



Houston Astros - 2004

Batter	1	2	3	4	5	6	7	8	9	AB	R	H	RBI	BB	SO	LOB	TOP										
Ray Durham, S OBP: 0.500, SLG: 0.750	G6-3		K					HR	SH3-4	4	1	2	0	0	1	0	San Francisco Giants @ Houston Astros Minute Maid Park, Houston, TX Mon Apr 05 2004, 6:05 PM CDT Att: 43,351 - Cloudy - 71 F										
J.T. Snow, L	G4-3								SF9	4	0	0	1	0	2	2											
Michael Tucker, L OBP: 0.400, SLG: 0.400	F7							HR	K	5	1	2	0	0	1	1											
Barry Bonds, L OBP: 1.000, SLG: 2.667								HR		3	2	3	3	1	0	0											
Edgardo Alfonzo, R OBP: 0.250, SLG: 0.250								HR		4	0	1	0	0	1	3											
A.J. Pierzynski, L OBP: 0.500, SLG: 0.500										4	0	2	1	0	0	2											
Marquis Grissom, R										3	0	0	0	1	0	3											
Nelfi Perez, S										4	0	0	0	0	2	2											
Kirk Rueter, L Pedro Feliz, R Leo Estrella, R Kevin Walker, L Felix Rodriguez, R Tony Torcato, L Cody Ransom, R Matt Herges, L										2	0	0	0	0	0	0											
Inning Stats	R: 0 E: 0 K: 0 S: 6	H: 0 LOB: 0 BB: 0 P: 9	R: 0 E: 0 K: 0 S: 8	H: 1 LOB: 1 BB: 0 P: 12	R: 0 E: 0 K: 1 S: 8	H: 0 LOB: 0 BB: 0 P: 10	R: 1 E: 0 K: 1 S: 13	H: 3 LOB: 2 BB: 0 P: 18	R: 0 E: 0 K: 0 S: 7	H: 1 LOB: 1 BB: 1 P: 10	R: 0 E: 0 K: 1 S: 8	H: 0 LOB: 0 BB: 0 P: 14	R: 3 E: 0 K: 3 S: 23	H: 4 LOB: 2 BB: 1 P: 34	R: 1 E: 0 K: 1 S: 8	H: 0 LOB: 1 BB: 0 P: 12			1B: 6 2B: 3 3B: 0 HR: 1	SF: 1 SAC: 1 DP: 1 HBP: 1	WP: 1 PB: 0 SB: 0 CS: 0	PA: 39					
PITCHER	IP	WLS	BF	H	R	ER	SO	BB	IBB	HBP	BLK	WP	HR	S	P	ERA	WHIP										
44 Roy Oswalt, R ERA: 4.91	7.1		31	9	4	4	4	1	0	0	0	0	1	65	98	4.91	1.364										
54 Brad Lidge, R ERA: 9.0	0.2		4	1	0	0	2	1	0	0	0	0	0	13	19	0.00	3.000										
Octavio Dotel, R ERA: 9.0	1.0	L	4	0	1	1	1	0	0	1	0	1	0	8	12	9.00	0.000										

Batter	1	2	3	4	5	6	7	8	9	AB	R	H	RBI	BB	SO	LOB	BOTTOM										
Craig Biggio, R OBP: 0.600, SLG: 0.500	1B								G2	4	1	2	0	1	0	0	San Francisco Giants @ Houston Astros Minute Maid Park, Houston, TX Mon Apr 05 2004, 6:05 PM CDT Att: 43,351 - Cloudy - 71 F										
28 Adam Everett, R OBP: 0.250, SLG: 0.250	SH1-3								G2-3	4	1	1	0	0	0	2											
5 Jeff Bagwell, R OBP: 0.800, SLG: 0.333	1B								K	3	0	1	0	2	1	0											
Jeff Kent, R	F9									3	0	0	1	0	0	5											
Richard Hidalgo, R OBP: 0.750, SLG: 1.500	1B									4	1	3	2	0	0	0											
17 Lance Berkman, S	G4-3									4	0	0	0	0	0	5											
Morgan Ensberg, R OBP: 0.250, SLG: 0.500										4	1	1	0	0	0	0											
Brad Ausmus, R OBP: 0.250, SLG: 0.250										4	0	1	1	0	0	0											
44 Roy Oswalt, R ERA: 3.0	6.0		26	5	2	2	0	3	0	0	0	0	0	0	0	0											
Leo Estrella, R ERA: 27.0	0.2		6	4	2	2	0	0	0	0	0	0	0	13	15	27.00			6.000								
Kevin Walker, L ERA: 27.0	0.1		1	0	0	0	0	0	0	0	0	0	0	4	6	0.00	0.000										
Felix Rodriguez, R ERA: 27.0	1.0	W	3	0	0	0	1	0	0	0	0	0	0	8	13	0.00	0.000										
Matt Herges, R ERA: 27.0	1.0	S	3	0	0	0	1	0	0	0	0	0	0	8	10	0.00	0.000										
PITCHER	IP	WLS	BF	H	R	ER	SO	BB	IBB	HBP	BLK	WP	HR	S	P	ERA	WHIP										
44 Roy Oswalt, R ERA: 3.0	6.0		26	5	2	2	0	3	0	0	0	0	0	13	15	3.00	1.333										
Leo Estrella, R ERA: 27.0	0.2		6	4	2	2	0	0	0	0	0	0	0	13	15	27.00	6.000										
Kevin Walker, L ERA: 27.0	0.1		1	0	0	0	0	0	0	0	0	0	0	4	6	0.00	0.000										
Felix Rodriguez, R ERA: 27.0	1.0	W	3	0	0	0	1	0	0	0	0	0	0	8	13	0.00	0.000										
Matt Herges, R ERA: 27.0	1.0	S	3	0	0	0	1	0	0	0	0	0	0	8	10	0.00	0.000										
PITCHER	IP	WLS	BF	H	R	ER	SO	BB	IBB	HBP	BLK	WP	HR	S	P	ERA	WHIP										
44 Roy Oswalt, R ERA: 3.0	6.0		26	5	2	2	0	3	0	0	0	0	0	13	15	3.00	1.333										
Leo Estrella, R ERA: 27.0	0.2		6	4	2	2	0	0	0	0	0	0	0	13	15	27.00	6.000										
Kevin Walker, L ERA: 27.0	0.1		1	0	0	0	0	0	0	0	0	0	0	4	6	0.00	0.000										
Felix Rodriguez, R ERA: 27.0	1.0	W	3	0	0	0	1	0	0	0	0	0	0	8	13	0.00	0.000										
Matt Herges, R ERA: 27.0	1.0	S	3	0	0	0	1	0	0	0	0	0	0	8	10	0.00	0.000										
PITCHER	IP	WLS	BF	H	R	ER	SO	BB	IBB	HBP	BLK	WP	HR	S	P	ERA	WHIP										
44 Roy Oswalt, R ERA: 3.0	6.0		26	5	2	2	0	3	0	0	0	0	0	13	15	3.00	1.333										
Leo Estrella, R ERA: 27.0	0.2		6	4	2	2	0	0	0	0	0	0	0	13	15	27.00	6.000										
Kevin Walker, L ERA: 27.0	0.1		1	0	0	0	0	0	0	0	0	0	0	4	6	0.00	0.000										
Felix Rodriguez, R ERA: 27.0	1.0	W	3	0	0	0	1	0	0	0	0	0	0	8	13	0.00	0.000										
Matt Herges, R ERA: 27.0	1.0	S	3	0	0	0	1	0	0	0	0	0	0	8	10	0.00	0.000										
PITCHER	IP	WLS	BF	H	R	ER	SO	BB	IBB	HBP	BLK	WP	HR	S	P	ERA	WHIP										
44 Roy Oswalt, R ERA: 3.0	6.0		26	5	2	2	0	3	0	0	0	0	0	13	15	3.00	1.333										
Leo Estrella, R ERA: 27.0	0.2		6	4	2	2	0	0	0	0	0	0	0	13	15	27.00	6.000										
Kevin Walker, L ERA: 27.0	0.1		1	0	0	0	0	0	0	0	0	0	0	4	6	0.00	0.000										
Felix Rodriguez, R ERA: 27.0	1.0	W	3	0	0	0	1	0	0	0	0	0	0	8	13	0.00	0.000										
Matt Herges, R ERA: 27.0	1.0	S	3	0	0	0	1	0	0	0	0	0	0	8	10	0.00	0.000										
PITCHER	IP	WLS	BF	H	R	ER	SO	BB	IBB	HBP	BLK	WP	HR	S	P	ERA	WHIP										
44 Roy Oswalt, R ERA: 3.0	6.0		26	5	2	2	0	3	0	0	0	0	0	13	15	3.00	1.333										
Leo Estrella, R ERA: 27.0	0.2		6	4	2	2	0	0	0	0	0	0	0	13	15	27.00	6.000										
Kevin Walker, L ERA: 27.0	0.1		1	0	0	0	0	0	0	0	0	0	0	4	6	0.00	0.000										
Felix Rodriguez, R ERA: 27.0	1.0	W	3	0	0	0	1	0	0	0	0	0	0	8	13	0.00	0.000										
Matt Herges, R ERA: 27.0	1.0	S	3	0	0	0	1	0	0	0	0	0	0	8	10	0.00	0.000										
PITCHER	IP	WLS	BF	H	R	ER	SO	BB	IBB	HBP	BLK	WP	HR	S	P	ERA	WHIP										
44 Roy Oswalt, R ERA: 3.0	6.0		26	5	2	2	0	3	0	0	0	0	0	13	15	3.00	1.333										
Leo Estrella, R ERA: 27.0	0.2		6	4	2	2	0	0	0	0	0	0	0	13	15	27.00	6.000										
Kevin Walker, L ERA: 27.0	0.1		1	0	0	0	0	0	0	0	0	0	0	4	6	0.00	0.000										
Felix Rodriguez, R ERA: 27.0	1.0	W	3	0	0	0	1	0	0	0	0	0	0	8	13	0.00	0.000										
Matt Herges, R ERA: 27.0	1.0	S	3	0	0	0	1	0	0	0	0	0	0	8	10	0.00	0.000										
PITCHER	IP	WLS	BF	H	R	ER	SO	BB	IBB	HBP	BLK	WP	HR	S	P	ERA	WHIP										
44 Roy Oswalt, R ERA: 3.0	6.0		26	5	2	2	0	3	0	0	0	0	0	13	15	3.00	1.333										
Leo Estrella, R ERA: 27.0	0.2		6	4	2	2	0	0	0	0	0	0	0	13	15	27.00	6.000										
Kevin Walker, L ERA: 27.0	0.1		1	0	0	0	0	0	0	0	0	0	0	4	6	0.00	0.000										
Felix Rodriguez, R ERA: 27.0	1.0	W	3	0	0	0	1	0	0	0	0	0	0	8	13	0.00	0.000										
Matt Herges, R ERA: 27.0	1.0	S	3	0	0	0	1	0	0	0	0	0	0	8	10	0.00	0.000										
PITCHER	IP	WLS	BF	H	R	ER	SO	BB	IBB	HBP	BLK	WP	HR	S	P	ERA	WHIP										
44 Roy Oswalt, R ERA: 3.0	6.0		26	5	2	2	0	3	0	0	0	0	0	13	15	3.00	1.333										
Leo Estrella, R ERA: 27.0	0.2		6	4	2	2	0	0	0	0	0	0	0	13	15	27.00	6.000										
Kevin Walker, L ERA: 27.0	0.1		1	0	0	0	0	0	0	0	0	0	0	4	6	0.00	0.000										
Felix Rodriguez, R ERA: 27.0	1.0	W	3	0	0	0	1	0	0	0	0	0	0	8	13	0.00											

Batter	1	2	3	4	5	6	7	8	9	AB	R	H	RBI	BB	SO	LOB	TOP										
Ray Durham, S OBP: 0.538, SLG: 0.667	4-2 G4-3 BB		0-1 S 1B			3-2 F8		1-3 K		3	0	1	0	1	1	2											
J.T. Snow, L OBP: 0.071, SLG: 0.077	0-0 F7		1-3 K			2-2 G6-3		3-2 G3		4	0	0	0	0	1	4											
Michael Tucker, L OBP: 0.214, SLG: 0.286	1-2 G4-3		1-2 F8			3-3 K		0-3 K		4	0	0	0	0	2	4											
Barry Bonds, L Dustin Mohr, R	4-0 IBB			3-3 K			1-3 K		1-1 G5-3	2	0	0	0	1	2	0											
Pedro Feliz, R	2-1 F9			1-3 K			0-0 G6-3		1-3 K	4	0	0	0	0	2	2											
A.J. Pierzynski, L		1-1 G4-3		1-3 K			0-0 G4-3		0-3 K	4	0	0	0	0	2	0											
Marquis Grissom, R		4-2 G4-6-3 BB			0-1 P3			1-2 1B 2B		2	1	1	0	1	0	0											
Neff Perez, S		0-1 G4-6-3			2-3 K			1-0 G3 1B		3	0	1	1	0	1	1											
Jerome Williams, R			1-2 K		1-3 K			0-0 1B		2	0	0	0	0	2	0											
Kevin Walker, L								1-2 1B		0	0	0	0	0	0	0											
Tony Torcato, L Leo Estrella, R								G3 1B		1	0	1	0	0	0	0											
Wayne Franklin, L								1-2 1B		0	0	0	0	0	0	0											
Inning Stats	R: 0 E: 0 K: 0 S: 9	H: 0 LOB: 2 BB: 2 P: 20	R: 0 E: 0 K: 0 S: 6	H: 0 LOB: 0 BB: 1 P: 11	R: 0 E: 0 K: 2 S: 12	H: 1 LOB: 1 BB: 0 P: 15	R: 0 E: 0 K: 3 S: 10	H: 0 LOB: 0 BB: 0 P: 15	R: 0 E: 0 K: 2 S: 8	H: 0 LOB: 0 BB: 0 P: 11	R: 0 E: 0 K: 1 S: 9	H: 0 LOB: 0 BB: 0 P: 17	R: 0 E: 0 K: 1 S: 5	H: 0 LOB: 0 BB: 0 P: 6	R: 1 E: 0 K: 2 S: 15	H: 3 LOB: 3 BB: 2 P: 21	R: 0 E: 0 K: 2 S: 8	H: 0 LOB: 0 BB: 0 P: 10	1B: 3 2B: 1 3B: 0 HR: 0	SF: 0 SAC: 0 DP: 1 HBP: 0	WP: 0 PB: 0 SB: 1 CS: 1	PA: 33					
PITCHER	IP	WLS	BF	H	R	ER	SO	BB	IBB	HBP	BLK	WP	HR	S	P	ERA	WHIP										
Roger Clemens, R	(1, 1)	7.0	W	24	1	0	0	9	2	1	0	0	0	59	95	0.00	0.429										
Dan Miceli, R	(8, 1)	1.0		6	3	1	1	2	0	0	0	0	0	15	21	9.00	3.000										
Ricky Stone, R	(9, 1)	1.0		3	0	0	0	2	0	0	0	0	0	8	10	0.00	0.000										

San Francisco Giants @ Houston Astros
Minute Maid Park, Houston, TX
Wed Apr 07 2004, 6:05 PM CDT
Att: 42,863 - Cloudy - 82 F

AB 30
R 1
H 4
RBI 1
BB 3
SO 13
LOB 13



Batter	1	2	3	4	5	6	7	8	9	AB	R	H	RBI	BB	SO	LOB	BOTTOM											
Craig Biggio, R OBP: 0.338, SLG: 0.500	1-1 2B	1-1 G4-3			1-1 SH5-3 2B		1-1 G5-3	0-1 5 BB 2B 1B		5	2	3	1	0	0	1												
28 Adam Everett, R	1-1 P4		1-1 5 HR HBP		0-0 SH5-3		1-1 5 BB 1B	0-0 5 BB 1B		3	2	2	0	0	0	1												
5 Jeff Bagwell, R	0-3 K		1-0 1-H HR		0-2 SF9		4-0 1-2 HR BB	4-2 1-2 2-3 BB		2	2	1	3	2	1	1												
Jeff Kent, R	0-0 2H 2B		1-0 G6-3		4-1 3-H BB		2-0 1-H 2H HR	0-0 P4		3	1	2	4	1	0	0												
4 Eric Bruntlett, R		2H 2B								1	0	0	0	0	0	3												
17 Lance Berkman, S	0-1 G1-3		2-1 G4-3		1-0 G4-3		2-2 2-4 HBP			3	0	0	0	0	0	2												
Richard Hidalgo, R		3-2 HR	0-3 K			3-3 K	3-2 2-4	1-1 2B 2B		4	2	2	1	0	2	0												
Morgan Ensberg, R		4-2 1B BB		1-2 G3		1-2 G4-3		0-1 P4		3	0	0	0	1	0	1												
Brad Ausmus, R		1 SAFE K	1-3 K		0-0 G6-3		2-1 G4-3	0-0 G5-3		4	0	0	0	0	1	2												
Roger Clemens, R	(1, 1)	6.0	WLS	26	H	R	ER	SO	BB	IBB	HBP	BLK	WP	HR	S	P	ERA	WHIP										
16 Jason Lane, R	(7, PH)	1.0		7	2	3	3	0	1	0	1	0	0	1	15	30	27.00	3.000										
Dan Miceli, R	(8, 1)	0.2		7	4	2	2	0	1	0	0	0	0	12	19	27.00	7.500											
Orlando Palmeiro, L	(8, PH)																											
Ricky Stone, R	(9, 1)	0.1		1	0	0	0	0	0	0	0	0	0	1	1	0.00	0.000											
Inning Stats	R: 1 E: 0 K: 1 S: 10	H: 2 LOB: 1 BB: 0 P: 12	R: 1 E: 0 K: 1 S: 19	H: 2 LOB: 1 BB: 1 P: 31	R: 2 E: 0 K: 1 S: 8	H: 1 LOB: 0 BB: 0 P: 13	R: 0 E: 0 K: 0 S: 6	H: 0 LOB: 0 BB: 0 P: 8	R: 1 E: 0 K: 0 S: 8	H: 1 LOB: 1 BB: 1 P: 14	R: 0 E: 0 K: 1 S: 8	H: 0 LOB: 0 BB: 0 P: 14	R: 3 E: 0 K: 0 S: 15	H: 2 LOB: 1 BB: 1 P: 30	R: 2 E: 0 K: 0 S: 13	H: 4 LOB: 3 BB: 1 P: 20	1B: 4 2B: 5 3B: 0 HR: 3	SF: 1 SAC: 1 DP: 0 HBP: 2	WP: 0 PB: 0 SB: 1 CS: 0	PA: 40								
PITCHER	IP	WLS	BF	H	R	ER	SO	BB	IBB	HBP	BLK	WP	HR	S	P	ERA	WHIP											
Jerome Williams, R	(1, 1)	7.5		6	5	5	4	2	0	1	0	0	0	1	15	30	27.00	3.000										
Kevin Walker, L	(7, 1)	1.0		7	2	3	3	0	1	0	1	0	0	1	15	30	27.00	3.000										
Leo Estrella, R	(8, 1)	0.2		7	4	2	2	0	1	0	0	0	0	12	19	27.00	7.500											
Wayne Franklin, L	(8, 1)	0.1		1	0	0	0	0	0	0	0	0	0	1	1	0.00	0.000											

San Francisco Giants @ Houston Astros
Minute Maid Park, Houston, TX
Wed Apr 07 2004, 6:05 PM CDT
Att: 42,863 - Cloudy - 82 F

AB 32
R 10
H 12
RBI 10
BB 4
SO 4
LOB 11



Batter	1	2	3	4	5	6	7	8	9	AB	R	H	RBI	BB	SO	LOB	TOP				
Craig Biggio, R (1, 8) OBP: 0.500, SLG: 0.529 16 Jason Lane, R (7, 8)										3 2 2 1 1 0 0 0 1 0 0 2 0 0											
28 Adam Everett, R (1, 6) OBP: 0.474, SLG: 0.375										4 1 0 0 1 2 4											
5 Jeff Bagwell, R (1, 3) OBP: 0.882, SLG: 1.071										5 3 4 5 1 1 3											
Jeff Kent, R (1, 4) OBP: 0.389, SLG: 0.625 4 Eric Bruntlett, R (8, 4)										5 0 1 0 0 1 5 1 0 0 0 0 0 3											
17 Lance Berkman, S (1, 7) OBP: 0.389, SLG: 0.231										4 2 2 0 1 0 2											
Richard Hidalgo, R (1, 9) OBP: 0.556, SLG: 1.000										5 1 3 4 0 1 1											
Morgan Ensberg, R (1, 5) OBP: 0.308, SLG: 0.273										4 1 1 0 1 1 2											
Brad Ausmus, R (1, 2) OBP: 0.222, SLG: 0.222										5 1 1 2 0 1 1											
Wade Miller, R (1, 1) Orlando Palmeiro, L (7, PH) Jared Fernandez, R (7, 1) Brandon Duckworth, R (7, 1) Dan Miceli, R (8, PH) Jose Vizcaino, S (8, PH) Octavio Dotel, R (8, 1)										2 1 0 1 0 0 1 1 0 1 0 0 0 0 0 0 0 0 0											
Inning Stats	R: 0 E: 0 K: 0 S: 7	H: 1 LOB: 1 BB: 1 P: 15	R: 1 E: 0 K: 0 S: 9	H: 2 LOB: 1 BB: 0 P: 14	R: 1 E: 0 K: 0 S: 7	H: 1 LOB: 1 BB: 1 P: 15	R: 0 E: 0 K: 2 S: 8	H: 0 LOB: 0 BB: 0 P: 14	R: 0 E: 0 K: 1 S: 7	H: 0 LOB: 0 BB: 0 P: 10	R: 9 E: 0 K: 1 S: 29	H: 7 LOB: 2 BB: 3 P: 56	R: 0 E: 0 K: 0 S: 9	H: 0 LOB: 0 BB: 0 P: 15	R: 2 E: 0 K: 1 S: 13	H: 3 LOB: 2 BB: 1 P: 21	R: 0 E: 1 K: 2 S: 15	H: 0 LOB: 3 BB: 2 P: 30	1B: 10 2B: 3 3B: 0 HR: 1	SF: 0 SAC: 2 DP: 1 HBP: 0	WP: 0 PA: 49 PB: 0 SB: 0 CS: 0
PITCHER	IP WLS BF H R ER SO BB IBB HBP BLK WP HR S P ERA WHIP																				
Wes Obermueller, R (1, 1) ERA: 8.44	5.1 L 24 6 5 5 4 3 0 0 0 0 0 0 47 87 8.44 1.688																				
Ben Ford, R (6, 1) ERA: 31.5	0.0 5 2 2 2 0 2 0 0 0 0 0 1 10 20 ∞ ∞																				
Brooks Kieschnick, R (6, 1) ERA: 6.75	1.2 7 3 4 4 0 0 0 0 0 0 0 1 19 32 21.60 1.800																				
31 Adrian Hernandez, R (8, 1) ERA: 21.0	2.0 13 3 2 2 3 3 0 0 0 0 0 0 28 51 9.00 3.000																				

Houston Astros @ Milwaukee Brewers
Miller Park, Milwaukee, WI
Fri Apr 09 2004, 3:05 PM CDT
Att: 44,405 - Dome - 67 F

AB 39
R 13
H 14
RBI 13
BB 8
SO 7
LOB 22



Batter	1	2	3	4	5	6	7	8	9	AB	R	H	RBI	BB	SO	LOB	BOTTOM				
Scott Podsednik, L (1, 8) OBP: 0.423, SLG: 0.583										5 1 1 0 0 0 4											
Craig Counsell, L (1, 6) OBP: 0.316, SLG: 0.375										3 0 0 0 2 1 1											
Junior Spivey, R (1, 4) OBP: 0.290, SLG: 0.295 31 Adrian Hernandez, R (8, 1)										4 0 0 0 0 3 4 0 0 0 0 0 0 0 1 0 0 0 0 0 1											
2 Bill Hall, R (9, PH) OBP: 0.143, SLG: 0.143										5 1 1 1 0 0 1											
Geoff Jenkins, L (1, 7) OBP: 0.320, SLG: 0.476										5 1 2 2 0 1 1											
Lyle Overbay, L (1, 3) OBP: 0.250, SLG: 0.583										2 1 0 0 1 2 1 0 1 0 0 1 0 0											
Wes Helms, R (1, 5) OBP: 0.487, SLG: 0.417 Trent Durrington, R (8, PH) (9, 5)										4 1 1 0 0 0 1											
Ben Grieve, L (1, 9) OBP: 0.250, SLG: 0.467										4 1 1 0 0 0 1											
Gary Bennett, R (1, 2) OBP: 0.625, SLG: 1.125										4 1 2 3 0 0 0											
Wes Obermueller, R (1, 1) OBP: 0.500, SLG: 0.500 Ben Ford, R (6, 1)										2 0 1 0 0 1 0 0 0 0 0 0 0 0 1 0 1 1 0 0 0 1 0 1 0 0 0 0											
Brooks Kieschnick, L (6, 1) OBP: 1.000, SLG: 1.000 Keith Ginter, R (8, 4) OBP: 0.875, SLG: 1.750										1 0 1 0 0 0 0											
Inning Stats	R: 0 E: 0 K: 1 S: 8	H: 0 LOB: 0 BB: 0 P: 16	R: 0 E: 0 K: 1 S: 9	H: 0 LOB: 0 BB: 0 P: 14	R: 0 E: 0 K: 1 S: 7	H: 0 LOB: 0 BB: 0 P: 11	R: 2 E: 0 K: 2 S: 18	H: 3 LOB: 1 BB: 0 P: 26	R: 0 E: 0 K: 0 S: 9	H: 1 LOB: 1 BB: 0 P: 15	R: 0 E: 0 K: 2 S: 8	H: 0 LOB: 0 BB: 0 P: 12	R: 2 E: 0 K: 0 S: 14	H: 3 LOB: 3 BB: 2 P: 30	R: 3 E: 0 K: 0 S: 16	H: 3 LOB: 1 BB: 1 P: 30	R: 0 E: 0 K: 1 S: 13	H: 0 LOB: 1 BB: 1 P: 23	1B: 5 2B: 3 3B: 0 HR: 2	SF: 0 SAC: 0 DP: 0 HBP: 0	WP: 0 PA: 41 PB: 0 SB: 1 CS: 0
PITCHER	IP WLS BF H R ER SO BB IBB HBP BLK WP HR S P ERA WHIP																				
Wade Miller, R (1, 1) ERA: 3.0	6.0 W 22 4 2 2 7 0 0 0 0 0 0 0 12 27 3.00 0.667																				
Jared Fernandez, R (7, 1) ERA: 27.0	0.2 7 3 2 2 0 2 0 0 0 0 0 0 12 27 27.00 7.500																				
Brandon Duckworth, R (7, 1) ERA: 18.0	1.0 7 3 3 3 0 1 0 0 0 0 0 2 15 27 27.00 4.000																				
Dan Miceli, R (8, 1) ERA: 3.0	0.1 1 0 0 0 0 0 0 0 0 0 0 0 3 6 0.00 0.000																				
Octavio Dotel, R (9, 1) ERA: 4.5	1.0 4 0 0 0 1 1 0 0 0 0 0 0 13 23 0.00 1.000																				

Houston Astros @ Milwaukee Brewers
Miller Park, Milwaukee, WI
Fri Apr 09 2004, 3:05 PM CDT
Att: 44,405 - Dome - 67 F

AB 37
R 7
H 10
RBI 7
BB 4
SO 8
LOB 14



Batter	1	2	3	4	5	6	7	8	9	AB	R	H	RBI	BB	SO	LOB	TOP										
Orlando Palmeiro, L OBP: 0.286, SLG: 0.429	G1-3		G5-3			G3		F8		4	0	0	0	0	0	1	Houston Astros @ Milwaukee Brewers Miller Park, Milwaukee, WI Sat Apr 10 2004, 1:05 PM CDT Att: 18,337 - Dome - 67 F										
Jose Vizcaino, S	G5-3			K		K		G1-3		4	0	0	0	0	2	0											
5 Jeff Bagwell, R OBP: 0.854, SLG: 1.000	K			K						4	0	2	0	0	2	0											
Jeff Kent, R OBP: 0.318, SLG: 0.500		K		L9		P6				4	0	0	0	0	1	2											
17 Lance Berkman, S OBP: 0.318, SLG: 0.176	K					K				4	0	0	0	0	2	1											
Richard Hidalgo, R OBP: 0.476, SLG: 0.857	G4-3					P5		L4		3	0	0	0	0	0	0											
Mike Lamb, L OBP: 0.375, SLG: 0.429			K			1B		L3		3	0	1	0	0	1	0											
Brad Ausmus, R OBP: 0.333, SLG: 0.429										3	1	3	0	0	0	0											
Tim Redding, R Ricky Stone, R Morgan Ensberg, R Brandon Duckworth, R			K			K		SF9		2	0	0	0	0	2	3											
								SF9		0	0	0	0	0	0	0											
Inning Stats	R: 0 E: 0 K: 1 S: 10	H: 0 LOB: 0 BB: 0 P: 13	R: 0 E: 0 K: 2 S: 8	H: 0 LOB: 0 BB: 0 P: 13	R: 0 E: 0 K: 2 S: 14	H: 1 LOB: 1 BB: 0 P: 18	R: 0 E: 0 K: 2 S: 9	H: 0 LOB: 0 BB: 0 P: 14	R: 0 E: 0 K: 2 S: 18	H: 2 LOB: 2 BB: 0 P: 26	R: 0 E: 0 K: 1 S: 12	H: 1 LOB: 1 BB: 0 P: 19	R: 0 E: 0 K: 0 S: 11	H: 0 LOB: 0 BB: 0 P: 18	R: 1 E: 0 K: 0 S: 12	H: 1 LOB: 0 BB: 0 P: 14	R: 0 E: 0 K: 0 S: 10	H: 1 LOB: 0 BB: 0 P: 14	1B: 4 2B: 1 3B: 1 HR: 0	SF: 1 SAC: 0 DP: 1 HBP: 0	WP: 0 PB: 0 SB: 0 CS: 0	PA: 32					
PITCHER	IP	WLS	BF	H	R	ER	SO	BB	IBB	HBP	BLK	WP	HR	S	P	ERA	WHIP										
15 Ben Sheets, R ERA: 2.89	6.0	W	22	4	0	0	10	0	0	0	0	0	0	71	103	0.00	0.667										
Jeff Bennett, R ERA: 2.7	2.0		7	1	1	1	0	0	0	0	0	0	0	23	32	4.50	0.500										
Luis Vizcaino, R ERA:	1.0		3	1	0	0	0	0	0	0	0	0	0	10	14	0.00	1.000										

Batter	1	2	3	4	5	6	7	8	9	AB	R	H	RBI	BB	SO	LOB	BOTTOM										
Scott Podsednik, L OBP: 0.387, SLG: 0.500	F8		K		F8	1B		P4		4	1	0	0	1	1	2	Houston Astros @ Milwaukee Brewers Miller Park, Milwaukee, WI Sat Apr 10 2004, 1:05 PM CDT Att: 18,337 - Dome - 67 F										
Craig Counsell, L OBP: 0.333, SLG: 0.350	K		1B		K	1B		L7		4	1	1	1	1	2	0											
Keith Ginter, R OBP: 0.615, SLG: 0.889	F8		K		G6-3	1B		F8		5	0	1	1	0	1	1											
Geoff Jenkins, L OBP: 0.400, SLG: 0.542		G3-1				1B		K		3	1	2	0	1	1	0											
Lyle Overbay, L OBP: 0.286, SLG: 0.571		G3-1				1B		K		4	1	2	1	0	0	3											
Wes Helms, R OBP: 0.474, SLG: 0.625		G6-3				1B		F5		4	1	2	3	0	0	4											
Ben Grieve, L OBP: 0.316, SLG: 0.471						1B				2	0	1	0	1	0	0											
Brady Clark, R OBP: 0.500, SLG: 1.600						1B				1	0	0	0	0	0	3											
Chad Moeller, R OBP: 0.412, SLG: 0.500						F9		G1-3		3	1	1	0	1	0	2											
15 Ben Sheets, R Trent Durrington, R Jeff Bennett, R Luis Vizcaino, R						B3		G1-3		2	0	0	0	0	1	5											
								K		1	0	0	0	0	1	0											
										0	0	0	0	0	0	0											
Inning Stats	R: 0 E: 0 K: 1 S: 8	H: 0 LOB: 0 BB: 0 P: 13	R: 0 E: 0 K: 1 S: 13	H: 1 LOB: 3 BB: 2 P: 26	R: 0 E: 0 K: 2 S: 11	H: 1 LOB: 2 BB: 1 P: 19	R: 0 E: 0 K: 0 S: 12	H: 2 LOB: 2 BB: 0 P: 19	R: 3 E: 0 K: 1 S: 12	H: 2 LOB: 0 BB: 0 P: 18	R: 3 E: 0 K: 0 S: 12	H: 4 LOB: 3 BB: 2 P: 26	R: 0 E: 0 K: 1 S: 6	H: 0 LOB: 0 BB: 0 P: 8	R: 0 E: 0 K: 1 S: 8	H: 0 LOB: 0 BB: 0 P: 12	1B: 8 2B: 1 3B: 0 HR: 1	SF: 0 SAC: 0 DP: 0 HBP: 1	WP: 0 PB: 0 SB: 0 CS: 0	PA: 40							
PITCHER	IP	WLS	BF	H	R	ER	SO	BB	IBB	HBP	BLK	WP	HR	S	P	ERA	WHIP										
Tim Redding, R ERA: 5.4	5.0	L	25	6	3	3	5	3	0	1	0	0	0	18	34	13.50	2.000										
Ricky Stone, R ERA: 9.0	2.0		12	4	3	3	1	0	2	0	0	0	0	8	12	0.00	0.000										
Brandon Duckworth, R ERA: 12.0	1.0		3	0	0	0	1	0	0	0	0	0	0	8	12	0.00	0.000										

Batter	1	2	3	4	5	6	7	8	9	AB	R	H	RBI	BB	SO	LOB	TOP										
Craig Biggio, R OBP: 0.400, SLG: 0.409 16 Jason Lane, R (8, 8)	1-2 F7		0-0 FC3-6 28 2B WP	1-0 G5-3		1-1 G6-3		2-2 F7		5	1	0	0	0	0	3											
28 Adam Everett, R OBP: 0.417, SLG: 0.381	0-2 F8		1-2 WP 17 HR 2B	0-1 G3-1			0-0 B3	2-1 P5		5	1	1	0	0	0	2											
5 Jeff Bagwell, R OBP: 0.348, SLG: 0.783	3-2 E5		1-3 K		2-2 F7		1-2 L4		0-0 F9	5	0	0	0	0	1	2											
Jeff Kent, R OBP: 0.333, SLG: 0.583	2-3 K		4-0 WP 17 HR BB		1-1 HR		0-0 E6 1B 17 1B	2-2 F9		4	3	1	1	1	1	1											
Richard Hidalgo, R OBP: 0.538, SLG: 0.833		1-2 17 G6-3 1B	4-1 17 HR IBB		4-2 17 BB BB		3-2 17 1B 1B	2-3 K		3	1	2	0	2	1	0											
17 Lance Berkman, S OBP: 0.385, SLG: 0.400		0-1 G6-3	0-0 HR		4-2 G5-4-3 BB		0-1 1B			3	1	2	5	1	0	1											
Morgan Ensberg, R OBP: 0.222, SLG: 0.200 54 Brad Lidge, R (7, 1) 41 Brandon Backe, R (9, 1)		2-3 K	1-2 G1-3		0-0 G5-4-3 1-2 BB		0-1 F8			4	0	0	0	0	1	5	AB R H RBI BB SO LOB										
Raul Chavez, R OBP: 0.250, SLG: 0.250		3-2 G4-3		2-3 K		1-3 K		0-2 1B		4	0	1	0	0	2	1											
44 Roy Oswalt, R OBP: 0.400, SLG: 0.600 Mike Lamb, L OBP: 0.333, SLG: 0.375			0-2 FC3-6 1B		3-2 2B		3-2 G6-3	2-2 K		3	0	2	0	0	0	0											
Inning Stats	R: 0 E: 1 K: 1 S: 14	H: 0 LOB: 1 BB: 0 P: 20	R: 0 E: 0 K: 1 S: 11	H: 1 LOB: 1 BB: 0 P: 17	R: 5 E: 0 K: 1 S: 16	H: 3 LOB: 0 BB: 2 P: 27	R: 0 E: 0 K: 1 S: 10	H: 1 LOB: 1 BB: 0 P: 16	R: 1 E: 0 K: 0 S: 10	H: 1 LOB: 1 BB: 2 P: 21	R: 0 E: 0 K: 1 S: 8	H: 0 LOB: 0 BB: 0 P: 13	R: 1 E: 1 K: 0 S: 13	H: 2 LOB: 2 BB: 0 P: 17	R: 0 E: 0 K: 1 S: 12	H: 1 LOB: 1 BB: 0 P: 18	R: 0 E: 0 K: 1 S: 7	H: 0 LOB: 0 BB: 0 P: 11	1B: 5 2B: 2 3B: 0 HR: 2	SF: 0 SAC: 0 DP: 1 HBP: 0	WP: 1 PB: 0 SB: 0 CS: 0	PA: 41					
PITCHER	IP	WLS	BF	H	R	ER	SO	BB	IBB	HBP	BLK	WP	HR	S	P	ERA	WHIP										
Doug Davis, L ERA: 8.44	4.1	L	24	6	6	6	4	3	1	0	0	1	2	60	100	12.46	2.077										
Ben Ford, R ERA: 17.18	1.2		4	0	0	0	1	0	0	0	0	0	0	9	14	0.00	0.000										
Dave Burba, R ERA: 1.35	2.0		10	3	1	0	1	0	0	0	0	0	0	25	35	0.00	1.500										
Dan Kolb, R ERA: 3.0	1.0		3	0	0	0	1	0	0	0	0	0	0	7	11	0.00	0.000										

Houston Astros @ Milwaukee Brewers
Miller Park, Milwaukee, WI
Sun Apr 11 2004, 1:05 PM CDT
Att: 11,262 - Dome - 65 F

AB	37
R	7
H	9
RBI	6
BB	4
SO	7
LOB	16



Batter	1	2	3	4	5	6	7	8	9	AB	R	H	RBI	BB	SO	LOB	BOTTOM										
Scott Podsednik, L OBP: 0.333, SLG: 0.424	0-2 P5	2-2 G4-3		1-1 FC6-4		2-1 FC6-4		2-2 F9		5	0	0	0	0	0	5											
2 Bill Hall, R OBP: 0.250, SLG: 0.250	1-1 2B 1B		1-2 F8		0-2 F9	1-3 K		2-2 2B 1B		5	2	2	0	0	1	2											
Junior Spivey, R OBP: 0.379, SLG: 0.520	2-0 E 1H 2B		2-0 1B 1B		2-1 2B 2B		4-1 1B BB	1-1 F9 1H G6-3 2B		4	1	4	2	1	0	0											
Geoff Jenkins, L OBP: 0.400, SLG: 0.517	1-2 E5		1-0 1B		2-3 K		0-2 G6-4-3 1B	1-1 F9		5	0	2	0	0	1	3											
Lyle Overbay, L OBP: 0.242, SLG: 0.485	2-3 K		1-3 K		1-0 P2		0-3 K	1-2 G6-3		5	0	0	1	0	3	7											
Wes Helms, R OBP: 0.417, SLG: 0.571	2-0 F7		1-2 L1			0-0 F9 2B 2B	1-2 G6-4-3	3-2 L4		5	1	1	0	0	0	6											
Brady Clark, R OBP: 0.400, SLG: 1.000		4-2 BB		2-3 K		2-0 F9		0-1 E5 G4-6-3 BB		3	0	0	0	1	1	1	AB R H RBI BB SO LOB										
Chad Moeller, R OBP: 0.476, SLG: 0.563		1-0 L5		4-2 FC6-4 BB		2-2 FC6-4 2B		4-0 G4-6-3 BB		2	0	1	1	2	0	1											
Doug Davis, R Ben Ford, R Ben Griever, L Dave Burba, R Brooks Kieschnick, L Dan Kolb, R		1-3 K		0-0 B2		3-1 FC6-4 BB		1-2 G4-6-3		2	0	0	0	0	1	2											
Inning Stats	R: 1 E: 1 K: 1 S: 13	H: 2 LOB: 2 BB: 0 P: 20	R: 0 E: 0 K: 1 S: 10	H: 0 LOB: 1 BB: 1 P: 17	R: 0 E: 0 K: 1 S: 11	H: 2 LOB: 2 BB: 0 P: 17	R: 0 E: 0 K: 1 S: 10	H: 0 LOB: 1 BB: 1 P: 17	R: 0 E: 0 K: 1 S: 9	H: 1 LOB: 1 BB: 0 P: 14	R: 1 E: 0 K: 1 S: 14	H: 2 LOB: 2 BB: 1 P: 25	R: 0 E: 0 K: 1 S: 11	H: 1 LOB: 1 BB: 1 P: 16	R: 0 E: 1 K: 0 S: 8	H: 0 LOB: 1 BB: 1 P: 15	R: 2 E: 0 K: 0 S: 14	H: 2 LOB: 0 BB: 0 P: 22	1B: 5 2B: 5 3B: 0 HR: 0	SF: 0 SAC: 0 DP: 2 HBP: 0	WP: 0 PB: 0 SB: 0 CS: 0	PA: 42					
PITCHER	IP	WLS	BF	H	R	ER	SO	BB	IBB	HBP	BLK	WP	HR	S	P	ERA	WHIP										
44 Roy Oswalt, R ERA: 4.05	6.0	W	29	7	2	2	6	3	0	0	0	0	0	67	110	3.00	1.667										
54 Brad Lidge, R	2.0		8	1	0	0	1	2	0	0	0	0	0	19	31	0.00	1.500										
41 Brandon Backe, R ERA: 18.0	1.0		5	2	2	2	0	0	0	0	0	0	0	14	22	18.00	2.000										

Houston Astros @ Milwaukee Brewers
Miller Park, Milwaukee, WI
Sun Apr 11 2004, 1:05 PM CDT
Att: 11,262 - Dome - 65 F

AB	37
R	4
H	10
RBI	4
BB	5
SO	7
LOB	29



Batter	1	2	3	4	5	6	7	8	9	AB	R	H	RBI	BB	SO	LOB	TOP									
Craig Biggio, R OBP: 0.333, SLG: 0.556 16 Jason Lane, R (8, 8)	2-2 5 2B	0-1 P3			1-1 B2		2-2 28 SF7	0-1 28 1B		5	3	3	3	0	0	0										
28 Adam Everett, R OBP: 0.414, SLG: 0.400	3-1 G5-3		2-3 K		1-2 5 1B		1-1 SAFE SF7	2-2 1B		4	0	2	2	0	1	1										
5 Jeff Bagwell, R OBP: 0.300, SLG: 0.714	0-0 HR		2-0 P4		1-2 G6-3		3-1 P4	1-3 K		5	1	1	1	0	1	2										
Jeff Kent, R OBP: 0.344, SLG: 0.519	3-0 F7		0-1 F8		4-1 BB			2-2 17 1B HBP	1-3 K	3	1	0	0	1	1	1										
17 Lance Berkman, S OBP: 0.387, SLG: 0.375	4-1 HR			3-3 K	2-3 K			1-1 1B FC1	1-1 F9	4	2	1	0	1	2	2										
Richard Hidalgo, R OBP: 0.484, SLG: 0.857	1-2 1H 2H HR		2-2 F8			1-3 K		0-0 SF9	3-2 F7	4	1	1	4	0	1	0										
Morgan Ensberg, R OBP: 0.227, SLG: 0.211	0-0 F7		0-1 1B		2-2 F8			1-1 FC1		4	1	1	0	0	0	1										
Brad Ausmus, R OBP: 0.360, SLG: 0.440		1-2 G4-3		2-2 1B	0-0 F9			1-2 2B	1-2 2B 1B	4	1	2	0	0	0	0										
Jared Fernandez, R Brandon Duckworth, R Dan Miceli, R Mike Lamb, L Ricky Stone, R Jose Vizcaino, S 54 Brad Lidge, R Octavio Dotel, R		0-2 G1-3		0-3 K			3-3 K	0-1 F8		0	0	0	0	0	0	0										
Inning Stats	R: 4 E: 0 K: 0 S: 13	H: 3 LOB: 0 BB: 1 P: 26	R: 0 E: 0 K: 0 S: 8	H: 0 LOB: 0 BB: 0 P: 9	R: 0 E: 0 K: 1 S: 6	H: 0 LOB: 0 BB: 0 P: 10	R: 0 E: 0 K: 2 S: 14	H: 2 LOB: 2 BB: 0 P: 21	R: 0 E: 0 K: 1 S: 13	H: 1 LOB: 2 BB: 1 P: 22	R: 0 E: 1 K: 1 S: 7	H: 0 LOB: 0 BB: 0 P: 10	R: 1 E: 1 K: 1 S: 11	H: 1 LOB: 0 BB: 0 P: 20	R: 5 E: 0 K: 1 S: 21	H: 4 LOB: 1 BB: 0 P: 29	R: 0 E: 0 K: 1 S: 9	H: 0 LOB: 0 BB: 0 P: 14	1B: 6 2B: 4 3B: 0 HR: 1	SF: 2 SAC: 0 DP: 0 HBP: 1	WP: 0 PB: 0 SB: 1 CS: 0	PA: 42				
PITCHER	IP	WLS	BF	H	R	ER	SO	BB	IBB	HBP	BLK	WP	HR	S	P	ERA	WHIP									
Woody Williams, R ERA: 6.0	(1, 1)	6.0		26	6	4	4	5	2	0	0	0	0	1	61	98	6.00	1.333								
Mike Lincoln, R ERA: 5.14	(7, 1)	1.1	L	9	3	5	4	1	0	0	1	0	0	0	22	36	27.00	2.250								
Steve Kline, L ERA: 3.38	(8, 1)	0.1		1	0	0	0	0	0	0	0	0	0	2	2	0.00	0.000									
Julian Tavarez, R ERA: 9.0	(8, 1)	1.1		6	2	1	1	2	0	0	0	0	0	0	17	25	6.75	1.500								

Houston Astros @ St. Louis Cardinals
Busch Stadium, St. Louis, MO
Mon Apr 12 2004, 7:10 PM CDT
Att: 26,654 - Unknown - 52 F

AB 37
R 10
H 11
RBI 10
BB 2
SO 8
LOB 12



Batter	1	2	3	4	5	6	7	8	9	AB	R	H	RBI	BB	SO	LOB	BOTTOM								
Tony Womack, L OBP: 0.441, SLG: 0.467	4-1 5 1B S BB	1-1 P5	2-1 G4-3			0-1 G4-3		2-2 G4-3		4	1	0	0	1	0	0									
Ray Lankford, L OBP: 0.520, SLG: 0.905 Marlon Anderson, L (2, FR) OBP: 0.375, SLG: 0.750	1 SAFE 15 BB 5 1B BB	3-1 5 1B 1B		2-1 L6		3-1 G4-3		1-2 G4-3	2-3 K	1	1	1	0	1	0	0									
5 Albert Pujols, R OBP: 0.447, SLG: 0.833	0-0 27 1B SF9	2-2 15 1B 1B		1-2 P3		1-2 P2		1-2 2B	1-1 G5-3	5	1	2	0	0	0	0									
15 Jim Edmonds, L OBP: 0.406, SLG: 0.577	4-2 SF9 27 1B BB	0-0 1B		4-2 27 WP BB		0-2 G4-3		4-2 27 1B BB	4-2 27 1B BB	2	1	1	2	3	0	0									
27 Scott Rolen, R OBP: 0.405, SLG: 0.714	0-1 FC6-4 1B	1-1 F9		3-2 P6		0-0 F9		0-0 F9	1-1 1B	5	0	2	1	0	0	4									
Edgar Renteria, R OBP: 0.376, SLG: 0.516	1-1 SF9	4-0 IBB		1-3 2H		2-2 E S FC5-2 1B		1-2 1B	2-2 F9	3	0	2	1	1	0	2									
Reggie Sanders, R OBP: 0.273, SLG: 0.500 Julian Tavarez, L	0-0 FC6-4 1B	2-3 K		1-3 1B		1-0 F8		1 SAFE 1-3 K		4	0	1	1	0	2	5									
Mike Matheny, R OBP: 0.387, SLG: 0.621	3-1 FC6-4 FC6		0-1 P4		2-0 FC5-2		1-3 K		1-3 K	4	0	0	0	0	1	3									
Woody Williams, R Mike Lincoln, R Steve Kline, S So Taguchi, R OBP: 0.273, SLG: 0.300	1-0 FC6		1-0 F9		0-3 K		2-3 K			3	0	0	0	0	1	3									
Inning Stats	R: 4 E: 0 K: 0 S: 15	H: 3 LOB: 3 BB: 3 P: 32	R: 1 E: 0 K: 1 S: 16	H: 3 LOB: 1 BB: 1 P: 29	R: 0 E: 0 K: 0 S: 5	H: 0 LOB: 0 BB: 0 P: 8	R: 0 E: 0 K: 0 S: 10	H: 0 LOB: 1 BB: 1 P: 20	R: 0 E: 0 K: 1 S: 9	H: 1 LOB: 0 BB: 0 P: 14	R: 0 E: 0 K: 0 S: 8	H: 0 LOB: 0 BB: 0 P: 12	R: 0 E: 0 K: 1 S: 10	H: 1 LOB: 1 BB: 0 P: 12	R: 0 E: 0 K: 2 S: 9	H: 0 LOB: 0 BB: 0 P: 14	R: 0 E: 0 K: 1 S: 14	H: 1 LOB: 2 BB: 1 P: 24	1B: 9 2B: 0 3B: 0 HR: 0	SF: 1 SAC: 0 DP: 0 HBP: 0	WP: 2 PB: 0 SB: 2 CS: 0	PA: 42			
PITCHER	IP	WLS	BF	H	R	ER	SO	BB	IBB	HBP	BLK	WP	HR	S	P	ERA	WHIP								
Jared Fernandez, R ERA: 5.43	(1, 1)	0.1		7	3	4	4	0	3	0	0	0	0	12	25	108.00	18.000								
Brandon Duckworth, R ERA: 6.75	(1, 1)	3.2		16	3	1	1	1	1	1	0	0	0	34	64	2.46	1.091								
Dan Miceli, R ERA: 1.8	(5, 1)	2.0		7	1	0	0	1	0	0	0	0	0	17	26	0.00	0.500								
Ricky Stone, R ERA: 6.75	(7, 1)	1.0	W	4	1	0	0	1	0	0	0	0	0	10	12	0.00	1.000								
54 Brad Lidge, R ERA:	(8, 1)	1.0		3	0	0	0	2	0	0	0	0	0	9	14	0.00	0.000								

Houston Astros @ St. Louis Cardinals
Busch Stadium, St. Louis, MO
Mon Apr 12 2004, 7:10 PM CDT
Att: 26,654 - Unknown - 52 F

AB 35
R 5
H 9
RBI 5
BB 6
SO 6
LOB 17



Batter	1	2	3	4	5	6	7	8	9	AB	R	H	RBI	BB	SO	LOB	TOP					
Craig Biggio, R OBP: 0.424, SLG: 0.533 16 Jason Lane, R	2-1 L7		0-3 K			2-2 FC6-4 1B		0-0 SH3-4		3	0	1	0	0	1	0						
28 Adam Everett, R OBP: 0.424, SLG: 0.517	1-2 HR		1-0 F8			0-1 FC6-4 1B		2-1 2B		4	2	2	1	0	0	1						
5 Jeff Bagwell, R OBP: 0.525, SLG: 0.710	2-2 F7-4-3 1B			2-3 K		0-0 PB 1B		4-2 2B 17 BB		3	0	2	0	1	1	0						
Jeff Kent, R OBP: 0.333, SLG: 0.516	1-1 F7-4-3			2-1 G1-3		0-3 K		1-1 2B		4	0	1	2	0	1	3						
17 Lance Berkman, S OBP: 0.371, SLG: 0.464 Octavio Dotel, R		2-2 HR		3-3 K			1-0 G6-3	0-2 FC3-2-3		4	1	1	1	0	1	2						
Richard Hidalgo, R OBP: 0.457, SLG: 0.875		2-1 P5			3-2 L6		2-3 K		2-2 HR	4	1	1	1	0	1	0						
Jose Vizcaino, S OBP: 0.182, SLG: 0.200 Dan Miceli, R		0-0 G4-3			1-2 G3		1-1 2B		1-2 G3-1	3	0	1	0	0	0	0	AB 33					
Orlando Palmeiro, L OBP: 0.250, SLG: 0.375		1-1 F8			1-3 K		2-2 G4-3		4-2 G6-4-3 BB	3	0	0	0	1	1	1	R 5					
Brad Ausmus, R OBP: 0.345, SLG: 0.393										2	0	0	0	0	1	0	H 10					
Roger Clemens, R OBP: 0.250, SLG: 0.250 Morgan Ensberg, R OBP: 0.250, SLG: 0.238			1-3 K			1-2 F7		2-2 28 1B SH3-4 2B 1B	1-0 G6-4-3	2	1	1	0	0	0	1	RBI 5					
Inning Stats	R: 1 E: 0 K: 0 S: 10	H: 2 LOB: 0 BB: 0 P: 16	R: 1 E: 0 K: 0 S: 8	H: 1 LOB: 0 BB: 0 P: 13	R: 0 E: 0 K: 2 S: 8	H: 0 LOB: 0 BB: 0 P: 10	R: 0 E: 0 K: 2 S: 10	H: 0 LOB: 0 BB: 0 P: 17	R: 0 E: 0 K: 1 S: 9	H: 0 LOB: 0 BB: 0 P: 14	R: 0 E: 0 K: 1 S: 16	H: 2 LOB: 2 BB: 0 P: 19	R: 0 E: 0 K: 1 S: 9	H: 1 LOB: 1 BB: 0 P: 15	R: 2 E: 0 K: 0 S: 14	H: 3 LOB: 1 BB: 1 P: 23	R: 1 E: 0 K: 0 S: 12	H: 1 LOB: 0 BB: 1 P: 20	1B: 5 2B: 4 3B: 0 HR: 3	SF: 0 SAC: 1 DP: 3 HBP: 0	WP: 0 PB: 1 SB: 0 CS: 0	PA: 36
PITCHER	IP	WLS	BF	H	R	ER	SO	BB	IBB	HBP	BLK	WP	HR	S	P	ERA	WHIP					
Jeff Suppan, R ERA: 6.95	7.0	L	26	6	2	2	7	0	0	0	0	0	2	70	104	2.57	0.857					
Cal Eldred, R ERA: 9.0	0.1		5	3	2	2	0	1	0	0	0	0	0	11	20	54.00	12.000					
Ray King, L ERA: 7.25	0.2		1	0	0	0	0	0	0	0	0	0	0	3	3	0.00	0.000					
Jason Simontacchi, R ERA: 10.38	1.0		4	1	1	1	0	1	0	0	0	0	1	12	20	9.00	2.000					

Houston Astros @ St. Louis Cardinals
 Busch Stadium, St. Louis, MO
 Tue Apr 13 2004, 7:10 PM CDT
 Att: 24,939 - Cloudy - 57 F

AB	33
R	5
H	10
RBI	5
BB	2
SO	7
LOB	8



Batter	1	2	3	4	5	6	7	8	9	AB	R	H	RBI	BB	SO	LOB	BOTTOM					
Tony Womack, L OBP: 0.395, SLG: 0.412	2-1 G6-3		2-2 F7			1-0 B5-3		3-2 F8		4	0	0	0	0	0	2						
Marlon Anderson, L OBP: 0.333, SLG: 0.545	2-3 K			1-0 15 CS HBP		3-2 G5-3		1-2 G1-3		3	0	0	0	0	1	1						
5 Albert Pujols, R OBP: 0.405, SLG: 0.735	1-1 F8			1-1 L8		3-2 F8		1-1 P4		4	0	0	0	0	0	2						
15 Jim Edmonds, L OBP: 0.417, SLG: 0.700		2-3 K		1-1 SAFE 1B SAFE	1-2 2B		0-0 F8		2-2 HR	4	1	2	1	0	1	0						
27 Scott Rolen, R OBP: 0.415, SLG: 0.763		1-1 G6-3		0-0 G6-3		4-1 G1-3 1B BB		1-1 HR		3	2	1	1	1	0	1						
Edgar Renteria, R OBP: 0.341, SLG: 0.457		3-1 G4-3			1-1 L6		1-0 G1-3		1-3 K	4	0	0	0	0	1	1						
Reggie Sanders, R OBP: 0.324, SLG: 0.500			4-2 F9 G1-3 BB		4-2 S BB		0-0 S 1B		0-2 F7	2	0	1	1	2	0	0	AB 31					
Cody McKay, L			1-2 SAFE SAFE 1B SAFE	1-2 G1-3	2-3 K		1-2 SAFE SAFE SAFE	1-0 F8	1-0 P6	4	0	0	0	0	1	3	R 3					
Jeff Suppan, R ERA: 6.66			1-2 SAFE SAFE SAFE	1-2 F9	0-1 F9		0-1 G1-3 DI 1B			2	0	0	0	0	0	2	H 5					
Cal Eldred, R ERA: 1.5										0	0	0	0	0	0	0	RBI 3					
Bo Hart, R OBP: 1.000, SLG: 1.000 Jason Simontacchi, R OBP: 0.500, SLG: 0.500										1	0	1	0	0	0	0	BB 3					
Inning Stats	R: 0 E: 0 K: 1 S: 7	H: 0 LOB: 0 BB: 0 P: 12	R: 0 E: 0 K: 1 S: 11	H: 0 LOB: 0 BB: 0 P: 17	R: 0 E: 0 K: 0 S: 15	H: 0 LOB: 1 BB: 1 P: 23	R: 0 E: 0 K: 0 S: 5	H: 1 LOB: 1 BB: 0 P: 8	R: 0 E: 0 K: 1 S: 9	H: 0 LOB: 0 BB: 1 P: 16	R: 0 E: 0 K: 0 S: 13	H: 0 LOB: 0 BB: 0 P: 20	R: 1 E: 0 K: 0 S: 7	H: 1 LOB: 1 BB: 1 P: 14	R: 0 E: 0 K: 0 S: 13	H: 1 LOB: 1 BB: 0 P: 18	R: 2 E: 0 K: 1 S: 14	H: 2 LOB: 0 BB: 0 P: 19	1B: 2 2B: 1 3B: 0 HR: 2	SF: 0 SAC: 0 DP: 0 HBP: 1	WP: 0 PB: 0 SB: 2 CS: 1	PA: 35
PITCHER	IP	WLS	BF	H	R	ER	SO	BB	IBB	HBP	BLK	WP	HR	S	P	ERA	WHIP					
Roger Clemens, R ERA: 0.66	6.2	W	25	2	1	1	3	3	0	1	0	0	0	64	105	1.35	0.750					
Dan Miceli, R ERA: 1.5	1.0	H	4	1	0	0	0	0	0	0	0	0	0	14	20	0.00	1.000					
Octavio Dotel, R ERA: 6.23	1.1	S	6	2	2	2	1	0	0	0	0	0	2	16	22	13.50	1.500					

Houston Astros @ St. Louis Cardinals
 Busch Stadium, St. Louis, MO
 Tue Apr 13 2004, 7:10 PM CDT
 Att: 24,939 - Cloudy - 57 F

AB	31
R	3
H	5
RBI	3
BB	3
SO	4
LOB	12



Batter	1	2	3	4	5	6	7	8	9	AB	R	H	RBI	BB	SO	LOB	TOP				
Scott Podsednik, L (1, 8) OBP: 0.370, SLG: 0.396	4-1 S 2B BB	4-1 BB		0-0 E7 2B		1-1 B1-3		0-3 K		3	2	0	0	2	1	1	Milwaukee Brewers @ Houston Astros Minute Maid Park, Houston, TX Thu Apr 15 2004, 7:05 PM CDT Att: 33,010 - Cloudy - 71 F				
Craig Counsell, L (1, 6) OBP: 0.415, SLG: 0.412	SAFE 3-2 1B 1B 2B	1-2 FC5		2-1 G1-3		4-2 1B BB		0-3 K		4	1	1	1	1	1	4					
Junior Spivey, R (1, 4) OBP: 0.383, SLG: 0.475	3-1 1B SF7 1B		0-0 G6-3	1-1 2B		0-0 1B		0-1 P3		5	1	3	2	0	0	0					
Geoff Jenkins, L (1, 7) OBP: 0.365, SLG: 0.500	2-2 G6-3 1B		1-2 1B	2-H 3-H 1-3 K		1-3 1B		3-1 F9		5	0	2	1	0	2	3					
Lyle Overbay, L (1, 3) OBP: 0.213, SLG: 0.422	2-2 SF7		1-2 F9		0-0 3B	0-3 K		2-0 G4-3		4	0	1	1	0	1	3					
Wes Helms, R (1, 5) OBP: 0.343, SLG: 0.438	2-2 G6-3		1-2 K	1-2 G4-3		0-1 G5-3				4	0	0	0	0	1	3					
Ben Grieve, L (1, 9) Brady Clark, R (5, PH) OBP: 0.471, SLG: 0.769		2-2 G4-3		0-2 E 15 SH 1B	2-1 HBP		3-2 F8			2	1	1	0	0	0	0					
Chad Moeller, R (1, 2) OBP: 0.393, SLG: 0.435		1-1 E3 FC5 15 SH 1-4		3-1 F9	0-3 K		1-3 K			4	0	0	0	0	2	3					
15 Ben Sheets, R (1, 1) Dave Burba, R (6, 1) 2 Bill Hall, R (8, PH) Ben Ford, R (8, 1)		0-1 SH1-4		0-1 SH E 2B	0-0 G1-3			0-3 K		1	1	0	0	0	0	2					
Inning Stats	R: 3 E: 0 K: 0 S: 15	H: 3 LOB: 0 BB: 1 P: 30	R: 0 E: 1 K: 0 S: 11	H: 0 LOB: 2 BB: 1 P: 19	R: 0 E: 0 K: 1 S: 12	H: 1 LOB: 1 BB: 0 P: 17	R: 3 E: 2 K: 1 S: 15	H: 2 LOB: 1 BB: 0 P: 22	R: 0 E: 0 K: 1 S: 9	H: 1 LOB: 2 BB: 0 P: 17	R: 0 E: 0 K: 1 S: 10	H: 0 LOB: 0 BB: 0 P: 14	R: 0 E: 0 K: 3 S: 9	H: 0 LOB: 0 BB: 0 P: 9	R: 0 E: 0 K: 0 S: 5	H: 0 LOB: 0 BB: 0 P: 10		1B: 5 2B: 2 3B: 1 HR: 0	SF: 1 SAC: 2 DP: 1 HBP: 1	WP: 0 PB: 0 SB: 1 CS: 0	PA: 41
PITCHER	IP WLS BF H R ER SO BB IBB HBP BLK WP HR S P ERA WHIP	IP WLS BF H R ER SO BB IBB HBP BLK WP HR S P ERA WHIP	IP WLS BF H R ER SO BB IBB HBP BLK WP HR S P ERA WHIP	IP WLS BF H R ER SO BB IBB HBP BLK WP HR S P ERA WHIP	IP WLS BF H R ER SO BB IBB HBP BLK WP HR S P ERA WHIP	IP WLS BF H R ER SO BB IBB HBP BLK WP HR S P ERA WHIP	IP WLS BF H R ER SO BB IBB HBP BLK WP HR S P ERA WHIP	IP WLS BF H R ER SO BB IBB HBP BLK WP HR S P ERA WHIP	IP WLS BF H R ER SO BB IBB HBP BLK WP HR S P ERA WHIP	IP WLS BF H R ER SO BB IBB HBP BLK WP HR S P ERA WHIP	IP WLS BF H R ER SO BB IBB HBP BLK WP HR S P ERA WHIP	IP WLS BF H R ER SO BB IBB HBP BLK WP HR S P ERA WHIP	IP WLS BF H R ER SO BB IBB HBP BLK WP HR S P ERA WHIP	IP WLS BF H R ER SO BB IBB HBP BLK WP HR S P ERA WHIP	IP WLS BF H R ER SO BB IBB HBP BLK WP HR S P ERA WHIP	IP WLS BF H R ER SO BB IBB HBP BLK WP HR S P ERA WHIP	IP WLS BF H R ER SO BB IBB HBP BLK WP HR S P ERA WHIP	IP WLS BF H R ER SO BB IBB HBP BLK WP HR S P ERA WHIP	IP WLS BF H R ER SO BB IBB HBP BLK WP HR S P ERA WHIP	IP WLS BF H R ER SO BB IBB HBP BLK WP HR S P ERA WHIP	IP WLS BF H R ER SO BB IBB HBP BLK WP HR S P ERA WHIP

AB 34
R 6
H 8
RBI 5
BB 3
SO 9
LOB 19



Batter	1	2	3	4	5	6	7	8	9	AB	R	H	RBI	BB	SO	LOB	BOTTOM				
Craig Biggio, R (1, 8) OBP: 0.352, SLG: 0.658	1-0 HR		1-0 F9		3-3 K			2-1 F8		4	1	1	1	0	1	1	Milwaukee Brewers @ Houston Astros Minute Maid Park, Houston, TX Thu Apr 15 2004, 7:05 PM CDT Att: 33,010 - Cloudy - 71 F				
28 Adam Everett, R (1, 6) 41 Brandon Backe, R (7, 1) Orlando Palmeiro, L (8, PH) Dan Miceli, R (9, 1)	2-2 G4-3		1-2 K		2-2 F9		1-3 K2-3			3	0	0	0	0	1	1					
5 Jeff Bagwell, R (1, 3) OBP: 0.500, SLG: 0.692	3-2 P6			2-0 F8		0-1 G6-3		1-1 G4-3		4	0	0	0	0	0	0					
Jeff Kent, R (1, 4) OBP: 0.311, SLG: 0.500	2-2 G5-3			1-1 17 2B 3B		1-1 F9		1-1 F8		4	1	1	0	0	0	0					
17 Lance Berkman, S (1, 7) OBP: 0.409, SLG: 0.559		0-0 F7		0-1 2B		4-2 G5-4-3 BB		2-3 K		3	0	1	1	1	1	0					
Richard Hidalgo, R (1, 9) OBP: 0.442, SLG: 0.800		1-2 F8		3-3 K		3-1 G5-4-3				3	0	0	0	0	1	2					
Morgan Ensberg, R (1, 5) OBP: 0.313, SLG: 0.269		3-1 F8		1-2 G1-3		4-2 BB				2	0	0	0	1	0	1					
Brad Ausmus, R (1, 2) OBP: 0.351, SLG: 0.371			0-1 G6-3		0-0 F9		3-2 F8			3	0	0	0	0	0	1					
Tim Redding, R (1, 1) Mike Gallo, L (4, 1) Jose Vizcaino, S (7, 6)			0-0 1B		0-1 G6-3			0-1 G4-3		1	0	1	0	0	0	0					
Inning Stats	R: 1 E: 0 K: 0 S: 12	H: 1 LOB: 0 BB: 0 P: 20	R: 0 E: 0 K: 0 S: 6	H: 0 LOB: 0 BB: 0 P: 10	R: 0 E: 0 K: 1 S: 7	H: 1 LOB: 1 BB: 0 P: 9	R: 1 E: 0 K: 1 S: 11	H: 2 LOB: 1 BB: 0 P: 18	R: 0 E: 0 K: 1 S: 6	H: 0 LOB: 0 BB: 0 P: 9	R: 0 E: 0 K: 0 S: 7	H: 0 LOB: 0 BB: 0 P: 10	R: 0 E: 0 K: 1 S: 7	H: 0 LOB: 0 BB: 0 P: 10	R: 0 E: 0 K: 1 S: 7	H: 0 LOB: 0 BB: 0 P: 11		1B: 1 2B: 1 3B: 1 HR: 1	SF: 0 SAC: 0 DP: 1 HBP: 0	WP: 0 PB: 0 SB: 0 CS: 0	PA: 32
PITCHER	IP WLS BF H R ER SO BB IBB HBP BLK WP HR S P ERA WHIP	IP WLS BF H R ER SO BB IBB HBP BLK WP HR S P ERA WHIP	IP WLS BF H R ER SO BB IBB HBP BLK WP HR S P ERA WHIP	IP WLS BF H R ER SO BB IBB HBP BLK WP HR S P ERA WHIP	IP WLS BF H R ER SO BB IBB HBP BLK WP HR S P ERA WHIP	IP WLS BF H R ER SO BB IBB HBP BLK WP HR S P ERA WHIP	IP WLS BF H R ER SO BB IBB HBP BLK WP HR S P ERA WHIP	IP WLS BF H R ER SO BB IBB HBP BLK WP HR S P ERA WHIP	IP WLS BF H R ER SO BB IBB HBP BLK WP HR S P ERA WHIP	IP WLS BF H R ER SO BB IBB HBP BLK WP HR S P ERA WHIP	IP WLS BF H R ER SO BB IBB HBP BLK WP HR S P ERA WHIP	IP WLS BF H R ER SO BB IBB HBP BLK WP HR S P ERA WHIP	IP WLS BF H R ER SO BB IBB HBP BLK WP HR S P ERA WHIP	IP WLS BF H R ER SO BB IBB HBP BLK WP HR S P ERA WHIP	IP WLS BF H R ER SO BB IBB HBP BLK WP HR S P ERA WHIP	IP WLS BF H R ER SO BB IBB HBP BLK WP HR S P ERA WHIP	IP WLS BF H R ER SO BB IBB HBP BLK WP HR S P ERA WHIP	IP WLS BF H R ER SO BB IBB HBP BLK WP HR S P ERA WHIP	IP WLS BF H R ER SO BB IBB HBP BLK WP HR S P ERA WHIP	IP WLS BF H R ER SO BB IBB HBP BLK WP HR S P ERA WHIP	IP WLS BF H R ER SO BB IBB HBP BLK WP HR S P ERA WHIP

AB 30
R 2
H 4
RBI 2
BB 2
SO 5
LOB 6



Batter	1	2	3	4	5	6	7	8	9	AB	R	H	RBI	BB	SO	LOB	TOP										
Scott Podsednik, L (1,8) OBP: 0.379, SLG: 0.404										4	0	2	0	0	1	0	Milwaukee Brewers @ Houston Astros Minute Maid Park, Houston, TX Fri Apr 16 2004, 7:05 PM CDT Att: 32,656 - Unknown - 74 F										
Craig Counsell, L (1,6) OBP: 0.396, SLG: 0.378										3	0	0	0	0	2	2											
Junior Spivey, R (1,4) OBP: 0.360, SLG: 0.442										3	0	0	0	0	1	1											
Geoff Jenkins, L (1,7)										3	0	0	0	0	2	1											
Lyle Overbay, L (1,3) OBP: 0.220, SLG: 0.417										3	0	1	0	0	0	0											
Wes Helms, R (1,5) OBP: 0.316, SLG: 0.400										3	0	0	0	0	1	1											
Ben Grieve, L (1,9) OBP: 0.273, SLG: 0.367										3	0	0	0	0	1	1											
Chad Moeller, R (1,2) OBP: 0.355, SLG: 0.385										3	0	0	0	0	0	0											
Doug Davis, R (1,1) Jeff Bennett, R (7,1) Brooks Kieschnick, L (9,PH) OBP: 0.429, SLG: 0.333										2	0	0	0	0	1	0											
Inning Stats	R: 0 E: 0 K: 1 S: 5	H: 1 LOB: 0 BB: 0 P: 6	R: 0 E: 0 K: 1 S: 7	H: 0 LOB: 0 BB: 0 P: 13	R: 0 E: 0 K: 2 S: 8	H: 0 LOB: 0 BB: 0 P: 12	R: 0 E: 0 K: 1 S: 7	H: 1 LOB: 1 BB: 0 P: 10	R: 0 E: 0 K: 1 S: 12	H: 1 LOB: 0 BB: 0 P: 17	R: 0 E: 0 K: 1 S: 6	H: 0 LOB: 0 BB: 0 P: 8	R: 0 E: 0 K: 0 S: 8	H: 0 LOB: 0 BB: 0 P: 9	R: 0 E: 0 K: 0 S: 7	H: 0 LOB: 0 BB: 0 P: 10	R: 0 E: 0 K: 1 S: 6	H: 0 LOB: 0 BB: 0 P: 9	1B: 3 2B: 0 3B: 0 HR: 0	SF: 0 SAC: 0 DP: 2 HBP: 0	WP: 0 PB: 0 SB: 2 CS: 0	PA: 28					
PITCHER	IP	WLS	BF	H	R	ER	SO	BB	IBB	HBP	BLK	WP	HR	S	P	ERA	WHIP										
44 Roy Oswalt, R (1,1) ERA: 2.42	9.0	W	28	3	0	0	10	0	0	0	0	0	0	66	94	0.00	0.333										

Batter	1	2	3	4	5	6	7	8	9	AB	R	H	RBI	BB	SO	LOB	BOTTOM										
Craig Biggio, R (1,8) OBP: 0.357, SLG: 0.634 16 Jason Lane, R (9,8)										3	0	1	0	1	0	0	Milwaukee Brewers @ Houston Astros Minute Maid Park, Houston, TX Fri Apr 16 2004, 7:05 PM CDT Att: 32,656 - Unknown - 74 F										
28 Adam Everett, R (1,6) OBP: 0.356, SLG: 0.415										3	0	2	0	0	0	0											
5 Jeff Bagwell, R (1,3) OBP: 0.500, SLG: 0.659										2	1	0	0	2	0	3											
Jeff Kent, R (1,4) OBP: 0.306, SLG: 0.477										4	0	1	0	0	1	5											
Richard Hidalgo, R (1,9) OBP: 0.468, SLG: 0.837										3	1	2	1	1	0	2											
17 Lance Berkman, S (1,7) OBP: 0.417, SLG: 0.556										2	0	1	1	0	0	2											
Morgan Ensberg, R (1,5) OBP: 0.333, SLG: 0.276										3	0	1	0	1	1	5											
Raul Chavez, R (1,2) OBP: 0.125, SLG: 0.125										4	0	0	0	0	1	4											
44 Roy Oswalt, R (1,1) OBP: 0.250, SLG: 0.375										3	0	0	0	0	0	3											
Inning Stats	R: 1 E: 0 K: 1 S: 15	H: 2 LOB: 3 BB: 1 P: 28	R: 0 E: 0 K: 1 S: 11	H: 0 LOB: 0 BB: 0 P: 17	R: 0 E: 0 K: 1 S: 9	H: 1 LOB: 2 BB: 1 P: 15	R: 0 E: 0 K: 0 S: 5	H: 0 LOB: 0 BB: 1 P: 11	R: 0 E: 0 K: 0 S: 6	H: 1 LOB: 1 BB: 0 P: 8	R: 0 E: 0 K: 0 S: 8	H: 1 LOB: 2 BB: 1 P: 14	R: 0 E: 0 K: 0 S: 5	H: 1 LOB: 1 BB: 1 P: 12	R: 1 E: 0 K: 0 S: 9	H: 2 LOB: 0 BB: 0 P: 12	1B: 7 2B: 0 3B: 1 HR: 0	SF: 1 SAC: 1 DP: 3 HBP: 1	WP: 0 PB: 0 SB: 0 CS: 0	PA: 35							
PITCHER	IP	WLS	BF	H	R	ER	SO	BB	IBB	HBP	BLK	WP	HR	S	P	ERA	WHIP										
Doug Davis, L (1,1) ERA: 5.94 Jeff Bennett, R (7,1) ERA: 3.24	6.0	L	27	5	1	1	3	4	0	0	0	0	0	14	24	4.50	2.000										

Batter	1	2	3	4	5	6	7	8	9	AB	R	H	RBI	BB	SO	LOB	TOP					
Tony Womack, L (1.4) OBP: 0.431, SLG: 0.520	F8		F9			5 HR			SH3-4 BB	4	1	2	1	1	0	1	St. Louis Cardinals @ Houston Astros Minute Maid Park, Houston, TX Tue Apr 20 2004, 7:05 PM CDT Att: 29,625 - Unknown - 75 F AB 33 R 5 H 9 RBI 5 BB 5 SO 7 LOB 20					
Marlon Anderson, L (1.7) OBP: 0.397, SLG: 0.654 So Taguchi, R (6.7) OBP: 0.304, SLG: 0.364	P5		F8			K	K		SH3-4	3	0	0	0	0	1	2						
5 Albert Pujols, R (1.3) OBP: 0.424, SLG: 0.736	F8			F9		HR	P2		IBB	4	1	1	2	1	0	3						
15 Jim Edmonds, L (1.8) OBP: 0.397, SLG: 0.574		K		G4-3		G4-3		CS BB	K	4	0	0	0	1	2	3						
27 Scott Rolen, R (1.5) OBP: 0.387, SLG: 0.776		K		K			SH1-3 E 2B	P5	K	5	1	1	0	0	3	4						
Edgar Renteria, R (1.6) OBP: 0.386, SLG: 0.457		G6-3			F8		E SH1-3 BB	1B		3	1	1	0	1	0	0						
Reggie Sanders, R (1.9) OBP: 0.375, SLG: 0.692 Steve Kline, S (8.1)			HR		G4-3		SH1-3	1B		3	1	2	1	0	0	0						
44 Jason Isringhausen, R (8.1)							1B	1B		0	0	0	0	0	0	0						
Cody McKay, L (1.2) OBP: 0.154, SLG: 0.083			SH1-4 BB		G3-1		1B E BB	G3		3	0	1	0	1	0	2						
Jeff Suppan, R (1.1) Ray Lankford, L (7, PH) Bo Hart, P (7, PH) Mike Lincoln, R (7.1) Colin Porter, L (8.9) OBP: 1.000, SLG: 1.000			SH1-4			G6-3	E5 BB		SH3-4 BB	1	0	0	0	0	0	0						
Inning Stats	R: 0 E: 0 K: 0 S: 9	H: 0 LOB: 0 BB: 0 P: 14	R: 0 E: 0 K: 2 S: 9	H: 0 LOB: 0 BB: 0 P: 18	R: 1 E: 0 K: 0 S: 8	H: 2 LOB: 1 BB: 0 P: 11	R: 0 E: 0 K: 1 S: 6	H: 0 LOB: 0 BB: 0 P: 10	R: 0 E: 0 K: 0 S: 4	H: 0 LOB: 0 BB: 0 P: 7	R: 2 E: 0 K: 1 S: 10	H: 2 LOB: 0 BB: 0 P: 16	R: 0 E: 1 K: 1 S: 24	H: 2 LOB: 3 BB: 2 P: 39	R: 0 E: 0 K: 0 S: 9	H: 2 LOB: 2 BB: 1 P: 16	R: 0 E: 0 K: 2 S: 13	H: 1 LOB: 3 BB: 2 P: 24	1B: 6 2B: 1 3B: 0 HR: 2	SF: 0 SAC: 3 DP: 0 HBP: 0	WP: 0 PB: 0 SB: 1 CS: 1	PA: 41
PITCHER	IP WLS BF H R ER SO BB IBB HBP BLK WP HR S P ERA WHIP																					
Wade Miller, R (1.1) ERA: 3.32	6.0 L 24 5 5 5 4 1 0 0 0 0 0 2 49 86 7.50 1.000																					
41 Brandon Backe, R (7.1) ERA: 4.5	0.1 2 0 0 0 0 1 0 0 0 0 0 0 4 7 0.00 3.000																					
Mike Gallo, L (7.1) ERA: 4.5	0.1 3 1 0 0 1 0 0 0 0 0 0 0 12 17 0.00 3.000																					
Chad Harville, R (7.1) ERA: 1.8	1.1 6 2 0 0 0 1 0 0 0 0 0 0 14 21 0.00 2.250																					
Dan Miceli, R (9.1) ERA: 1.0	1.0 6 1 0 0 2 1 1 0 0 0 0 0 13 24 0.00 2.000																					

Batter	1	2	3	4	5	6	7	8	9	AB	R	H	RBI	BB	SO	LOB	BOTTOM			
Craig Biggio, R (1.8) OBP: 0.411, SLG: 0.627	G5-3		G2-3			G5-3		F9	P5	5	0	0	0	0	0	1	St. Louis Cardinals @ Houston Astros Minute Maid Park, Houston, TX Tue Apr 20 2004, 7:05 PM CDT Att: 29,625 - Unknown - 75 F AB 36 R 3 H 8 RBI 3 BB 2 SO 5 LOB 15			
28 Adam Everett, R (1.6) OBP: 0.400, SLG: 0.463	1B		1B			BB		G5-3	FC4	4	1	2	0	1	0	1				
5 Jeff Bagwell, R (1.3) OBP: 0.515, SLG: 0.673	P3		1B			F9			E 1B	4	1	2	0	0	0	2				
Jeff Kent, R (1.4) OBP: 0.333, SLG: 0.491	1B		K			G5-3		E5	1B	4	1	1	0	0	1	3				
17 Lance Berkman, S (1.7) OBP: 0.459, SLG: 0.609	1B		G4-3			BB		1B	2B	3	0	2	3	1	0	2				
Richard Hidalgo, R (1.9) OBP: 0.433, SLG: 0.745	F9					K		P6	K	4	0	0	0	0	2	4				
Morgan Ensberg, R (1.5) OBP: 0.295, SLG: 0.222 Mike Gallo, L (7.1) Chad Harville, R (7.1) Mike Lamb, L (8, PH) Dan Miceli, R (9.1) OBP: 0.313, SLG: 0.600		F9		G5-3				P3	K2-3	3	0	0	0	0	0	1				
Brad Ausmus, R (1.2) OBP: 0.320, SLG: 0.417		G5-3		L3				G1-3	K	4	0	0	0	0	1	0				
Wade Miller, R (1.1) 41 Brandon Backe, R (7.1) Jose Vizcaino, S (7.5) OBP: 0.188, SLG: 0.200		P4				G3-1		G6-3	FC4	2	0	0	0	0	0	0				
Inning Stats	R: 1 E: 0 K: 0 S: 17	H: 3 LOB: 2 BB: 0 P: 27	R: 0 E: 0 K: 0 S: 8	H: 0 LOB: 0 BB: 0 P: 12	R: 0 E: 0 K: 1 S: 13	H: 2 LOB: 2 BB: 0 P: 20	R: 0 E: 0 K: 1 S: 8	H: 0 LOB: 0 BB: 0 P: 12	R: 0 E: 0 K: 0 S: 7	H: 0 LOB: 1 BB: 1 P: 14	R: 0 E: 0 K: 0 S: 6	H: 0 LOB: 1 BB: 1 P: 12	R: 0 E: 0 K: 2 S: 17	H: 2 LOB: 1 BB: 0 P: 29	R: 0 E: 0 K: 1 S: 11	H: 1 LOB: 1 BB: 0 P: 16		1B: 7 2B: 1 3B: 0 HR: 0	SF: 0 SAC: 0 DP: 0 HBP: 0	WP: 0 PB: 0 SB: 0 CS: 0
PITCHER	IP WLS BF H R ER SO BB IBB HBP BLK WP HR S P ERA WHIP																			
Jeff Suppan, R (1.1) ERA: 4.76	6.0 W 25 5 1 1 2 2 0 0 0 0 0 0 49 97 1.50 1.167																			
Mike Lincoln, R (7.1) ERA: 4.35	1.1 6 1 2 1 0 0 0 0 0 0 0 0 14 25 6.75 0.750																			
Steve Kline, L (8.1) ERA: 1.8	0.0 1 1 0 0 0 0 0 0 0 0 0 0 3 6 ∞ ∞																			
44 Jason Isringhausen, R (8.1) ERA: 4.7	1.2 S 6 1 0 0 3 0 0 0 0 0 0 0 17 25 0.00 0.600																			

Batter	1	2	3	4	5	6	7	8	9	AB	R	H	RBI	BB	SO	LOB	TOP			
Marlon Anderson, L (1,4) OBP: 0.364, SLG: 0.710	1-3 K	1-2 G4-6-3		0-0 HR		0-0 15 HR 1B	2-3 K			5	2	2	1	0	2	2				
Ray Lankford, L (1,7) Cal Eldred, R (7,1) Julian Tavaréz, L (8,1) Ray King, L (8,1)	3-2 HR		1-1 F8	4-0 BB		1-1 F6	0-0 F8			4	1	1	1	1	0	3				
5 Albert Pujols, R (1,3) OBP: 0.423, SLG: 0.719	1-2 27 HR 2B		0-2 G5-3	0-1 G5-3		4-2 15 HR BB		1-2 G5-3		4	2	1	0	1	0	1				
15 Jim Edmonds, L (1,8) OBP: 0.381, SLG: 0.596	1-3 K		0-3 K		0-0 E6 FC5-4 1B	2-2 HR		1-1 F7		5	1	1	4	0	2	1				
27 Scott Rolen, R (1,5) Cody McKay, L (8,PH) OBP: 0.143, SLG: 0.077	2-1 2H HR			0-2 1B HR 1B	3-3 K	1-2 2B		1-1 G4-3		4	2	3	2	0	1	1				
Edgar Rentería, R (1,6) OBP: 0.403, SLG: 0.471	0-3 K			1-2 1B HR 1B	1-1 FC5-4 1B	1-1 G6-3		0-2 G6-4-3 1B		5	1	3	0	0	1	1				
Reggie Sanders, R (1,9) So Taguchi, R (8,9) OBP: 0.292, SLG: 0.348		0-1 1B 2B		0-0 HR 1B	0-0 FC5-4 FC6	1-3 K		0-2 G6-4-3 1B		4	2	2	3	0	1	3				
Mike Matheny, R (1,2) OBP: 0.321, SLG: 0.480	1-2 P4			2-2 F9	0-0 FC6		0-0 L4		1-3 K	5	0	0	0	0	1	3				
Matt Morris, R (1,1) Colin Porter, L (7,PH) OBP: 1.000, SLG: 1.000	3-2 G4-6-3 1B			1-1 G4-3		2-0 5 BB 15 HR 1B	0-1 1B			3	1	2	1	0	0	0				
Inning Stats	R: 3 E: 0 K: 3 S: 22	H: 3 LOB: 0 BB: 0 P: 30	R: 1 E: 0 K: 0 S: 15	H: 2 LOB: 0 BB: 0 P: 20	R: 0 E: 0 K: 1 S: 8	H: 0 LOB: 0 BB: 0 P: 9	R: 4 E: 0 K: 0 S: 18	H: 4 LOB: 1 BB: 1 P: 26	R: 0 E: 1 K: 1 S: 8	H: 1 LOB: 2 BB: 0 P: 12	R: 4 E: 0 K: 1 S: 20	H: 4 LOB: 1 BB: 1 P: 32	R: 0 E: 0 K: 1 S: 7	H: 0 LOB: 0 BB: 0 P: 10	R: 0 E: 0 K: 1 S: 9	H: 1 LOB: 0 BB: 0 P: 10	1B: 8 2B: 3 3B: 0 HR: 5	SF: 0 SAC: 0 DP: 2 HBP: 0	WP: 0 PB: 0 SB: 0 CS: 0	PA: 44
PITCHER	IP ERA WHIP	WLS BF	H R ER SO	R LOB BB P	BB IBB HBP BLK	WP HR S P	ERA WHIP	PITCHER	IP ERA WHIP	WLS BF	H R ER SO	R LOB BB P	BB IBB HBP BLK	WP HR S P	ERA WHIP					
Tim Redding, R (1,1) ERA: 10.22	3.2 L	19	9 8 8 4	8 8 8 4	0 0 0 0	0 4 61 79	19.64 2.455													
Ricky Stone, R (4,1) ERA: 10.8	1.2	13	5 4 4 1	4 4 4 1	2 0 0 0	0 1 24 42	21.60 4.200													
41 Brandon Backe, R (6,1) ERA: 3.52	1.2	6	1 0 0 2	0 0 0 2	0 0 0 0	0 0 13 17	0.00 0.600													
Chad Harville, R (8,1) ERA: 1.5	1.0	3	0 0 0 0	0 0 0 0	0 0 0 0	0 0 7 10	0.00 0.000													
Octavio Dotel, R (9,1) ERA: 4.26	1.0	3	1 0 0 1	0 0 0 1	0 0 0 0	0 0 9 10	0.00 1.000													

St. Louis Cardinals @ Houston Astros
Minute Maid Park, Houston, TX
Wed Apr 21 2004, 6:05 PM CDT
Att: 27,354 - Unknown - 76 F

AB 42
R 12
H 16
RBI 12
BB 2
SO 8
LOB 16



Batter	1	2	3	4	5	6	7	8	9	AB	R	H	RBI	BB	SO	LOB	BOTTOM					
Craig Biggio, R (1,8) OBP: 0.393, SLG: 0.589	0-0 G5-3		2-2 FC6-4			1-1 G4-3	0-1 F9		2-1 28 G1-3 1B	5	0	1	0	0	0	2						
28 Adam Everett, R (1,6) OBP: 0.385, SLG: 0.431	1-1 G5-3			1-2 P4		3-1 E8 5 HR		4-2 1B BB BB	0-0 G1-3	4	2	0	0	1	0	1						
5 Jeff Bagwell, R (1,3) Chad Harville, R (8,1) Jose Vizcaino, S (8,PH) OBP: 0.222, SLG: 0.188	1-2 G5-3			2-3 K		0-1 2H HR		4-1 1B BB	0-3 K	3	1	1	2	0	1	0						
Jeff Kent, R (1,4) Octavio Dotel, R (9,1)		1-1 P3		0-0 G5-3		2-2 1B		1-2 1B BB		4	0	2	0	0	0	0						
17 Lance Berkman, S (1,7) OBP: 0.431, SLG: 0.560		1-1 F7			3-3 K	2-1 G1-3		3-3 K		4	0	0	0	0	2	4						
Richard Hidalgo, R (1,9) 41 Brandon Backe, R (6,1) Morgan Ensberg, R (7,PH) OBP: 0.283, SLG: 0.211		2-2 G5-3			1-3 K		1-2 G1-3	0-0 E5		2	0	0	0	0	1	0						
Mike Lamb, L (1,5) 16 Jason Lane, R (8,PH) OBP: 0.700, SLG: 0.800			1-2 G6-3		3-1 HR		0-3 K2-3	4-1 G6-4-3 BB		3	1	1	1	0	1	0						
Brad Ausmus, R (1,2) OBP: 0.333, SLG: 0.442			0-0 FC6-4 1B		1-2 G5-3		1-2 1B 2B	0-0 G6-4-3		4	1	2	0	0	0	3						
Tim Redding, R (1,1) Ricky Stone, R (4,1) Orlando Palmeiro, L (6,9) OBP: 0.333, SLG: 0.357			0-3 K			1-2 F8		1-2 F7		1	0	0	0	0	1	1						
Inning Stats	R: 0 E: 0 K: 0 S: 6	H: 0 LOB: 0 BB: 0 P: 8	R: 0 E: 0 K: 0 S: 7	H: 0 LOB: 0 BB: 0 P: 11	R: 0 E: 0 K: 1 S: 11	H: 1 LOB: 1 BB: 0 P: 14	R: 0 E: 0 K: 1 S: 10	H: 0 LOB: 0 BB: 0 P: 13	R: 1 E: 0 K: 2 S: 13	H: 1 LOB: 0 BB: 0 P: 21	R: 2 E: 1 K: 0 S: 15	H: 2 LOB: 1 BB: 0 P: 24	R: 1 E: 0 K: 1 S: 14	H: 2 LOB: 1 BB: 0 P: 18	R: 2 E: 1 K: 1 S: 13	H: 1 LOB: 2 BB: 3 P: 29	R: 0 E: 0 K: 1 S: 11	H: 1 LOB: 1 BB: 0 P: 14	1B: 5 2B: 1 3B: 0 HR: 2	SF: 0 SAC: 0 DP: 1 HBP: 0	WP: 0 PB: 0 SB: 0 CS: 0	PA: 39
PITCHER	IP ERA WHIP	WLS BF	H R ER SO	R LOB BB P	BB IBB HBP BLK	WP HR S P	ERA WHIP	PITCHER	IP ERA WHIP	WLS BF	H R ER SO	R LOB BB P	BB IBB HBP BLK	WP HR S P	ERA WHIP							
Matt Morris, R (1,1) ERA: 3.86	1.0	5	2 1 1 1	3 1 1 1	0 0 0 0	0 0 14 18	9.00 2.000															
Julian Tavaréz, R (8,1) ERA: 10.38	0.1	5	1 2 1 1	2 1 1 1	2 0 0 0	0 0 11 23	27.00 9.000															
Ray King, L (8,1) ERA: 4.26	1.2	6	1 0 0 1	1 0 0 1	1 0 0 0	0 0 13 20	0.00 1.200															

St. Louis Cardinals @ Houston Astros
Minute Maid Park, Houston, TX
Wed Apr 21 2004, 6:05 PM CDT
Att: 27,354 - Unknown - 76 F

AB 36
R 6
H 8
RBI 5
BB 3
SO 7
LOB 13



Batter	1	2	3	4	5	6	7	8	9	AB	R	H	RBI	BB	SO	LOB	TOP					
Craig Biggio, R (1, 8) OBP: 0.380, SLG: 0.606 Chad Harville, R (8, 1) 54 Brad Lidge, R (8, 1)										5	2	2	2	0	1	0						
28 Adam Everett, R (1, 6) OBP: 0.380, SLG: 0.397										5	1	1	0	0	0	0						
5 Jeff Bagwell, R (1, 3) OBP: 0.481, SLG: 0.641										4	2	1	1	1	2	0						
Jeff Kent, R (1, 4) OBP: 0.338, SLG: 0.478										5	2	2	0	0	1	2						
17 Lance Berkman, S (1, 7) OBP: 0.440, SLG: 0.518										2	2	0	0	3	1	1						
Mike Lamb, L (1, 5) OBP: 0.393, SLG: 0.769										5	1	4	6	0	0	0						
Brad Ausmus, R (1, 2) OBP: 0.328, SLG: 0.404										3	2	0	0	2	0	4						
Orlando Palmeiro, L (1, 9) OBP: 0.300, SLG: 0.474										4	1	1	2	0	0	2						
Brandon Duckworth, R (1, 1) Mike Gallo, L (6, 1) 41 Brandon Backe, R (6, 1) 16 Jason Lane, R (8, PH) OBP: 0.667, SLG: 0.714										3	0	0	0	0	1	1						
Inning Stats	R: 3 E: 1 K: 1 S: 13	H: 4 LOB: 1 BB: 1 P: 21	R: 0 E: 0 K: 1 S: 8	H: 0 LOB: 0 BB: 0 P: 9	R: 0 E: 0 K: 0 S: 5	H: 0 LOB: 0 BB: 0 P: 7	R: 1 E: 0 K: 0 S: 7	H: 1 LOB: 1 BB: 1 P: 13	R: 6 E: 1 K: 1 S: 19	H: 3 LOB: 0 BB: 3 P: 39	R: 0 E: 0 K: 1 S: 8	H: 0 LOB: 0 BB: 0 P: 10	R: 0 E: 0 K: 1 S: 7	H: 0 LOB: 0 BB: 0 P: 11	R: 2 E: 0 K: 0 S: 11	H: 1 LOB: 0 BB: 1 P: 22	R: 1 E: 0 K: 1 S: 10	H: 2 LOB: 1 BB: 0 P: 16	1B: 5 2B: 3 3B: 1 HR: 2	SF: 0 SAC: 0 DP: 1 HBP: 0	WP: 0 PB: 0 SB: 0 CS: 0	PA: 43
PITCHER	IP WLS BF H R ER SO BB IBB HBP BLK WP HR S P ERA WHIP																					
Jason Jennings, R (1, 1) ERA: 10.45	5.0 L 27 8 10 10 3 5 0 0 0 0 0 1 52 89 18.00 2.600																					
Tim Harikkala, R (6, 1) ERA:	2.0 6 0 0 0 2 0 0 0 0 0 0 0 15 21 0.00 0.000																					
40 Brian Fuentes, L (8, 1) ERA: 2.57	1.0 5 1 2 2 0 1 0 0 0 0 0 1 11 22 18.00 2.000																					
Shawn Chacon, R (9, 1) ERA: 7.11	1.0 5 2 1 1 1 0 0 0 0 0 0 0 10 16 9.00 2.000																					

Houston Astros @ Colorado Rockies
Coors Field, Denver, CO
Fri Apr 23 2004, 7:05 PM MDT
Att: 23,719 - Overcast - 43 F

AB 37
R 13
H 11
RBI 11
BB 6
SO 6
LOB 11

Batter	1	2	3	4	5	6	7	8	9	AB	R	H	RBI	BB	SO	LOB	BOTTOM					
Aaron Miles, S (1, 4) OBP: 0.308, SLG: 0.480 40 Brian Fuentes, L (8, 1) Shawn Chacon, R (9, 1) Mark Sweeney, L (8, PH) OBP: 0.238, SLG: 0.263										4	0	0	0	0	2	4						
Royce Clayton, R (1, 6) OBP: 0.375, SLG: 0.397										5	2	2	2	0	2	2						
17 Todd Helton, L (1, 3) OBP: 0.466, SLG: 0.593										4	0	0	0	0	1	1						
Vinny Castilla, R (1, 5) OBP: 0.406, SLG: 0.746										4	1	2	1	0	0	0						
Jeromy Burnitz, L (1, 8) OBP: 0.429, SLG: 0.592										4	0	0	0	0	1	2						
Charles Johnson, R (1, 2) OBP: 0.457, SLG: 0.842										2	2	1	1	2	0	0						
5 Matt Holliday, R (1, 7) OBP: 0.500, SLG: 0.696										4	1	2	1	0	0	2						
Kit Pellow, R (1, 9) OBP: 0.351, SLG: 0.471										4	1	2	1	0	1	1						
Jason Jennings, L (1, 1) OBP: 0.143, SLG: 0.143 Rene Reyes, S (5, PH) Tim Harikkala, R (6, 1) Luis Gonzalez, R (7, PH) OBP: 0.256, SLG: 0.405										1	0	0	0	0	1	1						
Inning Stats	R: 0 E: 0 K: 2 S: 10	H: 0 LOB: 0 BB: 0 P: 16	R: 0 E: 0 K: 0 S: 7	H: 0 LOB: 0 BB: 0 P: 11	R: 3 E: 0 K: 1 S: 14	H: 3 LOB: 0 BB: 0 P: 19	R: 1 E: 0 K: 0 S: 10	H: 1 LOB: 0 BB: 0 P: 16	R: 0 E: 0 K: 1 S: 8	H: 1 LOB: 1 BB: 0 P: 14	R: 0 E: 0 K: 0 S: 9	H: 1 LOB: 2 BB: 1 P: 15	R: 0 E: 0 K: 0 S: 6	H: 1 LOB: 0 BB: 0 P: 10	R: 3 E: 0 K: 3 S: 19	H: 3 LOB: 1 BB: 1 P: 37	R: 0 E: 0 K: 3 S: 10	H: 0 LOB: 0 BB: 0 P: 15	1B: 4 2B: 4 3B: 0 HR: 2	SF: 0 SAC: 0 DP: 2 HBP: 0	WP: 2 PB: 0 SB: 0 CS: 0	PA: 38
PITCHER	IP WLS BF H R ER SO BB IBB HBP BLK WP HR S P ERA WHIP																					
Brandon Duckworth, R (1, 1) ERA: 6.89	5.0 W 20 5 4 4 4 4 0 0 0 0 0 0 2 49 76 7.20 1.000																					
Mike Gallo, L (6, 1) ERA:	0.2 3 1 0 0 0 0 0 0 0 0 0 0 6 8 0.00 1.500																					
41 Brandon Backe, R (6, 1) ERA: 3.0	1.1 5 1 0 0 0 1 0 0 0 0 0 0 9 17 0.00 1.500																					
Chad Harville, R (8, 1) ERA: 5.4	0.2 6 3 3 3 2 1 0 0 0 0 2 0 16 31 40.50 6.000																					
54 Brad Lidge, R (8, 1) ERA: 0.9	1.1 4 0 0 0 4 0 0 0 0 0 0 0 13 21 0.00 0.000																					

Houston Astros @ Colorado Rockies
Coors Field, Denver, CO
Fri Apr 23 2004, 7:05 PM MDT
Att: 23,719 - Overcast - 43 F

AB 36
R 7
H 10
RBI 6
BB 2
SO 10
LOB 14

Batter	1	2	3	4	5	6	7	8	9	AB	R	H	RBI	BB	SO	LOB	TOP										
Craig Biggio, R (1, 8) OBP: 0.395, SLG: 0.600 16 Jason Lane, R (9, 8) OBP: 0.667, SLG: 0.714	0-0 28 2B 1B																4 2 2 0 0 1 3 0 0 0 0 0 0 0										
28 Adam Everett, R (1, 6) OBP: 0.367, SLG: 0.408	1-1 5 F8 SF7 2B																3 2 1 1 1 1 1 0										
5 Jeff Bagwell, R (1, 3) OBP: 0.488, SLG: 0.621	2-1 F8																2 1 0 0 2 0 1										
Richard Hidalgo, R (1, 9) OBP: 0.403, SLG: 0.682	2-2 SF7																4 1 2 3 0 1 4										
17 Lance Berkman, S (1, 7) OBP: 0.450, SLG: 0.559	2-1 P6																3 2 1 1 2 0 3										
Morgan Ensberg, R (1, 5) OBP: 0.289, SLG: 0.205																	5 0 1 0 0 1 5										
Jose Vizcaino, S (1, 4) OBP: 0.208, SLG: 0.182																	5 0 1 1 0 0 1										
Brad Ausmus, R (1, 2) OBP: 0.303, SLG: 0.371																	5 0 0 0 0 1 4										
Roger Clemens, R (1, 1) OBP: 0.400, SLG: 0.333 Dan Miceli, R (6, 1) OBP: 1.000, SLG: 1.000 Octavio Dotel, R (9, 1)																	2 0 1 2 1 0 1 1 0 1 0 0 0 0 0 0 0 0 0 0 0										
Inning Stats	R: 2 E: 0 K: 0 S: 10	H: 2 LOB: 0 BB: 0 P: 17	R: 0 E: 0 K: 1 S: 13	H: 1 LOB: 1 BB: 0 P: 19	R: 5 E: 1 K: 1 S: 17	H: 4 LOB: 2 BB: 3 P: 38	R: 0 E: 0 K: 0 S: 10	H: 1 LOB: 2 BB: 1 P: 21	R: 0 E: 0 K: 1 S: 9	H: 0 LOB: 1 BB: 1 P: 17	R: 0 E: 0 K: 2 S: 10	H: 0 LOB: 0 BB: 0 P: 14	R: 1 E: 0 K: 0 S: 11	H: 1 LOB: 0 BB: 0 P: 18	R: 0 E: 0 K: 0 S: 9	H: 1 LOB: 3 BB: 1 P: 16	R: 0 E: 0 K: 0 S: 4	H: 0 LOB: 0 BB: 0 P: 5	1B: 7 2B: 2 3B: 0 HR: 1	SF: 1 SAC: 1 DP: 0 HBP: 2	WP: 0 PB: 0 SB: 1 CS: 1	PA: 44					
PITCHER	IP	WLS	BF	H	R	ER	SO	BB	IBB	HBP	BLK	WP	HR	S	P	ERA	WHIP										
Jeff Fassero, L (1, 1) ERA: 9.28	3.0	L	19	7	7	7	2	2	1	0	0	0	0	40	74	21.00	3.000										
Turk Wendell, R (4, 1) ERA: 4.5	3.0		12	1	0	0	3	1	1	1	0	0	0	29	52	0.00	0.667										
Steve Reed, R (7, 1) ERA: 1.13	1.2		9	2	1	1	0	0	1	1	0	0	1	17	31	5.40	1.200										
Javier López, L (8, 1) ERA: 5.4	1.1		4	0	0	0	0	0	0	0	0	0	0	7	8	0.00	0.000										

Houston Astros @ Colorado Rockies
Coors Field, Denver, CO
Sat Apr 24 2004, 1:05 PM MDT
Att: 35,260 - Sunny - 47 F

AB 34
R 8
H 10
RBI 8
BB 6
SO 5
LOB 22



Batter	1	2	3	4	5	6	7	8	9	AB	R	H	RBI	BB	SO	LOB	BOTTOM										
Denny Hocking, S (1, 4) OBP: 0.321, SLG: 0.308																	4 0 0 0 1 1 2										
Royce Clayton, R (1, 6) OBP: 0.377, SLG: 0.397																	5 0 2 0 0 1 2										
17 Todd Helton, L (1, 3) OBP: 0.462, SLG: 0.619																	4 1 1 1 1 1 3										
Jeremy Burnitz, L (1, 8) OBP: 0.412, SLG: 0.556																	5 0 1 0 0 3 0										
Charles Johnson, R (1, 2) OBP: 0.460, SLG: 0.878																	3 2 1 1 1 1 2										
5 Matt Holliday, R (1, 7) OBP: 0.533, SLG: 0.808																	3 1 2 2 1 1 0										
Kit Pellow, R (1, 9) OBP: 0.341, SLG: 0.474 Javier López, L (8, 1)																	4 1 1 0 0 3 2 0 0 0 0 0 0 0										
Luis Gonzalez, R (1, 5) OBP: 0.279, SLG: 0.415																	4 0 2 0 0 1 1										
Jeff Fassero, L (1, 1) OBP: 0.500, SLG: 0.500 Turk Wendell, L (4, 1) Rene Reyes, S (6, PH) OBP: 0.278, SLG: 0.226 Steve Reed, R (7, 1) Mark Sweeney, L (8, 9) OBP: 0.227, SLG: 0.250																	1 0 1 0 0 0 0 1 0 0 0 0 0 0 1 0 0 0 0 0 1 0 0 0 0 0 0 0 1 0 0 0 0 0 1										
Inning Stats	R: 0 E: 1 K: 1 S: 14	H: 2 LOB: 2 BB: 1 P: 27	R: 1 E: 1 K: 2 S: 16	H: 2 LOB: 0 BB: 0 P: 23	R: 2 E: 0 K: 2 S: 11	H: 3 LOB: 1 BB: 0 P: 16	R: 0 E: 0 K: 0 S: 5	H: 0 LOB: 0 BB: 0 P: 9	R: 0 E: 0 K: 1 S: 8	H: 0 LOB: 0 BB: 0 P: 13	R: 2 E: 0 K: 1 S: 17	H: 3 LOB: 3 BB: 2 P: 29	R: 0 E: 0 K: 3 S: 15	H: 0 LOB: 1 BB: 1 P: 22	R: 0 E: 0 K: 0 S: 5	H: 1 LOB: 0 BB: 0 P: 7	R: 0 E: 0 K: 2 S: 9	H: 0 LOB: 0 BB: 0 P: 14	1B: 7 2B: 2 3B: 0 HR: 3	SF: 0 SAC: 0 DP: 2 HBP: 0	WP: 0 PB: 0 SB: 0 CS: 2	PA: 40					
PITCHER	IP	WLS	BF	H	R	ER	SO	BB	IBB	HBP	BLK	WP	HR	S	P	ERA	WHIP										
Roger Clemens, R (1, 1) ERA: 2.05	5.2	W	28	9	5	4	7	3	0	0	0	0	0	67	112	6.35	2.118										
Dan Miceli, R (6, 1) ERA: 0.73	2.1	H	9	2	0	0	3	1	0	0	0	0	0	24	34	0.00	1.286										
Octavio Dotel, R (9, 1) ERA: 2.89	1.0	S	3	0	0	0	2	0	0	0	0	0	0	9	14	0.00	0.000										

Houston Astros @ Colorado Rockies
Coors Field, Denver, CO
Sat Apr 24 2004, 1:05 PM MDT
Att: 35,260 - Sunny - 47 F

AB 36
R 5
H 11
RBI 4
BB 4
SO 12
LOB 14



Batter	1	2	3	4	5	6	7	8	9	AB	R	H	RBI	BB	SO	LOB	TOP										
Craig Biggio, R (1, 8) OBP: 0.388, SLG: 0.575	1-1 G6-3		0-0 P5		1-2 HBP		1-0 G5-3			3	0	0	0	0	0	2											
28 Adam Everett, R (1, 6) OBP: 0.349, SLG: 0.387	1-3 K2-3			0-2 P4	2-3 K		1-1 P5			4	0	0	0	0	2	4											
5 Jeff Bagwell, R (1, 3) OBP: 0.467, SLG: 0.586	2-0 F9			0-0 P4		1-3 K		3-3 K		4	0	0	0	0	2	0											
Richard Hidalgo, R (1, 9) OBP: 0.395, SLG: 0.671		1-3 K		1-0 L6		1-2 2B		3-2 P5		4	0	1	0	0	1	0											
16 Jason Lane, R (1, 7) OBP: 0.600, SLG: 0.556 17 Lance Berkman, S (8, PH) OBP: 0.444, SLG: 0.550	0-1 G1-3				0-1 G1-3	4-1 BB		3-3 K		2	0	0	0	1	0	0											
Morgan Ensberg, R (1, 5) OBP: 0.288, SLG: 0.229	0-0 G5-3				1-0 1B 2B	0-0 L9			1-1 F7	4	1	1	0	0	0	2											
Jose Vizcaino, S (1, 4) OBP: 0.179, SLG: 0.154			3-2 G4-3		0-2 G4-3	1-0 G4-3		2-2 F7		4	0	0	0	0	0	3											
Brad Ausmus, R (1, 2) OBP: 0.319, SLG: 0.375 Jeff Kent, R (9, PH) OBP: 0.333, SLG: 0.471			0-0 G3		4-0 HBP 1B IBB		1-0 SH5-4 1B		0-3 K	2	0	1	0	1	0	0											
Wade Miller, R (1, 1) OBP: 0.250, SLG: 0.250 54 Brad Lidge, R (8, 1) 41 Brandon Backe, R (8, 1) Mike Gallo, L (8, 1)			0-0 1B		2-0 HBP 1B		1-1 SH5-4			2	0	2	1	0	0	0											
Inning Stats	R: 0 E: 0 K: 1 S: 6	H: 0 LOB: 0 BB: 0 P: 10	R: 0 E: 0 K: 1 S: 7	H: 0 LOB: 0 BB: 0 P: 8	R: 0 E: 0 K: 0 S: 6	H: 1 LOB: 1 BB: 0 P: 9	R: 0 E: 0 K: 0 S: 5	H: 0 LOB: 0 BB: 0 P: 6	R: 1 E: 0 K: 1 S: 14	H: 2 LOB: 3 BB: 1 P: 24	R: 0 E: 0 K: 1 S: 9	H: 1 LOB: 2 BB: 1 P: 16	R: 0 E: 0 K: 0 S: 6	H: 1 LOB: 1 BB: 0 P: 10	R: 0 E: 0 K: 2 S: 13	H: 0 LOB: 0 BB: 0 P: 22	R: 0 E: 0 K: 1 S: 10	H: 0 LOB: 0 BB: 0 P: 13	1B: 3 2B: 2 3B: 0 HR: 0	SF: 0 SAC: 1 DP: 0 HBP: 1	WP: 0 PB: 0 SB: 0 CS: 0	PA: 35					
PITCHER	IP	WLS	BF	H	R	ER	SO	BB	IBB	HBP	BLK	WP	HR	S	P	ERA	WHIP										
Joe Kennedy, L (1, 1) ERA: 2.49	6.1	W	27	5	1	1	4	1	1	1	0	0	0	50	78	1.42	0.947										
Tim Harikkala, R (7, 1) ERA:	0.2	H	2	0	0	0	0	0	0	0	0	0	0	3	5	0.00	0.000										
Vladimir Nunez, R (8, 1) ERA: 2.35	0.2	H	2	0	0	0	1	0	0	0	0	0	0	10	16	0.00	0.000										
40 Brian Fuentes, L (8, 1) ERA: 2.45	0.1	H	1	0	0	0	1	0	0	0	0	0	0	3	6	0.00	0.000										
Shawn Chacon, R (9, 1) ERA: 6.14	1.0	S	3	0	0	0	1	0	0	0	0	0	0	10	13	0.00	0.000										

Houston Astros @ Colorado Rockies
Coors Field, Denver, CO
Sun Apr 25 2004, 1:05 PM MDT
Att: 30,912 - Unknown - 45 F

AB	31
R	1
H	5
RBI	1
BB	2
SO	7
LOB	11



Batter	1	2	3	4	5	6	7	8	9	AB	R	H	RBI	BB	SO	LOB	BOTTOM										
Aaron Miles, S (1, 4) OBP: 0.304, SLG: 0.463 Vladimir Nunez, R (8, 1) 40 Brian Fuentes, L (8, 1) Shawn Chacon, R (9, 1)	1-2 G5-3		2-1 F7		0-1 1B		1-2 L8			4	0	1	0	0	0	2											
Royce Clayton, R (1, 6) OBP: 0.394, SLG: 0.409	3-2 K			1-2 2B	2-1 F8			4-2 17 2B BB		3	1	1	0	1	1	2											
17 Todd Helton, L (1, 3) OBP: 0.451, SLG: 0.612	0-3 K			0-0 G1-3		2-2 F7		0-0 1B 2B		4	1	1	0	0	1	1											
Vinny Castilla, R (1, 5) OBP: 0.411, SLG: 0.730		0-1 1B G5-4-3 1B		0-0 G5-3		1-3 K		1-0 G6-4-3 1B		4	1	2	2	0	1	1											
Jeremy Burnitz, L (1, 8) OBP: 0.417, SLG: 0.552		1-0 G5-4-3 1B		1-0 F8		1-3 K		0-0 G6-4-3 1B		4	0	2	0	0	1	1											
Charles Johnson, R (1, 2) OBP: 0.444, SLG: 0.818		1-2 G5-4-3		2-2 F9		4-0 FC9-6 BB		0-2 G6-4-3		3	0	0	0	1	0	3											
5 Matt Holliday, R (1, 7) OBP: 0.485, SLG: 0.724 Denny Hocking, S (8, 7) OBP: 0.310, SLG: 0.296		1-2 1-2 3-H 2-0 P3		0-0 G4-3		1 SAFE 2-2 FC9-6 1B		0-0 F8		3	0	0	0	0	0	1											
Mark Sweeney, L (1, 9) OBP: 0.240, SLG: 0.391 Rene Reyes, S (8, 8) OBP: 0.278, SLG: 0.226			1-3 K2-3		2-0 HR		2-3 K			3	1	1	1	0	2	1											
Joe Kennedy, R (1, 1) OBP: 0.222, SLG: 0.125 Tim Harikkala, R (7, 1) Luis Gonzalez, R (7, PH) OBP: 0.295, SLG: 0.429			2-0 F9		4-2 BB		0-1 1B			1	0	0	0	1	0	0											
Inning Stats	R: 0 E: 0 K: 2 S: 9	H: 0 LOB: 0 BB: 0 P: 13	R: 1 E: 0 K: 0 S: 7	H: 2 LOB: 0 BB: 0 P: 11	R: 0 E: 0 K: 1 S: 6	H: 0 LOB: 0 BB: 0 P: 11	R: 0 E: 0 K: 0 S: 6	H: 1 LOB: 1 BB: 0 P: 8	R: 1 E: 0 K: 0 S: 14	H: 2 LOB: 2 BB: 1 P: 24	R: 0 E: 0 K: 2 S: 11	H: 0 LOB: 0 BB: 0 P: 15	R: 0 E: 0 K: 1 S: 13	H: 1 LOB: 2 BB: 1 P: 22	R: 2 E: 0 K: 0 S: 10	H: 3 LOB: 1 BB: 1 P: 15	1B: 6 2B: 2 3B: 0 HR: 1	SF: 0 SAC: 0 DP: 2 HBP: 0	WP: 0 PB: 0 SB: 0 CS: 0	PA: 34							
PITCHER	IP	WLS	BF	H	R	ER	SO	BB	IBB	HBP	BLK	WP	HR	S	P	ERA	WHIP										
Wade Miller, R (1, 1) ERA: 3.12	7.0	L	28	6	2	2	6	2	0	0	0	0	0	5	10	∞	∞										
54 Brad Lidge, R (8, 1) ERA: 2.7	0.0		3	2	2	2	0	1	0	0	0	0	0	4	4	0.00	1.500										
41 Brandon Backe, R (8, 1) ERA: 2.79	0.2		2	1	0	0	0	0	0	0	0	0	0	4	4	0.00	1.500										
Mike Gallo, L (8, 1) ERA:	0.1		1	0	0	0	0	0	0	0	0	0	0	1	1	0.00	0.000										

Houston Astros @ Colorado Rockies
Coors Field, Denver, CO
Sun Apr 25 2004, 1:05 PM MDT
Att: 30,912 - Unknown - 45 F

AB	31
R	4
H	9
RBI	3
BB	3
SO	6
LOB	13



Batter	1	2	3	4	5	6	7	8	9	AB	R	H	RBI	BB	SO	LOB	TOP					
Craig Biggio, R (1, 8) OBP: 0.381, SLG: 0.558										4	0	1	0	0	1	3						
28 Adam Everett, R (1, 6) OBP: 0.345, SLG: 0.385										3	0	1	1	0	1	2						
5 Jeff Bagwell, R (1, 3) OBP: 0.457, SLG: 0.562										3	0	0	0	1	0	2						
Jeff Kent, R (1, 4) OBP: 0.317, SLG: 0.446										4	0	0	0	0	0	1						
17 Lance Berkman, S (1, 7) OBP: 0.447, SLG: 0.540										3	0	1	0	1	0	0						
Richard Hidalgo, R (1, 9) OBP: 0.388, SLG: 0.662										4	1	1	0	0	0	2						
Mike Lamb, L (1, 5) OBP: 0.406, SLG: 0.733										4	0	2	0	0	1	2						
Raul Chavez, R (1, 2) OBP: 0.231, SLG: 0.308										3	1	2	1	0	0	1						
Otlando Palmeiro, L (9, PH) OBP: 0.286, SLG: 0.450										1	0	0	0	0	0	1						
44 Roy Oswalt, R (1, 1) OBP: 0.250, SLG: 0.273										1	0	0	0	1	1							
Mike Gallo, L (8, 1)										0	0	0	0	0	0	0						
41 Brandon Backe, R (8, 1)										0	0	0	0	0	0	0						
Inning Stats	R: 0 E: 0 K: 1 S: 6	H: 0 LOB: 0 BB: 0 P: 8	R: 0 E: 0 K: 0 S: 8	H: 1 LOB: 1 BB: 0 P: 13	R: 1 E: 0 K: 0 S: 13	H: 1 LOB: 1 BB: 1 P: 20	R: 0 E: 0 K: 0 S: 5	H: 0 LOB: 0 BB: 1 P: 12	R: 0 E: 0 K: 0 S: 6	H: 2 LOB: 2 BB: 0 P: 15	R: 0 E: 0 K: 0 S: 6	H: 0 LOB: 0 BB: 1 P: 12	R: 1 E: 0 K: 1 S: 12	H: 2 LOB: 1 BB: 0 P: 19	R: 0 E: 0 K: 0 S: 8	H: 1 LOB: 1 BB: 0 P: 14	R: 0 E: 0 K: 0 S: 8	H: 1 LOB: 1 BB: 0 P: 14	1B: 6 2B: 2 3B: 0 HR: 0	SF: 1 SAC: 1 DP: 1 HBP: 0	WP: 0 PB: 0 SB: 0 CS: 2	PA: 35
PITCHER	IP	WLS	BF	H	R	ER	SO	BB	IBB	HBP	BLK	WP	HR	S	P	ERA	WHIP					
Josh Fogg, R (1, 1) ERA: 10.69	7.0		28	6	2	2	4	3	0	0	0	0	0	62	99	2.57	1.286					
16 Salomon Torres, R (8, 1) ERA: 5.06	1.0	W	3	1	0	0	0	0	0	0	0	0	0	8	14	0.00	1.000					
Jose Mesa, R (9, 1) ERA:	1.0	S	4	1	0	0	0	0	0	0	0	0	0	8	14	0.00	1.000					

Houston Astros @ Pittsburgh Pirates
PNC Park, Pittsburgh, PA
Wed Apr 28 2004, 7:05 PM EDT
Att: 9,813 - Sunny - 61 F

AB 30
R 2
H 8
RBI 2
BB 3
SO 4
LOB 15



Batter	1	2	3	4	5	6	7	8	9	AB	R	H	RBI	BB	SO	LOB	BOTTOM				
Tike Redman, L (1, 8) OBP: 0.239, SLG: 0.318										4	1	1	1	0	0	1					
2 Jack Wilson, R (1, 6) OBP: 0.413, SLG: 0.592										3	1	1	0	0	0	1					
18 Jason Kendall, R (1, 2) OBP: 0.425, SLG: 0.393										3	1	1	1	1	0	2					
Raul Mondesi, R (1, 9) OBP: 0.375, SLG: 0.466										4	0	1	2	0	1	1					
Rob Mackowiak, L (1, 7) OBP: 0.355, SLG: 0.462										4	0	0	0	0	1	2					
Craig Wilson, R (1, 3) OBP: 0.457, SLG: 0.732										3	0	1	0	0	1	2					
Bobby Hill, S (1, 4) OBP: 0.360, SLG: 0.314										3	1	1	0	1	0	2					
Jose Castillo, R (9, 4) OBP: 0.383, SLG: 0.439										0	0	0	0	0	0	0					
Chris Stynes, R (1, 5) OBP: 0.226, SLG: 0.235										4	0	1	0	0	0	3					
Josh Fogg, R (1, 1) ERA: 2.48										1	0	0	0	0	0	0					
Abraham Nunez, S (7, PH) ERA:										1	0	0	0	0	0	0					
16 Salomon Torres, R (8, 1) ERA:										0	0	0	0	0	0	0					
Carlos Rivera, L (9, 3) ERA: 2.61										0	0	0	0	0	0	0					
Inning Stats	R: 1 E: 1 K: 1 S: 11	H: 1 LOB: 0 BB: 0 P: 18	R: 0 E: 0 K: 0 S: 5	H: 1 LOB: 1 BB: 0 P: 8	R: 0 E: 0 K: 0 S: 7	H: 0 LOB: 0 BB: 0 P: 13	R: 0 E: 0 K: 0 S: 6	H: 1 LOB: 1 BB: 0 P: 13	R: 0 E: 0 K: 0 S: 4	H: 0 LOB: 0 BB: 0 P: 12	R: 0 E: 0 K: 0 S: 7	H: 0 LOB: 0 BB: 0 P: 9	R: 0 E: 0 K: 2 S: 12	H: 2 LOB: 2 BB: 2 P: 24	R: 2 E: 0 K: 2 S: 12	H: 2 LOB: 2 BB: 2 P: 24	1B: 5 2B: 2 3B: 0 HR: 0	SF: 0 SAC: 1 DP: 0 HBP: 2	WP: 1 PB: 0 SB: 0 CS: 0	PA: 35	
PITCHER	IP	WLS	BF	H	R	ER	SO	BB	IBB	HBP	BLK	WP	HR	S	P	ERA	WHIP				
44 Roy Oswalt, R (1, 1) ERA: 2.48	7.0	L	31	7	4	3	1	1	0	2	0	0	0	61	110	3.86	1.143				
Mike Gallo, L (8, 1) ERA:	0.1		1	0	0	0	1	0	0	0	0	0	0	3	3	0.00	0.000				
41 Brandon Backe, R (8, 1) ERA: 2.61	0.2		3	0	0	0	1	0	1	0	0	1	0	4	9	0.00	0.000				

Houston Astros @ Pittsburgh Pirates
PNC Park, Pittsburgh, PA
Wed Apr 28 2004, 7:05 PM EDT
Att: 9,813 - Sunny - 61 F

AB 30
R 4
H 7
RBI 4
BB 2
SO 3
LOB 14



Batter	1	2	3	4	5	6	7	8	9	AB	R	H	RBI	BB	SO	LOB	TOP					
Craig Biggio, R (1, 8) OBP: 0.375, SLG: 0.543 16 Jason Lane, R (9, 8) OBP: 0.600, SLG: 0.556	L7		FC6-4 1B		K		G6-4-3			4	0	1	0	0	1	3						
28 Adam Everett, R (1, 6) OBP: 0.330, SLG: 0.366	G3		FC6-4			F7		G6-3		4	0	0	0	0	0	1						
5 Jeff Bagwell, R (1, 3) OBP: 0.459, SLG: 0.566	2B					F9		G6-3		3	0	1	0	0	0	0						
Jeff Kent, R (1, 4) OBP: 0.302, SLG: 0.423	K				G5-6-3 HBP		G5-3			4	0	0	0	0	2	2						
17 Lance Berkman, S (1, 7) OBP: 0.449, SLG: 0.530						F8				3	1	1	0	1	1	1						
Richard Hidalgo, R (1, 9) OBP: 0.381, SLG: 0.654										4	1	1	0	0	2	2						
Mike Lamb, L (1, 5) OBP: 0.389, SLG: 0.667						F8				3	0	0	0	1	1	0						
Brad Ausmus, R (1, 2) OBP: 0.319, SLG: 0.379										2	0	1	1	0	0	0						
Andy Pettitte, L (1, 1) Jose Vizcaino, S (7, PH) Dan Miceli, R (7, 1) 54 Brad Lidge, R (8, 1) Octavio Dotel, R (9, 1)										1	0	0	0	0	0	0						
Inning Stats	R: 0 E: 0 K: 1 S: 10	H: 1 LOB: 1 BB: 0 P: 15	R: 0 E: 0 K: 2 S: 10	H: 0 LOB: 0 BB: 0 P: 15	R: 0 E: 0 K: 0 S: 12	H: 1 LOB: 1 BB: 0 P: 15	R: 0 E: 0 K: 1 S: 13	H: 0 LOB: 1 BB: 0 P: 23	R: 0 E: 0 K: 1 S: 11	H: 1 LOB: 1 BB: 0 P: 16	R: 0 E: 0 K: 0 S: 5	H: 0 LOB: 0 BB: 0 P: 8	R: 2 E: 0 K: 0 S: 16	H: 3 LOB: 1 BB: 1 P: 26	R: 0 E: 0 K: 1 S: 8	H: 0 LOB: 0 BB: 0 P: 14	R: 0 E: 0 K: 1 S: 6	H: 0 LOB: 0 BB: 1 P: 13	1B: 4 2B: 2 3B: 0 HR: 0	SF: 1 SAC: 1 DP: 2 HBP: 1	WP: 0 PB: 0 SB: 0 CS: 0	PA: 34
PITCHER	IP	WLS	BF	H	R	ER	SO	BB	IBB	HBP	BLK	WP	HR	S	P	ERA	WHIP					
Kip Wells, R (1, 1) ERA: 2.97 34 John Grabow, L (7, 1) ERA: 2.08 Brian Meadows, R (7, 1) ERA: 1.26 Brian Boehringer, R (9, 1) ERA: 5.59	6.1	L	26	5	2	2	5	1	0	1	0	0	0	73	112	2.84	0.947					

Houston Astros @ Pittsburgh Pirates
PNC Park, Pittsburgh, PA
Thu Apr 29 2004, 12:35 PM EDT
Att: 19,485 - Sunny - 74 F

AB 29
R 2
H 6
RBI 2
BB 2
SO 7
LOB 9



Batter	1	2	3	4	5	6	7	8	9	AB	R	H	RBI	BB	SO	LOB	BOTTOM					
Tike Redman, L (1, 8) OBP: 0.228, SLG: 0.303	K		F8			L1		F8		4	0	0	0	0	1	1						
2 Jack Wilson, R (1, 6) OBP: 0.393, SLG: 0.563	P4					F7				4	0	0	0	0	1	0						
Raul Mondesi, R (1, 7) OBP: 0.361, SLG: 0.461						G5-3 1B		F7		3	0	1	0	1	1	0						
Craig Wilson, R (1, 3) OBP: 0.447, SLG: 0.703	G1-3					G5-3		HBP		3	0	0	0	0	1	2						
J.J. Davis, R (1, 9) OBP: 0.176, SLG: 0.071 Rob Mackowiak, L (7, PH) OBP: 0.349, SLG: 0.453						G1-3		K		2	0	0	0	0	0	1						
11 Humberto Cota, R (1, 2) OBP: 0.250, SLG: 0.600								K		3	0	0	0	0	1	1						
Chris Stynes, R (1, 5) OBP: 0.214, SLG: 0.222								K		3	0	0	0	0	1	0						
Jose Castillo, R (1, 4) OBP: 0.367, SLG: 0.419 Abraham Nunez, S (8, PH) OBP: 0.292, SLG: 0.318								F9		2	0	0	0	0	1	0						
Kip Wells, R (1, 1) OBP: 0.250, SLG: 0.500 34 John Grabow, L (7, 1) ERA: 0.69 Brian Meadows, R (7, 1) Bobby Hill, S (8, PH) Brian Boehringer, S (9, 1) ERA: 2.61										2	0	0	0	0	1	0						
Inning Stats	R: 0 E: 0 K: 1 S: 10	H: 0 LOB: 0 BB: 1 P: 18	R: 0 E: 0 K: 0 S: 5	H: 0 LOB: 0 BB: 0 P: 8	R: 0 E: 0 K: 0 S: 7	H: 0 LOB: 0 BB: 0 P: 11	R: 0 E: 0 K: 0 S: 12	H: 1 LOB: 1 BB: 0 P: 15	R: 0 E: 0 K: 1 S: 8	H: 0 LOB: 0 BB: 0 P: 11	R: 0 E: 0 K: 2 S: 9	H: 0 LOB: 1 BB: 0 P: 16	R: 0 E: 0 K: 1 S: 9	H: 1 LOB: 1 BB: 0 P: 15	R: 0 E: 0 K: 3 S: 9	H: 0 LOB: 0 BB: 0 P: 12	1B: 2 2B: 0 3B: 0 HR: 0	SF: 0 SAC: 0 DP: 0 HBP: 1	WP: 0 PB: 0 SB: 0 CS: 0	PA: 31		
PITCHER	IP	WLS	BF	H	R	ER	SO	BB	IBB	HBP	BLK	WP	HR	S	P	ERA	WHIP					
Andy Pettitte, L (1, 1) ERA: 4.76 Dan Miceli, R (7, 1) ERA: 0.69 54 Brad Lidge, R (8, 1) ERA: 2.45 Octavio Dotel, R (9, 1) ERA: 2.61	6.0	H	4	0	0	0	2	0	0	1	0	0	0	9	16	0.00	0.000					

Houston Astros @ Pittsburgh Pirates
PNC Park, Pittsburgh, PA
Thu Apr 29 2004, 12:35 PM EDT
Att: 19,485 - Sunny - 74 F

AB 29
R 0
H 2
RBI 0
BB 1
SO 9
LOB 6



Batter	1	2	3	4	5	6	7	8	9	AB	R	H	RBI	BB	SO	LOB	TOP		
D'Angelo Jimenez, S OBP: 0.358, SLG: 0.337	0-3 K		4-1 2B BB		0-2 F7		3-1 F7		0-0 G4-3	4	1	0	0	1	1	1			
Barry Larkin, R OBP: 0.330, SLG: 0.341	1-0 G1-3		0-3 K		0-1 L9		1-0 1B		3-2 1B	5	0	2	1	0	1	1			
Ken Griffey Jr., L OBP: 0.320, SLG: 0.412	1-2 P4		2-0 1H 2B		4-2 BB		1-0 F7		2-2 G4-3	4	0	1	1	1	0	2			
Sean Casey, L OBP: 0.450, SLG: 0.644		2-2 F9	4-1 BB		0-1 G6-3			0-3 K		3	0	0	0	1	1	1			
Adam Dunn, L OBP: 0.526, SLG: 0.716		4-2 HR BB	3-3 K		2-3 K			2-0 F8		3	1	0	0	1	2	2			
Brandon Larson, R OBP: 0.471, SLG: 0.571		2-2 1H HR	3-2 G6-3		1-2 G6-3			2-0 1B		4	1	2	2	0	0	2			
6 Ryan Freel, R OBP: 0.293, SLG: 0.386		1-3 K2-3		2-0 G5-3		4-1 BB		0-3 K		3	0	0	0	1	2	1			
Corky Miller, R		4-0 BB		1-0 P1		2-3 K		2-2 G3-1		2	0	0	0	1	1	1			
Javier Valentin, S OBP: 0.156, SLG: 0.059					1-2 K					1	0	0	0	0	0	0			
39 Aaron Harang, R Todd Van Poppel, R Jason Rottenshield, R Brian Reith, R Phil Norton, R Jacob Cruz, L OBP: 0.200, SLG: 0.200		3-2 G4-3		0-3 K		1-2 G6-3		2-1 G4-3 1B		2	0	0	0	0	1	1			
Inning Stats	R: 0 E: 0 K: 1 S: 7	H: 0 LOB: 0 BB: 9	R: 2 E: 0 K: 1 S: 15	H: 1 LOB: 1 BB: 31	R: 1 E: 0 K: 2 S: 13	H: 1 LOB: 2 BB: 28	R: 0 E: 0 K: 1 S: 5	H: 0 LOB: 1 BB: 8	R: 0 E: 0 K: 2 S: 10	H: 0 LOB: 1 BB: 1	R: 0 E: 0 K: 0 S: 7	H: 1 LOB: 1 BB: 0	R: 0 E: 0 K: 2 S: 8	H: 1 LOB: 1 BB: 12	R: 1 E: 0 K: 0 S: 14	H: 2 LOB: 1 BB: 23	1B: 4 2B: 1 3B: 0 HR: 1	SF: 0 SAC: 0 DP: 0 HBP: 0	WP: 0 PA: 39 PB: 0 SB: 1 CS: 0
PITCHER	IP WLS BF H R ER SO BB IBB HBP BLK WP HR S P ERA WHIP	IP WLS BF H R ER SO BB IBB HBP BLK WP HR S P ERA WHIP	IP WLS BF H R ER SO BB IBB HBP BLK WP HR S P ERA WHIP	IP WLS BF H R ER SO BB IBB HBP BLK WP HR S P ERA WHIP	IP WLS BF H R ER SO BB IBB HBP BLK WP HR S P ERA WHIP	IP WLS BF H R ER SO BB IBB HBP BLK WP HR S P ERA WHIP	IP WLS BF H R ER SO BB IBB HBP BLK WP HR S P ERA WHIP	IP WLS BF H R ER SO BB IBB HBP BLK WP HR S P ERA WHIP	IP WLS BF H R ER SO BB IBB HBP BLK WP HR S P ERA WHIP	IP WLS BF H R ER SO BB IBB HBP BLK WP HR S P ERA WHIP	IP WLS BF H R ER SO BB IBB HBP BLK WP HR S P ERA WHIP	IP WLS BF H R ER SO BB IBB HBP BLK WP HR S P ERA WHIP	IP WLS BF H R ER SO BB IBB HBP BLK WP HR S P ERA WHIP	IP WLS BF H R ER SO BB IBB HBP BLK WP HR S P ERA WHIP	IP WLS BF H R ER SO BB IBB HBP BLK WP HR S P ERA WHIP	IP WLS BF H R ER SO BB IBB HBP BLK WP HR S P ERA WHIP	IP WLS BF H R ER SO BB IBB HBP BLK WP HR S P ERA WHIP	IP WLS BF H R ER SO BB IBB HBP BLK WP HR S P ERA WHIP	IP WLS BF H R ER SO BB IBB HBP BLK WP HR S P ERA WHIP

Cincinnati Reds @ Houston Astros
Minute Maid Park, Houston, TX
Sat May 01 2004, 6:05 PM CDT
Att: 40,104 - Dome - 72 F

AB 33
R 4
H 6
RBI 4
BB 6
SO 9
LOB 12



Batter	1	2	3	4	5	6	7	8	9	AB	R	H	RBI	BB	SO	LOB	BOTTOM		
Craig Biggio, R OBP: 0.302, SLG: 0.562	3-2 28 1B 5 WP 2B	1-1 1B		0-0 2H 1B		0-0 SH1-3		4-2 28 1B 2B BB		3	2	3	1	1	0	0			
28 Adam Everett, R OBP: 0.343, SLG: 0.389	1-1 5 1B 5 WP SF9-6-4 1B	0-3 K		0-1 F9		1-3 K		1-2 2B 1B		5	2	2	0	0	2	4			
5 Jeff Bagwell, R OBP: 0.467, SLG: 0.583	1-1 1B	1-0 F9		2-0 17 BB SF9 1B		1-0 1B 2B		2-3 K		5	2	3	1	0	1	4			
Jeff Kent, R OBP: 0.316, SLG: 0.440	0-1 SF9-3-6-4		2-0 F8		4-1 SF9 17 BB BB		0-2 1B 2B		3-1 3B 2B	3	1	2	4	1	0	0			
17 Lance Berkman, S OBP: 0.469, SLG: 0.569	4-2 1B BB		1-1 L6		4-2 1B BB		0-0 F8		4-1 3B BB	2	1	0	0	3	0	1			
Richard Hidalgo, R OBP: 0.376, SLG: 0.651	2-2 1B		2-0 G5-3		2-2 SF9		1-2 SH1-3 1B		1-1 1B 3B	4	0	3	3	0	0	0			
16 Jason Lane, R OBP: 0.600, SLG: 0.556	1-2 1B				2-3 3H		1-1 SH1-3 1B		1-1 1B 3B	0	0	0	0	0	0	0			
Morgan Ensberg, R OBP: 0.281, SLG: 0.268	2-2 G4-3			1-0 P4		1-2 SH1-3 1B		0-0 G1-3		4	0	1	0	0	0	3			
Brad Ausmus, R OBP: 0.309, SLG: 0.360		0-3 K		0-0 SH1-4 1B		1-0 G5-4-3 1B		1-0 G4-3		5	1	1	0	0	1	5			
Wade Miller, R Orlando Palmiero, L 41 Brandon Backe, R Mike Gallo, L Mike Lamb, L 54 Brad Lidge, R Brandon Duckworth, R		1-2 1B		0-0 SH1-4		4-2 5 WP SH1-3 BB		1-1 G3		1	0	1	0	0	0	0			
Inning Stats	R: 2 E: 0 K: 0 S: 17	H: 4 LOB: 2 BB: 1 P: 30	R: 0 E: 0 K: 2 S: 12	H: 2 LOB: 0 BB: 0 P: 15	R: 0 E: 0 K: 0 S: 4	H: 0 LOB: 0 BB: 0 P: 9	R: 1 E: 0 K: 0 S: 6	H: 2 LOB: 1 BB: 0 P: 7	R: 1 E: 0 K: 0 S: 11	H: 2 LOB: 2 BB: 2 P: 25	R: 2 E: 0 K: 1 S: 12	H: 2 LOB: 1 BB: 1 P: 18	R: 0 E: 0 K: 0 S: 11	H: 1 LOB: 0 BB: 0 P: 13	R: 4 E: 0 K: 1 S: 13	H: 3 LOB: 1 BB: 2 P: 28	1B: 12 2B: 4 3B: 1 HR: 0	SF: 2 SAC: 3 DP: 2 HBP: 0	WP: 2 PA: 44 PB: 0 SB: 0 CS: 0
PITCHER	IP WLS BF H R ER SO BB IBB HBP BLK WP HR S P ERA WHIP	IP WLS BF H R ER SO BB IBB HBP BLK WP HR S P ERA WHIP	IP WLS BF H R ER SO BB IBB HBP BLK WP HR S P ERA WHIP	IP WLS BF H R ER SO BB IBB HBP BLK WP HR S P ERA WHIP	IP WLS BF H R ER SO BB IBB HBP BLK WP HR S P ERA WHIP	IP WLS BF H R ER SO BB IBB HBP BLK WP HR S P ERA WHIP	IP WLS BF H R ER SO BB IBB HBP BLK WP HR S P ERA WHIP	IP WLS BF H R ER SO BB IBB HBP BLK WP HR S P ERA WHIP	IP WLS BF H R ER SO BB IBB HBP BLK WP HR S P ERA WHIP	IP WLS BF H R ER SO BB IBB HBP BLK WP HR S P ERA WHIP	IP WLS BF H R ER SO BB IBB HBP BLK WP HR S P ERA WHIP	IP WLS BF H R ER SO BB IBB HBP BLK WP HR S P ERA WHIP	IP WLS BF H R ER SO BB IBB HBP BLK WP HR S P ERA WHIP	IP WLS BF H R ER SO BB IBB HBP BLK WP HR S P ERA WHIP	IP WLS BF H R ER SO BB IBB HBP BLK WP HR S P ERA WHIP	IP WLS BF H R ER SO BB IBB HBP BLK WP HR S P ERA WHIP	IP WLS BF H R ER SO BB IBB HBP BLK WP HR S P ERA WHIP	IP WLS BF H R ER SO BB IBB HBP BLK WP HR S P ERA WHIP	IP WLS BF H R ER SO BB IBB HBP BLK WP HR S P ERA WHIP

Cincinnati Reds @ Houston Astros
Minute Maid Park, Houston, TX
Sat May 01 2004, 6:05 PM CDT
Att: 40,104 - Dome - 72 F

AB 33
R 10
H 16
RBI 9
BB 6
SO 4
LOB 18



Batter	1	2	3	4	5	6	7	8	9	AB	R	H	RBI	BB	SO	LOB	TOP								
6 Ryan Freel, R OBP: 0.295, SLG: 0.375 D'Angelo Jimenez, S OBP: 0.351, SLG: 0.330	3-3 K		1-1 1B S E HBP	0-2 F8			2-2 F7		0-1 F8	2	1	0	0	0	1	2									
Juan Castro, R OBP: 0.304, SLG: 0.333	1-1 F9		4-1 1B E BB	0-2 G4-3			1-2 F8		4-0 1B BB	3	0	0	0	2	0	2									
Ken Griffey Jr., L OBP: 0.324, SLG: 0.411	2-3 K		3-2 E9 1-3 2-H 1B		0-0 G3		3-3 K		0-0 1-2 1B	5	0	2	0	0	2	0									
Sean Casey, L OBP: 0.448, SLG: 0.632		1-2 2B 1B			1-1 1B				0-0 F8 F9	5	1	2	0	0	0	3									
Adam Dunn, L OBP: 0.525, SLG: 0.743		4-1 2B SF9 BB	2-3 K		1-2 F8				0-1 HR	3	2	1	1	1	1	2									
Brandon Larson, R OBP: 0.476, SLG: 0.611 Jason Romano, R OBP: 0.167, SLG: 0.118	1-2 SF9 1-3 2-H 2B			0-2 2B 1B	1-1 P6				2-0 E5	4	1	2	1	0	0	1									
Javier Valentin, S OBP: 0.174, SLG: 0.150	0-2 SF9			0-0 1-H 2B		2-2 F8			1-3 K	3	0	1	2	0	1	1									
Wily Mo Peña, R OBP: 0.333, SLG: 0.438 Todd Jones, L (8, 1)	1-3 K			0-3 K		0-0 G6-3			1-3 K	4	0	0	0	0	3	3									
Cory Lidle, R OBP: 0.500, SLG: 0.286 Barry Larkin, R OBP: 0.326, SLG: 0.337	2-3 K			4-1 BB		0-3 K			0-1 F8	2	0	0	0	1	2	1									
Inning Stats	R: 0 E: 0 K: 2 S: 9	H: 0 LOB: 0 BB: 0 P: 15	R: 2 E: 0 K: 2 S: 18	H: 2 LOB: 1 BB: 1 P: 27	R: 1 E: 1 K: 1 S: 12	H: 1 LOB: 1 BB: 1 P: 21	R: 1 E: 0 K: 1 S: 15	H: 2 LOB: 2 BB: 1 P: 19	R: 0 E: 0 K: 0 S: 9	H: 1 LOB: 1 BB: 0 P: 12	R: 0 E: 0 K: 1 S: 7	H: 0 LOB: 0 BB: 0 P: 9	R: 0 E: 0 K: 1 S: 9	H: 0 LOB: 0 BB: 0 P: 15	R: 1 E: 1 K: 2 S: 10	H: 1 LOB: 1 BB: 0 P: 14	R: 0 E: 0 K: 0 S: 9	H: 1 LOB: 2 BB: 1 P: 14	1B: 5 2B: 2 3B: 0 HR: 1	SF: 1 SAC: 0 DP: 0 HBP: 1	WP: 0 PB: 0 SB: 1 CS: 0	PA: 40			
PITCHER	IP	WLS	BF	H	R	ER	SO	BB	IBB	HBP	BLK	WP	HR	S	P	ERA	WHIP								
Tim Redding, R ERA: 10.57	3.0		16	5	4	4	5	2	0	1	0	0	0	43	67	12.00	2.3333								
41 Brandon Backe, R ERA: 2.25	1.0		4	0	0	0	1	1	0	0	0	0	0	11	15	0.00	1.000								
Mike Gallo, L ERA: 4.32	1.1		5	1	0	0	0	0	0	0	0	0	0	12	17	0.00	0.750								
Chad Harville, R ERA: 4.32	0.2		2	0	0	0	1	0	0	0	0	0	0	4	4	0.00	0.000								
Dan Miceli, R ERA: 1.1	2.0	W	8	1	1	1	3	0	0	0	0	0	1	19	29	4.50	0.500								
PITCHER	IP	WLS	BF	H	R	ER	SO	BB	IBB	HBP	BLK	WP	HR	S	P	ERA	WHIP								
Octavio Dotel, R ERA: 2.38	1.0	S	5	1	0	0	0	1	0	0	0	0	0	9	14	0.00	2.000								

Cincinnati Reds @ Houston Astros
Minute Maid Park, Houston, TX
Sun May 02 2004, 1:05 PM CDT
Att: 38,313 - Cloudy - 66 F

AB	34
R	5
H	8
RBI	4
BB	4
SO	10
LOB	15



Batter	1	2	3	4	5	6	7	8	9	AB	R	H	RBI	BB	SO	LOB	BOTTOM								
Craig Biggio, R OBP: 0.306, SLG: 0.554	1-0 G6-3		4-2 28 CS HBP		2-1 1B		0-2 L7			3	0	1	0	0	0	0									
28 Adam Everett, R OBP: 0.340, SLG: 0.383	0-3 K		1-0 CS 1-2	1-1 5 2B 1B	0-2 F9		0-1 G5-3			4	1	1	0	0	1	1									
5 Jeff Bagwell, R OBP: 0.477, SLG: 0.598	4-1 BB			2-0 1-H HR 2B	0-3 K			0-2 17 1B 1B		3	2	2	1	1	1	1									
Jeff Kent, R OBP: 0.323, SLG: 0.477	2-2 G4-3			2-2 2-H HR	3-2 F8			1-2 17 1B 1B		4	2	2	2	0	0	2									
17 Lance Berkman, S OBP: 0.471, SLG: 0.560		1-3 K		4-2 SH5-3 1B BB		0-1 G6-3		0-1 1B SH1 1B		3	1	1	0	1	1	0									
Richard Hidalgo, R OBP: 0.371, SLG: 0.633		2-3 K		1-2 SH5-3 1B		1-1 E6 FC6-4		0-3 K		4	0	1	0	0	2	3									
Morgan Ensberg, R OBP: 0.273, SLG: 0.259 Dan Miceli, R OBP: 1.000, SLG: 1.000 Mike Lamb, L OBP: 0.395, SLG: 0.657 Octavio Dotel, R (9, 1)		1-3 K		1-1 SH5-3		0-1 FC6-4		2-0 SH1 1B		2	0	0	0	0	1	1									
Brad Ausmus, R OBP: 0.298, SLG: 0.346			1-0 P4	0-0 L6		0-1 B1		1-0 SH1		3	0	0	1	0	0	3									
Tim Redding, R ERA: 4.75 Orlando Palmeiro, L OBP: 0.291, SLG: 0.459 Mike Gallo, L OBP: 0.198, SLG: 0.167			0-3 K	1-2 G6-3			0-2 P5		1-1 L6	1	0	0	0	0	1	0									
Inning Stats	R: 0 E: 0 K: 1 S: 10	H: 0 LOB: 1 BB: 1 P: 17	R: 0 E: 0 K: 3 S: 9	H: 0 LOB: 0 BB: 0 P: 13	R: 0 E: 0 K: 1 S: 6	H: 0 LOB: 0 BB: 0 P: 12	R: 3 E: 0 K: 0 S: 18	H: 4 LOB: 2 BB: 1 P: 30	R: 0 E: 0 K: 1 S: 11	H: 1 LOB: 1 BB: 0 P: 16	R: 0 E: 0 K: 0 S: 8	H: 0 LOB: 0 BB: 0 P: 9	R: 0 E: 0 K: 0 S: 8	H: 0 LOB: 0 BB: 0 P: 8	R: 3 E: 0 K: 1 S: 15	H: 4 LOB: 1 BB: 0 P: 20	R: 0 E: 0 K: 0 S: 8	H: 1 LOB: 1 BB: 0 P: 14	1B: 7 2B: 1 3B: 0 HR: 1	SF: 0 SAC: 2 DP: 0 HBP: 1	WP: 0 PB: 0 SB: 0 CS: 1	PA: 37			
PITCHER	IP	WLS	BF	H	R	ER	SO	BB	IBB	HBP	BLK	WP	HR	S	P	ERA	WHIP								
Cory Lidle, R ERA: 6.28	7.0	L	29	4	3	3	1	0	0	0	0	0	0	70	105	27.00	4.000								
Todd Jones, R ERA: 6.28	1.0	L	7	4	3	3	1	0	0	0	0	0	0	15	20	27.00	4.000								
PITCHER	IP	WLS	BF	H	R	ER	SO	BB	IBB	HBP	BLK	WP	HR	S	P	ERA	WHIP								

Cincinnati Reds @ Houston Astros
Minute Maid Park, Houston, TX
Sun May 02 2004, 1:05 PM CDT
Att: 38,313 - Cloudy - 66 F

AB	31
R	6
H	9
RBI	6
BB	2
SO	7
LOB	14



Batter	1	2	3	4	5	6	7	8	9	AB	R	H	RBI	BB	SO	LOB	TOP					
Tike Redman, L (1, 8) OBP: 0.227, SLG: 0.276	1-3 		4-2 		1-3 			2-2 		3	0	0	0	1	2	2	Pittsburgh Pirates @ Houston Astros Minute Maid Park, Houston, TX Tue May 04 2004, 7:05 PM CDT Att: 31,083 - Unknown - 79 F					
2 Jack Wilson, R (1, 6) OBP: 0.382, SLG: 0.561	1-2 		0-0 			1-2 		2-2 		4	1	2	2	0	0	2						
18 Jason Kendall, R (1, 2) OBP: 0.396, SLG: 0.367	1-3 		1-1 			2-1 		2-1 		4	0	0	0	0	1	3						
Raul Mondesi, R (1, 9) OBP: 0.373, SLG: 0.457	3-3 			2-2 		4-1 		1-3 		3	0	0	0	1	2	1						
Craig Wilson, R (1, 3) OBP: 0.437, SLG: 0.689		2-3 		0-0 		1-2 		1-2 	2-3 	4	0	1	0	0	2	0						
Chris Stynes, R (1, 5) OBP: 0.219, SLG: 0.230		3-3 		2-2 		1-1 		2-1 	2-1 	3	0	0	0	0	1	1						
Abraham Nunez, S (9, PH) OBP: 0.290, SLG: 0.345								1-2 	1-1 	1	0	1	0	0	0	0						
J.J. Davis, R (1, 7) OBP: 0.333, SLG: 0.453		3-1 			2-0 			0-0 	1-1 	3	0	1	0	0	0	0						
Rob Mackowiak, L (9, PH) OBP: 0.333, SLG: 0.453										1	0	0	0	0	0	1						
Jose Castillo, R (1, 4) OBP: 0.377, SLG: 0.426				4-0 		2-2 		0-1 	0-2 	2	1	1	0	1	0	1						
Josh Fogg, R (1, 1) OBP: 0.400, SLG: 0.333			3-3 		1-3 			2-2 		2	0	0	0	0	2	2						
Bobby Hill, S (8, PH) OBP: 0.290, SLG: 0.354										1	1	1	1	0	0	0						
Jason Boyd, R (8, 1) OBP: 0.333, SLG: 0.453										0	0	0	0	0	0	0						
34 John Grabow, L (8, 1) OBP: 0.333, SLG: 0.453										0	0	0	0	0	0	0						
Inning Stats	R: 1 E: 0 K: 3 S: 15	H: 1 LOB: 0 BB: 0 P: 21	R: 0 E: 0 K: 2 S: 10	H: 0 LOB: 0 BB: 0 P: 18	R: 0 E: 0 K: 1 S: 9	H: 0 LOB: 2 BB: 2 P: 21	R: 0 E: 0 K: 0 S: 7	H: 0 LOB: 0 BB: 0 P: 11	R: 0 E: 0 K: 2 S: 13	H: 1 LOB: 1 BB: 0 P: 19	R: 0 E: 0 K: 0 S: 9	H: 0 LOB: 0 BB: 1 P: 17	R: 0 E: 0 K: 0 S: 6	H: 1 LOB: 0 BB: 0 P: 8	R: 2 E: 0 K: 1 S: 18	H: 3 LOB: 1 BB: 0 P: 27	R: 0 E: 0 K: 1 S: 9	H: 1 LOB: 0 BB: 0 P: 14	1B: 5 2B: 1 3B: 0 HR: 1	SF: 0 SAC: 0 DP: 1 HBP: 0	WP: 1 PB: 0 SB: 0 CS: 2	PA: 36
PITCHER	IP	WLS	BF	H	R	ER	SO	BB	IBB	HBP	BLK	WP	HR	S	P	ERA	WHIP					
Andy Pettitte, L (1, 1) ERA: 3.86	5.0	W	19	2	1	1	8	2	0	0	0	1	1	54	90	1.80	0.800					
41 Brandon Backe, R (6, 1) ERA: 1.93	2.0	H	6	1	0	0	0	1	0	0	0	0	0	15	25	0.00	1.000					
Dan Miceli, R (8, 1) ERA: 2.16	0.1	H	4	3	2	2	0	0	0	0	0	0	0	13	19	54.00	9.000					
54 Brad Lidge, R (8, 1) ERA: 3.0	1.2	S	5	1	0	0	2	0	0	0	0	0	0	14	22	0.00	0.600					

Batter	1	2	3	4	5	6	7	8	9	AB	R	H	RBI	BB	SO	LOB	BOTTOM				
Craig Biggio, R (1, 8) OBP: 0.391, SLG: 0.564	0-0 		2-2 		1-2 			0-2 		4	1	1	1	0	0	2	Pittsburgh Pirates @ Houston Astros Minute Maid Park, Houston, TX Tue May 04 2004, 7:05 PM CDT Att: 31,083 - Unknown - 79 F				
28 Adam Everett, R (1, 6) OBP: 0.330, SLG: 0.363	0-0 		1-1 		0-0 		1-0 			4	0	0	0	0	0	2					
5 Jeff Bagwell, R (1, 3) OBP: 0.467, SLG: 0.579	3-3 		1-1 			4-1 		1-3 		3	1	0	0	1	2	2					
Jeff Kent, R (1, 4) OBP: 0.324, SLG: 0.495	2-3 			1-0 		1-1 		0-2 		4	2	2	2	0	1	1					
17 Lance Berkman, S (1, 7) OBP: 0.468, SLG: 0.531	3-2 			4-1 		2-1 		3-1 		3	0	1	0	1	0	1					
Richard Hidalgo, R (1, 9) OBP: 0.362, SLG: 0.612		1-0 		0-0 		0-2 		2-2 		4	0	1	0	0	0	2					
Mike Lamb, L (1, 5) OBP: 0.222, SLG: 0.634		2-0 		0-0 		1-3 		1-3 		3	0	1	1	0	1	0					
Jose Vizcaino, S (6, PH) OBP: 0.176, SLG: 0.156										1	0	0	0	0	1	2					
Brad Ausmus, R (1, 2) OBP: 0.299, SLG: 0.338										2	0	0	0	0	2	1					
Andy Pettitte, L (1, 1) ERA: 3.86										0	0	0	0	1	0	0					
16 Jason Lane, R (5, PH) OBP: 0.265, SLG: 0.290										1	0	0	0	0	0	0					
41 Brandon Backe, R (6, 1) ERA: 1.93										0	0	0	0	0	0	0					
Morgan Ensberg, R (7, PH) OBP: 0.265, SLG: 0.290										1	0	0	0	0	0	1					
Dan Miceli, R (8, 1) ERA: 2.16										0	0	0	0	0	0	0					
54 Brad Lidge, R (8, 1) ERA: 3.0										0	0	0	0	0	0	0					
Inning Stats	R: 1 E: 1 K: 2 S: 11	H: 1 LOB: 1 BB: 0 P: 19	R: 0 E: 0 K: 1 S: 5	H: 0 LOB: 0 BB: 0 P: 9	R: 0 E: 0 K: 0 S: 13	H: 0 LOB: 1 BB: 1 P: 20	R: 1 E: 0 K: 1 S: 8	H: 2 LOB: 1 BB: 1 P: 14	R: 0 E: 0 K: 0 S: 8	H: 0 LOB: 0 BB: 0 P: 9	R: 2 E: 0 K: 1 S: 11	H: 1 LOB: 0 BB: 0 P: 19	R: 0 E: 0 K: 0 S: 8	H: 0 LOB: 0 BB: 0 P: 13	R: 0 E: 0 K: 2 S: 16	H: 2 LOB: 2 BB: 0 P: 22	1B: 4 2B: 0 3B: 0 HR: 2	SF: 0 SAC: 0 DP: 1 HBP: 1	WP: 0 PB: 0 SB: 0 CS: 0	PA: 34	
PITCHER	IP	WLS	BF	H	R	ER	SO	BB	IBB	HBP	BLK	WP	HR	S	P	ERA	WHIP				
Josh Fogg, R (1, 1) ERA: 9.0	7.0	L	29	4	4	4	4	3	0	1	0	0	2	64	103	5.14	1.000				
Jason Boyd, R (8, 1) ERA: 3.38	0.2		4	2	0	0	1	0	0	0	0	0	0	13	18	0.00	3.000				
34 John Grabow, L (8, 1) ERA: 1.8	0.1		1	0	0	0	1	0	0	0	0	0	0	3	4	0.00	0.000				



Batter	1	2	3	4	5	6	7	8	9	AB	R	H	RBI	BB	SO	LOB	TOP										
Tike Redman, L (1, 8) OBP: 0.228, SLG: 0.284	G3		G4-3 2 18 FC5 2B	FC6-4			G6-3			4	1	1	0	0	0	1											
2 Jack Wilson, R (1, 6) OBP: 0.377, SLG: 0.549	G4-3		G4-3				F9 18 G6-3 1B			4	0	1	0	0	0	1											
18 Jason Kendall, R (1, 2) OBP: 0.379, SLG: 0.349	K		FC5 1B WP				G6-3			4	1	0	1	0	1	1											
Raul Mondesi, R (1, 9) OBP: 0.368, SLG: 0.442										3	0	0	0	1	2	2											
Rob Mackowiak, L (1, 5) OBP: 0.354, SLG: 0.463										3	0	2	0	1	1	0											
Craig Wilson, R (1, 7) OBP: 0.430, SLG: 0.670										4	0	1	0	0	2	3											
Bobby Hill, S (1, 4) OBP: 0.367, SLG: 0.302										4	0	0	0	0	0	3											
Carlos Rivera, L (1, 3) OBP: 0.250, SLG: 0.200										3	0	0	0	1	1	0											
Kip Wells, R (1, 1) OBP: 0.200, SLG: 0.400										2	0	0	0	0	2	4											
11 Humberto Cota, R (6, PH) OBP: 0.235, SLG: 0.563										1	0	0	0	0	1	0											
Brian Boehringer, S (6, 1)										0	0	0	0	0	0	0											
Abraham Nunez, S (9, PH) OBP: 0.281, SLG: 0.333										1	0	0	0	0	1	0											
Inning Stats	R: 0 E: 0 K: 1 S: 9	H: 0 LOB: 0 BB: 0 P: 15	R: 0 E: 0 K: 1 S: 16	H: 2 LOB: 3 BB: 2 P: 28	R: 2 E: 0 K: 2 S: 16	H: 2 LOB: 1 BB: 0 P: 22	R: 0 E: 1 K: 1 S: 10	H: 0 LOB: 1 BB: 0 P: 15	R: 0 E: 0 K: 2 S: 14	H: 1 LOB: 2 BB: 1 P: 24	R: 0 E: 0 K: 0 S: 8	H: 0 LOB: 0 BB: 0 P: 10	R: 0 E: 0 K: 0 S: 9	H: 0 LOB: 0 BB: 0 P: 13	R: 0 E: 0 K: 1 S: 9	H: 0 LOB: 0 BB: 0 P: 14	R: 0 E: 0 K: 1 S: 9	H: 0 LOB: 0 BB: 0 P: 10	1B: 4 2B: 1 3B: 0 HR: 0	SF: 0 SAC: 0 DP: 1 HBP: 0	WP: 1 PB: 0 SB: 0 CS: 0	PA: 36					
PITCHER	IP	WLS	BF	H	R	ER	SO	BB	IBB	HBP	BLK	WP	HR	S	P	ERA	WHIP										
Roger Clemens, R (1, 1) ERA: 2.11	6.0	W	27	5	2	2	9	2	1	0	0	1	0	73	114	3.00	1.167										
Chad Harville, R (7, 1) ERA: 3.86	0.1		1	0	0	0	0	0	0	0	0	0	0	2	2	0.00	0.000										
Dan Miceli, R (7, 1) ERA: 1.96	1.2		5	0	0	0	1	0	0	0	0	0	0	16	25	0.00	0.000										
Octavio Dotel, R (9, 1) ERA: 2.7	1.0		3	0	0	0	1	0	0	0	0	0	0	9	10	0.00	0.000										

Pittsburgh Pirates @ Houston Astros
Minute Maid Park, Houston, TX
Wed May 05 2004, 7:05 PM CDT
Att: 35,883 - Unknown - 76 F

AB 33
R 2
H 5
RBI 1
BB 3
SO 11
LOB 15



Batter	1	2	3	4	5	6	7	8	9	AB	R	H	RBI	BB	SO	LOB	BOTTOM										
Craig Biggio, R (1, 8) OBP: 0.391, SLG: 0.557	B1-3									5	1	2	0	0	1	0											
28 Adam Everett, R (1, 6) OBP: 0.328, SLG: 0.368										4	1	1	0	0	1	1											
5 Jeff Bagwell, R (1, 3) OBP: 0.472, SLG: 0.567										2	1	0	0	3	1	2											
Jeff Kent, R (1, 4) OBP: 0.336, SLG: 0.545										4	2	2	2	1	0	3											
17 Lance Berkman, S (1, 7) OBP: 0.478, SLG: 0.548										3	1	2	2	1	1	0											
Richard Hidalgo, R (1, 9) OBP: 0.367, SLG: 0.600										2	0	0	0	2	0	2											
Morgan Ensberg, R (1, 5) OBP: 0.282, SLG: 0.270										4	0	2	2	0	0	3											
Brad Ausmus, R (1, 2) OBP: 0.297, SLG: 0.333										4	0	1	0	0	0	2											
Roger Clemens, R (1, 1) OBP: 0.267, SLG: 0.214										3	0	0	0	0	2	2											
Chad Harville, R (7, 1) ERA: 3.86										0	0	0	0	0	0	0											
Dan Miceli, R (7, 1) OBP: 0.500, SLG: 0.500										1	0	0	0	0	1	0											
Octavio Dotel, R (9, 1) ERA: 2.7										0	0	0	0	0	0	0											
Inning Stats	R: 1 E: 0 K: 0 S: 15	H: 2 LOB: 3 BB: 2 P: 29	R: 0 E: 0 K: 2 S: 10	H: 0 LOB: 0 BB: 0 P: 14	R: 3 E: 0 K: 0 S: 9	H: 2 LOB: 1 BB: 3 P: 22	R: 0 E: 0 K: 2 S: 11	H: 1 LOB: 1 BB: 0 P: 19	R: 1 E: 0 K: 2 S: 10	H: 3 LOB: 2 BB: 0 P: 14	R: 1 E: 0 K: 0 S: 7	H: 2 LOB: 1 BB: 1 P: 17	R: 0 E: 0 K: 1 S: 10	H: 0 LOB: 0 BB: 0 P: 13	R: 0 E: 0 K: 0 S: 7	H: 0 LOB: 1 BB: 1 P: 15	1B: 6 2B: 2 3B: 1 HR: 1	SF: 0 SAC: 1 DP: 1 HBP: 0	WP: 1 PB: 0 SB: 0 CS: 0	PA: 40							
PITCHER	IP	WLS	BF	H	R	ER	SO	BB	IBB	HBP	BLK	WP	HR	S	P	ERA	WHIP										
Kip Wells, R (1, 1) ERA: 3.82	5.0	L	27	8	5	5	6	4	1	0	0	0	0	55	98	9.00	2.400										
Brian Boehringer, R (6, 1) ERA: 5.27	3.0		13	2	1	1	1	1	1	0	0	0	0	24	45	3.00	1.000										

Pittsburgh Pirates @ Houston Astros
Minute Maid Park, Houston, TX
Wed May 05 2004, 7:05 PM CDT
Att: 35,883 - Unknown - 76 F

AB 32
R 6
H 10
RBI 6
BB 7
SO 7
LOB 15



Batter	1	2	3	4	5	6	7	8	9	AB	R	H	RBI	BB	SO	LOB	TOP										
Tike Redman, L (1, 8) OBP: 0.235, SLG: 0.289	G5-3		P4			FC1-2 18 2 E		F8	2 Dl	5	0	2	1	0	0	2											
2 Jack Wilson, R (1, 6) OBP: 0.369, SLG: 0.533	F8			G4-3		E5 18 FC1-2		F8	18 BB	5	0	1	0	0	1	3											
18 Jason Kendall, R (1, 2) OBP: 0.374, SLG: 0.337	F9			F9		FC1-2				3	0	0	0	1	0	3											
Raul Mondesi, R (1, 9) OBP: 0.355, SLG: 0.424 Carlos Rivera, L (8, 3) OBP: 0.250, SLG: 0.200		F8		F8		K		K		4	0	0	0	0	2	6											
Rob Mackowiak, L (1, 7) OBP: 0.337, SLG: 0.437		G1-3				K		G4-3		4	0	0	0	0	1	3											
Craig Wilson, R (1, 3) OBP: 0.432, SLG: 0.663						K				4	1	2	0	0	2	0											
Jose Castillo, R (1, 4) OBP: 0.369, SLG: 0.414						K		FC4-6		4	0	1	0	0	1	2											
Chris Stynes, R (1, 5) OBP: 0.235, SLG: 0.262				L7		FC1-2 18 FC1-2		P2		4	1	2	1	0	0	2											
Kris Benson, R (1, 1) OBP: 0.333, SLG: 0.250 Brian Meadows, R (6, 1) Bobby Hill, S (8, PH) OBP: 0.380, SLG: 0.341 16 Salomon Torres, R (8, 1) Abraham Nunez, S (9, PH) OBP: 0.273, SLG: 0.323				K		K				2	0	0	0	0	2	2											
Inning Stats	R: 0 E: 0 K: 0 S: 6	H: 0 LOB: 0 BB: 0 P: 10	R: 0 E: 0 K: 1 S: 5	H: 0 LOB: 0 BB: 0 P: 9	R: 0 E: 0 K: 1 S: 13	H: 1 LOB: 1 BB: 0 P: 18	R: 0 E: 0 K: 0 S: 5	H: 0 LOB: 0 BB: 0 P: 7	R: 0 E: 0 K: 3 S: 10	H: 0 LOB: 0 BB: 0 P: 17	R: 0 E: 1 K: 2 S: 17	H: 2 LOB: 3 BB: 0 P: 25	R: 0 E: 0 K: 0 S: 12	H: 1 LOB: 1 BB: 0 P: 19	R: 0 E: 0 K: 1 S: 10	H: 2 LOB: 3 BB: 1 P: 17	R: 2 E: 0 K: 2 S: 20	H: 3 LOB: 1 BB: 0 P: 30	1B: 7 2B: 2 3B: 0 HR: 0	SF: 0 SAC: 0 DP: 0 HBP: 0	WP: 0 PB: 0 SB: 0 CS: 0	PA: 38					
PITCHER	IP	WLS	BF	H	R	ER	SO	BB	IBB	HBP	BLK	WP	HR	S	P	ERA	WHIP										
Wade Miller, R (1, 1) ERA: 2.75	7.1	W	29	6	0	0	7	0	0	0	0	0	0	74	114	0.00	0.818										
54 Brad Lidge, R (8, 1) ERA: 2.97	0.2		3	0	0	0	1	1	0	0	0	0	0	4	8	0.00	1.500										
41 Brandon Backe, R (9, 1) ERA: 3.14	0.1		3	2	2	2	0	0	0	0	0	0	0	9	14	54.00	6.000										
Octavio Dotel, R (9, 1) ERA: 2.57	0.2		3	1	0	0	2	0	0	0	0	0	0	11	16	0.00	1.500										

Pittsburgh Pirates @ Houston Astros
Minute Maid Park, Houston, TX
Thu May 06 2004, 1:05 PM CDT
Att: 36,055 - Cloudy - 78 F

AB 37
R 2
H 9
RBI 2
BB 1
SO 10
LOB 24



Batter	1	2	3	4	5	6	7	8	9	AB	R	H	RBI	BB	SO	LOB	BOTTOM										
Craig Biggio, R (1, 8) OBP: 0.300, SLG: 0.550	FC3-6 1B		L5			5 1B		G5-3		3	0	1	0	1	0	0											
Jose Vizcaino, S (1, 6) OBP: 0.185, SLG: 0.139	FC3-6		G6-3	F7		F8				4	0	0	0	0	0	5											
5 Jeff Bagwell, R (1, 3) OBP: 0.473, SLG: 0.574	F8					K				4	1	2	1	0	1	1											
Jeff Kent, R (1, 4) OBP: 0.333, SLG: 0.533	F9			K		G4-3				4	0	1	0	0	1	4											
17 Lance Berkman, S (1, 7) OBP: 0.487, SLG: 0.541								G3-1		1	1	0	0	3	0	0											
16 Jason Lane, R (1, 9) OBP: 0.500, SLG: 0.429		F9		E9		K		G5-3		4	1	1	0	0	1	3											
Morgan Ensberg, R (1, 5) OBP: 0.293, SLG: 0.299 2B Adam Everett, R (8, 6) OBP: 0.328, SLG: 0.368								G6-3		4	1	2	2	0	1	2											
Brad Ausmus, R (1, 2) OBP: 0.305, SLG: 0.333		F9								3	1	1	0	1	0	1											
Wade Miller, R (1, 1) ERA: 3.96 54 Brad Lidge, R (8, 1) ERA: 0.92 Orlando Palmeiro, L (8, PH) OBP: 0.299, SLG: 0.375 41 Brandon Backe, R (9, 1) ERA: 3.14 Octavio Dotel, R (9, 1) ERA: 2.57				K		K		G4-3		1	0	0	0	0	1	0											
Inning Stats	R: 0 E: 0 K: 0 S: 7	H: 1 LOB: 1 BB: 0 P: 12	R: 0 E: 0 K: 0 S: 9	H: 1 LOB: 1 BB: 1 P: 16	R: 0 E: 0 K: 1 S: 8	H: 0 LOB: 0 BB: 0 P: 11	R: 4 E: 1 K: 1 S: 17	H: 3 LOB: 3 BB: 0 P: 31	R: 0 E: 0 K: 3 S: 12	H: 1 LOB: 2 BB: 1 P: 20	R: 1 E: 0 K: 0 S: 7	H: 2 LOB: 2 BB: 0 P: 9	R: 0 E: 0 K: 0 S: 8	H: 0 LOB: 0 BB: 0 P: 14	R: 0 E: 0 K: 0 S: 6	H: 0 LOB: 0 BB: 0 P: 8	1B: 6 2B: 2 3B: 0 HR: 0	SF: 0 SAC: 2 DP: 0 HBP: 1	WP: 1 PB: 0 SB: 1 CS: 0	PA: 37							
PITCHER	IP	WLS	BF	H	R	ER	SO	BB	IBB	HBP	BLK	WP	HR	S	P	ERA	WHIP										
Kris Benson, R (1, 1) ERA: 3.96	5.2	L	30	8	5	5	5	3	2	1	0	0	0	58	97	7.94	1.941										
Brian Meadows, R (6, 1) ERA: 0.92	1.1		4	0	0	0	0	0	0	0	0	0	0	10	16	0.00	0.000										
16 Salomon Torres, R (8, 1) ERA: 4.85	1.0		3	0	0	0	0	0	0	0	0	0	0	6	8	0.00	0.000										

Pittsburgh Pirates @ Houston Astros
Minute Maid Park, Houston, TX
Thu May 06 2004, 1:05 PM CDT
Att: 36,055 - Cloudy - 78 F

AB 29
R 5
H 8
RBI 3
BB 5
SO 5
LOB 16



Batter	1	2	3	4	5	6	7	8	9	AB	R	H	RBI	BB	SO	LOB	TOP								
Craig Biggio, R OBP: 0.300, SLG: 0.540 (1, 8)	F9			F8	HBP		1B BB	K		4	1	1	0	0	1	1									
28 Adam Everett, R OBP: 0.331, SLG: 0.369 (1, 6)	L9			5 1B 2B	K		1B BB	K		5	1	2	0	0	2	2									
5 Jeff Bagwell, R OBP: 0.463, SLG: 0.557 (1, 3)	G5-3			2B			F9	F7	G5-3	5	1	1	0	0	0	2									
Jeff Kent, R OBP: 0.344, SLG: 0.573 (1, 4)		G6-3		17 1B 2B			HR	G6-3	G6-3	5	2	3	3	0	0	0									
17 Lance Berkman, S OBP: 0.500, SLG: 0.551 (1, 7)		K		FC4-6 1B			2B	1B	FC6-4 1B	4	0	3	2	1	1	0									
Richard Hidalgo, R OBP: 0.386, SLG: 0.600 (1, 9)		K		FC4-6 1B			2B	K	FC6-4 1B	5	0	2	0	0	2	4									
Mike Lamb, L OBP: 0.408, SLG: 0.591 Octavio Dotel, R (9, 1)			K	FC4-6			IBB	G1-3		3	0	0	0	1	1	5									
Brad Ausmus, R OBP: 0.293, SLG: 0.319 (1, 2)		G6-3		G1-3			K	F9		4	0	0	0	0	1	5									
Tim Redding, R OBP: 0.125, SLG: 0.125 41 Brandon Backe, R (7, 1)			F9		G4-3		L4			3	0	0	0	0	0	3									
Dan Miceli, R OBP: 0.500, SLG: 0.500 54 Brad Lidge, R (7, 1)								BB		0	0	0	0	0	0	0									
Jose Vizcaino, S OBP: 0.179, SLG: 0.139 (7, 5)										0	0	0	0	1	0	0									
Inning Stats	R: 0 E: 0 K: 0 S: 7	H: 0 LOB: 0 BB: 9	R: 0 E: 0 K: 2 S: 10	H: 0 LOB: 0 BB: 16	R: 0 E: 0 K: 1 S: 6	H: 0 LOB: 0 BB: 8	R: 3 E: 0 K: 0 S: 13	H: 5 LOB: 2 BB: 0 P: 16	R: 0 E: 0 K: 1 S: 7	H: 0 LOB: 0 BB: 0 P: 10	R: 1 E: 0 K: 1 S: 10	H: 3 LOB: 3 BB: 1 P: 21	R: 1 E: 0 K: 1 S: 13	H: 3 LOB: 3 BB: 1 P: 24	R: 0 E: 0 K: 2 S: 11	H: 0 LOB: 1 BB: 1 P: 17	R: 0 E: 0 K: 0 S: 10	H: 1 LOB: 1 BB: 0 P: 14	1B: 9 2B: 2 3B: 0 HR: 1	SF: 0 SAC: 0 DP: 0 HBP: 1	WP: 0 PB: 0 SB: 0 CS: 0	PA: 42			
PITCHER	IP	WLS	BF	H	R	ER	SO	BB	IBB	HBP	BLK	WP	HR	S	P	ERA	WHIP								
John Thomson, R ERA: 4.9 Antonio Alfonseca, R ERA: 4.3 Will Cunnane, R ERA: 7.3 Chris Reitsma, R ERA: 2.7	6.1	L	30	10	5	5	5	0	1	1	0	0	1	59	90	7.11	1.579								

Houston Astros @ Atlanta Braves
Turner Field, Atlanta, GA
Fri May 07 2004, 7:35 PM EDT
Att: 27,902 - Sunny - 84 F

AB	38
R	5
H	12
RBI	5
BB	3
SO	8
LOB	22



Batter	1	2	3	4	5	6	7	8	9	AB	R	H	RBI	BB	SO	LOB	BOTTOM								
Dewayne Wise, L OBP: 0.233, SLG: 0.389 (1, 7)	G3-1		G4-3		G3-1				G6-3	5	0	1	0	0	0	3									
Mark DeRosa, R OBP: 0.292, SLG: 0.321 (1, 4)	F9		G6-3			G5-3	K		F8	5	0	0	0	0	1	4									
J.D. Drew, L OBP: 0.452, SLG: 0.595 (1, 9)	1B			HR		FC5-4 BB		E6 G3 1B		3	2	2	1	1	0	0									
Johnny Estrada, S OBP: 0.389, SLG: 0.494 (1, 2)	F7			G6-3		L6		G3		4	0	0	0	0	0	3									
Andruw Jones, R OBP: 0.366, SLG: 0.462 (1, 8)		L9		G4-3		FC5-4		K		4	0	0	0	0	1	2									
Adam LaRoche, L OBP: 0.276, SLG: 0.389 (1, 3)		G3		F8				HR	1B	4	1	2	2	0	0	0									
Mike Hessman, R OBP: 0.182, SLG: 0.226 (1, 5)		K			G1-6-3 HBP		K	K		3	0	0	0	0	3	1									
Jesse Garcia, R OBP: 0.323, SLG: 0.377 (1, 6)			G4-3 SH2-4 1B		G1-6-3		G6-3		G6-3 DI 1B	4	0	2	0	0	0	1									
John Thomson, R ERA: 3.6 Rafael Furcal, S ERA: 3.6 Will Cunnane, R ERA: 7.3 Chris Reitsma, R ERA: 2.7 Julio Franco, R ERA: 2.4	11.1		0.0		1-2		0.0		0.3	1	0	1	0	0	0	0									
Inning Stats	R: 0 E: 0 K: 0 S: 9	H: 1 LOB: 1 BB: 0 P: 14	R: 0 E: 0 K: 1 S: 8	H: 0 LOB: 0 BB: 0 P: 9	R: 0 E: 0 K: 0 S: 9	H: 1 LOB: 1 BB: 0 P: 13	R: 1 E: 0 K: 0 S: 12	H: 1 LOB: 0 BB: 0 P: 18	R: 0 E: 0 K: 0 S: 10	H: 1 LOB: 1 BB: 0 P: 13	R: 0 E: 0 K: 2 S: 12	H: 0 LOB: 1 BB: 1 P: 18	R: 1 E: 0 K: 2 S: 16	H: 3 LOB: 2 BB: 0 P: 23	R: 1 E: 1 K: 2 S: 10	H: 1 LOB: 1 BB: 0 P: 14	R: 0 E: 0 K: 1 S: 15	H: 1 LOB: 1 BB: 0 P: 21	1B: 7 2B: 0 3B: 0 HR: 2	SF: 0 SAC: 1 DP: 1 HBP: 1	WP: 0 PB: 0 SB: 0 CS: 0	PA: 38			
PITCHER	IP	WLS	BF	H	R	ER	SO	BB	IBB	HBP	BLK	WP	HR	S	P	ERA	WHIP								
Tim Redding, R ERA: 8.02 41 Brandon Backe, R ERA: 3.6 Dan Miceli, R ERA: 1.96 54 Brad Lidge, R ERA: 2.85 Octavio Dotel, R ERA: 2.4	6.0	W	23	4	1	1	1	1	0	0	0	0	1	9	14	13.50	1.500								

Houston Astros @ Atlanta Braves
Turner Field, Atlanta, GA
Fri May 07 2004, 7:35 PM EDT
Att: 27,902 - Sunny - 84 F

AB	35
R	3
H	9
RBI	3
BB	1
SO	6
LOB	15



Batter	1	2	3	4	5	6	7	8	9	10	AB	R	H	RBI	BB	SO	LOB	TOP						
Craig Biggio, R OBP: 0.408, SLG: 0.593 (1.8)	0-1 1B		2-1 HR		2-2 HR		1-0 F7		1-2 K		5	2	3	2	0	1	3	Houston Astros @ Atlanta Braves Turner Field, Atlanta, GA Sat May 08 2004, 7:05 PM EDT Att. 35,220 - Sunny - 87 F						
28 Adam Everett, R OBP: 0.333, SLG: 0.371 (1.6)	0-1 G1-6-3 1B		2-2 P3		2-2 G1-3		2-2 1B		2-3 K		5	0	2	0	0	1	2							
5 Jeff Bagwell, R OBP: 0.446, SLG: 0.532 (1.3)	1-0 L4		3-1 F9		3-3 K		2-2 G6-3		1-1 G6-3		5	0	0	0	0	1	6							
Jeff Kent, R OBP: 0.331, SLG: 0.548 (1.4)	2-1 G1-6-3		2-0 P2		3-2 F9		2-0 G6-3		1-2 G4-3		5	0	0	0	0	0	2							
Richard Hidalgo, R OBP: 0.316, SLG: 0.573 (1.9)		1-3 K		2-3 K		2-1 F8		0-0 F9		0-0 G6-3		5	0	0	0	0	2							
16 Jason Lane, R OBP: 0.458, SLG: 0.353 41 Brandon Backe, R OBP: 0.300, SLG: 0.326 (8.1)		1-1 P3		3-3 K		4-1 BB		1-2 G6-3		0-1 FC6-4 1B		3	0	0	0	1	1		0					
Brad Ausmus, R OBP: 0.300, SLG: 0.326 (9.2)											1	0	1	0	0	0	0							
Morgan Ensberg, R OBP: 0.316, SLG: 0.343 54 Brad Lidge, R OBP: 0.299, SLG: 0.360 Orlando Palmeiro, L OBP: 0.299, SLG: 0.360 Ricky Stone, R OBP: 0.299, SLG: 0.360 (10.1)		0-0 1B		4-2 BB		2-3 K		1-1 1B		2-2 FC6-4 1B		3	2	2	0	1	1		1					
Raul Chavez, R OBP: 0.316, SLG: 0.421 Jose Vizcaino, S OBP: 0.200, SLG: 0.162 (9.5)		3-1 1B		0-1 G1-3		1-0 1B		1-0 1B				3	0	2	1	0	0		1					
44 Roy Oswalt, R OBP: 0.235, SLG: 0.250 Mike Gallo, L OBP: 0.504, SLG: 0.556 (8.7)		1-1 G5-3		0-1 G5-3		2-3 K		1-0 1B		1-0 1B		3	0	0	0	0	1		2					
17 Lance Berkman, S OBP: 0.504, SLG: 0.556 (8.7)								1-3 1B				1	0	1	0	0	0	0						
Inning Stats	R: 0 E: 0 K: 0 S: 7	H: 2 LOB: 1 BB: 0 P: 10	R: 1 E: 0 K: 1 S: 12	H: 2 LOB: 1 BB: 0 P: 18	R: 1 E: 0 K: 2 S: 9	H: 1 LOB: 0 BB: 0 P: 18	R: 0 E: 0 K: 2 S: 13	H: 0 LOB: 1 BB: 1 P: 22	R: 1 E: 0 K: 1 S: 11	H: 1 LOB: 0 BB: 0 P: 18	R: 0 E: 0 K: 1 S: 9	H: 2 LOB: 2 BB: 0 P: 19	R: 0 E: 0 K: 0 S: 6	H: 0 LOB: 0 BB: 0 P: 9	R: 1 E: 0 K: 2 S: 14	H: 3 LOB: 2 BB: 0 P: 20	R: 0 E: 0 K: 0 S: 10	H: 1 LOB: 1 BB: 0 P: 13	1B: 9 2B: 0 3B: 1 HR: 2	SF: 0 SAC: 0 DP: 1 HBP: 0	WP: 0 PB: 0 SB: 2 CS: 0	PA: 43		
PITCHER	IP WLS BF H R ER SO BB IBB HBP BLK WP HR S P ERA WHIP	IP WLS BF H R ER SO BB IBB HBP BLK WP HR S P ERA WHIP	IP WLS BF H R ER SO BB IBB HBP BLK WP HR S P ERA WHIP	IP WLS BF H R ER SO BB IBB HBP BLK WP HR S P ERA WHIP	IP WLS BF H R ER SO BB IBB HBP BLK WP HR S P ERA WHIP	IP WLS BF H R ER SO BB IBB HBP BLK WP HR S P ERA WHIP	IP WLS BF H R ER SO BB IBB HBP BLK WP HR S P ERA WHIP	IP WLS BF H R ER SO BB IBB HBP BLK WP HR S P ERA WHIP	IP WLS BF H R ER SO BB IBB HBP BLK WP HR S P ERA WHIP	IP WLS BF H R ER SO BB IBB HBP BLK WP HR S P ERA WHIP	IP WLS BF H R ER SO BB IBB HBP BLK WP HR S P ERA WHIP	IP WLS BF H R ER SO BB IBB HBP BLK WP HR S P ERA WHIP	IP WLS BF H R ER SO BB IBB HBP BLK WP HR S P ERA WHIP	IP WLS BF H R ER SO BB IBB HBP BLK WP HR S P ERA WHIP	IP WLS BF H R ER SO BB IBB HBP BLK WP HR S P ERA WHIP	IP WLS BF H R ER SO BB IBB HBP BLK WP HR S P ERA WHIP	IP WLS BF H R ER SO BB IBB HBP BLK WP HR S P ERA WHIP	IP WLS BF H R ER SO BB IBB HBP BLK WP HR S P ERA WHIP	IP WLS BF H R ER SO BB IBB HBP BLK WP HR S P ERA WHIP	IP WLS BF H R ER SO BB IBB HBP BLK WP HR S P ERA WHIP	IP WLS BF H R ER SO BB IBB HBP BLK WP HR S P ERA WHIP	IP WLS BF H R ER SO BB IBB HBP BLK WP HR S P ERA WHIP	IP WLS BF H R ER SO BB IBB HBP BLK WP HR S P ERA WHIP	IP WLS BF H R ER SO BB IBB HBP BLK WP HR S P ERA WHIP

AB	41
R	4
H	12
RBI	4
BB	2
SO	8
LOB	18



Batter	1	2	3	4	5	6	7	8	9	10	AB	R	H	RBI	BB	SO	LOB	BOTTOM						
Wilson Betemit, S OBP: 0.400, SLG: 0.250 (1.6)	3-2 G3-6-1 1B		2-3 K			0-0 F7		4-0 10 BB FC3-2 1B	1-0 G3		4	0	1	0	1	1	2	Houston Astros @ Atlanta Braves Turner Field, Atlanta, GA Sat May 08 2004, 7:05 PM EDT Att. 35,220 - Sunny - 87 F						
Adam LaRoche, L OBP: 0.275, SLG: 0.382 Marcus Giles, R OBP: 0.379, SLG: 0.485 29 John Smoltz, R OBP: 0.290, SLG: 0.384 Antonio Alfonseca, R OBP: 0.290, SLG: 0.384 (10.1)	2-2 G3-6-1		2-3 K			0-1 G5-3		3-2 FC3-2 10 BB 1B	3-3 K		4	0	1	1	0	1	1							
10 Chipper Jones, S OBP: 0.391, SLG: 0.538 (1.7)	1-3 K				0-3 K		2-0 G4-3		4-1 FC3-2 BB		4	0	0	1	1	3	0							
J.D. Drew, L OBP: 0.449, SLG: 0.582 (1.9)		3-1 1B		1-2 1B		0-1 L5		1-2 FC3-2 BB	3-3 K		5	1	2	0	0	1	3							
Andruw Jones, R OBP: 0.367, SLG: 0.486 (1.8)		0-1 1B		0-0 F7		1-3 K		1-3 K	2-1 G5-3		5	1	2	1	0	1	4							
Eddie Pérez, R OBP: 0.231, SLG: 0.200 Johnny Estrada, S OBP: 0.396, SLG: 0.500 (10.2)		1-3 1B		1-0 L7		1-3 K		1-2 FC3-2 BB			3	0	0	0	0	2	3							
Mark DeRosa, R OBP: 0.293, SLG: 0.324 (1.5)		2-1 SF9			2-1 P4			1-1 G5-3 1B	0-0 SH3-4 1B		2	1	1	1	0	0	0							
Jesse Garcia, R OBP: 0.333, SLG: 0.406 (1.4)		0-2 F8			0-0 G5-3			1-2 1B	2-1 SH3-4 3B		3	1	1	1	0	0	1							
Horacio Ramirez, L OBP: 0.231, SLG: 0.200 Kevin Gryboski, R OBP: 0.396, SLG: 0.500 Chris Reitsma, R OBP: 0.447, SLG: 0.500 (8.3)			0-2 G5-3			0-0 G1-3		2-2 G5-3	4-0 G3 IBB		2	0	0	0	0	0	0							
Inning Stats	R: 0 E: 0 K: 1 S: 9	H: 1 LOB: 0 BB: 0 P: 15	R: 1 E: 0 K: 1 S: 14	H: 2 LOB: 1 BB: 0 P: 19	R: 0 E: 0 K: 2 S: 9	H: 0 LOB: 0 BB: 0 P: 13	R: 0 E: 0 K: 1 S: 4	H: 0 LOB: 0 BB: 0 P: 6	R: 0 E: 0 K: 2 S: 8	H: 0 LOB: 0 BB: 0 P: 10	R: 2 E: 0 K: 0 S: 17	H: 2 LOB: 3 BB: 2 P: 36	R: 1 E: 0 K: 1 S: 10	H: 2 LOB: 2 BB: 0 P: 20	R: 1 E: 0 K: 2 S: 10	H: 1 LOB: 0 BB: 0 P: 18	1B: 7 2B: 0 3B: 1 HR: 1		SF: 1 SAC: 1 DP: 1 HBP: 1	WP: 0 PB: 0 SB: 0 CS: 0	PA: 41			
PITCHER	IP WLS BF H R ER SO BB IBB HBP BLK WP HR S P ERA WHIP	IP WLS BF H R ER SO BB IBB HBP BLK WP HR S P ERA WHIP	IP WLS BF H R ER SO BB IBB HBP BLK WP HR S P ERA WHIP	IP WLS BF H R ER SO BB IBB HBP BLK WP HR S P ERA WHIP	IP WLS BF H R ER SO BB IBB HBP BLK WP HR S P ERA WHIP	IP WLS BF H R ER SO BB IBB HBP BLK WP HR S P ERA WHIP	IP WLS BF H R ER SO BB IBB HBP BLK WP HR S P ERA WHIP	IP WLS BF H R ER SO BB IBB HBP BLK WP HR S P ERA WHIP	IP WLS BF H R ER SO BB IBB HBP BLK WP HR S P ERA WHIP	IP WLS BF H R ER SO BB IBB HBP BLK WP HR S P ERA WHIP	IP WLS BF H R ER SO BB IBB HBP BLK WP HR S P ERA WHIP	IP WLS BF H R ER SO BB IBB HBP BLK WP HR S P ERA WHIP	IP WLS BF H R ER SO BB IBB HBP BLK WP HR S P ERA WHIP	IP WLS BF H R ER SO BB IBB HBP BLK WP HR S P ERA WHIP	IP WLS BF H R ER SO BB IBB HBP BLK WP HR S P ERA WHIP	IP WLS BF H R ER SO BB IBB HBP BLK WP HR S P ERA WHIP	IP WLS BF H R ER SO BB IBB HBP BLK WP HR S P ERA WHIP	IP WLS BF H R ER SO BB IBB HBP BLK WP HR S P ERA WHIP	IP WLS BF H R ER SO BB IBB HBP BLK WP HR S P ERA WHIP	IP WLS BF H R ER SO BB IBB HBP BLK WP HR S P ERA WHIP	IP WLS BF H R ER SO BB IBB HBP BLK WP HR S P ERA WHIP	IP WLS BF H R ER SO BB IBB HBP BLK WP HR S P ERA WHIP	IP WLS BF H R ER SO BB IBB HBP BLK WP HR S P ERA WHIP	IP WLS BF H R ER SO BB IBB HBP BLK WP HR S P ERA WHIP

AB	35
R	5
H	9
RBI	5
BB	3
SO	10
LOB	18



Batter	1	2	3	4	5	6	7	8	9	AB	R	H	RBI	BB	SO	LOB	TOP					
Juan Pierre, L OBP: 0.410, SLG: 0.433 (1, 8)	F8		F8			P6	G4-3		FC5 1-H 3B	5	1	1	1	0	0	1						
Luis Castillo, S OBP: 0.309, SLG: 0.295 (1, 4)	G6-3		G3			S 1B 1B			FC5 DI BB	4	0	1	0	1	1	0						
Mike Lowell, R OBP: 0.420, SLG: 0.680 (1, 5)	E		2B			F9			CS FC5 IBB 1-2	4	1	2	0	1	1	1						
Miguel Cabrera, R OBP: 0.378, SLG: 0.583 (1, 9)	E5		2B			BB 1B			FC5 1-2 2-3 3-H	5	0	2	2	0	1	3						
Wil Cordero, R OBP: 0.279, SLG: 0.327 (1, 3)	K		G6-3			BB 1B			K 2-3	4	0	0	0	1	3	5						
Jeff Conine, R OBP: 0.316, SLG: 0.393 (1, 7)			FC6-4 1B		L9	L8			F9 2-3	4	0	1	0	0	0	3						
Ramon Castro, R OBP: 0.221, SLG: 0.296 (1, 2)	F7				K				BB	3	0	0	0	1	2	1	AB 35					
Alex Gonzalez, R OBP: 0.231, SLG: 0.350 (1, 6)	P3				1B	SH2-4 1B			P4	4	0	2	0	0	0	2	R 3					
Carl Pavano, R Toby Soriano, R Matt Perisho, L Hee-Seop Choi, L Abraham Nunez, S Armando Benitez, R (1, 1) (8, 1) (8, 1) (6, PH) (6, PH) (9, 1)	FC6-4 1-2				K	SH2-4 1-2			BB 3B	2	0	0	0	0	1	2	H 9					
Inning Stats	R: 0 E: 1 K: 1 S: 13	H: 1 LOB: 2 BB: 0 P: 24	R: 0 E: 0 K: 0 S: 11	H: 1 LOB: 1 BB: 0 P: 19	R: 1 E: 0 K: 0 S: 13	H: 2 LOB: 1 BB: 0 P: 22	R: 0 E: 0 K: 2 S: 12	H: 1 LOB: 1 BB: 0 P: 13	R: 0 E: 0 K: 0 S: 14	H: 2 LOB: 3 BB: 1 P: 26	R: 0 E: 0 K: 1 S: 7	H: 1 LOB: 1 BB: 0 P: 7	R: 0 E: 0 K: 3 S: 13	H: 0 LOB: 0 BB: 0 P: 20	R: 0 E: 0 K: 1 S: 8	H: 0 LOB: 1 BB: 3 P: 13	R: 2 E: 0 K: 1 S: 15	H: 1 LOB: 1 BB: 3 P: 32	1B: 5 2B: 3 3B: 1 HR: 0	SF: 0 SAC: 1 DP: 0 HBP: 0	WP: 0 PA: 42 PB: 0 SB: 1 CS: 1	
PITCHER	IP WLS BF H R ER SO BB IBB HBP BLK WP HR S P ERA WHIP	IP WLS BF H R ER SO BB IBB HBP BLK WP HR S P ERA WHIP	IP WLS BF H R ER SO BB IBB HBP BLK WP HR S P ERA WHIP	IP WLS BF H R ER SO BB IBB HBP BLK WP HR S P ERA WHIP	IP WLS BF H R ER SO BB IBB HBP BLK WP HR S P ERA WHIP	IP WLS BF H R ER SO BB IBB HBP BLK WP HR S P ERA WHIP	IP WLS BF H R ER SO BB IBB HBP BLK WP HR S P ERA WHIP	IP WLS BF H R ER SO BB IBB HBP BLK WP HR S P ERA WHIP	IP WLS BF H R ER SO BB IBB HBP BLK WP HR S P ERA WHIP	IP WLS BF H R ER SO BB IBB HBP BLK WP HR S P ERA WHIP	IP WLS BF H R ER SO BB IBB HBP BLK WP HR S P ERA WHIP	IP WLS BF H R ER SO BB IBB HBP BLK WP HR S P ERA WHIP	IP WLS BF H R ER SO BB IBB HBP BLK WP HR S P ERA WHIP	IP WLS BF H R ER SO BB IBB HBP BLK WP HR S P ERA WHIP	IP WLS BF H R ER SO BB IBB HBP BLK WP HR S P ERA WHIP	IP WLS BF H R ER SO BB IBB HBP BLK WP HR S P ERA WHIP	IP WLS BF H R ER SO BB IBB HBP BLK WP HR S P ERA WHIP	IP WLS BF H R ER SO BB IBB HBP BLK WP HR S P ERA WHIP	IP WLS BF H R ER SO BB IBB HBP BLK WP HR S P ERA WHIP	IP WLS BF H R ER SO BB IBB HBP BLK WP HR S P ERA WHIP	IP WLS BF H R ER SO BB IBB HBP BLK WP HR S P ERA WHIP	IP WLS BF H R ER SO BB IBB HBP BLK WP HR S P ERA WHIP

Florida Marlins @ Houston Astros
Minute Maid Park, Houston, TX
Thu May 13 2004, 7:05 PM CDT
Att: 30,847 - Dome - 75 F

AB 35
R 3
H 9
RBI 3
BB 5
SO 9
LOB 18



Batter	1	2	3	4	5	6	7	8	9	AB	R	H	RBI	BB	SO	LOB	BOTTOM					
Craig Biggio, R OBP: 0.372, SLG: 0.556 (1, 8)	E6 28 SH1-3		K		G4-3		G6-3 1-2		K	5	0	0	0	0	2	5						
28 Adam Everett, R OBP: 0.324, SLG: 0.382 (1, 6)	SH1-3 1-2		F8			L9 2B		5 1B BB	F8	4	1	2	0	0	0	1						
5 Jeff Bagwell, R OBP: 0.437, SLG: 0.512 (1, 3)	K		K			K		BB G6-3 1B		4	0	1	0	0	3	2						
Jeff Kent, R OBP: 0.322, SLG: 0.515 (1, 4)	F9		F9			L9		G6-3		4	0	0	0	0	0	4						
17 Lance Berkman, S OBP: 0.496, SLG: 0.553 (1, 7)			G3		K			BB IBB		2	0	0	0	2	1	0						
Richard Hidalgo, R OBP: 0.341, SLG: 0.532 (1, 9)			1B 2B		G5-3		P4	G4-6-3 BB		3	1	1	1	1	0	2						
Mike Lamb, L Jose Vizcaino, S (1, 5) (6, PH) (9, 5)	K				K			F7 1-2	G4-6-3 1-2	3	0	0	0	0	2	1	AB 33					
Brad Ausmus, R OBP: 0.313, SLG: 0.320 (1, 2)			1B 2H 1B			P2		1B 1B	P5	4	0	2	1	0	0	0	R 2					
Tim Redding, R Dan Miceli, R Morgan Lerner, R 54 Brad Lidge, R Octavio Dotel, R Orlando Palmeiro, L (1, 1) (7, 1) (7, PH) (8, 1) (8, 1) (6, PH)			1B		K			G6-3 1B		2	0	1	0	0	1	0	H 8					
Inning Stats	R: 0 E: 1 K: 1 S: 7	H: 0 LOB: 1 BB: 0 P: 11	R: 1 E: 0 K: 2 S: 16	H: 3 LOB: 2 BB: 0 P: 24	R: 0 E: 0 K: 1 S: 7	H: 0 LOB: 0 BB: 0 P: 11	R: 0 E: 0 K: 2 S: 7	H: 0 LOB: 0 BB: 0 P: 10	R: 0 E: 0 K: 1 S: 8	H: 0 LOB: 0 BB: 0 P: 11	R: 0 E: 0 K: 1 S: 7	H: 1 LOB: 2 BB: 1 P: 14	R: 0 E: 0 K: 0 S: 9	H: 2 LOB: 1 BB: 0 P: 11	R: 1 E: 0 K: 0 S: 11	H: 2 LOB: 2 BB: 2 P: 21	R: 0 E: 0 K: 1 S: 11	H: 0 LOB: 1 BB: 1 P: 17	1B: 6 2B: 2 3B: 0 HR: 0	SF: 0 SAC: 1 DP: 2 HBP: 0	WP: 0 PA: 38 PB: 0 SB: 0 CS: 0	
PITCHER	IP WLS BF H R ER SO BB IBB HBP BLK WP HR S P ERA WHIP	IP WLS BF H R ER SO BB IBB HBP BLK WP HR S P ERA WHIP	IP WLS BF H R ER SO BB IBB HBP BLK WP HR S P ERA WHIP	IP WLS BF H R ER SO BB IBB HBP BLK WP HR S P ERA WHIP	IP WLS BF H R ER SO BB IBB HBP BLK WP HR S P ERA WHIP	IP WLS BF H R ER SO BB IBB HBP BLK WP HR S P ERA WHIP	IP WLS BF H R ER SO BB IBB HBP BLK WP HR S P ERA WHIP	IP WLS BF H R ER SO BB IBB HBP BLK WP HR S P ERA WHIP	IP WLS BF H R ER SO BB IBB HBP BLK WP HR S P ERA WHIP	IP WLS BF H R ER SO BB IBB HBP BLK WP HR S P ERA WHIP	IP WLS BF H R ER SO BB IBB HBP BLK WP HR S P ERA WHIP	IP WLS BF H R ER SO BB IBB HBP BLK WP HR S P ERA WHIP	IP WLS BF H R ER SO BB IBB HBP BLK WP HR S P ERA WHIP	IP WLS BF H R ER SO BB IBB HBP BLK WP HR S P ERA WHIP	IP WLS BF H R ER SO BB IBB HBP BLK WP HR S P ERA WHIP	IP WLS BF H R ER SO BB IBB HBP BLK WP HR S P ERA WHIP	IP WLS BF H R ER SO BB IBB HBP BLK WP HR S P ERA WHIP	IP WLS BF H R ER SO BB IBB HBP BLK WP HR S P ERA WHIP	IP WLS BF H R ER SO BB IBB HBP BLK WP HR S P ERA WHIP	IP WLS BF H R ER SO BB IBB HBP BLK WP HR S P ERA WHIP	IP WLS BF H R ER SO BB IBB HBP BLK WP HR S P ERA WHIP	IP WLS BF H R ER SO BB IBB HBP BLK WP HR S P ERA WHIP

Florida Marlins @ Houston Astros
Minute Maid Park, Houston, TX
Thu May 13 2004, 7:05 PM CDT
Att: 30,847 - Dome - 75 F

AB 33
R 2
H 8
RBI 2
BB 4
SO 9
LOB 18



Batter	1	2	3	4	5	6	7	8	9	AB	R	H	RBI	BB	SO	LOB	TOP			
Eric Valent, L (1,3) OBP: 0.403, SLG: 0.500	P6		1-2 HR	4-2 BB			2-1 G4-6-3 1B		0-2 F8	3	1	2	0	1	0	0	New York Mets @ Houston Astros Minute Maid Park, Houston, TX Fri May 14 2004, 7:05 PM CDT Att: 35,849 - Unknown - 80 F			
Ricky Bottalico, L (7,1)			1-2 HR	1B						0	0	0	0	0	0	0				
Shane Spencer, R (9,PH) OBP: 0.372, SLG: 0.472			1-2 HR	1B						1	0	0	0	0	0	1				
Kazuo Matsui, S (1,6) OBP: 0.340, SLG: 0.406	F8		1-1 HR	1B			0-1 G4-6-3 1-2		0-0 HBP	5	1	2	1	0	1	3				
Cliff Floyd, L (1,7) OBP: 0.412, SLG: 0.655			1-0 HR						1-2 FC6-4	4	2	2	4	1	1	0				
Jae Weong Seo, R (9,PR) OBP: 0.111, SLG: 0.111	K		1-2 HR						HBP	0	0	0	0	0	0	0				
Orber Moreno, R (9,1)									IBB	0	0	0	0	0	0	0				
31 Mike Piazza, R (1,2) OBP: 0.384, SLG: 0.504		1-2 HR	1-2 1B						FC6-4	3	1	2	1	1	1	0				
Vance Wilson, R (8,PR) OBP: 0.371, SLG: 0.429									1-2 HBP	0	0	0	0	0	0	0				
Karim Garcia, L (1,9) OBP: 0.278, SLG: 0.421	F8		1-2 P5						HBP	5	0	0	0	0	0	6				
Ty Wigginton, R (1,5) OBP: 0.256, SLG: 0.368	G1-3		1-3 K							5	0	0	1	0	2	5				
Mike Cameron, R (1,8) OBP: 0.333, SLG: 0.450	K			1-0 G5-3						4	0	0	0	0	1	1				
Danny Garcia, R (1,4) OBP: 0.419, SLG: 0.438			1-2 F9	4-2 SH3 BB					2-0 PB 2B	3	1	1	0	1	1	0				
Steve Trachsel, R (1,1) OBP: 0.300, SLG: 0.350			1-2 1B HR	1B					3-0 2B	1	1	1	0	0	0	0				
Todd Zeile, R (7,PH) OBP: 0.360, SLG: 0.398				1-2 SH3						1	0	0	0	0	0	0				
Joe McEwing, R (7,3) OBP: 0.291, SLG: 0.346					1-2 SH3				2-0 2B	1	1	1	1	0	0	0				
Inning Stats	R: 0 E: 0 K: 1 S: 11	H: 0 LOB: 0 BB: 0 P: 16	R: 1 E: 0 K: 1 S: 12	H: 1 LOB: 0 BB: 0 P: 15	R: 4 E: 0 K: 1 S: 24	H: 5 LOB: 1 BB: 0 P: 32	R: 0 E: 0 K: 1 S: 11	H: 0 LOB: 2 BB: 0 P: 23	R: 0 E: 0 K: 2 S: 11	H: 0 LOB: 0 BB: 0 P: 16	R: 0 E: 0 K: 0 S: 8	H: 1 LOB: 0 BB: 0 P: 11	R: 1 E: 0 K: 0 S: 8	H: 1 LOB: 1 BB: 1 P: 13	R: 2 E: 0 K: 0 S: 11	H: 3 LOB: 3 BB: 1 P: 21	1B: 5 2B: 4 3B: 0 HR: 2	SF: 0 SAC: 1 DP: 1 HBP: 1	WP: 0 PB: 1 SB: 0 CS: 0	PA: 42
PITCHER	IP WLS BF H R ER SO	IP WLS BF H R ER SO	IP WLS BF H R ER SO	IP WLS BF H R ER SO	IP WLS BF H R ER SO	IP WLS BF H R ER SO	IP WLS BF H R ER SO	IP WLS BF H R ER SO	IP WLS BF H R ER SO	IP WLS BF H R ER SO	IP WLS BF H R ER SO	IP WLS BF H R ER SO	IP WLS BF H R ER SO	IP WLS BF H R ER SO	IP WLS BF H R ER SO	IP WLS BF H R ER SO	ERA WHIP	ERA WHIP		
44 Roy Oswalt, R (1,1) ERA: 3.34	7.0 L 29 7 5 5 7																6.43 1.286			
Mike Gallo, L (8,1) ERA: 1.09	0.1 3 1 1 1 0 0																27.00 3.000			
41 Brandon Backe, R (8,1) ERA: 4.08	1.0 7 3 2 2 0 0																18.00 3.000			
Ricky Stone, R (9,1) ERA: 10.8	0.2 3 0 0 0 0 0																0.00 0.000			

AB	36
R	8
H	11
RBI	8
BB	4
SO	7
LOB	16



Batter	1	2	3	4	5	6	7	8	9	AB	R	H	RBI	BB	SO	LOB	BOTTOM					
Craig Biggio, R (1,8) OBP: 0.369, SLG: 0.569	F8		0-1 G5-3				2-2 HR		2-2 F7	4	1	1	1	0	0	0	New York Mets @ Houston Astros Minute Maid Park, Houston, TX Fri May 14 2004, 7:05 PM CDT Att: 35,849 - Unknown - 80 F					
28 Adam Everett, R (1,6) OBP: 0.315, SLG: 0.370	G5-3		0-2 F9						0-1 L9	4	0	0	0	0	0	0						
5 Jeff Bagwell, R (1,3) OBP: 0.432, SLG: 0.500			2-1 F8						3-3 K	3	0	0	0	1	1	0						
Jeff Kent, R (1,4) OBP: 0.327, SLG: 0.519	L1								4-2 17 1B BB	3	0	1	0	1	0	1						
17 Lance Berkman, S (1,7) OBP: 0.497, SLG: 0.547			1-0 F9						1-0 BB	3	0	1	0	1	0	0						
Richard Hidalgo, R (1,9) OBP: 0.331, SLG: 0.516			2-3 K						1-2 1B	4	0	0	0	0	1	4						
Morgan Ensberg, R (1,5) OBP: 0.333, SLG: 0.360			2-2 1B						0-1 G5-3	4	2	2	0	0	0	2						
Raul Chavez, R (1,2) OBP: 0.304, SLG: 0.391			1-0 2H						1-1 G6-3	4	0	1	1	0	1	1						
44 Roy Oswalt, R (1,1) ERA: 3.6			0-0 G4-3						1-3 K	1	0	0	1	0	0	1						
Orlando Palmieri, L (7,PH) OBP: 0.271, SLG: 0.370									0-0 P6	1	0	0	0	0	0	0						
41 Brandon Backe, R (8,1) Ricky Stone, R (9,1) Jose Vizcaino, S (9,PH) OBP: 0.327, SLG: 0.154										1	0	0	0	0	0	0						
Inning Stats	R: 0 E: 0 K: 0 S: 6	H: 0 LOB: 1 BB: 1 P: 16	R: 1 E: 0 K: 1 S: 12	H: 2 LOB: 1 BB: 0 P: 18	R: 0 E: 0 K: 0 S: 10	H: 0 LOB: 0 BB: 0 P: 12	R: 0 E: 0 K: 0 S: 4	H: 0 LOB: 0 BB: 0 P: 8	R: 2 E: 0 K: 0 S: 9	H: 2 LOB: 0 BB: 0 P: 16	R: 0 E: 0 K: 0 S: 14	H: 1 LOB: 2 BB: 1 P: 24	R: 0 E: 0 K: 1 S: 13	H: 0 LOB: 0 BB: 0 P: 16	R: 0 E: 0 K: 1 S: 13	H: 0 LOB: 2 BB: 1 P: 23	R: 0 E: 0 K: 1 S: 8	H: 0 LOB: 0 BB: 0 P: 10	1B: 3 2B: 2 3B: 0 HR: 1	SF: 1 SAC: 0 DP: 0 HBP: 0	WP: 0 PB: 1 SB: 1 CS: 0	PA: 36
PITCHER	IP WLS BF H R ER SO	IP WLS BF H R ER SO	IP WLS BF H R ER SO	IP WLS BF H R ER SO	IP WLS BF H R ER SO	IP WLS BF H R ER SO	IP WLS BF H R ER SO	IP WLS BF H R ER SO	IP WLS BF H R ER SO	IP WLS BF H R ER SO	IP WLS BF H R ER SO	IP WLS BF H R ER SO	IP WLS BF H R ER SO	IP WLS BF H R ER SO	IP WLS BF H R ER SO	IP WLS BF H R ER SO	ERA WHIP	ERA WHIP				
Steve Trachsel, R (1,1) ERA: 3.6	6.0 W 25 5 3 3 1																4.50 1.167					
Ricky Bottalico, R (7,1) ERA: 1.23	2.0 H 8 1 0 0 2																0.00 1.000					
Orber Moreno, R (9,1) ERA: 3.71	1.0 3 0 0 0 0 1																0.00 0.000					



Batter	1	2	3	4	5	6	7	8	9	AB	R	H	RBI	BB	SO	LOB	TOP								
Kazuo Matsui, S OBP: 0.337, SLG: 0.408	G1-3			L3	2B		G3			4	0	1	0	0	0	0									
Ty Wigginton, R OBP: 0.244, SLG: 0.350	G6-3			P4	K			K		4	0	0	0	0	2	1									
Cliff Floyd, L OBP: 0.395, SLG: 0.606	K			1B	1B		K	P3		4	1	1	0	0	2	0									
31 Mike Piazza, R OBP: 0.387, SLG: 0.508		P4		1B	2B		2B	K		3	2	1	0	1	1	0									
Shane Spencer, R OBP: 0.378, SLG: 0.467		K		2B	1B		F8	WP	BB	3	1	1	1	1	1	1									
Jason Phillips, R OBP: 0.284, SLG: 0.242	G4-3			2B	2B		2B	WP	BB	3	0	2	3	1	0	0									
Mike Cameron, R OBP: 0.324, SLG: 0.435			F9	K			K	K		4	0	0	0	0	3	4									
Danny Garcia, R OBP: 0.400, SLG: 0.412			K		G4-3		K	P5		3	0	0	0	0	2	0									
Karim Garcia, L OBP: 0.276, SLG: 0.417			K		L9		P4	K		1	0	0	0	0	0	1									
James Baldwin, R Joe McEwing, R Orber Moreno, R Eric Valenz, L Mike Stanton, L John Franco, L Todd Zelle, R										1	0	0	0	0	0	1	0								
										1	0	0	0	0	0	0	0								
										0	0	0	0	0	0	0	0								
										0	0	0	0	0	0	0	0								
										0	0	0	0	0	0	0	0								
										0	0	0	0	0	0	0	0								
										1	0	0	0	0	1	2									
Inning Stats	R: 0 E: 0 K: 1 S: 10	H: 0 LOB: 0 BB: 0 P: 15	R: 0 E: 0 K: 1 S: 8	H: 0 LOB: 0 BB: 0 P: 12	R: 0 E: 0 K: 2 S: 9	H: 0 LOB: 0 BB: 1 P: 9	R: 3 E: 0 K: 1 S: 14	H: 3 LOB: 1 BB: 0 P: 23	R: 0 E: 0 K: 2 S: 10	H: 1 LOB: 1 BB: 0 P: 17	R: 1 E: 0 K: 2 S: 14	H: 2 LOB: 1 BB: 0 P: 23	R: 0 E: 0 K: 1 S: 9	H: 0 LOB: 0 BB: 0 P: 14	R: 0 E: 0 K: 2 S: 8	H: 0 LOB: 0 BB: 0 P: 12	R: 0 E: 0 K: 2 S: 12	H: 0 LOB: 2 BB: 2 P: 21	1B: 2 2B: 4 3B: 0 HR: 0	SF: 0 SAC: 0 DP: 0 HBP: 0	WP: 1 PB: 0 SB: 0 CS: 0	PA: 36			
PITCHER	IP	WLS	BF	H	R	ER	SO	BB	IBB	HBP	BLK	WP	HR	S	P	ERA	WHIP								
Andy Pettitte, L	(1, 1)	6.0	W	25	6	4	4	8	1	0	0	0	0	65	99	6.00	1.167								
Dan Miceli, R	(7, 1)	1.0	H	3	0	0	0	1	0	0	0	0	0	9	14	0.00	0.000								
54 Brad Lidge, R	(8, 1)	1.0	H	3	0	0	0	2	0	0	0	0	0	8	12	0.00	0.000								
Octavio Dotel, R	(9, 1)	1.0	S	5	0	0	0	2	2	0	0	0	1	0	21	0.00	2.000								

New York Mets @ Houston Astros
Minute Maid Park, Houston, TX
Sat May 15 2004, 6:05 PM CDT
Att: 42,581 - Unknown - 82 F

AB 33
R 4
H 6
RBI 4
BB 3
SO 13
LOB 10



Batter	1	2	3	4	5	6	7	8	9	AB	R	H	RBI	BB	SO	LOB	BOTTOM								
Craig Biggio, R OBP: 0.370, SLG: 0.563	2B	1B		F8	K		FC4-6			5	2	2	1	0	1	3									
28 Adam Everett, R OBP: 0.327, SLG: 0.399	SH1-4	HR		1B		5	P4			3	2	2	2	0	0	1									
5 Jeff Bagwell, R OBP: 0.425, SLG: 0.485	2B	G1-3		K		K		K		4	1	0	0	0	3	2									
Jeff Kent, R OBP: 0.329, SLG: 0.522	BB	G6-3		F9		1B		K		5	0	2	2	0	1	1									
17 Lance Berkman, S OBP: 0.493, SLG: 0.532	BB	IBB		1B		P4		K		3	0	0	0	2	1	1									
Richard Hidalgo, R OBP: 0.336, SLG: 0.511	BB	BB		1B		K		P4		3	0	1	1	1	1	1									
Morgan Ensberg, R OBP: 0.340, SLG: 0.378	L4	F9		F9		1B		SH1-4	FC4-6	4	2	2	0	0	0	5									
Brad Ausmus, R OBP: 0.314, SLG: 0.321	F7	P3		P3		1B		SH1-4		3	0	1	0	0	0	5									
Andy Pettitte, L Dan Miceli, R 16 Jason Lane, R 54 Brad Lidge, R Octavio Dotel, R		F8		G3		1B		FC4-6		3	0	1	1	0	0	2									
										0	0	0	0	0	0	0									
										1	0	1	0	0	0	0									
										0	0	0	0	0	0	0									
										0	0	0	0	0	0	0									
										0	0	0	0	0	0	0									
										0	0	0	0	0	0	0									
										0	0	0	0	0	0	0									
										0	0	0	0	0	0	0									
										0	0	0	0	0	0	0									
										0	0	0	0	0	0	0									
										0	0	0	0	0	0	0									
Inning Stats	R: 2 E: 0 K: 0 S: 16	H: 2 LOB: 3 BB: 2 P: 29	R: 2 E: 0 K: 0 S: 12	H: 2 LOB: 0 BB: 0 P: 17	R: 0 E: 0 K: 0 S: 11	H: 1 LOB: 2 BB: 1 P: 19	R: 0 E: 0 K: 1 S: 8	H: 1 LOB: 0 BB: 0 P: 11	R: 1 E: 0 K: 2 S: 21	H: 3 LOB: 2 BB: 0 P: 28	R: 1 E: 0 K: 0 S: 14	H: 1 LOB: 1 BB: 0 P: 24	R: 1 E: 0 K: 0 S: 7	H: 2 LOB: 1 BB: 0 P: 11	R: 0 E: 0 K: 2 S: 11	H: 0 LOB: 0 BB: 0 P: 17	1B: 9 2B: 2 3B: 0 HR: 1	SF: 0 SAC: 2 DP: 0 HBP: 2	WP: 0 PB: 1 SB: 1 CS: 0	PA: 41					
PITCHER	IP	WLS	BF	H	R	ER	SO	BB	IBB	HBP	BLK	WP	HR	S	P	ERA	WHIP								
James Baldwin, R	(1, 1)	4.0	L	22	6	4	4	1	2	1	1	0	0	35	52	9.00	2.000								
Orber Moreno, R	(5, 1)	2.0		11	4	2	2	4	0	0	1	0	0	7	11	9.00	2.000								
Mike Stanton, L	(7, 1)	1.0		5	2	1	1	0	0	0	0	0	0	7	11	9.00	2.000								
John Franco, L	(8, 1)	1.0		3	0	0	0	2	0	0	0	0	0	11	17	0.00	0.000								

New York Mets @ Houston Astros
Minute Maid Park, Houston, TX
Sat May 15 2004, 6:05 PM CDT
Att: 42,581 - Unknown - 82 F

AB 34
R 7
H 12
RBI 7
BB 3
SO 7
LOB 21



Batter	1	2	3	4	5	6	7	8	9	AB	R	H	RBI	BB	SO	LOB	TOP										
Craig Biggio, R OBP: 0.373, SLG: 0.556	G5-3	28 1B 5 1B HBP	1-2 2-3 1B	1-2 2-3 1B		5 1B SF9 2B	G6-3		K	5	2	2	0	0	1	1											
28 Adam Everett, R OBP: 0.315, SLG: 0.376	5 BB 1B	5 1B 1-3 2-H 1B	F9			K			G5-3	5	1	1	1	1	2	5											
5 Jeff Bagwell, R OBP: 0.430, SLG: 0.479	17 1B 1-2 BB	0-2 1-3 1B				F7				4	0	2	1	1	1	0											
Jeff Kent, R OBP: 0.323, SLG: 0.500	17 1B 1-2 2-H 1B					F8			G6-3	4	0	1	2	0	1	2											
Richard Hidalgo, R OBP: 0.333, SLG: 0.496	K	K				17 2B			K	5	1	1	0	0	4	4											
17 Lance Berkman, S OBP: 0.503, SLG: 0.571	1-2 2-3 1B					1B				5	2	4	2	0	0	0											
Morgan Ensberg, R OBP: 0.345, SLG: 0.367	G1-3					1B				3	1	0	0	2	1	4											
Brad Ausmus, R OBP: 0.326, SLG: 0.353						1B				4	1	2	3	1	0	0											
Wade Miller, R OBP: 0.375, SLG: 0.375						1-3 2-H 1B				4	1	2	0	0	2	2											
Mike Gallo, L (6, 1)										0	0	0	0	0	0	0											
Ricky Stone, R (7, 1)										0	0	0	0	0	0	0											
Orlando Palmeiro, L OBP: 0.265, SLG: 0.300										1	0	0	0	0	1	1											
Brandon Duckworth, R (9, 1)										0	0	0	0	0	0	0											
Inning Stats	R: 1 E: 0 K: 1 S: 13	H: 2 LOB: 3 BB: 2 P: 28	R: 2 E: 0 K: 2 S: 17	H: 3 LOB: 2 BB: 0 P: 24	R: 0 E: 0 K: 0 S: 11	H: 3 LOB: 3 BB: 1 P: 18	R: 2 E: 0 K: 1 S: 18	H: 3 LOB: 2 BB: 1 P: 26	R: 1 E: 0 K: 1 S: 12	H: 2 LOB: 0 BB: 0 P: 16	R: 0 E: 0 K: 2 S: 9	H: 0 LOB: 0 BB: 0 P: 12	R: 0 E: 0 K: 2 S: 8	H: 0 LOB: 0 BB: 0 P: 11	R: 0 E: 1 K: 2 S: 10	H: 0 LOB: 1 BB: 0 P: 15	1B: 11 2B: 2 3B: 0 HR: 2	SF: 1 SAC: 0 DP: 1 HBP: 1	WP: 0 PB: 0 SB: 0 CS: 1	PA: 48							
PITCHER	IP	WLS	BF	H	R	ER	SO	BB	IBB	HBP	BLK	WP	HR	S	P	ERA	WHIP										
Dontrelle Willis, L ERA: 4.08	4.0	L	27	11	5	5	4	4	0	1	0	0	0	59	96	11.25	3.750										
Justin Wayne, R ERA: 5.31	2.0		10	4	4	4	3	1	0	0	0	0	2	26	39	18.00	2.500										
Tommy Phelps, L ERA: 3.27	2.0		6	0	0	0	4	0	0	0	0	0	0	17	23	0.00	0.000										
Toby Borland, R ERA:	1.0		4	0	0	0	2	0	0	0	0	0	0	10	15	0.00	0.000										

Houston Astros @ Florida Marlins
Pro Player Stadium, Miami, FL

AB 40
R 9
H 15
RBI 9
BB 5
SO 13
LOB 19



Tue May 18 2004, 7:05 PM EDT
Att: 12,324 - Cloudy - 81 F

Batter	1	2	3	4	5	6	7	8	9	AB	R	H	RBI	BB	SO	LOB	BOTTOM										
Juan Pierre, L OBP: 0.387, SLG: 0.411	G3		SH2-4			K			P6	4	0	0	0	0	1	2											
Luis Castillo, S OBP: 0.318, SLG: 0.291	G6-3		L6			BB 1B				4	0	1	0	0	1	2											
Miguel Cabrera, R OBP: 0.370, SLG: 0.559	K		G6-3			BB				3	0	0	0	1	1	2											
Mike Lowell, R OBP: 0.421, SLG: 0.647										3	1	1	0	0	1	2											
Mike Mordecai, R OBP: 0.227, SLG: 0.238										1	0	0	0	0	0	0											
Jeff Conine, R OBP: 0.310, SLG: 0.378										4	1	1	0	0	1	1											
Mike Redmond, R OBP: 0.338, SLG: 0.379										2	0	0	0	1	1	2											
Ramon Castro, R OBP: 0.207, SLG: 0.276										1	0	0	0	0	0	0											
Hee-Seop Choi, L OBP: 0.350, SLG: 0.529										4	0	2	0	0	1	1											
Alex Gonzalez, R OBP: 0.227, SLG: 0.344										4	0	2	1	0	1	1											
Dontrelle Willis, L ERA: 4.08										0	0	0	0	1	0	0											
Justin Wayne, R ERA: 5.31										1	0	0	0	0	0	0											
Lenny Harris, L ERA: 3.02										1	0	0	0	0	0	2											
Tommy Phelps, L ERA: 3.27										0	0	0	0	0	0	0											
Toby Borland, R ERA:										0	0	0	0	0	0	0											
Abraham Nunez, S OBP: 0.370, SLG: 0.333										1	0	0	0	0	0	0											
Inning Stats	R: 0 E: 0 K: 1 S: 9	H: 0 LOB: 0 BB: 0 P: 15	R: 0 E: 0 K: 1 S: 10	H: 0 LOB: 1 BB: 1 P: 18	R: 0 E: 0 K: 0 S: 8	H: 1 LOB: 1 BB: 1 P: 16	R: 1 E: 0 K: 0 S: 12	H: 2 LOB: 1 BB: 0 P: 19	R: 0 E: 0 K: 2 S: 13	H: 1 LOB: 2 BB: 1 P: 21	R: 1 E: 0 K: 1 S: 13	H: 3 LOB: 2 BB: 0 P: 24	R: 0 E: 0 K: 1 S: 7	H: 0 LOB: 0 BB: 0 P: 10	R: 0 E: 0 K: 1 S: 7	H: 0 LOB: 0 BB: 0 P: 11	R: 0 E: 0 K: 1 S: 8	H: 0 LOB: 0 BB: 0 P: 13	1B: 5 2B: 2 3B: 0 HR: 0	SF: 0 SAC: 1 DP: 0 HBP: 0	WP: 1 PB: 0 SB: 0 CS: 0	PA: 37					
PITCHER	IP	WLS	BF	H	R	ER	SO	BB	IBB	HBP	BLK	WP	HR	S	P	ERA	WHIP										
Wade Miller, R ERA: 3.02	5.2	W	27	7	2	2	5	3	0	0	0	0	0	63	109	3.18	1.765										
Mike Gallo, L ERA: 1.04	0.1		1	0	0	0	0	0	0	0	0	0	0	2	4	0.00	0.000										
Ricky Stone, R ERA: 5.71	2.0		6	0	0	0	2	0	0	0	0	0	0	14	21	0.00	0.000										
Brandon Duckworth, R ERA: 6.27	1.0		3	0	0	0	1	0	0	0	0	0	0	8	13	0.00	0.000										

Houston Astros @ Florida Marlins
Pro Player Stadium, Miami, FL

AB 33
R 2
H 7
RBI 1
BB 3
SO 8
LOB 15



Tue May 18 2004, 7:05 PM EDT
Att: 12,324 - Cloudy - 81 F

Batter	1	2	3	4	5	6	7	8	9	AB	R	H	RBI	BB	SO	LOB	TOP											
Craig Biggio, R OBP: 0.368, SLG: 0.544 (1, 8)	G5-3		28 1B 5 1B		G6-3		G4-3		E1 5 F8 28 1B SF9	5	2	1	1	0	0	1												
28 Adam Everett, R OBP: 0.317, SLG: 0.377 (1, 6)	K		5 1B 1B		G5-3		K		17 2B 1B	5	2	2	1	0	2	0												
5 Jeff Bagwell, R OBP: 0.424, SLG: 0.469 (1, 3)	K		1B		K		G6-3		F8	5	0	1	1	0	2	2												
Jeff Kent, R OBP: 0.331, SLG: 0.510 (1, 4)		P4	17 G1-6-3 1B						SF9	3	2	2	2	1	0	0												
17 Lance Berkman, S OBP: 0.506, SLG: 0.605 (1, 7)		HR	G1-6-3						BB	5	2	3	2	0	0	3												
Morgan Ensberg, R OBP: 0.348, SLG: 0.382 41 Brandon Backe, R (9, 1)	K				L9		SF8		1B	4	0	2	3	0	1	0												
Richard Hidalgo, R OBP: 0.329, SLG: 0.486 (1, 9)	F8				G6-3		WP		G3	5	0	1	0	0	0	3												
Brad Ausmus, R OBP: 0.338, SLG: 0.370 (1, 2)			SH3-4 1B 2B				1B		G5-3	3	1	2	0	1	0	1												
Tim Redding, R OBP: 0.167, SLG: 0.167 54 Brad Lidge, R (7, 1)			SH3-4		P4		G1-3			2	0	0	0	0	0	3												
Jose Vizcaino, S OBP: 0.261, SLG: 0.195 (9, 5)									E 28 1B	1	1	1	0	0	0	0												
Inning Stats	R: 0 E: 0 K: 2 S: 8	H: 0 LOB: 0 BB: 0 P: 12	R: 1 E: 0 K: 1 S: 8	H: 1 LOB: 0 BB: 0 P: 12	R: 3 E: 0 K: 0 S: 14	H: 5 LOB: 1 BB: 0 P: 19	R: 0 E: 0 K: 0 S: 6	H: 1 LOB: 1 BB: 0 P: 9	R: 0 E: 0 K: 1 S: 10	H: 0 LOB: 0 BB: 0 P: 15	R: 1 E: 0 K: 0 S: 10	H: 2 LOB: 2 BB: 1 P: 18	R: 0 E: 0 K: 1 S: 11	H: 0 LOB: 0 BB: 0 P: 13	R: 1 E: 0 K: 0 S: 7	H: 2 LOB: 1 BB: 1 P: 15	R: 4 E: 1 K: 0 S: 20	H: 4 LOB: 1 BB: 0 P: 27	1B: 10 2B: 4 3B: 0 HR: 1	SF: 2 SAC: 1 DP: 2 HBP: 0	WP: 2 PB: 0 SB: 0 CS: 0	PA: 43						
PITCHER	IP	WLS	BF	H	R	ER	SO	BB	IBB	HBP	BLK	WP	HR	S	P	ERA	WHIP											
Carl Pavano, R ERA: 3.65 40 Nate Bump, R ERA: 5.4	(1, 1)	7.0	L	30	9	5	5	5	0	1	0	0	1	0	67	98	6.43	1.286										

Houston Astros @ Florida Marlins
Pro Player Stadium, Miami, FL
Wed May 19, 2004, 7:05 PM EDT
Att: 12,122 - Cloudy - 81 F

AB	38
R	10
H	15
RBI	10
BB	2
SO	5
LOB	13



Batter	1	2	3	4	5	6	7	8	9	AB	R	H	RBI	BB	SO	LOB	BOTTOM										
Juan Pierre, L OBP: 0.390, SLG: 0.420 (1, 8)	G5-3				G6-3			G4-3 1B		4	0	2	0	0	0	0											
Luis Castillo, S OBP: 0.310, SLG: 0.283 (1, 4)	L5		G4-3				G6-3	G4-3		4	0	0	0	0	0	2											
Miguel Cabrera, R OBP: 0.361, SLG: 0.544 (1, 9)	G4-3				E6 IHR		F7	K		4	1	0	0	0	1	1											
Mike Lowell, R OBP: 0.417, SLG: 0.643 (1, 5)		L8			F7			K		4	0	1	0	0	1	2											
Jeff Conine, R OBP: 0.300, SLG: 0.366 (1, 7)		F9			F9		F8		G6-3	4	0	0	0	0	0	2											
Hee-Seop Choi, L OBP: 0.355, SLG: 0.552 (1, 3)		BB			IHR		F8		K	3	1	1	2	1	1	0											
Alex Gonzalez, R OBP: 0.224, SLG: 0.338 Damon Easley, R OBP: 0.463, SLG: 0.629 (7, PH)		P6			B2			BB		2	0	0	0	0	0	1											
Ramon Castro, R OBP: 0.200, SLG: 0.266 Lenny Harris, L OBP: 0.176, SLG: 0.235 (9, PH)			G3-1				G2-3		P3	3	0	0	0	0	0	1											
Carl Pavano, R OBP: 0.176, SLG: 0.313 Larry Sutton, L (7, PH)			K				G4-3			2	0	0	0	0	1	0											
40 Nate Bump, L (8, 1)								K		0	0	0	0	0	0	0											
Inning Stats	R: 0 E: 0 K: 0 S: 9	H: 0 LOB: 0 BB: 0 P: 12	R: 0 E: 0 K: 0 S: 8	H: 0 LOB: 1 BB: 1 P: 14	R: 0 E: 0 K: 1 S: 14	H: 1 LOB: 0 BB: 0 P: 19	R: 2 E: 1 K: 0 S: 13	H: 1 LOB: 0 BB: 0 P: 17	R: 0 E: 0 K: 0 S: 6	H: 0 LOB: 0 BB: 0 P: 7	R: 0 E: 0 K: 0 S: 6	H: 1 LOB: 1 BB: 0 P: 9	R: 0 E: 0 K: 1 S: 10	H: 0 LOB: 1 BB: 1 P: 15	R: 0 E: 0 K: 2 S: 11	H: 1 LOB: 0 BB: 0 P: 14	R: 0 E: 0 K: 1 S: 9	H: 1 LOB: 0 BB: 0 P: 12	1B: 1 2B: 3 3B: 0 HR: 1	SF: 0 SAC: 0 DP: 0 HBP: 0	WP: 0 PB: 0 SB: 0 CS: 0	PA: 35					
PITCHER	IP	WLS	BF	H	R	ER	SO	BB	IBB	HBP	BLK	WP	HR	S	P	ERA	WHIP										
Tim Redding, R ERA: 5.29 54 Brad Lidge, R ERA: 2.31 41 Brandon Backe, R ERA: 4.12	(1, 1)	6.2	W	26	3	2	0	1	0	0	0	0	0	14	18	0.00	0.750										

Houston Astros @ Florida Marlins
Pro Player Stadium, Miami, FL
Wed May 19, 2004, 7:05 PM EDT
Att: 12,122 - Cloudy - 81 F

AB	33
R	2
H	5
RBI	2
BB	2
SO	5
LOB	11



Batter	1	2	3	4	5	6	7	8	9	AB	R	H	RBI	BB	SO	LOB	TOP					
Orlando Palmeiro, L OBP: 0.263, SLG: 0.294										4	1	1	0	0	1	1	Houston Astros @ Cincinnati Reds Great American Ball Park, Cincinnati, OH Fri May 21 2004, 7:10 PM EDT Att: 31,832 - Cloudy - 83 F					
28 Adam Everett, R OBP: 0.314, SLG: 0.383										4	1	1	0	0	1	0						
5 Jeff Bagwell, R OBP: 0.422, SLG: 0.483										3	1	1	2	0	1	0						
Jeff Kent, R OBP: 0.333, SLG: 0.506										4	1	1	1	0	1	0						
17 Lance Berkman, S OBP: 0.494, SLG: 0.603										3	0	0	0	0	1	0						
Mike Lamb, L OBP: 0.350, SLG: 0.491										2	0	0	0	0	0	0						
Morgan Ensberg, R OBP: 0.347, SLG: 0.380										2	0	2	1	0	0	0						
Richard Hidalgo, R OBP: 0.315, SLG: 0.463										3	0	0	0	0	0	2						
Dan Miceli, R OBP: 0.500, SLG: 0.500										0	0	0	0	0	0	0						
Ricky Stone, R OBP: 0.358, SLG: 0.528										1	0	0	0	0	1	1						
Brad Ausmus, R OBP: 0.336, SLG: 0.366										4	0	1	0	0	0	1						
Andy Pettitte, L OBP: 0.250, SLG: 0.182										2	0	1	0	0	1	1						
41 Brandon Backe, R OBP: 0.394, SLG: 0.308										0	0	0	0	0	0	0						
16 Jason Lane, R OBP: 0.394, SLG: 0.308										1	0	0	0	0	1	0						
Inning Stats	R: 2 E: 0 K: 1 S: 22	H: 2 LOB: 0 BB: 0 P: 30	R: 0 E: 0 K: 0 S: 13	H: 0 LOB: 0 BB: 0 P: 18	R: 0 E: 0 K: 0 S: 7	H: 1 LOB: 0 BB: 0 P: 11	R: 0 E: 0 K: 2 S: 12	H: 0 LOB: 0 BB: 0 P: 15	R: 0 E: 0 K: 1 S: 14	H: 1 LOB: 1 BB: 0 P: 19	R: 2 E: 0 K: 1 S: 19	H: 3 LOB: 2 BB: 0 P: 30	R: 0 E: 0 K: 1 S: 8	H: 0 LOB: 0 BB: 0 P: 11	R: 0 E: 0 K: 1 S: 10	H: 1 LOB: 1 BB: 0 P: 13	R: 0 E: 0 K: 1 S: 10	H: 1 LOB: 1 BB: 0 P: 13	1B: 5 2B: 2 HR: 1	SF: 1 SAC: 0 HBP: 1	WP: 0 PB: 0 SB: 0 CS: 0	PA: 35
PITCHER	IP WLS BF H R ER SO BB IBB HBP BLK WP HR S P ERA WHIP																					
Todd Van Poppel, R ERA: 3.9	5.2 2 22 6 4 4 5 0 0 0 0 0 0 1 79 111 6.35 1.059																					
Mike Matthews, L ERA	0.0 1 0 0 0 0 0 0 0 1 0 0 0 0 3 5 ∞ ∞																					
Ryan Wagner, R ERA: 7.11	0.1 W 2 1 0 0 0 0 0 0 0 0 0 0 0 5 7 0.00 3.000																					
John Riedling, R ERA: 0.41	2.0 H 6 0 0 0 2 0 0 0 0 0 0 0 0 16 24 0.00 0.000																					
Danny Graves, R ERA: 2.89	1.0 S 4 1 0 0 1 0 0 0 0 0 0 0 0 10 13 0.00 1.000																					

Batter	1	2	3	4	5	6	7	8	9	AB	R	H	RBI	BB	SO	LOB	BOTTOM					
6 Ryan Freel, R OBP: 0.346, SLG: 0.398										4	2	1	1	1	0	1	Houston Astros @ Cincinnati Reds Great American Ball Park, Cincinnati, OH Fri May 21 2004, 7:10 PM EDT Att: 31,832 - Cloudy - 83 F					
Juan Castro, R OBP: 0.306, SLG: 0.373										0	0	0	0	0	0	0						
Barry Larkin, R OBP: 0.331, SLG: 0.352										4	1	1	1	1	0	1						
Sean Casey, L OBP: 0.408, SLG: 0.555										4	1	2	0	1	0	2						
Ken Griffey Jr., L OBP: 0.341, SLG: 0.472										5	1	2	2	0	1	4						
Austin Kearns, R OBP: 0.320, SLG: 0.328										4	0	2	2	1	2	1						
Adam Dunn, L OBP: 0.488, SLG: 0.598										3	0	0	0	1	3	5						
D'Angelo Jimenez, S OBP: 0.337, SLG: 0.338										3	0	1	1	1	0	2						
Jason LaRue, R OBP: 0.326, SLG: 0.297										3	1	0	0	0	2	4						
Todd Van Poppel, R ERA: 3.51	5.0 1 24 4 2 1 9 4 0 0 0 0 0 0 59 103 6.35 1.600																					
41 Brandon Backe, R ERA: 4.95	0.1 H 3 2 2 2 0 0 0 0 0 0 0 0 0 11 13 54.00 6.000																					
Dan Miceli, R ERA: 3.0	0.2 L 7 3 3 3 0 0 2 0 0 0 1 0 0 11 24 40.50 4.500																					
Ricky Stone, R ERA: 7.3	2.0 7 1 0 0 1 0 0 0 1 0 0 0 0 13 22 0.00 0.500																					
Inning Stats	R: 2 E: 1 K: 2 S: 18	H: 1 LOB: 3 BB: 3 P: 36	R: 0 E: 0 K: 2 S: 13	H: 1 LOB: 2 BB: 1 P: 20	R: 0 E: 0 K: 2 S: 8	H: 0 LOB: 0 BB: 0 P: 14	R: 0 E: 0 K: 2 S: 10	H: 0 LOB: 0 BB: 0 P: 14	R: 0 E: 0 K: 1 S: 10	H: 2 LOB: 2 BB: 0 P: 19	R: 5 E: 0 K: 0 S: 22	H: 5 LOB: 5 BB: 2 P: 37	R: 0 E: 0 K: 0 S: 4	H: 0 LOB: 0 BB: 0 P: 7	R: 0 E: 0 K: 1 S: 9	H: 1 LOB: 1 BB: 0 P: 15	R: 0 E: 0 K: 1 S: 9	H: 1 LOB: 1 BB: 0 P: 15	1B: 7 2B: 3 3B: 0 HR: 0	SF: 0 SAC: 0 DP: 1 HBP: 1	WP: 1 PB: 0 SB: 0 CS: 0	PA: 41
PITCHER	IP WLS BF H R ER SO BB IBB HBP BLK WP HR S P ERA WHIP																					

Batter	1	2	3	4	5	6	7	8	9	AB	R	H	RBI	BB	SO	LOB	TOP										
Craig Biggio, R OBP: 0.359, SLG: 0.524 (1, 8)	1-1 1B 1B	1-2 P5				0-3 K	0-1 5 BB 28 BB 1B		1-3 K		5	0	2	0	0	2	2										
28 Adam Everett, R OBP: 0.317, SLG: 0.386 (1, 6)	0-3 K		1-1 P2			2-1 2B 2B	4-0 5 BB BB		1-0 P4		4	1	1	0	1	1	1										
5 Jeff Bagwell, R OBP: 0.421, SLG: 0.474 (1, 3)	0-3 K		2-2 G6-3			4-2 2B BB	4-1 BB BB		3-1 L8		3	1	0	0	2	1	1										
Jeff Kent, R OBP: 0.341, SLG: 0.515 (1, 4)	2-1 1B		1-2 P4			1-2 17 HR 2B	1-3 K		0-0 17 BB 2B		5	2	3	2	0	1	3										
17 Lance Berkman, S OBP: 0.497, SLG: 0.640 (1, 7)	3-2 G6-3			3-2 P4		0-0 HR	3-1 1B SF7 2B		2-0 1B FC5-2 2B		5	2	3	2	0	0	2										
Morgan Ensberg, R OBP: 0.348, SLG: 0.381 (1, 5)		1-2 G5-3		0-0 G4-3		3-H 2-2 G3	0-0 1B		1-0 FC5-2 1B		5	0	2	1	0	0	0										
Richard Hidalgo, R OBP: 0.323, SLG: 0.467 (1, 9)		0-0 FC1-5 1B		4-2 FC6-4 BB		2-1 1B	2-2 SF7		0-0 FC5-2 1B		3	0	2	1	1	0	2										
Brad Ausmus, R OBP: 0.331, SLG: 0.359 (1, 2)		0-0 FC1-5 1B		2-1 FC6-4		1 SAFE 2-0 G6-4-3	0-0 L8		1-2 P6		5	0	1	0	0	0	5										
Roger Clemens, R OBP: 0.238, SLG: 0.300 (5, PH) Mike Lirio, L OBP: 0.301, SLG: 0.554 (6, 1) Orlando Palmeiro, L OBP: 0.258, SLG: 0.288 54 Brad Lidge, R (7, 1) Jose Vizcaino, S OBP: 0.225, SLG: 0.190 (8, PH)		0-0 FC1-5		0-2 G5-3		1-1 HR	1-2 L7		0-0 L5		2	0	0	0	0	0	2										
Inning Stats	R: 0 E: 0 K: 2 S: 14	H: 2 LOB: 2 BB: 0 P: 20	R: 0 E: 0 K: 0 S: 9	H: 2 LOB: 2 BB: 0 P: 11	R: 0 E: 0 K: 0 S: 9	H: 0 LOB: 0 BB: 0 P: 13	R: 0 E: 0 K: 0 S: 8	H: 0 LOB: 1 BB: 1 P: 17	R: 4 E: 0 K: 1 S: 18	H: 3 LOB: 0 BB: 1 P: 27	R: 1 E: 0 K: 1 S: 11	H: 3 LOB: 3 BB: 2 P: 25	R: 1 E: 0 K: 0 S: 13	H: 2 LOB: 1 BB: 0 P: 19	R: 0 E: 0 K: 1 S: 6	H: 0 LOB: 2 BB: 0 P: 11	R: 1 E: 0 K: 0 S: 8	H: 3 LOB: 2 BB: 0 P: 12	1B: 9 2B: 4 3B: 0 HR: 2	SF: 1 SAC: 0 DP: 1 HBP: 0	WP: 0 PB: 0 SB: 0 CS: 0	PA: 45					
PITCHER	IP	WLS	BF	H	R	ER	SO	BB	IBB	HBP	BLK	WP	HR	S	P	ERA	WHIP										
39 Aaron Harang, R ERA: 4.83 (1, 1)	5.0		24	7	4	4	3	2	0	0	0	0	1	58	88	7.20	1.800										
Ryan Wagner, R ERA: 7.43 (6, 1)	0.2	H	6	3	1	1	0	2	0	0	0	0	1	8	21	13.50	7.500										
Brian Reith, R ERA: 8.16 (7, 1)	0.1	H	3	2	1	1	1	0	0	0	0	0	0	6	10	27.00	6.000										
Todd Jones, R ERA: 4.81 (9, 1)	2.0	W	6	0	0	0	1	0	0	0	0	0	0	16	24	0.00	0.000										
Danny Graves, R ERA: 3.12 (9, 1)	1.0	S	6	3	1	1	0	0	0	0	0	0	0	8	12	9.00	3.000										

Houston Astros @ Cincinnati Reds
Great American Ball Park, Cincinnati, OH
Sat May 22 2004, 7:10 PM EDT
Att: 41,890 - Cloudy - 83 F

AB 40
R 7
H 15
RBI 7
BB 4
SO 5
LOB 21



Batter	1	2	3	4	5	6	7	8	9	AB	R	H	RBI	BB	SO	LOB	BOTTOM										
6 Ryan Freel, R OBP: 0.348, SLG: 0.393 (1, 5) (7, 9)	4-2 G4-6-3 1B BB		0-0 1B BB 1B	1-2 G1-3		1-3 K		3-2 G4-3		4	1	1	0	1	1	4											
Barry Larkin, R OBP: 0.339, SLG: 0.360 (1, 6)	0-0 G4-6-3 1B		0-0 BB 2B 1B	0-1 G6-3		1-1 G6-3		3-2 2B 1B		5	2	3	0	0	0	0											
Sean Casey, L OBP: 0.414, SLG: 0.560 (1, 3)	1-0 G4-6-3		0-0 2B 1B	3-2 G4-3		1-2 G3 HBP		1-2 2B 2B		4	2	2	1	0	0	2											
Ken Griffey Jr., L OBP: 0.337, SLG: 0.470 (1, 8)	2-3 K		1-3 K			0-0 F7		1-0 SH5-4 2B		5	0	1	1	0	2	5											
Austin Kearns, R OBP: 0.329, SLG: 0.328 Danny Graves, R (9, 1)		2-3 K	4-2 2B BB			0-0 1B 1B		1-1 SH5-4		3	1	1	1	1	2	1											
Adam Dunn, L OBP: 0.483, SLG: 0.612 (1, 7)		2-2 2B 1B	3-2 2B			4-1 HBP FC4-6 BB		4-0 IBB		2	2	2	2	2	0	0											
D'Angelo Jimenez, S OBP: 0.339, SLG: 0.335 (1, 4)		2-3 K	1-3 K			1-1 FC4-6 HBP 1B		2-2 F9		4	0	1	1	1	2	5											
Jason LaRue, R OBP: 0.340, SLG: 0.312 (1, 2)		1-1 2B	4-0 IBB			1-0 FC4-6 HBP		1-3 K		3	0	1	1	1	2	4											
39 Aaron Harang, R OBP: 0.288, SLG: 0.100 (5, PH) Jacob Cruz, L OBP: 0.301, SLG: 0.344 (6, 1) Ryan Wagner, R (6, 1) Brian Reith, R (7, 1) Todd Jones, L (7, 1) Juan Castro, R OBP: 0.301, SLG: 0.368 (7, 1) Tim Lincecum, R OBP: 0.255, SLG: 0.259 (8, PH)		1-3 K	0-3 K			1-2 FC4-6		1-2 P3		2	0	0	0	0	2	4											
Inning Stats	R: 0 E: 0 K: 1 S: 8	H: 1 LOB: 1 BB: 1 P: 15	R: 1 E: 0 K: 3 S: 15	H: 2 LOB: 0 BB: 0 P: 23	R: 3 E: 0 K: 3 S: 20	H: 4 LOB: 3 BB: 2 P: 35	R: 0 E: 0 K: 0 S: 9	H: 0 LOB: 0 BB: 0 P: 13	R: 2 E: 0 K: 1 S: 11	H: 2 LOB: 2 BB: 1 P: 19	R: 0 E: 0 K: 1 S: 9	H: 0 LOB: 1 BB: 0 P: 13	R: 0 E: 0 K: 1 S: 12	H: 0 LOB: 2 BB: 1 P: 21	R: 2 E: 0 K: 1 S: 18	H: 3 LOB: 1 BB: 1 P: 31	1B: 8 2B: 4 3B: 0 HR: 0	SF: 0 SAC: 1 DP: 1 HBP: 3	WP: 0 PB: 0 SB: 0 CS: 0	PA: 44							
PITCHER	IP	WLS	BF	H	R	ER	SO	BB	IBB	HBP	BLK	WP	HR	S	P	ERA	WHIP										
Roger Clemens, R ERA: 2.51 (1, 1)	5.0		28	9	6	6	8	3	1	1	0	0	0	9	13	0.00	0.000										
Mike Gallo, L ERA: 0.93 (6, 1)	1.0		4	0	0	0	1	0	0	1	0	0	0	9	13	0.00	0.000										
54 Brad Lidge, R ERA: 2.84 (7, 1)	2.0	L	12	3	2	2	2	1	1	1	0	0	0	30	52	9.00	2.000										

Houston Astros @ Cincinnati Reds
Great American Ball Park, Cincinnati, OH
Sat May 22 2004, 7:10 PM EDT
Att: 41,890 - Cloudy - 83 F

AB 34
R 8
H 12
RBI 8
BB 6
SO 11
LOB 29



Batter	1	2	3	4	5	6	7	8	9	AB	R	H	RBI	BB	SO	LOB	TOP			
Craig Biggio, R (1, 8) OBP: 0.362, SLG: 0.520	1-1 FC5 17 WP HBP		1-1 G5-3			2-0 1B		1-1 G5-4-3		3	0	1	0	0	0	1	Houston Astros @ Cincinnati Reds Great American Ball Park, Cincinnati, OH Sun May 23 2004, 1:15 PM EDT Att: 29,693 - Sunny - 80 F			
28 Adam Everett, R (1, 6) OBP: 0.315, SLG: 0.382	0-3 K		1-0 1B			0-0 F9		1-1 G5-3		4	0	1	0	0	1	2				
17 Lance Berkman, S (1, 7) OBP: 0.492, SLG: 0.626	4-2 FC5 1-2 BB		3-2 F8			0-0 F8			2-2 F8	3	0	0	0	1	0	2				
Jeff Kent, R (1, 4) OBP: 0.339, SLG: 0.509	1-0 FC5 1-2 2-3			1-0 FC6-4 1B		1-1 G6-3			1-0 L9	4	0	1	0	0	0	3				
Morgan Ensberg, R (1, 5) OBP: 0.346, SLG: 0.376	2-2 FC6-4			1-2 FC6-4 L5-3			0-3 K		0-1 WP 1B	4	0	1	0	0	1	3				
Richard Hidalgo, R (1, 9) OBP: 0.316, SLG: 0.455		0-1 P3		1-0 L5-3			1-3 K2-3		2-3 K 1-2	4	0	0	0	0	2	2				
Jose Vizcaino, S (1, 3) OBP: 0.280, SLG: 0.222		2-1 F7			1-0 G5-4-3 1B		0-2 E4 1B			3	0	2	0	0	0	0				
Brad Ausmus, R (1, 2) OBP: 0.324, SLG: 0.351		0-1 P5			0-2 G5-4-3		0-0 L7			3	0	0	0	0	0	2				
Wade Miller, R (1, 1) OBP: 0.333, SLG: 0.333						0-0 G6-3				2	0	0	0	0	0	0				
Brandon Duckworth, R (6, 1) OBP: 0.275, SLG: 0.286								4-1 G5-4-3 BB		0	0	0	0	0	0	0				
Orlando Palmeiro, L (8, PH) OBP: 0.275, SLG: 0.286										0	0	0	0	1	0	0				
41 Brandon Backe, R (8, 1)										0	0	0	0	0	0	0				
Inning Stats	R: 0 E: 0 K: 1 S: 13	H: 0 LOB: 2 BB: 1 P: 21	R: 0 E: 0 K: 0 S: 6	H: 0 LOB: 0 BB: 0 P: 8	R: 0 E: 0 K: 0 S: 9	H: 1 LOB: 1 BB: 0 P: 15	R: 0 E: 0 K: 0 S: 6	H: 1 LOB: 0 BB: 0 P: 9	R: 0 E: 0 K: 0 S: 5	H: 1 LOB: 1 BB: 0 P: 7	R: 0 E: 1 K: 2 S: 10	H: 1 LOB: 1 BB: 0 P: 11	R: 0 E: 0 K: 0 S: 5	H: 0 LOB: 0 BB: 1 P: 11	R: 0 E: 0 K: 1 S: 11	H: 1 LOB: 1 BB: 0 P: 16	1B: 6 2B: 1 3B: 0 HR: 0	SF: 0 SAC: 0 DP: 3 HBP: 1	WP: 2 PB: 0 SB: 0 CS: 0	PA: 33
PITCHER Cory Lidle, R (1, 1) ERA: 4.52	IP: 9.0 WLS: W BF: 33 H: 6 R: 0 ER: 0 SO: 4 BB: 2 IBB: 0 HBP: 1 BLK: 0 WP: 2 HR: 0 S: 71 P: 106 ERA: 0.00 WHIP: 0.889															PITCHER				

AB	30
R	0
H	6
RBI	0
BB	2
SO	4
LOB	15



Batter	1	2	3	4	5	6	7	8	9	AB	R	H	RBI	BB	SO	LOB	BOTTOM			
6 Ryan Freel, R (1, 5) OBP: 0.343, SLG: 0.386	0-3 K				1-1 G4-3	2-1 G6-3		1-2 G6-3		5	0	1	0	0	1	2	Houston Astros @ Cincinnati Reds Great American Ball Park, Cincinnati, OH Sun May 23 2004, 1:15 PM EDT Att: 29,693 - Sunny - 80 F			
D'Angelo Jimenez, S (1, 4) OBP: 0.337, SLG: 0.329	4-1 BB 1B BB				0-1 F7		0-0 G4-3			3	1	0	0	1	0	2				
Sean Casey, L (1, 3) OBP: 0.421, SLG: 0.583	0-2 BB 1-2 1B			3-2 F8	2-1 HR 1B		2-1 HR			4	3	3	1	0	0	0				
Ken Griffey Jr., L (1, 8) OBP: 0.341, SLG: 0.487	4-1 1B 1-2 2-3 BB			1-1 F9	2-1 HR		2-0 G4-3			3	1	1	2	1	0	0				
Austin Kearns, R (1, 9) OBP: 0.337, SLG: 0.338	2-2 1-3 2-H 3-H 1B			2-0 G6-3	1-1 1B		1-3 K			4	0	2	2	0	1	0				
Adam Dunn, L (1, 7) OBP: 0.472, SLG: 0.594	2-3 K			0-1 G4-3	3-3 K			3-2 P5		4	0	0	0	0	2	3				
Javier Valentin, S (1, 2) OBP: 0.208, SLG: 0.358	1-3 K			3-1 HR		3-2 G4-3		3-1 2B		4	2	2	1	0	1	2				
Juan Castro, R (1, 6) OBP: 0.325, SLG: 0.403		2-2 6 1B SH3-4 1B			0-0 F8		1-0 SH3-4 1B		2-2 2B	4	0	3	1	0	0	0				
Cory Lidle, R (1, 1) OBP: 0.350, SLG: 0.200		1-1 SH3-4			1-3 K		1-0 SH3-4		1-3 K	2	0	0	0	0	2	1				
Inning Stats	R: 2 E: 0 K: 3 S: 18	H: 2 LOB: 2 BB: 2 P: 31	R: 0 E: 0 K: 0 S: 8	H: 2 LOB: 1 BB: 0 P: 13	R: 0 E: 0 K: 0 S: 6	H: 0 LOB: 0 BB: 0 P: 12	R: 1 E: 0 K: 1 S: 8	H: 1 LOB: 0 BB: 0 P: 12	R: 2 E: 0 K: 0 S: 9	H: 3 LOB: 1 BB: 0 P: 22	R: 0 E: 0 K: 0 S: 9	H: 1 LOB: 1 BB: 0 P: 16	R: 1 E: 0 K: 1 S: 8	H: 1 LOB: 0 BB: 0 P: 13	R: 1 E: 0 K: 1 S: 14	H: 2 LOB: 1 BB: 0 P: 24		1B: 7 2B: 2 3B: 0 HR: 3	SF: 0 SAC: 2 DP: 1 HBP: 0	WP: 0 PB: 0 SB: 0 CS: 0
PITCHER Wade Miller, R (1, 1) ERA: 3.56	IP: 5.0 WLS: L BF: 24 H: 8 R: 5 ER: 5 SO: 5 BB: 2 IBB: 0 HBP: 0 BLK: 0 WP: 0 HR: 2 S: 53 P: 90 ERA: 9.00 WHIP: 2.000															PITCHER				
Brandon Duckworth, R (6, 1) ERA: 6.1	IP: 2.0 WLS: 0 BF: 8 H: 2 R: 1 ER: 1 SO: 1 BB: 0 IBB: 0 HBP: 0 BLK: 0 WP: 0 HR: 1 S: 17 P: 29 ERA: 4.50 WHIP: 1.000															PITCHER				
41 Brandon Backe, R (8, 1) ERA: 6.14	IP: 1.0 WLS: 0 BF: 5 H: 2 R: 1 ER: 1 SO: 1 BB: 0 IBB: 0 HBP: 0 BLK: 0 WP: 0 HR: 0 S: 14 P: 24 ERA: 9.00 WHIP: 2.000															PITCHER				



Batter	1	2	3	4	5	6	7	8	9	AB	R	H	RBI	BB	SO	LOB	TOP				
Craig Biggio, R OBP: 0.363, SLG: 0.517 (1, 8)	P2		1B				F8		P3	5	0	2	0	0	0	1	Houston Astros @ Cincinnati Reds Great American Ball Park, Cincinnati, OH Mon May 24 2004, 7:10 PM EDT Att: 28,008 - Cloudy - 83 F				
28 Adam Everett, R OBP: 0.314, SLG: 0.379 Jeff Kent, R OBP: 0.342, SLG: 0.518 (9, PH)	5B		F9				G5-3		5B	4	0	1	0	0	0	3					
5 Jeff Bagwell, R OBP: 0.421, SLG: 0.468 (1, 3)	1B		K				F9		L5	4	1	1	0	1	1	4					
17 Lance Berkman, S OBP: 0.495, SLG: 0.646 (1, 7)	P2						17 HR		G6-3	5	1	3	3	0	0	3					
Morgan Ensberg, R OBP: 0.336, SLG: 0.364 (1, 5)	K						HR			4	0	0	0	0	2	5					
Jose Vizcaino, S OBP: 0.276, SLG: 0.224 (1, 4)										4	0	1	0	0	0	0					
Richard Hidalgo, R OBP: 0.309, SLG: 0.444 (1, 9)	L6						F9		K	4	0	0	0	0	1	4					
Brad Ausmus, R OBP: 0.315, SLG: 0.341 (1, 2)	G5-4-3						G6-3		P6	4	0	0	0	0	1	3					
Tim Redding, R OBP: 0.214, SLG: 0.214 (6, 1) Mike Gallo, L OBP: 0.290, SLG: 0.389 (7, PH) Dan Miceli, R OBP: 0.340, SLG: 0.500 54 Brad Lidge, R OBP: 0.310, SLG: 0.333 (9, PH)			F8				5 F9 17 1B		2B 5 PB	2	1	1	0	0	0	0					
Inning Stats	R: 0 E: 0 K: 1 S: 11	H: 2 LOB: 2 BB: 0 P: 17	R: 0 E: 1 K: 0 S: 8	H: 0 LOB: 0 BB: 0 P: 11	R: 0 E: 0 K: 1 S: 8	H: 1 LOB: 1 BB: 0 P: 9	R: 0 E: 0 K: 2 S: 13	H: 2 LOB: 2 BB: 0 P: 21	R: 1 E: 0 K: 0 S: 14	H: 3 LOB: 2 BB: 0 P: 17	R: 0 E: 0 K: 0 S: 6	H: 0 LOB: 0 BB: 1 P: 7	R: 3 E: 0 K: 0 S: 11	H: 2 LOB: 0 BB: 1 P: 21	R: 0 E: 1 K: 1 S: 6	H: 0 LOB: 0 BB: 0 P: 9		R: 1 E: 0 K: 0 S: 16	H: 2 LOB: 1 BB: 0 P: 26	1B: 9 2B: 1 3B: 0 HR: 2	SF: 0 SAC: 0 DP: 1 HBP: 0
PITCHER	IP	WLS	BF	H	R	ER	SO	BB	IBB	HBP	BLK	WP	HR	S	P	ERA	WHIP				
Jose Acevedo, R ERA: 4.53 John Riedling, R ERA: 1.13 Danny Graves, R ERA: 3.0	6.0		27	9	2	2	4	0	0	0	0	0	1	64	89	3.00	1.500				
	2.0	W	8	1	2	2	1	1	0	0	0	0	1	13	23	9.00	1.000				
	1.0	S	5	2	1	0	0	0	0	0	0	0	0	16	26	0.00	2.000				

AB	39
R	5
H	12
RBI	4
BB	1
SO	5
LOB	23



Batter	1	2	3	4	5	6	7	8	9	AB	R	H	RBI	BB	SO	LOB	BOTTOM				
6 Ryan Freel, R OBP: 0.333, SLG: 0.374 (1, 5)	G6-3		G4-3				K			4	0	0	0	0	1	1	Houston Astros @ Cincinnati Reds Great American Ball Park, Cincinnati, OH Mon May 24 2004, 7:10 PM EDT Att: 28,008 - Cloudy - 83 F				
Barry Larkin, R OBP: 0.343, SLG: 0.377 (1, 6)	G6-3		F9				1B		HR	4	2	2	0	0	0	0					
Sean Casey, L OBP: 0.429, SLG: 0.602 (1, 3)	K						HR		G3	3	3	2	1	1	1	0					
Ken Griffey Jr., L OBP: 0.350, SLG: 0.516 (1, 8)			HR				HR		G3	3	1	2	3	1	0	2					
Austin Kearns, R OBP: 0.345, SLG: 0.389 (1, 9)			HR				2B		G3	4	1	2	3	0	1	2					
Adam Dunn, L OBP: 0.467, SLG: 0.581 (1, 7)	F9		G3				HR		K	3	0	0	0	1	1	1					
D'Angelo Jimenez, S OBP: 0.337, SLG: 0.325 Danny Graves, R OBP: 0.368, SLG: 0.364 (9, 1)	F8						FC4-6		1B	2	0	0	0	0	0	3					
Jason LaRue, R OBP: 0.337, SLG: 0.309 (1, 2)	K						FC4-6		1B	0	0	0	0	0	0	0					
Jose Acevedo, R OBP: 0.176, SLG: 0.125 John Riedling, R ERA: 0.97 Juan Castro, R OBP: 0.316, SLG: 0.392 Jacob Cruz, L OBP: 0.368, SLG: 0.364 (8, PH)			P2				FC1-6		L8	2	0	0	0	0	0	1					
Inning Stats	R: 0 E: 0 K: 1 S: 13	H: 0 LOB: 0 BB: 0 P: 17	R: 1 E: 0 K: 1 S: 9	H: 2 LOB: 1 BB: 0 P: 18	R: 0 E: 0 K: 0 S: 5	H: 0 LOB: 0 BB: 0 P: 8	R: 1 E: 0 K: 0 S: 4	H: 1 LOB: 1 BB: 1 P: 12	R: 0 E: 0 K: 0 S: 6	H: 0 LOB: 1 BB: 1 P: 10	R: 2 E: 0 K: 1 S: 10	H: 3 LOB: 1 BB: 1 P: 20	R: 0 E: 0 K: 2 S: 7	H: 0 LOB: 0 BB: 0 P: 8	R: 3 E: 0 K: 1 S: 15	H: 4 LOB: 2 BB: 1 P: 25		1B: 5 2B: 1 3B: 1 HR: 3	SF: 0 SAC: 0 DP: 2 HBP: 0	WP: 0 PA: 36 PB: 0 SB: 0 CS: 0	
PITCHER	IP	WLS	BF	H	R	ER	SO	BB	IBB	HBP	BLK	WP	HR	S	P	ERA	WHIP				
Tim Redding, R ERA: 5.49 Mike Gallo, L ERA: 0.97 Dan Miceli, R ERA: 2.89 54 Brad Lidge, R ERA: 3.81 Ricky Stone, R ERA: 7.11	5.1		23	6	4	4	3	2	0	0	0	0	0	1	6	6.75	1.500				
	0.2		0	0	0	0	0	1	0	0	0	0	0	1	6	0.00	1.500				
	1.0		3	0	0	0	2	0	0	0	0	0	0	7	8	0.00	0.000				
	0.2	L	6	3	3	3	1	0	1	0	0	0	1	11	20	40.50	4.500				
	0.1		2	1	0	0	0	0	0	0	0	0	0	4	5	0.00	3.000				


AB	32
R	7
H	10
RBI	7
BB	4
SO	6
LOB	14



Batter	1	2	3	4	5	6	7	8	9	AB	R	H	RBI	BB	SO	LOB	TOP					
Todd Walker, L (1,4) OBP: 0.370, SLG: 0.456	1-2 F7		2-2 G4-3			1-3 K		1-2 G4-3		4	0	0	0	0	1	1						
Ramon Martinez, R (1,6) OBP: 0.284, SLG: 0.272	0-3 K		0-3 K			0-2 F9			2-1 L9	4	0	0	0	0	2	1						
Corey Patterson, L (1,8) OBP: 0.309, SLG: 0.410	1-1 F8			1-1 G4-3			0-2 P5		3-3 K	4	0	0	0	0	1	0						
Moises Alou, R (1,7)		0-0 G5-3		2-1 G6-3			0-2 BB		1-3 K	4	0	1	0	0	1	0						
16 Aramis Ramirez, R (1,5) OBP: 0.335, SLG: 0.541		1-3 K		2-3 K			2-3 K			3	0	0	0	0	3	1						
Todd Hollandsworth, L (1,9) OBP: 0.462, SLG: 0.618		1-2 BB			2-0 F8		4-2 BB			2	0	1	0	1	0	0						
25 Derrek Lee, R (1,3) Mike Remlinger, L (7,1) 43 Michael Wuerztz, R (8,1)		1-2 BB			0-1 F8		0-1 G4-3			3	0	0	0	0	0	3						
Paul Bako, L (1,2) OBP: 0.313, SLG: 0.225			0-1 G4-3		2-0 G3			0-0 L3		3	0	1	0	0	0	0						
38 Carlos Zambrano, S (1,1) Damian Jackson, R (6,PH) Francis Beltran, R (6,1) Jason Dubois, R (7,3)			1-3 K			0-3 K		1-3 K		1	0	0	0	0	1	1						
Inning Stats	R: 0 E: 0 K: 1 S: 12	H: 0 LOB: 0 BB: 0 P: 14	R: 0 E: 0 K: 1 S: 12	H: 1 LOB: 1 BB: 0 P: 15	R: 0 E: 0 K: 2 S: 11	H: 1 LOB: 1 BB: 0 P: 14	R: 0 E: 0 K: 1 S: 7	H: 0 LOB: 0 BB: 0 P: 12	R: 0 E: 0 K: 2 S: 4	H: 0 LOB: 0 BB: 0 P: 8	R: 0 E: 0 K: 2 S: 14	H: 0 LOB: 0 BB: 0 P: 15	R: 0 E: 0 K: 1 S: 18	H: 1 LOB: 2 BB: 1 P: 24	R: 0 E: 0 K: 1 S: 10	H: 0 LOB: 0 BB: 0 P: 12	R: 0 E: 0 K: 2 S: 9	H: 0 LOB: 0 BB: 0 P: 15	1B: 3 2B: 0 3B: 0 HR: 0	SF: 0 SAC: 0 DP: 0 HBP: 0	WP: 0 PB: 0 SB: 1 CS: 0	PA: 31
PITCHER	IP	WLS	BF	H	R	ER	SO	BB	IBB	HBP	BLK	WP	HR	S	P	ERA	WHIP					
44 Roy Oswalt, R (1,1) ERA: 3.36	7.0	W	25	3	0	0	8	1	0	0	0	0	0	78	102	0.00	0.571					
Dan Miceli, R (8,1) ERA: 2.79	1.0		3	0	0	0	1	0	0	0	0	0	0	10	12	0.00	0.000					
Octavio Dotel, R (9,1) ERA: 3.27	1.0		3	0	0	0	2	0	0	0	0	0	0	9	15	0.00	0.000					

Chicago Cubs @ Houston Astros
Minute Maid Park, Houston, TX
Tue May 25 2004, 7:05 PM CDT
Att: 40,154 - Unknown - 83 F


AB 30
R 0
H 3
RBI 0
BB 1
SO 11
LOB 7





Batter	1	2	3	4	5	6	7	8	9	AB	R	H	RBI	BB	SO	LOB	BOTTOM				
Craig Biggio, R (1,8) OBP: 0.361, SLG: 0.511	1-0 G6-3		2-2 G6-3		2-2 SH1-4	0-1 F9				4	1	1	0	0	0	0					
28 Adam Everett, R (1,6) OBP: 0.319, SLG: 0.390	0-2 BB		2-3 K		0-0 SH1-4		2-0 SF9			3	1	2	0	0	1	0					
5 Jeff Bagwell, R (1,3) OBP: 0.417, SLG: 0.460	4-1 BB		1-3 K		1-3 K		1-3 K			3	0	0	0	1	3	2					
Jeff Kent, R (1,4) OBP: 0.346, SLG: 0.518	2-3 K			4-2 BB	1-1 BB		0-0 SF9			2	1	1	2	1	1	2					
17 Lance Berkman, S (1,7) OBP: 0.490, SLG: 0.655	3-1 F8			2-1 P6	1-0 HR		2-3 K			4	1	1	2	0	1	3					
Mike Lamb, L (1,5) OBP: 0.385, SLG: 0.567		1-1 G6-4-3		1-1 BB	1-0 HR			0-0 F9		4	0	3	0	0	0	0					
Raul Chavez, R (1,2) OBP: 0.258, SLG: 0.300		1-1 G6-4-3		0-3 K	1-0 G4-3			1-1 G6-3		4	0	0	0	0	1	4					
Orlando Palmeiro, L (1,9) Richard Hidalgo, R (7,9) OBP: 0.313, SLG: 0.444		3-2 HR		4-1 BB		0-1 F8		4-2 BB		2	1	1	1	1	0	0					
44 Roy Oswalt, R (1,1) Dan Miceli, R (8,1) Jose Vizcaino, S (6,PH) Octavio Dotel, R (9,1)		2-1 G4-3		2-2 G1-3		1-3 K		1-1 G3		3	0	0	0	0	1	3					
Inning Stats	R: 0 E: 0 K: 1 S: 11	H: 1 LOB: 2 BB: 1 P: 21	R: 1 E: 0 K: 0 S: 10	H: 2 LOB: 0 BB: 0 P: 17	R: 0 E: 0 K: 2 S: 10	H: 0 LOB: 0 BB: 0 P: 15	R: 0 E: 0 K: 1 S: 15	H: 1 LOB: 2 BB: 2 P: 28	R: 3 E: 0 K: 1 S: 12	H: 4 LOB: 1 BB: 0 P: 19	R: 0 E: 0 K: 1 S: 9	H: 0 LOB: 0 BB: 0 P: 10	R: 1 E: 0 K: 2 S: 8	H: 1 LOB: 0 BB: 0 P: 13	R: 0 E: 0 K: 0 S: 8	H: 0 LOB: 1 BB: 1 P: 14	1B: 6 2B: 1 3B: 0 HR: 2	SF: 1 SAC: 1 DP: 1 HBP: 0	WP: 0 PB: 0 SB: 2 CS: 0	PA: 36	
PITCHER	IP	WLS	BF	H	R	ER	SO	BB	IBB	HBP	BLK	WP	HR	S	P	ERA	WHIP				
38 Carlos Zambrano, R (1,1) ERA: 2.49	5.0	L	25	8	4	4	5	3	0	0	0	0	2	58	100	7.20	2.200				
Francis Beltran, R (6,1) ERA: 3.45	1.2		6	1	1	1	2	0	0	0	0	0	0	14	18	5.40	0.600				
Mike Remlinger, L (7,1) ERA:	0.2		2	0	0	0	1	0	0	0	0	0	0	4	6	0.00	0.000				
43 Michael Wuerztz, R (8,1) ERA: 9.84	0.2		3	0	0	0	0	1	0	0	0	0	0	7	13	0.00	1.500				

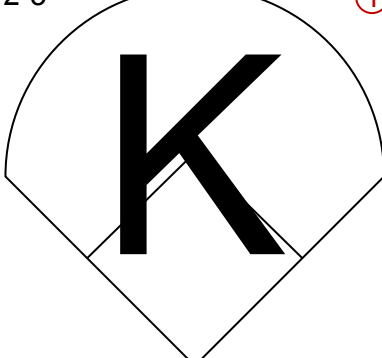
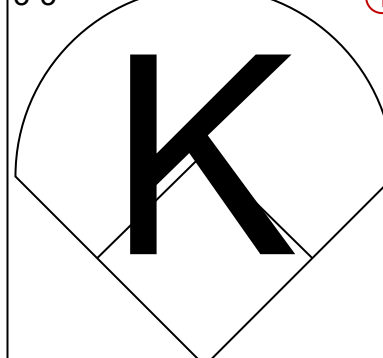
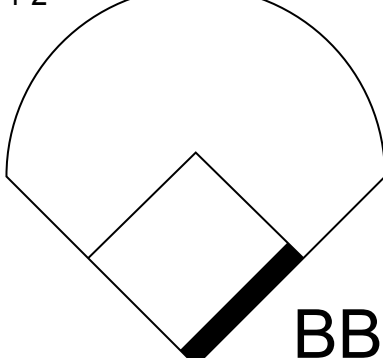
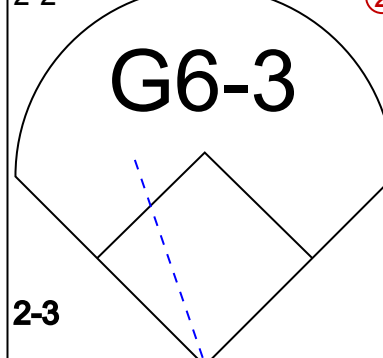
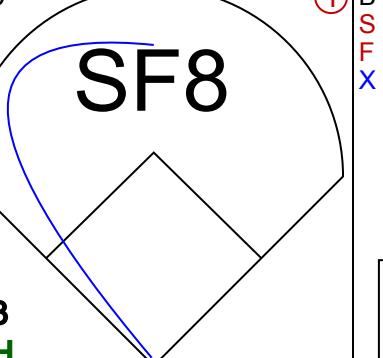
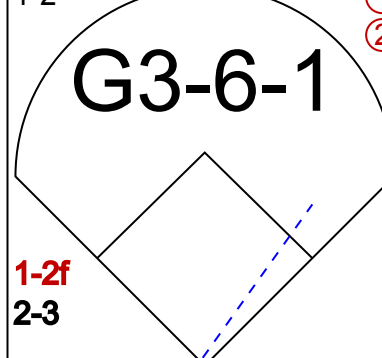
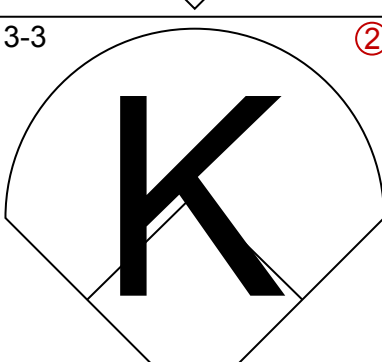
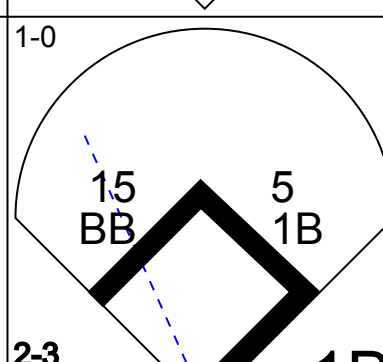
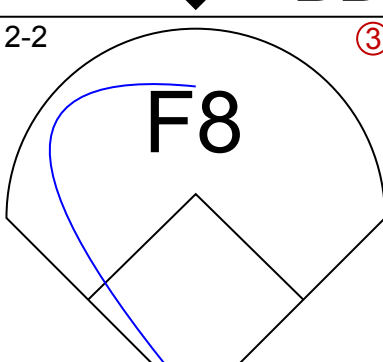
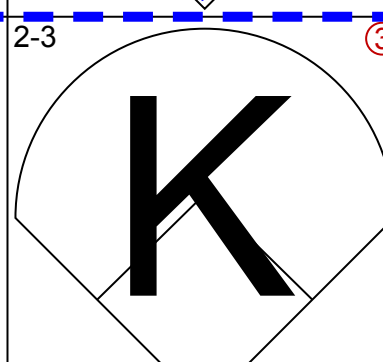
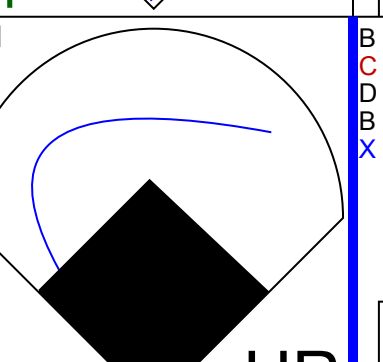
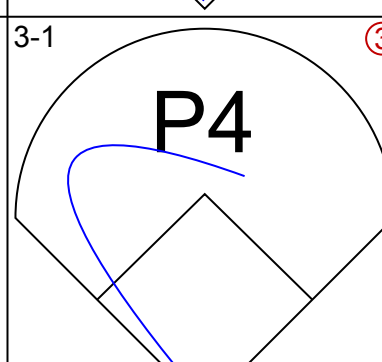
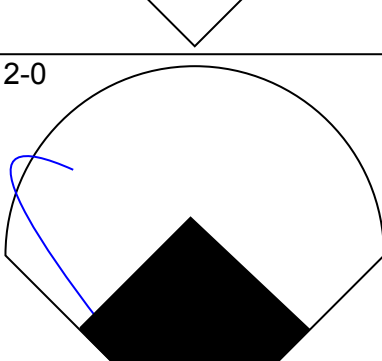
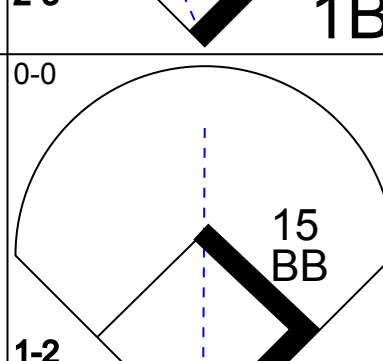
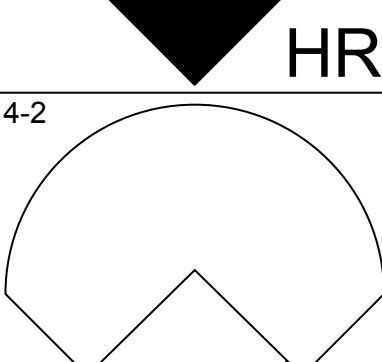
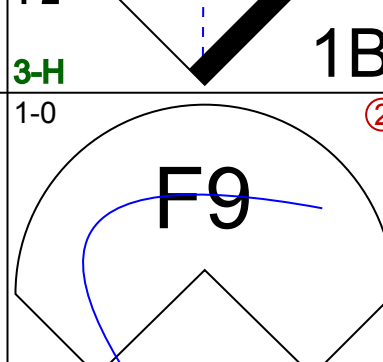
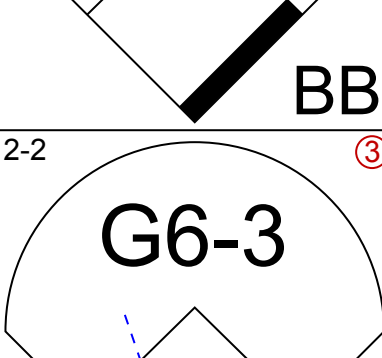
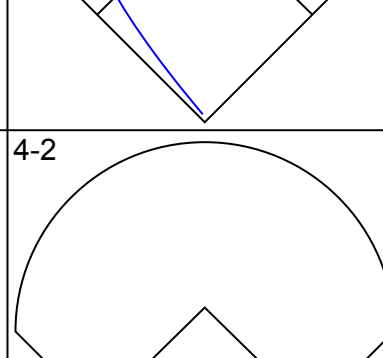
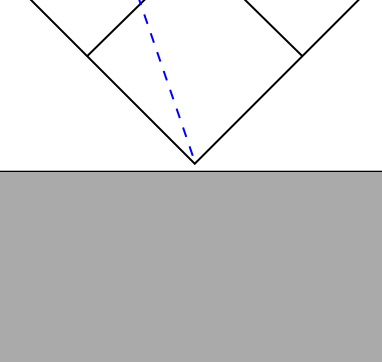
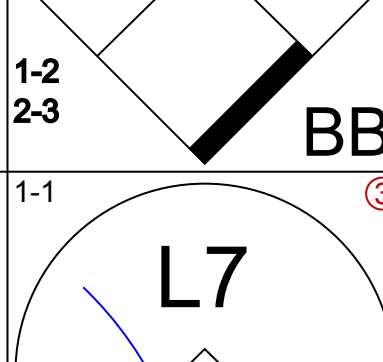
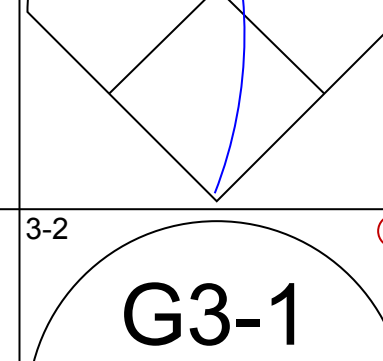
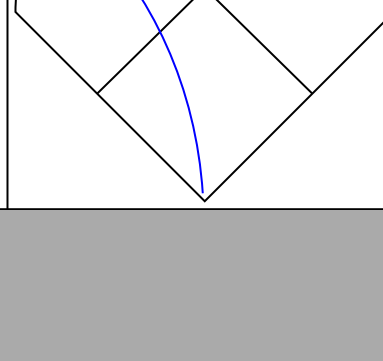
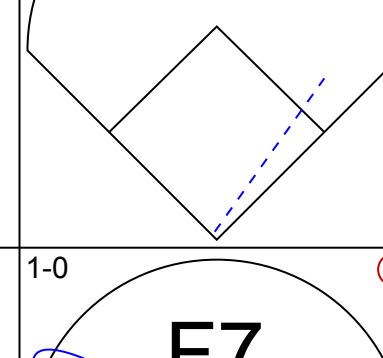
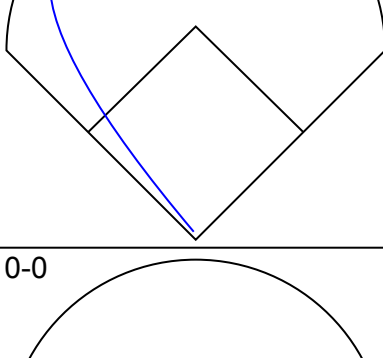
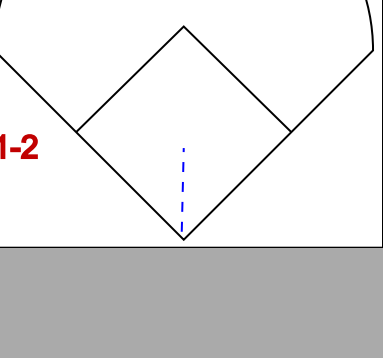
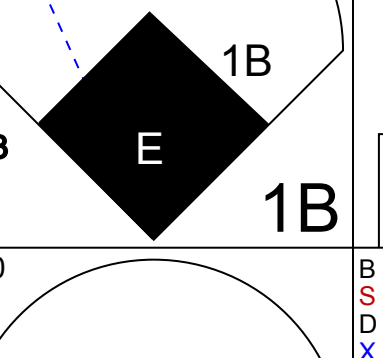
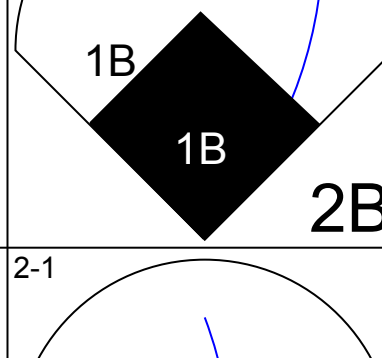
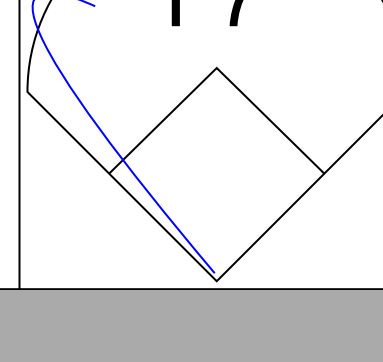
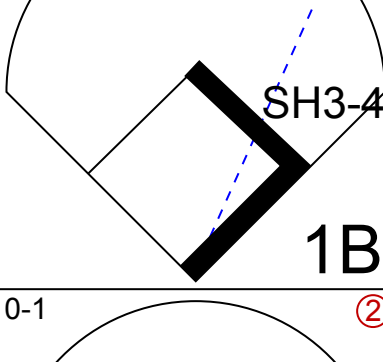
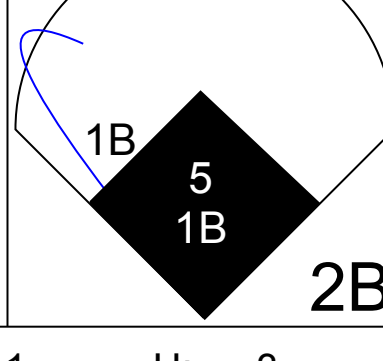
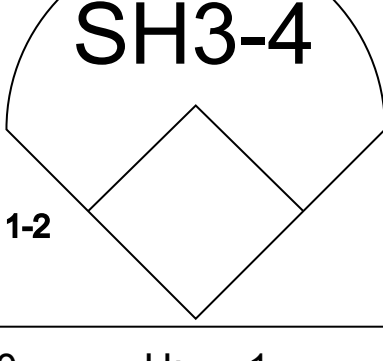
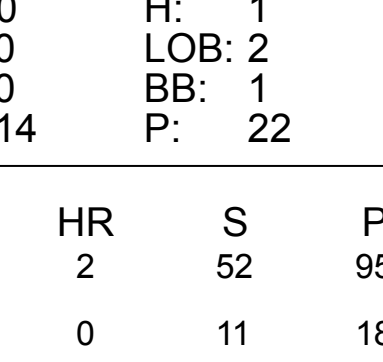
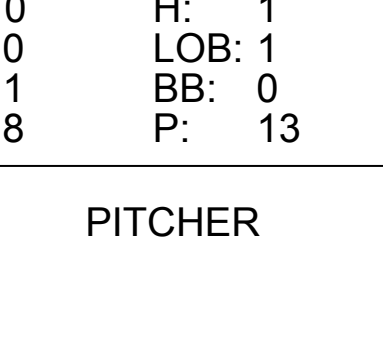
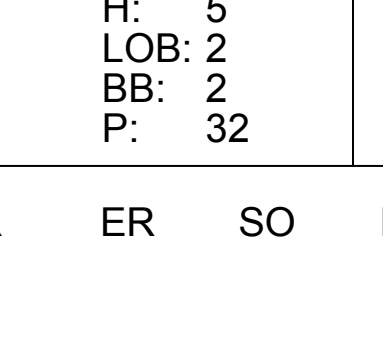
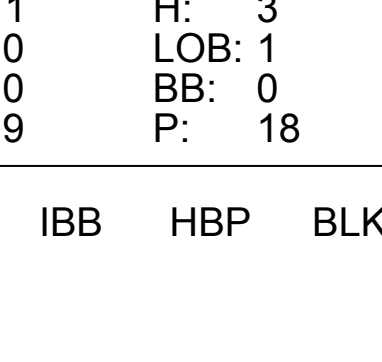
Chicago Cubs @ Houston Astros
Minute Maid Park, Houston, TX
Tue May 25 2004, 7:05 PM CDT
Att: 40,154 - Unknown - 83 F

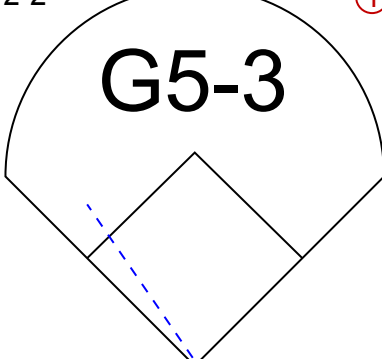
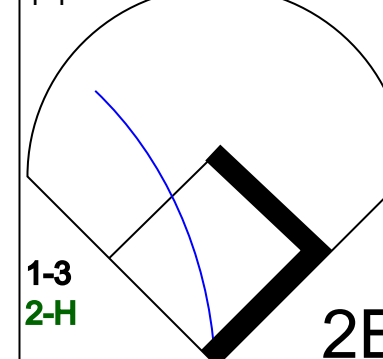
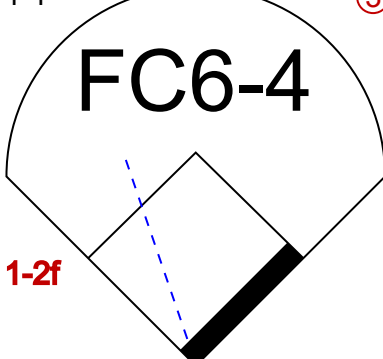

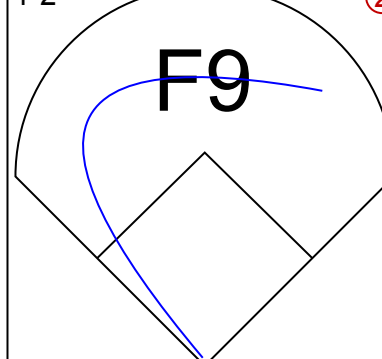
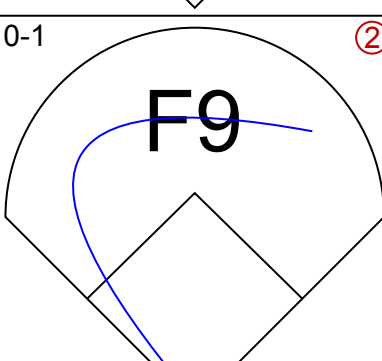
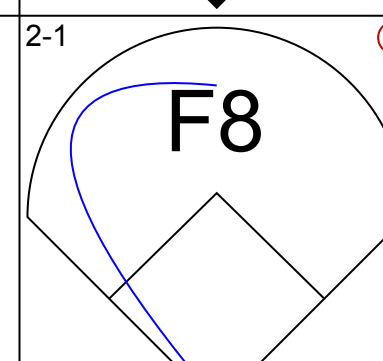
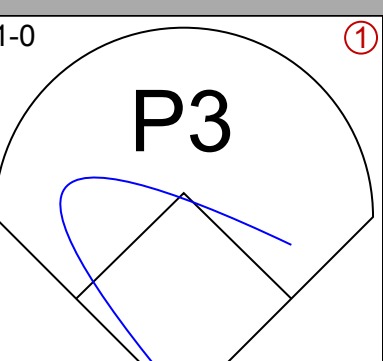
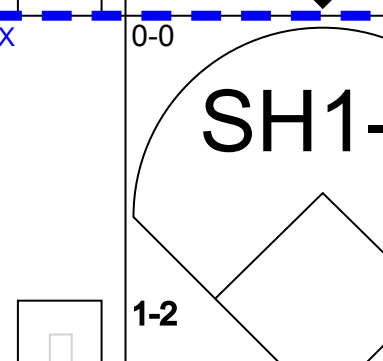
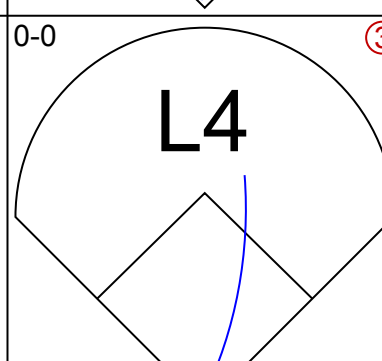
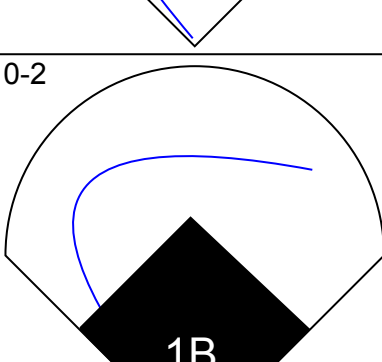
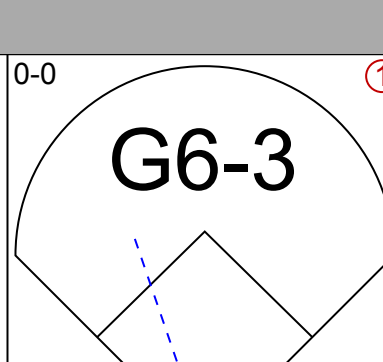
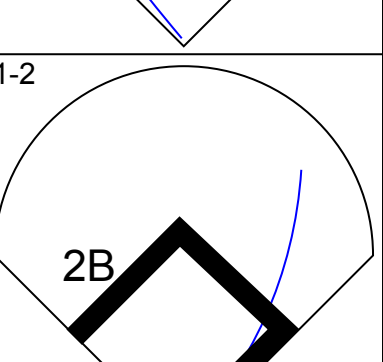
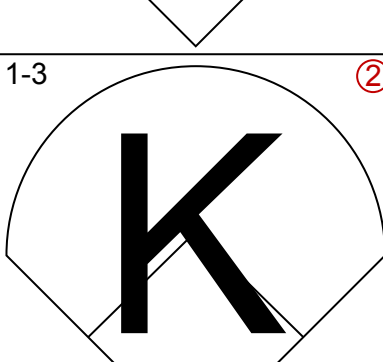
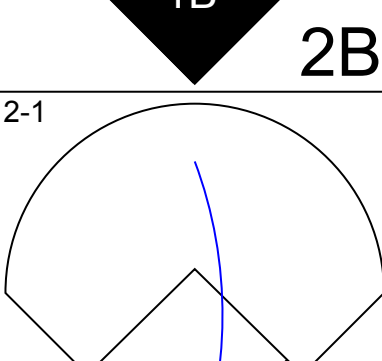
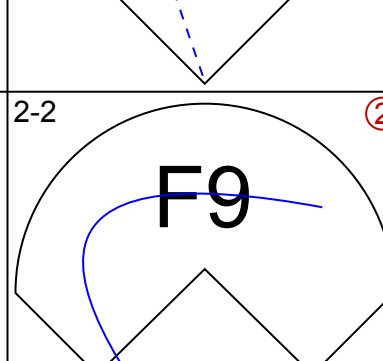
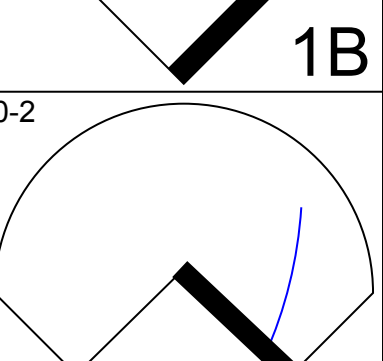
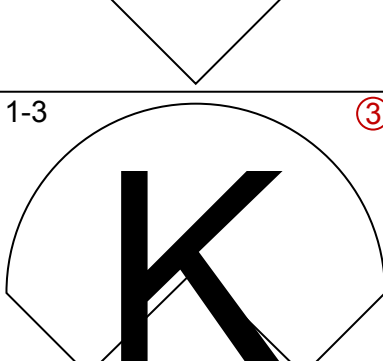
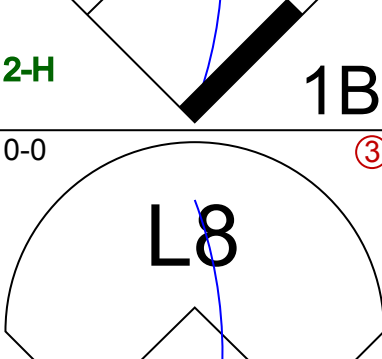
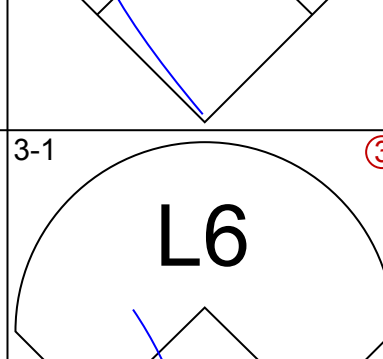
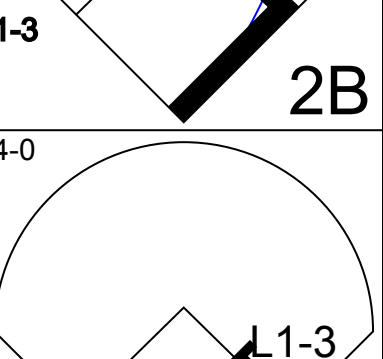
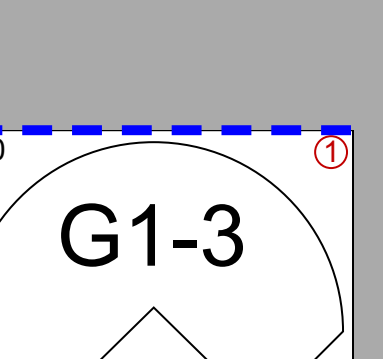
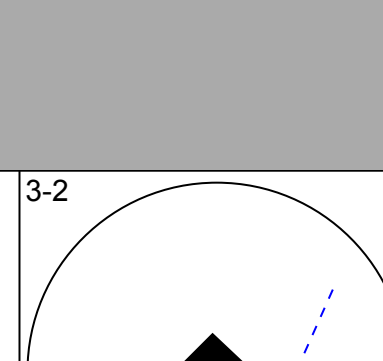
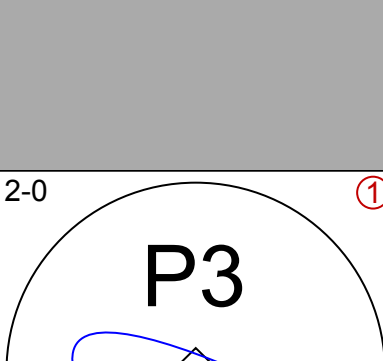
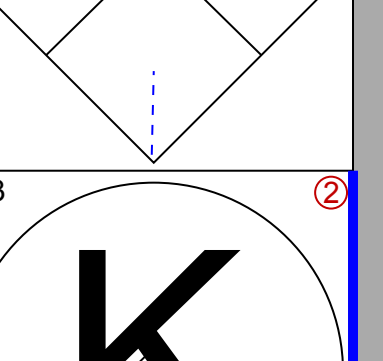
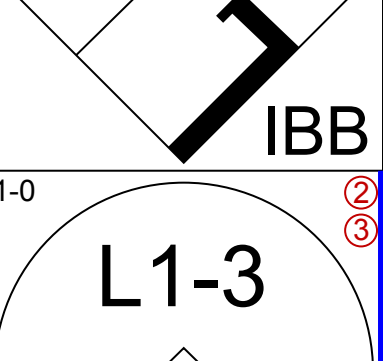
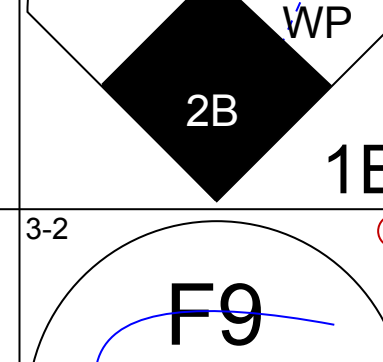
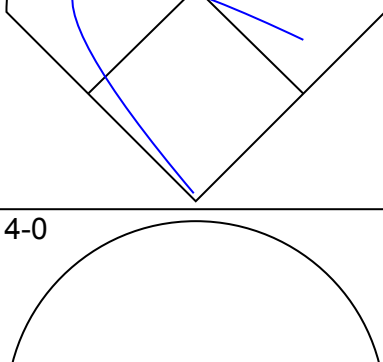
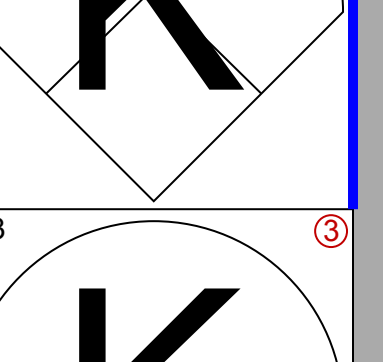
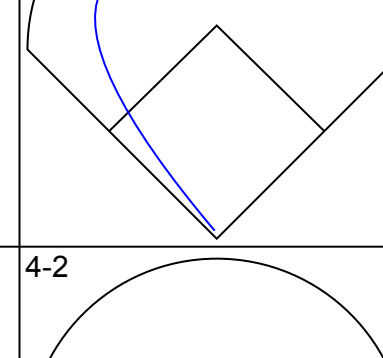
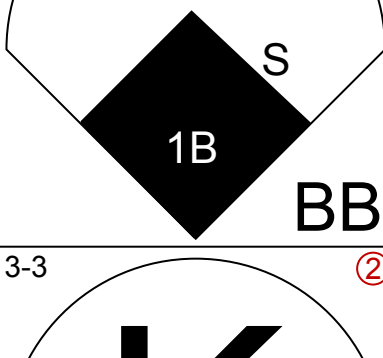
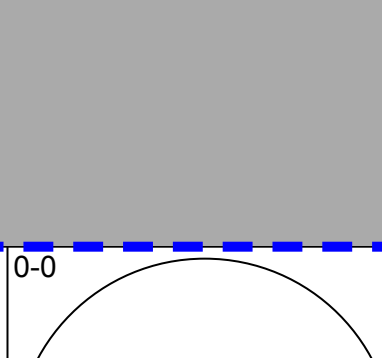

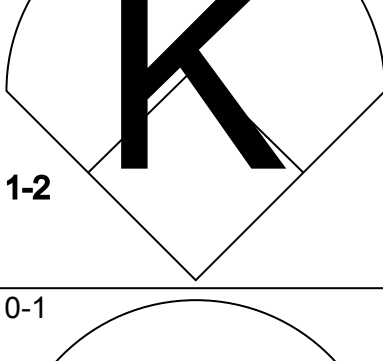
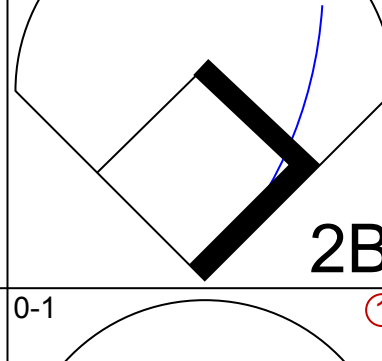
AB 30
R 5
H 9
RBI 5
BB 4
SO 8
LOB 15



Batter	1	2	3	4	5	6	7	8	9	10	AB	R	H	RBI	BB	SO	LOB	TOP										
Tony Womack, L OBP: 0.320, SLG: 0.362 (1, 4)	G4-3		1B				G4-3		F9		5	0	1	0	0	0	0	St. Louis Cardinals @ Houston Astros Minute Maid Park, Houston, TX Fri May 28 2004, 7:05 PM CDT Att: 41,399 - Unknown - 84 F livebaseballscorecards.com AB 37 R 2 H 7 RBI 1 BB 4 SO 9 LOB 18 										
Roger Cedeno, S OBP: 0.176, SLG: 0.125 (1, 7)	G1-3		F8				G4-3			27 1B 15 BLK BB	3	0	1	0	1	0	1											
So Taguchi, R OBP: 0.320, SLG: 0.438 (7, 7)							5 1B BB				0	0	0	0	0	0	0											
Ray Lankford, L OBP: 0.366, SLG: 0.434 (10, PH) (10, 7)											3	0	1	0	2	0	2											
5 Albert Pujols, R OBP: 0.389, SLG: 0.566 (1, 3)			G6-3								5	1	2	1	0	1	5											
27 Scott Rolen, R OBP: 0.398, SLG: 0.607 (1, 5)	FC6-4										5	1	2	1	0	1	5											
15 Jim Edmonds, L OBP: 0.354, SLG: 0.565 (1, 8)											4	0	1	0	0	1	1											
Edgar Renteria, R OBP: 0.310, SLG: 0.372 (1, 6)											5	0	1	0	0	1	3											
John Mabry, L OBP: 0.462, SLG: 0.545 (1, 9)											4	0	0	0	0	2	3											
Mike Matheny, R OBP: 0.307, SLG: 0.400 (1, 2)											4	0	0	0	0	2	3											
29 Chris Carpenter, R OBP: 0.190, SLG: 0.150 (9, PH) Marlon Anderson, L OBP: 0.348, SLG: 0.511 44 Jason Isringhausen, R (9, 1)											3	0	0	0	0	2	0											
Inning Stats	R: 0 E: 0 K: 0 S: 11	H: 0 LOB: 1 BB: 1 P: 18	R: 0 E: 0 K: 1 S: 9	H: 0 LOB: 1 BB: 0 P: 14	R: 0 E: 0 K: 1 S: 12	H: 1 LOB: 1 BB: 0 P: 17	R: 1 E: 0 K: 1 S: 14	H: 2 LOB: 1 BB: 1 P: 18	R: 0 E: 0 K: 1 S: 9	H: 0 LOB: 2 BB: 0 P: 24	R: 0 E: 0 K: 1 S: 15	H: 1 LOB: 1 BB: 0 P: 15	R: 0 E: 0 K: 2 S: 10	H: 0 LOB: 0 BB: 0 P: 10	R: 0 E: 0 K: 0 S: 7	H: 0 LOB: 0 BB: 0 P: 9	R: 1 E: 0 K: 1 S: 9	H: 1 LOB: 1 BB: 1 P: 17	1B: 5 2B: 1 3B: 0 HR: 1	SF: 0 SAC: 0 DP: 0 HBP: 1	WP: 0 PB: 0 SB: 3 CS: 0	PA: 42						
PITCHER	IP	WLS	BF	H	R	ER	SO	BB	IBB	HBP	BLK	WP	HR	S	P	ERA	WHIP											
Roger Clemens, R ERA: 2.38 (1, 1)	7.0		31	6	1	1	6	3	0	0	0	0	0	1	79	123	1.29	1.286										
54 Brad Lidge, R ERA: 3.41 (8, 1)	2.0		6	0	0	0	2	0	0	0	0	0	0	0	17	19	0.00	0.000										
Octavio Dotel, R ERA: 3.38 (10, 1)	1.0	L	5	1	1	1	1	1	0	0	1	0	0	9	17	9.00	2.000											

Batter	1	2	3	4	5	6	7	8	9	10	AB	R	H	RBI	BB	SO	LOB	BOTTOM									
Craig Biggio, R OBP: 0.353, SLG: 0.500 (1, 8)	G4-3		L5								5	0	1	0	0	1	0	St. Louis Cardinals @ Houston Astros Minute Maid Park, Houston, TX Fri May 28 2004, 7:05 PM CDT Att: 41,399 - Unknown - 84 F livebaseballscorecards.com AB 32 R 1 H 5 RBI 1 BB 4 SO 5 LOB 14 									
28 Adam Everett, R OBP: 0.332, SLG: 0.397 (1, 6)	SH1-3										4	0	2	0	0	0	0										
5 Jeff Bagwell, R OBP: 0.411, SLG: 0.465 (1, 3)	G4-3										4	0	0	0	1	1	3										
Jeff Kent, R OBP: 0.347, SLG: 0.525 (1, 4)	K										3	1	1	0	1	1	2										
17 Lance Berkman, S OBP: 0.495, SLG: 0.862 (1, 7)											2	0	1	1	1	0	2										
Mike Lamb, L OBP: 0.371, SLG: 0.538 (1, 5)											4	0	0	0	0	1	4										
Brad Ausmus, R OBP: 0.316, SLG: 0.340 (1, 2)											3	0	0	0	0	0	0										
Jose Vizcaino, S OBP: 0.288, SLG: 0.220 (9, PH) Raul Chavez, R OBP: 0.258, SLG: 0.300 (10, 2)											0	0	0	0	1	0	0										
Orlando Palmeiro, L OBP: 0.319, SLG: 0.450 54 Brad Lidge, R (8, 1)											2	0	0	0	0	0	0										
Morgan Ensberg, R OBP: 0.231, SLG: 0.352 Octavio Dotel, R (10, 1)											0	0	0	0	0	0	2										
Roger Clemens, R OBP: 0.217, SLG: 0.182 Richard Hidalgo, R OBP: 0.319, SLG: 0.448 (8, 9)											2	0	0	0	0	1	1										
Inning Stats	R: 0 E: 0 K: 1 S: 11	H: 1 LOB: 1 BB: 0 P: 16	R: 0 E: 0 K: 0 S: 6	H: 0 LOB: 0 BB: 0 P: 10	R: 0 E: 0 K: 0 S: 10	H: 0 LOB: 0 BB: 0 P: 13	R: 0 E: 0 K: 1 S: 12	H: 1 LOB: 2 BB: 1 P: 23	R: 0 E: 0 K: 1 S: 6	H: 0 LOB: 0 BB: 0 P: 9	R: 0 E: 0 K: 1 S: 10	H: 0 LOB: 2 BB: 2 P: 19	R: 0 E: 0 K: 0 S: 8	H: 0 LOB: 0 BB: 0 P: 14	R: 0 E: 0 K: 1 S: 7	H: 0 LOB: 0 BB: 0 P: 11	R: 1 E: 0 K: 1 S: 9	H: 2 LOB: 2 BB: 1 P: 19	R: 0 E: 0 K: 0 S: 9	H: 1 LOB: 1 BB: 0 P: 13	1B: 4 2B: 1 3B: 0 HR: 0	SF: 0 SAC: 1 DP: 1 HBP: 2	WP: 0 PB: 0 SB: 0 CS: 1	PA: 39			
PITCHER	IP	WLS	BF	H	R	ER	SO	BB	IBB	HBP	BLK	WP	HR	S	P	ERA	WHIP										
29 Chris Carpenter, R ERA: 3.39 (1, 1)	8.0		29	2	0	0	4	3	0	2	0	0	0	70	115	0.00	0.625										
44 Jason Isringhausen, R ERA: 4.38 (9, 1)	2.0	W	10	3	1	1	1	0	1	0	0	0	0	18	32	4.50	1.500										

Batter	1	2	3	4	5	6	7	8	9	AB	R	H	RBI	BB	SO	LOB	TOP			
Marlon Anderson, L (1, 4) OBP: 0.330, SLG: 0.489	2-3 		3-3 	4-2 		2-2 		1-0 	1-2 	4	0	0	1	1	2	4	St. Louis Cardinals @ Houston Astros Minute Maid Park, Houston, TX Sat May 29 2004, 3:05 PM CDT Att: 41,141 - Dome - 74 F livebaseballscores.com			
Reggie Sanders, R (1, 9) OBP: 0.296, SLG: 0.507	3-3 		1-0 	2-2 		2-3 		0-1 	3-1 	4	0	1	0	0	2	3				
Ray King, L (8, 1)	3-3 		15 BB 5 1B 							0	0	0	0	0	0	0				
7 Hector Luna, R (9, PH) OBP: 0.319, SLG: 0.425										1	0	0	0	0	0	1				
Julian Tavaréz, L (9, 1)										0	0	0	0	0	0	0				
5 Albert Pujols, R (1, 3) OBP: 0.398, SLG: 0.606	2-0 		15 BB 1-2 1B 							5	2	4	3	0	0	0				
27 Scott Rolen, R (1, 5) OBP: 0.398, SLG: 0.610	4-2 		F9 							4	1	1	0	1	1	3				
15 Jim Edmonds, L (1, 8) OBP: 0.369, SLG: 0.559	2-2 		4-2 							2	0	0	0	3	0	1				
Edgar Rentería, R (1, 6) OBP: 0.307, SLG: 0.364		1-0 	1-1 							4	1	0	1	1	0	6				
John Mabry, L (1, 7) OBP: 0.444, SLG: 0.563		3-2 		2-2 		1-2 		1-0 	1-0 	5	2	2	0	0	0	1				
Cody McKay, L (1, 2) OBP: 0.220, SLG: 0.205		1-0 		0-0 						5	1	4	1	0	0	0				
Woody Williams, R (1, 1) OBP: 0.158, SLG: 0.167			3-2 	1-2 						1	1	1	0	0	0	0				
Kiko Calero, R (7, 1)				1-2 						0	0	0	0	0	0	0				
Ray Lankford, L (7, 7) OBP: 0.375, SLG: 0.443					1-2 					2	1	2	1	0	0	0				
Roger Cedeno, S (8, PH) OBP: 0.222, SLG: 0.353								1-3 2-H 	1-2 3-H 	1	1	1	2	0	0	0				
Inning Stats	R: 1 E: 0 K: 2 S: 14	H: 1 LOB: 1 BB: 1 P: 27	R: 0 E: 0 K: 0 S: 7	H: 0 LOB: 0 BB: 0 P: 12	R: 1 E: 0 K: 1 S: 13	H: 3 LOB: 3 BB: 1 P: 26	R: 0 E: 0 K: 0 S: 14	H: 1 LOB: 2 BB: 1 P: 22	R: 2 E: 0 K: 1 S: 10	H: 2 LOB: 1 BB: 0 P: 18	R: 0 E: 0 K: 1 S: 8	H: 0 LOB: 0 BB: 0 P: 11	R: 5 E: 1 K: 0 S: 17	H: 5 LOB: 2 BB: 2 P: 32	R: 1 E: 0 K: 0 S: 9	H: 3 LOB: 1 BB: 0 P: 18	1B: 10 2B: 2 3B: 1 HR: 3	SF: 1 SAC: 2 DP: 1 HBP: 0	WP: 0 PA: 47 PB: 0 SB: 0 CS: 1	
PITCHER	IP	WLS	BF	H	R	ER	SO	BB	IBB	HBP	BLK	WP	HR	S	P	ERA	WHIP			
Wade Miller, R (1, 1) ERA: 3.92	4.0	L	22	7	4	4	3	3	0	0	0	0	2	52	95	9.00	2.500			
Mike Gallo, L (5, 1) ERA: 2.03	1.2		6	1	0	0	0	1	0	0	0	0	0	11	18	0.00	1.200			
Dan Miceli, R (6, 1) ERA: 3.98	1.2		10	4	5	5	2	1	0	0	0	0	1	21	33	27.00	3.000			
Ricky Stone, R (8, 1) ERA: 6.43	0.2		4	1	0	0	0	0	1	0	0	0	0	7	15	0.00	1.500			
Brandon Duckworth, R (9, 1) ERA: 6.23	1.0		5	3	1	1	0	0	0	0	0	0	0	9	18	9.00	3.000			

Batter	1	2	3	4	5	6	7	8	9	AB	R	H	RBI	BB	SO	LOB	BOTTOM			
Craig Biggio, R (1, 8) OBP: 0.354, SLG: 0.503	2-2 	1-1 		1-1 				28 SH1-4 	1-2 	5	0	2	1	0	0	2	St. Louis Cardinals @ Houston Astros Minute Maid Park, Houston, TX Sat May 29 2004, 3:05 PM CDT Att: 41,141 - Dome - 74 F livebaseballscores.com			
28 Adam Everett, R (1, 6) OBP: 0.325, SLG: 0.388	0-1 	2-1 			1-0 		1-2 		0-0 	4	0	0	0	0	0	3				
5 Jeff Bagwell, R (1, 3) OBP: 0.413, SLG: 0.471	0-2 		0-0 		1-2 		1-3 			4	1	2	0	0	1	1				
Jeff Kent, R (1, 4) OBP: 0.350, SLG: 0.530	2-1 		2-2 		0-2 		1-3 			4	0	2	1	0	1	1				
17 Lance Berkman, S (1, 7) OBP: 0.490, SLG: 0.669	0-0 		3-1 		4-0 				1-0 	3	0	0	0	1	0	1				
Morgan Ensberg, R (1, 5) OBP: 0.331, SLG: 0.352		3-2 		2-0 					1-3 	3	1	1	0	0	0	3				
Dan Miceli, R (6, 1) OBP: 0.500, SLG: 0.500					1-0 					0	0	0	0	0	0	0				
Ricky Stone, R (8, 1)										1	0	0	0	0	1	0				
16 Jason Lane, R (8, PH) OBP: 0.400, SLG: 0.321										0	0	0	0	0	0	0				
Brandon Duckworth, R (9, 1) ERA: 6.23										0	0	0	0	0	0	0				
Richard Hidalgo, R (1, 9) OBP: 0.317, SLG: 0.440	3-2 			4-0 					2-3 	3	1	0	0	1	2	1				
Brad Ausmus, R (1, 2) OBP: 0.321, SLG: 0.347	4-2 			3-3 					0-0 	3	0	1	0	1	1	1				
Wade Miller, R (1, 1) OBP: 0.350, SLG: 0.350	2-3 			0-1 					0-1 	2	0	1	1	0	1	2				
Mike Gallo, L (5, 1) ERA: 5.63										0	0	0	0	0	0	0				
Jose Vizcaino, S (6, 5) OBP: 0.276, SLG: 0.212										2	0	0	0	0	0	1				
Inning Stats	R: 1 E: 0 K: 0 S: 12	H: 2 LOB: 1 BB: 0 P: 16	R: 1 E: 0 K: 1 S: 15	H: 2 LOB: 2 BB: 1 P: 30	R: 0 E: 0 K: 0 S: 6	H: 0 LOB: 0 BB: 0 P: 11	R: 1 E: 0 K: 1 S: 9	H: 1 LOB: 1 BB: 1 P: 19	R: 0 E: 0 K: 1 S: 10	H: 2 LOB: 2 BB: 1 P: 17	R: 0 E: 0 K: 2 S: 11	H: 1 LOB: 1 BB: 0 P: 13	R: 0 E: 0 K: 2 S: 9	H: 0 LOB: 0 BB: 0 P: 13	R: 0 E: 0 K: 0 S: 8	H: 1 LOB: 1 BB: 0 P: 9	1B: 5 2B: 5 3B: 0 HR: 0	SF: 0 SAC: 1 DP: 1 HBP: 0	WP: 1 PA: 38 PB: 0 SB: 1 CS: 0	
PITCHER	IP	WLS	BF	H	R	ER	SO	BB	IBB	HBP	BLK	WP	HR	S	P	ERA	WHIP			
Woody Williams, R (1, 1) ERA: 5.19	6.0	W	28	8	3	3	3	2	1	0	0	0	0	65	111	4.50	1.667			
Kiko Calero, R (7, 1) ERA: 5.63	1.0	H	3	0	0	0	2	0	0	0	0	0	0	7	9	0.00	0.000			
Ray King, L (8, 1) ERA: 1.89	1.0		3	0	0	0	2	0	0	0	0	0	0	9	13	0.00	0.000			
Julian Tavaréz, R (9, 1) ERA: 3.1	1.0		4	1	0	0	0	0	0	0	0	0	0	8	9	0.00	1.000			

Batter	1	2	3	4	5	6	7	8	9	AB	R	H	RBI	BB	SO	LOB	TOP										
Craig Biggio, R OBP: 0.353, SLG: 0.493 (1, 8)	F9		G3														4 0 2 0 1 0 0										
28 Adam Everett, R OBP: 0.325, SLG: 0.386 (1, 6)	P4																5 0 1 0 0 1 5										
5 Jeff Bagwell, R OBP: 0.407, SLG: 0.478 (1, 3)	G6-3																4 0 1 0 0 0 0										
Jeff Kent, R OBP: 0.351, SLG: 0.521 (1, 4)																	4 0 1 0 0 1 2										
17 Lance Berkman, S OBP: 0.495, SLG: 0.699 (1, 7)																	4 1 2 1 0 0 1										
Morgan Ensberg, R OBP: 0.328, SLG: 0.356 (1, 5)																	4 0 1 0 0 1 1										
Richard Hidalgo, R OBP: 0.321, SLG: 0.444 (1, 9)																	3 0 1 0 1 1 0										
Raul Chavez, R OBP: 0.242, SLG: 0.281 (1, 2)																	2 0 0 0 0 0 2										
Jose Vizcaino, S OBP: 0.233, SLG: 0.222 (9, PH)																	1 0 1 0 0 0 0										
44 Roy Oswalt, R OBP: 0.160, SLG: 0.174 (1, 1)																	2 0 0 0 0 1 0										
Mike Lamb, L OBP: 0.373, SLG: 0.571 (7, PH)																	1 0 0 0 0 0 1										
Mike Gallo, L OBP: 0.373, SLG: 0.571 (7, 1)																	0 0 0 0 0 0 0										
Chad Harville, R OBP: 0.294, SLG: 0.409 (8, 1)																	0 0 0 0 0 0 0										
Orlando Palmeiro, L OBP: 0.294, SLG: 0.409 (9, PH)																	1 0 0 0 0 1 1										
Inning Stats	R: 0 E: 0 K: 0 S: 14	H: 0 LOB: 0 BB: 0 P: 21	R: 0 E: 0 K: 0 S: 7	H: 2 LOB: 2 BB: 1 P: 11	R: 0 E: 0 K: 1 S: 9	H: 2 LOB: 2 BB: 0 P: 15	R: 0 E: 0 K: 1 S: 5	H: 0 LOB: 0 BB: 0 P: 9	R: 0 E: 0 K: 0 S: 8	H: 1 LOB: 1 BB: 0 P: 10	R: 1 E: 0 K: 1 S: 9	H: 1 LOB: 0 BB: 0 P: 15	R: 0 E: 0 K: 1 S: 11	H: 1 LOB: 2 BB: 1 P: 18	R: 0 E: 0 K: 1 S: 7	H: 1 LOB: 1 BB: 0 P: 8	R: 0 E: 0 K: 1 S: 7	H: 2 LOB: 2 BB: 0 P: 11	1B: 7 2B: 2 3B: 0 HR: 1	SF: 0 SAC: 1 DP: 1 HBP: 0	WP: 0 PB: 0 SB: 0 CS: 0	PA: 38					
PITCHER	IP	WLS	BF	H	R	ER	SO	BB	IBB	HBP	BLK	WP	HR	S	P	ERA	WHIP										
Greg Maddux, R ERA: 4.41 (1, 1)	6.2	W	28	7	1	1	3	1	1	0	0	0	1	58	94	1.35	1.200										
Kyle Farnsworth, R ERA: 3.69 (7, 1)	0.1	H	1	0	0	0	1	0	0	0	0	0	0	5	5	0.00	0.000										
LaTroy Hawkins, R ERA: 1.57 (8, 1)	1.0	H	4	1	0	0	1	0	0	0	0	0	0	7	8	0.00	1.000										
Joe Borowski, R ERA: 7.4 (9, 1)	1.0	S	5	2	0	0	1	0	0	0	0	0	0	7	11	0.00	2.000										

Houston Astros @ Chicago Cubs
Wrigley Field, Chicago, IL
Mon May 31 2004, 3:05 PM CDT
Att: 39,380 - Sunny - 61 F

AB 35
R 1
H 10
RBI 1
BB 2
SO 6
LOB 13



Batter	1	2	3	4	5	6	7	8	9	AB	R	H	RBI	BB	SO	LOB	BOTTOM										
Todd Walker, L OBP: 0.383, SLG: 0.451 (1, 4)	P6	G1-3															4 0 0 0 0 1 2										
25 Derek Lee, R OBP: 0.343, SLG: 0.423 (1, 3)	F9		G1-3														4 0 0 0 0 1 0										
Corey Patterson, L OBP: 0.323, SLG: 0.426 (1, 8)																	4 1 2 0 0 0 0										
Moises Alou, R OBP: 0.361, SLG: 0.597 (1, 7)																	4 1 3 2 0 0 1										
16 Aramis Ramirez, R OBP: 0.355, SLG: 0.558 (1, 5)																	4 0 1 0 0 1 2										
Todd Hollandsworth, L OBP: 0.405, SLG: 0.597 (1, 9)																	4 1 1 0 0 1 1										
Ramon Martinez, R OBP: 0.305, SLG: 0.299 (1, 6)																	3 0 1 1 0 0 0										
Paul Bako, L OBP: 0.352, SLG: 0.304 (1, 2)																	3 0 3 0 0 0 0										
Greg Maddux, R OBP: 0.043, SLG: 0.043 (1, 1)																	2 0 0 0 0 1 1										
Kyle Farnsworth, R ERA: 1.99 (7, 1)																	0 0 0 0 0 0 0										
LaTroy Hawkins, R ERA: 1.57 (8, 1)																	0 0 0 0 0 0 0										
Joe Borowski, R ERA: 7.4 (9, 1)																	0 0 0 0 0 0 0										
Inning Stats	R: 0 E: 0 K: 0 S: 9	H: 1 LOB: 1 BB: 0 P: 13	R: 1 E: 1 K: 0 S: 10	H: 3 LOB: 2 BB: 0 P: 13	R: 0 E: 0 K: 1 S: 7	H: 1 LOB: 1 BB: 0 P: 10	R: 0 E: 0 K: 1 S: 9	H: 1 LOB: 1 BB: 0 P: 13	R: 2 E: 0 K: 2 S: 13	H: 3 LOB: 1 BB: 0 P: 19	R: 0 E: 0 K: 0 S: 6	H: 1 LOB: 0 BB: 0 P: 9	R: 0 E: 0 K: 0 S: 4	H: 0 LOB: 0 BB: 0 P: 6	R: 0 E: 0 K: 1 S: 5	H: 1 LOB: 0 BB: 0 P: 5	R: 0 E: 0 K: 1 S: 5	H: 1 LOB: 0 BB: 0 P: 5	1B: 7 2B: 3 3B: 0 HR: 1	SF: 0 SAC: 1 DP: 1 HBP: 0	WP: 0 PB: 0 SB: 0 CS: 0	PA: 33					
PITCHER	IP	WLS	BF	H	R	ER	SO	BB	IBB	HBP	BLK	WP	HR	S	P	ERA	WHIP										
44 Roy Oswalt, R ERA: 3.45 (1, 1)	6.0	L	27	10	3	3	4	0	0	0	0	0	0	54	77	4.50	1.667										
Mike Gallo, L ERA: 1.99 (7, 1)	1.0		3	0	0	0	0	0	0	0	0	0	0	4	6	0.00	0.000										
Chad Harville, R ERA: 3.48 (8, 1)	1.0		3	1	0	0	1	0	0	0	0	0	0	5	5	0.00	1.000										

Houston Astros @ Chicago Cubs
Wrigley Field, Chicago, IL
Mon May 31 2004, 3:05 PM CDT
Att: 39,380 - Sunny - 61 F

AB 32
R 3
H 11
RBI 3
BB 0
SO 5
LOB 7



Batter	1	2	3	4	5	6	7	8	9	AB	R	H	RBI	BB	SO	LOB	TOP										
Craig Biggio, R OBP: 0.354, SLG: 0.488	2-1 SH1-4 5 HR HBP	1-2 FC6-4 1B		2-2 G4-3			1-0 F8	1-2 G6-3		4	1	1	0	0	0	1											
28 Adam Everett, R OBP: 0.319, SLG: 0.378	0-0 SH1-4	1-0 FC6-4		0-0 P3			3-2 F7		2-2 G5-3	4	0	0	0	0	0	2											
5 Jeff Bagwell, R OBP: 0.407, SLG: 0.489	2-2 2-H HR		3-3 K		1-3 K		4-2 BB		3-2 G3	4	1	1	2	1	2	0											
Jeff Kent, R OBP: 0.347, SLG: 0.528	3-3 K		2-2 HR		2-1 L5		1-1 L7		1-1 G3-1	5	1	1	1	0	1	1											
17 Lance Berkman, S OBP: 0.500, SLG: 0.697	3-2 1B		4-1 1B BB		4-2 BB			2-0 F8		2	0	1	0	2	0	0											
Richard Hidalgo, R OBP: 0.320, SLG: 0.440	1-2 F8		1-1 F9		2-2 F9			0-1 E 2B 1B		4	1	1	0	0	0	3											
Morgan Ensberg, R OBP: 0.333, SLG: 0.360		1-1 CS 1B	1-0 1B		1-3 1B		1-3 K	2-2 F9		4	0	2	0	0	1	1											
Brad Ausmus, R OBP: 0.317, SLG: 0.338		1-1 G5-3	2-3 K		0-0 G4-3			1-2 E4 2B		4	1	0	0	0	1	4											
Brandon Duckworth, R OBP: 0.296, SLG: 0.143		2-2 1B		1-2 L9		0-3 K		1-2 2B		2	0	1	0	0	0	0											
16 Jason Lane, R OBP: 0.278, SLG: 0.300										0	0	0	0	0	0	0											
41 Brandon Backe, R OBP: 0.300, SLG: 0.300										0	0	0	0	0	0	0											
Dan Miceli, R OBP: 0.300, SLG: 0.300										0	0	0	0	0	0	0											
Mike Lamb, L OBP: 0.300, SLG: 0.300										0	0	0	0	0	0	0											
54 Brad Lidge, R OBP: 0.300, SLG: 0.300										0	0	0	0	0	0	0											
Octavio Dotel, R OBP: 0.300, SLG: 0.300										0	0	0	0	0	0	0											
Inning Stats	R: 2 E: 0 K: 1 S: 15	H: 2 LOB: 1 BB: 0 P: 26	R: 0 E: 0 K: 0 S: 11	H: 3 LOB: 2 BB: 0 P: 17	R: 1 E: 0 K: 2 S: 15	H: 2 LOB: 0 BB: 1 P: 28	R: 0 E: 0 K: 0 S: 8	H: 0 LOB: 0 BB: 0 P: 11	R: 0 E: 0 K: 1 S: 10	H: 0 LOB: 1 BB: 1 P: 19	R: 0 E: 0 K: 0 S: 9	H: 0 LOB: 0 BB: 0 P: 10	R: 0 E: 0 K: 0 S: 9	H: 0 LOB: 1 BB: 1 P: 18	R: 2 E: 1 K: 0 S: 15	H: 2 LOB: 1 BB: 0 P: 22	R: 0 E: 0 K: 0 S: 9	H: 0 LOB: 0 BB: 0 P: 15	1B: 6 2B: 1 3B: 0 HR: 2	SF: 0 SAC: 1 DP: 0 HBP: 1	WP: 0 PB: 0 SB: 0 CS: 1	PA: 40					
PITCHER	IP	WLS	BF	H	R	ER	SO	BB	IBB	HBP	BLK	WP	HR	S	P	ERA	WHIP										
Glendon Rusch, L ERA: 3.73	(1, 1)	5.0	24	7	3	3	4	2	0	1	0	0	2	59	101	5.40	1.800										
Francis Beltran, R ERA: 3.2	(6, 1)	2.0	7	0	0	0	2	1	0	0	0	0	0	18	28	0.00	0.500										
Jimmy Anderson, L ERA: 5.4	(8, 1)	0.1	1	0	0	0	0	0	0	0	0	0	0	1	3	0.00	0.000										
Kyle Farnsworth, R ERA: 3.42	(8, 1)	1.2	L	8	2	2	0	0	0	0	0	0	0	23	34	0.00	1.200										

Houston Astros @ Chicago Cubs
Wrigley Field, Chicago, IL
Tue Jun 01 2004, 7:05 PM CDT
Att: 38,667 - Cloudy - 69 F

AB	35
R	5
H	9
RBI	5
BB	3
SO	6
LOB	12



Batter	1	2	3	4	5	6	7	8	9	AB	R	H	RBI	BB	SO	LOB	BOTTOM										
Todd Walker, L OBP: 0.378, SLG: 0.463	2-1 G4-3		2-0 HR		0-1 G3		1-1 L8		1-3 K	5	1	1	1	0	1	1											
Michael Barrett, R OBP: 0.370, SLG: 0.565	1-1 G5-3		2-2 G6-3		1-1 P5		3-2 L9			4	0	0	0	0	0	0											
Moises Alou, R OBP: 0.363, SLG: 0.608	2-2 F9			0-0 HR		4-1 BB 1B BB		0-3 K		3	1	1	1	1	1	0											
16 Aramis Ramirez, R OBP: 0.353, SLG: 0.552		0-0 P2		0-0 E5 G1-2-3		2-0 BB 1B		0-2 G4-3		4	0	1	0	0	0	0											
Todd Hollandsworth, L OBP: 0.432, SLG: 0.644		2-0 HR		4-1 25 1B BB		4-1 1-2 2-3 BB		2-2 HBP		1	1	1	1	2	0	0											
25 Derek Lee, R OBP: 0.341, SLG: 0.419		1-1 G5-3		2-0 1B		1-2 F9		1-3 K		4	0	1	0	0	1	4											
Corey Patterson, L OBP: 0.322, SLG: 0.422		2-3 K		0-3 K		2-3 K		2-2 1B		4	0	1	0	0	3	6											
Ramon Martinez, R OBP: 0.295, SLG: 0.288			1-2 G3	1-2 G1-2-3		1-3 K		0-3 K		4	0	0	0	0	2	7											
Glendon Rusch, L OBP: 0.300, SLG: 0.100					0-1 P2		3-3 K		1-2 L1	1	0	0	0	0	0	0											
David Kelton, R ERA: 6.57	(5, PH)									0	0	0	0	0	0	0											
Francis Beltran, R ERA: 1.65	(6, 1)									0	0	0	0	0	0	0											
Jose Macias, S ERA: 5.32	(7, PH)									0	0	0	0	0	0	0											
Jimmy Anderson, L ERA: 3.74	(8, 1)									0	0	0	0	0	0	0											
Kyle Farnsworth, R ERA: 3.42	(8, 1)									0	0	0	0	0	0	0											
Rey Ordonez, R ERA: 3.23	(8, PH)									0	0	0	0	0	0	0											
Inning Stats	R: 0 E: 0 K: 0 S: 7	H: 0 LOB: 0 BB: 0 P: 12	R: 1 E: 0 K: 1 S: 7	H: 1 LOB: 0 BB: 0 P: 12	R: 1 E: 0 K: 0 S: 9	H: 1 LOB: 2 BB: 1 P: 14	R: 0 E: 0 K: 1 S: 13	H: 2 LOB: 2 BB: 1 P: 20	R: 0 E: 0 K: 2 S: 14	H: 1 LOB: 3 BB: 2 P: 28	R: 0 E: 0 K: 1 S: 8	H: 0 LOB: 0 BB: 0 P: 15	R: 0 E: 0 K: 2 S: 11	H: 0 LOB: 1 BB: 0 P: 14	R: 0 E: 0 K: 2 S: 14	H: 1 LOB: 1 BB: 0 P: 18	1B: 3 2B: 0 3B: 0 HR: 3	SF: 0 SAC: 0 DP: 1 HBP: 1	WP: 0 PB: 0 SB: 0 CS: 0	PA: 37							
PITCHER	IP	WLS	BF	H	R	ER	SO	BB	IBB	HBP	BLK	WP	HR	S	P	ERA	WHIP										
Brandon Duckworth, R ERA: 6.57	(1, 1)	3.0	15	4	3	3	1	1	0	0	0	0	3	27	48	9.00	1.667										
Mike Gallo, L ERA: 1.65	(4, 1)	2.0	5	0	0	0	1	0	0	0	0	0	0	15	17	0.00	0.000										
41 Brandon Backe, R ERA: 5.32	(6, 1)	0.0	3	1	0	0	0	2	0	0	0	0	0	3	13	*	*										
Dan Miceli, R ERA: 3.74	(6, 1)	2.0	W	6	0	0	3	0	0	0	0	0	0	19	30	0.00	0.000										
54 Brad Lidge, R ERA: 3.23	(8, 1)	1.0	H	4	0	0	2	0	0	1	0	0	0	11	14	0.00	0.000										

Houston Astros @ Chicago Cubs
Wrigley Field, Chicago, IL
Tue Jun 01 2004, 7:05 PM CDT
Att: 38,667 - Cloudy - 69 F

AB	33
R	3
H	6
RBI	3
BB	3
SO	9
LOB	19



Batter	1	2	3	4	5	6	7	8	9	AB	R	H	RBI	BB	SO	LOB	TOP										
Craig Biggio, R OBP: 0.361, SLG: 0.495	1-1 2B		1-1 5 1B		2-2 28 1B		4-2 5 BLK		1-2 G5-3	4	1	3	0	1	0	0	Houston Astros @ St. Louis Cardinals Busch Stadium, St. Louis, MO Fri Jun 04 2004, 7:10 PM CDT Att: 47,373 - Cloudy - 79 F										
28 Adam Everett, R OBP: 0.329, SLG: 0.390	0-3 K		1-0 G5-3 5 1B		1-0 5 1B		1-2 P5			4	0	2	0	0	1	2											
5 Jeff Bagwell, R OBP: 0.400, SLG: 0.474	0-0 F9		2-2 1B		0-0 G5-4-3		4-2 G4-6-3			3	0	1	1	1	0	3											
Jeff Kent, R OBP: 0.351, SLG: 0.547	0-1 F9		0-0 G5-3		1-2 1B		1-2 BB			4	1	1	1	0	0	5											
17 Lance Berkman, S OBP: 0.493, SLG: 0.674		3-3 K		3-0 F7		3-3 K		1-2 G3-1	4	0	0	0	0	2	0												
Mike Lamb, L OBP: 0.398, SLG: 0.636		3-2 HR		1-2 F9		1-3 K		1-1 G5-3	3	1	2	1	0	1	0												
Morgan Ensberg, R OBP: 0.336, SLG: 0.358				0-0 F9		3-1 HBP		1-0 G4-3	1	0	0	0	0	0	0												
Richard Hidalgo, R OBP: 0.320, SLG: 0.433		3-2 G5-3		2-3 F9		1-1 HBP		2-2 G4-3	3	0	0	0	0	1	1												
Brad Ausmus, R OBP: 0.324, SLG: 0.340		2-2 G5-3		2-3 K		1-2 FC6-4		1-2 HBP	1	0	0	0	0	1	1												
Wade Miller, R OBP: 0.318, SLG: 0.318			1-2 G6-3		1-0 G5-3		0-0 FC6-4		3-3 K	2	0	0	0	0	0	0											
Inning Stats	R: 0 E: 0 K: 1 S: 8	H: 1 LOB: 1 BB: 0 P: 9	R: 1 E: 0 K: 1 S: 19	H: 1 LOB: 0 BB: 0 P: 30	R: 1 E: 0 K: 0 S: 10	H: 3 LOB: 1 BB: 0 P: 15	R: 0 E: 0 K: 1 S: 9	H: 1 LOB: 1 BB: 0 P: 15	R: 0 E: 0 K: 0 S: 6	H: 2 LOB: 1 BB: 0 P: 10	R: 1 E: 0 K: 2 S: 14	H: 2 LOB: 2 BB: 0 P: 24	R: 0 E: 0 K: 0 S: 9	H: 0 LOB: 1 BB: 2 P: 18	R: 0 E: 0 K: 0 S: 7	H: 0 LOB: 0 BB: 0 P: 10	R: 0 E: 0 K: 1 S: 9	H: 0 LOB: 0 BB: 0 P: 15	1B: 6 2B: 2 3B: 0 HR: 2	SF: 0 SAC: 0 DP: 3 HBP: 1	WP: 0 PB: 0 SB: 0 CS: 0	PA: 37					
PITCHER	IP	WLS	BF	H	R	ER	SO	BB	IBB	HBP	BLK	WP	HR	S	P	ERA	WHIP										
Matt Morris, R ERA: 3.87	6.1	W	30	10	3	3	5	2	0	1	1	0	2	74	120	4.26	1.895										
Kiko Calero, R ERA: 5.19	0.2	H	1	0	0	0	0	0	0	0	0	0	0	1	1	0.00	0.000										
Ray King, L ERA: 1.74	0.1	H	1	0	0	0	0	0	0	0	0	0	0	4	5	0.00	0.000										
Julian Tavarez, R ERA: 3.04	0.2	H	2	0	0	0	0	0	0	0	0	0	0	3	5	0.00	0.000										
44 Jason Isringhausen, R ERA: 3.98	1.0	S	3	0	0	0	1	0	0	0	0	0	0	9	15	0.00	0.000										

AB	34
R	3
H	10
RBI	3
BB	2
SO	6
LOB	14



Batter	1	2	3	4	5	6	7	8	9	AB	R	H	RBI	BB	SO	LOB	BOTTOM										
Marlon Anderson, L OBP: 0.330, SLG: 0.480	1-2 F8		1-1 2B		0-2 5 BB		1-1 G4-3			4	1	2	1	0	0	0	Houston Astros @ St. Louis Cardinals Busch Stadium, St. Louis, MO Fri Jun 04 2004, 7:10 PM CDT Att: 47,373 - Cloudy - 79 F										
Roger Cedeno, S OBP: 0.250, SLG: 0.364	3-2 K		2-1 SF7		1-0 5 BB		1-1 G3			3	1	2	1	0	0	0											
Ray King, L					1-2 27 1B				0	0	0	0	0	0	0	0											
Julian Tavarez, L					1-2 27 1B				0	0	0	0	0	0	0	0											
Ray Lankford, L OBP: 0.383, SLG: 0.435					1-2 15 FC4-6				0	0	0	2	0	1	3												
5 Albert Pujols, R OBP: 0.420, SLG: 0.652	3-3 K		4-1 BB		4-2 27 1B		1-3 K			2	1	0	0	2	2	1											
27 Scott Rolen, R OBP: 0.413, SLG: 0.630	1-2 F9		0-1 G4-3		0-0 15 FC4-6		1-3 K			4	0	1	2	0	1	3											
15 Jim Edmonds, L OBP: 0.363, SLG: 0.526		3-2 K		3-3 K		2-1 FC4-6		4-1 WP	3	0	0	1	1	2	2	1											
Edgar Renteria, R OBP: 0.303, SLG: 0.360	0-2 F9		0-3 K		0-0 K		3-2 K			4	0	1	0	0	2	1											
Reggie Sanders, R OBP: 0.282, SLG: 0.473		2-2 G1-6-3		3-3 K		3-3 K		1-0 P4	4	0	0	0	0	2	3	0											
4 Yadier Molina, R OBP: 0.500, SLG: 0.500			4-1 2B		4-0 SH1-4		1-1 F8			2	2	0	0	2	1	1											
Matt Morris, R OBP: 0.207, SLG: 0.214			0-0 BB		1-0 SH1-4		0-1 G3-1			2	0	0	0	0	0	1											
Kiko Calero, R					3-2 B3					0	0	0	0	0	0	0											
So Taguchi, R OBP: 0.296, SLG: 0.404					1-2 K					0	0	0	0	0	0	0											
Inning Stats	R: 0 E: 0 K: 1 S: 15	H: 1 LOB: 1 BB: 0 P: 23	R: 0 E: 0 K: 1 S: 9	H: 0 LOB: 0 BB: 0 P: 14	R: 1 E: 0 K: 0 S: 9	H: 1 LOB: 2 BB: 2 P: 20	R: 0 E: 0 K: 3 S: 16	H: 0 LOB: 0 BB: 0 P: 22	R: 4 E: 0 K: 1 S: 23	H: 4 LOB: 2 BB: 2 P: 39	R: 0 E: 0 K: 0 S: 6	H: 0 LOB: 0 BB: 0 P: 8	R: 0 E: 0 K: 2 S: 9	H: 0 LOB: 1 BB: 1 P: 17	R: 0 E: 0 K: 2 S: 9	H: 0 LOB: 1 BB: 1 P: 17	R: 0 E: 0 K: 2 S: 9	H: 0 LOB: 1 BB: 1 P: 17	1B: 5 2B: 1 3B: 0 HR: 0	SF: 1 SAC: 1 DP: 0 HBP: 0	WP: 1 PB: 0 SB: 1 CS: 0	PA: 35					
PITCHER	IP	WLS	BF	H	R	ER	SO	BB	IBB	HBP	BLK	WP	HR	S	P	ERA	WHIP										
Wade Miller, R ERA: 4.36	4.1	L	22	5	5	5	5	4	0	0	0	0	0	6	11	0.00	1.500										
Chad Harville, R ERA: 3.27	0.2		3	1	0	0	1	0	0	0	0	0	0	15	20	0.00	0.000										
Dan Miceli, R ERA: 3.53	2.0		6	0	0	0	2	0	0	0	0	0	0	9	17	0.00	1.000										
Pete Munro, R ERA:	1.0		4	0	0	0	2	1	0	0	0	1	0	9	17	0.00	1.000										

AB	28
R	5
H	6
RBI	5
BB	5
SO	10
LOB	11



Batter	1	2	3	4	5	6	7	8	9	AB	R	H	RBI	BB	SO	LOB	TOP							
Craig Biggio, R OBP: 0.357, SLG: 0.489	G1-3		1B		G6-3		F8		F9	5	1	1	0	0	0	1								
28 Adam Everett, R OBP: 0.332, SLG: 0.393 Ricky Stone, R (7, 1)	1B		1B		F9		G4-3			4	1	2	0	0	0	0								
5 Jeff Bagwell, R OBP: 0.402, SLG: 0.480	2B		K		1B		L3			4	1	2	0	0	1	2								
Jeff Kent, R OBP: 0.358, SLG: 0.549	BB		1B		1B		G6-3			3	1	2	0	1	0	0								
17 Lance Berkman, S OBP: 0.493, SLG: 0.676	K		1B		1B		F9			4	0	2	4	0	1	2								
Mike Lamb, L OBP: 0.384, SLG: 0.613 Chad Harville, R (5, 1) Jose Vizcaino, S OBP: 0.270, SLG: 0.211	K		K		G6-3		G1-3			3	0	0	0	0	2	2								
Richard Hidalgo, R OBP: 0.319, SLG: 0.435	2B				G3				K	4	0	1	0	0	2	0								
Brad Ausmus, R OBP: 0.322, SLG: 0.337	K		P3		K				G4-3	4	0	1	0	0	2	1								
Tim Redding, R OBP: 0.211, SLG: 0.211 Mike Gallo, L (5, 1) Morgan Ensberg, R OBP: 0.331, SLG: 0.353	K		G5-3		F9				G4-3	2	0	0	0	0	1	1								
Inning Stats	R: 0 E: 0 K: 1 S: 11	H: 2 LOB: 2 BB: 1 P: 20	R: 0 E: 0 K: 3 S: 14	H: 1 LOB: 1 BB: 0 P: 16	R: 2 E: 0 K: 2 S: 15	H: 4 LOB: 1 BB: 0 P: 21	R: 0 E: 0 K: 1 S: 10	H: 0 LOB: 0 BB: 0 P: 13	R: 2 E: 0 K: 0 S: 14	H: 3 LOB: 1 BB: 0 P: 17	R: 0 E: 0 K: 1 S: 7	H: 0 LOB: 0 BB: 0 P: 9	R: 0 E: 0 K: 0 S: 13	H: 0 LOB: 0 BB: 0 P: 18	R: 0 E: 0 K: 0 S: 9	H: 0 LOB: 0 BB: 0 P: 16	R: 0 E: 0 K: 1 S: 10	H: 1 LOB: 1 BB: 0 P: 16	1B: 8 2B: 3 3B: 0 HR: 0	SF: 0 SAC: 0 DP: 0 HBP: 0	WP: 0 PB: 0 SB: 0 CS: 0	PA: 37		
PITCHER	IP	WLS	BF	H	R	ER	SO	BB	IBB	HBP	BLK	WP	HR	S	P	ERA	WHIP							
Jason Marquis, R ERA: 4.42	5.0	W	24	10	4	4	7	1	0	0	0	0	0	64	87	7.20	2.200							
Kiko Calero, R ERA: 3.99	3.0	H	9	0	0	0	1	0	0	0	0	0	0	29	43	0.00	0.000							
Steve Kline, L ERA: 1.83	1.0		4	1	0	0	1	0	0	0	0	0	0	10	16	0.00	1.000							

Houston Astros @ St. Louis Cardinals
Busch Stadium, St. Louis, MO
Sat Jun 05 2004, 6:15 PM CDT
Att: 46,003 - Unknown - 78 F

AB 36
R 4
H 11
RBI 4
BB 1
SO 9
LOB 10



Batter	1	2	3	4	5	6	7	8	9	AB	R	H	RBI	BB	SO	LOB	BOTTOM							
Tony Womack, L OBP: 0.333, SLG: 0.402	G6-4-3	FC4-6		P6	1B		HR		G3-1	6	1	3	1	0	0	4								
Edgar Renteria, R OBP: 0.305, SLG: 0.358	G6-4-3		1B		L3		G6-3			4	2	1	0	1	0	4								
5 Albert Pujols, R OBP: 0.427, SLG: 0.660	P5		1B		2B		1B			5	2	4	0	0	0	0								
27 Scott Rolen, R OBP: 0.417, SLG: 0.628	2B	1B	P4		BB		K			4	3	2	0	1	1	3								
15 Jim Edmonds, L OBP: 0.364, SLG: 0.528	F8		1B		1B		K		K	5	1	2	4	0	2	4								
Reggie Sanders, R OBP: 0.282, SLG: 0.474 So Taguchi, R OBP: 0.291, SLG: 0.396	FC5-2		1B		2B		K		G5-3	4	0	1	0	0	1	5								
John Mabry, L OBP: 0.405, SLG: 0.469	FC5-2		F9		P4		F8			5	1	2	2	0	0	3								
4 Yadier Molina, R OBP: 0.462, SLG: 0.400	FC5-2		G3		1B		K			4	0	1	1	1	1	2								
Jason Marquis, L OBP: 0.214, SLG: 0.259 Roger Cedeno, S OBP: 0.280, SLG: 0.391 Kiko Calero, R (6, 1) Ray Lankford, L OBP: 0.387, SLG: 0.440 Steve Kline, S (9, 1)	FC4-6		B1-3		1B		K			2	0	1	1	0	0	0								
Inning Stats	R: 0 E: 0 K: 0 S: 7	H: 1 LOB: 0 BB: 0 P: 11	R: 2 E: 0 K: 0 S: 18	H: 4 LOB: 2 BB: 0 P: 28	R: 1 E: 0 K: 0 S: 19	H: 3 LOB: 2 BB: 0 P: 26	R: 0 E: 0 K: 0 S: 5	H: 0 LOB: 0 BB: 0 P: 7	R: 4 E: 0 K: 0 S: 16	H: 4 LOB: 3 BB: 3 P: 34	R: 2 E: 0 K: 3 S: 20	H: 4 LOB: 2 BB: 0 P: 28	R: 1 E: 0 K: 2 S: 16	H: 2 LOB: 1 BB: 0 P: 22	R: 0 E: 0 K: 1 S: 14	H: 1 LOB: 2 BB: 0 P: 16	1B: 15 2B: 3 3B: 0 HR: 1	SF: 0 SAC: 0 DP: 1 HBP: 0	WP: 1 PB: 0 SB: 0 CS: 0	PA: 46				
PITCHER	IP	WLS	BF	H	R	ER	SO	BB	IBB	HBP	BLK	WP	HR	S	P	ERA	WHIP							
Tim Redding, R ERA: 5.33	4.0	L	22	9	6	6	0	2	0	0	0	0	0	55	87	13.50	2.750							
Mike Gallo, L ERA: 2.12	0.2		6	3	1	1	0	0	1	0	0	0	0	8	15	13.50	4.500							
Chad Harville, R ERA: 4.38	1.1		8	4	2	2	3	0	0	0	0	0	0	22	32	13.50	3.000							
Ricky Stone, R ERA: 6.19	2.0		10	3	1	1	3	0	0	0	0	1	1	30	38	4.50	1.500							

Houston Astros @ St. Louis Cardinals
Busch Stadium, St. Louis, MO
Sat Jun 05 2004, 6:15 PM CDT
Att: 46,003 - Unknown - 78 F

AB 43
R 10
H 19
RBI 10
BB 3
SO 6
LOB 27



Batter	1	2	3	4	5	6	7	8	9	AB	R	H	RBI	BB	SO	LOB	TOP					
Craig Biggio, R OBP: 0.362, SLG: 0.484 (1, 8)										2	1	0	0	3	0	2						
28 Adam Everett, R OBP: 0.332, SLG: 0.392 (1, 6)										3	0	1	0	0	0	1						
5 Jeff Bagwell, R OBP: 0.395, SLG: 0.470 (1, 3)										4	0	0	0	0	0	3						
Jeff Kent, R OBP: 0.361, SLG: 0.548 (1, 4)										4	0	2	1	0	0	1						
17 Lance Berkman, S OBP: 0.489, SLG: 0.665 (1, 7)										3	0	0	0	1	0	2						
Jose Vizcaino, S OBP: 0.295, SLG: 0.246 (1, 5)										4	2	3	0	0	0	2						
16 Jason Lane, R OBP: 0.357, SLG: 0.286 (1, 9)										4	0	1	0	0	1	2						
Raul Chavez, R OBP: 0.270, SLG: 0.333 (1, 2)										4	0	2	1	0	0	0						
44 Roy Oswalt, R OBP: 0.143, SLG: 0.154 (1, 1)										3	0	0	0	1	0	0	3					
Dan Miceli, R OBP: 0.500, SLG: 0.500 (7, 1)										0	0	0	0	0	0	0						
54 Brad Lidge, R OBP: 0.304, SLG: 0.408 (9, PH)										0	0	0	0	0	0	0						
Octavio Dotel, R (9, 1)										0	0	0	0	0	0	0						
Inning Stats	R: 1 E: 0 K: 0 S: 11	H: 1 LOB: 2 BB: 2 P: 22	R: 1 E: 0 K: 0 S: 15	H: 3 LOB: 1 BB: 0 P: 18	R: 0 E: 0 K: 0 S: 8	H: 2 LOB: 2 BB: 0 P: 11	R: 0 E: 0 K: 0 S: 8	H: 0 LOB: 0 BB: 1 P: 13	R: 0 E: 0 K: 0 S: 10	H: 0 LOB: 1 BB: 1 P: 15	R: 1 E: 0 K: 0 S: 12	H: 2 LOB: 1 BB: 0 P: 17	R: 0 E: 0 K: 0 S: 7	H: 0 LOB: 0 BB: 0 P: 11	R: 0 E: 0 K: 1 S: 11	H: 1 LOB: 1 BB: 0 P: 16	R: 0 E: 0 K: 0 S: 11	H: 0 LOB: 1 BB: 1 P: 19	1B: 8 2B: 1 3B: 0 HR: 0	SF: 0 SAC: 2 DP: 1 HBP: 0	WP: 0 PB: 0 SB: 1 CS: 0	PA: 38
PITCHER	IP	WLS	BF	H	R	ER	SO	BB	IBB	HBP	BLK	WP	HR	S	P	ERA	WHIP					
Jeff Suppan, R ERA: 3.57 (1, 1)	7.0	L	31	8	3	3	0	3	0	0	0	0	0	71	107	3.86	1.571					
Ray King, L ERA: 1.95 (8, 1)	1.0		4	1	0	0	1	0	0	0	0	0	0	11	16	0.00	1.000					
Julian Tavarez, R ERA: 2.92 (9, 1)	1.0		4	0	0	0	0	1	0	0	0	0	0	11	19	0.00	1.000					

Houston Astros @ St. Louis Cardinals
 Busch Stadium, St. Louis, MO
 Sun Jun 06 2004, 1:15 PM CDT
 Att: 40,476 - Unknown - 75 F

AB 32
 R 3
 H 9
 RBI 3
 BB 4
 SO 1
 LOB 16



Batter	1	2	3	4	5	6	7	8	9	AB	R	H	RBI	BB	SO	LOB	BOTTOM					
Tony Womack, L OBP: 0.330, SLG: 0.393 (1, 4)										4	0	0	0	1	0	3						
Ray Lankford, L OBP: 0.377, SLG: 0.426 (1, 7)										4	0	0	0	0	4	2						
5 Albert Pujols, R OBP: 0.426, SLG: 0.656 (1, 3)										3	0	1	0	0	0	0						
Roger Cedeno, S OBP: 0.308, SLG: 0.417 (6, PR) (7, 9)										1	0	1	0	0	0	0						
27 Scott Rolen, R OBP: 0.410, SLG: 0.615 (1, 5)										4	0	0	0	0	2	2						
15 Jim Edmonds, L OBP: 0.366, SLG: 0.528 (1, 8)										4	1	2	0	0	1	1						
Edgar Renteria, R OBP: 0.308, SLG: 0.362 (1, 6)										3	1	1	0	1	0	2						
John Mabry, L OBP: 0.390, SLG: 0.444 (7, 3) (1, 9)										4	0	1	0	0	2	4						
Julian Tavarez, L (9, 1)										0	0	0	0	0	0	0						
Cody McKay, L OBP: 0.212, SLG: 0.200 (1, 2) (9, PR)										4	0	2	2	0	0	1						
7 Hector Luna, R OBP: 0.314, SLG: 0.404 (9, PR)										0	0	0	0	0	0	0						
Jeff Suppan, R (1, 1)										1	0	0	0	0	0	1						
So Taguchi, R OBP: 0.286, SLG: 0.389 (7, PH)										1	0	0	0	0	0	1						
Ray King, L (8, 1)										0	0	0	0	0	0	0						
Marlon Anderson, L OBP: 0.327, SLG: 0.476 (9, 3)										1	0	0	0	0	0	1						
Inning Stats	R: 0 E: 0 K: 1 S: 7	H: 0 LOB: 0 BB: 0 P: 7	R: 0 E: 0 K: 2 S: 13	H: 0 LOB: 0 BB: 0 P: 18	R: 0 E: 0 K: 0 S: 9	H: 1 LOB: 1 BB: 0 P: 11	R: 0 E: 0 K: 1 S: 9	H: 0 LOB: 0 BB: 0 P: 12	R: 2 E: 0 K: 1 S: 20	H: 3 LOB: 1 BB: 0 P: 27	R: 0 E: 0 K: 1 S: 8	H: 2 LOB: 2 BB: 0 P: 12	R: 0 E: 0 K: 1 S: 10	H: 1 LOB: 2 BB: 1 P: 16	R: 0 E: 0 K: 2 S: 10	H: 1 LOB: 2 BB: 1 P: 16	R: 0 E: 1 K: 0 S: 12	H: 0 LOB: 1 BB: 0 P: 16	1B: 7 2B: 1 3B: 0 HR: 0	SF: 0 SAC: 1 DP: 0 HBP: 0	WP: 1 PB: 0 SB: 0 CS: 1	PA: 37
PITCHER	IP	WLS	BF	H	R	ER	SO	BB	IBB	HBP	BLK	WP	HR	S	P	ERA	WHIP					
44 Roy Oswalt, R ERA: 3.42 (1, 1)	6.0	W	24	6	2	2	6	0	0	0	0	0	0	66	66	3.00	1.000					
Dan Miceli, R ERA: 3.47 (7, 1)	0.2	H	4	1	0	0	0	1	0	0	0	0	0	7	13	0.00	3.000					
54 Brad Lidge, R ERA: 3.0 (7, 1)	1.1	H	6	1	0	0	3	1	0	0	0	1	0	13	19	0.00	1.500					
Octavio Dotel, R ERA: 3.0 (9, 1)	1.0	S	3	0	0	0	0	0	0	0	0	0	0	12	16	0.00	0.000					

Houston Astros @ St. Louis Cardinals
 Busch Stadium, St. Louis, MO
 Sun Jun 06 2004, 1:15 PM CDT
 Att: 40,476 - Unknown - 75 F

AB 34
 R 2
 H 8
 RBI 2
 BB 2
 SO 9
 LOB 18



Batter	1	2	3	4	5	6	7	8	9	AB	R	H	RBI	BB	SO	LOB	TOP								
Craig Biggio, R OBP: 0.363, SLG: 0.487 (1, 8)	2-2 FC3-6 1B		1-3 K		3-2 K		0-0 28 1B		0-3 K	5	0	2	0	0	3	2									
28 Adam Everett, R OBP: 0.335, SLG: 0.394 (1, 6)	1-2 FC3-6 1-2t		1-1 FC5-4 5 BB		2-1 1B		2-1 G5-4-3 1B			4	0	2	0	0	0	3									
5 Jeff Bagwell, R OBP: 0.393, SLG: 0.463 (1, 10)	0-0 L7		4-1 BB		1-1 P2		0-3 K			3	0	0	0	1	1	4									
Jeff Kent, R OBP: 0.359, SLG: 0.542 (1, 4)	2-2 K		2-3 K		2-1 1B		0-0 G5-4-3 1-2t			4	0	1	0	0	2	6									
17 Lance Berkman, S OBP: 0.481, SLG: 0.650 (1, 7)		1-1 F9		1-3 K		2-3 K			3-2 G3	4	0	0	0	0	2	2									
Jose Vizcaino, S OBP: 0.295, SLG: 0.234 (1, 3)	1-2 G4-3			4-0 1B BB		0-0 G1			0-0 F7	3	0	0	0	1	0	0									
Richard Hidalgo, R OBP: 0.317, SLG: 0.431 (1, 9)	1-3 K			2-3 K		1-2 1B			2-1 P3	4	0	1	0	0	2	1									
Morgan Ensberg, R OBP: 0.335, SLG: 0.357 (1, 5)			1-1 28 FC5-4 BB 1B	1-2 1B		2-0 L6			1-0 F8	4	0	2	0	0	0	1									
Raul Chavez, R OBP: 0.268, SLG: 0.308 (1, 2)			4-0 1-2 BB	2-2 F8		0-0 G6-3			1-2 F9	3	0	0	0	1	0	3									
Inning Stats	R: 0 E: 0 K: 1 S: 11	H: 1 LOB: 1 BB: 0 P: 16	R: 0 E: 0 K: 1 S: 8	H: 0 LOB: 0 BB: 0 P: 11	R: 0 E: 0 K: 2 S: 11	H: 1 LOB: 3 BB: 2 P: 24	R: 0 E: 0 K: 2 S: 13	H: 1 LOB: 2 BB: 1 P: 23	R: 0 E: 0 K: 0 S: 14	H: 2 LOB: 2 BB: 0 P: 24	R: 0 E: 0 K: 1 S: 6	H: 1 LOB: 1 BB: 0 P: 9	R: 0 E: 0 K: 1 S: 7	H: 2 LOB: 1 BB: 0 P: 9	R: 0 E: 0 K: 0 S: 7	H: 0 LOB: 0 BB: 0 P: 12	R: 0 E: 0 K: 1 S: 7	H: 0 LOB: 0 BB: 0 P: 9	1B: 7 2B: 3 3B: 0 HR: 0	SF: 0 SAC: 0 DP: 1 HBP: 0	WP: 0 PB: 0 SB: 0 CS: 0	PA: 37			
PITCHER	IP	WLS	BF	H	R	ER	SO	BB	IBB	HBP	BLK	WP	HR	S	P	ERA	WHIP								
Clint Nageotte, R ERA: 3.6 (1, 1)	6.0	W	27	6	0	0	8	3	0	0	0	0	0	63	107	0.00	1.500								
40 Julio Mateo, R ERA: 3.86 (7, 1)	3.0	S	10	2	0	0	2	0	0	0	0	0	0	21	30	0.00	0.667								

Houston Astros @ Seattle Mariners
Safeco Field, Seattle, WA
Mon Jun 07 2004, 7:05 PM PDT
Att: 28,556 - Unknown - 62 F


AB 34
R 0
H 8
RBI 0
BB 3
SO 10
LOB 22



Batter	1	2	3	4	5	6	7	8	9	AB	R	H	RBI	BB	SO	LOB	BOTTOM								
51 Ichiro Suzuki, L OBP: 0.394, SLG: 0.421 (1, 9)	1-3 K2-3	1-0 1B		3-1 2B		2-2 G6-3		1-2 G6-3		5	0	2	0	0	1	0									
Randy Winn, S OBP: 0.320, SLG: 0.357 (1, 8)	4-2 1B BB	2-1 CS 1B		3-1 F7		1-3 K				3	1	1	0	1	1	1									
Edgar Martinez, R OBP: 0.335, SLG: 0.393 (1, 10)	3-0 WP 1B	4-0 FC4-6 BB		0-3 K		1-0 F9				3	1	1	0	1	1	1									
John Olerud, L OBP: 0.370, SLG: 0.347 (1, 3)	2-2 1B WP	2-1 FC4-6 BB		1-0 G5-3		3-1 BB FC1-2 2B				4	1	2	1	0	0	3									
Bret Boone, R OBP: 0.307, SLG: 0.403 (1, 4)	1-1 S 1B		2-3 K		2-2 G4-3		4-0 FC1-2 BB 2-1 BB			3	0	1	1	1	1	0									
Scott Spiezio, S OBP: 0.302, SLG: 0.415 (1, 5)	1-1 S 1B		2-2 FC5-4 1B		1-1 HR		4-2 FC1-2 BB 1-2 2-3 BB			3	1	3	2	1	0	0									
Jolbert Cabrera, R OBP: 0.309, SLG: 0.374 (1, 7)	1-2 2-3 K		0-2 FC5-4 2B		2-2 P4		0-1 FC1-2 1-2 2-3 3-H			4	1	0	0	0	1	6									
Rich Aurilia, R OBP: 0.303, SLG: 0.333 (1, 6)	0-2 F8		2-2 1-H 2B		0-0 L6		2-1 2-1 G6-3		0-1 G6-3	4	0	1	1	0	0	2									
Pat Borders, R OBP: 0.095, SLG: 0.095 (1, 2)		0-0 G6-3		1-3 K		2-2 G6-3		0-0 G6-3		4	0	0	0	0	1	1									
Inning Stats	R: 3 E: 0 K: 2 S: 19	H: 4 LOB: 2 BB: 1 P: 32	R: 0 E: 0 K: 0 S: 8	H: 2 LOB: 2 BB: 1 P: 15	R: 1 E: 0 K: 2 S: 21	H: 2 LOB: 1 BB: 0 P: 27	R: 0 E: 0 K: 1 S: 8	H: 1 LOB: 1 BB: 0 P: 15	R: 1 E: 0 K: 0 S: 10	H: 1 LOB: 0 BB: 0 P: 16	R: 0 E: 0 K: 1 S: 9	H: 0 LOB: 0 BB: 0 P: 14	R: 0 E: 0 K: 0 S: 8	H: 1 LOB: 3 BB: 2 P: 22	R: 0 E: 0 K: 0 S: 7	H: 0 LOB: 0 BB: 0 P: 8	1B: 7 2B: 3 3B: 0 HR: 1	SF: 0 SAC: 0 DP: 0 HBP: 0	WP: 1 PB: 0 SB: 2 CS: 1	PA: 37					
PITCHER	IP	WLS	BF	H	R	ER	SO	BB	IBB	HBP	BLK	WP	HR	S	P	ERA	WHIP								
Brandon Duckworth, R ERA: 7.56 (1, 1)	0.1	L	6	4	3	3	1	1	0	0	0	0	0	13	25	81.00	15.000								
Pete Munro, R ERA: 3.18 (1, 1)	4.2		20	6	2	2	4	1	0	0	0	0	1	53	80	3.86	1.500								
Ricky Stone, R ERA: 5.6 (6, 1)	2.0		9	1	0	0	1	2	0	0	0	0	0	17	36	0.00	1.500								
Chad Harville, R ERA: 4.05 (8, 1)	1.0		3	0	0	0	0	0	0	0	0	0	0	7	8	0.00	0.000								

Houston Astros @ Seattle Mariners
Safeco Field, Seattle, WA
Mon Jun 07 2004, 7:05 PM PDT
Att: 28,556 - Unknown - 62 F

AB 33
R 5
H 11
RBI 5
BB 4
SO 6
LOB 14



Batter	1	2	3	4	5	6	7	8	9	AB	R	H	RBI	BB	SO	LOB	TOP				
Craig Biggio, R (1, 8) OBP: 0.357, SLG: 0.478	F7		G5-4-3			K		K		4	0	0	0	0	2	1					
28 Adam Everett, R (1, 6) OBP: 0.329, SLG: 0.387	G5-3			F8		F7		F8		4	0	0	0	0	0	0					
5 Jeff Bagwell, R (1, 3) OBP: 0.398, SLG: 0.464	K			FC6-4 BB			17 F6 BB SF7 1B	17 BB BB		2	1	1	0	2	1	0					
Jeff Kent, R (1, 10) OBP: 0.361, SLG: 0.544		G4-3 2B		FC6-4 17 S 1-2			SF7 17 F8 BB	F9		3	0	1	0	1	0	2					
17 Lance Berkman, S (1, 7) OBP: 0.477, SLG: 0.640	F7			K			F8			3	0	0	0	1	1	4					
Morgan Ensberg, R (1, 5) OBP: 0.327, SLG: 0.349	G4-3				L5		SF7		F7	3	0	0	1	0	0	3					
Richard Hidalgo, R (1, 9) OBP: 0.318, SLG: 0.426	F8						F8			2	0	0	0	1	0	2					
Jose Vizcaino, S (1, 4) OBP: 0.284, SLG: 0.224			G6-3			F9			P6	3	0	0	0	0	0	1					
Brad Ausmus, R (1, 2) OBP: 0.322, SLG: 0.337						L6			L8	3	0	1	0	0	0	0					
Inning Stats	R: 0 E: 0 K: 1 S: 10	H: 0 LOB: 0 BB: 0 P: 17	R: 0 E: 0 K: 0 S: 12	H: 1 LOB: 1 BB: 0 P: 19	R: 0 E: 0 K: 0 S: 6	H: 1 LOB: 0 BB: 0 P: 8	R: 0 E: 0 K: 1 S: 11	H: 0 LOB: 1 BB: 1 P: 19	R: 0 E: 0 K: 0 S: 6	H: 0 LOB: 0 BB: 0 P: 13	R: 1 E: 0 K: 0 S: 10	H: 1 LOB: 1 BB: 1 P: 19	R: 0 E: 0 K: 1 S: 7	H: 0 LOB: 0 BB: 0 P: 10	R: 0 E: 0 K: 0 S: 10	H: 0 LOB: 2 BB: 2 P: 24	1B: 2 2B: 1 3B: 0 HR: 0	SF: 1 SAC: 0 DP: 1 HBP: 0	WP: 0 PB: 0 SB: 1 CS: 1	PA: 33	
PITCHER	IP	WLS	BF	H	R	ER	SO	BB	IBB	HBP	BLK	WP	HR	S	P	ERA	WHIP				
Joel Pineiro, R (1, 1) ERA: 5.31	8.0	L	28	3	1	1	4	3	0	0	0	0	0	70	117	1.12	0.750				
Shigetoshi Hasegawa, R (9, 1) ERA: 5.27	1.0		5	0	0	0	0	2	0	0	0	0	0	10	24	0.00	2.000				

Houston Astros @ Seattle Mariners
Safeco Field, Seattle, WA
Tue Jun 08 2004, 7:05 PM PDT
Att: 34,238 - Cloudy - 74 F

AB	27
R	1
H	3
RBI	1
BB	5
SO	4
LOB	13



Batter	1	2	3	4	5	6	7	8	9	AB	R	H	RBI	BB	SO	LOB	BOTTOM				
51 Ichiro Suzuki, L (1, 9) OBP: 0.380, SLG: 0.414	G4-3		K				FC6-4 1-2		K	4	0	0	0	1	2	3					
Randy Winn, S (1, 7) OBP: 0.321, SLG: 0.355	K		K				F7			4	0	1	0	1	2	2					
Edgar Martinez, R (1, 10) OBP: 0.332, SLG: 0.386	F9			G6-3 BB			F9			4	0	0	0	1	2	6					
John Olerud, L (1, 3) OBP: 0.303, SLG: 0.358					G6-3					3	0	1	0	1	1	1					
16 Willie Bloomquist, R (9, PR) OBP: 0.283, SLG: 0.314										0	0	0	0	0	0	0					
Bret Boone, R (1, 4) OBP: 0.306, SLG: 0.405		K			G6-3				F9	4	0	1	0	0	1	3					
Scott Spiezio, S (1, 5) OBP: 0.301, SLG: 0.407	F7				G4-3				K	3	0	0	0	1	1	3					
Rich Aurilia, R (1, 6) OBP: 0.333, SLG: 0.333										3	0	1	0	0	0	3					
Dave Hansen, L (9, PH) OBP: 0.418, SLG: 0.500										1	0	0	0	0	1	1					
Ramon Santiago, S (9, 6) OBP: 0.333, SLG: 0.375										0	0	0	0	0	0	0					
Dan Wilson, R (1, 2) OBP: 0.329, SLG: 0.374										4	0	2	0	0	1	3					
Jolbert Cabrera, R (9, PR) OBP: 0.309, SLG: 0.374										0	0	0	0	0	0	0					
Hiram Bocachica, R (1, 8) OBP: 0.400, SLG: 0.273										3	0	0	0	0	1	3					
Inning Stats	R: 0 E: 0 K: 1 S: 6	H: 0 LOB: 0 BB: 0 P: 8	R: 0 E: 0 K: 1 S: 12	H: 0 LOB: 1 BB: 1 P: 19	R: 0 E: 0 K: 3 S: 13	H: 1 LOB: 1 BB: 0 P: 18	R: 0 E: 0 K: 0 S: 9	H: 0 LOB: 1 BB: 1 P: 19	R: 0 E: 0 K: 2 S: 10	H: 1 LOB: 2 BB: 1 P: 19	R: 0 E: 0 K: 1 S: 15	H: 0 LOB: 1 BB: 0 P: 22	R: 0 E: 0 K: 2 S: 13	H: 1 LOB: 0 BB: 0 P: 23	R: 0 E: 0 K: 2 S: 11	H: 2 LOB: 2 BB: 0 P: 14	1B: 4 2B: 1 3B: 1 HR: 0	SF: 0 SAC: 0 DP: 0 HBP: 1	WP: 0 PB: 0 SB: 0 CS: 0	PA: 39	
PITCHER	IP	WLS	BF	H	R	ER	SO	BB	IBB	HBP	BLK	WP	HR	S	P	ERA	WHIP				
Roger Clemens, R (1, 1) ERA: 2.08	6.2	W	29	3	0	0	7	4	1	0	0	0	0	69	118	0.00	1.050				
54 Brad Lidge, R (7, 1) ERA: 2.86	1.1	H	5	1	0	0	3	0	0	0	0	0	0	16	28	0.00	0.750				
Octavio Dotel, R (9, 1) ERA: 2.89	1.0	S	5	2	0	0	2	0	0	0	0	0	0	11	14	0.00	2.000				

Houston Astros @ Seattle Mariners
Safeco Field, Seattle, WA
Tue Jun 08 2004, 7:05 PM PDT
Att: 34,238 - Cloudy - 74 F

AB	33
R	0
H	6
RBI	0
BB	5
SO	12
LOB	28



Batter	1	2	3	4	5	6	7	8	9	AB	R	H	RBI	BB	SO	LOB	TOP										
Craig Biggio, R OBP: 0.354, SLG: 0.477 (1, 10)										5	0	1	0	0	2	0											
28 Adam Everett, R OBP: 0.324, SLG: 0.380 (1, 6)										4	1	0	0	0	1	1											
5 Jeff Bagwell, R OBP: 0.396, SLG: 0.464 (1, 3)										4	1	1	1	0	1	0											
Jeff Kent, R OBP: 0.363, SLG: 0.541 (1, 4)										3	0	1	0	1	0	1											
17 Lance Berkman, S OBP: 0.482, SLG: 0.646 (1, 7)										3	1	2	1	1	0	0											
Morgan Ensberg, R OBP: 0.331, SLG: 0.349 (1, 5)										3	0	1	0	1	1	2											
Richard Hidalgo, R OBP: 0.316, SLG: 0.423 (1, 9)										4	0	1	1	0	1	5											
Brad Ausmus, R OBP: 0.316, SLG: 0.329 (1, 2)										4	0	0	0	0	2	5											
16 Jason Lane, R OBP: 0.326, SLG: 0.256 (1, 8)										4	0	0	0	0	2	3											
Inning Stats	R: 0 E: 0 K: 1 S: 7	H: 0 LOB: 0 BB: 0 P: 11	R: 0 E: 0 K: 2 S: 13	H: 1 LOB: 3 BB: 2 P: 23	R: 3 E: 0 K: 0 S: 12	H: 4 LOB: 2 BB: 1 P: 21	R: 0 E: 0 K: 1 S: 5	H: 0 LOB: 0 BB: 0 P: 7	R: 0 E: 0 K: 1 S: 11	H: 0 LOB: 0 BB: 0 P: 18	R: 0 E: 0 K: 1 S: 6	H: 0 LOB: 0 BB: 0 P: 10	R: 0 E: 0 K: 2 S: 7	H: 0 LOB: 0 BB: 0 P: 8	R: 0 E: 0 K: 1 S: 13	H: 2 LOB: 2 BB: 0 P: 19	R: 0 E: 0 K: 1 S: 5	H: 0 LOB: 0 BB: 0 P: 6	1B: 4 2B: 3 HR: 0	SF: 0 SAC: 0 DP: 0 HBP: 0	WP: 0 PB: 0 SB: 1 CS: 0	PA: 37					
PITCHER	IP	WLS	BF	H	R	ER	SO	BB	IBB	HBP	BLK	WP	HR	S	P	ERA	WHIP										
Freddy Garcia, R ERA: 3.2 (1, 1)	8.0	L	34	7	3	3	9	3	0	0	0	0	0	74	117	3.38	1.250										
20 J.J. Putz, R ERA: 4.25 (9, 1)	1.0		3	0	0	0	1	0	0	0	0	0	0	5	6	0.00	0.000										

Houston Astros @ Seattle Mariners
Safeco Field, Seattle, WA
Wed Jun 09 2004, 7:05 PM PDT
Att: 33,214 - Cloudy - 65 F

AB	34
R	3
H	7
RBI	3
BB	3
SO	10
LOB	17



Batter	1	2	3	4	5	6	7	8	9	AB	R	H	RBI	BB	SO	LOB	BOTTOM										
51 Ichiro Suzuki, L OBP: 0.379, SLG: 0.412 (1, 9)										4	0	1	0	0	1	1											
Randy Winn, S OBP: 0.320, SLG: 0.358 (1, 8)										4	0	1	0	0	0	1											
Edgar Martinez, R OBP: 0.335, SLG: 0.388 (1, 10)										4	0	2	0	0	1	1											
John Olerud, L OBP: 0.366, SLG: 0.350 (1, 3)										4	0	0	0	0	0	4											
Bret Boone, R OBP: 0.310, SLG: 0.404 (1, 4)										3	0	1	0	1	1	0											
Scott Spiezio, S OBP: 0.300, SLG: 0.400 (1, 5)										3	0	0	0	1	0	4											
Rich Aurilia, R OBP: 0.297, SLG: 0.326 (1, 6)										4	0	0	0	0	1	2											
Jolbert Cabrera, R OBP: 0.310, SLG: 0.373 (1, 7)										3	0	1	0	0	2	1											
Dan Wilson, R OBP: 0.329, SLG: 0.373 (1, 2)										3	0	1	0	0	0	1											
Inning Stats	R: 0 E: 0 K: 0 S: 15	H: 2 LOB: 3 BB: 1 P: 26	R: 0 E: 0 K: 2 S: 10	H: 1 LOB: 1 BB: 0 P: 16	R: 0 E: 0 K: 0 S: 6	H: 1 LOB: 1 BB: 0 P: 9	R: 0 E: 0 K: 1 S: 9	H: 1 LOB: 1 BB: 0 P: 14	R: 0 E: 0 K: 0 S: 6	H: 0 LOB: 0 BB: 0 P: 9	R: 0 E: 0 K: 1 S: 10	H: 0 LOB: 0 BB: 0 P: 17	R: 0 E: 0 K: 0 S: 14	H: 1 LOB: 1 BB: 1 P: 23	R: 0 E: 0 K: 0 S: 6	H: 1 LOB: 1 BB: 0 P: 7	R: 0 E: 0 K: 2 S: 11	H: 0 LOB: 0 BB: 0 P: 18	1B: 6 2B: 1 3B: 0 HR: 0	SF: 0 SAC: 0 DP: 2 HBP: 0	WP: 0 PB: 0 SB: 1 CS: 0	PA: 34					
PITCHER	IP	WLS	BF	H	R	ER	SO	BB	IBB	HBP	BLK	WP	HR	S	P	ERA	WHIP										
Wade Miller, R ERA: 3.99 (1, 1)	6.0	W	24	5	0	0	4	2	0	0	0	0	0	11	16	0.00	1.167										
Dan Miceli, R ERA: 3.39 (7, 1)	1.0	H	3	1	0	0	0	0	0	0	0	0	0	6	7	0.00	1.000										
54 Brad Lidge, R ERA: 2.8 (8, 1)	1.0	H	4	1	0	0	0	0	0	0	0	0	0	6	7	0.00	1.000										
Octavio Dotel, R ERA: 2.79 (9, 1)	1.0	S	3	0	0	0	2	0	0	0	0	0	0	11	18	0.00	0.000										

Houston Astros @ Seattle Mariners
Safeco Field, Seattle, WA
Wed Jun 09 2004, 7:05 PM PDT
Att: 33,214 - Cloudy - 65 F

AB	32
R	0
H	7
RBI	0
BB	2
SO	6
LOB	15



Batter	1	2	3	4	5	6	7	8	9	AB	R	H	RBI	BB	SO	LOB	TOP								
Craig Biggio, R OBP: 0.356, SLG: 0.475 (1, 8)										3	0	1	0	1	0	0	Houston Astros @ Milwaukee Brewers Miller Park, Milwaukee, WI Fri Jun 11 2004, 7:05 PM CDT Att: 26,141 - Dome - 64 F								
28 Adam Everett, R OBP: 0.320, SLG: 0.375 (1, 6)										3	0	0	0	0	1	1									
5 Jeff Bagwell, R OBP: 0.394, SLG: 0.458 (1, 3)										3	0	0	0	1	1	2									
Jeff Kent, R OBP: 0.361, SLG: 0.541 (1, 4)										4	0	1	0	0	0	2									
17 Lance Berkman, S OBP: 0.486, SLG: 0.660 (1, 7)										2	2	1	1	2	0	0									
Richard Hidalgo, R OBP: 0.313, SLG: 0.418 (1, 9)										2	0	0	0	0	1	2									
16 Jason Lane, R OBP: 0.333, SLG: 0.293 (5, 9)										2	1	1	0	0	0	0									
Morgan Ensberg, R OBP: 0.343, SLG: 0.358 (6, 1)										2	0	2	1	1	0	0									
Chad Harville, R OBP: 0.298, SLG: 0.400 (9, PH)										0	0	0	0	0	0	0									
Brad Ausmus, R OBP: 0.314, SLG: 0.328 (1, 2)										4	0	1	1	0	1	2									
Tim Redding, R OBP: 0.190, SLG: 0.190 (1, 1)										2	0	0	0	0	1	2									
Jose Vizcaino, S OBP: 0.280, SLG: 0.221 (6, 5)										1	0	0	0	0	0	0									
Inning Stats	R: 0 E: 0 K: 0 S: 6	H: 1 LOB: 0 BB: 0 P: 9	R: 1 E: 0 K: 1 S: 18	H: 3 LOB: 2 BB: 1 P: 28	R: 0 E: 0 K: 0 S: 6	H: 0 LOB: 1 BB: 1 P: 14	R: 0 E: 0 K: 0 S: 10	H: 0 LOB: 0 BB: 0 P: 7	R: 2 E: 0 K: 1 S: 15	H: 3 LOB: 1 BB: 1 P: 24	R: 0 E: 0 K: 1 S: 9	H: 0 LOB: 0 BB: 0 P: 14	R: 0 E: 0 K: 0 S: 10	H: 0 LOB: 0 BB: 0 P: 15	R: 0 E: 0 K: 0 S: 11	H: 0 LOB: 0 BB: 0 P: 15	1B: 4 2B: 2 3B: 0 HR: 1	SF: 0 SAC: 1 DP: 3 HBP: 0	WP: 0 PB: 0 SB: 0 CS: 1	PA: 35					
PITCHER	IP	WLS	BF	H	R	ER	SO	BB	IBB	HBP	BLK	WP	HR	S	P	ERA	WHIP								
Doug Davis, L ERA: 3.67 (1, 1)	6.0	W	26	7	3	3	3	5	0	0	1	0	1	60	104	4.50	2.000								
Matt Wise, R ERA: 2.87 (7, 1)	1.0	H	3	0	0	0	1	0	0	0	0	0	0	9	14	0.00	0.000								
Brooks Kieschnick, R ERA: 2.7 (8, 1)	2.0		6	0	0	0	1	0	0	0	0	0	0	21	31	0.00	0.000								

Batter	1	2	3	4	5	6	7	8	9	AB	R	H	RBI	BB	SO	LOB	BOTTOM								
Scott Podsednik, L OBP: 0.345, SLG: 0.428 (1, 8)										5	1	2	4	0	1	0	Houston Astros @ Milwaukee Brewers Miller Park, Milwaukee, WI Fri Jun 11 2004, 7:05 PM CDT Att: 26,141 - Dome - 64 F								
Junior Spivey, R OBP: 0.341, SLG: 0.414 (1, 4)										5	1	2	1	0	0	2									
Geoff Jenkins, L OBP: 0.314, SLG: 0.442 (1, 7)										5	2	3	1	0	1	1									
Lyle Overbay, L OBP: 0.394, SLG: 0.536 (1, 3)										4	0	3	0	1	0	1									
2 Bill Hall, R OBP: 0.286, SLG: 0.419 (1, 5)										4	1	0	0	1	0	4									
Ben Grievie, L OBP: 0.383, SLG: 0.417 (1, 9)										2	1	1	1	1	0	2									
Brady Clark, R OBP: 0.333, SLG: 0.336 (7, 9)										2	1	1	0	0	0	1									
Chad Moeller, R OBP: 0.294, SLG: 0.355 (1, 2)										5	2	3	0	0	1	3									
Craig Counsell, L OBP: 0.343, SLG: 0.324 (1, 6)										3	0	1	2	0	0	2									
Doug Davis, R ERA: 3.67 (5, PH)	5.1	L	26	7	4	3	2	3	0	0	0	0	0	0	0	1		2							
Jeff Liefer, L ERA: 3.0 (5, PH)	1.0	B	6	3	2	2	1	0	0	0	0	0	0	0	0	0	2								
Keith Stribling, R ERA: 3.0 (5, PH)	0.2		6	4	2	2	1	0	0	0	0	0	0	0	0	0	2								
Matt Wise, R ERA: 2.87 (7, 1)	1.0		5	2	1	1	1	0	0	0	0	0	0	0	0	0	2								
Brooks Kieschnick, L ERA: 2.7 (8, 1)	2.0		6	0	0	0	1	0	0	0	0	0	0	0	0	0	2								
Inning Stats	R: 0 E: 0 K: 0 S: 8	H: 1 LOB: 1 BB: 0 P: 14	R: 0 E: 0 K: 1 S: 8	H: 1 LOB: 2 BB: 1 P: 16	R: 2 E: 1 K: 1 S: 14	H: 2 LOB: 2 BB: 1 P: 23	R: 0 E: 0 K: 0 S: 4	H: 0 LOB: 0 BB: 0 P: 4	R: 0 E: 0 K: 0 S: 7	H: 1 LOB: 1 BB: 1 P: 15	R: 3 E: 0 K: 1 S: 18	H: 4 LOB: 1 BB: 0 P: 28	R: 3 E: 1 K: 1 S: 21	H: 5 LOB: 2 BB: 0 P: 27	R: 1 E: 0 K: 1 S: 14	H: 2 LOB: 1 BB: 0 P: 23	1B: 11 2B: 2 3B: 0 HR: 3	SF: 0 SAC: 1 DP: 1 HBP: 0	WP: 0 PB: 0 SB: 0 CS: 0	PA: 43					
PITCHER	IP	WLS	BF	H	R	ER	SO	BB	IBB	HBP	BLK	WP	HR	S	P	ERA	WHIP								
Tim Redding, R ERA: 5.3 (1, 1)	5.1	L	26	7	4	3	2	3	0	0	0	0	1	15	22	18.00	3.000								
Mike Gallo, L ERA: 5.14 (6, 1)	1.0	B	6	3	2	2	1	0	0	0	0	0	0	9	14	0.00	0.000								
Chad Harville, R ERA: 5.14 (7, 1)	0.2		6	4	2	2	1	0	0	0	0	0	0	17	21	27.00	6.000								
Ricky Stone, R ERA: 5.68 (8, 1)	1.0		5	2	1	1	1	0	0	0	0	0	1	14	23	9.00	2.000								

Batter	1	2	3	4	5	6	7	8	9	AB	R	H	RBI	BB	SO	LOB	TOP										
Craig Biggio, R OBP: 0.358, SLG: 0.466 (1, 8)	G5-3		K		L8	P6			P6	5	0	0	0	0	1	3	Houston Astros @ Milwaukee Brewers Miller Park, Milwaukee, WI Sun Jun 13 2004, 1:05 PM CDT Att: 23,007 - Cloudy - 78 F										
Jose Vizcaino, S OBP: 0.295, SLG: 0.284 (6, 5)	HR		K		1B		G4-3		1B	5	1	3	1	0	1	0											
5 Jeff Bagwell, R OBP: 0.396, SLG: 0.457 (1, 3)				K	2B		G6-3		L8	4	0	1	1	1	1	1											
Jeff Kent, R OBP: 0.354, SLG: 0.539 (1, 4)				L8					HR	4	1	1	1	0	2	3											
Mike Lamb, L OBP: 0.378, SLG: 0.607 54 Brad Lidge, R OBP: 0.354, SLG: 0.539 Octavio Dotel, R (8, 1)	K						G1-3		G2-3	3	1	1	0	0	1	1											
16 Jason Lane, R OBP: 0.338, SLG: 0.367 (1, 9)										1	0	0	0	0	0	0											
Orlando Palmeiro, L OBP: 0.309, SLG: 0.414 (1, 7)										4	1	2	1	0	0	0											
Brad Ausmus, R OBP: 0.308, SLG: 0.320 (1, 2)										4	0	1	0	0	1	1											
Pete Munro, R (1, 1)										1	1	0	0	1	1	0											
Mike Gallo, L (5, 1)										0	0	0	0	0	0	0											
Dan Miceli, R OBP: 0.500, SLG: 0.500 2B Adam Everett, R OBP: 0.313, SLG: 0.367 (6, PH)										0	0	0	0	0	0	0											
2B Adam Everett, R OBP: 0.313, SLG: 0.367 (6, PH)										2	0	0	0	0	0	2											
Inning Stats	R: 1 E: 0 K: 2 S: 12	H: 1 LOB: 1 BB: 1 P: 20	R: 0 E: 0 K: 0 S: 11	H: 0 LOB: 0 BB: 0 P: 14	R: 0 E: 0 K: 3 S: 9	H: 0 LOB: 0 BB: 0 P: 9	R: 1 E: 0 K: 1 S: 10	H: 2 LOB: 1 BB: 0 P: 16	R: 1 E: 0 K: 1 S: 14	H: 2 LOB: 2 BB: 1 P: 24	R: 1 E: 0 K: 0 S: 9	H: 1 LOB: 0 BB: 0 P: 13	R: 0 E: 0 K: 1 S: 7	H: 0 LOB: 0 BB: 0 P: 8	R: 0 E: 0 K: 0 S: 11	H: 1 LOB: 1 BB: 0 P: 15	1B: 3 2B: 4 3B: 0 HR: 2	SF: 0 SAC: 0 DP: 0 HBP: 0	WP: 1 PB: 0 SB: 0 CS: 0	PA: 39							
PITCHER	IP	WLS	BF	H	R	ER	SO	BB	IBB	HBP	BLK	WP	HR	S	P	ERA	WHIP										
15 Ben Sheets, R ERA: 2.66 (1, 1)	6.0	L	28	7	4	4	7	2	0	0	0	0	1	66	95	6.00	1.500										
Jeff Bennett, R ERA: 3.66 (7, 1)	2.0		7	1	1	1	1	0	0	0	0	0	1	16	21	4.50	0.500										
Dave Burba, R ERA: 2.87 (9, 1)	1.0		4	1	0	0	0	0	0	0	0	1	0	11	15	0.00	1.000										

Batter	1	2	3	4	5	6	7	8	9	AB	R	H	RBI	BB	SO	LOB	BOTTOM										
Scott Podsednik, L OBP: 0.340, SLG: 0.419 (1, 8)	F9		F8	L3		K			K	5	0	0	0	0	2	4	Houston Astros @ Milwaukee Brewers Miller Park, Milwaukee, WI Sun Jun 13 2004, 1:05 PM CDT Att: 23,007 - Cloudy - 78 F										
Junior Spivey, R OBP: 0.355, SLG: 0.421 (1, 4)	L4		2B	1B	HR	2B	WP	BLK	1B	3	1	2	0	1	0	0											
Geoff Jenkins, L OBP: 0.318, SLG: 0.452 (1, 7)	2B		2B	2B	HR		K	BB	K	4	1	2	2	1	2	4											
Lyle Overbay, L OBP: 0.404, SLG: 0.559 (1, 3)	2B		2B	IBB	2B		BB		1B	3	0	3	2	2	0	0											
Keith Ginter, R OBP: 0.316, SLG: 0.443 (1, 5)	G4-3		G4-6-3	G4-6-3	SH5-3		K		K	4	0	0	0	0	2	10											
Ben Griewe, L OBP: 0.387, SLG: 0.415 (1, 9)			F7	1B	G1-6-3	K			P6	5	0	1	0	0	2	4											
Chad Moeller, R OBP: 0.285, SLG: 0.336 2 Bill Hall, R OBP: 0.283, SLG: 0.415 (9, PH)			K	G1-6-3	F7		K		K	4	0	0	0	0	2	5											
1 Bill Hall, R OBP: 0.283, SLG: 0.415 (9, PH)										1	0	0	0	0	1	0											
Craig Counsell, L OBP: 0.357, SLG: 0.348 (1, 6)			15 FC6-4	15 SH1-4	1B		G6-3		P5	5	1	3	0	0	0	0											
15 Ben Sheets, R (1, 1)										1	0	0	0	0	0	1											
Jeff Liefer, L OBP: 0.294, SLG: 0.375 Jeff Bennett, R (6, PH)			FC6-4	SH1-4						1	0	0	0	0	1	0											
Brady Clark, R OBP: 0.339, SLG: 0.336 Dave Burba, R (9, 1)										0	0	0	0	0	0	0											
Inning Stats	R: 0 E: 0 K: 0 S: 10	H: 1 LOB: 2 BB: 1 P: 20	R: 0 E: 0 K: 1 S: 12	H: 1 LOB: 0 BB: 0 P: 20	R: 0 E: 0 K: 0 S: 12	H: 2 LOB: 2 BB: 1 P: 22	R: 0 E: 0 K: 0 S: 7	H: 2 LOB: 0 BB: 0 P: 10	R: 2 E: 0 K: 1 S: 11	H: 3 LOB: 1 BB: 0 P: 19	R: 0 E: 0 K: 2 S: 10	H: 0 LOB: 0 BB: 0 P: 16	R: 0 E: 0 K: 4 S: 15	H: 0 LOB: 3 BB: 1 P: 24	R: 2 E: 0 K: 3 S: 22	H: 2 LOB: 2 BB: 2 P: 37	R: 0 E: 0 K: 1 S: 6	H: 0 LOB: 0 BB: 0 P: 9	1B: 5 2B: 4 3B: 1 HR: 1	SF: 0 SAC: 2 DP: 1 HBP: 1	WP: 1 PB: 0 SB: 1 CS: 0	PA: 44					
PITCHER	IP	WLS	BF	H	R	ER	SO	BB	IBB	HBP	BLK	WP	HR	S	P	ERA	WHIP										
Pete Munro, R ERA: 2.79 (1, 1)	4.0		2	2	1	1	0	0	0	0	0	0	1	3	6												
Mike Gallo, L ERA: 3.44 (5, 1)	0.0		2	2	1	1	0	0	0	0	0	0	0	7	12	0.00	0.000										
Dan Miceli, R ERA: 3.43 (5, 1)	1.0	W	3	0	0	0	1	0	0	0	0	0	0	7	12	0.00	0.000										
54 Brad Lidge, R ERA: 2.85 (6, 1)	2.0	H	9	0	0	0	6	1	0	1	1	1	0	25	40	0.00	0.500										
Octavio Dotel, R ERA: 3.19 (8, 1)	2.0	S	10	2	2	2	4	2	0	0	0	0	0	28	46	9.00	2.000										

AB 37
R 5
H 9
RBI 5
BB 2
SO 8
LOB 12



AB 36
R 4
H 11
RBI 4
BB 5
SO 12
LOB 28



Batter	1	2	3	4	5	6	7	8	9	AB	R	H	RBI	BB	SO	LOB	TOP			
Todd Walker, L OBP: 0.373, SLG: 0.510 (1,4)	F7		1B		BB 16 1B	HR			HR	5	4	4	2	0	0	0				
Ramon Martinez, R OBP: 0.304, SLG: 0.321 (1,6)	F8		1B		BB 16 1B	P3			F9	5	1	2	1	0	0	0				
Moises Alou, R OBP: 0.342, SLG: 0.558 (1,7)	K		F9		BB 25 FC6-5		G6-3		HR	4	1	1	1	1	1	1				
16 Aramis Ramirez, R OBP: 0.375, SLG: 0.568 (1,5)		F9		HR	BB 25 FC6-5		F9		F7	5	1	2	2	0	0	0				
Todd Hollandsworth, L OBP: 0.406, SLG: 0.567 (1,9)	G4-3		K		L4		G3-1		K	5	0	0	0	0	2	3				
25 Derek Lee, R OBP: 0.385, SLG: 0.496 (1,3)					FC6-5					4	0	2	1	0	0	2				
Corey Patterson, L OBP: 0.328, SLG: 0.417 (1,8)					G3					4	0	1	0	0	1	3				
Paul Bako, L OBP: 0.333, SLG: 0.278 (1,2)			K	K		G6-3			BB	3	0	0	0	1	2	2				
22 Mark Prior, R Jimmy Anderson, L (6,1)			G4-3	F9		K			G1-3	3	0	0	0	0	1	2				
										1	0	0	0	0	0	1				
Inning Stats	R: 0 E: 0 K: 1 S: 9	H: 0 LOB: 0 BB: 0 P: 11	R: 0 E: 0 K: 1 S: 8	H: 1 LOB: 1 BB: 0 P: 10	R: 1 E: 0 K: 1 S: 10	H: 2 LOB: 1 BB: 0 P: 15	R: 1 E: 0 K: 2 S: 15	H: 3 LOB: 2 BB: 0 P: 24	R: 2 E: 0 K: 0 S: 12	H: 3 LOB: 2 BB: 1 P: 19	R: 0 E: 0 K: 0 S: 9	H: 0 LOB: 0 BB: 0 P: 11	R: 0 E: 0 K: 0 S: 12	H: 0 LOB: 1 BB: 1 P: 19	R: 2 E: 0 K: 1 S: 12	H: 2 LOB: 0 BB: 0 P: 15	1B: 5 2B: 2 3B: 1 HR: 4	SF: 0 SAC: 0 DP: 0 HBP: 0	WP: 0 PB: 0 SB: 0 CS: 0	PA: 41
PITCHER	IP WLS BF H R ER SO BB IBB HBP BLK WP HR S P ERA WHIP	IP WLS BF H R ER SO BB IBB HBP BLK WP HR S P ERA WHIP	IP WLS BF H R ER SO BB IBB HBP BLK WP HR S P ERA WHIP	IP WLS BF H R ER SO BB IBB HBP BLK WP HR S P ERA WHIP	IP WLS BF H R ER SO BB IBB HBP BLK WP HR S P ERA WHIP	IP WLS BF H R ER SO BB IBB HBP BLK WP HR S P ERA WHIP	IP WLS BF H R ER SO BB IBB HBP BLK WP HR S P ERA WHIP	IP WLS BF H R ER SO BB IBB HBP BLK WP HR S P ERA WHIP	IP WLS BF H R ER SO BB IBB HBP BLK WP HR S P ERA WHIP	IP WLS BF H R ER SO BB IBB HBP BLK WP HR S P ERA WHIP	IP WLS BF H R ER SO BB IBB HBP BLK WP HR S P ERA WHIP	IP WLS BF H R ER SO BB IBB HBP BLK WP HR S P ERA WHIP	IP WLS BF H R ER SO BB IBB HBP BLK WP HR S P ERA WHIP	IP WLS BF H R ER SO BB IBB HBP BLK WP HR S P ERA WHIP	IP WLS BF H R ER SO BB IBB HBP BLK WP HR S P ERA WHIP	IP WLS BF H R ER SO BB IBB HBP BLK WP HR S P ERA WHIP	IP WLS BF H R ER SO BB IBB HBP BLK WP HR S P ERA WHIP	IP WLS BF H R ER SO BB IBB HBP BLK WP HR S P ERA WHIP	IP WLS BF H R ER SO BB IBB HBP BLK WP HR S P ERA WHIP	IP WLS BF H R ER SO BB IBB HBP BLK WP HR S P ERA WHIP

Chicago Cubs @ Houston Astros
Minute Maid Park, Houston, TX
Mon Jun 14 2004, 7:05 PM CDT
Att: 43,067 - Dome - 74 F

AB	39
R	7
H	12
RBI	7
BB	2
SO	7
LOB	14



Batter	1	2	3	4	5	6	7	8	9	AB	R	H	RBI	BB	SO	LOB	BOTTOM					
Craig Biggio, R OBP: 0.359, SLG: 0.464 (1,8)	K		P3		G6-3		1B		1B	5	0	2	1	0	1	1						
28 Adam Everett, R OBP: 0.316, SLG: 0.370 (1,6)			F7		G6-3		F7		F8	1	0	1	0	0	0	0						
Morgan Ensberg, R OBP: 0.333, SLG: 0.346 (1, FR)	1B									4	0	0	0	0	0	3						
17 Lance Berkman, S OBP: 0.482, SLG: 0.656 (1,7)	K		G1-3			WP 2B				4	0	1	0	0	1	2						
Jeff Kent, R OBP: 0.349, SLG: 0.530 (1,4)	K			F9		G6-3			P6	4	0	0	0	0	1	2						
5 Jeff Bagwell, R OBP: 0.390, SLG: 0.449 (1,3)		K		K		G6-3			G3-1	4	0	0	0	0	2	1						
Jose Vizcaino, S OBP: 0.318, SLG: 0.312 (1,5)									G3-1	3	0	2	0	1	0	0						
16 Jason Lane, R OBP: 0.350, SLG: 0.365 (1,9)		K							1B	3	1	1	0	1	1	3						
Brad Ausmus, R OBP: 0.312, SLG: 0.330 (1,2)									1B	4	1	2	1	0	1	3						
Roger Clemens, R OBP: 0.222, SLG: 0.192 (1,1)									1B	2	0	1	0	0	1	0						
Kirk Bullinger, R (7,1)									2B	0	0	0	0	0	0	0						
Richard Hidalgo, R OBP: 0.312, SLG: 0.416 (7, PH)									1B	1	0	0	0	0	0	1						
Chad Harville, R (8,1)									2B	0	0	0	0	0	0	0						
Raul Chavez, R OBP: 0.239, SLG: 0.273 (8, PH)										1	0	0	0	0	0	1						
Inning Stats	R: 0 E: 0 K: 3 S: 11	H: 1 LOB: 1 BB: 0 P: 17	R: 0 E: 0 K: 2 S: 16	H: 1 LOB: 1 BB: 0 P: 20	R: 0 E: 0 K: 0 S: 10	H: 1 LOB: 1 BB: 0 P: 16	R: 0 E: 0 K: 2 S: 14	H: 1 LOB: 2 BB: 1 P: 22	R: 0 E: 0 K: 1 S: 6	H: 0 LOB: 0 BB: 0 P: 9	R: 0 E: 0 K: 0 S: 10	H: 1 LOB: 1 BB: 1 P: 18	R: 0 E: 0 K: 0 S: 10	H: 2 LOB: 1 BB: 0 P: 16	R: 0 E: 0 K: 0 S: 4	H: 0 LOB: 0 BB: 0 P: 10	R: 2 E: 0 K: 0 S: 13	H: 3 LOB: 1 BB: 0 P: 18	1B: 7 2B: 3 3B: 0 HR: 0	SF: 0 SAC: 0 DP: 1 HBP: 0	WP: 1 PB: 0 SB: 0 CS: 0	PA: 38
PITCHER	IP WLS BF H R ER SO BB IBB HBP BLK WP HR S P ERA WHIP	IP WLS BF H R ER SO BB IBB HBP BLK WP HR S P ERA WHIP	IP WLS BF H R ER SO BB IBB HBP BLK WP HR S P ERA WHIP	IP WLS BF H R ER SO BB IBB HBP BLK WP HR S P ERA WHIP	IP WLS BF H R ER SO BB IBB HBP BLK WP HR S P ERA WHIP	IP WLS BF H R ER SO BB IBB HBP BLK WP HR S P ERA WHIP	IP WLS BF H R ER SO BB IBB HBP BLK WP HR S P ERA WHIP	IP WLS BF H R ER SO BB IBB HBP BLK WP HR S P ERA WHIP	IP WLS BF H R ER SO BB IBB HBP BLK WP HR S P ERA WHIP	IP WLS BF H R ER SO BB IBB HBP BLK WP HR S P ERA WHIP	IP WLS BF H R ER SO BB IBB HBP BLK WP HR S P ERA WHIP	IP WLS BF H R ER SO BB IBB HBP BLK WP HR S P ERA WHIP	IP WLS BF H R ER SO BB IBB HBP BLK WP HR S P ERA WHIP	IP WLS BF H R ER SO BB IBB HBP BLK WP HR S P ERA WHIP	IP WLS BF H R ER SO BB IBB HBP BLK WP HR S P ERA WHIP	IP WLS BF H R ER SO BB IBB HBP BLK WP HR S P ERA WHIP	IP WLS BF H R ER SO BB IBB HBP BLK WP HR S P ERA WHIP	IP WLS BF H R ER SO BB IBB HBP BLK WP HR S P ERA WHIP	IP WLS BF H R ER SO BB IBB HBP BLK WP HR S P ERA WHIP	IP WLS BF H R ER SO BB IBB HBP BLK WP HR S P ERA WHIP		

Chicago Cubs @ Houston Astros
Minute Maid Park, Houston, TX
Mon Jun 14 2004, 7:05 PM CDT
Att: 43,067 - Dome - 74 F

AB	36
R	2
H	10
RBI	2
BB	2
SO	8
LOB	17



Batter	1	2	3	4	5	6	7	8	9	AB	R	H	RBI	BB	SO	LOB	TOP				
Todd Walker, L (1.4) OBP: 0.371, SLG: 0.505	P6		1B			K		K									4 0 1 0 0 2 0				
Tom Goodwin, L (1.8) OBP: 0.224, SLG: 0.261 LaTroy Hawkins, R (9.1)	G4-3		G4-3						E7 F8 16 1B								3 1 0 0 0 1 0 1 0 0 0 0 0 0 0 0				
Moises Alou, R (1.7) OBP: 0.337, SLG: 0.549	K				P4				F8								4 0 0 0 0 0 1 2				
16 Aramis Ramirez, R (1.5) OBP: 0.373, SLG: 0.563		F8			F9				1B G4-3 1B								4 1 1 1 1 0 0 1				
Todd Hollandsworth, L (1.9) OBP: 0.394, SLG: 0.548	K				G6-3				G4-3								4 0 0 0 0 0 1 1				
25 Derrek Lee, R (1.3) OBP: 0.397, SLG: 0.494		G6-3				G6-3			G4-3								3 1 1 0 1 0 0 0				
Michael Barrett, R (1.2) OBP: 0.360, SLG: 0.525						G6-3			G5-4-3 1B								4 0 2 0 0 0 1 1				
Ramon Martinez, R (1.6) OBP: 0.309, SLG: 0.348						P4			F9								4 1 2 3 0 0 0 1				
38 Carlos Zambrano, S (1.1) OBP: 0.382, SLG: 0.212 Kent Mercker, L (7.1) Francis Beltran, R (7.1) Jose Macias, S (8. PH) Kyle Farnsworth, R (8.1) Corey Patterson, L (8. PH)						K			F7								2 0 0 0 0 0 0 2 1 0 0 0 0 0 0 0 0 0 0 0 0 0 0 0 0 0 0 1 0 0 0 0 0 0 0 0 0 0 0 0 0 0 0 0 0 1 0 0 0 0 0 0 0 2				
Inning Stats	R: 0 E: 0 K: 1 S: 10	H: 0 LOB: 0 BB: 0 P: 16	R: 0 E: 0 K: 1 S: 6	H: 0 LOB: 0 BB: 0 P: 9	R: 1 E: 0 K: 2 S: 18	H: 2 LOB: 1 BB: 0 P: 33	R: 0 E: 0 K: 0 S: 5	H: 0 LOB: 0 BB: 0 P: 7	R: 0 E: 0 K: 1 S: 10	H: 1 LOB: 1 BB: 0 P: 17	R: 0 E: 0 K: 0 S: 6	H: 0 LOB: 1 BB: 1 P: 13	R: 0 E: 0 K: 0 S: 7	H: 1 LOB: 0 BB: 0 P: 11	R: 0 E: 0 K: 1 S: 7	H: 0 LOB: 0 BB: 0 P: 10	R: 3 E: 1 K: 1 S: 22	H: 3 LOB: 2 BB: 1 P: 39	1B: 5 2B: 1 3B: 0 HR: 1	SF: 0 SAC: 0 DP: 1 HBP: 0	WP: 0 PA: 36 PB: 0 SB: 0 CS: 0
PITCHER	IP WLS BF H R ER SO BB IBB HBP BLK WP HR S P ERA WHIP																				
Wade Miller, R (1.1) ERA: 3.77	6.1	24	4	1	1	6	1	0	0	0	0	0	0	0	1	59	102	1.42	0.789		
Dan Miceli, R (7.1) ERA: 3.39	0.2	1	0	0	0	0	0	0	0	0	0	0	0	0	3	4	0.00	0.000			
54 Brad Lidge, R (8.1) ERA: 2.58	1.0	3	0	0	0	1	0	0	0	0	0	0	0	7	10	0.00	0.000				
Octavio Dotel, R (9.1) ERA: 3.13	0.2	7	3	3	0	0	0	1	0	0	0	0	0	19	33	0.00	4.500				
Mike Gallo, L (9.1) ERA: 3.39	0.1	1	0	0	0	1	0	0	0	0	0	0	0	3	6	0.00	0.000				

Chicago Cubs @ Houston Astros
Minute Maid Park, Houston, TX
Tue Jun 15 2004, 7:05 PM CDT
Att: 38,007 - Dome - 74 F

livebaseballscores.com

AB 34
R 4
H 7
RBI 4
BB 2
SO 8
LOB 10



Batter	1	2	3	4	5	6	7	8	9	AB	R	H	RBI	BB	SO	LOB	BOTTOM				
Craig Biggio, R (1.8) OBP: 0.363, SLG: 0.469	G4-3 2B		1B BB			FC5-4 1-2		K									4 0 2 0 1 1 4				
Jose Vizcaino, S (1.6) OBP: 0.333, SLG: 0.341	G4-3		1B		P3				G4-6-3 17 1B								5 0 3 0 0 0 2				
17 Lance Berkman, S (1.7) OBP: 0.477, SLG: 0.643	K		1B			2B 1B BB			G4-6-3 1-2								4 1 0 0 1 3 6				
Jeff Kent, R (1.4) OBP: 0.350, SLG: 0.529	K		K			1B 2B BB			F9								4 1 1 0 1 2 5				
Morgan Ensberg, R (1.5) OBP: 0.335, SLG: 0.344		G6-3			G6-3				G6-3								4 0 1 2 1 0 1				
Orlando Palmeiro, L (1.9) OBP: 0.290, SLG: 0.387 54 Brad Lidge, R (8.1) Octavio Dotel, R (9.1) Mike Gallo, L (9.1)		G6-3			F9				G6-4 16 2B								4 0 0 0 0 0 0 3 0				
16 Jason Lane, R (1.3) OBP: 0.359, SLG: 0.429		F9			F9												4 0 2 0 0 0 0				
Brad Ausmus, R (1.2) OBP: 0.315, SLG: 0.326			1B SH3-4 BB			F8			G5-3								2 0 0 0 2 0 1				
Wade Miller, R (1.1) OBP: 0.292, SLG: 0.292 Dan Miceli, R (7.1) Richard Hidalgo, R (8.9)			SH3-4			G5-3			P4								2 0 0 0 0 0 0 3 0 0 0 0 0 0 0 0 1 0 0 0 0 0 1 1				
Inning Stats	R: 0 E: 0 K: 2 S: 9	H: 1 LOB: 1 BB: 0 P: 15	R: 0 E: 0 K: 0 S: 7	H: 0 LOB: 0 BB: 0 P: 11	R: 0 E: 0 K: 2 S: 14	H: 1 LOB: 3 BB: 2 P: 28	R: 0 E: 0 K: 0 S: 5	H: 0 LOB: 0 BB: 0 P: 9	R: 0 E: 0 K: 0 S: 9	H: 1 LOB: 1 BB: 0 P: 13	R: 2 E: 0 K: 0 S: 14	H: 3 LOB: 3 BB: 2 P: 26	R: 0 E: 0 K: 0 S: 8	H: 1 LOB: 2 BB: 2 P: 17	R: 0 E: 0 K: 2 S: 10	H: 1 LOB: 1 BB: 0 P: 15	R: 0 E: 0 K: 1 S: 7	H: 1 LOB: 1 BB: 0 P: 9	1B: 4 2B: 4 3B: 1 HR: 0	SF: 0 SAC: 1 DP: 1 HBP: 0	WP: 0 PA: 41 PB: 0 SB: 0 CS: 0
PITCHER	IP WLS BF H R ER SO BB IBB HBP BLK WP HR S P ERA WHIP																				
38 Carlos Zambrano, R (1.1) ERA: 2.32	6.0	28	6	2	2	4	3	1	0	0	0	0	0	0	58	102	3.00	1.500			
Kent Mercker, L (7.1) ERA: 2.6	0.2	2	1	0	0	0	0	0	0	0	0	0	0	3	4	0.00	1.500				
Francis Beltran, R (7.1) ERA: 4.18	0.1	3	0	0	0	0	2	0	0	0	0	0	0	5	13	0.00	6.000				
Kyle Farnsworth, R (8.1) ERA: 3.6	1.0	4	1	0	0	2	0	0	0	0	0	0	0	10	15	0.00	1.000				
LaTroy Hawkins, R (9.1) ERA: 1.46	1.0	4	1	0	0	1	0	0	0	0	0	0	0	7	9	0.00	1.000				

Chicago Cubs @ Houston Astros
Minute Maid Park, Houston, TX
Tue Jun 15 2004, 7:05 PM CDT
Att: 38,007 - Dome - 74 F

livebaseballscores.com

AB 34
R 2
H 9
RBI 2
BB 6
SO 7
LOB 26




Batter	1	2	3	4	5	6	7	8	9	AB	R	H	RBI	BB	SO	LOB	TOP		
Todd Walker, L (1.4) OBP: 0.368, SLG: 0.500	F8		F8				SF7		E3	4	0	1	1	0	0	1			
Ramon Martinez, R (1.6) OBP: 0.314, SLG: 0.355	G4-3		G5-4-3						SH1-3	3	0	1	0	1	0	1			
Moises Alou, R (1.7) OBP: 0.335, SLG: 0.543	1B						G5-3		K	5	0	1	0	0	1	5			
16 Aramis Ramirez, R (1.5) OBP: 0.377, SLG: 0.564	1B								G6-3	5	1	3	0	0	0	1			
Todd Hollandsworth, L (1.9) OBP: 0.390, SLG: 0.555	F9									4	1	1	1	0	0	3			
25 Derek Lee, R (1.3) OBP: 0.382, SLG: 0.487										3	0	0	1	0	1	1			
Corey Patterson, L (1.8) OBP: 0.330, SLG: 0.425										4	1	2	0	0	0	0			
Paul Bako, L (1.2) OBP: 0.328, SLG: 0.293										4	1	1	1	0	0	1			
Greg Maddux, R (1.1) OBP: 0.111, SLG: 0.077										1	0	1	0	1	0	0			
Francis Beltran, R (7.1)										0	0	0	0	0	0	0			
Mike Remlinger, L (7.1)										1	0	0	0	0	1	1			
LaTroy Hawkins, R (9.1)										0	0	0	0	0	0	0			
Inning Stats	R: 0 E: 0 K: 0 S: 12	H: 2 LOB: 2 BB: 0 P: 15	R: 0 E: 0 K: 1 S: 6	H: 0 LOB: 0 BB: 0 P: 12	R: 0 E: 0 K: 0 S: 8	H: 1 LOB: 1 BB: 0 P: 12	R: 0 E: 0 K: 0 S: 6	H: 1 LOB: 1 BB: 0 P: 11	R: 0 E: 0 K: 0 S: 7	H: 0 LOB: 0 BB: 0 P: 11	R: 2 E: 1 K: 0 S: 11	H: 3 LOB: 1 BB: 0 P: 21	R: 2 E: 0 K: 1 S: 15	H: 3 LOB: 1 BB: 0 P: 22	R: 0 E: 1 K: 1 S: 6	H: 0 LOB: 1 BB: 0 P: 8	1B: 7 2B: 2 3B: 2 HR: 0	SF: 2 SAC: 2 DP: 1 HBP: 0	WP: 0 PA: 40 PB: 0 SB: 0 CS: 0
PITCHER	IP WLS BF H R ER SO BB IBB HBP BLK WP HR S P ERA WHIP																		
Tim Redding, R (1.1) ERA: 5.0	7.0 L 30 8 2 2 1 2 2 0 0 0 0 0 0 61 109 2.57 1.429																		
Dan Miceli, R (8.1) ERA: 3.73	0.1 3 2 2 2 0 0 0 0 0 0 0 0 6 9 54.00 6.000																		
Mike Gallo, L (8.1) ERA: 3.26	0.2 3 1 0 0 1 0 0 0 0 0 0 0 9 13 0.00 1.500																		
Kirk Bullinger, R (9.1) ERA:	1.0 4 0 0 0 1 0 0 0 0 0 0 0 6 8 0.00 0.000																		

Chicago Cubs @ Houston Astros
Minute Maid Park, Houston, TX
Wed Jun 16 2004, 6:05 PM CDT
Att: 36,225 - Unknown - 82 F

livebaseballscorecards.com

AB 34
R 4
H 11
RBI 4
BB 2
SO 3
LOB 14



Batter	1	2	3	4	5	6	7	8	9	AB	R	H	RBI	BB	SO	LOB	BOTTOM				
Craig Biggio, R (1.8) OBP: 0.365, SLG: 0.471	SH1-3 17 1B		L7				F7			3	1	1	0	1	0	0					
Jose Vizcaino, S (1.6) OBP: 0.323, SLG: 0.329	SH1-3		F7				G6-3			3	0	0	0	0	0	2					
17 Lance Berkman, S (1.7) OBP: 0.481, SLG: 0.644	FC5-4 3H 1B									3	0	2	1	1	1	0					
Jeff Kent, R (1.4) OBP: 0.344, SLG: 0.521	FC5-4 1B									4	0	0	0	0	1	3					
5 Jeff Bagwell, R (1.3) OBP: 0.395, SLG: 0.454	FC5-4 1B									4	0	3	0	0	1	1					
Morgan Ensberg, R (1.5) OBP: 0.333, SLG: 0.341	FC5-4									4	0	1	0	0	0	4					
16 Jason Lane, R (1.9) OBP: 0.338, SLG: 0.490			G4-3							4	0	0	0	0	2	1					
Brad Ausmus, R (1.2) OBP: 0.314, SLG: 0.324			G1-3							4	0	1	0	0	0	1					
Tim Redding, R (1.1) OBP: 0.111, SLG: 0.077										2	0	0	0	0	2	0					
Richard Hidalgo, R (7.1) OBP: 0.299, SLG: 0.412										1	0	0	0	0	0	1					
Dan Miceli, R (8.1) OBP: 0.309, SLG: 0.412										0	0	0	0	0	0	0					
Mike Gallo, L (8.1) OBP: 0.360, SLG: 0.500										0	0	0	0	0	0	0					
Kirk Bullinger, R (9.1) OBP: 0.395, SLG: 0.454										0	0	0	0	0	0	0					
Orlando Palmeiro, L (9.1) OBP: 0.296, SLG: 0.331										1	0	0	0	0	0	0					
Inning Stats	R: 1 E: 0 K: 0 S: 9	H: 3 LOB: 2 BB: 0 P: 12	R: 0 E: 0 K: 1 S: 5	H: 0 LOB: 0 BB: 0 P: 8	R: 0 E: 0 K: 1 S: 13	H: 1 LOB: 1 BB: 0 P: 19	R: 0 E: 0 K: 1 S: 12	H: 2 LOB: 1 BB: 0 P: 17	R: 0 E: 0 K: 1 S: 7	H: 0 LOB: 0 BB: 0 P: 7	R: 0 E: 0 K: 1 S: 10	H: 1 LOB: 1 BB: 0 P: 14	R: 0 E: 0 K: 0 S: 10	H: 1 LOB: 2 BB: 1 P: 19	R: 0 E: 0 K: 1 S: 10	H: 0 LOB: 1 BB: 1 P: 16	R: 0 E: 0 K: 1 S: 7	H: 0 LOB: 0 BB: 0 P: 8	1B: 7 2B: 1 3B: 0 HR: 0	SF: 0 SAC: 1 DP: 0 HBP: 0	WP: 0 PA: 36 PB: 0 SB: 1 CS: 1
PITCHER	IP WLS BF H R ER SO BB IBB HBP BLK WP HR S P ERA WHIP																				
Greg Maddux, R (1.1) ERA: 3.91	6.1 W 26 8 1 1 5 0 0 0 0 0 0 0 61 85 1.42 1.263																				
Francis Beltran, R (7.1) ERA: 4.13	0.1 H 2 0 0 0 0 1 0 0 0 0 0 0 4 10 0.00 3.000																				
Mike Remlinger, L (7.1) ERA: 6.75	1.1 H 5 0 0 0 1 1 0 0 0 0 0 0 11 17 0.00 0.750																				
LaTroy Hawkins, R (9.1) ERA: 1.42	1.0 S 3 0 0 0 1 0 0 0 0 0 0 0 7 8 0.00 0.000																				

Chicago Cubs @ Houston Astros
Minute Maid Park, Houston, TX
Wed Jun 16 2004, 6:05 PM CDT
Att: 36,225 - Unknown - 82 F

livebaseballscorecards.com

AB 33
R 1
H 8
RBI 1
BB 2
SO 7
LOB 13



Batter	1	2	3	4	5	6	7	8	9	AB	R	H	RBI	BB	SO	LOB	TOP				
Todd Walker, L (1,4) OBP: 0.368, SLG: 0.493	4-1 SH3-4 1B BB	G4-3			G2-3		K2-3	4-0 IBB		3	1	0	0	2	1	2					
Rey Ordonez, R (1,6) OBP: 0.139, SLG: 0.118 16 Aramis Ramirez, R (8, PH) OBP: 0.375, SLG: 0.562	0-0 SH3-4 1-2		0-0 P3		1-3 K		2-3 K	1-1 F8		3	0	0	0	0	2	0					
Corey Patterson, L (1,8) OBP: 0.335, SLG: 0.445	1-3 K		1-2 F9		2-1 2B		1-1 1B		3-2 1B	5	2	3	0	0	1	1					
Moises Alou, R (1,7) OBP: 0.339, SLG: 0.544	1-2 2H 1B		1-0 G1		0-0 G4-3		1-1 2B		0-0 1B	5	1	3	3	0	0	1					
Todd Hollandsworth, L (1,9) OBP: 0.391, SLG: 0.549	1-1 FC6-4 1-2			1-3 K		0-1 E1 25 2B		1-2 25 1B	3-2 2-0 1B	5	1	2	0	0	1	2					
25 Derrek Lee, R (1,3) OBP: 0.366, SLG: 0.498		0-0 1B FC5-2 2B		2-3 K		1-1 F8 2H 2B		0-1 1B	2-3 K	5	0	3	2	0	2	0					
Michael Barrett, R (1,2) OBP: 0.362, SLG: 0.522		0-1 FC2-5 FC5-2 1B		4-1 1B BB		2-2 G5-3		2-0 G6-3		3	0	1	0	1	0	1					
Ramon Martinez, R (1,5) OBP: 0.313, SLG: 0.352		3-2 FC5-2 FC2-5 1B		0-0 1B		2-1 F8		0-1 E6 SH3-4		4	0	1	0	0	0	3					
Glendon Rusch, L (1,1) OBP: 0.125, SLG: 0.313 LaTroy Hawkins, R (9,1)		0-0 FC2-5 1-2 2-3		0-2 G3-1		0-0 G6-3		1-1 SH3-4 1-2		3	0	0	0	0	0	5					
Inning Stats	R: 1 E: 0 K: 1 S: 10	H: 1 LOB: 1 BB: 1 P: 17	R: 0 E: 0 K: 0 S: 10	H: 2 LOB: 2 BB: 0 P: 13	R: 0 E: 0 K: 0 S: 5	H: 0 LOB: 0 BB: 0 P: 7	R: 0 E: 0 K: 2 S: 12	H: 1 LOB: 2 BB: 1 P: 19	R: 0 E: 0 K: 1 S: 8	H: 1 LOB: 1 BB: 0 P: 11	R: 1 E: 1 K: 0 S: 10	H: 2 LOB: 1 BB: 0 P: 15	R: 2 E: 0 K: 2 S: 15	H: 4 LOB: 2 BB: 0 P: 21	R: 0 E: 1 K: 0 S: 8	H: 0 LOB: 2 BB: 1 P: 15	R: 1 E: 0 K: 1 S: 9	H: 2 LOB: 0 BB: 0 P: 16	1B: 8 2B: 4 3B: 1 HR: 0	SF: 0 SAC: 2 DP: 1 HBP: 0	WP: 0 PA: 42 PB: 0 SB: 0 CS: 0
PITCHER	IP WLS BF H R ER SO BB IBB HBP BLK WP HR S P ERA WHIP																				
44 Roy Oswalt, R (1,1) ERA: 3.95 Chad Harville, R (8,1) ERA: 5.21	7.0 L 33 11 4 4 4 6 2 0 0 0 0 0 0 70 103 5.14 1.857																				
44 Roy Oswalt, R (1,1) ERA: 3.95 Chad Harville, R (8,1) ERA: 5.21	2.0 9 2 1 1 1 0 1 0 0 0 0 0 0 17 31 4.50 1.000																				

Chicago Cubs @ Houston Astros
Minute Maid Park, Houston, TX
Thu Jun 17 2004, 7:05 PM CDT
Att: 41,397 - Dome - 74 F

AB	37
R	5
H	13
RBI	5
BB	3
SO	7
LOB	17



Batter	1	2	3	4	5	6	7	8	9	AB	R	H	RBI	BB	SO	LOB	BOTTOM				
Craig Biggio, R (1,8) OBP: 0.367, SLG: 0.471	1-1 G1-6-3 1B		0-1 SH1-3 1B		1-1 F8			3-2 F8		4	0	2	0	0	0	0					
Morgan Ensberg, R (1,5) OBP: 0.328, SLG: 0.335	1-2 G1-6-3 1-2		0-0 SH1-3 1-2		1-1 F8			2-3 K		3	0	0	0	0	1	1					
17 Lance Berkman, S (1,7) OBP: 0.481, SLG: 0.660	3-3 K		0-0 P3		1-0 HR			1-2 16 HR 2B		4	2	2	1	0	1	1					
Jeff Kent, R (1,4) OBP: 0.343, SLG: 0.514		4-1 16 4 SF7 5 BB	0-0 F9		2-1 F8			2-0 F9		3	1	0	0	1	0	2					
5 Jeff Bagwell, R (1,3) OBP: 0.393, SLG: 0.448		4-2 16 1B BB		1-0 F7		3-3 K		2-3 K		3	0	0	0	1	2	1					
16 Jason Lane, R (1,9) OBP: 0.347, SLG: 0.453		1-2 1-2 2-3 1B		1-3 K2-3			1-1 G6-3	1-2 2H HR		4	1	2	2	0	1	0					
Raul Chavez, R (1,2) OBP: 0.224, SLG: 0.255 Orlando Palmeiro, L (9, PH) OBP: 0.282, SLG: 0.375		1-0 F9		2-2 F8			2-3 K	2-2 G4-3		3	0	0	0	0	1	3					
4 Eric Bruntlett, R (1,6) OBP: 0.167, SLG: 0.400 Chad Harville, R (8,1)		2-2 SF7			1-0 G6-3			0-1 F9		2	0	0	1	0	0	0					
44 Roy Oswalt, R (1,1) ERA: 3.88 Jose Vizcaino, S (8,6) OBP: 0.319, SLG: 0.326		0-3 3H K		1-2 G5-3			1-3 K			2	0	0	0	0	1	2					
Inning Stats	R: 0 E: 0 K: 1 S: 8	H: 1 LOB: 0 BB: 0 P: 13	R: 1 E: 0 K: 1 S: 16	H: 1 LOB: 2 BB: 2 P: 28	R: 0 E: 0 K: 0 S: 5	H: 1 LOB: 1 BB: 0 P: 5	R: 0 E: 0 K: 1 S: 10	H: 0 LOB: 0 BB: 0 P: 14	R: 0 E: 0 K: 0 S: 8	H: 0 LOB: 0 BB: 0 P: 11	R: 1 E: 0 K: 1 S: 8	H: 1 LOB: 0 BB: 0 P: 15	R: 0 E: 0 K: 1 S: 7	H: 0 LOB: 0 BB: 0 P: 10	R: 0 E: 0 K: 2 S: 9	H: 0 LOB: 0 BB: 0 P: 15	R: 2 E: 0 K: 1 S: 14	H: 2 LOB: 0 BB: 0 P: 22	1B: 3 2B: 1 3B: 0 HR: 2	SF: 1 SAC: 1 DP: 1 HBP: 0	WP: 0 PA: 34 PB: 0 SB: 0 CS: 0
PITCHER	IP WLS BF H R ER SO BB IBB HBP BLK WP HR S P ERA WHIP																				
Glendon Rusch, L (1,1) ERA: 3.68 LaTroy Hawkins, R (9,1) ERA: 1.85	8.0 W 29 4 2 2 2 7 2 0 0 0 0 0 1 71 111 2.25 0.750																				
Glendon Rusch, L (1,1) ERA: 3.68 LaTroy Hawkins, R (9,1) ERA: 1.85	1.0 S 5 2 2 2 1 0 0 0 0 0 0 0 1 14 22 18.00 2.000																				

Chicago Cubs @ Houston Astros
Minute Maid Park, Houston, TX
Thu Jun 17 2004, 7:05 PM CDT
Att: 41,397 - Dome - 74 F


AB	30
R	4
H	6
RBI	4
BB	2
SO	8
LOB	10



Batter	1	2	3	4	5	6	7	8	9	AB	R	H	RBI	BB	SO	LOB	TOP					
Darin Erstad, L (1, 3) OBP: 0.296, SLG: 0.340										5	0	1	0	0	1	0	Anaheim Angels @ Houston Astros Minute Maid Park, Houston, TX Sun Jun 20 2004, 1:05 PM CDT Att: 41,590 - Dome - 72 F					
9 Chone Figgins, S (1, 6) OBP: 0.348, SLG: 0.463										4	0	2	0	1	1	0						
27 Vladimir Guerrero, R (1, 9) OBP: 0.386, SLG: 0.593										5	1	1	0	0	1	4						
16 Garret Anderson, L (1, 8) OBP: 0.407, SLG: 0.535										3	0	0	0	1	1	2						
Jeff DaVanon, S (1, 7)										2	0	0	0	2	0	0						
39 Robb Quinlan, R (1, 5) OBP: 0.382, SLG: 0.388										3	0	2	0	1	0	2						
Adam Kennedy, L (1, 4) Kevin Gregg, R (5, 1) Brendan Donnelly, R (7, 1) Jose Guillen, R (8, PH) Derrick Turnbow, R (8, 1)										3	0	0	0	0	0	6						
José Molina, R (1, 2) Tim Salmon, R (8, PH) Josh Paul, R (8, FR) OBP: 0.280, SLG: 0.182										3	0	1	0	0	1	2						
Jarrod Washburn, L (1, 1) Matt Hensley, R (3, 1) David Eckstein, R (5, 6) OBP: 0.352, SLG: 0.356										1	0	0	0	0	2							
										2	0	0	0	0	0							
Inning Stats	R: 0 E: 0 K: 0 S: 7	H: 2 LOB: 1 BB: 0 P: 10	R: 0 E: 0 K: 1 S: 12	H: 1 LOB: 2 BB: 1 P: 21	R: 0 E: 0 K: 0 S: 8	H: 1 LOB: 1 BB: 0 P: 13	R: 0 E: 0 K: 1 S: 10	H: 1 LOB: 2 BB: 1 P: 18	R: 1 E: 1 K: 0 S: 19	H: 1 LOB: 3 BB: 2 P: 36	R: 0 E: 0 K: 0 S: 7	H: 0 LOB: 0 BB: 0 P: 7	R: 0 E: 0 K: 2 S: 8	H: 0 LOB: 0 BB: 0 P: 15	R: 0 E: 0 K: 1 S: 10	H: 2 LOB: 2 BB: 0 P: 17	R: 0 E: 0 K: 2 S: 9	H: 0 LOB: 1 BB: 1 P: 16	1B: 6 2B: 3 3B: 0 HR: 0	SF: 0 SAC: 0 DP: 1 HBP: 0	WP: 0 PB: 0 SB: 1 CS: 1	PA: 40
PITCHER	IP WLS BF H R ER SO BB IBB HBP BLK WP HR S P ERA WHIP																					
Wade Miller, R (1, 1) ERA: 3.46	7.0 W 31 6 1 0 4 4 0 0 0 0 0 0 0 0 0.00 1.429																					
54 Brad Lidge, R (8, 1) ERA: 2.45	1.0 H 4 2 0 0 1 0 0 0 0 0 0 0 0 0 0.00 2.000																					
Octavio Dotel, R (9, 1) ERA: 2.94	1.0 S 4 0 0 0 2 1 0 0 0 0 0 0 0 0 0.00 1.000																					

Batter	1	2	3	4	5	6	7	8	9	AB	R	H	RBI	BB	SO	LOB	BOTTOM			
Jose Vizcaino, S (1, 6) OBP: 0.330, SLG: 0.347										4	1	1	0	0	1	0	Anaheim Angels @ Houston Astros Minute Maid Park, Houston, TX Sun Jun 20 2004, 1:05 PM CDT Att: 41,590 - Dome - 72 F			
Morgan Ensberg, R (1, 5) OBP: 0.335, SLG: 0.349										4	0	2	1	0	0	0				
17 Lance Berkman, S (1, 7) OBP: 0.479, SLG: 0.637										3	0	1	0	1	0	0				
Jeff Kent, R (1, 4) OBP: 0.341, SLG: 0.512										3	0	0	0	1	0	4				
5 Jeff Bagwell, R (1, 3) OBP: 0.399, SLG: 0.475										4	1	1	0	0	1	3				
16 Jason Lane, R (1, 9) OBP: 0.345, SLG: 0.419										3	0	1	0	1	0	3				
Brad Ausmus, R (1, 2) OBP: 0.312, SLG: 0.323										3	0	0	1	0	0	3				
4 Eric Bruntlett, R (1, 8) OBP: 0.273, SLG: 0.667										3	1	1	1	0	2	0				
Wade Miller, R (1, 1) ERA: 3.18										2	0	0	0	0	0	0				
Mike Lamb, L (7, PH) 54 Brad Lidge, R (8, 1) Octavio Dotel, R (9, 1)										1	0	0	0	0	0	0				
										0	0	0	0	0	0	0				
										0	0	0	0	0	0	0				
Inning Stats	R: 0 E: 0 K: 0 S: 5	H: 0 LOB: 0 BB: 0 P: 9	R: 0 E: 0 K: 0 S: 10	H: 1 LOB: 1 BB: 0 P: 15	R: 0 E: 0 K: 1 S: 9	H: 0 LOB: 0 BB: 0 P: 13	R: 0 E: 0 K: 1 S: 14	H: 1 LOB: 2 BB: 1 P: 21	R: 2 E: 0 K: 0 S: 16	H: 4 LOB: 2 BB: 0 P: 25	R: 1 E: 0 K: 1 S: 12	H: 1 LOB: 0 BB: 0 P: 18	R: 0 E: 0 K: 1 S: 11	H: 0 LOB: 0 BB: 0 P: 18	R: 0 E: 0 K: 0 S: 10	H: 0 LOB: 2 BB: 2 P: 24	1B: 4 2B: 2 3B: 0 HR: 1	SF: 0 SAC: 1 DP: 0 HBP: 0	WP: 1 PB: 0 SB: 0 CS: 0	PA: 34
PITCHER	IP WLS BF H R ER SO BB IBB HBP BLK WP HR S P ERA WHIP																			
Jarrod Washburn, L (1, 1) ERA: 5.18	2.0 7 1 0 0 0 0 0 0 0 0 0 0 0 0.00 0.500																			
Matt Hensley, R (3, 1) ERA: 4.5	2.2 L 12 3 2 2 2 1 0 0 0 0 0 0 0 0 6.75 1.500																			
Kevin Gregg, R (5, 1) ERA: 3.38	1.1 7 3 1 1 1 0 0 0 0 0 0 0 0 0 6.75 2.250																			
Brendan Donnelly, R (7, 1) ERA: 4.5	1.0 3 0 0 0 1 0 0 0 0 0 0 0 0 0 0.00 0.000																			
Derrick Turnbow, R (8, 1) ERA:	1.0 5 0 0 0 0 2 0 0 0 0 0 0 0 0 0.00 2.000																			

AB	34
R	1
H	8
RBI	0
BB	5
SO	7
LOB	21



Batter	1	2	3	4	5	6	7	8	9	AB	R	H	RBI	BB	SO	LOB	TOP					
18 Jason Kendall, R OBP: 0.397, SLG: 0.381			G5-4-3				P4		F8	5	0	2	1	0	0	2						
2 Jack Wilson, R OBP: 0.363, SLG: 0.502							F9		G3-1	5	0	2	0	0	0	2						
Daryle Ward, L OBP: 0.321, SLG: 0.554			F9	G4-3			G4-3			4	0	1	0	0	0	3						
Craig Wilson, R OBP: 0.386, SLG: 0.566					K				P2	4	1	1	0	0	1	2						
Rob Mackowiak, L OBP: 0.329, SLG: 0.493					G1-3				G3-1	3	1	0	0	1	1	2						
Jason Bay, R OBP: 0.340, SLG: 0.563		G5-3			G5-3				K	4	1	1	1	0	1	0						
Tike Redman, L OBP: 0.273, SLG: 0.349							K			4	1	2	1	0	1	0						
Jose Castillo, R OBP: 0.303, SLG: 0.345							K		F7	3	1	0	1	0	1	1						
Abraham Nunez, S OBP: 0.270, SLG: 0.349							K			1	0	0	0	0	0	1						
Josh Fogg, R OBP: 0.059, SLG: 0.059										1	0	1	0	0	0	0						
34 John Grabow, L ERA: 4.22										1	0	0	0	0	0	0						
37 Mike Johnston, L ERA: 4.37										0	0	0	0	0	0	0						
16 Salomon Torres, R ERA: 3.32										0	0	0	0	0	0	0						
Randall Simon, L ERA: 3.24										1	0	1	1	0	0	0						
Inning Stats	R: 0 E: 0 K: 1 S: 15	H: 2 LOB: 2 BB: 0 P: 21	R: 0 E: 0 K: 0 S: 6	H: 0 LOB: 0 BB: 0 P: 12	R: 0 E: 0 K: 0 S: 13	H: 2 LOB: 1 BB: 0 P: 18	R: 4 E: 0 K: 0 S: 17	H: 5 LOB: 2 BB: 1 P: 28	R: 0 E: 0 K: 1 S: 9	H: 0 LOB: 0 BB: 0 P: 11	R: 0 E: 0 K: 2 S: 9	H: 0 LOB: 0 BB: 0 P: 15	R: 0 E: 0 K: 0 S: 7	H: 0 LOB: 0 BB: 0 P: 12	R: 0 E: 0 K: 1 S: 11	H: 0 LOB: 0 BB: 0 P: 13	R: 1 E: 0 K: 0 S: 13	H: 2 LOB: 1 BB: 0 P: 16	1B: 9 2B: 2 3B: 0 HR: 0	SF: 0 SAC: 1 DP: 1 HBP: 0	WP: 0 PB: 0 SB: 0 CS: 0	PA: 38
PITCHER	IP WLS BF H R ER SO BB IBB HBP BLK WP HR S P ERA WHIP																					
Tim Redding, R ERA: 5.27	3.2 19 8 4 4 1 1 0 0 0 0 0 0 48 76 9.82 2.455																					
Kirk Bullinger, R ERA: 3.82	4.1 5 1 0 0 1 0 0 0 0 0 0 0 12 14 0.00 0.750																					
David Weathers, R ERA: 3.82	6.1 6 0 0 0 2 0 0 0 0 0 0 0 16 27 0.00 0.000																					
Dan Miceli, R ERA: 3.64	8.1 3 0 0 0 1 0 0 0 0 0 0 0 11 13 0.00 0.000																					
Octavio Dotel, R ERA: 3.12	9.1 5 2 1 1 0 0 0 0 0 0 0 0 13 16 9.00 2.000																					

Pittsburgh Pirates @ Houston Astros
Minute Maid Park, Houston, TX
Mon Jun 21 2004, 7:05 PM CDT
Att: 33,443 - Dome - 74 F


AB 36
R 5
H 11
RBI 5
BB 1
SO 5
LOB 13



Batter	1	2	3	4	5	6	7	8	9	AB	R	H	RBI	BB	SO	LOB	BOTTOM			
Craig Biggio, R OBP: 0.368, SLG: 0.473			F7							4	2	2	0	1	0	0				
Jose Vizcaino, S OBP: 0.345, SLG: 0.363										4	1	3	1	0	0	0				
17 Lance Berkman, S OBP: 0.481, SLG: 0.639										4	1	2	4	1	1	1				
Jeff Kent, R OBP: 0.344, SLG: 0.510										3	0	1	1	1	0	3				
Dan Miceli, R OBP: 0.500, SLG: 0.500										0	0	0	0	0	0	0				
Wade Miller, R OBP: 0.259, SLG: 0.259										1	0	0	0	0	1	2				
Octavio Dotel, R ERA: 3.12										0	0	0	0	0	0	0				
5 Jeff Bagwell, R OBP: 0.399, SLG: 0.472										4	0	1	0	1	0	3				
Mike Lamb, L OBP: 0.373, SLG: 0.568										2	0	2	0	0	0	0				
Morgan Ensberg, R OBP: 0.337, SLG: 0.347										1	0	0	0	1	0	1				
Brad Ausmus, R OBP: 0.306, SLG: 0.317										4	0	0	0	0	0	6				
Orlando Palmeiro, L OBP: 0.303, SLG: 0.382										2	1	1	0	1	0	2				
David Weathers, R ERA: 4.22										0	0	0	0	0	0	0				
4 Eric Bruntlett, R OBP: 0.333, SLG: 0.657										0	0	0	0	1	0	0				
Tim Redding, R OBP: 0.167, SLG: 0.167										1	0	0	0	0	0	3				
Kirk Bullinger, R ERA: 3.32										0	0	0	0	0	0	0				
28 Adam Everett, R OBP: 0.319, SLG: 0.370										0	1	0	0	0	0	0				
16 Jason Lane, R OBP: 0.349, SLG: 0.461										2	1	1	1	0	0	2				
Inning Stats	R: 0 E: 0 K: 0 S: 6	H: 1 LOB: 3 BB: 2 P: 10	R: 0 E: 0 K: 0 S: 9	H: 1 LOB: 2 BB: 2 P: 22	R: 0 E: 0 K: 0 S: 6	H: 1 LOB: 1 BB: 1 P: 11	R: 0 E: 0 K: 0 S: 5	H: 1 LOB: 0 BB: 0 P: 7	R: 5 E: 0 K: 0 S: 21	H: 6 LOB: 2 BB: 1 P: 30	R: 1 E: 0 K: 1 S: 14	H: 2 LOB: 1 BB: 0 P: 20	R: 0 E: 0 K: 0 S: 19	H: 0 LOB: 2 BB: 2 P: 32	R: 1 E: 0 K: 1 S: 12	H: 2 LOB: 1 BB: 1 P: 24	1B: 11 2B: 1 3B: 0 HR: 1	SF: 0 SAC: 1 DP: 3 HBP: 1	WP: 0 PB: 0 SB: 0 CS: 0	PA: 41
PITCHER	IP WLS BF H R ER SO BB IBB HBP BLK WP HR S P ERA WHIP																			
Josh Fogg, R ERA: 6.85	4.0 22 8 3 5 0 3 0 0 0 0 0 1 22 37 11.25 2.750																			
34 John Grabow, L ERA: 4.22	2.0 9 3 1 1 1 1 0 0 0 0 0 1 22 33 4.50 2.000																			
37 Mike Johnston, L ERA: 4.37	1.0 8 2 1 1 0 3 0 0 0 0 0 0 24 45 9.00 5.000																			
16 Salomon Torres, R ERA: 3.32	1.0 2 0 0 0 1 0 0 0 0 0 0 0 7 11 0.00 0.000																			

Pittsburgh Pirates @ Houston Astros
Minute Maid Park, Houston, TX
Mon Jun 21 2004, 7:05 PM CDT
Att: 33,443 - Dome - 74 F

AB 32
R 7
H 13
RBI 7
BB 7
SO 2
LOB 23



Batter	1	2	3	4	5	6	7	8	9	AB	R	H	RBI	BB	SO	LOB	TOP		
18 Jason Kendall, R OBP: 0.406, SLG: 0.401	F7		G5-3 1B		G6-3		HR		P6	4	2	1	4	1	0	0			
2 Jack Wilson, R OBP: 0.360, SLG: 0.498	G1-3		G5-3			G4-3	K			4	0	0	0	0	1	2			
Daryle Ward, L OBP: 0.311, SLG: 0.532	P4					G6-3			K	4	0	1	2	0	1	0			
Craig Wilson, R OBP: 0.382, SLG: 0.564 16 Salomon Torres, R Jose Mesa, R		G4-3 3B	K			K			F8	4	1	1	0	0	2	1			
Rob Mackowiak, L OBP: 0.331, SLG: 0.502	G4-3				G3		1B 18 HR			4	1	2	1	0	0	0			
Jason Bay, R OBP: 0.336, SLG: 0.569	K				K		SH5-3 1B			2	0	0	0	1	2	0			
Tike Redman, L OBP: 0.264, SLG: 0.336	F7				F8		P5		K	4	0	0	0	0	1	3			
Jose Castillo, R OBP: 0.302, SLG: 0.342			G5-3 1B			G5-3	1B 18 HR		G5-3	4	2	2	0	0	0	0			
Ryan Vogelsong, R OBP: 0.278, SLG: 0.313 Randall Simon, L Brian Meadows, R Chris Stynes, R			SH3		G5-3		1B 18 HR		K	1	0	0	0	0	0	0			
Inning Stats	R: 0 H: 0 E: 0 K: 0 S: 7	H: 0 LOB: 0 BB: 0 P: 13	R: 1 H: 1 E: 0 K: 1 S: 9	H: 1 LOB: 0 BB: 0 P: 13	R: 2 H: 2 E: 0 K: 1 S: 16	H: 2 LOB: 1 BB: 1 P: 27	R: 0 H: 0 E: 0 K: 1 S: 5	H: 0 LOB: 0 BB: 0 P: 8	R: 0 H: 0 E: 0 K: 0 S: 8	H: 0 LOB: 0 BB: 0 P: 10	R: 4 H: 3 E: 0 K: 1 S: 13	H: 3 LOB: 1 BB: 1 P: 25	R: 0 H: 1 E: 0 K: 2 S: 10	H: 1 LOB: 2 BB: 0 P: 18	R: 0 H: 0 E: 0 K: 1 S: 8	H: 0 LOB: 0 BB: 0 P: 12	1B: 4 2B: 0 3B: 2 HR: 1	SF: 0 SAC: 2 DP: 0 HBP: 0	WP: 0 PA: 37 PB: 0 SB: 0 CS: 0
PITCHER	IP	WLS	BF	H	R	ER	SO	BB	IBB	HBP	BLK	WP	HR	S	P	ERA	WHIP		
Pete Munro, R ERA: 2.82	6.1	L	24	4	4	4	4	1	0	0	0	0	0	57	89	5.68	0.789		
David Weathers, R ERA: 4.46	0.2		5	2	3	3	1	1	0	0	0	0	1	9	19	40.50	4.500		
Mike Gallo, L ERA: 3.27	1.0		5	1	0	0	2	0	1	0	0	0	0	10	18	0.00	1.000		
Chad Harville, R ERA: 4.87	1.0		3	0	0	0	1	0	0	0	0	0	0	8	12	0.00	0.000		

Pittsburgh Pirates @ Houston Astros
Minute Maid Park, Houston, TX
Wed Jun 23 2004, 7:05 PM CDT
Att: 34,242 - Dome - 74 F

AB 32
R 7
H 7
RBI 7
BB 3
SO 8
LOB 6



Batter	1	2	3	4	5	6	7	8	9	AB	R	H	RBI	BB	SO	LOB	BOTTOM				
Craig Biggio, R OBP: 0.366, SLG: 0.463	SH1-3 17 E		F8			G5-3			G5-3	3	1	0	0	2	0	2					
28 Adam Everett, R OBP: 0.318, SLG: 0.365	SH1-3		F9		F7				G5-3	3	0	0	0	0	0	1					
17 Lance Berkman, S OBP: 0.478, SLG: 0.627	E4		F7		G4-3				1B	4	0	1	0	0	0	1					
5 Jeff Bagwell, R OBP: 0.405, SLG: 0.482	K				P4				1B	4	1	2	0	0	1	1					
Morgan Ensberg, R OBP: 0.338, SLG: 0.352			L8		L9				K	3	0	0	0	1	1	3					
Jose Vizcaino, S OBP: 0.336, SLG: 0.369	FC5				3B				G1-3	4	0	1	1	0	1	4					
16 Jason Lane, R OBP: 0.333, SLG: 0.438			F9		F9				G6-3	4	0	0	0	0	0	1					
Brad Ausmus, R OBP: 0.305, SLG: 0.316			G1-3		G5-3				L8	4	0	1	0	0	0	1					
Pete Munro, R David Weathers, R Mike Lamb, L Mike Gallo, L Chad Harville, R Orlando Palmeiro, L			K		G6-3				BB	2	0	0	0	0	1	0					
Inning Stats	R: 1 H: 1 E: 1 K: 1 S: 12	H: 0 LOB: 2 BB: 2 P: 26	R: 0 H: 0 E: 0 K: 1 S: 14	H: 0 LOB: 0 BB: 0 P: 19	R: 0 H: 0 E: 0 K: 0 S: 9	H: 0 LOB: 0 BB: 0 P: 15	R: 1 H: 2 E: 0 K: 0 S: 12	H: 2 LOB: 1 BB: 0 P: 23	R: 0 H: 0 E: 0 K: 0 S: 8	H: 0 LOB: 1 BB: 1 P: 14	R: 0 H: 0 E: 0 K: 1 S: 7	H: 0 LOB: 0 BB: 0 P: 10	R: 0 H: 1 E: 0 K: 0 S: 9	H: 1 LOB: 1 BB: 0 P: 14	R: 0 H: 2 E: 0 K: 1 S: 14	H: 2 LOB: 2 BB: 0 P: 19	R: 0 H: 0 E: 0 K: 0 S: 5	H: 0 LOB: 1 BB: 1 P: 10	1B: 4 2B: 0 3B: 1 HR: 0	SF: 0 SAC: 1 DP: 0 HBP: 0	WP: 0 PA: 37 PB: 0 SB: 0 CS: 0
PITCHER	IP	WLS	BF	H	R	ER	SO	BB	IBB	HBP	BLK	WP	HR	S	P	ERA	WHIP				
Ryan Vogelsong, R ERA: 7.1	6.0	W	24	2	2	1	3	3	0	0	0	0	0	0	107	1.50	0.833				
Brian Meadows, R ERA: 2.7	1.0		4	1	0	0	0	0	0	0	0	0	0	9	14	0.00	1.000				
16 Salomon Torres, R Jose Mesa, R	1.0		5	2	0	0	1	0	0	0	0	0	0	14	19	0.00	2.000				
1.0		4	0	0	0	0	1	0	0	0	0	0	0	5	10	0.00	1.000				

Pittsburgh Pirates @ Houston Astros
Minute Maid Park, Houston, TX
Wed Jun 23 2004, 7:05 PM CDT
Att: 34,242 - Dome - 74 F

AB 32
R 2
H 5
RBI 1
BB 4
SO 4
LOB 15




Batter	1	2	3	4	5	6	7	8	9	AB	R	H	RBI	BB	SO	LOB	TOP					
18 Jason Kendall, R OBP: 0.404, SLG: 0.398	L5		G6-3					K		4	0	1	0	0	1	0						
2 Jack Wilson, R OBP: 0.359, SLG: 0.495	G4-3		G5-3					K		4	0	1	0	0	1	1						
Daryle Ward, L OBP: 0.304, SLG: 0.519	K		G3					G6-4-3		4	0	0	0	0	1	2						
Craig Wilson, R OBP: 0.377, SLG: 0.556		F8		K				P5		4	0	0	0	0	1	0						
Rob Mackowiak, L OBP: 0.325, SLG: 0.493	G6-3		G4-3					G3-1		4	0	0	0	0	1	0						
Jason Bay, R OBP: 0.333, SLG: 0.552		1B		F8				K		3	0	0	0	1	2	0						
Tike Redman, L OBP: 0.289, SLG: 0.341		1B						G3		3	1	2	0	0	0	0						
Abraham Nunez, S OBP: 0.280, SLG: 0.348								G4-3		2	1	1	1	1	0	0						
18 Sean Burnett, L OBP: 0.280, SLG: 0.348								G5-3		2	0	0	0	0	0	3						
16 Salomon Torres, R										0	0	0	0	0	0	0						
Inning Stats	R: 0 E: 0 K: 1 S: 10	H: 0 LOB: 0 BB: 0 P: 14	R: 0 E: 0 K: 0 S: 12	H: 1 LOB: 3 BB: 2 P: 23	R: 0 E: 0 K: 0 S: 6	H: 0 LOB: 0 BB: 0 P: 6	R: 0 E: 0 K: 1 S: 9	H: 0 LOB: 0 BB: 0 P: 14	R: 2 E: 0 K: 1 S: 17	H: 3 LOB: 1 BB: 0 P: 27	R: 0 E: 0 K: 1 S: 7	H: 0 LOB: 0 BB: 0 P: 13	R: 0 E: 0 K: 0 S: 6	H: 0 LOB: 0 BB: 0 P: 10	R: 0 E: 0 K: 1 S: 10	H: 1 LOB: 0 BB: 0 P: 14	R: 0 E: 0 K: 2 S: 10	H: 0 LOB: 0 BB: 0 P: 11	1B: 5 2B: 0 3B: 0 HR: 0	SF: 0 SAC: 1 DP: 1 HBP: 0	WP: 0 PB: 1 SB: 2 CS: 0	PA: 33
PITCHER	IP	WLS	BF	H	R	ER	SO	BB	IBB	HBP	BLK	WP	HR	S	P	ERA	WHIP					
Roger Clemens, R ERA: 2.73	7.0	W	27	4	2	1	4	2	0	0	0	0	0	67	107	1.29	0.857					
Dan Miceli, R ERA: 3.55	1.0	H	3	1	0	0	1	0	0	0	0	0	0	10	14	0.00	1.000					
54 Brad Lidge, R ERA: 2.55	1.0	S	3	0	0	0	2	0	0	0	0	0	0	10	11	0.00	0.000					

Pittsburgh Pirates @ Houston Astros
Minute Maid Park, Houston, TX
Thu Jun 24 2004, 7:05 PM CDT
Att: 39,851 - Dome - 74 F

livebaseballscores.com

AB 30
R 2
H 5
RBI 1
BB 2
SO 7
LOB 6




Batter	1	2	3	4	5	6	7	8	9	AB	R	H	RBI	BB	SO	LOB	BOTTOM					
Craig Biggio, R OBP: 0.362, SLG: 0.457	G6-3		G4-3	FC5				G6-3		4	0	0	0	0	0	3						
Morgan Ensberg, R OBP: 0.346, SLG: 0.357								G5-3		3	2	2	1	1	0	0						
17 Lance Berkman, S OBP: 0.475, SLG: 0.618								G6-3		3	0	0	0	1	0	2						
Jeff Kent, R OBP: 0.346, SLG: 0.510								G5-3		4	0	2	2	0	0	0						
5 Jeff Bagwell, R OBP: 0.400, SLG: 0.475								G5-3		4	0	0	0	0	0	2						
16 Jason Lane, R OBP: 0.318, SLG: 0.417								G5-3		4	0	0	0	0	0	0						
Brad Ausmus, R OBP: 0.301, SLG: 0.311								F9		3	0	0	0	0	0	1						
4 Eric Bruntlett, R OBP: 0.467, SLG: 0.700										1	1	1	0	2	0	0						
Roger Clemens, R OBP: 0.200, SLG: 0.172										2	0	0	0	0	1	3						
28 Adam Everett, R OBP: 0.318, SLG: 0.365										0	0	0	0	0	0	0						
Dan Miceli, R OBP: 0.500, SLG: 0.500										0	0	0	0	0	0	0						
54 Brad Lidge, R										0	0	0	0	0	0	0						
Inning Stats	R: 1 E: 0 K: 0 S: 9	H: 2 LOB: 1 BB: 0 P: 14	R: 0 E: 0 K: 1 S: 10	H: 0 LOB: 1 BB: 1 P: 16	R: 1 E: 0 K: 0 S: 9	H: 1 LOB: 1 BB: 2 P: 21	R: 0 E: 1 K: 0 S: 16	H: 0 LOB: 2 BB: 1 P: 24	R: 0 E: 0 K: 0 S: 6	H: 0 LOB: 0 BB: 0 P: 15	R: 0 E: 0 K: 0 S: 6	H: 0 LOB: 0 BB: 0 P: 8	R: 1 E: 0 K: 0 S: 7	H: 2 LOB: 1 BB: 0 P: 11	R: 0 E: 0 K: 0 S: 14	H: 0 LOB: 0 BB: 0 P: 22	1B: 5 2B: 0 3B: 0 HR: 0	SF: 0 SAC: 1 DP: 0 HBP: 0	WP: 0 PB: 0 SB: 1 CS: 0	PA: 33		
PITCHER	IP	WLS	BF	H	R	ER	SO	BB	IBB	HBP	BLK	WP	HR	S	P	ERA	WHIP					
18 Sean Burnett, L ERA: 4.15	7.0	L	30	5	3	3	1	4	0	0	0	0	0	66	109	3.86	1.286					
16 Salomon Torres, R ERA: 3.07	1.0		3	0	0	0	0	0	0	0	0	0	0	14	22	0.00	0.000					

Pittsburgh Pirates @ Houston Astros
Minute Maid Park, Houston, TX
Thu Jun 24 2004, 7:05 PM CDT
Att: 39,851 - Dome - 74 F

livebaseballscores.com

AB 28
R 3
H 5
RBI 3
BB 4
SO 1
LOB 11



Batter	1	2	3	4	5	6	7	8	9	AB	R	H	RBI	BB	SO	LOB	TOP								
Craig Biggio, R OBP: 0.357, SLG: 0.451 (1, 7)	F7		G1-3			F8			P3	4	0	0	0	0	0	0									
28 Adam Everett, R OBP: 0.313, SLG: 0.359 (1, 6)	P4		G6-3			L7			G1	4	0	0	0	0	0	0									
Carlos Beltrán, S OBP: 0.369, SLG: 0.537 (1, 8)				F8					F8	4	1	2	0	0	0	0									
17 Lance Berkman, S OBP: 0.470, SLG: 0.610 (1, 9)					G5-3				F9	3	0	0	0	0	0	2									
Jeff Kent, R OBP: 0.346, SLG: 0.508 (1, 10)					L6				SF8	1	0	0	1	1	0	0									
5 Jeff Banwell, R OBP: 0.396, SLG: 0.469 (1, 3)						G1-3			K	3	0	0	0	0	1	1									
Morgan Ensberg, R OBP: 0.346, SLG: 0.356 (1, 5)						G6-3			G1-3	3	0	1	0	0	0	0									
Brad Ausmus, R OBP: 0.297, SLG: 0.307 (1, 2)						G6-3			G6-3	3	0	0	0	0	0	2									
4 Eric Bruntlett, R OBP: 0.389, SLG: 0.538 (1, 4)									K	3	0	0	0	0	1	0									
Inning Stats	R: 0 E: 0 K: 0 S: 9	H: 1 LOB: 1 BB: 0 P: 12	R: 0 E: 0 K: 0 S: 6	H: 1 LOB: 1 BB: 1 P: 11	R: 0 E: 0 K: 0 S: 8	H: 0 LOB: 0 BB: 0 P: 13	R: 0 E: 0 K: 0 S: 8	H: 0 LOB: 0 BB: 0 P: 11	R: 0 E: 0 K: 0 S: 5	H: 0 LOB: 0 BB: 0 P: 9	R: 1 E: 0 K: 1 S: 8	H: 1 LOB: 0 BB: 0 P: 10	R: 0 E: 0 K: 1 S: 7	H: 0 LOB: 0 BB: 0 P: 11	R: 0 E: 0 K: 0 S: 5	H: 0 LOB: 0 BB: 0 P: 6	1B: 2 2B: 1 3B: 0 HR: 0	SF: 1 SAC: 0 DP: 1 HBP: 0	WP: 0 PB: 0 SB: 0 CS: 0	PA: 30					
PITCHER Kenny Rogers, L ERA: 3.32 (1, 1)	IP: 9.0 WLS: W BF: 30	H: 3 R: 1 ER: 1 SO: 2	BB: 1 IBB: 0 HBP: 0 BLK: 0	WP: 0 HR: 0 S: 60 P: 90	ERA: 1.00 WHIP: 0.444																				

Houston Astros @ Texas Rangers
The Ballpark at Arlington, Arlington, TX
Fri Jun 25 2004, 8:05 PM EDT
Att: 46,088 - Overcast - 76 F

AB 28
R 1
H 3
RBI 1
BB 1
SO 2
LOB 5



Batter	1	2	3	4	5	6	7	8	9	AB	R	H	RBI	BB	SO	LOB	BOTTOM								
10 Michael Young, R OBP: 0.374, SLG: 0.503 (1, 6)	K								F9	4	0	2	0	1	1	0									
9 Hank Blalock, L OBP: 0.371, SLG: 0.556 (1, 5)	F8									2	0	0	0	2	0	1									
Alfonso Soriano, R OBP: 0.329, SLG: 0.443 (1, 4)	F8									4	1	1	1	0	0	4									
Brad Fullmer, L OBP: 0.317, SLG: 0.467 (1, 10)										2	0	0	0	1	0	3									
23 Mark Teixeira, S OBP: 0.348, SLG: 0.475 (1, 3)										4	1	1	0	0	0	4									
David Dellucci, L OBP: 0.333, SLG: 0.441 (1, 7)										3	0	1	1	1	0	4									
Rod Barajas, R OBP: 0.299, SLG: 0.620 (1, 2)										3	1	1	0	1	0	2									
Gary Matthews, S OBP: 0.356, SLG: 0.432 (1, 8)										4	0	0	0	0	1	4									
Kevin Mench, R OBP: 0.302, SLG: 0.441 (1, 9)										4	0	0	0	0	0	3									
Inning Stats	R: 0 E: 0 K: 1 S: 5	H: 0 LOB: 0 BB: 0 P: 8	R: 1 E: 0 K: 1 S: 13	H: 2 LOB: 2 BB: 1 P: 29	R: 0 E: 0 K: 0 S: 13	H: 1 LOB: 3 BB: 2 P: 22	R: 1 E: 1 K: 0 S: 21	H: 2 LOB: 3 BB: 1 P: 31	R: 0 E: 0 K: 0 S: 8	H: 0 LOB: 1 BB: 1 P: 16	R: 0 E: 0 K: 0 S: 6	H: 0 LOB: 0 BB: 1 P: 11	R: 1 E: 0 K: 0 S: 10	H: 1 LOB: 1 BB: 0 P: 17	R: 0 E: 0 K: 0 S: 5	H: 0 LOB: 0 BB: 0 P: 8	1B: 4 2B: 0 3B: 1 HR: 1	SF: 0 SAC: 0 DP: 0 HBP: 1	WP: 0 PB: 0 SB: 1 CS: 1	PA: 37					
PITCHER Wade Miller, R ERA: 3.35 (1, 1)	IP: 5.1 WLS: L BF: 28	H: 5 R: 2 ER: 1 SO: 2	BB: 6 IBB: 0 HBP: 0 BLK: 0	WP: 0 HR: 0 S: 65 P: 116	ERA: 1.69 WHIP: 2.062																				
Mike Gallo, L ERA: 3.19 (6, 1)	0.2	1	0	0	0	0	0	0	0	0	0	1	1	0.00	0.000										
Chad Harville, R ERA: 5.14 (7, 1)	0.2	4	1	1	1	0	0	0	1	7	13	13.50	1.500												
David Weathers, R ERA: 4.31 (7, 1)	1.1	4	0	0	0	0	0	0	0	8	12	0.00	0.000												

Houston Astros @ Texas Rangers
The Ballpark at Arlington, Arlington, TX
Fri Jun 25 2004, 8:05 PM EDT
Att: 46,088 - Overcast - 76 F

AB 30
R 3
H 6
RBI 2
BB 6
SO 2
LOB 25



Batter	1	2	3	4	5	6	7	8	9	AB	R	H	RBI	BB	SO	LOB	TOP					
Craig Biggio, R OBP: 0.358, SLG: 0.463	F7	P4					2B	F7		5	2	2	1	0	0	1						
28 Adam Everett, R OBP: 0.318, SLG: 0.361	F9		BB				2B			4	1	2	1	1	0	0						
Carlos Beltrán, S OBP: 0.369, SLG: 0.533	1B		P5				1B	FC4-6		4	1	1	0	1	0	2						
17 Lance Berkman, S OBP: 0.469, SLG: 0.609	1B		K				2B	K		4	0	1	3	1	2	2						
Jeff Kent, R OBP: 0.343, SLG: 0.500	F8		F7				2B	F9		4	0	0	0	1	0	4						
5 Jeff Banwell, R OBP: 0.394, SLG: 0.470		1B					2B			4	1	1	0	0	1	2						
Mike Lamb, L OBP: 0.364, SLG: 0.573	F8									3	1	1	1	0	0	1						
Morgan Ensberg, R OBP: 0.344, SLG: 0.354			HR							1	0	0	0	0	0	2						
Jose Vizcaino, S OBP: 0.325, SLG: 0.357	F8		G1-3				F9	G3		4	0	0	0	0	0	1						
Brad Ausmus, R OBP: 0.301, SLG: 0.310	1B		P4				1B	G3		4	1	2	1	0	0	0						
Inning Stats	R: 0 E: 0 K: 0 S: 17	H: 1 LOB: 2 BB: 1 P: 26	R: 1 E: 0 K: 0 S: 6	H: 2 LOB: 1 BB: 0 P: 8	R: 0 E: 0 K: 1 S: 10	H: 0 LOB: 1 BB: 1 P: 17	R: 1 E: 0 K: 1 S: 8	H: 1 LOB: 0 BB: 0 P: 14	R: 1 E: 0 K: 0 S: 7	H: 1 LOB: 0 BB: 0 P: 12	R: 0 E: 0 K: 0 S: 3	H: 0 LOB: 0 BB: 0 P: 6	R: 4 E: 0 K: 0 S: 20	H: 4 LOB: 2 BB: 2 P: 35	R: 0 E: 0 K: 0 S: 5	H: 0 LOB: 0 BB: 0 P: 7	R: 0 E: 0 K: 1 S: 12	H: 1 LOB: 1 BB: 0 P: 18	1B: 5 2B: 3 3B: 0 HR: 2	SF: 0 SAC: 0 DP: 0 HBP: 0	WP: 0 PB: 0 SB: 0 CS: 0	PA: 41
PITCHER	IP	WLS	BF	H	R	ER	SO	BB	IBB	HBP	BLK	WP	HR	S	P	ERA	WHIP					
John Wasdin, R ERA: 5.0	6.1		29	8	6	6	2	2	0	0	0	0	2	64	102	8.53	1.579					
50 Frank Francisco, R ERA: 4.75	0.0	B	3	1	1	1	0	2	0	0	0	0	0	4	13	∞	∞					
Doug Brocail, R ERA: 8.74	0.1		1	0	0	0	0	0	0	0	0	0	0	1	1	0.00	0.000					
32 Ron Mahay, L ERA: 3.04	0.1		1	0	0	0	0	0	0	0	0	0	0	2	2	0.00	0.000					
Carlos Almanzar, R ERA: 2.82	1.0	W	3	0	0	0	0	0	0	0	0	0	0	5	7	0.00	0.000					

Houston Astros @ Texas Rangers
The Ballpark at Arlington, Arlington, TX
Sat Jun 26 2004, 4:10 PM EDT
Att: 40,131 - Unknown - 71 F

AB 37
R 7
H 10
RBI 7
BB 4
SO 3
LOB 15



Batter	1	2	3	4	5	6	7	8	9	AB	R	H	RBI	BB	SO	LOB	BOTTOM					
10 Michael Young, R OBP: 0.371, SLG: 0.498	F7	F8						F7		5	1	1	0	0	0	1						
9 Hank Blalock, L OBP: 0.377, SLG: 0.577	1B		CS				1B	HR		5	3	4	2	0	0	0						
Alfonso Soriano, R OBP: 0.336, SLG: 0.449	1B		B1				1B	1B		5	2	4	0	0	0	1						
Brad Fullmer, L OBP: 0.319, SLG: 0.465	1B		G1-3				1B	K		5	0	2	2	0	1	3						
23 Mark Teixeira, S OBP: 0.350, SLG: 0.478	G3						1B			3	1	1	1	0	0	1						
David Dellucci, L OBP: 0.337, SLG: 0.445	F8						1B	1B		3	0	2	2	0	0	1						
Rod Barajas, R OBP: 0.297, SLG: 0.610		G1-3					F8	K		4	0	1	0	0	1	3						
Jason Conti, L OBP: 0.258, SLG: 0.250	F8		FC4-6				L9	G4-3		4	0	0	0	0	0	4						
Kevin Mench, R OBP: 0.306, SLG: 0.456		HBP					F8	K		3	1	1	1	0	1	1						
Inning Stats	R: 2 E: 0 K: 0 S: 16	H: 3 LOB: 1 BB: 0 P: 29	R: 0 E: 0 K: 0 S: 10	H: 0 LOB: 0 BB: 0 P: 17	R: 0 E: 0 K: 0 S: 6	H: 1 LOB: 0 BB: 0 P: 10	R: 1 E: 0 K: 0 S: 13	H: 3 LOB: 1 BB: 0 P: 20	R: 3 E: 0 K: 0 S: 16	H: 4 LOB: 2 BB: 0 P: 27	R: 1 E: 0 K: 0 S: 10	H: 2 LOB: 1 BB: 0 P: 16	R: 0 E: 0 K: 1 S: 9	H: 1 LOB: 0 BB: 0 P: 11	R: 1 E: 0 K: 2 S: 14	H: 2 LOB: 1 BB: 0 P: 19	R: 0 E: 0 K: 1 S: 12	H: 1 LOB: 1 BB: 0 P: 18	1B: 11 2B: 3 3B: 0 HR: 2	SF: 1 SAC: 0 DP: 0 HBP: 2	WP: 0 PB: 0 SB: 1 CS: 1	PA: 40
PITCHER	IP	WLS	BF	H	R	ER	SO	BB	IBB	HBP	BLK	WP	HR	S	P	ERA	WHIP					
Tim Redding, R ERA: 5.73	4.0		21	10	6	6	0	0	0	1	0	0	0	52	87	13.50	2.500					
Mike Gallo, L ERA: 3.13	0.1		3	1	0	0	0	0	0	1	0	0	0	5	8	0.00	3.000					
Kirk Bullinger, R ERA: 1.42	1.2		7	2	1	1	0	0	0	0	0	0	1	14	24	5.40	1.200					
Dan Miceli, R ERA: 3.6	2.0	L	9	3	1	1	3	0	0	0	0	0	1	23	30	4.50	1.500					

Houston Astros @ Texas Rangers
The Ballpark at Arlington, Arlington, TX
Sat Jun 26 2004, 4:10 PM EDT
Att: 40,131 - Unknown - 71 F

AB 37
R 8
H 16
RBI 8
BB 0
SO 3
LOB 15



Batter	1	2	3	4	5	6	7	8	9	AB	R	H	RBI	BB	SO	LOB	TOP					
Craig Biggio, R OBP: 0.360, SLG: 0.464 (1, 7)	2-2 HBP 1B		2-3 SAFE K		1-2 K		0-0 P3			4	0	2	0	0	1	3						
5 Jeff Bagwell, R OBP: 0.385, SLG: 0.463 (1, 3)	1-3 K		0-2 F9		3-3 K		0-2 FC6-4			4	0	0	0	0	2	4						
Carlos Beltrán, S OBP: 0.371, SLG: 0.531 (1, 8)	2-1 HBP			0-1 BB 17 1B G4-6-3		0-0 G3		0-1 F7		3	1	1	0	0	0	0						
17 Lance Berkman, S OBP: 0.469, SLG: 0.605 (1, 9)	2-3 K			1-0 BB 1B G4-6-3		4-2 BB		0-0 G4-3		3	0	1	0	1	1	2						
Mike Lamb, L OBP: 0.360, SLG: 0.557 (1, 10)	2-2 F8			4-2 BB 1B G4-6-3		0-0 F8		0-0 P5		3	0	0	0	1	0	3						
Morgan Ensberg, R OBP: 0.338, SLG: 0.347 (1, 5)		1-2 F9		0-0 BB 1B G4-6-3		1-0 F8		1-2 G6-3		4	0	0	0	0	0	3						
Jose Vizcaino, S OBP: 0.315, SLG: 0.345 (1, 4)		2-1 G4-3		1-0 G4-3			1-0 E4 1B		2-2 G4-3	4	0	0	0	0	0	1						
28 Adam Everett, R OBP: 0.314, SLG: 0.356 (1, 6)		2-0 P4			0-1 G6-3		0-0 B2		1-1 P4	4	0	0	0	0	0	1						
Raul Chavez, R OBP: 0.263, SLG: 0.296 (1, 2)			2-1 CS 1B		2-2 G4-3		0-0 FC6-4 1B			3	0	2	0	0	0	0						
Inning Stats	R: 0 E: 0 K: 2 S: 14	H: 1 LOB: 2 BB: 0 P: 23	R: 0 E: 0 K: 0 S: 6	H: 0 LOB: 0 BB: 0 P: 11	R: 0 E: 0 K: 1 S: 8	H: 1 LOB: 0 BB: 0 P: 12	R: 1 E: 0 K: 0 S: 7	H: 2 LOB: 1 BB: 1 P: 13	R: 0 E: 0 K: 1 S: 11	H: 1 LOB: 1 BB: 0 P: 17	R: 0 E: 0 K: 0 S: 7	H: 0 LOB: 1 BB: 1 P: 12	R: 0 E: 1 K: 0 S: 7	H: 1 LOB: 2 BB: 0 P: 8	R: 0 E: 0 K: 0 S: 4	H: 0 LOB: 0 BB: 0 P: 4	R: 0 E: 0 K: 0 S: 10	H: 0 LOB: 0 BB: 0 P: 14	1B: 6 2B: 0 3B: 0 HR: 0	SF: 0 SAC: 0 DP: 1 HBP: 1	WP: 0 PB: 0 SB: 0 CS: 1	PA: 35
PITCHER Ryan Drese, R ERA: 3.39 (1, 1)	IP: 9.0 WLS: L BF: 35 H: 6 R: 1 ER: 1 SO: 4 BB: 2 IBB: 0 HBP: 1 BLK: 0 WP: 0 HR: 0 S: 74 P: 114 ERA: 1.00 WHIP: 0.889																					

Houston Astros @ Texas Rangers
The Ballpark at Arlington, Arlington, TX
Sun Jun 27 2004, 2:05 PM EDT
Att: 43,328 - Cloudy - 78 F

AB 32
R 1
H 6
RBI 0
BB 2
SO 4
LOB 17



Batter	1	2	3	4	5	6	7	8	9	AB	R	H	RBI	BB	SO	LOB	BOTTOM					
10 Michael Young, R OBP: 0.367, SLG: 0.492 (1, 6)	3-2 F8		2-3 K			3-2 F9		3-1 F8		4	0	0	0	0	1	1						
9 Hank Blalock, L OBP: 0.373, SLG: 0.569 (1, 5)	1-2 G5-3			0-0 G6-3		2-3 K			1-3 K	4	0	0	0	0	2	1						
Alfonso Soriano, R OBP: 0.335, SLG: 0.446 (1, 4)	1-2 FC6-4 1B			0-1 G5-3		0-2 G5-3			1-2 F8	4	0	1	0	0	0	1						
Brad Fullmer, L OBP: 0.317, SLG: 0.466 (1, 10)	1-1 FC6-4			1-3 K			2-2 K 2B		1-2 L7	4	0	1	0	0	1	1						
23 Mark Teixeira, S OBP: 0.350, SLG: 0.473 (1, 3)		2-0 G6-3			1-3 K		1-2 HBP			2	0	0	0	0	1	0						
David Dellucci, L OBP: 0.331, SLG: 0.436 (1, 9)		1-3 K			0-3 K		1-3 K			3	0	0	0	0	3	2						
Eric Young Sr., R OBP: 0.412, SLG: 0.386 (1, 7)		2-0 F9			3-2 3B		0-0 G1-3			3	0	1	0	0	0	1						
Gary Matthews, S OBP: 0.344, SLG: 0.416 (1, 8)			3-2 K		0-2 G4-3			0-2 F8		3	0	0	0	0	1	1						
Rod Barajas, R OBP: 0.298, SLG: 0.611 (1, 2)			1-3 K			0-0 2B		1-1 F8		3	0	1	0	0	1	0						
Inning Stats	R: 0 E: 0 K: 0 S: 11	H: 1 LOB: 1 BB: 0 P: 17	R: 0 E: 0 K: 1 S: 5	H: 0 LOB: 0 BB: 0 P: 10	R: 0 E: 0 K: 3 S: 10	H: 0 LOB: 0 BB: 0 P: 16	R: 0 E: 0 K: 1 S: 6	H: 0 LOB: 0 BB: 0 P: 7	R: 0 E: 0 K: 2 S: 15	H: 1 LOB: 1 BB: 0 P: 19	R: 0 E: 0 K: 1 S: 10	H: 1 LOB: 1 BB: 0 P: 15	R: 0 E: 0 K: 1 S: 10	H: 1 LOB: 1 BB: 0 P: 14	R: 0 E: 0 K: 0 S: 7	H: 0 LOB: 0 BB: 0 P: 11	R: 0 E: 0 K: 1 S: 12	H: 0 LOB: 0 BB: 0 P: 15	1B: 1 2B: 2 3B: 1 HR: 0	SF: 0 SAC: 0 DP: 0 HBP: 1	WP: 0 PB: 0 SB: 0 CS: 0	PA: 31
PITCHER 44 Roy Oswalt, R ERA: 3.62 54 Brad Lidge, R ERA: 2.49 (1, 1) (9, 1)	IP: 8.0 WLS: W BF: 28 H: 4 R: 0 ER: 0 SO: 9 BB: 4 IBB: 0 HBP: 1 BLK: 0 WP: 0 HR: 0 S: 74 P: 109 ERA: 0.00 WHIP: 0.500																					

Houston Astros @ Texas Rangers
The Ballpark at Arlington, Arlington, TX
Sun Jun 27 2004, 2:05 PM EDT
Att: 43,328 - Cloudy - 78 F

AB 30
R 0
H 4
RBI 0
BB 0
SO 10
LOB 8



Batter	1	2	3	4	5	6	7	8	9	AB	R	H	RBI	BB	SO	LOB	TOP											
Craig Biggio, R OBP: 0.354, SLG: 0.456 (1, 7)	1-1 F9	0-1 F9		0-1 G5-3			0-1 G5-3		2-2 FC6 5 1B	5	0	0	0	0	0	3												
5 Jeff Bagwell, R OBP: 0.387, SLG: 0.458 (1, 3)	2-2 G4-3		1-2 F9	3-1 L6			0-0 F9		1-2 1B	5	0	1	0	0	0	1												
Carlos Beltrán, S OBP: 0.371, SLG: 0.539 (1, 8)	1-1 17 BB 1B		1-2 L1		1-2 F9		3-2 HR		0-2 G3-1	5	2	2	1	0	0	2												
17 Lance Berkman, S OBP: 0.466, SLG: 0.598 (1, 9)	4-2 1B SAFE 1-2 BB		3-2 L9		2-3 K		0-2 G4-3			3	0	0	0	1	1	0												
Jeff Kent, R OBP: 0.348, SLG: 0.507 Jose Vizcaino, S (4, PR) OBP: 0.318, SLG: 0.347 (4, 4)	3-2 1-3 2-H 1B			2-0 3B 2B	1-0 FC5-4 1B		1-3 K			2	0	2	1	0	0	0												
Morgan Ensberg, R OBP: 0.336, SLG: 0.355 (1, 5)	2-2 G4-3			0-0 28 E 3B	0-0 FC5-4		0-1 G6-3			4	1	1	1	0	0	3												
28 Adam Everett, R OBP: 0.313, SLG: 0.358 (1, 6)		1-1 F8		1-0 E7 2B		2-2 G3		0-0 F8		4	1	1	1	0	0	0												
Brad Ausmus, R OBP: 0.300, SLG: 0.309 (1, 2)		2-0 SH1-4 1B		0-0 B5-3		0-2 G6-3		0-2 L6		4	0	1	0	0	0	1												
Andy Pettitte, L OBP: 0.286, SLG: 0.309 (5, PH) Kirk Bullinger, R OBP: 0.316, SLG: 0.412 (5, 1) Mike Gallo, L (7, 1) David Weathers, R (7, 1) Dan Miceli, R OBP: 0.270, SLG: 0.304 Chad Harville, R (8, 1) Orlando Palmeiro, L OBP: 0.317, SLG: 0.326 (9, PH)		2-0 SH1-4		0-0 2B		3-2 G6-3		2-2 FC6 1B		1	0	1	0	0	0	0												
Inning Stats	R: 1 E: 0 K: 0 S: 18	H: 2 LOB: 2 BB: 1 P: 31	R: 0 E: 0 K: 0 S: 6	H: 1 LOB: 1 BB: 0 P: 11	R: 0 E: 0 K: 0 S: 11	H: 0 LOB: 0 BB: 0 P: 16	R: 3 E: 1 K: 0 S: 9	H: 4 LOB: 1 BB: 0 P: 15	R: 0 E: 0 K: 1 S: 8	H: 0 LOB: 0 BB: 0 P: 12	R: 0 E: 0 K: 0 S: 11	H: 0 LOB: 0 BB: 0 P: 16	R: 1 E: 0 K: 0 S: 9	H: 1 LOB: 0 BB: 0 P: 12	R: 0 E: 0 K: 1 S: 6	H: 0 LOB: 0 BB: 0 P: 7	R: 0 E: 0 K: 0 S: 18	H: 2 LOB: 2 BB: 0 P: 23	1B: 6 2B: 3 3B: 1 HR: 1	SF: 0 SAC: 1 DP: 0 HBP: 0	WP: 0 PB: 0 SB: 0 CS: 0	PA: 39						
PITCHER	IP	WLS	BF	H	R	ER	SO	BB	IBB	HBP	BLK	WP	HR	S	P	ERA	WHIP											
Glendon Rusch, L ERA: 4.33 Francis Beltran, R ERA: 4.45 Kyle Farnsworth, R ERA: 3.75 LaTroy Hawkins, R ERA: 2.08	(1, 1) (7, 1) (8, 1) (9, 1)	6.0	W	27	8	4	4	1	1	0	0	0	0	0	63	101	6.00	1.500										

Houston Astros @ Chicago Cubs
Wrigley Field, Chicago, IL
Tue Jun 29 2004, 7:05 PM CDT
Att: 40,008 - Sunny - 78 F

AB 37
R 5
H 11
RBI 4
BB 1
SO 2
LOB 10



Batter	1	2	3	4	5	6	7	8	9	AB	R	H	RBI	BB	SO	LOB	BOTTOM											
Mark Grudzielanek, R OBP: 0.357, SLG: 0.436 (1, 4)	0-2 G6-3		0-0 G1-3		2-1 2B		2-1 1B E 1B			4	1	2	1	0	0	0												
Michael Barrett, R OBP: 0.342, SLG: 0.470 (1, 2)	4-2 BB		2-0 G5-3		1-3 K2-3		3-2 1B E 1B			3	1	1	0	1	1	1												
Sammy Sosa, R OBP: 0.371, SLG: 0.556 (1, 9)	1-3 K		2-3 K		3-3 K		1-2 P5			4	0	0	0	0	3	4												
Moises Alou, R OBP: 0.324, SLG: 0.523 (1, 7)	3-0 G4-3			4-2 WP HR BB		0-0 F8	3-2 E7			3	1	0	0	1	0	1												
16 Aramis Ramirez, R OBP: 0.374, SLG: 0.557 (1, 5)		0-0 25 F9 2B 2B		0-2 F7		1-2 HR	4-0 IBB			3	2	2	1	1	0	1												
25 Derek Lee, R OBP: 0.379, SLG: 0.513 (1, 3)		0-0 F9		2-3 K		1-1 G4-3	1-3 K			4	0	0	0	0	2	4												
Corey Patterson, L OBP: 0.341, SLG: 0.468 (1, 8)		3-2 K 2B		2-1 HR		0-3 K		1-3 K		4	1	2	3	0	2	0												
Ramon Martinez, R OBP: 0.323, SLG: 0.366 (1, 6)		3-H 4-0 BB		1-1 G5-3			2-3 K	1-1 L4		3	0	0	0	1	1	0												
Glendon Rusch, L OBP: 0.100, SLG: 0.250 (7, 1) Tom Goodwin, L OBP: 0.226, SLG: 0.298 Kyle Farnsworth, R (8, 1) Jose Macias, S OBP: 0.270, SLG: 0.304 LaTroy Hawkins, R (9, 1)		0-3 K 2B		1-3 K			0-0 1B 2B	2-3 K2-3		2	0	0	0	0	2	2												
Inning Stats	R: 0 E: 0 K: 1 S: 9	H: 0 LOB: 1 BB: 1 P: 17	R: 1 E: 0 K: 1 S: 13	H: 2 LOB: 1 BB: 1 P: 20	R: 0 E: 0 K: 1 S: 5	H: 0 LOB: 0 BB: 0 P: 9	R: 2 E: 0 K: 1 S: 15	H: 1 LOB: 0 BB: 1 P: 24	R: 0 E: 0 K: 3 S: 15	H: 1 LOB: 1 BB: 0 P: 22	R: 1 E: 0 K: 1 S: 9	H: 1 LOB: 0 BB: 0 P: 11	R: 3 E: 1 K: 2 S: 20	H: 3 LOB: 2 BB: 1 P: 36	R: 0 E: 0 K: 2 S: 10	H: 0 LOB: 0 BB: 0 P: 14	1B: 2 2B: 4 3B: 0 HR: 2	SF: 0 SAC: 0 DP: 0 HBP: 0	WP: 1 PB: 0 SB: 0 CS: 0	PA: 36								
PITCHER	IP	WLS	BF	H	R	ER	SO	BB	IBB	HBP	BLK	WP	HR	S	P	ERA	WHIP											
Andy Pettitte, L ERA: 3.61 Kirk Bullinger, R ERA: 2.57 Mike Gallo, L ERA: 3.09 David Weathers, R ERA: 4.5 Dan Miceli, R ERA: 3.55	(1, 1) (6, 1) (6, 1) (7, 1) (7, 1)	5.0	B	21	4	3	3	7	3	0	0	0	0	1	57	92	5.40	1.400										
Chad Harville, R ERA: 4.91 (8, 1)	(8, 1)	1.0		3	0	0	2	0	0	0	0	0	0	10	14	0.00	0.000											

Houston Astros @ Chicago Cubs
Wrigley Field, Chicago, IL
Tue Jun 29 2004, 7:05 PM CDT
Att: 40,008 - Sunny - 78 F

AB 32
R 7
H 8
RBI 5
BB 4
SO 12
LOB 13



Batter	1	2	3	4	5	6	7	8	9	AB	R	H	RBI	BB	SO	LOB	TOP					
10 Michael Young, R (1, 6) OBP: 0.362, SLG: 0.493	G5-3		K				K			4	0	1	0	0	2	0	Texas Rangers @ Houston Astros Minute Maid Park, Houston, TX Fri Jul 02 2004, 7:05 PM CDT Att: 41,897 - Dome - 73 F					
9 Hank Blalock, L (1, 5) OBP: 0.377, SLG: 0.591	WP 23 HR		F9				F7			4	1	2	0	0	0	1						
Alfonso Soriano, R (1, 4) OBP: 0.331, SLG: 0.440	F7				F9		P6			4	0	0	0	0	1	3						
23 Mark Teixeira, S (1, 3) OBP: 0.352, SLG: 0.502	2H HR				1B		K			4	3	2	2	0	1	2						
David Dellucci, L (1, 7) OBP: 0.339, SLG: 0.456	K				1B		P3			4	1	2	2	0	1	0						
Gary Matthews, S (1, 9) OBP: 0.355, SLG: 0.430		G6-3			1B		K			4	0	1	0	0	2	0						
Rod Barajas, R (1, 2) OBP: 0.302, SLG: 0.589	F7				1B		F8			4	0	1	1	0	0	0						
Jason Conti, L (1, 8) OBP: 0.271, SLG: 0.273	G4-3				K		K			4	0	0	0	0	3	3						
Ryan Drese, R (1, 1) OBP: 0.500, SLG: 0.750					K		P5			2	0	0	0	0	2	3						
Brad Fullmer, L (7, PH) OBP: 0.316, SLG: 0.452					K					1	0	0	0	0	0	0						
Carlos Almanzar, R (7, 1) Herbert Perry, R (9, PH) OBP: 0.305, SLG: 0.404										0	0	0	0	0	0	0						
										1	0	0	0	0	1	0						
Inning Stats	R: 2 E: 0 K: 1 S: 8	H: 2 LOB: 0 BB: 0 P: 17	R: 0 E: 0 K: 0 S: 7	H: 0 LOB: 0 BB: 0 P: 9	R: 0 E: 0 K: 2 S: 8	H: 4 LOB: 3 BB: 0 P: 10	R: 1 E: 0 K: 2 S: 13	H: 4 LOB: 3 BB: 0 P: 17	R: 0 E: 0 K: 1 S: 13	H: 1 LOB: 1 BB: 0 P: 21	R: 0 E: 0 K: 1 S: 8	H: 0 LOB: 0 BB: 0 P: 12	R: 0 E: 0 K: 1 S: 10	H: 0 LOB: 0 BB: 0 P: 11	R: 2 E: 0 K: 2 S: 15	H: 2 LOB: 0 BB: 0 P: 20	R: 0 E: 0 K: 2 S: 9	H: 0 LOB: 0 BB: 0 P: 12	1B: 7 2B: 0 3B: 0 HR: 2	SF: 0 SAC: 0 DP: 0 HBP: 0	WP: 1 PB: 0 SB: 0 CS: 0	PA: 36
PITCHER	IP WLS BF H R ER SO BB IBB HBP BLK WP HR S P ERA WHIP																					
44 Roy Oswalt, R (1, 1) ERA: 3.76	8.0 W 33 9 5 5 11 0 0 0 0 0 1 2 82 117 5.62 1.125																					
54 Brad Lidge, R (9, 1) ERA: 2.53	1.0 S 3 0 0 0 2 0 0 0 0 0 0 0 9 12 0.00 0.000																					

Batter	1	2	3	4	5	6	7	8	9	AB	R	H	RBI	BB	SO	LOB	BOTTOM			
Craig Biggio, R (1, 7) OBP: 0.360, SLG: 0.481	G4-3 2B		F9				G5-3			4	2	2	0	0	0	0	Texas Rangers @ Houston Astros Minute Maid Park, Houston, TX Fri Jul 02 2004, 7:05 PM CDT Att: 41,897 - Dome - 73 F			
Jose Vizcaino, S (1, 4) OBP: 0.312, SLG: 0.348	G4-3		P5			F8 17 1B	G3			4	1	1	1	0	0	1				
Carlos Beltrán, S (1, 8) OBP: 0.374, SLG: 0.561	G4-3		F8			F8	K			4	0	0	1	0	1	1				
17 Lance Berkman, S (1, 9) OBP: 0.459, SLG: 0.577	3H 1B		G4-3			5 1B	L6			4	1	2	1	0	0	0				
5 Jeff Bagwell, R (1, 3) OBP: 0.386, SLG: 0.451	L7		G6-3			3H 1B	28 FC6-4 1B			4	2	2	0	0	0	1				
Morgan Ensberg, R (1, 5) OBP: 0.336, SLG: 0.368			F8			1-2 2H 1B	28 FC6-4 1B			4	1	2	3	0	0	0				
28 Adam Everett, R (1, 6) OBP: 0.307, SLG: 0.347			44 FC6 BB			G6-3	FC6-4 1B			3	0	0	0	1	0	2				
Raul Chavez, R (1, 2) OBP: 0.274, SLG: 0.293	F9					G5-3				4	0	1	1	0	1	1				
44 Roy Oswalt, R (1, 1) ERA: 3.62						P4				3	0	0	0	0	0	3				
54 Brad Lidge, R (9, 1) ERA: 3.96						G1-3				0	0	0	0	0	0	0				
Inning Stats	R: 1 E: 0 K: 0 S: 7	H: 2 LOB: 1 BB: 0 P: 9	R: 0 E: 0 K: 0 S: 5	H: 0 LOB: 1 BB: 1 P: 12	R: 0 E: 0 K: 0 S: 5	H: 0 LOB: 0 BB: 0 P: 7	R: 0 E: 0 K: 0 S: 6	H: 0 LOB: 0 BB: 0 P: 11	R: 0 E: 0 K: 0 S: 6	H: 0 LOB: 0 BB: 0 P: 10	R: 4 E: 0 K: 0 S: 18	H: 6 LOB: 2 BB: 0 P: 20	R: 0 E: 0 K: 1 S: 7	H: 0 LOB: 0 BB: 0 P: 12	R: 2 E: 0 K: 1 S: 8	H: 2 LOB: 2 BB: 0 P: 10	1B: 7 2B: 2 3B: 0 HR: 1	SF: 0 SAC: 0 DP: 0 HBP: 0	WP: 0 PB: 0 SB: 0 CS: 0	PA: 35
PITCHER	IP WLS BF H R ER SO BB IBB HBP BLK WP HR S P ERA WHIP																			
Ryan Drese, R (1, 1) ERA: 3.62	6.0 L 27 8 5 5 0 1 0 0 0 0 0 1 15 22 9.00 1.000																			
Carlos Almanzar, R (7, 1) ERA: 3.96	2.0 L 8 2 2 2 2 0 0 0 0 0 0 0 1 15 22 9.00 1.000																			

Batter	1	2	3	4	5	6	7	8	9	AB	R	H	RBI	BB	SO	LOB	TOP								
10 Michael Young, R OBP: 0.368, SLG: 0.504	G6-3		1B		9 1B HR	1B		BB		4	2	3	2	1	0	0	Texas Rangers @ Houston Astros Minute Maid Park, Houston, TX Sat Jul 03 2004, 6:05 PM CDT Att: 42,889 - Dome - 74 F								
9 Hank Blalock, L OBP: 0.374, SLG: 0.585	G1-3		K		HR	F7		P5		5	1	1	0	0	1	3									
Alfonso Soriano, R OBP: 0.332, SLG: 0.449	G5-3			F8	HR		1B	F9		5	1	2	3	0	0	0									
23 Mark Teixeira, S OBP: 0.356, SLG: 0.500		BB		K			F9			3	0	1	0	2	1	1									
Kevin Mench, R OBP: 0.307, SLG: 0.469	P4			P3	F9		F9			5	0	0	0	0	0	4									
David Dellucci, L OBP: 0.339, SLG: 0.451										2	1	0	0	1	0	2									
Doug Brocail, L										0	0	0	0	0	0	0									
Herbert Perry, R OBP: 0.302, SLG: 0.400										1	0	0	0	0	1	1									
Brian Shouse, L										0	0	0	0	0	0	0									
Eric Young Sr., R OBP: 0.409, SLG: 0.380										1	0	1	0	0	0	0									
Danny Ardoin, R										3	1	0	0	1	1	1									
Rod Barajas, R OBP: 0.300, SLG: 0.585	K				HR	BB	G5-3		K	1	0	0	0	1	1	2									
Gary Matthews, S OBP: 0.360, SLG: 0.464			G4-3		HR					4	2	2	3	0	1	0									
Ricardo Rodriguez, L										2	0	0	0	0	2	0									
Jason Conti, L										2	0	0	0	0	1	1									
50 Frank Francisco, R										0	0	0	0	0	0	0									
Inning Stats	R: 0 E: 0 K: 0 S: 3	H: 0 LOB: 0 BB: 0 P: 5	R: 0 E: 0 K: 1 S: 14	H: 0 LOB: 1 BB: 24 P: 24	R: 0 E: 0 K: 2 S: 12	H: 1 LOB: 1 BB: 0 P: 16	R: 0 E: 0 K: 1 S: 9	H: 0 LOB: 0 BB: 0 P: 11	R: 6 E: 0 K: 1 S: 24	H: 4 LOB: 1 BB: 3 P: 43	R: 2 E: 0 K: 1 S: 12	H: 2 LOB: 0 BB: 0 P: 17	R: 0 E: 1 K: 1 S: 10	H: 0 LOB: 2 BB: 1 P: 16	R: 0 E: 1 K: 1 S: 11	H: 0 LOB: 2 BB: 1 P: 20	R: 0 E: 0 K: 1 S: 11	H: 2 LOB: 2 BB: 0 P: 17	1B: 7 2B: 0 3B: 0 HR: 3	SF: 0 SAC: 0 DP: 0 HBP: 0	WP: 0 PB: 0 SB: 0 CS: 0	PA: 43			
PITCHER	IP	WLS	BF	H	R	ER	SO	BB	IBB	HBP	BLK	WP	HR	S	P	ERA	WHIP								
Jeremy Griffiths, R ERA: 10.38	(1, 1)	4.1	20	4	5	5	5	3	0	0	0	0	1	50	78	10.38	1.615								
Kirk Bullinger, R ERA: 3.12	(5, 1)	0.2	4	1	1	1	0	1	0	0	0	0	0	12	21	13.50	3.000								
Chad Harville, R ERA: 5.48	(6, 1)	1.0	B	5	2	2	2	1	0	0	0	0	1	12	17	18.00	2.000								
David Weathers, R ERA: 4.22	(7, 1)	1.2	W	8	1	0	0	2	1	0	0	0	0	19	34	0.00	1.200								
Dan Miceli, R ERA: 3.84	(8, 1)	1.1	S	6	2	0	0	1	0	0	0	0	0	13	19	0.00	1.500								

AB 38
R 8
H 10
RBI 8
BB 5
SO 9
LOB 15



Batter	1	2	3	4	5	6	7	8	9	AB	R	H	RBI	BB	SO	LOB	BOTTOM								
Craig Biggio, R OBP: 0.363, SLG: 0.481	17 BB 1B	F8			K			SH1-4 BB		4	0	2	0	1	1	1	Texas Rangers @ Houston Astros Minute Maid Park, Houston, TX Sat Jul 03 2004, 6:05 PM CDT Att: 42,889 - Dome - 74 F								
Jose Vizcaino, S OBP: 0.324, SLG: 0.356	17 BB 1B		G4-3				SH1-4			3	1	2	1	1	0	0									
Carlos Beltrán, S OBP: 0.368, SLG: 0.552	K		K		F8		L5			5	0	0	0	0	2	6									
17 Lance Berkman, S OBP: 0.461, SLG: 0.578	5 G5-4-3 BB		WP		HR	BB	K	G2-3		3	1	1	0	2	1	1									
5 Jeff Bagwell, R OBP: 0.387, SLG: 0.446	G5-4-3				E6	BB		K		3	2	0	0	2	1	5									
Morgan Ensberg, R OBP: 0.342, SLG: 0.382		28 BLK BB	G6-3		HR	BB		K		3	3	1	4	2	1	2									
28 Adam Everett, R OBP: 0.312, SLG: 0.349	G4-6-3 1B			G5-3	PB 1B	BB		P3		4	1	2	0	1	0	0									
Raul Chavez, R OBP: 0.273, SLG: 0.290	G4-6-3			G6-3	PB 1B	BB		FC6-4		4	1	1	1	0	0	3									
Jeremy Griffiths, R										1	0	0	0	1	1	0									
Kirk Bullinger, R										0	0	0	0	0	0	0									
Mike Lamb, L OBP: 0.343, SLG: 0.565										1	1	1	2	0	0	0									
Chad Harville, R										0	0	0	0	0	0	0									
16 Jason Lane, R										1	0	0	0	0	0	1									
David Weathers, R										0	0	0	0	0	0	0									
Dan Miceli, R OBP: 0.300, SLG: 0.500										0	0	0	0	0	0	0									
Inning Stats	R: 0 E: 0 K: 1 S: 16	H: 2 LOB: 2 BB: 1 P: 26	R: 1 E: 0 K: 0 S: 10	H: 1 LOB: 1 BB: 2 P: 22	R: 0 E: 0 K: 1 S: 12	H: 1 LOB: 2 BB: 1 P: 22	R: 0 E: 0 K: 1 S: 8	H: 0 LOB: 0 BB: 0 P: 12	R: 7 E: 1 K: 1 S: 25	H: 6 LOB: 2 BB: 2 P: 41	R: 2 E: 1 K: 1 S: 17	H: 0 LOB: 1 BB: 3 P: 34	R: 0 E: 0 K: 0 S: 3	H: 0 LOB: 1 BB: 1 P: 9	R: 0 E: 0 K: 2 S: 10	H: 0 LOB: 0 BB: 0 P: 14	1B: 8 2B: 1 3B: 0 HR: 1	SF: 0 SAC: 1 DP: 2 HBP: 0	WP: 1 PB: 1 SB: 0 CS: 0	PA: 43					
PITCHER	IP	WLS	BF	H	R	ER	SO	BB	IBB	HBP	BLK	WP	HR	S	P	ERA	WHIP								
Ricardo Rodriguez, R ERA: 2.16	(1, 1)	4.2	24	5	5	1	4	6	0	0	1	0	0	55	102	1.93	2.357								
Doug Brocail, R ERA: 8.1	(5, 1)	1.1	L	12	5	5	4	3	0	0	1	0	0	33	55	27.00	6.000								
Brian Shouse, L ERA: 1.93	(7, 1)	1.0		4	0	0	0	1	0	0	0	0	0	3	9	0.00	1.000								
50 Frank Francisco, R ERA: 3.86	(8, 1)	1.0		3	0	0	0	2	0	0	0	0	0	10	14	0.00	0.000								

AB 32
R 10
H 10
RBI 8
BB 10
SO 7
LOB 19



Batter	1	2	3	4	5	6	7	8	9	AB	R	H	RBI	BB	SO	LOB	TOP										
Eric Young Sr. R OBP: 0.412, SLG: 0.388 (1, 7)	F9		23 2B	10 1B		10 F8	E5		L5-3	5	3	2	0	1	0	1											
10 Michael Young, R David Dellucci, L Francisco Cordero, R OBP: 0.342, SLG: 0.451 (9, PH)	G6-4-3 BB		K	E HR		F8			1B 23 HR	4	1	2	1	1	1	3											
Alfonso Soriano, R OBP: 0.335, SLG: 0.457 (1, 4)	G6-4-3		F8	HR		9 HR	K		9 BB 23 HR	5	3	2	2	1	1	4											
Herbert Perry, R OBP: 0.311, SLG: 0.402 9 Hank Blalock, L OBP: 0.377, SLG: 0.594 (6, PH)		F9 1B WP	23 2B 1B	G4-3					K	2	2	1	0	1	0	0											
23 Mark Teixeira, S OBP: 0.363, SLG: 0.532 (1, 3)		K	1B 2B		G4-3	HR			HR	5	3	3	6	1	1	1											
Kevin Mench, R OBP: 0.317, SLG: 0.505 (1, 9)		WP 1B	1B		G6-3	HR			K	6	2	4	4	0	1	0											
Rod Barajas, R OBP: 0.291, SLG: 0.567 (1, 2)	F9		G6-3		G1-6-3	K			P3	5	0	0	0	0	1	4											
Gary Matthews, S OBP: 0.362, SLG: 0.455 (9, 9)				G6-3		10 F8 9 HR	G6-3	G6-3		4	1	1	0	1	0	0											
53 Joaquin Benoit, R 32 Ron Mahay, L Jason Conti, L OBP: 0.255, SLG: 0.255 (9, 8)			K	K		K	G3-1		E3	3	0	0	0	0	3	3											
Inning Stats	R: 0 E: 0 K: 0 S: 4	H: 0 LOB: 0 BB: 1 P: 11	R: 1 E: 0 K: 2 S: 15	H: 2 LOB: 2 BB: 1 P: 25	R: 2 E: 0 K: 1 S: 15	H: 3 LOB: 2 BB: 1 P: 24	R: 3 E: 1 K: 1 S: 16	H: 3 LOB: 0 BB: 0 P: 20	R: 0 E: 0 K: 0 S: 6	H: 0 LOB: 0 BB: 0 P: 10	R: 6 E: 0 K: 2 S: 21	H: 3 LOB: 0 BB: 3 P: 44	R: 0 E: 1 K: 1 S: 12	H: 1 LOB: 2 BB: 0 P: 17	R: 2 E: 0 K: 1 S: 12	H: 2 LOB: 0 BB: 0 P: 22	R: 4 E: 1 K: 1 S: 19	H: 2 LOB: 0 BB: 2 P: 37	1B: 8 2B: 3 3B: 0 HR: 6	SF: 0 SAC: 0 DP: 2 HBP: 0	WP: 1 PB: 0 SB: 1 CS: 0	PA: 51					
PITCHER	IP	WLS	BF	H	R	ER	SO	BB	IBB	HBP	BLK	WP	HR	S	P	ERA	WHIP										
Andy Pettitte, L ERA: 4.37	5.0	L	25	8	6	6	4	2	1	0	0	1	1	56	90	10.80	2.000										
Tim Lincecum, R ERA: 6.15	1.0		9	3	6	6	2	2	1	0	0	0	2	21	44	54.00	5.000										
Kirk Bullinger, R ERA: 2.79	1.0		5	1	0	0	1	0	0	0	0	0	0	12	17	0.00	1.000										
Mike Gallo, L ERA: 3.7	1.0		5	2	2	2	1	0	0	0	0	0	2	12	22	18.00	2.000										
Chad Harville, R ERA: 6.75	1.0		7	2	4	4	1	2	0	0	0	0	1	19	37	36.00	4.000										
Batter	1	2	3	4	5	6	7	8	9	AB	R	H	RBI	BB	SO	LOB	BOTTOM										
Craig Biggio, R OBP: 0.364, SLG: 0.483 (1, 7)	G4-3		K		G5-3		1B 2B		1B	5	1	2	0	0	1	1											
Jose Vizcaino, S OBP: 0.333, SLG: 0.364 (7, 6)	1B					17 F8 5 1B	BB		G3-1	5	1	3	1	0	1	1											
Carlos Beltrán, S OBP: 0.370, SLG: 0.548 (1, 8)	K			P5		5 1B	BB			2	0	0	0	2	1	1											
17 Lance Berkman, S OBP: 0.458, SLG: 0.573 (1, 9)	F7					F8			F9	4	0	1	0	0	0	5											
5 Jeff Bagwell, R 16 Jason Lane, R OBP: 0.306, SLG: 0.398 (7, 3)		K		F9		28 FC6-4	1B		G1-3	3	0	1	1	0	1	1											
Morgan Ensberg, R OBP: 0.340, SLG: 0.394 (1, 5)		P3				HR			F9	4	1	1	1	0	1	2											
28 Adam Everett, R Kirk Bullinger, R Mike Gallo, L Mike Lamb, L Chad Harville, R OBP: 0.378, SLG: 0.560 (8, PH)		P4							L8	3	0	0	0	0	0	2											
Brad Ausmus, R OBP: 0.290, SLG: 0.294 (1, 2)				F8		E5			F9	4	0	0	0	0	1	0											
Andy Pettitte, L Orlando Palmeiro, L Tim Lincecum, R 2 Chris Burke, R OBP: 0.287, SLG: 0.286 OBP: 0.310, SLG: 0.373 OBP: 0.167, SLG: 0.167 (7, 4)				F7		F9			P3	1	0	0	0	0	0	0											
Inning Stats	R: 0 E: 0 K: 1 S: 11	H: 1 LOB: 1 BB: 0 P: 15	R: 0 E: 0 K: 1 S: 7	H: 0 LOB: 0 BB: 0 P: 12	R: 0 E: 0 K: 1 S: 6	H: 0 LOB: 0 BB: 0 P: 9	R: 0 E: 0 K: 1 S: 10	H: 1 LOB: 1 BB: 0 P: 12	R: 1 E: 1 K: 0 S: 15	H: 1 LOB: 1 BB: 0 P: 23	R: 1 E: 0 K: 0 S: 15	H: 2 LOB: 2 BB: 1 P: 25	R: 1 E: 0 K: 0 S: 9	H: 2 LOB: 2 BB: 1 P: 18	R: 0 E: 0 K: 0 S: 7	H: 0 LOB: 0 BB: 0 P: 10	R: 0 E: 0 K: 1 S: 11	H: 1 LOB: 1 BB: 0 P: 15	1B: 6 2B: 1 3B: 0 HR: 1	SF: 0 SAC: 0 DP: 0 HBP: 0	WP: 0 PB: 0 SB: 0 CS: 0	PA: 38					
PITCHER	IP	WLS	BF	H	R	ER	SO	BB	IBB	HBP	BLK	WP	HR	S	P	ERA	WHIP										
53 Joaquin Benoit, R 32 Ron Mahay, L Francisco Cordero, R ERA: 1.6	6.0	W	25	5	2	2	5	1	0	0	0	0	0	16	28	4.50	1.500										
	1.0		4	1	0	0	1	0	0	0	0	0	0	11	15	0.00	1.000										

Texas Rangers @ Houston Astros
Minute Maid Park, Houston, TX
Sun Jul 04 2004, 1:05 PM CDT
Att: 41,147 - Dome - 74 F

AB 43
R 18
H 16
RBI 17
BB 8
SO 9
LOB 16



Texas Rangers @ Houston Astros
Minute Maid Park, Houston, TX
Sun Jul 04 2004, 1:05 PM CDT
Att: 41,147 - Dome - 74 F

AB 36
R 3
H 8
RBI 3
BB 2
SO 6
LOB 14



Batter	1	2	3	4	5	6	7	8	9	AB	R	H	RBI	BB	SO	LOB	TOP										
Craig Biggio, R (1, 7) OBP: 0.365, SLG: 0.492	1-1 HR		1-0 G1-3		1-0 1B		2-2 L6-4			4	1	2	1	0	0	2	Houston Astros @ San Diego Padres PETCO Park, San Diego, CA Mon Jul 05 2004, 10:05 PM EDT Att: 39,653 - Cloudy - 71 F										
Jose Vizcaino, S (1, 4) OBP: 0.359, SLG: 0.354	1-2 F7		0-0 G2-3		0-0 G5-3			2-2 G3-1		4	0	0	0	0	0	1											
Carlos Beltrán, S (1, 8) OBP: 0.368, SLG: 0.543	2-1 G4-3			4-0 17 2B BB		0-1 G6-3		1-2 G5-3		3	0	0	0	1	0	0											
17 Lance Berkman, S (1, 9) OBP: 0.456, SLG: 0.572	0-0 L6			1-0 28 FC5 2B		3-2 G6-3		0-3 K		4	0	1	0	0	1	0											
5 Jeff Bagwell, R (1, 3) OBP: 0.387, SLG: 0.442		0-3 K		4-1 IBB		4-2 BB		0-0 G6-3		2	0	0	0	2	1	0											
Morgan Ensberg, R (1, 5) OBP: 0.335, SLG: 0.386		0-0 G5-3		0-0 F8		1-1 F7		0-2 F8		4	0	0	0	0	0	4											
28 Adam Everett, R (1, 6) Mike Lamb, L (0, PH) OBP: 0.375, SLG: 0.555		3-1 L7		0-0 FC5			2-2 L6-4 2B		2-3 K	3	0	1	0	0	0	3											
Brad Ausmus, R (1, 2) OBP: 0.290, SLG: 0.295			0-1 E3 L4-3		2-2 F9		0-0 1B			3	0	1	0	0	0	0											
Roger Clemens, R (1, 1) Dan Miceli, R (0, 1) OBP: 0.500, SLG: 0.500			0-2 L4-3		0-1 G2-3		0-3 K			3	0	0	0	0	1	3											
Inning Stats	R: 1 E: 0 K: 0 S: 8	H: 1 LOB: 0 BB: 0 P: 12	R: 0 E: 0 K: 1 S: 6	H: 0 LOB: 0 BB: 0 P: 9	R: 0 E: 1 K: 0 S: 6	H: 0 LOB: 0 BB: 0 P: 7	R: 0 E: 0 K: 0 S: 5	H: 1 LOB: 3 BB: 2 P: 14	R: 0 E: 0 K: 0 S: 7	H: 1 LOB: 1 BB: 0 P: 10	R: 0 E: 0 K: 0 S: 9	H: 0 LOB: 1 BB: 1 P: 17	R: 0 E: 0 K: 1 S: 11	H: 2 LOB: 1 BB: 0 P: 15	R: 0 E: 0 K: 1 S: 9	H: 0 LOB: 0 BB: 0 P: 12		R: 0 E: 0 K: 1 S: 7	H: 0 LOB: 0 BB: 0 P: 9	1B: 2 2B: 4 3B: 0 HR: 1	SF: 0 SAC: 0 DP: 2 HBP: 0	WP: 0 PB: 0 SB: 0 CS: 0	PA: 34				
PITCHER	IP	WLS	BF	H	R	ER	SO	BB	IBB	HBP	BLK	WP	HR	S	P	ERA	WHIP										
Brian Lawrence, R (1, 1) ERA: 3.79	8.0	W	31	5	1	1	3	2	1	0	0	0	1	61	96	1.12	0.875										
Trevor Hoffman, R (0, 1) ERA: 1.82	1.0	S	3	0	0	0	1	0	0	0	0	0	0	7	9	0.00	0.000										

Batter	1	2	3	4	5	6	7	8	9	AB	R	H	RBI	BB	SO	LOB	BOTTOM										
Sean Burroughs, L (1, 5) OBP: 0.350, SLG: 0.353	1-3 K		0-0 G6-3		1-3 K			3-2 SH5-4 1B		4	1	1	0	0	2	2	Houston Astros @ San Diego Padres PETCO Park, San Diego, CA Mon Jul 05 2004, 10:05 PM EDT Att: 39,653 - Cloudy - 71 F										
Mark Loretta, R (1, 4) OBP: 0.396, SLG: 0.454	0-0 L3			1-1 G6-3		4-2 G4-3 24 1B F9-2 BB		0-0 SH5-4		2	0	0	0	1	0	0											
24 Brian Giles, L (1, 9) OBP: 0.376, SLG: 0.463	1-2 K			3-3 K		1-1 G4-3 1B		4-0 1B FC4-5 IBB		3	0	1	0	1	2	0											
Ryan Klesko, L (1, 3) OBP: 0.374, SLG: 0.360		1-2 G6-3		4-1 1B BB		0-0 G4-3		1-2 1B		3	1	1	1	1	0	2											
Terrence Long, L (1, 7) OBP: 0.317, SLG: 0.379		3-2 G6-3		1-2 1B		4-2 BB		3-2 FC4-2-5		3	0	1	0	1	0	2											
Jay Payton, R (1, 8) OBP: 0.322, SLG: 0.350		0-0 P3		1-1 1B		0-1 F9-2		1-1 F8		4	0	1	1	0	0	5											
Humberto Quintero, R (1, 2) OBP: 0.436, SLG: 0.697			4-2 SH3-4 BB		1-1 E5 SH3-4		1-1 G3			2	0	0	0	1	0	0											
3 Khalil Greene, R (1, 6) OBP: 0.351, SLG: 0.395			3-3 K		0-0 F7		1-2 F9			3	0	0	0	0	1	2											
Brian Lawrence, R (1, 1) ERA: 2.54 Trevor Hoffman, R (0, 1) ERA: 3.75			0-0 SH3-4		0-2 SH3-4		1-3 K			1	0	0	0	0	1	0											
Inning Stats	R: 0 E: 0 K: 2 S: 7	H: 0 LOB: 0 BB: 0 P: 9	R: 0 E: 0 K: 0 S: 9	H: 0 LOB: 0 BB: 0 P: 13	R: 0 E: 0 K: 1 S: 7	H: 0 LOB: 1 BB: 1 P: 14	R: 1 E: 0 K: 1 S: 12	H: 2 LOB: 2 BB: 1 P: 22	R: 0 E: 1 K: 1 S: 9	H: 0 LOB: 1 BB: 0 P: 11	R: 0 E: 0 K: 0 S: 11	H: 1 LOB: 2 BB: 2 P: 20	R: 0 E: 0 K: 1 S: 8	H: 0 LOB: 0 BB: 0 P: 11	R: 1 E: 0 K: 0 S: 15	H: 2 LOB: 2 BB: 1 P: 27		R: 0 E: 0 K: 0 S: 7	H: 0 LOB: 0 BB: 0 P: 9	1B: 5 2B: 1 3B: 0 HR: 0	SF: 0 SAC: 3 DP: 1 HBP: 0	WP: 0 PB: 0 SB: 0 CS: 0	PA: 33				
PITCHER	IP	WLS	BF	H	R	ER	SO	BB	IBB	HBP	BLK	WP	HR	S	P	ERA	WHIP										
Roger Clemens, R (1, 1) ERA: 2.54	7.0	L	27	3	1	1	6	4	0	0	0	0	0	63	100	1.29	1.000										
Dan Miceli, R (0, 1) ERA: 3.75	1.0	L	6	2	1	1	0	0	1	0	0	0	0	15	27	9.00	2.000										

AB	31
R	1
H	5
RBI	1
BB	3
SO	4
LOB	13



AB	25
R	2
H	5
RBI	2
BB	5
SO	6
LOB	13



Batter	1	2	3	4	5	6	7	8	9	AB	R	H	RBI	BB	SO	LOB	TOP											
Craig Biggio, R OBP: 0.361, SLG: 0.487 (1, 7)	F8			G5-3	F9			K		4	0	0	0	0	1	1	Houston Astros @ San Diego Padres PETCO Park, San Diego, CA Tue Jul 06, 2004, 10:05 PM EDT Att: 31,540 - Cloudy - 66 F											
28 Adam Everett, R OBP: 0.308, SLG: 0.348 (1, 6)	F9			1B	P3			L4		4	1	1	0	0	0	1												
Carlos Beltrán, S OBP: 0.367, SLG: 0.539 (1, 8)	F9			1B				G4-3		4	1	1	0	0	0	0												
17 Lance Berkman, S OBP: 0.453, SLG: 0.566 (1, 9)				F6				G3		3	0	0	0	1	0	2												
5 Jeff Bagwell, R OBP: 0.392, SLG: 0.444 (1, 3)	F8			E8				G6-4-3		3	0	2	1	1	0	1												
Morgan Ensberg, R OBP: 0.328, SLG: 0.379 (1, 5)	F9-3			L9				G6-4-3		4	0	0	0	0	1	4												
2 Chris Burke, R (1, 4)				F9						3	0	0	0	0	0	0												
Brad Ausmus, R OBP: 0.291, SLG: 0.308 (1, 2)				K				K		3	1	1	1	0	2	0												
Pete Munro, R Orlando Palmeiro, L Mike Gallo, L Kirk Bullinger, R Jose Vizcaino, S David Weathers, R (1, 1) (5, PH) (5, 1) (5, 1) (7, PH) (7, 1)				G5-3				L8		1	0	0	0	0	0	0												
Inning Stats	R: 0 E: 0 K: 0 S: 6	H: 0 LOB: 0 BB: 0 P: 10	R: 0 E: 0 K: 0 S: 9	H: 0 LOB: 0 BB: 1 P: 16	R: 0 E: 0 K: 1 S: 6	H: 0 LOB: 0 BB: 0 P: 11	R: 2 E: 1 K: 0 S: 14	H: 3 LOB: 1 BB: 0 P: 19	R: 1 E: 0 K: 1 S: 13	H: 1 LOB: 1 BB: 0 P: 24	R: 0 E: 0 K: 1 S: 7	H: 1 LOB: 1 BB: 0 P: 13	R: 0 E: 0 K: 1 S: 8	H: 0 LOB: 0 BB: 0 P: 10	R: 0 E: 0 K: 1 S: 6	H: 0 LOB: 0 BB: 1 P: 9	R: 0 E: 0 K: 0 S: 4	H: 0 LOB: 0 BB: 1 P: 8	1B: 4 2B: 1 3B: 0 HR: 1	SF: 0 SAC: 0 DP: 2 HBP: 0	WP: 0 PB: 0 SB: 0 CS: 0	PA: 33						
PITCHER	IP	WLS	BF	H	R	ER	SO	BB	IBB	HBP	BLK	WP	HR	S	P	ERA	WHIP											
Ismael Valdez, R ERA: 4.98 (1, 1)	5.0	W	20	4	3	2	1	2	0	0	0	0	0	1	48	80	3.60	1.200										
Blaine Neal, R ERA: 3.27 (6, 1)	1.0	H	4	1	0	0	1	0	0	0	0	0	0	7	13	0.00	1.000											
Scott Linebrink, R ERA: 2.31 (7, 1)	1.0	H	3	0	0	0	1	0	0	0	0	0	0	8	10	0.00	0.000											
Akinori Otsuka, R ERA: 2.23 (8, 1)	1.0	H	3	0	0	0	1	0	0	0	0	0	0	6	9	0.00	0.000											
Trevor Hoffman, R ERA: 1.79 (9, 1)	1.0	S	3	0	0	0	0	1	0	0	0	0	0	4	8	0.00	1.000											

AB	30
R	3
H	5
RBI	2
BB	3
SO	4
LOB	9



Batter	1	2	3	4	5	6	7	8	9	AB	R	H	RBI	BB	SO	LOB	BOTTOM											
Sean Burroughs, L OBP: 0.346, SLG: 0.348 (1, 5)	G4-3			G3	G3			G4-3		4	0	0	0	0	0	2	Houston Astros @ San Diego Padres PETCO Park, San Diego, CA Tue Jul 06, 2004, 10:05 PM EDT Att: 31,540 - Cloudy - 66 F											
Mark Loretta, R OBP: 0.368, SLG: 0.463 (1, 4)	2B			L4				G4-3		4	2	2	1	0	0	0												
24 Brian Giles, L OBP: 0.375, SLG: 0.470 (1, 9)	F7			HR				F9		4	1	1	1	0	0	1												
Ryan Klesko, L OBP: 0.377, SLG: 0.369 (1, 3)	2B			G4-3				K		4	1	2	0	0	1	0												
Terrence Long, L OBP: 0.316, SLG: 0.382 (1, 7)	2B			G3				K		4	0	1	2	0	1	1												
Jay Payton, R OBP: 0.321, SLG: 0.348 (1, 8)	F8			1B				L8		4	1	1	0	0	1	2												
Miguel Ojeda, R OBP: 0.258, SLG: 0.326 (1, 2)				G4-3				L5		3	0	1	0	0	0	0												
3 Khalil Greene, R OBP: 0.351, SLG: 0.394 (1, 6)				K				G4-3		3	0	1	1	0	1	0												
Ismael Valdez, R Blaine Neal, L Xavier Nady, R Scott Linebrink, R Akinori Otsuka, R Trevor Hoffman, R (1, 1) (5, 1) (5, PH) (7, 1) (8, 1) (9, 1)				G1-3				G4-3		2	0	0	0	0	0	2												
Inning Stats	R: 2 E: 0 K: 0 S: 18	H: 3 LOB: 1 BB: 0 P: 26	R: 0 E: 0 K: 1 S: 7	H: 0 LOB: 0 BB: 0 P: 10	R: 1 E: 0 K: 0 S: 5	H: 1 LOB: 0 BB: 0 P: 7	R: 1 E: 0 K: 0 S: 17	H: 3 LOB: 2 BB: 0 P: 23	R: 1 E: 0 K: 0 S: 11	H: 2 LOB: 1 BB: 0 P: 18	R: 0 E: 0 K: 0 S: 6	H: 0 LOB: 0 BB: 0 P: 8	R: 0 E: 0 K: 0 S: 7	H: 0 LOB: 0 BB: 0 P: 12	R: 0 E: 0 K: 3 S: 12	H: 0 LOB: 0 BB: 0 P: 19	1B: 5 2B: 2 3B: 0 HR: 2	SF: 0 SAC: 0 DP: 0 HBP: 0	WP: 0 PB: 0 SB: 0 CS: 0	PA: 33								
PITCHER	IP	WLS	BF	H	R	ER	SO	BB	IBB	HBP	BLK	WP	HR	S	P	ERA	WHIP											
Pete Munro, R ERA: 4.45 (1, 1)	4.0	L	19	7	4	4	1	0	0	0	0	0	0	1	47	9.00	1.750											
Mike Gallo, L ERA: 3.99 (5, 1)	0.2		4	2	1	1	0	0	0	0	0	0	0	1	8	14	13.50	3.000										
Kirk Bullinger, R ERA: 2.45 (5, 1)	1.1		4	0	0	0	0	0	0	0	0	0	0	9	12	0.00	0.000											
David Weathers, R ERA: 4.03 (7, 1)	2.0		6	0	0	0	3	0	0	0	0	0	0	19	31	0.00	0.000											



Batter	1	2	3	4	5	6	7	8	9	AB	R	H	RBI	BB	SO	LOB	TOP			
Craig Biggio, R OBP: 0.364, SLG: 0.485										5	3	2	0	0	1	2				
Jose Vizcaino, S OBP: 0.344, SLG: 0.403										4	1	4	2	1	0	0				
Carlos Beltrán, S OBP: 0.367, SLG: 0.542										4	0	2	2	0	0	1				
17 Lance Berkman, S OBP: 0.458, SLG: 0.570										3	1	2	0	2	0	1				
5 Jeff Bagwell, R OBP: 0.392, SLG: 0.441										4	0	1	0	1	3	5				
Mike Lamb, L OBP: 0.376, SLG: 0.540										3	0	0	0	2	2	7				
Chris Burke, R 54 Brad Lidge, R										0	0	0	0	0	0	0				
28 Adam Everett, R OBP: 0.303, SLG: 0.343										4	0	0	1	0	1	5				
Raul Chavez, R OBP: 0.268, SLG: 0.273										4	0	0	0	1	0	1				
44 Roy Oswalt, R OBP: 0.128, SLG: 0.135										4	0	1	0	0	0	3				
Morgan Ensberg, R OBP: 0.328, SLG: 0.378										1	0	0	0	0	0	0				
Inning Stats	R: 3 E: 0 K: 0 S: 19	H: 4 LOB: 3 BB: 2 P: 37	R: 0 E: 0 K: 1 S: 9	H: 1 LOB: 3 BB: 2 P: 21	R: 0 E: 0 K: 0 S: 5	H: 0 LOB: 0 BB: 0 P: 6	R: 1 E: 0 K: 1 S: 13	H: 2 LOB: 1 BB: 0 P: 17	R: 0 E: 0 K: 2 S: 10	H: 1 LOB: 2 BB: 2 P: 16	R: 0 E: 0 K: 0 S: 7	H: 2 LOB: 1 BB: 0 P: 9	R: 0 E: 0 K: 3 S: 10	H: 1 LOB: 1 BB: 0 P: 14	R: 0 E: 0 K: 0 S: 6	H: 0 LOB: 0 BB: 0 P: 9	1B: 7 2B: 4 3B: 0 HR: 1	SF: 2 SAC: 0 DP: 0 HBP: 1	WP: 0 PB: 0 SB: 1 CS: 0	PA: 46
PITCHER	IP WLS BF H R ER SO BB IBB HBP BLK WP HR S P ERA WHIP																			
44 Jake Peavy, R ERA: 2.43	(1, 1) 4.0 L 23 7 4 4 2 2 2 2 0 0 0 0 1 46 81 9.00 2.250																			
Jay Witasick, R ERA: 2.83	(5, 1) 2.2 15 3 1 1 2 2 1 1 0 0 0 0 25 45 3.38 1.875																			
Ricky Stone, R ERA: 5.24	(7, 1) 1.1 5 2 0 0 3 0 0 0 0 0 0 0 11 15 0.00 1.500																			
Rod Beck, R ERA: 6.08	(9, 1) 1.0 3 0 0 0 0 0 0 0 0 0 0 0 6 9 0.00 0.000																			

Houston Astros @ San Diego Padres
PETCO Park, San Diego, CA
Wed Jul 07 2004, 10:05 PM EDT
Att: 31,402 - Unknown - 67 F

AB	36
R	5
H	12
RBI	5
BB	7
SO	7
LOB	25



Batter	1	2	3	4	5	6	7	8	9	AB	R	H	RBI	BB	SO	LOB	BOTTOM			
Sean Burroughs, L OBP: 0.343, SLG: 0.345										3	0	0	0	0	2	1				
Ricky Stone, R										0	0	0	0	0	0	0				
Darren Bragg, L OBP: 0.500, SLG: 0.500										1	0	0	0	0	0	0				
Rod Beck, R										0	0	0	0	0	0	0				
Mark Loretta, R OBP: 0.385, SLG: 0.465										3	0	1	0	1	0	1				
24 Brian Giles, L OBP: 0.379, SLG: 0.473										2	0	1	0	2	0	1				
Ryan Klesko, L OBP: 0.370, SLG: 0.361										4	0	0	0	1	6					
Terrence Long, L OBP: 0.312, SLG: 0.377										2	0	0	0	0	1	1				
Jay Witasick, R										0	0	0	0	0	0	0				
Jeff Cirillo, R OBP: 0.266, SLG: 0.276										2	0	0	0	0	0	2				
Jay Payton, R OBP: 0.323, SLG: 0.354										4	1	2	0	0	2	0				
Humberto Quintero, R OBP: 0.419, SLG: 0.615										4	0	1	0	0	1	2				
3 Khalil Greene, R OBP: 0.349, SLG: 0.392										4	0	1	1	0	1	1				
44 Jake Peavy, R OBP: 0.167, SLG: 0.208										1	0	0	0	0	0	0				
Xavier Nady, R OBP: 0.077, SLG: 0.154										3	0	1	0	0	2	2				
Inning Stats	R: 0 E: 0 K: 1 S: 10	H: 1 LOB: 1 BB: 0 P: 15	R: 0 E: 0 K: 2 S: 10	H: 0 LOB: 0 BB: 0 P: 11	R: 0 E: 0 K: 0 S: 5	H: 0 LOB: 0 BB: 0 P: 7	R: 0 E: 0 K: 0 S: 5	H: 1 LOB: 1 BB: 0 P: 8	R: 0 E: 0 K: 1 S: 8	H: 1 LOB: 2 BB: 1 P: 10	R: 1 E: 0 K: 2 S: 11	H: 2 LOB: 1 BB: 0 P: 16	R: 0 E: 0 K: 1 S: 14	H: 0 LOB: 2 BB: 2 P: 24	R: 0 E: 0 K: 3 S: 12	H: 1 LOB: 1 BB: 0 P: 15	1B: 3 2B: 4 3B: 0 HR: 0	SF: 0 SAC: 0 DP: 1 HBP: 0	WP: 0 PB: 0 SB: 0 CS: 0	PA: 36
PITCHER	IP WLS BF H R ER SO BB IBB HBP BLK WP HR S P ERA WHIP																			
44 Roy Oswalt, R ERA: 3.61	(1, 1) 7.1 W 30 6 1 1 6 3 0 0 0 0 0 0 19 23 0.00 0.600																			
54 Brad Lidge, R ERA: 2.44	(8, 1) 1.2 S 6 1 0 0 4 0 0 0 0 0 0 0 0 19 23 0.00 0.600																			

Houston Astros @ San Diego Padres
PETCO Park, San Diego, CA
Wed Jul 07 2004, 10:05 PM EDT
Att: 31,402 - Unknown - 67 F

AB	33
R	1
H	7
RBI	1
BB	3
SO	10
LOB	17



Batter	1	2	3	4	5	6	7	8	9	AB	R	H	RBI	BB	SO	LOB	TOP										
Craig Biggio, R OBP: 0.368, SLG: 0.496 (1, 7)	1-1 G3 1B		0-1 HR		0-0 G1-3			4-1 BB BB		3	1	2	2	1	0	0	Houston Astros @ Los Angeles Dodgers Dodger Stadium, Los Angeles, CA Thu Jul 08 2004, 7:10 PM PDT Att: 33,324 - Sunny - 71 F										
5 Jeff Bagwell, R OBP: 0.390, SLG: 0.437 (1, 3)	0-0 G3		2-3 K		2-2 G6-3			4-2 BB BB		3	0	0	0	1	1												
Carlos Beltrán, S OBP: 0.366, SLG: 0.537 (1, 8)	3-1 G3		0-0 F8		1-0 G4-3			4-0 BB BB 17 G4-6-3		3	0	0	0	1	0	1											
17 Lance Berkman, S OBP: 0.453, SLG: 0.562 (1, 9)	1-2 P4		2-0 G4-3		1-3 K			0-2 BB BB 1-2 2-3 G4-6-3		4	0	0	0	0	1	4											
Jeff Kent, R OBP: 0.343, SLG: 0.500 (1, 4)		1-0 F8		2-1 P4		2-3 K			1-2 F8	4	0	0	0	0	1	0											
Jose Vizcaino, S OBP: 0.348, SLG: 0.405 (1, 5)	0-0 1B		1-1 1B				1-0 L9		1-1 G5-3	4	0	2	0	0	0	0											
28 Adam Everett, R OBP: 0.299, SLG: 0.338 (1, 6)	1-2 F9		1-0 F8		2-1 F8				1-1 P3	4	0	0	0	0	0	2											
Brad Ausmus, R OBP: 0.287, SLG: 0.304 (1, 2)	0-1 P4		2-2 L8		3-3 K					3	0	0	0	0	1	2											
Brandon Duckworth, R Mike Gallo, L Kirk Bullinger, R Chad Harville, R Orlando Palmeiro, L Tim Redding, R (1, 1) (4, 1) (4, 1) (6, 1) (8, PH) (8, 1)			2-1 HR 1B		1-3 K			3-2 P5		1	1	1	0	0	0	0											
Inning Stats	R: 0 E: 0 K: 0 S: 8	H: 1 LOB: 1 BB: 0 P: 13	R: 0 E: 0 K: 0 S: 7	H: 1 LOB: 1 BB: 0 P: 9	R: 2 E: 0 K: 1 S: 9	H: 2 LOB: 0 BB: 0 P: 15	R: 0 E: 0 K: 0 S: 9	H: 0 LOB: 0 BB: 0 P: 12	R: 0 E: 0 K: 2 S: 8	H: 0 LOB: 0 BB: 0 P: 14	R: 0 E: 0 K: 0 S: 11	H: 0 LOB: 2 BB: 3 P: 26	R: 0 E: 0 K: 0 S: 7	H: 0 LOB: 0 BB: 0 P: 10	1B: 4 2B: 0 3B: 0 HR: 1	SF: 0 SAC: 0 DP: 1 HBP: 0		WP: 0 PA: 34 PB: 0 SB: 0 CS: 0									
PITCHER	IP	WLS	BF	H	R	ER	SO	BB	IBB	HBP	BLK	WP	HR	S	P	ERA	WHIP										
Edwin Jackson, R ERA: 3.86 (1, 1)	5.0	W	20	5	2	2	2	0	0	0	0	0	1	42	64	3.60	1.000										
Giovanni Carrara, R ERA: 3.66 (6, 1)	2.0	H	6	0	0	0	3	0	0	0	0	0	0	8	26	0.00	0.000										
37 Darren Dreifort, R ERA: 3.86 (8, 1)	0.1		4	0	0	0	0	3	0	0	0	0	0	8	23	0.00	9.000										
Tom Martin, L ERA: 3.75 (8, 1)	1.2	S	4	0	0	0	0	0	0	0	0	0	0	10	13	0.00	0.000										

Batter	1	2	3	4	5	6	7	8	9	AB	R	H	RBI	BB	SO	LOB	BOTTOM											
Dave Roberts, L OBP: 0.344, SLG: 0.374 (1, 7)	1-0 B1-3		2-3 K		4-1 BB	2-1 G1-6-3 1B		1-1 P6		4	1	1	0	1	1	2	Houston Astros @ Los Angeles Dodgers Dodger Stadium, Los Angeles, CA Thu Jul 08 2004, 7:10 PM PDT Att: 33,324 - Sunny - 71 F											
Cesar Izturis, S OBP: 0.335, SLG: 0.358 (1, 6)	4-2 BB		1-0 1B		2-1 G3-1	4-2 BB		2-1 G3 HBP 1B		3	0	2	1	2	0	3												
Paul Lo Duca, R OBP: 0.347, SLG: 0.433 (1, 2)	0-1 G4-6-3		3-2 G6-3		2-2 HR	1-1 G1-6-3 BB		1-2 HBP		4	1	1	1	0	0	4												
Adrian Beltré, R OBP: 0.355, SLG: 0.580 Robin Ventura, L OBP: 0.322, SLG: 0.288 (1, 5) (3, 5)		1-2 P4		3-1 1B 1B	4-1 HBP 1B BB	2-2 FC6 1B		1-1 G3		1	0	0	0	0	0	0												
Milton Bradley, S OBP: 0.376, SLG: 0.442 (1, 8)		2-2 F8		1-0 1B 1B	3-2 L8	0-1 FC6		1-2 HBP		4	1	1	0	1	0	2												
Shawn Green, L OBP: 0.339, SLG: 0.408 Jose Lima, R OBP: 0.222, SLG: 0.176 Giovanni Carrara, R José Hernández, R OBP: 0.388, SLG: 0.480 (1, 3) (5, PH) (6, 1) (7, PH) (8, 3)		3-1 1B		2-3 K	3-2 1B HBP	2-2 E4 SH1-4 E G6-3		1-3 K		2	0	1	0	0	1	2												
Jayson Werth, R OBP: 0.385, SLG: 0.596 (1, 9)		2-2 F8		0-0 BB 1B 1B	2-2 P4	1-2 E5 G6-3 SH1-4		1-3 K		5	0	1	1	0	1	7												
Alex Cora, L OBP: 0.392, SLG: 0.441 (1, 4)			1-2 SH3-4 1B		1-0 F8	2-1 SH1-4				3	1	2	1	0	0	2												
Edwin Jackson, R OBP: 0.500, SLG: 0.500 Olmedo Saenz, R OBP: 0.324, SLG: 0.466 (1, 1) (5, PH) (6, 3)			0-0 SH3-4		2-2 BB 1B	0-1 F8		0-0 G6-3		1	0	1	1	0	0	0												
37 Darren Dreifort, R Tom Martin, L (8, 1) (8, 1)			1-2 1B		1-2 1B	2-3 3H				0	0	0	0	0	0	0												
Inning Stats	R: 0 E: 0 K: 0 S: 7	H: 0 LOB: 1 BB: 0 P: 12	R: 0 E: 0 K: 0 S: 14	H: 1 LOB: 1 BB: 0 P: 22	R: 1 E: 0 K: 1 S: 14	H: 2 LOB: 0 BB: 0 P: 21	R: 2 E: 0 K: 1 S: 15	H: 4 LOB: 3 BB: 1 P: 30	R: 2 E: 0 K: 0 S: 11	H: 2 LOB: 1 BB: 1 P: 20	R: 1 E: 2 K: 0 S: 12	H: 0 LOB: 1 BB: 0 P: 18	R: 0 E: 0 K: 2 S: 16	H: 1 LOB: 3 BB: 1 P: 26	1B: 11 2B: 0 3B: 0 HR: 1	SF: 0 SAC: 2 DP: 2 HBP: 2	WP: 0 PA: 43 PB: 0 SB: 1 CS: 0											
PITCHER	IP	WLS	BF	H	R	ER	SO	BB	IBB	HBP	BLK	WP	HR	S	P	ERA	WHIP											
Brandon Duckworth, R ERA: 7.53 (1, 1)	3.2	L	18	7	3	3	2	1	0	0	0	0	0	1	5	-	-											
Mike Gallo, L ERA: 3.96 (4, 1)	0.0		1	0	0	0	0	1	0	0	0	0	0	1	26	42	13.50	2.250										
Kirk Bullinger, R ERA: 3.65 (4, 1)	1.1		8	2	2	2	0	1	0	1	0	0	1	26	42	4.50	1.500											
Chad Harville, R ERA: 6.58 (6, 1)	2.0		10	2	2	1	0	1	0	0	0	0	0	23	38	4.50	1.500											
Tim Redding, R ERA: 6.07 (8, 1)	1.0		6	1	0	0	2	0	1	1	0	0	0	16	26	0.00	1.000											

AB	31
R	2
H	5
RBI	2
BB	3
SO	5
LOB	10

AB	34
R	7
H	12
RBI	6
BB	5
SO	4
LOB	30



Batter	1	2	3	4	5	6	7	8	9	AB	R	H	RBI	BB	SO	LOB	TOP										
Craig Biggio, R OBP: 0.365, SLG: 0.491 (1, 7)										3	0	0	0	0	1	2	Houston Astros @ Los Angeles Dodgers Dodger Stadium, Los Angeles, CA Fri Jul 09 2004, 7:10 PM PDT Att: 52,783 - Sunny - 69 F										
Jose Vizcaino, S OBP: 0.345, SLG: 0.401 (1, 3) (8, 4)										4	0	1	1	0	0	0											
Jeff Kent, R OBP: 0.343, SLG: 0.500 (9, 4)										0	0	0	0	0	0	0											
Carlos Beltrán, S OBP: 0.368, SLG: 0.544 54 Brad Lidge, R (8, 1)										3	1	1	1	1	1	1											
17 Lance Berkman, S OBP: 0.448, SLG: 0.554 (1, 9)										4	0	0	0	0	2	2											
Morgan Ensberg, R OBP: 0.327, SLG: 0.376 (1, 5)										4	0	1	0	0	1	1											
Mike Lamb, L OBP: 0.397, SLG: 0.526 5 Jeff Bagwell, R OBP: 0.389, SLG: 0.436 (8, 3)										3	0	0	0	0	1	1											
28 Adam Everett, R OBP: 0.295, SLG: 0.333 (1, 6)										1	0	0	0	0	0	0											
Brad Ausmus, R OBP: 0.292, SLG: 0.317 (1, 2)										3	1	2	0	0	0	0											
Andy Pettitte, L OBP: 0.294, SLG: 0.313 Orlando Palmeiro, L OBP: 0.322, SLG: 0.390 16 Jason Lane, R OBP: 0.306, SLG: 0.398 (8, 8)										2	0	1	1	0	0	1											
Inning Stats	R: 0 E: 0 K: 0 S: 10	H: 0 LOB: 0 BB: 0 P: 13	R: 0 E: 0 K: 0 S: 5	H: 0 LOB: 0 BB: 0 P: 7	R: 0 E: 0 K: 1 S: 10	H: 1 LOB: 1 BB: 0 P: 12	R: 1 E: 0 K: 1 S: 10	H: 2 LOB: 1 BB: 0 P: 12	R: 1 E: 0 K: 0 S: 9	H: 2 LOB: 0 BB: 0 P: 11	R: 0 E: 0 K: 2 S: 9	H: 0 LOB: 1 BB: 1 P: 14	R: 0 E: 0 K: 1 S: 9	H: 0 LOB: 0 BB: 0 P: 13	R: 1 E: 0 K: 2 S: 12	H: 2 LOB: 1 BB: 0 P: 17	R: 0 E: 0 K: 0 S: 10	H: 0 LOB: 0 BB: 0 P: 15	1B: 3 2B: 3 3B: 0 HR: 1	SF: 0 SAC: 1 DP: 1 HBP: 0	WP: 0 PB: 0 SB: 0 CS: 0	PA: 34					
PITCHER	IP	WLS	BF	H	R	ER	SO	BB	IBB	HBP	BLK	WP	HR	S	P	ERA	WHIP										
Jeff Weaver, R ERA: 4.22 (1, 1)	7.1	L	29	7	3	3	5	1	0	0	0	0	1	67	91	3.68	1.091										
Guillermo Mota, R ERA: 1.71 (8, 1)	1.2		5	0	0	0	2	0	0	0	0	0	0	17	23	0.00	0.000										

Batter	1	2	3	4	5	6	7	8	9	AB	R	H	RBI	BB	SO	LOB	BOTTOM										
Cesar Izturis, S OBP: 0.337, SLG: 0.359 (1, 6)										4	0	2	0	0	0	0	Houston Astros @ Los Angeles Dodgers Dodger Stadium, Los Angeles, CA Fri Jul 09 2004, 7:10 PM PDT Att: 52,783 - Sunny - 69 F										
José Hernández, R OBP: 0.393, SLG: 0.471 (1, 5)										4	0	1	0	0	2	2											
Paul Lo Duca, R OBP: 0.346, SLG: 0.429 (1, 7)										3	0	0	0	1	1	1											
Olmedo Saenz, R OBP: 0.324, SLG: 0.459 Guillermo Mota, R (8, 1)										3	1	1	0	0	0	0											
Jason Grabowski, L OBP: 0.320, SLG: 0.435 (9, PH)										0	0	0	0	0	0	0											
Shawn Green, L OBP: 0.335, SLG: 0.403 (1, 9)										4	0	0	0	0	0	4											
Jayson Werth, R OBP: 0.382, SLG: 0.633 (9, 7)										3	1	1	2	0	1	0											
David Ross, R OBP: 0.234, SLG: 0.271 Milton Bradley, S OBP: 0.378, SLG: 0.442 (9, 8)										2	0	0	0	0	1	0											
Alex Cora, L OBP: 0.387, SLG: 0.434 (1, 4)										3	0	0	0	0	1	1											
Jeff Weaver, R OBP: 0.200, SLG: 0.257 Robin Ventura, L OBP: 0.319, SLG: 0.284 (8, 3)										2	0	0	0	0	0	0											
Inning Stats	R: 0 E: 0 K: 1 S: 11	H: 1 LOB: 0 BB: 0 P: 13	R: 0 E: 0 K: 0 S: 8	H: 0 LOB: 0 BB: 0 P: 11	R: 0 E: 0 K: 0 S: 6	H: 0 LOB: 0 BB: 0 P: 9	R: 0 E: 0 K: 1 S: 9	H: 0 LOB: 0 BB: 0 P: 14	R: 2 E: 0 K: 1 S: 15	H: 2 LOB: 0 BB: 0 P: 21	R: 0 E: 0 K: 0 S: 11	H: 1 LOB: 1 BB: 0 P: 16	R: 0 E: 0 K: 1 S: 12	H: 0 LOB: 0 BB: 0 P: 19	R: 0 E: 0 K: 1 S: 8	H: 0 LOB: 0 BB: 1 P: 15	R: 0 E: 0 K: 1 S: 13	H: 1 LOB: 2 BB: 2 P: 26	1B: 4 2B: 0 3B: 0 HR: 1	SF: 0 SAC: 0 DP: 1 HBP: 0	WP: 0 PB: 0 SB: 0 CS: 2	PA: 33					
PITCHER	IP	WLS	BF	H	R	ER	SO	BB	IBB	HBP	BLK	WP	HR	S	P	ERA	WHIP										
Andy Pettitte, L ERA: 4.14 (1, 1)	7.0	W	24	4	2	2	4	0	0	0	0	0	0	21	41	0.00	2.000										
54 Brad Lidge, R ERA: 2.34 (8, 1)	2.0	S	8	1	0	0	2	3	0	0	0	0	0	21	41	0.00	2.000										



Batter	1	2	3	4	5	6	7	8	9	AB	R	H	RBI	BB	SO	LOB	TOP								
Craig Biggio, R OBP: 0.361, SLG: 0.486 (1, 7)	F7		G4-3			G1-3		G5-3		4	0	0	0	0	0	0	Houston Astros @ Los Angeles Dodgers Dodger Stadium, Los Angeles, CA Sat Jul 10 2004, 1:10 PM PDT Att: 46,321 - Sunny - 77 F								
Morgan Ensberg, R OBP: 0.322, SLG: 0.369 (1, 5) (7, 6)	P6			P3		F7		G4-3		4	0	0	0	0	0										
5 Jeff Bagwell, R OBP: 0.388, SLG: 0.431 (1, 3)	K			F9						3	1	0	0	1	2	0									
17 Lance Berkman, S OBP: 0.449, SLG: 0.557 (1, 9)		K								4	0	2	0	0	2	0									
Jeff Kent, R OBP: 0.345, SLG: 0.498 (1, 4)										3	0	1	0	0	1	1									
16 Jason Lane, R OBP: 0.300, SLG: 0.389 Carlos Beltrán, S OBP: 0.367, SLG: 0.542 (7, 8) (7, 8)										2	0	0	0	0	0	1									
28 Adam Everett, R OBP: 0.293, SLG: 0.331 Mike Lamb, L OBP: 0.364, SLG: 0.526 (7, 5) (7, 5)										2	0	0	0	0	0	1									
Brad Ausmus, R OBP: 0.292, SLG: 0.314 (1, 2)										2	0	0	0	1	0	2									
Roger Clemens, R OBP: 0.158, SLG: 0.135 Orlando Palmeiro, L OBP: 0.319, SLG: 0.395 David Weathers, R (8, 1) (8, 1)										2	0	0	0	0	1	1									
Inning Stats	R: 0 E: 0 K: 1 S: 8	H: 0 LOB: 0 BB: 0 P: 9	R: 0 E: 0 K: 1 S: 7	H: 1 LOB: 1 BB: 0 P: 9	R: 0 E: 0 K: 0 S: 4	H: 0 LOB: 0 BB: 1 P: 10	R: 0 E: 0 K: 0 S: 12	H: 1 LOB: 1 BB: 0 P: 20	R: 0 E: 0 K: 0 S: 9	H: 0 LOB: 0 BB: 0 P: 11	R: 0 E: 0 K: 1 S: 8	H: 0 LOB: 0 BB: 0 P: 9	R: 1 E: 0 K: 0 S: 19	H: 1 LOB: 2 BB: 1 P: 34	R: 0 E: 0 K: 0 S: 12	H: 0 LOB: 0 BB: 0 P: 16		R: 0 E: 0 K: 3 S: 11	H: 0 LOB: 0 BB: 0 P: 16	1B: 2 2B: 1 3B: 0 HR: 0	SF: 1 SAC: 0 DP: 1 HBP: 1	WP: 0 PB: 0 SB: 0 CS: 0	PA: 32		
PITCHER	IP	WLS	BF	H	R	ER	SO	BB	IBB	HBP	BLK	WP	HR	S	P	ERA	WHIP								
Wilson Alvarez, L ERA: 3.56 Guillermo Mota, R ERA: 1.59 Eric Gagne, R ERA: 1.85	6.0	W	22	3	1	1	3	2	0	0	0	0	0	55	82	1.50	0.833								
	1.0	H	4	0	0	0	0	0	0	1	0	0	0	12	20	0.00	0.000								
	2.0	S	6	0	0	0	3	0	0	0	0	0	0	23	32	0.00	0.000								

Batter	1	2	3	4	5	6	7	8	9	AB	R	H	RBI	BB	SO	LOB	BOTTOM								
Dave Roberts, L OBP: 0.346, SLG: 0.373 (1, 7)	L7		F9							3	1	1	0	1	0	1	Houston Astros @ Los Angeles Dodgers Dodger Stadium, Los Angeles, CA Sat Jul 10 2004, 1:10 PM PDT Att: 46,321 - Sunny - 77 F								
Cesar Izturis, S OBP: 0.336, SLG: 0.361 (1, 6)	G4-3		FC4-6							4	1	1	0	0	0	2									
Paul Lo Duca, R OBP: 0.351, SLG: 0.445 (1, 2)	K									3	1	2	3	1	1	0									
Milton Bradley, S OBP: 0.377, SLG: 0.437 (1, 8)										3	0	0	0	1	2	3									
Shawn Green, L OBP: 0.331, SLG: 0.397 (1, 3)										4	0	0	0	0	1	4									
Jayson Werth, R OBP: 0.396, SLG: 0.603 (1, 9)										3	0	0	0	0	2	2									
Robin Ventura, L OBP: 0.309, SLG: 0.274 (1, 5)										3	0	0	0	0	1	1									
Alex Cora, L OBP: 0.382, SLG: 0.428 (1, 4)										3	0	0	0	0	0	0									
Wilson Alvarez, L OBP: 0.250, SLG: 0.200 Guillermo Mota, R (7, 1) Jason Grabowski, L OBP: 0.318, SLG: 0.431 Eric Gagne, R (8, 1)										2	0	1	0	0	1	0									
Inning Stats	R: 0 E: 0 K: 1 S: 7	H: 0 LOB: 0 BB: 0 P: 9	R: 0 E: 0 K: 0 S: 9	H: 0 LOB: 1 BB: 1 P: 19	R: 0 E: 0 K: 0 S: 7	H: 1 LOB: 1 BB: 0 P: 10	R: 0 E: 0 K: 3 S: 12	H: 1 LOB: 1 BB: 0 P: 22	R: 0 E: 0 K: 2 S: 8	H: 0 LOB: 0 BB: 0 P: 12	R: 3 E: 0 K: 1 S: 17	H: 2 LOB: 0 BB: 1 P: 25	R: 0 E: 0 K: 1 S: 8	H: 0 LOB: 0 BB: 0 P: 12	R: 0 E: 0 K: 1 S: 14	H: 1 LOB: 2 BB: 1 P: 23		1B: 2 2B: 2 3B: 0 HR: 1	SF: 0 SAC: 0 DP: 0 HBP: 0	WP: 0 PB: 0 SB: 3 CS: 0	PA: 32				
PITCHER	IP	WLS	BF	H	R	ER	SO	BB	IBB	HBP	BLK	WP	HR	S	P	ERA	WHIP								
Roger Clemens, R ERA: 2.62 David Weathers, R ERA: 3.94	7.0	L	27	4	3	3	8	2	0	0	0	0	0	68	109	3.86	0.857								
	1.0		5	1	0	0	1	1	0	0	0	0	0	14	23	0.00	2.000								

AB	28
R	1
H	3
RBI	1
BB	2
SO	6
LOB	9



Batter	1	2	3	4	5	6	7	8	9	AB	R	H	RBI	BB	SO	LOB	TOP			
Craig Biggio, R OBP: 0.360, SLG: 0.483 (1, 7)										4	1	1	0	0	1	1	Houston Astros @ Los Angeles Dodgers Dodger Stadium, Los Angeles, CA Sun Jul 11 2004, 1:10 PM PDT Att: 40,484 - Sunny - 81 F			
5 Jeff Bagwell, R OBP: 0.396, SLG: 0.432 (1, 3)										4	0	1	0	0	1	1				
Carlos Beltrán, S OBP: 0.365, SLG: 0.548 (1, 8)										4	1	1	2	0	1	1				
17 Lance Berkman, S OBP: 0.452, SLG: 0.556 (1, 9)										2	1	1	0	1	0	1				
Jeff Kent, R OBP: 0.341, SLG: 0.491 (1, 4)										4	0	0	0	0	1	4				
Morgan Ensberg, R OBP: 0.317, SLG: 0.363 (1, 5)										4	0	0	0	0	0	2				
28 Adam Everett, R OBP: 0.296, SLG: 0.343 (1, 6)										4	1	2	2	0	1	0				
Raul Chavez, R OBP: 0.267, SLG: 0.271 (1, 2)										4	0	1	0	0	1	1				
44 Roy Oswalt, R OBP: 0.125, SLG: 0.132 (7, PH)										1	0	0	0	0	0	0				
Mike Lamb, L OBP: 0.362, SLG: 0.521 (7, PH)										1	0	0	0	0	1	1				
Dan Miceli, R OBP: 0.500, SLG: 0.500 (7, 1)										0	0	0	0	0	0	0				
David Weathers, R (8, 1)										0	0	0	0	0	0	0				
Inning Stats	R: 0 E: 0 K: 2 S: 12	H: 0 LOB: 0 BB: 0 P: 18	R: 0 E: 0 K: 0 S: 6	H: 1 LOB: 0 BB: 0 P: 10	R: 0 E: 0 K: 0 S: 8	H: 1 LOB: 1 BB: 0 P: 9	R: 0 E: 0 K: 1 S: 8	H: 0 LOB: 0 BB: 0 P: 8	R: 2 E: 0 K: 0 S: 16	H: 2 LOB: 1 BB: 1 P: 28	R: 0 E: 0 K: 2 S: 9	H: 1 LOB: 1 BB: 0 P: 15	R: 0 E: 0 K: 1 S: 9	H: 0 LOB: 0 BB: 0 P: 14	R: 2 E: 0 K: 0 S: 9	H: 1 LOB: 0 BB: 0 P: 18	1B: 4 2B: 1 3B: 0 HR: 2	SF: 0 SAC: 1 DP: 1 HBP: 1	WP: 2 PB: 0 SB: 0 CS: 0	PA: 35
PITCHER	IP WLS BF H R ER SO BB IBB HBP BLK WP HR S P ERA WHIP																			
Jose Lima, R ERA: 4.32 (1, 1)	6.0 W 23 5 2 2 4 1 0 0 0 1 1 56 85 3.00 1.000																			
37 Darren Dreifort, R ERA: 3.75 (7, 1)	1.0 H 4 1 0 0 2 0 0 0 0 0 0 9 15 0.00 1.000																			
Guillermo Mota, R ERA: 1.65 (8, 1)	1.0 H 3 0 0 0 1 0 0 0 0 0 0 9 14 0.00 0.000																			
Tom Martin, L ERA: 4.32 (9, 1)	1.0 5 1 2 2 0 0 0 1 0 1 1 9 18 18.00 1.000																			

Batter	1	2	3	4	5	6	7	8	9	AB	R	H	RBI	BB	SO	LOB	BOTTOM			
Dave Roberts, L OBP: 0.343, SLG: 0.369 (1, 8)										5	1	1	0	0	1	0	Houston Astros @ Los Angeles Dodgers Dodger Stadium, Los Angeles, CA Sun Jul 11 2004, 1:10 PM PDT Att: 40,484 - Sunny - 81 F			
Cesar Izturis, S OBP: 0.337, SLG: 0.362 (1, 6)										5	2	2	0	0	2	0				
Paul Lo Duca, R OBP: 0.355, SLG: 0.461 (1, 2)										5	2	3	4	0	0	1				
Shawn Green, L OBP: 0.335, SLG: 0.399 (1, 3)										4	0	2	1	1	0	0				
Jayson Werth, R OBP: 0.400, SLG: 0.621 (1, 9)										3	1	3	1	1	0	0				
Robin Ventura, L OBP: 0.306, SLG: 0.264 (1, 5)										3	0	0	0	1	1	6				
José Hernández, R OBP: 0.389, SLG: 0.483 (1, 7)										4	0	1	1	0	1	1				
Alex Cora, L OBP: 0.388, SLG: 0.429 (1, 4)										2	1	1	0	2	1	0				
Jose Lima, R OBP: 0.206, SLG: 0.156 (5, PH)										2	0	0	0	0	2	2				
Jason Crivonowski, L OBP: 0.275, SLG: 0.427 (7, 1)										1	0	0	0	0	0	0				
37 Darren Dreifort, R ERA: 3.51 (7, 1)										0	0	0	0	0	0	0				
Guillermo Mota, R ERA: 1.65 (8, PH)										1	0	0	0	0	1	1				
Olmedo Saenz, R ERA: 1.65 (8, PH)										0	0	0	0	0	0	0				
Tom Martin, L ERA: 4.5 (9, 1)										0	0	0	0	0	0	0				
Inning Stats	R: 1 E: 0 K: 1 S: 14	H: 2 LOB: 1 BB: 0 P: 21	R: 0 E: 0 K: 2 S: 10	H: 1 LOB: 2 BB: 1 P: 17	R: 1 E: 0 K: 2 S: 13	H: 3 LOB: 2 BB: 0 P: 13	R: 0 E: 0 K: 2 S: 10	H: 0 LOB: 0 BB: 0 P: 13	R: 0 E: 0 K: 0 S: 8	H: 2 LOB: 2 BB: 2 P: 16	R: 0 E: 0 K: 0 S: 10	H: 1 LOB: 3 BB: 2 P: 23	R: 4 E: 0 K: 1 S: 20	H: 4 LOB: 0 BB: 0 P: 24	R: 1 E: 0 K: 0 S: 10	H: 1 LOB: 0 BB: 0 P: 18	1B: 11 2B: 1 3B: 0 HR: 1	SF: 0 SAC: 0 DP: 0 HBP: 0	WP: 1 PB: 0 SB: 0 CS: 0	PA: 40
PITCHER	IP WLS BF H R ER SO BB IBB HBP BLK WP HR S P ERA WHIP																			
44 Roy Oswalt, R ERA: 3.65 (1, 1)	6.0 L 27 8 3 3 8 1 2 0 0 0 1 0 64 91 4.50 1.500																			
Dan Miceli, R ERA: 3.51 (7, 1)	1.2 9 2 1 1 1 1 1 0 0 1 0 21 36 5.40 1.800																			
David Weathers, R ERA: 4.5 (8, 1)	0.1 4 3 3 3 0 0 0 0 0 0 1 9 11 81.00 9.000																			

AB 32
R 4
H 7
RBI 4
BB 1
SO 7
LOB 12



AB 35
R 7
H 13
RBI 7
BB 5
SO 9
LOB 13



Batter	1	2	3	4	5	6	7	8	9	AB	R	H	RBI	BB	SO	LOB	TOP					
Jeff Cirillo, R OBP: 0.257, SLG: 0.279	G3	FC5-2 2B		K					G6-3	5	1	1	1	0	1	3						
Mark Loretta, R OBP: 0.374, SLG: 0.476									F9	4	1	2	3	1	0	1						
24 Brian Giles, L OBP: 0.386, SLG: 0.479	FC6	L6							F8	4	0	0	0	1	0	3						
Jay Payton, R OBP: 0.320, SLG: 0.345									F8	3	0	0	0	1	2	4						
Ryan Klesko, L OBP: 0.373, SLG: 0.385	F7								F8	3	0	2	1	1	0	2						
Xavier Nady, R OBP: 0.233, SLG: 0.433									F8	4	0	1	0	0	1	4						
Humberto Quintero, R OBP: 0.333, SLG: 0.480									F8	4	0	0	0	0	1	3						
3 Khalil Greene, R OBP: 0.349, SLG: 0.386									F8	4	2	2	0	0	0	0						
44 Jake Peavy, R Scott Linebrink, R Rod Beck, R Darren Bragg, L Akinori Otsuka, R Blaine Neal, L									F8	3	1	1	0	0	0	1						
Inning Stats	R: 0 E: 1 K: 1 S: 11	H: 1 LOB: 2 BB: 0 P: 19	R: 3 E: 0 K: 1 S: 16	H: 4 LOB: 1 BB: 0 P: 24	R: 0 E: 0 K: 0 S: 6	H: 1 LOB: 2 BB: 1 P: 13	R: 0 E: 0 K: 1 S: 9	H: 0 LOB: 0 BB: 0 P: 14	R: 1 E: 0 K: 2 S: 16	H: 1 LOB: 1 BB: 1 P: 25	R: 1 E: 0 K: 0 S: 10	H: 2 LOB: 1 BB: 0 P: 16	R: 0 E: 0 K: 0 S: 6	H: 0 LOB: 0 BB: 2 P: 16	R: 0 E: 0 K: 0 S: 10	H: 0 LOB: 0 BB: 0 P: 17	R: 0 E: 0 K: 0 S: 8	H: 0 LOB: 0 BB: 0 P: 12	1B: 5 2B: 4 3B: 0 HR: 0	SF: 0 SAC: 0 DP: 1 HBP: 0	WP: 0 PB: 0 SB: 0 CS: 0	PA: 39
PITCHER	IP	WLS	BF	H	R	ER	SO	BB	IBB	HBP	BLK	WP	HR	S	P	ERA	WHIP					
Andy Pettitte, L ERA: 4.4	5.0	L	24	7	4	4	5	2	0	0	0	0	0	58	95	7.20	1.800					
Tim Redding, R ERA: 6.03	2.0		9	2	1	1	0	2	0	0	0	0	0	16	32	4.50	2.000					
Chad Harville, R ERA: 6.33	1.0		3	0	0	0	0	0	0	0	0	0	0	10	17	0.00	0.000					
Kirk Bullinger, R ERA: 3.38	1.0		3	0	0	0	0	0	0	0	0	0	0	8	12	0.00	0.000					

San Diego Padres @ Houston Astros
Minute Maid Park, Houston, TX
Fri Jul 16 2004, 7:05 PM CDT
Att: 39,106 - Dome - 74 F

AB	35
R	5
H	9
RBI	5
BB	4
SO	5
LOB	21



Batter	1	2	3	4	5	6	7	8	9	AB	R	H	RBI	BB	SO	LOB	BOTTOM					
Craig Biggio, R OBP: 0.361, SLG: 0.483									P6	4	0	2	0	0	0	1						
Jose Vizcaino, S OBP: 0.345, SLG: 0.400									P6	3	1	1	0	1	0	2						
Carlos Beltrán, S OBP: 0.364, SLG: 0.550									P6	4	0	1	1	0	2	1						
17 Lance Berkman, S OBP: 0.450, SLG: 0.551									P6	3	0	0	0	0	1	0						
Jeff Kent, R OBP: 0.346, SLG: 0.493									P6	3	0	2	0	1	0	0						
5 Jeff Bagwell, R OBP: 0.382, SLG: 0.427									P6	4	0	0	0	0	1	5						
Brad Ausmus, R OBP: 0.288, SLG: 0.309									P6	4	0	0	0	0	1	4						
28 Adam Everett, R OBP: 0.292, SLG: 0.339									P6	4	0	0	0	0	1	3						
Andy Pettitte, L 16 Jason Lirio, R Tim Redding, R Orlando Palmeiro, R Chad Harville, R Kirk Bullinger, R Mike Lamb, L									P6	1	0	0	0	0	0	0						
Inning Stats	R: 0 E: 0 K: 1 S: 8	H: 1 LOB: 0 BB: 0 P: 9	R: 0 E: 0 K: 1 S: 10	H: 1 LOB: 1 BB: 0 P: 17	R: 0 E: 0 K: 1 S: 8	H: 1 LOB: 1 BB: 0 P: 12	R: 0 E: 0 K: 0 S: 7	H: 1 LOB: 1 BB: 0 P: 13	R: 0 E: 0 K: 0 S: 10	H: 0 LOB: 1 BB: 1 P: 19	R: 1 E: 0 K: 1 S: 21	H: 2 LOB: 3 BB: 1 P: 36	R: 0 E: 0 K: 1 S: 14	H: 0 LOB: 1 BB: 1 P: 22	R: 0 E: 0 K: 1 S: 7	H: 0 LOB: 0 BB: 0 P: 10	R: 0 E: 0 K: 0 S: 9	H: 0 LOB: 0 BB: 0 P: 15	1B: 5 2B: 0 3B: 1 HR: 0	SF: 0 SAC: 0 DP: 1 HBP: 1	WP: 0 PB: 0 SB: 0 CS: 0	PA: 36
PITCHER	IP	WLS	BF	H	R	ER	SO	BB	IBB	HBP	BLK	WP	HR	S	P	ERA	WHIP					
44 Jake Peavy, R ERA: 2.38	5.0		23	6	1	1	3	2	0	1	0	0	0	51	86	1.80	1.600					
Scott Linebrink, R ERA: 2.17	1.0	H	3	0	0	0	1	0	0	0	0	0	0	13	20	0.00	0.000					
Rod Beck, R ERA: 5.87	1.0		4	0	0	0	1	1	0	0	0	0	0	14	22	0.00	1.000					
Akinori Otsuka, R ERA: 2.28	1.0		3	0	0	0	1	0	0	0	0	0	0	7	10	0.00	0.000					
Blaine Neal, R ERA: 2.77	1.0		3	0	0	0	0	0	0	0	0	0	0	9	15	0.00	0.000					

San Diego Padres @ Houston Astros
Minute Maid Park, Houston, TX
Fri Jul 16 2004, 7:05 PM CDT
Att: 39,106 - Dome - 74 F

AB	32
R	1
H	6
RBI	1
BB	3
SO	6
LOB	16



Batter	1	2	3	4	5	6	7	8	9	AB	R	H	RBI	BB	SO	LOB	TOP										
Sean Burroughs, L (1, 5) OBP: 0.337, SLG: 0.339	2-2 F7		0-0 G6-3			1-1 F8		2-1 F7		4	0	0	0	0	0	0	San Diego Padres @ Houston Astros Minute Maid Park, Houston, TX Sun Jul 18 2004, 1:05 PM CDT Att: 38,094 - Dome - 72 F livebaseballscorecards.com										
Mark Loretta, R (1, 4) OBP: 0.373, SLG: 0.482	3-2 G6-3		1-3 K			1-1 L6		2-2 L9		4	0	0	0	0	1	0											
24 Brian Giles, L (1, 9) OBP: 0.388, SLG: 0.476	4-1 1B BB			2-2 G3-1			0-0 1B S 2B 1B		0-0 P6	3	1	1	0	1	0	0											
Ryan Klesko, L (1, 3) OBP: 0.373, SLG: 0.399	0-1 1-2 1B			0-0 G4-3			2-2 F8		1-2 HR	4	1	2	1	0	0	1											
Terrence Long, L (1, 7) OBP: 0.302, SLG: 0.367	0-1 G3-1			1-3 K			1-0 2B G4-3 1B		0-1 P5	4	1	1	0	0	1	2											
Jay Payton, R (1, 8) OBP: 0.318, SLG: 0.344		0-1 F9			2-2 F9		0-1 G4-3 1-3 2B		1-0 P2	4	0	1	1	0	0	0											
Humberto Quintero, R (1, 2) OBP: 0.329, SLG: 0.446 Ricky Stone, R (7, 1)		2-3 K			1-3 K		2-3 G4-3 3-2			3	0	0	1	0	2	1											
3 Khalil Greene, R (1, 6) OBP: 0.342, SLG: 0.377		1-2 F9			2-1 G6-3		2-3 G6-3 3-2			3	0	0	0	0	0	1											
Brian Lawrence, R (1, 1) OBP: 0.156, SLG: 0.188 Miguel Ojeda, R (7, 2) OBP: 0.271, SLG: 0.320			1-3 K			1-0 P6		0-1 G6-3		2	0	0	0	0	1	0											
Inning Stats	R: 0 E: 0 K: 0 S: 11	H: 1 LOB: 2 BB: 1 P: 20	R: 0 E: 0 K: 1 S: 9	H: 0 LOB: 0 BB: 0 P: 12	R: 0 E: 0 K: 2 S: 7	H: 0 LOB: 0 BB: 0 P: 9	R: 0 E: 0 K: 1 S: 8	H: 0 LOB: 0 BB: 0 P: 11	R: 0 E: 0 K: 1 S: 9	H: 0 LOB: 0 BB: 0 P: 14	R: 2 E: 0 K: 0 S: 16	H: 3 LOB: 1 BB: 0 P: 25	R: 0 E: 0 K: 0 S: 8	H: 0 LOB: 0 BB: 0 P: 12	R: 1 E: 0 K: 0 S: 9	H: 1 LOB: 0 BB: 0 P: 11	1B: 3 2B: 1 3B: 0 HR: 1	SF: 0 SAC: 0 DP: 0 HBP: 0	WP: 0 PB: 0 SB: 1 CS: 0	PA: 33							
PITCHER	IP	WLS	BF	H	R	ER	SO	BB	IBB	HBP	BLK	WP	HR	S	P	ERA	WHIP										
Roger Clemens, R (1, 1) ERA: 2.62	7.0	W	26	4	2	2	5	1	0	0	0	0	0	65	99	2.57	0.714										
Dan Miceli, R (8, 1) ERA: 3.73	1.0	H	3	0	0	0	0	0	0	0	0	0	0	8	12	0.00	0.000										
54 Brad Lidge, R (9, 1) ERA: 2.42	1.0	S	4	1	1	1	0	0	0	0	0	0	1	9	11	9.00	1.000										

Batter	1	2	3	4	5	6	7	8	9	AB	R	H	RBI	BB	SO	LOB	BOTTOM										
Craig Biggio, R (1, 7) OBP: 0.363, SLG: 0.491 Dan Miceli, R (8, 1) OBP: 0.500, SLG: 0.500 54 Brad Lidge, R (9, 1)	0-2 28 G5-4-3 1B		0-1 G6-3			1-1 HR	2-2 28 1B			4	1	3	1	0	0	0	San Diego Padres @ Houston Astros Minute Maid Park, Houston, TX Sun Jul 18 2004, 1:05 PM CDT Att: 38,094 - Dome - 72 F livebaseballscorecards.com										
28 Adam Everett, R (1, 6) OBP: 0.300, SLG: 0.356	1-0 G5-4-3		1-2 2B			2-2 S 1B	2-0 1-3 2H 3H 2B 1B			4	0	3	2	0	0	1											
Carlos Beltrán, S (1, 8) OBP: 0.358, SLG: 0.548	2-1 HR		0-1 G6-3			3-3 K	2-0 F9			4	1	1	1	0	1	4											
17 Lance Berkman, S (1, 9) OBP: 0.446, SLG: 0.551	0-1 G3-1			1-0 G6-3		1-0 F9		4-2 BB		3	0	0	0	1	0	1											
Jeff Kent, R (1, 4) OBP: 0.343, SLG: 0.497		1-1 HR		1-2 G6-3		1-0 G5-3		0-0 F9		4	1	1	1	0	0	2											
5 Jeff Bagwell, R (1, 3) OBP: 0.375, SLG: 0.432		3-2 G1-3		0-1 F8			2-0 G4-6-3 1B	0-1 F8		4	0	1	0	0	0	1											
Mike Lamb, L (1, 5) OBP: 0.150, SLG: 0.128 Jose Vizcaino, S (8, 5) OBP: 0.345, SLG: 0.395		3-2 L7			0-2 F8		0-0 G4-6-3 1B	0-0 G4-3		3	0	0	0	0	0	1											
Brad Ausmus, R (1, 2) OBP: 0.287, SLG: 0.308		0-2 G1-3			0-0 F8		0-0 1B 28 1B HBP 1B			3	1	1	0	0	0	0											
Roger Clemens, R (1, 1) OBP: 0.150, SLG: 0.128 Orlando Palmeiro, L (7, PH) OBP: 0.330, SLG: 0.380 (8, 7)			0-3 K		2-3 K		2-2 28 1B HBP			2	0	0	0	0	2	0											
Inning Stats	R: 1 E: 0 K: 0 S: 9	H: 2 LOB: 0 BB: 0 P: 11	R: 1 E: 0 K: 0 S: 12	H: 1 LOB: 0 BB: 0 P: 19	R: 0 E: 0 K: 1 S: 11	H: 1 LOB: 0 BB: 0 P: 12	R: 0 E: 0 K: 0 S: 7	H: 0 LOB: 0 BB: 0 P: 9	R: 0 E: 0 K: 1 S: 7	H: 0 LOB: 0 BB: 0 P: 9	R: 1 E: 0 K: 0 S: 10	H: 2 LOB: 1 BB: 0 P: 18	R: 2 E: 0 K: 0 S: 10	H: 4 LOB: 2 BB: 0 P: 20	R: 0 E: 0 K: 0 S: 6	H: 0 LOB: 1 BB: 1 P: 10	1B: 6 2B: 1 3B: 0 HR: 3	SF: 0 SAC: 0 DP: 2 HBP: 1	WP: 0 PB: 0 SB: 1 CS: 0	PA: 34							
PITCHER	IP	WLS	BF	H	R	ER	SO	BB	IBB	HBP	BLK	WP	HR	S	P	ERA	WHIP										
Brian Lawrence, R (1, 1) ERA: 4.05	6.2	L	29	10	5	5	3	0	0	1	0	0	0	65	95	6.75	1.500										
Ricky Stone, R (7, 1) ERA: 4.55	1.1		5	0	0	0	0	1	0	0	0	0	0	7	13	0.00	0.750										



Batter	1	2	3	4	5	6	7	8	9	AB	R	H	RBI	BB	SO	LOB	TOP								
Cesar Izturis, S OBP: 0.338, SLG: 0.378 (1, 6)	F8		FC6-5 2B		BB 1B	CS 1B			K	5	0	3	1	0	1	0	Los Angeles Dodgers @ Houston Astros Minute Maid Park, Houston, TX Mon Jul 19 2004, 7:05 PM CDT Att: 35,155 - Dome - 74 F								
Jayson Werth, R OBP: 0.402, SLG: 0.631 (1, 7)	G6-3		B2		BB 1B	CS	K		K	4	0	0	0	1	2	1									
Paul Lo Duca, R OBP: 0.347, SLG: 0.442 (1, 2)	P5		FC6-5 2-3		F9		G4-3		BB	4	0	0	0	1	0	3									
Adrián Beltré, R OBP: 0.365, SLG: 0.599 (1, 5)		HR	K		G3 BB		K		P4	4	2	1	1	1	2	2									
Milton Bradley, S OBP: 0.388, SLG: 0.459 (1, 8)		G5-4-3 2B		BB 1B	E1 G3 1B				HR	4	2	3	1	0	0	1									
Shawn Green, L OBP: 0.343, SLG: 0.419 (1, 3)		G5-4-3 BB		G5-4-3 BB	G3				HR	2	1	1	2	2	0	1									
Juan Encarnacion, R OBP: 0.291, SLG: 0.429 (1, 9)		G5-4-3		G5-4-3	G3 S E 1B				K	4	1	1	1	0	1	3									
Alex Cora, L OBP: 0.395, SLG: 0.424 (1, 4)		IBB		G6-3 1B	E7 S 1B 1B				K	3	1	2	0	1	1	0									
Wilson Alvarez, L OBP: 0.211, SLG: 0.167 (1, 1)		G4-3		G6-3	K				K	3	0	0	0	0	1	4									
Giovanni Carrara, R ERA: 6.75 (6, 1)										0	0	0	0	0	0	0									
Jason Grabowski, L OBP: 0.319, SLG: 0.729 (8, PH)										1	0	0	0	0	1	0									
Guillermo Mota, R ERA: 4.25 (8, 1)										0	0	0	0	0	0	0									
Eric Gagne, R ERA: 3.93 (9, 1)										0	0	0	0	0	0	0									
Inning Stats	R: 0 E: 0 K: 0 S: 8	H: 0 LOB: 0 BB: 0 P: 13	R: 1 E: 0 K: 0 S: 11	H: 2 LOB: 2 BB: 2 P: 27	R: 0 E: 0 K: 1 S: 7	H: 1 LOB: 1 BB: 0 P: 12	R: 0 E: 0 K: 0 S: 10	H: 1 LOB: 0 BB: 1 P: 18	R: 0 E: 0 K: 0 S: 8	H: 2 LOB: 2 BB: 1 P: 15	R: 4 E: 2 K: 1 S: 16	H: 3 LOB: 0 BB: 1 P: 28	R: 0 E: 0 K: 2 S: 9	H: 0 LOB: 0 BB: 0 P: 13	R: 2 E: 0 K: 3 S: 17	H: 2 LOB: 0 BB: 0 P: 22	R: 0 E: 0 K: 2 S: 11	H: 0 LOB: 1 BB: 1 P: 17	1B: 6 2B: 2 3B: 0 HR: 3	SF: 0 SAC: 0 DP: 3 HBP: 0	WP: 0 PB: 0 SB: 3 CS: 1	PA: 41			
PITCHER	IP	WLS	BF	H	R	ER	SO	BB	IBB	HBP	BLK	WP	HR	S	P	ERA	WHIP								
Brandon Duckworth, R ERA: 6.75 (1, 1)	4.2		20	6	1	1	1	3	1	0	0	0	1	42	82	1.93	1.929								
Chad Harville, R ERA: 6.43 (5, 1)	0.2		5	1	3	1	0	1	0	0	0	0	0	11	19	13.50	3.000								
David Weathers, R ERA: 4.25 (6, 1)	1.2		6	2	1	0	3	0	0	0	0	0	0	16	25	0.00	1.200								
Dan Miceli, R ERA: 3.93 (8, 1)	2.0	L	9	2	2	2	5	1	0	0	0	0	2	28	39	9.00	1.500								

Batter	1	2	3	4	5	6	7	8	9	AB	R	H	RBI	BB	SO	LOB	BOTTOM								
Craig Biggio, R OBP: 0.362, SLG: 0.487 (1, 7)	P4				G5-4-3 BB		K			3	0	0	0	1	1	1	Los Angeles Dodgers @ Houston Astros Minute Maid Park, Houston, TX Mon Jul 19 2004, 7:05 PM CDT Att: 35,155 - Dome - 74 F								
Dan Miceli, R OBP: 0.500, SLG: 0.500 (8, 1)		F8			G5-4-3		K			0	0	0	0	0	0	0									
28 Adam Everett, R OBP: 0.297, SLG: 0.351 (1, 6)	G6-3		G6-3		G5-4-3		K			4	0	0	0	0	1	1									
Carlos Beltrán, S OBP: 0.355, SLG: 0.541 (1, 8)	G1-3		G6-3				P4			4	0	0	0	0	0	0									
17 Lance Berkman, S OBP: 0.446, SLG: 0.549 (1, 9)		G6-3 1B FC4 BB	F8				K			3	1	1	0	1	1	0									
Jeff Kent, R OBP: 0.345, SLG: 0.500 (1, 4)	F7				G5-4-3 2B		G5-3 HR 1B			4	1	2	0	0	0	2									
5 Jeff Bagwell, R OBP: 0.380, SLG: 0.431 (1, 3)		FC4 1B E BB			G5-3		HR 1B		L6	3	2	1	0	1	0	2									
Morgan Ensberg, R OBP: 0.322, SLG: 0.381 (1, 5)		E G4-3 1B			K		HR			4	2	2	3	0	1	1									
Raul Chavez, R OBP: 0.259, SLG: 0.263 (1, 2)		FC4 G4-3			G4-3		G6-3			3	0	0	1	0	0	2									
Jose Vizcaino, S OBP: 0.345, SLG: 0.393 (9, PH)		G4-3							L6	1	0	0	0	0	0	0									
Brandon Duckworth, R OBP: 0.300, SLG: 0.222 (1, 1)		G4-3								1	0	0	1	0	0	1									
Chad Harville, R ERA: 3.61 (5, 1)										1	0	0	0	0	1	0									
David Weathers, R ERA: 4.25 (6, 1)										0	0	0	0	0	0	0									
Orlando Palmeiro, L OBP: 0.323, SLG: 0.370 (7, PH)										2	0	0	0	0	0	0									
Inning Stats	R: 0 E: 0 K: 0 S: 10	H: 0 LOB: 0 BB: 0 P: 13	R: 3 E: 1 K: 0 S: 13	H: 1 LOB: 1 BB: 2 P: 24	R: 0 E: 0 K: 0 S: 6	H: 0 LOB: 0 BB: 0 P: 9	R: 0 E: 0 K: 1 S: 8	H: 1 LOB: 1 BB: 0 P: 14	R: 0 E: 0 K: 1 S: 9	H: 0 LOB: 0 BB: 1 P: 13	R: 3 E: 0 K: 1 S: 12	H: 3 LOB: 0 BB: 0 P: 18	R: 0 E: 0 K: 2 S: 10	H: 0 LOB: 0 BB: 0 P: 16	R: 0 E: 1 K: 0 S: 8	H: 1 LOB: 1 BB: 0 P: 13	R: 0 E: 0 K: 0 S: 5	H: 0 LOB: 0 BB: 0 P: 8	1B: 4 2B: 1 3B: 0 HR: 1	SF: 0 SAC: 0 DP: 1 HBP: 0	WP: 0 PB: 0 SB: 0 CS: 0	PA: 36			
PITCHER	IP	WLS	BF	H	R	ER	SO	BB	IBB	HBP	BLK	WP	HR	S	P	ERA	WHIP								
Wilson Alvarez, L ERA: 3.61 (1, 1)	5.2		23	3	4	3	3	3	0	0	0	0	0	53	84	4.76	1.059								
Giovanni Carrara, R ERA: 2.0 (6, 1)	1.1	W	6	2	2	2	2	0	0	0	0	0	1	15	23	13.50	1.500								
Guillermo Mota, R ERA: 1.84 (8, 1)	1.0	H	4	1	0	0	0	0	0	0	0	0	0	8	13	0.00	1.000								
Eric Gagne, R ERA: 1.7 (9, 1)	1.0	S	3	0	0	0	0	0	0	0	0	0	0	5	8	0.00	0.000								



Batter	1	2	3	4	5	6	7	8	9	AB	R	H	RBI	BB	SO	LOB	TOP										
Craig Biggio, R (1, 7) OBP: 0.365, SLG: 0.489	P5	FC6-4		HR		K		28 BB	FC5-4	5	1	1	1	1	1	5											
28 Adam Everett, R (1, 6) OBP: 0.303, SLG: 0.351	G4-3 HBP		L4	17 WP	1B		F9	BB		3	0	1	1	1	0	0											
Carlos Beltrán, S (1, 8) OBP: 0.358, SLG: 0.552	G4-3		HR	17 WP	BB		L8	F8		4	1	1	1	1	0	4											
17 Lance Berkman, S (1, 9) OBP: 0.445, SLG: 0.539	G4-3		WP	BB	1B	K		BB	1B	3	1	1	0	2	1	3											
Jeff Kent, R (1, 4) OBP: 0.341, SLG: 0.489		G5-3	WP	BB		F9-5	5 S	1B	K	4	0	1	0	1	1	2											
5 Jeff Banwell, R (1, 3) OBP: 0.381, SLG: 0.439	BB	BB	1B	K		K		1B	1B	5	1	2	0	0	3	3											
Morgan Ensberg, R (1, 5) OBP: 0.326, SLG: 0.393	BB	BB	BB	1B		F9-5			F9	4	0	1	0	1	0	3											
Brad Ausmus, R (1, 2) OBP: 0.286, SLG: 0.307	K			G3		G4-3		BB	BB	5	1	2	2	0	1	2											
Andy Pettitte, L (1, 1) OBP: 0.318, SLG: 0.263				P6		G6-3		28 BB	BB	2	0	0	0	2	0	0											
Jose Vizcaino, S (9, PH) OBP: 0.339, SLG: 0.368								28 BB	F7	1	0	0	0	0	0	2											
54 Brad Lidge, R (9, 1)								BB		0	0	0	0	0	0	0											
Inning Stats	R: 0 E: 0 K: 0 S: 7	H: 0 LOB: 1 BB: 0 P: 16	R: 0 E: 0 K: 1 S: 13	H: 1 LOB: 3 BB: 2 P: 26	R: 1 E: 0 K: 1 S: 16	H: 2 LOB: 2 BB: 1 P: 30	R: 1 E: 0 K: 1 S: 11	H: 2 LOB: 2 BB: 1 P: 20	R: 0 E: 0 K: 1 S: 5	H: 0 LOB: 0 BB: 0 P: 9	R: 0 E: 0 K: 0 S: 6	H: 0 LOB: 1 BB: 1 P: 14	R: 1 E: 0 K: 1 S: 13	H: 1 LOB: 3 BB: 1 P: 31	R: 2 E: 0 K: 1 S: 19	H: 3 LOB: 2 BB: 1 P: 29	1B: 8 2B: 1 3B: 0 HR: 2	SF: 0 SAC: 0 DP: 1 HBP: 1	WP: 2 PB: 0 SB: 2 CS: 0	PA: 46							
PITCHER	IP	WLS	BF	H	R	ER	SO	BB	IBB	HBP	BLK	WP	HR	S	P	ERA	WHIP										
17 Brandon Webb, R (1, 1) ERA: 3.82	7.0	L	32	6	2	2	5	5	0	1	0	2	2	63	121	2.57	1.571										
Brandon Villafuerte, R (8, 1) ERA: 4.05	0.2		6	1	1	1	1	3	0	0	0	0	0	10	26	13.50	6.000										
Randy Choate, L (8, 1) ERA: 5.29	0.1		1	0	0	0	0	0	0	0	0	0	0	3	5	0.00	0.000										
Stephen Randolph, L (9, 1) ERA: 4.32	0.1		5	3	2	2	1	1	0	0	0	0	0	14	23	54.00	12.000										
Mike Fetters, R (9, 1) ERA: 4.91	0.2		2	0	0	0	0	0	0	0	0	0	0	5	6	0.00	0.000										

Houston Astros @ Arizona Diamondbacks
Bank One Ballpark, Phoenix, AZ
Wed Jul 21 2004, 9:35 PM EDT
Att: 26,907 - Dome - 82 F

livebaseballscores.com

AB 36
R 5
H 10
RBI 5
BB 9
SO 7
LOB 24



Batter	1	2	3	4	5	6	7	8	9	AB	R	H	RBI	BB	SO	LOB	BOTTOM										
Scott Hairston, R (1, 4) OBP: 0.291, SLG: 0.436	G1-3		L3			F8		HR		4	1	1	0	0	0	1											
Steve Finley, L (1, 8) OBP: 0.345, SLG: 0.518	G6-4-3 1B		F7			2B		2B		4	1	3	2	0	0	1											
Danny Bautista, R (1, 9) OBP: 0.365, SLG: 0.469	G6-4-3			K		K		G3		4	0	0	0	0	2	2											
Shea Hillenbrand, R (1, 3) OBP: 0.357, SLG: 0.467		G5-3		1B		K		G1-3		4	0	1	0	0	1	1											
Mike Fetters, R (9, 1)				1B		K				0	0	0	0	0	0	0											
Luis Gonzalez, L (1, 7) OBP: 0.375, SLG: 0.506		K		G5-4-3 1B		K		DI	BB	3	0	1	0	1	2	0											
Alex Cintron, S (1, 6) OBP: 0.295, SLG: 0.371		FC5-4 1B		G5-4-3		G1-3		BB		3	0	1	0	1	0	2											
Tim Olson, R (1, 5) OBP: 0.341, SLG: 0.390		FC5-4			B2		FC5-4 BB		K	2	0	0	0	1	0	1											
Brandon Villafuerte, R (8, 1) ERA: 4.14					G6-3				K	0	0	0	0	0	0	0											
Randy Choate, L (8, 1) ERA: 5.29									K	0	0	0	0	0	0	0											
Stephen Randolph, L (9, 1) OBP: 0.500, SLG: 1.000									K	1	0	0	0	0	0	0											
Carlos Baerga, S (9, 3) OBP: 0.224, SLG: 0.205										1	0	0	0	0	1	2											
Juan Brito, R (1, 2) OBP: 0.247, SLG: 0.318				17 SH2-4 BB		G6-3			K	2	0	0	0	1	0	1											
Brent Mayne, L (9, PH) OBP: 0.316, SLG: 0.313									K	1	0	0	0	0	1	2											
17 Brandon Webb, R (1, 1) OBP: 0.125, SLG: 0.103				SH2-4		K				1	0	0	0	0	1	0											
Chad Tracy, L (8, 5) OBP: 0.332, SLG: 0.415									F7	2	0	0	0	0	1	2											
Inning Stats	R: 0 E: 0 K: 0 S: 7	H: 1 LOB: 0 BB: 0 P: 10	R: 0 E: 0 K: 1 S: 10	H: 1 LOB: 1 BB: 0 P: 16	R: 0 E: 0 K: 0 S: 9	H: 0 LOB: 1 BB: 1 P: 15	R: 0 E: 0 K: 1 S: 9	H: 2 LOB: 1 BB: 0 P: 10	R: 0 E: 0 K: 2 S: 11	H: 1 LOB: 0 BB: 0 P: 16	R: 0 E: 0 K: 1 S: 11	H: 0 LOB: 1 BB: 1 P: 16	R: 2 E: 0 K: 1 S: 9	H: 2 LOB: 0 BB: 0 P: 13	R: 0 E: 0 K: 2 S: 11	H: 0 LOB: 2 BB: 2 P: 21	1B: 4 2B: 2 3B: 0 HR: 1	SF: 0 SAC: 1 DP: 2 HBP: 0	WP: 0 PB: 0 SB: 0 CS: 0	PA: 36							
PITCHER	IP	WLS	BF	H	R	ER	SO	BB	IBB	HBP	BLK	WP	HR	S	P	ERA	WHIP										
Andy Pettitte, L (1, 1) ERA: 4.14	8.0	W	31	7	2	2	7	2	0	0	0	0	0	11	21	0.00	2.000										
54 Brad Lidge, R (9, 1) ERA: 2.35	1.0	S	5	0	0	0	2	2	0	0	0	0	0	1	1	0.00	2.000										

Houston Astros @ Arizona Diamondbacks
Bank One Ballpark, Phoenix, AZ
Wed Jul 21 2004, 9:35 PM EDT
Att: 26,907 - Dome - 82 F

livebaseballscores.com

AB 31
R 2
H 7
RBI 2
BB 4
SO 9
LOB 15



Batter	1	2	3	4	5	6	7	8	9	AB	R	H	RBI	BB	SO	LOB	TOP								
Scott Podsednik, L (1, 8) OBP: 0.324, SLG: 0.404	1-0 HR		2-2 1B		3-3 K		2-2 F8	1-2 G5-3		5	1	2	1	0	1	3									
Keith Ginter, R (1, 4) OBP: 0.319, SLG: 0.427	2-3 K G4-3		1-3 K 1-2		0-0 HR		3-2 F8	1-3 K		5	1	1	1	0	3	3									
Geoff Jenkins, L (1, 7) OBP: 0.311, SLG: 0.435	1-2 G4-3			1-0 L9		0-0 HR 1B	0-0 1B 2B	1-3 K		5	2	2	0	0	1	3									
Lyle Overbay, L (1, 3) OBP: 0.403, SLG: 0.533	3-3 K			1-1 F8		4-0 HR 1B	0-0 BB 1B		2-2 G4-3 SF8 2B	4	2	2	1	1	1	1									
Ben Grieve, L (1, 9) OBP: 0.386, SLG: 0.407	0-0 F8			2-2 2B		1-0 HR	4-0 BB		2-1 G4-3	3	1	2	3	1	0	1									
Brady Clark, R (7, PR) OBP: 0.370, SLG: 0.369						1-1 HR	4-0 IBB		2-3 G4-3	1	0	0	0	0	0	1									
Wes Helms, R (1, 5) OBP: 0.333, SLG: 0.339		1-2 F8		3-2 F8		3-1 G4-3	4-1 BB		2-2 SF8	3	0	0	1	1	0	1									
Chad Moeller, R (1, 2) OBP: 0.297, SLG: 0.345		2-2 G6-3			2-3 K	0-2 L9	1-0 G4-3		3-H K	5	0	0	0	0	2	3									
Craig Counsell, L (1, 6) OBP: 0.350, SLG: 0.338		2-1 G5-3			2-3 K	2-2 1B		0-0 HBP 1B		4	0	2	0	0	1	0									
39 Chris Capuano, L (1, 1) OBP: 0.287, SLG: 0.373			0-3 K		1-0 1B	0-0 G6-3		1-0 HBP		3	0	1	0	0	1	1									
Dave Burba, R (6, 1)										0	0	0	0	0	0	0									
Mike Adams, R (7, 1)										0	0	0	0	0	0	0									
Chris Magruder, S (6, PH) OBP: 0.355, SLG: 0.192										0	0	0	0	0	0	0									
Luis Vizcaino, R (8, 1)										0	0	0	0	0	0	0									
Dan Kolb, R (9, 1)										0	0	0	0	0	0	0									
Inning Stats	R: 1 E: 0 K: 2 S: 11	H: 1 LOB: 1 BB: 0 P: 18	R: 0 E: 0 K: 0 S: 8	H: 0 LOB: 0 BB: 0 P: 13	R: 0 E: 0 K: 2 S: 10	H: 1 LOB: 1 BB: 0 P: 13	R: 0 E: 0 K: 0 S: 9	H: 1 LOB: 1 BB: 0 P: 16	R: 0 E: 0 K: 3 S: 12	H: 1 LOB: 1 BB: 0 P: 20	R: 4 E: 0 K: 0 S: 13	H: 4 LOB: 1 BB: 2 P: 23	R: 1 E: 0 K: 0 S: 13	H: 2 LOB: 3 BB: 2 P: 27	R: 0 E: 1 K: 2 S: 11	H: 1 LOB: 2 BB: 0 P: 15	R: 1 E: 0 K: 1 S: 13	H: 1 LOB: 0 BB: 0 P: 20	1B: 6 2B: 3 3B: 0 HR: 3	SF: 1 SAC: 0 DP: 0 HBP: 1	WP: 1 PB: 0 SB: 0 CS: 1	PA: 43			
PITCHER	IP	WLS	BF	H	R	ER	SO	BB	IBB	HBP	BLK	WP	HR	S	P	ERA	WHIP								
Roger Clemens, R (1, 1) ERA: 2.85	5.2		26	8	5	5	7	1	0	0	0	1	3	62	102	7.94	1.588								
Mike Gallo, L (6, 1) ERA: 3.45	0.1		1	0	0	0	0	0	0	0	0	0	0	1	1	0.00	0.000								
Kirk Bullinger, R (7, 1) ERA: 3.6	0.2		6	2	1	1	0	1	1	0	0	0	0	12	25	13.50	4.500								
Dan Miceli, R (7, 1) ERA: 3.91	0.1		1	0	0	0	0	0	0	0	0	0	0	1	2	0.00	0.000								
54 Brad Lidge, R (8, 1) ERA: 2.45	2.0	L	9	2	1	1	3	0	0	1	0	0	0	24	35	4.50	1.000								

Milwaukee Brewers @ Houston Astros
Minute Maid Park, Houston, TX
Fri Jul 23 2004, 7:05 PM CDT
Att: 36,732 - Dome - 74 F

AB 38
R 7
H 12
RBI 7
BB 3
SO 10
LOB 17



Batter	1	2	3	4	5	6	7	8	9	AB	R	H	RBI	BB	SO	LOB	BOTTOM								
Craig Biggio, R (1, 7) OBP: 0.366, SLG: 0.486	4-0 BB		1-3 K2-3		1-0 1B	2-3 K		0-2 P5		4	0	1	0	1	2	3									
28 Adam Everett, R (1, 6) OBP: 0.307, SLG: 0.363	1-1 P2		1-2 1B		0-0 F8	2-1 L9		2-2 F9		5	0	1	0	0	0	4									
Carlos Beltrán, S (1, 8) OBP: 0.364, SLG: 0.566	0-0 L7		0-3 K		2-0 FC6-4 1B	4-0 17 1B BB	2-1 P4	4-0 BB		3	1	0	0	2	1	2									
17 Lance Berkman, S (1, 9) OBP: 0.444, SLG: 0.535	0-0 L9				0-2 1B 1B	0-2 1B 1B	2-2 F8	0-0 F8		5	1	2	0	0	0	2									
Jeff Kent, R (1, 4) OBP: 0.341, SLG: 0.494		2-3 K		1-1 F8		0-2 5 BB 1B	0-0 5 2B 2B		0-1 G6-3	5	2	2	1	0	1	1									
5 Jeff Bagwell, R (1, 3) OBP: 0.385, SLG: 0.440		1-0 E6 1B		3-2 F9		4-1 1B 1B	1-1 1B 2B		1-0 G4-3	4	2	1	1	1	0	1									
Morgan Ensberg, R (1, 5) OBP: 0.323, SLG: 0.387		1-0 G5-4-3 1B		2-1 FC6-4		0-1 P6	0-0 1B 1B		1-0 F8	5	0	2	1	0	0	4									
Brad Ausmus, R (1, 2) OBP: 0.287, SLG: 0.304		0-2 G5-4-3				0-1 P6	0-1 1B 1B	3-0 1B		2	0	0	0	0	0	2									
Jose Vizcaino, S (6, PH) OBP: 0.341, SLG: 0.389										1	0	1	2	0	0	0									
Kirk Bullinger, R (7, 1) ERA: 3.55										0	0	0	0	0	0	0									
Dan Miceli, R (7, 1) OBP: 0.295, SLG: 0.190										0	0	0	0	0	0	0									
Orlando Palmeiro, L (7, PH) OBP: 0.323, SLG: 0.389										1	0	1	0	0	0	0									
54 Brad Lidge, R (8, 1) ERA: 2.45										0	0	0	0	0	0	0									
Roger Clemens, R (1, 1) OBP: 0.167, SLG: 0.146						0-3 K		1-3 2H 3H 1B		2	0	1	0	0	1	0									
Mike Gallo, L (6, 1) ERA: 3.45								3-2 K		0	0	0	0	0	0	0									
Mike Lamb, L (6, PH) OBP: 0.362, SLG: 0.536										1	0	1	1	0	0	0									
Raul Chavez, R (7, 2) OBP: 0.244, SLG: 0.247								1-3 1B		1	0	0	0	0	1	2									
Inning Stats	R: 0 E: 0 K: 0 S: 4	H: 0 LOB: 1 BB: 1 P: 9	R: 0 E: 1 K: 1 S: 8	H: 1 LOB: 1 BB: 0 P: 12	R: 0 E: 0 K: 2 S: 11	H: 2 LOB: 1 BB: 0 P: 14	R: 0 E: 0 K: 0 S: 9	H: 1 LOB: 1 BB: 0 P: 17	R: 0 E: 0 K: 1 S: 7	H: 1 LOB: 1 BB: 0 P: 8	R: 4 E: 0 K: 1 S: 21	H: 4 LOB: 2 BB: 2 P: 36	R: 2 E: 0 K: 1 S: 14	H: 4 LOB: 2 BB: 0 P: 23	R: 0 E: 0 K: 0 S: 8	H: 0 LOB: 1 BB: 1 P: 14	R: 0 E: 0 K: 0 S: 4	H: 0 LOB: 0 BB: 0 P: 6	1B: 11 2B: 2 3B: 0 HR: 0	SF: 0 SAC: 0 DP: 1 HBP: 0	WP: 0 PB: 0 SB: 1 CS: 0	PA: 43			
PITCHER	IP	WLS	BF	H	R	ER	SO	BB	IBB	HBP	BLK	WP	HR	S	P	ERA	WHIP								
39 Chris Capuano, L (1, 1) ERA: 3.74	5.1		27	9	4	4	4	3	0	0	0	0	0	53	85	6.75	2.250								
Dave Burba, R (6, 1) ERA: 3.55	1.1	H	5	1	1	1	1	0	0	0	0	0	0	13	21	6.75	0.750								
Mike Adams, R (7, 1) ERA: 1.95	0.1	B	4	3	1	1	1	0	0	0	0	0	0	8	13	27.00	9.000								
Luis Vizcaino, R (8, 1) ERA: 3.25	1.0	W	4	0	0	0	0	1	0	0	0	0	0	8	14	0.00	1.000								
Dan Kolb, R (9, 1) ERA: 1.49	1.0	S	3	0	0	0	0	0	0	0	0	0	0	4	6	0.00	0.000								

Milwaukee Brewers @ Houston Astros
Minute Maid Park, Houston, TX
Fri Jul 23 2004, 7:05 PM CDT
Att: 36,732 - Dome - 74 F

AB 39
R 6
H 13
RBI 6
BB 4
SO 6
LOB 21



Batter	1	2	3	4	5	6	7	8	9	AB	R	H	RBI	BB	SO	LOB	TOP					
Scott Podsednik, L (1, 8) OBP: 0.323, SLG: 0.403										4	0	1	0	0	1	0	Milwaukee Brewers @ Houston Astros Minute Maid Park, Houston, TX Sat Jul 24 2004, 6:05 PM CDT Att: 40,334 - Dome - 74 F					
Craig Counsell, L (1, 6) OBP: 0.348, SLG: 0.340										4	0	1	0	0	2	1						
Geoff Jenkins, L (1, 7) OBP: 0.310, SLG: 0.433										4	1	1	0	0	1	2						
Lyle Overbay, L (1, 3) OBP: 0.404, SLG: 0.540										3	1	1	2	1	0	1						
Ben Griever, L (1, 9) OBP: 0.385, SLG: 0.403										2	0	0	0	1	1	1						
Brady Clark, R (8, PH) OBP: 0.373, SLG: 0.388										1	1	1	1	0	0	0						
Wes Helms, R (1, 5) OBP: 0.327, SLG: 0.331										4	0	0	0	0	1	2						
2 Bill Hall, R (1, 4) OBP: 0.289, SLG: 0.394										4	0	1	0	0	2	1						
Gary Bennett, R (1, 2) OBP: 0.265, SLG: 0.271										2	0	0	0	1	0	1						
Keith Ginter, R (9, PH) OBP: 0.316, SLG: 0.425										1	0	0	0	0	0	0						
Ben Hendrickson, R (1, 1) Matt Wise, R (5, 1) Chris Magruder, S (7, PH) Jeff Bennett, R (7, 1) Luis Vizcaino, R (8, 1) Brooks Kieschnick, L (8, PH) OBP: 0.300, SLG: 0.485										2	0	0	0	0	2	3						
Inning Stats	R: 0 E: 0 K: 1 S: 17	H: 1 LOB: 1 BB: 0 P: 27	R: 0 E: 0 K: 1 S: 11	H: 0 LOB: 1 BB: 1 P: 16	R: 0 E: 0 K: 3 S: 12	H: 1 LOB: 1 BB: 0 P: 23	R: 0 E: 1 K: 1 S: 8	H: 1 LOB: 3 BB: 2 P: 21	R: 0 E: 0 K: 0 S: 6	H: 0 LOB: 0 BB: 0 P: 11	R: 0 E: 0 K: 1 S: 6	H: 0 LOB: 0 BB: 0 P: 11	R: 0 E: 0 K: 2 S: 10	H: 0 LOB: 0 BB: 0 P: 13	R: 3 E: 0 K: 1 S: 16	H: 3 LOB: 0 BB: 0 P: 24	R: 0 E: 0 K: 2 S: 9	H: 0 LOB: 0 BB: 0 P: 14	1B: 3 2B: 1 3B: 0 HR: 2	SF: 0 SAC: 0 DP: 0 HBP: 0	WP: 1 PB: 0 SB: 1 CS: 0	PA: 36
PITCHER	IP WLS BF H R ER SO BB IBB HBP BLK WP HR S P ERA WHIP																					
Tim Redding, R (1, 1) ERA: 5.66	5.0 W 21 3 0 0 0 6 2 1 0 0 0 1 0 54 98 0.00 1.000																					
Darren Oliver, L (6, 1) ERA: 6.23	2.0 6 0 0 0 3 0 0 0 0 0 0 0 0 16 24 0.00 0.000																					
Mike Gallo, L (8, 1) ERA: 4.3	0.2 5 3 3 3 1 0 0 0 0 0 0 2 14 22 40.50 4.500																					
Dan Miceli, R (8, 1) ERA: 3.88	0.1 H 1 0 0 0 0 0 0 0 0 0 0 0 2 2 0.00 0.000																					
54 Brad Lidge, R (9, 1) ERA: 2.41	1.0 S 3 0 0 0 2 0 0 0 0 0 0 0 0 9 14 0.00 0.000																					

AB	33
R	3
H	6
RBI	3
BB	3
SO	12
LOB	12



Batter	1	2	3	4	5	6	7	8	9	AB	R	H	RBI	BB	SO	LOB	BOTTOM			
Craig Biggio, R (1, 7) OBP: 0.306, SLG: 0.487										3	1	2	0	0	0	0	Milwaukee Brewers @ Houston Astros Minute Maid Park, Houston, TX Sat Jul 24 2004, 6:05 PM CDT Att: 40,334 - Dome - 74 F			
Darren Oliver, L (6, 1) ERA: 6.23									3	3	2	1	0	0	0					
Orlando Palmeiro, L (7, PH) OBP: 0.329, SLG: 0.395									3	0	0	1	0	1	2					
Mike Gallo, L (8, 1) ERA: 4.3									2	0	2	1	2	0	0					
Dan Miceli, R (8, 1) OBP: 0.306, SLG: 0.500									2	0	2	1	2	0	0					
Jose Vizcaino, S (8, PH) OBP: 0.199, SLG: 0.382									3	0	1	1	0	0	3					
54 Brad Lidge, R (9, 1) ERA: 2.41									3	0	1	1	0	0	3					
5 Jeff Bagwell, R (1, 3) OBP: 0.383, SLG: 0.438									4	1	1	0	0	0	3					
Morgan Ensberg, R (1, 5) OBP: 0.318, SLG: 0.381									4	0	0	0	0	1	4					
Raul Chavez, R (1, 2) OBP: 0.247, SLG: 0.250									3	0	1	0	0	1	3					
Mike Lamb, L (8, PH) OBP: 0.397, SLG: 0.540									1	0	1	0	0	0	0					
Brad Ausmus, R (9, 2) OBP: 0.284, SLG: 0.304									0	0	0	0	0	0	0					
Tim Redding, R (1, 1) OBP: 0.160, SLG: 0.160										1	0	0	0	0	1	1				
16 Jason Lane, R (5, PH) OBP: 0.311, SLG: 0.436										2	1	1	2	0	0	0				
Inning Stats	R: 1 E: 1 K: 0 S: 5	H: 2 LOB: 1 BB: 0 P: 10	R: 0 E: 0 K: 1 S: 10	H: 1 LOB: 0 BB: 0 P: 16	R: 0 E: 0 K: 0 S: 9	H: 0 LOB: 0 BB: 0 P: 12	R: 0 E: 1 K: 0 S: 10	H: 1 LOB: 2 BB: 1 P: 19	R: 3 E: 0 K: 0 S: 18	H: 3 LOB: 1 BB: 1 P: 28	R: 0 E: 0 K: 2 S: 10	H: 0 LOB: 0 BB: 0 P: 18	R: 1 E: 0 K: 2 S: 11	H: 2 LOB: 1 BB: 0 P: 17	R: 1 E: 1 K: 0 S: 10	H: 2 LOB: 1 BB: 0 P: 15	1B: 7 2B: 1 3B: 1 HR: 2	SF: 3 SAC: 1 DP: 2 HBP: 0	WP: 0 PB: 0 SB: 0 CS: 0	PA: 37
PITCHER	IP WLS BF H R ER SO BB IBB HBP BLK WP HR S P ERA WHIP																			
Ben Hendrickson, R (1, 1) ERA: 9.75	4.0 L 20 7 4 0 0 2 0 1 0 0 0 0 0 17 30 0.00 0.000																			
Matt Wise, R (5, 1) ERA: 3.18	2.0 7 0 0 0 2 0 0 1 0 0 0 0 0 17 30 0.00 0.000																			
Jeff Bennett, R (7, 1) ERA: 4.44	1.0 5 2 1 1 2 0 0 0 0 0 0 1 11 17 9.00 2.000																			
Luis Vizcaino, R (8, 1) ERA: 3.38	1.0 5 2 1 1 0 0 0 0 0 0 0 0 0 10 15 9.00 2.000																			

AB	31
R	6
H	11
RBI	6
BB	2
SO	5
LOB	17



Batter	1	2	3	4	5	6	7	8	9	AB	R	H	RBI	BB	SO	LOB	TOP					
Scott Podsednik, L (1, 8) OBP: 0.323, SLG: 0.401			G4-3		G3-1		F7			4	0	1	0	0	0	2	Milwaukee Brewers @ Houston Astros Minute Maid Park, Houston, TX Sun Jul 25 2004, 1:05 PM CDT Att: 32,971 - Dome - 74 F					
Craig Counsell, L (1, 6) OBP: 0.344, SLG: 0.336			G1-3			G4-3		P4		4	0	0	0	0	1							
Geoff Jenkins, L (1, 7) OBP: 0.312, SLG: 0.435			G3			G4-3		WP DI 1B BB		3	1	1	0	1	0							
Lyle Overbay, L (1, 3) OBP: 0.403, SLG: 0.537				G4-3		G4-3		G5-3 1B		4	0	1	1	0	1	2						
Brady Clark, R (1, 9) OBP: 0.379, SLG: 0.389		G4-3 1B		G1-6-3 HBP				G5-3		2	0	1	0	0	0	1						
Wes Helms, R (1, 5) OBP: 0.325, SLG: 0.330		G4-3 1B		G1-6-3		G6-3		K		4	0	1	0	0	1	4						
2 Bill Hall, R (1, 4) OBP: 0.298, SLG: 0.406		K								4	0	3	0	0	1	2						
Chad Moeller, R (1, 2) OBP: 0.291, SLG: 0.338		G4-3				L9		G5-4-3		4	0	0	0	0	0	5						
Doug Davis, R (1, 1) OBP: 0.394, SLG: 0.401										2	0	0	0	0	2	3						
Ben Grieve, L (7, PH) OBP: 0.250, SLG: 0.154										1	0	0	0	0	0	1						
Matt Kinney, R (7, 1) OBP: 0.313, SLG: 0.154										0	0	0	0	0	0	0						
Chris Magruder, S (9, PH)										1	0	0	0	0	1	0						
Inning Stats	R: 0 E: 0 K: 2 S: 11	H: 1 LOB: 1 BB: 0 P: 19	R: 0 E: 0 K: 2 S: 10	H: 2 LOB: 2 BB: 0 P: 16	R: 0 E: 0 K: 0 S: 5	H: 0 LOB: 0 BB: 0 P: 8	R: 0 E: 0 K: 0 S: 5	H: 0 LOB: 0 BB: 0 P: 9	R: 0 E: 0 K: 1 S: 9	H: 1 LOB: 1 BB: 0 P: 14	R: 0 E: 0 K: 0 S: 8	H: 1 LOB: 1 BB: 0 P: 15	R: 0 E: 0 K: 0 S: 11	H: 1 LOB: 1 BB: 0 P: 15	R: 1 E: 0 K: 1 S: 17	H: 1 LOB: 1 BB: 0 P: 29	R: 0 E: 0 K: 1 S: 9	H: 1 LOB: 0 BB: 0 P: 11	1B: 6 2B: 2 3B: 0 HR: 0	SF: 0 SAC: 0 DP: 2 HBP: 2	WP: 1 PB: 0 SB: 2 CS: 0	PA: 36
PITCHER	IP WLS BF H R ER SO BB IBB HBP BLK WP HR S P ERA WHIP																					
Pete Munro, R (1, 1) ERA: 3.74	7.0 W 28 6 0 0 5 0 0 0 2 0 0 0 59 96 0.00 0.857																					
Mike Gallo, L (8, 1) ERA: 4.45	1.0 5 1 1 1 1 1 0 0 0 1 0 0 17 29 9.00 2.000																					
David Weathers, R (9, 1) ERA: 4.5	1.0 3 1 0 0 1 0 0 0 0 0 0 0 9 11 0.00 1.000																					

AB	33
R	1
H	8
RBI	1
BB	1
SO	7
LOB	22



Batter	1	2	3	4	5	6	7	8	9	AB	R	H	RBI	BB	SO	LOB	BOTTOM			
Craig Biggio, R (1, 7) OBP: 0.367, SLG: 0.485				L4		F8		K		4	1	1	0	0	0	1	Milwaukee Brewers @ Houston Astros Minute Maid Park, Houston, TX Sun Jul 25 2004, 1:05 PM CDT Att: 32,971 - Dome - 74 F			
Mike Gallo, L (8, 1)										0	0	0	0	0	0	0				
16 Jason Lane, R (8, PH) OBP: 0.308, SLG: 0.432			17 BB 28 1B 2B							1	0	0	0	0	1	0				
28 Adam Everett, R (1, 6) OBP: 0.311, SLG: 0.381			17 BB 2B					K		5	1	2	1	0	3	0				
Carlos Beltrán, S (1, 8) OBP: 0.359, SLG: 0.556										5	0	1	0	0	1	3				
David Weathers, R (9, 1)										0	0	0	0	0	0	0				
17 Lance Berkman, S (1, 9) OBP: 0.455, SLG: 0.550										2	3	2	0	2	0	0				
Jeff Kent, R (1, 4) OBP: 0.337, SLG: 0.488										3	0	0	0	0	0	6				
Jose Vizcaino, S (7, PH) OBP: 0.343, SLG: 0.396										1	1	1	1	0	0	0				
Mike Lamb, L (1, 3) OBP: 0.371, SLG: 0.554										4	1	2	3	0	0	1				
Morgan Ensberg, R (1, 5) OBP: 0.318, SLG: 0.379										4	0	1	2	0	2	2				
Brad Ausmus, R (1, 2) OBP: 0.287, SLG: 0.318										4	2	2	1	0	0	1				
Pete Munro, R (1, 1) OBP: 0.231, SLG: 0.091										2	0	0	0	0	2	1				
Orlando Palmeiro, L (7, PH) OBP: 0.316, SLG: 0.360										1	0	0	0	0	0	0				
Inning Stats	R: 0 E: 0 K: 1 S: 10	H: 2 LOB: 2 BB: 0 P: 17	R: 0 E: 1 K: 2 S: 12	H: 0 LOB: 1 BB: 0 P: 17	R: 4 E: 0 K: 1 S: 25	H: 4 LOB: 1 BB: 1 P: 35	R: 0 E: 0 K: 2 S: 10	H: 0 LOB: 0 BB: 0 P: 13	R: 1 E: 0 K: 1 S: 10	H: 1 LOB: 1 BB: 1 P: 17	R: 1 E: 0 K: 0 S: 10	H: 2 LOB: 1 BB: 0 P: 15	R: 3 E: 0 K: 0 S: 15	H: 3 LOB: 0 BB: 0 P: 23	R: 0 E: 0 K: 2 S: 10	H: 0 LOB: 0 BB: 0 P: 15	1B: 6 2B: 5 3B: 0 HR: 1	SF: 0 SAC: 1 DP: 0 HBP: 0	WP: 1 PB: 0 SB: 1 CS: 0	PA: 39
PITCHER	IP WLS BF H R ER SO BB IBB HBP BLK WP HR S P ERA WHIP																			
Doug Davis, L (1, 1) ERA: 3.99	6.0 L 30 9 9 6 6 7 0 0 0 0 1 1 25 38 13.50 1.500																			
Matt Kinney, R (7, 1) ERA: 5.93	2.0 9 3 3 3 2 0 0 0 0 0 0 0 1 1 25 38 13.50 1.500																			

AB	36
R	9
H	12
RBI	8
BB	2
SO	9
LOB	15



Batter	1	2	3	4	5	6	7	8	9	AB	R	H	RBI	BB	SO	LOB	TOP										
Steve Finley, L (1, 8) OBP: 0.342, SLG: 0.504	1-2 G3-1		1-1 L1			2-1 CS 1B		2-2 G4-3		4	0	1	0	0	0	0											
Scott Hairston, R (1, 4) OBP: 0.395, SLG: 0.465	3-2 HR		1-2 1B			3-1 FC6-4 1B			2-2 2B 1B	4	2	4	1	0	0	0											
Luis Gonzalez, L (1, 7) OBP: 0.376, SLG: 0.513	1-0 HR		0-1 G4-3			1-1 L7			3-1 1B 2B	4	2	2	1	0	0	2											
Danny Bautista, R (1, 9) OBP: 0.357, SLG: 0.455	0-0 G6-3			0-1 F9		1-0 FC6-4			0-1 G3 S 1B	4	0	1	2	0	0	1											
Shea Hillenbrand, R (1, 3) OBP: 0.354, SLG: 0.470	1-2 G3-1			0-2 G6-3			0-1 G4-3		2-3 2H 3H 1B	4	0	0	0	0	1	1											
Alex Cintron, S (1, 6)		2-3 K		1-1 G5-3			0-0 F7		0-2 G3	4	0	0	0	0	1	1											
Chad Tracy, L (1, 5) OBP: 0.328, SLG: 0.403		0-1 G4-3			0-0 G3		1-1 F7		2-1 P5	4	0	0	0	0	0	1											
Juan Brito, R (1, 2) OBP: 0.223, SLG: 0.284		1-3 K			1-1 F7			2-3 K		3	0	0	0	0	2	0											
17 Brandon Webb, R (1, 1) OBP: 0.116, SLG: 0.095 Stephen Randolph, L (8, 1) OBP: 0.300, SLG: 1.000 Greg Aquino, R (9, 1)			1-3 K		1-3 K			0-0 G4-3		3	0	0	0	0	2	0											
Inning Stats	R: 2 E: 0 K: 0 S: 14	H: 2 LOB: 0 BB: 0 P: 20	R: 0 E: 0 K: 2 S: 9	H: 0 LOB: 0 BB: 0 P: 12	R: 0 E: 0 K: 1 S: 11	H: 1 LOB: 1 BB: 0 P: 14	R: 0 E: 0 K: 0 S: 7	H: 0 LOB: 0 BB: 0 P: 8	R: 0 E: 0 K: 1 S: 6	H: 2 LOB: 1 BB: 0 P: 14	R: 0 E: 0 K: 0 S: 5	H: 0 LOB: 0 BB: 0 P: 6	R: 0 E: 0 K: 1 S: 9	H: 0 LOB: 0 BB: 0 P: 13	R: 2 E: 0 K: 1 S: 15	H: 3 LOB: 1 BB: 0 P: 24	1B: 5 2B: 1 3B: 0 HR: 2	SF: 0 SAC: 0 DP: 0 HBP: 0	WP: 0 PB: 0 SB: 1 CS: 1	PA: 34							
PITCHER	IP	WLS	BF	H	R	ER	SO	BB	IBB	HBP	BLK	WP	HR	S	P	ERA	WHIP										
Andy Pettitte, L (1, 1) ERA: 4.11	5.0	L	18	3	2	2	4	0	0	0	0	0	2	47	62	3.60	0.600										
Darren Oliver, L (6, 1) ERA: 8.13	1.0		4	2	0	0	0	0	0	0	0	0	0	7	14	0.00	2.000										
David Weathers, R (7, 1) ERA: 4.33	2.0		6	0	0	0	1	0	0	0	0	0	0	14	19	0.00	0.000										
Dan Miceli, R (9, 1) ERA: 4.14	1.0		6	3	2	2	1	0	0	0	0	0	0	15	24	18.00	3.000										

Arizona Diamondbacks @ Houston Astros
Minute Maid Park, Houston, TX
Mon Jul 26 2004, 7:05 PM CDT
Att: 36,046 - Cloudy - 88 F

AB	34
R	4
H	8
RBI	4
BB	0
SO	6
LOB	6



Batter	1	2	3	4	5	6	7	8	9	AB	R	H	RBI	BB	SO	LOB	BOTTOM										
Craig Biggio, R (1, 7) OBP: 0.365, SLG: 0.480	2-2 G6-3		2-3 K	2-3 K		1-0 HBP			2-1 G6-3	4	0	0	0	0	2	2											
28 Adam Everett, R (1, 6) OBP: 0.310, SLG: 0.378	2-2 G5-3		0-0 17 S 1B		0-1 G5-3	2-3 K			1-2 F8	5	0	1	0	0	1	2											
Carlos Beltrán, S (1, 8) OBP: 0.360, SLG: 0.556	1-1 FC6-5 17 S 1B		0-1 F8		0-0 17 G6-3 17 S 1B		2-2 G3			4	1	2	0	0	0	1											
17 Lance Berkman, S (1, 9) OBP: 0.455, SLG: 0.547	4-2 BB		4-1 BB		3-1 G6-3	3-3 K				2	0	0	0	2	1	1											
Jeff Kent, R (1, 4) OBP: 0.336, SLG: 0.485	1-0 FC6-5 2-3f		0-0 F7		0-1 FC6-4 5 1B		0-1 F8			4	0	1	1	0	0	4											
5 Jeff Bagwell, R (1, 3) OBP: 0.380, SLG: 0.433		0-0 E5 FC6-4		2-0 L6	2-1 FC6-4			2-2 G5-3		4	0	0	0	0	0	1											
Morgan Ensberg, R (1, 5) OBP: 0.320, SLG: 0.379		1-1 FC6-4 G2-3 S 1-2f		4-1 BB BB		2-2 G5-3		3-1 F8-6 1B		3	0	1	0	1	0	1											
Brad Ausmus, R (1, 2) OBP: 0.288, SLG: 0.316 Mike Lamb, L (8, PH) OBP: 0.388, SLG: 0.550 Raul Chavez, R (9, 2) OBP: 0.247, SLG: 0.250		1-1 G2-3		4-2 BB		1-1 G5-3		2-1 F8-6		2	0	0	0	1	0	1											
Andy Pettitte, L (1, 1) OBP: 0.292, SLG: 0.238 Darren Oliver, R (6, 1) OBP: 0.198, SLG: 0.198 Orlando Hernandez, L (8, PH) OBP: 0.329, SLG: 0.588 David Weathers, R (7, 1) OBP: 0.300, SLG: 1.000 Dan Miceli, R (9, 1) OBP: 0.304, SLG: 0.500 Jose Vizcaino, S (9, PH) OBP: 0.341, SLG: 0.394		0-0 L5		0-3 K		1-2 HBP 1B		2-2 F9		2	0	0	0	0	1	3											
Inning Stats	R: 0 E: 0 K: 0 S: 11	H: 1 LOB: 2 BB: 1 P: 21	R: 0 E: 1 K: 0 S: 6	H: 0 LOB: 1 BB: 0 P: 8	R: 0 E: 0 K: 1 S: 9	H: 1 LOB: 2 BB: 1 P: 15	R: 0 E: 0 K: 2 S: 12	H: 0 LOB: 2 BB: 2 P: 24	R: 1 E: 0 K: 0 S: 9	H: 2 LOB: 1 BB: 0 P: 14	R: 0 E: 0 K: 1 S: 11	H: 1 LOB: 2 BB: 0 P: 18	R: 0 E: 0 K: 0 S: 9	H: 0 LOB: 0 BB: 0 P: 14	R: 0 E: 0 K: 0 S: 7	H: 1 LOB: 0 BB: 0 P: 14	R: 0 E: 0 K: 0 S: 10	H: 0 LOB: 0 BB: 0 P: 15	1B: 6 2B: 1 3B: 0 HR: 0	SF: 0 SAC: 0 DP: 1 HBP: 1	WP: 0 PB: 0 SB: 4 CS: 0	PA: 38					
PITCHER	IP	WLS	BF	H	R	ER	SO	BB	IBB	HBP	BLK	WP	HR	S	P	ERA	WHIP										
17 Brandon Webb, R (1, 1) ERA: 3.68	7.1	W	34	6	1	1	5	4	0	1	0	0	0	72	124	1.23	1.364										
Stephen Randolph, L (8, 1) ERA: 4.37	0.2	H	1	0	0	0	0	0	0	0	0	0	0	2	4	0.00	0.000										
Greg Aquino, R (9, 1) ERA: 3.27	1.0	S	3	0	0	0	0	0	0	0	0	0	0	10	15	0.00	0.000										

Arizona Diamondbacks @ Houston Astros
Minute Maid Park, Houston, TX
Mon Jul 26 2004, 7:05 PM CDT
Att: 36,046 - Cloudy - 88 F

AB	33
R	1
H	6
RBI	1
BB	4
SO	5
LOB	17



Batter	1	2	3	4	5	6	7	8	9	AB	R	H	RBI	BB	SO	LOB	TOP								
Steve Finley, L (1.8) OBP: 0.342, SLG: 0.503 Quinton McCracken, S (6.8) OBP: 0.259, SLG: 0.345	2-2 G5-4-3 1B			2-2 L7		0-1 L9		0-0 G6-3		3	0	1	0	0	0	0									
Chad Tracy, L (1.5) OBP: 0.327, SLG: 0.405	2-1 F8			1-3 K		3-2 F9		3-H 3-2 2-H 2B		4	0	1	1	0	1	1									
Danny Bautista, R (1.9) OBP: 0.353, SLG: 0.450	2-2 G5-4-3 1-2			1-3 K			0-2 L8	3-2 G2-3		4	0	0	0	0	1	2									
Luis Gonzalez, L (1.7) OBP: 0.373, SLG: 0.507					1-0 G4-3		1-2 F9		1-1 G2-3	4	0	0	0	0	1	0									
Shea Hillenbrand, R (1.3) OBP: 0.350, SLG: 0.465					0-1 G1-3		1-1 G4-3		0-3 K	4	0	0	0	0	2	0									
Scott Hairston, R (1.4) OBP: 0.304, SLG: 0.458					4-0 1B BB			3-3 K	1-3 K	3	0	0	0	1	2	0									
Alex Cintron, S (1.6) OBP: 0.294, SLG: 0.362				1-2 F9		0-1 1-3 1B		0-0 1B 2B 1B		3	1	2	0	0	0	0									
Juan Brito, R (1.2) OBP: 0.226, SLG: 0.286				0-1 L7		0-1 G5-3		2-2 2B G6-3 1B		3	1	1	0	0	0	2									
31 Edgar Gonzalez, R (1.1) Steve Sparks, R (5.1) OBP: 0.103, SLG: 0.103 Carlos Baerga, S (6. PH) OBP: 0.255, SLG: 0.245 Mike Koplove, R (8.1)				3-2 G5-3			0-3 K	0-1 2B 2B		1	0	0	0	0	0	0									
Inning Stats	R: 0 E: 0 K: 0 S: 8	H: 1 LOB: 0 BB: 0 P: 14	R: 0 E: 0 K: 2 S: 8	H: 0 LOB: 0 BB: 0 P: 10	R: 0 E: 0 K: 0 S: 8	H: 0 LOB: 0 BB: 0 P: 12	R: 0 E: 0 K: 2 S: 9	H: 0 LOB: 0 BB: 0 P: 13	R: 0 E: 0 K: 0 S: 7	H: 1 LOB: 2 BB: 1 P: 12	R: 0 E: 0 K: 1 S: 9	H: 0 LOB: 0 BB: 0 P: 12	R: 0 E: 0 K: 0 S: 8	H: 0 LOB: 0 BB: 0 P: 10	R: 3 E: 0 K: 1 S: 18	H: 4 LOB: 1 BB: 0 P: 29	R: 0 E: 0 K: 2 S: 9	H: 0 LOB: 0 BB: 0 P: 11	1B: 4 2B: 2 3B: 0 HR: 0	SF: 0 SAC: 0 DP: 1 HBP: 0	WP: 0 PB: 0 SB: 0 CS: 0	PA: 33			
PITCHER	IP	WLS	BF	H	R	ER	SO	BB	IBB	HBP	BLK	WP	HR	S	P	ERA	WHIP								
44 Roy Oswalt, R (1.1) ERA: 3.74	7.0	W	23	2	0	0	5	1	0	0	0	0	0	57	83	0.00	0.429								
Kirk Bullinger, R (8.1) ERA: 5.17	0.2		6	4	3	3	1	0	0	0	0	0	0	14	22	40.50	6.000								
Chad Harville, R (8.1) ERA: 5.87	1.1		4	0	0	0	2	0	0	0	0	0	0	13	18	0.00	0.000								

Arizona Diamondbacks @ Houston Astros
Minute Maid Park, Houston, TX
Tue Jul 27 2004, 7:05 PM CDT
Att: 32,095 - Dome - 72 F

livebaseballscorecards.com

AB 32
R 3
H 6
RBI 3
BB 1
SO 8
LOB 6



Batter	1	2	3	4	5	6	7	8	9	AB	R	H	RBI	BB	SO	LOB	BOTTOM								
Craig Biggio, R (1.7) OBP: 0.363, SLG: 0.476 Orlando Palmeiro, L (6.7) OBP: 0.320, SLG: 0.354	0-0 G6-3			0-1 L7	0-1 E5 28 FC6-4			0-1 G6-3		3	0	0	0	0	0	0									
28 Adam Everett, R (1.6) OBP: 0.314, SLG: 0.398	1-0 HR			2-2 HR	0-0 FC6-4 1-2			0-1 G3 1B		5	2	3	2	0	0	2									
Carlos Beltrán, S (1.8) OBP: 0.360, SLG: 0.555	2-1 G4-3			4-1 1B 5 HR BB	0-0 F8		2-2 17 PB 2B	3-2 G3		4	1	1	0	1	0	1									
17 Lance Berkman, S (1.9) OBP: 0.456, SLG: 0.545 16 Jason Lane, R (7.9) OBP: 0.306, SLG: 0.427	2-1 1B			2-0 F8	4-2 HR BB		1-1 F8	2-0 G6-3		3	1	1	0	1	0	2									
Jeff Kent, R (1.4) OBP: 0.342, SLG: 0.498 Jose Vizcaino, S (6.4) OBP: 0.339, SLG: 0.392	0-1 1B			2-1 5 HR 1B	1-0 HR BB		0-0 G3	2-3 G6-3		3	2	3	2	0	0	0									
5 Jeff Bagwell, R (1.3) OBP: 0.381, SLG: 0.440 Kirk Bullinger, R (8.1) Chad Harville, R (8.1)	3-2 P5			1-2 HR	4-2 2B G4-3 BB		3-3 K			3	2	1	3	1	1	3									
Morgan Ensberg, R (1.5) OBP: 0.322, SLG: 0.388				1-H 3-H HR	0-0 G4-3 E 2B			0-0 G6-3		4	2	2	0	0	0	0									
Raul Chavez, R (1.2) OBP: 0.237, SLG: 0.239				1-3 K	1-0 G4-3			1-2 F8		4	0	0	1	0	1	2									
44 Roy Oswalt, R (1.1) OBP: 0.152, SLG: 0.159 Mike Lamb, L (7. PH) OBP: 0.366, SLG: 0.545				2-1 SH1-3 2H 1B	1-1 G5-3			3-3 P3		3	0	1	1	0	0	1									
Inning Stats	R: 1 E: 0 K: 0 S: 11	H: 3 LOB: 2 BB: 0 P: 19	R: 1 E: 0 K: 1 S: 8	H: 2 LOB: 1 BB: 0 P: 14	R: 3 E: 0 K: 0 S: 10	H: 2 LOB: 0 BB: 1 P: 19	R: 1 E: 0 K: 0 S: 9	H: 1 LOB: 0 BB: 0 P: 12	R: 4 E: 1 K: 0 S: 15	H: 2 LOB: 1 BB: 2 P: 28	R: 0 E: 0 K: 1 S: 10	H: 1 LOB: 1 BB: 0 P: 16	R: 0 E: 0 K: 1 S: 9	H: 0 LOB: 0 BB: 0 P: 13	R: 0 E: 0 K: 0 S: 9	H: 1 LOB: 1 BB: 0 P: 14	1B: 5 2B: 3 3B: 0 HR: 4	SF: 0 SAC: 1 DP: 0 HBP: 0	WP: 1 PB: 1 SB: 0 CS: 0	PA: 40					
PITCHER	IP	WLS	BF	H	R	ER	SO	BB	IBB	HBP	BLK	WP	HR	S	P	ERA	WHIP								
31 Edgar Gonzalez, R (1.1) ERA: 12.79	4.0	L	21	8	6	6	1	1	0	0	0	0	1	34	57	9.00	1.667								
Steve Sparks, R (5.1) ERA: 6.03	3.0		15	3	4	3	2	2	0	0	0	0	0	9	14	0.00	1.000								
Mike Koplove, R (8.1) ERA: 5.29	1.0		4	1	0	0	0	0	0	0	0	0	0	9	14	0.00	1.000								

Arizona Diamondbacks @ Houston Astros
Minute Maid Park, Houston, TX
Tue Jul 27 2004, 7:05 PM CDT
Att: 32,095 - Dome - 72 F

livebaseballscorecards.com

AB 36
R 10
H 12
RBI 9
BB 3
SO 3
LOB 13



Batter	1	2	3	4	5	6	7	8	9	AB	R	H	RBI	BB	SO	LOB	TOP					
Jose Vizcaino, S OBP: 0.332, SLG: 0.379	L4		F7		B2	P3			L9	5	0	0	0	0	0	5						
28 Adam Everett, R OBP: 0.313, SLG: 0.388	K		G6-3		K				HR	4	1	0	0	1	2	1						
Carlos Beltrán, S OBP: 0.361, SLG: 0.557	G6-3			17 S 16 E 2B	G5-3				HR	5	2	2	3	0	0	0						
17 Lance Berkman, S OBP: 0.452, SLG: 0.536		P3		16 E BB		P3			HR	3	1	0	0	2	0	0						
Mike Lamb, L OBP: 0.370, SLG: 0.551	G3			16 E BB		1B 2B BB			HR	3	2	1	2	2	0	0						
Morgan Ensberg, R OBP: 0.325, SLG: 0.386					K	2B			F9	4	0	1	0	1	1	3						
16 Jason Lane, R OBP: 0.298, SLG: 0.406	F9				F9	K			F9	4	0	0	0	1	1	5						
Brad Ausmus, R OBP: 0.294, SLG: 0.323			SH1-4 1B			1-3 2-H 2B			1B	4	1	4	1	1	0	0						
Darren Oliver, R Jeff Kepp, R Mike Gallo, L David Weathers, R Craig Biggio, R Kirk Bullinger, R			SH1-4		K				K	1	0	0	0	0	1	3						
Inning Stats	R: 0 E: 0 K: 1 S: 8	H: 0 LOB: 0 BB: 0 P: 11	R: 0 E: 0 K: 0 S: 11	H: 0 LOB: 1 BB: 1 P: 19	R: 0 E: 0 K: 0 S: 8	H: 1 LOB: 1 BB: 0 P: 9	R: 1 E: 1 K: 2 S: 26	H: 1 LOB: 3 BB: 3 P: 43	R: 0 E: 0 K: 1 S: 6	H: 0 LOB: 0 BB: 0 P: 9	R: 1 E: 0 K: 1 S: 24	H: 2 LOB: 2 BB: 2 P: 39	R: 0 E: 0 K: 0 S: 6	H: 0 LOB: 0 BB: 0 P: 8	R: 0 E: 0 K: 0 S: 5	H: 0 LOB: 0 BB: 0 P: 8	R: 6 E: 0 K: 1 S: 24	H: 5 LOB: 2 BB: 3 P: 45	1B: 4 2B: 3 3B: 0 HR: 2	SF: 0 SAC: 1 DP: 0 HBP: 0	WP: 1 PB: 0 SB: 1 CS: 0	PA: 45
PITCHER	IP WLS BF H R ER SO BB IBB HBP BLK WP HR S P ERA WHIP																					
Brandon Claussen, L ERA: 4.02	(1, 1) 5.1 L 24 3 2 1 4 4 1 0 0 0 0 0 0 77 118 1.69 1.312																					
Phil Norton, L ERA: 4.6	(6, 1) 1.2 7 1 0 0 1 0 1 0 0 0 0 2 12 20 0.00 0.600																					
Gabe White, L ERA: 7.68	(8, 1) 1.1 10 4 6 6 0 2 0 0 0 0 2 18 32 40.50 4.500																					
Ryan Wagner, R ERA: 6.23	(9, 1) 0.2 4 1 0 0 1 1 0 0 0 0 1 0 11 21 0.00 3.000																					

Houston Astros @ Cincinnati Reds
Great American Ball Park, Cincinnati, OH

AB 35
R 8
H 9
RBI 7
BB 9
SO 6
LOB 19



Sat Jul 31 2004, 1:15 PM EDT
Att: 36,415 - Cloudy - 78 F

Batter	1	2	3	4	5	6	7	8	9	AB	R	H	RBI	BB	SO	LOB	BOTTOM					
6 Ryan Freel, R OBP: 0.376, SLG: 0.347	P3		BB			P2			G6-3 1B	3	0	1	0	1	0	0						
Juan Castro, R OBP: 0.279, SLG: 0.349	F8		F8			P4			G6-3	4	0	0	0	0	0	2						
Sean Casey, L OBP: 0.390, SLG: 0.564	BB				P5	HBP 1B BB			G4-3	2	0	0	0	2	0	0						
Adam Dunn, L OBP: 0.410, SLG: 0.572	K					HBP 1B			G6-3 1B	4	0	3	0	0	1	1						
Wily Mo Peña, R OBP: 0.326, SLG: 0.525	K		K			HBP			G6-3	3	0	0	0	0	2	2						
D'Angelo Jimenez, S OBP: 0.359, SLG: 0.369	K				P2	F4				3	0	0	0	0	1	3						
Javier Valentin, S OBP: 0.248, SLG: 0.353	G6-3				K	F7				3	0	0	0	0	1	3						
Felipe Lopez, S OBP: 0.226, SLG: 0.305					G4-3					2	0	0	0	0	1	0						
Phil Norton, R										0	0	0	0	0	0	0						
Barry Larkin, R OBP: 0.352, SLG: 0.437										1	0	0	0	0	0	3						
Gabe White, L										0	0	0	0	0	0	0						
Ryan Wagner, R										0	0	0	0	0	0	0						
Brandon Claussen, R OBP: 0.250, SLG: 0.250					G6-3					1	0	0	0	0	0	0						
Tim Hummel, R OBP: 0.250, SLG: 0.301										2	0	0	0	0	0	0						
Inning Stats	R: 0 E: 0 K: 1 S: 11	H: 0 LOB: 1 BB: 1 P: 17	R: 0 E: 0 K: 2 S: 8	H: 0 LOB: 0 BB: 0 P: 12	R: 0 E: 0 K: 1 S: 7	H: 0 LOB: 1 BB: 1 P: 14	R: 0 E: 0 K: 1 S: 6	H: 1 LOB: 1 BB: 0 P: 9	R: 0 E: 0 K: 1 S: 10	H: 0 LOB: 0 BB: 0 P: 16	R: 0 E: 0 K: 0 S: 6	H: 0 LOB: 0 BB: 0 P: 8	R: 0 E: 0 K: 0 S: 10	H: 1 LOB: 3 BB: 1 P: 20	R: 0 E: 0 K: 0 S: 7	H: 1 LOB: 0 BB: 0 P: 9	R: 0 E: 0 K: 0 S: 10	H: 1 LOB: 0 BB: 0 P: 12	1B: 4 2B: 1 3B: 0 HR: 0	SF: 0 SAC: 0 DP: 3 HBP: 1	WP: 0 PB: 0 SB: 0 CS: 1	PA: 32
PITCHER	IP WLS BF H R ER SO BB IBB HBP BLK WP HR S P ERA WHIP																					
Darren Oliver, L ERA: 5.5	(1, 1) 5.0 W 17 1 0 0 0 2 0 1 0 0 0 0 42 28 0.00 1.000																					
Mike Gallo, L ERA: 4.01	(6, 1) 2.0 H 9 1 0 0 0 1 0 1 0 0 0 16 28 0.00 1.000																					
David Weathers, R ERA: 4.09	(8, 1) 1.0 H 3 1 0 0 0 0 0 0 0 0 0 7 9 0.00 1.000																					
Kirk Bullinger, R ERA: 4.86	(9, 1) 1.0 3 1 0 0 0 0 0 0 0 0 0 10 12 0.00 1.000																					

Houston Astros @ Cincinnati Reds
Great American Ball Park, Cincinnati, OH

AB 28
R 0
H 4
RBI 0
BB 3
SO 6
LOB 14



Sat Jul 31 2004, 1:15 PM EDT
Att: 36,415 - Cloudy - 78 F

Batter	1	2	3	4	5	6	7	8	9	AB	R	H	RBI	BB	SO	LOB	TOP								
Craig Biggio, R (1, 7) OBP: 0.362, SLG: 0.481	F8	L5					P3			3	0	0	1	2	0	2	Houston Astros @ Cincinnati Reds Great American Ball Park, Cincinnati, OH Sun Aug 01 2004, 1:15 PM EDT Att: 34,002 - Cloudy - 83 F								
Dan Miceli, R (8, 1) OBP: 0.500, SLG: 0.500										0	0	0	0	0	0	0									
54 Brad Lidge, R (9, 1)										0	0	0	0	0	0	0									
28 Adam Everett, R (1, 6) OBP: 0.314, SLG: 0.388	P5		F8			FC6-4 1B				5	1	2	1	0	0	1									
Carlos Beltrán, S (1, 8) OBP: 0.357, SLG: 0.550	F8		F7				1B			5	0	0	0	0	1	5									
17 Lance Berkman, S (1, 9) OBP: 0.454, SLG: 0.534										3	1	1	0	2	1	1									
Mike Lamb, L (1, 3) OBP: 0.371, SLG: 0.545										5	1	2	1	0	2	2									
Jeff Kent, R (1, 4) OBP: 0.345, SLG: 0.496										4	3	2	0	1	1	2									
Morgan Ensberg, R (1, 5) OBP: 0.329, SLG: 0.395										4	0	3	3	0	0	0									
Raul Chavez, R (1, 2) OBP: 0.238, SLG: 0.240										3	0	1	1	0	0	1									
5 Jeff Bagwell, R (8, PH) OBP: 0.395, SLG: 0.446										0	1	0	0	1	0	0									
16 Jason Lane, R (8, 7) OBP: 0.298, SLG: 0.406										0	0	0	0	0	0	0									
44 Roy Oswalt, R (1, 1) OBP: 0.146, SLG: 0.152										2	0	0	0	0	1	1									
Jose Vizcaino, S (8, PH) OBP: 0.335, SLG: 0.382										1	0	1	0	0	0	0									
Brad Ausmus, R (8, 2) OBP: 0.294, SLG: 0.323										0	0	0	0	0	0	0									
Inning Stats	R: 0 E: 0 K: 0 S: 9	H: 0 LOB: 0 BB: 0 P: 12	R: 2 E: 0 K: 0 S: 16	H: 3 LOB: 2 BB: 1 P: 22	R: 0 E: 0 K: 1 S: 7	H: 0 LOB: 1 BB: 1 P: 14	R: 0 E: 0 K: 0 S: 7	H: 1 LOB: 2 BB: 0 P: 8	R: 1 E: 0 K: 1 S: 13	H: 1 LOB: 2 BB: 2 P: 28	R: 0 E: 0 K: 1 S: 11	H: 0 LOB: 0 BB: 0 P: 15	R: 0 E: 0 K: 1 S: 16	H: 1 LOB: 1 BB: 0 P: 22	R: 3 E: 0 K: 0 S: 11	H: 4 LOB: 2 BB: 2 P: 22	R: 1 E: 0 K: 2 S: 8	H: 2 LOB: 1 BB: 0 P: 16	1B: 11 2B: 1 3B: 0 HR: 0	SF: 1 SAC: 1 DP: 1 HBP: 0	WP: 0 PB: 0 SB: 0 CS: 0	PA: 43			
PITCHER	IP	WLS	BF	H	R	ER	SO	BB	IBB	HBP	BLK	WP	HR	S	P	ERA	WHIP								
Paul Wilson, R (1, 1) ERA: 3.84	7.0		31	6	3	3	4	4	0	0	0	0	0	79	121	3.86	1.429								
John Riedling, R (8, 1) ERA: 4.37	0.1	L	6	3	3	3	0	2	0	0	0	0	0	8	18	81.00	15.000								
Todd Van Poppel, R (8, 1) ERA: 5.33	0.2		2	1	0	0	0	0	0	0	0	0	0	3	4	0.00	1.500								
Phil Norton, L (9, 1) ERA: 4.7	1.0		4	2	1	1	2	0	0	0	0	0	0	8	16	9.00	2.000								

Batter	1	2	3	4	5	6	7	8	9	AB	R	H	RBI	BB	SO	LOB	BOTTOM								
6 Ryan Freel, R (1, 5) OBP: 0.381, SLG: 0.347	K		E7							2	0	1	0	3	1	0	Houston Astros @ Cincinnati Reds Great American Ball Park, Cincinnati, OH Sun Aug 01 2004, 1:15 PM EDT Att: 34,002 - Cloudy - 83 F								
D'Angelo Jimenez, S (1, 4) OBP: 0.397, SLG: 0.367	K		G6-4-3							5	0	1	0	0	1	5									
Sean Casey, L (1, 3) OBP: 0.391, SLG: 0.566										4	1	2	0	0	0	2									
Adam Dunn, L (1, 7) OBP: 0.410, SLG: 0.574										4	1	2	0	0	1	2									
Wily Mo Peña, R (1, 8) OBP: 0.325, SLG: 0.525										4	1	1	2	0	2	0									
Jacob Cruz, L (1, 9) OBP: 0.311, SLG: 0.364										2	1	1	2	0	0	0									
John Riedling, R (8, 1) ERA: 4.37										0	0	0	0	0	0	0									
Todd Van Poppel, R (8, 1) ERA: 5.33										0	0	0	0	0	0	0									
John Vander Wal, L (8, PH) OBP: 0.208, SLG: 0.348										1	0	0	0	0	0	0									
Phil Norton, R (9, 1) ERA: 4.7										0	0	0	0	0	0	0									
Jason LaRue, R (1, 2) OBP: 0.331, SLG: 0.442										4	0	0	0	0	2	1									
Felipe Lopez, S (1, 6) OBP: 0.258, SLG: 0.349										4	1	3	0	0	0	0									
Paul Wilson, R (1, 1) ERA: 3.84										1	0	0	0	0	0	1									
Juan Castro, R (7, PH) OBP: 0.278, SLG: 0.348										1	0	0	0	0	1	0									
Javier Valentin, S (8, PH) OBP: 0.247, SLG: 0.351										1	0	0	0	0	1	1									
Inning Stats	R: 0 E: 0 K: 2 S: 12	H: 2 LOB: 2 BB: 0 P: 14	R: 0 E: 0 K: 1 S: 5	H: 0 LOB: 0 BB: 0 P: 7	R: 1 E: 1 K: 0 S: 9	H: 2 LOB: 0 BB: 0 P: 10	R: 4 E: 0 K: 1 S: 24	H: 5 LOB: 2 BB: 1 P: 34	R: 0 E: 0 K: 2 S: 7	H: 0 LOB: 0 BB: 0 P: 10	R: 0 E: 0 K: 1 S: 11	H: 0 LOB: 0 BB: 0 P: 16	R: 0 E: 0 K: 0 S: 13	H: 1 LOB: 2 BB: 1 P: 19	R: 0 E: 0 K: 0 S: 5	H: 0 LOB: 0 BB: 0 P: 7	R: 0 E: 0 K: 1 S: 11	H: 1 LOB: 1 BB: 1 P: 21	1B: 6 2B: 4 3B: 0 HR: 1	SF: 0 SAC: 1 DP: 3 HBP: 1	WP: 0 PB: 0 SB: 0 CS: 0	PA: 38			
PITCHER	IP	WLS	BF	H	R	ER	SO	BB	IBB	HBP	BLK	WP	HR	S	P	ERA	WHIP								
44 Roy Oswalt, R (1, 1) ERA: 3.8	7.0		31	6	3	3	4	4	0	0	0	0	0	79	121	3.86	1.429								
Dan Miceli, R (8, 1) ERA: 4.37	1.0	H	3	0	0	0	0	0	0	0	0	0	0	5	7	0.00	0.000								
54 Brad Lidge, R (9, 1) ERA: 2.25	1.0	S	4	1	0	0	1	1	0	0	0	0	0	11	21	0.00	2.000								



Batter	1	2	3	4	5	6	7	8	9	AB	R	H	RBI	BB	SO	LOB	TOP																	
Rafael Furcal, S (1,6) OBP: 0.339, SLG: 0.418	G4-3		G6-3		G4-3			FC4-6 BB		3	0	0	0	1	0	1	Atlanta Braves @ Houston Astros Minute Maid Park, Houston, TX Tue Aug 03 2004, 7:05 PM CDT Att: 40,709 - Dome - 74 F																	
Charles Thomas, L (1,7) OBP: 0.379, SLG: 0.521	G6-3		G3		G3			FC4-6 10 G3-1 BB		4	0	0	0	0	0	2																		
Marcus Giles, R (1,4) OBP: 0.386, SLG: 0.458	K							10 G3-1 BB		3	0	1	0	1	2	0																		
10 Chipper Jones, S (1,5) OBP: 0.341, SLG: 0.426								G3-1		3	1	0	1	1	2	3																		
Johnny Estrada, S (1,2) OBP: 0.380, SLG: 0.486										3	0	1	0	1	0	2																		
Adam LaRoche, L (1,3) OBP: 0.299, SLG: 0.372										4	0	0	0	0	3	5																		
Andruw Jones, R (1,8) OBP: 0.359, SLG: 0.499										4	0	2	1	0	1	0																		
Eli Marrero, R (1,9) OBP: 0.386, SLG: 0.569										4	0	0	0	0	1	2																		
Russ Ortiz, R (1,1) OBP: 0.125, SLG: 0.103										1	0	0	0	0	0	0																		
Julio Franco, R (8, PH) OBP: 0.362, SLG: 0.422										0	0	0	0	1	0	0																		
J.D. Drew, L (8, PR) OBP: 0.426, SLG: 0.596										0	1	0	0	0	0	0																		
Chris Reitsma, R (8, 1) OBP: 0.290, SLG: 0.323										0	0	0	0	0	0	0																		
Mark DeRosa, R (9, PH) OBP: 0.290, SLG: 0.323										1	0	0	0	0	1	0																		
Inning Stats	R: 0 E: 0 K: 1 S: 9	H: 0 LOB: 0 BB: 0 P: 13	R: 1 E: 1 K: 1 S: 10	H: 1 LOB: 1 BB: 1 P: 20	R: 0 E: 0 K: 0 S: 7	H: 0 LOB: 0 BB: 0 P: 11	R: 0 E: 0 K: 2 S: 12	H: 1 LOB: 1 BB: 0 P: 14	R: 0 E: 0 K: 1 S: 10	H: 1 LOB: 1 BB: 0 P: 14	R: 0 E: 0 K: 1 S: 8	H: 0 LOB: 0 BB: 0 P: 16	R: 0 E: 0 K: 1 S: 9	H: 0 LOB: 0 BB: 0 P: 12	R: 1 E: 0 K: 1 S: 15	H: 0 LOB: 3 BB: 4 P: 36	R: 0 E: 0 K: 3 S: 9	H: 0 LOB: 0 BB: 0 P: 14	1B: 4 2B: 0 3B: 0 HR: 0	SF: 0 SAC: 1 DP: 0 HBP: 0	WP: 0 PB: 0 SB: 3 CS: 0	PA: 36												
PITCHER	IP WLS BF H R ER SO BB IBB HBP BLK WP HR S P ERA WHIP																																	
Roger Clemens, R (1, 1) ERA: 2.7	7.0		28	4	2	1	6	3	0	0	0	0	0	0	68	111	1.29	1.000																
Dan Miceli, R (8, 1) ERA: 3.85	1.0	W	5	0	0	0	1	1	1	0	0	0	0	0	12	25	0.00	1.000																
54 Brad Lidge, R (9, 1) ERA: 2.21	1.0	S	3	0	0	0	3	0	0	0	0	0	0	0	9	14	0.00	0.000																

AB 30
R 2
H 4
RBI 2
BB 5
SO 10
LOB 15



Batter	1	2	3	4	5	6	7	8	9	AB	R	H	RBI	BB	SO	LOB	BOTTOM																	
Craig Biggio, R (1,7) OBP: 0.360, SLG: 0.485	G6-3									5	1	1	1	0	1	4	Atlanta Braves @ Houston Astros Minute Maid Park, Houston, TX Tue Aug 03 2004, 7:05 PM CDT Att: 40,709 - Dome - 74 F																	
Raul Chavez, R (9,2) OBP: 0.238, SLG: 0.240										0	0	0	0	0	0	0																		
28 Adam Everett, R (1,6) OBP: 0.316, SLG: 0.388										3	0	1	0	1	0	0																		
Carlos Beltrán, S (1,8) OBP: 0.354, SLG: 0.544										4	0	0	0	0	1	3																		
17 Lance Berkman, S (1,9) OBP: 0.454, SLG: 0.535										3	0	1	0	1	0	2																		
Jeff Kent, R (1,4) OBP: 0.341, SLG: 0.490										4	0	0	0	0	2	3																		
5 Jeff Bagwell, R (1,3) OBP: 0.387, SLG: 0.448										3	1	1	0	1	0	0																		
Morgan Ensberg, R (1,5) OBP: 0.331, SLG: 0.396										4	1	2	1	0	1	1																		
Brad Ausmus, R (1,2) OBP: 0.294, SLG: 0.323										3	0	1	0	0	0	2																		
Mike Lamb, L (8, PH) OBP: 0.375, SLG: 0.549										1	0	1	0	0	0	0																		
16 Jason Lane, R (9,7) OBP: 0.298, SLG: 0.406										0	0	0	0	0	0	0																		
Roger Clemens, R (1, 1) OBP: 0.188, SLG: 0.152										2	0	1	0	1	0	1																		
Dan Miceli, R (8, 1) OBP: 0.500, SLG: 0.500										0	0	0	0	0	0	0																		
Jose Vizcaino, S (8, PH) OBP: 0.333, SLG: 0.380										1	0	0	1	0	0	1																		
54 Brad Lidge, R (9, 1) OBP: 0.290, SLG: 0.323										0	0	0	0	0	0	0																		
Inning Stats	R: 0 E: 0 K: 0 S: 8	H: 1 LOB: 2 BB: 1 P: 16	R: 0 E: 0 K: 1 S: 13	H: 1 LOB: 2 BB: 1 P: 25	R: 0 E: 0 K: 0 S: 7	H: 0 LOB: 0 BB: 0 P: 10	R: 0 E: 0 K: 1 S: 9	H: 0 LOB: 1 BB: 1 P: 18	R: 0 E: 0 K: 1 S: 10	H: 1 LOB: 2 BB: 1 P: 17	R: 1 E: 0 K: 0 S: 15	H: 2 LOB: 1 BB: 0 P: 24	R: 1 E: 0 K: 0 S: 11	H: 2 LOB: 0 BB: 0 P: 15	R: 1 E: 0 K: 1 S: 10	H: 2 LOB: 1 BB: 0 P: 13	1B: 6 2B: 2 3B: 0 HR: 1	SF: 0 SAC: 0 DP: 0 HBP: 0	WP: 0 PB: 0 SB: 1 CS: 0	PA: 37														
PITCHER	IP WLS BF H R ER SO BB IBB HBP BLK WP HR S P ERA WHIP																																	
Russ Ortiz, R (1, 1) ERA: 3.16	7.0		32	7	2	2	4	4	0	0	0	0	0	0	73	125	2.57	1.571																
Chris Reitsma, R (8, 1) ERA: 3.63	1.0	L	5	2	1	1	1	0	0	0	0	0	0	10	13	9.00	2.000																	

AB 33
R 3
H 9
RBI 3
BB 4
SO 5
LOB 17



Batter	1	2	3	4	5	6	7	8	9	AB	R	H	RBI	BB	SO	LOB	TOP		
Rafael Furcal, S OBP: 0.337, SLG: 0.415	1-2 F7	3-2 G4-3			0-0 G6-3		0-1 1B		0-0 L9	5	1	1	0	0	0	1			
Nick Green, R OBP: 0.328, SLG: 0.393	2-3 K		0-1 G5-3		1-2 1B		1-3 K		1-3 K	5	1	1	0	0	3	1			
J.D. Drew, L OBP: 0.423, SLG: 0.590	2-3 K		3-2 G1-3		4-1 1B		3-3 K		1-0 F7	4	0	0	0	1	2	1			
10 Chipper Jones, S OBP: 0.343, SLG: 0.427		3-3 K	0-0 G1		0-0 1B		2-1 1B			4	0	2	2	0	1	0			
Johnny Estrada, S OBP: 0.382, SLG: 0.486		1-1 1B		1-1 1B	0-2 G6-3		1-3 K			4	1	2	0	0	1	3			
Andruw Jones, R OBP: 0.358, SLG: 0.496	1-0 2B			1-3 K		0-1 F9		0-0 F8		4	1	1	0	0	1	1			
Adam LaRoche, L OBP: 0.307, SLG: 0.382	2-0 2B			2-0 FC4-6		4-1 BB		1-2 1B		3	1	2	1	1	0	1			
Charles Thomas, L OBP: 0.383, SLG: 0.530	1-2 2B			1-0 1B		1-1 FC4-6		1-3 K		4	0	2	2	0	1	2			
John Thomson, R OBP: 0.209, SLG: 0.233	1-0 G6-3			1-2 1B		1-1 FC4-6		1-0 1B		3	0	0	0	0	0	4			
Julio Franco, R OBP: 0.364, SLG: 0.425										1	0	1	0	0	0	0			
Chris Reitsma, R OBP: 0.357, SLG: 0.454										0	0	0	0	0	0	0			
29 John Smoltz, R ERA: 4.02										0	0	0	0	0	0	0			
Inning Stats	R: 0 E: 0 K: 2 S: 11	H: 0 LOB: 0 BB: 0 P: 16	R: 3 E: 0 K: 1 S: 18	H: 4 LOB: 1 BB: 0 P: 30	R: 0 E: 0 K: 0 S: 8	H: 0 LOB: 0 BB: 0 P: 11	R: 0 E: 0 K: 1 S: 11	H: 2 LOB: 2 BB: 0 P: 17	R: 1 E: 0 K: 0 S: 10	H: 2 LOB: 1 BB: 1 P: 15	R: 1 E: 0 K: 3 S: 14	H: 2 LOB: 1 BB: 0 P: 21	R: 0 E: 0 K: 1 S: 9	H: 2 LOB: 2 BB: 0 P: 12	R: 0 E: 0 K: 1 S: 5	H: 0 LOB: 0 BB: 0 P: 7	1B: 10 2B: 2 3B: 0 HR: 0	SF: 0 SAC: 0 DP: 1 HBP: 0	WP: 1 PA: 39 PB: 0 SB: 1 CS: 0
PITCHER	IP WLS BF H R ER SO BB IBB HBP BLK WP HR S P ERA WHIP	IP WLS BF H R ER SO BB IBB HBP BLK WP HR S P ERA WHIP	IP WLS BF H R ER SO BB IBB HBP BLK WP HR S P ERA WHIP	IP WLS BF H R ER SO BB IBB HBP BLK WP HR S P ERA WHIP	IP WLS BF H R ER SO BB IBB HBP BLK WP HR S P ERA WHIP	IP WLS BF H R ER SO BB IBB HBP BLK WP HR S P ERA WHIP	IP WLS BF H R ER SO BB IBB HBP BLK WP HR S P ERA WHIP	IP WLS BF H R ER SO BB IBB HBP BLK WP HR S P ERA WHIP	IP WLS BF H R ER SO BB IBB HBP BLK WP HR S P ERA WHIP	IP WLS BF H R ER SO BB IBB HBP BLK WP HR S P ERA WHIP	IP WLS BF H R ER SO BB IBB HBP BLK WP HR S P ERA WHIP	IP WLS BF H R ER SO BB IBB HBP BLK WP HR S P ERA WHIP	IP WLS BF H R ER SO BB IBB HBP BLK WP HR S P ERA WHIP	IP WLS BF H R ER SO BB IBB HBP BLK WP HR S P ERA WHIP	IP WLS BF H R ER SO BB IBB HBP BLK WP HR S P ERA WHIP	IP WLS BF H R ER SO BB IBB HBP BLK WP HR S P ERA WHIP	IP WLS BF H R ER SO BB IBB HBP BLK WP HR S P ERA WHIP	IP WLS BF H R ER SO BB IBB HBP BLK WP HR S P ERA WHIP	IP WLS BF H R ER SO BB IBB HBP BLK WP HR S P ERA WHIP

Atlanta Braves @ Houston Astros
Minute Maid Park, Houston, TX
Wed Aug 04 2004, 7:05 PM CDT
Att: 37,712 - Dome - 74 F

AB 37
R 5
H 12
RBI 5
BB 2
SO 9
LOB 14



Batter	1	2	3	4	5	6	7	8	9	AB	R	H	RBI	BB	SO	LOB	BOTTOM				
Craig Biggio, R OBP: 0.357, SLG: 0.480	1-1 F8		0-1 F8		1-2 P6			1-1 F7		4	0	0	0	0	0	1					
28 Adam Everett, R OBP: 0.315, SLG: 0.386	0-1 G5-3			0-2 G4-3		0-0 F8		0-1 G6-3		4	1	1	0	0	0	0					
David Weathers, R ERA: 5.56										0	0	0	0	0	0	0					
Carlos Beltrán, S OBP: 0.353, SLG: 0.540	1-1 G6-3			4-1 1B		3-2 F8		1-3 K		3	1	0	0	1	1	1					
17 Lance Berkman, S OBP: 0.454, SLG: 0.534		3-3 K		1-1 1B		2-1 G6-3		0-1 5 DI		4	1	2	2	0	1	0					
Jeff Kent, R OBP: 0.340, SLG: 0.487	0-0 F9			0-0 1B		0-0 G6-3		1-2 F8		4	0	1	0	0	0	1					
5 Jeff Bagwell, R OBP: 0.386, SLG: 0.454	1-2 F9			0-3 K			0-0 G5-3		1-1 HR	4	1	1	2	0	1	2					
Morgan Ensberg, R OBP: 0.327, SLG: 0.391			0-1 G4-3		1-2 G5-3		3-1 P6		0-3 K2-3	4	0	0	0	0	1	2					
Brad Ausmus, R OBP: 0.291, SLG: 0.319			0-1 G6-3		2-1 G6-3		1-0 G1-3			3	0	0	0	0	0	0					
Pete Munro, R ERA: 4.1										1	0	1	0	0	0	0					
Chad Hanville, R ERA: 5.56										0	0	0	0	0	0	0					
Orlando Palmeiro, L OBP: 0.265, SLG: 0.363										1	0	0	0	0	0	0					
Tim Redding, R ERA: 3.89										0	0	0	0	0	0	0					
Mike Gallo, L OBP: 0.302, SLG: 0.148										0	0	0	0	0	0	0					
Jose Vizcaino, S OBP: 0.332, SLG: 0.378										1	0	0	0	0	1	0					
Inning Stats	R: 0 E: 0 K: 0 S: 6	H: 0 LOB: 0 BB: 0 P: 8	R: 0 E: 0 K: 1 S: 9	H: 0 LOB: 0 BB: 0 P: 13	R: 0 E: 0 K: 0 S: 7	H: 1 LOB: 1 BB: 0 P: 7	R: 1 E: 0 K: 1 S: 14	H: 2 LOB: 2 BB: 1 P: 22	R: 0 E: 0 K: 0 S: 6	H: 0 LOB: 0 BB: 0 P: 9	R: 1 E: 0 K: 0 S: 7	H: 1 LOB: 0 BB: 0 P: 12	R: 0 E: 0 K: 0 S: 4	H: 0 LOB: 0 BB: 0 P: 8	R: 0 E: 0 K: 1 S: 7	H: 0 LOB: 0 BB: 0 P: 11	R: 2 E: 0 K: 2 S: 13	H: 2 LOB: 2 BB: 0 P: 16	1B: 5 2B: 0 3B: 0 HR: 1	SF: 0 SAC: 0 DP: 0 HBP: 0	WP: 1 PA: 34 PB: 0 SB: 1 CS: 0
PITCHER	IP WLS BF H R ER SO BB IBB HBP BLK WP HR S P ERA WHIP	IP WLS BF H R ER SO BB IBB HBP BLK WP HR S P ERA WHIP	IP WLS BF H R ER SO BB IBB HBP BLK WP HR S P ERA WHIP	IP WLS BF H R ER SO BB IBB HBP BLK WP HR S P ERA WHIP	IP WLS BF H R ER SO BB IBB HBP BLK WP HR S P ERA WHIP	IP WLS BF H R ER SO BB IBB HBP BLK WP HR S P ERA WHIP	IP WLS BF H R ER SO BB IBB HBP BLK WP HR S P ERA WHIP	IP WLS BF H R ER SO BB IBB HBP BLK WP HR S P ERA WHIP	IP WLS BF H R ER SO BB IBB HBP BLK WP HR S P ERA WHIP	IP WLS BF H R ER SO BB IBB HBP BLK WP HR S P ERA WHIP	IP WLS BF H R ER SO BB IBB HBP BLK WP HR S P ERA WHIP	IP WLS BF H R ER SO BB IBB HBP BLK WP HR S P ERA WHIP	IP WLS BF H R ER SO BB IBB HBP BLK WP HR S P ERA WHIP	IP WLS BF H R ER SO BB IBB HBP BLK WP HR S P ERA WHIP	IP WLS BF H R ER SO BB IBB HBP BLK WP HR S P ERA WHIP	IP WLS BF H R ER SO BB IBB HBP BLK WP HR S P ERA WHIP	IP WLS BF H R ER SO BB IBB HBP BLK WP HR S P ERA WHIP	IP WLS BF H R ER SO BB IBB HBP BLK WP HR S P ERA WHIP	IP WLS BF H R ER SO BB IBB HBP BLK WP HR S P ERA WHIP		

Atlanta Braves @ Houston Astros
Minute Maid Park, Houston, TX
Wed Aug 04 2004, 7:05 PM CDT
Att: 37,712 - Dome - 74 F

AB 33
R 4
H 6
RBI 4
BB 1
SO 5
LOB 7



Batter	1	2	3	4	5	6	7	8	9	AB	R	H	RBI	BB	SO	LOB	TOP					
Brad Wilkerson, L (1, 7) OBP: 0.365, SLG: 0.469										4	0	1	0	0	2	1						
Andy Chavez, L (1, 8) OBP: 0.327, SLG: 0.411										4	0	0	0	0	0	1						
Jose Vidro, S (1, 4) OBP: 0.362, SLG: 0.447										4	0	1	0	0	0	0						
Tony Batista, R (1, 5) OBP: 0.264, SLG: 0.415										4	0	0	0	0	0	1						
Terrel Sledge, L (1, 9) OBP: 0.325, SLG: 0.415										2	0	0	0	1	1	0						
52 T.J. Tucker, R (7, 1) OBP: 0.125, SLG: 0.125										0	0	0	0	0	0	0						
Roy Corcoran, R (8, 1)										3	0	0	0	0	1	1						
Alex Gonzalez, R (1, 6) OBP: 0.247, SLG: 0.370										3	0	0	0	0	2	0						
24 Nick Johnson, L (1, 3) OBP: 0.343, SLG: 0.376										3	0	2	0	0	1	0						
Brian Schneider, L (1, 2) OBP: 0.341, SLG: 0.424										3	0	2	0	0	1	0						
Rocky Biddle, R (1, 1)										1	0	0	0	0	1	0						
Claudio Vargas, R (3, 1) OBP: 0.046, SLG: 0.046										0	0	0	0	0	0	0						
Henry Mateo, S (5, PH) OBP: 0.250, SLG: 0.250										1	0	0	0	0	0	1						
Sun-Woo Kim, R (5, 1) OBP: 0.188, SLG: 0.250										0	0	0	0	0	0	0						
Ronald Calloway, L (7, 9) OBP: 0.205, SLG: 0.232										1	0	1	0	0	0	0						
Inning Stats	R: 0 E: 0 K: 1 S: 11	H: 1 LOB: 1 BB: 0 P: 20	R: 0 E: 0 K: 2 S: 12	H: 0 LOB: 0 BB: 0 P: 16	R: 0 E: 0 K: 1 S: 10	H: 2 LOB: 1 BB: 0 P: 13	R: 0 E: 0 K: 0 S: 8	H: 0 LOB: 1 BB: 1 P: 16	R: 0 E: 0 K: 1 S: 14	H: 1 LOB: 0 BB: 0 P: 21	R: 0 E: 0 K: 0 S: 7	H: 0 LOB: 0 BB: 0 P: 9	R: 0 E: 0 K: 0 S: 7	H: 0 LOB: 0 BB: 0 P: 10	R: 0 E: 0 K: 3 S: 11	H: 1 LOB: 1 BB: 0 P: 17	R: 0 E: 0 K: 0 S: 8	H: 0 LOB: 0 BB: 0 P: 11	1B: 4 2B: 1 3B: 0 HR: 0	SF: 0 SAC: 0 DP: 0 HBP: 0	WP: 0 PB: 1 SB: 0 CS: 1	PA: 32
PITCHER	IP WLS BF H R ER SO BB IBB HBP BLK WP HR S P ERA WHIP																					
44 Roy Oswalt, R (1, 1) ERA: 3.59	9.0 W 31 5 0 0 8 1 0 0 0 0 0 0 88 133 0.00 0.667																					

Montreal Expos @ Houston Astros
Minute Maid Park, Houston, TX
Fri Aug 06 2004, 7:05 PM CDT
Att: 35,921 - Unknown - 87 F

AB	30
R	0
H	5
RBI	0
BB	1
SO	8
LOB	5



Batter	1	2	3	4	5	6	7	8	9	AB	R	H	RBI	BB	SO	LOB	BOTTOM			
Craig Biggio, R (1, 7) OBP: 0.359, SLG: 0.476										3	1	0	0	0	1	3				
17 Lance Berkman, S (1, 9) OBP: 0.456, SLG: 0.534										3	1	2	0	0	0	0				
Carlos Beltrán, S (1, 8) OBP: 0.355, SLG: 0.544										3	1	1	0	1	0	1				
5 Jeff Bagwell, R (1, 3) OBP: 0.386, SLG: 0.457										2	1	1	2	1	1	1				
Jeff Kent, R (1, 4) OBP: 0.340, SLG: 0.483										4	0	2	2	0	0	3				
Morgan Ensberg, R (1, 5) OBP: 0.327, SLG: 0.388										4	0	0	0	0	0	3				
28 Adam Everett, R (1, 6) OBP: 0.317, SLG: 0.385										1	0	1	0	0	0	0				
Jose Vizcaino, S (4, PR) OBP: 0.327, SLG: 0.372										2	0	0	0	0	0	1				
Raul Chavez, R (1, 2) OBP: 0.238, SLG: 0.240										4	0	1	0	0	1	1				
44 Roy Oswalt, R (1, 1) OBP: 0.154, SLG: 0.143										3	0	0	0	1	1	0				
Inning Stats	R: 0 E: 0 K: 1 S: 7	H: 0 LOB: 0 BB: 0 P: 11	R: 1 E: 0 K: 0 S: 9	H: 2 LOB: 0 BB: 0 P: 14	R: 1 E: 0 K: 1 S: 19	H: 1 LOB: 2 BB: 2 P: 32	R: 0 E: 0 K: 0 S: 13	H: 1 LOB: 3 BB: 1 P: 25	R: 0 E: 0 K: 1 S: 7	H: 1 LOB: 1 BB: 0 P: 13	R: 0 E: 0 K: 1 S: 8	H: 1 LOB: 0 BB: 0 P: 11	R: 2 E: 0 K: 0 S: 11	H: 2 LOB: 2 BB: 0 P: 17	R: 0 E: 0 K: 0 S: 8	H: 0 LOB: 0 BB: 0 P: 9	1B: 7 2B: 1 3B: 0 HR: 1	SF: 0 SAC: 0 DP: 2 HBP: 4	WP: 0 PB: 0 SB: 0 CS: 2	PA: 37
PITCHER	IP WLS BF H R ER SO BB IBB HBP BLK WP HR S P ERA WHIP																			
Rocky Biddle, R (1, 1) ERA: 6.95	1.1 L 11 3 2 2 2 0 0 0 0 0 0 1 27 41 6.75 1.125																			
Claudio Vargas, R (3, 1) ERA: 5.3	1.1 8 1 0 0 0 3 0 1 0 0 0 21 41 0.00 3.000																			
Sun-Woo Kim, R (5, 1) ERA: 5.63	2.2 13 4 2 2 2 0 0 2 0 0 0 25 39 6.75 1.500																			
52 T.J. Tucker, R (7, 1) ERA: 3.38	0.1 1 0 0 0 0 0 0 0 0 0 0 1 2 0.00 0.000																			
Roy Corcoran, R (8, 1) ERA: 6.75	1.0 3 0 0 0 0 0 0 0 0 0 0 8 9 0.00 0.000																			

Montreal Expos @ Houston Astros
Minute Maid Park, Houston, TX
Fri Aug 06 2004, 7:05 PM CDT
Att: 35,921 - Unknown - 87 F

AB	29
R	4
H	8
RBI	4
BB	3
SO	4
LOB	13



Batter	1	2	3	4	5	6	7	8	9	AB	R	H	RBI	BB	SO	LOB	TOP								
Brad Wilkerson, L OBP: 0.366, SLG: 0.464	1-2 P4		4-1 BB		0-0 1B		2-3 K		3-3 K	4	0	1	0	1	2	3									
Andy Chavez, L OBP: 0.327, SLG: 0.409	1-1 L4		3-2 F8		2-0 F7		1-0 1B		2-2 G4-3	5	0	1	1	0	0	5									
Tony Batista, R OBP: 0.282, SLG: 0.419	2-2 P3			1-1 2B		1-2 G6-3			2-2 K	5	0	1	0	0	2	3									
Termel Sledge, L OBP: 0.320, SLG: 0.408		1-0 P4		0-1 F9		1-0 G3			3-2 K	4	0	0	0	0	1	1									
Juan Rivera, R OBP: 0.305, SLG: 0.396		2-2 G4-3		1-3 K		2-2 G6-3			1-3 K	0	0	0	0	0	0	0									
24 Nick Johnson, L OBP: 0.342, SLG: 0.371				2-3 K						4	0	0	0	0	2	1									
Alex Gonzalez, R OBP: 0.252, SLG: 0.406		0-0 F9			1-2 F9		2-3 K		2-2 HR	4	1	1	1	0	1	0									
Brian Schneider, L OBP: 0.340, SLG: 0.432			2-0 G3		0-3 K		0-0 E4 2B 1B		1-2 HR	4	2	1	1	0	1	0									
Jamey Carroll, R OBP: 0.360, SLG: 0.397			1-2 SH2-4 1B		1-0 1B 2B		0-0 1B 2B		1-1 P6	4	2	3	0	0	0	0									
Sun-Woo Kim, R OBP: 0.188, SLG: 0.250			0-0 SH2-4		1-1 1B		2-0 1B		1-0 G4-3 S	0	0	0	0	0	0	0									
Ronald Colina, L OBP: 0.227, SLG: 0.243										1	0	1	1	0	0	0									
52 T.J. Tucker, R OBP: 0.125, SLG: 0.125										0	0	0	0	0	0	0									
Jose Victor, S OBP: 0.300, SLG: 0.445										1	0	1	1	0	0	0									
Luis Ayala, R OBP: 0.266, SLG: 0.357										0	0	0	0	0	0	0									
Henry Mateo, S OBP: 0.298, SLG: 0.298										1	0	1	0	0	0	0									
32 Chad Cordero, R ERA: 2.84										0	0	0	0	0	0	0									
Inning Stats	R: 0 E: 0 K: 0 S: 9	H: 0 LOB: 0 BB: 0 P: 13	R: 0 E: 0 K: 0 S: 5	H: 0 LOB: 0 BB: 0 P: 8	R: 0 E: 0 K: 0 S: 11	H: 1 LOB: 2 BB: 1 P: 21	R: 0 E: 0 K: 1 S: 7	H: 1 LOB: 0 BB: 0 P: 9	R: 1 E: 0 K: 1 S: 12	H: 3 LOB: 2 BB: 0 P: 17	R: 0 E: 0 K: 0 S: 8	H: 0 LOB: 0 BB: 0 P: 12	R: 2 E: 1 K: 3 S: 13	H: 3 LOB: 2 BB: 0 P: 21	R: 2 E: 0 K: 2 S: 17	H: 2 LOB: 0 BB: 0 P: 25	R: 0 E: 0 K: 2 S: 12	H: 1 LOB: 1 BB: 0 P: 20	1B: 6 2B: 3 3B: 0 HR: 2	SF: 0 SAC: 1 DP: 0 HBP: 0	WP: 0 PB: 0 SB: 1 CS: 1	PA: 39			
PITCHER	IP	WLS	BF	H	R	ER	SO	BB	IBB	HBP	BLK	WP	HR	S	P	ERA	WHIP								
Roger Clemens, R ERA: 2.63	(1, 1)	7.0	L	30	8	3	1	5	1	0	0	0	0	65	101	1.29	1.286								
Dan Miceli, R ERA: 4.18	(8, 1)	1.0		5	2	2	2	0	0	0	0	0	2	17	25	18.00	2.000								
Chad Harville, R ERA: 5.7	(9, 1)	1.0		4	1	0	0	2	0	0	0	0	0	12	20	0.00	1.000								

Montreal Expos @ Houston Astros
Minute Maid Park, Houston, TX
Sun Aug 08 2004, 1:05 PM CDT
Att: 38,407 - Dome - 74 F

AB 37
R 5
H 11
RBI 5
BB 1
SO 9
LOB 13



Batter	1	2	3	4	5	6	7	8	9	AB	R	H	RBI	BB	SO	LOB	BOTTOM								
Craig Biggio, R OBP: 0.357, SLG: 0.473	1-0 G4-6-3 HBP				0-1 FC5-4 1B		0-0 FC5-4		0-2 F8	3	0	0	0	0	0	3									
Raul Chavez, R OBP: 0.236, SLG: 0.238		3-2 G6-3			1-2 1B		1-2 1B			1	0	0	0	0	0	2									
17 Lance Berkman, S OBP: 0.459, SLG: 0.533	1-2 G4-6-3		0-0 G4-6-3 1B		0-0 1B		1-3 1B		0-0 G4-3	4	0	2	0	0	0	1									
Carlos Beltrán, S OBP: 0.353, SLG: 0.537	4-0 5 BB BB		0-0 G4-6-3		0-3 K				3-3 K	3	0	0	0	1	2	3									
5 Jeff Bagwell, R OBP: 0.383, SLG: 0.450	4-2 1B		2-1 F7				2-3 K		0-1 P3	3	0	0	0	1	1	0									
Mike Lamb, L OBP: 0.367, SLG: 0.539	1-2 BB			2-2 G6-3		2-3 K			4-2 G1-3 DI 1B BB	3	1	0	0	1	2	2									
Morgan Ensberg, R OBP: 0.327, SLG: 0.396			3-2 HR		2-0 F9		0-0 G3-1		2-3 K	4	1	1	1	0	1	1									
Jose Vizcaino, S OBP: 0.319, SLG: 0.361		0-0 G4-3		0-2 G5-3			0-1 G6-3		2-2 G1-3	4	0	0	0	0	0	1									
Brad Ausmus, R OBP: 0.290, SLG: 0.318		2-1 G5-3			0-1 F9		3-2 F9		0-1 BB	2	0	0	0	0	0	0									
Otlando Palmeiro, L OBP: 0.330, SLG: 0.372									3-H 1B	2	0	1	1	0	0	0									
Roger Clemens, R OBP: 0.220, SLG: 0.188					3-2 FC5-4 1B		2-0 FC5-4 1B		4-2 BB	2	0	2	0	0	0	0									
16 Jason Lane, R OBP: 0.308, SLG: 0.408										1	0	1	0	0	0	0									
Dan Miceli, R OBP: 0.500, SLG: 0.500										0	0	0	0	0	0	0									
Chad Harville, R ERA: 5.7										0	0	0	0	0	0	0									
Jeff Kent, R OBP: 0.343, SLG: 0.484										0	0	0	0	1	0	0									
Inning Stats	R: 0 E: 0 K: 1 S: 10	H: 0 LOB: 2 BB: 2 P: 23	R: 1 E: 0 K: 0 S: 10	H: 2 LOB: 1 BB: 0 P: 18	R: 0 E: 0 K: 0 S: 4	H: 1 LOB: 0 BB: 0 P: 6	R: 0 E: 0 K: 0 S: 8	H: 0 LOB: 0 BB: 0 P: 12	R: 0 E: 0 K: 1 S: 14	H: 2 LOB: 2 BB: 0 P: 17	R: 0 E: 0 K: 2 S: 8	H: 0 LOB: 0 BB: 0 P: 12	R: 0 E: 0 K: 0 S: 9	H: 1 LOB: 1 BB: 0 P: 14	R: 0 E: 0 K: 1 S: 7	H: 0 LOB: 0 BB: 0 P: 10	R: 1 E: 0 K: 1 S: 21	H: 1 LOB: 2 BB: 2 P: 33	1B: 6 2B: 0 3B: 0 HR: 1	SF: 0 SAC: 0 DP: 2 HBP: 1	WP: 0 PB: 0 SB: 0 CS: 0	PA: 37			
PITCHER	IP	WLS	BF	H	R	ER	SO	BB	IBB	HBP	BLK	WP	HR	S	P	ERA	WHIP								
Sun-Woo Kim, R ERA: 5.48	(1, 1)	4.0		16	3	1	1	1	0	0	0	0	0	22	29	0.00	1.000								
52 T.J. Tucker, R ERA: 3.21	(5, 1)	2.0	W	8	2	0	0	3	0	0	0	0	0	16	24	0.00	0.500								
Luis Ayala, R ERA: 2.26	(7, 1)	2.0	H	7	1	0	0	1	0	0	0	0	0	21	33	9.00	3.000								
32 Chad Cordero, R ERA: 2.84	(9, 1)	1.0		6	1	1	1	1	2	0	0	0	0	21	33	9.00	3.000								

Montreal Expos @ Houston Astros
Minute Maid Park, Houston, TX
Sun Aug 08 2004, 1:05 PM CDT
Att: 38,407 - Dome - 74 F

AB 32
R 2
H 7
RBI 2
BB 4
SO 6
LOB 13



Batter	1	2	3	4	5	6	7	8	9	AB	R	H	RBI	BB	SO	LOB	TOP					
Orlando Palmeiro, L (1.7) OBP: 0.342, SLG: 0.357	L4			G3		17 1B BB BB		BB BB		2	0	0	0	2	0	0	Houston Astros @ New York Mets Shea Stadium, Flushing, NY Thu Aug 12 2004, 12:10 PM EDT Att: 26,419 - Unknown - 77 F					
Carlos Beltrán, S (1.8) OBP: 0.354, SLG: 0.528	F7			K		17 1B BB		BB BB		2	0	0	0	2	1	0						
17 Lance Berkman, S (1.9) OBP: 0.457, SLG: 0.534	K			K				K		4	0	1	1	0	3	2						
Mike Lamb, L (1.3) OBP: 0.356, SLG: 0.522		F8			G4-3	G4-3			G4-3	4	0	0	0	0	0	3						
Morgan Ensberg, R (1.5) OBP: 0.329, SLG: 0.394		G6-3			G5-3			K	FC6-4 BB	3	0	0	0	1	1	0						
Jose Vizcaino, S (1.4) OBP: 0.319, SLG: 0.365		G6-3			4 CS 1B			G4-3	FC6-4 1-2f	4	0	1	0	0	0	1						
4 Eric Bruntlett, R (1.6) OBP: 0.348, SLG: 0.444 5 Jeff Bagwell, R (9, PH) OBP: 0.380, SLG: 0.442				G6-3	CS 1-2	E1 SH2-3 17 1B S		F8	F7	3	1	0	0	0	0	0						
Brad Ausmus, R (1.2) OBP: 0.298, SLG: 0.323				P4				K		3	0	0	0	0	2	1						
Andy Pettitte, L (1.1) OBP: 0.269, SLG: 0.217 David Weathers, R (6, 1) OBP: 0.355, SLG: 0.469 Chad Harville, R (8, 1) OBP: 0.319, SLG: 0.365				G6-3		SH2-3			K	1	0	0	0	0	0	0						
Inning Stats	R: 0 E: 0 K: 1 S: 12	H: 0 LOB: 0 BB: 0 P: 18	R: 0 E: 0 K: 0 S: 6	H: 0 LOB: 0 BB: 0 P: 9	R: 0 E: 0 K: 0 S: 8	H: 0 LOB: 0 BB: 0 P: 12	R: 0 E: 0 K: 2 S: 9	H: 0 LOB: 0 BB: 0 P: 12	R: 0 E: 0 K: 0 S: 6	H: 1 LOB: 0 BB: 0 P: 10	R: 1 E: 1 K: 1 S: 13	H: 1 LOB: 3 BB: 2 P: 26	R: 0 E: 0 K: 1 S: 5	H: 0 LOB: 0 BB: 0 P: 7	R: 0 E: 0 K: 3 S: 13	H: 0 LOB: 2 BB: 2 P: 27		R: 0 E: 0 K: 0 S: 12	H: 0 LOB: 1 BB: 1 P: 20	1B: 2 2B: 0 3B: 0 HR: 0	SF: 0 SAC: 1 DP: 0 HBP: 0	WP: 0 PB: 0 SB: 1 CS: 1
PITCHER	IP	WLS	BF	H	R	ER	SO	BB	IBB	HBP	BLK	WP	HR	S	P	ERA	WHIP					
Victor Zambrano, R (1.1) ERA: 4.3	7.0	W	25	2	1	0	5	2	0	0	0	0	0	59	94	0.00	0.571					
Ricky Bottalico, R (8, 1) ERA: 3.47	0.2	H	3	0	0	0	2	1	0	0	0	0	0	9	19	0.00	1.500					
Mike Stanton, L (8, 1) ERA: 3.86	0.1	H	2	0	0	0	1	1	0	0	0	0	0	4	8	0.00	3.000					
Braden Looper, R (9, 1) ERA: 2.07	1.0	S	4	0	0	0	0	1	0	0	0	0	0	12	20	0.00	1.000					

Batter	1	2	3	4	5	6	7	8	9	AB	R	H	RBI	BB	SO	LOB	BOTTOM					
Gerald Williams, R (1.7) OBP: 0.344, SLG: 0.464	K			CS BB		K		G6-3		3	0	0	0	1	2	1	Houston Astros @ New York Mets Shea Stadium, Flushing, NY Thu Aug 12 2004, 12:10 PM EDT Att: 26,419 - Unknown - 77 F					
Joe McEwing, R (1.6) OBP: 0.274, SLG: 0.299	K2-3			1 SAFE BB		F9		1-2		4	0	1	1	0	2	1						
Todd Zeile, R (1.3) OBP: 0.326, SLG: 0.358	G4-3			1 SAFE BB		L9		3-H BB		3	0	0	0	1	1	1						
Richard Hidalgo, R (1.9) OBP: 0.322, SLG: 0.470				2B 1B		FC5-4 BB		F9		4	1	2	0	0	0	1						
Mike Cameron, R (1.8) OBP: 0.336, SLG: 0.497						G4-3		F8		3	0	1	1	1	0	0						
5 David Wright, R (1.5) OBP: 0.305, SLG: 0.513						G5-3		1B		4	0	2	0	0	0	1						
Jason Phillips, R (1.2) OBP: 0.297, SLG: 0.320 Cliff Floyd, L (6, PH) OBP: 0.346, SLG: 0.485 Vance Wilson, R (7, 2) OBP: 0.359, SLG: 0.456						P4		1B		1	0	0	0	1	0	0						
Danny Garcia, R (1.4) OBP: 0.376, SLG: 0.356						P3		L4		4	1	1	0	0	0	4						
Victor Zambrano, S (1.1) OBP: 0.182, SLG: 0.273 Eric Valent, L (7, PH) OBP: 0.354, SLG: 0.469 Ricky Bottalico, L (8, 1) OBP: 0.354, SLG: 0.469 Mike Stanton, L (8, 1) OBP: 0.500, SLG: 0.500 Braden Looper, R (9, 1) OBP: 0.359, SLG: 0.456						K		F9		2	0	0	0	0	1	2						
Inning Stats	R: 0 E: 0 K: 2 S: 10	H: 2 LOB: 2 BB: 1 P: 14	R: 1 E: 0 K: 1 S: 11	H: 2 LOB: 1 BB: 1 P: 17	R: 0 E: 0 K: 1 S: 6	H: 0 LOB: 1 BB: 2 P: 17	R: 0 E: 0 K: 0 S: 7	H: 0 LOB: 0 BB: 0 P: 13	R: 0 E: 0 K: 0 S: 15	H: 2 LOB: 3 BB: 1 P: 27	R: 1 E: 0 K: 1 S: 10	H: 2 LOB: 1 BB: 0 P: 13	R: 0 E: 0 K: 0 S: 9	H: 2 LOB: 2 BB: 0 P: 14	1B: 6 2B: 2 3B: 0 HR: 0	SF: 0 SAC: 0 DP: 0 HBP: 0		WP: 1 PB: 0 SB: 0 CS: 1	PA: 35			
PITCHER	IP	WLS	BF	H	R	ER	SO	BB	IBB	HBP	BLK	WP	HR	S	P	ERA	WHIP					
Andy Pettitte, L (1.1) ERA: 3.9	5.2	L	24	4	1	1	5	4	0	0	0	0	0	55	95	1.59	1.412					
David Weathers, R (6, 1) ERA: 4.65	1.1	L	6	2	1	1	1	0	0	0	0	0	0	11	15	6.75	1.500					
Chad Harville, R (8, 1) ERA: 5.4	1.0		5	2	0	0	0	0	0	0	0	0	0	9	14	0.00	2.000					

AB	28
R	1
H	2
RBI	1
BB	5
SO	8
LOB	8



AB	31
R	2
H	8
RBI	2
BB	4
SO	6
LOB	15



Batter	1	2	3	4	5	6	7	8	9	10	11	12	AB	R	H	RBI	BB	SO	LOB	TOP									
Craig Biggio, R OBP: 0.351, SLG: 0.463 (1.7)	F7		G5-3			FC6-4 WP		P3		L8		P4	6	0	0	0	0	0	5										
Carlos Beltrán, S OBP: 0.353, SLG: 0.531 (1.8)	G3-1 BB			G3-1		K				L7		F8	5	1	1	1	1	1	4										
5 Jeff Bagwell, R OBP: 0.376, SLG: 0.437 (1.3)	K			K			K					G5-3	5	0	0	0	0	4	1										
17 Lance Berkman, S OBP: 0.459, SLG: 0.541 (1.9)	P2			P6			G6-3 3B					CS BB	4	2	2	0	1	0	1										
Jeff Kent, R OBP: 0.339, SLG: 0.484 (1.4)		L8			G5-3		G6-3						5	1	1	3	0	1	1										
Morgan Ensberg, R OBP: 0.327, SLG: 0.400 (1.5)		G4-3			K		K			P3			5	1	1	1	0	2	0										
Jose Vizcaino, S OBP: 0.317, SLG: 0.385 (1.6)		F8			G1-3			F7	G4-3			SH3 2B	5	0	1	0	0	0	0										
Brad Ausmus, R OBP: 0.297, SLG: 0.322 (1.2)			G6-3			CS 1B		G5-3		G5-3		SH3	4	0	1	0	0	0	0										
Roger Clemens, R ERA: 4.19 Chad Qualls, R ERA: 3.02 Sun-Woo Kim, R ERA: 5.48 Joe Horgan, L ERA: 3.32 32 Chad Cordero, R ERA: 3.13			G1-3			FC6-4 BB		4-1 BB				4-0 IBB																	
Inning Stats	R: 0 E: 0 K: 16 S: 16	H: 0 LOB: 1 BB: 1 P: 23	R: 0 E: 0 K: 6 S: 6	H: 0 LOB: 0 BB: 0 P: 11	R: 0 E: 0 K: 10 S: 10	H: 0 LOB: 0 BB: 0 P: 19	R: 0 E: 0 K: 1 S: 7	H: 0 LOB: 0 BB: 0 P: 10	R: 0 E: 0 K: 1 S: 10	H: 1 LOB: 1 BB: 1 P: 16	R: 1 E: 0 K: 2 S: 11	H: 1 LOB: 0 BB: 0 P: 12	R: 0 E: 0 K: 8 S: 8	H: 0 LOB: 1 BB: 1 P: 14	R: 3 E: 0 K: 1 S: 23	H: 3 LOB: 0 BB: 0 P: 31	R: 0 E: 0 K: 4 S: 4	H: 0 LOB: 1 BB: 1 P: 11	R: 0 E: 0 K: 1 S: 6	H: 0 LOB: 1 BB: 1 P: 13	R: 1 E: 0 K: 0 S: 7	H: 2 LOB: 2 BB: 1 P: 13	1B: 1 2B: 3 3B: 1 HR: 3	SF: 0 SAC: 1 DP: 1 HBP: 0	WP: 1 PB: 0 SB: 1 CS: 2	PA: 47			
PITCHER	IP 4.2	WLS 4.2	BF 15	H 0	R 0	ER 0	SO 3	BB 1	IBB 0	HBP 0	BLK 0	WP 1	HR 0	S 12	P 19	ERA 0.00	WHIP 0.214												
Jon Rauch, R ERA: 4.19																													
52 T.J. Tucker, R ERA: 3.02																													
Sun-Woo Kim, R ERA: 5.48																													
Joe Horgan, L ERA: 3.32																													
32 Chad Cordero, R ERA: 3.13																													
PITCHER	IP 2.0	WLS 1.0	BF 6	H 2	R 1	ER 1	SO 0	BB 0	IBB 0	HBP 0	BLK 0	WP 0	HR 0	S 7	P 13	ERA 9.00	WHIP 2.000												
Joey Eischen, L ERA: 5.25																													
Claudio Vargas, R ERA: 5.25																													

Houston Astros @ Montreal Expos
Olympic Stadium, Montreal, QB
Fri-Aug 13 2004, 7:05 PM EDT
Att. 8,593 - Unknown - 70 F

AB 40
R 5
H 7
RBI 5
BB 6
SO 8
LOB 12



Batter	1	2	3	4	5	6	7	8	9	10	11	12	AB	R	H	RBI	BB	SO	LOB	BOTTOM										
Brad Wilkerson, L OBP: 0.381, SLG: 0.487 (12.3)	G3-1 SF8 2B				SH3 2B		G5-4-3 1B			P6				6	2	4	1	0	1	0										
Alex Gonzalez, R OBP: 0.256, SLG: 0.412 (1.6)	WP G3-1 BB			CS 1B			G5-4-3			K				4	1	2	1	1	1	1										
Jose Vidro, S OBP: 0.360, SLG: 0.437 (1.4)	G3-1 1-2 2-3		CS		G4-3									4	1	0	0	2	1	2										
Tony Batista, R OBP: 0.285, SLG: 0.423 (1.5)	SF8				P3									4	0	1	1	1	2	2										
Termel Sledge, L OBP: 0.318, SLG: 0.407 (12.8)	F7				F7									6	0	1	1	0	1	4										
Juan Rivera, R OBP: 0.319, SLG: 0.408 (1.9)														4	1	1	0	1	2	1										
24 Nick Johnson, L OBP: 0.394, SLG: 0.378 Claudio Vargas, R OBP: 0.048, SLG: 0.048 (12.1)														3	0	1	0	2	1	2										
Brian Schneider, L OBP: 0.332, SLG: 0.427 (1.2)														0	0	0	0	0	0	0										
54 Roger Clemens, R ERA: 2.78 Chad Qualls, R ERA: 4.5 Kirk Bullinger, R ERA: 3.8 Mike Gallo, L ERA: 4.78 Dan Miceli, R ERA: 4.08														5	0	0	0	0	1	6										
PITCHER	IP 6.0	WLS 2.7	BF 27	H 6	R 4	ER 4	SO 4	BB 4	IBB 0	HBP 0	BLK 0	WP 1	HR 2	S 64	P 105	ERA 6.00	WHIP 1.667													
54 Brad Lidge, R ERA: 2.0																														
Chad Harville, R ERA: 5.77																														
PITCHER	IP 2.0	WLS 0.2	BF 6	H 2	R 2	ER 2	SO 1	BB 2	IBB 0	HBP 0	BLK 0	WP 0	HR 1	S 12	P 24	ERA 27.00	WHIP 6.000													
Roger Clemens, R ERA: 2.78																														
Chad Qualls, R ERA: 4.5																														
Kirk Bullinger, R ERA: 3.8																														
Mike Gallo, L ERA: 4.78																														
Dan Miceli, R ERA: 4.08																														
PITCHER	IP 2.0	WLS 0.2	BF 6	H 2	R 2	ER 2	SO 1	BB 2	IBB 0	HBP 0	BLK 0	WP 0	HR 1	S 12	P 24	ERA 27.00	WHIP 6.000													
54 Brad Lidge, R ERA: 2.0																														
Chad Harville, R ERA: 5.77																														
PITCHER	IP 2.0	WLS 0.2	BF 6	H 2	R 2	ER 2	SO 1	BB 2	IBB 0	HBP 0	BLK 0	WP 0	HR 1	S 12	P 24	ERA 27.00	WHIP 6.000													
Roger Clemens, R ERA: 2.78																														
Chad Qualls, R ERA: 4.5																														
Kirk Bullinger, R ERA: 3.8																														
Mike Gallo, L ERA: 4.78																														
Dan Miceli, R ERA: 4.08																														
PITCHER	IP 2.0	WLS 0.2	BF 6	H 2	R 2	ER 2	SO 1	BB 2	IBB 0	HBP 0	BLK 0	WP 0	HR 1	S 12	P 24	ERA 27.00	WHIP 6.000													
54 Brad Lidge, R ERA: 2.0																														
Chad Harville, R ERA: 5.77																														
PITCHER	IP 2.0	WLS 0.2	BF 6	H 2	R 2	ER 2	SO 1	BB 2	IBB 0	HBP 0	BLK 0	WP 0	HR 1	S 12	P 24	ERA 27.00	WHIP 6.000													

Houston Astros @ Montreal Expos
Olympic Stadium, Montreal, QB
Fri-Aug 13 2004, 7:05 PM EDT
Att. 8,593 - Unknown - 70 F

AB 41
R 6
H 11
RBI 6
BB 7
SO 11
LOB 20



Batter	1	2	3	4	5	6	7	8	9	AB	R	H	RBI	BB	SO	LOB	TOP								
Craig Biggio, R OBP: 0.348, SLG: 0.459 (1, 7)	F8		K			G5-3	K			4	0	0	0	0	2	2	Houston Astros @ Montreal Expos Olympic Stadium, Montreal, QB Sat Aug 14 2004, 7:05 PM EDT Att: 11,929 - Unknown - 72 F								
Carlos Beltrán, S OBP: 0.355, SLG: 0.532 (1, 8)	FC6-4 BB		K			5 HR 2B		F7		3	1	1	0	1	1	0									
5 Jeff Bagwell, R OBP: 0.377, SLG: 0.448 (1, 3)	FC6-4 17 PB 1-2				G6-3	2H HR		17 2B		4	2	2	2	0	0	1									
17 Lance Berkman, S OBP: 0.461, SLG: 0.544 (1, 9)	FC5-4 BB				P5			2H 2B		2	0	1	1	2	0	0									
Jeff Kent, R OBP: 0.336, SLG: 0.479 (1, 4)	FC5-4 1-2				F9			2H 2B		4	0	0	0	0	1	4									
Morgan Ensberg, R OBP: 0.323, SLG: 0.395 (1, 5)		K						K		4	0	0	0	0	2	1									
Jose Vizcaino, S OBP: 0.311, SLG: 0.358 (1, 6)		L3				F9		G5-3		4	0	0	0	0	0	0									
Raul Chavez, R OBP: 0.232, SLG: 0.226 (7, PR)						F9				2	0	0	0	0	1	1									
4 Eric Bruntlett, R OBP: 0.375, SLG: 0.444 (7, 1)						F9				0	0	0	0	0	0	0									
Chad Qualls, R OBP: 0.339, SLG: 0.354 (9, PH)							BB			1	0	0	0	0	1	0									
Carlos Hernández, S OBP: 0.354, SLG: 0.522 (7, PH)			K							2	0	0	0	0	1	0									
Mike Lamb, L OBP: 0.296, SLG: 0.321 (7, 2)						F8				0	0	0	0	1	0	0									
Brad Ausmus, R OBP: 0.296, SLG: 0.321 (7, 2)							1-2 SAFE	BB		1	0	0	0	0	1	0									
Inning Stats	R: 0 E: 0 K: 0 S: 16	H: 0 LOB: 2 BB: 2 P: 27	R: 0 E: 0 K: 2 S: 8	H: 0 LOB: 0 BB: 0 P: 10	R: 0 E: 0 K: 3 S: 12	H: 0 LOB: 0 BB: 0 P: 18	R: 0 E: 0 K: 0 S: 6	H: 0 LOB: 0 BB: 0 P: 11	R: 0 E: 0 K: 0 S: 8	H: 0 LOB: 0 BB: 0 P: 11	R: 2 E: 0 K: 0 S: 12	H: 2 LOB: 1 BB: 1 P: 22	R: 0 E: 0 K: 1 S: 15	H: 0 LOB: 2 BB: 2 P: 25	R: 1 E: 0 K: 2 S: 14	H: 2 LOB: 1 BB: 0 P: 21	R: 0 E: 0 K: 2 S: 8	H: 0 LOB: 0 BB: 0 P: 10	1B: 0 2B: 3 3B: 0 HR: 1	SF: 0 SAC: 0 DP: 0 HBP: 0	WP: 0 PB: 1 SB: 0 CS: 0	PA: 36			
PITCHER	IP	WLS	BF	H	R	ER	SO	BB	IBB	HBP	BLK	WP	HR	S	P	ERA	WHIP								
Tony Amas, R ERA: 3.95 (1, 1)	5.0		17	0	0	0	5	2	0	0	0	0	0	50	77	0.00	0.400								
52 T.J. Tucker, R ERA: 3.35 (6, 1)	1.0	W	6	2	2	2	0	1	0	0	0	0	1	12	22	18.00	3.000								
Joe Horgan, L ERA: 3.22 (7, 1)	0.2	H	4	0	0	0	0	2	0	0	0	0	0	12	22	0.00	3.000								
Sun-Woo Kim, R ERA: 5.5 (7, 1)	1.1	H	6	2	1	1	3	0	0	0	0	0	0	17	24	6.75	1.500								
Luis Ayala, R ERA: 2.13 (9, 1)	1.0		3	0	0	0	2	0	0	0	0	0	0	8	10	0.00	0.000								

Batter	1	2	3	4	5	6	7	8	9	AB	R	H	RBI	BB	SO	LOB	BOTTOM								
Brad Wilkerson, L OBP: 0.379, SLG: 0.491 (1, 8)	HR	K			F9		K	G6-3		5	1	1	1	0	2	2	Houston Astros @ Montreal Expos Olympic Stadium, Montreal, QB Sat Aug 14 2004, 7:05 PM EDT Att: 11,929 - Unknown - 72 F								
Alex Gonzalez, R OBP: 0.280, SLG: 0.414 (1, 6)	P5		P3		4-1 BB		1B 2B	P6		4	1	1	0	1	0	0									
Jose Vidro, S OBP: 0.362, SLG: 0.439 (1, 4)	1B		F9		1-1 SAFE	P3	1B 24 HR 2H	1B		5	1	3	1	0	0	1									
Tony Batista, R OBP: 0.268, SLG: 0.430 (1, 5)	K		2B		3-2		G6-3 1B	BB 1B		5	1	3	0	0	1	2									
Terrel Sledge, L OBP: 0.324, SLG: 0.406 (1, 7)	K		F8		0-0		2B 1B	24 HR 1B		3	2	1	1	2	1	2									
Juan Rivera, R OBP: 0.313, SLG: 0.404 (1, 9)		P3			1-2	G5-3	F7	24 HR 1B		5	1	1	0	0	0	4									
24 Nick Johnson, L OBP: 0.360, SLG: 0.394 (1, 3)	SH3 BB 1B				1-0		K	HR		3	1	2	4	0	1	1									
Einar Diaz, R OBP: 0.297, SLG: 0.295 (1, 2)	SH3 BB				0-1	L3 HBP	L3			3	0	2	1	1	0	1									
Tony Amas, R Henry Mateo, S 52 T.J. Tucker, R Jamey Carroll, R Joe Horgan, L Sun-Woo Kim, R Luis Ayala, R (1, 1) (5, PH) (6, 1) (6, PH) (7, 1) (7, 1) (9, 1)	SH3				0-0		K			0	0	0	0	0	0	0									
Inning Stats	R: 1 E: 0 K: 2 S: 17	H: 2 LOB: 1 BB: 0 P: 25	R: 0 E: 0 K: 1 S: 9	H: 1 LOB: 2 BB: 1 P: 19	R: 0 E: 0 K: 0 S: 16	H: 1 LOB: 1 BB: 0 P: 24	R: 0 E: 0 K: 0 S: 5	H: 0 LOB: 0 BB: 0 P: 7	R: 0 E: 0 K: 1 S: 8	H: 0 LOB: 1 BB: 1 P: 13	R: 2 E: 0 K: 2 S: 16	H: 3 LOB: 1 BB: 0 P: 23	R: 5 E: 0 K: 1 S: 17	H: 5 LOB: 1 BB: 1 P: 29	R: 0 E: 0 K: 0 S: 16	H: 2 LOB: 3 BB: 1 P: 25		1B: 8 2B: 5 3B: 0 HR: 2	SF: 0 SAC: 1 DP: 1 HBP: 1	WP: 0 PB: 0 SB: 0 CS: 0	PA: 42				
PITCHER	IP	WLS	BF	H	R	ER	SO	BB	IBB	HBP	BLK	WP	HR	S	P	ERA	WHIP								
Carlos Hernández, L ERA: 4.5 (1, 1)	6.0	L	27	7	3	3	6	2	0	1	0	0	1	71	111	4.50	1.500								
Chad Qualls, R ERA: 13.5 (7, 1)	2.0		15	7	5	5	1	1	1	0	0	0	1	33	54	22.50	4.000								

livebaseballscores.com



Batter	1	2	3	4	5	6	7	8	9	AB	R	H	RBI	BB	SO	LOB	TOP							
4 Eric Bruntlett, R OBP: 0.378, SLG: 0.435	2-2 HR 1B		2-0 P3		0-2 1B			1-1 G4-3	1-3 K	5	1	2	0	0	1	1								
Carlos Beltrán, S OBP: 0.356, SLG: 0.538	2-2 HR		4-2 17 E BB		1-2 L5			2-3 K		3	1	1	2	1	1	1								
5 Jeff Bagwell, R OBP: 0.373, SLG: 0.443	0-1 G5-3		0-1 P6			0-0 G5-3		2-2 L9		4	0	0	0	0	0	1								
17 Lance Berkman, S OBP: 0.459, SLG: 0.539	4-2 BB		1-1 E6 CS		1-1 L3			3-2 L9		3	0	0	0	1	0	1								
Jeff Kent, R OBP: 0.335, SLG: 0.477	1-3 K		1-1 CS	0-0 F8		0-1 G5-3		1-1 1B 16 1B		4	1	1	0	0	1	1								
Mike Lamb, L OBP: 0.361, SLG: 0.516	2-1 G3		1-2 F9		2-2 G6-3			2-1 16 1B G6-3 1B		4	1	1	0	0	0	1								
Raul Chavez, R OBP: 0.232, SLG: 0.226								1-3 G6-3 1B		0	0	0	0	0	0	0								
16 Jason Lane, R OBP: 0.309, SLG: 0.398		2-3 K		0-0 G5-3		0-3 K		0-0 G6-3 1B		4	1	1	1	0	2	0								
Brad Ausmus, R OBP: 0.296, SLG: 0.321		2-1 G1-3		0-0 G5-3		0-0 K		1-3 G6-3 1B		3	0	1	0	0	0	0								
Jose Vizcaino, S OBP: 0.310, SLG: 0.357								3-2 G6-3		1	0	0	1	0	0	1								
Pete Munro, R OBP: 0.190, SLG: 0.105		0-0 G1-3		0-1 G6-3		1-1 G6-3		0-1 G6-3 1B		3	0	0	0	0	0	1								
Dan Miceli, R OBP: 0.500, SLG: 0.500								3-2 G6-3 1B		0	0	0	0	0	0	0								
Orlando Palmeiro, L OBP: 0.343, SLG: 0.380								2-H G6-3 1B		1	0	1	1	0	0	0								
54 Brad Lidge, R										0	0	0	0	0	0	0								
Inning Stats	R: 2 E: 0 K: 1 S: 16	H: 2 LOB: 1 BB: 1 P: 27	R: 0 E: 0 K: 1 S: 6	H: 0 LOB: 0 BB: 1 P: 10	R: 0 E: 1 K: 0 S: 8	H: 0 LOB: 0 BB: 1 P: 16	R: 0 E: 0 K: 0 S: 5	H: 0 LOB: 0 BB: 0 P: 6	R: 0 E: 0 K: 0 S: 9	H: 1 LOB: 0 BB: 0 P: 10	R: 0 E: 0 K: 0 S: 5	H: 0 LOB: 0 BB: 0 P: 6	R: 0 E: 0 K: 1 S: 12	H: 1 LOB: 0 BB: 0 P: 15	R: 0 E: 0 K: 1 S: 8	H: 0 LOB: 0 BB: 0 P: 13	R: 3 E: 0 K: 1 S: 17	H: 4 LOB: 1 BB: 0 P: 27	1B: 7 2B: 0 3B: 0 HR: 1	SF: 0 SAC: 0 DP: 0 HBP: 0	WP: 0 PB: 0 SB: 0 CS: 1	PA: 38		
PITCHER	IP WLS BF H R ER SO BB IBB HBP BLK WP HR S P ERA WHIP	IP WLS BF H R ER SO BB IBB HBP BLK WP HR S P ERA WHIP	IP WLS BF H R ER SO BB IBB HBP BLK WP HR S P ERA WHIP	IP WLS BF H R ER SO BB IBB HBP BLK WP HR S P ERA WHIP	IP WLS BF H R ER SO BB IBB HBP BLK WP HR S P ERA WHIP	IP WLS BF H R ER SO BB IBB HBP BLK WP HR S P ERA WHIP	IP WLS BF H R ER SO BB IBB HBP BLK WP HR S P ERA WHIP	IP WLS BF H R ER SO BB IBB HBP BLK WP HR S P ERA WHIP	IP WLS BF H R ER SO BB IBB HBP BLK WP HR S P ERA WHIP	IP WLS BF H R ER SO BB IBB HBP BLK WP HR S P ERA WHIP	IP WLS BF H R ER SO BB IBB HBP BLK WP HR S P ERA WHIP	IP WLS BF H R ER SO BB IBB HBP BLK WP HR S P ERA WHIP	IP WLS BF H R ER SO BB IBB HBP BLK WP HR S P ERA WHIP	IP WLS BF H R ER SO BB IBB HBP BLK WP HR S P ERA WHIP	IP WLS BF H R ER SO BB IBB HBP BLK WP HR S P ERA WHIP	IP WLS BF H R ER SO BB IBB HBP BLK WP HR S P ERA WHIP	IP WLS BF H R ER SO BB IBB HBP BLK WP HR S P ERA WHIP	IP WLS BF H R ER SO BB IBB HBP BLK WP HR S P ERA WHIP	IP WLS BF H R ER SO BB IBB HBP BLK WP HR S P ERA WHIP	IP WLS BF H R ER SO BB IBB HBP BLK WP HR S P ERA WHIP	IP WLS BF H R ER SO BB IBB HBP BLK WP HR S P ERA WHIP	IP WLS BF H R ER SO BB IBB HBP BLK WP HR S P ERA WHIP	IP WLS BF H R ER SO BB IBB HBP BLK WP HR S P ERA WHIP	IP WLS BF H R ER SO BB IBB HBP BLK WP HR S P ERA WHIP

Houston Astros @ Montreal Expos
Olympic Stadium, Montreal, QB
Sun Aug 15 2004, 1:05 PM EDT
Att: 13,528 - Unknown - 70 F

AB 35
R 5
H 8
RBI 5
BB 2
SO 5
LOB 8



Batter	1	2	3	4	5	6	7	8	9	AB	R	H	RBI	BB	SO	LOB	BOTTOM							
Brad Wilkerson, L OBP: 0.377, SLG: 0.486	1-1 F7		3-2 F7	0-3 K			4-2 1B 1B BB	2-3 K		4	1	0	0	1	2	2								
Endy Chavez, L OBP: 0.330, SLG: 0.407	1-2 F9		3-2 E4 1B S		4-2 SH1 S F8-2-5 BB		1 SAFE 2-2 BB FC4-6 1B	2-1 F8		4	1	1	0	1	0	0								
Jose Vidro, S OBP: 0.367, SLG: 0.442	1-2 1B		1-2 1B	4-1 SH1 BB			2-0 FC4-6 24 1B 1B		3-2 P6	4	1	3	1	1	0	0								
Tony Batista, R OBP: 0.266, SLG: 0.426	0-1 L7		2-2 F7	1-2 SH1 BB			0-1 F5		1-3 K	4	0	0	0	0	1	5								
Termel Sledge, L OBP: 0.322, SLG: 0.401		2-1 E6 24 BB	3-3 K	0-1 F8-2-5			4-1 FC4-6 BB		0-0 1B	3	0	0	0	1	1	4								
Juan Rivera, R OBP: 0.316, SLG: 0.406					3-3		1-2 2-3 BB		0-3 K	1	0	1	1	0	2	3								
Alex Gonzalez, R OBP: 0.259, SLG: 0.410		2-3 K		1-1 G3-1 24 E 1B			1-2 FC4-6 24 1B		0-3 K	4	0	1	1	0	2	3								
Ronald Calloway, L OBP: 0.218, SLG: 0.233							1-2 2-3 3-H 2-1			1	0	0	0	0	1	1								
24 Nick Johnson, L OBP: 0.365, SLG: 0.410		4-0 1B BB		0-1 E6 G3-1			1-2 HR		1-2 1B	3	1	2	2	1	0	1								
Brian Schneider, L OBP: 0.328, SLG: 0.422		0-2 F9		2-2 G3-1			2-1 L9		0-3 K2-3	4	0	0	0	0	1	6								
Livan Hernandez, R OBP: 0.224, SLG: 0.328		0-0 F7		1-2 G1-3			0-0 G5-3		0-0 F8	4	0	0	0	0	0	4								
Luis Ayala, R OBP: 0.429, SLG: 0.571										0	0	0	0	0	0	0								
Inning Stats	R: 0 E: 0 K: 0 S: 10	H: 1 LOB: 1 BB: 0 P: 13	R: 0 E: 1 K: 1 S: 9	H: 0 LOB: 2 BB: 1 P: 17	R: 0 E: 1 K: 1 S: 17	H: 1 LOB: 2 BB: 0 P: 29	R: 0 E: 1 K: 1 S: 16	H: 1 LOB: 2 BB: 2 P: 16	R: 1 E: 0 K: 1 S: 10	H: 1 LOB: 0 BB: 0 P: 15	R: 3 E: 0 K: 1 S: 18	H: 3 LOB: 2 BB: 2 P: 33	R: 0 E: 0 K: 1 S: 7	H: 0 LOB: 0 BB: 0 P: 11	R: 0 E: 0 K: 2 S: 12	H: 1 LOB: 1 BB: 0 P: 16	1B: 7 2B: 1 3B: 0 HR: 1	SF: 0 SAC: 1 DP: 1 HBP: 0	WP: 0 PB: 0 SB: 2 CS: 0	PA: 42				
PITCHER	IP WLS BF H R ER SO BB IBB HBP BLK WP HR S P ERA WHIP	IP WLS BF H R ER SO BB IBB HBP BLK WP HR S P ERA WHIP	IP WLS BF H R ER SO BB IBB HBP BLK WP HR S P ERA WHIP	IP WLS BF H R ER SO BB IBB HBP BLK WP HR S P ERA WHIP	IP WLS BF H R ER SO BB IBB HBP BLK WP HR S P ERA WHIP	IP WLS BF H R ER SO BB IBB HBP BLK WP HR S P ERA WHIP	IP WLS BF H R ER SO BB IBB HBP BLK WP HR S P ERA WHIP	IP WLS BF H R ER SO BB IBB HBP BLK WP HR S P ERA WHIP	IP WLS BF H R ER SO BB IBB HBP BLK WP HR S P ERA WHIP	IP WLS BF H R ER SO BB IBB HBP BLK WP HR S P ERA WHIP	IP WLS BF H R ER SO BB IBB HBP BLK WP HR S P ERA WHIP	IP WLS BF H R ER SO BB IBB HBP BLK WP HR S P ERA WHIP	IP WLS BF H R ER SO BB IBB HBP BLK WP HR S P ERA WHIP	IP WLS BF H R ER SO BB IBB HBP BLK WP HR S P ERA WHIP	IP WLS BF H R ER SO BB IBB HBP BLK WP HR S P ERA WHIP	IP WLS BF H R ER SO BB IBB HBP BLK WP HR S P ERA WHIP	IP WLS BF H R ER SO BB IBB HBP BLK WP HR S P ERA WHIP	IP WLS BF H R ER SO BB IBB HBP BLK WP HR S P ERA WHIP	IP WLS BF H R ER SO BB IBB HBP BLK WP HR S P ERA WHIP	IP WLS BF H R ER SO BB IBB HBP BLK WP HR S P ERA WHIP	IP WLS BF H R ER SO BB IBB HBP BLK WP HR S P ERA WHIP	IP WLS BF H R ER SO BB IBB HBP BLK WP HR S P ERA WHIP	IP WLS BF H R ER SO BB IBB HBP BLK WP HR S P ERA WHIP	IP WLS BF H R ER SO BB IBB HBP BLK WP HR S P ERA WHIP

Houston Astros @ Montreal Expos
Olympic Stadium, Montreal, QB
Sun Aug 15 2004, 1:05 PM EDT
Att: 13,528 - Unknown - 70 F

AB 36
R 4
H 8
RBI 4
BB 5
SO 8
LOB 26



Batter	1	2	3	4	5	6	7	8	9	AB	R	H	RBI	BB	SO	LOB	TOP					
Craig Biggio, R (1, 7) OBP: 0.391, SLG: 0.470	G4-3		G4-3		G5-3		HR	L5		5	1	2	2	0	0	1	Houston Astros @ Philadelphia Phillies Citizens Bank Park, Philadelphia, PA Thu Aug 19 2004, 1:05 PM EDT Att. 43,543 - Overcast - 79 F					
16 Jason Lane, R (8, 7) OBP: 0.312, SLG: 0.394										0	0	0	0	0	0	0						
Carlos Beltrán, S (1, 8) OBP: 0.360, SLG: 0.544			P5							4	2	3	1	1	0	1						
17 Lance Berkman, S (1, 9) OBP: 0.458, SLG: 0.543			G4-3							4	2	1	2	1	0	3						
Jeff Kent, R (1, 4) OBP: 0.336, SLG: 0.483										5	1	3	2	0	1	2						
Mike Lamb, L (1, 3) OBP: 0.358, SLG: 0.509										4	2	1	0	1	2	2						
Morgan Ensberg, R (1, 5) OBP: 0.325, SLG: 0.393										5	1	1	1	0	1	1						
4 Eric Bruntlett, R (1, 6) OBP: 0.382, SLG: 0.519										4	1	1	3	1	1	0						
Raul Chavez, R (7, 2) OBP: 0.277, SLG: 0.241										2	1	1	0	0	1	1						
Orlando Palmeiro, L (7, PH) OBP: 0.330, SLG: 0.530										2	0	0	0	0	1	0						
Mike Gallo, L (7, 1) OBP: 0.330, SLG: 0.530										0	0	0	0	0	0	0						
Kirk Bullinger, R (7, 1) OBP: 0.330, SLG: 0.530										0	0	0	0	0	0	0						
Dan Miceli, R (8, 1) OBP: 0.320, SLG: 0.500										0	0	0	0	0	0	0						
Jose Vizcaino, S (8, PH) OBP: 0.337, SLG: 0.371										1	0	1	0	0	0	0						
54 Brad Lidge, R (8, 1) OBP: 0.337, SLG: 0.371										0	0	0	0	0	0	0						
Carlos Hernández, S (1, 1) OBP: 0.300, SLG: 0.326										3	1	1	0	0	1	1						
David Weathers, R (5, 1) OBP: 0.300, SLG: 0.326										0	0	0	0	0	0	0						
Chad Qualls, R (6, 1) OBP: 0.300, SLG: 0.326										0	0	0	0	0	0	0						
Brad Ausmus, R (7, PH) OBP: 0.300, SLG: 0.326										3	1	1	0	0	1	1						
Inning Stats	R: 0 E: 0 K: 1 S: 11	H: 1 LOB: 1 BB: 0 P: 18	R: 1 E: 0 K: 1 S: 13	H: 1 LOB: 1 BB: 1 P: 22	R: 0 E: 0 K: 0 S: 9	H: 1 LOB: 1 BB: 0 P: 13	R: 0 E: 0 K: 0 S: 6	H: 0 LOB: 0 BB: 0 P: 9	R: 1 E: 0 K: 1 S: 8	H: 2 LOB: 1 BB: 0 P: 11	R: 1 E: 0 K: 1 S: 10	H: 1 LOB: 0 BB: 0 P: 13	R: 7 E: 0 K: 1 S: 24	H: 7 LOB: 0 BB: 1 P: 37	R: 2 E: 0 K: 1 S: 10	H: 1 LOB: 1 BB: 0 P: 23	R: 0 E: 0 K: 3 S: 12	H: 1 LOB: 1 BB: 0 P: 17	1B: 6 2B: 4 3B: 2 HR: 3	SF: 0 SAC: 1 DP: 0 HBP: 0	WP: 0 PB: 0 SB: 4 CS: 0	PA: 45
PITCHER	IP WLS BF H R ER SO BB IBB HBP BLK WP HR S P ERA WHIP																					
39 Brett Myers, R (1, 1) ERA: 5.5	6.1 29 9 6 6 3 1 0 0 0 0 1 67 100 8.53 1.579																					
Roberto Hernandez, R (7, 1) ERA: 4.84	0.1 L 4 3 1 1 0 1 0 0 0 0 0 1 10 17 27.00 12.000																					
Rheal Cormier, L (7, 1) ERA: 4.19	0.1 2 1 3 3 1 0 0 0 0 0 0 1 4 6 81.00 3.000																					
Felix Rodriguez, R (8, 1) ERA: 3.38	1.0 6 1 2 2 1 1 1 0 0 0 0 10 23 18.00 2.000																					
Tim Worrell, R (9, 1) ERA: 4.91	1.0 4 1 0 0 3 0 0 0 0 0 0 0 12 17 0.00 1.000																					

Batter	1	2	3	4	5	6	7	8	9	AB	R	H	RBI	BB	SO	LOB	BOTTOM					
11 Jimmy Rollins, S (1, 6) OBP: 0.340, SLG: 0.419	G3		G5-3		P6			FC4-6		4	2	1	0	0	0	3	Houston Astros @ Philadelphia Phillies Citizens Bank Park, Philadelphia, PA Thu Aug 19 2004, 1:05 PM EDT Att. 43,543 - Overcast - 79 F					
Lou Collier, R (1, 7) OBP: 0.350, SLG: 0.474										4	1	2	1	0	0	3						
Doug Glanville, L (7, 7) OBP: 0.262, SLG: 0.265										1	1	1	1	0	0	0						
Bobby Abreu, L (1, 9) OBP: 0.415, SLG: 0.554										5	2	2	4	0	1	2						
Jim Thome, L (1, 3) OBP: 0.400, SLG: 0.623										4	2	2	2	1	0	1						
David Bell, R (1, 5) OBP: 0.365, SLG: 0.446										5	0	2	1	0	0	2						
Tim Worrell, R (9, 1) ERA: 4.91										0	0	0	0	0	0	0						
Placido Polanco, R (1, 4) OBP: 0.343, SLG: 0.403										4	0	0	0	1	0	1						
Marlon Byrd, R (1, 8) OBP: 0.301, SLG: 0.333										4	1	2	1	0	0	0						
Todd Pratt, R (1, 2) OBP: 0.327, SLG: 0.269										4	0	0	0	0	1	5						
Tomas Perez, S (9, PH) OBP: 0.298, SLG: 0.429										1	0	0	0	0	0	0						
39 Brett Myers, R (1, 1) ERA: 5.5	4.0 24 9 7 6 1 1 0 0 0 0 0 6 73 13.50 2.500																					
David Weathers, R (5, 1) ERA: 4.57	1.0 2 0 0 0 0 0 0 0 0 0 0 6 10 0.00 0.000																					
Chad Qualls, R (6, 1) ERA: 3.95	1.0 W 4 1 0 0 2 0 0 0 0 0 0 16 22 0.00 1.000																					
Mike Gallo, L (7, 1) ERA: 4.93	0.1 H 1 0 0 0 0 0 0 0 0 0 0 1 2 0.00 0.000																					
Kirk Bullinger, R (7, 1) ERA: 4.76	1.1 H 9 4 3 3 1 0 1 0 0 0 0 0 16 30 20.25 3.000																					
Inning Stats	R: 0 E: 0 K: 0 S: 6	H: 1 LOB: 0 BB: 0 P: 11	R: 0 E: 0 K: 0 S: 7	H: 0 LOB: 0 BB: 0 P: 13	R: 4 E: 0 K: 0 S: 12	H: 4 LOB: 1 BB: 0 P: 19	R: 0 E: 0 K: 1 S: 12	H: 1 LOB: 1 BB: 0 P: 16	R: 3 E: 1 K: 2 S: 16	H: 3 LOB: 1 BB: 1 P: 24	R: 0 E: 0 K: 2 S: 16	H: 1 LOB: 0 BB: 0 P: 22	R: 0 E: 0 K: 0 S: 6	H: 0 LOB: 0 BB: 0 P: 10	R: 3 E: 0 K: 1 S: 13	H: 4 LOB: 2 BB: 1 P: 26	R: 0 E: 0 K: 0 S: 9	H: 0 LOB: 0 BB: 0 P: 11	1B: 9 2B: 3 3B: 1 HR: 2	SF: 0 SAC: 0 DP: 0 HBP: 2	WP: 0 PB: 0 SB: 0 CS: 0	PA: 44
PITCHER	IP WLS BF H R ER SO BB IBB HBP BLK WP HR S P ERA WHIP																					
Carlos Hernández, L (1, 1) ERA: 5.1	4.0 24 9 7 6 1 1 0 0 0 0 0 6 73 13.50 2.500																					
David Weathers, R (5, 1) ERA: 4.57	1.0 2 0 0 0 0 0 0 0 0 0 0 6 10 0.00 0.000																					
Chad Qualls, R (6, 1) ERA: 3.95	1.0 W 4 1 0 0 2 0 0 0 0 0 0 16 22 0.00 1.000																					
Mike Gallo, L (7, 1) ERA: 4.93	0.1 H 1 0 0 0 0 0 0 0 0 0 0 1 2 0.00 0.000																					
Kirk Bullinger, R (7, 1) ERA: 4.76	1.1 H 9 4 3 3 1 0 1 0 0 0 0 0 16 30 20.25 3.000																					

Batter	1	2	3	4	5	6	7	8	9	AB	R	H	RBI	BB	SO	LOB	TOP				
Corey Patterson, L OBP: 0.334, SLG: 0.467 (1, 8)	F8	P2		P2		1-H HR		F8		5	1	1	2	0	0	2					
25 Derek Lee, R OBP: 0.382, SLG: 0.552 Ramon Martinez, R OBP: 0.317, SLG: 0.353 (1, 3) (8, 6)	K		HR	G6-3				FC5-4 HBP BB		4	1	2	0	1	1	1					
Nomar Garciaparra, R OBP: 0.399, SLG: 0.530 46 Ryan Dempster, R Kyle Farnsworth, R (1, 6) (8, 1) (9, 1)	HR		HR		G6-3			FC5-4 HBP		3	2	2	2	1	0	0					
Moises Alou, R OBP: 0.331, SLG: 0.514 (1, 7)	HR		G6-3		G6-3		F8	FC5-4 HBP		5	1	1	2	0	0	4					
Sammy Sosa, R OBP: 0.338, SLG: 0.548 (1, 9)	HR		G6-3		K		G5-3	G5-3		5	1	1	1	0	1	2					
16 Aramis Ramirez, R OBP: 0.360, SLG: 0.565 Jose Macias, S OBP: 0.362, SLG: 0.378 (1, 5) (8, 5)	F9		F7			F8	G4-3		G3-1	4	0	0	0	0	0	0					
Mark Grudzielanek, R OBP: 0.345, SLG: 0.431 (1, 4)		SH3-4 1B		HR		HR	1B		G4-3	5	2	4	2	0	0	0					
Michael Barrett, R OBP: 0.339, SLG: 0.489 (1, 2)		P3		SH1-4 1B		HR	BB	FC4-6 1B	G4-3	4	1	2	0	1	0	1					
Glendon Rusch, L OBP: 0.129, SLG: 0.258 Todd Walker, L OBP: 0.362, SLG: 0.495 (1, 1) (8, 3)		SH3-4		SH1-4		K	FC4-6			2	0	0	0	0	1	3					
Inning Stats	R: 3 E: 0 K: 1 S: 12	H: 3 LOB: 0 BB: 0 P: 18	R: 0 E: 0 K: 0 S: 8	H: 1 LOB: 1 BB: 0 P: 11	R: 2 E: 0 K: 0 S: 10	H: 2 LOB: 0 BB: 0 P: 16	R: 1 E: 0 K: 0 S: 10	H: 2 LOB: 1 BB: 0 P: 17	R: 0 E: 0 K: 1 S: 6	H: 0 LOB: 0 BB: 0 P: 9	R: 3 E: 0 K: 1 S: 25	H: 3 LOB: 2 BB: 2 P: 38	R: 0 E: 0 K: 0 S: 13	H: 2 LOB: 2 BB: 0 P: 17	R: 0 E: 0 K: 0 S: 13	H: 0 LOB: 2 BB: 1 P: 20	R: 0 E: 0 K: 0 S: 7	H: 0 LOB: 0 BB: 0 P: 13	1B: 6 2B: 1 3B: 0 HR: 6	SF: 0 SAC: 2 DP: 0 HBP: 1	WP: 0 PA: 44 PB: 0 SB: 0 CS: 0
PITCHER	IP	WLS	BF	H	R	ER	SO	BB	IBB	HBP	BLK	WP	HR	S	P	ERA	WHIP				
Pete Munro, R ERA: 4.79 (1, 1)	4.0	L	20	8	6	6	1	0	0	0	0	0	4	40	62	13.50	2.000				
Chad Harville, R ERA: 6.05 (5, 1)	2.0		11	3	3	3	2	2	0	0	0	0	2	31	47	13.50	2.500				
Kirk Bullinger, R ERA: 4.56 (7, 1)	1.0		5	2	0	0	0	0	0	0	0	0	0	13	17	0.00	2.000				
Chad Qualls, R ERA: 7.56 (8, 1)	2.0		8	0	0	0	0	1	0	1	0	0	0	20	33	0.00	0.500				

Chicago Cubs @ Houston Astros
Minute Maid Park, Houston, TX
Fri Aug 20 2004, 7:05 PM CDT
Att: 41,071 - Dome - 74 F

AB 38
R 9
H 13
RBI 9
BB 3
SO 3
LOB 13



Batter	1	2	3	4	5	6	7	8	9	AB	R	H	RBI	BB	SO	LOB	BOTTOM				
Craig Biggio, R OBP: 0.350, SLG: 0.467 (1, 7)	2B BB	L5			L8		P2		P6	4	1	0	0	1	0	0					
Carlos Beltrán, S OBP: 0.381, SLG: 0.544 (1, 8)	2B		F8		F7			5 WP 17 DI BB		3	1	1	0	1	0	0					
17 Lance Berkman, S OBP: 0.459, SLG: 0.542 (1, 9)	G1-3			5 CS 1B	G5-3			5 WP BB		3	0	1	0	1	0	2					
Jeff Kent, R OBP: 0.333, SLG: 0.478 (1, 4)	K		K			F8		P5		4	0	0	0	0	2	5					
5 Jeff Bagwell, R OBP: 0.370, SLG: 0.440 (1, 3)	2B BB		CS	P3		2B		K		3	0	1	0	1	1	2					
Morgan Ensberg, R OBP: 0.330, SLG: 0.398 (1, 5)	2B			1B		L8		BB		3	0	2	2	1	0	1					
Jose Vizcaino, S OBP: 0.315, SLG: 0.369 (1, 6)	G5-3			16 FC4-6 1B		G6-3		K		4	0	1	0	0	1	6					
Brad Ausmus, R OBP: 0.297, SLG: 0.322 (1, 2)		G4-3			F8		F8		F8	4	0	0	0	0	2						
Pete Munro, R OBP: 0.182, SLG: 0.100 16 Jason Lincecum, R OBP: 0.310, SLG: 0.391 Chad Harville, R Kirk Bullinger, R 4 Eric Bruntlett, R 46 Ryan Dempster, R Kyle Farnsworth, R Mike Lamb, L OBP: 0.356, SLG: 0.506 (1, 1) (4, PH) (5, 1) (7, 1) (8, 1) (9, PH)		G4-3			FC4-6		G4-3		F9	1	0	0	0	0	0	0					
Inning Stats	R: 2 E: 0 K: 1 S: 12	H: 2 LOB: 2 BB: 2 P: 24	R: 0 E: 0 K: 0 S: 5	H: 0 LOB: 0 BB: 0 P: 7	R: 0 E: 0 K: 1 S: 7	H: 1 LOB: 0 BB: 0 P: 11	R: 0 E: 0 K: 0 S: 13	H: 2 LOB: 2 BB: 0 P: 20	R: 0 E: 0 K: 0 S: 7	H: 0 LOB: 0 BB: 0 P: 14	R: 0 E: 0 K: 0 S: 11	H: 1 LOB: 1 BB: 0 P: 17	R: 0 E: 0 K: 0 S: 6	H: 0 LOB: 0 BB: 0 P: 11	R: 0 E: 0 K: 2 S: 17	H: 0 LOB: 3 BB: 3 P: 34	R: 0 E: 0 K: 0 S: 6	H: 0 LOB: 0 BB: 0 P: 9	1B: 3 2B: 3 3B: 0 HR: 0	SF: 0 SAC: 0 DP: 0 HBP: 0	WP: 1 PA: 38 PB: 0 SB: 0 CS: 1
PITCHER	IP	WLS	BF	H	R	ER	SO	BB	IBB	HBP	BLK	WP	HR	S	P	ERA	WHIP				
Glendon Rusch, L ERA: 3.94 (1, 1)	7.0	W	28	6	2	2	2	2	0	0	0	0	0	61	104	2.57	1.143				
46 Ryan Dempster, R ERA: 1.8 (8, 1)	1.0		6	0	0	0	2	3	0	0	0	1	0	17	34	0.00	3.000				
Kyle Farnsworth, R ERA: 4.25 (9, 1)	1.0		3	0	0	0	0	0	0	0	0	0	0	6	9	0.00	0.000				


Chicago Cubs @ Houston Astros
Minute Maid Park, Houston, TX
Fri Aug 20 2004, 7:05 PM CDT
Att: 41,071 - Dome - 74 F


AB 32
R 2
H 6
RBI 2
BB 5
SO 4
LOB 20



Batter	1	2	3	4	5	6	7	8	9	AB	R	H	RBI	BB	SO	LOB	TOP				
Cory Patterson, L (1, 8) OBP: 0.337, SLG: 0.471										5	1	3	0	0	2	1	Chicago Cubs @ Houston Astros Minute Maid Park, Houston, TX Sat Aug 21 2004, 6:05 PM CDT Att: 42,451 - Dome - 72 F livebaseballscorecards.com				
Mark Crutzielnek, R (1, 4) OBP: 0.363, SLG: 0.423										3	0	0	0	1	0	3					
25 Derrek Lee, R (1, 3) OBP: 0.361, SLG: 0.548										3	0	0	0	1	0	2					
Moises Alou, R (1, 7) OBP: 0.333, SLG: 0.513										3	0	1	1	1	0	1					
Sammy Sosa, R (1, 9) OBP: 0.334, SLG: 0.542										4	0	0	0	0	2	3					
16 Aramis Ramirez, R (1, 5) OBP: 0.363, SLG: 0.566										3	0	2	0	1	0	0					
Jose Macias, S (9, PR) OBP: 0.281, SLG: 0.378										0	1	0	0	0	0	0					
Michael Barrett, R (1, 2) OBP: 0.340, SLG: 0.494										4	1	2	1	0	0	2					
Ramon Martinez, R (1, 6) OBP: 0.312, SLG: 0.349										3	0	0	1	0	0	1					
22 Mark Prior, R (1, 1) OBP: 0.190, SLG: 0.150										2	0	0	0	0	2	0					
Tom Goodwin, L (8, PH) OBP: 0.270, SLG: 0.309										1	0	0	0	0	0	0					
Mike Remlinger, L (8, 1)										0	0	0	0	0	0	0					
Todd Walker, L (9, PH) OBP: 0.361, SLG: 0.493										1	0	0	0	0	1	1					
LaTroy Hawkins, R (9, 1)										0	0	0	0	0	0	0					
Inning Stats	R: 0 E: 0 K: 0 S: 8	H: 1 LOB: 1 BB: 0 P: 13	R: 0 E: 0 K: 0 S: 9	H: 1 LOB: 1 BB: 0 P: 14	R: 0 E: 0 K: 2 S: 8	H: 0 LOB: 1 BB: 1 P: 16	R: 0 E: 0 K: 1 S: 8	H: 0 LOB: 1 BB: 1 P: 17	R: 0 E: 0 K: 1 S: 6	H: 1 LOB: 0 BB: 0 P: 14	R: 0 E: 0 K: 0 S: 9	H: 1 LOB: 0 BB: 0 P: 14	R: 1 E: 0 K: 1 S: 18	H: 2 LOB: 2 BB: 1 P: 25	R: 2 E: 0 K: 2 S: 15	H: 2 LOB: 1 BB: 0 P: 22	1B: 6 2B: 1 3B: 1 HR: 0	SF: 1 SAC: 0 DP: 2 HBP: 0	WP: 0 PB: 0 SB: 2 CS: 0	PA: 37	
PITCHER	IP	WLS	BF	H	R	ER	SO	BB	IBB	HBP	BLK	WP	HR	S	P	ERA	WHIP				
41 Brandon Backe, R (1, 1) ERA: 4.03	7.0		26	4	0	0	4	3	0	0	0	0	0	56	99	0.00	1.000				
Dan Miceli, R (8, 1) ERA: 4.03	0.2	H	4	1	1	1	0	1	0	0	0	0	0	13	18	13.50	3.000				
54 Brad Lidge, R (8, 1) ERA: 2.13	1.1	W	7	3	2	2	3	0	0	0	0	0	0	20	29	13.50	2.250				

Batter	1	2	3	4	5	6	7	8	9	AB	R	H	RBI	BB	SO	LOB	BOTTOM				
Craig Biggio, R (1, 7) OBP: 0.347, SLG: 0.463										4	0	0	0	0	1	3	Chicago Cubs @ Houston Astros Minute Maid Park, Houston, TX Sat Aug 21 2004, 6:05 PM CDT Att: 42,451 - Dome - 72 F livebaseballscorecards.com				
16 Jason Lane, R (8, 7) OBP: 0.315, SLG: 0.396										1	0	1	1	0	0	0					
Carlos Beltran, S (1, 8) OBP: 0.360, SLG: 0.541										3	0	0	0	1	1	0					
5 Jeff Bagwell, R (1, 3) OBP: 0.369, SLG: 0.440										4	0	1	0	0	1	1					
17 Lance Berkman, S (1, 9) OBP: 0.457, SLG: 0.538										3	0	0	0	1	1	1					
Jeff Kent, R (1, 4) OBP: 0.336, SLG: 0.479										3	1	2	0	1	0	2					
4 Eric Bruntlett, R (9, PR) OBP: 0.371, SLG: 0.500										0	1	0	0	0	0	0					
Morgan Ensberg, R (1, 5) OBP: 0.327, SLG: 0.395										3	1	0	0	0	1	4					
Jose Vizcaino, S (1, 6) OBP: 0.318, SLG: 0.368										3	1	1	1	1	1	0					
Brad Ausmus, R (1, 2) OBP: 0.299, SLG: 0.322										3	0	1	0	1	1	2					
41 Brandon Backe, R (1, 1) OBP: 0.333, SLG: 0.333										1	0	1	2	0	0	0					
Oriando Palmeiro, L (7, PH) OBP: 0.333, SLG: 0.346										1	0	0	0	0	0	0					
Dan Miceli, R (8, 1) OBP: 0.500, SLG: 0.500										0	0	0	0	0	0	0					
54 Brad Lidge, R (8, 1)										0	0	0	0	0	0	0					
Mike Lamb, L (9, PH) OBP: 0.350, SLG: 0.506										0	0	0	0	1	0	0					
Inning Stats	R: 0 E: 0 K: 3 S: 11	H: 0 LOB: 0 BB: 0 P: 14	R: 2 E: 0 K: 0 S: 11	H: 1 LOB: 2 BB: 3 P: 29	R: 0 E: 0 K: 1 S: 12	H: 0 LOB: 2 BB: 2 P: 23	R: 0 E: 0 K: 0 S: 5	H: 1 LOB: 1 BB: 0 P: 7	R: 0 E: 0 K: 1 S: 7	H: 1 LOB: 0 BB: 0 P: 9	R: 0 E: 0 K: 1 S: 7	H: 0 LOB: 0 BB: 0 P: 11	R: 0 E: 0 K: 1 S: 7	H: 0 LOB: 0 BB: 0 P: 11	R: 2 E: 1 K: 0 S: 11	H: 3 LOB: 3 BB: 1 P: 21	1B: 6 2B: 2 3B: 0 HR: 0	SF: 0 SAC: 2 DP: 2 HBP: 0	WP: 0 PB: 0 SB: 1 CS: 0	PA: 37	
PITCHER	IP	WLS	BF	H	R	ER	SO	BB	IBB	HBP	BLK	WP	HR	S	P	ERA	WHIP				
22 Mark Prior, R (1, 1) ERA: 4.73	7.0		28	4	2	2	6	4	1	0	0	0	0	61	104	2.57	1.143				
Mike Remlinger, L (8, 1) ERA: 3.04	1.0		3	0	0	0	1	0	0	0	0	0	0	7	11	0.00	0.000				
LaTroy Hawkins, R (9, 1) ERA: 2.71	0.1	L	6	3	2	1	0	0	1	0	0	0	0	11	21	27.00	9.000				

Batter	1	2	3	4	5	6	7	8	9	AB	R	H	RBI	BB	SO	LOB	TOP										
Corey Patterson, L (1.8) OBP: 0.339, SLG: 0.472	P5		FC2-6 25 S 2B	2-1 1B	0-0 1B		1-1 1B			5	2	3	1	0	0	1	Chicago Cubs @ Houston Astros Minute Maid Park, Houston, TX Sun Aug 22 2004, 1:05 PM CDT Att: 41,186 - Dome - 72 F AB 40 R 11 H 14 RBI 10 BB 4 SO 6 LOB 15 										
25 Derek Lee, R (1.3) OBP: 0.381, SLG: 0.546	FC4-6 1B		K	F8	K		1-2 1B			5	0	2	0	0	2	3											
Todd Walker, L (1.4) OBP: 0.362, SLG: 0.495	FC4-6 1B		E	2B	1B		G3		L9	5	1	2	2	0	0	3											
Moises Alou, R (1.7) OBP: 0.335, SLG: 0.519			16 HR				G6-3		G6-3	3	2	1	1	2	0	0											
Kent Mercker, L (8.1)										0	0	0	0	0	0	0											
Kyle Farnsworth, R (9.1)	BB						HR			0	0	0	0	0	0	0											
Sammy Sosa, R (1.9) OBP: 0.335, SLG: 0.540	K		E5 16 HR		2B		1B		G5-3	5	2	2	0	0	1	3											
16 Aramis Ramirez, R (1.5) OBP: 0.363, SLG: 0.570		F9	HR		2B		F9		P3	4	2	1	3	1	0	1											
Michael Barrett, R (1.2) Paul Bako, L (6.2) OBP: 0.248, SLG: 0.230	CS 1B		HBP		2B		F8		K	3	1	2	1	0	0	1											
Ramon Martinez, R (1.6) OBP: 0.310, SLG: 0.350	K		G1-3		1B		G6-3		G5-3	5	1	1	2	0	1	2											
34 Kerry Wood, R (1.1) OBP: 0.200, SLG: 0.250					G5-3		G6-3		K	2	0	0	0	1	0	1											
Jon Leicester, R (5.1)										1	0	0	0	0	0	0											
Tom Goodwin, L (6.7) OBP: 0.267, SLG: 0.305			FC2-6 BB							1	0	0	0	0	1	0											
Inning Stats	R: 0 E: 0 K: 1 S: 9	H: 1 LOB: 2 BB: 1 P: 14	R: 0 E: 0 K: 1 S: 10	H: 1 LOB: 0 BB: 0 P: 13	R: 5 E: 1 K: 1 S: 19	H: 2 LOB: 1 BB: 2 P: 36	R: 1 E: 0 K: 0 S: 12	H: 2 LOB: 1 BB: 0 P: 21	R: 4 E: 0 K: 1 S: 16	H: 4 LOB: 1 BB: 1 P: 26	R: 1 E: 0 K: 0 S: 12	H: 2 LOB: 2 BB: 0 P: 20	R: 0 E: 0 K: 0 S: 8	H: 0 LOB: 0 BB: 0 P: 13	R: 0 E: 0 K: 2 S: 6	H: 0 LOB: 0 BB: 0 P: 11	R: 0 E: 0 K: 2 S: 7	H: 0 LOB: 0 BB: 0 P: 11	1B: 9 2B: 3 3B: 0 HR: 2	SF: 0 SAC: 0 DP: 0 HBP: 1	WP: 0 PB: 0 SB: 2 CS: 1	PA: 45					
PITCHER	IP	WLS	BF	H	R	ER	SO	BB	IBB	HBP	BLK	WP	HR	S	P	ERA	WHIP										
44 Roy Oswalt, R (1.1) ERA: 3.44	2.2	L	16	4	5	1	3	3	0	1	0	0	1	35	57	3.38	2.625										
Kirk Bullinger, R (3.1)	2.0		11	5	5	5	0	1	0	0	0	0	0	27	47	22.50	3.000										
Mike Gallo, L (5.1) ERA: 5.96	1.1		7	3	1	1	1	0	0	0	0	0	0	16	26	6.75	2.250										
Chad Qualls, R (7.1) ERA: 6.1	2.0		8	2	0	0	0	0	0	0	0	0	0	14	24	0.00	1.000										
Chad Harville, R (9.1) ERA: 5.91	1.0		3	0	0	0	2	0	0	0	0	0	0	7	11	0.00	0.000										

Batter	1	2	3	4	5	6	7	8	9	AB	R	H	RBI	BB	SO	LOB	BOTTOM											
Jose Vizcaino, S (1.6) OBP: 0.328, SLG: 0.378	FC4 1B		FC6-4 HBP 1B	FC5-4 1B		FC6-4 1B		K		5	0	4	1	0	1	0	Chicago Cubs @ Houston Astros Minute Maid Park, Houston, TX Sun Aug 22 2004, 1:05 PM CDT Att: 41,186 - Dome - 72 F AB 35 R 6 H 11 RBI 5 BB 4 SO 9 LOB 22 											
Carlos Beltrán, S (1.8) OBP: 0.358, SLG: 0.536	FC4 1B		FC6-4 HBP 1B	FC5-4 1B		FC6-4 1B		K		4	0	0	0	0	1	4												
5 Jeff Bagwell, R (1.3) OBP: 0.368, SLG: 0.437	F9		FC6-4 1B		FC4-6 BB	G4-3			HR	3	0	0	0	1	0	4												
Chad Qualls, R (7.1) ERA: 4.99										0	0	0	0	0	0	0												
4 Eric Bruntlett, R (9.6) OBP: 0.389, SLG: 0.621										1	1	1	1	0	0	0												
17 Lance Berkman, S (1.9) OBP: 0.459, SLG: 0.537	K				FC4-6 HBP 1B		E 1B		DI 1B	4	1	2	0	1	1	2												
Jeff Kent, R (1.4) OBP: 0.335, SLG: 0.474		K	K		HBP		E4 1B 16 SF7		K	4	1	0	0	0	3	4												
Mike Lamb, L (1.5) OBP: 0.396, SLG: 0.523		HR			L7	G6-4-3 BB	G5-4-3 1B		F9	4	1	2	1	1	0	1												
16 Jason Lane, R (1.7) OBP: 0.318, SLG: 0.395						G6-4-3 HBP 1B		SF7		3	1	1	1	0	1	4												
Raul Chavez, R (1.2) OBP: 0.230, SLG: 0.233		G6-4-3			K			G5-4-3		4	0	0	0	0	2	3												
44 Roy Oswalt, R (1.1) OBP: 0.179, SLG: 0.170			G6-3						P5	0	0	0	0	0	0	0												
Kirk Bullinger, R (3.1)										1	0	0	0	1	0	0												
Mike Gallo, L (5.1)										0	0	0	0	0	0	0												
Craig Biggio, R (6.7) OBP: 0.348, SLG: 0.470										1	1	1	1	0	0	0												
Morgan Ensberg, R (7.5) OBP: 0.326, SLG: 0.394										1	0	0	0	0	0	0												
Inning Stats	R: 0 E: 0 K: 1 S: 9	H: 1 LOB: 1 BB: 0 P: 12	R: 1 E: 0 K: 1 S: 10	H: 1 LOB: 0 BB: 0 P: 16	R: 0 E: 0 K: 1 S: 9	H: 1 LOB: 3 BB: 1 P: 19	R: 1 E: 0 K: 1 S: 12	H: 2 LOB: 2 BB: 1 P: 19	R: 0 E: 0 K: 0 S: 9	H: 0 LOB: 2 BB: 2 P: 20	R: 1 E: 0 K: 1 S: 8	H: 2 LOB: 1 BB: 0 P: 13	R: 2 E: 1 K: 0 S: 9	H: 2 LOB: 0 BB: 0 P: 12	R: 0 E: 0 K: 2 S: 12	H: 0 LOB: 0 BB: 0 P: 14	R: 1 E: 0 K: 2 S: 13	H: 2 LOB: 1 BB: 0 P: 19	1B: 8 2B: 0 3B: 0 HR: 3	SF: 1 SAC: 0 DP: 3 HBP: 3	WP: 0 PB: 0 SB: 1 CS: 0	PA: 43						
PITCHER	IP	WLS	BF	H	R	ER	SO	BB	IBB	HBP	BLK	WP	HR	S	P	ERA	WHIP											
34 Kerry Wood, R (1.1) ERA: 2.97	4.1		23	4	3	2	4	3	0	3	0	0	0	1	43	75	4.15	1.846										
Jon Leicester, R (5.1) ERA: 2.77	2.2	W	12	4	3	1	1	1	0	0	0	0	0	1	23	36	3.38	1.875										
Kent Mercker, L (8.1) ERA: 2.18	1.0		3	0	0	0	2	0	0	0	0	0	0	12	14	0.00	0.000											
Kyle Farnsworth, R (9.1) ERA: 4.34	1.0		5	2	1	1	2	0	0	0	0	0	1	13	19	9.00	2.000											

Batter	1	2	3	4	5	6	7	8	9	AB	R	H	RBI	BB	SO	LOB	TOP																				
11 Jimmy Rollins, S OBP: 0.342, SLG: 0.417 Tomas Perez, S OBP: 0.268, SLG: 0.424										2	1	1	0	0	1	1	Philadelphia Phillies @ Houston Astros Minute Maid Park, Houston, TX Mon Aug 23 2004, 7:05 PM CDT Att: 36,398 - Dome - 74 F																				
Placido Polanco, R OBP: 0.331, SLG: 0.388										5	0	0	0	0	1	3																					
Bobby Abreu, L OBP: 0.415, SLG: 0.550										3	2	1	0	1	0	0																					
Jim Thome, L OBP: 0.407, SLG: 0.632										3	1	3	3	1	0	0																					
David Bell, R OBP: 0.368, SLG: 0.453										3	0	2	1	0	1	1																					
Mike Lieberthal, R OBP: 0.314, SLG: 0.415										4	0	0	0	0	1	4																					
Jason Michaels, R OBP: 0.354, SLG: 0.335										4	0	2	0	0	1	2																					
Marlon Byrd, R OBP: 0.293, SLG: 0.323										4	0	0	0	0	2	2																					
Cory Lidle, R OBP: 0.216, SLG: 0.174 Lou Collier, R OBP: 0.385, SLG: 0.435 Amaury Telemaco, R OBP: 0.314, SLG: 0.415										2	0	0	0	0	1	1																					
Geoff Geary, R OBP: 0.308, SLG: 0.510										1	0	0	0	0	0	0																					
Inning Stats	R: 2 H: 2 E: 0 K: 1 S: 17	H: 2 LOB: 1 BB: 1 P: 29	R: 0 H: 1 E: 0 K: 2 S: 13	LOB: 1 BB: 0 P: 21	R: 0 H: 0 E: 0 K: 2 S: 9	LOB: 1 BB: 1 P: 15	R: 0 H: 0 E: 0 K: 2 S: 13	LOB: 0 BB: 0 P: 17	R: 0 H: 2 E: 0 K: 0 S: 8	LOB: 2 BB: 0 P: 12	R: 0 H: 0 E: 0 K: 1 S: 12	LOB: 0 BB: 0 P: 16	R: 2 H: 3 E: 0 K: 0 S: 10	H: 3 LOB: 0 BB: 0 P: 17	R: 0 H: 2 E: 0 K: 2 S: 13	LOB: 2 BB: 0 P: 22	1B: 6 2B: 3 3B: 0 HR: 1	SF: 1 SAC: 0 DP: 1 HBP: 0	WP: 0 PA: 38 PB: 0 SB: 0 CS: 0																		
PITCHER	IP	WLS	BF	H	R	ER	SO	BB	IBB	HBP	BLK	WP	HR	S	P	ERA	WHIP	PITCHER		IP	WLS	BF	H	R	ER	SO	BB	IBB	HBP	BLK	WP	HR	S	P	ERA	WHIP	
Roger Clemens, R ERA: 2.92	(1, 1)	7.0	W	28	5	2	2	8	2	0	0	0	0	0	78	119	2.57	1.000	Rogers		7.0	W	28	5	2	2	8	2	0	0	0	0	0	78	119	2.57	1.000
Mike Gallo, L ERA: 5.4	(8, 1)	0.1		3	2	2	2	0	0	0	0	0	0	1	5	9	54.00	6.000	Gallo		0.1		3	2	2	2	0	0	0	0	0	1	5	9	54.00	6.000	
David Weathers, R ERA: 4.45	(8, 1)	1.2		7	3	0	0	2	0	0	0	0	0	0	18	30	0.00	1.800	Weathers		1.2		7	3	0	0	2	0	0	0	0	0	18	30	0.00	1.800	

Batter	1	2	3	4	5	6	7	8	9	AB	R	H	RBI	BB	SO	LOB	BOTTOM																			
Craig Biggio, R OBP: 0.351, SLG: 0.476 4 Eric Bruntlett, R OBP: 0.389, SLG: 0.621										4	2	3	1	0	0	0	Philadelphia Phillies @ Houston Astros Minute Maid Park, Houston, TX Mon Aug 23 2004, 7:05 PM CDT Att: 36,398 - Dome - 74 F																			
Carlos Beltrán, S OBP: 0.358, SLG: 0.540										4	1	1	3	0	1	2																				
5 Jeff Bagwell, R OBP: 0.369, SLG: 0.437										3	1	1	0	1	1	0																				
17 Lance Berkman, S OBP: 0.457, SLG: 0.536										3	0	1	1	0	0	1																				
Jeff Kent, R OBP: 0.336, SLG: 0.478 Mike Gallo, L OBP: 0.314, SLG: 0.415										3	1	1	1	1	0	2																				
David Weathers, R OBP: 0.308, SLG: 0.510										0	0	0	0	0	0	0																				
Morgan Ensberg, R OBP: 0.326, SLG: 0.392										4	1	1	1	0	0	1																				
Jose Vizcaino, S OBP: 0.327, SLG: 0.380										4	0	1	1	0	0	0																				
Brad Ausmus, R OBP: 0.298, SLG: 0.319										3	1	0	0	1	0	0																				
Roger Clemens, R ERA: 5.57 Orlando Palmeiro, L OBP: 0.336, SLG: 0.349										1	0	0	0	0	0	2																				
Inning Stats	R: 4 H: 4 E: 0 K: 0 S: 21	H: 4 LOB: 2 BB: 2 P: 39	R: 0 H: 0 E: 0 K: 0 S: 9	LOB: 0 BB: 0 P: 14	R: 0 H: 1 E: 0 K: 1 S: 5	LOB: 0 BB: 0 P: 6	R: 1 H: 1 E: 1 K: 1 S: 18	LOB: 1 BB: 0 P: 23	R: 0 H: 1 E: 0 K: 0 S: 4	LOB: 0 BB: 0 P: 4	R: 0 H: 0 E: 0 K: 0 S: 7	LOB: 0 BB: 0 P: 10	R: 3 H: 3 E: 0 K: 1 S: 19	H: 3 LOB: 1 BB: 1 P: 32	R: 0 H: 0 E: 0 K: 0 S: 8	LOB: 0 BB: 0 P: 11	1B: 5 2B: 3 3B: 1 HR: 1	SF: 1 SAC: 1 DP: 2 HBP: 0	WP: 0 PA: 36 PB: 1 SB: 0 CS: 0																	
PITCHER	IP	WLS	BF	H	R	ER	SO	BB	IBB	HBP	BLK	WP	HR	S	P	ERA	WHIP	PITCHER		IP	WLS	BF	H	R	ER	SO	BB	IBB	HBP	BLK	WP	HR	S	P	ERA	WHIP
Cory Lidle, R ERA: 5.57	(1, 1)	6.0	L	26	7	5	4	1	1	0	0	0	0	64	96	6.00	1.333	Lidle		6.0	L	26	7	5	4	1	1	0	0	0	0	64	96	6.00	1.333	
Amaury Telemaco, R ERA: 4.93	(7, 1)	1.0		7	3	3	3	1	1	0	0	0	0	1	19	32	27.00	4.000	Telemaco		1.0		7	3	3	3	1	1	0	0	0	1	19	32	27.00	4.000
Geoff Geary, R ERA: 6.68	(8, 1)	1.0		3	0	0	0	0	0	0	0	0	0	0	8	11	0.00	0.000	Geary		1.0		3	0	0	0	0	0	0	0	0	8	11	0.00	0.000	

Batter	1	2	3	4	5	6	7	8	9	AB	R	H	RBI	BB	SO	LOB	TOP					
11 Jimmy Rollins, S OBP: 0.343, SLG: 0.417			G6-3		G6-3		CS BB			3	1	1	0	1	0	0	Philadelphia Phillies @ Houston Astros Minute Maid Park, Houston, TX Tue Aug 24 2004, 7:05 PM CDT Att: 37,127 - Dome - 74 F					
Placido Polanco, R OBP: 0.330, SLG: 0.396			HR		E5 CS		CS		3	1	1	2	0	1	0							
Bobby Abreu, L OBP: 0.414, SLG: 0.546			CS BB		CS				3	0	0	0	1	3	0							
Jim Thome, L OBP: 0.406, SLG: 0.628			F7 BB					G3-1	4	0	1	0	0	1	1							
David Bell, R OBP: 0.367, SLG: 0.450				G3					F9	4	0	1	0	0	0							
Mike Lieberthal, R OBP: 0.319, SLG: 0.417		F8								3	0	2	0	1	0							
Jason Michaels, R OBP: 0.357, SLG: 0.335									3	0	1	0	1	2	3							
Marlon Byrd, R OBP: 0.290, SLG: 0.320							G4-3		F8	3	0	0	0	0	3							
26 Chase Utley, L OBP: 0.306, SLG: 0.507										1	0	0	0	0	1							
39 Brett Myers, R OBP: 0.205, SLG: 0.238			P4							3	0	0	0	0	2	0						
Todd Jones, L (8, 1)										0	0	0	0	0	0	0						
Inning Stats	R: 1 E: 0 K: 1 S: 14	H: 2 LOB: 1 BB: 0 P: 17	R: 0 E: 0 K: 0 S: 5	H: 1 LOB: 0 BB: 0 P: 7	R: 1 E: 0 K: 0 S: 12	H: 1 LOB: 1 BB: 1 P: 19	R: 0 E: 0 K: 0 S: 6	H: 1 LOB: 1 BB: 1 P: 12	R: 0 E: 1 K: 1 S: 7	H: 0 LOB: 0 BB: 0 P: 11	R: 0 E: 0 K: 3 S: 11	H: 1 LOB: 2 BB: 1 P: 24	R: 0 E: 0 K: 1 S: 10	H: 0 LOB: 0 BB: 1 P: 18	R: 0 E: 0 K: 2 S: 9	H: 0 LOB: 0 BB: 0 P: 13	R: 0 E: 0 K: 1 S: 12	H: 1 LOB: 1 BB: 0 P: 16	1B: 6 2B: 0 3B: 0 HR: 1	SF: 1 SAC: 0 DP: 2 HBP: 0	WP: 0 PB: 0 SB: 2 CS: 2	PA: 37
PITCHER	IP WLS BF H R ER SO BB IBB HBP BLK WP HR S P ERA WHIP																					
Carlos Hernández, L ERA: 5.82	(1, 1) 7.0 28 6 2 2 6 4 0 0 0 0 1 65 108 2.57 1.429																					
44 Roy Oswalt, R ERA: 3.42	(8, 1) 1.0 W 3 0 0 0 2 0 0 0 0 0 0 0 9 13 0.00 0.000																					
54 Brad Lidge, R ERA: 2.11	(9, 1) 1.0 S 4 1 0 0 1 0 0 0 0 0 0 0 12 16 0.00 1.000																					

Batter	1	2	3	4	5	6	7	8	9	AB	R	H	RBI	BB	SO	LOB	BOTTOM			
Craig Biggio, R OBP: 0.351, SLG: 0.475										4	0	1	1	0	1	1	Philadelphia Phillies @ Houston Astros Minute Maid Park, Houston, TX Tue Aug 24 2004, 7:05 PM CDT Att: 37,127 - Dome - 74 F			
16 Jason Lane, R OBP: 0.318, SLG: 0.395										0	0	0	0	0	0	0				
Carlos Beltrán, S OBP: 0.355, SLG: 0.545										3	1	1	1	1	0	1				
5 Jeff Bagwell, R OBP: 0.368, SLG: 0.435										4	1	1	0	0	1	2				
17 Lance Berkman, S OBP: 0.457, SLG: 0.535										4	0	2	1	0	0	0				
Mike Lamb, L OBP: 0.364, SLG: 0.517										4	0	1	1	0	0	1				
54 Brad Lidge, R (9, 1)										0	0	0	0	0	0	0				
Jose Vizcaino, S OBP: 0.327, SLG: 0.383										3	0	1	0	0	1	1				
4 Eric Bruntlett, R OBP: 0.359, SLG: 0.563										1	1	0	0	1	0	0				
Raul Chavez, R OBP: 0.254, SLG: 0.231										1	0	0	0	1	0	0				
Otando Palmeiro, L OBP: 0.333, SLG: 0.346										1	0	0	0	0	1	1				
44 Roy Oswalt, R OBP: 0.179, SLG: 0.170										0	0	0	0	0	0	0				
Morgan Ensberg, R OBP: 0.326, SLG: 0.392										0	0	0	0	0	0	0				
Carlos Hernández, S OBP: 0.350, SLG: 0.321										1	0	0	0	0	1	0				
Brad Ausmus, R OBP: 0.300, SLG: 0.321										1	1	1	0	0	0	0				
Inning Stats	R: 0 E: 0 K: 1 S: 7	H: 0 LOB: 0 BB: 0 P: 11	R: 0 E: 0 K: 1 S: 8	H: 0 LOB: 0 BB: 0 P: 12	R: 1 E: 0 K: 0 S: 10	H: 1 LOB: 2 BB: 2 P: 19	R: 0 E: 0 K: 0 S: 5	H: 1 LOB: 0 BB: 0 P: 9	R: 0 E: 0 K: 2 S: 11	H: 0 LOB: 0 BB: 0 P: 12	R: 1 E: 0 K: 0 S: 7	H: 1 LOB: 0 BB: 0 P: 13	R: 0 E: 0 K: 1 S: 10	H: 1 LOB: 1 BB: 0 P: 16	R: 2 E: 1 K: 1 S: 15	H: 4 LOB: 2 BB: 0 P: 18	1B: 6 2B: 1 3B: 0 HR: 1	SF: 0 SAC: 1 DP: 0 HBP: 0	WP: 0 PB: 0 SB: 0 CS: 1	PA: 32
PITCHER	IP WLS BF H R ER SO BB IBB HBP BLK WP HR S P ERA WHIP																			
39 Brett Myers, R ERA: 5.35	(1, 1) 7.0 26 4 2 2 5 2 0 0 0 0 0 1 58 92 2.57 0.857																			
Todd Jones, R ERA: 4.3	(8, 1) 1.0 L 6 4 2 2 1 0 0 0 0 0 0 0 15 18 18.00 4.000																			

Batter	1	2	3	4	5	6	7	8	9	AB	R	H	RBI	BB	SO	LOB	TOP					
11 Jimmy Rollins, S OBP: 0.345, SLG: 0.425	G4-3		SF8 BB		SF7 3B		1-H 3B		F8	4	2	2	1	1	0	0	Philadelphia Phillies @ Houston Astros Minute Maid Park, Houston, TX Wed Aug 25 2004, 1:05 PM CDT Att: 37,217 - Dome - 74 F					
26 Chase Utley, L OBP: 0.308, SLG: 0.507	F8		2B		HBP		G1-3		K	4	0	1	0	0	1							
Bobby Abreu, L OBP: 0.413, SLG: 0.545	K		SF8		SF7					1	0	0	2	1	1							
Jim Thome, L OBP: 0.407, SLG: 0.626		HBP 1B G6-4-3 1B	FC5-4 IBB		K		K			3	1	1	0	1	2							
David Bell, R OBP: 0.366, SLG: 0.449		G6-4-3 HBP 1B	FC5-4 IBB				G4-3		L8	4	0	1	0	0	0							
Jason Michaels, R OBP: 0.380, SLG: 0.331		G6-4-3 HBP		F8		FC4-6 BB		F8		2	0	0	0	1	0							
Doug Glanville, R OBP: 0.258, SLG: 0.282	G6-4-3			L3		F9		G5-3		4	0	0	0	0	0	3						
Tim Worrell, R	1-2 2-3 3-H									0	0	0	0	0	0	0						
Todd Pratt, R OBP: 0.322, SLG: 0.267	K			K		FC4-6		F9		4	0	0	0	0	2	2						
Eric Milton, L OBP: 0.175, SLG: 0.132			K		G4-3				K	2	0	0	0	0	1	0						
Lou Collier, R OBP: 0.407, SLG: 0.435										0	1	0	0	0	0	0						
Felix Rodriguez, R										0	0	0	0	0	0	0						
Marlon Byrd, R OBP: 0.289, SLG: 0.318							11 3B HBP			1	0	0	0	0	1	0						
Inning Stats	R: 0 E: 0 K: 1 S: 7	H: 0 LOB: 0 BB: 0 P: 13	R: 1 E: 0 K: 1 S: 8	H: 2 LOB: 1 BB: 0 P: 14	R: 1 E: 0 K: 1 S: 16	H: 1 LOB: 2 BB: 2 P: 30	R: 0 E: 0 K: 1 S: 8	H: 0 LOB: 0 BB: 0 P: 10	R: 1 E: 0 K: 1 S: 13	H: 1 LOB: 1 BB: 0 P: 21	R: 0 E: 0 K: 0 S: 9	H: 0 LOB: 1 BB: 1 P: 18	R: 1 E: 0 K: 1 S: 10	H: 1 LOB: 2 BB: 1 P: 23	R: 0 E: 0 K: 0 S: 6	H: 0 LOB: 0 BB: 0 P: 8	R: 0 E: 0 K: 2 S: 10	H: 0 LOB: 0 BB: 0 P: 12	1B: 2 2B: 1 3B: 2 HR: 0	SF: 2 SAC: 0 DP: 1 HBP: 3	WP: 0 PB: 0 SB: 0 CS: 0	PA: 38
PITCHER	IP WLS BF H R ER SO BB IBB HBP BLK WP HR S P ERA WHIP																					
Pete Munro, R ERA: 4.89	(1, 1) 6.0 27 4 4 4 5 2 1 3 0 0 0 62 110 6.00 1.000																					
Mike Gallo, L ERA: 5.31	(7, 1) 0.2 4 1 0 0 1 0 1 0 0 0 0 8 18 0.00 1.500																					
Chad Harville, R ERA: 5.86	(7, 1) 0.1 1 0 0 0 0 0 0 0 0 0 0 1 1 0.00 0.000																					
Chad Qualls, R ERA: 5.56	(8, 1) 1.0 W 3 0 0 0 0 0 0 0 0 0 0 6 8 0.00 0.000																					
54 Brad Lidge, R ERA: 2.09	(9, 1) 1.0 S 3 0 0 0 2 0 0 0 0 0 0 0 10 12 0.00 0.000																					

AB	29
R	4
H	5
RBI	3
BB	4
SO	8
LOB	13



Batter	1	2	3	4	5	6	7	8	9	AB	R	H	RBI	BB	SO	LOB	BOTTOM			
Craig Biggio, R OBP: 0.350, SLG: 0.472	K		F7		P4			5 S 17 1B BB		3	1	0	0	1	1	0	Philadelphia Phillies @ Houston Astros Minute Maid Park, Houston, TX Wed Aug 25 2004, 1:05 PM CDT Att: 37,217 - Dome - 74 F			
16 Jason Lane, R OBP: 0.318, SLG: 0.395										0	0	0	0	0	0	0				
Carlos Beltrán, S OBP: 0.358, SLG: 0.549	P6		P3		HR			K		4	1	1	1	0	1	1				
5 Jeff Bagwell, R OBP: 0.367, SLG: 0.432	K				F9		G6-3	17 1B HR BB		3	1	0	0	1	1	0				
17 Lance Berkman, S OBP: 0.458, SLG: 0.534		K		K		BB	BB	HR		3	1	1	1	1	2	0				
Jeff Kent, R OBP: 0.340, SLG: 0.494		HR		F8		BB	BB	HR		3	2	2	4	1	0	0				
Morgan Ensberg, R OBP: 0.327, SLG: 0.402		2B 1B			HR		P4	P4		4	1	2	1	0	0	2				
4 Eric Bruntlett, R OBP: 0.341, SLG: 0.529										2	0	0	0	0	1	1				
Jose Vizcaino, S OBP: 0.324, SLG: 0.380		K			P6			F7		2	0	0	0	0	1	0				
Brad Ausmus, R OBP: 0.301, SLG: 0.324					G1-3		G1-3			3	0	1	0	0	0	0				
Pete Munro, R ERA: 4.89	(1, 1) 6.0 27 4 4 4 5 2 1 3 0 0 0 62 110 6.00 1.000																			
Mike Gallo, L ERA: 5.31	(7, 1) 0.2 4 1 0 0 1 0 1 0 0 0 0 8 18 0.00 1.500																			
Chad Harville, R ERA: 5.86	(7, 1) 0.1 1 0 0 0 0 0 0 0 0 0 0 1 1 0.00 0.000																			
Chad Qualls, R ERA: 5.56	(8, 1) 1.0 W 3 0 0 0 0 0 0 0 0 0 0 6 8 0.00 0.000																			
54 Brad Lidge, R ERA: 2.09	(9, 1) 1.0 S 3 0 0 0 2 0 0 0 0 0 0 0 10 12 0.00 0.000																			
Inning Stats	R: 0 E: 0 K: 2 S: 10	H: 0 LOB: 0 BB: 0 P: 15	R: 1 E: 0 K: 2 S: 13	H: 3 LOB: 2 BB: 0 P: 21	R: 0 E: 0 K: 1 S: 10	H: 0 LOB: 0 BB: 0 P: 15	R: 0 E: 0 K: 1 S: 8	H: 0 LOB: 0 BB: 0 P: 11	R: 1 E: 0 K: 0 S: 13	H: 1 LOB: 0 BB: 0 P: 16	R: 1 E: 0 K: 0 S: 16	H: 1 LOB: 2 BB: 2 P: 29	R: 0 E: 0 K: 2 S: 7	H: 0 LOB: 0 BB: 0 P: 12	R: 4 E: 0 K: 1 S: 16	H: 2 LOB: 0 BB: 2 P: 31	1B: 2 2B: 1 3B: 0 HR: 4	SF: 0 SAC: 0 DP: 0 HBP: 0	WP: 0 PB: 0 SB: 1 CS: 0	PA: 34
PITCHER	IP WLS BF H R ER SO BB IBB HBP BLK WP HR S P ERA WHIP																			
Eric Milton, L ERA: 4.71	(1, 1) 6.0 24 3 3 3 6 2 0 0 0 0 0 3 70 4.50 1.167																			
Felix Rodriguez, R ERA: 3.56	(7, 1) 1.1 L 6 0 2 2 3 2 0 0 0 0 0 0 15 29 13.50 1.500																			
Tim Worrell, R ERA: 4.1	(8, 1) 0.2 B 4 2 2 2 0 0 0 0 0 0 1 8 14 27.00 3.000																			

AB	30
R	7
H	7
RBI	7
BB	4
SO	9
LOB	4



Batter	1	2	3	4	5	6	7	8	9	AB	R	H	RBI	BB	SO	LOB	TOP										
Craig Biggio, R (1, 7) OBP: 0.349, SLG: 0.471 Mike Gallo, L (8, 1)	1-1 SH1-3 5 HR 2B		1-3 K	0-3 K		0-1 P3		1-1 F7		5	1	1	0	0	2	6											
Carlos Beltrán, S (1, 8) OBP: 0.355, SLG: 0.554	0-0 SH1-3 2-3		4-2 17 1B BB		1-0 P2		2-2 HR	2-0 FC6-4 1-2f		3	1	1	1	1	0	2											
5 Jeff Bagwell, R (1, 3) OBP: 0.371, SLG: 0.443	2-2 HR		2-2 P3		2-2		4-1 BB		4-2	3	1	2	2	2	0	1											
17 Lance Berkman, S (1, 9) OBP: 0.455, SLG: 0.530	1-3 K		3-2 1B		3-1 G3		2-3 K		3-3 17 DI BB	5	0	1	0	0	3	3											
Jeff Kent, R (1, 4) OBP: 0.336, SLG: 0.488	3-3 K		0-1 F9		2-3 K		2-3 K		1-2 G5-3	5	0	0	0	0	3	5											
Morgan Ensberg, R (1, 5) OBP: 0.328, SLG: 0.400		4-2 BB		1-1 F9		3-2 2B 1B		2-2 F9	3-2 L7	4	0	1	0	1	0	2											
Jose Vizcaino, S (1, 6) OBP: 0.327, SLG: 0.390	0-2 F7		1-0 41 SH5-4 2B		0-0 2B		1-3 2B		3-2 L9	4	0	2	0	0	0	1											
Brad Ausmus, R (1, 2) OBP: 0.303, SLG: 0.324	1-2 K		4-2 41 SH5-4 BB		0-2 G5-3		0-0 16 1B 1B			3	0	1	0	1	1	3											
41 Brandon Backe, R (1, 1) OBP: 0.256, SLG: 0.250 Chad Harville, R (4, 1) OBP: 0.331, SLG: 0.343 Kirk Bullinger, R (6, 1) OBP: 0.323, SLG: 0.400 16 Jason Lane, R (8, 7)	0-3 K		0-1 SH5-4		2-3 K		2-2 FC6-4 1B			1	0	0	0	0	1	1											
Inning Stats	R: 2 E: 0 K: 2 S: 13	H: 2 LOB: 0 BB: 0 P: 20	R: 0 E: 0 K: 2 S: 12	H: 0 LOB: 1 BB: 1 P: 17	R: 0 E: 0 K: 1 S: 15	H: 1 LOB: 2 BB: 1 P: 25	R: 0 E: 0 K: 1 S: 13	H: 1 LOB: 1 BB: 0 P: 19	R: 0 E: 0 K: 1 S: 10	H: 2 LOB: 2 BB: 0 P: 17	R: 1 E: 0 K: 2 S: 15	H: 1 LOB: 1 BB: 1 P: 27	R: 0 E: 0 K: 0 S: 10	H: 2 LOB: 2 BB: 1 P: 18	R: 0 E: 0 K: 1 S: 15	H: 0 LOB: 1 BB: 1 P: 26	1B: 4 2B: 4 3B: 0 HR: 2	SF: 0 SAC: 2 DP: 0 HBP: 0	WP: 0 PB: 0 SB: 0 CS: 0	PA: 42							
PITCHER	IP	WLS	BF	H	R	ER	SO	BB	IBB	HBP	BLK	WP	HR	S	P	ERA	WHIP										
22 Mark Prior, R (1, 1) ERA: 4.6	6.0	W	28	7	2	2	8	3	0	0	0	0	1	75	116	3.00	1.667										
Jon Leicester, R (7, 1) ERA: 3.0	1.0		5	1	1	1	2	1	0	0	0	0	1	15	27	9.00	2.000										
Mike Remlinger, L (8, 1) ERA: 2.92	1.0		5	2	0	0	0	0	0	0	0	0	0	10	18	0.00	2.000										
Kyle Farnsworth, R (9, 1) ERA: 4.26	1.0		4	0	0	0	1	1	0	0	0	0	0	15	26	0.00	1.000										

Houston Astros @ Chicago Cubs
Wrigley Field, Chicago, IL
Thu Aug 26 2004, 1:20 PM CDT
Att: 38,216 - Sunny - 81 F

AB	35
R	3
H	10
RBI	3
BB	5
SO	11
LOB	26



Batter	1	2	3	4	5	6	7	8	9	AB	R	H	RBI	BB	SO	LOB	BOTTOM										
Corey Patterson, L (1, 8) OBP: 0.345, SLG: 0.481	1-0 1B		0-3 K	1-1 25 G5-4-3 1B		0-1 F8		1-2 G4-3		5	0	2	1	0	1	3											
25 Derek Lee, R (1, 3) OBP: 0.382, SLG: 0.546	1-1 P4		0-2 SF8 1B HR	1-2 G5-4-3		1-1 F8		4-0 1B IBB		4	1	1	0	1	0	4											
Nomar Garciaparra, R (1, 6) OBP: 0.362, SLG: 0.594	1-0 P5		2-1 HR 1B	0-1 BB 1B		0-0 F8		0-0 F9		5	1	2	1	0	0	4											
Moises Alou, R (1, 7) OBP: 0.343, SLG: 0.548	0-0 F7		2-0 SF8	4-0 FC6-4 BB		0-0 G6-3 16 SF8 2B				2	1	1	1	1	0	1											
Sammy Sosa, R (1, 9) OBP: 0.341, SLG: 0.542		1-2 K	0-0 HR	0-1 FC6-4		0-0 G6-3		2-3 G6-3		4	1	1	3	0	1	3											
16 Aramis Ramirez, R (1, 5) OBP: 0.362, SLG: 0.578	1-2 1B		3-1 HR		0-0 F9		2-1 SF8		3-1 SF8	3	1	2	2	0	0	0											
Todd Walker, L (1, 4) OBP: 0.261, SLG: 0.482 Mike Remlinger, L (8, 1) Kyle Farnsworth, R (9, 1)	2-3 K		3-3 K		1-0 G4-3		3-1 G4-3			4	0	0	0	0	2	1											
Michael Barrett, R (1, 2) OBP: 0.346, SLG: 0.497	3-2 G4-3		0-0 22 1B 1B 2B		0-3 K		2-0 G4-3 1B			4	1	2	0	0	1	1											
22 Mark Prior, R (1, 1) OBP: 0.261, SLG: 0.190 Tom Goodwin, L (6, PH) OBP: 0.272, SLG: 0.310 Jon Leicester, R (7, 1) Mark Guduzianek, R (8, 4) OBP: 0.346, SLG: 0.430			4-2 1B 25 1B SF8 BB		0-0 25 G5-4-3 1B 1B		0-2 25 1B		2-1 F9	1	2	1	0	1	0	0											
Inning Stats	R: 0 E: 0 K: 0 S: 5	H: 1 LOB: 1 BB: 0 P: 8	R: 0 E: 0 K: 2 S: 17	H: 1 LOB: 0 BB: 0 P: 24	R: 5 E: 0 K: 2 S: 18	H: 4 LOB: 0 BB: 1 P: 32	R: 2 E: 0 K: 0 S: 10	H: 4 LOB: 2 BB: 1 P: 17	R: 0 E: 0 K: 1 S: 5	H: 0 LOB: 0 BB: 0 P: 6	R: 0 E: 0 K: 0 S: 8	H: 1 LOB: 1 BB: 0 P: 9	R: 1 E: 0 K: 0 S: 5	H: 1 LOB: 0 BB: 0 P: 9	R: 0 E: 0 K: 0 S: 7	H: 1 LOB: 2 BB: 1 P: 16	1B: 9 2B: 2 3B: 0 HR: 2	SF: 2 SAC: 0 DP: 1 HBP: 0	WP: 0 PB: 0 SB: 1 CS: 0	PA: 39							
PITCHER	IP	WLS	BF	H	R	ER	SO	BB	IBB	HBP	BLK	WP	HR	S	P	ERA	WHIP										
41 Brandon Backe, R (1, 1) ERA: 5.63	3.0	L	19	9	7	7	4	1	0	0	0	0	0	11	18	0.00	1.000										
Chad Harville, R (4, 1) ERA: 5.6	2.0		7	1	0	0	1	1	0	0	0	0	0	13	18	4.50	1.000										
Kirk Bullinger, R (6, 1) ERA: 5.86	2.0		8	2	1	1	0	0	0	0	0	0	0	7	16	0.00	1.000										
Mike Gallo, L (8, 1) ERA: 5.18	1.0		5	1	0	0	0	0	1	0	0	0	0	7	16	0.00	1.000										

Houston Astros @ Chicago Cubs
Wrigley Field, Chicago, IL
Thu Aug 26 2004, 1:20 PM CDT
Att: 38,216 - Sunny - 81 F

AB	34
R	8
H	13
RBI	8
BB	3
SO	5
LOB	18



Batter	1	2	3	4	5	6	7	8	9	AB	R	H	RBI	BB	SO	LOB	TOP										
Craig Biggio, R OBP: 0.347, SLG: 0.470 16 Jason Lane, R OBP: 0.328, SLG: 0.414	L6	P2		5 1B 2B		FC4-6 5 S 17 WP 1-2		F8	HR 2B	5	2	1	0	0	0	1											
Carlos Beltrán, S OBP: 0.384, SLG: 0.569	HR	P2		17 S 5 1B BB		17 WP 5 S 1B		1B	HR	5	2	4	4	1	0	0											
5 Jeff Bagwell, R OBP: 0.375, SLG: 0.450 David Weathers, R (9, 1)	17 HBP 1B BB			17 S 1B		17 WP 1B		G6-4-3	G5-3	4	2	2	2	2	0	1											
17 Lance Berkman, S OBP: 0.458, SLG: 0.538	1B 2B HBP			HR		G6-4-3		BB	3B 1B	3	3	2	1	1	0	2											
Jeff Kent, R OBP: 0.337, SLG: 0.494 4 Eric Bruntlett, R OBP: 0.341, SLG: 0.529	1-2 2H 2B 1B			G6-3		HR		G6-4-3	K	5	2	2	2	0	1	4											
Morgan Ensberg, R OBP: 0.328, SLG: 0.403 Mike Lamb, L OBP: 0.366, SLG: 0.525	1-1 1H 2H 2B			F8		L5		FC1-4 BB	1B 3B	2	0	1	2	0	0	0											
Jose Vizcaino, S OBP: 0.328, SLG: 0.390	K			K		P5-3 1B		F7	1B 2B 1B	5	1	2	1	0	2	2											
Raul Chavez, R OBP: 0.225, SLG: 0.221	K			F8		P5-3		FC1-4	K	5	0	0	0	0	2	4											
44 Roy Oswalt, R OBP: 0.183, SLG: 0.161 Orlando Palmeiro, L OBP: 0.336, SLG: 0.349	G6-3			K		FC4-6 HBP		G4-3	16 2B HR 1B	3	0	0	0	0	1	1											
Inning Stats	R: 4 E: 0 K: 2 S: 19	H: 3 LOB: 1 BB: 1 P: 27	R: 0 E: 0 K: 0 S: 7	H: 0 LOB: 0 BB: 0 P: 10	R: 2 E: 0 K: 1 S: 7	H: 2 LOB: 2 BB: 0 P: 10	R: 1 E: 0 K: 1 S: 14	H: 2 LOB: 2 BB: 1 P: 25	R: 1 E: 0 K: 0 S: 10	H: 2 LOB: 0 BB: 0 P: 16	R: 1 E: 0 K: 0 S: 8	H: 1 LOB: 2 BB: 2 P: 20	R: 0 E: 0 K: 0 S: 6	H: 0 LOB: 1 BB: 1 P: 14	R: 0 E: 0 K: 0 S: 5	H: 1 LOB: 0 BB: 0 P: 6	R: 6 E: 0 K: 2 S: 26	H: 6 LOB: 0 BB: 0 P: 37	1B: 8 2B: 4 3B: 1 HR: 5	SF: 0 SAC: 0 DP: 3 HBP: 2	WP: 1 PB: 0 SB: 4 CS: 0	PA: 48					
PITCHER	IP	WLS	BF	H	R	ER	SO	BB	IBB	HBP	BLK	WP	HR	S	P	ERA	WHIP										
34 Kerry Wood, R ERA: 3.57	4.1	L	25	9	8	8	4	2	0	0	0	0	4	56	87	16.61	2.538										
46 Ryan Dempster, R ERA: 1.35	0.2	1	0	0	0	0	0	0	0	0	0	0	0	1	1	0.00	0.000										
Kent Mercker, L ERA: 2.3	0.1	5	1	1	1	0	0	2	0	1	0	0	1	5	16	27.00	9.000										
Jon Leicester, R ERA: 2.73	2.2	8	1	0	0	0	0	1	0	0	0	0	0	14	24	0.00	0.750										
Kyle Farnsworth, R ERA: 5.12	1.0	9	6	6	6	2	0	0	0	0	0	0	1	26	37	54.00	6.000										
Corey Patterson, L OBP: 0.345, SLG: 0.478	25 1B 1B BB			K				K					F8					3	1	0	0	1	2	1			
25 Derrek Lee, R OBP: 0.385, SLG: 0.554	1B SF7 1B			HR				F9					HR	1B				4	3	3	2	0	0	0			
Nomar Garciaparra, R OBP: 0.364, SLG: 0.517	CS 1B			E5		G6-4-3		P2					HR					4	1	2	3	0	0	0			
Moises Alou, R OBP: 0.340, SLG: 0.544	SF7			G6-4-3				F7					G5-3					3	0	0	1	0	0	1			
Sammy Sosa, R OBP: 0.337, SLG: 0.537	K			G6-3		G5-3		G5-3					G5-3					4	0	0	0	0	1	1			
16 Aramis Ramirez, R OBP: 0.361, SLG: 0.575	P2			FC6-4 1B		P4		G5-3					G5-3					4	0	1	0	0	0	0			
Mark Grudzielanek, R OBP: 0.344, SLG: 0.426	G4-3			L7		L7		L7					3B 1B					4	1	1	0	0	0	1			
Michael Barrett, R OBP: 0.345, SLG: 0.500	L5			FC6-4		G4-3		G4-3					1H 3B					4	0	1	1	0	0	1			
34 Kerry Wood, R ERA: 3.57 46 Ryan Dempster, R ERA: 1.35 Tom Goodwin, L ERA: 2.3 Kent Mercker, L ERA: 2.73 Jon Leicester, R ERA: 5.12 Jose Macias, S OBP: 0.294, SLG: 0.370 Kyle Farnsworth, R ERA: 5.12 Todd Walker, L ERA: 4.81	25 HR 2B			25 HR 2B		K		G4-3					G4-3					1	1	1	0	0	0	0			
Inning Stats	R: 2 E: 0 K: 1 S: 11	H: 2 LOB: 0 BB: 1 P: 20	R: 0 E: 0 K: 0 S: 4	H: 0 LOB: 0 BB: 0 P: 6	R: 2 E: 1 K: 1 S: 14	H: 2 LOB: 0 BB: 0 P: 21	R: 0 E: 0 K: 0 S: 5	H: 1 LOB: 1 BB: 0 P: 7	R: 0 E: 0 K: 2 S: 8	H: 0 LOB: 0 BB: 0 P: 12	R: 0 E: 0 K: 0 S: 10	H: 0 LOB: 0 BB: 0 P: 13	R: 0 E: 0 K: 0 S: 6	H: 0 LOB: 0 BB: 0 P: 7	R: 2 E: 0 K: 0 S: 9	H: 2 LOB: 0 BB: 0 P: 12	R: 1 E: 0 K: 0 S: 9	H: 2 LOB: 1 BB: 0 P: 11	1B: 5 2B: 1 3B: 1 HR: 2	SF: 0 SAC: 0 DP: 1 HBP: 0	WP: 0 PB: 0 SB: 0 CS: 1	PA: 36					
PITCHER	IP	WLS	BF	H	R	ER	SO	BB	IBB	HBP	BLK	WP	HR	S	P	ERA	WHIP										
44 Roy Oswalt, R ERA: 3.56	8.0	W	31	7	6	6	4	1	0	0	0	0	2	67	98	6.75	1.000										
David Weathers, R ERA: 4.52	1.0	5	2	1	1	0	0	0	0	0	0	0	0	9	11	9.00	2.000										

Houston Astros @ Chicago Cubs
Wrigley Field, Chicago, IL
Fri Aug 27 2004, 2:20 PM CDT
Att: 39,038 - Sunny - 85 F

AB 41
R 15
H 17
RBI 14
BB 5
SO 6
LOB 15



Houston Astros @ Chicago Cubs
Wrigley Field, Chicago, IL
Fri Aug 27 2004, 2:20 PM CDT
Att: 39,038 - Sunny - 85 F

AB 34
R 7
H 9
RBI 7
BB 1
SO 4
LOB 6



Batter	1	2	3	4	5	6	7	8	9	AB	R	H	RBI	BB	SO	LOB	TOP									
Orlando Palmeiro, L OBP: 0.344, SLG: 0.360	F7	2B		G5-3	FC4-6					5	2	2	2	1	0	3	Houston Astros @ Chicago Cubs Wrigley Field, Chicago, IL Sun Aug 29 2004, 1:20 PM CDT Att: 39,041 - Cloudy - 65 F									
Carlos Beltrán, S OBP: 0.372, SLG: 0.571 16 Jason Lane, R OBP: 0.326, SLG: 0.410	5 WP 5 S 1B	2B				G5-3				2	1	1	1	2	0	0										
5 Jeff Bagwell, R OBP: 0.378, SLG: 0.455	1B	P4		P4			1B			6	1	3	1	0	0	3										
17 Lance Berkman, S OBP: 0.455, SLG: 0.536	P4			F7	HR		P3			5	2	1	2	0	0	2										
Jeff Kent, R OBP: 0.340, SLG: 0.491	1B				G6-3					6	1	3	1	0	2	0										
Mike Lamb, L OBP: 0.388, SLG: 0.521	K									4	1	2	1	1	2	4										
Jose Vizcaino, S OBP: 0.324, SLG: 0.383				G3						5	0	1	1	0	2	2										
Raul Chavez, R OBP: 0.239, SLG: 0.230		SH1-4 2B								4	1	2	0	1	1	3										
Carlos Hernández, S OBP: 0.206, SLG: 0.200 Chad Harville, R ERA: 5.56 Craig Biggio, R ERA: 5.56 Chad Qualls, R ERA: 5.56 Brad Ausmus, R OBP: 0.306, SLG: 0.330 Dan Wheeler, R OBP: 0.295, SLG: 0.290 Mike Gallo, L ERA: 5.14		SH1-4		SH1-4						1	0	1	1	0	0	0										
Inning Stats	R: 1 E: 0 K: 1 S: 11	H: 2 LOB: 2 BB: 1 P: 18	R: 2 E: 0 K: 1 S: 13	H: 3 LOB: 1 BB: 0 P: 21	R: 0 E: 0 K: 1 S: 11	H: 0 LOB: 1 BB: 1 P: 20	R: 0 E: 0 K: 0 S: 11	H: 1 LOB: 2 BB: 1 P: 17	R: 2 E: 0 K: 0 S: 18	H: 3 LOB: 2 BB: 1 P: 31	R: 0 E: 0 K: 1 S: 14	H: 2 LOB: 2 BB: 0 P: 20	R: 0 E: 0 K: 1 S: 6	H: 0 LOB: 0 BB: 0 P: 10	R: 5 E: 0 K: 2 S: 29	H: 5 LOB: 3 BB: 1 P: 49		R: 0 E: 0 K: 1 S: 7	H: 0 LOB: 0 BB: 0 P: 10	1B: 13 2B: 2 3B: 0 HR: 1	SF: 0 SAC: 2 DP: 0 HBP: 2	WP: 2 PB: 0 SB: 2 CS: 0	PA: 50			
PITCHER	IP	WLS	BF	H	R	ER	SO	BB	IBB	HBP	BLK	WP	HR	S	P	ERA	WHIP									
Matt Clement, R ERA: 3.44	4.1	L	23	7	4	4	3	3	0	0	0	1	1	50	84	8.31	2.308									
Kent Mercker, L ERA: 2.42	1.2		10	4	1	1	1	0	1	0	0	1	0	28	43	5.40	2.400									
46 Ryan Dempster, R ERA: 4.5	1.0		6	2	3	3	1	0	0	1	0	0	0	12	22	27.00	2.000									
Mike Remlinger, L ERA: 3.42	0.2		7	3	2	2	1	1	0	1	0	0	0	20	31	27.00	6.000									
Todd Wellemeyer, R ERA: 2.2	0.1		1	0	0	0	1	0	0	0	0	0	0	3	6	0.00	0.000									
LaTroy Hawkins, R ERA: 2.77	1.0		3	0	0	0	1	0	0	0	0	0	0	7	10	0.00	0.000									
Corey Patterson, L OBP: 0.342, SLG: 0.479	HR	P4																		5	1	1	1	0	0	4
25 Derek Lee, R OBP: 0.383, SLG: 0.546	F9			F8																3	0	0	0	1	1	0
Nomar Garciaparra, R OBP: 0.363, SLG: 0.512	G6-3			G6-3																5	0	1	0	0	0	1
Moises Alou, R OBP: 0.341, SLG: 0.548	1B			G5-3																5	1	2	1	0	0	2
Sammy Sosa, R OBP: 0.340, SLG: 0.536	K																			3	1	2	0	1	1	1
Michael Barrett, R OBP: 0.344, SLG: 0.497																				3	0	0	0	1	0	3
Mark Grudzielanek, R OBP: 0.340, SLG: 0.417	F9			G5-3																4	0	0	1	0	0	4
Ramon Martinez, R OBP: 0.313, SLG: 0.347	F9																			2	0	0	0	1	0	2
Matt Clement, R ERA: 3.56 Kent Mercker, L ERA: 5.56 Jose Macias, S ERA: 5.56 46 Ryan Dempster, R ERA: 5.56 Mike Remlinger, L ERA: 5.56 Todd Wellemeyer, R ERA: 5.56 LaTroy Hawkins, R ERA: 5.56 Todd Walker, L ERA: 5.14																				2	0	1	0	0	1	2
Inning Stats	R: 1 E: 0 K: 1 S: 9	H: 2 LOB: 1 BB: 0 P: 17	R: 0 E: 0 K: 0 S: 6	H: 1 LOB: 2 BB: 1 P: 15	R: 0 E: 0 K: 1 S: 9	H: 0 LOB: 2 BB: 2 P: 19	R: 0 E: 0 K: 0 S: 6	H: 0 LOB: 0 BB: 1 P: 14	R: 2 E: 0 K: 0 S: 16	H: 3 LOB: 2 BB: 0 P: 24	R: 0 E: 0 K: 1 S: 8	H: 0 LOB: 0 BB: 0 P: 10	R: 0 E: 0 K: 0 S: 7	H: 1 LOB: 1 BB: 0 P: 10	R: 0 E: 0 K: 0 S: 11	H: 1 LOB: 2 BB: 0 P: 17	1B: 5 2B: 1 3B: 0 HR: 2	SF: 0 SAC: 0 DP: 2 HBP: 2	WP: 0 PB: 0 SB: 0 CS: 0	PA: 40						
PITCHER	IP	WLS	BF	H	R	ER	SO	BB	IBB	HBP	BLK	WP	HR	S	P	ERA	WHIP									
Carlos Hernández, L ERA: 5.56	0.1	H	1	0	0	0	0	0	0	0	0	0	0	2	3	0.00	0.000									
Chad Harville, R ERA: 5.56	1.0	H	3	0	0	0	1	0	0	0	0	0	0	8	10	0.00	0.000									
Chad Qualls, R ERA: 5.56	1.2		7	1	0	0	0	0	0	1	0	0	0	9	13	0.00	0.600									
Dan Wheeler, R ERA: 4.64	0.1		2	1	0	0	0	0	0	0	0	0	0	9	14	0.00	3.000									
LaTroy Hawkins, R ERA: 5.14	1.0		3	0	0	0	1	0	0	0	0	0	0	7	10	0.00	0.000									
Corey Patterson, L OBP: 0.342, SLG: 0.479	HR	P4																		5	1	1	1	0	0	4
25 Derek Lee, R OBP: 0.383, SLG: 0.546	F9			F8																3	0	0	0	1	1	0
Nomar Garciaparra, R OBP: 0.363, SLG: 0.512	G6-3			G6-3																5	0	1	0	0	0	1
Moises Alou, R OBP: 0.341, SLG: 0.548	1B			G5-3																5	1	2	1	0	0	2
Sammy Sosa, R OBP: 0.340, SLG: 0.536	K																			3	1	2	0	1	1	1
Michael Barrett, R OBP: 0.344, SLG: 0.497																				3	0	0	0	1	0	3
Mark Grudzielanek, R OBP: 0.340, SLG: 0.417	F9			G5-3																4	0	0	1	0	0	4
Ramon Martinez, R OBP: 0.313, SLG: 0.347	F9																			2	0	0	0	1	0	2
Matt Clement, R ERA: 3.56 Kent Mercker, L ERA: 5.56 Jose Macias, S ERA: 5.56 46 Ryan Dempster, R ERA: 5.56 Mike Remlinger, L ERA: 5.56 Todd Wellemeyer, R ERA: 5.56 LaTroy Hawkins, R ERA: 5.56 Todd Walker, L ERA: 5.14																				2	0	1	0	0	1	2
Inning Stats	R: 1 E: 0 K: 1 S: 9	H: 2 LOB: 1 BB: 0 P: 17	R: 0 E: 0 K: 0 S: 6	H: 1 LOB: 2 BB: 1 P: 15	R: 0 E: 0 K: 1 S: 9	H: 0 LOB: 2 BB: 2 P: 19	R: 0 E: 0 K: 0 S: 6	H: 0 LOB: 0 BB: 1 P: 14	R: 2 E: 0 K: 0 S: 16	H: 3 LOB: 2 BB: 0 P: 24	R: 0 E: 0 K: 1 S: 8	H: 0 LOB: 0 BB: 0 P: 10	R: 0 E: 0 K: 0 S: 7	H: 1 LOB: 1 BB: 0 P: 10	R: 0 E: 0 K: 0 S: 11	H: 1 LOB: 2 BB: 0 P: 17	1B: 5 2B: 1 3B: 0 HR: 2	SF: 0 SAC: 0 DP: 2 HBP: 2	WP: 0 PB: 0 SB: 0 CS: 0	PA: 40						
PITCHER	IP	WLS	BF	H	R	ER	SO	BB	IBB	HBP	BLK	WP	HR	S	P	ERA	WHIP									
Carlos Hernández, L ERA: 5.56	0.1	H	1	0	0	0	0	0	0	0	0	0	0	2	3	0.00	0.000									
Chad Harville, R ERA: 5.56	1.0	H	3	0	0	0	1	0	0	0	0	0	0	8	10	0.00	0.000									
Chad Qualls, R ERA: 5.56	1.2		7	1	0	0	0	0	0	1	0	0	0	9	13	0.00	0.600									
Dan Wheeler, R ERA: 4.64	0.1		2	1	0	0	0	0	0	0	0	0	0	9	14	0.00	3.000									
LaTroy Hawkins, R ERA: 5.14	1.0		3	0	0	0	1	0	0	0	0	0	0	7	10	0.00	0.000									

AB	41
R	10
H	16
RBI	10
BB	5
SO	8
LOB	23




AB	34
R	3
H	8
RBI	3
BB	4
SO	3
LOB	19

Batter	1	2	3	4	5	6	7	8	9	AB	R	H	RBI	BB	SO	LOB	TOP												
Craig Biggio, R OBP: 0.348, SLG: 0.468 (1, 7)										5	1	1	0	0	1	0													
Carlos Beltrán, S OBP: 0.370, SLG: 0.566 (1, 8)										4	1	0	0	1	1	1													
5 Jeff Bagwell, R OBP: 0.378, SLG: 0.453 Russ Springer, R (9, 1)										4	1	1	0	1	0	0													
17 Lance Berkman, S OBP: 0.456, SLG: 0.553 (9, 3)										5	3	3	4	0	0	2													
Jeff Kent, R OBP: 0.341, SLG: 0.493 4 Eric Bruntlett, R OBP: 0.326, SLG: 0.500 (7, 6)										4	1	2	0	0	0	1													
Mike Lamb, L OBP: 0.369, SLG: 0.513 (1, 5)										3	1	0	0	2	0	4													
Jose Vizcaino, S OBP: 0.325, SLG: 0.389 (7, 4)										4	2	2	1	0	0	3													
Brad Ausmus, R OBP: 0.308, SLG: 0.341 (1, 2)										4	1	2	3	0	0	1													
Pete Munro, R OBP: 0.148, SLG: 0.083 Chad Harville, R OBP: 0.240, SLG: 0.407 16 Jason Lane, R Mike Gallo, L Kirk Bullinger, R Orlando Palmeiro, L OBP: 0.344, SLG: 0.330 (11, 1) (6, 1) (7, PH) (7, 1) (8, 1) (9, 9)										2	0	0	1	0	0	0													
Inning Stats	R: 1 E: 1 K: 0 S: 7	H: 1 LOB: 2 BB: 1 P: 14	R: 1 E: 0 K: 0 S: 7	H: 1 LOB: 0 BB: 0 P: 15	R: 1 E: 0 K: 0 S: 15	H: 2 LOB: 2 BB: 1 P: 26	R: 0 E: 0 K: 1 S: 8	H: 0 LOB: 0 BB: 0 P: 11	R: 0 E: 0 K: 1 S: 7	H: 0 LOB: 0 BB: 0 P: 13	R: 3 E: 0 K: 0 S: 8	H: 3 LOB: 0 BB: 0 P: 20	R: 4 E: 1 K: 1 S: 17	H: 3 LOB: 1 BB: 1 P: 31	R: 0 E: 0 K: 0 S: 4	H: 0 LOB: 0 BB: 0 P: 6	R: 1 E: 0 K: 1 S: 7	H: 1 LOB: 0 BB: 1 P: 13	1B: 4 2B: 5 3B: 0 HR: 3	SF: 2 SAC: 0 DP: 1 HBP: 0	WP: 0 PB: 0 SB: 2 CS: 0	PA: 43							
PITCHER	IP WLS BF H R ER SO BB IBB HBP BLK WP HR S P ERA WHIP																												
Luke Hudson, R ERA: 3.8 Phil Norton, L ERA: 5.3 John Riedling, R ERA: 4.77 Gabe White, L ERA: 7.01 Todd Van Poppel, R ERA: 6.1	(1, 1) (5, 1) (7, 1) (7, 1) (8, 1)	4.0 2.0 0.0 1.0 2.0	19 9 4 4 7	4 3 2 1 1	3 3 4 0 1	2 3 2 0 1	0 0 0 0 0	0 0 0 0 0	0 0 0 0 0	0 1 0 0 1	15 33 5 13 19	66 13.50 ∞ 18 4.50	1.500 1.500 ∞ 1.000 1.000																

Houston Astros @ Cincinnati Reds
Great American Ball Park, Cincinnati, OH
Mon Aug 30 2004, 7:10 PM EDT
Att: 19,320 - Cloudy - 78 F

AB 37
R 11
H 11
RBI 9
BB 4
SO 4
LOB 13



Batter	1	2	3	4	5	6	7	8	9	AB	R	H	RBI	BB	SO	LOB	BOTTOM												
6 Ryan Freel, R OBP: 0.375, SLG: 0.346 (1, 5)										5	1	1	0	0	1	6													
Felipe Lopez, S OBP: 0.504, SLG: 0.422 (1, 6)										5	1	1	2	0	1	4													
Sean Casey, L OBP: 0.391, SLG: 0.570 (1, 3)										5	0	2	0	0	0	1													
Adam Dunn, L OBP: 0.400, SLG: 0.595 (1, 7)										5	1	1	1	0	2	2													
D'Angelo Jimenez, S OBP: 0.352, SLG: 0.374 Todd Van Poppel, R OBP: 0.176, SLG: 0.125 Jacob Cruz, L OBP: 0.338, SLG: 0.372 (1, 4) (8, 1) (9, PH)										4	0	0	0	0	1	0													
Austin Keams, R OBP: 0.341, SLG: 0.342 (1, 9)										5	0	1	0	0	1	2													
Wily Mo Peña, R OBP: 0.313, SLG: 0.519 (1, 8)										4	0	3	0	0	0	0													
Jason LaRue, R OBP: 0.332, SLG: 0.432 (1, 2)										3	0	1	0	0	1	2													
Luke Hudson, R OBP: 0.286, SLG: 0.167 John Vander Wal, L OBP: 0.178, SLG: 0.326 Phil Norton, L ERA: 5.02 Barry Larkin, R OBP: 0.353, SLG: 0.433 John Riedling, R Gabe White, L Juan Castro, R OBP: 0.280, SLG: 0.375 (11, 1) (4, PH) (5, 1) (6, PH) (7, 1) (7, 1) (8, 4)										0	0	0	0	1	0	0													
Inning Stats	R: 0 E: 0 K: 1 S: 11	H: 1 LOB: 1 BB: 0 P: 19	R: 0 E: 0 K: 2 S: 11	H: 1 LOB: 0 BB: 0 P: 18	R: 0 E: 0 K: 1 S: 9	H: 0 LOB: 1 BB: 1 P: 18	R: 0 E: 0 K: 1 S: 13	H: 2 LOB: 3 BB: 0 P: 20	R: 3 E: 1 K: 1 S: 10	H: 3 LOB: 0 BB: 1 P: 16	R: 0 E: 0 K: 1 S: 6	H: 0 LOB: 0 BB: 0 P: 11	R: 0 E: 0 K: 0 S: 11	H: 1 LOB: 2 BB: 1 P: 20	R: 0 E: 0 K: 0 S: 12	H: 1 LOB: 2 BB: 1 P: 19	1B: 5 2B: 3 3B: 0 HR: 2	SF: 0 SAC: 0 DP: 1 HBP: 1	WP: 0 PB: 0 SB: 1 CS: 0	PA: 42									
PITCHER	IP WLS BF H R ER SO BB IBB HBP BLK WP HR S P ERA WHIP																												
Pete Munro, R ERA: 4.92 Chad Harville, R ERA: 5.44 Mike Gallo, L ERA: 5.02 Kirk Bullinger, R ERA: 5.65 Russ Springer, R ERA: 6.1	(1, 1) (6, 1) (7, 1) (8, 1) (9, 1)	5.0 1.0 1.0 1.0 1.0	25 4 3 5 5	8 0 1 0 0	3 0 0 0 0	3 0 0 0 0	0 1 0 0 0	0 0 0 0 0	0 0 0 0 0	0 0 0 0 0	8 14 6 11 20 19	0.00 0.00 0.00 0.00 0.00	1.800 1.000 0.000 2.000 2.000																

Houston Astros @ Cincinnati Reds
Great American Ball Park, Cincinnati, OH
Mon Aug 30 2004, 7:10 PM EDT
Att: 19,320 - Cloudy - 78 F

AB 37
R 3
H 10
RBI 3
BB 4
SO 8
LOB 20



Batter	1	2	3	4	5	6	7	8	9	AB	R	H	RBI	BB	SO	LOB	TOP				
Craig Biggio, R (1, 7) OBP: 0.350, SLG: 0.469	1-2 1B		0-2 5 G4-3 5 S		1-3 K	2-0 F8			0-1 5 1B 17 G6-3	5	1	3	0	0	1	0					
16 Jason Lane, R (9, 9) OBP: 0.324, SLG: 0.407																					
Carlos Beltrán, S (1, 8) OBP: 0.365, SLG: 0.569	2-2 P4		0-1 P2		2-2 HR		3-2 F8		1-3 K	5	1	1	1	0	1	4					
5 Jeff Bagwell, R (1, 3) OBP: 0.378, SLG: 0.459			3-2 G4-3		0-0 HR		3-2 P4		3-2 17 G6-3 HR	5	2	2	2	0	0	2					
4 Eric Bruntlett, R (9, 6) OBP: 0.326, SLG: 0.500	3-2 P5		1-3		0-1 HR		1-0 L8		1-3 2-H HR	0	0	0	0	0	0	0					
17 Lance Berkman, S (1, 9) OBP: 0.454, SLG: 0.556	2-3 K		2-3 K		0-1 HR				0-1 G6-3	5	1	1	2	0	2	3					
Jeff Kent, R (1, 4) OBP: 0.341, SLG: 0.506		3-1 HR		1-0 F9	2-1 G5-3		1-1 F8		0-0 HR	5	2	2	3	0	0	0					
Dan Wheeler, R (9, 1) OBP: 0.200, SLG: 0.200																					
Mike Lamb, L (1, 5) OBP: 0.374, SLG: 0.518	1-1 G2-3		1-2 2B		4-2 BB		0-1 1B		2-3 K	4	0	2	0	1	1	0					
Jose Vizcaino, S (1, 6) OBP: 0.324, SLG: 0.384		4-0 BB		1-0 P6	0-0 L8		0-1 F8			3	0	0	0	1	0	3					
Brad Ausmus, R (1, 2) OBP: 0.307, SLG: 0.338		2-3 K		4-0 IBB		0-0 L6		1-3 K		3	0	0	0	1	2	2					
41 Brandon Backe, R (1, 1) OBP: 0.143, SLG: 0.143			1-3 K		1-3 K		0-1 G6-3		4-2 5 1B BB	3	0	0	0	0	2	3					
Chad Qualls, R (7, 1)										0	0	0	0	0	0	0					
Mike Gallo, L (8, 1)										0	0	0	0	0	0	0					
Orlando Palmeiro, L (9, PH) OBP: 0.348, SLG: 0.360										0	1	0	0	1	0	0					
Inning Stats	R: 0 E: 0 K: 1 S: 14	H: 1 LOB: 1 BB: 0 P: 22	R: 1 E: 0 K: 2 S: 10	H: 1 LOB: 1 BB: 1 P: 21	R: 0 E: 0 K: 1 S: 11	H: 1 LOB: 1 BB: 0 P: 16	R: 0 E: 0 K: 1 S: 9	H: 1 LOB: 2 BB: 1 P: 17	R: 3 E: 0 K: 1 S: 14	H: 3 LOB: 1 BB: 1 P: 23	R: 0 E: 0 K: 0 S: 4	H: 0 LOB: 0 BB: 0 P: 6	R: 0 E: 0 K: 1 S: 9	H: 0 LOB: 0 BB: 0 P: 16	R: 0 E: 0 K: 1 S: 10	H: 1 LOB: 1 BB: 0 P: 12	R: 4 E: 0 K: 2 S: 18	H: 3 LOB: 0 BB: 1 P: 28	1B: 5 2B: 1 3B: 0 HR: 5	SF: 0 SAC: 0 DP: 0 HBP: 0	WP: 0 PA: 42 PB: 0 SB: 1 CS: 0
PITCHER	IP	WLS	BF	H	R	ER	SO	BB	IBB	HBP	BLK	WP	HR	S	P	ERA	WHIP				
39 Aaron Harang, R (1, 1) ERA: 4.25	5.0	L	25	7	4	4	6	2	1	0	0	0	4	58	99	7.20	1.800				
Jose Acevedo, R (6, 1) ERA: 5.99	2.0		6	0	0	0	0	0	0	0	0	0	0	13	22	0.00	0.000				
Gabe White, L (8, 1) ERA: 6.88	1.0		4	1	0	0	1	0	0	0	0	0	0	10	12	0.00	1.000				
Joe Valentine, R (9, 1) ERA: 9.22	1.0		7	3	4	4	2	1	0	0	0	0	1	18	28	36.00	4.000				

Houston Astros @ Cincinnati Reds
Great American Ball Park, Cincinnati, OH
Tue Aug 31 2004, 7:10 PM EDT
Att: 19,586 - Cloudy - 74 F

AB 38
R 8
H 11
RBI 8
BB 4
SO 9
LOB 17



Batter	1	2	3	4	5	6	7	8	9	AB	R	H	RBI	BB	SO	LOB	BOTTOM				
6 Ryan Freel, R (1, 9) OBP: 0.372, SLG: 0.342	3-2 P4			0-1 G5-3		2-0 F9		2-3 K		4	0	0	0	0	1	0					
Barry Larkin, R (1, 6) OBP: 0.358, SLG: 0.433	2-0 G4-6-3 1B			4-1 BB		3-2 2B HBP		0-0 G4-3		2	0	1	0	1	0	0					
Sean Casey, L (1, 3) OBP: 0.392, SLG: 0.571	1-0 G4-6-3 1-2			1-0 P6		2-2 2B		1-2 1B		4	0	2	0	0	0	2					
Adam Dunn, L (1, 7) OBP: 0.397, SLG: 0.590		3-2 G3-1		3-3 K		3-3 K		2-3 K		4	0	0	0	0	3	4					
D'Angelo Jimenez, S (1, 4) OBP: 0.351, SLG: 0.373		0-1 G4-3			2-0 F8		3-2 F8		0-1 G5-4-3 1B	4	0	1	0	0	0	0					
Wily Mo Peña, R (1, 8) OBP: 0.312, SLG: 0.515		3-2 G4-3			1-2 P2		3-2 BB		1-2 G5-4-3	2	0	0	0	0	0	0					
Austin Kearns, R (7, PH) OBP: 0.343, SLG: 0.345							1-2 1B		1-2 1B	2	0	1	0	0	0	1					
Felipe Lopez, S (1, 5) OBP: 0.321, SLG: 0.422			4-1 39 CS 1B BB		4-1 FC5-4 BB		4-2 BB		4-2 BB	0	0	0	0	4	0	0					
Jason LaRue, R (1, 2) OBP: 0.325, SLG: 0.433			2-2 SAFE		0-2 FC5-4		3-3 K		0-1 L7	2	0	1	0	0	0	1					
Jose Acevedo, R (6, 1) OBP: 0.314, SLG: 0.505			SAFE							0	0	0	0	0	0	0					
Jacob Cruz, R (7, PH) OBP: 0.305, SLG: 0.399			SAFE							0	0	0	0	0	0	0					
Gabe White, L (8, 1)			SAFE							0	0	0	0	0	0	0					
Joe Valentine, R (9, 1)			39 B1-6-4 1B							0	0	0	0	0	0	0					
John Vander Wal, L (9, PH) OBP: 0.174, SLG: 0.318										1	0	0	0	0	0	1					
39 Aaron Harang, R (1, 1) OBP: 0.021, SLG: 0.043										1	0	0	0	0	0	2					
Javier Valentin, S (6, 2) OBP: 0.274, SLG: 0.365										2	0	0	0	0	1	2					
Inning Stats	R: 0 E: 0 K: 0 S: 5	H: 1 LOB: 0 BB: 0 P: 11	R: 0 E: 0 K: 0 S: 9	H: 0 LOB: 0 BB: 0 P: 15	R: 0 E: 0 K: 0 S: 6	H: 1 LOB: 1 BB: 1 P: 12	R: 0 E: 0 K: 1 S: 8	H: 0 LOB: 1 BB: 1 P: 16	R: 0 E: 0 K: 0 S: 8	H: 0 LOB: 1 BB: 1 P: 15	R: 0 E: 0 K: 2 S: 12	H: 1 LOB: 2 BB: 0 P: 22	R: 0 E: 0 K: 1 S: 12	H: 1 LOB: 2 BB: 1 P: 25	R: 0 E: 0 K: 2 S: 11	H: 1 LOB: 1 BB: 0 P: 16	R: 0 E: 0 K: 0 S: 11	H: 1 LOB: 1 BB: 1 P: 16	1B: 5 2B: 1 3B: 0 HR: 0	SF: 0 SAC: 0 DP: 3 HBP: 1	WP: 0 PA: 35 PB: 0 SB: 0 CS: 1
PITCHER	IP	WLS	BF	H	R	ER	SO	BB	IBB	HBP	BLK	WP	HR	S	P	ERA	WHIP				
41 Brandon Backe, R (1, 1) ERA: 4.74	6.0	W	22	3	0	0	3	3	0	0	0	0	0	20	36	0.00	1.800				
Chad Qualls, R (7, 1) ERA: 5.02	1.2		8	2	0	0	2	1	0	0	0	0	0	3	5	0.00	0.000				
Mike Gallo, L (8, 1) ERA: 4.98	0.1		1	0	0	0	1	0	0	0	0	0	0	3	5	0.00	0.000				
Dan Wheeler, R (9, 1) ERA: 4.56	1.0		4	1	0	0	0	1	0	0	0	0	0	11	16	0.00	2.000				

Houston Astros @ Cincinnati Reds
Great American Ball Park, Cincinnati, OH
Tue Aug 31 2004, 7:10 PM EDT
Att: 19,586 - Cloudy - 74 F

AB 29
R 0
H 6
RBI 0
BB 5
SO 6
LOB 15



Batter	1	2	3	4	5	6	7	8	9	AB	R	H	RBI	BB	SO	LOB	TOP					
Craig Biggio, R OBP: 0.350, SLG: 0.471 Jose Vizcaino, S OBP: 0.324, SLG: 0.384										4	1	2	1	0	0	1						
Carlos Beltrán, S OBP: 0.268, SLG: 0.565 Orlando Palmeiro, L OBP: 0.349, SLG: 0.360										3	1	0	0	1	2	2						
5 Jeff Bagwell, R OBP: 0.377, SLG: 0.456										5	1	1	1	0	0	2						
17 Lance Berkman, S OBP: 0.459, SLG: 0.566										3	3	3	1	2	0	0						
Jeff Kent, R OBP: 0.342, SLG: 0.510 Russ Springer, R 54 Brad Lidge, R										4	2	1	4	1	1	4						
Mike Lamb, L OBP: 0.370, SLG: 0.510										5	1	1	0	0	0	1						
4 Eric Bruntlett, R OBP: 0.333, SLG: 0.500										4	0	2	1	0	1	0						
Raul Chavez, R OBP: 0.245, SLG: 0.231										4	0	1	0	1	1	2						
44 Roy Oswalt, R OBP: 0.194, SLG: 0.172 Chad Harville, R										2	0	1	1	0	0	1						
16 Jason Lane, R OBP: 0.319, SLG: 0.400										2	0	0	0	0	2	1						
Inning Stats	R: 0 E: 0 K: 0 S: 5	H: 0 LOB: 0 BB: 0 P: 10	R: 3 E: 0 K: 1 S: 17	H: 3 LOB: 2 BB: 2 P: 30	R: 0 E: 0 K: 0 S: 12	H: 1 LOB: 1 BB: 0 P: 18	R: 0 E: 0 K: 0 S: 6	H: 1 LOB: 1 BB: 0 P: 9	R: 1 E: 0 K: 1 S: 9	H: 1 LOB: 0 BB: 0 P: 14	R: 0 E: 0 K: 0 S: 13	H: 1 LOB: 1 BB: 0 P: 19	R: 5 E: 1 K: 2 S: 17	H: 3 LOB: 0 BB: 1 P: 26	R: 0 E: 0 K: 2 S: 13	H: 1 LOB: 3 BB: 2 P: 23	R: 0 E: 0 K: 1 S: 10	H: 1 LOB: 1 BB: 0 P: 13	1B: 9 2B: 1 3B: 0 HR: 2	SF: 2 SAC: 2 DP: 0 HBP: 0	WP: 1 PB: 0 SB: 0 CS: 0	PA: 45
PITCHER	IP	WLS	BF	H	R	ER	SO	BB	IBB	HBP	BLK	WP	HR	S	P	ERA	WHIP					
Paul Wilson, R ERA: 4.63	5.0	L	23	6	4	4	2	2	0	0	0	0	1	49	81	7.20	1.600					
Todd Van Poppel, R ERA: 6.22	1.0		7	3	3	3	0	0	0	0	0	0	0	19	27	27.00	3.000					
Phil Norton, L ERA: 5.46	0.0		1	0	0	0	0	1	0	0	0	0	0	4	4	∞	∞					
Ryan Wagner, R ERA: 4.47	2.0		10	2	2	1	4	2	0	0	0	1	1	24	37	4.50	2.000					
Gabe White, L ERA: 6.75	1.0		4	1	0	0	1	0	0	0	0	0	0	10	13	0.00	1.000					

Houston Astros @ Cincinnati Reds
Great American Ball Park, Cincinnati, OH
Wed Sep 01 2004, 12:35 PM EDT
Att: 17,270 - Sunny - 73 F

AB 36
R 9
H 12
RBI 9
BB 5
SO 7
LOB 14

Batter	1	2	3	4	5	6	7	8	9	AB	R	H	RBI	BB	SO	LOB	BOTTOM					
6 Ryan Freel, R OBP: 0.372, SLG: 0.350										5	2	2	1	0	1	0						
Juan Castro, R OBP: 0.279, SLG: 0.371										3	0	0	0	1	1	0						
Sean Casey, L OBP: 0.391, SLG: 0.568										4	0	1	1	0	0	1						
Adam Dunn, L OBP: 0.400, SLG: 0.591										2	1	1	0	2	0	1						
Austin Kearns, R OBP: 0.341, SLG: 0.342										4	0	1	0	0	1	2						
Darren Bragg, L OBP: 0.255, SLG: 0.373 Gabe White, L										3	0	1	1	0	0	0						
Felipe Lopez, S OBP: 0.320, SLG: 0.417										4	0	1	0	0	1	4						
Javier Valentin, S OBP: 0.274, SLG: 0.358										3	0	0	0	1	2	3						
Paul Wilson, R ERA: 3.54 Todd Van Poppel, R ERA: 5.32 Phil Norton, L ERA: 5.46 Ryan Wagner, R ERA: 4.47 D'Angelo Jimenez, S OBP: 0.191, SLG: 0.316 John Vander Wal, L OBP: 0.191, SLG: 0.316										2	0	0	0	0	2	1						
Inning Stats	R: 1 E: 1 K: 1 S: 9	H: 1 LOB: 1 BB: 1 P: 16	R: 0 E: 0 K: 1 S: 12	H: 0 LOB: 1 BB: 1 P: 21	R: 2 E: 0 K: 0 S: 17	H: 3 LOB: 2 BB: 1 P: 27	R: 0 E: 0 K: 2 S: 10	H: 0 LOB: 0 BB: 0 P: 13	R: 0 E: 0 K: 0 S: 7	H: 1 LOB: 1 BB: 0 P: 10	R: 0 E: 0 K: 0 S: 9	H: 1 LOB: 1 BB: 0 P: 15	R: 0 E: 0 K: 0 S: 8	H: 0 LOB: 1 BB: 1 P: 16	R: 0 E: 0 K: 2 S: 15	H: 1 LOB: 2 BB: 1 P: 27	R: 0 E: 0 K: 3 S: 10	H: 0 LOB: 0 BB: 0 P: 15	1B: 5 2B: 1 3B: 0 HR: 1	SF: 0 SAC: 1 DP: 1 HBP: 0	WP: 0 PB: 0 SB: 0 CS: 0	PA: 38
PITCHER	IP	WLS	BF	H	R	ER	SO	BB	IBB	HBP	BLK	WP	HR	S	P	ERA	WHIP					
44 Roy Oswalt, R ERA: 3.54	6.0	W	26	6	3	2	4	3	0	0	0	0	0	64	102	3.00	1.500					
Chad Harville, R ERA: 5.32	1.0		4	0	0	0	0	1	0	0	0	0	0	8	16	0.00	1.000					
Russ Springer, R ERA: 5.46	1.0		5	1	0	0	2	1	0	0	0	0	0	15	27	0.00	2.000					
54 Brad Lidge, R ERA: 2.0	1.0		3	0	0	0	3	0	0	0	0	0	0	10	15	0.00	0.000					

Houston Astros @ Cincinnati Reds
Great American Ball Park, Cincinnati, OH
Wed Sep 01 2004, 12:35 PM EDT
Att: 17,270 - Sunny - 73 F

AB 32
R 3
H 7
RBI 3
BB 5
SO 9
LOB 12

Batter	1	2	3	4	5	6	7	8	9	AB	R	H	RBI	BB	SO	LOB	TOP				
18 Jason Kendall, R OBP: 0.388, SLG: 0.370										5	1	1	1	0	2	3					
2 Jack Wilson, R OBP: 0.332, SLG: 0.465										4	0	1	2	0	0	2					
Rob Mackowiak, L OBP: 0.324, SLG: 0.430										3	0	0	0	1	0	0					
Craig Wilson, R OBP: 0.364, SLG: 0.520										3	1	0	0	1	0	2					
Daryle Ward, L OBP: 0.311, SLG: 0.532										4	0	0	0	0	2	1					
Ty Wigginton, R OBP: 0.316, SLG: 0.432										4	1	1	0	0	1	0					
Tike Redman, L OBP: 0.301, SLG: 0.365										3	1	1	0	1	0	0					
Jose Castillo, R OBP: 0.316, SLG: 0.389										4	1	2	2	0	2	0					
Oliver Pérez, L OBP: 0.235, SLG: 0.254										2	0	0	0	0	0	2					
Brian Meadows, R OBP: 0.247, SLG: 0.335										0	0	0	0	0	0	0					
Bobby Hill, S OBP: 0.247, SLG: 0.335										1	1	1	1	0	0	0					
34 John Grabow, L OBP: 0.247, SLG: 0.335										0	0	0	0	0	0	0					
16 Salomon Torres, R OBP: 0.247, SLG: 0.335										0	0	0	0	0	0	0					
Abraham Núñez, S OBP: 0.247, SLG: 0.335										1	0	1	0	0	0	0					
Inning Stats	R: 0 E: 0 K: 1 S: 7	H: 0 LOB: 0 BB: 0 P: 9	R: 0 E: 0 K: 0 S: 9	H: 0 LOB: 0 BB: 0 P: 16	R: 0 E: 0 K: 0 S: 8	H: 2 LOB: 2 BB: 0 P: 14	R: 0 E: 0 K: 0 S: 6	H: 0 LOB: 0 BB: 0 P: 10	R: 0 E: 0 K: 2 S: 10	H: 0 LOB: 0 BB: 0 P: 15	R: 0 E: 0 K: 1 S: 10	H: 0 LOB: 0 BB: 0 P: 13	R: 6 E: 0 K: 1 S: 27	H: 5 LOB: 3 BB: 3 P: 46	R: 0 E: 0 K: 1 S: 9	H: 0 LOB: 0 BB: 0 P: 12	R: 0 E: 0 K: 1 S: 9	H: 1 LOB: 0 BB: 0 P: 13	1B: 7 2B: 0 3B: 1 HR: 0	SF: 0 SAC: 0 DP: 1 HBP: 0	WP: 0 PA: 37 PB: 0 SB: 0 CS: 0
PITCHER	IP WLS BF H R ER SO BB IBB HBP BLK WP HR S P ERA WHIP																				
Roger Clemens, R ERA: 3.27	(1, 1) 6.2 W 28 6 6 6 5 2 0 0 0 0 0 0 0 69 109 8.10 1.200																				
Russ Springer, R ERA: 4.47	(7, 1) 0.1 H 3 1 0 0 0 1 0 0 0 0 0 0 0 8 14 0.00 6.000																				
Dan Wheeler, R ERA: 4.47	(8, 1) 1.0 H 3 0 0 0 1 0 0 0 0 0 0 0 9 12 0.00 0.000																				
54 Brad Lidge, R ERA: 1.98	(9, 1) 1.0 S 3 1 0 0 1 0 0 0 0 0 0 0 9 13 0.00 1.000																				

Pittsburgh Pirates @ Houston Astros
Minute Maid Park, Houston, TX
Fri Sep 03 2004, 7:05 PM CDT
Att: 40,992 - Dome - 72 F


AB 34
R 6
H 8
RBI 6
BB 3
SO 7
LOB 10



Batter	1	2	3	4	5	6	7	8	9	AB	R	H	RBI	BB	SO	LOB	BOTTOM			
Craig Biggio, R OBP: 0.349, SLG: 0.474										5	1	1	1	0	1	4				
Carlos Beltrán, S OBP: 0.370, SLG: 0.571										4	3	2	1	1	1	1				
5 Jeff Bagwell, R OBP: 0.378, SLG: 0.462										3	1	1	2	1	1	0				
17 Lance Berkman, S OBP: 0.459, SLG: 0.565										4	1	2	1	0	1	1				
Jeff Kent, R OBP: 0.339, SLG: 0.506										4	0	0	0	0	0	4				
Mike Lamb, L OBP: 0.368, SLG: 0.510										4	1	1	0	0	3	3				
Jose Vizcaino, S OBP: 0.326, SLG: 0.395										3	1	1	1	1	0	2				
Brad Ausmus, R OBP: 0.310, SLG: 0.339										2	0	1	1	1	0	0				
Roger Clemens, R OBP: 0.230, SLG: 0.190	(1, 1) 5.2 L 27 7 7 7 7 2 0 0 0 0 0 0 4 63 11.12 1.588																			
Russ Springer, R ERA: 3.43	(7, 1) 0.1 1 0 0 0 0 0 0 0 0 0 0 2 4 0.00 0.000																			
Dan Wheeler, R OBP: 0.230, SLG: 0.230	(8, 1) 0.0 3 2 1 1 0 1 0 0 0 0 0 0 10 18 ∞ ∞																			
Orilando Palmeiro, L OBP: 0.348, SLG: 0.360	(8, PH) 2.0 7 1 0 0 2 0 0 0 0 0 0 0 14 17 0.00 0.500																			
16 Jason Lane, R ERA: 2.74	(9, 7) 2.0 7 1 0 0 2 0 0 0 0 0 0 0 14 17 0.00 0.500																			
Inning Stats	R: 0 E: 0 K: 2 S: 10	H: 0 LOB: 0 BB: 0 P: 12	R: 0 E: 0 K: 1 S: 5	H: 0 LOB: 0 BB: 0 P: 9	R: 1 E: 0 K: 1 S: 8	H: 1 LOB: 1 BB: 1 P: 15	R: 1 E: 1 K: 2 S: 11	H: 1 LOB: 1 BB: 0 P: 17	R: 0 E: 0 K: 1 S: 10	H: 0 LOB: 0 BB: 0 P: 12	R: 5 E: 0 K: 0 S: 21	H: 5 LOB: 2 BB: 2 P: 41	R: 1 E: 0 K: 1 S: 15	H: 2 LOB: 2 BB: 1 P: 24	R: 0 E: 0 K: 1 S: 9	H: 1 LOB: 1 BB: 0 P: 11	1B: 5 2B: 2 3B: 0 HR: 4	SF: 1 SAC: 1 DP: 1 HBP: 0	WP: 0 PA: 38 PB: 0 SB: 0 CS: 0	
PITCHER	IP WLS BF H R ER SO BB IBB HBP BLK WP HR S P ERA WHIP																			
Oliver Pérez, L ERA: 3.15	(1, 1) 5.2 L 27 7 7 7 7 2 0 0 0 0 0 0 4 63 11.12 1.588																			
Brian Meadows, R ERA: 3.43	(6, 1) 0.1 1 0 0 0 0 0 0 0 0 0 0 2 4 0.00 0.000																			
34 John Grabow, L ERA: 5.44	(7, 1) 0.0 3 2 1 1 0 1 0 0 0 0 0 0 10 18 ∞ ∞																			
16 Salomon Torres, R ERA: 2.74	(7, 1) 2.0 7 1 0 0 2 0 0 0 0 0 0 0 14 17 0.00 0.500																			

Pittsburgh Pirates @ Houston Astros
Minute Maid Park, Houston, TX
Fri Sep 03 2004, 7:05 PM CDT
Att: 40,992 - Dome - 72 F

AB 32
R 8
H 10
RBI 8
BB 4
SO 9
LOB 16



Batter	1	2	3	4	5	6	7	8	9	AB	R	H	RBI	BB	SO	LOB	TOP										
18 Jason Kendall, R OBP: 0.392, SLG: 0.374	0-1 HBP SF7 2 G1-3	1-1 1B		2-2 SF8			0-2 2 G2-3 1B			3	1	3	1	0	0	0											
2 Jack Wilson, R OBP: 0.332, SLG: 0.470	1-0 G1-3	2-2 P3		0-0 FC6-4			0-2 G2-3			4	0	0	0	0	0	4											
Darvle Ward, L OBP: 0.309, SLG: 0.518	4-1 HBP 3B BB		2-2 F7		1-1 F8		1-3 K			3	1	0	0	1	1	1											
Craig Wilson, R OBP: 0.361, SLG: 0.512	1-0 3B HBP		2-2 G5-3		3-3 K		2-1 P4			3	1	0	0	0	1	0											
Rob Mackowiak, L OBP: 0.323, SLG: 0.427	2-0 SF7		1-1 G4-3		0-0 F8		1-2 F8			3	0	0	1	0	0	0											
Jason Bay, R OBP: 0.397, SLG: 0.573	1-1 3B			2-1 1B FC6-4 HBP		1-3 K		3-1 P5		3	1	1	2	0	1	0											
Ty Wigginton, R OBP: 0.317, SLG: 0.428	1-3 K		4-0 FC6-4 1B SF8 BB		3-2 G5-3		0-2 F7			3	1	0	0	1	1	1											
Jose Castillo, R OBP: 0.313, SLG: 0.383		1-1 G1-3		2-2 FC6-4 1B		0-3 K		0-2 L7		4	0	1	0	0	1	0											
Kip Wells, R John Van Benschoten, R Nelson Figueroa, R Abraham Nunez, S 34 John Grabow, L Michael Gonzalez, R Bobby Hill, S	1-3 K		0-0 FC6-4		1-1 F7		1-0 F8			0	0	0	0	0	0	0											
Inning Stats	R: 3 E: 0 K: 1 S: 16	H: 2 LOB: 1 BB: 1 P: 26	R: 0 E: 0 K: 1 S: 11	H: 1 LOB: 1 BB: 0 P: 16	R: 0 E: 0 K: 0 S: 9	H: 0 LOB: 0 BB: 0 P: 14	R: 0 E: 0 K: 0 S: 10	H: 1 LOB: 1 BB: 0 P: 20	R: 0 E: 0 K: 2 S: 6	H: 0 LOB: 0 BB: 0 P: 10	R: 0 E: 0 K: 1 S: 9	H: 0 LOB: 0 BB: 0 P: 13	R: 0 E: 0 K: 1 S: 11	H: 1 LOB: 1 BB: 0 P: 13	R: 0 E: 0 K: 0 S: 8	H: 0 LOB: 0 BB: 0 P: 14	R: 0 E: 0 K: 0 S: 8	H: 0 LOB: 0 BB: 0 P: 9	1B: 4 2B: 0 3B: 1 HR: 0	SF: 2 SAC: 0 DP: 0 HBP: 2	WP: 0 PB: 0 SB: 0 CS: 0	PA: 36					
PITCHER	IP	WLS	BF	H	R	ER	SO	BB	IBB	HBP	BLK	WP	HR	S	P	ERA	WHIP										
Pete Munro, R ERA: 5.16	5.0	W	23	4	5	5	3	2	0	2	0	0	0	52	86	9.00	1.200										
Chad Qualls, R ERA: 4.87	2.0	H	7	1	0	0	3	0	0	0	0	0	0	20	26	0.00	0.500										
Mike Gallo, L ERA: 4.87	1.0		3	0	0	0	0	0	0	0	0	0	0	8	14	0.00	0.000										
Dan Wheeler, R ERA: 4.39	1.0		3	0	0	0	0	0	0	0	0	0	0	8	9	0.00	0.000										

Pittsburgh Pirates @ Houston Astros
Minute Maid Park, Houston, TX
Sun Sep 05 2004, 1:05 PM CDT
Att: 40,569 - Dome - 72 F

AB 30
R 5
H 5
RBI 5
BB 2
SO 6
LOB 8



Batter	1	2	3	4	5	6	7	8	9	AB	R	H	RBI	BB	SO	LOB	BOTTOM										
Craig Biggio, R OBP: 0.350, SLG: 0.475	3-3 K	0-1 BB 1B	1-1 E5 WP BB		0-2 P3		1-1 5 1B 17 FC6-2 1B			5	0	2	1	0	1	3											
4 Eric Bruntlett, R OBP: 0.333, SLG: 0.500		2-1 BB 1B	1-2 2-3				1-2 FC6-2 5 1B 1B			3	1	3	1	2	0	0											
Carlos Beltrán, S OBP: 0.374, SLG: 0.571	3-2 17 1B 5 BB 1B	4-1 BB	4-2 5 WP BB		3-1 2B		2-2 FC6-2 5 1B 1B			3	1	1	1	2	0	4											
5 Jeff Bagwell, R OBP: 0.382, SLG: 0.465	4-1 17 1B 1B BB	0-2 G5-3	4-1 BB		0-0 F8		1-1 17 FC6-2 1B			5	1	2	0	0	0	6											
17 Lance Berkman, S OBP: 0.457, SLG: 0.563	3-0 1B 1B		2B			2-2 F7	0-0 FC6-2 FC6-4			5	1	2	0	0	0	6											
Jeff Kent, R OBP: 0.339, SLG: 0.509	2-1 F4		1-2 SF8 2B		1-0 P4		0-1 HR 3B			5	2	2	1	0	1	6											
Mike Gallo, L										0	0	0	0	0	0	0											
Dan Wheeler, R OBP: 0.200, SLG: 0.200										0	0	0	0	0	0	0											
Mike Lamb, L OBP: 0.375, SLG: 0.531	1-1 1B		2-1 FC3-5 BB		2-1 G4-6-3 1B		3-2 HR			5	1	4	4	0	0	3											
Jose Vizcaino, S OBP: 0.327, SLG: 0.396		2-0 1B 2B	1-0 SF8		0-0 G4-6-3		0-1 G5-3		0-0 G6-3	4	1	1	1	0	0	1											
Brad Ausmus, R OBP: 0.307, SLG: 0.334		3-1 L5	4-0 E FC3-5 BB BB		1-1 F9		1-0 G5-3		3-3 K	4	1	0	0	1	1	1											
Pete Munro, R OBP: 0.138, SLG: 0.077			1-0 FC3-5				4-1 2B		0-3 K	2	1	0	0	0	1	3											
2 Chris Burke, R										0	0	0	0	1	0	0											
Chad Qualls, R										0	0	0	0	0	0	0											
16 Jason Lane, R OBP: 0.321, SLG: 0.402			1-2 2-3 WP E				1-2 5 1B 1B		0-3 K	2	1	1	0	0	1	0											
Inning Stats	R: 2 E: 0 K: 1 S: 13	H: 3 LOB: 2 BB: 1 P: 29	R: 1 E: 0 K: 1 S: 12	H: 2 LOB: 1 BB: 1 P: 22	R: 4 E: 1 K: 0 S: 17	H: 3 LOB: 3 BB: 3 P: 38	R: 0 E: 0 K: 0 S: 4	H: 1 LOB: 0 BB: 0 P: 7	R: 0 E: 0 K: 0 S: 9	H: 1 LOB: 2 BB: 1 P: 17	R: 2 E: 0 K: 0 S: 11	H: 2 LOB: 0 BB: 0 P: 17	R: 1 E: 0 K: 1 S: 17	H: 4 LOB: 3 BB: 0 P: 25	R: 0 E: 0 K: 2 S: 7	H: 0 LOB: 0 BB: 0 P: 10	1B: 10 2B: 4 3B: 1 HR: 1	SF: 1 SAC: 0 DP: 1 HBP: 0	WP: 1 PB: 0 SB: 0 CS: 0	PA: 45							
PITCHER	IP	WLS	BF	H	R	ER	SO	BB	IBB	HBP	BLK	WP	HR	S	P	ERA	WHIP										
Kip Wells, R ERA: 4.55	0.1		2	1	1	1	1	0	0	0	0	0	0	7	13	27.00	3.000										
John Van Benschoten, R ERA: 6.64	2.1	L	19	7	6	4	1	5	0	0	0	1	0	33	74	15.43	5.143										
Nelson Figueroa, R ERA: 6.46	3.1		14	4	2	2	0	1	0	0	0	0	1	26	43	5.40	1.500										
34 John Grabow, L ERA: 5.5	1.0		7	4	1	1	1	0	0	0	0	0	0	17	25	9.00	4.000										
Michael Gonzalez, L ERA: 1.08	1.0		3	0	0	0	2	0	0	0	0	0	0	7	10	0.00	0.000										

Pittsburgh Pirates @ Houston Astros
Minute Maid Park, Houston, TX
Sun Sep 05 2004, 1:05 PM CDT
Att: 40,569 - Dome - 72 F

AB 38
R 10
H 16
RBI 9
BB 6
SO 5
LOB 27



Batter	1	2	3	4	5	6	7	8	9	AB	R	H	RBI	BB	SO	LOB	TOP								
6 Ryan Freel, R OBP: 0.373, SLG: 0.368 (1, 8)	F7	K2-3			K												4 1 1 0 1 2 2								
Juan Castro, R OBP: 0.286, SLG: 0.387 (1, 5)	1B				K												5 2 2 3 0 1 2								
Sean Casey, L OBP: 0.395, SLG: 0.564 John Riedling, R John Vander Wal, L OBP: 0.180, SLG: 0.298 (1, 3)	1B																4 0 3 0 0 0 0								
Adam Dunn, L OBP: 0.399, SLG: 0.590 (1, 7)	K				K												0 0 0 0 0 0 0								
D'Angelo Jimenez, S OBP: 0.353, SLG: 0.372 (1, 4)	1B																1 0 0 0 0 0 0								
Austin Kearns, R OBP: 0.335, SLG: 0.391 (1, 9)	F7																5 1 2 0 0 2 5								
Felipe Lopez, S OBP: 0.328, SLG: 0.417 Todd Van Poppel, R OBP: 0.176, SLG: 0.125 Mike Matthews, L OBP: 0.329, SLG: 0.360 (1, 6)																	4 0 1 1 1 1 2								
Jacob Cruz, L OBP: 0.329, SLG: 0.360 (8, 3)																	4 0 0 0 0 0 3								
Corky Miller, R (1, 2)																	2 0 0 0 1 1 0								
39 Aaron Harang, R OBP: 0.042, SLG: 0.063 Phil Norton, R OBP: 0.274, SLG: 0.368 (1, 1)																	0 0 0 0 0 0 0								
Darren Bragg, L OBP: 0.274, SLG: 0.368 (6, 8)																	0 0 0 0 0 0 0								
Inning Stats	R: 1 E: 0 K: 1 S: 14	H: 3 LOB: 2 BB: 0 P: 17	R: 0 E: 0 K: 2 S: 7	H: 0 LOB: 1 BB: 1 P: 13	R: 0 E: 0 K: 1 S: 6	H: 1 LOB: 1 BB: 0 P: 13	R: 0 E: 0 K: 1 S: 8	H: 0 LOB: 0 BB: 0 P: 14	R: 0 E: 0 K: 1 S: 16	H: 2 LOB: 2 BB: 0 P: 23	R: 0 E: 0 K: 1 S: 7	H: 0 LOB: 1 BB: 0 P: 11	R: 0 E: 0 K: 0 S: 10	H: 1 LOB: 1 BB: 0 P: 10	R: 1 E: 1 K: 0 S: 10	H: 1 LOB: 1 BB: 1 P: 21	R: 3 E: 0 K: 1 S: 12	H: 2 LOB: 1 BB: 2 P: 22	1B: 6 2B: 2 3B: 1 HR: 1	SF: 0 SAC: 1 DP: 1 HBP: 0	WP: 0 PB: 0 SB: 1 CS: 0	PA: 41			
PITCHER	IP	WLS	BF	H	R	ER	SO	BB	IBB	HBP	BLK	WP	HR	S	P	ERA	WHIP								
41 Brandon Backe, R ERA: 4.2	7.0	W	29	7	1	1	8	1	0	0	0	0	0	65	101	1.29	1.143								
Chad Harville, R ERA: 5.91	1.0		5	1	1	0	0	1	0	0	0	0	0	10	21	0.00	2.000								
Kirk Bullinger, R ERA: 6.16	1.0		7	2	3	3	1	2	0	0	0	0	1	12	22	27.00	4.000								

Cincinnati Reds @ Houston Astros
Minute Maid Park, Houston, TX
Mon Sep 06 2004, 1:05 PM CDT
Att: 40,581 - Dome - 74 F

AB 36
R 5
H 10
RBI 4
BB 4
SO 9
LOB 17



Batter	1	2	3	4	5	6	7	8	9	AB	R	H	RBI	BB	SO	LOB	BOTTOM								
Craig Biggio, R OBP: 0.348, SLG: 0.472 Chad Harville, R Kirk Bullinger, R (1, 7)	K																5 0 1 0 0 3 2								
Carlos Beltrán, S OBP: 0.375, SLG: 0.569 Willy Taveras, R (1, 8)	K																0 0 0 0 0 0 0								
5 Jeff Bagwell, R OBP: 0.394, SLG: 0.475 2 Chris Burke, R (1, 3)																	0 0 0 0 0 0 0								
17 Lance Berkman, S OBP: 0.455, SLG: 0.567 Orlando Palmeiro, L OBP: 0.343, SLG: 0.353 (1, 9)																	3 2 1 0 1 1 2								
Jeff Kent, R OBP: 0.342, SLG: 0.515 4 Eric Bruntlett, R OBP: 0.333, SLG: 0.500 (7, 6)																	1 0 0 0 0 1 0								
Mike Lamb, L OBP: 0.377, SLG: 0.530 (1, 5)																	3 3 2 3 0 0 2								
Jose Vizcaino, S OBP: 0.326, SLG: 0.397 (7, 3)																	1 0 0 0 0 1 0								
17 Lance Berkman, S OBP: 0.455, SLG: 0.567 Orlando Palmeiro, L OBP: 0.343, SLG: 0.353 (1, 9)																	4 1 1 1 1 0 0 4								
Jeff Kent, R OBP: 0.342, SLG: 0.515 4 Eric Bruntlett, R OBP: 0.333, SLG: 0.500 (7, 6)																	1 0 0 0 0 1 0								
Mike Lamb, L OBP: 0.377, SLG: 0.530 (1, 5)																	2 1 1 2 2 0 0								
Jose Vizcaino, S OBP: 0.326, SLG: 0.397 (7, 3)																	0 0 0 0 0 0 0								
Brad Ausmus, R OBP: 0.307, SLG: 0.333 (1, 2)																	4 0 2 3 0 0 0								
41 Brandon Backe, R OBP: 0.400, SLG: 0.667 16 Jason Lane, R OBP: 0.319, SLG: 0.398 (1, 1)																	4 1 1 0 0 0 4								
Brad Ausmus, R OBP: 0.307, SLG: 0.333 (1, 2)																	4 1 1 0 0 1 1								
41 Brandon Backe, R OBP: 0.400, SLG: 0.667 16 Jason Lane, R OBP: 0.319, SLG: 0.398 (1, 1)																	2 2 2 2 1 0 0								
Inning Stats	R: 1 E: 0 K: 2 S: 12	H: 1 LOB: 0 BB: 0 P: 16	R: 0 E: 0 K: 0 S: 5	H: 0 LOB: 0 BB: 0 P: 8	R: 0 E: 0 K: 1 S: 11	H: 2 LOB: 0 BB: 0 P: 18	R: 4 E: 0 K: 0 S: 16	H: 4 LOB: 0 BB: 0 P: 21	R: 2 E: 0 K: 1 S: 9	H: 3 LOB: 1 BB: 1 P: 22	R: 4 E: 0 K: 1 S: 22	H: 2 LOB: 3 BB: 3 P: 44	R: 0 E: 0 K: 1 S: 7	H: 0 LOB: 0 BB: 0 P: 10	R: 0 E: 0 K: 3 S: 10	H: 0 LOB: 0 BB: 0 P: 14	1B: 6 2B: 2 3B: 0 HR: 4	SF: 0 SAC: 0 DP: 1 HBP: 1	WP: 1 PB: 0 SB: 0 CS: 0	PA: 40					
PITCHER	IP	WLS	BF	H	R	ER	SO	BB	IBB	HBP	BLK	WP	HR	S	P	ERA	WHIP								
39 Aaron Harang, R ERA: 4.59	1.1	L	8	2	3	3	1	2	1	0	0	0	0	16	34	20.25	3.000								
Phil Norton, L ERA: 5.92	0.1		3	0	0	0	0	1	0	1	0	0	0	8	18	0.00	3.000								
Todd Van Poppel, R ERA: 6.28	1.1		5	1	1	1	1	0	0	0	0	0	0	12	19	6.75	0.750								
Mike Matthews, L ERA: 7.71	1.0		3	0	0	0	3	0	0	0	0	0	0	10	14	0.00	0.000								

Cincinnati Reds @ Houston Astros
Minute Maid Park, Houston, TX
Mon Sep 06 2004, 1:05 PM CDT
Att: 40,581 - Dome - 74 F

AB 35
R 11
H 12
RBI 11
BB 4
SO 8
LOB 15



Batter	1	2	3	4	5	6	7	8	9	AB	R	H	RBI	BB	SO	LOB	TOP		
6 Ryan Freel, R OBP: 0.375, SLG: 0.368 (1, 8)										3	1	1	0	2	0	0	Cincinnati Reds @ Houston Astros Minute Maid Park, Houston, TX Tue Sep 07 2004, 7:05 PM CDT Att: 36,921 - Unknown - 81 F		
Felipe Lopez, S OBP: 0.524, SLG: 0.411 (1, 5)										5	1	1	0	0	2	3			
Sean Casey, L OBP: 0.395, SLG: 0.575 (1, 3)										5	2	2	4	0	0	1			
Adam Dunn, L OBP: 0.397, SLG: 0.588 (1, 7)										5	0	1	0	0	1	1			
D'Angelo Jimenez, S OBP: 0.356, SLG: 0.375 (1, 4)										2	1	1	0	2	1	0			
Austin Kearns, R OBP: 0.333, SLG: 0.387 (1, 9)										4	1	1	0	0	2	3			
Jason LaRue, R OBP: 0.333, SLG: 0.440 (1, 2)										3	1	1	3	0	0	1			
Anderson Machado, S (1, 6)										4	0	0	0	0	3	1			
Paul Wilson, R OBP: 0.167, SLG: 0.163 (6, 1)										2	0	0	0	0	1	0			
Darren Bragg, L OBP: 0.362, SLG: 0.362 (7, 1)										0	0	0	0	0	0	0			
Aaron Myette, R OBP: 0.326, SLG: 0.360 (9, 1)										0	0	0	0	0	0	0			
Joe Valentine, R OBP: 0.356, SLG: 0.427 (9, 1)										1	0	0	0	0	0	0			
Inning Stats	R: 0 E: 0 K: 1 S: 8	H: 1 LOB: 1 BB: 0 P: 11	R: 0 E: 0 K: 3 S: 12	H: 0 LOB: 1 BB: 0 P: 18	R: 2 E: 0 K: 2 S: 15	H: 3 LOB: 2 BB: 1 P: 26	R: 0 E: 0 K: 1 S: 7	H: 0 LOB: 0 BB: 0 P: 10	R: 0 E: 0 K: 0 S: 6	H: 1 LOB: 1 BB: 0 P: 9	R: 0 E: 0 K: 2 S: 9	H: 0 LOB: 1 BB: 1 P: 17	R: 3 E: 0 K: 0 S: 19	H: 2 LOB: 0 BB: 1 P: 30	R: 2 E: 0 K: 2 S: 13	H: 1 LOB: 0 BB: 1 P: 22	1B: 3 2B: 2 3B: 0 HR: 3	SF: 0 SAC: 0 DP: 0 HBP: 1	WP: 0 PA: 40 PB: 0 SB: 0 CS: 0
PITCHER	IP WLS BF H R ER SO BB IBB HBP BLK WP HR S P ERA WHIP																		
44 Roy Oswalt, R ERA: 3.59 (1, 1)	7.2 W 33 6 4 4 9 3 0 1 0 0 1 76 118 4.70 1.174																		
Russ Springer, R ERA: 1.93 (8, 1)	0.1 2 1 1 1 0 0 0 0 0 0 1 8 13 27.00 3.000																		
Mike Gallo, L ERA: 5.04 (9, 1)	0.1 2 0 1 1 0 1 0 0 0 0 0 4 10 27.00 3.000																		
54 Brad Lidge, R ERA: 2.05 (9, 1)	0.2 3 1 1 1 2 0 0 0 0 0 1 9 12 13.50 1.500																		


Batter	1	2	3	4	5	6	7	8	9	AB	R	H	RBI	BB	SO	LOB	BOTTOM		
Craig Biggio, R OBP: 0.349, SLG: 0.473 (1, 7)										5	1	2	1	0	2	2	Cincinnati Reds @ Houston Astros Minute Maid Park, Houston, TX Tue Sep 07 2004, 7:05 PM CDT Att: 36,921 - Unknown - 81 F		
16 Jason Lane, R OBP: 0.319, SLG: 0.398 (8, 7)										0	0	0	0	0	0	0			
Carlos Beltrán, S OBP: 0.376, SLG: 0.578 (7, PR)										4	2	2	2	0	0	0			
Willy Taveras, R (8, 8)										0	0	0	0	0	0	0			
5 Jeff Bagwell, R OBP: 0.384, SLG: 0.472 (1, 3)										3	1	0	0	2	1	3			
17 Lance Berkman, S OBP: 0.457, SLG: 0.567 (1, 9)										3	1	1	0	2	0	1			
Jeff Kent, R OBP: 0.345, SLG: 0.517 (8, PR)										4	2	2	1	1	1	4			
4 Eric Bruntlett, R OBP: 0.333, SLG: 0.500 (9, 6)										0	0	0	0	0	0	0			
Mike Lamb, L OBP: 0.378, SLG: 0.543 (1, 5)										4	2	2	3	0	1	2			
Jose Vizcaino, S OBP: 0.328, SLG: 0.400 (9, 4)										3	0	1	0	1	1	2			
Raul Chavez, R OBP: 0.262, SLG: 0.259 (1, 2)										3	0	1	1	1	1	1			
44 Roy Oswalt, R OBP: 0.200, SLG: 0.167 (8, 1)										2	0	0	0	1	0	3			
Mike Gallo, L (9, 1)										0	0	0	0	0	0	0			
54 Brad Lidge, R (9, 1)										0	0	0	0	0	0	0			
Inning Stats	R: 0 E: 0 K: 0 S: 9	H: 0 LOB: 1 BB: 1 P: 17	R: 2 E: 0 K: 1 S: 15	H: 3 LOB: 2 BB: 1 P: 22	R: 3 E: 0 K: 1 S: 13	H: 3 LOB: 0 BB: 0 P: 18	R: 0 E: 0 K: 1 S: 8	H: 0 LOB: 0 BB: 0 P: 10	R: 2 E: 0 K: 0 S: 13	H: 1 LOB: 3 BB: 4 P: 37	R: 2 E: 0 K: 2 S: 14	H: 2 LOB: 1 BB: 1 P: 22	R: 0 E: 0 K: 2 S: 12	H: 1 LOB: 3 BB: 1 P: 23	R: 0 E: 0 K: 0 S: 6	H: 1 LOB: 1 BB: 0 P: 10	1B: 4 2B: 4 3B: 1 HR: 2	SF: 1 SAC: 1 DP: 1 HBP: 1	WP: 1 PA: 42 PB: 0 SB: 0 CS: 0
PITCHER	IP WLS BF H R ER SO BB IBB HBP BLK WP HR S P ERA WHIP																		
Paul Wilson, R ERA: 4.89 (6, 1)	1.0 L 6 2 2 2 2 1 0 0 0 0 1 14 22 18.00 3.000																		
Juan Padilla, R ERA: 4.5 (7, 1)	1.0 6 1 0 0 2 1 0 1 0 0 0 12 23 0.00 2.000																		
Aaron Myette, R ERA: 7.64 (8, 1)	1.0 3 1 0 0 0 0 0 0 0 0 0 6 10 0.00 1.000																		



Batter	1	2	3	4	5	6	7	8	9	AB	R	H	RBI	BB	SO	LOB	TOP				
Craig Biggio, R OBP: 0.347, SLG: 0.477 (1, 7)	G5-3		2B			F8		E9		4	0	1	0	0	0	0					
Carlos Beltrán, S OBP: 0.373, SLG: 0.573 (1, 8)	P2		K			K		K		4	0	0	0	0	3	2					
5 Jeff Bagwell, R OBP: 0.388, SLG: 0.480 (1, 3)	1B				F9	K			G6-3	4	0	1	0	0	1	0					
17 Lance Berkman, S OBP: 0.452, SLG: 0.566 (1, 9)	F8				K		K		F8	4	0	0	0	0	2	1					
Jeff Kent, R OBP: 0.343, SLG: 0.512 (1, 4)	P3				1B		K		F8	4	0	1	0	0	1	0					
Mike Lamb, L OBP: 0.379, SLG: 0.557 (1, 5)	K				K		K			3	0	0	0	0	3	1					
Jose Vizcaino, S OBP: 0.325, SLG: 0.396 (1, 6)	K				P4			G6-3		3	0	0	0	0	1	0					
Raul Chavez, R OBP: 0.259, SLG: 0.255 (8, PH)					G4-3			E BB		2	0	0	0	0	1	0					
2 Chris Burke, R OBP: 0.200, SLG: 0.200 (8, 1)			K							0	1	0	0	1	0	0					
Dan Wheeler, R OBP: 0.200, SLG: 0.200 (8, 1)										0	0	0	0	0	0	0					
Carlos Hernández, S OBP: 0.125, SLG: 0.125 (6, 1)					F9					2	0	0	0	0	1	0					
16 Jason Lane, R OBP: 0.317, SLG: 0.395 (8, PH)										0	0	0	0	0	0	0					
Brad Ausmus, R OBP: 0.311, SLG: 0.336 (8, 2)										1	0	0	0	0	1	1					
Inning Stats	R: 0 E: 0 K: 0 S: 8	H: 1 LOB: 1 BB: 0 P: 12	R: 0 E: 0 K: 2 S: 7	H: 0 LOB: 0 BB: 0 P: 12	R: 0 E: 0 K: 2 S: 12	H: 1 LOB: 1 BB: 0 P: 19	R: 0 E: 0 K: 2 S: 11	H: 1 LOB: 0 BB: 0 P: 14	R: 0 E: 0 K: 1 S: 9	H: 0 LOB: 0 BB: 0 P: 12	R: 0 E: 0 K: 3 S: 9	H: 0 LOB: 0 BB: 0 P: 10	R: 1 E: 1 K: 2 S: 15	H: 0 LOB: 1 BB: 1 P: 23	R: 0 E: 0 K: 0 S: 6	H: 0 LOB: 0 BB: 0 P: 11	1B: 2 2B: 1 3B: 0 HR: 0	SF: 0 SAC: 0 DP: 0 HBP: 0	WP: 0 PB: 0 SB: 0 CS: 0	PA: 32	
PITCHER	IP	WLS	BF	H	R	ER	SO	BB	IBB	HBP	BLK	WP	HR	S	P	ERA	WHIP				
Oliver Pérez, L ERA: 3.01	(1, 1)	8.0	W	29	3	1	0	14	1	0	0	0	0	80	114	0.00	0.500				
Jose Mesa, R ERA: 3.3	(9, 1)	1.0	S	3	0	0	0	0	0	0	0	0	0	6	11	0.00	0.000				

Houston Astros @ Pittsburgh Pirates
PNC Park, Pittsburgh, PA
Thu Sep 09 2004, 5:05 PM EDT
Unknown - 68 F


AB 31
R 1
H 3
RBI 0
BB 1
SO 14
LOB 5



Batter	1	2	3	4	5	6	7	8	9	AB	R	H	RBI	BB	SO	LOB	BOTTOM				
18 Jason Kendall, R OBP: 0.391, SLG: 0.372 (1, 2)	G5-3	G3-1		SF7				F8		3	0	0	1	1	0	1					
2 Jack Wilson, R OBP: 0.326, SLG: 0.462 (1, 6)	L5	HBP		F9		F9				3	0	0	0	0	0	3					
Jason Bay, R OBP: 0.370, SLG: 0.576 (1, 7)	HBP BB	F9			G5-3					3	1	0	0	1	1	2					
Craig Wilson, R OBP: 0.360, SLG: 0.507 (1, 3)	1B			F9		F8		F9		3	0	0	0	0	0	0					
Darvle Ward, L OBP: 0.306, SLG: 0.508 (8, 3)	HBP									0	0	0	0	0	0	0					
Tony Alvarez, R OBP: 0.343, SLG: 0.433 (7, PH)										2	0	1	1	1	1	0					
Tike Redman, L OBP: 0.300, SLG: 0.361 (8, 8)	1B							E S 1B BB		0	1	0	0	1	0	0					
Ty Wigginton, R OBP: 0.322, SLG: 0.429 (1, 5)	BB					G5-3		1B		3	0	1	1	1	0	1					
19 José Bautista, R OBP: 0.284, SLG: 0.259 (7, PH)										3	0	0	0	0	2	4					
Rob Mackowiak, L OBP: 0.325, SLG: 0.430 (8, 9)	K				P3			G4-3		1	0	0	0	0	0	1					
Jose Castillo, R OBP: 0.319, SLG: 0.389 (1, 4)		18 G3-1 SH1-4 1B			SH5-4 18 SF7 2B			18 BB 1B		4	1	3	0	0	1	0					
Oliver Pérez, L ERA: 5.74	(1, 1)	5.2	L	28	5	2	2	3	4	0	0	0	0	57	98	3.18	1.588				
Chad Harville, R ERA: 4.88	(6, 1)	1.1		6	1	1	0	1	1	0	0	0	0	16	25	0.00	1.500				
Dan Wheeler, R ERA: 4.31	(8, 1)	1.0		3	0	0	0	1	0	0	0	0	0	9	13	0.00	0.000				
Inning Stats	R: 1 E: 0 K: 1 S: 15	H: 1 LOB: 3 BB: 2 P: 31	R: 0 E: 0 K: 0 S: 10	H: 1 LOB: 2 BB: 0 P: 17	R: 0 E: 0 K: 0 S: 5	H: 0 LOB: 1 BB: 1 P: 10	R: 1 E: 0 K: 0 S: 8	H: 1 LOB: 0 BB: 0 P: 13	R: 0 E: 0 K: 1 S: 8	H: 0 LOB: 0 BB: 0 P: 12	R: 0 E: 0 K: 1 S: 15	H: 2 LOB: 3 BB: 1 P: 20	R: 1 E: 0 K: 1 S: 12	H: 1 LOB: 1 BB: 1 P: 20	R: 0 E: 0 K: 1 S: 9	H: 0 LOB: 0 BB: 0 P: 13	1B: 5 2B: 1 3B: 0 HR: 0	SF: 1 SAC: 2 DP: 0 HBP: 2	WP: 0 PB: 0 SB: 1 CS: 0	PA: 37	
PITCHER	IP	WLS	BF	H	R	ER	SO	BB	IBB	HBP	BLK	WP	HR	S	P	ERA	WHIP				
Carlos Hernández, L ERA: 5.74	(1, 1)	5.2	L	28	5	2	2	3	4	0	0	0	0	57	98	3.18	1.588				
Chad Harville, R ERA: 4.88	(6, 1)	1.1		6	1	1	0	1	1	0	0	0	0	16	25	0.00	1.500				
Dan Wheeler, R ERA: 4.31	(8, 1)	1.0		3	0	0	0	1	0	0	0	0	0	9	13	0.00	0.000				

Houston Astros @ Pittsburgh Pirates
PNC Park, Pittsburgh, PA
Thu Sep 09 2004, 5:05 PM EDT
Unknown - 68 F

AB 27
R 3
H 6
RBI 3
BB 5
SO 5
LOB 12



Batter	1	2	3	4	5	6	7	8	9	AB	R	H	RBI	BB	SO	LOB	TOP										
Craig Biggio, R OBP: 0.346, SLG: 0.475 (1, 7)	B1-3 ①		FC6-4 ③			G1-6-3 1B			K ①	4	0	1	0	0	1	1	Houston Astros @ Pittsburgh Pirates PNC Park, Pittsburgh, PA Fri Sep 10 2004, 7:05 PM EDT Att: 26,097 - Cloudy - 70 F										
Carlos Beltrán, S OBP: 0.376, SLG: 0.577 (1, 8)	G6-3 ②			17 G1-3 1B 2B		G1-6-3 ③			4-2 5 G6-3 BB	3	1	1	0	1	0	1											
5 Jeff Bagwell, R OBP: 0.383, SLG: 0.473 (1, 3)	F9 ③				F8 ①		F7 ①		0-0 G6-3 ③	4	0	0	0	0	0	2											
17 Lance Berkman, S OBP: 0.455, SLG: 0.569 (1, 9)		4-0 G6-4-3 BB			G1-3 ②		F7 ②			2	0	0	0	1	0	1											
Jeff Kent, R OBP: 0.343, SLG: 0.511 (1, 4)		2-1 G6-4-3 ②			0-0 CS 1B		G5-3 ③			3	0	1	1	0	0	1											
Mike Lamb, L OBP: 0.397, SLG: 0.538 (1, 5)		3-3 K			0-1 CS ③		F8 ①		1-3 K ①	3	0	0	0	0	2	0											
Jose Vizcaino, S OBP: 0.324, SLG: 0.397 (1, 6)			2-0 FC2-6 1B			G3 ②		0-0 G5-3 ②		3	0	1	0	0	0	0											
Brad Ausmus, R OBP: 0.313, SLG: 0.341 (1, 2)			3-2 F9 ①			G6-3 ③		0-0 G6-3 ③		3	0	1	0	0	0	1											
Pete Munro, R OBP: 0.133, SLG: 0.074 (8, PH)			0-1 FC2-6 ②					0-1 F9 ③		1	0	0	0	0	0	1											
Brandon Duckworth, R OBP: 0.390, SLG: 0.222 (8, PH)			1-2 FC6-4 ③							1	0	0	0	0	0	0											
Orlando Palmeiro, L OBP: 0.345, SLG: 0.352 (8, PH)										1	0	0	0	0	0	1											
Dan Wheeler, R OBP: 0.200, SLG: 0.200 (8, 1)										0	0	0	0	0	0	0											
Inning Stats	R: 0 E: 0 K: 0 S: 7	H: 0 LOB: 0 BB: 0 P: 11	R: 0 E: 0 K: 1 S: 8	H: 0 LOB: 0 BB: 1 P: 17	R: 0 E: 0 K: 0 S: 9	H: 1 LOB: 1 BB: 0 P: 15	R: 1 E: 0 K: 0 S: 13	H: 2 LOB: 0 BB: 0 P: 17	R: 0 E: 0 K: 0 S: 5	H: 0 LOB: 0 BB: 0 P: 9	R: 0 E: 0 K: 1 S: 10	H: 1 LOB: 0 BB: 0 P: 11	R: 0 E: 0 K: 0 S: 4	H: 0 LOB: 0 BB: 0 P: 5	R: 0 E: 0 K: 1 S: 7	H: 1 LOB: 1 BB: 0 P: 8	R: 0 E: 0 K: 1 S: 7	H: 0 LOB: 0 BB: 1 P: 13	1B: 4 2B: 1 3B: 0 HR: 0	SF: 0 SAC: 0 DP: 3 HBP: 0	WP: 0 PB: 0 SB: 0 CS: 1	PA: 31					
PITCHER	IP	WLS	BF	H	R	ER	SO	BB	IBB	HBP	BLK	WP	HR	S	P	ERA	WHIP										
John Van Benschoten, R ERA: 5.08 (1, 1)	8.0	W	27	5	1	1	3	1	0	0	0	0	0	63	93	1.12	0.750										
16 Salomon Torres, R ERA: 2.61 (9, 1)	1.0		3	0	0	0	1	1	0	0	0	0	0	7	13	0.00	1.000										

AB	28
R	1
H	5
RBI	1
BB	2
SO	4
LOB	9



Batter	1	2	3	4	5	6	7	8	9	AB	R	H	RBI	BB	SO	LOB	BOTTOM										
18 Jason Kendall, R OBP: 0.392, SLG: 0.375 (1, 2)	G1-3 ①		2 2B	E8 1B			G5-3 ②			4	1	2	1	0	0	0	Houston Astros @ Pittsburgh Pirates PNC Park, Pittsburgh, PA Fri Sep 10 2004, 7:05 PM EDT Att: 26,097 - Cloudy - 70 F										
2 Jack Wilson, R OBP: 0.331, SLG: 0.467 (1, 6)	FC6-4 1B		G5-3 1B 2B	F9 ③			1-0 G5-3 2B			4	1	3	1	0	0	1											
Jason Bay, R OBP: 0.365, SLG: 0.568 (1, 7)	P6 ②		G5-3 ②		0-1 F7 ①		2-1 F7 ③			4	0	0	0	0	0	3											
Daryle Ward, L OBP: 0.312, SLG: 0.523 (1, 3)	FC6-4 ③		2-1 FC6-4 1B		0-0 F7 ②			0-1 F7 ②		4	1	2	1	0	0	1											
Craig Wilson, R OBP: 0.359, SLG: 0.505 (8, PR)		1-2 G6-3 ①	1-1 G5-3 ③		1-3 K ③			3-2 1B 1B		4	0	1	1	0	1	1											
Abraham Nunez, S OBP: 0.291, SLG: 0.329 (8, PR)								0-0 1B 1B		0	1	0	0	0	0	0											
Rob Mackowiak, L OBP: 0.324, SLG: 0.427 (9, 9)								2-H 1B 1B		0	0	0	0	0	0	0											
Tike Redman, L OBP: 0.303, SLG: 0.364 (1, 8)		2-2 F7 2B		1-0 1B G6-3 1B		1-3 K ①		0-0 1B S 1B		4	1	3	0	0	1	0											
Ty Wigginton, R OBP: 0.321, SLG: 0.427 (1, 5)				0-1 1B E 1B		0-0 G5-3 ②		2-2 G6-3 ①		4	1	1	0	0	0	3											
Jose Castillo, R OBP: 0.315, SLG: 0.383 (1, 4)				1-1 G6-3 ①		2-2 F8 ③		1-0 G6-4-3 1B		4	0	1	2	0	0	2											
John Van Benschoten, R OBP: 0.222, SLG: 0.500 ERA: 5.28 (1, 1)			2-2 G6-3 ①		3-H 2-3 K		2-2 F9 ①		1-2 G6-4-3 ③	3	0	0	0	0	1	1											
Bobby Hill, S OBP: 0.340, SLG: 0.329 (8, PH)								2-3 3-H 1-2		1	0	0	0	0	0	2											
16 Salomon Torres, R OBP: 0.500, SLG: 1.000 (9, 1)								1-2 G6-4-3 ③		0	0	0	0	0	0	0											
Inning Stats	R: 0 E: 0 K: 0 S: 11	H: 1 LOB: 1 BB: 0 P: 16	R: 0 E: 0 K: 0 S: 10	H: 1 LOB: 1 BB: 0 P: 15	R: 2 E: 0 K: 0 S: 13	H: 3 LOB: 1 BB: 0 P: 19	R: 2 E: 1 K: 1 S: 13	H: 3 LOB: 1 BB: 0 P: 17	R: 0 E: 0 K: 1 S: 6	H: 0 LOB: 0 BB: 0 P: 7	R: 0 E: 0 K: 1 S: 11	H: 0 LOB: 0 BB: 0 P: 14	R: 0 E: 0 K: 0 S: 10	H: 1 LOB: 1 BB: 0 P: 17	R: 2 E: 0 K: 0 S: 13	H: 4 LOB: 1 BB: 0 P: 20	1B: 8 2B: 5 3B: 0 HR: 0	SF: 0 SAC: 0 DP: 1 HBP: 0	WP: 0 PB: 0 SB: 1 CS: 0	PA: 36							
PITCHER	IP	WLS	BF	H	R	ER	SO	BB	IBB	HBP	BLK	WP	HR	S	P	ERA	WHIP										
Pete Munro, R ERA: 5.28 (1, 1)	5.0	L	23	8	4	4	2	0	0	0	0	0	0	53	74	7.20	1.600										
Brandon Duckworth, R ERA: 6.37 (6, 1)	2.0		7	1	0	0	1	0	0	0	0	0	0	21	31	0.00	0.500										
Dan Wheeler, R ERA: 4.56 (8, 1)	1.0		6	4	2	2	0	0	0	0	0	0	0	13	20	18.00	4.000										

AB	36
R	6
H	13
RBI	6
BB	0
SO	3
LOB	14



Batter	1	2	3	4	5	6	7	8	9	AB	R	H	RBI	BB	SO	LOB	TOP										
Craig Biggio, R OBP: 0.347, SLG: 0.480 (1, 7)	1-0 HR		1-1 F7		0-1 L5		1-3 K		0-1 G4-3 1B	5	1	2	2	0	1	1											
Carlos Beltrán, S OBP: 0.376, SLG: 0.576 (1, 8)	1-3 K		0-1 2B		4-1 BB		0-1 G6-3		0-2 G4-3	4	0	1	0	1	1	2											
5 Jeff Bagwell, R OBP: 0.384, SLG: 0.471 (1, 3)	2-1 1B		4-2 BB		1-0 FC8-4-6 17 1B				2-2 F8	4	0	1	0	1	0	3											
17 Lance Berkman, S OBP: 0.453, SLG: 0.566 (1, 9)	2-0 G4-6-3		2-3 K		3-0 1B				2-0 G4-3	4	0	1	0	0	1	4											
Jeff Kent, R OBP: 0.343, SLG: 0.508 (1, 4)		1-0 P3		0-2 F9	1-1 F8				0-0 1B	4	0	1	0	0	0	2											
Mike Lamb, L OBP: 0.386, SLG: 0.538 (1, 5)		0-0 F8		3-2 2B		2-2 G6-3			3-2 G4-3	4	0	1	0	0	0	1											
Jose Vizcaino, S OBP: 0.323, SLG: 0.393 (1, 6)		1-3 K		4-0 BB		0-1 P5			2-3 K	3	0	0	0	1	2	0											
Brad Ausmus, R OBP: 0.313, SLG: 0.340 (1, 2)			1-1 G5-3	0-2 P4		0-0 F8			1-2 1B	4	1	1	0	0	0	2											
41 Brandon Backe, R ERA: 6.55 Chad Harville, R ERA: 4.85 Morgan Ensberg, R ERA: 4.85 Russ Springer, R ERA: 1.29 Dan Miceli, R ERA: 3.91 Jason Alford, R ERA: 3.27			1-2 2B	1-2 L4			0-1 G6-3		1-0 G4-3 1B	1	0	0	0	0	0	2											
Inning Stats	R: 1 E: 0 K: 1 S: 7	H: 2 LOB: 0 BB: 0 P: 13	R: 0 E: 0 K: 1 S: 5	H: 0 LOB: 0 BB: 0 P: 7	R: 0 E: 0 K: 1 S: 17	H: 1 LOB: 3 BB: 1 P: 26	R: 0 E: 0 K: 0 S: 16	H: 1 LOB: 2 BB: 1 P: 24	R: 0 E: 0 K: 0 S: 7	H: 0 LOB: 0 BB: 0 P: 9	R: 0 E: 0 K: 1 S: 7	H: 0 LOB: 0 BB: 0 P: 8	R: 0 E: 0 K: 0 S: 8	H: 1 LOB: 1 BB: 0 P: 15	R: 1 E: 0 K: 1 S: 13	H: 3 LOB: 2 BB: 0 P: 19	1B: 6 2B: 2 3B: 0 HR: 1	SF: 0 SAC: 0 DP: 1 HBP: 1	WP: 1 PB: 0 SB: 0 CS: 0	PA: 39							
PITCHER	IP	WLS	BF	H	R	ER	SO	BB	IBB	HBP	BLK	WP	HR	S	P	ERA	WHIP										
Ryan Vogelsong, R ERA: 6.55 16 Salomon Torres, R ERA: 2.54 Michael Gonzalez, L ERA: 1.29 Jose Mesa, R ERA: 3.27	6.0	W	26	5	1	1	3	3	0	1	0	1	1	59	95	1.50	1.333										

Houston Astros @ Pittsburgh Pirates
PNC Park, Pittsburgh, PA
Sat Sep 11 2004, 1:35 PM EDT
Att: 14,877 - Sunny - 72 F

AB 35
R 2
H 9
RBI 2
BB 3
SO 5
LOB 17



Batter	1	2	3	4	5	6	7	8	9	AB	R	H	RBI	BB	SO	LOB	BOTTOM										
18 Jason Kendall, R OBP: 0.396, SLG: 0.380 (1, 2)	4-1 HR	1-2 F8			2-2 2B	1-1 2B		2-2 1B		4	2	3	1	1	0	1											
2 Jack Wilson, R OBP: 0.333, SLG: 0.467 (1, 6)	1-2 HR		1-1 FC6-4 1B		2-1 G5-3	1-1 1B		4-2 1B		4	1	2	0	1	0	2											
Jason Bay, R OBP: 0.366, SLG: 0.577 (1, 7)	1-1 HR		0-3 K		0-0 2B	3-3 K		1-0 G1-3		5	1	2	4	0	2	6											
Daryle Ward, L OBP: 0.315, SLG: 0.520 (1, 3)	0-1 F9		2-3 K		4-0 IBB		2-1 G6-4-3 1B			3	0	1	0	1	1	1											
Craig Wilson, R OBP: 0.356, SLG: 0.501 Michael Gonzalez, R OBP: 1.000, SLG: 2.000 Jose Mesa, R ERA: 3.27		0-3 K		0-0 FC6-4	2-3 K		0-0 G6-4-3			4	0	0	0	0	2	4											
Tike Redman, L OBP: 0.305, SLG: 0.367 (1, 8)	2-1 G4-3			0-0 B1-3		0-0 1B	1-2 2B			4	1	2	0	0	0	0											
Ty Wigginton, R OBP: 0.321, SLG: 0.426 (1, 5)		2-0 SH1-4 1B		1-2 G4-3		2-3 K	1-2 F9			4	0	1	0	0	1	2											
Jose Castillo, R OBP: 0.311, SLG: 0.378 (1, 4)		0-2 F9		1-2 G1-3		1-1 F8		1-1 G6-3		4	0	0	0	0	0	2											
Ryan Vogelsong, R OBP: 0.290, SLG: 0.321 Bobby Hill, S OBP: 0.343, SLG: 0.332 16 Salomon Torres, R OBP: 0.500, SLG: 1.000 Rob Mackowiak, L OBP: 0.323, SLG: 0.426 (9, 9)		0-0 SH1-4			0-3 K	0-0 2B	1-2 1B	2-3 K		1	0	0	0	0	1	0											
Inning Stats	R: 3 E: 1 K: 1 S: 16	H: 1 LOB: 1 BB: 0 P: 24	R: 0 E: 0 K: 0 S: 10	H: 1 LOB: 1 BB: 0 P: 13	R: 0 E: 0 K: 2 S: 10	H: 1 LOB: 1 BB: 0 P: 13	R: 0 E: 0 K: 0 S: 9	H: 0 LOB: 0 BB: 0 P: 11	R: 1 E: 0 K: 2 S: 13	H: 2 LOB: 3 BB: 1 P: 23	R: 1 E: 0 K: 2 S: 15	H: 4 LOB: 3 BB: 0 P: 23	R: 0 E: 0 K: 0 S: 12	H: 2 LOB: 1 BB: 0 P: 16	R: 0 E: 0 K: 1 S: 14	H: 1 LOB: 2 BB: 1 P: 24	1B: 8 2B: 3 3B: 0 HR: 1	SF: 0 SAC: 1 DP: 1 HBP: 0	WP: 0 PB: 0 SB: 0 CS: 0	PA: 39							
PITCHER	IP	WLS	BF	H	R	ER	SO	BB	IBB	HBP	BLK	WP	HR	S	P	ERA	WHIP										
41 Brandon Backe, R ERA: 4.44 Chad Harville, R ERA: 4.85 Russ Springer, R ERA: 1.29 Dan Miceli, R ERA: 3.91	5.2	L	27	7	5	4	6	1	1	0	0	0	0	7	12	0.00	6.000										

Houston Astros @ Pittsburgh Pirates
PNC Park, Pittsburgh, PA
Sat Sep 11 2004, 1:35 PM EDT
Att: 14,877 - Sunny - 72 F

AB 35
R 5
H 12
RBI 5
BB 3
SO 8
LOB 18



Batter	1	2	3	4	5	6	7	8	9	AB	R	H	RBI	BB	SO	LOB	TOP											
Craig Biggio, R BP: 0.342, SLG: 0.478 Russ Springer, R BP: 0.136, SLG: 0.136 Darren Oliver, R BP: 0.136, SLG: 0.136 Dan Miceli, R BP: 0.136, SLG: 0.136 Morgan Ensberg, R BP: 0.136, SLG: 0.136 54 Brad Lodge, R BP: 0.136, SLG: 0.136	1-0 5 2B 1B		1-1 G6-3	4-2 5 BB 17 2B BB		0-0 G6-3		0-0 5 G4-3 1B		4	1	2	0	1	0	0												
Carlos Beltrán, S OBP: 0.375, SLG: 0.574	1-3 K		1-1 5 G6-3 3B	1-1 E3 5 BB 17 2B		3-1 F8		3-2 F8		5	2	1	0	0	1	5												
5 Jeff Bagwell, R OBP: 0.384, SLG: 0.470	2-0 1-H 2B		0-0 G6-3	4-2 17 2B BB		4-2 17 1B BB		3-2 G4-3 1-2f		3	1	1	2	2	0	2												
17 Lance Berkman, S OBP: 0.453, SLG: 0.567	1-2 P5		1-1 3-H 1B	1-1 2B		2-1 FC6-4 1B		0-1 FC4-6 1B		5	1	4	3	0	0	1												
Jeff Kent, R OBP: 0.346, SLG: 0.511 4 Eric Bruntlett, R OBP: 0.321, SLG: 0.489		0-0 G6-3 1B 2B	0-0 1B	1-0 2B		1-1 FC6-4 1-2f		1-3 K		5	1	3	1	0	1	3												
Mike Lamb, L OBP: 0.391, SLG: 0.526		0-0 G6-3 2-3	0-1 G2-3	2-1 G1-3			0-3 K		1-1 FC4-6 1-2f 1B	5	0	0	0	0	1	5												
Jose Vizcaino, S OBP: 0.323, SLG: 0.391		0-1 1B		0-0 G6-3	2-0 F7		2-1 F7		2-0 FC6-4 1B	5	0	2	1	0	0	0												
Brad Ausmus, R OBP: 0.311, SLG: 0.337		1-1 F9		0-0 5 BB 1B	0-3 K		0-0 F9		0-1 FC6-4 1-2f	5	1	1	0	0	1	3												
Roger Clemens, R OBP: 0.209, SLG: 0.172 2 Chris Burke, R OBP: 0.286, SLG: 0.091 16 Jason Lane, R OBP: 0.319, SLG: 0.405		0-3 K		0-1 B2	1-2 G6-3			2-2 1B		3	0	0	0	0	1	2												
Inning Stats	R: 0 E: 0 K: 1 S: 8	H: 2 LOB: 1 BB: 0 P: 13	R: 1 E: 0 K: 1 S: 9	H: 2 LOB: 1 BB: 0 P: 10	R: 1 E: 0 K: 0 S: 10	H: 3 LOB: 2 BB: 0 P: 13	R: 5 E: 1 K: 0 S: 15	H: 3 LOB: 1 BB: 2 P: 29	R: 0 E: 0 K: 0 S: 7	H: 0 LOB: 0 BB: 1 P: 10	R: 0 E: 0 K: 0 S: 9	H: 1 LOB: 2 BB: 1 P: 19	R: 0 E: 0 K: 1 S: 6	H: 0 LOB: 0 BB: 0 P: 8	R: 0 E: 0 K: 0 S: 10	H: 2 LOB: 1 BB: 0 P: 18	R: 0 E: 0 K: 1 S: 10	H: 2 LOB: 2 BB: 0 P: 14	1B: 10 2B: 4 3B: 1 HR: 0	SF: 0 SAC: 0 DP: 1 HBP: 0	WP: 0 PB: 0 SB: 0 CS: 0	PA: 44						
PITCHER	IP	WLS	BF	H	R	ER	SO	BB	IBB	HBP	BLK	WP	HR	S	P	ERA	WHIP											
Jeff Suppan, R ERA: 3.99	(1, 1)	3.2	L	23	10	7	2	2	2	0	0	0	0	40	61	4.91	3.273											
Al Reyes, R ERA:	(4, 1)	1.1		4	0	0	0	1	0	0	0	0	0	9	14	0.00	0.000											
Dan Haren, R ERA: 5.63	(6, 1)	3.0		12	3	0	0	1	1	0	0	0	0	25	45	0.00	1.333											
Carmen Calli, L ERA: 11.57	(9, 1)	1.0		5	2	0	0	1	0	0	0	0	0	10	14	0.00	2.000											
Batter	1	2	3	4	5	6	7	8	9	AB	R	H	RBI	BB	SO	LOB	BOTTOM											
Tony Womack, L OBP: 0.351, SLG: 0.386 Dan Haren, R	2-1 1B 5 G6-4-3		0-1 FC6-4 1B		1-2 S 1B			1-2 G4-3	0-1 E 2B	3	1	3	0	0	0	0												
Cody McKay, L OBP: 0.271, SLG: 0.258	1B		1-0 FC6-4 1B		2-3 K			0-0 P6	1-1 E6 2B	4	0	1	0	0	1	2												
Larry Walker, L OBP: 0.452, SLG: 0.628 Carmen Calli, L	1B		1-0 FC6-4 1B		1-2 K			0-0 P6	2-H 2B	4	0	1	0	0	0	1												
Reggie Sanders, R OBP: 0.306, SLG: 0.504	1B		1-2 1B		1-2 K			1-1 P6	2-H 2B	1	0	0	0	0	0	0												
5 Albert Pujols, R OBP: 0.414, SLG: 0.658	G6-4-3		0-1 F9		4-1 FC6-4 BB			1-1 1B	4-1 WP IBB	3	0	1	0	2	0	2												
15 Jim Edmonds, L OBP: 0.430, SLG: 0.681 So Taguchi, R OBP: 0.312, SLG: 0.415	K		2-3 K		1-2 F8			0-0 F7	2-3 K2-3	3	0	0	0	0	2	2												
Roger Cedeno, S OBP: 0.328, SLG: 0.358		1-3 K		2-3 K				0-0 FC6-4 1-2f	0-0 G4-3	4	0	0	0	0	2	1												
Edgar Renteria, R OBP: 0.322, SLG: 0.401 7 Hector Luna, R OBP: 0.286, SLG: 0.352		0-1 F7		0-1 G4-3				0-1 G1-6-3	4-2 DI 1B BB	3	0	0	0	0	0	1												
John Mabry, L OBP: 0.367, SLG: 0.482		4-2 1B BB		0-0 G4-3				0-0 G3-1	3-3 K	3	0	0	0	1	1	1												
Mike Matheny, R OBP: 0.292, SLG: 0.341		0-0 FC6 1B		1-0 G6-3				0-1 G1-3	1-2 1B 2B 1B	4	1	2	1	0	0	0												
Jeff Suppan, R OBP: 0.077, SLG: 0.059 Al Reyes, R		1-2 FC6		2-2 G4-3				0-1 L7	1-2 2B 1B	1	0	0	0	0	0	2												
Marlon Anderson, L OBP: 0.256, SLG: 0.362		1-2f							1-2 2B 1B	3	1	1	0	0	0	0												
Inning Stats	R: 1 E: 0 K: 1 S: 8	H: 2 LOB: 0 BB: 0 P: 16	R: 0 E: 0 K: 1 S: 12	H: 1 LOB: 1 BB: 1 P: 18	R: 0 E: 0 K: 1 S: 9	H: 1 LOB: 0 BB: 0 P: 11	R: 0 E: 0 K: 1 S: 10	H: 0 LOB: 0 BB: 0 P: 12	R: 0 E: 0 K: 0 S: 7	H: 1 LOB: 1 BB: 1 P: 18	R: 0 E: 0 K: 0 S: 5	H: 0 LOB: 0 BB: 0 P: 5	R: 0 E: 0 K: 0 S: 8	H: 1 LOB: 0 BB: 0 P: 10	R: 4 E: 1 K: 2 S: 23	H: 3 LOB: 2 BB: 2 P: 39	1B: 8 2B: 1 3B: 0 HR: 0	SF: 0 SAC: 0 DP: 1 HBP: 0	WP: 1 PB: 0 SB: 1 CS: 0	PA: 40								
PITCHER	IP	WLS	BF	H	R	ER	SO	BB	IBB	HBP	BLK	WP	HR	S	P	ERA	WHIP											
Roger Clemens, R ERA: 3.12	(1, 1)	7.0	W	27	5	1	1	5	2	0	0	0	0	63	92	1.29	1.000											
Russ Springer, R ERA: 1.13	(8, 1)	1.0		4	1	0	0	0	0	0	0	0	0	8	10	0.00	1.000											
Darren Oliver, L ERA: 5.76	(9, 1)	0.2		5	2	3	3	1	1	0	0	0	0	15	24	40.50	4.500											
Dan Miceli, R ERA: 3.91	(9, 1)	0.0		2	1	1	0	0	0	0	0	0	0	3	4	∞	∞											
54 Brad Lodge, R ERA: 2.19	(9, 1)	0.1	S	2	0	0	0	1	0	1	0	0	1	0	5	11	0.00	0.000										

Houston Astros @ St. Louis Cardinals
 Busch Stadium, St. Louis, MO
 Tue Sep 14 2004, 7:10 PM CDT
 Att: 29,528 - Unknown - 79 F

AB 41
 R 7
 H 15
 RBI 7
 BB 3
 SO 5
 LOB 21



Houston Astros @ St. Louis Cardinals
 Busch Stadium, St. Louis, MO
 Tue Sep 14 2004, 7:10 PM CDT
 Att: 29,528 - Unknown - 79 F

AB 36
 R 5
 H 9
 RBI 3
 BB 4
 SO 7
 LOB 14



Batter	1	2	3	4	5	6	7	8	9	AB	R	H	RBI	BB	SO	LOB	TOP				
Craig Biggio, R OBP: 0.346, SLG: 0.475 (1, 7)	L6		F9			E6 17 1B		K		4	0	0	0	0	1	0	Houston Astros @ St. Louis Cardinals Busch Stadium, St. Louis, MO Wed Sep 15 2004, 7:10 PM CDT Att: 32,891 - Sunny - 83 F				
Carlos Beltrán, S OBP: 0.373, SLG: 0.570 (1, 8)	K		G4-3			F9		G1-3		4	0	0	0	0	1	1					
5 Jeff Bagwell, R OBP: 0.361, SLG: 0.466 (1, 3)	G1-3				F8	F9		K		4	0	0	0	0	1	1					
17 Lance Berkman, S OBP: 0.455, SLG: 0.568 (1, 9)		HR							L4	3	1	2	0	1	0	0					
Jeff Kent, R OBP: 0.345, SLG: 0.515 (1, 4)		HR			F7			L7		4	1	1	2	0	0	3					
Mike Lamb, L OBP: 0.359, SLG: 0.520 (1, 5)			F8		P5			G6-3		3	0	0	0	1	0	1					
Jose Vizcaino, S OBP: 0.320, SLG: 0.388 (1, 6)			G4-3							3	0	0	0	0	1	1					
Raul Chavez, R OBP: 0.252, SLG: 0.248 (1, 2)			G5-3							2	0	0	0	0	1	0					
Otlando Palmeiro, L OBP: 0.349, SLG: 0.357 (7, PH)										1	0	1	0	0	0	0					
Brad Ausmus, R OBP: 0.311, SLG: 0.337 (7, 2)										0	0	0	0	0	0	0					
Carlos Hernández, S OBP: 0.100, SLG: 0.120 (7, PH)										2	0	0	0	0	0	0					
Morgan Ensberg, R OBP: 0.317, SLG: 0.407 (7, 1)										1	0	0	0	0	0	2					
Dan Wheeler, R OBP: 0.220, SLG: 0.200 (7, 1)										0	0	0	0	0	0	0					
Mike Gallo, L OBP: 0.220, SLG: 0.200 (7, 1)										0	0	0	0	0	0	0					
Russ Springer, R OBP: 0.311, SLG: 0.337 (8, 1)										0	0	0	0	0	0	0					
Chad Qualls, R OBP: 0.311, SLG: 0.337 (8, 1)										0	0	0	0	0	0	0					
Inning Stats	R: 0 E: 0 K: 1 S: 8	H: 0 LOB: 0 BB: 0 P: 14	R: 2 E: 0 K: 0 S: 10	H: 2 LOB: 0 BB: 0 P: 16	R: 0 E: 0 K: 0 S: 8	H: 0 LOB: 0 BB: 0 P: 11	R: 0 E: 0 K: 0 S: 12	H: 0 LOB: 1 BB: 1 P: 23	R: 0 E: 0 K: 1 S: 10	H: 0 LOB: 0 BB: 0 P: 11	R: 0 E: 1 K: 0 S: 10	H: 1 LOB: 2 BB: 0 P: 15	R: 0 E: 0 K: 1 S: 11	H: 0 LOB: 0 BB: 0 P: 15	R: 0 E: 0 K: 0 S: 8	H: 0 LOB: 0 BB: 0 P: 10	1B: 3 2B: 0 3B: 0 HR: 1	SF: 0 SAC: 0 DP: 1 HBP: 0	WP: 0 PB: 0 SB: 0 CS: 0	PA: 33	
PITCHER	IP	WLS	BF	H	R	ER	SO	BB	IBB	HBP	BLK	WP	HR	S	P	ERA	WHIP				
Matt Morris, R ERA: 4.62 (1, 1)	7.0		27	4	2	2	3	2	0	0	0	0	1	70	109	2.57	0.857				
Kiko Calero, R ERA: 3.44 (8, 1)	1.0	W	3	0	0	0	2	0	0	0	0	0	0	11	15	0.00	0.000				
44 Jason Istringhausen, R ERA: 2.77 (8, 1)	1.0	S	3	0	0	0	0	0	0	0	0	0	0	8	10	0.00	0.000				

AB	31
R	2
H	4
RBI	2
BB	2
SO	5
LOB	9



Batter	1	2	3	4	5	6	7	8	9	AB	R	H	RBI	BB	SO	LOB	BOTTOM				
Tony Womack, L OBP: 0.351, SLG: 0.385 (1, 4)	G3-1		FC1-4 1B			F7		G4-3		4	0	1	0	0	0	1	Houston Astros @ St. Louis Cardinals Busch Stadium, St. Louis, MO Wed Sep 15 2004, 7:10 PM CDT Att: 32,891 - Sunny - 83 F				
Larry Walker, L OBP: 0.448, SLG: 0.619 (1, 9)	G1-3 5 BB		FC1-4 5 1B			G6-3		P6		3	0	0	0	1	0	1					
5 Albert Pujols, R OBP: 0.415, SLG: 0.657 (1, 3)	G1-3		FC6-4 1B			L5		E 15 SF8 1B		4	1	2	0	0	0	1					
Edgar Renteria, R OBP: 0.322, SLG: 0.400 (1, 6)	F7		FC6-4 1B			K		E8 1B WP 1B		4	1	1	0	0	1	3					
15 Jim Edmonds, L OBP: 0.428, SLG: 0.685 (1, 8)		HR				G1-3		SF8		3	1	1	2	0	0	0					
Reggie Sanders, R OBP: 0.308, SLG: 0.502 (1, 7)								S 1B		3	1	1	0	1	1	0					
44 Jason Istringhausen, R OBP: 0.333, SLG: 0.333 (8, 1)										0	0	0	0	0	0	0					
Mike Matheny, R OBP: 0.294, SLG: 0.344 (1, 2)	F8							K 7 FC6-4 BB		3	0	1	1	1	1	0					
7 Hector Luna, R OBP: 0.285, SLG: 0.357 (1, 5)	B1							FC6-4 1B		4	0	1	0	0	1	3					
Matt Morris, R OBP: 0.172, SLG: 0.164 (1, 1)										2	0	0	0	0	1	1					
Roger Cedeno, S OBP: 0.326, SLG: 0.356 (7, PH)										1	0	0	0	0	0	1					
Kiko Calero, R OBP: 0.312, SLG: 0.415 (8, 1)										0	0	0	0	0	0	0					
So Taguchi, R OBP: 0.312, SLG: 0.415 (8, 7)										0	0	0	0	0	0	0					
Inning Stats	R: 0 E: 0 K: 0 S: 10	H: 0 LOB: 1 BB: 1 P: 18	R: 1 E: 0 K: 1 S: 11	H: 1 LOB: 0 BB: 0 P: 19	R: 0 E: 0 K: 0 S: 10	H: 2 LOB: 0 BB: 0 P: 16	R: 1 E: 0 K: 2 S: 15	H: 1 LOB: 1 BB: 1 P: 25	R: 0 E: 0 K: 1 S: 10	H: 0 LOB: 0 BB: 0 P: 16	R: 0 E: 0 K: 1 S: 8	H: 0 LOB: 0 BB: 0 P: 13	R: 0 E: 0 K: 1 S: 12	H: 1 LOB: 1 BB: 0 P: 19	R: 2 E: 1 K: 0 S: 13	H: 3 LOB: 2 BB: 1 P: 25	1B: 5 2B: 2 3B: 0 HR: 1	SF: 1 SAC: 0 DP: 0 HBP: 0	WP: 1 PB: 0 SB: 2 CS: 0	PA: 35	
PITCHER	IP	WLS	BF	H	R	ER	SO	BB	IBB	HBP	BLK	WP	HR	S	P	ERA	WHIP				
Carlos Hernández, L ERA: 5.3 (1, 1)	6.0		24	4	2	2	4	2	0	0	0	0	1	64	107	3.00	1.000				
Dan Wheeler, R ERA: 4.5 (7, 1)	0.1		2	1	0	0	1	0	0	0	0	0	0	5	6	0.00	3.000				
Mike Gallo, L ERA: 4.86 (7, 1)	0.2		2	0	0	0	0	0	0	0	0	0	0	7	13	0.00	0.000				
Russ Springer, R ERA: 3.12 (8, 1)	0.2	L	6	3	2	2	0	1	0	0	0	1	0	11	20	27.00	6.000				
Chad Qualls, R ERA: 4.43 (8, 1)	0.1		1	0	0	0	0	0	0	0	0	0	0	2	5	0.00	0.000				



Batter	1	2	3	4	5	6	7	8	9	AB	R	H	RBI	BB	SO	LOB	TOP										
Craig Biggio, R OBP: 0.346, SLG: 0.474 Dan Miceli, R OBP: 0.500, SLG: 0.500	F8		F7	E5		G6-3			FC6-4	5	0	2	0	0	0	0											
Carlos Beltrán, S OBP: 0.373, SLG: 0.566	G3		G4-3	G4-3		F9			FC6-4	3	1	0	0	2	0	1											
5 Jeff Bagwell, R OBP: 0.381, SLG: 0.465	BB		G5-3	L6		SF7			FC6-4	5	2	2	0	0	0	4											
17 Lance Berkman, S OBP: 0.456, SLG: 0.566	BB		E			G4-3			K	3	2	1	0	2	1	2											
Jeff Kent, R OBP: 0.346, SLG: 0.519	BB		E6			F7			K	4	1	2	4	0	1	2											
Mike Lamb, L OBP: 0.358, SLG: 0.527	G3		E1			F8				4	1	1	1	0	0	2											
Jose Vizcaino, S OBP: 0.316, SLG: 0.383			FC6-4			G4-3			F9	4	0	0	0	0	0	1											
Brad Ausmus, R OBP: 0.308, SLG: 0.333	G2			E6		K			G6-3	4	1	0	0	0	1	0											
41 Brandon Backe, R ERA: 3.66 Chad Harville, R ERA: 4.75 2 Chris Burke, R ERA: 4.43 Chad Qualls, R ERA: 4.43 Morgan Ensberg, R ERA: 4.42 Dan Wheeler, R ERA: 4.42 16 Jason Lane, R ERA: 3.86	K		SH5-4			P6			F7	1	0	0	0	0	0	0											
Inning Stats	R: 2 E: 0 K: 0 S: 12	H: 2 LOB: 1 BB: 1 P: 24	R: 0 E: 0 K: 1 S: 9	H: 0 LOB: 0 BB: 0 P: 10	R: 3 E: 2 K: 0 S: 9	H: 1 LOB: 1 BB: 2 P: 23	R: 1 E: 2 K: 0 S: 5	H: 1 LOB: 1 BB: 0 P: 9	R: 1 E: 0 K: 0 S: 9	H: 1 LOB: 0 BB: 0 P: 15	R: 0 E: 0 K: 1 S: 8	H: 0 LOB: 0 BB: 0 P: 10	R: 1 E: 0 K: 0 S: 10	H: 2 LOB: 1 BB: 0 P: 17	R: 0 E: 0 K: 0 S: 6	H: 0 LOB: 0 BB: 0 P: 9	R: 0 E: 0 K: 2 S: 13	H: 1 LOB: 2 BB: 1 P: 24	1B: 5 2B: 2 3B: 0 HR: 1	SF: 1 SAC: 1 DP: 0 HBP: 0	WP: 0 PB: 0 SB: 1 CS: 0	PA: 41					
PITCHER	IP	WLS	BF	H	R	ER	SO	BB	IBB	HBP	BLK	WP	HR	S	P	ERA	WHIP										
Jason Marquis, R ERA: 3.66	6.0	L	28	5	7	4	2	3	0	0	0	0	1	52	91	6.00	1.333										
Cal Eldred, R ERA: 3.81	1.0		5	2	1	1	0	0	0	0	0	0	0	10	17	9.00	2.000										
34 Randy Flores, L ERA: 2.61	1.0		3	0	0	0	0	0	0	0	0	0	0	6	9	0.00	0.000										
Julian Tavarez, R ERA: 2.61	0.2		4	1	0	0	1	1	0	0	0	0	0	9	19	0.00	3.000										
Al Reyes, R ERA: 3.86	0.1		1	0	0	0	1	0	0	0	0	0	0	4	5	0.00	0.000										
Batter	1	2	3	4	5	6	7	8	9	AB	R	H	RBI	BB	SO	LOB	BOTTOM										
Tony Womack, L OBP: 0.351, SLG: 0.385	F7		F9			G4-3			G4-3	5	0	2	0	0	0	2											
Roger Cedeno, S OBP: 0.324, SLG: 0.354	F8		F9			L7				4	0	1	0	0	0	2											
5 Albert Pujols, R OBP: 0.414, SLG: 0.659	HR		K			L6				4	1	1	1	0	1	4											
15 Jim Edmonds, L OBP: 0.429, SLG: 0.683	BB					K				3	0	1	0	1	2	1											
Reggie Sanders, R OBP: 0.308, SLG: 0.500	L5		F7			F9				4	1	1	0	0	0	4											
John Mabry, L OBP: 0.365, SLG: 0.497						K				4	1	2	1	0	2	0											
4 Yadier Molina, R OBP: 0.310, SLG: 0.276	G6-3					P4				4	0	1	0	0	0	0											
7 Hector Luna, R OBP: 0.277, SLG: 0.346	G4-3					G5-3				4	0	0	1	0	0	2											
Jason Marquis, L ERA: 4.45 Larry Walker, R ERA: 4.75 Cal Eldred, R ERA: 4.43 34 Randy Flores, L ERA: 4.43 Julian Tavarez, L ERA: 4.42 Al Reyes, R ERA: 3.86 Marlon Anderson, L ERA: 3.86	F9					K				2	0	1	0	0	1	0											
Inning Stats	R: 1 E: 0 K: 0 S: 7	H: 2 LOB: 1 BB: 0 P: 12	R: 0 E: 0 K: 1 S: 11	H: 0 LOB: 0 BB: 0 P: 17	R: 0 E: 0 K: 1 S: 14	H: 2 LOB: 3 BB: 1 P: 25	R: 1 E: 0 K: 1 S: 10	H: 1 LOB: 1 BB: 0 P: 17	R: 0 E: 0 K: 1 S: 12	H: 2 LOB: 1 BB: 0 P: 16	R: 1 E: 0 K: 1 S: 11	H: 3 LOB: 2 BB: 0 P: 15	R: 0 E: 0 K: 1 S: 6	H: 0 LOB: 0 BB: 0 P: 6	R: 0 E: 0 K: 1 S: 6	H: 0 LOB: 0 BB: 0 P: 9	R: 0 E: 0 K: 1 S: 13	H: 0 LOB: 0 BB: 0 P: 18	1B: 8 2B: 0 3B: 0 HR: 2	SF: 0 SAC: 0 DP: 1 HBP: 0	WP: 0 PB: 0 SB: 0 CS: 0	PA: 37					
PITCHER	IP	WLS	BF	H	R	ER	SO	BB	IBB	HBP	BLK	WP	HR	S	P	ERA	WHIP										
41 Brandon Backe, R ERA: 4.45	4.0		20	7	2	2	3	1	0	0	0	0	0	4	6	4.50	2.000										
Chad Harville, R ERA: 4.75	1.0	W	2	0	0	0	1	0	0	0	0	0	0	4	6	0.00	0.000										
Chad Qualls, R ERA: 4.43	2.0		9	3	1	1	2	0	0	0	0	0	0	17	21	4.50	1.500										
Dan Wheeler, R ERA: 4.42	1.0		3	0	0	0	1	0	0	0	0	0	0	6	9	0.00	0.000										
Dan Miceli, R ERA: 3.86	1.0		3	0	0	0	1	0	0	0	0	0	0	13	18	0.00	0.000										

Houston Astros @ St. Louis Cardinals
 Busch Stadium, St. Louis, MO
 Thu Sep 16 2004, 7:10 PM CDT
 Att: 28,704 - Cloudy - 79 F

AB	35
R	8
H	8
RBI	5
BB	4
SO	4
LOB	12



Houston Astros @ St. Louis Cardinals
 Busch Stadium, St. Louis, MO
 Thu Sep 16 2004, 7:10 PM CDT
 Att: 28,704 - Cloudy - 79 F

AB	36
R	3
H	10
RBI	3
BB	1
SO	8
LOB	17



Batter	1	2	3	4	5	6	7	8	9	AB	R	H	RBI	BB	SO	LOB	TOP					
Scott Podsednik, L (1, 8) OBP: 0.317, SLG: 0.365	1-3 K		1-3 K		4-0 FC6-4 BB		1-1 FC6-4		3-2 1B	4	0	1	0	1	2	1	Milwaukee Brewers @ Houston Astros Minute Maid Park, Houston, TX Fri Sep 17 2004, 7:05 PM CDT Att: 38,839 - Dome - 74 F					
Keith Ginter, R (1, 4) OBP: 0.313, SLG: 0.427	0-2 G5-3		2-1 2B		1-0 FC6-4			3-1 2B		4	0	2	0	0	0	2						
Lyle Overbay, L (1, 3) OBP: 0.387, SLG: 0.478	2-2 L7		1-0 G4-3			0-1 L7		2-3 K		4	0	0	0	0	1	2						
Geoff Jenkins, L (1, 7)		1-0 HR		1-1 P5		2-1 1B		4-0 IBB		3	1	2	1	1	0	0						
Brady Clark, R (1, 9) OBP: 0.378, SLG: 0.388		0-0 G5-3 BB 1B		1-0 G5-3		1-0 F8		0-3 K		4	0	1	0	0	1	3						
Russell Branyan, L (1, 5) OBP: 0.336, SLG: 0.612		4-2 G5-3 1B BB		1-3 K		2-3 K		0-1 P6		3	0	0	0	1	2	3						
Chad Moeller, R (1, 2) OBP: 0.172, SLG: 0.313 Chris Magruder, S (9, PH) OBP: 0.344, SLG: 0.418	1-1 G5-3		1-1 G4-3		1-1 G4-3		2-3 K		1-1 G6-3 1B	3	0	0	0	0	1	2						
Craig Counsell, L (1, 6) OBP: 0.329, SLG: 0.304	0-1 2H 1B		0-2 G6-3		0-2 G6-3		1-2 G4-3		1-0 G6-3	4	0	1	0	0	0	1						
15 Ben Sheets, R (1, 1) OBP: 0.172, SLG: 0.102 Brooks Kieschnick, L (9, PH) OBP: 0.356, SLG: 0.464			1-2 G6-3		0-0 BB 1B		0-1 FC6-4 1B		0-3 K	3	0	2	0	0	0	0						
Inning Stats	R: 0 E: 0 K: 1 S: 11	H: 0 LOB: 0 BB: 0 P: 14	R: 1 E: 0 K: 0 S: 8	H: 3 LOB: 2 BB: 1 P: 14	R: 0 E: 0 K: 1 S: 9	H: 1 LOB: 1 BB: 0 P: 14	R: 0 E: 0 K: 1 S: 6	H: 0 LOB: 0 BB: 0 P: 9	R: 0 E: 0 K: 1 S: 8	H: 1 LOB: 2 BB: 1 P: 14	R: 0 E: 0 K: 1 S: 11	H: 1 LOB: 1 BB: 0 P: 15	R: 0 E: 0 K: 2 S: 10	H: 1 LOB: 2 BB: 1 P: 19	R: 0 E: 0 K: 1 S: 9	H: 2 LOB: 1 BB: 0 P: 14		1B: 7 2B: 2 3B: 0 HR: 1	SF: 0 SAC: 0 DP: 1 HBP: 0	WP: 0 PB: 0 SB: 0 CS: 0	PA: 37	
PITCHER	IP WLS BF H R ER SO BB IBB HBP BLK WP HR S P ERA WHIP	IP WLS BF H R ER SO BB IBB HBP BLK WP HR S P ERA WHIP	IP WLS BF H R ER SO BB IBB HBP BLK WP HR S P ERA WHIP	IP WLS BF H R ER SO BB IBB HBP BLK WP HR S P ERA WHIP	IP WLS BF H R ER SO BB IBB HBP BLK WP HR S P ERA WHIP	IP WLS BF H R ER SO BB IBB HBP BLK WP HR S P ERA WHIP	IP WLS BF H R ER SO BB IBB HBP BLK WP HR S P ERA WHIP	IP WLS BF H R ER SO BB IBB HBP BLK WP HR S P ERA WHIP	IP WLS BF H R ER SO BB IBB HBP BLK WP HR S P ERA WHIP	IP WLS BF H R ER SO BB IBB HBP BLK WP HR S P ERA WHIP	IP WLS BF H R ER SO BB IBB HBP BLK WP HR S P ERA WHIP	IP WLS BF H R ER SO BB IBB HBP BLK WP HR S P ERA WHIP	IP WLS BF H R ER SO BB IBB HBP BLK WP HR S P ERA WHIP	IP WLS BF H R ER SO BB IBB HBP BLK WP HR S P ERA WHIP	IP WLS BF H R ER SO BB IBB HBP BLK WP HR S P ERA WHIP	IP WLS BF H R ER SO BB IBB HBP BLK WP HR S P ERA WHIP	IP WLS BF H R ER SO BB IBB HBP BLK WP HR S P ERA WHIP	IP WLS BF H R ER SO BB IBB HBP BLK WP HR S P ERA WHIP	IP WLS BF H R ER SO BB IBB HBP BLK WP HR S P ERA WHIP	IP WLS BF H R ER SO BB IBB HBP BLK WP HR S P ERA WHIP	IP WLS BF H R ER SO BB IBB HBP BLK WP HR S P ERA WHIP	IP WLS BF H R ER SO BB IBB HBP BLK WP HR S P ERA WHIP

AB	34
R	1
H	10
RBI	1
BB	3
SO	8
LOB	15



Batter	1	2	3	4	5	6	7	8	9	AB	R	H	RBI	BB	SO	LOB	BOTTOM					
Craig Biggio, R (1, 7) OBP: 0.344, SLG: 0.471 16 Jason Lane, R (9, 7) OBP: 0.319, SLG: 0.405	1-2 P3		0-3 K			1-1 G5-3		0-0 F9		4	0	0	0	0	1	1	Milwaukee Brewers @ Houston Astros Minute Maid Park, Houston, TX Fri Sep 17 2004, 7:05 PM CDT Att: 38,839 - Dome - 74 F					
Carlos Beltrán, S (1, 8) OBP: 0.371, SLG: 0.563	3-2 L8			1-3 K		2-3 K				3	0	0	0	0	2	0						
5 Jeff Bagwell, R (1, 3) OBP: 0.381, SLG: 0.464	2-3 K			2-0 17 2B 1B		2-2 F8				3	1	1	0	0	1	0						
17 Lance Berkman, S (1, 9) OBP: 0.456, SLG: 0.567		3-3 K		0-1 1H 2B		1-3 K				3	0	1	1	0	2	0						
Jeff Kent, R (1, 4) OBP: 0.346, SLG: 0.517		1-0 CS HBP		0-1 F7		1-0 F8				2	0	0	0	0	0	1						
Mike Lamb, L (1, 5) OBP: 0.358, SLG: 0.537	3-2 P4			0-1 G1-3		3-2 HR				3	1	1	1	0	0	2						
Jose Vizcaino, S (1, 6) OBP: 0.313, SLG: 0.379			0-0 F8		1-0 L6		3-0 L9			3	0	0	0	0	0	0						
Raul Chavez, R (1, 2) OBP: 0.255, SLG: 0.252 Orlando Palmeiro, L (9, PH) OBP: 0.347, SLG: 0.354 Brad Ausmus, R (9, 2) OBP: 0.336, SLG: 0.333			0-1 1B		2-3 K2-3		0-1 F8			2	0	1	0	0	1	0						
44 Roy Oswalt, R (1, 1) OBP: 0.188, SLG: 0.156 54 Brad Lidge, R (8, 1) 4 Eric Bruntlett, R (8, 6) OBP: 0.315, SLG: 0.478			3-3 K		1-3 K		2-0 F8			2	0	0	0	0	2	1						
Inning Stats	R: 0 E: 0 K: 1 S: 11	H: 0 LOB: 0 BB: 0 P: 17	R: 0 E: 0 K: 1 S: 8	H: 0 LOB: 0 BB: 0 P: 15	R: 0 E: 0 K: 2 S: 9	H: 1 LOB: 1 BB: 0 P: 12	R: 1 E: 0 K: 1 S: 10	H: 2 LOB: 1 BB: 0 P: 13	R: 0 E: 0 K: 1 S: 8	H: 0 LOB: 0 BB: 0 P: 12	R: 0 E: 0 K: 1 S: 8	H: 0 LOB: 0 BB: 0 P: 13	R: 1 E: 0 K: 1 S: 8	H: 1 LOB: 0 BB: 0 P: 16	R: 0 E: 0 K: 0 S: 4	H: 0 LOB: 0 BB: 0 P: 6		1B: 2 2B: 1 3B: 0 HR: 1	SF: 0 SAC: 0 DP: 0 HBP: 1	WP: 0 PB: 0 SB: 0 CS: 1	PA: 28	
PITCHER	IP WLS BF H R ER SO BB IBB HBP BLK WP HR S P ERA WHIP	IP WLS BF H R ER SO BB IBB HBP BLK WP HR S P ERA WHIP	IP WLS BF H R ER SO BB IBB HBP BLK WP HR S P ERA WHIP	IP WLS BF H R ER SO BB IBB HBP BLK WP HR S P ERA WHIP	IP WLS BF H R ER SO BB IBB HBP BLK WP HR S P ERA WHIP	IP WLS BF H R ER SO BB IBB HBP BLK WP HR S P ERA WHIP	IP WLS BF H R ER SO BB IBB HBP BLK WP HR S P ERA WHIP	IP WLS BF H R ER SO BB IBB HBP BLK WP HR S P ERA WHIP	IP WLS BF H R ER SO BB IBB HBP BLK WP HR S P ERA WHIP	IP WLS BF H R ER SO BB IBB HBP BLK WP HR S P ERA WHIP	IP WLS BF H R ER SO BB IBB HBP BLK WP HR S P ERA WHIP	IP WLS BF H R ER SO BB IBB HBP BLK WP HR S P ERA WHIP	IP WLS BF H R ER SO BB IBB HBP BLK WP HR S P ERA WHIP	IP WLS BF H R ER SO BB IBB HBP BLK WP HR S P ERA WHIP	IP WLS BF H R ER SO BB IBB HBP BLK WP HR S P ERA WHIP	IP WLS BF H R ER SO BB IBB HBP BLK WP HR S P ERA WHIP	IP WLS BF H R ER SO BB IBB HBP BLK WP HR S P ERA WHIP	IP WLS BF H R ER SO BB IBB HBP BLK WP HR S P ERA WHIP	IP WLS BF H R ER SO BB IBB HBP BLK WP HR S P ERA WHIP	IP WLS BF H R ER SO BB IBB HBP BLK WP HR S P ERA WHIP	IP WLS BF H R ER SO BB IBB HBP BLK WP HR S P ERA WHIP	IP WLS BF H R ER SO BB IBB HBP BLK WP HR S P ERA WHIP



Batter	1	2	3	4	5	6	7	8	9	AB	R	H	RBI	BB	SO	LOB	TOP																		
Scott Podsednik, L (1, 8) OBP: 0.319, SLG: 0.367										5	1	3	0	0	1	1	Milwaukee Brewers @ Houston Astros Minute Maid Park, Houston, TX Sat Sep 18 2004, 6:05 PM CDT Att: 40,408 - Dome - 74 F																		
Keith Ginter, R (1, 4) OBP: 0.315, SLG: 0.425										4	1	1	0	1	0	2																			
Lyle Overbay, L (1, 3) OBP: 0.387, SLG: 0.481										5	1	2	1	0	1	3																			
Geoff Jenkins, L (1, 7) Trent Durrington, R (9, PR) OBP: 0.325, SLG: 0.469 OBP: 0.288, SLG: 0.420										4	0	2	2	1	0	1																			
Brady Clark, R (1, 9) OBP: 0.376, SLG: 0.383										4	0	0	0	1	2	5																			
Russell Branyan, L (1, 5) OBP: 0.331, SLG: 0.595										5	0	1	0	0	1	6																			
Craig Counsell, L (1, 6) OBP: 0.332, SLG: 0.309										3	0	2	0	1	0	1																			
Gary Bennett, R (1, 2) 2 Bill Hall, R (8, PH) Chad Moeller, R (8, 2) OBP: 0.284, SLG: 0.325 OBP: 0.284, SLG: 0.388 OBP: 0.276, SLG: 0.313										2	0	0	0	1	0	4																			
Gary Glover, R (1, 1) Brooks Kieschnick, L (5, 1) Luis Vizcaino, R (8, 1)										2	0	0	0	0	0	2																			
Inning Stats	R: 0 E: 1 K: 1 S: 18	H: 1 LOB: 3 BB: 1 P: 30	R: 0 E: 1 K: 1 S: 10	H: 1 LOB: 1 BB: 1 P: 15	R: 0 E: 0 K: 0 S: 10	H: 1 LOB: 0 BB: 0 P: 16	R: 0 E: 0 K: 0 S: 5	H: 1 LOB: 0 BB: 0 P: 7	R: 3 E: 1 K: 0 S: 13	H: 3 LOB: 3 BB: 3 P: 29	R: 0 E: 0 K: 0 S: 9	H: 2 LOB: 1 BB: 0 P: 17	R: 0 E: 0 K: 1 S: 12	H: 1 LOB: 1 BB: 0 P: 18	R: 0 E: 1 K: 1 S: 11	H: 0 LOB: 1 BB: 0 P: 17		R: 0 E: 0 K: 2 S: 13	H: 1 LOB: 2 BB: 0 P: 17	1B: 8 2B: 3 3B: 0 HR: 0	SF: 0 SAC: 0 DP: 1 HBP: 0	WP: 0 PA: 42 PB: 0 SB: 6 CS: 0													
PITCHER	IP WLS BF H R ER SO BB IBB HBP BLK WP HR S P ERA WHIP																																		
Pete Munro, R (1, 1) ERA: 5.23	4.1	20	5	2	2	2	3	0	0	0	0	0	0	0	0	49	81	4.15	1.846																
Chad Harville, R (5, 1) ERA: 4.86	0.2	6	2	1	1	0	1	1	0	0	0	0	0	0	7	16	13.50	4.500																	
Chad Qualls, R (6, 1) ERA: 4.07	2.0	8	3	0	0	1	0	0	0	0	0	0	0	21	35	0.00	1.500																		
Dan Miceli, R (8, 1) ERA: 3.8	1.0	4	0	0	0	1	0	0	0	0	0	0	0	11	17	0.00	0.000																		
54 Brad Lidge, R (9, 1) ERA: 2.11	1.0	4	1	0	0	2	0	0	0	0	0	0	0	13	17	0.00	1.000																		

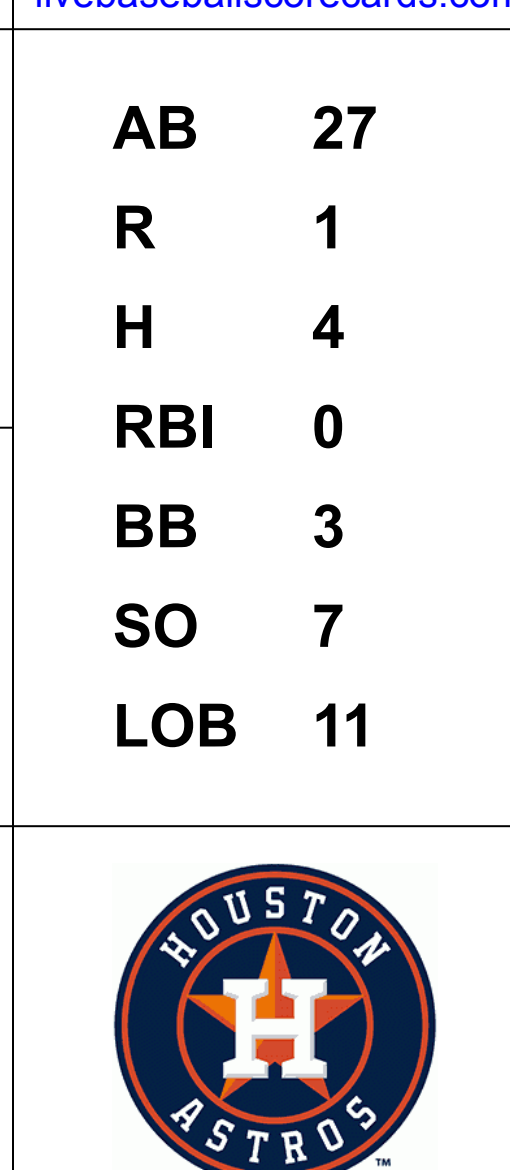
Batter	1	2	3	4	5	6	7	8	9	AB	R	H	RBI	BB	SO	LOB	BOTTOM																
Craig Biggio, R (1, 7) OBP: 0.346, SLG: 0.474										3	0	2	0	0	0	0	Milwaukee Brewers @ Houston Astros Minute Maid Park, Houston, TX Sat Sep 18 2004, 6:05 PM CDT Att: 40,408 - Dome - 74 F																
16 Jason Lane, R (9, 7) OBP: 0.319, SLG: 0.405										0	0	0	0	0	0	0																	
Carlos Beltrán, S (1, 8) OBP: 0.370, SLG: 0.561										2	1	0	1	1	0	1																	
5 Jeff Bagwell, R (1, 3) OBP: 0.382, SLG: 0.470										4	1	2	3	0	1	1																	
17 Lance Berkman, S (1, 9) OBP: 0.457, SLG: 0.567										2	0	1	0	2	0	1																	
Jeff Kent, R (1, 4) OBP: 0.343, SLG: 0.513										4	0	0	0	0	1	4																	
Mike Lamb, L (1, 5) OBP: 0.360, SLG: 0.533										2	0	0	0	2	1	2																	
Willy Taveras, R (8, PR) Morgan Ensberg, R (9, 5) OBP: 0.330, SLG: 0.496										0	0	0	0	0	0	0																	
Jose Vizcaino, S (1, 6) OBP: 0.310, SLG: 0.374										4	0	0	0	0	0	3																	
Brad Ausmus, R (1, 2) Raul Chavez, R (7, 2) OBP: 0.310, SLG: 0.334 OBP: 0.253, SLG: 0.250										2	1	1	0	1	0	0																	
Pete Munro, R (1, 1) Chad Harville, R (5, 1) Chad Qualls, R (6, 1) Dan Miceli, R (8, 1) Orlando Palmeiro, L (9, 1) 54 Brad Lidge, R (9, 1)										1	1	0	0	0	1	2																	
Inning Stats	R: 0 E: 0 K: 0 S: 6	H: 0 LOB: 0 BB: 0 P: 9	R: 0 E: 0 K: 2 S: 9	H: 1 LOB: 1 BB: 0 P: 11	R: 2 E: 1 K: 0 S: 12	H: 2 LOB: 1 BB: 0 P: 17	R: 0 E: 0 K: 1 S: 5	H: 0 LOB: 2 BB: 2 P: 14	R: 2 E: 0 K: 0 S: 11	H: 2 LOB: 1 BB: 2 P: 24	R: 0 E: 0 K: 1 S: 6	H: 0 LOB: 0 BB: 0 P: 9	R: 0 E: 0 K: 1 S: 12	H: 1 LOB: 1 BB: 0 P: 21	R: 0 E: 0 K: 1 S: 12	H: 0 LOB: 2 BB: 1 P: 19	1B: 4 2B: 1 3B: 0 HR: 1	SF: 1 SAC: 2 DP: 0 HBP: 0	WP: 1 PA: 36 PB: 0 SB: 0 CS: 0														
PITCHER	IP WLS BF H R ER SO BB IBB HBP BLK WP HR S P ERA WHIP																																
Gary Glover, R (1, 1) ERA: 4.5	4.1	22	5	4	2	3	3	1	0	0	0	0	0	39	71	4.15	1.846																
Brooks Kieschnick, R (5, 1) ERA: 2.93	2.2	10	1	0	0	2	0	1	0	0	1	0	22	34	0.00	0.375																	
Luis Vizcaino, R (8, 1) ERA: 4.13	1.0	4	0	0	0	1	1	0	0	0	0	0	12	19	0.00	1.000																	



Batter	1	2	3	4	5	6	7	8	9	AB	R	H	RBI	BB	SO	LOB	TOP										
Scott Podsednik, L (1, 8) OBP: 0.319, SLG: 0.367	1-1 G3-1 1B		2-2 G1-3		3-2 F9			3-3 K		4	0	1	0	0	1	0	Milwaukee Brewers @ Houston Astros Minute Maid Park, Houston, TX Sun Sep 19 2004, 7:05 PM CDT Att: 35,678 - Dome - 74 F										
Keith Cinter, R (1, 4) OBP: 0.311, SLG: 0.420	2-3 K		1-2 G6-3			2-3 K		3-3 K		4	0	0	0	0	3	1											
Brady Clark, R (1, 9) OBP: 0.377, SLG: 0.386	4-1 G3-1 BB			0-0 2B		0-1 G4-3		0-3 K		3	0	1	0	1	1	0											
Geoff Jenkins, L (1, 7) OBP: 0.323, SLG: 0.465	2-2 G3-1		1-3 K		1-3 K			2-3 K		4	0	0	0	0	3	3											
Lyle Overbay, L (1, 3) OBP: 0.395, SLG: 0.479	3-2 G3-1		1-3 K			1-0 G3				3	0	0	0	0	1	3											
Russell Branyan, L (1, 5) OBP: 0.331, SLG: 0.585		1-0 F7		4-2 BB		0-3 K				2	0	0	0	1	1	0											
Craig Counsell, L (1, 6) OBP: 0.330, SLG: 0.307		1-1 G3		2-2 G3			2-3 K			3	0	0	0	0	1	2											
Chad Moeller, R (1, 2) OBP: 0.274, SLG: 0.311		2-2 F7			0-1 G5-3			1-1 G4-3		2	0	0	0	0	0	0											
Chris Magruder, S (8, PH) OBP: 0.338, SLG: 0.411										1	0	0	0	0	0	0											
Gary Bennett, R (8, 2) OBP: 0.284, SLG: 0.325										0	0	0	0	0	0	0											
Doug Davis, R (1, 1) OBP: 0.033, SLG: 0.017			1-3 K			0-3 K		0-0 G4-3		2	0	0	0	0	2	0											
Brooks Kieschnick, L (8, PH) OBP: 0.336, SLG: 0.363										1	0	0	0	0	0	0											
Mike Adams, R (8, 1)										0	0	0	0	0	0	0											
Inning Stats	R: 0 H: 1 E: 0 K: 1 S: 14	H: 1 LOB: 2 BB: 1 P: 26	R: 0 H: 0 E: 0 K: 0 S: 6	H: 0 LOB: 0 BB: 0 P: 10	R: 0 H: 0 E: 0 K: 1 S: 14	H: 0 LOB: 0 BB: 0 P: 18	R: 0 H: 1 E: 0 K: 2 S: 13	H: 1 LOB: 2 BB: 1 P: 21	R: 0 H: 0 E: 0 K: 1 S: 8	H: 0 LOB: 0 BB: 0 P: 11	R: 0 H: 0 E: 0 K: 2 S: 10	H: 0 LOB: 0 BB: 0 P: 13	R: 0 H: 0 E: 0 K: 1 S: 7	H: 0 LOB: 0 BB: 0 P: 10	R: 0 H: 0 E: 0 K: 3 S: 6	H: 0 LOB: 0 BB: 0 P: 15	1B: 1 2B: 1 3B: 0 HR: 0	SF: 0 SAC: 0 DP: 0 HBP: 0	WP: 0 PB: 0 SB: 1 CS: 1	PA: 31							
PITCHER	IP	WLS	BF	H	R	ER	SO	BB	IBB	HBP	BLK	WP	HR	S	P	ERA	WHIP										
Roger Clemens, R (1, 1) ERA: 3.0	8.0	W	28	2	0	0	10	2	0	0	0	0	0	78	119	0.00	0.500										
54 Brad Lidge, R (9, 1) ERA: 2.05	1.0	S	3	0	0	0	3	0	0	0	0	0	0	10	15	0.00	0.000										

Batter	1	2	3	4	5	6	7	8	9	AB	R	H	RBI	BB	SO	LOB	BOTTOM										
Craig Biggio, R (1, 7) OBP: 0.345, SLG: 0.474	2-2 L4		1-2 1B		1-1 G6-3			1-0 F7		4	0	1	0	0	0	1	Milwaukee Brewers @ Houston Astros Minute Maid Park, Houston, TX Sun Sep 19 2004, 7:05 PM CDT Att: 35,678 - Dome - 74 F										
16 Jason Lane, R (9, 7) OBP: 0.319, SLG: 0.405			0-0 2B			4-2 S 17 1B BB		0-3 K		3	0	1	0	1	1	0											
Carlos Beltrán, S (1, 8) OBP: 0.371, SLG: 0.560	3-2 P6		2-3 1B			2-2 F9		0-3 K		4	0	0	0	0	2	3											
5 Jeff Bagwell, R (1, 3) OBP: 0.380, SLG: 0.467	2-1 G4-3		3-3 K			3-2 S 1B		1-2 1B		3	0	1	0	0	1	0											
17 Lance Berkman, S (1, 9) OBP: 0.457, SLG: 0.565		0-3 K		1-1 G1-3		SAFE		3-2 S		3	0	1	0	0	1	0											
Jeff Kent, R (1, 4) OBP: 0.343, SLG: 0.511		4-1 G6-4-3 BB		0-2 F7		3-2 F8		3-2 F8		2	0	0	0	1	0	2											
Morgan Ensberg, R (1, 5) OBP: 0.328, SLG: 0.403		2-1 G6-4-3		1-0 G4-3		2-3 K		1-2 2-3		3	0	0	0	0	1	3											
Jose Vizcaino, S (1, 6) OBP: 0.310, SLG: 0.372			4-2 E G1-6-3 BB		1-1 G4-3			1-2 K		2	1	0	0	1	1	0											
Raul Chavez, R (1, 2) OBP: 0.248, SLG: 0.245			1-0 E3		0-1 G3		2-1 P3			3	0	0	0	0	0	1											
Roger Clemens, R (1, 1) OBP: 0.214, SLG: 0.194			1-1 G1-6-3		0-2 G4-3		0-3 K			3	0	1	0	0	1	1											
54 Brad Lidge, R (9, 1) ERA: 3.17			1-2 3H		1-2 2B					0	0	0	0	0	0	0											
Inning Stats	R: 0 H: 0 E: 0 K: 0 S: 8	H: 0 LOB: 0 BB: 0 P: 15	R: 0 H: 0 E: 0 K: 1 S: 6	H: 0 LOB: 0 BB: 1 P: 12	R: 1 H: 2 E: 1 K: 1 S: 15	H: 2 LOB: 1 BB: 1 P: 25	R: 0 H: 0 E: 0 K: 0 S: 6	H: 0 LOB: 0 BB: 0 P: 8	R: 0 H: 1 E: 0 K: 1 S: 11	H: 1 LOB: 1 BB: 0 P: 13	R: 0 H: 1 E: 0 K: 2 S: 16	H: 1 LOB: 2 BB: 1 P: 30	R: 0 H: 0 E: 0 K: 2 S: 8	H: 0 LOB: 0 BB: 0 P: 11	R: 0 H: 0 E: 0 K: 2 S: 7	H: 0 LOB: 0 BB: 0 P: 8	1B: 2 2B: 2 3B: 0 HR: 0	SF: 0 SAC: 0 DP: 2 HBP: 0	WP: 0 PB: 0 SB: 2 CS: 0	PA: 30							
PITCHER	IP	WLS	BF	H	R	ER	SO	BB	IBB	HBP	BLK	WP	HR	S	P	ERA	WHIP										
Doug Davis, L (1, 1) ERA: 3.52	7.0	L	27	4	1	1	5	3	0	0	0	0	0	70	114	1.29	1.000										
Mike Adams, R (8, 1) ERA: 3.17	1.0		3	0	0	0	2	0	0	0	0	0	0	7	8	0.00	0.000										

AB	29
R	0
H	2
RBI	0
BB	2
SO	13
LOB	9



Batter	1	2	3	4	5	6	7	8	9	AB	R	H	RBI	BB	SO	LOB	TOP										
Craig Biggio, R OBP: 0.345, SLG: 0.471 Chris Tremie, R (8, 2)	P4		G4-3 BB		L4			G5-3		3	0	0	0	1	0	0											
Carlos Beltrán, S OBP: 0.365, SLG: 0.556	F8		G4-3		G3-1			F9		4	0	0	0	0	0	1											
5 Jeff Bagwell, R OBP: 0.379, SLG: 0.471	HR		F8		G6-3			K		4	1	1	1	0	1	1											
17 Lance Berkman, S OBP: 0.457, SLG: 0.570	HR		P6		G4-3			FC5-4 BB		3	1	1	1	1	0	1											
Jeff Kent, R OBP: 0.341, SLG: 0.507	K				K			F7		4	0	0	0	0	2	1											
Mike Lamb, L OBP: 0.363, SLG: 0.532					F8			G3-6-3 1B		2	0	1	0	1	0	0											
Jose Vizcaino, S OBP: 0.310, SLG: 0.372					F8			G3-6-3		3	0	1	0	0	0	1											
Raul Chavez, R OBP: 0.245, SLG: 0.242 16 Jason Lane, R OBP: 0.317, SLG: 0.402								F8		2	0	0	0	0	1	2											
Carlos Hernández, S OBP: 0.261, SLG: 0.287 Brandon Duckworth, R OBP: 0.300, SLG: 0.222 2 Chris Burke, R OBP: 0.250, SLG: 0.077 Tim Redding, R OBP: 0.200, SLG: 0.200 Dan Wheeler, R OBP: 0.307, SLG: 0.200 Morgan Ensberg, R OBP: 0.300, SLG: 0.400 Russ Springer, R OBP: 0.300, SLG: 0.400								P6		1	0	0	0	0	0	1											
Inning Stats	R: 2 E: 0 K: 1 S: 12	H: 2 LOB: 0 BB: 0 P: 19	R: 0 E: 0 K: 1 S: 10	H: 1 LOB: 1 BB: 1 P: 14	R: 0 E: 0 K: 0 S: 7	H: 0 LOB: 1 BB: 1 P: 16	R: 0 E: 0 K: 1 S: 8	H: 0 LOB: 0 BB: 0 P: 13	R: 0 E: 0 K: 1 S: 9	H: 0 LOB: 0 BB: 0 P: 14	R: 0 E: 0 K: 0 S: 6	H: 0 LOB: 0 BB: 0 P: 11	R: 0 E: 0 K: 0 S: 6	H: 1 LOB: 0 BB: 0 P: 8	R: 0 E: 0 K: 0 S: 6	H: 0 LOB: 1 BB: 1 P: 9	R: 0 E: 0 K: 1 S: 8	H: 0 LOB: 1 BB: 1 P: 16	1B: 2 2B: 0 3B: 0 HR: 2	SF: 0 SAC: 0 DP: 2 HBP: 0	WP: 0 PB: 0 SB: 0 CS: 0	PA: 32					
PITCHER	IP	WLS	BF	H	R	ER	SO	BB	IBB	HBP	BLK	WP	HR	S	P	ERA	WHIP										
Brett Tomko, R ERA: 4.15 Jim Brower, R ERA: 3.66	(1, 1) (9, 1)	8.2 0.1	W 1	31 0	4 0	2 0	5 0	3 0	0 0	0 0	0 0	0 0	2 0	70 2	117 3	2.08 0.00	0.808 0.000										

Houston Astros @ San Francisco Giants
SBC Park, San Francisco, CA
Tue Sep 21 2004, 10:15 PM EDT
Att: 39,863 - Sunny - 71 F

AB	29
R	2
H	4
RBI	2
BB	3
SO	5
LOB	8



Batter	1	2	3	4	5	6	7	8	9	AB	R	H	RBI	BB	SO	LOB	BOTTOM										
Ray Durham, S OBP: 0.359, SLG: 0.463	1B 2B				1B 2B			1B		3	3	3	0	2	0	0											
Deivi Cruz, R OBP: 0.319, SLG: 0.429 Cody Ransom, R OBP: 0.329, SLG: 0.394	2B E				2B			HBP		4	2	3	2	0	0	3											
Pedro Feliz, R OBP: 0.299, SLG: 0.476	E 2B				1B 2B			P5		5	2	2	4	0	0	2											
Barry Bonds, L OBP: 0.608, SLG: 0.820 Todd Linden, S OBP: 0.333, SLG: 0.208	E6 FC1-6				1B IBB			F9		3	0	0	1	1	0	0											
Edgardo Alfonzo, R OBP: 0.354, SLG: 0.412	FC1-6 FC5-4				1B			P4		5	0	1	1	0	0	3											
Marquis Grissom, R OBP: 0.317, SLG: 0.442	FC5-4				K			G6-3		5	0	0	0	0	1	5											
Yorvit Torrealba, R OBP: 0.315, SLG: 0.410	F7				K			G6-3		4	0	1	0	0	1	1											
Dustan Mohr, R OBP: 0.410, SLG: 0.460					1B SH3-4			1B		3	2	3	0	1	0	0											
Brett Tomko, R OBP: 0.150, SLG: 0.138 Jim Brower, R OBP: 0.667, SLG: 0.500					SH3-4			F9		1	0	0	0	0	0	1											
Inning Stats	R: 3 E: 1 K: 0 S: 9	H: 3 LOB: 1 BB: 0 P: 18	R: 1 E: 0 K: 0 S: 12	H: 1 LOB: 1 BB: 1 P: 21	R: 0 E: 0 K: 0 S: 6	H: 0 LOB: 0 BB: 0 P: 12	R: 4 E: 0 K: 2 S: 16	H: 4 LOB: 2 BB: 2 P: 34	R: 0 E: 0 K: 0 S: 5	H: 0 LOB: 0 BB: 0 P: 9	R: 0 E: 0 K: 0 S: 10	H: 1 LOB: 1 BB: 0 P: 10	R: 1 E: 0 K: 0 S: 9	H: 2 LOB: 2 BB: 0 P: 19	R: 0 E: 0 K: 0 S: 5	H: 0 LOB: 0 BB: 0 P: 9	1B: 10 2B: 2 3B: 1 HR: 0	SF: 1 SAC: 3 DP: 1 HBP: 1	WP: 0 PB: 0 SB: 0 CS: 0	PA: 42							
PITCHER	IP	WLS	BF	H	R	ER	SO	BB	IBB	HBP	BLK	WP	HR	S	P	ERA	WHIP										
Carlos Hernández, L ERA: 5.9 Brandon Duckworth, R ERA: 7.05 Tim Redding, R ERA: 5.63 Dan Wheeler, R ERA: 4.35 Russ Springer, R ERA: 3.72	(1, 1) (3, 1) (5, 1) (7, 1) (8, 1)	2.1 1.2 2.0 1.0 1.0	L 11	4 4 2 1 2	4 4 0 0 1	4 4 0 0 0	0 2 0 0 0	0 1 0 0 0	1 0 0 0 0	0 0 0 0 0	0 0 0 0 0	0 0 0 0 0	0 0 0 0 0	0 0 10 15 9	23 44 23 10 19	15.43 21.60 0.00 0.00 9.00	2.143 3.000 1.500 1.000 2.000										

Houston Astros @ San Francisco Giants
SBC Park, San Francisco, CA
Tue Sep 21 2004, 10:15 PM EDT
Att: 39,863 - Sunny - 71 F

AB	33
R	9
H	13
RBI	8
BB	4
SO	2
LOB	15



Batter	1	2	3	4	5	6	7	8	9	AB	R	H	RBI	BB	SO	LOB	TOP					
Craig Biggio, R OBP: 0.343, SLG: 0.468 (1, 7)	G5-3		G6-3		P3			G6-4-3		4	0	0	0	0	0	3	Houston Astros @ San Francisco Giants SBC Park, San Francisco, CA Wed Sep 22 2004, 10:05 PM EDT Att: 40,095 - Sunny - 70 F					
Carlos Beltrán, S OBP: 0.387, SLG: 0.552 (1, 8)	F9		L5			G6-3			P5	4	0	0	0	0	0							
5 Jeff Bagwell, R OBP: 0.376, SLG: 0.467 (1, 3)	G5-3			P3		K			L7	4	0	0	0	0	1							
17 Lance Berkman, S OBP: 0.454, SLG: 0.565 (1, 9)		F7		G6-3		K			K2-3	4	0	0	0	0	2							
Jeff Kent, R OBP: 0.341, SLG: 0.512 (1, 4)		HR		G1-3					K	3	1	1	1	0	1							
Mike Lamb, L OBP: 0.386, SLG: 0.532 (1, 5)		K			SH2-4 1B			G6-4-3 BB		2	0	1	0	1	1							
Jose Vizcaino, S OBP: 0.313, SLG: 0.374 (1, 6)					SH2-4 1B			G6-4-3		3	0	2	0	0	0	1						
Brad Ausmus, R OBP: 0.308, SLG: 0.332 (1, 2)		K			F9				K	3	0	0	0	0	2	3						
44 Roy Oswalt, R OBP: 0.186, SLG: 0.154 (6, 1)										1	0	0	0	0	0	0						
Chad Harville, R OBP: 0.299, SLG: 0.200 (7, 1)										0	0	0	0	0	0	0						
Mike Gallo, L OBP: 0.322, SLG: 0.505 (8, PH)										1	0	1	0	0	0	0						
Dan Wheeler, R OBP: 0.501, SLG: 0.500 (8, 1)										0	0	0	0	0	0	0						
16 Jason Lane, R OBP: 0.322, SLG: 0.420 (8, 1)										0	0	0	0	0	0	0						
Dan Miceli, R OBP: 0.322, SLG: 0.420 (8, 1)										0	0	0	0	0	0	0						
Inning Stats	R: 0 E: 0 K: 0 S: 7	H: 0 LOB: 0 BB: 0 P: 11	R: 1 E: 0 K: 2 S: 12	H: 2 LOB: 1 BB: 0 P: 15	R: 0 E: 0 K: 0 S: 5	H: 0 LOB: 0 BB: 0 P: 7	R: 0 E: 0 K: 0 S: 5	H: 0 LOB: 0 BB: 0 P: 8	R: 0 E: 0 K: 0 S: 11	H: 2 LOB: 2 BB: 0 P: 12	R: 0 E: 0 K: 2 S: 11	H: 0 LOB: 0 BB: 0 P: 17	R: 0 E: 0 K: 1 S: 9	H: 0 LOB: 0 BB: 1 P: 13	R: 0 E: 0 K: 1 S: 7	H: 1 LOB: 0 BB: 0 P: 8	R: 0 E: 0 K: 1 S: 8	H: 0 LOB: 0 BB: 0 P: 11	1B: 4 2B: 0 3B: 0 HR: 1	SF: 0 SAC: 1 DP: 2 HBP: 0	WP: 0 PB: 0 SB: 0 CS: 0	PA: 31
PITCHER 51 Noah Lowry, L ERA: 3.77 (1, 1)	IP: 9.0 WLS: W BF: 31 H: 5 R: 1 ER: 1 SO: 7 BB: 1 IBB: 0 HBP: 0 BLK: 0 WP: 0 HR: 1 S: 75 P: 102 ERA: 1.00 WHIP: 0.667															PITCHER IP: WLS: BF: H: R: ER: SO: BB: IBB: HBP: BLK: WP: HR: S: P: ERA: WHIP						

AB	29
R	1
H	5
RBI	1
BB	1
SO	7
LOB	7




Batter	1	2	3	4	5	6	7	8	9	AB	R	H	RBI	BB	SO	LOB	BOTTOM			
Ray Durham, S OBP: 0.364, SLG: 0.468 (1, 4)	G6-3		SH3 BB		S 1B			HBP S 1B		4	1	3	2	1	0	0	Houston Astros @ San Francisco Giants SBC Park, San Francisco, CA Wed Sep 22 2004, 10:05 PM EDT Att: 40,095 - Sunny - 70 F			
Michael Tucker, L OBP: 0.380, SLG: 0.424 (1, 9)	F8		SH3		K	WP 1B		K		4	0	1	0	0	2	2				
Pedro Feliz, R OBP: 0.302, SLG: 0.478 (1, 5)	3B		K		E6 1B	WP BB		K		4	1	2	1	1	2	2				
Barry Bonds, L OBP: 0.611, SLG: 0.826 (1, 7)	3B		IBB		IBB	IBB		HBP IBB		1	0	1	1	4	0	0				
J.T. Snow, L OBP: 0.429, SLG: 0.527 (1, 3)	F7		L7		P6	G4-3		HBP		4	0	0	0	0	0	8				
A.J. Pierzynski, L OBP: 0.322, SLG: 0.420 (1, 2)		G4-3		G6-4-3 1B		1B 2B		P6		5	1	2	0	0	0	3				
Marquis Grissom, R OBP: 0.318, SLG: 0.441 (1, 8)		E BB		G6-4-3		SH1-4 1B		P6		3	1	1	0	1	0	1				
Deivi Cruz, R OBP: 0.321, SLG: 0.428 (7, PR)		E1 G6-4-3		F9		SH1-4 1B		BB		3	1	1	1	1	0	1				
Cody Ransom, R OBP: 0.329, SLG: 0.394 (8, 6)										0	0	0	0	0	0	0				
51 Noah Lowry, R OBP: 0.161, SLG: 0.194 (1, 1)	G6-4-3				K	SH1-4		K		3	0	0	0	0	2	3				
Inning Stats	R: 1 E: 0 K: 0 S: 10	H: 2 LOB: 1 BB: 0 P: 18	R: 0 E: 1 K: 0 S: 8	H: 0 LOB: 1 BB: 1 P: 13	R: 0 E: 0 K: 1 S: 11	H: 0 LOB: 2 BB: 2 P: 23	R: 0 E: 0 K: 0 S: 6	H: 1 LOB: 0 BB: 0 P: 7	R: 1 E: 1 K: 2 S: 14	H: 2 LOB: 2 BB: 1 P: 23	R: 3 E: 0 K: 0 S: 14	H: 5 LOB: 3 BB: 2 P: 33	R: 0 E: 0 K: 1 S: 8	H: 0 LOB: 1 BB: 1 P: 14	R: 0 E: 0 K: 2 S: 12	H: 1 LOB: 3 BB: 1 P: 22	1B: 7 2B: 3 3B: 1 HR: 0	SF: 0 SAC: 2 DP: 2 HBP: 1	WP: 2 PB: 0 SB: 2 CS: 0	PA: 42
PITCHER 44 Roy Oswalt, R ERA: 3.59 (6, 1)	IP: 5.2 WLS: L BF: 29 H: 10 R: 5 ER: 5 SO: 3 BB: 2 IBB: 2 HBP: 0 BLK: 0 WP: 0 HR: 0 S: 59 P: 102 ERA: 7.94 WHIP: 2.118															PITCHER IP: WLS: BF: H: R: ER: SO: BB: IBB: HBP: BLK: WP: HR: S: P: ERA: WHIP				

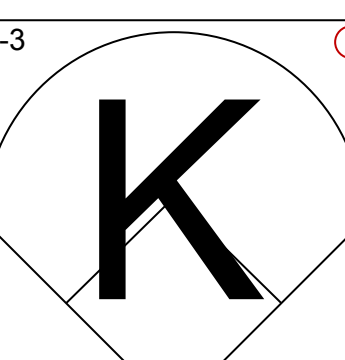
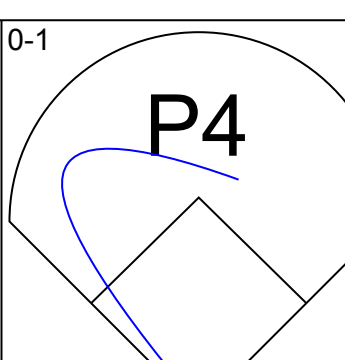
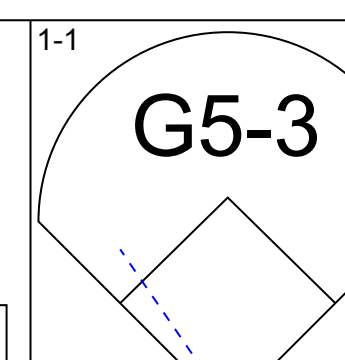
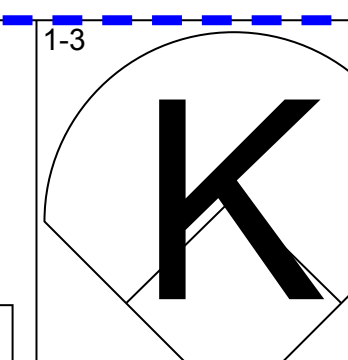
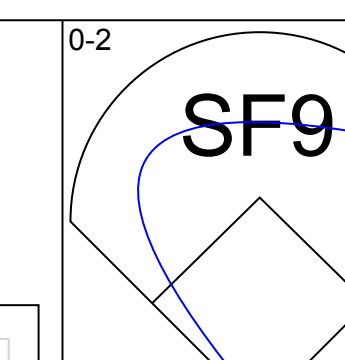
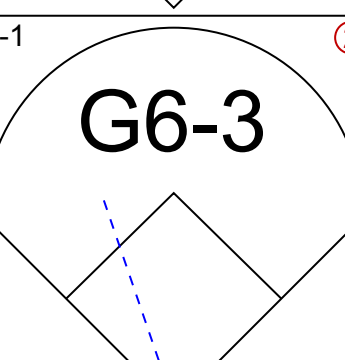
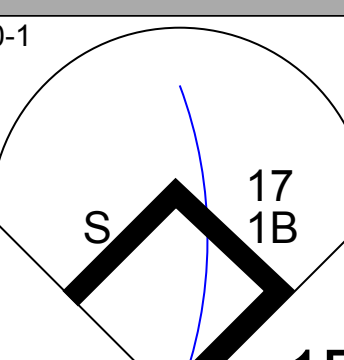
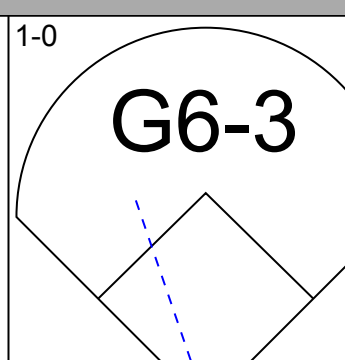
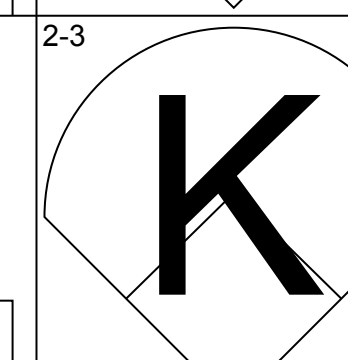
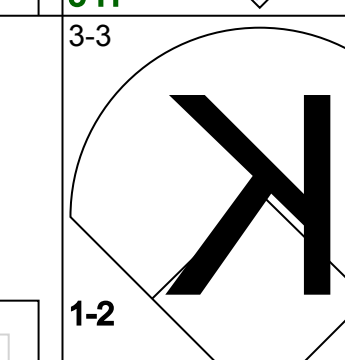
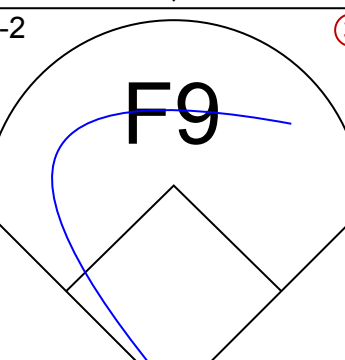
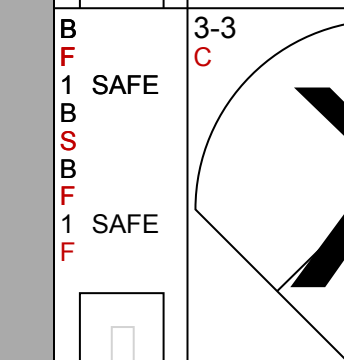
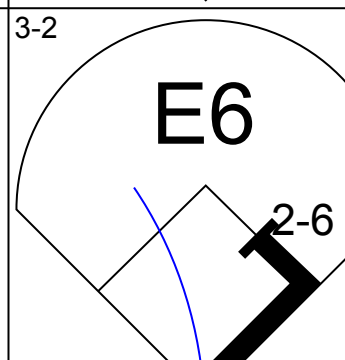
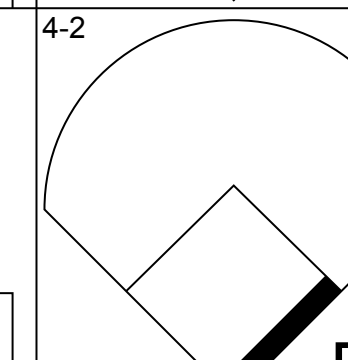
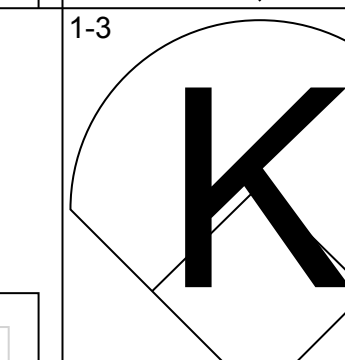
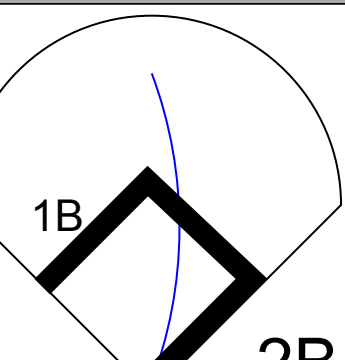
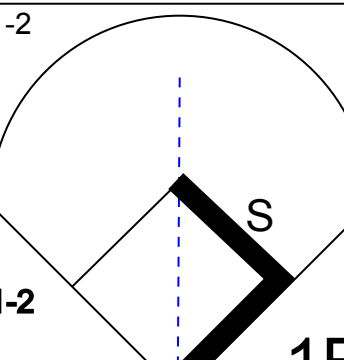
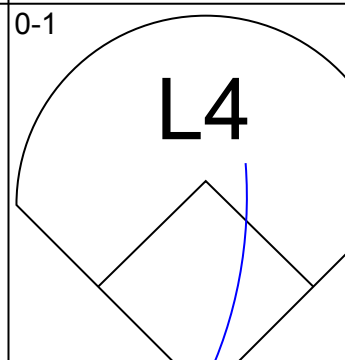
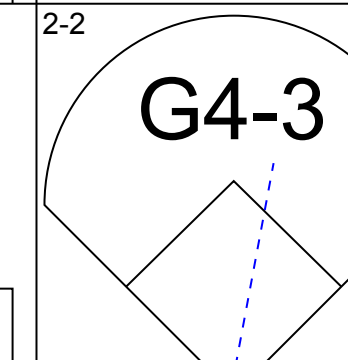
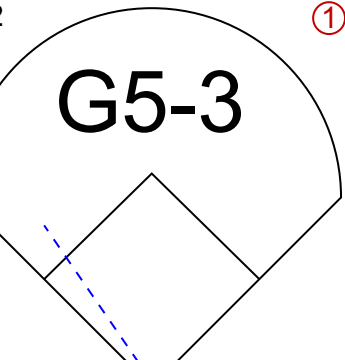
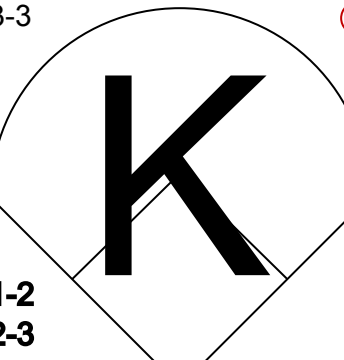
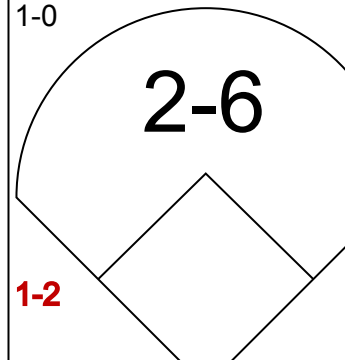
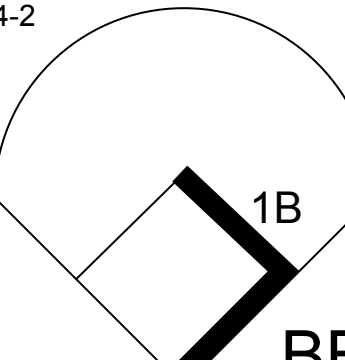
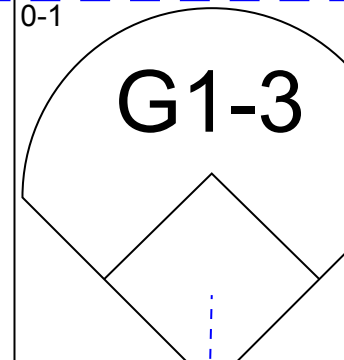
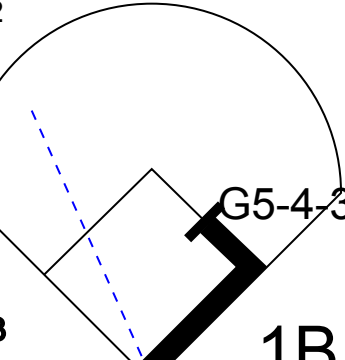
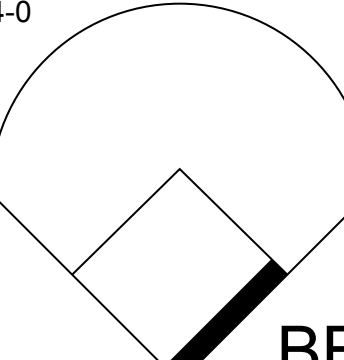
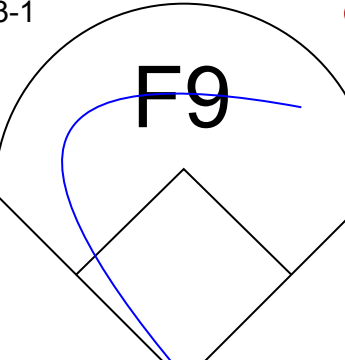
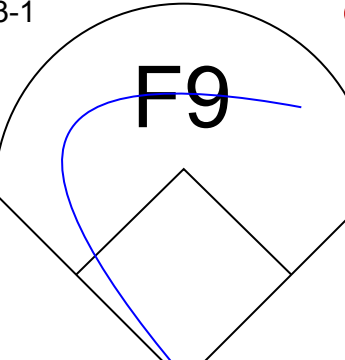
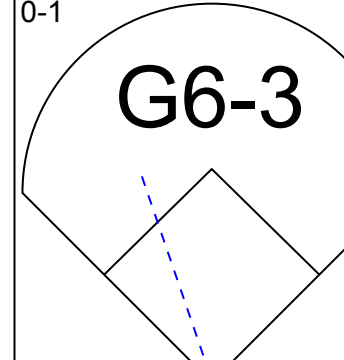
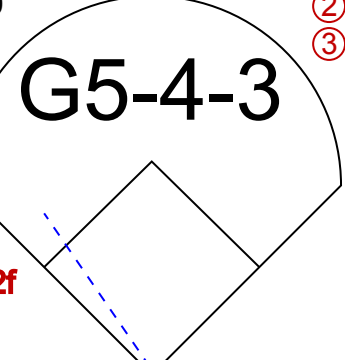
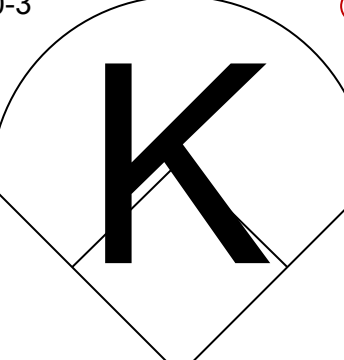
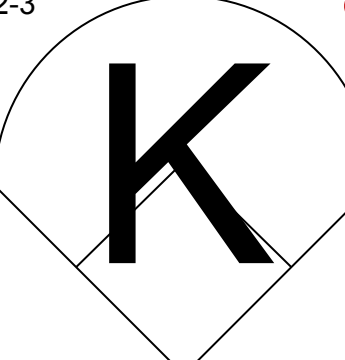
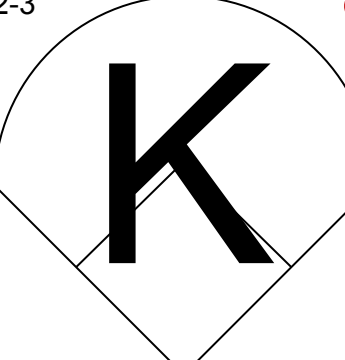
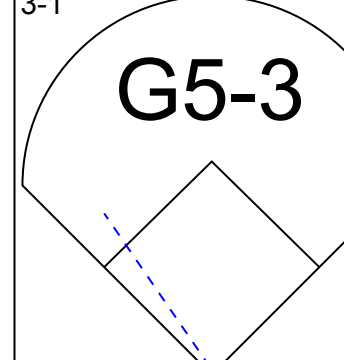
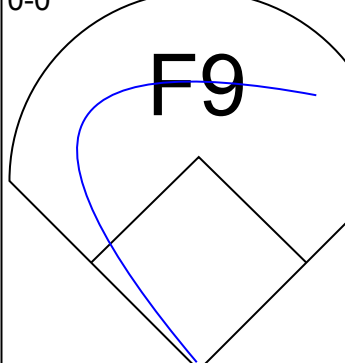
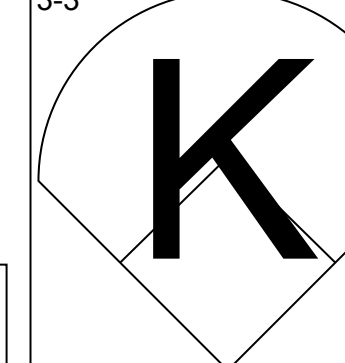
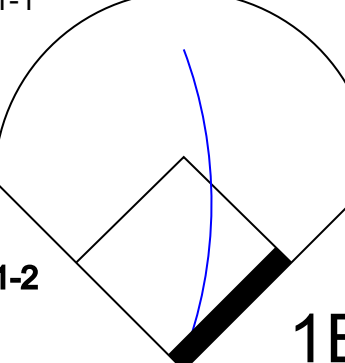
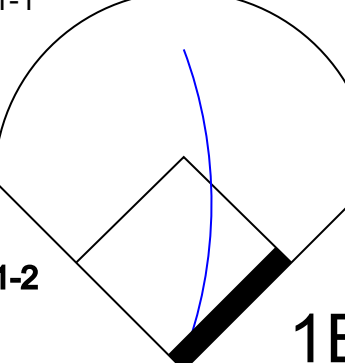


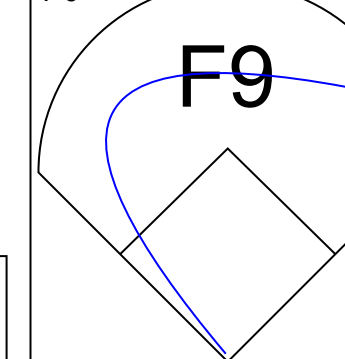
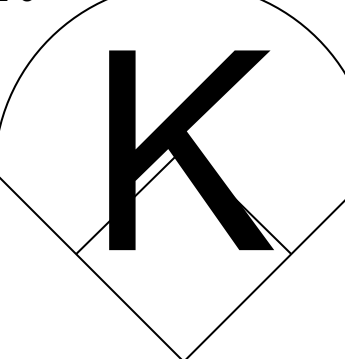
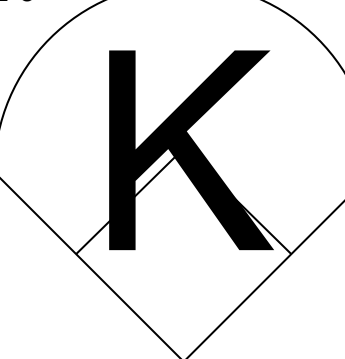

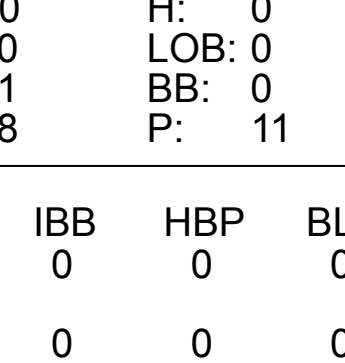
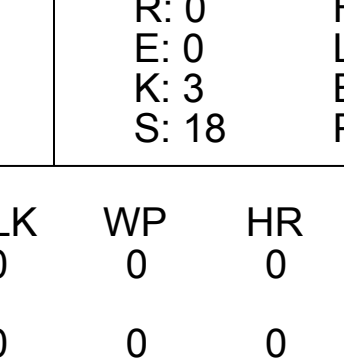
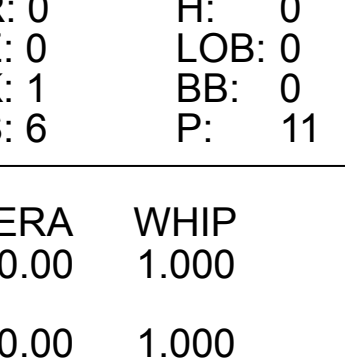
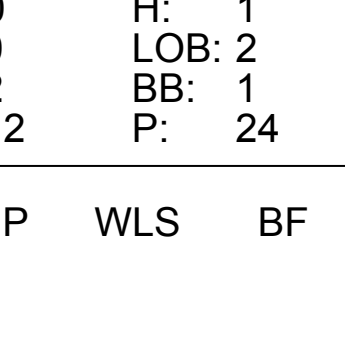
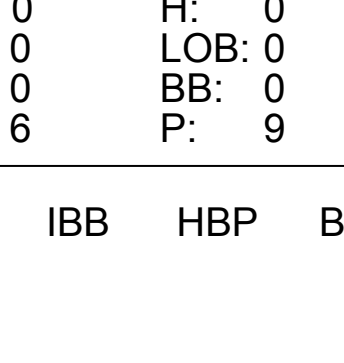


Batter	1	2	3	4	5	6	7	8	9	AB	R	H	RBI	BB	SO	LOB	TOP										
Craig Biggio, R OBP: 0.340, SLG: 0.464 (1, 7)	G1-3		K			G4-3		P6	G5-3	5	0	0	0	0	1	2	Houston Astros @ San Francisco Giants SBC Park, San Francisco, CA Thu Sep 23 2004, 10:15 PM EDT Att: 41,537 - Sunny - 74 F										
Carlos Beltrán, S OBP: 0.370, SLG: 0.558 54 Brad Lidge, R (9, 1)	3B								1B	3	2	3	0	1	0	0											
5 Jeff Bagwell, R OBP: 0.376, SLG: 0.466 (1, 3)	K								1B	4	1	1	0	0	2	3											
17 Lance Berkman, S OBP: 0.455, SLG: 0.571 (9, 8)	K								1B	4	1	2	4	0	2	1											
Jeff Kent, R OBP: 0.340, SLG: 0.509 (1, 4)		F9							1B	3	1	0	0	0	0	1											
Mike Lamb, L OBP: 0.394, SLG: 0.528 (1, 5)		G4-3							HBP	4	1	1	0	0	0	0											
Jose Vizcaino, S OBP: 0.313, SLG: 0.374 4 Eric Bruntlett, R OBP: 0.309, SLG: 0.468 (8, PR)	G4-3								1B	3	0	1	0	0	0	0											
Brad Ausmus, R OBP: 0.307, SLG: 0.332 Willy Laveras, R Mike Gallo, L Dan Miceli, R 16 Jason Lane, R (8, PH)			F9						1B	3	0	1	0	0	0	1											
41 Brandon Backe, R OBP: 0.307, SLG: 0.500 Dan Wheeler, R Darren Oliver, L Jason Albritton, R Chad Qualls, R Orlando Palmeiro, L Morgan Ensberg, R Raul Chavez, R (8, PH)									1B	1	0	0	0	0	0	1											
Inning Stats	R: 0 E: 0 K: 2 S: 9	H: 1 LOB: 1 BB: 0 P: 15	R: 0 E: 0 K: 0 S: 6	H: 0 LOB: 0 BB: 0 P: 11	R: 0 E: 0 K: 1 S: 8	H: 0 LOB: 0 BB: 0 P: 14	R: 0 E: 0 K: 1 S: 5	H: 1 LOB: 0 BB: 0 P: 11	R: 0 E: 0 K: 0 S: 7	H: 0 LOB: 0 BB: 0 P: 11	R: 1 E: 0 K: 1 S: 7	H: 1 LOB: 0 BB: 1 P: 13	R: 1 E: 0 K: 1 S: 11	H: 2 LOB: 1 BB: 0 P: 16	R: 5 E: 0 K: 0 S: 16	H: 5 LOB: 1 BB: 0 P: 25		1B: 8 2B: 0 3B: 1 HR: 1	SF: 0 SAC: 1 DP: 2 HBP: 1	WP: 0 PB: 0 SB: 2 CS: 0	PA: 37						
PITCHER	IP	WLS	BF	H	R	ER	SO	BB	IBB	HBP	BLK	WP	HR	S	P	ERA	WHIP										
Jason Schmidt, R ERA: 3.21	7.1		26	5	2	2	8	1	0	0	0	0	0	60	102	2.46	0.818										
Scott Eyre, L ERA: 4.5	0.1	H	1	0	0	0	0	0	0	0	0	0	0	2	3	0.00	0.000										
Dustin Hermanson, R ERA: 4.44	0.1	L	5	3	4	4	0	0	0	1	0	0	1	6	10	108.00	9.000										
Jason Christiansen, L ERA: 4.46	0.0		1	1	0	0	0	0	0	0	0	0	0	5	7	=	=										
Jim Brower, R ERA: 3.61	1.0		4	1	1	1	0	0	0	0	0	0	0	7	10	9.00	1.000										

Batter	1	2	3	4	5	6	7	8	9	AB	R	H	RBI	BB	SO	LOB	BOTTOM										
Ray Durham, S OBP: 0.364, SLG: 0.468 (1, 4)	G5-3								1B	5	1	2	0	0	2	3	Houston Astros @ San Francisco Giants SBC Park, San Francisco, CA Thu Sep 23 2004, 10:15 PM EDT Att: 41,537 - Sunny - 74 F										
Michael Tucker, L OBP: 0.356, SLG: 0.419 (1, 9)	F8		L8						1B	5	0	0	0	0	1	4											
Edgardo Alfonzo, R OBP: 0.352, SLG: 0.409 Dustin Hermanson, R OBP: 0.129, SLG: 0.100 Jason Christiansen, R Jim Brower, R OBP: 0.607, SLG: 0.500 Ricky Ledee, L OBP: 0.335, SLG: 0.406 (9, PH)	G5-3		L9						K	4	0	0	0	0	0	1											
Barry Bonds, L OBP: 0.612, SLG: 0.830 (1, 7)	2B		1B						3B	2	2	1	0	2	0	0											
J.T. Snow, L OBP: 0.433, SLG: 0.534 (1, 3)	2B		1B						2B	3	0	2	2	1	0	0											
A.J. Pierzynski, L OBP: 0.322, SLG: 0.418 Yorvit Torrealba, R OBP: 0.315, SLG: 0.410 (9, 2)	P2		1B						G4-3	4	0	1	1	0	0	3											
Deivi Cruz, R OBP: 0.323, SLG: 0.435 Cody Ransom, R OBP: 0.329, SLG: 0.394 (9, 6)			G6-4-3						1B	4	0	2	0	0	0	2											
Marquis Grissom, R OBP: 0.318, SLG: 0.440 (1, 8)									3B	0	0	0	0	0	0	0											
Jason Schmidt, R OBP: 0.182, SLG: 0.213 Scott Eyre, L Pedro Feliz, R OBP: 0.302, SLG: 0.477 (8, 5)									K	4	0	1	0	0	1	1											
Inning Stats	R: 1 E: 0 K: 0 S: 10	H: 2 LOB: 2 BB: 1 P: 19	R: 0 E: 0 K: 2 S: 11	H: 2 LOB: 0 BB: 0 P: 17	R: 1 E: 0 K: 0 S: 10	H: 1 LOB: 1 BB: 2 P: 21	R: 0 E: 0 K: 1 S: 7	H: 0 LOB: 0 BB: 0 P: 9	R: 1 E: 0 K: 1 S: 6	H: 2 LOB: 1 BB: 0 P: 12	R: 0 E: 0 K: 1 S: 11	H: 1 LOB: 1 BB: 0 P: 15	R: 0 E: 0 K: 1 S: 9	H: 1 LOB: 1 BB: 0 P: 15	R: 0 E: 0 K: 3 S: 12	H: 1 LOB: 1 BB: 0 P: 14		1B: 6 2B: 2 3B: 2 HR: 0	SF: 0 SAC: 0 DP: 1 HBP: 0	WP: 0 PB: 0 SB: 0 CS: 0	PA: 39						
PITCHER	IP	WLS	BF	H	R	ER	SO	BB	IBB	HBP	BLK	WP	HR	S	P	ERA	WHIP										
41 Brandon Backe, R ERA: 4.58	2.1		15	5	2	2	2	2	1	0	0	0	0	13	16	0.00	3.000										
Dan Wheeler, R ERA: 4.14	2.1		6	0	0	0	1	0	0	0	0	0	0	3	9	27.00	6.000										
Darren Oliver, L ERA: 5.86	0.1		3	2	1	1	0	0	0	0	0	0	0	3	9	27.00	6.000										
Chad Qualls, R ERA: 3.76	2.0		7	1	0	0	1	0	0	0	0	0	0	16	24	0.00	0.500										
Mike Gallo, L ERA: 4.72	0.2		2	0	0	0	0	0	0	0	0	0	0	4	7	0.00	0.000										
PITCHER	IP	WLS	BF	H	R	ER	SO	BB	IBB	HBP	BLK	WP	HR	S	P	ERA	WHIP										
Dan Miceli, R ERA: 3.73	0.1		2	1	0	0	0	0	0	0	0	0	0	5	8	0.00	3.000										
54 Brad Lidge, R ERA: 2.06	1.0		4	1	0	0	3	0	0	0	0	0	0	12	14	0.00	1.000										

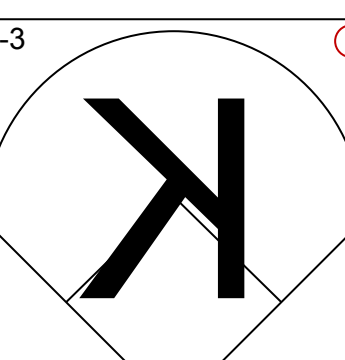
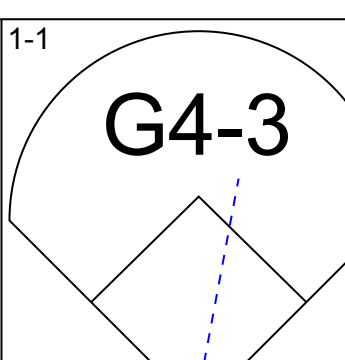
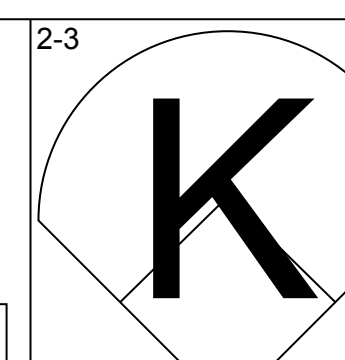
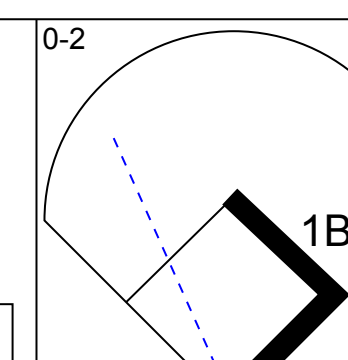
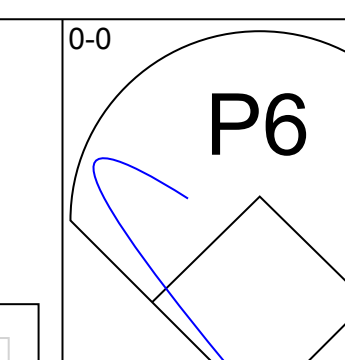
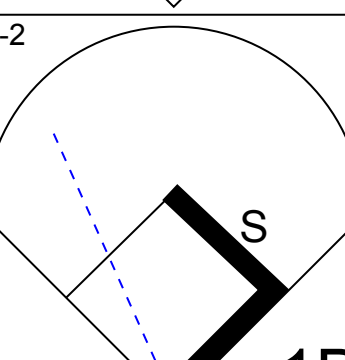
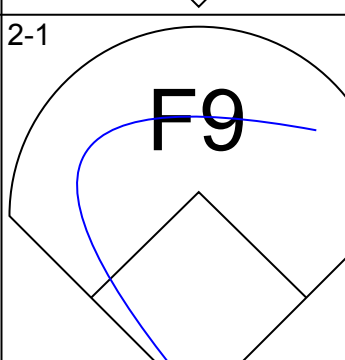
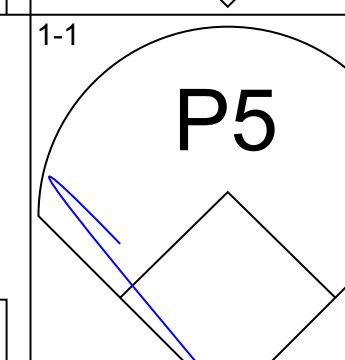
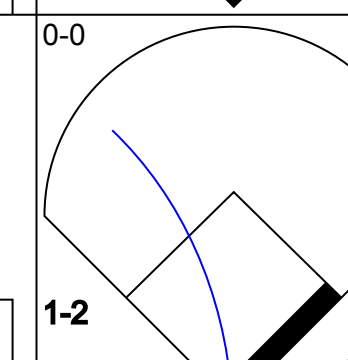
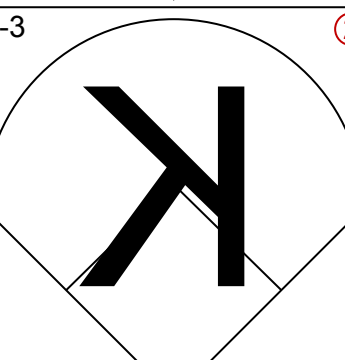
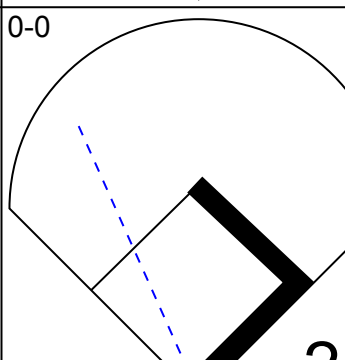
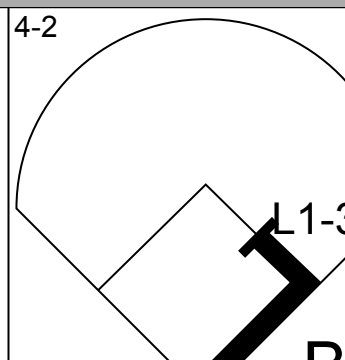
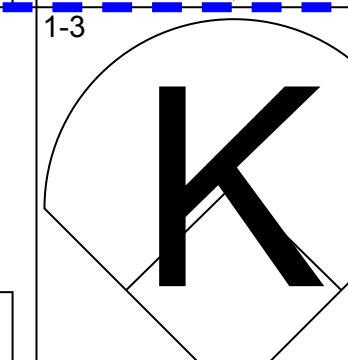
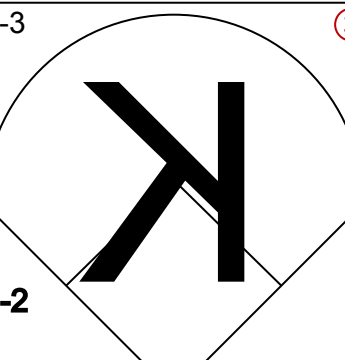
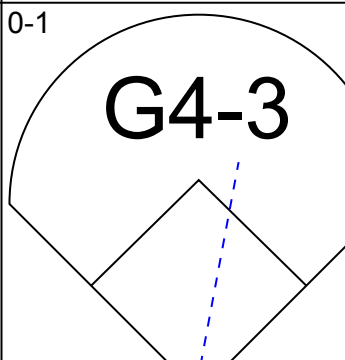
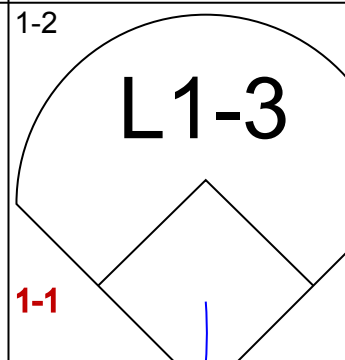
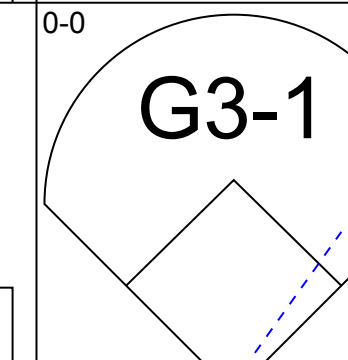
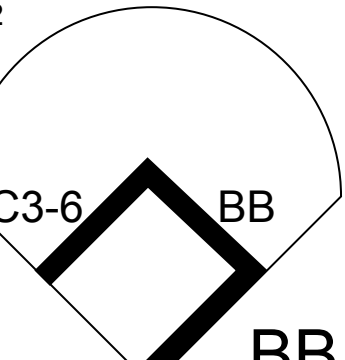
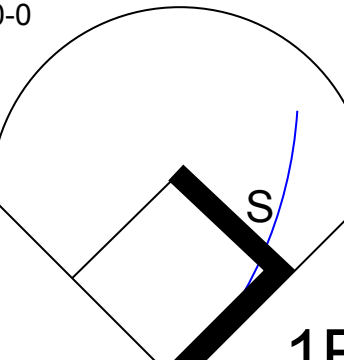
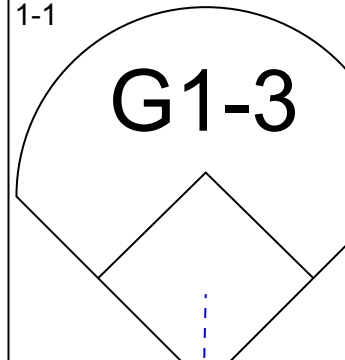
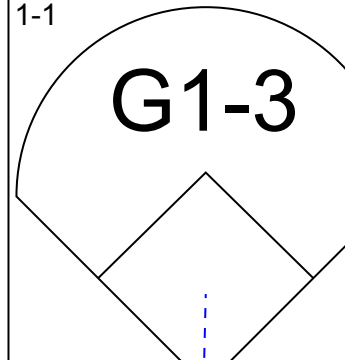
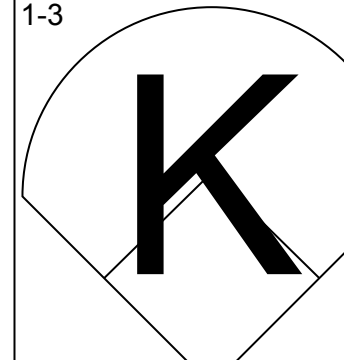
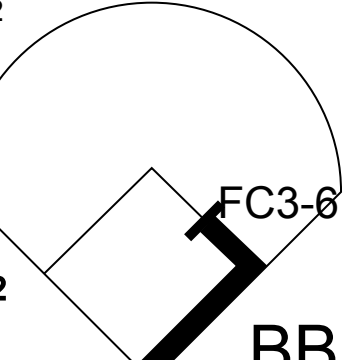
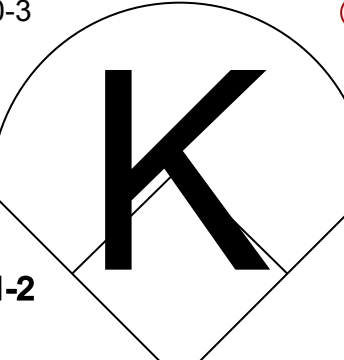

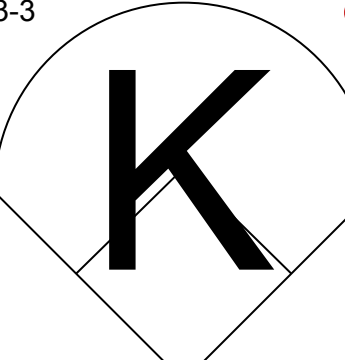
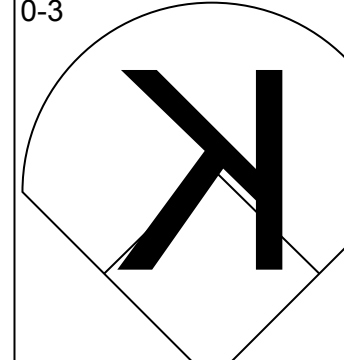
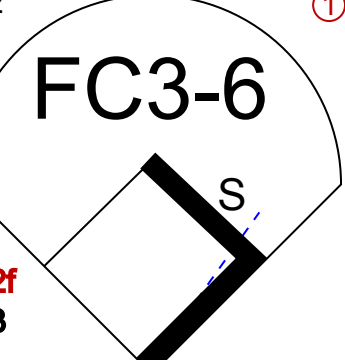
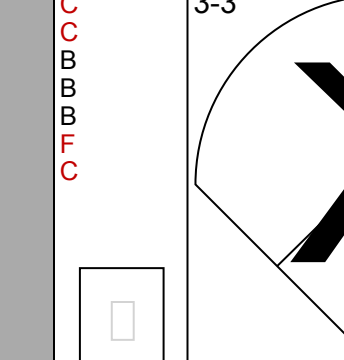

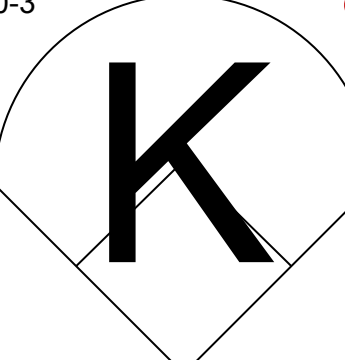
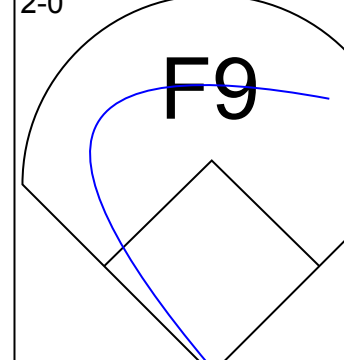
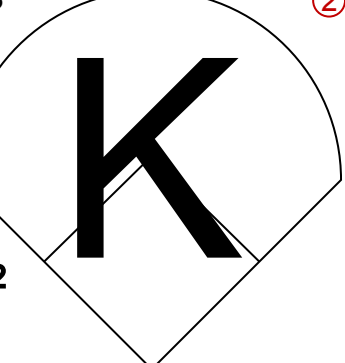
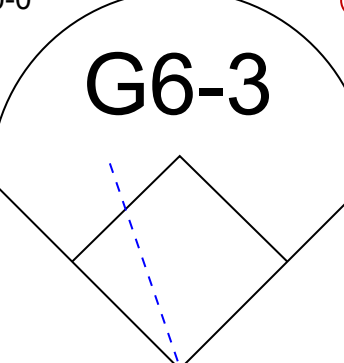
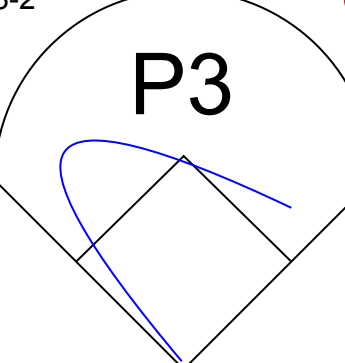

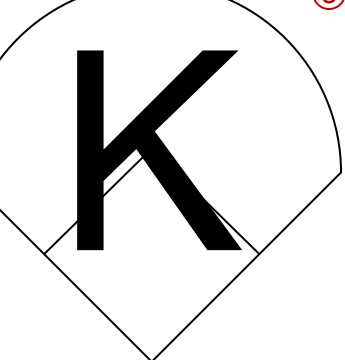




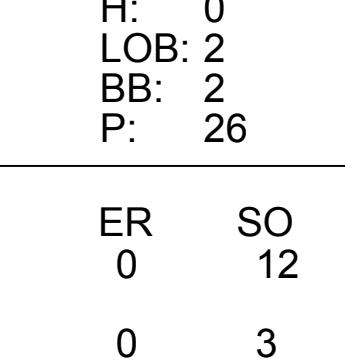
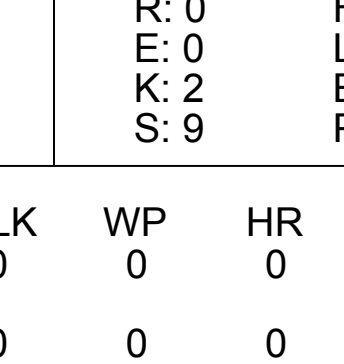
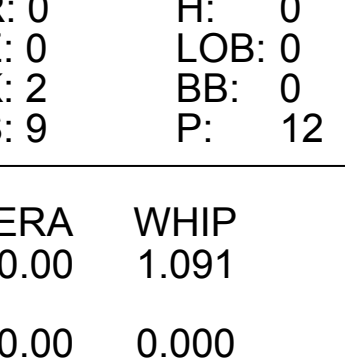
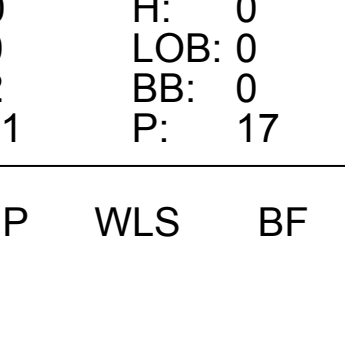
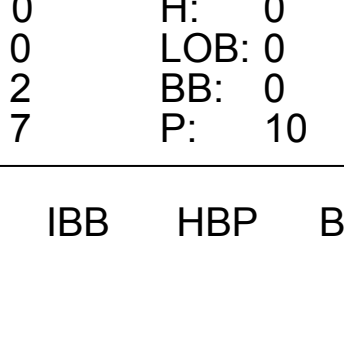
AB	34
R	7
H	10
RBI	7
BB	1
SO	8
LOB	10



Batter	1	2	3	4	5	6	7	8	9	10	AB	R	H	RBI	BB	SO	LOB	TOP				
Craig Biggio, R OBP: 0.337, SLG: 0.461 Dan Miceli, R OBP: 0.500, SLG: 0.500											4	0	0	1	0	2	0	Houston Astros @ Milwaukee Brewers Miller Park, Milwaukee, WI Fri Sep 24 2004, 7:05 PM CDT Att. 34,890 - Sunny - 70 F				
Carlos Beltrán, S OBP: 0.369, SLG: 0.555											5	0	1	0	0	2	1					
5 Jeff Bagwell, R OBP: 0.374, SLG: 0.462											4	0	0	0	1	2	3					
17 Lance Berkman, S OBP: 0.455, SLG: 0.372											4	0	2	0	0	0	2					
Mike Lamb, L OBP: 0.294, SLG: 0.524 2 Chris Burke, R OBP: 0.235, SLG: 0.071											2	0	0	0	1	1	3					
Morgan Ensberg, R OBP: 0.328, SLG: 0.400											3	0	1	0	1	0	1					
Jason Alfaró, R OBP: 0.222, SLG: 0.222 4 Eric Bruntlett, R OBP: 0.304, SLG: 0.458											3	0	0	0	0	2	6					
Brad Ausmus, R OBP: 0.310, SLG: 0.333 Willy Taveras, R											4	0	2	0	0	1	0					
Roger Clemens, R OBP: 0.205, SLG: 0.186 54 Brad Lidge, R											3	0	0	0	0	2	2					
Orlando Palmeiro, L OBP: 0.349, SLG: 0.537 Raul Chavez, R OBP: 0.245, SLG: 0.242											0	0	0	0	0	0	0					
Inning Stats	R: 0 E: 0 K: 1 S: 9	H: 0 LOB: 0 BB: 0 P: 12	R: 0 E: 0 K: 0 S: 9	H: 2 LOB: 1 BB: 0 P: 15	R: 0 E: 0 K: 1 S: 8	H: 0 LOB: 0 BB: 0 P: 11	R: 0 E: 0 K: 3 S: 18	H: 2 LOB: 3 BB: 1 P: 29	R: 0 E: 0 K: 1 S: 6	H: 0 LOB: 0 BB: 0 P: 11	R: 0 E: 1 K: 2 S: 6	H: 1 LOB: 2 BB: 1 P: 24	R: 0 E: 0 K: 2 S: 12	H: 0 LOB: 1 BB: 1 P: 21	R: 0 E: 0 K: 0 S: 6	H: 0 LOB: 0 BB: 0 P: 9	R: 1 E: 0 K: 2 S: 14	H: 2 LOB: 2 BB: 0 P: 19	1B: 6 2B: 1 3B: 0 HR: 0	SF: 1 SAC: 0 DP: 1 HBP: 0	WP: 0 PB: 0 SB: 3 CS: 0	PA: 39
PITCHER	IP	WLS	BF	H	R	ER	SO	BB	IBB	HBP	BLK	WP	HR	S	P	ERA	WHIP					
Doug Davis, L ERA: 3.4	7.0		28	5	0	0	8	2	0	0	0	0	0	68	113	0.00	1.000					
Luis Vizcaino, R ERA: 3.93	1.0		4	0	0	0	2	1	0	0	0	0	0	12	21	0.00	1.000					
Dan Kolb, R ERA: 2.73	1.0		3	0	0	0	0	0	0	0	0	0	0	6	9	0.00	0.000					
Mike Adams, R ERA: 3.42	1.0	L	5	2	1	1	2	0	0	0	0	0	0	14	19	9.00	2.000					

AB	35
R	1
H	7
RBI	1
BB	3
SO	12
LOB	18



Batter	1	2	3	4	5	6	7	8	9	10	AB	R	H	RBI	BB	SO	LOB	BOTTOM				
Scott Podsednik, L OBP: 0.315, SLG: 0.363											5	0	1	0	0	2	0	Houston Astros @ Milwaukee Brewers Miller Park, Milwaukee, WI Fri Sep 24 2004, 7:05 PM CDT Att. 34,890 - Sunny - 70 F				
Keith Ginter, R OBP: 0.322, SLG: 0.429											4	0	2	0	0	0	0					
Lyle Overbay, L OBP: 0.363, SLG: 0.473											3	0	1	0	1	2	3					
Geoff Jenkins, L OBP: 0.324, SLG: 0.467											4	0	0	0	0	1	5					
Brady Clark, R OBP: 0.395, SLG: 0.397 Chris Magruder, S OBP: 0.329, SLG: 0.406											1	0	1	0	1	0	0					
Russell Branyan, L OBP: 0.327, SLG: 0.544 Mike Adams, R											3	0	0	0	1	3	1					
Craig Counsell, L OBP: 0.327, SLG: 0.308											4	0	0	0	0	2	3					
Chad Moeller, R OBP: 0.267, SLG: 0.303 Dave Krynzel, L OBP: 0.167, SLG: 0.208											3	0	0	0	0	1	3					
Doug Davis, R OBP: 0.632, SLG: 0.016 Luis Vizcaino, R											2	0	0	0	0	2	2					
2 Bill Hall, R OBP: 0.298, SLG: 0.387 Dan Kolb, R Trent Durrington, R OBP: 0.268, SLG: 0.410											0	0	0	0	0	0	0					
Inning Stats	R: 0 E: 0 K: 3 S: 12	H: 1 LOB: 1 BB: 0 P: 18	R: 0 E: 0 K: 2 S: 17	H: 0 LOB: 2 BB: 2 P: 26	R: 0 E: 0 K: 0 S: 7	H: 1 LOB: 1 BB: 0 P: 10	R: 0 E: 0 K: 2 S: 9	H: 1 LOB: 1 BB: 0 P: 12	R: 0 E: 0 K: 2 S: 9	H: 0 LOB: 0 BB: 1 P: 14	R: 0 E: 0 K: 2 S: 11	H: 0 LOB: 0 BB: 0 P: 17	R: 0 E: 0 K: 2 S: 12	H: 2 LOB: 2 BB: 0 P: 15	R: 0 E: 0 K: 2 S: 7	H: 0 LOB: 0 BB: 0 P: 10	R: 0 E: 0 K: 1 S: 5	H: 0 LOB: 0 BB: 0 P: 5	1B: 4 2B: 2 3B: 0 HR: 0	SF: 0 SAC: 0 DP: 1 HBP: 0	WP: 0 PB: 0 SB: 3 CS: 0	PA: 37
PITCHER	IP	WLS	BF	H	R	ER	SO	BB	IBB	HBP	BLK	WP	HR	S	P	ERA	WHIP					
Roger Clemens, R ERA: 2.89	7.1		29	5	0	0	12	3	0	0	0	0	0	81	119	0.00	1.091					
54 Brad Lidge, R ERA: 2.00	1.2	W	5	0	0	0	3	0	0	0	0	0	0	11	15	0.00	0.000					
Dan Miceli, R ERA: 3.68	1.0	S	3	0	0	0	1	0	0	0	0	0	0	5	5	0.00	0.000					

AB	34
R	0
H	5
RBI	0
BB	3
SO	16
LOB	17



Batter	1	2	3	4	5	6	7	8	9	AB	R	H	RBI	BB	SO	LOB	TOP					
Craig Biggio, R OBP: 0.335, SLG: 0.458 Darren Oliver, R OBP: 0.136, SLG: 0.136 Brandon Duckworth, R OBP: 0.300, SLG: 0.222	(1,7) F8		(1,1) P2		(2,1) G4-3		(3,1) F7			4	0	0	0	0	0	0	Houston Astros @ Milwaukee Brewers Miller Park, Milwaukee, WI Sat Sep 25 2004, 12:25 PM CDT Att: 22,812 - Unknown - 65 F					
Carlos Beltrán, S OBP: 0.370, SLG: 0.554	(1,8) F8		(4,2) BB		(2,1) 5 2B 1B			(1,1) G4-3		3	0	1	0	1	0							
Jeff Bagwell, R OBP: 0.375, SLG: 0.464	(1,3) 1B		(0,3) K		(2,0) 1B			(2,2) L5		4	0	2	0	0	1							
17 Lance Berkman, S OBP: 0.454, SLG: 0.569	(1,9) G4-3		(1,0) 1B		(2,2) G4-3			(2,1) F8		4	0	1	0	0	0	3						
Mike Lamb, L OBP: 0.359, SLG: 0.516		(1,0) F9	(2,0) G4-3			(3,1) F7			(1,1) G4-3	4	0	0	0	0	0	2						
Morgan Ensberg, R OBP: 0.327, SLG: 0.398		(2,1) FC3-6 1B		(1,3) K		(0,0) G6-3			(1,2) G5-3	4	0	1	0	0	1	0						
Jose Vizcaino, S OBP: 0.313, SLG: 0.372		(0,0) FC3-6 1B		(3,3) K		(0,1) L9			(0,0) G4-3	4	0	1	0	0	1	0						
Brad Ausmus, R OBP: 0.308, SLG: 0.331 Raul Chavez, R OBP: 0.245, SLG: 0.242	(1,2) FC3-6 (7,2) 1B		(1,2) FC3-6 1B		(3,2) F7		(1,1) G6-3			3	0	0	0	0	0	2						
Pete Munro, R OBP: 0.125, SLG: 0.069 2 Chris Barlow, R OBP: 0.222, SLG: 0.087 Tim Redding, R OBP: 0.148, SLG: 0.138 Mike Gallo, L OBP: 0.211, SLG: 0.138 Chad Harville, R OBP: 0.211, SLG: 0.138 Russ Springer, R OBP: 0.211, SLG: 0.138 Orlando Palmeiro, L OBP: 0.211, SLG: 0.138	(1,1) G5-3 (5,1) G5-3 (5,1) G5-3 (5,1) G5-3 (5,1) G5-3 (6,1) G5-3 (7,1) G5-3 (7,7) G5-3		(0,0) G5-3		(0,0) F8		(1,1) P4			1	0	0	0	0	0	2						
Inning Stats	R: 0 E: 0 K: 0 S: 15	H: 1 LOB: 1 BB: 0 P: 23	R: 0 E: 0 K: 0 S: 8	H: 2 LOB: 2 BB: 0 P: 12	R: 0 E: 0 K: 1 S: 10	H: 1 LOB: 2 BB: 1 P: 17	R: 0 E: 0 K: 2 S: 12	H: 0 LOB: 0 BB: 0 P: 19	R: 0 E: 0 K: 0 S: 9	H: 2 LOB: 2 BB: 0 P: 15	R: 0 E: 0 K: 0 S: 5	H: 0 LOB: 0 BB: 0 P: 8	R: 0 E: 0 K: 0 S: 6	H: 0 LOB: 0 BB: 0 P: 9	R: 0 E: 0 K: 0 S: 6	H: 0 LOB: 0 BB: 0 P: 8		R: 0 E: 0 K: 0 S: 6	H: 0 LOB: 0 BB: 0 P: 7	1B: 5 2B: 1 3B: 0 HR: 0	SF: 0 SAC: 0 DP: 0 HBP: 0	WP: 0 PB: 0 SB: 0 CS: 0
PITCHER Wes Obermueller, R ERA: 5.86	IP: 9.0 WLS: W BF: 34 H: 6 R: 0 ER: 0 SO: 3 BB: 1 IBB: 0 HBP: 0 BLK: 0 WP: 0 HR: 0 S: 76 P: 118 ERA: 0.00 WHIP: 0.778															PITCHER						

AB	33
R	0
H	6
RBI	0
BB	1
SO	3
LOB	10



Batter	1	2	3	4	5	6	7	8	9	AB	R	H	RBI	BB	SO	LOB	BOTTOM	
Scott Podsednik, L OBP: 0.315, SLG: 0.363	(1,8) G4-3		(1,2) G4-3		(2,1) S 1B	(3,2) L7				4	1	1	0	0	0	2	Houston Astros @ Milwaukee Brewers Miller Park, Milwaukee, WI Sat Sep 25 2004, 12:25 PM CDT Att: 22,812 - Unknown - 65 F	
Dave Kryszel, L OBP: 0.214, SLG: 0.222	(1,9) L3		(1,2) 1B		(4,1) 1B BB	(1,0) F7				3	1	1	1	1	0	1		
Lyle Overbay, L OBP: 0.383, SLG: 0.472	(1,3) G4-3		(1,0) F8		(1,1) 1B 2B 1B	(3,2) F7				4	1	1	2	0	0	1		
Geoff Jenkins, L OBP: 0.323, SLG: 0.465		(0,3) K		(2,3) K	(3,2) 2B 1B	(3,1) F7				4	1	1	0	0	2	0		
Keith Ginter, R OBP: 0.324, SLG: 0.438	(1,4) F9		(0,0) F9		(2,2) 2B E 1B	(0,3) K		(2,1) HR		4	2	2	1	0	1	2		
Russell Branyan, L OBP: 0.331, SLG: 0.571	(1,5) HR		(0,1) HR		(1,3) K	(2,1) 1B		(1,0) F7		4	1	2	3	0	1	1		
Craig Counsell, L OBP: 0.326, SLG: 0.310	(1,6) G4-3		(3,2) HR		(1,2) E7 2B	(2,0) F8		(2,2) L7		4	0	1	0	0	0	1		
Gary Bennett, R OBP: 0.286, SLG: 0.332	(1,2) G3		(1,2) G3		(2,2) F8	(3,2) F8		(3,2) F7		4	0	0	0	0	0	1		
Wes Obermueller, R OBP: 0.410, SLG: 0.474	(1,1) G4-3 1B		(1,1) G4-3 1B		(0,3) K	(1,1) 1B		(2,3) K		4	1	2	0	0	2	0		
Inning Stats	R: 0 E: 0 K: 0 S: 7	H: 0 LOB: 0 BB: 0 P: 11	R: 1 E: 0 K: 1 S: 13	H: 1 LOB: 0 BB: 0 P: 16	R: 1 E: 0 K: 2 S: 21	H: 2 LOB: 1 BB: 0 P: 29	R: 4 E: 0 K: 2 S: 18	H: 4 LOB: 1 BB: 1 P: 32	R: 0 E: 0 K: 0 S: 13	H: 1 LOB: 0 BB: 0 P: 21	R: 1 E: 0 K: 0 S: 8	H: 1 LOB: 0 BB: 0 P: 17	R: 0 E: 0 K: 1 S: 10	H: 0 LOB: 0 BB: 0 P: 17	1B: 7 2B: 2 3B: 0 HR: 2	SF: 0 SAC: 0 DP: 0 HBP: 0		WP: 0 PB: 0 SB: 2 CS: 0
PITCHER Pete Munro, R ERA: 5.2 Tim Redding, R ERA: 5.79 Mike Gallo, L ERA: 4.91 Chad Harville, R ERA: 4.8 Russ Springer, R ERA: 3.38	IP: 4.0 WLS: L BF: 17 H: 5 R: 3 ER: 2 SO: 3 BB: 0 IBB: 0 HBP: 0 BLK: 0 WP: 0 HR: 1 S: 55 P: 75 ERA: 4.50 WHIP: 1.250															PITCHER Darren Oliver, L ERA: 5.9 Brandon Duckworth, R ERA: 6.87		

AB	35
R	8
H	11
RBI	7
BB	1
SO	6
LOB	9



Batter	1	2	3	4	5	6	7	8	9	AB	R	H	RBI	BB	SO	LOB	TOP											
Jose Vizcaino, S OBP: 0.313, SLG: 0.375	2-1 P6	1-2 L8		0-0 2B	1-0 FC4-6 1B		1-1 F8		0-1 P6	6	0	2	1	0	0	1												
Carlos Beltrán, S OBP: 0.386, SLG: 0.550	2-2 HR 1B	1-0 F9		0-0 P3	2-2 FC4-6 5S 1-2		2-0 G4-3		1-0 L8	6	1	1	0	0	0	3												
5 Jeff Bagwell, R OBP: 0.372, SLG: 0.460	0-0 F8	2-2 F9		1-3 K	3-3 K				1-3 K	5	0	0	0	0	3	3												
17 Lance Berkman, S OBP: 0.455, SLG: 0.574	4-0 HR BB			1-1 F9	1-0 HR		2-0 P6		3-2 1B HBP	3	3	1	1	1	0	0												
Jeff Kent, R OBP: 0.343, SLG: 0.515	2-1 HR			3-2 L7	4-2 16 BB 1B 2B BB		0-1 G6-3		0-1 1B	4	2	2	3	1	0	0												
Morgan Ensberg, R OBP: 0.333, SLG: 0.404	0-1 16 BB 1B			1-1 16 BB 1B	2-2 16 BB 2B 1B		3-1 G4-3		0-1 FC5-4 1B	5	2	4	1	0	0	0												
16 Jason Lane, R OBP: 0.342, SLG: 0.436	2-2 1B			1-1 FC6-4 1B	4-1 2B BB		1-1 1B 3B		0-0 P6	4	2	3	0	1	0	2												
Raul Chavez, R OBP: 0.256, SLG: 0.260	0-1 1B			2-1 FC6-4	0-0 G4-3 1B 2B		0-0 1B		1-0 FC5-4	5	1	3	5	0	0	4												
Carlos Hernandez, S Chad Hanville, R 2 Chris Davis, R Tim Redding, R Jason Spranger, R Russ Springer, R Mike Gallo, L Orlando Palmeiro, L Chad Curtis, R Dan Mooney, R Mike Gallo, L 44 Brad Lidge, R	0-0 G3			0-2 F7	0-2 G4-3		2-1 F9		1-0 F9	1	0	0	0	0	0	2												
Inning Stats	R: 4 E: 0 K: 0 S: 18	H: 5 LOB: 2 BB: 1 P: 30	R: 0 E: 0 K: 0 S: 7	H: 0 LOB: 0 BB: 0 P: 11	R: 0 E: 0 K: 0 S: 15	H: 2 LOB: 2 BB: 0 P: 23	R: 0 E: 0 K: 1 S: 8	H: 1 LOB: 1 BB: 0 P: 9	R: 5 E: 0 K: 1 S: 18	H: 4 LOB: 1 BB: 2 P: 35	R: 0 E: 0 K: 0 S: 5	H: 0 LOB: 0 BB: 0 P: 10	R: 1 E: 0 K: 0 S: 8	H: 2 LOB: 1 BB: 0 P: 14	R: 1 E: 0 K: 1 S: 12	H: 2 LOB: 2 BB: 0 P: 17	R: 0 E: 0 K: 0 S: 4	H: 0 LOB: 0 BB: 0 P: 6	1B: 11 2B: 2 3B: 1 HR: 2	SF: 0 SAC: 0 DP: 0 HBP: 1	WP: 0 PB: 0 SB: 1 CS: 0	PA: 47						
PITCHER	IP	WLS	BF	H	R	ER	SO	BB	IBB	HBP	BLK	WP	HR	S	P	ERA	WHIP											
Victor Santos, R ERA: 4.97	(1, 1)	4.0	L	23	9	6	6	1	2	0	0	0	0	2	51	81	13.50	2.750										
Matt Wise, R ERA: 4.44	(5, 1)	0.1		5	3	3	3	0	1	0	0	0	0	0	9	16	81.00	12.000										
Pedro Liriano, R ERA: 2.77	(5, 1)	1.2		5	0	0	0	1	0	0	0	0	0	11	21	0.00	0.000											
Jeff Bennett, R ERA: 4.57	(7, 1)	1.0		5	2	1	1	0	0	0	0	0	0	8	14	9.00	2.000											
Ben Ford, R ERA: 6.38	(8, 1)	2.0		9	2	1	1	1	0	0	1	0	0	0	16	23	4.50	1.000										

Houston Astros @ Milwaukee Brewers
Miller Park, Milwaukee, WI
Sun Sep 26 2004, 1:05 PM CDT
Att: 18,496 - Sunny - 71 F


AB 43
R 11
H 16
RBI 11
BB 3
SO 3
LOB 17



Batter	1	2	3	4	5	6	7	8	9	AB	R	H	RBI	BB	SO	LOB	BOTTOM											
Scott Podsednik, L OBP: 0.314, SLG: 0.360	4-2 L4-6 2S BB	0-1 L9		2-1 G1-3		2-3 K		3-1 F8		4	0	0	0	1	1	4												
2 Bill Hall, R OBP: 0.280, SLG: 0.382	1-1 F9			1-1 F7		2-2 F8		1-3 K		5	0	0	0	0	2	1												
Lyle Overbay, L OBP: 0.386, SLG: 0.480	0-2 L4-6			0-0 WP 1B 2B		4-2 WP BB		1-1 HR		4-1 WP E BB	3	3	2	1	2	0												
Keith Ginter, R OBP: 0.325, SLG: 0.446		2-0 HR		1-2 HR 1B		2-2 L7		2-1 G5-3		2-1 E6 BB	5	2	2	2	0	0												
Chris Magruder, S OBP: 0.333, SLG: 0.464		0-1 G6-3		3-2 HR		2-2 F7		2-2 F7		3-1 G1-3	5	2	2	2	0	0												
Wes Helms, R OBP: 0.330, SLG: 0.356		2-1 BB 1B		2-0 F8		3-2 F8		3-0 HBP 1B HBP		1-3 K	4	0	1	0	0	1												
Dave Kryszel, L OBP: 0.273, SLG: 0.258		4-1 BB 1B		1-0 1B		2-2 G4-3		0-2 HBP 1B		0-0 F9	4	0	2	1	1	0												
Gary Bennett, R OBP: 0.291, SLG: 0.330		4-1 BB 1B		2-3 K		4-2 FC5-4 BB		2-2 HBP		0-1 P4	1	0	0	0	2	1												
Russell Branyan, L OBP: 0.335, SLG: 0.571		1-2 2-3 BB									0	0	0	0	0	0												
Mark Johnson, L ERA: 5.72											1	0	0	0	0	0												
Victor Santos, R ERA: 4.75		2-2 F4				2-2 G6-3		2-2 FC5-4		2-2 P4	2	0	0	0	0	0												
Trent Durrington, R ERA: 3.09											0	0	0	0	0	0												
Jeff Bennett, R ERA: 4.57											0	0	0	0	0	0												
Craig Counsell, L ERA: 5.39											1	0	0	0	0	0												
Ben Ford, R ERA: 6.38											0	0	0	0	0	0												
Inning Stats	R: 0 E: 0 K: 0 S: 8	H: 0 LOB: 0 BB: 1 P: 13	R: 1 E: 0 K: 0 S: 13	H: 2 LOB: 3 BB: 2 P: 27	R: 3 E: 0 K: 1 S: 19	H: 4 LOB: 1 BB: 0 P: 29	R: 0 E: 0 K: 0 S: 9	H: 0 LOB: 0 BB: 0 P: 13	R: 0 E: 0 K: 1 S: 13	H: 0 LOB: 1 BB: 1 P: 24	R: 0 E: 0 K: 1 S: 13	H: 0 LOB: 3 BB: 0 P: 23	R: 2 E: 0 K: 1 S: 22	H: 3 LOB: 3 BB: 0 P: 35	R: 1 E: 1 K: 1 S: 10	H: 0 LOB: 1 BB: 1 P: 23	R: 0 E: 0 K: 1 S: 6	H: 0 LOB: 0 BB: 0 P: 7	1B: 4 2B: 3 3B: 0 HR: 3	SF: 0 SAC: 0 DP: 1 HBP: 2	WP: 3 PB: 0 SB: 1 CS: 0	PA: 44						
PITCHER	IP	WLS	BF	H	R	ER	SO	BB	IBB	HBP	BLK	WP	HR	S	P	ERA	WHIP											
Carlos Hernandez, L ERA: 6.43	(1, 1)	2.1		14	5	4	4	0	3	0	0	0	0	2	35	59	15.43	3.429										
Chad Hanville, R ERA: 4.75	(3, 1)	0.2		3	1	0	0	1	0	0	0	0	0	5	10	0.00	1.500											
Tim Redding, R ERA: 4.75	(4, 1)	1.0	W	3	0	0	0	0	0	0	0	0	0	9	13	0.00	0.000											
Russ Springer, R ERA: 3.09	(5, 1)	1.0		4	0	0	0	0	1	0	0	0	1	0	13	24	0.00	1.000										
Mike Gallo, L ERA: 4.81	(6, 1)	1.0		4	0	0	0	1	1	0	0	0	0	13	23	0.00	1.000											
PITCHER	IP	WLS	BF	H	R	ER	SO	BB	IBB	HBP	BLK	WP	HR	S	P	ERA	WHIP											
Chad Qualls, R ERA: 4.28	(7, 1)	1.0		8	3	2	2	1	0	0	0	0	1	22	35	0.00	1.000											
Dan Miceli, R ERA: 3.63	(8, 1)	1.0		5	0	1	0	1	1	0	0	0	0	10	23	0.00	1.000											
54 Brad Lidge, R ERA: 2.0	(9, 1)	1.0		3	0	0	0	1	0	0	0	0	0	6	7	0.00	0.000											

Houston Astros @ Milwaukee Brewers
Miller Park, Milwaukee, WI
Sun Sep 26 2004, 1:05 PM CDT
Att: 18,496 - Sunny - 71 F

AB 36
R 7
H 9
RBI 6
BB 6
SO 5
LOB 18




Batter	1	2	3	4	5	6	7	8	9	AB	R	H	RBI	BB	SO	LOB	TOP					
Tony Womack, L (1.4) Jason Simontacchi, R (7. PR) Carmen Cali, L (7.1) Al Reyes, R (8.1) Roger Cedeno, S (9. PH)	2-3 K		1-1 F7			1-3 K2-3	4-2 HBP		1-1 F7	3	0	0	0	0	2	0						
Larry Walker, L (1.9)	1-1 G5-3		1-1 F7			0-3 K	3-2 P5		1-2 G4-6-3	5	0	0	0	0	1	5						
5 Albert Pujols, R (1.3) 4 Yadier Molina, R (6.2)	4-0 BB		0-0 F8			2-1 2B	2-2 G2-3			2	0	1	0	1	0	0						
15 Jim Edmonds, L (1.8) So Taguchi, R (7.8)	1-3 K					1-1 F8			1-1 G4-3	3	0	0	0	0	1	2						
Edgar Renteria, R (1.6) 7 Hector Luna, R (7.6)		0-0 1B				0-0 G1-6-3			0-1 E5	3	1	2	0	0	0	0						
John Mabry, L (1.5)		0-0 F7				2-3 K			0-3 L7	4	1	1	0	0	2	1						
Reggie Sanders, R (1.7)		3-0 F8				2-1 1B			0-1 G4-3	4	1	3	1	0	0	1						
Mike Matheny, R (1.2) Cody McKay, L (6.3)	1-1 1B		1-1 1B			0-0 34 CS			1-0 G4-3	2	0	2	0	0	0	0						
Woody Williams, R (1.1) 34 Randy Flores, L (4.1) Marlon Anderson, L (7. PH)	2-3 K		1-2 1B			1-2 G5-3			1-2 1B	1	0	0	0	0	1	2						
Inning Stats	R: 0 E: 0 K: 2 S: 8	H: 0 LOB: 1 BB: 1 P: 16	R: 0 E: 0 K: 1 S: 10	H: 2 LOB: 2 BB: 0 P: 16	R: 0 E: 0 K: 0 S: 5	H: 0 LOB: 0 BB: 0 P: 7	R: 0 E: 0 K: 1 S: 6	H: 0 LOB: 0 BB: 0 P: 9	R: 0 E: 0 K: 0 S: 6	H: 2 LOB: 0 BB: 0 P: 9	R: 0 E: 0 K: 2 S: 10	H: 1 LOB: 1 BB: 0 P: 14	R: 2 E: 1 K: 0 S: 23	H: 4 LOB: 3 BB: 0 P: 36	R: 0 E: 0 K: 1 S: 7	H: 0 LOB: 0 BB: 0 P: 8	R: 1 E: 0 K: 0 S: 10	H: 3 LOB: 1 BB: 0 P: 15	1B: 11 2B: 1 3B: 0 HR: 0	SF: 0 SAC: 0 DP: 1 HBP: 1	WP: 0 PB: 0 SB: 0 CS: 1	PA: 38
PITCHER	IP WLS BF H R ER SO BB IBB HBP BLK WP HR S P ERA WHIP																					
44 Roy Oswalt, R (1.1) Dan Wheeler, R (8.1) Darren Oliver, L (9.1)	7.0 W 30 9 2 2 6 1 0 0 0 0 0 0 0 68 107 2.57 1.429																					

St. Louis Cardinals @ Houston Astros
Minute Maid Park, Houston, TX
Mon Sep 27 2004, 7:05 PM CDT
Att: 37,651 - Unknown - 87 F

livebaseballscorecards.com

AB 36
R 3
H 12
RBI 3
BB 1
SO 7
LOB 19




Batter	1	2	3	4	5	6	7	8	9	AB	R	H	RBI	BB	SO	LOB	BOTTOM	
Craig Biggio, R (1.7) Orlando Palmeiro, L (7.7)	2-2 G5-3	1-1 G6-3		4-2 3B		1-0 1B			1-1 G6-3	3	3	2	2	1	0	0		
Carlos Beltrán, S (1.8) Willy Taveras, R (9.8)	0-1 G6-3	0-0 G6-3		1-1 1B		0-0 17 SF8			2-1 F7	5	0	2	2	0	0	1		
5 Jeff Bagwell, R (1.3) Darren Oliver, R (9.1)	1-1 L5	1-1 2B		3-3 K		4-1 1B			4-1 17 1B	3	0	1	1	2	1	1		
17 Lance Berkman, S (1.9)		0-0 1B		1-1 L6		0-0 SF8			3-1 BB	4	1	2	1	0	0	2		
Jeff Kent, R (1.4)	1-0 2B	1-0 FC3-6		1-2 F8		2-3 K			2-3 K	5	1	2	0	0	2	5		
Morgan Ensberg, R (1.5)	2-1 1B	2-2 F8		1-0 E6		1-3 K			1-3 K	4	1	1	2	0	1	1		
Jose Vizcaino, S (1.6) 4 Eric Bruntlett, R (9.6)	0-2 44 WP	0-0 FC3-6		0-1 G5-4-3		0-2 F8			0-2 F8	4	1	1	0	0	0	2		
Raul Chavez, R (1.2)	0-0 2B	1-1 F7		1-0 G5-3		2-3 K			2-3 K	4	1	1	1	0	1	1		
44 Roy Oswalt, R (1.1) Dan Wheeler, R (8.1) 16 Jason Lane, R (9.9)	1-3 K	1-3 K		1-2 3B		0-0 P3			0-1 HR	3	1	1	0	0	1	2		
Inning Stats	R: 0 E: 0 K: 0 S: 7	H: 7 LOB: 1 BB: 0 P: 31	R: 0 E: 0 K: 0 S: 7	H: 1 LOB: 1 BB: 0 P: 10	R: 2 E: 0 K: 1 S: 16	H: 2 LOB: 1 BB: 1 P: 27	R: 0 E: 0 K: 1 S: 4	H: 0 LOB: 0 BB: 0 P: 6	R: 1 E: 0 K: 1 S: 8	H: 2 LOB: 2 BB: 1 P: 16	R: 0 E: 0 K: 2 S: 9	H: 0 LOB: 0 BB: 0 P: 12	R: 1 E: 0 K: 1 S: 13	H: 2 LOB: 2 BB: 1 P: 25	1B: 7 2B: 5 3B: 1 HR: 1	SF: 1 SAC: 0 DP: 1 HBP: 0	WP: 1 PB: 0 SB: 0 CS: 0	PA: 41
PITCHER	IP WLS BF H R ER SO BB IBB HBP BLK WP HR S P ERA WHIP																	
Woody Williams, R (1.1) 34 Randy Flores, L (4.1) Carmen Cali, L (7.1) Al Reyes, R (8.1)	3.0 L 20 10 8 1 1 2 1 0 0 0 0 0 0 41 65 3.00 1.000																	

St. Louis Cardinals @ Houston Astros
Minute Maid Park, Houston, TX
Mon Sep 27 2004, 7:05 PM CDT
Att: 37,651 - Unknown - 87 F

livebaseballscorecards.com


AB 37
R 10
H 14
RBI 10
BB 3
SO 6
LOB 15




Batter	1	2	3	4	5	6	7	8	9	AB	R	H	RBI	BB	SO	LOB	TOP											
Marlon Anderson, L (1,4) OBP: 0.267, SLG: 0.377	G1-3		G2-3		P5			P5		4	0	0	0	0	0	2	St. Louis Cardinals @ Houston Astros Minute Maid Park, Houston, TX Tue Sep 28 2004, 7:05 PM CDT Att: 36,230 - Unknown - 89 F											
27 Scott Rolen, R (1,5) Kiko Calero, R (8,1) Cody McKoy, R (8,PH) Ray Lankford, L (8,PH) Al Reyes, R (8,1) Ray King, L (8,1)	P4		F9			P3		FC6-4 1B		3	0	0	0	0	0	0												
5 Albert Pujols, R (1,3) OBP: 0.414, SLG: 0.654	BB			L9		K		FC6-4 1-2		3	0	0	0	1	2													
15 Jim Edmonds, L (1,8) OBP: 0.424, SLG: 0.656	K			F8		G3			L4	4	0	0	0	0	1													
Larry Walker, L (1,9) OBP: 0.424, SLG: 0.593		HR					K			3	1	1	1	1	2	0												
Edgar Renteria, R (1,6) OBP: 0.325, SLG: 0.406	G4-3		G1-3			G4-3			K	4	0	0	0	0	1	1												
Reggie Sanders, R (1,7) OBP: 0.312, SLG: 0.482						G6-3				2	0	1	0	1	0	0												
4 Yadier Molina, R (1,2) OBP: 0.324, SLG: 0.320										2	0	1	0	0	1	1												
Roger Cedeno, S (8,PH) OBP: 0.333, SLG: 0.380										1	0	0	0	0	1	0												
7 Hector Luna, R (8,5) OBP: 0.308, SLG: 0.376										0	0	0	0	0	0	0												
Dan Haren, R (1,1) John Mabry, L (6,5) Tony Womack, L (8,PH) Mike Matheny, R (8,2) OBP: 0.292, SLG: 0.347										2	0	0	0	0	1	2												
Inning Stats	R: 0 E: 1 K: 1 S: 10	H: 0 LOB: 1 BB: 1 P: 21	R: 1 E: 0 K: 1 S: 6	H: 1 LOB: 0 BB: 1 P: 14	R: 0 E: 0 K: 1 S: 8	H: 0 LOB: 0 BB: 0 P: 13	R: 0 E: 0 K: 0 S: 7	H: 2 LOB: 1 BB: 0 P: 12	R: 0 E: 0 K: 1 S: 10	H: 0 LOB: 0 BB: 0 P: 14	R: 0 E: 0 K: 1 S: 7	H: 0 LOB: 0 BB: 0 P: 13	R: 0 E: 0 K: 1 S: 14	H: 2 LOB: 2 BB: 0 P: 15	R: 0 E: 0 K: 2 S: 10	H: 0 LOB: 0 BB: 0 P: 18	1B: 4 2B: 1 3B: 0 HR: 1	SF: 0 SAC: 0 DP: 1 HBP: 0	WP: 0 PB: 0 SB: 0 CS: 1	PA: 33								
PITCHER	IP	WLS	BF	H	R	ER	SO	BB	IBB	HBP	BLK	WP	HR	S	P	ERA	WHIP											
41 Brandon Backe, R (1,1) ERA: 4.35	5.0	W	19	3	1	1	3	3	0	0	0	0	0	1	41	24	1.80	1.200										
Chad Qualls, R (6,1) ERA: 3.99	2.0	H	6	0	0	0	2	0	0	0	0	0	0	13	21	0.00	0.000											
Dan Miceli, R (8,1) ERA: 3.6	0.2	H	4	2	0	0	1	0	0	0	0	0	0	11	11	0.00	3.000											
54 Brad Lidge, R (8,1) ERA: 1.97	1.1	S	4	0	0	0	2	0	0	0	0	0	0	13	22	0.00	0.000											

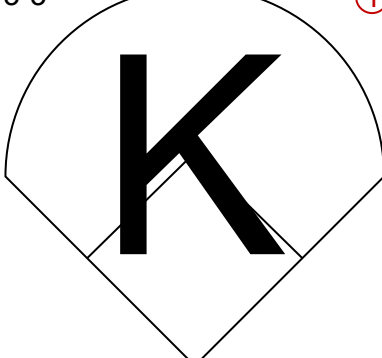
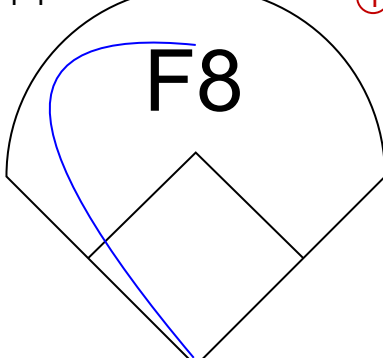
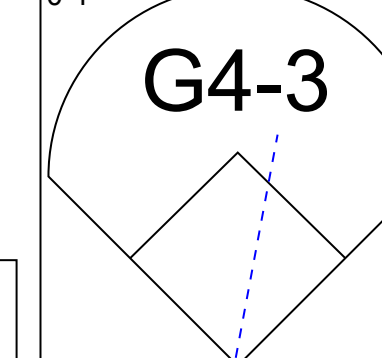
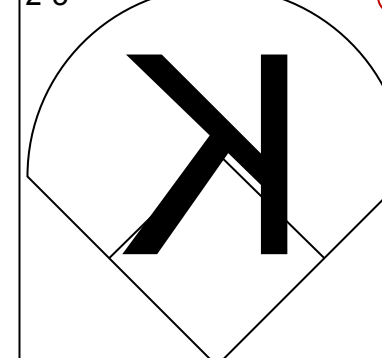
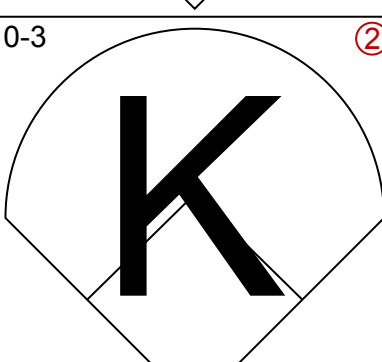
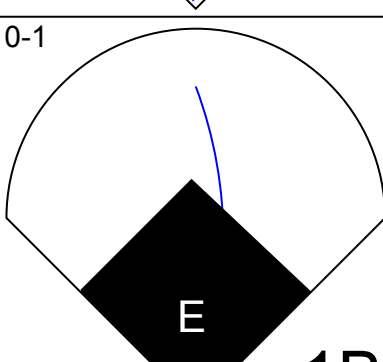
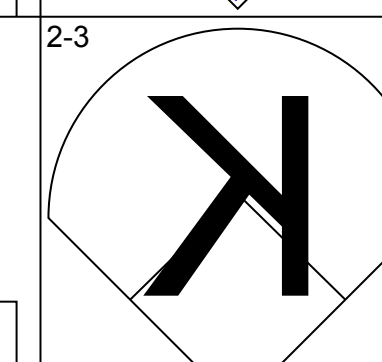
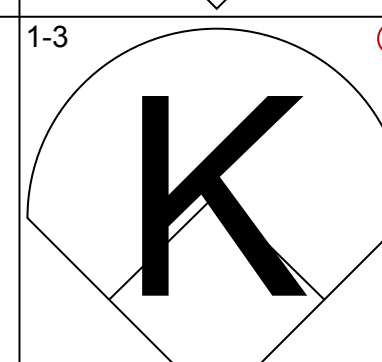
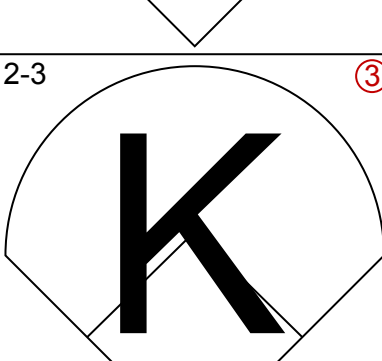
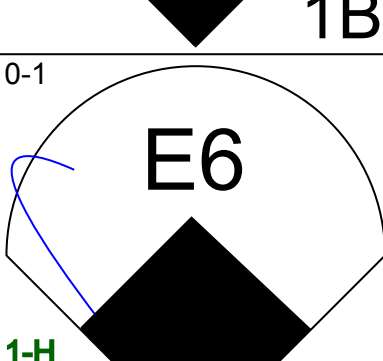
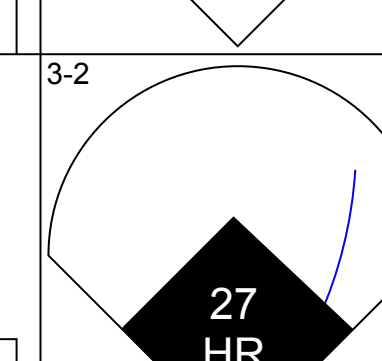
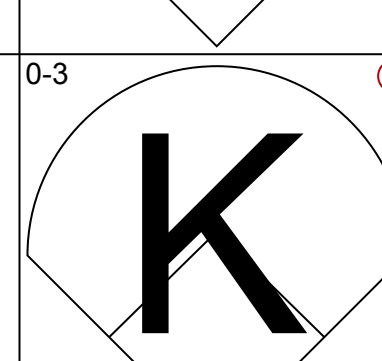
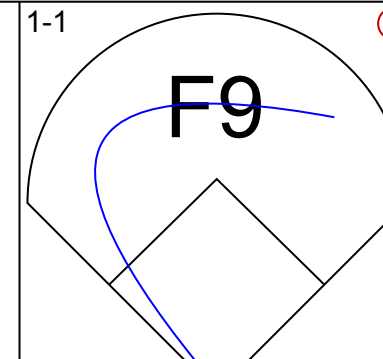
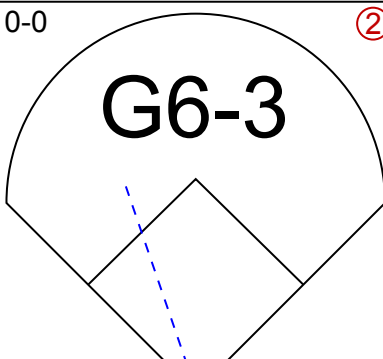
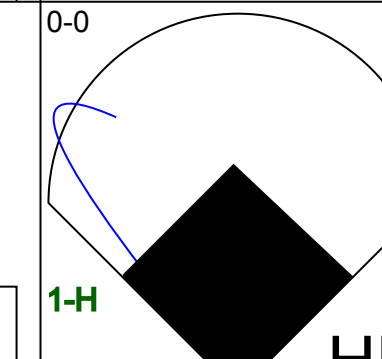
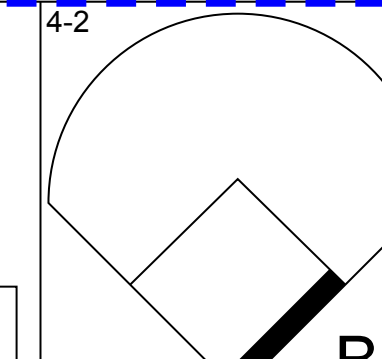
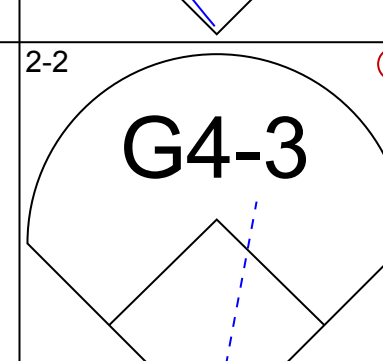
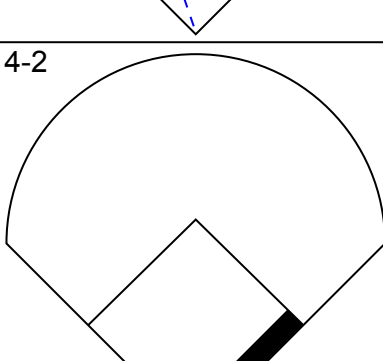
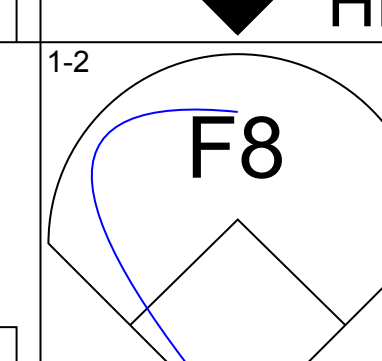
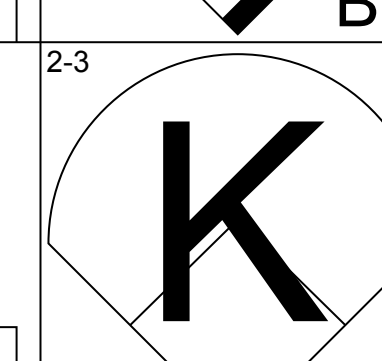
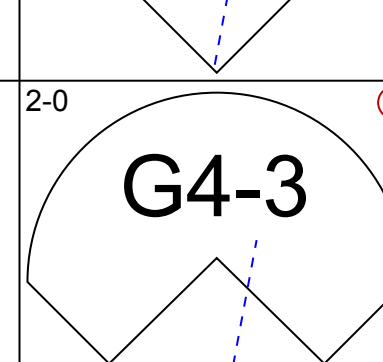
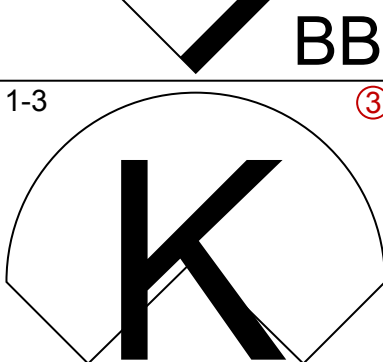
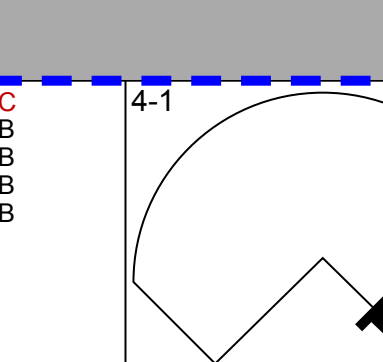
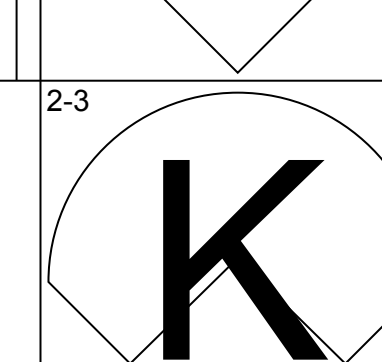
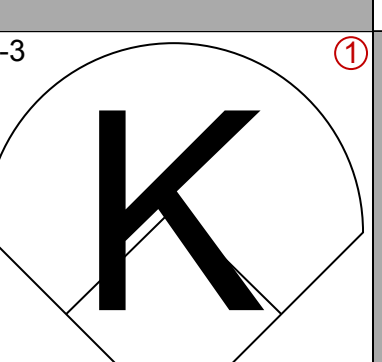
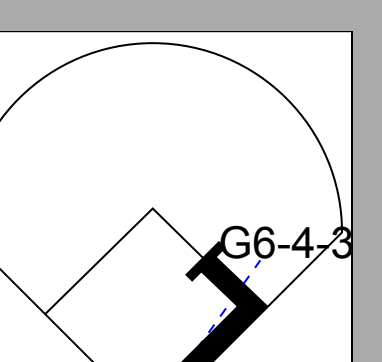
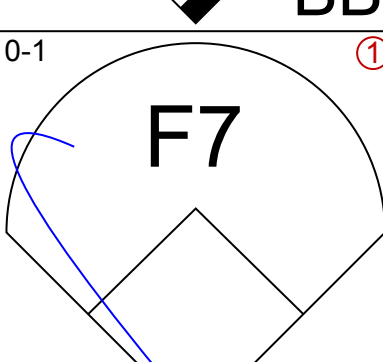
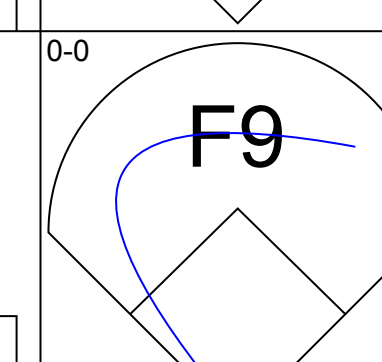
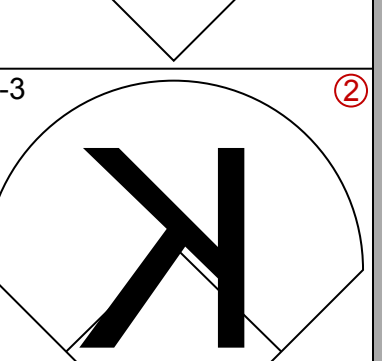
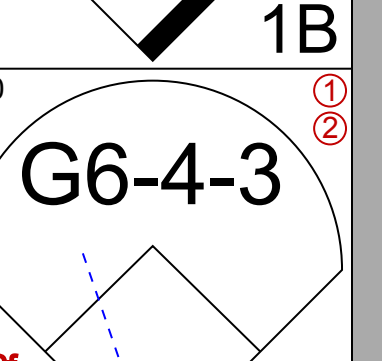
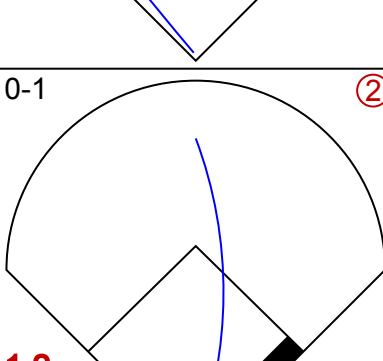
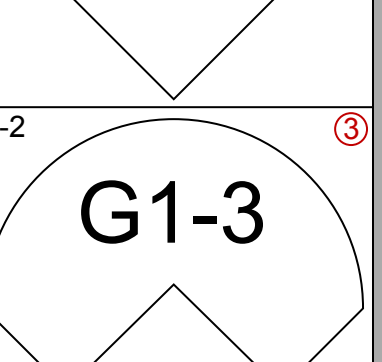
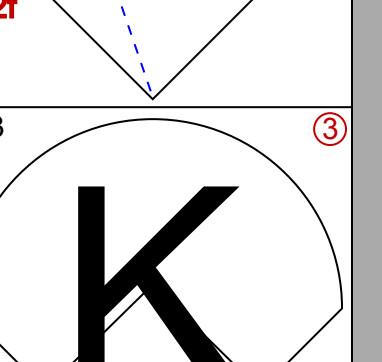
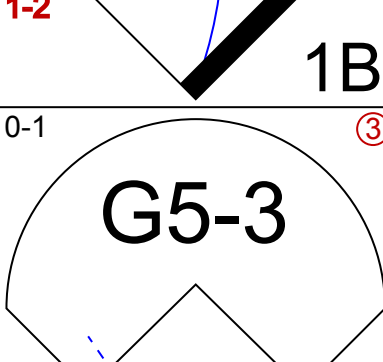
Batter	1	2	3	4	5	6	7	8	9	AB	R	H	RBI	BB	SO	LOB	BOTTOM										
Craig Biggio, R (1,7) OBP: 0.336, SLG: 0.460	K2-3		SH5-3		G6-3		F7			3	0	0	0	0	1	0	St. Louis Cardinals @ Houston Astros Minute Maid Park, Houston, TX Tue Sep 28 2004, 7:05 PM CDT Att: 36,230 - Unknown - 89 F										
Dan Miceli, R (8,1) OBP: 0.500, SLG: 0.500										0	0	0	0	0	0	0											
54 Brad Lidge, R (8,1)										0	0	0	0	0	0	0											
Carlos Beltrán, S (1,8) OBP: 0.371, SLG: 0.556			P5							3	1	2	0	1	0	1											
5 Jeff Bagwell, R (1,3) OBP: 0.375, SLG: 0.462	1B									2	0	1	2	1	1	1											
17 Lance Berkman, S (1,9) OBP: 0.453, SLG: 0.571	K									4	0	1	0	0	2	2											
Jeff Kent, R (1,4) OBP: 0.344, SLG: 0.516										3	0	1	0	1	1	0											
Morgan Ensberg, R (1,5) OBP: 0.333, SLG: 0.406										4	0	2	0	0	0	4											
Jose Vizcaino, S (1,6) OBP: 0.309, SLG: 0.369										4	0	0	0	0	0	5											
Brad Ausmus, R (1,2) OBP: 0.308, SLG: 0.329										2	0	0	0	1	0	2											
41 Brandon Backe, R (1,1) OBP: 0.375, SLG: 0.500										2	1	1	0	0	1	2											
Chad Qualls, R (6,1) ERA: 4.63										0	0	0	0	0	0	0											
Orlando Palmeiro, L (7,PH) OBP: 0.340, SLG: 0.346										1	0	0	0	0	0	0											
16 Jason Lane, R (8,7) OBP: 0.346, SLG: 0.463										0	0	0	0	0	0	0											
Inning Stats	R: 0 E: 0 K: 3 S: 11	H: 1 LOB: 1 BB: 0 P: 16	R: 0 E: 0 K: 0 S: 7	H: 1 LOB: 1 BB: 0 P: 15	R: 1 E: 0 K: 1 S: 10	H: 2 LOB: 1 BB: 0 P: 15	R: 0 E: 0 K: 2 S: 11	H: 1 LOB: 2 BB: 1 P: 20	R: 1 E: 0 K: 0 S: 10	H: 1 LOB: 0 BB: 0 P: 14	R: 0 E: 0 K: 0 S: 14	H: 1 LOB: 1 BB: 0 P: 19	R: 0 E: 0 K: 0 S: 5	H: 0 LOB: 0 BB: 1 P: 12	R: 0 E: 0 K: 0 S: 15	H: 1 LOB: 2 BB: 2 P: 28	1B: 6 2B: 1 3B: 1 HR: 0	SF: 1 SAC: 1 DP: 1 HBP: 0	WP: 1 PB: 0 SB: 0 CS: 0	PA: 35							
PITCHER	IP	WLS	BF	H	R	ER	SO	BB	IBB	HBP	BLK	WP	HR	S	P	ERA	WHIP										
Dan Haren, R (1,1) ERA: 4.63	5.0	L	22	6	2	2	6	1	0	0	0	0	0	19	31	0.00	1.400										
Kiko Calero, R (6,1) ERA: 2.91	2.0	7	1	0	0	0	0	1	0	0	0	0	0	19	31	0.00	1.000										
Al Reyes, R (8,1) ERA: 0.96	0.0	3	1	0	0	0	0	2	0	0	0	0	0	10	21	∞	∞										
Ray King, L (8,1) ERA: 2.41	1.0	2	0	0	0	0	0	0	0	0	0	0	0	5	7	0.00	0.000										

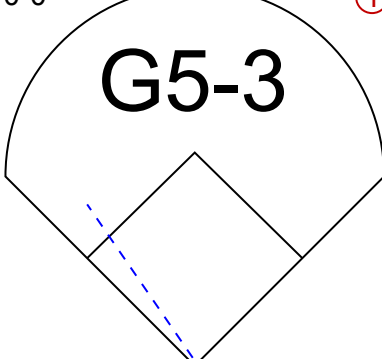
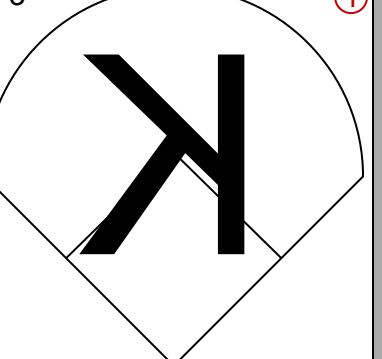
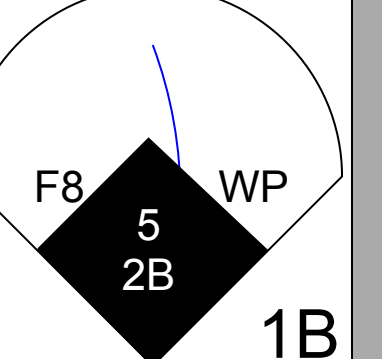
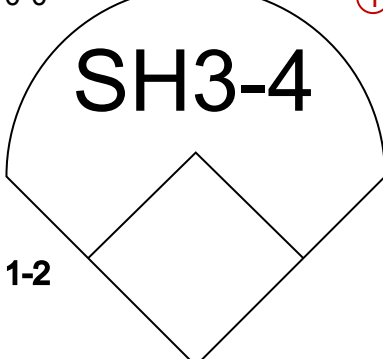
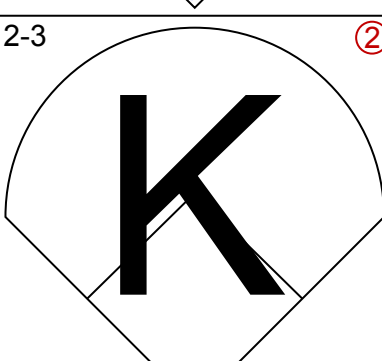
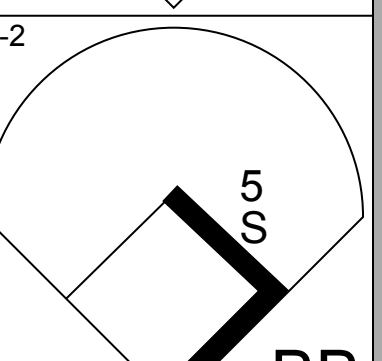
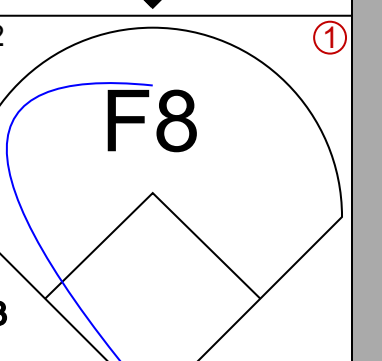
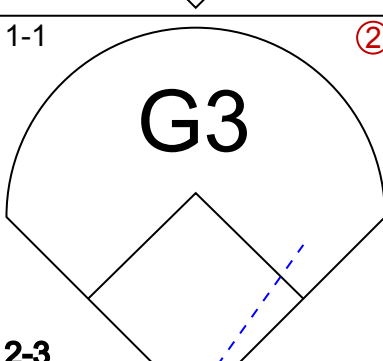
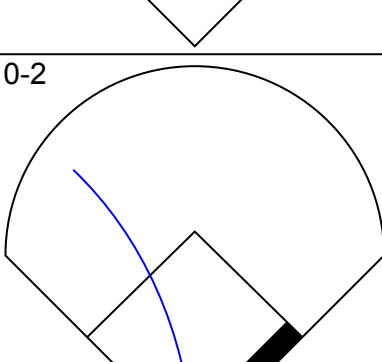
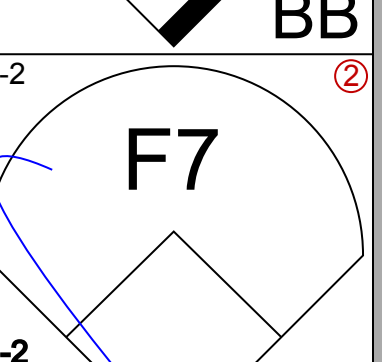
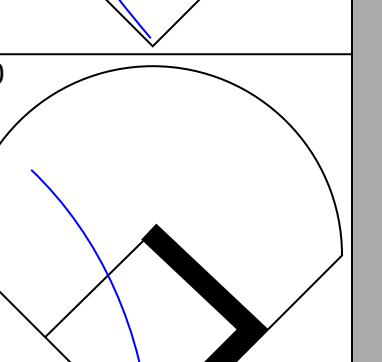
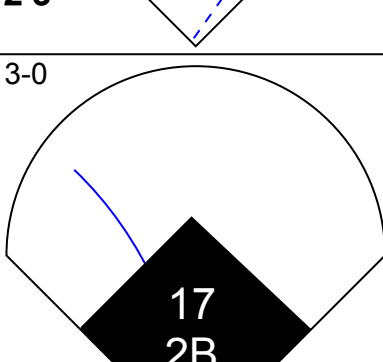
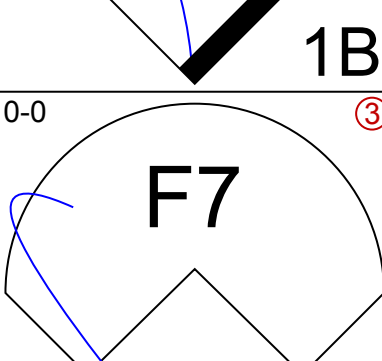
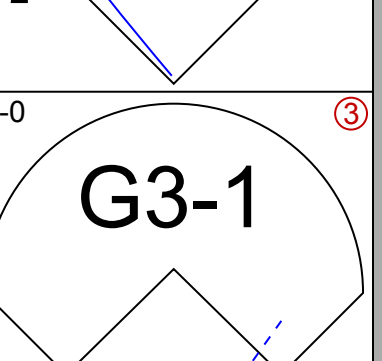
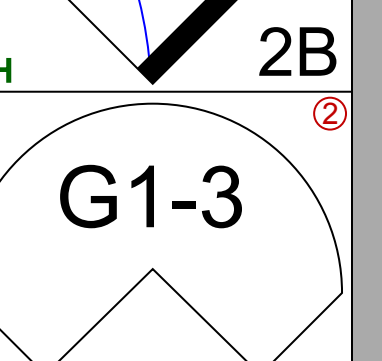
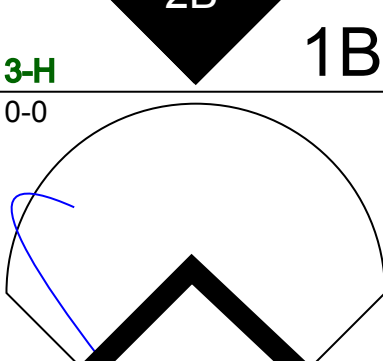
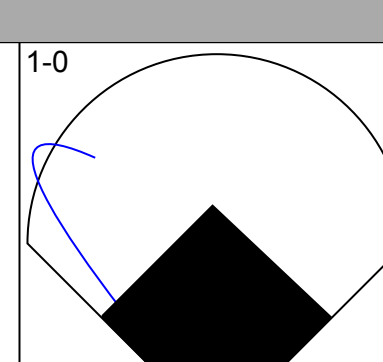
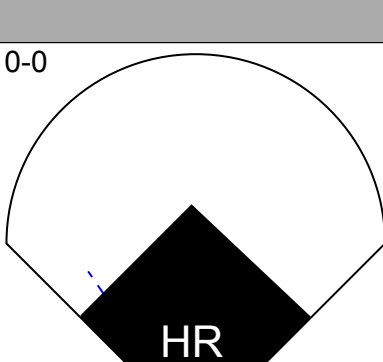


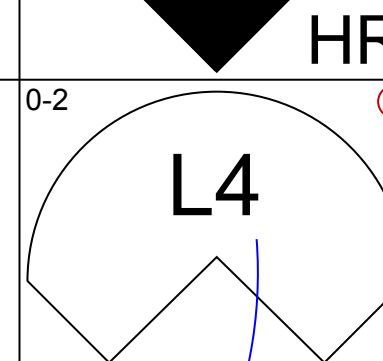
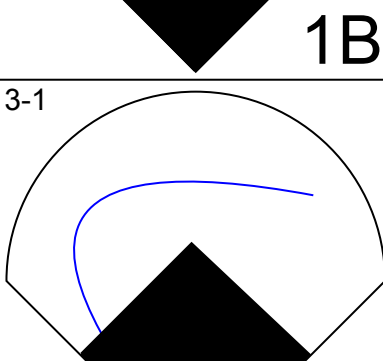
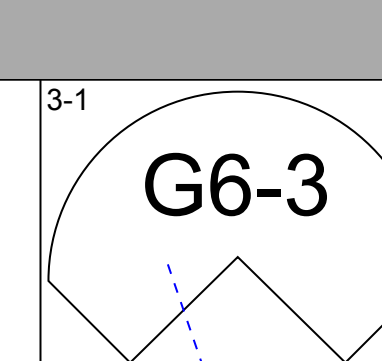
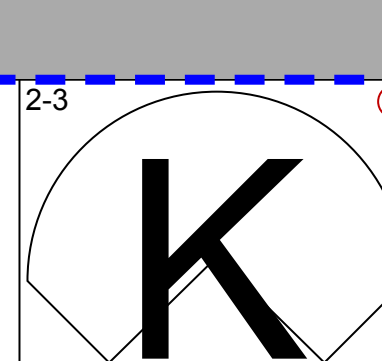
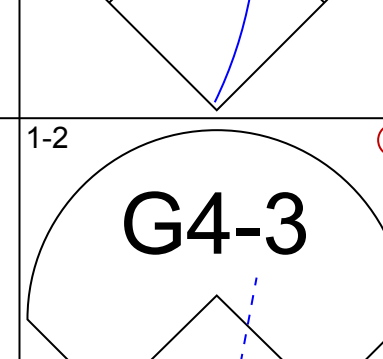
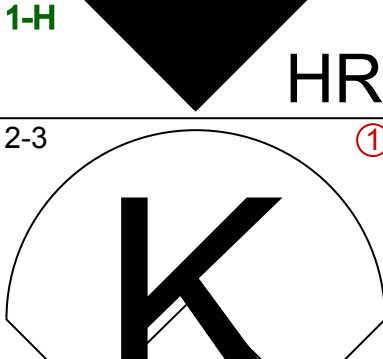
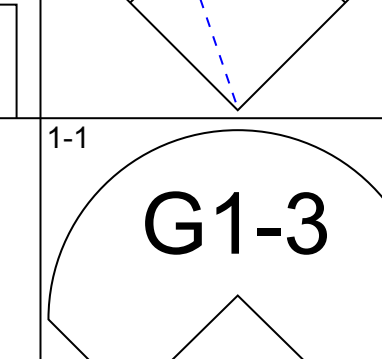
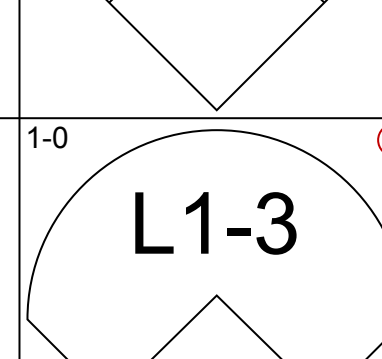
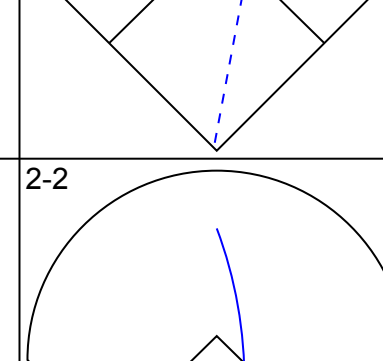
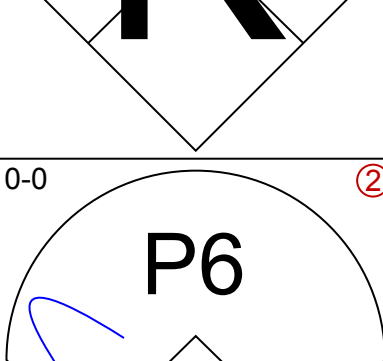
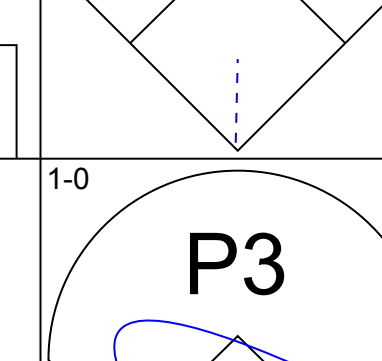
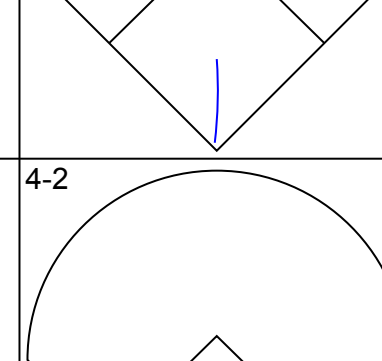
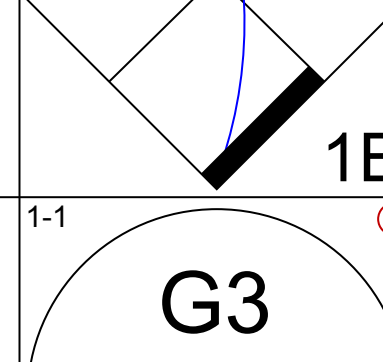
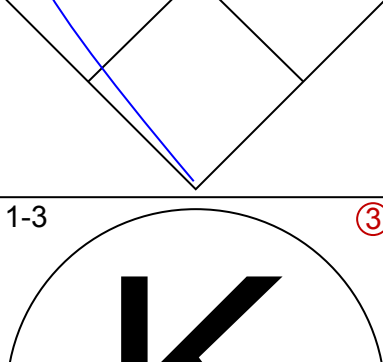
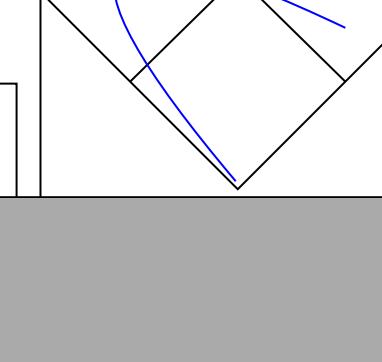
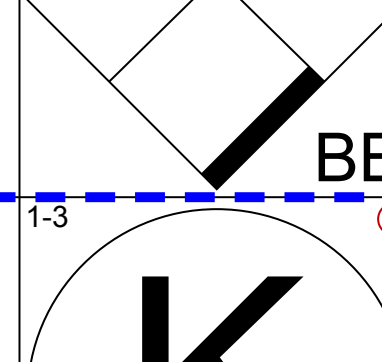
AB 30
R 1
H 5
RBI 1
BB 3
SO 8
LOB 9



AB 28
R 2
H 8
RBI 2
BB 4
SO 6
LOB 17



Batter	1	2	3	4	5	6	7	8	9	AB	R	H	RBI	BB	SO	LOB	TOP								
Marlon Anderson, L (1.4) OBP: 0.263, SLG: 0.371										4	0	0	0	0	2	0	St. Louis Cardinals @ Houston Astros Minute Maid Park, Houston, TX Wed Sep 29 2004, 7:05 PM CDT Att: 43,186 - Sunny - 87 F								
So Taguchi, R (1.9) OBP: 0.328, SLG: 0.400				 1B						4	1	1	0	0	3	0									
Roger Cedeno, S (1.7) OBP: 0.337, SLG: 0.388				 2B		 1B				4	2	2	1	0	2	0									
27 Scott Rolen, R (1.5) OBP: 0.411, SLG: 0.609 Ray Lankford, L (9, PR) OBP: 0.341, SLG: 0.404						 HR				3	1	1	2	1	0	0									
15 Jim Edmonds, L (1.8) OBP: 0.423, SLG: 0.652										3	0	0	0	1	1	1									
Edgar Renteria, R (1.6) OBP: 0.325, SLG: 0.404							 BB			3	0	0	0	1	2	2									
John Mabry, L (1.3) OBP: 0.362, SLG: 0.508					 1B					4	0	1	0	0	1	2									
Mike Matheny, R (1.2) OBP: 0.292, SLG: 0.347					 1B		 1B			3	0	1	0	0	1	1									
Jeff Suppan, R (1.1) OBP: 0.086, SLG: 0.070 Steve Kline, S (8, 1) Carmen Cali, L (8, 1)										3	0	0	0	0	1	1									
										0	0	0	0	0	0	0									
										0	0	0	0	0	0	0									
Inning Stats	R: 0 E: 0 K: 3 S: 13	H: 0 LOB: 0 BB: 0 P: 18	R: 0 E: 0 K: 0 S: 7	H: 0 LOB: 0 BB: 0 P: 12	R: 0 E: 0 K: 2 S: 12	H: 0 LOB: 0 BB: 0 P: 18	R: 2 E: 1 K: 1 S: 12	H: 2 LOB: 1 BB: 1 P: 18	R: 0 E: 0 K: 1 S: 9	H: 1 LOB: 0 BB: 0 P: 10	R: 2 E: 0 K: 1 S: 13	H: 2 LOB: 0 BB: 0 P: 19	R: 0 E: 0 K: 0 S: 7	H: 1 LOB: 1 BB: 1 P: 11	R: 0 E: 0 K: 3 S: 12	H: 0 LOB: 0 BB: 0 P: 15	R: 0 E: 0 K: 2 S: 10	H: 0 LOB: 1 BB: 1 P: 18	1B: 4 2B: 1 3B: 0 HR: 1	SF: 0 SAC: 0 DP: 1 HBP: 0	WP: 0 PB: 0 SB: 0 CS: 1	PA: 34			
PITCHER	IP	WLS	BF	H	R	ER	SO	BB	IBB	HBP	BLK	WP	HR	S	P	ERA	WHIP								
Roger Clemens, R (1.1) ERA: 2.98	6.0		23	5	4	4	8	1	0	0	0	0	1	66	95	6.00	1.000								
Chad Qualls, R (7.1) ERA: 3.86	1.0	W	4	1	0	0	0	1	0	0	0	0	0	7	11	0.00	2.000								
Dan Miceli, R (8.1) ERA: 3.55	1.0	H	3	0	0	0	3	0	0	0	0	0	0	12	15	0.00	0.000								
54 Brad Lidge, R (9.1) ERA: 1.95	1.0	S	4	0	0	0	2	1	0	0	0	0	0	10	18	0.00	1.000								

Batter	1	2	3	4	5	6	7	8	9	AB	R	H	RBI	BB	SO	LOB	BOTTOM								
Craig Biggio, R (1.7) OBP: 0.336, SLG: 0.460 Dan Miceli, R (8, 1) OBP: 0.500, SLG: 0.500 4 Eric Bruntlett, R (9, 6) OBP: 0.304, SLG: 0.458					 WP 5 2B					3	1	1	0	0	1	0	St. Louis Cardinals @ Houston Astros Minute Maid Park, Houston, TX Wed Sep 29 2004, 7:05 PM CDT Att: 43,186 - Sunny - 87 F								
Carlos Beltrán, S (1.8) OBP: 0.370, SLG: 0.553										3	0	0	0	1	1	3									
5 Jeff Bagwell, R (1.3) OBP: 0.377, SLG: 0.465							 1B			4	1	3	2	0	0	1									
17 Lance Berkman, S (1.9) OBP: 0.452, SLG: 0.570										4	0	1	1	0	0	3									
Jeff Kent, R (1.4) OBP: 0.345, SLG: 0.522				 1B						4	2	2	1	0	0	3									
Morgan Ensberg, R (1.5) OBP: 0.333, SLG: 0.411			 1B							4	1	1	2	0	1	0									
Jose Vizcaino, S (1.6) OBP: 0.364, SLG: 0.365 54 Brad Lidge, R (9, 1)										4	0	0	0	0	1	0									
Brad Ausmus, R (1.2) OBP: 0.310, SLG: 0.329										3	0	1	0	1	0	0									
Roger Clemens, R (1.1) OBP: 0.200, SLG: 0.181 Chad Qualls, R (7, 1) Orlando Palmeiro, L (7, PH) OBP: 0.344, SLG: 0.346 Willy Taveras, R (7, PR) 16 Jason Lane, R (8, 7) OBP: 0.344, SLG: 0.459					 SH3-4 5 1B					2	0	0	0	0	1	1									
										0	0	0	0	0	0	0									
										0	0	0	0	1	0	0									
										0	1	0	0	0	0	0									
										1	0	0	0	0	1	1									
Inning Stats	R: 0 E: 0 K: 1 S: 8	H: 1 LOB: 1 BB: 0 P: 10	R: 1 E: 0 K: 0 S: 14	H: 2 LOB: 1 BB: 0 P: 19	R: 0 E: 0 K: 1 S: 9	H: 0 LOB: 1 BB: 1 P: 18	R: 2 E: 0 K: 2 S: 11	H: 2 LOB: 0 BB: 0 P: 17	R: 1 E: 0 K: 0 S: 10	H: 2 LOB: 1 BB: 0 P: 13	R: 0 E: 0 K: 0 S: 5	H: 0 LOB: 0 BB: 0 P: 10	R: 2 E: 0 K: 0 S: 7	H: 2 LOB: 2 BB: 1 P: 15	R: 0 E: 0 K: 2 S: 11	H: 0 LOB: 1 BB: 1 P: 19	1B: 5 2B: 2 3B: 0 HR: 2	SF: 0 SAC: 1 DP: 0 HBP: 0	WP: 1 PB: 0 SB: 1 CS: 0	PA: 36					
PITCHER	IP	WLS	BF	H	R	ER	SO	BB	IBB	HBP	BLK	WP	HR	S	P	ERA	WHIP								
Jeff Suppan, R (1.1) ERA: 4.16	7.0	L	32	9	6	6	4	2	0	0	0	0	1	64	102	7.71	1.571								
Steve Kline, L (8, 1) ERA: 1.84	0.2		3	0	0	0	1	1	0	0	0	0	0	8	15	0.00	1.500								
Carmen Cali, L (8, 1) ERA: 9.95	0.1		1	0	0	0	1	0	0	0	0	0	0	3	4	0.00	0.000								

AB 31
R 4
H 6
RBI 3
BB 3
SO 13
LOB 7



AB 32
R 6
H 9
RBI 6
BB 3
SO 6
LOB 12



Batter	1	2	3	4	5	6	7	8	9	AB	R	H	RBI	BB	SO	LOB	TOP																										
Aaron Miles, S (1,4) OBP: 0.329, SLG: 0.368	1-2 P6		1-0 G1-3	2-2 F8		2-1 G1-3			0-1 G6-3	5	0	0	0	0	0	2																											
12 Clint Barmes, R (1,6) OBP: 0.324, SLG: 0.456	1-1 G5-3		0-2 17 1B WP		1-2 17 SF7				1-3 K	4	2	2	0	0	0	0																											
Mark Sweeney, L (9, PH) OBP: 0.380, SLG: 0.514										1	0	0	0	0	1	0																											
17 Todd Helton, L (1,3) OBP: 0.471, SLG: 0.623	4-2 2B		3-2 1B		1-0 SF7				2-1 G4-3	2	0	1	1	1	0	0																											
Jeremy Burnitz, L (1,8) OBP: 0.358, SLG: 0.565	1-1 BB		4-2 1B		2-0 27 1B				4-2 BB	2	0	2	0	2	0	0																											
27 Garrett Atkins, R (1,5) OBP: 0.452, SLG: 0.556	3-2 2B		1-0 BB		2-2 G3-6-1				2-2 F8	4	0	2	0	0	0	3																											
Jorge Piedra, L (1,7) OBP: 0.341, SLG: 0.465		1-0 G4-6-3 11 1B	2-1 G3-1		1-1 G3-6-1				0-1 G6-3	4	0	1	0	0	0	4																											
11 Brad Hawpe, L (1,9) OBP: 0.339, SLG: 0.424		1-0 G4-6-3 1B		1-3 K					2-2 G4-3 2B	4	0	3	0	0	1	0																											
JD Closser, S (1,2) OBP: 0.359, SLG: 0.385		0-0 G4-6-3		0-0 1B					0-3 K	4	0	1	0	0	2	3																											
Joe Kennedy, R (1,1) OBP: 0.160, SLG: 0.188		0-0 L4		1-3 K					1-1 G4-3	3	0	0	0	0	1	3																											
Andy Tracy, L (9, PH) OBP: 0.267, SLG: 0.286									0-3 K	1	0	0	0	0	1	0																											
Inning Stats	R: 0 E: 0 K: 0 S: 12	H: 1 LOB: 2 BB: 1 P: 22	R: 0 E: 0 K: 0 S: 4	H: 2 LOB: 1 BB: 0 P: 6	R: 1 E: 0 K: 0 S: 12	H: 3 LOB: 2 BB: 1 P: 23	R: 0 E: 0 K: 2 S: 12	H: 1 LOB: 1 BB: 0 P: 17	R: 1 E: 0 K: 0 S: 11	H: 3 LOB: 1 BB: 0 P: 18	R: 0 E: 0 K: 1 S: 11	H: 1 LOB: 1 BB: 0 P: 15	R: 0 E: 0 K: 0 S: 10	H: 0 LOB: 1 BB: 1 P: 18	R: 0 E: 0 K: 1 S: 9	H: 1 LOB: 0 BB: 0 P: 11	R: 0 E: 0 K: 2 S: 8	H: 0 LOB: 0 BB: 0 P: 9	1B: 8 2B: 3 3B: 1 HR: 0	SF: 1 SAC: 0 DP: 2 HBP: 0	WP: 1 PB: 0 SB: 0 CS: 0	PA: 38																					
PITCHER	IP WLS BF H R ER SO BB IBB HBP BLK WP HR S P ERA WHIP																																										
Pete Munro, R (1,1) ERA: 9.15	2.2	14	6	1	1	0	0	2	0	0	0	1	0	26	47	3.38	3.000																										
Mike Gallo, L (3,1) ERA: 4.78	0.1	W	1	0	0	0	0	0	0	0	0	0	0	2	4	0.00	0.000																										
Brandon Duckworth, R (4,1) ERA: 6.88	1.1	8	4	1	1	2	0	0	0	0	0	0	0	21	32	6.75	3.000																										
Chad Harville, R (5,1) ERA: 4.69	0.2	1	0	0	0	0	0	0	0	0	0	0	0	2	3	0.00	0.000																										
Chad Qualls, R (6,1) ERA: 3.92	2.0	H	8	1	0	0	1	1	0	0	0	0	0	21	33	0.00	1.000																										
PITCHER	IP WLS BF H R ER SO BB IBB HBP BLK WP HR S P ERA WHIP																																										
Dan Miceli, R (8,1) ERA: 3.51	1.0	H	3	1	0	0	1	0	0	0	0	0	0	0	0	0	0	0	0	0	9	11	0.00	1.000																			
54 Brad Lidge, R (9,1) ERA: 1.93	1.0	S	3	0	0	0	2	0	0	0	0	0	0	0	0	0	0	0	0	0	8	9	0.00	0.000																			

Colorado Rockies @ Houston Astros
Minute Maid Park, Houston, TX
Fri Oct 01 2004, 7:05 PM CDT
Att: 41,717 - Cloudy - 85 F

AB	34
R	2
H	12
RBI	1
BB	3
SO	6
LOB	15



Batter	1	2	3	4	5	6	7	8	9	AB	R	H	RBI	BB	SO	LOB	BOTTOM																			
Craig Biggio, R (1,7) OBP: 0.339, SLG: 0.462	1-1 P2		4-2 2B 5 WP		0-0 1B PB				0-0 2B	3	1	2	0	1	0	0																				
Dan Miceli, R (8,1) OBP: 0.500, SLG: 0.500										0	0	0	0	0	0	0																				
54 Brad Lidge, R (9,1) OBP: 0.500, SLG: 0.500										0	0	0	0	0	0	0																				
Carlos Beltrán, S (1,8) OBP: 0.371, SLG: 0.554	3-3 K		0-0 5 WP 5 HR		2-0 1B				3-2 G5-3	4	1	2	0	0	1	3																				
5 Jeff Bagwell, R (1,3) OBP: 0.379, SLG: 0.471	4-2 17 FC6-4 BB		2-0 2B		1-0 L7				4-0 IBB	2	1	1	2	2	0	2																				
17 Lance Berkman, S (1,9) OBP: 0.449, SLG: 0.566	0-0 FC6-4		2-H 3-H 2-1 G6-3						3-2 G1-4-3	4	0	0	0	0	1	4																				
Jeff Kent, R (1,4) OBP: 0.344, SLG: 0.520		3-2 G5-3		1-2 F8					1-2 K	4	0	1	0	0	1	0																				
Morgan Ensberg, R (1,5) OBP: 0.330, SLG: 0.407		1-2 E6		3-2 F9					1-1 G4-3	4	0	0	0	0	0	1																				
Jose Vizcaino, S (1,6) OBP: 0.306, SLG: 0.364		2-0 P2		1-1 G6-3					0-0 SH1-3	3	0	1	0	0	0	1																				
28 Adam Everett, R (7, PR) OBP: 0.317, SLG: 0.385									0-1 L8	0	1	0	0	0	0	0																				
4 Eric Bruntlett, R (8,6) OBP: 0.298, SLG: 0.449									16 1B SH1-3	1	0	0	0	0	0	0																				
Brad Ausmus, R (1,2) OBP: 0.308, SLG: 0.328			1-2 P3		0-0 G6-3				1-2 SH1-3	2	0	0	0	0	0	0																				
Pete Munro, R (1,1) ERA: 9.15			0-2 G6-3		1-0 P3				0-0 2B	0	0	0	0	0	0	0																				
Mike Gallo, L (3,1) ERA: 4.78									2-H	0	0	0	0	0	0	0																				
Brandon Duckworth, R (4,1) ERA: 6.88										0	0	0	0	0	0	0																				
Chad Harville, R (5,1) ERA: 4.69										0	0	0	0	0	0	0																				
Chad Qualls, R (6,1) ERA: 3.92										0	0	0	0	0	0	0																				
Inning Stats	R: 0 E: 0 K: 1 S: 10	H: 0 LOB: 1 BB: 1 P: 18	R: 0 E: 1 K: 0 S: 7	H: 0 LOB: 0 BB: 0 P: 13	R: 3 E: 0 K: 0 S: 14	H: 2 LOB: 0 BB: 1 P: 23	R: 0 E: 0 K: 0 S: 10	H: 0 LOB: 0 BB: 0 P: 15	R: 0 E: 0 K: 0 S: 5	H: 2 LOB: 2 BB: 0 P: 9	R: 0 E: 0 K: 1 S: 8	H: 0 LOB: 0 BB: 1 P: 13	R: 1 E: 0 K: 1 S: 11	H: 3 LOB: 3 BB: 1 P: 20	R: 0 E: 0 K: 0 S: 6	H: 1 LOB: 0 BB: 0 P: 8	1B: 5 2B: 2 3B: 0 HR: 1	SF: 0 SAC: 1 DP: 1 HBP: 0	WP: 1 PB: 1 SB: 0 CS: 1	PA: 34																
PITCHER	IP WLS BF H R ER SO BB IBB HBP BLK WP HR S P ERA WHIP																																			
Joe Kennedy, L (1,1) ERA: 3.66	8.0	L	34	8	4	4	3	2	1	0	0	1	1	71	119	4.50	1.250																			
PITCHER	IP WLS BF H R ER SO BB IBB HBP BLK WP HR S P ERA WHIP																																			

Colorado Rockies @ Houston Astros
Minute Maid Park, Houston, TX
Fri Oct 01 2004, 7:05 PM CDT
Att: 41,717 - Cloudy - 85 F

AB	30
R	4
H	8
RBI	3
BB	3
SO	3
LOB	11



Batter	1	2	3	4	5	6	7	8	9	AB	R	H	RBI	BB	SO	LOB	TOP		
12 Clint Barmes, R OBP: 0.320, SLG: 0.437	G6-3		K		G5-3			2B BB		3	1	0	0	1	1	1	Colorado Rockies @ Houston Astros Minute Maid Park, Houston, TX Sat Oct 02 2004, 6:05 PM CDT Att: 43,279 - Dome - 74 F		
Royce Clayton, R OBP: 0.336, SLG: 0.399	G1-6-3 1B		F9			G6-3		2B		4	0	2	1	0	0	0			
17 Todd Helton, L OBP: 0.468, SLG: 0.619	G1-6-3				F7	P4		F8		4	0	0	0	0	0	2			
Vinny Castilla, R OBP: 0.332, SLG: 0.537		HR			1B	F8		K		4	1	2	1	0	1	1			
Jeromy Burnitz, L OBP: 0.355, SLG: 0.561		K			K					4	0	0	0	0	3	1			
11 Brad Hawpe, L OBP: 0.328, SLG: 0.408		K2-3			K			G3		4	0	0	0	0	2	1			
Todd Greene, R OBP: 0.327, SLG: 0.510						G4-3				4	0	2	0	0	0	0			
Jorge Piedra, L OBP: 0.340, SLG: 0.494		P4				F8		HR		3	1	1	1	0	0	2			
Shawn Estes, R OBP: 0.247, SLG: 0.306			G5-3					K		1	0	0	0	0	0	0			
Andy Tracy, L OBP: 0.250, SLG: 0.267					K					1	0	0	0	0	1	1			
Adam Bernero, R OBP: 0.379, SLG: 0.511										0	0	0	0	0	0	0			
Mark Sweeney, L OBP: 0.379, SLG: 0.511										1	0	0	0	0	1	0			
Tim Harikkala, R										0	0	0	0	0	0	0			
Inning Stats	R: 0 E: 0 K: 0 S: 8	H: 1 LOB: 0 BB: 0 P: 12	R: 1 E: 0 K: 2 S: 10	H: 2 LOB: 1 BB: 0 P: 14	R: 0 E: 0 K: 1 S: 7	H: 0 LOB: 0 BB: 0 P: 7	R: 0 E: 0 K: 2 S: 11	H: 1 LOB: 1 BB: 0 P: 19	R: 0 E: 0 K: 1 S: 11	H: 0 LOB: 0 BB: 0 P: 14	R: 0 E: 0 K: 0 S: 10	H: 0 LOB: 0 BB: 0 P: 14	R: 2 E: 0 K: 2 S: 16	H: 2 LOB: 1 BB: 1 P: 25	R: 0 E: 0 K: 1 S: 12	H: 0 LOB: 0 BB: 0 P: 17	1B: 3 2B: 2 3B: 0 HR: 2	SF: 0 SAC: 0 DP: 1 HBP: 0	WP: 0 PA: 34 PB: 0 SB: 0 CS: 0
PITCHER	IP WLS BF H R ER SO BB IBB HBP BLK WP HR S P ERA WHIP																		
44 Roy Oswalt, R ERA: 3.49	7.0 W 25 5 1 1 6 0 0 0 0 0 1 64 90 1.29 0.714																		
Dan Wheeler, R ERA: 4.29	1.0 6 2 2 2 2 1 0 0 0 0 0 1 16 25 18.00 3.000																		
Russ Springer, R ERA: 2.84	1.0 3 0 0 0 1 0 0 0 0 0 0 0 12 17 0.00 0.000																		

Batter	1	2	3	4	5	6	7	8	9	AB	R	H	RBI	BB	SO	LOB	BOTTOM		
Craig Biggio, R OBP: 0.339, SLG: 0.472	HR		HR		F8			SF7		4	2	2	3	0	0	0	Colorado Rockies @ Houston Astros Minute Maid Park, Houston, TX Sat Oct 02 2004, 6:05 PM CDT Att: 43,279 - Dome - 74 F		
Russ Springer, R						G5-3				0	0	0	0	0	0	0			
Carlos Beltrán, S OBP: 0.365, SLG: 0.551	P3		K			F9		E9		5	0	1	0	0	1	0			
5 Jeff Bagwell, R OBP: 0.378, SLG: 0.467	G5-3		BB 1B BB		K			K		4	1	0	0	1	3	2			
17 Lance Berkman, S OBP: 0.449, SLG: 0.565	G3							HR BB		3	1	1	0	1	0	0			
Jeff Kent, R OBP: 0.347, SLG: 0.532		HR	BB BB		1B BB			HR BB		3	2	2	3	1	0	0			
Morgan Ensberg, R OBP: 0.331, SLG: 0.414		HR	BB BB		HR			HR		3	1	1	2	1	0	0			
Raul Chavez, R OBP: 0.256, SLG: 0.259			BB BB		G6-4-3			HR		4	0	1	0	0	1	3			
4 Eric Bruntlett, R OBP: 0.328, SLG: 0.519		1B						F8		3	2	2	1	1	0	2			
44 Roy Oswalt, R OBP: 0.184, SLG: 0.155								G3 S SF7 BB		3	0	0	0	0	0	2			
Dan Wheeler, R OBP: 0.200, SLG: 0.200								G3		0	0	0	0	0	0	0			
Mike Lamb, L OBP: 0.357, SLG: 0.513										1	0	0	0	0	0	1			
16 Jason Lane, R OBP: 0.348, SLG: 0.463										0	0	0	0	0	0	0			
Inning Stats	R: 1 E: 0 K: 0 S: 7	H: 1 LOB: 0 BB: 0 P: 10	R: 1 E: 1 K: 0 S: 11	H: 2 LOB: 1 BB: 0 P: 17	R: 2 E: 0 K: 1 S: 17	H: 2 LOB: 2 BB: 3 P: 33	R: 1 E: 0 K: 1 S: 14	H: 2 LOB: 1 BB: 0 P: 18	R: 2 E: 0 K: 1 S: 16	H: 2 LOB: 1 BB: 1 P: 26	R: 0 E: 0 K: 1 S: 7	H: 0 LOB: 0 BB: 0 P: 8	R: 1 E: 0 K: 0 S: 7	H: 1 LOB: 0 BB: 0 P: 10	R: 1 E: 1 K: 1 S: 11	H: 0 LOB: 1 BB: 1 P: 19	1B: 4 2B: 1 3B: 0 HR: 6	SF: 1 SAC: 0 DP: 2 HBP: 0	WP: 0 PA: 39 PB: 0 SB: 1 CS: 0
PITCHER	IP WLS BF H R ER SO BB IBB HBP BLK WP HR S P ERA WHIP																		
Shawn Estes, L ERA: 5.84	4.0 L 21 7 5 5 2 3 0 0 0 0 0 4 49 78 11.25 2.500																		
Adam Bernero, R ERA: 5.57	3.0 13 3 3 3 2 1 0 0 0 0 0 2 30 44 9.00 1.333																		
Tim Harikkala, R ERA: 4.74	1.0 5 0 1 1 1 1 0 0 0 0 0 0 11 19 9.00 1.000																		

Batter	1	2	3	4	5	6	7	8	9	AB	R	H	RBI	BB	SO	LOB	TOP								
Craig Biggio, R OBP: 0.200, SLG: 0.200 Chad Qualls, R Mike Gallo, L	3-3 K		2-3 K		3-2 HR	2-3 K		1-1 G4-3		5	1	1	0	0	3	1									
Carlos Beltrán, S OBP: 1.000, SLG: 2.000 16 Jason Lane, R OBP: 1.000, SLG: 4.000	1-1 17 S 1B		1-0 5 2B		3-2 1-H HR		1-1 17 1B HBP		0-0 HR	3	3	3	2	0	0	0									
5 Jeff Bagwell, R OBP: 0.400, SLG: 0.600	2-2 F8		2-0 1-H 17 HR		3-0 2B		0-3 K		0-0 F8	5	2	2	1	0	1	2									
17 Lance Berkman, S OBP: 0.400, SLG: 1.000	3-2 F8		2-0 2H HR		2-3 K		0-1 1B		1-3 K	5	1	2	2	0	2	2									
Jeff Kent, R OBP: 0.200, SLG: 0.400		1-3 K	1-1 G4-3		1-0 1-H 2B		0-1 F9		2-1 F9	5	0	1	1	0	1	2									
Morgan Ensberg, R OBP: 0.500, SLG: 0.500		2-3 K		3-2 CS 1B	2-2 G5-3		0-1 1-2 1B			4	0	2	1	0	1	1									
Jose Vizcaino, S 28 Adam Everett, R		1-2 G4-3		0-0 F7		0-1 G4-3		0-1 K		4	0	0	0	0	1	3									
Brad Ausmus, R OBP: 0.250, SLG: 1.000			0-0 HR	1-2 K		2-3 K		0-0 G6-3		4	1	1	1	0	2	1									
Roger Clemens, R Orlando Palmeiro, L			1-1 G4-3		2-3 K		4-2 BB		2-2 G4-3	2	0	0	0	1	1	0									
Inning Stats	R: 0 E: 0 K: 1 S: 12	H: 1 LOB: 1 BB: 0 P: 21	R: 0 E: 0 K: 2 S: 11	H: 0 LOB: 0 BB: 0 P: 15	R: 4 E: 0 K: 1 S: 13	H: 4 LOB: 0 BB: 22 P: 22	R: 0 E: 0 K: 1 S: 8	H: 1 LOB: 1 BB: 0 P: 14	R: 3 E: 0 K: 2 S: 19	H: 4 LOB: 1 BB: 0 P: 35	R: 0 E: 0 K: 2 S: 10	H: 0 LOB: 1 BB: 1 P: 18	R: 1 E: 0 K: 2 S: 13	H: 2 LOB: 2 BB: 0 P: 16	R: 0 E: 0 K: 0 S: 6	H: 0 LOB: 0 BB: 0 P: 9	R: 1 E: 0 K: 1 S: 7	H: 1 LOB: 0 BB: 0 P: 10	1B: 7 2B: 3 3B: 0 HR: 4	SF: 0 SAC: 0 DP: 1 HBP: 1	WP: 0 PB: 0 SB: 2 CS: 1	PA: 41			
PITCHER	IP WLS BF H R ER SO BB IBB HBP BLK WP HR S P ERA WHIP	IP WLS BF H R ER SO BB IBB HBP BLK WP HR S P ERA WHIP	IP WLS BF H R ER SO BB IBB HBP BLK WP HR S P ERA WHIP	IP WLS BF H R ER SO BB IBB HBP BLK WP HR S P ERA WHIP	IP WLS BF H R ER SO BB IBB HBP BLK WP HR S P ERA WHIP	IP WLS BF H R ER SO BB IBB HBP BLK WP HR S P ERA WHIP	IP WLS BF H R ER SO BB IBB HBP BLK WP HR S P ERA WHIP	IP WLS BF H R ER SO BB IBB HBP BLK WP HR S P ERA WHIP	IP WLS BF H R ER SO BB IBB HBP BLK WP HR S P ERA WHIP	IP WLS BF H R ER SO BB IBB HBP BLK WP HR S P ERA WHIP	IP WLS BF H R ER SO BB IBB HBP BLK WP HR S P ERA WHIP	IP WLS BF H R ER SO BB IBB HBP BLK WP HR S P ERA WHIP	IP WLS BF H R ER SO BB IBB HBP BLK WP HR S P ERA WHIP	IP WLS BF H R ER SO BB IBB HBP BLK WP HR S P ERA WHIP	IP WLS BF H R ER SO BB IBB HBP BLK WP HR S P ERA WHIP	IP WLS BF H R ER SO BB IBB HBP BLK WP HR S P ERA WHIP	IP WLS BF H R ER SO BB IBB HBP BLK WP HR S P ERA WHIP	IP WLS BF H R ER SO BB IBB HBP BLK WP HR S P ERA WHIP	IP WLS BF H R ER SO BB IBB HBP BLK WP HR S P ERA WHIP	IP WLS BF H R ER SO BB IBB HBP BLK WP HR S P ERA WHIP	IP WLS BF H R ER SO BB IBB HBP BLK WP HR S P ERA WHIP	IP WLS BF H R ER SO BB IBB HBP BLK WP HR S P ERA WHIP	IP WLS BF H R ER SO BB IBB HBP BLK WP HR S P ERA WHIP	IP WLS BF H R ER SO BB IBB HBP BLK WP HR S P ERA WHIP	IP WLS BF H R ER SO BB IBB HBP BLK WP HR S P ERA WHIP

Houston Astros @ Atlanta Braves
Turner Field, Atlanta, GA
Wed Oct 06 2004, 4:00 PM EDT
Att: 41,464 - Sunny - 74 F

AB	39
R	9
H	13
RBI	9
BB	1
SO	12
LOB	12



Batter	1	2	3	4	5	6	7	8	9	AB	R	H	RBI	BB	SO	LOB	BOTTOM								
Rafael Furcal, S OBP: 0.600, SLG: 1.000	0-0 B1-3		2-3 K		4-1 10 WP 1B BB		2-1 G6-3		4-1 BB	3	1	1	0	2	1	2									
Marcus Giles, R OBP: 0.200, SLG: 0.200	0-0 E9 WP SF9		0-0 G5-3		0-0 10 WP 1B		0-1 G6-3		2-1 G1-3	5	1	1	1	0	0	3									
J.D. Drew, L	4-1 10 BB 1-3 BB		4-2 BB BB		0-0 F1		0-1 G5-3		2-3 K	3	0	0	0	2	1	2									
10 Chipper Jones, S	4-2 BB		1-3 K		1-0 G6-3		0-3 K		2-0 F9	4	0	0	0	1	2	3									
Johnny Estrada, S OBP: 0.200, SLG: 0.250	1-1 SF9		0-0 F7		1-1 F8		0-1 G5-3		2-0 1B	4	0	1	1	0	0	1									
Adam LaRoche, L Eli Marrero, R	1-2 G4-3		4-1 BB 1-2 BB		0-3 K		1-0 G4-3		2-3 K	3	0	0	0	1	1	2									
Andruw Jones, R OBP: 0.750, SLG: 1.667		1-2 SH3-4 1B		4-1 1-2 2-3 BB		0-0 HR		3-3 K		3	1	2	1	1	1	0									
Charles Thomas, L OBP: 0.500, SLG: 0.500		1-2 SH3-4 1B		1-3 K		1-0 1B		0-2 G4-3		4	0	2	0	0	1	3									
Jaret Wright, R Kevin Gnyboski, R Dewayne Wise, L Juan Cruz, R Antonio Alfonseca, R Julio Franco, R Chris Reitsma, R		0-1 SH3-4		2-3 K		3-2 F7		0-1 G4-3		1	0	0	0	0	1	0									
Inning Stats	R: 1 E: 1 K: 0 S: 10	H: 0 LOB: 2 BB: 2 P: 20	R: 0 E: 0 K: 1 S: 14	H: 2 LOB: 2 BB: 0 P: 18	R: 0 E: 0 K: 2 S: 12	H: 0 LOB: 3 BB: 3 P: 26	R: 0 E: 0 K: 1 S: 7	H: 1 LOB: 1 BB: 1 P: 14	R: 1 E: 0 K: 1 S: 13	H: 2 LOB: 0 BB: 0 P: 18	R: 1 E: 0 K: 1 S: 9	H: 1 LOB: 0 BB: 0 P: 11	R: 0 E: 0 K: 1 S: 6	H: 0 LOB: 0 BB: 0 P: 10	R: 0 E: 0 K: 0 S: 8	H: 0 LOB: 1 BB: 1 P: 14	R: 0 E: 0 K: 2 S: 8	H: 1 LOB: 1 BB: 0 P: 16	1B: 5 2B: 0 3B: 1 HR: 1	SF: 1 SAC: 1 DP: 0 HBP: 0	WP: 2 PB: 0 SB: 1 CS: 0	PA: 42			
PITCHER	IP WLS BF H R ER SO BB IBB HBP BLK WP HR S P ERA WHIP	IP WLS BF H R ER SO BB IBB HBP BLK WP HR S P ERA WHIP	IP WLS BF H R ER SO BB IBB HBP BLK WP HR S P ERA WHIP	IP WLS BF H R ER SO BB IBB HBP BLK WP HR S P ERA WHIP	IP WLS BF H R ER SO BB IBB HBP BLK WP HR S P ERA WHIP	IP WLS BF H R ER SO BB IBB HBP BLK WP HR S P ERA WHIP	IP WLS BF H R ER SO BB IBB HBP BLK WP HR S P ERA WHIP	IP WLS BF H R ER SO BB IBB HBP BLK WP HR S P ERA WHIP	IP WLS BF H R ER SO BB IBB HBP BLK WP HR S P ERA WHIP	IP WLS BF H R ER SO BB IBB HBP BLK WP HR S P ERA WHIP	IP WLS BF H R ER SO BB IBB HBP BLK WP HR S P ERA WHIP	IP WLS BF H R ER SO BB IBB HBP BLK WP HR S P ERA WHIP	IP WLS BF H R ER SO BB IBB HBP BLK WP HR S P ERA WHIP	IP WLS BF H R ER SO BB IBB HBP BLK WP HR S P ERA WHIP	IP WLS BF H R ER SO BB IBB HBP BLK WP HR S P ERA WHIP	IP WLS BF H R ER SO BB IBB HBP BLK WP HR S P ERA WHIP	IP WLS BF H R ER SO BB IBB HBP BLK WP HR S P ERA WHIP	IP WLS BF H R ER SO BB IBB HBP BLK WP HR S P ERA WHIP	IP WLS BF H R ER SO BB IBB HBP BLK WP HR S P ERA WHIP	IP WLS BF H R ER SO BB IBB HBP BLK WP HR S P ERA WHIP	IP WLS BF H R ER SO BB IBB HBP BLK WP HR S P ERA WHIP	IP WLS BF H R ER SO BB IBB HBP BLK WP HR S P ERA WHIP	IP WLS BF H R ER SO BB IBB HBP BLK WP HR S P ERA WHIP	IP WLS BF H R ER SO BB IBB HBP BLK WP HR S P ERA WHIP	IP WLS BF H R ER SO BB IBB HBP BLK WP HR S P ERA WHIP

Houston Astros @ Atlanta Braves
Turner Field, Atlanta, GA
Wed Oct 06 2004, 4:00 PM EDT
Att: 41,464 - Sunny - 74 F

AB	33
R	3
H	7
RBI	3
BB	7
SO	9
LOB	18



Batter	1	2	3	4	5	6	7	8	9	10	11	AB	R	H	RBI	BB	SO	LOB	TOP				
Craig Biggio, R OBP: 0.222, SLG: 0.125 16 Jason Lane, R OBP: 0.500, SLG: 2.000	1-2 P4		4-0 BB		2-1 G5-4-3			0-0 G6-3		1-3 K		3	0	0	0	1	0	2					
Carlos Beltrán, S OBP: 0.444, SLG: 0.750	0-0 G5-3		1 SAFE K		2-3 K			1-3 K			1-0 G4-3	5	0	0	0	0	3	2					
5 Jeff Bagwell, R OBP: 0.300, SLG: 0.700	3-2 HR		1 SAFE K		3-3 K		3-2 P3		3-2 P4		3-2 G5-3	5	1	1	1	0	1	1					
17 Lance Berkman, S OBP: 0.300, SLG: 0.600	2-0 P4				1-3 K		1-0 CS 1B		1-3 K		0-0 L8	5	0	1	0	0	2	0					
Jeff Kent, R OBP: 0.111, SLG: 0.222		2-3 K		0-0 G5-3		0-0 F8		0-0 F9				4	0	0	0	0	1	1					
Morgan Ensberg, R OBP: 0.500, SLG: 0.333		2-2 G6-3		4-1 FC4-6 BB		0-2 CS		0-0 G6-3		4-1 SH1 BB		2	0	0	0	2	0	0					
Jose Vizcaino, S 54 Brad Lidge, R Orlando Palmeiro, L Brad Ausmus, R OBP: 0.250, SLG: 1.000		2-2 G5-3		1 SAFE FC4-6 BB		2-2 G4-3		2-2 G4-3		1 SAFE SH1 BB		3	0	0	0	0	0	1					
Raul Chavez, R OBP: 0.667, SLG: 1.667 Mike Lamb, L Dan Miceli, R			0-0 HR		1-2 G5-4-3 44 BB 1B		1-1 P4		2-1 F8			3	1	2	1	0	0	0					
44 Roy Oswalt, R 4 Eric Bruntlett, R		2-1 G6-3		1 SAFE G5-4-3 BB		3-2 G3				4-1 BB		1	0	0	0	1	0	0					
Inning Stats	R: 1 E: 0 K: 1 S: 8	H: 1 LOB: 0 BB: 0 P: 14	R: 0 E: 0 K: 1 S: 10	H: 0 LOB: 0 BB: 0 P: 16	R: 1 E: 0 K: 2 S: 10	H: 1 LOB: 1 BB: 1 P: 21	R: 0 E: 0 K: 1 S: 6	H: 0 LOB: 1 BB: 1 P: 12	R: 0 E: 0 K: 2 S: 9	H: 0 LOB: 0 BB: 0 P: 13	R: 0 E: 0 K: 1 S: 8	H: 0 LOB: 0 BB: 0 P: 12	R: 0 E: 0 K: 1 S: 7	H: 0 LOB: 0 BB: 0 P: 12	R: 0 E: 0 K: 1 S: 9	H: 0 LOB: 2 BB: 2 P: 21	R: 0 E: 0 K: 0 S: 5	H: 0 LOB: 0 BB: 0 P: 9	1B: 2 2B: 0 3B: 0 HR: 2	SF: 0 SAC: 1 DP: 1 HBP: 0	WP: 0 PB: 0 SB: 0 CS: 1	PA: 41	
PITCHER	IP WLS BF H R ER SO BB IBB HBP BLK WP HR S P ERA WHIP	IP WLS BF H R ER SO BB IBB HBP BLK WP HR S P ERA WHIP	IP WLS BF H R ER SO BB IBB HBP BLK WP HR S P ERA WHIP	IP WLS BF H R ER SO BB IBB HBP BLK WP HR S P ERA WHIP	IP WLS BF H R ER SO BB IBB HBP BLK WP HR S P ERA WHIP	IP WLS BF H R ER SO BB IBB HBP BLK WP HR S P ERA WHIP	IP WLS BF H R ER SO BB IBB HBP BLK WP HR S P ERA WHIP	IP WLS BF H R ER SO BB IBB HBP BLK WP HR S P ERA WHIP	IP WLS BF H R ER SO BB IBB HBP BLK WP HR S P ERA WHIP	IP WLS BF H R ER SO BB IBB HBP BLK WP HR S P ERA WHIP	IP WLS BF H R ER SO BB IBB HBP BLK WP HR S P ERA WHIP	IP WLS BF H R ER SO BB IBB HBP BLK WP HR S P ERA WHIP	IP WLS BF H R ER SO BB IBB HBP BLK WP HR S P ERA WHIP	IP WLS BF H R ER SO BB IBB HBP BLK WP HR S P ERA WHIP	IP WLS BF H R ER SO BB IBB HBP BLK WP HR S P ERA WHIP	IP WLS BF H R ER SO BB IBB HBP BLK WP HR S P ERA WHIP	IP WLS BF H R ER SO BB IBB HBP BLK WP HR S P ERA WHIP	IP WLS BF H R ER SO BB IBB HBP BLK WP HR S P ERA WHIP	IP WLS BF H R ER SO BB IBB HBP BLK WP HR S P ERA WHIP	IP WLS BF H R ER SO BB IBB HBP BLK WP HR S P ERA WHIP	IP WLS BF H R ER SO BB IBB HBP BLK WP HR S P ERA WHIP	IP WLS BF H R ER SO BB IBB HBP BLK WP HR S P ERA WHIP	IP WLS BF H R ER SO BB IBB HBP BLK WP HR S P ERA WHIP

Houston Astros @ Atlanta Braves
Turner Field, Atlanta, GA
Thu Oct 07 2004, 4:00 PM EDT
Att: 40,075 - Cloudy - 72 F

AB	34
R	2
H	4
RBI	2
BB	5
SO	8
LOB	10




Batter	1	2	3	4	5	6	7	8	9	10	11	AB	R	H	RBI	BB	SO	LOB	BOTTOM					
Rafael Furcal, S OBP: 0.600, SLG: 1.125	2-2 G5-3 1B		1-1 P6		0-1 G4-3		2-2 E S 2-1 1B		0-1 SH2-4		1-2 HR	5	1	3	3	0	0	1						
Marcus Giles, R OBP: 0.200, SLG: 0.200	1-1 G5-3		1-1 K		0-0 G3-1		2-3 K		0-1 G4-3			5	0	1	0	0	1	3						
J.D. Drew, L OBP: 0.300, SLG: 0.125	2-3 K		3-3 K		0-0 G6-3		2-2 2-1		1-1 K		4-2 CS 1B	5	0	1	0	0	3	4						
10 Chipper Jones, S	2-0 G4-3		2-2 G4-3		0-0 F7		3-H		4-2 1B 2B BB		2-1 F7	4	1	0	0	1	0	3						
Johnny Estrada, S Wilson Betemit, S Julio Franco, R		0-1 P6		0-0 G3		4-0 1B BB		0-0 2B FC5-2 1B		1-2 G6-3		3	0	1	0	1	0	0						
Adam LaRoche, L Nick Green, R Eddie Pérez, R		0-1 K2-3 1B		1-3 K		2-2 1B 1B		2-1 FC5-2 2B		0-1 P4		4	0	3	1	0	1	0						
Andrew Jones, R OBP: 0.444, SLG: 0.750	1-2 F8		1-2 F8		0-0 F8		1-0 F8		1-1 FC5-2			5	0	1	0	0	1	6						
Charles Thomas, L OBP: 0.333, SLG: 0.333	0-2 G6-3		0-2 G1-3		0-1 G4-3		0-1 G4-3		0-1 K		1-2 HR 1B	5	1	1	0	0	1	5						
Mike Hampton, R Kevin Gryboski, R Dwight Gooden, L 29 John Smoltz, R Antonio Alfonseca, R Eli Marrero, R		1-2 K		2-3 K		1-0 1B 2B		0-0 G4-3 SH2-4 1B			2-0 P2	2	0	1	0	0	1	0						
Inning Stats	R: 0 E: 0 K: 1 S: 9	H: 1 LOB: 1 BB: 0 P: 16	R: 0 E: 0 K: 0 S: 10	H: 1 LOB: 1 BB: 0 P: 11	R: 0 E: 0 K: 1 S: 14	H: 2 LOB: 2 BB: 0 P: 22	R: 0 E: 0 K: 1 S: 7	H: 1 LOB: 1 BB: 0 P: 8	R: 0 E: 0 K: 1 S: 6	H: 1 LOB: 2 BB: 1 P: 14	R: 1 E: 0 K: 1 S: 11	H: 2 LOB: 1 BB: 0 P: 18	R: 1 E: 0 K: 1 S: 12	H: 3 LOB: 3 BB: 1 P: 22	R: 0 E: 0 K: 0 S: 8	H: 1 LOB: 1 BB: 0 P: 8	R: 0 E: 0 K: 0 S: 8	H: 0 LOB: 0 BB: 0 P: 11	R: 2 E: 0 K: 1 S: 10	H: 2 LOB: 0 BB: 0 P: 15	1B: 11 2B: 2 3B: 0 HR: 1	SF: 0 SAC: 1 DP: 0 HBP: 0	WP: 0 PB: 0 SB: 2 CS: 1	PA: 46
PITCHER	IP WLS BF H R ER SO BB IBB HBP BLK WP HR S P ERA WHIP	IP WLS BF H R ER SO BB IBB HBP BLK WP HR S P ERA WHIP	IP WLS BF H R ER SO BB IBB HBP BLK WP HR S P ERA WHIP	IP WLS BF H R ER SO BB IBB HBP BLK WP HR S P ERA WHIP	IP WLS BF H R ER SO BB IBB HBP BLK WP HR S P ERA WHIP	IP WLS BF H R ER SO BB IBB HBP BLK WP HR S P ERA WHIP	IP WLS BF H R ER SO BB IBB HBP BLK WP HR S P ERA WHIP	IP WLS BF H R ER SO BB IBB HBP BLK WP HR S P ERA WHIP	IP WLS BF H R ER SO BB IBB HBP BLK WP HR S P ERA WHIP	IP WLS BF H R ER SO BB IBB HBP BLK WP HR S P ERA WHIP	IP WLS BF H R ER SO BB IBB HBP BLK WP HR S P ERA WHIP	IP WLS BF H R ER SO BB IBB HBP BLK WP HR S P ERA WHIP	IP WLS BF H R ER SO BB IBB HBP BLK WP HR S P ERA WHIP	IP WLS BF H R ER SO BB IBB HBP BLK WP HR S P ERA WHIP	IP WLS BF H R ER SO BB IBB HBP BLK WP HR S P ERA WHIP	IP WLS BF H R ER SO BB IBB HBP BLK WP HR S P ERA WHIP	IP WLS BF H R ER SO BB IBB HBP BLK WP HR S P ERA WHIP	IP WLS BF H R ER SO BB IBB HBP BLK WP HR S P ERA WHIP	IP WLS BF H R ER SO BB IBB HBP BLK WP HR S P ERA WHIP	IP WLS BF H R ER SO BB IBB HBP BLK WP HR S P ERA WHIP	IP WLS BF H R ER SO BB IBB HBP BLK WP HR S P ERA WHIP	IP WLS BF H R ER SO BB IBB HBP BLK WP HR S P ERA WHIP	IP WLS BF H R ER SO BB IBB HBP BLK WP HR S P ERA WHIP	IP WLS BF H R ER SO BB IBB HBP BLK WP HR S P ERA WHIP

Houston Astros @ Atlanta Braves
Turner Field, Atlanta, GA
Thu Oct 07 2004, 4:00 PM EDT
Att: 40,075 - Cloudy - 72 F

AB	43
R	4
H	14
RBI	4
BB	2
SO	8
LOB	23



Batter	1	2	3	4	5	6	7	8	9	AB	R	H	RBI	BB	SO	LOB	TOP				
Rafael Furcal, S OBP: 0.497, SLG: 0.769	G6-3		L6-3 1B	FC6-4			G4-3		G4-3	5	0	1	0	0	0	3	Atlanta Braves @ Houston Astros Minute Maid Park, Houston, TX Sat Oct 09 2004, 12:00 PM CDT Att: 43,547 - Dome - 74 F				
Marcus Giles, R OBP: 0.133, SLG: 0.133	F8		L6-3		F9		K		K	5	0	0	0	0	2	2					
J.D. Drew, L OBP: 0.286, SLG: 0.167	P6		G4-3		K				10 HR 1B	4	1	1	0	0	1	0					
10 Chipper Jones, S		G3-1		G4-3	F8				HR BB	3	1	0	0	1	0	0					
Johnny Estrada, S OBP: 0.385, SLG: 0.600	HBP BB			HR		K			K	3	1	1	1	1	2	2					
Adam LaRoche, L OBP: 0.394, SLG: 0.400	K			G4-3		F8			K	3	0	0	0	0	1	1					
Andruw Jones, R OBP: 0.538, SLG: 1.083	HBP 1B			1B		K			HR	4	2	3	3	0	1	0					
Charles Thomas, L OBP: 0.462, SLG: 0.364				1B					G4-3	2	0	1	0	1	0	0					
Juan Cruz, R	HBP			IBB			G4-3 1B		G4-3	0	0	0	0	0	0	0					
John Thomson, R Paul Byrd, R Kevin Gryboski, R Antonio Alfonseca, R Tom Martin, L Chris Reitsma, R Julio Franco, R Deweyne Wray, L	K			FC6-4 1B			G4-3		K	8	0	0	0	0	0	0					
Inning Stats	R: 0 E: 0 K: 0 S: 7	H: 0 LOB: 0 BB: 0 P: 10	R: 0 E: 0 K: 2 S: 14	H: 1 LOB: 3 BB: 1 P: 21	R: 0 E: 0 K: 0 S: 4	H: 1 LOB: 0 BB: 0 P: 5	R: 2 E: 0 K: 0 S: 8	H: 3 LOB: 2 BB: 1 P: 17	R: 0 E: 0 K: 1 S: 5	H: 0 LOB: 0 BB: 0 P: 10	R: 0 E: 0 K: 2 S: 12	H: 0 LOB: 0 BB: 0 P: 16	R: 0 E: 0 K: 1 S: 11	H: 1 LOB: 1 BB: 0 P: 16	R: 3 E: 0 K: 2 S: 18	H: 2 LOB: 0 BB: 1 P: 23	R: 0 E: 0 K: 2 S: 9	H: 0 LOB: 0 BB: 0 P: 12	1B: 5 2B: 2 3B: 0 HR: 2	SF: 0 SAC: 0 DP: 1 HBP: 1	WP: 0 PA: 38 PB: 0 SB: 0 CS: 0
PITCHER	IP WLS BF H R ER SO BB IBB HBP BLK WP HR S P ERA WHIP																				
41 Brandon Backe, R ERA: 3.0	6.0 W 25 5 2 2 5 1 1 1 0 0 0 1 50 79 3.00 1.000																				
Chad Qualls, R ERA:	7.1 1.0 4 1 0 0 1 0 0 0 0 0 0 11 16 0.00 1.000																				
Russ Springer, R ERA: 27.0	8.1 1.0 6 2 3 3 2 1 0 0 0 0 0 1 18 23 27.00 3.000																				
54 Brad Lidge, R ERA: 2.45	9.1 1.0 S 3 0 0 0 2 0 0 0 0 0 0 0 9 12 0.00 0.000																				

Batter	1	2	3	4	5	6	7	8	9	AB	R	H	RBI	BB	SO	LOB	BOTTOM		
Craig Biggio, R OBP: 0.308, SLG: 0.182	G6-3			K			SF7			3	1	1	0	1	1	1	Atlanta Braves @ Houston Astros Minute Maid Park, Houston, TX Sat Oct 09 2004, 12:00 PM CDT Att: 43,547 - Dome - 74 F		
Chad Qualls, R										0	0	0	0	0	0	0			
Mike Lamb, L (7, PH)			HR							0	0	0	1	0	0	0			
Russ Springer, R										0	0	0	0	0	0	0			
4 Eric Bruntlett, R										0	0	0	0	0	0	0			
Carlos Beltrán, S OBP: 0.429, SLG: 0.923			HR		G4-3	FC4-6 17 1B	G3-1			5 2 2 2 0 0 2									
5 Jeff Bagwell, R OBP: 0.333, SLG: 0.643					F7	FC6-2 17 1B		F9		4	1	1	0	1	0	2			
17 Lance Berkman, S OBP: 0.467, SLG: 0.615										3	2	2	1	2	0	1			
Jeff Kent, R OBP: 0.286, SLG: 0.333	K		F8							3	1	1	1	2	1	3			
Morgan Ensberg, R OBP: 0.538, SLG: 0.500			G6-3							4	0	2	3	1	0	3			
Jose Vizcaino, S										4	0	0	0	1	1	5			
54 Brad Lidge, R										0	0	0	0	0	0	0			
Brad Ausmus, R OBP: 0.375, SLG: 0.714										3	1	1	0	1	1	3			
41 Brandon Backe, R										1	0	0	0	0	0	1			
Orlando Palmeiro, L OBP: 0.500, SLG: 0.500										1	0	1	0	0	0	0			
16 Jason Lane, R OBP: 0.333, SLG: 1.333										1	0	0	0	0	0	1			
Inning Stats	R: 0 E: 0 K: 1 S: 10	H: 2 LOB: 2 BB: 1 P: 16	R: 0 E: 0 K: 1 S: 11	H: 0 LOB: 1 BB: 1 P: 16	R: 2 E: 0 K: 0 S: 15	H: 3 LOB: 1 BB: 0 P: 19	R: 0 E: 0 K: 1 S: 7	H: 1 LOB: 0 BB: 0 P: 7	R: 2 E: 0 K: 0 S: 19	H: 2 LOB: 2 BB: 2 P: 36	R: 3 E: 0 K: 1 S: 23	H: 3 LOB: 2 BB: 2 P: 35	R: 1 E: 0 K: 0 S: 10	H: 0 LOB: 0 BB: 1 P: 20	R: 0 E: 0 K: 0 S: 8	H: 0 LOB: 2 BB: 2 P: 20	1B: 6 2B: 4 3B: 0 HR: 1	SF: 1 SAC: 1 DP: 0 HBP: 0	WP: 1 PA: 43 PB: 0 SB: 1 CS: 0
PITCHER	IP WLS BF H R ER SO BB IBB HBP BLK WP HR S P ERA WHIP																		
John Thomson, R	0.1 2 1 0 0 0 0 0 0 0 0 0 0 1 2 2 0.00 3.000																		
Paul Byrd, R ERA: 8.31	4.1 L 23 7 4 4 3 3 1 0 0 0 0 1 54 83 8.31 2.308																		
Kevin Gryboski, R	0.1 1 0 0 0 0 0 0 0 0 0 0 0 6 9 0.00 0.000																		
Antonio Alfonseca, R	0.2 4 1 2 2 0 1 0 0 0 0 0 0 10 14 27.00 3.000																		
Tom Martin, L ERA:	0.0 3 2 1 1 0 1 0 0 0 0 0 0 9 16 " " " "																		
Chris Reitsma, R ERA: 7.71	6.1 1.1 5 0 1 1 1 1 0 0 0 0 0 1 14 25 6.75 0.750																		
Juan Cruz, R ERA: 3.0	8.1 1.0 5 0 0 0 0 2 0 0 0 0 0 8 20 0.00 2.000																		



Batter	1	2	3	4	5	6	7	8	9	AB	R	H	RBI	BB	SO	LOB	TOP										
Rafael Furcal, S OBP: 0.450, SLG: 0.647	P2		1B		K		K		1B HBP	4	1	1	0	0	2	0	Atlanta Braves @ Houston Astros Minute Maid Park, Houston, TX Sun Oct 10 2004, 12:00 PM CDT Att: 43,336 - Dome - 74 F										
J.D. Drew, L OBP: 0.316, SLG: 0.188	F8		10 G6-4-3 BB		K		K		1B	4	0	1	1	1	2	0											
Marcus Giles, R OBP: 0.100, SLG: 0.100	F8		K		G5-3		F8		K	5	0	0	0	0	2	3											
10 Chipper Jones, S OBP: 0.278, SLG: 0.133		1B 1B	G6-4-3			2B HR 1B		G3		4	2	2	0	0	0	2											
Johnny Estrada, S OBP: 0.412, SLG: 0.538 Nick Green, R (8, PR)	1B G6-4-3 1B		G4-3		K					3	1	1	0	1	1	1											
29 John Smoltz, R OBP: 1.000, SLG: 1.000	1B							BB		0	0	0	0	0	0	0											
Andruw Jones, R OBP: 0.588, SLG: 1.063	G6-4-3 1B		WP S 1B		HR 2B		F7			4	1	3	1	0	0	1											
Adam LaRoche, L OBP: 0.400, SLG: 0.615	G6-4-3		WP BB		HR		K			3	1	1	3	1	1	2											
Eli Marrero, R OBP: 0.200, SLG: 0.200 Antonio Alfonseca, R (6, PH)	1B		K		G1-3				K	3	0	1	0	0	1	2											
Mike Hampton, R OBP: 0.500, SLG: 0.500 Eddie Pérez, R (8, 2)	1B		1-2 2-3		G4-3				K	0	0	0	0	0	0	0											
Russ Ortiz, R (1, 1)	K		F8						K	1	0	0	0	0	1	1											
Dewayne Wise, L OBP: 0.250, SLG: 0.500 Kevin Gryboski, R (4, PH) Charles Thomas, L OBP: 0.400, SLG: 0.308 (6, PH)	K								K	1	0	0	0	0	0	2											
										2	0	0	0	0	1	0											
Inning Stats	R: 0 E: 0 K: 0 S: 7	H: 0 LOB: 0 BB: 0 P: 10	R: 2 E: 0 K: 1 S: 12	H: 4 LOB: 1 BB: 0 P: 20	R: 0 E: 0 K: 1 S: 10	H: 1 LOB: 1 BB: 1 P: 17	R: 0 E: 0 K: 1 S: 16	H: 1 LOB: 2 BB: 2 P: 29	R: 0 E: 0 K: 2 S: 7	H: 0 LOB: 0 BB: 0 P: 11	R: 3 E: 0 K: 1 S: 11	H: 3 LOB: 0 BB: 0 P: 13	R: 0 E: 0 K: 2 S: 9	H: 0 LOB: 0 BB: 0 P: 13	R: 0 E: 0 K: 1 S: 8	H: 0 LOB: 1 BB: 1 P: 16	R: 1 E: 0 K: 3 S: 16	H: 1 LOB: 1 BB: 0 P: 25	1B: 8 2B: 1 3B: 0 HR: 1	SF: 0 SAC: 0 DP: 2 HBP: 1	WP: 1 PB: 0 SB: 4 CS: 0	PA: 39					
PITCHER	IP	WLS	BF	H	R	ER	SO	BB	IBB	HBP	BLK	WP	HR	S	P	ERA	WHIP										
Roger Clemens, R ERA: 3.0	5.0		21	6	2	2	5	2	0	0	0	1	0	52	87	3.60	1.600										
Chad Qualls, R ERA: 9.0	1.0	B	6	3	3	3	1	0	0	0	0	0	1	11	13	27.00	3.000										
Mike Gallo, L ERA:	0.2		2	0	0	0	2	0	0	0	0	0	0	8	11	0.00	0.000										
Dan Miceli, R ERA: 7.71	0.2		3	0	0	0	0	1	0	0	0	0	0	3	11	0.00	1.500										
54 Brad Lidge, R ERA: 2.09	0.2		2	0	0	0	1	0	0	0	0	0	0	6	7	0.00	0.000										

AB 35
R 6
H 10
RBI 5
BB 3
SO 12
LOB 14



Batter	1	2	3	4	5	6	7	8	9	AB	R	H	RBI	BB	SO	LOB	BOTTOM										
Craig Biggio, R OBP: 0.347, SLG: 0.600 Mike Gallo, L (7, PH) Dan Miceli, R (7, PH) 54 Brad Lidge, R (8, PH) Orlando Palmeiro, L OBP: 0.333, SLG: 0.333 Russ Springer, R (9, 1)	2B	1H 2H HR		P6		1B		G4-1		4	1	3	3	0	0	0	Atlanta Braves @ Houston Astros Minute Maid Park, Houston, TX Sun Oct 10 2004, 12:00 PM CDT Att: 43,336 - Dome - 74 F										
Carlos Beltrán, S OBP: 0.421, SLG: 0.824	L9	5 1B 2B				F9			K	4	1	1	0	1	1	3											
5 Jeff Bagwell, R OBP: 0.400, SLG: 0.611 28 Adam Everett, R (9, PR)	G6-3			G6-3					17 1B 1B	4	0	2	1	1	0	2											
17 Lance Berkman, S OBP: 0.450, SLG: 0.556	L4					G5-4-3 BB			1B	5	0	2	0	0	2	3											
Jeff Kent, R OBP: 0.263, SLG: 0.294	FC4-6 SF8 1B		G4-3		K				G6-3	5	1	1	0	0	1	4											
Morgan Ensberg, R OBP: 0.471, SLG: 0.429	FC4-6 1B		G4-3		G6-4-3				F9	4	0	1	0	0	0	1											
Jose Vizcaino, S OBP: 0.125, SLG: 0.067	FC4-6 HR 1B					L8			F8	4	1	1	0	0	0	2											
Brad Ausmus, R OBP: 0.500, SLG: 0.667	HR BB		F8			1B BB			16 1B 1B	2	1	1	0	2	0	1											
Roger Clemens, R (1, 1) Chad Qualls, R (6, PH) Mike Lamb, L (6, PH) 16 Jason Lane, R OBP: 0.500, SLG: 1.250 (7, 7)	SF8			G4-3		F7			1B	1	0	0	1	0	0	0											
										1	0	0	0	0	0	0											
Inning Stats	R: 5 E: 0 K: 0 S: 12	H: 5 LOB: 1 BB: 1 P: 30	R: 0 E: 0 K: 1 S: 7	H: 1 LOB: 0 BB: 0 P: 15	R: 0 E: 0 K: 0 S: 10	H: 0 LOB: 1 BB: 1 P: 21	R: 0 E: 0 K: 1 S: 8	H: 1 LOB: 0 BB: 0 P: 11	R: 0 E: 0 K: 0 S: 7	H: 1 LOB: 2 BB: 1 P: 15	R: 0 E: 0 K: 1 S: 6	H: 0 LOB: 0 BB: 1 P: 11	R: 0 E: 0 K: 0 S: 8	H: 2 LOB: 2 BB: 0 P: 12	R: 0 E: 0 K: 1 S: 12	H: 2 LOB: 2 BB: 0 P: 16	1B: 10 2B: 2 3B: 0 HR: 1	SF: 1 SAC: 0 DP: 3 HBP: 0	WP: 0 PB: 0 SB: 0 CS: 0	PA: 41							
PITCHER	IP	WLS	BF	H	R	ER	SO	BB	IBB	HBP	BLK	WP	HR	S	P	ERA	WHIP										
Russ Ortiz, R ERA: 15.0	3.0		17	7	5	5	1	1	0	0	0	0	0	18	32	0.00	1.000										
Kevin Gryboski, R ERA: 2.45	2.0		7	1	0	0	1	1	0	0	0	0	0	7	15	0.00	2.000										
Antonio Alfonseca, R ERA: 4.91	1.0		5	1	0	0	0	1	0	0	0	0	0	6	11	0.00	1.000										
Mike Hampton, L ERA: 2.45	1.0		3	0	0	0	1	1	0	0	0	0	0	6	11	0.00	1.000										
29 John Smoltz, R ERA:	2.0	W	9	4	0	0	1	0	0	0	0	0	0	20	28	0.00	2.000										

AB 36
R 5
H 13
RBI 5
BB 4
SO 4
LOB 19



Batter	1	2	3	4	5	6	7	8	9	AB	R	H	RBI	BB	SO	LOB	TOP				
Craig Biggio, R OBP: 0.344, SLG: 0.640 (1, 7)										5	1	2	0	0	1	2	Houston Astros @ St. Louis Cardinals Busch Stadium, St. Louis, MO Wed Oct 13 2004, 7:00 PM CDT Att: 52,323 - Cloudy - 61 F				
Carlos Beltrán, S OBP: 0.483, SLG: 1.074 (1, 8)										5	2	2	2	0	1	1					
5 Jeff Bagwell, R OBP: 0.379, SLG: 0.600 (1, 3)										3	0	0	0	1	2	1					
17 Lance Berkman, S OBP: 0.448, SLG: 0.654 (1, 9)										4	2	1	2	0	1	1					
Jeff Kent, R OBP: 0.286, SLG: 0.462 28 Adam Everett, R (8, 6)										4	1	1	2	0	1	0					
Morgan Ensberg, R OBP: 0.385, SLG: 0.391 (1, 5)										4	0	0	0	0	0	0					
Jose Vizcaino, S OBP: 0.200, SLG: 0.174 (8, 4)										4	0	2	0	0	0	0					
Brad Ausmus, R OBP: 0.375, SLG: 0.462 (1, 2)										4	0	0	0	0	2	2					
41 Brandon Backe, R OBP: 0.296, SLG: 0.580 Chad Qualls, R OBP: 0.333, SLG: 0.333 Chad Harville, R OBP: 0.286, SLG: 0.462 Orlando Palmeiro, L OBP: 0.448, SLG: 0.654 Dan Wheeler, R OBP: 0.375, SLG: 0.462 Mike Lamb, L OBP: 0.200, SLG: 1.000 (8, 9)										2	0	0	0	0	1	0					
Inning Stats	R: 2 E: 0 K: 1 S: 14	H: 2 LOB: 0 BB: 0 P: 22	R: 0 E: 0 K: 0 S: 6	H: 0 LOB: 0 BB: 0 P: 9	R: 0 E: 0 K: 2 S: 8	H: 0 LOB: 1 BB: 1 P: 11	R: 2 E: 0 K: 0 S: 18	H: 2 LOB: 1 BB: 1 P: 27	R: 0 E: 0 K: 2 S: 12	H: 0 LOB: 0 BB: 0 P: 7	R: 0 E: 0 K: 2 S: 16	H: 2 LOB: 2 BB: 0 P: 23	R: 2 E: 0 K: 1 S: 10	H: 2 LOB: 1 BB: 0 P: 11	R: 1 E: 0 K: 1 S: 10	H: 2 LOB: 1 BB: 0 P: 13	1B: 4 2B: 2 3B: 0 HR: 4	SF: 0 SAC: 0 DP: 0 HBP: 0	WP: 0 PB: 0 SB: 0 CS: 0	PA: 38	
PITCHER	IP WLS BF H R ER SO BB IBB HBP BLK WP HR S P ERA WHIP	IP WLS BF H R ER SO BB IBB HBP BLK WP HR S P ERA WHIP	IP WLS BF H R ER SO BB IBB HBP BLK WP HR S P ERA WHIP	IP WLS BF H R ER SO BB IBB HBP BLK WP HR S P ERA WHIP	IP WLS BF H R ER SO BB IBB HBP BLK WP HR S P ERA WHIP	IP WLS BF H R ER SO BB IBB HBP BLK WP HR S P ERA WHIP	IP WLS BF H R ER SO BB IBB HBP BLK WP HR S P ERA WHIP	IP WLS BF H R ER SO BB IBB HBP BLK WP HR S P ERA WHIP	IP WLS BF H R ER SO BB IBB HBP BLK WP HR S P ERA WHIP	IP WLS BF H R ER SO BB IBB HBP BLK WP HR S P ERA WHIP	IP WLS BF H R ER SO BB IBB HBP BLK WP HR S P ERA WHIP	IP WLS BF H R ER SO BB IBB HBP BLK WP HR S P ERA WHIP	IP WLS BF H R ER SO BB IBB HBP BLK WP HR S P ERA WHIP	IP WLS BF H R ER SO BB IBB HBP BLK WP HR S P ERA WHIP	IP WLS BF H R ER SO BB IBB HBP BLK WP HR S P ERA WHIP	IP WLS BF H R ER SO BB IBB HBP BLK WP HR S P ERA WHIP	IP WLS BF H R ER SO BB IBB HBP BLK WP HR S P ERA WHIP	IP WLS BF H R ER SO BB IBB HBP BLK WP HR S P ERA WHIP	IP WLS BF H R ER SO BB IBB HBP BLK WP HR S P ERA WHIP	IP WLS BF H R ER SO BB IBB HBP BLK WP HR S P ERA WHIP	IP WLS BF H R ER SO BB IBB HBP BLK WP HR S P ERA WHIP

AB	37
R	7
H	10
RBI	7
BB	1
SO	9
LOB	7



Batter	1	2	3	4	5	6	7	8	9	AB	R	H	RBI	BB	SO	LOB	BOTTOM				
Tony Womack, L OBP: 0.167, SLG: 0.250 (1, 4)										5	1	1	1	0	1	1	Houston Astros @ St. Louis Cardinals Busch Stadium, St. Louis, MO Wed Oct 13 2004, 7:00 PM CDT Att: 52,323 - Cloudy - 61 F				
Larry Walker, L OBP: 0.478, SLG: 0.900 (1, 9)										5	3	3	1	0	1	0					
5 Albert Pujols, R OBP: 0.522, SLG: 0.889 (1, 3)										3	2	2	2	2	1	0					
27 Scott Rolen, R OBP: 0.348, SLG: 0.063 (1, 5)										4	1	1	1	1	2	1					
15 Jim Edmonds, L OBP: 0.400, SLG: 0.556 (1, 8)										3	0	2	3	0	1	2					
Edgar Renteria, R OBP: 0.575, SLG: 0.571 (1, 6)										3	1	1	0	1	1	2					
Reggie Sanders, R OBP: 0.316, SLG: 0.444 (1, 7)										4	1	1	0	0	2	2					
Mike Matheny, R OBP: 0.235, SLG: 0.412 (1, 2)										3	0	0	0	0	2	0					
Woody Williams, R OBP: 0.296, SLG: 0.580 Rogay Cedeno, S OBP: 0.333, SLG: 0.333 Kiko Calero, R OBP: 0.286, SLG: 0.462 Marlon Anderson, L OBP: 0.375, SLG: 0.462 Dan Haren, R OBP: 0.375, SLG: 0.462 Ray King, L OBP: 0.375, SLG: 0.462 Julian Tavearez, L OBP: 0.375, SLG: 0.462 44 Jason Istringhausen, R OBP: 0.375, SLG: 0.462 (8, 9)										2	1	1	0	0	0	0					
Inning Stats	R: 2 E: 0 K: 1 S: 17	H: 3 LOB: 1 BB: 0 P: 28	R: 0 E: 0 K: 2 S: 10	H: 0 LOB: 0 BB: 0 P: 15	R: 0 E: 0 K: 2 S: 10	H: 0 LOB: 0 BB: 1 P: 16	R: 0 E: 0 K: 1 S: 8	H: 0 LOB: 1 BB: 1 P: 18	R: 2 E: 1 K: 0 S: 15	H: 3 LOB: 2 BB: 1 P: 23	R: 6 E: 1 K: 0 S: 14	H: 5 LOB: 1 BB: 2 P: 26	R: 0 E: 0 K: 2 S: 8	H: 0 LOB: 0 BB: 0 P: 12	R: 0 E: 0 K: 2 S: 8	H: 1 LOB: 1 BB: 0 P: 10	1B: 7 2B: 3 3B: 1 HR: 1	SF: 0 SAC: 1 DP: 1 HBP: 1	WP: 0 PB: 0 SB: 1 CS: 0	PA: 40	
PITCHER	IP WLS BF H R ER SO BB IBB HBP BLK WP HR S P ERA WHIP	IP WLS BF H R ER SO BB IBB HBP BLK WP HR S P ERA WHIP	IP WLS BF H R ER SO BB IBB HBP BLK WP HR S P ERA WHIP	IP WLS BF H R ER SO BB IBB HBP BLK WP HR S P ERA WHIP	IP WLS BF H R ER SO BB IBB HBP BLK WP HR S P ERA WHIP	IP WLS BF H R ER SO BB IBB HBP BLK WP HR S P ERA WHIP	IP WLS BF H R ER SO BB IBB HBP BLK WP HR S P ERA WHIP	IP WLS BF H R ER SO BB IBB HBP BLK WP HR S P ERA WHIP	IP WLS BF H R ER SO BB IBB HBP BLK WP HR S P ERA WHIP	IP WLS BF H R ER SO BB IBB HBP BLK WP HR S P ERA WHIP	IP WLS BF H R ER SO BB IBB HBP BLK WP HR S P ERA WHIP	IP WLS BF H R ER SO BB IBB HBP BLK WP HR S P ERA WHIP	IP WLS BF H R ER SO BB IBB HBP BLK WP HR S P ERA WHIP	IP WLS BF H R ER SO BB IBB HBP BLK WP HR S P ERA WHIP	IP WLS BF H R ER SO BB IBB HBP BLK WP HR S P ERA WHIP	IP WLS BF H R ER SO BB IBB HBP BLK WP HR S P ERA WHIP	IP WLS BF H R ER SO BB IBB HBP BLK WP HR S P ERA WHIP	IP WLS BF H R ER SO BB IBB HBP BLK WP HR S P ERA WHIP	IP WLS BF H R ER SO BB IBB HBP BLK WP HR S P ERA WHIP	IP WLS BF H R ER SO BB IBB HBP BLK WP HR S P ERA WHIP	IP WLS BF H R ER SO BB IBB HBP BLK WP HR S P ERA WHIP

AB	34
R	10
H	12
RBI	9
BB	4
SO	11
LOB	9



Batter	1	2	3	4	5	6	7	8	9	AB	R	H	RBI	BB	SO	LOB	TOP										
Craig Biggio, R (1, 7) OBP: 0.306, SLG: 0.567 Dan Miceli, R (8, 1)	F7	FC4-6				K 5 BLK 17 1B		G6-3			5	1	1	0	0	1	5										
Carlos Beltrán, S (1, 8) OBP: 0.525, SLG: 1.138	HR				K				BB	2	1	1	1	3	1	1											
5 Jeff Bagwell, R (1, 3) OBP: 0.382, SLG: 0.536	K								F8	3	0	0	0	2	1	4											
17 Lance Berkman, S (1, 9) OBP: 0.441, SLG: 0.645	F7								P6	5	1	2	1	0	0	3											
Jeff Kent, R (1, 4) OBP: 0.303, SLG: 0.467 28 Adam Everett, R (9, PR)										4	0	1	0	1	1	5											
Morgan Ensberg, R (1, 5) OBP: 0.387, SLG: 0.500	K								F9	5	1	2	2	0	1	5											
Jose Vizcaino, S (1, 6) OBP: 0.241, SLG: 0.222	P6									4	0	2	0	0	0	2											
Brad Ausmus, R (1, 2) OBP: 0.400, SLG: 0.438										3	0	1	0	1	1	0											
Pete Munro, R (1, 1) Chad Harville, R (5, PH) 4 Eric Bruntlett, R (6, PH) Dan Wheeler, R (6, PH) Orlando Palmeiro, L (8, PH) OBP: 0.333, SLG: 0.500										1	0	0	0	1	0	0											
Inning Stats	R: 1 E: 0 K: 1 S: 11	H: 1 LOB: 0 BB: 0 P: 12	R: 0 E: 0 K: 1 S: 9	H: 1 LOB: 3 BB: 2 P: 18	R: 0 E: 0 K: 1 S: 10	H: 0 LOB: 2 BB: 2 P: 21	R: 1 E: 0 K: 1 S: 9	H: 2 LOB: 0 BB: 0 P: 11	R: 1 E: 0 K: 1 S: 17	H: 2 LOB: 2 BB: 1 P: 24	R: 0 E: 0 K: 1 S: 8	H: 2 LOB: 3 BB: 1 P: 14	R: 1 E: 0 K: 0 S: 12	H: 2 LOB: 0 BB: 0 P: 17	R: 0 E: 0 K: 0 S: 7	H: 0 LOB: 0 BB: 2 P: 16	1B: 6 2B: 3 3B: 0 HR: 2	SF: 0 SAC: 0 DP: 1 HBP: 0	WP: 2 PB: 0 SB: 1 CS: 2	PA: 42							
PITCHER	IP	WLS	BF	H	R	ER	SO	BB	IBB	HBP	BLK	WP	HR	S	P	ERA	WHIP										
Matt Morris, R (1, 1) ERA: 5.25	5.0	24	6	3	3	5	4	1	0	1	2	2	56	86	5.40	2.000											
Steve Kline, L (6, 1) ERA: 2.25	0.0	2	2	0	0	0	0	0	0	0	0	0	0	2	3	∞	∞										
Kiko Calero, R (6, 1) ERA: 2.25	2.0	B	8	2	1	1	1	1	0	0	0	0	0	18	28	4.50	1.500										
Julian Tavaréz, R (8, 1) ERA: 2.08	1.0	W	3	0	0	0	0	0	0	0	0	0	0	7	11	0.00	0.000										
44 Jason Isringhausen, R (9, 1) ERA: 2.7	1.0	S	5	0	0	0	0	2	0	0	0	0	0	7	16	0.00	2.000										

Houston Astros @ St. Louis Cardinals
 Busch Stadium, St. Louis, MO
 Thu Oct 14 2004, 7:00 PM CDT
 Att: 52,347 - Unknown - 48 F

AB	34
R	4
H	10
RBI	4
BB	8
SO	6
LOB	27



Batter	1	2	3	4	5	6	7	8	9	AB	R	H	RBI	BB	SO	LOB	BOTTOM										
Tony Womack, L (1, 4) OBP: 0.179, SLG: 0.250	E 1B		G4-3		FC5-4 S HR		G3-1			4	1	1	0	0	0	2											
Larry Walker, L (1, 9) OBP: 0.444, SLG: 0.917	K								P6	4	1	1	2	0	2	2											
5 Albert Pujols, R (1, 3) OBP: 0.556, SLG: 1.000	L5									4	2	3	1	0	0	1											
27 Scott Rolen, R (1, 5) OBP: 0.370, SLG: 0.450	F8									4	2	2	3	0	1	2											
15 Jim Edmonds, L (1, 8) OBP: 0.375, SLG: 0.545	F8									4	0	1	0	0	1	0											
Edgar Renteria, R (1, 6) OBP: 0.476, SLG: 0.444	G6-3									4	0	0	0	0	0	2											
Reggie Sanders, R (1, 7) OBP: 0.261, SLG: 0.364 44 Jason Isringhausen, R (9, 1)	G4-3									4	0	0	0	0	0	2											
Mike Matheny, R (1, 2) OBP: 0.250, SLG: 0.400										3	0	1	0	0	2	0											
Matt Morris, R (1, 1) Marlon Anderson, L (5, PH) Steve Kline, S (6, 1) Kiko Calero, R (6, 1) Roger Cedeno, S (7, PH) Julian Tavaréz, L (8, 1) So Taguchi, R (8, 7)										0	0	0	0	0	0	0											
Inning Stats	R: 0 E: 1 K: 1 S: 13	H: 1 LOB: 1 BB: 0 P: 23	R: 0 E: 0 K: 0 S: 6	H: 0 LOB: 0 BB: 0 P: 9	R: 0 E: 0 K: 1 S: 7	H: 1 LOB: 1 BB: 0 P: 10	R: 0 E: 0 K: 1 S: 12	H: 2 LOB: 2 BB: 0 P: 18	R: 4 E: 0 K: 2 S: 16	H: 3 LOB: 0 BB: 1 P: 29	R: 0 E: 0 K: 1 S: 7	H: 0 LOB: 0 BB: 0 P: 9	R: 0 E: 0 K: 0 S: 7	H: 0 LOB: 0 BB: 0 P: 10	R: 2 E: 0 K: 0 S: 13	H: 2 LOB: 0 BB: 0 P: 17	1B: 4 2B: 1 3B: 0 HR: 4	SF: 0 SAC: 1 DP: 0 HBP: 0	WP: 0 PB: 0 SB: 1 CS: 0	PA: 34							
PITCHER	IP	WLS	BF	H	R	ER	SO	BB	IBB	HBP	BLK	WP	HR	S	P	ERA	WHIP										
Pete Munro, R (1, 1) ERA: 5.79	4.2	21	6	3	3	4	0	1	0	0	0	0	1	7	9	27.00	3.000										
Chad Harville, R (5, 1) ERA: 13.5	0.1	2	1	1	1	1	0	0	0	0	0	0	0	14	19	0.00	0.000										
Dan Wheeler, R (6, 1) ERA: 8.31	2.0	6	0	0	0	2	0	0	0	0	0	0	0	2	13	18.00	2.000										

Houston Astros @ St. Louis Cardinals
 Busch Stadium, St. Louis, MO
 Thu Oct 14 2004, 7:00 PM CDT
 Att: 52,347 - Unknown - 48 F

AB	32
R	6
H	9
RBI	6
BB	1
SO	7
LOB	11

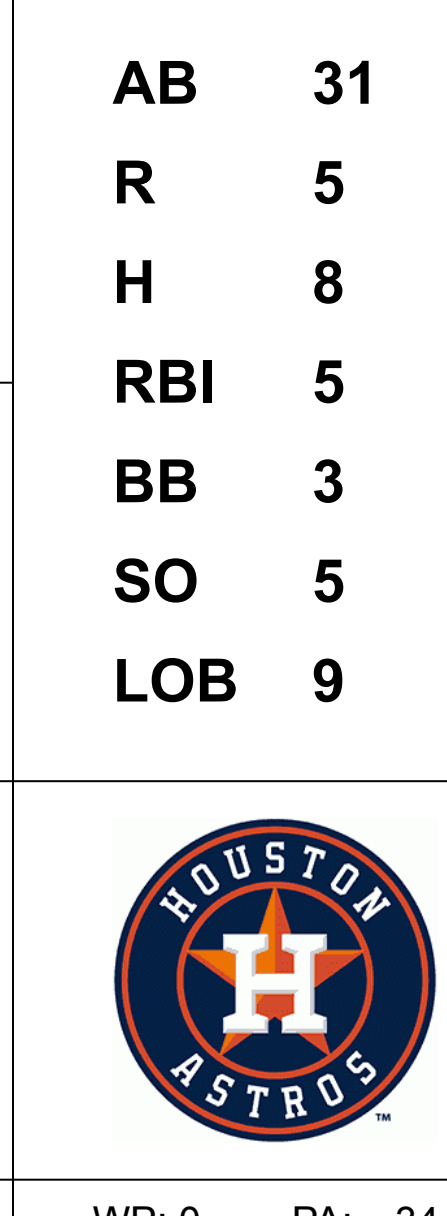


Batter	1	2	3	4	5	6	7	8	9	AB	R	H	RBI	BB	SO	LOB	TOP										
Tony Womack, L (1,4) OBP: 0.156, SLG: 0.219	P6		G1-3					F9		4	0	0	0	0	1	0	St. Louis Cardinals @ Houston Astros Minute Maid Park, Houston, TX Sat Oct 16 2004, 3:00 PM CDT Att: 42,896 - Dome - 74 F										
Larry Walker, L (1,9) OBP: 0.419, SLG: 0.929	HR		F7				G4-3	K		4	1	1	1	0	1	0											
5 Albert Pujols, R (1,3) OBP: 0.516, SLG: 0.885	G6-3		F9					K		4	0	1	0	0	1	0											
27 Scott Rolen, R (1,5) OBP: 0.387, SLG: 0.435	P4									3	0	1	0	1	1	1											
15 Jim Edmonds, L (1,8) OBP: 0.393, SLG: 0.640										3	1	1	1	1	1	2											
Edgar Renteria, R (1,6) OBP: 0.407, SLG: 0.364										4	0	0	0	0	2	3											
Reggie Sanders, R (1,7) OBP: 0.259, SLG: 0.320										3	0	0	0	1	2	1											
Mike Matheny, R (1,2) OBP: 0.261, SLG: 0.391 Marlon Anderson, L (9,PH)										3	0	1	0	0	1	2											
Jeff Suppan, R (1,1) Rogio, Cordero, S Dan Haren, R Ray King, L Cal Eldred, R John Mabry, L										2	0	0	0	0	0	1											
										1	0	0	0	0	1	0											
										0	0	0	0	0	0	0											
										0	0	0	0	0	0	0											
										1	0	0	0	0	1	2											
Inning Stats	R: 1 E: 0 K: 0 S: 10	H: 1 LOB: 0 BB: 0 P: 15	R: 1 E: 0 K: 0 S: 9	H: 2 LOB: 1 BB: 0 P: 14	R: 0 E: 0 K: 0 S: 10	H: 0 LOB: 0 BB: 0 P: 15	R: 0 E: 0 K: 2 S: 20	H: 1 LOB: 2 BB: 1 P: 30	R: 0 E: 0 K: 1 S: 8	H: 0 LOB: 0 BB: 0 P: 11	R: 0 E: 0 K: 2 S: 9	H: 0 LOB: 1 BB: 1 P: 17	R: 0 E: 0 K: 1 S: 11	H: 0 LOB: 0 BB: 0 P: 14	R: 0 E: 0 K: 2 S: 15	H: 1 LOB: 1 BB: 0 P: 19	R: 0 E: 0 K: 3 S: 16	H: 0 LOB: 2 BB: 1 P: 23	1B: 3 2B: 0 3B: 0 HR: 2	SF: 0 SAC: 0 DP: 0 HBP: 1	WP: 1 PB: 0 SB: 0 CS: 0	PA: 36					
PITCHER	IP	WLS	BF	H	R	ER	SO	BB	IBB	HBP	BLK	WP	HR	S	P	ERA	WHIP										
Roger Clemens, R (1,1) ERA: 2.84	7.0	W	27	4	2	2	7	2	0	0	0	1	2	77	116	2.57	0.857										
54 Brad Lidge, R (8,1) ERA: 1.42	2.0	S	9	1	0	0	5	1	0	1	0	0	0	31	42	0.00	1.000										

AB	32
R	2
H	5
RBI	2
BB	3
SO	12
LOB	12



Batter	1	2	3	4	5	6	7	8	9	AB	R	H	RBI	BB	SO	LOB	BOTTOM										
Craig Biggio, R (1,7) OBP: 0.389, SLG: 0.529 54 Brad Lidge, R (8,1)	G5-3 BB 1B		F8					G1-3		4	0	1	0	0	1	1	St. Louis Cardinals @ Houston Astros Minute Maid Park, Houston, TX Sat Oct 16 2004, 3:00 PM CDT Att: 42,896 - Dome - 74 F										
Carlos Beltrán, S (1,8) OBP: 0.553, SLG: 1.219	G5-3 1B BB		F8					K		3	2	2	1	1	1	0											
5 Jeff Bagwell, R (1,3) OBP: 0.368, SLG: 0.500	G5-3		F8					K		4	0	1	0	0	0	2											
17 Lance Berkman, S (1,9) OBP: 0.447, SLG: 0.714	HR 1B		P5							4	2	2	2	0	0	2											
Jeff Kent, R (1,4) OBP: 0.324, SLG: 0.545 4 Eric Bruntlett, R (9,6)	HR		F8							3	1	1	2	1	1	0											
Morgan Ensberg, R (1,5) OBP: 0.371, SLG: 0.452	F8		F8							0	0	0	0	0	0	0											
Jose Vizcaino, S (1,6) OBP: 0.212, SLG: 0.194 (9,4)										3	0	0	0	1	0	3											
Brad Ausmus, R (1,2) OBP: 0.348, SLG: 0.368										4	0	0	0	0	0	1											
Roger Clemens, R (1,1) Orlando Palmeiro, L (7,PH) (8,7)										3	0	0	0	0	1	0											
										2	0	0	0	0	1	0											
										1	0	1	0	0	0	0											
Inning Stats	R: 3 E: 0 K: 0 S: 15	H: 3 LOB: 0 BB: 1 P: 25	R: 0 E: 0 K: 0 S: 6	H: 0 LOB: 0 BB: 0 P: 8	R: 0 E: 0 K: 0 S: 13	H: 2 LOB: 3 BB: 1 P: 23	R: 0 E: 0 K: 1 S: 6	H: 0 LOB: 0 BB: 0 P: 9	R: 0 E: 0 K: 2 S: 9	H: 0 LOB: 0 BB: 0 P: 13	R: 0 E: 0 K: 0 S: 8	H: 0 LOB: 0 BB: 0 P: 14	R: 0 E: 0 K: 1 S: 11	H: 1 LOB: 1 BB: 0 P: 16	R: 2 E: 0 K: 1 S: 15	H: 2 LOB: 1 BB: 1 P: 25	1B: 4 2B: 1 3B: 0 HR: 3	SF: 0 SAC: 0 DP: 1 HBP: 0	WP: 0 PB: 0 SB: 0 CS: 0	PA: 34							
PITCHER	IP	WLS	BF	H	R	ER	SO	BB	IBB	HBP	BLK	WP	HR	S	P	ERA	WHIP										
Jeff Suppan, R (1,1) ERA: 3.46	6.0	L	24	5	3	3	3	2	0	0	0	0	1	14	21	6.75	1.500										
Dan Haren, R (7,1) ERA: 4.91	1.1		6	2	1	1	1	0	0	0	0	0	1	8	11	27.00	3.000										
Ray King, L (8,1) ERA: 6.0	0.1		2	1	1	1	1	0	0	0	0	0	1	8	11	27.00	3.000										
Cal Eldred, R (8,1) ERA:	0.1		2	0	0	0	0	1	0	0	0	0	0	4	9	0.00	3.000										



Batter	1	2	3	4	5	6	7	8	9	AB	R	H	RBI	BB	SO	LOB	TOP								
Tony Womack, L (1.4) OBP: 0.171, SLG: 0.200	2-1 P6			2-2 G6-3		2-2 BB 1B			0-0 G4-3	4	0	1	0	0	0	0									
Larry Walker, L (1.9) OBP: 0.425, SLG: 0.794	1-3 K			0-1 G1-3		4-1 BB			1-3 K	3	0	0	0	1	2	0									
5 Albert Pujols, R (1.3) OBP: 0.500, SLG: 0.853	0-1 G4-3			3-1 G5-3		0-0 P4			1-3 K	4	0	0	0	0	1	2									
27 Scott Rolen, R (1.5) OBP: 0.359, SLG: 0.419		2-3 K			3-2 G5-3				1-1 P4	3	0	0	0	0	1	0									
15 Jim Edmonds, L (1.8) OBP: 0.343, SLG: 0.533		0-1 F8			4-1 BB				0-1 G4-3	2	0	0	0	1	0	0									
Edgar Renteria, R (1.6) OBP: 0.353, SLG: 0.286		1-3 K			0-0 F9				1-1 L8	3	0	0	0	0	1	1									
Reggie Sanders, R (1.7) OBP: 0.233, SLG: 0.286			1-0 L5		1-0 P5				0-0 F8	3	0	0	0	0	0	1									
Mike Matheny, R (1.2) OBP: 0.231, SLG: 0.346			0-1 F9			3-2 G4-3			1-2 G5-3	3	0	0	0	0	0	0									
Woody Williams, R (1.1) OBP: 0.167, SLG: 0.333			2-1 F7			3-2 L4			1-3 K	2	0	0	0	0	0	0									
John Mabry, L (8. PH) OBP: 0.167, SLG: 0.167										1	0	0	0	0	1	0									
44 Jason Istringhausen, R (8.1)										0	0	0	0	0	0	0									
Inning Stats	R: 0 E: 0 K: 1 S: 7	H: 0 LOB: 0 BB: 0 P: 10	R: 0 E: 0 K: 2 S: 8	H: 0 LOB: 0 BB: 0 P: 11	R: 0 E: 0 K: 0 S: 5	H: 0 LOB: 0 BB: 0 P: 8	R: 0 E: 0 K: 0 S: 8	H: 0 LOB: 0 BB: 0 P: 13	R: 0 E: 0 K: 0 S: 10	H: 0 LOB: 1 BB: 1 P: 18	R: 0 E: 0 K: 0 S: 6	H: 0 LOB: 0 BB: 0 P: 8	R: 0 E: 0 K: 1 S: 7	H: 0 LOB: 0 BB: 0 P: 9	R: 0 E: 0 K: 2 S: 7	H: 0 LOB: 0 BB: 0 P: 9	R: 0 E: 0 K: 2 S: 7	H: 0 LOB: 0 BB: 0 P: 9	1B: 1 2B: 0 3B: 0 HR: 0	SF: 0 SAC: 0 DP: 0 HBP: 0	WP: 0 PB: 0 SB: 0 CS: 0	PA: 30			
PITCHER	IP	WLS	BF	H	R	ER	SO	BB	IBB	HBP	BLK	WP	HR	S	P	ERA	WHIP								
41 Brandon Backe, R (1.1) ERA: 2.89	8.0		27	1	0	0	4	2	0	0	0	0	0	62	100	0.00	0.375								
54 Brad Lidge, R (9.1) ERA: 0.96	1.0	W	3	0	0	0	2	0	0	0	0	0	0	7	9	0.00	0.000								

St. Louis Cardinals @ Houston Astros
Minute Maid Park, Houston, TX
Mon Oct 18 2004, 7:00 PM CDT
Att: 43,045 - Dome - 74 F

AB	28
R	0
H	1
RBI	0
BB	2
SO	6
LOB	4



Batter	1	2	3	4	5	6	7	8	9	AB	R	H	RBI	BB	SO	LOB	BOTTOM								
Craig Biggio, R (1.7) OBP: 0.341, SLG: 0.452	0-1 G5-3		3-2 P6		2-1 G5-3			0-2 P4		4	0	0	0	0	0	1									
54 Brad Lidge, R (9.1)										0	0	0	0	0	0	0									
Carlos Beltrán, S (1.8) OBP: 0.343, SLG: 1.154	0-0 F7		2-2 L9			3-0 G3-1			2-0 HR 1B	4	1	1	0	0	0	1									
5 Jeff Bagwell, R (1.3) OBP: 0.391, SLG: 0.513	0-0 BB 1B			2-2 G5-3		1-3 K			1-2 F8	4	0	1	0	0	1	1									
17 Lance Berkman, S (1.9) OBP: 0.500, SLG: 0.795		2-2 G3-1		4-1 HBP BB		1-0 P6			4-2 HR IBB	2	1	0	0	2	0	1									
Jeff Kent, R (1.4) OBP: 0.311, SLG: 0.550		3-1 P6		2-0 F8			0-1 L7		0-0 HR	4	1	1	3	0	0	1									
Morgan Ensberg, R (1.5) OBP: 0.333, SLG: 0.378		3-3 K		4-1 SAFE HBP		1-2 HBP				2	0	0	0	0	1	0									
Jose Vizcaino, S (1.6) OBP: 0.200, SLG: 0.211		1-3 K		0-1 G3-1			0-1 G4-3			3	0	0	0	0	1	2									
Brad Ausmus, R (1.2) OBP: 0.333, SLG: 0.318			4-1 BB		3-2 G5-3			1-3 K		2	0	0	0	1	1	0									
41 Brandon Backe, R (1.1)			1-3 BB		1-2 G1-3			1-1 P4		2	0	0	0	0	1	1									
Orlando Palmeiro, L (8. PH) OBP: 0.333, SLG: 0.444										1	0	0	0	0	0	0									
Inning Stats	R: 0 E: 0 K: 0 S: 7	H: 1 LOB: 1 BB: 0 P: 9	R: 0 E: 0 K: 2 S: 8	H: 0 LOB: 0 BB: 0 P: 15	R: 0 E: 0 K: 1 S: 11	H: 0 LOB: 1 BB: 1 P: 21	R: 0 E: 0 K: 0 S: 8	H: 0 LOB: 2 BB: 1 P: 20	R: 0 E: 0 K: 1 S: 5	H: 0 LOB: 0 BB: 0 P: 10	R: 0 E: 0 K: 0 S: 5	H: 0 LOB: 0 BB: 0 P: 5	R: 0 E: 0 K: 1 S: 9	H: 0 LOB: 0 BB: 0 P: 11	R: 3 E: 0 K: 0 S: 8	H: 2 LOB: 0 BB: 1 P: 15	R: 3 E: 0 K: 0 S: 8	H: 2 LOB: 0 BB: 1 P: 15	1B: 2 2B: 0 3B: 0 HR: 1	SF: 0 SAC: 0 DP: 0 HBP: 1	WP: 0 PB: 0 SB: 1 CS: 0	PA: 32			
PITCHER	IP	WLS	BF	H	R	ER	SO	BB	IBB	HBP	BLK	WP	HR	S	P	ERA	WHIP								
Woody Williams, R (1.1) ERA: 2.84	7.0		25	1	0	0	4	2	0	1	0	0	0	52	94	0.00	0.429								
44 Jason Istringhausen, R (8.1) ERA: 6.35	1.1	L	7	2	3	3	1	0	1	0	0	0	1	17	26	20.25	1.500								

St. Louis Cardinals @ Houston Astros
Minute Maid Park, Houston, TX
Mon Oct 18 2004, 7:00 PM CDT
Att: 43,045 - Dome - 74 F


AB	28
R	3
H	3
RBI	3
BB	3
SO	5
LOB	8



Batter	1	2	3	4	5	6	7	8	9	10	11	12	AB	R	H	RBI	BB	SO	LOB	TOP		
Craig Biggio, R OBP: 0.300, SLG: 0.396	1-1 G5-3		2-1 L6	0-0 F9			1-1 P6		1-2 F7		2-1 G6-3		6	0	0	0	0	0	2			
Carlos Beltrán, S OBP: 0.558, SLG: 1.093	4-2 5 1B 17 SF7 BB		1-2 5 2B 1B		1-1 G4-3		2-0 1B		4-0 17 S 5 1B IBB		0-0 G3		4	2	2	0	2	0	0			
5 Jeff Bagwell, R OBP: 0.404, SLG: 0.533	2-1 FC5-4 1B		0-0 1H 2B		1-1 G5-3		0-0 F9		0-0 17 S 1B		0-0 P2		6	0	3	2	0	0	1			
17 Lance Berkman, S OBP: 0.471, SLG: 0.738	1-0 SF7		1-1 2B		0-0 G4-3		1-1 F7		2-3 K		3-3 K		3	0	0	1	1	1	2			
41 Brandon Backe, R (12, PH) Dan Miceli, R	3-H FC5-4		2-1 L6			0-1 G1-6-3 1B		1-1 2B		0-0 P4			5	0	2	0	0	0	3			
Mike Lamb, L OBP: 0.300, SLG: 1.000		4-0 FC4-6 BB		2-2 HR		1-2 G1-6-3 1-2F		3-3 K		1-0 F8			4	1	1	1	1	1	2			
Jose Vizcaino, S OBP: 0.200, SLG: 0.209	1 SAFE FC4-6 CS		0-2 P5		0-1 1B		1-1 P4		0-1 G3-1				5	0	1	0	0	0	2			
Brad Ausmus, R OBP: 0.333, SLG: 0.320	3-3 SAFE SAFE SAFE K		0-0 1B		2-2 G1-3				3-2 4 SH3-4 5 1B HBP		0-2 F8		3	0	1	0	0	1	2			
Morgan Ensberg, R (9, PH) 16 Jason Lane, R OBP: 0.500, SLG: 1.000	1-2 K		3-3 SAFE SAFE SAFE K		1-2 28 FC6-4 1B								0	1	0	0	0	0	0			
Pete Munro, R Chad Harville, R 28 Adam Everett, R Chad Qualls, R Orlando Palmetto, L Dan Wheeler, R 4 Eric Bruntlett, R Raul Chavez, R OBP: 0.444, SLG: 0.778	1-1 G3		1-1 SAFE SAFE SAFE FC6-4		2-1 F7		1-2 F7		0-0 SH3-4		0-3 K		1	0	0	0	0	0	0			
Inning Stats	R: 1 E: 0 K: 11	H: 1 LOB: 1 BB: 1 P: 21	R: 0 E: 0 K: 9	H: 0 LOB: 1 BB: 1 P: 16	R: 1 E: 0 K: 11	H: 2 LOB: 2 BB: 1 P: 21	R: 0 E: 0 K: 5	H: 0 LOB: 0 BB: 0 P: 7	R: 0 E: 0 K: 11	H: 2 LOB: 1 BB: 0 P: 14	R: 0 E: 0 K: 7	H: 1 LOB: 1 BB: 0 P: 15	R: 0 E: 0 K: 10	H: 0 LOB: 0 BB: 0 P: 10	R: 0 E: 0 K: 7	H: 0 LOB: 0 BB: 0 P: 10	R: 0 E: 0 K: 10	H: 0 LOB: 0 BB: 0 P: 10	1B: 7 2B: 3 3B: 0 HR: 1	SF: 1 SAC: 1 DP: 2 HBP: 1	WP: 0 PB: 0 SB: 3 CS: 1	PA: 49
PITCHER	IP WLS BF H R ER SO BB IBB HBP BLK WP HR S P ERA WHIP	IP WLS BF H R ER SO BB IBB HBP BLK WP HR S P ERA WHIP	IP WLS BF H R ER SO BB IBB HBP BLK WP HR S P ERA WHIP	IP WLS BF H R ER SO BB IBB HBP BLK WP HR S P ERA WHIP	IP WLS BF H R ER SO BB IBB HBP BLK WP HR S P ERA WHIP	IP WLS BF H R ER SO BB IBB HBP BLK WP HR S P ERA WHIP	IP WLS BF H R ER SO BB IBB HBP BLK WP HR S P ERA WHIP	IP WLS BF H R ER SO BB IBB HBP BLK WP HR S P ERA WHIP	IP WLS BF H R ER SO BB IBB HBP BLK WP HR S P ERA WHIP	IP WLS BF H R ER SO BB IBB HBP BLK WP HR S P ERA WHIP	IP WLS BF H R ER SO BB IBB HBP BLK WP HR S P ERA WHIP	IP WLS BF H R ER SO BB IBB HBP BLK WP HR S P ERA WHIP	IP WLS BF H R ER SO BB IBB HBP BLK WP HR S P ERA WHIP	IP WLS BF H R ER SO BB IBB HBP BLK WP HR S P ERA WHIP	IP WLS BF H R ER SO BB IBB HBP BLK WP HR S P ERA WHIP	IP WLS BF H R ER SO BB IBB HBP BLK WP HR S P ERA WHIP	IP WLS BF H R ER SO BB IBB HBP BLK WP HR S P ERA WHIP	IP WLS BF H R ER SO BB IBB HBP BLK WP HR S P ERA WHIP	IP WLS BF H R ER SO BB IBB HBP BLK WP HR S P ERA WHIP	IP WLS BF H R ER SO BB IBB HBP BLK WP HR S P ERA WHIP		

Houston Astros @ St. Louis Cardinals
 Busch Stadium, St. Louis, MO
 Wed Oct 20 2004, 3:00 PM CDT
 Att: 52,144 - Unknown - 57 F

AB 42
 R 4
 H 10
 RBI 4
 BB 4
 SO 5
 LOB 15



Batter	1	2	3	4	5	6	7	8	9	10	11	12	AB	R	H	RBI	BB	SO	LOB	BOTTOM
Tony Womack, L OBP: 0.209, SLG: 0.238	0-1 G5-3			0-0 G6-3		0-1 F9		0-3 K			0-2 F7		2	1	2	0	0	0	0	
7 Hector Luna, R Marlon Anderson, L (11, PH)	5 HR 1B			1-3 K		1-1 F9		3-2 P6			1-3 K		3	0	0	0	0	1	0	
Larry Walker, L OBP: 0.370, SLG: 0.675	0-1 G5-3		0-1 G6-3		1-3 K		1-1 F9		3-2 P6		1-3 K		6	0	0	0	0	2	2	
5 Albert Pujols, R OBP: 0.522, SLG: 0.923	1-2 HR		0-0 15 F7 1B 2B	1-2 27 2B 1B		2-1 G5-3			0-1 G6-3			4-0 15 HR BB	5	3	3	2	1	0	0	
27 Scott Rolen, R OBP: 0.356, SLG: 0.432	2-2 K		2-2 15 F7 1B	1-0 1H 2B		1-2 L5		2-0 K		1-3 K		0-0 P2	6	1	2	0	0	2	1	
15 Jim Edmonds, L OBP: 0.341, SLG: 0.583	1-0 1B		0-0 F7	1-1 2B		2-2 G4-3		3-3 K		1-3 K		0-1 HR	6	1	2	2	0	2	2	
Edgar Renteria, R OBP: 0.385, SLG: 0.333	3-1 1B		0-0 2B	2-2 1B		2-2 K		0-0 1B		1-1 G5-3			5	0	3	2	0	1	0	
Reggie Sanders, R OBP: 0.294, SLG: 0.306	0-0 F9		1 SAFE 1-1	1-1 2B		1-1 K		2-2 1B		0-1 G2-3			4	0	3	0	0	0	2	
44 Jason Isringhausen, R Roger Cedeno, S OBP: 0.143, SLG: 0.143 Julian Tavarez, L	1-3 1B		1-3 2B			1-1 2B		1-2 1B		1-3 K2-3			0	0	0	0	0	0	0	
Mike Matheny, R OBP: 0.226, SLG: 0.300		1-2 G1-4-3	3-3 K		4-0 IBB		1-1 F7			1-3 K			4	0	0	0	1	2	4	
Matt Morris, R John Mabry, L (5, PH) Ray King, L Kiko Calero, R So Taguchi, R	0-1 G6-3		0-3 K		1-3 K			0-2 G2-3			2-3 K		2	0	0	0	0	1	2	
Inning Stats	R: 2 E: 0 K: 16	H: 4 LOB: 2 BB: 0 P: 23	R: 0 E: 0 K: 11	H: 1 LOB: 1 BB: 0 P: 13	R: 2 E: 0 K: 18	H: 4 LOB: 2 BB: 0 P: 23	R: 0 E: 0 K: 8	H: 2 LOB: 0 BB: 0 P: 11	R: 0 E: 0 K: 12	H: 1 LOB: 2 BB: 1 P: 22	R: 0 E: 0 K: 9	H: 0 LOB: 0 BB: 0 P: 17	R: 0 E: 0 K: 10	H: 0 LOB: 0 BB: 0 P: 13	R: 2 E: 0 K: 13	H: 1 LOB: 0 BB: 1 P: 7	1B: 9 2B: 4 3B: 0 HR: 2	SF: 0 SAC: 0 DP: 0 HBP: 0	WP: 0 PB: 0 SB: 0 CS: 0	PA: 50
PITCHER	IP WLS BF H R ER SO BB IBB HBP BLK WP HR S P ERA WHIP	IP WLS BF H R ER SO BB IBB HBP BLK WP HR S P ERA WHIP	IP WLS BF H R ER SO BB IBB HBP BLK WP HR S P ERA WHIP	IP WLS BF H R ER SO BB IBB HBP BLK WP HR S P ERA WHIP	IP WLS BF H R ER SO BB IBB HBP BLK WP HR S P ERA WHIP	IP WLS BF H R ER SO BB IBB HBP BLK WP HR S P ERA WHIP	IP WLS BF H R ER SO BB IBB HBP BLK WP HR S P ERA WHIP	IP WLS BF H R ER SO BB IBB HBP BLK WP HR S P ERA WHIP	IP WLS BF H R ER SO BB IBB HBP BLK WP HR S P ERA WHIP	IP WLS BF H R ER SO BB IBB HBP BLK WP HR S P ERA WHIP	IP WLS BF H R ER SO BB IBB HBP BLK WP HR S P ERA WHIP	IP WLS BF H R ER SO BB IBB HBP BLK WP HR S P ERA WHIP	IP WLS BF H R ER SO BB IBB HBP BLK WP HR S P ERA WHIP	IP WLS BF H R ER SO BB IBB HBP BLK WP HR S P ERA WHIP	IP WLS BF H R ER SO BB IBB HBP BLK WP HR S P ERA WHIP	IP WLS BF H R ER SO BB IBB HBP BLK WP HR S P ERA WHIP	IP WLS BF H R ER SO BB IBB HBP BLK WP HR S P ERA WHIP	IP WLS BF H R ER SO BB IBB HBP BLK WP HR S P ERA WHIP	IP WLS BF H R ER SO BB IBB HBP BLK WP HR S P ERA WHIP	IP WLS BF H R ER SO BB IBB HBP BLK WP HR S P ERA WHIP

Houston Astros @ St. Louis Cardinals
 Busch Stadium, St. Louis, MO
 Wed Oct 20 2004, 3:00 PM CDT
 Att: 52,144 - Unknown - 57 F

AB 48
 R 6
 H 15
 RBI 6
 BB 2
 SO 13
 LOB 15

