Houston Astros - 2005

Batter	1	2	3	4	5	6	7	8	9	AB	R	H	RBI	BB	SO	LOB
22 David Eckstein, R (1, 6) OBP: 0.200, SLG: 0.200	C X 0-1 ① G4-3		B B B C C X 3-2 5 FC5 1B		C C F F C 0-3 ② K		C X 0-1 ② G4-3		C F X 0-2 ② G6-3	5	0	1	0	0	1	0
Larry Walker, L (1, 9) OBP: 0.600, SLG: 1.200 44 Jason Isringhausen, R (9, 1)	B B C B X 3-1 27 1B 15 HR 1B		B C X 1-1 ① P6		B S B F X 2-2 ③ G4-3		S B B X 2-1 HR		F X 0-1 5 1B 1B	5 0	2 0	3 0	1 0	0 0	0 0	1 0
5 Albert Pujols, R (1, 3) OBP: 0.400, SLG: 0.400	C F D F X 1-2 ② F8		1 SAFE B X 1-0 FC5 27 G6-4-3 1-2			S B B S X 2-2 27 2B 15 SF8 1B	B X 1-0 ③ G6-3		B B C F B X 3-2 1-3 1B	5	1	2	0	0	0	2
27 Scott Rolen, R (1, 5) OBP: 0.400, SLG: 0.600	B X 1-0 15 HR 1-2 1B		B B F X 2-1 ②③ G6-4-3 1-2f			F B S F F B X 2-2 15 SF8 HR 1-3 2B		C C F X 0-2 ① P4	C C S 0-3 ③ K	5	2	2	0	0	1	4
15 Jim Edmonds, L (1, 8) OBP: 0.500, SLG: 2.000	B F B B F F X 3-2 1-H 2-H HR			C B X 1-1 ① G6-3		B C D X 2-1 ① SF8 2-3 3-H		B B B B 4-0 F8 1B BB		2	1	1	4	1	0	0
Mark Grudzielanek, R (1, 4) OBP: 0.250, SLG: 0.250	X 0-0 ③ G4-3			C B S S 1-3 ② K		B T X 1-1 ② L4		X 0-0 1-2 1B		4	0	1	0	0	1	1
Reggie Sanders, R (1, 7) OBP: 0.500, SLG: 1.333 Julian Tavarez, L (8, 1) Ray King, L (9, 1) John Mabry, L (9, 9)		C F B B X 2-2 ① F7		B S B B F B 4-2 BB		B X 1-0 3-H HR		X 0-0 ② F8 2-3		3 0 0 0	1 0 0 0	1 0 0 0	2 0 0 0	1 0 0 0	0 0 0 0	2 0 0 0
4 Yadier Molina, R (1, 2)		C B F B F B X 3-2 ② F8		F C F B 1 SAFE X 1-2 ③ F8		B B X 2-0 ③ F8		B 1 B X 2-0 ③ G5-3		4	0	0	0	0	0	3
29 Chris Carpenter, R (1, 1) Al Reyes, R (8, 1) So Taguchi, R (8, 7)	C X 0-1 ③ G6-3		C C X 0-2 ① G1-3			C B B F B X 3-2 ① G4-3		X 0-0 ① G1-3		3 0 1	0 0 0	0 0 0	0 0 0	0 0 0	0 0 0	0 0 0
Inning Stats	R: 3 H: 3 E: 0 LOB: 0 K: 0 BB: 0 S: 14 P: 22	R: 0 H: 0 E: 0 LOB: 0 K: 0 BB: 0 S: 9 P: 14	R: 0 H: 1 E: 0 LOB: 1 K: 0 BB: 0 S: 8 P: 15	R: 0 H: 0 E: 0 LOB: 1 K: 1 BB: 1 S: 11 P: 18	R: 0 H: 0 E: 0 LOB: 0 K: 1 BB: 0 S: 11 P: 13	R: 3 H: 3 E: 0 LOB: 0 K: 0 BB: 0 S: 14 P: 24	R: 1 H: 1 E: 0 LOB: 0 K: 0 BB: 0 S: 8 P: 14	R: 0 H: 1 E: 0 LOB: 2 K: 0 BB: 1 S: 7 P: 13	R: 0 H: 2 E: 0 LOB: 2 K: 1 BB: 0 S: 12 P: 15	1B: 7 SF: 1 2B: 1 SAC: 0 3B: 0 DP: 1 HR: 3 HBP: 0						

PITCHER		IP	WLS	BF	H	R	ER	SO	BB	IBB	HBP	BLK	WP	HR	S	P	ERA	WHIP
44 Roy Oswalt, R ERA: 9.0	(1, 1)	6.0	L	26	7	6	6	2	1	0	0	0	0	2	67	106	9.00	1.333
Russ Springer, R ERA: 9.0	(7, 1)	1.0		4	1	1	1	0	0	0	0	0	0	1	8	14	9.00	1.000
Chad Harville, R ERA:	(8, 1)	1.0		5	1	0	0	0	1	0	0	0	0	0	7	13	0.00	2.000
Dan Wheeler, R ERA:	(9, 1)	1.0		5	2	0	0	1	0	0	0	0	0	0	12	15	0.00	2.000

PITCHER	IP	WLS	BF	H	R	ER	SO	BB	IBB	HBP	BLK	WP	HR	S	P	ERA	WHIP

TOP

St. Louis Cardinals @ Houston Astros

Minute Maid Park, Houston, TX

Tue Apr 05 2005, 6:05 PM CDT

Att. 43,567 - Cloudy - 73 F

livebaseballscorecards.com

AB	37
R	7
H	11
RBI	7
BB	2
SO	3
LOB	13

1B: 7	SF: 1	WP: 0	PA: 40
2B: 1	SAC: 0	PB: 0	
3B: 0	DP: 1	SB: 0	
HR: 3	HBP: 0	CS: 0	

Batter	1	2	3	4	5	6	7	8	9	AB	R	H	RBI	BB	SO	LOB
28 Adam Everett, R (1, 6)	C F B B X 2-2 ① F8		B C D F F X 2-2 ② G4-3 2-3			C B S X 1-2 ① G5-3		B B C C B B 4-2 2B BB	X 0-0 ③ FC6-4 1-2f	4	1	0	0	1	0	4
Craig Biggio, R (1, 4) OBP: 0.750, SLG: 1.000	B C B F F X 2-2 5 G6-4-3 1B		B B C S S X 2-2 3-H 1B			C S B B B X 3-2 ② G2-3		B C X 1-1 1-H 2-H 5 S 2B		4	0	3	3	0	0	0
5 Jeff Bagwell, R (1, 3)	X 0-0 ② ③ G6-4-3 1-2f		S F F B D B F X 3-2 ③ G4-3			C B F B S 2-3 ③ K		C B B B B 4-1 2-3 BB		3	0	0	0	1	1	2
Morgan Ensberg, R (1, 5)		C B X 1-1 ① G5-3		B B C C F X 2-2 ① G3			X 0-0 ① F9	S B B B C C 3-3 ③ K		4	0	0	0	0	1	2
Luke Scott, L (1, 7) 2 Chris Burke, R (9, PH)		C C B B S 2-3 ② K		B B F C F B X 3-2 ② G4-3			C F B B X 2-2 ② F7		B F X 1-1 ① P6	3 1	0 0	0 0	0 0	0 0	1 0	0 0
16 Jason Lane, R (1, 9) OBP: 0.250, SLG: 0.500	X 0-0 2B		X 0-0 ③ F7				B F B X 2-1 ③ F9		X 0-0 ② G4-3	4	0	1	0	0	0	0
Brad Ausmus, R (1, 2)	B S F X 1-2 ③ G5-3				X 0-0 ① G5-3			B F C B B X 3-2 ① P4	B B B B 4-0 2B BB	3	0	0	0	1	0	1
Willy Taveras, R (1, 8) OBP: 0.500, SLG: 0.750			C X 0-1 28 G4-3 44 SH1-3 1B 1B		C B X 1-1 ② G4-3			B X 1-0 ② G6-3	B B C X 2-1 1-3 2B	4	1	2	0	0	0	0
44 Roy Oswalt, R (1, 1) Russ Springer, R (7, 1) Chad Harville, R (8, 1) Orlando Palmeiro, L (8, PH) OBP: 1.000, SLG: 2.000 Dan Wheeler, R (9, 1) Jose Vizcaino, S (9, PH)			X 0-0 ① SH1-3 1-2		B B C B C X 3-2 ③ G1-3			C B C X 1-2 2B 2B	B S B B B 4-1 28 FC6-4 BB	1 0 0 1 0 0	0 0 0 1 0 0	0 0 0 1 0 0	0 0 0 0 0 1	0 0 0 0 0 0	0 0 0 0 0 0	0 0 0 0 0 0
Inning Stats	R: 0 E: 0 K: 0 S: 8 H: 1 LOB: 0 BB: 0 P: 12	R: 0 E: 0 K: 1 S: 9 H: 1 LOB: 1 BB: 0 P: 13	R: 1 E: 0 K: 0 S: 16 H: 2 LOB: 1 BB: 0 P: 23	R: 0 E: 0 K: 0 S: 9 H: 0 LOB: 0 BB: 0 P: 14	R: 0 E: 0 K: 0 S: 6 H: 0 LOB: 0 BB: 0 P: 10	R: 0 E: 0 K: 1 S: 9 H: 0 LOB: 0 BB: 0 P: 15	R: 0 E: 0 K: 0 S: 6 H: 0 LOB: 0 BB: 0 P: 10	R: 2 E: 0 K: 1 S: 15 H: 2 LOB: 2 BB: 2 P: 32	R: 0 E: 0 K: 0 S: 7 H: 1 LOB: 3 BB: 2 P: 18	1B: 3 2B: 4 3B: 0 HR: 0	SF: 0 SAC: 1 DP: 1 HBP: 0						

PITCHER		IP	WLS	BF	H	R	ER	SO	BB	IBB	HBP	BLK	WP	HR	S	P	ERA	WHIP
29 Chris Carpenter, R ERA: 1.29	(1, 1)	7.0	W	24	4	1	1	2	0	0	0	0	0	0	63	97	1.29	0.571
Al Reyes, R ERA: 27.0	(8, 1)	0.2		5	2	2	2	0	1	0	0	0	0	0	11	21	27.00	4.500
Julian Tavarez, R ERA:	(8, 1)	0.1		2	0	0	0	1	1	0	0	0	0	0	4	11	0.00	3.000
Ray King, L ERA:	(9, 1)	0.2		4	1	0	0	0	1	0	0	0	0	0	5	12	0.00	3.000
44 Jason Isringhausen, R ERA:	(9, 1)	0.1	S	2	0	0	0	0	1	0	0	0	0	0	2	6	0.00	3.000

PITCHER	IP	WLS	BF	H	R	ER	SO	BB	IBB	HBP	BLK	WP	HR	S	P	ERA	WHIP

BOTTOM

St. Louis Cardinals @ Houston Astros

Minute Maid Park, Houston, TX

Tue Apr 05 2005, 6:05 PM CDT
Att. 43,567 - Cloudy - 73 F

livebaseballscorecards.com

AB	32
R	3
H	7
RBI	3
BB	4
SO	3
LOB	9

WP: 0	PB: 0	SB: 1	CS: 0	PA:	37

Batter	1	2	3	4	5	6	7	8	9	AB	R	H	RBI	BB	SO	LOB
22 David Eckstein, R (1, 6) OBP: 0.444, SLG: 0.375	C B X 1-1 ① B2-3			C B B F B X 3-2 5 1B 1B		C F X 0-2 5 L6-4 5 WP 1B			B B C B B 4-1 27 WP DI BB	3	0	2	0	1	0	0
Larry Walker, L (1, 9) OBP: 0.333, SLG: 0.667	C B S B C 2-3 ② K			S B L 1 SAFE B S 2-3 ① K		B S D S X 2-2 ① F9			B B C C C 2-3 ① K 1-2	4	0	0	0	0	3	3
5 Albert Pujols, R (1, 3) OBP: 0.333, SLG: 0.333	X 0-0 ③ G6-3			1 SAFE B S 1 SAFE 1 SAFE B S F 1 SAFE 2-2 X 1-2 1B		C B B F B X 3-2 ②③ L6-4 1-2			B C X 1-1 ② G5-3	4	0	1	0	0	0	2
27 Scott Rolen, R (1, 5) OBP: 0.222, SLG: 0.333		X 0-0 ① G5-3		F F D S 1-3 ② K			S F B X 1-2 ① P4		B X 1-0 ③ P5 2-3	4	0	0	0	0	1	3
Mark Grudzielanek, R (1, 4) OBP: 0.143, SLG: 0.143 Julian Tavarez, L (7, 1) Ray King, L (8, 1)		B C X 1-1 ② F8		C S X 0-2 ③ G1-3			X 0-0 ② G4-3			3 0 0	0 0 0	0 0 0	0 0 0	0 0 0	0 0 0	2 0 0
15 Jim Edmonds, L (1, 8) OBP: 0.286, SLG: 0.800		X 0-0 ③ G6-3			C B X 1-1 ① F8		B F B S C 2-3 ③ K			3	0	0	0	0	1	0
Reggie Sanders, R (1, 7) OBP: 0.429, SLG: 1.333			B B X 2-0 ① G5-3		B X 1-0 HR			S X 0-1 ① F9		3	1	1	1	0	0	0
4 Yadier Molina, R (1, 2)			B B F X 2-1 ② F7		X 0-0 ② G6-3			B X 1-0 ② G6-3		3	0	0	0	0	0	0
Jason Marquis, L (1, 1) Bill Pulsipher, L (7, 1) Abraham Nunez, S (7, 4)			F S B X 1-2 ③ G3-1		C X 0-1 ③ P5			B X 1-0 ③ G4-3		2 0 1	0 0 0	0 0 0	0 0 0	0 0 0	0 0 0	0 0 0
Inning Stats	R: 0 E: 0 K: 1 S: 6 H: 0 LOB: 0 BB: 0 P: 9	R: 0 E: 0 K: 0 S: 4 H: 0 LOB: 0 BB: 0 P: 5	R: 0 E: 0 K: 0 S: 6 H: 0 LOB: 0 BB: 0 P: 11	R: 0 E: 0 K: 2 S: 16 H: 2 LOB: 2 BB: 0 P: 24	R: 1 E: 0 K: 0 S: 6 H: 1 LOB: 0 BB: 0 P: 8	R: 0 E: 0 K: 0 S: 9 H: 1 LOB: 0 BB: 0 P: 14	R: 0 E: 0 K: 1 S: 7 H: 0 LOB: 0 BB: 0 P: 10	R: 0 E: 0 K: 0 S: 4 H: 0 LOB: 0 BB: 0 P: 6	R: 0 E: 0 K: 1 S: 7 H: 0 LOB: 1 BB: 1 P: 15	1B: 3 2B: 1 3B: 0 HR: 1	SF: 0 SAC: 0 DP: 1 HBP: 0						

PITCHER		IP	WLS	BF	H	R	ER	SO	BB	IBB	HBP	BLK	WP	HR	S	P	ERA	WHIP
Andy Pettitte, L ERA: 1.5	(1, 1)	6.0		21	4	1	1	3	0	0	0	0	1	1	47	71	1.50	0.667
Chad Qualls, R ERA:	(7, 1)	2.0	W	6	0	0	0	1	0	0	0	0	0	0	11	16	0.00	0.000
54 Brad Lidge, R ERA:	(9, 1)	1.0	S	4	0	0	0	1	1	0	0	0	1	0	7	15	0.00	1.000

PITCHER	IP	WLS	BF	H	R	ER	SO	BB	IBB	HBP	BLK	WP	HR	S	P	ERA	WHIP

TOP

St. Louis Cardinals @ Houston Astros

Minute Maid Park, Houston, TX

Wed Apr 06 2005, 4:05 PM CDT
Att. 28,496 - Sunny - 78 F

livebaseballscorecards.com

AB	30
R	1
H	4
RBI	1
BB	1
SO	5
LOB	10

WP: 2 PB: 0 SB: 0 CS: 0 PA: 31

Batter	1	2	3	4	5	6	7	8	9	AB	R	H	RBI	BB	SO	LOB
28 Adam Everett, R (1, 6) OBP: 0.300, SLG: 0.333	G5-3		P5		G5-3		FC5-4 1B	1-3 2B		5	0	2	0	0	0	0
Craig Biggio, R (1, 4) OBP: 0.556, SLG: 0.750	G6-3		5 1B 2B		BB		1-2f 2-3 FC5-4	F8		4	1	1	0	1	0	4
5 Jeff Bagwell, R (1, 3) OBP: 0.250, SLG: 0.143	G5-3		1B 2-H 1B		G5-3		G5-3			4	0	1	1	0	0	3
Morgan Ensberg, R (1, 5) OBP: 0.500, SLG: 0.429		CS 1B	1-2 1B			16 1B 1B		16 1B 3B BB		3	1	3	0	1	0	0
Luke Scott, L (1, 7)		F9	P2			SAFE	K	B1		3	0	0	0	0	1	4
Chad Qualls, R (7, 1)										0	0	0	0	0	0	0
2 Chris Burke, R (8, PH)		1-2								1	0	0	0	0	0	1
Raul Chavez, R (9, 2)										0	0	0	0	0	0	0
16 Jason Lane, R (1, 9) OBP: 0.500, SLG: 0.625		1B 1B		G1-6-3		G6-4-3 1-2 1B		1-2 3B 1B		4	1	3	0	0	0	0
Brad Ausmus, R (1, 2) OBP: 0.429, SLG: 0.333		1-3 1B		G1-6-3 1B		1-2f G6-4-3		1-H 2-H 1B 3B		3	0	2	0	0	0	2
Mike Lamb, L (8, PH) OBP: 1.000, SLG: 3.000										1	1	1	2	0	0	0
54 Brad Lidge, R (9, 1)										0	0	0	0	0	0	0
Willy Taveras, R (1, 8) OBP: 0.500, SLG: 0.625		K		G1-6-3 1-2f			FC5-4 SH1-3 1B	28 2B 3-H 1B		4	0	2	1	0	1	3
Andy Pettitte, L (1, 1)			K		K		SH1-3 1-2	F7		2	0	0	0	0	2	0
Orlando Palmeiro, L (7, 7) OBP: 0.500, SLG: 1.000										1	0	0	0	0	0	1
Inning Stats	R: 0 E: 0 K: 0 S: 8 H: 0 LOB: 0 BB: 0 P: 12	R: 0 E: 0 K: 1 S: 17 H: 3 LOB: 2 BB: 0 P: 30	R: 1 E: 0 K: 1 S: 13 H: 3 LOB: 2 BB: 0 P: 22	R: 0 E: 0 K: 0 S: 10 H: 1 LOB: 0 BB: 0 P: 14	R: 0 E: 0 K: 1 S: 10 H: 0 LOB: 1 BB: 1 P: 18	R: 0 E: 0 K: 1 S: 10 H: 2 LOB: 1 BB: 0 P: 15	R: 0 E: 0 K: 0 S: 9 H: 2 LOB: 2 BB: 0 P: 14	R: 3 E: 0 K: 0 S: 17 H: 4 LOB: 2 BB: 1 P: 28		1B: 12 2B: 2 3B: 1 HR: 0 SF: 0 SAC: 1 DP: 2 HBP: 0						

BOTTOM

St. Louis Cardinals @ Houston Astros

Minute Maid Park, Houston, TX

Wed Apr 06 2005, 4:05 PM CDT
Att. 28,496 - Sunny - 78 F

livebaseballscorecards.com

AB	35
R	4
H	15
RBI	4
BB	2
SO	4
LOB	18

WP: 0 PB: 0 SB: 0 CS: 1 PA: 38

PITCHER		IP	WLS	BF	H	R	ER	SO	BB	IBB	HBP	BLK	WP	HR	S	P	ERA	WHIP
Jason Marquis, R ERA: 1.5	(1, 1)	6.0		25	9	1	1	4	1	0	0	0	0	0	68	111	1.50	1.667
Bill Pulsipher, L ERA:	(7, 1)	0.1		2	1	0	0	0	0	0	0	0	0	0	3	3	0.00	3.000
Julian Tavarez, R ERA: 20.25	(7, 1)	1.0	L	8	4	3	3	0	1	0	0	0	0	0	17	31	27.00	5.000
Ray King, L ERA:	(8, 1)	0.2		3	1	0	0	0	0	0	0	0	0	0	6	8	0.00	1.500

PITCHER		IP	WLS	BF	H	R	ER	SO	BB	IBB	HBP	BLK	WP	HR	S	P	ERA	WHIP

Batter	1	2	3	4	5	6	7	8	9	AB	R	H	RBI	BB	SO	LOB
D'Angelo Jimenez, S (1, 4) OBP: 0.500, SLG: 0.455	B C X 1-1 G6-3 ①			B C C B S 2-3 K ①	B 1 SAFE 1 SAFE 1 SAFE 1 SAFE B F X 2-1 CS 1-3 1B	B B C F F B B 4-2 1B BB			3	0	1	0	1	1	0
Ken Griffey Jr., L (1, 8) OBP: 0.462, SLG: 0.455	C B B B S S 3-3 K ②			B B X 2-0 F8 ②		B B B S F C 3-3 K ① ② 1-2 3-H	C C C 0-3 K ②			4	0	0	0	0	3	4
Sean Casey, L (1, 3) OBP: 0.235, SLG: 0.235	C B X 1-1 G6-3 ③			B S B X 2-1 1B	C B S S 1-3 K ③		B X 1-0 1-3 2-H 1B			4	0	2	1	0	1	1
Austin Kearns, R (1, 9) OBP: 0.294, SLG: 0.154 Ben Weber, R (8, 1)		C B C S 1-3 K ①		B F C S 1-3 K ③			C B B F S 2-3 K ①	S D S B S 2-3 K ③		4 0	0 0	0 0	0 0	0 0	4 0	3 0
Adam Dunn, L (1, 7) OBP: 0.353, SLG: 0.733		B B X 2-0 L9 ②			B B B C X 3-1 G3-1 ①		B S B B F X 3-2 1B		X 0-0 2B	4	0	2	0	0	0	0
Joe Randa, R (1, 5) OBP: 0.500, SLG: 1.143		C X 0-1 G5-3 ③			B B X 2-0 HR		C B B S C 2-3 K ②		F F D S 1-3 K ①	4	1	1	1	0	2	2
Rich Aurilia, R (1, 6) OBP: 0.083, SLG: 0.083			B F B X 2-1 L8 ①		B B X 2-0 G1-3 ②		B F X 1-1 G4-3 ③		F S B F X 1-2 P2 ②	4	0	0	0	0	0	2
Javier Valentin, S (1, 2) OBP: 0.250, SLG: 0.500			C F S 0-3 K ②		C X 0-1 G4-3 ③			S F B B X 2-2 1B 2B	S B S X 1-2 G4-3 ③	4	1	1	0	0	1	1
Ramon Ortiz, R (1, 1) 6 Ryan Freel, R (6, PH) OBP: 0.800, SLG: 0.667 31 Matt Belisle, R (6, 1) 25 David Weathers, R (7, 1) Wily Mo Peña, R (8, PH) OBP: 0.200, SLG: 0.800 (8, 9)			B C X 1-1 G4-3 ③			S B C B X 2-2 1B CS 1B		X 0-0 P6 ①		1 1 0 0 1	0 0 0 0 0	0 1 0 0 0	0 0 0 0 0	0 0 0 0 0	0 0 0 0 0	0 0 0 0 1
Inning Stats	R: 0 E: 0 K: 1 S: 7 H: 0 LOB: 0 BB: 0 P: 12	R: 0 E: 0 K: 1 S: 6 H: 0 LOB: 0 BB: 0 P: 9	R: 0 E: 0 K: 1 S: 7 H: 0 LOB: 0 BB: 0 P: 10	R: 0 E: 0 K: 2 S: 9 H: 1 LOB: 1 BB: 0 P: 16	R: 1 E: 0 K: 0 S: 6 H: 1 LOB: 0 BB: 0 P: 13	R: 0 E: 0 K: 2 S: 11 H: 2 LOB: 1 BB: 0 P: 19	R: 0 E: 0 K: 2 S: 11 H: 1 LOB: 1 BB: 0 P: 19	R: 1 E: 0 K: 2 S: 14 H: 2 LOB: 2 BB: 1 P: 23	R: 0 E: 0 K: 1 S: 11 H: 1 LOB: 1 BB: 0 P: 14	1B: 5 2B: 3 3B: 0 HR: 1	SF: 0 SAC: 0 DP: 1 HBP: 0					

TOP

Cincinnati Reds @ Houston Astros

Minute Maid Park, Houston, TX

Fri Apr 08 2005, 7:05 PM CDT
Att. 36,382 - Cloudy - 80 F

livebaseballscorecards.com

AB	34
R	2
H	8
RBI	2
BB	1
SO	12
LOB	14

PITCHER		IP	WLS	BF	H	R	ER	SO	BB	IBB	HBP	BLK	WP	HR	S	P	ERA	WHIP
Roger Clemens, R ERA: 1.29	(1, 1)	7.0	W	25	5	1	1	9	0	0	0	0	0	1	57	98	1.29	0.714
Chad Qualls, R ERA: 3.86	(8, 1)	0.1	H	3	1	1	1	0	1	0	0	0	0	0	7	13	27.00	6.000
John Franco, L ERA:	(8, 1)	0.1	H	2	1	0	0	1	0	0	0	0	0	0	4	5	0.00	3.000
54 Brad Lidge, R ERA:	(8, 1)	1.1	S	5	1	0	0	2	0	0	0	0	0	0	14	19	0.00	0.750

PITCHER	IP	WLS	BF	H	R	ER	SO	BB	IBB	HBP	BLK	WP	HR	S	P	ERA	WHIP

Cincinnati Reds @ Houston Astros

Minute Maid Park, Houston, TX

Fri Apr 08 2005, 7:05 PM CDT

Att. 36,382 - Cloudy - 80 F

livebaseballscorecards.com

BOTTOM

Batter	1	2	3	4	5	6	7	8	9	AB	R	H	RBI	BB	SO	LOB
28 Adam Everett, R (1, 6) OBP: 0.286, SLG: 0.250	0-2 P4		0-1 P4		4-1 G4-3 BB	0-3 K				3	0	0	0	1	1	1
Craig Biggio, R (1, 4) OBP: 0.462, SLG: 0.583	2-3 K		0-0 BB 5 BB 1B		0-2 G4-3 1-2		0-0 P3			4	0	1	0	0	1	1
5 Jeff Bagwell, R (1, 3) OBP: 0.417, SLG: 0.222	2-1 1B		4-0 BB 1-2 BB		2-3 K		4-2 BB			2	0	1	0	2	1	1
Morgan Ensberg, R (1, 5) OBP: 0.417, SLG: 0.300	0-3 K		4-1 1-2 2-3 BB		3-3 K		0-3 K			3	0	0	0	1	3	3
Luke Scott, L (1, 7) OBP: 0.200, SLG: 0.400 54 Brad Lidge, R (8, 1)		2-1 16 SF7 3B	0-1 G3			3-2 G1-6-3 16 1B 1B	0-0 F8			4 0	2 0	2 0	0 0	0 0	0 0	4 0
16 Jason Lane, R (1, 9) OBP: 0.417, SLG: 0.545		0-0 SF7 3-H		1-0 P4		0-2 G1-6-3 1-2 1B		0-1 L5		3	0	1	1	0	0	0
Brad Ausmus, R (1, 2) OBP: 0.273, SLG: 0.200		1-2 F8		3-3 K		2-2 G1-6-3 1-2f 2-3		0-0 L7		4	0	0	0	0	1	2
Willy Taveras, R (1, 8) OBP: 0.583, SLG: 0.636		1-1 PO 1B		0-2 1B		4-0 S 1B IBB		2-3 K		3	1	2	0	1	1	0
Roger Clemens, R (1, 1) OBP: 0.333, SLG: 0.333 Chad Qualls, R (8, 1) John Franco, L (8, 1) Orlando Palmeiro, L (8, 7) OBP: 0.500, SLG: 1.000		1 SAFE 0-0 PO 1-2	0-3 K	0-0 G1-3		3-2 1-H 3-H 1B				3 0 0 0	0 0 0 0	1 0 0 0	2 0 0 0	0 0 0 0	1 0 0 0	1 0 0 0
Inning Stats	R: 0 E: 0 K: 2 S: 11 H: 1 LOB: 1 BB: 0 P: 15	R: 1 E: 0 K: 0 S: 9 H: 2 LOB: 0 BB: 0 P: 13	R: 0 E: 0 K: 1 S: 9 H: 1 LOB: 3 BB: 2 P: 17	R: 0 E: 0 K: 1 S: 12 H: 1 LOB: 1 BB: 0 P: 16	R: 0 E: 0 K: 2 S: 11 H: 0 LOB: 1 BB: 1 P: 20	R: 2 E: 0 K: 1 S: 16 H: 3 LOB: 1 BB: 1 P: 28	R: 0 E: 0 K: 1 S: 7 H: 0 LOB: 1 BB: 1 P: 11	R: 0 E: 0 K: 1 S: 6 H: 0 LOB: 0 BB: 0 P: 8		1B: 7 2B: 0 3B: 1 HR: 0	SF: 1 SAC: 0 DP: 1 HBP: 0					

AB	29
R	3
H	8
RBI	3
BB	5
SO	9
LOB	13

WP: 0 PB: 0 SB: 1 CS: 0 PA: 36

PITCHER		IP	WLS	BF	H	R	ER	SO	BB	IBB	HBP	BLK	WP	HR	S	P	ERA	WHIP
Ramon Ortiz, R ERA: 1.8	(1, 1)	5.0		22	5	1	1	6	3	0	0	0	0	0	52	81	1.80	1.600
31 Matt Belisle, R ERA: 6.75	(6, 1)	1.0	L	6	3	2	2	1	0	1	0	0	0	0	16	28	18.00	3.000
25 David Weathers, R ERA: 7.71	(7, 1)	1.0		4	0	0	0	1	1	0	0	0	0	0	7	11	0.00	1.000
Ben Weber, R ERA: 9.0	(8, 1)	1.0		3	0	0	0	1	0	0	0	0	0	0	6	8	0.00	0.000

PITCHER	IP	WLS	BF	H	R	ER	SO	BB	IBB	HBP	BLK	WP	HR	S	P	ERA	WHIP

Batter	1	2	3	4	5	6	7	8	9	AB	R	H	RBI	BB	SO	LOB
D'Angelo Jimenez, S (1, 4) OBP: 0.421, SLG: 0.333	B C S B B F B 4-2 2B E BB		X 0-0 ① F9		C C C 0-3 ① K	D F X 1-1 ③ F8		B C B X 2-1 ② G1-3		4	1	0	0	1	1	3
Ken Griffey Jr., L (1, 8) OBP: 0.444, SLG: 0.500	B B C S X 2-2 E9 F8 1-H 2B		B X 1-0 FC3-6 1B		B F B X 2-1 ② G1-3		C S X 0-2 ① G3	X 0-0 ③ P4		5	0	2	0	0	0	1
Sean Casey, L (1, 3) OBP: 0.273, SLG: 0.273	B B B C X 3-1 ① F8 2-3		D X 1-0 ② FC3-6 1-2f		X 0-0 FC6-4 1B		B X 1-0 F8 1B 1B		C B B F F S 2-3 ① K	5	0	2	0	0	1	2
Austin Kearns, R (1, 9) OBP: 0.318, SLG: 0.222	B C F B S 2-3 ② K		B C F B S 2-3 ③ K		B S B B X 3-1 ③ FC6-4 1-2f		C B B B X 3-1 IBB 1-2 1B		B B B C X 3-1 G3 1B	5	0	2	0	0	2	3
Adam Dunn, L (1, 7) OBP: 0.273, SLG: 0.550	C B S X 1-2 ③ G3			C B S S 1-3 ① K		C S B B S 2-3 ① K	C X 0-1 ② F8 2-3		B C 1 SAFE S X 1-2 ② G3 1-2	5	0	0	0	0	2	4
Joe Randa, R (1, 5) OBP: 0.524, SLG: 1.059		B C B X 2-1 2B		C S B X 1-2 ② F8		B C X 1-1 ② F9	B B C D I 4-1 1-2 IBB		I I I I I 4-0 IBB	3	0	1	0	2	0	0
Rich Aurilia, R (1, 6) OBP: 0.176, SLG: 0.235		B X 1-0 ① G1-3		F B B X 2-1 1B 2B		C B X 1-1 HBP 1B 1B	B F B F X 2-2 ③ F7		S B X 1-1 ③ P4	5	2	2	0	0	0	6
Jason LaRue, R (1, 2) OBP: 0.533, SLG: 0.500		C S B C 1-3 ② K		F B B F D X 3-2 2-H 1B		D F H 2-1 1B 1-2 HBP		B F B F B H 4-2 6 SH3-4 HBP		2	0	1	1	0	1	1
Paul Wilson, R (1, 1) OBP: 0.200, SLG: 0.200 Joe Valentine, R (7, 1) 6 Ryan Freel, R (8, PH) OBP: 0.800, SLG: 0.667 Ryan Wagner, R (8, 1)		C X 0-1 ③ G5-3		B X 1-0 ③ F8		B C B B B C F X 3-2 1-3 2-H 1B		B B X 2-0 ① SH3-4 1-2		3 0 0 0	0 0 0 0	1 0 0 0	1 0 0 0	0 0 0 0	0 0 0 0	2 0 0 0
Inning Stats	R: 1 H: 1 E: 1 LOB: 1 K: 1 BB: 1 S: 14 P: 26	R: 0 H: 1 E: 0 LOB: 1 K: 1 BB: 0 S: 8 P: 12	R: 0 H: 1 E: 0 LOB: 1 K: 1 BB: 0 S: 6 P: 10	R: 1 H: 2 E: 0 LOB: 1 K: 1 BB: 0 S: 12 P: 20	R: 0 H: 1 E: 0 LOB: 1 K: 1 BB: 0 S: 8 P: 13	R: 1 H: 2 E: 0 LOB: 2 K: 1 BB: 0 S: 14 P: 24	R: 0 H: 2 E: 0 LOB: 3 K: 0 BB: 1 S: 12 P: 22	R: 0 H: 0 E: 0 LOB: 1 K: 0 BB: 0 S: 6 P: 14	R: 0 H: 1 E: 0 LOB: 2 K: 1 BB: 1 S: 11 P: 22	1B: 8 SF: 0 2B: 3 SAC: 1 3B: 0 DP: 0 HR: 0 HBP: 2						WP: 0 PA: 43 PB: 0 SB: 0 CS: 0

TOP

Cincinnati Reds @ Houston Astros

Minute Maid Park, Houston, TX

Sat Apr 09 2005, 6:05 PM CDT

Att. 34,502 - Clear - 74 F

livebaseballscorecards.com

AB	37
R	3
H	11
RBI	2
BB	3
SO	7
LOB	22

PITCHER		IP	WLS	BF	H	R	ER	SO	BB	IBB	HBP	BLK	WP	HR	S	P	ERA	WHIP
41 Brandon Backe, R ERA: 3.6	(1, 1)	5.0		22	6	2	2	5	1	0	0	0	0	0	48	81	3.60	1.400
Brandon Duckworth, R ERA: 9.0	(6, 1)	1.0		6	2	1	1	1	0	0	1	0	0	0	14	24	9.00	2.000
John Franco, L ERA:	(7, 1)	0.1		2	1	0	0	0	0	0	0	0	0	0	4	5	0.00	3.000
Dan Wheeler, R ERA:	(7, 1)	0.2		4	1	0	0	0	0	1	0	0	0	0	8	17	0.00	1.500
Chad Qualls, R ERA: 2.7	(8, 1)	1.0		4	0	0	0	0	0	0	1	0	0	0	6	14	0.00	0.000

PITCHER		IP	WLS	BF	H	R	ER	SO	BB	IBB	HBP	BLK	WP	HR	S	P	ERA	WHIP
54 Brad Lidge, R ERA:	(9, 1)	1.0	W	5	1	0	0	1	0	1	0	0	0	0	11	22	0.00	1.000

Batter	1	2	3	4	5	6	7	8	9	AB	R	H	RBI	BB	SO	LOB
28 Adam Everett, R (1, 6) OBP: 0.278, SLG: 0.200	F7		P3		L5		FC6-4 BB			3	0	0	0	1	0	2
Craig Biggio, R (1, 4) OBP: 0.412, SLG: 0.500	P6		1-2 1B		F7		FC6-4 5 G5-6-3 1-2f			4	0	1	0	0	0	2
5 Jeff Bagwell, R (1, 3) OBP: 0.375, SLG: 0.462	P4		F7			HR	G5-6-3 1-2			4	1	1	1	0	0	3
Morgan Ensberg, R (1, 5) OBP: 0.375, SLG: 0.286		L7	G5-3			FC3-6 1B	G6-3			4	0	1	0	0	0	1
Luke Scott, L (1, 7) OBP: 0.214, SLG: 0.357		K	FC6-4 1B			FC3-6 16 HR 1-2f		G3		4	1	1	0	0	1	1
16 Jason Lane, R (1, 9) OBP: 0.438, SLG: 0.800		2B	K			HR 1-H		G6-3		4	1	2	2	0	1	1
Brad Ausmus, R (1, 2) OBP: 0.267, SLG: 0.154		F8	FC6-4 1-2f			1B BB		G5-3		3	0	0	0	1	0	2
Willy Taveras, R (1, 8) OBP: 0.625, SLG: 0.667			G6-3		1B	G3-6-3 1-3 1B			2B 1B	4	1	3	0	0	0	0
41 Brandon Backe, R (1, 1) Orlando Palmeiro, L (5, PH) Brandon Duckworth, R (6, 1) Mike Lamb, L (6, PH) .000 0.500, SLG: 1.500 John Franco, L (7, 1) Dan Wheeler, R (7, 1) Chad Qualls, R (8, 1) 54 Brad Lidge, R (9, 1) Jose Vizcaino, S (9, PH) .000 1.000, SLG: 2.000			4-2 1B BB		F8	G3-6-3 1-2f			2B 1B	0	0	0	0	1	0	0 1 0 1 0 0 0 0 1
Inning Stats	R: 0 E: 0 K: 0 S: 6 H: 0 LOB: 0 BB: 0 P: 10	R: 0 E: 0 K: 1 S: 7 H: 1 LOB: 1 BB: 0 P: 8	R: 0 E: 0 K: 0 S: 14 H: 1 LOB: 2 BB: 1 P: 21	R: 0 E: 0 K: 1 S: 15 H: 1 LOB: 1 BB: 0 P: 21	R: 0 E: 0 K: 0 S: 8 H: 1 LOB: 1 BB: 0 P: 11	R: 3 E: 0 K: 0 S: 18 H: 4 LOB: 1 BB: 1 P: 25	R: 0 E: 0 K: 0 S: 6 H: 0 LOB: 1 BB: 1 P: 11	R: 0 E: 0 K: 0 S: 7 H: 0 LOB: 0 BB: 0 P: 9	R: 1 E: 0 K: 0 S: 6 H: 2 LOB: 1 BB: 0 P: 10	1B: 6 2B: 2 3B: 0 HR: 2	SF: 0 SAC: 0 DP: 1 HBP: 0						

PITCHER	IP	WLS	BF	H	R	ER	SO	BB	IBB	HBP	BLK	WP	HR	S	P	ERA	WHIP
Paul Wilson, R (1, 1) ERA: 4.5	6.0		27	8	3	3	2	2	0	0	0	0	2	68	96	4.50	1.667
Joe Valentine, R (7, 1) ERA:	1.0		4	0	0	0	0	1	0	0	0	0	0	6	11	0.00	1.000
Ryan Wagner, R (8, 1) ERA: 3.0	1.0	L	5	2	1	1	0	0	0	0	0	0	0	13	19	9.00	2.000

PITCHER	IP	WLS	BF	H	R	ER	SO	BB	IBB	HBP	BLK	WP	HR	S	P	ERA	WHIP

BOTTOM

Cincinnati Reds @ Houston Astros

Minute Maid Park, Houston, TX

Sat Apr 09 2005, 6:05 PM CDT
Att. 34,502 - Clear - 74 F

livebaseballscorecards.com

AB	33
R	4
H	10
RBI	4
BB	3
SO	2
LOB	15

WP: 0 PB: 0 SB: 0 CS: 0 PA: 36

Batter	1	2	3	4	5	6	7	8	9	AB	R	H	RBI	BB	SO	LOB
6 Ryan Freel, R (1, 4) OBP: 0.500, SLG: 0.286	B B B B 4-0 CS BB		B F X 1-1 ② F8		C C B F B F F X 2-2 ① G1-3		X 0-0 ① ② G5-4-3 1-2f		B C C S 1-3 ③ K	4	0	0	0	1	1	2
Ken Griffey Jr., L (1, 8) OBP: 0.409, SLG: 0.450	C B F X 1-2 ① ② F8 1-2		C B B X 2-1 E4		C C X 0-2 ② G6-3		F F X 0-2 1B			4	0	1	0	0	0	1
Sean Casey, L (1, 3) OBP: 0.231, SLG: 0.231	C C B X 1-2 ③ F9		B X 1-0 ③ G6-3		B B F F X 2-2 ③ G1-3		C F X 0-2 ③ G4-3			4	0	0	0	0	0	2
Joe Randa, R (1, 5) OBP: 0.520, SLG: 0.950		B C B X 2-1 ① F9		B B F B F F F B 4-2 3B BB		C C B F X 1-2 FC3-6 1B		B X 1-0 ① P3		3	1	1	0	1	0	0
Adam Dunn, L (1, 7) OBP: 0.269, SLG: 0.583		X 0-0 ② G4-3		B C X 1-1 1-H 3B		X 0-0 ① F7		X 0-0 ② G3		4	0	1	1	0	0	1
Wily Mo Peña, R (1, 9) OBP: 0.222, SLG: 0.889		C X 0-1 HR		B X 1-0 ① G6-3		S F X 0-2 ② FC3-6 1B 1-2f		B B B C S S 3-3 ③ K		4	1	1	1	0	1	2
Jason LaRue, R (1, 2) OBP: 0.526, SLG: 0.467		C S B B B B 4-2 FC4-6 BB		F 3 SAFE B B D X 2-1 ② G1-3		X 0-0 1-2 1B			C C S 0-3 ① K	3	0	1	0	1	1	1
Felipe Lopez, S (1, 6) OBP: 0.375, SLG: 0.333		B C B B X 3-1 ③ FC4-6 1-2f		I I I 4-0 IBB		B C X 1-1 ③ G3-1			B S B X 2-1 2B	3	0	1	0	1	0	3
22 Eric Milton, L (1, 1) 25 David Weathers, R (5, 1) Jacob Cruz, L (7, PH) Ben Weber, R (7, 1) Kent Mercker, L (7, 1) D'Angelo Jimenez, S (9, PH) OBP: 0.400, SLG: 0.313			B C S F S 1-3 ① K	B F 1 B S S 2-3 ③ K			B B C B B 4-1 6 G5-4-3 BB		B X 1-0 ② F9	2 0 0 0 0 1	0 0 0 0 0 0	0 0 0 0 0 0	0 0 0 0 0 0	0 0 1 0 0 0	2 0 0 0 0 0	2 0 0 0 0 1
Inning Stats	R: 0 H: 0 E: 0 LOB: 0 K: 0 BB: 1 S: 6 P: 12	R: 1 H: 1 E: 0 LOB: 1 K: 0 BB: 1 S: 9 P: 18	R: 0 H: 0 E: 1 LOB: 1 K: 1 BB: 0 S: 9 P: 14	R: 1 H: 1 E: 0 LOB: 2 K: 1 BB: 2 S: 12 P: 26	R: 0 H: 0 E: 0 LOB: 0 K: 0 BB: 0 S: 12 P: 16	R: 0 H: 2 E: 0 LOB: 2 K: 0 BB: 0 S: 11 P: 13	R: 0 H: 1 E: 0 LOB: 1 K: 0 BB: 1 S: 8 P: 12	R: 0 H: 0 E: 0 LOB: 0 K: 1 BB: 0 S: 5 P: 9	R: 0 H: 1 E: 0 LOB: 1 K: 2 BB: 0 S: 9 P: 13	1B: 3 SF: 0 2B: 1 SAC: 0 3B: 1 DP: 1 HR: 1 HBP: 0					WP: 0 PA: 37 PB: 0 SB: 0 CS: 1	

PITCHER		IP	WLS	BF	H	R	ER	SO	BB	IBB	HBP	BLK	WP	HR	S	P	ERA	WHIP
44 Roy Oswalt, R ERA: 5.54	(1, 1)	7.0	W	30	5	2	2	2	4	1	0	0	0	1	67	111	2.57	1.286
Russ Springer, R ERA: 4.5	(8, 1)	1.0	H	3	0	0	0	1	0	0	0	0	0	0	5	9	0.00	0.000
54 Brad Lidge, R ERA:	(9, 1)	1.0	S	4	1	0	0	2	0	0	0	0	0	0	9	13	0.00	1.000

PITCHER	IP	WLS	BF	H	R	ER	SO	BB	IBB	HBP	BLK	WP	HR	S	P	ERA	WHIP

Cincinnati Reds @ Houston Astros

Minute Maid Park, Houston, TX

Sun Apr 10 2005, 1:05 PM CDT

Att. 31,832 - Cloudy - 77 F

TOP

livebaseballscorecards.com

AB	32
R	2
H	6
RBI	2
BB	5
SO	5
LOB	15

Cincinnati Reds @ Houston Astros

Minute Maid Park, Houston, TX

Sun Apr 10 2005, 1:05 PM CDT

Att. 31,832 - Cloudy - 77 F

livebaseballscorecards.com

BOTTOM

Batter	1	2	3	4	5	6	7	8	9	AB	R	H	RBI	BB	SO	LOB
28 Adam Everett, R (1, 6) OBP: 0.304, SLG: 0.167	C S B B X 2-2 F9 ①		C X 0-1 F8 ②		B S B B B 4-1 FC4-6 BB	B B F S S 2-3 K ③		B B B B 4-0 S BB		3	0	0	0	2	1	1
Craig Biggio, R (1, 4) OBP: 0.455, SLG: 0.714 54 Brad Lidge, R (9, 1)	C B F B F X 2-2 HR		B C X 1-1 5 1B 1-2 1B		C B 1 SAFE F X 1-2 FC4-6 5 HR 1-2f ①		B C X 1-1 5 S FC6-2 2B	B B X 2-0 G5-3 ③ 1-2		5 0	2 0	3 0	1 0	0 0	0 0	2 0
5 Jeff Bagwell, R (1, 3) OBP: 0.450, SLG: 0.688	C X 0-1 F7 ②		C B F X 1-2 1-2 2-3 1B		B C B X 2-1 1-H HR		B B B B 4-0 2 1B FC6-2 2-3 BB			3	1	2	2	1	0	0
Morgan Ensberg, R (1, 5) OBP: 0.350, SLG: 0.444	B C F X 1-2 P6 ③		F B S T F B B X 3-2 F8 ③		C F X 0-2 HR		B S B 1 B X SAFE 3-1 FC6-2 2 1B 1-2 3-H ①			4	1	1	1	0	0	5
16 Jason Lane, R (1, 9) OBP: 0.350, SLG: 0.632		F X 0-1 G5-3 ①		X 0-0 F8 ①	C F F C 0-3 K ②		B F B F S 2-3 K ②			4	0	0	0	0	2	2
2 Chris Burke, R (1, 7) OBP: 0.500, SLG: 0.500 Orlando Palmeiro, L (8, 7) OBP: 0.333, SLG: 0.667		C S B F B C 2-3 K ②		C F B X 1-2 1B SF8 1B	X 0-0 1B		C X 0-1 1-2 2-3 1B			4 0	1 0	3 0	0 0	0 0	1 0	0 0
Raul Chavez, R (1, 2) OBP: 0.333, SLG: 0.333 Mike Lamb, L (7, PH) OBP: 0.333, SLG: 1.000 Russ Springer, R (8, 1) 4 Eric Bruntlett, R (9, 4)		C B X 1-1 F8 ③		B F X 1-1 SF8 1-3 1B	B X 1-0 P4 ③		C B S B F B X 3-2 F9 ③			3 1 0 0	0 0 0 0	1 0 0 0	0 0 0 0	0 0 0 0	0 0 0 0	1 3 0 0
Willy Taveras, R (1, 8) OBP: 0.550, SLG: 0.588			C S F X 0-2 G5-3 ①	X 0-0 SF8 ② 1-2 3-H		B F C F H 2-2 44 CS HBP		C B F S 1-3 K ①		2	0	0	1	0	1	0
44 Roy Oswalt, R (1, 1) OBP: 0.250, SLG: 0.250 Brad Ausmus, R (8, 2) OBP: 0.250, SLG: 0.143			X 0-0 5 1B 1B 1B	C C C 0-3 K ③		C X 0-1 G6-3 ① ② 1-2		B F X 1-1 G5-3 ②		3 1	0 0	1 0	0 0	0 0	1 0	2 0
Inning Stats	R: 1 E: 0 K: 0 S: 13 H: 1 LOB: 0 BB: 0 P: 18	R: 0 E: 0 K: 1 S: 8 H: 0 LOB: 0 BB: 0 P: 11	R: 0 E: 0 K: 0 S: 17 H: 3 LOB: 3 BB: 0 P: 22	R: 1 E: 0 K: 1 S: 10 H: 2 LOB: 1 BB: 0 P: 12	R: 3 E: 0 K: 1 S: 15 H: 3 LOB: 1 BB: 1 P: 23	R: 0 E: 0 K: 1 S: 8 H: 0 LOB: 0 BB: 0 P: 12	R: 0 E: 0 K: 1 S: 13 H: 2 LOB: 3 BB: 1 P: 26	R: 0 E: 0 K: 1 S: 6 H: 0 LOB: 1 BB: 1 P: 14		1B: 7 2B: 1 3B: 0 HR: 3	SF: 1 SAC: 0 DP: 0 HBP: 1			WP: 0 PB: 0 SB: 2 CS: 1	PA: 38	

	AB	33
	R	5
	H	11
	RBI	5
	BB	3
	SO	6
	LOB	16

PITCHER		IP	WLS	BF	H	R	ER	SO	BB	IBB	HBP	BLK	WP	HR	S	P	ERA	WHIP
22 Eric Milton, L ERA: 7.45	(1, 1)	4.1	L	22	8	5	5	2	1	0	0	0	0	3	57	79	10.38	2.077
25 David Weathers, R ERA: 4.5	(5, 1)	1.2		6	1	0	0	2	0	0	1	0	0	0	14	19	0.00	0.600
Ben Weber, R ERA: 6.75	(7, 1)	0.2		5	2	0	0	1	1	0	0	0	0	0	9	19	0.00	4.500
Kent Mercker, L ERA: 3.86	(7, 1)	1.1		5	0	0	0	1	1	0	0	0	0	0	10	21	0.00	0.750

PITCHER	IP	WLS	BF	H	R	ER	SO	BB	IBB	HBP	BLK	WP	HR	S	P	ERA	WHIP

Houston Astros @ New York Mets

Shea Stadium, Flushing, NY

Mon Apr 11 2005, 1:10 PM EDT

Att. 53,663 - Sunny - 55 F

TOP

livebaseballscorecards.com

Batter	1	2	3	4	5	6	7	8	9	AB	R	H	RBI	BB	SO	LOB
28 Adam Everett, R (1, 6) OBP: 0.321, SLG: 0.217	2-2 G6-3		0-3 K		1-1 1B, 1-2 1B		1-1 G5-3, 3-H 1B		2-2 G6-3	5	0	2	1	0	1	0
Craig Biggio, R (1, 4) OBP: 0.444, SLG: 0.640	4-0 5 G6-3, 2B BB		1-3 K		0-0, 1-2, 2-3 1B		1 SAFE, 1 SAFE, 0-0 G5-3, 1-2		1-3 K	4	1	1	0	1	2	1
5 Jeff Bagwell, R (1, 3) OBP: 0.360, SLG: 0.524	3-2 G6-3, 1-2		1-2 F9		3-3 K		2-2 G5-3		2-1 G5-3	5	0	0	0	0	1	5
Morgan Ensberg, R (1, 5) OBP: 0.458, SLG: 0.619	2-0, 2-H 2B			3-1 16 CS, 1B		4-1 2 S, BB		3-2 16 3B, 2B		3	1	3	1	1	0	0
16 Jason Lane, R (1, 9) OBP: 0.333, SLG: 0.652	0-1 G1-3			1-0 G5-3, 1-2		2-2 P4	1 SAFE	0-0, 2-H 2B 3B		4	1	1	1	0	0	3
2 Chris Burke, R (1, 7) OBP: 0.333, SLG: 0.333 Dan Wheeler, R (6, 1) Jose Vizcaino, S (8, PH) OBP: 1.000, SLG: 2.000 Russ Springer, R (8, 1) John Franco, L (8, 1) Luke Scott, L (8, 7) OBP: 0.214, SLG: 0.357		2-1 E5 S		1-3 K		1-3 K, 1-2		0-0 G5-3, 3-H 2B		3 0 1 0 0 0	0 0 0 0 0 0	0 0 1 0 0 0	0 0 1 0 0 0	0 0 0 0 0 0	2 0 0 0 0 0	1 0 0 0 0 0
Brad Ausmus, R (1, 2) OBP: 0.200, SLG: 0.111	1 SAFE 0-1 F8, 1-2		3-1 G6-3		1-0 F9			0-3 K		4	0	0	0	0	1	3
Willy Taveras, R (1, 8) OBP: 0.458, SLG: 0.476	2-3 K		1-1 G6-3				1-3 K	1-0 G5-3, 2-3		4	0	0	0	0	2	2
Andy Pettitte, L (1, 1) Orlando Palmeiro, L (6, 7) OBP: 0.400, SLG: 1.000 Chad Qualls, R (8, 1)	2-1 G6-3		4-1 1B, 28 1B, BB				1-2 28 1B, 3B	0-2 L3		1 2 0	0 1 0	0 1 0	0 1 0	1 0 0	0 0 0	1 1 0
Inning Stats	R: 1 E: 0 K: 0 S: 9 H: 1 LOB: 1 BB: 1 P: 20	R: 0 E: 1 K: 1 S: 9 H: 0 LOB: 1 BB: 0 P: 15	R: 0 E: 0 K: 2 S: 9 H: 0 LOB: 0 BB: 0 P: 11	R: 0 E: 0 K: 1 S: 6 H: 1 LOB: 0 BB: 0 P: 11	R: 0 E: 0 K: 1 S: 12 H: 2 LOB: 3 BB: 1 P: 24	R: 0 E: 0 K: 1 S: 8 H: 0 LOB: 1 BB: 1 P: 16	R: 1 E: 0 K: 1 S: 12 H: 2 LOB: 1 BB: 0 P: 17	R: 2 E: 0 K: 1 S: 14 H: 3 LOB: 1 BB: 0 P: 18	R: 0 E: 0 K: 1 S: 8 H: 0 LOB: 0 BB: 0 P: 13	1B: 4 2B: 3 3B: 2 HR: 0 SF: 0 SAC: 0 DP: 0 HBP: 0							

AB	36
R	4
H	9
RBI	4
BB	3
SO	9
LOB	17

WP: 0 PB: 0 SB: 2 CS: 1 PA: 39

PITCHER	IP	WLS	BF	H	R	ER	SO	BB	IBB	HBP	BLK	WP	HR	S	P	ERA	WHIP
Tom Glavine, L (1, 1) ERA: 5.59	6.0		25	4	1	1	6	3	0	0	0	0	0	53	97	1.50	1.167
Manny Aybar, R (7, 1) ERA: 9.64	1.0	B	7	4	3	3	1	0	0	0	0	0	0	16	24	27.00	4.000
Dae-Sung Koo, L (8, 1) ERA:	0.0		1	1	0	0	0	0	0	0	0	0	0	1	1	∞	∞
Roberto Hernandez, R (8, 1) ERA:	1.0	W	3	0	0	0	1	0	0	0	0	0	0	9	10	0.00	0.000
Braden Looper, R (9, 1) ERA: 18.0	1.0		3	0	0	0	1	0	0	0	0	0	0	8	13	0.00	0.000

PITCHER	IP	WLS	BF	H	R	ER	SO	BB	IBB	HBP	BLK	WP	HR	S	P	ERA	WHIP

Houston Astros @ New York Mets

Shea Stadium, Flushing, NY

Mon Apr 11 2005, 1:10 PM EDT

Att. 53,663 - Sunny - 55 F

livebaseballscorecards.com

BOTTOM

Batter	1	2	3	4	5	6	7	8	9	AB	R	H	RBI	BB	SO	LOB
7 José Reyes, S (1, 6) OBP: 0.364, SLG: 0.545	C B F B X 2-2 ① F9		C C X 0-2 FC5-4 1B		B C C S 1-3 ① K	S B F S 1-3 ② K		S S X 0-2 ② FC1-6 S 1B 1-2f 3-H		5	1	1	1	0	2	3
Kazuo Matsui, S (1, 4) OBP: 0.296, SLG: 0.423	C F B S 1-3 ② K		C S X 0-2 ① FC5-4 1-2f		C C S 0-3 ② K	S X 0-1 1-3 2-H 1B		B C X 1-1 11 E 1-H 1B		5	1	2	2	0	2	1
15 Carlos Beltrán, S (1, 8) OBP: 0.364, SLG: 0.533	C S F X 0-2 1B		C B 1 SAFE F S 1-3 ② K		S B B S B B 4-2 BB	C 1 SAFE D 1 SAFE X 1-1 ③ F9		I I I I 4-0 11 E 1B IBB		3	1	1	0	2	1	3
31 Mike Piazza, R (1, 2) OBP: 0.261, SLG: 0.350 11 Ramon Castro, R (8, 2) OBP: 0.375, SLG: 0.375	C D S B B 1 SAFE X 3-2 ③ F8		1 SAFE 1 SAFE S D S T 1 SAFE 1-2 ③ K		C D F B 1 SAFE 1 SAFE 1 SAFE X 2-2 ③ G5-3		B X 1-0 ① L5	B S F X 1-2 E9 DI 1B 1-3 2-H		4 1	0 1	0 0	0 0	0 0	1 0	3 1
Cliff Floyd, L (1, 7) OBP: 0.387, SLG: 0.536		B B C S X 2-2 ① G1-3		B C B X 2-1 ① G4-3		B F B F B X 3-2 SH5-4 5 1B 1B	C S B B T 2-2 ② K	F S B B X 2-2 1B 1-H 3-H		5	1	2	2	0	1	0
5 David Wright, R (1, 5) OBP: 0.379, SLG: 0.600	C B X 1-1 ② G3		C B B X 2-1 G4-3 2B			C X 0-1 1B SH5-4 1-2 1B	X 0-0 ③ G5-3	B C F X 1-2 ③ F9		5	1	2	0	0	0	1
Doug Mientkiewicz, L (1, 3) OBP: 0.370, SLG: 0.500	B S B S X 2-2 1B 1B			C X 0-1 ② G4-3 2-3		X 0-0 ① SH5-4 1-2 2-3		F X 0-1 ① F9		3	0	1	0	0	0	1
Victor Diaz, R (1, 9) OBP: 0.467, SLG: 0.385		1 SAFE X 0-0 1-3 1B		S F B B D B 4-2 BB		D C B F F B X 3-2 S 1B 1B 2-3 3-H 1B		B B B B 4-0 1B 7 FC1-6 BB		2	2	2	1	2	0	0
Tom Glavine, L (1, 1) Miguel Cairo, R (6, PH) OBP: 0.600, SLG: 0.800 Manny Aybar, R (7, 1) Dae-Sung Koo, L (8, 1) Roberto Hernandez, R (8, 1) Marlon Anderson, L (8, PH) OBP: 0.667, SLG: 0.833 Braden Looper, R (9, 1)		X 0-0 ③ G6-3		B C X 1-1 ③ G5-3		S B X 1-1 1B S 1-2 3-H 1B		C F X 0-2 7 FC1-6 1-3 1B		2 1 0 0 0 0 1 0	0 0 0 0 0 0 0 0	0 1 0 0 0 0 1 0	0 1 0 0 0 0 0 0	0 0 0 0 0 0 0 0	0 0 0 0 0 0 0 0	4 0 0 0 0 0 0 0
Inning Stats	R: 0 E: 0 K: 1 S: 13 H: 1 LOB: 1 BB: 0 P: 19	R: 0 E: 0 K: 0 S: 10 H: 2 LOB: 2 BB: 0 P: 15	R: 0 E: 0 K: 2 S: 12 H: 1 LOB: 1 BB: 0 P: 14	R: 0 E: 0 K: 0 S: 10 H: 1 LOB: 2 BB: 1 P: 19	R: 0 E: 0 K: 2 S: 11 H: 0 LOB: 1 BB: 1 P: 18	R: 3 E: 0 K: 1 S: 19 H: 5 LOB: 2 BB: 0 P: 28	R: 0 E: 0 K: 1 S: 5 H: 0 LOB: 0 BB: 0 P: 8	R: 5 E: 1 K: 0 S: 19 H: 3 LOB: 1 BB: 2 P: 32		1B: 12 2B: 1 3B: 0 HR: 0 SF: 0 SAC: 1 DP: 0 HBP: 0						

AB	37
R	8
H	13
RBI	7
BB	4
SO	7
LOB	17

WP: 0 PA: 42
PB: 0
SB: 3
CS: 0

PITCHER		IP	WLS	BF	H	R	ER	SO	BB	IBB	HBP	BLK	WP	HR	S	P	ERA	WHIP
Andy Pettitte, L ERA: 3.18	(1, 1)	5.1		27	9	3	3	5	2	0	0	0	0	0	68	104	5.06	2.062
Dan Wheeler, R ERA:	(6, 1)	1.2		6	1	0	0	2	0	0	0	0	0	0	12	17	0.00	0.600
Russ Springer, R ERA: 10.13	(8, 1)	0.2	L	7	2	5	2	0	1	1	0	0	0	0	13	23	27.00	4.500
John Franco, L ERA:	(8, 1)	0.0		1	1	0	0	0	0	0	0	0	0	0	3	5	∞	∞
Chad Qualls, R ERA: 2.45	(8, 1)	0.1		1	0	0	0	0	0	0	0	0	0	0	3	4	0.00	0.000

PITCHER	IP	WLS	BF	H	R	ER	SO	BB	IBB	HBP	BLK	WP	HR	S	P	ERA	WHIP

Houston Astros @ New York Mets

Shea Stadium, Flushing, NY

Wed Apr 13 2005, 7:10 PM EDT

Att. 22,431 - Partly Cloudy - 45 F

TOP

livebaseballscorecards.com

Batter	1	2	3	4	5	6	7	8	9	10	11	AB	R	H	RBI	BB	SO	LOB
28 Adam Everett, R (1, 6) OBP: 0.303, SLG: 0.185	C B B B C X 3-2 G3 ①		F B F B T 2-2 K ②			C B X 1-1 P4 ②		B B C F C 2-3 K ③		B B B C B 4-1 BB		4	0	0	0	1	2	1
Craig Biggio, R (1, 4) OBP: 0.452, SLG: 0.643 Luke Scott, L (9, 7) OBP: 0.200, SLG: 0.333 John Franco, L (10, 1) Dan Wheeler, R (10, 1)	F F X 0-2 F7 ②		C X 0-1 P6 ③			B X 1-0 2B			F B H 2-1 5 G5-3 HBP	C B C S 1-3 K ③		3 1 0 0	0 0 0 0	1 0 0 0	0 0 0 0	0 0 0 0	0 1 0 0	1 3 0 0
5 Jeff Bagwell, R (1, 3) OBP: 0.333, SLG: 0.462	S B C C 1-3 K ③			C B X 1-1 G6-4-3 1B		D B C B C F S 3-3 K ③			1 SAFE F 1 SAFE 1 SAFE F P B 1 SAFE X 2-2 G5-3 1-2 ①		S B B B F X 3-2 G5-3 ①	5	0	1	0	0	2	2
Morgan Ensberg, R (1, 5) OBP: 0.414, SLG: 0.520		X 0-0 F7 ①		B F 1 SAFE 1 SAFE F F F X 1-2 G6-4-3 1-2f ① ②			C B B F F F F B F B 4-2 FC4-6 BB		C B B F C 2-3 K ②		F X 0-1 G5-3 ②	4	0	0	0	1	1	2
16 Jason Lane, R (1, 9) OBP: 0.310, SLG: 0.607		B B F S X 2-2 P3 ②		B F B B F F C 3-3 K ③			1 SAFE 1 SAFE 1 P B F F F X 2-2 F7 ①		C X 0-1 F9 ③		B F B F X 2-2 2B	5	0	1	0	0	1	2
2 Chris Burke, R (1, 7) OBP: 0.286, SLG: 0.231 (9, 4)		B B B B C B 4-1 BB			C C B B X 2-2 F7 ①		1 SAFE C C F B X 1-2 F9 ②			F C B F X 1-2 G6-3 ①	B X 1-0 F8 ③	4	0	0	0	1	0	2
Brad Ausmus, R (1, 2) OBP: 0.174, SLG: 0.095 Orlando Palmeiro, L (10, PH) OBP: 0.500, SLG: 1.000 (10, 7)	1 SAFE 1 SAFE X 0-0 B1-3 ③				C S B B C 2-3 K ②		1 SAFE X 0-0 FC4-6 1-2f ③			C B F B B B 4-2 G1-3 1B BB		3 0	0 0	0 0	0 0	0 1	1 0	2 0
Willy Taveras, R (1, 8) OBP: 0.464, SLG: 0.458			C F F B B B F B B 4-2 SH3 S BB		B X 1-0 F7 ③			C F B B B F X 3-2 F9 ①		B X 1-0 G1-3 1-2 1B		3	0	1	0	1	0	0
Roger Clemens, R (1, 1) OBP: 0.250, SLG: 0.250 Jose Vizcaino, S (8, PH) OBP: 0.750, SLG: 1.333 Chad Qualls, R (8, 1) Mike Lamb, L (10, PH) OBP: 0.250, SLG: 0.750 Raul Chavez, R (10, 2) OBP: 0.333, SLG: 0.333			1 SAFE C X 0-1 SH3 1-3 ①			C B X 1-1 P6 ①		X 0-0 F7 ②		B F X 1-1 G1-3 1-2 2-3 ②		1 1 0 1 0	0 0 0 0 0	0 0 0 0 0	0 0 0 0 0	0 0 0 0 0	0 0 0 2 0	0 0 0 2 0
Inning Stats	R: 0 E: 0 K: 1 S: 9 H: 0 LOB: 0 BB: 0 P: 13	R: 0 E: 0 K: 0 S: 6 H: 0 LOB: 1 BB: 1 P: 12	R: 0 E: 0 K: 1 S: 11 H: 0 LOB: 1 BB: 1 P: 17	R: 0 E: 0 K: 1 S: 10 H: 1 LOB: 0 BB: 0 P: 15	R: 0 E: 0 K: 1 S: 7 H: 0 LOB: 0 BB: 0 P: 12	R: 0 E: 0 K: 1 S: 9 H: 1 LOB: 1 BB: 0 P: 15	R: 0 E: 0 K: 0 S: 13 H: 0 LOB: 1 BB: 1 P: 19	R: 0 E: 0 K: 1 S: 8 H: 0 LOB: 0 BB: 0 P: 13	R: 0 E: 0 K: 1 S: 10 H: 0 LOB: 1 BB: 0 P: 15	R: 0 E: 0 K: 1 S: 13 H: 1 LOB: 3 BB: 2 P: 25	R: 0 E: 0 K: 0 S: 9 H: 1 LOB: 1 BB: 0 P: 15	1B: 2 2B: 2 3B: 0 HR: 0	SF: 0 SAC: 1 DP: 1 HBP: 1				WP: 0 PB: 0 SB: 1 CS: 0	PA: 42	

PITCHER		IP	WLS	BF	H	R	ER	SO	BB	IBB	HBP	BLK	WP	HR	S	P	ERA	WHIP
Kaz Ishii, L (1, 1) ERA: 3.29		7.0		25	2	0	0	5	3	0	0	0	0	0	65	103	0.00	0.714
Roberto Hernandez, R (8, 1) ERA:		1.0		3	0	0	0	1	0	0	0	0	0	0	8	13	0.00	0.000
Braden Looper, R (9, 1) ERA: 9.0		2.0		10	1	0	0	2	2	0	1	0	0	0	23	40	0.00	1.500
Mike DeJean, R (11, 1) ERA: 10.8		1.0	W	4	1	0	0	0	0	0	0	0	0	0	9	15	0.00	1.000

PITCHER	IP	WLS	BF	H	R	ER	SO	BB	IBB	HBP	BLK	WP	HR	S	P	ERA	WHIP

AB	35
R	0
H	4
RBI	0
BB	5
SO	8
LOB	17

Houston Astros @ New York Mets

Shea Stadium, Flushing, NY

Wed Apr 13 2005, 7:10 PM EDT
Att. 22,431 - Partly Cloudy - 45 F

livebaseballscorecards.com

Batter	1	2	3	4	5	6	7	8	9	10	11	AB	R	H	RBI	BB	SO	LOB
7 José Reyes, S (1, 6) OBP: 0.342, SLG: 0.500	B1-3		K		K			G3				5	0	1	1	0	2	2
Kazuo Matsui, S (1, 4) OBP: 0.290, SLG: 0.400	P6			15 SH2-3 1B		G6-3			G3			4	0	1	0	0	0	0
15 Carlos Beltrán, S (1, 8) OBP: 0.361, SLG: 0.515	31 FC6-4 1B			SH2-3		K			P6			3	0	1	0	0	1	0
31 Mike Piazza, R (1, 2) OBP: 0.259, SLG: 0.304 11 Ramon Castro, R (10, 2) OBP: 0.375, SLG: 0.375	FC6-4			BB		F8			F7			3 0	0 0	0 0	0 0	1 0	0 0	1 0
Doug Mientkiewicz, L (1, 3) OBP: 0.323, SLG: 0.429		F7		F7			G5-3			G6-3		4	0	0	0	0	0	2
5 David Wright, R (1, 5) OBP: 0.333, SLG: 0.517 Mike DeJean, R (11, 1)		F9		K			K			K		4 0	0 0	0 0	0 0	0 0	3 0	2 0
Eric Valent, L (1, 7) OBP: 0.235, SLG: 0.133		P6			K		K			K		4	0	0	0	0	3	0
Victor Diaz, R (1, 9) OBP: 0.421, SLG: 0.313			K		E4 SH2-4			K			SH1-4 7 1B BB	3	1	0	0	1	2	0
Kaz Ishii, L (1, 1) Roberto Hernandez, R (8, 1) Marlon Anderson, L (8, PH) OBP: 0.714, SLG: 0.857 Braden Looper, R (9, 1) Chris Woodward, R (11, 5)			K		SH2-4			7 G3 1B			SH1-4	1 0 1 0 0	0 0 0 0 0	0 0 1 0 0	0 0 0 0 0	0 0 0 0 0	1 0 0 0 0	0 0 0 0 0

Inning Stats	1	2	3	4	5	6	7	8	9	10	11
	R: 0 H: 1 E: 0 LOB: 1 K: 0 BB: 0 S: 10 P: 14	R: 0 H: 0 E: 0 LOB: 0 K: 0 BB: 0 S: 9 P: 14	R: 0 H: 0 E: 0 LOB: 0 K: 3 BB: 0 S: 10 P: 15	R: 0 H: 1 E: 0 LOB: 2 K: 1 BB: 1 S: 6 P: 12	R: 0 H: 0 E: 1 LOB: 1 K: 2 BB: 0 S: 12 P: 19	R: 0 H: 0 E: 0 LOB: 0 K: 1 BB: 0 S: 6 P: 9	R: 0 H: 0 E: 0 LOB: 0 K: 2 BB: 0 S: 8 P: 11	R: 0 H: 1 E: 0 LOB: 0 K: 1 BB: 0 S: 11 P: 15	R: 0 H: 0 E: 0 LOB: 0 K: 0 BB: 0 S: 6 P: 9	R: 0 H: 0 E: 0 LOB: 0 K: 2 BB: 0 S: 9 P: 13	R: 1 H: 1 E: 0 LOB: 1 K: 0 BB: 1 S: 6 P: 13

1B: 4	SF: 0	WP: 0
2B: 0	SAC: 3	PB: 0
3B: 0	DP: 0	SB: 0
HR: 0	HBP: 0	CS: 0

PA: 37

PITCHER		IP	WLS	BF	H	R	ER	SO	BB	IBB	HBP	BLK	WP	HR	S	P	ERA	WHIP
Roger Clemens, R ERA: 0.64	(1, 1)	7.0		25	2	0	0	9	1	0	0	0	0	0	61	94	0.00	0.429
Chad Qualls, R ERA: 1.59	(8, 1)	2.0		6	1	0	0	1	0	0	0	0	0	0	17	24	0.00	0.500
John Franco, L ERA:	(10, 1)	0.1		1	0	0	0	0	0	0	0	0	0	0	2	3	0.00	0.000
Dan Wheeler, R ERA: 2.08	(10, 1)	1.0	L	5	1	1	1	2	1	0	0	0	0	0	13	23	9.00	2.000

PITCHER	IP	WLS	BF	H	R	ER	SO	BB	IBB	HBP	BLK	WP	HR	S	P	ERA	WHIP

Batter	1	2	3	4	5	6	7	8	9	AB	R	H	RBI	BB	SO	LOB
28 Adam Everett, R (1, 6) OBP: 0.263, SLG: 0.161	P2	SF8 3-H		K		F8		P6		4	0	0	1	0	1	2
Craig Biggio, R (1, 4) OBP: 0.457, SLG: 0.656	5 1B 1B 2B	G3		F7		1-2 1B		2-2 G5-3 1-2		4	1	2	0	0	0	0
4 Eric Bruntlett, R (6, 4)										1	0	0	0	0	0	1
5 Jeff Bagwell, R (1, 3) OBP: 0.343, SLG: 0.452	1B BB 2-3 1B		1B BB FC5-2 1B		K	G5-3		P3		5	0	2	0	0	1	3
Mike Lamb, L (1, 5) OBP: 0.333, SLG: 0.429	1 SAFE 1B 1-2 BB		1 SAFE FC5-2 1B 1-2 BB		P6	P4		G6-3		3	0	0	0	2	0	0
16 Jason Lane, R (1, 9) OBP: 0.294, SLG: 0.576	F9	F4		S 2-1 2B	K	G5-3				5	0	1	0	0	1	5
Luke Scott, L (1, 7) OBP: 0.350, SLG: 0.421	0-0 1-2 2-3 3-H 1B	1-2 FC5-2 1-2 2-3 1B		S BB	BB 1B	F7				4	0	3	1	1	0	0
Brad Ausmus, R (1, 2) OBP: 0.185, SLG: 0.083	G4-3	FC5-2 1-2 2-3 3-Hf		2-1 1-2 2-H	F8 1-2 BB					3	0	0	0	1	0	6
Willy Taveras, R (1, 8) OBP: 0.438, SLG: 0.407		K	G5-3		41 E 41 S 41 1B BB	P3				3	1	0	0	1	1	5
41 Brandon Backe, R (1, 1) OBP: 0.750, SLG: 1.333		28 SF8 3B		K	1B 1-H 1B			4 S BB		3	1	2	1	0	1	0
John Franco, L (7, 1)										0	0	0	0	0	0	0
Dan Wheeler, R (7, 1)										0	0	0	0	0	0	0
Orlando Palmeiro, L (8, PH) OBP: 0.571, SLG: 1.000										0	0	0	0	1	0	0
Chad Harville, R (8, 1)										0	0	0	0	0	0	0
Inning Stats	R: 1 E: 0 K: 0 S: 15 H: 3 LOB: 3 BB: 1 P: 25	R: 1 E: 0 K: 1 S: 9 H: 1 LOB: 0 BB: 0 P: 12	R: 0 E: 0 K: 0 S: 8 H: 2 LOB: 3 BB: 1 P: 16	R: 0 E: 0 K: 2 S: 9 H: 0 LOB: 0 BB: 0 P: 16	R: 0 E: 0 K: 1 S: 10 H: 1 LOB: 2 BB: 1 P: 18	R: 1 E: 0 K: 0 S: 10 H: 2 LOB: 2 BB: 1 P: 18	R: 0 E: 0 K: 1 S: 11 H: 1 LOB: 2 BB: 1 P: 20	R: 0 E: 0 K: 0 S: 11 H: 0 LOB: 1 BB: 1 P: 18	R: 0 E: 0 K: 0 S: 5 H: 0 LOB: 0 BB: 0 P: 7	1B: 7 2B: 2 3B: 1 HR: 0 SF: 1 SAC: 0 DP: 0 HBP: 0						

TOP

Houston Astros @ New York Mets

Shea Stadium, Flushing, NY

Thu Apr 14 2005, 7:10 PM EDT

Att. 17,214 - Partly Cloudy - 52 F

livebaseballscorecards.com

AB	35
R	3
H	10
RBI	3
BB	6
SO	5
LOB	22

PITCHER		IP	WLS	BF	H	R	ER	SO	BB	IBB	HBP	BLK	WP	HR	S	P	ERA	WHIP
Victor Zambrano, R ERA: 4.09	(1, 1)	6.0		31	9	3	3	4	4	0	0	0	0	0	61	105	4.50	2.167
Mike Matthews, L ERA:	(7, 1)	1.0	W	5	1	0	0	1	1	0	0	0	0	0	11	20	0.00	2.000
Manny Aybar, R ERA: 8.44	(8, 1)	0.2	H	3	0	0	0	0	1	0	0	0	0	0	9	16	0.00	1.500
Roberto Hernandez, R ERA:	(8, 1)	0.1	H	1	0	0	0	0	0	0	0	0	0	0	2	2	0.00	0.000
Braden Looper, R ERA: 7.2	(9, 1)	1.0	S	3	0	0	0	0	0	0	0	0	0	0	5	7	0.00	0.000

PITCHER	IP	WLS	BF	H	R	ER	SO	BB	IBB	HBP	BLK	WP	HR	S	P	ERA	WHIP

Houston Astros @ New York Mets

Shea Stadium, Flushing, NY

Thu Apr 14 2005, 7:10 PM EDT

Att. 17,214 - Partly Cloudy - 52 F

BOTTOM

Batter	1	2	3	4	5	6	7	8	9	AB	R	H	RBI	BB	SO	LOB
7 José Reyes, S (1, 6) OBP: 0.333, SLG: 0.476	G6-3		F8		K		E S 1B 3-H			4	1	1	1	0	1	1
Miguel Cairo, R (1, 4) OBP: 0.333, SLG: 0.444	F9		L9			F9	E5 15 BB 1-H			4	0	0	0	0	0	0
15 Carlos Beltrán, S (1, 8) OBP: 0.400, SLG: 0.514	31 1B 1B		L4			FC6-4 1 BB	BB			2	1	1	0	2	0	0
31 Mike Piazza, R (1, 2) OBP: 0.258, SLG: 0.296 Manny Aybar, R (8, 1) Roberto Hernandez, R (8, 1) Braden Looper, R (9, 1)	1B 1-2		F8			F7	G3-1			4 0 0 0	0 0 0 0	1 0 0 0	0 0 0 0	0 0 0 0	0 0 0 0	3 0 0 0
Doug Mientkiewicz, L (1, 3) OBP: 0.343, SLG: 0.438	1-2 2-H		L7			FC6-4 1-2f		1B		4	0	2	1	0	0	1
5 David Wright, R (1, 5) OBP: 0.324, SLG: 0.469	P6		F9				2B G3 BB	K		3	1	0	0	1	1	3
Chris Woodward, R (1, 7) OBP: 0.250, SLG: 0.500		G4-3		G5-3 2B			K	K		4	0	1	0	0	2	2
Victor Diaz, R (1, 9) OBP: 0.391, SLG: 0.350		F9		G5-3 2-3			G3 7 1B 2B 1-3	K		4	1	1	0	0	1	2
Victor Zambrano, S (1, 1) Mike Matthews, L (7, 1) Marlon Anderson, L (7, PH) OBP: 0.625, SLG: 0.750 11 Ramon Castro, R (8, 2) OBP: 0.375, SLG: 0.375		K		K			G3 2-3 3-H			2 0 1 0	0 0 0 0	0 0 1 0	0 0 0 0	0 0 0 0	2 0 0 0	1 0 1 0
Inning Stats	R: 1 E: 0 K: 0 S: 13 H: 3 LOB: 2 BB: 0 P: 22	R: 0 E: 0 K: 1 S: 7 H: 0 LOB: 0 BB: 0 P: 12	R: 0 E: 0 K: 0 S: 9 H: 0 LOB: 0 BB: 0 P: 12	R: 0 E: 0 K: 0 S: 5 H: 0 LOB: 0 BB: 0 P: 8	R: 0 E: 0 K: 2 S: 11 H: 1 LOB: 1 BB: 0 P: 14	R: 0 E: 0 K: 0 S: 7 H: 0 LOB: 1 BB: 1 P: 11	R: 3 E: 1 K: 1 S: 19 H: 2 LOB: 2 BB: 2 P: 36	R: 0 E: 0 K: 3 S: 14 H: 1 LOB: 1 BB: 0 P: 17		1B: 5 2B: 2 3B: 0 HR: 0 SF: 0 SAC: 0 DP: 0 HBP: 0						

livebaseballscorecards.com

AB	32
R	4
H	7
RBI	3
BB	3
SO	7
LOB	14

WP: 0 PB: 0 SB: 1 CS: 0 PA: 35

PITCHER		IP	WLS	BF	H	R	ER	SO	BB	IBB	HBP	BLK	WP	HR	S	P	ERA	WHIP
41 Brandon Backe, R ERA: 3.97	(1, 1)	6.1		26	5	3	3	4	2	0	0	0	0	0	59	93	4.26	1.105
John Franco, L ERA:	(7, 1)	0.1	L	2	1	0	0	0	0	0	0	0	0	0	5	10	0.00	3.000
Dan Wheeler, R ERA: 1.93	(7, 1)	0.1		3	0	1	0	0	1	0	0	0	0	0	7	12	0.00	3.000
Chad Harville, R ERA:	(8, 1)	1.0		4	1	0	0	3	0	0	0	0	0	0	14	17	0.00	1.000

PITCHER	IP	WLS	BF	H	R	ER	SO	BB	IBB	HBP	BLK	WP	HR	S	P	ERA	WHIP

Houston Astros @ Cincinnati Reds

Great American Ball Park, Cincinnati, OH

Fri Apr 15 2005, 7:10 PM EDT

Att. 31,740 - Clear - 68 F

TOP

livebaseballscorecards.com

Batter	1	2	3	4	5	6	7	8	9	AB	R	H	RBI	BB	SO	LOB
28 Adam Everett, R (1, 6) OBP: 0.279, SLG: 0.250	C B B F F S 2-3 K		C B C X 1-2 F8		X 0-0 B2 3-3f		X 0-0 G3 5 SF8 2B	B X 1-0 2B		5	2	2	0	0	1	2
Craig Biggio, R (1, 4) OBP: 0.450, SLG: 0.639 Mike Lamb, L (8, 3) OBP: 0.333, SLG: 0.429	C B B X 2-1 G6-3			B B B C B 4-1 16 HR BB		B C S X 1-2 5 2B 1B 2B	C X 0-1 G3 2-3	B C B S S 2-3 K		4 0	2 0	1 0	0 0	1 0	1 0	2 0
5 Jeff Bagwell, R (1, 3) OBP: 0.350, SLG: 0.471 Russ Springer, R (8, 1) 54 Brad Lidge, R (9, 1)	C B F F X 1-2 E1			X 0-0 F9		C X 0-1 1B 16 HR 2-3 2B	X 0-0 SF8 3-H	B B S B B 4-1 2B BB		3 0 0	2 0 0	1 0 0	1 0 0	1 0 0	0 0 0	1 0 0
Morgan Ensberg, R (1, 5) OBP: 0.441, SLG: 0.567	F B F F B C 2-3 K			1 SAFE B 1 SAFE F 1 SAFE F 1 SAFE B C 2-3 K		X 0-0 16 HR 2-3 3-H 1B	B X 1-0 16 1B 1B	C X 0-1 1-H 2-H 2B		5	2	3	3	0	2	2
16 Jason Lane, R (1, 9) OBP: 0.333, SLG: 0.737		B X 1-0 F9		1 SAFE S B X 1-0 1-H HR		S B X 1-1 1-H 3-H HR	F D X 1-1 BB 1-3 1B	C F B B B X 3-2 F9		5	3	3	5	0	0	1
Luke Scott, L (1, 7) OBP: 0.320, SLG: 0.348		C F B B C 2-3 K		S B X 1-1 F7		F F B S 1-3 K	C B F B D F B 4-2 1B 1-2 BB		F F C 0-3 K	4	0	0	0	1	3	0
Raul Chavez, R (1, 2) OBP: 0.375, SLG: 0.500		X 0-0 F9			B F X 1-1 44 1B 28 B2 2B	B F X 1-1 P4	X 0-0 1-2 2-H 3-H 1B		F X 0-1 P2	5	0	2	2	0	0	0
Willy Taveras, R (1, 8) OBP: 0.405, SLG: 0.438			C X 0-1 B2-3		B B X 2-0 L7	B F B B X 3-1 3B	B C S D B X 3-2 G1-3		S X 0-1 F9	5	0	1	0	0	0	3
44 Roy Oswalt, R (1, 1) OBP: 0.286, SLG: 0.286 2 Chris Burke, R (8, PH) OBP: 0.267, SLG: 0.214 (8, 4)			C F B F B F C 2-3 K		X 0-0 2-3 1B	C B D F F F C 2-3 K		C C X 0-2 G6-3		3 1	0 0	1 0	0 0	0 0	2 0	1 0
Inning Stats	R: 0 H: 0 E: 1 LOB: 1 K: 2 BB: 0 S: 14 P: 21	R: 0 H: 0 E: 0 LOB: 0 K: 1 BB: 0 S: 5 P: 8	R: 0 H: 0 E: 0 LOB: 0 K: 1 BB: 0 S: 10 P: 13	R: 2 H: 1 E: 0 LOB: 0 K: 1 BB: 1 S: 8 P: 16	R: 0 H: 2 E: 0 LOB: 1 K: 0 BB: 0 S: 5 P: 8	R: 4 H: 5 E: 0 LOB: 2 K: 2 BB: 1 S: 20 P: 29	R: 3 H: 4 E: 0 LOB: 2 K: 0 BB: 1 S: 14 P: 23	R: 2 H: 2 E: 0 LOB: 1 K: 1 BB: 1 S: 13 P: 23	R: 0 H: 0 E: 0 LOB: 0 K: 1 BB: 0 S: 7 P: 7	1B: 5 SF: 1 2B: 7 SAC: 0 3B: 1 DP: 1 HR: 2 HBP: 0						

	AB	40
	R	11
	H	14
	RBI	11
	BB	3
	SO	9
	LOB	12

WP: 0 PA: 44
PB: 0
SB: 0
CS: 0

PITCHER		IP	WLS	BF	H	R	ER	SO	BB	IBB	HBP	BLK	WP	HR	S	P	ERA	WHIP
Paul Wilson, R ERA: 6.35	(1, 1)	5.0	L	23	7	6	6	5	1	0	0	0	0	2	50	76	10.80	1.600
Joe Valentine, R ERA:	(6, 1)	1.0		4	1	0	0	2	0	0	0	0	0	0	12	19	0.00	1.000
Ben Weber, R ERA: 12.27	(7, 1)	1.0		8	4	3	3	0	1	0	0	0	0	0	14	23	27.00	5.000
25 David Weathers, R ERA: 10.5	(8, 1)	1.0		6	2	2	2	1	1	0	0	0	0	0	13	23	18.00	3.000
Kent Mercker, L ERA: 2.7	(9, 1)	1.0		3	0	0	0	1	0	0	0	0	0	0	7	7	0.00	0.000

PITCHER	IP	WLS	BF	H	R	ER	SO	BB	IBB	HBP	BLK	WP	HR	S	P	ERA	WHIP

BOTTOM

Houston Astros @ Cincinnati Reds

Great American Ball Park, Cincinnati, OH

Fri Apr 15 2005, 7:10 PM EDT

Att. 31,740 - Clear - 68 F

livebaseballscorecards.com

Batter	1	2	3	4	5	6	7	8	9	AB	R	H	RBI	BB	SO	LOB
D'Angelo Jimenez, S (1, 4) OBP: 0.364, SLG: 0.310	C B X 1-1 G3 ①		C B C C 1-3 K ③			X 0-0 1-2 1B	B X 1-0 G6-3 ③			4	0	1	0	0	1	2
Ken Griffey Jr., L (1, 8) OBP: 0.290, SLG: 0.310	B C F F F S 1-3 K ②			C B F X 1-2 L7 ①		B S C X 1-2 F8 ① 2-3		B B X 2-0 P5 ①		4	0	0	0	0	1	2
Sean Casey, L (1, 3) OBP: 0.256, SLG: 0.270	C B X 1-1 F7 ③			X 0-0 G6-3 ②		F F B B B X 3-2 SF8 ② 3-H		B C F C 1-3 K ②		3	0	0	1	0	1	0
Joe Randa, R (1, 5) OBP: 0.500, SLG: 0.781 Kent Mercker, L (9, 1)		B C F F B F T 2-2 K ①		C B B B B 4-1 BB		C F B B B C 2-3 K ③		B X 1-0 F9 ③		3 0	0 0	0 0	0 0	1 0	2 0	1 0
Adam Dunn, L (1, 7) OBP: 0.257, SLG: 0.500		C B F S 1-3 K ②		B B C B F F C 3-3 K ③			B B X 2-0 G5-3 2B 2B		B F C B F F C 2-3 K ①	4	1	1	0	0	3	1
Austin Kearns, R (1, 9) OBP: 0.294, SLG: 0.333	C X 0-1 1B				C S B C 1-3 K ①		C B S X 1-2 G5-3 ① 2-3		C F F S 0-3 K ②	4	0	1	0	0	2	1
Rich Aurilia, R (1, 6) OBP: 0.160, SLG: 0.240	C B X 1-1 G5-3 ③				B F B F T 2-2 K ②		B X 1-0 G5-3 3-H 2B		B F S B C 2-3 K ③	4	0	1	1	0	2	1
Jason LaRue, R (1, 2) OBP: 0.467, SLG: 0.348 Javier Valentin, S (8, 2) OBP: 0.250, SLG: 0.500			C C B B B F X 3-2 G5-3 ①		F X 0-1 G1-3 ③		H 1-0 G5-3 HBP			2 0	0 0	0 0	0 0	0 0	0 0	0 0
Paul Wilson, R (1, 1) OBP: 0.167, SLG: 0.167 Joe Valentine, R (6, 1) Jacob Cruz, L (6, PH) OBP: 0.400, SLG: 0.250 Ben Weber, R (7, 1) Wily Mo Peña, R (7, PH) OBP: 0.267, SLG: 0.733 25 David Weathers, R (8, 1) 6 Ryan Freel, R (9, 5) OBP: 0.533, SLG: 0.455			F C B F F C 1-3 K ②			C F B X 1-2 F8 SF8 1B 1B	B F B X 2-1 G5-3 ② 1-2 2-3			1 0 1 0 1 0 0	0 0 1 0 0 0 0	0 0 1 0 0 0 0	0 0 0 0 0 0 0	0 0 0 0 0 0 0	1 0 0 0 0 0 0	0 0 0 0 2 0 0
Inning Stats	R: 0 E: 0 K: 1 S: 9 H: 0 LOB: 0 BB: 0 P: 12	R: 0 E: 0 K: 2 S: 12 H: 1 LOB: 1 BB: 0 P: 16	R: 0 E: 0 K: 2 S: 11 H: 0 LOB: 0 BB: 0 P: 16	R: 0 E: 0 K: 1 S: 9 H: 0 LOB: 1 BB: 1 P: 17	R: 0 E: 0 K: 2 S: 8 H: 0 LOB: 0 BB: 0 P: 11	R: 1 E: 0 K: 1 S: 13 H: 2 LOB: 1 BB: 0 P: 20	R: 1 E: 0 K: 0 S: 8 H: 2 LOB: 2 BB: 0 P: 16	R: 0 E: 0 K: 1 S: 5 H: 0 LOB: 0 BB: 0 P: 9	R: 0 E: 0 K: 3 S: 12 H: 0 LOB: 0 BB: 0 P: 16	1B: 3 2B: 2 3B: 0 HR: 0	SF: 1 SAC: 0 DP: 0 HBP: 1						

	AB	31
	R	2
	H	5
	RBI	2
	BB	1
	SO	13
	LOB	10

WP: 0 PB: 0 SB: 0 CS: 0 PA: 34

PITCHER		IP	WLS	BF	H	R	ER	SO	BB	IBB	HBP	BLK	WP	HR	S	P	ERA	WHIP
44 Roy Oswalt, R ERA: 4.5	(1, 1)	7.0	W	28	5	2	2	9	1	0	1	0	0	0	70	108	2.57	0.857
Russ Springer, R ERA: 7.36	(8, 1)	1.0		3	0	0	0	1	0	0	0	0	0	0	5	9	0.00	0.000
54 Brad Lidge, R ERA:	(9, 1)	1.0		3	0	0	0	3	0	0	0	0	0	0	12	16	0.00	0.000

PITCHER	IP	WLS	BF	H	R	ER	SO	BB	IBB	HBP	BLK	WP	HR	S	P	ERA	WHIP

Houston Astros @ Cincinnati Reds

Great American Ball Park, Cincinnati, OH

Sat Apr 16 2005, 1:15 PM EDT

Att. 26,926 - Sunny - 66 F

TOP

livebaseballscorecards.com

Batter	1	2	3	4	5	6	7	8	9	AB	R	H	RBI	BB	SO	LOB
28 Adam Everett, R (1, 6) OBP: 0.255, SLG: 0.225	B X 1-0 ① F8	C C S 0-3 ③ K	D B D X 3-0 ③ G6-3					C S B S 1-3 ② K		4	0	0	0	0	2	1
Craig Biggio, R (1, 4) OBP: 0.409, SLG: 0.575 Chad Harville, R (8, 1)	X 0-0 ② P5			B B B C F X 3-2 ① P6		C B F S 1-3 ① K		C X 0-1 ③ G2-3		4 0	0 0	0 0	0 0	0 0	1 0	0 0
5 Jeff Bagwell, R (1, 3) OBP: 0.364, SLG: 0.486	B B B B 4-0 FC5-4 BB			F B C C 1-3 ② K		B B C X 2-1 ② L8			B B C X 2-1 1B 2B	3	1	1	0	1	1	0
Morgan Ensberg, R (1, 5) OBP: 0.447, SLG: 0.545	C B X 1-1 ③ FC5-4 1-2f			X 0-0 1B		S F B F F B B F F 4-2 F F B BB			C S B X 1-2 ① G1-3	3	0	1	0	1	0	2
16 Jason Lane, R (1, 9) OBP: 0.302, SLG: 0.667		S C T 0-2 ① K		B F S D X 2-2 ③ P4		B F F F S 1-3 ③ K			X 0-0 ② G1-3	4	0	0	0	0	2	3
2 Chris Burke, R (1, 7) OBP: 0.278, SLG: 0.235 (8, 4) Mike Lamb, L (9, PH) OBP: 0.400, SLG: 0.500 4 Eric Bruntlett, R (9, PR)		C S T F B F F X 1-2 ② G5-3			C X 0-1 2B 1B		X 0-0 ① P2		D C X 1-1 2-H 1B	3 1 0	1 0 0	1 1 0	0 1 0	0 0 0	0 0 0	0 0 0
Brad Ausmus, R (1, 2) OBP: 0.200, SLG: 0.148 Jose Vizcaino, S (9, PH) OBP: 0.600, SLG: 1.000		X 0-0 ③ G4-3			X 0-0 1-H 2B		B B B C X 3-1 ② G6-3		B B B X 2-0 ③ G4-3	3 1	0 0	1 0	1 0	0 0	0 0	0 1
Willy Taveras, R (1, 8) OBP: 0.375, SLG: 0.400			C F X 0-2 ① P4		F B S X 1-2 ① F7		B B C F T 2-2 ③ K			3	0	0	0	0	1	1
Andy Pettitte, L (1, 1) Orlando Palmeiro, L (8, PH) OBP: 0.500, SLG: 0.833 (8, 7)			C X 0-1 ② G4-3		B C F S 1-3 ② K			C C B F S 1-3 ① K		2 1	0 0	0 0	0 0	0 0	1 1	1 0
Inning Stats	R: 0 H: 0 E: 0 LOB: 1 K: 0 BB: 1 S: 4 P: 10	R: 0 H: 0 E: 0 LOB: 0 K: 1 BB: 0 S: 10 P: 11	R: 0 H: 0 E: 0 LOB: 0 K: 1 BB: 0 S: 8 P: 8	R: 0 H: 1 E: 0 LOB: 1 K: 1 BB: 0 S: 10 P: 16	R: 1 H: 2 E: 0 LOB: 1 K: 1 BB: 0 S: 10 P: 15	R: 0 H: 0 E: 0 LOB: 1 K: 2 BB: 1 S: 17 P: 25	R: 0 H: 0 E: 0 LOB: 0 K: 1 BB: 0 S: 6 P: 11	R: 0 H: 0 E: 0 LOB: 0 K: 2 BB: 0 S: 9 P: 11	R: 1 H: 2 E: 0 LOB: 1 K: 0 BB: 0 S: 9 P: 15	1B: 3 SF: 0 2B: 2 SAC: 0 3B: 0 DP: 0 HR: 0 HBP: 0						WP: 0 PA: 34 PB: 0 SB: 0 CS: 0	

	AB	32
	R	2
	H	5
	RBI	2
	BB	2
	SO	9
	LOB	9

PITCHER	IP	WLS	BF	H	R	ER	SO	BB	IBB	HBP	BLK	WP	HR	S	P	ERA	WHIP
22 Eric Milton, L (1, 1) ERA: 4.86	7.0	W	26	3	1	1	7	2	0	0	0	0	0	65	96	1.29	0.714
Ryan Wagner, R (8, 1) ERA: 1.5	1.0	H	3	0	0	0	2	0	0	0	0	0	0	9	11	0.00	0.000
Danny Graves, R (9, 1) ERA: 4.15	1.0	S	5	2	1	1	0	0	0	0	0	0	0	9	15	9.00	2.000

PITCHER	IP	WLS	BF	H	R	ER	SO	BB	IBB	HBP	BLK	WP	HR	S	P	ERA	WHIP

Houston Astros @ Cincinnati Reds

Great American Ball Park, Cincinnati, OH

Sat Apr 16 2005, 1:15 PM EDT

Att. 26,926 - Sunny - 66 F

livebaseballscorecards.com

BOTTOM

Batter	1	2	3	4	5	6	7	8	9	AB	R	H	RBI	BB	SO	LOB
D'Angelo Jimenez, S (1, 4) OBP: 0.324, SLG: 0.273	C B X 1-1 ① P3		C B C B F X 2-2 ③ G5-3		C X 0-1 ② L4		B C B X 2-1 ② G6-3			4	0	0	0	0	0	1
Ken Griffey Jr., L (1, 8) OBP: 0.343, SLG: 0.406	X 0-0 ② G3			C B B F B B 4-2 1B 1B BB	B X 1-0 1B 2B		B X 1-0 2B			3	1	2	0	1	0	0
Sean Casey, L (1, 3) OBP: 0.279, SLG: 0.293	B C X 1-1 ③ G4-3			X 0-0 F7-6-3 1-2 1B	C D X 1-1 FC5-4 2-3 1B		B S B C F X 2-2 ③ P6			4	0	2	0	0	0	1
Joe Randa, R (1, 5) OBP: 0.452, SLG: 0.694		C X 0-1 ① F8		C B B X 2-1 ① ② F7-6-3 1-1	X 0-0 ③ FC5-4 1-2f			C B B X 2-1 ① F8		4	0	0	0	0	0	4
Austin Kearns, R (1, 9) OBP: 0.289, SLG: 0.303		C B C B S 2-3 ② K		B B B C B 4-1 1B 1B BB		C X 0-1 ① G5-3		B F C B B T 3-2 ② K		3	1	0	0	1	2	0
Wily Mo Peña, R (1, 7) OBP: 0.316, SLG: 0.737		F F S 0-3 ③ K		F X 0-1 1-3 2-H 1B		B C B B B X 3-1 2B		S S B B B S 2-3 ③ K		4	1	2	1	0	2	0
Rich Aurilia, R (1, 6) OBP: 0.214, SLG: 0.259			C X 0-1 ① B2	F X 0-1 2-H 3-H 1B		C B F B B B 4-2 G5-4-3 BB				2	0	1	2	1	0	0
Jason LaRue, R (1, 2) OBP: 0.455, SLG: 0.346			B F X 1-1 22 FC1-6 1B	B F C X 1-2 ③ P3		B D F F B X 3-2 ② ③ G5-4-3 1-2f				3	0	1	0	0	0	3
22 Eric Milton, L (1, 1) 6 Ryan Freel, R (7, PH) OBP: 0.500, SLG: 0.417 Ryan Wagner, R (8, 1) Danny Graves, R (9, 1)			C 1 SAFE X 0-1 ② FC1-6 1-2f		C X 0-1 ① G1-3		B F F F S 1-3 ① K			2 1 0 0	0 0 0 0	0 0 0 0	0 0 0 0	0 1 0 0	1 0 0 0	1 0 0 0
Inning Stats	R: 0 E: 0 K: 0 S: 5 H: 0 LOB: 0 BB: 0 P: 7	R: 0 E: 0 K: 2 S: 8 H: 0 LOB: 0 BB: 0 P: 10	R: 0 E: 0 K: 0 S: 10 H: 1 LOB: 1 BB: 0 P: 13	R: 3 E: 0 K: 0 S: 13 H: 3 LOB: 1 BB: 2 P: 24	R: 0 E: 0 K: 0 S: 8 H: 2 LOB: 2 BB: 0 P: 10	R: 0 E: 0 K: 0 S: 9 H: 1 LOB: 1 BB: 1 P: 19	R: 0 E: 0 K: 1 S: 11 H: 1 LOB: 1 BB: 0 P: 17	R: 0 E: 0 K: 2 S: 8 H: 0 LOB: 0 BB: 0 P: 15		1B: 5 2B: 4 3B: 0 HR: 0	SF: 0 SAC: 0 DP: 2 HBP: 0					

	AB	30
	R	3
	H	8
	RBI	3
	BB	3
	SO	5
	LOB	10

WP: 0 PB: 0 SB: 0 CS: 0 PA: 33

PITCHER		IP	WLS	BF	H	R	ER	SO	BB	IBB	HBP	BLK	WP	HR	S	P	ERA	WHIP
Andy Pettitte, L ERA: 3.44	(1, 1)	7.0	L	30	8	3	3	3	3	0	0	0	0	0	64	100	3.86	1.571
Chad Harville, R ERA:	(8, 1)	1.0		3	0	0	0	2	0	0	0	0	0	0	8	15	0.00	0.000

PITCHER	IP	WLS	BF	H	R	ER	SO	BB	IBB	HBP	BLK	WP	HR	S	P	ERA	WHIP

Houston Astros @ Cincinnati Reds

Great American Ball Park, Cincinnati, OH

Sun Apr 17 2005, 1:15 PM EDT

Att. 25,762 - Partly Cloudy - 72 F

livebaseballscorecards.com

TOP

Batter	1	2	3	4	5	6	7	8	9	AB	R	H	RBI	BB	SO	LOB
2 Chris Burke, R (1, 4) OBP: 0.304, SLG: 0.238	B F B B B 4-1 CS 1B BB		B F S S 1-3 ③ K		C B S S 1-3 ② K		C F X 0-2 1-2 3-H 1B		S F X 0-2 ③ F9	4	0	1	1	1	2	4
Jose Vizcaino, S (1, 6) OBP: 0.556, SLG: 0.875	C X 0-1 1-2 1B			C C B B B X 3-2 5 1B 2B	C X 0-1 ③ F8		F S F B F B B X 3-2 ② ③ P6-4 2-2f			4	1	2	0	0	0	3
5 Jeff Bagwell, R (1, 3) OBP: 0.375, SLG: 0.475	F B S C 1-3 ① K			B X 1-0 16 HR 2-H 1B		B B B C B 4-1 G1-4-3 BB		C C B B S 2-3 ① K		3	1	1	1	1	2	2
Mike Lamb, L (1, 7) OBP: 0.286, SLG: 0.333 Willy Taveras, R (8, 8) OBP: 0.375, SLG: 0.400	C C F F F D B B F F 3-3 ② ③ S K 2-3			F S X 0-2 ① P5		F F B X 1-2 ① L7		C B S F S 1-3 ② K		4 0	0 0	0 0	0 0	0 0	2 0	4 0
Morgan Ensberg, R (1, 5) OBP: 0.405, SLG: 0.486		C C B S 1-3 ① K		C B T C 1-3 ② K		F F X 0-2 ② ③ G1-4-3 1-2f		S S B B F B C 3-3 ③ K		4	0	0	0	0	3	2
16 Jason Lane, R (1, 8) (8, 9) OBP: 0.319, SLG: 0.739 4 Eric Bruntlett, R (9, PR)		S B S S X 1-2 ② F9		C X 0-1 1-H HR			C S B X 1-2 ① F7		F X 0-1 28 WP 2B	4 0	1 0	2 0	2 0	0 0	0 0	0 0
Luke Scott, L (1, 9) (8, 7) OBP: 0.310, SLG: 0.308		F S C 0-3 ③ K		B F B B B F X 3-2 ③ P6			B S B B B 4-1 2B BB		X 0-0 ① F8	3	1	0	0	1	1	1
Raul Chavez, R (1, 2) OBP: 0.333, SLG: 0.500		C F C 0-3 ① K			F X 0-1 ① L3		F B X 1-1 1B 2 1B 1-H 2B		X 0-0 ② F7	4	1	1	1	0	1	1
Brandon Duckworth, R (1, 1) OBP: 0.500, SLG: 1.000 Russ Springer, R (6, 1) Orlando Palmeiro, L (7, PH) OBP: 0.500, SLG: 0.833 Craig Biggio, R (7, PH) OBP: 0.422, SLG: 0.585 Chad Qualls, R (7, 1) 28 Adam Everett, R (9, PH) OBP: 0.271, SLG: 0.225		C B F B F X 2-2 ② G6-3			C B B B C X 3-2 2B		X 0-0 P6-4 2 1B 2-3 1B		B B B B 4-0 2-3 BB	2 0 0 0 1 0 0	0 0 0 0 0 0 0	1 0 0 1 0 0 0	0 0 0 0 0 0 1	0 0 0 0 0 0 0	0 0 0 0 0 0 0	0 0 0 0 0 0 0

	AB	R	H	RBI	BB	SO	LOB
	33	5	9	5	4	11	17

Inning Stats	1	2	3	4	5	6	7	8	9	1B	SF	WP	PA
R	0	0	0	3	0	0	2	0	0	4	0	1	37
H	1	0	0	3	1	0	3	0	1	2B 6	SAC 0	PB 0	
E	0	0	0	0	0	0	0	0	0	3B 0	DP 3	SB 0	
LOB	2	0	0	0	0	0	0	0	1	HR 1	HBP 0	CS 1	
BB	1	0	0	0	0	1	1	0	1				
K	2	2	2	1	1	0	0	3	0				
S	13	9	10	15	10	7	15	11	7				
P	21	11	13	23	14	12	24	17	11				

PITCHER		IP	WLS	BF	H	R	ER	SO	BB	IBB	HBP	BLK	WP	HR	S	P	ERA	WHIP
39 Aaron Harang, R ERA: 3.93	(1, 1)	6.0		23	5	3	3	8	2	0	0	0	0	1	64	94	4.50	1.167
Joe Valentine, R ERA: 4.15	(7, 1)	0.1	H	3	1	2	2	0	1	0	0	0	0	0	6	12	54.00	6.000
Kent Mercker, L ERA: 2.25	(7, 1)	0.2	B	3	2	0	0	0	0	0	0	0	0	0	9	12	0.00	3.000
Ryan Wagner, R ERA: 1.29	(8, 1)	1.0	W	3	0	0	0	3	0	0	0	0	0	0	11	17	0.00	0.000
Danny Graves, R ERA: 3.38	(9, 1)	1.0	S	5	1	0	0	0	1	0	0	0	1	0	7	11	0.00	2.000

PITCHER	IP	WLS	BF	H	R	ER	SO	BB	IBB	HBP	BLK	WP	HR	S	P	ERA	WHIP

Houston Astros @ Cincinnati Reds

Great American Ball Park, Cincinnati, OH

Sun Apr 17 2005, 1:15 PM EDT

Att. 25,762 - Partly Cloudy - 72 F

BOTTOM

Batter	1	2	3	4	5	6	7	8	9	AB	R	H	RBI	BB	SO	LOB
D'Angelo Jimenez, S (1, 4) OBP: 0.293, SLG: 0.243	C C X 0-2 ① G3		C B X 1-1 ② F7		C C C 0-3 ① K		C C B S 1-3 ② K			4	0	0	0	0	2	0
Ken Griffey Jr., L (1, 8) OBP: 0.333, SLG: 0.371	S B C X 1-2 ② G2-3		C C B X 1-2 ③ G4-3		B B B F B 4-1 BB		X 0-0 ③ G4-3			3	0	0	0	1	0	0
Sean Casey, L (1, 3) OBP: 0.277, SLG: 0.289	C B B B F F X 3-2 HR 1B			X 0-0 ① P6	X 0-0 ② P5			C F B S 1-3 ① K		4	1	1	0	0	1	1
Joe Randa, R (1, 5) OBP: 0.478, SLG: 0.769	B S B X 2-1 1-H HR			C B B B B 4-1 HBP HR BB	C B B B F X 3-2 ③ F8			C F B X 1-2 2B 1B		3	3	2	2	1	0	1
Adam Dunn, L (1, 7) OBP: 0.282, SLG: 0.514	B B C F F B X 3-2 ③ G3			H 1-0 1-2 HR HBP		B B X 2-0 G4-3 2B		C B B C 1 B X SAFE 3-2 ② F8		3	1	1	0	0	0	1
Wily Mo Peña, R (1, 9) OBP: 0.348, SLG: 0.870		F F S 0-3 ① K		B X 1-0 1-H 2-H HR		S C T 0-2 ① K		X 0-0 1-H 2B		4	1	2	4	0	2	1
Felipe Lopez, S (1, 6) OBP: 0.375, SLG: 0.357		B C B X 2-1 ② G6-3		F C S 0-3 ② K2-3		C X 0-1 ② G4-3 2-3		C F C 0-3 ③ K		4	0	0	0	0	2	2
Jason LaRue, R (1, 2) OBP: 0.444, SLG: 0.345		B X 1-0 ③ P6		B B B C X 3-1 1B		B C S C 1-3 ③ K				3	0	1	0	0	1	1
39 Aaron Harang, R (1, 1)		C X 0-1 ① G6-3	C B F F X 1-2 ③ F8				B X 1-0 ① G4-3			2	0	0	0	0	0	1
Joe Valentine, R (7, 1)										0	0	0	0	0	0	0
Kent Mercker, L (7, 1)										0	0	0	0	0	0	0
Jacob Cruz, L (7, PH) OBP: 0.333, SLG: 0.200										1	0	0	0	0	0	0
Ryan Wagner, R (8, 1)										0	0	0	0	0	0	0
Danny Graves, R (9, 1)										0	0	0	0	0	0	0
Inning Stats	R: 2 E: 0 K: 0 S: 16 H: 2 LOB: 0 BB: 0 P: 25	R: 0 E: 0 K: 1 S: 6 H: 0 LOB: 0 BB: 0 P: 9	R: 0 E: 0 K: 0 S: 7 H: 0 LOB: 0 BB: 0 P: 9	R: 3 E: 0 K: 1 S: 12 H: 2 LOB: 1 BB: 1 P: 22	R: 0 E: 0 K: 1 S: 8 H: 0 LOB: 1 BB: 1 P: 15	R: 0 E: 0 K: 2 S: 9 H: 1 LOB: 1 BB: 0 P: 12	R: 0 E: 0 K: 1 S: 5 H: 0 LOB: 0 BB: 0 P: 7	R: 1 E: 0 K: 2 S: 14 H: 2 LOB: 1 BB: 0 P: 19		1B: 3 2B: 2 3B: 0 HR: 2	SF: 0 SAC: 0 DP: 0 HBP: 1					

livebaseballscorecards.com

AB	31
R	6
H	7
RBI	6
BB	2
SO	8
LOB	8

WP: 0 PB: 0 SB: 0 CS: 0 PA: 34

PITCHER		IP	WLS	BF	H	R	ER	SO	BB	IBB	HBP	BLK	WP	HR	S	P	ERA	WHIP
Brandon Duckworth, R ERA: 9.0	(1, 1)	5.0		22	4	5	5	3	2	0	1	0	0	2	49	80	9.00	1.200
Russ Springer, R ERA: 5.79	(6, 1)	1.0		4	1	0	0	2	0	0	0	0	0	0	9	12	0.00	1.000
Chad Qualls, R ERA: 2.35	(7, 1)	2.0	L	8	2	1	1	3	0	0	0	0	0	0	19	26	4.50	1.000

PITCHER	IP	WLS	BF	H	R	ER	SO	BB	IBB	HBP	BLK	WP	HR	S	P	ERA	WHIP

Batter	1	2	3	4	5	6	7	8	9	10	11	12	AB	R	H	RBI	BB	SO	LOB
Rafael Furcal, S (1, 6) OBP: 0.217, SLG: 0.362	C B B X 2-1 G6-3 ①			X 0-0 G4-3 ①		C X 0-1 G4-3 ③		F B S X 1-2 G3 ② 2-3			C T B S 1-3 K ①		5	0	0	0	0	1	1
Marcus Giles, R (1, 4) OBP: 0.385, SLG: 0.455	B F C B B S 3-3 K ②			B S C B X 2-2 G1-3 ②			X 0-0 10 2B 1B	C S B B F S 2-3 K ③			X 0-0 2B		5	0	2	0	0	2	1
10 Chipper Jones, S (1, 5) OBP: 0.466, SLG: 0.680	B S S C 1-3 K ③			C B B C B X 3-2 1B			B 1 SAFE 1 SAFE S C 1 B F F 2-2 X 1-3 2B		B X 1-0 2B		I I I I 4-0 IBB		4	0	3	0	1	1	0
Andruw Jones, R (1, 8) OBP: 0.281, SLG: 0.327		B C T B S 2-3 K ①		1 SAFE F S S B 1 B S 2-3 K ③			B B F X 2-1 G3 ①		S F B F S 1-3 K ①		B C X 1-1 P4 ②		5	0	0	0	0	3	6
Johnny Estrada, S (1, 2) OBP: 0.316, SLG: 0.371		B C X 1-1 G6-4-3 1B			B X 1-0 G3-1 ①		I I I I 4-0 FC6-4 IBB		B C T F S 1-3 K ②		B F X 1-1 G4-3 ③		4	0	1	0	1	1	3
Julio Franco, R (1, 3) OBP: 0.316, SLG: 0.368		B B S S S X 2-2 G6-4-3 ② ③ 1-2f			B F B B B X 3-1 G4-3 ②		B C B S S S 2-3 K ②		B S X 1-1 G4-3 ③			X 0-0 G4-3 ①	5	0	0	0	0	1	5
Brian Jordan, R (1, 7) OBP: 0.245, SLG: 0.283			X 0-0 F8 ①		S C B S 1-3 K ③		S X 0-1 FC6-4 ③ 1-2f			X 0-0 G4-6-3 1B		X 0-0 HR	4	0	1	0	0	1	3
4 Pete Orr, L (10, PR) OBP: 0.314, SLG: 0.364													0	0	0	0	0	0	0
Ryan Langerhans, L (10, 7) OBP: 0.364, SLG: 0.600			B B T F B X 3-1 P6 ②			S B F B F T S 2-3 K ①		S B S S B F X 2-2 G3 15 SH3 1B		B S T S 1-3 K ①		B C T S 1-3 K ②	1	1	1	1	0	0	0
Raul Mondesi, R (1, 9) OBP: 0.234, SLG: 0.400			F S X 0-2 F8 ③			B S S S S 1-3 K ②		L B 1 SAFE X 1-1 SH3 ① 1-2		B B 1 SAFE B C X 3-1 G4-6-3 ② ③ 1-2f		C B C X 1-2 F8 ③	5	0	1	0	0	3	1
15 Tim Hudson, R (1, 1) OBP: 0.143, SLG: 0.143													2	0	0	0	0	1	0
Adam LaRoche, L (10, PH) OBP: 0.341, SLG: 0.405													1	0	0	0	0	0	1
Chris Reitsma, R (10, 1)													0	0	0	0	0	0	0
Jorge Sosa, R (11, 1)													0	0	0	0	0	0	0
Wilson Betemit, S (12, PH)													1	0	0	0	0	0	0
Dan Kolb, R (12, 1)													0	0	0	0	0	0	0
Inning Stats	R: 0 E: 0 K: 2 S: 8 H: 0 LOB: 0 BB: 0 P: 14	R: 0 E: 0 K: 1 S: 8 H: 1 LOB: 0 BB: 0 P: 13	R: 0 E: 0 K: 0 S: 6 H: 0 LOB: 0 BB: 0 P: 9	R: 0 E: 0 K: 1 S: 10 H: 1 LOB: 1 BB: 0 P: 17	R: 0 E: 0 K: 1 S: 6 H: 0 LOB: 0 BB: 0 P: 11	R: 0 E: 0 K: 2 S: 10 H: 0 LOB: 0 BB: 0 P: 13	R: 0 E: 0 K: 1 S: 13 H: 2 LOB: 3 BB: 1 P: 23	R: 0 E: 0 K: 1 S: 13 H: 1 LOB: 1 BB: 0 P: 19	R: 0 E: 0 K: 2 S: 10 H: 1 LOB: 1 BB: 0 P: 14	R: 0 E: 0 K: 1 S: 6 H: 1 LOB: 1 BB: 0 P: 10	R: 0 E: 0 K: 1 S: 8 H: 1 LOB: 2 BB: 1 P: 15	R: 1 E: 0 K: 1 S: 8 H: 1 LOB: 0 BB: 0 P: 10	1B: 5 2B: 3 3B: 0 HR: 1 SF: 0 SAC: 1 DP: 2 HBP: 0						

PITCHER		IP	WLS	BF	H	R	ER	SO	BB	IBB	HBP	BLK	WP	HR	S	P	ERA	WHIP
Roger Clemens, R ERA: 0.43	(1, 1)	7.0		26	5	0	0	8	0	1	0	0	0	0	65	106	0.00	0.714
54 Brad Lidge, R ERA:	(8, 1)	2.0		7	1	0	0	3	0	0	0	0	0	0	19	27	0.00	0.500
Chad Qualls, R ERA: 2.08	(10, 1)	1.0		3	1	0	0	1	0	0	0	0	0	0	6	10	0.00	1.000
Dan Wheeler, R ERA: 2.7	(11, 1)	2.0	L	9	2	1	1	2	0	1	0	0	0	1	16	25	4.50	1.000

PITCHER	IP	WLS	BF	H	R	ER	SO	BB	IBB	HBP	BLK	WP	HR	S	P	ERA	WHIP

Atlanta Braves @ Houston Astros

Minute Maid Park, Houston, TX

Mon Apr 18 2005, 7:05 PM CDT

Att. 31,672 - Cloudy - 72 F

TOP

livebaseballscorecards.com

AB	42
R	1
H	9
RBI	1
BB	2
SO	14
LOB	21

Batter	1	2	3	4	5	6	7	8	9	10	11	12	AB	R	H	RBI	BB	SO	LOB
28 Adam Everett, R (1, 6) OBP: 0.269, SLG: 0.227	C B F X 1-2 CS 1B			X 0-0 L5 ①	C C B X 1-2 F7 ③			L X 0-1 SH1-4 ① 2-3		B C F S 1-3 K ①		4	0	1	0	0	1	0
Craig Biggio, R (1, 4) OBP: 0.380, SLG: 0.522	B 1 SAFE F 1 F F F S 1-3 K ①② 1-2			B S X 1-1 G5-3 ②			B F X 1-1 F8 ①		B C F X 1-2 G5-3 ②		F F B F F F F F X 1-2 P5 ②		5	0	0	0	0	1	3
5 Jeff Bagwell, R (1, 3) OBP: 0.340, SLG: 0.422	B X 1-0 F8 ③			B F B S S 2-3 K ③			F B F X 1-2 G6-3 ②		S F B F B C 2-3 K ③		S C B B S 2-3 K ③		5	0	0	0	0	3	2
Morgan Ensberg, R (1, 5) OBP: 0.400, SLG: 0.462 Chad Qualls, R (10, 1) Orlando Palmeiro, L (10, PH) OBP: 0.556, SLG: 1.000 Raul Chavez, R (11, 2) OBP: 0.308, SLG: 0.462		S B B S F C 2-3 K ①			S B F X 1-2 G1-3 ①		B C F B B B 4-2 BB			X 0-0 16 1B FC1-2 2B		B C F X 1-2 G3 ①	2 0 1 1	0 0 0 0	0 0 1 0	0 0 0 0	1 0 0 0	1 0 0 0	0 0 0 0
16 Jason Lane, R (1, 9) OBP: 0.346, SLG: 0.720		B S F F C 1-3 K ②			S S B F B X 2-2 S 1B		1 SAFE F X 0-1 F8 ③			F S X 0-2 FC1-2 IBB 2-3 1B		B S F B B F B 4-2 S BB	4	0	2	0	1	1	1
Luke Scott, L (1, 7) OBP: 0.294, SLG: 0.267	C B B X 2-1 G1-3 ③			B 1 SAFE 1 F S B B B S 3-3 K ② 1-2		F C B B B X 2-2 F9 ①			D D I 4-0 FC1-2 IBB 1-2		B B B C F S 3-3 K ② 1-2		4	0	0	0	1	2	2
Brad Ausmus, R (1, 2) OBP: 0.212, SLG: 0.167 Jose Vizcaino, S (10, PH) OBP: 0.455, SLG: 0.700 (11, 5)		C B B X 2-1 G6-3 ①			C S B B S 1-3 K ③					S X 0-1 L4 ①		F F B F X 1-2 F7 ③	3 2	0 0	1 0	0 0	0 0	1 0	1 4
Willy Taveras, R (1, 8) OBP: 0.341, SLG: 0.359		B S B X 2-1 G5-3 ②				B C F C 1-3 K ①				B S X 1-1 FC1-2 ② 1-2 2-3 3-Hf			4	0	0	0	0	1	4
Roger Clemens, R (1, 1) OBP: 0.167, SLG: 0.167 54 Brad Lidge, R (8, 1) Mike Lamb, L (8, 5) OBP: 0.333, SLG: 0.462 4 Eric Bruntlett, R (9, PR) (10, 5) Dan Wheeler, R (11, 1)		C B B S S 2-3 K ③				X 0-0 G1-3 ②			X 0-0 28 SH1-4 2B		C X 0-1 G6-3 ③		2 0 1 1 0	0 0 0 0 0	0 0 1 0 0	0 0 0 0 0	1 0 0 0 0	0 0 0 3 0	0 0 0 0 0
Inning Stats	R: 0 H: 1 E: 0 LOB: 0 K: 1 BB: 0 S: 9 P: 12	R: 0 H: 0 E: 0 LOB: 0 K: 2 BB: 0 S: 10 P: 15	R: 0 H: 0 E: 0 LOB: 0 K: 1 BB: 0 S: 7 P: 13	R: 0 H: 0 E: 0 LOB: 0 K: 1 BB: 0 S: 6 P: 9	R: 0 H: 0 E: 0 LOB: 0 K: 2 BB: 0 S: 13 P: 20	R: 0 H: 0 E: 0 LOB: 0 K: 1 BB: 0 S: 7 P: 9	R: 0 H: 0 E: 0 LOB: 1 K: 0 BB: 1 S: 9 P: 15	R: 0 H: 1 E: 0 LOB: 0 K: 0 BB: 0 S: 6 P: 8	R: 0 H: 1 E: 0 LOB: 2 K: 1 BB: 0 S: 10 P: 13	R: 0 H: 2 E: 0 LOB: 3 K: 0 BB: 1 S: 10 P: 15	R: 0 H: 0 E: 0 LOB: 0 K: 2 BB: 0 S: 14 P: 18	R: 0 H: 0 E: 0 LOB: 1 K: 1 BB: 1 S: 13 P: 22	1B: 4 2B: 3 3B: 0 HR: 0	SF: 0 SAC: 1 DP: 2 HBP: 0	WP: 0 PB: 0 SB: 2 CS: 1	PA: 43			

PITCHER		IP	WLS	BF	H	R	ER	SO	BB	IBB	HBP	BLK	WP	HR	S	P	ERA	WHIP
15 Tim Hudson, R ERA: 0.82	(1, 1)	9.0		30	4	0	0	9	1	0	0	0	0	0	77	114	0.00	0.556
Chris Reitsma, R ERA: 1.29	(10, 1)	1.0		6	2	0	0	0	0	1	0	0	0	0	10	15	0.00	2.000
Jorge Sosa, R ERA: 2.25	(11, 1)	1.0	W	3	0	0	0	2	0	0	0	0	0	0	14	18	0.00	0.000
Dan Kolb, R ERA: 9.0	(12, 1)	1.0	S	4	0	0	0	1	1	0	0	0	0	0	13	22	0.00	1.000

PITCHER	IP	WLS	BF	H	R	ER	SO	BB	IBB	HBP	BLK	WP	HR	S	P	ERA	WHIP

Atlanta Braves @ Houston Astros

Minute Maid Park, Houston, TX

Mon Apr 18 2005, 7:05 PM CDT

Att. 31,672 - Cloudy - 72 F

BOTTOM

livebaseballscorecards.com

AB	39
R	0
H	6
RBI	0
BB	3
SO	12
LOB	20

Atlanta Braves @ Houston Astros

Minute Maid Park, Houston, TX

Tue Apr 19 2005, 7:05 PM CDT

Att. 32,146 - Cloudy - 75 F

TOP

livebaseballscorecards.com

Batter	1	2	3	4	5	6	7	8	9	AB	R	H	RBI	BB	SO	LOB
Rafael Furcal, S (1, 6) OBP: 0.215, SLG: 0.349	F7		10 CS 1B		G6-3		K		K	5	0	1	0	0	2	2
Marcus Giles, R (1, 4) OBP: 0.400, SLG: 0.462	F9		K			10 HR 1B		10 2B 1B		4	1	2	0	0	1	1
10 Chipper Jones, S (1, 5) OBP: 0.484, SLG: 0.755	FC4-6 BB		K 1-2			1-H HR		1-3 2B		3	1	2	2	1	1	1
Johnny Estrada, S (1, 2) OBP: 0.310, SLG: 0.342	FC4-6 1-2f			L8		F8		G5-4-3 BB		3	0	0	0	1	0	1
4 Pete Orr, L (8, PR) OBP: 0.314, SLG: 0.364										0	0	0	0	0	0	0
Eddie Pérez, R (8, 2) OBP: 0.167, SLG: 0.222										0	0	0	0	0	0	0
Adam LaRoche, L (1, 3) OBP: 0.311, SLG: 0.366		P5		G4-3		K		K		4	0	0	0	0	2	3
Brian Jordan, R (1, 7) OBP: 0.264, SLG: 0.300		3B 1B		P3		1B		G5-4-3 1-2f		4	1	2	0	0	0	3
Andruw Jones, R (1, 8) OBP: 0.262, SLG: 0.302		K	K		K	K			F8	4	0	0	0	0	3	2
Raul Mondesi, R (1, 9) OBP: 0.260, SLG: 0.458		1-H 3B	SH3 1B			G5-3			K2-3	3	0	2	1	0	0	0
Jorge Sosa, R (7, 1)										0	0	0	0	0	0	0
Roman Colon, R (8, 1)										0	0	0	0	0	0	0
Julio Franco, R (9, PH) OBP: 0.300, SLG: 0.350										1	0	0	0	0	1	0
John Thomson, R (1, 1)		K		SH3 1-2		L4			BB	1	0	0	0	0	1	1
Ryan Langerhans, L (7, PH) OBP: 0.385, SLG: 0.545										1	0	0	0	1	0	0
(7, 9)																

	AB	R	H	RBI	BB	SO
	33	3	9	3	3	11

Inning Stats	1	2	3	4	5	6	7	8	9	1B	SF	WP	PA
R	0	1	0	0	0	2	0	0	0	6	0	0	37
E	0	0	0	0	0	0	0	0	0	2B 1	SAC 1	PB 0	
K	0	2	2	0	1	2	1	1	2	3B 1	DP 1	SB 0	
S	7	13	11	4	11	18	6	10	9	HR 1	HBP 0	CS 1	
H	0	2	1	0	1	3	0	2	0				
LOB	1	1	0	0	1	1	0	3	1				
BB	1	0	0	0	0	0	0	1	0				
P	14	17	16	5	15	27	7	16	15				

PITCHER		IP	WLS	BF	H	R	ER	SO	BB	IBB	HBP	BLK	WP	HR	S	P	ERA	WHIP
41 Brandon Backe, R ERA: 3.93	(1, 1)	7.0	W	28	7	3	3	8	1	0	0	0	0	1	70	101	3.86	1.143
Dan Wheeler, R ERA: 2.7	(8, 1)	0.0		1	1	0	0	0	0	0	0	0	0	0	2	3	∞	∞
John Franco, L ERA:	(8, 1)	0.1	H	3	1	0	0	1	1	0	0	0	0	0	6	11	0.00	6.000
Russ Springer, R ERA: 5.06	(8, 1)	0.2	H	1	0	0	0	0	0	0	0	0	0	0	2	2	0.00	0.000
54 Brad Lidge, R ERA:	(9, 1)	1.0	S	4	0	0	0	2	1	0	0	0	0	0	9	15	0.00	1.000

PITCHER	IP	WLS	BF	H	R	ER	SO	BB	IBB	HBP	BLK	WP	HR	S	P	ERA	WHIP

BOTTOM

Atlanta Braves @ Houston Astros

Minute Maid Park, Houston, TX

Tue Apr 19 2005, 7:05 PM CDT

Att. 32,146 - Cloudy - 75 F

livebaseballscorecards.com

Batter	1	2	3	4	5	6	7	8	9	AB	R	H	RBI	BB	SO	LOB
28 Adam Everett, R (1, 6) OBP: 0.286, SLG: 0.255	C X 0-1 F8 ①		D B B C B 4-1 G6-3 1-2 BB		B S B F X 2-2 1B 2H 2B		B C S F C 1-3 K ②			3	1	1	1	1	1	0
Craig Biggio, R (1, 4) OBP: 0.389, SLG: 0.520	F X 0-1 F9 ②		B C B X 2-1 G6-3 1-2f 2-3 ①②		B X 1-0 5 2B 2H 1B		B S B X 2-1 1B			4	1	2	1	0	0	2
5 Jeff Bagwell, R (1, 3) OBP: 0.333, SLG: 0.429 Russ Springer, R (8, 1) 54 Brad Lidge, R (9, 1)	F X 0-1 F9 ③		B C X 1-1 F8 ③		1 SAFE D C 1 SAFE X 1-1 1-H 2B		1 SAFE B 1 SAFE B 1 SAFE X 2-0 G5-3 ③			4 0 0	0 0 0	1 0 0	1 0 0	0 0 0	0 0 0	2 0 0
16 Jason Lane, R (1, 9) OBP: 0.357, SLG: 0.704		X 0-0 G6-3 S 1B 1B		B B C X 2-1 F9 ①	B B S F X 2-2 F7 ③			B X 1-0 BB WP 1B		4	1	2	0	0	0	1
Morgan Ensberg, R (1, 5) OBP: 0.367, SLG: 0.419		1 SAFE B B F B B C S 3-3 K 1-2 ①		B B C X 2-1 G4-3 ②		X 0-0 G5-3 ①		B B X 2-0 F9 ①		4	0	0	0	0	1	2
Luke Scott, L (1, 7) OBP: 0.270, SLG: 0.242 Mike Lamb, L (8, PH) OBP: 0.375, SLG: 0.462 (9, 7)		B C X 1-1 G6-3 2-3 ②		B B C C X 2-2 P4 ③		B B X 2-0 F8 ②		B I I 4-0 BB 1-2 IBB		3 0	0 0	0 0	0 0	0 1	0 0	1 0
Brad Ausmus, R (1, 2) OBP: 0.243, SLG: 0.206		C X 0-1 FC6-4 3-H 1B			B X 1-0 FC5-4 1B	B X 1-0 F9 ③		C D C B F F S 2-3 K ②		4	0	2	1	0	1	2
Willy Taveras, R (1, 8) OBP: 0.354, SLG: 0.429		X 0-0 FC6-4 1-2f ③			B 1 SAFE X 1-0 FC5-4 41 S 28 2B 1-2f ①		F X 0-1 HR	B B B B 4-0 1-2 2-3 BB		3	2	1	1	1	0	2
41 Brandon Backe, R (1, 1) OBP: 0.667, SLG: 1.000 Orlando Palmeiro, L (7, PH) OBP: 0.500, SLG: 0.875 Dan Wheeler, R (8, 1) John Franco, L (8, 1) Jose Vizcaino, S (8, 3) OBP: 0.417, SLG: 0.636			X 0-0 G6-3 28 BB 1B		S 2 SAFE S D 2 SAFE F D C 2-3 K 1-2 ②		C X 0-1 P6 ①	X 0-0 L9 ③		2 1 0 0 1	0 0 0 0 0	1 0 0 0 0	0 0 0 0 0	0 0 0 0 0	1 0 0 0 0	1 0 0 0 3
Inning Stats	R: 0 E: 0 K: 0 S: 6 H: 0 LOB: 0 BB: 0 P: 6	R: 1 E: 0 K: 1 S: 9 H: 2 LOB: 1 BB: 0 P: 13	R: 0 E: 0 K: 0 S: 6 H: 1 LOB: 1 BB: 1 P: 13	R: 0 E: 0 K: 0 S: 7 H: 0 LOB: 0 BB: 0 P: 13	R: 3 E: 0 K: 1 S: 15 H: 4 LOB: 1 BB: 0 P: 25	R: 0 E: 0 K: 0 S: 3 H: 0 LOB: 0 BB: 0 P: 6	R: 1 E: 0 K: 1 S: 11 H: 2 LOB: 1 BB: 0 P: 16	R: 0 E: 0 K: 1 S: 8 H: 1 LOB: 3 BB: 2 P: 21		1B: 7 2B: 2 3B: 0 HR: 1	SF: 0 SAC: 0 DP: 1 HBP: 0					

	AB	33
	R	5
	H	10
	RBI	5
	BB	3
	SO	4
	LOB	16

WP: 1 PB: 0 SB: 2 CS: 0 PA: 36

PITCHER		IP	WLS	BF	H	R	ER	SO	BB	IBB	HBP	BLK	WP	HR	S	P	ERA	WHIP
John Thomson, R ERA: 4.26	(1, 1)	6.0	L	25	7	4	4	2	1	0	0	0	0	0	46	76	6.00	1.333
Jorge Sosa, R ERA: 3.0	(7, 1)	1.0		5	2	1	1	1	0	0	0	0	0	1	11	16	9.00	2.000
Roman Colon, R ERA: 5.4	(8, 1)	1.0		6	1	0	0	1	1	1	0	0	1	0	8	21	0.00	2.000

PITCHER	IP	WLS	BF	H	R	ER	SO	BB	IBB	HBP	BLK	WP	HR	S	P	ERA	WHIP

Batter	1	2	3	4	5	6	7	8	9	AB	R	H	RBI	BB	SO	LOB
Brady Clark, R (1, 8) OBP: 0.446, SLG: 0.491	C S B B X 2-2 G5-3		C S B X 1-2 2-H 1B			C C S 0-3 K			F F X 0-2 E5 G1-3	4	0	1	1	0	1	0
Junior Spivey, R (1, 4) OBP: 0.297, SLG: 0.450	F X 0-1 F8			X 0-0 L8		B C F X 1-2 G3			C C X 0-2 G1-3 1-2	4	0	0	0	0	0	1
Lyle Overbay, L (1, 3) OBP: 0.429, SLG: 0.469	C B B C C F F B C 3-3 K			X 0-0 1B		B F X 1-1 F8			F S S 0-3 K	4	0	1	0	0	2	1
Carlos Lee, R (1, 7) OBP: 0.270, SLG: 0.321		C S B C 1-3 K		B C F F F X 1-2 P4			B F X 1-1 L1		X 0-0 L6	4	0	0	0	0	1	2
Geoff Jenkins, L (1, 9) OBP: 0.217, SLG: 0.273		B C X 1-1 F7		B S B F S 2-3 K			C B S S 1-3 K			3	0	0	0	0	2	1
Jeff Cirillo, R (1, 5) OBP: 0.250, SLG: 0.360 Tommy Phelps, L (8, 1)		X 0-0 P6			X 0-0 F9		X 0-0 F9			3 0	0 0	0 0	0 0	0 0	0 0	0 0
2 Bill Hall, R (1, 6) OBP: 0.211, SLG: 0.167			F C X 0-2 15 SH3 1B 1B		B B C B X 3-1 1B			S C X 0-2 F8		3	1	2	0	0	0	0
Chad Moeller, R (1, 2) OBP: 0.154, SLG: 0.083			S S S 0-3 K		1 SAFE 1 SAFE X 0-0 P3			B F B F S 2-3 K		3	0	0	0	0	2	2
15 Ben Sheets, R (1, 1) Matt Wise, R (7, 1) Wes Helms, R (7, 5)			B L B X 2-1 SH3 1-2		L X 0-1 P2			X 0-0 G6-3		1 0 1	0 0 0	0 0 0	0 0 0	0 0 0	0 0 0	1 0 0
Inning Stats	R: 0 H: 0 E: 0 LOB: 0 K: 1 BB: 0 S: 10 P: 15	R: 0 H: 0 E: 0 LOB: 0 K: 1 BB: 0 S: 6 P: 8	R: 1 H: 2 E: 0 LOB: 1 K: 1 BB: 0 S: 11 P: 14	R: 0 H: 1 E: 0 LOB: 1 K: 1 BB: 0 S: 10 P: 13	R: 0 H: 1 E: 0 LOB: 1 K: 0 BB: 0 S: 6 P: 9	R: 0 H: 0 E: 0 LOB: 0 K: 1 BB: 0 S: 8 P: 10	R: 0 H: 0 E: 0 LOB: 0 K: 1 BB: 0 S: 6 P: 8	R: 0 H: 0 E: 0 LOB: 0 K: 1 BB: 0 S: 7 P: 9	R: 0 H: 0 E: 1 LOB: 1 K: 1 BB: 0 S: 10 P: 10	1B: 4 SF: 0 2B: 0 SAC: 1 3B: 0 DP: 0 HR: 0 HBP: 0					WP: 0 PA: 31 PB: 0 SB: 0 CS: 0	

PITCHER	IP	WLS	BF	H	R	ER	SO	BB	IBB	HBP	BLK	WP	HR	S	P	ERA	WHIP
44 Roy Oswalt, R (1, 1) ERA: 3.41	9.0	W	31	4	1	1	8	0	0	0	0	0	0	74	96	1.00	0.444

PITCHER	IP	WLS	BF	H	R	ER	SO	BB	IBB	HBP	BLK	WP	HR	S	P	ERA	WHIP

TOP

Milwaukee Brewers @ Houston Astros

Minute Maid Park, Houston, TX

Wed Apr 20 2005, 7:05 PM CDT
Att. 26,119 - Cloudy - 76 F

livebaseballscorecards.com

AB	30
R	1
H	4
RBI	1
BB	0
SO	8
LOB	8

Batter	1	2	3	4	5	6	7	8	9	AB	R	H	RBI	BB	SO	LOB
28 Adam Everett, R (1, 6) OBP: 0.317, SLG: 0.353	F F F F X 0-2 HR		C X 0-1 ① G6-3		C S F X 0-2 S 1B		S B F X 1-2 E 1B 5 SF7 1-2 3-H 1B			4	2	3	2	0	0	0
Craig Biggio, R (1, 4) OBP: 0.397, SLG: 0.574 Morgan Ensberg, R (8, 5) OBP: 0.367, SLG: 0.419	X 0-0 HR		C X 0-1 ② P6		B C B F S 2-3 ③ K 1-2		B C B F X 2-2 E9 S 1-3 2-H 1B			4 0	1 0	2 0	2 0	0 0	1 0	1 0
5 Jeff Bagwell, R (1, 3) OBP: 0.311, SLG: 0.404 4 Eric Bruntlett, R (8, 4)	B C F S 1-3 ① K		B C X 1-1 ③ P4			B C B B X 3-1 ① F8	X 0-0 ① SF7 3-H			3 0	0 0	0 0	1 0	0 0	1 0	0 0
Mike Lamb, L (1, 5) OBP: 0.350, SLG: 0.529 (8, 3)	B C F B X 2-2 ② G1-3			B S B C F S 2-3 ① K		X 0-0 16 2B 3B	C C S 0-3 ② K			4	1	1	0	0	2	1
16 Jason Lane, R (1, 9) OBP: 0.383, SLG: 0.719	C B B X 2-1 ③ L4			F B B F X 2-2 FC2-6 1B		X 0-0 3-H 2B	I I I I 4-0 S IBB			3	0	2	1	1	0	0
Luke Scott, L (1, 7) OBP: 0.244, SLG: 0.216		B B C F C 2-3 ① K		X 0-0 ② FC2-6 1-2f		B S F B F B C 3-3 ② K	B F F B B X 3-2 ③ P2 1-2 2-3			4	0	0	0	0	2	4
Raul Chavez, R (1, 2) OBP: 0.235, SLG: 0.353		B X 1-0 ② G6-3		B 1 SAFE X 1-0 ③ F9		B C F X 1-2 ③ G5-3		X 0-0 ① L6		4	0	0	0	0	0	2
Willy Taveras, R (1, 8) OBP: 0.365, SLG: 0.422		C X 0-1 1B		C F B S 1-3 ① K2-3		B B B B C B 4-1 44 E 44 S 28 1B BB	C C S 0-3 ② K			3	1	1	0	1	2	0
44 Roy Oswalt, R (1, 1) OBP: 0.182, SLG: 0.182		C F X 0-2 ③ F8		C S B C 1-3 ② K		B P L B C X 3-2 E1 28 1B 1-3 1B	B X 1-0 ③ G6-3			4	1	0	0	0	1	2
Inning Stats	R: 2 E: 0 K: 1 S: 15 H: 2 LOB: 0 BB: 0 P: 20	R: 0 E: 0 K: 1 S: 9 H: 1 LOB: 1 BB: 0 P: 12	R: 0 E: 0 K: 0 S: 6 H: 0 LOB: 0 BB: 0 P: 7	R: 0 E: 0 K: 1 S: 9 H: 1 LOB: 1 BB: 0 P: 14	R: 0 E: 0 K: 3 S: 13 H: 1 LOB: 1 BB: 0 P: 17	R: 1 E: 0 K: 1 S: 11 H: 2 LOB: 1 BB: 0 P: 18	R: 3 E: 2 K: 1 S: 19 H: 2 LOB: 2 BB: 2 P: 35	R: 0 E: 0 K: 1 S: 5 H: 0 LOB: 0 BB: 0 P: 6		1B: 5 2B: 1 3B: 1 HR: 2 SF: 1 SAC: 0 DP: 0 HBP: 0						

PITCHER		IP	WLS	BF	H	R	ER	SO	BB	IBB	HBP	BLK	WP	HR	S	P	ERA	WHIP
15 Ben Sheets, R ERA: 3.95	(1, 1)	6.0	L	29	9	6	4	7	1	0	0	0	0	2	75	109	6.00	1.667
Matt Wise, R ERA: 1.13	(7, 1)	1.0		4	0	0	0	1	0	1	0	0	0	0	7	14	0.00	0.000
Tommy Phelps, L ERA: 9.0	(8, 1)	1.0		3	0	0	0	1	0	0	0	0	0	0	5	6	0.00	0.000

PITCHER	IP	WLS	BF	H	R	ER	SO	BB	IBB	HBP	BLK	WP	HR	S	P	ERA	WHIP

BOTTOM

Milwaukee Brewers @ Houston Astros

Minute Maid Park, Houston, TX

Wed Apr 20 2005, 7:05 PM CDT
Att. 26,119 - Cloudy - 76 F

livebaseballscorecards.com

AB	33
R	6
H	9
RBI	6
BB	2
SO	9
LOB	10

WP: 0	PB: 0	SB: 4	CS: 0
PA: 36			

Milwaukee Brewers @ Houston Astros

Minute Maid Park, Houston, TX

Thu Apr 21 2005, 7:05 PM CDT

Att. 32,173 - Cloudy - 77 F

livebaseballscorecards.com

TOP

Batter	1	2	3	4	5	6	7	8	9	AB	R	H	RBI	BB	SO	LOB
Brady Clark, R (1, 8) OBP: 0.443, SLG: 0.533	L5		G5-3			L5		1B	HR	5	1	2	3	0	0	0
Junior Spivey, R (1, 4) OBP: 0.275, SLG: 0.415	G5-3			F8		K		K	K	5	0	0	0	0	3	1
Lyle Overbay, L (1, 3) OBP: 0.418, SLG: 0.453	F7			K			K	FC4-6 1B		4	0	1	0	0	2	0
Carlos Lee, R (1, 7) OBP: 0.284, SLG: 0.350		S 2B		G5-3			HR 1B	FC4-6		4	1	2	0	0	0	2
Geoff Jenkins, L (1, 9) OBP: 0.260, SLG: 0.383		G1-3			G3-1 G5-3 2B		HR		2B 2 G6-3 HBP	3	3	2	2	0	0	1
Damian Miller, R (1, 2) OBP: 0.420, SLG: 0.465		G5-4-3 BB			G3-1		7 FC1-6-4 1B		F7	3	0	1	0	1	0	2
Wes Helms, R (1, 5)		G5-4-3			G5-3		K		2 G6-3 HR 2B	3	0	0	1	0	1	3
Jorge De La Rosa, L (8, 1)										0	0	0	0	0	0	0
Matt Wise, R (8, 1)										0	0	0	0	0	0	0
Chris Magruder, S (9, PH) OBP: 0.238, SLG: 0.524										1	1	1	0	0	0	0
7 J.J. Hardy, R (1, 6) OBP: 0.256, SLG: 0.139			G5-3		G5-3		FC1-6-4		G6-3	3	0	0	0	0	0	1
2 Bill Hall, R (9, PH) OBP: 0.200, SLG: 0.158										1	0	0	1	0	0	1
Doug Davis, R (1, 1)			K			G6-3		F8	DI HR BB	2	0	0	0	0	1	0
Wes Obermueller, R (6, 1)										0	0	0	0	0	0	0
Jeff Cirillo, R (8, PH) OBP: 0.267, SLG: 0.346 (8, 5)										1	1	0	0	1	0	0
AB										**35**						
R										**7**						
H										**9**						
RBI										**7**						
BB										**2**						
SO										**7**						
LOB										**11**						

Inning Stats	1	2	3	4	5	6	7	8	9
	R: 0 E: 0 K: 0 S: 8 H: 0 LOB: 0 BB: 0 P: 12	R: 0 E: 0 K: 0 S: 9 H: 1 LOB: 1 BB: 1 P: 16	R: 0 E: 0 K: 1 S: 8 H: 0 LOB: 0 BB: 0 P: 11	R: 0 E: 0 K: 1 S: 8 H: 0 LOB: 0 BB: 0 P: 12	R: 1 E: 0 K: 0 S: 8 H: 1 LOB: 0 BB: 0 P: 12	R: 0 E: 0 K: 1 S: 5 H: 0 LOB: 0 BB: 0 P: 9	R: 2 E: 0 K: 2 S: 13 H: 3 LOB: 1 BB: 0 P: 19	R: 0 E: 0 K: 1 S: 16 H: 2 LOB: 2 BB: 0 P: 21	R: 4 E: 0 K: 1 S: 22 H: 2 LOB: 0 BB: 1 P: 37

1B: 4	SF: 0	WP: 0
2B: 3	SAC: 0	PB: 0
3B: 0	DP: 1	SB: 1
HR: 2	HBP: 1	CS: 0
		PA: 38

PITCHER		IP	WLS	BF	H	R	ER	SO	BB	IBB	HBP	BLK	WP	HR	S	P	ERA	WHIP
Andy Pettitte, L ERA: 3.55	(1, 1)	7.0	W	26	5	3	3	5	1	0	0	0	0	1	59	91	3.86	0.857
Chad Qualls, R ERA: 1.86	(8, 1)	1.0		5	2	0	0	1	0	0	0	0	0	0	16	21	0.00	2.000
John Franco, L ERA: 5.4	(9, 1)	0.0		1	0	1	1	0	0	0	1	0	0	0	2	3	∞	∞
Chad Harville, R ERA: 4.91	(9, 1)	0.2		4	1	0	0	0	1	0	0	0	0	0	14	23	0.00	3.000
54 Brad Lidge, R ERA: 1.04	(9, 1)	0.1	S	2	1	3	3	1	0	0	0	0	0	1	6	11	81.00	3.000

PITCHER	IP	WLS	BF	H	R	ER	SO	BB	IBB	HBP	BLK	WP	HR	S	P	ERA	WHIP

Batter	1	2	3	4	5	6	7	8	9	AB	R	H	RBI	BB	SO	LOB
28 Adam Everett, R (1, 6) OBP: 0.297, SLG: 0.327	C B F X 1-2 G1-3 ①		F S F C 0-3 K ②		B F X 1-1 F9 ①	S F S 0-3 K ③		B B X 2-0 SH 5 FC3-2 HBP 1-2 2-3		4	0	0	0	0	2	2
Chad Qualls, R (8, 1)										0	0	0	0	0	0	0
Orlando Palmeiro, L (8, PH) OBP: 0.500, SLG: 0.875										0	0	0	0	0	0	0
(9, 7)																
Craig Biggio, R (1, 4) OBP: 0.397, SLG: 0.544	S F F B X 1-2 P5 ②		B B F X 2-1 F9 ③		B B B B 4-0 5 G6-4-3 BB		B X 1-0 G6-3 ①	B S S H 2-2 5 FC3-2 HBP 1-2 2-3 3-H		3	0	0	1	1	0	2
Mike Lamb, L (9, 3) OBP: 0.350, SLG: 0.529										0	0	0	0	0	0	0
5 Jeff Bagwell, R (1, 3) OBP: 0.303, SLG: 0.375	X 0-0 F7 ③			B B B B 4-0 16 2B FC5 BB	F 1 SAFE B B B C 1 SAFE F 1 SAFE 3-2 X G6-4-3 ② ③ 1-2f		X 0-0 G5-3 ②	B C C X 1-2 FC3-2 ① 1-2 2-3 3-Hf		4	1	0	0	1	0	4
John Franco, L (9, 1)										0	0	0	0	0	0	0
Chad Harville, R (9, 1)										0	0	0	0	0	0	0
54 Brad Lidge, R (9, 1)										0	0	0	0	0	0	0
16 Jason Lane, R (1, 9) OBP: 0.385, SLG: 0.726		F C X 0-2 F9 ①		F 1 SAFE X 0-1 FC5 E 1-3 2B		F F S 0-3 K ①	C X 0-1 1B 2B	B F B F F X 2-2 P3 ②		5	2	2	0	0	1	3
Morgan Ensberg, R (1, 5) OBP: 0.389, SLG: 0.413		B F X 1-1 G4-3 ②		B C F B B F B 4-2 E BB		B B C S F B B 4-2 2 2B BB	B X 1-0 2 1B 2-H 1B	C C F B B S 2-3 K ③		3	1	1	1	2	1	3
2 Chris Burke, R (1, 7) OBP: 0.333, SLG: 0.320		B C X 1-1 G5-3 ③		F F F B X 1-2 F5 ①		B X 1-0 1B 1-H 2B	X 0-0 FC4 1-2 1B			4	1	2	1	0	0	3
(9, 4)																
Brad Ausmus, R (1, 2) OBP: 0.244, SLG: 0.211			F C B B X 2-2 E4 SH5-4 1B	F F X 0-2 FC5 S 1-3 2-H 3-H		F B B B D X 3-1 3B 2-H 1B	B B X 2-0 FC4 ③ 1-2f			4	1	1	2	0	0	3
Willy Taveras, R (1, 8) OBP: 0.393, SLG: 0.479			C B B X 2-1 SH5-4 1-2 1B	1 SAFE P F F B 1 C F C 2-3 ②		B F S F X 1-2 SF7 1-H 3B		C B B B 4-1 SH 4 BB HBP BB		3	2	2	1	1	1	2
Andy Pettitte, L (1, 1)			B B C X 2-1 SH5-4 ① 1-2 2-3	C S B S 1-3 K ③ 1-2		X 0-0 SF7 ② 3-H		1 SAFE 1 SAFE L L B B 1 SAFE F B 4-2 B HBP SH 5 FC3-2 1-2 BB		1	0	0	1	0	1	2
4 Eric Bruntlett, R (8, 6)										0	0	0	0	1	0	0
Inning Stats	R: 0 E: 0 K: 0 S: 8 H: 0 LOB: 0 BB: 0 P: 10	R: 0 E: 0 K: 0 S: 7 H: 0 LOB: 0 BB: 0 P: 9	R: 0 E: 1 K: 1 S: 13 H: 1 LOB: 2 BB: 0 P: 21	R: 2 E: 1 K: 2 S: 20 H: 1 LOB: 2 BB: 2 P: 31	R: 0 E: 0 K: 0 S: 6 H: 0 LOB: 0 BB: 1 P: 14	R: 4 E: 0 K: 2 S: 18 H: 3 LOB: 0 BB: 1 P: 27	R: 1 E: 0 K: 0 S: 7 H: 3 LOB: 2 BB: 0 P: 11	R: 1 E: 1 K: 1 S: 18 H: 0 LOB: 3 BB: 2 P: 35		1B: 4 2B: 3 3B: 1 HR: 0		SF: 1 SAC: 2 DP: 1 HBP: 1		WP: 0 PB: 0 SB: 1 CS: 0		PA: 41

PITCHER	IP	WLS	BF	H	R	ER	SO	BB	IBB	HBP	BLK	WP	HR	S	P	ERA	WHIP
Doug Davis, L (1, 1) ERA: 4.76	5.1	L	26	5	6	5	4	4	0	0	0	0	0	67	107	8.44	1.688
Wes Obermueller, R (6, 1) ERA: 2.25	1.2		8	3	1	1	1	0	0	0	0	0	0	12	16	5.40	1.800
Jorge De La Rosa, L (8, 1) ERA: 2.57	0.0		3	0	1	0	0	2	0	0	0	0	0	5	15	∞	∞
Matt Wise, R (8, 1) ERA: 1.0	1.0		4	0	0	0	1	0	0	1	0	0	0	13	20	0.00	0.000

PITCHER	IP	WLS	BF	H	R	ER	SO	BB	IBB	HBP	BLK	WP	HR	S	P	ERA	WHIP

BOTTOM

Milwaukee Brewers @ Houston Astros

Minute Maid Park, Houston, TX

Thu Apr 21 2005, 7:05 PM CDT

Att. 32,173 - Cloudy - 77 F

livebaseballscorecards.com

AB	31
R	8
H	8
RBI	7
BB	6
SO	6
LOB	24

Houston Astros @ St. Louis Cardinals

Busch Stadium, St. Louis, MO

Fri Apr 22 2005, 7:10 PM CDT

Att. 44,805 - Cloudy - 50 F

TOP

livebaseballscorecards.com

Batter	1	2	3	4	5	6	7	8	9	AB	R	H	RBI	BB	SO	LOB
28 Adam Everett, R (1, 6) OBP: 0.304, SLG: 0.339	G3		5 SF9 1B 1-2 BB		K	5 BB 2B 1-H 2-H 3-H		P6		4	0	1	3	1	1	1
Craig Biggio, R (1, 4) OBP: 0.412, SLG: 0.557	2B		16 G5-4-3 1B 1-2 2-3		FC5-4 1-2f	5 BB HBP		P6		4	0	2	0	0	0	1
5 Jeff Bagwell, R (1, 3) OBP: 0.310, SLG: 0.362	F9		SF9 2-3 3-H			G5-3 16 FC6-4 1-2 2-3 BB		BB		2	0	0	1	2	0	1
16 Jason Lane, R (1, 9) OBP: 0.371, SLG: 0.682	G6-3		G5-4-3 1-2f			2 BB 1B 1B BB FC6-4 1-2f		F9		4	1	0	0	1	0	7
Morgan Ensberg, R (1, 5) OBP: 0.390, SLG: 0.471		K		K		K	HR		1B	5	1	2	1	0	3	1
2 Chris Burke, R (1, 7) OBP: 0.313, SLG: 0.276		F9		K		1B 1B 1-2 BB	K		K	4	1	0	0	1	3	1
Raul Chavez, R (1, 2) OBP: 0.318, SLG: 0.409		1B		K		HBP 28 2B 1B 1-2 2-3	SH1-3 1B		L4	5	1	3	0	0	1	1
Willy Taveras, R (1, 8) OBP: 0.400, SLG: 0.481		K			FC5-4 1B	HBP 28 2B 1B 1-2 2-H 3-H	SH1-3 1-2		G4-3	4	1	2	2	0	1	2
Brandon Duckworth, R (1, 1) OBP: 0.667, SLG: 1.000 Luke Scott, L (5, PH) OBP: 0.238, SLG: 0.211 Chad Harville, R (5, 1) Orlando Palmeiro, L (6, PH) OBP: 0.545, SLG: 0.875 Russ Springer, R (6, 1) Mike Lamb, L (7, PH) OBP: 0.333, SLG: 0.500 Dan Wheeler, R (7, 1)			1B 28 BB 5 SF9 1B		K	HBP 28 2B 1-2 2-3	P3			1 1 0 0 0 1 0	1 0 0 1 0 0 0	1 0 0 0 0 0 0	0 0 0 0 0 0 0	0 1 0 0 0 0 0	0 1 0 0 0 0 0	0 1 0 0 0 1 0
Inning Stats	R: 0 E: 0 K: 0 S: 6 H: 1 LOB: 1 BB: 0 P: 9	R: 0 E: 0 K: 2 S: 11 H: 1 LOB: 1 BB: 0 P: 19	R: 1 E: 0 K: 0 S: 10 H: 2 LOB: 1 BB: 1 P: 19	R: 0 E: 0 K: 3 S: 9 H: 0 LOB: 0 BB: 0 P: 14	R: 0 E: 0 K: 2 S: 12 H: 1 LOB: 1 BB: 0 P: 18	R: 5 E: 0 K: 1 S: 22 H: 3 LOB: 3 BB: 3 P: 49	R: 1 E: 0 K: 1 S: 11 H: 2 LOB: 1 BB: 0 P: 18	R: 0 E: 0 K: 0 S: 11 H: 0 LOB: 1 BB: 1 P: 17	R: 0 E: 0 K: 1 S: 10 H: 1 LOB: 1 BB: 0 P: 12	1B: 8 2B: 2 3B: 0 HR: 1	SF: 1 SAC: 1 DP: 1 HBP: 2					

	AB	35
	R	7
	H	11
	RBI	7
	BB	5
	SO	10
	LOB	17

WP: 0 PB: 0 SB: 0 CS: 0 PA: 44

PITCHER		IP	WLS	BF	H	R	ER	SO	BB	IBB	HBP	BLK	WP	HR	S	P	ERA	WHIP
Jason Marquis, R ERA: 2.77	(1, 1)	5.2	W	26	7	5	5	8	3	0	0	0	0	0	62	108	7.94	1.765
34 Randy Flores, L ERA: 6.43	(6, 1)	0.0		1	0	0	0	0	0	0	1	0	0	0	0	1	∞	∞
Al Reyes, R ERA: 2.84	(6, 1)	0.0		3	1	1	1	0	1	0	1	0	0	0	6	16	∞	∞
Julian Tavarez, R ERA: 7.04	(6, 1)	2.1	H	10	2	1	1	1	1	0	0	0	0	1	24	38	3.86	1.286
44 Jason Isringhausen, R ERA: 1.35	(9, 1)	1.0	S	4	1	0	0	1	0	0	0	0	0	0	10	12	0.00	1.000

PITCHER	IP	WLS	BF	H	R	ER	SO	BB	IBB	HBP	BLK	WP	HR	S	P	ERA	WHIP

BOTTOM

Houston Astros @ St. Louis Cardinals

Busch Stadium, St. Louis, MO

Fri Apr 22 2005, 7:10 PM CDT
Att. 44,805 - Cloudy - 50 F

livebaseballscorecards.com

Batter	1	2	3	4	5	6	7	8	9	AB	R	H	RBI	BB	SO	LOB
22 David Eckstein, R (1, 6) OBP: 0.426, SLG: 0.327	C B B X 2-1 G6-3 ①	B F X 1-1 FC2-5 5 1B ① 1-2 2-3f		X 0-0 2B 1B 2-3 ③	B X 1-0 L7 ③			C B B B 4-1 G6-3 BB		4	1	1	0	1	0	3
Mark Grudzielanek, R (1, 4) OBP: 0.283, SLG: 0.265	B B C X 2-1 L9 ②	C F B X 1-2 F9 ②		X 0-0 15 SF8 2B 1-H 3-H		B X 1-0 F8 ①		1 SAFE B 1 SAFE B B C 1 SAFE X 3-1 G6-3 ② 1-2		5	1	1	2	0	0	3
5 Albert Pujols, R (1, 3) OBP: 0.358, SLG: 0.557	C B S X 1-2 G6-3 ③	X 0-0 1B ③ 1-3 2-H		F F D D H 3-2 HBP		C X 0-1 G6-3 ②		C D S B F C 2-3 K ③		4	0	1	1	0	1	1
15 Jim Edmonds, L (1, 8) OBP: 0.389, SLG: 0.674		C B X 1-1 27 BB BB 2B 1B	B B X 2-0 G4-3 ①	X 0-0 SF8 ① 3-H		B B B B 4-0 BB				2	1	1	1	1	0	0
27 Scott Rolen, R (1, 5) OBP: 0.281, SLG: 0.467		B B C 1 SAFE D B 4-1 BB 2B BB 1-2	X 0-0 G6-3 2B ②	B D C F X 2-2 P2		B F C 1 SAFE S 1-3 K ③				3	1	1	0	1	1	2
Reggie Sanders, R (1, 7) OBP: 0.306, SLG: 0.545		C D B B B B 4-1 2B 4 1B BB 1-2 2-3	C B B T F B B 4-2 G6-3 BB	B X 1-0 F9 ③			X 0-0 G1-3 ①			2	1	0	0	2	0	1
So Taguchi, R (1, 9) OBP: 0.421, SLG: 0.722		F B X 1-1 4 E 2B 1-3 2-H 3-H	B B F B F X 3-2 G6-3 ② 1-2 2-3		X 0-0 L9 ①		C B X 1-1 G4-3 ②			4	1	1	2	0	0	2
4 Yadier Molina, R (1, 2) OBP: 0.170, SLG: 0.174		B X 1-0 E1 22 FC2-5 BB 1B 2-H 3-H	F F F X 0-2 P3 ③		C X 0-1 G5-3 ②		X 0-0 P5 ③			4	0	1	1	0	0	2
Jason Marquis, L (1, 1) OBP: 0.400, SLG: 0.667		F S B B B F F B 4-2 5 1B 22 FC2-5 BB 1-2		B X 1-0 22 1B 2B 2B	B F X 1-1 1B			B F S S 1-3 K ①		2	2	2	0	1	0	0
34 Randy Flores, L (6, 1)										0	0	0	0	0	0	0
Al Reyes, R (6, 1)										0	0	0	0	0	0	0
Julian Tavarez, L (6, 1)										0	0	0	0	0	0	0
Larry Walker, L (8, PH) OBP: 0.302, SLG: 0.383										1	0	0	0	0	1	0
44 Jason Isringhausen, R (9, 1)										0	0	0	0	0	0	0
Inning Stats	R: 0 E: 0 K: 0 S: 7 H: 0 LOB: 0 BB: 0 P: 12	R: 5 E: 1 K: 0 S: 17 H: 4 LOB: 2 BB: 3 P: 34	R: 0 E: 0 K: 0 S: 12 H: 1 LOB: 2 BB: 1 P: 21	R: 3 E: 0 K: 0 S: 10 H: 3 LOB: 1 BB: 0 P: 17	R: 0 E: 0 K: 0 S: 6 H: 1 LOB: 1 BB: 0 P: 8	R: 0 E: 0 K: 1 S: 6 H: 0 LOB: 1 BB: 1 P: 12	R: 0 E: 0 K: 0 S: 4 H: 0 LOB: 0 BB: 0 P: 5	R: 0 E: 0 K: 2 S: 10 H: 0 LOB: 1 BB: 1 P: 20		1B: 5 2B: 4 3B: 0 HR: 0	SF: 1 SAC: 0 DP: 0 HBP: 1					

	AB	31
	R	8
	H	9
	RBI	7
	BB	6
	SO	3
	LOB	14

PITCHER		IP	WLS	BF	H	R	ER	SO	BB	IBB	HBP	BLK	WP	HR	S	P	ERA	WHIP
Brandon Duckworth, R ERA: 12.6	(1, 1)	4.0	L	24	8	8	8	0	4	0	1	0	0	0	46	84	18.00	3.000
Chad Harville, R ERA: 3.86	(5, 1)	1.0		4	1	0	0	0	0	0	0	0	0	0	6	8	0.00	1.000
Russ Springer, R ERA: 4.26	(6, 1)	1.0		4	0	0	0	1	1	0	0	0	0	0	6	12	0.00	1.000
Dan Wheeler, R ERA: 2.08	(7, 1)	2.0		7	0	0	0	2	1	0	0	0	0	0	14	25	0.00	0.500

PITCHER	IP	WLS	BF	H	R	ER	SO	BB	IBB	HBP	BLK	WP	HR	S	P	ERA	WHIP

WP: 0	PB: 0	SB: 0	CS: 0
PA: 39			

Batter	1	2	3	4	5	6	7	8	9	10	AB	R	H	RBI	BB	SO	LOB
28 Adam Everett, R (1, 6) OBP: 0.315, SLG: 0.349	C X 0-1 FC5-4 1B			C B B B X 3-1 G4-3 1B		C S S 0-3 ② K			X 0-0 ① F7		4	0	2	0	0	1	0
Craig Biggio, R (1, 4) OBP: 0.389, SLG: 0.523	C 1 SAFE B 1 SAFE 1 SAFE L F X 1-2 ① FC5-4 CS 1-2f			1 SAFE C F B S 1-3 ① K		B X 1-0 ③ P3			S B S X 1-2 ② G4-3		4	0	0	0	0	1	2
Mike Lamb, L (1, 3) OBP: 0.280, SLG: 0.409	C B D 1 SAFE F C 2-3 ② ③ K 1-2			X 0-0 ② G4-3 1-2			B S B C X 2-2 ① F8		F F F X 0-2 ③ G3		4	0	0	0	0	1	2
16 Jason Lane, R (1, 9) OBP: 0.365, SLG: 0.657		F B B B X 3-1 ① G6-3		S S S 0-3 ③ K2-3			X 0-0 ② G5-3			X 0-0 G4-6-3 1B	4	0	1	0	0	1	1
Morgan Ensberg, R (1, 5) OBP: 0.365, SLG: 0.436		C B F X 1-2 ② G5-3			C B X 1-1 ① G5-3		B X 1-0 ③ P5			1 SAFE F F F 1 SAFE 1 SAFE X 0-2 ① ② G4-6-3 1-2f	4	0	0	0	0	0	1
2 Chris Burke, R (1, 7) OBP: 0.278, SLG: 0.242 54 Brad Lidge, R (10, 1)		B B C F S 2-3 ③ K2-3			X 0-0 ② G6-3			B F F F X 1-2 ① G1-3		B X 1-0 ③ F8	4 0	0 0	0 0	0 0	0 0	1 0	0 0
Brad Ausmus, R (1, 2) OBP: 0.250, SLG: 0.220			B X 1-0 ① G6-3		B C X 1-1 FC4-6 1B			C B X 1-1 ② F8			3	0	1	0	0	0	0
Willy Taveras, R (1, 8) OBP: 0.397, SLG: 0.473			C X 0-1 ② F7		1 SAFE X 0-0 ③ FC4-6 1-2f			C F F X 0-2 1B			3	0	1	0	0	0	1
Roger Clemens, R (1, 1) OBP: 0.125, SLG: 0.125 Jose Vizcaino, S (8, PH) OBP: 0.385, SLG: 0.583 Chad Qualls, R (8, 1) Orlando Palmeiro, L (10, 7) OBP: 0.545, SLG: 0.875			X 0-0 ③ G1-3			B C C B X 2-2 ① G1-3		C T 1 SAFE 1 SAFE 1 SAFE F 1 SAFE X 0-2 ③ G4-3			2 1 0 0	0 0 0 0	0 0 0 0	0 0 0 0	0 0 0 0	0 1 0 0	0 0 0 0
Inning Stats	R: 0 H: 1 E: 0 LOB: 0 K: 1 BB: 0 S: 9 P: 12	R: 0 H: 0 E: 0 LOB: 0 K: 1 BB: 0 S: 8 P: 14	R: 0 H: 0 E: 0 LOB: 0 K: 0 BB: 0 S: 4 P: 5	R: 0 H: 1 E: 0 LOB: 1 K: 2 BB: 0 S: 9 P: 13	R: 0 H: 1 E: 0 LOB: 1 K: 0 BB: 0 S: 6 P: 8	R: 0 H: 0 E: 0 LOB: 0 K: 1 BB: 0 S: 7 P: 10	R: 0 H: 0 E: 0 LOB: 0 K: 0 BB: 0 S: 5 P: 8	R: 0 H: 1 E: 0 LOB: 1 K: 0 BB: 0 S: 14 P: 16	R: 0 H: 0 E: 0 LOB: 0 K: 0 BB: 0 S: 7 P: 8	R: 0 H: 1 E: 0 LOB: 0 K: 0 BB: 0 S: 6 P: 7	1B: 5 SF: 0 2B: 0 SAC: 0 3B: 0 DP: 1 HR: 0 HBP: 0						

PITCHER	IP	WLS	BF	H	R	ER	SO	BB	IBB	HBP	BLK	WP	HR	S	P	ERA	WHIP
30 Mark Mulder, L (1, 1) ERA: 3.1	10.0	W	33	5	0	0	5	0	0	0	0	0	0	75	101	0.00	0.500

PITCHER	IP	WLS	BF	H	R	ER	SO	BB	IBB	HBP	BLK	WP	HR	S	P	ERA	WHIP

TOP

Houston Astros @ St. Louis Cardinals

Busch Stadium, St. Louis, MO

Sat Apr 23 2005, 1:15 PM CDT
Att. 40,058 - Cloudy - 43 F

livebaseballscorecards.com

AB	33
R	0
H	5
RBI	0
BB	0
SO	5
LOB	8

WP: 0	PA: 33		
PB: 0			
SB: 0			
CS: 1			

Batter	1	2	3	4	5	6	7	8	9	10	AB	R	H	RBI	BB	SO	LOB
22 David Eckstein, R (1, 6) OBP: 0.394, SLG: 0.296	C B C B B F X 3-2 L9 ①		B B C C F F X 2-2 G5-3 ①		C F B F F X 1-2 G6-3 ①		C B B C X 2-2 G6-3 ②			B X 1-0 G4-3 ① 1-2	5	0	0	0	0	0	1
Larry Walker, L (1, 9) OBP: 0.310, SLG: 0.373	B B B C B 4-1 27 BB 15 1B BB		S F B X 1-2 G4-3 ②		S F S 0-3 K ②		S B X 1-1 G1-3 ③			D X 1-0 2-H 1B	4	0	1	1	1	1	0
5 Albert Pujols, R (1, 3) OBP: 0.352, SLG: 0.538	B 1 SAFE C X 1-1 P3 ②		F S B X 1-2 27 BB 15 BB FC1-2 1B		F B X 1-1 G5-3 ③			B X 1-0 F7 ①			4	0	1	0	0	0	1
15 Jim Edmonds, L (1, 8) OBP: 0.397, SLG: 0.652	1 SAFE 1 SAFE 1 SAFE C F F B B 1 SAFE 3-2 F B X 1-2 27 BB 1B		B 1 SAFE 1 SAFE 1 SAFE B S S B B 4-2 27 BB 1-2 BB			B F B B C F C 3-3 K ①		S B B B X 3-1 G3 ②			3	0	1	0	1	1	0
27 Scott Rolen, R (1, 5) OBP: 0.294, SLG: 0.452	B B B B C B 4-1 1-2 2-3 BB		S B F B F B D 4-2 1-2 2-3 BB			X 0-0 P3 ②		B C C B B F S 3-3 K ③			2	0	0	0	2	1	0
Roger Cedeno, S (1, 7) OBP: 0.150, SLG: 0.211	X 0-0 F8 ③		C S X 0-2 FC1-2 ③ 3-Hf			B F B X 2-1 2B 1B			S B F F S 1-3 K2-3 ①		4	0	1	0	0	1	6
Mark Grudzielanek, R (1, 4) OBP: 0.281, SLG: 0.283		C B F C 1-3 K ①		C B B S F F B S 3-3 K ①		X 0-0 1-3 2B			B B C F F X 2-2 G5-3 ②		4	0	1	0	0	2	0
4 Yadier Molina, R (1, 2) OBP: 0.160, SLG: 0.163 Abraham Nunez, S (9, PH) OBP: 0.412, SLG: 0.533 Einar Díaz, R (10, 2) OBP: 0.286, SLG: 0.429		C F X 0-2 G5-3 ②		X 0-0 G5-3 ②		C B F X 1-2 F7 ③			B F S X 1-2 L1 ③		3 1 0	0 0 0	0 0 0	0 0 0	0 0 0	0 0 0	2 0 0
30 Mark Mulder, L (1, 1) Reggie Sanders, R (10, PH) OBP: 0.320, SLG: 0.556		B C F S 1-3 K ③		C B B X 2-1 L7 ③			F B B C S 2-3 K ①			F S B X 1-2 22 G4-3 1B 1B	3 1	0 1	0 1	0 0	0 0	2 0	0 0
Inning Stats	R: 0 H: 1 E: 0 LOB: 3 K: 0 BB: 2 S: 14 P: 29	R: 0 H: 0 E: 0 LOB: 0 K: 2 BB: 0 S: 9 P: 11	R: 0 H: 1 E: 0 LOB: 3 K: 0 BB: 2 S: 19 P: 31	R: 0 H: 0 E: 0 LOB: 0 K: 1 BB: 0 S: 8 P: 13	R: 0 H: 0 E: 0 LOB: 0 K: 1 BB: 0 S: 10 P: 12	R: 0 H: 2 E: 0 LOB: 2 K: 1 BB: 0 S: 11 P: 17	R: 0 H: 0 E: 0 LOB: 0 K: 1 BB: 0 S: 8 P: 13	R: 0 H: 0 E: 0 LOB: 0 K: 1 BB: 0 S: 7 P: 14	R: 0 H: 0 E: 0 LOB: 0 K: 1 BB: 0 S: 11 P: 15	R: 1 H: 2 E: 0 LOB: 1 K: 0 BB: 0 S: 5 P: 8	1B: 5 SF: 0 2B: 1 SAC: 0 3B: 0 DP: 0 HR: 0 HBP: 0						

PITCHER		IP	WLS	BF	H	R	ER	SO	BB	IBB	HBP	BLK	WP	HR	S	P	ERA	WHIP
Roger Clemens, R ERA: 0.32	(1, 1)	7.0		29	4	0	0	6	4	0	0	0	0	0	79	126	0.00	1.143
Chad Qualls, R ERA: 2.25	(8, 1)	2.1	L	8	1	1	1	2	0	0	0	0	0	0	22	35	3.86	0.429
54 Brad Lidge, R ERA: 1.04	(10, 1)	0.0		1	1	0	0	0	0	0	0	0	0	0	1	2	∞	∞

PITCHER	IP	WLS	BF	H	R	ER	SO	BB	IBB	HBP	BLK	WP	HR	S	P	ERA	WHIP

BOTTOM

Houston Astros @ St. Louis Cardinals

Busch Stadium, St. Louis, MO

Sat Apr 23 2005, 1:15 PM CDT
Att. 40,058 - Cloudy - 43 F

livebaseballscorecards.com

AB	34
R	1
H	6
RBI	1
BB	4
SO	8
LOB	10

WP: 0 PA: 38
PB: 0
SB: 0
CS: 0

Batter	1	2	3	4	5	6	7	8	9	AB	R	H	RBI	BB	SO	LOB
28 Adam Everett, R (1, 6) OBP: 0.321, SLG: 0.368	C B B B X 3-1 G3 5 1B 2B		C B S F X 1-2 ① F7	C C B X 1-2 G2-3 1B	B B C B X 3-1 ③ FC6-4 1-2f		C B X 1-1 ① F8			5	1	2	0	0	0	2
Orlando Palmeiro, L (1, 7) OBP: 0.375, SLG: 0.538	C B L F X 1-2 ① G3 2-3		B B 1 SAFE B C C X 3-2 ② L8	B C F B F F F X 2-2 ② G2-3 1-2			C X 0-1 ① G6-3		F X 0-1 ② G3	5	0	0	0	0	0	3
5 Jeff Bagwell, R (1, 3) OBP: 0.316, SLG: 0.381	C B S D X 2-2 1B 3-H		F F O B B B X 3-2 1-H 2B	X 0-0 ③ F7			C S B B C 2-3 ② K		X 0-0 ③ G5-3	5	0	2	2	0	1	1
Mike Lamb, L (1, 5) OBP: 0.310, SLG: 0.400	F 1 SAFE C F F C 0-3 ② K		B B F X 2-1 ③ F8			B F X 1-1 2 1B 16 BB BB 1B	B B B C B 4-1 BB			3	1	1	0	1	1	2
16 Jason Lane, R (1, 9) OBP: 0.372, SLG: 0.644	X 0-0 ③ P6			B B C F X 2-2 2 SH1-3 1B		B B C B B 4-1 BB 2 1B E 1-2 BB	F S D D S 2-3 ③ K			3	1	1	0	1	1	2
2 Chris Burke, R (1, 4) OBP: 0.308, SLG: 0.278		B B C S S 2-3 ① K		X 0-0 ① SH1-3 1-2		X 0-0 E BB G5-3 1-2 2-3 1B		B X 1-0 B5-3 1B		3	1	2	0	0	1	0
Brad Ausmus, R (1, 2) OBP: 0.250, SLG: 0.205		B B F C X 2-2 ② G6-3		B B F F C 2-3 ② K		F B B B F B 4-2 G5-3 E BB 1-2 2-3 3-H		F X 0-1 ① B5-3 1-2		3	0	0	1	1	1	2
Willy Taveras, R (1, 8) OBP: 0.373, SLG: 0.441		C C F B B X 1-2 ③ G5-3		C X 0-1 ③ F9		B F B B B X 3-1 E6 28 FC6-4 1-2 2-3 3-H		C X 0-1 ② F8		4	0	0	1	0	0	4
41 Brandon Backe, R (1, 1) OBP: 0.625, SLG: 0.833 Craig Biggio, R (6, PH) OBP: 0.384, SLG: 0.515 Russ Springer, R (6, 1) Luke Scott, L (8, PH) OBP: 0.233, SLG: 0.205 John Franco, L (8, 1) Chad Harville, R (8, 1)			B B B B 4-0 5 2B BB		C S B S 1-3 ① K	F X 0-1 ①② G5-3 2-3f 3-H		B B F C X 2-2 ③ G3-1		1 1 0 0 1 1 0 1 0 0 0 0 0 2 0 0 0 0 0 0 0 1 0 0 0 0 0 1 0 0 0 0 0 0 0 0 0 0 0 0 0 0						
Inning Stats	R: 1 H: 2 E: 0 LOB: 1 K: 1 BB: 0 S: 15 P: 21	R: 0 H: 0 E: 0 LOB: 0 K: 1 BB: 0 S: 10 P: 15	R: 1 H: 1 E: 0 LOB: 1 K: 0 BB: 1 S: 12 P: 25	R: 0 H: 1 E: 0 LOB: 1 K: 1 BB: 0 S: 9 P: 13	R: 0 H: 1 E: 0 LOB: 1 K: 1 BB: 0 S: 13 P: 17	R: 3 H: 2 E: 1 LOB: 1 K: 0 BB: 2 S: 12 P: 27	R: 0 H: 0 E: 0 LOB: 1 K: 2 BB: 1 S: 9 P: 17	R: 0 H: 1 E: 0 LOB: 1 K: 0 BB: 0 S: 8 P: 11	R: 0 H: 0 E: 0 LOB: 0 K: 0 BB: 0 S: 5 P: 6	1B: 6 SF: 0 2B: 2 SAC: 1 3B: 0 DP: 1 HR: 0 HBP: 0						

PITCHER		IP	WLS	BF	H	R	ER	SO	BB	IBB	HBP	BLK	WP	HR	S	P	ERA	WHIP
Matt Morris, R ERA: 2.45	(1, 1)	5.0	W	21	5	2	2	4	1	0	0	0	0	0	59	91	3.60	1.200
Jimmy Journell, R ERA: 9.0	(6, 1)	1.0		7	2	3	2	0	2	0	0	0	0	0	12	27	18.00	4.000
Ray King, L ERA:	(7, 1)	0.2	H	3	0	0	0	1	1	0	0	0	0	0	6	12	0.00	1.500
Julian Tavarez, R ERA: 6.23	(7, 1)	1.0	H	4	1	0	0	1	0	0	0	0	0	0	8	11	0.00	1.000
44 Jason Isringhausen, R ERA: 1.13	(8, 1)	1.1	S	4	0	0	0	0	0	0	0	0	0	0	8	11	0.00	0.000

PITCHER	IP	WLS	BF	H	R	ER	SO	BB	IBB	HBP	BLK	WP	HR	S	P	ERA	WHIP

TOP

Houston Astros @ St. Louis Cardinals

Busch Stadium, St. Louis, MO

Sun Apr 24 2005, 1:15 PM CDT
Att. 39,020 - Sunny - 52 F

livebaseballscorecards.com

AB	34
R	5
H	8
RBI	4
BB	4
SO	6
LOB	19

BOTTOM

Houston Astros @ St. Louis Cardinals

Busch Stadium, St. Louis, MO

Sun Apr 24 2005, 1:15 PM CDT
Att. 39,020 - Sunny - 52 F

livebaseballscorecards.com

Batter	1	2	3	4	5	6	7	8	9	AB	R	H	RBI	BB	SO	LOB
22 David Eckstein, R (1, 6) OBP: 0.408, SLG: 0.356	G4-3 5 HR 2B	F8 1B 2B	1B 2B		1B			G3		5	2	3	2	0	0	0
Larry Walker, L (1, 9) OBP: 0.333, SLG: 0.400	G4-3 2-3	5 F8 27 1B 2B	1B			15 BB	BB	P2		4	1	2	1	1	0	1
5 Albert Pujols, R (1, 3) OBP: 0.355, SLG: 0.565	HR	F8 2-3	G5-3			F9		BB		4	1	1	2	1	0	3
15 Jim Edmonds, L (1, 8) OBP: 0.397, SLG: 0.612	G1-3	27 1B BB		G1-3		FC6-4 1-2 BB		K		3	0	0	0	2	1	1
27 Scott Rolen, R (1, 5) OBP: 0.306, SLG: 0.485	3B 3B	1-2 1B		P6		L5				4	1	2	1	0	0	2
Reggie Sanders, R (1, 7) OBP: 0.315, SLG: 0.571	1B 3B	K2-3		K		FC6-4 1-2f				4	1	1	1	0	2	4
Julian Tavarez, L (7, 1)										0	0	0	0	0	0	0
Abraham Nunez, S (8, 4) OBP: 0.412, SLG: 0.533										0	0	0	0	0	0	0
Mark Grudzielanek, R (1, 4) OBP: 0.311, SLG: 0.316	4 1B 1B		4 G5-3 22 2B 1B		4 SH1-4 22 1B 1B			P2		4	2	3	1	0	0	0
44 Jason Isringhausen, R (8, 1)										0	0	0	0	0	0	0
4 Yadier Molina, R (1, 2) OBP: 0.170, SLG: 0.173	1-2 1B	1 SAFE G5-3 1-2			1 SAFE SH1-4 1-2			K		3	0	1	0	0	1	1
Matt Morris, R (1, 1)	K		F8		P6			F7		2	0	0	0	0	1	3
Roger Cedeno, S (5, PH) OBP: 0.143, SLG: 0.200										1	0	0	0	0	0	1
Jimmy Journell, R (6, 1)										0	0	0	0	0	0	0
Ray King, L (7, 1)										0	0	0	0	0	0	0
So Taguchi, R (7, 7) OBP: 0.400, SLG: 0.684										1	0	0	0	0	0	0
Inning Stats	R: 4 E: 0 K: 1 S: 21 H: 6 LOB: 2 BB: 0 P: 32	R: 1 E: 0 K: 1 S: 16 H: 2 LOB: 2 BB: 1 P: 29	R: 2 E: 0 K: 0 S: 15 H: 3 LOB: 1 BB: 0 P: 23	R: 0 E: 0 K: 1 S: 7 H: 0 LOB: 0 BB: 0 P: 9	R: 1 E: 0 K: 0 S: 9 H: 2 LOB: 1 BB: 0 P: 11	R: 0 E: 0 K: 0 S: 7 H: 0 LOB: 2 BB: 2 P: 17	R: 0 E: 0 K: 1 S: 12 H: 0 LOB: 0 BB: 0 P: 18	R: 0 E: 0 K: 1 S: 9 H: 0 LOB: 1 BB: 1 P: 15		1B: 7 2B: 3 3B: 2 HR: 1 SF: 0 SAC: 1 DP: 0 HBP: 0						

AB	35
R	8
H	13
RBI	8
BB	4
SO	5
LOB	16

WP: 0 PB: 0 SB: 0 CS: 0 PA: 40

PITCHER		IP	WLS	BF	H	R	ER	SO	BB	IBB	HBP	BLK	WP	HR	S	P	ERA	WHIP
41 Brandon Backe, R ERA: 6.17	(1, 1)	5.0	L	28	13	8	8	3	1	0	0	0	0	1	68	104	14.40	2.800
Russ Springer, R ERA: 3.24	(6, 1)	2.0		8	0	0	0	1	2	0	0	0	0	0	19	35	0.00	1.000
John Franco, L ERA: 3.86	(8, 1)	0.2		2	0	0	0	0	0	0	0	0	0	0	4	5	0.00	0.000
Chad Harville, R ERA: 3.6	(8, 1)	0.1		2	0	0	0	1	1	0	0	0	0	0	5	10	0.00	3.000

PITCHER	IP	WLS	BF	H	R	ER	SO	BB	IBB	HBP	BLK	WP	HR	S	P	ERA	WHIP

Houston Astros @ Pittsburgh Pirates

PNC Park, Pittsburgh, PA

Mon Apr 25 2005, 7:05 PM EDT

Att. 8,413 - Partly Cloudy - 53 F

livebaseballscorecards.com

TOP

Batter	1	2	3	4	5	6	7	8	9	AB	R	H	RBI	BB	SO	LOB
Willy Taveras, R (1, 8) OBP: 0.352, SLG: 0.413	C X 0-1 ① P3		B F B F X 2-2 ② P6			B X 1-0 ① B5-3		X 0-0 ② F8		4	0	0	0	0	0	1
Craig Biggio, R (1, 4) OBP: 0.377, SLG: 0.514	B B B C F X 3-2 ② G5-3		B C S B S 2-3 ③ K			S B C X 1-2 ② F7		C X 0-1 1-3 2B		4	0	1	0	0	1	0
5 Jeff Bagwell, R (1, 3) OBP: 0.325, SLG: 0.379 Dan Wheeler, R (8, 1)	C F B B F B B 4-2 BB			C B B C 2-3 ① K		B F B C F F B X 3-2 1B		X 0-0 ③ F9		3 0	0 0	1 0	0 0	1 0	1 0	2 0
16 Jason Lane, R (1, 9) OBP: 0.366, SLG: 0.618	F 1 SAFE F F F F C 0-3 ③ K			B C T F F B B F B 4-2 BB		F F X 0-2 ③ P6			B C S B X 2-2 ① P3	3	0	0	0	1	1	2
Morgan Ensberg, R (1, 5) OBP: 0.358, SLG: 0.424		C B F B S 2-3 ① K		1 SAFE C S X 0-2 ② F9			B X 1-0 2 CS 1B		B B B C T S 3-3 ② K	4	0	1	0	0	2	1
2 Chris Burke, R (1, 7) OBP: 0.302, SLG: 0.275		C B X 1-1 ② F7		1 SAFE 1 SAFE B B B C X 3-1 ③ F8			B 1 SAFE 1 SAFE 1 SAFE S F S 1-2 1-3 ①② K		C B F B X 2-2 1B	4	0	1	0	0	1	2
4 Eric Bruntlett, R (1, 6)		B B H 3-0 HBP	B C B C T 2-2 ① K				C B C F S 1-3 ③ K		C S F B B S 2-3 ③ K	3	0	0	0	0	3	1
Raul Chavez, R (1, 2) OBP: 0.320, SLG: 0.400	F F 1 SAFE B S 1-3 ③ K		C B X 1-1 ② F8					C S X 0-2 2B 1B		3	0	1	0	0	1	1
44 Roy Oswalt, R (1, 1) OBP: 0.154, SLG: 0.154 Mike Lamb, L (8, PH) OBP: 0.300, SLG: 0.385 (8, 3)			X 0-0 ① G6-3		B C F S 1-3 ③ K			F B B F F F X 2-2 ① P4		2 1	0 0	0 0	0 0	0 0	1 0	0 1
Inning Stats	R: 0 H: 0 E: 0 LOB: 1 K: 1 BB: 1 S: 14 P: 21	R: 0 H: 0 E: 0 LOB: 1 K: 2 BB: 0 S: 8 P: 15	R: 0 H: 0 E: 0 LOB: 0 K: 1 BB: 0 S: 7 P: 11	R: 0 H: 0 E: 0 LOB: 1 K: 1 BB: 1 S: 13 P: 22	R: 0 H: 0 E: 0 LOB: 0 K: 2 BB: 0 S: 8 P: 12	R: 0 H: 1 E: 0 LOB: 1 K: 0 BB: 0 S: 12 P: 17	R: 0 H: 1 E: 0 LOB: 0 K: 2 BB: 0 S: 8 P: 11	R: 0 H: 2 E: 0 LOB: 2 K: 0 BB: 0 S: 11 P: 13	R: 0 H: 1 E: 0 LOB: 1 K: 2 BB: 0 S: 13 P: 22	1B: 4 SF: 0 2B: 1 SAC: 0 3B: 0 DP: 0 HR: 0 HBP: 1						

AB	31
R	0
H	5
RBI	0
BB	2
SO	11
LOB	11

WP: 0 PA: 34
PB: 0
SB: 0
CS: 1

PITCHER		IP	WLS	BF	H	R	ER	SO	BB	IBB	HBP	BLK	WP	HR	S	P	ERA	WHIP
Oliver Pérez, L ERA: 6.41	(1, 1)	7.2	W	29	4	0	0	9	2	0	1	0	0	0	80	121	0.00	0.783
Rick White, R ERA: 5.63	(8, 1)	0.1	H	1	0	0	0	0	0	0	0	0	0	0	1	1	0.00	0.000
Jose Mesa, R ERA: 1.29	(9, 1)	1.0	S	4	1	0	0	2	0	0	0	0	0	0	13	22	0.00	1.000

PITCHER	IP	WLS	BF	H	R	ER	SO	BB	IBB	HBP	BLK	WP	HR	S	P	ERA	WHIP

Batter	1	2	3	4	5	6	7	8	9	AB	R	H	RBI	BB	SO	LOB
Matt Lawton, L (1, 9) OBP: 0.398, SLG: 0.411	G1-3		1B		G3-6-1		SF9			3	0	1	1	0	0	1
12 Freddy Sanchez, R (1, 4) OBP: 0.375, SLG: 0.441	G1-3		K			G5-3	FC6			4	0	0	0	0	1	3
Jason Bay, R (1, 7) OBP: 0.333, SLG: 0.442	G4-3			F9 SF7 2B		K		F7		4	1	1	0	0	1	0
Rob Mackowiak, L (1, 8) OBP: 0.345, SLG: 0.389		K		F9		1B		F8		4	0	1	0	0	1	1
Bobby Hill, S (1, 5) OBP: 0.394, SLG: 0.448		K		SF7	P6			G3		3	0	0	1	0	1	1
Craig Wilson, R (1, 3) OBP: 0.380, SLG: 0.271		1B		BB			2 1B 11 BB SF9			1	1	1	0	2	0	0
11 Humberto Cota, R (1, 2) OBP: 0.214, SLG: 0.385		F7		G4-3			SF9 2 1B 1-2			2	0	0	0	1	0	2
2 Jack Wilson, R (1, 6) OBP: 0.192, SLG: 0.171			G6-3		G3-6-1		12 FC6 1-2 2-3			3	0	2	0	0	0	0
Oliver Pérez, L (1, 1) Rick White, R (8, 1) Jose Mesa, R (9, 1)			G4-3		K		K			3 0 0 0 0 0 0 0 0	0 0 0 0 0 0 0 0 0	0 0 2 0 0 0 0 0 0	4 0 0			
Inning Stats	R: 0 E: 0 K: 0 S: 7 H: 0 LOB: 0 BB: 0 P: 11	R: 0 E: 0 K: 2 S: 12 H: 1 LOB: 1 BB: 0 P: 16	R: 0 E: 0 K: 1 S: 11 H: 1 LOB: 1 BB: 0 P: 19	R: 1 E: 0 K: 0 S: 6 H: 1 LOB: 1 BB: 1 P: 10	R: 0 E: 0 K: 1 S: 8 H: 1 LOB: 0 BB: 0 P: 9	R: 0 E: 0 K: 1 S: 6 H: 1 LOB: 1 BB: 0 P: 9	R: 1 E: 0 K: 1 S: 11 H: 1 LOB: 2 BB: 2 P: 21	R: 0 E: 0 K: 0 S: 7 H: 0 LOB: 0 BB: 0 P: 10		1B: 5 2B: 1 3B: 0 HR: 0	SF: 2 SAC: 0 DP: 1 HBP: 0					

PITCHER		IP	WLS	BF	H	R	ER	SO	BB	IBB	HBP	BLK	WP	HR	S	P	ERA	WHIP
44 Roy Oswalt, R ERA: 3.25	(1, 1)	7.0	L	29	6	2	2	6	3	0	0	0	0	0	61	95	2.57	1.286
Dan Wheeler, R ERA: 1.86	(8, 1)	1.0		3	0	0	0	0	0	0	0	0	0	0	7	10	0.00	0.000

PITCHER	IP	WLS	BF	H	R	ER	SO	BB	IBB	HBP	BLK	WP	HR	S	P	ERA	WHIP

BOTTOM

Houston Astros @ Pittsburgh Pirates

PNC Park, Pittsburgh, PA

Mon Apr 25 2005, 7:05 PM EDT
Att. 8,413 - Partly Cloudy - 53 F

livebaseballscorecards.com

AB	27
R	2
H	6
RBI	2
BB	3
SO	6
LOB	12

Batter	1	2	3	4	5	6	7	8	9	AB	R	H	RBI	BB	SO	LOB
28 Adam Everett, R (1, 6) OBP: 0.329, SLG: 0.366	C F B F B B S 3-3 K	B X 1-0 G6-3	C F X 0-2 5 BB 1B	C B C D H 3-2 CS HBP		3	0	1	0	0	1	0
Craig Biggio, R (1, 4) OBP: 0.358, SLG: 0.486	C F D X 1-2 F8	C X 0-1 F9	B X 1-0 P3	L B S S 1-3 K 1-2		4	0	0	0	0	1	2
5 Jeff Bagwell, R (1, 3) OBP: 0.333, SLG: 0.377 54 Brad Lidge, R (8, 1)	C B B B F X 3-2 2B 1B	B F B B C 2-3 K	D B B B 4-0 1-2 BB	X 0-0 G5-3		3 0	0 0	1 0	0 0	1 0	1 0	0 0
Mike Lamb, L (1, 9) OBP: 0.294, SLG: 0.400 (8, 3)	X 0-0 1-3 2B	X 0-0 L6	B C B C F F X 2-2 L7	B X 1-0 P5		4	0	1	0	0	0	2
16 Jason Lane, R (1, 7) OBP: 0.349, SLG: 0.588	S S B F B D X 3-2 F9	B C X 1-1 F7	S T B S 1-3 K	S S B S 1-3 K		4	0	0	0	0	2	4
Morgan Ensberg, R (1, 5) OBP: 0.338, SLG: 0.397	B F B S C 2-3 K	F C B X 1-2 F7	X 0-0 F9	X 0-0 F7		4	0	0	0	0	1	0
Brad Ausmus, R (1, 2) OBP: 0.275, SLG: 0.239	X 0-0 2B	F B F F X 1-2 G5-3	F C B H 2-2 FC5-4 HBP			2	0	1	0	0	0	0
Willy Taveras, R (1, 8) OBP: 0.338, SLG: 0.394	C F B B X 2-2 L4	B F X 1-1 B1-3	C F F X 0-2 FC5-4 2 S 1-2f			3	0	0	0	0	0	2
Andy Pettitte, L (1, 1)	C F D X 1-2 G6-3	S B F X 1-2 G6-3	B B D C X 3-1 G5-3 1-2			2	0	0	0	0	0	1
2 Chris Burke, R (7, PH) OBP: 0.295, SLG: 0.268						1	0	0	0	0	0	1
John Franco, L (7, 1)						0	0	0	0	0	0	0
Dan Wheeler, R (7, 1)						0	0	0	0	0	0	0
Luke Scott, L (8, 9) OBP: 0.233, SLG: 0.205						0	0	0	0	0	0	0
Inning Stats	R: 0 H: 2 E: 0 LOB: 2 K: 1 BB: 0 S: 16 P: 26	R: 0 H: 1 E: 0 LOB: 1 K: 1 BB: 0 S: 10 P: 15	R: 0 H: 0 E: 0 LOB: 0 K: 1 BB: 0 S: 6 P: 9	R: 0 H: 0 E: 0 LOB: 0 K: 0 BB: 0 S: 6 P: 8	R: 0 H: 0 E: 0 LOB: 0 K: 0 BB: 0 S: 9 P: 12	R: 0 H: 1 E: 0 LOB: 2 K: 1 BB: 1 S: 12 P: 20	R: 0 H: 0 E: 0 LOB: 1 K: 0 BB: 0 S: 9 P: 14	R: 0 H: 0 E: 0 LOB: 0 K: 1 BB: 0 S: 6 P: 10	R: 0 H: 0 E: 0 LOB: 0 K: 1 BB: 0 S: 5 P: 7	1B: 2 2B: 2 3B: 0 HR: 0	SF: 0 SAC: 0 DP: 0 HBP: 2			WP: 0 PB: 0 SB: 1 CS: 1		PA: 33	

PITCHER		IP	WLS	BF	H	R	ER	SO	BB	IBB	HBP	BLK	WP	HR	S	P	ERA	WHIP
Kip Wells, R ERA: 4.99	(1, 1)	7.0	W	27	4	0	0	4	1	0	1	0	0	0	68	104	0.00	0.714
Rick White, R ERA: 5.0	(8, 1)	1.0	H	3	0	0	0	1	0	0	1	0	0	0	6	10	0.00	0.000
Jose Mesa, R ERA: 1.13	(9, 1)	1.0	S	3	0	0	0	1	0	0	0	0	0	0	5	7	0.00	0.000

PITCHER	IP	WLS	BF	H	R	ER	SO	BB	IBB	HBP	BLK	WP	HR	S	P	ERA	WHIP

Houston Astros @ Pittsburgh Pirates

PNC Park, Pittsburgh, PA

Wed Apr 27 2005, 12:35 PM EDT

Att. 13,426 - Partly Cloudy - 57 F

TOP

livebaseballscorecards.com

AB	30
R	0
H	4
RBI	0
BB	1
SO	6
LOB	12

Houston Astros @ Pittsburgh Pirates

PNC Park, Pittsburgh, PA

Wed Apr 27 2005, 12:35 PM EDT
Att. 13,426 - Partly Cloudy - 57 F

BOTTOM

Batter	1	2	3	4	5	6	7	8	9	AB	R	H	RBI	BB	SO	LOB
Matt Lawton, L (1, 9) OBP: 0.402, SLG: 0.408	0-2 12 1B 1B	2-1 G4-3		4-2 1-2 2-3 BB			1-1 F8			3	1	1	0	1	0	1
12 Freddy Sanchez, R (1, 4) OBP: 0.364, SLG: 0.421	1-0 1B 1-2 1B		0-1 F9	3-2 G6-3			1-2 F8			4	0	1	0	0	0	3
Jason Bay, R (1, 7) OBP: 0.352, SLG: 0.481	0-1 G4-6-3 1-3 2-H 1B		0-0 3B		0-1 G4-6-3 1B			1-0 P5		4	0	3	1	0	0	0
Craig Wilson, R (1, 3) OBP: 0.373, SLG: 0.258	1-3 K	2-3 K			1 SAFE 1-2 G4-6-3 1-2f			4-2 FC3-6 WP HBP		3	0	0	0	0	2	4
Rob Mackowiak, L (1, 8) OBP: 0.339, SLG: 0.368	0-1 G4-6-3 1-2f		2-3 K		1-2 G4-3			4-2 FC3-6 1-2 BB		3	0	0	0	1	1	3
Ty Wigginton, R (1, 5) OBP: 0.170, SLG: 0.212 Bobby Hill, S (8, PH) OBP: 0.382, SLG: 0.433 (9, 5)		2-2 G4-3 2 3B 2B		1-0 G4-3		0-1 G4-3		1-2 FC3-6 BB 1-2f 2-3		3 1	1 0	1 0	0 0	0 0	0 0	0 2
David Ross, R (1, 2) OBP: 0.250, SLG: 0.500		2-2 G4-3 2-3		1-0 G6-3		0-0 F7		4-1 1-2 BB		3	0	0	0	1	0	1
2 Jack Wilson, R (1, 6) OBP: 0.208, SLG: 0.216		1-0 3-H 3B		3-2 BB 1B 1B		2-2 G3		1-3 K		4	0	2	1	0	1	3
Kip Wells, R (1, 1) OBP: 0.400, SLG: 0.333 Alfredo Amezaga, S (7, PH) OBP: 0.250, SLG: 0.250 Rick White, R (8, 1) Jose Mesa, R (9, 1)		0-1 G3		1-0 BB 1-2 1B			2-1 G6-3			2 1 0 0	0 0 0 0	1 0 0 0	0 0 0 0	0 0 0 0	0 0 0 0	1 0 0 0
Inning Stats	R: 1 E: 0 K: 1 S: 11 H: 3 LOB: 1 BB: 0 P: 13	R: 1 E: 0 K: 0 S: 15 H: 2 LOB: 1 BB: 0 P: 22	R: 0 E: 0 K: 2 S: 10 H: 1 LOB: 1 BB: 0 P: 14	R: 0 E: 0 K: 0 S: 12 H: 2 LOB: 3 BB: 1 P: 25	R: 0 E: 0 K: 0 S: 8 H: 1 LOB: 0 BB: 0 P: 10	R: 0 E: 0 K: 0 S: 6 H: 0 LOB: 0 BB: 0 P: 8	R: 0 E: 0 K: 0 S: 7 H: 0 LOB: 0 BB: 0 P: 11	R: 0 E: 0 K: 1 S: 14 H: 0 LOB: 3 BB: 2 P: 29		1B: 6 2B: 1 3B: 2 HR: 0	SF: 0 SAC: 0 DP: 2 HBP: 1					

livebaseballscorecards.com

AB	31
R	2
H	9
RBI	2
BB	3
SO	4
LOB	18

WP: 1 PB: 0 SB: 0 CS: 0 PA: 35

PITCHER		IP	WLS	BF	H	R	ER	SO	BB	IBB	HBP	BLK	WP	HR	S	P	ERA	WHIP
Andy Pettitte, L ERA: 3.45	(1, 1)	6.0	L	26	9	2	2	3	1	0	0	0	0	0	62	92	3.00	1.667
John Franco, L ERA: 3.0	(7, 1)	0.2		2	0	0	0	0	0	0	0	0	0	0	4	7	0.00	0.000
Dan Wheeler, R ERA: 1.8	(7, 1)	0.1		1	0	0	0	0	0	0	0	0	0	0	3	4	0.00	0.000
54 Brad Lidge, R ERA: 0.93	(8, 1)	1.0		6	0	0	0	1	2	0	1	0	1	0	14	29	0.00	2.000

PITCHER	IP	WLS	BF	H	R	ER	SO	BB	IBB	HBP	BLK	WP	HR	S	P	ERA	WHIP

Chicago Cubs @ Houston Astros

Minute Maid Park, Houston, TX

Fri Apr 29 2005, 7:05 PM CDT

Att. 41,232 - Cloudy - 81 F

TOP

livebaseballscorecards.com

Batter	1	2	3	4	5	6	7	8	9	AB	R	H	RBI	BB	SO	LOB
Jerry Hairston, R (1, 4) OBP: 0.385, SLG: 0.364	K	G6-3			CS 1B		BB		P6	4	0	1	0	1	1	3
Neifi Perez, S (1, 6) OBP: 0.397, SLG: 0.569	F7		F8		K 1-2		L9			4	0	0	0	0	1	3
Corey Patterson, L (1, 8) OBP: 0.301, SLG: 0.462	K		K			G4-3		G4-3		4	0	0	0	0	2	0
25 Derrek Lee, R (1, 3) OBP: 0.500, SLG: 0.793		BB 16 1B 1B	G6-3			F9		3-1 16 1B 2B		3	1	1	0	1	0	0
16 Aramis Ramirez, R (1, 5) OBP: 0.359, SLG: 0.481		F 1 SAFE X 0-1 1B 1-2 2B 1B		C B B X 2-1 F8		F X 0-1 F9		2 SAFE B B X 2-0 2-H 1B		4	1	2	0	0	0	0
Jeromy Burnitz, L (1, 9) OBP: 0.326, SLG: 0.588		X 0-0 2B 1-2 2-H 1B		C B S X 1-2 2B			C F B F B F B X 3-2 HR	B F F F B X 2-2 G6-3		4	1	3	2	0	0	1
Todd Hollandsworth, L (1, 7) OBP: 0.333, SLG: 0.391		X 0-0 1-3 2-H 2B		B B C X 2-1 F8			B B C X 2-1 G6-3		C B F F F X 1-2 SH1-4 2B	4	0	2	1	0	0	1
Michael Barrett, R (1, 2) OBP: 0.239, SLG: 0.388		F X 0-1 G6-3		X 0-0 L3			B F B F X 2-2 L4		X 0-0 SH1-4 2-3	3	0	0	0	0	0	3
Greg Maddux, R (1, 1) OBP: 0.111, SLG: 0.111 Jason Dubois, R (7, PH) OBP: 0.370, SLG: 0.680 43 Michael Wuertz, R (7, 1) 13 Will Ohman, L (8, 1) 44 Roberto Novoa, R (8, 1) Ben Grieve, L (9, PH) OBP: 0.500, SLG: 0.500 LaTroy Hawkins, R (9, 1)		X 0-0 G3			X 0-0 P3		X 0-0 2B		B F B B S X 2-2 P2	2 1 0 0 0 0 1 0	0 0 0 0 0 0 0 0	0 1 0 0 0 0 0 0	0 0 0 0 0 0 1 0	0 0 0 0 0 0 0 0	0 0 0 0 0 0 0 0	2 0 0 0 0 0 1 0

	AB	34
	R	3
	H	10
	RBI	3
	BB	2
	SO	4
	LOB	14

Inning Stats																		
	R: 0	H: 0	R: 2	H: 3	R: 0	H: 0	R: 0	H: 1	R: 0	H: 1	R: 0	H: 0	R: 1	H: 2	R: 0	H: 2	R: 0	H: 1
	E: 0	LOB: 0	E: 0	LOB: 2	E: 0	LOB: 0	E: 0	LOB: 1	E: 0	LOB: 0	E: 0	LOB: 0	E: 0	LOB: 2	E: 0	LOB: 1	E: 0	LOB: 1
	K: 2	BB: 0	K: 0	BB: 1	K: 1	BB: 0	K: 0	BB: 0	K: 1	BB: 0	K: 0	BB: 0	K: 0	BB: 1	K: 0	BB: 0	K: 0	BB: 0
	S: 10	P: 15	S: 9	P: 13	S: 9	P: 9	S: 8	P: 13	S: 10	P: 13	S: 6	P: 9	S: 14	P: 26	S: 9	P: 17	S: 11	P: 15

	1B: 4	SF: 0	WP: 0	PA: 37
	2B: 5	SAC: 1	PB: 0	
	3B: 0	DP: 0	SB: 0	
	HR: 1	HBP: 0	CS: 1	

PITCHER		IP	WLS	BF	H	R	ER	SO	BB	IBB	HBP	BLK	WP	HR	S	P	ERA	WHIP
Roger Clemens, R ERA: 1.03	(1, 1)	7.0	L	29	7	3	3	4	2	0	0	0	0	1	66	98	3.86	1.286
Russ Springer, R ERA: 2.89	(8, 1)	1.0		4	2	0	0	0	0	0	0	0	0	0	9	17	0.00	2.000
Dan Wheeler, R ERA: 1.64	(9, 1)	1.0		4	1	0	0	0	0	0	0	0	0	0	11	15	0.00	1.000

PITCHER	IP	WLS	BF	H	R	ER	SO	BB	IBB	HBP	BLK	WP	HR	S	P	ERA	WHIP

Chicago Cubs @ Houston Astros

Minute Maid Park, Houston, TX

Fri Apr 29 2005, 7:05 PM CDT

Att. 41,232 - Cloudy - 81 F

BOTTOM

Batter	1	2	3	4	5	6	7	8	9	AB	R	H	RBI	BB	SO	LOB
Willy Taveras, R (1, 8) OBP: 0.329, SLG: 0.380	BCCBX 2-2 5 S 2B 1B	X 0-0 ② FC5-2 1-2 3-H		BDBCX 3-1 ③ FC5-4 1-2f			CSF1BBS SAFE 2-3 ② K		CSBBX 2-2 ③ L9	5	1	1	0	0	1	4
Craig Biggio, R (1, 4) OBP: 0.341, SLG: 0.462	FPF1F SAFE 1-2 ① P6	BBBCX 3-1 ③ F9			BX 1-0 ① F8		X 0-0 ③ F7			4	0	0	0	0	0	4
5 Jeff Bagwell, R (1, 3) OBP: 0.341, SLG: 0.417	PB2BCC2B SAFE SAFE 4-1 2B 16 1-2 FC1-5-2 BB		SX 0-1 HR		CBX 1-1 ② F9			BFBBSFX 3-2 ① G5-3		3	1	1	1	1	0	0
Mike Lamb, L (1, 7) OBP: 0.316, SLG: 0.424	FBX 1-1 16 FC1-5-2 1-3 2-H 2B		BSFC 1-3 ① K		CX 0-1 ③ G3			SBBBFB 4-2 BB BB		3	0	1	1	1	1	0
16 Jason Lane, R (1, 9) OBP: 0.333, SLG: 0.560	CX 0-1 ② FC1-5-2 2-3 3-H		BFSSX 1-2 ② G6-3			BTBBS 2-3 ① K		BSFFS 1-3 ② K		4	0	0	0	0	2	3
Morgan Ensberg, R (1, 5) OBP: 0.347, SLG: 0.394	BCS1FS SAFE 1-3 ③ K		BBX 2-0 ③ G4-3			BBCBX 3-1 4 G6-4-3 1B		SBBFFBB 4-2 1-2 BB		3	0	1	0	1	1	2
4 Eric Bruntlett, R (1, 6) Jose Vizcaino, S (8, PH) OBP: 0.357, SLG: 0.538 (9, 6)		BBBBCX 3-1 ① G4-3		BCX 1-1 ① P4		CX 0-1 ②③ G6-4-3 1-2f		BX 1-0 ③ F8		3 1	0 0	0 0	0 0	0 0	0 0	1 2
Brad Ausmus, R (1, 2) OBP: 0.278, SLG: 0.245 Orlando Palmeiro, L (9, PH) OBP: 0.353, SLG: 0.500		BFFX 1-2 1B FC5-2 1B		FX 0-1 ② G4-3			SCS 0-3 ① K		CBFFFS 0-3 ① K	3 1	0 0	1 0	0 0	0 0	1 1	0 0
Roger Clemens, R (1, 1) OBP: 0.300, SLG: 0.300 Luke Scott, L (7, PH) OBP: 0.250, SLG: 0.205 Russ Springer, R (8, 1) Dan Wheeler, R (9, 1) 2 Chris Burke, R (9, PH) OBP: 0.289, SLG: 0.262		BLX 1-1 FC5-2 1-3 1B		CCX 0-2 FC5-4 1B			BFBBSFB 4-2 BB		BX 1-0 ② P4	2 0 0 0 1	0 0 0 0 0	2 0 0 0 0	0 1 0 0 0	0 0 0 0 0	0 0 0 0 0	0 0 0 0 0
Inning Stats	R: 1 H: 2 E: 0 LOB: 2 K: 1 BB: 1 S: 17 P: 24	R: 0 H: 2 E: 0 LOB: 2 K: 0 BB: 0 S: 10 P: 18	R: 1 H: 1 E: 0 LOB: 0 K: 1 BB: 0 S: 9 P: 13	R: 0 H: 1 E: 0 LOB: 1 K: 0 BB: 0 S: 9 P: 13	R: 0 H: 0 E: 0 LOB: 0 K: 0 BB: 0 S: 5 P: 7	R: 0 H: 1 E: 0 LOB: 0 K: 1 BB: 0 S: 7 P: 12	R: 0 H: 0 E: 0 LOB: 1 K: 2 BB: 1 S: 11 P: 17	R: 0 H: 0 E: 0 LOB: 2 K: 1 BB: 2 S: 14 P: 27	R: 0 H: 0 E: 0 LOB: 0 K: 1 BB: 0 S: 10 P: 13	1B: 5 2B: 1 3B: 0 HR: 1	SF: 0 SAC: 0 DP: 1 HBP: 0		WP: 0 PB: 0 SB: 1 CS: 0		PA: 37		

livebaseballscorecards.com

AB	33
R	2
H	7
RBI	2
BB	4
SO	7
LOB	16

PITCHER		IP	WLS	BF	H	R	ER	SO	BB	IBB	HBP	BLK	WP	HR	S	P	ERA	WHIP
Greg Maddux, R ERA: 4.2	(1, 1)	6.0	W	25	7	2	2	3	1	0	0	0	0	1	57	87	3.00	1.333
43 Michael Wuertz, R ERA: 2.38	(7, 1)	1.1	H	5	0	0	0	2	1	0	0	0	0	0	15	24	0.00	0.750
13 Will Ohman, L ERA:	(8, 1)	0.0		1	0	0	0	0	1	0	0	0	0	0	2	6	∞	∞
44 Roberto Novoa, R ERA: 5.4	(8, 1)	0.2	H	3	0	0	0	1	1	0	0	0	0	0	8	14	0.00	1.500
LaTroy Hawkins, R ERA: 3.6	(9, 1)	1.0	S	3	0	0	0	1	0	0	0	0	0	0	10	13	0.00	0.000

PITCHER	IP	WLS	BF	H	R	ER	SO	BB	IBB	HBP	BLK	WP	HR	S	P	ERA	WHIP

Batter	1	2	3	4	5	6	7	8	9	AB	R	H	RBI	BB	SO	LOB
Jerry Hairston, R (1, 4) OBP: 0.362, SLG: 0.339	F S S 0-3 ① K		B C F B F X 2-2 ① G4-3	B X 1-0 ③ F7			B X 1-0 ③ F7		B C C C 2-3 ③ K	4	0	0	0	0	1	0
Ben Grieve, L (9, PH) OBP: 0.400, SLG: 0.400										1	0	0	0	0	1	0
Neifi Perez, S (1, 6) OBP: 0.403, SLG: 0.559	X 0-0 1B		B F B B X 2-1 E4 G3		B X 1-0 ① G5-3			C F B F F F B B 4-2 B 1B 25 1B BB		3	1	1	0	1	0	0
Corey Patterson, L (1, 8) OBP: 0.299, SLG: 0.453	B B B C X 3-1 ② P5		C 1 SAFE B 1 SAFE F B X 2-2 ② G3 1-2		B S F F B F S 2-3 ② K			X 0-0 16 G1-3 25 1B SF8 1-2 1B		4	1	1	0	0	1	2
25 Derrek Lee, R (1, 3) OBP: 0.490, SLG: 0.767	S B S T 1-2 ③ K		X 0-0 ③ G5-3		F C B B C 2-3 ③ K			C B B B X 3-1 16 G1-3 1-2 2-H 1B		4	0	1	1	0	2	2
16 Aramis Ramirez, R (1, 5) OBP: 0.344, SLG: 0.458		X 0-0 ① F8	B X 1-0 ① F8			C S F F B F S 1-3 ① K		C F X 0-2 ① G1-3 1-2 2-3		4	0	0	0	0	1	2
Jeromy Burnitz, L (1, 9) OBP: 0.333, SLG: 0.598		B S B B F B 4-2 1B 1B BB	C B F X 1-2 1B 2B			C C B S 1-3 ② K		B X 1-0 ② SF8 3-H		2	1	1	1	1	1	0
Todd Hollandsworth, L (1, 7) OBP: 0.329, SLG: 0.382		X 0-0 1B 1-2 1B	F B B X 2-1 ② F7			B X 1-0 ③ L9		C X 0-1 ③ G6-3		4	0	1	0	0	0	2
Michael Barrett, R (1, 2) OBP: 0.253, SLG: 0.394		F B X 1-1 ② 1-3 2-H 1B	B F X 1-1 2-H HR 1B				X 0-0 ① F9		B C X 1-1 ① G6-3	4	1	2	1	0	0	0
34 Kerry Wood, R (1, 1) OBP: 0.222, SLG: 0.250	S C S 0-3 ③ K		C S X 0-2 1-H HR				C S T S 0-3 ② K2-3		X 0-0 ② G1-3	1	0	0	0	0	1	2
Jason Dubois, R (4, PH) OBP: 0.333, SLG: 0.808										1	1	1	2	0	0	0
Cliff Bartosh, L (4, 1) OBP: 1.000, SLG: 1.000										0	0	0	0	0	0	0
Mike Remlinger, L (6, 1)										0	0	0	0	0	0	0
5 Ronny Cedeno, R (7, PH) OBP: 0.200, SLG: 0.200										1	0	0	0	0	1	0
43 Michael Wuertz, R (7, 1)										0	0	0	0	0	0	0
44 Roberto Novoa, R (8, 1)										0	0	0	0	0	0	0
Jose Macias, S (9, PH) OBP: 0.250, SLG: 0.227										1	0	0	0	0	0	0
Inning Stats	R: 0 E: 0 K: 2 S: 9 H: 1 LOB: 1 BB: 0 P: 13	R: 0 E: 0 K: 1 S: 9 H: 2 LOB: 2 BB: 1 P: 14	R: 0 E: 1 K: 0 S: 10 H: 0 LOB: 1 BB: 0 P: 16	R: 3 E: 0 K: 0 S: 12 H: 3 LOB: 0 BB: 0 P: 18	R: 0 E: 0 K: 2 S: 9 H: 0 LOB: 0 BB: 0 P: 14	R: 0 E: 0 K: 2 S: 10 H: 0 LOB: 0 BB: 0 P: 13	R: 0 E: 0 K: 1 S: 6 H: 0 LOB: 0 BB: 0 P: 7	R: 2 E: 0 K: 0 S: 15 H: 2 LOB: 1 BB: 1 P: 23	R: 0 E: 0 K: 1 S: 6 H: 0 LOB: 0 BB: 0 P: 9	1B: 6 2B: 1 3B: 0 HR: 1 SF: 1 SAC: 0 DP: 0 HBP: 0						

PITCHER		IP	WLS	BF	H	R	ER	SO	BB	IBB	HBP	BLK	WP	HR	S	P	ERA	WHIP
41 Brandon Backe, R ERA: 5.93	(1, 1)	7.0	W	29	6	4	4	8	2	0	0	0	0	1	71	105	5.14	1.143
Chad Qualls, R ERA: 2.57	(8, 1)	2.0		8	2	1	1	1	0	0	0	0	0	0	15	22	4.50	1.000

PITCHER	IP	WLS	BF	H	R	ER	SO	BB	IBB	HBP	BLK	WP	HR	S	P	ERA	WHIP

TOP

Chicago Cubs @ Houston Astros

Minute Maid Park, Houston, TX

Sat Apr 30 2005, 6:05 PM CDT

Att. 41,615 - Partly Cloudy - 68 F

livebaseballscorecards.com

AB	34
R	5
H	8
RBI	5
BB	2
SO	9
LOB	10



Batter	1	2	3	4	5	6	7	8	9	AB	R	H	RBI	BB	SO	LOB
Willy Taveras, R (1, 8) OBP: 0.333, SLG: 0.387	BBCSBB 4-2 5 G5-3 1B BB	CCT 0-2 ② K		FX 0-1 2-H 2B		BBCSS 2-3 ③ K		BFLC 1-3 ① K		4	1	1	1	1	3	1
Craig Biggio, R (1, 4) OBP: 0.322, SLG: 0.434 4 Eric Bruntlett, R (9, 4)	FX 0-1 ① G5-3 1-2	FFS 0-3 ③ K		CFS 0-3 ③ K			CSBBFX 2-2 ① P5	CSFX 0-2 ② F7		5 0	0 0	0 0	0 0	0 0	2 0	2 0
5 Jeff Bagwell, R (1, 3) OBP: 0.366, SLG: 0.434	BBCX 2-1 2-H 3B 1B		FX 0-1 ① G5-3		X 0-0 1B		BBBB 4-0 2B 16 G4-3 BB	BX 1-0 1B		4	2	3	1	1	0	0
Mike Lamb, L (1, 7) OBP: 0.349, SLG: 0.514	BFBX 2-1 1-H 1B 3B		BCBBB 4-1 BB		1 SAFE CSBBS 2-3 ① K		BFX 1-1 16 G4-3 1-3 1B 2B	X 0-0 ③ G3		4	2	2	1	1	1	2
Jose Vizcaino, S (1, 6) OBP: 0.389, SLG: 0.500	BX 1-0 16 2B 3-H 1B		1 SAFE BBBFX 2-1 ② L8		FBSSS 1-3 ② K		IIII 4-0 16 G4-3 1B IBB			3	1	1	1	1	1	2
16 Jason Lane, R (1, 9) OBP: 0.330, SLG: 0.557	BBX 2-0 1-3 2B		CFS 0-3 ③ K		1 SAFE BSBFBFS 3-3 ③ K		BX 1-0 ② G4-3 1-2 2-3 3-H			4	0	1	1	0	2	4
Morgan Ensberg, R (1, 5) OBP: 0.342, SLG: 0.377	CCS 0-3 ② K			CBBCFBFX 3-2 ① L6		X 0-0 ① F9	IIII 4-0 1B IBB			3	0	0	0	1	1	2
Brad Ausmus, R (1, 2) OBP: 0.310, SLG: 0.269	FBCCC 1-3 ③ K			CFBBBBB 4-2 41 SH4-3 2B BB		BX 1-0 41 SH3-4 1B	X 0-0 1-3 2-H 3-H 1B			3	1	2	2	1	1	2
41 Brandon Backe, R (1, 1) OBP: 0.500, SLG: 0.625 Chad Qualls, R (8, 1)		BBCCFT 2-2 ① K		X 0-0 ② SH4-3 1-2		1 SAFE FX 0-1 ② SH3-4 1-2	BBFBFX 3-2 ③ F8			2 0	0 0	0 0	0 0	0 0	1 0	2 0
Inning Stats	R: 3 E: 0 K: 2 S: 16 H: 4 LOB: 2 BB: 1 P: 28	R: 0 E: 0 K: 3 S: 10 H: 0 LOB: 0 BB: 0 P: 12	R: 0 E: 0 K: 1 S: 8 H: 0 LOB: 1 BB: 1 P: 14	R: 1 E: 0 K: 1 S: 13 H: 1 LOB: 1 BB: 1 P: 20	R: 0 E: 0 K: 3 S: 11 H: 1 LOB: 1 BB: 0 P: 17	R: 0 E: 0 K: 1 S: 7 H: 1 LOB: 1 BB: 0 P: 10	R: 3 E: 0 K: 0 S: 11 H: 2 LOB: 2 BB: 3 P: 30	R: 0 E: 0 K: 1 S: 9 H: 1 LOB: 1 BB: 0 P: 11		1B: 6 2B: 3 3B: 1 HR: 0	SF: 0 SAC: 2 DP: 0 HBP: 0			WP: 0 PB: 0 SB: 0 CS: 0	PA: 40	

PITCHER		IP	WLS	BF	H	R	ER	SO	BB	IBB	HBP	BLK	WP	HR	S	P	ERA	WHIP
34 Kerry Wood, R ERA: 6.15	(1, 1)	3.0		15	4	3	3	6	2	0	0	0	0	0	34	54	9.00	2.000
Cliff Bartosh, L ERA: 2.79	(4, 1)	2.0	L	9	2	1	1	4	1	0	0	0	0	0	24	37	4.50	1.500
Mike Remlinger, L ERA: 5.87	(6, 1)	1.0		4	1	0	0	1	0	0	0	0	0	0	7	10	0.00	1.000
43 Michael Wuertz, R ERA: 4.38	(7, 1)	1.0		8	2	3	3	0	1	2	0	0	0	0	11	30	27.00	3.000
44 Roberto Novoa, R ERA: 3.38	(8, 1)	1.0		4	1	0	0	1	0	0	0	0	0	0	9	11	0.00	1.000

PITCHER	IP	WLS	BF	H	R	ER	SO	BB	IBB	HBP	BLK	WP	HR	S	P	ERA	WHIP

BOTTOM

Chicago Cubs @ Houston Astros

Minute Maid Park, Houston, TX

Sat Apr 30 2005, 6:05 PM CDT
Att. 41,615 - Partly Cloudy - 68 F

livebaseballscorecards.com

AB	32
R	7
H	10
RBI	7
BB	6
SO	12
LOB	17

Chicago Cubs @ Houston Astros

Minute Maid Park, Houston, TX

Sun May 01 2005, 1:05 PM CDT

Att. 38,014 - Cloudy - 70 F

livebaseballscorecards.com

Batter	1	2	3	4	5	6	7	8	9	AB	R	H	RBI	BB	SO	LOB
Jerry Hairston, R (1, 4) OBP: 0.365, SLG: 0.359	C S F F B X 1-2 G3 SH1-4 1B	B S X 1-1 ③ G5-3		L X 0-1 ① G4-3 2-3		B F B F F F X 2-2 1-3 2B		X 0-0 ③ F7		5	0	2	0	0	0	4
Neifi Perez, S (1, 6) OBP: 0.408, SLG: 0.549	B F X 1-1 ① SH1-4 1-2		C B X 1-1 25 HR SH5-3 1B	X 0-0 E6 25 WP 3-H		B S B X 2-1 ① P4			H 1-0 25 BB 1B HBP	3	1	1	0	0	0	2
Corey Patterson, L (1, 8) OBP: 0.297, SLG: 0.444	X 0-0 ② G3 2-3		X 0-0 ① SH5-3 1-2	B X 1-0 ② P4		F F S 0-3 ② K			F X 0-1 25 BB 1-2 1B	4	0	1	0	0	1	4
25 Derrek Lee, R (1, 3) OBP: 0.495, SLG: 0.787	B B X 2-0 ③ G5-3		X 0-0 2-H HR	B B B B 4-0 16 FC5-4 1-2 BB		C B X 1-1 ③ F9			B B B B 4-0 1-2 2-3 BB	3	1	1	2	2	0	3
16 Aramis Ramirez, R (1, 5) OBP: 0.337, SLG: 0.455		T B F X 1-2 ① G5-3	B C X 1-1 1B 2B	X 0-0 ③ FC5-4 1-2f			B F F B X 2-2 ① F8		C C F X 0-2 ① P3	5	0	1	0	0	0	5
Jeromy Burnitz, L (1, 9) OBP: 0.337, SLG: 0.587		X 0-0 1B E 1B	S F B B F X 2-2 ② 2-H 1B		B B F C C 2-3 ① K		C B B F X 2-2 ② P2		B S S B F X 2-2 ② L6	5	0	2	0	0	1	3
Todd Hollandsworth, L (1, 7) OBP: 0.321, SLG: 0.361		X 0-0 E6 1-2 1B	B B D B 4-0 BB	B F X 1-1 ② G3-1			B B F S S 2-3 ③ K		F B X 1-1 ③ P4	4	0	0	0	1	1	4
Michael Barrett, R (1, 2) OBP: 0.266, SLG: 0.400		X 0-0 1-2 2-3 1B	B B B C X 3-1 ③ G5-3		S F F X 0-2 ③ L9			B X 1-0 G1-6-3 1B		4	0	2	0	0	0	2
22 Mark Prior, R (1, 1) OBP: 0.444, SLG: 0.556		C B B X 2-1 ② F9		B B C B F X 3-2 G4-3 E 2B		X 0-0 2B 1B		B F S T T F X 1-2 ① ② G1-6-3 1-2f		2	1	1	0	0	0	3
5 Ronny Cedeno, R (6, PH) OBP: 0.333, SLG: 0.333										1	0	1	0	0	0	0
Glendon Rusch, L (6, 1)										0	0	0	0	0	0	0
Jose Macias, S (8, PH) OBP: 0.240, SLG: 0.217										1	0	0	0	0	0	1
13 Will Ohman, L (8, 1)										0	0	0	0	0	0	0
Inning Stats	R: 0 E: 0 K: 0 S: 9 H: 1 LOB: 1 BB: 0 P: 13	R: 0 E: 1 K: 0 S: 10 H: 2 LOB: 3 BB: 0 P: 14	R: 2 E: 0 K: 0 S: 12 H: 4 LOB: 2 BB: 1 P: 23	R: 1 E: 1 K: 0 S: 8 H: 1 LOB: 2 BB: 1 P: 16	R: 0 E: 0 K: 1 S: 9 H: 0 LOB: 0 BB: 0 P: 12	R: 0 E: 0 K: 1 S: 13 H: 2 LOB: 2 BB: 0 P: 18	R: 0 E: 0 K: 1 S: 9 H: 0 LOB: 0 BB: 0 P: 15	R: 0 E: 0 K: 0 S: 7 H: 1 LOB: 0 BB: 0 P: 9	R: 0 E: 0 K: 0 S: 12 H: 1 LOB: 3 BB: 1 P: 20	1B: 8 2B: 3 3B: 0 HR: 1 SF: 0 SAC: 2 DP: 1 HBP: 1						

TOP	
AB	37
R	3
H	12
RBI	2
BB	3
SO	3
LOB	31

WP: 1 PB: 0 SB: 0 CS: 0 PA: 43

PITCHER		IP	WLS	BF	H	R	ER	SO	BB	IBB	HBP	BLK	WP	HR	S	P	ERA	WHIP
44 Roy Oswalt, R ERA: 3.29	(1, 1)	5.0	W	28	10	3	2	1	2	0	0	0	1	1	54	86	3.60	2.400
Russ Springer, R ERA: 2.61	(6, 1)	1.0		3	0	0	0	1	0	0	0	0	0	0	7	10	0.00	0.000
Dan Wheeler, R ERA: 1.5	(7, 1)	1.0		3	0	0	0	1	0	0	0	0	0	0	9	15	0.00	0.000
Chad Harville, R ERA: 2.84	(8, 1)	1.1		7	2	0	0	0	1	0	1	0	0	0	13	20	0.00	2.250
John Franco, L ERA: 2.45	(9, 1)	0.2		2	0	0	0	0	0	0	0	0	0	0	6	9	0.00	0.000

PITCHER	IP	WLS	BF	H	R	ER	SO	BB	IBB	HBP	BLK	WP	HR	S	P	ERA	WHIP

Chicago Cubs @ Houston Astros

Minute Maid Park, Houston, TX

Sun May 01 2005, 1:05 PM CDT

Att. 38,014 - Cloudy - 70 F

livebaseballscorecards.com

BOTTOM

Batter	1	2	3	4	5	6	7	8	9	AB	R	H	RBI	BB	SO	LOB
Willy Taveras, R (1, 8) OBP: 0.337, SLG: 0.388	1-1 S 5 1B 1B		2-2 ① F7		1-0 1B 1-2 HR 1B	3-2 ② G6-3	2-2 ③ F8			5	2	2	0	0	0	2
Craig Biggio, R (1, 4) OBP: 0.326, SLG: 0.455	1-3 ① K 1-2		0-2 ② G6-3		0-0 1-2 2-3 HR 1B	0-0 1B 3B		2-2 ① L9		5	2	2	0	0	1	1
5 Jeff Bagwell, R (1, 3) OBP: 0.378, SLG: 0.430	3-2 2-H 1B		0-2 ③ F8		0-3 ② K	4-0 1B 16 1B IBB		4-0 BB		3	0	1	1	2	1	3
Mike Lamb, L (1, 7) OBP: 0.354, SLG: 0.571	1-2 ② F8			2-2 E4	0-2 1-H 2-H 3-H HR	2-2 16 1B 1-2 3-H 1B		0-1 ② P5		5	1	2	5	0	0	2
16 Jason Lane, R (1, 9) OBP: 0.333, SLG: 0.543	0-2 ③ P2			0-0 ① P4	4-0 BB 28 HR BB	0-0 ③ 1-2 2-H 1B		1-0 ③ F8		4	1	1	0	1	0	3
Morgan Ensberg, R (1, 5) OBP: 0.361, SLG: 0.394		4-2 BB		0-3 ② K	4-2 1-2 28 HR BB		2-1 2B			2	1	1	0	2	1	1
28 Adam Everett, R (1, 6) OBP: 0.326, SLG: 0.400	0-1 ① F7			1-3 ③ K	0-0 1-H 2-H HR		1-3 ① K			4	1	1	3	0	2	3
Raul Chavez, R (1, 2) OBP: 0.310, SLG: 0.379	0-3 ② K				1-2 1B HR 1B 2-3 ③ K		3-2 ② G5-3			4	1	1	0	0	2	2
44 Roy Oswalt, R (1, 1) OBP: 0.133, SLG: 0.133 Russ Springer, R (6, 1) 2 Chris Burke, R (6, PH) OBP: 0.283, SLG: 0.256 Dan Wheeler, R (7, 1) Jose Vizcaino, S (7, PH) OBP: 0.421, SLG: 0.500 Chad Harville, R (8, 1) John Franco, L (9, 1)	2-3 ③ K				0-1 ① P5	2-3 ① K	4-0 BB			2 0 1 0 0 0 0 0	0 0 0 0 0 0 0 0	0 0 0 0 0 1 0 0	0 0 0 0 0 0 0 0	0 0 0 0 0 0 0 0	1 0 1 0 0 0 0 0	2 0 0 0 0 0 0 0
Inning Stats	R: 1 H: 2 E: 0 LOB: 1 K: 1 BB: 0 S: 17 P: 22	R: 0 H: 0 E: 0 LOB: 1 K: 2 BB: 1 S: 14 P: 20	R: 0 H: 0 E: 0 LOB: 0 K: 0 BB: 0 S: 10 P: 12	R: 0 H: 0 E: 1 LOB: 1 K: 2 BB: 0 S: 15 P: 18	R: 7 H: 5 E: 0 LOB: 0 K: 2 BB: 2 S: 23 P: 35	R: 1 H: 3 E: 0 LOB: 2 K: 1 BB: 1 S: 13 P: 24	R: 0 H: 1 E: 0 LOB: 2 K: 1 BB: 1 S: 14 P: 26	R: 0 H: 0 E: 0 LOB: 1 K: 0 BB: 1 S: 8 P: 15		1B: 7 SF: 0 2B: 1 SAC: 0 3B: 1 DP: 0 HR: 2 HBP: 0						

	AB	35
	R	9
	H	11
	RBI	9
	BB	6
	SO	9
	LOB	19

WP: 0 PA: 41
PB: 0
SB: 1
CS: 0

PITCHER		IP	WLS	BF	H	R	ER	SO	BB	IBB	HBP	BLK	WP	HR	S	P	ERA	WHIP
22 Mark Prior, R ERA: 3.75	(1, 1)	5.0	L	26	7	8	8	7	3	0	0	0	0	2	79	107	14.40	2.000
Glendon Rusch, L ERA: 2.35	(6, 1)	2.0		11	4	1	1	2	1	1	0	0	0	0	27	50	4.50	2.500
13 Will Ohman, L ERA:	(8, 1)	1.0		4	0	0	0	0	1	0	0	0	0	0	8	15	0.00	1.000

PITCHER	IP	WLS	BF	H	R	ER	SO	BB	IBB	HBP	BLK	WP	HR	S	P	ERA	WHIP

Batter	1	2	3	4	5	6	7	8	9	AB	R	H	RBI	BB	SO	LOB
Matt Lawton, L (1, 9) OBP: 0.383, SLG: 0.389 Tike Redman, L (6, PH) OBP: 0.204, SLG: 0.318 (6, 8)	B C B X 2-1 ① G3		C C B F B X 2-2 ③ G3			S B C X 1-2 ② G4-3		B X 1-0 1-H HR		2	0	0	0	0	0	0
										2	1	1	2	0	0	0
12 Freddy Sanchez, R (1, 4) OBP: 0.345, SLG: 0.412	C F B C 1-3 ② K			F X 0-1 ① G5-3		B S X 1-1 ③ F9		F B B X 2-1 E4 HR		4	1	0	0	0	1	0
Jason Bay, R (1, 8) OBP: 0.371, SLG: 0.500 (6, 7)	X 0-0 1B			C B C S 1-3 ② K			F B B F B F F F B 4-2 1B BB	X 0-0 2-H HR		3	1	2	2	1	1	0
Daryle Ward, L (1, 3) OBP: 0.313, SLG: 0.544	B F B S X 2-2 ③ F8			X 0-0 ③ L9			S F S 0-3 ① K	C S B S 1-3 ③ K		4	0	0	0	0	2	2
Craig Wilson, R (1, 7) OBP: 0.400, SLG: 0.279 (6, 9)		B S F S 1-3 ① K			F F B B F F X 2-2 2B		B B X 2-0 1-2 G1-6-3 1B		S C B B B H 4-2 FC4-6 HBP HBP	3	0	2	0	0	1	0
Ty Wigginton, R (1, 5) OBP: 0.164, SLG: 0.186		B C F X 1-2 ② F9			B F X 1-1 ① F8		B F D X 2-1 ② ③ G1-6-3 1-2f		F H 1-1 1-2 FC4-6 HBP	3	0	0	0	0	0	3
11 Humberto Cota, R (1, 2) OBP: 0.231, SLG: 0.417		B F X 1-1 ③ G4-3			C S X 0-2 ② P4			X 0-0 ① G6-3	B C S S 1-3 ① K	4	0	0	0	0	1	3
2 Jack Wilson, R (1, 6) OBP: 0.191, SLG: 0.198 Ryan Vogelsong, R (5, 1) Michael Gonzalez, R (7, 1) Bobby Hill, S (8, PH) OBP: 0.349, SLG: 0.368 Brian Meadows, R (8, 1) Rob Mackowiak, L (9, PH) OBP: 0.306, SLG: 0.328			B F F F F X 1-2 ① F8		D B C B X 3-1 ③ G6-3			B B X 2-0 ② G4-3	C X 0-1 ② 1-2f 2-3 FC4-6	2	0	0	0	0	0	1
										0	0	0	0	0	0	0
										0	0	0	0	0	0	0
										1	0	0	0	0	0	0
										0	0	0	0	0	0	0
										1	0	0	0	0	0	2
Josh Fogg, R (1, 1) OBP: 0.375, SLG: 0.167 Alfredo Amezaga, S (5, 6) OBP: 0.286, SLG: 0.167			F S B B B C 3-3 ② K			B S X 1-1 ① G3-1		B B B C F B 4-2 HR BB	C X 0-1 ③ F8	1	0	0	0	0	1	0
										2	1	0	0	1	0	2
Inning Stats	R: 0 E: 0 K: 1 S: 9 H: 1 LOB: 1 BB: 0 P: 14	R: 0 E: 0 K: 1 S: 8 H: 0 LOB: 0 BB: 0 P: 11	R: 0 E: 0 K: 1 S: 13 H: 0 LOB: 0 BB: 0 P: 19	R: 0 E: 0 K: 1 S: 6 H: 0 LOB: 0 BB: 0 P: 7	R: 0 E: 0 K: 0 S: 12 H: 1 LOB: 1 BB: 0 P: 18	R: 0 E: 0 K: 0 S: 7 H: 0 LOB: 0 BB: 0 P: 10	R: 0 E: 0 K: 1 S: 11 H: 1 LOB: 1 BB: 1 P: 19	R: 4 E: 1 K: 1 S: 11 H: 2 LOB: 0 BB: 1 P: 21	R: 0 E: 0 K: 1 S: 10 H: 0 LOB: 2 BB: 0 P: 16	1B: 2 2B: 1 3B: 0 HR: 2 SF: 0 SAC: 0 DP: 1 HBP: 2	WP: 0 PB: 0 SB: 0 CS: 0 PA: 36					

PITCHER		IP	WLS	BF	H	R	ER	SO	BB	IBB	HBP	BLK	WP	HR	S	P	ERA	WHIP
Andy Pettitte, L ERA: 3.23	(1, 1)	7.2	W	29	4	3	3	5	2	0	0	0	0	1	73	114	3.52	0.783
Dan Wheeler, R ERA: 2.19	(8, 1)	0.1		2	1	1	0	1	0	0	0	0	0	1	4	5	0.00	3.000
Brandon Duckworth, R ERA: 11.45	(9, 1)	1.0		5	0	0	0	1	0	0	2	0	0	0	10	16	0.00	0.000

PITCHER	IP	WLS	BF	H	R	ER	SO	BB	IBB	HBP	BLK	WP	HR	S	P	ERA	WHIP

TOP

Pittsburgh Pirates @ Houston Astros

Minute Maid Park, Houston, TX

Mon May 02 2005, 7:05 PM CDT
Att. 23,882 - Partly Cloudy - 76 F

livebaseballscorecards.com

AB	32
R	4
H	5
RBI	4
BB	2
SO	7
LOB	13

BOTTOM

Pittsburgh Pirates @ Houston Astros

Minute Maid Park, Houston, TX

Mon May 02 2005, 7:05 PM CDT
Att. 23,882 - Partly Cloudy - 76 F

livebaseballscorecards.com

Batter	1	2	3	4	5	6	7	8	9	AB	R	H	RBI	BB	SO	LOB
Willy Taveras, R (1, 8) OBP: 0.319, SLG: 0.365	C C B X 1-2 ① P4	C X 0-1 ③ F9		D S X 1-1 ② L6		B C F F B S 2-3 ② K		X 0-0 ① F8 2-3		5	0	0	0	0	1	3
Craig Biggio, R (1, 4) OBP: 0.340, SLG: 0.505 2 Chris Burke, R (9, 4) OBP: 0.283, SLG: 0.256	C F X 0-2 5 S 1B 1B	C X 0-1 ① P2		B B B C X 3-1 2-H 3-H HR		C F X 0-2 ③ G5-3		X 0-0 5 1B 3-H 2B		5 0	3 0	3 0	4 0	0 0	0 0	0 0
5 Jeff Bagwell, R (1, 3) OBP: 0.379, SLG: 0.422 Brandon Duckworth, R (9, 1) OBP: 0.667, SLG: 1.000	B B B C F D 4-2 16 F8 1B 1-2 2B BB	B B X 2-0 ② F8	B C B B S X 3-2 ③ F7				B B B C X 3-1 ① F9	F B X 1-1 G4-6-3 2-H 1B		4 0	1 0	1 0	1 0	1 0	0 0	0 0
Mike Lamb, L (1, 7) OBP: 0.340, SLG: 0.532 (9, 3)	F X 0-1 16 F8 1-2 2-H 2B 1B	B B X 2-0 ③ P5			B X 1-0 ① F9		X 0-0 ② G3	S B B B F X 3-2 ② ③ G4-6-3 1-2f		5	1	1	1	0	0	1
16 Jason Lane, R (1, 9) OBP: 0.340, SLG: 0.532	C B B B X 3-1 ② F8 1-2 2-3			B B B C B 4-1 28 1B 1B 1B 1B BB	X 0-0 E8 WP		B B B B 4-0 2B BB			2	1	0	0	2	0	2
Morgan Ensberg, R (1, 5) OBP: 0.391, SLG: 0.446	B B F B X 3-1 2-H 3-H 2B			B X 1-0 28 1B 1-2 1B 1B	B S C B B B 4-2 28 G1-3 2-3 BB		C B C X 1-2 1-3 2B			3	1	3	2	1	0	0
28 Adam Everett, R (1, 6) OBP: 0.322, SLG: 0.392	S B S X 1-2 ③ G4-3			S S B B X 2-2 SH2-4 1B HR 1-2 2-3 1B	X 0-0 ② G1-3 1-2		B B X 2-0 ③ F7			4	1	1	0	0	0	5
Brad Ausmus, R (1, 2) OBP: 0.323, SLG: 0.286		B F B X 2-1 ① G5-3		B F B X 2-1 SH2-4 HR 1-2 2-H 3-H 1B	D C B X 2-1 ③ L9			B X 1-0 2B 1B		4	2	2	2	0	0	2
Andy Pettitte, L (1, 1) Dan Wheeler, R (8, 1) Orlando Palmeiro, L (8, PH) OBP: 0.389, SLG: 0.600 (9, 7)		X 0-0 ② F7		L X 0-1 ① SH2-4 1-2 2-3		F B F F B F X 2-2 ① G6-3		1 SAFE B C D X 2-1 F8 1-H 2B 2B		2 0 1	0 0 1	0 0 1	0 0 1	0 0 0	0 0 0	0 0 0
Inning Stats	R: 3 E: 0 K: 0 S: 18 H: 3 LOB: 1 BB: 1 P: 30	R: 0 E: 0 K: 0 S: 5 H: 0 LOB: 0 BB: 0 P: 7	R: 0 E: 0 K: 0 S: 4 H: 0 LOB: 0 BB: 0 P: 8	R: 5 E: 0 K: 0 S: 16 H: 4 LOB: 0 BB: 1 P: 32	R: 0 E: 1 K: 0 S: 7 H: 0 LOB: 2 BB: 1 P: 14	R: 0 E: 0 K: 1 S: 12 H: 0 LOB: 0 BB: 0 P: 16	R: 0 E: 0 K: 0 S: 7 H: 1 LOB: 2 BB: 1 P: 17	R: 3 E: 0 K: 0 S: 10 H: 4 LOB: 0 BB: 0 P: 17		1B: 7 2B: 4 3B: 0 HR: 1	SF: 0 SAC: 1 DP: 1 HBP: 0				WP: 1 PB: 0 SB: 1 CS: 0	PA: 40	

	AB	35
	R	11
	H	12
	RBI	11
	BB	4
	SO	1
	LOB	13

PITCHER		IP	WLS	BF	H	R	ER	SO	BB	IBB	HBP	BLK	WP	HR	S	P	ERA	WHIP
Josh Fogg, R ERA: 5.24	(1, 1)	4.0	L	21	7	8	8	0	2	0	0	0	0	1	43	77	18.00	2.250
Ryan Vogelsong, R ERA: 6.75	(5, 1)	2.0		8	0	0	0	1	1	0	0	0	1	0	19	30	0.00	0.500
Michael Gonzalez, L ERA: 3.72	(7, 1)	1.0		5	1	0	0	0	1	0	0	0	0	0	7	17	0.00	2.000
Brian Meadows, R ERA: 10.45	(8, 1)	1.0		6	4	3	3	0	0	0	0	0	0	0	10	17	27.00	4.000

PITCHER		IP	WLS	BF	H	R	ER	SO	BB	IBB	HBP	BLK	WP	HR	S	P	ERA	WHIP

Batter	1	2	3	4	5	6	7	8	9	AB	R	H	RBI	BB	SO	LOB
Matt Lawton, L (1, 9) OBP: 0.375, SLG: 0.389 Jose Mesa, R (9, 1)	C B X 1-1 ① G4-3		C X 0-1 BLK 2B 2B		B C B B X 3-1 ① F9		C C S 0-3 ③ K		B C S B S 2-3 ① ② K 1-2	5	1	1	0	0	2	1
										0	0	0	0	0	0	0
Rob Mackowiak, L (1, 4) OBP: 0.325, SLG: 0.361 (9, 9)	X 0-0 ② F9		C B B X 2-1 1B 2-H 2B		B C S F F B S 2-3 ② K			B X 1-0 BB 1B 1B	X 0-0 1B 1B	5	2	3	1	0	1	0
Jason Bay, R (1, 8) OBP: 0.373, SLG: 0.495	B B B C F X 3-2 ③ G6-3		C F S 0-3 ② K		B C S F X 1-2 ③ F9			X 0-0 1B 1-2 1B BB 1B	S B B X 2-1 1-2 1B	5	1	2	0	0	1	1
Daryle Ward, L (1, 3) OBP: 0.319, SLG: 0.525		X 0-0 ① G3-1	X 0-0 ③ 2-H 1B			C S X 0-2 ① F7		B B B B 4-0 1B 1-2 2-3 1B BB	F B S X 1-2 ③ G6-3	4	1	1	1	1	0	2
Craig Wilson, R (1, 7) OBP: 0.427, SLG: 0.375		B B C B F X 3-2 WP 1B		C X 1-1 2B		C X 0-1 HR		B B S X 2-1 11 G6-4-3 1B 1-2 2-3 3-H 1B		4	1	4	2	0	0	0
Bobby Hill, S (1, 5) OBP: 0.340, SLG: 0.357		C B C F B B X 3-2 ② P5 1-2		F D F B S 2-3 ① K		B F B B X 3-1 ② G4-3		B B X 2-0 11 G6-4-3 1-2 2-H 3-H 1B		4	0	1	2	0	1	2
11 Humberto Cota, R (1, 2) OBP: 0.233, SLG: 0.370		B S S F S 1-3 ③ K		D B B B 4-0 BB		C S B X 1-2 ③ G5-3		X 0-0 ① ② G6-4-3 1-2f 2-3		3	0	0	0	1	1	3
2 Jack Wilson, R (1, 6) OBP: 0.194, SLG: 0.233			B C B X 2-1 HR	B C X 1-1 ② F8			C X 0-1 ① F7	C F B F X 1-2 ③ G5-3		4	1	1	1	0	0	3
Kip Wells, R (1, 1) OBP: 0.333, SLG: 0.273 Tike Redman, L (7, PH) OBP: 0.200, SLG: 0.311 34 John Grabow, L (7, 1) Rick White, R (7, 1) 12 Freddy Sanchez, R (9, PH) OBP: 0.356, SLG: 0.423 (9, 4)			B C S S 1-3 ① S S S K	0-3 ③ K			B X 1-0 ② G6-3		B X 1-0 CS 1B	2	0	0	0	0	2	2
										1	0	0	0	0	0	0
										0	0	0	0	0	0	0
										0	0	0	0	0	0	0
										1	0	1	0	0	0	0

Pittsburgh Pirates @ Houston Astros

Minute Maid Park, Houston, TX

Tue May 03 2005, 7:05 PM CDT

Att. 27,809 - Partly Cloudy - 75 F

TOP

livebaseballscorecards.com

AB	38
R	7
H	14
RBI	7
BB	2
SO	8
LOB	14

Inning Stats	1	2	3	4	5	6	7	8	9	1B: 9	SF: 0	WP: 1	PA: 40
	R: 0 E: 0 K: 0 S: 6	R: 0 E: 0 K: 1 S: 12	R: 3 E: 0 K: 2 S: 13	R: 0 E: 0 K: 2 S: 10	R: 0 E: 0 K: 1 S: 11	R: 1 E: 0 K: 0 S: 10	R: 0 E: 0 K: 1 S: 6	R: 3 E: 0 K: 0 S: 10	R: 0 E: 0 K: 1 S: 10	2B: 3	SAC: 0	PB: 0	
	H: 0 LOB: 0 BB: 0 P: 10	H: 1 LOB: 1 BB: 0 P: 19	H: 4 LOB: 1 BB: 0 P: 18	H: 1 LOB: 2 BB: 1 P: 18	H: 0 LOB: 0 BB: 0 P: 17	H: 1 LOB: 0 BB: 0 P: 14	H: 0 LOB: 0 BB: 0 P: 7	H: 4 LOB: 1 BB: 1 P: 20	H: 3 LOB: 2 BB: 0 P: 16	3B: 0	DP: 1	SB: 0	
										HR: 2	HBP: 0	CS: 1	

PITCHER		IP	WLS	BF	H	R	ER	SO	BB	IBB	HBP	BLK	WP	HR	S	P	ERA	WHIP
Ezequiel Astacio, R ERA: 6.0	(1, 1)	6.0		25	7	4	4	6	1	0	0	1	1	2	62	96	6.00	1.333
Chad Qualls, R ERA: 3.94	(7, 1)	2.0	L	10	4	3	3	1	1	0	0	0	0	0	16	27	13.50	2.500
54 Brad Lidge, R ERA: 0.84	(9, 1)	1.0		5	3	0	0	1	0	0	0	0	0	0	10	16	0.00	3.000

PITCHER		IP	WLS	BF	H	R	ER	SO	BB	IBB	HBP	BLK	WP	HR	S	P	ERA	WHIP

Pittsburgh Pirates @ Houston Astros

Minute Maid Park, Houston, TX

Tue May 03 2005, 7:05 PM CDT

Att. 27,809 - Partly Cloudy - 75 F

livebaseballscorecards.com

BOTTOM

Batter	1	2	3	4	5	6	7	8	9	AB	R	H	RBI	BB	SO	LOB
Willy Taveras, R (1, 8) OBP: 0.354, SLG: 0.386	4-1 S 2B BB	1-0 S 1B		1-1 E1 1B		1-1 E 1B 1B			4-1 1B BB	3	2	3	0	2	0	0
Craig Biggio, R (1, 4) OBP: 0.362, SLG: 0.526	1-2 1-H 2B 2B	2-2 ③ P6 1-2		4-2 BB		3-2 1-H 1B			0-0 G1-6-3 1-2 1B	4	1	3	2	1	0	1
5 Jeff Bagwell, R (1, 3) OBP: 0.361, SLG: 0.398	0-0 FC1 2B		2-3 ① K	1-2 ③ G4-3		3-2 X F7 ③			0-2 ① P3	5	0	0	0	0	1	6
Mike Lamb, L (1, 7) OBP: 0.345, SLG: 0.538	1-1 1-3 2-H 2B		0-1 16 G3-1 1B		1-1 ① F9		0-0 ① G4-3		0-0 ②③ G1-6-3 1-2f	5	1	2	1	0	0	2
16 Jason Lane, R (1, 9) OBP: 0.336, SLG: 0.520	1-0 ① F8		1-0 ② G3-1 1-2		1-1 ② G6-3		0-0 CS 1B			4	0	1	0	0	0	3
Morgan Ensberg, R (1, 5) OBP: 0.396, SLG: 0.449	1-2 ② G5-3		1-2 28 FC5-4 2-H 1B		1-0 1B		2-2 ②③ P3 1-2			4	0	2	1	0	0	3
28 Adam Everett, R (1, 6) OBP: 0.309, SLG: 0.373	1-3 ③ K		1-1 ③ FC5-4 1-2f		2-1 ③ F8			1-1 ① L6		4	0	0	0	0	1	4
Raul Chavez, R (1, 2) OBP: 0.273, SLG: 0.333		0-0 ① G5-3		1-1 ① G5-3		1-2 ① K		2-1 ② G6-3		4	0	0	0	0	1	0
Ezequiel Astacio, R (1, 1)		0-3 ② K		0-3 ② K		0-0 ② F8		2-3 ③ K		2	0	0	0	0	2	0
Orlando Palmeiro, L (6, PH) OBP: 0.368, SLG: 0.563										1	0	0	0	0	0	0
Chad Qualls, R (7, 1)										0	0	0	0	0	0	0
2 Chris Burke, R (8, PH) OBP: 0.277, SLG: 0.250										1	0	0	0	0	1	0
54 Brad Lidge, R (9, 1)										0	0	0	0	0	0	0
Inning Stats	R: 2 E: 0 K: 1 S: 15 / H: 2 LOB: 2 BB: 1 P: 24	R: 0 E: 0 K: 1 S: 12 / H: 1 LOB: 1 BB: 0 P: 14	R: 1 E: 0 K: 1 S: 11 / H: 2 LOB: 1 BB: 0 P: 16	R: 0 E: 1 K: 1 S: 12 / H: 1 LOB: 2 BB: 1 P: 19	R: 0 E: 0 K: 0 S: 7 / H: 1 LOB: 1 BB: 0 P: 12	R: 1 E: 1 K: 1 S: 15 / H: 2 LOB: 1 BB: 0 P: 23	R: 0 E: 0 K: 0 S: 5 / H: 1 LOB: 0 BB: 0 P: 7	R: 0 E: 0 K: 1 S: 7 / H: 0 LOB: 0 BB: 0 P: 12	R: 0 E: 0 K: 0 S: 7 / H: 1 LOB: 1 BB: 1 P: 11	1B: 9 2B: 2 3B: 0 HR: 0 / SF: 0 SAC: 0 DP: 1 HBP: 0						

	AB	37
	R	4
	H	11
	RBI	4
	BB	3
	SO	6
	LOB	19

PITCHER		IP	WLS	BF	H	R	ER	SO	BB	IBB	HBP	BLK	WP	HR	S	P	ERA	WHIP
Kip Wells, R ERA: 4.91	(1, 1)	6.0		30	9	4	3	5	2	0	0	0	0	0	72	108	4.50	1.833
34 John Grabow, L ERA: 3.12	(7, 1)	0.1		1	0	0	0	0	0	0	0	0	0	0	1	1	0.00	0.000
Rick White, R ERA: 4.61	(7, 1)	1.2	W	5	1	0	0	1	0	0	0	0	0	0	11	18	0.00	0.600
Jose Mesa, R ERA: 1.0	(9, 1)	1.0	S	4	1	0	0	0	1	0	0	0	0	0	7	11	0.00	2.000

PITCHER	IP	WLS	BF	H	R	ER	SO	BB	IBB	HBP	BLK	WP	HR	S	P	ERA	WHIP

WP: 0 PB: 0 SB: 2 CS: 1 PA: 40

Pittsburgh Pirates @ Houston Astros

Minute Maid Park, Houston, TX

Wed May 04 2005, 7:05 PM CDT

Att. 29,299 - Cloudy - 73 F

TOP

livebaseballscorecards.com

Batter	1	2	3	4	5	6	7	8	9	AB	R	H	RBI	BB	SO	LOB
Matt Lawton, L (1, 9) OBP: 0.385, SLG: 0.388 Jose Mesa, R (9, 1)	F B C F X 1-2 L3 ①		B B B C B 4-1 BB		S F B B S 2-3 K ①		C D B C X 2-2 3-H 1B		B S H 2-1 12 S HR HBP	3 1 1 1 1 1 0 0 0 0 0 0 0 0						
Tike Redman, L (1, 8) OBP: 0.204, SLG: 0.292 16 Salomon Torres, R (7, 1) 12 Freddy Sanchez, R (9, PH) OBP: 0.350, SLG: 0.415 (9, 4)	B B B C F F B 4-2 1B BB		C B 1 SAFE B C 1 SAFE 1 SAFE 1 SAFE F 2-3 1 SAFE C K ②		F X 0-1 G4-3 ②		C X 0-1 G5-3 ③		C B B C B C 3-3 1-2 K ①	3 0 0 0 1 1 2 0 0 0 0 0 0 0 1 0 0 0 0 1 1						
Jason Bay, R (1, 7) OBP: 0.374, SLG: 0.519 (7, 8)	B 1 SAFE X 1-0 P6 ②		1 SAFE B B B F S F C 3-3 K ③		S B S S 1-3 K ③			B S F X 1-2 BB 1B SF8 1B	X 0-0 2-H HR	5 2 2 2 0 2 2						
Rob Mackowiak, L (1, 4) OBP: 0.354, SLG: 0.382 (9, 9)	S B 1 SAFE 1 SAFE 1 SAFE X 1-1 1-3 1B			B C B B F B 4-2 CS S BB		B F C X 1-2 G1-3 ①		C B X 1-1 SF8 BB 1-2 1B	S X 0-1 S 1B	4 0 3 0 1 0 0						
Craig Wilson, R (1, 3) OBP: 0.415, SLG: 0.355 (7, 7)	C C B B B S 3-3 K ③			B S B B F B 4-2 1-2 2B CS BB		C X 0-1 G6-3 ②		B S C B S 2-3 K ①	F S 1 SAFE B 1 S SAFE 1-3 K ②	4 1 0 0 1 3 5						
Bobby Hill, S (1, 5) OBP: 0.327, SLG: 0.326		C F F B B F S 2-3 K ①		B C B L F C 2-3 K ①		F X 0-1 G4-3 ③		C B S B F F F B 4-2 1-2 2-3 BB	F S S 0-3 1-2 K ③	4 0 0 0 1 3 3						
David Ross, R (1, 2) OBP: 0.277, SLG: 0.568	X 0-0 F7 ②			C B S X 1-2 1-H 2-3 2B ②			X 0-0 G4-3 2 1B 2B	F X 0-1 2-3 3-H SF8 ②		3 1 2 2 0 0 0						
2 Jack Wilson, R (1, 6) OBP: 0.196, SLG: 0.226	C X 0-1 F9 ③			4-0 FC4-6 IBB			X 0-0 2-3 G4-3 ①	B X 1-0 G4-3 ③		3 0 0 0 1 0 3						
Mark Redman, L (1, 1) OBP: 0.083, SLG: 0.083 Daryle Ward, L (7, PH) OBP: 0.324, SLG: 0.571 (7, 3)		S F C 0-3 K ①	B X 1-0 1-2f FC4-6 ③				B C C B X 2-2 G1-3 ②		B X 1-0 HR	2 0 0 0 0 1 2 2 1 1 1 0 0 1						
Inning Stats	R: 0 E: 0 K: 1 S: 14 H: 1 LOB: 2 BB: 1 P: 24	R: 0 E: 0 K: 1 S: 8 H: 0 LOB: 0 BB: 0 P: 10	R: 0 E: 0 K: 3 S: 12 H: 0 LOB: 1 BB: 1 P: 21	R: 1 E: 0 K: 1 S: 12 H: 1 LOB: 2 BB: 3 P: 28	R: 0 E: 0 K: 2 S: 8 H: 0 LOB: 0 BB: 0 P: 11	R: 0 E: 0 K: 0 S: 7 H: 0 LOB: 0 BB: 0 P: 8	R: 1 E: 0 K: 0 S: 10 H: 2 LOB: 1 BB: 0 P: 14	R: 1 E: 0 K: 1 S: 16 H: 2 LOB: 2 BB: 1 P: 25	R: 3 E: 0 K: 3 S: 14 H: 3 LOB: 1 BB: 0 P: 21	1B: 5 2B: 2 3B: 0 HR: 2 SF: 1 SAC: 0 DP: 0 HBP: 1						

	AB	34
	R	6
	H	9
	RBI	6
	BB	6
	SO	12
	LOB	19

WP: 0 PB: 0 SB: 3 CS: 2 PA: 42

PITCHER		IP	WLS	BF	H	R	ER	SO	BB	IBB	HBP	BLK	WP	HR	S	P	ERA	WHIP
Roger Clemens, R ERA: 1.29	(1, 1)	7.0		29	4	2	2	8	4	1	0	0	0	0	71	116	2.57	1.143
Chad Qualls, R ERA: 4.41	(8, 1)	0.1	H	4	2	1	1	1	1	0	0	0	0	0	13	21	27.00	9.000
54 Brad Lidge, R ERA: 2.92	(8, 1)	1.2	L	9	3	3	3	3	0	0	1	0	0	2	17	25	16.20	1.800

PITCHER	IP	WLS	BF	H	R	ER	SO	BB	IBB	HBP	BLK	WP	HR	S	P	ERA	WHIP

Batter	1	2	3	4	5	6	7	8	9	AB	R	H	RBI	BB	SO	LOB
Willy Taveras, R (1, 8) OBP: 0.346, SLG: 0.376	C F B F B S 2-3 K ①	B F X 1-1 F9 ② 2-3		B C S B X 2-2 P4-3 ②③ 1-1f			C B S B B X 3-2 CS 1B		C F B B C 2-3 K ③	5	0	1	0	0	2	4
Craig Biggio, R (1, 4) OBP: 0.376, SLG: 0.530 Chad Qualls, R (8, 1) 54 Brad Lidge, R (8, 1)	X 0-0 1B 3B 1B	B L X 1-1 1-2 3-H 1B			B C B X 2-1 F8 ①		B F S 1 SAFE D B B 4-2 FC5-4 ② 1-2 BB			3 0 0	1 0 0	2 0 0	1 0 0	1 0 0	0 0 0	0 0 0
Jose Vizcaino, S (1, 3) OBP: 0.435, SLG: 0.500	B C B X 2-1 1-2 3B 1B	B X 1-0 G3-1 ③			B F X 1-1 G5-3 1B		F F B X 1-2 FC5-4 ③ 1-2f			4	1	2	0	0	0	3
Mike Lamb, L (1, 7) OBP: 0.339, SLG: 0.554	C B F F F F B F F F 3-2 D X 1-H 2-H 3B	B X 1-0 G4-3 ①			F F X 0-2 G5-3 ② 1-2			S B B X 2-1 G6-3 ①		4	0	1	2	0	0	1
16 Jason Lane, R (1, 9) OBP: 0.324, SLG: 0.500	X 0-0 G3-4-3 ②	B S X 1-1 E4 G6-4-3			B B F B X 3-1 F8 ③			B F F B F B S 3-3 K ②		4	0	0	0	0	1	2
Morgan Ensberg, R (1, 5) OBP: 0.379, SLG: 0.427	C B C B S 2-3 K ③	B B C X 2-1 G6-4-3 ②③ 1-2f				X 0-0 F9 ①		B B C X 2-1 G6-3 ③		4	0	0	0	0	1	2
28 Adam Everett, R (1, 6) OBP: 0.316, SLG: 0.402		C B B X 2-1 FC6-5 2B		C F F B F S 1-3 K ①		C X 0-1 F9 ②			B B C F B X 3-2 G4-3 2 SF8 2B	4	1	2	0	0	1	0
Brad Ausmus, R (1, 2) OBP: 0.318, SLG: 0.271		B B X 2-0 FC6-5 F9 1B 1B ① 2-3		B F B B B 4-1 BB BB		C S B B B F X 3-2 G1-3 ③			C X 0-1 G4-3 ① 2-3	3	1	0	0	1	0	2
Roger Clemens, R (1, 1) OBP: 0.417, SLG: 0.364 2 Chris Burke, R (7, PH) OBP: 0.265, SLG: 0.244 (8, 4)		1 SAFE C 1 SAFE X 0-1 1B 1-2 1B		B 1 SAFE B B C 1 SAFE B 4-1 P4-3 1-2 BB			X 0-0 F7 ①		X 0-0 SF8 ② 3-H	1 1	0 0	1 0	0 1	1 0	0 0	0 0
Inning Stats	R: 2 E: 0 K: 2 S: 19 H: 3 LOB: 1 BB: 0 P: 28	R: 1 E: 0 K: 0 S: 10 H: 3 LOB: 2 BB: 0 P: 17	R: 0 E: 1 K: 0 S: 5 H: 0 LOB: 0 BB: 0 P: 9	R: 0 E: 0 K: 1 S: 10 H: 0 LOB: 1 BB: 2 P: 21	R: 0 E: 0 K: 0 S: 9 H: 1 LOB: 1 BB: 0 P: 15	R: 0 E: 0 K: 0 S: 7 H: 0 LOB: 0 BB: 0 P: 10	R: 0 E: 0 K: 0 S: 9 H: 1 LOB: 1 BB: 1 P: 17	R: 0 E: 0 K: 1 S: 8 H: 0 LOB: 0 BB: 0 P: 15	R: 1 E: 0 K: 1 S: 9 H: 1 LOB: 0 BB: 0 P: 14	1B: 6 2B: 3 3B: 1 HR: 0	SF: 1 SAC: 0 DP: 2 HBP: 0					

PITCHER	IP	WLS	BF	H	R	ER	SO	BB	IBB	HBP	BLK	WP	HR	S	P	ERA	WHIP
Mark Redman, L (1, 1) ERA: 3.05	6.0		26	7	3	3	3	2	0	0	0	0	0	60	100	4.50	1.500
16 Salomon Torres, R (7, 1) ERA: 3.46	2.0	W	7	1	0	0	1	1	0	0	0	0	0	17	32	0.00	1.000
Jose Mesa, R (9, 1) ERA: 1.8	1.0	S	4	1	1	1	1	0	0	0	0	0	0	9	14	9.00	1.000

PITCHER	IP	WLS	BF	H	R	ER	SO	BB	IBB	HBP	BLK	WP	HR	S	P	ERA	WHIP

BOTTOM

Pittsburgh Pirates @ Houston Astros

Minute Maid Park, Houston, TX

Wed May 04 2005, 7:05 PM CDT

Att. 29,299 - Cloudy - 73 F

livebaseballscorecards.com

AB	33
R	4
H	9
RBI	4
BB	3
SO	5
LOB	14

Houston Astros @ Atlanta Braves

Turner Field, Atlanta, GA

Thu May 05 2005, 7:35 PM EDT

Att. 20,553 - Overcast - 59 F

TOP

livebaseballscorecards.com

Batter	1	2	3	4	5	6	7	8	9	AB	R	H	RBI	BB	SO	LOB
Willy Taveras, R (1, 8) OBP: 0.343, SLG: 0.371	X 0-0 2B G6-3 1B		B C L B F C 2-3 ② K			C B C B S 2-3 ① K			C B C B X 2-2 E6 FC3-6	4	1	1	0	0	2	0
Craig Biggio, R (1, 4) OBP: 0.372, SLG: 0.529	1 SAFE F 1 SAFE B X 1-1 G6-3 1-3 SF7 2B		C X 0-1 ③ G6-3			B C B X 2-1 ② G6-3			C B F D X 2-2 ① P6	4	1	1	0	0	0	1
Jose Vizcaino, S (1, 3) OBP: 0.370, SLG: 0.417	X 0-0 ① G6-3 2-3 3-H			B B C F B F X 3-2 ① F7		X 0-0 ③ L7			X 0-0 ② FC3-6 1-2f	4	0	0	1	0	0	2
Mike Lamb, L (1, 7) OBP: 0.318, SLG: 0.525	B X 1-0 ② SF7 3-H			C C F B F B S 2-3 ② K			C X 0-1 ① F8		X 0-0 ③ F7	3	0	0	1	0	1	1
16 Jason Lane, R (1, 9) OBP: 0.316, SLG: 0.486	C X 0-1 ③ F9			C X 0-1 ③ F8			F F F B S 1-3 ② K			3	0	0	0	0	1	0
Morgan Ensberg, R (1, 5) OBP: 0.378, SLG: 0.459		C B B B X 3-1 ① G3-1			X 0-0 HR		X 0-0 ③ F8			3	1	1	1	0	0	0
28 Adam Everett, R (1, 6) OBP: 0.307, SLG: 0.389		C F X 0-2 ② P3			B S S F E X 1-2 ① G6-3			C X 0-1 ① G6-3		3	0	0	0	0	0	0
Brad Ausmus, R (1, 2) OBP: 0.304, SLG: 0.258		F X 0-1 ③ F9			C S X 0-2 ② G3			X 0-0 ② F9		3	0	0	0	0	0	0
41 Brandon Backe, R (1, 1) OBP: 0.417, SLG: 0.500			B C F B F B S 3-3 ① K		B C B X 2-1 ③ G1-3			B B F F F F X 2-2 ③ G1-3		2	0	0	0	0	1	0
Chad Harville, R (6, 1)										0	0	0	0	0	0	0
Russ Springer, R (7, 1)										0	0	0	0	0	0	0
4 Eric Bruntlett, R (8, PH)										1	0	0	0	0	0	0
Dan Wheeler, R (8, 1)										0	0	0	0	0	0	0
John Franco, L (8, 1)										0	0	0	0	0	0	0

	AB	30
	R	3
	H	3
	RBI	3
	BB	0
	SO	5
	LOB	4

Inning Stats																																
	R: 2	H: 2	R: 0	H: 0	R: 0	H: 0	R: 0	H: 0	R: 1	H: 1	R: 0	H: 0	R: 0	H: 0	R: 0	H: 0	R: 0	H: 0	1B: 1	SF: 1	WP: 0	PA: 31
	E: 0	LOB: 0	E: 0	LOB: 0	E: 0	LOB: 0	E: 0	LOB: 0	E: 0	LOB: 0	E: 0	LOB: 0	E: 0	LOB: 0	E: 0	LOB: 0	E: 1	LOB: 1	2B: 1	SAC: 0	PB: 0	
	K: 0	BB: 0	K: 0	BB: 0	K: 2	BB: 0	K: 1	BB: 0	K: 0	BB: 0	K: 1	BB: 0	K: 1	BB: 0	K: 0	BB: 0	K: 0	BB: 0	3B: 0	DP: 0	SB: 0	
	S: 7	P: 9	S: 7	P: 10	S: 10	P: 15	S: 11	P: 16	S: 11	P: 14	S: 6	P: 10	S: 7	P: 8	S: 7	P: 9	S: 8	P: 12	HR: 1	HBP: 0	CS: 0	

PITCHER		IP	WLS	BF	H	R	ER	SO	BB	IBB	HBP	BLK	WP	HR	S	P	ERA	WHIP
John Thomson, R ERA: 2.85	(1, 1)	9.0	W	31	3	3	3	5	0	0	0	0	0	1	74	103	3.00	0.333

PITCHER		IP	WLS	BF	H	R	ER	SO	BB	IBB	HBP	BLK	WP	HR	S	P	ERA	WHIP

Batter	1	2	3	4	5	6	7	8	9	AB	R	H	RBI	BB	SO	LOB
Rafael Furcal, S (1, 6) OBP: 0.299, SLG: 0.359	B F F B B X 3-2 10 1B 1B 1B	B F F B X 2-2 ② F8		F X 0-1 3-H 1B		B B S B B 4-1 10 BB WP 1-2 G3 BB	C F B B B F F X 3-2 ③ P3			4	2	2	1	1	0	0
Marcus Giles, R (1, 4) OBP: 0.367, SLG: 0.413	B F F X 1-2 10 1B 1-2 HR 1B	B B F S S B B 4-2 BB		X 0-0 ② F8		B B B S F B 4-2 G3 10 BB 1-2 2-3 1B BB		X 0-0 1B		3	2	2	0	2	0	1
10 Chipper Jones, S (1, 5) OBP: 0.489, SLG: 0.662 Wilson Betemit, S (9, 5) OBP: 0.393, SLG: 0.476	D B B C X 3-1 1-3 2-H HR 1B	B B X 2-0 ③ F8		C F B B B X 3-2 ③ G4-3		C B B B B 4-1 1B G3 1-2 2-3 3-H BB		B B C X 2-1 ① F7		4 0	1 0	1 0	2 0	1 0	0 0	3 0
Adam LaRoche, L (1, 3) OBP: 0.333, SLG: 0.447	S T B D X 2-2 1-H 3-H HR	X 0-0 ① F7			C B B X 2-1 ① G3	C X 0-1 ② G3 1-2 2-3 3-H		X 0-0 ② P5		5	1	1	4	0	0	3
Johnny Estrada, S (1, 2) OBP: 0.302, SLG: 0.329	C F B T 1-2 ① K	C B B F X 2-2 ② F9			F X 0-1 ② F9	I I I I 4-0 1B IBB		F X 0-1 ③ G5-3		4	0	0	0	1	1	1
Brian Jordan, R (1, 7) OBP: 0.298, SLG: 0.323	C X 0-1 FC3-6 1B	S C X 0-2 E6			X 0-0 ③ G4-3	C F X 0-2 1-2 2-3 3-H 1B				4	0	2	1	0	0	0
Ryan Langerhans, L (1, 8) OBP: 0.257, SLG: 0.313	B B X 2-0 ② FC3-6 FC5-4 1-2f	1 SAFE B X 1-0 ③ F8				x 0-0 1B 2B K				4	1	1	0	0	1	5
Raul Mondesi, R (1, 9) OBP: 0.245, SLG: 0.370	B X 1-0 ③ FC5-4 1-2f			S X 0-1 SH1-4 1B 2B		C B S X 1-2 ① G6-3	B X 1-0 ① P5			4	1	1	0	0	0	2
John Thomson, R (1, 1) OBP: 0.250, SLG: 0.182		X 0-0 ① F9		C X 0-1 ① SH1-4 2-3		S B B X 2-1 WP BB 10 BB 2-H 1B	S B F F C 1-3 ② K			3	1	1	1	0	1	0
Inning Stats	R: 4 H: 5 E: 0 LOB: 1 K: 1 BB: 0 S: 18 P: 31	R: 0 H: 0 E: 0 LOB: 1 K: 0 BB: 1 S: 7 P: 15	R: 0 H: 0 E: 1 LOB: 1 K: 0 BB: 0 S: 8 P: 11	R: 1 H: 2 E: 0 LOB: 1 K: 0 BB: 0 S: 10 P: 13	R: 0 H: 0 E: 0 LOB: 0 K: 0 BB: 0 S: 5 P: 7	R: 4 H: 3 E: 0 LOB: 3 K: 1 BB: 4 S: 18 P: 39	R: 0 H: 0 E: 0 LOB: 0 K: 1 BB: 0 S: 10 P: 15	R: 0 H: 1 E: 0 LOB: 1 K: 0 BB: 0 S: 6 P: 8		1B: 8 SF: 0 2B: 2 SAC: 1 3B: 0 DP: 0 HR: 1 HBP: 0						

BOTTOM

Houston Astros @ Atlanta Braves

Turner Field, Atlanta, GA

Thu May 05 2005, 7:35 PM EDT
Att. 20,553 - Overcast - 59 F

livebaseballscorecards.com

AB	35
R	9
H	11
RBI	9
BB	5
SO	3
LOB	15

PITCHER		IP	WLS	BF	H	R	ER	SO	BB	IBB	HBP	BLK	WP	HR	S	P	ERA	WHIP
41 Brandon Backe, R ERA: 6.81	(1, 1)	5.1	L	27	9	7	7	1	1	0	0	0	0	1	54	86	11.81	1.875
Chad Harville, R ERA: 5.14	(6, 1)	0.2		7	1	2	2	1	3	1	0	0	1	0	12	30	27.00	6.000
Russ Springer, R ERA: 2.38	(7, 1)	1.0		3	0	0	0	1	0	0	0	0	0	0	10	15	0.00	0.000
Dan Wheeler, R ERA: 2.13	(8, 1)	0.1		2	1	0	0	0	0	0	0	0	0	0	3	5	0.00	3.000
John Franco, L ERA: 2.08	(8, 1)	0.2		2	0	0	0	0	0	0	0	0	0	0	3	3	0.00	0.000

PITCHER	IP	WLS	BF	H	R	ER	SO	BB	IBB	HBP	BLK	WP	HR	S	P	ERA	WHIP

Houston Astros @ Atlanta Braves

Turner Field, Atlanta, GA

Fri May 06 2005, 7:35 PM EDT

Att. 26,987 - Partly Cloudy - 69 F

TOP

livebaseballscorecards.com

Batter	1	2	3	4	5	6	7	8	9	AB	R	H	RBI	BB	SO	LOB
Willy Taveras, R (1, 8) OBP: 0.339, SLG: 0.366	G4-3			P3		1B		F7		4	0	1	0	0	0	0
Craig Biggio, R (1, 4) OBP: 0.376, SLG: 0.528	F9			17 G4-3 2B 1B		K		17 FC6-4 1B		4	1	2	0	0	1	2
17 Lance Berkman, S (1, 3) Chad Harville, R (8, 1)	G4-3			G4-3		L8		FC6-4		4 0	0 0	0 0	0 0	0 0	0 0	4 0
Mike Lamb, L (1, 7) (8, 3) OBP: 0.343, SLG: 0.556		G3-1		2B		1B			16 HR 1B	4	1	3	2	0	0	0
Morgan Ensberg, R (1, 5) OBP: 0.363, SLG: 0.438		K		F9		P4			F7	4	0	0	0	0	1	4
16 Jason Lane, R (1, 9) OBP: 0.314, SLG: 0.505		F8			K		G5-3		HR	4	1	1	2	0	1	0
28 Adam Everett, R (1, 6) OBP: 0.295, SLG: 0.372			P3		G6-3		P5		F7	4	0	0	0	0	0	0
Raul Chavez, R (1, 2) OBP: 0.243, SLG: 0.297			P4		F9		G6-3		K	4	0	0	0	0	1	0
44 Roy Oswalt, R (1, 1) OBP: 0.125, SLG: 0.125 4 Eric Bruntlett, R (6, PH) Brandon Duckworth, R (6, 1) OBP: 0.667, SLG: 1.000 Orlando Palmeiro, L (8, PH) OBP: 0.350, SLG: 0.529 (8, 7)			G5-3			1B BB		G5-3		1 0 0 1	0 1 0 0	0 0 0 0	0 0 0 0	0 1 0 0	0 0 0 0	0 0 0 0
Inning Stats	R: 0 E: 0 K: 0 S: 5 H: 0 LOB: 0 BB: 0 P: 6	R: 0 E: 0 K: 1 S: 7 H: 0 LOB: 0 BB: 0 P: 8	R: 0 E: 0 K: 0 S: 6 H: 0 LOB: 0 BB: 0 P: 7	R: 1 E: 0 K: 0 S: 12 H: 2 LOB: 1 BB: 0 P: 16	R: 0 E: 0 K: 1 S: 6 H: 0 LOB: 0 BB: 0 P: 9	R: 1 E: 0 K: 1 S: 11 H: 2 LOB: 2 BB: 1 P: 23	R: 0 E: 0 K: 0 S: 8 H: 0 LOB: 0 BB: 0 P: 12	R: 0 E: 0 K: 0 S: 8 H: 1 LOB: 1 BB: 0 P: 14	R: 2 E: 0 K: 1 S: 13 H: 2 LOB: 0 BB: 0 P: 19	1B: 5 2B: 1 3B: 0 HR: 1	SF: 0 SAC: 0 DP: 0 HBP: 0			WP: 0 PB: 0 SB: 0 CS: 0		PA: 35	

	AB	34
	R	4
	H	7
	RBI	4
	BB	1
	SO	4
	LOB	10

PITCHER		IP	WLS	BF	H	R	ER	SO	BB	IBB	HBP	BLK	WP	HR	S	P	ERA	WHIP
29 John Smoltz, R ERA: 3.05	(1, 1)	5.0	W	17	2	1	1	2	0	0	0	0	0	0	36	46	1.80	0.400
Jorge Sosa, R ERA: 3.27	(6, 1)	1.0		6	2	1	1	1	1	0	0	0	0	0	11	23	9.00	3.000
Kevin Gryboski, R ERA: 1.29	(7, 1)	1.0		3	0	0	0	0	0	0	0	0	0	0	8	12	0.00	0.000
Adam Bernero, R ERA: 3.0	(8, 1)	1.0		4	1	0	0	0	0	0	0	0	0	0	8	14	0.00	1.000
Roman Colon, R ERA: 8.0	(9, 1)	1.0		5	2	2	2	1	0	0	0	0	0	1	13	19	18.00	2.000

PITCHER	IP	WLS	BF	H	R	ER	SO	BB	IBB	HBP	BLK	WP	HR	S	P	ERA	WHIP

Houston Astros @ Atlanta Braves

Turner Field, Atlanta, GA

Fri May 06 2005, 7:35 PM EDT
Att. 26,987 - Partly Cloudy - 69 F

BOTTOM

livebaseballscorecards.com

Batter	1	2	3	4	5	6	7	8	9	AB	R	H	RBI	BB	SO	LOB
Rafael Furcal, S (1, 6) OBP: 0.305, SLG: 0.380	HR 1B	2B 3B		K		F8				4	2	2	1	0	1	1
Marcus Giles, R (1, 4) OBP: 0.383, SLG: 0.452	10 FC1-6 1-3 1B	10 2B 3-H 2B			10 E 1B 2B	G5-4-3 1-2f				4	2	3	1	0	0	1
Kevin Gryboski, R (7, 1)										0	0	0	0	0	0	0
Wilson Betemit, S (8, 5) OBP: 0.393, SLG: 0.476										0	0	0	0	0	0	0
10 Chipper Jones, S (1, 5) OBP: 0.480, SLG: 0.654	FC1-6 HR 1-2f	2B 2-H			E3 G4-3 1B SF8 2-3		G4-3			4	2	1	1	0	0	3
Adam Bernero, R (8, 1)										0	0	0	0	0	0	0
Roman Colon, R (9, 1)										0	0	0	0	0	0	0
Adam LaRoche, L (1, 3) OBP: 0.330, SLG: 0.438	K	G4-3			SF8 G4-3 1B 1-2 3-H 1B		K			4	1	1	1	0	2	3
Johnny Estrada, S (1, 2) OBP: 0.300, SLG: 0.363	HR 1-H 3-H	K		G4-3 1-2 2-3			G3			4	1	1	3	0	1	2
Brian Jordan, R (1, 7) OBP: 0.290, SLG: 0.316	G3-1	G3		SF8 2-3 3-H				F8		2	0	0	1	0	0	0
Ryan Langerhans, L (8, PH) OBP: 0.250, SLG: 0.303										1	0	0	0	0	0	0
(9, 7)																
Andruw Jones, R (1, 8) OBP: 0.330, SLG: 0.436		29 SH3-4 3B 1B	K		3-H 1B			K		4	1	2	1	0	2	0
Raul Mondesi, R (1, 9) OBP: 0.235, SLG: 0.354		P4		G6-3	G1-3			K		4	0	0	0	0	1	2
29 John Smoltz, R (1, 1) OBP: 0.167, SLG: 0.167		SH3-4 1-2		K		G5-4-3 1B				1	0	0	0	0	1	0
Jorge Sosa, R (6, 1)										0	0	0	0	0	0	0
4 Pete Orr, L (6, PH) OBP: 0.347, SLG: 0.489										1	0	1	0	0	0	0
(7, 4)																
Inning Stats	R: 3 E: 0 K: 1 S: 10 H: 3 LOB: 0 BB: 0 P: 12	R: 3 E: 0 K: 0 S: 13 H: 4 LOB: 1 BB: 0 P: 25	R: 0 E: 0 K: 2 S: 9 H: 0 LOB: 0 BB: 0 P: 13	R: 0 E: 0 K: 2 S: 8 H: 0 LOB: 0 BB: 0 P: 13	R: 3 E: 1 K: 0 S: 12 H: 3 LOB: 1 BB: 0 P: 20	R: 0 E: 0 K: 0 S: 8 H: 1 LOB: 0 BB: 0 P: 12	R: 0 E: 0 K: 1 S: 6 H: 0 LOB: 0 BB: 0 P: 8	R: 0 E: 0 K: 2 S: 10 H: 0 LOB: 0 BB: 0 P: 14		1B: 6 2B: 3 3B: 1 HR: 1 SF: 1 SAC: 1 DP: 1 HBP: 0						

	AB	33
	R	9
	H	11
	RBI	9
	BB	0
	SO	8
	LOB	12

WP: 0 PB: 0 SB: 0 CS: 0 PA: 35

PITCHER		IP	WLS	BF	H	R	ER	SO	BB	IBB	HBP	BLK	WP	HR	S	P	ERA	WHIP
44 Roy Oswalt, R ERA: 4.3	(1, 1)	5.0	L	26	10	9	7	5	0	0	0	0	0	1	52	83	12.60	2.000
Brandon Duckworth, R ERA: 9.69	(6, 1)	2.0		6	1	0	0	1	0	0	0	0	0	0	14	20	0.00	0.500
Chad Harville, R ERA: 4.5	(8, 1)	1.0		3	0	0	0	2	0	0	0	0	0	0	10	14	0.00	0.000

PITCHER	IP	WLS	BF	H	R	ER	SO	BB	IBB	HBP	BLK	WP	HR	S	P	ERA	WHIP

Batter	1	2	3	4	5	6	7	8	9	AB	R	H	RBI	BB	SO	LOB
Willy Taveras, R (1, 8) OBP: 0.342, SLG: 0.362	B B B C B 4-1 17 G1-3 G4-3 BB		F C F B F X 1-2 ② G6-3			M B X 1-1 ① B2-3		C B X 1-1 17 2B G4-3 1B	C B F C 1-3 ③ K	4	1	1	0	1	1	4
Craig Biggio, R (1, 4) OBP: 0.364, SLG: 0.509	C 1 SAFE 1 SAFE X 0-1 ① G4-3 1-2		X 0-0 ③ F8			C B C X 1-2 ② G5-3		C F 1 SAFE X 0-2 ② G4-3 1-2		4	0	0	0	0	0	3
17 Lance Berkman, S (1, 3) OBP: 0.250, SLG: 0.286 54 Brad Lidge, R (8, 1)	D C F B X 2-2 ② G1-3 2-3			S S X 0-2 ① G5-3		B B B B 4-0 S BB		C B X 1-1 2-H 2B		3 0	0 0	1 0	1 0	1 0	0 0	1 0
Mike Lamb, L (1, 7) OBP: 0.324, SLG: 0.522 (8, 3)	F C S 0-3 ③ K			B B C X 2-1 ② F8		B C B X 2-1 ③ G4-3 1-2		C X 0-1 ③ G6-3		4	0	0	0	0	1	3
Morgan Ensberg, R (1, 5) OBP: 0.387, SLG: 0.451		B B X 2-0 28 G6-4-3 1B		B B C B B 4-1 BB			B B X 2-0 28 FC4-6 1B		F B B B B 4-1 28 FC5-4 BB	2	0	2	0	2	0	0
16 Jason Lane, R (1, 9) OBP: 0.303, SLG: 0.487		F F B B X 2-2 ① F9	F 1 SAFE B X 1-1 ③ F9				F B F F X 1-2 ① F8		B C X 1-1 ① L9	4	0	0	0	0	0	4
28 Adam Everett, R (1, 6) OBP: 0.284, SLG: 0.357		1 SAFE F C X 0-2 ②③ G6-4-3 1-2f			B C S S 1-3 ① K	C X 0-1 ② FC4-6 1-2f			C B D C F X 2-2 ② FC5-4 1B WP 1-2f	4	0	0	0	0	1	3
Brad Ausmus, R (1, 2) OBP: 0.306, SLG: 0.262 Jose Vizcaino, S (9, PH) OBP: 0.393, SLG: 0.417		B B X 2-0 SH5-4 1B			B B B C F X 3-2 ② G1-3		1 SAFE F X 0-1 ③ G1-3		C B B B B 4-1 1B 1-2 BB	3 0	0 0	1 0	0 0	0 1	0 0	1 0
Andy Pettitte, L (1, 1) Orlando Palmeiro, L (8, PH) OBP: 0.364, SLG: 0.526 (8, 7)		B B X 2-0 ① SH5-4 1-2			F X 0-1 ③ G1-3			B B C B F F X 3-2 ① G6-3	C F X 0-2 1-2 2-3 1B	1 2	0 0	0 1	0 0	0 0	0 0	0 0
Inning Stats	R: 0 E: 0 K: 1 S: 9 H: 0 LOB: 1 BB: 1 P: 15	R: 0 E: 0 K: 0 S: 7 H: 1 LOB: 0 BB: 0 P: 11	R: 0 E: 0 K: 0 S: 8 H: 1 LOB: 1 BB: 0 P: 13	R: 0 E: 0 K: 0 S: 8 H: 0 LOB: 1 BB: 1 P: 15	R: 0 E: 0 K: 1 S: 8 H: 0 LOB: 0 BB: 0 P: 12	R: 0 E: 0 K: 0 S: 7 H: 0 LOB: 1 BB: 1 P: 15	R: 0 E: 0 K: 0 S: 9 H: 1 LOB: 1 BB: 0 P: 12	R: 1 E: 0 K: 0 S: 13 H: 2 LOB: 1 BB: 0 P: 18	R: 0 E: 0 K: 1 S: 14 H: 1 LOB: 3 BB: 2 P: 26	1B: 5 2B: 1 3B: 0 HR: 0 SF: 0 SAC: 1 DP: 1 HBP: 0						

TOP

Houston Astros @ Atlanta Braves

Turner Field, Atlanta, GA

Sat May 07 2005, 7:05 PM EDT
Att. 36,452 - Clear - 73 F

livebaseballscorecards.com

AB	31
R	1
H	6
RBI	1
BB	5
SO	3
LOB	19

PITCHER		IP	WLS	BF	H	R	ER	SO	BB	IBB	HBP	BLK	WP	HR	S	P	ERA	WHIP
Horacio Ramirez, L ERA: 3.68	(1, 1)	7.0	W	26	3	0	0	2	3	0	0	0	0	0	56	93	0.00	0.857
Chris Reitsma, R ERA: 1.17	(8, 1)	1.0	H	5	2	1	1	0	0	0	0	0	0	0	13	18	9.00	2.000
Dan Kolb, R ERA: 5.54	(9, 1)	1.0	S	6	1	0	0	1	2	0	0	0	1	0	14	26	0.00	3.000

PITCHER	IP	WLS	BF	H	R	ER	SO	BB	IBB	HBP	BLK	WP	HR	S	P	ERA	WHIP

Batter	1	2	3	4	5	6	7	8	9	AB	R	H	RBI	BB	SO	LOB
Rafael Furcal, S (1, 6) OBP: 0.296, SLG: 0.368	L C F B F B X 2-2 F9 ①		B F F X 1-2 F9 ②		B X 1-0 B3 ③		C X 0-1 G5-3 ③			4	0	0	0	0	0	2
Marcus Giles, R (1, 4) OBP: 0.378, SLG: 0.455	B F B B X 3-1 L8 ②		S B X 1-1 F9 ③			S B X 1-1 G4-3 ①		C B F X 2-2 10 1B 2B		4	1	1	0	0	0	1
10 Chipper Jones, S (1, 5) OBP: 0.480, SLG: 0.659	B F B X 2-1 2B			B C X 1-1 G5-3 ①		F B B S B X 3-2 G6-3 ②		D S B B X 3-1 1B 2-H 1B		4	0	2	1	0	0	0
Julio Franco, R (1, 3) OBP: 0.319, SLG: 0.386 Dan Kolb, R (9, 1)	C X 0-1 G5-3 ③			L S B B F X 2-2 2B 1B		B C C X 1-2 HR		C C X 0-2 1-2 1B		4 0	2 0	3 0	1 0	0 0	0 0	1 0
Brian Jordan, R (1, 7) OBP: 0.279, SLG: 0.304		X 0-0 F9 ①		D D S 1 SAFE B X 3-1 F9 ②		F X 0-1 G2-3 ③		C S D B C 2-3 K		4	0	0	0	0	1	3
Andruw Jones, R (1, 8) OBP: 0.336, SLG: 0.457		X 0-0 P4 ②		X 0-0 1-H 2B			X 0-0 G1-3 1B 2B	F C F S 0-3 K ②		4	1	2	1	0	1	2
Johnny Estrada, S (1, 2) OBP: 0.287, SLG: 0.345		C X 0-1 F9 ③		X 0-0 G6-3 ③			B X 1-0 G1-3 ① 2-3	C F F X 0-2 G4-3 ③		4	0	0	0	0	0	4
Raul Mondesi, R (1, 9) OBP: 0.238, SLG: 0.354			X 0-0 G5-3 ①		S X 0-1 E5 G4-3		C B X 1-1 4 SH1-3 1B 3-H			3	0	1	1	0	0	0
Horacio Ramirez, L (1, 1) OBP: 0.182, SLG: 0.182 4 Pete Orr, L (7, PH) OBP: 0.347, SLG: 0.489 Chris Reitsma, R (8, 1) Adam LaRoche, L (9, 3) OBP: 0.330, SLG: 0.438			B C X 1-1 1B		1 SAFE F C F X 0-2 G4-3 ①② 1-2		L X 0-1 SH1-3 ② 1-2			2 0 0 0	0 0 0 0	1 0 0 0	0 0 0 0	0 0 0 0	0 0 0 0	1 0 0 0
Inning Stats	R: 0 H: 1 E: 0 LOB: 1 K: 0 BB: 0 S: 11 P: 18	R: 0 H: 0 E: 0 LOB: 0 K: 0 BB: 0 S: 4 P: 4	R: 0 H: 1 E: 0 LOB: 1 K: 0 BB: 0 S: 8 P: 11	R: 1 H: 2 E: 0 LOB: 1 K: 0 BB: 0 S: 10 P: 16	R: 0 H: 0 E: 1 LOB: 0 K: 0 BB: 0 S: 7 P: 8	R: 1 H: 1 E: 0 LOB: 0 K: 0 BB: 0 S: 10 P: 15	R: 1 H: 2 E: 0 LOB: 1 K: 0 BB: 0 S: 8 P: 10	R: 1 H: 3 E: 0 LOB: 2 K: 2 BB: 0 S: 19 P: 26		1B: 5 SF: 0 2B: 4 SAC: 1 3B: 0 DP: 0 HR: 1 HBP: 0						

PITCHER	IP	WLS	BF	H	R	ER	SO	BB	IBB	HBP	BLK	WP	HR	S	P	ERA	WHIP
Andy Pettitte, L (1, 1) ERA: 3.33	7.0	L	28	7	3	3	0	0	0	0	0	0	1	58	82	3.86	1.000
54 Brad Lidge, R (8, 1) ERA: 3.38	1.0		6	3	1	1	2	0	0	0	0	0	0	19	26	9.00	3.000

PITCHER	IP	WLS	BF	H	R	ER	SO	BB	IBB	HBP	BLK	WP	HR	S	P	ERA	WHIP

BOTTOM

Houston Astros @ Atlanta Braves

Turner Field, Atlanta, GA

Sat May 07 2005, 7:05 PM EDT

Att. 36,452 - Clear - 73 F

livebaseballscorecards.com

AB	33
R	4
H	10
RBI	4
BB	0
SO	2
LOB	14

Batter	1	2	3	4	5	6	7	8	9	AB	R	H	RBI	BB	SO	LOB
Willy Taveras, R (1, 8) OBP: 0.331, SLG: 0.349	C F C 0-3 ① K			C X 0-1 ① B1-3			B X 1-0 ① F7		S F B X 1-2 ③ FC6-4 1-2f	4	0	0	0	0	1	1
4 Eric Bruntlett, R (1, 4)	B F X 1-1 ② G6-3			B B B C X 3-1 ② F8			B X 1-0 ② P3			3	0	0	0	0	0	0
Morgan Ensberg, R (1, 5) OBP: 0.376, SLG: 0.436	F B S B X 3-2 ③ P3			F B S B C 2-3 ③ K			T B B S X 2-2 ③ F9			3	0	0	0	0	1	0
Mike Lamb, L (1, 7) OBP: 0.325, SLG: 0.514 Chad Harville, R (8, 1)		C S B B X 2-2 G5-4-3 1B			B X 1-0 ① F8			C B X 1-1 ① G3		3 0	0 0	1 0	0 0	0 0	0 0	0 0
Jose Vizcaino, S (1, 3) OBP: 0.355, SLG: 0.370		B X 1-0 ① ② G5-4-3 1-2f			C F X 0-2 ② G6-3			X 0-0 ② G5-3		3	0	0	0	0	0	1
16 Jason Lane, R (1, 9) OBP: 0.296, SLG: 0.474		X 0-0 ③ F8			C B X 1-1 ③ P4			B F X 1-1 ③ F7		3	0	0	0	0	0	0
28 Adam Everett, R (1, 6) OBP: 0.286, SLG: 0.350			C B C F F X 1-2 ① G6-3			S B F B X 2-2 ① F9			B B B B 4-0 G5-4-3 BB	2	0	0	0	1	0	0
Raul Chavez, R (1, 2) OBP: 0.225, SLG: 0.275			C B X 1-1 ② F9			B C B X 2-1 ② G6-3			B C F X 1-2 ① ② G5-4-3 1-2f	3	0	0	0	0	0	1
Ezequiel Astacio, R (1, 1) 41 Brandon Backe, R (6, PH) OBP: 0.385, SLG: 0.455 Brandon Duckworth, R (6, 1) OBP: 0.667, SLG: 1.000 Orlando Palmeiro, L (8, 7) OBP: 0.391, SLG: 0.550			S S S 0-3 ③ K			F B F B X 2-2 ③ G5-3			B C C X 1-2 FC6-4 1B	1 1 0 1	0 0 0 0	0 0 0 1	0 0 0 0	0 0 0 0	1 0 0 0	0 0 0 0
Inning Stats	R: 0 H: 0 E: 0 LOB: 0 K: 1 BB: 0 S: 8 P: 12	R: 0 H: 1 E: 0 LOB: 0 K: 0 BB: 0 S: 5 P: 8	R: 0 H: 0 E: 0 LOB: 0 K: 1 BB: 0 S: 10 P: 12	R: 0 H: 0 E: 0 LOB: 0 K: 1 BB: 0 S: 7 P: 12	R: 0 H: 0 E: 0 LOB: 0 K: 0 BB: 0 S: 6 P: 8	R: 0 H: 0 E: 0 LOB: 0 K: 0 BB: 0 S: 8 P: 14	R: 0 H: 0 E: 0 LOB: 0 K: 0 BB: 0 S: 5 P: 9	R: 0 H: 0 E: 0 LOB: 0 K: 0 BB: 0 S: 5 P: 7	R: 0 H: 1 E: 0 LOB: 1 K: 0 BB: 1 S: 9 P: 16	1B: 2 SF: 0 2B: 0 SAC: 0 3B: 0 DP: 2 HR: 0 HBP: 0						WP: 0 PA: 28 PB: 0 SB: 0 CS: 0

PITCHER	IP	WLS	BF	H	R	ER	SO	BB	IBB	HBP	BLK	WP	HR	S	P	ERA	WHIP
Mike Hampton, L (1, 1) ERA: 2.05	9.0	W	28	2	0	0	3	1	0	0	0	0	0	63	98	0.00	0.333

PITCHER	IP	WLS	BF	H	R	ER	SO	BB	IBB	HBP	BLK	WP	HR	S	P	ERA	WHIP

TOP

Houston Astros @ Atlanta Braves

Turner Field, Atlanta, GA

Sun May 08 2005, 1:05 PM EDT

Att. 32,498 - Sunny - 78 F

livebaseballscorecards.com

AB	27
R	0
H	2
RBI	0
BB	1
SO	3
LOB	3

Batter	1	2	3	4	5	6	7	8	9	AB	R	H	RBI	BB	SO	LOB
Rafael Furcal, S (1, 6) OBP: 0.295, SLG: 0.364	F B F S 1-3 K ①	C B F T 1-2 K ③		F X 0-1 L8 ①			B B B C X 3-1 1B HR 1B	C X 0-1 BB 4 2B 1B		4	0	1	0	0	2	0
Wilson Betemit, S (7, PR) OBP: 0.414, SLG: 0.500 (8, 6)										1	2	1	0	0	0	0
Marcus Giles, R (1, 4) OBP: 0.379, SLG: 0.457	X 0-0 10 1B SF9 2B		B S B F S 2-3 K ①	S C B S 1-3 K ②			X 0-0 L4 ①	F B B B F B 4-2 1-2 4 2B BB		4	2	1	0	1	2	1
10 Chipper Jones, S (1, 5) OBP: 0.472, SLG: 0.640	B C C X 1-2 2-3 1B		B S B C B X 3-2 G2-3 ②	S X 0-1 G3 ③			C C C 0-3 ②	X 0-0 1-H 2-H 2B		4	0	1	0	0	1	1
4 Pete Orr, L (8, 5) OBP: 0.360, SLG: 0.521										1	0	1	2	0	0	0
Adam LaRoche, L (1, 3) OBP: 0.333, SLG: 0.440	B B S X 2-1 SF9 ② 3-H		X 0-0 1B 1B 1B		B C F B X 2-2 F8 ①		B B F S X 2-2 1-2 HR 1B	S D B F F F B F S 3-3 K ①		4	2	2	1	0	1	1
Andruw Jones, R (1, 8) OBP: 0.339, SLG: 0.482	S B S T B S 2-3 K ③		X 0-0 1B 1-3 2B 1B		C F X 0-2 F9 ②		S D C F B X 2-2 1-H 2-H HR	B X 1-0 F9 ②		5	2	2	3	0	1	2
Brian Jordan, R (1, 7) OBP: 0.302, SLG: 0.330		B B X 2-0 HR 2B	D S S X 1-2 1-3 3-H 2B 1B		B F X 1-1 F8 ③		C X 0-1 E6 HR 1B	B B S B B 4-1 BB		4	3	3	1	1	0	0
Ryan Langerhans, L (1, 9) OBP: 0.293, SLG: 0.526		B S 2 SAFE F X 1-2 2-H HR	B X 1-0 1-H 3-H HR 2B			B B S F B X 3-2 F8 ①	B B S S S X 2-2 2-H HR	C S B X 1-2 G1-3 ③		5	3	3	6	0	0	2
Eddie Pérez, R (1, 2) OBP: 0.229, SLG: 0.457		B C S B X 2-2 P2 ①	B X 1-0 2-H HR			X 0-0 G5-3 ②	B B F S T 2-2 K ③			4	1	1	2	0	1	1
Mike Hampton, R (1, 1) OBP: 0.350, SLG: 0.550		C B C B S 2-3 K ②	X 0-0 F8 ③			B C X 1-1 G5-3 ③		C B X 1-1 HR		4	1	1	1	0	1	0
Inning Stats	R: 1 H: 2 E: 0 LOB: 1 K: 2 BB: 0 S: 13 P: 19	R: 2 H: 2 E: 0 LOB: 0 K: 2 BB: 0 S: 13 P: 21	R: 5 H: 5 E: 0 LOB: 0 K: 1 BB: 0 S: 14 P: 22	R: 0 H: 0 E: 0 LOB: 0 K: 1 BB: 0 S: 7 P: 8	R: 0 H: 0 E: 0 LOB: 0 K: 0 BB: 0 S: 8 P: 11	R: 0 H: 0 E: 0 LOB: 0 K: 0 BB: 0 S: 6 P: 10	R: 5 H: 5 E: 1 LOB: 1 K: 2 BB: 0 S: 21 P: 32	R: 3 H: 3 E: 0 LOB: 2 K: 1 BB: 2 S: 18 P: 32		1B: 8 SF: 1 2B: 4 SAC: 0 3B: 0 DP: 0 HR: 5 HBP: 0						

BOTTOM

Houston Astros @ Atlanta Braves

Turner Field, Atlanta, GA

Sun May 08 2005, 1:05 PM EDT

Att. 32,498 - Sunny - 78 F

livebaseballscorecards.com

AB	40
R	16
H	17
RBI	16
BB	2
SO	9
LOB	8

PITCHER		IP	WLS	BF	H	R	ER	SO	BB	IBB	HBP	BLK	WP	HR	S	P	ERA	WHIP
Ezequiel Astacio, R ERA: 9.82	(1, 1)	5.0	L	24	9	8	8	6	0	0	0	0	0	2	55	81	14.40	1.800
Brandon Duckworth, R ERA: 11.4	(6, 1)	2.0		11	5	5	5	2	0	0	0	0	0	2	27	42	22.50	2.500
Chad Harville, R ERA: 7.0	(8, 1)	1.0		8	3	3	3	1	2	0	0	0	0	1	18	32	27.00	5.000

PITCHER	IP	WLS	BF	H	R	ER	SO	BB	IBB	HBP	BLK	WP	HR	S	P	ERA	WHIP

Batter	1	2	3	4	5	6	7	8	9	AB	R	H	RBI	BB	SO	LOB
Willy Taveras, R (1, 8) OBP: 0.320, SLG: 0.336	C B B S F B F X 3-2 ① P4	S C S 0-3 ③ K			B L F S 1-3 ② K			C B X 1-1 ① G6-3		4	0	0	0	0	2	3
Craig Biggio, R (1, 4) OBP: 0.360, SLG: 0.500	F B B C B F F X 3-2 1B		C B C X 1-2 ① G6-3		B C 1-1 ③ CS 1-2	B F X 1-1 ① G5-3		F F B X 1-2 ② P3		4	0	1	0	0	0	0
Mike Lamb, L (1, 3) OBP: 0.309, SLG: 0.486	B 1 SAFE F C S 1-3 ② K		B X 1-0 ② G4-3			C S B S 1-3 ② K		T B C S 1-3 ③ K		4	0	0	0	0	3	1
17 Lance Berkman, S (1, 7) OBP: 0.167, SLG: 0.182 54 Brad Lidge, R (9, 1)	C B D C B C 3-3 ③ K		B X 1-0 ③ L8			S B C B B S 3-3 ③ K			B C T F B F B X 3-2 ① G6-3	4 0	0 0	0 0	0 0	0 0	2 0	1 0
Morgan Ensberg, R (1, 5) OBP: 0.381, SLG: 0.433		F B F B B B 4-2 WP S 1B BB	C B B F B X 3-2 G4-6-3 1B				B X 1-0 ① P4		C S B C 1-3 ② K	3	1	1	0	1	1	0
Jose Vizcaino, S (1, 6) OBP: 0.343, SLG: 0.419		C S S 0-3 ① K 1-3	X 0-0 ① ② G4-6-3 1-2f				C B C B X 2-2 SF8 3B		B B X 2-0 ③ F8	4	1	1	0	0	1	2
Orlando Palmeiro, L (1, 9) OBP: 0.385, SLG: 0.545 (9, 7)		C B B X 2-1 1B 3-H 1B	X 0-0 ③ G4-3				C F X 0-2 ② SF8 3-H			2	0	1	2	0	0	0
Brad Ausmus, R (1, 2) OBP: 0.320, SLG: 0.269		X 0-0 ② F8			H 1-0 CS HBP		B B S F B X 3-2 1B			2	0	1	0	0	0	1
Roger Clemens, R (1, 1) OBP: 0.400, SLG: 0.357 Chad Qualls, R (8, 1) Russ Springer, R (8, 1) 16 Jason Lane, R (9, 9) OBP: 0.296, SLG: 0.474		B C C D X 2-2 1-2 1B			C L C 0-3 ① K		B S B F B C 3-3 ③ K			3 0 0 0	0 0 0 0	1 0 0 0	0 0 0 0	0 0 0 0	2 0 0 0	2 0 0 0
Inning Stats	R: 0 H: 1 E: 0 LOB: 1 K: 2 BB: 0 S: 16 P: 26	R: 1 H: 2 E: 0 LOB: 2 K: 2 BB: 1 S: 14 P: 22	R: 0 H: 0 E: 0 LOB: 0 K: 0 BB: 0 S: 5 P: 8	R: 0 H: 1 E: 0 LOB: 0 K: 0 BB: 0 S: 5 P: 8	R: 0 H: 0 E: 0 LOB: 0 K: 2 BB: 0 S: 7 P: 10	R: 0 H: 0 E: 0 LOB: 0 K: 2 BB: 0 S: 8 P: 13	R: 1 H: 2 E: 0 LOB: 1 K: 1 BB: 0 S: 13 P: 22	R: 0 H: 0 E: 0 LOB: 0 K: 1 BB: 0 S: 8 P: 11	R: 0 H: 0 E: 0 LOB: 0 K: 1 BB: 0 S: 9 P: 15	1B: 5 SF: 1 2B: 0 SAC: 0 3B: 1 DP: 1 HR: 0 HBP: 1						WP: 1 PA: 34 PB: 0 SB: 1 CS: 1

Houston Astros @ Florida Marlins

Dolphin Stadium, Miami, FL

Mon May 09 2005, 7:05 PM EDT

Att. 20,539 - Partly Cloudy - 77 F

TOP

livebaseballscorecards.com

AB	30
R	2
H	6
RBI	2
BB	1
SO	11
LOB	10

PITCHER		IP	WLS	BF	H	R	ER	SO	BB	IBB	HBP	BLK	WP	HR	S	P	ERA	WHIP
A.J. Burnett, R ERA: 2.7	(1, 1)	7.0	L	27	6	2	2	9	1	0	1	0	1	0	68	109	2.57	1.000
40 Nate Bump, R ERA: 1.65	(8, 1)	1.0		3	0	0	0	1	0	0	0	0	0	0	8	11	0.00	0.000
Jim Mecir, R ERA: 3.48	(9, 1)	1.0		3	0	0	0	1	0	0	0	0	0	0	9	15	0.00	0.000

PITCHER	IP	WLS	BF	H	R	ER	SO	BB	IBB	HBP	BLK	WP	HR	S	P	ERA	WHIP

Batter	1	2	3	4	5	6	7	8	9	AB	R	H	RBI	BB	SO	LOB
Juan Pierre, L (1, 8) OBP: 0.351, SLG: 0.377	C X 0-1 L7 ①		C T X 0-2 P5 ②			C B X 1-1 SH5-4 1B	B C B F X 2-2 P6 ③		C C S 0-3 K ③	5	0	1	0	0	1	3
Luis Castillo, S (1, 4) OBP: 0.420, SLG: 0.373 Damion Easley, R (7, 4) OBP: 0.289, SLG: 0.390	X 0-0 G4-3 ②		C B B B C X 3-2 G6-3 ③			B 1 SAFE 1 SAFE 1 SAFE X 1-0 SH5-4 ① 1-2		C B C B B B 4-2 G4-3 PB SF8 BB		2 0	0 1	0 0	0 0	0 1	0 0	0 0
Carlos Delgado, L (1, 3) OBP: 0.387, SLG: 0.500	C S B F X 1-2 G4-3 ③			S X 0-1 FC5-4 1B		F F B T 1-2 K ②		F B F B B F X 3-2 G4-3 ① 1-3		4	0	1	0	0	1	2
Miguel Cabrera, R (1, 7) OBP: 0.418, SLG: 0.596		C B X 1-1 BB 1B		B C S B F S 2-3 K ①		C S F D D D D 4-2 BB		C X 0-1 SF8 ② 3-H		2	0	1	1	1	1	1
Juan Encarnacion, R (1, 9) OBP: 0.361, SLG: 0.471		C 1 SAFE S C 0-3 K ①		B X 1-0 FC5-4 BLK 1-2f		X 0-0 F7 ③		C H 1-1 HBP		3	0	0	0	0	1	4
Paul Lo Duca, R (1, 2) OBP: 0.386, SLG: 0.389		B F B B X 3-1 F7 ②		C F D S 1-3 K2-3 ③ 1-2			B S B X 2-1 BB 1B	C B B 1 SAFE C 1 SAFE X 2-2 F9 ③		4	0	1	0	0	1	3
Mike Lowell, R (1, 5) OBP: 0.254, SLG: 0.320		D B C 1 SAFE 1 SAFE F F B B 4-2 1-2 BB	C B B X 2-1 L8 ①			X 0-0 F7 ①			S B C X 1-2 F9 ①	3	0	0	0	1	0	1
Alex Gonzalez, R (1, 6) OBP: 0.253, SLG: 0.344		C F F B B T 2-2 K ③	S B X 1-1 P2 ②			C X 0-1 P4 ②			B C T F B S 2-3 K ②	4	0	0	0	0	2	3
A.J. Burnett, R (1, 1) OBP: 0.118, SLG: 0.353 Jeff Conine, R (7, PH) OBP: 0.296, SLG: 0.250 40 Nate Bump, L (8, 1) Jim Mecir, S (9, 1) Lenny Harris, L (9, PH) OBP: 0.429, SLG: 0.385			C B S S 1-3 K ①		X 0-0 P3 ③		B C B B B C F F O 4-2 1-2 BB		B X 1-0 1B	2 0 0 0 0 1	0 0 0 0 0 0	0 0 0 0 0 1	0 0 0 0 0 0	0 1 0 0 0 0	1 0 0 0 0 0	0 0 0 0 0 0
Inning Stats	R: 0 H: 0 E: 0 LOB: 0 K: 0 BB: 0 S: 7 P: 8	R: 0 H: 1 E: 0 LOB: 2 K: 2 BB: 1 S: 14 P: 24	R: 0 H: 0 E: 0 LOB: 0 K: 1 BB: 0 S: 9 P: 13	R: 0 H: 1 E: 0 LOB: 1 K: 2 BB: 0 S: 10 P: 14	R: 0 H: 0 E: 0 LOB: 0 K: 0 BB: 0 S: 5 P: 8	R: 0 H: 1 E: 0 LOB: 2 K: 1 BB: 1 S: 10 P: 17	R: 0 H: 1 E: 0 LOB: 2 K: 0 BB: 1 S: 12 P: 20	R: 1 H: 0 E: 0 LOB: 1 K: 0 BB: 1 S: 12 P: 22	R: 0 H: 1 E: 0 LOB: 1 K: 2 BB: 0 S: 11 P: 15	1B: 5 2B: 0 3B: 0 HR: 0	SF: 1 SAC: 1 DP: 0 HBP: 1					

PITCHER	IP	WLS	BF	H	R	ER	SO	BB	IBB	HBP	BLK	WP	HR	S	P	ERA	WHIP
Roger Clemens, R (1, 1) ERA: 1.1	7.0	W	28	4	0	0	6	3	0	0	1	0	0	67	104	0.00	1.000
Chad Qualls, R (8, 1) ERA: 4.24	0.2	H	4	0	1	0	0	1	0	1	0	0	0	9	17	0.00	1.500
Russ Springer, R (8, 1) ERA: 2.31	0.1	H	1	0	0	0	0	0	0	0	0	0	0	3	5	0.00	0.000
54 Brad Lidge, R (9, 1) ERA: 3.14	1.0	S	4	1	0	0	2	0	0	0	0	0	0	11	15	0.00	1.000

PITCHER	IP	WLS	BF	H	R	ER	SO	BB	IBB	HBP	BLK	WP	HR	S	P	ERA	WHIP

BOTTOM

Houston Astros @ Florida Marlins

Dolphin Stadium, Miami, FL

Mon May 09 2005, 7:05 PM EDT

Att. 20,539 - Partly Cloudy - 77 F

livebaseballscorecards.com

AB	30
R	1
H	5
RBI	1
BB	4
SO	8
LOB	17

Houston Astros @ Florida Marlins

Dolphin Stadium, Miami, FL

Tue May 10 2005, 7:05 PM EDT

Att. 11,687 - Partly Cloudy - 78 F

livebaseballscorecards.com

TOP

Batter	1	2	3	4	5	6	7	8	9	AB	R	H	RBI	BB	SO	LOB
Willy Taveras, R (1, 8) OBP: 0.318, SLG: 0.359	C F X 0-2 G6-3		B L X 1-1 G1-3			B F L F F F B F X 2-2 HR	B S S S 1-3 K			4	1	1	1	0	1	2
Craig Biggio, R (1, 4) OBP: 0.364, SLG: 0.492	C T B H 2-2 G4-6-3 HBP			B B C X 2-1 G5-3		F B B B B 4-1 17 G3-1 1B BB	C B D B C C 3-3 K			2	0	0	0	1	1	2
Mike Lamb, L (1, 3) OBP: 0.306, SLG: 0.474	1 SAFE B F X 1-1 G4-6-3 1-2f			B X 1-0 G3-1		C X 0-1 17 G3-1 1B 1-2		C X 0-1 L4		4	0	1	0	0	0	1
17 Lance Berkman, S (1, 7) OBP: 0.188, SLG: 0.143		F B F B B B 4-2 16 G5-3 1B BB		C C C 0-3 K		B X 1-0 G3-1 1-2 2-3		C S B S 1-3 K		3	0	0	0	1	2	2
Morgan Ensberg, R (1, 5) OBP: 0.376, SLG: 0.426		X 0-0 16 G5-3 1B 1-2			C B B C 2-3 K	B F F B C 2-3 K		B F S B X 2-2 P6		4	0	1	0	0	2	2
Chad Qualls, R (8, 1)										0	0	0	0	0	0	0
16 Jason Lane, R (1, 9) OBP: 0.287, SLG: 0.458		B S F B B X 3-2 G5-3 1-2 2-3f			X 0-0 F7		C F B B F X 2-2 G5-3		C T B S 1-3 K	4	0	0	0	0	1	2
28 Adam Everett, R (1, 6) OBP: 0.302, SLG: 0.359		X 0-0 G6-3			C X 0-1 1B		C X 0-1 1B 1B 1B		C S F H 1-2 HBP	3	1	2	0	0	0	1
Brad Ausmus, R (1, 2) OBP: 0.316, SLG: 0.268			C C C 0-3 K		X 0-0 F9		1 SAFE B X 1-0 1B 1-3 1B		C S B S 1-3 K	4	0	1	0	0	2	2
41 Brandon Backe, R (1, 1) OBP: 0.333, SLG: 0.385			C X 0-1 F9			C F B B X 2-2 G6-3	B B C 1 X SAFE 2-1 1-2 3-H 1B		X 0-0 G6-3	2	0	0	0	0	0	0
Orlando Palmeiro, L (7, PH) OBP: 0.407, SLG: 0.565										1	0	1	1	0	0	0
Dan Wheeler, R (7, 1)										0	0	0	0	0	0	0
John Franco, L (7, 1)										0	0	0	0	0	0	0
Russ Springer, R (8, 1)										0	0	0	0	0	0	0
Jose Vizcaino, S (8, 5) OBP: 0.333, SLG: 0.406										1	0	0	0	0	0	1

Inning Stats	1	2	3	4	5	6	7	8	9
	R: 0 E: 0 K: 0 S: 7	H: 0 LOB: 0 BB: 0 P: 10	R: 0 E: 0 K: 0 S: 7	H: 1 LOB: 1 BB: 1 P: 14	R: 0 E: 0 K: 1 S: 7	H: 0 LOB: 0 BB: 0 P: 8	R: 0 E: 0 K: 1 S: 6	H: 0 LOB: 0 BB: 0 P: 9	R: 0 E: 0 K: 1 S: 7	H: 1 LOB: 1 BB: 0 P: 9	R: 1 E: 0 K: 1 S: 17	H: 2 LOB: 2 BB: 1 P: 28	R: 1 E: 0 K: 2 S: 15	H: 3 LOB: 2 BB: 0 P: 24	R: 0 E: 0 K: 1 S: 8	H: 0 LOB: 0 BB: 0 P: 11	R: 0 E: 0 K: 2 S: 10	H: 0 LOB: 1 BB: 0 P: 13

1B: 6	SF: 0	WP: 0	PA: 36
2B: 0	SAC: 0	PB: 0	
3B: 0	DP: 2	SB: 0	
HR: 1	HBP: 2	CS: 0	

	AB	32
	R	2
	H	7
	RBI	2
	BB	2
	SO	9
	LOB	15

PITCHER		IP	WLS	BF	H	R	ER	SO	BB	IBB	HBP	BLK	WP	HR	S	P	ERA	WHIP
Brian Moehler, R ERA: 2.05	(1, 1)	6.0		23	4	1	1	4	2	0	1	0	0	1	51	78	1.50	1.000
40 Nate Bump, R ERA: 2.16	(7, 1)	0.1		3	2	1	1	0	0	0	0	0	0	0	7	10	27.00	6.000
Matt Perisho, L ERA: 1.13	(7, 1)	0.2		3	1	0	0	2	0	0	0	0	0	0	8	14	0.00	1.500
Jim Mecir, R ERA: 3.18	(8, 1)	1.0	W	3	0	0	0	1	0	0	0	0	0	0	8	11	0.00	0.000
Todd Jones, R ERA: 1.32	(9, 1)	1.0		4	0	0	0	2	0	0	1	0	0	0	10	13	0.00	0.000

PITCHER		IP	WLS	BF	H	R	ER	SO	BB	IBB	HBP	BLK	WP	HR	S	P	ERA	WHIP

BOTTOM

Houston Astros @ Florida Marlins

Dolphin Stadium, Miami, FL

Tue May 10 2005, 7:05 PM EDT

Att. 11,687 - Partly Cloudy - 78 F

livebaseballscorecards.com

Batter	1	2	3	4	5	6	7	8	9	AB	R	H	RBI	BB	SO	LOB
Juan Pierre, L (1, 8) OBP: 0.341, SLG: 0.365	B L F B X 2-2 F9 ①		C B X 1-1 F8 ①		B X 1-0 FC1-5 G6-4-3 ① 1-2 2-3f		B B C X 2-1 FC6 ③ 1-2f	C B X 1-1 G6-3 ② ③ 1-2f		4	0	0	0	0	0	4
Jim Mecir, S (8, 1)										0	0	0	0	0	0	0
Dontrelle Willis, L (8, PH) OBP: 0.150, SLG: 0.150										1	0	0	0	0	0	3
Todd Jones, L (9, 1)										0	0	0	0	0	0	0
Damion Easley, R (1, 4) OBP: 0.265, SLG: 0.356	C C C B B X 3-2 G6-3 ②		T F B C 1-3 K ②		B B S X 2-1 G6-4-3 ② ③ 1-2f			C F B F C 1-3 K ①		4	0	0	0	0	2	2
Carlos Delgado, L (1, 3) OBP: 0.391, SLG: 0.523	C B B B F F B 4-2 BB		C B X 1-1 G4-3 ③			C X 0-1 G3-1 ①		S B B F F X 2-2 HR		3	1	1	1	1	0	0
Miguel Cabrera, R (1, 7) OBP: 0.413, SLG: 0.584	B C F X 1-2 F8 ③			B C C F B C 2-3 K ①		C B B X 2-1 F7 ②		S S B F B F F X 2-2 2B 2B 1B		4	0	1	0	0	1	1
Chris Aguila, R (8, PR) OBP: 0.429, SLG: 0.333										0	1	0	0	0	0	0
	(9, 7)															
Paul Lo Duca, R (1, 2) OBP: 0.390, SLG: 0.436		C B B B X 3-1 HR		F X 0-1 G5-3 ②		X 0-0 F8 ③		X 0-0 1-3 2B 2B		4	2	2	1	0	0	0
Jeff Conine, R (1, 9) OBP: 0.387, SLG: 0.346	B B B B 4-0 G5-4-3 BB			C B X 1-1 1B			X 0-0 SH5-3 2B	I 4-0 2B 1B IBB		2	1	2	0	2	0	0
Mike Lowell, R (1, 5) OBP: 0.256, SLG: 0.330	C C X 0-2 G5-4-3 ① ② 1-2f			B C F X 1-2 L6 ③			B C X 1-1 SH5-3 ① 2-3	X 0-0 1B 1B 1-3 2-H 3-H 2B		3	1	1	2	0	0	2
Alex Gonzalez, R (1, 6) OBP: 0.272, SLG: 0.347	C B B C B F B 4-2 FC6-4 BB				C F H 1-2 FC1-5 1B HBP		C B S B S 2-3 K ②	F S X 0-2 1B 2-3 3-H 1B		2	0	1	1	1	1	1
Brian Moehler, R (1, 1) OBP: 0.250, SLG: 0.143					X 0-0 FC1-5		B S B O S B 4-2 FC6	X 0-0 1-2 G6-3		2	0	1	0	0	0	1
40 Nate Bump, L (7, 1)										0	0	0	0	0	0	0
Matt Perisho, L (7, 1)										0	0	0	0	0	0	0
Lenny Harris, L (7, PH) OBP: 0.429, SLG: 0.385										0	0	0	0	0	0	0
Juan Encarnacion, R (7, PH) OBP: 0.372, SLG: 0.476					1-2		3-H	3-H		1	0	1	1	1	0	0
	(8, 8)															

Inning Stats	1	2	3	4	5	6	7	8	9
	R: 0 H: 0 E: 0 LOB: 1 K: 0 BB: 1 S: 12 P: 22	R: 1 H: 1 E: 0 LOB: 1 K: 0 BB: 2 S: 11 P: 24	R: 0 H: 0 E: 0 LOB: 0 K: 1 BB: 0 S: 7 P: 10	R: 0 H: 1 E: 0 LOB: 1 K: 1 BB: 0 S: 11 P: 15	R: 0 H: 1 E: 0 LOB: 1 K: 0 BB: 0 S: 6 P: 10	R: 0 H: 0 E: 0 LOB: 0 K: 0 BB: 0 S: 5 P: 7	R: 0 H: 1 E: 0 LOB: 2 K: 1 BB: 1 S: 10 P: 19	R: 5 H: 6 E: 0 LOB: 2 K: 1 BB: 1 S: 23 P: 33	

| | | | | | | | | | | | | | | |

Batter	1	2	3	4	5	6	7	8	9	AB	R	H	RBI	BB	SO	LOB
Craig Biggio, R (1, 4) OBP: 0.366, SLG: 0.492	C X 0-1 SH3-4 1B 2B	B B I 4-0 FC4 IBB			B C X 1-1 P6 ②			B B C F X 2-2 P4 ①	F F S 0-3 K ③	4	1	1	0	1	1	2
Willy Taveras, R (1, 8) OBP: 0.311, SLG: 0.350	X 0-0 SH3-4 ① 2-3	F B F X 1-2 FC4 ③ 1-2f			C X 0-1 F8 ③			B B C B X 3-1 G5-3 ②		3	0	0	0	0	0	3
Morgan Ensberg, R (1, 5) OBP: 0.380, SLG: 0.438	F B B B X 3-1 1B 3-H	B F F C 2-3 K ①				F B F B X 2-2 P4 ①		F S X 0-2 2B		4	0	2	1	0	1	0
17 Lance Berkman, S (1, 7) OBP: 0.200, SLG: 0.118	F 1 SAFE F C 0-3 K ②	F S B B F X 2-2 F9 ②				F S B X 1-2 F8 ②		B B B I 4-0 IBB		3	0	0	0	1	1	1
Mike Lamb, L (1, 3) OBP: 0.303, SLG: 0.463	C D S S 1-3 K ③	B F F F X 1-2 G3 ③				B F F F B X 2-2 1B		C S S 0-3 K ③		4	0	1	0	0	2	3
16 Jason Lane, R (1, 9) OBP: 0.278, SLG: 0.444		B X 1-0 F8 ①		F C B S 1-3 K ①		C X 0-1 P6 ③			B X 1-0 L7 ①	4	0	0	0	0	1	1
28 Adam Everett, R (1, 6) OBP: 0.300, SLG: 0.355		C S B B X 2-2 1B 1B		C C X 0-2 G6-3 ②			X 0-0 G6-3 ①		B B B C F F X 3-2 F8 ②	4	0	1	0	0	0	0
Raul Chavez, R (1, 2) OBP: 0.233, SLG: 0.279 Orlando Palmeiro, L (9, PH) OBP: 0.429, SLG: 0.583		C X 0-1 44 SH1-4 1B 1-3		B C B B X 3-1 G3 ③			C B X 1-1 G5-3 ②		C B B F X 2-2 BB 1B	3 1	0 0	1 1	0 0	0 0	0 0	0 0
44 Roy Oswalt, R (1, 1) OBP: 0.111, SLG: 0.111 Dan Wheeler, R (8, 1) Jose Vizcaino, S (9, PH) OBP: 0.351, SLG: 0.406		L X 0-1 SH1-4 ② 1-2			X 0-0 P4 ①		C X 0-1 G6-3 ③		B B B C B 4-1 BB 1-2	2 0 0	0 0 0	0 0 0	0 0 0	0 0 1	0 0 0	0 0 0
Inning Stats	R: 1 H: 2 E: 0 LOB: 1 K: 2 BB: 0 S: 11 P: 15	R: 0 H: 2 E: 0 LOB: 3 K: 0 BB: 1 S: 11 P: 19	R: 0 H: 0 E: 0 LOB: 0 K: 1 BB: 0 S: 10 P: 15	R: 0 H: 0 E: 0 LOB: 0 K: 1 BB: 0 S: 8 P: 12	R: 0 H: 0 E: 0 LOB: 0 K: 0 BB: 0 S: 5 P: 6	R: 0 H: 1 E: 0 LOB: 1 K: 0 BB: 0 S: 12 P: 17	R: 0 H: 0 E: 0 LOB: 0 K: 0 BB: 0 S: 5 P: 6	R: 0 H: 1 E: 0 LOB: 2 K: 1 BB: 1 S: 11 P: 20	R: 0 H: 1 E: 0 LOB: 2 K: 1 BB: 1 S: 12 P: 22	1B: 5 SF: 0 2B: 2 SAC: 2 3B: 0 DP: 0 HR: 0 HBP: 0						WP: 0 PA: 37 PB: 0 SB: 0 CS: 0

PITCHER		IP	WLS	BF	H	R	ER	SO	BB	IBB	HBP	BLK	WP	HR	S	P	ERA	WHIP
Dontrelle Willis, L ERA: 1.08	(1, 1)	8.0	W	32	6	1	1	5	0	2	0	0	0	0	73	110	1.12	0.750
Todd Jones, R ERA: 1.23	(9, 1)	1.0	S	5	1	0	0	1	1	0	0	0	0	0	12	22	0.00	2.000

PITCHER	IP	WLS	BF	H	R	ER	SO	BB	IBB	HBP	BLK	WP	HR	S	P	ERA	WHIP

Houston Astros @ Florida Marlins

Dolphin Stadium, Miami, FL

Wed May 11 2005, 7:05 PM EDT

Att. 21,789 - Partly Cloudy - 78 F

TOP

livebaseballscorecards.com

AB	32
R	1
H	7
RBI	1
BB	3
SO	6
LOB	10

BOTTOM

Batter	1	2	3	4	5	6	7	8	9	AB	R	H	RBI	BB	SO	LOB
Juan Pierre, L (1, 8) OBP: 0.345, SLG: 0.380	C B X 1-1 F7 ①		C B F X 1-2 HR 3B		B B B 4-0 S BB		B C F B X 2-2 G5-3 ③			3	1	1	0	1	0	1
Damion Easley, R (1, 4) OBP: 0.283, SLG: 0.417	C B B X 2-1 P3 ②		C B F D B X 3-2 3-H HR		1 SAFE B B B B 4-0 1-2 BB			C C B X 1-2 F7 ①		3	1	1	2	1	0	0
Carlos Delgado, L (1, 3) OBP: 0.394, SLG: 0.518	B B S F B B 4-2 BB		B F X 1-1 1B		F S F X 0-2 P2 ③			B B C F B X 3-2 L4 ②		3	0	1	0	1	0	2
Juan Encarnacion, R (1, 9) OBP: 0.368, SLG: 0.463	S B B B S C 3-3 K ③		C F S 0-3 K ③			F B C C 1-3 K ①		C S B F B B B 4-2 E S BB		3	0	0	0	1	3	2
Paul Lo Duca, R (1, 2) OBP: 0.394, SLG: 0.433		C B F F X 1-2 G5-3 ①		C B S X 1-2 FC6-4 1B		C F X 0-2 G6-3 ②		B B B B 4-0 1-3 HBP BB		3	0	1	0	1	0	0
Jeff Conine, R (1, 7) OBP: 0.371, SLG: 0.310 Todd Jones, L (9, 1)		C B C B F S 2-3 K ②		X 0-0 FC6-4 G6-4-3 1-2f ①		C S B S 1-3 K ③		F F B H 2-2 1-2 HBP		3 0	0 0	0 0	0 0	0 0	2 0	1 0
Mike Lowell, R (1, 5) OBP: 0.248, SLG: 0.318		C F S 0-3 K ③		F F F X 0-2 G6-4-3 ② ③ 1-2f			B B F X 2-1 F8 ①	C B D C B X 3-2 F8 ③		4	0	0	0	0	1	4
Alex Gonzalez, R (1, 6) OBP: 0.274, SLG: 0.347			C X 0-1 G4-3 ①		S C B X 1-2 F7 ①		B F C X 1-2 SH1-4 1B			3	0	1	0	0	0	0
Dontrelle Willis, L (1, 1) OBP: 0.136, SLG: 0.136 Chris Aguila, R (9, 7) OBP: 0.429, SLG: 0.333			X 0-0 G4-3 ②		B X 1-0 G6-3 ②		X 0-0 SH1-4 1-2 ②			2 0	0 0	0 0	0 0	0 0	0 0	0 0
Inning Stats	R: 0 E: 0 K: 1 S: 9 H: 0 LOB: 1 BB: 1 P: 19	R: 0 E: 0 K: 2 S: 11 H: 0 LOB: 0 BB: 0 P: 14	R: 2 E: 0 K: 1 S: 15 H: 3 LOB: 1 BB: 0 P: 20	R: 0 E: 0 K: 0 S: 8 H: 1 LOB: 0 BB: 0 P: 9	R: 0 E: 0 K: 0 S: 8 H: 0 LOB: 2 BB: 2 P: 18	R: 0 E: 0 K: 2 S: 9 H: 0 LOB: 0 BB: 0 P: 11	R: 0 E: 0 K: 0 S: 9 H: 1 LOB: 1 BB: 0 P: 14	R: 0 E: 0 K: 0 S: 14 H: 0 LOB: 3 BB: 2 P: 31		1B: 3 2B: 0 3B: 1 HR: 1	SF: 0 SAC: 1 DP: 1 HBP: 1					

PITCHER		IP	WLS	BF	H	R	ER	SO	BB	IBB	HBP	BLK	WP	HR	S	P	ERA	WHIP
44 Roy Oswalt, R ERA: 4.02	(1, 1)	7.2	L	33	5	2	2	6	5	0	1	0	0	1	80	130	2.35	1.304
Dan Wheeler, R ERA: 1.98	(8, 1)	0.1		1	0	0	0	0	0	0	0	0	0	0	3	6	0.00	0.000

PITCHER	IP	WLS	BF	H	R	ER	SO	BB	IBB	HBP	BLK	WP	HR	S	P	ERA	WHIP

Houston Astros @ Florida Marlins
Dolphin Stadium, Miami, FL
Wed May 11 2005, 7:05 PM EDT
Att. 21,789 - Partly Cloudy - 78 F

livebaseballscorecards.com

AB	27
R	2
H	5
RBI	2
BB	5
SO	6
LOB	10

1B: 3 2B: 0 3B: 1 HR: 1 SF: 0 SAC: 1 DP: 1 HBP: 1

WP: 0 PB: 0 SB: 2 CS: 0 PA: 34

San Francisco Giants @ Houston Astros

Minute Maid Park, Houston, TX

Thu May 12 2005, 7:05 PM CDT

Att. 29,126 - Cloudy - 78 F

livebaseballscorecards.com

TOP

Batter	1	2	3	4	5	6	7	8	9	AB	R	H	RBI	BB	SO	LOB
Jason Ellison, R (1, 9) OBP: 0.432, SLG: 0.565	0-0 FC5-4 13 E SF7 1B	4-2 1-2 BB			1-1 L9 ②		1-2 G4-3 ①		0-1 SH 13 1B E 2-3	3	2	1	0	1	0	0
13 Omar Vizquel, S (1, 6) OBP: 0.362, SLG: 0.398	0-1 E5 FC5-4 1-2	1-3 K ③			0-3 K ③		0-1 F9 ②		0-2 E 1-3 3-H 1B	5	0	1	1	0	2	3
Pedro Feliz, R (1, 3) OBP: 0.350, SLG: 0.489	0-1 FC5-4 ① 1-2f 2-3		0-0 F7 ①			1-3 K ①	0-0 F9 ③		0-3 K ①	5	0	0	0	0	2	4
Moises Alou, R (1, 7) OBP: 0.427, SLG: 0.460	1 SAFE 0-0 SF7 ② 3-H		0-0 G6-3 ②			4-1 BB 1B 1B BB		3-3 K ①	1-0 E5 1-2 3-H	3	1	0	2	1	1	1
Edgardo Alfonzo, R (1, 5) OBP: 0.397, SLG: 0.449	1-1 F7 ③		0-1 F8 ③			2-1 1B BB E 1-2 1B		3-1 1B 1B	0-3 K ②	5	1	2	0	0	1	3
Deivi Cruz, R (1, 4) OBP: 0.344, SLG: 0.456		1-2 1B 2B		0-3 K ①		4-2 E 1-2 2-3 BB		0-1 1-2 1B	3-3 K ③	3	1	2	0	1	1	0
54 Scott Munter, R (8, 1)										0	0	0	0	0	0	0
Michael Tucker, L (9, PH) OBP: 0.337, SLG: 0.384										1	0	0	0	0	1	2
Tyler Walker, R (9, 1)										0	0	0	0	0	0	0
Marquis Grissom, R (1, 8) OBP: 0.240, SLG: 0.296		3-2 G5-3 ①		3-1 L7 ②		1-3 K ②		1-2 P3 ②		4	0	0	0	0	1	6
Mike Matheny, R (1, 2) OBP: 0.302, SLG: 0.411		0-0 BB 2-H 1B		0-1 P4 ③		0-1 E7 1-2 2-H 3-H 1B		1-3 K ③		4	0	2	2	0	1	2
41 Brad Hennessey, R (1, 1) OBP: 0.167, SLG: 0.167	1-3 K ②			1-0 G1-3 ①		1-2 G6-3 ③			0-0 SH 13 1B 2B	3	0	0	0	0	1	3
Jason Christiansen, R (7, 1)										0	0	0	0	0	0	0
Jim Brower, R (7, 1)										0	0	0	0	0	0	0
Scott Eyre, L (7, 1)										0	0	0	0	0	0	0
Ray Durham, S (8, 4) OBP: 0.363, SLG: 0.301										1	1	1	0	0	0	0
Inning Stats	R: 1 E: 1 K: 0 S: 8 H: 1 LOB: 1 BB: 0 P: 9	R: 1 E: 0 K: 2 S: 17 H: 2 LOB: 2 BB: 1 P: 27	R: 0 E: 0 K: 0 S: 4 H: 0 LOB: 0 BB: 0 P: 4	R: 0 E: 0 K: 1 S: 11 H: 0 LOB: 0 BB: 0 P: 14	R: 0 E: 0 K: 1 S: 6 H: 0 LOB: 0 BB: 0 P: 8	R: 2 E: 1 K: 2 S: 17 H: 2 LOB: 2 BB: 2 P: 30	R: 0 E: 0 K: 0 S: 6 H: 0 LOB: 0 BB: 0 P: 7	R: 0 E: 0 K: 2 S: 13 H: 2 LOB: 2 BB: 0 P: 21	R: 2 E: 2 K: 3 S: 17 H: 2 LOB: 2 BB: 0 P: 21	1B: 7 2B: 2 3B: 0 HR: 0 SF: 1 SAC: 1 DP: 0 HBP: 0							

	AB	37
	R	6
	H	9
	RBI	5
	BB	3
	SO	11
	LOB	24

WP: 0 PB: 0 SB: 0 CS: 0 PA: 42

PITCHER		IP	WLS	BF	H	R	ER	SO	BB	IBB	HBP	BLK	WP	HR	S	P	ERA	WHIP
Andy Pettitte, L ERA: 3.29	(1, 1)	6.0	L	27	5	4	2	6	3	0	0	0	0	0	63	92	3.00	1.333
Dan Wheeler, R ERA: 1.84	(7, 1)	1.0		3	0	0	0	0	0	0	0	0	0	0	6	7	0.00	0.000
Chad Qualls, R ERA: 4.34	(8, 1)	1.0		5	2	0	0	2	0	0	0	0	0	0	13	21	0.00	2.000
54 Brad Lidge, R ERA: 3.52	(9, 1)	1.0		7	2	2	1	3	0	0	0	0	0	0	17	21	9.00	2.000

PITCHER	IP	WLS	BF	H	R	ER	SO	BB	IBB	HBP	BLK	WP	HR	S	P	ERA	WHIP

Batter	1	2	3	4	5	6	7	8	9	AB	R	H	RBI	BB	SO	LOB
Craig Biggio, R (1, 4) OBP: 0.367, SLG: 0.535	X 0-0 HR		B C S F B S 2-3 ① K		C X 0-1 HR		C S B B X 2-2 ① P3 1-2		X 0-0 ② F7	5	2	2	2	0	1	1
Willy Taveras, R (1, 8) OBP: 0.316, SLG: 0.350 Chad Qualls, R (8, 1) 54 Brad Lidge, R (9, 1) Todd Self, L (9, PH)	C F B B X 2-2 ① F8		X 0-0 S 1B		B S F B B F F S 3-3 ② K		C M H 1-2 HBP		B C C X 1-1 ③ F8	3 0 0 1	0 0 0 0	1 0 0 0	0 0 0 0	0 0 0 0	1 0 0 0	0 0 0 0
Morgan Ensberg, R (1, 5) OBP: 0.392, SLG: 0.467	C X 0-1 HR		B 1 SAFE C 1 SAFE S B B 2 SAFE 4-2 17 G3 1-3 BB		B C B S B B B 4-2 17 S BB		B S S S 1-3 ② K			2	1	1	1	2	1	2
17 Lance Berkman, S (1, 7) OBP: 0.250, SLG: 0.150	S X 0-1 1B		B B F B T X 3-2 ② G3 1-2		B B C B B 4-1 1-2 BB		F B C B F F S 2-3 ③ K			3	0	1	0	1	1	4
Mike Lamb, L (1, 3) OBP: 0.290, SLG: 0.442	B 1 SAFE F C 1 SAFE B S 2-3 ② K		B X 1-0 ③ P5		X 0-0 ③ G3			C S C 0-3 ① K		4	0	0	0	0	2	5
16 Jason Lane, R (1, 9) (8, 8)	B S X 1-1 ③ F9		C F F B B B F F S 3-3 ① K		C X 0-1 G6-4-3 1B			B F B B X 3-1 CS 28 1B 1B		4	0	2	0	0	1	1
28 Adam Everett, R (1, 6) OBP: 0.298, SLG: 0.351		X 0-0 ① G6-3	C F F F S 0-3 ② K		1 SAFE C F B F B F X 2-2 ① P5			X 0-0 1-2 1B		4	0	1	0	0	1	1
Brad Ausmus, R (1, 2) OBP: 0.305, SLG: 0.257 Jose Vizcaino, S (8, PH) OBP: 0.342, SLG: 0.394 Raul Chavez, R (9, 2) OBP: 0.233, SLG: 0.279		F B B F S 2-3 ② K	B C B F X 2-2 ③ G3-1		S C B 1 SAFE B X 2-2 ②③ G6-4-3 1-2f			B B F C T F F C 2-3 ②③ K 2-3		3 1 0	0 0 0	0 0 0	0 0 0	0 0 0	1 1 0	1 2 0
Andy Pettitte, L (1, 1) Dan Wheeler, R (7, 1) Orlando Palmeiro, L (7, PH) OBP: 0.433, SLG: 0.560 (8, 9)		B B C X 2-1 ③ G6-3	B C F C 1-3 ① K			B B B B 4-0 WP BB			C B X 1-1 ① F9	2 0 1	0 0 0	0 0 0	0 0 1	0 0 0	1 0 0	0 0 0
Inning Stats	R: 2 E: 0 K: 1 S: 13 H: 3 LOB: 1 BB: 0 P: 18	R: 0 E: 0 K: 1 S: 6 H: 0 LOB: 0 BB: 0 P: 10	R: 0 E: 0 K: 1 S: 11 H: 1 LOB: 2 BB: 1 P: 21	R: 0 E: 0 K: 2 S: 14 H: 0 LOB: 0 BB: 0 P: 19	R: 1 E: 0 K: 2 S: 14 H: 1 LOB: 2 BB: 2 P: 26	R: 0 E: 0 K: 0 S: 10 H: 1 LOB: 0 BB: 0 P: 14	R: 0 E: 0 K: 2 S: 13 H: 0 LOB: 2 BB: 1 P: 23	R: 0 E: 0 K: 2 S: 12 H: 2 LOB: 2 BB: 0 P: 17	R: 0 E: 0 K: 0 S: 5 H: 0 LOB: 0 BB: 0 P: 7	1B: 5 2B: 1 3B: 0 HR: 3	SF: 0 SAC: 0 DP: 2 HBP: 1					

BOTTOM

San Francisco Giants @ Houston Astros

Minute Maid Park, Houston, TX

Thu May 12 2005, 7:05 PM CDT
Att. 29,126 - Cloudy - 78 F

livebaseballscorecards.com

AB	33
R	3
H	8
RBI	3
BB	4
SO	11
LOB	17

WP: 1 PB: 0 SB: 3 CS: 1 PA: 38

PITCHER		IP	WLS	BF	H	R	ER	SO	BB	IBB	HBP	BLK	WP	HR	S	P	ERA	WHIP
41 Brad Hennessey, R ERA: 4.15	(1, 1)	6.0	W	26	6	3	3	7	3	0	0	0	0	3	68	108	4.50	1.500
Jason Christiansen, L ERA: 3.75	(7, 1)	0.0		1	0	0	0	0	1	0	0	0	0	0	0	4	∞	∞
Jim Brower, R ERA: 7.31	(7, 1)	0.2	H	3	0	0	0	1	0	0	1	0	1	0	8	12	0.00	0.000
Scott Eyre, L ERA: 3.68	(7, 1)	0.2	H	2	0	0	0	2	0	0	0	0	0	0	8	10	0.00	0.000
54 Scott Munter, R ERA:	(8, 1)	0.2	H	3	2	0	0	1	0	0	0	0	0	0	9	14	0.00	3.000

PITCHER		IP	WLS	BF	H	R	ER	SO	BB	IBB	HBP	BLK	WP	HR	S	P	ERA	WHIP
Tyler Walker, R ERA: 4.6	(9, 1)	1.0	S	3	0	0	0	0	0	0	0	0	0	0	5	7	0.00	0.000

Batter	1	2	3	4	5	6	7	8	9	AB	R	H	RBI	BB	SO	LOB
13 Omar Vizquel, S (1, 6) OBP: 0.357, SLG: 0.391	F9	G5-3			1B		K		F8	5	0	1	0	0	1	3
Michael Tucker, L (1, 9) OBP: 0.326, SLG: 0.368	K	K			K			HR	G6-3	3	0	0	0	0	3	1
Jason Ellison, R (8, PH) OBP: 0.434, SLG: 0.606 (8, 9)										2	1	1	1	0	0	1
Lance Niekro, R (1, 3) OBP: 0.268, SLG: 0.530	BB		F8		F8			L6	G6-3	4	1	0	0	1	0	2
Moises Alou, R (1, 7) OBP: 0.430, SLG: 0.455	1B E 1B		BB			G6-3		E5		3	1	1	0	1	0	0
Ray Durham, S (1, 4) OBP: 0.368, SLG: 0.302	E BB		P2			G3		1B 1B		3	1	1	0	1	0	1
Edgardo Alfonzo, R (1, 5) OBP: 0.400, SLG: 0.451	E3 1B			K		F9		1B		4	0	2	1	0	1	0
Marquis Grissom, R (1, 8) OBP: 0.241, SLG: 0.294	P5			F7			G5-3	1B		4	0	1	1	0	0	2
Mike Matheny, R (1, 2) OBP: 0.300, SLG: 0.414		F8		P3			2B	F9		4	0	1	0	0	0	2
Kirk Rueter, L (1, 1) OBP: 0.214, SLG: 0.231		G6-3			F7		BB		2B	2	0	0	0	1	0	0
Jason Christiansen, R (8, 1)										0	0	0	0	0	0	0
Jeremy Accardo, R (8, 1)										0	0	0	0	0	0	0
Jim Brower, R (8, 1)										0	0	0	0	0	0	0
Deivi Cruz, R (9, PH) OBP: 0.355, SLG: 0.483										1	0	1	0	0	0	0
Tyler Walker, R (9, 1)										0	0	0	0	0	0	0
Inning Stats	R: 2 E: 1 K: 1 S: 23 H: 2 LOB: 2 BB: 2 P: 39	R: 0 E: 0 K: 0 S: 8 H: 0 LOB: 0 BB: 0 P: 10	R: 0 E: 0 K: 1 S: 11 H: 0 LOB: 1 BB: 1 P: 16	R: 0 E: 0 K: 1 S: 9 H: 0 LOB: 0 BB: 0 P: 14	R: 0 E: 0 K: 1 S: 8 H: 1 LOB: 1 BB: 0 P: 12	R: 0 E: 0 K: 0 S: 6 H: 0 LOB: 0 BB: 0 P: 12	R: 0 E: 0 K: 1 S: 12 H: 1 LOB: 2 BB: 1 P: 22	R: 2 E: 1 K: 0 S: 17 H: 4 LOB: 2 BB: 0 P: 22	R: 0 E: 0 K: 0 S: 14 H: 1 LOB: 1 BB: 0 P: 17	1B: 6 2B: 3 3B: 0 HR: 1	SF: 0 SAC: 0 DP: 1 HBP: 0						

PITCHER		IP	WLS	BF	H	R	ER	SO	BB	IBB	HBP	BLK	WP	HR	S	P	ERA	WHIP
Ezequiel Astacio, R ERA: 7.31	(1, 1)	5.0	L	21	3	2	1	4	3	0	0	0	0	0	59	91	1.80	1.200
Mike Burns, R ERA:	(6, 1)	1.1		5	1	0	0	0	0	0	0	0	0	0	14	23	0.00	0.750
John Franco, L ERA: 1.69	(7, 1)	0.2		2	0	0	0	1	1	0	0	0	0	0	4	11	0.00	1.500
Chad Qualls, R ERA: 5.03	(8, 1)	1.0		7	4	2	2	0	0	0	0	0	0	1	17	22	18.00	4.000
Russ Springer, R ERA: 4.85	(9, 1)	1.0		4	1	0	0	0	0	0	0	0	0	0	14	17	0.00	1.000

PITCHER	IP	WLS	BF	H	R	ER	SO	BB	IBB	HBP	BLK	WP	HR	S	P	ERA	WHIP

TOP

San Francisco Giants @ Houston Astros

Minute Maid Park, Houston, TX

Fri May 13 2005, 7:05 PM CDT
Att. 31,365 - Partly Cloudy - 78 F

livebaseballscorecards.com

AB	35
R	4
H	9
RBI	3
BB	4
SO	5
LOB	12

1B: 6	SF: 0	WP: 0	PA: 39		
2B: 3	SAC: 0	PB: 0			
3B: 0	DP: 1	SB: 0			
HR: 1	HBP: 0	CS: 1			

BOTTOM

San Francisco Giants @ Houston Astros

Minute Maid Park, Houston, TX

Fri May 13 2005, 7:05 PM CDT
Att. 31,365 - Partly Cloudy - 78 F

livebaseballscorecards.com

Batter	1	2	3	4	5	6	7	8	9	AB	R	H	RBI	BB	SO	LOB
Craig Biggio, R (1, 4) OBP: 0.357, SLG: 0.519	1-1 G5-3		0-0 G5-4-3 1-2f		0-1 F9			1-2 F9		4	0	0	0	0	0	1
Willy Taveras, R (1, 8) OBP: 0.321, SLG: 0.354	2-1 F9		1-1 1B			1-1 F7		2-2 S 1B 1B		4	1	2	0	0	0	0
Orlando Palmeiro, L (1, 7) OBP: 0.412, SLG: 0.517	2-2 G6-3		0-0 P3			2-2 G3-1		3-2 1-H 1B		4	0	1	1	0	0	1
Morgan Ensberg, R (1, 5) OBP: 0.403, SLG: 0.482		3-2 16 BB 28 1B 1B 1B		3-2 FC1-5 2B		4-2 BB		2-1 F7		3	1	2	0	1	0	1
Jose Vizcaino, S (1, 3) (8, 6) OBP: 0.333, SLG: 0.378		2-2 28 1B 16 BB G1-2-3 1-2 1B		0-0 FC1-5 2-3		0-1 F9			1-1 F7	4	0	1	0	0	0	2
16 Jason Lane, R (1, 9) OBP: 0.284, SLG: 0.435		4-1 G1-2-3 28 1B 1-2 1-2 2-3 BB		0-0 F8			3-2 F9		1-2 F8	3	0	0	0	1	0	1
28 Adam Everett, R (1, 6) OBP: 0.299, SLG: 0.351 Chad Qualls, R (8, 1) Russ Springer, R (9, 1) Todd Self, L (9, PH)		2-2 G1-2-3 1-2 2-3 3-H 1B		1 SAFE 0-0 G1-3			2-1 P3		1-2 P5	3 0 0 1	0 0 0 0	1 0 0 0	1 0 0 0	0 0 0 0	0 0 0 0	1 0 0 0
Raul Chavez, R (1, 2) OBP: 0.217, SLG: 0.261		1-0 G1-2-3 1-2 2-3 3-Hf			3-2 G5-3		2-2 G4-3			3	0	0	0	0	0	3
Ezequiel Astacio, R (1, 1) OBP: 0.250, SLG: 0.250 4 Eric Bruntlett, R (5, PH) Mike Burns, R (6, 1) John Franco, L (7, 1) Mike Lamb, L (8, 3) OBP: 0.287, SLG: 0.437		1-2 1-2 3-H	2-1 G5-4-3		3-2 F9			0-0 F8		1 1 0 0 1	0 0 0 0 0	1 0 0 0 0	0 0 0 0 0	0 0 0 0 0	0 0 0 0 0	0 0 0 0 0
Inning Stats	R: 0 E: 0 K: 0 S: 7 H: 0 LOB: 0 BB: 0 P: 12	R: 1 E: 0 K: 0 S: 15 H: 3 LOB: 2 BB: 1 P: 28	R: 0 E: 0 K: 0 S: 6 H: 2 LOB: 1 BB: 0 P: 9	R: 0 E: 0 K: 0 S: 6 H: 1 LOB: 1 BB: 0 P: 9	R: 0 E: 0 K: 0 S: 12 H: 0 LOB: 0 BB: 0 P: 18	R: 0 E: 0 K: 0 S: 9 H: 0 LOB: 1 BB: 1 P: 16	R: 0 E: 0 K: 0 S: 9 H: 0 LOB: 0 BB: 0 P: 16	R: 1 E: 0 K: 0 S: 15 H: 2 LOB: 1 BB: 0 P: 23	R: 0 E: 0 K: 0 S: 9 H: 0 LOB: 0 BB: 0 P: 12	1B: 7 2B: 1 3B: 0 HR: 0	SF: 0 SAC: 0 DP: 2 HBP: 0						

	AB	32
	R	2
	H	8
	RBI	2
	BB	2
	SO	0
	LOB	10

WP: 0 PB: 0 SB: 1 CS: 0 PA: 34

PITCHER		IP	WLS	BF	H	R	ER	SO	BB	IBB	HBP	BLK	WP	HR	S	P	ERA	WHIP
Kirk Rueter, L ERA: 4.05	(1, 1)	7.0	W	27	6	1	1	0	2	0	0	0	0	0	64	108	1.29	1.143
Jason Christiansen, L ERA: 3.65	(8, 1)	0.1	H	1	0	0	0	0	0	0	0	0	0	0	1	1	0.00	0.000
Jeremy Accardo, R ERA: 10.8	(8, 1)	0.1	H	3	2	1	1	0	0	0	0	0	0	0	12	18	27.00	6.000
Jim Brower, R ERA: 7.16	(8, 1)	0.1	H	1	0	0	0	0	0	0	0	0	0	0	2	4	0.00	0.000
Tyler Walker, R ERA: 4.32	(9, 1)	1.0	S	3	0	0	0	0	0	0	0	0	0	0	9	12	0.00	0.000

PITCHER	IP	WLS	BF	H	R	ER	SO	BB	IBB	HBP	BLK	WP	HR	S	P	ERA	WHIP

San Francisco Giants @ Houston Astros

Minute Maid Park, Houston, TX

Sat May 14 2005, 6:05 PM CDT

Att. 41,323 - Cloudy - 84 F

TOP

livebaseballscorecards.com

Batter	1	2	3	4	5	6	7	8	9	AB	R	H	RBI	BB	SO	LOB
Ray Durham, S (1, 4) OBP: 0.364, SLG: 0.310	B C C F F B F S 2-3 ① K		X 0-0 2B 2B		B F B B F C 3-3 ③ K			C X 0-1 ① G1-3		4	1	1	0	0	2	1
Jason Ellison, R (1, 8) OBP: 0.438, SLG: 0.608	F F B H 2-2 S HBP		B B X 2-0 2-H 2B			X 0-0 ① F9		C B C B B X 3-2 ② P4		3	0	1	1	0	0	0
Pedro Feliz, R (1, 3) OBP: 0.340, SLG: 0.474	1 SAFE C S B S 1-3 ② K 1-2		F F C 0-3 ③ K			S X 0-1 ② G6-3		F C B X 1-2 ③ F8		4	0	0	0	0	2	2
Moises Alou, R (1, 7) OBP: 0.422, SLG: 0.443	X 0-0 ③ G5-3			B X 1-0 ① F9		X 0-0 1B 1B			S B F B X 2-2 ① L5	4	0	1	0	0	0	1
Edgardo Alfonzo, R (1, 5) OBP: 0.396, SLG: 0.444		B F F B F B C 3-3 ① K		X 0-0 ② G6-3		X 0-0 1-3 1B			C F F S 0-3 ② K	4	0	1	0	0	2	0
Deivi Cruz, R (1, 6) OBP: 0.333, SLG: 0.452		X 0-0 ② G5-3		C S B S 1-3 ③ K		C B X 1-1 ③ G4-3			F S S 0-3 ③ K2-3	4	0	0	0	0	2	2
Michael Tucker, L (1, 9) OBP: 0.315, SLG: 0.354		C B S B B S 3-3 ③ K			B B C F B S 3-3 ① K		F B B X 2-1 ① L4			3	0	0	0	0	2	0
Yorvit Torrealba, R (1, 2) OBP: 0.323, SLG: 0.464			S B F B B F F X 3-2 ① F8		C S B B S 2-3 ② K		S B X 1-1 ② F8			3	0	0	0	0	1	0
Brett Tomko, R (1, 1) Lance Niekro, R (7, PH) OBP: 0.264, SLG: 0.522 Matt Herges, L (7, 1)			B F F S 1-3 ② K2-3		X 0-0 1B		X 0-0 ③ G1-3			2 1 0	0 0 0	1 0 0	0 0 0	0 0 0	1 0 0	0 0 0
Inning Stats	R: 0 H: 0 E: 0 LOB: 1 K: 2 BB: 0 S: 12 P: 17	R: 0 H: 0 E: 0 LOB: 0 K: 2 BB: 0 S: 8 P: 14	R: 1 H: 2 E: 0 LOB: 1 K: 2 BB: 0 S: 13 P: 19	R: 0 H: 0 E: 0 LOB: 0 K: 1 BB: 0 S: 5 P: 7	R: 0 H: 1 E: 0 LOB: 1 K: 3 BB: 0 S: 11 P: 19	R: 0 H: 2 E: 0 LOB: 2 K: 0 BB: 0 S: 7 P: 8	R: 0 H: 0 E: 0 LOB: 0 K: 0 BB: 0 S: 5 P: 8	R: 0 H: 0 E: 0 LOB: 0 K: 0 BB: 0 S: 8 P: 12	R: 0 H: 0 E: 0 LOB: 0 K: 2 BB: 0 S: 10 P: 12	1B: 3 SF: 0 2B: 2 SAC: 0 3B: 0 DP: 0 HR: 0 HBP: 1						WP: 0 PA: 33 PB: 0 SB: 1 CS: 0

	AB	32
	R	1
	H	5
	RBI	1
	BB	0
	SO	12
	LOB	6

PITCHER		IP	WLS	BF	H	R	ER	SO	BB	IBB	HBP	BLK	WP	HR	S	P	ERA	WHIP
Roger Clemens, R ERA: 1.11	(1, 1)	8.0	W	30	5	1	1	10	0	0	1	0	0	0	69	104	1.12	0.625
54 Brad Lidge, R ERA: 3.31	(9, 1)	1.0	S	3	0	0	0	2	0	0	0	0	0	0	10	12	0.00	0.000

PITCHER		IP	WLS	BF	H	R	ER	SO	BB	IBB	HBP	BLK	WP	HR	S	P	ERA	WHIP

Batter	1	2	3	4	5	6	7	8	9	AB	R	H	RBI	BB	SO	LOB
Willy Taveras, R (1, 8) OBP: 0.313, SLG: 0.344	C F B F X 1-2 G6-3 ①		B X 1-0 F8 ③			F X 0-1 G4-3 ①	B F F B X 2-2 L6 ③			4	0	0	0	0	0	1
Orlando Palmeiro, L (1, 9) OBP: 0.395, SLG: 0.485	F B C F X 1-2 F9 ②			C S B X 1-2 G3 ①		C B X 1-1 HR 1B		C B C X 1-2 G4-3 ①		4	1	1	0	0	0	0
Craig Biggio, R (1, 4) OBP: 0.367, SLG: 0.541 4 Eric Bruntlett, R (9, 4)	B X 1-0 G5-3 ③			B F B B S F B 4-2 BB		X 0-0 1-H HR		B B C B B 4-1 BB		2 0	1 0	1 0	2 0	2 0	0 0	0 0
17 Lance Berkman, S (1, 7) OBP: 0.250, SLG: 0.292 54 Brad Lidge, R (9, 1)		C F B F C 1-3 K ①		1 SAFE C C C X 0-2 F8 ②		B C X 1-1 HR		C F B B F X 2-2 F9 ②		4 0	1 0	1 0	1 0	0 0	1 0	2 0
Mike Lamb, L (1, 3) OBP: 0.276, SLG: 0.418		B F F F X 1-2 F8 ②		B C B X 2-1 F8 ③		F S S 0-3 K ②		X 0-0 F8 ③		4	0	0	0	0	1	2
Morgan Ensberg, R (1, 5) OBP: 0.402, SLG: 0.487		C C B B F B F X 3-2 2B			C B C B X 2-2 P3 ①	X 0-0 G5-3 ③				3	0	1	0	0	0	0
28 Adam Everett, R (1, 6) OBP: 0.300, SLG: 0.359		B X 1-0 G6-3 ③			B B X 2-0 1B 2B		X 0-0 P4 ①			3	1	1	0	0	0	1
Brad Ausmus, R (1, 2) OBP: 0.306, SLG: 0.260			C B F B S 2-3 K ①		X 0-0 2-H G1-6-3 1B		B F X 1-1 F7 ②			3	0	1	1	0	1	0
Roger Clemens, R (1, 1) OBP: 0.389, SLG: 0.353 Todd Self, L (9, 7)			C B F S 1-3 K ②		1 SAFE 1 B L X 1-1 G1-6-3 ②③ 1-2f		S X 0-1 1B			3 0	0 0	1 0	0 0	0 0	1 0	1 0
Inning Stats	R: 0 E: 0 K: 0 S: 9 H: 0 LOB: 0 BB: 0 P: 12	R: 0 E: 0 K: 1 S: 13 H: 1 LOB: 1 BB: 0 P: 19	R: 0 E: 0 K: 2 S: 7 H: 0 LOB: 0 BB: 0 P: 11	R: 0 E: 0 K: 0 S: 11 H: 0 LOB: 1 BB: 1 P: 18	R: 1 E: 0 K: 0 S: 7 H: 2 LOB: 0 BB: 0 P: 12	R: 3 E: 0 K: 1 S: 11 H: 3 LOB: 0 BB: 0 P: 13	R: 0 E: 0 K: 0 S: 8 H: 1 LOB: 1 BB: 0 P: 11	R: 0 E: 0 K: 0 S: 9 H: 0 LOB: 1 BB: 1 P: 16		1B: 3 2B: 2 3B: 0 HR: 2	SF: 0 SAC: 0 DP: 1 HBP: 0					

PITCHER		IP	WLS	BF	H	R	ER	SO	BB	IBB	HBP	BLK	WP	HR	S	P	ERA	WHIP
Brett Tomko, R ERA: 4.36	(1, 1)	6.0	L	24	6	4	4	4	1	0	0	0	0	2	58	85	6.00	1.167
Matt Herges, R ERA: 3.52	(7, 1)	2.0		8	1	0	0	0	1	0	0	0	0	0	17	27	0.00	1.000

PITCHER	IP	WLS	BF	H	R	ER	SO	BB	IBB	HBP	BLK	WP	HR	S	P	ERA	WHIP

BOTTOM

San Francisco Giants @ Houston Astros

Minute Maid Park, Houston, TX

Sat May 14 2005, 6:05 PM CDT

Att. 41,323 - Cloudy - 84 F

livebaseballscorecards.com

AB	30
R	4
H	7
RBI	4
BB	2
SO	4
LOB	7

1B: 3 2B: 2 3B: 0 HR: 2 SF: 0 SAC: 0 DP: 1 HBP: 0

WP: 0 PB: 0 SB: 0 CS: 0 PA: 32

Batter	1	2	3	4	5	6	7	8	9	AB	R	H	RBI	BB	SO	LOB
Jason Ellison, R (1, 9) (7, 8) OBP: 0.417, SLG: 0.577	C S X 0-2 ① G5-3		C B C B X 2-2 ③ F9		F C F X 0-2 ③ G5-3			X 0-0 ③ P5		4	0	0	0	0	0	2
13 Omar Vizquel, S (1, 6) OBP: 0.361, SLG: 0.390	B C B B C F B 4-2 BLK BB			C X 0-1 1B		B C F B X 2-2 ① F8			C B F X 1-2 ① G3	3	0	1	0	1	0	0
J.T. Snow, L (1, 3) OBP: 0.400, SLG: 0.390	S T S 0-3 ② K			C F X 0-2 ① P5		C B B X 2-1 ② G1-3			B C F F X 1-2 ② P2	3	0	0	0	0	1	2
Lance Niekro, R (8, 3) OBP: 0.260, SLG: 0.515										1	0	0	0	0	0	0
Moises Alou, R (1, 7) (7, 9) OBP: 0.415, SLG: 0.432	B B B F X 3-1 ③ F7 1-2			C X 0-1 ② F7		B C F S 1-3 ③ K			F X 0-1 1B	4	0	1	0	0	1	2
Ray Durham, S (1, 4) OBP: 0.360, SLG: 0.308		C F B B X 2-2 ① F8		X 0-0 ③ L6			X 0-0 G6-3 1B		B S S F X 1-2 ③ G3-1	4	0	1	0	0	0	2
Edgardo Alfonzo, R (1, 5) OBP: 0.388, SLG: 0.434		X 0-0 ② G6-3		C X 0-1 ① F8			B B B C F X 3-2 ① F8			3	0	0	0	0	0	1
Marquis Grissom, R (1, 8) OBP: 0.243, SLG: 0.288		C B S B S 2-3 ③ K		B C B B B 4-1 1B BB			X 0-0 ② ③ G6-3 1-2f			2	0	0	0	1	1	1
Jason Christiansen, R (7, 1)										0	0	0	0	0	0	0
Scott Eyre, L (8, 1)										0	0	0	0	0	0	0
Mike Matheny, R (1, 2) OBP: 0.292, SLG: 0.402			B B F F B X 3-2 ① F8		B S C F B C 2-3 ② K			X 0-0 ① P4		3	0	0	0	0	1	1
Jeff Fassero, L (1, 1)			S L B S 1-3 ② K		X 0-0 1-3 1B			B S C B S 2-3 ② K		1	0	0	0	0	1	0
54 Scott Munter, R (4, 1)										0	0	0	0	0	0	0
Michael Tucker, L (5, PH) OBP: 0.323, SLG: 0.363										1	0	1	0	0	0	0
Jeremy Accardo, R (5, 1)										0	0	0	0	0	0	0
Pedro Feliz, R (7, 7) OBP: 0.338, SLG: 0.471										1	0	0	0	0	1	0
Inning Stats	R: 0 E: 0 K: 1 S: 11 H: 0 LOB: 1 BB: 1 P: 18	R: 0 E: 0 K: 1 S: 7 H: 0 LOB: 0 BB: 0 P: 11	R: 0 E: 0 K: 1 S: 9 H: 0 LOB: 0 BB: 0 P: 15	R: 0 E: 0 K: 0 S: 8 H: 1 LOB: 1 BB: 0 P: 8	R: 0 E: 0 K: 1 S: 12 H: 1 LOB: 2 BB: 1 P: 18	R: 0 E: 0 K: 1 S: 8 H: 0 LOB: 0 BB: 0 P: 13	R: 0 E: 0 K: 0 S: 5 H: 1 LOB: 0 BB: 0 P: 8	R: 0 E: 0 K: 1 S: 5 H: 0 LOB: 0 BB: 0 P: 7	R: 0 E: 0 K: 0 S: 13 H: 1 LOB: 1 BB: 0 P: 16	1B: 4 2B: 0 3B: 0 HR: 0 SF: 0 SAC: 0 DP: 1 HBP: 0						

PITCHER		IP	WLS	BF	H	R	ER	SO	BB	IBB	HBP	BLK	WP	HR	S	P	ERA	WHIP
41 Brandon Backe, R ERA: 4.97	(1, 1)	9.0	W	32	4	0	0	6	2	0	0	1	0	0	78	114	0.00	0.667

PITCHER	IP	WLS	BF	H	R	ER	SO	BB	IBB	HBP	BLK	WP	HR	S	P	ERA	WHIP

TOP

San Francisco Giants @ Houston Astros

Minute Maid Park, Houston, TX

Sun May 15 2005, 7:05 PM CDT
Att. 33,633 - Partly Cloudy - 85 F

livebaseballscorecards.com

AB	30
R	0
H	4
RBI	0
BB	2
SO	6
LOB	11

1B: 4 2B: 0 3B: 0 HR: 0	SF: 0 SAC: 0 DP: 1 HBP: 0	WP: 0 PB: 0 SB: 0 CS: 0	PA: 32

BOTTOM

Batter	1	2	3	4	5	6	7	8	9	AB	R	H	RBI	BB	SO	LOB
Willy Taveras, R (1, 8) OBP: 0.322, SLG: 0.348	C X 0-1 SH1-3 HR 1B		B S C F B F B B 4-2 F9 S HR BB	X 0-0 FC6-4 1B 1-2 1B	C F B B B F X 3-2 F9 ③			C B B X 2-1 F9 ②		4	2	2	0	1	0	1
Orlando Palmeiro, L (1, 9) OBP: 0.381, SLG: 0.459	L B 1 SAFE X 1-1 SH1-3 ① 1-2		1 SAFE B L S F B X 2-2 F9 ① 1-3	B C X 1-1 FC6-4 1-2 2-3 1B		B B C F S 2-3 K ①		B S X 1-1 P6 ③		4	0	1	0	0	1	1
Craig Biggio, R (1, 4) OBP: 0.364, SLG: 0.555 4 Eric Bruntlett, R (8, 4)	C X 0-1 G5-3 ②		F F D F B X 2-2 3-H HR	X 0-0 FC6-4 1-2f 2-3 3-H ②		B C B X 2-1 F8 ②				4 0	1 0	1 0	3 0	0 0	0 0	3 0
17 Lance Berkman, S (1, 7) OBP: 0.281, SLG: 0.296 Todd Self, L (8, 7)	B B B B 4-0 HR BB		B C X 1-1 FC4-6 1B 1B	C F C 0-3 K ③		B S X 1-1 L3 ③				3 0	1 0	1 0	0 0	1 0	1 0	2 0
Morgan Ensberg, R (1, 5) OBP: 0.419, SLG: 0.581	B B X 2-0 1-H 2-H HR		C B B S X 2-2 FC4-6 1-2 1B		X 0-0 HR		B B C B X 3-1 HR			4	3	4	5	0	0	0
Jose Vizcaino, S (1, 3) OBP: 0.304, SLG: 0.341	F F B B F C 2-3 K ③		B C X 1-1 FC4-6 ② 1-2f 2-3		B B F B X 3-1 F8 ①		B B C F C 2-3 K ①			4	0	0	0	0	2	2
28 Adam Everett, R (1, 6) OBP: 0.299, SLG: 0.364			F B B B X 3-1 F8 ①	C X 0-1 F8 ③	C X 0-1 41 1B 2B		F C B X 1-2 F8 ②			4	1	1	0	0	0	2
Brad Ausmus, R (1, 2) OBP: 0.292, SLG: 0.247			C B F F F X 1-2 G5-3 ②	C B X 1-1 G1-3 ①	X 0-0 G1-3 ②		B B C B F X 3-2 F8 ③			4	0	0	0	0	0	1
41 Brandon Backe, R (1, 1) OBP: 0.316, SLG: 0.353			F F B S 1-3 K ③	S F B F X 1-2 E4 1B 1B FC6-4	S B F X 1-2 2-H 1B			B C S F B F C 2-3 K ①		4	1	1	1	0	2	0
Inning Stats	R: 3 H: 2 E: 0 LOB: 0 K: 1 BB: 1 S: 11 P: 20		R: 0 H: 0 E: 0 LOB: 0 K: 1 BB: 0 S: 10 P: 15	R: 2 H: 3 E: 0 LOB: 2 K: 0 BB: 1 S: 21 P: 33	R: 1 H: 2 E: 1 LOB: 2 K: 1 BB: 0 S: 13 P: 16	R: 2 H: 3 E: 0 LOB: 1 K: 0 BB: 0 S: 13 P: 20	R: 0 H: 0 E: 0 LOB: 0 K: 1 BB: 0 S: 7 P: 12	R: 1 H: 1 E: 0 LOB: 0 K: 1 BB: 0 S: 12 P: 21	R: 0 H: 0 E: 0 LOB: 0 K: 1 BB: 0 S: 9 P: 14		1B: 6 SF: 0 2B: 1 SAC: 1 3B: 0 DP: 0 HR: 4 HBP: 0					WP: 0 PA: 38 PB: 0 SB: 1 CS: 0	

PITCHER		IP	WLS	BF	H	R	ER	SO	BB	IBB	HBP	BLK	WP	HR	S	P	ERA	WHIP
Jeff Fassero, L ERA: 3.86	(1, 1)	3.0	L	16	5	5	5	2	2	0	0	0	0	2	42	68	15.00	2.333
54 Scott Munter, R ERA:	(4, 1)	1.0		6	2	1	0	1	0	0	0	0	0	0	13	16	0.00	2.000
Jeremy Accardo, R ERA: 10.13	(5, 1)	2.0		9	3	2	2	1	0	0	0	0	0	1	20	32	9.00	1.500
Jason Christiansen, L ERA: 4.05	(7, 1)	1.0		4	1	1	1	1	0	0	0	0	0	1	12	21	9.00	1.000
Scott Eyre, L ERA: 3.45	(8, 1)	1.0		3	0	0	0	1	0	0	0	0	0	0	9	14	0.00	0.000

PITCHER	IP	WLS	BF	H	R	ER	SO	BB	IBB	HBP	BLK	WP	HR	S	P	ERA	WHIP

San Francisco Giants @ Houston Astros

Minute Maid Park, Houston, TX

Sun May 15 2005, 7:05 PM CDT

Att. 33,633 - Partly Cloudy - 85 F

livebaseballscorecards.com

AB	35
R	9
H	11
RBI	9
BB	2
SO	6
LOB	12

Arizona Diamondbacks @ Houston Astros

Minute Maid Park, Houston, TX

Tue May 17 2005, 7:05 PM CDT

Att. 27,156 - Partly Cloudy - 79 F

livebaseballscorecards.com

TOP

Batter	1	2	3	4	5	6	7	8	9	AB	R	H	RBI	BB	SO	LOB
Craig Counsell, L (1, 4) OBP: 0.423, SLG: 0.405	B C F B B X 3-2 1B 1B		X 0-0 ② G6-3		C B B X 2-1 ③ F7			C B B C B S 3-3 ② K		4	0	1	0	0	1	2
Chad Tracy, L (1, 3) OBP: 0.285, SLG: 0.481	B C B X 2-1 ① F7		C X 0-1 ③ F8			X 0-0 ① G1-6-3		B C F F F B X 2-2 ③ G3		4	0	0	0	0	0	2
Mike Koplove, R (8, 1)										0	0	0	0	0	0	0
Javier López, L (8, 1)										0	0	0	0	0	0	0
Luis Gonzalez, L (1, 7) OBP: 0.405, SLG: 0.466	C 1 SAFE F 1 SAFE B 1 SAFE F F 1 SAFE 3-2 1-3 1B			C B F T 1-2 ① K		S F S 0-3 ② K			B B C B F B 4-2 FC4-6 BB	3	0	1	0	1	2	0
Troy Glaus, R (1, 5) OBP: 0.374, SLG: 0.612	F S S 0-3 ② K			C S B F S 1-3 ② K		F X 0-1 ③ F9			S X 0-1 ① FC4-6 1-2f 1B	4	0	0	0	0	2	3
Shawn Green, L (1, 9) OBP: 0.307, SLG: 0.383	B X 1-0 ③ G3			B B B B C B 4-1 BB			B F F S 1-3 ① K		C S B F F B C 2-3 ② K	3	0	0	0	1	2	3
José Cruz Jr., S (1, 8) OBP: 0.460, SLG: 0.667		C C C 0-3 ① K		B 1 SAFE X 1-0 ③ G3			S F B X 1-2 G6-4-3 1B		X 0-0 1-2 1B	4	0	2	0	0	1	1
Royce Clayton, R (1, 6) OBP: 0.264, SLG: 0.290	C B F B F X 2-2 ② G1-3				C B F B F X 2-2 ① F9		L F B F F F X 1-2 ②③ G6-4-3 1-2f		S B S B X 2-2 ③ P5	3	0	0	0	0	0	1
Alex Cintron, S (9, PH) OBP: 0.321, SLG: 0.375										1	0	0	0	0	0	2
19 Chris Snyder, R (1, 2) OBP: 0.337, SLG: 0.318	B B C F S 2-3 ③ K				X 0-0 ② G5-3			B X 1-0 G1-4-3 1B		2	0	0	0	0	1	0
Quinton McCracken, S (8, PH) OBP: 0.295, SLG: 0.262										1	0	1	0	0	0	0
Koyie Hill, S (8, 2) OBP: 0.288, SLG: 0.222										0	0	0	0	0	0	0
Javier Vazquez, R (1, 1) OBP: 0.333, SLG: 0.263			C X 0-1 ① G6-3		C B X 1-1 1B			B S X 1-1 ① G1-4-3 1-2		2	0	1	0	0	0	0
Tony Clark, S (8, PH) OBP: 0.368, SLG: 0.596										1	0	0	0	0	0	1
(8, 3)																

Inning Stats	1	2	3	4	5	6	7	8	9
	R: 0 H: 2 E: 0 LOB: 2 K: 1 BB: 0 S: 15 P: 24	R: 0 H: 0 E: 0 LOB: 0 K: 2 BB: 0 S: 10 P: 14	R: 0 H: 0 E: 0 LOB: 0 K: 0 BB: 0 S: 5 P: 5	R: 0 H: 0 E: 0 LOB: 1 K: 2 BB: 1 S: 9 P: 16	R: 0 H: 1 E: 0 LOB: 1 K: 0 BB: 0 S: 9 P: 14	R: 0 H: 0 E: 0 LOB: 0 K: 1 BB: 0 S: 6 P: 6	R: 0 H: 1 E: 0 LOB: 0 K: 1 BB: 0 S: 12 P: 15	R: 0 H: 1 E: 0 LOB: 1 K: 1 BB: 0 S: 11 P: 18	R: 0 H: 1 E: 0 LOB: 2 K: 1 BB: 1 S: 13 P: 21

| | | | | | | | | | | | | | | | |

BOTTOM

Arizona Diamondbacks @ Houston Astros

Minute Maid Park, Houston, TX

Tue May 17 2005, 7:05 PM CDT
Att. 27,156 - Partly Cloudy - 79 F

livebaseballscorecards.com

Batter	1	2	3	4	5	6	7	8	9	AB	R	H	RBI	BB	SO	LOB
Willy Taveras, R (1, 8) OBP: 0.320, SLG: 0.345	B F L B X 2-2 17 E4 17 1B 1B		C C B B X 2-2 ① G3		B X 1-0 ② F8		L X 0-1 ② L4			4	0	1	0	0	0	2
Mike Lamb, L (1, 3) OBP: 0.265, SLG: 0.400	1 SAFE F F F 1 SAFE B X 1-2 ① P5		B S B F X 2-2 ② G3-1		B X 1-0 ③ G4-3		B F X 1-1 ③ P5			4	0	0	0	0	0	3
Craig Biggio, R (1, 4) OBP: 0.361, SLG: 0.546	B B C X 2-1 ② F8		B X 1-0 1B			C F S 0-3 ① K		B X 1-0 ① G4-3		4	0	1	0	0	1	1
17 Lance Berkman, S (1, 7) OBP: 0.306, SLG: 0.300 Todd Self, L (8, PR) (9, 7)	1 SAFE B X 1-0 E4 1-3 1B		C B S X 1-2 ③ F8			C B F B F B X 3-2 ② P5		B B F B B 4-1 28 HBP PB 1B BB		3 0 1 0 1 0 1 0 1 0 0 0 0 0						
Morgan Ensberg, R (1, 5) OBP: 0.429, SLG: 0.580	C F C 0-3 ③ K			F B B B X 3-1 16 1B 28 SF8 1B		C H 1-1 HBP		1 SAFE B B B C B I 4-1 28 HBP 1-2 1B IBB		2	2	1	0	1	1	2
16 Jason Lane, R (1, 9) OBP: 0.283, SLG: 0.430		B X 1-0 ① F8		1 SAFE 1 SAFE X 0-0 G4-6-3 1-3 1B		1 SAFE C D B C B S 3-3 ③ K		B B C F F S 2-3 ② K		4	0	1	0	0	2	3
28 Adam Everett, R (1, 6) OBP: 0.304, SLG: 0.374		C S S 0-3 ② K		B F B B X 3-1 ① SF8 3-H			C X 0-1 44 1B 2B	H 1-0 1B 1-2 2-3 HBP		2	0	1	1	0	1	0
Raul Chavez, R (1, 2) OBP: 0.204, SLG: 0.245 Jose Vizcaino, S (8, PH) OBP: 0.319, SLG: 0.357 Brad Ausmus, R (9, 2) OBP: 0.292, SLG: 0.247		B B S F B X 3-2 E1		1 SAFE C 1 SAFE X 0-1 ② ③ G4-6-3 1-2f			C F X 0-2 ① G1-3	B X 1-0 1-3 2-H 3-H 1B		3 0 0 0 0 0 2 1 0 1 2 0 0 0 0 0 0 0 0 0 0						
44 Roy Oswalt, R (1, 1) OBP: 0.143, SLG: 0.143 Orlando Palmeiro, L (8, PH) OBP: 0.372, SLG: 0.447 54 Brad Lidge, R (9, 1)		C C B X 1-2 ③ F7			F F S 0-3 ① K		C S B X 1-2 2-3 1B	1 SAFE C B F B S 2-3 ③ K		3 0 1 0 0 1 1 1 0 0 0 0 1 2 0 0 0 0 0 0 0						
Inning Stats	R: 0 E: 1 K: 1 S: 13 H: 2 LOB: 2 BB: 0 P: 19	R: 0 E: 1 K: 1 S: 10 H: 0 LOB: 1 BB: 0 P: 15	R: 0 E: 0 K: 0 S: 10 H: 1 LOB: 1 BB: 0 P: 16	R: 1 E: 0 K: 0 S: 7 H: 2 LOB: 0 BB: 0 P: 13	R: 0 E: 0 K: 1 S: 5 H: 0 LOB: 0 BB: 0 P: 7	R: 0 E: 0 K: 2 S: 11 H: 0 LOB: 1 BB: 0 P: 18	R: 0 E: 0 K: 0 S: 12 H: 2 LOB: 2 BB: 0 P: 14	R: 2 E: 0 K: 2 S: 11 H: 1 LOB: 2 BB: 2 P: 26		1B: 7 2B: 1 3B: 0 HR: 0 SF: 1 SAC: 0 DP: 1 HBP: 2						

	AB	31
	R	3
	H	8
	RBI	3
	BB	2
	SO	7
	LOB	17

WP: 0 PB: 1 SB: 0 CS: 0 PA: 36

PITCHER		IP	WLS	BF	H	R	ER	SO	BB	IBB	HBP	BLK	WP	HR	S	P	ERA	WHIP
Javier Vazquez, R ERA: 4.03	(1, 1)	7.0	L	29	7	1	1	5	0	0	1	0	0	0	68	102	1.29	1.000
Mike Koplove, R ERA: 5.57	(8, 1)	0.2		6	1	2	2	1	1	1	1	0	0	0	8	21	27.00	3.000
Javier López, L ERA: 11.7	(8, 1)	0.1		1	0	0	0	1	0	0	0	0	0	0	3	5	0.00	0.000

PITCHER	IP	WLS	BF	H	R	ER	SO	BB	IBB	HBP	BLK	WP	HR	S	P	ERA	WHIP

Arizona Diamondbacks @ Houston Astros

Minute Maid Park, Houston, TX

Wed May 18 2005, 7:05 PM CDT

Att. 27,790 - Cloudy - 82 F

TOP

livebaseballscorecards.com

Batter	1	2	3	4	5	6	7	8	9	AB	R	H	RBI	BB	SO	LOB
Alex Cintron, S (1, 4) OBP: 0.325, SLG: 0.390	C F X 0-2 ① P2		1 SAFE F B 1 SAFE 1 SAFE S F X 1-2 SF9-3-B 1-3 2B	B F C X 1-2 FC5-4 1-3 2-H 3-H 1B		B D X 2-0 ① ② G3-6-3 1-2f		C D F B B F C 3-3 ③ K		5	0	2	2	0	1	2
Royce Clayton, R (1, 6) OBP: 0.262, SLG: 0.296	C B X 1-1 2B		B D X 2-0 ② ③ SF9-3-6 2-2 3-H	S X 0-1 ③ FC5-4 1-2f		B C B X 2-1 ③ F8			B C B F F S 2-3 ① K	4	0	1	1	0	1	2
Luis Gonzalez, L (1, 7) OBP: 0.404, SLG: 0.464	X 0-0 ② F7			C X 0-1 HR 1B	C X 0-1 2B 1B 1B		C X 0-1 ① G3		X 0-0 ② F9	5	2	2	0	0	0	1
Troy Glaus, R (1, 5) OBP: 0.381, SLG: 0.639	C B F S 1-3 ③ K			S B X 1-1 1-H HR	F X 0-1 1B 1-3 FC4-6 2B		C C B B X 2-2 FC3-6 1B		B X 1-0 ③ G5-3	5	2	3	2	0	1	1
José Cruz Jr., S (1, 9) OBP: 0.444, SLG: 0.628 Jose Valverde, R (8, 1) 36 Brian Bruney, R (9, 1)		B B C S F X 2-2 ① P6		B F X 1-1 ① G3	B X 1-0 FC4-6 2-3 3-H 1B		X 0-0 ② FC3-6 FC5-4 1-2f			4 0 0	0 0 0	1 0 0	1 0 0	0 0 0	0 0 0	1 0 0
Chad Tracy, L (1, 3) OBP: 0.284, SLG: 0.474		C F X 0-2 ② G4-3		F C X 0-2 19 BB 1B 1B 1B	F S B B D 1 S SAFE 3-3 ① K		B F B X 2-1 ③ FC5-4 1-2f			4	1	1	0	0	1	3
Luis Terrero, R (1, 8) OBP: 0.280, SLG: 0.370		B X 1-0 ③ G6-3		F X 0-1 19 BB 1-2 1B 1B	X 0-0 ② FC4-6 1-2f 3-H			C B F F S 1-3 ① K		4	1	1	1	0	1	1
19 Chris Snyder, R (1, 2) OBP: 0.343, SLG: 0.319		C B S B X 2-2 2B SF9-3-6 1B	B B B 4-0 1B 1-2 2-3 BB	C B D X 2-1 ③ G5-3				C C X 0-2 ② G6-3		3	1	1	0	1	0	1
Russ Ortiz, R (1, 1) OBP: 0.294, SLG: 0.250 Lance Cormier, R (6, 1) Shawn Green, L (8, PH) OBP: 0.311, SLG: 0.393 (8, 9)		1 SAFE C B C L 1-3 ① K	C D F C 1-3 ② K			B F B X 2-1 G3-6-3 1B		C X 0-1 2B		3 0 1	0 0 0	1 0 1	0 0 0	0 0 0	2 0 0	4 0 0
Inning Stats	R: 0 E: 0 K: 1 S: 9 H: 1 LOB: 1 BB: 0 P: 11	R: 0 E: 0 K: 0 S: 8 H: 0 LOB: 0 BB: 0 P: 11	R: 1 E: 0 K: 1 S: 11 H: 2 LOB: 0 BB: 0 P: 17	R: 4 E: 0 K: 1 S: 19 H: 5 LOB: 2 BB: 1 P: 27	R: 2 E: 0 K: 1 S: 11 H: 3 LOB: 1 BB: 0 P: 17	R: 0 E: 0 K: 0 S: 5 H: 1 LOB: 0 BB: 0 P: 11	R: 0 E: 0 K: 0 S: 8 H: 1 LOB: 1 BB: 0 P: 12	R: 0 E: 0 K: 2 S: 13 H: 1 LOB: 1 BB: 0 P: 17	R: 0 E: 0 K: 1 S: 6 H: 0 LOB: 0 BB: 0 P: 9	1B: 9 2B: 5 3B: 0 HR: 1	SF: 1 SAC: 0 DP: 2 HBP: 0			WP: 0 PB: 0 SB: 0 CS: 0		PA: 40	

	AB	38
	R	7
	H	14
	RBI	7
	BB	1
	SO	7
	LOB	16

PITCHER		IP	WLS	BF	H	R	ER	SO	BB	IBB	HBP	BLK	WP	HR	S	P	ERA	WHIP
Andy Pettitte, L ERA: 4.11	(1, 1)	5.0	L	26	11	7	7	4	1	0	0	0	0	1	58	83	12.60	2.400
Chad Harville, R ERA: 6.3	(6, 1)	1.0		3	1	0	0	0	0	0	0	0	0	0	5	11	0.00	1.000
Chad Qualls, R ERA: 4.79	(7, 1)	1.0		4	1	0	0	0	0	0	0	0	0	0	8	12	0.00	1.000
Mike Burns, R ERA:	(8, 1)	1.0		4	1	0	0	2	0	0	0	0	0	0	13	17	0.00	1.000
Ezequiel Astacio, R ERA: 6.88	(9, 1)	1.0		3	0	0	0	1	0	0	0	0	0	0	6	9	0.00	0.000

PITCHER		IP	WLS	BF	H	R	ER	SO	BB	IBB	HBP	BLK	WP	HR	S	P	ERA	WHIP

Batter	1	2	3	4	5	6	7	8	9	AB	R	H	RBI	BB	SO	LOB
Willy Taveras, R (1, 8) OBP: 0.318, SLG: 0.350	G1-3		B1-3	G6-3		2B			K	4	0	1	0	0	0	2
Jose Vizcaino, S (9, PH) OBP: 0.313, SLG: 0.349										1	0	0	0	0	1	0
Orlando Palmeiro, L (1, 9) OBP: 0.396, SLG: 0.488	2B		1B		WP HBP 1B	F8 2B			F7	5	0	3	0	0	0	1
Craig Biggio, R (1, 4) OBP: 0.375, SLG: 0.579	L8		1-2 1B		17 L3 1-2 HBP	17 1B 2B			HR	4	2	3	1	0	0	1
17 Lance Berkman, S (1, 7) OBP: 0.317, SLG: 0.294	P4		F6		L3 1-1	2-H L4-3 1B			BB E BB	4	0	1	1	1	0	5
4 Eric Bruntlett, R (9, PR)										0	0	0	0	0	0	0
Morgan Ensberg, R (1, 5) OBP: 0.421, SLG: 0.561		CS BB	F8		G5-3 2-3		K		1 SAFE 1 SAFE E5 BB 1-2	4	0	0	0	1	1	5
Mike Lamb, L (1, 3) OBP: 0.280, SLG: 0.392		1 SAFE WP 1B 1-2 BB		G1-3		28 2B G6-3 BB	1 SAFE L4-3 1-1		2-3 BB	2	2	0	0	3	0	1
28 Adam Everett, R (1, 6) OBP: 0.308, SLG: 0.383		F7	SH1-4 1B 1B			1-3 HR 2B		P6	L5	5	1	2	0	0	0	4
Brad Ausmus, R (1, 2) OBP: 0.301, SLG: 0.259		1-H 1B		SH1-4 1-2 1B		3-H G6-3		K		4	0	2	2	0	1	1
Andy Pettitte, L (1, 1)		P5		SH1-4 1-2 2-3		2-H HR		G5-3		1	0	0	0	0	0	1
Chad Harville, R (6, 1)										0	0	0	0	0	0	0
Todd Self, L (6, PH) OBP: 0.333, SLG: 1.333										1	1	1	2	0	0	0
Chad Qualls, R (7, 1)										0	0	0	0	0	0	0
Mike Burns, R (8, 1)										0	0	0	0	0	0	0
16 Jason Lane, R (8, PH) OBP: 0.281, SLG: 0.426										1	0	0	0	0	0	0
Ezequiel Astacio, R (9, 1) OBP: 0.250, SLG: 0.250										0	0	0	0	0	0	0
Inning Stats	R: 0 E: 0 K: 0 S: 8 H: 1 LOB: 1 BB: 0 P: 10	R: 1 E: 0 K: 0 S: 12 H: 1 LOB: 1 BB: 2 P: 22	R: 0 E: 0 K: 0 S: 9 H: 2 LOB: 2 BB: 0 P: 15	R: 0 E: 0 K: 0 S: 17 H: 2 LOB: 2 BB: 0 P: 24	R: 0 E: 0 K: 0 S: 7 H: 1 LOB: 1 BB: 0 P: 11	R: 3 E: 0 K: 0 S: 12 H: 3 LOB: 0 BB: 1 P: 23	R: 1 E: 0 K: 1 S: 12 H: 2 LOB: 0 BB: 0 P: 19	R: 0 E: 0 K: 1 S: 11 H: 0 LOB: 0 BB: 0 P: 15	R: 1 E: 1 K: 1 S: 14 H: 1 LOB: 3 BB: 2 P: 26	1B: 7 2B: 6 3B: 0 HR: 2	SF: 0 SAC: 1 DP: 2 HBP: 1						

PITCHER		IP	WLS	BF	H	R	ER	SO	BB	IBB	HBP	BLK	WP	HR	S	P	ERA	WHIP
Russ Ortiz, R ERA: 5.11	(1, 1)	5.1	W	27	9	4	4	0	3	0	1	0	2	1	61	97	6.75	2.250
Lance Cormier, R ERA: 0.92	(6, 1)	1.2	H	6	3	1	1	1	0	0	0	0	0	0	16	27	5.40	1.800
Jose Valverde, R ERA: 6.75	(8, 1)	1.0	H	3	0	0	0	1	0	0	0	0	0	0	11	15	0.00	0.000
36 Brian Bruney, R ERA: 3.86	(9, 1)	1.0	S	7	1	1	1	1	2	0	0	0	0	1	14	26	9.00	3.000

PITCHER	IP	WLS	BF	H	R	ER	SO	BB	IBB	HBP	BLK	WP	HR	S	P	ERA	WHIP

BOTTOM

Arizona Diamondbacks @ Houston Astros

Minute Maid Park, Houston, TX

Wed May 18 2005, 7:05 PM CDT
Att. 27,790 - Cloudy - 82 F

livebaseballscorecards.com

AB	36
R	6
H	13
RBI	6
BB	5
SO	3
LOB	21

WP: 2 PB: 0 SB: 0 CS: 1 PA: 43

Arizona Diamondbacks @ Houston Astros

Minute Maid Park, Houston, TX

Thu May 19 2005, 7:05 PM CDT

Att. 32,132 - Cloudy - 83 F

TOP

livebaseballscorecards.com

Batter	1	2	3	4	5	6	7	8	9	AB	R	H	RBI	BB	SO	LOB
Craig Counsell, L (1, 4) OBP: 0.422, SLG: 0.405	C X 0-1 E G6-3 1B	B C B X 2-1 ③ G3			C B B L X 2-2 ① G4-3		C S C 0-3 ② K		B C B C X 2-2 1B HR 1B	5	2	2	0	0	1	0
Alex Cintron, S (1, 6) OBP: 0.330, SLG: 0.390	C 1 SAFE 1 SAFE 1 SAFE B X 1-1 ① G6-3 1-H	X 0-0 ① G1-3			C F B F X 1-2 ② G3		X 0-0 BB BB 1B		X 0-0 1-2 HR 1B	5	1	2	1	0	0	0
Luis Gonzalez, L (1, 7) OBP: 0.410, SLG: 0.484	C B F X 1-2 2B 1B	C B X 1-1 ② L4			B F C F B B F X 3-2 ③ G3		1 SAFE B B B B 4-0 BB 1-2 BB		B B B S C X 3-2 1-H 2-H HR	4	2	2	3	1	0	0
Troy Glaus, R (1, 5) OBP: 0.382, SLG: 0.635	B B X 2-0 1-H E 2B		B B C F B X 3-2 ③ G5-3			B S X 1-1 E6 FC6-4	B S S B B B 4-2 1-2 2-3 BB		C S B X 1-2 ① F8	4	1	1	1	1	0	0
Shawn Green, L (1, 9) OBP: 0.308, SLG: 0.387	F D C B X 2-2 E3 G3 2-H			S B X 1-1 ① G4-3		F F B X 1-2 ① FC6-4 G4-3 1-2f	B B S F S 2-3 ③ K		X 0-0 1B 1B	5	0	1	0	0	1	4
Tony Clark, S (1, 3) OBP: 0.387, SLG: 0.582	C B X 1-1 ② G3 2-3			B B B B 4-0 E BB		S X 0-1 ② G4-3 1-2		C S B B B F F F B F 4-2 B FC5-6 BB	B X 1-0 1-2 1B	3	0	1	0	2	0	2
Quinton McCracken, S (1, 8) OBP: 0.290, SLG: 0.250	S B F C 1-3 ③ K			C X 0-1 E4 1-2		B F B B S B 4-2 BB		B X 1-0 ① FC5-6 19 19 E S 1-2f	S B F F C 1-3 ② K	4	0	0	0	1	2	5
19 Chris Snyder, R (1, 2) OBP: 0.327, SLG: 0.302		B B B C X 3-1 ① F8		B F S C 1-3 ② K		B B S B B F X 3-2 ③ G1-3		1 SAFE F 1 SAFE 1 B B F B 1 SAFE 1 F B 3-3 C K 1-3	C C X 0-2 ③ L8	5	0	0	0	0	2	7
Brad Halsey, L (1, 1) Chad Tracy, L (8, PH) OBP: 0.282, SLG: 0.470 Lance Cormier, R (8, 1) Javier López, L (8, 1) Jose Valverde, R (8, 1)		X 0-0 ② F7		S B C B C 2-3 ③ K			C S B B S 2-3 ① K	C F F X 0-2 ③ G6-3		3 1 0 0 0	0 0 0 0 0	0 0 0 0 0	0 0 0 0 0	2 0 0 0 0	2 1 0 0 0	2 1 0 0 0
Inning Stats	R: 3 H: 3 E: 2 LOB: 1 K: 1 BB: 0 S: 16 P: 24	R: 0 H: 0 E: 0 LOB: 0 K: 0 BB: 0 S: 5 P: 10	R: 0 H: 0 E: 0 LOB: 0 K: 0 BB: 0 S: 6 P: 10	R: 0 H: 0 E: 1 LOB: 2 K: 2 BB: 1 S: 10 P: 18	R: 0 H: 0 E: 0 LOB: 0 K: 0 BB: 0 S: 12 P: 18	R: 0 H: 0 E: 1 LOB: 2 K: 0 BB: 1 S: 12 P: 21	R: 0 H: 1 E: 0 LOB: 3 K: 3 BB: 2 S: 12 P: 24	R: 0 H: 0 E: 1 LOB: 1 K: 1 BB: 1 S: 15 P: 23	R: 3 H: 5 E: 0 LOB: 2 K: 1 BB: 0 S: 19 P: 27	1B: 7 SF: 0 2B: 1 SAC: 0 3B: 0 DP: 0 HR: 1 HBP: 0						WP: 0 PA: 44 PB: 0 SB: 1 CS: 0

	AB	39
	R	6
	H	9
	RBI	5
	BB	5
	SO	8
	LOB	21

PITCHER		IP	WLS	BF	H	R	ER	SO	BB	IBB	HBP	BLK	WP	HR	S	P	ERA	WHIP
Roger Clemens, R ERA: 1.29	(1, 1)	6.0	L	26	3	3	2	3	2	0	0	0	0	0	61	101	3.00	0.833
John Franco, L ERA: 1.5	(7, 1)	0.2		4	1	0	0	2	1	0	0	0	0	0	7	13	0.00	3.000
Chad Qualls, R ERA: 4.71	(7, 1)	0.1		2	0	0	0	1	1	0	0	0	0	0	5	11	0.00	3.000
Dan Wheeler, R ERA: 1.72	(8, 1)	1.0		4	0	0	0	1	1	0	0	0	0	0	15	23	0.00	1.000
Mike Burns, R ERA: 8.1	(9, 1)	1.0		8	5	3	3	1	0	0	0	0	0	1	19	27	27.00	5.000

PITCHER		IP	WLS	BF	H	R	ER	SO	BB	IBB	HBP	BLK	WP	HR	S	P	ERA	WHIP

BOTTOM

Arizona Diamondbacks @ Houston Astros

Minute Maid Park, Houston, TX

Thu May 19 2005, 7:05 PM CDT
Att. 32,132 - Cloudy - 83 F

livebaseballscorecards.com

Batter	1	2	3	4	5	6	7	8	9	AB	R	H	RBI	BB	SO	LOB
Willy Taveras, R (1, 8) OBP: 0.311, SLG: 0.340	G5-3			G6-3		G6-3		FC1-5 1-2 2-3f		4	0	0	0	0	0	2
Jose Vizcaino, S (1, 3) OBP: 0.327, SLG: 0.383	F8			1B 2B			FC5-4 1B	F8		4	0	2	0	0	0	2
Craig Biggio, R (1, 4) OBP: 0.372, SLG: 0.570	P4			17 G1-4-3 1B 2-3			FC5-4 1B 17 16 FC6-4 1-2f	P2		4	1	1	0	0	0	3
17 Lance Berkman, S (1, 7) OBP: 0.311, SLG: 0.289		L4		G1-4-3 1-2f			16 FC6-4 1B 1-2		K	4	0	1	0	0	1	2
Morgan Ensberg, R (1, 5) OBP: 0.416, SLG: 0.551		L7			F9		16 FC6-4 1-2 2-3		L6	4	0	1	0	0	0	0
16 Jason Lane, R (1, 9) OBP: 0.273, SLG: 0.414		P3			L7		FC6-4 1-2f 2-3 3-H		K	4	0	0	1	0	1	2
28 Adam Everett, R (1, 6) OBP: 0.301, SLG: 0.374			P4		G5-3		1 SAFE 1 SAFE G5-3			3	0	0	0	0	0	2
Brad Ausmus, R (1, 2) OBP: 0.313, SLG: 0.273			F9			4 G1-4-3 1B		FC1-5 SH 1B		3	0	2	0	0	0	0
Roger Clemens, R (1, 1) OBP: 0.368, SLG: 0.333			G6-3			1B SAFE 1-2f	G1-4-3	SH 1-2 FC1-5		1	0	0	0	0	0	0
4 Eric Bruntlett, R (6, PH)										1	0	0	0	0	0	1
John Franco, L (7, 1)										0	0	0	0	0	0	0
Chad Qualls, R (7, 1)										0	0	0	0	0	0	0
Dan Wheeler, R (8, 1)										0	0	0	0	0	0	0
Orlando Palmeiro, L (8, PH) OBP: 0.396, SLG: 0.488										0	0	0	0	0	0	0
Mike Burns, R (9, 1)										0	0	0	0	0	0	0

Inning Stats	1	2	3	4	5	6	7	8	9
R:	0	0	0	0	0	0	1	0	0
E:	0	0	0	0	0	0	0	1	0
K:	0	0	0	0	0	0	0	0	2
S:	5	8	7	8	7	6	17	11	7
H:	0	0	0	2	0	1	3	1	0
LOB:	0	0	0	1	0	0	2	2	0
BB:	0	0	0	0	0	0	0	0	0
P:	5	11	10	11	9	8	25	21	9

1B:	6
2B:	1
3B:	0
HR:	0
SF:	0
SAC:	1
DP:	2
HBP:	0
WP:	0
PB:	0
SB:	0
CS:	0
PA:	33

PITCHER		IP	WLS	BF	H	R	ER	SO	BB	IBB	HBP	BLK	WP	HR	S	P	ERA	WHIP
Brad Halsey, L ERA: 3.54	(1, 1)	7.0	W	25	6	1	1	0	0	0	0	0	0	0	58	79	1.29	0.857
Lance Cormier, R ERA: 0.92	(8, 1)	0.0		1	1	0	0	0	0	0	0	0	0	0	4	7	∞	∞
Javier López, L ERA: 10.97	(8, 1)	0.2	H	3	0	0	0	0	0	0	0	0	0	0	4	8	0.00	0.000
Jose Valverde, R ERA: 5.4	(8, 1)	1.1	S	4	0	0	0	2	0	0	0	0	0	0	10	15	0.00	0.000

PITCHER	IP	WLS	BF	H	R	ER	SO	BB	IBB	HBP	BLK	WP	HR	S	P	ERA	WHIP

Batter	1	2	3	4	5	6	7	8	9	AB	R	H	RBI	BB	SO	LOB
Willy Taveras, R (1, 8) OBP: 0.315, SLG: 0.351	C X 0-1 ① F9		B C F B X 2-2 ① F9		C B L 1 SAFE B X 2-2 1-2 1B		B B X 2-0 2B		B B F X 2-1 ③ G3	4	0	2	0	0	0	0
Mike Lamb, L (9, PH) OBP: 0.278, SLG: 0.388										1	0	0	0	0	0	0
Jose Vizcaino, S (1, 3) OBP: 0.321, SLG: 0.373	X 0-0 ② FC6-4 1B		B B X 2-0 ② G6-3		B C B X 2-1 ③ G6-3		F B F X 1-2 ③ L5			4	0	1	0	0	0	3
Craig Biggio, R (1, 4) OBP: 0.375, SLG: 0.575	F S 1 SAFE X 0-2 ② FC6-4 1-2f		B C F B X 2-2 ③ F8			B B C X 2-1 16 1B 2B		C B F X 1-2 17 2B SF8 1B		4	2	2	0	0	0	1
17 Lance Berkman, S (1, 10) OBP: 0.306, SLG: 0.310	C D F B X 2-2 ③ F7			F B B S X 2-2 ① P3		C B C X 1-2 ① G1-3		X 0-0 1-3 2B		4	0	1	0	0	0	2
Todd Self, L (8, PR) OBP: 0.333, SLG: 1.333										0	0	0	0	0	0	0
(8, 10)																
Morgan Ensberg, R (1, 5) OBP: 0.412, SLG: 0.543		S B B B S B 4-2 16 2B 1B BB		S B X 1-1 ② F8		X 0-0 ② L5		B X 1-0 ① SF8 3-H		2	1	0	1	1	0	1
16 Jason Lane, R (1, 9) OBP: 0.279, SLG: 0.424		F X 0-1 1-3 1B 2B		S X 0-1 ③ F9		B C X 1-1 2-H 1B		X 0-0 ② F9		4	0	2	1	0	0	1
28 Adam Everett, R (1, 6) OBP: 0.293, SLG: 0.363		X 0-0 ① G1-3			C B X 1-1 ① F7	X 0-0 ③ F7		B B B X 3-0 ③ G6-3		4	0	0	0	0	0	4
Brad Ausmus, R (1, 2) OBP: 0.320, SLG: 0.275		X 0-0 ② 4 2B 2-H 3-H 1B			B B C B B 4-1 1B BB	X 0-0 ① L3			B C S B S 2-3 ① K	3	0	1	1	1	1	0
4 Eric Bruntlett, R (1, 7) OBP: 0.200, SLG: 0.118		B F B B 1 SAFE X 3-1 ③ 1-H 2B			L C S 0-3 ② K	X 0-0 ② F9			F B B X 2-1 ② G1-3	3	0	1	0	0	1	1
Orlando Palmeiro, L (9, PH) OBP: 0.388, SLG: 0.477										1	0	0	0	0	0	0
Inning Stats	R: 0 E: 0 K: 0 S: 9 H: 1 LOB: 1 BB: 0 P: 11	R: 1 E: 0 K: 0 S: 8 H: 3 LOB: 2 BB: 1 P: 15	R: 0 E: 0 K: 0 S: 7 H: 0 LOB: 0 BB: 0 P: 13	R: 0 E: 0 K: 0 S: 7 H: 0 LOB: 0 BB: 0 P: 10	R: 0 E: 0 K: 1 S: 11 H: 1 LOB: 2 BB: 1 P: 20	R: 1 E: 0 K: 0 S: 9 H: 2 LOB: 1 BB: 0 P: 13	R: 0 E: 0 K: 0 S: 6 H: 1 LOB: 1 BB: 0 P: 9	R: 1 E: 0 K: 0 S: 7 H: 2 LOB: 1 BB: 0 P: 12	R: 0 E: 0 K: 1 S: 7 H: 0 LOB: 0 BB: 0 P: 13	1B: 5 2B: 5 3B: 0 HR: 0 SF: 1 SAC: 0 DP: 0 HBP: 0						

PITCHER		IP	W/L/S	BF	H	R	ER	SO	BB	IBB	HBP	BLK	WP	HR	S	P	ERA	WHIP
Kenny Rogers, L ERA: 1.73	(1, 1)	8.0	W	34	10	3	3	1	2	0	0	0	0	0	64	103	3.38	1.500
Francisco Cordero, R ERA: 4.08	(9, 1)	1.0		3	0	0	0	1	0	0	0	0	0	0	7	13	0.00	0.000

PITCHER		IP	W/L/S	BF	H	R	ER	SO	BB	IBB	HBP	BLK	WP	HR	S	P	ERA	WHIP

TOP

Houston Astros @ Texas Rangers

Ameriquest Field, Arlington, TX

Fri May 20 2005, 8:05 PM EDT

Att. 38,109 - Clear - 91 F

livebaseballscorecards.com

AB	34
R	3
H	10
RBI	3
BB	2
SO	2
LOB	13

WP: 0	PA: 37		
PB: 0			
SB: 0			
CS: 0			

BOTTOM

Houston Astros @ Texas Rangers

Ameriquest Field, Arlington, TX

Fri May 20 2005, 8:05 PM EDT

Att. 38,109 - Clear - 91 F

Batter	1	2	3	4	5	6	7	8	9	AB	R	H	RBI	BB	SO	LOB
David Dellucci, L (1, 10) OBP: 0.470, SLG: 0.543 Chad Allen, R (4, PH) OBP: 0.319, SLG: 0.311 (5, 10)	B C S B C 2-3 ① K	B C S B B X 3-2 ① G3	B C X 1-1 ③ F8			F X 0-1 ③ L9			2	0	0	0	0	1	0
									2	0	0	0	0	0	1
10 Michael Young, R (1, 6) OBP: 0.321, SLG: 0.418	C B B S X 2-2 1B	B C C B B B 4-2 23 G3-6-3 BB	X 0-0 9 G6-3 1B				B X 1-0 23 2B BB 1B		3	1	3	0	1	0	0
23 Mark Teixeira, S (1, 3) OBP: 0.328, SLG: 0.469	S B F S 1-3 ② K	1 SAFE X 0-0 ② ③ G3-6-3 1-2f	B B X 2-0 ① F7					B C D F X 2-2 BB 1-3 1B 2B		4	1	1	0	0	1	3
9 Hank Blalock, L (1, 5) OBP: 0.348, SLG: 0.450	C 1 SAFE B B B S 1 SAFE S 2-3 ③ K		B B B 4-0 2B HR BB	F 1 SAFE 1 SAFE B B F X 2-2 ② ③ G6-3 1-2f				C F S 0-3 ① K		3	1	0	0	1	2	4
Alfonso Soriano, R (1, 4) OBP: 0.306, SLG: 0.549		S X 0-1 1B G4-3 2B	X 0-0 ① F8		C X 0-1 ① F7			I I I I 4-0 BB 1B IBB		3	2	1	0	1	0	1
Kevin Mench, R (1, 7) OBP: 0.359, SLG: 0.555		B C B X 2-1 G4-3 2-3 1B	B B F C X 2-2 1-3 HR 2B		X 0-0 ② L7			B C B T B B 4-2 1B 1-2 2-3 3-H BB		3	1	2	1	1	0	0
Layne Nix, L (1, 8) OBP: 0.311, SLG: 0.448		B X 1-0 ① G4-3 1-2 3-H	C F X 0-2 2-H 3-H HR		F X 0-1 ③ F7			D D X 2-0 G6-4-3 1-2 2-H 3-H 1B		4	1	2	6	0	0	1
Richard Hidalgo, R (1, 9) OBP: 0.279, SLG: 0.352		C F F X 0-2 ② F7	B F B B B 4-1 S BB				B X 1-0 ① F8	C F X 0-2 ② ③ G6-4-3 1-2f		3	0	0	0	1	0	3
Sandy Alomar Jr., R (1, 2) OBP: 0.356, SLG: 0.310		C F X 0-2 ③ P4	1 SAFE S C X 0-2 ② G5-3 1-2				C F X 0-2 ② F8			3	0	0	0	0	0	2

	AB	30
	R	7
	H	9
	RBI	7
	BB	5
	SO	4
	LOB	15

Inning Stats									
	R: 0 E: 0 K: 3 S: 12	H: 1 LOB: 1 BB: 0 P: 19	R: 1 E: 0 K: 0 S: 12	H: 2 LOB: 1 BB: 0 P: 15	R: 0 E: 0 K: 0 S: 6	H: 0 LOB: 0 BB: 1 P: 13	R: 3 E: 0 K: 0 S: 13	H: 2 LOB: 1 BB: 2 P: 24	R: 0 E: 0 K: 0 S: 5	H: 1 LOB: 0 BB: 0 P: 9	R: 0 E: 0 K: 0 S: 5	H: 0 LOB: 0 BB: 0 P: 5	R: 0 E: 0 K: 0 S: 6	H: 0 LOB: 0 BB: 0 P: 7	R: 3 E: 0 K: 1 S: 13	H: 3 LOB: 1 BB: 2 P: 26

	1B: 5	SF: 0	WP: 0	PA: 35
	2B: 3	SAC: 0	PB: 0	
	3B: 0	DP: 3	SB: 1	
	HR: 1	HBP: 0	CS: 0	

PITCHER		IP	WLS	BF	H	R	ER	SO	BB	IBB	HBP	BLK	WP	HR	S	P	ERA	WHIP
41 Brandon Backe, R ERA: 5.15	(1, 1)	7.0	L	29	7	5	5	3	3	0	0	0	0	1	60	94	6.43	1.429
John Franco, L ERA: 4.26	(8, 1)	0.1		3	1	0	0	1	0	1	0	0	0	0	6	12	0.00	3.000
Dan Wheeler, R ERA: 1.65	(8, 1)	0.2		3	1	2	2	0	1	0	0	0	0	0	6	12	27.00	3.000

PITCHER		IP	WLS	BF	H	R	ER	SO	BB	IBB	HBP	BLK	WP	HR	S	P	ERA	WHIP

livebaseballscorecards.com

Batter	1	2	3	4	5	6	7	8	9	AB	R	H	RBI	BB	SO	LOB
Willy Taveras, R (1, 8) OBP: 0.312, SLG: 0.346	C C S 0-3 ① K		F X 0-1 ① B5-3 1-2		F B B B S T 3-2 ① K		B C B X 2-1 1B 1B		B C F S 1-3 ② K	5	0	1	0	0	3	2
Todd Self, L (1, 7) OBP: 0.375, SLG: 0.750	C C B B F B F F X 3-2 17 1B 1B		C C D C X 1-2 ② G3 2-3		C X 0-1 ② F8		X 0-0 1B 1-3 1B		C S F B F B X 2-2 ③ G1-3	5	0	2	0	0	0	2
Craig Biggio, R (1, 4) OBP: 0.371, SLG: 0.568 4 Eric Bruntlett, R (3, 4) OBP: 0.182, SLG: 0.105	B T C C F C SAFE 1-3 ② K		F B B F X 2-2 ③ F8		B C X 1-1 ③ L9		C X 0-1 ② P3			2 2	0 0	0 0	0 0	0 0	1 0	2 2
17 Lance Berkman, S (1, 10) OBP: 0.302, SLG: 0.304	X 0-0 1B 1-2			X 0-0 ① G3-1		B C F F F B X 2-2 ① F7	B F X 1-1 ③ G4-3			4	0	1	0	0	0	2
Mike Lamb, L (1, 3) OBP: 0.277, SLG: 0.392	C B B F F F F C 2-3 ③ K			C X 0-1 HR 2B		B C B X 2-1 ② G6-3		C B F X 1-2 ① F8		4	1	1	0	0	1	2
Morgan Ensberg, R (1, 5) OBP: 0.414, SLG: 0.561		F B B S S S 2-3 ① K		B F C D X 2-2 2-H HR		B C B B B 4-1 BB		B B C X 2-1 ② F8		3	1	1	2	1	1	0
16 Jason Lane, R (1, 9) OBP: 0.272, SLG: 0.412		B F F B F B F F F 3-2 F X ② G1-3		B C B X 2-1 E9		C B X 2-1 ③ G1-3		X 0-0 ③ F9		4	0	0	0	0	0	1
28 Adam Everett, R (1, 6) OBP: 0.292, SLG: 0.381		B B F F F X 2-2 ③ F9		C F F D B F B T 3-2 ② K			B X 1-0 HR		B B C X 2-1 ① P4	4	1	1	1	0	1	1
Raul Chavez, R (1, 2) OBP: 0.226, SLG: 0.283			X 0-0 G3 B5-3 1B	C C B X 1-2 ③ F9			B C B X 2-1 ① G6-3		B C F X 1-2 2B	4	0	2	0	0	0	1
Inning Stats	R: 0 E: 0 K: 3 S: 19 H: 2 LOB: 2 BB: 0 P: 25	R: 0 E: 0 K: 1 S: 14 H: 0 LOB: 0 BB: 0 P: 21	R: 0 E: 0 K: 0 S: 9 H: 1 LOB: 1 BB: 0 P: 12	R: 2 E: 1 K: 1 S: 16 H: 2 LOB: 1 BB: 0 P: 24	R: 0 E: 0 K: 1 S: 7 H: 0 LOB: 0 BB: 0 P: 11	R: 0 E: 0 K: 0 S: 9 H: 0 LOB: 1 BB: 1 P: 19	R: 1 E: 0 K: 0 S: 10 H: 3 LOB: 2 BB: 0 P: 16	R: 0 E: 0 K: 0 S: 6 H: 0 LOB: 0 BB: 0 P: 9	R: 0 E: 0 K: 1 S: 13 H: 1 LOB: 1 BB: 0 P: 19	1B: 5 2B: 2 3B: 0 HR: 2 SF: 0 SAC: 0 DP: 0 HBP: 0						

WP: 0 PB: 0 SB: 0 CS: 0 PA: 38

PITCHER		IP	WLS	BF	H	R	ER	SO	BB	IBB	HBP	BLK	WP	HR	S	P	ERA	WHIP
Chris Young, R ERA: 3.22	(1, 1)	5.0	W	21	5	2	2	6	0	0	0	0	0	1	65	93	3.60	1.000
Nick Regilio, R ERA: 4.3	(6, 1)	1.0		4	0	0	0	0	1	0	0	0	0	0	9	19	0.00	1.000
43 Kameron Loe, R ERA: 2.84	(7, 1)	1.0		6	3	1	1	0	0	0	0	0	0	1	10	16	9.00	3.000
Brian Shouse, L ERA: 2.25	(8, 1)	1.0		3	0	0	0	0	0	0	0	0	0	0	6	9	0.00	0.000
Doug Brocail, R ERA: 4.34	(9, 1)	1.0		4	1	0	0	1	0	0	0	0	0	0	13	19	0.00	1.000

Houston Astros @ Texas Rangers

Ameriquest Field, Arlington, TX

Sat May 21 2005, 4:05 PM EDT

Att. 35,781 - Sunny - 96 F

TOP

livebaseballscorecards.com

AB	37
R	3
H	9
RBI	3
BB	1
SO	7
LOB	15

Batter	1	2	3	4	5	6	7	8	9	AB	R	H	RBI	BB	SO	LOB
David Dellucci, L (1, 10) OBP: 0.482, SLG: 0.612 Chad Allen, R (7, PR) OBP: 0.319, SLG: 0.311 (8, 10)	HR	BB	HR		K		1B			4 0	3 1	3 0	2 0	1 0	1 0	0 0
10 Michael Young, R (1, 6) OBP: 0.328, SLG: 0.416 Mark DeRosa, R (7, PR) OBP: 0.211, SLG: 0.250 (8, 6)	G4-3 1-2 BB	BB	BB		K		1B			3 0	1 1	1 0	1 0	2 0	1 0	0 0
23 Mark Teixeira, S (1, 3) OBP: 0.335, SLG: 0.492	2B	HR	L6			F8	BB			4	3	2	3	1	0	1
9 Hank Blalock, L (1, 5) OBP: 0.359, SLG: 0.483	2B	HR	K			FC5-4 1B	WP 1B			5	1	4	4	0	1	1
Alfonso Soriano, R (1, 4) OBP: 0.303, SLG: 0.539	F7	2B 1B		F8		FC5-4 1-2f HR	G5-3			5	2	1	0	0	0	4
Kevin Mench, R (1, 7) OBP: 0.360, SLG: 0.581	F8	1-H HR 2B		G6-3		1-H HR	K			5	2	2	3	0	1	3
Laynce Nix, L (1, 8) OBP: 0.305, SLG: 0.467		K 2-H HR		K2-3		G6-3	F8			5	1	1	2	0	2	0
Richard Hidalgo, R (1, 9) OBP: 0.287, SLG: 0.383 Andres Torres, S (7, 9) OBP: 0.143, SLG: 0.143	CS 1B K				HR		K			3 2	1 0	2 0	1 0	0 0	1 1	0 0
Rod Barajas, R (1, 2) OBP: 0.269, SLG: 0.367	1 SAFE 1-2 HR	G5-3			G1		1B BB			4	2	1	1	1	1	0
Inning Stats	R: 2 E: 0 K: 0 S: 12 H: 3 LOB: 1 BB: 0 P: 22	R: 8 E: 0 K: 2 S: 34 H: 7 LOB: 0 BB: 2 P: 56	R: 1 E: 0 K: 1 S: 10 H: 1 LOB: 1 BB: 1 P: 20	R: 0 E: 0 K: 1 S: 9 H: 0 LOB: 0 BB: 0 P: 14	R: 1 E: 0 K: 2 S: 11 H: 1 LOB: 0 BB: 0 P: 14	R: 2 E: 0 K: 0 S: 13 H: 2 LOB: 0 BB: 0 P: 24	R: 4 E: 0 K: 2 S: 20 H: 3 LOB: 2 BB: 2 P: 35	R: 0 E: 0 K: 1 S: 5 H: 0 LOB: 0 BB: 0 P: 6			1B: 6 2B: 3 3B: 0 HR: 8 SF: 0 SAC: 0 DP: 0 HBP: 0						

PITCHER		IP	WLS	BF	H	R	ER	SO	BB	IBB	HBP	BLK	WP	HR	S	P	ERA	WHIP
Ezequiel Astacio, R ERA: 10.61	(1, 1)	1.2	L	15	9	9	9	1	2	0	0	0	0	4	39	68	48.60	6.600
Chad Harville, R ERA: 6.57	(2, 1)	2.1		10	2	2	2	3	1	0	0	0	0	2	26	44	7.71	1.286
Mike Burns, R ERA: 10.13	(5, 1)	2.0		9	3	3	3	2	0	0	0	0	0	2	24	38	13.50	1.500
Russ Springer, R ERA: 7.07	(7, 1)	1.0		8	3	4	4	2	2	0	0	0	1	0	20	35	36.00	5.000
54 Brad Lidge, R ERA: 2.95	(8, 1)	1.0		3	0	0	0	1	0	0	0	0	0	0	5	6	0.00	0.000

PITCHER	IP	WLS	BF	H	R	ER	SO	BB	IBB	HBP	BLK	WP	HR	S	P	ERA	WHIP

BOTTOM

Houston Astros @ Texas Rangers

Ameriquest Field, Arlington, TX

Sat May 21 2005, 4:05 PM EDT

Att. 35,781 - Sunny - 96 F

livebaseballscorecards.com

AB	40
R	18
H	17
RBI	17
BB	5
SO	9
LOB	9

WP: 1 PA: 45
PB: 0
SB: 0
CS: 1

Houston Astros @ Texas Rangers
Ameriquest Field, Arlington, TX
Sun May 22 2005, 2:05 PM EDT
Att. 40,583 - Sunny - 94 F

TOP

livebaseballscorecards.com

Batter	1	2	3	4	5	6	7	8	9	AB	R	H	RBI	BB	SO	LOB
Orlando Palmeiro, L (1, 8) OBP: 0.396, SLG: 0.479	0-2 1B 17 FC3-2 1B		1-1 G4-6-3 1-2 1B			3-2 ① G3		1-3 ③ K		4	0	2	0	0	1	0
Todd Self, L (1, 9) OBP: 0.417, SLG: 0.750	3-2 17 FC3-2 1-3 1B		0-0 ①② G4-6-3 1-2f 2-3			0-1 G4-3 2B			3-3 ① K	4	0	2	0	0	1	2
Craig Biggio, R (1, 10) OBP: 0.362, SLG: 0.553	1-3 ① K		1-2 ③ F7			1-2 ② G4-6-3 2-3			2-3 ② K	4	0	0	0	0	2	4
17 Lance Berkman, S (1, 7) OBP: 0.298, SLG: 0.286 4 Eric Bruntlett, R (9, PR) OBP: 0.182, SLG: 0.105	2-1 ② FC3-2 1-2 3-H			3-2 ① G3		1-0 ③ G3-1			4-2 DI BB	3	0	0	0	1	0	3
										0	0	0	0	0	0	0
Mike Lamb, L (1, 3) OBP: 0.276, SLG: 0.381 Willy Taveras, R (9, PR) OBP: 0.312, SLG: 0.346	2-1 ③ F7			2-2 ② G3-1			2-3 ① K		4-2 1-2 BB	3	0	0	0	1	1	2
										0	0	0	0	0	0	0
Morgan Ensberg, R (1, 5) OBP: 0.404, SLG: 0.544		0-1 ① P3		2-2 ③ G1-3			2-2 ② G6-3		3-3 ③ K	4	0	0	0	0	1	2
Jose Vizcaino, S (1, 4) OBP: 0.322, SLG: 0.370		1-2 ② G1-3			2-1 28 G1-6-3 1B		1-1 ③ L8			3	0	1	0	0	0	0
28 Adam Everett, R (1, 6) OBP: 0.287, SLG: 0.373		0-2 ③ P5			1 SAFE 0-1 ①② G1-6-3 1-2f			3-2 ① F7		3	0	0	0	0	0	1
Raul Chavez, R (1, 2) OBP: 0.232, SLG: 0.286			3-2 G4-6-3 1B 1B		1-2 ③ F7			0-1 ② G6-3		3	0	1	0	0	0	0

Inning Stats	R: 0 E: 0 K: 1 S: 15	H: 2 LOB: 2 BB: 0 P: 23	R: 0 E: 0 K: 0 S: 8	H: 0 LOB: 0 BB: 0 P: 9	R: 0 E: 0 K: 0 S: 10	H: 2 LOB: 1 BB: 0 P: 15	R: 0 E: 0 K: 0 S: 13	H: 0 LOB: 0 BB: 0 P: 20	R: 0 E: 0 K: 0 S: 7	H: 1 LOB: 0 BB: 0 P: 10	R: 0 E: 0 K: 0 S: 9	H: 1 LOB: 1 BB: 0 P: 14	R: 0 E: 0 K: 1 S: 8	H: 0 LOB: 0 BB: 0 P: 13	R: 0 E: 0 K: 1 S: 8	H: 0 LOB: 0 BB: 0 P: 12	R: 0 E: 0 K: 3 S: 15	H: 0 LOB: 2 BB: 2 P: 31	1B: 5 2B: 1 3B: 0 HR: 0	SF: 0 SAC: 0 DP: 2 HBP: 0	WP: 0 PB: 0 SB: 0 CS: 0	PA: 33

	AB	31
	R	0
	H	6
	RBI	0
	BB	2
	SO	6
	LOB	14

PITCHER		IP	WLS	BF	H	R	ER	SO	BB	IBB	HBP	BLK	WP	HR	S	P	ERA	WHIP
Chan Ho Park, R ERA: 4.61	(1, 1)	7.0	W	25	6	0	0	2	0	0	0	0	0	0	70	104	0.00	0.857
Brian Shouse, L ERA: 2.12	(8, 1)	1.0	H	3	0	0	0	1	0	0	0	0	0	0	8	12	0.00	0.000
Francisco Cordero, R ERA: 3.86	(9, 1)	1.0	S	5	0	0	0	3	2	0	0	0	0	0	15	31	0.00	2.000

PITCHER	IP	WLS	BF	H	R	ER	SO	BB	IBB	HBP	BLK	WP	HR	S	P	ERA	WHIP

Houston Astros @ Texas Rangers

Ameriquest Field, Arlington, TX

Sun May 22 2005, 2:05 PM EDT
Att. 40,583 - Sunny - 94 F

BOTTOM

Batter	1	2	3	4	5	6	7	8	9	AB	R	H	RBI	BB	SO	LOB
David Dellucci, L (1, 10) OBP: 0.489, SLG: 0.637	C F B B X 2-2 10 G6-3 3B	B F S S 1-3 ② K	C B B B F X 3-2 10 G6-4-3 1B	F B B X 2-1 10 2B 1B	4	1	3	0	0	1	1
10 Michael Young, R (1, 6) OBP: 0.326, SLG: 0.418	F C X 0-2 ① G6-3 3-H	B F C T 1-2 ③ K	C 1 SAFE B B F X 1-2 ① ② G6-4-3 1-2f	B B F X 2-1 1-3 2B	4	0	1	1	0	1	2
23 Mark Teixeira, S (1, 3) OBP: 0.343, SLG: 0.511	C B B S B S 3-3 ② K	B X 1-0 9 G6-4-3 1B	B C X 1-1 HR	B B B I 4-0 IBB	3	1	2	1	1	1	0
9 Hank Blalock, L (1, 5) OBP: 0.352, SLG: 0.472	B B C X 2-1 ③ G6-3	X 0-0 ① ② G6-4-3 1-2f	S C B F S 1-3 ③ K	B B B C F S 3-3 ③ K	4	0	0	0	0	2	4
Alfonso Soriano, R (1, 4) OBP: 0.298, SLG: 0.530	F S X 0-2 ① F9	B S C B X 2-2 ③ G6-3	B X 1-0 ① F9	3	0	0	0	0	0	0	0
Kevin Mench, R (1, 7) OBP: 0.353, SLG: 0.567	B C F F B X 2-2 ② P6	B F S F F X 1-2 ① F7	C B F S 1-3 ② K	3	0	0	0	0	1	0
Laynce Nix, L (1, 8) OBP: 0.306, SLG: 0.463	C F B F X 1-2 ③ G5-3	B B C F B X 3-2 1B	S F X 0-2 ③ L4	3	0	1	0	0	0	0	0
Richard Hidalgo, R (1, 9) OBP: 0.281, SLG: 0.374	B C X 1-1 ① G5-3	1 SAFE F F S 0-3 ② K	B F B B C X 3-2 ① P4	3	0	0	0	0	1	1
Rod Barajas, R (1, 2) OBP: 0.270, SLG: 0.366	B B F B F X 3-2 1B	B B F B F X 3-2 ③ F9	X 0-0 ② F9	3	0	1	0	0	0	1

Inning Stats																							
	R: 1	H: 1		R: 0	H: 0		R: 0	H: 1		R: 0	H: 1		R: 0	H: 1		R: 1	H: 2		R: 0	H: 0		R: 0	H: 2	
	E: 0	LOB: 0		E: 0	LOB: 0		E: 0	LOB: 1		E: 0	LOB: 0		E: 0	LOB: 1		E: 0	LOB: 0		E: 0	LOB: 0		E: 0	LOB: 3	
	K: 1	BB: 0		K: 0	BB: 0		K: 2	BB: 0		K: 0	BB: 0		K: 1	BB: 0		K: 1	BB: 0		K: 1	BB: 0		K: 1	BB: 1	
	S: 11	P: 18		S: 11	P: 14		S: 11	P: 17		S: 5	P: 8		S: 14	P: 21		S: 12	P: 18		S: 7	P: 9		S: 12	P: 26	

	1B: 5	SF: 0	WP: 0	PA: 31
	2B: 1	SAC: 0	PB: 0	
	3B: 1	DP: 2	SB: 0	
	HR: 1	HBP: 0	CS: 0	

PITCHER		IP	WLS	BF	H	R	ER	SO	BB	IBB	HBP	BLK	WP	HR	S	P	ERA	WHIP
44 Roy Oswalt, R ERA: 3.38	(1, 1)	7.2	L	29	8	2	2	6	0	0	0	0	0	1	79	120	2.35	1.043
John Franco, L ERA: 4.05	(8, 1)	0.1		2	0	0	0	1	0	1	0	0	0	0	4	11	0.00	0.000

PITCHER		IP	WLS	BF	H	R	ER	SO	BB	IBB	HBP	BLK	WP	HR	S	P	ERA	WHIP

livebaseballscorecards.com

AB	30
R	2
H	8
RBI	2
BB	1
SO	7
LOB	9

Batter	1	2	3	4	5	6	7	8	9	AB	R	H	RBI	BB	SO	LOB
Willy Taveras, R (1, 8) OBP: 0.306, SLG: 0.340	C B C S 1-3 ① K	B X 1-0 ③ F9			B 1 SAFE F X 1-1 ② SH5-3 1-2			B B F X 2-1 ① P3		3	0	0	0	0	1	2
Todd Self, L (1, 7) OBP: 0.375, SLG: 0.688	B X 1-0 G3 2B		B C F C 1-3 ① K		B F F X 1-2 ③ G4-3			B B C X 2-1 ②③ G1-6-3 1-2f		4	0	1	0	0	1	2
Craig Biggio, R (1, 4) OBP: 0.354, SLG: 0.540	F X 0-1 ② G3 2-3		B B C X 2-1 ② G1-3			B F S S 1-3 ① K			B X 1-0 ① G3-1	4	0	0	0	0	1	1
17 Lance Berkman, S (1, 3) OBP: 0.295, SLG: 0.269	C S B B B F B 4-2 BB		B S X 1-1 ③ G5-3			X 0-0 ② G6-3			X 0-0 ② G4-3	3	0	0	0	1	0	0
Morgan Ensberg, R (1, 5) OBP: 0.400, SLG: 0.536	F B S F C 1-3 ③ K			X 0-0 ① 1B		B B B C X 3-1 ③ P3			X 0-0 ③ G5-3	4	0	1	0	0	1	2
16 Jason Lane, R (1, 9) OBP: 0.267, SLG: 0.404		C B F B F F C 2-3 ① K		B F F X 1-2 ② F7			B B C B C S 3-3 ① K			3	0	0	0	0	2	0
28 Adam Everett, R (1, 6) OBP: 0.281, SLG: 0.366		B C C B B X 3-2 ② F8		X 0-0 ③ F8			C B B C F X 2-2 ② F8			3	0	0	0	0	0	0
Brad Ausmus, R (1, 2) OBP: 0.320, SLG: 0.309		C B S S B X 2-2 HR			X 0-0 ① G6-3		S S F X 0-2 ③ F8			3	1	1	1	0	0	0
51 Wandy Rodriguez, S (1, 1) OBP: 0.500, SLG: 0.500		B X 1-0 E4			C X 0-1 SH5-3 1B			F B S S X 3-1 G1-6-3 1B		2	0	1	0	0	0	0
Russ Springer, R (6, 1)										0	0	0	0	0	0	0
Dan Wheeler, R (7, 1)										0	0	0	0	0	0	0
4 Eric Bruntlett, R (8, PH) OBP: 0.217, SLG: 0.150										1	0	1	0	0	0	0
Chad Harville, R (8, 1)										0	0	0	0	0	0	0
John Franco, L (8, 1)										0	0	0	0	0	0	0

TOP

Houston Astros @ Chicago Cubs

Wrigley Field, Chicago, IL

Mon May 23 2005, 7:05 PM CDT

Att. 38,232 - Cloudy - 50 F

livebaseballscorecards.com

AB	30
R	1
H	5
RBI	1
BB	1
SO	6
LOB	7

Inning Stats	1	2	3	4	5	6	7	8	9
	R: 0 E: 0 K: 2 S: 13	H: 1 LOB: 2 BB: 1 P: 20	R: 1 E: 1 K: 1 S: 13	H: 1 LOB: 1 BB: 0 P: 22	R: 0 E: 0 K: 1 S: 7	H: 0 LOB: 0 BB: 0 P: 11	R: 0 E: 0 K: 0 S: 5	H: 1 LOB: 0 BB: 0 P: 6	R: 0 E: 0 K: 0 S: 8	H: 1 LOB: 1 BB: 0 P: 10	R: 0 E: 0 K: 1 S: 6	H: 0 LOB: 0 BB: 0 P: 10	R: 0 E: 0 K: 1 S: 11	H: 0 LOB: 0 BB: 0 P: 16	R: 0 E: 0 K: 0 S: 6	H: 1 LOB: 0 BB: 0 P: 13	R: 0 E: 0 K: 0 S: 3	H: 0 LOB: 0 BB: 0 P: 4

| | | | | | | | | | |

Batter	1	2	3	4	5	6	7	8	9	AB	R	H	RBI	BB	SO	LOB
Jerry Hairston, R (1, 4) OBP: 0.369, SLG: 0.358	C C F B X 1-2 1B 25 SF9 1B		C S B F S 1-3 ① K		B X 1-0 ③ F7			B B C B B 4-1 CS BB		3	1	1	0	1	1	0
Neifi Perez, S (1, 6) OBP: 0.315, SLG: 0.414	B D X 2-0 16 F8 16 S 1-3 1B		X 0-0 ② B1-3			B X 1-0 ① L5		L P 1 SAFE 1 SAFE 1 SAFE L 1 SAFE F 1 SAFE 3-3 ① ② F 1 SAFE 1 SAFE B B C K 1-2		4	0	1	0	0	1	1
25 Derrek Lee, R (1, 3) OBP: 0.446, SLG: 0.675	C B 1 SAFE D F B X 3-2 ① SF9 3-H		B B X 2-0 ③ P3			B B B B 4-0 HR BB		B B C F B B 4-2 16 2B BB		1	1	0	1	2	0	0
16 Aramis Ramirez, R (1, 5) OBP: 0.317, SLG: 0.456	1 SAFE C X 0-1 ② F8 1-3			C X 0-1 ① G6-3		F 1 SAFE B C S 1-3 ② K		B F 1 SAFE C B X 2-2 1-3 2B		4	0	1	0	0	1	2
Jeromy Burnitz, L (1, 9) OBP: 0.337, SLG: 0.506	C F C 0-3 ③ K			B B X 2-0 ② P3		X 0-0 1-H HR		C B X 1-1 ③ G4-3		4	1	1	2	0	1	3
Jason Dubois, R (1, 7) OBP: 0.300, SLG: 0.561		C B B B X 3-1 1B 1B		B B B X 2-1 ③ G5-3		C F B S 1-3 ③ K				3	0	1	0	0	1	0
Corey Patterson, L (1, 8) OBP: 0.309, SLG: 0.450		L X 0-1 CS 1-3 1B			F X 0-1 HR		B X 1-0 G6-4-3 1B			3	1	3	1	0	0	0
Michael Barrett, R (1, 2) OBP: 0.293, SLG: 0.441		S F S 0-3 ① K			C B C B S 2-3 ① K2-3		C 1 SAFE 1 SAFE B P 1 SAFE X 2-1 ① F7			3	0	0	0	0	2	3
Glendon Rusch, L (1, 1) OBP: 0.200, SLG: 0.200 46 Ryan Dempster, R (9, 1) OBP: 0.077, SLG: 0.077		F 1 SAFE B C X 1-2 ② ③ G3-1 1-2			F B B F S 2-3 ② K		X 0-0 ② ③ G6-4-3 1-2f			3 0	0 0	0 0	0 0	0 0	1 0	3 0
Inning Stats	R: 1 H: 2 E: 0 LOB: 1 K: 1 BB: 0 S: 13 P: 19	R: 0 H: 2 E: 0 LOB: 1 K: 1 BB: 0 S: 10 P: 14	R: 0 H: 0 E: 0 LOB: 0 K: 1 BB: 0 S: 6 P: 9	R: 0 H: 0 E: 0 LOB: 0 K: 0 BB: 0 S: 5 P: 9	R: 1 H: 1 E: 0 LOB: 0 K: 2 BB: 0 S: 9 P: 14	R: 2 H: 1 E: 0 LOB: 0 K: 2 BB: 1 S: 8 P: 15	R: 0 H: 1 E: 0 LOB: 0 K: 0 BB: 0 S: 5 P: 7	R: 0 H: 1 E: 0 LOB: 2 K: 1 BB: 2 S: 14 P: 27		1B: 5 SF: 1 2B: 1 SAC: 0 3B: 0 DP: 1 HR: 2 HBP: 0						

BOTTOM

Houston Astros @ Chicago Cubs

Wrigley Field, Chicago, IL

Mon May 23 2005, 7:05 PM CDT

Att. 38,232 - Cloudy - 50 F

livebaseballscorecards.com

AB	28
R	4
H	8
RBI	4
BB	3
SO	8
LOB	12

PITCHER		IP	WLS	BF	H	R	ER	SO	BB	IBB	HBP	BLK	WP	HR	S	P	ERA	WHIP
51 Wandy Rodriguez, L ERA: 6.35	(1, 1)	5.2	L	23	6	4	4	6	1	0	0	0	0	2	48	76	6.35	1.235
Russ Springer, R ERA: 6.91	(6, 1)	0.1		1	0	0	0	1	0	0	0	0	0	0	3	4	0.00	0.000
Dan Wheeler, R ERA: 1.56	(7, 1)	1.0		3	1	0	0	0	0	0	0	0	0	0	5	7	0.00	1.000
Chad Harville, R ERA: 6.23	(8, 1)	0.2		4	1	0	0	1	2	0	0	0	0	0	12	24	0.00	4.500
John Franco, L ERA: 3.86	(8, 1)	0.1		1	0	0	0	0	0	0	0	0	0	0	2	3	0.00	0.000

PITCHER	IP	WLS	BF	H	R	ER	SO	BB	IBB	HBP	BLK	WP	HR	S	P	ERA	WHIP

Batter	1	2	3	4	5	6	7	8	9	AB	R	H	RBI	BB	SO	LOB
Willy Taveras, R (1, 8) OBP: 0.311, SLG: 0.350	B C F B X 2-2 ① F8		C C B X 1-2 ③ G5-3		S B X 1-1 S 1B			L B B B C F X 3-2 SH2-4 2B		4	0	2	0	0	0	0
Todd Self, L (1, 9) OBP: 0.368, SLG: 0.611	C B F X 1-2 ② P5			B B F B B 4-1 2B FC3 BB	P 1 S D F F B X SAFE 3-2 ③ L9 1-2			X 0-0 ① SH2-4 2-3		2	1	0	0	1	0	1
Craig Biggio, R (1, 4) OBP: 0.357, SLG: 0.545 4 Eric Bruntlett, R (8, 4) OBP: 0.217, SLG: 0.150	C X 0-1 ③ G6-3			1 SAFE B F 1 SAFE F X 1-2 FC3 FC1-6 1-3 2B		B C F F B F X 2-2 17 G6-4-3 1B		C S B S 1-3 ② K		4 0	1 0	2 0	0 0	0 0	1 0	1 0
17 Lance Berkman, S (1, 7) OBP: 0.292, SLG: 0.268 54 Brad Lidge, R (8, 1)		B F X 1-1 G4-3 1B		B X 1-0 ① G3		X 0-0 ①② G6-4-3 1-2f		C S B S 1-3 ③ K		4 0	0 0	1 0	0 0	0 0	1 0	4 0
Mike Lamb, L (1, 3) OBP: 0.267, SLG: 0.367		B C B F X 2-2 ① G4-3 1-2		D X 1-0 FC3 FC1-6 2-3 3-H		C S B B B X 3-2 ③ G5-3			B B C C B F X 3-2 ① G4-3	4	0	0	1	0	0	2
Morgan Ensberg, R (1, 5) OBP: 0.391, SLG: 0.521		C B C D S 2-3 ② K		X 0-0 ② FC1-6 28 S 1-2f 3-H			X 0-0 ① G6-3		C S S 0-3 ② K	4	0	0	1	0	2	2
28 Adam Everett, R (1, 6) OBP: 0.280, SLG: 0.369		C S F B C 1-3 ③ K		1 SAFE F B S C 1-3 ③ K 1-2			B C S B B X 3-2 G4-3 2B		C B B X 2-1 ③ G5-3	4	0	1	0	0	2	2
Brad Ausmus, R (1, 2) OBP: 0.311, SLG: 0.299			B C B X 2-1 ① G5-3		B B C C F X 2-2 ① G6-3		C B D F B X 3-2 ② G4-3 2-3			3	0	0	0	0	0	1
Roger Clemens, R (1, 1) OBP: 0.333, SLG: 0.300 Dan Wheeler, R (6, 1) Jose Vizcaino, S (7, PH) OBP: 0.317, SLG: 0.364 Chad Qualls, R (7, 1) Orlando Palmeiro, L (8, 7) OBP: 0.396, SLG: 0.479			C X 0-1 ② G6-3		C C B F C 1-3 ② K		F F C 0-3 ③ K			2 0 1 0 0	0 0 0 0 0	0 0 0 0 0	0 0 0 0 0	1 0 1 0 0	0 0 1 0 0	0 0 1 0 0
Inning Stats	R: 0 H: 0 E: 0 LOB: 0 K: 0 BB: 0 S: 8 P: 11	R: 0 H: 1 E: 0 LOB: 1 K: 2 BB: 0 S: 12 P: 18	R: 0 H: 0 E: 0 LOB: 0 K: 0 BB: 0 S: 7 P: 10	R: 2 H: 1 E: 0 LOB: 1 K: 1 BB: 1 S: 10 P: 18	R: 0 H: 1 E: 0 LOB: 1 K: 1 BB: 0 S: 15 P: 21	R: 0 H: 1 E: 0 LOB: 0 K: 0 BB: 0 S: 9 P: 14	R: 0 H: 1 E: 0 LOB: 1 K: 1 BB: 0 S: 10 P: 16	R: 0 H: 1 E: 0 LOB: 1 K: 2 BB: 0 S: 11 P: 16	R: 0 H: 0 E: 0 LOB: 0 K: 1 BB: 0 S: 9 P: 14	1B: 3 SF: 0 2B: 3 SAC: 1 3B: 0 DP: 1 HR: 0 HBP: 0						

PITCHER		IP	WLS	BF	H	R	ER	SO	BB	IBB	HBP	BLK	WP	HR	S	P	ERA	WHIP
Sergio Mitre, R ERA: 2.57	(1, 1)	7.0		27	5	2	2	5	1	0	0	0	0	0	71	108	2.57	0.857
13 Will Ohman, L ERA: 1.29	(8, 1)	0.1		2	1	0	0	0	0	0	0	0	0	0	5	8	0.00	3.000
43 Michael Wuertz, R ERA: 4.57	(8, 1)	0.2	W	2	0	0	0	2	0	0	0	0	0	0	6	8	0.00	0.000
46 Ryan Dempster, R ERA: 5.09	(9, 1)	1.0	S	3	0	0	0	1	0	0	0	0	0	0	9	14	0.00	0.000

PITCHER	IP	WLS	BF	H	R	ER	SO	BB	IBB	HBP	BLK	WP	HR	S	P	ERA	WHIP

TOP

Houston Astros @ Chicago Cubs

Wrigley Field, Chicago, IL

Tue May 24 2005, 7:05 PM CDT

Att. 38,805 - Clear - 53 F

livebaseballscorecards.com

AB	32
R	2
H	6
RBI	2
BB	1
SO	8
LOB	14

WP: 0	PA: 34				
PB: 0					
SB: 2					
CS: 0					

Batter	1	2	3	4	5	6	7	8	9	AB	R	H	RBI	BB	SO	LOB
Jerry Hairston, R (1, 8) OBP: 0.366, SLG: 0.349 46 Ryan Dempster, R (9, 1) OBP: 0.077, SLG: 0.077	F F F B F B X 2-2 ① G1-3		C X 0-1 ② F7			C B B B C C C 3-3 ① K		1 SAFE 1 SAFE B D B C B 4-1 25 BB FC6-5 1B 1-2 BB		3 1 0 0 1 1 0 0 0 0 0 0 0 0						
Neifi Perez, S (1, 6) OBP: 0.314, SLG: 0.410	C S B X 1-2 25 S 1B		B C X 1-1 ③ B1-3			X 0-0 ② F7		L X 0-1 ② FC6-5 25 BB 1B 1-2 2-3f		4 1 1 0 0 0 2						
25 Derrek Lee, R (1, 3) OBP: 0.441, SLG: 0.662	1 SAFE C B C S S 1-3 ② K 1-2			S B S F B F S 2-3 ① K		B C C C 1-3 ③ K		D B F B S F F D 4-2 1B 16 WP 1-2 2-3 BB		3 1 0 0 1 3 1						
Jeromy Burnitz, L (1, 9) OBP: 0.335, SLG: 0.500	S X 0-1 ③ G4-3			X 0-0 ② F7			X 0-0 ① G3-1	B S X 1-1 16 WP 1B 1-3 2-H 3-H		4 0 1 2 0 0 1						
16 Aramis Ramirez, R (1, 5) OBP: 0.310, SLG: 0.444		B F B F F B S 3-3 ① K		F B B F S 2-3 ③ K			X 0-0 ② G6-3	B S B F F 1 F B X SAFE 3-2 ③ F9 1-2 3-H		4 0 0 0 0 2 1						
Michael Barrett, R (1, 2) OBP: 0.294, SLG: 0.438	B S X 1-1 1B				C X 0-1 ① G6-3		C B S B X 2-2 ③ G6-3			3 0 1 0 0 0 0						
Jason Dubois, R (1, 7) OBP: 0.301, SLG: 0.565 Corey Patterson, L (9, 8) OBP: 0.309, SLG: 0.450	F F S 0-3 ② K		C B B S B S 3-3 ② K					X 0-0 1B 2B		3 1 1 0 0 2 1 0 0 0 0 0 0 0						
Enrique Wilson, S (1, 4)	B B C X 2-1 ③ F8		B B C B B 4-1 FC5-4 BB					X 0-0 ① F7		2 0 0 0 1 0 2						
Sergio Mitre, R (1, 1) 13 Will Ohman, L (8, 1) 43 Michael Wuertz, R (8, 1) Todd Hollandsworth, L (8, PH) OBP: 0.282, SLG: 0.310 (9, 7)			X 0-0 ① F8		C X 0-1 ③ FC5-4 1-2f			D F X 1-1 FC6-5 WP 1B 2-H		2 0 0 0 0 0 1 0 0 0 0 0 0 0 0 0 0 0 0 0 0 1 0 1 1 0 0 0						
Inning Stats	R: 0 H: 1 E: 0 LOB: 1 K: 1 BB: 0 S: 14 P: 18	R: 0 H: 1 E: 0 LOB: 1 K: 2 BB: 0 S: 11 P: 17	R: 0 H: 0 E: 0 LOB: 0 K: 0 BB: 0 S: 5 P: 6	R: 0 H: 0 E: 0 LOB: 0 K: 2 BB: 0 S: 9 P: 13	R: 0 H: 0 E: 0 LOB: 1 K: 1 BB: 1 S: 8 P: 15	R: 0 H: 0 E: 0 LOB: 0 K: 2 BB: 0 S: 7 P: 11	R: 0 H: 0 E: 0 LOB: 0 K: 0 BB: 0 S: 5 P: 7	R: 4 H: 3 E: 0 LOB: 1 K: 0 BB: 2 S: 18 P: 31		1B: 4 SF: 0 2B: 1 SAC: 0 3B: 0 DP: 0 HR: 0 HBP: 0						

BOTTOM

Houston Astros @ Chicago Cubs

Wrigley Field, Chicago, IL

Tue May 24 2005, 7:05 PM CDT

Att. 38,805 - Clear - 53 F

livebaseballscorecards.com

AB	29
R	4
H	5
RBI	3
BB	3
SO	8
LOB	9

WP: 2 PA: 32
PB: 0
SB: 1
CS: 0

PITCHER		IP	WLS	BF	H	R	ER	SO	BB	IBB	HBP	BLK	WP	HR	S	P	ERA	WHIP
Roger Clemens, R ERA: 1.19	(1, 1)	5.0		18	2	0	0	6	1	0	0	0	0	0	47	69	0.00	0.600
Dan Wheeler, R ERA: 1.47	(6, 1)	1.0	H	3	0	0	0	2	0	0	0	0	0	0	7	11	0.00	0.000
Chad Qualls, R ERA: 5.24	(7, 1)	1.1	H	6	2	2	2	0	0	0	0	0	0	0	9	12	13.50	1.500
54 Brad Lidge, R ERA: 3.79	(8, 1)	0.2	L	5	1	2	2	0	2	0	0	0	2	0	14	26	27.00	4.500

PITCHER		IP	WLS	BF	H	R	ER	SO	BB	IBB	HBP	BLK	WP	HR	S	P	ERA	WHIP

Batter	1	2	3	4	5	6	7	8	9	AB	R	H	RBI	BB	SO	LOB
Orlando Palmeiro, L (1, 8) (8, 7) OBP: 0.386, SLG: 0.462	C B X 1-1 G4-3		1 SAFE C C B C B X 2-2 FC6-4 1-H 1B		C C B B X 2-2 P2			B C X 1-1 G5-3 2-3		4	0	1	1	0	0	2
Todd Self, L (1, 9) OBP: 0.348, SLG: 0.545	B B B C F X 3-2 G4-3		X 0-0 FC6-4 1-2f			B X 1-0 G3-1		B C B B X 3-1 17 1B 1B 3-H 1B		4	1	1	1	0	0	1
Craig Biggio, R (1, 4) OBP: 0.355, SLG: 0.538	B X 1-0 G5-3			C S X 0-2 G5-3		C B F B X 2-2 G6-3		1 SAFE X 0-0 17 1B WP 1-2 1B		4	0	1	0	0	0	0
28 Adam Everett, R (8, PR) OBP: 0.280, SLG: 0.369 (8, 6)										0	1	0	0	0	0	0
17 Lance Berkman, S (1, 7) OBP: 0.304, SLG: 0.283		C B X 1-1 G6-4-3 1B		C C B C 1-3 K		B X 1-0 G4-3		C B B S X 2-2 S 1-3 2-H 1B		4	0	2	1	0	1	0
Willy Taveras, R (8, PR) OBP: 0.311, SLG: 0.350 (8, 8)										0	0	0	0	0	0	0
Mike Lamb, L (1, 3) OBP: 0.258, SLG: 0.354		X 0-0 G6-4-3 1-2f		C F B C 1-3 K			B B F X 2-1 G6-3	C S B X 1-2 F7 1-3 3-H		4	0	0	0	0	1	2
Morgan Ensberg, R (1, 5) OBP: 0.387, SLG: 0.534	B B C C C 2-3 K				F C X 0-2 HR		C B S B F C 2-3 K		X 0-0 G6-3	4	1	1	1	0	2	0
Jose Vizcaino, S (1, 6) (8, 4) OBP: 0.313, SLG: 0.373			C F X 0-2 G5-3		X 0-0 41 G4-3 2B		F F X 0-2 G4-3		X 0-0 F7	4	0	1	0	0	0	0
Brad Ausmus, R (1, 2) OBP: 0.309, SLG: 0.297			B C B X 2-1 G5-3		X 0-0 L3			B X 1-0 WP 41 SH3-4 1B 1B	X 0-0 F9	4	1	1	0	0	0	1
41 Brandon Backe, R (1, 1) OBP: 0.333, SLG: 0.368			C F B X 1-2 S 1B 1B		X 0-0 G4-3 2-3			B X 1-0 SH3-4 1-2		2	1	1	0	0	0	1
Dan Wheeler, R (8, 1)										0	0	0	0	0	0	0
54 Brad Lidge, R (9, 1)										0	0	0	0	0	0	0
Inning Stats	R: 0 E: 0 K: 0 S: 6 H: 0 LOB: 0 BB: 0 P: 11	R: 0 E: 0 K: 1 S: 6 H: 1 LOB: 0 BB: 0 P: 9	R: 1 E: 0 K: 0 S: 12 H: 2 LOB: 0 BB: 0 P: 17	R: 0 E: 0 K: 2 S: 9 H: 0 LOB: 0 BB: 0 P: 11	R: 1 E: 0 K: 0 S: 9 H: 2 LOB: 1 BB: 0 P: 11	R: 0 E: 0 K: 0 S: 5 H: 0 LOB: 0 BB: 0 P: 9	R: 0 E: 0 K: 1 S: 9 H: 0 LOB: 0 BB: 0 P: 13	R: 3 E: 0 K: 0 S: 13 H: 4 LOB: 2 BB: 0 P: 22	R: 0 E: 0 K: 0 S: 3 H: 0 LOB: 0 BB: 0 P: 3	1B: 7 2B: 1 3B: 0 HR: 1	SF: 0 SAC: 1 DP: 1 HBP: 0						

TOP

Houston Astros @ Chicago Cubs

Wrigley Field, Chicago, IL

Wed May 25 2005, 6:05 PM CDT

Att. 38,118 - Clear - 56 F

livebaseballscorecards.com

AB	34
R	5
H	9
RBI	4
BB	0
SO	4
LOB	7

WP: 2 PB: 0 SB: 3 CS: 0 PA: 35

PITCHER		IP	WLS	BF	H	R	ER	SO	BB	IBB	HBP	BLK	WP	HR	S	P	ERA	WHIP
Greg Maddux, R ERA: 4.33	(1, 1)	7.2	L	30	8	5	5	4	0	0	0	0	1	1	63	94	5.87	1.043
43 Michael Wuertz, R ERA: 4.57	(8, 1)	0.0		1	1	0	0	0	0	0	0	0	0	0	3	5	∞	∞
13 Will Ohman, L ERA: 1.23	(8, 1)	0.1		1	0	0	0	0	0	0	0	0	1	0	3	4	0.00	0.000
LaTroy Hawkins, R ERA: 3.5	(9, 1)	1.0		3	0	0	0	0	0	0	0	0	0	0	3	3	0.00	0.000

PITCHER	IP	WLS	BF	H	R	ER	SO	BB	IBB	HBP	BLK	WP	HR	S	P	ERA	WHIP

Houston Astros @ Chicago Cubs

Wrigley Field, Chicago, IL

Wed May 25 2005, 6:05 PM CDT

Att. 38,118 - Clear - 56 F

BOTTOM

livebaseballscorecards.com

Batter	1	2	3	4	5	6	7	8	9	AB	R	H	RBI	BB	SO	LOB
Jerry Hairston, R (1, 8) OBP: 0.365, SLG: 0.344	G1-3		BB			L9		K		2	0	0	0	1	0	0
Corey Patterson, L (8, PH) OBP: 0.307, SLG: 0.447 (9, 8)										1	0	0	0	0	1	1
Neifi Perez, S (1, 6) OBP: 0.325, SLG: 0.426	25 FC5-4 1B		1-2 2-H 25 G6-4-3 1B			25 1B 2B		G6-4-3 1-2f		4	0	3	1	0	0	1
25 Derrek Lee, R (1, 3) OBP: 0.438, SLG: 0.652	FC5-4 1-2f		G6-4-3 1-2f			2-3 1B			G6-3	4	0	1	0	0	0	3
Jeromy Burnitz, L (1, 9) OBP: 0.328, SLG: 0.488	G4-3			P6		P4			G6-3	4	0	0	0	0	0	3
16 Aramis Ramirez, R (1, 5) OBP: 0.302, SLG: 0.432		F8		G6-3		L8			F9	4	0	0	0	0	0	2
Todd Walker, L (1, 4) OBP: 0.385, SLG: 0.417		K		L5			F7			3	0	0	0	0	1	0
Jason Dubois, R (1, 7) OBP: 0.303, SLG: 0.556		F9			K		G5-4-3 1B			3	0	1	0	0	1	0
Michael Barrett, R (1, 2) OBP: 0.295, SLG: 0.435			SH2-4 1B 1B		G6-3		G5-4-3 1-2f			3	1	1	0	0	0	1
Greg Maddux, R (1, 1) OBP: 0.158, SLG: 0.158			SH2-4 1-2		F9			G6-4-3 1B		1	0	0	0	0	0	0
43 Michael Wuertz, R (8, 1)										0	0	0	0	0	0	0
13 Will Ohman, L (8, 1)										0	0	0	0	0	0	0
Jose Macias, S (8, PH) OBP: 0.304, SLG: 0.326										1	0	1	0	0	0	0
LaTroy Hawkins, R (9, 1)										0	0	0	0	0	0	0
Inning Stats	R: 0 E: 0 K: 0 S: 6 H: 1 LOB: 1 BB: 0 P: 7	R: 0 E: 0 K: 1 S: 6 H: 0 LOB: 0 BB: 0 P: 10	R: 1 E: 0 K: 0 S: 6 H: 2 LOB: 1 BB: 1 P: 13	R: 0 E: 0 K: 0 S: 8 H: 0 LOB: 0 BB: 0 P: 12	R: 0 E: 0 K: 1 S: 6 H: 0 LOB: 0 BB: 0 P: 8	R: 0 E: 0 K: 0 S: 7 H: 2 LOB: 2 BB: 0 P: 10	R: 0 E: 0 K: 0 S: 8 H: 1 LOB: 0 BB: 0 P: 12	R: 0 E: 0 K: 1 S: 15 H: 1 LOB: 0 BB: 0 P: 18	R: 0 E: 0 K: 0 S: 9 H: 0 LOB: 0 BB: 0 P: 15	1B: 6 2B: 1 3B: 0 HR: 0	SF: 0 SAC: 1 DP: 3 HBP: 0						

	AB	30
	R	1
	H	7
	RBI	1
	BB	1
	SO	3
	LOB	11

PITCHER		IP	WLS	BF	H	R	ER	SO	BB	IBB	HBP	BLK	WP	HR	S	P	ERA	WHIP
41 Brandon Backe, R ERA: 4.73	(1, 1)	7.0	W	27	7	1	1	2	1	0	0	0	0	0	55	81	1.29	1.143
Dan Wheeler, R ERA: 1.4	(8, 1)	1.0		2	0	0	0	1	0	0	0	0	0	0	7	9	0.00	0.000
54 Brad Lidge, R ERA: 3.6	(9, 1)	1.0		3	0	0	0	0	0	0	0	0	0	0	9	15	0.00	0.000

PITCHER	IP	WLS	BF	H	R	ER	SO	BB	IBB	HBP	BLK	WP	HR	S	P	ERA	WHIP

WP: 0 PB: 0 SB: 0 CS: 0 PA: 32

Batter	1	2	3	4	5	6	7	8	9	AB	R	H	RBI	BB	SO	LOB
Willy Taveras, R (1, 8) OBP: 0.304, SLG: 0.341	B B C C S 2-3 ① K		C B S B B S 3-3 ① K		F D F X 1-2 ② P4			B C B F F F B X 3-2 ② F8		4	0	0	0	0	2	1
Jose Vizcaino, S (1, 3) OBP: 0.309, SLG: 0.355	B B C B B 4-1 G5-4-3 BB		F X 0-1 ② G4-3		B C B F X 2-2 ③ L6			C C F B F C 1-3 ③ K		3	0	0	0	1	1	1
Craig Biggio, R (1, 4) OBP: 0.353, SLG: 0.537	C X 0-1 ② ③ G5-4-3 1-2f		C F F B D B X 3-2 2B			C B F B B X 2-2 ① G4-3			B C F F B B F S 3-3 ① K	4	0	1	0	0	1	1
17 Lance Berkman, S (1, 7) OBP: 0.315, SLG: 0.286		C B B C B B 4-2 28 1B 16 BB BB	C B X 1-1 ③ G3			B S B X 2-1 ② G4-3			C F B B F B X 3-2 1B	3	0	1	0	1	0	1
Morgan Ensberg, R (1, 5) OBP: 0.379, SLG: 0.520	S 1 SAFE 1 S B S 1-3 ① K			C B C F B X 2-2 ① F8		S X 0-1 ③ F7			C S S 0-3 ② K	4	0	0	0	0	2	2
16 Jason Lane, R (1, 9) OBP: 0.268, SLG: 0.399 Orlando Palmeiro, L (9, PH) OBP: 0.379, SLG: 0.453	B C S S F B B B 4-2 28 1B 1-2 BB			F F C 0-3 ② K			B F C S 1-3 ① K		B B C X 2-1 ③ G3-1	2 1	0 0	0 0	0 0	1 0	2 0	0 1
28 Adam Everett, R (1, 6) OBP: 0.287, SLG: 0.371	X 0-0 1-2 2-3 1B			C X 0-1 ③ F8			B B B B 4-0 CS BB			2	0	1	0	1	0	0
Raul Chavez, R (1, 2) OBP: 0.220, SLG: 0.271	B S C S S 1-3 ② K				F B X 1-1 ① F7		1 SAFE B F S B F S 2-3 ② ③ K 1-2			3	0	0	0	0	2	4
44 Roy Oswalt, R (1, 1) OBP: 0.174, SLG: 0.136 Russ Springer, R (7, 1) 4 Eric Bruntlett, R (8, PH) OBP: 0.208, SLG: 0.143 Chad Qualls, R (8, 1) John Franco, L (8, 1) Dan Wheeler, R (8, 1)	B S B F F X 2-2 ③ G6-3				B B B B 4-0 BB			B C B C S 2-3 ① K		1 0 1 0 0 0	0 0 0 0 0 0	0 0 0 0 0 0	0 0 0 0 0 0	1 0 0 0 0 0	0 0 1 0 0 0	3 0 0 0 0 0
Inning Stats	R: 0 H: 0 E: 0 LOB: 0 K: 1 BB: 1 S: 6 P: 12	R: 0 H: 1 E: 0 LOB: 3 K: 2 BB: 2 S: 16 P: 28	R: 0 H: 1 E: 0 LOB: 1 K: 1 BB: 0 S: 12 P: 19	R: 0 H: 0 E: 0 LOB: 0 K: 1 BB: 0 S: 9 P: 11	R: 0 H: 0 E: 0 LOB: 1 K: 0 BB: 1 S: 8 P: 16	R: 0 H: 0 E: 0 LOB: 0 K: 0 BB: 0 S: 7 P: 11	R: 0 H: 0 E: 0 LOB: 0 K: 2 BB: 1 S: 7 P: 14	R: 0 H: 0 E: 0 LOB: 0 K: 2 BB: 0 S: 13 P: 19	R: 0 H: 1 E: 0 LOB: 1 K: 2 BB: 0 S: 14 P: 22	1B: 2 SF: 0 2B: 1 SAC: 0 3B: 0 DP: 1 HR: 0 HBP: 0						

PITCHER		IP	WLS	BF	H	R	ER	SO	BB	IBB	HBP	BLK	WP	HR	S	P	ERA	WHIP
Doug Davis, L ERA: 3.89	(1, 1)	7.0	W	26	2	0	0	7	5	0	0	0	0	0	65	111	0.00	1.000
Jorge De La Rosa, L ERA: 3.71	(8, 1)	1.0	H	3	0	0	0	2	0	0	0	0	0	0	13	19	0.00	0.000
Derrick Turnbow, R ERA: 2.82	(9, 1)	1.0	S	4	1	0	0	2	0	0	0	0	0	0	14	22	0.00	1.000

PITCHER	IP	WLS	BF	H	R	ER	SO	BB	IBB	HBP	BLK	WP	HR	S	P	ERA	WHIP

TOP

Houston Astros @ Milwaukee Brewers

Miller Park, Milwaukee, WI

Fri May 27 2005, 7:05 PM CDT
Att. 22,173 - Roof Closed - 71 F

livebaseballscorecards.com

AB	28
R	0
H	3
RBI	0
BB	5
SO	11
LOB	14

Batter	1	2	3	4	5	6	7	8	9	AB	R	H	RBI	BB	SO	LOB
Brady Clark, R (1, 8) OBP: 0.394, SLG: 0.470	X 0-0 ① F8	B X 1-0 ③ P4			B X 1-0 ② F7			B C B F X 2-2 1B SH2-3 1B 1B		4	1	1	0	0	0	1
Jeff Cirillo, R (1, 5) OBP: 0.386, SLG: 0.418	B X 1-0 BB BB FC5-4 1B		B C X 1-1 ① G4-3		C F X 0-2 ③ G6-3			1 SAFE X 0-0 ① SH2-3 1-2		3	1	1	0	0	0	1
Geoff Jenkins, L (1, 9) OBP: 0.351, SLG: 0.388 Chris Magruder, S (8, PR) OBP: 0.340, SLG: 0.429 (9, 9)	B B B B 4-0 FC5-4 BB 1-2 BB		C F S 0-3 ② K			F F F H 1-2 G4-6-3 HBP		I I I I 4-0 1B 1B IBB		1 0 0 1	0 1 0 0	0 0 0 0	0 0 0 0	2 0 0 0	1 0 0 0	0 0 0 0
Carlos Lee, R (1, 7) OBP: 0.322, SLG: 0.508	S B B F B B 4-2 FC5-4 1-2 2-3 BB		C F B D F B X 3-2 ③ P5			B B F B S S 3-3 ① K		B X 1-0 1B 1-2 2-3 1B		3	0	1	0	1	1	1
Lyle Overbay, L (1, 3) OBP: 0.445, SLG: 0.537	C B X 1-1 ② FC5-4 BB 1-2f 2-3 3-H			S B X 1-1 ① F8		C X 0-2 ②③ G4-6-3 1-2f		S F S 0-3 ② K		4	0	0	1	0	1	6
Damian Miller, R (1, 2) OBP: 0.346, SLG: 0.407	C C D B F B B 4-2 1-2 BB			F X 0-1 ② F8			C B C S 1-3 ① K	D C B T F B X 3-2 1-3 2-H 3-H 1B		3	0	1	2	1	1	0
Junior Spivey, R (1, 4) OBP: 0.307, SLG: 0.353	F B F B X 2-2 ③ F9			B B C B F F F X 3-2 ③ L7			F X 0-1 2 S 1B	B X 1-0 ③ F8		4	0	1	0	0	0	5
2 Bill Hall, R (1, 6) OBP: 0.353, SLG: 0.491		C X 0-1 ① G4-3			B B B C X 3-1 2B		S 1 SAFE C F S 0-3 ② K 1-2			3	0	1	0	0	1	1
Doug Davis, R (1, 1) OBP: 0.045, SLG: 0.045 Russell Branyan, L (7, PH) OBP: 0.368, SLG: 0.466 Jorge De La Rosa, L (8, 1) Derrick Turnbow, R (9, 1)		C F S 0-3 ② K			X 0-0 ① B2		B S F B B S 3-3 ③ K			2 1 0 0	0 0 0 0	0 0 0 0	0 0 0 0	0 0 0 0	1 1 0 0	1 1 0 0
Inning Stats	R: 1 H: 1 E: 0 LOB: 3 K: 0 BB: 3 S: 12 P: 28	R: 0 H: 0 E: 0 LOB: 0 K: 1 BB: 0 S: 6 P: 7	R: 0 H: 0 E: 0 LOB: 0 K: 1 BB: 0 S: 9 P: 13	R: 0 H: 0 E: 0 LOB: 0 K: 0 BB: 0 S: 9 P: 13	R: 0 H: 1 E: 0 LOB: 1 K: 0 BB: 0 S: 8 P: 12	R: 0 H: 0 E: 0 LOB: 0 K: 1 BB: 0 S: 9 P: 13	R: 0 H: 1 E: 0 LOB: 1 K: 3 BB: 0 S: 12 P: 16	R: 2 H: 3 E: 0 LOB: 2 K: 1 BB: 1 S: 13 P: 24		1B: 5 2B: 1 3B: 0 HR: 0	SF: 0 SAC: 1 DP: 1 HBP: 1			WP: 0 PB: 0 SB: 1 CS: 0	PA: 34	

PITCHER		IP	WLS	BF	H	R	ER	SO	BB	IBB	HBP	BLK	WP	HR	S	P	ERA	WHIP
44 Roy Oswalt, R ERA: 3.23	(1, 1)	6.0	L	23	2	1	1	3	3	0	1	0	0	0	53	86	1.50	0.833
Russ Springer, R ERA: 6.46	(7, 1)	1.0		4	1	0	0	3	0	0	0	0	0	0	12	16	0.00	1.000
Chad Qualls, R ERA: 5.96	(8, 1)	0.1		4	2	2	2	0	0	1	0	0	0	0	5	12	54.00	6.000
John Franco, L ERA: 3.68	(8, 1)	0.1		1	0	0	0	1	0	0	0	0	0	0	3	3	0.00	0.000
Dan Wheeler, R ERA: 1.37	(8, 1)	0.1		2	1	0	0	0	0	0	0	0	0	0	5	9	0.00	3.000

PITCHER	IP	WLS	BF	H	R	ER	SO	BB	IBB	HBP	BLK	WP	HR	S	P	ERA	WHIP

BOTTOM

Houston Astros @ Milwaukee Brewers

Miller Park, Milwaukee, WI

Fri May 27 2005, 7:05 PM CDT
Att. 22,173 - Roof Closed - 71 F

livebaseballscorecards.com

AB	28
R	3
H	6
RBI	3
BB	4
SO	7
LOB	17

Batter	1	2	3	4	5	6	7	8	9	AB	R	H	RBI	BB	SO	LOB
Orlando Palmeiro, L (1, 8) (7, 7) OBP: 0.381, SLG: 0.429	BBBCB 4-1 E 17 1B BB	FCFX 0-2 ③ G6-3			BBB 4-0 CS BB	X 0-0 ③ G6-3			CBBCX 2-2 ① G5-3	3	1	0	0	2	0	1
Todd Self, L (1, 9) OBP: 0.286, SLG: 0.444 54 Brad Lidge, R (9, 1)	CTFF1X SAFE 0-2 E4 17 1B 1-3 HR	FTBBC 2-3 ① K			C 0-1 ③ CS 1-2	CSBBBX 2-2 ① G4-3	CSC 0-3 ① K		BBFCX 2-2 ② L8	5 0	1 0	0 0	0 0	0 0	2 0	1 0
Jose Vizcaino, S (1, 4) OBP: 0.301, SLG: 0.358	BFFS 1-3 ① K	BFSS 1-3 ② K				BCFBFX 2-2 17 WP 2B	CBCFX 1-2 ② P5		CFBX 1-2 ③ G6-3	5	1	1	0	0	2	2
17 Lance Berkman, S (1, 7) OBP: 0.325, SLG: 0.288 Chad Qualls, R (7, 1) Ezequiel Astacio, R (8, 1) OBP: 0.250, SLG: 0.250 16 Jason Lane, R (9, 9) OBP: 0.268, SLG: 0.399	FBX 1-1 1-2 HR 3-H 1B		SFBS 1-3 ③ K			SIIII 4-1 2B 2-3 IBB	CTBC 1-3 ③ K			3 0 0 0	2 0 0 0	1 0 0 0	1 0 0 0	1 0 0 0	2 0 0 0	0 0 0 0
Mike Lamb, L (1, 3) OBP: 0.266, SLG: 0.376	CBX 1-1 ② F7			CCBS 1-3 ① K		CX 0-1 28 HR 1-H 3-H 2B		BBFX 2-1 28 G1-4-3 2B		4	1	2	2	0	1	2
Morgan Ensberg, R (1, 5) OBP: 0.381, SLG: 0.535	CX 0-1 1-H 2-H HR			CSBFC 1-3 ② K		FBBCBFFB 4-2 28 HR BB		BDX 2-0 ① G6-3		3	2	1	3	1	1	1
28 Adam Everett, R (1, 6) OBP: 0.287, SLG: 0.387	CCC 0-3 ③ K			BFBX 2-1 ③ F8		CBFBX 2-2 1-H 2-H HR		SBX 1-1 ② G1-4-3 2-3		4	1	1	3	0	1	1
Raul Chavez, R (1, 2) OBP: 0.222, SLG: 0.258		BCBCBX 3-2 ① F9			SCBBBC 3-3 ① K	FBBCT 2-2 ② K		CFH 1-2 HBP		3	0	0	0	0	2	0
51 Wandy Rodriguez, S (1, 1) OBP: 0.400, SLG: 0.250 Willy Taveras, R (7, 8) OBP: 0.302, SLG: 0.339		CFFBS 1-3 ② K			FSBX 1-2 ② G5-3	BBCBD 4-1 BB		DBBCFS 3-3 ③ K		2 1	0 0	0 0	0 0	1 0	1 2	0 2
Inning Stats	R: 4 H: 2 E: 1 LOB: 0 K: 2 BB: 1 S: 18 P: 25	R: 0 H: 0 E: 0 LOB: 0 K: 1 BB: 0 S: 11 P: 15	R: 0 H: 0 E: 0 LOB: 0 K: 3 BB: 0 S: 9 P: 13	R: 0 H: 0 E: 0 LOB: 0 K: 2 BB: 0 S: 9 P: 13	R: 0 H: 0 E: 0 LOB: 0 K: 1 BB: 1 S: 7 P: 15	R: 5 H: 3 E: 0 LOB: 1 K: 1 BB: 3 S: 22 P: 42	R: 0 H: 0 E: 0 LOB: 0 K: 2 BB: 0 S: 10 P: 12	R: 0 H: 1 E: 0 LOB: 2 K: 1 BB: 0 S: 10 P: 19	R: 0 H: 0 E: 0 LOB: 0 K: 0 BB: 0 S: 9 P: 14	1B: 1 SF: 0 2B: 3 SAC: 0 3B: 0 DP: 0 HR: 2 HBP: 1						

PITCHER		IP	WLS	BF	H	R	ER	SO	BB	IBB	HBP	BLK	WP	HR	S	P	ERA	WHIP
15 Ben Sheets, R ERA: 3.62	(1, 1)	5.0	L	19	2	4	1	9	2	0	0	0	0	1	54	81	1.80	0.800
Jorge De La Rosa, L ERA: 5.19	(6, 1)	0.1		4	2	3	3	0	0	1	0	0	1	0	10	18	81.00	6.000
Matt Wise, R ERA: 1.85	(6, 1)	1.2		8	1	2	2	3	2	0	0	0	0	1	22	36	10.80	1.800
Tommy Phelps, L ERA: 3.29	(8, 1)	2.0		8	1	0	0	1	0	0	1	0	0	0	19	33	0.00	0.500

PITCHER	IP	WLS	BF	H	R	ER	SO	BB	IBB	HBP	BLK	WP	HR	S	P	ERA	WHIP

TOP

Houston Astros @ Milwaukee Brewers

Miller Park, Milwaukee, WI

Sat May 28 2005, 6:05 PM CDT
Att. 37,845 - Roof Closed - 69 F

livebaseballscorecards.com

AB	33
R	9
H	6
RBI	9
BB	5
SO	13
LOB	10

WP: 1	PA: 40		
PB: 0			
SB: 0			
CS: 1			

Batter	1	2	3	4	5	6	7	8	9	AB	R	H	RBI	BB	SO	LOB
Brady Clark, R (1, 8) OBP: 0.394, SLG: 0.478	C X 0-1 SH5-3 1B 2B		B C F F B B X 3-2 ② G5-3		X 0-0 FC6-4-5 2-H 2B		B B F X 2-1 ①② G4-6-3 1-2f		C S S 0-3 ② K2-3	5	1	2	1	0	1	1
Jeff Cirillo, R (1, 5) OBP: 0.379, SLG: 0.410 Russell Branyan, L (7, 5) OBP: 0.370, SLG: 0.467	B X 1-0 ① SH5-3 2-3		X 0-0 ③ G6-3		B X 1-0 ① FC6-4-5 2-3		X 0-0 1B		B C S S 1-3 ③ K	2 2	0 0	0 1	0 0	0 0	0 1	1 0
Geoff Jenkins, L (1, 9) OBP: 0.354, SLG: 0.391	B X 1-0 3-H 1B			C F X 0-2 1B 2 1B 1B	X 0-0 ② F8		C F X 0-2 ③ G4-3			4	1	2	1	0	0	2
Carlos Lee, R (1, 7) OBP: 0.325, SLG: 0.523	C D B X 2-1 ② F8			B X 1-0 2 1B 1B 1-2 1B	B C F B F C 2-3 ③ K			C X 0-1 HR		4	1	2	1	0	1	2
Lyle Overbay, L (1, 3) OBP: 0.441, SLG: 0.529	C C B B B F F F S 3-3 ③ K			X 0-0 2 1B 1-2 2-3 1B		S X 0-1 ① G4-3		B X 1-0 ① G5-3		4	0	1	0	0	1	1
2 Bill Hall, R (1, 6) OBP: 0.358, SLG: 0.518		B B S F B X 3-2 ① F8		B S B C X 2-2 G5-4-3 1-2 2-3 3-H 1B		C B F F F B F X 2-2 ② F8		C B X 1-1 HR		4	1	2	2	0	0	0
Junior Spivey, R (1, 4) OBP: 0.306, SLG: 0.370		S B F B F S 2-3 ② K		D B X 2-0 ① L5		B X 1-0 HR		F C F X 0-2 ② G5-3		4	1	1	1	0	1	3
Chad Moeller, R (1, 2) OBP: 0.145, SLG: 0.153		F C F B C 1-3 ③ K		C B B F F B F X 3-2 ②③ G5-4-3 1-2f		S B B B S B X 3-2 ③ G6-3		S S C 0-3 ③ K		4	0	0	0	0	2	3
15 Ben Sheets, R (1, 1) Wes Helms, R (5, PH) OBP: 0.324, SLG: 0.556 Jorge De La Rosa, L (6, 1) Matt Wise, R (6, 1) 7 J.J. Hardy, R (7, PH) OBP: 0.282, SLG: 0.240 Tommy Phelps, L (8, 1) Chris Magruder, S (9, PH) OBP: 0.333, SLG: 0.419			C C B S 1-3 ① K		B F B S F X 2-2 2B 2B		C F B X 1-2 G4-6-3 1B		C B C X 1-2 ① G4-3	1 1 0 0 1 0 0 1	0 1 0 0 0 0 0 0	0 1 0 0 1 0 0 0	0 0 0 0 0 0 0 0	0 0 0 0 0 0 0 0	1 0 0 0 0 0 0 0	0 0 0 0 0 0 0 0
Inning Stats	R: 1 H: 2 E: 0 LOB: 1 K: 1 BB: 0 S: 12 P: 19	R: 0 H: 0 E: 0 LOB: 0 K: 2 BB: 0 S: 11 P: 17	R: 0 H: 0 E: 0 LOB: 0 K: 1 BB: 0 S: 8 P: 12	R: 1 H: 4 E: 0 LOB: 2 K: 0 BB: 0 S: 14 P: 22	R: 1 H: 2 E: 0 LOB: 1 K: 1 BB: 0 S: 11 P: 16	R: 1 H: 1 E: 0 LOB: 0 K: 0 BB: 0 S: 12 P: 18	R: 0 H: 2 E: 0 LOB: 1 K: 0 BB: 0 S: 9 P: 12	R: 2 H: 2 E: 0 LOB: 0 K: 1 BB: 0 S: 12 P: 14	R: 0 H: 0 E: 0 LOB: 0 K: 2 BB: 0 S: 9 P: 11	1B: 7 SF: 0 2B: 3 SAC: 1 3B: 0 DP: 2 HR: 3 HBP: 0						

PITCHER		IP	WLS	BF	H	R	ER	SO	BB	IBB	HBP	BLK	WP	HR	S	P	ERA	WHIP
51 Wandy Rodriguez, L ERA: 6.17	(1, 1)	6.0	W	26	9	4	4	5	0	0	0	0	0	1	68	104	6.00	1.500
Chad Qualls, R ERA: 5.7	(7, 1)	1.0		4	2	0	0	0	0	0	0	0	0	0	9	12	0.00	2.000
Ezequiel Astacio, R ERA: 10.98	(8, 1)	1.0		5	2	2	2	1	0	0	0	0	0	2	12	14	18.00	2.000
54 Brad Lidge, R ERA: 3.43	(9, 1)	1.0	S	3	0	0	0	2	0	0	0	0	0	0	9	11	0.00	0.000

PITCHER	IP	WLS	BF	H	R	ER	SO	BB	IBB	HBP	BLK	WP	HR	S	P	ERA	WHIP

BOTTOM

Houston Astros @ Milwaukee Brewers

Miller Park, Milwaukee, WI

Sat May 28 2005, 6:05 PM CDT
Att. 37,845 - Roof Closed - 69 F

livebaseballscorecards.com

AB	37
R	6
H	13
RBI	6
BB	0
SO	8
LOB	13

Batter	1	2	3	4	5	6	7	8	9	AB	R	H	RBI	BB	SO	LOB
Willy Taveras, R (1, 8) OBP: 0.296, SLG: 0.331	G6-3		K		P4		K			4	0	0	0	0	2	3
4 Eric Bruntlett, R (1, 4) OBP: 0.250, SLG: 0.280	HR 1B		K		2-H 3B			K		4	0	2	1	0	2	1
Mike Lamb, L (1, 3) OBP: 0.265, SLG: 0.397	1-2 HR			F7	F7			G4-3		4	1	1	1	0	0	1
17 Lance Berkman, S (1, 7) OBP: 0.333, SLG: 0.314	L7			2B		G4-3		BB 1B		4	0	2	0	0	0	0
Morgan Ensberg, R (1, 5) OBP: 0.384, SLG: 0.529		E5 28 CS		G5-3		16 CS BB		1-2 BB		2	0	0	0	2	0	1
16 Jason Lane, R (1, 9) OBP: 0.268, SLG: 0.391		L7		HBP		K 1-2		L6		3	0	0	0	0	1	4
28 Adam Everett, R (1, 6) OBP: 0.280, SLG: 0.377		P4 1-2		G4-3			G4-3		P4	4	0	0	0	0	0	3
Brad Ausmus, R (1, 2) OBP: 0.325, SLG: 0.294			SH1-4 BB		4 3B SH5-4 BB		BB		P4	1	1	0	0	3	0	0
Andy Pettitte, L (1, 1) Craig Biggio, R (7, PH) OBP: 0.351, SLG: 0.534 Dan Wheeler, R (7, 1) Todd Self, L (9, PH) OBP: 0.276, SLG: 0.429 54 Brad Lidge, R (9, 1)			SH1-4 1-2		SH5-4 1-2		F7		K	0 1 0 1 0	0 0 0 0 0	0 0 0 0 0	0 0 0 0 0	0 0 0 0 0	0 0 0 1 0	0 1 0 0 0
Inning Stats	R: 1 E: 0 K: 0 S: 7 H: 2 LOB: 0 BB: 0 P: 8	R: 0 E: 1 K: 0 S: 6 H: 0 LOB: 0 BB: 0 P: 9	R: 0 E: 0 K: 2 S: 10 H: 0 LOB: 1 BB: 1 P: 19	R: 0 E: 0 K: 0 S: 7 H: 1 LOB: 2 BB: 0 P: 10	R: 1 E: 0 K: 0 S: 11 H: 1 LOB: 1 BB: 1 P: 18	R: 0 E: 0 K: 1 S: 10 H: 0 LOB: 0 BB: 1 P: 18	R: 0 E: 0 K: 1 S: 9 H: 0 LOB: 1 BB: 1 P: 14	R: 0 E: 0 K: 1 S: 16 H: 1 LOB: 2 BB: 1 P: 27	R: 0 E: 0 K: 1 S: 8 H: 0 LOB: 0 BB: 0 P: 15	1B: 2 2B: 1 3B: 1 HR: 1 SF: 0 SAC: 2 DP: 0 HBP: 1						

PITCHER	IP	WLS	BF	H	R	ER	SO	BB	IBB	HBP	BLK	WP	HR	S	P	ERA	WHIP
39 Chris Capuano, L (1, 1) ERA: 3.01	7.2	L	31	5	2	2	5	4	0	1	0	0	1	72	114	2.35	1.174
Ricky Bottalico, R (8, 1) ERA: 3.44	0.1		2	0	0	0	0	1	0	0	0	0	0	4	9	0.00	3.000
Julio Santana, R (9, 1) ERA: 3.21	1.0		3	0	0	0	1	0	0	0	0	0	0	8	15	0.00	0.000

PITCHER	IP	WLS	BF	H	R	ER	SO	BB	IBB	HBP	BLK	WP	HR	S	P	ERA	WHIP

TOP

Houston Astros @ Milwaukee Brewers

Miller Park, Milwaukee, WI

Sun May 29 2005, 1:05 PM CDT
Att. 34,402 - Roof Closed - 70 F

livebaseballscorecards.com

AB	28
R	2
H	5
RBI	2
BB	5
SO	6
LOB	14

Batter	1	2	3	4	5	6	7	8	9	AB	R	H	RBI	BB	SO	LOB
Brady Clark, R (1, 8) OBP: 0.396, SLG: 0.478	B C B X 2-1 2B 1B		C B B X 2-1 G5-3 ②			C X 0-1 1B		C T S 0-3 K ③		4	0	2	0	0	1	0
Junior Spivey, R (1, 4) OBP: 0.316, SLG: 0.382	B B X 2-0 1-3 2B		F B B C B F B 4-2 CS BB			B D B C C 1 F S SAFE 3-3 K ②			C X 0-1 G2-5-3 1B 1B	3	0	2	0	1	1	1
Geoff Jenkins, L (1, 9) OBP: 0.352, SLG: 0.387	C F S 0-3 K ①		1 SAFE 0-0 CS ③ 1-2	S B B X 2-1 F8 ①		S X 0-1 F7 ③			C T X 0-2 1-2 1B	4	0	1	0	0	1	3
Carlos Lee, R (1, 7) OBP: 0.319, SLG: 0.513	B X 1-0 P1 ②			B X 1-0 G6-3 ②			B C X 1-1 F8 ①		C B X 1-1 P2 ①	4	0	0	0	0	0	4
Damian Miller, R (1, 2) OBP: 0.336, SLG: 0.394	C B B C S 2-3 K ③			B C F S 1-3 K ③			S C X 0-2 G1-3 ②		B C S X 1-2 ② ③ G2-5-3 2-3f	4	0	0	0	0	2	4
2 Bill Hall, R (1, 5) OBP: 0.349, SLG: 0.504		B B C F B C 3-3 K ①			C X 0-1 G1-3 ①		X 0-0 B1-3 ③			3	0	0	0	0	1	0
Wes Helms, R (1, 3) OBP: 0.300, SLG: 0.513		C F F F B S 1-3 K ②			B X 1-0 F7 ②			B X 1-0 G1-3 ①		3	0	0	0	0	1	0
7 J.J. Hardy, R (1, 6) OBP: 0.285, SLG: 0.234		B C C B F C 2-3 K ③			C X 0-1 G5-3 ③			C X 0-1 G1-3 ②		3	0	0	0	0	1	0
39 Chris Capuano, L (1, 1) OBP: 0.083, SLG: 0.130 Ricky Bottalico, L (8, 1) Chris Magruder, S (8, PH) OBP: 0.347, SLG: 0.500 Julio Santana, R (9, 1)			S S S 0-3 K ①			B X 1-0 P1 ①		B C F B F X 2-2 HR		2 0 1 0	0 0 1 0	0 0 1 0	0 0 1 0	0 0 0 0	1 0 0 0	0 0 0 0
Inning Stats	R: 0 E: 0 K: 2 S: 10 H: 2 LOB: 2 BB: 0 P: 17	R: 0 E: 0 K: 3 S: 12 H: 0 LOB: 0 BB: 0 P: 18	R: 0 E: 0 K: 1 S: 8 H: 0 LOB: 0 BB: 1 P: 14	R: 0 E: 0 K: 1 S: 6 H: 0 LOB: 0 BB: 0 P: 10	R: 0 E: 0 K: 0 S: 5 H: 0 LOB: 0 BB: 0 P: 6	R: 0 E: 0 K: 1 S: 9 H: 1 LOB: 1 BB: 0 P: 13	R: 0 E: 0 K: 0 S: 6 H: 0 LOB: 0 BB: 0 P: 7	R: 1 E: 0 K: 1 S: 10 H: 1 LOB: 0 BB: 0 P: 13	R: 0 E: 0 K: 0 S: 10 H: 2 LOB: 1 BB: 0 P: 12	1B: 4 2B: 1 3B: 0 HR: 1	SF: 0 SAC: 0 DP: 1 HBP: 0						

PITCHER		IP	WLS	BF	H	R	ER	SO	BB	IBB	HBP	BLK	WP	HR	S	P	ERA	WHIP
Andy Pettitte, L ERA: 3.71	(1, 1)	6.0	W	21	3	0	0	8	1	0	0	0	0	0	50	78	0.00	0.667
Dan Wheeler, R ERA: 1.66	(7, 1)	2.0	H	7	1	1	1	1	0	0	0	0	0	1	16	20	4.50	0.500
54 Brad Lidge, R ERA: 3.27	(9, 1)	1.0	S	4	2	0	0	0	0	0	0	0	0	0	10	12	0.00	2.000

PITCHER	IP	WLS	BF	H	R	ER	SO	BB	IBB	HBP	BLK	WP	HR	S	P	ERA	WHIP

BOTTOM

Houston Astros @ Milwaukee Brewers

Miller Park, Milwaukee, WI

Sun May 29 2005, 1:05 PM CDT
Att. 34,402 - Roof Closed - 70 F

livebaseballscorecards.com

AB	31
R	1
H	6
RBI	1
BB	1
SO	9
LOB	12

WP: 0 PB: 0 SB: 0 CS: 1 PA: 33

Batter	1	2	3	4	5	6	7	8	9	AB	R	H	RBI	BB	SO	LOB
6 Ryan Freel, R (1, 4) OBP: 0.430, SLG: 0.470	F C B B S 2-3 ① K		B X 1-0 ② G5-3		C B B X 2-1 ③ F8			F B S B B X 3-2 ② G5-3	F X 0-1 1-H 3-H HR	5	1	1	3	0	1	0
Felipe Lopez, S (1, 6) OBP: 0.359, SLG: 0.569	C B F F X 1-2 ② G4-3		B B B C X 3-1 1B 1B			C B X 1-1 ① G3		F B B B F F S 2-3 ③ K	C X 1-1 ② G4-3	5	0	1	0	0	1	0
Sean Casey, L (1, 3) OBP: 0.369, SLG: 0.428	B F B C X 2-2 ③ F7		X 0-0 1-2 1B			X 0-0 ② G3			B B S X 1-2 1B 1B C X 0-1 G4-3	5	1	2	0	0	0	0
Ken Griffey Jr., L (1, 8) OBP: 0.329, SLG: 0.451		B C B X 2-1 ① G3	B B S C X 2-2 ③ G1-3			B C C X 1-2 ③ G3			B F X 1-1 1B 1-2 1B	4	1	1	0	0	0	2
Adam Dunn, L (1, 7) OBP: 0.410, SLG: 0.591		C B B B C B 4-2 HR BB		B X 1-0 ① F9			C B B C B F S 3-3 ① K		B X 1-0 1B 1-3 2-H 1B	3	2	1	1	1	1	0
Joe Randa, R (1, 5) OBP: 0.369, SLG: 0.461	B X 1-0 1-H HR			B C C B X 2-2 G3			C B X 1-1 1B		1 SAFE 1 SAFE C X 0-1 BB 1-3 3-H 1B	4	2	3	3	0	0	0
Austin Kearns, R (1, 9) OBP: 0.318, SLG: 0.397	C F B S 1-3 ② K			B B X 2-0 ③ F9			S B 1 SAFE X 1-1 ② F7		B F B B C B 4-2 1B 6 HR 1-2 BB	3	1	0	0	1	1	1
Jason LaRue, R (1, 2) OBP: 0.331, SLG: 0.353	X 0-0 ③ P3				X 0-0 ① G4-3		S S B S 1-3 ③ K		X 0-0 6 HR 1-3 2-H 3-H 1B	4	1	1	2	0	1	1
39 Aaron Harang, R (1, 1) OBP: 0.038, SLG: 0.038 Jacob Cruz, L (8, PH) OBP: 0.282, SLG: 0.395 25 David Weathers, R (8, 1) Luis Lopez, S (9, PH) OBP: 0.235, SLG: 0.313 56 Todd Coffey, R (9, 1)			B B C S S 2-3 ① K		B B C X 2-1 ② L3			C B F S 1-3 ① K	B S F F F B F S 2-3 ① K	2 1 0 1 0	0 0 0 0 0	0 0 0 0 0	0 0 0 0 0	0 0 0 0 0	1 1 0 1 0	0 0 0 2 0
Inning Stats	R: 0 E: 0 K: 1 S: 10 H: 0 LOB: 0 BB: 0 P: 15	R: 2 E: 0 K: 1 S: 9 H: 1 LOB: 0 BB: 1 P: 17	R: 0 E: 0 K: 1 S: 10 H: 2 LOB: 2 BB: 0 P: 18	R: 0 E: 0 K: 0 S: 5 H: 0 LOB: 0 BB: 0 P: 10	R: 0 E: 0 K: 0 S: 5 H: 0 LOB: 0 BB: 0 P: 9	R: 0 E: 0 K: 0 S: 6 H: 0 LOB: 0 BB: 0 P: 8	R: 0 E: 0 K: 2 S: 11 H: 1 LOB: 1 BB: 0 P: 17	R: 0 E: 0 K: 2 S: 10 H: 0 LOB: 0 BB: 0 P: 16	R: 7 E: 0 K: 1 S: 23 H: 6 LOB: 0 BB: 1 P: 35	1B: 8 2B: 0 3B: 0 HR: 2	SF: 0 SAC: 0 DP: 0 HBP: 0				WP: 0 PB: 0 SB: 0 CS: 0	PA: 39	

PITCHER		IP	WLS	BF	H	R	ER	SO	BB	IBB	HBP	BLK	WP	HR	S	P	ERA	WHIP
Roger Clemens, R ERA: 1.3	(1, 1)	8.0	L	29	4	2	2	7	1	0	0	0	0	1	66	110	2.25	0.625
John Franco, L ERA: 7.36	(9, 1)	0.0		3	3	3	3	0	0	0	0	0	0	0	6	11	∞	∞
Russ Springer, R ERA: 8.62	(9, 1)	0.1		5	3	4	4	1	1	0	0	0	0	1	13	19	108.00	12.000
Chad Qualls, R ERA: 5.55	(9, 1)	0.2		2	0	0	0	0	0	0	0	0	0	0	4	5	0.00	0.000

PITCHER	IP	WLS	BF	H	R	ER	SO	BB	IBB	HBP	BLK	WP	HR	S	P	ERA	WHIP

TOP

Cincinnati Reds @ Houston Astros

Minute Maid Park, Houston, TX

Mon May 30 2005, 1:05 PM CDT
Att. 42,097 - Roof Closed - 72 F

livebaseballscorecards.com

AB	37
R	9
H	10
RBI	9
BB	2
SO	8
LOB	6

REDS

Cincinnati Reds @ Houston Astros

Minute Maid Park, Houston, TX

Mon May 30 2005, 1:05 PM CDT
Att. 42,097 - Roof Closed - 72 F

livebaseballscorecards.com

BOTTOM

Batter	1	2	3	4	5	6	7	8	9	AB	R	H	RBI	BB	SO	LOB
Willy Taveras, R (1, 8) OBP: 0.300, SLG: 0.335	X 0-0 S 1B	F L D X 1-2 FC6-4 1-2f ③			C F B F X 1-2 CS 1B			C B X 1-1 G6-3 ②		4	0	2	0	0	0	3
Todd Self, L (1, 9) OBP: 0.242, SLG: 0.375 John Franco, L (9, 1) Russ Springer, R (9, 1) Chad Qualls, R (9, 1)	B C B F F 1 F T SAFE 2-2 K ①		B X 1-0 F7 ①		B S B X 2-1 G3 1-2 ② ③			B B C F B X 3-2 G4-3 ③		4 0 0 0	0 0 0 0	0 0 0 0	0 0 0 0	0 0 0 0	1 0 0 0	2 0 0 0
Craig Biggio, R (1, 4) OBP: 0.349, SLG: 0.525	F 1 B F S SAFE 1-2 1-3 K ②		C B S F B F S 2-3 K ②			B C F F X 1-2 P5 ①			C B B H 3-1 FC6-4 HBP	3	0	0	0	0	2	1
17 Lance Berkman, S (1, 7) OBP: 0.318, SLG: 0.297	F B X 1-1 G6-3 ③		B F B B F S 3-3 K ③			X 0-0 F8 ②			C F C 0-3 K ①	4	0	0	0	0	2	2
Mike Lamb, L (1, 3) OBP: 0.257, SLG: 0.384		C C B S 1-3 K ①		S F B F X 1-2 P6 ①		B B F B X 3-1 P5 ③			B C F F X 1-2 FC6-4 FC6-4 1-2f ②	4	0	0	0	0	1	1
Morgan Ensberg, R (1, 5) OBP: 0.386, SLG: 0.525		B B B B F B 4-1 1B 28 WP BB		B C X 1-1 1B			B B C B F X 3-2 P2 ①		B B C F X 2-2 FC6-4 1-2f ③	3	0	1	0	1	0	1
28 Adam Everett, R (1, 6) OBP: 0.281, SLG: 0.377		C B F X 1-2 1B 1-2 1B		F S 1 SAFE D S 1-3 K ②			F B B C X 2-2 F7 ②			3	0	1	0	0	1	1
Brad Ausmus, R (1, 2) OBP: 0.325, SLG: 0.295		B C X 1-1 FC6-4 1-2 2-3 1B		C B S S S 1-3 K ③			F B B B C B S 3-3 K ③			3	0	1	0	0	2	1
Roger Clemens, R (1, 1) OBP: 0.304, SLG: 0.273 Orlando Palmeiro, L (8, PH) OBP: 0.375, SLG: 0.421 (9, 9)		C S S 0-3 K ②			B C S B B S 3-3 K ①			X 0-0 P5 ①		2 1	0 0	0 0	0 0	0 0	2 0	3 0

	AB	31
	R	0
	H	5
	RBI	0
	BB	1
	SO	11
	LOB	15

Inning Stats										1B: 5	SF: 0	WP: 1	PA: 33
	R: 0 E: 0 K: 2 S: 11	H: 1 LOB: 1 BB: 0 P: 15	R: 0 E: 0 K: 2 S: 15	H: 2 LOB: 3 BB: 1 P: 23	R: 0 E: 0 K: 2 S: 9	H: 0 LOB: 0 BB: 0 P: 15	R: 0 E: 0 K: 2 S: 12	H: 1 LOB: 1 BB: 0 P: 16	R: 0 E: 0 K: 1 S: 9	H: 1 LOB: 0 BB: 0 P: 15	R: 0 E: 0 K: 0 S: 7	H: 0 LOB: 0 BB: 0 P: 11	R: 0 E: 0 K: 1 S: 9	H: 0 LOB: 0 BB: 0 P: 17	R: 0 E: 0 K: 0 S: 6	H: 0 LOB: 0 BB: 0 P: 10	R: 0 E: 0 K: 1 S: 11	H: 0 LOB: 1 BB: 0 P: 17	2B: 0 3B: 0 HR: 0	SAC: 0 DP: 0 HBP: 1	PB: 0 SB: 1 CS: 1	

PITCHER	IP	WLS	BF	H	R	ER	SO	BB	IBB	HBP	BLK	WP	HR	S	P	ERA	WHIP
39 Aaron Harang, R (1, 1) ERA: 2.97	7.0	W	26	5	0	0	10	1	0	0	0	1	0	72	112	0.00	0.857
25 David Weathers, R (8, 1) ERA: 4.76	1.0	H	3	0	0	0	0	0	0	0	0	0	0	6	10	0.00	0.000
56 Todd Coffey, R (9, 1) ERA: 6.43	1.0		4	0	0	0	1	0	0	1	0	0	0	11	17	0.00	0.000

PITCHER	IP	WLS	BF	H	R	ER	SO	BB	IBB	HBP	BLK	WP	HR	S	P	ERA	WHIP

Batter	1	2	3	4	5	6	7	8	9	AB	R	H	RBI	BB	SO	LOB
6 Ryan Freel, R (1, 9) OBP: 0.429, SLG: 0.463	F B B B C X 3-2 ① P4	B C B X 2-1 ③ F8			B X 1-0 ① L1		B C B F X 2-2 G4-3 1-2 2B 1B		C B B C F B B 4-2 S BB	4	1	1	0	1	0	3
Felipe Lopez, S (1, 6) OBP: 0.354, SLG: 0.556	X 0-0 ② G3		C C F C 0-3 ① K		B B C B X 3-1 WP HR 1B		C 2 SAFE 0-2 ①② G4-3 1-2 2-3		B C S S 1-3 ③ K 1-2	5	1	1	0	0	2	3
Sean Casey, L (1, 3) OBP: 0.371, SLG: 0.435	C F B F X 1-2 1B		C X 0-1 ② F8		C B F B B X 3-2 ② L7 1-2		S S X 0-2 2-H 2B			4	0	2	1	0	0	1
Ken Griffey Jr., L (1, 8) OBP: 0.332, SLG: 0.473	F X 0-1 ③ F9		B B C B X 3-1 2B		X 0-0 2-H HR		B F B C X 2-2 ③ F9			4	1	2	2	0	0	2
Adam Dunn, L (1, 7) OBP: 0.407, SLG: 0.581		B B C B B 4-1 31 1B 1B BB	B X 1-0 ③ F9		B S C F B B X 3-2 ③ P5			C B C C C 1-3 ① K		3	0	0	0	1	1	1
Joe Randa, R (1, 5) OBP: 0.366, SLG: 0.456		C B B B F X 2-2 ① F8		B C B X 2-1 G5-4-3 1B	C B B X 2-1 ① G6-3			F B F F S 1-3 ② K		4	0	1	0	0	1	1
Rich Aurilia, R (1, 4) OBP: 0.220, SLG: 0.337		1 SAFE B C X 1-1 ② F7		B S X 1-1 ①② G5-4-3 1-2f	X 0-0 ② G1-3			C C B B S 2-3 ③ K		4	0	0	0	0	1	2
Jason LaRue, R (1, 2) OBP: 0.336, SLG: 0.352		1 SAFE 1 SAFE C X 0-1 31 1B 1-2 1B		B B B B 4-0 BB	F X 0-1 ③ G6-3				S S S 0-3 ① K	3	0	1	0	1	1	0
31 Matt Belisle, R (1, 1) OBP: 0.143, SLG: 0.143 Ricky Stone, R (6, 1) Jacob Cruz, L (7, PH) OBP: 0.300, SLG: 0.410 Jason Romano, R (7, PR) OBP: 0.364, SLG: 0.400 Ryan Wagner, R (7, 1) Austin Kearns, R (9, PH) OBP: 0.316, SLG: 0.395		D C S B X 2-2 1-2 2-3 1B		C F X 0-2 ③ F9			B X 1-0 G4-3 6 1B 1B		B C F S 1-3 ② K	2 0 1 0 0 1	0 0 0 0 0 0	1 0 1 0 0 0	0 0 0 0 0 0	0 0 0 0 0 1	0 0 0 0 0 0	1 0 0 0 0 0
Inning Stats	R: 0 H: 1 E: 0 LOB: 1 K: 0 BB: 0 S: 10 P: 14	R: 0 H: 2 E: 0 LOB: 3 K: 0 BB: 1 S: 13 P: 24	R: 0 H: 1 E: 0 LOB: 1 K: 1 BB: 0 S: 9 P: 13	R: 0 H: 1 E: 0 LOB: 1 K: 0 BB: 1 S: 7 P: 14	R: 2 H: 2 E: 0 LOB: 0 K: 0 BB: 0 S: 11 P: 21	R: 0 H: 0 E: 0 LOB: 0 K: 0 BB: 0 S: 5 P: 7	R: 1 H: 3 E: 0 LOB: 1 K: 0 BB: 0 S: 13 P: 18	R: 0 H: 0 E: 0 LOB: 0 K: 3 BB: 0 S: 10 P: 14	R: 0 H: 0 E: 0 LOB: 1 K: 3 BB: 1 S: 12 P: 18	1B: 7 SF: 0 2B: 2 SAC: 0 3B: 0 DP: 1 HR: 1 HBP: 0						

PITCHER		IP	WLS	BF	H	R	ER	SO	BB	IBB	HBP	BLK	WP	HR	S	P	ERA	WHIP
41 Brandon Backe, R ERA: 4.67	(1, 1)	6.2	W	29	9	3	3	1	2	0	0	0	1	1	62	103	4.05	1.650
John Franco, L ERA: 7.04	(7, 1)	0.1	H	2	1	0	0	0	0	0	0	0	0	0	6	8	0.00	3.000
Dan Wheeler, R ERA: 1.59	(8, 1)	1.0	H	3	0	0	0	3	0	0	0	0	0	0	10	14	0.00	0.000
54 Brad Lidge, R ERA: 3.13	(9, 1)	1.0	S	4	0	0	0	3	1	0	0	0	0	0	12	18	0.00	1.000

PITCHER	IP	WLS	BF	H	R	ER	SO	BB	IBB	HBP	BLK	WP	HR	S	P	ERA	WHIP

Cincinnati Reds @ Houston Astros

Minute Maid Park, Houston, TX

Tue May 31 2005, 7:05 PM CDT

Att. 28,535 - Cloudy - 89 F

TOP

livebaseballscorecards.com

AB	35
R	3
H	10
RBI	3
BB	3
SO	7
LOB	14

WP: 1	PA: 38
PB: 0	
SB: 1	
CS: 0	

Cincinnati Reds @ Houston Astros

Minute Maid Park, Houston, TX

Tue May 31 2005, 7:05 PM CDT

Att. 28,535 - Cloudy - 89 F

livebaseballscorecards.com

BOTTOM

Batter	1	2	3	4	5	6	7	8	9	AB	R	H	RBI	BB	SO	LOB
Willy Taveras, R (1, 8) OBP: 0.299, SLG: 0.333	X 0-0 ① G4-3		C X 0-1 ③ G4-3		B X 1-0 1-2 17 2B 1B 1B		S X 0-1 ① G3			4	1	1	0	0	0	0
Todd Self, L (1, 9) OBP: 0.243, SLG: 0.361	C B B F X 2-2 ② F8			X 0-0 ① F8	B C C X 1-2 1-2 2-H 17 2B 1B		X 0-0 ② G3			4	0	1	1	0	0	0
Craig Biggio, R (1, 4) OBP: 0.342, SLG: 0.514 4 Eric Bruntlett, R (9, 4) OBP: 0.250, SLG: 0.280	B B F B F C 3-3 ③ K			C B S X 1-2 ② G4-3	X 0-0 ② F6		B S B B C X 3-2 ③ G6-3			4 0	0 0	0 0	0 0	0 0	1 0	2 0
17 Lance Berkman, S (1, 7) OBP: 0.337, SLG: 0.325		B C B B B 4-1 BB		B B X 2-0 BB 1B	S B S F X 1-2 1-H 2-H ③ 2B			B C B X 2-1 ① G3		3	1	2	1	1	0	0
Morgan Ensberg, R (1, 5) OBP: 0.383, SLG: 0.515	X 0-0 ① F9			B B B C C B 4-1 1-2 1B BB		B B B C C S 2-3 ① K		C X 0-1 ② G5-3		3	0	0	0	1	1	1
Mike Lamb, L (1, 3) OBP: 0.257, SLG: 0.380		C B D F F B X 3-2 ② P6		X 0-0 1-3 2-H 1B		C S B X 1-2 ② G3		B X 1-0 ③ G6-3		4	0	1	1	0	0	1
28 Adam Everett, R (1, 6) OBP: 0.282, SLG: 0.394		B X 1-0 ③ G5-3		X 0-0 ③ G1-3		C B B X 2-1 HR				3	1	1	1	0	0	3
Brad Ausmus, R (1, 2) OBP: 0.325, SLG: 0.296			B C X 1-1 ① G5-3		C B B F B C 3-3 ① K	C B S B B X 3-2 41 FC6-4 1B				3	0	1	0	0	1	0
41 Brandon Backe, R (1, 1) OBP: 0.333, SLG: 0.364 John Franco, L (7, 1) Dan Wheeler, R (8, 1) 54 Brad Lidge, R (9, 1)			B B C X 2-1 ② G5-3		X 0-0 1B 1B 1B	S X 0-1 ③ 1-2f FC6-4				3 0 0 0	1 0 0 0	1 0 0 0	0 0 0 0	0 0 0 0	0 0 0 0	1 0 0 0
Inning Stats	R: 0 E: 0 K: 1 S: 7 H: 0 LOB: 0 BB: 0 P: 12	R: 0 E: 0 K: 0 S: 7 H: 0 LOB: 1 BB: 1 P: 15	R: 0 E: 0 K: 0 S: 6 H: 0 LOB: 0 BB: 0 P: 9	R: 1 E: 0 K: 0 S: 8 H: 2 LOB: 2 BB: 1 P: 15	R: 2 E: 0 K: 1 S: 13 H: 4 LOB: 2 BB: 0 P: 19	R: 1 E: 0 K: 1 S: 13 H: 2 LOB: 1 BB: 0 P: 21	R: 0 E: 0 K: 0 S: 6 H: 0 LOB: 0 BB: 0 P: 9	R: 0 E: 0 K: 0 S: 5 H: 0 LOB: 0 BB: 0 P: 8		1B: 6 2B: 1 3B: 0 HR: 1	SF: 0 SAC: 0 DP: 0 HBP: 0			WP: 0 PB: 0 SB: 0 CS: 0	PA: 33		

	AB	31
	R	4
	H	8
	RBI	4
	BB	2
	SO	3
	LOB	8

PITCHER		IP	WLS	BF	H	R	ER	SO	BB	IBB	HBP	BLK	WP	HR	S	P	ERA	WHIP
31 Matt Belisle, R ERA: 4.76	(1, 1)	5.0	L	22	6	3	3	2	2	0	0	0	0	0	41	70	5.40	1.600
Ricky Stone, R ERA: 3.94	(6, 1)	1.0		5	2	1	1	1	0	0	0	0	0	1	13	21	9.00	2.000
Ryan Wagner, R ERA: 3.54	(7, 1)	2.0		6	0	0	0	0	0	0	0	0	0	0	11	17	0.00	0.000

PITCHER		IP	WLS	BF	H	R	ER	SO	BB	IBB	HBP	BLK	WP	HR	S	P	ERA	WHIP

Batter	1	2	3	4	5	6	7	8	9	AB	R	H	RBI	BB	SO	LOB
6 Ryan Freel, R (1, 4) OBP: 0.425, SLG: 0.464	C S B F B B X 3-2 ① F8			B C B X 2-1 ① G5-3		C X 0-1 FC1-6-5-4-1 2B		B F B F C 2-3 ③ K		4	0	1	0	0	1	0
Felipe Lopez, S (1, 6) OBP: 0.352, SLG: 0.555	C B F X 1-2 ② G6-3			C B F X 1-2 1B 1B 2B		X 0-0 ① FC1-6-5-4-1 2-3			C F F X 0-2 ① G6-3	4	1	1	0	0	0	1
Sean Casey, L (1, 3) OBP: 0.369, SLG: 0.431	B B C X 2-1 ③ G6-3			B X 1-0 BB 1B 2-3 1B		C C F B X 1-2 ② F8			B C X 1-1 ② L8	4	0	1	0	0	0	1
Ken Griffey Jr., L (1, 8) OBP: 0.335, SLG: 0.471		B X 1-0 ① F8		X 0-0 BB 1-2 3-H 1B		F F S 0-3 ③ K			C B B B F F B 4-2 BB	3	0	1	1	1	1	1
Adam Dunn, L (1, 7) OBP: 0.404, SLG: 0.571		B C B C B X 3-2 ② F7		B B T B B 4-1 G4-6-3 1-2 2-3 BB			B C C C 1-3 ① K		C X 0-1 ③ F9	3	0	0	0	1	1	1
Joe Randa, R (1, 5) OBP: 0.361, SLG: 0.448		B C X 1-1 ③ F8		X 0-0 ② ③ G4-6-3 1-2f			C X 0-1 ② G3-1			3	0	0	0	0	0	3
Austin Kearns, R (1, 9) OBP: 0.311, SLG: 0.387			X 0-0 ① G5-3		C C B B C 2-3 ① K		B B B C F X 3-2 ③ G6-3			3	0	0	0	0	1	0
Javier Valentin, S (1, 2) OBP: 0.299, SLG: 0.286			C B S F F X 1-2 ② L9		X 0-0 ② L8			C C B F F X 1-2 ① G4-3		3	0	0	0	0	0	0
Ramon Ortiz, R (1, 1)			B C B X 2-1 ③ G6-3		C C C 0-3 ③ K			B F C T B S 2-3 ② K		2	0	0	0	0	1	0
Kent Mercker, L (7, 1)										0	0	0	0	0	0	0
Jacob Cruz, L (8, PH) OBP: 0.293, SLG: 0.400										1	0	0	0	0	1	0
25 David Weathers, R (8, 1)										0	0	0	0	0	0	0
Inning Stats	R: 0 E: 0 K: 0 S: 9 H: 0 LOB: 0 BB: 0 P: 15	R: 0 E: 0 K: 0 S: 6 H: 0 LOB: 0 BB: 0 P: 11	R: 0 E: 0 K: 0 S: 8 H: 0 LOB: 0 BB: 0 P: 11	R: 1 E: 0 K: 0 S: 9 H: 3 LOB: 2 BB: 1 P: 17	R: 0 E: 0 K: 2 S: 7 H: 0 LOB: 0 BB: 0 P: 9	R: 0 E: 0 K: 1 S: 10 H: 1 LOB: 1 BB: 0 P: 11	R: 0 E: 0 K: 1 S: 8 H: 0 LOB: 0 BB: 0 P: 12	R: 0 E: 0 K: 2 S: 12 H: 0 LOB: 0 BB: 0 P: 17	R: 0 E: 0 K: 0 S: 11 H: 0 LOB: 1 BB: 1 P: 16	1B: 2 2B: 2 3B: 0 HR: 0 SF: 0 SAC: 0 DP: 1 HBP: 0						

PITCHER		IP	WLS	BF	H	R	ER	SO	BB	IBB	HBP	BLK	WP	HR	S	P	ERA	WHIP
44 Roy Oswalt, R ERA: 3.06	(1, 1)	7.0	W	25	4	1	1	4	1	0	0	0	0	0	57	86	1.29	0.714
Dan Wheeler, R ERA: 1.52	(8, 1)	1.0	H	3	0	0	0	2	0	0	0	0	0	0	12	17	0.00	0.000
54 Brad Lidge, R ERA: 3.0	(9, 1)	1.0	S	4	0	0	0	0	1	0	0	0	0	0	11	16	0.00	1.000

PITCHER	IP	WLS	BF	H	R	ER	SO	BB	IBB	HBP	BLK	WP	HR	S	P	ERA	WHIP

TOP

Cincinnati Reds @ Houston Astros

Minute Maid Park, Houston, TX

Wed Jun 01 2005, 7:05 PM CDT
Att. 31,571 - Partly Cloudy - 86 F

livebaseballscorecards.com

AB	30
R	1
H	4
RBI	1
BB	2
SO	6
LOB	7

WP: 0	PA: 32		
PB: 0			
SB: 0			
CS: 0			

Cincinnati Reds @ Houston Astros

Minute Maid Park, Houston, TX

Wed Jun 01 2005, 7:05 PM CDT
Att. 31,571 - Partly Cloudy - 86 F

livebaseballscorecards.com

BOTTOM

Batter	1	2	3	4	5	6	7	8	9	AB	R	H	RBI	BB	SO	LOB
Willy Taveras, R (1, 8) OBP: 0.303, SLG: 0.337	1-2 1B SF8 1B		1-0 F8		1-3 K		0-0 16 2B 1B 1-2			4	2	2	0	0	1	0
Todd Self, L (1, 9) OBP: 0.250, SLG: 0.342	1 SAFE 1 SAFE 4-2 1 SAFE 1 SAFE 1 SAFE 1B BB 1-2		1-2 G4-3			0-0 G4-3	0-1 1-H 2-H 2B			2	0	0	0	1	0	0
16 Jason Lane, R (7, PH) OBP: 0.272, SLG: 0.401										1	0	1	2	0	0	0
Brad Ausmus, R (8, 2) OBP: 0.325, SLG: 0.296										0	0	0	0	0	0	0
Craig Biggio, R (1, 4) OBP: 0.345, SLG: 0.511	0-1 1-2 2-3 1B		1-3 K			1-2 F7	4-2 17 FC4-6 BB			3	0	1	0	1	1	0
Dan Wheeler, R (8, 1)										0	0	0	0	0	0	0
54 Brad Lidge, R (9, 1)										0	0	0	0	0	0	0
17 Lance Berkman, S (1, 3) OBP: 0.344, SLG: 0.363	2-3 K			2-2 HR		4-0 1B BB	0-0 FC4-6 1-2f			3	1	1	1	1	1	5
Morgan Ensberg, R (1, 5) OBP: 0.381, SLG: 0.512	1-2 SF8 3-H			2-0 G5-3		2-1 1-2 1B		0-0 F9		3	0	1	1	0	0	0
2 Chris Burke, R (1, 7) OBP: 0.245, SLG: 0.224	1-1 F9			3-2 G4-3		2-3 K		1-2 F8		4	0	0	0	0	1	4
28 Adam Everett, R (1, 6) OBP: 0.286, SLG: 0.393		4-1 G6-4-3 HBP		3-2 K			2-0 16 1B 2B 1B	0-0 F8		3	1	1	0	0	1	0
Raul Chavez, R (1, 2) OBP: 0.215, SLG: 0.250		1-0 G6-4-3 1-2f			0-0 F9		1 SAFE 1-3 K			2	0	0	0	0	0	1
Orlando Palmeiro, L (7, PH) OBP: 0.369, SLG: 0.414										1	0	0	0	0	1	1
(8, 9)																
44 Roy Oswalt, R (1, 1) OBP: 0.160, SLG: 0.125		1-0 F9			2-1 G4-3		0-3 K			2	0	0	0	0	0	0
Jose Vizcaino, S (7, PH) OBP: 0.297, SLG: 0.353										1	0	0	0	0	1	1
(8, 4)																
Inning Stats	R: 1 H: 2 E: 0 LOB: 2 K: 1 BB: 1 S: 20 P: 29		R: 0 H: 0 E: 0 LOB: 0 K: 0 BB: 0 S: 3 P: 9	R: 0 H: 0 E: 0 LOB: 0 K: 1 BB: 0 S: 9 P: 12	R: 1 H: 1 E: 0 LOB: 0 K: 1 BB: 0 S: 12 P: 22	R: 0 H: 0 E: 0 LOB: 0 K: 1 BB: 0 S: 7 P: 10	R: 0 H: 1 E: 0 LOB: 2 K: 1 BB: 1 S: 9 P: 18	R: 2 H: 3 E: 0 LOB: 2 K: 2 BB: 1 S: 14 P: 21	R: 0 H: 0 E: 0 LOB: 0 K: 0 BB: 0 S: 5 P: 6		1B: 5 SF: 1 2B: 1 SAC: 0 3B: 0 DP: 1 HR: 1 HBP: 1						

AB	29
R	4
H	7
RBI	4
BB	3
SO	7
LOB	12

WP: 0 PA: 34
PB: 0
SB: 0
CS: 0

PITCHER		IP	WLS	BF	H	R	ER	SO	BB	IBB	HBP	BLK	WP	HR	S	P	ERA	WHIP
Ramon Ortiz, R ERA: 5.23	(1, 1)	6.2	L	28	6	4	4	7	2	0	1	0	0	1	68	111	5.40	1.200
Kent Mercker, L ERA: 2.28	(7, 1)	0.1		3	1	0	0	0	1	0	0	0	0	0	6	10	0.00	6.000
25 David Weathers, R ERA: 4.6	(8, 1)	1.0		3	0	0	0	0	0	0	0	0	0	0	5	6	0.00	0.000

PITCHER	IP	WLS	BF	H	R	ER	SO	BB	IBB	HBP	BLK	WP	HR	S	P	ERA	WHIP

Batter	1	2	3	4	5	6	7	8	9	AB	R	H	RBI	BB	SO	LOB
22 David Eckstein, R (1, 6) OBP: 0.375, SLG: 0.389	C X 0-1 ① G1-3		C F X 0-2 15 2B 1-2 1B		B C X 1-1 ③ B3			1 SAFE B B L 1 SAFE B X 3-1 ① ② G6-3 1-2f		4	0	1	0	0	0	1
15 Jim Edmonds, L (1, 8) OBP: 0.401, SLG: 0.549	C B C S 1-3 ② K		B B B F X 3-1 1-3 2-H 2B			C B B S B X 3-2 ① F8		B X 1-0 ③ G3		4	0	1	1	0	1	0
5 Albert Pujols, R (1, 3) OBP: 0.416, SLG: 0.590	X 0-0 1B		B F F S 1-3 ② K2-3			C F B B C 2-3 ② K			X 0-0 HR	4	1	2	1	0	2	2
Reggie Sanders, R (1, 7) OBP: 0.314, SLG: 0.484	B C B 1 SAFE F 1 SAFE X 2-2 ③ F9		B B F S B S 3-3 ③ K			B B X 2-0 S 1B			F B B B B 4-1 G6-4-3 BB	3	0	1	0	1	1	3
Mark Grudzielanek, R (1, 4) OBP: 0.373, SLG: 0.471		B X 1-0 ① P3		C B X 1-1 ① G6-3		B S B B F X 3-2 ③ G6-3 1-3			B B X 2-0 ① ② G6-4-3 1-2f	4	0	0	0	0	0	2
Scott Seabol, R (1, 5) OBP: 0.310, SLG: 0.296 Abraham Nunez, S (7, 5) OBP: 0.345, SLG: 0.424		B X 1-0 ② G5-3		B B F X 2-1 ② G5-3			B C S X 1-2 ① F9		B F B F X 2-2 ③ P6	3 1	0 0	0 0	0 0	0 0	0 0	0 0
So Taguchi, R (1, 9) OBP: 0.295, SLG: 0.384		C B B X 2-1 ③ L3		S B B F X 2-2 ③ G4-3			F F F X 0-2 ② F7			3	0	0	0	0	0	0
4 Yadier Molina, R (1, 2) OBP: 0.294, SLG: 0.335			C X 0-1 29 FC6-5 2B		C S B F X 1-2 ① G4-3		F F F X 0-2 ③ P4			3	0	1	0	0	0	0
29 Chris Carpenter, R (1, 1) OBP: 0.107, SLG: 0.074 Ray King, L (9, 1) Julian Tavarez, L (9, 1)			X 0-0 ① FC6-5 22 1B 15 2B 2-3		C C S 0-3 ② K			B F B S X 2-2 22 G6-3 1B		3 0 0	1 0 0	1 0 0	0 0 0	0 0 0	1 0 0	1 0 0
Inning Stats	R: 0 E: 0 K: 1 S: 9 H: 1 LOB: 1 BB: 0 P: 12	R: 0 E: 0 K: 0 S: 4 H: 0 LOB: 0 BB: 0 P: 8	R: 1 E: 0 K: 2 S: 14 H: 3 LOB: 2 BB: 0 P: 21	R: 0 E: 0 K: 0 S: 7 H: 0 LOB: 0 BB: 0 P: 12	R: 0 E: 0 K: 1 S: 9 H: 0 LOB: 0 BB: 0 P: 11	R: 0 E: 0 K: 1 S: 10 H: 1 LOB: 1 BB: 0 P: 20	R: 0 E: 0 K: 0 S: 11 H: 0 LOB: 0 BB: 0 P: 12	R: 0 E: 0 K: 0 S: 6 H: 1 LOB: 0 BB: 0 P: 12	R: 1 E: 0 K: 0 S: 6 H: 1 LOB: 0 BB: 1 P: 14	1B: 4 2B: 2 3B: 0 HR: 1 SF: 0 SAC: 0 DP: 2 HBP: 0						

PITCHER		IP	WLS	BF	H	R	ER	SO	BB	IBB	HBP	BLK	WP	HR	S	P	ERA	WHIP
Andy Pettitte, L ERA: 3.47	(1, 1)	7.0	L	26	5	1	1	5	0	0	0	0	0	0	64	96	1.29	0.714
Chad Qualls, R ERA: 5.33	(8, 1)	1.0		3	1	0	0	0	0	0	0	0	0	0	6	12	0.00	1.000
Russ Springer, R ERA: 8.64	(9, 1)	1.0		4	1	1	1	0	1	0	0	0	0	1	6	14	9.00	2.000

PITCHER	IP	WLS	BF	H	R	ER	SO	BB	IBB	HBP	BLK	WP	HR	S	P	ERA	WHIP

TOP

St. Louis Cardinals @ Houston Astros

Minute Maid Park, Houston, TX

Fri Jun 03 2005, 7:05 PM CDT
Att. 34,092 - Roof Closed - 72 F

livebaseballscorecards.com

AB	32
R	2
H	7
RBI	2
BB	1
SO	5
LOB	9

1B: 4	SF: 0	WP: 0	PA: 33
2B: 2	SAC: 0	PB: 0	
3B: 0	DP: 2	SB: 2	
HR: 1	HBP: 0	CS: 0	

Batter	1	2	3	4	5	6	7	8	9	AB	R	H	RBI	BB	SO	LOB
Willy Taveras, R (1, 8) OBP: 0.307, SLG: 0.340	G6-3		P4		1B			E, 1B		4	0	2	0	0	0	0
Todd Self, L (1, 9) OBP: 0.233, SLG: 0.317 Mike Lamb, L (8, PH) OBP: 0.255, SLG: 0.377 Russ Springer, R (9, 1)	F9		K			F8			F9	3 1 0	0 0 0	0 0 0	0 0 0	0 0 0	1 0 0	0 1 0
Craig Biggio, R (1, 4) OBP: 0.343, SLG: 0.505	1B			L1		K		1 SAFE 1 SAFE 1-2	K	4	0	1	0	0	2	1
17 Lance Berkman, S (1, 3) OBP: 0.351, SLG: 0.361 4 Eric Bruntlett, R (9, PR) OBP: 0.250, SLG: 0.280	G6-3			1B, BB		F8			2, L5-3, 1B	3 0	0 0	1 0	0 0	1 0	0 0	1 0
Morgan Ensberg, R (1, 5) OBP: 0.378, SLG: 0.506		K		2, G4-6-3, 1B 1-2			K		K	4	0	1	0	0	3	1
2 Chris Burke, R (1, 7) OBP: 0.246, SLG: 0.212		28, 1B, BB		G4-6-3 1-2f			G4-3		L5-3 1-1	3	0	0	0	1	0	3
28 Adam Everett, R (1, 6) OBP: 0.298, SLG: 0.409		1 SAFE, L3, 1B 1-3			1B, G6-3, CS, 1B		PB, 2B			3	0	3	0	0	0	0
Brad Ausmus, R (1, 2) OBP: 0.317, SLG: 0.288		L3 1-1			G6-3 1-2		L9 2-3			3	0	0	0	0	0	4
Andy Pettitte, L (1, 1) OBP: 0.111, SLG: 0.063 Chad Qualls, R (8, 1) Orlando Palmeiro, L (8, PH) OBP: 0.364, SLG: 0.407 (9, 9)			L7		1B, CS 2-3			K		2 0 1	0 0 0	1 0 0	0 0 0	0 0 1	0 0 0	0 0 0
Inning Stats	R: 0 E: 0 K: 0 S: 12 H: 1 LOB: 1 BB: 0 P: 21	R: 0 E: 0 K: 1 S: 8 H: 1 LOB: 1 BB: 1 P: 13	R: 0 E: 0 K: 1 S: 10 H: 0 LOB: 0 BB: 0 P: 14	R: 0 E: 0 K: 0 S: 8 H: 1 LOB: 1 BB: 1 P: 13	R: 0 E: 0 K: 0 S: 7 H: 3 LOB: 2 BB: 0 P: 11	R: 0 E: 0 K: 1 S: 8 H: 0 LOB: 0 BB: 0 P: 14	R: 0 E: 0 K: 1 S: 11 H: 1 LOB: 1 BB: 0 P: 19	R: 0 E: 1 K: 2 S: 8 H: 1 LOB: 1 BB: 0 P: 10	R: 0 E: 0 K: 1 S: 5 H: 1 LOB: 1 BB: 0 P: 8	1B: 8 2B: 3 3B: 0 HR: 0	SF: 0 SAC: 0 DP: 3 HBP: 0						

PITCHER	IP	WLS	BF	H	R	ER	SO	BB	IBB	HBP	BLK	WP	HR	S	P	ERA	WHIP
29 Chris Carpenter, R (1, 1) ERA: 3.42	8.0	W	30	8	0	0	6	2	0	0	0	0	0	72	115	0.00	1.250
Ray King, L (9, 1) ERA: 3.29	0.0		1	1	0	0	0	0	0	0	0	0	0	1	1	∞	∞
Julian Tavarez, R (9, 1) ERA: 2.43	1.0	S	2	0	0	0	1	0	0	0	0	0	0	4	7	0.00	0.000

PITCHER	IP	WLS	BF	H	R	ER	SO	BB	IBB	HBP	BLK	WP	HR	S	P	ERA	WHIP

BOTTOM

St. Louis Cardinals @ Houston Astros

Minute Maid Park, Houston, TX

Fri Jun 03 2005, 7:05 PM CDT
Att. 34,092 - Roof Closed - 72 F

livebaseballscorecards.com

AB	31
R	0
H	9
RBI	0
BB	2
SO	7
LOB	11

WP: 0 PB: 1 SB: 0 CS: 2 PA: 33

Batter	1	2	3	4	5	6	7	8	9	AB	R	H	RBI	BB	SO	LOB
22 David Eckstein, R (1, 6) OBP: 0.378, SLG: 0.389	2-1 B S B X 15 BLK 2B 1B		2-1 X 1-3 HR 1B 0-1 X P6		B B B C C B 4-2 15 BB 1-2 BB		B B B C B C X 3-2 G4-3 ②		B C B C C C 3-3 K ③	5	2	2	0	1	1	0
15 Jim Edmonds, L (1, 8) OBP: 0.396, SLG: 0.536	F B 1 SAFE 1 SAFE 1 B S C 2-3 K ① 1-2		F B D F F B X 3-2 L1 ① X 0-0 G4-3 ①		C B D F F B B 4-2 1-2 2-3 BB		C B C B B F C 3-3 K ③			4	0	0	0	1	2	3
5 Albert Pujols, R (1, 3) OBP: 0.419, SLG: 0.600	C B X 1-1 F8 ②		I I I I I 4-0 HR IBB B F B F B B 4-2 BB BB		F X 0-1 L9 ③			B C X 1-1 HR		3	2	1	1	2	0	4
Reggie Sanders, R (1, 7) OBP: 0.333, SLG: 0.535	D S F F X 1-2 2-H 2B		C X 0-1 1-H 2-H 3-H HR B B B B 4-0 1-2 BB			B X 1-0 F8 1B 2B		S F F B X 1-2 2B		4	2	4	5	1	0	0
Mark Grudzielanek, R (1, 4) OBP: 0.368, SLG: 0.464	D C S C 1-3 K ③		F B X 1-1 3B 1B X 0-0 F9 ②			B C S B F B X 3-2 F8 ① 2-3		B X 1-0 L3 ①		5	1	1	0	0	1	5
Larry Walker, L (1, 9) OBP: 0.346, SLG: 0.432 John Mabry, L (4, 9) OBP: 0.347, SLG: 0.429		S S C 0-3 K ① B C F X 1-2 1-H 1B 3B X 0-0 G1-3 ③			S C B D F F B B 4-2 1B BB		D C X 1-1 G6-3 ②		3 1	1	1	1	0	1	2 0	0	0	1	0	1
Scott Seabol, R (1, 5) OBP: 0.344, SLG: 0.310 Abraham Nunez, S (6, PH) OBP: 0.348, SLG: 0.426 (6, 5)	C B B B S F B 4-2 4 G5-4-3 BB B B B F C X 3-2 HR 3-H 1B				B B C X 2-1 G6-3 ① B B F S X 2-2 4 G6-4-3 1-2 3-H 1B			X 0-0 G5-3 ③		2 2	1	1	1	1	0	0 1
4 Yadier Molina, R (1, 2) OBP: 0.286, SLG: 0.325		X 0-0 G5-4-3 ②③ 1-2f F C B F F C 1-3 K ②			C F X 0-2 G5-3 ② X 0-0 G6-4-3 ②③ 1-2f				B C B X 2-1 G4-3 ①	5	0	0	0	0	1	4
Jason Marquis, L (1, 1) OBP: 0.412, SLG: 0.625 34 Randy Flores, L (6, 1) Roger Cedeno, S (7, PH) OBP: 0.200, SLG: 0.179 48 Brad Thompson, R (7, 1) Al Reyes, R (8, 1) So Taguchi, R (9, PH) OBP: 0.292, SLG: 0.379 44 Jason Isringhausen, R (9, 1)			x 0-0 22 1B HR 1B 1-1 1-H HR		S B C F F X 1-2 15 BB 22 BB 1B		X 0-0 G4-3 ①		C X 0-1 G5-3 ②	3 0 1 0 0 0 1 0	2 0 0 0 0 0 0 0	3 0 0 0 0 0 0 0	2 0 0 0 0 0 0 0	0 0 0 0 0 0 0 0	0 0 0 0 0 0 0 0	0 0 0 0 0 0 0 0
Inning Stats	R: 1 E: 0 K: 2 S: 14 H: 2 LOB: 1 BB: 0 P: 21	R: 0 E: 0 K: 1 S: 7 H: 0 LOB: 0 BB: 1 P: 11	R: 8 E: 0 K: 1 S: 26 H: 7 LOB: 0 BB: 1 P: 42	R: 0 E: 0 K: 0 S: 5 H: 0 LOB: 2 BB: 2 P: 13	R: 0 E: 0 K: 0 S: 17 H: 1 LOB: 3 BB: 2 P: 28	R: 1 E: 0 K: 0 S: 13 H: 2 LOB: 1 BB: 1 P: 23	R: 0 E: 0 K: 1 S: 8 H: 0 LOB: 0 BB: 0 P: 14	R: 1 E: 0 K: 0 S: 10 H: 2 LOB: 1 BB: 0 P: 14	R: 0 E: 0 K: 1 S: 7 H: 0 LOB: 0 BB: 0 P: 12	1B: 7 2B: 3 3B: 1 HR: 3	SF: 0 SAC: 0 DP: 2 HBP: 0				WP: 0 PB: 0 SB: 0 CS: 0		PA: 46

PITCHER		IP	WLS	BF	H	R	ER	SO	BB	IBB	HBP	BLK	WP	HR	S	P	ERA	WHIP
51 Wandy Rodriguez, L ERA: 10.67	(1, 1)	2.2	L	18	9	9	9	4	1	1	0	1	0	2	45	72	30.38	3.750
41 Brandon Backe, R ERA: 4.54	(3, 1)	2.0		11	1	0	0	0	4	0	0	0	0	0	22	41	0.00	2.500
Chad Harville, R ERA: 6.28	(5, 1)	1.1		6	2	1	1	0	1	0	0	0	0	0	15	25	6.75	2.250
John Franco, L ERA: 6.23	(7, 1)	1.0		3	0	0	0	1	0	0	0	0	0	0	8	14	0.00	0.000
Chad Qualls, R ERA: 5.47	(8, 1)	1.0		5	2	1	1	0	0	0	0	0	0	1	10	14	9.00	2.000

PITCHER		IP	WLS	BF	H	R	ER	SO	BB	IBB	HBP	BLK	WP	HR	S	P	ERA	WHIP
Russ Springer, R ERA: 8.15	(9, 1)	1.0		3	0	0	0	1	0	0	0	0	0	0	7	12	0.00	0.000

St. Louis Cardinals @ Houston Astros

Minute Maid Park, Houston, TX

Sat Jun 04 2005, 3:05 PM CDT
Att. 39,288 - Roof Closed - 72 F

TOP

livebaseballscorecards.com

AB	39
R	11
H	14
RBI	11
BB	7
SO	6
LOB	20

Batter	1	2	3	4	5	6	7	8	9	AB	R	H	RBI	BB	SO	LOB
Willy Taveras, R (1, 8) OBP: 0.306, SLG: 0.339	F B F X 1-2 G5-3 ①		X 0-0 G5-3 ③		X 0-0 E1 2 2B 1B		S B B B X 3-1 G1-4-3 ①		B F S X 1-2 G4-3 ①	4	1	1	0	0	0	0
Orlando Palmeiro, L (9, PH) OBP: 0.358, SLG: 0.400										1	0	0	0	0	0	0
2 Chris Burke, R (1, 7) OBP: 0.274, SLG: 0.268	C B B X 2-1 P4 ②			B X 1-0 E 17 1B 2B	F C F F F D B B X 3-2 CS 2-H 2B		S B B F F H 3-2 FC5-4 HBP		F X 0-1 G4-3 ②	4	1	2	1	0	0	0
Craig Biggio, R (1, 4) OBP: 0.335, SLG: 0.492	C B B X 2-1 G5-3 ③			B C X 1-1 E5 1B 16 17 1B G5-4-3 2-3	B B C C F X 2-2 G1-3 ② ③ 2-3		C X 0-1 FC5-4 17 HR 1-2f ②		F S F S 0-3 K ③	5	2	0	0	0	1	3
17 Lance Berkman, S (1, 3) OBP: 0.356, SLG: 0.402		B C X 1-1 G3 ①		B C B F X 2-2 16 G5-4-3 28 1B 1B 1-2 3-H 1B	X 0-0 F8 ①	C B X 1-1 1-H HR				4	2	2	3	0	0	0
Morgan Ensberg, R (1, 5) OBP: 0.385, SLG: 0.529		B F F B X 2-2 HR		B B X 2-0 16 G5-4-3 1-2 2-3 1B	C X 0-1 28 1B 1B 1B	X 0-0 F7 ③				4	2	3	1	0	0	0
16 Jason Lane, R (1, 9) OBP: 0.272, SLG: 0.410	B S X 1-1 G6-3 ②			B D X 2-0 G5-4-3 ① ② 1-2f 2-3 3-H	X 0-0 F7 ②			B F B S B F F X 3-2 28 SF8 3B		4	1	1	0	0	0	3
28 Adam Everett, R (1, 6) OBP: 0.302, SLG: 0.414	B C F F X 1-2 G6-3 ③			X 0-0 3-H 1B	C X 0-1 1B 1-3 1B			C F F X 0-2 SF8 ① 3-H		3	0	2	2	0	0	0
Humberto Quintero, R (1, 2) OBP: 0.250, SLG: 0.250			B B X 2-0 L4 ①	B X 1-0 G4-3 ③		F F B D X 2-2 1-3 3-H 1B		B C B S X 2-2 G4-3 ②		4	0	1	1	0	0	1
51 Wandy Rodriguez, S (1, 1) OBP: 0.400, SLG: 0.250		F B F B X 2-2 F9 ②			C B B C S 2-3 K ①	C B F B X 2-2 L3 ③		C B F B F B F F S 3-3 K ③		0	0	0	0	0	0	0
41 Brandon Backe, R (3, 1) OBP: 0.320, SLG: 0.348										1	0	0	0	0	0	0
Chad Harville, R (5, 1)										1	0	0	0	0	1	0
Mike Lamb, L (6, PH) OBP: 0.254, SLG: 0.374										1	0	0	0	0	0	2
John Franco, L (7, 1)										0	0	0	0	0	0	0
Chad Qualls, R (8, 1)										0	0	0	0	0	0	0
Todd Self, L (8, PH) OBP: 0.227, SLG: 0.310										1	0	0	0	1	0	0
Russ Springer, R (9, 1)										0	0	0	0	0	0	0
Inning Stats	R: 0 E: 0 K: 0 S: 7 H: 0 LOB: 0 BB: 0 P: 12	R: 1 E: 0 K: 0 S: 11 H: 1 LOB: 0 BB: 0 P: 16	R: 0 E: 0 K: 0 S: 5 H: 0 LOB: 0 BB: 0 P: 9	R: 3 E: 1 K: 0 S: 10 H: 4 LOB: 1 BB: 0 P: 19	R: 1 E: 1 K: 1 S: 14 H: 2 LOB: 0 BB: 0 P: 21	R: 1 E: 0 K: 0 S: 12 H: 3 LOB: 2 BB: 0 P: 16	R: 2 E: 0 K: 0 S: 10 H: 1 LOB: 0 BB: 0 P: 17	R: 1 E: 0 K: 1 S: 18 H: 1 LOB: 0 BB: 0 P: 26	R: 0 E: 0 K: 1 S: 9 H: 0 LOB: 0 BB: 0 P: 10	1B: 7 2B: 2 3B: 1 HR: 2	SF: 1 SAC: 0 DP: 1 HBP: 1						

PITCHER	IP	WLS	BF	H	R	ER	SO	BB	IBB	HBP	BLK	WP	HR	S	P	ERA	WHIP
Jason Marquis, R (1, 1) ERA: 3.5	5.2	W	26	10	6	3	1	0	0	0	0	0	1	56	88	4.76	1.765
34 Randy Flores, L (6, 1) ERA: 4.0	0.1	H	1	0	0	0	0	0	0	0	0	0	0	3	5	0.00	0.000
48 Brad Thompson, R (7, 1) ERA: 3.29	1.0		6	2	3	3	0	0	0	1	0	0	1	15	25	27.00	2.000
Al Reyes, R (8, 1) ERA: 2.11	1.0	H	3	0	0	0	1	0	0	0	0	0	0	13	18	0.00	0.000
44 Jason Isringhausen, R (9, 1) ERA: 1.86	1.0	S	3	0	0	0	1	0	0	0	0	0	0	9	10	0.00	0.000

PITCHER	IP	WLS	BF	H	R	ER	SO	BB	IBB	HBP	BLK	WP	HR	S	P	ERA	WHIP

BOTTOM

St. Louis Cardinals @ Houston Astros

Minute Maid Park, Houston, TX

Sat Jun 04 2005, 3:05 PM CDT
Att. 39,288 - Roof Closed - 72 F

livebaseballscorecards.com

AB	37
R	9
H	12
RBI	8
BB	0
SO	3
LOB	9

WP: 0	PB: 0	SB: 0	CS: 1
PA: 39			

Batter	1	2	3	4	5	6	7	8	9	AB	R	H	RBI	BB	SO	LOB
22 David Eckstein, R (1, 6) OBP: 0.383, SLG: 0.392	B B B C C B 4-2 15 1B 5 1B BB	C X 0-1 15 1B 1B		B L X 1-1 ③ G1-3			C C S 0-3 ① K		C X 0-1 15 DI 1B	4	1	2	0	1	1	0
15 Jim Edmonds, L (1, 8) OBP: 0.401, SLG: 0.538	1 SAFE B X 1-0 5 1B 1-2 2B 1B	1 SAFE 1 SAFE F F F X 0-2 5 G6-4-3 1-2 1B			C B F X 1-2 5 G4-3 1B		B C X 1-1 F7		S B X 1-1 ③ L9 1-2	5	1	3	0	0	0	1
5 Albert Pujols, R (1, 3) OBP: 0.421, SLG: 0.598	C S F B X 1-2 1-3 2-H 2B 1B	C B B S S X 2-2 ② ③ G6-4-3 1-2f			X 0-0 ① G4-3 1-2		C X 0-1 1B			4	1	2	1	0	0	3
Larry Walker, L (1, 9) OBP: 0.339, SLG: 0.421	C C F C 0-3 ① K	B B X 2-0 ① G4-3			B B B C S C 3-3 ② K		B F 1 SAFE F F S 1-3 ③ K			4	0	0	0	0	3	4
Mark Grudzielanek, R (1, 4) OBP: 0.371, SLG: 0.470	F B B F X 2-2 G3 2-H 3-H 2B	F X 0-1 E7 1B			C B B C F F B F S 3-3 K			C F S 0-3 ① K		4	0	2	2	0	2	1
John Mabry, L (1, 7) OBP: 0.343, SLG: 0.420	X 0-0 ② G3 2-3	B C B D F F F S 3-3 ② K				B F B B X 3-1 FC6-4 1B		F B X 1-1 ② G3		4	0	1	0	0	1	2
Abraham Nunez, S (1, 5) OBP: 0.336, SLG: 0.410	F F B F F F B B F F 3-2 F X P6	B X 1-0 ③ G4-3				F B X 1-1 ① FC6-4 4 FC6-4 1-2f		B F S X 1-2 ③ F7		4	0	0	0	0	0	3
4 Yadier Molina, R (1, 2) OBP: 0.285, SLG: 0.335		B C C B X 2-2 30 SF8 3B		C B X 2-1 ① G1-3		1 SAFE F F F 1 SAFE 1 SAFE F B X 1-2 ② FC6-4 1-2f			B C F F F B F X 2-2 ① F8	4	1	1	0	0	0	1
30 Mark Mulder, L (1, 1) OBP: 0.185, SLG: 0.160 Al Reyes, R (4, 1) Roger Cedeno, S (6, PH) OBP: 0.197, SLG: 0.175 34 Randy Flores, L (6, 1) Gabe White, L (8, 1) Reggie Sanders, R (9, PH) OBP: 0.331, SLG: 0.532		B C B X 2-1 ① SF8 3-H		C B C X 1-2 ② G3		B B F S S B X 3-2 ③ G3			F S C 0-3 ② K	1 0 1 0 0 1	0 0 0 0 0 0	0 0 0 0 0 1	1 0 0 0 0 0	0 0 0 0 0 1	0 0 1 0 0 0	0 0 0 0 0 0
Inning Stats	R: 3 H: 3 E: 0 LOB: 1 K: 1 BB: 1 S: 23 P: 34	R: 1 H: 3 E: 0 LOB: 1 K: 0 BB: 0 S: 13 P: 19	R: 0 H: 1 E: 1 LOB: 1 K: 1 BB: 0 S: 9 P: 15	R: 0 H: 0 E: 0 LOB: 0 K: 0 BB: 0 S: 7 P: 11	R: 0 H: 1 E: 0 LOB: 1 K: 2 BB: 0 S: 13 P: 20	R: 0 H: 1 E: 0 LOB: 1 K: 0 BB: 0 S: 11 P: 19	R: 0 H: 1 E: 0 LOB: 1 K: 2 BB: 0 S: 11 P: 13	R: 0 H: 0 E: 0 LOB: 0 K: 1 BB: 0 S: 8 P: 10	R: 0 H: 1 E: 0 LOB: 1 K: 1 BB: 0 S: 13 P: 16	1B: 9 2B: 1 3B: 1 HR: 0	SF: 1 SAC: 0 DP: 1 HBP: 0			WP: 0 PB: 0 SB: 0 CS: 0	PA: 38		

PITCHER		IP	WLS	BF	H	R	ER	SO	BB	IBB	HBP	BLK	WP	HR	S	P	ERA	WHIP
Roger Clemens, R ERA: 1.67	(1, 1)	5.0	W	24	9	4	4	4	1	0	0	0	0	0	67	104	7.20	2.000
Russ Springer, R ERA: 7.71	(6, 1)	1.0	H	3	0	0	0	0	0	0	0	0	0	0	9	14	0.00	0.000
Dan Wheeler, R ERA: 1.4	(7, 1)	2.0	H	7	1	0	0	3	0	0	0	0	0	0	19	23	0.00	0.500
54 Brad Lidge, R ERA: 2.88	(9, 1)	1.0	S	4	1	0	0	1	0	0	0	0	0	0	13	16	0.00	1.000

PITCHER	IP	WLS	BF	H	R	ER	SO	BB	IBB	HBP	BLK	WP	HR	S	P	ERA	WHIP

TOP

St. Louis Cardinals @ Houston Astros

Minute Maid Park, Houston, TX

Sun Jun 05 2005, 1:05 PM CDT
Att. 34,009 - Roof Closed - 72 F

livebaseballscorecards.com

AB	36
R	4
H	11
RBI	4
BB	1
SO	8
LOB	16

BOTTOM

St. Louis Cardinals @ Houston Astros

Minute Maid Park, Houston, TX

Sun Jun 05 2005, 1:05 PM CDT
Att. 34,009 - Roof Closed - 72 F

livebaseballscorecards.com

Batter	1	2	3	4	5	6	7	8	9	AB	R	H	RBI	BB	SO	LOB
Willy Taveras, R (1, 8)	C C B X 1-2 2 2B SF8 1B	C C B F X 1-2 FC5-4 1B		C B X 1-1 2 SH1-3 1-2 1B		B F F F F B X 2-2 FC6-4 1B		X 0-0 2-3 1B		4	1	4	0	0	0	0
Dan Wheeler, R (7, 1)										0	0	0	0	0	0	0
Jose Vizcaino, S (8, PH)										1	0	1	0	0	0	0
54 Brad Lidge, R (9, 1)										0	0	0	0	0	0	0
2 Chris Burke, R (1, 7) OBP: 0.273, SLG: 0.283	C 1 SAFE 1 SAFE X 0-1 SF8 17 FC5 1-3 2B	1 SAFE B B X 2-0 ② L5		S X 0-1 ① SH1-3 1-2 2-3		C B 1 SAFE 1 SAFE F F F X 1-2 ② P3		S S C 0-3 ③ K		4	1	1	0	0	1	4
Craig Biggio, R (1, 4) OBP: 0.329, SLG: 0.485	C B X 1-1 ① SF8 2-3 3-H	C F 1 SAFE 1 SAFE B X 1-2 ③ FC5-4 1-2f		F B C S 1-3 ② K		1 SAFE X 0-0 ③ FC6-4 1-2f				3	0	0	1	0	1	4
17 Lance Berkman, S (1, 3) OBP: 0.343, SLG: 0.385	X 0-0 FC5 HR 3-H	X 0-0 ① G5-3	X 0-0 ③ P6			F C B B B F F X 3-2 ① F8				4	1	0	1	0	0	2
Morgan Ensberg, R (1, 5) OBP: 0.388, SLG: 0.551	C B B B X 3-1 1-H HR	B C B B X 3-1 16 1B 2B			C B B F F F X 2-2 ① F7		S X 0-1 ② L4			4	2	2	2	0	0	0
16 Jason Lane, R (1, 9) OBP: 0.282, SLG: 0.433	C B S F X 1-2 HR	B B C 2 SAFE X 2-1 WP 2-H 1B			B B B C B 4-1 28 FC4-6 BB		S B F B F S 2-3 ③ K			3	1	2	2	1	1	0
28 Adam Everett, R (1, 6) OBP: 0.296, SLG: 0.404	X 0-0 ② P5	F B F B X 2-2 ② L5			C X 0-1 ② FC4-6 1-2f			X 0-0 ① L6		4	0	0	0	0	0	2
Brad Ausmus, R (1, 2) OBP: 0.307, SLG: 0.278	S B X 1-1 ③ G1-6-3	1 SAFE B F B X 2-1 ③ G5-3 1-2			1 SAFE B X 1-0 ③ P3			X 0-0 ② F9		4	0	0	0	0	0	2
Roger Clemens, R (1, 1) OBP: 0.320, SLG: 0.261		C B X 1-2 ① F8		B C S B B B 4-2 2 SH1-3 1B BB		C B C X 1-2 ① L8		C X 0-1 1B 2B		1	0	0	0	1	0	0
Russ Springer, R (6, 1)										0	0	0	0	0	0	0
4 Eric Bruntlett, R (6, PH) OBP: 0.267, SLG: 0.333										2	0	1	0	0	0	0
(7, 8)																

Inning Stats										
	R: 5 E: 0 K: 0 S: 17	H: 4 LOB: 0 BB: 0 P: 24	R: 0 E: 0 K: 0 S: 11	H: 1 LOB: 1 BB: 0 P: 16	R: 1 E: 0 K: 0 S: 10	H: 2 LOB: 1 BB: 0 P: 19	R: 0 E: 0 K: 1 S: 10	H: 1 LOB: 2 BB: 1 P: 16	R: 0 E: 0 K: 0 S: 10	H: 0 LOB: 1 BB: 1 P: 17
	R: 0 E: 0 K: 0 S: 14	H: 1 LOB: 1 BB: 0 P: 18	R: 0 E: 0 K: 1 S: 11	H: 0 LOB: 0 BB: 0 P: 16	R: 0 E: 0 K: 1 S: 8	H: 2 LOB: 2 BB: 0 P: 8				

	AB	34
	R	6
	H	11
	RBI	6
	BB	2
	SO	3
	LOB	14

1B: 6	2B: 3	3B: 0	HR: 2	SF: 1	SAC: 1	DP: 0	HBP: 0	WP: 1	PB: 0	SB: 0	CS: 0	PA: 38
---	---	---	---	---	---	---	---	---	---	---	---	---

PITCHER		IP	WLS	BF	H	R	ER	SO	BB	IBB	HBP	BLK	WP	HR	S	P	ERA	WHIP
30 Mark Mulder, L	(1, 1)	3.0	L	19	8	6	6	0	1	0	0	0	1	2	42	68	18.00	3.000
ERA: 4.17																		
Al Reyes, R	(4, 1)	2.0		7	0	0	0	1	1	0	0	0	0	0	16	24	0.00	0.500
ERA: 1.93																		
34 Randy Flores, L	(6, 1)	2.0		7	1	0	0	1	0	0	0	0	0	0	25	34	0.00	0.500
ERA: 3.6																		
Gabe White, L	(8, 1)	1.0		5	2	0	0	1	0	0	0	0	0	0	8	8	0.00	2.000
ERA: 2.35																		

PITCHER	IP	WLS	BF	H	R	ER	SO	BB	IBB	HBP	BLK	WP	HR	S	P	ERA	WHIP

Batter	1	2	3	4	5	6	7	8	9	AB	R	H	RBI	BB	SO	LOB
Orlando Palmeiro, L (1, 8) OBP: 0.352, SLG: 0.381	C X 0-1 ① G4-3			B B B B 4-0 2 G6-4-3 BB			C C X 0-2 ① G4-3		B C B F C 2-3 ② K	3	0	0	0	1	1	0
2 Chris Burke, R (1, 7) OBP: 0.271, SLG: 0.328	C B F F F X 1-2 ② G6-3			B F X 1-1 ①② G6-4-3 1-2f			C B X 1-1 HR		F S C 0-3 ③ K	4	1	1	1	0	1	1
Craig Biggio, R (1, 4) OBP: 0.324, SLG: 0.478	C X 0-1 ③ F7			C B F B F X 2-2 ③ F9			B F F F F B S 2-3 ② K			3	0	0	0	0	1	0
17 Lance Berkman, S (1, 9) OBP: 0.343, SLG: 0.383		B B F S F S C 2-3 ① K			B S F B S 2-3 ① K		B S C B X 2-2 1B			3	0	1	0	0	2	0
Morgan Ensberg, R (1, 5) OBP: 0.382, SLG: 0.541		X 0-0 ② G1-3			F C S 0-3 ② K		B C C S 1-3 ③ K			3	0	0	0	0	2	1
Mike Lamb, L (1, 3) OBP: 0.248, SLG: 0.366		S B B S S 2-3 ③ K			X 0-0 ③ F7			X 0-0 ① G3		3	0	0	0	0	1	0
28 Adam Everett, R (1, 6) OBP: 0.291, SLG: 0.398			X 0-0 ① P5			C B B X 2-1 ① F8		C B C X 1-2 ② P4		3	0	0	0	0	0	0
Brad Ausmus, R (1, 2) OBP: 0.300, SLG: 0.271			B C F F C 1-3 ② K			F B S X 1-2 ② G4-3		C F B F F F B B S 3-3 ③ K		3	0	0	0	0	2	0
44 Roy Oswalt, R (1, 1) OBP: 0.148, SLG: 0.115 Chad Qualls, R (7, 1) Jose Vizcaino, S (9, PH) OBP: 0.303, SLG: 0.357			C X 0-1 ③ G6-3			C C S 0-3 ③ K			C C C 0-3 ① K	2 0 1	0 0 0	0 0 0	0 0 0	0 0 0	1 0 1	0 0 0
Inning Stats	R: 0 E: 0 K: 0 S: 9 H: 0 LOB: 0 BB: 0 P: 10	R: 0 E: 0 K: 2 S: 8 H: 0 LOB: 0 BB: 0 P: 12	R: 0 E: 0 K: 1 S: 7 H: 0 LOB: 0 BB: 0 P: 8	R: 0 E: 0 K: 0 S: 6 H: 0 LOB: 0 BB: 1 P: 13	R: 0 E: 0 K: 2 S: 7 H: 0 LOB: 0 BB: 0 P: 9	R: 0 E: 0 K: 1 S: 8 H: 0 LOB: 0 BB: 0 P: 11	R: 1 E: 0 K: 2 S: 16 H: 2 LOB: 1 BB: 0 P: 22	R: 0 E: 0 K: 1 S: 10 H: 0 LOB: 0 BB: 0 P: 14	R: 0 E: 0 K: 3 S: 9 H: 0 LOB: 0 BB: 0 P: 11	1B: 1 2B: 0 3B: 0 HR: 1	SF: 0 SAC: 0 DP: 1 HBP: 0			WP: 0 PB: 0 SB: 0 CS: 0	PA: 29	

PITCHER	IP	WLS	BF	H	R	ER	SO	BB	IBB	HBP	BLK	WP	HR	S	P	ERA	WHIP
45 Pedro Martinez, R (1, 1) ERA: 2.45	9.0	W	29	2	1	1	12	1	0	0	0	0	1	80	110	1.00	0.333

PITCHER	IP	WLS	BF	H	R	ER	SO	BB	IBB	HBP	BLK	WP	HR	S	P	ERA	WHIP

Houston Astros @ New York Mets

Shea Stadium, Flushing, NY

Tue Jun 07 2005, 7:10 PM EDT

Att. 39,953 - Partly Cloudy - 87 F

TOP

livebaseballscorecards.com

AB	28
R	1
H	2
RBI	1
BB	1
SO	12
LOB	2

Batter	1	2	3	4	5	6	7	8	9	AB	R	H	RBI	BB	SO	LOB
7 José Reyes, S (1, 6) OBP: 0.302, SLG: 0.423	B B B C X 3-1 ① G6-3		B C B X 2-1 ① CS 1B		B X 1-0 ① G5-3 1-2		B C B X 2-1 ① G4-3	B X 1-0 ③ G3		5	0	1	0	0	0	1
Mike Cameron, R (1, 9) OBP: 0.440, SLG: 0.636	B B X 2-0 15 G4-3 2B 2B		C 1 SAFE B 1 SAFE B S C 2-3 ① ② K 1-2		B X 1-0 15 1B 2-3 1B		X 0-0 ② G5-3			4	1	2	0	0	1	1
15 Carlos Beltrán, S (1, 8) OBP: 0.350, SLG: 0.461	B C C X 1-2 ② G4-3 2-3		F S S 0-3 ③ K		B B X 2-0 1-3 3-H 1B		C F B X 1-2 31 BB WP 1B 1B			4	1	2	1	0	1	1
Cliff Floyd, L (1, 7) OBP: 0.355, SLG: 0.558	B C X 1-1 3-H 2B			C F B X 1-2 31 1B 1B	3 SAFE B S C S 1-3 ② K		B H 2-0 1B 31 BB 1-2 HBP			3	0	2	1	0	1	2
31 Mike Piazza, R (1, 2) OBP: 0.320, SLG: 0.422	F C S 0-3 ③ K			X 0-0 1-2 1B	X 0-0 ③ G6-3		C B B S B B 4-2 1B 1-2 2-3 BB			3	0	1	0	1	1	3
Marlon Anderson, L (1, 3) OBP: 0.417, SLG: 0.389		C C C 0-3 ① K	B F C F F S 1-3 ① K			C X 0-1 ① B1-3	C X 0-1 1-2 2-3 3-H 1B			4	0	1	1	0	2	2
5 David Wright, R (1, 5) OBP: 0.392, SLG: 0.518		B F F X 1-2 ② G4-3	F X 0-1 ② L6			B X 1-0 ② G6-3	C F S 0-3 ③ K			4	0	0	0	0	1	5
Kazuo Matsui, S (1, 4) OBP: 0.281, SLG: 0.333		B F B C X 2-2 1B	B C F B X 2-2 ③ G1-3			C S X 0-2 1B		C C S 0-3 ① K		4	0	2	0	0	1	2
45 Pedro Martinez, R (1, 1) OBP: 0.059, SLG: 0.059		C F D B X 2-2 ③ G3			B C S F F X 1-2 1B 7 G5-3 15 1B 1B	S F C 0-3 ③ K		C F S 0-3 ② K		4	1	1	0	0	2	2
Inning Stats	R: 1 E: 0 K: 1 S: 11 H: 2 LOB: 1 BB: 0 P: 18	R: 0 E: 0 K: 1 S: 12 H: 1 LOB: 1 BB: 0 P: 17	R: 0 E: 0 K: 2 S: 8 H: 1 LOB: 0 BB: 0 P: 12	R: 0 E: 0 K: 1 S: 15 H: 2 LOB: 2 BB: 0 P: 19	R: 1 E: 0 K: 1 S: 12 H: 3 LOB: 2 BB: 0 P: 18	R: 0 E: 0 K: 1 S: 9 H: 1 LOB: 1 BB: 0 P: 10	R: 1 E: 0 K: 1 S: 13 H: 2 LOB: 3 BB: 1 P: 22	R: 0 E: 0 K: 2 S: 7 H: 0 LOB: 0 BB: 0 P: 8		1B: 10 2B: 2 3B: 0 HR: 0 SF: 0 SAC: 0 DP: 0 HBP: 1						

PITCHER		IP	WLS	BF	H	R	ER	SO	BB	IBB	HBP	BLK	WP	HR	S	P	ERA	WHIP
44 Roy Oswalt, R ERA: 3.13	(1, 1)	6.2	L	33	12	3	3	7	1	0	1	0	1	0	77	113	4.05	1.950
Chad Qualls, R ERA: 5.2	(7, 1)	1.1		4	0	0	0	3	0	0	0	0	0	0	10	11	0.00	0.000

PITCHER	IP	WLS	BF	H	R	ER	SO	BB	IBB	HBP	BLK	WP	HR	S	P	ERA	WHIP

BOTTOM

Houston Astros @ New York Mets

Shea Stadium, Flushing, NY

Tue Jun 07 2005, 7:10 PM EDT
Att. 39,953 - Partly Cloudy - 87 F

livebaseballscorecards.com

AB	35
R	3
H	12
RBI	3
BB	1
SO	10
LOB	19

WP: 1 PB: 0 SB: 0 CS: 1 PA: 37

Houston Astros @ New York Mets

Shea Stadium, Flushing, NY

Wed Jun 08 2005, 7:10 PM EDT

Att. 23,635 - Clear - 85 F

TOP

livebaseballscorecards.com

Batter	1	2	3	4	5	6	7	8	9	AB	R	H	RBI	BB	SO	LOB
2 Chris Burke, R (1, 7) OBP: 0.257, SLG: 0.309	G5-3			K	K		F7			4	0	0	0	0	2	1
Todd Self, L (1, 9) OBP: 0.250, SLG: 0.311	G3-1			2B 1B		17 G4-6-3 1B BB	K			3	2	1	0	1	1	0
Chad Qualls, R (7, 1)										0	0	0	0	0	0	0
Dan Wheeler, R (8, 1)										0	0	0	0	0	0	0
Brad Ausmus, R (9, 2) OBP: 0.300, SLG: 0.271										0	0	0	0	0	0	0
Craig Biggio, R (1, 4) OBP: 0.327, SLG: 0.483	G1-3			17 G3 1-H 2B		17 G4-6-3 1-2 1B		G5-3		4	0	2	1	0	0	0
17 Lance Berkman, S (1, 3) OBP: 0.330, SLG: 0.367		G3-1		G3 2-3		G4-6-3 1-2f 2-3		G5-3		4	0	0	0	0	0	3
Morgan Ensberg, R (1, 5) OBP: 0.384, SLG: 0.538		P2		BB		16 2B 3-H 1B		F9		3	1	1	1	1	0	0
16 Jason Lane, R (1, 8) OBP: 0.282, SLG: 0.435		F9		K		1-H 2B			F9	4	0	1	1	0	1	2
28 Adam Everett, R (1, 6) OBP: 0.296, SLG: 0.405			F9		F9 2B	G6-3			WP S 1B	4	0	2	0	0	0	1
Humberto Quintero, R (1, 2) OBP: 0.125, SLG: 0.125			G3-1		F9 2-3		G5-3		K 1-2	4	0	0	0	0	1	2
54 Brad Lidge, R (9, 1)										0	0	0	0	0	0	0
41 Brandon Backe, R (1, 1) OBP: 0.296, SLG: 0.320			F7		G5-3		HR		F7 2-3	2	0	0	0	0	0	1
Orlando Palmeiro, L (7, PH) OBP: 0.356, SLG: 0.431										2	1	1	1	0	0	1
(7, 9)																

Inning Stats	1	2	3	4	5	6	7	8	9
	R: 0 E: 0 K: 0 S: 7	H: 0 LOB: 0 BB: 0 P: 13	R: 0 E: 0 K: 0 S: 6	H: 0 LOB: 0 BB: 0 P: 9	R: 0 E: 0 K: 0 S: 7	H: 0 LOB: 0 BB: 0 P: 13	R: 1 E: 0 K: 2 S: 15	H: 2 LOB: 2 BB: 1 P: 26	R: 0 E: 0 K: 1 S: 8	H: 1 LOB: 1 BB: 0 P: 13	R: 2 E: 0 K: 0 S: 15	H: 3 LOB: 1 BB: 1 P: 27	R: 1 E: 0 K: 1 S: 9	H: 1 LOB: 0 BB: 0 P: 16	R: 0 E: 0 K: 0 S: 9	H: 0 LOB: 0 BB: 0 P: 13	R: 0 E: 0 K: 1 S: 15	H: 1 LOB: 1 BB: 0 P: 25

AB	34
R	4
H	8
RBI	4
BB	2
SO	5
LOB	11

1B: 4	SF: 0	WP: 1	PA: 36
2B: 3	SAC: 0	PB: 0	
3B: 0	DP: 1	SB: 1	
HR: 1	HBP: 0	CS: 0	

PITCHER		IP	WLS	BF	H	R	ER	SO	BB	IBB	HBP	BLK	WP	HR	S	P	ERA	WHIP
Victor Zambrano, R ERA: 4.26	(1, 1)	6.0	L	25	6	3	3	3	2	0	0	0	0	0	58	101	4.50	1.333
Heath Bell, R ERA: 3.55	(7, 1)	2.0		7	1	1	1	1	0	0	0	0	0	1	18	29	4.50	0.500
Roberto Hernandez, R ERA: 2.52	(9, 1)	1.0		4	1	0	0	1	0	0	0	0	1	0	15	25	0.00	1.000

PITCHER		IP	WLS	BF	H	R	ER	SO	BB	IBB	HBP	BLK	WP	HR	S	P	ERA	WHIP

Houston Astros @ New York Mets

Shea Stadium, Flushing, NY

Wed Jun 08 2005, 7:10 PM EDT

Att. 23,635 - Clear - 85 F

BOTTOM

Batter	1	2	3	4	5	6	7	8	9	AB	R	H	RBI	BB	SO	LOB
7 José Reyes, S (1, 6) OBP: 0.300, SLG: 0.418	F8	K		F9			S 1B		G1-3	5	0	1	0	0	1	3
Mike Cameron, R (1, 9) OBP: 0.446, SLG: 0.624	15 1B 11 2B BB	BB			15 WP BB		K 1-2		K	2	1	0	0	3	2	1
15 Carlos Beltrán, S (1, 8) OBP: 0.347, SLG: 0.455	11 2B 1-2 1B	G3			K 1-2		G5-3		F7	5	0	1	0	0	1	5
Cliff Floyd, L (1, 7) OBP: 0.353, SLG: 0.552	K		11 FC6-4 1B		K		F9			4	0	1	0	0	2	4
31 Mike Piazza, R (1, 2) OBP: 0.320, SLG: 0.422 11 Ramon Castro, R (1, PH) OBP: 0.310, SLG: 0.250 (2, 2)	1-3 2-H 2B		FC6-4 F9 1-2f		K			P6		0 4	0 0	0 1	0 1	0 0	0 1	0 2
Marlon Anderson, L (1, 3) OBP: 0.391, SLG: 0.362	F8		F9 1-2			F8		G4-3		4	0	0	0	0	0	3
5 David Wright, R (1, 5) OBP: 0.398, SLG: 0.523		1B BB		G5-3		WP BB		2B		2	0	1	0	2	0	0
Kazuo Matsui, S (1, 4) OBP: 0.291, SLG: 0.335		SH1-4 1-3 1B		BB		K 1-2		BB		2	0	1	0	2	1	1
Victor Zambrano, S (1, 1) OBP: 0.182, SLG: 0.273 Victor Diaz, R (6, PH) OBP: 0.402, SLG: 0.515 Heath Bell, R (7, 1) Chris Woodward, R (8, PH) OBP: 0.371, SLG: 0.444 Roberto Hernandez, R (9, 1)	SH1-4 1-2			K		G6-3		K		1 1 0 1 0	0 0 0 0 0	0 0 0 0 0	0 0 0 0 0	0 0 0 0 0	1 0 0 1 0	1 1 0 2 0
Inning Stats	R: 1 H: 2 E: 0 LOB: 2 K: 1 BB: 1 S: 13 P: 19	R: 0 H: 1 E: 0 LOB: 3 K: 1 BB: 2 S: 11 P: 21	R: 0 H: 1 E: 0 LOB: 0 K: 0 BB: 0 S: 7 P: 10	R: 0 H: 0 E: 0 LOB: 1 K: 1 BB: 1 S: 10 P: 17	R: 0 H: 0 E: 0 LOB: 1 K: 0 BB: 1 S: 12 P: 22	R: 0 H: 0 E: 0 LOB: 1 K: 3 BB: 0 S: 8 P: 12	R: 0 H: 1 E: 0 LOB: 1 K: 1 BB: 0 S: 10 P: 16	R: 0 H: 1 E: 0 LOB: 2 K: 1 BB: 1 S: 15 P: 22	R: 0 H: 0 E: 0 LOB: 0 K: 1 BB: 0 S: 8 P: 13	1B: 4 SF: 0 2B: 2 SAC: 1 3B: 0 DP: 0 HR: 0 HBP: 0						

livebaseballscorecards.com

AB	31
R	1
H	6
RBI	1
BB	7
SO	10
LOB	23

WP: 2 PA: 39
PB: 0
SB: 1
CS: 0

PITCHER		IP	WLS	BF	H	R	ER	SO	BB	IBB	HBP	BLK	WP	HR	S	P	ERA	WHIP
41 Brandon Backe, R ERA: 4.31	(1, 1)	6.0	W	27	4	1	1	7	6	0	0	0	2	0	61	101	1.50	1.667
Chad Qualls, R ERA: 5.02	(7, 1)	1.0	H	4	1	0	0	1	0	0	0	0	0	0	10	16	0.00	1.000
Dan Wheeler, R ERA: 1.35	(8, 1)	1.0	H	5	1	0	0	1	1	0	0	0	0	0	15	22	0.00	2.000
54 Brad Lidge, R ERA: 2.77	(9, 1)	1.0	S	3	0	0	0	1	0	0	0	0	0	0	8	13	0.00	0.000

PITCHER	IP	WLS	BF	H	R	ER	SO	BB	IBB	HBP	BLK	WP	HR	S	P	ERA	WHIP

Batter	1	2	3	4	5	6	7	8	9	10	11	AB	R	H	RBI	BB	SO	LOB
2 Chris Burke, R (1, 7) OBP: 0.250, SLG: 0.297	1-2 4 CS 1B		C B X 2-1 G4-3 ①		L S 0-3 K ③		B B X 2-1 F8 ③			B B S X 2-1 G6-3 ②	C B T 1-2 K ③	6	0	1	0	0	2	3
54 Brad Lidge, R (11, 1)												0	0	0	0	0	0	0
4 Eric Bruntlett, R (1, 8) OBP: 0.294, SLG: 0.333	C B B C B F 1 F F SAFE 4-2 B 1-2 17 1B 1B BB ①		B X 1-0 G3-1 1B			C B B L X 2-2 F8 ①		X 0-0 G6-3 ①		X 0-0 1B ③		3	1	1	0	1	0	0
Mike Lamb, L (10, PH) OBP: 0.253, SLG: 0.370												1	0	1	0	0	0	0
Russ Springer, R (10, 1)												0	0	0	0	0	0	0
Todd Self, L (11, 9) OBP: 0.250, SLG: 0.311												0	0	0	0	0	0	0
Jose Vizcaino, S (1, 4) OBP: 0.309, SLG: 0.360	F B B X 2-1 17 1B 1-2 1B		X 0-0 G3-1 ② 1-2			B X 1-0 F9 ②		B F B X 2-1 L4 ②			B X 1-0 17 1B 2B 1B	5	1	2	0	0	0	1
17 Lance Berkman, S (1, 3) OBP: 0.333, SLG: 0.369	B C B B X 3-1 16 FC5-4 1-2 2-H 1B		B X 1-0 G6-3 ③			B X 1-0 F9 ③		X 0-0 G4-3 ③			B B C 1 X SAFE 2-1 2B 28 1B 1-2 1B	5	1	2	1	0	0	1
Morgan Ensberg, R (1, 5) OBP: 0.380, SLG: 0.534	X 0-0 F8 ②			X 0-0 P4 ①			B B C C B S 3-3 K ①		B B C S X 2-2 G1-3 ①		S X 0-1 28 1B 1-3 2-H 2B	5	1	1	1	0	1	2
16 Jason Lane, R (1, 9) OBP: 0.285, SLG: 0.439	C B X 1-1 FC5-4 ③ 1-2f			S B B B F F S 3-3 K ②			B F B X 2-1 E8 2B 2B		X 0-0 28 G6-3 1B		B B C F S 2-3 K ①	5	1	2	0	0	2	4
(10, 8)																		
28 Adam Everett, R (1, 6) OBP: 0.293, SLG: 0.400		C F X 0-2 F8 ①		C F F B S 1-3 K ③			S B X 1-1 L6 ②		C B X 1-1 G6-3 ② 1-2		B F B X 2-1 1B 2-H 3-H 1B	5	0	1	2	0	1	2
Brad Ausmus, R (1, 2) OBP: 0.296, SLG: 0.276		F B F X 1-2 G4-3 ②		B B C C B X 3-2 F7 ①			B B X 2-0 1B 3-H 2B		X 0-0 F9 ③		X 0-0 F7 ②	5	1	1	1	0	0	2
Andy Pettitte, L (1, 1) OBP: 0.100, SLG: 0.056		B C C X 1-2 G1-3 ③		C C B B F F F F B 3-3 C K ②			B B C X 2-1 2-H 1B			B B C X 2-1 P4 ①	B B C X 2-1 1-3 1B	2	0	0	0	0	1	0
Craig Biggio, R (7, PH) OBP: 0.330, SLG: 0.485												1	0	1	1	0	0	0
Chad Qualls, R (7, 1)												0	0	0	0	0	0	0
Dan Wheeler, R (8, 1)												0	0	0	0	0	0	0
Orlando Palmeiro, L (10, PH) OBP: 0.360, SLG: 0.433												2	0	1	0	0	0	0
(10, 9)																		
(11, 7)																		
Inning Stats	R: 1 E: 0 K: 0 S: 16 H: 3 LOB: 2 BB: 1 P: 27	R: 0 E: 0 K: 0 S: 9 H: 0 LOB: 0 BB: 0 P: 11	R: 0 E: 0 K: 0 S: 5 H: 1 LOB: 1 BB: 0 P: 9	R: 0 E: 0 K: 2 S: 9 H: 0 LOB: 0 BB: 0 P: 13	R: 0 E: 0 K: 2 S: 13 H: 0 LOB: 0 BB: 0 P: 19	R: 0 E: 0 K: 0 S: 5 H: 0 LOB: 0 BB: 0 P: 9	R: 2 E: 1 K: 1 S: 12 H: 3 LOB: 1 BB: 0 P: 24	R: 0 E: 0 K: 0 S: 4 H: 0 LOB: 0 BB: 0 P: 6	R: 0 E: 0 K: 0 S: 7 H: 1 LOB: 1 BB: 0 P: 10	R: 0 E: 0 K: 0 S: 5 H: 1 LOB: 1 BB: 0 P: 9	R: 3 E: 0 K: 2 S: 16 H: 5 LOB: 2 BB: 0 P: 26	1B: 11 2B: 3 3B: 0 HR: 0 SF: 0 SAC: 0 DP: 0 HBP: 0						

TOP

Houston Astros @ New York Mets

Shea Stadium, Flushing, NY

Thu Jun 09 2005, 7:10 PM EDT

Att. 30,737 - Partly Cloudy - 79 F

livebaseballscorecards.com

AB	45
R	6
H	14
RBI	6
BB	1
SO	7
LOB	15

WP: 0 PB: 0 SB: 0 CS: 1 PA: 46

PITCHER		IP	WLS	BF	H	R	ER	SO	BB	IBB	HBP	BLK	WP	HR	S	P	ERA	WHIP
Tom Glavine, L ERA: 4.56	(1, 1)	7.0		28	7	3	3	5	1	0	0	0	0	0	69	112	3.86	1.143
Roberto Hernandez, R ERA: 2.42	(8, 1)	1.0		3	0	0	0	0	0	0	0	0	0	0	4	6	0.00	0.000
Braden Looper, R ERA: 3.38	(9, 1)	2.0		7	2	0	0	0	0	0	0	0	0	0	12	19	0.00	1.000
Heath Bell, R ERA: 4.56	(11, 1)	0.1	L	5	4	3	3	1	0	0	0	0	0	0	10	17	81.00	12.000
Aaron Heilman, R ERA: 3.78	(11, 1)	0.2		3	1	0	0	1	0	0	0	0	0	0	6	9	0.00	1.500

PITCHER	IP	WLS	BF	H	R	ER	SO	BB	IBB	HBP	BLK	WP	HR	S	P	ERA	WHIP

Houston Astros @ New York Mets

Shea Stadium, Flushing, NY

Thu Jun 09 2005, 7:10 PM EDT

Att. 30,737 - Partly Cloudy - 79 F

livebaseballscorecards.com

BOTTOM

Batter	1	2	3	4	5	6	7	8	9	10	11	AB	R	H	RBI	BB	SO	LOB
7 José Reyes, S (1, 6) OBP: 0.294, SLG: 0.410	C S B S 1-3 K ①		S F X 0-2 G5-3 ②		B B C X 2-1 P3 ③			B C S S X 1-2 G6-3 ② 2-3		C B B S X 2-2 G3 ③		5	0	0	0	0	1	1
Mike Cameron, R (1, 9) OBP: 0.437, SLG: 0.605	B F F X 1-2 L8 ②		F B B C X 2-2 F8 ③			C B S B F B X 3-2 G5-3 ①		B F S B S X 2-2 3-H 1B			S C B B S 2-3 K ①	5	0	1	1	0	1	0
15 Carlos Beltrán, S (1, 8) OBP: 0.353, SLG: 0.468	B B C C X 2-2 1B			B C X 1-1 5 1B 2B		C F F S 0-3 K ②		D 1 SAFE C B 1 SAFE X 2-1 G4-3 ③			B B X 2-0 2B	5	1	3	0	0	1	1
Cliff Floyd, L (1, 7) OBP: 0.350, SLG: 0.540	C X 0-1 G4-3 ③			S B S S X 1-2 L9 ①		S B F B S 2-3 K ③			B B F B C B 4-2 BB		S B S S 1-3 K ②	4	0	0	0	1	2	3
5 David Wright, R (1, 5) OBP: 0.398, SLG: 0.535		C X 0-1 HR		C B B F F X 2-2 FC1-6 2-H 1B			F F S 0-3 K ①		X 0-0 F7 ①		B B S F B S 3-3 K ③	5	1	2	2	0	0	2
Chris Woodward, R (1, 3) OBP: 0.351, SLG: 0.418	C B B F X 2-2 F9 ①			1 SAFE F D 1 SAFE F F F F F 1 SAFE 2-2 1 SAFE F F F B X FC1-6 ② 1-2f			B C S S S 1-3 K ②		B 1 SAFE F S 1 SAFE 1 SAFE F S 1-3 K ②			4	0	0	0	0	2	2
11 Ramon Castro, R (1, 2) OBP: 0.304, SLG: 0.231	S B B B B 4-1 G6-3 BB			B C S 1 SAFE F B X 2-2 P6 ③			B C F X 1-2 F7 ③		C 1 SAFE C B C 1-3 K ③			3	0	0	0	1	1	2
Kazuo Matsui, S (1, 4) OBP: 0.290, SLG: 0.329	B C B C X 2-2 G6-3 ② ③ 1-2f				F B X 1-1 F8 ①			C H 1-1 7 G6-3 SH1-4 1B HBP		C B S S X 1-2 F7 ①		3	1	0	0	0	0	1
Tom Glavine, L (1, 1) OBP: 0.120, SLG: 0.083 Roberto Hernandez, R (8, 1) Miguel Cairo, R (8, PH) OBP: 0.330, SLG: 0.382 Braden Looper, R (9, 1) Marlon Anderson, L (10, PH) OBP: 0.385, SLG: 0.356 Heath Bell, R (11, 1) Aaron Heilman, R (11, 1)			C C S 0-3 K ①		F T B S 1-3 K ②			X 0-0 SH1-4 ① 1-2		B F F B S S 2-3 K ②		2 0 0 0 1 0 0 0	0 0 0 0 0 0 0 0	0 0 0 0 0 0 0 0	0 0 0 0 0 1 0 0	0 0 0 0 0 0 0 0	2 0 0 0 0 0 0 0	0 0 0 0 0 0 0 0
Inning Stats	R: 0 E: 0 K: 1 S: 11 H: 1 LOB: 1 BB: 0 P: 15	R: 1 E: 0 K: 0 S: 9 H: 1 LOB: 0 BB: 1 P: 17	R: 0 E: 0 K: 1 S: 9 H: 0 LOB: 0 BB: 0 P: 11	R: 1 E: 0 K: 0 S: 22 H: 2 LOB: 1 BB: 0 P: 30	R: 0 E: 0 K: 1 S: 7 H: 0 LOB: 0 BB: 0 P: 11	R: 0 E: 0 K: 2 S: 11 H: 0 LOB: 0 BB: 0 P: 16	R: 0 E: 0 K: 2 S: 9 H: 0 LOB: 0 BB: 0 P: 11	R: 1 E: 0 K: 0 S: 10 H: 1 LOB: 1 BB: 0 P: 16	R: 0 E: 0 K: 2 S: 10 H: 0 LOB: 1 BB: 1 P: 16	R: 0 E: 0 K: 1 S: 9 H: 0 LOB: 0 BB: 0 P: 14	R: 0 E: 0 K: 3 S: 10 H: 1 LOB: 1 BB: 0 P: 18	1B: 3 2B: 2 3B: 0 HR: 1	SF: 0 SAC: 1 DP: 1 HBP: 1		WP: 0 PB: 0 SB: 0 CS: 0	PA: 41		

PITCHER		IP	WLS	BF	H	R	ER	SO	BB	IBB	HBP	BLK	WP	HR	S	P	ERA	WHIP
Andy Pettitte, L ERA: 3.43	(1, 1)	6.0		22	4	2	2	5	1	0	0	0	0	1	69	100	3.00	0.833
Chad Qualls, R ERA: 4.85	(7, 1)	1.0	H	3	0	0	0	2	0	0	0	0	0	0	9	11	0.00	0.000
Dan Wheeler, R ERA: 1.57	(8, 1)	2.0	B	9	1	1	1	2	1	0	1	0	0	0	20	32	4.50	1.000
Russ Springer, R ERA: 7.32	(10, 1)	1.0	W	3	0	0	0	1	0	0	0	0	0	0	9	14	0.00	0.000
54 Brad Lidge, R ERA: 2.67	(11, 1)	1.0	S	4	1	0	0	3	0	0	0	0	0	0	10	18	0.00	1.000

PITCHER	IP	WLS	BF	H	R	ER	SO	BB	IBB	HBP	BLK	WP	HR	S	P	ERA	WHIP

AB	37
R	3
H	6
RBI	3
BB	2
SO	13
LOB	12

Toronto Blue Jays @ Houston Astros

Minute Maid Park, Houston, TX

Fri Jun 10 2005, 7:05 PM CDT

Att. 28,607 - Roof Closed - 72 F

TOP

livebaseballscorecards.com

Batter	1	2	3	4	5	6	7	8	9	AB	R	H	RBI	BB	SO	LOB
3 Reed Johnson, R (1, 7) (7, 9) OBP: 0.354, SLG: 0.490	B F B S F F X 2-2 G6-3 ①		C F F B X 1-2 G6-3 ②		S B F F S 1-3 K ②		C B B F F B X 3-2 G4-3 ① 1-2		C B S S 1-3 K ②	5	0	0	0	0	2	4
15 Alex Rios, R (1, 9) OBP: 0.318, SLG: 0.423	C F B B X 2-2 G5-3 ②		C X 0-1 F9 ③		B X 1-0 F9 ③		B S S F F S 1-3 K ②		C S S 0-3 K ③ 1-2	4	0	0	0	0	1	3
Pete Walker, R (7, 1)										0	0	0	0	0	0	0
Eric Hinske, L (9, PH) OBP: 0.335, SLG: 0.420										1	0	0	0	0	1	1
10 Vernon Wells, R (1, 8) OBP: 0.306, SLG: 0.470	F B B B C X 3-2 G6-3 ③			F X 0-1 G5-4-3 1B		X 0-0 F7 ①	X 0-0 FC5-4 2-H 1B			4	0	2	1	0	0	0
Shea Hillenbrand, R (1, 3) OBP: 0.361, SLG: 0.433		H 1-0 G6-3 2 BB 9 1B HBP		C F B X 1-2 G5-4-3 ① ② 1-2f		B F X 1-1 9 BB 2 BB 1B	B B X 2-0 FC5-4 ③ 1-2f			3	1	1	0	0	0	2
2 Aaron Hill, R (1, 5) OBP: 0.410, SLG: 0.486		B B 1 SAFE B B 4-0 G6-3 1-2 BB		X 0-0 1B		D B C C D B 4-2 9 BB 1-2 BB		C X 0-1 G6-3 ①		2	0	1	0	2	0	0
Frank Menechino, R (1, 4) OBP: 0.303, SLG: 0.246	C X 0-1 G6-3 ① ② 1-2f 2-3			C X 0-1 G4-3 ③		X 0-0 P3 ②		B S F B S 2-3 K ②		3	0	0	0	0	0	5
Orlando Hudson, S (8, PH) (8, 4) OBP: 0.302, SLG: 0.365										1	0	0	0	0	1	0
9 Gregg Zaun, S (1, 2) OBP: 0.359, SLG: 0.424	B F F B F X 2-2 S 3-H 1B				B B C B B 4-1 BB BB	C B D B B 4-1 1-2 2-3 BB		C B X 1-1 G1-3 ③		2	0	1	1	2	0	0
John McDonald, R (1, 6) OBP: 0.347, SLG: 0.343	C X 0-1 L6 ③ 1-2				1 SAFE 1 SAFE B B B 1 SAFE B C B 4-1 1-2 BB	B C C B F X 2-2 G3 ③			C F B X 1-2 DI 1B	2	0	0	0	1	0	4
8 Russ Adams, L (9, PH) OBP: 0.299, SLG: 0.410										1	0	1	0	0	0	0
Ted Lilly, L (1, 1)			B C B F B S 3-3 K ①		M B C M 2 SAFE 1-3 K ①		C C B F B B 4-2 3 G4-3 10 1B BB		C S C 0-3 K ①	2	0	0	0	0	2	2
Frank Catalanotto, L (7, PH) (7, 7) OBP: 0.377, SLG: 0.428										1	1	0	0	1	1	1
Inning Stats	R: 0 E: 0 K: 0 S: 11 H: 0 LOB: 0 BB: 0 P: 18	R: 1 E: 0 K: 0 S: 8 H: 1 LOB: 1 BB: 1 P: 15	R: 0 E: 0 K: 1 S: 9 H: 0 LOB: 0 BB: 0 P: 13	R: 0 E: 0 K: 0 S: 8 H: 2 LOB: 1 BB: 0 P: 9	R: 0 E: 0 K: 2 S: 10 H: 0 LOB: 2 BB: 2 P: 21	R: 0 E: 0 K: 0 S: 11 H: 1 LOB: 3 BB: 2 P: 22	R: 1 E: 0 K: 1 S: 14 H: 1 LOB: 1 BB: 1 P: 24	R: 0 E: 0 K: 1 S: 7 H: 0 LOB: 0 BB: 0 P: 10	R: 0 E: 0 K: 3 S: 12 H: 1 LOB: 1 BB: 0 P: 14	1B: 6 2B: 0 3B: 0 HR: 0		SF: 0 SAC: 0 DP: 2 HBP: 1				

AB	31
R	2
H	6
RBI	2
BB	6
SO	8
LOB	22

WP: 0 PB: 0 SB: 1 CS: 0 PA: 38

PITCHER		IP	WLS	BF	H	R	ER	SO	BB	IBB	HBP	BLK	WP	HR	S	P	ERA	WHIP
51 Wandy Rodriguez, L ERA: 8.41	(1, 1)	6.0	W	27	4	2	2	3	6	0	1	0	0	0	60	105	3.00	1.667
Chad Harville, R ERA: 5.87	(7, 1)	1.0	H	4	1	0	0	1	0	0	0	0	0	0	11	17	0.00	1.000
Russ Springer, R ERA: 6.97	(8, 1)	1.0	H	3	0	0	0	1	0	0	0	0	0	0	7	10	0.00	0.000
54 Brad Lidge, R ERA: 2.57	(9, 1)	1.0	S	4	1	0	0	3	0	0	0	0	0	0	12	14	0.00	1.000

PITCHER	IP	WLS	BF	H	R	ER	SO	BB	IBB	HBP	BLK	WP	HR	S	P	ERA	WHIP

BOTTOM

Toronto Blue Jays @ Houston Astros

Minute Maid Park, Houston, TX

Fri Jun 10 2005, 7:05 PM CDT
Att. 28,607 - Roof Closed - 72 F

Batter	1	2	3	4	5	6	7	8	9	AB	R	H	RBI	BB	SO	LOB
Willy Taveras, R (1, 8) OBP: 0.322, SLG: 0.370	B F B B X 3-1 HR	C S X 0-2 ③ P6			B S X 1-1 ① G4-3		X 0-0 1B			4	1	2	1	0	0	1
2 Chris Burke, R (1, 7) OBP: 0.250, SLG: 0.295	B B C X 2-1 ① G5-3		B F F F F X 2-2 ① P2		F B X 1-1 1B		1 SAFE M S X 0-2 ② F8			4	0	1	0	0	0	1
Craig Biggio, R (1, 4) OBP: 0.329, SLG: 0.481	B X 1-0 1B		F S B B X 2-2 ② F8		1 SAFE B B B C X 3-1 ② F7		1 SAFE C X 0-1 ③ L5			4	0	1	0	0	0	2
17 Lance Berkman, S (1, 3) OBP: 0.339, SLG: 0.374	C F X 0-2 ② F9		B B C F X 2-2 1B		1 SAFE X 0-0 ③ G1-3			X 0-0 28 FC5-4 1B		4	0	2	0	0	0	2
Morgan Ensberg, R (1, 5) OBP: 0.378, SLG: 0.544	1 SAFE B B F S B T 2-2 ③ K		B X 1-0 ③ F7			S X 0-1 HR		X 0-0 ① P4		4	1	1	1	0	1	3
16 Jason Lane, R (1, 9) OBP: 0.284, SLG: 0.452 54 Brad Lidge, R (9, 1)		B X 1-0 ① P6		C X 0-1 HR		X 0-0 ① G6-3		X 0-0 ② P4		4 1 1 1 0 0 1 0 0 0 0 0 0 0						
28 Adam Everett, R (1, 6) OBP: 0.292, SLG: 0.394		C B F F B B B 4-2 G3 51 1B BB		F F X 0-2 ① G5-3		C C F F X 0-2 ② F7		C B F 1 SAFE F F X 1-2 1-2f FC5-4 ③		3	1	0	0	1	0	1
Humberto Quintero, R (1, 2) OBP: 0.091, SLG: 0.091 Russ Springer, R (8, 1) Orlando Palmeiro, L (9, 9) OBP: 0.360, SLG: 0.433	1 SAFE S S C X 0-2 ② G3 1-2			X 0-0 ② G5-3		C X 0-1 ③ F9				3 0 0 0 0 0 1 0 0 0 0 0 0 0 0 0 0 0 0 0 0						
51 Wandy Rodriguez, S (1, 1) OBP: 0.429, SLG: 0.333 Chad Harville, R (7, 1) Brad Ausmus, R (7, 2) OBP: 0.294, SLG: 0.274	B F X 1-1 2-H 1B			X 0-0 ③ G6-3		C B F S 1-3 ① K				2 0 1 1 0 0 0 0 0 0 0 0 0 0 1 0 0 0 0 1 0						
Inning Stats	R: 1 H: 2 E: 0 LOB: 1 K: 1 BB: 0 S: 11 P: 19	R: 1 H: 1 E: 0 LOB: 1 K: 0 BB: 1 S: 13 P: 19	R: 0 H: 1 E: 0 LOB: 1 K: 0 BB: 0 S: 12 P: 19	R: 1 H: 1 E: 0 LOB: 0 K: 0 BB: 0 S: 7 P: 7	R: 0 H: 1 E: 0 LOB: 1 K: 0 BB: 0 S: 7 P: 12	R: 1 H: 1 E: 0 LOB: 0 K: 0 BB: 0 S: 10 P: 10	R: 0 H: 1 E: 0 LOB: 1 K: 1 BB: 0 S: 9 P: 10	R: 0 H: 1 E: 0 LOB: 1 K: 0 BB: 0 S: 8 P: 9		1B: 6 SF: 0 2B: 0 SAC: 0 3B: 0 DP: 0 HR: 3 HBP: 0						

livebaseballscorecards.com

AB	33
R	4
H	9
RBI	4
BB	1
SO	2
LOB	12

WP: 0 PA: 34
PB: 0
SB: 0
CS: 0

PITCHER		IP	WLS	BF	H	R	ER	SO	BB	IBB	HBP	BLK	WP	HR	S	P	ERA	WHIP
Ted Lilly, L ERA: 7.26	(1, 1)	6.0	L	26	7	4	4	1	1	0	0	0	0	3	60	86	6.00	1.333
Pete Walker, R ERA: 1.08	(7, 1)	2.0		8	2	0	0	1	0	0	0	0	0	0	17	19	0.00	1.000

PITCHER	IP	WLS	BF	H	R	ER	SO	BB	IBB	HBP	BLK	WP	HR	S	P	ERA	WHIP

Batter	1	2	3	4	5	6	7	8	9	AB	R	H	RBI	BB	SO	LOB
Orlando Hudson, S (1, 4) OBP: 0.295, SLG: 0.356	C C B S 1-3 K		F F F B B B X 3-2 G1-3		C B C B F C 2-3 K			X 0-0 G6-3	B X 1-0 F7	5	0	0	0	0	2	2
Frank Catalanotto, L (1, 7) OBP: 0.376, SLG: 0.421 3 Reed Johnson, R (8, PH) OBP: 0.352, SLG: 0.487 (8, 7)	C B B B C F B 4-2 10 1B BB			C S C 0-3 K		F B S C 1-3 K		C M B B F S 2-3 K		2 1	0 0	0 0	0 0	1 0	2 1	0 0
10 Vernon Wells, R (1, 8) OBP: 0.309, SLG: 0.468	X 0-0 1-2 G6-4-3 1B			B C B F B F B 4-2 G4-3 1B BB		X 0-0 P2		S C B B F B X 3-2 F9		3	0	1	0	1	0	0
Shea Hillenbrand, R (1, 5) OBP: 0.367, SLG: 0.440	S X 0-1 1-2f G6-4-3			X 0-0 1-2 G4-3 1B		B B B B 4-0 BB BB			X 0-0 1B 2B	3	1	2	0	1	0	2
Eric Hinske, L (1, 3) OBP: 0.338, SLG: 0.418		F B C X 1-2 G3-1		X 0-0 1-2 2-3 G4-3		B D B C C F B 4-2 1-2 BB			X 0-0 15 PB 15 1B SH3-4 2-H 1B	3	1	1	1	1	0	2
9 Gregg Zaun, S (1, 2) OBP: 0.353, SLG: 0.415 Ken Huckaby, R (6, 2) OBP: 0.182, SLG: 0.137		B C B X 2-1 F7		C B S F B F X 2-2 G1		C S 0-3 K			L X 0-1 1-2 SH3-4	3 0	0 0	0 0	0 0	0 0	1 0	4 0
15 Alex Rios, R (1, 9) OBP: 0.321, SLG: 0.439		C F S 0-3 K			F B C B X 2-2 HR		B C X 1-1 G1-3		C B D B X 3-1 2 1B 2-H 1B	4	1	2	2	0	1	0
8 Russ Adams, L (1, 6) OBP: 0.291, SLG: 0.399			C F B X 1-2 G3		B X 1-0 P5		F C B B X 2-2 G4-3		1 SAFE B F F 1 SAFE S 1-3 K	4	0	0	0	0	1	1
39 Gustavo Chacin, L (1, 1) Frank Menechino, R (7, PH) OBP: 0.299, SLG: 0.242 Vinnie Chulk, R (7, 1) 54 Jason Frasor, R (8, 1) 2 Aaron Hill, R (9, PH) OBP: 0.418, SLG: 0.493 Scott Schoeneweis, L (9, 1) Miguel Batista, R (9, 1)			B X 1-0 G4-3		C X 0-1 G1-3		B F C B C 2-3 K		1 SAFE X 0-0 1-2 1B	2 1 0 0 1 0 0	0 0 0 0 0 0 0	0 0 0 0 1 0 0	0 0 0 0 0 0 0	0 1 0 0 0 0 0	0 0 0 0 0 0 0	0 0 0 0 0 0 0
Inning Stats	R: 0 H: 1 E: 0 LOB: 1 K: 1 BB: 1 S: 9 P: 14	R: 0 H: 0 E: 0 LOB: 0 K: 1 BB: 0 S: 8 P: 11	R: 0 H: 0 E: 0 LOB: 0 K: 0 BB: 0 S: 8 P: 13	R: 0 H: 1 E: 0 LOB: 2 K: 1 BB: 1 S: 13 P: 19	R: 1 H: 1 E: 0 LOB: 0 K: 1 BB: 0 S: 10 P: 15	R: 0 H: 0 E: 0 LOB: 2 K: 2 BB: 2 S: 10 P: 19	R: 0 H: 0 E: 0 LOB: 0 K: 1 BB: 0 S: 8 P: 13	R: 0 H: 0 E: 0 LOB: 0 K: 1 BB: 0 S: 9 P: 14	R: 2 H: 4 E: 0 LOB: 2 K: 1 BB: 0 S: 11 P: 16	1B: 5 SF: 0 2B: 1 SAC: 1 3B: 0 DP: 1 HR: 1 HBP: 0						WP: 0 PA: 37 PB: 1 SB: 0 CS: 0

PITCHER		IP	WLS	BF	H	R	ER	SO	BB	IBB	HBP	BLK	WP	HR	S	P	ERA	WHIP
Roger Clemens, R ERA: 1.64	(1, 1)	7.0		27	3	1	1	7	4	0	0	0	0	1	66	104	1.29	1.000
John Franco, L ERA: 6.0	(8, 1)	0.1	H	1	0	0	0	0	0	0	0	0	0	0	1	1	0.00	0.000
Russ Springer, R ERA: 6.75	(8, 1)	0.2	H	2	0	0	0	1	0	0	0	0	0	0	8	13	0.00	0.000
54 Brad Lidge, R ERA: 3.1	(9, 1)	1.0	W	7	4	2	2	1	0	0	0	0	0	0	11	16	18.00	4.000

PITCHER	IP	WLS	BF	H	R	ER	SO	BB	IBB	HBP	BLK	WP	HR	S	P	ERA	WHIP

TOP

Toronto Blue Jays @ Houston Astros

Minute Maid Park, Houston, TX

Sat Jun 11 2005, 6:05 PM CDT
Att. 34,925 - Roof Closed - 72 F

livebaseballscorecards.com

AB	32
R	3
H	7
RBI	3
BB	4
SO	9
LOB	11

BOTTOM

Toronto Blue Jays @ Houston Astros

Minute Maid Park, Houston, TX

Sat Jun 11 2005, 6:05 PM CDT
Att. 34,925 - Roof Closed - 72 F

livebaseballscorecards.com

Batter	1	2	3	4	5	6	7	8	9	AB	R	H	RBI	BB	SO	LOB
Willy Taveras, R (1, 8) OBP: 0.329, SLG: 0.385	0-0 2 SF8 3B		0-0 P6		1-1 1B		0-0 17 1B 1B		1-0 G4-3	5	1	3	0	0	0	1
2 Chris Burke, R (1, 7) OBP: 0.247, SLG: 0.293	1-0 SF8 3-H		3-1 P4		0-3 K		0-3 K		1-0 HR S 1B	4	1	1	1	0	2	4
Craig Biggio, R (1, 4) OBP: 0.330, SLG: 0.477	0-0 F7			3-1 16 FC5-4 28 2B 17 BB 1B	2-3 K		2-1 F4		4-0 HR 1-2 IBB	4	2	1	0	1	1	3
17 Lance Berkman, S (1, 3) OBP: 0.341, SLG: 0.369	1-2 G1-3			4-2 16 FC5-4 1-2 BB	0-2 K		0-0 1-3 2-H 1B		1-2 F8	4	0	1	1	1	1	3
Morgan Ensberg, R (1, 5) OBP: 0.374, SLG: 0.551		1-1 G5-3		2-3 K		2-3 K	1-2 F8		3-0 1-H 2-H HR	5	1	1	3	0	2	4
16 Jason Lane, R (1, 9) OBP: 0.278, SLG: 0.442		0-0 G5-3		0-0 FC5-4 28 2B 1-2f 2-3		3-2 F8		0-0 F8		4	0	0	0	0	0	2
28 Adam Everett, R (1, 6) OBP: 0.301, SLG: 0.406		3-2 CS 1B		1-1 1-3 3-H 2B		2-2 1B		2-1 P5		4	0	3	1	0	0	0
Brad Ausmus, R (1, 2) OBP: 0.300, SLG: 0.276		2-0 CS 1-2	0-0 F8	4-0 IBB		1-2 F7		0-1 1B		3	0	1	0	1	0	1
Roger Clemens, R (1, 1) Orlando Palmeiro, L (7, PH) OBP: 0.388, SLG: 0.456 John Franco, L (8, 1) Russ Springer, R (8, 1) Mike Lamb, L (8, PH) OBP: 0.252, SLG: 0.368 54 Brad Lidge, R (9, 1)			2-2 1B	3-2 F8			0-0 17 1B 2B	2-1 G4-3		2 1 0 0 1 0	0 1 0 0 0 0	1 1 0 0 0 0	0 0 0 0 0 0	0 0 0 0 0 0	0 0 0 0 0 0	3 0 0 0 1 0
Inning Stats	R: 1 H: 1 E: 0 LOB: 0 K: 0 BB: 0 S: 6 P: 8	R: 0 H: 1 E: 0 LOB: 0 K: 0 BB: 0 S: 6 P: 12	R: 0 H: 1 E: 0 LOB: 1 K: 0 BB: 0 S: 7 P: 12	R: 1 H: 2 E: 0 LOB: 3 K: 1 BB: 2 S: 15 P: 32	R: 0 H: 1 E: 0 LOB: 1 K: 3 BB: 0 S: 11 P: 14	R: 0 H: 1 E: 0 LOB: 1 K: 1 BB: 0 S: 14 P: 22	R: 1 H: 3 E: 0 LOB: 2 K: 1 BB: 0 S: 11 P: 14	R: 0 H: 1 E: 0 LOB: 1 K: 0 BB: 0 S: 7 P: 11	R: 3 H: 2 E: 0 LOB: 0 K: 0 BB: 1 S: 6 P: 16	1B: 9 2B: 2 3B: 1 HR: 1	SF: 1 SAC: 0 DP: 0 HBP: 0		WP: 0 PB: 0 SB: 1 CS: 1	PA: 42			

	AB	37
	R	6
	H	13
	RBI	6
	BB	3
	SO	6
	LOB	22

PITCHER		IP	WLS	BF	H	R	ER	SO	BB	IBB	HBP	BLK	WP	HR	S	P	ERA	WHIP
39 Gustavo Chacin, L ERA: 3.04	(1, 1)	6.0		26	7	2	2	5	1	1	0	0	0	0	59	100	3.00	1.333
Vinnie Chulk, R ERA: 3.72	(7, 1)	1.0		6	3	1	1	1	0	0	0	0	0	0	11	14	9.00	3.000
54 Jason Frasor, R ERA: 3.24	(8, 1)	1.0		4	1	0	0	0	0	0	0	0	0	0	7	11	0.00	1.000
Scott Schoeneweis, L ERA: 6.63	(9, 1)	0.1	L	3	1	2	2	0	0	1	0	0	0	0	2	8	54.00	3.000
Miguel Batista, R ERA: 2.1	(9, 1)	0.1		2	1	1	1	0	0	0	0	0	0	1	4	8	27.00	3.000

PITCHER	IP	WLS	BF	H	R	ER	SO	BB	IBB	HBP	BLK	WP	HR	S	P	ERA	WHIP

Batter	1	2	3	4	5	6	7	8	9	AB	R	H	RBI	BB	SO	LOB
15 Alex Rios, R (1, 9) OBP: 0.320, SLG: 0.440	X 0-0 ① G6-3		C X 0-1 ③ G5-3			C B X 1-1 ③ P6			X 0-0 2B	4	0	1	0	0	0	0
Frank Catalanotto, L (1, 7) OBP: 0.366, SLG: 0.410	C T B T T F B X 2-2 ② P5			B X 1-0 ① G4-3			C B X 1-1 ① G4-3		F F F D F X 1-2 ③ G4-3	4	0	0	0	0	0	1
10 Vernon Wells, R (1, 8) OBP: 0.305, SLG: 0.462	S X 0-1 ③ F9			B X 1-0 ② G5-3			C X 0-1 ② G6-3			3	0	0	0	0	0	0
Shea Hillenbrand, R (1, 5) OBP: 0.366, SLG: 0.439		B B X 2-0 1B		C B S S 1-3 ③ K			F X 0-1 ③ G5-3			3	0	1	0	0	1	0
Eric Hinske, L (1, 3) OBP: 0.333, SLG: 0.412		C F F T S 0-3 ① K			B F B X 2-1 ① G4-3			S C B B C 2-3 ① K		3	0	0	0	0	2	1
2 Aaron Hill, R (1, 6) OBP: 0.402, SLG: 0.473		X 0-0 ② P3			B X 1-0 ② P4			C B X 1-1 ② F8		3	0	0	0	0	0	1
9 Gregg Zaun, S (1, 2) OBP: 0.347, SLG: 0.407		S X 0-1 ③ F8			B B F C X 2-2 ③ G4-3			C B B X 2-1 ③ G4-3		3	0	0	0	0	0	1
Orlando Hudson, S (1, 4) OBP: 0.292, SLG: 0.352			X 0-0 ① G4-3			C C X 0-2 ① G4-3			B F C X 1-2 ① F8	3	0	0	0	0	0	0
Josh Towers, R (1, 1) Justin Speier, R (8, 1) 8 Russ Adams, L (9, PH) OBP: 0.289, SLG: 0.396			C X 0-1 ② G1-3			C B X 1-1 ② G6-3			B X 1-0 ② G1-3	2 0 1	0 0 0	0 0 0	0 0 0	0 0 0	0 0 0	0 0 0
Inning Stats	R: 0 E: 0 K: 0 S: 9 H: 0 LOB: 0 BB: 0 P: 11	R: 0 E: 0 K: 1 S: 9 H: 1 LOB: 1 BB: 0 P: 11	R: 0 E: 0 K: 0 S: 5 H: 0 LOB: 0 BB: 0 P: 5	R: 0 E: 0 K: 1 S: 5 H: 0 LOB: 0 BB: 0 P: 8	R: 0 E: 0 K: 0 S: 6 H: 0 LOB: 0 BB: 0 P: 11	R: 0 E: 0 K: 0 S: 7 H: 0 LOB: 0 BB: 0 P: 9	R: 0 E: 0 K: 0 S: 6 H: 0 LOB: 0 BB: 0 P: 7	R: 0 E: 0 K: 1 S: 7 H: 0 LOB: 0 BB: 0 P: 12	R: 0 E: 0 K: 0 S: 11 H: 1 LOB: 1 BB: 0 P: 14	1B: 1 2B: 1 3B: 0 HR: 0	SF: 0 SAC: 0 DP: 0 HBP: 0					

PITCHER	IP	WLS	BF	H	R	ER	SO	BB	IBB	HBP	BLK	WP	HR	S	P	ERA	WHIP
44 Roy Oswalt, R (1, 1) ERA: 2.85	9.0	W	29	2	0	0	3	0	0	0	0	0	0	65	88	0.00	0.222

PITCHER	IP	WLS	BF	H	R	ER	SO	BB	IBB	HBP	BLK	WP	HR	S	P	ERA	WHIP

TOP

Toronto Blue Jays @ Houston Astros

Minute Maid Park, Houston, TX

Sun Jun 12 2005, 1:05 PM CDT
Att. 30,584 - Roof Closed - 72 F

livebaseballscorecards.com

AB	29
R	0
H	2
RBI	0
BB	0
SO	3
LOB	4

1B: 1 2B: 1 3B: 0 HR: 0 SF: 0 SAC: 0 DP: 0 HBP: 0

WP: 0 PB: 0 SB: 0 CS: 0 PA: 29

Toronto Blue Jays @ Houston Astros

Minute Maid Park, Houston, TX

Sun Jun 12 2005, 1:05 PM CDT
Att. 30,584 - Roof Closed - 72 F

livebaseballscorecards.com

BOTTOM

Batter	1	2	3	4	5	6	7	8	9	AB	R	H	RBI	BB	SO	LOB
Willy Taveras, R (1, 8) OBP: 0.336, SLG: 0.392	B F X 1-1 2 G4-6-3 1B		C F C 0-3 ② K		B T X 1-1 1-2 1B		B X 1-0 E4 1B 2-H 3-H			4	0	3	1	0	1	0
2 Chris Burke, R (1, 7) OBP: 0.237, SLG: 0.279	C 1 SAFE F X 0-2 ① ② G4-6-3 1-2f		F F D F S 1-3 ③ K		B X 1-0 ③ F8		C X 0-1 ③ F9			4	0	0	0	0	1	4
Craig Biggio, R (1, 4) OBP: 0.329, SLG: 0.477	F X 0-1 ③ F9			X 0-0 ① P4		C X 0-1 ① P4		X 0-0 16 S 2B		4	0	1	0	0	0	0
17 Lance Berkman, S (1, 3) OBP: 0.346, SLG: 0.368		B C X 1-1 16 1B 1B		B B T X 2-1 ② G3-1		B X 1-0 ② P6		C D B B F B 4-2 16 G5-4-3 BB		3	0	1	0	1	0	0
Morgan Ensberg, R (1, 5) OBP: 0.368, SLG: 0.540		C X 0-1 ① F8		B B B X 3-0 ③ F7		C B B C B F C 3-3 ③ K		B S X 1-1 ① F9		4	0	0	0	0	1	3
16 Jason Lane, R (1, 9) OBP: 0.288, SLG: 0.470		1 SAFE C F B X 1-2 FC4-6 1B 1-2			F C B B B X 3-2 HR		F C B X 1-2 28 G4-3 1B 2B	F S B X 1-2 ② ③ G5-4-3 1-2f 2-3		4	2	3	1	0	0	2
28 Adam Everett, R (1, 6) OBP: 0.297, SLG: 0.400		X 0-0 ② F7			B B C X 2-1 ① G5-3		C X 0-1 ① G4-3 2-3			3	0	0	0	0	0	3
Brad Ausmus, R (1, 2) OBP: 0.301, SLG: 0.271		X 0-0 ③ FC4-6 1-2f			F B B X 2-1 ② F7		P B I 4-0 44 SH1-3 E IBB			2	1	0	0	1	0	2
44 Roy Oswalt, R (1, 1) OBP: 0.172, SLG: 0.143			C F X 0-2 ① F9		F F B B B X 2-2 1B 1B		X 0-0 ② SH1-3 1-2			2	0	1	0	0	0	0
Inning Stats	R: 0 E: 0 K: 0 S: 7 H: 1 LOB: 0 BB: 0 P: 8	R: 0 E: 0 K: 0 S: 9 H: 2 LOB: 2 BB: 0 P: 11	R: 0 E: 0 K: 2 S: 11 H: 0 LOB: 0 BB: 0 P: 12	R: 0 E: 0 K: 0 S: 4 H: 0 LOB: 0 BB: 0 P: 9	R: 1 E: 0 K: 0 S: 13 H: 3 LOB: 2 BB: 0 P: 24	R: 0 E: 0 K: 1 S: 7 H: 0 LOB: 0 BB: 0 P: 11	R: 2 E: 1 K: 0 S: 10 H: 2 LOB: 1 BB: 1 P: 15	R: 0 E: 0 K: 0 S: 8 H: 1 LOB: 1 BB: 1 P: 14		1B: 6 2B: 2 3B: 0 HR: 1	SF: 0 SAC: 1 DP: 2 HBP: 0					

	AB	30
	R	3
	H	9
	RBI	2
	BB	2
	SO	3
	LOB	14

WP: 0 PB: 0 SB: 1 CS: 0 PA: 33

PITCHER		IP	WLS	BF	H	R	ER	SO	BB	IBB	HBP	BLK	WP	HR	S	P	ERA	WHIP
Josh Towers, R ERA: 4.42	(1, 1)	7.0	L	31	9	3	2	3	1	1	0	0	0	1	64	97	2.57	1.429
Justin Speier, R ERA: 4.05	(8, 1)	1.0		2	0	0	0	0	0	0	0	0	0	0	5	7	0.00	0.000

PITCHER	IP	WLS	BF	H	R	ER	SO	BB	IBB	HBP	BLK	WP	HR	S	P	ERA	WHIP

TOP

Houston Astros @ Baltimore Orioles

Oriole Park at Camden Yards, Baltimore, MD

Mon Jun 13 2005, 7:05 PM EDT
Att. 23,297 - Cloudy - 89 F

livebaseballscorecards.com

Batter	1	2	3	4	5	6	7	8	9	AB	R	H	RBI	BB	SO	LOB
Willy Taveras, R (1, 8) OBP: 0.333, SLG: 0.388	B B X 2-0 P5		B B C L B X 3-2 G4-3		B B F C X 2-2 2 P1-3 1B		B B X 2-0 G4-3		B B S X 2-1 F9	5	0	1	0	0	0	1
2 Chris Burke, R (1, 7) OBP: 0.224, SLG: 0.264	C C B B X 2-2 F8		B B F X 2-1 P3		1 SAFE C 1 SAFE B 1 SAFE F B 1 D SAFE 3-2 X P1-3 1-1f		B X 1-0 G4-3		C B X 1-1 FC5-4 FC5-4 1-2f	5	0	0	0	0	0	2
Craig Biggio, R (1, 4) OBP: 0.331, SLG: 0.473	X 0-0 1B		B X 1-0 G1-3			B C X 1-1 P5	B C B B C B 4-2 BB		X 0-0 FC5-4 1-2f	4	0	1	0	1	0	1
17 Lance Berkman, S (1, 10) OBP: 0.343, SLG: 0.359	B C D X 2-1 G3			F B B X 2-1 G4-3		B C C B B B 4-2 HR BB	C B X 1-1 G6-3			3	1	0	0	1	0	2
Morgan Ensberg, R (1, 5) OBP: 0.374, SLG: 0.554		X 0-0 P3		B S B B B 4-1 1B BB		B S S X 2-1 1-H HR		F B H 2-1 HBP		2	1	1	2	1	0	0
Mike Lamb, L (1, 3) OBP: 0.265, SLG: 0.379		C F X 0-2 16 HR 1B		X 0-0 16 S 1-3 1B		X 0-0 16 F8 28 2B 16 WP 1B		S B F X 1-2 L8		4	2	3	0	0	0	1
16 Jason Lane, R (1, 9) OBP: 0.287, SLG: 0.481		B X 1-0 1-H HR		B D S F B S 3-3 K 1-2		B B S D X 3-1 F8 1-3		1 SAFE B X 1-0 F8		4	1	1	2	0	1	4
28 Adam Everett, R (1, 6) OBP: 0.296, SLG: 0.402		B S B C F X 2-2 F7		B C C F X 1-2 F7		X 0-0 3-H 2B		C F B F X 1-2 F7		4	0	1	1	0	0	3
Humberto Quintero, R (1, 2) OBP: 0.071, SLG: 0.071 Jose Vizcaino, S (9, PH) OBP: 0.317, SLG: 0.368		X 0-0 G3-1			B S X 1-1 F8	X 0-0 G1-3			B C F X 1-2 2 FC5-4 1B	3 1	0 0	0 1	0 0	0 0	0 0	1 0
Inning Stats	R: 0 E: 0 K: 0 S: 7 H: 1 LOB: 1 BB: 0 P: 13	R: 2 E: 0 K: 0 S: 10 H: 2 LOB: 0 BB: 0 P: 13	R: 0 E: 0 K: 0 S: 6 H: 0 LOB: 0 BB: 0 P: 12	R: 0 E: 0 K: 1 S: 11 H: 1 LOB: 2 BB: 1 P: 21	R: 0 E: 0 K: 0 S: 8 H: 1 LOB: 0 BB: 0 P: 14	R: 3 E: 0 K: 0 S: 11 H: 3 LOB: 1 BB: 1 P: 21	R: 0 E: 0 K: 0 S: 6 H: 0 LOB: 1 BB: 1 P: 14	R: 0 E: 0 K: 0 S: 9 H: 0 LOB: 1 BB: 0 P: 14	R: 0 E: 0 K: 0 S: 8 H: 1 LOB: 1 BB: 0 P: 12	1B: 6 2B: 2 3B: 0 HR: 2	SF: 0 SAC: 0 DP: 1 HBP: 1						

	AB	35
	R	5
	H	9
	RBI	5
	BB	3
	SO	1
	LOB	15

WP: 1 PB: 0 SB: 1 CS: 0 PA: 39

PITCHER		IP	WLS	BF	H	R	ER	SO	BB	IBB	HBP	BLK	WP	HR	S	P	ERA	WHIP
49 Hayden Penn, R ERA: 4.71	(1, 1)	5.2	W	25	7	5	5	1	2	0	0	0	1	2	51	92	7.94	1.588
Todd Williams, R ERA: 4.13	(6, 1)	1.1	H	6	1	0	0	0	1	0	0	0	0	0	8	16	0.00	1.500
Jorge Julio, R ERA: 2.97	(8, 1)	1.0	H	4	0	0	0	0	0	0	1	0	0	0	9	14	0.00	0.000
B.J. Ryan, L ERA: 1.93	(9, 1)	1.0	S	4	1	0	0	0	0	0	0	0	0	0	8	12	0.00	1.000

PITCHER	IP	WLS	BF	H	R	ER	SO	BB	IBB	HBP	BLK	WP	HR	S	P	ERA	WHIP

BOTTOM

Houston Astros @ Baltimore Orioles

Oriole Park at Camden Yards, Baltimore, MD

Mon Jun 13 2005, 7:05 PM EDT

Att. 23,297 - Cloudy - 89 F

livebaseballscorecards.com

Batter	1	2	3	4	5	6	7	8	9	AB	R	H	RBI	BB	SO	LOB
1 Brian Roberts, S (1, 4) OBP: 0.439, SLG: 0.621	X 0-0 ① G4-3	S X 0-1 ② FC6-4 6 2B 1-2f	S T B X 1-2 ③ F7		B B X 2-0 6 BB 1-3 1B		X 0-0 BB 2B			5	1	2	0	0	0	2
6 Melvin Mora, R (1, 5) OBP: 0.364, SLG: 0.522	B B B B 4-0 10 E BB	B C 1 SAFE S X 1-2 10 1B 2B 1-H 2B		B B B 4-0 1B BB	C B B B 4-1 1-2 BB		B C B X 2-1 ② F7			2	1	1	1	3	0	1
10 Miguel Tejada, R (1, 6) OBP: 0.370, SLG: 0.633	S C X 0-2 E5 G4-6-3 1-3	B T T T X 1-2 2B 2-3 1B		B B C C X 2-2 ① P3	C X 0-1 ③ G4-3		B B F B F B 4-2 BB BB			4	1	1	0	1	0	5
Sammy Sosa, R (1, 9) OBP: 0.333, SLG: 0.451	C X 0-1 ②③ G4-6-3 1-2f	B F D F X 2-2 1-H 3-H 2B		S S B 1 SAFE S 1-3 ② K		S X 0-1 31 G4-3 G3 1B 1B	B S B C B B 4-2 1-2 2-3 BB			4	1	2	2	1	1	3
Rafael Palmeiro, L (1, 3) OBP: 0.336, SLG: 0.415		B B B X 3-2 31 HR 2B F8		F 1 SAFE B 1 SAFE B X 2-1 1-2 1B	B B X 2-0 ① G3 1-2		B B C B X 3-1 ③ L9			5	1	2	0	0	0	5
31 Jay Gibbons, L (1, 10) OBP: 0.303, SLG: 0.528	B X 1-0 2-H HR	B B X 2-0 ① L4	X 0-0 ③ G4-3		C X 0-1 ② G4-3 2-3			B B F F F X 2-2 ① F7		5	1	1	2	0	0	3
Larry Bigbie, L (1, 7) OBP: 0.293, SLG: 0.353	X 0-0 HR	C B B F X 2-2 S E 1B			B B B B 4-0 FC3-6 BB	D B X 2-0 3-H 1B		S B C B F B S 3-3 ② K		4	2	3	2	1	1	0
Sal Fasano, R (1, 2) OBP: 0.302, SLG: 0.592	B C X 1-1 ① P4	F B S B D S 3-3 ② K 1-2			1 SAFE 1 SAFE B B B F S B X 3-2 ① F8	B B C S S 2-3 ③ K		S S B S 1-3 ③ K		5	0	0	0	0	3	3
David Newhan, L (1, 8) OBP: 0.250, SLG: 0.327	B X 1-0 1 FC6-4 1B	X 0-0 E8 2-H 2B			B X 1-0 ② FC3-6 1 1B 1-2f		C B B C X 2-2 ① L7			4	0	2	1	0	0	1
Inning Stats	R: 0 E: 1 K: 0 S: 6 H: 0 LOB: 1 BB: 1 P: 10	R: 6 E: 0 K: 0 S: 21 H: 7 LOB: 1 BB: 0 P: 31	R: 1 E: 1 K: 1 S: 11 H: 2 LOB: 1 BB: 0 P: 19	R: 0 E: 0 K: 1 S: 9 H: 1 LOB: 2 BB: 1 P: 18	R: 0 E: 0 K: 0 S: 8 H: 1 LOB: 3 BB: 2 P: 22	R: 1 E: 0 K: 1 S: 9 H: 2 LOB: 1 BB: 0 P: 15	R: 0 E: 0 K: 0 S: 12 H: 1 LOB: 3 BB: 2 P: 27	R: 0 E: 0 K: 2 S: 11 H: 0 LOB: 0 BB: 0 P: 17		1B: 7 2B: 5 3B: 0 HR: 2 SF: 0 SAC: 0 DP: 1 HBP: 0						

	AB	38
	R	8
	H	14
	RBI	8
	BB	6
	SO	5
	LOB	23

PITCHER		IP	WLS	BF	H	R	ER	SO	BB	IBB	HBP	BLK	WP	HR	S	P	ERA	WHIP
41 Brandon Backe, R ERA: 4.88	(1, 1)	3.2	L	23	10	7	7	2	2	0	0	0	0	2	46	77	17.18	3.273
Chad Harville, R ERA: 5.4	(4, 1)	1.1		7	1	0	0	0	2	0	0	0	0	0	9	23	0.00	2.250
John Franco, L ERA: 6.52	(6, 1)	0.2		4	2	1	1	0	0	0	0	0	0	0	6	10	13.50	3.000
Mike Burns, R ERA: 8.1	(6, 1)	1.1		7	1	0	0	1	2	0	0	0	0	0	15	32	0.00	2.250
Russ Springer, R ERA: 6.45	(8, 1)	1.0		3	0	0	0	2	0	0	0	0	0	0	11	17	0.00	0.000

PITCHER	IP	WLS	BF	H	R	ER	SO	BB	IBB	HBP	BLK	WP	HR	S	P	ERA	WHIP

Batter	1	2	3	4	5	6	7	8	9	AB	R	H	RBI	BB	SO	LOB
Willy Taveras, R (1, 8) OBP: 0.326, SLG: 0.379	L7		F8		B3		F8		F8	5	0	0	0	0	0	1
2 Chris Burke, R (1, 7) OBP: 0.216, SLG: 0.253	F8		B2		G4-3		L7		1B	4	0	0	0	0	0	1
Jose Vizcaino, S (9, PH) OBP: 0.325, SLG: 0.377										1	0	1	0	0	0	0
Craig Biggio, R (1, 10) OBP: 0.328, SLG: 0.465	G5-3		FC5-4 1-2f		G6-3			HBP	P6	4	1	0	0	0	0	2
17 Lance Berkman, S (1, 3) OBP: 0.355, SLG: 0.361		HBP		1B		P5		BB		2	0	1	0	1	0	0
Morgan Ensberg, R (1, 5) OBP: 0.376, SLG: 0.549		K		K		BB		BB		2	0	0	0	2	2	2
16 Jason Lane, R (1, 9) OBP: 0.296, SLG: 0.490		BB		2B		1B		K		3	0	2	0	1	1	3
28 Adam Everett, R (1, 6) OBP: 0.291, SLG: 0.394		K		K2-3		FC1-6-4 1-2f 2-3		FC6-4 1-2f 2-3 3-H		4	0	0	1	0	2	8
Brad Ausmus, R (1, 2) OBP: 0.299, SLG: 0.265		L7		BB		F8 1-2		P3		3	0	0	0	1	0	6
4 Eric Bruntlett, R (1, 4) OBP: 0.297, SLG: 0.313			FC5-4	K			L4		F8	2	0	0	0	1	1	3
Orlando Palmeiro, L (9, PH) OBP: 0.364, SLG: 0.449			BB							1	0	0	0	0	0	0
Inning Stats	R: 0 E: 0 K: 0 S: 8 H: 0 LOB: 0 BB: 0 P: 11	R: 0 E: 0 K: 2 S: 10 H: 0 LOB: 2 BB: 1 P: 21	R: 0 E: 0 K: 0 S: 6 H: 0 LOB: 1 BB: 1 P: 13	R: 0 E: 0 K: 3 S: 17 H: 2 LOB: 3 BB: 1 P: 30	R: 0 E: 0 K: 0 S: 4 H: 0 LOB: 0 BB: 0 P: 5	R: 0 E: 0 K: 0 S: 12 H: 1 LOB: 2 BB: 1 P: 22	R: 0 E: 0 K: 0 S: 7 H: 0 LOB: 0 BB: 0 P: 10	R: 1 E: 0 K: 1 S: 17 H: 0 LOB: 2 BB: 2 P: 29	R: 0 E: 0 K: 0 S: 10 H: 1 LOB: 1 BB: 0 P: 15	1B: 3 2B: 1 3B: 0 HR: 0 SF: 0 SAC: 0 DP: 0 HBP: 2						

PITCHER		IP	WLS	BF	H	R	ER	SO	BB	IBB	HBP	BLK	WP	HR	S	P	ERA	WHIP
Bruce Chen, L ERA: 3.31	(1, 1)	7.0	W	29	3	0	0	5	4	0	1	0	0	0	64	112	0.00	1.000
Jorge Julio, R ERA: 3.24	(8, 1)	0.0		2	0	1	1	0	1	0	1	0	0	0	5	11	∞	∞
Steve Reed, R ERA: 5.4	(8, 1)	1.0	H	4	0	0	0	1	1	0	0	0	0	0	12	18	0.00	1.000
37 Chris Ray, R ERA:	(9, 1)	1.0		4	1	0	0	0	0	0	0	0	0	0	10	15	0.00	1.000

PITCHER	IP	WLS	BF	H	R	ER	SO	BB	IBB	HBP	BLK	WP	HR	S	P	ERA	WHIP

TOP

Houston Astros @ Baltimore Orioles

Oriole Park at Camden Yards, Baltimore, MD

Tue Jun 14 2005, 7:05 PM EDT
Att. 24,659 - Partly Cloudy - 93 F

livebaseballscorecards.com

AB	31
R	1
H	4
RBI	1
BB	6
SO	6
LOB	26

WP: 0 PA: 39
PB: 0
SB: 2
CS: 0

Houston Astros @ Baltimore Orioles

Oriole Park at Camden Yards, Baltimore, MD

Tue Jun 14 2005, 7:05 PM EDT

Att. 24,659 - Partly Cloudy - 93 F

BOTTOM

Batter	1	2	3	4	5	6	7	8	9	AB	R	H	RBI	BB	SO	LOB
1 Brian Roberts, S (1, 4) OBP: 0.434, SLG: 0.612	G5-3		F9			G3-1		SH3-4		3	0	0	0	0	0	2
6 Melvin Mora, R (1, 5) OBP: 0.366, SLG: 0.522	F7			10 G5-4-3 1B		10 HR 1B		K		4	1	2	1	0	1	1
10 Miguel Tejada, R (1, 6) OBP: 0.375, SLG: 0.645	1B			G5-4-3		HR		BB 1B 1B		3	2	2	2	1	0	1
Sammy Sosa, R (1, 9) OBP: 0.337, SLG: 0.458		F9		K		2B		BB 1B 1B		4	1	2	1	0	1	0
Eli Marrero, R (1, 8) OBP: 0.225, SLG: 0.316		K			G6-3	F8		1B BB		3	0	0	0	1	1	1
Chris Gomez, R (1, 3) OBP: 0.446, SLG: 0.444		P3			G5-3		F9	1-3 2-H 3-H 1B		2	0	0	0	0	0	0
Rafael Palmeiro, L (7, 3) OBP: 0.338, SLG: 0.415										2	0	1	2	0	0	0
B.J. Surhoff, L (1, 10) OBP: 0.310, SLG: 0.443			F8		K		G6-3	F7		4	0	0	0	0	1	2
Geronimo Gil, R (1, 2) OBP: 0.205, SLG: 0.280			K			G6-3	K			3	0	0	0	0	2	0
Larry Bigbie, L (1, 7) OBP: 0.310, SLG: 0.370			1B			1 G3-1 6 1B 1B		1 SH3-4 1B 1B		3	2	3	0	0	0	0
Inning Stats	R: 0 H: 1 E: 0 LOB: 1 K: 0 BB: 0 S: 6 P: 8	R: 0 H: 0 E: 0 LOB: 0 K: 1 BB: 0 S: 8 P: 12	R: 0 H: 1 E: 0 LOB: 1 K: 1 BB: 0 S: 8 P: 10	R: 0 H: 1 E: 0 LOB: 0 K: 1 BB: 0 S: 10 P: 13	R: 0 H: 0 E: 0 LOB: 0 K: 1 BB: 0 S: 11 P: 17	R: 3 H: 4 E: 0 LOB: 1 K: 0 BB: 0 S: 14 P: 21	R: 0 H: 0 E: 0 LOB: 0 K: 1 BB: 0 S: 5 P: 8	R: 3 H: 3 E: 0 LOB: 2 K: 1 BB: 2 S: 16 P: 29		1B: 8 SF: 0 2B: 1 SAC: 1 3B: 0 DP: 1 HR: 1 HBP: 0						

livebaseballscorecards.com

AB	31
R	6
H	10
RBI	6
BB	2
SO	6
LOB	7

PITCHER		IP	WLS	BF	H	R	ER	SO	BB	IBB	HBP	BLK	WP	HR	S	P	ERA	WHIP
Andy Pettitte, L ERA: 3.76	(1, 1)	7.2	L	33	10	6	6	6	2	0	0	0	0	1	77	117	7.04	1.565
Chad Qualls, R ERA: 4.8	(8, 1)	0.1		1	0	0	0	0	0	0	0	0	0	0	1	1	0.00	0.000

PITCHER	IP	WLS	BF	H	R	ER	SO	BB	IBB	HBP	BLK	WP	HR	S	P	ERA	WHIP

Houston Astros @ Baltimore Orioles

Oriole Park at Camden Yards, Baltimore, MD

Wed Jun 15 2005, 7:05 PM EDT

Att. 31,547 - Clear - 86 F

TOP

livebaseballscorecards.com

Batter	1	2	3	4	5	6	7	8	9	AB	R	H	RBI	BB	SO	LOB
Willy Taveras, R (1, 8) OBP: 0.321, SLG: 0.372	P4		G5-3			G5-3		K		4	0	0	0	0	1	0
Orlando Palmeiro, L (1, 7) OBP: 0.383, SLG: 0.486	1B 2B		P4			HBP		2B		3	0	2	0	0	0	0
Craig Biggio, R (1, 10) OBP: 0.327, SLG: 0.461	1B			F8		F9		F9		4	0	1	0	0	0	2
17 Lance Berkman, S (1, 3) OBP: 0.345, SLG: 0.350	K			G4-3		G1-3		P5		4	0	0	0	0	1	4
Morgan Ensberg, R (1, 5) OBP: 0.370, SLG: 0.538	G4-3			P6			F8		G5-3	4	0	0	0	0	0	2
16 Jason Lane, R (1, 9) OBP: 0.300, SLG: 0.503		K			HR		F8		P4	3	1	1	1	0	1	0
28 Adam Everett, R (1, 6) OBP: 0.290, SLG: 0.389		L7			B1-3		P6		BB	3	0	0	0	1	0	1
Jose Vizcaino, S (1, 4) OBP: 0.322, SLG: 0.363		K			F9		HBP		G4-3	3	0	0	0	1	1	1
Humberto Quintero, R (1, 2) OBP: 0.063, SLG: 0.063			K		K		K			2	0	0	0	0	2	0
Mike Lamb, L (7, PH) OBP: 0.263, SLG: 0.376										1	0	0	0	0	1	2
Brad Ausmus, R (7, 2) OBP: 0.299, SLG: 0.265										0	0	0	0	0	0	0

	AB	31
	R	1
	H	4
	RBI	1
	BB	2
	SO	7
	LOB	12

Inning Stats	1	2	3	4	5	6	7	8	9
	R: 0 E: 0 K: 1 S: 11	H: 2 LOB: 2 BB: 0 P: 15	R: 0 E: 0 K: 2 S: 13	H: 0 LOB: 0 BB: 0 P: 17	R: 0 E: 0 K: 1 S: 8	H: 0 LOB: 0 BB: 0 P: 8	R: 0 E: 0 K: 0 S: 9	H: 0 LOB: 0 BB: 0 P: 14	R: 1 E: 0 K: 1 S: 7	H: 1 LOB: 0 BB: 0 P: 11	R: 0 E: 0 K: 0 S: 4	H: 0 LOB: 1 BB: 0 P: 7	R: 0 E: 0 K: 1 S: 9	H: 0 LOB: 2 BB: 1 P: 17	R: 0 E: 0 K: 1 S: 16	H: 1 LOB: 1 BB: 0 P: 21	R: 0 E: 0 K: 0 S: 10	H: 0 LOB: 1 BB: 1 P: 21

	1B: 1	SF: 0	WP: 0	PA: 35
	2B: 2	SAC: 0	PB: 0	
	3B: 0	DP: 0	SB: 0	
	HR: 1	HBP: 2	CS: 0	

PITCHER		IP	WLS	BF	H	R	ER	SO	BB	IBB	HBP	BLK	WP	HR	S	P	ERA	WHIP
Rodrigo Lopez, R ERA: 4.21	(1, 1)	8.0	W	31	4	1	1	7	1	0	2	0	0	1	77	110	1.12	0.625
Todd Williams, R ERA: 3.99	(9, 1)	1.0		4	0	0	0	0	1	0	0	0	0	0	10	21	0.00	1.000

PITCHER	IP	WLS	BF	H	R	ER	SO	BB	IBB	HBP	BLK	WP	HR	S	P	ERA	WHIP

BOTTOM

Houston Astros @ Baltimore Orioles

Oriole Park at Camden Yards, Baltimore, MD

Wed Jun 15 2005, 7:05 PM EDT

Att. 31,547 - Clear - 86 F

Batter	1	2	3	4	5	6	7	8	9	AB	R	H	RBI	BB	SO	LOB
1 Brian Roberts, S (1, 4) OBP: 0.439, SLG: 0.613	X 0-0 6 HR 1B	B D X 2-0 6 G1-6-3 1-2 2-H 3-H 1B		B B F B F X 3-2 F8 ③			D S F B D F 1 SAFE F B 4-2 1-2 BB			3	1	2	2	1	0	2
6 Melvin Mora, R (1, 5) OBP: 0.364, SLG: 0.529	C F F 1 SAFE 1 SAFE B F F X 1-2 1-H HR	C X 0-1 ② ③ G1-6-3 1-2f			C B X 1-1 ① P4		B C F B X 2-2 ① F1			4	1	1	2	0	0	5
10 Miguel Tejada, R (1, 6) OBP: 0.373, SLG: 0.640	B B B B 4-0 G1-6-3 BB	B X 1-0 ① G1-3			B C F X 1-2 ② L4		X 0-0 ② SF8 3-H			2	0	0	1	1	0	0
Sammy Sosa, R (1, 9) OBP: 0.335, SLG: 0.454	D B X 2-0 ① P3	C C X 0-2 G1-6-3 1B			S B S B C 2-3 ③ K		S X 0-1 ③ P4			4	0	1	0	0	1	3
Rafael Palmeiro, L (1, 10) OBP: 0.336, SLG: 0.410	B B F X 2-1 ② ③ G1-6-3 1-2f	B X 1-0 ② ③ G1-6-3 1-2f				C B B F B B 4-2 31 G4-6-3 BB		B X 1-0 ① G5-3		3	0	0	0	1	0	2
Eli Marrero, R (1, 8) OBP: 0.217, SLG: 0.304		C C B B S 2-3 ① K		X 0-0 ① G5-3		S B B X 2-1 ① L7		F F X 0-2 ② G1-3		4	0	0	0	0	1	1
31 Jay Gibbons, L (1, 3) OBP: 0.311, SLG: 0.538		C F B B X 2-2 BB HBP 1 1B 1B		B F X 1-1 1B 2B		B B C X 2-1 ② ③ G4-6-3 1-2f		F F F B B X 2-2 1B		4	1	3	0	0	0	1
Sal Fasano, R (1, 2) OBP: 0.333, SLG: 0.596		S B 1 SAFE S H 2-2 BB 1 1B 1-2 HBP		S C B F X 1-2 2-3 1B			B X 1-0 1B 10 SF8 1B	S B S S 1-3 ③ K		3	2	2	0	0	1	1
Larry Bigbie, L (1, 7) OBP: 0.318, SLG: 0.372		B B B C C F B 4-2 1 1B 1-2 2-3 BB		C B F S 1-3 ② K			B F C X 1-2 1 BB 1-3 1B			2	0	1	0	1	1	2
Inning Stats	R: 2 E: 0 K: 0 S: 10 H: 2 LOB: 0 BB: 1 P: 19	R: 2 E: 0 K: 1 S: 14 H: 2 LOB: 1 BB: 1 P: 26	R: 0 E: 0 K: 0 S: 5 H: 1 LOB: 0 BB: 0 P: 7	R: 0 E: 0 K: 1 S: 13 H: 2 LOB: 2 BB: 0 P: 19	R: 0 E: 0 K: 1 S: 8 H: 0 LOB: 0 BB: 0 P: 12	R: 0 E: 0 K: 0 S: 6 H: 0 LOB: 0 BB: 1 P: 14	R: 1 E: 0 K: 0 S: 14 H: 2 LOB: 2 BB: 1 P: 22	R: 0 E: 0 K: 1 S: 11 H: 1 LOB: 1 BB: 0 P: 15		1B: 8 2B: 1 3B: 0 HR: 1 SF: 1 SAC: 0 DP: 4 HBP: 1		WP: 0 PB: 0 SB: 0 CS: 0 PA: 35		

livebaseballscorecards.com

	AB	29
	R	5
	H	10
	RBI	5
	BB	4
	SO	4
	LOB	17

PITCHER		IP	WLS	BF	H	R	ER	SO	BB	IBB	HBP	BLK	WP	HR	S	P	ERA	WHIP
51 Wandy Rodriguez, L ERA: 7.86	(1, 1)	6.0	L	25	7	4	4	3	3	0	1	0	0	1	56	97	6.00	1.667
John Franco, L ERA: 7.45	(7, 1)	0.0		3	2	1	1	0	1	0	0	0	0	0	8	14	∞	∞
Dan Wheeler, R ERA: 1.52	(7, 1)	1.0		3	0	0	0	0	0	0	0	0	0	0	6	8	0.00	0.000
54 Brad Lidge, R ERA: 3.0	(8, 1)	1.0		4	1	0	0	1	0	0	0	0	0	0	11	15	0.00	1.000

PITCHER	IP	WLS	BF	H	R	ER	SO	BB	IBB	HBP	BLK	WP	HR	S	P	ERA	WHIP

Batter	1	2	3	4	5	6	7	8	9	AB	R	H	RBI	BB	SO	LOB
Willy Taveras, R (1, 8) OBP: 0.318, SLG: 0.368	B B C X 2-1 FC4-6 1B	B X 1-0 B1 ① 1-2			B C F F X 1-2 F9 ①		B S B F F F X 2-2 F9 ①	X 0-0 FC3-6 ② 1-2f		5	0	1	0	0	0	2
2 Chris Burke, R (1, 4) OBP: 0.224, SLG: 0.263	L B X 1-1 F8 ①	X 0-0 G5-3 ②			B C L B B X 3-2 2B		B B B C B 4-1 1B 17 1B BB	C B B F B X 3-2 F8 ③		4	1	1	0	1	0	3
Craig Biggio, R (1, 10) OBP: 0.324, SLG: 0.455	B 1 SAFE X 1-0 FC4-6 17 2B ② 1-2f	C F D X 1-2 G6-3 ③			D C S X 1-2 G1-3 ②		S S D F X 1-2 17 1B 1B 1B		B F F S 1-3 K ①	5	2	1	0	0	1	3
17 Lance Berkman, S (1, 3) OBP: 0.349, SLG: 0.362 Mike Lamb, L (7, PR) SAFE OBP: 0.261, SLG: 0.373 (7, 3) SAFE	B S C 1 D 1 D X 3-2 16 HBP 28 2B 1-H 2B		B C X 1-1 G6-3 ①		C S B S 1-3 K ③		S B B X 2-1 1B 1-3 2-H 1B		B X 1-0 P5 ②	4 1	1 0	2 0	2 0	0 0	1 0	1 0
Morgan Ensberg, R (1, 5) OBP: 0.375, SLG: 0.551	B B S B C B 4-2 16 HBP 28 2B BB		B B X 2-0 L5 ②			B B C X 2-1 HR	B F F X 1-2 2-3 3-H 1B		B S B C X 2-2 G6-3 ③	4	2	2	2	1	0	0
16 Jason Lane, R (1, 9) OBP: 0.299, SLG: 0.495	B H 2-0 28 2B 1-2 2-3 HBP		X 0-0 G1-3 ③			X 0-0 L4 ①	S S X 0-2 P6 ②			3	0	0	0	0	0	3
28 Adam Everett, R (1, 6) OBP: 0.289, SLG: 0.391	B B C X 2-1 1-3 2-H 3-H 2B			C F B B C 2-3 K ①		C B F X 1-2 G6-3 ②	B X 1-0 F8 ③			4	0	1	2	0	1	3
Brad Ausmus, R (1, 2) OBP: 0.305, SLG: 0.261	C D C B F X 2-2 G4-3 ③			B B C B B 4-1 4 CS BB		B S F C 1-3 K ③		C F B B B F F B 4-2 FC3-6 BB		2	0	0	0	2	1	2
4 Eric Bruntlett, R (1, 7) OBP: 0.317, SLG: 0.400		C B B C B F B 4-2 S BB		1 SAFE B B S B X 2-1 F8 ② ③ 1-2			B X 1-0 HR	B C F F X 1-2 P5 ①		3	1	1	1	1	0	2
Inning Stats	R: 3 H: 3 E: 0 LOB: 2 K: 0 BB: 1 S: 16 P: 33	R: 0 H: 0 E: 0 LOB: 1 K: 0 BB: 1 S: 8 P: 14	R: 0 H: 0 E: 0 LOB: 0 K: 0 BB: 0 S: 4 P: 7	R: 0 H: 0 E: 0 LOB: 0 K: 1 BB: 1 S: 6 P: 14	R: 0 H: 1 E: 0 LOB: 1 K: 1 BB: 0 S: 13 P: 19	R: 1 H: 1 E: 0 LOB: 0 K: 1 BB: 0 S: 9 P: 13	R: 3 H: 4 E: 0 LOB: 3 K: 0 BB: 1 S: 20 P: 32	R: 0 H: 0 E: 0 LOB: 1 K: 0 BB: 1 S: 13 P: 21	R: 0 H: 0 E: 0 LOB: 0 K: 1 BB: 0 S: 7 P: 11	1B: 4 SF: 0 2B: 3 SAC: 0 3B: 0 DP: 0 HR: 2 HBP: 1						

PITCHER		IP	WLS	BF	H	R	ER	SO	BB	IBB	HBP	BLK	WP	HR	S	P	ERA	WHIP
J.P. Howell, L ERA: 4.09	(1, 1)	6.0	L	26	5	4	4	3	3	0	1	0	0	1	56	100	6.00	1.333
46 Juan Carlos Oviedo, R ERA: 8.66	(7, 1)	1.0		8	4	3	3	0	1	0	0	0	0	1	20	32	27.00	5.000
Andrew Sisco, L ERA: 2.23	(8, 1)	2.0		7	0	0	0	1	1	0	0	0	0	0	20	32	0.00	0.500

PITCHER	IP	WLS	BF	H	R	ER	SO	BB	IBB	HBP	BLK	WP	HR	S	P	ERA	WHIP

TOP

Houston Astros @ Kansas City Royals

Kauffman Stadium, Kansas City, MO

Fri Jun 17 2005, 7:10 PM CDT

Att. 27,385 - Clear - 79 F

livebaseballscorecards.com

AB	35
R	7
H	9
RBI	7
BB	5
SO	4
LOB	19

WP: 0	PA: 41					
PB: 0						
SB: 1						
CS: 1						

BOTTOM

Houston Astros @ Kansas City Royals

Kauffman Stadium, Kansas City, MO

Fri Jun 17 2005, 7:10 PM CDT

Att. 27,385 - Clear - 79 F

Batter	1	2	3	4	5	6	7	8	9	AB	R	H	RBI	BB	SO	LOB
4 Angel Berroa, R (1, 6) OBP: 0.293, SLG: 0.364 Joe McEwing, R (7, PH) OBP: 0.333, SLG: 0.343 (8, 6)	F B X 1-1 G4-3 ①		C S B F X 2-2 G6-3 ①		B F B F B B 4-2 9 BB BB		C F B X 1-2 9 1B 1B		C F X 0-2 1B	2 0 0 0 1 0 0 2 0 2 0 0 0 0						
9 David DeJesus, L (1, 8) OBP: 0.359, SLG: 0.413	B C B X 2-1 1B		B X 1-0 F7 ②		D C C B B B 4-2 1-2 BB		C B X 1-1 1-2 2-3 1B		F C F X 0-2 F8 ②	4 0 2 0 1 0 1						
Matt Stairs, L (1, 10) OBP: 0.400, SLG: 0.470	B 1 SAFE 1 SAFE B S 1 SAFE F B X 3-2 F8 ②		B C X 1-1 F7 ③		C B C B F B F F C 3-3 K ③		F X 0-1 P5 ②		C B F S 1-3 K ③	5 0 0 0 0 2 7						
Emil Brown, R (1, 9) OBP: 0.355, SLG: 0.474	C B B B S S 3-3 K ③			C B C B F B F F X 3-2 1B		F B F F S 1-3 K ①	F C X 0-2 G4-3 ③			4 0 1 0 0 2 4						
Terrence Long, L (1, 7) OBP: 0.311, SLG: 0.390		C X 0-1 BB 1B		B X 1-0 L5 ①		C F X 0-2 WP 2B		C X 0-1 P5 ①		4 0 2 0 0 0 1						
Tony Graffanino, R (1, 3) OBP: 0.387, SLG: 0.401		B B F D B 4-1 1-2 BB		X 0-0 F9 ②		C B S S 1-3 K ② 2-3		B C X 1-1 1B		3 0 1 0 1 1 2						
24 Mark Teahen, L (1, 5) OBP: 0.287, SLG: 0.362		B B F C B S 3-3 K ①		B B F S X 2-2 G4-3 ③		B C X 1-1 L7 ③		F B B F S 2-3 K ②		4 0 0 0 0 2 5						
14 John Buck, R (1, 2) OBP: 0.271, SLG: 0.352		F X 0-1 F7 ②			B F X 1-1 G6-3 ①		X 0-0 9 1B 1B 1B	B S C B C 2-3 K ③		4 0 1 0 0 1 3						
Ruben Gotay, S (1, 4) OBP: 0.310, SLG: 0.383		B X 1-0 G1-3 ③			B B C F C 2-3 K ②		C C F B F X 1-2 P6 ①		C B F X 1-2 F9 ①	4 0 0 0 0 1 3						
Inning Stats	R: 0 H: 1 E: 0 LOB: 1 K: 1 BB: 0 S: 10 P: 19	R: 0 H: 1 E: 0 LOB: 2 K: 1 BB: 1 S: 9 P: 17	R: 0 H: 0 E: 0 LOB: 0 K: 0 BB: 0 S: 7 P: 11	R: 0 H: 1 E: 0 LOB: 1 K: 0 BB: 0 S: 11 P: 17	R: 0 H: 0 E: 0 LOB: 2 K: 2 BB: 2 S: 15 P: 29	R: 0 H: 1 E: 0 LOB: 1 K: 2 BB: 0 S: 12 P: 15	R: 0 H: 3 E: 0 LOB: 3 K: 0 BB: 0 S: 16 P: 19	R: 0 H: 1 E: 0 LOB: 1 K: 2 BB: 0 S: 10 P: 15	R: 0 H: 1 E: 0 LOB: 1 K: 1 BB: 0 S: 13 P: 15	1B: 8 SF: 0 2B: 1 SAC: 0 3B: 0 DP: 0 HR: 0 HBP: 0						

livebaseballscorecards.com

AB	36
R	0
H	9
RBI	0
BB	3
SO	9
LOB	26

WP: 1 PA: 39
PB: 0
SB: 0
CS: 0

PITCHER		IP	WLS	BF	H	R	ER	SO	BB	IBB	HBP	BLK	WP	HR	S	P	ERA	WHIP
Roger Clemens, R ERA: 1.53	(1, 1)	6.0	W	25	4	0	0	6	3	0	0	0	1	0	64	108	0.00	1.167
Chad Qualls, R ERA: 4.65	(7, 1)	1.0		6	3	0	0	0	0	0	0	0	0	0	16	19	0.00	3.000
John Franco, L ERA: 6.75	(8, 1)	1.0		4	1	0	0	2	0	0	0	0	0	0	10	15	0.00	1.000
Chad Harville, R ERA: 5.09	(9, 1)	1.0		4	1	0	0	1	0	0	0	0	0	0	13	15	0.00	1.000

PITCHER	IP	WLS	BF	H	R	ER	SO	BB	IBB	HBP	BLK	WP	HR	S	P	ERA	WHIP

Batter	1	2	3	4	5	6	7	8	9	AB	R	H	RBI	BB	SO	LOB
Willy Taveras, R (1, 8) OBP: 0.328, SLG: 0.375	X 0-0 E7 SH1-3 SF9 1B		B L B B B 4-1 2B BB		B X 1-0 G4-3 1B		L P 1 SAFE X 1-1 FC1-5 1-2 1B 1B	B S X 1-1 E4 1-H 3-H		4	3	3	0	1	0	0
Craig Biggio, R (1, 4) OBP: 0.323, SLG: 0.456	X 0-0 ① SH1-3 2-3		C S 1 SAFE X 0-2 F8 1-H 2B		B B 1 SAFE C B C F 1 SAFE X 3-2 ① G4-3 1-2		L X 0-1 ① FC1-5 17 L8 1B 1-2 2-3f	B B F X 2-1 ② L1		4	0	1	1	0	0	4
Mike Lamb, L (1, 10) OBP: 0.266, SLG: 0.370	B B B B 4-0 SF9 17 BB BB		X 0-0 ① F8 2-3		B B X 2-0 ② F8		F B X 1-1 1-2 2-H 1B	B C F B B C 3-3 ③ K		4	0	1	1	1	1	3
17 Lance Berkman, S (1, 3) OBP: 0.351, SLG: 0.354	B C B B B 4-1 16 FC6-4 1-2 BB		C X 0-1 ② G3		B B B B 4-0 BB		F B B X 2-1 ② L8 2-3		C S B X 1-2 ① L3	3	0	0	0	2	0	3
Morgan Ensberg, R (1, 5) OBP: 0.371, SLG: 0.546	X 0-0 ② SF9 2-3 3-H		F C B C 1-3 ③ K		B C F X 1-2 ③ F9		X 0-0 ③ P2		X 0-0 1B	4	0	1	1	0	1	5
16 Jason Lane, R (1, 9) OBP: 0.301, SLG: 0.490	B C B X 2-1 ③ FC6-4 1-2f			C B B B B 4-1 G6-4-3 28 1B BB		X 0-0 ① P4		B B C B X 3-1 2 1B BB 1B	S S S 0-3 ② K	4	1	1	0	1	1	3
28 Adam Everett, R (1, 6) OBP: 0.292, SLG: 0.391		C B S X 1-2 G4-6-3 1B		C 1 SAFE C X 0-2 G6-4-3 1-2 1B		C B B X 2-1 ② G5-3		B B C F F F D F X 3-2 ① P4	C D B S S 2-3 ③ K	5	0	2	0	0	1	2
Brad Ausmus, R (1, 2) OBP: 0.303, SLG: 0.255		B 1 SAFE B F 1 SAFE 1 SAFE X 2-1 ① ② G4-6-3 1-2f		S C D X 1-2 ① ② G6-4-3 1-2f 2-3		X 0-0 ③ G6-3		B F B B B 4-1 2 1B E 1-2 BB		3	1	0	0	1	0	3
2 Chris Burke, R (1, 7) OBP: 0.225, SLG: 0.262		C S B B X 2-2 ③ G6-3		C B B C B C 3-3 ③ K			C F B B X 2-2 E5 FC1-5 1B	B C B X 2-1 E E 1-3 2-H E 1B		4	1	1	1	0	1	1
Inning Stats	R: 1 H: 1 E: 1 LOB: 2 K: 0 BB: 2 S: 6 P: 16	R: 0 H: 1 E: 0 LOB: 0 K: 0 BB: 0 S: 8 P: 13	R: 1 H: 1 E: 0 LOB: 1 K: 1 BB: 1 S: 10 P: 15	R: 0 H: 1 E: 0 LOB: 1 K: 1 BB: 1 S: 10 P: 18	R: 0 H: 1 E: 0 LOB: 2 K: 0 BB: 1 S: 9 P: 20	R: 0 H: 0 E: 0 LOB: 0 K: 0 BB: 0 S: 4 P: 6	R: 1 H: 2 E: 1 LOB: 2 K: 0 BB: 0 S: 13 P: 18	R: 3 H: 2 E: 1 LOB: 1 K: 1 BB: 1 S: 18 P: 36	R: 0 H: 1 E: 0 LOB: 1 K: 2 BB: 0 S: 10 P: 13	1B: 9 SF: 1 2B: 1 SAC: 1 3B: 0 DP: 2 HR: 0 HBP: 0						

PITCHER		IP	WLS	BF	H	R	ER	SO	BB	IBB	HBP	BLK	WP	HR	S	P	ERA	WHIP
D.J. Carrasco, R ERA: 2.36	(1, 1)	7.0	L	32	7	3	2	2	5	0	0	0	0	0	60	106	2.57	1.714
Jeremy Affeldt, L ERA: 3.86	(8, 1)	1.0		7	2	3	1	1	1	0	0	0	0	0	18	36	9.00	3.000
46 Juan Carlos Oviedo, R ERA: 8.2	(9, 1)	1.0		4	1	0	0	2	0	0	0	0	0	0	10	13	0.00	1.000

PITCHER	IP	WLS	BF	H	R	ER	SO	BB	IBB	HBP	BLK	WP	HR	S	P	ERA	WHIP

TOP

Houston Astros @ Kansas City Royals

Kauffman Stadium, Kansas City, MO

Sat Jun 18 2005, 6:10 PM CDT

Att. 26,523 - Clear - 81 F

livebaseballscorecards.com

AB	35
R	6
H	10
RBI	4
BB	6
SO	5
LOB	24

WP: 0 PA: 43
PB: 0
SB: 0
CS: 0

BOTTOM

Houston Astros @ Kansas City Royals

Kauffman Stadium, Kansas City, MO

Sat Jun 18 2005, 6:10 PM CDT

Att. 26,523 - Clear - 81 F

livebaseballscorecards.com

Batter	1	2	3	4	5	6	7	8	9	AB	R	H	RBI	BB	SO	LOB
4 Angel Berroa, R (1, 6) OBP: 0.292, SLG: 0.366	G4-3		K			F7		G6-3 1B 2B		4	1	1	0	0	1	0
9 David DeJesus, L (1, 8) OBP: 0.362, SLG: 0.418	L4			G4-3 2B		2B BB		G6-3 2-3		2	0	1	0	1	0	0
Joe McEwing, R (8, PH) OBP: 0.329, SLG: 0.338 (9, 5)										1	0	0	0	0	0	1
Terrence Long, L (1, 7) OBP: 0.316, SLG: 0.398 (9, 8)	G3			P5		1-3 2B		DI 3-H 1B		4	0	2	1	0	0	1
Matt Stairs, L (1, 3) OBP: 0.392, SLG: 0.458 (9, 7)		K		G4-3 2-3		L1		P5 1-2		4	0	0	0	0	1	4
Emil Brown, R (1, 9) OBP: 0.358, SLG: 0.474		32 FC4-6 1B		G4-3			G5-4-3 1B		F9	4	0	2	0	0	0	1
32 Shane Costa, L (1, 10) OBP: 0.394, SLG: 0.467		FC4-6 1-2f			G1-3		G5-4-3 1-2f		DI 3B 1B	4	1	1	0	0	0	2
Tony Graffanino, R (1, 5) OBP: 0.383, SLG: 0.397 (9, 3)		K			G5-3		FC6-4 1B		G5-3 1-2	4	0	1	0	0	1	2
Ruben Gotay, S (1, 4) OBP: 0.308, SLG: 0.391			F9		B5-3		FC6-4 1-2f		3B 2-H	4	0	1	1	0	0	1
14 John Buck, R (1, 2) OBP: 0.265, SLG: 0.343			G6-3			G4-3		K	G6-3	4	0	0	0	0	1	1

	AB	35
	R	2
	H	9
	RBI	2
	BB	1
	SO	4
	LOB	13

Inning Stats	1	2	3	4	5	6	7	8	9
	R: 0 E: 0 K: 0 S: 6	H: 0 LOB: 0 BB: 0 P: 11	R: 0 E: 0 K: 2 S: 13	H: 1 LOB: 1 BB: 0 P: 18	R: 0 E: 0 K: 1 S: 7	H: 0 LOB: 0 BB: 0 P: 11	R: 0 E: 0 K: 0 S: 6	H: 1 LOB: 1 BB: 0 P: 10	R: 0 E: 0 K: 0 S: 5	H: 0 LOB: 0 BB: 0 P: 5
	R: 0 E: 0 K: 0 S: 12	H: 1 LOB: 2 BB: 1 P: 18	R: 0 E: 0 K: 0 S: 9	H: 2 LOB: 1 BB: 0 P: 12	R: 1 E: 0 K: 1 S: 14	H: 2 LOB: 1 BB: 0 P: 23	R: 1 E: 0 K: 0 S: 19	H: 2 LOB: 1 BB: 0 P: 28		

	1B	5	SF	0
	2B	3	SAC	0
	3B	1	DP	1
	HR	0	HBP	0

	WP	0	PA	36
	PB	0		
	SB	0		
	CS	0		

PITCHER		IP	WLS	BF	H	R	ER	SO	BB	IBB	HBP	BLK	WP	HR	S	P	ERA	WHIP
44 Roy Oswalt, R ERA: 2.72	(1, 1)	8.0	W	31	7	1	1	4	1	0	0	0	0	0	72	108	1.12	1.000
Russ Springer, R ERA: 6.56	(9, 1)	1.0		5	2	1	1	0	0	0	0	0	0	0	19	28	9.00	2.000

PITCHER	IP	WLS	BF	H	R	ER	SO	BB	IBB	HBP	BLK	WP	HR	S	P	ERA	WHIP

Batter	1	2	3	4	5	6	7	8	9	AB	R	H	RBI	BB	SO	LOB
Willy Taveras, R (1, 8) OBP: 0.327, SLG: 0.373	C B B F X 2-2 F9 ①			X 0-0 E1 G5-3		S X 0-1 B5-3 ①		C F X 0-2 1-2 1B		4	0	1	0	0	0	0
Craig Biggio, R (1, 10) OBP: 0.322, SLG: 0.450	C S S 0-3 K ②			X 0-0 G5-3 1-2 ①		S B B B B 4-1 17 BB BB		C B X 1-1 F7 ①		3	0	0	0	1	1	3
Jose Vizcaino, S (1, 4) OBP: 0.308, SLG: 0.345	B X 1-0 G4-1 ③			X 0-0 P6 ②		1 SAFE S S C 0-3 K ②		B C B B C S 3-3 K ②		4	0	0	0	0	2	4
17 Lance Berkman, S (1, 3) OBP: 0.348, SLG: 0.346		C B X 1-1 G3-1 ①		S B X 1-1 F7 ③		B B C B D 4-1 1-2 BB		2 SAFE X 0-0 P5 ③		3	0	0	0	1	0	3
Morgan Ensberg, R (1, 5) OBP: 0.369, SLG: 0.538		B C X 1-1 P6 ②			B B F B F B 4-2 S 1B BB	C F X 0-2 F8 ③			C F B F B C 2-3 K ①	3	1	0	0	1	1	2
16 Jason Lane, R (1, 9) OBP: 0.296, SLG: 0.481		C B B B C F C 3-3 K ③			C C B B X 2-2 F7 ①		C B X 1-1 G5-3 ①		C B C B B C 3-3 K ②	4	0	0	0	0	2	1
28 Adam Everett, R (1, 6) OBP: 0.287, SLG: 0.384			B C X 1-1 G6-3 ①		P 1 SAFE S B F S 2-3 K ②		C F S 0-3 K ②		C B X 1-1 G6-3 ③	4	0	0	0	0	2	1
Brad Ausmus, R (1, 2) OBP: 0.304, SLG: 0.257			C B X 1-1 L5 ②		B B C B C F X 3-2 1-H 1B		B B X 2-0 F8 ③			3	0	1	1	0	0	0
2 Chris Burke, R (1, 7) OBP: 0.228, SLG: 0.257			C F X 0-2 G3 ③		C B F S 1-3 K ③			B C B B B 4-1 1B BB		2	0	0	0	1	1	1
Inning Stats	R: 0 E: 0 K: 1 S: 7 H: 0 LOB: 0 BB: 0 P: 10	R: 0 E: 0 K: 1 S: 8 H: 0 LOB: 0 BB: 0 P: 13	R: 0 E: 0 K: 0 S: 7 H: 0 LOB: 0 BB: 0 P: 9	R: 0 E: 1 K: 0 S: 5 H: 0 LOB: 1 BB: 0 P: 6	R: 1 E: 0 K: 2 S: 16 H: 1 LOB: 1 BB: 1 P: 27	R: 0 E: 0 K: 1 S: 10 H: 0 LOB: 2 BB: 2 P: 18	R: 0 E: 0 K: 1 S: 6 H: 0 LOB: 0 BB: 0 P: 9	R: 0 E: 0 K: 1 S: 10 H: 1 LOB: 2 BB: 1 P: 18	R: 0 E: 0 K: 2 S: 9 H: 0 LOB: 0 BB: 0 P: 15	1B: 2 2B: 0 3B: 0 HR: 0 SF: 0 SAC: 0 DP: 0 HBP: 0						

TOP

Houston Astros @ Kansas City Royals

Kauffman Stadium, Kansas City, MO

Sun Jun 19 2005, 1:10 PM CDT

Att. 20,214 - Sunny - 83 F

livebaseballscorecards.com

AB	30
R	1
H	2
RBI	1
BB	4
SO	9
LOB	15

WP: 0 PB: 0 SB: 1 CS: 0 PA: 34

PITCHER		IP	WLS	BF	H	R	ER	SO	BB	IBB	HBP	BLK	WP	HR	S	P	ERA	WHIP
Runelvys Hernandez, R ERA: 4.61	(1, 1)	7.0	W	26	1	1	1	6	3	0	0	0	0	0	59	92	1.29	0.571
Ambiorix Burgos, R ERA: 4.44	(8, 1)	0.0		1	0	0	0	0	1	0	0	0	0	0	1	5	∞	∞
Mike Wood, R ERA: 3.69	(8, 1)	1.0		4	1	0	0	1	0	0	0	0	0	0	9	13	0.00	1.000
Mike MacDougal, R ERA: 4.09	(9, 1)	1.0		3	0	0	0	2	0	0	0	0	0	0	9	15	0.00	0.000

PITCHER		IP	WLS	BF	H	R	ER	SO	BB	IBB	HBP	BLK	WP	HR	S	P	ERA	WHIP

Batter	1	2	3	4	5	6	7	8	9	AB	R	H	RBI	BB	SO	LOB
4 Angel Berroa, R (1, 6) OBP: 0.294, SLG: 0.364	B B F B B 4-1 9 L4-3 BB	1 SAFE B C F B X 2-2 ③ F7			C X 0-1 ③ G5-3		F D 1 SAFE X 1-1 ① P4	C X 0-1 9 BB 1-2 1B		4	0	1	0	1	0	2
9 David DeJesus, L (1, 8) OBP: 0.363, SLG: 0.419	1 SAFE C X 0-1 ① ② L4-3 1-1		F X 0-1 ① F7			L B X 1-1 ① G6-3	F D 1 SAFE X 1-1 1B 1B 1-H 2B	S B F D D D 4-2 PO 1-2 2-3 BB		4	1	1	1	1	0	1
Terrence Long, L (1, 10) OBP: 0.325, SLG: 0.402	B S B B F B 4-2 BB		S C X 0-2 ② F7			B B X 2-0 BB HR 1B	D S X 1-1 FC6-4 1B 2-3 1B	C B 1 SAFE 1-1 ③ PO 1-2		3	1	2	0	1	0	0
Matt Stairs, L (1, 3) OBP: 0.394, SLG: 0.455	C S S 0-3 ③ K		X 0-0 ③ F7			F B B 1 SAFE 1 SAFE B B 4-1 1-2 HR BB	B B C B X 3-1 FC6-4 1-2 3-H 1B			3	1	1	1	1	1	1
Emil Brown, R (1, 9) OBP: 0.360, SLG: 0.487		B B B B F B 4-1 24 FC4-6 BB		B B B F F X 3-2 ① G5-3		C X 0-1 1-H 2-H HR	B X 1-0 ② FC6-4 1-2f 2-3			3	1	1	3	1	0	2
24 Mark Teahen, L (1, 5) OBP: 0.286, SLG: 0.359		B X 1-0 ① FC4-6 G1-4-3 32 WP 1-2f WP		F C B X 1-2 ② G4-3		F S X 0-2 32 1B 1B	B F X 1-1 ③ L3			4	1	1	0	0	0	3
32 Shane Costa, L (1, 7) OBP: 0.405, SLG: 0.455		B B D B 4-0 WP G1-4-3 1B 1-2 BB		C S B F B F B X 3-2 P2		C B X 1-1 G6-4-3 1-2 1B		X 0-0 ① L4		3	1	1	0	1	0	0
Alberto Castillo, R (1, 2) OBP: 0.264, SLG: 0.348		X 0-0 ② G1-4-3 1-2 2-3			C S S 0-3 ① K	B B X 2-0 ②③ G6-4-3 1-2f		C S S B S 1-3 ② K		4	0	0	0	0	2	4
Ruben Gotay, S (1, 4) OBP: 0.317, SLG: 0.399		B C X 1-1 2-H 3-H 1B			B B B C F X 3-2 ② F8		B B C X 2-1 9 2B 1B	B C S B F X 2-2 9 BB 4 1B 1B		4	1	3	1	0	0	0
Inning Stats	R: 0 E: 0 K: 1 S: 8 H: 0 LOB: 1 BB: 2 P: 16	R: 2 E: 0 K: 0 S: 8 H: 1 LOB: 1 BB: 2 P: 20	R: 0 E: 0 K: 0 S: 6 H: 0 LOB: 0 BB: 0 P: 6	R: 0 E: 0 K: 0 S: 11 H: 0 LOB: 0 BB: 0 P: 18	R: 0 E: 0 K: 1 S: 8 H: 0 LOB: 0 BB: 0 P: 11	R: 3 E: 0 K: 0 S: 12 H: 4 LOB: 1 BB: 1 P: 22	R: 2 E: 0 K: 0 S: 13 H: 4 LOB: 2 BB: 0 P: 23	R: 0 E: 0 K: 1 S: 13 H: 2 LOB: 2 BB: 1 P: 21		1B: 9 2B: 2 3B: 0 HR: 1 SF: 0 SAC: 0 DP: 2 HBP: 0						

PITCHER		IP	WLS	BF	H	R	ER	SO	BB	IBB	HBP	BLK	WP	HR	S	P	ERA	WHIP
41 Brandon Backe, R ERA: 5.06	(1, 1)	6.0	L	26	5	5	5	2	5	0	0	0	2	1	53	93	7.50	1.667
Dan Wheeler, R ERA: 2.1	(7, 1)	0.1		3	2	2	2	0	0	0	0	0	0	0	6	10	54.00	6.000
John Franco, L ERA: 6.35	(7, 1)	0.2		4	2	0	0	0	0	0	0	0	0	0	7	13	0.00	3.000
54 Brad Lidge, R ERA: 2.9	(8, 1)	1.0		5	2	0	0	1	1	0	0	0	0	0	13	21	0.00	3.000

PITCHER	IP	WLS	BF	H	R	ER	SO	BB	IBB	HBP	BLK	WP	HR	S	P	ERA	WHIP

BOTTOM

Houston Astros @ Kansas City Royals

Kauffman Stadium, Kansas City, MO

Sun Jun 19 2005, 1:10 PM CDT
Att. 20,214 - Sunny - 83 F

livebaseballscorecards.com

AB	32
R	7
H	11
RBI	6
BB	6
SO	3
LOB	13

WP: 2 PB: 0 SB: 0 CS: 0 PA: 39

Colorado Rockies @ Houston Astros

Minute Maid Park, Houston, TX

Mon Jun 20 2005, 7:05 PM CDT

Att. 28,237 - Roof Closed - 72 F

TOP

livebaseballscorecards.com

Batter	1	2	3	4	5	6	7	8	9	AB	R	H	RBI	BB	SO	LOB
Eddy Garabito, S (1, 4) OBP: 0.375, SLG: 0.489	B X 1-0 ① F7		C B B F S 2-3 ② K			C B C F S 1-3 ① K2-3		B B S B C X 3-2 ③ F9		4	0	0	0	0	2	1
Desi Relaford, S (1, 6) OBP: 0.333, SLG: 0.377	C B X 1-1 ② F7		B B C X 2-1 ③ G3			C S X 0-2 2B			B B C C S 2-3 ① K	4	0	1	0	0	1	1
17 Todd Helton, L (1, 3) OBP: 0.379, SLG: 0.398	F C B F X 1-2 ③ G4-3			B B B C X 3-1 ① G6-3		C X 0-1 ② L6			B B C B B 4-1 27 DI BB	3	0	0	0	1	0	1
Preston Wilson, R (1, 8) OBP: 0.324, SLG: 0.507		B S X 1-1 ① 1B		B F C X 1-2 1B		C S B S 0-3 ② K			C C S 0-3 ② K	4	0	2	0	0	2	2
27 Garrett Atkins, R (1, 5) OBP: 0.347, SLG: 0.428		B C B C X 2-2 F8 2B		C F F C 0-3 ② K			C B X 1-1 ① F7		B C B F S 2-3 ③ K 1-2	4	0	1	0	0	2	2
Dustan Mohr, R (1, 9) OBP: 0.239, SLG: 0.396		D F C X 1-2 ② F8 2-3		1 SAFE S S S 0-3 ③ K			B B S T F S 2-3 ② K			3	0	0	0	0	2	2
Danny Ardoin, R (1, 2) OBP: 0.345, SLG: 0.280		F B B S F B B S 3-3 ③ K			F B S F B B B 4-2 18 G5-4-3 BB		B C B F S 2-3 ③ K			2	0	0	0	1	2	1
18 Cory Sullivan, L (1, 7) OBP: 0.322, SLG: 0.375			C B B F X 2-2 ① G4-3		C B X 1-1 ① ② G5-4-3 1-2f			B C B C F S 2-3 ① K		3	0	0	0	0	1	1
Joe Kennedy, R (1, 1) OBP: 0.222, SLG: 0.192			B X 1-0 1B		S F X 0-2 ③ G6-3			B B C B F C 3-3 ② K		2	0	1	0	0	0	0
David Cortes, R (7, 1)										0	0	0	0	0	0	0
Ryan Shealy, R (8, PH) OBP: 0.381, SLG: 0.526										1	0	0	0	0	1	0
Matt Anderson, R (8, 1)										0	0	0	0	0	0	0

Inning Stats	1	2	3	4	5	6	7	8	9
	R: 0 E: 0 K: 0 S: 7	H: 0 LOB: 0 BB: 0 P: 10	R: 0 E: 0 K: 1 S: 12	H: 2 LOB: 1 BB: 0 P: 19	R: 0 E: 0 K: 1 S: 9	H: 1 LOB: 1 BB: 0 P: 16	R: 0 E: 0 K: 2 S: 12	H: 1 LOB: 1 BB: 0 P: 16	R: 0 E: 0 K: 0 S: 8	H: 0 LOB: 0 BB: 1 P: 13	R: 0 E: 0 K: 2 S: 13	H: 1 LOB: 1 BB: 0 P: 15	R: 0 E: 0 K: 2 S: 9	H: 0 LOB: 0 BB: 0 P: 14	R: 0 E: 0 K: 2 S: 10	H: 0 LOB: 0 BB: 0 P: 18	R: 0 E: 0 K: 3 S: 10	H: 0 LOB: 1 BB: 1 P: 18

	AB	30
	R	0
	H	5
	RBI	0
	BB	2
	SO	13
	LOB	11

1B: 3 SF: 0
2B: 2 SAC: 0
3B: 0 DP: 1
HR: 0 HBP: 0

WP: 0 PA: 32
PB: 0
SB: 0
CS: 0

PITCHER		IP	WLS	BF	H	R	ER	SO	BB	IBB	HBP	BLK	WP	HR	S	P	ERA	WHIP
Andy Pettitte, L ERA: 3.47	(1, 1)	7.0	W	25	5	0	0	8	1	0	0	0	0	0	70	103	0.00	0.857
John Franco, L ERA: 5.84	(8, 1)	1.0		3	0	0	0	2	0	0	0	0	0	0	10	18	0.00	0.000
Chad Qualls, R ERA: 4.5	(9, 1)	1.0		4	0	0	0	3	1	0	0	0	0	0	10	18	0.00	1.000

PITCHER	IP	WLS	BF	H	R	ER	SO	BB	IBB	HBP	BLK	WP	HR	S	P	ERA	WHIP

BOTTOM

Colorado Rockies @ Houston Astros

Minute Maid Park, Houston, TX

Mon Jun 20 2005, 7:05 PM CDT
Att. 28,237 - Roof Closed - 72 F

livebaseballscorecards.com

Batter	1	2	3	4	5	6	7	8	9	AB	R	H	RBI	BB	SO	LOB
Willy Taveras, R (1, 8) OBP: 0.320, SLG: 0.365	F8	G6-3			FC5-4	K		P2		5	1	0	0	0	1	5
Craig Biggio, R (1, 4) OBP: 0.323, SLG: 0.449			G5-3				P3	F6		5	1	2	1	0	0	3
Chad Qualls, R (9, 1)										0	0	0	0	0	0	0
17 Lance Berkman, S (1, 3)			G5-3		G5-3		P3	F6		3	2	2	2	2	0	1
Morgan Ensberg, R (1, 5) OBP: 0.374, SLG: 0.534	HBP		FC5-4		G5-3		HR	FC6-4		2	1	0	0	2	0	4
16 Jason Lane, R (1, 9) OBP: 0.295, SLG: 0.481			FC6-4		FC6-4		BB	FC6-4		4	0	1	2	0	0	4
28 Adam Everett, R (1, 6) OBP: 0.290, SLG: 0.386	1B		G5-3		G6-3		P6			4	1	2	1	0	0	1
2 Chris Burke, R (1, 7) OBP: 0.237, SLG: 0.259	P6		G5-3		FC6-4	FC6-4		HBP		3	1	1	0	0	0	1
(9, 4)																
Brad Ausmus, R (1, 2) OBP: 0.302, SLG: 0.252		G3	F9		F9	SH1-4		BB		3	0	0	1	1	0	1
Andy Pettitte, L (1, 1) OBP: 0.136, SLG: 0.100		K			FC5-4	SH1-4		HBP		2	0	1	0	0	1	0
John Franco, L (8, 1)										0	0	0	0	0	0	0
Orlando Palmeiro, L (8, PH) OBP: 0.390, SLG: 0.493										1	0	1	0	0	0	0
(9, 7)																
Inning Stats	R: 3 E: 0 K: 0 S: 14 H: 3 LOB: 1 BB: 1 P: 24	R: 0 E: 0 K: 1 S: 8 H: 0 LOB: 0 BB: 0 P: 10	R: 0 E: 0 K: 0 S: 7 H: 1 LOB: 1 BB: 0 P: 13	R: 0 E: 0 K: 0 S: 9 H: 0 LOB: 0 BB: 0 P: 12	R: 1 E: 0 K: 0 S: 14 H: 2 LOB: 2 BB: 1 P: 19	R: 1 E: 0 K: 1 S: 13 H: 2 LOB: 1 BB: 0 P: 17	R: 1 E: 0 K: 0 S: 10 H: 1 LOB: 1 BB: 1 P: 19	R: 1 E: 0 K: 0 S: 15 H: 1 LOB: 3 BB: 2 P: 31		1B: 8 2B: 1 3B: 0 HR: 1 SF: 0 SAC: 1 DP: 0 HBP: 2						

AB	32
R	7
H	10
RBI	7
BB	5
SO	2
LOB	20

PITCHER		IP	WLS	BF	H	R	ER	SO	BB	IBB	HBP	BLK	WP	HR	S	P	ERA	WHIP
Joe Kennedy, L ERA: 7.33	(1, 1)	6.1	L	31	9	6	6	2	3	0	1	1	1	1	72	108	8.53	1.895
David Cortes, R ERA: 3.45	(7, 1)	0.2		2	0	0	0	0	0	0	0	0	0	0	3	6	0.00	0.000
Matt Anderson, R ERA: 9.39	(8, 1)	1.0		7	1	1	1	0	2	0	1	0	0	0	15	31	9.00	3.000

PITCHER	IP	WLS	BF	H	R	ER	SO	BB	IBB	HBP	BLK	WP	HR	S	P	ERA	WHIP

Batter	1	2	3	4	5	6	7	8	9	AB	R	H	RBI	BB	SO	LOB
Desi Relaford, S (1, 6) OBP: 0.329, SLG: 0.371	C B C F F B X 2-2 CS 1B		F C X 0-2 ② F7		F F D S 1-3 ③ K		B C F B B X 3-2 ② G5-3		S B B S S S 3-3 ② K	5	0	1	0	0	2	3
Luis Gonzalez, R (1, 4) OBP: 0.316, SLG: 0.388	C B B C X 2-2 ① ② F8 1-2		B X 1-0 1-3 2B			C C B X 1-2 ① G5-3	X 0-0 17 3B 1B		C B S C 1-3 ③ K	5	1	2	0	0	1	2
17 Todd Helton, L (1, 3) OBP: 0.384, SLG: 0.408	B B B C C B 4-2 BB		F X 0-1 ③ P1			C B C B B F B 4-2 2B 27 SF9 BB	F B B X 2-1 1-H 3B			2	1	1	1	2	0	2
Preston Wilson, R (1, 8) OBP: 0.323, SLG: 0.507	C C S 0-3 ③ K			B X 1-0 ① G6-3		B B B C X 3-1 27 E 1-3 2B	B B C X 2-1 ③ G6-3			4	1	1	0	0	1	2
27 Garrett Atkins, R (1, 5) OBP: 0.339, SLG: 0.420		C B X 1-1 ① F8		B X 1-0 ② F9		X 0-0 ② SF9 2-H 3-H		B F F C 1-3 ① K		3	0	0	1	0	1	0
Dustan Mohr, R (1, 7) OBP: 0.241, SLG: 0.394 Jorge Piedra, L (8, PH) OBP: 0.438, SLG: 0.533 (8, 7)		C X 0-1 ② F8		F F B F B B S 3-3 ③ K		B X 1-0 11 HR 1B		F B X 1-1 ② G3		3 1	1 0	1 0	0 0	0 0	1 0	0 0
11 Brad Hawpe, L (1, 9) OBP: 0.340, SLG: 0.456		F X 0-1 ③ G3			C X 0-1 E3 SH3-4	B F B B X 3-1 1-H HR		B C B B X 3-1 ③ G4-3		4	1	1	2	0	0	0
Danny Ardoin, R (1, 2) OBP: 0.313, SLG: 0.250 18 Cory Sullivan, L (9, PH) OBP: 0.328, SLG: 0.375			X 0-0 ① F8		B B X 2-0 ① F9	X 0-0 ③ L5			B B B B 4-0 G4-3 BB	3 0	0 0	0 0	0 0	0 1	0 0	1 0
Jamey Wright, R (1, 1) OBP: 0.185, SLG: 0.185 Dan Miceli, R (7, 1) 40 Brian Fuentes, L (8, 1) Eddy Garabito, S (9, PH) OBP: 0.367, SLG: 0.479			B S B X 2-1 2B 1B		X 0-0 ② SH3-4 1-2		B S S S 1-3 ① K		D B L I C X 2-2 ① SAFE G4-3 1-2	2 0 0 1	0 0 0 0	1 0 0 0	0 0 0 0	0 0 0 0	1 0 0 0	0 0 0 1
Inning Stats	R: 0 H: 1 E: 0 LOB: 1 K: 1 BB: 1 S: 13 P: 21	R: 0 H: 0 E: 0 LOB: 0 K: 0 BB: 0 S: 6 P: 7	R: 0 H: 2 E: 0 LOB: 2 K: 0 BB: 0 S: 9 P: 12	R: 0 H: 0 E: 0 LOB: 0 K: 1 BB: 0 S: 6 P: 11	R: 0 H: 0 E: 1 LOB: 0 K: 1 BB: 0 S: 7 P: 10	R: 4 H: 3 E: 1 LOB: 0 K: 0 BB: 1 S: 13 P: 25	R: 1 H: 2 E: 0 LOB: 1 K: 1 BB: 0 S: 11 P: 19	R: 0 H: 0 E: 0 LOB: 0 K: 1 BB: 0 S: 8 P: 13	R: 0 H: 0 E: 0 LOB: 1 K: 2 BB: 1 S: 9 P: 19	1B: 4 SF: 1 2B: 2 SAC: 1 3B: 1 DP: 0 HR: 1 HBP: 0					WP: 0 PA: 38 PB: 0 SB: 0 CS: 1	

PITCHER	IP	WLS	BF	H	R	ER	SO	BB	IBB	HBP	BLK	WP	HR	S	P	ERA	WHIP
51 Wandy Rodriguez, L (1, 1) ERA: 7.64	6.2		30	8	5	5	4	2	0	0	0	0	1	63	101	6.75	1.500
Chad Qualls, R (7, 1) ERA: 4.45	0.1	W	1	0	0	0	0	0	0	0	0	0	0	2	4	0.00	0.000
Dan Wheeler, R (8, 1) ERA: 2.03	1.0	H	3	0	0	0	1	0	0	0	0	0	0	8	13	0.00	0.000
54 Brad Lidge, R (9, 1) ERA: 2.81	1.0	S	4	0	0	0	2	1	0	0	0	0	0	9	19	0.00	1.000

PITCHER	IP	WLS	BF	H	R	ER	SO	BB	IBB	HBP	BLK	WP	HR	S	P	ERA	WHIP

Colorado Rockies @ Houston Astros

Minute Maid Park, Houston, TX

Tue Jun 21 2005, 7:05 PM CDT

Att. 28,788 - Roof Closed - 72 F

TOP

livebaseballscorecards.com

AB	33
R	5
H	8
RBI	4
BB	3
SO	7
LOB	11

BOTTOM

Colorado Rockies @ Houston Astros

Minute Maid Park, Houston, TX

Tue Jun 21 2005, 7:05 PM CDT
Att. 28,788 - Roof Closed - 72 F

livebaseballscorecards.com

Batter	1	2	3	4	5	6	7	8	9	AB	R	H	RBI	BB	SO	LOB
Willy Taveras, R (1, 8) OBP: 0.323, SLG: 0.367	F9		G4-3		PB, 1B		HBP, 17, 2B, 1B	1 SAFE, CS, 1-2		4	2	2	0	0	0	0
Craig Biggio, R (1, 4) OBP: 0.330, SLG: 0.456	1B, 2B			F8	17, BB, 1-H, 1B		1 SAFE, 17, 2B, 1-2, HBP			3	2	2	1	0	0	0
17 Lance Berkman, S (1, 3) (8, 7) OBP: 0.372, SLG: 0.396	F8			16, FC5, 16, E, 2B	1-2, BB		1-H, 2-H, 2B			3	1	2	2	1	0	1
Morgan Ensberg, R (1, 5) OBP: 0.379, SLG: 0.533	2-H, 1B			16, E, 16, E, BB	F7		BB			2	1	1	1	2	0	2
16 Jason Lane, R (1, 9) OBP: 0.290, SLG: 0.472		G6-3		FC5, 1-H, 2-H		P2	K			4	0	0	0	0	1	2
Orlando Palmeiro, L (1, 7) OBP: 0.384, SLG: 0.481 Dan Wheeler, R (8, 1) Brad Ausmus, R (9, 2) OBP: 0.302, SLG: 0.252		K		G6-3		28, FC6-4, 1B	G4-3			4 0 0	0 0 0	1 0 0	0 0 0	0 0 0	1 0 0	3 0 0
28 Adam Everett, R (1, 6) OBP: 0.286, SLG: 0.379		P3		L5		FC6-4, 1-2f		G5-3		4	0	0	0	0	0	2
Raul Chavez, R (1, 2) OBP: 0.206, SLG: 0.239 4 Eric Bruntlett, R (8, PH) OBP: 0.333, SLG: 0.417 54 Brad Lidge, R (9, 1)			F8		G6-3	1 SAFE, 1 SAFE, G5-3		CS, 1B		3 1 0	0 0 0	0 1 0	0 0 0	0 0 0	0 0 0	1 0 0
51 Wandy Rodriguez, S (1, 1) OBP: 0.333, SLG: 0.250 Chad Qualls, R (7, 1) Mike Lamb, L (7, PH) OBP: 0.263, SLG: 0.365 (8, 3)			G4-3		G3-1		G4-3	1 SAFE, K		2 0 2	0 0 0	0 0 0	0 0 0	0 0 0	0 0 1	0 0 1
Inning Stats	R: 1, E: 0, K: 0, S: 9, H: 2, LOB: 1, BB: 0, P: 12	R: 0, E: 0, K: 1, S: 9, H: 0, LOB: 0, BB: 0, P: 11	R: 0, E: 0, K: 0, S: 4, H: 0, LOB: 0, BB: 0, P: 7	R: 2, E: 1, K: 0, S: 13, H: 1, LOB: 1, BB: 1, P: 22	R: 1, E: 0, K: 0, S: 8, H: 2, LOB: 2, BB: 1, P: 14	R: 0, E: 0, K: 0, S: 7, H: 1, LOB: 1, BB: 0, P: 9	R: 2, E: 0, K: 1, S: 13, H: 2, LOB: 2, BB: 1, P: 24	R: 0, E: 0, K: 1, S: 10, H: 1, LOB: 0, BB: 0, P: 15		1B: 6, 2B: 3, 3B: 0, HR: 0	SF: 0, SAC: 0, DP: 0, HBP: 1			WP: 0, PB: 1, SB: 0, CS: 1	PA: 37	

	AB	32
	R	6
	H	9
	RBI	4
	BB	3
	SO	3
	LOB	12

PITCHER		IP	WLS	BF	H	R	ER	SO	BB	IBB	HBP	BLK	WP	HR	S	P	ERA	WHIP
Jamey Wright, R ERA: 5.31	(1, 1)	6.1	L	30	8	6	3	1	2	0	1	0	0	0	54	82	4.26	1.579
Dan Miceli, R ERA:	(7, 1)	0.2		3	0	0	0	1	1	0	0	0	0	0	9	17	0.00	1.500
40 Brian Fuentes, L ERA: 2.91	(8, 1)	1.0		3	1	0	0	1	0	0	0	0	0	0	10	15	0.00	1.000

PITCHER	IP	WLS	BF	H	R	ER	SO	BB	IBB	HBP	BLK	WP	HR	S	P	ERA	WHIP

Colorado Rockies @ Houston Astros

Minute Maid Park, Houston, TX

Wed Jun 22 2005, 1:05 PM CDT

Att. 39,415 - Roof Closed - 72 F

livebaseballscorecards.com

TOP

Batter	1	2	3	4	5	6	7	8	9	AB	R	H	RBI	BB	SO	LOB
18 Cory Sullivan, L (1, 8) OBP: 0.325, SLG: 0.371	K		E5 SH1-4 11 E 1B		K		F8			4	1	1	0	0	2	0
Eddy Garabito, S (1, 4) OBP: 0.346, SLG: 0.451	G5-3		SH1-4 2-3		G3			K		3	0	0	0	0	1	0
17 Todd Helton, L (1, 3) OBP: 0.382, SLG: 0.405	1B		G2-3		G6-3			F9		4	0	1	0	0	0	1
11 Brad Hawpe, L (1, 9) OBP: 0.339, SLG: 0.457	K		E4 27 FC6-4 3-H			2B		P6		4	0	1	0	0	1	1
27 Garrett Atkins, R (1, 5) OBP: 0.342, SLG: 0.422		BB 1B G4-6-3 1B	FC6-4 1-2f			G6-3			DI 1B	4	1	2	0	0	0	2
Jorge Piedra, L (1, 7) OBP: 0.400, SLG: 0.474		SAFE G4-6-3 BB 1-2 1B		F8		F7			F9	4	0	1	0	0	0	2
Desi Relaford, S (1, 6) OBP: 0.327, SLG: 0.364		G4-6-3 BB 1-2 2-3		P6		G3			F7	3	0	0	0	1	0	2
JD Closser, S (1, 2) OBP: 0.321, SLG: 0.314		G4-6-3 1-2f 2-3 3-H		BB			F8		K 1-2	3	0	0	0	1	1	3
Jason Jennings, L (1, 1) OBP: 0.179, SLG: 0.148		F8		K			F8			3	0	0	0	0	1	2
Jay Witasick, R (7, 1)										0	0	0	0	0	0	0

	AB	R	H	RBI	BB	SO	LOB
	32	2	6	0	2	6	13

Inning Stats	R	E	K	S	H	LOB	BB	P
1	0	0	2	13	1	1	0	19
2	1	0	0	12	2	1	1	21
3	1	2	0	13	1	1	0	15
4	0	0	1	7	0	1	1	16
5	0	0	1	14	0	0	0	19
6	0	0	0	9	1	1	0	14
7	0	0	0	7	0	0	0	13
8	0	0	1	8	0	0	0	12
9	0	0	1	15	1	1	0	22

1B: 5	SF: 0
2B: 1	SAC: 1
3B: 0	DP: 1
HR: 0	HBP: 0

WP: 0	PA: 35
PB: 0	
SB: 0	
CS: 0	

PITCHER		IP	WLS	BF	H	R	ER	SO	BB	IBB	HBP	BLK	WP	HR	S	P	ERA	WHIP
Roger Clemens, R ERA: 1.51	(1, 1)	7.0	W	28	5	2	1	4	2	0	0	0	0	0	75	117	1.29	1.000
John Franco, L ERA: 5.4	(8, 1)	1.0		3	0	0	0	1	0	0	0	0	0	0	8	12	0.00	0.000
Russ Springer, R ERA: 6.29	(9, 1)	1.0		4	1	0	0	1	0	0	0	0	0	0	15	22	0.00	1.000

PITCHER		IP	WLS	BF	H	R	ER	SO	BB	IBB	HBP	BLK	WP	HR	S	P	ERA	WHIP

Batter	1	2	3	4	5	6	7	8	9	AB	R	H	RBI	BB	SO	LOB
Willy Taveras, R (1, 8) OBP: 0.318, SLG: 0.361	X 0-0 ① F7		B F B X 2-1 ② G5-3		B X 1-0 ② F9		B B X 2-0 ② G6-3 1-3 2-H 3-H			4	0	0	0	0	0	1
Craig Biggio, R (1, 4) OBP: 0.336, SLG: 0.460	F H 1-1 17 G4-3 HBP		F H 1-1 17 1B HR HBP		B C C B S 2-3 ③ K		X 0-0 17 WP 2B 3-H			2	1	1	1	0	1	0
17 Lance Berkman, S (1, 3) OBP: 0.369, SLG: 0.392	B X 1-0 ② G4-3 1-2		C B F F 1 SAFE X 1-2 1-2 HR 1B			B C X 1-1 ① P6	B B B C S F S 3-3 ③ K 2-3			4	1	1	0	0	1	2
Morgan Ensberg, R (1, 5) OBP: 0.381, SLG: 0.546	B X 1-0 ③ P3		S B C X 1-2 1-H 2-H HR			B X 1-0 ② G2-3		B C B X 2-1 2 S 1B		4	1	2	3	0	0	1
16 Jason Lane, R (1, 9) OBP: 0.285, SLG: 0.463		B S S S 1-3 ① K	X 0-0 ③ P3			C B X 1-1 ③ G6-3		F B C F X 1-2 ① F7		4	0	0	0	0	1	1
28 Adam Everett, R (1, 6) OBP: 0.285, SLG: 0.374		B B C B B 4-1 2 S BB		B C F X 1-2 ① P3			C B F F X 1-2 ① P4	C S D B S 2-3 ② K		3	0	0	0	1	1	1
2 Chris Burke, R (1, 7) OBP: 0.238, SLG: 0.259		C B D 1 SAFE F F S 2-3 ② K 1-2		F B X 1-1 ② F8			C B S B X 2-2 2B WP 1B	B C F B C 2-3 ③ K 1-2		4	1	1	0	0	2	2
Brad Ausmus, R (1, 2) OBP: 0.303, SLG: 0.260		C B X 1-1 ③ G6-3		B X 1-0 ③ F9			1 SAFE X 0-0 1-3 E 2B			3	1	1	0	0	0	1
Roger Clemens, R (1, 1) OBP: 0.310, SLG: 0.259 Orlando Palmeiro, L (7, PH) OBP: 0.391, SLG: 0.481 John Franco, L (8, 1) Russ Springer, R (9, 1)			C B C S 1-3 ① K		C B C C 1-3 ① K		I I I I 4-0 WP 2B IBB			2 0 0 0	0 1 0 0	0 0 0 0	0 0 0 0	0 1 0 0	2 0 0 0	0 0 0 0
Inning Stats	R: 0 E: 0 K: 0 S: 4 H: 0 LOB: 1 BB: 0 P: 7	R: 0 E: 0 K: 2 S: 10 H: 0 LOB: 1 BB: 1 P: 18	R: 3 E: 0 K: 1 S: 14 H: 2 LOB: 0 BB: 0 P: 20	R: 0 E: 0 K: 0 S: 6 H: 0 LOB: 0 BB: 0 P: 9	R: 0 E: 0 K: 0 S: 7 H: 0 LOB: 0 BB: 0 P: 11	R: 0 E: 0 K: 0 S: 5 H: 0 LOB: 0 BB: 0 P: 8	R: 3 E: 0 K: 1 S: 14 H: 3 LOB: 1 BB: 1 P: 26	R: 0 E: 0 K: 2 S: 12 H: 1 LOB: 1 BB: 0 P: 19		1B: 3 2B: 2 3B: 0 HR: 1	SF: 0 SAC: 0 DP: 0 HBP: 2			WP: 4 PB: 0 SB: 2 CS: 0	PA: 34	

PITCHER		IP	WLS	BF	H	R	ER	SO	BB	IBB	HBP	BLK	WP	HR	S	P	ERA	WHIP
Jason Jennings, R ERA: 5.64	(1, 1)	6.2	L	29	5	6	6	5	1	1	2	0	1	1	56	92	8.10	0.900
Jay Witasick, R ERA: 2.3	(7, 1)	1.1		5	1	0	0	3	0	0	0	0	1	0	16	26	0.00	0.750

PITCHER	IP	WLS	BF	H	R	ER	SO	BB	IBB	HBP	BLK	WP	HR	S	P	ERA	WHIP

BOTTOM

Colorado Rockies @ Houston Astros
Minute Maid Park, Houston, TX
Wed Jun 22 2005, 1:05 PM CDT
Att. 39,415 - Roof Closed - 72 F

livebaseballscorecards.com

AB	30
R	6
H	6
RBI	4
BB	2
SO	8
LOB	9

Batter	1	2	3	4	5	6	7	8	9	AB	R	H	RBI	BB	SO	LOB
Kevin Mench, R (1, 7) OBP: 0.364, SLG: 0.558	C F F B F B X 2-2 ① F9		X 0-0 ② F7			B C C B X 2-2 ① ② G5-4-3 1-2f		S S B S 1-3 ② K		4	0	0	0	0	1	1
10 Michael Young, R (1, 6) OBP: 0.369, SLG: 0.472	C F B F X 1-2 1B		C F F B F F F B F B 3-2 ③ X F8			S X 0-1 2B		C X 0-1 ③ L4		4	0	2	0	0	0	0
23 Mark Teixeira, S (1, 3) OBP: 0.359, SLG: 0.568	C F B X 1-2 ② F8			B F B X 2-1 ① F7		B X 1-0 ③ F7			C S S 0-3 ① K	4	0	0	0	0	1	2
9 Hank Blalock, L (1, 5) OBP: 0.350, SLG: 0.474	B C 1 SAFE B F F F X 2-2 ③ F7			X 0-0 ② G1-5-3			B B F F X 2-2 ① F8		C X 0-1 DI 1B	4	0	1	0	0	0	1
Alfonso Soriano, R (1, 4) OBP: 0.319, SLG: 0.563		C B X 1-1 ① G5-3		B F F X 1-2 ③ G4-3			C S B F B F X 3-2 ② F8		B F F S 1-3 ② K	4	0	0	0	0	1	1
Richard Hidalgo, R (1, 9) OBP: 0.290, SLG: 0.433		B F C B F C 2-3 ② K			B B X 2-0 ① F9		C B X 1-1 ③ F8		C T B S 1-3 ③ K 1-2	4	0	0	0	0	2	1
Rod Barajas, R (1, 2) OBP: 0.310, SLG: 0.412	C B X 1-1 1B				B C B X 2-1 ② G5-3			X 0-0 HR		3	1	2	1	0	0	0
Layne Nix, L (1, 8) OBP: 0.266, SLG: 0.412	F C F F F F F X 0-2 ③ G4-3				C X 0-1 ③ P4			B S B F X 2-2 HR		3	1	1	1	0	0	1
Ricardo Rodriguez, L (1, 1) OBP: 0.333, SLG: 0.333 Marshall McDougall, R (6, PH) OBP: 0.400, SLG: 0.400 Juan Dominguez, R (6, 1) 32 Ron Mahay, L (7, 1) Gary Matthews, S (8, PH) OBP: 0.268, SLG: 0.343 43 Kameron Loe, R (8, 1)			C C F B C 1-3 ① K			C B B X 2-1 G5-4-3 1B		C F F F X 0-2 ① F9		1 0 0 0 0 1 0 1 0 1 0 0 0 0 0 0 0 0 0 0 0 0 0 0 0 0 0 0 1 0 0 0 0 0 0 0 0 0 0 0 0 0						
Inning Stats	R: 0 H: 1 E: 0 LOB: 1 K: 0 BB: 0 S: 18 P: 24	R: 0 H: 1 E: 0 LOB: 1 K: 1 BB: 0 S: 15 P: 19	R: 0 H: 0 E: 0 LOB: 0 K: 1 BB: 0 S: 12 P: 16	R: 0 H: 0 E: 0 LOB: 0 K: 0 BB: 0 S: 6 P: 9	R: 0 H: 0 E: 0 LOB: 0 K: 0 BB: 0 S: 5 P: 9	R: 0 H: 2 E: 0 LOB: 1 K: 0 BB: 0 S: 8 P: 13	R: 0 H: 0 E: 0 LOB: 0 K: 0 BB: 0 S: 10 P: 16	R: 2 H: 2 E: 0 LOB: 0 K: 1 BB: 0 S: 13 P: 16	R: 0 H: 1 E: 0 LOB: 1 K: 3 BB: 0 S: 11 P: 13	1B: 4 SF: 0 2B: 1 SAC: 0 3B: 0 DP: 1 HR: 2 HBP: 0						

TOP

Texas Rangers @ Houston Astros

Minute Maid Park, Houston, TX

Fri Jun 24 2005, 7:05 PM CDT
Att. 36,199 - Roof Closed - 72 F

livebaseballscorecards.com

AB	33
R	2
H	7
RBI	2
BB	0
SO	6
LOB	7

PITCHER		IP	WLS	BF	H	R	ER	SO	BB	IBB	HBP	BLK	WP	HR	S	P	ERA	WHIP
44 Roy Oswalt, R ERA: 2.7	(1, 1)	7.1	W	27	6	2	2	2	0	0	0	0	0	2	82	116	2.46	0.818
Chad Qualls, R ERA: 4.36	(8, 1)	0.2	H	2	0	0	0	1	0	0	0	0	0	0	5	6	0.00	0.000
54 Brad Lidge, R ERA: 2.73	(9, 1)	1.0	S	4	1	0	0	3	0	0	0	0	0	0	11	13	0.00	1.000

PITCHER	IP	WLS	BF	H	R	ER	SO	BB	IBB	HBP	BLK	WP	HR	S	P	ERA	WHIP

Texas Rangers @ Houston Astros

Minute Maid Park, Houston, TX

Fri Jun 24 2005, 7:05 PM CDT
Att. 36,199 - Roof Closed - 72 F

BOTTOM

livebaseballscorecards.com

Batter	1	2	3	4	5	6	7	8	9	AB	R	H	RBI	BB	SO	LOB
Willy Taveras, R (1, 8) OBP: 0.320, SLG: 0.366	G6-3 2B	2-H 3-H 1B		G4-3		K		G5-3 1-2 3-H		5	0	2	1	0	1	5
Craig Biggio, R (1, 4) OBP: 0.331, SLG: 0.453	G6-3 2-3		K	G5-3			K			4	0	0	0	0	2	3
17 Lance Berkman, S (1, 3) OBP: 0.372, SLG: 0.395	L6		16 HR 1B		G4-3		FC5-4 1B			4	1	2	0	0	0	1
Morgan Ensberg, R (1, 5) OBP: 0.375, SLG: 0.536	P2		F9		F8		FC5-4 1-2f			4	0	0	0	0	0	3
16 Jason Lane, R (1, 9) OBP: 0.285, SLG: 0.473		F7	1-H HR		K		K			4	1	1	2	0	2	1
28 Adam Everett, R (1, 6) OBP: 0.288, SLG: 0.374		2 1B 1B BB	G3			L7		FC4-6 2 SH2-4 S 1B		3	2	1	0	1	0	0
2 Chris Burke, R (1, 7) OBP: 0.256, SLG: 0.278		44 SH2-4 1B 1-2 1B 1B		1B 1B		S 1B		SH2-4 1-2		3	1	3	0	0	0	0
Brad Ausmus, R (1, 2) OBP: 0.320, SLG: 0.270		44 SH2-4 1-2 1B 2-H 1B		44 SH3-4 1-3 1B		1 SAFE BB 1-2		FC4-6 BB		2	0	2	1	2	0	0
44 Roy Oswalt, R (1, 1) OBP: 0.167, SLG: 0.138		SH2-4 1-2 2-3		SH3-4 1-2		K		FC4-6 S 1-2f 2-3		1	0	0	0	0	1	2
Chad Qualls, R (8, 1)										0	0	0	0	0	0	0
Jose Vizcaino, S (8, PH) OBP: 0.304, SLG: 0.341										1	0	0	0	0	0	2
54 Brad Lidge, R (9, 1)										0	0	0	0	0	0	0
Inning Stats	R: 0 E: 0 K: 0 S: 7 H: 1 LOB: 1 BB: 0 P: 11	R: 2 E: 0 K: 0 S: 11 H: 3 LOB: 2 BB: 1 P: 20	R: 2 E: 0 K: 1 S: 11 H: 2 LOB: 0 BB: 0 P: 15	R: 0 E: 0 K: 0 S: 8 H: 2 LOB: 2 BB: 0 P: 16	R: 0 E: 0 K: 1 S: 9 H: 0 LOB: 0 BB: 0 P: 16	R: 0 E: 0 K: 2 S: 14 H: 1 LOB: 2 BB: 1 P: 22	R: 0 E: 0 K: 2 S: 12 H: 1 LOB: 1 BB: 0 P: 15	R: 1 E: 0 K: 0 S: 11 H: 1 LOB: 1 BB: 1 P: 17		1B: 9 2B: 1 3B: 0 HR: 1		SF: 0 SAC: 3 DP: 0 HBP: 0		WP: 0 PB: 0 SB: 3 CS: 0	PA: 37	

	AB	31
	R	5
	H	11
	RBI	4
	BB	3
	SO	6
	LOB	17

PITCHER		IP	WLS	BF	H	R	ER	SO	BB	IBB	HBP	BLK	WP	HR	S	P	ERA	WHIP
Ricardo Rodriguez, R ERA: 4.76	(1, 1)	5.0	L	23	8	4	4	2	1	0	0	0	0	1	46	78	7.20	1.800
Juan Dominguez, R ERA: 1.13	(6, 1)	1.0		5	1	0	0	2	1	0	0	0	0	0	14	22	0.00	2.000
32 Ron Mahay, L ERA: 7.97	(7, 1)	1.0		4	1	0	0	2	0	0	0	0	0	0	12	15	0.00	1.000
43 Kameron Loe, R ERA: 3.06	(8, 1)	1.0		5	1	1	1	0	1	0	0	0	0	0	11	17	9.00	2.000

PITCHER	IP	WLS	BF	H	R	ER	SO	BB	IBB	HBP	BLK	WP	HR	S	P	ERA	WHIP

Batter	1	2	3	4	5	6	7	8	9	AB	R	H	RBI	BB	SO	LOB
David Dellucci, L (1, 7) OBP: 0.408, SLG: 0.513 Kevin Mench, R (7, PH) OBP: 0.361, SLG: 0.553 (7, 7)	B C C B F C 2-3 ① K		B B B B 4-0 10 HR BB	B B X 2-0 ③ G3			B B C X 2-1 ② L6		B 1 SAFE B C X 2-1 ② F8	2 1 0 0 1 1 0 2 0 0 0 0 0 2						
10 Michael Young, R (1, 6) OBP: 0.373, SLG: 0.495	C S X 0-2 HR		C B X 1-1 1-H HR		S X 0-1 ① G5-3		D C 1 SAFE B B X 3-1 23 BB 1-3 1B		S S D B 1 SAFE S 2-3 ③ K	5 2 3 3 0 1 1						
23 Mark Teixeira, S (1, 3) OBP: 0.361, SLG: 0.565	C B B B F S 3-3 ② K		F B B B S B 4-2 9 1B 2B BB		C B S S 1-3 ② K		B D B B 4-0 1-2 BB			2 1 0 0 2 2 0						
9 Hank Blalock, L (1, 5) OBP: 0.349, SLG: 0.471	S C C 0-3 ③ K		F B X 1-1 1-2 2B 1B		B X 1-0 ③ G4-3		C S F D S 1-3 ③ K			4 1 1 0 0 2 3						
Alfonso Soriano, R (1, 4) OBP: 0.318, SLG: 0.562		F F F F F F B S 1-3 ① K	F X 0-1 G6-3 1-H 2-H 2B			S S B F X 1-2 ① G5-3		F C B S 1-3 ① K		4 0 1 2 0 2 0						
Gary Matthews, S (1, 9) OBP: 0.260, SLG: 0.333 Francisco Cordero, R (8, 1)		B C B X 2-1 ② G1-3	F B B D C X 3-2 ② G6-3 2-3			X 0-0 ② F8		F F F F B X 1-2 ② G3-1		4 0 0 0 0 0 1 0 0 0 0 0 0 0						
Rod Barajas, R (1, 2) OBP: 0.309, SLG: 0.425		B B B C X 3-1 HR	S B C X 1-2 ③ P6			B B X 2-0 ③ G5-3		X 0-0 ③ F7		4 1 1 1 0 0 1						
Layne Nix, L (1, 8) OBP: 0.271, SLG: 0.414		X 0-0 ③ G1-3		X 0-0 ① G1-3			B B C F B F X 3-2 10 1B 1B		X 0-0 1B	4 0 2 0 0 0 0						
Chris Young, R (1, 1) John Wasdin, R (8, 1) Richard Hidalgo, R (8, 9) OBP: 0.289, SLG: 0.431			B C C B S 2-3 ① K	C C C 0-3 ② K			L B L M 1-3 ① K		C 1 SAFE B F C 1-3 ① K	3 0 0 0 0 3 1 0 0 0 0 0 0 0 1 0 0 0 0 1 1						
Inning Stats	R: 1 H: 1 E: 0 LOB: 0 K: 3 BB: 0 S: 13 P: 18	R: 1 H: 1 E: 0 LOB: 0 K: 1 BB: 0 S: 11 P: 17	R: 4 H: 3 E: 0 LOB: 1 K: 1 BB: 2 S: 17 P: 33	R: 0 H: 0 E: 0 LOB: 0 K: 1 BB: 0 S: 5 P: 7	R: 0 H: 0 E: 0 LOB: 0 K: 1 BB: 0 S: 6 P: 8	R: 0 H: 0 E: 0 LOB: 0 K: 0 BB: 0 S: 6 P: 9	R: 0 H: 2 E: 0 LOB: 3 K: 2 BB: 1 S: 15 P: 29	R: 0 H: 0 E: 0 LOB: 0 K: 1 BB: 0 S: 9 P: 11	R: 0 H: 1 E: 0 LOB: 1 K: 2 BB: 0 S: 9 P: 14	1B: 4 SF: 0 2B: 1 SAC: 0 3B: 0 DP: 0 HR: 3 HBP: 0						

TOP

Texas Rangers @ Houston Astros

Minute Maid Park, Houston, TX

Sat Jun 25 2005, 3:05 PM CDT

Att. 41,868 - Roof Closed - 72 F

livebaseballscorecards.com

AB	35
R	6
H	8
RBI	6
BB	3
SO	12
LOB	10

PITCHER		IP	WLS	BF	H	R	ER	SO	BB	IBB	HBP	BLK	WP	HR	S	P	ERA	WHIP
41 Brandon Backe, R ERA: 5.31	(1, 1)	6.0	L	25	5	6	6	7	2	0	0	0	0	3	58	92	9.00	1.167
Mike Burns, R ERA: 7.71	(7, 1)	0.1		2	1	0	0	1	0	0	0	0	0	0	7	11	0.00	3.000
John Franco, L ERA: 5.14	(7, 1)	0.2		4	1	0	0	1	1	0	0	0	0	0	8	18	0.00	3.000
Chad Qualls, R ERA: 4.24	(8, 1)	1.0		3	0	0	0	1	0	0	0	0	0	0	9	11	0.00	0.000
Dan Wheeler, R ERA: 1.97	(9, 1)	1.0		4	1	0	0	2	0	0	0	0	0	0	9	14	0.00	1.000

PITCHER	IP	WLS	BF	H	R	ER	SO	BB	IBB	HBP	BLK	WP	HR	S	P	ERA	WHIP

Texas Rangers @ Houston Astros

Minute Maid Park, Houston, TX

Sat Jun 25 2005, 3:05 PM CDT

Att. 41,868 - Roof Closed - 72 F

BOTTOM

Batter	1	2	3	4	5	6	7	8	9	AB	R	H	RBI	BB	SO	LOB
Willy Taveras, R (1, 8) OBP: 0.322, SLG: 0.366	B5-3			HBP		G4-3		HR, 1B		3	1	1	0	0	0	0
Craig Biggio, R (1, 4) OBP: 0.333, SLG: 0.465	F8			K		17 WP, 17 HR, 1B		1-H, HR		4	2	2	2	0	1	1
17 Lance Berkman, S (1, 3) OBP: 0.369, SLG: 0.411	K			SAFE, F8		1-H, HR		G4-3		4	1	1	2	0	1	1
Morgan Ensberg, R (1, 5) OBP: 0.377, SLG: 0.547		K		P3		HR		1B, BB		3	1	1	1	1	1	1
16 Jason Lane, R (1, 9) OBP: 0.281, SLG: 0.467 Mike Burns, R (7, 1) John Franco, L (7, 1) Chad Qualls, R (8, 1) Mike Lamb, L (8, PH) OBP: 0.267, SLG: 0.369 Dan Wheeler, R (9, 1)		F9			P6	G5-3		1-2, 1B		3 0 0 0 1 0	0 0 0 0 0 0	0 0 0 0 1 0	0 0 0 0 0 0	0 0 0 0 0 0	0 0 0 0 0 0	0 0 0 0 0 0
28 Adam Everett, R (1, 6) OBP: 0.288, SLG: 0.369		G6-3			PB, BB		F9	K		3	0	0	0	1	1	2
2 Chris Burke, R (1, 7) OBP: 0.248, SLG: 0.269			G1-3		P3		G5-3		K	4	0	0	0	0	1	1
Raul Chavez, R (1, 2) OBP: 0.197, SLG: 0.229 Jose Vizcaino, S (9, PH) OBP: 0.301, SLG: 0.337			G5-3		F9 1-2		F8		F8	3 1	0 0	0 0	0 0	0 0	0 0	1 0
41 Brandon Backe, R (1, 1) OBP: 0.286, SLG: 0.308 Orlando Palmeiro, L (6, PH) OBP: 0.378, SLG: 0.463 (7, 9)			F9			K		K	L6	1 3	0 0	0 0	0 0	0 0	0 2	0 0
Inning Stats	R: 0 E: 0 K: 1 S: 6 H: 0 LOB: 0 BB: 0 P: 10	R: 0 E: 0 K: 1 S: 9 H: 0 LOB: 0 BB: 0 P: 13	R: 0 E: 0 K: 0 S: 11 H: 0 LOB: 0 BB: 0 P: 16	R: 0 E: 0 K: 1 S: 9 H: 0 LOB: 1 BB: 0 P: 14	R: 0 E: 0 K: 0 S: 12 H: 0 LOB: 1 BB: 1 P: 21	R: 3 E: 0 K: 1 S: 13 H: 3 LOB: 0 BB: 0 P: 18	R: 0 E: 0 K: 0 S: 8 H: 0 LOB: 0 BB: 0 P: 12	R: 2 E: 0 K: 2 S: 16 H: 3 LOB: 2 BB: 1 P: 25	R: 0 E: 0 K: 1 S: 6 H: 0 LOB: 0 BB: 0 P: 8	1B: 3 2B: 0 3B: 0 HR: 3	SF: 0 SAC: 0 DP: 0 HBP: 1		WP: 1 PB: 1 SB: 0 CS: 0	PA: 36			

	AB	33
	R	5
	H	6
	RBI	5
	BB	2
	SO	7
	LOB	7

livebaseballscorecards.com

PITCHER		IP	WLS	BF	H	R	ER	SO	BB	IBB	HBP	BLK	WP	HR	S	P	ERA	WHIP
Chris Young, R ERA: 3.21	(1, 1)	7.0	W	26	3	3	3	4	1	0	1	0	1	2	68	104	3.86	0.571
John Wasdin, R ERA: 1.38	(8, 1)	0.1	H	3	2	2	2	1	0	0	0	0	0	1	9	13	54.00	6.000
Francisco Cordero, R ERA: 3.56	(8, 1)	1.2	S	7	1	0	0	2	1	0	0	0	0	0	13	20	0.00	1.200

PITCHER	IP	WLS	BF	H	R	ER	SO	BB	IBB	HBP	BLK	WP	HR	S	P	ERA	WHIP

Texas Rangers @ Houston Astros

Minute Maid Park, Houston, TX

Sun Jun 26 2005, 1:05 PM CDT
Att. 35,331 - Roof Closed - 72 F

livebaseballscorecards.com

TOP

Batter	1	2	3	4	5	6	7	8	9	10	AB	R	H	RBI	BB	SO	LOB
Kevin Mench, R (1, 7) OBP: 0.358, SLG: 0.545	C C F F B F X 1-2 ① P4		X 0-0 ① L5		C F F X 0-2 ① F9		C B B X 2-1 1B			X 0-0 ② L7	5	0	1	0	0	0	0
10 Michael Young, R (1, 6) OBP: 0.370, SLG: 0.490	B C B X 2-1 23 1B 9 E 1B		B C B C F X 2-2 ② G5-3		X 0-0 ② G4-3		B C X 1-1 ③ G1-3			F B F B S 2-3 ③ K	5	1	1	0	0	1	1
23 Mark Teixeira, S (1, 3) OBP: 0.363, SLG: 0.564	1 SAFE B X 1-0 9 FC3-6 1-2 1B		F S S 0-3 ③ K		B B X 2-0 9 PB 1B			B S B F B X 3-2 G5-3			4	0	2	0	0	1	0
9 Hank Blalock, L (1, 5) OBP: 0.345, SLG: 0.464	X 0-0 ② FC3-6 E 1-2f 2-H			B X 1-0 ① P5	B D B X 3-0 ③ G3 1-2			B B F F F B X 3-2 F8			4	0	0	0	0	0	2
Alfonso Soriano, R (1, 4) OBP: 0.317, SLG: 0.561	B B S B X 3-1 FC5 1-2			F X 0-1 WP 1B 2B		X 0-0 ① P3		B S X 1-1 ③ G4-3			4	1	1	0	0	0	1
Richard Hidalgo, R (1, 9) OBP: 0.285, SLG: 0.423	C X 0-1 ③ F9			S X 0-1 ② P4		C B X 1-1 ② G5-3			B C F F C 1-3 ① K		4	0	0	0	0	1	3
Rod Barajas, R (1, 2) OBP: 0.311, SLG: 0.426 Sandy Alomar Jr., R (6, PH) OBP: 0.333, SLG: 0.318 (6, 2)		C B C S 1-3 ① K		B S F F X 1-2 1B 2-H 1B		C B B X 2-1 ③ G4-3			B S X 1-1 ② G5-3		2 2	0 0	1 0	1 0	0 0	1 0	0 0
Gary Matthews, S (1, 8) OBP: 0.260, SLG: 0.331		X 0-0 ② G5-3		C S X 0-2 1-3 1B			B C B F S 2-3 ① K2-3		B B X 2-0 ③ G3		4	0	1	0	0	1	0
Chan Ho Park, R (1, 1) OBP: 0.400, SLG: 0.400 43 Kameron Loe, R (8, 1) David Dellucci, L (10, PH) OBP: 0.407, SLG: 0.510 Juan Dominguez, R (10, 1)		F X 0-1 ③ G5-3		D B B B C C S 3-3 ③ K			C F S 0-3 ② K		B C F C 1-3 ① K		3 0 1 0	0 0 0 0	0 0 0 0	0 0 0 0	2 0 1 0	2 0 0 0	2 0 0 0

Inning Stats																							
	R: 1	H: 2	R: 0	H: 0	R: 0	H: 0	R: 1	H: 3	R: 0	H: 1	R: 0	H: 0	R: 0	H: 1	R: 0	H: 0	R: 0	H: 0	R: 0	H: 0	1B: 6	SF: 0	WP: 1	PA: 38
	E: 2	LOB: 2	E: 0	LOB: 0	E: 0	LOB: 0	E: 0	LOB: 2	E: 0	LOB: 1	E: 0	LOB: 0	E: 0	LOB: 0	E: 0	LOB: 0	E: 0	LOB: 0	E: 0	LOB: 0	2B: 1	SAC: 0	PB: 1	
	K: 0	BB: 0	K: 1	BB: 0	K: 1	BB: 0	K: 1	BB: 0	K: 0	BB: 0	K: 0	BB: 0	K: 2	BB: 0	K: 0	BB: 0	K: 1	BB: 0	K: 2	BB: 0	3B: 0	DP: 0	SB: 0	
	S: 14	P: 21	S: 6	P: 7	S: 8	P: 10	S: 15	P: 20	S: 7	P: 12	S: 5	P: 8	S: 10	P: 15	S: 9	P: 16	S: 7	P: 11	S: 7	P: 10	HR: 0	HBP: 0	CS: 0	

PITCHER		IP	WLS	BF	H	R	ER	SO	BB	IBB	HBP	BLK	WP	HR	S	P	ERA	WHIP
Andy Pettitte, L ERA: 3.25	(1, 1)	9.0		35	7	2	1	6	0	0	0	0	1	0	81	120	1.00	0.778
Chad Qualls, R ERA: 4.11	(10, 1)	1.0	W	3	0	0	0	2	0	0	0	0	0	0	7	10	0.00	0.000

PITCHER	IP	WLS	BF	H	R	ER	SO	BB	IBB	HBP	BLK	WP	HR	S	P	ERA	WHIP

AB	38
R	2
H	7
RBI	1
BB	0
SO	8
LOB	9

Batter	1	2	3	4	5	6	7	8	9	10	AB	R	H	RBI	BB	SO	LOB
Willy Taveras, R (1, 8) OBP: 0.317, SLG: 0.359	S X 0-1 ① G1-3		B X 1-0 ① B1-3			C X 0-1 ① F8	S B S F F F B S 2-3 ③ K		F B S S 1-3 ③ K		5	0	0	0	0	2	3
Craig Biggio, R (1, 4) OBP: 0.334, SLG: 0.462	B C S S 1-3 ② K		B C S X 1-2 ② G1-3			F S F B X 1-2 17 2B 1B		B B X 2-0 ① G5-3		S B B B F B 4-2 17 BB 1B BB	4	2	1	0	1	1	0
17 Lance Berkman, S (1, 7) (10, 9) OBP: 0.370, SLG: 0.413	B B C B F S 3-3 ③ K		B C B S X 2-2 ③ G6-3			X 0-0 1-H 2B		B S X 1-1 ② L5		B D F F B B 4-2 1B 1-2 BB	4	0	1	1	1	1	0
Morgan Ensberg, R (1, 5) OBP: 0.378, SLG: 0.544		B C F B B X 3-2 ① F8		C B X 1-1 ① F9		B B B X 3-0 ② P5		C B F X 1-2 1B		B B X 2-0 1-2 2-H 1B	5	0	2	1	0	0	1
Mike Lamb, L (1, 3) OBP: 0.261, SLG: 0.359		B B B F F S 3-3 ② K		X 0-0 ② F7		X 0-0 ③ G4-3		B F 1 SAFE X 1-1 ③ F7			4	0	0	0	0	1	2
Orlando Palmeiro, L (1, 9) OBP: 0.383, SLG: 0.476 2 Chris Burke, R (9, PR) OBP: 0.248, SLG: 0.269 (10, 7)		X 0-0 E4 1B 28 1B		C C X 0-2 ③ P3			F X 0-1 28 SH1-4 SH 2B		X 0-0 G1-4-3 1B		4 0	1 0	2 0	0 0	0 0	0 0	0 0
28 Adam Everett, R (1, 6) OBP: 0.288, SLG: 0.369	B B X 2-0 1-2 1B		C F F F C 0-3 ① K				L X 0-1 ① SH1-4 2-3		L 1 S F F S SAFE 0-3 ① K		3	0	1	0	0	2	1
Brad Ausmus, R (1, 2) OBP: 0.320, SLG: 0.272	S B X 1-1 1-2 2-3 1B		B B C B X 3-1 ② G6-3				B X 1-0 SH SH1-4 3-H		1 SAFE C X 0-1 ② G1-4-3 1-2		3	0	1	1	0	0	1
Andy Pettitte, L (1, 1) OBP: 0.125, SLG: 0.091 Jose Vizcaino, S (9, PH) OBP: 0.309, SLG: 0.337 Chad Qualls, R (10, 1)	F B X 1-1 ③ G4-3		B C C B S 2-3 ③ K				C X 0-1 ② SH1-4 1-2		4-0 IBB		2 0 0	0 0 0	0 0 0	0 1 0	0 0 0	1 0 0	3 0 0
Inning Stats	R: 0 H: 0 E: 0 LOB: 0 K: 2 BB: 0 S: 8 P: 12	R: 0 H: 2 E: 1 LOB: 3 K: 1 BB: 0 S: 12 P: 22	R: 0 H: 0 E: 0 LOB: 0 K: 0 BB: 0 S: 7 P: 11	R: 0 H: 0 E: 0 LOB: 0 K: 0 BB: 0 S: 6 P: 7	R: 0 H: 0 E: 0 LOB: 0 K: 2 BB: 0 S: 9 P: 14	R: 1 H: 2 E: 0 LOB: 1 K: 0 BB: 0 S: 9 P: 13	R: 1 H: 1 E: 1 LOB: 1 K: 1 BB: 0 S: 13 P: 16	R: 0 H: 1 E: 0 LOB: 1 K: 0 BB: 0 S: 8 P: 13	R: 0 H: 1 E: 0 LOB: 2 K: 2 BB: 1 S: 11 P: 16	R: 1 H: 1 E: 0 LOB: 2 K: 0 BB: 2 S: 5 P: 15	1B: 6 2B: 2 3B: 0 HR: 0	SF: 0 SAC: 3 DP: 0 HBP: 0					

PITCHER		IP	WLS	BF	H	R	ER	SO	BB	IBB	HBP	BLK	WP	HR	S	P	ERA	WHIP
Chan Ho Park, R ERA: 5.75	(1, 1)	7.0		28	5	2	2	6	0	0	0	0	0	0	64	95	2.57	0.714
43 Kameron Loe, R ERA: 2.75	(8, 1)	2.0		9	2	0	0	2	0	1	0	0	0	0	19	29	0.00	1.000
Juan Dominguez, R ERA: 2.25	(10, 1)	0.0	L	3	1	1	1	0	2	0	0	0	0	0	5	15	∞	∞

PITCHER	IP	WLS	BF	H	R	ER	SO	BB	IBB	HBP	BLK	WP	HR	S	P	ERA	WHIP

BOTTOM

Texas Rangers @ Houston Astros

Minute Maid Park, Houston, TX

Sun Jun 26 2005, 1:05 PM CDT
Att. 35,331 - Roof Closed - 72 F

livebaseballscorecards.com

AB	34
R	3
H	8
RBI	3
BB	3
SO	8
LOB	11

WP: 0 PA: 40
PB: 0
SB: 0
CS: 0

Batter	1	2	3	4	5	6	7	8	9	AB	R	H	RBI	BB	SO	LOB
Willy Taveras, R (1, 8) OBP: 0.320, SLG: 0.366	X 0-0 2B 2B		B X 1-0 17 CS 1B	B X 1-0 ① L5	X 0-0 ③ G4-3			C B F B X 2-2 17 G4-6-3 16 HR 1B	X 0-0 ③ G3	6	2	3	0	0	0	4
Craig Biggio, R (1, 4) OBP: 0.336, SLG: 0.465	B X 1-0 17 1B 2-H 2B		1 SAFE X 0-0 ① L9	B 1 SAFE C F C 1-3 ② K		B C X 1-1 ① F9		F 1 SAFE X 0-1 17 G4-6-3 1-2 1B		5	1	2	1	0	1	2
17 Lance Berkman, S (1, 3) OBP: 0.376, SLG: 0.434	B X 1-0 ① 2-H 1B		P B B B 4-0 ② 16 E 1B 28 1B 1-2 BB	S B F X 1-2 1-H HR		C B B X 2-1 ② F8		F X 0-1 ① ② G4-6-3 1-2f 2-3		4	2	2	3	1	0	2
Morgan Ensberg, R (1, 5) OBP: 0.381, SLG: 0.547	C B F X 1-2 ② G6-3		B B X 2-0 16 E 28 1B 1-2 1B	X 0-0 ③ 2B		X 0-0 ③ G5-3		B S B S F B B 4-2 16 HR BB		4	2	2	0	1	0	0
16 Jason Lane, R (1, 9) OBP: 0.283, SLG: 0.478 Dan Wheeler, R (8, 1)	C C X 0-2 1B		C F X 0-2 E6 28 1B 1-2 2-3	B B S X 2-1 ③ G5-3			F B X 1-1 ① F9	F X 0-1 1-H 3-H HR		5 0	1 0	2 0	3 0	0 0	0 0	3 0
28 Adam Everett, R (1, 6) OBP: 0.294, SLG: 0.371	X 0-0 ③ G4-3		B X 1-0 1-2 2-H 3-H 1B		H 1-0 G5-3 2 1B HBP		C B F F B X 2-2 2 1B SF9 1B	C X 0-1 ③ F8		4	1	2	2	0	0	1
2 Chris Burke, R (1, 7) OBP: 0.269, SLG: 0.285		C F B X 1-2 G6-4-3 1B	B X 1-0 ③ F8		F X 0-1 G5-3 1-2 1B		F X 0-1 1-3 1B		F F B F B B B 4-2 E BB	4	0	3	0	1	0	2
Raul Chavez, R (1, 2) OBP: 0.197, SLG: 0.270		X 0-0 ① ② G6-4-3 1-2f		F B X 1-1 HR	X 0-0 ① G5-3 1-2 2-3		1 SAFE X 0-0 ② SF9 3-H		B X 1-0 ① F8	4	1	1	2	0	0	4
51 Wandy Rodriguez, S (1, 1) OBP: 0.308, SLG: 0.250 Russ Springer, R (7, 1) Chad Harville, R (8, 1) Orlando Palmeiro, L (8, 9) OBP: 0.379, SLG: 0.471		C B F S 1-3 ③ K		F X 0-1 17 HR 1B	X 0-0 ② G4-3		C S S 0-3 ③ K		1 SAFE C F T 0-2 ② K 1-3	4 0 0 1	1 0 0 0	1 0 0 0	0 0 0 0	0 0 0 0	2 0 0 1	3 0 0 1

Inning Stats	1	2	3	4	5	6	7	8	9
	R: 2 E: 0 K: 0 S: 10	R: 0 E: 0 K: 1 S: 7	R: 2 E: 1 K: 0 S: 9	R: 3 E: 0 K: 1 S: 14	R: 0 E: 0 K: 0 S: 5	R: 0 E: 0 K: 0 S: 5	R: 1 E: 0 K: 1 S: 12	R: 3 E: 0 K: 0 S: 14	R: 0 E: 1 K: 1 S: 8
	H: 4 LOB: 1 BB: 0 P: 13	H: 1 LOB: 0 BB: 0 P: 9	H: 3 LOB: 2 BB: 1 P: 17	H: 4 LOB: 1 BB: 0 P: 20	H: 1 LOB: 2 BB: 0 P: 6	H: 0 LOB: 0 BB: 0 P: 8	H: 2 LOB: 1 BB: 0 P: 15	H: 3 LOB: 0 BB: 1 P: 20	H: 0 LOB: 1 BB: 1 P: 13

1B: 12 SF: 1
2B: 3 SAC: 0
3B: 0 DP: 2
HR: 3 HBP: 1

WP: 0 PA: 46
PB: 0
SB: 0
CS: 1

PITCHER		IP	WLS	BF	H	R	ER	SO	BB	IBB	HBP	BLK	WP	HR	S	P	ERA	WHIP
Jamey Wright, R ERA: 5.5	(1, 1)	7.0	L	36	15	8	6	3	1	0	1	0	0	2	62	88	7.71	2.286
Matt Anderson, R ERA: 13.0	(8, 1)	1.0		6	3	3	3	0	1	0	0	0	0	1	14	20	27.00	4.000
Bobby Seay, L ERA: 6.75	(9, 1)	1.0		4	0	0	0	1	1	0	0	0	0	0	8	13	0.00	1.000

PITCHER	IP	WLS	BF	H	R	ER	SO	BB	IBB	HBP	BLK	WP	HR	S	P	ERA	WHIP

Houston Astros @ Colorado Rockies

Coors Field, Denver, CO

Mon Jun 27 2005, 7:05 PM MDT

Att. 21,877 - Clear - 86 F

TOP

livebaseballscorecards.com

AB	41
R	11
H	18
RBI	11
BB	3
SO	4
LOB	22

Batter	1	2	3	4	5	6	7	8	9	AB	R	H	RBI	BB	SO	LOB
Luis Gonzalez, R (1, 4) OBP: 0.318, SLG: 0.396	B B B C X 3-1 ① G5-3		C X 0-1 ① G5-3		B X 1-0 ① F9		X 0-0 17 2B 2B	B X 1-0 27 HBP 17 E 2-3 3-H 1B		5	2	2	1	0	0	0
27 Garrett Atkins, R (1, 5) OBP: 0.363, SLG: 0.451	T B B X 2-1 17 G4-6-3 1B		B B F F X 2-2 17 1B 1B		X 0-0 ② G4-3		C C B F X 1-2 FC1 17 2B	H 1-0 17 E 1-2 HBP		4	0	2	0	0	0	1
17 Todd Helton, L (1, 3) OBP: 0.393, SLG: 0.412	C B F B X 2-2 ② G4-6-3 ③ 1-2f		F B B X 2-1 1-3 1B		B B B C B 4-1 FC6-4 BB		B B C X 2-1 1-3 2-H 2B	X 0-0 E5 18 BB 1-3 2-H 3-H		4	0	2	1	1	0	2
Preston Wilson, R (1, 8) OBP: 0.323, SLG: 0.484 18 Cory Sullivan, L (8, PH) OBP: 0.333, SLG: 0.373 (9, 8)		B C B B B 4-1 FC1-6 11 1B 1B BB	F B B F F X 2-2 ② P2		B C X 1-1 ③ FC6-4 1-2f		B C F B S 2-3 ② K	B B B 1 SAFE 1 SAFE B 4-0 1-2 BB		3 0	1 0	0 0	0 0	1 1	1 0	5 0
11 Brad Hawpe, L (1, 9) OBP: 0.351, SLG: 0.447 Bobby Seay, L (9, 1)		X 0-0 FC1-6 1-2 1B	X 0-0 ③ P6			B B B F C B 4-1 FC5-4 BB	B B F B S S 3-3 ③ K	C B S C 1-3 ③ K		4 0	0 0	1 0	0 0	1 0	2 0	7 0
Dustan Mohr, R (1, 7) OBP: 0.234, SLG: 0.412 (9, 9)	B F B F F C 2-3 ① K	B F X 1-1 ① L8			C B F B B C 3-3 ① K			B F B B X 3-1 ① L7	B C S C 1-3 ① K	5	0	0	0	0	3	3
Desi Relaford, S (1, 6) OBP: 0.347, SLG: 0.381	C C F X 0-2 ② FC1-6 1B 1-2f 2-3	C B B X 2-1 FC6-4 1B			C B F B F F B X 3-2 ② P6			C B X 1-1 ② L7	C F X 0-2 DI 1B	5	0	2	0	0	0	3
Danny Ardoin, R (1, 2) OBP: 0.370, SLG: 0.333	S B X 1-1 1-2 3-H 1B	B B F 1 SAFE F S 2-3 ② K			C B B X 2-1 ③ FC5-4 1-2f			B B F B F F H 4-2 2B 1B HBP	C C S 0-3 ② K 1-2	4	1	1	1	0	2	3
Jamey Wright, R (1, 1) OBP: 0.172, SLG: 0.172 Ryan Shealy, R (7, PH) OBP: 0.391, SLG: 0.500 Matt Anderson, R (8, 1) Jorge Piedra, L (8, PH) OBP: 0.400, SLG: 0.500 (9, 7)		F X 0-1 ③ G1	F B X 1-1 ③ FC6-4 1-2f				C X 0-1 ① F7	B B F B X 3-1 1B 17 E 1-3 2B	C X 0-1 ③ L4	2 1 0 2	0 0 0 1	0 0 0 1	0 0 0 0	0 0 0 0	0 0 0 1	3 0 0 1
Inning Stats	R: 0 H: 1 E: 0 LOB: 0 K: 0 BB: 0 S: 7 P: 14	R: 1 H: 2 E: 0 LOB: 2 K: 1 BB: 1 S: 14 P: 21	R: 0 H: 2 E: 0 LOB: 2 K: 0 BB: 0 S: 12 P: 18	R: 0 H: 1 E: 0 LOB: 1 K: 1 BB: 0 S: 9 P: 15	R: 0 H: 0 E: 0 LOB: 1 K: 0 BB: 1 S: 5 P: 11	R: 0 H: 0 E: 0 LOB: 1 K: 1 BB: 1 S: 11 P: 23	R: 1 H: 2 E: 0 LOB: 2 K: 2 BB: 0 S: 15 P: 23	R: 3 H: 2 E: 1 LOB: 3 K: 1 BB: 1 S: 14 P: 32	R: 0 H: 1 E: 0 LOB: 1 K: 2 BB: 0 S: 11 P: 12	1B: 8 2B: 3 3B: 0 HR: 0	SF: 0 SAC: 0 DP: 1 HBP: 2					

PITCHER		IP	WLS	BF	H	R	ER	SO	BB	IBB	HBP	BLK	WP	HR	S	P	ERA	WHIP
51 Wandy Rodriguez, L ERA: 6.86	(1, 1)	6.1	W	30	8	2	2	3	3	0	0	0	0	0	67	114	2.84	1.737
Russ Springer, R ERA: 6.12	(7, 1)	0.2		2	0	0	0	2	0	0	0	0	0	0	6	11	0.00	0.000
Chad Harville, R ERA: 5.4	(8, 1)	0.2		8	2	3	1	0	1	0	2	0	0	0	11	28	13.50	4.500
Dan Wheeler, R ERA: 1.89	(8, 1)	1.1		5	1	0	0	3	0	0	0	0	0	0	14	16	0.00	0.750

PITCHER	IP	WLS	BF	H	R	ER	SO	BB	IBB	HBP	BLK	WP	HR	S	P	ERA	WHIP

BOTTOM

Houston Astros @ Colorado Rockies

Coors Field, Denver, CO

Mon Jun 27 2005, 7:05 PM MDT

Att. 21,877 - Clear - 86 F

livebaseballscorecards.com

AB	39
R	5
H	11
RBI	3
BB	4
SO	8
LOB	28

Batter	1	2	3	4	5	6	7	8	9	AB	R	H	RBI	BB	SO	LOB
Willy Taveras, R (1, 8) OBP: 0.322, SLG: 0.366	C B B X 2-1 17 FC3-6 SF7 1B 1B		C B C S 1-3 ① K		B F L X 1-2 17 WP HBP HR 1B	B X 1-0 ③ G5-3			C B F S 1-3 K 17 1B	5	2	2	0	0	2	1
Craig Biggio, R (1, 4) OBP: 0.343, SLG: 0.473	B X 1-0 17 FC3-6 1-2 1B		X 0-0 2B		1 SAFE 1 SAFE C B 1 SAFE F 1 SAFE H 2-2 17 WP HR 1-2 HBP		B C X 1-1 17 BB 1B		B 1 SAFE C 1 SAFE 1 SAFE B B X 3-1 ② P3	4	1	3	0	0	0	1
17 Lance Berkman, S (1, 3) OBP: 0.382, SLG: 0.432 4 Eric Bruntlett, R (9, PR) OBP: 0.333, SLG: 0.417	B F F B F F X 2-2 ① FC3-6 1-2f 2-3		B S C B B S 2-3 ② K		B B I I 4-0 HR 1-2 2-3 IBB		B F B B 1 SAFE B 4-1 16 G4-6-3 1-2 BB		C X 0-1 1-2 1B	3	1	1	0	2	1	3
										0	0	0	0	0	0	0
Morgan Ensberg, R (1, 5) OBP: 0.378, SLG: 0.554	X 0-0 ② SF7 3-H		C B B C C C 2-3 ③ K		C X 0-1 1-H 2-H 3-H HR		D S F B F S 2-3 ① K		S B B B X 3-1 ③ F8	4	1	1	5	0	2	5
16 Jason Lane, R (1, 9) OBP: 0.279, SLG: 0.470	B C B S C 2-3 ③ K			S C F F S 0-3 K 28 FC5-4	B F F B S 2-3 ② K		X 0-0 ② ③ G4-6-3 1-2f			4	0	0	0	0	3	3
28 Adam Everett, R (1, 6) OBP: 0.290, SLG: 0.365		C S B X 1-2 ① L4		B 1 SAFE F B 1 SAFE X 2-1 ① FC5-4 2 SH1-3 1-2f	B B F X 2-1 ③ G6-3			C X 0-1 ① F8		4	0	0	0	0	0	1
2 Chris Burke, R (1, 7) OBP: 0.277, SLG: 0.302		B X 1-0 2B		X 0-0 ② SH1-3 1-2		B X 1-0 ① F7		F B X 1-1 CS 1B		3	0	2	0	0	0	0
Brad Ausmus, R (1, 2) OBP: 0.318, SLG: 0.266		X 0-0 ② P6		B B X 2-0 ③ F9		C B B B B 4-1 SH3 BB		1 SAFE 1 SAFE B 1 SAFE B B C F X 3-2 ② ③ L7 1-2		3	0	0	0	1	0	3
Roger Clemens, R (1, 1) OBP: 0.290, SLG: 0.241 Chad Qualls, R (8, 1) John Franco, L (8, 1) Russ Springer, R (8, 1) Jose Vizcaino, S (9, PH) OBP: 0.305, SLG: 0.333		C B S T B X 2-2 ③ P5			C B X 1-1 ① G4-3	X 0-0 ② SH3 1-2			B C B B B C C 3-3 ① K	2	0	0	0	0	0	1
										0	0	0	0	0	0	0
										0	0	0	0	0	0	0
										0	0	0	0	0	0	0
										1	0	0	0	0	1	0
Inning Stats	R: 1 E: 0 K: 1 S: 12 H: 2 LOB: 1 BB: 0 P: 19	R: 0 E: 0 K: 0 S: 9 H: 1 LOB: 1 BB: 0 P: 13	R: 0 E: 0 K: 3 S: 10 H: 1 LOB: 0 BB: 0 P: 15	R: 0 E: 0 K: 1 S: 9 H: 0 LOB: 1 BB: 0 P: 13	R: 4 E: 0 K: 1 S: 14 H: 2 LOB: 0 BB: 1 P: 26	R: 0 E: 0 K: 0 S: 4 H: 0 LOB: 1 BB: 1 P: 10	R: 0 E: 0 K: 1 S: 8 H: 1 LOB: 1 BB: 1 P: 15	R: 0 E: 0 K: 0 S: 7 H: 1 LOB: 0 BB: 0 P: 11	R: 0 E: 0 K: 2 S: 13 H: 1 LOB: 2 BB: 0 P: 23	1B: 6 2B: 2 3B: 0 HR: 1 SF: 1 SAC: 2 DP: 1 HBP: 1							

TOP

Houston Astros @ Colorado Rockies

Coors Field, Denver, CO

Tue Jun 28 2005, 7:05 PM MDT

Att. 28,726 - Cloudy - 84 F

livebaseballscorecards.com

AB	33
R	5
H	9
RBI	5
BB	3
SO	9
LOB	18

WP: 3 PA: 40
PB: 0
SB: 0
CS: 1

PITCHER		IP	WLS	BF	H	R	ER	SO	BB	IBB	HBP	BLK	WP	HR	S	P	ERA	WHIP
Jason Jennings, R ERA: 5.75	(1, 1)	6.0		28	6	5	5	6	1	1	1	0	2	1	58	96	7.50	1.167
Marcos Carvajal, R ERA: 4.25	(7, 1)	1.0		4	1	0	0	1	1	0	0	0	0	0	8	15	0.00	2.000
David Cortes, R ERA: 3.12	(8, 1)	1.0	W	3	1	0	0	0	0	0	0	0	0	0	7	11	0.00	1.000
40 Brian Fuentes, L ERA: 2.75	(9, 1)	1.0	S	5	1	0	0	2	0	0	0	0	1	0	13	23	0.00	1.000

PITCHER	IP	WLS	BF	H	R	ER	SO	BB	IBB	HBP	BLK	WP	HR	S	P	ERA	WHIP

BOTTOM

Houston Astros @ Colorado Rockies

Coors Field, Denver, CO

Tue Jun 28 2005, 7:05 PM MDT

Att. 28,726 - Cloudy - 84 F

livebaseballscorecards.com

Batter	1	2	3	4	5	6	7	8	9	AB	R	H	RBI	BB	SO	LOB
18 Cory Sullivan, L (1, 7) OBP: 0.338, SLG: 0.377	K		FC6 1-2f			1B		FC5-4 1B		4	0	2	0	0	1	1
Aaron Miles, S (1, 4) OBP: 0.303, SLG: 0.390	G6-3			G3		K		FC5-4 BB, 17, 1B 27 HR		3	0	0	0	0	1	2
Luis Gonzalez, R (8, PH) OBP: 0.316, SLG: 0.393										1	1	0	0	0	0	2
(9, 4)																
17 Todd Helton, L (1, 3) OBP: 0.391, SLG: 0.410	L3			F7		K		27 HR BB 1B		4	1	1	1	0	1	2
Preston Wilson, R (1, 8) OBP: 0.325, SLG: 0.496		G6-3		HR		K		27 HR BB		3	2	1	1	1	1	2
27 Garrett Atkins, R (1, 5) OBP: 0.370, SLG: 0.471		G5-4-3 BB		F9			G4-6-3 1B	HR		3	1	2	4	1	0	0
Jorge Piedra, L (1, 9) OBP: 0.345, SLG: 0.429		G5-4-3 1-2f			P5		G4-6-3 1-2f	P6		4	0	0	0	0	0	2
40 Brian Fuentes, L (9, 1)										0	0	0	0	0	0	0
Desi Relaford, S (1, 6) OBP: 0.342, SLG: 0.374			K		G3-1		K2-3			3	0	0	0	0	2	0
Danny Ardoin, R (1, 2) OBP: 0.367, SLG: 0.333			K		F9			FC5-4 18, 1B 17 1B		3	1	1	0	0	1	0
Jason Jennings, L (1, 1) OBP: 0.207, SLG: 0.148			4-2 18 FC6 BB			3-2 18 1B 1B		P6		0	0	0	0	1	0	0
Eddy Garabito, S (6, PH) OBP: 0.397, SLG: 0.426										1	0	1	0	0	0	0
Marcos Carvajal, R (7, 1)										0	0	0	0	0	0	0
David Cortes, R (8, 1)										0	0	0	0	0	0	0
11 Brad Hawpe, L (8, PH) OBP: 0.349, SLG: 0.444										1	0	0	0	0	0	1
(9, 9)																
Inning Stats	R: 0 E: 0 K: 1 S: 10 H: 0 LOB: 0 BB: 0 P: 13	R: 0 E: 0 K: 0 S: 9 H: 0 LOB: 0 BB: 1 P: 14	R: 0 E: 0 K: 2 S: 13 H: 0 LOB: 1 BB: 1 P: 20	R: 1 E: 0 K: 0 S: 9 H: 1 LOB: 0 BB: 0 P: 12	R: 0 E: 0 K: 0 S: 8 H: 0 LOB: 0 BB: 0 P: 12	R: 0 E: 0 K: 3 S: 16 H: 2 LOB: 2 BB: 0 P: 25	R: 0 E: 0 K: 1 S: 9 H: 1 LOB: 0 BB: 0 P: 11	R: 5 E: 0 K: 0 S: 14 H: 4 LOB: 0 BB: 1 P: 22		1B: 6 2B: 0 3B: 0 HR: 2 SF: 0 SAC: 0 DP: 2 HBP: 0						

AB	30
R	6
H	8
RBI	6
BB	3
SO	7
LOB	12

WP: 0 PB: 0 SB: 0 CS: 0 PA: 33

PITCHER		IP	WLS	BF	H	R	ER	SO	BB	IBB	HBP	BLK	WP	HR	S	P	ERA	WHIP
Roger Clemens, R ERA: 1.5	(1, 1)	7.0		25	4	1	1	7	2	0	0	0	0	1	74	107	1.29	0.857
Chad Qualls, R ERA: 4.58	(8, 1)	0.1		3	2	2	2	0	0	0	0	0	0	0	4	6	54.00	6.000
John Franco, L ERA: 5.65	(8, 1)	0.1	H	2	1	0	0	0	0	0	0	0	0	0	3	4	0.00	3.000
Russ Springer, R ERA: 6.75	(8, 1)	0.1	L	3	1	3	3	0	1	0	0	0	0	1	7	12	81.00	6.000

PITCHER	IP	WLS	BF	H	R	ER	SO	BB	IBB	HBP	BLK	WP	HR	S	P	ERA	WHIP

Houston Astros @ Colorado Rockies

Coors Field, Denver, CO

Wed Jun 29 2005, 1:05 PM MDT

Att. 23,494 - Partly Cloudy - 82 F

TOP

livebaseballscorecards.com

Batter	1	2	3	4	5	6	7	8	9	AB	R	H	RBI	BB	SO	LOB
Willy Taveras, R (1, 8) OBP: 0.323, SLG: 0.367	C C B B F C 2-3 ① K	B F S 1-3 ③ K		S X 0-1 17 HBP S 1B 3-H		B C X 1-1 ② G4-3		X 0-0 17 2B 1B		5	1	2	1	0	2	1
Craig Biggio, R (1, 4) OBP: 0.348, SLG: 0.484 Chad Qualls, R (8, 1) Mike Burns, R (9, 1)	C B B B C S 3-3 ② K		B C B B F B X 3-2 17 S 1B	P C 1 SAFE C H 2-2 17 HBP 1-2 HBP		F B B X 2-1 HR		C 1 SAFE F F F X 0-2 ① F9		4 0 0	1 0 0	2 0 0	1 0 0	0 0 0	1 0 0	1 0 0
17 Lance Berkman, S (1, 3) OBP: 0.393, SLG: 0.448 4 Eric Bruntlett, R (8, PR) OBP: 0.333, SLG: 0.417 (8, 4)	B B B B 4-0 BB		1 SAFE B C B B S B S 3-3 ① K 1-2	B B H 3-0 1-2 2-3 HBP		X 0-0 HR 2B		1 SAFE B B X 2-0 G5-3 1-H 2B		3 0	1 0	2 0	1 0	1 0	1 0	1 0
Morgan Ensberg, R (1, 5) OBP: 0.375, SLG: 0.559	F B B C F B X 3-2 ③ G6-3		B X 1-0 ② F9	F X 0-1 ③ F9		C X 0-1 2-H HR		B F X 1-1 ② G5-3 2-3		5	1	1	2	0	0	6
16 Jason Lane, R (1, 9) OBP: 0.285, SLG: 0.487		B B F X 2-1 HR	B B F B F B 4-2 BB		B S C X 1-2 2B	B X 1-0 ③ F9		B B C F S 2-3 ③ K		4	1	2	1	1	1	2
28 Adam Everett, R (1, 6) OBP: 0.292, SLG: 0.370	C B C B F F X 2-2 2 1B E 2B	F S X 0-2 ③ P2			X 0-0 ① B2		B F B F F B F X 3-2 ① F8		X 0-0 2 G5-4-3 1B	5	1	2	0	0	0	3
2 Chris Burke, R (1, 7) OBP: 0.289, SLG: 0.302	C C F B X 1-2 S 2-3 1B			B B B 4-0 44 S S 1B BB	B X 1-0 ② P2		B C B B F F B 4-2 BB		C X 0-1 ① ② G5-4-3 1-2f	3	1	1	0	2	0	2
Brad Ausmus, R (1, 2) OBP: 0.309, SLG: 0.258	B C B F S 2-3 ① K 1-3 3-H			1 SAFE F 1 SAFE B 1 SAFE 1 SAFE B C X 2-2 ① F7 1-2	C C B X 1-2 ③ G6-3		C S B B X 2-2 ② P3		B F F X 1-2 ③ G5-3	5	0	0	0	0	1	4
44 Roy Oswalt, R (1, 1) OBP: 0.147, SLG: 0.121 Mike Lamb, L (8, 3) OBP: 0.261, SLG: 0.359		C X 0-1 ② P4		B B C S S 2-3 ② K 2-3		X 0-0 ① G6-3	C B S F X 1-2 ③ L6			4 0	0 0	0 0	0 0	0 0	1 0	3 0
Inning Stats	R: 0 H: 0 E: 0 LOB: 1 K: 2 BB: 1 S: 11 P: 23	R: 2 H: 3 E: 0 LOB: 1 K: 2 BB: 0 S: 19 P: 27	R: 0 H: 1 E: 0 LOB: 2 K: 1 BB: 1 S: 12 P: 23	R: 1 H: 1 E: 0 LOB: 3 K: 1 BB: 1 S: 13 P: 25	R: 0 H: 1 E: 0 LOB: 1 K: 0 BB: 0 S: 8 P: 11	R: 3 H: 3 E: 0 LOB: 0 K: 0 BB: 0 S: 9 P: 13	R: 0 H: 0 E: 0 LOB: 1 K: 0 BB: 1 S: 15 P: 25	R: 1 H: 2 E: 0 LOB: 2 K: 1 BB: 0 S: 12 P: 17	R: 0 H: 1 E: 0 LOB: 0 K: 0 BB: 0 S: 6 P: 7	1B: 5 SF: 0 2B: 4 SAC: 0 3B: 0 DP: 1 HR: 3 HBP: 2						WP: 0 PA: 44 PB: 0 SB: 6 CS: 0

	AB	38
	R	7
	H	12
	RBI	6
	BB	4
	SO	7
	LOB	23

PITCHER		IP	WLS	BF	H	R	ER	SO	BB	IBB	HBP	BLK	WP	HR	S	P	ERA	WHIP
49 Byung-Hyun Kim, R ERA: 6.04	(1, 1)	5.0	L	26	6	3	2	6	3	0	2	0	0	1	63	109	3.60	1.800
Marcos Carvajal, R ERA: 4.99	(6, 1)	1.0		6	3	3	3	0	0	0	0	0	0	2	9	13	27.00	3.000
Dan Miceli, R ERA:	(7, 1)	1.0		4	0	0	0	0	1	0	0	0	0	0	15	25	0.00	1.000
Jay Witasick, R ERA: 2.37	(8, 1)	1.0		5	2	1	1	1	0	0	0	0	0	0	12	17	9.00	2.000
Bobby Seay, L ERA: 6.0	(9, 1)	1.0		3	1	0	0	0	0	0	0	0	0	0	6	7	0.00	1.000

PITCHER		IP	WLS	BF	H	R	ER	SO	BB	IBB	HBP	BLK	WP	HR	S	P	ERA	WHIP

Batter	1	2	3	4	5	6	7	8	9	AB	R	H	RBI	BB	SO	LOB
18 Cory Sullivan, L (1, 7) OBP: 0.336, SLG: 0.373	K2-3		K		1B		FC4-6			4	0	1	0	0	2	1
Aaron Miles, S (1, 4) OBP: 0.295, SLG: 0.379	G4-3		G5-3		K			G4-3		4	0	0	0	0	1	2
17 Todd Helton, L (1, 3) OBP: 0.393, SLG: 0.415	2B			K		F8		G5-3 1B		4	0	2	0	0	1	0
Preston Wilson, R (1, 8) OBP: 0.320, SLG: 0.487	K			F8		E9 27 BB		G5-3		4	0	0	0	0	1	2
27 Garrett Atkins, R (1, 5) OBP: 0.373, SLG: 0.468		L9		1B		11 G6-4-3 BB		K		3	0	1	0	1	1	1
11 Brad Hawpe, L (1, 9) OBP: 0.352, SLG: 0.456		1B		L6		G6-4-3			G3-1 3B	4	1	2	0	0	0	3
Eddy Garabito, S (1, 6) OBP: 0.389, SLG: 0.415		F7			18 1B		G4-3		L6	4	0	1	0	0	0	2
JD Closser, S (1, 2) OBP: 0.315, SLG: 0.307		G5-3			F7		18 FC4-6 1B		G3-1 3-H	4	0	1	1	0	0	2
49 Byung-Hyun Kim, R (1, 1) Jorge Piedra, L (5, PH) OBP: 0.333, SLG: 0.414 Marcos Carvajal, R (6, 1) Dan Miceli, R (7, 1) Dustan Mohr, R (7, PH) OBP: 0.233, SLG: 0.408 Jay Witasick, R (8, 1) Bobby Seay, L (9, 1) Luis Gonzalez, R (9, PH) OBP: 0.314, SLG: 0.390			G3		P5		K		F9	1 1 0 0 1 0 0	0 0 0 0 0 0 0	0 0 0 0 1 0 0	0 0 0 0 1 0 0	0 0 0 0 0 0 0	0 1 0 0 0 0 0	0 0 0 0 1 0 0
Inning Stats	R: 0 E: 0 K: 2 S: 13 H: 1 LOB: 1 BB: 0 P: 19	R: 0 E: 0 K: 0 S: 10 H: 1 LOB: 1 BB: 0 P: 14	R: 0 E: 0 K: 1 S: 6 H: 0 LOB: 0 BB: 0 P: 10	R: 0 E: 0 K: 1 S: 10 H: 1 LOB: 1 BB: 0 P: 13	R: 0 E: 0 K: 1 S: 11 H: 2 LOB: 2 BB: 0 P: 13	R: 0 E: 1 K: 0 S: 12 H: 0 LOB: 1 BB: 1 P: 21	R: 0 E: 0 K: 1 S: 9 H: 1 LOB: 1 BB: 0 P: 13	R: 0 E: 0 K: 1 S: 9 H: 1 LOB: 1 BB: 0 P: 13	R: 1 E: 0 K: 0 S: 10 H: 1 LOB: 0 BB: 0 P: 15	1B: 6 2B: 1 3B: 1 HR: 0	SF: 0 SAC: 0 DP: 1 HBP: 0						

PITCHER	IP	WLS	BF	H	R	ER	SO	BB	IBB	HBP	BLK	WP	HR	S	P	ERA	WHIP
44 Roy Oswalt, R (1, 1) ERA: 2.54	7.0	W	28	6	0	0	6	1	0	0	0	0	0	71	103	0.00	1.000
Chad Qualls, R (8, 1) ERA: 4.46	1.0		4	1	0	0	1	0	0	0	0	0	0	9	13	0.00	1.000
Mike Burns, R (9, 1) ERA: 7.88	1.0		4	1	1	1	0	0	0	0	0	0	0	10	15	9.00	1.000

PITCHER	IP	WLS	BF	H	R	ER	SO	BB	IBB	HBP	BLK	WP	HR	S	P	ERA	WHIP

BOTTOM

Houston Astros @ Colorado Rockies

Coors Field, Denver, CO

Wed Jun 29 2005, 1:05 PM MDT

Att. 23,494 - Partly Cloudy - 82 F

livebaseballscorecards.com

AB	35
R	1
H	8
RBI	1
BB	1
SO	7
LOB	15

WP: 0 PA: 36
PB: 0
SB: 0
CS: 0

Batter	1	2	3	4	5	6	7	8	9	AB	R	H	RBI	BB	SO	LOB
Willy Taveras, R (1, 8) OBP: 0.319, SLG: 0.362	S F C 0-3 ① K	B F B F X 2-2 ③ L6			B C X 1-1 ① B5-3		C B F X 1-2 ② G1-3			4	0	0	0	0	1	2
Craig Biggio, R (1, 4) OBP: 0.343, SLG: 0.477	X 0-0 ② P3		B C X 1-1 ① P3		B B X 2-0 ② G6-3		C F B S 1-3 ③ K			4	0	0	0	0	1	0
17 Lance Berkman, S (1, 3) OBP: 0.387, SLG: 0.440	C F B F T 1-2 ③ K		F S B F B X 2-2 ② L5		F X 0-1 ③ G5-3					3	0	0	0	0	1	0
Morgan Ensberg, R (1, 5) OBP: 0.378, SLG: 0.560		B C F X 1-2 2 BB 28 1B 41 2B 1B	X 0-0 ③ G5-3			F C B X 1-2 2 F9 28 E 1B				3	1	2	0	0	0	0
16 Jason Lane, R (1, 9) OBP: 0.282, SLG: 0.481		S C C 0-3 ① K		F X 0-1 ① F9		F B S B S 2-3 ① K				3	0	0	0	0	2	2
28 Adam Everett, R (1, 6) OBP: 0.292, SLG: 0.369		F X 0-1 2 BB 41 2B 1-2 1B		B C X 1-1 ② F8		B X 1-0 E5 1-2				3	1	1	0	0	0	1
2 Chris Burke, R (1, 7) OBP: 0.297, SLG: 0.313		B F B B B 4-1 41 2B 1-2 2-3 BB		C X 0-1 2B		F F B X 1-2 ② F9 2-3				2	0	1	0	1	0	2
Raul Chavez, R (1, 2) OBP: 0.203, SLG: 0.263		X 0-0 ② F7		C B B B F F F F B 4-2 B BB		X 0-0 ③ L9				2	0	0	0	1	0	5
41 Brandon Backe, R (1, 1) OBP: 0.300, SLG: 0.357 Chad Harville, R (4, 1) Orlando Palmeiro, L (7, PH) OBP: 0.375, SLG: 0.465 Chad Qualls, R (7, 1)		B X 1-0 1-3 2-H 3-H 2B		C F F B S 1-3 ③ K			X 0-0 ① F7			2 0 1 0	0 0 0 0	1 0 0 0	2 0 0 0	0 0 0 0	1 0 0 0	2 0 0 0
Inning Stats	R: 0 H: 0 E: 0 LOB: 0 K: 2 BB: 0 S: 9 P: 10	R: 2 H: 3 E: 0 LOB: 2 K: 1 BB: 1 S: 14 P: 22	R: 0 H: 0 E: 0 LOB: 0 K: 0 BB: 0 S: 7 P: 10	R: 0 H: 1 E: 0 LOB: 2 K: 1 BB: 1 S: 16 P: 22	R: 0 H: 0 E: 0 LOB: 0 K: 0 BB: 0 S: 5 P: 8	R: 0 H: 1 E: 1 LOB: 2 K: 1 BB: 0 S: 12 P: 17	R: 0 H: 0 E: 0 LOB: 0 K: 1 BB: 0 S: 7 P: 9			1B: 3 SF: 0 2B: 2 SAC: 0 3B: 0 DP: 0 HR: 0 HBP: 0						

PITCHER		IP	WLS	BF	H	R	ER	SO	BB	IBB	HBP	BLK	WP	HR	S	P	ERA	WHIP
22 Eric Milton, L ERA: 7.4	(1, 1)	6.0		26	5	2	2	5	2	0	0	0	0	0	63	89	3.00	1.167
31 Matt Belisle, R ERA: 4.38	(7, 1)	1.0		3	0	0	0	1	0	0	0	0	0	0	7	9	0.00	0.000

PITCHER	IP	WLS	BF	H	R	ER	SO	BB	IBB	HBP	BLK	WP	HR	S	P	ERA	WHIP

TOP

Houston Astros @ Cincinnati Reds

Great American Ball Park, Cincinnati, OH

Thu Jun 30 2005, 7:10 PM EDT
Att. 19,903 - Overcast - 72 F

livebaseballscorecards.com

AB	27
R	2
H	5
RBI	2
BB	2
SO	6
LOB	14

Houston Astros @ Cincinnati Reds

Great American Ball Park, Cincinnati, OH

Thu Jun 30 2005, 7:10 PM EDT
Att. 19,903 - Overcast - 72 F

BOTTOM

Batter	1	2	3	4	5	6	7	8	9	AB	R	H	RBI	BB	SO	LOB
Felipe Lopez, S (1, 6) OBP: 0.358, SLG: 0.551	BX 1-0 BB 1B	BBBCB 4-1 1-2 BB BB		BBCFX 2-2 1B 1B 1B		CBBCBX 3-2 CS 1B				3	1	3	0	1	0	0
Adam Dunn, L (1, 7) OBP: 0.389, SLG: 0.556	CSFBBBFB 4-2 1-2 BB	CBBBBB 4-1 1-2 2-3 3-H BB		STC 0-3 ② K		BBFCBB 4-2 ② 1-2 BB				1	0	0	1	3	1	1
Joe Randa, R (1, 5) OBP: 0.369, SLG: 0.500	CSC 0-3 ① K	SFBS 1-3 ③ K		CB1 SAFEBX 2-1 1B 1-2 1B		CX 0-1 ③ G4-3				4	0	1	0	0	2	6
Ken Griffey Jr., L (1, 8) OBP: 0.341, SLG: 0.498	BBX 2-0 ② F5		X 0-0 BB 1B	FX 0-1 1-2 2-H 1B			BBFFS 2-3 ① K			4	0	2	1	0	1	2
Sean Casey, L (1, 3) OBP: 0.363, SLG: 0.410	CBSX 1-2 ③ F7		X 0-0 ① F7	BBX 2-0 ③ L8			CX 0-1 ② G3-1			4	0	0	0	0	0	5
Rich Aurilia, R (1, 4) OBP: 0.303, SLG: 0.422		BBBBB 4-0 F9 BB BB BB	SBFBBB 4-2 1-2 FC6-4 BB		BBBCX 3-1 ① P4		SX 0-1 PB 1B 1B			2	1	1	0	2	0	0
Wily Mo Peña, R (1, 9) OBP: 0.316, SLG: 0.592		SBFDFDD 4-2 BB BB 1-2 BB	X 0-0 ② F9		SFBBC 2-3 ② K		BSX 1-1 PB 1-2 1B			3	0	1	0	1	1	2
Javier Valentin, S (1, 2) OBP: 0.356, SLG: 0.437		BBSSBX 3-1 ① F9 2-3	BSSBX 2-2 ③ FC6-4 1-2f		X 0-0 ③ L9		CFBT 1-2 ③ K 1-2 2-3			4	0	0	0	0	1	6
22 Eric Milton, L (1, 1) OBP: 0.192, SLG: 0.346 12 Edwin Encarnación, R (6, PH) 31 Matt Belisle, R (7, 1) OBP: 0.143, SLG: 0.143		LLM 0-3 ② K		CSS 0-3 ① K		CSS 0-3 ① K				2 1 0	0 0 0	0 0 0	0 0 0	0 0 0	2 1 0	2 0 0
Inning Stats	R: 0 E: 0 K: 1 S: 12 H: 1 LOB: 2 BB: 1 P: 20	R: 1 E: 0 K: 2 S: 13 H: 0 LOB: 3 BB: 4 P: 33	R: 0 E: 0 K: 0 S: 8 H: 1 LOB: 2 BB: 1 P: 14	R: 1 E: 0 K: 2 S: 14 H: 3 LOB: 2 BB: 0 P: 20	R: 0 E: 0 K: 1 S: 6 H: 0 LOB: 0 BB: 0 P: 11	R: 0 E: 0 K: 1 S: 10 H: 1 LOB: 1 BB: 1 P: 17	R: 0 E: 0 K: 2 S: 12 H: 2 LOB: 2 BB: 0 P: 16			1B: 8 2B: 0 3B: 0 HR: 0	SF: 0 SAC: 0 DP: 0 HBP: 0			WP: 0 PB: 1 SB: 0 CS: 1	PA: 35	

PITCHER		IP	WLS	BF	H	R	ER	SO	BB	IBB	HBP	BLK	WP	HR	S	P	ERA	WHIP
41 Brandon Backe, R ERA: 5.29	(1, 1)	3.2		21	4	2	2	5	6	0	0	0	0	0	44	82	4.91	2.727
Chad Harville, R ERA: 4.79	(4, 1)	2.1		9	2	0	0	2	1	0	0	0	0	0	19	33	0.00	1.286
Chad Qualls, R ERA: 4.34	(7, 1)	1.0		5	2	0	0	2	0	0	0	0	0	0	12	16	0.00	2.000

PITCHER	IP	WLS	BF	H	R	ER	SO	BB	IBB	HBP	BLK	WP	HR	S	P	ERA	WHIP

livebaseballscorecards.com

AB	28
R	2
H	8
RBI	2
BB	7
SO	9
LOB	24

Batter	1	2	3	4	5	6	7	8	9	AB	R	H	RBI	BB	SO	LOB
Willy Taveras, R (1, 8) OBP: 0.317, SLG: 0.357	BBFX 2-1 ① L3	BBH 3-0 CS 2-3 HBP	CCX 0-2 ③ L8			CBLBX 2-2 ① P6		SCFBBX 2-2 ① G5-3		4	0	0	0	0	0	1
Craig Biggio, R (1, 4) OBP: 0.347, SLG: 0.477	CX 0-1 17 2B 1B	BBBB 4-0 ② 17 1B 1-2 HR BB		BCX 1-1 ① P3		CBBX 2-1 ② G6-3		BBX 2-0 1B		4	2	2	0	1	0	0
17 Lance Berkman, S (1, 3) OBP: 0.392, SLG: 0.451	BFBCBFX SAFE 3-2 1-H 2B 2B	CBBFX 2-2 1-2 3-H HR 1B		SX 0-1 ② L9		BX 1-0 2B 16 PB 1B		CBBX 2-1 ② F8		5	3	3	2	0	0	1
Morgan Ensberg, R (1, 5) OBP: 0.382, SLG: 0.580	CCX 0-2 2-H 2B	FBBX 2-1 1-H 2-H HR		FCFBBBX 3-2 ③ F8		BBFX 2-1 16 PB 1-3 2B		BCCFFS 1-3 ③ K		5	1	3	4	0	1	1
16 Jason Lane, R (1, 9) OBP: 0.284, SLG: 0.482	BBBBB 4-0 BB	BCCS 1-3 ③ K			X 0-0 28 HR 2B	BSFBS 2-3 ③ K 2-3 3-H			BCSBFX 2-2 ① P6	4	1	1	0	1	2	1
28 Adam Everett, R (1, 6) OBP: 0.294, SLG: 0.379	BBCFS 2-3 ② K		BX 1-0 ① G6-3		BCX 1-1 2-H HR		BSBST 2-2 ① K		BCBFBB 4-2 2 1B 2 WP BB	4	1	1	2	1	2	2
2 Chris Burke, R (1, 7) OBP: 0.300, SLG: 0.311 Dan Wheeler, R (9, 1)	BCSC 1-3 ③ K		BSFBBFFB 4-2 2B BB		CBCX 1-2 ① F8		CFBS 1-3 ② K		BCBBX 3-1 1-3 CS 1B	4 0	1 0	1 0	0 0	1 0	2 0	2 0
Brad Ausmus, R (1, 2) OBP: 0.317, SLG: 0.280		BX 1-0 PB SH2-4 17 1B 1B	1 SAFE BBBX 2-0 1-H 2B		CBCBBFFC 3-3 ② K		CCBX 1-2 2B		FFD 1 SAFE BFFX 2-2 ②③ G5-3 1-2	5	1	3	1	0	1	2
Andy Pettitte, L (1, 1) OBP: 0.115, SLG: 0.083 Mike Lamb, L (7, PH) OBP: 0.259, SLG: 0.357 Russ Springer, R (7, 1) John Franco, L (8, 1) 4 Eric Bruntlett, R (9, 7) OBP: 0.333, SLG: 0.417		X 0-0 ① SH2-4 1-2	FFDS 1-3 ② K		BBCX 2-1 ③ F8		X 0-0 ③ F7			2 1 0 0 0	0 0 0 0 0	0 0 0 0 0	0 0 0 0 0	0 0 0 0 0	1 0 0 0 0	1 1 0 0 0
Inning Stats	R: 2 E: 0 K: 2 S: 17 H: 3 LOB: 2 BB: 1 P: 29	R: 4 E: 0 K: 1 S: 10 H: 3 LOB: 0 BB: 1 P: 23	R: 1 E: 0 K: 1 S: 12 H: 1 LOB: 1 BB: 1 P: 20	R: 0 E: 0 K: 0 S: 8 H: 0 LOB: 0 BB: 0 P: 12	R: 2 E: 0 K: 1 S: 13 H: 2 LOB: 0 BB: 0 P: 20	R: 1 E: 0 K: 1 S: 11 H: 2 LOB: 1 BB: 0 P: 20	R: 0 E: 0 K: 2 S: 10 H: 1 LOB: 1 BB: 0 P: 14	R: 0 E: 0 K: 1 S: 12 H: 1 LOB: 1 BB: 0 P: 19	R: 0 E: 0 K: 0 S: 13 H: 1 LOB: 1 BB: 1 P: 24	1B: 6 2B: 6 3B: 0 HR: 2		SF: 0 SAC: 1 DP: 0 HBP: 1			WP: 1 PB: 2 SB: 0 CS: 2		PA: 44

PITCHER		IP	WLS	BF	H	R	ER	SO	BB	IBB	HBP	BLK	WP	HR	S	P	ERA	WHIP
Luke Hudson, R ERA: 10.18	(1, 1)	2.0	L	14	6	6	6	3	2	0	1	0	0	1	27	52	27.00	4.000
Ricky Stone, R ERA: 6.75	(3, 1)	3.0		13	3	3	3	2	1	0	0	0	0	1	33	52	9.00	1.333
37 Brian Shackelford, L ERA:	(6, 1)	1.0		5	2	1	0	1	0	0	0	0	0	0	11	20	0.00	2.000
56 Todd Coffey, R ERA: 4.38	(7, 1)	2.0		8	2	0	0	3	0	0	0	0	0	0	22	33	0.00	1.000
Kent Mercker, L ERA: 2.7	(9, 1)	1.0		4	1	0	0	0	1	0	0	0	1	0	13	24	0.00	2.000

PITCHER	IP	WLS	BF	H	R	ER	SO	BB	IBB	HBP	BLK	WP	HR	S	P	ERA	WHIP

TOP

Houston Astros @ Cincinnati Reds

Great American Ball Park, Cincinnati, OH

Fri Jul 01 2005, 7:10 PM EDT
Att. 24,923 - Partly Cloudy - 82 F

livebaseballscorecards.com

AB	38
R	10
H	14
RBI	9
BB	4
SO	9
LOB	12

BOTTOM

Batter	1	2	3	4	5	6	7	8	9	AB	R	H	RBI	BB	SO	LOB
Felipe Lopez, S (1, 6) OBP: 0.363, SLG: 0.552	B C F S 1-3 ① K	D X 1-0 2-3 3-H 1B		B B C C X 2-2 1B		C F B B X 2-2 ② G1-4-3		C D X 1-1 1-2 2-3 2B 1B		5	1	3	1	0	1	0
Rich Aurilia, R (1, 4) OBP: 0.301, SLG: 0.421	C I B X 1-2 ② L4	B X 1-0 ③ F8		S C D 1 SAFE B S 2-3 ② K		X 0-0 ③ G6-3		B D X 2-0 1-H 2-H 3-H 2B		5	0	1	3	0	1	3
Sean Casey, L (1, 3) OBP: 0.364, SLG: 0.410	C B X 1-1 1B		C B B C X 2-2 E 1B G6-3 1B	C X 0-1 ③ G4-3			F F B B C 2-3 ① K	B B B C X 3-1 ③ G4-3		5	1	2	0	0	1	2
Ken Griffey Jr., L (1, 8) OBP: 0.339, SLG: 0.493	D C F F F B D F F 3-2 ③ G1-3		F B F X 1-2 E8 G6-3 1-3 2B 1B		X 0-0 ① G3		C B F B F S 2-3 ② K		C B B C X 2-2 ① F7	5	1	1	0	0	1	1
Joe Randa, R (1, 5) OBP: 0.370, SLG: 0.502		C E X 0-2 G4-3 SF9 2B	C B B B X 3-2 ① G1-3		C B F F F X 1-2 1B 1B		F C F C 0-3 ③ K		X 0-0 ② G5-3	5	1	2	0	0	1	2
Wily Mo Peña, R (1, 9) OBP: 0.312, SLG: 0.577		B B B C S S X 3-2 ① G4-3 2-3	X 0-0 ② G6-3 2-3 3-H		B D F B X 3-1 1-2 1B			B S C S 1-3 ① K	F B S S 1-3 ③ K	5	0	1	1	0	2	2
Adam Dunn, L (1, 7) OBP: 0.390, SLG: 0.559	D B C X 2-1 E1 12 2B 1B	B S B F F X 2-2 3-H 2B			B X 1-0 ② P5			B B B C C X 3-1 1B BB 2B 1B		4	2	2	1	0	0	3
Jason LaRue, R (1, 2) OBP: 0.345, SLG: 0.418	1 SAFE F B C D B F 1 SAFE X	3-2 ② SF9 3-H	C S B B B F X 3-2 ③ G4-3		X 0-0 ③ L6			C D F B B B 4-2 1B 1-2 2B BB		2	1	0	1	1	0	3
Luke Hudson, R (1, 1) 12 Edwin Encarnación, R (2, PH) OBP: 0.200, SLG: 0.222 Ricky Stone, R (3, 1) 37 Brian Shackelford, L (6, 1) Jason Romano, R (6, PH) OBP: 0.370, SLG: 0.500 56 Todd Coffey, R (7, 1) Ray Olmedo, S (8, PH) OBP: 0.500, SLG: 1.000 Kent Mercker, L (9, 1)	C B B B F F X 2-2 1B 1-3 2B			C F S 0-3 ① K		C F C 0-3 ① K		T S S 0-3 ② K		0 1 1 0 1 0 1 0	0 0 0 0 0 0 0 0	0 1 1 0 1 0 1 0	0 0 0 0 0 0 0 0	0 0 0 0 0 0 0 0	0 0 1 0 1 0 1 0	0 0 0 0 0 0 2 0
Inning Stats	R: 0 E: 0 K: 1 S: 17 H: 1 LOB: 1 BB: 0 P: 23	R: 2 E: 1 K: 0 S: 18 H: 3 LOB: 2 BB: 0 P: 30	R: 2 E: 1 K: 0 S: 18 H: 3 LOB: 1 BB: 0 P: 29	R: 0 E: 0 K: 2 S: 11 H: 1 LOB: 1 BB: 0 P: 15	R: 0 E: 0 K: 0 S: 10 H: 2 LOB: 2 BB: 0 P: 15	R: 0 E: 0 K: 1 S: 8 H: 0 LOB: 0 BB: 0 P: 10	R: 0 E: 0 K: 3 S: 11 H: 0 LOB: 0 BB: 0 P: 15	R: 3 E: 0 K: 2 S: 15 H: 3 LOB: 1 BB: 1 P: 29	R: 0 E: 0 K: 1 S: 7 H: 0 LOB: 0 BB: 0 P: 10	1B: 9 2B: 4 3B: 0 HR: 0 SF: 1 SAC: 0 DP: 0 HBP: 0						

PITCHER		IP	WLS	BF	H	R	ER	SO	BB	IBB	HBP	BLK	WP	HR	S	P	ERA	WHIP
Andy Pettitte, L ERA: 3.15	(1, 1)	6.0	W	29	10	4	1	4	0	0	0	0	0	0	82	122	1.50	1.667
Russ Springer, R ERA: 6.41	(7, 1)	1.1		4	0	0	0	4	0	0	0	0	0	0	14	19	0.00	0.000
John Franco, L ERA: 7.2	(8, 1)	0.2		6	3	3	3	1	1	0	0	0	0	0	12	25	40.50	6.000
Dan Wheeler, R ERA: 1.83	(9, 1)	1.0	S	3	0	0	0	1	0	0	0	0	0	0	7	10	0.00	0.000

PITCHER	IP	WLS	BF	H	R	ER	SO	BB	IBB	HBP	BLK	WP	HR	S	P	ERA	WHIP

Houston Astros @ Cincinnati Reds

Great American Ball Park, Cincinnati, OH

Fri Jul 01 2005, 7:10 PM EDT

Att. 24,923 - Partly Cloudy - 82 F

livebaseballscorecards.com

AB	40
R	7
H	13
RBI	7
BB	1
SO	10
LOB	18

Houston Astros @ Cincinnati Reds

Great American Ball Park, Cincinnati, OH

Sat Jul 02 2005, 4:10 PM EDT

Partly Cloudy - 79 F

TOP

livebaseballscorecards.com

Batter	1	2	3	4	5	6	7	8	9	AB	R	H	RBI	BB	SO	LOB
Willy Taveras, R (1, 8) OBP: 0.316, SLG: 0.355	C B S F X 1-2 F8 ①		F C X 0-2 G5-3 ③			B F X 1-1 S 1B 1B	F X 0-1 B2 ③			4	1	1	0	0	0	1
Craig Biggio, R (1, 4) OBP: 0.346, SLG: 0.478	X 0-0 P4 ②			B X 1-0 2B		C 1 SAFE S B S 1-3 K 1-2 ②		C C B B X 2-2 G4-3 ①		4	0	1	0	0	1	1
Mike Lamb, L (1, 3) OBP: 0.259, SLG: 0.354	B F S X 1-2 P5 ③			X 0-0 L6 ①		F F X 0-2 2B 2-H 1B		F B F S 1-3 K ②		4	0	1	1	0	1	1
Morgan Ensberg, R (1, 5) OBP: 0.383, SLG: 0.581		B C S B F B X 3-2 P6 ①		B B B C F B 4-2 16 G5-4-3 BB		B B F X 2-1 1-H 2B ③		C B C F B F F B F 3-2 X G6-3 ③		3	0	1	0	1	0	0
16 Jason Lane, R (1, 9) OBP: 0.284, SLG: 0.482		X 0-0 L7 ②		F B B B S X 2-2 G5-4-3 ② ③ 1-2f			B X 1-0 28 1B 2 2B 2B		X 0-0 G6-3 ①	4	1	1	0	0	0	2
28 Adam Everett, R (1, 6) OBP: 0.297, SLG: 0.392		B X 1-0 HR			C B X 1-1 F8 ①		C X 0-1 2 2B 2-3 SF8 1B		B F F F B F S 2-3 K ②	4	2	2	1	0	1	0
2 Chris Burke, R (1, 7) OBP: 0.299, SLG: 0.317 Dan Wheeler, R (9, 1)		C S B B F B F S 3-3 K ③			X 0-0 F7 ②		C C X 0-2 SF8 1-3 3-H 2B		B B F S B X 3-2 F9 ③	4	0	1	1	0	1	0
										0	0	0	0	0	0	0
Raul Chavez, R (1, 2) OBP: 0.195, SLG: 0.253			C B B C F B F F F 3-2 X G5-3 ①		C F B S 1-3 K ③		L D F X 1-2 G6-3 ①			3	0	0	0	0	1	2
51 Wandy Rodriguez, S (1, 1) OBP: 0.267, SLG: 0.214 Orlando Palmeiro, L (7, PH) OBP: 0.371, SLG: 0.465 Mike Burns, R (7, 1) 4 Eric Bruntlett, R (9, 7) OBP: 0.333, SLG: 0.417			C S F B S 1-3 K ②			C S X 0-2 G1-3 ①	C F F F F X 0-2 SF8 ② 2-3 3-H			2	0	0	0	0	1	0
										0	0	0	1	0	0	0
										0	0	0	0	0	0	0
										0	0	0	0	0	0	0

	AB	32
	R	4
	H	8
	RBI	4
	BB	1
	SO	6
	LOB	7

Inning Stats																		
	R: 0	H: 0	R: 1	H: 1	R: 0	H: 0	R: 0	H: 1	R: 0	H: 0	R: 1	H: 3	R: 2	H: 3	R: 0	H: 0	R: 0	H: 0
	E: 0	LOB: 0	E: 0	LOB: 0	E: 0	LOB: 0	E: 0	LOB: 1	E: 0	LOB: 0	E: 0	LOB: 2	E: 0	LOB: 1	E: 0	LOB: 0	E: 0	LOB: 0
	K: 0	BB: 0	K: 1	BB: 0	K: 1	BB: 0	K: 0	BB: 1	K: 1	BB: 0	K: 1	BB: 0	K: 0	BB: 0	K: 1	BB: 0	K: 1	BB: 0
	S: 9	P: 11	S: 12	P: 19	S: 14	P: 18	S: 7	P: 14	S: 6	P: 8	S: 13	P: 17	S: 17	P: 19	S: 13	P: 19	S: 9	P: 14

	1B: 3	SF: 1	WP: 0	PA: 34
	2B: 4	SAC: 0	PB: 0	
	3B: 0	DP: 1	SB: 1	
	HR: 1	HBP: 0	CS: 0	

PITCHER		IP	WLS	BF	H	R	ER	SO	BB	IBB	HBP	BLK	WP	HR	S	P	ERA	WHIP
39 Aaron Harang, R	(1, 1)	7.0	L	28	8	4	4	4	1	0	0	0	0	1	78	106	5.14	1.286
ERA: 4.18																		
31 Matt Belisle, R	(8, 1)	1.0		3	0	0	0	1	0	0	0	0	0	0	13	19	0.00	0.000
ERA: 4.29																		
25 David Weathers, R	(9, 1)	1.0		3	0	0	0	1	0	0	0	0	0	0	9	14	0.00	0.000
ERA: 3.92																		

PITCHER	IP	WLS	BF	H	R	ER	SO	BB	IBB	HBP	BLK	WP	HR	S	P	ERA	WHIP

Houston Astros @ Cincinnati Reds

Great American Ball Park, Cincinnati, OH

Sat Jul 02 2005, 4:10 PM EDT

Partly Cloudy - 79 F

BOTTOM

Batter	1	2	3	4	5	6	7	8	9	AB	R	H	RBI	BB	SO	LOB
Felipe Lopez, S (1, 6) OBP: 0.356, SLG: 0.541	P6		K		G6-3	L8			P6	5	0	0	0	0	1	3
Rich Aurilia, R (1, 4) OBP: 0.303, SLG: 0.434	HR		FC5, G6-3, BB		F8		F7		G5-3	4	1	1	1	1	0	0
Sean Casey, L (1, 3) OBP: 0.361, SLG: 0.406	K		G6-3 1-2		G6-3		FC3-6, 1B		F7	5	0	1	0	0	1	1
Ken Griffey Jr., L (1, 8) OBP: 0.344, SLG: 0.493	BB		BB			BLK, 2B, 1B	FC3-6 1-2f			2	1	1	0	2	0	1
Joe Randa, R (1, 5) OBP: 0.368, SLG: 0.502	F9		FC5 2-3f			BB, 1-H, 2B	P6			4	0	1	1	0	0	4
Wily Mo Peña, R (1, 9) OBP: 0.317, SLG: 0.604		2B		HR		K		K		4	1	2	1	0	2	1
Jason LaRue, R (1, 2) OBP: 0.348, SLG: 0.422		G5-3		G6-3		BB		2B		3	0	1	0	1	0	1
Ray Olmedo, S (8, PR) OBP: 0.500, SLG: 1.000										0	0	0	0	0	0	0
Javier Valentin, S (9, 2) OBP: 0.356, SLG: 0.437										0	0	0	0	0	0	0
Jason Romano, R (1, 7) OBP: 0.367, SLG: 0.462		G6-3		K		BB 1-2 2-3		F7		2	0	0	0	1	1	1
Adam Dunn, L (8, PH) OBP: 0.389, SLG: 0.556										1	0	0	0	0	0	1
(9, 7)																
39 Aaron Harang, R (1, 1) OBP: 0.028, SLG: 0.028		G5-3		K		K		F9		3	0	0	0	0	2	4
31 Matt Belisle, R (8, 1) OBP: 0.143, SLG: 0.143										0	0	0	0	0	0	0
Jacob Cruz, L (8, PH) OBP: 0.316, SLG: 0.412										1	0	0	0	0	0	1
25 David Weathers, R (9, 1)										0	0	0	0	0	0	0
Inning Stats	R: 1 E: 0 K: 1 S: 9 H: 1 LOB: 1 BB: 1 P: 18	R: 0 E: 0 K: 0 S: 5 H: 1 LOB: 1 BB: 0 P: 8	R: 0 E: 0 K: 1 S: 14 H: 0 LOB: 2 BB: 2 P: 23	R: 1 E: 0 K: 2 S: 8 H: 1 LOB: 0 BB: 0 P: 13	R: 0 E: 0 K: 0 S: 4 H: 0 LOB: 0 BB: 0 P: 5	R: 1 E: 0 K: 2 S: 17 H: 2 LOB: 3 BB: 2 P: 32	R: 0 E: 0 K: 0 S: 5 H: 1 LOB: 1 BB: 0 P: 8	R: 0 E: 0 K: 1 S: 11 H: 1 LOB: 1 BB: 0 P: 18	R: 0 E: 0 K: 0 S: 10 H: 0 LOB: 0 BB: 0 P: 14							

PITCHER	IP	WLS	BF	H	R	ER	SO	BB	IBB	HBP	BLK	WP	HR	S	P	ERA	WHIP
51 Wandy Rodriguez, L (1, 1) ERA: 6.55	6.0	W	28	5	3	3	6	5	0	0	1	0	2	57	99	4.50	1.667
Mike Burns, R (7, 1) ERA: 6.3	2.0	H	8	2	0	0	1	0	0	0	0	0	0	16	26	0.00	1.000
Dan Wheeler, R (9, 1) ERA: 1.78	1.0	S	3	0	0	0	0	0	0	0	0	0	0	10	14	0.00	0.000

PITCHER	IP	WLS	BF	H	R	ER	SO	BB	IBB	HBP	BLK	WP	HR	S	P	ERA	WHIP

AB	34
R	3
H	7
RBI	3
BB	5
SO	7
LOB	18

1B: 2	SF: 0	WP: 0	PA: 39
2B: 3	SAC: 0	PB: 0	
3B: 0	DP: 0	SB: 0	
HR: 2	HBP: 0	CS: 0	

livebaseballscorecards.com

Batter	1	2	3	4	5	6	7	8	9	AB	R	H	RBI	BB	SO	LOB
Orlando Palmeiro, L (1, 7) (8, 8) OBP: 0.373, SLG: 0.495	HR	17 FC3-6 1B		P5			G4-3 2-3		G5-3	5	1	2	1	0	0	1
Jose Vizcaino, S (1, 6) OBP: 0.300, SLG: 0.326	G4-3	K			G6-3		17 WP 17 1B 1B 3-H		P4	5	1	1	1	0	1	1
17 Lance Berkman, S (1, 3) (8, 7) OBP: 0.394, SLG: 0.452	2B 2 2B 1B	FC3-6 1-2f			L8		1-H 1B			4	1	2	1	0	0	1
Morgan Ensberg, R (1, 5) OBP: 0.382, SLG: 0.580	1-3 2 2B 2B	P3			K		G5-3			4	1	1	0	0	1	2
16 Jason Lane, R (1, 9) OBP: 0.283, SLG: 0.478	P5		G6-3			F8		4 FC6-4 1B		4	0	1	0	0	0	2
2 Chris Burke, R (1, 4) OBP: 0.297, SLG: 0.322	4 PB 1B 2-H 3-H 2B		G6-3			G3		1 SAFE P6		4	1	1	2	0	0	1
4 Eric Bruntlett, R (1, 8) OBP: 0.326, SLG: 0.385	1B 2-3 BB		F7			K		FC6-4 1-2f		3	0	0	0	1	1	1
Chad Harville, R (8, 1)										0	0	0	0	0	0	0
Brad Ausmus, R (1, 2) OBP: 0.321, SLG: 0.292	1-2 3-H 1B			F9			G4-3 1B 2B	SAFE G1-3		4	1	2	1	0	0	1
Ezequiel Astacio, R (1, 1) OBP: 0.167, SLG: 0.167	K			G4-3			G5-3		K	2	0	0	0	0	1	2
Craig Biggio, R (7, PH) OBP: 0.345, SLG: 0.476										1	0	0	0	0	0	1
Russ Springer, R (7, 1)										0	0	0	0	0	0	0
Mike Lamb, L (8, 3) OBP: 0.257, SLG: 0.352										1	0	0	0	0	1	0
Inning Stats	R: 4 E: 0 K: 1 S: 14 H: 5 LOB: 2 BB: 1 P: 22	R: 0 E: 0 K: 1 S: 10 H: 1 LOB: 1 BB: 0 P: 16	R: 0 E: 0 K: 0 S: 10 H: 0 LOB: 0 BB: 0 P: 13	R: 0 E: 0 K: 0 S: 6 H: 0 LOB: 0 BB: 0 P: 7	R: 0 E: 0 K: 1 S: 8 H: 0 LOB: 0 BB: 0 P: 14	R: 0 E: 0 K: 1 S: 9 H: 0 LOB: 0 BB: 0 P: 14	R: 2 E: 0 K: 0 S: 12 H: 3 LOB: 1 BB: 0 P: 18	R: 0 E: 1 K: 0 S: 11 H: 1 LOB: 1 BB: 0 P: 17	R: 0 E: 0 K: 1 S: 9 H: 0 LOB: 0 BB: 0 P: 12	1B: 6 2B: 3 3B: 0 HR: 1	SF: 0 SAC: 0 DP: 0 HBP: 0						

PITCHER	IP	WLS	BF	H	R	ER	SO	BB	IBB	HBP	BLK	WP	HR	S	P	ERA	WHIP
Ramon Ortiz, R (1, 1) ERA: 6.59	6.2	W	29	8	6	5	4	1	0	0	0	0	1	66	99	6.75	1.350
Ryan Wagner, R (7, 1) ERA: 5.62	0.1	H	2	1	0	0	0	0	0	0	0	1	0	3	5	0.00	3.000
31 Matt Belisle, R (8, 1) ERA: 4.21	1.0	H	4	1	0	0	0	0	0	0	0	0	0	11	17	0.00	1.000
Kent Mercker, L (9, 1) ERA: 2.62	1.0		3	0	0	0	1	0	0	0	0	0	0	9	12	0.00	0.000

PITCHER	IP	WLS	BF	H	R	ER	SO	BB	IBB	HBP	BLK	WP	HR	S	P	ERA	WHIP

TOP

Houston Astros @ Cincinnati Reds

Great American Ball Park, Cincinnati, OH

Sat Jul 02 2005, 4:15 PM EDT
Att. 28,236 - Partly Cloudy - 78 F

livebaseballscorecards.com

AB	37
R	6
H	10
RBI	6
BB	1
SO	5
LOB	13

WP: 1 PB: 1 SB: 0 CS: 0 PA: 38

BOTTOM

Batter	1	2	3	4	5	6	7	8	9	AB	R	H	RBI	BB	SO	LOB
Felipe Lopez, S (1, 6) OBP: 0.364, SLG: 0.565	HR		G1-3		E 3B	1B		SF9 WP HR 1-2 2-H 1B		5	3	4	2	0	0	0
Ray Olmedo, S (1, 4) OBP: 0.429, SLG: 0.833	F8		HR 2B		G3	F8-4-3 1-2 1B		SF9 1-3 2-H		4	1	2	1	0	0	1
Ken Griffey Jr., L (1, 8) OBP: 0.345, SLG: 0.502	1B 1B		K		E1 3-H 2B	F8-4-3 1-1		HR 3-H		5	2	2	2	0	1	3
Adam Dunn, L (1, 3) OBP: 0.386, SLG: 0.561	K		HR 2-H		F8		G4-3	G4-3		5	1	1	2	0	1	2
Wily Mo Peña, R (1, 9) OBP: 0.322, SLG: 0.609	1B 1-2		P4		2B 2-H		K			4	1	2	1	0	1	0
Jacob Cruz, L (1, 7) OBP: 0.325, SLG: 0.408	K			BB	2B 2-H 1B		K			3	1	1	1	1	2	2
Jason Romano, R (8, 7) OBP: 0.367, SLG: 0.462										0	0	0	0	0	0	0
Javier Valentin, S (1, 2) OBP: 0.352, SLG: 0.440		P4		F7 1-H 2B				F7		4	0	1	1	0	0	1
12 Edwin Encarnación, R (1, 5) OBP: 0.214, SLG: 0.231		F8		K	K			HBP 1B 1B		4	1	1	0	0	2	2
Ramon Ortiz, R (1, 1) OBP: 0.120, SLG: 0.125		K		F9		G6-3		SAFE WP 1B 1-2 SF9 HBP		3	0	0	0	0	1	1
Ryan Wagner, R (7, 1)										0	0	0	0	0	0	0
31 Matt Belisle, R (8, 1) OBP: 0.143, SLG: 0.143										0	0	0	0	0	0	0
Joe Randa, R (8, PH) OBP: 0.370, SLG: 0.502										0	1	0	0	0	0	0
Kent Mercker, L (9, 1)										0	0	0	0	0	0	0
Inning Stats	R: 1 E: 0 K: 2 S: 17 H: 3 LOB: 2 BB: 0 P: 29	R: 0 E: 0 K: 1 S: 10 H: 0 LOB: 0 BB: 0 P: 12	R: 2 E: 0 K: 1 S: 16 H: 2 LOB: 0 BB: 0 P: 22	R: 0 E: 0 K: 1 S: 10 H: 0 LOB: 1 BB: 1 P: 16	R: 4 E: 1 K: 1 S: 16 H: 4 LOB: 1 BB: 0 P: 22	R: 0 E: 0 K: 0 S: 9 H: 2 LOB: 1 BB: 0 P: 15	R: 0 E: 0 K: 2 S: 10 H: 0 LOB: 0 BB: 0 P: 16	R: 4 E: 0 K: 0 S: 15 H: 3 LOB: 0 BB: 0 P: 22		1B: 7 2B: 4 3B: 1 HR: 3 SF: 1 SAC: 0 DP: 1 HBP: 1						

PITCHER		IP	WLS	BF	H	R	ER	SO	BB	IBB	HBP	BLK	WP	HR	S	P	ERA	WHIP
Ezequiel Astacio, R ERA: 9.47	(1, 1)	6.0	L	30	11	7	3	6	1	0	0	0	0	2	78	116	4.50	2.000
Russ Springer, R ERA: 6.18	(7, 1)	1.0		3	0	0	0	2	0	0	0	0	0	0	10	16	0.00	0.000
Chad Harville, R ERA: 6.23	(8, 1)	1.0		7	3	4	4	0	0	0	1	0	1	1	15	22	36.00	3.000

PITCHER	IP	WLS	BF	H	R	ER	SO	BB	IBB	HBP	BLK	WP	HR	S	P	ERA	WHIP

Houston Astros @ Cincinnati Reds

Great American Ball Park, Cincinnati, OH

Sat Jul 02 2005, 4:15 PM EDT

Att. 28,236 - Partly Cloudy - 78 F

livebaseballscorecards.com

AB	37
R	11
H	14
RBI	10
BB	1
SO	8
LOB	12

WP: 1 PB: 0 SB: 0 CS: 0 PA: 40

Batter	1	2	3	4	5	6	7	8	9	AB	R	H	RBI	BB	SO	LOB
Willy Taveras, R (1, 8) OBP: 0.324, SLG: 0.366	C F B X 1-2 17 G4-6-3 1B		B F L B X 2-2 2 G6-3 1B	X 0-0 ③ G5-3			B S F B X 2-2 2 1B 17 2B 1B	B B X 2-0 1-3 2B		5	1	4	0	0	0	1
2 Chris Burke, R (1, 7) OBP: 0.294, SLG: 0.318	B B X 2-0 ① F7		1 SAFE L B B F X 1-2 ① G6-3 1-2		C S B B F X 2-2 ① F7		B C S F F B B X 3-2 17 2B 16 SF8 1-2 2-3 1B	C B C X 1-2 ③ F8		5	1	1	0	0	0	4
17 Lance Berkman, S (1, 3) OBP: 0.390, SLG: 0.451	B X 1-0 ② ③ G4-6-3 1-2f		B F B B F F X 3-2 ② L7		B T F X 1-2 ② F8		B X 1-0 28 2B 1-3 2-H 3-H 2B		C B X 1-1 ① P5	5	1	1	2	0	0	2
Morgan Ensberg, R (1, 5) OBP: 0.385, SLG: 0.588 Mike Burns, R (9, 1)		B B S B B B 4-1 28 E 1B BB	F S F B B C 2-3 ③		X 0-0 ③ G1-3		I I I I 4-0 28 2B IBB		X 0-0 HR	3 0	2 0	1 0	1 0	2 0	1 0	1 0
16 Jason Lane, R (1, 9) OBP: 0.278, SLG: 0.471		B X 1-0 ① P6		B C X 1-1 ① F8		B B S F F S 2-3 ① K	B F F X 1-2 ② SF8 3-H		B X 1-0 ② G6-3	4	0	0	1	0	1	1
28 Adam Everett, R (1, 6) OBP: 0.295, SLG: 0.392		C F X 0-2 E5 1B WP 1-2		C B F S 1-3 ② K		X 0-0 ② G6-3	F B X 1-1 ③ 1-H 2-H 2B		X 0-0 ③ G1-3	5	1	1	1	0	1	1
4 Eric Bruntlett, R (1, 4) OBP: 0.300, SLG: 0.349		B B C F C 2-3 ② K		C F B X 1-2 E6 S 1B		C S B X 1-2 ③ G4-3		F F F X 0-2 ① G6-3		4	1	0	0	0	1	2
Brad Ausmus, R (1, 2) OBP: 0.330, SLG: 0.298		C D S F B X 2-2 WP 1-3 2-H 1B		C B B C D X 3-2 1-H 1B			B B X 2-0 ① G6-3	B C B B F B 4-2 2B BB		3	1	2	2	1	0	0
Roger Clemens, R (1, 1) OBP: 0.324, SLG: 0.313 Jose Vizcaino, S (8, PH) OBP: 0.297, SLG: 0.323 Mike Gallo, L (8, 1) Mike Lamb, L (9, 5) OBP: 0.257, SLG: 0.352		B C B S 1 SAFE B F X 3-2 ③ F8 1-2 3-H		F B X 1-1 2-H 1B			F X 0-1 2 1B 17 2B 2B	D F S B F F X 2-2 ② P3		3 1 0 0	1 0 0 0	2 0 0 0	1 0 0 0	0 0 0 0	0 0 0 0	1 1 0 0
Inning Stats	R: 0 H: 1 E: 0 LOB: 0 K: 0 BB: 0 S: 5 P: 9	R: 2 H: 1 E: 1 LOB: 1 K: 1 BB: 1 S: 16 P: 28	R: 0 H: 1 E: 0 LOB: 1 K: 1 BB: 0 S: 14 P: 22	R: 2 H: 2 E: 1 LOB: 1 K: 1 BB: 0 S: 14 P: 21	R: 0 H: 0 E: 0 LOB: 0 K: 0 BB: 0 S: 8 P: 11	R: 0 H: 0 E: 0 LOB: 0 K: 1 BB: 0 S: 9 P: 12	R: 4 H: 5 E: 0 LOB: 2 K: 0 BB: 1 S: 17 P: 31	R: 0 H: 1 E: 0 LOB: 2 K: 0 BB: 1 S: 15 P: 24	R: 1 H: 1 E: 0 LOB: 0 K: 0 BB: 0 S: 5 P: 7	1B: 7 2B: 4 3B: 0 HR: 1	SF: 1 SAC: 0 DP: 1 HBP: 0						

PITCHER		IP	WLS	BF	H	R	ER	SO	BB	IBB	HBP	BLK	WP	HR	S	P	ERA	WHIP
Brandon Claussen, L ERA: 3.64	(1, 1)	6.0	L	25	5	4	0	4	1	0	0	0	1	0	66	103	0.00	1.000
56 Todd Coffey, R ERA: 5.61	(7, 1)	1.0		8	5	4	4	0	0	1	0	0	0	0	17	31	36.00	5.000
37 Brian Shackelford, L ERA:	(8, 1)	1.0		5	1	0	0	0	1	0	0	0	0	0	15	24	0.00	2.000
Ryan Wagner, R ERA: 5.7	(9, 1)	1.0		4	1	1	1	0	0	0	0	0	0	1	5	7	9.00	1.000

PITCHER	IP	WLS	BF	H	R	ER	SO	BB	IBB	HBP	BLK	WP	HR	S	P	ERA	WHIP

TOP

Houston Astros @ Cincinnati Reds

Great American Ball Park, Cincinnati, OH

Sun Jul 03 2005, 1:15 PM EDT

Att. 27,506 - Sunny - 83 F

livebaseballscorecards.com

AB	38
R	9
H	12
RBI	8
BB	3
SO	4
LOB	14

1B: 7	SF: 1	WP: 1	PA: 42
2B: 4	SAC: 0	PB: 0	
3B: 0	DP: 1	SB: 1	
HR: 1	HBP: 0	CS: 0	

BOTTOM

Houston Astros @ Cincinnati Reds

Great American Ball Park, Cincinnati, OH

Sun Jul 03 2005, 1:15 PM EDT
Att. 27,506 - Sunny - 83 F

livebaseballscorecards.com

Batter	1	2	3	4	5	6	7	8	9	AB	R	H	RBI	BB	SO	LOB
Felipe Lopez, S (1, 6) OBP: 0.366, SLG: 0.562 Ryan Wagner, R (9, 1)	F8		G4-3			1B		HBP		3 0	0 0	1 0	0 0	0 0	0 0	0 0
Adam Dunn, L (1, 7) OBP: 0.387, SLG: 0.558	G6-3 BB			G3 1B		F8		K		3	0	1	0	1	1	2
Ken Griffey Jr., L (1, 8) OBP: 0.345, SLG: 0.500 Ray Olmedo, S (9, 6) OBP: 0.375, SLG: 0.714	G6-3 1-2			K		1B 1-2			G3	3 1	0 0	1 0	0 0	0 0	1 0	2 0
Sean Casey, L (1, 3) OBP: 0.357, SLG: 0.401		G5-3		G3 1-2		G6-3			G6-3	4	0	0	0	0	0	3
Joe Randa, R (1, 5) OBP: 0.369, SLG: 0.498		1B		G5-3			F9		G4-3	4	0	1	0	0	0	1
Rich Aurilia, R (1, 4) OBP: 0.299, SLG: 0.427		K			G5-3		G5-3			3	0	0	0	0	1	1
Jacob Cruz, L (1, 9) OBP: 0.313, SLG: 0.392		G4-3			G4-3		K			3	0	0	0	0	1	1
Javier Valentin, S (1, 2) OBP: 0.342, SLG: 0.426			F7		F8			L4		3	0	0	0	0	0	0
Brandon Claussen, R (1, 1) OBP: 0.125, SLG: 0.045 12 Edwin Encarnación, R (6, PH) OBP: 0.200, SLG: 0.214 56 Todd Coffey, R (7, 1) 37 Brian Shackelford, L (8, 1) Jason Romano, R (8, PH) OBP: 0.355, SLG: 0.444 (9, 8)			F9			K		K		1 1 0 0 1	0 0 0 0 0	0 0 0 0 0	0 1 0 0 0	0 0 0 0 1	0 0 0 0 0	0 0 0 0 0
Inning Stats	R: 0 E: 0 K: 0 S: 6 — H: 0 LOB: 0 BB: 1 P: 11	R: 0 E: 0 K: 1 S: 12 — H: 1 LOB: 1 BB: 0 P: 17	R: 0 E: 0 K: 0 S: 6 — H: 0 LOB: 0 BB: 0 P: 12	R: 0 E: 0 K: 1 S: 16 — H: 1 LOB: 1 BB: 0 P: 24	R: 0 E: 0 K: 0 S: 7 — H: 0 LOB: 0 BB: 0 P: 11	R: 0 E: 0 K: 1 S: 17 — H: 2 LOB: 2 BB: 0 P: 23	R: 0 E: 0 K: 1 S: 7 — H: 0 LOB: 0 BB: 0 P: 11	R: 0 E: 0 K: 2 S: 11 — H: 0 LOB: 1 BB: 0 P: 16	R: 0 E: 0 K: 0 S: 10 — H: 0 LOB: 0 BB: 0 P: 14	1B: 4 2B: 0 3B: 0 HR: 0 — SF: 0 SAC: 0 DP: 0 HBP: 1						

	AB	30
	R	0
	H	4
	RBI	0
	BB	1
	SO	6
	LOB	10

WP: 0 PA: 32
PB: 0
SB: 0
CS: 0

PITCHER		IP	WLS	BF	H	R	ER	SO	BB	IBB	HBP	BLK	WP	HR	S	P	ERA	WHIP
Roger Clemens, R ERA: 1.41	(1, 1)	7.0	W	25	4	0	0	4	1	0	0	0	0	0	71	109	0.00	0.714
Mike Gallo, L ERA:	(8, 1)	1.0		4	0	0	0	2	0	0	1	0	0	0	11	16	0.00	0.000
Mike Burns, R ERA: 5.73	(9, 1)	1.0		3	0	0	0	0	0	0	0	0	0	0	10	14	0.00	0.000

PITCHER	IP	WLS	BF	H	R	ER	SO	BB	IBB	HBP	BLK	WP	HR	S	P	ERA	WHIP

Batter	1	2	3	4	5	6	7	8	9	AB	R	H	RBI	BB	SO	LOB
Damian Jackson, R (1, 4) OBP: 0.344, SLG: 0.390	C X 0-1 G4-1 1B		C C X 0-2 ③ F9		C F T 0-2 ③ K			X 0-0 ② F8		4	0	1	0	0	1	0
Mark Sweeney, L (1, 3) OBP: 0.417, SLG: 0.519	B C F 1 SAFE B X 2-2 ① G4-1 1-2			C F C 0-3 ① K		B X 1-0 G3-1 24 BB 2B		C S S 0-3 ③ K		4	0	1	0	0	2	1
Ryan Klesko, L (1, 7) OBP: 0.371, SLG: 0.464	B C F F X 1-2 ② L5			C B F X 1-2 ② G3-1		B F X 1-1 ① G3-1 2-3			C B X 1-1 ① G4-3	4	0	0	0	0	0	2
24 Brian Giles, L (1, 9) OBP: 0.420, SLG: 0.504	F B X 1-1 ③ G4-3			B B B 4-0 1B 2B BB		B B 3 SAFE C B B 4-1 ② 3-H BB			B F X 1-1 1B	2	1	1	0	2	0	1
Robert Fick, L (1, 2) OBP: 0.376, SLG: 0.473		B C B B F X 3-2 ① G4-3		C X 0-1 2B 1-2 1B		X 0-0 ③ P5			X 0-0 ② F9	4	0	1	0	0	0	2
Geoff Blum, S (1, 5) OBP: 0.315, SLG: 0.359		C B B B F X 3-2 ② F7		B C B X 2-1 1-3 2-H 2B			C B X 1-1 ① G6-3		X 0-0 ③ P6	4	0	1	1	0	0	1
Xavier Nady, R (1, 8) OBP: 0.331, SLG: 0.500		S T B T E B F S 2-3 ③ K		B X 1-0 ③ G6-3			X 0-0 ② G6-3			3	0	0	0	0	1	2
3 Khalil Greene, R (1, 6) OBP: 0.297, SLG: 0.403			C X 0-1 ① G6-3		B C C S 1-3 ① K		C X 0-1 ③ F8			3	0	0	0	0	1	0
Brian Lawrence, R (1, 1) OBP: 0.121, SLG: 0.067 Sean Burroughs, L (8, PH) OBP: 0.332, SLG: 0.302 Paul Quantrill, L (8, 1)			C F C 0-3 ② K		C B X 1-1 ② G3-1			B B X 2-0 ① F7		2 1 0	0 0 0	0 0 0	0 0 0	0 0 0	1 0 0	0 0 0
Inning Stats	R: 0 H: 1 E: 0 LOB: 1 K: 0 BB: 0 S: 11 P: 15	R: 0 H: 0 E: 0 LOB: 0 K: 1 BB: 0 S: 12 P: 20	R: 0 H: 0 E: 0 LOB: 0 K: 1 BB: 0 S: 8 P: 8	R: 1 H: 2 E: 0 LOB: 2 K: 1 BB: 1 S: 11 P: 19	R: 0 H: 0 E: 0 LOB: 0 K: 2 BB: 0 S: 8 P: 10	R: 0 H: 1 E: 0 LOB: 1 K: 0 BB: 1 S: 5 P: 11	R: 0 H: 0 E: 0 LOB: 0 K: 0 BB: 0 S: 5 P: 6	R: 0 H: 0 E: 0 LOB: 0 K: 1 BB: 0 S: 5 P: 7	R: 0 H: 1 E: 0 LOB: 1 K: 0 BB: 0 S: 6 P: 8	1B: 3 SF: 0 2B: 2 SAC: 0 3B: 0 DP: 0 HR: 0 HBP: 0						

TOP

San Diego Padres @ Houston Astros

Minute Maid Park, Houston, TX

Mon Jul 04 2005, 1:05 PM CDT
Att. 40,550 - Roof Closed - 72 F

livebaseballscorecards.com

AB	31
R	1
H	5
RBI	1
BB	2
SO	6
LOB	9

PITCHER		IP	WLS	BF	H	R	ER	SO	BB	IBB	HBP	BLK	WP	HR	S	P	ERA	WHIP
44 Roy Oswalt, R ERA: 2.44	(1, 1)	9.0	W	33	5	1	1	6	2	0	0	0	0	0	71	104	1.00	0.778

PITCHER		IP	WLS	BF	H	R	ER	SO	BB	IBB	HBP	BLK	WP	HR	S	P	ERA	WHIP

Batter	1	2	3	4	5	6	7	8	9	AB	R	H	RBI	BB	SO	LOB
Willy Taveras, R (1, 8) OBP: 0.326, SLG: 0.371	C C X 0-2 S 1B 1B		B B X 2-0 2B		L S F B X 1-2 ① FC6-4 17 S 1-2f		B L S B F F F X 2-2 ② FC6-2 HR 1-3 3-H			4	2	2	0	0	0	3
Craig Biggio, R (1, 4) OBP: 0.344, SLG: 0.483	B B C X 2-1 ① G5-3 1-2		B X 1-0 ② P3		1 SAFE C F F P 1 F S SAFE 1-3 ② K		X 0-0 HR 1-H 3-H			4	1	1	3	0	1	3
17 Lance Berkman, S (1, 3) OBP: 0.387, SLG: 0.443	B B B B 4-0 1B BB		B F B F C 2-3 ③ K		B C F B X 2-2 ③ F9 1-2		B B X 2-0 ③ G4-3			3	0	0	0	1	1	2
Morgan Ensberg, R (1, 5) OBP: 0.387, SLG: 0.591	F C B B X 2-2 16 G6-4-3 1-2 2-H 1B			B C S B F B F F X 3-2 28 1B 2B		B C X 1-1 ① G6-3		B F F X 1-2 ① F9		4	0	2	1	0	0	0
16 Jason Lane, R (1, 9) OBP: 0.274, SLG: 0.464	X 0-0 ② ③ G6-4-3 1-2f			X 0-0 ① G5-3		F B B B S B S 3-3 ② K		F C C 0-3 ② K		4	0	0	0	0	2	3
28 Adam Everett, R (1, 6) OBP: 0.298, SLG: 0.394		C X 0-1 ① G6-3		X 0-0 2-3 1B		S X 0-1 ③ G6-3		B X 1-0 2 S 1B		4	0	2	0	0	0	0
2 Chris Burke, R (1, 7) OBP: 0.293, SLG: 0.316		C F B F X 1-2 E5 G5-4-3		C S S 0-3 ② K			X 0-0 1B FC6-2 1B	C B B B X 3-1 ③ G6-3 1-2		4	0	1	0	0	1	3
Brad Ausmus, R (1, 2) OBP: 0.330, SLG: 0.299		X 0-0 ② ③ G5-4-3 1-2f		C B C X 1-2 ③ G4-3			F C F X 0-2 FC6-2 S 1-3 HR 1B			3	1	1	0	0	0	3
44 Roy Oswalt, R (1, 1) OBP: 0.162, SLG: 0.139			C B B F B X 2-2 ① L6		C B X 1-1 FC6-4 1B		M M B L 1-3 ① K			3	0	1	0	0	1	2
Inning Stats	R: 1 H: 2 E: 0 LOB: 1 K: 0 BB: 1 S: 9 P: 17	R: 0 H: 0 E: 1 LOB: 0 K: 0 BB: 0 S: 7 P: 8	R: 0 H: 1 E: 0 LOB: 1 K: 1 BB: 0 S: 9 P: 16	R: 0 H: 2 E: 0 LOB: 2 K: 1 BB: 0 S: 14 P: 18	R: 0 H: 1 E: 0 LOB: 1 K: 1 BB: 0 S: 15 P: 19	R: 0 H: 0 E: 0 LOB: 0 K: 1 BB: 0 S: 7 P: 11	R: 3 H: 3 E: 0 LOB: 0 K: 1 BB: 0 S: 17 P: 22	R: 0 H: 1 E: 0 LOB: 1 K: 1 BB: 0 S: 9 P: 14		1B: 7 SF: 0 2B: 2 SAC: 0 3B: 0 DP: 2 HR: 1 HBP: 0						

BOTTOM

San Diego Padres @ Houston Astros

Minute Maid Park, Houston, TX

Mon Jul 04 2005, 1:05 PM CDT
Att. 40,550 - Roof Closed - 72 F

livebaseballscorecards.com

AB	33
R	4
H	10
RBI	4
BB	1
SO	6
LOB	19

PITCHER		IP	WLS	BF	H	R	ER	SO	BB	IBB	HBP	BLK	WP	HR	S	P	ERA	WHIP
Brian Lawrence, R ERA: 4.34	(1, 1)	7.0	L	30	9	4	4	5	1	0	0	0	0	1	78	111	5.14	1.429
Paul Quantrill, R ERA: 6.55	(8, 1)	1.0		4	1	0	0	1	0	0	0	0	0	0	9	14	0.00	1.000

PITCHER	IP	WLS	BF	H	R	ER	SO	BB	IBB	HBP	BLK	WP	HR	S	P	ERA	WHIP

San Diego Padres @ Houston Astros

Minute Maid Park, Houston, TX

Tue Jul 05 2005, 7:05 PM CDT

Att. 27,307 - Roof Closed - 72 F

TOP

livebaseballscorecards.com

Batter	1	2	3	4	5	6	7	8	9	AB	R	H	RBI	BB	SO	LOB
Dave Roberts, L (1, 8) OBP: 0.345, SLG: 0.460	B3		K	F8		K			L7	5	0	0	0	0	2	1
Eric Young Sr., R (1, 4) OBP: 0.500, SLG: 0.600	BLK 24 1B BB		G1-3	F8		G6-3				3	1	0	0	1	0	1
Paul Quantrill, L (7, 1)										0	0	0	0	0	0	0
Ryan Klesko, L (1, 7) OBP: 0.373, SLG: 0.470	SAFE F8 24 1B 1-2 BB		G4-3	G4-3				3B		3	1	1	0	1	0	1
24 Brian Giles, L (1, 9) OBP: 0.424, SLG: 0.510	1-2 2-H 1B			G3 2B		F7		1B		4	0	3	2	0	0	0
Geoff Blum, S (1, 5) OBP: 0.313, SLG: 0.354	F8 2-3			G3 2-3		2B BB		K		3	0	0	0	1	1	4
(7, 4)																
Xavier Nady, R (1, 3) OBP: 0.324, SLG: 0.488	P4			G5-3		P4		F9		4	0	0	0	0	0	5
Damian Jackson, R (1, 6) OBP: 0.348, SLG: 0.396		G5-3		S BB		1-3 2B		P5		3	0	1	0	1	0	1
Miguel Ojeda, R (1, 2) OBP: 0.232, SLG: 0.205	F8		SAFE K 1-2			K			P4	2	0	0	0	0	1	2
Robert Fick, L (6, PH) OBP: 0.369, SLG: 0.462										2	0	0	0	0	1	2
(6, 2)																
Dennys Reyes, R (1, 1) OBP: 0.200, SLG: 0.200	F8				1B		L6		G4-3	2	0	1	0	0	0	0
Brian Falkenborg, R (5, 1)										0	0	0	0	0	0	0
Sean Burroughs, L (7, PH) OBP: 0.330, SLG: 0.299										2	0	0	0	0	0	0
(7, 5)																

Inning Stats	1	2	3	4	5	6	7	8	9
	R: 1 E: 0 K: 0 S: 12	R: 0 E: 0 K: 0 S: 5	R: 0 E: 0 K: 1 S: 9	R: 0 E: 0 K: 1 S: 10	R: 0 E: 0 K: 0 S: 9	R: 0 E: 0 K: 1 S: 13	R: 0 E: 0 K: 1 S: 8	R: 1 E: 0 K: 1 S: 10	R: 0 E: 0 K: 0 S: 9
	H: 1 LOB: 2 BB: 2 P: 22	H: 0 LOB: 0 BB: 0 P: 7	H: 0 LOB: 0 BB: 0 P: 14	H: 1 LOB: 2 BB: 1 P: 20	H: 1 LOB: 1 BB: 0 P: 14	H: 1 LOB: 2 BB: 1 P: 20	H: 0 LOB: 0 BB: 0 P: 10	H: 2 LOB: 1 BB: 0 P: 15	H: 0 LOB: 0 BB: 0 P: 10

	1B	SF	WP	PA
	2B: 2	SAC: 0	PB: 0	
	3B: 1	DP: 0	SB: 1	
	HR: 0	HBP: 0	CS: 0	

AB	33
R	2
H	6
RBI	2
BB	4
SO	5
LOB	17

PITCHER		IP	WLS	BF	H	R	ER	SO	BB	IBB	HBP	BLK	WP	HR	S	P	ERA	WHIP
41 Brandon Backe, R ERA: 5.09	(1, 1)	5.2	W	25	4	1	1	2	4	0	0	1	0	0	55	94	1.59	1.412
Chad Harville, R ERA: 6.14	(6, 1)	0.1	H	1	0	0	0	1	0	0	0	0	0	0	3	3	0.00	0.000
54 Brad Lidge, R ERA: 2.65	(7, 1)	1.0		3	0	0	0	1	0	0	0	0	0	0	8	10	0.00	0.000
Mike Gallo, L ERA: 6.75	(8, 1)	0.1		3	2	1	1	1	0	0	0	0	0	0	6	11	27.00	6.000
Chad Qualls, R ERA: 4.15	(8, 1)	1.2		5	0	0	0	0	0	0	0	0	0	0	13	14	0.00	0.000

PITCHER	IP	WLS	BF	H	R	ER	SO	BB	IBB	HBP	BLK	WP	HR	S	P	ERA	WHIP

BOTTOM

San Diego Padres @ Houston Astros

Minute Maid Park, Houston, TX

Tue Jul 05 2005, 7:05 PM CDT

Att. 27,307 - Roof Closed - 72 F

livebaseballscorecards.com

Batter	1	2	3	4	5	6	7	8	9	AB	R	H	RBI	BB	SO	LOB
Willy Taveras, R (1, 8) OBP: 0.324, SLG: 0.368	C B X 2-1 G6-3 ①	X 0-0 G1-3 ③			C B X 1-1 B1-3 ①	B F C F B X 2-2 FC5-4 1-2 1B		C B F X 1-2 G5-3 ②		5	0	1	0	0	0	3
Craig Biggio, R (1, 4) OBP: 0.345, SLG: 0.492	X 0-0 P3 ②		B C X 1-1 16 FC5-4 17 1B 1B		B B X 2-0 HR	B B C X 2-1 FC5-4 ② 1-2f 2-H		C B C F X 1-2 G5-3 ③		5	1	2	1	0	0	1
17 Lance Berkman, S (1, 3) OBP: 0.389, SLG: 0.450	C S X 0-2 G6-3 ③		F X 0-1 16 FC5-4 1-2 1B		X 0-0 16 HR 2B	B F B B X 3-1 G4-3 ③				4	1	2	0	0	0	1
Morgan Ensberg, R (1, 5) OBP: 0.385, SLG: 0.584		B S F S 1-3 K ①	C C C 0-3 K ①		I I I 4-0 16 HR IBB		X 0-0 F9 ①			3	1	0	0	1	2	2
16 Jason Lane, R (1, 9) OBP: 0.277, SLG: 0.475		B X 1-0 28 FC5-4 1B	B B F F X 2-2 FC5-4 ② 28 FC6-4 1-2f 2-3		X 0-0 1-H 2-H HR		C X 0-1 G6-3 ②			4	1	2	3	0	0	2
28 Adam Everett, R (1, 6) OBP: 0.297, SLG: 0.391		C B 1 SAFE S X 1-2 FC5-4 ② 2 S BB 41 1B 1-2f	B S X 1-1 FC6-4 ③ 1-2f		B X 1-0 G6-3 ②		C F B B X 2-2 2 1B 1B			4	1	1	0	0	0	3
2 Chris Burke, R (1, 7) OBP: 0.298, SLG: 0.316 Chad Qualls, R (8, 1)	B B B B 4-0 41 1B S 1-2 BB		B C X 1-1 G6-3 ①		F C X 0-2 F8 ③		F B B X 2-1 S 1-3 1B			3	0	1	0	1	0	0
										0	0	0	0	0	0	0
Raul Chavez, R (1, 2) OBP: 0.198, SLG: 0.244	C C D B F B B 4-2 41 1B 1-2 2-3 BB		C B C X 1-2 F8 ②			B B C X 2-1 P6 ①	B B F B X 3-1 P5 ③ 1-2			3	0	0	0	1	0	2
41 Brandon Backe, R (1, 1) OBP: 0.313, SLG: 0.367 Chad Harville, R (6, 1) Mike Lamb, L (6, PH) OBP: 0.262, SLG: 0.356 54 Brad Lidge, R (7, 1) Mike Gallo, L (8, 1) Orlando Palmeiro, L (8, 7) OBP: 0.369, SLG: 0.489	C B F B X 2-2 1-2 2-3 3-H 1B		C X 0-1 G4-3 ③			X 0-0 1B E 1B	C C B F X 1-2 G4-3 ①			2	0	1	1	0	0	0
										0	0	0	0	0	0	0
										1	1	1	0	0	0	0
										0	0	0	0	0	0	0
										0	0	0	0	0	0	0
										1	0	0	0	0	0	0
Inning Stats	R: 0 E: 0 K: 0 S: 6 H: 0 LOB: 0 BB: 0 P: 8	R: 1 E: 0 K: 1 S: 14 H: 2 LOB: 3 BB: 2 P: 27	R: 0 E: 0 K: 1 S: 12 H: 2 LOB: 2 BB: 0 P: 16	R: 0 E: 0 K: 0 S: 7 H: 0 LOB: 0 BB: 0 P: 9	R: 4 E: 0 K: 0 S: 9 H: 3 LOB: 0 BB: 1 P: 17	R: 1 E: 1 K: 0 S: 11 H: 2 LOB: 1 BB: 0 P: 20	R: 0 E: 0 K: 0 S: 10 H: 2 LOB: 2 BB: 0 P: 17	R: 0 E: 0 K: 0 S: 11 H: 0 LOB: 0 BB: 0 P: 14		1B: 8 2B: 1 3B: 0 HR: 2		SF: 0 SAC: 0 DP: 0 HBP: 0		WP: 0 PB: 0 SB: 3 CS: 0	PA: 38	

	AB	35
	R	6
	H	11
	RBI	5
	BB	3
	SO	2
	LOB	14

PITCHER		IP	WLS	BF	H	R	ER	SO	BB	IBB	HBP	BLK	WP	HR	S	P	ERA	WHIP
Dennys Reyes, L ERA: 4.39	(1, 1)	4.1	L	22	6	4	4	2	2	1	0	0	0	1	43	71	8.31	1.846
Brian Falkenborg, R ERA: 10.0	(5, 1)	1.2		8	3	2	1	0	0	0	0	0	0	1	16	26	5.40	1.800
Paul Quantrill, R ERA: 6.17	(7, 1)	2.0		8	2	0	0	0	0	0	0	0	0	0	21	31	0.00	1.000

PITCHER	IP	WLS	BF	H	R	ER	SO	BB	IBB	HBP	BLK	WP	HR	S	P	ERA	WHIP

San Diego Padres @ Houston Astros

Minute Maid Park, Houston, TX

Wed Jul 06 2005, 7:05 PM CDT

Att. 29,774 - Roof Closed - 72 F

TOP

livebaseballscorecards.com

Batter	1	2	3	4	5	6	7	8	9	AB	R	H	RBI	BB	SO	LOB
Eric Young Sr., R (1, 4) OBP: 0.412, SLG: 0.533	G5-3		L7			F8		3 WP E 2B	G2-3	5	1	1	0	0	0	1
3 Khalil Greene, R (1, 6) OBP: 0.296, SLG: 0.400	G6-3		G5-3			G4-6-3 1B		P2 2-3		4	0	1	0	0	0	2
Ryan Klesko, L (1, 7) OBP: 0.371, SLG: 0.465	BB			K		G4-6-3 1-2f		E7 24 FC3-6 3-H		3	0	0	0	1	1	1
Dave Roberts, L (8, PR) OBP: 0.345, SLG: 0.460										0	0	0	0	0	0	0
(8, 8)																
24 Brian Giles, L (1, 8) OBP: 0.422, SLG: 0.514	G4-3			G4-3 3B			G3	FC3-6 BB 1B 1-2f		4	1	1	0	0	0	2
(8, 9)																
Robert Fick, L (1, 2) OBP: 0.374, SLG: 0.464		G6-3		G4-3 3-H			E 1B FC4-6 1B	BB 1-2 1B		4	1	2	1	0	0	0
Xavier Nady, R (1, 3) OBP: 0.333, SLG: 0.491		G6-3 1B		G4-3			E4 FC4-6 1-3 1B	1-2 2-3 BB		3	0	2	0	1	0	0
(7, 9)																
(8, 7)																
Ben Johnson, R (1, 9) OBP: 0.167, SLG: 0.333		G6-3 1-2f			K		FC4-6 WP 1B S 1-2f 3-H	G4-3		2	0	0	0	0	1	1
Mark Sweeney, L (7, PH) OBP: 0.410, SLG: 0.509										2	1	0	1	0	0	4
(7, 3)																
Damian Jackson, R (1, 5) OBP: 0.352, SLG: 0.399		1B		P4			E S 1-2 1B		G5-3	4	0	2	0	0	0	0
44 Jake Peavy, R (1, 1) OBP: 0.194, SLG: 0.074		K		K2-3			K 1-3 2-H		F9	2	0	0	0	0	2	1
Chris Hammond, L (6, 1)										0	0	0	0	0	0	0
Geoff Blum, S (7, PH) OBP: 0.312, SLG: 0.352										1	0	0	0	0	1	1
Scott Linebrink, R (7, 1)										0	0	0	0	0	0	0
Akinori Otsuka, R (8, 1)										0	0	0	0	0	0	0
Sean Burroughs, L (9, PH) OBP: 0.328, SLG: 0.298										1	0	0	0	0	0	0

Inning Stats	1	2	3	4	5	6	7	8	9
R:	0	0	0	1	0	0	2	1	0
E:	0	0	0	0	0	0	1	0	0
K:	0	0	1	1	2	0	1	0	0
S:	7	7	10	11	8	5	18	13	5
H:	0	1	1	1	0	1	3	2	0
LOB:	1	0	1	0	0	0	1	3	0
BB:	1	0	0	0	0	0	0	1	0
P:	13	12	13	12	10	7	29	22	8

1B:	7
2B:	1
3B:	1
HR:	0
SF:	0
SAC:	0
DP:	2
HBP:	0

WP:	2
PB:	0
SB:	2
CS:	0
PA:	37

AB	35
R	4
H	9
RBI	2
BB	2
SO	5
LOB	13

PITCHER		IP	WLS	BF	H	R	ER	SO	BB	IBB	HBP	BLK	WP	HR	S	P	ERA	WHIP
Andy Pettitte, L ERA: 3.09	(1, 1)	5.0	W	18	3	1	1	4	1	0	0	0	0	0	43	60	1.80	0.800
Russ Springer, R ERA: 5.97	(6, 1)	1.0	H	3	1	0	0	0	0	0	0	0	0	0	5	7	0.00	1.000
Mike Gallo, L ERA: 10.8	(7, 1)	0.1		2	1	1	1	0	0	0	0	0	0	0	9	13	27.00	3.000
Chad Harville, R ERA: 6.35	(7, 1)	0.2		4	2	1	1	1	0	0	0	0	1	0	9	16	13.50	3.000
Chad Qualls, R ERA: 4.05	(8, 1)	1.0	H	7	2	1	0	0	1	0	0	0	1	0	13	22	0.00	3.000

PITCHER		IP	WLS	BF	H	R	ER	SO	BB	IBB	HBP	BLK	WP	HR	S	P	ERA	WHIP
Dan Wheeler, R ERA: 1.73	(9, 1)	1.0	S	3	0	0	0	0	0	0	0	0	0	0	5	8	0.00	0.000

BOTTOM

San Diego Padres @ Houston Astros

Minute Maid Park, Houston, TX

Wed Jul 06 2005, 7:05 PM CDT
Att. 29,774 - Roof Closed - 72 F

livebaseballscorecards.com

Batter	1	2	3	4	5	6	7	8	9	AB	R	H	RBI	BB	SO	LOB
Willy Taveras, R (1, 8) OBP: 0.328, SLG: 0.372	B X 1-0 S 17 1B 1B	F X 0-1 ② G6-3 2-3			C B X 1-1 G6-3 1B	C P F F F F X 1-2 2B 1-2 1B		B T F F X 1-2 ③ G5-3		5	1	3	0	0	0	1
Dan Wheeler, R (9, 1)										0	0	0	0	0	0	0
Craig Biggio, R (1, 4) OBP: 0.346, SLG: 0.493	F S S 0-3 ① K 1-2	C B S S B B F B 4-2 BB			1 SAFE B F 1 SAFE X 1-1 ① G6-3 1-2	F B S B B F X 3-2 1-3 2-H 2B				3	0	1	1	1	1	2
17 Lance Berkman, S (1, 3) OBP: 0.387, SLG: 0.446	C B X 1-1 2B 2-H 1B	X 0-0 ③ F8			C X 0-1 ② F7	C X 0-1 ③ L9				4	1	1	1	0	0	5
(8, 7)																
Morgan Ensberg, R (1, 5) OBP: 0.386, SLG: 0.585	B B B F B C F 1 SAFE X 3-2 1-H 28 1B 2B		F F B B F B S 3-3 ① K		B B B I 4-0 IBB		B C B S X 2-2 ① P4			3	1	1	1	1	1	0
16 Jason Lane, R (1, 9) OBP: 0.280, SLG: 0.476	C B B F F X 2-2 ② P6		S S F B X 2-2 28 K 1B		B B B S S F S 3-3 ③ K		X 0-0 2 S 1B			4	0	2	0	0	1	3
28 Adam Everett, R (1, 6) OBP: 0.300, SLG: 0.400	C B X 1-1 2 E 2 S 2-H 1B		1 SAFE B C F S 1-3 ② ③ K 1-2			C X 0-1 2 1B 3B	X 0-0 ② F7			4	1	2	1	0	1	2
2 Chris Burke, R (1, 7) OBP: 0.297, SLG: 0.314	C S T 0-2 ③ K 1-3			X 0-0 ① F7		F B X 1-1 1B 2B 3-H 1B	B S F F B S 2-3 ③ K 1-2			4	1	1	1	0	2	2
Chad Qualls, R (8, 1)										0	0	0	0	0	0	0
4 Eric Bruntlett, R (9, 8) OBP: 0.300, SLG: 0.349										0	0	0	0	0	0	0
Brad Ausmus, R (1, 2) OBP: 0.328, SLG: 0.298		C B S B F B F F X 3-2 G6-3 SH5-4 1B		B B B X 3-0 ② L5		1 SAFE D C 1 SAFE X 1-1 ① F9		B T C B X 2-2 ① G3		4	0	1	0	0	0	1
Andy Pettitte, L (1, 1) OBP: 0.111, SLG: 0.080	B L X 1-1 ① SH5-4 1-2			B C X 1-1 ③ G5-3		C 1 SAFE X 0-1 ② F8		C F B S 1-3 ② K2-3		1	0	0	0	0	0	0
Russ Springer, R (6, 1)										0	0	0	0	0	0	0
Orlando Palmeiro, L (6, PH) OBP: 0.365, SLG: 0.484										1	0	0	0	0	0	1
Mike Gallo, L (7, 1)										0	0	0	0	0	0	0
Chad Harville, R (7, 1)										0	0	0	0	0	0	0
Mike Lamb, L (8, 3) OBP: 0.260, SLG: 0.354										1	0	0	0	0	1	0
Inning Stats	R: 3 E: 0 K: 2 S: 20 H: 4 LOB: 1 BB: 0 P: 28	R: 0 E: 0 K: 0 S: 14 H: 1 LOB: 2 BB: 1 P: 22	R: 0 E: 0 K: 2 S: 11 H: 1 LOB: 0 BB: 0 P: 17	R: 0 E: 0 K: 0 S: 4 H: 0 LOB: 0 BB: 0 P: 8	R: 0 E: 0 K: 1 S: 10 H: 1 LOB: 2 BB: 1 P: 19	R: 2 E: 0 K: 0 S: 22 H: 4 LOB: 2 BB: 0 P: 27	R: 0 E: 0 K: 1 S: 9 H: 1 LOB: 1 BB: 0 P: 13	R: 0 E: 0 K: 1 S: 10 H: 0 LOB: 0 BB: 0 P: 14		1B: 9 2B: 2 3B: 1 HR: 0 SF: 0 SAC: 1 DP: 0 HBP: 0						

	AB	34
	R	5
	H	12
	RBI	5
	BB	2
	SO	7
	LOB	17

WP: 0 PB: 0 SB: 3 CS: 0 PA: 37

PITCHER		IP	WLS	BF	H	R	ER	SO	BB	IBB	HBP	BLK	WP	HR	S	P	ERA	WHIP
44 Jake Peavy, R ERA: 3.14	(1, 1)	5.2	L	29	11	5	5	5	1	1	0	0	0	0	79	119	7.94	2.118
Chris Hammond, L ERA: 1.76	(6, 1)	0.1		1	0	0	0	0	0	0	0	0	0	0	2	2	0.00	0.000
Scott Linebrink, R ERA: 2.15	(7, 1)	1.0		4	1	0	0	1	0	0	0	0	0	0	9	13	0.00	1.000
Akinori Otsuka, R ERA: 2.95	(8, 1)	1.0		3	0	0	0	1	0	0	0	0	0	0	10	14	0.00	0.000

PITCHER	IP	WLS	BF	H	R	ER	SO	BB	IBB	HBP	BLK	WP	HR	S	P	ERA	WHIP

San Diego Padres @ Houston Astros

Minute Maid Park, Houston, TX

Thu Jul 07 2005, 7:05 PM CDT

Att. 28,810 - Roof Closed - 72 F

livebaseballscorecards.com

TOP

Batter	1	2	3	4	5	6	7	8	9	AB	R	H	RBI	BB	SO	LOB
Dave Roberts, L (1, 8) OBP: 0.346, SLG: 0.456	4-1 WP 2B BB		2-3 ② K		0-0 WP 24 BB 1-3 3-H 1B 1B	0-1 ③ G4-3		1-1 ③ F8		4	2	1	1	1	1	3
Eric Young Sr., R (1, 4) OBP: 0.364, SLG: 0.500	3-2 24 G3 1-H 2B		1-2 ③ L1		D 1 SAFE 1-1 ① L6		C F B F B F F C 2-3 ① K	C B X 1-1 ① F8		5	0	1	1	0	1	2
24 Brian Giles, L (1, 9) OBP: 0.425, SLG: 0.510	B C X 1-1 ① G3 2-3			F B X 1-1 ① L9	B B B B 4-0 WP 1-2 1B BB		B B S B B 4-1 S BB	B B B B 4-0 CS BB		2	1	0	0	3	0	1
Ramon Hernandez, R (1, 2) OBP: 0.308, SLG: 0.423	B F F S 1-3 ② K			C X 0-1 ② G4-3	C B F F B F F B X 3-2 1-H 2-H 3-H 1B		F F B X 1-2 ② F8		C B S 1 B B F F C SAFE 3-3 ② ③ K 1-2	5	0	1	2	0	2	3
Ryan Klesko, L (1, 7) OBP: 0.366, SLG: 0.458 Geoff Blum, S (7, 5) OBP: 0.312, SLG: 0.352	B F B C B S 3-3 ③ K			S B X 1-1 ③ G4-3	X 0-0 ② F9		1 SAFE B S F B B X 3-2 ③ G6-3 1-2			4 0	0 0	0 0	0 0	0 0	1 0	3 0
Xavier Nady, R (1, 3)		C B S S F S 1-3 ① K			0 X 1-0 HR 2-3 ③ K			S B B C C 2-3 ① K		4	1	1	1	0	3	1
Damian Jackson, R (1, 5) OBP: 0.355, SLG: 0.397 (7, 7)		B X 1-0 ② P4			B C B B B 4-1 3 2B 1B BB	F X 0-1 ① G4-3		C F B B X 2-2 BB 1B		3	1	1	0	1	0	0
3 Khalil Greene, R (1, 6) OBP: 0.300, SLG: 0.404		S S C 0-3 ③ K			X 0-0 1B 1B 1-3 2B	C H 1-1 FC5-4 HBP		1 SAFE S F 1 SAFE F F S 0-3 ② K		3	1	1	0	0	2	1
Woody Williams, R (1, 1) OBP: 0.333, SLG: 0.333 Sean Burroughs, L (6, PH) OBP: 0.327, SLG: 0.297 Rudy Seanez, R (6, 1) Chris Hammond, L (6, 1) Mark Sweeney, L (8, PH) OBP: 0.415, SLG: 0.509 Scott Linebrink, R (8, 1) Trevor Hoffman, R (9, 1)			B C B C X 2-2 ① G4-3		C X 0-1 1B WP 2-3 3-H 1B	C 1 SAFE F B B X 2-2 ② FC5-4 1-2f		F B 1 B F F B B 4-2 1-2 BB		2 1 0 0 0 0 0	1 0 0 0 0 0 0	1 0 0 0 0 0 0	1 0 0 0 1 0 0	0 0 0 0 0 0 0	0 0 0 0 0 0 0	0 1 0 0 0 0 0
Inning Stats	R: 1 H: 1 E: 0 LOB: 1 K: 2 BB: 1 S: 12 P: 24	R: 0 H: 0 E: 0 LOB: 0 K: 2 BB: 0 S: 8 P: 10	R: 0 H: 0 E: 0 LOB: 0 K: 1 BB: 0 S: 9 P: 14	R: 0 H: 0 E: 0 LOB: 0 K: 0 BB: 0 S: 6 P: 8	R: 6 H: 5 E: 0 LOB: 1 K: 1 BB: 2 S: 18 P: 33	R: 0 H: 0 E: 0 LOB: 1 K: 0 BB: 0 S: 8 P: 11	R: 0 H: 0 E: 0 LOB: 1 K: 1 BB: 1 S: 13 P: 23	R: 0 H: 1 E: 0 LOB: 2 K: 2 BB: 1 S: 17 P: 26	R: 0 H: 0 E: 0 LOB: 1 K: 1 BB: 1 S: 7 P: 15	1B: 4 2B: 3 3B: 0 HR: 1	SF: 0 SAC: 0 DP: 1 HBP: 1					

AB	33
R	7
H	7
RBI	6
BB	6
SO	10
LOB	15

WP: 2 PA: 40
PB: 0
SB: 1
CS: 1

PITCHER		IP	WLS	BF	H	R	ER	SO	BB	IBB	HBP	BLK	WP	HR	S	P	ERA	WHIP
51 Wandy Rodriguez, L ERA: 7.25	(1, 1)	4.1	L	21	5	7	7	5	3	0	0	0	1	1	43	74	14.54	1.846
Russ Springer, R ERA: 5.83	(5, 1)	0.2		3	1	0	0	1	0	0	0	0	1	0	10	15	0.00	1.500
Mike Burns, R ERA: 5.25	(6, 1)	1.0		4	0	0	0	0	0	0	1	0	0	0	8	11	0.00	0.000
Mike Gallo, L ERA: 6.75	(7, 1)	1.0		4	0	0	0	1	1	0	0	0	0	0	13	23	0.00	1.000
Dan Wheeler, R ERA: 1.69	(8, 1)	1.0		5	1	0	0	2	1	0	0	0	0	0	17	26	0.00	2.000

PITCHER		IP	WLS	BF	H	R	ER	SO	BB	IBB	HBP	BLK	WP	HR	S	P	ERA	WHIP
Chad Qualls, R ERA: 3.95	(9, 1)	1.0		3	0	0	0	1	1	0	0	0	0	0	7	15	0.00	1.000

San Diego Padres @ Houston Astros

Minute Maid Park, Houston, TX

Thu Jul 07 2005, 7:05 PM CDT

Att. 28,810 - Roof Closed - 72 F

BOTTOM

Batter	1	2	3	4	5	6	7	8	9	AB	R	H	RBI	BB	SO	LOB
Willy Taveras, R (1, 8) OBP: 0.326, SLG: 0.367	F B B F X 2-2 ① G5-3		C C B B F F B S 3-3 ③ K		M F B B F X 2-2 ② G5-3	B B B 4-0 1-2 2-3 3-H BB			B F B S S 2-3 ① K	4	0	0	1	1	2	0
Craig Biggio, R (1, 4) OBP: 0.350, SLG: 0.503	F F B B B B F B 4-2 BB			X 0-0 HR	C X 0-1 1B	X 0-0 ③ F8			C X 0-1 ② L7	4	1	2	1	1	0	3
17 Lance Berkman, S (1, 3) OBP: 0.383, SLG: 0.439	F B B B C F F X 3-2 ② L9			B X 1-0 G5-4-3 1B	C B B X 2-1 ③ F8		B C X 1-1 ① G3		F C X 0-2 ③ G1-3	5	0	1	0	0	0	2
Morgan Ensberg, R (1, 5) OBP: 0.385, SLG: 0.591	B B B B F F C 3-3 ③ K			C X 0-1 ① ② G5-4-3 1-2f		C C B S 1-3 ① K	C B B X 2-1 HR			4	1	1	1	0	2	2
16 Jason Lane, R (1, 9) OBP: 0.283, SLG: 0.474		X 0-0 ① L7		C B B B S F F X 2-2 28 BB 1B		B B B B 4-0 1B 28 1B BB BB	X 0-0 ② L6			3	1	1	0	1	0	0
28 Adam Everett, R (1, 6) OBP: 0.303, SLG: 0.399 Dan Wheeler, R (8, 1) 4 Eric Bruntlett, R (9, 6) OBP: 0.300, SLG: 0.349		C F F B B F X 2-2 ② F8		B B C S F B B 4-2 1-2 BB		F C X 0-2 BB 1B 1-2 BB 1B	S B S S F X 1-2 ③ F8			3 1 1 0 1 0 0 0 0 0 0 0 0 0 0 0 0 0 0 0 0						
2 Chris Burke, R (1, 7) OBP: 0.291, SLG: 0.307		C C B C 1-3 ③ K		C B X 1-1 ③ P3		S C B S 1-3 ② K			F F B B X 2-2 ① F7	4	0	0	0	0	2	4
Raul Chavez, R (1, 2) OBP: 0.211, SLG: 0.291			B C C B F X 2-2 ① G3-1		X 0-0 HR	D B X 2-1 BB BB 1-2 2-3 1B			B C C B C 2-3 ② K	4	1	2	1	0	1	0
51 Wandy Rodriguez, S (1, 1) OBP: 0.250, SLG: 0.200 Russ Springer, R (5, 1) Mike Lamb, L (5, PH) OBP: 0.259, SLG: 0.352 Mike Burns, R (6, 1) Orlando Palmeiro, L (6, PH) OBP: 0.371, SLG: 0.484 Mike Gallo, L (7, 1) Jose Vizcaino, S (8, 6) OBP: 0.294, SLG: 0.319 Chad Qualls, R (9, 1)			B B C F S 2-3 ② K		B F F F F B F F F F 2-2 X ① F8	B B B 4-0 1-2 2-3 3-H BB			B F F F F B X 2-2 ③ F7	1 0 0 0 0 1 0 0 0 0 0 0 0 0 1 0 0 0 0 0 0 0 0 0 0 0 0 0 0 0 0 1 1 0 0 0 0 0 0 0 0 0 1 0 0 0 0 0 0 0 0 0 0 0 0 0							
Inning Stats	R: 0 H: 0 E: 0 LOB: 1 K: 1 BB: 1 S: 14 P: 26	R: 0 H: 0 E: 0 LOB: 0 K: 1 BB: 0 S: 9 P: 12	R: 0 H: 0 E: 0 LOB: 0 K: 2 BB: 0 S: 12 P: 19	R: 1 H: 3 E: 0 LOB: 2 K: 0 BB: 1 S: 14 P: 22	R: 1 H: 2 E: 0 LOB: 1 K: 0 BB: 0 S: 17 P: 23	R: 2 H: 2 E: 0 LOB: 3 K: 2 BB: 3 S: 12 P: 28	R: 1 H: 1 E: 0 LOB: 0 K: 0 BB: 0 S: 9 P: 13	R: 0 H: 0 E: 0 LOB: 0 K: 1 BB: 0 S: 10 P: 16	R: 0 H: 0 E: 0 LOB: 0 K: 1 BB: 0 S: 8 P: 10	1B: 5 SF: 0 2B: 0 SAC: 0 3B: 0 DP: 1 HR: 3 HBP: 0						

livebaseballscorecards.com

AB	34
R	5
H	8
RBI	5
BB	5
SO	8
LOB	11

WP: 0 PA: 39
PB: 0
SB: 0
CS: 0

PITCHER		IP	WLS	BF	H	R	ER	SO	BB	IBB	HBP	BLK	WP	HR	S	P	ERA	WHIP
Woody Williams, R ERA: 4.1	(1, 1)	5.0	W	21	5	2	2	4	2	0	0	0	0	2	66	102	3.60	1.400
Rudy Seanez, R ERA: 2.97	(6, 1)	0.2		7	2	2	2	2	3	0	0	0	0	0	11	27	27.00	7.500
Chris Hammond, L ERA: 1.91	(6, 1)	1.1	H	5	1	1	1	0	0	0	0	0	0	1	10	14	6.75	0.750
Scott Linebrink, R ERA: 2.09	(8, 1)	1.0	H	3	0	0	0	1	0	0	0	0	0	0	10	16	0.00	0.000
Trevor Hoffman, R ERA: 3.56	(9, 1)	1.0	S	3	0	0	0	1	0	0	0	0	0	0	8	10	0.00	0.000

PITCHER	IP	WLS	BF	H	R	ER	SO	BB	IBB	HBP	BLK	WP	HR	S	P	ERA	WHIP

Batter	1	2	3	4	5	6	7	8	9	AB	R	H	RBI	BB	SO	LOB
13 Oscar Robles, L (1, 6) OBP: 0.383, SLG: 0.378	B C S F X 1-2 E4		B X 1-0 ② FC1-5 2-3		B C C B F X 2-2 ② G5-3 3-H		B C X 1-1 ② G5-3			4	0	0	1	0	0	3
17 Jason Repko, R (1, 8) OBP: 0.304, SLG: 0.379	1 SAFE L 1 SAFE 1 SAFE B F B 1 SAFE S 2-3 ① K		C B F F B X 2-2 ③ F8		B F C B F B X 3-2 12 1B 2-3 1B		S B C X 1-2 ③ G6-3			4	0	1	0	0	1	3
12 Jeff Kent, R (1, 4) OBP: 0.373, SLG: 0.508 Antonio Perez, R (8, 4) OBP: 0.385, SLG: 0.423	B B X 2-0 ② F9			F B X 1-1 L8-4 BB 1B	B F X 1-1 1-3 3-H 1B			S F B X 1-2 ① L8		4 0	0 0	2 0	1 0	0 0	0 0	1 0
Jason Phillips, R (1, 2) OBP: 0.295, SLG: 0.379	B C B X 2-1 ③ G4-3			F F X 0-2 ① F9	D X 1-0 ③ F7			S C S 0-3 ② K		4	0	0	0	0	1	4
Jayson Werth, R (1, 9) OBP: 0.337, SLG: 0.421 (9, 7)		C C B B B S 3-3 ① K		1 SAFE D B C 1 SAFE 1 SAFE B F B 4-2 1-2 BB		B C S B X 2-2 ① F9		F B F B X 2-2 ③ G6-3		3	0	0	0	1	1	0
Hee-Seop Choi, L (1, 3) OBP: 0.317, SLG: 0.450		B B S F S 2-3 ② K		X 0-0 ② ③ L8-4 2-2		X 0-0 G6-4-3 1B			B C B X 2-1 ① G5-3	4	0	1	0	0	1	2
Jason Grabowski, L (1, 7) OBP: 0.245, SLG: 0.304 43 Yhency Brazoban, R (9, 1)		B X 1-0 ③ F7			B X 1-0 2B 13 G5-3 1B	B B F C X 2-2 ② ③ G6-4-3 1-2f			C C F B B F B F X 3-2 ② G4-3	4 0	1 0	1 0	0 0	0 0	0 0	1 0
Mike Edwards, R (1, 5) OBP: 0.344, SLG: 0.420			B B C X 2-1 13 FC1-5 SH1-4 1B		X 0-0 17 1B 12 1B 1-3 2B		B F F B B C 2-3 ① K		C B C B F C 2-3 ③ K	4	1	2	0	0	2	0
D.J. Houlton, R (1, 1) OBP: 0.364, SLG: 0.400 Duaner Sanchez, R (7, 1) Cody Ross, R (9, 9) OBP: 0.200, SLG: 0.208			B L B X 2-1 ① SH1-4 1-2		C B S B X 2-2 ① G4-3		B B B C C F X 3-2 2B			2 0 0	0 0 0	1 0 0	0 0 0	0 0 0	0 0 0	2 0 0
Inning Stats	R: 0 E: 1 K: 1 S: 10 H: 0 LOB: 1 BB: 0 P: 17	R: 0 E: 0 K: 2 S: 7 H: 0 LOB: 0 BB: 0 P: 13	R: 0 E: 0 K: 0 S: 9 H: 1 LOB: 1 BB: 0 P: 16	R: 0 E: 0 K: 0 S: 8 H: 1 LOB: 1 BB: 1 P: 13	R: 2 E: 0 K: 0 S: 16 H: 4 LOB: 2 BB: 0 P: 26	R: 0 E: 0 K: 0 S: 7 H: 1 LOB: 0 BB: 0 P: 11	R: 0 E: 0 K: 1 S: 12 H: 1 LOB: 1 BB: 0 P: 19	R: 0 E: 0 K: 1 S: 9 H: 0 LOB: 0 BB: 0 P: 12	R: 0 E: 0 K: 1 S: 12 H: 0 LOB: 0 BB: 0 P: 19	1B: 6 2B: 3 3B: 0 HR: 0 SF: 0 SAC: 1 DP: 2 HBP: 0						

TOP

Los Angeles Dodgers @ Houston Astros

Minute Maid Park, Houston, TX

Fri Jul 08 2005, 7:05 PM CDT

Att. 36,176 - Roof Closed

livebaseballscorecards.com

AB	33
R	2
H	8
RBI	2
BB	1
SO	6
LOB	16

WP: 0 PB: 0 SB: 0 CS: 0 PA: 35

PITCHER		IP	WLS	BF	H	R	ER	SO	BB	IBB	HBP	BLK	WP	HR	S	P	ERA	WHIP
Roger Clemens, R ERA: 1.48	(1, 1)	7.0		29	8	2	2	4	1	0	0	0	0	0	69	115	2.57	1.286
Dan Wheeler, R ERA: 1.64	(8, 1)	1.0		3	0	0	0	1	0	0	0	0	0	0	9	12	0.00	0.000
54 Brad Lidge, R ERA: 2.57	(9, 1)	1.0	W	3	0	0	0	1	0	0	0	0	0	0	12	19	0.00	0.000

PITCHER	IP	WLS	BF	H	R	ER	SO	BB	IBB	HBP	BLK	WP	HR	S	P	ERA	WHIP

Los Angeles Dodgers @ Houston Astros

Minute Maid Park, Houston, TX

Fri Jul 08 2005, 7:05 PM CDT

Att. 36,176 - Roof Closed

livebaseballscorecards.com

BOTTOM

Batter	1	2	3	4	5	6	7	8	9	AB	R	H	RBI	BB	SO	LOB
Willy Taveras, R (1, 8) OBP: 0.330, SLG: 0.374	1-2 17 1B 16 SF7 1B	3-1 G4-3			1-0 SH1-3 2B		2-2 F8		0-2 SH3 2B 1B	5	2	3	0	0	0	1
Craig Biggio, R (1, 4) OBP: 0.353, SLG: 0.503	1-1 17 1B 1-2 1B		1-2 G6-3		0-0 SH1-3 2-3		4-1 17 3B BB		0-0 SH3 1-2	2	1	1	0	1	0	0
17 Lance Berkman, S (1, 3) OBP: 0.396, SLG: 0.458	2-0 28 FC1-6-4 1-2 2-3 1B		0-1 E7 1B 1B		4-2 BB		0-1 1-H 3B		4-0 2B IBB	3	0	3	1	2	0	0
Morgan Ensberg, R (1, 5) OBP: 0.388, SLG: 0.593	0-0 F4		0-0 2-3 1B		1-1 P2		4-1 BB		0-2 1-3 2-H 2B	4	0	2	1	1	0	5
16 Jason Lane, R (1, 9) OBP: 0.279, SLG: 0.469	2-0 SF7 3-H		0-3 K		2-1 P4		1-3 K			3	0	0	1	0	2	6
28 Adam Everett, R (1, 6) OBP: 0.299, SLG: 0.394	2-2 FC1-6-4 1-2f		2-1 P3			0-0 L7		1-2 P4		4	0	0	0	0	0	4
2 Chris Burke, R (1, 7) OBP: 0.284, SLG: 0.299		2-1 F9		0-1 F9		2-2 F8		2-1 F7		4	0	0	0	0	0	0
Brad Ausmus, R (1, 2) OBP: 0.332, SLG: 0.298		1-0 SH1-4 HBP		2-2 G3		2-2 F8		1-0 WP 1B		3	0	1	0	0	0	0
Roger Clemens, R (1, 1) OBP: 0.314, SLG: 0.303		0-0 SH1-4 1-2		1-1 F9			3-2 L9	3-3 K 1-2		1	0	0	0	0	0	0
Orlando Palmeiro, L (7, PH) OBP: 0.368, SLG: 0.479										1	0	0	0	0	0	0
Dan Wheeler, R (8, 1)										0	0	0	0	0	0	0
Mike Lamb, L (8, PH) OBP: 0.257, SLG: 0.350										1	0	0	0	0	1	1
54 Brad Lidge, R (9, 1)										0	0	0	0	0	0	0
Inning Stats	R: 1 E: 0 K: 0 S: 12 H: 3 LOB: 2 BB: 0 P: 19	R: 0 E: 0 K: 0 S: 5 H: 0 LOB: 1 BB: 0 P: 11	R: 0 E: 1 K: 1 S: 13 H: 2 LOB: 2 BB: 0 P: 16	R: 0 E: 0 K: 0 S: 8 H: 0 LOB: 0 BB: 0 P: 11	R: 0 E: 0 K: 0 S: 10 H: 1 LOB: 2 BB: 1 P: 18	R: 0 E: 0 K: 0 S: 7 H: 0 LOB: 0 BB: 0 P: 11	R: 1 E: 0 K: 1 S: 13 H: 1 LOB: 2 BB: 2 P: 27	R: 0 E: 0 K: 1 S: 9 H: 1 LOB: 1 BB: 0 P: 16	R: 1 E: 0 K: 0 S: 7 H: 2 LOB: 2 BB: 1 P: 11							

AB	31
R	3
H	10
RBI	3
BB	4
SO	3
LOB	17

1B: 7 SF: 1
2B: 2 SAC: 3
3B: 1 DP: 0
HR: 0 HBP: 1

WP: 1 PA: 40
PB: 0
SB: 0
CS: 0

PITCHER		IP	WLS	BF	H	R	ER	SO	BB	IBB	HBP	BLK	WP	HR	S	P	ERA	WHIP
D.J. Houlton, R	(1, 1)	6.2		29	6	2	2	1	2	0	1	0	0	0	62	102	2.70	1.200
ERA: 5.89																		
Duaner Sanchez, R	(7, 1)	1.1	B	7	2	0	0	2	1	0	0	0	1	0	15	27	0.00	2.250
ERA: 4.13																		
43 Yhency Brazoban, R	(9, 1)	0.1	L	4	2	1	1	0	0	1	0	0	0	0	7	11	27.00	6.000
ERA: 5.09																		

PITCHER	IP	WLS	BF	H	R	ER	SO	BB	IBB	HBP	BLK	WP	HR	S	P	ERA	WHIP

Batter	1	2	3	4	5	6	7	8	9	AB	R	H	RBI	BB	SO	LOB
13 Oscar Robles, L (1, 6) OBP: 0.395, SLG: 0.392	C F B F B F X 2-2 12 1B 1B		B C X 1-1 ② G3-1		C B X 1-1 1B		C C X 0-2 12 PB 17 BB 1-2 1B		C B S S 1-3 ② K	5	0	3	0	0	1	1
17 Jason Repko, R (1, 8) OBP: 0.303, SLG: 0.372 Olmedo Saenz, R (9, PH) OBP: 0.354, SLG: 0.500	B S F B S 2-3 ① K		L B F F C 1-3 ③ K		C C F B 1 SAFE F 1 SAFE C 1-3 ③ K		B B B C S F B 4-2 12 PB 1-2 2-3 BB		B S B S X 2-2 ③ G6-3 1-2	3 1	0 0	0 0	0 0	1 0	3 0	2 1
12 Jeff Kent, R (1, 4) OBP: 0.377, SLG: 0.511	B X 1-0 1-2 1B			F X 0-1 G6-3 BLK 3B 1B		B C B X 2-1 1B 1B	S F B F S 1-3 ② K 1-2 2-3 3-H			4	1	3	0	0	1	2
Jayson Werth, R (1, 9) OBP: 0.330, SLG: 0.410 Giovanni Carrara, R (7, 1) Duaner Sanchez, R (8, 1)	B C C B F S 2-3 ② K			C 1 SAFE F C 0-3 ① K 1-2		1 SAFE B B X 2-0 ① F8	C F S 0-3 ③ K			4 0 0	0 0 0	0 0 0	0 0 0	0 0 0	3 0 0	6 0 0
Jason Phillips, R (1, 2) OBP: 0.291, SLG: 0.373	B B F B X 3-1 ③ G4-3			C F F B D F X 2-2 ② G6-3 2-3		X 0-0 ② F8		B F F X 1-2 ① G6-3		4	0	0	0	0	0	4
Hee-Seop Choi, L (1, 3) OBP: 0.320, SLG: 0.460		B F B F B F F X 3-2 ① F7		X 0-0 3-H 3B		B 1 SAFE B 1 SAFE 1 SAFE B C X 3-1 1-2 1B		F X 0-1 ② G3-1		4	0	2	1	0	0	0
Mike Edwards, R (1, 5) OBP: 0.333, SLG: 0.407		C C B S 1-3 ② K		X 0-0 ③ G6-3		C B F F X 1-2 ③ G1-3		B X 1-0 ③ F9		4	0	0	0	0	1	3
Jason Grabowski, L (1, 7) OBP: 0.236, SLG: 0.292		C F B X 1-2 ③ G3		F X 0-1 ① F8			B F C S 1-3 ① K		B X 1-0 ① F8	4	0	0	0	0	1	0
Jeff Weaver, R (1, 1) OBP: 0.229, SLG: 0.286 Ricky Ledee, L (7, PH) OBP: 0.352, SLG: 0.423 (7, 9)		C F B B X 2-2 ① G6-3		B F F X 1-2 ② F9			B X 1-0 17 BB 13 1B 12 PB 1B		B B C B F B 4-2 WP BB	2 1	0 1	0 1	0 0	0 1	0 0	0 0
Inning Stats	R: 0 H: 2 E: 0 LOB: 2 K: 2 BB: 0 S: 15 P: 25	R: 0 H: 0 E: 0 LOB: 0 K: 1 BB: 0 S: 11 P: 16	R: 0 H: 0 E: 0 LOB: 0 K: 1 BB: 0 S: 9 P: 13	R: 1 H: 2 E: 0 LOB: 1 K: 1 BB: 0 S: 12 P: 14	R: 0 H: 1 E: 0 LOB: 1 K: 1 BB: 0 S: 12 P: 15	R: 0 H: 2 E: 0 LOB: 2 K: 0 BB: 0 S: 10 P: 18	R: 1 H: 2 E: 0 LOB: 2 K: 3 BB: 1 S: 18 P: 25	R: 0 H: 0 E: 0 LOB: 0 K: 0 BB: 0 S: 6 P: 8	R: 0 H: 0 E: 0 LOB: 1 K: 1 BB: 1 S: 9 P: 17	1B: 8 SF: 0 2B: 0 SAC: 0 3B: 1 DP: 0 HR: 0 HBP: 0						

TOP

Los Angeles Dodgers @ Houston Astros

Minute Maid Park, Houston, TX

Sat Jul 09 2005, 12:20 PM CDT
Att. 37,196 - Roof Closed - 72 F

livebaseballscorecards.com

AB	36
R	2
H	9
RBI	1
BB	2
SO	10
LOB	19

WP: 1 PA: 38
PB: 1
SB: 0
CS: 0

PITCHER		IP	WLS	BF	H	R	ER	SO	BB	IBB	HBP	BLK	WP	HR	S	P	ERA	WHIP
44 Roy Oswalt, R ERA: 2.39	(1, 1)	6.1	W	29	9	2	1	7	1	0	0	1	0	0	79	117	1.42	1.579
Chad Qualls, R ERA: 3.89	(7, 1)	0.2	H	2	0	0	0	2	0	0	0	0	0	0	8	9	0.00	0.000
Russ Springer, R ERA: 5.64	(8, 1)	1.0	H	3	0	0	0	0	0	0	0	0	0	0	6	8	0.00	0.000
54 Brad Lidge, R ERA: 2.5	(9, 1)	1.0	S	4	0	0	0	1	1	0	0	0	1	0	9	17	0.00	1.000

PITCHER	IP	WLS	BF	H	R	ER	SO	BB	IBB	HBP	BLK	WP	HR	S	P	ERA	WHIP

BOTTOM

Los Angeles Dodgers @ Houston Astros

Minute Maid Park, Houston, TX

Sat Jul 09 2005, 12:20 PM CDT

Att. 37,196 - Roof Closed - 72 F

livebaseballscorecards.com

Batter	1	2	3	4	5	6	7	8	9	AB	R	H	RBI	BB	SO	LOB
Willy Taveras, R (1, 8) OBP: 0.326, SLG: 0.371	C B F C 1-3 K ①		C S F X 0-2 G1-3 ②			S X 0-1 B1-3 ①	X 0-0 SF9 ② 3-H			3	0	0	1	0	1	0
Craig Biggio, R (1, 4) OBP: 0.355, SLG: 0.503 Russ Springer, R (8, 1) 16 Jason Lane, R (9, 9) OBP: 0.279, SLG: 0.469	F B C X 1-2 F8 ②		X 0-0 1B			B B C X 2-1 17 2B WP 1B	1 SAFE C S B C 1-3 K ③ 1-2			4 0 0	1 0 0	2 0 0	0 0 0	0 0 0	1 0 0	2 0 0
17 Lance Berkman, S (1, 7) OBP: 0.397, SLG: 0.461 (9, 3)	B B S B B 4-1 BB		F F B F C 1-3 K ③			B S 1 SAFE F B X 2-2 WP 2B 2B 1-3		B X 1-0 P3 ①		3	1	1	0	1	1	1
Morgan Ensberg, R (1, 5) OBP: 0.383, SLG: 0.585	C B F F B X 2-2 F8 ③			C B B X 2-1 G1-3 ①		B S B F X 2-2 L5 ② 2-3 3-H		F B B F B S 3-3 K ②		4	0	0	0	0	1	2
Mike Lamb, L (1, 3) OBP: 0.263, SLG: 0.359 54 Brad Lidge, R (9, 1)		C F X 0-2 F8 ①		B F B B X 3-1 G3 ②		B X 1-0 2B 3-H		C F X 0-2 1B		4 0	0 0	2 0	1 0	0 0	0 0	0 0
Orlando Palmeiro, L (1, 9) OBP: 0.364, SLG: 0.500 (9, 7)		X 0-0 HR		C L B B F F X 2-2 G4-3 ③		C B X 1-1 G3-1 ③		D B C X 2-1 G5-3 ③		4	1	1	1	0	0	2
Jose Vizcaino, S (1, 6) OBP: 0.295, SLG: 0.313 4 Eric Bruntlett, R (7, PR) OBP: 0.300, SLG: 0.349 (8, 4)		X 0-0 G6-3 ②	C F X 0-2 F9 ①				B B B B 4-0 28 1B SH1-4 SF9 BB			2 0	0 1	0 0	0 0	1 0	0 0	0 0
Brad Ausmus, R (1, 2) OBP: 0.329, SLG: 0.295		B C C X 1-2 G1-3 ③	C C B X 1-2 P3 ②				B 1 SAFE L X 1-1 SH1-4 ① 1-2			2	0	0	0	0	0	0
44 Roy Oswalt, R (1, 1) OBP: 0.154, SLG: 0.132 Chad Qualls, R (7, 1) 28 Adam Everett, R (7, PH) OBP: 0.301, SLG: 0.396 (8, 6)			C C F B C 1-3 K ①		B B C F F X 2-2 G6-3 ③		F S F F X 0-2 S 2-3 1B			2 0 1	0 0 0	0 0 1	0 0 0	0 0 0	1 0 0	0 0 0
Inning Stats	R: 0 H: 0 E: 0 LOB: 1 K: 1 BB: 1 S: 11 P: 19	R: 1 H: 1 E: 0 LOB: 0 K: 0 BB: 0 S: 8 P: 9	R: 0 H: 1 E: 0 LOB: 1 K: 2 BB: 0 S: 14 P: 16	R: 0 H: 0 E: 0 LOB: 0 K: 0 BB: 0 S: 9 P: 16	R: 0 H: 0 E: 0 LOB: 0 K: 0 BB: 0 S: 10 P: 13	R: 2 H: 3 E: 0 LOB: 1 K: 0 BB: 0 S: 13 P: 21	R: 1 H: 1 E: 0 LOB: 2 K: 1 BB: 1 S: 11 P: 17	R: 0 H: 1 E: 0 LOB: 1 K: 1 BB: 0 S: 9 P: 15		1B: 4 SF: 1 2B: 2 SAC: 1 3B: 0 DP: 0 HR: 1 HBP: 0						

	AB	29
	R	4
	H	7
	RBI	3
	BB	2
	SO	5
	LOB	7

WP: 1 PA: 33
PB: 0
SB: 1
CS: 0

PITCHER		IP	WLS	BF	H	R	ER	SO	BB	IBB	HBP	BLK	WP	HR	S	P	ERA	WHIP
Jeff Weaver, R ERA: 4.44	(1, 1)	6.0	L	24	5	3	3	3	1	0	0	0	1	1	65	94	4.50	1.000
Giovanni Carrara, R ERA: 4.39	(7, 1)	1.0		5	1	1	1	1	1	0	0	0	0	0	11	17	9.00	2.000
Duaner Sanchez, R ERA: 4.04	(8, 1)	1.0		4	1	0	0	1	0	0	0	0	0	0	9	15	0.00	1.000

PITCHER	IP	WLS	BF	H	R	ER	SO	BB	IBB	HBP	BLK	WP	HR	S	P	ERA	WHIP

Batter	1	2	3	4	5	6	7	8	9	AB	R	H	RBI	BB	SO	LOB
13 Oscar Robles, L (1, 6) OBP: 0.407, SLG: 0.405	C C F B B X 2-2 17 CS 1B		C X 0-1 E3 17 2B 1-2 E		B X 1-0 17 FC6-4 1B		C B X 1-1 G4-3 ②		X 0-0 ③ 1B	5	1	3	0	0	0	1
17 Jason Repko, R (1, 8) OBP: 0.302, SLG: 0.375	B S S S 1-3 ①② K 1-2		C B B X 2-1 E 1-3 2-H 2B		C B B X 2-1 ① FC6-4 12 G5-3 1-2f HR		F C F B S 1-3 ③ K			4	2	1	1	0	2	2
12 Jeff Kent, R (1, 3) OBP: 0.381, SLG: 0.515	X 0-0 FC5 2B		I I I I 4-0 E IBB		1 SAFE B X 1-0 ② G5-3 1-2			B B S B F H 4-2 G3 HBP		2	0	1	0	1	0	1
Chin-Feng Chen, R (8, PR) OBP: 0.400, SLG: 0.400 (8, 7)										0	0	0	0	0	0	0
Jason Phillips, R (1, 2) OBP: 0.290, SLG: 0.383	B F X 1-1 ③ FC5 2-3		B C S S 1-3 ② K		C B X 1-1 2-H HR			C 1 SAFE C F X 0-2 ① P4		4	1	1	2	0	1	5
Antonio Perez, R (1, 4) OBP: 0.388, SLG: 0.425		B X 1-0 G5-4-3 1B	C X 0-1 E9 1-3 2-H 3-H 1B		F S B B X 2-2 ③ G5-3			1 SAFE B X 1-0 ② G3 1-2		4	0	2	2	0	0	1
Mike Edwards, R (1, 5) OBP: 0.331, SLG: 0.397		C X 0-1 ①② G5-4-3 1-2f	X 0-0 ③ G4-3			C B F X 1-2 ① G6-3		B B T B B 4-1 BB		3	0	0	0	1	0	3
Jayson Werth, R (1, 9) OBP: 0.324, SLG: 0.403		C B B F X 2-2 ③ G5-3		F C B B S 2-3 ① K		X 0-0 ② G2-3		F F F B F X 1-2 ③ F7		3	0	0	0	0	1	0
Ricky Ledee, L (8, PH) OBP: 0.349, SLG: 0.420 (8, 9)										1	0	0	0	0	0	2
Jason Grabowski, L (1, 7) OBP: 0.229, SLG: 0.283 (8, 3)			S X 0-1 ① G4-3		B S F X 1-2 ② G4-3				C S S 0-3 ① K	3	0	0	0	0	1	0
Hee-Seop Choi, L (9, PH) OBP: 0.318, SLG: 0.458						C F B B S 2-3 ③ K				1	0	0	0	0	1	0
Odalis Perez, L (1, 1) OBP: 0.190, SLG: 0.150			X 0-0 13 E 17 2B 1B		C B X 1-1 ③ G3-1		F B S B F C 2-3 ① K		S F F F F S 0-3 ② K	2	1	1	0	0	0	0
Franquelis Osoria, R (6, 1)										0	0	0	0	0	0	0
Cody Ross, R (7, PH) OBP: 0.192, SLG: 0.200										1	0	0	0	0	1	0
Giovanni Carrara, R (7, 1)										0	0	0	0	0	0	0
Duaner Sanchez, R (8, 1)										0	0	0	0	0	0	0
Olmedo Saenz, R (9, PH) OBP: 0.353, SLG: 0.497										1	0	0	0	0	1	0
Inning Stats	R: 0 E: 0 K: 1 S: 10 H: 2 LOB: 1 BB: 0 P: 14	R: 0 E: 0 K: 0 S: 6 H: 1 LOB: 0 BB: 0 P: 9	R: 3 E: 2 K: 1 S: 13 H: 3 LOB: 2 BB: 1 P: 20	R: 0 E: 0 K: 1 S: 8 H: 0 LOB: 0 BB: 0 P: 12	R: 2 E: 0 K: 0 S: 9 H: 2 LOB: 0 BB: 0 P: 16	R: 0 E: 0 K: 1 S: 7 H: 0 LOB: 0 BB: 0 P: 10	R: 0 E: 0 K: 2 S: 10 H: 0 LOB: 0 BB: 0 P: 14	R: 0 E: 0 K: 0 S: 12 H: 0 LOB: 2 BB: 1 P: 22	R: 0 E: 0 K: 2 S: 9 H: 1 LOB: 1 BB: 0 P: 9	1B: 6 2B: 2 3B: 0 HR: 1 SF: 0 SAC: 0 DP: 1 HBP: 1	WP: 0 PB: 0 SB: 0 CS: 1 PA: 37					

PITCHER		IP	WLS	BF	H	R	ER	SO	BB	IBB	HBP	BLK	WP	HR	S	P	ERA	WHIP
41 Brandon Backe, R ERA: 5.06	(1, 1)	6.0		26	8	5	3	4	0	1	0	0	0	1	53	81	4.50	1.333
Mike Gallo, L ERA: 5.4	(7, 1)	0.2		2	0	0	0	1	0	0	0	0	0	0	6	9	0.00	0.000
Chad Harville, R ERA: 6.26	(7, 1)	0.1		1	0	0	0	1	0	0	0	0	0	0	4	5	0.00	0.000
Russ Springer, R ERA: 5.46	(8, 1)	1.0	W	5	0	0	0	0	1	0	1	0	0	0	12	22	0.00	1.000
54 Brad Lidge, R ERA: 2.43	(9, 1)	1.0	S	3	1	0	0	2	0	0	0	0	0	0	9	9	0.00	1.000

PITCHER	IP	WLS	BF	H	R	ER	SO	BB	IBB	HBP	BLK	WP	HR	S	P	ERA	WHIP

TOP

Los Angeles Dodgers @ Houston Astros

Minute Maid Park, Houston, TX

Sun Jul 10 2005, 1:05 PM CDT
Att. 39,177 - Roof Closed - 72 F

livebaseballscorecards.com

AB	34
R	5
H	9
RBI	5
BB	2
SO	8
LOB	15

Batter	1	2	3	4	5	6	7	8	9	AB	R	H	RBI	BB	SO	LOB
Willy Taveras, R (1, 8) OBP: 0.331, SLG: 0.373	C B S B X 2-2 FC6 E 1B	X 0-0 ② FC1-2-6 CS 1-2f			B B C B B 4-1 BB	B B C F B F X 3-2 CS 1B				3	1	2	0	1	0	1
Craig Biggio, R (1, 4) OBP: 0.351, SLG: 0.497	F X 0-1 FC6 17 S 1-H	1 SAFE 1 SAFE 1 SAFE 0-0 ③ CS 1-2	C F S 0-3 ① K		B C F B 1 SAFE F B X 3-2 ③ G1-3		1 SAFE F F 1 SAFE P X 1-2 ① ② G3 1-2			4	0	0	0	0	1	2
17 Lance Berkman, S (1, 3) OBP: 0.399, SLG: 0.459	B B B C B 4-1 BB 2-3 BB		B C X 1-1 ② G5-3			B X 1-0 HR 1B	B F B C B F F X 3-2 ③ F8			3	1	1	0	1	0	0
Morgan Ensberg, R (1, 5) OBP: 0.387, SLG: 0.596	B B F F F F B B 4-2 2 FC6-4 1-2 BB		B B F F C 2-3 ③ K			B F F X 1-2 1-H HR		B B B C X 3-1 F9 16 BB 1B 1B		3	2	2	2	1	1	0
16 Jason Lane, R (1, 9) OBP: 0.282, SLG: 0.468	F B X 1-1 ① L5			B F S X 1-2 ① F8		F C F F X 0-2 28 3B 1B		B B B S F B 4-2 DI 1-2 1B BB		3	1	1	0	1	0	3
28 Adam Everett, R (1, 6) OBP: 0.300, SLG: 0.401	S C F B S 1-3 ② K			C S S 0-3 ② K		B F X 1-1 2 1B 1-H 3B		L L B S 1-3 ① K		4	1	1	1	0	3	5
2 Chris Burke, R (1, 7) OBP: 0.285, SLG: 0.300 Orlando Palmeiro, L (8, PH) OBP: 0.360, SLG: 0.495 (9, 7)	B C B X 2-1 ③ FC6-4 1-2f			B C F B X 2-2 ③ G4-3		F B X 1-1 G4-6-3 3-H 1B		B C B B C F X 3-2 ② F9 2-3		3 1	0 0	1 0	1 0	0 0	0 0	3 2
Brad Ausmus, R (1, 2) OBP: 0.327, SLG: 0.294		B C B X 2-1 ① F8			X 0-0 ① F9	X 0-0 ① ② G4-6-3 1-2f		B F X 1-1 ③ 1-H 3-H 1B		4	0	1	1	0	0	1
41 Brandon Backe, R (1, 1) OBP: 0.324, SLG: 0.355 Mike Lamb, L (6, PH) OBP: 0.261, SLG: 0.357 Mike Gallo, L (7, 1) Chad Harville, R (7, 1) Russ Springer, R (8, 1) 54 Brad Lidge, R (9, 1)		F B B B S S B 4-2 FC1-2-6 BB			C F B F S 1-3 ② K	F X 0-1 ③ G4-3				1 1 0 0 0 0	0 0 0 0 0 0	0 0 0 0 0 0	0 0 0 0 0 0	1 0 0 0 0 0	1 0 0 0 0 0	0 0 0 0 0 0
Inning Stats	R: 1 H: 1 E: 1 LOB: 3 K: 1 BB: 2 S: 18 P: 32	R: 0 H: 0 E: 0 LOB: 0 K: 0 BB: 1 S: 5 P: 11	R: 0 H: 0 E: 0 LOB: 0 K: 2 BB: 0 S: 8 P: 11	R: 0 H: 0 E: 0 LOB: 0 K: 1 BB: 0 S: 9 P: 12	R: 0 H: 0 E: 0 LOB: 1 K: 1 BB: 1 S: 10 P: 18	R: 4 H: 5 E: 0 LOB: 0 K: 0 BB: 0 S: 16 P: 20	R: 0 H: 1 E: 0 LOB: 0 K: 0 BB: 0 S: 14 P: 20	R: 1 H: 2 E: 0 LOB: 2 K: 1 BB: 1 S: 13 P: 25		1B: 7 SF: 0 2B: 0 SAC: 0 3B: 1 DP: 1 HR: 1 HBP: 0						

PITCHER		IP	WLS	BF	H	R	ER	SO	BB	IBB	HBP	BLK	WP	HR	S	P	ERA	WHIP
Odalis Perez, L ERA: 4.97	(1, 1)	5.0		24	5	5	4	5	4	0	0	0	0	1	61	98	7.20	1.800
Franquelis Osoria, R ERA: 4.5	(6, 1)	1.0	B	3	1	0	0	0	0	0	0	0	0	0	5	6	0.00	1.000
Giovanni Carrara, R ERA: 4.29	(7, 1)	1.0		3	1	0	0	0	0	0	0	0	0	0	14	20	0.00	1.000
Duaner Sanchez, R ERA: 4.14	(8, 1)	1.0	L	5	2	1	1	1	1	0	0	0	0	0	13	25	9.00	3.000

PITCHER	IP	WLS	BF	H	R	ER	SO	BB	IBB	HBP	BLK	WP	HR	S	P	ERA	WHIP

BOTTOM

Los Angeles Dodgers @ Houston Astros

Minute Maid Park, Houston, TX

Sun Jul 10 2005, 1:05 PM CDT
Att. 39,177 - Roof Closed - 72 F

livebaseballscorecards.com

AB	30
R	6
H	9
RBI	5
BB	5
SO	6
LOB	17

WP: 0 PA: 36
PB: 0
SB: 1
CS: 2

Batter	1	2	3	4	5	6	7	8	9	10	11	12	13	AB	R	H	RBI	BB	SO	LOB
Willy Taveras, R (1, 8) OBP: 0.336, SLG: 0.376	G3		G3		WP 1B		G6-4-3		S 1B		BB		FC6-4 1B	6	0	3	0	1	0	1
Craig Biggio, R (1, 4) OBP: 0.349, SLG: 0.489	F7			G4-3	BB			G5-3			G6-3		FC6-4	5	0	0	0	2	0	3
17 Lance Berkman, S (1, 3) OBP: 0.395, SLG: 0.450 Dan Wheeler, R (9, 1) 54 Brad Lidge, R (11, 1) 4 Eric Bruntlett, R (12, PH) OBP: 0.294, SLG: 0.341 Russ Springer, R (12, 1) Chad Harville, R (13, 1)	G6-3			G5-3	L8			BB K				F9		4 0 0 1 0 0	0 0 0 0 0 0	0 0 0 0 0 0	1 0 0 0 0 0	1 0 0 0 0 0	1 0 0 0 0 0	5 0 0 0 0 0
Morgan Ensberg, R (1, 5) OBP: 0.389, SLG: 0.596		16 1B				G6-3		BB		G4-3		G6-3		5	0	2	0	1	0	0
16 Jason Lane, R (1, 9) OBP: 0.280, SLG: 0.461		2 G4-3 1B				G1-3		K		F8		P6		6	0	1	0	0	1	3
28 Adam Everett, R (1, 6) OBP: 0.302, SLG: 0.399 Jose Vizcaino, S (13, PH) OBP: 0.292, SLG: 0.309 (13, 6)	K				F8	2 FC6-4 1B		P4		HBP			K	4 1	0 0	1 0	0 0	0 0	1 1	4 0
2 Chris Burke, R (1, 7) OBP: 0.288, SLG: 0.301 Orlando Palmeiro, L (9, PH) OBP: 0.368, SLG: 0.505 (9, 7)	G4-3				1B 1B WP 1B	FC6-4			SH2-3 SF7 2B	G3			SH1-3 1B BB	3 2	1 2	1 1	0 0	0 1	0 0	3 1
Brad Ausmus, R (1, 2) OBP: 0.335, SLG: 0.300	F8				WP 1B		FC5-6 1B		SH2-3		G5-4-3 BB		SH1-3	3	0	2	0	1	0	0
Andy Pettitte, L (1, 1) OBP: 0.100, SLG: 0.071 Chad Qualls, R (8, 1) Mike Gallo, L (8, 1) Mike Lamb, L (9, PH) OBP: 0.262, SLG: 0.359 (9, 3)	G4-3				K		FC5-6 G6-4-3		SF7		G5-4-3		1B	3 0 0 2	0 0 0 0	0 0 0 1	0 0 0 2	1 0 0 0	3 0 0 1	3 0 0 1
Inning Stats	R: 0 E: 0 K: 0 S: 6 H: 0 LOB: 0 BB: 0 P: 8	R: 0 E: 0 K: 1 S: 6 H: 2 LOB: 1 BB: 0 P: 8	R: 0 E: 0 K: 0 S: 6 H: 0 LOB: 0 BB: 0 P: 10	R: 0 E: 0 K: 0 S: 10 H: 1 LOB: 1 BB: 0 P: 16	R: 1 E: 0 K: 1 S: 13 H: 3 LOB: 3 BB: 1 P: 24	R: 0 E: 0 K: 0 S: 7 H: 1 LOB: 1 BB: 0 P: 10	R: 0 E: 0 K: 0 S: 8 H: 1 LOB: 0 BB: 0 P: 11	R: 0 E: 0 K: 1 S: 11 H: 0 LOB: 2 BB: 2 P: 25	R: 1 E: 0 K: 1 S: 11 H: 2 LOB: 2 BB: 1 P: 17	R: 0 E: 0 K: 0 S: 6 H: 0 LOB: 1 BB: 0 P: 12	R: 0 E: 0 K: 0 S: 9 H: 0 LOB: 1 BB: 2 P: 22	R: 0 E: 0 K: 0 S: 7 H: 0 LOB: 0 BB: 0 P: 11	R: 1 E: 0 K: 1 S: 22 H: 2 LOB: 2 BB: 1 P: 30	1B: 10 2B: 2 3B: 0 HR: 0 SF: 1 SAC: 2 DP: 3 HBP: 1						

PITCHER		IP	WLS	BF	H	R	ER	SO	BB	IBB	HBP	BLK	WP	HR	S	P	ERA	WHIP
30 Mark Mulder, L (1, 1) ERA: 4.13		8.0		33	8	1	1	3	3	0	0	0	1	0	67	112	1.12	1.375
44 Jason Isringhausen, R (9, 1) ERA: 2.01		1.0	B	6	2	1	1	1	1	0	0	0	0	0	11	17	9.00	3.000
Julian Tavarez, R (10, 1) ERA: 2.18		2.0		8	0	0	0	0	2	0	1	0	0	0	15	34	0.00	1.000
Al Reyes, R (12, 1) ERA: 2.21		1.2		6	0	1	1	1	1	0	0	0	0	0	17	26	5.40	0.600
Ray King, L (13, 1) ERA: 2.52		0.0		2	2	0	0	0	0	0	0	0	0	0	8	10	∞	∞

PITCHER		IP	WLS	BF	H	R	ER	SO	BB	IBB	HBP	BLK	WP	HR	S	P	ERA	WHIP
48 Brad Thompson, R (13, 1) ERA: 2.63		0.1	W	1	0	0	0	0	0	0	0	0	0	0	4	5	0.00	0.000

TOP

Houston Astros @ St. Louis Cardinals

Busch Stadium, St. Louis, MO

Fri, Jul 15 2005, 7:10 PM CDT

Att. 48,420 - Cloudy - 83 F

livebaseballscorecards.com

AB	45
R	3
H	12
RBI	2
BB	7
SO	5
LOB	24

WP: 1 PB: 0 SB: 1 CS: 0 PA: 56

Houston Astros @ St. Louis Cardinals

Busch Stadium, St. Louis, MO

Fri Jul 15 2005, 7:10 PM CDT

Att. 48,420 - Cloudy - 83 F

livebaseballscorecards.com

BOTTOM

Batter	1	2	3	4	5	6	7	8	9	10	11	12	13	AB	R	H	RBI	BB	SO	LOB
22 David Eckstein, R (1, 6) OBP: 0.372, SLG: 0.355	4-2 15 2B 5 FC5-2 BB		1-2 G4-6-3 1-2f			1-1 P3		4-1 5 BB BB		3-3 K			4-2 5 HR BB	3	1	0	0	3	1	1
15 Jim Edmonds, L (1, 8) OBP: 0.390, SLG: 0.546	2-2 1-3 CS-3-2-5 2B		2-0 F8			0-0 G4-3		1-1 F9		3-3 K			2-3 K	6	0	1	0	0	2	2
5 Albert Pujols, R (1, 3) OBP: 0.421, SLG: 0.597	0-0 FC5-2 3-H			3-1 G3-1		2-1 L5		4-1 1-2 BB		2-2 F7			3-2 1-H HR	5	1	1	2	1	0	2
Reggie Sanders, R (1, 7) OBP: 0.344, SLG: 0.553 Larry Walker, L (1, 9) OBP: 0.379, SLG: 0.480	0-1 G6-3-2-5 2-Hf			2-2 1B			4-2 CS 1B BB	1-2 P6			2-0 F8			0	0	0	0	0	0	0
														4	0	1	0	1	0	4
27 Scott Rolen, R (1, 5) OBP: 0.337, SLG: 0.400		1-3 K		0-0 P6			0-1 F8		0-0 B2		2-3 K			5	0	0	0	0	2	2
Mark Grudzielanek, R (1, 4) OBP: 0.328, SLG: 0.393	0-1 HR			0-0 G4-3			1-1 1-2 1B		2-2 1B 1B		0-3 K			5	1	3	1	0	1	1
So Taguchi, R (1, 9) OBP: 0.303, SLG: 0.411 (1, 7)	0-0 F8				2-3 K		3-3 2-3 K		1-1 F8			2-2 G4-3		5	0	0	0	0	2	3
Einar Díaz, R (1, 2) OBP: 0.250, SLG: 0.328	0-0 F8				1-0 G5-3			0-1 HR	0-1 1-3 DI 1B			1-0 P6		5	1	2	1	0	0	0
30 Mark Mulder, L (1, 1) OBP: 0.156, SLG: 0.114 John Mabry, L (8, PH) OBP: 0.333, SLG: 0.411 44 Jason Isringhausen, R (9, 1) Abraham Nunez, S (9, PH) OBP: 0.303, SLG: 0.397 Julian Tavarez, L (10, 1) Al Reyes, R (12, 1) Ray King, L (13, 1) 48 Brad Thompson, R (13, 1)		4-2 22 G4-6-3 BB			2-2 G6-3		0-1 F7		2-2 1-2 K			3-3 K		1 1 0 1 0 0 1 0 0	0 0 0 0 0 0 0 0 0	0 0 0 0 0 0 0 0 0	0 0 0 0 0 0 0 0 0	1 0 0 0 0 1 0 0 0	0 0 0 1 0 0 0 0 0	0 0 0 2 0 0 0 0 0
Inning Stats	R: 0 E: 0 K: 0 S: 9 H: 1 LOB: 1 BB: 1 P: 15	R: 1 E: 0 K: 1 S: 7 H: 1 LOB: 0 BB: 0 P: 8	R: 0 E: 0 K: 0 S: 8 H: 0 LOB: 0 BB: 1 P: 15	R: 0 E: 0 K: 0 S: 7 H: 1 LOB: 1 BB: 0 P: 12	R: 0 E: 0 K: 1 S: 7 H: 0 LOB: 0 BB: 0 P: 12	R: 0 E: 0 K: 0 S: 5 H: 0 LOB: 0 BB: 0 P: 8	R: 0 E: 0 K: 1 S: 10 H: 1 LOB: 2 BB: 1 P: 18	R: 1 E: 0 K: 0 S: 12 H: 1 LOB: 2 BB: 2 P: 22	R: 0 E: 0 K: 1 S: 11 H: 2 LOB: 2 BB: 0 P: 16	R: 0 E: 0 K: 2 S: 10 H: 0 LOB: 0 BB: 0 P: 18	R: 0 E: 0 K: 2 S: 7 H: 0 LOB: 0 BB: 0 P: 11	R: 0 E: 0 K: 1 S: 8 H: 0 LOB: 0 BB: 0 P: 14	R: 2 E: 0 K: 1 S: 12 H: 1 LOB: 0 BB: 1 P: 21	1B: 4 2B: 3 3B: 0 HR: 3 SF: 0 SAC: 0 DP: 3 HBP: 0	WP: 0 PB: 0 SB: 0 CS: 1 PA: 48						

	AB	42
	R	4
	H	8
	RBI	4
	BB	6
	SO	10
	LOB	17

PITCHER		IP	WLS	BF	H	R	ER	SO	BB	IBB	HBP	BLK	WP	HR	S	P	ERA	WHIP
Andy Pettitte, L ERA: 2.98	(1, 1)	7.0		25	4	1	1	3	3	0	0	0	0	1	53	88	1.29	1.000
Chad Qualls, R ERA: 4.04	(8, 1)	0.2		5	1	1	1	0	2	0	0	0	0	1	8	17	13.50	4.500
Mike Gallo, L ERA: 4.91	(8, 1)	0.1		1	0	0	0	0	0	0	0	0	0	0	4	5	0.00	0.000
Dan Wheeler, R ERA: 1.56	(9, 1)	2.0		8	2	0	0	3	0	0	0	0	0	0	21	34	0.00	1.000
54 Brad Lidge, R ERA: 2.37	(11, 1)	1.0		3	0	0	0	2	0	0	0	0	0	0	7	11	0.00	0.000

PITCHER		IP	WLS	BF	H	R	ER	SO	BB	IBB	HBP	BLK	WP	HR	S	P	ERA	WHIP
Russ Springer, R ERA: 5.51	(12, 1)	1.1		5	0	1	1	2	1	0	0	0	0	0	16	28	6.75	0.750
Chad Harville, R ERA: 6.65	(13, 1)	0.0	L	1	1	1	1	0	0	0	0	0	0	1	4	7	∞	∞

Batter	1	2	3	4	5	6	7	8	9	AB	R	H	RBI	BB	SO	LOB
Willy Taveras, R (1, 8) OBP: 0.332, SLG: 0.371	F B X 1-1 P5		B X 1-0 G6-3		X 0-0 F7			B S M B X 2-2 G4-3		4	0	0	0	0	0	1
Craig Biggio, R (1, 4) OBP: 0.348, SLG: 0.489	B X 1-0 G6-3		B C B B F X 3-2 2B		B B X 2-0 FC6-4 1-2f			F B X 1-1 F8		4	0	1	0	0	0	1
17 Lance Berkman, S (1, 3) OBP: 0.405, SLG: 0.455	B F B B C B 4-2 HR BB		B B B B 4-0 G5-4-3 BB			B X 1-0 28 FC5-4 1B		F B F B X 2-2 1B		2	1	2	0	2	0	0
Morgan Ensberg, R (1, 5) OBP: 0.388, SLG: 0.601	B B S X 2-1 1-H HR		F B B B X 3-1 G5-4-3 1-2f			F X 0-1 L8		S F S 0-3 K		4	1	1	2	0	1	4
16 Jason Lane, R (1, 9) OBP: 0.281, SLG: 0.463 Orlando Palmeiro, L (9, PH) OBP: 0.365, SLG: 0.500	C X 0-1 2B			X 0-0 G6-3		X 0-0 F7			C B B F X 1-2 G3	3 1	0 0	1 0	0 0	0 0	0 0	1 0
28 Adam Everett, R (1, 6) OBP: 0.298, SLG: 0.393	F B X 1-1 G6-3			B B C X 2-1 G5-3		C F X 0-2 FC5-4 1-2f			C X 0-1 G6-3	4	0	0	0	0	0	2
2 Chris Burke, R (1, 7) OBP: 0.286, SLG: 0.301 Jose Vizcaino, S (9, PH) OBP: 0.290, SLG: 0.306		C C X 0-2 G6-3		X 0-0 G4-3			B B F B X 3-1 G4-3 1B		S B X 1-1 E3	3 1	0 0	1 0	0 0	0 0	0 0	0 0
Brad Ausmus, R (1, 2) OBP: 0.329, SLG: 0.294		C X 0-1 G6-3			C C B B X 2-2 G5-3		1 SAFE B X 1-0 G4-3 1-2f		B X 1-0 G6-3	4	0	0	0	0	0	2
44 Roy Oswalt, R (1, 1) OBP: 0.171, SLG: 0.128 4 Eric Bruntlett, R (7, PH) OBP: 0.288, SLG: 0.333 Mike Burns, R (7, 1)		C S C 0-3 K			H 1-0 FC6-4 HBP		C B B F X 2-2 F9			1 1 0	0 0 0	0 0 0	0 0 0	0 0 0	1 0 0	0 0 0
Inning Stats	R: 2 E: 0 K: 0 S: 11 H: 2 LOB: 1 BB: 1 P: 20	R: 0 E: 0 K: 1 S: 8 H: 0 LOB: 0 BB: 0 P: 8	R: 0 E: 0 K: 0 S: 6 H: 1 LOB: 1 BB: 1 P: 17	R: 0 E: 0 K: 0 S: 4 H: 0 LOB: 0 BB: 0 P: 6	R: 0 E: 0 K: 0 S: 5 H: 0 LOB: 1 BB: 0 P: 10	R: 0 E: 0 K: 0 S: 7 H: 1 LOB: 1 BB: 0 P: 8	R: 0 E: 0 K: 0 S: 6 H: 1 LOB: 0 BB: 0 P: 12	R: 0 E: 0 K: 1 S: 11 H: 1 LOB: 1 BB: 0 P: 16	R: 0 E: 1 K: 0 S: 9 H: 0 LOB: 1 BB: 0 P: 12	1B: 3 2B: 2 3B: 0 HR: 1	SF: 0 SAC: 0 DP: 2 HBP: 1						

PITCHER		IP	WLS	BF	H	R	ER	SO	BB	IBB	HBP	BLK	WP	HR	S	P	ERA	WHIP
Jason Marquis, R ERA: 3.78	(1, 1)	8.0	W	31	6	2	2	2	2	0	1	0	0	1	58	97	2.25	1.000
44 Jason Isringhausen, R ERA: 1.95	(9, 1)	1.0	S	4	0	0	0	0	0	0	0	0	0	0	9	12	0.00	0.000

PITCHER	IP	WLS	BF	H	R	ER	SO	BB	IBB	HBP	BLK	WP	HR	S	P	ERA	WHIP

TOP

Houston Astros @ St. Louis Cardinals

Busch Stadium, St. Louis, MO

Sat Jul 16 2005, 3:15 PM CDT
Att. 48,034 - Partly Cloudy - 83 F

livebaseballscorecards.com

AB	32
R	2
H	6
RBI	2
BB	2
SO	2
LOB	11

WP: 0	PA: 35				
PB: 0					
SB: 0					
CS: 0					

Houston Astros @ St. Louis Cardinals

Busch Stadium, St. Louis, MO

Sat Jul 16 2005, 3:15 PM CDT
Att. 48,034 - Partly Cloudy - 83 F

livebaseballscorecards.com

Batter	1	2	3	4	5	6	7	8	9	AB	R	H	RBI	BB	SO	LOB
22 David Eckstein, R (1, 6) OBP: 0.371, SLG: 0.354	G3		5 2B 1B		SH1-4 2-3		G6-3			3	0	1	0	0	0	0
15 Jim Edmonds, L (1, 8) OBP: 0.388, SLG: 0.541	K		F8		5 1B HR 1B 3-H		G1-3			4	1	1	1	0	1	1
5 Albert Pujols, R (1, 3) OBP: 0.425, SLG: 0.601	F7		2B 1-3		HR 1B 1-3		1B BB			3	1	2	0	1	0	0
Larry Walker, L (1, 9) OBP: 0.384, SLG: 0.496		1B BB	G4-3		HR 1-H 3-H		1B 1-3			3	1	2	3	1	0	2
27 Scott Rolen, R (1, 5) OBP: 0.330, SLG: 0.391		F7		L7	K		K			4	0	0	0	0	2	3
John Mabry, L (1, 7) OBP: 0.325, SLG: 0.400 44 Jason Isringhausen, R (9, 1)		F7		F9	K			G3		4 0	0 0	0 0	0 0	0 0	1 0	1 0
Mark Grudzielanek, R (1, 4) OBP: 0.330, SLG: 0.394		1B 1-2		E5 FC5 1B		L4		G5-3		4	0	2	0	0	0	0
Mike Mahoney, R (1, 2)		P4		FC5 2-3		K		G5-3		4	0	0	0	0	1	3
Jason Marquis, L (1, 1) OBP: 0.380, SLG: 0.563 So Taguchi, R (9, 7) OBP: 0.303, SLG: 0.411			G6-3		22 SH1-4 15 1B 2B	G4-3				3 0	1 0	1 0	0 0	0 0	0 0	0 0

Inning Stats	1	2	3	4	5	6	7	8	9
	R: 0 H: 0 E: 0 LOB: 0 K: 1 BB: 0 S: 8 P: 13	R: 0 H: 1 E: 0 LOB: 2 K: 0 BB: 1 S: 12 P: 21	R: 0 H: 2 E: 0 LOB: 2 K: 0 BB: 0 S: 7 P: 12	R: 0 H: 1 E: 1 LOB: 1 K: 0 BB: 0 S: 7 P: 10	R: 4 H: 4 E: 0 LOB: 0 K: 2 BB: 0 S: 20 P: 34	R: 0 H: 0 E: 0 LOB: 0 K: 1 BB: 0 S: 8 P: 10	R: 0 H: 1 E: 0 LOB: 2 K: 1 BB: 1 S: 11 P: 21	R: 0 H: 0 E: 0 LOB: 0 K: 0 BB: 0 S: 11 P: 15	

1B: 6 SF: 0
2B: 2 SAC: 1
3B: 0 DP: 0
HR: 1 HBP: 0

WP: 0 PA: 35
PB: 0
SB: 0
CS: 0

	AB	32
	R	4
	H	9
	RBI	4
	BB	2
	SO	5
	LOB	10

PITCHER		IP	WLS	BF	H	R	ER	SO	BB	IBB	HBP	BLK	WP	HR	S	P	ERA	WHIP
44 Roy Oswalt, R ERA: 2.54	(1, 1)	6.0	L	27	8	4	4	4	1	0	0	0	0	1	62	100	6.00	1.500
Mike Burns, R ERA: 4.5	(7, 1)	2.0		8	1	0	0	1	1	0	0	0	0	0	22	36	0.00	1.000

PITCHER	IP	WLS	BF	H	R	ER	SO	BB	IBB	HBP	BLK	WP	HR	S	P	ERA	WHIP

Houston Astros @ St. Louis Cardinals

Busch Stadium, St. Louis, MO

Sun Jul 17 2005, 1:15 PM CDT

Att. 46,584 - Sunny - 88 F

TOP

livebaseballscorecards.com

Batter	1	2	3	4	5	6	7	8	9	AB	R	H	RBI	BB	SO	LOB
Willy Taveras, R (1, 8) OBP: 0.329, SLG: 0.367	C B C S 1-3 ① K2-3			C X 0-1 ① F8		C L C 0-3 ③ K			B B C S C 2-3 ③ K	4	0	0	0	0	3	0
Craig Biggio, R (1, 4) OBP: 0.348, SLG: 0.488	S C T F F X 0-2 17 G6-3 1B			B C S S 1-3 ② K			C C B F F X 1-2 ① G5-3			3	0	1	0	0	1	0
17 Lance Berkman, S (1, 7) OBP: 0.400, SLG: 0.449	X 0-0 ② ③ G6-3 1-2f			S C B S 1-3 ③ K			C S B B S 2-3 ② K			3	0	0	0	0	2	1
Morgan Ensberg, R (1, 5) OBP: 0.385, SLG: 0.595		B S X 1-1 ① G5-3			B X 1-0 ① G6-3		C B B C B F X 3-2 ③ F9			3	0	0	0	0	0	0
Mike Lamb, L (1, 3) OBP: 0.263, SLG: 0.358		C X 0-1 ② G4-3			B C F F F B F F F 2-2 X 28 FC5-4 1B			C C S 0-3 ① K		3	0	1	0	0	1	0
Orlando Palmeiro, L (1, 9) OBP: 0.356, SLG: 0.486		B B C X 2-1 ③ G5-3			C X 0-1 ② L9			B X 1-0 ② F7		3	0	0	0	0	0	1
28 Adam Everett, R (1, 6) OBP: 0.296, SLG: 0.390			B B C S F F X 2-2 ① G6-3		B B S B X 3-1 ③ FC5-4 1-2f			C F B X 1-2 ③ G1-3		3	0	0	0	0	0	1
Brad Ausmus, R (1, 2) OBP: 0.329, SLG: 0.294			C X 0-1 ② 1B			F B X 1-1 ① G1-3			C F B S 1-3 ① K	3	0	1	0	0	1	0
Roger Clemens, R (1, 1) OBP: 0.297, SLG: 0.286			B B C S C 2-3 ③ K			B B C X 2-1 ② G6-3			B C B B X 3-1 ② F8	2	0	0	0	0	1	0
Chad Harville, R (8, 1)										0	0	0	0	0	0	0
Jose Vizcaino, S (9, PH) OBP: 0.287, SLG: 0.303										1	0	0	0	0	0	0
Inning Stats	R: 0 H: 1 E: 0 LOB: 0 K: 1 BB: 0 S: 10 P: 11	R: 0 H: 0 E: 0 LOB: 0 K: 0 BB: 0 S: 6 P: 9	R: 0 H: 1 E: 0 LOB: 0 K: 1 BB: 0 S: 10 P: 14	R: 0 H: 0 E: 0 LOB: 0 K: 2 BB: 0 S: 8 P: 10	R: 0 H: 1 E: 0 LOB: 1 K: 0 BB: 0 S: 13 P: 19	R: 0 H: 0 E: 0 LOB: 0 K: 1 BB: 0 S: 7 P: 10	R: 0 H: 0 E: 0 LOB: 0 K: 1 BB: 0 S: 12 P: 18	R: 0 H: 0 E: 0 LOB: 0 K: 1 BB: 0 S: 7 P: 9	R: 0 H: 0 E: 0 LOB: 0 K: 2 BB: 0 S: 8 P: 14	1B: 3 SF: 0 2B: 0 SAC: 0 3B: 0 DP: 1 HR: 0 HBP: 0						

	AB	28
	R	0
	H	3
	RBI	0
	BB	0
	SO	9
	LOB	3

WP: 0 PA: 28
PB: 0
SB: 0
CS: 0

PITCHER	IP	WLS	BF	H	R	ER	SO	BB	IBB	HBP	BLK	WP	HR	S	P	ERA	WHIP
29 Chris Carpenter, R (1, 1) ERA: 2.34	9.0	W	28	3	0	0	9	0	0	0	0	0	0	81	114	0.00	0.333

PITCHER	IP	WLS	BF	H	R	ER	SO	BB	IBB	HBP	BLK	WP	HR	S	P	ERA	WHIP

Batter	1	2	3	4	5	6	7	8	9	AB	R	H	RBI	BB	SO	LOB
22 David Eckstein, R (1, 6) OBP: 0.368, SLG: 0.350	C X 0-1 ① F9	B C F X 1-2 ② F7			B C X 1-1 ① G5-3		C C B X 1-2 ③ G5-3			4	0	0	0	0	0	3
Mark Grudzielanek, R (1, 4) OBP: 0.327, SLG: 0.390	B B S S X 2-2 ② F9	X 0-0 ③ F9			C X 0-1 ② P4			X 0-0 ① F8		4	0	0	0	0	0	2
5 Albert Pujols, R (1, 3) OBP: 0.420, SLG: 0.594	X 0-0 ③ G5-3		B C X 1-1 ① F8		C F B X 1-2 ③ F9			B S F X 1-2 ② F9		4	0	0	0	0	0	0
15 Jim Edmonds, L (1, 8) OBP: 0.387, SLG: 0.535		X 0-0 ① F8	X 0-0 ② L3			B C F X 1-2 ① F9		B B B B 4-0 BB		3	0	0	0	1	0	0
Larry Walker, L (1, 9) OBP: 0.386, SLG: 0.493		B F B B B 4-1 27 2B BB	B X 1-0 ③ P2			B F F B X 2-2 27 G6-3 1B		B B X 2-0 ③ G4-3		3	1	1	0	1	0	1
27 Scott Rolen, R (1, 5) OBP: 0.330, SLG: 0.396		F 1 SAFE F F B F F 1 SAFE F 2-2 BB 29 FC3 1-H 2B		B C F F B X 2-2 ① F9		F X 0-1 ② ③ G6-3 1-2f				3	1	1	1	0	0	1
So Taguchi, R (1, 7) OBP: 0.309, SLG: 0.416		L X 0-1 29 FC3 29 E BB 1B		B X 1-0 ② G4-3			C X 0-1 SH3-4 1B			3	1	2	0	0	0	0
Mike Mahoney, R (1, 2) OBP: 0.250, SLG: 0.143		B B B B 4-0 29 E 1-2 2-3 BB		F B B F B X 3-2 1B			1 SAFE X 0-0 ① SH3-4 1-2			1	0	1	0	1	0	0
29 Chris Carpenter, R (1, 1) OBP: 0.068, SLG: 0.048		S F X 0-2 FC3 1-2 2-H 3-H		X 0-0 ③ G3			B B F C C 2-3 ② K			3	0	0	0	0	1	3
Inning Stats	R: 0 E: 0 K: 0 S: 6 H: 0 LOB: 0 BB: 0 P: 8	R: 3 E: 1 K: 0 S: 18 H: 2 LOB: 2 BB: 2 P: 29	R: 0 E: 0 K: 0 S: 4 H: 0 LOB: 0 BB: 0 P: 6	R: 0 E: 0 K: 0 S: 9 H: 1 LOB: 1 BB: 0 P: 15	R: 0 E: 0 K: 0 S: 7 H: 0 LOB: 0 BB: 0 P: 9	R: 0 E: 0 K: 0 S: 8 H: 1 LOB: 0 BB: 0 P: 11	R: 0 E: 0 K: 1 S: 9 H: 1 LOB: 1 BB: 0 P: 12	R: 0 E: 0 K: 0 S: 5 H: 0 LOB: 1 BB: 1 P: 12		1B: 4 2B: 1 3B: 0 HR: 0 SF: 0 SAC: 1 DP: 1 HBP: 0						

PITCHER		IP	WLS	BF	H	R	ER	SO	BB	IBB	HBP	BLK	WP	HR	S	P	ERA	WHIP
Roger Clemens, R ERA: 1.47	(1, 1)	7.0	L	28	5	3	1	1	2	0	0	0	0	0	61	90	1.29	1.000
Chad Harville, R ERA: 6.38	(8, 1)	1.0		4	0	0	0	0	1	0	0	0	0	0	5	12	0.00	1.000

PITCHER	IP	WLS	BF	H	R	ER	SO	BB	IBB	HBP	BLK	WP	HR	S	P	ERA	WHIP

BOTTOM

Houston Astros @ St. Louis Cardinals

Busch Stadium, St. Louis, MO

Sun Jul 17 2005, 1:15 PM CDT
Att. 46,584 - Sunny - 88 F

livebaseballscorecards.com

AB	28
R	3
H	5
RBI	1
BB	3
SO	1
LOB	10

Batter	1	2	3	4	5	6	7	8	9	AB	R	H	RBI	BB	SO	LOB
Willy Taveras, R (1, 8) OBP: 0.332, SLG: 0.367	B F C F B B F X 3-2 CS 1B		C B L 2 F F B X SAFE 2-2 F9 ②	C F F D S 1-3 K2-3 ③		B B S X 2-1 G5-3 ③ 2-3 3-H		C X 0-1 FC5 17 BB 1B	B H 2-0 BB 17 1B HBP	5	1	2	0	0	1	3
Craig Biggio, R (1, 4) OBP: 0.343, SLG: 0.480 Mike Burns, R (8, 1) Mike Lamb, L (9, PH) OBP: 0.267, SLG: 0.358 (9, 5)	F F B X 1-2 L6 ①		X 0-0 F7 ③		C S S 0-3 K ①		X 0-0 G5-3 ①	F F B C 1-3 K ②	B B B B 4-0 BB 17 1B BB 1-2 2-3 3-H	5 0 0	0 0 0	0 0 0	0 0 1	0 0 1	2 0 0	3 0 0
17 Lance Berkman, S (1, 3) OBP: 0.406, SLG: 0.457 Orlando Palmeiro, L (9, 7) OBP: 0.356, SLG: 0.486	1 SAFE X 0-0 L7 ②			C B X 1-1 G5-4-3 1B	C C F X 0-2 G1-3 ②		X 0-0 16 1B 28 FC6-2 2B	C B B B B 4-1 FC5 BB 1-2	B B C X 2-1 BB 1B 1-2 2-H 3-H	5 0	0 0	3 0	2 0	1 0	0 0	1 0
Morgan Ensberg, R (1, 5) OBP: 0.389, SLG: 0.596 Chad Harville, R (9, 1)	1 SAFE B B S T 1 SAFE 2-2 CS ③ 1-2	F H 1-1 HBP		B C F F X 1-2 G5-4-3 ① ② 1-2f	C B X 1-1 2B	I I I I 4-0 28 FC6-2 16 1B 2 1B IBB	B F X 1-1 FC5 ③ 1-2 2-3f	B B B B 4-0 BB 1-2 2-3	3 0	1 0	1 0	0 0	2 0	0 0	3 0
16 Jason Lane, R (1, 9) OBP: 0.285, SLG: 0.468		C C F S 0-3 K ①		B B C F F B X 3-2 2 1B 28 1B E 1B	F B B B X 3-1 G3-1 ③		B F F B B F X 3-2 28 FC6-2 2 1B 1B 1-2 2-3		X 1B 2B P6	6	3	3	0	0	1	5
28 Adam Everett, R (1, 6) OBP: 0.298, SLG: 0.389 Mike Gallo, L (7, 1) Jose Vizcaino, S (8, 4) OBP: 0.284, SLG: 0.300 (9, 3)		1 SAFE C C S S 0-3 K ②		C X 0-1 2 1B E 1B 1-2		B B B B 4-0 SH1-3 2 1B PB BB	X 0-0 FC6-2 ② 2 1B 1-2 2-3 3-Hf	C X 0-1 F7 ①	3 0 1	2 0 0	1 0 0	0 0 0	1 0 0	1 0 0	4 0 1
2 Chris Burke, R (1, 7) OBP: 0.299, SLG: 0.311 (9, 4)		C F S 0-3 K ③		C F X 0-2 E 1B 1-2 2-3		X 0-0 PB SH1-3 1B 1-2	B X 1-0 1B 1-3 2-H 3-H	C D B B F B 4-2 E 1B BB BB	4	2	3	2	1	1	1
Humberto Quintero, R (1, 2) OBP: 0.150, SLG: 0.200		X 0-0 G6-3 ①	B B F F F F F X 2-2 E2 41 3B 2B 1-H 2-H 3-H			B F X 1-1 SH1-3 ① 1-2 2-3	C S 0-3 K ③	X 0-0 F8 ①	X 0-0 E8 BB 17 1B 1B 1-3 2-H	4	2	2	4	0	1	2
41 Brandon Backe, R (1, 1) OBP: 0.351, SLG: 0.471 4 Eric Bruntlett, R (7, 6) OBP: 0.278, SLG: 0.319		B C B F X 2-2 2B	C B B F B X 3-2 3B 3-H			F X 0-1 G1-3 ②		B F B F B X 3-2 G6-3 ②	3 2	0 0	2 0	1 0	0 0	0 0	2 2
Inning Stats	R: 0 H: 1 E: 0 LOB: 0 K: 0 BB: 0 S: 11 P: 17	R: 0 H: 0 E: 0 LOB: 1 K: 3 BB: 0 S: 11 P: 12	R: 0 H: 1 E: 0 LOB: 1 K: 0 BB: 0 S: 10 P: 14	R: 4 H: 6 E: 1 LOB: 1 K: 1 BB: 0 S: 29 P: 40	R: 0 H: 1 E: 0 LOB: 1 K: 1 BB: 0 S: 11 P: 15	R: 1 H: 1 E: 0 LOB: 1 K: 0 BB: 1 S: 7 P: 14	R: 2 H: 3 E: 0 LOB: 2 K: 1 BB: 1 S: 11 P: 19	R: 0 H: 1 E: 0 LOB: 2 K: 1 BB: 1 S: 9 P: 15	R: 4 H: 3 E: 1 LOB: 3 K: 0 BB: 3 S: 14 P: 34	1B: 11 SF: 0 2B: 5 SAC: 1 3B: 1 DP: 1 HR: 0 HBP: 2						

TOP

Houston Astros @ Pittsburgh Pirates

PNC Park, Pittsburgh, PA

Mon Jul 18 2005, 7:05 PM EDT

Att. 17,590 - Partly Cloudy - 82 F

livebaseballscorecards.com

AB	41
R	11
H	17
RBI	10
BB	6
SO	7
LOB	27

PITCHER		IP	WLS	BF	H	R	ER	SO	BB	IBB	HBP	BLK	WP	HR	S	P	ERA	WHIP
Dave Williams, L ERA: 4.53	(1, 1)	5.0	L	25	10	5	4	5	1	0	1	0	0	0	73	103	7.20	2.200
16 Salomon Torres, R ERA: 3.83	(6, 1)	2.0		10	3	2	2	1	0	1	0	0	0	0	17	28	9.00	1.500
Ryan Vogelsong, R ERA: 5.55	(8, 1)	1.2		14	4	4	4	1	4	0	1	0	0	0	20	46	21.60	4.800
Brian Meadows, R ERA: 5.45	(9, 1)	0.1		1	0	0	0	0	0	0	0	0	0	0	3	3	0.00	0.000

PITCHER	IP	WLS	BF	H	R	ER	SO	BB	IBB	HBP	BLK	WP	HR	S	P	ERA	WHIP

WP: 0 PA: 51
PB: 1
SB: 0
CS: 1

Houston Astros @ Pittsburgh Pirates

PNC Park, Pittsburgh, PA

Mon Jul 18 2005, 7:05 PM EDT

Att. 17,590 - Partly Cloudy - 82 F

BOTTOM

Batter	1	2	3	4	5	6	7	8	9	AB	R	H	RBI	BB	SO	LOB
6 Chris Duffy, L (1, 8) OBP: 0.286, SLG: 0.308	BB, BB, FC6-4, 1B	K		FC6, 1-2f			G4-6-3, 1B		G5-3	5	1	2	0	0	1	3
Matt Lawton, L (1, 9) OBP: 0.383, SLG: 0.453	FC6-4, BB, 1-2, BB		1B		P5		G4-6-3, 1-2f			3	0	1	0	1	0	1
Ryan Vogelsong, R (8, 1) OBP: 0.400, SLG: 0.500										0	0	0	0	0	0	0
Brian Meadows, R (9, 1)										0	0	0	0	0	0	0
Jason Bay, R (1, 7) OBP: 0.378, SLG: 0.534	FC6-4, 1-2, 2-3, BB		K, SAFE		BB, BB		F8			2	0	0	0	2	1	1
Rob Mackowiak, L (1, 5) OBP: 0.353, SLG: 0.427	K		F8, SAFE		BB, 1-2, BB			P5		3	0	0	0	1	1	4
(6, 3)																
Jose Castillo, R (1, 4) OBP: 0.314, SLG: 0.415	FC6-4, 1-2f, 2-3, 3-H		K		K			G3, 1B		4	0	1	1	0	2	5
Daryle Ward, L (1, 3) OBP: 0.322, SLG: 0.435	P4			P5	F7			G3, 1-2		3	0	0	0	0	0	4
Michael Restovich, R (8, 9) OBP: 0.329, SLG: 0.421										0	0	0	0	0	0	0
Tike Redman, L (8, PH) OBP: 0.316, SLG: 0.376										1	0	0	0	0	0	1
(9, 9)																
41 Ryan Doumit, S (1, 2) OBP: 0.253, SLG: 0.269		L8		F8		G4-3		G3-1		4	0	0	0	0	0	1
2 Jack Wilson, R (1, 6) OBP: 0.270, SLG: 0.343		SH5-4, 1B		BB, BB		K			12, G4-6-3, 1B	3	0	2	0	1	1	0
Dave Williams, L (1, 1) OBP: 0.107, SLG: 0.077		SH5-4, 1-2		6, FC6, 1-2, BB		G6-3			G4-6-3, 1-2f	0	0	0	0	1	0	0
16 Salomon Torres, R (6, 1) OBP: 0.500, SLG: 0.500										0	0	0	0	0	0	0
12 Freddy Sanchez, R (6, 5) OBP: 0.311, SLG: 0.354										2	0	0	0	0	0	1
Inning Stats	R: 1, E: 0, K: 1, S: 14; H: 1, LOB: 2, BB: 2, P: 24	R: 0, E: 0, K: 1, S: 11; H: 1, LOB: 1, BB: 0, P: 17	R: 0, E: 0, K: 2, S: 13; H: 1, LOB: 1, BB: 0, P: 17	R: 0, E: 0, K: 0, S: 7; H: 0, LOB: 2, BB: 2, P: 17	R: 0, E: 0, K: 1, S: 5; H: 0, LOB: 2, BB: 2, P: 17	R: 0, E: 0, K: 1, S: 7; H: 0, LOB: 0, BB: 0, P: 10	R: 0, E: 0, K: 0, S: 8; H: 1, LOB: 0, BB: 0, P: 11	R: 0, E: 0, K: 0, S: 9; H: 1, LOB: 1, BB: 0, P: 18	R: 0, E: 0, K: 0, S: 4; H: 1, LOB: 0, BB: 0, P: 5	1B: 6, 2B: 0, 3B: 0, HR: 0	SF: 0, SAC: 1, DP: 2, HBP: 0					

livebaseballscorecards.com

AB	30
R	1
H	6
RBI	1
BB	6
SO	6
LOB	21

WP: 0, PB: 0, SB: 0, CS: 0; PA: 37

PITCHER		IP	WLS	BF	H	R	ER	SO	BB	IBB	HBP	BLK	WP	HR	S	P	ERA	WHIP
41 Brandon Backe, R ERA: 4.87	(1, 1)	6.0	W	27	3	1	1	6	6	0	0	0	0	0	57	102	1.50	1.500
Mike Gallo, L ERA: 3.86	(7, 1)	1.0		3	1	0	0	0	0	0	0	0	0	0	8	11	0.00	1.000
Mike Burns, R ERA: 4.2	(8, 1)	1.0		4	1	0	0	0	0	0	0	0	0	0	9	18	0.00	1.000
Chad Harville, R ERA: 6.12	(9, 1)	1.0		3	1	0	0	0	0	0	0	0	0	0	4	5	0.00	1.000

PITCHER	IP	WLS	BF	H	R	ER	SO	BB	IBB	HBP	BLK	WP	HR	S	P	ERA	WHIP

Houston Astros @ Pittsburgh Pirates

PNC Park, Pittsburgh, PA

Tue Jul 19 2005, 5:05 PM EDT

Partly Cloudy - 85 F

TOP

livebaseballscorecards.com

Batter	1	2	3	4	5	6	7	8	9	AB	R	H	RBI	BB	SO	LOB
Willy Taveras, R (1, 8) OBP: 0.332, SLG: 0.371	B F X 1-1 17 CS 1B	B B S B X 3-1 2-H 3-H 2B		B X 1-0 ① F7		C B C F F B C 2-3 ③ K		X 0-0 E5 17 G1-6-3 1-2 2-3 3-H		5	0	2	2	0	1	3
Craig Biggio, R (1, 4) OBP: 0.339, SLG: 0.475 4 Eric Bruntlett, R (8, 6) OBP: 0.278, SLG: 0.319	B F 1 SAFE X 1-1 ① P6	X 0-0 ③ P2		C B B B F S 3-3 ② K			C B S F X 1-2 ① G6-3	X 0-0 ① SF9 2-3 3-H		4 0	0 0	0 0	1 0	0 0	1 0	3 0
17 Lance Berkman, S (1, 9) OBP: 0.406, SLG: 0.465 Russ Springer, R (8, 1) Mike Burns, R (9, 1)	F C B F B 1 SAFE F B X 3-2 ② 1-2 1B 2B	X 0-0 3B 2B		C B C X 1-2 ③ G4-3			X 0-0 ② F7	F X 0-1 ② ③ G1-6-3 1-2f		5 0 0	2 0 0	2 0 0	0 0 0	0 0 0	0 0 0	3 0 0
Morgan Ensberg, R (1, 5) OBP: 0.395, SLG: 0.604	X 0-0 2-H 1B	C B C D X 2-2 2-H 1B 3B			F C B F X 1-2 ① F7		F B B C F B B 4-2 FC6-4 BB		B B X 2-0 F8 1B E 1B	4	2	3	2	1	0	0
Mike Lamb, L (1, 3) OBP: 0.266, SLG: 0.354	C B F B S 2-3 ③ K	F F S 0-3 ① K			B B X 2-0 ② G4-3		1 SAFE X 0-0 ③ FC6-4 1-2f		B X 1-0 E 1-2 1B	5	0	1	0	0	2	3
Orlando Palmeiro, L (1, 7) OBP: 0.374, SLG: 0.505		X 0-0 G3-1 2B 2B	B B F B B B 4-1 1B BB		B X 1-0 FC5-4 1B			C X 0-1 1B E 1B	B B C F F X 2-2 ① F8 2-3	4	2	3	0	1	0	2
Jose Vizcaino, S (1, 6) OBP: 0.289, SLG: 0.305 (8, 4)	S X 0-1 ① G3-1 2-3	X 0-0 G4-6-3 1-3 3-H 1B			B X 1-0 ③ FC5-4 1-2f			1 SAFE B X 1-0 16 PB E E 1-3 1B	D B C X 2-1 E1 G5-4-3 1-2 3-H	5	1	2	2	0	0	3
Brad Ausmus, R (1, 2) OBP: 0.326, SLG: 0.289	D H 2-0 SH2-3 2B HBP	B C X 1-1 ② ③ G4-6-3 1-2f				C B C D F C 2-3 ① K		F B D F F F B X 3-2 E6 E 16 PB SF9 1-2 3-H	C B F F X 1-2 ② ③ G5-4-3 1-2f	4	2	0	1	0	1	5
Ezequiel Astacio, R (1, 1) OBP: 0.250, SLG: 0.250 Mike Gallo, L (7, 1) Chad Qualls, R (7, 1) 16 Jason Lane, R (8, PH) OBP: 0.287, SLG: 0.468 (8, 9)	X 0-0 ② SH2-3 1-2			B C B F X 2-2 1B		B F X 1-1 ② G4-3		B B B 4-0 SF9 E 1-2 2-3 BB		2 0 0 0	0 0 0 0	1 0 0 0	0 0 0 1	0 0 0 0	0 0 0 0	0 0 0 0
Inning Stats	R: 1 H: 3 E: 0 LOB: 1 K: 1 BB: 0 S: 13 P: 20	R: 2 H: 2 E: 0 LOB: 1 K: 0 BB: 0 S: 7 P: 12	R: 2 H: 3 E: 0 LOB: 1 K: 1 BB: 1 S: 11 P: 18	R: 0 H: 1 E: 0 LOB: 1 K: 1 BB: 0 S: 10 P: 17	R: 0 H: 1 E: 0 LOB: 1 K: 0 BB: 0 S: 7 P: 12	R: 0 H: 0 E: 0 LOB: 0 K: 2 BB: 0 S: 11 P: 16	R: 0 H: 0 E: 0 LOB: 1 K: 0 BB: 1 S: 9 P: 14	R: 3 H: 2 E: 2 LOB: 1 K: 0 BB: 1 S: 12 P: 20	R: 1 H: 2 E: 1 LOB: 1 K: 0 BB: 0 S: 12 P: 20	1B: 9 2B: 4 3B: 1 HR: 0	SF: 1 SAC: 1 DP: 3 HBP: 1						

	AB	38
	R	9
	H	14
	RBI	8
	BB	3
	SO	5
	LOB	22

PITCHER		IP	WLS	BF	H	R	ER	SO	BB	IBB	HBP	BLK	WP	HR	S	P	ERA	WHIP
45 Ian Snell, R ERA: 7.71	(1, 1)	5.0	L	25	10	5	5	3	1	0	1	0	0	0	48	79	9.00	2.200
Brian Meadows, R ERA: 5.18	(6, 1)	2.0		7	0	0	0	2	1	0	0	0	0	0	20	30	0.00	0.500
16 Salomon Torres, R ERA: 4.05	(8, 1)	2.0		12	4	4	2	0	1	0	0	0	0	0	24	40	9.00	2.500

PITCHER	IP	WLS	BF	H	R	ER	SO	BB	IBB	HBP	BLK	WP	HR	S	P	ERA	WHIP

WP: 0 PA: 44
PB: 1
SB: 0
CS: 1

BOTTOM

Houston Astros @ Pittsburgh Pirates

PNC Park, Pittsburgh, PA

Tue Jul 19 2005, 5:05 PM EDT

Partly Cloudy - 85 F

livebaseballscorecards.com

Batter	1	2	3	4	5	6	7	8	9	AB	R	H	RBI	BB	SO	LOB
6 Chris Duffy, L (1, 8) OBP: 0.316, SLG: 0.333	C B B X 2-1 G3-1 ①		B C X 1-1 F7 ①		X 0-0 FC6 1B		X 0-0 FC5-4 1B		C F B C 1-3 K ①	5	0	2	0	0	1	0
Bobby Hill, S (1, 5) OBP: 0.350, SLG: 0.341	C B B S S 2-3 K ②		B X 1-0 G3 ②		B B B C 1 SAFE X 3-1 FC6 1-2		B B F X 2-1 FC5-4 BB 1B 1-2f ②		X 0-0 E3 G3-1	5	0	0	0	0	1	2
Matt Lawton, L (1, 9) OBP: 0.382, SLG: 0.450 Brian Meadows, R (6, 1) Michael Restovich, R (7, PH) OBP: 0.337, SLG: 0.429 16 Salomon Torres, R (8, 1) OBP: 0.500, SLG: 0.500 Daryle Ward, L (9, PH) OBP: 0.321, SLG: 0.433	F B S B B F B 4-2 FC5-4 BB		C C S 0-3 K ③		F B B C C 2-3 K ③		1 SAFE B B C C X 1-2 BB 1B 1-2		C D F B X 2-2 G3-1 1-2 ②	2 0 1 0 1	0 0 0 0 0	0 0 1 0 0	0 0 0 0 0	1 0 0 0 0	2 0 0 0 0	2 0 0 0 1
Jason Bay, R (1, 7) OBP: 0.379, SLG: 0.530	D B F X 2-1 FC5-4 1-2f ③			X 0-0 F9 ①		B B F B X 3-1 1B 2 SF9 1B	B S C F B B D 4-2 BB 1-2 2-3		B B F F F C 2-3 K ③	4	1	1	0	1	1	2
Rob Mackowiak, L (1, 3) OBP: 0.348, SLG: 0.421		F X 0-1 G3 ①		B B C B X 3-1 F8 ②		X 0-0 F7 ①	B C F X 1-2 G4-1 ③			4	0	0	0	0	0	4
Jose Castillo, R (1, 4) OBP: 0.317, SLG: 0.417		C B S X 1-2 2 G6-3 1B		B B C X 2-1 F7 ③		B X 1-0 1-3 1B		B C B F B F S 3-3 K ①		4	0	2	0	0	1	0
2 Jack Wilson, R (1, 6) OBP: 0.267, SLG: 0.339		B X 1-0 G6-3 1-2 ②			C S S 0-3 K ①	1 SAFE B B C 1 SAFE X 1-1 SF9 3-H ②		F B S S 1-3 K ②		3	0	0	1	0	2	1
41 Ryan Doumit, S (1, 2) OBP: 0.275, SLG: 0.358		B D B B 4-0 BB			B X 1-0 HR	B X 1-0 G3 ③		B B S X 2-1 HR		3	2	2	2	1	0	1
45 Ian Snell, R (1, 1) Tike Redman, L (5, PH) OBP: 0.312, SLG: 0.370 (6, 9)		C C D C 1-3 K ③			B S F B X 2-2 F8 ②		F X 0-1 G4-3 ①	B C X 1-1 F8 ③		1 3	0 0	0 0	0 0	0 0	1 0	2 0
Inning Stats	R: 0 E: 0 K: 1 S: 10 H: 0 LOB: 1 BB: 1 P: 20	R: 0 E: 0 K: 1 S: 9 H: 1 LOB: 2 BB: 1 P: 16	R: 0 E: 0 K: 1 S: 6 H: 0 LOB: 0 BB: 0 P: 8	R: 0 E: 0 K: 0 S: 5 H: 0 LOB: 0 BB: 0 P: 10	R: 1 E: 0 K: 2 S: 13 H: 2 LOB: 2 BB: 0 P: 21	R: 1 E: 0 K: 0 S: 7 H: 2 LOB: 1 BB: 0 P: 13	R: 0 E: 0 K: 0 S: 14 H: 2 LOB: 3 BB: 1 P: 22	R: 1 E: 0 K: 2 S: 11 H: 1 LOB: 0 BB: 0 P: 18	R: 0 E: 1 K: 2 S: 11 H: 0 LOB: 1 BB: 0 P: 16	1B: 6 2B: 0 3B: 0 HR: 2	SF: 1 SAC: 0 DP: 0 HBP: 0						

	AB	36
	R	3
	H	8
	RBI	3
	BB	3
	SO	9
	LOB	15

PITCHER		IP	WLS	BF	H	R	ER	SO	BB	IBB	HBP	BLK	WP	HR	S	P	ERA	WHIP
Ezequiel Astacio, R ERA: 8.24	(1, 1)	6.0	W	26	5	2	2	5	2	0	0	0	0	1	50	88	3.00	1.167
Mike Gallo, L ERA: 3.38	(7, 1)	0.2	H	4	2	0	0	0	0	0	0	0	0	0	8	11	0.00	3.000
Chad Qualls, R ERA: 4.01	(7, 1)	0.1	H	2	0	0	0	0	1	0	0	0	0	0	6	11	0.00	3.000
Russ Springer, R ERA: 5.61	(8, 1)	1.0		4	1	1	1	2	0	0	0	0	0	1	11	18	9.00	1.000
Mike Burns, R ERA: 3.94	(9, 1)	1.0		4	0	0	0	2	0	0	0	0	0	0	11	16	0.00	0.000

PITCHER	IP	WLS	BF	H	R	ER	SO	BB	IBB	HBP	BLK	WP	HR	S	P	ERA	WHIP

Houston Astros @ Pittsburgh Pirates

PNC Park, Pittsburgh, PA

Tue Jul 19 2005, 5:10 PM EDT

Att. 20,552 - Clear - 81 F

TOP

livebaseballscorecards.com

Batter	1	2	3	4	5	6	7	8	9	AB	R	H	RBI	BB	SO	LOB
Craig Biggio, R (1, 4) OBP: 0.342, SLG: 0.475 54 Brad Lidge, R (9, 1)	C F B X 1-2 ① P5		B B B B 4-0 4 3B BB		C B B X 2-1 17 HR 1B		F X 0-1 4 FC1-6 1B		F X 0-1 ③ G1-3	4 2 2 0 1 0 1 0 0 0 0 0 0 0						
4 Eric Bruntlett, R (1, 8) OBP: 0.276, SLG: 0.353 (8, 6)	C F F F F S 0-3 ② K		X 0-0 1-H 2-H 3-H SF9 3B		C 1 S B C SAFE 1-3 ① K		1 SAFE B 1 SAFE X 1-0 ① FC1-6 17 G6-3 1-2f			4 1 1 3 0 2 2						
17 Lance Berkman, S (1, 3) OBP: 0.411, SLG: 0.480	B X 1-0 ③ 1B		B F B B B 4-1 16 1B 16 BLK BB		X 0-0 1-H HR		X 0-0 ② ③ G6-3 1-2f			3 1 2 2 1 0 1						
Morgan Ensberg, R (1, 5) OBP: 0.391, SLG: 0.599		B B X 2-0 ① G6-3	B F C F X 1-2 ② SF9 3-H		B C F B B X 3-2 ② F8			B C X 1-1 ① G5-3		3 0 0 1 0 0 0						
16 Jason Lane, R (1, 9) OBP: 0.290, SLG: 0.466 (9, 7)		X 0-0 ② G3	B B X 2-0 1-3 1B		B C B B B 4-1 BB			B C X 1-1 ② G6-3		3 0 1 0 1 0 0						
28 Adam Everett, R (1, 6) OBP: 0.294, SLG: 0.384 Dan Wheeler, R (8, 1) Orlando Palmeiro, L (9, 9) OBP: 0.374, SLG: 0.505		C B B S B F F X 3-2 ③ G4-3	F C F B X 1-2 ③ P2		F C S 0-3 ③ K			B B X 2-0 ③ F8		4 0 0 0 0 1 3 0 0 0 0 0 0 0 0 0 0 0 0 0 0						
2 Chris Burke, R (1, 7) OBP: 0.303, SLG: 0.315 (9, 4)			F X 0-1 51 SH5-4 4 3B 1B 1B	B B X 2-0 ① P4		B C B X 2-1 G5-4-3 1B			C B B X 2-1 ① G1-3	4 1 2 0 0 0 0						
Humberto Quintero, R (1, 2) OBP: 0.208, SLG: 0.250 Brad Ausmus, R (9, 2) OBP: 0.326, SLG: 0.289			C B X 1-1 1-2 51 SH5-4 4 3B 1B	X 0-0 ② L7		1 SAFE B F B B X 3-1 ① ② 1-2f G5-4-3			X 0-0 1B	4 1 2 0 0 0 1 0 0 0 0 0 0 0						
51 Wandy Rodriguez, S (1, 1) OBP: 0.222, SLG: 0.176 Chad Qualls, R (7, 1) Willy Taveras, R (8, 8) OBP: 0.332, SLG: 0.370			X 0-0 ① 1-2 2-3 SH5-4	X 0-0 ③ F9		F S B X 1-2 ③ G1-3			F B F F F F

BOTTOM

Houston Astros @ Pittsburgh Pirates

PNC Park, Pittsburgh, PA

Tue Jul 19 2005, 5:10 PM EDT

Att. 20,552 - Clear - 81 F

Batter	1	2	3	4	5	6	7	8	9	AB	R	H	RBI	BB	SO	LOB
6 Chris Duffy, L (1, 8) OBP: 0.304, SLG: 0.318	E1 G4-6-3 12 1B 2B		K		12 2B BLK 1B		K			4	2	1	0	0	2	1
12 Freddy Sanchez, R (1, 5) OBP: 0.315, SLG: 0.362	1-2 G4-6-3 1B		L4		BLK 1-3 2B		L7			4	0	2	0	0	0	1
Matt Lawton, L (1, 9) OBP: 0.378, SLG: 0.445	G4-6-3 1-2f 2-3		F7		K 2-3 3-H			F9		4	0	0	0	0	1	3
Jason Bay, R (1, 7) OBP: 0.380, SLG: 0.536	3-H 2B			G4-3 G6-3 2B		G5-3		K		4	1	2	1	0	1	0
Daryle Ward, L (1, 3) OBP: 0.319, SLG: 0.429	F7			G4-3 2-3		P4		F9		3	0	0	0	0	0	2
Rick White, R (7, 1)										0	0	0	0	0	0	0
Tike Redman, L (8, PH) OBP: 0.310, SLG: 0.368										1	0	0	0	0	0	0
Jose Mesa, R (9, 1)										0	0	0	0	0	0	0
Jose Castillo, R (1, 4) OBP: 0.313, SLG: 0.410		G6-3		G6-3 3-H		K			K	4	0	0	1	0	2	0
11 Humberto Cota, R (1, 2) OBP: 0.299, SLG: 0.416		K		L7			E 2 1B 1B		P6	3	1	1	0	0	1	0
41 Ryan Doumit, S (9, PH) OBP: 0.272, SLG: 0.354										1	0	0	0	0	0	0
2 Jack Wilson, R (1, 6) OBP: 0.272, SLG: 0.342		BB			G4-3		1 SAFE 1 SAFE 1-2 FC4-6 1B		1B	3	0	2	0	1	0	0
Mark Redman, L (1, 1) OBP: 0.146, SLG: 0.079		K			K		FC4-6 1-2f 2-H		F8	2	0	0	0	0	2	1
Rob Mackowiak, L (7, 3) OBP: 0.346, SLG: 0.418										2	0	0	0	0	0	2
Inning Stats	R: 1 E: 1 K: 0 S: 11 H: 2 LOB: 1 BB: 0 P: 16	R: 0 E: 0 K: 2 S: 10 H: 0 LOB: 1 BB: 1 P: 17	R: 0 E: 0 K: 1 S: 6 H: 0 LOB: 0 BB: 0 P: 11	R: 1 E: 0 K: 0 S: 9 H: 1 LOB: 0 BB: 0 P: 12	R: 1 E: 0 K: 2 S: 11 H: 2 LOB: 1 BB: 0 P: 17	R: 0 E: 0 K: 1 S: 10 H: 0 LOB: 0 BB: 0 P: 15	R: 1 E: 1 K: 1 S: 13 H: 2 LOB: 1 BB: 0 P: 19	R: 0 E: 0 K: 1 S: 13 H: 0 LOB: 0 BB: 0 P: 16	R: 0 E: 0 K: 1 S: 8 H: 1 LOB: 1 BB: 0 P: 13	1B: 5 2B: 3 3B: 0 HR: 0	SF: 0 SAC: 0 DP: 1 HBP: 0						

PITCHER	IP	WLS	BF	H	R	ER	SO	BB	IBB	HBP	BLK	WP	HR	S	P	ERA	WHIP
51 Wandy Rodriguez, L (1, 1) ERA: 6.79	6.0	W	26	7	4	2	6	1	0	0	1	0	0	62	96	3.00	1.333
Chad Qualls, R (7, 1) ERA: 3.92	1.0	H	3	0	0	0	1	0	0	0	0	0	0	8	11	0.00	0.000
Dan Wheeler, R (8, 1) ERA: 1.52	1.0	H	3	0	0	0	1	0	0	0	0	0	0	13	16	0.00	0.000
54 Brad Lidge, R (9, 1) ERA: 2.31	1.0	S	4	1	0	0	1	0	0	0	0	0	0	8	13	0.00	1.000

PITCHER	IP	WLS	BF	H	R	ER	SO	BB	IBB	HBP	BLK	WP	HR	S	P	ERA	WHIP

AB	35
R	4
H	8
RBI	2
BB	1
SO	9
LOB	10

1B: 5 SF: 0
2B: 3 SAC: 0
3B: 0 DP: 1
HR: 0 HBP: 0

WP: 0 PA: 36
PB: 0
SB: 0
CS: 0

livebaseballscorecards.com

Batter	1	2	3	4	5	6	7	8	9	AB	R	H	RBI	BB	SO	LOB
Willy Taveras, R (1, 8) OBP: 0.329, SLG: 0.366	F B X 1-1 G3-1 ①		B C F B X 2-2 F9 ②			B S L X 1-2 G6-3 ②	C B L S 1-3 K ①	S S F X 0-2 F7 ②		3	0	0	0	0	0	0
4 Eric Bruntlett, R (6, 8) OBP: 0.267, SLG: 0.340										2	0	0	0	0	1	4
Orlando Palmeiro, L (1, 7) OBP: 0.367, SLG: 0.500	C C C X 0-2 G6-3 ②		C S B X 1-2 F8 ③			C B B X 2-1 1B 2B	B B B X 3-0 L9 ②	C B F F B B S 3-3 K ③		5	1	1	0	0	1	4
17 Lance Berkman, S (1, 9) OBP: 0.422, SLG: 0.504	X 0-0 HR			B B C B F B 4-2 L6-3 BB		I I I I 4-0 1B HR IBB	B C B D X 3-1 1-3 2-H 2B		X 0-0 1B	3	2	3	2	2	0	0
16 Jason Lane, R (9, 9) OBP: 0.290, SLG: 0.466										0	0	0	0	0	0	0
Morgan Ensberg, R (1, 5) OBP: 0.391, SLG: 0.594	B C S S 1-3 K ③			C F X 0-2 F7 ①		X 0-0 1-2 2-H HR 1B	B F B B B 4-1 BB		X 0-0 L8 ①	4	1	1	1	1	1	2
Mike Lamb, L (1, 3) OBP: 0.264, SLG: 0.366		C X 0-1 F8 ①		B B C B F X 3-2 1-1 L6-3 ② ③		X 0-0 1-H 2-H HR	S C S S 0-3 K ③		B F S F T 1-2 K ②	5	1	1	3	0	2	5
28 Adam Everett, R (1, 6) OBP: 0.293, SLG: 0.381		X 0-0 F8 ②			B B F B F F F X 3-2 G5-3 ①	B X 1-0 P4 ③		F B S S B F B X 3-2 2 1B 1B 1B	X 0-0 F8 ③	5	1	1	0	0	0	1
2 Chris Burke, R (1, 4) OBP: 0.312, SLG: 0.330		B X 1-0 2B			B B F X 2-1 P4 ②		X 0-0 1B 1B 1B	X 0-0 1-2 1B 1B		4	1	3	0	0	0	0
Brad Ausmus, R (1, 2) OBP: 0.325, SLG: 0.288		F B B C C 2-3 K ③			X 0-0 G3-1 ③		B B C X 2-1 1-2 17 2B 1B 1B	X 0-0 F8 ①		4	1	1	0	0	1	3
Andy Pettitte, L (1, 1) OBP: 0.121, SLG: 0.097			B C F S 1-3 K ①			C S X 0-2 G4-3 ①	L F X 0-2 1-2 2-H 17 2B 1B	F X 0-1 1-2 2-H 1B		3	0	1	1	0	1	0
Jose Vizcaino, S (8, PH) OBP: 0.296, SLG: 0.311										1	0	1	1	0	0	0
Russ Springer, R (8, 1)										0	0	0	0	0	0	0
Chad Harville, R (9, 1)										0	0	0	0	0	0	0
Inning Stats	R: 1 E: 0 K: 1 S: 9 H: 1 LOB: 0 BB: 0 P: 11	R: 0 E: 0 K: 1 S: 7 H: 1 LOB: 1 BB: 0 P: 10	R: 0 E: 0 K: 1 S: 9 H: 0 LOB: 0 BB: 0 P: 13	R: 0 E: 0 K: 0 S: 8 H: 0 LOB: 0 BB: 1 P: 15	R: 0 E: 0 K: 0 S: 8 H: 0 LOB: 0 BB: 0 P: 13	R: 4 E: 0 K: 0 S: 11 H: 3 LOB: 0 BB: 1 P: 19	R: 2 E: 0 K: 2 S: 16 H: 4 LOB: 3 BB: 1 P: 29	R: 1 E: 0 K: 1 S: 18 H: 3 LOB: 2 BB: 0 P: 24	R: 0 E: 0 K: 1 S: 7 H: 1 LOB: 1 BB: 0 P: 8	1B: 8 2B: 4 3B: 0 HR: 2	SF: 0 SAC: 0 DP: 1 HBP: 0						

TOP

Houston Astros @ Pittsburgh Pirates

PNC Park, Pittsburgh, PA

Wed Jul 20 2005, 12:35 PM EDT

Att. 19,769 - Sunny - 88 F

livebaseballscorecards.com

AB	39
R	8
H	13
RBI	8
BB	3
SO	7
LOB	19

PITCHER		IP	WLS	BF	H	R	ER	SO	BB	IBB	HBP	BLK	WP	HR	S	P	ERA	WHIP
Josh Fogg, R ERA: 4.92	(1, 1)	6.2	L	30	9	7	7	4	1	1	0	0	0	2	64	102	9.45	1.500
34 John Grabow, L ERA: 3.29	(7, 1)	1.1		8	3	1	1	2	1	0	0	0	0	0	22	32	6.75	3.000
Brian Meadows, R ERA: 5.05	(9, 1)	1.0		4	1	0	0	1	0	0	0	0	0	0	7	8	0.00	1.000

PITCHER	IP	WLS	BF	H	R	ER	SO	BB	IBB	HBP	BLK	WP	HR	S	P	ERA	WHIP

WP: 0 PB: 0 SB: 0 CS: 0 PA: 42

Batter	1	2	3	4	5	6	7	8	9	AB	R	H	RBI	BB	SO	LOB
6 Chris Duffy, L (1, 8) OBP: 0.321, SLG: 0.333	C X 0-1 G5-3 ①	B B X 2-0 1-2 1B			C X 0-1 L9 ②			B C B X 2-1 P6 ①	X 0-0 FC5 12 BB 1-2 1B	5	0	2	0	0	0	0
12 Freddy Sanchez, R (1, 5) (7, 4) OBP: 0.326, SLG: 0.369	B X 1-0 41 HBP 1B 1B	C F B X 1-2 G6-3 ③			C F B F D X 2-2 1B			C B X 1-1 2B 1B	B C B B B 4-1 1-2 2-3 BB	4	0	3	0	1	0	2
Matt Lawton, L (1, 9) OBP: 0.379, SLG: 0.447	X 0-0 41 HBP 1-2 1B		B B B C X 3-1 G4-3 ①		C B 1 SAFE B D X 3-1 F7 ③			B X 1-0 1-3 2B	B B X 2-0 FC5 ③ 2-3f	5	0	2	0	0	0	4
Jason Bay, R (1, 7) OBP: 0.379, SLG: 0.532	C B B F F S 2-3 K ②		C F S 0-3 K2-3 ②			S X 0-1 41 G5-4-3 1B		X 0-0 P4 ②		4	0	1	0	0	2	4
41 Ryan Doumit, S (1, 2) OBP: 0.281, SLG: 0.345	H 1-0 1-2 2-3 HBP		S S B S S 1-3 K ③			B 1 SAFE X 1-0 G5-4-3 ① ② 1-2f		B C B F B B 4-2 FC6-4 BB		2	0	0	0	1	1	1
Jose Castillo, R (1, 4) OBP: 0.309, SLG: 0.405 34 John Grabow, L (7, 1) Tike Redman, L (8, PH) OBP: 0.308, SLG: 0.366 Brian Meadows, R (9, 1)	F B F F S 1-3 K ③	F B F F F X 1-2 G5-3 ①				X 0-0 F8 ③		C S B F B X 2-2 FC6-4 ③ 1-2f		3 0 1 0	0 0 0 0	0 0 0 0	0 0 0 0	0 0 0 0	1 0 0 0	3 0 3 0
Daryle Ward, L (1, 3) OBP: 0.315, SLG: 0.423		B S B F E X 2-2 G4-3 ①		B B S C S 2-3 K2-3 ②		X 0-0 G4-3 ①			B B C S B F C 3-3 K ①	4	0	0	0	0	2	0
2 Jack Wilson, R (1, 6) OBP: 0.272, SLG: 0.341		S B X 1-1 L8 ②		B C C F F S 1-3 K2-3 ③		L B X 1-1 F8 ②			C X 0-1 12 BB 6 1B 1B	4	0	1	0	0	1	0
Josh Fogg, R (1, 1) OBP: 0.182, SLG: 0.133 Bobby Hill, S (7, 5) OBP: 0.343, SLG: 0.333		B B B C C B 4-2 6 1B BB			C F X 0-2 G1-3 ①		C B C S 1-3 K ③		B B C C C X 2-2 F8 ②	1 2	0 0	0 0	0 0	1 0	0 1	0 1
Inning Stats	R: 0 E: 0 K: 2 S: 12 H: 2 LOB: 3 BB: 0 P: 17	R: 0 E: 0 K: 0 S: 12 H: 1 LOB: 2 BB: 1 P: 22	R: 0 E: 0 K: 2 S: 8 H: 0 LOB: 0 BB: 0 P: 12	R: 0 E: 0 K: 2 S: 12 H: 0 LOB: 0 BB: 0 P: 16	R: 0 E: 0 K: 0 S: 11 H: 1 LOB: 1 BB: 0 P: 16	R: 0 E: 0 K: 0 S: 4 H: 1 LOB: 0 BB: 0 P: 5	R: 0 E: 0 K: 1 S: 6 H: 0 LOB: 0 BB: 0 P: 8	R: 0 E: 0 K: 0 S: 12 H: 2 LOB: 3 BB: 1 P: 22	R: 0 E: 0 K: 1 S: 12 H: 2 LOB: 3 BB: 1 P: 23	1B: 8 2B: 1 3B: 0 HR: 0 SF: 0 SAC: 0 DP: 1 HBP: 1						

PITCHER		IP	WLS	BF	H	R	ER	SO	BB	IBB	HBP	BLK	WP	HR	S	P	ERA	WHIP
Andy Pettitte, L ERA: 2.82	(1, 1)	7.0	W	27	5	0	0	7	1	0	1	0	0	0	65	96	0.00	0.857
Russ Springer, R ERA: 5.45	(8, 1)	1.0		6	2	0	0	0	1	0	0	0	0	0	12	22	0.00	3.000
Chad Harville, R ERA: 5.88	(9, 1)	1.0		6	2	0	0	1	1	0	0	0	0	0	12	23	0.00	3.000

PITCHER	IP	WLS	BF	H	R	ER	SO	BB	IBB	HBP	BLK	WP	HR	S	P	ERA	WHIP

BOTTOM

Houston Astros @ Pittsburgh Pirates

PNC Park, Pittsburgh, PA

Wed Jul 20 2005, 12:35 PM EDT

Att. 19,769 - Sunny - 88 F

livebaseballscorecards.com

AB	35
R	0
H	9
RBI	0
BB	3
SO	8
LOB	18

Houston Astros @ Washington Nationals

Robert F. Kennedy Memorial Stadium, Washington, DC

Thu Jul 21 2005, 7:05 PM EDT

Att. 36,840 - Cloudy - 85 F

livebaseballscorecards.com

TOP

Batter	1	2	3	4	5	6	7	8	9	AB	R	H	RBI	BB	SO	LOB
Willy Taveras, R (1, 8) OBP: 0.330, SLG: 0.367	B B F C B X 3-2 F9-3 1B		B C X 1-1 ③ B1-3		X 0-0 1-2 2-3 1B	X 0-0 ③ F9			F S B X 1-2 ③ F9	5	0	2	0	0	0	1
Craig Biggio, R (1, 4) OBP: 0.344, SLG: 0.478	F S T X 0-2 ① ② F9-3 1-1			S F X 0-2 17 1B 1B	C F B B X 2-2 ① F9		B B C X 2-1 17 F8 P3-2 2B			4	0	2	0	0	0	4
17 Lance Berkman, S (1, 9) (9, 3) OBP: 0.419, SLG: 0.500	B F B F S 2-3 ③ K			B C X 1-1 1-2 1B	X 0-0 ② P2		X 0-0 ① F8 2-3			4	0	1	0	0	1	4
Morgan Ensberg, R (1, 5) OBP: 0.387, SLG: 0.587		X 0-0 ① F9		F C B X 1-2 ① F8	B B C X 2-1 ③ F8		X 0-0 ② ③ P3-2 3-Hf			4	0	0	0	0	0	6
Mike Lamb, L (1, 3) OBP: 0.264, SLG: 0.380 16 Jason Lane, R (9, 9) OBP: 0.290, SLG: 0.466		B B B C C F F X 3-2 ② G6-3		B F C X 1-2 ② L7		F B B F X 2-2 HR		C B S X 1-2 ① F8		4 0	1 0	1 0	1 0	0 0	0 0	2 0
Orlando Palmeiro, L (1, 7) OBP: 0.364, SLG: 0.492		B C B X 2-1 28 FC6-4 1B		C B B F X 2-2 ③ F9		C B F B F X 2-2 ① F8		B B C F F F C 2-3 ② K		4	0	1	0	0	1	2
28 Adam Everett, R (1, 6) OBP: 0.295, SLG: 0.383	C X 0-1 ③ FC6-4 1-2f				F X 0-1 44 FC3 44 E 1B 1B	S F F B B X 2-2 S 44 1B 1B		B X 1-0 ③ G5-3		4	2	2	0	0	0	1
Brad Ausmus, R (1, 2) OBP: 0.323, SLG: 0.287			F B B B C C 3-3 ① K		C X 0-1 1B 44 E 1-2 1B	F F B B B X 3-2 ② L3 1-2			X 0-0 ① G6-3	4	0	1	0	0	1	1
44 Roy Oswalt, R (1, 1) OBP: 0.182, SLG: 0.143 Jose Vizcaino, S (9, PH) OBP: 0.293, SLG: 0.308 54 Brad Lidge, R (9, 1)			C C X 0-2 ② L4		X 0-0 FC3 1B 1-2 2-H	X 0-0 2-H 1B			B F X 1-1 ② G3	3 1 0	0 0 0	1 0 0	1 0 0	0 0 0	0 0 0	1 0 0
Inning Stats	R: 0 H: 1 E: 0 LOB: 0 K: 1 BB: 0 S: 10 P: 15	R: 0 H: 1 E: 0 LOB: 1 K: 0 BB: 0 S: 10 P: 15	R: 0 H: 0 E: 0 LOB: 0 K: 1 BB: 0 S: 8 P: 12	R: 0 H: 2 E: 0 LOB: 2 K: 0 BB: 0 S: 14 P: 19	R: 1 H: 3 E: 1 LOB: 3 K: 0 BB: 0 S: 12 P: 16	R: 2 H: 3 E: 0 LOB: 1 K: 0 BB: 0 S: 15 P: 24	R: 0 H: 1 E: 0 LOB: 0 K: 0 BB: 0 S: 4 P: 6	R: 0 H: 0 E: 0 LOB: 0 K: 1 BB: 0 S: 9 P: 13	R: 0 H: 0 E: 0 LOB: 0 K: 0 BB: 0 S: 6 P: 8	1B: 9 SF: 0 2B: 3 SAC: 0 3B: 0 DP: 2 HR: 1 HBP: 0						

	AB	37
	R	3
	H	11
	RBI	2
	BB	0
	SO	3
	LOB	22

WP: 0 PA: 37
PB: 0
SB: 1
CS: 0

PITCHER		IP	WLS	BF	H	R	ER	SO	BB	IBB	HBP	BLK	WP	HR	S	P	ERA	WHIP
Esteban Loaiza, R ERA: 3.56	(1, 1)	7.0	L	31	11	3	2	2	0	0	0	0	0	1	73	107	2.57	1.571
Joey Eischen, L ERA: 4.8	(8, 1)	1.0		3	0	0	0	1	0	0	0	0	0	0	9	13	0.00	0.000
Hector Carrasco, R ERA: 2.17	(9, 1)	1.0		3	0	0	0	0	0	0	0	0	0	0	6	8	0.00	0.000

PITCHER	IP	WLS	BF	H	R	ER	SO	BB	IBB	HBP	BLK	WP	HR	S	P	ERA	WHIP

Batter	1	2	3	4	5	6	7	8	9	AB	R	H	RBI	BB	SO	LOB
Jamey Carroll, R (1, 6) (8, 5) OBP: 0.318, SLG: 0.285	C T F F S 0-3 K ①		C B H 2-1 G5-4-3 HBP			B C F X 1-2 G4-6-3 1B 1B		C B X 1-1 F9 ②		3	0	1	0	0	1	0
Jose Vidro, S (1, 4) OBP: 0.354, SLG: 0.471	C B S F X 1-2 G1-3 ②		X 0-0 G5-4-3 ① ② 1-2f			B B C C F X 2-1 G4-6-3 1-2 1B		B B C C F X 2-2 F8 ③		4	0	1	0	0	0	1
Jose Guillen, R (1, 9) OBP: 0.351, SLG: 0.521	B F B B F C 3-3 K ③		B F B X 2-1 F7 ③			B X 1-0 G4-6-3 ① ② 1-2f 2-3			F S B S 1-3 K ①	4	0	0	0	0	2	2
Ryan Church, L (1, 7) OBP: 0.365, SLG: 0.524		C S X 0-2 G4-3 ①		X 0-0 F7 ①		B X 1-0 G4-3 ③			C B F B B F X 3-2 WP HR 1B	4	1	1	0	0	0	1
Preston Wilson, R (1, 8) OBP: 0.334, SLG: 0.502		B F C F B S 2-3 K ②		B F C B B S 3-3 K ②			F X 0-1 G6-4-3 1B		S S B D F B X 3-2 1-H HR	4	1	2	2	0	2	0
Brad Wilkerson, L (1, 3) OBP: 0.369, SLG: 0.426		C F B X 1-2 1B 1B		C X 0-1 F7 ③			X 0-0 G6-4-3 ① ② 1-2f		B C S X 1-2 G4-3 ②	4	0	1	0	0	0	1
Brian Schneider, L (1, 2) OBP: 0.341, SLG: 0.422		X 0-0 HBP 1-3 1B			C C B X 1-2 P6 ①		S C F B X 1-2 1B		S S B X 1-2 F9 ③	4	0	2	0	0	0	0
Carlos Baerga, S (1, 5) OBP: 0.342, SLG: 0.356 Joey Eischen, L (8, 1) OBP: 1.000, SLG: 1.000 Hector Carrasco, R (9, 1)		C B F H 2-2 1-2 HBP			F X 0-1 G3 ②		C F X 0-2 P6 ③			2 0 0	0 0 0	0 0 0	0 0 0	0 0 0	0 0 0	1 0 0
Esteban Loaiza, R (1, 1) OBP: 0.225, SLG: 0.275 15 Cristian Guzman, S (8, 6) OBP: 0.227, SLG: 0.273		B S F C 1-3 K ③			C F T 0-2 K ③			C C F X 0-2 G6-3 ①		2 1	0 0	0 0	0 0	0 0	2 0	3 0
Inning Stats	R: 0 H: 0 E: 0 LOB: 0 K: 2 BB: 0 S: 12 P: 16	R: 0 H: 2 E: 0 LOB: 3 K: 2 BB: 0 S: 16 P: 22	R: 0 H: 0 E: 0 LOB: 0 K: 0 BB: 0 S: 4 P: 8	R: 0 H: 0 E: 0 LOB: 0 K: 1 BB: 0 S: 6 P: 9	R: 0 H: 0 E: 0 LOB: 0 K: 1 BB: 0 S: 8 P: 9	R: 0 H: 2 E: 0 LOB: 1 K: 0 BB: 0 S: 7 P: 12	R: 0 H: 2 E: 0 LOB: 1 K: 0 BB: 0 S: 10 P: 11	R: 0 H: 0 E: 0 LOB: 0 K: 0 BB: 0 S: 10 P: 13	R: 2 H: 2 E: 0 LOB: 0 K: 1 BB: 0 S: 17 P: 26	1B: 7 SF: 0 2B: 0 SAC: 0 3B: 0 DP: 3 HR: 1 HBP: 2						WP: 1 PA: 34 PB: 0 SB: 0 CS: 0

PITCHER	IP	WLS	BF	H	R	ER	SO	BB	IBB	HBP	BLK	WP	HR	S	P	ERA	WHIP
44 Roy Oswalt, R (1, 1) ERA: 2.41	8.0	W	29	6	0	0	6	0	0	2	0	0	0	73	100	0.00	0.750
54 Brad Lidge, R (9, 1) ERA: 2.7	1.0	S	5	2	2	2	1	0	0	0	0	1	1	17	26	18.00	2.000

PITCHER	IP	WLS	BF	H	R	ER	SO	BB	IBB	HBP	BLK	WP	HR	S	P	ERA	WHIP

BOTTOM

Houston Astros @ Washington Nationals

Robert F. Kennedy Memorial Stadium, Washington, DC

Thu Jul 21 2005, 7:05 PM EDT

Att. 36,840 - Cloudy - 85 F

livebaseballscorecards.com

AB	32
R	2
H	8
RBI	2
BB	0
SO	7
LOB	9

Houston Astros @ Washington Nationals

Robert F. Kennedy Memorial Stadium, Washington, DC

Fri Jul 22 2005, 7:05 PM EDT

Att. 38,019 - Partly Cloudy - 87 F

livebaseballscorecards.com

TOP

Batter	1	2	3	4	5	6	7	8	9	AB	R	H	RBI	BB	SO	LOB
Willy Taveras, R (1, 8) OBP: 0.335, SLG: 0.372	G5-3		1B	G6-3			1B	HR 3-H 1B	1-2 2-3 3-H 1B	6	2	4	2	0	0	1
Craig Biggio, R (1, 4) OBP: 0.342, SLG: 0.474	K		1-2 16 1B 17 E 1B		F7		F8	F8 2-3	SF8 2-3 3-H	5	1	1	0	0	1	3
Dan Wheeler, R (8, 1)										0	0	0	0	0	0	0
Mike Gallo, L (8, 1)										0	0	0	0	0	0	0
Jose Vizcaino, S (9, PH) OBP: 0.291, SLG: 0.308 (9, 6)										0	0	0	1	0	0	0
17 Lance Berkman, S (1, 3) OBP: 0.420, SLG: 0.498	HR BB		FC4 1-2 16 1B		G3		1-3 16 2B 1B 1B	1-H 3-H HR	K	3	2	1	0	1	0	1
Mike Lamb, L (8, PH) OBP: 0.266, SLG: 0.397 (8, 3)										2	1	1	3	0	1	2
Morgan Ensberg, R (1, 5) OBP: 0.389, SLG: 0.599	1-H HR		K		F8		1-2 3-H 16 2B 1B	3-2 2B	G4-3	5	2	3	3	0	1	2
4 Eric Bruntlett, R (8, PR) OBP: 0.262, SLG: 0.333 (8, 5)										1	0	0	0	0	0	2
16 Jason Lane, R (1, 9) OBP: 0.298, SLG: 0.478	1B		1-2 2-H 1B			FC6-5 2B	1-H 2-H 28 WP 28 SF8 2B	F8		5	1	4	3	0	0	1
28 Adam Everett, R (1, 6) OBP: 0.291, SLG: 0.378	L9		L8			FC6-5 2 G4-3 2 S S 2-3	SF8 2-H	G5-3		4	1	0	1	0	0	5
Mike Burns, R (9, 1)										0	0	0	0	0	0	0
2 Chris Burke, R (1, 7) OBP: 0.314, SLG: 0.333		G6-3		F8 2B		G4-3 1-3	F7		1B 1B 1B HBP	4	1	1	0	0	0	1
(8, 4)																
Brad Ausmus, R (1, 2) OBP: 0.329, SLG: 0.291	G5-3			F8 2-3		S IBB		2B 1B 1B	1B 1B 1-2 SF8 1B	4	2	2	0	1	0	1
Roger Clemens, R (1, 1) OBP: 0.275, SLG: 0.263	G5-3			K		K 1-2 3-H		F8 1-3 HR 2B	SF8 1B 1-2 2-3 1B	3	0	0	0	0	2	2
Chad Qualls, R (7, 1)										0	0	0	0	0	0	0
Orlando Palmeiro, L (8, PH) OBP: 0.373, SLG: 0.508 (8, 7)										2	1	2	0	0	0	0
Inning Stats	R: 2 E: 0 K: 1 S: 9 H: 2 LOB: 1 BB: 1 P: 15	R: 0 E: 0 K: 0 S: 7 H: 0 LOB: 0 BB: 0 P: 12	R: 1 E: 1 K: 1 S: 12 H: 3 LOB: 2 BB: 0 P: 19	R: 0 E: 0 K: 1 S: 10 H: 1 LOB: 1 BB: 0 P: 13	R: 0 E: 0 K: 0 S: 3 H: 0 LOB: 0 BB: 0 P: 4	R: 1 E: 0 K: 1 S: 12 H: 1 LOB: 1 BB: 1 P: 18	R: 4 E: 0 K: 0 S: 15 H: 4 LOB: 0 BB: 0 P: 20	R: 4 E: 0 K: 0 S: 15 H: 5 LOB: 1 BB: 0 P: 24	R: 2 E: 0 K: 1 S: 17 H: 3 LOB: 2 BB: 0 P: 27	1B: 12 2B: 5 3B: 0 HR: 2 SF: 2 SAC: 0 DP: 0 HBP: 1							

AB	44
R	14
H	19
RBI	13
BB	2
SO	5
LOB	21

WP: 1 PB: 0 SB: 3 CS: 1 PA: 49

PITCHER	IP	WLS	BF	H	R	ER	SO	BB	IBB	HBP	BLK	WP	HR	S	P	ERA	WHIP
Ryan Drese, R (1, 1) ERA: 5.56	6.1	L	30	9	6	5	4	1	1	0	0	0	1	59	89	7.11	1.579
Sun-Woo Kim, R (7, 1) ERA: 6.26	1.2		16	10	8	8	0	0	0	1	0	1	1	30	46	43.20	6.000
Luis Ayala, R (9, 1) ERA: 3.0	1.0		3	0	0	0	1	0	0	0	0	0	0	11	17	0.00	0.000

PITCHER	IP	WLS	BF	H	R	ER	SO	BB	IBB	HBP	BLK	WP	HR	S	P	ERA	WHIP

BOTTOM

Houston Astros @ Washington Nationals

Robert F. Kennedy Memorial Stadium, Washington, DC

Fri Jul 22 2005, 7:05 PM EDT

Att. 38,019 - Partly Cloudy - 87 F

livebaseballscorecards.com

Batter	1	2	3	4	5	6	7	8	9	AB	R	H	RBI	BB	SO	LOB
Jamey Carroll, R (1, 5) (8, 4) OBP: 0.316, SLG: 0.279	L4		K		BB		G3		L5	4	0	0	0	1	1	2
Jose Vidro, S (1, 4) OBP: 0.352, SLG: 0.463	L4		BB		L9		G4-3			3	0	0	0	1	0	2
Kenny Kelly, R (8, 9) OBP: 0.333, SLG: 0.333										0	0	0	0	0	0	0
Jose Guillen, R (1, 9) OBP: 0.354, SLG: 0.525	1B		K2-3			2B		2B 1B		3	0	2	0	0	1	2
Carlos Baerga, S (8, 5) OBP: 0.348, SLG: 0.363										1	1	1	0	0	0	0
Ryan Church, L (1, 7) OBP: 0.372, SLG: 0.532	K			S 1B		HBP		1-H 2B		3	0	2	1	0	1	1
Preston Wilson, R (1, 8) OBP: 0.330, SLG: 0.495		K		K 1-2		K		K		4	0	0	0	0	4	4
Brad Wilkerson, L (1, 3) OBP: 0.365, SLG: 0.421		K		K		F7		P4		4	0	0	0	0	2	4
Brian Schneider, L (1, 2) OBP: 0.336, SLG: 0.416		G4-3		K		F7		L7		4	0	0	0	0	1	4
15 Cristian Guzman, S (1, 6) OBP: 0.231, SLG: 0.281			SH3-4 BB		K		3B		G3-1	3	0	1	0	1	1	0
Ryan Drese, R (1, 1)			SH3-4 1-2		P6		G1-3		F7	1	0	0	0	0	0	0
Sun-Woo Kim, R (7, 1)										1	0	0	0	0	0	1
Luis Ayala, R (9, 1)										0	0	0	0	0	0	0
Marlon Byrd, R (9, PH) OBP: 0.302, SLG: 0.303										1	0	0	0	0	0	0
Inning Stats	R: 0 E: 0 K: 1 S: 11 H: 1 LOB: 1 BB: 0 P: 15	R: 0 E: 0 K: 2 S: 9 H: 0 LOB: 0 BB: 0 P: 12	R: 0 E: 0 K: 2 S: 16 H: 0 LOB: 2 BB: 2 P: 27	R: 0 E: 0 K: 3 S: 15 H: 1 LOB: 1 BB: 0 P: 21	R: 0 E: 0 K: 1 S: 7 H: 0 LOB: 1 BB: 1 P: 13	R: 0 E: 0 K: 1 S: 12 H: 1 LOB: 2 BB: 0 P: 14	R: 0 E: 0 K: 0 S: 7 H: 1 LOB: 1 BB: 0 P: 8	R: 1 E: 0 K: 1 S: 18 H: 2 LOB: 1 BB: 0 P: 25	R: 0 E: 0 K: 0 S: 5 H: 0 LOB: 0 BB: 0 P: 8	1B: 3 2B: 2 3B: 1 HR: 0	SF: 0 SAC: 1 DP: 0 HBP: 1						

	AB	32
	R	1
	H	6
	RBI	1
	BB	3
	SO	11
	LOB	20

WP: 0 PB: 0 SB: 1 CS: 0 PA: 37

PITCHER		IP	WLS	BF	H	R	ER	SO	BB	IBB	HBP	BLK	WP	HR	S	P	ERA	WHIP
Roger Clemens, R ERA: 1.4	(1, 1)	6.0	W	25	3	0	0	10	3	0	1	0	0	0	70	102	0.00	1.000
Chad Qualls, R ERA: 3.83	(7, 1)	1.0		4	1	0	0	0	0	0	0	0	0	0	7	8	0.00	1.000
Dan Wheeler, R ERA: 1.73	(8, 1)	0.1		3	2	1	1	1	0	0	0	0	0	0	13	17	27.00	6.000
Mike Gallo, L ERA: 3.0	(8, 1)	0.2		2	0	0	0	0	0	0	0	0	0	0	5	8	0.00	0.000
Mike Burns, R ERA: 3.71	(9, 1)	1.0		3	0	0	0	0	0	0	0	0	0	0	5	8	0.00	0.000

PITCHER	IP	WLS	BF	H	R	ER	SO	BB	IBB	HBP	BLK	WP	HR	S	P	ERA	WHIP

Batter	1	2	3	4	5	6	7	8	9	AB	R	H	RBI	BB	SO	LOB
Willy Taveras, R (1, 8) OBP: 0.332, SLG: 0.368 Chad Qualls, R (8, 1)	C F F F X 0-2 ① G5-3		B S X 1-1 ② G3-1			C F F B B X 2-2 ① F9		X 0-0 ① G3 1-2		4 0 0 0 0 0 1 0 0 0 0 0 0 0						
Craig Biggio, R (1, 4) OBP: 0.344, SLG: 0.472	F B B X 2-1 ② P3		F B F F F B B B 4-2 BB			B C B B F B 4-2 17 HR BB		C B D X 2-1 ② G6-3		2 1 0 0 2 0 1						
17 Lance Berkman, S (1, 3) OBP: 0.422, SLG: 0.508	B B B C F B 4-2 FC5-4 BB		B C B F X 2-2 ③ P6			B F B F F B 1 SAFE X 3-2 1-H HR		B C S T B C 2-3 ③ K		3 1 1 2 1 1 2						
Morgan Ensberg, R (1, 5) OBP: 0.388, SLG: 0.595	S B X 1-1 ③ FC5-4 1-2f			F B X 1-1 ① L5		X 0-0 ② P4			C B S X 1-2 28 1B 1B	4 0 1 0 0 0 1						
16 Jason Lane, R (1, 9) OBP: 0.294, SLG: 0.472		C X 0-1 ① P4		B B B C S F X 3-2 ② L7		B X 1-0 ③ F7			1 SAFE B S S F S 1-3 ① K	4 0 0 0 0 1 1						
28 Adam Everett, R (1, 6) OBP: 0.294, SLG: 0.378		B F H 2-1 HBP		C X 0-1 ③ G6-3			C X 0-1 ① F7		F F D F D 1 SAFE X 1-2 1B	3 0 1 0 0 0 0						
2 Chris Burke, R (1, 7) OBP: 0.310, SLG: 0.328 (8, 8) Mike Lamb, L (9, PH) OBP: 0.265, SLG: 0.395		1 SAFE S C B S 1-3 ② K			B B S B C F X 3-2 ① G5-3		C F S 0-3 ② K		C B C B T 1-2 ② K	3 0 0 0 0 2 1 1 0 0 0 0 1 2						
Humberto Quintero, R (1, 2) OBP: 0.185, SLG: 0.222 Jose Vizcaino, S (9, PH) OBP: 0.288, SLG: 0.306		F 1 SAFE B F 1 SAFE F T 1-2 ③ K			B C B F S 2-3 ② K		B B F F B X 3-2 ③ P4		B C X 1-1 ③ F8	3 0 0 0 0 2 1 1 0 0 0 0 0 2						
41 Brandon Backe, R (1, 1) OBP: 0.333, SLG: 0.444 Mike Gallo, L (7, 1) Russ Springer, R (7, 1) Orlando Palmeiro, L (8, PH) OBP: 0.378, SLG: 0.512 (8, 7)			C X 0-1 ① L9		S C S 0-3 ③ K			C B C X 1-2 G3 1B		2 0 0 0 0 1 0 0 0 0 0 0 0 0 0 0 0 0 0 0 0 1 0 1 0 0 0 0						
Inning Stats	R: 0 H: 0 E: 0 LOB: 1 K: 0 BB: 1 S: 12 P: 19	R: 0 H: 0 E: 0 LOB: 1 K: 2 BB: 0 S: 10 P: 14	R: 0 H: 0 E: 0 LOB: 1 K: 0 BB: 1 S: 11 P: 18	R: 0 H: 0 E: 0 LOB: 0 K: 0 BB: 0 S: 8 P: 12	R: 0 H: 0 E: 0 LOB: 0 K: 2 BB: 0 S: 10 P: 15	R: 2 H: 1 E: 0 LOB: 0 K: 0 BB: 1 S: 12 P: 22	R: 0 H: 0 E: 0 LOB: 0 K: 1 BB: 0 S: 8 P: 11	R: 0 H: 1 E: 0 LOB: 1 K: 1 BB: 0 S: 10 P: 15	R: 0 H: 2 E: 0 LOB: 2 K: 2 BB: 0 S: 16 P: 22	1B: 3 SF: 0 2B: 0 SAC: 0 3B: 0 DP: 0 HR: 1 HBP: 1						

PITCHER		IP	WLS	BF	H	R	ER	SO	BB	IBB	HBP	BLK	WP	HR	S	P	ERA	WHIP
Tony Armas, R ERA: 4.73	(1, 1)	7.0	W	26	1	2	2	5	3	0	1	0	0	1	71	111	2.57	0.571
Joey Eischen, L ERA: 4.8	(8, 1)	0.0		1	1	0	0	0	0	0	0	0	0	0	3	4	∞	∞
Gary Majewski, R ERA: 3.23	(8, 1)	1.0	H	3	0	0	0	1	0	0	0	0	0	0	7	11	0.00	0.000
32 Chad Cordero, R ERA: 1.05	(9, 1)	1.0	S	5	2	0	0	2	0	0	0	0	0	0	16	22	0.00	2.000

PITCHER	IP	WLS	BF	H	R	ER	SO	BB	IBB	HBP	BLK	WP	HR	S	P	ERA	WHIP

TOP

Houston Astros @ Washington Nationals

Robert F. Kennedy Memorial Stadium, Washington, DC

Sat Jul 23 2005, 7:05 PM EDT

Att. 42,680 - Clear - 83 F

livebaseballscorecards.com

AB	31
R	2
H	4
RBI	2
BB	3
SO	8
LOB	12

1B: 3	SF: 0	WP: 0	PA: 35
2B: 0	SAC: 0	PB: 0	
3B: 0	DP: 0	SB: 0	
HR: 1	HBP: 1	CS: 0	

BOTTOM

Batter	1	2	3	4	5	6	7	8	9	AB	R	H	RBI	BB	SO	LOB
Brad Wilkerson, L (1, 3) OBP: 0.365, SLG: 0.419	4-0 BB	0-0 G4-1		0-1 P2			0-0 SH1-3			2	1	0	0	1	0	0
Jose Vidro, S (1, 4) OBP: 0.344, SLG: 0.451	1-3 K	1-2 G6-3			2-1 P5		3-2 G4-3			4	0	0	0	0	1	2
Jose Guillen, R (1, 9) OBP: 0.353, SLG: 0.525	3-1 2B		1-1 P6		0-0 P4		3-3 K			4	1	1	0	0	1	1
32 Chad Cordero, R (9, 1)	1 SAFE									0	0	0	0	0	0	0
Ryan Church, L (1, 7) OBP: 0.374, SLG: 0.534	0-2 P4		4-2 CS BB		3-1 2B			0-0 G4-3		3	0	1	0	1	0	2
(9, 9)																
Preston Wilson, R (1, 8) OBP: 0.335, SLG: 0.493	4-0 BB		4-2 1B BB		0-1 G5-3			1-2 FC3-6 HBP		1	1	0	0	2	0	1
Carlos Baerga, S (1, 5) OBP: 0.353, SLG: 0.377	0-1 2B		2-2 1B			3-2 F7		2-2 FC3-6		4	1	2	3	0	0	1
Jamey Carroll, R (8, PR) OBP: 0.316, SLG: 0.279										0	0	0	0	0	0	0
(9, 5)																
Brian Schneider, L (1, 2) OBP: 0.338, SLG: 0.417	3-2 1B		0-0 P4			0-1 L6		1-0 1B		4	0	2	1	0	0	2
15 Cristian Guzman, S (1, 6) OBP: 0.228, SLG: 0.277	2-2 F7			1-0 G6-3		1-0 G6-3		1-1 L3		4	0	0	0	0	0	3
Tony Armas, R (1, 1) OBP: 0.174, SLG: 0.174		0-1 G5-3		1-0 G5-3			2-1 G4-3 SH1-3			3	0	1	0	0	0	0
Joey Eischen, L (8, 1) OBP: 1.000, SLG: 1.000										0	0	0	0	0	0	0
Gary Majewski, R (8, 1)										0	0	0	0	0	0	0
Marlon Byrd, R (9, 7) OBP: 0.302, SLG: 0.303										0	0	0	0	0	0	0
Inning Stats	R: 4 E: 0 K: 1 S: 19 H: 3 LOB: 1 BB: 2 P: 36	R: 0 E: 0 K: 0 S: 6 H: 0 LOB: 0 BB: 0 P: 7	R: 0 E: 0 K: 0 S: 10 H: 1 LOB: 2 BB: 2 P: 21	R: 0 E: 0 K: 0 S: 4 H: 0 LOB: 0 BB: 0 P: 6	R: 0 E: 0 K: 0 S: 7 H: 1 LOB: 1 BB: 0 P: 12	R: 0 E: 0 K: 0 S: 6 H: 0 LOB: 0 BB: 0 P: 10	R: 0 E: 0 K: 1 S: 10 H: 1 LOB: 1 BB: 0 P: 18	R: 0 E: 0 K: 0 S: 10 H: 1 LOB: 2 BB: 0 P: 15		1B: 4 2B: 3 3B: 0 HR: 0 SF: 0 SAC: 1 DP: 0 HBP: 1						

PITCHER		IP	WLS	BF	H	R	ER	SO	BB	IBB	HBP	BLK	WP	HR	S	P	ERA	WHIP
41 Brandon Backe, R ERA: 4.93	(1, 1)	6.0	L	27	6	4	4	1	4	0	0	0	0	0	54	96	6.00	1.667
Mike Gallo, L ERA: 2.7	(7, 1)	0.2		2	0	0	0	0	0	0	0	0	0	0	4	7	0.00	0.000
Russ Springer, R ERA: 5.4	(7, 1)	0.1		1	0	0	0	1	0	0	0	0	0	0	4	7	0.00	0.000
Chad Qualls, R ERA: 3.74	(8, 1)	1.0		5	1	0	0	0	0	0	1	0	0	0	10	15	0.00	1.000

PITCHER	IP	WLS	BF	H	R	ER	SO	BB	IBB	HBP	BLK	WP	HR	S	P	ERA	WHIP

Houston Astros @ Washington Nationals

Robert F. Kennedy Memorial Stadium, Washington, DC

Sat Jul 23 2005, 7:05 PM EDT

Att. 42,680 - Clear - 83 F

livebaseballscorecards.com

AB	29
R	4
H	7
RBI	4
BB	4
SO	2
LOB	12

WP: 0 PB: 0 SB: 0 CS: 1 PA: 35

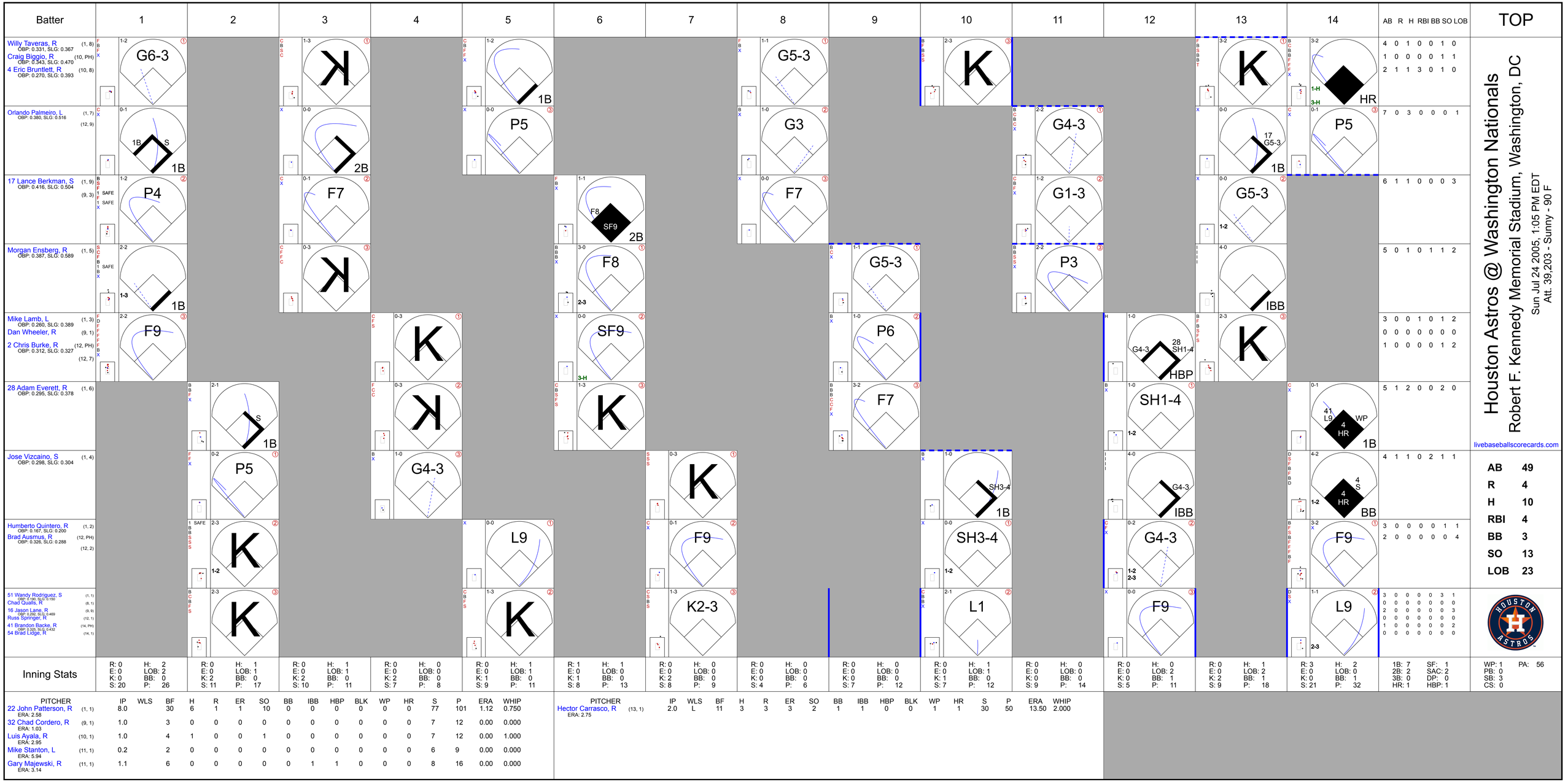
Batter
1
2
3
4
5
6
7
8
9
10
11
12
13
14
AB R H RBI BB SO LOB
TOP
Willy Taveras, R (1, 8) OBP: 0.331, SLG: 0.367
Craig Biggio, R (10, PH) OBP: 0.343, SLG: 0.470
4 Eric Bruntlett, R (10, 8) OBP: 0.270, SLG: 0.393
G6-3
G5-3
K
K
K
4 0 1 0 0 1 0
Orlando Palmeiro, L (1, 7) OBP: 0.380, SLG: 0.516 (12, 9)
1B S 1B
P5
2B
G3
17 G5-3 1B
P5
1-H 3-H HR
7 0 3 0 0 0 1
17 Lance Berkman, S (1, 9) OBP: 0.416, SLG: 0.504 (9, 3)
P4
F7
F8 SF9 2B
F7
G4-3
G1-3
G5-3
1-2
6 1 1 0 0 0 3
Morgan Ensberg, R (1, 5) OBP: 0.387, SLG: 0.589
1-3
1B
K
F8
2-3
G5-3
P3
IBB
5 0 1 0 1 1 2
Mike Lamb, L (1, 3) OBP: 0.260, SLG: 0.389
Dan Wheeler, R (9, 1)
2 Chris Burke, R (12, PH) OBP: 0.312, SLG: 0.327 (12, 7)
F9
K
SF9
3-H
P6
G4-3 28 SH1-4 HBP
K
3 0 0 1 0 1 2
0 0 0 0 0 0 0
1 0 0 0 0 1 2
28 Adam Everett, R (1, 6) OBP: 0.295, SLG: 0.378
S 1B
K
K
F7
SH1-4 1-2
41 L9 4 WP 4 HR 1B
5 1 2 0 0 2 0
Jose Vizcaino, S (1, 4) OBP: 0.298, SLG: 0.304
P5
G4-3
K
SH3-4 1B
G4-3 IBB
4 S 4 HR 1-2 BB
4 1 1 0 2 1 1
Humberto Quintero, R (1, 2) OBP: 0.167, SLG: 0.200
Brad Ausmus, R (12, PH) OBP: 0.326, SLG: 0.288 (12, 2)
1 SAFE
K 1-2
L9
F9
SH3-4 1-2
G4-3 1-2 2-3
F9
3 0 0 0 0 1 1
2 0 0 0 0 0 4
51 Wandy Rodriguez, S (1, 1) ORP: 0.190, SLG: 0.150
Chad Qualls, R (8, 1)
16 Jason Lane, R (9, 9) OBP: 0.292, SLG: 0.469
Russ Springer, R (12, 1)
41 Brandon Backe, R (14, PH) OBP: 0.265, SLG: 0.432
54 Brad Lidge, R (14, 1)
K
K
K2-3
L1
F9
L9 2-3
3 0 0 0 0 3 1
0 0 0 0 0 0 0
2 0 0 0 0 0 3
0 0 0 0 0 0 0
1 0 0 0 0 0 2
0 0 0 0 0 0 0
Houston Astros @ Washington Nationals
Robert F. Kennedy Memorial Stadium, Washington, DC
Sun Jul 24 2005, 1:05 PM EDT
Att. 39,203 - Sunny - 90 F
livebaseballscorecards.com
AB 49
R 4
H 10
RBI 4
BB 3
SO 13
LOB 23
Inning Stats
1: R: 0 E: 0 K: 0 S: 20 | H: 2 LOB: 2 BB: 0 P: 26
2: R: 0 E: 0 K: 2 S: 11 | H: 1 LOB: 1 BB: 0 P: 17
3: R: 0 E: 0 K: 2 S: 10 | H: 1 LOB: 1 BB: 0 P: 11
4: R: 0 E: 0 K: 2 S: 7 | H: 0 LOB: 0 BB: 0 P: 8
5: R: 0 E: 0 K: 1 S: 9 | H: 1 LOB: 1 BB: 0 P: 11
6: R: 1 E: 0 K: 1 S: 8 | H: 1 LOB: 0 BB: 0 P: 13
7: R: 0 E: 0 K: 2 S: 8 | H: 0 LOB: 0 BB: 0 P: 9
8: R: 0 E: 0 K: 0 S: 4 | H: 0 LOB: 0 BB: 0 P: 6
9: R: 0 E: 0 K: 0 S: 7 | H: 0 LOB: 0 BB: 0 P: 12
10: R: 0 E: 0 K: 1 S: 7 | H: 1 LOB: 1 BB: 0 P: 12
11: R: 0 E: 0 K: 0 S: 9 | H: 0 LOB: 0 BB: 0 P: 14
12: R: 0 E: 0 K: 0 S: 5 | H: 0 LOB: 2 BB: 1 P: 11
13: R: 0 E: 0 K: 2 S: 9 | H: 1 LOB: 2 BB: 1 P: 18
14: R: 3 E: 0 K: 0 S: 21 | H: 2 LOB: 0 BB: 1 P: 32
1B: 7 2B: 2 3B: 0 HR: 1
SF: 1 SAC: 2 DP: 0 HBP: 1
WP: 1 PB: 0 SB: 3 CS: 0
PA: 56
PITCHER IP WLS BF H R ER SO BB IBB HBP BLK WP HR S P ERA WHIP
22 John Patterson, R (1, 1) ERA: 2.58 8.0 30 6 1 1 10 0 0 0 0 0 0 0 77 101 1.12 0.750
32 Chad Cordero, R (9, 1) ERA: 1.03 1.0 3 0 0 0 0 0 0 0 0 0 0 0 7 12 0.00 0.000
Luis Ayala, R (10, 1) ERA: 2.95 1.0 4 1 0 0 1 0 0 0 0 0 0 0 7 12 0.00 1.000
Mike Stanton, L (11, 1) ERA: 5.94 0.2 2 0 0 0 0 0 0 0 0 0 0 0 6 9 0.00 0.000
Gary Majewski, R (11, 1) ERA: 3.14 1.1 6 0 0 0 0 0 1 1 0 0 0 0 8 16 0.00 0.000
PITCHER IP WLS BF H R ER SO BB IBB HBP BLK WP HR S P ERA WHIP
Hector Carrasco, R (13, 1) ERA: 2.75 2.0 L 11 3 3 3 2 1 1 0 0 1 1 30 50 13.50 2.000

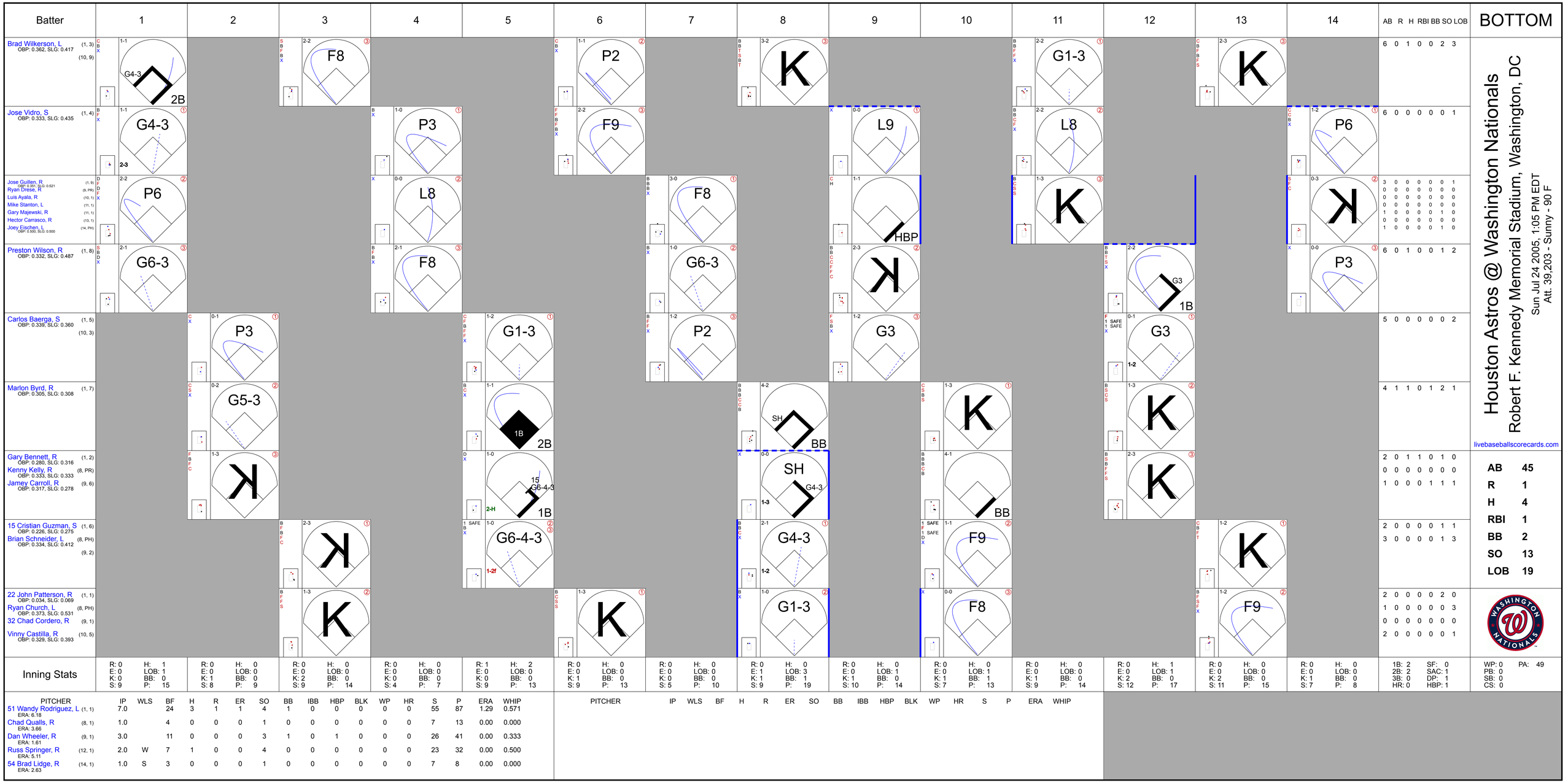
Batter
1
2
3
4
5
6
7
8
9
10
11
12
13
14
AB R H RBI BB SO LOB
BOTTOM
Brad Wilkerson, L (1, 3) OBP: 0.362, SLG: 0.417 (10, 9)
Jose Vidro, S (1, 4) OBP: 0.333, SLG: 0.435
Jose Guillen, R (1, 9) OBP: 0.391, SLG: 0.521
Ryan Drese, R (9, PR)
Luis Ayala, R (10, 1)
Mike Stanton, L (11, 1)
Gary Majewski, R (11, 1)
Hector Carrasco, R (13, 1)
Joey Eischen, L (14, PH) OBP: 0.500, SLG: 0.500
Preston Wilson, R (1, 8) OBP: 0.332, SLG: 0.487
Carlos Baerga, S (1, 5) OBP: 0.339, SLG: 0.360 (10, 3)
Marlon Byrd, R (1, 7) OBP: 0.305, SLG: 0.308
Gary Bennett, R (1, 2) OBP: 0.280, SLG: 0.316
Kenny Kelly, R (8, PR) OBP: 0.333, SLG: 0.333
Jamey Carroll, R (9, 6) OBP: 0.317, SLG: 0.278
15 Cristian Guzman, S (1, 6) OBP: 0.226, SLG: 0.275
Brian Schneider, L (8, PH) OBP: 0.334, SLG: 0.412 (9, 2)
22 John Patterson, R (1, 1) OBP: 0.034, SLG: 0.069
Ryan Church, L (8, PH) OBP: 0.373, SLG: 0.531
32 Chad Cordero, R (9, 1)
Vinny Castilla, R (10, 5) OBP: 0.329, SLG: 0.393
Houston Astros @ Washington Nationals
Robert F. Kennedy Memorial Stadium, Washington, DC
Sun Jul 24 2005, 1:05 PM EDT
Att. 39,203 - Sunny - 90 F
livebaseballscorecards.com
AB 45
R 1
H 4
RBI 1
BB 2
SO 13
LOB 19
Inning Stats
PITCHER IP WLS BF H R ER SO BB IBB HBP BLK WP HR S P ERA WHIP
51 Wandy Rodriguez, L (1, 1) ERA: 6.18
Chad Qualls, R (8, 1) ERA: 3.66
Dan Wheeler, R (9, 1) ERA: 1.61
Russ Springer, R (12, 1) ERA: 5.11
54 Brad Lidge, R (14, 1) ERA: 2.63
1B: 2 SF: 0
2B: 2 SAC: 1
3B: 0 DP: 1
HR: 0 HBP: 1
PA: 49
WP: 0
PB: 0
SB: 0
CS: 0

Batter	1	2	3	4	5	6	7	8	9	AB	R	H	RBI	BB	SO	LOB
11 Jimmy Rollins, S (1, 6) OBP: 0.318, SLG: 0.410	C F X 0-2 ① G6-3		X 0-0 1B 1-2 1B		C L B X 1-2 HR		B B C X 2-1 ② G6-3			4	1	2	1	0	0	0
Jason Michaels, R (1, 8) OBP: 0.407, SLG: 0.404	C C T 0-2 ② K		B C X 1-1 1-2 2-3 1B		C B F C 1-3 ② K		B B F B F F B 4-2 BB			3	0	1	0	1	2	0
Bobby Abreu, L (1, 9) OBP: 0.419, SLG: 0.499	C X 0-1 ③ G6-3		B B C T X 2-2 ③ G4-3		C C B B S 2-3 ③ K		C B S S 1-3 ③ K			4	0	0	0	0	2	4
Pat Burrell, R (1, 7) OBP: 0.375, SLG: 0.521		X 0-0 ① F9		B S X 1-1 6 FC6-4 BB 1B		C B C B F B F F F 3-3 S ① K		C B F B B X 3-2 ① P6		4	0	1	0	0	1	0
David Bell, R (1, 5) OBP: 0.305, SLG: 0.363		F B X 1-1 6 FC6-4 1B		B D B C B 4-1 6 FC6-4 1-2 BB		C F B B B F X 3-2 ② G5-3		C C X 0-2 ② G1-3		3	0	1	0	1	0	0
6 Ryan Howard, L (1, 3) OBP: 0.336, SLG: 0.505		S X 0-1 ② FC6-4 CS 1-2f		X 0-0 ① FC6-4 FC5-4 1-2f 2-3		B S S S B B X 3-2 BB 1B		B B X 2-0 ③ G6-3		4	0	1	0	0	0	3
Mike Lieberthal, R (1, 2) OBP: 0.330, SLG: 0.405		1 SAFE 0-0 ③ CS 1-2	B C X 1-1 ① F7	S B F F F X 1-2 ② L5		B B F B B 4-1 1-2 BB			C F F C 0-3 ① K	3	0	0	0	1	1	2
Ramon Martinez, R (1, 4) OBP: 0.310, SLG: 0.284 Geoff Geary, R (6, 1) OBP: 0.250, SLG: 0.250 Aaron Fultz, L (8, 1) OBP: 0.500, SLG: 0.500 Endy Chavez, L (9, PH) OBP: 0.291, SLG: 0.338			B C F B B F X 3-2 ② G1-3	B X 1-0 ③ FC5-4 1-2f		B C X 1-1 ③ G4-3		C B X 1-1 ② G6-3		3 0 0 1	0 0 0 0	0 0 0 0	0 0 0 0	0 0 0 0	0 0 0 0	4 0 0 0
Cory Lidle, R (1, 1) OBP: 0.235, SLG: 0.212 Matt Kata, S (6, 4) OBP: 0.308, SLG: 0.324			B C C X 1-2 1B 11 1B 1B		C F B S 1-3 ① K		B C S C 1-3 ① K		F B S B S 2-3 ③ K	2 2	0 0	1 0	0 0	0 0	1 2	0 0
Inning Stats	R: 0 E: 0 K: 1 S: 8 H: 0 LOB: 0 BB: 0 P: 8	R: 0 E: 0 K: 0 S: 5 H: 1 LOB: 0 BB: 0 P: 6	R: 0 E: 0 K: 0 S: 15 H: 3 LOB: 3 BB: 0 P: 23	R: 0 E: 0 K: 0 S: 10 H: 1 LOB: 2 BB: 1 P: 17	R: 1 E: 0 K: 3 S: 12 H: 1 LOB: 0 BB: 0 P: 17	R: 0 E: 0 K: 1 S: 17 H: 1 LOB: 2 BB: 1 P: 31	R: 0 E: 0 K: 2 S: 11 H: 0 LOB: 1 BB: 1 P: 19	R: 0 E: 0 K: 0 S: 7 H: 0 LOB: 0 BB: 0 P: 12	R: 0 E: 0 K: 2 S: 9 H: 0 LOB: 0 BB: 0 P: 12	1B: 6 2B: 0 3B: 0 HR: 1	SF: 0 SAC: 0 DP: 0 HBP: 0			WP: 0 PB: 0 SB: 0 CS: 1	PA: 37	

PITCHER		IP	WLS	BF	H	R	ER	SO	BB	IBB	HBP	BLK	WP	HR	S	P	ERA	WHIP
Andy Pettitte, L ERA: 2.73	(1, 1)	7.0	W	30	7	1	1	7	3	0	0	0	0	1	78	121	1.29	1.429
Mike Burns, R ERA: 3.5	(8, 1)	1.0		3	0	0	0	0	0	0	0	0	0	0	7	12	0.00	0.000
Chad Harville, R ERA: 5.67	(9, 1)	1.0		3	0	0	0	2	0	0	0	0	0	0	9	12	0.00	0.000

PITCHER	IP	WLS	BF	H	R	ER	SO	BB	IBB	HBP	BLK	WP	HR	S	P	ERA	WHIP

TOP

Philadelphia Phillies @ Houston Astros

Minute Maid Park, Houston, TX

Mon Jul 25 2005, 7:05 PM CDT
Att. 36,029 - Roof Closed - 72 F

livebaseballscorecards.com

AB	33
R	1
H	7
RBI	1
BB	3
SO	9
LOB	13

Batter	1	2	3	4	5	6	7	8	9	AB	R	H	RBI	BB	SO	LOB
Willy Taveras, R (1, 8) OBP: 0.330, SLG: 0.365	B F L X 1-2 G5-3 ①		C B X 1-1 S HR 1B	X 0-0 G5-3 ③		C F C 0-3 K ③				4	1	1	0	0	1	2
Craig Biggio, R (1, 4) OBP: 0.344, SLG: 0.487	F X 0-1 HR		1 SAFE S SAFE B 1 B X 2-2 1-H HR		B C B X 2-1 E4 17 G2-3 17 S 16 HR		B B F X 2-1 G1-3 ①			4	3	2	3	0	0	0
17 Lance Berkman, S (1, 3) OBP: 0.418, SLG: 0.528	C X 0-1 HR		B X 1-0 HR		B B B X 3-0 G2-3 ① 1-3		X 0-0 F7 ②			4	2	2	2	0	0	1
Morgan Ensberg, R (1, 5) OBP: 0.388, SLG: 0.587	F B X 1-1 G6-3 ②		S S B H 2-2 HBP		F X 0-1 F7 ②		X 0-0 16 1B 1B			3	0	1	0	0	0	1
16 Jason Lane, R (1, 9) OBP: 0.295, SLG: 0.479	F F B B B C 3-3 K ③		B X 1-0 P6 ②		S B B B B X 3-1 3-H HR		S B X 1-1 1-2 1B			4	1	2	2	0	1	1
28 Adam Everett, R (1, 6) OBP: 0.292, SLG: 0.374		B F B X 2-1 F8 ①	C 1 SAFE F X 0-2 G4-3 ③		C X 0-1 G5-3 ③		F B B S X 2-2 P3 ③			4	0	0	0	0	0	3
2 Chris Burke, R (1, 7) OBP: 0.306, SLG: 0.320		B X 1-0 F8 ②	C B X 1-1 L6 ①			X 0-0 G1-3 ①		C B B X 2-1 F7 ①		4	0	0	0	0	0	0
Brad Ausmus, R (1, 2) OBP: 0.329, SLG: 0.289		B B F C F B S 3-3 K ③	C X 0-1 SH2-4 1B			B F B B B 4-1 BB		B B C S F X 2-2 G3-1 ②		3	0	1	0	1	1	0
Andy Pettitte, L (1, 1) OBP: 0.114, SLG: 0.091 Mike Burns, R (8, 1) 4 Eric Bruntlett, R (8, PH) OBP: 0.266, SLG: 0.386 Chad Harville, R (9, 1)			C F X 0-2 G4-3 ①	X 0-0 SH2-4 ② 1-2		C 1 SAFE S B S 1-3 K ②		B X 1-0 F8 ③		2 0 1 0	0 0 0 0	0 0 0 0	0 0 0 0	1 0 0 0	1 0 0 0	1 0 0 0
Inning Stats	R: 2 E: 0 K: 1 S: 12 H: 2 LOB: 0 BB: 0 P: 17	R: 0 E: 0 K: 1 S: 7 H: 0 LOB: 0 BB: 0 P: 13	R: 3 E: 0 K: 0 S: 15 H: 3 LOB: 1 BB: 0 P: 22	R: 0 E: 0 K: 0 S: 6 H: 1 LOB: 1 BB: 0 P: 7	R: 2 E: 1 K: 0 S: 9 H: 1 LOB: 0 BB: 0 P: 17	R: 0 E: 0 K: 2 S: 8 H: 0 LOB: 1 BB: 1 P: 13	R: 0 E: 0 K: 0 S: 9 H: 2 LOB: 2 BB: 0 P: 14	R: 0 E: 0 K: 0 S: 7 H: 0 LOB: 0 BB: 0 P: 12		1B: 4 2B: 0 3B: 0 HR: 5	SF: 0 SAC: 1 DP: 0 HBP: 1					

PITCHER		IP	WLS	BF	H	R	ER	SO	BB	IBB	HBP	BLK	WP	HR	S	P	ERA	WHIP
Cory Lidle, R ERA: 4.63	(1, 1)	5.0	L	24	7	7	5	2	0	0	1	0	0	5	49	76	9.00	1.400
Geoff Geary, R ERA: 4.32	(6, 1)	2.0		9	2	0	0	2	1	0	0	0	0	0	17	27	0.00	1.500
Aaron Fultz, L ERA: 2.51	(8, 1)	1.0		3	0	0	0	0	0	0	0	0	0	0	7	12	0.00	0.000

PITCHER	IP	WLS	BF	H	R	ER	SO	BB	IBB	HBP	BLK	WP	HR	S	P	ERA	WHIP

BOTTOM

Philadelphia Phillies @ Houston Astros

Minute Maid Park, Houston, TX

Mon Jul 25 2005, 7:05 PM CDT
Att. 36,029 - Roof Closed - 72 F

livebaseballscorecards.com

AB	33
R	7
H	9
RBI	7
BB	1
SO	4
LOB	9

WP: 0 PB: 0 SB: 2 CS: 0 PA: 36

Batter	1	2	3	4	5	6	7	8	9	AB	R	H	RBI	BB	SO	LOB
11 Jimmy Rollins, S (1, 6) OBP: 0.317, SLG: 0.411	X 0-0 ① F7		C B B C X 2-2 ③ P6			C X 0-1 1B 26 G4-6-3 2B		C 1 SAFE 1 SAFE C X 0-2 ② G5-3 1-2		4	1	1	0	0	0	1
Kenny Lofton, L (1, 8) OBP: 0.381, SLG: 0.394 Ugueth Urbina, R (8, 1) Tomas Perez, S (9, 5) OBP: 0.308, SLG: 0.308	B F B B X 3-1 ② G4-3			C C B B X 2-2 ① G6-3		X 0-0 26 G4-6-3 2-3 1B		C C F F X 0-2 ③ G6-3		4 0 0	0 0 0	1 0 0	0 0 0	0 0 0	0 0 0	1 0 0
26 Chase Utley, L (1, 4) OBP: 0.391, SLG: 0.533	C C F B B F C 2-3 ③ K			C C X 0-2 2B		B B 1 SAFE X 2-0 ①② G4-6-3 1-2f 3-H			F X 0-1 6 1B 1B	4	0	2	0	0	1	1
Bobby Abreu, L (1, 9) OBP: 0.417, SLG: 0.501		C C X 0-2 3B		C C C 0-3 ② K		B B C S S 2-3 ③ K			C B F S 1-3 ① K	4	0	1	0	0	3	2
Pat Burrell, R (1, 7) OBP: 0.371, SLG: 0.515		B C F F B F X 2-2 ① P4		F F C 0-3 ③ K			C X 0-1 ① G6-3		1 SAFE 1 SAFE B X 1-0 ② F9	4	0	0	0	0	1	3
6 Ryan Howard, L (1, 3) OBP: 0.342, SLG: 0.500		C F B B S 2-3 ② K			F S B B F X 2-2 ① G6-3		B C B B B 4-1 G5-4-3 BB		B 1 SAFE X 1-0 1-2 1B	3	0	1	0	1	1	1
David Bell, R (1, 5) OBP: 0.301, SLG: 0.359 63 Ryan Madson, L (9, 1)		C B B X 2-1 ③ P2			F B F B F X 2-2 ② F8		1 SAFE C X 0-1 ②③ G5-4-3 1-2f		F X 0-1 ③ F9	4 0	0 0	0 0	0 0	0 0	0 0	4 0
Todd Pratt, R (1, 2) OBP: 0.315, SLG: 0.422			C C T 0-2 ① K		C B B S X 2-2 1B			C C T 0-2 ① K		3	0	1	0	0	2	0
21 Jon Lieber, L (1, 1) OBP: 0.048, SLG: 0.073 Endy Chavez, L (8, PH) OBP: 0.299, SLG: 0.346 (8, 8)			B X 1-0 ② F8		S C C 0-3 ③ K			B B F X 2-1 11 G5-3 1B		2 1	0 0	0 1	0 0	0 0	1 0	1 0
Inning Stats	R: 0 H: 0 E: 0 LOB: 0 K: 1 BB: 0 S: 8 P: 13	R: 0 H: 1 E: 0 LOB: 1 K: 1 BB: 0 S: 13 P: 19	R: 0 H: 0 E: 0 LOB: 0 K: 1 BB: 0 S: 7 P: 10	R: 0 H: 1 E: 0 LOB: 1 K: 2 BB: 0 S: 12 P: 14	R: 0 H: 1 E: 0 LOB: 1 K: 1 BB: 0 S: 14 P: 20	R: 1 H: 2 E: 0 LOB: 0 K: 1 BB: 0 S: 7 P: 11	R: 0 H: 0 E: 0 LOB: 0 K: 0 BB: 1 S: 5 P: 9	R: 0 H: 1 E: 0 LOB: 1 K: 1 BB: 0 S: 13 P: 15	R: 0 H: 2 E: 0 LOB: 2 K: 1 BB: 0 S: 9 P: 12	1B: 5 SF: 0 2B: 2 SAC: 0 3B: 1 DP: 2 HR: 0 HBP: 0						

PITCHER		IP	W/L/S	BF	H	R	ER	SO	BB	IBB	HBP	BLK	WP	HR	S	P	ERA	WHIP
44 Roy Oswalt, R ERA: 2.33	(1, 1)	9.0	W	34	8	1	1	9	1	0	0	0	0	0	88	123	1.00	1.000

PITCHER		IP	W/L/S	BF	H	R	ER	SO	BB	IBB	HBP	BLK	WP	HR	S	P	ERA	WHIP

TOP

Philadelphia Phillies @ Houston Astros

Minute Maid Park, Houston, TX

Tue Jul 26 2005, 7:05 PM CDT

Att. 33,867 - Roof Closed - 72 F

livebaseballscorecards.com

AB	33
R	1
H	8
RBI	0
BB	1
SO	9
LOB	14

1B: 5	SF: 0	WP: 0	PA:	34
2B: 2	SAC: 0	PB: 0		
3B: 1	DP: 2	SB: 0		
HR: 0	HBP: 0	CS: 0		

Batter	1	2	3	4	5	6	7	8	9	AB	R	H	RBI	BB	SO	LOB
Willy Taveras, R (1, 8) OBP: 0.329, SLG: 0.364	C X 0-1 G4-3 ①		C F B X 1-2 E1 1B		X 0-0 P3 ③			C S B S 1-3 K ①		4	0	1	0	0	1	1
Craig Biggio, R (1, 4) OBP: 0.343, SLG: 0.493	X 0-0 HR		B X 1-0 G6-3 ②			B B C X 2-1 F9 ①		B C S F F X 1-2 G6-3 ②		4	1	1	1	0	0	1
17 Lance Berkman, S (1, 7) OBP: 0.419, SLG: 0.525 4 Eric Bruntlett, R (8, PR) OBP: 0.266, SLG: 0.386 (9, 7)	C B B X 2-1 G4-3 ②		X 0-0 G1-3 ③			C B X 1-1 1B		B S B B S B 4-2 BB		3 0	0 0	1 0	0 0	1 0	0 0	1 0
Morgan Ensberg, R (1, 5) OBP: 0.387, SLG: 0.589	X 0-0 3B			C B F X 1-2 P6 ①		X 0-0 F8 ②		C S C 0-3 K ③		4	0	1	0	0	1	2
Mike Lamb, L (1, 3) OBP: 0.259, SLG: 0.401	C X 0-1 P5 ③			F B B X 2-1 F8 ②		F S F B 1 SAFE S 1-3 K ③			B X 1-0 HR	4	1	1	1	0	1	2
Orlando Palmeiro, L (1, 9) OBP: 0.372, SLG: 0.504		X 0-0 F8 ①		C C B S 1-3 K ③			F L F F B X 1-2 F8 ①			3	0	0	0	0	1	0
28 Adam Everett, R (1, 6) OBP: 0.290, SLG: 0.370		B S B X 2-1 F8 ②			C B X 1-1 G6-3 ①		C S B F F B S 2-3 K ②			3	0	0	0	0	1	0
Brad Ausmus, R (1, 2) OBP: 0.333, SLG: 0.299		B B X 2-0 G5-3 ③			S X 0-1 1B		X 0-0 2B			3	0	2	0	0	0	0
44 Roy Oswalt, R (1, 1) OBP: 0.170, SLG: 0.133			C X 0-1 G6-3 ①		L 1 SAFE C L 0-3 K ②		S S F X 0-2 G5-3 ③			3	0	0	0	0	1	2
Inning Stats	R: 1 E: 0 K: 0 S: 8 H: 2 LOB: 1 BB: 0 P: 10	R: 0 E: 0 K: 0 S: 4 H: 0 LOB: 0 BB: 0 P: 8	R: 0 E: 1 K: 0 S: 7 H: 1 LOB: 1 BB: 0 P: 9	R: 0 E: 0 K: 1 S: 8 H: 0 LOB: 0 BB: 0 P: 12	R: 0 E: 0 K: 1 S: 8 H: 1 LOB: 1 BB: 0 P: 9	R: 0 E: 0 K: 1 S: 9 H: 1 LOB: 1 BB: 0 P: 13	R: 0 E: 0 K: 1 S: 15 H: 1 LOB: 1 BB: 0 P: 18	R: 0 E: 0 K: 2 S: 13 H: 0 LOB: 1 BB: 1 P: 19	R: 1 E: 0 K: 0 S: 1 H: 1 LOB: 0 BB: 0 P: 2	1B: 3 2B: 1 3B: 1 HR: 2	SF: 0 SAC: 0 DP: 0 HBP: 0						

PITCHER		IP	WLS	BF	H	R	ER	SO	BB	IBB	HBP	BLK	WP	HR	S	P	ERA	WHIP
21 Jon Lieber, R ERA: 4.69	(1, 1)	7.0		27	6	1	1	4	0	0	0	0	0	1	59	79	1.29	0.857
Ugueth Urbina, R ERA: 3.45	(8, 1)	1.0		4	0	0	0	2	1	0	0	0	0	0	13	19	0.00	1.000
63 Ryan Madson, R ERA: 3.95	(9, 1)	0.0	L	1	1	1	1	0	0	0	0	0	0	1	1	2	∞	∞

PITCHER	IP	WLS	BF	H	R	ER	SO	BB	IBB	HBP	BLK	WP	HR	S	P	ERA	WHIP

BOTTOM

Philadelphia Phillies @ Houston Astros

Minute Maid Park, Houston, TX

Tue Jul 26 2005, 7:05 PM CDT

Att. 33,867 - Roof Closed - 72 F

livebaseballscorecards.com

AB	31
R	2
H	7
RBI	2
BB	1
SO	6
LOB	9

Batter	1	2	3	4	5	6	7	8	9	AB	R	H	RBI	BB	SO	LOB
11 Jimmy Rollins, S (1, 6) OBP: 0.317, SLG: 0.409	X 0-0 ① F8		B C X 1-1 ① G5-3		B X 1-0 ① FC4-6 1B		F B B B X 3-1 ② FC3-6 S 1-2f			4	0	1	0	0	0	1
Kenny Lofton, L (1, 8) OBP: 0.379, SLG: 0.391	C B F S 1-3 ② K		C B X 1-1 ① 26 FC4-6 1B		L P C X 1-2 ① FC4-6 1-2f		1 SAFE 1 SAFE 1 SAFE B 1 B B C S 3-2 ③ X F8 1-2			4	0	1	0	0	1	2
26 Chase Utley, L (1, 4) OBP: 0.390, SLG: 0.533	X 0-0 ① E 2B		C 1 SAFE 1 SAFE 1 SAFE B X 1-1 ② FC4-6 1-2f		1 SAFE 1 C B D F X 2-2 ② F9			F F X 0-2 ① F7		4	1	1	0	0	0	2
Bobby Abreu, L (1, 9) OBP: 0.416, SLG: 0.499	B C D X 2-1 ② E9 2-H 1B		1 SAFE 1 SAFE C C C F X 0-2 ③ F7		1 SAFE B C F 1 SAFE X 1-2 ③ F8			B B F B X 3-1 ② G4-3		4	0	1	1	0	0	2
Pat Burrell, R (1, 7) OBP: 0.372, SLG: 0.512	B S B B F B 4-2 ② BB		B B B C F B 4-2 ① 6 1B SF9 BB		B C S X 1-2 ① F9			C C C 0-3 ③ K		2	1	0	0	2	1	0
6 Ryan Howard, L (1, 3) OBP: 0.339, SLG: 0.491	C X 0-1 ③ G4-3		S F X 0-2 ② 1-3 1B		C F S 0-3 ② K			S B S S B B F F X 3-2 ① G4-3		4	0	1	0	0	1	2
David Bell, R (1, 5) OBP: 0.298, SLG: 0.355		C B B F X 2-2 ① P6	B F X 1-1 ① F8		X 0-0 ③ L5				X 0-0 ② F9	4	0	0	0	0	0	2
Mike Lieberthal, R (1, 2) OBP: 0.325, SLG: 0.400		C C B F F F F C 1-3 ② K	C X 0-1 ② SF9 3-H				B X 1-0 ① G5-3		S F B F S 1-3 ③ K	3	0	0	1	0	2	0
Vicente Padilla, R (1, 1) OBP: 0.136, SLG: 0.273		X 0-0 ③ P5	B B C F S 2-3 ③ K				B C X 1-1 ③ 11 FC3-6 1B			2	0	0	0	0	1	1
Endy Chavez, L (7, PH) OBP: 0.307, SLG: 0.354										1	0	1	0	0	0	0
63 Ryan Madson, L (7, 1)										0	0	0	0	0	0	0
Aaron Fultz, L (8, 1) OBP: 0.500, SLG: 0.500										0	0	0	0	0	0	0
Inning Stats	R: 1 E: 1 K: 1 S: 11 H: 2 LOB: 2 BB: 1 P: 18	R: 0 E: 0 K: 1 S: 11 H: 0 LOB: 0 BB: 0 P: 14	R: 0 E: 0 K: 0 S: 10 H: 1 LOB: 1 BB: 0 P: 13	R: 1 E: 0 K: 1 S: 12 H: 1 LOB: 1 BB: 1 P: 19	R: 0 E: 0 K: 0 S: 11 H: 1 LOB: 1 BB: 0 P: 15	R: 0 E: 0 K: 1 S: 7 H: 0 LOB: 0 BB: 0 P: 8	R: 0 E: 0 K: 0 S: 8 H: 1 LOB: 1 BB: 0 P: 16	R: 0 E: 0 K: 1 S: 8 H: 0 LOB: 0 BB: 0 P: 11	R: 0 E: 0 K: 1 S: 10 H: 0 LOB: 0 BB: 0 P: 14	1B: 5 2B: 1 3B: 0 HR: 0 SF: 1 SAC: 0 DP: 0 HBP: 0						

PITCHER		IP	WLS	BF	H	R	ER	SO	BB	IBB	HBP	BLK	WP	HR	S	P	ERA	WHIP
Roger Clemens, R ERA: 1.46	(1, 1)	7.0	W	29	6	2	2	4	2	0	0	0	0	0	70	103	2.57	1.143
Mike Gallo, L ERA: 2.45	(8, 1)	0.2	H	2	0	0	0	0	0	0	0	0	0	0	5	8	0.00	0.000
Dan Wheeler, R ERA: 1.6	(8, 1)	0.1	H	1	0	0	0	1	0	0	0	0	0	0	3	3	0.00	0.000
54 Brad Lidge, R ERA: 2.57	(9, 1)	1.0	S	3	0	0	0	1	0	0	0	0	0	0	10	14	0.00	0.000

PITCHER	IP	WLS	BF	H	R	ER	SO	BB	IBB	HBP	BLK	WP	HR	S	P	ERA	WHIP

TOP

Philadelphia Phillies @ Houston Astros

Minute Maid Park, Houston, TX

Wed Jul 27 2005, 7:05 PM CDT

Att. 38,071 - Roof Closed

livebaseballscorecards.com

AB	32
R	2
H	6
RBI	2
BB	2
SO	6
LOB	12

WP: 0 PB: 0 SB: 1 CS: 0

PA: 35

Batter	1	2	3	4	5	6	7	8	9	AB	R	H	RBI	BB	SO	LOB
Willy Taveras, R (1, 8) OBP: 0.328, SLG: 0.363	C F C 0-3 ① K		B B X 2-0 ① F7		X 0-0 17 G1-6-3 1-2 1B		B X 1-0 ② G4-3			4	0	1	0	0	1	2
Craig Biggio, R (1, 4) OBP: 0.342, SLG: 0.493	B C F F B F X 2-2 ② F8		F B X 1-1 17 1B 2B		C F B B X 2-2 ① P6		B B B C S S 3-3 ③ K			4	1	1	0	0	1	4
17 Lance Berkman, S (1, 7) OBP: 0.420, SLG: 0.525 4 Eric Bruntlett, R (8, PR) (9, 7) OBP: 0.266, SLG: 0.386	B F B C F X 2-2 ③ G6-3		B B C X 2-1 FC4-6 2-H 1B		B X 1-0 ②③ G1-6-3 1-2f			B X 1-0 BB 1B		4 0	0 0	2 0	1 0	0 0	0 0	2 0
Morgan Ensberg, R (1, 5) OBP: 0.383, SLG: 0.582		F B B B S S F S 3-3 ① K	B B B C C S 3-3 ② K			B X 1-0 ① L4		X 0-0 ① P4		4	0	0	0	0	2	2
Mike Lamb, L (1, 3) OBP: 0.259, SLG: 0.398		B C C B B X 3-2 2B 1B	F X 0-1 ③ FC4-6 1-2f			B B F B X 3-1 ② F8		S S B C 1-3 ② K		4	1	1	0	0	1	2
Orlando Palmeiro, L (1, 9) OBP: 0.376, SLG: 0.507 54 Brad Lidge, R (9, 1)		C X 0-1 28 1B SH1-3 1-H 2B		C B X 1-1 ① P4		C B B X 2-1 ③ F8		B B C B B 4-1 1-2 BB		3 0	1 0	1 0	1 0	1 0	0 0	0 0
28 Adam Everett, R (1, 6) OBP: 0.289, SLG: 0.369		F B X 1-1 SH1-3 2-3 1B		C F S 0-3 ② K			B F S S 1-3 ① K	F B S D F S 2-3 ③ K		4	0	1	0	0	3	2
Brad Ausmus, R (1, 2) OBP: 0.335, SLG: 0.297		X 0-0 ② SH1-3 1-2 3-H		F B X 1-1 ③ P4			B B B B 4-0 2B BB			1	0	0	1	1	0	0
Roger Clemens, R (1, 1) OBP: 0.286, SLG: 0.256 Jose Vizcaino, S (7, PH) OBP: 0.304, SLG: 0.319 Mike Gallo, L (8, 1) Dan Wheeler, R (8, 1) 16 Jason Lane, R (9, 9) OBP: 0.295, SLG: 0.479		F B X 1-1 ③ P6			B B B B 4-0 1B BB		1 SAFE X 0-0 1-3 2B			1 1 0 0 0	0 0 0 0 0	0 1 0 0 0	0 0 0 0 0	1 0 0 0 0	0 0 0 0 0	1 0 0 0 0
Inning Stats	R: 0 E: 0 K: 1 S: 12 H: 0 LOB: 0 BB: 0 P: 16	R: 2 E: 0 K: 1 S: 14 H: 3 LOB: 1 BB: 0 P: 22	R: 1 E: 0 K: 1 S: 10 H: 2 LOB: 1 BB: 0 P: 18	R: 0 E: 0 K: 1 S: 7 H: 0 LOB: 0 BB: 0 P: 9	R: 0 E: 0 K: 0 S: 5 H: 1 LOB: 1 BB: 1 P: 12	R: 0 E: 0 K: 0 S: 5 H: 0 LOB: 0 BB: 0 P: 11	R: 0 E: 0 K: 2 S: 8 H: 1 LOB: 2 BB: 1 P: 17	R: 0 E: 0 K: 2 S: 10 H: 1 LOB: 2 BB: 1 P: 18		1B: 5 2B: 3 3B: 0 HR: 0 SF: 0 SAC: 1 DP: 1 HBP: 0						

PITCHER		IP	WLS	BF	H	R	ER	SO	BB	IBB	HBP	BLK	WP	HR	S	P	ERA	WHIP
Vicente Padilla, R ERA: 5.45	(1, 1)	6.0	L	24	6	3	3	4	1	0	0	0	0	0	53	88	4.50	1.167
63 Ryan Madson, R ERA: 3.88	(7, 1)	1.0		5	1	0	0	2	1	0	0	0	0	0	8	17	0.00	2.000
Aaron Fultz, L ERA: 2.45	(8, 1)	1.0		5	1	0	0	2	1	0	0	0	0	0	10	18	0.00	2.000

PITCHER	IP	WLS	BF	H	R	ER	SO	BB	IBB	HBP	BLK	WP	HR	S	P	ERA	WHIP

BOTTOM

Philadelphia Phillies @ Houston Astros

Minute Maid Park, Houston, TX

Wed Jul 27 2005, 7:05 PM CDT

Att. 38,071 - Roof Closed

livebaseballscorecards.com

AB	30
R	3
H	8
RBI	3
BB	3
SO	8
LOB	15

WP: 0 PA: 34
PB: 0
SB: 0
CS: 0

Batter	1	2	3	4	5	6	7	8	9	AB	R	H	RBI	BB	SO	LOB
7 José Reyes, S (1, 6) OBP: 0.301, SLG: 0.386	B C B S F X 2-2 15 E BB SF9 1B	C B B 1 SAFE X 2-1 ③ L5			X 0-0 ① B1-3		X 0-0 ② G5-3		C X 0-1 ③ G6-3	5	1	1	0	0	0	1
Mike Cameron, R (1, 9) OBP: 0.343, SLG: 0.482	F 1 SAFE 1 B B B B B 4-1 SF9 15 E 5 FC5-2 1-2 BB	C C X 0-2 15 G5-3 1B			B S X 1-1 ② P4		X 0-0 1B			3	0	2	0	1	0	0
15 Carlos Beltrán, S (1, 8) OBP: 0.312, SLG: 0.434	C B X 1-1 E3 5 FC5-2 SF9 1-2 2-3	F B F 1 SAFE B F 1 SAFE X 2-2 ① ② G5-3 1-2			C B B X 2-1 ③ F8		C S X 0-2 ③ G3			4	0	0	0	0	0	4
Cliff Floyd, L (1, 7) OBP: 0.354, SLG: 0.519	C B X 1-1 ① SF9 1-2 2-3 3-H		B S S B X 2-2 ③ G6-3			B F X 1-1 ① F9		C F B B S 2-3 ① K		3	0	0	1	0	1	0
5 David Wright, R (1, 5) OBP: 0.378, SLG: 0.507	X 0-0 ② FC5-2 2-3 3-H			C F B F S 1-3 ① K		B S B B S F S 2-3 ② K		S S B X 1-2 31 BB 1B		4	0	1	0	0	2	2
31 Mike Piazza, R (1, 2) OBP: 0.327, SLG: 0.452	B S F S 1-3 ③ K			B B C X 2-1 2B		S F B B F B B 4-2 BB		B 1 SAFE B C 1 SAFE F B 1 SAFE B 4-2 1-2 G6-4-3 BB		2	0	1	0	2	1	2
Marlon Anderson, L (1, 3) OBP: 0.343, SLG: 0.399		C B B X 2-1 ① L3		B F B F F B X 3-2 ② F8		B B X 2-0 ③ F9		F F X 0-2 ② ③ G6-4-3 1-2f		4	0	0	0	0	0	4
Miguel Cairo, R (1, 4) OBP: 0.317, SLG: 0.372		B X 1-0 1B		I I I I 4-0 IBB			B X 1-0 HR		C B B X 2-1 ① P4	3	1	2	1	1	0	0
45 Pedro Martinez, R (1, 1) OBP: 0.120, SLG: 0.102 Jose Offerman, S (9, PH) OBP: 0.313, SLG: 0.393 Roberto Hernandez, R (9, 1)		L L L 0-3 ② K		C F B C 1-3 ③ K			C B C S 1-3 ① K		B C C B X 2-2 ② P6	3 1 0	0 0 0	0 0 0	0 0 0	0 0 0	3 0 0	3 0 0
Inning Stats	R: 1 H: 1 E: 1 LOB: 2 K: 1 BB: 1 S: 14 P: 23	R: 0 H: 1 E: 0 LOB: 1 K: 1 BB: 0 S: 8 P: 13	R: 0 H: 1 E: 0 LOB: 0 K: 0 BB: 0 S: 10 P: 14	R: 0 H: 1 E: 0 LOB: 2 K: 2 BB: 1 S: 13 P: 24	R: 0 H: 0 E: 0 LOB: 0 K: 0 BB: 0 S: 5 P: 8	R: 0 H: 0 E: 0 LOB: 1 K: 1 BB: 1 S: 10 P: 19	R: 1 H: 2 E: 0 LOB: 1 K: 1 BB: 0 S: 9 P: 11	R: 0 H: 1 E: 0 LOB: 1 K: 1 BB: 1 S: 11 P: 18	R: 0 H: 0 E: 0 LOB: 0 K: 0 BB: 0 S: 7 P: 11	1B: 5 SF: 1 2B: 1 SAC: 0 3B: 0 DP: 1 HR: 1 HBP: 0						

PITCHER		IP	WLS	BF	H	R	ER	SO	BB	IBB	HBP	BLK	WP	HR	S	P	ERA	WHIP
Ezequiel Astacio, R ERA: 7.17	(1, 1)	6.0		25	4	1	1	5	2	1	0	0	0	0	60	101	1.50	1.000
Chad Qualls, R ERA: 3.78	(7, 1)	1.0		5	2	1	1	1	0	0	0	0	0	1	9	11	9.00	2.000
Mike Gallo, L ERA: 2.35	(8, 1)	0.1		1	0	0	0	1	0	0	0	0	0	0	3	5	0.00	0.000
Dan Wheeler, R ERA: 1.54	(8, 1)	1.2	W	6	1	0	0	0	1	0	0	0	0	0	15	24	0.00	1.200

PITCHER	IP	WLS	BF	H	R	ER	SO	BB	IBB	HBP	BLK	WP	HR	S	P	ERA	WHIP

TOP

New York Mets @ Houston Astros

Minute Maid Park, Houston, TX

Thu Jul 28 2005, 7:05 PM CDT
Att. 43,552 - Roof Closed - 72 F

livebaseballscorecards.com

AB	32
R	2
H	7
RBI	2
BB	4
SO	7
LOB	16

WP: 0	PA: 37		
PB: 0			
SB: 0			
CS: 0			

BOTTOM

Batter	1	2	3	4	5	6	7	8	9	AB	R	H	RBI	BB	SO	LOB
Willy Taveras, R (1, 8) OBP: 0.328, SLG: 0.362	C F B B B F S 3-3 ① K		B F X 1-1 ① S 1B		S F B S 1-3 ③ K			F B F C 1-3 ① K		4	0	1	0	0	3	1
Craig Biggio, R (1, 4) OBP: 0.339, SLG: 0.488	B C B C F F C 2-3 ② K		C X 0-1 ③ F8 1-2			B F X 1-1 ① F8		C S B X 1-2 E9 17 S		4	0	0	0	0	1	1
17 Lance Berkman, S (1, 7) OBP: 0.414, SLG: 0.517 (8, 3)	C C F X 0-2 ③ F8			B B C X 2-1 ① L4		B B C X 2-1 ② F8		B C B S X 2-2 ② G5-3 1-2		4	0	0	0	0	0	1
Morgan Ensberg, R (1, 5) OBP: 0.384, SLG: 0.579		B B B B 4-0 G4-3 BB		B B C C C 2-3 ② K		F B B B C C C 3-3 ③ K		I I I I 4-0 IBB		2	0	0	0	2	2	0
Mike Lamb, L (1, 3) OBP: 0.260, SLG: 0.394 4 Eric Bruntlett, R (7, PR) OBP: 0.262, SLG: 0.379 (8, 7)	B X 1-0 ① F8			B S X 1-1 ③ F7			B L S S B B 4-2 28 1B S SH1-3 BB	F C F S 0-3 ③ K		2	0	0	0	1	0	1
										1	1	0	0	0	1	2
Orlando Palmeiro, L (1, 9) OBP: 0.373, SLG: 0.500	F B X 1-1 ② G4-3 1-2				B X 1-0 ① F8		B 1 SAFE B C X 2-1 ① F8 1-2		B B C X 2-1 28 SH1-3 2B 1B	4	1	1	0	0	0	2
28 Adam Everett, R (1, 6) OBP: 0.292, SLG: 0.380	B S F F C 1-3 ③ K				B C X 1-1 HR		F B X 1-1 SH1-3 2-3 1B		1 SAFE X 0-0 ① SH1-3 1-2	3	1	2	1	0	1	1
Brad Ausmus, R (1, 2) OBP: 0.335, SLG: 0.302			X 0-0 ① F9		B X 1-0 ② F9		X 0-0 ② SH1-3 1-2 3-H		X 0-0 2-H 2B	3	0	1	2	0	0	0
Ezequiel Astacio, R (1, 1) OBP: 0.300, SLG: 0.300 Chad Qualls, R (7, 1) Jose Vizcaino, S (7, PH) OBP: 0.302, SLG: 0.316 Mike Gallo, L (8, 1) Dan Wheeler, R (8, 1)			B C X 1-1 ② L5		B X 1-0 1B		S C X 0-2 ③ F7			2	0	1	0	0	0	0
										0	0	0	0	0	0	0
										1	0	0	0	0	0	2
										0	0	0	0	0	0	0
										0	0	0	0	0	0	0
Inning Stats	R: 0 E: 0 K: 2 S: 13 H: 0 LOB: 0 BB: 0 P: 18	R: 0 E: 0 K: 1 S: 7 H: 0 LOB: 1 BB: 1 P: 14	R: 0 E: 0 K: 0 S: 7 H: 1 LOB: 1 BB: 0 P: 9	R: 0 E: 0 K: 1 S: 7 H: 0 LOB: 0 BB: 0 P: 12	R: 1 E: 0 K: 1 S: 8 H: 2 LOB: 1 BB: 0 P: 13	R: 0 E: 0 K: 1 S: 7 H: 0 LOB: 0 BB: 0 P: 13	R: 1 E: 0 K: 0 S: 10 H: 1 LOB: 2 BB: 1 P: 17	R: 0 E: 1 K: 2 S: 13 H: 0 LOB: 2 BB: 1 P: 21	R: 1 E: 0 K: 0 S: 4 H: 2 LOB: 1 BB: 0 P: 6	1B: 4 2B: 1 3B: 0 HR: 1 SF: 0 SAC: 2 DP: 0 HBP: 0							

PITCHER		IP	WLS	BF	H	R	ER	SO	BB	IBB	HBP	BLK	WP	HR	S	P	ERA	WHIP
45 Pedro Martinez, R ERA: 2.76	(1, 1)	8.0		32	4	2	2	8	2	1	0	0	0	1	72	117	2.25	0.750
Roberto Hernandez, R ERA: 1.8	(9, 1)	0.1	L	3	2	1	1	0	0	0	0	0	0	0	4	6	27.00	6.000

PITCHER	IP	WLS	BF	H	R	ER	SO	BB	IBB	HBP	BLK	WP	HR	S	P	ERA	WHIP

New York Mets @ Houston Astros

Minute Maid Park, Houston, TX

Thu Jul 28 2005, 7:05 PM CDT

Att. 43,552 - Roof Closed - 72 F

livebaseballscorecards.com

AB	30
R	3
H	6
RBI	3
BB	3
SO	8
LOB	11

WP: 0	PB: 0	SB: 3	CS: 0	PA: 35														

Batter	1	2	3	4	5	6	7	8	9	AB	R	H	RBI	BB	SO	LOB
7 José Reyes, S (1, 6) OBP: 0.300, SLG: 0.385	X 0-0 15 FC1-6 1B		C B T F F X 1-2 ② P6		B X 1-0 ③ G6-3		C B B B C S 3-3 ③ K2-3			4	0	1	0	0	1	1
Mike Cameron, R (1, 9) OBP: 0.341, SLG: 0.479	C F 1 SAFE X 0-2 ① L6		S B T X 1-2 ③ F9			C B F C 1-3 ① K		S C B F F F B F X 2-2 G4-3 S 1B		4	0	1	0	0	1	1
15 Carlos Beltrán, S (1, 8) OBP: 0.314, SLG: 0.433	C X 0-1 ② FC1-6 HBP 1-2f			C X 0-1 1B		C C F B B B F B 4-2 5 S BB 5 SF9 BB		B X 1-0 ① F8		3	1	1	0	1	0	2
Cliff Floyd, L (1, 7) OBP: 0.355, SLG: 0.516	H 1-0 1-2 HBP			C X 0-1 ① P2		C B B B B 4-1 31 E 31 S 31 1B 1-2 BB		1 SAFE B X 1-0 ② G4-3 1-3		2	1	0	0	1	0	2
5 David Wright, R (1, 5) OBP: 0.374, SLG: 0.503	B C B X 2-1 ③ G1-3			1 SAFE B 1 SAFE B F F B 1 SAFE 1 SAFE 3-2 X ② F8		B C X 1-1 ② SF9 2-H		B B X 2-0 ③ F9		3	0	0	1	0	0	4
31 Mike Piazza, R (1, 2) OBP: 0.327, SLG: 0.449		B C X 1-1 ① G6-3		B X 1-0 ③ G5-3		F B S B F X 2-2 1-H 1B			C F B S 1-3 ① K	4	0	1	1	0	1	1
Chris Woodward, R (1, 3) OBP: 0.328, SLG: 0.425 Marlon Anderson, L (9, PH) OBP: 0.341, SLG: 0.396		B B X 2-0 ② G5-3			C B B X 2-1 ① F7	B F S B X 2-2 ③ G4-3			B C B X 2-1 ② G4-3	3 1	0 0	0 0	0 0	0 0	0 0	1 0
Miguel Cairo, R (1, 4) OBP: 0.315, SLG: 0.375		B C X 1-1 ③ G5-3			B B C X 2-1 2B		B C X 1-1 ① G6-3		C S S 0-3 ③ K2-3	4	0	1	0	0	1	0
Kris Benson, R (1, 1) OBP: 0.273, SLG: 0.233 Jose Santiago, R (6, 1) Jose Offerman, S (7, PH) OBP: 0.309, SLG: 0.387 Juan Padilla, R (7, 1)			C B F F C 1-3 ① K		B C F S 1-3 ② K		B F B X 2-1 ② G6-3			2 0 1 0	0 0 0 0	0 0 0 0	0 0 0 0	0 0 0 0	2 0 0 0	1 0 0 0
Inning Stats	R: 0 E: 0 K: 0 S: 8 H: 1 LOB: 2 BB: 0 P: 11	R: 0 E: 0 K: 0 S: 5 H: 0 LOB: 0 BB: 0 P: 9	R: 0 E: 0 K: 1 S: 12 H: 0 LOB: 0 BB: 0 P: 15	R: 0 E: 0 K: 0 S: 8 H: 1 LOB: 1 BB: 0 P: 12	R: 0 E: 0 K: 1 S: 8 H: 1 LOB: 1 BB: 0 P: 14	R: 2 E: 0 K: 1 S: 18 H: 1 LOB: 1 BB: 2 P: 32	R: 0 E: 0 K: 1 S: 7 H: 0 LOB: 0 BB: 0 P: 13	R: 0 E: 0 K: 0 S: 10 H: 1 LOB: 1 BB: 0 P: 16	R: 0 E: 0 K: 2 S: 8 H: 0 LOB: 0 BB: 0 P: 11	1B: 4 2B: 1 3B: 0 HR: 0 SF: 1 SAC: 0 DP: 0 HBP: 1						

TOP

New York Mets @ Houston Astros

Minute Maid Park, Houston, TX

Fri Jul 29 2005, 7:05 PM CDT
Att. 42,659 - Roof Closed - 72 F

livebaseballscorecards.com

AB	31
R	2
H	5
RBI	2
BB	2
SO	6
LOB	13

WP: 0	PA: 35
PB: 0	
SB: 3	
CS: 0	

PITCHER	IP	WLS	BF	H	R	ER	SO	BB	IBB	HBP	BLK	WP	HR	S	P	ERA	WHIP
51 Wandy Rodriguez, L (1, 1) ERA: 5.9	6.0	W	25	4	2	2	3	2	0	1	0	0	0	59	93	3.00	1.000
Chad Qualls, R (7, 1) ERA: 3.62	2.0	H	7	1	0	0	1	0	0	0	0	0	0	17	29	0.00	0.500
54 Brad Lidge, R (9, 1) ERA: 2.51	1.0	S	3	0	0	0	2	0	0	0	0	0	0	8	11	0.00	0.000

PITCHER	IP	WLS	BF	H	R	ER	SO	BB	IBB	HBP	BLK	WP	HR	S	P	ERA	WHIP

Batter	1	2	3	4	5	6	7	8	9	AB	R	H	RBI	BB	SO	LOB
Willy Taveras, R (1, 8) OBP: 0.329, SLG: 0.363	C F B T 1-2 ① K		X 0-0 G6-3 S 17 HR 1B		C X 0-1 S 1B		F X 0-1 ① F8			4	1	2	0	0	1	0
Craig Biggio, R (1, 4) OBP: 0.338, SLG: 0.493	X 0-0 HR		1 SAFE 1 SAFE P B B B C F X 3-2 ② G6-3 1-3		C F P B B S 3-3 ③ K2-3 1-2		F F S 0-3 ② K			4	1	1	1	0	2	2
17 Lance Berkman, S (1, 3) OBP: 0.415, SLG: 0.526	C B S S 1-3 ② K		B B X 2-0 HR 3-H			B B F B C B 4-2 HR BB	B B B C F X 3-2 ③ G3			3	2	1	2	1	1	0
Morgan Ensberg, R (1, 5) OBP: 0.383, SLG: 0.584	B C B S B F X 3-2 ③ F8		C B C B X 2-2 ③ G5-3			1 SAFE B X 1-0 HR 1-H		B X 1-0 ① G5-3		4	1	1	2	0	0	0
16 Jason Lane, R (1, 9) OBP: 0.294, SLG: 0.479		X 0-0 2B		B S S S 1-3 ① K		S B X 1-1 ① G6-3		C F X 0-2 ② G4-3		4	0	1	0	0	1	0
28 Adam Everett, R (1, 6) OBP: 0.294, SLG: 0.380		B X 1-0 ① G5-3		C F B F S 1-3 ② K		F S B B B F F F 4-2 B 2 S 1B BB		B B C B X 3-1 2 FC5-4 1B		3	0	1	0	1	1	1
2 Chris Burke, R (1, 7) OBP: 0.305, SLG: 0.315		C F F B 2 SAFE X 1-2 ② F7		F X 0-1 ③ P4		B C B B B 4-1 1B 1-2 BB		1 SAFE F X 0-1 ③ FC5-4 1-2f		3	0	0	0	1	0	2
Humberto Quintero, R (1, 2) OBP: 0.152, SLG: 0.182 Brad Ausmus, R (9, 2) OBP: 0.335, SLG: 0.302	F F S 0-3 ③ K			X 0-0 ① G6-3		S X 0-1 ② F9				3 0	0 0	0 0	0 0	0 0	1 0	3 0
51 Wandy Rodriguez, S (1, 1) OBP: 0.174, SLG: 0.136 Orlando Palmeiro, L (6, PH) OBP: 0.377, SLG: 0.504 Chad Qualls, R (7, 1) 54 Brad Lidge, R (9, 1)			B C S B F X 2-2 ① G6-3		C F B F F X 1-2 ② F9	B C X 1-1 ③ 1-2 2-H 1B				2 1 0 0	0 0 0 0	0 1 0 0	0 0 0 0	0 0 0 0	0 0 0 0	0 0 0 0
Inning Stats	R: 1 H: 1 E: 0 LOB: 0 K: 2 BB: 0 S: 11 P: 16	R: 0 H: 1 E: 0 LOB: 1 K: 1 BB: 0 S: 9 P: 11	R: 2 H: 2 E: 0 LOB: 0 K: 0 BB: 0 S: 13 P: 21	R: 0 H: 0 E: 0 LOB: 0 K: 2 BB: 0 S: 9 P: 11	R: 0 H: 1 E: 0 LOB: 1 K: 1 BB: 0 S: 12 P: 15	R: 2 H: 2 E: 0 LOB: 2 K: 0 BB: 3 S: 16 P: 31	R: 0 H: 0 E: 0 LOB: 0 K: 1 BB: 0 S: 8 P: 11	R: 0 H: 1 E: 0 LOB: 1 K: 0 BB: 0 S: 8 P: 12		1B: 4 SF: 0 2B: 1 SAC: 0 3B: 0 DP: 0 HR: 3 HBP: 0						

PITCHER		IP	WLS	BF	H	R	ER	SO	BB	IBB	HBP	BLK	WP	HR	S	P	ERA	WHIP
Kris Benson, R ERA: 3.4	(1, 1)	5.1	L	25	6	5	5	6	3	0	0	0	0	3	66	100	8.44	1.688
Jose Santiago, R ERA:	(6, 1)	0.2		2	1	0	0	0	0	0	0	0	0	0	4	5	0.00	1.500
Juan Padilla, R ERA:	(7, 1)	2.0		7	1	0	0	1	0	0	0	0	0	0	16	23	0.00	0.500

PITCHER	IP	WLS	BF	H	R	ER	SO	BB	IBB	HBP	BLK	WP	HR	S	P	ERA	WHIP

BOTTOM

New York Mets @ Houston Astros

Minute Maid Park, Houston, TX

Fri Jul 29 2005, 7:05 PM CDT
Att. 42,659 - Roof Closed - 72 F

livebaseballscorecards.com

AB	31
R	5
H	8
RBI	5
BB	3
SO	7
LOB	8

WP: 0	PB: 0	SB: 3	CS: 0
PA: 34			

Batter	1	2	3	4	5	6	7	8	9	AB	R	H	RBI	BB	SO	LOB
7 José Reyes, S (1, 6) OBP: 0.302, SLG: 0.386	B X 1-0 SH2-3 1B		C X 0-1 ① F7			C X 0-1 1B		B X 1-0 ③ G1-3		4	0	2	0	0	0	2
Miguel Cairo, R (1, 4) OBP: 0.310, SLG: 0.368	B B C X 2-1 ① SH2-3 1-2		B 1 SAFE X 1-0 ②③ G1-6-3 1-2f			F 1 SAFE 1 SAFE 1 SAFE X 0-1 ② F7 1-1			S S X 0-2 ① G6-3	3	0	0	0	0	0	2
Mike Cameron, R (1, 9) OBP: 0.337, SLG: 0.472	B B B C F F 2 SAFE S 3-3 ② K			B F X 1-1 ① G5-3		1 SAFE B C 1 SAFE C S 1-3 ③ K			S S S 0-3 ② K	4	0	0	0	0	3	2
15 Carlos Beltrán, S (1, 8) OBP: 0.311, SLG: 0.429	B C B B X 3-1 ③ F8			B B X 2-0 ② G6-3 C B X 1-1 ③ F8			B C X 1-1 ① F7 B C X 1-1 ② F9		B C C S 1-3 ③ K	4	0	0	0	0	1	1
5 David Wright, R (1, 5) OBP: 0.374, SLG: 0.500		C B B B B 4-1 S BB								2	0	0	0	1	0	0
31 Mike Piazza, R (1, 2) OBP: 0.324, SLG: 0.445		B B C T 1 SAFE X 2-2 ① F9			F S B B T 2-2 ① K		F F F B X 1-2 ③ G5-3			3	0	0	0	0	1	1
Chris Woodward, R (1, 7) OBP: 0.329, SLG: 0.419 Braden Looper, R (8, 1)		B 1 B C C B S 3-3 ② K 1-2			C S B B S 2-3 ② K			B B B C B 4-1 G3 SH2-3 BB		2 0	0 0	0 0	0 0	1 0	2 0	1 0
Jose Offerman, S (1, 3) OBP: 0.300, SLG: 0.375		C C X 0-2 ③ L5			B X 1-0 ③ F7			B 1 SAFE B X 2-0 ① SH2-3 1-2		2	0	0	0	0	0	1
Tom Glavine, L (1, 1) OBP: 0.143, SLG: 0.091 Cliff Floyd, L (8, PH) OBP: 0.354, SLG: 0.514 (8, 7)			C S T F X 0-2 G1-6-3 1B			C F C 0-3 ① K		S B S 2 X SAFE 1-2 ② G3 2-3		2 1	0 0	1 0	0 0	0 0	1 0	0 1
Inning Stats	R: 0 H: 1 E: 0 LOB: 1 K: 1 BB: 0 S: 9 P: 18	R: 0 H: 0 E: 0 LOB: 1 K: 1 BB: 1 S: 10 P: 19	R: 0 H: 1 E: 0 LOB: 0 K: 0 BB: 0 S: 8 P: 9	R: 0 H: 0 E: 0 LOB: 0 K: 0 BB: 0 S: 5 P: 9	R: 0 H: 0 E: 0 LOB: 0 K: 2 BB: 0 S: 7 P: 12	R: 0 H: 1 E: 0 LOB: 1 K: 2 BB: 0 S: 10 P: 11	R: 0 H: 0 E: 0 LOB: 0 K: 0 BB: 0 S: 8 P: 11	R: 0 H: 0 E: 0 LOB: 1 K: 0 BB: 1 S: 6 P: 14	R: 0 H: 0 E: 0 LOB: 0 K: 2 BB: 0 S: 9 P: 10	1B: 3 SF: 0 2B: 0 SAC: 2 3B: 0 DP: 1 HR: 0 HBP: 0						

PITCHER		IP	WLS	BF	H	R	ER	SO	BB	IBB	HBP	BLK	WP	HR	S	P	ERA	WHIP
Andy Pettitte, L ERA: 2.58	(1, 1)	8.0	W	28	3	0	0	6	2	0	0	0	0	0	63	103	0.00	0.625
54 Brad Lidge, R ERA: 2.45	(9, 1)	1.0	S	3	0	0	0	2	0	0	0	0	0	0	9	10	0.00	0.000

PITCHER	IP	WLS	BF	H	R	ER	SO	BB	IBB	HBP	BLK	WP	HR	S	P	ERA	WHIP

TOP

New York Mets @ Houston Astros

Minute Maid Park, Houston, TX

Sat Jul 30 2005, 6:05 PM CDT
Att. 43,596 - Roof Closed - 72 F

livebaseballscorecards.com

AB	27
R	0
H	3
RBI	0
BB	2
SO	8
LOB	11

Batter	1	2	3	4	5	6	7	8	9	AB	R	H	RBI	BB	SO	LOB
Willy Taveras, R (1, 8) OBP: 0.329, SLG: 0.360	B F H 2-1 1B HBP		C S X 0-2 ② F8		C B B X 2-1 ③ G5-3			X 0-0 FC1 1B 17 BB 1-3		3	0	0	0	0	0	1
Craig Biggio, R (1, 4) OBP: 0.337, SLG: 0.491	1 SAFE 1 SAFE X 0-0 1-2 1B		X 0-0 ③ G5-3			B F X 1-1 ① F9		X 0-0 ① P4		4	0	1	0	0	0	2
54 Brad Lidge, R (9, 1)										0	0	0	0	0	0	0
17 Lance Berkman, S (1, 3) OBP: 0.413, SLG: 0.520	B B C F B C 3-3 ① K			B X 1-0 ① G6-3		B F C B X 2-2 ② F7		C B 1 SAFE B C 1 B F F 4-2 1B BB 1-2		3	0	0	0	1	1	2
Morgan Ensberg, R (1, 5) OBP: 0.382, SLG: 0.580	X 0-0 ② F4			B B B X 3-0 ② G6-3		B S C B B C 3-3 ③ K		X 0-0 16 G5-4-3 1B 1-2 2-3 3-H		4	0	1	1	0	1	2
16 Jason Lane, R (1, 9) OBP: 0.297, SLG: 0.489	B C B S F X 2-2 ③ F8			C B B B S X 3-2 28 1B 1B			X 0-0 HR	B B S B F X 3-2 ② ③ G5-4-3 1-2f		4	1	2	1	0	0	5
28 Adam Everett, R (1, 6) OBP: 0.297, SLG: 0.382		B B F B X 3-1 ① F8		B C B 1 SAFE X 2-1 1-3 1B			C B X 1-1 G5-4-3 1B			3	0	2	0	0	0	0
2 Chris Burke, R (1, 7) OBP: 0.301, SLG: 0.311		S B S S B X 2-2 ② F7		B X 1-0 ③ G1-3			1 SAFE 1 SAFE F C F C 0-3 ① K			3	0	0	0	0	1	3
Brad Ausmus, R (1, 2) OBP: 0.331, SLG: 0.298		F X 0-1 ③ L4			C X 0-1 ① G1-3			X 0-0 ② ③ G5-4-3 1-2f		3	0	0	0	0	0	1
Andy Pettitte, L (1, 1) OBP: 0.108, SLG: 0.086			C S X 0-2 ① G5-3		F B X 1-1 ② L6			C F B B X 2-2 E FC1 1B 1B		2	0	0	0	0	0	0
Orlando Palmeiro, L (8, PH) OBP: 0.381, SLG: 0.507										1	0	1	0	0	0	0
4 Eric Bruntlett, R (8, PR) OBP: 0.262, SLG: 0.379										0	1	0	0	0	0	0
										9	4	7	4	1	3	16

Inning Stats	1	2	3	4	5	6	7	8	9
	R: 0 E: 0 K: 1 S: 10 H: 1 LOB: 2 BB: 0 P: 17	R: 0 E: 0 K: 0 S: 7 H: 0 LOB: 0 BB: 0 P: 12	R: 0 E: 0 K: 0 S: 7 H: 0 LOB: 0 BB: 0 P: 7	R: 0 E: 0 K: 0 S: 8 H: 2 LOB: 2 BB: 0 P: 18	R: 0 E: 0 K: 0 S: 6 H: 0 LOB: 0 BB: 0 P: 9	R: 0 E: 0 K: 1 S: 8 H: 0 LOB: 0 BB: 0 P: 14	R: 1 E: 0 K: 1 S: 8 H: 2 LOB: 0 BB: 0 P: 9	R: 1 E: 1 K: 0 S: 14 H: 2 LOB: 3 BB: 1 P: 23	

1B: 6 SF: 0 WP: 0 PA: 32
2B: 0 SAC: 0 PB: 0
3B: 0 DP: 2 SB: 0
HR: 1 HBP: 1 CS: 0

PITCHER		IP	WLS	BF	H	R	ER	SO	BB	IBB	HBP	BLK	WP	HR	S	P	ERA	WHIP
Tom Glavine, L ERA: 4.5	(1, 1)	7.0	L	26	5	1	1	3	0	0	1	0	0	1	54	86	1.29	0.714
Braden Looper, R ERA: 3.2	(8, 1)	1.0		6	2	1	1	0	1	0	0	0	0	0	14	23	9.00	3.000

PITCHER	IP	WLS	BF	H	R	ER	SO	BB	IBB	HBP	BLK	WP	HR	S	P	ERA	WHIP

BOTTOM

New York Mets @ Houston Astros
Minute Maid Park, Houston, TX
Sat Jul 30 2005, 6:05 PM CDT
Att. 43,596 - Roof Closed - 72 F

livebaseballscorecards.com

AB	30
R	2
H	7
RBI	2
BB	1
SO	3
LOB	16

Batter	1	2	3	4	5	6	7	8	9	AB	R	H	RBI	BB	SO	LOB
7 José Reyes, S (1, 6) OBP: 0.301, SLG: 0.386	G3-1		G5-3		2B		SH2-4	G3	G6-3	5	1	1	0	0	0	3
Miguel Cairo, R (1, 4) OBP: 0.309, SLG: 0.371 Aaron Heilman, R (7, 1) Chris Woodward, R (8, PH) OBP: 0.326, SLG: 0.415 Roberto Hernandez, R (8, 1) Braden Looper, R (9, 1)	2B		F8		L1		G6-3	K		4 0 1 0 0	0 0 0 0 0	1 0 0 0 0	0 0 0 0 0	0 0 0 0 0	0 0 1 0 0	2 0 2 0 0
15 Carlos Beltrán, S (1, 8) OBP: 0.317, SLG: 0.435	L4-3 1B		G5-3		1B		1B BB		5 S 5 1B 2B	4	1	3	1	1	0	0
Cliff Floyd, L (1, 7) OBP: 0.357, SLG: 0.522	L4-3			HR	G4-3		5 FC5-4 1B		5 1B 1B BB	4	2	2	2	1	0	3
5 David Wright, R (1, 5) OBP: 0.374, SLG: 0.501		F9		1B G4-6-3 2B		K	FC5-4 1B		11 S 11 1B 1B	5	2	2	1	0	1	2
Mike Cameron, R (1, 9) OBP: 0.341, SLG: 0.478		K	G4-6-3 1B		K	K		1B 11 1B 2B	11 1B SF9 1B	5	2	3	1	0	2	0
Doug Mientkiewicz, L (1, 3) OBP: 0.315, SLG: 0.411	11 BB 1B		G4-6-3		1B			FC6-4 11 1B 1B	K	5	0	3	0	0	1	3
11 Ramon Castro, R (1, 2) OBP: 0.336, SLG: 0.436	BB		F8		F8			FC6-4		4	0	2	2	1	0	1
Kaz Ishii, L (1, 1) OBP: 0.240, SLG: 0.208 Jose Offerman, S (5, PH) OBP: 0.296, SLG: 0.369 Juan Padilla, R (5, 1) Marlon Anderson, L (7, PH) OBP: 0.341, SLG: 0.394 (7, 4)	G3				F7		7 S SH2-4 1B BB	FC6-4 7 S	SF9	1 1 0 1	0 0 0 1	0 0 0 1	0 0 0 1	0 0 0 1	0 0 0 0	2 0 0 2
Inning Stats	R: 0 E: 0 K: 0 S: 13 H: 2 LOB: 1 BB: 0 P: 18	R: 0 E: 0 K: 1 S: 17 H: 1 LOB: 2 BB: 1 P: 26	R: 0 E: 0 K: 0 S: 7 H: 0 LOB: 0 BB: 0 P: 9	R: 2 E: 0 K: 0 S: 8 H: 3 LOB: 0 BB: 0 P: 9	R: 1 E: 0 K: 0 S: 15 H: 2 LOB: 1 BB: 0 P: 24	R: 0 E: 0 K: 2 S: 15 H: 1 LOB: 1 BB: 0 P: 21	R: 1 E: 0 K: 0 S: 12 H: 1 LOB: 2 BB: 2 P: 24	R: 1 E: 0 K: 1 S: 12 H: 3 LOB: 2 BB: 0 P: 20	R: 4 E: 0 K: 1 S: 21 H: 4 LOB: 1 BB: 1 P: 34	1B: 11 2B: 6 3B: 0 HR: 1 SF: 1 SAC: 1 DP: 2 HBP: 0						

PITCHER		IP	WLS	BF	H	R	ER	SO	BB	IBB	HBP	BLK	WP	HR	S	P	ERA	WHIP
44 Roy Oswalt, R ERA: 2.4	(1, 1)	6.0		26	9	3	3	3	1	0	0	0	0	1	75	107	4.50	1.667
Chad Qualls, R ERA: 3.75	(7, 1)	0.2	H	4	0	1	1	0	2	0	0	0	0	0	5	13	13.50	3.000
Mike Gallo, L ERA: 2.35	(7, 1)	0.0	B	1	1	0	0	0	0	0	0	0	0	0	3	5	∞	∞
Dan Wheeler, R ERA: 1.69	(7, 1)	1.1	L	7	3	1	1	1	0	0	0	0	0	0	16	26	6.75	2.250
Russ Springer, R ERA: 6.08	(9, 1)	0.0		4	3	4	4	0	1	0	0	0	0	0	10	19	∞	∞

PITCHER		IP	WLS	BF	H	R	ER	SO	BB	IBB	HBP	BLK	WP	HR	S	P	ERA	WHIP
Chad Harville, R ERA: 5.46	(9, 1)	1.0		4	1	0	0	1	0	0	0	0	0	0	11	15	0.00	1.000

TOP

New York Mets @ Houston Astros

Minute Maid Park, Houston, TX

Sun Jul 31 2005, 1:05 PM CDT
Att. 43,028 - Roof Closed - 72 F

livebaseballscorecards.com

AB	40
R	9
H	17
RBI	8
BB	4
SO	5
LOB	20

WP: 0	PA: 46		
PB: 0			
SB: 4			
CS: 0			

New York Mets @ Houston Astros

Minute Maid Park, Houston, TX

Sun Jul 31 2005, 1:05 PM CDT

Att. 43,028 - Roof Closed - 72 F

livebaseballscorecards.com

BOTTOM

Batter	1	2	3	4	5	6	7	8	9	AB	R	H	RBI	BB	SO	LOB
Craig Biggio, R (1, 4) OBP: 0.340, SLG: 0.492	B F S S 1-3 K ①		B B B B 4-0 17 G4-6-3 4 FC1 2B BB	H 1-0 4 1B 1-2 2-3 HBP		B C C F B X 2-2 4 1B 2B			C F B C 1-3 K ①	3	2	1	0	1	2	0
4 Eric Bruntlett, R (1, 8) OBP: 0.286, SLG: 0.444	C B X 1-1 HR		1 SAFE S S 1 SAFE F B X 1-2 FC1 17 G4-6-3 1-2	X 0-0 1-2 2-3 3-H 1B		C F X 0-2 2-H 1B			B B C B C F X 3-2 F9 ②	5	1	3	3	0	0	1
17 Lance Berkman, S (1, 3) OBP: 0.413, SLG: 0.516	C B X 1-1 16 S 1B		C X 0-1 G4-6-3 ① ② 1-2f 2-3	B B X 2-0 P4 ③		C S B B B X 2-2 F8 ③			C H 1-1 16 BB 1B HBP	4	0	1	0	0	0	6
Morgan Ensberg, R (1, 5) OBP: 0.382, SLG: 0.580	S B C B D 1 SAFE X 3-2 P6 ②		C X 0-1 3-H 2B		C S F X 0-2 G6-3 ① F X 0-1 1B		B B C B F S 3-3 K ① C S X 0-2 28 G1-6-3 1B		B B C F B X 3-2 16 BB 1-2 1B	5	0	2	1	0	1	1
16 Jason Lane, R (1, 9) OBP: 0.301, SLG: 0.489	B S C B B F F C 3-3 K ③ 1-2		X 0-0 P4 ③						B C B C B B 4-2 1-2 2-3 BB	4	0	2	0	1	1	2
28 Adam Everett, R (1, 6) OBP: 0.296, SLG: 0.382		X 0-0 2B		B C B F X 2-2 F8 ① C X 0-1 F8 ②			1 SAFE C B X 1-1 G1-6-3 ② ③ 1-2f		C F B X 1-2 P5 ③	5	0	1	0	0	0	5
2 Chris Burke, R (1, 7) OBP: 0.300, SLG: 0.306		X 0-0 B3 ①		B F B S B B 4-2 HBP 44 BB 4 1B BB C C B F X 1-2 G6-3 ③				B X 1-0 P6 ①		3	1	0	0	1	0	2
Brad Ausmus, R (1, 2) OBP: 0.326, SLG: 0.293		X 0-0 F8 ②		1 SAFE 1 SAFE B C 1 SAFE X 2-1 P6 ②		F F B X 1-2 P5 ①		C F X 0-2 G1-3 ②		4	0	0	0	0	0	2
44 Roy Oswalt, R (1, 1) OBP: 0.184, SLG: 0.130 Mike Lamb, L (6, PH) OBP: 0.259, SLG: 0.392 Chad Qualls, R (7, 1) Mike Gallo, L (7, 1) Dan Wheeler, R (7, 1) Orlando Palmeiro, L (8, PH) OBP: 0.378, SLG: 0.504 Russ Springer, R (9, 1) Chad Harville, R (9, 1)		B C B X 2-1 P4 ③		B B B B 4-0 4 1B HBP 1-2 BB		B B C X 2-1 F7 ②		B C B X 2-1 P4 ③		1 1 0 0 0 1 0 0	0 0 0 0 0 0 0 0	0 0 0 0 0 0 0 0	0 0 0 0 0 0 0 0	1 0 0 0 0 0 0 0	0 0 0 0 0 0 0 0	1 0 0 0 0 0 0 0
Inning Stats	R: 1 E: 0 K: 2 S: 15 H: 2 LOB: 1 BB: 0 P: 24	R: 0 E: 0 K: 0 S: 5 H: 1 LOB: 1 BB: 0 P: 7	R: 1 E: 0 K: 0 S: 8 H: 1 LOB: 1 BB: 1 P: 13	R: 1 E: 0 K: 0 S: 9 H: 1 LOB: 3 BB: 2 P: 24	R: 0 E: 0 K: 0 S: 12 H: 1 LOB: 1 BB: 0 P: 13	R: 1 E: 0 K: 0 S: 15 H: 2 LOB: 1 BB: 0 P: 22	R: 0 E: 0 K: 1 S: 8 H: 1 LOB: 0 BB: 0 P: 12	R: 0 E: 0 K: 0 S: 6 H: 0 LOB: 0 BB: 0 P: 9	R: 0 E: 0 K: 1 S: 16 H: 1 LOB: 3 BB: 1 P: 29	1B: 6 2B: 3 3B: 0 HR: 1	SF: 0 SAC: 0 DP: 2 HBP: 2					

AB	36
R	4
H	10
RBI	4
BB	4
SO	4
LOB	20

WP: 0 PB: 0 SB: 1 CS: 0 PA: 42

PITCHER		IP	WLS	BF	H	R	ER	SO	BB	IBB	HBP	BLK	WP	HR	S	P	ERA	WHIP
Kaz Ishii, L ERA: 5.04	(1, 1)	4.0		21	5	3	3	2	3	0	1	0	0	1	37	68	6.75	2.000
Juan Padilla, R ERA: 0.96	(5, 1)	2.0		9	3	1	1	0	0	0	0	0	0	0	27	35	4.50	1.500
Aaron Heilman, R ERA: 4.34	(7, 1)	1.0	W	3	1	0	0	1	0	0	0	0	0	0	8	12	0.00	1.000
Roberto Hernandez, R ERA: 1.76	(8, 1)	1.0	H	3	0	0	0	0	0	0	0	0	0	0	6	9	0.00	0.000
Braden Looper, R ERA: 3.12	(9, 1)	1.0		6	1	0	0	1	1	0	1	0	0	0	16	29	0.00	2.000

PITCHER	IP	WLS	BF	H	R	ER	SO	BB	IBB	HBP	BLK	WP	HR	S	P	ERA	WHIP

Houston Astros @ Arizona Diamondbacks

Bank One Ballpark, Phoenix, AZ

Tue Aug 02 2005, 9:40 PM EDT

Att. 31,696 - Roof Closed - 80 F

livebaseballscorecards.com

TOP

Batter	1	2	3	4	5	6	7	8	9	AB	R	H	RBI	BB	SO	LOB
Willy Taveras, R (1, 8) OBP: 0.325, SLG: 0.356	C X 0-1 ① G6-3		B F L S 1-3 ② K		X 0-0 ② G4-3 2-3		C B F F B B X 3-2 ① F8		C F B F F S 1-3 ② K	5	0	0	0	0	2	1
Craig Biggio, R (1, 4) OBP: 0.339, SLG: 0.488	B X 1-0 ② F7		X 0-0 ③ G6-3		B X 1-0 3-H 1B		B B C X 2-1 ② F8		S B X 1-1 ③ F8	5	0	1	1	0	0	0
17 Lance Berkman, S (1, 9) (8, 3) OBP: 0.411, SLG: 0.516	C B B X 2-1 2B			X 0-0 ① G4-3	B S B F B X 3-2 ③ F9		B B F F S 2-3 ③ K			4	0	1	0	0	1	1
Morgan Ensberg, R (1, 5) OBP: 0.381, SLG: 0.577	S B C S 1-3 ③ K			B C C X 1-2 BB 1B		X 0-0 ① F8		B F B B F X 3-2 ① F8		4	0	1	0	0	1	1
Mike Lamb, L (1, 3) OBP: 0.263, SLG: 0.406 Mike Gallo, L (8, 1) 54 Brad Lidge, R (9, 1)		B B X 2-0 ① F8		F 1 SAFE C D B S 2-3 ② K		C B S F B B F B 4-2 28 2B BB		B C F F B F B X 3-2 HR		3 0 0	2 0 0	1 0 0	1 0 0	1 0 0	1 0 0	1 0 0
Orlando Palmeiro, L (1, 7) OBP: 0.388, SLG: 0.507 4 Eric Bruntlett, R (8, PR) (8, 9) OBP: 0.286, SLG: 0.444		B B C B C F X 3-2 1B		B P B C B 4-1 1-2 BB		1 SAFE C C X 0-2 ② L8		B B C X 2-1 28 1B CS 1B		3 0	0 0	2 0	0 0	1 0	0 0	1 0
28 Adam Everett, R (1, 6) OBP: 0.298, SLG: 0.386		1 SAFE C S S 0-3 ② K		F F S 0-3 ③ K		1 SAFE B B X 2-0 1-H 2B		1 SAFE B 1 SAFE S S X 1-2 1-3 CS 1B		4	0	2	1	0	2	3
Brad Ausmus, R (1, 2) OBP: 0.328, SLG: 0.294		B B F 1 SAFE C B C 3-3 ③ K			X 0-0 G4-3 SH1-4 1B 1B	I I I I 4-0 IBB		C 1 SAFE B B S B X 3-2 ② ③ G4-3 1-2 3-H		3	1	1	0	1	1	3
Roger Clemens, R (1, 1) OBP: 0.273, SLG: 0.244 2 Chris Burke, R (8, 7) OBP: 0.299, SLG: 0.305			C S F B C 1-3 ① K		C X 0-1 ① SH1-4 1-2	B C B F S 2-3 ③ K			B S S S 1-3 ① K	2 1	0 0	0 0	0 0	0 0	2 1	2 0
Inning Stats	R: 0 E: 0 K: 1 S: 8 H: 1 LOB: 1 BB: 0 P: 12	R: 0 E: 0 K: 2 S: 11 H: 1 LOB: 1 BB: 0 P: 19	R: 0 E: 0 K: 2 S: 8 H: 0 LOB: 0 BB: 0 P: 10	R: 0 E: 0 K: 2 S: 12 H: 1 LOB: 2 BB: 1 P: 18	R: 1 E: 0 K: 0 S: 8 H: 2 LOB: 1 BB: 0 P: 12	R: 1 E: 0 K: 1 S: 12 H: 1 LOB: 2 BB: 2 P: 24	R: 0 E: 0 K: 1 S: 9 H: 0 LOB: 0 BB: 0 P: 16	R: 1 E: 0 K: 0 S: 16 H: 3 LOB: 2 BB: 0 P: 28	R: 0 E: 0 K: 2 S: 10 H: 0 LOB: 0 BB: 0 P: 13	1B: 6 2B: 2 3B: 0 HR: 1	SF: 0 SAC: 1 DP: 0 HBP: 0						

	AB	34
	R	3
	H	9
	RBI	3
	BB	3
	SO	11
	LOB	13

WP: 0 PB: 0 SB: 0 CS: 2 PA: 38

PITCHER	IP	WLS	BF	H	R	ER	SO	BB	IBB	HBP	BLK	WP	HR	S	P	ERA	WHIP
Claudio Vargas, R (1, 1) ERA: 5.09	7.1	L	32	7	3	3	9	2	1	0	0	0	1	76	125	3.68	1.227
Lance Cormier, R (8, 1) ERA: 3.81	0.2		3	2	0	0	0	0	0	0	0	0	0	8	14	0.00	3.000
Jose Valverde, R (9, 1) ERA: 3.07	1.0		3	0	0	0	2	0	0	0	0	0	0	10	13	0.00	0.000

PITCHER	IP	WLS	BF	H	R	ER	SO	BB	IBB	HBP	BLK	WP	HR	S	P	ERA	WHIP

Batter	1	2	3	4	5	6	7	8	9	AB	R	H	RBI	BB	SO	LOB
Craig Counsell, L (1, 4) OBP: 0.360, SLG: 0.395	C C B X 1-2 G3 ①		C B C B F B X 3-2 F9 ②			B X 1-0 F8 ①		C B B X 2-1 G3 2B		4	0	1	0	0	0	0
Chad Tracy, L (1, 9) OBP: 0.346, SLG: 0.523	C X 0-1 HR		C X 0-1 F7 ③			B B F F X 2-2 2B		C B C F X 1-2 G3 ② 2-3		4	1	2	1	0	0	1
Luis Gonzalez, L (1, 7) OBP: 0.375, SLG: 0.461	B B T F S 2-3 K ②			B B F B F S 3-3 K ①		B B C F F X 2-2 L5 ②		B X 1-0 F7 ③		4	0	0	0	0	2	2
Tony Clark, S (1, 3) OBP: 0.375, SLG: 0.665	X 0-0 1B			C C B F S 1-3 K ②		B B F B X 3-1 F7 ③			X 0-0 G3 ①	4	0	1	0	0	1	1
Troy Glaus, R (1, 5) OBP: 0.357, SLG: 0.492	C B B C B S 3-3 K ③			S B B B B 4-1 S BB			X 0-0 F8 ①		B B C X 2-1 F9-3 1B	3	0	1	0	1	1	1
Shawn Green, L (1, 8) OBP: 0.356, SLG: 0.486		C B X 1-1 G1-3 ①		B C S B C 2-3 K ③ 1-2			C B F X 1-2 G3-1 ②		S B X 1-1 F9-3 ② ③ 1-1	4	0	0	0	0	1	2
Royce Clayton, R (1, 6) OBP: 0.310, SLG: 0.345		B B B C F S 3-3 K ②			B X 1-0 F9 ①		S B F B B X 3-2 19 FC6-4 1B			3	0	1	0	0	1	0
19 Chris Snyder, R (1, 2) OBP: 0.305, SLG: 0.325		C B S S 1-3 K ③			C B S F B F S 2-3 K ②		1 SAFE 1 SAFE 1 SAFE C 1 SAFE B B X 2-1 FC6-4 ③ 1-2f			3	0	0	0	0	2	1
Claudio Vargas, R (1, 1) OBP: 0.118, SLG: 0.118 Lance Cormier, R (8, 1) OBP: 0.250, SLG: 0.250 Quinton McCracken, S (8, PH) OBP: 0.324, SLG: 0.305 Jose Valverde, R (9, 1)			C F X 0-2 G6-3 ①		F X 0-1 G6-3 ③			B X 1-0 F7 ①		2 0 1 0	0 0 0 0	0 0 0 0	0 0 0 0	0 0 0 0	0 0 0 0	0 0 0 0
Inning Stats	R: 1 H: 2 E: 0 LOB: 1 K: 2 BB: 0 S: 12 P: 18	R: 0 H: 0 E: 0 LOB: 0 K: 2 BB: 0 S: 8 P: 13	R: 0 H: 0 E: 0 LOB: 0 K: 0 BB: 0 S: 9 P: 12	R: 0 H: 0 E: 0 LOB: 1 K: 3 BB: 1 S: 11 P: 21	R: 0 H: 0 E: 0 LOB: 0 K: 1 BB: 0 S: 8 P: 11	R: 0 H: 1 E: 0 LOB: 1 K: 0 BB: 0 S: 10 P: 18	R: 0 H: 1 E: 0 LOB: 1 K: 0 BB: 0 S: 9 P: 15	R: 0 H: 1 E: 0 LOB: 1 K: 0 BB: 0 S: 8 P: 13	R: 0 H: 1 E: 0 LOB: 0 K: 0 BB: 0 S: 5 P: 8	1B: 3 SF: 0 2B: 3 SAC: 0 3B: 0 DP: 1 HR: 1 HBP: 0						WP: 0 PA: 33 PB: 0 SB: 1 CS: 0

PITCHER		IP	WLS	BF	H	R	ER	SO	BB	IBB	HBP	BLK	WP	HR	S	P	ERA	WHIP
Roger Clemens, R ERA: 1.45	(1, 1)	7.0	W	26	4	1	1	8	1	0	0	0	0	1	67	108	1.29	0.714
Mike Gallo, L ERA: 2.08	(8, 1)	1.0	H	4	1	0	0	0	0	0	0	0	0	0	8	13	0.00	1.000
54 Brad Lidge, R ERA: 2.4	(9, 1)	1.0	S	3	1	0	0	0	0	0	0	0	0	0	5	8	0.00	1.000

PITCHER	IP	WLS	BF	H	R	ER	SO	BB	IBB	HBP	BLK	WP	HR	S	P	ERA	WHIP

BOTTOM

Houston Astros @ Arizona Diamondbacks

Bank One Ballpark, Phoenix, AZ

Tue Aug 02 2005, 9:40 PM EDT
Att. 31,696 - Roof Closed - 80 F

livebaseballscorecards.com

AB	32
R	1
H	6
RBI	1
BB	1
SO	8
LOB	8

Houston Astros @ Arizona Diamondbacks

Bank One Ballpark, Phoenix, AZ

Wed Aug 03 2005, 10:10 PM EDT

Att. 22,283 - Roof Closed - 80 F

livebaseballscorecards.com

TOP

Batter	1	2	3	4	5	6	7	8	9	AB	R	H	RBI	BB	SO	LOB
Willy Taveras, R (1, 8) OBP: 0.326, SLG: 0.355	F X 0-1 B1-3		C B B F X 2-2 G4-3		B B F S F F F B B 4-2 FC4-6 BB	B F C F B B X 3-2 E3 2-H 3-H 1B		S C S 0-3 K		4	0	1	1	1	1	1
Craig Biggio, R (1, 4) OBP: 0.335, SLG: 0.482	X 0-0 G6-3		C B X 1-1 G6-3		B S S S 1-3 K	1 SAFE X 0-0 G4-3			S F C 0-3 K	5	0	0	0	0	2	3
Chad Harville, R (9, 1)										0	0	0	0	0	0	0
Mike Lamb, L (1, 3) OBP: 0.266, SLG: 0.406	C B F F S 1-3 K			C B F X 1-2 28 WP BB 1B	F C X 0-2 FC4-6 1-2f		B B C B F F F F X 3-2 F9		F F X 0-2 28 2B 1B 1B	5	1	2	0	0	1	2
Morgan Ensberg, R (1, 5) OBP: 0.385, SLG: 0.587		C C B F X 1-2 28 1B 16 1B 2 SF8 1B		B C 1 SAFE B B B C 1 SAFE B 4-2 1-2 BB		C X 0-1 HR	S B F X 1-2 G5-3		B C F B X 2-2 28 2B 1-2 1B	4	2	3	1	1	0	0
16 Jason Lane, R (1, 9) OBP: 0.302, SLG: 0.488		B B B C X 3-1 2 SF8 28 1B 1-2 1B		B S F B F X 2-2 F7		C B B X 2-1 E7 FC6-4 2B 1B	X 0-0 F9		B B B C S S 3-3 K	5	1	2	0	0	1	4
28 Adam Everett, R (1, 6) OBP: 0.302, SLG: 0.390		B B C X 2-1 G6-4-3 1-2 2-3 1B		C C S 0-3 K 2-3		L B F B S 2-3 K		S B H 2-1 G3 2 S 1B HBP	C F B B F X 1-2 1-3 2-H 2B	4	1	2	1	0	2	3
2 Chris Burke, R (1, 7) OBP: 0.292, SLG: 0.299		C S B X 1-2 SF8 2-3 3-H		X 0-0 P2		B C B X 2-1 E5 FC6-4		S F X 0-2 L4 1-2	C F T 0-2 K	4	0	0	1	0	1	6
Brad Ausmus, R (1, 2) OBP: 0.327, SLG: 0.293		X 0-0 G6-4-3 1-2f			C B X 1-1 SH1-3 1B	B X 1-0 FC6-4 2B 1B 1-2f 2-3		B S B F X 2-2 G3 2-3		4	1	1	0	0	0	5
Ezequiel Astacio, R (1, 1) OBP: 0.273, SLG: 0.273			C B F S 1-3 K		X 0-0 SH1-3 1-2	B C 1 D C X 2-2 E 1-3 3-H 2B		C B C F B X 2-2 3-H 1B		1	0	0	0	0	1	0
Orlando Palmeiro, L (6, PH) OBP: 0.391, SLG: 0.517										1	1	1	1	0	0	0
Russ Springer, R (6, 1)										0	0	0	0	0	0	0
Mike Burns, R (7, 1)										0	0	0	0	0	0	0
Jose Vizcaino, S (8, PH) OBP: 0.307, SLG: 0.322										1	0	1	1	0	0	0
Dan Wheeler, R (8, 1)										0	0	0	0	0	0	0
4 Eric Bruntlett, R (9, 4) OBP: 0.286, SLG: 0.444										0	0	0	0	0	0	0

	AB	38
	R	7
	H	13
	RBI	6
	BB	2
	SO	9
	LOB	24

Inning Stats																												
	R: 0	H: 0	R: 1	H: 3	R: 0	H: 0	R: 0	H: 1	R: 0	H: 1	R: 4	H: 4	R: 0	H: 0	R: 1	H: 1	R: 1	H: 3	1B: 10	SF: 1	WP: 1	PA: 43
	E: 0	LOB: 0	E: 0	LOB: 1	E: 0	LOB: 0	E: 0	LOB: 2	E: 3	LOB: 1	E: 0	LOB: 0	E: 0	LOB: 1	E: 0	LOB: 2	2B: 2	SAC: 1	PB: 0			
	K: 1	BB: 0	K: 0	BB: 0	K: 1	BB: 1	K: 1	BB: 0	K: 1	BB: 0	K: 0	BB: 0	K: 1	BB: 0	K: 3	BB: 0	3B: 0	DP: 1	SB: 1			
	S: 7	P: 8	S: 12	P: 19	S: 8	P: 12	S: 13	P: 20	S: 14	P: 20	S: 18	P: 30	S: 10	P: 14	S: 15	P: 21	S: 20	P: 26	HR: 1	HBP: 1	CS: 0	

PITCHER		IP	WLS	BF	H	R	ER	SO	BB	IBB	HBP	BLK	WP	HR	S	P	ERA	WHIP
Javier Vazquez, R (1, 1) ERA: 4.24		5.2	L	28	9	5	2	5	2	0	0	0	1	1	71	108	3.18	1.941
Mike Koplove, R (6, 1) ERA: 5.01		0.1		1	0	0	0	0	0	0	0	0	0	0	1	1	0.00	0.000
Buddy Groom, L (7, 1) ERA: 4.73		1.0		3	0	0	0	0	0	0	0	0	0	0	10	14	0.00	0.000
36 Brian Bruney, R (8, 1) ERA: 6.46		1.0		5	1	1	1	1	0	0	1	0	0	0	15	21	9.00	1.000
Tim Worrell, R (9, 1) ERA: 6.75		1.0		6	3	1	1	3	0	0	0	0	0	0	20	26	9.00	3.000

PITCHER	IP	WLS	BF	H	R	ER	SO	BB	IBB	HBP	BLK	WP	HR	S	P	ERA	WHIP

BOTTOM

Houston Astros @ Arizona Diamondbacks

Bank One Ballpark, Phoenix, AZ

Wed Aug 03 2005, 10:10 PM EDT

Att. 22,283 - Roof Closed - 80 F

livebaseballscorecards.com

Batter	1	2	3	4	5	6	7	8	9	AB	R	H	RBI	BB	SO	LOB
Craig Counsell, L (1, 4) OBP: 0.364, SLG: 0.397	B B B C C B 4-2 F8 G4-3 BB		B B C F X 2-2 1B		X 0-0 ① F9		B C B B X 3-1 1B			3	0	2	0	1	0	0
Chad Tracy, L (1, 9) OBP: 0.344, SLG: 0.518	B C D X 2-1 ① G4-3 1-2		S B X 1-1 ② F9		B B B C F B 4-2 BB		B 1 SAFE B 1 SAFE C F X 2-2 ② F9			3	0	0	0	1	0	3
Luis Gonzalez, L (1, 7) OBP: 0.374, SLG: 0.457	C B B B D B 4-1 FC6 BB		B F 1 SAFE 1 SAFE C F X 1-2 ③ G4-3		B C B B X 3-1 ② F7		B B C 1 SAFE X 2-1 ③ F9			3	0	0	0	1	0	3
Troy Glaus, R (1, 5) OBP: 0.354, SLG: 0.487	B B C X 2-1 ② F8 2-3			C S X 0-2 ① G5-3	X 0-0 ③ P6			C S B S 1-3 ① K		4	0	0	0	0	1	3
Shawn Green, L (1, 8) OBP: 0.357, SLG: 0.486	C F B X 1-2 ③ FC6 1-2f			S F X 0-2 34 1B 1B 1B		B B X 2-0 ① G4-3		S C B B F F X 2-2 34 G4-6-3 1B		4	0	2	0	0	0	2
34 Conor Jackson, R (1, 3) OBP: 0.400, SLG: 0.444		X 0-0 ① G5-3		C X 0-1 1B 1-2 1B		B F B F F F F F B 3-2 ② X P4		C D B X 2-1 ②③ G4-6-3 1-2f		4	0	1	0	0	0	1
Royce Clayton, R (1, 6) OBP: 0.312, SLG: 0.347		C S X 0-2 ② G5-3		X 0-0 1-2 2-3 1B		B B S X 2-1 1B		C B B C X 2-2 ① G4-3		4	0	2	0	0	0	0
19 Chris Snyder, R (1, 2) OBP: 0.301, SLG: 0.321 Alex Cintron, S (9, PH) OBP: 0.301, SLG: 0.394		C X 0-1 ③ F9		S B S B S 2-3 ② K		C F B S 1-3 ③ K		B B B B C X 3-1 ② G6-3		3 1	0 0	0 0	0 0	0 0	2 0	4 0
Javier Vazquez, R (1, 1) OBP: 0.304, SLG: 0.326 Mike Koplove, R (6, 1) Buddy Groom, L (7, 1) Quinton McCracken, S (7, PH) OBP: 0.323, SLG: 0.304 36 Brian Bruney, R (8, 1) Tim Worrell, R (9, 1) Tony Clark, S (9, PH) OBP: 0.373, SLG: 0.662			B C S F F X 1-2 ① G4-3	B B B C C X 3-2 ③ F8			C C X 0-2 ① P5	B C S C 1-3 ③ K		2 0 0 0 1 0 0 0 1	0 0 0 0 0 0 0 0 0	0 0 0 0 0 0 0 0 0	0 0 0 0 0 0 0 0 0	0 0 0 0 0 0 0 0 1	0 0 0 0 0 0 0 0 0	3 0 0 0 0 0 0 0 0
Inning Stats	R: 0 E: 0 K: 0 S: 10 H: 0 LOB: 2 BB: 2 P: 23	R: 0 E: 0 K: 0 S: 6 H: 0 LOB: 0 BB: 0 P: 6	R: 0 E: 0 K: 0 S: 14 H: 1 LOB: 1 BB: 0 P: 19	R: 0 E: 0 K: 1 S: 15 H: 3 LOB: 3 BB: 0 P: 20	R: 0 E: 0 K: 0 S: 6 H: 0 LOB: 1 BB: 1 P: 13	R: 0 E: 0 K: 1 S: 13 H: 1 LOB: 1 BB: 0 P: 21	R: 0 E: 0 K: 0 S: 10 H: 1 LOB: 1 BB: 0 P: 17	R: 0 E: 0 K: 1 S: 10 H: 1 LOB: 0 BB: 0 P: 15	R: 0 E: 0 K: 1 S: 8 H: 0 LOB: 0 BB: 0 P: 14	1B: 7 2B: 0 3B: 0 HR: 0	SF: 0 SAC: 0 DP: 1 HBP: 0						

PITCHER	IP	WLS	BF	H	R	ER	SO	BB	IBB	HBP	BLK	WP	HR	S	P	ERA	WHIP
Ezequiel Astacio, R (1, 1) ERA: 6.33	5.0	W	22	4	0	0	1	3	0	0	0	0	0	51	81	0.00	1.400
Russ Springer, R (6, 1) ERA: 5.92	1.0		4	1	0	0	1	0	0	0	0	0	0	13	21	0.00	1.000
Mike Burns, R (7, 1) ERA: 3.32	1.0		4	1	0	0	0	0	0	0	0	0	0	10	17	0.00	1.000
Dan Wheeler, R (8, 1) ERA: 1.65	1.0		3	1	0	0	1	0	0	0	0	0	0	10	15	0.00	1.000
Chad Harville, R (9, 1) ERA: 5.28	1.0		3	0	0	0	1	0	0	0	0	0	0	8	14	0.00	0.000

PITCHER	IP	WLS	BF	H	R	ER	SO	BB	IBB	HBP	BLK	WP	HR	S	P	ERA	WHIP

AB	33
R	0
H	7
RBI	0
BB	3
SO	4
LOB	19

WP: 0 PB: 0 SB: 0 CS: 0 PA: 36

Batter	1	2	3	4	5	6	7	8	9	AB	R	H	RBI	BB	SO	LOB
Willy Taveras, R (1, 8) OBP: 0.326, SLG: 0.355	C F S 0-3 K2-3 ①		C F B X 1-2 1B 1B	X 0-0 17 E 1B 1-2 1B		C F X 0-2 G5-3 ③		T F F C 0-3 K ③		5	0	2	0	0	2	1
Chad Qualls, R (8, 1)										0	0	0	0	0	0	0
Craig Biggio, R (1, 4) OBP: 0.338, SLG: 0.485	B X 1-0 2B		S F 1 SAFE B X 1-2 F8 ①	C F X 0-2 1-2 2-3 17 E 1B			C B B B X 3-1 F7 ①		B B B C H 4-1 HBP	4	0	2	0	0	0	1
17 Lance Berkman, S (1, 3) OBP: 0.405, SLG: 0.507	B C C D X 2-2 P4 ②		1 SAFE B X 1-0 P2 ②	D X 1-0 1-2 2-3 3-H E1			B C S B B F X 3-2 F7 ②		C B F F S 1-3 K ①	5	0	0	0	0	1	5
Morgan Ensberg, R (1, 5) OBP: 0.388, SLG: 0.586	B B F B C F F B 4-2 BB		F 1 SAFE B B 1 SAFE X 2-1 1-3 16 HBP 1B	S S D F C 1-3 K ③			X 0-0 16 WP 1B		C S F S 0-3 K ②	4	0	2	0	1	2	4
16 Jason Lane, R (1, 9) OBP: 0.301, SLG: 0.482	X 0-0 F8 ③		B H 2-0 1-2 HBP		B X 1-0 P4 ①		B B C C B X 3-2 1-2 F7 ③		S X 0-1 P3 ③	4	0	0	0	0	0	4
28 Adam Everett, R (1, 6) OBP: 0.299, SLG: 0.386		X 0-0 F7 ①	B X 1-0 P4 ③		C F X 0-2 L8 ②			C B X 1-1 F8 ①		4	0	0	0	0	0	3
2 Chris Burke, R (1, 7) OBP: 0.296, SLG: 0.309		C F B B X 2-2 G6-3 3B		C F X 0-2 P4 ①	B X 1-0 G6-3 ③			C F B H 2-2 2B SF7 HBP		3	2	1	0	0	0	0
Humberto Quintero, R (1, 2) OBP: 0.167, SLG: 0.194						X 0-0 4 G6-4-3 1B		1 SAFE B X 1-0 1-3 2B		3	0	1	1	0	0	0
Jose Vizcaino, S (8, PH) OBP: 0.313, SLG: 0.336										1	0	1	0	0	0	0
Brad Ausmus, R (8, 2) OBP: 0.327, SLG: 0.293		B F X 1-1 3-H G6-3 ②	F X 0-1 G5-3 ②							0	0	0	0	0	0	0
51 Wandy Rodriguez, S (1, 1) OBP: 0.200, SLG: 0.167		C F X 0-2 G1-3 ③	X 0-0 1B 1B 17 E 1B			C F D E B X 2-2 1-2f G6-4-3 ① ②		F B B F F X 2-2 3-H SF7 ②		2	1	1	0	0	0	0
4 Eric Bruntlett, R (6, PH) OBP: 0.282, SLG: 0.438										1	0	0	0	0	0	1
Chad Harville, R (6, 1)										0	0	0	0	0	0	0
Orlando Palmeiro, L (8, PH) OBP: 0.389, SLG: 0.517										0	0	0	1	0	0	0
(8, 7)																

Inning Stats	1	2	3	4	5	6	7	8	9
	R: 0 E: 0 K: 1 S: 12 H: 1 LOB: 2 BB: 1 P: 19	R: 1 E: 0 K: 0 S: 9 H: 1 LOB: 0 BB: 0 P: 12	R: 0 E: 0 K: 0 S: 10 H: 2 LOB: 3 BB: 0 P: 18	R: 1 E: 1 K: 1 S: 16 H: 3 LOB: 3 BB: 0 P: 18	R: 0 E: 0 K: 0 S: 5 H: 0 LOB: 0 BB: 0 P: 7	R: 0 E: 0 K: 0 S: 8 H: 1 LOB: 0 BB: 0 P: 10	R: 0 E: 0 K: 0 S: 10 H: 1 LOB: 1 BB: 0 P: 19	R: 1 E: 0 K: 1 S: 12 H: 1 LOB: 1 BB: 0 P: 18	R: 0 E: 0 K: 2 S: 11 H: 0 LOB: 1 BB: 0 P: 16

1B: 7 SF: 1
2B: 2 SAC: 0
3B: 1 DP: 1
HR: 0 HBP: 3

WP: 1 PA: 41
PB: 0
SB: 0
CS: 0

PITCHER	IP	WLS	BF	H	R	ER	SO	BB	IBB	HBP	BLK	WP	HR	S	P	ERA	WHIP
Brad Halsey, L (1, 1) ERA: 3.7	6.0	W	28	8	2	1	2	1	0	1	0	0	0	60	84	1.50	1.500
Lance Cormier, R (7, 1) ERA: 3.88	1.1		7	2	1	1	0	0	0	1	0	1	0	15	28	6.75	1.500
Jose Valverde, R (8, 1) ERA: 2.95	1.2	S	6	0	0	0	3	0	0	1	0	0	0	18	25	0.00	0.000

PITCHER	IP	WLS	BF	H	R	ER	SO	BB	IBB	HBP	BLK	WP	HR	S	P	ERA	WHIP

TOP

Houston Astros @ Arizona Diamondbacks

Bank One Ballpark, Phoenix, AZ

Thu Aug 04 2005, 9:40 PM EDT
Att. 23,217 - Roof Closed - 80 F

livebaseballscorecards.com

AB	36
R	3
H	10
RBI	2
BB	1
SO	5
LOB	19

BOTTOM

Houston Astros @ Arizona Diamondbacks

Bank One Ballpark, Phoenix, AZ

Thu Aug 04 2005, 9:40 PM EDT
Att. 23,217 - Roof Closed - 80 F

livebaseballscorecards.com

Batter	1	2	3	4	5	6	7	8	9	AB	R	H	RBI	BB	SO	LOB
Craig Counsell, L (1, 4) OBP: 0.363, SLG: 0.395	C B B S 2-3 K ① 1-2	X 0-0 CS 1B 3-H			B F B B X 3-1 F9 ① 2-2	C B C B X 2-2 G4-3 ① 2-2				4	0	1	1	0	1	0
Royce Clayton, R (1, 6) OBP: 0.314, SLG: 0.350	B B C B B 4-1 L3 BB 3-2	C 1 SAFE F B F L C 1-3 K ②③ 1-2			S X 0-1 2B 0-1	B X 1-0 G6-3 ② 1-0				3	0	1	0	1	1	1
Luis Gonzalez, L (1, 7) OBP: 0.371, SLG: 0.453	B X 1-0 L3 ②③ 1-1		C C X 0-2 F7 ① 0-1		B C B X 2-1 L9 ② 2-1	C B B X 2-1 G5-3 ③ 2-1				4	0	0	0	0	0	2
Tony Clark, S (1, 3) OBP: 0.376, SLG: 0.671		B B B C B 4-1 HR BB 3-2	B B X 2-0 F8 ② 2-0		C B B X 2-1 F8 ③ 2-1			X 0-0 HR 0-0		3	2	1	1	1	0	1
Troy Glaus, R (1, 5) OBP: 0.355, SLG: 0.497		B C B B X 3-1 HR 1-H	B C S B S 2-3 K ③ 2-3			B B X 2-0 F8 2B 2-0		C B F B S 2-3 K ① 2-3		4	1	2	2	0	2	0
Shawn Green, L (1, 9) OBP: 0.358, SLG: 0.493		B B B B C F B 4-2 1B 1B E BB 4-2	C X 0-1 HR 0-1			B X 1-0 F8 ① 2-3		B B X 2-0 G6-3 ② 2-0		3	2	1	1	1	0	1
Luis Terrero, R (1, 8) OBP: 0.306, SLG: 0.367		L 1 SAFE C F B 1 SAFE F B X 2-2 1B E 1B 1-2	B M B F B X 3-2 G6-3 ① 3-2			B S S F B D B 4-2 WP BB 4-2		C B S B X 2-2 F7 ③ 2-2		3	1	1	0	1	0	0
Koyie Hill, S (1, 2) OBP: 0.320, SLG: 0.270		C X 0-1 E 1B 1B 1-2 2-3	C X 0-1 L8 ② 0-1			B B B S B F B 4-2 G6-3 BB 1-2				2	1	1	0	1	0	0
Brad Halsey, L (1, 1) OBP: 0.170, SLG: 0.071	1 SAFE C F B C 1-3 K ① 1-3 2-H 3-H		C X 0-1 G5-3 ③ 0-1			X 0-0 G6-3 ②③ 1-2f				2	0	0	0	0	1	1
Chad Tracy, L (6, PH) OBP: 0.343, SLG: 0.517										1	0	0	0	0	0	3
Lance Cormier, R (7, 1) OBP: 0.250, SLG: 0.250										0	0	0	0	0	0	0
Jose Valverde, R (8, 1)										0	0	0	0	0	0	0
Inning Stats	R: 0 E: 0 K: 1 S: 5 H: 0 LOB: 0 BB: 1 P: 12	R: 5 E: 1 K: 2 S: 22 H: 4 LOB: 0 BB: 2 P: 37	R: 0 E: 0 K: 1 S: 7 H: 0 LOB: 0 BB: 0 P: 11	R: 1 E: 0 K: 0 S: 9 H: 1 LOB: 0 BB: 0 P: 12	R: 0 E: 0 K: 0 S: 8 H: 1 LOB: 1 BB: 0 P: 15	R: 0 E: 0 K: 0 S: 9 H: 1 LOB: 2 BB: 2 P: 20	R: 0 E: 0 K: 0 S: 6 H: 0 LOB: 0 BB: 0 P: 11	R: 1 E: 0 K: 1 S: 8 H: 1 LOB: 0 BB: 0 P: 14		1B: 3 2B: 3 3B: 0 HR: 3 SF: 0 SAC: 0 DP: 2 HBP: 0						

	AB	29
	R	7
	H	8
	RBI	5
	BB	5
	SO	5
	LOB	9

PITCHER		IP	WLS	BF	H	R	ER	SO	BB	IBB	HBP	BLK	WP	HR	S	P	ERA	WHIP
51 Wandy Rodriguez, L ERA: 6.11	(1, 1)	5.0	L	22	6	6	5	4	3	0	0	0	0	2	51	87	9.00	1.800
Chad Harville, R ERA: 4.94	(6, 1)	2.0		8	1	0	0	0	2	0	0	0	1	0	15	31	0.00	1.500
Chad Qualls, R ERA: 3.86	(8, 1)	1.0		4	1	1	1	1	0	0	0	0	0	1	8	14	9.00	1.000

PITCHER	IP	WLS	BF	H	R	ER	SO	BB	IBB	HBP	BLK	WP	HR	S	P	ERA	WHIP

Batter	1	2	3	4	5	6	7	8	9	AB	R	H	RBI	BB	SO	LOB
Willy Taveras, R (1, 8) OBP: 0.326, SLG: 0.354	B F C F B X 2-2 17 CS 1B		C B X 1-1 ② B1-3 2-3			F B X 1-1 ① G4-3		B X 1-0 ③ F9		4	0	1	0	0	0	1
Craig Biggio, R (1, 4) OBP: 0.339, SLG: 0.482	X 0-0 ① P6		B B C B B 4-1 BB			B C S B F F B F B 4-2 BB			B C S X 1-2 ① F9	2	0	0	0	2	0	1
17 Lance Berkman, S (1, 9) OBP: 0.403, SLG: 0.502	D B B C B 4-1 ② 1-2 BB		B F B S X 2-2 ③ L8			B S X 1-1 ② F8			S S B C 1-3 ② K	3	0	0	0	1	1	3
Morgan Ensberg, R (1, 5) OBP: 0.384, SLG: 0.580	C B C 1 SAFE X 1-2 ③ G4-3			C S F B F C 1-3 ① K		S B B 1 S D T SAFE 3-2 ③ K			C C F X 0-2 ③ P3	4	0	0	0	0	2	2
Mike Lamb, L (1, 3) OBP: 0.267, SLG: 0.405		B B F C F X 2-2 G4-6-3 1B		B B F S X 2-2 ② G6-3			B F S B B S 3-3 ① K			3	0	1	0	0	1	0
Orlando Palmeiro, L (1, 7) OBP: 0.382, SLG: 0.507		1 SAFE X 0-0 ①② G4-6-3 1-2f		B B C C F X 2-2 ③ G4-3			X 0-0 ② L7			3	0	0	0	0	0	1
28 Adam Everett, R (1, 6) OBP: 0.297, SLG: 0.383		C B F F F S 1-3 ③ K			C F B F B S 2-3 ① K		L B X 1-1 ③ F9			3	0	0	0	0	2	0
Brad Ausmus, R (1, 2) OBP: 0.327, SLG: 0.293			C B F X 1-2 B1-3 SH1-4 1B		X 0-0 ② G3			C S B F F X 1-2 ① P3		3	0	1	0	0	0	0
Andy Pettitte, L (1, 1) OBP: 0.105, SLG: 0.083 2 Chris Burke, R (8, PH) OBP: 0.295, SLG: 0.307 Mike Burns, R (8, 1)			B X 1-0 ① SH1-4 1-2		S X 0-1 ③ G1-3			S B S F B B F X 3-2 ② G5-3		1 1 0	0 0 0	0 0 0	0 0 0	0 0 0	0 0 0	0 0 0
Inning Stats	R: 0 E: 0 K: 0 S: 9 H: 1 LOB: 1 BB: 1 P: 16	R: 0 E: 0 K: 1 S: 10 H: 1 LOB: 0 BB: 0 P: 13	R: 0 E: 0 K: 0 S: 10 H: 1 LOB: 2 BB: 1 P: 19	R: 0 E: 0 K: 1 S: 12 H: 0 LOB: 0 BB: 0 P: 17	R: 0 E: 0 K: 1 S: 7 H: 0 LOB: 0 BB: 0 P: 9	R: 0 E: 0 K: 1 S: 12 H: 0 LOB: 1 BB: 1 P: 21	R: 0 E: 0 K: 1 S: 6 H: 0 LOB: 0 BB: 0 P: 10	R: 0 E: 0 K: 0 S: 11 H: 0 LOB: 0 BB: 0 P: 16	R: 0 E: 0 K: 1 S: 10 H: 0 LOB: 0 BB: 0 P: 12	1B: 3 2B: 0 3B: 0 HR: 0 SF: 0 SAC: 1 DP: 1 HBP: 0						

TOP

Houston Astros @ San Francisco Giants

SBC Park, San Francisco, CA

Fri Aug 05 2005, 10:15 PM EDT

Att. 39,686 - Partly Cloudy - 62 F

livebaseballscorecards.com

AB	27
R	0
H	3
RBI	0
BB	3
SO	6
LOB	8

PITCHER		IP	WLS	BF	H	R	ER	SO	BB	IBB	HBP	BLK	WP	HR	S	P	ERA	WHIP
Jason Schmidt, R ERA: 4.28	(1, 1)	8.0	W	28	3	0	0	5	3	0	0	0	0	0	77	121	0.00	0.750
LaTroy Hawkins, R ERA: 4.17	(9, 1)	1.0		3	0	0	0	1	0	0	0	0	0	0	10	12	0.00	0.000

PITCHER	IP	WLS	BF	H	R	ER	SO	BB	IBB	HBP	BLK	WP	HR	S	P	ERA	WHIP

Batter	1	2	3	4	5	6	7	8	9	AB	R	H	RBI	BB	SO	LOB
13 Omar Vizquel, S (1, 6) OBP: 0.349, SLG: 0.383	G6-3		K	FC6-4 1-2f			G4-3			4	0	0	0	0	1	2
2 Randy Winn, S (1, 8) OBP: 0.349, SLG: 0.404	HR 1B		1B 1B 2B		G4-3			BB E HBP		3	3	2	0	0	0	0
Lance Niekro, R (1, 3) OBP: 0.315, SLG: 0.527	1-H HR		1B 2-3 1B		L6			SAFE SAFE SAFE FC3-6 1-2 BB		3	1	2	2	1	0	0
Pedro Feliz, R (1, 7) OBP: 0.313, SLG: 0.453	G4-6-3 BB		0-0 1-2 3-H 1B		G6-3			FC3-6 1B 1-2f 2-H		3	0	1	1	1	0	1
Ray Durham, S (1, 4) OBP: 0.369, SLG: 0.435	G4-6-3 1-2f		K			G1-3		FC4 1B 1-2		4	0	1	0	0	1	3
Edgardo Alfonzo, R (1, 5) OBP: 0.348, SLG: 0.372		F8		1B 1B		L3		F8		4	0	1	0	0	0	2
Jason Ellison, R (1, 9) OBP: 0.327, SLG: 0.380		G5-3		K		K		FC4 1-2f		4	0	0	0	0	2	3
Mike Matheny, R (1, 2) OBP: 0.306, SLG: 0.429		P3		13 FC6-4 1-3 1B			K			3	0	1	0	0	1	0
Jason Schmidt, R (1, 1) OBP: 0.103, SLG: 0.179 LaTroy Hawkins, R (9, 1)			K	K			K			3 0	0 0	0 0	0 0	0 0	3 0	2 0
Inning Stats	R: 2 E: 0 K: 0 S: 8 H: 2 LOB: 0 BB: 1 P: 12	R: 0 E: 0 K: 0 S: 3 H: 0 LOB: 0 BB: 0 P: 6	R: 1 E: 0 K: 3 S: 15 H: 3 LOB: 2 BB: 0 P: 23	R: 0 E: 0 K: 2 S: 12 H: 2 LOB: 2 BB: 0 P: 15	R: 0 E: 0 K: 0 S: 6 H: 0 LOB: 0 BB: 0 P: 10	R: 0 E: 0 K: 1 S: 5 H: 0 LOB: 0 BB: 0 P: 8	R: 0 E: 0 K: 2 S: 14 H: 0 LOB: 0 BB: 0 P: 19	R: 1 E: 1 K: 0 S: 13 H: 1 LOB: 2 BB: 1 P: 22		1B: 6 2B: 1 3B: 0 HR: 1 SF: 0 SAC: 0 DP: 1 HBP: 1					WP: 0 PB: 0 SB: 0 CS: 0 PA: 34	

PITCHER		IP	WLS	BF	H	R	ER	SO	BB	IBB	HBP	BLK	WP	HR	S	P	ERA	WHIP
Andy Pettitte, L ERA: 2.64	(1, 1)	7.0	L	28	7	3	3	8	1	0	0	0	0	1	63	93	3.86	1.143
Mike Burns, R ERA: 3.6	(8, 1)	1.0		6	1	1	1	0	1	0	1	0	0	0	13	22	9.00	2.000

PITCHER	IP	WLS	BF	H	R	ER	SO	BB	IBB	HBP	BLK	WP	HR	S	P	ERA	WHIP

BOTTOM

Houston Astros @ San Francisco Giants

SBC Park, San Francisco, CA

Fri Aug 05 2005, 10:15 PM EDT
Att. 39,686 - Partly Cloudy - 62 F

livebaseballscorecards.com

AB	31
R	4
H	8
RBI	3
BB	2
SO	8
LOB	13

Batter	1	2	3	4	5	6	7	8	9	AB	R	H	RBI	BB	SO	LOB
Willy Taveras, R (1, 8) OBP: 0.325, SLG: 0.353 Russ Springer, R (8, 1)	B F F S 1-3 K2-3 ①		B F B F F B S 3-3 K ②			M B B F F S 2-3 K ①		C B X 1-1 1B		4	0	1	0	0	3	0
										0	0	0	0	0	0	0
Craig Biggio, R (1, 4) OBP: 0.336, SLG: 0.478	S B X 1-1 F8 ②		F B X 1-1 L7 ③			B X 1-0 L6 ②		B F S S 1-3 K ③		4	0	0	0	0	1	1
17 Lance Berkman, S (1, 3) OBP: 0.407, SLG: 0.502	B B C S F B B 4-2 BB			B B B C F X 3-2 G5-3 ①		B B B C F F B 4-2 FC5-4 BB			C F B B B F X 3-2 HR 1B	2	1	1	0	2	0	0
Morgan Ensberg, R (1, 5) OBP: 0.385, SLG: 0.585	F B F F 1 B B T SAFE 3-2 K ③			F S B B B B B 4-2 BB		B B C X 2-1 FC5-4 1-2f ③			X 0-0 1-H HR	3	1	1	2	1	1	2
16 Jason Lane, R (1, 9) OBP: 0.300, SLG: 0.479		C B X 1-1 1B		B C S F B S 2-3 K ②			C F S 0-3 K ①		C F B B F F B X 3-2 F9 ①	4	0	1	0	0	2	1
28 Adam Everett, R (1, 6) OBP: 0.294, SLG: 0.379		X 0-0 F8 ①		F B F B F C 2-3 K ③			B B B C F X 3-2 P6 ②		C C B B B X 3-2 G5-3 ②	4	0	0	0	0	1	2
2 Chris Burke, R (1, 7) OBP: 0.291, SLG: 0.303 (8, 8) Mike Lamb, L (9, PH) OBP: 0.266, SLG: 0.403		C L B B S 2-3 K ②	B F X 1-1 P4 ①				B X 1-0 P6 ③		S C C S 0-3 K ③	3	0	0	0	0	1	1
										1	0	0	0	0	1	0
Brad Ausmus, R (1, 2) OBP: 0.324, SLG: 0.290		B X 1-0 L7 ③	F B F X 1-2 G6-3 ②					B C F C 1-3 K ①		3	0	0	0	0	1	1
44 Roy Oswalt, R (1, 1) OBP: 0.176, SLG: 0.125 Orlando Palmeiro, L (8, PH) OBP: 0.380, SLG: 0.503 (8, 7)			C X 0-1 G6-3 ①		X 0-0 P3 ③			F B X 1-1 G4-3 ②		2	0	0	0	0	0	0
										1	0	0	0	0	0	0
Inning Stats	R: 0 H: 0 E: 0 LOB: 1 K: 2 BB: 1 S: 12 P: 21	R: 0 H: 1 E: 0 LOB: 1 K: 1 BB: 0 S: 7 P: 11	R: 0 H: 0 E: 0 LOB: 0 K: 1 BB: 0 S: 8 P: 12	R: 0 H: 0 E: 0 LOB: 1 K: 2 BB: 1 S: 13 P: 24	R: 0 H: 0 E: 0 LOB: 0 K: 0 BB: 0 S: 6 P: 8	R: 0 H: 0 E: 0 LOB: 1 K: 1 BB: 1 S: 10 P: 19	R: 0 H: 0 E: 0 LOB: 0 K: 1 BB: 0 S: 7 P: 11	R: 0 H: 1 E: 0 LOB: 1 K: 2 BB: 0 S: 10 P: 14	R: 2 H: 2 E: 0 LOB: 0 K: 1 BB: 0 S: 16 P: 25	1B: 3 SF: 0 2B: 0 SAC: 0 3B: 0 DP: 0 HR: 1 HBP: 0						

PITCHER		IP	WLS	BF	H	R	ER	SO	BB	IBB	HBP	BLK	WP	HR	S	P	ERA	WHIP
51 Noah Lowry, L ERA: 4.36	(1, 1)	7.0	W	25	1	0	0	8	3	0	0	0	0	0	63	106	0.00	0.571
LaTroy Hawkins, R ERA: 4.06	(8, 1)	1.0		4	1	0	0	2	0	0	0	0	0	0	10	14	0.00	1.000
Tyler Walker, R ERA: 4.5	(9, 1)	1.0		5	2	2	2	1	0	0	0	0	0	1	16	25	18.00	2.000

PITCHER	IP	WLS	BF	H	R	ER	SO	BB	IBB	HBP	BLK	WP	HR	S	P	ERA	WHIP

TOP

Houston Astros @ San Francisco Giants

SBC Park, San Francisco, CA

Sat Aug 06 2005, 4:05 PM EDT

Att. 41,959 - Sunny - 70 F

livebaseballscorecards.com

AB	31
R	2
H	4
RBI	2
BB	3
SO	11
LOB	8

WP: 0 PA: 34
PB: 0
SB: 0
CS: 0

Batter	1	2	3	4	5	6	7	8	9	AB	R	H	RBI	BB	SO	LOB
13 Omar Vizquel, S (1, 6) OBP: 0.350, SLG: 0.382	BCFBBB 4-2 BB	SFFBBX 2-2 2 E 2-3 3-H 1B		BCBCX 2-2 ② G6-3		BX 1-0 ② G6-3 2-3		FFBFS 1-3 ③ K		4	0	1	1	1	1	2
2 Randy Winn, S (1, 8) OBP: 0.346, SLG: 0.400	CFS 0-3 ① K	BSX 1-1 E4 1-2 3-H		CBSS 1-3 ③ K		FBCX 1-2 ③ G4-3				4	0	0	0	0	2	3
J.T. Snow, L (1, 3) OBP: 0.332, SLG: 0.346	1 SAFE FDC 1 SAFE X 1-2 ② L5	BX 1-0 ③ P5			FBBX 2-1 ① F7		CFBC 1-3 ① K			4	0	0	0	0	1	3
Pedro Feliz, R (1, 7) OBP: 0.312, SLG: 0.451	1 SAFE 1 SAFE X 0-0 ③ F9	X 0-0 ① G4-3			CFFBX 1-2 F9 1B 1B		FX 0-1 ② F8			4	0	1	0	0	0	1
Ray Durham, S (1, 4) OBP: 0.373, SLG: 0.439		CBX 1-1 F7 1B 1B	CX 0-1 S 1B 1B		1 SAFE X 0-0 1-2 1B		BSBBCFS 3-3 ③ K			4	2	3	0	0	1	0
Michael Tucker, L (1, 9) OBP: 0.331, SLG: 0.394		BFBC 1 SAFE X 2-2 ① F7 1-2	X 0-0 ② F7		BBBCX 3-1 ② F9 2-3			SBX 1-1 ① F9		4	0	0	0	0	0	4
Edgardo Alfonzo, R (1, 5) OBP: 0.350, SLG: 0.374		X 0-0 51 SH1-4 13 1B 1B 2-H 1B	F 1 SAFE FBBBFFX 3-2 1-H 1B		X 0-0 ③ G5-3			BCFFX 1-2 ② P5		4	1	2	2	0	0	2
Mike Matheny, R (1, 2) OBP: 0.312, SLG: 0.443		1 SAFE FCBX 1-2 13 1B 51 SH1-4 2 E 1-2 1B	BX 1-0 ③ P4			BCFX 1-2 13 G6-3 51 SH3-4 1B		BX 1-0 HR		4	2	3	1	0	0	1
51 Noah Lowry, R (1, 1) OBP: 0.316, SLG: 0.371 LaTroy Hawkins, R (8, 1) Lance Niekro, R (8, PH) OBP: 0.318, SLG: 0.527 Tyler Walker, R (9, 1)		SDLX 1-2 ② SH1-4 1-2 2-3		BX 1-0 ① G6-3		X 0-0 ① SH3-4 1-2		BFBSBFFFB 4-2 BB		1 0 0 0	0 0 0 0	0 0 0 0	0 0 0 0	0 0 1 0	0 0 0 0	0 0 0 0
Inning Stats	R: 0 E: 0 K: 1 S: 9 H: 0 LOB: 1 BB: 1 P: 14	R: 3 E: 1 K: 0 S: 19 H: 4 LOB: 2 BB: 0 P: 28	R: 1 E: 0 K: 0 S: 10 H: 2 LOB: 1 BB: 0 P: 14	R: 0 E: 0 K: 1 S: 7 H: 0 LOB: 0 BB: 0 P: 11	R: 0 E: 0 K: 0 S: 10 H: 2 LOB: 2 BB: 0 P: 16	R: 0 E: 0 K: 0 S: 8 H: 1 LOB: 1 BB: 0 P: 11	R: 0 E: 0 K: 2 S: 9 H: 0 LOB: 0 BB: 0 P: 13	R: 1 E: 0 K: 1 S: 16 H: 1 LOB: 1 BB: 1 P: 24		1B: 9 2B: 0 3B: 0 HR: 1	SF: 0 SAC: 2 DP: 0 HBP: 0					

PITCHER		IP	WLS	BF	H	R	ER	SO	BB	IBB	HBP	BLK	WP	HR	S	P	ERA	WHIP
44 Roy Oswalt, R ERA: 2.46	(1, 1)	7.0	L	32	9	4	3	4	1	0	0	0	0	0	72	107	3.86	1.429
Russ Springer, R ERA: 6.0	(8, 1)	1.0		5	1	1	1	1	1	0	0	0	0	1	16	24	9.00	2.000

PITCHER	IP	WLS	BF	H	R	ER	SO	BB	IBB	HBP	BLK	WP	HR	S	P	ERA	WHIP

BOTTOM

Houston Astros @ San Francisco Giants

SBC Park, San Francisco, CA

Sat Aug 06 2005, 4:05 PM EDT
Att. 41,959 - Sunny - 70 F

livebaseballscorecards.com

AB	33
R	5
H	10
RBI	4
BB	2
SO	5
LOB	16

Houston Astros @ San Francisco Giants

SBC Park, San Francisco, CA

Sun Aug 07 2005, 4:05 PM EDT

Att. 42,947 - Sunny - 66 F

TOP

livebaseballscorecards.com

Batter	1	2	3	4	5	6	7	8	9	AB	R	H	RBI	BB	SO	LOB
Willy Taveras, R (1, 8) OBP: 0.326, SLG: 0.354	C C F B C 1-3 ① K		C X 0-1 ① F7		X 0-0 1-2 1B			C B F X 1-2 ② P3	B B X 2-0 2 BB 1B 2-H 3-H 1B	5	1	2	2	0	1	0
2 Chris Burke, R (1, 7) OBP: 0.301, SLG: 0.317	B B F X 2-1 16 2B 2B		B F B B B 4-1 17 P4-3 BB		B F B D F X 3-2 ③ G5-3			C F B F F F B B F 3-2 X 17 2B 2B	B C B B F B 4-2 1B 1-2 BB	3	2	2	0	2	0	2
17 Lance Berkman, S (1, 3) OBP: 0.407, SLG: 0.502	B B B B 4-0 16 2B BB		1 SAFE B X 1-0 ②③ P4-3 1-1f			C X 0-1 ① P4		B B B X 3-0 16 HR 2B 2-H	X 0-0 ② L9	4	1	1	1	1	0	3
Morgan Ensberg, R (1, 5) OBP: 0.386, SLG: 0.582 54 Brad Lidge, R (9, 1)	B B C B X 3-1 ② F8			B S B X 2-1 ① F8		B F B B C X 3-2 ② F8		B B B B 4-0 16 HR BB	C B C F X 1-2 1-2 H 1B	4 0	1 0	1 0	1 0	1 0	0 0	2 0
16 Jason Lane, R (1, 9) OBP: 0.302, SLG: 0.490	S B X 1-1 1-3 2-H 2B			F B C X 1-2 ② F8		C B B C B X 3-2 ③ P2		C F B X 1-2 1-H 2-H HR	B F C F S 1-3 ③ K	5	1	2	4	0	1	2
Jose Vizcaino, S (1, 4) OBP: 0.303, SLG: 0.325	B S X 1-1 ③ G4-3			C C F F S 0-3 ③ K			X 0-0 ① G3	F B X 1-1 ③ G5-3		4	0	0	0	0	1	2
28 Adam Everett, R (1, 6) OBP: 0.293, SLG: 0.378		B C F S 1-3 ① K			B F B B F X 2-2 F9-3 1B		F B F F X 1-2 ② F8		B F X 1-1 ① G5-3	4	0	1	0	0	1	0
Brad Ausmus, R (1, 2) OBP: 0.323, SLG: 0.289		B X 1-0 ② F8			1 SAFE F B 1 SAFE F X 1-2 ①② F9-3 1-1		B C X 1-1 ③ F7		B X 1-0 4 2B 1B 1B	4	1	1	0	0	0	1
Roger Clemens, R (1, 1) OBP: 0.261, SLG: 0.233 Craig Biggio, R (8, PH) OBP: 0.336, SLG: 0.476 Dan Wheeler, R (8, 1) 4 Eric Bruntlett, R (9, PH) OBP: 0.292, SLG: 0.462 (9, 5)	B C C X 1-2 ③ G3				X 0-0 E5 1B			C B B F T B X 3-2 ① P2	B F X 1-1 1-3 1B 2B	2 1 0 1	0 0 0 1	0 0 0 1	0 0 0 1	0 0 0 0	0 0 0 0	0 0 0 0

Inning Stats	R: 1 E: 0 K: 1 S: 12	H: 2 LOB: 2 BB: 1 P: 24	R: 0 E: 0 K: 1 S: 7	H: 0 LOB: 0 BB: 0 P: 10	R: 0 E: 0 K: 0 S: 4	H: 0 LOB: 0 BB: 1 P: 9	R: 0 E: 0 K: 1 S: 10	H: 0 LOB: 0 BB: 0 P: 13	R: 0 E: 1 K: 0 S: 11	H: 2 LOB: 2 BB: 0 P: 17	R: 0 E: 0 K: 0 S: 8	H: 0 LOB: 0 BB: 0 P: 14	R: 0 E: 0 K: 0 S: 7	H: 0 LOB: 0 BB: 0 P: 9	R: 4 E: 0 K: 0 S: 19	H: 3 LOB: 0 BB: 1 P: 35	R: 3 E: 0 K: 1 S: 17	H: 4 LOB: 2 BB: 1 P: 28

| | | | | | | | | |

Batter	1	2	3	4	5	6	7	8	9	AB	R	H	RBI	BB	SO	LOB
2 Randy Winn, S (1, 8) OBP: 0.347, SLG: 0.402	B B C X 2-1 E9 FC5-4 2B		B X 1-0 ① ② G6-4-3 1-2f		F C B B D B 4-2 BB			C B F S 1-3 ① K		3	1	1	0	1	1	1
Deivi Cruz, R (1, 6) OBP: 0.299, SLG: 0.384	B B B C B 4-1 FC5-4 BB		X 0-0 1B		C X 0-1 ③ G5-3			B B B C B 4-1 BB		2	0	1	0	2	0	2
Lance Niekro, R (1, 3) OBP: 0.313, SLG: 0.517	B C F S 1-3 ① K		C B 1 SAFE 1 SAFE B S X 2-2 ③ F9			B X 1-0 ① G4-3		C B S S 1-3 ② K		4	0	0	0	0	2	4
Pedro Feliz, R (1, 7) OBP: 0.309, SLG: 0.446	1 SAFE F X 0-1 ② FC5-4 FC6-4 1-2f 3-H			C B F B S 2-3 ① K		X 0-0 ② P6		S B X 1-1 ③ P4		4	0	0	1	0	1	2
Ray Durham, S (1, 4) OBP: 0.372, SLG: 0.435	1 SAFE F D X 1-1 ③ FC6-4 1-2f			C X 0-1 ② G4-3		B S F B X 2-2 ③ G6-3			B B B B 4-0 BB	3	0	0	0	1	0	1
Edgardo Alfonzo, R (1, 5) OBP: 0.349, SLG: 0.372		B S F C 1-3 ① K		S B S F X 1-2 ③ G3			C C X 0-2 SH1-4 1B		C C T 0-2 ① K	4	0	1	0	0	2	1
Jason Ellison, R (1, 9) OBP: 0.330, SLG: 0.382		X 0-0 G6-4-3 1B			C F B X 1-2 S 1B		X 0-0 ① SH1-4 1-2		S X 0-1 ② L9	3	0	2	0	0	0	1
Mike Matheny, R (1, 2) OBP: 0.308, SLG: 0.437		1 SAFE 1 SAFE 1 SAFE X 0-0 ② ③ G6-4-3 1-2f			B B 1 SAFE 1 SAFE 1 SAFE F F S 2-3 ① K 1-2		F X 0-1 ② G6-3		B C F D S 2-3 ③ K	4	0	0	0	0	2	4
Brian Cooper, R (1, 1) OBP: 0.500, SLG: 0.500			C S B B B X 2-2 2 G6-4-3 1B		X 0-0 ② P4		F C B X 1-2 ③ G4-3			2	0	1	0	0	0	1
Michael Tucker, L (7, PH) OBP: 0.329, SLG: 0.392										1	0	0	0	0	0	1
Scott Eyre, L (8, 1)										0	0	0	0	0	0	0
Jeff Fassero, L (8, 1)										0	0	0	0	0	0	0
Inning Stats	R: 1 E: 1 K: 1 S: 10 H: 1 LOB: 1 BB: 1 P: 18	R: 0 E: 0 K: 1 S: 5 H: 1 LOB: 0 BB: 0 P: 6	R: 0 E: 0 K: 0 S: 8 H: 2 LOB: 1 BB: 0 P: 13	R: 0 E: 0 K: 1 S: 9 H: 0 LOB: 0 BB: 0 P: 12	R: 0 E: 0 K: 1 S: 11 H: 1 LOB: 2 BB: 1 P: 18	R: 0 E: 0 K: 0 S: 5 H: 0 LOB: 0 BB: 0 P: 8	R: 0 E: 0 K: 0 S: 9 H: 1 LOB: 1 BB: 0 P: 10	R: 0 E: 0 K: 2 S: 9 H: 0 LOB: 1 BB: 1 P: 16	R: 0 E: 0 K: 2 S: 8 H: 0 LOB: 1 BB: 1 P: 14	1B: 5 2B: 1 3B: 0 HR: 0	SF: 0 SAC: 1 DP: 2 HBP: 0					

PITCHER		IP	WLS	BF	H	R	ER	SO	BB	IBB	HBP	BLK	WP	HR	S	P	ERA	WHIP
Roger Clemens, R ERA: 1.38	(1, 1)	7.0	W	27	6	1	0	4	2	0	0	0	0	0	57	85	0.00	1.143
Dan Wheeler, R ERA: 1.62	(8, 1)	1.0		4	0	0	0	2	1	0	0	0	0	0	9	16	0.00	1.000
54 Brad Lidge, R ERA: 2.35	(9, 1)	1.0		4	0	0	0	2	1	0	0	0	0	0	8	14	0.00	1.000

PITCHER	IP	WLS	BF	H	R	ER	SO	BB	IBB	HBP	BLK	WP	HR	S	P	ERA	WHIP

BOTTOM

Houston Astros @ San Francisco Giants

SBC Park, San Francisco, CA

Sun Aug 07 2005, 4:05 PM EDT
Att. 42,947 - Sunny - 66 F

livebaseballscorecards.com

AB	30
R	1
H	6
RBI	1
BB	4
SO	8
LOB	18

Batter	1	2	3	4	5	6	7	8	9	AB	R	H	RBI	BB	SO	LOB
Brandon Watson, L (1, 7) OBP: 0.400, SLG: 1.200	B C S X 1-2 ① G3		M F X 0-2 SF8 G5-3 1-3 2B	C B B X 2-1 HR		F D S F B B X 3-2 ③ G4-3			B X 1-0 ① B3	5	2	2	1	0	0	1
Jose Vidro, S (1, 4) OBP: 0.328, SLG: 0.437	B S B B B F X 3-2 ② P6		C X 0-1 ① SF8 2-3 3-H	C F X 0-2 ③ G3-1			X 0-0 G6-3 24 BB 1B		F B B X 2-1 ② G6-3	4	0	1	1	0	0	0
24 Nick Johnson, L (1, 3) OBP: 0.440, SLG: 0.505	C B S X 1-2 ③ P6		B B B B 4-0 G5-3 BB		B X 1-0 ① G6-3		B B B B 4-0 G6-3 1-2 BB		B B B C B 4-1 BB	2	0	0	0	3	0	0
Vinny Castilla, R (1, 5) OBP: 0.316, SLG: 0.386		C X 0-1 ① P5	F 1 SAFE S D X 1-2 ② G5-3 1-2 3-H		C S B B B X 3-2 HR		C B B X 2-1 ① ② G6-3 1-2f 2-3		1 SAFE C B 1 S T S 1-3 ③ K	5	1	1	2	0	1	4
Brad Wilkerson, L (1, 8) OBP: 0.361, SLG: 0.425		C B B S X 2-2 HR	B B C B B 4-1 BB		B B X 2-0 ② G4-3		B B B I 4-0 IBB			2	1	1	1	2	0	0
Preston Wilson, R (1, 9) OBP: 0.328, SLG: 0.472		C X 0-1 ② F9	S B F B S 2-3 ③ K		C S B C 1-3 ③ K		C F B C 1-3 ③ K			4	0	0	0	0	3	4
Brian Schneider, L (1, 2) OBP: 0.347, SLG: 0.432		B B X 2-0 1B	X 0-0 HR			C B F F B B F B 4-2 22 SH1-4 BB		C X 0-1 ① G1-3		3	1	2	1	1	0	0
15 Cristian Guzman, S (1, 6) OBP: 0.233, SLG: 0.270		B B C F B S 3-3 ③ K	C X 0-1 ① F7			F B F C 1-3 ① K		B C X 1-1 ② G4-3		4	0	0	0	0	2	2
22 John Patterson, R (1, 1) OBP: 0.054, SLG: 0.081 Luis Ayala, R (6, 1) OBP: 0.333, SLG: 0.333 Mike Stanton, L (7, 1) Tony Blanco, R (8, PH) OBP: 0.265, SLG: 0.362 Gary Majewski, R (8, 1) 32 Chad Cordero, R (8, 1)			S C X 0-2 2B SF8 1B	B F X 1-1 ② G6-3		X 0-0 ② SH1-4 1-2		C S C 0-3 ③ K		2 0 0 1 0 0	1 0 0 0 0 0	1 0 0 0 0 0	0 0 0 0 0 0	0 0 0 1 0 0	0 0 0 0 0 0	0 0 0 0 0 0
Inning Stats	R: 0 H: 0 E: 0 LOB: 0 K: 0 BB: 0 S: 9 P: 14	R: 1 H: 2 E: 0 LOB: 1 K: 1 BB: 0 S: 11 P: 18	R: 2 H: 2 E: 0 LOB: 2 K: 1 BB: 2 S: 15 P: 26	R: 2 H: 2 E: 0 LOB: 0 K: 0 BB: 0 S: 10 P: 13	R: 1 H: 1 E: 0 LOB: 0 K: 1 BB: 0 S: 8 P: 15	R: 0 H: 0 E: 0 LOB: 1 K: 1 BB: 1 S: 12 P: 20	R: 0 H: 1 E: 0 LOB: 2 K: 1 BB: 2 S: 6 P: 17	R: 0 H: 0 E: 0 LOB: 0 K: 1 BB: 0 S: 7 P: 8	R: 0 H: 0 E: 0 LOB: 1 K: 1 BB: 1 S: 8 P: 16	1B: 3 SF: 1 2B: 1 SAC: 1 3B: 0 DP: 1 HR: 4 HBP: 0						

PITCHER		IP	WLS	BF	H	R	ER	SO	BB	IBB	HBP	BLK	WP	HR	S	P	ERA	WHIP
Ezequiel Astacio, R ERA: 6.75	(1, 1)	4.0	L	20	6	5	5	2	2	0	0	0	0	3	45	71	11.25	2.000
Chad Harville, R ERA: 4.91	(5, 1)	2.0		8	1	1	1	2	1	0	0	0	0	1	20	35	4.50	1.000
Chad Qualls, R ERA: 3.71	(7, 1)	2.0		8	1	0	0	2	1	1	0	0	0	0	13	25	0.00	1.000
Mike Gallo, L ERA: 1.93	(9, 1)	0.2		3	0	0	0	0	1	0	0	0	0	0	4	11	0.00	1.500
54 Brad Lidge, R ERA: 2.33	(9, 1)	0.1		1	0	0	0	1	0	0	0	0	0	0	4	5	0.00	0.000

PITCHER	IP	WLS	BF	H	R	ER	SO	BB	IBB	HBP	BLK	WP	HR	S	P	ERA	WHIP

TOP

Washington Nationals @ Houston Astros

Minute Maid Park, Houston, TX

Tue Aug 09 2005, 7:05 PM CDT
Att. 34,255 - Roof Closed - 72 F

livebaseballscorecards.com

AB	32
R	6
H	8
RBI	6
BB	6
SO	7
LOB	11

WP: 0 PA: 40
PB: 0
SB: 0
CS: 0

Batter	1	2	3	4	5	6	7	8	9	AB	R	H	RBI	BB	SO	LOB
Willy Taveras, R (1, 8) OBP: 0.329, SLG: 0.355	S X 0-1 L4 ①		C B F B S 2-3 K ①		L B L X 1-2 HR 1B	X 0-0 E 1-2 2-3 1B		B F F F B F B B 4-2 BB		4	1	2	0	1	1	0
Craig Biggio, R (1, 4) OBP: 0.332, SLG: 0.470 54 Brad Lidge, R (9, 1)	B X 1-0 F8 ②		C X 0-1 G5-3 ②		1 SAFE F F 1 SAFE B B X 2-2 P3 ①	X 0-0 E6 1-3 2-H 3-H		F 1 SAFE X 0-1 P6 ③		5 0	0 0	0 0	0 0	0 0	0 0	4 0
17 Lance Berkman, S (1, 7) OBP: 0.407, SLG: 0.502	C X 0-1 P4 ③		B B X 2-0 WP 2B		D X 1-0 F8 ②	B B C X 2-1 F7 ③			B B B C B 4-1 G4-6-3 BB	4	0	1	0	1	0	3
Morgan Ensberg, R (1, 5) OBP: 0.390, SLG: 0.599		C B B X 2-1 HR	B B B B 4-0 2-3 BB		S X 0-1 1-H HR		B C F X 1-2 G1-6-3 1B		C D C F F F 1 SAFE S 1-3 K ①	4	2	3	3	1	1	1
Mike Lamb, L (1, 3) OBP: 0.261, SLG: 0.394		C E B F X 1-2 G3 ①	F B X 1-1 P5 ③		X 0-0 P5 ③		B B F X 2-1 G1-6-3 ① ② 1-2f		C B S F F X 1-2 G4-6-3 ② ③ 1-2f	5	0	0	0	0	0	4
Orlando Palmeiro, L (1, 9) OBP: 0.376, SLG: 0.497		F B C X 1-2 WP 28 S 1B		B C B F X 2-2 G3-1 ①		X 0-0 F9 ① C X 0-1 F9 ③				4	0	1	0	0	0	0
28 Adam Everett, R (1, 6) OBP: 0.290, SLG: 0.374	S F B F X 1-2 P6 ② 1-2			C S X 0-2 F7 ②		B F F S 1-3 K ②		C B B B C F X 3-2 P3 ①		4	0	0	0	0	1	1
Brad Ausmus, R (1, 2) OBP: 0.329, SLG: 0.291	I I I I 4-0 WP IBB			C B B S B F B 4-2 BB		F B B C B X 3-2 1B 4 BB E 1B		C B B F S 2-3 K ②		2	1	1	0	2	1	0
Ezequiel Astacio, R (1, 1) OBP: 0.250, SLG: 0.250 2 Chris Burke, R (4, PH) OBP: 0.300, SLG: 0.316 Chad Harville, R (5, 1) 4 Eric Bruntlett, R (6, PH) OBP: 0.301, SLG: 0.462 Chad Qualls, R (7, 1) 16 Jason Lane, R (8, PH) OBP: 0.304, SLG: 0.497 Mike Gallo, L (9, 1) Jose Vizcaino, S (9, 4) OBP: 0.303, SLG: 0.325	B X 1-0 G4-3 ③ 1-2 2-3			B B X 2-0 P4 ③		C B B B 4-1 1B E 1-2 BB		C B F B X 2-2 3B		1 1 0 0 0 0 1 0 0	0 0 0 1 0 0 0 1 0	0 0 0 0 0 0 0 0 0	0 0 0 1 0 0 0 0 0	0 0 0 0 0 0 0 0 0	0 0 0 0 0 0 0 0 0	2 1 0 0 0 0 0 0 0
Inning Stats	R: 0 E: 0 K: 0 S: 5 H: 0 LOB: 0 BB: 0 P: 6	R: 1 E: 0 K: 0 S: 14 H: 2 LOB: 2 BB: 1 P: 24	R: 0 E: 0 K: 1 S: 8 H: 1 LOB: 2 BB: 1 P: 17	R: 0 E: 0 K: 0 S: 10 H: 0 LOB: 1 BB: 1 P: 18	R: 2 E: 0 K: 0 S: 10 H: 2 LOB: 0 BB: 0 P: 14	R: 2 E: 1 K: 1 S: 12 H: 2 LOB: 2 BB: 1 P: 22	R: 0 E: 0 K: 0 S: 7 H: 1 LOB: 0 BB: 0 P: 10	R: 0 E: 0 K: 1 S: 16 H: 1 LOB: 2 BB: 1 P: 27	R: 0 E: 0 K: 1 S: 12 H: 0 LOB: 0 BB: 1 P: 18	1B: 5 2B: 1 3B: 1 HR: 2	SF: 0 SAC: 0 DP: 2 HBP: 0	WP: 2 PB: 0 SB: 1 CS: 0	PA: 41			

PITCHER		IP	WLS	BF	H	R	ER	SO	BB	IBB	HBP	BLK	WP	HR	S	P	ERA	WHIP
22 John Patterson, R ERA: 2.52	(1, 1)	5.2	W	28	7	5	3	2	3	1	0	0	2	2	56	96	4.76	1.765
Luis Ayala, R ERA: 2.7	(6, 1)	0.1	H	3	1	0	0	0	0	0	0	0	0	0	6	9	0.00	3.000
Mike Stanton, L ERA: 5.31	(7, 1)	1.0	H	2	0	0	0	0	0	0	0	0	0	0	4	6	0.00	0.000
Gary Majewski, R ERA: 3.11	(8, 1)	0.2	H	4	1	0	0	1	1	0	0	0	0	0	14	25	0.00	3.000
32 Chad Cordero, R ERA: 1.07	(8, 1)	1.1	S	4	0	0	0	1	1	0	0	0	0	0	14	20	0.00	0.750

PITCHER	IP	WLS	BF	H	R	ER	SO	BB	IBB	HBP	BLK	WP	HR	S	P	ERA	WHIP

BOTTOM

Washington Nationals @ Houston Astros

Minute Maid Park, Houston, TX

Tue Aug 09 2005, 7:05 PM CDT
Att. 34,255 - Roof Closed - 72 F

livebaseballscorecards.com

AB	35
R	5
H	9
RBI	3
BB	6
SO	4
LOB	16

Washington Nationals @ Houston Astros

Minute Maid Park, Houston, TX

Wed Aug 10 2005, 7:05 PM CDT

Att. 34,309 - Roof Closed - 72 F

TOP

livebaseballscorecards.com

Batter	1	2	3	4	5	6	7	8	9	AB	R	H	RBI	BB	SO	LOB
Brandon Watson, L (1, 7) OBP: 0.200, SLG: 0.600	F7	G4-3 2-3 3-H		G4-3		F8			FC3 L3 1-2	5	0	0	1	0	0	4
Jose Vidro, S (1, 4) OBP: 0.333, SLG: 0.452	HR	BB			1B 1B		G3		L3 1-1	4	1	2	1	1	0	2
24 Nick Johnson, L (1, 3) OBP: 0.437, SLG: 0.503	P5	G4-3			F8		K		1B 2B 2-H	5	1	1	1	0	1	3
Vinny Castilla, R (1, 5) OBP: 0.320, SLG: 0.387 Tony Blanco, R (9, PR) OBP: 0.265, SLG: 0.362	1B		G6-3		F7-4-3 1-2 1B		K		1B BB	4 0	0 0	2 0	0 0	1 0	1 0	0 0
Brad Wilkerson, L (1, 8) OBP: 0.359, SLG: 0.422	F7		K	F7-4-3 1-1				L3	1-3 2-H 1B	5	0	1	1	0	1	3
Preston Wilson, R (1, 9) OBP: 0.330, SLG: 0.470 Jose Guillen, R (9, PH) OBP: 0.345, SLG: 0.500		FC5-4 1B 2B BB	G6-3			G3-6-3 HBP		K	K	2 1	1 0	0 0	0 0	1 0	1 1	0 2
Brian Schneider, L (1, 2) OBP: 0.349, SLG: 0.433		FC5-4 1-2 1B		P4		G3-6-3 1-2f		1B		4	0	2	0	0	0	1
Jamey Carroll, R (1, 6) OBP: 0.313, SLG: 0.267		FC5-4 2B G4-3 1-2f 2-3		G4-3		1B HBP		K		3	1	0	0	0	1	3
Livan Hernandez, R (1, 1) OBP: 0.250, SLG: 0.373 Hector Carrasco, R (7, 1) Joey Eischen, L (8, 1) OBP: 0.333, SLG: 0.333 Carlos Baerga, S (9, PH) OBP: 0.333, SLG: 0.341		G4-3 1-3 3-H 2B		HR		1B			24 2B E HBP	3 0 0 0	1 0 0 1	3 0 0 0	2 0 0 0	0 0 0 0	0 0 0 0	0 0 0 0
Inning Stats	R: 1 E: 0 K: 0 S: 16 H: 2 LOB: 1 BB: 0 P: 24	R: 2 E: 0 K: 0 S: 20 H: 2 LOB: 2 BB: 2 P: 35	R: 0 E: 0 K: 1 S: 7 H: 0 LOB: 0 BB: 0 P: 9	R: 1 E: 0 K: 0 S: 11 H: 1 LOB: 0 BB: 0 P: 17	R: 0 E: 0 K: 0 S: 6 H: 2 LOB: 1 BB: 0 P: 13	R: 0 E: 0 K: 0 S: 10 H: 1 LOB: 2 BB: 0 P: 16	R: 0 E: 0 K: 2 S: 8 H: 0 LOB: 0 BB: 0 P: 10	R: 0 E: 0 K: 2 S: 13 H: 1 LOB: 1 BB: 0 P: 20	R: 2 E: 1 K: 1 S: 19 H: 2 LOB: 2 BB: 1 P: 33	1B: 7 2B: 4 3B: 0 HR: 2 SF: 0 SAC: 0 DP: 3 HBP: 3						

AB	36
R	6
H	11
RBI	6
BB	3
SO	6
LOB	18

WP: 0 PB: 0 SB: 0 CS: 0 PA: 42

PITCHER		IP	WLS	BF	H	R	ER	SO	BB	IBB	HBP	BLK	WP	HR	S	P	ERA	WHIP
51 Wandy Rodriguez, L ERA: 6.18	(1, 1)	5.0	W	23	7	4	4	1	2	0	0	0	0	2	60	98	7.20	1.800
Russ Springer, R ERA: 5.9	(6, 1)	0.2	H	4	1	0	0	0	0	0	2	0	0	0	7	12	0.00	1.500
Mike Gallo, L ERA: 1.86	(6, 1)	0.1	H	1	0	0	0	0	0	0	0	0	0	0	3	4	0.00	0.000
Dan Wheeler, R ERA: 1.59	(7, 1)	1.0	H	3	0	0	0	2	0	0	0	0	0	0	8	10	0.00	0.000
Chad Qualls, R ERA: 3.64	(8, 1)	1.0	H	4	1	0	0	2	0	0	0	0	0	0	13	20	0.00	1.000

PITCHER		IP	WLS	BF	H	R	ER	SO	BB	IBB	HBP	BLK	WP	HR	S	P	ERA	WHIP
54 Brad Lidge, R ERA: 2.28	(9, 1)	1.0	S	7	2	2	0	1	1	0	1	0	0	0	19	33	0.00	3.000

Batter	1	2	3	4	5	6	7	8	9	AB	R	H	RBI	BB	SO	LOB
Willy Taveras, R (1, 8) OBP: 0.333, SLG: 0.359	B B C X 2-1 1B 1B 1B	C B B C B X 3-2 ① G4-3		C B X 1-1 2B 1B		X 0-0 ① SH5-4 1-2 2-3		B F F B X 2-2 17 G4-6-3 1B 1B		4	2	3	0	0	0	0
Craig Biggio, R (1, 4) OBP: 0.337, SLG: 0.477	1 SAFE C S B 1 SAFE X 1-2 1B BB 2B 1-3 1B	B C X 1-1 1B		X 0-0 1-H 2B		B B C C S 2-3 ② K		S X 0-1 17 G4-6-3 1-2 1B		5	1	4	1	0	1	2
17 Lance Berkman, S (1, 7) OBP: 0.404, SLG: 0.495 (9, 3)	C T T C 0-3 ① K	C B B C C 2-3 ② K		B B X 2-0 ③ G3		I I I I 4-0 2B IBB		B B B C X 3-1 ① ② G4-6-3 1-2f 2-3		4	0	0	0	1	2	6
Morgan Ensberg, R (1, 5) OBP: 0.394, SLG: 0.601	B S B B B 4-1 1B 2B 1-2 BB	S B C S 1-3 ③ K			C B C B B F B 4-2 G3-6-3 BB	X 0-0 1-3 2-H 3-H 2B		I I I I 4-0 IBB		2	1	1	2	3	1	1
Mike Lamb, L (1, 3) OBP: 0.259, SLG: 0.389	C T X 0-2 2B 1-2 2-3 3-H 1B		C B X 1-1 ① F8		X 0-0 ① ② G3-6-3 1-2f	B C B F B X 3-2 ③ P5		C S S 0-3 ③ K		5	1	1	1	0	1	5
54 Brad Lidge, R (9, 1)										0	0	0	0	0	0	0
Orlando Palmeiro, L (1, 9) OBP: 0.385, SLG: 0.516	C B X 1-1 28 F8 2B 1-H 2-H 3-H	B C X 1-1 ② F7			C C X 0-2 2B		S B F F B B X 3-2 G5-3 1B			4	0	3	3	0	0	0
28 Adam Everett, R (1, 6) OBP: 0.288, SLG: 0.370	C B S B F X 2-2 ② F8 2-3	B B S B X 3-1 ③ F9			X 0-0 ③ G4-3		B B F F X 2-2 ① P5			4	0	0	0	0	0	3
Humberto Quintero, R (1, 2) OBP: 0.200, SLG: 0.205	I I I I 4-0 IBB			B C C B X 2-2 ① G1-3		C F X 0-2 SH5-4 2 SH 2B 1B	X 0-0 ② G5-3 1-2			3	1	1	0	1	0	1
4 Eric Bruntlett, R (9, 7) OBP: 0.301, SLG: 0.462										0	0	0	0	0	0	0
51 Wandy Rodriguez, S (1, 1) OBP: 0.185, SLG: 0.154	B S X 1-1 ③ P6			B B C C B F C 3-3 ② K		F X 0-1 SH 1-2 SH5-4 2B	S B S S B F F B X 3-2 ③ F9			2	0	0	0	0	1	2
Russ Springer, R (6, 1)										0	0	0	0	0	0	0
Mike Gallo, L (6, 1)										0	0	0	0	0	0	0
2 Chris Burke, R (6, PH) OBP: 0.300, SLG: 0.316										0	1	0	0	0	0	0
Dan Wheeler, R (7, 1)										0	0	0	0	0	0	0
Jose Vizcaino, S (7, PH) OBP: 0.301, SLG: 0.322										1	0	0	0	0	0	1
Chad Qualls, R (8, 1)										0	0	0	0	0	0	0
Brad Ausmus, R (9, 2) OBP: 0.329, SLG: 0.291										0	0	0	0	0	0	0
Inning Stats	R: 4 E: 0 K: 1 S: 21 H: 4 LOB: 2 BB: 2 P: 36	R: 0 E: 0 K: 2 S: 11 H: 1 LOB: 1 BB: 0 P: 18	R: 0 E: 0 K: 0 S: 6 H: 0 LOB: 0 BB: 0 P: 11	R: 1 E: 0 K: 1 S: 11 H: 2 LOB: 1 BB: 0 P: 19	R: 0 E: 0 K: 0 S: 8 H: 1 LOB: 1 BB: 1 P: 12	R: 2 E: 1 K: 1 S: 13 H: 2 LOB: 2 BB: 1 P: 22	R: 0 E: 0 K: 0 S: 13 H: 1 LOB: 1 BB: 0 P: 21	R: 0 E: 0 K: 1 S: 10 H: 2 LOB: 2 BB: 1 P: 19		1B: 9 2B: 4 3B: 0 HR: 0 SF: 0 SAC: 2 DP: 2 HBP: 0						

PITCHER		IP	WLS	BF	H	R	ER	SO	BB	IBB	HBP	BLK	WP	HR	S	P	ERA	WHIP
Livan Hernandez, R ERA: 3.51	(1, 1)	6.0	L	32	10	7	5	5	2	2	0	0	0	0	70	118	7.50	2.000
Hector Carrasco, R ERA: 2.62	(7, 1)	1.2		8	3	0	0	0	0	1	0	0	0	0	20	37	0.00	1.800
Joey Eischen, L ERA: 4.42	(8, 1)	0.1		1	0	0	0	1	0	0	0	0	0	0	3	3	0.00	0.000

PITCHER	IP	WLS	BF	H	R	ER	SO	BB	IBB	HBP	BLK	WP	HR	S	P	ERA	WHIP

BOTTOM

Washington Nationals @ Houston Astros

Minute Maid Park, Houston, TX

Wed Aug 10 2005, 7:05 PM CDT
Att. 34,309 - Roof Closed - 72 F

livebaseballscorecards.com

AB	34
R	7
H	13
RBI	7
BB	5
SO	6
LOB	21

WP: 0 PB: 0 SB: 0 CS: 0
PA: 41

Washington Nationals @ Houston Astros

Minute Maid Park, Houston, TX

Thu Aug 11 2005, 7:05 PM CDT
Att. 35,036 - Roof Closed - 72 F

livebaseballscorecards.com

TOP

Batter	1	2	3	4	5	6	7	8	9	AB	R	H	RBI	BB	SO	LOB
Jamey Carroll, R (1, 6) OBP: 0.312, SLG: 0.263	P6		L5			F7		G5-3 BB		3	0	0	0	1	0	1
Jose Vidro, S (1, 4) OBP: 0.332, SLG: 0.452	2B		G6-3			F8		G5-3 1-2		4	0	1	0	0	0	2
Brad Wilkerson, L (1, 8) OBP: 0.356, SLG: 0.418	K			K		G4-3		P5		4	0	0	0	0	2	2
Jose Guillen, R (1, 9) OBP: 0.345, SLG: 0.505	G5-3			G6-3			F9		HR	4	1	1	1	0	0	1
Vinny Castilla, R (1, 5) OBP: 0.319, SLG: 0.388		F9		G5-3			24 G3 HR 2B		K	4	1	1	0	0	1	0
24 Nick Johnson, L (1, 3) OBP: 0.432, SLG: 0.497		G6-3			F7		G3 2-3		G6-3	4	0	0	0	0	0	1
Preston Wilson, R (1, 7) OBP: 0.329, SLG: 0.476		K			K		3-H HR		K	4	1	1	2	0	3	0
Gary Bennett, R (1, 2) OBP: 0.303, SLG: 0.314			SH1-3 1B		BB		G6-3			2	0	1	0	1	0	0
Ryan Drese, R (1, 1) OBP: 0.067, SLG: 0.067			SH1-3 1-2		K			G6-3		1	0	0	0	0	1	1
Luis Ayala, R (6, 1) OBP: 0.333, SLG: 0.333										0	0	0	0	0	0	0
Tony Blanco, R (8, PH) OBP: 0.260, SLG: 0.354										1	0	0	0	0	0	0
Gary Majewski, R (8, 1)										0	0	0	0	0	0	0
Inning Stats	R: 0 E: 0 K: 1 S: 10 H: 1 LOB: 1 BB: 0 P: 13	R: 0 E: 0 K: 1 S: 7 H: 0 LOB: 0 BB: 0 P: 9	R: 0 E: 0 K: 0 S: 11 H: 1 LOB: 1 BB: 0 P: 17	R: 0 E: 0 K: 1 S: 11 H: 0 LOB: 0 BB: 0 P: 17	R: 0 E: 0 K: 2 S: 8 H: 0 LOB: 1 BB: 1 P: 16	R: 0 E: 0 K: 0 S: 5 H: 0 LOB: 0 BB: 0 P: 6	R: 2 E: 0 K: 0 S: 8 H: 2 LOB: 0 BB: 0 P: 11	R: 0 E: 0 K: 0 S: 9 H: 0 LOB: 1 BB: 1 P: 17	R: 1 E: 0 K: 2 S: 12 H: 1 LOB: 0 BB: 0 P: 12	1B: 1 2B: 2 3B: 0 HR: 2 SF: 0 SAC: 1 DP: 0 HBP: 0	WP: 0 PB: 0 SB: 0 CS: 0 PA: 34					

	AB	31
	R	3
	H	5
	RBI	3
	BB	2
	SO	7
	LOB	8

PITCHER		IP	WLS	BF	H	R	ER	SO	BB	IBB	HBP	BLK	WP	HR	S	P	ERA	WHIP
Andy Pettitte, L ERA: 2.62	(1, 1)	8.0	W	30	4	2	2	5	2	0	0	0	0	1	69	106	2.25	0.750
Dan Wheeler, R ERA: 1.73	(9, 1)	1.0		4	1	1	1	2	0	0	0	0	0	1	12	12	9.00	1.000

PITCHER		IP	WLS	BF	H	R	ER	SO	BB	IBB	HBP	BLK	WP	HR	S	P	ERA	WHIP

Batter	1	2	3	4	5	6	7	8	9	AB	R	H	RBI	BB	SO	LOB
Willy Taveras, R (1, 8) OBP: 0.333, SLG: 0.358	C B X 1-1 G1-3 ①		B C B C X 2-2 1B 17 1B 1B		F C B X 1-2 G5-3 ①	S H 1-1 1-2 HBP		B X 1-0 FC5-4 ② 1-2f 1B		4	1	1	0	0	0	1
Craig Biggio, R (1, 4) OBP: 0.340, SLG: 0.477 Dan Wheeler, R (9, 1)	B B B B 4-0 17 2B BB		X 0-0 17 1B 16 1B 1-2 1B		C F B S 1-3 K ②	C F B F B B F X 3-2 P3 ②		1 SAFE 1 SAFE X 0-0 1-2 1B		4 0	2 0	2 0	0 0	1 0	1 0	3 0
17 Lance Berkman, S (1, 3) OBP: 0.404, SLG: 0.497	C B D X 2-1 1-H 16 1B 2B		S X 0-1 16 1B BB 1-3 2-H 1B		B C B X 2-1 G1 ③	B C X 1-1 G1-3 ③		C B F S 1-3 K ③		5	0	2	2	0	1	5
Morgan Ensberg, R (1, 5) OBP: 0.395, SLG: 0.602	C B F B X 2-2 G6-3 ②		B B C D E D 4-2 16 1B 1-2 BB			F B B B C X 3-2 4 E 2B 2B	X 0-0 F7 ①			3	1	1	0	1	0	1
16 Jason Lane, R (1, 9) OBP: 0.308, SLG: 0.499	X 0-0 2-H 1B ③		B F X 1-1 4 G6-4-3 1-2 2-3 3-H 1B			F B B B F S 2-3 K ①	C F F B B B F B 4-2 4 G6-3 BB			3	0	2	1	1	1	1
4 Eric Bruntlett, R (1, 6) OBP: 0.286, SLG: 0.435		C B X 1-1 F9 ①	B B X 2-0 G6-4-3 ② ③ 1-2f			C X 0-1 FC1 2B 2-3	X 0-0 G6-3 ② 1-2			4	1	0	0	0	0	5
2 Chris Burke, R (1, 7) OBP: 0.299, SLG: 0.311		C X 0-1 L6 ②		B C X 1-1 F8 ①		S F F D B B B B 4-2 2B BB	C X 0-1 F9 ③			3	1	0	0	1	0	1
Brad Ausmus, R (1, 2) OBP: 0.331, SLG: 0.298		C B X 1-1 G4-3 ③		X 0-0 G6-3 ②		C S B B X 1-2 1B 1-H 2-H 3-H 2B		F F B B B F B X 3-2 FC5-4 1B		4	0	2	3	0	0	0
Andy Pettitte, L (1, 1) OBP: 0.122, SLG: 0.103 Jose Vizcaino, S (8, PH) (9, 4) OBP: 0.299, SLG: 0.320			C C X 0-2 F7 ①	S C B F X 1-2 G6-3 ③		B B X 2-0 HBP 2-3 1B		C F B S 1-3 K ①		3 1	0 0	1 0	0 0	0 0	0 1	0 1
Inning Stats	R: 1 E: 0 K: 0 S: 8 H: 2 LOB: 2 BB: 1 P: 17	R: 0 E: 0 K: 0 S: 6 H: 0 LOB: 0 BB: 0 P: 8	R: 2 E: 0 K: 0 S: 14 H: 4 LOB: 2 BB: 1 P: 23	R: 0 E: 0 K: 0 S: 7 H: 0 LOB: 0 BB: 0 P: 9	R: 0 E: 0 K: 1 S: 8 H: 0 LOB: 0 BB: 0 P: 12	R: 3 E: 1 K: 1 S: 23 H: 3 LOB: 3 BB: 1 P: 40	R: 0 E: 0 K: 0 S: 8 H: 0 LOB: 1 BB: 1 P: 12	R: 0 E: 0 K: 2 S: 12 H: 2 LOB: 2 BB: 0 P: 18		1B: 8 2B: 3 3B: 0 HR: 0 SF: 0 SAC: 0 DP: 1 HBP: 1						

PITCHER		IP	WLS	BF	H	R	ER	SO	BB	IBB	HBP	BLK	WP	HR	S	P	ERA	WHIP
Ryan Drese, R ERA: 5.67	(1, 1)	5.1	L	27	9	6	5	2	3	0	0	0	0	0	58	96	8.44	2.250
Luis Ayala, R ERA: 2.63	(6, 1)	1.2		7	0	0	0	0	1	0	1	0	0	0	16	25	0.00	0.600
Gary Majewski, R ERA: 3.05	(8, 1)	1.0		5	2	0	0	2	0	0	0	0	0	0	12	18	0.00	2.000

PITCHER	IP	WLS	BF	H	R	ER	SO	BB	IBB	HBP	BLK	WP	HR	S	P	ERA	WHIP

BOTTOM

Washington Nationals @ Houston Astros

Minute Maid Park, Houston, TX

Thu Aug 11 2005, 7:05 PM CDT
Att. 35,036 - Roof Closed - 72 F

livebaseballscorecards.com

AB	34
R	6
H	11
RBI	6
BB	4
SO	4
LOB	18

WP: 0 PB: 0 SB: 0 CS: 0 PA: 39

Batter	1	2	3	4	5	6	7	8	9	AB	R	H	RBI	BB	SO	LOB
Tike Redman, L (1, 8) OBP: 0.291, SLG: 0.349	E8		G6-3		FC6		F7		K	5	0	0	0	0	1	2
12 Freddy Sanchez, R (1, 5) OBP: 0.331, SLG: 0.363	1B		G6-3			WP 1B	L7		BB	4	1	2	0	1	0	1
Jason Bay, R (1, 7) OBP: 0.396, SLG: 0.563	G5-4-3			G5-3		FC4-6	IBB		K	4	0	2	1	1	1	1
Rob Mackowiak, L (1, 9) OBP: 0.343, SLG: 0.410	K			G4-3		FC4-6 BB	FC6-4		K	5	0	1	1	0	2	5
Brad Eldred, R (1, 3) OBP: 0.302, SLG: 0.525	G5-4-3			HR		F8	FC6-4			4	1	1	1	0	0	6
Jose Castillo, R (1, 4) OBP: 0.313, SLG: 0.416		F9		G4-3		BB		HR		3	1	1	1	1	0	0
11 Humberto Cota, R (1, 2) OBP: 0.286, SLG: 0.382		2 G4-6-3 1B			K	P2		K		4	0	1	0	0	2	2
2 Jack Wilson, R (1, 6) OBP: 0.282, SLG: 0.346		G4-6-3			FC6		13 2B 1B	F8		4	1	2	0	0	0	1
57 Zach Duke, L (1, 1) Daryle Ward, L (5, PH) OBP: 0.327, SLG: 0.426 45 Ian Snell, R (5, 1) 13 Nate McLouth, L (7, PH) OBP: 0.250, SLG: 0.500 Brian Meadows, R (7, 1) Rick White, R (7, 1)			G6-3		L7		1-H 1B 2B	G5-3		1 1 0 1 0 1	0 0 0 1 0 0	0 0 0 1 0 0	0 0 0 1 0 0	0 0 0 0 0 0	0 1 0 0 0 0	0 1 0 0 0 0

TOP

Pittsburgh Pirates @ Houston Astros

Minute Maid Park, Houston, TX

Fri Aug 12 2005, 7:05 PM CDT
Att. 37,524 - Roof Closed - 72 F

livebaseballscorecards.com

AB	37
R	5
H	11
RBI	5
BB	3
SO	6
LOB	19

Inning Stats	1	2	3	4	5	6	7	8	9
	R: 0 E: 1 K: 1 S: 14	H: 2 LOB: 2 BB: 0 P: 18	R: 0 E: 0 K: 0 S: 5	H: 1 LOB: 0 BB: 0 P: 6	R: 0 E: 0 K: 0 S: 6	H: 0 LOB: 0 BB: 0 P: 9	R: 1 E: 0 K: 0 S: 5	H: 1 LOB: 0 BB: 0 P: 8	R: 0 E: 0 K: 1 S: 7	H: 1 LOB: 1 BB: 0 P: 11	R: 1 E: 0 K: 0 S: 12	H: 2 LOB: 2 BB: 1 P: 18	R: 2 E: 0 K: 0 S: 13	H: 3 LOB: 2 BB: 1 P: 23	R: 1 E: 0 K: 1 S: 8	H: 1 LOB: 0 BB: 0 P: 12	R: 0 E: 0 K: 3 S: 12	H: 0 LOB: 1 BB: 1 P: 19

| | | |

BOTTOM

Pittsburgh Pirates @ Houston Astros

Minute Maid Park, Houston, TX

Fri Aug 12 2005, 7:05 PM CDT
Att. 37,524 - Roof Closed - 72 F

livebaseballscorecards.com

Batter	1	2	3	4	5	6	7	8	9	AB	R	H	RBI	BB	SO	LOB
Willy Taveras, R (1, 8) OBP: 0.336, SLG: 0.359	B F C B X 2-2 2B 1B	L B L X 1-2 ② FC4-6 1B 1-2f		B B C B B 4-1 G6-3 16 2B G1-3 BB	F B S B S 3-3 ② K		L B B F X 2-2 1-3 1B			4	2	2	0	1	1	3
Craig Biggio, R (1, 4) OBP: 0.341, SLG: 0.479	S 1 SAFE F 1 SAFE B X 1-2 17 G6-3 16 1B 1-H 2B	1 SAFE X 0-0 17 BB 1-3 1B		1 SAFE P C C 1 SAFE X 1-2 ① G1-3 1-2	C D S S 1-3 ③ K		B 1 SAFE C F S 1-3 ③ K			5	1	2	1	0	2	5
17 Lance Berkman, S (1, 3) OBP: 0.407, SLG: 0.493	B B S X 2-1 ① G6-3 2-3	B B F B S B 4-2 1-2 BB		B B B B 4-0 16 2B G6-3 BB		B C S B B B 4-2 G5-3 BB		F X 0-1 ① F9		2	1	0	0	3	0	1
Morgan Ensberg, R (1, 5) OBP: 0.395, SLG: 0.605	S C H 1-2 16 1B HBP	C S D F B D X 3-2 ③ F8		F B X 1-1 ② G6-3 1-2 2-3		S B 1 SAFE C X 1-2 ① G5-3 1-2		C B B B C X 3-2 HR		4	1	1	1	0	0	6
16 Jason Lane, R (1, 9) OBP: 0.312, SLG: 0.503	B F F 1 SAFE X 1-2 1-2 3-H 1B	X 0-0 44 FC5 1B 1B		B B C X 2-1 2-H 3-H 2B		C S C X 1-2 ② G6-3		S B B F C 2-3 ② K		5	0	3	3	0	1	1
28 Adam Everett, R (1, 6) OBP: 0.287, SLG: 0.368	F B S S 1-3 ② K	X 0-0 ① L7	C S D B F X 2-2 ③ G5-3			S 2 SAFE F F C 0-3 ③ K		C S X 0-2 2 2 1B 2 E 1B		5	1	1	0	0	2	5
2 Chris Burke, R (1, 7) OBP: 0.297, SLG: 0.309	B B F C S 2-3 ③ K	1 SAFE C X 0-1 ② L5			F C F C 0-3 ① K		X 0-0 ① F9	1 SAFE D X 1-0 E9 1-H 1B		5	0	1	0	0	2	3
Brad Ausmus, R (1, 2) OBP: 0.332, SLG: 0.297		B C X 1-1 ① G3-1	D B B F 1 SAFE X 3-1 1-2 1B		C B B B C F B 4-2 44 1B BB		C C B B B F X 3-2 ② P3	B X 1-0 ③ G1-3		4	0	1	0	1	0	1
44 Roy Oswalt, R (1, 1) OBP: 0.204, SLG: 0.157 Mike Lamb, L (7, PH) OBP: 0.258, SLG: 0.388 Dan Wheeler, R (8, 1) 54 Brad Lidge, R (9, 1)		B C C X 1-2 FC4-6 1B	C S X 0-2 ③ FC5 2-3f		B X 1-0 1-3 1B		X 0-0 E4 1B			3 1 0 0	0 0 0 0	2 0 0 0	0 0 0 0	0 0 0 0	0 0 0 0	2 0 0 0
Inning Stats	R: 2 E: 0 K: 2 S: 19 H: 3 LOB: 2 BB: 0 P: 29	R: 0 E: 0 K: 0 S: 15 H: 2 LOB: 3 BB: 1 P: 25	R: 0 E: 0 K: 0 S: 9 H: 2 LOB: 2 BB: 0 P: 12	R: 2 E: 0 K: 0 S: 13 H: 1 LOB: 1 BB: 2 P: 26	R: 0 E: 0 K: 3 S: 14 H: 1 LOB: 2 BB: 1 P: 23	R: 0 E: 0 K: 1 S: 12 H: 0 LOB: 1 BB: 1 P: 18	R: 0 E: 1 K: 1 S: 12 H: 1 LOB: 2 BB: 0 P: 18	R: 2 E: 1 K: 1 S: 13 H: 3 LOB: 1 BB: 0 P: 20		1B: 10 2B: 2 3B: 0 HR: 1	SF: 0 SAC: 0 DP: 0 HBP: 1					

	AB	38
	R	6
	H	13
	RBI	5
	BB	5
	SO	8
	LOB	27

WP: 0 PB: 0 SB: 0 CS: 0 PA: 44

PITCHER		IP	WLS	BF	H	R	ER	SO	BB	IBB	HBP	BLK	WP	HR	S	P	ERA	WHIP
57 Zach Duke, L ERA: 2.13	(1, 1)	4.0		24	8	4	4	2	3	0	1	0	0	0	56	92	9.00	2.750
45 Ian Snell, R ERA: 6.84	(5, 1)	2.0		9	1	0	0	4	2	0	0	0	0	0	26	41	0.00	1.500
Brian Meadows, R ERA: 5.26	(7, 1)	0.2		4	1	0	0	0	0	0	0	0	0	0	9	14	0.00	1.500
Rick White, R ERA: 3.7	(7, 1)	1.1	L	7	3	2	1	2	0	0	0	0	0	1	16	24	6.75	2.250

PITCHER	IP	WLS	BF	H	R	ER	SO	BB	IBB	HBP	BLK	WP	HR	S	P	ERA	WHIP

Batter	1	2	3	4	5	6	7	8	9	AB	R	H	RBI	BB	SO	LOB
Tike Redman, L (1, 8) OBP: 0.290, SLG: 0.347	C F B F F S 1-3 ① K			X 0-0 ① L4			B F X 1-1 ① G4-3		B B S B F F F X 3-2 BB 12 S FC1-2 1B	4	0	1	0	0	1	0
12 Freddy Sanchez, R (1, 5) OBP: 0.330, SLG: 0.359	C B B X 2-1 ② F8			C B B C X 2-2 ② G3			B B X 2-0 ② G5-3		B 1 SAFE 1 SAFE D B B 4-0 FC1-2 BB 1-2 BB	3	0	0	0	1	0	0
Jason Bay, R (1, 7) OBP: 0.395, SLG: 0.559	B B X 2-0 ③ G6-3			C S F B B S 2-3 ③ K			C B X 1-1 ③ G6-3		B F F F B B B 4-2 FC1-2 1-2 2-3 BB	3	0	0	0	1	1	0
Rob Mackowiak, L (1, 9) OBP: 0.342, SLG: 0.409		B F F X 1-2 ① F7			B X 1-0 41 G3-6-3 1B			X 0-0 ① F8	B B S F B X 3-2 ② FC1-2 1-2 2-3 3-Hf	4	0	1	0	0	0	3
Brad Eldred, R (1, 3) OBP: 0.284, SLG: 0.492		B S C F S 1-3 ② K			1 SAFE S 1 SAFE 1 SAFE 1 SAFE F 1 SAFE C 0-3 ① K			B B S S S B X 3-2 ② G6-3	B S B F F S 2-3 ③ K	4	0	0	0	0	3	4
41 Ryan Doumit, S (1, 2) OBP: 0.326, SLG: 0.371 16 Salomon Torres, R (8, 1) OBP: 0.500, SLG: 0.500 Jose Mesa, R (9, 1)		C F B C 1-3 ③ K			F B F 1 SAFE X 1-2 ② ③ G3-6-3 1-2f			S F X 0-2 1B		3 0 0	0 0 0	1 0 0	0 0 0	0 0 0	1 0 0	1 0 0
Jose Castillo, R (1, 4) OBP: 0.311, SLG: 0.413			C S C 0-3 ① K			X 0-0 ① F8		F F S 0-3 ③ K		3	0	0	0	0	2	1
2 Jack Wilson, R (1, 6) OBP: 0.282, SLG: 0.353			B F X 1-1 ② F8			C B C B X 2-2 ② G5-3			F S X 0-2 HR	3	1	1	1	0	0	0
Kip Wells, R (1, 1) OBP: 0.190, SLG: 0.195 11 Humberto Cota, R (8, 2) OBP: 0.285, SLG: 0.380			C S B S 1-3 ③ K			C F S 0-3 ③ K			X 0-0 ① F8	2 1	0 0	0 0	0 0	0 0	2 0	0 0
Inning Stats	R: 0 H: 0 E: 0 LOB: 0 K: 1 BB: 0 S: 8 P: 13	R: 0 H: 0 E: 0 LOB: 0 K: 2 BB: 0 S: 10 P: 13	R: 0 H: 0 E: 0 LOB: 0 K: 2 BB: 0 S: 8 P: 10	R: 0 H: 0 E: 0 LOB: 0 K: 1 BB: 0 S: 8 P: 12	R: 0 H: 1 E: 0 LOB: 0 K: 1 BB: 0 S: 7 P: 9	R: 0 H: 0 E: 0 LOB: 0 K: 1 BB: 0 S: 7 P: 9	R: 0 H: 0 E: 0 LOB: 0 K: 0 BB: 0 S: 5 P: 9	R: 0 H: 1 E: 0 LOB: 1 K: 1 BB: 0 S: 10 P: 13	R: 1 H: 2 E: 0 LOB: 3 K: 1 BB: 2 S: 20 P: 36	1B: 3 SF: 0 2B: 0 SAC: 0 3B: 0 DP: 1 HR: 1 HBP: 0						WP: 0 PA: 32 PB: 0 SB: 1 CS: 0

PITCHER		IP	WLS	BF	H	R	ER	SO	BB	IBB	HBP	BLK	WP	HR	S	P	ERA	WHIP
Roger Clemens, R ERA: 1.32	(1, 1)	8.0		25	2	0	0	9	0	0	0	0	0	0	63	88	0.00	0.250
54 Brad Lidge, R ERA: 2.4	(9, 1)	0.1	L	4	2	1	1	0	1	0	0	0	0	1	10	17	27.00	9.000
Chad Qualls, R ERA: 3.6	(9, 1)	0.2		3	0	0	0	1	1	0	0	0	0	0	10	19	0.00	1.500

PITCHER	IP	WLS	BF	H	R	ER	SO	BB	IBB	HBP	BLK	WP	HR	S	P	ERA	WHIP

TOP

Pittsburgh Pirates @ Houston Astros

Minute Maid Park, Houston, TX

Sat Aug 13 2005, 6:05 PM CDT
Att. 43,286 - Roof Closed - 72 F

livebaseballscorecards.com

AB	30
R	1
H	4
RBI	1
BB	2
SO	10
LOB	9

BOTTOM

Pittsburgh Pirates @ Houston Astros

Minute Maid Park, Houston, TX

Sat Aug 13 2005, 6:05 PM CDT
Att. 43,286 - Roof Closed - 72 F

livebaseballscorecards.com

Batter	1	2	3	4	5	6	7	8	9	AB	R	H	RBI	BB	SO	LOB
Willy Taveras, R (1, 8) OBP: 0.333, SLG: 0.356 Mike Lamb, L (9, PH) OBP: 0.257, SLG: 0.386	B F X 1-1 G1-3 ①	C B B F F X 2-2 FC6-4 ③ 1-2f		X 0-0 L1 ③		C X 0-1 G6-4-3 ②③ 1-2f			B S B S S 3-3 K ②	4 1	0 0	0 0	0 0	0 0	0 1	7 0
Craig Biggio, R (1, 4) OBP: 0.339, SLG: 0.475	F X 0-1 F9 ②		F X 0-1 17 G4-3 1B		C X 0-1 F9 ①		X 0-0 P5 ①		B C F X 1-2 G6-3 ③	5	0	1	0	0	0	0
17 Lance Berkman, S (1, 3) OBP: 0.408, SLG: 0.492	B B B C B 4-1 BB		C F B B X 2-2 G4-3 ① 1-2		S B X 1-1 BB 1B		B C S B B F X 3-2 G4-3 ②			3	0	1	0	1	0	1
Morgan Ensberg, R (1, 5) OBP: 0.394, SLG: 0.601	S C S 0-3 K ③		X 0-0 P4 ②		B S 1 SAFE B 1 B B 4-1 1-2 BB		F S B B F X 2-2 G5-3 ③			3	0	0	0	1	1	2
16 Jason Lane, R (1, 9) OBP: 0.312, SLG: 0.499		F S B B B B 4-2 G4-3 28 1B BB	B F B X 2-1 P3 ③		B F X 1-1 L7 ②			C F F F F X 0-2 P3 ①		3	0	0	0	1	0	3
Orlando Palmeiro, L (1, 7) OBP: 0.388, SLG: 0.513		B C C 1 SAFE S 1-3 K ①		F F F B B X 2-2 FC4-6 1B	C C F S 0-3 K ③			C H 1-1 HBP		3	0	1	0	0	2	3
28 Adam Everett, R (1, 6) OBP: 0.286, SLG: 0.367		X 0-0 G4-3 1B 1-2		1 SAFE F F F S 0-3 K ①		C F X 0-2 F9 ①		F 1 SAFE X 0-1 P6 ②		4	0	1	0	0	1	2
Brad Ausmus, R (1, 2) OBP: 0.331, SLG: 0.294		X 0-0 G4-3 ② 1-2 2-3		1 SAFE B B 1 SAFE F X 2-1 FC4-6 1B ② 1-2f		B C B B B 4-1 1B BB		P B X 2-0 G4-3 ③		3	0	0	0	1	0	4
Roger Clemens, R (1, 1) OBP: 0.306, SLG: 0.267 54 Brad Lidge, R (9, 1) Chad Qualls, R (9, 1) Jose Vizcaino, S (9, PH) OBP: 0.296, SLG: 0.317	D H 2-0 FC6-4 HBP		F C D B B X 3-2 1-3 1B			B 1 SAFE X 1-0 G6-4-3 1B 1-3			C F B B C 1-3 K ①	2 0 0 1	0 0 0 0	2 0 0 0	0 0 0 0	0 0 0 0	0 0 0 1	0 0 0 0
Inning Stats	R: 0 H: 0 E: 0 LOB: 1 K: 1 BB: 1 S: 8 P: 13	R: 0 H: 1 E: 0 LOB: 3 K: 1 BB: 1 S: 11 P: 20	R: 0 H: 1 E: 0 LOB: 1 K: 0 BB: 0 S: 8 P: 12	R: 0 H: 2 E: 0 LOB: 2 K: 1 BB: 0 S: 13 P: 20	R: 0 H: 1 E: 0 LOB: 2 K: 1 BB: 1 S: 11 P: 17	R: 0 H: 1 E: 0 LOB: 1 K: 0 BB: 1 S: 7 P: 12	R: 0 H: 0 E: 0 LOB: 0 K: 0 BB: 0 S: 9 P: 14	R: 0 H: 0 E: 0 LOB: 1 K: 0 BB: 0 S: 11 P: 13	R: 0 H: 0 E: 0 LOB: 0 K: 2 BB: 0 S: 13 P: 18	1B: 6 2B: 0 3B: 0 HR: 0	SF: 0 SAC: 0 DP: 1 HBP: 2					

AB	32
R	0
H	6
RBI	0
BB	4
SO	6
LOB	22

PITCHER		IP	WLS	BF	H	R	ER	SO	BB	IBB	HBP	BLK	WP	HR	S	P	ERA	WHIP	WP: 0	PA: 38
Kip Wells, R ERA: 4.62	(1, 1)	7.0		31	6	0	0	4	4	0	1	0	0	0	67	108	0.00	1.429	PB: 0	
16 Salomon Torres, R ERA: 3.96	(8, 1)	1.0	W	4	0	0	0	0	0	0	0	0	0	0	11	13	0.00	0.000	SB: 0	
Jose Mesa, R ERA: 3.5	(9, 1)	1.0	S	3	0	0	0	2	0	0	0	0	0	0	13	18	0.00	0.000	CS: 0	

PITCHER		IP	WLS	BF	H	R	ER	SO	BB	IBB	HBP	BLK	WP	HR	S	P	ERA	WHIP

Batter	1	2	3	4	5	6	7	8	9	AB	R	H	RBI	BB	SO	LOB
6 Chris Duffy, L (1, 8) OBP: 0.398, SLG: 0.472	B C F B F S 2-3 ① K		B X 1-0 ② F8		B C F S 1-3 ② K		F F B X 1-2 ② G4-3		F F B H 2-2 12 1B HBP	4	0	0	0	0	2	1
12 Freddy Sanchez, R (1, 5) OBP: 0.331, SLG: 0.360	C B X 1-1 ② F7		B X 1-0 ③ F8		F S B X 1-2 1-3 1B		C B X 1-1 ③ G6-3		F F X 0-2 1-2 G4-6-3 1B	5	0	2	0	0	0	0
Jason Bay, R (1, 7) OBP: 0.395, SLG: 0.564	S F X 0-2 S 1B			X 0-0 HR	C B X 1-1 ③ P6			B C C B B F X 3-2 ① F8	B C F D F F B F X 3-2 ① P4	5	1	2	1	0	0	4
Daryle Ward, L (1, 3) OBP: 0.328, SLG: 0.425	B 1 SAFE S C F S 1-3 ③ K 1-2			S B S X 1-2 ① F8		C B B X 2-1 41 HR 1B		X 0-0 BB 41 HBP 2 HR 1B	B B C X 2-1 ② ③ G4-6-3 1-2f	5	2	2	0	0	1	3
41 Ryan Doumit, S (1, 2) OBP: 0.331, SLG: 0.395		S B F B S 2-3 ① K		B B C X 2-1 ② G4-3		X 0-0 1-H HR		H 1-0 BB 2 HR 1-2 HBP		3	2	1	2	0	1	0
Jose Castillo, R (1, 4) OBP: 0.315, SLG: 0.422		X 0-0 HR		B B B C S B 4-2 13 S BB		C F C 0-3 ① K		B C B B F F B 4-2 1-2 2-3 2 HR BB		2	2	1	1	2	1	0
13 Nate McLouth, L (1, 9) OBP: 0.125, SLG: 0.250		B F S X 1-2 ② L4		1 SAFE B C C F B F F F 2-3 ③ K 1-2		X 0-0 ② L6		F B C C C 1-3 ② K		4	0	0	0	0	2	4
2 Jack Wilson, R (1, 6) OBP: 0.282, SLG: 0.359		B S B F B X 3-2 ③ F8			C B C B B F X 3-2 ① F9	C B B C C X 2-2 ③ P3		B B B C C C X 3-2 1-H 2-H 3-H HR		4	1	1	4	0	0	0
Dave Williams, L (1, 1) OBP: 0.150, SLG: 0.158			C S S 0-3 ① K		B F F X 1-2 12 1B 12 WP 1B		C F B F F F B F S 2-3 ① K	C F S 0-3 ③ K		4	0	1	0	0	3	0
Inning Stats	R: 0 E: 0 K: 2 S: 13 H: 1 LOB: 1 BB: 0 P: 17	R: 1 E: 0 K: 1 S: 10 H: 1 LOB: 0 BB: 0 P: 16	R: 0 E: 0 K: 1 S: 5 H: 0 LOB: 0 BB: 0 P: 7	R: 1 E: 0 K: 1 S: 17 H: 1 LOB: 1 BB: 1 P: 26	R: 0 E: 0 K: 1 S: 15 H: 2 LOB: 2 BB: 0 P: 22	R: 2 E: 0 K: 1 S: 10 H: 2 LOB: 0 BB: 0 P: 14	R: 0 E: 0 K: 1 S: 12 H: 0 LOB: 0 BB: 0 P: 16	R: 4 E: 0 K: 2 S: 17 H: 2 LOB: 0 BB: 1 P: 29	R: 0 E: 0 K: 0 S: 13 H: 1 LOB: 1 BB: 0 P: 20	1B: 6 2B: 0 3B: 0 HR: 4 SF: 0 SAC: 0 DP: 1 HBP: 2						

TOP

Pittsburgh Pirates @ Houston Astros

Minute Maid Park, Houston, TX

Sun Aug 14 2005, 1:05 PM CDT
Att. 36,872 - Roof Closed - 72 F

livebaseballscorecards.com

AB	36
R	8
H	10
RBI	8
BB	2
SO	10
LOB	12

WP: 1 PA: 40
PB: 0
SB: 2
CS: 0

PITCHER		IP	WLS	BF	H	R	ER	SO	BB	IBB	HBP	BLK	WP	HR	S	P	ERA	WHIP
Ezequiel Astacio, R ERA: 6.66	(1, 1)	6.0	L	26	7	4	4	7	1	0	0	0	1	3	70	102	6.00	1.333
Mike Burns, R ERA: 4.91	(7, 1)	2.0		10	2	4	4	3	1	0	1	0	0	1	29	45	18.00	1.500
Mike Gallo, L ERA: 1.86	(9, 1)	0.0		2	1	0	0	0	0	0	1	0	0	0	5	7	∞	∞
Chad Harville, R ERA: 4.76	(9, 1)	1.0		2	0	0	0	0	0	0	0	0	0	0	8	13	0.00	0.000

PITCHER	IP	WLS	BF	H	R	ER	SO	BB	IBB	HBP	BLK	WP	HR	S	P	ERA	WHIP

Batter	1	2	3	4	5	6	7	8	9	AB	R	H	RBI	BB	SO	LOB
2 Chris Burke, R (1, 7) OBP: 0.293, SLG: 0.304	B B C X 2-1 P4 ①		1 SAFE X 0-0 G5-4-3 ② ③ 1-2f			B L B X 2-1 G4-3 ②			C C B B B F X 3-2 P3 ①	4	0	0	0	0	0	1
4 Eric Bruntlett, R (1, 8) OBP: 0.284, SLG: 0.425	C F B B X 2-2 1B			B B C B F S 3-3 K ①		B X 1-0 F8 ③			F B B B F F F X 2-2 G6-3 ②	4	0	1	0	0	1	0
17 Lance Berkman, S (1, 3) OBP: 0.403, SLG: 0.486	1 SAFE C F F F D F 1 SAFE X 1-2 F7 ②			C S F B F S 1-3 K ②			C B S S 1-3 K2-3 ①		X 0-0 G6-3 ③	4	0	0	0	0	2	1
Morgan Ensberg, R (1, 5) OBP: 0.394, SLG: 0.599	B B F C B C 3-3 K ③			X 0-0 1B			X 0-0 G6-3 ②			3	0	1	0	0	1	1
16 Jason Lane, R (1, 9) OBP: 0.312, SLG: 0.497		X 0-0 F9 ①		B S X 1-1 F8 ③			C F F F F X 0-2 FC6-4 1B			3	0	1	0	0	0	1
Jose Vizcaino, S (1, 4) OBP: 0.290, SLG: 0.310		C C B B S 2-3 K ②			X 0-0 F9 ①		C B X 1-1 FC6-4 ③ 1-2f			3	0	0	0	0	1	1
28 Adam Everett, R (1, 6) Mike Gallo, L (9, 1) Chad Harville, R (9, 1)		B F X 1-1 G5-3 ③			C B B B F B X 3-2 G5-4-3 1B			C S F X 0-2 F8 ①		3 0 0	0 0 0	1 0 0	0 0 0	0 0 0	0 0 0	0 0 0
Brad Ausmus, R (1, 2) (9, 6) OBP: 0.334, SLG: 0.295			X 0-0 2 G5-4-3 1B		B B 1 SAFE F X 2-1 G5-4-3 ② ③ 1-2f			C B B B B 4-1 G6-4-3 BB		2	0	1	0	1	0	1
Ezequiel Astacio, R (1, 1) OBP: 0.231, SLG: 0.231 Willy Taveras, R (6, PH) OBP: 0.333, SLG: 0.355 Mike Burns, R (7, 1) Humberto Quintero, R (8, PH) OBP: 0.195, SLG: 0.200 (9, 2)			L B L M 1-3 K ①			C B B F F C 2-3 K ①		B F F X 1-2 G6-4-3 ② ③ 1-2f		1 1 0 1	0 0 0 0	0 0 0 0	0 0 0 0	0 0 0 0	1 1 0 0	1 0 0 1
Inning Stats	R: 0 H: 1 E: 0 LOB: 1 K: 1 BB: 0 S: 14 P: 22	R: 0 H: 0 E: 0 LOB: 0 K: 1 BB: 0 S: 6 P: 9	R: 0 H: 1 E: 0 LOB: 0 K: 1 BB: 0 S: 5 P: 6	R: 0 H: 1 E: 0 LOB: 1 K: 2 BB: 0 S: 11 P: 16	R: 0 H: 1 E: 0 LOB: 0 K: 0 BB: 0 S: 6 P: 11	R: 0 H: 0 E: 0 LOB: 0 K: 1 BB: 0 S: 7 P: 12	R: 0 H: 1 E: 0 LOB: 1 K: 1 BB: 0 S: 12 P: 14	R: 0 H: 0 E: 0 LOB: 0 K: 0 BB: 1 S: 8 P: 13	R: 0 H: 0 E: 0 LOB: 0 K: 0 BB: 0 S: 10 P: 15	1B: 5 2B: 0 3B: 0 HR: 0	SF: 0 SAC: 0 DP: 3 HBP: 0			WP: 0 PB: 0 SB: 0 CS: 0	PA: 30	

PITCHER		IP	WLS	BF	H	R	ER	SO	BB	IBB	HBP	BLK	WP	HR	S	P	ERA	WHIP
Dave Williams, L ERA: 3.88	(1, 1)	9.0	W	30	5	0	0	7	1	0	0	0	0	0	79	118	0.00	0.667

PITCHER	IP	WLS	BF	H	R	ER	SO	BB	IBB	HBP	BLK	WP	HR	S	P	ERA	WHIP

BOTTOM

Pittsburgh Pirates @ Houston Astros

Minute Maid Park, Houston, TX

Sun Aug 14 2005, 1:05 PM CDT
Att. 36,872 - Roof Closed - 72 F

livebaseballscorecards.com

AB	29
R	0
H	5
RBI	0
BB	1
SO	7
LOB	8

Batter	1	2	3	4	5	6	7	8	9	AB	R	H	RBI	BB	SO	LOB
19 Matt Murton, R (1, 7) OBP: 0.419, SLG: 0.472	G1-3	HR		1B			F9		P6	5	1	2	1	0	0	3
Todd Walker, L (1, 4) OBP: 0.349, SLG: 0.465 Scott Williamson, R (7, 1) 13 Will Ohman, L (8, 1)	HR	F8		G6-3			G4-6-3 1-2f			4 0 0	1 0 0	1 0 0	1 0 0	0 0 0	0 0 0	2 0 0
25 Derrek Lee, R (1, 3) OBP: 0.426, SLG: 0.680 Neifi Perez, S (8, PH) OBP: 0.292, SLG: 0.384 (8, 4)	1B BB		16 G5-4-3 1B		16 BB			G5-3		1 1	1 0	1 0	0 0	2 0	0 0	0 0
16 Aramis Ramirez, R (1, 5) OBP: 0.359, SLG: 0.567 Todd Hollandsworth, L (8, PH) OBP: 0.302, SLG: 0.389 (8, 3)	F8		G5-4-3 1-2f		G1-4-6-3 1-2f			G6-3		3 1	0 0	0 0	0 0	0 0	0 0	3 0
Nomar Garciaparra, R (1, 6) OBP: 0.295, SLG: 0.291	SAFE 1B 1-3 1B		FC6-4 BB		G6-3			F8		3	0	1	0	1	0	0
Michael Barrett, R (1, 2) OBP: 0.347, SLG: 0.492	1-2 3-H 1B		FC6-4 1-2f			G4-3			K	4	0	1	1	0	1	1
Jeromy Burnitz, L (1, 9) OBP: 0.320, SLG: 0.437	G1			K		G4-3			E3 G1-3 BB	4	0	0	0	0	1	2
Corey Patterson, L (1, 8) OBP: 0.275, SLG: 0.389		F7		E4 3B		G4-3			G1-3 1-2 BB	3	1	1	0	1	0	0
Glendon Rusch, L (1, 1) OBP: 0.154, SLG: 0.160 Todd Wellemeyer, R (4, 1) OBP: 0.333, SLG: 0.333 43 Michael Wuertz, R (5, 1) Jose Macias, S (7, PH) OBP: 0.315, SLG: 0.356 (7, 4) (8, 5)		G4-3		K			G4-6-3 BB		G1-3 1-2 2-3	2 0 0 1	0 0 0 0	0 0 0 0	0 0 0 1	0 0 0 0	1 0 0 1	0 0 0 2
Inning Stats	R: 2 E: 0 K: 0 S: 18 H: 3 LOB: 2 BB: 1 P: 32	R: 1 E: 0 K: 0 S: 6 H: 1 LOB: 0 BB: 0 P: 8	R: 0 E: 0 K: 0 S: 6 H: 1 LOB: 1 BB: 1 P: 11	R: 1 E: 1 K: 2 S: 12 H: 2 LOB: 1 BB: 0 P: 18	R: 0 E: 0 K: 0 S: 4 H: 0 LOB: 0 BB: 1 P: 9	R: 0 E: 0 K: 0 S: 4 H: 0 LOB: 0 BB: 0 P: 6	R: 0 E: 0 K: 0 S: 13 H: 0 LOB: 0 BB: 1 P: 21	R: 0 E: 0 K: 0 S: 9 H: 0 LOB: 0 BB: 0 P: 14	R: 0 E: 1 K: 1 S: 13 H: 0 LOB: 2 BB: 1 P: 22	1B: 4 2B: 0 3B: 1 HR: 2 SF: 0 SAC: 0 DP: 3 HBP: 0						

PITCHER		IP	WLS	BF	H	R	ER	SO	BB	IBB	HBP	BLK	WP	HR	S	P	ERA	WHIP
51 Wandy Rodriguez, L ERA: 6.09	(1, 1)	7.0	W	29	7	4	4	2	4	0	0	0	0	2	63	105	5.14	1.571
Russ Springer, R ERA: 5.75	(8, 1)	1.0		3	0	0	0	0	0	0	0	0	0	0	9	14	0.00	0.000
Chad Harville, R ERA: 4.63	(9, 1)	1.0		5	0	0	0	1	1	0	0	0	0	0	13	22	0.00	1.000

PITCHER	IP	WLS	BF	H	R	ER	SO	BB	IBB	HBP	BLK	WP	HR	S	P	ERA	WHIP

TOP

Chicago Cubs @ Houston Astros

Minute Maid Park, Houston, TX

Mon Aug 15 2005, 7:05 PM CDT
Att. 26,992 - Roof Closed - 72 F

livebaseballscorecards.com

AB	32
R	4
H	7
RBI	3
BB	5
SO	3
LOB	13

Batter	1	2	3	4	5	6	7	8	9	AB	R	H	RBI	BB	SO	LOB
Willy Taveras, R (1, 8) OBP: 0.337, SLG: 0.359	B S B X 2-1 17 G4-6-3 1B 1B 1B	C C X 0-2 1B		C C B X 1-2 BB BB 1B	X 0-0 ① 17 BB BB 1-2 1B 1B	B X 1-0 ① F7		C S X 0-2 E5		6	2	4	0	0	0	1
Craig Biggio, R (1, 4) OBP: 0.342, SLG: 0.474 4 Eric Bruntlett, R (7, 4) OBP: 0.280, SLG: 0.419	C X 0-1 17 G4-6-3 1-2 1B	B X 1-0 ③ G1-3		P B B C F F F B 4-2 BB 1-2 BB	B B C C F B B 4-2 1B 17 BB 16 SF7 1-2 2-3 BB	X 0-0 ② F7		B S S F B S 2-3 ③ K2-3		3 1	1 0	1 0	0 0	2 0	0 1	2 1
17 Lance Berkman, S (1, 3) OBP: 0.403, SLG: 0.483 Mike Lamb, L (8, 3) OBP: 0.257, SLG: 0.386	B F C F B B B F X 3-2 ① ② G4-6-3 1-2f 2-3		C C B B X 2-2 1B 2 HR 1B	C B X 1-1 ② F7	B B B F B 4-1 2 BB 1B 1-2 2-3 3-H BB	C B S D F B X 3-2 ③ F7				4 0	1 0	1 0	1 0	1 0	0 0	5 0
Morgan Ensberg, R (1, 5) OBP: 0.400, SLG: 0.610 Russ Springer, R (8, 1) Chad Harville, R (9, 1)	X 0-0 16 1B 28 1B 3-H 1B		B F B B C X 3-2 2 HR 1-2 1B	B B B 4-0 1-2 2-3 BB	S S B X 1-2 2 BB 1-2 2-3 3-H 1B		B X 1-0 HR			4 0 0	3 0 0	4 0 0	3 0 0	1 0 0	0 0 0	0 0 0
16 Jason Lane, R (1, 9) OBP: 0.310, SLG: 0.494	F X 0-1 28 1B 1-2 1B		B C F C 1-3 ① K	B S F S 1-3 ③ K	B S X 1-1 ① SF7 3-H		X 0-0 ① F9			4	0	1	1	0	2	5
28 Adam Everett, R (1, 6) OBP: 0.288, SLG: 0.374	C X 0-1 1-3 2-H 1B	F X 0-1 ② F3			x 0-0 HR		S S X 0-2 ② F7			5	1	2	2	0	1	4
2 Chris Burke, R (1, 7) OBP: 0.299, SLG: 0.317	B C B X 2-1 ③ F8		C B B C T F B X 3-2 1-H 2-H HR		B B B B 4-2 HR BB		C B F S 1-3 ③ K			3	2	1	3	2	1	2
Humberto Quintero, R (1, 2) OBP: 0.196, SLG: 0.267		B S C F B S 2-3 ① K	F F F T S 0-3 ③ K		1 SAFE 0-0 1-H HR			B F F B X 2-2 G1-3		5	1	1	2	0	2	3
51 Wandy Rodriguez, S (1, 1) OBP: 0.226, SLG: 0.172 Jose Vizcaino, S (8, 5) OBP: 0.288, SLG: 0.307		C C C 0-3 ② K		B B C S F X 2-2 ① P4	B B B B 4-0 BB 17 BB 1B BB	C F X 0-2 1B		B C S F S 1-3 ② K2-3		3 1	1 0	1 0	0 0	1 0	1 1	0 0
Inning Stats	R: 2 H: 5 E: 0 LOB: 2 K: 0 BB: 0 S: 16 P: 23	R: 0 H: 1 E: 0 LOB: 1 K: 2 BB: 0 S: 11 P: 14	R: 3 H: 3 E: 0 LOB: 0 K: 2 BB: 0 S: 21 P: 30	R: 0 H: 1 E: 0 LOB: 3 K: 1 BB: 2 S: 17 P: 29	R: 6 H: 4 E: 0 LOB: 3 K: 1 BB: 5 S: 20 P: 43	R: 0 H: 1 E: 0 LOB: 1 K: 0 BB: 0 S: 9 P: 13	R: 1 H: 1 E: 0 LOB: 0 K: 1 BB: 0 S: 8 P: 10	R: 0 H: 0 E: 1 LOB: 1 K: 2 BB: 0 S: 14 P: 19		1B: 12 SF: 1 2B: 0 SAC: 0 3B: 0 DP: 1 HR: 4 HBP: 0						

PITCHER		IP	WLS	BF	H	R	ER	SO	BB	IBB	HBP	BLK	WP	HR	S	P	ERA	WHIP
Glendon Rusch, L ERA: 4.28	(1, 1)	3.2	L	22	10	5	5	4	2	0	0	0	0	1	62	92	12.27	3.273
Todd Wellemeyer, R ERA: 6.84	(4, 1)	0.1		7	3	6	6	1	3	0	0	0	0	2	11	24	162.00	18.000
43 Michael Wuertz, R ERA: 4.31	(5, 1)	2.0		10	2	0	0	1	2	0	0	0	0	0	21	36	0.00	2.000
Scott Williamson, R ERA: 9.64	(7, 1)	1.0		4	1	1	1	1	0	0	0	0	0	1	8	10	9.00	1.000
13 Will Ohman, L ERA: 2.59	(8, 1)	1.0		4	0	0	0	2	0	0	0	0	0	0	14	19	0.00	0.000

PITCHER	IP	WLS	BF	H	R	ER	SO	BB	IBB	HBP	BLK	WP	HR	S	P	ERA	WHIP

BOTTOM

Chicago Cubs @ Houston Astros

Minute Maid Park, Houston, TX

Mon Aug 15 2005, 7:05 PM CDT
Att. 26,992 - Roof Closed - 72 F

livebaseballscorecards.com

AB	39
R	12
H	16
RBI	12
BB	7
SO	9
LOB	23

WP: 0	PA: 47		
PB: 0			
SB: 0			
CS: 0			

Batter	1	2	3	4	5	6	7	8	9	AB	R	H	RBI	BB	SO	LOB
Matt Lawton, L (1, 9) (8, 7) OBP: 0.367, SLG: 0.422	C B C X 1-2 L7	X 0-0 G4-3			C B C S 1-3 K	C F S 0-3 K	B F S B F S 2-3 K			5	0	0	0	0	3	3
Neifi Perez, S (1, 4) OBP: 0.291, SLG: 0.382	C C B X 1-2 G5-3		S B B B X 3-1 F9		C B F S 1-3 K	F X 0-1 25 BB 1B	F C X 0-2 L5			5	0	1	0	0	1	0
25 Derrek Lee, R (1, 3) OBP: 0.426, SLG: 0.676	X 0-0 F9		B B B C F X 3-2 16 S 16 2B 1B		B B B X 3-0 G5-3		C B 1 SAFE D B B 4-1 1-2 BB		C B B C X 2-2 P3	4	1	1	0	1	0	0
16 Aramis Ramirez, R (1, 5) OBP: 0.362, SLG: 0.580		S X 0-1 1B 1B 2B	D X 1-0 1-H 2B			B F B B F X 3-2 HR	S X 0-1 F9			4	2	3	2	0	0	2
Nomar Garciaparra, R (1, 6) OBP: 0.303, SLG: 0.292		X 0-0 1B 24 BB 2-3 1B	F B F X 1-2 G6-3			X 0-0 G5-3		S B C F B B B 4-2 E FC4 1B BB		3	1	1	0	1	0	1
19 Matt Murton, R (1, 7) OBP: 0.415, SLG: 0.464 Jeromy Burnitz, L (8, PH) (8, 9) OBP: 0.320, SLG: 0.436		F F D S 1-3 K	C S F D C 1-3 K			S B X 1-1 24 FC6-4 1B		X 0-0 FC4 1B 1-3		3	0	1	0	0	2	3
										1	0	0	0	0	0	1
Corey Patterson, L (1, 8) OBP: 0.274, SLG: 0.388	B B 1 SAFE S F 1 SAFE S 2-3 K			S B F B X 2-2 G6-3		1 SAFE B C 1 SAFE 1 SAFE 1 SAFE S S 1-3 K		B X 1-0 L4-6 24 S 1-3 3-H 1B		4	0	1	1	0	2	3
24 Henry Blanco, R (1, 2) OBP: 0.280, SLG: 0.382	C B B B B 4-1 1B 1-2 BB			X 0-0 G6-3		X 0-0 FC6-4 1-2f		B B C F B S 3-3 K 1-2		3	0	0	0	1	1	3
Greg Maddux, R (1, 1) OBP: 0.226, SLG: 0.283 Jose Macias, S (8, PH) OBP: 0.312, SLG: 0.353 34 Kerry Wood, R (8, 1) OBP: 0.158, SLG: 0.222 46 Ryan Dempster, R (9, 1) OBP: 0.077, SLG: 0.077	C B C X 1-2 1-2 2-3 3-H 1B			C B B X 2-1 F8			C C F B S 1-3 K	F X 0-1 L4-6 2-2		3	0	1	1	0	1	0
										1	0	0	0	0	0	2
										0	0	0	0	0	0	0
										0	0	0	0	0	0	0
Inning Stats	R: 0 E: 0 K: 0 S: 7 H: 0 LOB: 0 BB: 0 P: 9	R: 1 E: 0 K: 2 S: 14 H: 3 LOB: 3 BB: 1 P: 22	R: 1 E: 0 K: 1 S: 13 H: 2 LOB: 1 BB: 0 P: 22	R: 0 E: 0 K: 0 S: 6 H: 0 LOB: 0 BB: 0 P: 10	R: 0 E: 0 K: 2 S: 7 H: 0 LOB: 0 BB: 0 P: 12	R: 1 E: 0 K: 1 S: 10 H: 2 LOB: 1 BB: 0 P: 15	R: 0 E: 0 K: 2 S: 12 H: 1 LOB: 2 BB: 1 P: 17	R: 1 E: 1 K: 1 S: 10 H: 1 LOB: 1 BB: 1 P: 18	R: 0 E: 0 K: 1 S: 10 H: 0 LOB: 0 BB: 0 P: 14	1B: 6 2B: 3 3B: 0 HR: 1 SF: 0 SAC: 0 DP: 1 HBP: 0						

PITCHER	IP	WLS	BF	H	R	ER	SO	BB	IBB	HBP	BLK	WP	HR	S	P	ERA	WHIP
Andy Pettitte, L (1, 1) ERA: 2.67	7.0	L	31	8	3	3	8	2	0	0	0	0	1	69	107	3.86	1.429
Chad Qualls, R (8, 1) ERA: 3.54	1.0		5	1	1	0	1	1	0	0	0	0	0	10	18	0.00	2.000
Russ Springer, R (9, 1) ERA: 5.62	1.0		3	0	0	0	1	0	0	0	0	0	0	10	14	0.00	0.000

PITCHER	IP	WLS	BF	H	R	ER	SO	BB	IBB	HBP	BLK	WP	HR	S	P	ERA	WHIP

Chicago Cubs @ Houston Astros

Minute Maid Park, Houston, TX

Tue Aug 16 2005, 7:05 PM CDT

Att. 31,963 - Roof Closed - 72 F

TOP

livebaseballscorecards.com

AB	36
R	4
H	9
RBI	4
BB	3
SO	10
LOB	18

WP: 0	PA: 39
PB: 0	
SB: 2	
CS: 0	

BOTTOM

Chicago Cubs @ Houston Astros

Minute Maid Park, Houston, TX

Tue Aug 16 2005, 7:05 PM CDT
Att. 31,963 - Roof Closed - 72 F

Batter	1	2	3	4	5	6	7	8	9	AB	R	H	RBI	BB	SO	LOB
Willy Taveras, R (1, 8) OBP: 0.338, SLG: 0.365	G6-3 3B		17 S 1B		G3			K		4	1	2	0	0	1	0
Craig Biggio, R (1, 4) OBP: 0.339, SLG: 0.470	G6-3 3-H		P4			G5-3			L8	4	0	0	1	0	0	1
17 Lance Berkman, S (1, 3) OBP: 0.407, SLG: 0.483	BB		BB 1-2			K			G5-4-3 1B	2	0	1	0	2	1	0
Morgan Ensberg, R (1, 5) OBP: 0.397, SLG: 0.604	P3		F8			K			G5-4-3 1-2f	4	0	0	0	0	1	4
16 Jason Lane, R (1, 9) OBP: 0.308, SLG: 0.490	G5-3			L6			F8			3	0	0	0	0	0	1
Orlando Palmeiro, L (1, 7) OBP: 0.381, SLG: 0.503		K		G4-3			G3			3	0	0	0	0	1	0
28 Adam Everett, R (1, 6) OBP: 0.288, SLG: 0.376		CS 2B		K			G5-3			3	0	1	0	0	1	0
Brad Ausmus, R (1, 2) OBP: 0.331, SLG: 0.292		K 2-3			G5-3			L9		3	0	0	0	0	1	1
Andy Pettitte, L (1, 1) OBP: 0.116, SLG: 0.098			G1-3		G4-3			K		2	0	0	0	0	0	0
Chad Qualls, R (8, 1)										0	0	0	0	0	0	0
Jose Vizcaino, S (8, PH) OBP: 0.286, SLG: 0.305										1	0	0	0	0	1	0
Russ Springer, R (9, 1)										0	0	0	0	0	0	0
Inning Stats	R: 1 E: 0 K: 0 S: 6 H: 1 LOB: 1 BB: 1 P: 10	R: 0 E: 0 K: 2 S: 9 H: 1 LOB: 0 BB: 0 P: 12	R: 0 E: 0 K: 0 S: 6 H: 1 LOB: 2 BB: 1 P: 13	R: 0 E: 0 K: 1 S: 9 H: 0 LOB: 0 BB: 0 P: 14	R: 0 E: 0 K: 0 S: 5 H: 0 LOB: 0 BB: 0 P: 5	R: 0 E: 0 K: 2 S: 10 H: 0 LOB: 0 BB: 0 P: 11	R: 0 E: 0 K: 0 S: 4 H: 0 LOB: 0 BB: 0 P: 5	R: 0 E: 0 K: 2 S: 7 H: 0 LOB: 0 BB: 0 P: 9	R: 0 E: 0 K: 0 S: 4 H: 1 LOB: 0 BB: 0 P: 10	1B: 2 2B: 1 3B: 1 HR: 0 SF: 0 SAC: 0 DP: 1 HBP: 0						

livebaseballscorecards.com

AB	29
R	1
H	4
RBI	1
BB	2
SO	7
LOB	7

WP: 0 PB: 0 SB: 1 CS: 1 PA: 31

PITCHER		IP	WLS	BF	H	R	ER	SO	BB	IBB	HBP	BLK	WP	HR	S	P	ERA	WHIP
Greg Maddux, R ERA: 4.4	(1, 1)	7.0	W	25	3	1	1	5	2	0	0	0	0	0	49	70	1.29	0.714
34 Kerry Wood, R ERA: 4.13	(8, 1)	1.0	H	3	0	0	0	2	0	0	0	0	0	0	7	9	0.00	0.000
46 Ryan Dempster, R ERA: 4.02	(9, 1)	1.0	S	3	1	0	0	0	0	0	0	0	0	0	4	10	0.00	1.000

PITCHER	IP	WLS	BF	H	R	ER	SO	BB	IBB	HBP	BLK	WP	HR	S	P	ERA	WHIP

Batter	1	2	3	4	5	6	7	8	9	AB	R	H	RBI	BB	SO	LOB
Matt Lawton, L (1, 7) OBP: 0.366, SLG: 0.420	B X 1-0 1B 16 SF8 1B		C C X 0-2 ① G4-3		B 1 SAFE B S B F F X 3-2 ②③ L8 1-2			C C B X 1-2 ① F9		4	1	1	0	0	0	1
Todd Walker, L (1, 4) OBP: 0.351, SLG: 0.465	S C X 0-2 25 G5-3 1-3 1B		C T B X 1-2 ② G4-3			F B F B F F F X 2-2 ① G4-3		F B B B X 3-1 1B		4	0	2	0	0	0	0
25 Derrek Lee, R (1, 3) OBP: 0.425, SLG: 0.672	C X 0-1 ① G5-3 1-2		C C C 0-3 ③ K			C B B X 2-1 16 G6-4-3 1B		C 1 SAFE F X 0-2 ② F8		4	0	1	0	0	1	3
16 Aramis Ramirez, R (1, 5) OBP: 0.359, SLG: 0.576	C F B B X 2-2 ② SF8 3-H			C S B F S 1-3 ① K		F X 0-1 ②③ G6-4-3 1-2f		1 SAFE S X 0-1 ③ G6-3		3	0	0	1	0	1	2
Nomar Garciaparra, R (1, 6) OBP: 0.307, SLG: 0.330 Neifi Perez, S (5, 6) OBP: 0.292, SLG: 0.382	C F F B F S 1-3 ③ K			C X 0-1 HR			X 0-0 FC4-6 1B		X 0-0 ① G5-3	2 2	1 0	1 1	1 0	0 0	1 0	1 0
Corey Patterson, L (1, 8) OBP: 0.271, SLG: 0.383		B C C B F S 2-3 ① K		B B F F X 2-2 ② G4-3			1 SAFE 1 SAFE F B B X 2-1 ① FC4-6 WP 1B 1-2f SF9		X 0-0 ② G3	4	1	0	0	0	1	1
Jeromy Burnitz, L (1, 9) OBP: 0.319, SLG: 0.435 46 Ryan Dempster, R (9, 1) OBP: 0.077, SLG: 0.077		C C B B S 2-3 ② K		S S B X 1-2 ③ G3-1			X 0-0 SF9 WP 1-2 1B		C B S B F X 2-2 ③ G1-3	4 0	0 0	1 0	0 0	0 0	1 0	0 0
Michael Barrett, R (1, 2) OBP: 0.347, SLG: 0.492		F S B B F B X 3-2 ③ G6-3			F T X 0-2 CS 1B		B C S X 1-2 ② SF9 1-3 2-H			2	0	1	1	0	0	0
38 Carlos Zambrano, S (1, 1) OBP: 0.259, SLG: 0.414 Todd Hollandsworth, L (9, 9) OBP: 0.302, SLG: 0.389			B X 1-0 HR		X 0-0 ① B1		C B B S F S 2-3 ③ K			3 0	1 0	1 0	1 0	0 0	1 0	2 0
Inning Stats	R: 1 E: 0 K: 1 S: 14 H: 2 LOB: 1 BB: 0 P: 18	R: 0 E: 0 K: 2 S: 11 H: 0 LOB: 0 BB: 0 P: 18	R: 1 E: 0 K: 1 S: 10 H: 1 LOB: 0 BB: 0 P: 12	R: 1 E: 0 K: 1 S: 12 H: 1 LOB: 0 BB: 0 P: 16	R: 0 E: 0 K: 0 S: 9 H: 1 LOB: 0 BB: 0 P: 12	R: 0 E: 0 K: 0 S: 10 H: 1 LOB: 0 BB: 0 P: 14	R: 1 E: 0 K: 1 S: 11 H: 2 LOB: 1 BB: 0 P: 16	R: 0 E: 0 K: 0 S: 10 H: 1 LOB: 1 BB: 0 P: 14	R: 0 E: 0 K: 0 S: 6 H: 0 LOB: 0 BB: 0 P: 8	1B: 7 2B: 0 3B: 0 HR: 2 SF: 2 SAC: 0 DP: 1 HBP: 0						

PITCHER		IP	WLS	BF	H	R	ER	SO	BB	IBB	HBP	BLK	WP	HR	S	P	ERA	WHIP
44 Roy Oswalt, R ERA: 2.67	(1, 1)	7.0	L	27	8	4	4	6	0	0	0	0	1	2	77	106	5.14	1.143
Dan Wheeler, R ERA: 1.83	(8, 1)	1.0		4	1	0	0	0	0	0	0	0	0	0	10	14	0.00	1.000
Mike Gallo, L ERA: 1.69	(9, 1)	1.0		3	0	0	0	0	0	0	0	0	0	0	6	8	0.00	0.000

PITCHER	IP	WLS	BF	H	R	ER	SO	BB	IBB	HBP	BLK	WP	HR	S	P	ERA	WHIP

TOP

Chicago Cubs @ Houston Astros

Minute Maid Park, Houston, TX

Wed Aug 17 2005, 6:05 PM CDT
Att. 29,978 - Roof Closed - 72 F

livebaseballscorecards.com

AB	32
R	4
H	9
RBI	4
BB	0
SO	6
LOB	10

WP: 1 PA: 34
PB: 0
SB: 0
CS: 1

Chicago Cubs @ Houston Astros

Minute Maid Park, Houston, TX

Wed Aug 17 2005, 6:05 PM CDT

Att. 29,978 - Roof Closed - 72 F

BOTTOM

Batter	1	2	3	4	5	6	7	8	9	AB	R	H	RBI	BB	SO	LOB
Willy Taveras, R (1, 8) OBP: 0.335, SLG: 0.362	C F B S 1-3 ① K		B C B X 2-1 ③ F8		B C B F F S 2-3 ③ K			X 0-0 ② B1-3 1-2		4	0	0	0	0	2	2
Craig Biggio, R (1, 4) OBP: 0.338, SLG: 0.470 Mike Gallo, L (9, 1)	X 0-0 ② F9			B C B X 2-1 1B FC3-6 2B		C B B F F F B X 3-2 ① F9		X 0-0 ③ F9		4 0	1 0	1 0	0 0	0 0	0 0	1 0
17 Lance Berkman, S (1, 7) OBP: 0.405, SLG: 0.478	C B F B B S 3-3 ③ K			B B C B F B 4-2 1B E BB		B F C B C 2-3 ② K			B X 1-0 ① G6-3	3	1	0	0	1	2	0
Morgan Ensberg, R (1, 5) OBP: 0.398, SLG: 0.602		C B B C S 2-3 ① K		X 0-0 FC3-6 1B 1-2 2-3		B F B C F S 2-3 ③ K			B C S B B B 4-2 FC3-6 E BB	3	0	1	0	1	2	0
Mike Lamb, L (1, 3) OBP: 0.253, SLG: 0.379 4 Eric Bruntlett, R (9, PR) OBP: 0.280, SLG: 0.419		C F C 0-3 ② K		B X 1-0 ① FC3-6 1-2f 2-H 3-H			B F B X 2-1 ① G4-3		X 0-0 FC4 FC3-6 1-2	4 0	0 0	0 0	1 0	0 0	1 0	2 0
Orlando Palmeiro, L (1, 9) OBP: 0.373, SLG: 0.491 2 Chris Burke, R (9, PR) OBP: 0.299, SLG: 0.317		X 0-0 ③ L6		C B X 1-1 ② P4			C B B F X 2-2 ② G3		X 0-0 ② FC3-6 28 BB 1-2f 2-3	4 0	0 0	0 0	0 0	0 0	0 0	3 0
28 Adam Everett, R (1, 6) OBP: 0.288, SLG: 0.373			C C X 0-2 ① F9 F B F S 1-3 ③ K				B C F X 1-2 ③ F8		B 1 SAFE B B F B 4-1 1-2 BB	3	0	0	0	1	1	1
Brad Ausmus, R (1, 2) OBP: 0.333, SLG: 0.293			B B S C B B 4-2 44 SH1-4 BB		F B S F C 1-3 ① K			X 0-0 B1-3 1B	F B S B F X 2-2 ③ G6-3	3	0	1	0	1	1	3
44 Roy Oswalt, R (1, 1) OBP: 0.200, SLG: 0.154 Dan Wheeler, R (8, 1) Jose Vizcaino, S (8, PH) OBP: 0.284, SLG: 0.302 (9, 4)			X 0-0 ② SH1-4 1-2		C X 0-1 ② G3			F B C B B S 3-3 ① K		1 0 1	0 0 0	0 0 0	0 0 0	0 0 0	0 0 1	0 0 1
Inning Stats	R: 0 H: 0 E: 0 LOB: 0 K: 2 BB: 0 S: 7 P: 11	R: 0 H: 0 E: 0 LOB: 0 K: 2 BB: 0 S: 7 P: 9	R: 0 H: 0 E: 0 LOB: 1 K: 0 BB: 1 S: 8 P: 14	R: 2 H: 2 E: 1 LOB: 1 K: 1 BB: 1 S: 11 P: 20	R: 0 H: 0 E: 0 LOB: 0 K: 2 BB: 0 S: 10 P: 13	R: 0 H: 0 E: 0 LOB: 0 K: 2 BB: 0 S: 12 P: 19	R: 0 H: 0 E: 0 LOB: 0 K: 0 BB: 0 S: 8 P: 13	R: 0 H: 1 E: 0 LOB: 1 K: 1 BB: 0 S: 6 P: 9	R: 0 H: 0 E: 1 LOB: 3 K: 0 BB: 2 S: 10 P: 21	1B: 2 2B: 1 3B: 0 HR: 0		SF: 0 SAC: 1 DP: 0 HBP: 0				WP: 0 PB: 0 SB: 0 CS: 0	PA: 35

livebaseballscorecards.com

AB	30
R	2
H	3
RBI	1
BB	4
SO	10
LOB	13

PITCHER	IP	WLS	BF	H	R	ER	SO	BB	IBB	HBP	BLK	WP	HR	S	P	ERA	WHIP
38 Carlos Zambrano, R (1, 1) ERA: 3.07	8.1	W	31	3	2	1	10	3	0	0	0	0	0	72	116	1.08	0.720
46 Ryan Dempster, R (9, 1) ERA: 3.98	0.2	S	4	0	0	0	0	1	0	0	0	0	0	7	13	0.00	1.500

PITCHER	IP	WLS	BF	H	R	ER	SO	BB	IBB	HBP	BLK	WP	HR	S	P	ERA	WHIP

Batter	1	2	3	4	5	6	7	8	9	AB	R	H	RBI	BB	SO	LOB
23 Rickie Weeks Jr., R (1, 4) OBP: 0.351, SLG: 0.453	B C C S 1-3 ① K		F S B D S 2-3 ③ K			B B F X 2-1 HR		C B B S F S 2-3 ① K		4	1	1	1	0	3	1
Chris Magruder, S (1, 8) OBP: 0.265, SLG: 0.314	C B F B S 2-3 ② K			C F C 0-3 ① K		C B X 1-1 ③ G4-3		C F S 0-3 ② K		4	0	0	0	0	3	0
Lyle Overbay, L (1, 3) OBP: 0.366, SLG: 0.458	B C F B B F F F X 3-2 ③ L7			B B C X 2-1 ② G6-3			B X 1-0 2 1B 2B	B B C X 2-1 ③ G1-3		4	1	1	0	0	0	0
Carlos Lee, R (1, 7) OBP: 0.330, SLG: 0.509		X 0-0 ① F8		B B F B X 3-1 ③ F7			B F D D F F F B 4-2 2 1B 2B BB		C X 0-1 2 1B 1B	3	1	1	0	1	0	0
Geoff Jenkins, L (1, 9) OBP: 0.377, SLG: 0.489		B C F S 1-3 ② K			C C B X 1-2 ① G3		B B B X 3-0 ① L8		F X 0-1 ① F9	4	0	0	0	0	1	3
2 Bill Hall, R (1, 6) OBP: 0.315, SLG: 0.478		C B X 1-1 ③ F9			B B F B X 3-1 ② F7		C B C X 1-2 BB 2B 1B 1-3 2-H		B C 1 SAFE S X 1-2 ② CS 1B 1-3	4	1	2	1	0	0	0
Russell Branyan, L (1, 5) OBP: 0.387, SLG: 0.518			B B C B X 3-1 ① F8		X 0-0 ③ G3-1		1 SAFE 1 SAFE B B B B 4-0 2B 28 SF8-2-5 BB 1-2		B S 1-1 ③ CS 1-2	2	1	0	0	1	0	0
Damian Miller, R (1, 2) OBP: 0.319, SLG: 0.392			F B F B X 2-2 1B			B C F F S 1-3 ① K	C B B F B X 3-2 28 SF8-2-5 2B 1-3 2-H 3-H			3	0	2	2	0	1	0
Tomo Ohka, S (1, 1) OBP: 0.154, SLG: 0.132 28 Prince Fielder, L (7, PH) OBP: 0.310, SLG: 0.536 Rick Helling, R (7, 1) Derrick Turnbow, R (9, 1)			B M C M 1-3 ② K			S X 0-1 ② F8	X 0-0 ② ③ SF8-2-5 2-3 3-H			2	0	0	0	0	1	1
										0	0	0	1	0	0	0
										0	0	0	0	0	0	0
										0	0	0	0	0	0	0
Inning Stats	R: 0 E: 0 K: 2 S: 12 H: 0 LOB: 0 BB: 0 P: 18	R: 0 E: 0 K: 1 S: 6 H: 0 LOB: 0 BB: 0 P: 8	R: 0 E: 0 K: 2 S: 11 H: 1 LOB: 1 BB: 0 P: 19	R: 0 E: 0 K: 1 S: 7 H: 0 LOB: 0 BB: 0 P: 12	R: 0 E: 0 K: 0 S: 6 H: 0 LOB: 0 BB: 0 P: 10	R: 1 E: 0 K: 1 S: 10 H: 1 LOB: 0 BB: 0 P: 14	R: 4 E: 0 K: 0 S: 13 H: 3 LOB: 0 BB: 2 P: 29	R: 0 E: 0 K: 2 S: 9 H: 0 LOB: 0 BB: 0 P: 13	R: 0 E: 0 K: 0 S: 8 H: 2 LOB: 0 BB: 0 P: 10	1B: 4 2B: 3 3B: 0 HR: 1	SF: 1 SAC: 0 DP: 1 HBP: 0						

PITCHER		IP	WLS	BF	H	R	ER	SO	BB	IBB	HBP	BLK	WP	HR	S	P	ERA	WHIP
Roger Clemens, R ERA: 1.53	(1, 1)	6.1	L	26	5	5	5	7	2	0	0	0	0	1	64	109	7.11	1.105
Chad Qualls, R ERA: 3.49	(7, 1)	0.2		1	0	0	0	0	0	0	0	0	0	0	1	1	0.00	0.000
Russ Springer, R ERA: 5.48	(8, 1)	1.0		3	0	0	0	2	0	0	0	0	0	0	9	13	0.00	0.000
54 Brad Lidge, R ERA: 2.36	(9, 1)	1.0		3	2	0	0	0	0	0	0	0	0	0	8	10	0.00	2.000

PITCHER	IP	WLS	BF	H	R	ER	SO	BB	IBB	HBP	BLK	WP	HR	S	P	ERA	WHIP

TOP

Milwaukee Brewers @ Houston Astros

Minute Maid Park, Houston, TX

Thu Aug 18 2005, 7:05 PM CDT
Att. 29,844 - Roof Closed - 72 F

livebaseballscorecards.com

AB	30
R	5
H	7
RBI	5
BB	2
SO	9
LOB	5

PA: 34

WP: 0
PB: 0
SB: 0
CS: 1

Batter	1	2	3	4	5	6	7	8	9	AB	R	H	RBI	BB	SO	LOB
Willy Taveras, R (1, 8) OBP: 0.335, SLG: 0.361	F9		1B		F7		K			4	1	1	0	0	1	0
2 Chris Burke, R (1, 4) OBP: 0.298, SLG: 0.324	L6		E5 G1-2-3		3B			K		4	0	1	0	0	1	1
17 Lance Berkman, S (1, 3) OBP: 0.406, SLG: 0.482	2B		1B		G6-3			G3-1		4	0	2	0	0	0	1
Morgan Ensberg, R (1, 5) OBP: 0.394, SLG: 0.597	K		P6		F8			F8		4	0	0	0	0	1	5
16 Jason Lane, R (1, 9) OBP: 0.312, SLG: 0.500		HR	1B			K			G4-6-3 BB	3	1	2	2	1	1	0
Orlando Palmeiro, L (1, 7) OBP: 0.365, SLG: 0.480		G3	G1-2-3			F8			G4-6-3	4	0	0	0	0	0	4
28 Adam Everett, R (1, 6) OBP: 0.288, SLG: 0.372		F9	CS 1B			P4			G4-3	4	0	1	0	0	0	0
Brad Ausmus, R (1, 2) OBP: 0.333, SLG: 0.297		2B	K				P4			3	0	1	0	0	1	1
Roger Clemens, R (1, 1) OBP: 0.294, SLG: 0.255		G5-3	F7				F7			2	0	0	0	0	0	2
Chad Qualls, R (7, 1)										0	0	0	0	0	0	0
Mike Lamb, L (7, PH) OBP: 0.252, SLG: 0.378										1	0	0	0	0	0	0
Russ Springer, R (8, 1)										0	0	0	0	0	0	0
54 Brad Lidge, R (9, 1)										0	0	0	0	0	0	0
Inning Stats	R: 0 E: 0 K: 1 S: 13 H: 1 LOB: 1 BB: 0 P: 21	R: 1 E: 0 K: 0 S: 12 H: 2 LOB: 1 BB: 0 P: 18	R: 1 E: 1 K: 0 S: 20 H: 3 LOB: 2 BB: 0 P: 28		R: 0 E: 0 K: 1 S: 10 H: 1 LOB: 0 BB: 0 P: 14	R: 0 E: 0 K: 0 S: 9 H: 1 LOB: 1 BB: 0 P: 13	R: 0 E: 0 K: 1 S: 6 H: 0 LOB: 0 BB: 0 P: 10	R: 0 E: 0 K: 1 S: 5 H: 0 LOB: 0 BB: 0 P: 9	R: 0 E: 0 K: 1 S: 9 H: 0 LOB: 0 BB: 0 P: 11	R: 0 E: 0 K: 0 S: 6 H: 0 LOB: 0 BB: 1 P: 12	1B: 4 2B: 2 3B: 1 HR: 1	SF: 0 SAC: 0 DP: 2 HBP: 0					

PITCHER	IP	WLS	BF	H	R	ER	SO	BB	IBB	HBP	BLK	WP	HR	S	P	ERA	WHIP
Tomo Ohka, R (1, 1) ERA: 3.78	6.0	W	25	8	2	2	3	0	0	0	0	0	1	70	104	3.00	1.333
Rick Helling, R (7, 1) ERA: 3.86	2.0	H	6	0	0	0	2	0	0	0	0	0	0	14	20	0.00	0.000
Derrick Turnbow, R (9, 1) ERA: 1.89	1.0	S	3	0	0	0	0	1	0	0	0	0	0	6	12	0.00	1.000

PITCHER	IP	WLS	BF	H	R	ER	SO	BB	IBB	HBP	BLK	WP	HR	S	P	ERA	WHIP

BOTTOM

Milwaukee Brewers @ Houston Astros

Minute Maid Park, Houston, TX

Thu Aug 18 2005, 7:05 PM CDT
Att. 29,844 - Roof Closed - 72 F

livebaseballscorecards.com

AB	33
R	2
H	8
RBI	2
BB	1
SO	5
LOB	14

Batter	1	2	3	4	5	6	7	8	9	AB	R	H	RBI	BB	SO	LOB
23 Rickie Weeks Jr., R (1, 4) OBP: 0.344, SLG: 0.443	C X 0-1 ① F9		F C D F B F B F S 3-3 ① K		F B X 1-1 ③ P4		X 0-0 ③ G5-3		S S S 0-3 ③ K2-3	5	0	0	0	0	2	1
1 Corey Hart, R (1, 8) OBP: 0.250, SLG: 0.474	X 0-0 ② L7		S D B B F F B D 4-2 2-3 BB			X 0-0 1B 2B		B F C S 1-3 ① K		3	1	1	0	1	1	0
Lyle Overbay, L (1, 3) OBP: 0.367, SLG: 0.458	B C B C B X 3-2 WP 1B		C F F 1 SAFE S 0-3 ② K			S B S B B X 3-2 2-H 1B		C C B C 1-3 ② K		4	0	2	1	0	2	2
Carlos Lee, R (1, 7) OBP: 0.330, SLG: 0.506	C B B C X 2-2 ③ P4 1-2		1 SAFE 1 SAFE F B C 1 SAFE F X 1-2 ③ P3			C X 0-1 ① G5-3		C B B X 2-1 1B		4	0	1	0	0	0	4
Geoff Jenkins, L (1, 9) OBP: 0.378, SLG: 0.489		B B F T X 2-2 1B		S X 0-1 2 FC6-4 1B		F F S 0-3 ② K		F F F B X 1-2 ③ P5		4	0	2	0	0	1	2
2 Bill Hall, R (1, 6) OBP: 0.315, SLG: 0.474		C C D S 1-3 ① K		P X 1-0 ① FC6-4 G1-6-3 1-2f		I I I I 4-0 IBB			C C C 0-3 ① K	3	0	0	0	1	2	2
Russell Branyan, L (1, 5) OBP: 0.383, SLG: 0.512 Wes Helms, R (6, PH) OBP: 0.361, SLG: 0.500 (6, 5)		B C F 1 SAFE S 1-3 ② K		X 0-0 ②③ G1-6-3 1-2f		B B S F X 2-2 ③ G1-3			B B C F H 3-2 HR HBP	2 1	0 1	0 1	0 0	0 0	1 0	2 2
Damian Miller, R (1, 2) OBP: 0.318, SLG: 0.400		C F D S 1-3 ③ K			B F X 1-1 ① P4		B B F C X 2-2 ① G5-3		B X 1-0 1-H HR	4	1	1	2	0	1	1
Doug Davis, R (1, 1) OBP: 0.179, SLG: 0.255 Kane Davis, R (7, 1) Dana Eveland, L (7, 1) 52 Jose Capellan, R (8, 1) 28 Prince Fielder, L (9, PH) OBP: 0.300, SLG: 0.517			X 0-0 1 WP 2B		B X 1-0 ② L9		B X 1-0 ② G1-3		S S X 0-2 ② G3-1	3 0 0 0 0 1	0 0 0 0 0 0	1 0 0 0 0 0	0 0 0 0 0 0	0 0 0 0 0 0	0 0 0 0 0 0	0 0 0 0 0 0
Inning Stats	R: 0 H: 1 E: 0 LOB: 1 K: 0 BB: 0 S: 9 P: 14	R: 0 H: 1 E: 0 LOB: 1 K: 3 BB: 0 S: 12 P: 17	R: 0 H: 1 E: 0 LOB: 2 K: 2 BB: 1 S: 18 P: 26	R: 0 H: 1 E: 0 LOB: 0 K: 0 BB: 0 S: 5 P: 5	R: 0 H: 0 E: 0 LOB: 0 K: 0 BB: 0 S: 5 P: 8	R: 1 H: 2 E: 0 LOB: 2 K: 1 BB: 1 S: 12 P: 21	R: 0 H: 0 E: 0 LOB: 0 K: 0 BB: 0 S: 5 P: 8	R: 0 H: 1 E: 0 LOB: 1 K: 2 BB: 0 S: 12 P: 17	R: 2 H: 1 E: 0 LOB: 0 K: 2 BB: 0 S: 12 P: 16	1B: 5 SF: 0 2B: 2 SAC: 0 3B: 0 DP: 1 HR: 1 HBP: 1						

PITCHER		IP	WLS	BF	H	R	ER	SO	BB	IBB	HBP	BLK	WP	HR	S	P	ERA	WHIP
Ezequiel Astacio, R ERA: 6.21	(1, 1)	5.1		22	6	1	1	5	1	0	0	0	2	0	55	79	1.69	1.312
Mike Gallo, L ERA: 1.64	(6, 1)	0.1		2	0	0	0	1	0	1	0	0	0	0	3	7	0.00	0.000
Russ Springer, R ERA: 5.32	(6, 1)	1.1	W	4	0	0	0	0	0	0	0	0	0	0	8	13	0.00	0.000
Dan Wheeler, R ERA: 1.8	(8, 1)	1.0	H	4	1	0	0	2	0	0	0	0	0	0	12	17	0.00	1.000
Mike Burns, R ERA: 5.64	(9, 1)	0.1		3	1	2	2	1	0	0	1	0	0	1	6	10	54.00	3.000

PITCHER		IP	WLS	BF	H	R	ER	SO	BB	IBB	HBP	BLK	WP	HR	S	P	ERA	WHIP
54 Brad Lidge, R ERA: 2.32	(9, 1)	0.2	S	2	0	0	0	1	0	0	0	0	0	0	6	6	0.00	0.000

TOP

Milwaukee Brewers @ Houston Astros

Minute Maid Park, Houston, TX

Fri Aug 19 2005, 7:05 PM CDT
Att. 31,651 - Roof Closed - 72 F

livebaseballscorecards.com

AB	34
R	3
H	8
RBI	3
BB	2
SO	10
LOB	16

WP: 2 PA: 37
PB: 0
SB: 0
CS: 0

BOTTOM

Milwaukee Brewers @ Houston Astros

Minute Maid Park, Houston, TX

Fri Aug 19 2005, 7:05 PM CDT

Att. 31,651 - Roof Closed - 72 F

livebaseballscorecards.com

Batter	1	2	3	4	5	6	7	8	9	AB	R	H	RBI	BB	SO	LOB
Willy Taveras, R (1, 8) OBP: 0.333, SLG: 0.358	F9		G1-3		P3		E BB 1-2 3-H	K		4	0	0	0	1	1	2
Craig Biggio, R (1, 4) Dan Wheeler, R (8, 1) Mike Burns, R (9, 1) 54 Brad Lidge, R (9, 1)	L6-4 17 BB 1B		BB			G5-3	E1 1-3 2-H 1B			3 0 0 0	0 0 0 0	2 0 0 0	0 0 0 0	1 0 0 0	0 0 0 0	0 0 0 0
17 Lance Berkman, S (1, 3) OBP: 0.405, SLG: 0.477	BB 1-2		F9			G5-3	F8			3	0	0	0	1	0	3
Morgan Ensberg, R (1, 5) OBP: 0.393, SLG: 0.593	L6-4 2-2			K		K		16 HR BB		3	1	0	0	1	2	2
16 Jason Lane, R (1, 9) OBP: 0.314, SLG: 0.511		BLK 2B		K			K	SAFE 1-H HR		4	1	2	2	0	2	0
28 Adam Everett, R (1, 6) OBP: 0.287, SLG: 0.371		P5		2 S 1B			F9	K		4	0	1	0	0	1	1
2 Chris Burke, R (1, 7) OBP: 0.297, SLG: 0.323		K2-3		SAFE SAFE K 1-2			BB 1B 1B	P3		4	1	1	0	0	2	2
Brad Ausmus, R (1, 2) OBP: 0.335, SLG: 0.301		P3 2-3			G3-1		SAFE SAFE 1B WP 1-2 BB	1B 2B		3	1	1	0	1	0	1
Ezequiel Astacio, R (1, 1) OBP: 0.200, SLG: 0.200 Mike Gallo, L (6, 1) Russ Springer, R (6, 1) Jose Vizcaino, S (7, PH) OBP: 0.294, SLG: 0.313 (8, 4)			K		K		1B WP E 1-3 2-H 1B	2-3 1B		2 0 0 2	0 0 0 1	0 0 0 2	0 0 0 1	0 0 0 0	2 0 0 0	0 0 0 0
Inning Stats	R: 0 E: 0 K: 0 S: 11 H: 1 LOB: 1 BB: 1 P: 17	R: 0 E: 0 K: 1 S: 12 H: 1 LOB: 1 BB: 0 P: 19	R: 0 E: 0 K: 1 S: 11 H: 0 LOB: 1 BB: 1 P: 17	R: 0 E: 0 K: 3 S: 14 H: 1 LOB: 1 BB: 0 P: 19	R: 0 E: 0 K: 1 S: 8 H: 0 LOB: 0 BB: 0 P: 11	R: 0 E: 0 K: 1 S: 10 H: 0 LOB: 0 BB: 0 P: 17	R: 3 E: 1 K: 1 S: 15 H: 3 LOB: 2 BB: 2 P: 32	R: 2 E: 0 K: 2 S: 22 H: 3 LOB: 2 BB: 1 P: 32		1B: 6 2B: 3 3B: 0 HR: 1	SF: 0 SAC: 0 DP: 1 HBP: 0					

	AB	32
	R	5
	H	9
	RBI	3
	BB	5
	SO	10
	LOB	11

WP: 1 PB: 0 SB: 1 CS: 0 PA: 37

PITCHER		IP	WLS	BF	H	R	ER	SO	BB	IBB	HBP	BLK	WP	HR	S	P	ERA	WHIP
Doug Davis, L ERA: 4.15	(1, 1)	6.2	L	26	4	2	2	8	3	0	0	1	0	0	74	117	2.70	1.050
Kane Davis, R ERA:	(7, 1)	0.0	B	3	2	1	0	0	1	0	0	0	1	0	5	11	∞	∞
Dana Eveland, L ERA: 3.94	(7, 1)	0.1		3	1	2	2	0	1	0	0	0	0	1	11	19	54.00	6.000
52 Jose Capellan, R ERA: 5.4	(8, 1)	1.0		5	2	0	0	2	0	0	0	0	0	0	13	17	0.00	2.000

PITCHER	IP	WLS	BF	H	R	ER	SO	BB	IBB	HBP	BLK	WP	HR	S	P	ERA	WHIP

Batter	1	2	3	4	5	6	7	8	9	AB	R	H	RBI	BB	SO	LOB
23 Rickie Weeks Jr., R (1, 4) OBP: 0.342, SLG: 0.436	G1-3	K		1B, 1 BB 1-2 BB		G5-3			K	4	0	0	0	1	2	2
1 Corey Hart, R (1, 8) OBP: 0.320, SLG: 0.455	2B, E BB	1-2 2-3 1B		1-2 2-3 BB		G5-3			K	3	1	1	0	2	1	0
Lyle Overbay, L (1, 3) OBP: 0.369, SLG: 0.461	HBP 1-3 2B	G4-3		1-2 2-3 3-H 1B			K		BB	4	0	2	1	1	1	3
Carlos Lee, R (1, 7) OBP: 0.326, SLG: 0.501	E5 HBP 3-H	F9	P4				G6-3		G6-3	5	0	0	1	0	0	5
Geoff Jenkins, L (1, 9) OBP: 0.379, SLG: 0.495	2 G5-4-3 1-2 2-3 HBP	G1-3			G3		HR			3	1	1	1	0	0	0
2 Bill Hall, R (1, 6) OBP: 0.314, SLG: 0.472	G5-4-3 1-2f	L4			1B, S 1B		L9			4	0	1	0	0	0	3
Wes Helms, R (1, 5) OBP: 0.365, SLG: 0.496	15 FC3-5 BB HBP		K		SAFE SAFE SAFE G5-4-3 1-3 1B			G5-3		3	0	1	0	0	1	0
Chad Moeller, R (1, 2) OBP: 0.259, SLG: 0.323	1 1B 15 FC3-5 1-2 BB		1 BB 23 BB 1B 1B		G5-4-3 1-2f			K2-3		3	1	1	0	1	1	2
15 Ben Sheets, R (1, 1) OBP: 0.045, SLG: 0.023	FC3-5 1 1B 1-2 2-3f		K			K		K		4	0	0	0	0	3	3
Inning Stats	R: 1 E: 1 K: 0 S: 13 H: 1 LOB: 2 BB: 1 P: 22	R: 0 E: 0 K: 1 S: 11 H: 1 LOB: 3 BB: 1 P: 21	R: 0 E: 0 K: 0 S: 4 H: 0 LOB: 0 BB: 0 P: 7	R: 1 E: 0 K: 2 S: 13 H: 2 LOB: 3 BB: 2 P: 25	R: 0 E: 0 K: 0 S: 15 H: 2 LOB: 1 BB: 0 P: 22	R: 0 E: 0 K: 1 S: 8 H: 0 LOB: 0 BB: 0 P: 11	R: 1 E: 0 K: 1 S: 10 H: 1 LOB: 0 BB: 0 P: 16	R: 0 E: 0 K: 2 S: 9 H: 0 LOB: 0 BB: 0 P: 10	R: 0 E: 0 K: 2 S: 11 H: 0 LOB: 1 BB: 1 P: 17	1B: 5 2B: 1 3B: 0 HR: 1 SF: 0 SAC: 0 DP: 2 HBP: 2						

PITCHER		IP	WLS	BF	H	R	ER	SO	BB	IBB	HBP	BLK	WP	HR	S	P	ERA	WHIP
51 Wandy Rodriguez, L ERA: 5.96	(1, 1)	5.0		26	6	2	2	3	4	0	2	0	0	0	56	97	3.60	2.000
Chad Harville, R ERA: 4.62	(6, 1)	2.0	L	7	1	1	1	2	0	0	0	0	0	1	18	27	4.50	0.500
Chad Qualls, R ERA: 3.38	(8, 1)	2.0		7	0	0	0	4	1	0	0	0	0	0	20	27	0.00	0.500

PITCHER	IP	WLS	BF	H	R	ER	SO	BB	IBB	HBP	BLK	WP	HR	S	P	ERA	WHIP

TOP

Milwaukee Brewers @ Houston Astros

Minute Maid Park, Houston, TX

Sat Aug 20 2005, 6:05 PM CDT
Att. 41,101 - Roof Closed - 72 F

livebaseballscorecards.com

AB	33
R	3
H	7
RBI	3
BB	5
SO	9
LOB	18

WP: 0 PA: 40
PB: 0
SB: 1
CS: 0

BOTTOM

Batter	1	2	3	4	5	6	7	8	9	AB	R	H	RBI	BB	SO	LOB
Willy Taveras, R (1, 8) OBP: 0.335, SLG: 0.359	B X 1-0 17 F8 S 1B		S S B B B F F X 3-2 ② F9		F B F B X 2-2 S 1B 3-H		C X 0-1 ③ G6-3			4	0	2	1	0	0	1
Chad Qualls, R (8, 1)										0	0	0	0	0	0	0
Craig Biggio, R (1, 4) OBP: 0.341, SLG: 0.470	B F 1 SAFE S F X 1-2 ① P3 1-2		C C X 0-2 17 FC4-6 1B 1-2		F P P X 2-1 ③ F7 1-2			S C S 0-3 ① K2-3		4	0	1	0	0	1	2
17 Lance Berkman, S (1, 3) OBP: 0.403, SLG: 0.477	X 0-0 ② F8 2-3		B C F C X 1-2 ③ FC4-6 1-2f			B C F C 1-3 ① K		F F B X 1-2 16 PB 2B		4	0	1	0	0	1	3
4 Eric Bruntlett, R (8, PR) OBP: 0.280, SLG: 0.419										0	0	0	0	0	0	0
(9, 3)																
Morgan Ensberg, R (1, 5) OBP: 0.390, SLG: 0.587	B S X 1-1 ③ F7			F S B B C 2-3 ① K		S X 0-1 ② G6-3		B C S B D S 3-3 ② K		4	0	0	0	0	2	2
16 Jason Lane, R (1, 9) OBP: 0.314, SLG: 0.511		C E D X 1-2 ① P5		F F X 0-2 ② F7		X 0-0 28 1B 2B		B B B C F C 3-3 ③ K 2-3		4	1	1	0	0	1	1
28 Adam Everett, R (1, 6) OBP: 0.287, SLG: 0.370		B X 1-0 ② F8		C X 0-1 ③ G5-3		B X 1-0 2-H 1B			F X 0-1 ① P3	4	0	1	1	0	0	0
2 Chris Burke, R (1, 7) OBP: 0.296, SLG: 0.321		B C B C B F F X 3-2 ③ L9			S B X 1-1 G6-3 S 1B 1B	C C 1 SAFE S 0-3 ③ K			B B F X 2-1 ② G5-3	4	1	1	0	0	1	1
(8, 8)																
Humberto Quintero, R (1, 2) OBP: 0.204, SLG: 0.271			B F B F B X 3-2 1B 1B		F C X 0-2 ① G6-3 1-3		X 0-0 ① G6-3		C F S 0-3 ③ K	3	0	1	0	0	0	1
Jose Vizcaino, S (9, PH) OBP: 0.292, SLG: 0.311										1	0	0	0	0	1	0
51 Wandy Rodriguez, S (1, 1) OBP: 0.219, SLG: 0.167			P C C L 1-3 ① K		B X 1-0 ② P5		X 0-0 ② F9			1	0	0	0	0	1	1
Mike Lamb, L (5, PH) OBP: 0.251, SLG: 0.376										1	0	0	0	0	0	1
Chad Harville, R (6, 1)										0	0	0	0	0	0	0
Orlando Palmeiro, L (7, PH) OBP: 0.363, SLG: 0.477										1	0	0	0	0	0	0
(8, 7)																
Inning Stats	R: 0 E: 0 K: 0 S: 8 H: 1 LOB: 1 BB: 0 P: 11	R: 0 E: 0 K: 0 S: 9 H: 0 LOB: 0 BB: 0 P: 14	R: 0 E: 0 K: 1 S: 18 H: 2 LOB: 2 BB: 0 P: 25	R: 0 E: 0 K: 1 S: 8 H: 0 LOB: 0 BB: 0 P: 10	R: 1 E: 0 K: 0 S: 13 H: 2 LOB: 1 BB: 0 P: 17	R: 1 E: 0 K: 2 S: 10 H: 2 LOB: 1 BB: 0 P: 12	R: 0 E: 0 K: 0 S: 4 H: 0 LOB: 0 BB: 0 P: 4	R: 0 E: 0 K: 3 S: 12 H: 1 LOB: 2 BB: 0 P: 19	R: 0 E: 0 K: 1 S: 7 H: 0 LOB: 0 BB: 0 P: 9	1B: 6 2B: 2 3B: 0 HR: 0	SF: 0 SAC: 0 DP: 0 HBP: 0						

PITCHER	IP	WLS	BF	H	R	ER	SO	BB	IBB	HBP	BLK	WP	HR	S	P	ERA	WHIP
15 Ben Sheets, R (1, 1) ERA: 3.44	9.0	W	35	8	2	2	8	0	0	0	0	0	0	89	121	2.00	0.889

PITCHER	IP	WLS	BF	H	R	ER	SO	BB	IBB	HBP	BLK	WP	HR	S	P	ERA	WHIP

Milwaukee Brewers @ Houston Astros

Minute Maid Park, Houston, TX

Sat Aug 20 2005, 6:05 PM CDT
Att. 41,101 - Roof Closed - 72 F

livebaseballscorecards.com

AB	35
R	2
H	8
RBI	2
BB	0
SO	8
LOB	13

WP: 0 PB: 1 SB: 3 CS: 0 PA: 35

Batter	1	2	3	4	5	6	7	8	9	AB	R	H	RBI	BB	SO	LOB
23 Rickie Weeks Jr., R (1, 4) OBP: 0.344, SLG: 0.432	B C B B B 4-1 FC BB		C B F S 1-3 ③ K		B C B F B B 4-2 G5-4-3 BB			B B C X 2-1 ① G6-3		2	0	0	0	2	1	0
Chris Magruder, S (1, 8) OBP: 0.274, SLG: 0.325	C X 0-1 ① FC 1-3			C H 1-1 1B 2B HBP	1 SAFE X 0-0 ② ③ G5-4-3 1-2f			B X 1-0 1B 2B		3	2	1	0	0	0	2
Lyle Overbay, L (1, 3) OBP: 0.371, SLG: 0.461	B S F T S 1-3 ② K			F X 0-1 2B 1-2 1B		B X 1-0 ① G4-3		X 0-0 2-H 1B		4	1	2	1	0	1	1
Carlos Lee, R (1, 7) OBP: 0.324, SLG: 0.497	X 0-0 ③ P3			B C B B F F X 3-2 ① F5		B F X 1-1 ② L7		C 1 SAFE 1 SAFE F F F T 0-2 ② K		4	0	0	0	0	1	4
Geoff Jenkins, L (1, 9) OBP: 0.378, SLG: 0.495		C C B B S 2-3 ① K		X 0-0 1-H 2-H 2B		X 0-0 ③ G4-1		X 0-0 ③ L7		4	0	1	2	0	1	1
2 Bill Hall, R (1, 6) OBP: 0.313, SLG: 0.469		B B B C C S 3-3 ② K		C F X 0-2 E5			B X 1-0 ① G6-3		F B C B X 2-2 G6-4-3 1B	4	0	1	0	0	1	1
Wes Helms, R (1, 5) OBP: 0.362, SLG: 0.489		C B B X 2-1 ③ G1-3		S B F F F B B S 3-3 ② K			B B X 2-0 1B 1B		C X 0-1 ① ② G6-4-3 1-2f	4	0	1	0	0	1	3
Damian Miller, R (1, 2) OBP: 0.317, SLG: 0.398			X 0-0 ① L9	B S C X 1-2 ③ G5-3			C S 1 SAFE D X 1-2 1 G1-6-3 1B		B X 1-0 ③ F9	4	0	1	0	0	0	2
Victor Santos, R (1, 1) OBP: 0.075, SLG: 0.075 Rick Helling, R (4, 1) 7 J.J. Hardy, R (5, PH) OBP: 0.303, SLG: 0.302 Justin Lehr, R (5, 1) 1 Corey Hart, R (7, PH) OBP: 0.308, SLG: 0.435 52 Jose Capellan, R (7, 1) Jorge De La Rosa, L (8, 1)			B C B F X 2-2 ② G1-3		C B S B B F T 3-2 ① K		D C F B B X 3-2 ② ③ G1-6-3 1-2f			1 0 1 0 1 0 0 0	0 0 0 0 0 0 0 0	0 0 0 0 0 0 0 0	0 0 0 0 0 0 0 0	0 0 1 0 0 0 0 0	0 0 0 0 0 0 0 0	0 0 0 0 2 0 0 0
Inning Stats	R: 0 E: 1 K: 1 S: 8 H: 0 LOB: 1 BB: 1 P: 13	R: 0 E: 0 K: 2 S: 8 H: 0 LOB: 0 BB: 0 P: 15	R: 0 E: 0 K: 1 S: 7 H: 0 LOB: 0 BB: 0 P: 10	R: 2 E: 1 K: 1 S: 19 H: 2 LOB: 2 BB: 0 P: 27	R: 0 E: 0 K: 1 S: 7 H: 0 LOB: 0 BB: 1 P: 14	R: 0 E: 0 K: 0 S: 4 H: 0 LOB: 0 BB: 0 P: 6	R: 0 E: 0 K: 0 S: 8 H: 2 LOB: 1 BB: 0 P: 15	R: 1 E: 0 K: 1 S: 9 H: 2 LOB: 1 BB: 0 P: 12	R: 0 E: 0 K: 0 S: 6 H: 1 LOB: 0 BB: 0 P: 9	1B: 5 2B: 2 3B: 0 HR: 0	SF: 0 SAC: 1 DP: 3 HBP: 1					

TOP

Milwaukee Brewers @ Houston Astros

Minute Maid Park, Houston, TX

Sun Aug 21 2005, 1:05 PM CDT
Att. 35,712 - Roof Closed - 72 F

livebaseballscorecards.com

AB	32
R	3
H	7
RBI	3
BB	2
SO	7
LOB	16

WP: 0 PA: 35
PB: 0
SB: 0
CS: 0

PITCHER		IP	WLS	BF	H	R	ER	SO	BB	IBB	HBP	BLK	WP	HR	S	P	ERA	WHIP
Andy Pettitte, L ERA: 2.67	(1, 1)	7.0	W	27	4	2	2	6	2	0	1	0	0	0	61	100	2.57	0.857
Mike Burns, R ERA: 5.87	(8, 1)	0.2		4	2	1	1	1	0	0	0	0	0	0	8	11	13.50	3.000
Mike Gallo, L ERA: 1.46	(8, 1)	1.1		4	1	0	0	0	0	0	0	0	0	0	7	10	0.00	0.750

PITCHER	IP	WLS	BF	H	R	ER	SO	BB	IBB	HBP	BLK	WP	HR	S	P	ERA	WHIP

Batter	1	2	3	4	5	6	7	8	9	AB	R	H	RBI	BB	SO	LOB
Willy Taveras, R (1, 8) OBP: 0.337, SLG: 0.360	G2-3		2 HR 1B	FC6-4 1B	G5-3			G5-4-3 BB		4	1	2	0	1	0	0
Craig Biggio, R (1, 4) OBP: 0.339, SLG: 0.467	K		2 HR 1B	FC6-4 2 2B 16 HBP	K			G5-4-3		5	2	1	0	0	2	2
4 Eric Bruntlett, R (9, 4) OBP: 0.280, SLG: 0.419										0	0	0	0	0	0	0
2 Chris Burke, R (1, 7) OBP: 0.305, SLG: 0.348	K		HR	16 HBP 1B		17 F8 16 SF7 2B		BB		4	3	3	3	1	1	0
17 Lance Berkman, S (1, 3) OBP: 0.405, SLG: 0.476		28 HR 1B	BB	IBB		F8		G5-3		3	1	1	0	2	0	2
16 Jason Lane, R (1, 9) OBP: 0.313, SLG: 0.508		F9	FC6-4 28 1B	HBP		SF7				2	0	0	2	0	0	2
Jose Vizcaino, S (1, 5) OBP: 0.291, SLG: 0.309		F9	F8	1B		F9				4	0	1	1	0	0	2
28 Adam Everett, R (1, 6) OBP: 0.289, SLG: 0.378		HR	BB	K			P3			4	1	2	2	0	1	3
Brad Ausmus, R (1, 2) OBP: 0.338, SLG: 0.301		1B	BB	F9			K			3	0	1	0	1	1	3
Andy Pettitte, L (1, 1) OBP: 0.109, SLG: 0.091		K	G5-3		F7		K			3	0	0	0	0	1	4
Mike Lamb, L (7, PH) OBP: 0.250, SLG: 0.374										1	0	0	0	0	1	0
Mike Burns, R (8, 1)										0	0	0	0	0	0	0
Mike Gallo, L (8, 1)										0	0	0	0	0	0	0
Inning Stats	R: 0 E: 0 K: 2 S: 7 H: 0 LOB: 0 BB: 0 P: 7	R: 2 E: 0 K: 1 S: 12 H: 3 LOB: 1 BB: 0 P: 21	R: 3 E: 0 K: 0 S: 18 H: 4 LOB: 3 BB: 2 P: 30	R: 2 E: 0 K: 1 S: 26 H: 3 LOB: 3 BB: 1 P: 40	R: 0 E: 0 K: 1 S: 6 H: 0 LOB: 0 BB: 0 P: 8	R: 1 E: 0 K: 0 S: 9 H: 1 LOB: 0 BB: 0 P: 11	R: 0 E: 0 K: 2 S: 7 H: 0 LOB: 0 BB: 0 P: 7	R: 0 E: 0 K: 0 S: 6 H: 0 LOB: 1 BB: 2 P: 17		1B: 7 2B: 2 3B: 0 HR: 2 SF: 1 SAC: 0 DP: 1 HBP: 1						

PITCHER		IP	WLS	BF	H	R	ER	SO	BB	IBB	HBP	BLK	WP	HR	S	P	ERA	WHIP
Victor Santos, R ERA: 4.57	(1, 1)	3.1	L	21	9	7	7	3	2	0	0	0	0	2	49	74	18.90	3.300
Rick Helling, R ERA: 3.52	(4, 1)	0.2		5	1	0	0	1	0	1	1	0	0	0	14	24	0.00	1.500
Justin Lehr, R ERA: 4.08	(5, 1)	2.0		7	1	1	1	1	0	0	0	0	0	0	15	19	4.50	0.500
52 Jose Capellan, R ERA: 3.38	(7, 1)	1.0		3	0	0	0	2	0	0	0	0	0	0	7	7	0.00	0.000
Jorge De La Rosa, L ERA: 4.38	(8, 1)	1.0		4	0	0	0	0	2	0	0	0	0	0	6	17	0.00	2.000

PITCHER	IP	WLS	BF	H	R	ER	SO	BB	IBB	HBP	BLK	WP	HR	S	P	ERA	WHIP

BOTTOM

Milwaukee Brewers @ Houston Astros

Minute Maid Park, Houston, TX

Sun Aug 21 2005, 1:05 PM CDT
Att. 35,712 - Roof Closed - 72 F

livebaseballscorecards.com

AB	33
R	8
H	11
RBI	8
BB	5
SO	7
LOB	18

Houston Astros @ San Diego Padres

PETCO Park, San Diego, CA

Mon Aug 22 2005, 10:05 PM EDT

Att. 33,991 - Clear - 73 F

TOP

livebaseballscorecards.com

Batter	1	2	3	4	5	6	7	8	9	AB	R	H	RBI	BB	SO	LOB
Willy Taveras, R (1, 8) OBP: 0.338, SLG: 0.361	X 0-0 ① F8		C B C X 1-2 ① G4-3	B X 1-0 1-2 2-H 1B			C S X 0-2 17 HR 1B		B C X 1-1 ② B2	5	1	2	1	0	0	0
Craig Biggio, R (1, 4) OBP: 0.340, SLG: 0.465 Mike Lamb, L (9, 3) OBP: 0.250, SLG: 0.374	C C X 0-2 ② F8		C B F X 1-2 17 G3-6-3 1B	B C F S 1-3 ③ K			1 SAFE F 1 SAFE X 0-1 ① F7		S H 1-1 17 2B HBP	4 0	1 0	1 0	0 0	0 0	1 0	3 0
17 Lance Berkman, S (1, 3) OBP: 0.408, SLG: 0.493 Russ Springer, R (9, 1)	C X 0-1 2B		C X 0-1 ② ③ G3-6-3 1-2f		B B F B X 3-1 ① F7		C B D 1 SAFE 1 SAFE B X 3-1 1-H HR		B X 1-0 1-H 2B	5 0	1 0	3 0	3 0	0 0	0 0	1 0
Morgan Ensberg, R (1, 5) OBP: 0.390, SLG: 0.586	B B C B B 4-1 BB			F B C B B S 3-3 ① K	X 0-0 2B		C B S F S 1-3 ② K		S B B B C X 3-2 ③ G5-3	4	0	1	0	1	2	1
16 Jason Lane, R (1, 9) OBP: 0.312, SLG: 0.511	B C B C C 2-3 ③ K			C X 0-1 2 2B 3B	X 0-0 ② P6		B B C C B X 3-2 ③ P3			4	1	1	0	0	1	3
2 Chris Burke, R (1, 7) OBP: 0.304, SLG: 0.350		C F F F B S 1-3 ① K		C B F F X 1-2 28 1B 3-H 2B	B B X 2-0 ③ F8			S B X 1-1 ① F9		4	1	1	1	0	1	1
28 Adam Everett, R (1, 6) OBP: 0.288, SLG: 0.377		C B B F X 2-2 ② F8		C X 0-1 44 FC1-5 1B 2-H 1B		X 0-0 ① G6-3		C B X 1-1 ② F7		4	0	1	1	0	0	0
Brad Ausmus, R (1, 2) OBP: 0.340, SLG: 0.304	X 0-0 1B			1 SAFE C X 0-1 44 FC1-5 1-2 1B 1B		B S C B X 2-2 ② F7		B C S X 1-2 ③ L3		4	1	2	0	0	0	0
44 Roy Oswalt, R (1, 1) OBP: 0.190, SLG: 0.145 Chad Qualls, R (7, 1) Dan Wheeler, R (8, 1) 4 Eric Bruntlett, R (9, PH) OBP: 0.277, SLG: 0.413 (9, 4)		C B C B X 2-2 ③ G1-3		B B B C C X 3-2 ② FC1-5 1B 1-2 2-3f		F F C 0-3 ③ K			F C X 0-2 ① F9	3 0 0 1	0 0 0 0	0 0 0 0	0 0 0 0	0 0 0 0	1 0 0 0	3 0 0 0
Inning Stats	R: 0 E: 0 K: 1 S: 10 H: 1 LOB: 2 BB: 1 P: 16	R: 0 E: 0 K: 1 S: 12 H: 1 LOB: 1 BB: 0 P: 17	R: 0 E: 0 K: 0 S: 8 H: 1 LOB: 0 BB: 0 P: 10	R: 3 E: 0 K: 2 S: 20 H: 5 LOB: 2 BB: 0 P: 29	R: 0 E: 0 K: 0 S: 5 H: 1 LOB: 1 BB: 0 P: 10	R: 0 E: 0 K: 1 S: 7 H: 0 LOB: 0 BB: 0 P: 9	R: 2 E: 0 K: 1 S: 14 H: 2 LOB: 0 BB: 0 P: 21	R: 0 E: 0 K: 0 S: 7 H: 0 LOB: 0 BB: 0 P: 10	R: 1 E: 0 K: 0 S: 10 H: 1 LOB: 1 BB: 0 P: 16	1B: 6 2B: 4 3B: 1 HR: 1 SF: 0 SAC: 0 DP: 1 HBP: 1						

	AB	38
	R	6
	H	12
	RBI	6
	BB	1
	SO	6
	LOB	12

WP: 0 PB: 0 SB: 0 CS: 0 PA: 40

PITCHER		IP	WLS	BF	H	R	ER	SO	BB	IBB	HBP	BLK	WP	HR	S	P	ERA	WHIP
Woody Williams, R ERA: 5.14	(1, 1)	6.0	L	27	9	3	3	5	1	0	0	0	0	0	62	91	4.50	1.667
Rudy Seanez, R ERA: 3.02	(7, 1)	2.0		8	2	2	2	1	0	0	0	0	0	1	21	31	9.00	1.000
Chris Hammond, L ERA: 3.12	(9, 1)	1.0		5	1	1	1	0	0	0	1	0	0	0	10	16	9.00	1.000

PITCHER	IP	WLS	BF	H	R	ER	SO	BB	IBB	HBP	BLK	WP	HR	S	P	ERA	WHIP

BOTTOM

Houston Astros @ San Diego Padres

PETCO Park, San Diego, CA

Mon Aug 22 2005, 10:05 PM EDT

Att. 33,991 - Clear - 73 F

livebaseballscorecards.com

Batter	1	2	3	4	5	6	7	8	9	AB	R	H	RBI	BB	SO	LOB
Dave Roberts, L (1, 8) OBP: 0.344, SLG: 0.422	G4-3		2B		K		G3		BB	4	1	1	0	1	1	0
Joe Randa, R (1, 5) OBP: 0.340, SLG: 0.457	1B		BB		K		G5-3		F8	4	1	1	0	1	1	1
Ryan Klesko, L (1, 7) OBP: 0.350, SLG: 0.436	F8		F9		F7		G4-3			4	0	0	0	0	0	3
24 Brian Giles, L (1, 9) OBP: 0.419, SLG: 0.479	G4-3		1B			HBP BB 1B		F8		4	0	2	1	0	0	1
Mark Loretta, R (1, 4) OBP: 0.371, SLG: 0.351		G1-4-3	1B			4-0 HBP BB		F8		3	0	1	1	1	0	0
Xavier Nady, R (1, 3) OBP: 0.318, SLG: 0.471		G6-3	K			3-3 K		2-1 HBP		3	0	0	0	0	2	4
Damian Jackson, R (1, 6) OBP: 0.338, SLG: 0.363		FC5-4 BB	G6-3			F4		G3-4-3		3	0	0	0	1	0	3
Miguel Olivo, R (1, 2) OBP: 0.218, SLG: 0.360		FC5-4	F7			HBP			P2	3	0	0	0	0	0	1
Woody Williams, R (1, 1) OBP: 0.206, SLG: 0.206			K			G4-3			G4-3	2	0	0	0	0	1	0
Robert Fick, L (6, PH) OBP: 0.379, SLG: 0.419										1	0	0	0	0	0	3
Rudy Seanez, R (7, 1)										0	0	0	0	0	0	0
Chris Hammond, L (9, 1)										0	0	0	0	0	0	0
Mark Sweeney, L (9, PH) OBP: 0.429, SLG: 0.540										1	0	0	0	0	0	0
Inning Stats	R: 0 E: 0 K: 0 S: 8 H: 1 LOB: 1 BB: 0 P: 12	R: 0 E: 0 K: 0 S: 13 H: 0 LOB: 1 BB: 1 P: 20	R: 2 E: 0 K: 2 S: 16 H: 3 LOB: 2 BB: 1 P: 26	R: 0 E: 0 K: 0 S: 4 H: 0 LOB: 0 BB: 0 P: 6	R: 0 E: 0 K: 2 S: 9 H: 0 LOB: 0 BB: 0 P: 15	R: 0 E: 0 K: 1 S: 17 H: 1 LOB: 3 BB: 1 P: 28	R: 0 E: 0 K: 0 S: 4 H: 0 LOB: 0 BB: 0 P: 6	R: 0 E: 0 K: 0 S: 10 H: 0 LOB: 1 BB: 0 P: 15	R: 0 E: 0 K: 0 S: 9 H: 0 LOB: 1 BB: 1 P: 21	1B: 4 2B: 1 3B: 0 HR: 0 SF: 0 SAC: 0 DP: 0 HBP: 2						

	AB	32
	R	2
	H	5
	RBI	2
	BB	4
	SO	5
	LOB	16

PITCHER		IP	WLS	BF	H	R	ER	SO	BB	IBB	HBP	BLK	WP	HR	S	P	ERA	WHIP
44 Roy Oswalt, R ERA: 2.68	(1, 1)	6.0	W	27	5	2	2	5	3	0	1	0	0	0	67	107	3.00	1.333
Chad Qualls, R ERA: 3.32	(7, 1)	1.0	H	3	0	0	0	0	0	0	0	0	0	0	4	6	0.00	0.000
Dan Wheeler, R ERA: 1.77	(8, 1)	1.0	H	4	0	0	0	0	0	0	1	0	0	0	10	15	0.00	0.000
Russ Springer, R ERA: 5.2	(9, 1)	1.0		4	0	0	0	0	1	0	0	0	0	0	9	21	0.00	1.000

PITCHER	IP	WLS	BF	H	R	ER	SO	BB	IBB	HBP	BLK	WP	HR	S	P	ERA	WHIP

WP: 0 PB: 0 SB: 0 CS: 0 PA: 38

Batter	1	2	3	4	5	6	7	8	9	AB	R	H	RBI	BB	SO	LOB
Willy Taveras, R (1, 8) OBP: 0.337, SLG: 0.360	C B B X 2-1 G3		X 0-0 FC2-5 E 1-2 2-3f			F X 0-1 E2 17 1B 16 FC3-2 1B	X 0-0 G4-3			4	0	1	0	0	0	3
Craig Biggio, R (1, 4) OBP: 0.337, SLG: 0.461	X 0-0 F8		B S X 1-1 FC6 1-2 2-3			B C X 1-1 L4		C C B S 1-3 K		4	0	0	0	0	1	3
17 Lance Berkman, S (1, 3) OBP: 0.406, SLG: 0.490	B B F S S 2-3 K		C X 0-1 G3			F F B X 1-2 16 FC3-2 BB 2-3 1B		C F S 0-3 K		4	0	1	0	0	2	3
Morgan Ensberg, R (1, 5) OBP: 0.389, SLG: 0.582		C X 0-1 F9		X 0-0 F9		B B B C F B 4-2 16 FC3-2 1-2 BB		F B X 1-1 G1-3		3	0	0	0	1	0	0
16 Jason Lane, R (1, 9) OBP: 0.309, SLG: 0.505		X 0-0 F9		B C F X 1-2 F8		S B S X 1-2 FC3-2 1-2 2-3 3-Hf			C X 0-1 P6	4	0	0	0	0	0	3
2 Chris Burke, R (1, 7) OBP: 0.300, SLG: 0.345		C B X 1-1 G5-3		B B C B X 3-1 G1-3		S X 0-1 G1-6-3			B F B F X 2-2 P2	4	0	0	0	0	0	3
28 Adam Everett, R (1, 6) OBP: 0.288, SLG: 0.378			C F F B B B F X 3-2 FC3-5 2B		C F B F S 1-3 K		C F B F S 1-3 K		C C F X 0-2 P6	4	0	1	0	0	2	0
Brad Ausmus, R (1, 2) OBP: 0.343, SLG: 0.309			C D B S B B 4-2 FC2-5 FC3-5 BB		B C F B F S 2-3 K		B S C B B X 3-2 G3 2B			2	0	1	0	1	1	0
Roger Clemens, R (1, 1) OBP: 0.278, SLG: 0.240			X 0-0 FC3-5 E FC2-5 1-2 2-3f		X 0-0 G6-3		C X 0-1 G3 2-3			3	0	0	0	0	0	3
Inning Stats	R: 0 E: 0 K: 1 S: 6 H: 0 LOB: 0 BB: 0 P: 10	R: 0 E: 0 K: 0 S: 5 H: 0 LOB: 0 BB: 0 P: 6	R: 0 E: 1 K: 0 S: 13 H: 1 LOB: 3 BB: 1 P: 21	R: 0 E: 0 K: 0 S: 6 H: 0 LOB: 0 BB: 0 P: 10	R: 0 E: 0 K: 2 S: 10 H: 0 LOB: 0 BB: 0 P: 13	R: 0 E: 1 K: 0 S: 14 H: 2 LOB: 3 BB: 1 P: 21	R: 0 E: 0 K: 1 S: 10 H: 1 LOB: 1 BB: 0 P: 14	R: 0 E: 0 K: 2 S: 8 H: 0 LOB: 0 BB: 0 P: 10	R: 0 E: 0 K: 0 S: 9 H: 0 LOB: 0 BB: 0 P: 11	1B: 2 2B: 2 3B: 0 HR: 0	SF: 0 SAC: 0 DP: 0 HBP: 0			WP: 0 PB: 0 SB: 0 CS: 0		PA: 34	

PITCHER	IP	WLS	BF	H	R	ER	SO	BB	IBB	HBP	BLK	WP	HR	S	P	ERA	WHIP
44 Jake Peavy, R (1, 1) ERA: 2.97	9.0	W	34	4	0	0	6	2	0	0	0	0	0	81	116	0.00	0.667

PITCHER	IP	WLS	BF	H	R	ER	SO	BB	IBB	HBP	BLK	WP	HR	S	P	ERA	WHIP

TOP

Houston Astros @ San Diego Padres

PETCO Park, San Diego, CA

Tue Aug 23 2005, 10:05 PM EDT

Att. 37,985 - Clear - 67 F

livebaseballscorecards.com

AB	32
R	0
H	4
RBI	0
BB	2
SO	6
LOB	18

Batter	1	2	3	4	5	6	7	8	9	AB	R	H	RBI	BB	SO	LOB
Dave Roberts, L (1, 8) OBP: 0.343, SLG: 0.426	1-0 24 1B 3B		1-1 G5-3			1-3 K		0-0 G3-6 1-2f		4	1	1	0	0	1	1
Joe Randa, R (1, 5) OBP: 0.338, SLG: 0.454	1-3 K			1-2 G6-3			1-1 F9			3	0	0	0	0	1	1
24 Brian Giles, L (1, 9) OBP: 0.420, SLG: 0.487	0-0 G4-6-3 3-H 1B			0-0 G3			2-1 HR			3	1	2	2	0	0	0
Ryan Klesko, L (1, 7) OBP: 0.350, SLG: 0.438 39 Wilson Valdez, R (8, 6) OBP: 0.229, SLG: 0.254	1 SAFE 1-0 G4-6-3 1-2f			0-0 G4-3			1-2 2B			3 0	0 0	1 0	0 0	0 0	0 0	1 0
Mark Loretta, R (1, 4) OBP: 0.371, SLG: 0.348		2-1 F7			1-1 P5		4-2 BB			2	0	0	0	1	0	0
Xavier Nady, R (1, 3) OBP: 0.314, SLG: 0.466		2-3 K			1-3 K		0-1 F8			3	0	0	0	0	2	2
Damian Jackson, R (1, 6) (8, 7) OBP: 0.335, SLG: 0.358		1-3 K2-3			1-3 K		0-0 G6-3			3	0	0	0	0	2	2
Miguel Olivo, R (1, 2) OBP: 0.215, SLG: 0.355			0-3 K			2-0 F8		0-1 G6-3		3	0	0	0	0	1	0
44 Jake Peavy, R (1, 1) OBP: 0.286, SLG: 0.227			2-2 G6-3			0-0 F9		1-0 G3-6 1B		3	0	1	0	0	0	0
Inning Stats	R: 1 E: 0 K: 1 S: 6 H: 2 LOB: 0 BB: 0 P: 9	R: 0 E: 0 K: 2 S: 8 H: 0 LOB: 0 BB: 0 P: 13	R: 0 E: 0 K: 1 S: 9 H: 0 LOB: 0 BB: 0 P: 12	R: 0 E: 0 K: 0 S: 6 H: 0 LOB: 0 BB: 0 P: 7	R: 0 E: 0 K: 2 S: 8 H: 0 LOB: 0 BB: 0 P: 11	R: 0 E: 0 K: 1 S: 5 H: 0 LOB: 0 BB: 0 P: 8	R: 1 E: 0 K: 0 S: 12 H: 2 LOB: 2 BB: 1 P: 20	R: 0 E: 0 K: 0 S: 4 H: 1 LOB: 0 BB: 0 P: 5		1B: 2 2B: 1 3B: 1 HR: 1	SF: 0 SAC: 0 DP: 2 HBP: 0					

PITCHER	IP	WLS	BF	H	R	ER	SO	BB	IBB	HBP	BLK	WP	HR	S	P	ERA	WHIP
Roger Clemens, R (1, 1) ERA: 1.56	8.0	L	28	5	2	2	7	1	0	0	0	0	1	58	85	2.25	0.750

PITCHER	IP	WLS	BF	H	R	ER	SO	BB	IBB	HBP	BLK	WP	HR	S	P	ERA	WHIP

BOTTOM

Houston Astros @ San Diego Padres

PETCO Park, San Diego, CA

Tue Aug 23 2005, 10:05 PM EDT

Att. 37,985 - Clear - 67 F

livebaseballscorecards.com

AB	27
R	2
H	5
RBI	2
BB	1
SO	7
LOB	7

Batter	1	2	3	4	5	6	7	8	9	AB	R	H	RBI	BB	SO	LOB
Willy Taveras, R (1, 8) OBP: 0.338, SLG: 0.359	G5-3		G6-4-3, BB		1B		G4-3	E5		4	0	1	0	1	0	1
Craig Biggio, R (1, 4) OBP: 0.334, SLG: 0.456	E6		G6-4-3		F7		E6	F9		5	1	0	0	0	0	5
54 Brad Lidge, R (8, 1)										0	0	0	0	0	0	0
17 Lance Berkman, S (1, 3) OBP: 0.409, SLG: 0.493	2B			L8	1B		FC3-6		BB	4	0	2	2	1	0	1
Morgan Ensberg, R (1, 5) OBP: 0.389, SLG: 0.581	F9			2B	BB		FC5-4		F9	4	0	1	0	1	0	3
16 Jason Lane, R (1, 9) OBP: 0.306, SLG: 0.499	L6			FC1	K			G5-3	K	5	0	0	0	0	2	6
2 Chris Burke, R (1, 7) OBP: 0.299, SLG: 0.342		F8		K		K		1B	F8	5	1	1	0	0	2	3
28 Adam Everett, R (1, 6) OBP: 0.286, SLG: 0.375		F7	F7		G1-3			F9		4	0	0	0	0	0	3
Brad Ausmus, R (1, 2) OBP: 0.348, SLG: 0.313		F8			1B		FC6, BB	1B, E		3	2	2	1	1	0	0
Ezequiel Astacio, R (1, 1) OBP: 0.188, SLG: 0.188			G3		F7		FC6	E		1	0	0	0	0	0	0
Chad Harville, R (4, 1)										0	0	0	0	0	0	0
4 Eric Bruntlett, R (5, PH) OBP: 0.333, SLG: 0.438										1	0	0	0	0	0	1
51 Wandy Rodriguez, S (6, 1) OBP: 0.214, SLG: 0.357										0	0	0	0	0	0	0
Russ Springer, R (6, 1)										0	0	0	0	0	0	0
Mike Lamb, L (6, PH) OBP: 0.240, SLG: 0.370										1	0	0	0	0	0	1
Mike Gallo, L (6, 1)										0	0	0	0	0	0	0
Chad Qualls, R (6, 1)										0	0	0	0	0	0	0
Jose Vizcaino, S (6, PH) OBP: 0.286, SLG: 0.314										1	0	1	0	0	0	0
(6, 4)																

TOP

Houston Astros @ San Diego Padres

PETCO Park, San Diego, CA

Wed Aug 24 2005, 10:05 PM EDT

Att. 30,928 - Clear - 69 F

livebaseballscorecards.com

AB	38
R	4
H	8
RBI	3
BB	4
SO	4
LOB	24

Inning Stats	1	2	3	4	5	6	7	8	9
	R: 1 E: 1 K: 0 S: 8	R: 0 E: 0 K: 0 S: 6	R: 0 E: 0 K: 0 S: 7	R: 0 E: 0 K: 1 S: 10	R: 1 E: 0 K: 1 S: 14	R: 0 E: 0 K: 1 S: 12	R: 0 E: 1 K: 0 S: 7	R: 2 E: 1 K: 0 S: 16	R: 0 E: 0 K: 1 S: 7
	H: 1 LOB: 1 BB: 0 P: 12	H: 0 LOB: 0 BB: 0 P: 8	H: 0 LOB: 0 BB: 1 P: 12	H: 1 LOB: 2 BB: 0 P: 13	H: 3 LOB: 3 BB: 1 P: 25	H: 0 LOB: 1 BB: 1 P: 21	H: 0 LOB: 1 BB: 0 P: 8	H: 3 LOB: 2 BB: 0 P: 25	H: 0 LOB: 1 BB: 1 P: 12

1B: 6 2B: 2 3B: 0 HR: 0	SF: 0 SAC: 0 DP: 1 HBP: 0	WP: 0 PB: 0 SB: 1 CS: 0	PA: 42
---	---	---	---

PITCHER		IP	WLS	BF	H	R	ER	SO	BB	IBB	HBP	BLK	WP	HR	S	P	ERA	WHIP
Chan Ho Park, R ERA: 5.91	(1, 1)	5.0	W	23	5	2	1	2	2	0	0	0	0	0	45	70	1.80	1.400
52 Clay Hensley, R ERA: 1.85	(6, 1)	2.0	H	8	0	0	0	1	1	0	0	0	0	0	19	29	0.00	0.500
Paul Quantrill, R ERA: 5.28	(8, 1)	0.2		5	3	2	1	0	0	0	0	0	0	0	12	17	13.50	4.500
Akinori Otsuka, R ERA: 2.58	(8, 1)	0.1	H	2	0	0	0	0	0	0	0	0	0	0	4	8	0.00	0.000
Trevor Hoffman, R ERA: 3.59	(9, 1)	1.0	S	4	0	0	0	1	1	0	0	0	0	0	7	12	0.00	1.000

PITCHER	IP	WLS	BF	H	R	ER	SO	BB	IBB	HBP	BLK	WP	HR	S	P	ERA	WHIP

Batter	1	2	3	4	5	6	7	8	9	AB	R	H	RBI	BB	SO	LOB
Dave Roberts, L (1, 8) OBP: 0.341, SLG: 0.421	C B B B B 4-1 G5-3 S 24 1B BB		B B C F X 2-2 ① F8	B C D X ③ 2-1 G3	B F B F F F X 2-2 ③ L9		C S S 0-3 ① K			4	1	0	0	1	1	5
Joe Randa, R (1, 5)	C D F B F F F F F F 3-2 ① G5-3 1-3		B X 1-0 24 3B 2B		B B C F B X 3-2 24 24 G3 PB 1B 1B	B B X 2-0 24 2B HBP 1B	C B X 1-1 ② G6-3			5	3	3	0	0	0	1
24 Brian Giles, L (1, 9) OBP: 0.422, SLG: 0.495	C B B X 2-1 3-H 1B		B B C C X 2-2 2-H 3B		B S S B B X 3-2 ① G3 1-3	F C X 0-2 HBP HBP 1-3 2B	B X 1-0 ③ G4-3			5	1	3	2	0	0	1
Ryan Klesko, L (1, 7) OBP: 0.348, SLG: 0.435 39 Wilson Valdez, R (9, 6) OBP: 0.229, SLG: 0.254	F B X 1-1 ② P6		B C B B X 3-1 ② G4-3		B S B B B X 3-1 BB 1B 1B 3-H 1B	X 0-0 ① G4-3		B B C B F F S 3-3 ① K		5 0	1 0	1 0	1 0	0 0	1 0	4 0
Mark Loretta, R (1, 4) OBP: 0.375, SLG: 0.350	1 SAFE C C F 1 SAFE B B F S 2-3 ③ K		B F D X 2-1 ③ G3		D B C C F B 1 SAFE X 3-2 BB 1B 1-2 1B	I I I I 4-0 HBP HBP IBB		C B B F F F F B F 3-2 X 1B		4	1	2	0	1	1	2
Xavier Nady, R (1, 3) OBP: 0.316, SLG: 0.472		C B B F T F F F X 2-2 2B		B B F X 2-1 SH5-3 2B	B X 1-0 ② F9	S S B F S 1-3 ② K		C S B 1 SAFE S 1-3 ② K		5	0	2	0	0	2	6
Damian Jackson, R (1, 6) (9, 7) OBP: 0.337, SLG: 0.355	B S X 1-1 ① G6-3			L X 0-1 ① SH5-3 2-3	B B F B T B 4-2 1B 1-2 2-3 BB	B S C F B H 3-2 HBP 1-2 2-3 3-H HBP		1 SAFE F C S 0-3 ③ K		2	0	0	1	1	1	2
Miguel Olivo, R (1, 2) OBP: 0.225, SLG: 0.359	B X 1-0 ② G6-3			F X 0-1 SH5-3 1B	C F X 0-2 BB 1-3 2-H 3-H 1B	H 1-0 1-2 2-3 3-H HBP				3	0	2	3	0	0	1
Chan Ho Park, R (1, 1) OBP: 0.308, SLG: 0.308 Mark Sweeney, L (5, PH) OBP: 0.431, SLG: 0.540 52 Clay Hensley, R (6, 1) Paul Quantrill, L (8, 1) Akinori Otsuka, R (8, 1) Trevor Hoffman, R (9, 1)	C F B S 1-3 ③ K			F X 0-1 ② SH5-3 1-2	B F F F F B B 4-2 1-2 BB	B C S S 1-3 ③ K				1 0 1 0 0 0	0 0 0 0 0 0	0 0 0 0 0 0	0 1 0 0 0 0	1 0 1 0 0 0	1 0 3 0 0 0	1 0 0 0 0 0
Inning Stats	R: 1 H: 1 E: 0 LOB: 1 K: 1 BB: 1 S: 19 P: 31	R: 0 H: 1 E: 0 LOB: 1 K: 1 BB: 0 S: 12 P: 17	R: 1 H: 2 E: 0 LOB: 1 K: 0 BB: 0 S: 11 P: 21	R: 0 H: 2 E: 0 LOB: 2 K: 0 BB: 0 S: 10 P: 14	R: 3 H: 4 E: 0 LOB: 3 K: 0 BB: 2 S: 27 P: 50	R: 2 H: 2 E: 0 LOB: 1 K: 2 BB: 1 S: 15 P: 27	R: 0 H: 0 E: 0 LOB: 0 K: 1 BB: 0 S: 6 P: 8	R: 0 H: 1 E: 0 LOB: 1 K: 3 BB: 0 S: 18 P: 25		1B: 8 2B: 4 3B: 1 HR: 0	SF: 0 SAC: 2 DP: 0 HBP: 2			WP: 0 PB: 1 SB: 1 CS: 0	PA: 43	

PITCHER		IP	WLS	BF	H	R	ER	SO	BB	IBB	HBP	BLK	WP	HR	S	P	ERA	WHIP
Ezequiel Astacio, R ERA: 6.13	(1, 1)	3.2		18	6	2	2	2	1	0	0	0	0	0	50	79	4.91	1.909
Chad Harville, R ERA: 4.58	(4, 1)	0.1		1	0	0	0	0	0	0	0	0	0	0	2	4	0.00	0.000
51 Wandy Rodriguez, L ERA: 6.23	(5, 1)	0.1	L	4	3	3	3	0	0	0	0	0	0	0	12	24	81.00	9.000
Russ Springer, R ERA: 5.12	(5, 1)	0.2		5	1	0	0	0	2	0	0	0	0	0	15	26	0.00	4.500
Mike Gallo, L ERA: 2.84	(6, 1)	0.1		4	2	2	2	0	0	1	0	0	0	0	5	11	54.00	6.000

PITCHER		IP	WLS	BF	H	R	ER	SO	BB	IBB	HBP	BLK	WP	HR	S	P	ERA	WHIP
Chad Qualls, R ERA: 3.23	(6, 1)	1.2		7	0	0	0	3	0	0	2	0	0	0	16	24	0.00	0.000
54 Brad Lidge, R ERA: 2.28	(8, 1)	1.0		4	1	0	0	3	0	0	0	0	0	0	18	25	0.00	1.000

BOTTOM

Houston Astros @ San Diego Padres

PETCO Park, San Diego, CA

Wed Aug 24 2005, 10:05 PM EDT

Att. 30,928 - Clear - 69 F

livebaseballscorecards.com

AB	35
R	7
H	13
RBI	7
BB	4
SO	8
LOB	26

Batter	1	2	3	4	5	6	7	8	9	AB	R	H	RBI	BB	SO	LOB
Willy Taveras, R (1, 8) OBP: 0.337, SLG: 0.358	C B X 1-1 1B 1B		B X 1-0 F9 ①		B C B F T 2-2 K ②			B C F S 1-3 K ①		4	0	1	0	0	2	0
Craig Biggio, R (1, 4) OBP: 0.335, SLG: 0.462	C B 1 SAFE 1 SAFE X 1-1 G5-4-3 1-3 1B		B S X 1-1 G5-3 ②		B B S S X 2-1 G6-3 ③			C X 0-1 HR		4	1	2	1	0	0	0
17 Lance Berkman, S (1, 7) OBP: 0.407, SLG: 0.490 4 Eric Bruntlett, R (8, PR) OBP: 0.274, SLG: 0.408 (8, 7)	B B F F S 2-3 K ①		F B B X 2-1 P6 ③			B B C X 2-1 G4-3 ①		F X 0-1 G5-3 1B		4	0	1	0	0	1	2
										0	0	0	0	0	0	0
Morgan Ensberg, R (1, 5) OBP: 0.388, SLG: 0.578	C B X 1-1 G5-4-3 ② ③ 1-2f			B C B B B 4-1 FC5-4 BB		S B S C 1-3 K ②		S S B B X 2-2 G5-3 ② 1-2		3	0	0	0	1	1	3
Mike Lamb, L (1, 3) OBP: 0.245, SLG: 0.367		B C X 1-1 G3-1 ①		X 0-0 FC5-4 ① 28 FC6-4 16 1B 1-2f		C F X 0-2 G6-3 ③		C X 0-1 G6-3 ③		4	0	0	0	0	0	2
16 Jason Lane, R (1, 9) OBP: 0.310, SLG: 0.501		B X 1-0 28 1B G3 1B		F X 0-1 28 FC6-4 1-2 1B			B B X 2-0 F9 ①		B F X 1-1 28 SH1-4 1B	4	1	3	0	0	0	0
28 Adam Everett, R (1, 6) OBP: 0.288, SLG: 0.375		X 0-0 G3 1-3 1B		B F X 1-1 FC6-4 ② 1-2f 2-3			B B B C B 4-1 FC6-5 S BB		X 0-0 SH1-4 ① 1-2	2	0	1	0	1	0	2
Brad Ausmus, R (1, 2) OBP: 0.346, SLG: 0.309	1 SAFE C 1 SAFE B F 1 SAFE B X	2-2 G3 ② 1-2 3-H		B X 1-0 G5-3 ③			1 SAFE F F B B B F X 2-2 FC6-5 ② 1-3		B B B S S B 4-1 G6-4-3 BB	3	0	0	1	1	0	4
Andy Pettitte, L (1, 1) OBP: 0.102, SLG: 0.085 Orlando Palmeiro, L (9, PH) OBP: 0.361, SLG: 0.474 54 Brad Lidge, R (9, 1)		C F B X 1-2 G6-3 ③			C B B X 2-1 F7 ①		B B C C S 2-3 K ③		C F X 0-2 G6-4-3 ② ③ 1-2f	3	0	0	0	0	1	2
										1	0	0	0	0	0	2
										0	0	0	0	0	0	0
Inning Stats	R: 0 E: 0 K: 1 S: 9 H: 2 LOB: 1 BB: 0 P: 14	R: 1 E: 0 K: 0 S: 10 H: 2 LOB: 1 BB: 0 P: 15	R: 0 E: 0 K: 0 S: 5 H: 0 LOB: 0 BB: 0 P: 9	R: 0 E: 0 K: 0 S: 7 H: 1 LOB: 2 BB: 1 P: 13	R: 0 E: 0 K: 1 S: 7 H: 0 LOB: 0 BB: 0 P: 13	R: 0 E: 0 K: 1 S: 8 H: 0 LOB: 0 BB: 0 P: 11	R: 0 E: 0 K: 1 S: 9 H: 0 LOB: 1 BB: 1 P: 19	R: 1 E: 0 K: 1 S: 12 H: 2 LOB: 1 BB: 0 P: 15	R: 0 E: 0 K: 0 S: 7 H: 1 LOB: 1 BB: 1 P: 12	1B: 7 2B: 0 3B: 0 HR: 1 SF: 0 SAC: 1 DP: 2 HBP: 0							

TOP

Houston Astros @ Los Angeles Dodgers

Dodger Stadium, Los Angeles, CA

Fri Aug 26 2005, 7:40 PM PDT

Att. 41,638 - Clear - 77 F

livebaseballscorecards.com

AB	32
R	2
H	8
RBI	2
BB	3
SO	5
LOB	17

WP: 0 PB: 0 SB: 1 CS: 0 PA: 36

PITCHER		IP	WLS	BF	H	R	ER	SO	BB	IBB	HBP	BLK	WP	HR	S	P	ERA	WHIP
Derek Lowe, R ERA: 4.11	(1, 1)	8.0	L	32	7	2	2	5	2	0	0	0	0	1	67	109	2.25	1.125
Duaner Sanchez, R ERA: 3.55	(9, 1)	1.0		4	1	0	0	0	1	0	0	0	0	0	7	12	0.00	2.000

PITCHER	IP	WLS	BF	H	R	ER	SO	BB	IBB	HBP	BLK	WP	HR	S	P	ERA	WHIP

Batter	1	2	3	4	5	6	7	8	9	AB	R	H	RBI	BB	SO	LOB
13 Oscar Robles, L (1, 6) OBP: 0.354, SLG: 0.365	C C C 0-3 ① K		B B C X 2-1 ② F8			B C B X 2-1 G5-4-3 1B		C B F B X 2-2 ② P2		4	0	1	0	0	1	1
Jayson Werth, R (1, 8) OBP: 0.327, SLG: 0.386	C B B F C 2-3 ② K		C S X 0-2 ③ G6-3			X 0-0 ①② G5-4-3 1-2f		B S B X 2-1 ③ G6-3		4	0	0	0	0	1	2
12 Jeff Kent, R (1, 4) OBP: 0.376, SLG: 0.508	B C S T 1-2 ③ K			X 0-0 ① F7		B B F B C C 3-3 ③ K			B B S B F F B 4-2 1B BB	3	0	0	0	1	2	0
Olmedo Saenz, R (1, 3) OBP: 0.344, SLG: 0.518		S X 0-1 ① G5-3		C B X 1-1 ② G3			B B X 2-0 HR		1 SAFE 1 SAFE C B 1 D S D S 3-3 ① K	4	1	1	1	0	1	1
Jason Phillips, R (1, 2) OBP: 0.293, SLG: 0.380 17 Jason Repko, R (9, PR) OBP: 0.285, SLG: 0.365		C B F B F F X 2-2 L3-6 1B 1B		X 0-0 ③ G6-3			C F B C 1-3 ① K		C F D B F 1 B X 3-2 1-2 1B SAFE	4 0	0 0	2 0	0 0	0 0	1 0	0 0
José Cruz Jr., S (1, 9) OBP: 0.342, SLG: 0.416		X 0-0 1-2 1B			F F B B S 2-3 ① K		X 0-0 1B		C S T S 0-3 ② K	4	0	2	0	0	2	2
Mike Edwards, R (1, 7) OBP: 0.301, SLG: 0.351 Ricky Ledee, L (9, PH) OBP: 0.348, SLG: 0.475		C S B X 1-2 ②③ L3-6 2-2			B B B B 4-0 BB		1 SAFE C X 0-1 ② F8		B C T S 1-3 ③ K	2 1	0 0	0 0	0 0	1 0	0 1	3 2
Jose Valentin, S (1, 5) OBP: 0.346, SLG: 0.301			L B X 1-1 SH1-4 1B		C S X 0-2 ② F8		C S 1 SAFE B X 1-2 ③ G6-3			3	0	1	0	0	0	2
Derek Lowe, R (1, 1) OBP: 0.140, SLG: 0.180 Antonio Perez, R (8, PH) OBP: 0.384, SLG: 0.433 Duaner Sanchez, R (9, 1)			1 SAFE X 0-0 ① SH1-4 1-2		1 SAFE F F S 0-3 ③ K			C X 0-1 ① G5-3		1 1 0	0 0 0	0 0 0	0 0 0	0 0 0	1 0 0	1 0 0
Inning Stats	R: 0 H: 0 E: 0 LOB: 0 K: 3 BB: 0 S: 9 P: 12	R: 0 H: 2 E: 0 LOB: 1 K: 0 BB: 0 S: 11 P: 14	R: 0 H: 1 E: 0 LOB: 1 K: 0 BB: 0 S: 8 P: 11	R: 0 H: 0 E: 0 LOB: 0 K: 0 BB: 0 S: 4 P: 5	R: 0 H: 0 E: 0 LOB: 1 K: 2 BB: 1 S: 9 P: 15	R: 0 H: 1 E: 0 LOB: 0 K: 1 BB: 0 S: 6 P: 11	R: 1 H: 2 E: 0 LOB: 1 K: 1 BB: 0 S: 10 P: 14	R: 0 H: 0 E: 0 LOB: 0 K: 0 BB: 0 S: 7 P: 11	R: 0 H: 1 E: 0 LOB: 2 K: 3 BB: 1 S: 17 P: 28	1B: 6 2B: 1 3B: 0 HR: 1	SF: 0 SAC: 1 DP: 2 HBP: 0				WP: 0 PB: 0 SB: 0 CS: 0	PA: 34	

PITCHER		IP	WLS	BF	H	R	ER	SO	BB	IBB	HBP	BLK	WP	HR	S	P	ERA	WHIP
Andy Pettitte, L ERA: 2.6	(1, 1)	8.0	W	29	6	1	1	7	1	0	0	0	0	1	64	93	1.12	0.875
54 Brad Lidge, R ERA: 2.24	(9, 1)	1.0	S	5	1	0	0	3	1	0	0	0	0	0	17	28	0.00	2.000

PITCHER	IP	WLS	BF	H	R	ER	SO	BB	IBB	HBP	BLK	WP	HR	S	P	ERA	WHIP

BOTTOM

Houston Astros @ Los Angeles Dodgers

Dodger Stadium, Los Angeles, CA

Fri Aug 26 2005, 7:40 PM PDT

Att. 41,638 - Clear - 77 F

livebaseballscorecards.com

AB	31
R	1
H	7
RBI	1
BB	2
SO	10
LOB	14

Batter	1	2	3	4	5	6	7	8	9	AB	R	H	RBI	BB	SO	LOB
Willy Taveras, R (1, 8) OBP: 0.338, SLG: 0.358	B F F F B F F X 2-2 G5-3 1B		B B B 4-0 1B BB		C B B X 2-1 G4-3 ②		B X 1-0 G3 ②			3	0	1	0	1	0	0
Craig Biggio, R (1, 4) OBP: 0.335, SLG: 0.461 51 Wandy Rodriguez, S (7, 1) OBP: 0.219, SLG: 0.167 Ezequiel Astacio, R (8, 1) OBP: 0.188, SLG: 0.188	D X 1-0 G5-3 ① 1-2		B C D 1 F X SAFE 2-2 1B 1-3		F S S 0-3 K ③		C X 0-1 F9 ③			4 0 0	0 0 0	1 0 0	0 0 0	0 0 0	1 0 0	1 0 0
17 Lance Berkman, S (1, 3) OBP: 0.406, SLG: 0.490	B X 1-0 F7 ②		F S X 0-2 F7 ③			B F F X 1-2 16 G3 2 HR 2B		C B F F B X 2-2 G3 ①		4	1	1	0	0	0	3
Morgan Ensberg, R (1, 5) OBP: 0.387, SLG: 0.574	B S B C C 2-3 K ③			S B B X 2-1 G5-3 ①		B B B C B 4-1 16 G3 2 HR BB		C B B B F F X 3-2 G6-3 ②		3	1	0	0	1	1	1
16 Jason Lane, R (1, 9) OBP: 0.307, SLG: 0.496		C B B F F F F X 2-2 G6-3 ①		B C S X 2-1 F9 ②		B S F X 1-2 G3 ① 1-2 2-3		B F S 1-3 K ③		4	0	0	0	0	1	2
2 Chris Burke, R (1, 7) OBP: 0.301, SLG: 0.355		C S B F S 1-3 K ②		S F B X 1-2 28 BLK 1B 1B		B B X 2-0 HR 2-H 3-H			X 0-0 P4 ①	4	1	2	3	0	1	0
28 Adam Everett, R (1, 6) OBP: 0.292, SLG: 0.379		C S B S 1-3 K2-3 ③		C F B B 1 X SAFE 2-2 BLK 1B 1-2		X 0-0 G6-4-3 1B			C X 0-1 G6-3 1B	4	0	3	0	0	1	0
Brad Ausmus, R (1, 2) OBP: 0.342, SLG: 0.305			B C B F F F S 2-3 K ① 1-2 2-3	S F B B B X 3-2 P5 ③		S B C B F X 2-2 G6-4-3 ②③ 1-2f			S B F X 1-2 G6-3 ②③ 1-2f	4	0	0	0	0	1	4
44 Roy Oswalt, R (1, 1) OBP: 0.183, SLG: 0.140 Chad Harville, R (5, 1) Mike Burns, R (6, 1) Jose Vizcaino, S (7, PH) OBP: 0.293, SLG: 0.312 (7, 4)			F F B C 1-3 K ②		B C B X 2-1 L6 ①		B B B C C S 3-3 K ①			2 0 0 1	0 0 0 0	0 0 0 0	0 0 0 0	0 0 0 0	1 0 0 1	0 0 0 0
Inning Stats	R: 0 H: 1 E: 0 LOB: 1 K: 1 BB: 0 S: 12 P: 18	R: 0 H: 0 E: 0 LOB: 0 K: 2 BB: 0 S: 13 P: 17	R: 0 H: 1 E: 0 LOB: 2 K: 2 BB: 1 S: 14 P: 23	R: 0 H: 2 E: 0 LOB: 2 K: 0 BB: 0 S: 13 P: 23	R: 0 H: 0 E: 0 LOB: 0 K: 1 BB: 0 S: 7 P: 11	R: 3 H: 3 E: 0 LOB: 0 K: 0 BB: 1 S: 13 P: 23	R: 0 H: 0 E: 0 LOB: 0 K: 1 BB: 0 S: 6 P: 10	R: 0 H: 0 E: 0 LOB: 0 K: 1 BB: 0 S: 11 P: 17	R: 0 H: 1 E: 0 LOB: 0 K: 0 BB: 0 S: 6 P: 7	1B: 6 SF: 0 2B: 1 SAC: 0 3B: 0 DP: 2 HR: 1 HBP: 0						

PITCHER		IP	WLS	BF	H	R	ER	SO	BB	IBB	HBP	BLK	WP	HR	S	P	ERA	WHIP
Edwin Jackson, R ERA: 5.4	(1, 1)	5.1	W	24	6	3	3	6	2	0	0	1	0	1	67	108	5.06	1.500
Elmer Dessens, R ERA: 3.13	(6, 1)	2.2		8	1	0	0	2	0	0	0	0	0	0	22	34	0.00	0.375
Steve Schmoll, R ERA: 5.97	(9, 1)	1.0		3	1	0	0	0	0	0	0	0	0	0	6	7	0.00	1.000

PITCHER	IP	WLS	BF	H	R	ER	SO	BB	IBB	HBP	BLK	WP	HR	S	P	ERA	WHIP

TOP

Houston Astros @ Los Angeles Dodgers

Dodger Stadium, Los Angeles, CA

Sat Aug 27 2005, 7:10 PM PDT

Att. 51,738 - Clear - 75 F

livebaseballscorecards.com

AB	33
R	3
H	8
RBI	3
BB	2
SO	8
LOB	11

WP: 0 PA: 35
PB: 0
SB: 0
CS: 0

BOTTOM

Houston Astros @ Los Angeles Dodgers

Dodger Stadium, Los Angeles, CA

Sat Aug 27 2005, 7:10 PM PDT

Att. 51,738 - Clear - 75 F

livebaseballscorecards.com

Batter	1	2	3	4	5	6	7	8	9	AB	R	H	RBI	BB	SO	LOB
Antonio Perez, R (1, 5) OBP: 0.382, SLG: 0.439	3B	K		G5-3		G6-3		P4		4	1	1	0	0	1	3
17 Jason Repko, R (7, 8) OBP: 0.284, SLG: 0.363										1	0	0	0	0	0	1
13 Oscar Robles, L (1, 6) OBP: 0.355, SLG: 0.366	1B 3-H	FC4-6 1-2f		1B		F9		G6-4-3 1-2f		5	1	2	1	0	0	4
12 Jeff Kent, R (1, 4) OBP: 0.377, SLG: 0.515	1B 1-2	G5-3		P4		HR				4	2	2	1	0	0	1
Jason Phillips, R (1, 3) OBP: 0.295, SLG: 0.384	2B 1-3 2-H	G4-3			1B	G1-3				4	2	2	1	0	0	0
Jayson Werth, R (1, 8) OBP: 0.333, SLG: 0.393 (7, 9)	BB	K			2B 1-3		1B			3	2	2	0	1	1	0
José Cruz Jr., S (1, 9) OBP: 0.346, SLG: 0.421	BB 1-2 2-3 3-H		F8		G6-3 2-H 3-H		F8			2	0	1	3	1	0	0
Mike Edwards, R (7, 7) OBP: 0.299, SLG: 0.349					2B					1	0	0	0	0	0	1
Dioner Navarro, S (1, 2) OBP: 0.387, SLG: 0.342	BB 1-2 2-3 3-H		G3-1		G6-3 2-3		L8			4	0	1	1	0	0	2
Jose Valentin, S (1, 7) OBP: 0.338, SLG: 0.291 (7, 5)	F9		P6		K2-3		G4-3			4	0	0	0	0	1	5
Edwin Jackson, R (1, 1)	13 FC4-6 1-2 2-3 3-H			G6-3				13 G6-4-3		2	0	0	1	1	1	1
Elmer Dessens, R (6, 1)										0	0	0	0	0	0	0
Hee-Seop Choi, L (8, PH) OBP: 0.342, SLG: 0.468										0	0	0	0	1	0	0
Steve Schmoll, R (9, 1)										0	0	0	0	0	0	0
Inning Stats	R: 5 E: 0 K: 1 S: 21 H: 5 LOB: 3 BB: 3 P: 42	R: 0 E: 0 K: 1 S: 5 H: 0 LOB: 0 BB: 0 P: 8	R: 0 E: 0 K: 0 S: 9 H: 0 LOB: 0 BB: 0 P: 13	R: 0 E: 0 K: 0 S: 9 H: 1 LOB: 1 BB: 0 P: 14	R: 2 E: 0 K: 2 S: 12 H: 3 LOB: 1 BB: 0 P: 21	R: 1 E: 0 K: 0 S: 8 H: 1 LOB: 0 BB: 0 P: 14	R: 0 E: 0 K: 0 S: 11 H: 1 LOB: 1 BB: 0 P: 15	R: 0 E: 0 K: 0 S: 6 H: 0 LOB: 0 BB: 1 P: 13		1B: 6 2B: 3 3B: 1 HR: 1 SF: 0 SAC: 0 DP: 1 HBP: 0					

	AB	34
	R	8
	H	11
	RBI	8
	BB	4
	SO	4
	LOB	18

PITCHER		IP	WLS	BF	H	R	ER	SO	BB	IBB	HBP	BLK	WP	HR	S	P	ERA	WHIP
44 Roy Oswalt, R ERA: 2.94	(1, 1)	4.0	L	24	9	7	7	2	3	0	0	0	0	0	48	86	15.75	3.000
Chad Harville, R ERA: 4.46	(5, 1)	1.0		3	0	0	0	2	0	0	0	0	0	0	8	12	0.00	0.000
Mike Burns, R ERA: 6.0	(6, 1)	1.0		4	1	1	1	0	0	0	0	0	0	1	8	14	9.00	1.000
51 Wandy Rodriguez, L ERA: 6.16	(7, 1)	1.0		4	1	0	0	0	0	0	0	0	0	0	11	15	0.00	1.000
Ezequiel Astacio, R ERA: 6.03	(8, 1)	1.0		3	0	0	0	0	1	0	0	0	0	0	6	13	0.00	1.000

PITCHER	IP	WLS	BF	H	R	ER	SO	BB	IBB	HBP	BLK	WP	HR	S	P	ERA	WHIP

Batter	1	2	3	4	5	6	7	8	9	AB	R	H	RBI	BB	SO	LOB
Willy Taveras, R (1, 8) OBP: 0.336, SLG: 0.355	B F X 1-1 ① B1-3		X 0-0 ① G5-3		C B F S 1-3 ③ K		X 0-0 E6 1-3			4	0	0	0	0	1	1
Orlando Palmeiro, L (1, 7) OBP: 0.359, SLG: 0.469	C C B C 1-3 ② K		C B F C 1-3 ② K			X 0-0 1B 1B	C M B X 1-2 ③ G3-1			4	0	1	0	0	2	2
Morgan Ensberg, R (1, 5) OBP: 0.384, SLG: 0.569	X 0-0 ③ G6-3		C C S 0-3 ③ K			B X 1-0 ① F9		X 0-0 ① P3		4	0	0	0	0	1	1
17 Lance Berkman, S (1, 9) OBP: 0.404, SLG: 0.488		S B B B X 3-1 1B 1B 1B		C F S 0-3 ① K		B S B B 1 SAFE X 3-1 ② F9		B B B C C F S 3-3 ② K		4	0	1	0	0	2	1
Mike Lamb, L (1, 3) OBP: 0.245, SLG: 0.365		C B F C 1-3 ① K		F F B B S 2-3 K 1B CS		X 0-0 1-2 1B		X 0-0 ③ P4		4	0	1	0	0	2	1
Jose Vizcaino, S (1, 4) OBP: 0.305, SLG: 0.324 28 Adam Everett, R (9, PR) OBP: 0.292, SLG: 0.379		B C B 1 SAFE X 2-1 1B 1-2 1B		X 0-0 1-3 1B		F X 0-1 ③ F8			B B C C F F X 2-2 4 SH2-4 1B	4 0	0 0	3 0	0 0	0 0	0 0	2 0
4 Eric Bruntlett, R (1, 6) OBP: 0.264, SLG: 0.392		B X 1-0 ② F8		C C B S 1-3 ② K			C B X 1-1 ① P5		B X 1-0 ① SH2-4 1-2	3	0	0	0	0	1	4
Brad Ausmus, R (1, 2) OBP: 0.344, SLG: 0.308		C C F X 0-2 1-2 2-3 1B		C S B 1-2 ③ CS 3-H	C F X 0-2 ① G4-3		F X 0-1 E 1B		B X 1-0 FC1 16 G5-4-3	4	0	2	0	0	0	2
Roger Clemens, R (1, 1) OBP: 0.268, SLG: 0.231 Craig Biggio, R (7, PH) OBP: 0.334, SLG: 0.460 Chad Qualls, R (7, 1) 16 Jason Lane, R (9, PH) OBP: 0.306, SLG: 0.495		F C B C 1-3 ③ K			C S F X 0-2 ② F9		B X 1-0 ② F9		X 0-0 ② ③ G5-4-3 1-2f	2 1 0 1	0 0 0 0	0 0 0 0	0 0 0 0	0 0 0 0	1 0 0 0	3 1 0 2
Inning Stats	R: 0 E: 0 K: 1 S: 6 H: 0 LOB: 0 BB: 0 P: 8	R: 0 E: 0 K: 2 S: 15 H: 3 LOB: 3 BB: 0 P: 23	R: 0 E: 0 K: 2 S: 7 H: 0 LOB: 0 BB: 0 P: 8	R: 0 E: 0 K: 3 S: 12 H: 1 LOB: 1 BB: 0 P: 16	R: 0 E: 0 K: 1 S: 10 H: 0 LOB: 0 BB: 0 P: 11	R: 0 E: 0 K: 0 S: 7 H: 2 LOB: 2 BB: 0 P: 11	R: 0 E: 1 K: 0 S: 9 H: 1 LOB: 2 BB: 0 P: 12	R: 0 E: 0 K: 1 S: 6 H: 0 LOB: 0 BB: 0 P: 9	R: 0 E: 0 K: 0 S: 8 H: 1 LOB: 2 BB: 0 P: 12	1B: 8 2B: 0 3B: 0 HR: 0	SF: 0 SAC: 1 DP: 1 HBP: 0						

TOP

Houston Astros @ Los Angeles Dodgers

Dodger Stadium, Los Angeles, CA

Sun Aug 28 2005, 1:10 PM PDT

Att. 47,541 - Sunny - 92 F

livebaseballscorecards.com

AB	35
R	0
H	8
RBI	0
BB	0
SO	10
LOB	20

WP: 1 PB: 0 SB: 0 CS: 1 PA: 37

PITCHER		IP	WLS	BF	H	R	ER	SO	BB	IBB	HBP	BLK	WP	HR	S	P	ERA	WHIP
Jeff Weaver, R ERA: 4.22	(1, 1)	8.0	W	32	7	0	0	10	0	0	0	0	1	0	72	98	0.00	0.875
Duaner Sanchez, R ERA: 3.5	(9, 1)	1.0	S	4	1	0	0	0	0	0	0	0	0	0	8	12	0.00	1.000

PITCHER	IP	WLS	BF	H	R	ER	SO	BB	IBB	HBP	BLK	WP	HR	S	P	ERA	WHIP

Batter	1	2	3	4	5	6	7	8	9	AB	R	H	RBI	BB	SO	LOB
Jayson Werth, R (1, 8) (9, 7) OBP: 0.329, SLG: 0.387	B C S B S 2-3 ① K		C C B B F X 2-2 ② G5-3			F C B B F F S 2-3 ① K		C B C X 1-2 ② F8		4	0	0	0	0	2	1
13 Oscar Robles, L (1, 6) OBP: 0.353, SLG: 0.364	C F B C 1-3 ② K		B F C B X 2-2 ③ G1-3			C B F B B X 3-2 E5		B C B X 2-1 12 FC5-4 2-H 1B		4	0	1	1	0	1	0
12 Jeff Kent, R (1, 4) OBP: 0.375, SLG: 0.510	X 0-0 ③ F9			C B C F X 1-2 ① F9		X 0-0 ② F8		S X 0-1 ③ FC5-4 1-2f		4	0	0	0	0	0	3
Ricky Ledee, L (1, 7) OBP: 0.348, SLG: 0.473 Duaner Sanchez, R (9, 1)		C B S S C 1-3 ① K		B F F F F B F X 2-2 G6-3 1B		C X 0-1 ③ G4-3				3 0	0 0	1 0	0 0	0 0	1 0	1 0
Jason Phillips, R (1, 3) OBP: 0.292, SLG: 0.381		B C X 1-1 ② F8		B F C F B D X 3-2 ② G6-3 1-2			B F X 1-1 ① F9			3	0	0	0	0	0	1
José Cruz Jr., S (1, 9) OBP: 0.349, SLG: 0.419		S B B B B 4-1 BB BB		B B D C X 3-1 ③ L4			B F B B B 4-1 CS BB			1	0	0	0	2	0	1
Dioner Navarro, S (1, 2) OBP: 0.396, SLG: 0.346		1 SAFE 1 SAFE C 1 SAFE B F F F B 4-2 B B 1-2 BB			S F X 0-2 G6-4-3 1B		1 SAFE B S X 1-1 ② ③ G4-3 1-2			2	0	1	0	1	0	1
Mike Edwards, R (1, 5) OBP: 0.294, SLG: 0.343		B F C D F X 2-2 ③ G5-3			B X 1-0 ① ② G6-4-3 1-2f			C X 0-1 ① G4-3		3	0	0	0	0	0	3
Jeff Weaver, R (1, 1) OBP: 0.293, SLG: 0.316 Hee-Seop Choi, L (8, PH) OBP: 0.344, SLG: 0.473 17 Jason Repko, R (8, PR) OBP: 0.284, SLG: 0.363 (9, 8)			C F B B F S 2-3 ① K		B X 1-0 ③ G4-3			C B B X 2-1 13 1B 2B		2 1 0	0 0 1	0 1 0	0 0 0	0 0 0	1 0 0	0 0 0
Inning Stats	R: 0 H: 0 E: 0 LOB: 0 K: 2 BB: 0 S: 7 P: 10	R: 0 H: 0 E: 0 LOB: 2 K: 1 BB: 2 S: 14 P: 26	R: 0 H: 0 E: 0 LOB: 0 K: 1 BB: 0 S: 11 P: 17	R: 0 H: 1 E: 0 LOB: 1 K: 0 BB: 0 S: 16 P: 25	R: 0 H: 1 E: 0 LOB: 0 K: 0 BB: 0 S: 5 P: 7	R: 0 H: 0 E: 1 LOB: 1 K: 1 BB: 0 S: 11 P: 16	R: 0 H: 0 E: 0 LOB: 0 K: 0 BB: 1 S: 5 P: 11	R: 1 H: 2 E: 0 LOB: 2 K: 0 BB: 0 S: 11 P: 16		1B: 3 SF: 0 2B: 1 SAC: 0 3B: 0 DP: 1 HR: 0 HBP: 0						

PITCHER		IP	WLS	BF	H	R	ER	SO	BB	IBB	HBP	BLK	WP	HR	S	P	ERA	WHIP
Roger Clemens, R ERA: 1.51	(1, 1)	6.0		22	2	0	0	5	2	0	0	0	0	0	64	101	0.00	0.667
Chad Qualls, R ERA: 3.27	(7, 1)	2.0	L	8	2	1	1	0	1	0	0	0	0	0	16	27	4.50	1.500

PITCHER	IP	WLS	BF	H	R	ER	SO	BB	IBB	HBP	BLK	WP	HR	S	P	ERA	WHIP

BOTTOM

Houston Astros @ Los Angeles Dodgers

Dodger Stadium, Los Angeles, CA

Sun Aug 28 2005, 1:10 PM PDT
Att. 47,541 - Sunny - 92 F

livebaseballscorecards.com

AB	27
R	1
H	4
RBI	1
BB	3
SO	5
LOB	11

Batter	1	2	3	4	5	6	7	8	9	AB	R	H	RBI	BB	SO	LOB
Felipe Lopez, S (1, 6) OBP: 0.338, SLG: 0.486	P4		L3		F9			K		4	0	0	0	0	1	3
Rich Aurilia, R (1, 4) OBP: 0.327, SLG: 0.447	K			F7		G6-3		F8		4	0	0	0	0	1	0
Ken Griffey Jr., L (1, 8) OBP: 0.370, SLG: 0.575	1B			G3-1		G4-3			F8	4	0	1	0	0	0	0
Wily Mo Peña, R (1, 9) OBP: 0.318, SLG: 0.527		F8		L9		K			BB G4-3 1B	3	0	0	0	0	1	0
Jacob Cruz, L (9, PH) OBP: 0.306, SLG: 0.404										1	1	1	0	0	0	0
Sean Casey, L (1, 3) OBP: 0.382, SLG: 0.442		K			1B 2B		12 FC5-4 BB		G4-3 BB 1-2 BB	2	1	1	0	2	1	0
Adam Dunn, L (1, 7) OBP: 0.391, SLG: 0.563		F9			FC2-5 2-H 1B		F8		G4-3 1-2 2-3 BB	3	0	1	1	1	0	1
Jason LaRue, R (1, 2) OBP: 0.359, SLG: 0.445			K		FC2-5 BB		K		G4-3 1-2 2-3 3-H	2	0	0	0	1	2	1
Javier Valentin, S (9, PH) OBP: 0.380, SLG: 0.557										1	0	0	1	0	0	2
12 Edwin Encarnación, R (1, 5) OBP: 0.294, SLG: 0.452			1B		P4		FC5-4 1-2f		K	4	0	1	0	0	1	5
Ramon Ortiz, R (1, 1) OBP: 0.114, SLG: 0.140			K		FC2-5 1-2 2-3f			K		2	0	0	0	0	1	3
56 Todd Coffey, R (7, 1)										0	0	0	0	0	0	0
Ray Olmedo, S (8, PH) OBP: 0.302, SLG: 0.362										1	0	0	0	0	1	0
Jason Standridge, R (8, 1)										0	0	0	0	0	0	0

TOP

Cincinnati Reds @ Houston Astros

Minute Maid Park, Houston, TX

Tue Aug 30 2005, 7:05 PM CDT
Att. 29,971 - Roof Closed - 72 F

livebaseballscorecards.com

AB	31
R	2
H	5
RBI	2
BB	4
SO	9
LOB	15

Inning Stats	1	2	3	4	5	6	7	8	9
	R: 0 E: 0 K: 1 S: 7	H: 1 LOB: 1 BB: 0 P: 10	R: 0 E: 0 K: 1 S: 7	H: 0 LOB: 0 BB: 0 P: 10	R: 0 E: 0 K: 2 S: 10	H: 1 LOB: 1 BB: 0 P: 12	R: 0 E: 0 K: 0 S: 5	H: 0 LOB: 0 BB: 0 P: 10	R: 1 E: 0 K: 0 S: 9	H: 2 LOB: 2 BB: 1 P: 14
	R: 0 E: 0 K: 1 S: 9	H: 0 LOB: 0 BB: 0 P: 12	R: 0 E: 0 K: 1 S: 11	H: 0 LOB: 1 BB: 1 P: 15	R: 0 E: 0 K: 2 S: 10	H: 0 LOB: 0 BB: 0 P: 15	R: 1 E: 0 K: 1 S: 10	H: 1 LOB: 2 BB: 2 P: 23		

| | | | | | | | | | |

BOTTOM

Cincinnati Reds @ Houston Astros

Minute Maid Park, Houston, TX

Tue Aug 30 2005, 7:05 PM CDT
Att. 29,971 - Roof Closed - 72 F

livebaseballscorecards.com

Batter	1	2	3	4	5	6	7	8	9	AB	R	H	RBI	BB	SO	LOB
Willy Taveras, R (1, 8) OBP: 0.333, SLG: 0.353	C F X 0-2 F9 ①		L F B X 1-2 G3 ②		X 0-0 SF8 ① 3-H		F B X 1-1 G6-3 ①			3	0	0	1	0	0	0
Craig Biggio, R (1, 4) OBP: 0.333, SLG: 0.458	B B F F X 2-2 F7 ②		B X 1-0 G5-3 ③		S X 0-1 HR 1B 1-2		B X 1-0 G6-3 ②			4	1	1	0	0	0	0
Morgan Ensberg, R (1, 5) OBP: 0.387, SLG: 0.575	B B B B 4-0 BB			B B C C S 2-3 K ①	B X 1-0 HR 1-H 2-H		C F B B B B 4-2 BB			2	1	1	3	2	1	0
17 Lance Berkman, S (1, 3) OBP: 0.400, SLG: 0.482	C D X 1-1 G4-3 ③			C F B X 1-2 G6-3 ②	F F B F S 1-3 K ②		C B B X 2-1 G4-3 ③			4	0	0	0	0	1	2
16 Jason Lane, R (1, 9) OBP: 0.306, SLG: 0.493		C B B S F F X 2-2 L7 ①		X 0-0 1B	B X 1-0 G5-3 ③			F B C X 1-2 F9 ①		4	0	1	0	0	0	0
Luke Scott, L (1, 7) OBP: 0.271, SLG: 0.256		C X 0-1 1B		S F B X 1-2 F8 ③		B B C X 2-1 L9 ①		X 0-0 2B		4	0	2	0	0	0	1
28 Adam Everett, R (1, 6) OBP: 0.294, SLG: 0.380	B S S 1 SAFE F F 1 SAFE S 1-3 K ②				C X 0-1 1B 1B 1B	B B X 2-0 WP 1B		C X 0-1 F9 ②		4	1	2	0	0	1	2
Humberto Quintero, R (1, 2) OBP: 0.208, SLG: 0.269	B X 1-0 F9 ③				B L 1 SAFE L B X 2-2 1B SF8 1B 1-3	1 SAFE P 1 SAFE F F F B B F 3-2 P2 ② 1-2		F X 0-1 G5-3 ③		4	1	1	0	0	0	3
51 Wandy Rodriguez, S (1, 1) OBP: 0.212, SLG: 0.161			C X 0-1 G3-1 ①		X 0-0 1B HR 1B 1-3 3-H	F F F B S 1-3 K ③				1	0	0	0	0	0	0
Mike Lamb, L (5, PH) OBP: 0.248, SLG: 0.367										1	1	1	1	0	0	0
Russ Springer, R (6, 1)										0	0	0	0	0	0	0
Jose Vizcaino, S (6, PH) OBP: 0.303, SLG: 0.322										1	0	0	0	0	1	1
Mike Gallo, L (7, 1)										0	0	0	0	0	0	0
Chad Qualls, R (7, 1)										0	0	0	0	0	0	0
Dan Wheeler, R (8, 1)										0	0	0	0	0	0	0
54 Brad Lidge, R (9, 1)										0	0	0	0	0	0	0
Inning Stats	R: 0 E: 0 K: 0 S: 8 H: 0 LOB: 1 BB: 1 P: 15	R: 0 E: 0 K: 1 S: 13 H: 1 LOB: 1 BB: 0 P: 17	R: 0 E: 0 K: 0 S: 6 H: 0 LOB: 0 BB: 0 P: 8	R: 0 E: 0 K: 1 S: 10 H: 1 LOB: 1 BB: 0 P: 14	R: 5 E: 0 K: 1 S: 15 H: 5 LOB: 0 BB: 0 P: 20	R: 0 E: 0 K: 1 S: 13 H: 1 LOB: 1 BB: 0 P: 20	R: 0 E: 0 K: 0 S: 7 H: 0 LOB: 0 BB: 1 P: 15	R: 0 E: 0 K: 0 S: 8 H: 1 LOB: 1 BB: 0 P: 9		1B: 7 2B: 1 3B: 0 HR: 1	SF: 1 SAC: 0 DP: 0 HBP: 0			WP: 1 PB: 0 SB: 0 CS: 0	PA: 35		

PITCHER		IP	WLS	BF	H	R	ER	SO	BB	IBB	HBP	BLK	WP	HR	S	P	ERA	WHIP
Ramon Ortiz, R ERA: 5.43	(1, 1)	6.0	L	27	8	5	5	4	1	0	0	0	1	1	65	94	7.50	1.500
56 Todd Coffey, R ERA: 4.5	(7, 1)	1.0		4	0	0	0	0	1	0	0	0	0	0	7	15	0.00	1.000
Jason Standridge, R ERA: 4.56	(8, 1)	1.0		4	1	0	0	0	0	0	0	0	0	0	8	9	0.00	1.000

PITCHER	IP	WLS	BF	H	R	ER	SO	BB	IBB	HBP	BLK	WP	HR	S	P	ERA	WHIP

AB	32
R	5
H	9
RBI	5
BB	2
SO	4
LOB	9

Batter	1	2	3	4	5	6	7	8	9	AB	R	H	RBI	BB	SO	LOB
Felipe Lopez, S (1, 6) OBP: 0.335, SLG: 0.482	B C F F C 1-3 ① K		C S B X 1-2 ② G4-3		C X 0-1 ③ G5-3			B F X 1-1 ① ② G6-3 1-2f		4	0	0	0	0	1	2
Rich Aurilia, R (1, 4) OBP: 0.324, SLG: 0.442 (7, 5)	C B F B B F X 3-2 ② P5		F S B B B F F F F F 3-2 B X ③ G4-3			B F L S 1-3 ① K		B F C B B C 3-3 ③ K		4	0	0	0	0	2	0
Ken Griffey Jr., L (1, 8) OBP: 0.368, SLG: 0.572 Aaron Holbert, R (9, PH) OBP: 0.250, SLG: 0.500	X 0-0 ③ P5			B X 1-0 ① G3-1		X 0-0 ② G3			F C B F S 1-3 ① K	3 1	0 0	0 0	0 0	0 0	0 1	0 0
Austin Kearns, R (1, 9) OBP: 0.332, SLG: 0.444		B B S X 2-1 FC1-6 1B 1B		S B C F B B B 4-2 BB		X 0-0 1B			F B B F B B 4-2 BB	2	0	2	0	2	0	0
Sean Casey, L (1, 3) OBP: 0.381, SLG: 0.441		C S B B T F F F X 2-2 FC1-6 1-2 1B		1 SAFE C F 1 SAFE S 0-3 ② K		X 0-0 ③ G4-3			C F F S 0-3 ② K	4	0	1	0	0	2	3
Adam Dunn, L (1, 7) OBP: 0.388, SLG: 0.558		X 0-0 ① FC1-6 1-2f 2-3		C X 0-1 ③ P5			C B B B F X 3-2 ① G4-3		B F F X 1-2 ③ F7	4	0	0	0	0	0	4
Jason LaRue, R (1, 2) OBP: 0.359, SLG: 0.444		S T 1 SAFE B S 1-3 ② K			C S F B B X 2-2 SH1-3 1B		B C X 1-1 ② G6-3			3	0	1	0	0	1	2
12 Edwin Encarnación, R (1, 5) OBP: 0.288, SLG: 0.442 31 Matt Belisle, R (7, 1) OBP: 0.143, SLG: 0.143 Randy Keisler, L (8, 1) OBP: 0.375, SLG: 0.875		C X 0-1 ③ G1-3			B X 1-0 ① L5		S B C B B S 2-3 ③ K			3 0 0	0 0 0	0 0 0	0 0 0	0 0 0	1 0 0	3 0 0
Brandon Claussen, R (1, 1) OBP: 0.111, SLG: 0.048 Jason Standridge, R (6, 1) Ray Olmedo, S (7, 4) OBP: 0.315, SLG: 0.362			C S B X 1-2 ① G4-3		1 SAFE L X 0-1 ② SH1-3 1-2			F F H 1-2 G6-3 HBP		1 0 0	0 0 0	0 0 0	0 0 0	0 0 0	0 0 0	0 0 0
Inning Stats	R: 0 H: 0 E: 0 LOB: 0 K: 1 BB: 0 S: 9 P: 13	R: 0 H: 2 E: 0 LOB: 2 K: 1 BB: 0 S: 14 P: 19	R: 0 H: 0 E: 0 LOB: 0 K: 0 BB: 0 S: 14 P: 19	R: 0 H: 0 E: 0 LOB: 1 K: 1 BB: 1 S: 9 P: 14	R: 0 H: 1 E: 0 LOB: 1 K: 0 BB: 0 S: 9 P: 12	R: 0 H: 1 E: 0 LOB: 1 K: 1 BB: 0 S: 6 P: 7	R: 0 H: 0 E: 0 LOB: 0 K: 1 BB: 0 S: 8 P: 14	R: 0 H: 0 E: 0 LOB: 0 K: 1 BB: 0 S: 7 P: 12	R: 0 H: 0 E: 0 LOB: 1 K: 2 BB: 1 S: 13 P: 19	1B: 4 SF: 0 2B: 0 SAC: 1 3B: 0 DP: 1 HR: 0 HBP: 1						

TOP

Cincinnati Reds @ Houston Astros

Minute Maid Park, Houston, TX

Wed Aug 31 2005, 7:05 PM CDT

Att. 28,639 - Roof Closed - 72 F

livebaseballscorecards.com

AB	29
R	0
H	4
RBI	0
BB	2
SO	8
LOB	14

PITCHER		IP	WLS	BF	H	R	ER	SO	BB	IBB	HBP	BLK	WP	HR	S	P	ERA	WHIP
Andy Pettitte, L ERA: 2.5	(1, 1)	7.0	W	26	4	0	0	5	1	0	0	0	0	0	69	98	0.00	0.714
Chad Qualls, R ERA: 3.18	(8, 1)	1.0		3	0	0	0	1	0	0	1	0	0	0	7	12	0.00	0.000
Mike Gallo, L ERA: 2.57	(9, 1)	1.0		4	0	0	0	2	1	0	0	0	0	0	13	19	0.00	1.000

PITCHER	IP	WLS	BF	H	R	ER	SO	BB	IBB	HBP	BLK	WP	HR	S	P	ERA	WHIP

WP: 0 PA: 33
PB: 0
SB: 0
CS: 0

Cincinnati Reds @ Houston Astros

Minute Maid Park, Houston, TX

Wed Aug 31 2005, 7:05 PM CDT
Att. 28,639 - Roof Closed - 72 F

livebaseballscorecards.com

BOTTOM

Batter	1	2	3	4	5	6	7	8	9	AB	R	H	RBI	BB	SO	LOB
Willy Taveras, R (1, 8) OBP: 0.334, SLG: 0.353	B B C B C F F X 3-2 G1-3 ①			C B L B B X 3-2 G1-6-3 1B	C X 0-1 G6-3 ③		B X 1-0 1B 1-3 3-H 1B	F X 0-1 G1-3 ③		5	0	2	1	0	0	1
Mike Gallo, L (9, 1)										0	0	0	0	0	0	0
Craig Biggio, R (1, 4) OBP: 0.333, SLG: 0.456	C F B B C 2-3 K ②			X 0-0 P3 ①		B B B C X 3-1 F9 ①	B F F 1 SAFE X 1-2 1-2 3-H 1B			4	0	1	1	0	1	1
Chad Qualls, R (8, 1)										0	0	0	0	0	0	0
Raul Chavez, R (9, 2) OBP: 0.211, SLG: 0.291										0	0	0	0	0	0	0
Morgan Ensberg, R (1, 5) OBP: 0.386, SLG: 0.572	S F B F X 1-2 F9 ③			B 1 SAFE 1 SAFE X 2-0 G1-6-3 ② ③ 1-2f		C B C F X 1-2 1B	B F C B B X 3-2 F9 ③			4	0	1	0	0	0	3
4 Eric Bruntlett, R (9, 5) OBP: 0.264, SLG: 0.392										0	0	0	0	0	0	0
17 Lance Berkman, S (1, 3) OBP: 0.401, SLG: 0.484		B B F B S X 3-2 G5-3 ①			B B X 2-0 16 HR 2B	F F X 0-2 F9 ②		B B B B 4-0 2 2B 1B BB		3	1	1	0	1	0	1
Charles Gipson, R (8, PR)										0	1	0	0	0	0	0
(9, 8)																
16 Jason Lane, R (1, 9) OBP: 0.305, SLG: 0.498		B F B S X 2-2 P3 ②			B F F X 1-2 2-H HR	C B B S X 2-2 G5-3 ③		B B X 2-0 P3 ①		4	1	1	2	0	0	2
2 Chris Burke, R (1, 7) OBP: 0.307, SLG: 0.365	F C F F B B X 2-2 G6-3 ③				C S B B X 2-2 28 1B 28 S 2B 1B		B X 1-0 1B 28 SH5-4 1B	B D C B F X 3-2 1-3 1B 2B		4	3	3	0	0	0	0
28 Adam Everett, R (1, 6) OBP: 0.296, SLG: 0.382			C F F X 0-2 G4-3 1B	C F B X 1-2 1-3 2B 1B			1 SAFE X 0-0 SH5-4 ① 1-2	B S S F B S 2-3 K ②		3	1	2	0	0	1	3
Brad Ausmus, R (1, 2) OBP: 0.346, SLG: 0.314			F C F B X 1-2 G4-3 ① ② 1-2f	X 0-0 ① 1-H 3-H 2B			B B F B X 3-1 P4 ②	D C F B X 2-2 HR 2-H 3-H 1B		4	1	2	4	0	0	2
(9, 4)																
Andy Pettitte, L (1, 1) OBP: 0.098, SLG: 0.082			S S B C 1-3 K ③		F B B F S 2-3 K ②		C X 0-1 1B 2-3 1B	B B C F X 3-2 1-H HR		2	0	0	0	0	2	0
Jose Vizcaino, S (7, PH) OBP: 0.312, SLG: 0.352										2	2	2	2	0	0	0
(8, 4)																
(9, 3)																
Inning Stats	R: 0 E: 0 K: 1 S: 13 H: 0 LOB: 0 BB: 0 P: 19	R: 0 E: 0 K: 0 S: 11 H: 0 LOB: 0 BB: 0 P: 18	R: 0 E: 0 K: 1 S: 11 H: 1 LOB: 0 BB: 0 P: 13	R: 0 E: 0 K: 0 S: 5 H: 1 LOB: 0 BB: 0 P: 10	R: 4 E: 0 K: 1 S: 16 H: 5 LOB: 0 BB: 0 P: 24	R: 0 E: 0 K: 0 S: 12 H: 1 LOB: 1 BB: 0 P: 18	R: 2 E: 0 K: 0 S: 13 H: 4 LOB: 2 BB: 0 P: 22	R: 4 E: 0 K: 1 S: 16 H: 3 LOB: 1 BB: 1 P: 32		1B: 10 2B: 3 3B: 0 HR: 2 SF: 0 SAC: 1 DP: 2 HBP: 0						

	AB	
	R	10
	H	15
	RBI	10
	BB	1
	SO	4
	LOB	13

WP: 0 PB: 0 SB: 1 CS: 0 PA: 37

PITCHER		IP	WLS	BF	H	R	ER	SO	BB	IBB	HBP	BLK	WP	HR	S	P	ERA	WHIP
Brandon Claussen, L ERA: 4.38	(1, 1)	5.2	L	22	8	4	4	3	0	0	0	0	0	1	65	97	6.35	1.412
Jason Standridge, R ERA: 5.06	(6, 1)	1.0		7	4	2	2	0	0	0	0	0	0	0	13	21	18.00	4.000
31 Matt Belisle, R ERA: 3.87	(7, 1)	0.1		1	0	0	0	0	0	0	0	0	0	0	3	6	0.00	0.000
Randy Keisler, L ERA: 7.56	(8, 1)	1.0		7	3	4	4	1	1	0	0	0	0	1	16	32	36.00	4.000

PITCHER	IP	WLS	BF	H	R	ER	SO	BB	IBB	HBP	BLK	WP	HR	S	P	ERA	WHIP

Batter	1	2	3	4	5	6	7	8	9	AB	R	H	RBI	BB	SO	LOB
Felipe Lopez, S (1, 6) OBP: 0.333, SLG: 0.478	C F F S 0-3 K ①		B B B C F X 3-2 G6-3 ③			C B C F F S 1-3 K ①		C F B B X 2-2 F7 ②		4	0	0	0	0	2	0
Austin Kearns, R (1, 9) OBP: 0.331, SLG: 0.445	C C B B C 2-3 K ②			B C S S 1-3 K ①		C B B F S 2-3 K ②		B X 1-0 2B		4	0	1	0	0	3	0
Ken Griffey Jr., L (1, 8) OBP: 0.367, SLG: 0.569	S C S 0-3 K ③			F X 0-1 F8 ②		B X 1-0 BB 1B		C B F B F X 2-2 F7 ③		4	0	1	0	0	1	1
Adam Dunn, L (1, 7) OBP: 0.389, SLG: 0.559		C B B S X 2-2 1B 2B		C B S F F F B X 2-2 G6-3 ③		B C B B B 4-1 1-2 BB			C F X 0-2 P2 ①	3	1	1	0	1	0	0
Sean Casey, L (1, 3) OBP: 0.382, SLG: 0.441		B C C X 1-2 2-H 1B ①			B F X 1-1 1B 1B	X 0-0 F7 ③			C S X 0-2 F8 ②	4	0	2	1	0	0	2
Javier Valentin, S (1, 2) OBP: 0.383, SLG: 0.553		C B S S 1-3 K ②			B B F F X 2-2 1-2 1B		B B B C B 4-1 12 G6-4-3 BB		C S S 0-3 K ③	3	0	1	0	1	2	0
12 Edwin Encarnación, R (1, 5) OBP: 0.282, SLG: 0.432		C C F S 0-3 K ③			C B F B F B X 3-2 P6 ①		B F C X 1-2 1-2f G6-4-3 ①②			3	0	0	0	0	1	3
Ray Olmedo, S (1, 4) OBP: 0.298, SLG: 0.340			C F X 0-2 G4-3 ①		B S B C S 2-3 K ②		F F B S 1-3 K ③			3	0	0	0	0	2	2
39 Aaron Harang, R (1, 1) OBP: 0.033, SLG: 0.033 Wily Mo Peña, R (8, PH) OBP: 0.316, SLG: 0.525 25 David Weathers, R (8, 1)			C S S 0-3 K ②		F S B F F F B S 2-3 K ③			X 0-0 P3 ①		2 1 0	0 0 0	0 0 0	0 0 0	2 0 0	2 0 0	2 0 0
Inning Stats	R: 0 E: 0 K: 3 S: 10 H: 0 LOB: 0 BB: 0 P: 12	R: 1 E: 0 K: 2 S: 13 H: 2 LOB: 0 BB: 0 P: 17	R: 0 E: 0 K: 1 S: 9 H: 0 LOB: 0 BB: 0 P: 12	R: 0 E: 0 K: 1 S: 11 H: 0 LOB: 0 BB: 0 P: 14	R: 0 E: 0 K: 2 S: 17 H: 2 LOB: 2 BB: 0 P: 27	R: 0 E: 0 K: 2 S: 11 H: 1 LOB: 2 BB: 1 P: 19	R: 0 E: 0 K: 1 S: 7 H: 0 LOB: 0 BB: 1 P: 13	R: 0 E: 0 K: 0 S: 9 H: 1 LOB: 1 BB: 0 P: 14	R: 0 E: 0 K: 1 S: 9 H: 0 LOB: 0 BB: 0 P: 9	1B: 4 2B: 2 3B: 0 HR: 0 SF: 0 SAC: 0 DP: 1 HBP: 0						

PITCHER		IP	WLS	BF	H	R	ER	SO	BB	IBB	HBP	BLK	WP	HR	S	P	ERA	WHIP
44 Roy Oswalt, R ERA: 2.91	(1, 1)	5.2	W	22	5	1	1	11	1	0	0	0	0	0	70	100	1.59	1.059
Mike Gallo, L ERA: 2.51	(6, 1)	0.1	H	2	0	0	0	0	1	0	0	0	0	0	2	6	0.00	3.000
Chad Qualls, R ERA: 3.14	(7, 1)	1.0	H	2	0	0	0	1	0	0	0	0	0	0	6	8	0.00	0.000
Dan Wheeler, R ERA: 1.71	(8, 1)	1.0	H	4	1	0	0	0	0	0	0	0	0	0	9	14	0.00	1.000
54 Brad Lidge, R ERA: 2.32	(9, 1)	1.0	S	3	0	0	0	1	0	0	0	0	0	0	9	9	0.00	0.000

PITCHER	IP	WLS	BF	H	R	ER	SO	BB	IBB	HBP	BLK	WP	HR	S	P	ERA	WHIP

TOP

Cincinnati Reds @ Houston Astros

Minute Maid Park, Houston, TX

Thu Sep 01 2005, 7:05 PM CDT
Att. 27,490 - Roof Closed - 72 F

livebaseballscorecards.com

AB	31
R	1
H	6
RBI	1
BB	2
SO	13
LOB	10

PA: 33

WP: 0
PB: 0
SB: 0
CS: 0

Batter	1	2	3	4	5	6	7	8	9	AB	R	H	RBI	BB	SO	LOB
Willy Taveras, R (1, 8) OBP: 0.333, SLG: 0.352	F9		G1-3		G4-3 2-H 1B		B1-3			4	0	1	1	0	0	0
Craig Biggio, R (1, 4) OBP: 0.332, SLG: 0.456 4 Eric Bruntlett, R (9, 4) OBP: 0.264, SLG: 0.392	2B		G1-3		G4-3 2-3			F9		4 0	0 0	1 0	0 0	0 0	0 0	1 0
Morgan Ensberg, R (1, 5) OBP: 0.387, SLG: 0.570	BB			16 FC5-4 HBP	G1-3			G5-3		2	0	0	0	1	0	1
17 Lance Berkman, S (1, 3) OBP: 0.400, SLG: 0.489 54 Brad Lidge, R (9, 1)	K			F7		HR		G4-3		4 0	1 0	1 0	1 0	0 0	1 0	3 0
16 Jason Lane, R (1, 9) OBP: 0.305, SLG: 0.495	G1-3			FC5-4 1-2f 3B		28 G5-4-3 HBP				2	1	0	0	0	0	3
Luke Scott, L (1, 7) OBP: 0.294, SLG: 0.311		28 CS BB		1-H 3B		P6				2	0	1	1	1	0	1
28 Adam Everett, R (1, 6) OBP: 0.294, SLG: 0.379		K 1-2		K		G5-4-3 1-2f				3	0	0	0	0	2	3
Brad Ausmus, R (1, 2) OBP: 0.346, SLG: 0.314		F9			44 SH3 1B 1B		G6-3			3	1	1	0	0	0	0
44 Roy Oswalt, R (1, 1) OBP: 0.180, SLG: 0.138 Mike Gallo, L (6, 1) Chad Qualls, R (7, 1) Orlando Palmeiro, L (7, PH) OBP: 0.357, SLG: 0.466 Dan Wheeler, R (8, 1) Mike Lamb, L (9, 3) OBP: 0.248, SLG: 0.367			G3		SH3 1-2		F7			1 0 0 1 0 0	0 0 0 0 0 0	0 0 0 0 0 0	0 0 0 0 0 0	0 0 0 0 0 0	0 0 0 0 0 0	0 0 0 0 0 0
Inning Stats	R: 0 E: 0 K: 1 S: 15 H: 1 LOB: 2 BB: 1 P: 23	R: 0 E: 0 K: 1 S: 9 H: 0 LOB: 0 BB: 1 P: 14	R: 0 E: 0 K: 0 S: 8 H: 0 LOB: 0 BB: 0 P: 10	R: 1 E: 0 K: 1 S: 10 H: 1 LOB: 1 BB: 0 P: 16	R: 1 E: 0 K: 0 S: 11 H: 2 LOB: 1 BB: 0 P: 16	R: 1 E: 0 K: 0 S: 9 H: 1 LOB: 0 BB: 0 P: 15	R: 0 E: 0 K: 0 S: 5 H: 0 LOB: 0 BB: 0 P: 5	R: 0 E: 0 K: 0 S: 7 H: 0 LOB: 0 BB: 0 P: 8		1B: 2 2B: 1 3B: 1 HR: 1 SF: 0 SAC: 1 DP: 1 HBP: 2				WP: 0 PB: 0 SB: 0 CS: 1 PA: 31		

BOTTOM

Cincinnati Reds @ Houston Astros

Minute Maid Park, Houston, TX

Thu Sep 01 2005, 7:05 PM CDT
Att. 27,490 - Roof Closed - 72 F

livebaseballscorecards.com

AB	26
R	3
H	5
RBI	3
BB	2
SO	3
LOB	12

PITCHER		IP	WLS	BF	H	R	ER	SO	BB	IBB	HBP	BLK	WP	HR	S	P	ERA	WHIP
39 Aaron Harang, R ERA: 3.68	(1, 1)	7.0	L	28	5	3	3	3	2	0	2	0	0	1	67	99	3.86	1.000
25 David Weathers, R ERA: 3.39	(8, 1)	1.0		3	0	0	0	0	0	0	0	0	0	0	7	8	0.00	0.000

PITCHER		IP	WLS	BF	H	R	ER	SO	BB	IBB	HBP	BLK	WP	HR	S	P	ERA	WHIP

Batter	1	2	3	4	5	6	7	8	9	10	11	12	13	AB	R	H	RBI	BB	SO	LOB
22 David Eckstein, R (1, 6) OBP: 0.353, SLG: 0.389	C F X 0-2 5 1B 1B	X 0-0 P5			C B C T F F B X 2-2 G6-3	X 0-0 P3			C B L S 1-3 K2-3			B C F B X 2-2 G4-3		6	0	1	0	0	1	4
Larry Walker, L (1, 9) OBP: 0.371, SLG: 0.476 So Taguchi, R (4, 9) OBP: 0.333, SLG: 0.426	1 SAFE C B F X 1-2 P6	C T X 0-2 F7			C X 0-1 G1-3		C B X 1-1 G1-3		X 0-0 F7			B B B C X 3-1 G4-3		2 4	0 0	0 0	0 0	0 0	0 0	1 0
5 Albert Pujols, R (1, 3) OBP: 0.427, SLG: 0.618	C X 0-1 1-2 1B	B C B C X 2-2 F9				C B S X 1-2 15 HR 1B	B B X 2-0 P6			F C X 0-2 15 SH5-3 53 SH5-3 2B		C C B X 1-2 G4-3		6	2	3	0	0	0	0
15 Jim Edmonds, L (1, 8) OBP: 0.404, SLG: 0.540	B B B B C F S 3-3 K	X 0-0 2B				B B F B F X 3-2 1-H HR	B B C T B F X 3-2 G3			F B X 1-1 SH5-3 2-3			C B B F F X 2-2 HR	5	2	3	3	0	1	2
53 John Rodriguez, L (1, 7) OBP: 0.371, SLG: 0.441	C B X 1-1 G3-1	B C B F B F S 3-3 K				X 0-0 4 1B 1B 1B		B C C X 1-2 FC5-4 1B		X 0-0 SH5-3 3-H			F B F X 1-2 G3-1	5	0	2	1	0	1	3
Mark Grudzielanek, R (1, 4) OBP: 0.339, SLG: 0.421		C B S B S 2-3 K	C F S 0-3 K			X 0-0 F7		C 1 SAFE 1 SAFE S 0-3 K		S F B F X 1-2 G6-3			B B X 2-0 FC1-5 2B	6	0	1	0	0	3	2
Abraham Nunez, S (1, 5) OBP: 0.353, SLG: 0.384		C B F B X 2-2 G4-3	F S S 0-3 K			1 SAFE F 1 SAFE F B B X 2-2 4 1B 1-2 1B		X 0-0 FC5-4 1-2f			S B B C X 2-2 G2-3		X 0-0 FC1-5 2-3	6	0	1	0	0	1	2
4 Yadier Molina, R (1, 2) OBP: 0.296, SLG: 0.376	C T C T F X 0-2 HR		B B C X 2-1 P4			X 0-0 1-2 2-3 1B		S B 1 SAFE C 1 SAFE 1 SAFE F F X 1-2 F9			S F X 0-2 G6-3		B 1 SAFE F X 1-1 F9	6	1	2	1	0	0	2
30 Mark Mulder, L (1, 1) 7 Hector Luna, R (6, 10) 44 Jason Isringhausen, R (9, 1) John Mabry, L (10, 8) Cal Eldred, R (11, 1) Julian Tavarez, L (12, 1) Ray King, L (13, 1) Al Reyes, R (13, 1) Scott Seabol, R (13, 1)		B C F B B B 4-2 BB			C C C 0-3 K	C T C 0-3 K			B C X 1-1 P3		B S F B B X 3-2 F7			2 1 0 1 0 0 0 0 0	0 0 0 0 0 0 0 0 0	0 0 0 0 0 0 0 0 0	1 0 0 0 0 0 0 0 0	2 0 0 0 0 0 0 0 0	3 0 0 0 0 0 0 0 0	
Inning Stats	R: 0 E: 0 K: 1 S: 13 H: 2 LOB: 2 BB: 0 P: 18	R: 1 E: 0 K: 1 S: 14 H: 1 LOB: 1 BB: 1 P: 22	R: 0 E: 0 K: 1 S: 12 H: 1 LOB: 1 BB: 0 P: 17	R: 0 E: 0 K: 2 S: 8 H: 0 LOB: 0 BB: 0 P: 10	R: 0 E: 0 K: 1 S: 11 H: 0 LOB: 0 BB: 0 P: 13	R: 2 E: 0 K: 1 S: 16 H: 5 LOB: 3 BB: 0 P: 22	R: 0 E: 0 K: 0 S: 6 H: 0 LOB: 0 BB: 0 P: 12	R: 0 E: 0 K: 1 S: 12 H: 1 LOB: 1 BB: 0 P: 14	R: 0 E: 0 K: 1 S: 6 H: 0 LOB: 0 BB: 0 P: 8	R: 1 E: 0 K: 0 S: 10 H: 1 LOB: 0 BB: 0 P: 12	R: 0 E: 0 K: 0 S: 9 H: 0 LOB: 0 BB: 0 P: 14	R: 0 E: 0 K: 0 S: 8 H: 0 LOB: 0 BB: 0 P: 14	R: 1 E: 0 K: 0 S: 11 H: 2 LOB: 1 BB: 0 P: 17	1B: 7 2B: 3 3B: 0 HR: 3	SF: 0 SAC: 2 DP: 0 HBP: 0		WP: 0 PB: 0 SB: 0 CS: 0	PA: 53		

PITCHER		IP	WLS	BF	H	R	ER	SO	BB	IBB	HBP	BLK	WP	HR	S	P	ERA	WHIP
Ezequiel Astacio, R ERA: 5.96	(1, 1)	5.1		25	8	3	3	6	1	0	0	0	0	0	69	97	5.06	1.688
Russ Springer, R ERA: 4.84	(6, 1)	1.2		7	2	0	0	1	0	0	0	0	0	0	14	21	0.00	1.200
Dan Wheeler, R ERA: 1.79	(8, 1)	2.1		8	1	1	1	2	0	0	0	0	0	0	20	24	3.86	0.429
54 Brad Lidge, R ERA: 2.25	(10, 1)	1.2		5	0	0	0	0	0	0	0	0	0	0	14	20	0.00	0.000
Chad Qualls, R ERA: 3.18	(12, 1)	2.0	W	8	2	1	1	0	0	0	0	0	0	1	19	31	4.50	1.000

PITCHER	IP	WLS	BF	H	R	ER	SO	BB	IBB	HBP	BLK	WP	HR	S	P	ERA	WHIP

TOP

St. Louis Cardinals @ Houston Astros

Minute Maid Park, Houston, TX

Fri Sep 02 2005, 7:05 PM CDT

Att. 38,511 - Roof Closed - 72 F

livebaseballscorecards.com

AB	50
R	5
H	13
RBI	5
BB	1
SO	9
LOB	19

Batter	1	2	3	4	5	6	7	8	9	10	11	12	13	AB	R	H	RBI	BB	SO	LOB
Willy Taveras, R (1, 8) OBP: 0.330, SLG: 0.349 Luke Scott, L (12, PH) OBP: 0.308, SLG: 0.311 (13, 8)	C B B L S 2-3 ① K	F F 1 SAFE C 0-3 ③ K			B C X 1-1 ② G4-3			B X 1-0 ② G1-3		S C X 0-2 ③ G1-3		B C C O T B F B 4-2 1-2 BB		5	0	0	0	0	2	2
Craig Biggio, R (1, 4) OBP: 0.330, SLG: 0.455	B C B X 2-1 ② F9	C X 0-1 ① F8			B S S S S 1-3 ③ K2-3			B C X 1-1 ③ G6-3			B X 1-0 G4-3 2B	B X 1-0 ③ F7		6	0	1	0	0	1	2
Morgan Ensberg, R (1, 5) OBP: 0.386, SLG: 0.573	X 0-0 ③ F8	B F B F S 2-3 ② K2-3			X 0-0 ① G6-3				B X 1-0 HR		D F F F X 1-2 ① G4-3 2-3	B C C B X 2-2 FC1-6 1B		6	1	2	1	0	1	1
17 Lance Berkman, S (1, 3) OBP: 0.402, SLG: 0.457 (10, 7) (10, 3) Charles Gipson, R (11, PR) Chad Qualls, R (12, 1) Raul Chavez, R (13, PH) OBP: 0.209, SLG: 0.287	B B B B 4-0 2 1B 16 E 28 FC5-4 BB	B B B C B 4-1 BB			B B X 2-0 ② G1-3	C S C 0-3 ③ K			C S F B S 1-3 ① K		I I I I 4-0 DI IBB	B X 2-0 ① FC1-6 16 1B 1-2f HBP	B B X 2-0 FC1-6 16 1B 1-2f HBP	2	1	0	0	3	1	0
16 Jason Lane, R (1, 9) OBP: 0.304, SLG: 0.490	B C X 1-1 FC4 28 FC5-4 2 1B 1-2 1B	B F X 1-1 ③ L5							F S B B F F S 2-3 ② K		B X 1-0 ② P4		C S F X 0-2 HBP IBB 1-3 4 1B 1B	6	2	1	0	0	2	4
2 Chris Burke, R (1, 7) OBP: 0.307, SLG: 0.364 Mike Lamb, L (9, PH) OBP: 0.247, SLG: 0.366 (10, 3) 54 Brad Lidge, R (10, 1) Jose Vizcaino, S (11, PH) OBP: 0.314, SLG: 0.349 (12, 3)	C B B F X 1-2 28 FC5-4 1-2 2-3 1B	B X 1-0 G6-3	C F S 0-3 ① K						F B X 1-1 ③ G3		B C C S 1-3 ③ K 1-2		I I I I 4-0 4 1B HBP 1-2 IBB	3	0	1	0	0	1	0
28 Adam Everett, R (1, 6) OBP: 0.292, SLG: 0.377 Orlando Palmeiro, L (10, 7) OBP: 0.362, SLG: 0.464	C S B X 1-2 ① FC5-4 1B 1-2f 2-3 3-H	C B X 1-1 ② G6-3	B C X 1-1 ② G4-3							C S F X 0-2 ① G3		B B F F F B F F F 4-2 F B FC3-6 BB	B C S F H 2-2 4 1B 1-2 2-3 3-H HBP	3	0	0	1	0	0	2
Brad Ausmus, R (1, 2) OBP: 0.346, SLG: 0.324	C B B C F F X 2-2 1-3 3-H 1B	B X 1-0 ③ G6-3	X 0-0 ③ G6-3							X 0-0 HR		1 SAFE X 0-0 ① FC3-6 BB 1-2f	C S D X 1-2 ② F9	6	1	2	2	0	0	4
Ezequiel Astacio, R (1, 1) OBP: 0.167, SLG: 0.167 Russ Springer, R (6, 1) Dan Wheeler, R (8, 1) 4 Eric Bruntlett, R (8, 6) OBP: 0.264, SLG: 0.386	L 1 SAFE S 0-3 ② K				S S C 0-3 ① K			C B C X 1-2 ① G1-3		C S S 0-3 ② K		C F F B X 1-2 ② F8	C S F B D X 2-2 1-2 2-3 3-H 1B	2	0	0	0	0	2	2
Inning Stats	R: 0 E: 0 K: 1 S: 6 H: 0 LOB: 0 BB: 0 P: 10	R: 2 E: 1 K: 2 S: 19 H: 2 LOB: 2 BB: 1 P: 28	R: 0 E: 0 K: 1 S: 8 H: 0 LOB: 1 BB: 1 P: 15	R: 0 E: 0 K: 0 S: 4 H: 0 LOB: 0 BB: 0 P: 7	R: 0 E: 0 K: 2 S: 8 H: 0 LOB: 0 BB: 0 P: 10	R: 0 E: 0 K: 1 S: 5 H: 0 LOB: 0 BB: 0 P: 7	R: 0 E: 0 K: 1 S: 6 H: 0 LOB: 0 BB: 0 P: 7	R: 0 E: 0 K: 0 S: 6 H: 0 LOB: 0 BB: 0 P: 9	R: 1 E: 0 K: 2 S: 12 H: 1 LOB: 0 BB: 0 P: 17	R: 1 E: 0 K: 1 S: 12 H: 1 LOB: 0 BB: 0 P: 12	R: 0 E: 0 K: 1 S: 8 H: 1 LOB: 3 BB: 1 P: 16	R: 0 E: 0 K: 0 S: 17 H: 0 LOB: 2 BB: 2 P: 27	R: 2 E: 0 K: 0 S: 18 H: 3 LOB: 3 BB: 1 P: 31	1B: 5 2B: 1 3B: 0 HR: 2	SF: 0 SAC: 0 DP: 0 HBP: 1				WP: 0 PB: 0 SB: 0 CS: 0	PA: 54	

PITCHER		IP	WLS	BF	H	R	ER	SO	BB	IBB	HBP	BLK	WP	HR	S	P	ERA	WHIP
30 Mark Mulder, L ERA: 3.62	(1, 1)	8.0		29	2	2	1	8	2	0	0	0	0	0	62	93	1.12	0.500
44 Jason Isringhausen, R ERA: 2.02	(9, 1)	2.0	B	8	2	2	2	3	0	0	0	0	0	2	24	29	9.00	1.000
Cal Eldred, R ERA: 1.84	(11, 1)	2.0		10	1	0	0	1	2	1	0	0	0	0	25	43	0.00	1.500
Julian Tavarez, R ERA: 3.05	(13, 1)	0.1	L	4	2	2	2	0	0	1	0	0	0	0	8	16	54.00	6.000
Ray King, L ERA: 3.0	(13, 1)	0.0	B	1	0	0	0	0	0	0	1	0	0	0	3	5	∞	∞

PITCHER		IP	WLS	BF	H	R	ER	SO	BB	IBB	HBP	BLK	WP	HR	S	P	ERA	WHIP
Al Reyes, R ERA: 2.56	(13, 1)	0.1		2	1	0	0	0	0	0	0	0	0	0	7	10	0.00	3.000

BOTTOM

St. Louis Cardinals @ Houston Astros

Minute Maid Park, Houston, TX

Fri Sep 02 2005, 7:05 PM CDT

Att. 38,511 - Roof Closed - 72 F

livebaseballscorecards.com

AB	47
R	6
H	8
RBI	6
BB	6
SO	12
LOB	21

Batter	1	2	3	4	5	6	7	8	9	AB	R	H	RBI	BB	SO	LOB
22 David Eckstein, R (1, 6) OBP: 0.352, SLG: 0.387	C X 0-1 ① F8		B F X 1-1 ② F8		C X 0-1 ① F7		C D B X 2-1 ② G4-3 2-3		C B F X 1-2 1B	5	0	1	0	0	0	1
Mark Grudzielanek, R (1, 4) OBP: 0.338, SLG: 0.421	F F X 0-2 ② G1-3		B C X 1-1 ③ P4		X 0-0 ② G4-3		D X 1-0 15 1B 2B 3-H		L L F B D S 2-3 ① K	5	0	1	1	0	1	1
5 Albert Pujols, R (1, 3) OBP: 0.429, SLG: 0.617	C B X 1-1 ③ G6-3			B B C F F X 2-2 WP 15 G3 FC5 1B	B B F S X 2-2 1B		I I I I 4-0 15 1B IBB		B B X 2-0 ② F8	4	1	2	0	1	0	1
15 Jim Edmonds, L (1, 8) OBP: 0.402, SLG: 0.535		C B B B C S 3-3 ① K		X 0-0 ① G3 1-2	B X 1-0 ③ G4-3		B F X 1-1 ③ 1-3 2-3 1B		B B B C 1 SAFE C S 3-3 ③ K	5	0	1	0	0	2	3
Larry Walker, L (1, 9) OBP: 0.373, SLG: 0.474		F B X 1-1 ② G3		B B B B 4-0 E WP 4 1B BB		F B B C X 2-2 ① G3		B X 1-0 1B 4 1B 1B		3	2	1	0	1	0	0
So Taguchi, R (1, 7) OBP: 0.335, SLG: 0.427		B S B B X 3-1 4 BB 1B		C B X 1-1 FC5 4 1B 1-3 2-H		C X 0-1 ② P6		1 SAFE 1 SAFE B F X 1-1 L4-6 4 1B 1-3 1B		4	0	2	1	0	0	1
4 Yadier Molina, R (1, 2) OBP: 0.301, SLG: 0.379		B 1 SAFE 1 SAFE B F F B B 4-2 FC4-6 1-2 BB		B X 1-0 1-2 3-H 1B		B B F S B F X 3-2 ③ G6-3		S X 0-1 1-2 3-H 1B		3	0	2	2	1	0	0
Abraham Nunez, S (1, 5) OBP: 0.352, SLG: 0.382		S X 0-1 ③ FC4-6 1-2f		C X 0-1 ② F8			B C C F X 1-2 22 G4-3 29 SH2-4 2B 1B	B B X 2-0 ① ② L4-6 2-2		4	1	1	0	0	0	6
29 Chris Carpenter, R (1, 1) OBP: 0.096, SLG: 0.030			B F B X 2-1 ① F9	S B F B C 2-3 ③ K			C 1 SAFE 1 SAFE X 0-1 ① SH2-4 1-2	C C C 0-3 ③ K		3	0	0	0	0	2	3
Inning Stats	R: 0 H: 0 E: 0 LOB: 0 K: 0 BB: 0 S: 7 P: 8	R: 0 H: 1 E: 0 LOB: 2 K: 1 BB: 1 S: 11 P: 22	R: 0 H: 0 E: 0 LOB: 0 K: 0 BB: 0 S: 6 P: 10	R: 2 H: 2 E: 1 LOB: 2 K: 1 BB: 1 S: 13 P: 23	R: 0 H: 1 E: 0 LOB: 1 K: 0 BB: 0 S: 7 P: 10	R: 0 H: 0 E: 0 LOB: 0 K: 0 BB: 0 S: 9 P: 14	R: 1 H: 3 E: 0 LOB: 3 K: 0 BB: 1 S: 11 P: 20	R: 1 H: 3 E: 0 LOB: 1 K: 1 BB: 0 S: 9 P: 13	R: 0 H: 1 E: 0 LOB: 1 K: 2 BB: 0 S: 11 P: 19	1B: 10 SF: 0 2B: 2 SAC: 1 3B: 0 DP: 1 HR: 0 HBP: 0						WP: 1 PA: 40 PB: 0 SB: 0 CS: 0

TOP

St. Louis Cardinals @ Houston Astros

Minute Maid Park, Houston, TX

Sat Sep 03 2005, 6:05 PM CDT
Att. 42,817 - Roof Closed - 72 F

livebaseballscorecards.com

AB	36
R	4
H	11
RBI	4
BB	3
SO	5
LOB	16

PITCHER		IP	WLS	BF	H	R	ER	SO	BB	IBB	HBP	BLK	WP	HR	S	P	ERA	WHIP
Roger Clemens, R ERA: 1.57	(1, 1)	5.0		22	4	2	2	2	2	0	0	0	1	0	44	73	3.60	1.200
Scott Strickland, R ERA:	(6, 1)	1.0		3	0	0	0	0	0	0	0	0	0	0	9	14	0.00	0.000
Russ Springer, R ERA: 4.96	(7, 1)	0.2	L	5	2	1	1	0	0	1	0	0	0	0	9	17	13.50	3.000
Mike Gallo, L ERA: 3.07	(7, 1)	0.1		3	3	1	1	0	0	0	0	0	0	0	5	8	27.00	9.000
Dan Wheeler, R ERA: 1.76	(8, 1)	1.0		3	1	0	0	1	0	0	0	0	0	0	6	8	0.00	1.000

PITCHER		IP	WLS	BF	H	R	ER	SO	BB	IBB	HBP	BLK	WP	HR	S	P	ERA	WHIP
Travis Driskill, R ERA:	(9, 1)	1.0		4	1	0	0	2	0	0	0	0	0	0	11	19	0.00	1.000

BOTTOM

St. Louis Cardinals @ Houston Astros

Minute Maid Park, Houston, TX

Sat Sep 03 2005, 6:05 PM CDT
Att. 42,817 - Roof Closed - 72 F

livebaseballscorecards.com

Batter	1	2	3	4	5	6	7	8	9	AB	R	H	RBI	BB	SO	LOB
Willy Taveras, R (1, 8) OBP: 0.328, SLG: 0.346	X 0-0 ① F8	C F B X 1-2 ③ F8			C F F B S 1-3 ② K		X 0-0 ① B5-3			4	0	0	0	0	1	3
Craig Biggio, R (1, 4) OBP: 0.331, SLG: 0.454	X 0-0 17 2B 1B		C S S 0-3 ① K		B C S H 2-2 FC6-4 1-2 HBP		B C X 1-1 ② G5-3			3	0	1	0	0	1	0
Morgan Ensberg, R (1, 5) OBP: 0.385, SLG: 0.569	C B C S 1-3 ② K		B B S S C B B 4-2 17 G6-3 BB		B B X 2-0 ③ FC6-4 1-2f		F X 0-1 ③ G6-3			3	0	0	0	1	1	3
17 Lance Berkman, S (1, 7) OBP: 0.403, SLG: 0.497	S X 0-1 ③ 1-H 2B		B X 1-0 ② ③ G6-3 1-2f			B X 1-0 HR		B F F B B F X 3-2 ① F8		4	1	2	1	0	0	1
Mike Lamb, L (1, 3) OBP: 0.247, SLG: 0.368		C B X 1-1 2B 2B		C X 0-1 ① G1-3		B F F B F F B X 3-2 ① G4-3		X 0-0 ② P6		4	1	1	0	0	0	0
Luke Scott, L (1, 9) OBP: 0.321, SLG: 0.333		X 0-0 28 1B FC1-5-2 2-H 2B		C C B X 1-2 ② L4		B B F B B 4-1 G4-3 28 1B BB		B C B F S 2-3 ③ K		3	0	1	1	1	1	0
28 Adam Everett, R (1, 6) OBP: 0.294, SLG: 0.378		X 0-0 FC1-5-2 2-3 1B		C F S 0-3 ③ K		X 0-0 G4-3 1-2 1B			C B F B B S 3-3 ① K	4	0	2	0	0	2	0
Brad Ausmus, R (1, 2) OBP: 0.345, SLG: 0.323		D L X 1-1 ① FC1-5-2 1-2 3-H			B X 1-0 HBP 1B	C X 0-1 ② G4-3 1-2 2-3			B B X 2-0 ② G6-3	4	0	1	0	0	0	4
Roger Clemens, R (1, 1) ERA: 2.28, SLG: 0.226 2 Chris Burke, R (5, PH) OBP: 0.300, SLG: 0.360 Scott Strickland, R (6, 1) Jose Vizcaino, S (6, PH) OBP: 0.313, SLG: 0.347 Russ Springer, R (7, 1) Mike Gallo, L (7, 1) Dan Wheeler, R (8, 1) Travis Driskill, R (9, 1) Orlando Palmeiro, L (5, PH) OBP: 0.360, SLG: 0.481		L L B C 1-3 ② K			B B B C F X 3-2 ① F8	F X 0-1 ③ G4-3			F F B B B F C 3-3 ③ K	1 0 0 0 0 1 2 1 0 0 0 0 0 1 0 0 0 0 0 0 0 1 0 0 0 0 0 2 0 0 0 0 0 0 0 0 0 0 0 0 0 0 0 0 0 0 0 0 0 0 0 0 0 0 0 0 1 0 0 0 0 1 0						
Inning Stats	R: 0 E: 0 K: 1 S: 7 H: 2 LOB: 2 BB: 0 P: 8	R: 1 E: 0 K: 1 S: 12 H: 3 LOB: 2 BB: 0 P: 16	R: 0 E: 0 K: 1 S: 6 H: 0 LOB: 0 BB: 1 P: 11	R: 0 E: 0 K: 1 S: 8 H: 0 LOB: 0 BB: 0 P: 9	R: 0 E: 0 K: 1 S: 12 H: 1 LOB: 2 BB: 0 P: 21	R: 1 E: 0 K: 0 S: 12 H: 2 LOB: 2 BB: 1 P: 20	R: 0 E: 0 K: 0 S: 5 H: 0 LOB: 0 BB: 0 P: 6	R: 0 E: 0 K: 1 S: 8 H: 0 LOB: 0 BB: 0 P: 13	R: 0 E: 0 K: 2 S: 8 H: 0 LOB: 0 BB: 0 P: 16	1B: 4 2B: 3 3B: 0 HR: 1	SF: 0 SAC: 0 DP: 1 HBP: 1						

	AB	33
	R	2
	H	8
	RBI	2
	BB	2
	SO	8
	LOB	16

WP: 0 PB: 0 SB: 0 CS: 0 PA: 36

PITCHER	IP	WLS	BF	H	R	ER	SO	BB	IBB	HBP	BLK	WP	HR	S	P	ERA	WHIP
29 Chris Carpenter, R (1, 1) ERA: 2.28	9.0	W	36	8	2	2	8	2	0	1	0	0	1	78	120	2.00	1.111

PITCHER	IP	WLS	BF	H	R	ER	SO	BB	IBB	HBP	BLK	WP	HR	S	P	ERA	WHIP

Batter	1	2	3	4	5	6	7	8	9	AB	R	H	RBI	BB	SO	LOB
22 David Eckstein, R (1, 6) OBP: 0.352, SLG: 0.389	C X 0-1 5 G6-4-3 1B			B B C F B C 3-3 ① K		S S F F L 0-3 ② K		C X 0-1 15 G4-3 4 1B 2B	C F F B B D X 3-2 ③ P6	5	1	2	0	0	2	3
15 Jim Edmonds, L (1, 8) OBP: 0.400, SLG: 0.533	B B C X 2-1 ① F8			B C C X 1-2 ② F8		X 0-0 5 BB 4 1B 2-H 3-H 1B		X 0-0 ① G4-3 2-3		4	1	1	2	0	0	2
5 Albert Pujols, R (1, 3) OBP: 0.429, SLG: 0.615	B B C F B F F 1 SAFE 1 SAFE 3-2 ② ③ X G6-4-3 1-2f			B B X 2-0 ③ G1-3		C B B B B 4-1 4 1B 1-2 BB		I I I I 4-0 S 4 1B IBB		2	0	0	0	2	0	1
4 Yadier Molina, R (1, 2) OBP: 0.304, SLG: 0.380		B F F X 1-2 ① P4			B F C S 1-3 ① K	B C X 1-1 1-2 2-H 1B		B L B X 2-1 1-2 3-H 1B		4	0	2	2	0	1	0
Mark Grudzielanek, R (1, 4) OBP: 0.335, SLG: 0.417		B B C X 2-1 ② G5-3			C C B B B X 3-2 ② F8	D T F B F F S 2-3 ③ K		F B F S 1-3 ② K 2-3		4	0	0	0	0	2	4
So Taguchi, R (1, 9) OBP: 0.334, SLG: 0.425		X 0-0 ③ F7			C X 0-1 ③ F9		C B X 1-1 CS 1B	B B S C X 2-2 ③ F9		4	0	1	0	0	0	2
Abraham Nunez, S (1, 5) OBP: 0.359, SLG: 0.388			B F F F B X 2-2 7 G5-4-3 1B			C B B F B F B 4-2 SH2-4 7 HBP 15 1B BB	P B F B F B F X 3-2 ① 1-2 1B		B X 1-0 7 FC6-4 1B	3	1	3	0	1	0	0
7 Hector Luna, R (1, 7) OBP: 0.340, SLG: 0.425			F C X 0-2 ① ② G5-4-3 1-2f			F S F 1 SAFE F H 1-2 SH2-4 15 1B HBP	P S F S 1-3 ② K		B X 1-0 ① FC6-4 SH1-3 1-2f	3	1	0	0	0	1	3
Jason Marquis, L (1, 1) OBP: 0.359, SLG: 0.513			B C S X 1-2 ③ G4-3			F X 0-1 ① SH2-4 1-2 2-3	F B F F B S 2-3 ③ K		X 0-0 ② SH1-3 1-2	2	0	0	0	0	1	1
Inning Stats	R: 0 E: 0 K: 0 S: 9 H: 1 LOB: 0 BB: 0 P: 14	R: 0 E: 0 K: 0 S: 6 H: 0 LOB: 0 BB: 0 P: 9	R: 0 E: 0 K: 0 S: 9 H: 1 LOB: 0 BB: 0 P: 12	R: 0 E: 0 K: 1 S: 7 H: 0 LOB: 0 BB: 0 P: 13	R: 0 E: 0 K: 1 S: 8 H: 0 LOB: 0 BB: 0 P: 12	R: 3 E: 0 K: 2 S: 23 H: 2 LOB: 2 BB: 2 P: 35	R: 0 E: 0 K: 2 S: 14 H: 2 LOB: 1 BB: 0 P: 19	R: 1 E: 0 K: 1 S: 11 H: 2 LOB: 2 BB: 1 P: 20	R: 0 E: 0 K: 0 S: 7 H: 1 LOB: 1 BB: 0 P: 12	1B: 8 2B: 1 3B: 0 HR: 0 SF: 0 SAC: 2 DP: 2 HBP: 1						

PITCHER		IP	WLS	BF	H	R	ER	SO	BB	IBB	HBP	BLK	WP	HR	S	P	ERA	WHIP
51 Wandy Rodriguez, L ERA: 5.85	(1, 1)	6.0	L	23	4	3	3	4	2	0	1	0	0	0	62	95	4.50	1.000
Brandon Duckworth, R ERA: 11.02	(7, 1)	1.1		8	4	1	1	2	0	1	0	0	0	0	19	30	6.75	3.000
Scott Strickland, R ERA:	(8, 1)	0.2		2	0	0	0	1	0	0	0	0	0	0	6	9	0.00	0.000
Mike Gallo, L ERA: 2.87	(9, 1)	1.0		4	1	0	0	0	0	0	0	0	0	0	7	12	0.00	1.000

PITCHER	IP	WLS	BF	H	R	ER	SO	BB	IBB	HBP	BLK	WP	HR	S	P	ERA	WHIP

TOP

St. Louis Cardinals @ Houston Astros

Minute Maid Park, Houston, TX

Sun Sep 04 2005, 1:05 PM CDT
Att. 38,277 - Roof Closed - 72 F

livebaseballscorecards.com

AB	31
R	4
H	9
RBI	4
BB	3
SO	7
LOB	16

WP: 0 PB: 0 SB: 1 CS: 1 PA: 37

Batter	1	2	3	4	5	6	7	8	9	AB	R	H	RBI	BB	SO	LOB
Willy Taveras, R (1, 8) OBP: 0.325, SLG: 0.344	C B F F X 1-2 ① G5-3		B X 1-0 ③ F9			B F S F B X 2-2 ② G1-3			C X 0-1 ① G6-3	4	0	0	0	0	0	0
2 Chris Burke, R (1, 4) OBP: 0.306, SLG: 0.361	B X 1-0 G6-3 1B			C B X 1-1 ① G6-3		X 0-0 ③ G1-3			C B F X 1-2 ② F7	4	0	1	0	0	0	0
Morgan Ensberg, R (1, 5) OBP: 0.383, SLG: 0.564	F C X 0-2 ②③ G6-3 1-2f			C C F B C 1-3 ② K			B X 1-0 ① F9		S X 0-1 ③ L7	4	0	0	0	0	1	1
17 Lance Berkman, S (1, 3) OBP: 0.405, SLG: 0.507		C B B C X 2-2 16 1B 1B		X 0-0 HR			C B X 1-1 ② G5-3			3	1	2	1	0	0	0
16 Jason Lane, R (1, 9) OBP: 0.306, SLG: 0.492		F B X 1-1 ① G4-3 1-3 1B		B X 1-0 ③ F7			B F X 1-1 1B			3	0	2	0	0	0	0
Luke Scott, L (1, 7) OBP: 0.305, SLG: 0.314		C X 0-1 ② G4-3 2-3			C F S 0-3 ① K		B S F D F D X 3-2 ③ G1-3			3	0	0	0	0	1	2
28 Adam Everett, R (1, 6) OBP: 0.292, SLG: 0.375		B B C S B C S 3-3 ③ K			C B B B X 2-1 ② G1-3			C X 0-1 ① G6-3		3	0	0	0	0	1	1
Raul Chavez, R (1, 2) OBP: 0.204, SLG: 0.281			B C B X 2-1 ① G5-3		C C X 0-2 ③ G1-3			F X 0-1 ② G6-3		2	0	0	0	0	0	0
Craig Biggio, R (8, PH) OBP: 0.331, SLG: 0.453										1	0	0	0	0	0	0
Brad Ausmus, R (9, 2) OBP: 0.345, SLG: 0.323										0	0	0	0	0	0	0
51 Wandy Rodriguez, S (1, 1) OBP: 0.206, SLG: 0.156			C C S 0-3 ② K2-3			C B B F S 2-3 ① K		C X 0-1 ③ G4-3		1	0	0	0	0	1	0
Mike Lamb, L (6, PH) OBP: 0.246, SLG: 0.367										1	0	0	0	0	1	0
Brandon Duckworth, R (7, 1) OBP: 0.667, SLG: 1.000										0	0	0	0	0	0	0
Scott Strickland, R (8, 1)										0	0	0	0	0	0	0
Orlando Palmeiro, L (8, PH) OBP: 0.358, SLG: 0.459										1	0	0	0	0	0	0
Mike Gallo, L (9, 1)										0	0	0	0	0	0	0
Inning Stats	R: 0 E: 0 K: 0 S: 8 H: 1 LOB: 0 BB: 0 P: 10	R: 0 E: 0 K: 1 S: 10 H: 2 LOB: 1 BB: 0 P: 16	R: 0 E: 0 K: 1 S: 6 H: 0 LOB: 0 BB: 0 P: 9	R: 1 E: 0 K: 1 S: 8 H: 1 LOB: 0 BB: 0 P: 11	R: 0 E: 0 K: 1 S: 9 H: 0 LOB: 0 BB: 0 P: 11	R: 0 E: 0 K: 1 S: 8 H: 0 LOB: 0 BB: 0 P: 12	R: 0 E: 0 K: 0 S: 9 H: 1 LOB: 1 BB: 0 P: 15	R: 0 E: 0 K: 0 S: 6 H: 0 LOB: 0 BB: 0 P: 6	R: 0 E: 0 K: 0 S: 7 H: 0 LOB: 0 BB: 0 P: 8	1B: 4 2B: 0 3B: 0 HR: 1 SF: 0 SAC: 0 DP: 1 HBP: 0						

PITCHER	IP	WLS	BF	H	R	ER	SO	BB	IBB	HBP	BLK	WP	HR	S	P	ERA	WHIP
Jason Marquis, R (1, 1) ERA: 4.25	9.0	W	30	5	1	1	5	0	0	0	0	0	1	71	98	1.00	0.556

PITCHER	IP	WLS	BF	H	R	ER	SO	BB	IBB	HBP	BLK	WP	HR	S	P	ERA	WHIP

BOTTOM

St. Louis Cardinals @ Houston Astros

Minute Maid Park, Houston, TX

Sun Sep 04 2005, 1:05 PM CDT
Att. 38,277 - Roof Closed - 72 F

livebaseballscorecards.com

AB	30
R	1
H	5
RBI	1
BB	0
SO	5
LOB	4

WP: 0 PA: 30
PB: 0
SB: 0
CS: 0

Batter	1	2	3	4	5	6	7	8	9	AB	R	H	RBI	BB	SO	LOB
Willy Taveras, R (1, 8) OBP: 0.324, SLG: 0.342	C C X 0-2 E5 S 1B	B S B S F B S 3-3 ② K		F C B B X 2-2 2-3 1B			F C X 0-2 ② G4-3		B S C S 1-3 ③ K	5	1	1	0	0	2	3
Craig Biggio, R (1, 4) OBP: 0.330, SLG: 0.451	1 SAFE B 1 SAFE 1 B B B 4-0 1B 17 HR 1-2 BB	B C T F T F T F B S 2-3 ③ K		X 0-0 ③ P5			B X 1-0 ③ G6-3			3	1	0	0	1	1	3
Morgan Ensberg, R (1, 5) OBP: 0.384, SLG: 0.564 4 Eric Bruntlett, R (5, 5) OBP: 0.261, SLG: 0.381	B X 1-0 17 HR 1-2 2-H 1B		S T B H 2-2 17 G1 HBP		C B B B S S 3-3 ① K			F B X 1-1 ① L3		2 1	1 0	1 0	1 0	0 0	1 0	0 0
17 Lance Berkman, S (1, 3) OBP: 0.404, SLG: 0.512	F B B B X 3-1 1-H 2-H HR		1 SAFE X 0-0 ① G1 1-2		B C F S 1-3 ② K			C X 0-1 ② G3		4	1	1	3	0	1	1
16 Jason Lane, R (1, 9) OBP: 0.303, SLG: 0.487	C C C 0-3 ① K		X 0-0 ② G6-3		X 0-0 ③ P3			B B F F F B S 3-3 ③ K		4	0	0	0	0	2	1
Luke Scott, L (1, 7) OBP: 0.286, SLG: 0.291	C X 0-1 ② G6-3		X 0-0 ③ F9			C B F F X 1-2 ① L3			F B S F B S 2-3 ① K	4	0	0	0	0	1	1
28 Adam Everett, R (1, 6) OBP: 0.292, SLG: 0.374	C X 0-1 ③ F8			C X 0-1 ① G5-3		C T B B X 2-2 ② L7			C B X 1-1 S 1B	4	0	1	0	0	0	0
Brad Ausmus, R (1, 2) OBP: 0.346, SLG: 0.323		X 0-0 ① F7		B B F F X 2-2 1B SH1-4 1B		B S X 1-1 ③ L4			1 SAFE B B B B F B 4-1 1-2 BB	3	0	1	0	1	0	0
Andy Pettitte, L (1, 1) OBP: 0.115, SLG: 0.100 Chad Qualls, R (6, 1) Mike Gallo, L (7, 1) Dan Wheeler, R (7, 1) Jose Vizcaino, S (9, PH) OBP: 0.311, SLG: 0.345 54 Brad Lidge, R (9, 1)		C B C T F B X 2-2 1B		L 1 SAFE B X 1-1 ② SH1-4 1-2			C S S 0-3 ① K		F T F S 0-3 ② K	1 1 0 0 1 0	0 0 0 0 0 0	1 0 0 0 0 0	0 0 0 0 0 1	0 1 0 0 0 0	0 0 0 0 1 0	0 0 0 0 2 0
Inning Stats	R: 4 E: 1 K: 1 S: 13 H: 2 LOB: 0 BB: 1 P: 21	R: 0 E: 0 K: 2 S: 17 H: 1 LOB: 1 BB: 0 P: 24	R: 0 E: 0 K: 0 S: 5 H: 0 LOB: 1 BB: 0 P: 7	R: 0 E: 0 K: 0 S: 11 H: 2 LOB: 2 BB: 0 P: 16	R: 0 E: 0 K: 2 S: 7 H: 0 LOB: 0 BB: 0 P: 11	R: 0 E: 0 K: 0 S: 9 H: 0 LOB: 0 BB: 0 P: 13	R: 0 E: 0 K: 1 S: 7 H: 0 LOB: 0 BB: 0 P: 8	R: 0 E: 0 K: 1 S: 8 H: 0 LOB: 0 BB: 0 P: 12	R: 0 E: 0 K: 3 S: 14 H: 1 LOB: 2 BB: 1 P: 22	1B: 5 2B: 0 3B: 0 HR: 1 SF: 0 SAC: 1 DP: 0 HBP: 1						

TOP

Houston Astros @ Philadelphia Phillies

Citizens Bank Park, Philadelphia, PA

Mon Sep 05 2005, 7:05 PM EDT

Att. 36,144 - Clear - 81 F

livebaseballscorecards.com

AB	33
R	4
H	6
RBI	4
BB	2
SO	10
LOB	11

PITCHER		IP	WLS	BF	H	R	ER	SO	BB	IBB	HBP	BLK	WP	HR	S	P	ERA	WHIP
39 Brett Myers, R ERA: 3.53	(1, 1)	7.0	L	29	5	4	3	6	1	0	1	0	0	1	69	100	3.86	0.857
63 Ryan Madson, R ERA: 3.23	(8, 1)	1.0		3	0	0	0	1	0	0	0	0	0	0	8	12	0.00	0.000
Billy Wagner, L ERA: 1.57	(9, 1)	1.0		5	1	0	0	3	1	0	0	0	0	0	14	22	0.00	2.000

PITCHER	IP	WLS	BF	H	R	ER	SO	BB	IBB	HBP	BLK	WP	HR	S	P	ERA	WHIP

BOTTOM

Houston Astros @ Philadelphia Phillies

Citizens Bank Park, Philadelphia, PA

Mon Sep 05 2005, 7:05 PM EDT

Att. 36,144 - Clear - 81 F

livebaseballscorecards.com

Batter	1	2	3	4	5	6	7	8	9	AB	R	H	RBI	BB	SO	LOB
11 Jimmy Rollins, S (1, 6) OBP: 0.307, SLG: 0.377	C C D B F F S 2-3 K2-3 ①		C X 0-1 F8 ③			C X 0-1 G5-3 ②	C B B S F B B B 4-2 1-2 2-3 3-H BB		1 SAFE X 0-0 1-3 2B	4	0	1	1	1	1	1
Jason Michaels, R (1, 8) OBP: 0.407, SLG: 0.427 Michael Tucker, L (7, PH) OBP: 0.317, SLG: 0.369 63 Ryan Madson, L (8, 1) Billy Wagner, L (9, 1) OBP: 0.500, SLG: 0.500 Endy Chavez, L (9, PH) OBP: 0.261, SLG: 0.304	C C B C 1-3 K ②			B X 1-0 1B		B X 1-0 2B	B C X 1-1 G4-3 ③		F S F S 0-3 K ③	3 1 0 0 1	0 0 0 0 0	2 0 0 0 1	0 0 0 0 1	0 0 0 0 0	1 0 0 0 1	0 3 0 0 3
Bobby Abreu, L (1, 9) OBP: 0.406, SLG: 0.482	C B X 1-1 G4-3 ③			S D C S 1-3 K ①		X 0-0 G3 ③		B C C X 1-2 F8 ①		4	0	0	0	0	1	2
Pat Burrell, R (1, 7) OBP: 0.384, SLG: 0.510		S C B F F B F F B 3-3 K ①		C S F X 0-2 F8 ②			C X 0-1 F8 ①	C F B X 1-2 L4 ②		4	0	0	0	0	1	1
26 Chase Utley, L (1, 4) OBP: 0.368, SLG: 0.517		B F C X 1-2 F9 ②		C 1 SAFE D B B S C 3-3 K ③			C B B C F X 2-2 1B 1B 1B	C F B F D X 2-2 F8 ③		4	1	1	0	0	1	1
David Bell, R (1, 5) OBP: 0.299, SLG: 0.359		S B B B F B X 3-2 G5-3 ③			F X 0-1 G3 ①		B S F X 1-2 1-2 1B 11 BB 1B		B C X 1-1 F9 ①	4	1	1	0	0	0	0
Mike Lieberthal, R (1, 2) OBP: 0.332, SLG: 0.419 Kenny Lofton, L (9, PH) OBP: 0.369, SLG: 0.386			B F F F X 1-2 P6 ①		B C B X 2-1 F7 ②		C X 0-1 1-2 2-H 11 BB 1B		B B C F B F X 3-2 E6 8 G3 6 WP 1B	3 1	0 1	1 1	1 0	0 0	0 0	0 0
Tomas Perez, S (1, 3) OBP: 0.304, SLG: 0.297 8 Shane Victorino, S (7, PR) (8, 8)			B C B X 2-1 G6-3 ②		B C B X 2-1 G3 ③		C X 0-1 1-2 2-3 11 BB 1B		S S B F D F B F F 3-2 X 2-3 G3 ②	3 1	0 0	1 0	0 0	0 0	0 0	0 1
39 Brett Myers, R (1, 1) OBP: 0.190, SLG: 0.148 6 Ryan Howard, L (7, PH) OBP: 0.352, SLG: 0.502 (8, 3) Matt Kata, S (9, PR) OBP: 0.300, SLG: 0.314			C X 0-1 1B			C B B F B F F F X 3-2 F8 ①	B S S F B F S 2-3 K ②		B B B B 4-0 11 2B 3-H BB	2 1 0	0 0 0	1 0 0	0 0 0	0 1 0	0 1 0	0 3 0
Inning Stats	R: 0 E: 0 K: 2 S: 10 H: 0 LOB: 0 BB: 0 P: 14	R: 0 E: 0 K: 1 S: 13 H: 0 LOB: 0 BB: 0 P: 20	R: 0 E: 0 K: 0 S: 10 H: 1 LOB: 1 BB: 0 P: 13	R: 0 E: 0 K: 2 S: 11 H: 1 LOB: 1 BB: 0 P: 16	R: 0 E: 0 K: 0 S: 6 H: 0 LOB: 0 BB: 0 P: 10	R: 0 E: 0 K: 0 S: 10 H: 1 LOB: 1 BB: 0 P: 14	R: 2 E: 0 K: 1 S: 23 H: 4 LOB: 3 BB: 1 P: 33	R: 0 E: 0 K: 0 S: 11 H: 0 LOB: 0 BB: 0 P: 15	R: 1 E: 1 K: 1 S: 18 H: 2 LOB: 3 BB: 1 P: 29	1B: 7 2B: 2 3B: 0 HR: 0		SF: 0 SAC: 0 DP: 0 HBP: 0		WP: 1 PB: 0 SB: 0 CS: 0		PA: 38

	AB	36
	R	3
	H	9
	RBI	2
	BB	2
	SO	7
	LOB	15

PITCHER		IP	WLS	BF	H	R	ER	SO	BB	IBB	HBP	BLK	WP	HR	S	P	ERA	WHIP
Andy Pettitte, L ERA: 2.42	(1, 1)	5.2	W	20	3	0	0	5	0	0	0	0	0	0	59	86	0.00	0.529
Chad Qualls, R ERA: 3.41	(6, 1)	0.2		6	4	2	2	0	0	0	0	0	0	0	14	17	27.00	6.000
Mike Gallo, L ERA: 2.81	(7, 1)	0.1	H	2	0	0	0	1	1	0	0	0	0	0	8	14	0.00	3.000
Dan Wheeler, R ERA: 1.72	(7, 1)	1.1	H	4	0	0	0	0	0	0	0	0	0	0	13	18	0.00	0.000
54 Brad Lidge, R ERA: 2.37	(9, 1)	1.0	S	6	2	1	1	1	1	0	0	0	1	0	18	29	9.00	3.000

PITCHER	IP	WLS	BF	H	R	ER	SO	BB	IBB	HBP	BLK	WP	HR	S	P	ERA	WHIP

Houston Astros @ Philadelphia Phillies

Citizens Bank Park, Philadelphia, PA

Tue Sep 06 2005, 7:05 PM EDT

Att. 30,600 - Clear - 76 F

TOP

livebaseballscorecards.com

Batter	1	2	3	4	5	6	7	8	9	AB	R	H	RBI	BB	SO	LOB
Willy Taveras, R (1, 8) OBP: 0.324, SLG: 0.342	C X 0-1 ① F9		X 0-0 1-2 ① 1B		C L B F F X 1-2 ③ F9			C B X 1-1 ② L8		4	0	1	0	0	0	0
Craig Biggio, R (1, 4) OBP: 0.330, SLG: 0.455	B C B F X 2-2 HR		C S F B X 1-2 ② F5			X 0-0 ① G6-3		B C S F B S 2-3 ③ K		4	1	1	1	0	1	2
Luke Scott, L (1, 7) OBP: 0.269, SLG: 0.271 (9, 9)	X 0-0 ② G4-3		C T D F D X 2-2 ③ G4-3			C F F B C 1-3 ② K			S B B S S X 2-2 ① F8	4	0	0	0	0	1	2
17 Lance Berkman, S (1, 3) OBP: 0.402, SLG: 0.508 4 Eric Bruntlett, R (9, PR) OBP: 0.261, SLG: 0.381 (9, 5)	C B B B F X 3-2 ③ G3-1			C B X 1-1 ① G5-3		F B C B F F S 2-3 ③ K			B B B B 4-0 16 S 16 1B BB	3	0	0	0	1	1	0
										0	1	0	0	0	0	0
16 Jason Lane, R (1, 9) OBP: 0.303, SLG: 0.485 Charles Gipson, R (9, PR) 54 Brad Lidge, R (9, 1)		F F B B C 1-3 ① K		S B X 1-1 ② F9			S B X 1-1 ① P6		C 1 SAFE 1 SAFE F B F F B 3-2 X CS S 1-H 1B	4	0	1	1	0	1	0
										0	0	0	0	0	0	0
										0	0	0	0	0	0	0
Mike Lamb, L (1, 5) OBP: 0.247, SLG: 0.366 Jose Vizcaino, S (9, PH) OBP: 0.315, SLG: 0.356 (9, 3)		B B X 2-0 ② P3		C X 0-1 28 FC6-4 1B			C F B F X 1-2 ② G4-3		C 1 SAFE B B B X 2-1 ② 1-3 2B	3	0	1	0	0	0	0
										1	0	1	0	0	0	0
28 Adam Everett, R (1, 6) OBP: 0.292, SLG: 0.373		B F B B B X 3-1 ③ F7		B 1 SAFE B X 2-0 ③ FC6-4 1-2f			X 0-0 FC6-4 1B		S B F F B B S 3-3 ③ K	4	0	1	0	0	1	3
Brad Ausmus, R (1, 2) OBP: 0.343, SLG: 0.320			C S S 0-3 ① K		B X 1-0 ① G5-3		1 SAFE C X 0-1 ③ FC6-4 1-2f			3	0	0	0	0	1	1
44 Roy Oswalt, R (1, 1) OBP: 0.188, SLG: 0.148 2 Chris Burke, R (9, 7) OBP: 0.306, SLG: 0.361			B C B X 2-1 1B 1B		F S X 0-2 ② G1-3			B C F X 1-2 ① G4-3		3	0	1	0	0	0	0
										0	0	0	0	0	0	0

	AB	33
	R	2
	H	7
	RBI	2
	BB	1
	SO	6
	LOB	8

Inning Stats										
	R: 1 E: 0 K: 0 S: 9	H: 1 LOB: 0 BB: 0 P: 14	R: 0 E: 0 K: 1 S: 6	H: 0 LOB: 0 BB: 0 P: 12	R: 0 E: 0 K: 1 S: 14	H: 2 LOB: 2 BB: 0 P: 19	R: 0 E: 0 K: 0 S: 7	H: 1 LOB: 1 BB: 0 P: 11	R: 0 E: 0 K: 0 S: 9	H: 0 LOB: 0 BB: 0 P: 11
	R: 0 E: 0 K: 2 S: 10	H: 0 LOB: 0 BB: 0 P: 13	R: 0 E: 0 K: 0 S: 9	H: 1 LOB: 1 BB: 0 P: 11	R: 0 E: 0 K: 1 S: 9	H: 0 LOB: 0 BB: 0 P: 13	R: 1 E: 0 K: 1 S: 14	H: 2 LOB: 2 BB: 1 P: 28	1B: 5 2B: 1 3B: 0 HR: 1	SF: 0 SAC: 0 DP: 0 HBP: 0
	WP: 0 PB: 0 SB: 3 CS: 1	PA: 34								

PITCHER		IP	WLS	BF	H	R	ER	SO	BB	IBB	HBP	BLK	WP	HR	S	P	ERA	WHIP
21 Jon Lieber, R ERA: 4.54	(1, 1)	7.0		26	5	1	1	4	0	0	0	0	0	1	64	91	1.29	0.714
Ugueth Urbina, R ERA: 3.59	(8, 1)	1.0		3	0	0	0	1	0	0	0	0	0	0	9	13	0.00	0.000
Billy Wagner, L ERA: 1.69	(9, 1)	1.0	L	5	2	1	1	1	1	0	0	0	0	0	14	28	9.00	3.000

PITCHER	IP	WLS	BF	H	R	ER	SO	BB	IBB	HBP	BLK	WP	HR	S	P	ERA	WHIP

BOTTOM

Batter	1	2	3	4	5	6	7	8	9	AB	R	H	RBI	BB	SO	LOB
11 Jimmy Rollins, S (1, 6) OBP: 0.306, SLG: 0.376	C F C 0-3 ① K			B B C X 2-1 ① G4-3	F X 0-1 ③ G3			C S B B F X 2-2 BB SH5-3 1B	S 1 SAFE S F S 0-3 ③ K 1-2	5	0	1	0	0	2	2
Kenny Lofton, L (1, 8) OBP: 0.368, SLG: 0.385	B X 1-0 ② G5-3			C X 0-1 2B 1B		C F S 0-3 ① K		X 0-0 ① SH5-3 1-2		3	0	1	0	0	1	0
26 Chase Utley, L (1, 4) OBP: 0.365, SLG: 0.512	X 0-0 ③ L5			B 1 SAFE C F X 1-2 ② P2		C B X 1-1 ② P5		F B B F F C 2-3 ② K		4	0	0	0	0	1	2
Bobby Abreu, L (1, 9) OBP: 0.407, SLG: 0.483		C S X 0-2 ① P4		1 SAFE C S X 0-2 1-3 2B		B C B C F B F S 3-3 ③ K		I I I I 4-0 BB IBB		3	0	1	0	1	1	0
Pat Burrell, R (1, 7) OBP: 0.384, SLG: 0.507		C X 0-1 ② F8		S F S 0-3 ③ K			C S B B B B 4-2 1B BB	B B C B F B 1-2 2-3 4-2 BB		2	0	0	0	2	1	2
6 Ryan Howard, L (1, 3) OBP: 0.350, SLG: 0.511		C B X 1-1 ③ G3			X 0-0 HR		C B F F S 1-3 ① K	D X 1-0 ③ G4-3		4	1	1	1	0	1	4
David Bell, R (1, 5) OBP: 0.299, SLG: 0.358			C X 0-1 ① F8		B F C X 1-2 ① P2		X 0-0 1-2 1B		B C B F F S 2-3 ① K	4	0	1	0	0	1	0
Todd Pratt, R (1, 2) OBP: 0.339, SLG: 0.422 Endy Chavez, L (9, PR) OBP: 0.261, SLG: 0.304			F S S 0-3 ② K		C X 0-1 1B		C F X 0-2 ② F8		S S X 0-2 11 S 1B	4	0	2	0	0	1	2
										0	0	0	0	0	0	0
21 Jon Lieber, L (1, 1) OBP: 0.048, SLG: 0.066 Michael Tucker, L (7, PH) OBP: 0.316, SLG: 0.367 Ugueth Urbina, R (8, 1) Billy Wagner, L (9, 1) OBP: 0.500, SLG: 0.500 Tomas Perez, S (9, PH) OBP: 0.302, SLG: 0.295			C C X 0-2 ③ G5-3		L C B B C 1-3 ② K		C B B F X 2-2 ③ F8		C B 1 SAFE S 1 SAFE 1 SAFE X 1-2 ② F9	2	0	0	0	0	1	1
										1	0	0	0	0	0	2
										0	0	0	0	0	0	0
										0	0	0	0	0	0	0
										1	0	0	0	0	0	1
Inning Stats	R: 0 E: 0 K: 1 S: 5 H: 0 LOB: 0 BB: 0 P: 6	R: 0 E: 0 K: 0 S: 7 H: 0 LOB: 0 BB: 0 P: 8	R: 0 E: 0 K: 1 S: 8 H: 0 LOB: 0 BB: 0 P: 8	R: 0 E: 0 K: 1 S: 13 H: 2 LOB: 2 BB: 0 P: 16	R: 1 E: 0 K: 1 S: 11 H: 2 LOB: 1 BB: 0 P: 13	R: 0 E: 0 K: 2 S: 10 H: 0 LOB: 0 BB: 0 P: 14	R: 0 E: 0 K: 1 S: 13 H: 1 LOB: 2 BB: 1 P: 20	R: 0 E: 0 K: 1 S: 12 H: 1 LOB: 3 BB: 2 P: 25	R: 0 E: 0 K: 2 S: 14 H: 1 LOB: 2 BB: 0 P: 17	1B: 5 2B: 1 3B: 0 HR: 1	SF: 0 SAC: 1 DP: 0 HBP: 0						

PITCHER		IP	WLS	BF	H	R	ER	SO	BB	IBB	HBP	BLK	WP	HR	S	P	ERA	WHIP
44 Roy Oswalt, R ERA: 2.84	(1, 1)	8.0	W	33	6	1	1	8	2	1	0	0	0	1	79	110	1.12	1.000
54 Brad Lidge, R ERA: 2.33	(9, 1)	1.0	S	4	1	0	0	2	0	0	0	0	0	0	14	17	0.00	1.000

PITCHER	IP	WLS	BF	H	R	ER	SO	BB	IBB	HBP	BLK	WP	HR	S	P	ERA	WHIP

Houston Astros @ Philadelphia Phillies

Citizens Bank Park, Philadelphia, PA

Tue Sep 06 2005, 7:05 PM EDT

Att. 30,600 - Clear - 76 F

livebaseballscorecards.com

AB	33
R	1
H	7
RBI	1
BB	3
SO	10
LOB	16

1B:	5
2B:	1
3B:	0
HR:	1
SF:	0
SAC:	1
DP:	0
HBP:	0

WP:	0
PB:	0
SB:	1
CS:	0
PA:	37

Batter	1	2	3	4	5	6	7	8	9	AB	R	H	RBI	BB	SO	LOB
Willy Taveras, R (1, 8) OBP: 0.326, SLG: 0.344	F F B S 1-3 ① K		B F C X 1-2 S 1B		C B S X 1-2 1B		F L B X 1-2 ① G6-3		F 1 SAFE S F F F 1 SAFE 1 SAFE X 0-2 1-2 HR 1B	5	1	3	0	0	1	0
Craig Biggio, R (1, 4) OBP: 0.329, SLG: 0.458	B C C X 1-2 ② G2-3		1 SAFE 1 SAFE X 0-0 ② F8		1 SAFE B C 1 SAFE F F F F B 2-2 ② F7		C B F F X 1-2 ② G6-3		S B X 1-1 1-H 2-H HR	5	1	1	3	0	0	2
Luke Scott, L (1, 7) OBP: 0.250, SLG: 0.250	C F C 0-3 ③ K		1 SAFE P 1 SAFE B B S X 3-1 ③ G1-3 1-2		B 1 SAFE 2-1 ③ G4-3		F F C 0-3 ③ K		X 0-0 ③ G6-3	5	0	0	0	0	2	3
54 Brad Lidge, R (9, 1)										0	0	0	0	0	0	0
17 Lance Berkman, S (1, 3) OBP: 0.405, SLG: 0.519		B C S B B F X 3-2 HR		X 0-0 16 F8 28 FC6-4 2B		B B B C B 4-1 16 2B HR BB		F X 0-1 ① F9		3	3	2	1	1	0	0
16 Jason Lane, R (1, 9) OBP: 0.302, SLG: 0.485		B F F S 1-3 ① K		F X 0-1 ① F8 2-3		C B S X 1-2 1-3 HR 2B		B X 1-0 ② F7		4	1	1	0	0	1	1
Mike Lamb, L (1, 5) OBP: 0.251, SLG: 0.377		B F X 1-1 ② G3		B B B B 4-0 28 FC6-4 BB		B S B B F F X 2-2 2-H 3-H HR		X 0-0 ③ P5		3	1	1	3	1	0	0
Chad Qualls, R (8, 1)										0	0	0	0	0	0	0
Charles Gipson, R (9, 7)										0	0	0	0	0	0	0
28 Adam Everett, R (1, 6) OBP: 0.291, SLG: 0.371		F C B B B B 4-2 BB		C B 1 SAFE B B X 2-1 ② FC6-4 1-2f 3-H		B F C S 1-3 ① K		X 0-0 ① F7		3	0	0	1	1	1	1
Brad Ausmus, R (1, 2) OBP: 0.342, SLG: 0.319		X 0-0 ③ F9		1 SAFE C C 1 SAFE S 0-3 ③ K		B S X 1-1 G5-4-3 1B		B B F X 2-1 ② L9		4	0	1	0	0	1	2
41 Brandon Backe, R (1, 1) 2 Chris Burke, R (5, PH) 51 Wandy Rodriguez, S (6, 1) Humberto Quintero, R (6, PH) Russ Springer, R (8, 1) Mike Gallo, L (7, 1) Dan Wheeler, R (8, 1) Jose Vizcaino, S (8, 5) 4 Eric Bruntlett, R (9, PR)			C X 0-1 ① G1-3		B X 1-0 ① F7	X 0-0 ② ③ G5-4-3 1-2f		X 0-0 E5 1B HR		1 0 0 0 0 0 0 1 0 0 0 0 0 0 0 0 0 0 0 0 0 1 0 0 0 0 0 1 0 0 0 0 0 0 0 0 0 0 0 0 0 0 0 0 0 0 0 0 0 1 0 0 0 0 0 0 0 1 0 0 0 0 0						

Inning Stats	1	2	3	4	5	6	7	8	9	1B: 4	SF: 0	WP: 0	PA: 39
	R: 0 E: 0 K: 2 S: 9 H: 0 LOB: 0 BB: 0 P: 11	R: 1 E: 0 K: 1 S: 12 H: 1 LOB: 1 BB: 1 P: 21	R: 0 E: 0 K: 0 S: 9 H: 1 LOB: 1 BB: 0 P: 12	R: 1 E: 0 K: 1 S: 8 H: 1 LOB: 1 BB: 1 P: 14	R: 0 E: 0 K: 0 S: 14 H: 1 LOB: 1 BB: 0 P: 20	R: 3 E: 0 K: 1 S: 15 H: 3 LOB: 0 BB: 1 P: 24	R: 0 E: 0 K: 1 S: 10 H: 0 LOB: 0 BB: 0 P: 12	R: 0 E: 0 K: 0 S: 4 H: 0 LOB: 0 BB: 0 P: 5	R: 3 E: 1 K: 0 S: 13 H: 2 LOB: 1 BB: 0 P: 16	2B: 2 3B: 0 HR: 3	SAC: 0 DP: 1 HBP: 0	PB: 0 SB: 1 CS: 0	

PITCHER		IP	WLS	BF	H	R	ER	SO	BB	IBB	HBP	BLK	WP	HR	S	P	ERA	WHIP
Vicente Padilla, R ERA: 4.67	(1, 1)	5.1		26	7	5	5	5	3	0	0	0	0	2	66	101	8.44	1.875
63 Ryan Madson, R ERA: 3.16	(6, 1)	1.2		4	0	0	0	1	0	0	0	0	0	0	11	13	0.00	0.000
Ugueth Urbina, R ERA: 3.54	(8, 1)	1.0		3	0	0	0	0	0	0	0	0	0	0	4	5	0.00	0.000
Billy Wagner, L ERA: 1.66	(9, 1)	1.0	L	6	2	3	0	0	0	0	0	0	0	1	13	16	0.00	2.000

PITCHER	IP	WLS	BF	H	R	ER	SO	BB	IBB	HBP	BLK	WP	HR	S	P	ERA	WHIP

TOP

Houston Astros @ Philadelphia Phillies

Citizens Bank Park, Philadelphia, PA

Wed Sep 07 2005, 7:05 PM EDT

Att. 29,026 - Clear - 81 F

livebaseballscorecards.com

AB	36
R	8
H	9
RBI	8
BB	3
SO	6
LOB	10

Batter	1	2	3	4	5	6	7	8	9	AB	R	H	RBI	BB	SO	LOB
11 Jimmy Rolls, S (1, 6) OBP: 0.308, SLG: 0.379	CSX 0-2 CS 1B		SBBBX 3-1 S 26 FC6-4 2B		BBX 2-0 1B		X 0-0 G5-3 ③		CBBBCX 3-2 G4-3 ①	5	1	3	0	0	0	0
Kenny Lofton, L (1, 8) OBP: 0.368, SLG: 0.383 Jason Michaels, R (8, PH) OBP: 0.407, SLG: 0.425 (9, 7)	BCBSBX 3-2 G4-3 ①② 1-2		FFFBBBB 4-2 26 FC6-4 2-3 BB		1 SAFE CX 0-1 L5 ②			CBBBB 4-1 HR BB	FFS 0-3 K2-3 ②	2 1	0 1	0 0	0 0	1 1	0 1	2 0
26 Chase Utley, L (1, 4) OBP: 0.362, SLG: 0.507	X 0-0 G3 ③		DX 1-0 FC6-4 BB ② 1-2f 3-H		BX 1-0 F8 ③			BX 1-0 F8 ①	CFS 0-3 K ③	5	0	0	1	0	1	3
Bobby Abreu, L (1, 9) OBP: 0.407, SLG: 0.488		BCFC 1-3 K ①	CFFDFB 1 SAFE 1 SAFE B 4-2 1-2 BB			BCX 1-1 F7 ①		BC 1 SAFE X 1-1 1-H HR		3	1	1	2	1	1	0
Pat Burrell, R (1, 7) OBP: 0.385, SLG: 0.505 Endy Chavez, L (8, PR) OBP: 0.261, SLG: 0.304 (9, 8)		BFBBB 4-1 6 HR BB	FBSFBDC 3-3 K ③			CSFBBBFBS 3-3 K ②		BBBCB 4-1 6 2B FC3-2 BB		2 0	1 0	0 0	0 0	2 0	2 0	2 0
6 Ryan Howard, L (1, 3) OBP: 0.357, SLG: 0.532	FX 0-1 1-H HR	CSBFS 1-3 K ①				BFBBBFX 3-2 1B		CB 1 SAFE BFFDF 1 SAFE 3-2 X FC3-2 8 1B 1-3 2B		4	2	3	2	0	1	0
David Bell, R (1, 5) OBP: 0.298, SLG: 0.356		BBX 2-0 F7 ②	CBBSX 2-2 P5 ②			CBX 1-1 F9 ③		IIII 4-0 8 1B FC3-2 IBB		3	0	0	0	1	0	1
Mike Lieberthal, R (1, 2) OBP: 0.330, SLG: 0.415 Michael Tucker, L (8, PH) OBP: 0.315, SLG: 0.366 Todd Pratt, R (9, 2) OBP: 0.339, SLG: 0.422		CX 0-1 P4 ③	X 0-0 P5 ③				BCFX 1-2 G6-3 ①	X 0-0 FC3-2 8 1B ② 1-2 2-3 3-Hf		3 1 0	0 0 0	0 0 0	0 0 0	0 0 0	0 3 0	0 0 0
Vicente Padilla, R (1, 1) OBP: 0.250, SLG: 0.250 63 Ryan Madson, L (6, 1) Tomas Perez, S (7, PH) OBP: 0.301, SLG: 0.293 Ugueth Urbina, R (8, 1) 8 Shane Victorino, S (8, PH) OBP: 0.333, SLG: 0.333 Billy Wagner, L (9, 1) OBP: 0.500, SLG: 0.500			BBBCCC 2-3 K ①		BBBCX 3-1 P6 ①		BSSFX 1-2 P6 ②	X 0-0 1-2 2-H 3-H 1B ③		2 0 1 0 1 0	0 0 0 0 0 0	0 0 0 0 1 0	0 0 0 0 1 0	0 0 0 0 0 0	1 0 0 0 0 0	0 0 0 0 0 0
Inning Stats	R: 0 E: 0 K: 0 S: 7 H: 1 LOB: 0 BB: 0 P: 10	R: 2 E: 0 K: 1 S: 9 H: 1 LOB: 0 BB: 1 P: 16	R: 1 E: 0 K: 2 S: 17 H: 1 LOB: 2 BB: 2 P: 34	R: 0 E: 0 K: 1 S: 8 H: 0 LOB: 0 BB: 0 P: 11	R: 0 E: 0 K: 0 S: 6 H: 1 LOB: 1 BB: 0 P: 12	R: 0 E: 0 K: 1 S: 12 H: 1 LOB: 1 BB: 0 P: 20	R: 0 E: 0 K: 0 S: 8 H: 0 LOB: 0 BB: 0 P: 10	R: 3 E: 0 K: 0 S: 12 H: 3 LOB: 2 BB: 3 P: 29	R: 0 E: 0 K: 2 S: 9 H: 0 LOB: 0 BB: 0 P: 12	1B: 4 2B: 2 3B: 0 HR: 2 SF: 0 SAC: 0 DP: 0 HBP: 0						

PITCHER		IP	WLS	BF	H	R	ER	SO	BB	IBB	HBP	BLK	WP	HR	S	P	ERA	WHIP
41 Brandon Backe, R ERA: 4.99	(1, 1)	4.0		17	3	3	3	4	3	0	0	0	0	1	41	71	6.75	1.500
51 Wandy Rodriguez, L ERA: 5.8	(5, 1)	1.0		4	1	0	0	0	0	0	0	0	0	0	6	12	0.00	1.000
Russ Springer, R ERA: 4.8	(6, 1)	1.2	H	6	1	0	0	1	0	0	0	0	0	0	19	29	0.00	0.600
Mike Gallo, L ERA: 2.76	(7, 1)	0.1	H	1	0	0	0	0	0	0	0	0	0	0	1	1	0.00	0.000
Dan Wheeler, R ERA: 2.14	(8, 1)	0.1	B	6	2	3	3	0	2	1	0	0	0	1	10	27	81.00	12.000

PITCHER		IP	WLS	BF	H	R	ER	SO	BB	IBB	HBP	BLK	WP	HR	S	P	ERA	WHIP
Chad Qualls, R ERA: 3.38	(8, 1)	0.2	W	2	1	0	0	0	0	0	0	0	0	0	2	2	0.00	1.500
54 Brad Lidge, R ERA: 2.29	(9, 1)	1.0	S	3	0	0	0	2	0	0	0	0	0	0	9	12	0.00	0.000

BOTTOM

Houston Astros @ Philadelphia Phillies

Citizens Bank Park, Philadelphia, PA

Wed Sep 07 2005, 7:05 PM EDT

Att. 29,026 - Clear - 81 F

livebaseballscorecards.com

AB	33
R	6
H	8
RBI	6
BB	6
SO	7
LOB	11

Batter	1	2	3	4	5	6	7	8	9	AB	R	H	RBI	BB	SO	LOB
Craig Biggio, R (1, 4) OBP: 0.327, SLG: 0.456	C S B F S 1-3 K ①		X 0-0 17 1B BB 1B	F X 0-1 F9 ②			C F X 0-2 G4-3 ②		F B X 1-1 G5-3 ②	5	0	1	0	0	1	2
2 Chris Burke, R (1, 7) OBP: 0.304, SLG: 0.356 Orlando Palmeiro, L (9, PH) OBP: 0.356, SLG: 0.456	B B C B S B 4-2 1B BB		X 0-0 ① F9	C D F D X 2-2 F8 ③			C C S 0-3 K ③		X 0-0 G4-3 ③	3 1	0 0	0 0	0 0	1 0	1 0	3 1
Jose Vizcaino, S (1, 5) OBP: 0.317, SLG: 0.353	1 SAFE B F B B C F 1 SAFE X 3-2 17 G5-4-3 1-3 1B		B B B B 4-1 17 1B 1-2 2-3 BB		B B B C C C 3-3 K ①			C B F S 1-3 K ①		3	0	1	0	1	2	0
17 Lance Berkman, S (1, 3) OBP: 0.404, SLG: 0.516	C B X 1-1 G5-4-3 1-2f ② ③		X 0-0 4 FC6-4 1-2 2-3 3-H 1B		S B B F C 2-3 K ②			S B F X 1-2 G6-3 ②		4	0	1	1	0	1	2
16 Jason Lane, R (1, 9) OBP: 0.304, SLG: 0.494		C B X 1-1 HR	B S F F B X 2-2 L6 ②		B F C F B S 2-3 K ③			C B X 1-1 4 1B 2B		4	2	2	1	0	1	3
4 Eric Bruntlett, R (1, 8) OBP: 0.260, SLG: 0.375		B C B C S 2-3 K ①	S B C B X 2-2 FC6-4 1-2f ③			B F C F B X 2-2 P4 ①		X 0-0 28 FC4-6 2-H 1B		4	0	1	1	0	1	3
28 Adam Everett, R (1, 6) OBP: 0.289, SLG: 0.368		B B C X 2-1 G1-3 ②		C B X 1-1 E6 2B		X 0-0 ② F8		X 0-0 ③ FC4-6 1-2f		4	1	0	0	0	0	1
Brad Ausmus, R (1, 2) OBP: 0.344, SLG: 0.327		F B X 1-1 F9 ③		X 0-0 1-H 2B		B S X 1-1 F8 ③			B C B B C X 3-2 2B	4	0	2	1	0	0	0
Roger Clemens, R (1, 1) OBP: 0.276, SLG: 0.259 5 Jeff Bagwell, R (4, PH) OBP: 0.358, SLG: 0.393 Ezequiel Astacio, R (4, 1) OBP: 0.167, SLG: 0.167 Charles Gipson, R (7, PH) Mike Burns, R (7, 1) Mike Lamb, L (9, PH) OBP: 0.250, SLG: 0.376			B B C B C X 3-2 BB 17 1B 2B	B S S C 1-3 K ①			B S X 1-1 F9 ①		C C C 0-3 K ①	1 1 0 1 0 1	1 0 0 0 0 0	1 0 0 0 0 0	0 0 0 0 0 0	0 1 0 0 0 1	0 1 0 0 0 1	0 1 0 0 0 1
Inning Stats	R: 0 H: 1 E: 0 LOB: 1 K: 1 BB: 1 S: 12 P: 21	R: 1 H: 1 E: 0 LOB: 0 K: 1 BB: 0 S: 9 P: 15	R: 1 H: 3 E: 0 LOB: 3 K: 0 BB: 1 S: 14 P: 25	R: 1 H: 1 E: 1 LOB: 1 K: 1 BB: 0 S: 11 P: 15	R: 0 H: 0 E: 0 LOB: 0 K: 3 BB: 0 S: 10 P: 17	R: 0 H: 0 E: 0 LOB: 0 K: 0 BB: 0 S: 7 P: 10	R: 0 H: 0 E: 0 LOB: 0 K: 1 BB: 0 S: 8 P: 9	R: 1 H: 2 E: 0 LOB: 1 K: 1 BB: 0 S: 10 P: 13	R: 0 H: 1 E: 0 LOB: 1 K: 1 BB: 0 S: 9 P: 13	1B: 4 SF: 0 2B: 4 SAC: 0 3B: 0 DP: 1 HR: 1 HBP: 0						

PITCHER		IP	WLS	BF	H	R	ER	SO	BB	IBB	HBP	BLK	WP	HR	S	P	ERA	WHIP
Doug Davis, L ERA: 4.05	(1, 1)	5.0	W	23	6	3	2	6	2	0	0	0	0	1	56	93	3.60	1.600
Dana Eveland, L ERA: 3.55	(6, 1)	3.0	H	11	2	1	1	2	0	0	0	0	0	0	25	32	3.00	0.667
Derrick Turnbow, R ERA: 1.7	(9, 1)	1.0	S	4	1	0	0	1	0	0	0	0	0	0	9	13	0.00	1.000

PITCHER	IP	WLS	BF	H	R	ER	SO	BB	IBB	HBP	BLK	WP	HR	S	P	ERA	WHIP

TOP

Houston Astros @ Milwaukee Brewers

Miller Park, Milwaukee, WI

Fri Sep 09 2005, 7:05 PM CDT
Att. 18,130 - Partly Cloudy - 70 F

livebaseballscorecards.com

AB	36
R	4
H	9
RBI	4
BB	2
SO	9
LOB	17

WP: 0 PA: 38
PB: 0
SB: 0
CS: 0

Batter	1	2	3	4	5	6	7	8	9	AB	R	H	RBI	BB	SO	LOB
Brady Clark, R (1, 8) OBP: 0.373, SLG: 0.427	C T B B X 2-2 7 CS 1B	C F S 0-3 ③ K		B F S B F X 2-2 ① F7		C B F B X 2-2 ① G5-3	I I I I 4-0 7 1B IBB			4	0	1	0	1	1	0
7 J.J. Hardy, R (1, 6) OBP: 0.327, SLG: 0.369	1 SAFE C B 1 S B B B X SAFE 3-2 ① 1-2 HR		B C C F B F F X 2-2 ① G6-3	C B X 1-1 ② P4		S X 0-1 ② L8	B C X 1-1 1-2 2-3 3-H 1B			5	1	2	2	0	0	0
Lyle Overbay, L (1, 3) OBP: 0.369, SLG: 0.448	X 0-0 ② G4-3		B S B B B B 4-1 G1-3 BB 23 1B BB	C B B X 2-1 1B		B C B C X 2-2 1B 2B	B X 1-0 ③ F7			4	2	2	0	1	0	3
Carlos Lee, R (1, 7) OBP: 0.336, SLG: 0.510	C X 0-1 1B		C B F B B F B 4-2 G1-3 23 1B 1-2 BB	B S S F S 1-3 ③ K		B C X 1-1 2-H 1B		B C X 1-1 ① P3		4	1	2	1	1	1	1
Geoff Jenkins, L (1, 9) OBP: 0.374, SLG: 0.507 Derrick Turnbow, R (9, 1)	F B 1 B B F S SAFE 2-3 ③ K		C B S B B B X 3-2 ② G1-3 1-2 2-3		S X 0-1 ① P6	B S X 1-1 ③ G4-3		C F S 0-3 ② K		5 0	0 0	0 0	0 0	0 0	2 0	4 0
2 Bill Hall, R (1, 5) OBP: 0.315, SLG: 0.459		B C F X 1-2 ① L8	C T F B D B B 4-2 23 1B BB		C S X 0-2 23 G6-3 1B		C C T 0-2 ① K	F B X 1-1 ③ L7		4	0	1	0	1	1	0
23 Rickie Weeks Jr., R (1, 4) OBP: 0.337, SLG: 0.409		B B B B B 4-0 HR BB	X 0-0 1-3 2-H 3-H 1B	B 1 SAFE C X 1-1 ② G6-3 1-2		C X 0-1 SH5-4 7 1B 2B				3	2	2	2	1	0	1
Damian Miller, R (1, 2) OBP: 0.337, SLG: 0.398		F C B X 1-2 1-H HR	I I I I 4-0 IBB	I I I I 4-0 IBB		B B D C F B 4-2 7 1B SH5-4 BB				1	1	1	2	3	0	0
Doug Davis, R (1, 1) OBP: 0.169, SLG: 0.234 28 Prince Fielder, L (5, PH) OBP: 0.302, SLG: 0.537 Dana Eveland, L (6, 1) Chris Magruder, S (9, 9) OBP: 0.257, SLG: 0.303		B C F X 1-2 ② G4-3	B C B S F X 2-2 ③ G4-3		F S F D F S 1-3 ③ K		X 0-0 ② SH5-4 1-2 2-3			2 1 0 0	0 0 0 0	0 0 0 0	0 0 0 0	0 0 0 0	0 1 0 0	3 2 0 0
Inning Stats	R: 1 H: 3 E: 0 LOB: 1 K: 1 BB: 0 S: 12 P: 19	R: 2 H: 1 E: 0 LOB: 0 K: 1 BB: 1 S: 12 P: 19	R: 2 H: 1 E: 0 LOB: 3 K: 0 BB: 4 S: 21 P: 44	R: 0 H: 1 E: 0 LOB: 1 K: 1 BB: 0 S: 12 P: 18	R: 0 H: 1 E: 0 LOB: 2 K: 1 BB: 1 S: 12 P: 18	R: 1 H: 2 E: 0 LOB: 1 K: 0 BB: 0 S: 12 P: 18	R: 1 H: 2 E: 0 LOB: 3 K: 1 BB: 2 S: 11 P: 21	R: 0 H: 0 E: 0 LOB: 0 K: 1 BB: 0 S: 7 P: 9		1B: 7 SF: 0 2B: 2 SAC: 1 3B: 0 DP: 0 HR: 2 HBP: 0						

PITCHER		IP	WLS	BF	H	R	ER	SO	BB	IBB	HBP	BLK	WP	HR	S	P	ERA	WHIP
Roger Clemens, R ERA: 1.78	(1, 1)	3.0	L	18	5	5	5	2	4	1	0	0	0	2	45	82	15.00	3.000
Ezequiel Astacio, R ERA: 5.83	(4, 1)	3.0		14	4	1	1	2	0	1	0	0	0	0	36	54	3.00	1.333
Mike Burns, R ERA: 5.88	(7, 1)	2.0		10	2	1	1	2	1	1	0	0	0	0	18	30	4.50	1.500

PITCHER	IP	WLS	BF	H	R	ER	SO	BB	IBB	HBP	BLK	WP	HR	S	P	ERA	WHIP

BOTTOM

Houston Astros @ Milwaukee Brewers

Miller Park, Milwaukee, WI

Fri Sep 09 2005, 7:05 PM CDT
Att. 18,130 - Partly Cloudy - 70 F

livebaseballscorecards.com

AB	33
R	7
H	11
RBI	7
BB	8
SO	6
LOB	14

Houston Astros @ Milwaukee Brewers

Miller Park, Milwaukee, WI

Sat Sep 10 2005, 6:05 PM CDT

Att. 24,437 - Clear - 82 F

TOP

livebaseballscorecards.com

Batter	1	2	3	4	5	6	7	8	9	AB	R	H	RBI	BB	SO	LOB
Willy Taveras, R (1, 8) OBP: 0.327, SLG: 0.344	C B B B F X 3-2 1B 1B 1B	L B S F X 1-2 1-2 2B 1B	F B F B F S 2-3 ③ K			F B X 1-1 ① G3 1B		C S B X 1-2 ① F9		5	2	2	0	0	1	2
Craig Biggio, R (1, 4) OBP: 0.330, SLG: 0.459	C 1 SAFE B 1 SAFE P X 2-1 17 G4-3 1B 1-3 1B	B C X 1-1 1-H 2-H 2B		B B X 2-0 E6 17 G3		F B X 1-1 1B		T X 0-1 ② G5-3		5	0	3	2	0	0	0
Luke Scott, L (1, 7) OBP: 0.253, SLG: 0.254 2 Chris Burke, R (4, 7) OBP: 0.305, SLG: 0.357	C F F D X 1-2 17 G4-3 1-2 3-H 1B	F S F B B X 2-2 ③ G6-3		C F X 0-2 ① F9		S F F B X 1-2 ② P3		C B B F X 2-2 17 HR 1B		3 2	0 1	1 1	1 0	0 0	0 0	2 1
17 Lance Berkman, S (1, 3) OBP: 0.404, SLG: 0.521	X 0-0 ① G4-3 1-2 2-3		C B B B F D 4-2 BB 28 2B BB	C B B F X 2-2 ② G3 2-3		B C C C X 1-2 ③ F8		F B F B B F X 3-2 1-H HR		4	2	1	2	1	0	4
16 Jason Lane, R (1, 9) OBP: 0.301, SLG: 0.489	B F B C F B X 3-2 ② G6-3		C C B D B F C 3-3 ① K	C X 0-1 ③ F9			X 0-0 ① F8	B S X 1-1 ③ F8		5	0	0	0	0	1	4
Mike Lamb, L (1, 5) OBP: 0.256, SLG: 0.378 4 Eric Bruntlett, R (9, 5) OBP: 0.260, SLG: 0.375	X 0-0 ③ F7		B F O B B 4-1 28 2B 1-2 SH2-3 BB		C F F X 0-2 FC5-4 1B		C B B X 2-1 1B 1B		B F B S F S 2-3 ① K	4 0	1 0	2 0	0 0	1 0	1 0	2 0
28 Adam Everett, R (1, 6) OBP: 0.288, SLG: 0.368		X 0-0 ① F8	X 0-0 SH2-3 1-3 2-H 2B		B 1 SAFE 1 SAFE X 1-0 ① F8		X 0-0 ② B1		B C F X 1-2 ② G1-3	5	0	1	1	0	0	2
Brad Ausmus, R (1, 2) OBP: 0.347, SLG: 0.327		X 0-0 ② G4-3	P P I I 4-0 SH2-3 IBB		B C X 1-1 ② FC5-4 FC4 1-2f		X 0-0 1-2 1B		B F F B B B F F F F 4-2 F B BB	3	0	1	0	2	0	1
Andy Pettitte, L (1, 1) OBP: 0.109, SLG: 0.094 Chad Qualls, R (7, 1) Orlando Palmeiro, L (9, PH) OBP: 0.355, SLG: 0.454 Dan Wheeler, R (9, 1) 54 Brad Lidge, R (9, 1)		C B S F B F X 2-2 E4 1B 2B	B X 1-0 ② SH2-3 1-2 2-3 3-H		C B X 1-1 ③ FC4 1-2f		S B C F B X 2-2 ③ G3		B B B C C X 3-2 ③ G6-3	3 0 1 0 0	1 0 0 0 0	0 0 0 0 0	1 0 0 0 0	0 0 0 0 0	0 0 0 0 0	3 0 1 0 0

	AB	40
	R	7
	H	12
	RBI	7
	BB	4
	SO	3
	LOB	22

| Inning Stats | | |

BOTTOM

Houston Astros @ Milwaukee Brewers

Miller Park, Milwaukee, WI

Sat Sep 10 2005, 6:05 PM CDT

Att. 24,437 - Clear - 82 F

livebaseballscorecards.com

Batter	1	2	3	4	5	6	7	8	9	AB	R	H	RBI	BB	SO	LOB
Brady Clark, R (1, 8) OBP: 0.373, SLG: 0.426	G6-3		F8		1B		BB		K	4	0	1	0	1	1	1
7 J.J. Hardy, R (1, 6) OBP: 0.325, SLG: 0.372	G5-3		3B		G1-3		P4		P4	5	0	1	0	0	0	4
Lyle Overbay, L (1, 3) OBP: 0.366, SLG: 0.444	K		G6-3			E4 L3		G6-3		4	0	0	0	0	1	1
Carlos Lee, R (1, 7) OBP: 0.333, SLG: 0.506		L7		F8		F7		G6-3		4	0	0	0	0	0	1
Geoff Jenkins, L (1, 9) OBP: 0.373, SLG: 0.504 Chris Magruder, S (9, 9) OBP: 0.257, SLG: 0.303	K			2 B1-3 HBP		L3 1-1		K		3 0	0 0	0 0	0 0	0 0	2 0	1 0
2 Bill Hall, R (1, 5) OBP: 0.317, SLG: 0.464	G6-3			B1-3 1-2			G4-3 1B		23 S 23 2B	4	2	2	0	0	0	1
23 Rickie Weeks Jr., R (1, 4) OBP: 0.339, SLG: 0.412			1 HR BB	G4-3			K		28 1B 2-H	3	2	1	1	1	1	2
Damian Miller, R (1, 2) OBP: 0.333, SLG: 0.393			K		G5-3		G4-3 2-3		F9	4	0	0	0	0	1	3
Tomo Ohka, S (1, 1) OBP: 0.130, SLG: 0.111 1 Corey Hart, R (3, PH) OBP: 0.283, SLG: 0.417 Wes Obermueller, R (4, 1) OBP: 0.214, SLG: 0.429 Jeff Cirillo, R (7, PH) OBP: 0.370, SLG: 0.424 Kane Davis, R (8, 1) 28 Prince Fielder, L (9, PH) OBP: 0.318, SLG: 0.548			1-H HR		G5-3		BB 3-H 1B		7 WP 2-H 1B	0 1 1 1 0 1	0 1 0 0 0 0	0 1 0 1 0 1	0 2 0 1 0 1	0 0 0 0 0 0	0 0 0 0 0 0	0 0 0 0 0 0
Inning Stats	R: 0 E: 0 K: 1 S: 7 H: 0 LOB: 0 BB: 0 P: 13	R: 0 E: 0 K: 1 S: 7 H: 0 LOB: 0 BB: 0 P: 13	R: 2 E: 0 K: 1 S: 13 H: 2 LOB: 1 BB: 1 P: 20	R: 0 E: 0 K: 0 S: 4 H: 0 LOB: 1 BB: 0 P: 7	R: 0 E: 0 K: 0 S: 11 H: 1 LOB: 1 BB: 0 P: 16	R: 0 E: 1 K: 0 S: 5 H: 0 LOB: 0 BB: 0 P: 8	R: 1 E: 0 K: 1 S: 20 H: 2 LOB: 2 BB: 1 P: 31	R: 0 E: 0 K: 1 S: 8 H: 0 LOB: 0 BB: 0 P: 10	R: 2 E: 0 K: 1 S: 17 H: 3 LOB: 1 BB: 0 P: 22	1B: 3 2B: 4 3B: 1 HR: 1	SF: 0 SAC: 0 DP: 1 HBP: 1						

	AB	35
	R	5
	H	8
	RBI	5
	BB	2
	SO	6
	LOB	14

PITCHER		IP	WLS	BF	H	R	ER	SO	BB	IBB	HBP	BLK	WP	HR	S	P	ERA	WHIP
Andy Pettitte, L ERA: 2.48	(1, 1)	6.2	W	27	5	3	3	4	1	0	1	0	0	1	65	102	4.05	0.900
Chad Qualls, R ERA: 3.31	(7, 1)	1.1	H	5	0	0	0	1	1	0	0	0	0	0	10	16	0.00	0.750
Dan Wheeler, R ERA: 2.42	(9, 1)	0.1		3	2	2	2	0	0	0	0	0	0	0	10	14	54.00	6.000
54 Brad Lidge, R ERA: 2.26	(9, 1)	0.2	S	3	1	0	0	1	0	0	0	0	1	0	7	8	0.00	1.500

PITCHER	IP	WLS	BF	H	R	ER	SO	BB	IBB	HBP	BLK	WP	HR	S	P	ERA	WHIP

WP: 1 PB: 0 SB: 1 CS: 0 PA: 38

Batter	1	2	3	4	5	6	7	8	9	AB	R	H	RBI	BB	SO	LOB
Willy Taveras, R (1, 8) OBP: 0.326, SLG: 0.343	C S 0-3 ① K		1 SAFE C F B B B F F F 4-2 F B 1-2 BB		F F X 0-2 ② P1		C F X 0-2 ③ G1-3			3	0	0	0	1	1	3
2 Chris Burke, R (1, 7) OBP: 0.305, SLG: 0.366	S B B F S 2-3 ② K		C F B S 1-3 ② K		X 0-0 ③ L7			X 0-0 HR		4	1	1	1	0	2	4
Jose Vizcaino, S (1, 4) OBP: 0.316, SLG: 0.363	C C F B B X 2-2 ③ G3		S F F X 1-2 ③ F8			S S B X 1-2 ① P6		X 0-0 16 G5-3 3B		4	1	1	0	0	0	3
17 Lance Berkman, S (1, 3) OBP: 0.405, SLG: 0.524		X 0-0 P6-4 2B		B C X 1-1 16 F7 1B		B X 1-0 ② P6		B B F S S 2-3 ① K		4	0	2	0	0	1	1
16 Jason Lane, R (1, 9) OBP: 0.298, SLG: 0.484		B B C F S 2-3 ① K		X 0-0 ① F7 1-2		C X 0-1 ③ F9		C B B S F F X 2-2 ② G5-3 3-H		4	0	0	1	0	1	2
Mike Lamb, L (1, 5) OBP: 0.256, SLG: 0.374		B C B S X 2-2 ② ③ P6-4 2-2f		X 0-0 ② P2			B F B B B 4-1 28 1B BB	C B F B S 2-3 ③ K		3	0	0	0	1	1	2
28 Adam Everett, R (1, 6) OBP: 0.288, SLG: 0.367			C F X 0-2 ① G4-3	B F X 1-1 ③ P4			C X 0-1 1-2 1B		B B C F S 2-3 ① K	4	0	1	0	0	1	1
Brad Ausmus, R (1, 2) OBP: 0.346, SLG: 0.324			B B B B 4-0 44 1B BB		B X 1-0 ① F8		C S C 0-3 ① K		F B B B X 2-1 ② F7	3	0	0	0	1	1	2
44 Roy Oswalt, R (1, 1) OBP: 0.212, SLG: 0.175 Luke Scott, L (7, PH) OBP: 0.250, SLG: 0.250 Russ Springer, R (7, 1) Mike Gallo, L (8, 1) Dan Wheeler, R (8, 1) Orlando Palmeiro, L (9, PH) OBP: 0.353, SLG: 0.451			X 0-0 BB 1-3 1B		S X 0-1 1B		F B S S B F F B C 3-3 ② K		C C X 0-2 ③ F8	2 1 0 0 0 1	0 0 0 0 0 0	2 0 0 0 0 0	0 0 0 0 0 0	0 1 0 0 0 0	0 0 0 0 0 0	0 2 0 0 0 0
Inning Stats	R: 0 H: 0 E: 0 LOB: 0 K: 2 BB: 0 S: 11 P: 15	R: 0 H: 1 E: 0 LOB: 0 K: 1 BB: 0 S: 7 P: 11	R: 0 H: 1 E: 0 LOB: 3 K: 1 BB: 2 S: 17 P: 27	R: 0 H: 1 E: 0 LOB: 1 K: 0 BB: 0 S: 6 P: 8	R: 0 H: 1 E: 0 LOB: 1 K: 0 BB: 0 S: 7 P: 8	R: 0 H: 0 E: 0 LOB: 0 K: 0 BB: 0 S: 6 P: 8	R: 0 H: 1 E: 0 LOB: 2 K: 2 BB: 1 S: 14 P: 21	R: 2 H: 2 E: 0 LOB: 0 K: 2 BB: 0 S: 13 P: 19	R: 0 H: 0 E: 0 LOB: 0 K: 1 BB: 0 S: 8 P: 12	1B: 4 2B: 2 3B: 1 HR: 1	SF: 0 SAC: 0 DP: 1 HBP: 0						

PITCHER		IP	WLS	BF	H	R	ER	SO	BB	IBB	HBP	BLK	WP	HR	S	P	ERA	WHIP
Rick Helling, R ERA: 2.4	(1, 1)	7.0	W	28	5	0	0	6	3	0	0	0	0	0	68	98	0.00	1.143
Dana Eveland, L ERA: 4.1	(8, 1)	1.0		5	2	2	2	2	0	0	0	0	0	1	13	19	18.00	2.000
Derrick Turnbow, R ERA: 1.67	(9, 1)	1.0	S	3	0	0	0	1	0	0	0	0	0	0	8	12	0.00	0.000

PITCHER	IP	WLS	BF	H	R	ER	SO	BB	IBB	HBP	BLK	WP	HR	S	P	ERA	WHIP

TOP

Houston Astros @ Milwaukee Brewers

Miller Park, Milwaukee, WI

Sun Sep 11 2005, 1:05 PM CDT
Att. 17,392 - Sunny - 90 F

livebaseballscorecards.com

AB	33
R	2
H	7
RBI	2
BB	3
SO	9
LOB	20

WP: 0 PA: 36
PB: 0
SB: 0
CS: 0

BOTTOM

Houston Astros @ Milwaukee Brewers

Miller Park, Milwaukee, WI

Sun Sep 11 2005, 1:05 PM CDT
Att. 17,392 - Sunny - 90 F

livebaseballscorecards.com

Batter	1	2	3	4	5	6	7	8	9	AB	R	H	RBI	BB	SO	LOB
Brady Clark, R (1, 8) OBP: 0.373, SLG: 0.424	G4-3		G3		7 SH5-3 1B		F9			4	0	1	0	0	0	0
7 J.J. Hardy, R (1, 6) OBP: 0.325, SLG: 0.372	28 BB 1B 1B		F8		SH5-3 1-2		F9			3	1	1	0	0	0	0
28 Prince Fielder, L (1, 3) OBP: 0.313, SLG: 0.511 Dana Eveland, L (8, 1) Chris Magruder, S (9, 9) OBP: 0.257, SLG: 0.303	1B 1-2 BB		G4-3		L5		P2			3 0 0	0 0 0	0 0 0	0 0 0	1 0 0	0 0 0	1 0 0
Carlos Lee, R (1, 7) OBP: 0.334, SLG: 0.506	1-2 2-H 1B			P3	F7			G1-6-3 1B		4	0	2	1	0	0	1
Geoff Jenkins, L (1, 9) OBP: 0.370, SLG: 0.500 Derrick Turnbow, R (9, 1)	K			K		G5-3		1 SAFE G1-6-3 1-2f		4 0	0 0	0 0	0 0	0 0	2 0	3 0
2 Bill Hall, R (1, 5) OBP: 0.320, SLG: 0.469	F8			23 HR 1B		23 1B SH5-3 1B		2B		4	2	3	0	0	0	2
23 Rickie Weeks Jr., R (1, 4) OBP: 0.341, SLG: 0.423		G4-3		1-H HR		1 SAFE 1 SAFE 1 SAFE SH5-3 1-3		G5-3		4	1	2	2	0	0	1
Chad Moeller, R (1, 2) OBP: 0.259, SLG: 0.350		F8		2B		SH5-3 1-3 3-H				2	0	1	1	0	0	0
Rick Helling, R (1, 1) Lyle Overbay, L (8, 3) OBP: 0.366, SLG: 0.444		K		K		K				3 0	0 0	0 0	0 0	0 0	3 0	2 0
Inning Stats	R: 1 H: 2 E: 0 LOB: 2 K: 1 BB: 1 S: 12 P: 19	R: 0 H: 0 E: 0 LOB: 0 K: 1 BB: 0 S: 10 P: 14	R: 0 H: 0 E: 0 LOB: 0 K: 0 BB: 0 S: 12 P: 14	R: 2 H: 3 E: 0 LOB: 1 K: 2 BB: 0 S: 17 P: 24	R: 0 H: 1 E: 0 LOB: 1 K: 0 BB: 0 S: 12 P: 14	R: 1 H: 2 E: 0 LOB: 1 K: 1 BB: 0 S: 12 P: 16	R: 0 H: 0 E: 0 LOB: 0 K: 0 BB: 0 S: 14 P: 18	R: 0 H: 2 E: 0 LOB: 1 K: 0 BB: 0 S: 9 P: 13		1B: 7 SF: 0 2B: 2 SAC: 2 3B: 0 DP: 1 HR: 1 HBP: 0						

AB	31
R	4
H	10
RBI	4
BB	1
SO	5
LOB	10

WP: 0 PA: 34
PB: 0
SB: 0
CS: 0

PITCHER		IP	WLS	BF	H	R	ER	SO	BB	IBB	HBP	BLK	WP	HR	S	P	ERA	WHIP
44 Roy Oswalt, R ERA: 2.93	(1, 1)	6.0	L	27	8	4	4	5	1	0	0	0	0	1	75	101	6.00	1.500
Russ Springer, R ERA: 4.7	(7, 1)	1.0		4	1	0	0	0	0	0	0	0	0	0	17	23	0.00	1.000
Mike Gallo, L ERA: 2.65	(8, 1)	0.2		2	1	0	0	0	0	0	0	0	0	0	4	5	0.00	1.500
Dan Wheeler, R ERA: 2.4	(8, 1)	0.1		1	0	0	0	0	0	0	0	0	0	0	2	3	0.00	0.000

PITCHER	IP	WLS	BF	H	R	ER	SO	BB	IBB	HBP	BLK	WP	HR	S	P	ERA	WHIP

Florida Marlins @ Houston Astros

Minute Maid Park, Houston, TX

Mon Sep 12 2005, 7:05 PM CDT

Att. 27,538 - Roof Closed - 72 F

TOP

Batter	1	2	3	4	5	6	7	8	9	AB	R	H	RBI	BB	SO	LOB
Luis Castillo, S (1, 4) OBP: 0.390, SLG: 0.370	G6-3		P3 1B BB	G1-3 1-2 2-3		F7			F8 SAFE	4	0	0	0	1	0	3
Jeff Conine, R (1, 7) (9, 3) OBP: 0.380, SLG: 0.416	HR 1B		1-2 1B	G6-3		K			1-H HR	5	2	3	2	0	1	2
Miguel Cabrera, R (1, 5) OBP: 0.391, SLG: 0.576	F8		P3 2-3		HR		G6-3		F9	5	1	1	1	0	0	3
Mike Lowell, R (9, 5) OBP: 0.290, SLG: 0.350										0	0	0	0	0	0	0
Carlos Delgado, L (1, 3) OBP: 0.392, SLG: 0.573	1-H HR		F9	G4-3			G5-4-3 1B		K	5	1	2	2	0	1	2
Chris Aguila, R (9, 7) OBP: 0.246, SLG: 0.258										0	0	0	0	0	0	0
Juan Encarnacion, R (1, 9) OBP: 0.354, SLG: 0.465	L1		G5-3	G6-3			G5-4-3 1-2f			4	0	0	0	0	0	3
Damion Easley, R (1, 6) OBP: 0.317, SLG: 0.430		K		E 1B 1B BB	G6-3			K		3	1	0	0	1	2	0
Juan Pierre, L (1, 8) OBP: 0.322, SLG: 0.345		2B		E5 G1-3 1B 1-3 1B		F8		G3		4	0	2	0	0	0	0
Paul Lo Duca, R (1, 2) OBP: 0.346, SLG: 0.389	G5-3			G1-3 1-2 3-H 1B		HR 1B		L3		4	1	2	1	0	0	1
Dontrelle Willis, L (1, 1) OBP: 0.282, SLG: 0.346	L8			B2		1-H HR			HR BB	3	2	1	2	1	0	3
Inning Stats	R: 2 E: 0 K: 0 S: 15 H: 2 LOB: 0 BB: 0 P: 22	R: 0 E: 0 K: 1 S: 14 H: 1 LOB: 1 BB: 0 P: 21	R: 0 E: 0 K: 0 S: 9 H: 1 LOB: 2 BB: 1 P: 16	R: 1 E: 1 K: 0 S: 11 H: 2 LOB: 2 BB: 1 P: 17	R: 1 E: 0 K: 0 S: 6 H: 1 LOB: 0 BB: 0 P: 7	R: 2 E: 0 K: 1 S: 15 H: 2 LOB: 0 BB: 0 P: 23	R: 0 E: 0 K: 0 S: 5 H: 1 LOB: 0 BB: 0 P: 8	R: 0 E: 0 K: 1 S: 6 H: 0 LOB: 0 BB: 0 P: 7	R: 2 E: 0 K: 1 S: 13 H: 1 LOB: 0 BB: 1 P: 24	1B: 6 2B: 1 3B: 0 HR: 4 SF: 0 SAC: 0 DP: 1 HBP: 0							

	AB	37
	R	8
	H	11
	RBI	8
	BB	3
	SO	4
	LOB	17

WP: 0 PB: 0 SB: 0 CS: 0 PA: 40

livebaseballscorecards.com

PITCHER		IP	WLS	BF	H	R	ER	SO	BB	IBB	HBP	BLK	WP	HR	S	P	ERA	WHIP
41 Brandon Backe, R ERA: 5.0	(1, 1)	5.0	L	24	7	4	3	1	2	0	0	0	0	2	55	83	5.40	1.800
Scott Strickland, R ERA: 6.75	(6, 1)	1.0		5	2	2	2	1	0	0	0	0	0	1	15	23	18.00	2.000
Mike Burns, R ERA: 5.67	(7, 1)	1.0		3	1	0	0	0	0	0	0	0	0	0	5	8	0.00	1.000
Ezequiel Astacio, R ERA: 5.75	(8, 1)	1.0		3	0	0	0	1	0	0	0	0	0	0	6	7	0.00	0.000
Russ Springer, R ERA: 4.96	(9, 1)	1.0		5	1	2	2	1	1	0	0	0	0	1	13	24	18.00	2.000

PITCHER		IP	WLS	BF	H	R	ER	SO	BB	IBB	HBP	BLK	WP	HR	S	P	ERA	WHIP

Florida Marlins @ Houston Astros

Minute Maid Park, Houston, TX

Mon Sep 12 2005, 7:05 PM CDT
Att. 27,538 - Roof Closed - 72 F

livebaseballscorecards.com

BOTTOM

Batter	1	2	3	4	5	6	7	8	9	AB	R	H	RBI	BB	SO	LOB
Willy Taveras, R (1, 8) OBP: 0.324, SLG: 0.340	G4-3		F8		F8		FC6			4	0	0	0	0	0	5
Jose Vizcaino, S (1, 5) OBP: 0.314, SLG: 0.366	G6-3			G3		F8 17 SF9 2B		G1-3		4	1	1	0	0	0	0
Craig Biggio, R (1, 4) OBP: 0.329, SLG: 0.456	P4			17 G6-4-3 HBP		F8 2-3		K		3	0	0	0	0	1	1
17 Lance Berkman, S (1, 3) OBP: 0.401, SLG: 0.520		G6-3		G6-4-3 1-2f		SF9 3-H		K		3	0	0	1	0	1	1
16 Jason Lane, R (1, 9) OBP: 0.298, SLG: 0.489		F9			HR	G6-3			K	4	1	1	1	0	1	0
2 Chris Burke, R (1, 7) OBP: 0.304, SLG: 0.368		F9			G5-3		F8		1B 2B	4	0	1	0	0	0	0
28 Adam Everett, R (1, 6) OBP: 0.289, SLG: 0.367			F7		1B BB		4 1B 1B		F9	3	0	1	0	1	0	1
Brad Ausmus, R (1, 2) OBP: 0.351, SLG: 0.329			41 SH3-4 1B		1-2 1B		F9		2-3 1B	4	0	3	0	0	0	1
41 Brandon Backe, R (1, 1) OBP: 0.317, SLG: 0.421 Luke Scott, L (5, PH) OBP: 0.247, SLG: 0.246 Scott Strickland, R (6, 1) Mike Burns, R (7, 1) 4 Eric Bruntlett, R (7, PH) OBP: 0.268, SLG: 0.382 Ezequiel Astacio, R (8, 1) OBP: 0.167, SLG: 0.167 Russ Springer, R (9, 1) Orlando Palmeiro, L (9, PH) OBP: 0.351, SLG: 0.449			SH3-4 1-2		K		FC6 1-2 1B		F8	0 1 0 0 1 0 0 1	0 0 0 0 0 1 0 0	0 0 0 0 1 0 0 0	0 0 0 0 0 0 0 0	0 1 0 0 0 0 0 0	0 0 0 0 0 0 0 0	0 2 0 0 0 0 0 2
Inning Stats	R: 0 E: 0 K: 0 S: 6 H: 0 LOB: 0 BB: 0 P: 11	R: 0 E: 0 K: 0 S: 6 H: 0 LOB: 0 BB: 0 P: 7	R: 0 E: 0 K: 0 S: 6 H: 1 LOB: 1 BB: 0 P: 13	R: 0 E: 0 K: 0 S: 4 H: 0 LOB: 0 BB: 0 P: 7	R: 1 E: 0 K: 1 S: 11 H: 2 LOB: 2 BB: 1 P: 19	R: 1 E: 0 K: 0 S: 9 H: 1 LOB: 0 BB: 0 P: 12	R: 0 E: 0 K: 0 S: 12 H: 2 LOB: 2 BB: 0 P: 16	R: 0 E: 0 K: 2 S: 7 H: 0 LOB: 0 BB: 0 P: 8	R: 0 E: 0 K: 1 S: 13 H: 2 LOB: 2 BB: 0 P: 21	1B: 5 2B: 2 3B: 0 HR: 1	SF: 1 SAC: 1 DP: 1 HBP: 1						

	AB	32
	R	2
	H	8
	RBI	2
	BB	1
	SO	4
	LOB	13

WP: 0 PB: 0 SB: 0 CS: 0 PA: 36

PITCHER		IP	WLS	BF	H	R	ER	SO	BB	IBB	HBP	BLK	WP	HR	S	P	ERA	WHIP
Dontrelle Willis, L ERA: 2.49	(1, 1)	9.0	W	36	8	2	2	4	1	0	1	0	0	1	74	114	2.00	1.000

PITCHER	IP	WLS	BF	H	R	ER	SO	BB	IBB	HBP	BLK	WP	HR	S	P	ERA	WHIP

Batter	1	2	3	4	5	6	7	8	9	AB	R	H	RBI	BB	SO	LOB
Luis Castillo, S (1, 4) OBP: 0.386, SLG: 0.367	B X 1-0 ① G4-3		C B B X 2-1 ③ G5-3			C B X 1-1 ① G4-3	B C F B X 2-2 ③ G4-3			4	0	0	0	0	0	0
Jeff Conine, R (1, 7) (8, 3) OBP: 0.375, SLG: 0.410	B B C X 2-1 ② G6-3			B B X 2-0 ① F9		B B X 2-0 ② G6-3		C B B B F X 3-2 ① F8		4	0	0	0	0	0	0
Miguel Cabrera, R (1, 5) (8, 7) OBP: 0.391, SLG: 0.574	C B F F X 1-2 ③ F9			C B B B B 4-1 HBP 1B BB		B B B 4-0 1B BB		F B F X 1-2 ② P6		2	1	0	0	2	0	0
Carlos Delgado, L (1, 3) OBP: 0.397, SLG: 0.584 Todd Jones, L (8, 1) OBP: 0.500, SLG: 0.500		X 0-0 HR		H 1-0 1B 1-2 HBP		B C F X 1-2 1-2 1B		B S S F B F B X 3-2 2B		3 0	1 0	3 0	1 0	0 0	0 0	0 0
Juan Encarnacion, R (1, 9) OBP: 0.354, SLG: 0.463	C C B F B F F X 2-2 ① P4			B D C F D F X 3-2 ② 1-3 2-H 1B		X 0-0 ③ G3-1		B C C X 1-2 ③ G5-3		4	0	1	1	0	0	3
Damion Easley, R (1, 6) OBP: 0.313, SLG: 0.423		X 0-0 ② P2		B C B B X 3-1 ③ L6			X 0-0 ① G5-3		C B X 1-1 ① P4	4	0	0	0	0	0	1
Juan Pierre, L (1, 8) OBP: 0.323, SLG: 0.345		B L B X 2-1 CS 1B			C B B X 2-1 ① G6-3		B C B B C 3-2 S HR BB		B B C C B X 3-2 ② G3	3	1	1	0	1	0	0
Paul Lo Duca, R (1, 2) OBP: 0.345, SLG: 0.395		C 0-1 ③ CS 1-2	C C F F B B F X 2-2 ① G6-3		C B X 1-1 ② G5-3		S B P 1 B F X SAFE 3-2 1-H HR		B B C C X 1-2 ③ F9	4	1	1	2	0	0	0
Josh Beckett, R (1, 1) OBP: 0.194, SLG: 0.232 Mike Lowell, R (8, 5) OBP: 0.290, SLG: 0.350			C B F B B C 2-3 ② K		S S B F B F S 2-3 ③ K		C S X 0-2 ② G5-3			3 0	0 0	0 0	0 0	0 0	2 0	0 0
Inning Stats	R: 0 H: 0 E: 0 LOB: 0 K: 0 BB: 0 S: 7 P: 11	R: 1 H: 2 E: 0 LOB: 0 K: 0 BB: 0 S: 11 P: 15	R: 0 H: 0 E: 0 LOB: 0 K: 1 BB: 0 S: 11 P: 17	R: 1 H: 1 E: 0 LOB: 1 K: 0 BB: 1 S: 8 P: 21	R: 0 H: 0 E: 0 LOB: 0 K: 1 BB: 0 S: 9 P: 14	R: 0 H: 1 E: 0 LOB: 2 K: 0 BB: 1 S: 7 P: 15	R: 2 H: 1 E: 0 LOB: 0 K: 0 BB: 1 S: 13 P: 20	R: 0 H: 1 E: 0 LOB: 1 K: 0 BB: 0 S: 14 P: 22	R: 0 H: 0 E: 0 LOB: 0 K: 0 BB: 0 S: 8 P: 13	1B: 3 SF: 0 2B: 1 SAC: 0 3B: 0 DP: 0 HR: 2 HBP: 1						

TOP

Florida Marlins @ Houston Astros

Minute Maid Park, Houston, TX

Tue Sep 13 2005, 7:05 PM CDT
Att. 31,512 - Roof Closed - 72 F

livebaseballscorecards.com

AB	31
R	4
H	6
RBI	4
BB	3
SO	2
LOB	4

PITCHER		IP	WLS	BF	H	R	ER	SO	BB	IBB	HBP	BLK	WP	HR	S	P	ERA	WHIP
51 Wandy Rodriguez, L ERA: 5.71	(1, 1)	6.1	L	25	4	3	3	2	3	0	1	0	0	1	56	99	4.26	1.105
Chad Qualls, R ERA: 3.41	(7, 1)	0.2		3	1	1	1	0	0	0	0	0	0	1	10	14	13.50	1.500
Russ Springer, R ERA: 4.86	(8, 1)	1.0		4	1	0	0	0	0	0	0	0	0	0	14	22	0.00	1.000
Dan Wheeler, R ERA: 2.37	(9, 1)	1.0		3	0	0	0	0	0	0	0	0	0	0	8	13	0.00	0.000

PITCHER	IP	WLS	BF	H	R	ER	SO	BB	IBB	HBP	BLK	WP	HR	S	P	ERA	WHIP

Florida Marlins @ Houston Astros

Minute Maid Park, Houston, TX

Tue Sep 13 2005, 7:05 PM CDT
Att. 31,512 - Roof Closed - 72 F

livebaseballscorecards.com

BOTTOM

Batter	1	2	3	4	5	6	7	8	9	AB	R	H	RBI	BB	SO	LOB
Willy Taveras, R (1, 8) OBP: 0.325, SLG: 0.341 Orlando Palmeiro, L (3, PR) OBP: 0.353, SLG: 0.449 (4, 7)	K		1B		G1-3			1B		2 2	0 0	1 1	0 0	0 0	1 0	0 0
Craig Biggio, R (1, 4) OBP: 0.327, SLG: 0.453	F9		K			L6		F9		4	0	0	0	0	1	2
Mike Lamb, L (1, 5) OBP: 0.263, SLG: 0.394	G3			HR		2B		17 G3-6-3 1-3 1B		4	1	3	1	0	0	0
17 Lance Berkman, S (1, 3) OBP: 0.398, SLG: 0.515		G4-3		G1-3		G6-3		G3-6-3 1-2f		4	0	0	0	0	0	3
16 Jason Lane, R (1, 9) OBP: 0.298, SLG: 0.487		K		2 F8-3 1B		K			F8	4	0	1	0	0	2	1
2 Chris Burke, R (1, 7) OBP: 0.303, SLG: 0.370 (4, 8)		2B		F8-3 1-1			G5-3		G1-3	4	0	1	0	0	0	1
28 Adam Everett, R (1, 6) OBP: 0.291, SLG: 0.374		K			HR		1B		G5-3	4	1	2	1	0	1	1
Raul Chavez, R (1, 2) OBP: 0.200, SLG: 0.275 Luke Scott, L (7, PH) OBP: 0.244, SLG: 0.243 Brad Ausmus, R (8, 2) OBP: 0.351, SLG: 0.329			P3		K		P6			2 1 0	0 0 0	0 0 0	0 0 0	0 0 0	1 0 0	0 1 0
51 Wandy Rodriguez, S (1, 1) OBP: 0.194, SLG: 0.147 Chad Qualls, R (7, 1) Jose Vizcaino, S (7, PH) OBP: 0.313, SLG: 0.364 Russ Springer, R (8, 1) Dan Wheeler, R (9, 1)			K		K		P6			2 0 1 0 0	0 0 0 0 0	0 0 0 0 0	0 0 0 0 0	0 0 0 0 0	2 0 0 0 0	0 0 1 0 0
Inning Stats	R: 0 E: 0 K: 1 S: 11 H: 0 LOB: 0 BB: 0 P: 15	R: 0 E: 0 K: 2 S: 9 H: 1 LOB: 1 BB: 0 P: 15	R: 0 E: 0 K: 2 S: 8 H: 1 LOB: 1 BB: 0 P: 13	R: 1 E: 0 K: 0 S: 7 H: 2 LOB: 0 BB: 0 P: 11	R: 1 E: 0 K: 2 S: 12 H: 1 LOB: 0 BB: 0 P: 15	R: 0 E: 0 K: 1 S: 15 H: 1 LOB: 1 BB: 0 P: 19	R: 0 E: 0 K: 0 S: 9 H: 1 LOB: 1 BB: 0 P: 16	R: 0 E: 0 K: 0 S: 9 H: 2 LOB: 1 BB: 0 P: 12	R: 0 E: 0 K: 0 S: 9 H: 0 LOB: 0 BB: 0 P: 12	1B: 5 2B: 3 3B: 0 HR: 2 SF: 0 SAC: 0 DP: 2 HBP: 0						

	AB	34
	R	2
	H	9
	RBI	2
	BB	0
	SO	8
	LOB	10

WP: 0 PB: 0 SB: 0 CS: 0 PA: 34

PITCHER		IP	WLS	BF	H	R	ER	SO	BB	IBB	HBP	BLK	WP	HR	S	P	ERA	WHIP
Josh Beckett, R ERA: 3.53	(1, 1)	7.1	W	30	9	2	2	8	0	0	0	0	0	2	79	115	2.46	1.227
Todd Jones, R ERA: 1.1	(8, 1)	1.2	S	4	0	0	0	0	0	0	0	0	0	0	10	13	0.00	0.000

PITCHER	IP	WLS	BF	H	R	ER	SO	BB	IBB	HBP	BLK	WP	HR	S	P	ERA	WHIP

Batter	1	2	3	4	5	6	7	8	9	AB	R	H	RBI	BB	SO	LOB
Luis Castillo, S (1, 4) OBP: 0.387, SLG: 0.366	B B B B 4-0 1B G5-3 BB		B B C F B X 3-2 ① G6-3		C B B T B F X 3-2 ② ③ L1-3 1-1			C X 0-1 G6-4-3 1B		3	1	1	0	1	0	1
Jeff Conine, R (1, 7) OBP: 0.376, SLG: 0.411	1 SAFE 1 SAFE C 1 SAFE B B S B X 2-2 G3 G5-3 1-3 1B		C X 0-1 1B			B B F X 2-1 ① F9		F F B B X 2-2 ② ③ G6-4-3 1-2f		4	0	2	0	0	0	1
Miguel Cabrera, R (1, 5) OBP: 0.389, SLG: 0.570	X 0-0 ① G5-3 1-2 3-H		C B 1 SAFE X 1-1 ② F8			C X 0-1 ② G1-3			C S B X 1-2 ① F9	4	0	0	1	0	0	2
Carlos Delgado, L (1, 3) OBP: 0.396, SLG: 0.581	X 0-0 ② G3 2-3		F B S B C 2-3 ③ K			X 0-0 ③ L9			B B C B B 4-1 FC5 WP E BB	3	1	0	0	1	1	2
Juan Encarnacion, R (1, 9) (7, 8) OBP: 0.355, SLG: 0.461	B B B B 4-0 BB			C X 0-1 ① F9			F X 0-1 ① G5-3		C B H 2-1 E 1-2 HBP	2	0	0	0	1	0	0
Damion Easley, R (1, 6) OBP: 0.312, SLG: 0.420	C C 1 SAFE B F X 1-2 ③ P5			C B F S 1-3 ② K			C B B X 2-1 1B 1B		B B C C B X 3-2 FC5 1-2 2-H	4	0	1	0	0	1	3
Juan Pierre, L (1, 8) OBP: 0.323, SLG: 0.345 Randy Messenger, R (7, 1) OBP: 0.667, SLG: 0.500 Chris Resop, R (8, 1) Paul Quantrill, L (8, 1) Mike Lowell, R (9, PH) OBP: 0.290, SLG: 0.349		C M B X 1-2 ① G4-3		C B X 1-1 ③ F8			C B C X 1-2 G6-4-3 1-2 1B		B X 1-0 ② F9	3 0 0 0 1	0 0 0 0 0	1 0 0 0 0	0 0 0 0 0	0 0 0 0 0	0 0 0 0 2	0 0 0 0 0
Paul Lo Duca, R (1, 2) OBP: 0.345, SLG: 0.394 14 Josh Willingham, R (8, 2) OBP: 0.400, SLG: 0.250		C B C T 1-2 ② K			B X 1-0 FC3-6 1B		B C X 1-1 ② ③ G6-4-3 1-2f		B X 1-0 ③ G3-1	3 1	0 0	1 0	0 0	1 0	2 2	2 0
A.J. Burnett, R (1, 1) OBP: 0.141, SLG: 0.258 Ron Villone, L (7, 1) 27 Jeremy Hermida, L (7, 9) OBP: 0.263, SLG: 0.444		C C C 0-3 ③ K			X 0-0 ① FC3-6 L1-3 1-2f			C X 0-1 ① P5		2 0 1	0 0 0	0 0 0	0 0 0	0 0 0	1 0 0	1 0 0
Inning Stats	R: 1 E: 0 K: 0 S: 9 H: 1 LOB: 2 BB: 2 P: 20	R: 0 E: 0 K: 2 S: 9 H: 0 LOB: 0 BB: 0 P: 11	R: 0 E: 0 K: 1 S: 10 H: 1 LOB: 1 BB: 0 P: 16	R: 0 E: 0 K: 1 S: 7 H: 0 LOB: 0 BB: 0 P: 9	R: 0 E: 0 K: 0 S: 6 H: 1 LOB: 0 BB: 0 P: 10	R: 0 E: 0 K: 0 S: 5 H: 0 LOB: 0 BB: 0 P: 7	R: 0 E: 0 K: 0 S: 9 H: 2 LOB: 1 BB: 0 P: 13	R: 0 E: 0 K: 0 S: 7 H: 1 LOB: 0 BB: 0 P: 9	R: 1 E: 1 K: 0 S: 10 H: 0 LOB: 2 BB: 1 P: 22	1B: 6 2B: 1 3B: 0 HR: 0 SF: 0 SAC: 0 DP: 3 HBP: 1						

TOP

Florida Marlins @ Houston Astros

Minute Maid Park, Houston, TX

Wed Sep 14 2005, 7:05 PM CDT
Att. 30,911 - Roof Closed - 72 F

livebaseballscorecards.com

AB	31
R	2
H	6
RBI	1
BB	3
SO	4
LOB	16

PITCHER		IP	WLS	BF	H	R	ER	SO	BB	IBB	HBP	BLK	WP	HR	S	P	ERA	WHIP
Roger Clemens, R ERA: 1.77	(1, 1)	6.1	W	25	5	1	1	4	2	0	0	0	0	0	53	83	1.42	1.105
Chad Qualls, R ERA: 3.38	(7, 1)	0.2	H	1	0	0	0	0	0	0	0	0	0	0	2	3	0.00	0.000
Dan Wheeler, R ERA: 2.33	(8, 1)	1.0		3	1	0	0	0	0	0	0	0	0	0	7	9	0.00	1.000
Mike Burns, R ERA: 5.46	(9, 1)	1.0		6	0	1	0	0	1	0	1	0	1	0	10	22	0.00	1.000

PITCHER	IP	WLS	BF	H	R	ER	SO	BB	IBB	HBP	BLK	WP	HR	S	P	ERA	WHIP

WP: 1	PA: 35		
PB: 0			
SB: 0			
CS: 0			

BOTTOM

Florida Marlins @ Houston Astros

Minute Maid Park, Houston, TX

Wed Sep 14 2005, 7:05 PM CDT
Att. 30,911 - Roof Closed - 72 F

livebaseballscorecards.com

Batter	1	2	3	4	5	6	7	8	9	AB	R	H	RBI	BB	SO	LOB
Craig Biggio, R (1, 4)	X 0-0 ① G6-3	C X 0-1 1-2 2-3 3-H 1B		C B B F B S 3-3 ③ K		D B B C F X 3-2 ②③ G4-6-3 1-2f		B B B C B 4-1 G3 1B BB		4	1	1	1	1	1	1
4 Eric Bruntlett, R (9, 4)										0	0	0	0	0	0	0
Orlando Palmeiro, L (1, 7)	C B F X 1-2 ② G6-3	B C B B F X 3-2 ② F9			F C B X 1-2 ① G3		C C F F F X 0-2 ① F8	X 0-0 ① G3 1-2		5	0	0	0	0	0	4
Mike Lamb, L (1, 5)	C T T T B S 1-3 ③ K	B F X 1-1 ③ P5			X 0-0 17 BB 1B 1B		B S S F F B X 2-2 16 1B 3B	B X 1-0 17 BB 16 1B 2-H 1B		5	2	3	1	0	1	3
17 Lance Berkman, S (1, 3)		C B B B X 2-1 28 1B 16 BB BB 1B	C B B B X 3-1 ① P5		F X 0-1 BB 1-2 1B		B B S B B 4-1 16 1B 1B BB	C B B B C B 4-2 5 BB 16 1B 28 2B 1-2 BB		3	3	2	0	2	0	0
Charlton Jimerson, R (9, 8)										0	0	0	0	0	0	0
16 Jason Lane, R (1, 9)		C B B B B B 4-1 BB 28 1B BB 1-2 BB	X 0-0 ② F8		B X 1-0 ② F3		C X 0-1 1B 28 SH1-3 1-2 3-H 1B	C F F F X 0-2 5 BB 28 2B 1-2 2-H 1B		4	3	2	2	1	0	2
2 Chris Burke, R (1, 8)	S T S 0-3 ① K	B B C B X 3-1 2B			B B S F B F B 4-2 1-2 2-3 BB		C B X 1-1 28 SH1-3 1-3 2-H 1B	B C B B F B 4-2 28 2B 1-2 2-3 BB		1	0	0	0	0	1	2
Charles Gipson, R (3, 8)										2	0	2	1	1	0	0
5 Jeff Bagwell, R (8, PH)										0	0	0	0	1	0	0
Mike Burns, R (9, 1)										0	0	0	0	0	0	0
28 Adam Everett, R (1, 6)	C X 0-1 BB BB 1B 1-2 2-3 1B	F F B F F S 1-3 ③ K			X 0-0 ③ F7		X 0-0 ② SH1-3 1-2 3-H	X 0-0 1-3 2-H 3-H 2B		4	1	2	3	0	1	4
Brad Ausmus, R (1, 2)	B B S B B B 4-1 1B BB 1-2 2-3 3-H BB			S B B B F X 3-2 ① G6-3		B F B F C 2-3 ① K	B B I 4-0 IBB	C X 0-1 ② P5		2	0	0	1	2	1	0
Raul Chavez, R (8, PH)										1	0	0	0	0	0	2
OBP: 0.352, SLG: 0.327 / OBP: 0.198, SLG: 0.272 (9, 2)																
Roger Clemens, R (1, 1)	F F B B B B B 4-2 1B 1-2 2-3 3-H BB			C X 0-1 ② G4-3		B B B C C B 4-2 G4-6-3 BB	B C O F F S 2-3 ③ K	B B F B F C X 3-2 ③ G4-3		1	0	0	1	2	0	0
OBP: 0.295, SLG: 0.255										0	0	0	0	0	0	0
Chad Qualls, R (7, 1)										1	0	0	0	0	1	2
Jose Vizcaino, S (7, PH)										0	0	0	0	0	0	0
OBP: 0.311, SLG: 0.362										1	0	0	0	0	0	2
Dan Wheeler, R (8, 1)																
Humberto Quintero, R (8, PH)																
OBP: 0.200, SLG: 0.259 (9, 3)																

Inning Stats	1	2	3	4	5	6	7	8	9
	R: 0 H: 0 E: 0 LOB: 0 K: 1 BB: 0 S: 9 P: 11	R: 3 H: 3 E: 0 LOB: 3 K: 1 BB: 3 S: 18 P: 36	R: 0 H: 1 E: 0 LOB: 1 K: 1 BB: 0 S: 10 P: 17	R: 0 H: 0 E: 0 LOB: 0 K: 1 BB: 0 S: 8 P: 14	R: 0 H: 2 E: 0 LOB: 3 K: 0 BB: 1 S: 11 P: 17	R: 0 H: 0 E: 0 LOB: 0 K: 1 BB: 1 S: 8 P: 17	R: 3 H: 3 E: 0 LOB: 2 K: 1 BB: 2 S: 21 P: 34	R: 4 H: 3 E: 0 LOB: 2 K: 0 BB: 3 S: 19 P: 35	

| | | | | | | | | | | | | | | | |

Florida Marlins @ Houston Astros

Minute Maid Park, Houston, TX

Thu Sep 15 2005, 7:05 PM CDT

Att. 35,960 - Roof Closed - 72 F

livebaseballscorecards.com

Batter	1	2	3	4	5	6	7	8	9	AB	R	H	RBI	BB	SO	LOB
Luis Castillo, S (1, 4) OBP: 0.386, SLG: 0.365	C F B S 1-3 ① K		B B C X 2-1 G6-4-3 1B			C B B 1 SAFE X 2-1 ①② G6-4-3 1-2f			C F C 0-3 ① K	4	0	1	0	0	2	1
Jeff Conine, R (1, 7) OBP: 0.371, SLG: 0.405	B B X 2-0 ② F9		F B B 1 SAFE F F 1 SAFE 1 SAFE B 3-2 ②③ X G6-4-3 1-2f			C F B B X 2-2 ③ P5			C S F B B F S 2-3 ② K	4	0	0	0	0	1	1
Miguel Cabrera, R (1, 5) OBP: 0.388, SLG: 0.573	B C X 1-1 ③ G1-3			C X 0-1 ① F8			B F B X 2-1 HR		B F S S 1-3 ③ K	4	1	1	1	0	1	0
Carlos Delgado, L (1, 3) OBP: 0.395, SLG: 0.579		B S F X 1-2 BB 1B 1B		F S F B X 1-2 ② G3-1			B B B C C X 3-2 ① G3-1			3	0	1	0	0	0	0
Juan Encarnacion, R (1, 9) OBP: 0.353, SLG: 0.458		C X 0-1 ① P4		F F F S 0-3 ③ K2-3			B F X 1-1 ② G4-3			3	0	0	0	0	1	1
Damion Easley, R (1, 6) OBP: 0.312, SLG: 0.419		C S B 1 SAFE X 1-2 1-2 BB 1B			B B B C F X 3-2 ① G5-3		B B B C F S 2-3 ③ K			3	0	1	0	0	1	0
Juan Pierre, L (1, 8) OBP: 0.323, SLG: 0.343		B C B F B F B 4-2 G6-4-3 1-2 2-3 BB			C B C X 1-2 ② F7			C C S 0-3 ① K		2	0	0	0	1	1	0
Paul Lo Duca, R (1, 2) OBP: 0.343, SLG: 0.391		C X 0-1 ②③ G6-4-3 1-2f			C X 0-1 ③ F9			B F F B X 2-2 ② F9		3	0	0	0	0	0	3
Jason Vargas, L (1, 1) OBP: 0.364, SLG: 0.364			C B F B F S 2-3 ① K			B B X 2-0 G6-4-3 1B		C F B B F F F X 2-2 ③ G6-3		1	0	0	0	0	1	0
14 Josh Willingham, R (6, PH) OBP: 0.455, SLG: 0.333										1	0	1	0	0	0	0
Ismael Valdez, R (6, 1) OBP: 0.200, SLG: 0.200										0	0	0	0	0	0	0
Jim Mecir, S (7, 1)										0	0	0	0	0	0	0
Mike Lowell, R (8, PH) OBP: 0.289, SLG: 0.348										1	0	0	0	0	0	0
Guillermo Mota, R (8, 1)										0	0	0	0	0	0	0
Inning Stats	R: 0 E: 0 K: 1 S: 6 H: 0 LOB: 0 BB: 0 P: 10	R: 0 E: 0 K: 0 S: 13 H: 2 LOB: 2 BB: 1 P: 19	R: 0 E: 0 K: 1 S: 10 H: 1 LOB: 0 BB: 0 P: 17	R: 0 E: 0 K: 1 S: 10 H: 0 LOB: 0 BB: 0 P: 11	R: 0 E: 0 K: 0 S: 8 H: 0 LOB: 0 BB: 0 P: 12	R: 0 E: 0 K: 0 S: 6 H: 1 LOB: 0 BB: 0 P: 12	R: 1 E: 0 K: 1 S: 10 H: 1 LOB: 0 BB: 0 P: 18	R: 0 E: 0 K: 1 S: 12 H: 0 LOB: 0 BB: 0 P: 16	R: 0 E: 0 K: 3 S: 12 H: 0 LOB: 0 BB: 0 P: 15	1B: 4 2B: 0 3B: 0 HR: 1	SF: 0 SAC: 0 DP: 3 HBP: 0						

TOP

AB	29
R	1
H	5
RBI	1
BB	1
SO	8
LOB	6

WP: 0 PB: 0 SB: 0 CS: 0 PA: 30

PITCHER		IP	WLS	BF	H	R	ER	SO	BB	IBB	HBP	BLK	WP	HR	S	P	ERA	WHIP
Andy Pettitte, L ERA: 2.43	(1, 1)	8.0	W	27	5	1	1	5	1	0	0	0	0	1	75	115	1.12	0.750
54 Brad Lidge, R ERA: 2.23	(9, 1)	1.0	S	3	0	0	0	3	0	0	0	0	0	0	12	15	0.00	0.000

PITCHER		IP	WLS	BF	H	R	ER	SO	BB	IBB	HBP	BLK	WP	HR	S	P	ERA	WHIP

Batter	1	2	3	4	5	6	7	8	9	AB	R	H	RBI	BB	SO	LOB
Craig Biggio, R (1, 4) OBP: 0.328, SLG: 0.457	C X 0-1 ① P6		F F X 0-2 E6 FC4-6 1-2 3-H		B F X 1-1 HR		X 0-0 16 HBP SH1 1B 1B	1 SAFE B F X 1-1 ② F7		5	2	2	2	0	0	2
Charles Gipson, R (1, 7) OBP: 0.375, SLG: 0.429	C C T 0-2 ② K		B F X 1-1 ② FC4-6 1-2f 2-3		B B F X 2-1 ② G6-3		1 SAFE 1 SAFE X 0-0 ① SH1 1-2	X 0-0 ③ G5-3		4	0	0	0	0	1	3
17 Lance Berkman, S (1, 3) OBP: 0.403, SLG: 0.513	F C F B B B X 3-2 ③ G3		1 SAFE C B F X 1-2 ③ G1-3		B B B C B 4-1 16 S BB		B B B I 4-0 1B 16 HBP IBB			2	0	0	0	2	0	2
16 Jason Lane, R (1, 9) OBP: 0.300, SLG: 0.484		B B S F F S 2-3 ① K		S F B S 1-3 ① K	B S F X 1-2 ③ G6-3 1-2		B H 2-0 1B 1-2 2-3 HBP			3	0	0	0	0	2	1
Jose Vizcaino, S (1, 5) OBP: 0.309, SLG: 0.359		F X 0-1 ② G6-3		F B F C 1-3 ② K	B B B C F F F X 3-2 ① F8	X 0-0 1-2 2-3 3-H 1B				4	0	1	1	0	1	0
4 Eric Bruntlett, R (1, 8) OBP: 0.277, SLG: 0.398		B X 1-0 ③ G6-3		C B F X 1-2 1B	B B X 2-0 28 BLK 2B	X 0-0 ② F4				4	0	2	0	0	0	3
28 Adam Everett, R (1, 6) OBP: 0.292, SLG: 0.376			C B S X 1-2 FC4-6 S E 1B	1 SAFE 1 SAFE B C S 1 SAFE X 1-2 ③ P6		F F B S 1-3 ② K 2-3	B C S S 1-3 ③ K			4	1	1	0	0	2	5
Brad Ausmus, R (1, 2) OBP: 0.356, SLG: 0.337			B B B B 4-0 FC4-6 1-2 BB		F X 0-1 HR	I I I I 4-0 S IBB		X 0-0 ① L8		2	1	1	1	2	0	0
Andy Pettitte, L (1, 1) OBP: 0.103, SLG: 0.089 Mike Lamb, L (8, PH) OBP: 0.271, SLG: 0.407 54 Brad Lidge, R (9, 1)			B L M D X 2-2 ① FC4-6 FC4-6 E 1-2f 2-3		X 0-0 ① F8	S S F X 0-2 ③ F8 1-2		C X 0-1 1B		3 1 0	0 0 0	0 1 0	0 0 0	0 0 0	0 0 0	4 0 0
Inning Stats	R: 0 E: 0 K: 1 S: 9 H: 0 LOB: 0 BB: 0 P: 12	R: 0 E: 0 K: 1 S: 7 H: 0 LOB: 0 BB: 0 P: 10	R: 1 E: 1 K: 0 S: 14 H: 1 LOB: 2 BB: 1 P: 23	R: 0 E: 0 K: 2 S: 12 H: 1 LOB: 1 BB: 0 P: 16	R: 2 E: 0 K: 0 S: 11 H: 2 LOB: 1 BB: 1 P: 19	R: 0 E: 0 K: 1 S: 13 H: 1 LOB: 2 BB: 1 P: 23	R: 1 E: 0 K: 1 S: 7 H: 2 LOB: 3 BB: 1 P: 14	R: 0 E: 0 K: 0 S: 6 H: 1 LOB: 1 BB: 0 P: 7		1B: 5 2B: 1 3B: 0 HR: 2	SF: 0 SAC: 1 DP: 0 HBP: 1			WP: 0 PB: 0 SB: 3 CS: 0	PA: 38	

PITCHER		IP	WLS	BF	H	R	ER	SO	BB	IBB	HBP	BLK	WP	HR	S	P	ERA	WHIP
Jason Vargas, L ERA: 4.37	(1, 1)	5.0	L	22	4	3	3	4	2	0	0	0	0	2	53	80	5.40	1.200
Ismael Valdez, R ERA: 5.4	(6, 1)	1.1		10	3	1	1	1	0	2	1	1	0	0	16	32	6.75	2.250
Jim Mecir, R ERA: 2.76	(7, 1)	0.2		2	0	0	0	1	0	0	0	0	0	0	4	5	0.00	0.000
Guillermo Mota, R ERA: 4.82	(8, 1)	1.0		4	1	0	0	0	0	0	0	0	0	0	6	7	0.00	1.000

PITCHER	IP	WLS	BF	H	R	ER	SO	BB	IBB	HBP	BLK	WP	HR	S	P	ERA	WHIP

BOTTOM

Florida Marlins @ Houston Astros

Minute Maid Park, Houston, TX

Thu Sep 15 2005, 7:05 PM CDT
Att. 35,960 - Roof Closed - 72 F

livebaseballscorecards.com

AB	32
R	4
H	8
RBI	4
BB	4
SO	6
LOB	20

Batter	1	2	3	4	5	6	7	8	9	AB	R	H	RBI	BB	SO	LOB
Brady Clark, R (1, 8) OBP: 0.369, SLG: 0.419	X 0-0 FC1-5 2B		S B F B X 2-2 ① G4-3		B B B B 4-0 BB			F B X 1-1 ① F8		3	0	1	0	1	0	0
Jeff Cirillo, R (1, 5) (9, 4) OBP: 0.380, SLG: 0.443	L L X 0-2 ① FC1-5 G4-3 2-3		C B C B B F S 3-3 ② K		C F 1 SAFE X 0-2 ③ G5-3			C X 0-1 2B 1B		4	0	1	0	0	1	2
Lyle Overbay, L (1, 3) OBP: 0.369, SLG: 0.454	B B C B C X 3-2 ② G4-3 1-2		X 0-0 ③ G4-3			C B X 1-1 HR		1 SAFE B S F X 1-2 1-3 2B		4	1	2	1	0	0	1
Carlos Lee, R (1, 7) OBP: 0.335, SLG: 0.511	B S C C 1-3 ③ K			B S F B X 2-2 ① G5-3		S X 0-1 ① G4-3		S S D S 1-3 ② K		4	0	0	0	0	2	3
Geoff Jenkins, L (1, 9) OBP: 0.369, SLG: 0.504		X 0-0 ① F8		B C X 1-1 2 G4-3 2B		C B F X 1-2 2 F9-4-3 1B		C B S B S 2-3 ③ K		4	0	2	0	0	1	2
2 Bill Hall, R (1, 6) OBP: 0.329, SLG: 0.478		C B F X 1-2 1B 1B		C B X 1-1 ② G4-3 2-3		S D B S F X 2-2 ②③ F9-4-3 1-1			C S F B X 1-2 ① G6-3	4	0	1	0	0	0	2
23 Rickie Weeks Jr., R (1, 4) OBP: 0.330, SLG: 0.406 Dana Eveland, L (9, 1)		B B C F S 2-3 ② K		C B S X 1-2 ③ G5-3			S B S F X 1-2 ① G5-3		C B C S 1-3 ② K	4 0	0 0	0 0	0 0	0 0	2 0	2 0
Damian Miller, R (1, 2) OBP: 0.332, SLG: 0.392		X 0-0 1-3 1B			C X 0-1 ① G6-3		B X 1-0 ② G6-3		S C S 0-3 ③ K	4	0	1	0	0	1	0
Rick Helling, R (1, 1) Matt Wise, R (8, 1) OBP: 1.000, SLG: 1.000 Wes Helms, R (9, 5) OBP: 0.356, SLG: 0.465		B B 1 SAFE C S F C 2-3 ③ K			F F C 0-3 ② K		B X 1-0 ③ P6			3 0 0	0 0 0	0 0 0	0 0 0	0 0 0	2 0 0	2 0 0
Inning Stats	R: 0 H: 1 E: 0 LOB: 1 K: 1 BB: 0 S: 10 P: 14	R: 0 H: 2 E: 0 LOB: 2 K: 2 BB: 0 S: 12 P: 17	R: 0 H: 0 E: 0 LOB: 0 K: 1 BB: 0 S: 9 P: 14	R: 0 H: 1 E: 0 LOB: 1 K: 0 BB: 0 S: 10 P: 15	R: 0 H: 0 E: 0 LOB: 1 K: 1 BB: 1 S: 8 P: 12	R: 1 H: 2 E: 0 LOB: 0 K: 0 BB: 0 S: 11 P: 15	R: 0 H: 0 E: 0 LOB: 0 K: 0 BB: 0 S: 6 P: 9	R: 0 H: 2 E: 0 LOB: 2 K: 2 BB: 0 S: 13 P: 18	R: 0 H: 0 E: 0 LOB: 0 K: 2 BB: 0 S: 10 P: 12	1B: 4 SF: 0 2B: 4 SAC: 0 3B: 0 DP: 1 HR: 1 HBP: 0						

PITCHER		IP	WLS	BF	H	R	ER	SO	BB	IBB	HBP	BLK	WP	HR	S	P	ERA	WHIP
44 Roy Oswalt, R ERA: 2.87	(1, 1)	7.1		30	8	1	1	5	1	0	0	0	0	1	73	105	1.23	1.227
54 Brad Lidge, R ERA: 2.17	(8, 1)	1.2	W	5	0	0	0	4	0	0	0	0	0	0	16	21	0.00	0.000

PITCHER	IP	WLS	BF	H	R	ER	SO	BB	IBB	HBP	BLK	WP	HR	S	P	ERA	WHIP

TOP

Milwaukee Brewers @ Houston Astros

Minute Maid Park, Houston, TX

Fri Sep 16 2005, 7:05 PM CDT
Att. 33,767 - Roof Closed - 72 F

livebaseballscorecards.com

AB	34
R	1
H	8
RBI	1
BB	1
SO	9
LOB	14

PA: 35

WP: 0
PB: 0
SB: 0
CS: 0

Batter	1	2	3	4	5	6	7	8	9	AB	R	H	RBI	BB	SO	LOB
Craig Biggio, R (1, 4) OBP: 0.328, SLG: 0.455	F S X 0-2 G6-3 ①			B X 1-0 P4 ①		C X 0-1 1-3 1B		C X 0-1 F8 ②		4	0	1	0	0	0	0
Orlando Palmeiro, L (1, 9) OBP: 0.338, SLG: 0.429	C B B F X 2-2 F7 ②			C F B C 1-3 K ②		F F F F B X 1-2 G4-3 ①		B B C C S 2-3 K ③		4	0	0	0	0	2	2
Mike Lamb, L (1, 5) OBP: 0.274, SLG: 0.409 Willy Taveras, R (9, PR) OBP: 0.325, SLG: 0.341	B B C F X 2-2 G6-3 ③			B X 1-0 1B		B F B X 2-1 P5 ②			B X 1-0 17 1B 5 1B 1B	4 0	0 1	2 0	0 0	0 0	0 0	2 0
17 Lance Berkman, S (1, 3) OBP: 0.404, SLG: 0.512		F B B F F F B X 3-2 P1 ①		X 0-0 F9 ③		B B C B B 4-1 BB			B B X 2-0 1-2 5 1B 1B	3	0	1	0	1	0	1
16 Jason Lane, R (1, 8) OBP: 0.300, SLG: 0.488		C F B B F F B S 3-3 K ②			B B C F X 2-2 HR	B X 1-0 F8 ③			S B C S 1-3 K ①	4	1	1	1	0	2	5
Jose Vizcaino, S (1, 6) OBP: 0.303, SLG: 0.351		B C F F X 1-2 P4 ③			S S S 0-3 K ①		F B X 1-1 F8 ①		F F F F B X 1-2 P2 ②	4	0	0	0	0	1	2
Luke Scott, L (1, 7) OBP: 0.235, SLG: 0.233 54 Brad Lidge, R (8, 1) 5 Jeff Bagwell, R (9, PH) OBP: 0.369, SLG: 0.400		S F F B B B S 2-3 K ①			B F F F B F F B X 3-2 G4-3 ②		F F B X 1-2 P4 ②		F B X 1-1 1-2 2-H 1B	3 0 1	0 0 0	0 0 1	0 0 1	0 0 0	1 0 0	0 0 0
Brad Ausmus, R (1, 2) OBP: 0.354, SLG: 0.334		C X 0-1 G6-3 ②			F X 0-1 G6-3 ③		C S B X 1-2 G6-3 ③			3	0	0	0	0	0	0
44 Roy Oswalt, R (1, 1) OBP: 0.221, SLG: 0.185 4 Eric Bruntlett, R (8, 7) OBP: 0.275, SLG: 0.394		B C F S 1-3 K ③				F X 0-1 1B 1B		B C C C B F F B F S 3-3 K ①		2 1	0 0	1 0	0 0	0 0	1 1	0 0
Inning Stats	R: 0 E: 0 K: 0 S: 9 H: 0 LOB: 0 BB: 0 P: 13	R: 0 E: 0 K: 1 S: 14 H: 0 LOB: 0 BB: 0 P: 21	R: 0 E: 0 K: 2 S: 9 H: 0 LOB: 0 BB: 0 P: 12	R: 0 E: 0 K: 1 S: 6 H: 1 LOB: 1 BB: 0 P: 9	R: 1 E: 0 K: 1 S: 13 H: 1 LOB: 0 BB: 0 P: 18	R: 0 E: 0 K: 0 S: 13 H: 2 LOB: 3 BB: 1 P: 21	R: 0 E: 0 K: 0 S: 8 H: 0 LOB: 0 BB: 0 P: 11	R: 0 E: 0 K: 2 S: 11 H: 0 LOB: 0 BB: 0 P: 16	R: 1 E: 0 K: 1 S: 12 H: 3 LOB: 2 BB: 0 P: 18	1B: 6 2B: 0 3B: 0 HR: 1	SF: 0 SAC: 0 DP: 0 HBP: 0						

PITCHER		IP	WLS	BF	H	R	ER	SO	BB	IBB	HBP	BLK	WP	HR	S	P	ERA	WHIP
Rick Helling, R ERA: 2.19	(1, 1)	7.0		26	4	1	1	5	1	0	0	0	0	1	72	105	1.29	0.714
Matt Wise, R ERA: 3.26	(8, 1)	1.0		3	0	0	0	2	0	0	0	0	0	0	11	16	0.00	0.000
Dana Eveland, L ERA: 4.13	(9, 1)	0.2	L	5	3	1	1	1	0	0	0	0	0	0	12	18	13.50	4.500

PITCHER	IP	WLS	BF	H	R	ER	SO	BB	IBB	HBP	BLK	WP	HR	S	P	ERA	WHIP

BOTTOM

Milwaukee Brewers @ Houston Astros

Minute Maid Park, Houston, TX

Fri Sep 16 2005, 7:05 PM CDT

Att. 33,767 - Roof Closed - 72 F

livebaseballscorecards.com

AB	33
R	2
H	7
RBI	2
BB	1
SO	8
LOB	12

1B: 6	SF: 0	WP: 0	PA: 34		
2B: 0	SAC: 0	PB: 0			
3B: 0	DP: 0	SB: 0			
HR: 1	HBP: 0	CS: 0			

Batter	1	2	3	4	5	6	7	8	9	AB	R	H	RBI	BB	SO	LOB
Brady Clark, R (1, 8) OBP: 0.369, SLG: 0.418	X 0-0 ① F8		C B C F X 1-2 1B		X 0-0 ② G5-3 1-2		B F H 2-1 23 HBP HBP		C S B B X 2-2 ③ G4-3	4	0	1	0	0	0	1
23 Rickie Weeks Jr., R (1, 4) OBP: 0.329, SLG: 0.402	C S T B C 1-3 ② K		F F B S 1-3 ② K		C X 0-1 ③ G5-3		B H 2-0 1-2 2-3 HBP			3	0	0	0	0	2	2
Lyle Overbay, L (1, 3) OBP: 0.368, SLG: 0.451	C B B C T F S 2-3 ③ K		D X 1-0 ③ F7			C B B B B 4-1 BB	B X 1-0 ③ G4-3			3	0	0	0	1	1	4
Carlos Lee, R (1, 7) OBP: 0.334, SLG: 0.511		C X 0-1 ① G6-3		B B C X 2-1 2 F9 2B		C X 0-1 ① P5		F C B F F B F X 2-2 ① F9		4	0	1	0	0	0	1
Geoff Jenkins, L (1, 9) OBP: 0.369, SLG: 0.502 Jorge De La Rosa, L (8, 1)		B C B B X 2-1 1B 1B		B X 1-0 ① P4		C F S 0-3 ② K		B F X 1-1 ② P5		4 0	0 0	1 0	0 0	0 0	1 0	2 0
2 Bill Hall, R (1, 6) OBP: 0.328, SLG: 0.476		D D F F S 2-3 ② K		B B B C X 3-1 ② F9 2-3		F B B B C X 2-2 ③ F7		C S B B X 1-2 DI 1B		4	0	1	0	0	1	3
Russell Branyan, L (1, 5) OBP: 0.370, SLG: 0.479		B S B B B X 3-1 FC6-4 1-3 1B		B X 1-0 ③ P5			S X 0-1 ① F9	B B X 2-0 ③ F7 1-2		4	0	1	0	0	0	2
Damian Miller, R (1, 2) OBP: 0.334, SLG: 0.394		C X 0-1 ③ FC6-4 1-2f			S S B F B X 2-2 G5-3 1B		C B S X 1-2 E7 23 HBP 1B		B F F X 1-2 ① G5-3	4	0	2	0	0	0	2
Wes Obermueller, R (1, 1) OBP: 0.200, SLG: 0.400 Chris Magruder, S (5, PH) OBP: 0.259, SLG: 0.299 Justin Lehr, R (5, 1) Wes Helms, R (7, PH) OBP: 0.354, SLG: 0.463 52 Jose Capellan, R (7, 1) Nelson Cruz, R (8, 9)			X 0-0 ① F8		C B B X 2-1 ① F8		B F X 1-1 ② F8		B X 1-0 ② F8	1 1 0 1 0 1	0 0 0 0 0 0	0 0 0 0 0 0	0 0 0 0 0 0	0 0 0 0 0 0	0 1 0 1 0 1	0 0 0 1 0 0

TOP

Milwaukee Brewers @ Houston Astros

Minute Maid Park, Houston, TX

Sat Sep 17 2005, 6:05 PM CDT
Att. 37,756 - Roof Closed - 72 F

livebaseballscorecards.com

AB	34
R	0
H	7
RBI	0
BB	1
SO	5
LOB	19

Inning Stats	1	2	3	4	5	6	7	8	9
	R: 0 E: 0 K: 2 S: 10	H: 0 LOB: 0 BB: 0 P: 13	R: 0 E: 0 K: 1 S: 11	H: 2 LOB: 2 BB: 0 P: 18	R: 0 E: 0 K: 1 S: 9	H: 1 LOB: 1 BB: 0 P: 12	R: 0 E: 0 K: 0 S: 6	H: 1 LOB: 1 BB: 0 P: 13	R: 0 E: 0 K: 0 S: 9	H: 1 LOB: 1 BB: 0 P: 13	R: 0 E: 0 K: 1 S: 9	H: 0 LOB: 1 BB: 1 P: 15	R: 0 E: 1 K: 0 S: 9	H: 1 LOB: 3 BB: 0 P: 16	R: 0 E: 0 K: 0 S: 13	H: 1 LOB: 1 BB: 0 P: 19	R: 0 E: 0 K: 0 S: 7	H: 0 LOB: 0 BB: 0 P: 11

| | | |

Batter	1	2	3	4	5	6	7	8	9	AB	R	H	RBI	BB	SO	LOB
Craig Biggio, R (1, 4) OBP: 0.328, SLG: 0.459 Russ Springer, R (8, 1) Charles Gipson, R (9, 8) OBP: 0.375, SLG: 0.429	B B X 2-0 HR	F D D B X 3-1 ② G5-3	C S S 1-3 ③ K			B B F B F B 4-2 G3-1 SH1-3 16 BLK BB	F B F C 1-3 ③ K			4 0 0	2 0 0	1 0 0	1 0 0	1 0 0	2 0 0	4 0 0
Orlando Palmeiro, L (1, 9) OBP: 0.341, SLG: 0.427 Ezequiel Astacio, R (9, 1) OBP: 0.167, SLG: 0.167	F F B X 1-2 ① F8	F C D X 0-2 WP 3-H 1B		B B C F F F F X 2-2 ① G5-3		C X 0-1 ① SH1-3 1-2		B B B B 4-0 BB		3 0	0 0	1 0	1 0	1 0	0 0	0 0
Mike Lamb, L (1, 5) OBP: 0.270, SLG: 0.401	C B B F X 2-2 E4 16 F8 17 BB 1B	S B C D X 2-2 ③ P4 1-2		X 0-0 ② G1-3		F S X 0-2 ② G3-1 2-3		C B C F X 1-2 ① P5		5	1	0	0	0	0	3
17 Lance Berkman, S (1, 3) OBP: 0.408, SLG: 0.512	B B B C F 1 B SAFE 4-2 1B 1-2 BB		B B F B F B 4-2 16 1B BB	B C B X 2-1 1B		I I I 4-0 16 BLK 16 2B IBB		C C S 0-3 ② K		2	1	1	0	3	1	1
16 Jason Lane, R (1, 8) OBP: 0.301, SLG: 0.489 (9, 9)	C B F B B F B X 3-2 ② F8 2-3		B C S F T B X 2-2 ① 1-3 1B 1B	B B S B C F S 3-3 ③ K		S X 0-1 1-H 3-H 2B		B B X 2-0 ③ F9		5	1	2	1	0	1	4
Jose Vizcaino, S (1, 6) OBP: 0.307, SLG: 0.354	X 0-0 1-2 3-H FC6-4 1B		X 0-0 1B 2-H SF8 1B		F S F S 0-3 ① K2-3	X 0-0 ③ G6-3				4	1	2	2	0	1	1
Luke Scott, L (1, 7) OBP: 0.247, SLG: 0.237	X 0-0 ③ FC6-4 1-2f		B F X 1-1 41 E 1-3 1B	F B B B B 4-1 BB			B F X 1-1 ① F8			3	0	1	0	1	0	2
Brad Ausmus, R (1, 2) OBP: 0.353, SLG: 0.337		F B X 1-1 41 SH3-4 1B 2B	B P B X 3-0 ② SF8 3-H	B 1 SAFE B 1 SAFE 1 SAFE F S F S 2-3 ② K			X 0-0 ② P3			3	1	1	1	0	1	1
41 Brandon Backe, R (1, 1) OBP: 0.302, SLG: 0.400 Mike Gallo, L (7, 1) Morgan Ensberg, R (7, PH) OBP: 0.385, SLG: 0.565 4 Eric Bruntlett, R (8, 4) OBP: 0.275, SLG: 0.394		L X 0-1 ① SH3-4 2-3	X 0-0 E6 1-2		X 0-0 F9		F C B B X 2-2 1B			2 0 1 0	0 0 0 0	0 0 1 0	0 0 0 0	0 0 0 0	0 0 0 0	2 0 0 0
Inning Stats	R: 2 E: 1 K: 0 S: 15 H: 2 LOB: 2 BB: 1 P: 27	R: 1 E: 0 K: 0 S: 12 H: 2 LOB: 0 BB: 0 P: 18	R: 2 E: 1 K: 1 S: 15 H: 3 LOB: 2 BB: 1 P: 25	R: 0 E: 0 K: 1 S: 13 H: 1 LOB: 1 BB: 0 P: 20	R: 0 E: 0 K: 2 S: 10 H: 0 LOB: 1 BB: 1 P: 16	R: 2 E: 1 K: 0 S: 10 H: 1 LOB: 1 BB: 2 P: 18	R: 0 E: 0 K: 1 S: 9 H: 1 LOB: 1 BB: 0 P: 13	R: 0 E: 0 K: 1 S: 8 H: 0 LOB: 1 BB: 1 P: 15		1B: 7 2B: 2 3B: 0 HR: 1 SF: 1 SAC: 2 DP: 0 HBP: 0						

PITCHER	IP	WLS	BF	H	R	ER	SO	BB	IBB	HBP	BLK	WP	HR	S	P	ERA	WHIP
Wes Obermueller, R (1, 1) ERA: 4.92	4.0	L	23	8	5	4	2	2	0	0	0	1	1	55	90	9.00	2.500
Justin Lehr, R (5, 1) ERA: 3.72	2.0		10	1	2	2	2	2	1	0	1	0	0	20	34	9.00	1.500
52 Jose Capellan, R (7, 1) ERA: 4.09	1.0		4	1	0	0	1	0	0	0	0	0	0	9	13	0.00	1.000
Jorge De La Rosa, L (8, 1) ERA: 4.35	1.0		4	0	0	0	1	1	0	0	0	0	0	8	15	0.00	1.000

PITCHER	IP	WLS	BF	H	R	ER	SO	BB	IBB	HBP	BLK	WP	HR	S	P	ERA	WHIP

BOTTOM

Milwaukee Brewers @ Houston Astros

Minute Maid Park, Houston, TX

Sat Sep 17 2005, 6:05 PM CDT
Att. 37,756 - Roof Closed - 72 F

livebaseballscorecards.com

AB	32
R	7
H	10
RBI	6
BB	6
SO	6
LOB	18

WP: 1	PA: 41		
PB: 0			
SB: 0			
CS: 0			

Batter	1	2	3	4	5	6	7	8	9	AB	R	H	RBI	BB	SO	LOB
1 Corey Hart, R (1, 8) OBP: 0.274, SLG: 0.375 28 Prince Fielder, L (8, PH) OBP: 0.321, SLG: 0.500 Jorge De La Rosa, L (8, 1)	C B F X 1-2 G6-3 ①			F B X 1-1 1B 1B		B B X 2-0 G5-3 ②		B C X 1-1 F8 ② 2-3		3 0 1 0 0 0 0 1 0 0 0 0 0 2 0 0 0 0 0 0 0						
Jeff Cirillo, R (1, 4) OBP: 0.383, SLG: 0.450	C B X 1-1 G6-3 ②			B X 1-0 F9 ①		B B F F X 2-1 2B		C B B F F B F X 3-2 ③ 1-3 3-H 1B		4 0 2 1 0 0 1						
Lyle Overbay, L (1, 3) OBP: 0.367, SLG: 0.450	B B C X 2-1 G6-3 ③			B B F F B X 3-2 1-2 1B		X 0-0 F7 ③			X 0-0 F8 ①	4 0 1 0 0 0 1						
Carlos Lee, R (1, 7) OBP: 0.332, SLG: 0.507		X 0-0 G6-3 ①		C B X 1-1 F8 ②			X 0-0 F9 ①		B B X 2-0 G5-3 ②	4 0 0 0 0 0 2						
2 Bill Hall, R (1, 6) OBP: 0.329, SLG: 0.474		B B B B 4-0 CS BB		C B F B F S 2-3 K ③			B F C X 1-2 G4-3 ②		B B C F B F F B 4-2 BB	2 0 0 0 2 1 2						
Wes Helms, R (1, 5) OBP: 0.346, SLG: 0.451		F B C F 1 B F X SAFE 2-2 F7 ②			X 0-0 F8 ①		B F F B X 2-2 F9 ③		X 0-0 G4-3 ③	4 0 0 0 0 0 2						
Nelson Cruz, R (1, 9)		F C 0-2 CS ③ 1-2	B S C X 1-2 G6-3 ①		B X 1-0 G6-3 ②			B B B C S F B 4-2 FC5-4 BB		2 0 0 0 1 0 0						
Chad Moeller, R (1, 2) OBP: 0.259, SLG: 0.361			B F X 1-1 G6-3 ②		X 0-0 F8 ③			C C X 0-2 FC5-4 ① 28 F8 1B 1B 1-2f		3 1 0 0 0 0 1						
39 Chris Capuano, L (1, 1) OBP: 0.174, SLG: 0.182 Trent Durrington, R (6, PH) OBP: 0.333, SLG: 0.364 Kane Davis, R (6, 1) 52 Jose Capellan, R (7, 1) Chris Magruder, S (8, PH) OBP: 0.264, SLG: 0.304 (8, 8)			B C S B F B X 3-2 F9 ③			F C B B F X 2-2 G4-3 ①		S F X 0-2 1B 1-2 1B		1 0 0 0 0 0 0 1 0 0 0 0 0 0 0 0 0 0 0 0 0 0 0 0 0 0 0 0 1 0 1 0 0 0 0						
Inning Stats	R: 0 E: 0 K: 0 S: 7 H: 0 LOB: 0 BB: 0 P: 11	R: 0 E: 0 K: 0 S: 8 H: 0 LOB: 0 BB: 1 P: 14	R: 0 E: 0 K: 0 S: 9 H: 0 LOB: 0 BB: 0 P: 14	R: 0 E: 0 K: 1 S: 12 H: 2 LOB: 2 BB: 0 P: 20	R: 0 E: 0 K: 0 S: 3 H: 0 LOB: 0 BB: 0 P: 4	R: 0 E: 0 K: 0 S: 8 H: 1 LOB: 1 BB: 0 P: 14	R: 0 E: 0 K: 0 S: 7 H: 0 LOB: 0 BB: 0 P: 10	R: 1 E: 0 K: 0 S: 16 H: 2 LOB: 2 BB: 1 P: 24	R: 0 E: 0 K: 0 S: 7 H: 0 LOB: 1 BB: 1 P: 13	1B: 4 2B: 1 3B: 0 HR: 0 SF: 0 SAC: 0 DP: 0 HBP: 0							WP: 0 PB: 0 SB: 0 CS: 1 PA: 34

PITCHER	IP	WLS	BF	H	R	ER	SO	BB	IBB	HBP	BLK	WP	HR	S	P	ERA	WHIP
51 Wandy Rodriguez, L (1, 1) ERA: 5.43	7.1	W	27	4	1	1	1	2	0	0	0	0	0	63	100	1.23	0.818
Dan Wheeler, R (8, 1) ERA: 2.31	0.2		2	1	0	0	0	0	0	0	0	0	0	7	11	0.00	1.500
Mike Gallo, L (9, 1) ERA: 2.55	0.1		1	0	0	0	0	0	0	0	0	0	0	1	1	0.00	0.000
Chad Qualls, R (9, 1) ERA: 3.34	0.2		3	0	0	0	0	1	0	0	0	0	0	6	12	0.00	1.500

PITCHER	IP	WLS	BF	H	R	ER	SO	BB	IBB	HBP	BLK	WP	HR	S	P	ERA	WHIP

TOP

Milwaukee Brewers @ Houston Astros

Minute Maid Park, Houston, TX

Sun Sep 18 2005, 1:05 PM CDT
Att. 35,052 - Roof Closed - 72 F

livebaseballscorecards.com

AB	30
R	1
H	5
RBI	1
BB	3
SO	1
LOB	11

BOTTOM

Milwaukee Brewers @ Houston Astros

Minute Maid Park, Houston, TX

Sun Sep 18 2005, 1:05 PM CDT
Att. 35,052 - Roof Closed - 72 F

livebaseballscorecards.com

Batter	1	2	3	4	5	6	7	8	9	AB	R	H	RBI	BB	SO	LOB
Craig Biggio, R (1, 4) OBP: 0.327, SLG: 0.456	C F S 0-3 ① K	D 1 SAFE B B 1 C X 3-1 ②③ G5-4-3 1-2f			B C S X 1-2 ① F7	B F C F F B X 2-2 ③ G6-3		F D F D B B 4-2 SF9 4 BB 1-2 BB		4	0	0	0	1	1	1
4 Eric Bruntlett, R (1, 8) OBP: 0.308, SLG: 0.454	B C F B B F F B 4-2 17 2B HBP BB		F F B X 1-2 HR		B X 1-0 16 S 16 1B 2B		F F X 0-2 17 BB S SF8 1B	B B T F B F B 4-2 17 FC6-4 1-2 2-3 BB		3	4	3	1	2	0	0
Mike Lamb, L (1, 5) OBP: 0.272, SLG: 0.399	1 SAFE C 1 S B F 1 H SAFE 2-2 17 2B HBP 1-2		B B X 2-0 ① G6-3		C F X 0-2 ② G1-3		1 SAFE B B B B B 4-0 SF8 17 BB 1-2 BB	B X 1-0 ② SF9 2-3 3-H		2	1	0	1	1	0	1
17 Lance Berkman, S (1, 3) OBP: 0.409, SLG: 0.513	C B X 1-1 1-H 2-H 2B		S C B B B S 3-3 ② K		B B B I 4-0 BB 16 1B IBB		C B B S F B B 4-2 1-2 2-3 BB	C S F D F F B X 2-2 ③ FC6-4 1-2f		3	0	1	2	2	1	2
16 Jason Lane, R (1, 9) OBP: 0.300, SLG: 0.487	C B D B B C X 3-2 ② G6-3		S X 0-1 ③ P3		C 1 SAFE C X 0-2 BB 1-2 2-H 1B		D B F B F C 3-3 ① K			4	0	1	1	0	1	4
Jose Vizcaino, S (1, 6) OBP: 0.311, SLG: 0.352	B B B B 4-0 BB			F B F B C 2-3 ① K	B B B 4-0 1-2 2-3 BB		F F F X 0-2 ② SF8 2-3 3-H			1	0	0	1	2	1	0
Charles Gipson, R (1, 7) OBP: 0.250, SLG: 0.273	F B F F C 1-3 ③ K			L S B F S 1-3 ② K2-3	X 0-0 ③ F7		X 0-0 ③ G5-3			4	0	0	0	0	2	7
Raul Chavez, R (1, 2) OBP: 0.200, SLG: 0.263		F S C 0-3 ① K		B S B S B B 4-2 BB		C B F S B C 2-3 ① K		C B C B F X 2-2 ① P4		3	0	0	0	1	2	0
51 Wandy Rodriguez, S (1, 1) OBP: 0.205, SLG: 0.162 Dan Wheeler, R (8, 1) Morgan Ensberg, R (8, PH) OBP: 0.386, SLG: 0.565 Willy Taveras, R (8, PR) OBP: 0.325, SLG: 0.341 Mike Gallo, L (9, 1) Chad Qualls, R (9, 1)		C B X 1-1 G5-4-3 1B		D F 1 SAFE B F X 2-2 ③ G5-3		B C X 1-1 ② G5-3		B B B C S F B 4-2 4 BB WP SF9 BB		3 0 0 0 0 0	0 0 0 1 0 0	1 0 0 0 0 0	0 0 1 0 0 0	0 0 0 0 0 0	0 0 0 0 0 0	1 0 0 0 0 0
Inning Stats	R: 2 E: 0 K: 2 S: 19 H: 1 LOB: 2 BB: 2 P: 34	R: 0 E: 0 K: 1 S: 7 H: 1 LOB: 0 BB: 0 P: 11	R: 1 E: 0 K: 1 S: 9 H: 1 LOB: 0 BB: 0 P: 15	R: 0 E: 0 K: 2 S: 12 H: 0 LOB: 1 BB: 1 P: 21	R: 1 E: 0 K: 0 S: 11 H: 2 LOB: 3 BB: 2 P: 21	R: 0 E: 0 K: 1 S: 10 H: 0 LOB: 0 BB: 0 P: 15	R: 1 E: 0 K: 1 S: 14 H: 1 LOB: 2 BB: 2 P: 25	R: 1 E: 0 K: 0 S: 19 H: 0 LOB: 2 BB: 3 P: 36		1B: 3 2B: 2 3B: 0 HR: 1		SF: 2 SAC: 0 DP: 1 HBP: 1				

	AB	27
	R	6
	H	6
	RBI	6
	BB	10
	SO	8
	LOB	16

WP: 1 PA: 40
PB: 0
SB: 2
CS: 0

PITCHER		IP	WLS	BF	H	R	ER	SO	BB	IBB	HBP	BLK	WP	HR	S	P	ERA	WHIP
39 Chris Capuano, L ERA: 3.64	(1, 1)	5.0	L	25	5	4	4	6	4	1	1	0	0	1	58	102	7.20	1.800
Kane Davis, R ERA: 3.65	(6, 1)	1.0		6	1	1	1	1	2	0	0	0	0	0	16	29	9.00	3.000
52 Jose Capellan, R ERA: 3.75	(7, 1)	1.0		3	0	0	0	1	0	0	0	0	0	0	8	11	0.00	0.000
Jorge De La Rosa, L ERA: 4.46	(8, 1)	1.0		6	0	1	1	0	3	0	0	0	1	0	19	36	9.00	3.000

PITCHER	IP	WLS	BF	H	R	ER	SO	BB	IBB	HBP	BLK	WP	HR	S	P	ERA	WHIP

Houston Astros @ Pittsburgh Pirates

PNC Park, Pittsburgh, PA

Mon Sep 19 2005, 7:05 PM EDT

Att. 13,865 - Clear - 75 F

livebaseballscorecards.com

Batter	1	2	3	4	5	6	7	8	9	AB	R	H	RBI	BB	SO	LOB
Craig Biggio, R (1, 4) OBP: 0.327, SLG: 0.454	B F B X 2-1 ① F7		B B C F X 2-2 1B		C B X 1-1 ② G5-3			C X 0-1 ① G5-3		4	0	1	0	0	0	1
Jose Vizcaino, S (1, 6) OBP: 0.305, SLG: 0.344	C F B C 1-3 ② K		B X 1-0 ③ F9		B B X 2-0 ③ G4-3			B B C F X 2-2 ② F7		4	0	0	0	0	1	2
Mike Lamb, L (1, 3) OBP: 0.275, SLG: 0.398	B F X 1-1 ③ F8			C B B B B 4-1 17 BB BB		C F X 0-2 1B		X 0-0 ③ G3		3	0	1	0	1	0	0
17 Lance Berkman, S (1, 9) OBP: 0.410, SLG: 0.511		B F X 1-1 ① F9		1 SAFE B B F C B B 4-2 1-2 BB		F 1 SAFE B D B X 3-1 ① F8			B B B B 4-0 E 16 1B BB	2	0	0	0	2	0	1
Morgan Ensberg, R (1, 5) OBP: 0.385, SLG: 0.563		F F B X 1-2 1B		X 0-0 ① F8		1 SAFE B F B C C 2-3 ② K			C B C S 1-3 ① K	4	0	1	0	0	2	4
16 Jason Lane, R (1, 7) OBP: 0.300, SLG: 0.485		1 SAFE S C X 0-2 ② F8		C B F X 1-2 ② F6		X 0-0 ③ P6			C X 0-1 E 1-2 1B	4	0	1	0	0	0	4
4 Eric Bruntlett, R (1, 8) OBP: 0.297, SLG: 0.436		F B S F B T 2-2 ③ K		B B F C C 2-3 ③ K			C B F F S 1-3 ① K		B X 1-0 ② F9	4	0	0	0	0	3	5
Brad Ausmus, R (1, 2) OBP: 0.351, SLG: 0.334			X 0-0 ① G6-3		C B B B F B 4-2 SH3-4 BB		C X 0-1 ② F8		B C B X 2-1 1-2 2-3 E3	3	0	0	0	1	0	2
Roger Clemens, R (1, 1) OBP: 0.290, SLG: 0.250 Russ Springer, R (6, 1) 5 Jeff Bagwell, R (7, PH) OBP: 0.366, SLG: 0.396 Mike Burns, R (7, 1) Ezequiel Astacio, R (8, 1) OBP: 0.167, SLG: 0.167 Orlando Palmeiro, L (9, PH) OBP: 0.339, SLG: 0.425			C X 0-1 ② G1-3		X 0-0 ① SH3-4 1-2		B F X 1-1 ③ G4-3		X 0-0 ③ G4-3	1 0 1 0 0 1	0 0 0 0 0 0	0 0 0 0 0 0	0 0 0 0 0 0	0 0 0 0 0 0	0 0 0 0 0 0	0 0 0 0 0 3
Inning Stats	R: 0 E: 0 K: 1 S: 7 H: 0 LOB: 0 BB: 0 P: 11	R: 0 E: 0 K: 1 S: 12 H: 1 LOB: 1 BB: 0 P: 16	R: 0 E: 0 K: 0 S: 7 H: 1 LOB: 1 BB: 0 P: 10	R: 0 E: 0 K: 1 S: 10 H: 0 LOB: 2 BB: 2 P: 21	R: 0 E: 0 K: 0 S: 6 H: 0 LOB: 1 BB: 1 P: 13	R: 0 E: 0 K: 1 S: 9 H: 1 LOB: 1 BB: 0 P: 14	R: 0 E: 0 K: 1 S: 8 H: 0 LOB: 0 BB: 0 P: 10	R: 0 E: 0 K: 0 S: 6 H: 0 LOB: 0 BB: 0 P: 8	R: 0 E: 1 K: 1 S: 9 H: 1 LOB: 3 BB: 1 P: 17	1B: 4 2B: 0 3B: 0 HR: 0 SF: 0 SAC: 1 DP: 0 HBP: 0						

PITCHER		IP	WLS	BF	H	R	ER	SO	BB	IBB	HBP	BLK	WP	HR	S	P	ERA	WHIP
45 Ian Snell, R ERA: 5.35	(1, 1)	8.0	W	30	3	0	0	5	3	0	0	0	0	0	65	103	0.00	0.750
Jose Mesa, R ERA: 4.88	(9, 1)	1.0		6	1	0	0	1	1	0	0	0	0	0	9	17	0.00	2.000

PITCHER	IP	WLS	BF	H	R	ER	SO	BB	IBB	HBP	BLK	WP	HR	S	P	ERA	WHIP

AB	31
R	0
H	4
RBI	0
BB	4
SO	6
LOB	22

WP: 0 PA: 36
PB: 0
SB: 0
CS: 0

Batter	1	2	3	4	5	6	7	8	9	AB	R	H	RBI	BB	SO	LOB
Tike Redman, L (1, 8) OBP: 0.292, SLG: 0.342	B C X 1-1 G6-3 ①		C X 0-1 L3 ①		B F X 1-1 2 FC6-4 1B	B T C X 1-2 2 1B 2-H 1B		F B B X 2-1 1B 1B SF7 1B		5	2	3	1	0	0	0
2 Jack Wilson, R (1, 6) OBP: 0.303, SLG: 0.369	C X 0-1 1B 1B		C B X 1-1 1B 3B		C D 1 SAFE 1 SAFE B X 2-1 FC6-4 HBP WP ① 1-2f	X 0-0 E 2B 2-H 1B		C X 0-1 F9 ①		5	2	3	1	0	0	2
Jason Bay, R (1, 7) OBP: 0.400, SLG: 0.565	1 SAFE 1 SAFE B B S 1 SAFE X 2-1 1-2 1B		C X 0-1 S 3-H 1B		B B B I 4-0 HBP 1-2 IBB	1 SAFE S 1 SAFE X 0-1 E4 1-2 2B		B C B C F B F X 3-2 41 HBP 1B 1-2 1B		4	1	3	1	1	0	1
Rob Mackowiak, L (1, 9) OBP: 0.342, SLG: 0.403	F T B C 1-3 K ②		X 0-0 F9 ②		B C C F H 2-2 1-2 2-3 HBP	B B X 2-0 1-H 2-H 2B		C S B F X 1-2 41 HBP 1-2 2-3 1B		4	0	2	2	0	1	3
Brad Eldred, R (1, 3) OBP: 0.295, SLG: 0.487	S D S S 1-3 K ③		1 SAFE B 1 SAFE 1 SAFE C B 1 SAFE B 3-3 C K ③ 1-2		S B S S S 1-3 K ②	B S S S 1-3 K ③		S X 0-1 SF7 ② 3-H		4	0	0	1	0	4	7
41 Ryan Doumit, S (1, 2) OBP: 0.315, SLG: 0.385		X 0-0 P5 ①		B C S B S 2-3 K ①	F X 0-1 G4-3 ③		F B B X 2-1 2B	B S C H 2-2 1-2 2-3 HBP		4	0	1	0	0	1	3
12 Freddy Sanchez, R (1, 5) OBP: 0.330, SLG: 0.373	B B C C B F X 3-2 2B		X 0-0 HR		C B B C F X 2-2 1B 2B	B F X 1-1 F9 ①		C B C X 1-2 F8 ③		5	2	3	1	0	0	4
J.J. Furmaniak, R (1, 4) OBP: 0.286, SLG: 0.250	B B X 2-0 G6-3 ②		F B X 1-1 L8 ②		B B S B S F X 3-2 F8 ①	B B C S B C 3-3 K ②				4	0	0	0	0	1	3
45 Ian Snell, R (1, 1) Jose Mesa, R (9, 1)	C F X 0-2 G4-3 ③		B X 1-0 F9 ③		S X 0-1 L9 ②	B B X 2-0 G4-3 ③				4 0	0 0	0 0	0 0	0 0	0 0	3 0
Inning Stats	R: 0 H: 2 E: 0 LOB: 2 K: 2 BB: 0 S: 12 P: 17	R: 0 H: 1 E: 0 LOB: 1 K: 0 BB: 0 S: 9 P: 14	R: 1 H: 2 E: 0 LOB: 1 K: 1 BB: 0 S: 10 P: 14	R: 1 H: 1 E: 0 LOB: 0 K: 1 BB: 0 S: 7 P: 11	R: 0 H: 1 E: 0 LOB: 3 K: 1 BB: 1 S: 12 P: 22	R: 4 H: 4 E: 1 LOB: 1 K: 1 BB: 0 S: 20 P: 29	R: 0 H: 1 E: 0 LOB: 1 K: 1 BB: 0 S: 8 P: 16	R: 1 H: 3 E: 0 LOB: 3 K: 0 BB: 0 S: 20 P: 29		1B: 9 SF: 1 2B: 4 SAC: 0 3B: 1 DP: 0 HR: 1 HBP: 2						

BOTTOM

Houston Astros @ Pittsburgh Pirates

PNC Park, Pittsburgh, PA

Mon Sep 19 2005, 7:05 PM EDT

Att. 13,865 - Clear - 75 F

livebaseballscorecards.com

AB	39
R	7
H	15
RBI	7
BB	1
SO	7
LOB	26

PITCHER		IP	WLS	BF	H	R	ER	SO	BB	IBB	HBP	BLK	WP	HR	S	P	ERA	WHIP
Roger Clemens, R ERA: 1.89	(1, 1)	5.2	L	31	11	6	4	5	0	1	1	0	1	1	67	103	6.35	1.941
Russ Springer, R ERA: 4.75	(6, 1)	0.1		1	0	0	0	1	0	0	0	0	0	0	3	4	0.00	0.000
Mike Burns, R ERA: 5.28	(7, 1)	1.0		4	1	0	0	1	0	0	0	0	0	0	8	16	0.00	1.000
Ezequiel Astacio, R ERA: 5.72	(8, 1)	1.0		7	3	1	1	0	0	0	1	0	0	0	20	29	9.00	3.000

PITCHER	IP	WLS	BF	H	R	ER	SO	BB	IBB	HBP	BLK	WP	HR	S	P	ERA	WHIP

Houston Astros @ Pittsburgh Pirates

PNC Park, Pittsburgh, PA

Tue Sep 20 2005, 7:05 PM EDT

Att. 12,927 - Partly Cloudy - 71 F

TOP

livebaseballscorecards.com

Batter	1	2	3	4	5	6	7	8	9	AB	R	H	RBI	BB	SO	LOB
Craig Biggio, R (1, 4) OBP: 0.324, SLG: 0.450	B C B X 2-1 P1		F S B B B X 3-2 G6-3	C X 0-1 P4			F F B X 1-2 G5-3	F S B X 1-2 G5-4-3 1-2f		5	0	0	0	0	0	3
Dan Wheeler, R (8, 1)										0	0	0	0	0	0	0
Mike Lamb, L (9, 3) OBP: 0.275, SLG: 0.398										0	0	0	0	0	0	0
4 Eric Bruntlett, R (1, 8) OBP: 0.293, SLG: 0.419	B F C B F B B 4-2 BB		C B C X 1-2 F9		B B X 2-0 G6-3		C X 0-1 P5		F C X 0-2 G6-3	4	0	0	0	1	0	0
(8, 4)																
Morgan Ensberg, R (1, 5) OBP: 0.385, SLG: 0.566	1 SAFE X 0-0 F9		B F B S F B S 3-3 K		B B C C X 2-2 HR		B B C B B 4-1 BB		C B C F S 1-3 K	4	1	1	1	1	2	1
17 Lance Berkman, S (1, 3) OBP: 0.410, SLG: 0.509	B X 1-0 G6-3			C F X 0-2 2 SH5-4 16 BB 28 1B 1B	C B B F B F X 3-2 16 1B 1B		1 SAFE B D 1 SAFE X 2-0 L4		B F B F S 2-3 K	5	1	2	0	0	1	2
54 Brad Lidge, R (9, 1)										0	0	0	0	0	0	0
16 Jason Lane, R (1, 9) OBP: 0.304, SLG: 0.486		C B X 1-1 G3-1		B B B B 4-0 28 1B 2 SH5-4 1-2 2B BB	B X 1-0 2 G4-6-3 1-2 1B			C F B B D F F X 3-2 28 1B 2 SH3-4 1B 1B		3	2	2	0	1	0	0
2 Chris Burke, R (1, 7) OBP: 0.301, SLG: 0.366		B B F X 2-1 G6-3		D B X 2-0 SH5-4 1-2 2-3	S F X 0-2 G4-6-3 1-2f			X 0-0 SH3-4 1-2		2	0	0	0	0	0	2
28 Adam Everett, R (1, 6) OBP: 0.296, SLG: 0.379		C B B X 2-1 2B 1B		X 0-0 2B 2-3 3-H 1B		B B B C F F X 3-2 F8		C X 0-1 1B 5 1B 2-3 1B		4	3	3	1	0	0	0
Brad Ausmus, R (1, 2) OBP: 0.358, SLG: 0.346		B 1 SAFE B X 2-0 1-H 2B		1 SAFE X 0-0 1-H 3-H 2B		B B B C B B B 4-1 CS BB		B C B B S F X 3-2 5 1B 1-3 3-H 1B		3	0	3	4	1	0	0
Andy Pettitte, L (1, 1) OBP: 0.098, SLG: 0.085		B C C X 1-2 G2-3		S S B S 1-3 K		1 SAFE S S B F F X 1-2 G3-1 1-2		B X 1-0 G5-4-3 1-2 3-H 1B		3	0	0	0	0	1	3
Chad Qualls, R (6, 1)										0	0	0	0	0	0	0
5 Jeff Bagwell, R (8, PH) OBP: 0.372, SLG: 0.402										1	0	1	1	0	0	0
Charles Gipson, R (8, 8) OBP: 0.250, SLG: 0.273										0	0	0	0	0	0	0

Inning Stats	1	2	3	4	5	6	7	8	9
	R: 0 H: 0 E: 0 LOB: 1 K: 0 BB: 1 S: 7 P: 14	R: 1 H: 2 E: 0 LOB: 1 K: 0 BB: 0 S: 10 P: 18	R: 0 H: 0 E: 0 LOB: 0 K: 1 BB: 0 S: 10 P: 17	R: 3 H: 3 E: 0 LOB: 1 K: 1 BB: 1 S: 11 P: 18	R: 1 H: 3 E: 0 LOB: 1 K: 0 BB: 0 S: 12 P: 20	R: 0 H: 0 E: 0 LOB: 0 K: 0 BB: 1 S: 9 P: 17	R: 0 H: 0 E: 0 LOB: 1 K: 0 BB: 1 S: 7 P: 14	R: 2 H: 4 E: 0 LOB: 1 K: 0 BB: 0 S: 16 P: 24	R: 0 H: 0 E: 0 LOB: 0 K: 2 BB: 0 S: 10 P: 13

AB	34	
R	7	
H	12	
RBI	7	
BB	4	
SO	4	
LOB	11	

1B: 9 SF: 0
2B: 2 SAC: 2
3B: 0 DP: 2
HR: 1 HBP: 0

WP: 0 PA: 40
PB: 0
SB: 0
CS: 1

PITCHER		IP	WLS	BF	H	R	ER	SO	BB	IBB	HBP	BLK	WP	HR	S	P	ERA	WHIP
24 Tom Gorzelanny, L ERA: 10.38	(1, 1)	4.1	L	22	7	5	5	2	2	0	0	0	0	1	46	82	10.38	2.077
Josh Fogg, R ERA: 4.94	(5, 1)	1.2		5	1	0	0	0	1	0	0	0	0	0	13	22	0.00	1.200
Rick White, R ERA: 3.68	(7, 1)	1.1		8	3	2	2	0	1	0	0	0	0	0	19	32	13.50	3.000
55 Matt Capps, R ERA: 5.4	(8, 1)	0.2		2	1	0	0	0	0	0	0	0	0	0	4	6	0.00	1.500
16 Salomon Torres, R ERA: 2.99	(9, 1)	1.0		3	0	0	0	2	0	0	0	0	0	0	10	13	0.00	0.000

PITCHER	IP	WLS	BF	H	R	ER	SO	BB	IBB	HBP	BLK	WP	HR	S	P	ERA	WHIP

Houston Astros @ Pittsburgh Pirates

PNC Park, Pittsburgh, PA

Tue Sep 20 2005, 7:05 PM EDT

Att. 12,927 - Partly Cloudy - 71 F

livebaseballscorecards.com

BOTTOM

Batter	1	2	3	4	5	6	7	8	9	AB	R	H	RBI	BB	SO	LOB
12 Freddy Sanchez, R (1, 4) OBP: 0.331, SLG: 0.373	G5-3	L8		2-H: 1B			2 FC6-4 1B	L7		5	0	2	0	0	0	4
2 Jack Wilson, R (1, 6) OBP: 0.301, SLG: 0.366	K		G4-3		F9		FC6-4 BB; 1-2f: 1B	1-2f		5	1	0	0	0	1	3
Jason Bay, R (1, 8) OBP: 0.403, SLG: 0.565 (7, 7)	1B		2B BB		F8		1B BB; 1-2		2B 11 G6-3 BB	2	2	1	0	3	0	0
Craig Wilson, R (1, 9) OBP: 0.379, SLG: 0.357	K		1-H: 2B		G1-3		1-2 2-H: 1B		11 G6-3; 1-3: 2B	5	0	3	2	0	1	1
Brad Eldred, R (1, 3) OBP: 0.298, SLG: 0.500		HR	K			G1-3 11 1B BB	P6		K	4	1	1	1	1	2	5
11 Humberto Cota, R (1, 2) OBP: 0.279, SLG: 0.381		E/ 1B	K			1-2: G1-3 1B	L4		2-3 3-H: G6-3	5	0	2	1	0	1	4
19 José Bautista, R (1, 5) OBP: 0.333, SLG: 0.231 Tike Redman, L (8, PH) OBP: 0.294, SLG: 0.341 (9, 8)	P6			24 SH1-4 12 1B		F7		4-1: 1B BB	G3	3 1	0 0	1 0	0 0	0 1	0 0	3 1
Michael Restovich, R (1, 7) OBP: 0.301, SLG: 0.381 Rob Mackowiak, L (6, PH) OBP: 0.342, SLG: 0.403 (7, 8) (9, 5)	E6			F9		G1-3		2 FC6-4 1B		2 2	0 0	0 1	0 0	0 0	0 0	2 2
24 Tom Gorzelanny, R (1, 1) Josh Fogg, R (5, 1) OBP: 0.160, SLG: 0.128 13 Nate McLouth, L (6, PH) OBP: 0.267, SLG: 0.316 Rick White, R (7, 1) 55 Matt Capps, R (8, 1) Daryle Ward, L (8, PH) OBP: 0.325, SLG: 0.416 16 Salomon Torres, R (9, 1) OBP: 0.500, SLG: 0.500	K			SH1-4		G3-1		F7		1 0 1 0 0 1 0	0 0 0 0 0 0 0	0 0 0 0 0 0 0	0 0 0 0 0 0 0	0 0 0 0 0 0 0	1 0 0 0 0 0 0	2 0 2 0 0 2 0

Inning Stats	1	2	3	4	5	6	7	8	9
	R: 0 E: 0 K: 2 S: 13 H: 1 LOB: 1 BB: 0 P: 19	R: 1 E: 1 K: 1 S: 13 H: 2 LOB: 2 BB: 0 P: 19	R: 1 E: 0 K: 2 S: 16 H: 1 LOB: 1 BB: 1 P: 28	R: 0 E: 0 K: 0 S: 9 H: 2 LOB: 2 BB: 0 P: 13	R: 0 E: 0 K: 0 S: 4 H: 0 LOB: 0 BB: 0 P: 8	R: 0 E: 0 K: 0 S: 14 H: 1 LOB: 2 BB: 1 P: 22	R: 1 E: 0 K: 0 S: 13 H: 2 LOB: 2 BB: 1 P: 23	R: 0 E: 0 K: 0 S: 15 H: 1 LOB: 2 BB: 1 P: 25	R: 1 E: 0 K: 1 S: 13 H: 1 LOB: 1 BB: 1 P: 20

AB	37
R	4
H	11
RBI	4
BB	5
SO	6
LOB	31

1B: 8	SF: 0
2B: 2	SAC: 1
3B: 0	DP: 0
HR: 1	HBP: 0

WP: 0	PA: 43
PB: 0	
SB: 0	
CS: 0	

PITCHER		IP	WLS	BF	H	R	ER	SO	BB	IBB	HBP	BLK	WP	HR	S	P	ERA	WHIP
Andy Pettitte, L ERA: 2.45	(1, 1)	5.1	W	25	7	2	2	5	2	0	0	0	0	1	62	100	3.38	1.688
Chad Qualls, R ERA: 3.39	(6, 1)	1.2	H	8	2	1	1	0	1	0	0	0	0	0	20	32	5.40	1.800
Dan Wheeler, R ERA: 2.27	(8, 1)	1.0		5	1	0	0	0	1	0	0	0	0	0	15	25	0.00	2.000
54 Brad Lidge, R ERA: 2.27	(9, 1)	1.0		5	1	1	1	1	1	0	0	0	0	0	13	20	9.00	2.000

PITCHER	IP	WLS	BF	H	R	ER	SO	BB	IBB	HBP	BLK	WP	HR	S	P	ERA	WHIP

Houston Astros @ Pittsburgh Pirates

PNC Park, Pittsburgh, PA

Wed Sep 21 2005, 7:05 PM EDT

Att. 16,266 - Clear - 75 F

TOP

livebaseballscorecards.com

Batter	1	2	3	4	5	6	7	8	9	AB	R	H	RBI	BB	SO	LOB
Willy Taveras, R (1, 8) OBP: 0.327, SLG: 0.342	1-0 E 1B	0-1 BB 17 SF7 S 1B		1-0 F9		3-1 P4	2-3 K		0-0 2-3 1B	6	2	3	0	0	1	1
Craig Biggio, R (1, 4) OBP: 0.325, SLG: 0.449 2 Chris Burke, R (3, 4) OBP: 0.301, SLG: 0.364 (9, 7)	1-2 E5 1-H 17 HR	1 SAFE 4-2 17 SF7 BB 1-2 HR BB		1-1 P6		2-0 P4		H 1-0 G5-3 HBP		1 2	2 0	0 0	0 0	1 0	0 0	0 0
Morgan Ensberg, R (1, 5) OBP: 0.389, SLG: 0.569	4-1 17 HR BB	4-2 1-2 2-3 HR BB		0-2 1B		2-2 17 1B 2B	C 1 SAFE C F 1 SAFE B F F 2-2 B X G5-3 1-2			3	3	2	0	2	0	1
17 Lance Berkman, S (1, 9) OBP: 0.410, SLG: 0.516 Dan Wheeler, R (8, 1) Mike Gallo, L (8, 1) Ezequiel Astacio, R (9, 1) OBP: 0.167, SLG: 0.167	2-1 1-H 2-H HR	2-2 SF7 2-3 3-H		1-1 F8		3-2 2-H 1B	F B B X 2-1 G1-3			4 0 0 0	1 0 0 0	2 0 0 0	5 0 0 0	0 0 0 0	0 0 0 0	1 0 0 0
Mike Lamb, L (1, 3) OBP: 0.280, SLG: 0.415	3-1 F8	1-0 1-H 3-H HR			1-1 16 G5-4-3 1B	0-0 F7			B X 1-0 16 1B E 2B	5	2	3	3	0	0	1
16 Jason Lane, R (1, 7) OBP: 0.306, SLG: 0.494 (8, 9)	1-1 FC6-4 1B	2-3 K			1-1 G5-4-3 1-2f		0-1 HR		0-0 E G1-5-3 2-3 1B	5	2	3	1	0	1	1
28 Adam Everett, R (1, 6) OBP: 0.295, SLG: 0.377	1-2 P4		1-0 G5-3		1-1 1B 1B		1-2 F8		0-1 P6	5	0	1	0	0	0	3
Brad Ausmus, R (1, 2) OBP: 0.356, SLG: 0.343	0-2 FC6-4 1-2f		1-1 G1-4-3		0-0 44 S 1-3 1B		1-3 K		0-2 FC5 1B G1-5-3 1-3 3-H	5	0	1	0	0	1	2
44 Roy Oswalt, R (1, 1) OBP: 0.211, SLG: 0.176 5 Jeff Bagwell, R (7, PH) OBP: 0.368, SLG: 0.398 Russ Springer, R (7, 1) Charles Gipson, R (8, 7) OBP: 0.250, SLG: 0.273 Jose Vizcaino, S (9, PH) OBP: 0.303, SLG: 0.343 (9, 4)		0-3 K	1-0 G1-3		1-3 1-2		0-0 E3		1 SAFE 1-1 G1-5-3 1-2 3-H	3 1 0 0 1	0 0 0 0 0	0 0 0 0 0	0 0 0 0 1	2 0 0 0 0	2 0 0 0 1	2 0 0 0 1
Inning Stats	R: 4 H: 3 E: 1 LOB: 1 K: 0 BB: 1 S: 18 P: 31	R: 4 H: 2 E: 0 LOB: 0 K: 2 BB: 2 S: 20 P: 32	R: 0 H: 0 E: 0 LOB: 0 K: 0 BB: 0 S: 4 P: 7	R: 0 H: 1 E: 0 LOB: 1 K: 0 BB: 0 S: 8 P: 11	R: 0 H: 3 E: 0 LOB: 2 K: 1 BB: 0 S: 12 P: 16	R: 1 H: 2 E: 0 LOB: 1 K: 0 BB: 0 S: 11 P: 21	R: 1 H: 1 E: 1 LOB: 1 K: 2 BB: 0 S: 13 P: 17	R: 0 H: 0 E: 0 LOB: 0 K: 0 BB: 0 S: 9 P: 14	R: 2 H: 3 E: 1 LOB: 2 K: 0 BB: 0 S: 11 P: 13	1B: 10 SF: 1 2B: 2 SAC: 0 3B: 0 DP: 1 HR: 3 HBP: 1						

	AB	41
	R	12
	H	15
	RBI	10
	BB	3
	SO	5
	LOB	13

WP: 0 PA: 46
PB: 0
SB: 2
CS: 0

PITCHER		IP	WLS	BF	H	R	ER	SO	BB	IBB	HBP	BLK	WP	HR	S	P	ERA	WHIP
Kip Wells, R ERA: 5.23	(1, 1)	2.0	L	15	5	8	7	2	3	0	0	0	0	2	38	63	31.50	4.000
Ryan Vogelsong, R ERA: 4.41	(3, 1)	3.0		12	4	0	0	1	0	0	0	0	0	0	24	34	0.00	1.333
Brian Meadows, R ERA: 4.66	(6, 1)	2.0		10	3	2	2	2	0	0	0	0	0	1	24	38	9.00	1.500
55 Matt Capps, R ERA: 3.38	(8, 1)	1.0		3	0	0	0	0	0	0	1	0	0	0	9	14	0.00	0.000
Rick White, R ERA: 3.63	(9, 1)	1.0		6	3	2	0	0	0	0	0	0	0	0	11	13	0.00	3.000

PITCHER		IP	WLS	BF	H	R	ER	SO	BB	IBB	HBP	BLK	WP	HR	S	P	ERA	WHIP

Batter	1	2	3	4	5	6	7	8	9	AB	R	H	RBI	BB	SO	LOB
12 Freddy Sanchez, R (1, 4) OBP: 0.334, SLG: 0.385	F9		1-1 SH2-3 2 2B 2B	FC5 2 1B E 1-2 1B		G6-3		HR		5	3	3	1	0	0	0
2 Jack Wilson, R (1, 6) OBP: 0.304, SLG: 0.370	1B		SH2-3 2-3	E 1-2 2-H 1B		G6-3		2B		4	0	3	1	0	0	0
Jason Bay, R (1, 7) OBP: 0.402, SLG: 0.564	K		G4-3 3-H 2B	FC5 1-3 2-H		F8		K		5	0	1	1	0	2	3
Rob Mackowiak, L (1, 5) OBP: 0.342, SLG: 0.402 Ty Wigginton, R (8, PH) OBP: 0.320, SLG: 0.465 (9, 5)	G4-3		G4-3 2-3	K			G2-3 41 HR 1B	K		4 1	1 0	1 0	0 0	0 0	1 1	4 1
Craig Wilson, R (1, 9) OBP: 0.380, SLG: 0.366		G6-3	BB	41 G3 3B		F8			K	4	1	1	0	1	1	1
Brad Eldred, R (1, 3) OBP: 0.295, SLG: 0.509		P4	F7	K			G2-3 1-2		HR	5	1	1	1	0	1	4
41 Ryan Doumit, S (1, 2) OBP: 0.321, SLG: 0.404		13 1B 1B	K	G3 3-H			HR 2-H		13 G3 1B	5	1	3	3	0	1	0
13 Nate McLouth, L (1, 8) OBP: 0.286, SLG: 0.325		1-2 1B	12 1B 2 1B BB	1B			K		G3 1-2	4	1	2	0	1	1	1
Kip Wells, R (1, 1) OBP: 0.143, SLG: 0.143 19 José Bautista, R (2, PH) OBP: 0.313, SLG: 0.214 Ryan Vogelsong, R (3, 1) OBP: 0.000, SLG: 0.000 Daryle Ward, L (5, PH) OBP: 0.304, SLG: 0.435 Brian Meadows, R (6, 1) 55 Matt Capps, R (6, 1) Tike Redman, L (8, PH) OBP: 0.222, SLG: 0.240 Rick White, R (8, 1) 11 Humberto Cota, R (9, PH) OBP: 0.278, SLG: 0.278		K	K	F8			L9		K	0 1 1 1 0 0 1 0 0 0 1	0 0 0 0 0 0 0 0 0 0 0	0 0 0 0 0 0 0 0 0 0 0	0 0 0 0 0 0 0 0 0 0 0	0 1 1 1 0 0 1 0 0 0 1	0 2 1 1 0 0 0 0 0 0 1	0 1 1 1 0 0 0 0 0 0 1
Inning Stats	R: 0 E: 0 K: 1 S: 10 H: 1 LOB: 1 BB: 0 P: 14	R: 0 E: 0 K: 1 S: 12 H: 2 LOB: 2 BB: 0 P: 16	R: 1 E: 0 K: 0 S: 12 H: 2 LOB: 2 BB: 1 P: 20	R: 2 E: 1 K: 3 S: 17 H: 2 LOB: 2 BB: 1 P: 26	R: 1 E: 0 K: 1 S: 10 H: 2 LOB: 1 BB: 0 P: 12	R: 0 E: 0 K: 0 S: 7 H: 0 LOB: 0 BB: 0 P: 9	R: 2 E: 0 K: 1 S: 14 H: 2 LOB: 0 BB: 0 P: 19	R: 1 E: 0 K: 2 S: 12 H: 2 LOB: 1 BB: 0 P: 13	R: 1 E: 0 K: 2 S: 12 H: 2 LOB: 1 BB: 0 P: 17	1B: 8 2B: 3 3B: 1 HR: 3 SF: 0 SAC: 1 DP: 0 HBP: 0						

PITCHER		IP	WLS	BF	H	R	ER	SO	BB	IBB	HBP	BLK	WP	HR	S	P	ERA	WHIP
44 Roy Oswalt, R ERA: 2.91	(1, 1)	6.0	W	30	9	4	3	6	2	0	0	0	0	0	68	97	4.50	1.833
Russ Springer, R ERA: 4.98	(7, 1)	1.0		5	2	2	2	1	0	0	0	0	0	1	14	19	18.00	2.000
Dan Wheeler, R ERA: 2.38	(8, 1)	0.2		4	2	1	1	1	0	0	0	0	0	1	9	10	13.50	3.000
Mike Gallo, L ERA: 2.5	(8, 1)	0.1	H	1	0	0	0	1	0	0	0	0	0	0	3	3	0.00	0.000
Ezequiel Astacio, R ERA: 5.76	(9, 1)	1.0		5	2	1	1	2	0	0	0	0	0	1	12	17	9.00	2.000

PITCHER	IP	WLS	BF	H	R	ER	SO	BB	IBB	HBP	BLK	WP	HR	S	P	ERA	WHIP

BOTTOM

Houston Astros @ Pittsburgh Pirates

PNC Park, Pittsburgh, PA

Wed Sep 21 2005, 7:05 PM EDT

Att. 16,266 - Clear - 75 F

livebaseballscorecards.com

AB	42
R	8
H	15
RBI	7
BB	2
SO	11
LOB	19

WP: 0 PA: 45
PB: 0
SB: 0
CS: 0

Batter	1	2	3	4	5	6	7	8	9	AB	R	H	RBI	BB	SO	LOB
Willy Taveras, R (1, 8) OBP: 0.328, SLG: 0.344	B F F F B B B 4-2 G6-3 2 SH5-3 17 1B BB		C B X 1-1 2 SH1-4 17 1B 2B		B B X 2-0 ② L4		C B B L S 2-3 ③ K			3	2	1	0	1	1	0
2 Chris Burke, R (1, 7) OBP: 0.299, SLG: 0.361	X 0-0 ① SH5-3 1-2		X 0-0 ① SH1-4 2-3		S X 0-1 ③ F8			F C B F S 1-3 ① K		2	0	0	0	0	1	0
Morgan Ensberg, R (1, 5) OBP: 0.386, SLG: 0.564	X 0-0 ② G6-3 2-3		F B C B F X 2-2 ② G5-3			F F F B F S 1-3 ① K		X 0-0 ② G6-3		4	0	0	0	0	1	2
17 Lance Berkman, S (1, 3) OBP: 0.414, SLG: 0.518	X 0-0 3-H 1B		X 0-0 3-H 1B			C B B B B 4-1 16 CS BB		B B C B B 4-1 16 BB BB		2	0	2	2	2	0	0
16 Jason Lane, R (1, 9) OBP: 0.308, SLG: 0.492	C F B F X 1-2 ③ P6		X 0-0 ③ F7			1 SAFE B B B S B B 4-1 ② 4 1B 1-2 BB		B B D B 4-0 1-2 BB		2	0	0	0	2	0	2
4 Eric Bruntlett, R (1, 4) OBP: 0.292, SLG: 0.413 54 Brad Lidge, R (8, 1)		X 0-0 ① F9		B B X 2-0 ① F9		X 0-0 1-2 1B		C F S 0-3 ③ K		4 0	0 0	1 0	0 0	0 0	1 0	2 0
28 Adam Everett, R (1, 6) OBP: 0.293, SLG: 0.374		X 0-0 ② F9		C X 0-1 ② G5-3		C B B T B F X 3-2 ③ G5-3			C F F B F F S 1-3 ① K	4	0	0	0	0	1	2
Brad Ausmus, R (1, 2) OBP: 0.355, SLG: 0.342		C F B X 1-2 1B		C F B F B B F F B F 3-2 F X ③ G6-3			B F S S 1-3 ① K		F B X 1-1 ② F8	4	0	1	0	0	1	0
41 Brandon Backe, R (1, 1) OBP: 0.283, SLG: 0.372 Chad Qualls, R (8, 1) Jose Vizcaino, S (8, 4) OBP: 0.302, SLG: 0.341		C C B F F X 1-2 ③ G1-3			C B F B B X 3-2 ① G6-3		C S B D S 2-3 ② K		S S D X 1-2 ③ G3-1	3 0 1	0 0 0	0 0 0	0 0 0	0 0 0	1 0 0	1 0 0
Inning Stats	R: 1 H: 1 E: 0 LOB: 1 K: 0 BB: 1 S: 10 P: 15	R: 0 H: 1 E: 0 LOB: 1 K: 0 BB: 0 S: 10 P: 12	R: 1 H: 2 E: 0 LOB: 1 K: 0 BB: 0 S: 9 P: 12	R: 0 H: 0 E: 0 LOB: 0 K: 0 BB: 0 S: 11 P: 16	R: 0 H: 0 E: 0 LOB: 0 K: 0 BB: 0 S: 6 P: 11	R: 0 H: 1 E: 0 LOB: 2 K: 1 BB: 2 S: 12 P: 24	R: 0 H: 0 E: 0 LOB: 0 K: 3 BB: 0 S: 9 P: 14	R: 0 H: 0 E: 0 LOB: 2 K: 2 BB: 2 S: 9 P: 18	R: 0 H: 0 E: 0 LOB: 0 K: 1 BB: 0 S: 11 P: 14	1B: 4 2B: 1 3B: 0 HR: 0	SF: 0 SAC: 2 DP: 0 HBP: 0				WP: 0 PB: 0 SB: 0 CS: 1	PA: 36	

PITCHER		IP	WLS	BF	H	R	ER	SO	BB	IBB	HBP	BLK	WP	HR	S	P	ERA	WHIP
57 Zach Duke, L ERA: 1.94	(1, 1)	6.0	L	25	5	2	2	1	3	0	0	0	0	0	58	90	3.00	1.333
34 John Grabow, L ERA: 3.83	(7, 1)	1.0		3	0	0	0	3	0	0	0	0	0	0	9	14	0.00	0.000
Michael Gonzalez, L ERA: 2.96	(8, 1)	1.0		5	0	0	0	2	2	0	0	0	0	0	9	18	0.00	2.000
16 Salomon Torres, R ERA: 2.95	(9, 1)	1.0		3	0	0	0	1	0	0	0	0	0	0	11	14	0.00	0.000

PITCHER	IP	WLS	BF	H	R	ER	SO	BB	IBB	HBP	BLK	WP	HR	S	P	ERA	WHIP

TOP

Houston Astros @ Pittsburgh Pirates

PNC Park, Pittsburgh, PA

Thu Sep 22 2005, 12:35 PM EDT

Att. 12,587 - Sunny - 79 F

livebaseballscorecards.com

AB	29
R	2
H	5
RBI	2
BB	5
SO	7
LOB	9

Batter	1	2	3	4	5	6	7	8	9	AB	R	H	RBI	BB	SO	LOB
12 Freddy Sanchez, R (1, 5) OBP: 0.333, SLG: 0.384	L5		G5-3			B2		1B		4	0	1	0	0	0	0
2 Jack Wilson, R (1, 6) OBP: 0.302, SLG: 0.368	G5-3			K		G6-3		FC5		4	0	0	0	0	1	2
Jason Bay, R (1, 7) OBP: 0.399, SLG: 0.560	K			K			F8		G1-3	4	0	0	0	0	2	0
Rob Mackowiak, L (1, 8) OBP: 0.341, SLG: 0.400		L6		F8			K		1B	4	0	1	0	0	1	0
Craig Wilson, R (1, 9) OBP: 0.382, SLG: 0.383		L5			HR		HBP		K	3	1	1	1	0	1	1
Daryle Ward, L (1, 3) OBP: 0.324, SLG: 0.414		1B			L6		G4-3		K	4	0	1	0	0	1	2
41 Ryan Doumit, S (1, 2) OBP: 0.317, SLG: 0.398		K			G3-1			G4-3		3	0	0	0	0	1	1
J.J. Furmaniak, R (1, 4) OBP: 0.235, SLG: 0.200			F8		F8			G4-3		3	0	0	0	0	0	0
57 Zach Duke, L (1, 1) OBP: 0.154, SLG: 0.087 13 Nate McLouth, L (6, PH) OBP: 0.283, SLG: 0.321 34 John Grabow, L (7, 1) Michael Gonzalez, R (8, 1) Tike Redman, L (8, PH) OBP: 0.286, SLG: 0.342 16 Salomon Torres, R (9, 1) OBP: 0.500, SLG: 0.500			K			G4-3		2 FC5 12 1B		1	0	0	0	0	1	0 1 0 0 0 0 0 0 0 0 0 0 0 0 0 0 0 0 0 0 0 0 1 0 1 0 0 0 0 0 0 0 0 0 0 0
Inning Stats	R: 0 E: 0 K: 1 S: 10 H: 0 LOB: 0 BB: 0 P: 14	R: 0 E: 0 K: 1 S: 13 H: 1 LOB: 1 BB: 0 P: 19	R: 0 E: 0 K: 1 S: 9 H: 0 LOB: 0 BB: 0 P: 13	R: 0 E: 0 K: 2 S: 10 H: 0 LOB: 0 BB: 0 P: 13	R: 1 E: 0 K: 0 S: 8 H: 1 LOB: 0 BB: 0 P: 13	R: 0 E: 0 K: 0 S: 4 H: 0 LOB: 0 BB: 0 P: 6	R: 0 E: 0 K: 1 S: 7 H: 0 LOB: 1 BB: 0 P: 11	R: 0 E: 0 K: 0 S: 12 H: 2 LOB: 2 BB: 0 P: 18	R: 0 E: 0 K: 2 S: 10 H: 1 LOB: 1 BB: 0 P: 14	1B: 4 2B: 0 3B: 0 HR: 1	SF: 0 SAC: 0 DP: 0 HBP: 1						

PITCHER		IP	WLS	BF	H	R	ER	SO	BB	IBB	HBP	BLK	WP	HR	S	P	ERA	WHIP
41 Brandon Backe, R ERA: 4.59	(1, 1)	7.0	W	24	2	1	1	6	0	0	1	0	0	1	61	89	1.29	0.286
Chad Qualls, R ERA: 3.36	(8, 1)	0.2	H	4	2	0	0	0	0	0	0	0	0	0	9	14	0.00	3.000
54 Brad Lidge, R ERA: 2.23	(8, 1)	1.1	S	5	1	0	0	2	0	0	0	0	0	0	13	18	0.00	0.750

PITCHER	IP	WLS	BF	H	R	ER	SO	BB	IBB	HBP	BLK	WP	HR	S	P	ERA	WHIP

BOTTOM

Houston Astros @ Pittsburgh Pirates

PNC Park, Pittsburgh, PA

Thu Sep 22 2005, 12:35 PM EDT

Att. 12,587 - Sunny - 79 F

livebaseballscorecards.com

AB	32
R	1
H	5
RBI	1
BB	0
SO	8
LOB	6

TOP

Houston Astros @ Chicago Cubs

Wrigley Field, Chicago, IL

Fri Sep 23 2005, 2:20 PM CDT

Att. 38,622 - Partly Cloudy - 64 F

livebaseballscorecards.com

Batter	1	2	3	4	5	6	7	8	9	AB	R	H	RBI	BB	SO	LOB
Willy Taveras, R (1, 8) OBP: 0.325, SLG: 0.341	C S B S 1-3 K ①		C B C F X 1-2 G6-3 ①		L 1 SAFE F 1 SAFE 1 SAFE B F F X 1-2 P4 ①	F L B B S 2-3 K2-3 ③		C F F S 0-3 K ③		5	0	0	0	0	3	4
Craig Biggio, R (1, 4) OBP: 0.327, SLG: 0.458	F B X 1-1 P4 ②		X 0-0 HR		1 SAFE D B B C F X 2-2 F9 17 1B 2B 1-H		B F S B X 2-2 G5-3 ①		C F X 0-2 17 G4-3 1B	5	2	3	2	0	0	0
Morgan Ensberg, R (1, 5) OBP: 0.385, SLG: 0.560	X 0-0 1B		C C B F F B F F F 3-2 B X F9 ②		C B B X 2-1 F9 ② 2-3		B S S B B C 3-3 K ②		B B C 1 SAFE C S 2-3 K ①	5	0	1	0	0	2	2
17 Lance Berkman, S (1, 3) OBP: 0.414, SLG: 0.517	C B C B B S 3-3 K ③		X 0-0 1B		B B C B C X 3-2 16 1B 2 E 1B 3-H		C B C B S 2-3 K ③		F S B B X 2-2 G4-3 ② 1-2	5	1	2	1	0	2	2
16 Jason Lane, R (1, 9) OBP: 0.311, SLG: 0.495 Charles Gipson, R (8, PR) OBP: 0.250, SLG: 0.273 (8, 9) Mike Lamb, L (9, PH)		C F F B B B 4-2 1B BB	B C F B X 2-2 G4-3 ③		X 0-0 2 E 1B 1-2			B C X 1-1 2 WP FC3-2 2B	D S B S 2-3 K ③	3 0 1	0 0 0	2 0 0	0 0 0	1 0 1	0 0 1	1 0 1
2 Chris Burke, R (1, 7) OBP: 0.301, SLG: 0.361		C B 1 SAFE X 1-1 F7 ①		C F X 0-2 28 G4-6-3 1B	X 0-0 E8 1-3 2-H			L L B D B B 4-2 FC3-2 28 SH1-3 BB 2-3		3	0	1	0	1	0	2
28 Adam Everett, R (1, 6) OBP: 0.291, SLG: 0.372		C 1 SAFE B C 1 SAFE F F F X 1-2 F8 ②		1 SAFE B X 1-0 G4-6-3 ① ② 1-2f	B B C 1 SAFE X 2-1 F9 ③			X 0-0 SH1-3 ① 1-2		3	0	0	0	0	0	4
Raul Chavez, R (1, 2) OBP: 0.204, SLG: 0.265 5 Jeff Bagwell, R (8, PH) OBP: 0.374, SLG: 0.398 Brad Ausmus, R (8, 2) OBP: 0.355, SLG: 0.342		F F B B F D X 3-2 51 S 1B 1-3		B C B B X 3-1 F9 ③		C L S 0-3 K ①		C B B H 3-1 FC3-2 HBP		3 0 0	0 0 0	1 0 0	0 0 0	0 0 0	1 0 0	0 0 0
51 Wandy Rodriguez, S (1, 1) OBP: 0.200, SLG: 0.158 Luke Scott, L (5, PH) OBP: 0.256, SLG: 0.247 Scott Strickland, R (5, 1) Orlando Palmeiro, L (6, PH) OBP: 0.338, SLG: 0.423 Russ Springer, R (6, 1) Mike Burns, R (7, 1) Jose Vizcaino, S (8, PH) OBP: 0.300, SLG: 0.339 Mike Gallo, L (8, 1)		S B S B S 2-3 K ③ 1-2			F X 0-1 2B 1B	B C X 1-1 F8 ②		B S B F X 2-2 FC3-2 ② 1-2 2-3 3-Hf		1 1 0 1 0 0 1 0	0 1 0 0 0 0 0 0	0 1 0 0 0 0 0 0	0 0 0 0 0 0 0 0	1 0 0 0 0 0 0 0	0 0 0 0 0 0 0 0	2 0 0 0 0 0 0 3
Inning Stats	R: 0 E: 0 K: 2 S: 9 H: 1 LOB: 1 BB: 0 P: 14	R: 0 E: 0 K: 1 S: 18 H: 1 LOB: 2 BB: 1 P: 29	R: 1 E: 0 K: 0 S: 17 H: 2 LOB: 1 BB: 0 P: 23	R: 0 E: 0 K: 0 S: 6 H: 1 LOB: 0 BB: 0 P: 10	R: 3 E: 1 K: 0 S: 19 H: 4 LOB: 2 BB: 0 P: 29	R: 0 E: 0 K: 2 S: 8 H: 0 LOB: 0 BB: 0 P: 11	R: 0 E: 0 K: 2 S: 9 H: 0 LOB: 0 BB: 0 P: 16	R: 0 E: 0 K: 1 S: 13 H: 1 LOB: 3 BB: 1 P: 23	R: 0 E: 0 K: 2 S: 12 H: 1 LOB: 1 BB: 0 P: 18	1B: 8 2B: 2 3B: 0 HR: 1	SF: 0 SAC: 1 DP: 1 HBP: 1						

AB	37
R	4
H	11
RBI	3
BB	2
SO	10
LOB	21

WP: 1 PB: 0 SB: 1 CS: 0 PA: 41

PITCHER		IP	WLS	BF	H	R	ER	SO	BB	IBB	HBP	BLK	WP	HR	S	P	ERA	WHIP
Glendon Rusch, L ERA: 4.62	(1, 1)	5.0	W	25	9	4	3	3	1	0	0	0	0	1	69	105	5.40	2.000
43 Michael Wuertz, R ERA: 4.02	(6, 1)	2.0	H	6	0	0	0	4	0	0	0	0	0	0	17	27	0.00	0.000
Scott Williamson, R ERA: 6.08	(8, 1)	0.1	H	4	1	0	0	0	1	0	1	0	1	0	6	14	0.00	6.000
44 Roberto Novoa, R ERA: 4.22	(8, 1)	0.2	H	2	0	0	0	1	0	0	0	0	0	0	7	9	0.00	0.000
46 Ryan Dempster, R ERA: 3.24	(9, 1)	1.0	S	4	1	0	0	2	0	0	0	0	0	0	12	18	0.00	1.000

PITCHER	IP	WLS	BF	H	R	ER	SO	BB	IBB	HBP	BLK	WP	HR	S	P	ERA	WHIP

Houston Astros @ Chicago Cubs

Wrigley Field, Chicago, IL

Fri Sep 23 2005, 2:20 PM CDT

Att. 38,622 - Partly Cloudy - 64 F

BOTTOM

Batter	1	2	3	4	5	6	7	8	9	AB	R	H	RBI	BB	SO	LOB
Neifi Perez, S (1, 6) OBP: 0.303, SLG: 0.391	G6-3	E5		K		P6		G5-3		5	0	0	0	0	1	0
Todd Walker, L (1, 4) OBP: 0.355, SLG: 0.475	25 2B 1B 1B	25 BB 1B 1-2		25 E 1B		P6				1	0	1	0	0	0	0
Jose Macias, S (1, PR) (2, 4) OBP: 0.291, SLG: 0.331										3	2	2	0	0	0	0
25 Derrek Lee, R (1, 3) OBP: 0.425, SLG: 0.671	1B FC3-6 2B 1-3	BB 1-2 2-3		E6 2B 1-H		1B				3	2	3	1	1	0	0
Nomar Garciaparra, R (1, 5) OBP: 0.312, SLG: 0.424	FC3-6 1B 2-3 3-H	F9		1B 3-H		L8				4	0	2	2	0	0	4
Jeromy Burnitz, L (1, 9) OBP: 0.326, SLG: 0.442	FC3-6 WP 2B 1-2f 3-H	K		G3			P5			4	1	0	1	0	1	5
Michael Barrett, R (1, 2) OBP: 0.348, SLG: 0.484	1 SAFE 1-H		F7		G1-3		L1			4	0	1	1	0	0	0
19 Matt Murton, R (1, 7) OBP: 0.395, SLG: 0.535	IBB		G1-3		G4-3		P3			3	0	0	0	1	0	0
Corey Patterson, L (1, 8) OBP: 0.258, SLG: 0.360	K		G3-1		1B			G4-3		4	0	1	0	0	1	3
Glendon Rusch, L (1, 1) OBP: 0.175, SLG: 0.184		K		G4-3				G6-3		2	0	0	0	0	1	0
58 Geovany Soto, R (5, PH)										1	0	0	0	0	0	1
43 Michael Wuertz, R (6, 1)										0	0	0	0	0	0	0
Scott Williamson, R (8, 1)										0	0	0	0	0	0	0
44 Roberto Novoa, R (8, 1)										0	0	0	0	0	0	0
Scott McClain, R (8, PH) OBP: 0.214, SLG: 0.231										1	0	0	0	0	0	0
46 Ryan Dempster, R (9, 1) OBP: 0.071, SLG: 0.071					L9					0	0	0	0	0	0	0
Inning Stats	R: 3 H: 4 E: 0 LOB: 3 K: 1 BB: 1 S: 16 P: 30	R: 0 H: 1 E: 1 LOB: 3 K: 2 BB: 1 S: 13 P: 21	R: 0 H: 0 E: 0 LOB: 0 K: 0 BB: 0 S: 9 P: 14	R: 2 H: 3 E: 1 LOB: 1 K: 1 BB: 0 S: 18 P: 27	R: 0 H: 1 E: 0 LOB: 1 K: 0 BB: 0 S: 9 P: 14	R: 0 H: 1 E: 0 LOB: 1 K: 0 BB: 0 S: 9 P: 18	R: 0 H: 0 E: 0 LOB: 0 K: 0 BB: 0 S: 5 P: 9	R: 0 H: 0 E: 0 LOB: 0 K: 0 BB: 0 S: 6 P: 8		1B: 7 SF: 0 2B: 3 SAC: 0 3B: 0 DP: 0 HR: 0 HBP: 0						

livebaseballscorecards.com

AB	35
R	5
H	10
RBI	5
BB	2
SO	4
LOB	13

WP: 1 PA: 37
PB: 0
SB: 0
CS: 0

PITCHER		IP	WLS	BF	H	R	ER	SO	BB	IBB	HBP	BLK	WP	HR	S	P	ERA	WHIP
51 Wandy Rodriguez, L ERA: 5.62	(1, 1)	4.0	L	23	8	5	5	4	1	1	0	0	1	0	56	92	11.25	2.250
Scott Strickland, R ERA: 4.91	(5, 1)	1.0		4	1	0	0	0	0	0	0	0	0	0	9	14	0.00	1.000
Russ Springer, R ERA: 4.89	(6, 1)	1.0		4	1	0	0	0	0	0	0	0	0	0	9	18	0.00	1.000
Mike Burns, R ERA: 5.1	(7, 1)	1.0		3	0	0	0	0	0	0	0	0	0	0	5	9	0.00	0.000
Mike Gallo, L ERA: 2.37	(8, 1)	1.0		3	0	0	0	0	0	0	0	0	0	0	6	8	0.00	0.000

PITCHER	IP	WLS	BF	H	R	ER	SO	BB	IBB	HBP	BLK	WP	HR	S	P	ERA	WHIP

TOP

Houston Astros @ Chicago Cubs

Wrigley Field, Chicago, IL

Sat Sep 24 2005, 1:20 PM CDT

Att. 39,263 - Cloudy - 69 F

livebaseballscorecards.com

Batter	1	2	3	4	5	6	7	8	9	AB	R	H	RBI	BB	SO	LOB
Willy Taveras, R (1, 8) OBP: 0.326, SLG: 0.342	F8		B5-3		2B 1B		SH3-4 3B 1B	SH3-4 1-2		4	2	2	0	0	0	0
Craig Biggio, R (1, 4) OBP: 0.330, SLG: 0.466	HR		1B BB		P3		SH3-4 1-2	2-H 2B		3	1	2	2	1	0	1
Morgan Ensberg, R (1, 5) OBP: 0.387, SLG: 0.567	L3		1-2 1B		1-H 2B		2-H 1B 3B	K		5	1	3	2	0	1	1
17 Lance Berkman, S (1, 7) (7, 3) OBP: 0.416, SLG: 0.523	HR		G6-3		L7		1B 16 S WP BB	IBB		3	2	1	1	2	0	3
Mike Lamb, L (1, 3) OBP: 0.279, SLG: 0.411 28 Adam Everett, R (7, 6) OBP: 0.291, SLG: 0.371	G1-3			FC4-6 1B		L5	K	K		4 1	0 0	1 0	0 0	0 0	1 1	2 2
16 Jason Lane, R (1, 9) OBP: 0.312, SLG: 0.495		F7		P6		WP SH 2B	WP 1B 1-2 BB		K	4	1	1	0	1	1	1
Jose Vizcaino, S (1, 6) OBP: 0.300, SLG: 0.339 Chad Qualls, R (7, 1) Mike Gallo, L (8, 1) 5 Jeff Bagwell, R (9, PH) OBP: 0.371, SLG: 0.394 Mike Burns, R (9, 1)		G4-3		FC4-6 1-2f		SH FC6-4 2-H WP 1B 1-2 2-3 3-H			K	3 0 0 1 0	0 0 0 0 0	1 0 0 0 0	2 0 0 0 0	0 0 0 1 0	0 0 0 0 0	1 0 0 0 0
Brad Ausmus, R (1, 2) OBP: 0.351, SLG: 0.338		K		K		FC6-4 1-2f	G5-3 1-2 2-3 3-H		G5-3	5	0	0	0	0	2	4
Ezequiel Astacio, R (1, 1) OBP: 0.143, SLG: 0.143 2 Chris Burke, R (7, 7) OBP: 0.303, SLG: 0.363			K	G4-3		K		SH3-4 2B 1B		3 1	0 1	0 1	0 0	0 0	2 0	1 0
Inning Stats	R: 2 E: 0 K: 0 S: 9 H: 2 LOB: 0 BB: 0 P: 13	R: 0 E: 0 K: 1 S: 6 H: 0 LOB: 0 BB: 0 P: 9	R: 0 E: 0 K: 1 S: 11 H: 1 LOB: 2 BB: 1 P: 18	R: 0 E: 0 K: 1 S: 8 H: 1 LOB: 1 BB: 0 P: 15	R: 1 E: 0 K: 0 S: 9 H: 2 LOB: 1 BB: 0 P: 12	R: 1 E: 0 K: 1 S: 13 H: 1 LOB: 1 BB: 0 P: 19	R: 3 E: 0 K: 1 S: 25 H: 3 LOB: 2 BB: 2 P: 40	R: 1 E: 0 K: 2 S: 17 H: 2 LOB: 2 BB: 1 P: 32	R: 0 E: 0 K: 2 S: 8 H: 0 LOB: 0 BB: 0 P: 11	1B: 6 2B: 3 3B: 1 HR: 2	SF: 0 SAC: 3 DP: 0 HBP: 0					

AB	37
R	8
H	12
RBI	7
BB	4
SO	9
LOB	16

WP: 2 PB: 0 SB: 1 CS: 0 PA: 44

PITCHER	IP	WLS	BF	H	R	ER	SO	BB	IBB	HBP	BLK	WP	HR	S	P	ERA	WHIP
38 Carlos Zambrano, R (1, 1) ERA: 3.33	6.1	L	30	9	6	6	4	1	0	0	0	1	2	62	94	8.53	1.579
13 Will Ohman, L (7, 1) ERA: 3.1	0.2		5	1	1	1	1	2	0	0	0	1	0	19	32	13.50	4.500
Todd Wellemeyer, R (8, 1) ERA: 6.12	2.0		9	2	1	1	4	0	1	0	0	0	0	25	43	4.50	1.000

PITCHER	IP	WLS	BF	H	R	ER	SO	BB	IBB	HBP	BLK	WP	HR	S	P	ERA	WHIP

Houston Astros @ Chicago Cubs

Wrigley Field, Chicago, IL

Sat Sep 24 2005, 1:20 PM CDT

Att. 39,263 - Cloudy - 69 F

BOTTOM

Batter	1	2	3	4	5	6	7	8	9	AB	R	H	RBI	BB	SO	LOB
Jose Macias, S (1, 4) OBP: 0.284, SLG: 0.323	K		G6-3		G3-1			G5-3		4	0	0	0	0	1	0
Neifi Perez, S (1, 6) OBP: 0.302, SLG: 0.390	P6		G4-3			HR 1B		G5-3		4	1	1	0	0	0	0
25 Derrek Lee, R (1, 3) OBP: 0.422, SLG: 0.667	G5-3		G4-3			F8		K		4	0	0	0	0	1	1
Nomar Garciaparra, R (1, 5) OBP: 0.315, SLG: 0.441		FC4-6 1B		G6-3		HR 1-H			G4-3	4	1	2	2	0	0	0
Jeromy Burnitz, L (1, 9) OBP: 0.326, SLG: 0.439		FC4-6 1B SF9 1-2f		FC5-4 BB		K			G6-3	3	1	0	0	1	1	1
Michael Barrett, R (1, 2) OBP: 0.347, SLG: 0.481		SF9 1-3 1B		FC5-4 1-2f		K2-3			K	4	0	1	0	0	2	1
19 Matt Murton, R (1, 7) OBP: 0.394, SLG: 0.526		38 FC6-4 BB		P4			K			2	0	0	0	1	1	1
Corey Patterson, L (1, 8) OBP: 0.256, SLG: 0.358		SF9 2-3 3-H			F7		L5			2	0	0	1	0	0	0
38 Carlos Zambrano, S (1, 1) OBP: 0.295, SLG: 0.462		FC6-4 1-2f			L1-3		G6-3			2	0	0	0	0	0	2
13 Will Ohman, L (7, 1)										0	0	0	0	0	0	0
Ryan Theriot, R (7, PH) OBP: 0.400, SLG: 0.250										1	0	0	0	0	0	0
Todd Wellemeyer, R (8, 1) OBP: 0.250, SLG: 0.250										0	0	0	0	0	0	0
Inning Stats	R: 0 E: 0 K: 1 S: 6 H: 0 LOB: 0 BB: 0 P: 14	R: 1 E: 0 K: 0 S: 11 H: 2 LOB: 2 BB: 1 P: 22	R: 0 E: 0 K: 0 S: 5 H: 0 LOB: 0 BB: 0 P: 8	R: 0 E: 0 K: 0 S: 5 H: 0 LOB: 1 BB: 1 P: 11	R: 0 E: 0 K: 0 S: 5 H: 0 LOB: 0 BB: 0 P: 5	R: 2 E: 0 K: 2 S: 14 H: 2 LOB: 0 BB: 0 P: 21	R: 0 E: 0 K: 1 S: 6 H: 0 LOB: 0 BB: 0 P: 8	R: 0 E: 0 K: 1 S: 8 H: 0 LOB: 0 BB: 0 P: 10	R: 0 E: 0 K: 1 S: 6 H: 0 LOB: 0 BB: 0 P: 7	1B: 3 2B: 0 3B: 0 HR: 1 SF: 1 SAC: 0 DP: 0 HBP: 0						

livebaseballscorecards.com

AB	30
R	3
H	4
RBI	3
BB	2
SO	6
LOB	6

WP: 0 PB: 0 SB: 0 CS: 0 PA: 33

PITCHER		IP	WLS	BF	H	R	ER	SO	BB	IBB	HBP	BLK	WP	HR	S	P	ERA	WHIP
Ezequiel Astacio, R ERA: 5.67	(1, 1)	6.0	W	24	4	3	3	3	2	0	0	0	0	1	46	81	4.50	1.000
Chad Qualls, R ERA: 3.32	(7, 1)	1.0		3	0	0	0	1	0	0	0	0	0	0	6	8	0.00	0.000
Mike Gallo, L ERA: 2.25	(8, 1)	1.0		3	0	0	0	1	0	0	0	0	0	0	8	10	0.00	0.000
Mike Burns, R ERA: 4.94	(9, 1)	1.0		3	0	0	0	1	0	0	0	0	0	0	6	7	0.00	0.000

PITCHER	IP	WLS	BF	H	R	ER	SO	BB	IBB	HBP	BLK	WP	HR	S	P	ERA	WHIP

Batter	1	2	3	4	5	6	7	8	9	AB	R	H	RBI	BB	SO	LOB
Willy Taveras, R (1, 8) OBP: 0.324, SLG: 0.340	B X 1-0 ① F7		L B B F B S 3-3 ① K	3 SAFE 0-0 ③ PO 3-H	C B X 1-1 ① B5-3		B X 1-0 ② SF7 3-H			3	0	0	1	0	1	0
Craig Biggio, R (1, 4) OBP: 0.327, SLG: 0.463	C X 0-1 ② F7		X 0-0 ② G6-3		C X 0-1 ② F7		F B B S B X 3-2 ③ F7			4	0	0	0	0	0	0
Morgan Ensberg, R (1, 5) OBP: 0.387, SLG: 0.565	X 0-0 ③ G4-3		C B F B B 4-2 17 BB BB		C C B X 1-2 ③ G5-3			C B X 1-1 16 CS 1B		3	0	1	0	1	0	0
17 Lance Berkman, S (1, 7) OBP: 0.419, SLG: 0.522		B S B B B 4-1 16 1B BB BB	B B B B 4-0 1-2 BB			C B B B X 3-1 G4-6-3 1B		B B 1 SAFE X 2-0 ① F5		2	0	1	0	2	0	1
Mike Lamb, L (1, 3) OBP: 0.278, SLG: 0.407		B 1 SAFE B B B 4-0 16 1B 1-2 BB	S C T X 0-2 ③ F8			1 SAFE B F B 1 SAFE 1 SAFE X 2-1 ①② G4-6-3 1-2f		C 1 SAFE X 0-1 ② F8		3	0	0	0	1	0	4
16 Jason Lane, R (1, 9) OBP: 0.313, SLG: 0.497		B F X 1-1 1-2 2-3 1B		B X 1-0 28 F9 PO 2B		B B S S F B X 3-2 ③ G1-3		1 SAFE S B C D B 3-2 ③ CS 1-2	B F F B S 2-3 ① K	4	0	2	0	0	1	0
28 Adam Everett, R (1, 6) OBP: 0.291, SLG: 0.370 Luke Scott, L (9, PH) OBP: 0.253, SLG: 0.244		F C T F F B B S 2-3 ① K	X 0-0 ① F9 2-3				C B B B B 4-1 SH1-4 3B BB		F B S B S 2-3 ② K2-3	2 1	1 0	0 0	0 0	1 0	1 1	4 0
Brad Ausmus, R (1, 2) OBP: 0.353, SLG: 0.337 Charles Gipson, R (9, PR) OBP: 0.250, SLG: 0.273		C B B X 2-1 ② L5	B P B B 4-0 SH1-4 BB				L P X 1-1 ① SH1-4 1-2		C B B B B C F F B 4-2 BB	1 0	0 0	0 0	0 0	2 0	0 0	3 0
Andy Pettitte, L (1, 1) OBP: 0.097, SLG: 0.083 Orlando Palmeiro, L (7, PH) OBP: 0.341, SLG: 0.436 Chad Qualls, R (7, 1) Mike Gallo, L (7, 1) Dan Wheeler, R (7, 1) 5 Jeff Bagwell, R (9, PH) OBP: 0.368, SLG: 0.389		B B C B S S 3-3 ③ K	X 0-0 ② SH1-4 1-2				B C X 1-1 SF7 2-H 3B		1 SAFE 1 SAFE B X 1-0 ③ F9	1 1 0 0 0 1	0 1 0 0 0 0	0 1 0 0 0 0	0 1 0 0 0 0	1 0 0 0 0 0	0 0 0 0 0 1	3 0 0 0 0 1
Inning Stats	R: 0 E: 0 K: 0 S: 4 H: 0 LOB: 0 BB: 0 P: 5	R: 0 E: 0 K: 2 S: 14 H: 1 LOB: 3 BB: 2 P: 30	R: 0 E: 0 K: 1 S: 11 H: 0 LOB: 2 BB: 2 P: 22	R: 0 E: 0 K: 0 S: 4 H: 1 LOB: 1 BB: 1 P: 8	R: 0 E: 0 K: 0 S: 7 H: 0 LOB: 0 BB: 0 P: 9	R: 0 E: 0 K: 0 S: 7 H: 1 LOB: 0 BB: 0 P: 15	R: 2 E: 0 K: 0 S: 10 H: 1 LOB: 0 BB: 1 P: 19	R: 0 E: 0 K: 0 S: 7 H: 1 LOB: 0 BB: 0 P: 13	R: 0 E: 0 K: 2 S: 11 H: 0 LOB: 1 BB: 1 P: 20	1B: 3 2B: 1 3B: 1 HR: 0 SF: 1 SAC: 2 DP: 1 HBP: 0						

TOP

Houston Astros @ Chicago Cubs

Wrigley Field, Chicago, IL

Sun Sep 25 2005, 1:20 PM CDT

Att. 38,121 - Overcast - 73 F

livebaseballscorecards.com

AB	26
R	2
H	5
RBI	2
BB	7
SO	5
LOB	16

WP: 0 PB: 0 SB: 0 CS: 1 PA: 38

PITCHER		IP	WLS	BF	H	R	ER	SO	BB	IBB	HBP	BLK	WP	HR	S	P	ERA	WHIP
Jerome Williams, R ERA: 4.28	(1, 1)	7.0	W	29	4	2	2	3	6	0	0	0	0	0	57	108	2.57	1.429
43 Michael Wuertz, R ERA: 3.96	(8, 1)	1.0	H	3	1	0	0	0	0	0	0	0	0	0	7	13	0.00	1.000
46 Ryan Dempster, R ERA: 3.2	(9, 1)	1.0	S	4	0	0	0	2	1	0	0	0	0	0	11	20	0.00	1.000

PITCHER	IP	WLS	BF	H	R	ER	SO	BB	IBB	HBP	BLK	WP	HR	S	P	ERA	WHIP

Houston Astros @ Chicago Cubs

Wrigley Field, Chicago, IL

Sun Sep 25 2005, 1:20 PM CDT

Att. 38,121 - Overcast - 73 F

livebaseballscorecards.com

BOTTOM

Batter	1	2	3	4	5	6	7	8	9	AB	R	H	RBI	BB	SO	LOB
Jose Macias, S (1, 4) OBP: 0.277, SLG: 0.314	G6-3		F9			F8	G3-1			4	0	0	0	0	0	3
Neifi Perez, S (1, 6) OBP: 0.300, SLG: 0.387	F9			F8		G5-3		G1-3		4	0	0	0	0	0	0
25 Derrek Lee, R (1, 3) OBP: 0.424, SLG: 0.672	HR			G5-3			FC5-4 1B	1B BB		3	1	2	1	1	0	0
Nomar Garciaparra, R (1, 5) OBP: 0.314, SLG: 0.437	K			G6-3			FC5-4 FC6-4	1B		4	0	1	0	0	1	1
Michael Barrett, R (1, 2) OBP: 0.344, SLG: 0.477		K			F9		FC6-4 HR	F9		4	1	0	0	0	1	3
Jeromy Burnitz, L (1, 9) OBP: 0.325, SLG: 0.443		P6			L3		SAFE			4	1	1	2	0	1	2
19 Matt Murton, R (1, 7) OBP: 0.400, SLG: 0.525		G6-3			1B			BB S BB		2	0	1	0	1	0	0
Corey Patterson, L (1, 8) OBP: 0.257, SLG: 0.357			G5-3		F7					2	0	0	0	1	0	1
Jerome Williams, R (1, 1) OBP: 0.094, SLG: 0.125			K			K2-3				2	0	0	0	0	2	0
Scott McClain, R (7, PH) OBP: 0.267, SLG: 0.231										0	0	0	0	1	0	0
43 Michael Wuertz, R (8, 1)										0	0	0	0	0	0	0
46 Ryan Dempster, R (9, 1) OBP: 0.071, SLG: 0.071							BB			0	0	0	0	0	0	0
Inning Stats	R: 1 E: 0 K: 1 S: 10 H: 1 LOB: 0 BB: 0 P: 13	R: 0 E: 0 K: 1 S: 5 H: 0 LOB: 0 BB: 0 P: 7	R: 0 E: 0 K: 1 S: 6 H: 0 LOB: 0 BB: 0 P: 7	R: 0 E: 0 K: 0 S: 4 H: 0 LOB: 0 BB: 0 P: 8	R: 0 E: 0 K: 0 S: 10 H: 1 LOB: 1 BB: 0 P: 19	R: 0 E: 0 K: 1 S: 5 H: 0 LOB: 0 BB: 0 P: 7	R: 2 E: 0 K: 0 S: 18 H: 2 LOB: 3 BB: 3 P: 33	R: 0 E: 0 K: 1 S: 11 H: 1 LOB: 2 BB: 1 P: 17		1B: 3 2B: 0 3B: 0 HR: 2	SF: 0 SAC: 0 DP: 0 HBP: 0					

	AB	29
	R	3
	H	5
	RBI	3
	BB	4
	SO	5
	LOB	10

WP: 0 PB: 0 SB: 1 CS: 0 PA: 33

PITCHER		IP	WLS	BF	H	R	ER	SO	BB	IBB	HBP	BLK	WP	HR	S	P	ERA	WHIP
Andy Pettitte, L ERA: 2.42	(1, 1)	6.0		20	2	1	1	4	0	0	0	0	0	1	40	61	1.50	0.333
Chad Qualls, R ERA: 3.4	(7, 1)	0.2	H	3	1	1	1	0	0	0	0	0	0	0	4	5	13.50	1.500
Mike Gallo, L ERA: 2.7	(7, 1)	0.0	L	3	1	1	1	0	2	0	0	0	0	1	9	19	∞	∞
Dan Wheeler, R ERA: 2.34	(7, 1)	1.1		7	1	0	0	1	2	0	0	0	0	0	16	26	0.00	2.250

PITCHER	IP	WLS	BF	H	R	ER	SO	BB	IBB	HBP	BLK	WP	HR	S	P	ERA	WHIP

Batter	1	2	3	4	5	6	7	8	9	AB	R	H	RBI	BB	SO	LOB
Willy Taveras, R (1, 8) OBP: 0.325, SLG: 0.340	C C F B B X 2-2 G4-3		X 0-0 G6-4-3 1B		S B F C 1-3 K		C C C 0-3 K		D B B C S B 4-2 FC6-4 1-2 BB	4	0	1	0	1	2	2
Craig Biggio, R (1, 4) OBP: 0.326, SLG: 0.466 4 Eric Bruntlett, R (9, 4) OBP: 0.292, SLG: 0.413	B B F S B X 3-2 F9		B C X 1-1 G6-4-3 1-2f		C F X 0-2 F9			B B C X 2-1 HR	B C X 1-1 FC6-4 1-2f	5	1	1	1	0	0	6
										0	0	0	0	0	0	0
Morgan Ensberg, R (1, 5) OBP: 0.386, SLG: 0.563	B B X 2-0 1B			F B C B X 2-2 F8		X 0-0 P5		B X 1-0 F9		4	0	1	0	0	0	0
17 Lance Berkman, S (1, 7) OBP: 0.415, SLG: 0.518 (8, 3)	B D X 2-0 G4-3			C X 0-1 P6		C B S C 1-3 K		C S B F B F B X 3-2 G4-3		4	0	0	0	0	1	1
Mike Lamb, L (1, 3) OBP: 0.281, SLG: 0.407 54 Brad Lidge, R (8, 1)		C B F B F X 2-2 G3-1		C B B F B F B 4-2 BB		X 0-0 16 HR 1B		C F F F B X 1-2 G5-3		3	1	1	0	1	0	0
										0	0	0	0	0	0	0
16 Jason Lane, R (1, 9) OBP: 0.313, SLG: 0.501		C F X 0-2 G6-3		C B C F B F B 1 SAFE F 3-2 F X P3		B 1 SAFE F B X 2-1 1-H HR			C X 0-1 F7	4	1	1	2	0	0	1
28 Adam Everett, R (1, 6) OBP: 0.290, SLG: 0.369		C B B X 2-1 1B	X 0-0 F7		C X 0-1 G5-3				C S B T 1-2 K	4	0	1	0	0	1	0
Brad Ausmus, R (1, 2) OBP: 0.354, SLG: 0.337		C 1 SAFE B B C C 2-3 K			B C F B H 3-2 44 E HBP		X 0-0 G3		B X 1-0 5 1B 1B	3	0	1	0	0	1	1
44 Roy Oswalt, R (1, 1) OBP: 0.203, SLG: 0.169 Charles Gipson, R (8, 7) OBP: 0.250, SLG: 0.273 5 Jeff Bagwell, R (9, PH) OBP: 0.373, SLG: 0.396 2 Chris Burke, R (9, 7) OBP: 0.303, SLG: 0.363			C X 0-1 G2-3		X 0-0 FC1 1-2		C B B X 2-1 G5-3		C B X 1-1 BB 1-3 1B	3	0	0	0	0	0	1
										0	0	0	0	0	0	0
										1	0	1	0	0	0	0
										0	0	0	0	0	0	0
Inning Stats	R: 0 H: 1 E: 0 LOB: 1 K: 0 BB: 0 S: 9 P: 18	R: 0 H: 1 E: 0 LOB: 1 K: 1 BB: 0 S: 12 P: 18	R: 0 H: 1 E: 0 LOB: 0 K: 0 BB: 0 S: 5 P: 6	R: 0 H: 0 E: 0 LOB: 1 K: 0 BB: 1 S: 15 P: 24	R: 0 H: 0 E: 1 LOB: 2 K: 1 BB: 0 S: 10 P: 14	R: 2 H: 2 E: 0 LOB: 0 K: 1 BB: 0 S: 9 P: 12	R: 0 H: 0 E: 0 LOB: 0 K: 1 BB: 0 S: 6 P: 8	R: 1 H: 1 E: 0 LOB: 0 K: 0 BB: 0 S: 13 P: 20	R: 0 H: 2 E: 0 LOB: 3 K: 1 BB: 1 S: 12 P: 20	1B: 6 SF: 0 2B: 0 SAC: 0 3B: 0 DP: 1 HR: 2 HBP: 1						

PITCHER		IP	WLS	BF	H	R	ER	SO	BB	IBB	HBP	BLK	WP	HR	S	P	ERA	WHIP
Matt Morris, R ERA: 3.94	(1, 1)	6.0	L	25	5	2	2	3	1	0	1	0	0	1	60	92	3.00	1.000
Jason Marquis, R ERA: 4.03	(7, 1)	2.0		7	1	1	1	1	0	0	0	0	0	1	19	28	4.50	0.500
Julian Tavarez, R ERA: 3.3	(9, 1)	1.0		6	2	0	0	1	1	0	0	0	0	0	12	20	0.00	3.000

PITCHER	IP	WLS	BF	H	R	ER	SO	BB	IBB	HBP	BLK	WP	HR	S	P	ERA	WHIP

TOP

Houston Astros @ St. Louis Cardinals

Busch Stadium, St. Louis, MO

Tue Sep 27 2005, 7:10 PM CDT
Att. 40,260 - Partly Cloudy - 76 F

livebaseballscorecards.com

AB	35
R	3
H	8
RBI	3
BB	2
SO	5
LOB	12

Batter	1	2	3	4	5	6	7	8	9	AB	R	H	RBI	BB	SO	LOB
22 David Eckstein, R (1, 6) OBP: 0.362, SLG: 0.396	C X 0-1 1B 1B		B C X 1-1 ① G4-3		C X 0-1 15 CS 1B		B C X 1-1 ③ G1-3			4	0	2	0	0	0	0
15 Jim Edmonds, L (1, 8) OBP: 0.385, SLG: 0.536	B S S T C 1-3 ① K		C B X 1-1 1B 1B		1 SAFE 1 SAFE S C D 1 B B C 3-3 ② ③ K 1-2			X 0-0 ① F8		4	0	1	0	0	2	2
5 Albert Pujols, R (1, 3) OBP: 0.428, SLG: 0.606	X 0-0 ② P3		C B S X 1-2 ② F7			C S B B B F X 2-2 ① F9		B B X 2-0 ② F8		4	0	0	0	0	0	2
Larry Walker, L (1, 9) OBP: 0.380, SLG: 0.484 So Taguchi, R (9, 9) OBP: 0.323, SLG: 0.412	F F 1 SAFE 1 SAFE X 0-2 1-2 1B		1 SAFE B B X 2-0 FC6-4 1-3 1B			C B F F B B X 3-2 2B 2B		B S B X 2-1 ③ G3-1		4 0	1 0	3 0	0 0	0 0	0 0	0 0
Reggie Sanders, R (1, 7) OBP: 0.335, SLG: 0.514 55 Skip Schumaker, L (9, PR) OBP: 0.300, SLG: 0.316	C S C F D S 1-3 ③ K		S S T X 1-2 ③ FC6-4 1-2f			S S F X 0-2 2-H 2B			C B B B B 4-1 G5-3 BB	3 0	0 0	1 0	1 0	1 0	1 0	4 0
Mark Grudzielanek, R (1, 4) OBP: 0.330, SLG: 0.404		B X 1-0 ① G5-3		C X 0-1 ① G6-3		C F B B F S 2-3 ② K			C S 1 SAFE X 0-2 ① ② G5-3 1-2	4	0	0	0	0	1	2
Abraham Nunez, S (1, 5) OBP: 0.342, SLG: 0.363 Jason Marquis, L (7, 1) OBP: 0.333, SLG: 0.471 Julian Tavarez, L (9, 1) 53 John Rodriguez, L (9, PH) OBP: 0.382, SLG: 0.436		S C X 0-2 ② G3-1		C B C B B S 3-3 ② K		B C C X 1-2 ③ F7			C S S 0-3 ③ K	3 0 0 1	0 0 0 0	0 0 0 0	0 0 0 0	0 0 0 0	1 0 0 1	1 0 0 1
4 Yadier Molina, R (1, 2) OBP: 0.301, SLG: 0.367		F B B S F X 2-2 1B		F F S 0-3 ③ K			C F X 0-2 ① F9			3	0	1	0	0	1	0
Matt Morris, R (1, 1) OBP: 0.150, SLG: 0.089 John Mabry, L (7, 5) OBP: 0.294, SLG: 0.408		C X 0-1 ③ G4-3			C C B C 1-3 ① K		X 0-0 ② F9			2 1	0 0	0 0	0 0	0 0	1 0	1 0
Inning Stats	R: 0 H: 2 E: 0 LOB: 2 K: 2 BB: 0 S: 14 P: 16	R: 0 H: 1 E: 0 LOB: 1 K: 0 BB: 0 S: 10 P: 13	R: 0 H: 2 E: 0 LOB: 2 K: 0 BB: 0 S: 12 P: 18	R: 0 H: 0 E: 0 LOB: 0 K: 2 BB: 0 S: 8 P: 11	R: 0 H: 1 E: 0 LOB: 1 K: 2 BB: 0 S: 8 P: 12	R: 1 H: 2 E: 0 LOB: 1 K: 1 BB: 0 S: 19 P: 27	R: 0 H: 0 E: 0 LOB: 0 K: 0 BB: 0 S: 6 P: 7	R: 0 H: 0 E: 0 LOB: 0 K: 0 BB: 0 S: 4 P: 8	R: 0 H: 0 E: 0 LOB: 1 K: 1 BB: 1 S: 7 P: 11	1B: 6 SF: 0 2B: 3 SAC: 0 3B: 0 DP: 1 HR: 0 HBP: 0						WP: 0 PA: 34 PB: 0 SB: 0 CS: 1

PITCHER		IP	WLS	BF	H	R	ER	SO	BB	IBB	HBP	BLK	WP	HR	S	P	ERA	WHIP
44 Roy Oswalt, R ERA: 2.86	(1, 1)	7.0	W	28	8	1	1	7	0	0	0	0	0	0	77	104	1.29	1.143
54 Brad Lidge, R ERA: 2.16	(8, 1)	2.0	S	6	0	0	0	1	1	0	0	0	0	0	11	19	0.00	0.500

PITCHER	IP	WLS	BF	H	R	ER	SO	BB	IBB	HBP	BLK	WP	HR	S	P	ERA	WHIP

BOTTOM

Houston Astros @ St. Louis Cardinals

Busch Stadium, St. Louis, MO

Tue Sep 27 2005, 7:10 PM CDT
Att. 40,260 - Partly Cloudy - 76 F

livebaseballscorecards.com

AB	33
R	1
H	8
RBI	1
BB	1
SO	8
LOB	13

Houston Astros @ St. Louis Cardinals

Busch Stadium, St. Louis, MO

Wed Sep 28 2005, 7:10 PM CDT

Att. 40,616 - Overcast - 67 F

TOP

livebaseballscorecards.com

Batter	1	2	3	4	5	6	7	8	9	AB	R	H	RBI	BB	SO	LOB
Craig Biggio, R (1, 4) OBP: 0.325, SLG: 0.464	X 0-0 FC6-4 1B		C B F S 1-3 ② K		F X 0-1 ① G6-3	X 0-0 ② SF8 3-H		F X 0-1 ③ G6-3		4	0	1	1	0	1	0
Willy Taveras, R (1, 8) OBP: 0.325, SLG: 0.340	L B 1 M D B X SAFE 3-2 ① FC6-4 17 FC3-6 1B 1-2f		B X 1-0 ③ G6-3		X 0-0 ② G4-3	X 0-0 2-H 1B			B B C F B F F X 3-2 2B 1B	5	1	2	1	0	0	1
Morgan Ensberg, R (1, 5) OBP: 0.390, SLG: 0.567	X 0-0 17 FC3-6 1-2 1B			S C X 0-2 17 E 16 1B 1B	B S S X 1-2 17 HR 1B	F F 1 SAFE X 0-2 ③ G5-3			C 1 B B X SAFE 2-1 1-H 2B	5	2	4	1	0	0	1
17 Lance Berkman, S (1, 7) OBP: 0.413, SLG: 0.521 (9, 3)	F B B F X 2-2 ② FC3-6 1-2f 2-3			B F B S X 2-2 FC3 BB 16 1B 1-2	S B X 1-1 1-H HR		B C F F C 1-3 ① K		B X 1-0 ① F7	5	1	1	2	0	1	4
Mike Lamb, L (1, 3) OBP: 0.280, SLG: 0.413 54 Brad Lidge, R (9, 1)	B D X 2-0 ③ G6-3			B F F C 1-3 ① K	B B X 2-0 HR		B S B B F S 3-3 ② K		B B C C C X 2-2 ② G6-3	5	1	1	1	0	2	5
										0	0	0	0	0	0	0
16 Jason Lane, R (1, 9) OBP: 0.316, SLG: 0.501		C X 0-1 ① F7		X 0-0 BB 1-2 2-H 1B	S S B B B X 3-2 ③ G5-3		B C B B C F X 3-2 1B		B B S F B 4-2 BB	4	0	2	1	1	0	0
28 Adam Everett, R (1, 6) OBP: 0.288, SLG: 0.366		B B C F F S 2-3 ② K		C S S 0-3 ② K		B F X 1-1 ① F9	B C B X 2-1 F8		B B C X 2-1 ③ F7	5	0	0	0	0	2	5
Brad Ausmus, R (1, 2) OBP: 0.353, SLG: 0.334	X 0-0 ③ G5-3			B C C D B F B 4-2 1-2 2-3 BB		C S S 0-3 K 2B SF8		S F F B B B X 3-2 ① P6		3	1	0	0	1	1	0
41 Brandon Backe, R (1, 1) OBP: 0.271, SLG: 0.356 Mike Gallo, L (5, 1) Scott Strickland, R (5, 1) Luke Scott, L (6, PH) OBP: 0.261, SLG: 0.266 Russ Springer, R (6, 1) 5 Jeff Bagwell, R (8, PH) OBP: 0.370, SLG: 0.392 Chad Qualls, R (8, 1) Charles Gipson, R (9, 7) OBP: 0.250, SLG: 0.273			C S B X 1-2 ① F9	S B C F S 1-3 ③ K		B F X 1-1 1-3 1B 2B		F S C 0-3 ② K		2	0	0	0	0	1	3
										0	0	0	0	0	0	0
										0	0	0	0	0	0	0
										1	1	1	0	0	0	0
										0	0	0	0	0	0	0
										1	0	0	0	0	1	0
										0	0	0	0	0	0	0
										0	0	0	0	0	0	0

| | | | | | | | | | |

Houston Astros @ St. Louis Cardinals

Busch Stadium, St. Louis, MO

Wed Sep 28 2005, 7:10 PM CDT

Att. 40,616 - Overcast - 67 F

livebaseballscorecards.com

BOTTOM

Batter	1	2	3	4	5	6	7	8	9	AB	R	H	RBI	BB	SO	LOB
22 David Eckstein, R (1, 6) OBP: 0.363, SLG: 0.396	BBBB 4-0 5 BB BB		X 0-0 SH 5 G6-4-3 2-3		X 0-0 FC5-4 5 15 1B SF8 2-3 1B	FBFFBC 2-3 K ③			CBFS 1-3 K ②	3	1	1	0	1	2	1
15 Jim Edmonds, L (1, 8) OBP: 0.384, SLG: 0.533	BX 1-0 F8 ①		BX 1-0 SF7 ① 3-H		X 0-0 5 FC5-4 1-2 3-H 1B		BSCFT 1-2 K ①		BBSSX 2-2 G4-3 ③	4	0	1	2	0	1	1
5 Albert Pujols, R (1, 3) OBP: 0.427, SLG: 0.602	BC1BFFDB SAFE 4-2 G1-6-3 1-2 BB		CBX 1-1 G6-4-3 ② ③ 1-2f		X 0-0 FC5-4 ① 1-2f 2-3 HR		SX 0-1 G6-3 ②			3	1	0	0	1	0	3
Larry Walker, L (1, 9) OBP: 0.379, SLG: 0.482 55 Skip Schumaker, L (7, PR) OBP: 0.300, SLG: 0.316 (8, 7)	SBBX 2-1 G1-6-3 ② ③ 1-2f			CX 0-1 G5-3 ①	1 SAFE X 0-0 SF8 ② 3-H		BSSX 1-2 1B			3	0	1	1	0	0	2
										0	0	0	0	0	0	0
Reggie Sanders, R (1, 7) OBP: 0.338, SLG: 0.535 John Mabry, L (8, 9) OBP: 0.294, SLG: 0.408		CBFBS 2-3 K ①		BBCCX 3-1 HR	SS1 SAFE BB1 SAFE X 1-2 1-H HR		DSBC1 SAFE FBX 3-2 P2 ③			4	2	2	3	0	1	1
										0	0	0	0	0	0	0
Mark Grudzielanek, R (1, 4) OBP: 0.330, SLG: 0.405		CCBX 1-2 4 G6-3 2B		BBCCX 2-2 G5-3 ②	CBFBX 2-2 F8 ③			BSCFS 1-3 K ①		4	0	1	0	0	1	0
4 Yadier Molina, R (1, 2) OBP: 0.300, SLG: 0.366	SBBBFX 2-2 G6-3 ② 2-3			CX 0-1 1B		BCX 1-1 F9 ①		BBCX 2-1 G6-3 ②		4	0	1	0	0	0	1
Abraham Nunez, S (1, 5) OBP: 0.339, SLG: 0.359	BCX 1-1 L8 ③			BCFBS 2-3 K ③		SBBBX 2-1 G1-3 ②		BX 1-0 G1-3 ③		4	0	0	0	0	1	2
29 Chris Carpenter, R (1, 1) OBP: 0.120, SLG: 0.091 John Gall, R (6, PH) OBP: 0.282, SLG: 0.514 Al Reyes, R (7, 1) 44 Jason Isringhausen, R (9, 1) So Taguchi, R (9, PH) OBP: 0.322, SLG: 0.411			X 0-0 22 SH 15 SF7 2B		CBX 1-1 22 1B 15 1B 2B	FSX 0-2 1B			BX 1-0 F8 ①	2	2	2	0	0	0	0
										1	0	1	0	0	0	0
										0	0	0	0	0	0	0
										0	0	0	0	0	0	0
										1	0	0	0	0	0	0
Inning Stats	R: 0 E: 0 K: 0 S: 6 H: 0 LOB: 1 BB: 2 P: 17	R: 0 E: 0 K: 1 S: 11 H: 1 LOB: 1 BB: 0 P: 17	R: 1 E: 1 K: 0 S: 5 H: 1 LOB: 0 BB: 0 P: 7	R: 1 E: 0 K: 1 S: 12 H: 2 LOB: 1 BB: 0 P: 19	R: 4 E: 0 K: 0 S: 12 H: 4 LOB: 0 BB: 0 P: 16	R: 0 E: 0 K: 1 S: 11 H: 1 LOB: 1 BB: 0 P: 16	R: 0 E: 0 K: 1 S: 13 H: 1 LOB: 1 BB: 0 P: 18	R: 0 E: 0 K: 1 S: 7 H: 0 LOB: 0 BB: 0 P: 11	R: 0 E: 0 K: 1 S: 7 H: 0 LOB: 0 BB: 0 P: 11	1B: 5 2B: 3 3B: 0 HR: 2	SF: 2 SAC: 1 DP: 2 HBP: 0					

	AB	33
	R	6
	H	10
	RBI	6
	BB	2
	SO	6
	LOB	11

WP: 0 PB: 0 SB: 0 CS: 0 PA: 38

PITCHER		IP	WLS	BF	H	R	ER	SO	BB	IBB	HBP	BLK	WP	HR	S	P	ERA	WHIP
41 Brandon Backe, R ERA: 4.76	(1, 1)	4.1		21	7	5	5	2	2	0	0	0	0	1	39	66	10.38	2.077
Mike Gallo, L ERA: 2.66	(5, 1)	0.1		1	0	0	0	0	0	0	0	0	0	0	1	1	0.00	0.000
Scott Strickland, R ERA: 6.75	(5, 1)	0.1		2	1	1	1	0	0	0	0	0	0	1	6	9	27.00	3.000
Russ Springer, R ERA: 4.73	(6, 1)	2.0		8	2	0	0	2	0	0	0	0	0	0	24	34	0.00	1.000
Chad Qualls, R ERA: 3.36	(8, 1)	1.0	W	3	0	0	0	1	0	0	0	0	0	0	7	11	0.00	0.000

PITCHER		IP	WLS	BF	H	R	ER	SO	BB	IBB	HBP	BLK	WP	HR	S	P	ERA	WHIP
54 Brad Lidge, R ERA: 2.13	(9, 1)	1.0	S	3	0	0	0	1	0	0	0	0	0	0	7	11	0.00	0.000

Batter	1	2	3	4	5	6	7	8	9	AB	R	H	RBI	BB	SO	LOB
Jose Macias, S (1, 4) OBP: 0.280, SLG: 0.325	B B B B 4-0 1B BB		C S B F F S 1-3 ① K		C X 0-1 ③ G6-3		B C F B S 2-3 ③ K			3	0	0	0	1	2	1
Neifi Perez, S (1, 6) OBP: 0.296, SLG: 0.380	C X 0-1 ① F8		B X 1-0 ② L5			X 0-0 ① F7		X 0-0 ① G3		4	0	0	0	0	0	1
25 Derrek Lee, R (1, 3) OBP: 0.421, SLG: 0.670	B X 1-0 ② P3		B X 1-0 ③ F8			F X 0-1 HR		F B F B C 2-3 ② K		4	1	1	1	0	1	1
Nomar Garciaparra, R (1, 5) OBP: 0.323, SLG: 0.459	X 0-0 1-3 1B			B X 1-0 ① G6-3		B C F X 1-2 19 G6-4-3 1B		B X 1-0 1B		4	0	3	0	0	0	0
19 Matt Murton, R (1, 7) OBP: 0.397, SLG: 0.543	B D X 2-0 ③ G1-3			B B B C X 3-1 HR		X 0-0 ② ③ G6-4-3 1-2f		B 1 X SAFE 1-0 ③ F9		4	1	1	1	0	0	4
Jeromy Burnitz, L (1, 9) OBP: 0.322, SLG: 0.437		X 0-0 ① F8		S B X 1-1 ② G3-1			H 1-0 E FC6 WP HBP		F B B X 2-1 ① F7	3	1	0	0	0	0	0
Michael Barrett, R (1, 2) OBP: 0.341, SLG: 0.468 46 Ryan Dempster, R (9, 1) OBP: 0.071, SLG: 0.071		C X 0-1 ② G5-3		S X 0-1 ③ G5-3			X 0-0 FC6 WP 1-3 CS		C C B B C 2-3 ② K	4 0	0 0	0 0	0 0	0 0	1 0	1 0
Corey Patterson, L (1, 8) OBP: 0.253, SLG: 0.350		S B X 1-1 E4			F B F F B S 2-3 ① K		B C B S B X 3-2 ① G1-3 2-3 3-H		B C S B S 2-3 ③ K2-3	4	0	0	0	0	2	1
Glendon Rusch, L (1, 1) OBP: 0.186, SLG: 0.195 43 Michael Wuertz, R (8, 1) 24 Henry Blanco, R (9, 2) OBP: 0.287, SLG: 0.391		B X 1-0 ③ P4			F B X 1-1 ② L5		C M X 0-2 ② 3-H 1B			3 0 0	0 0 0	1 0 0	0 0 0	0 0 0	0 0 0	1 0 0
Inning Stats	R: 0 H: 1 E: 0 LOB: 2 K: 0 BB: 1 S: 5 P: 12	R: 0 H: 0 E: 1 LOB: 1 K: 0 BB: 0 S: 6 P: 8	R: 0 H: 0 E: 0 LOB: 0 K: 1 BB: 0 S: 7 P: 10	R: 1 H: 1 E: 0 LOB: 0 K: 0 BB: 0 S: 7 P: 12	R: 0 H: 0 E: 0 LOB: 0 K: 1 BB: 0 S: 8 P: 11	R: 1 H: 2 E: 0 LOB: 0 K: 0 BB: 0 S: 7 P: 8	R: 1 H: 1 E: 1 LOB: 1 K: 1 BB: 0 S: 10 P: 16	R: 0 H: 1 E: 0 LOB: 1 K: 1 BB: 0 S: 6 P: 10	R: 0 H: 0 E: 0 LOB: 0 K: 2 BB: 0 S: 8 P: 14	1B: 4 SF: 0 2B: 0 SAC: 0 3B: 0 DP: 1 HR: 2 HBP: 1						WP: 1 PA: 35 PB: 0 SB: 0 CS: 1

PITCHER		IP	WLS	BF	H	R	ER	SO	BB	IBB	HBP	BLK	WP	HR	S	P	ERA	WHIP
51 Wandy Rodriguez, L ERA: 5.53	(1, 1)	7.0	L	28	5	3	3	3	1	0	1	0	1	2	50	77	3.86	0.857
Dan Wheeler, R ERA: 2.27	(8, 1)	2.0		7	1	0	0	3	0	0	0	0	0	0	14	24	0.00	0.500

PITCHER	IP	WLS	BF	H	R	ER	SO	BB	IBB	HBP	BLK	WP	HR	S	P	ERA	WHIP

TOP

Chicago Cubs @ Houston Astros

Minute Maid Park, Houston, TX

Thu Sep 29 2005, 7:05 PM CDT

Att. 37,820 - Cloudy - 83 F

livebaseballscorecards.com

AB	33
R	3
H	6
RBI	2
BB	1
SO	6
LOB	10

Chicago Cubs @ Houston Astros

Minute Maid Park, Houston, TX

Thu Sep 29 2005, 7:05 PM CDT

Att. 37,820 - Cloudy - 83 F

livebaseballscorecards.com

BOTTOM

Batter	1	2	3	4	5	6	7	8	9	AB	R	H	RBI	BB	SO	LOB
Craig Biggio, R (1, 4) OBP: 0.325, SLG: 0.463	P5		G6-4-3 1B 1B		F8			K		4	0	1	0	0	1	0
Willy Taveras, R (1, 8) OBP: 0.325, SLG: 0.340	G5-3		1-2 G6-4-3 1B			P4		G4-3		4	0	1	0	0	0	0
Morgan Ensberg, R (1, 5) OBP: 0.389, SLG: 0.564	G6-3		1-2f 2-3 G6-4-3			P2		BB		3	0	0	0	1	0	2
17 Lance Berkman, S (1, 3) OBP: 0.412, SLG: 0.525		HR	K2-3			G6-3		F8		4	1	1	1	0	1	2
16 Jason Lane, R (1, 9) OBP: 0.313, SLG: 0.497		F9		F8			F7		K	4	0	0	0	0	1	0
2 Chris Burke, R (1, 7) OBP: 0.307, SLG: 0.366 Orlando Palmeiro, L (9, PH) OBP: 0.344, SLG: 0.436 Charles Gipson, R (9, PR) OBP: 0.250, SLG: 0.273		28 1B CS 1B		F8			28 1B 5 SF8 1B		2B BB	3 0 0	1 0 0	2 0 0	0 0 0	0 1 0	0 0 0	0 0 0
28 Adam Everett, R (1, 6) OBP: 0.290, SLG: 0.367 Mike Lamb, L (9, PH) OBP: 0.279, SLG: 0.412		CS 1-3 1B		K			1-3 1B		K	3 1	0 0	2 0	0 0	0 0	1 1	0 1
Raul Chavez, R (1, 2) OBP: 0.210, SLG: 0.263 5 Jeff Bagwell, R (7, PH) OBP: 0.367, SLG: 0.392 Dan Wheeler, R (8, 1) Luke Scott, L (9, PH) OBP: 0.270, SLG: 0.288		1-2 3-H BB			K		SF8		1-H 2B	1 0 0 1	0 0 0 0	0 0 0 1	0 1 0 0	1 0 0 0	1 0 0 0	0 0 0 0
51 Wandy Rodriguez, S (1, 1) OBP: 0.190, SLG: 0.150 Jose Vizcaino, S (7, PH) OBP: 0.299, SLG: 0.337 Brad Ausmus, R (8, 2) OBP: 0.353, SLG: 0.334		K			G5-3		K			2 1 0	0 0 0	0 0 0	0 0 0	0 0 0	1 1 0	2 1 0
Inning Stats	R: 0 E: 0 K: 0 S: 5 H: 0 LOB: 0 BB: 0 P: 6	R: 1 E: 0 K: 1 S: 8 H: 3 LOB: 2 BB: 1 P: 15	R: 0 E: 0 K: 1 S: 10 H: 2 LOB: 1 BB: 0 P: 16	R: 0 E: 0 K: 1 S: 8 H: 0 LOB: 0 BB: 0 P: 9	R: 0 E: 0 K: 1 S: 8 H: 0 LOB: 0 BB: 0 P: 14	R: 0 E: 0 K: 0 S: 10 H: 0 LOB: 0 BB: 0 P: 15	R: 1 E: 0 K: 1 S: 12 H: 2 LOB: 1 BB: 0 P: 17	R: 0 E: 0 K: 1 S: 8 H: 0 LOB: 1 BB: 1 P: 15	R: 0 E: 0 K: 2 S: 13 H: 1 LOB: 3 BB: 1 P: 20	1B: 6 2B: 1 3B: 0 HR: 1 SF: 1 SAC: 0 DP: 1 HBP: 0						WP: 0 PB: 0 SB: 0 CS: 2 PA: 35	

PITCHER		IP	WLS	BF	H	R	ER	SO	BB	IBB	HBP	BLK	WP	HR	S	P	ERA	WHIP
Glendon Rusch, L ERA: 4.52	(1, 1)	7.0	W	27	7	2	2	5	1	0	0	0	0	1	61	92	2.57	1.143
43 Michael Wuertz, R ERA: 3.86	(8, 1)	1.0	H	4	0	0	0	1	1	0	0	0	0	0	8	15	0.00	1.000
46 Ryan Dempster, R ERA: 3.16	(9, 1)	1.0	S	4	1	0	0	2	1	0	0	0	0	0	13	20	0.00	2.000

PITCHER	IP	WLS	BF	H	R	ER	SO	BB	IBB	HBP	BLK	WP	HR	S	P	ERA	WHIP

AB	31
R	2
H	8
RBI	2
BB	3
SO	8
LOB	8

Chicago Cubs @ Houston Astros

Minute Maid Park, Houston, TX

Fri Sep 30 2005, 7:05 PM CDT

Att. 41,304 - Cloudy - 83 F

TOP

livebaseballscorecards.com

Batter	1	2	3	4	5	6	7	8	9	AB	R	H	RBI	BB	SO	LOB
Ryan Theriot, R (1, 4) OBP: 0.214, SLG: 0.231	G5-3		FC4-6			1B 25 SF9 2B		G1-3	P3	5	1	1	0	0	0	3
Neifi Perez, S (1, 6) OBP: 0.297, SLG: 0.381	F9		L5			2-3 1B		25 E 2B 1B	G6-3	5	1	2	0	0	0	2
25 Derrek Lee, R (1, 3) OBP: 0.420, SLG: 0.668	K		G6-3 1B			SF9 3-H		1 SAFE E6 1-2 2B		3	0	1	1	0	1	1
Nomar Garciaparra, R (1, 5) OBP: 0.322, SLG: 0.459		F9	G6-3 1-2	G6-3		1 SAFE 1 SAFE F8		1-H 2-H 2B		4	0	1	1	0	0	2
19 Matt Murton, R (1, 7) OBP: 0.393, SLG: 0.534		G6-3	G6-3				K		1B 2B 1B	4	1	1	0	0	1	1
Jeromy Burnitz, L (1, 9) OBP: 0.322, SLG: 0.436		G1-3			K		G3		2B 1-3 FC3-2 1B	4	0	1	0	0	1	0
Michael Barrett, R (1, 2) OBP: 0.343, SLG: 0.471			L9	K			1B		FC3-2 1-3 3-H 1B 2B	4	1	2	1	0	1	0
Corey Patterson, L (1, 8) OBP: 0.251, SLG: 0.347			G4-3	F8			K		FC3-2 1B 2-3 3-H	4	0	0	0	0	1	3
38 Carlos Zambrano, S (1, 1) OBP: 0.300, SLG: 0.463			FC4-6 1B			K		K	1-2 3-H 1B	2	0	1	0	0	1	0
Jose Macias, S (8, PH) OBP: 0.278, SLG: 0.323										1	0	0	0	0	1	0
44 Roberto Novoa, R (8, 1)										0	0	0	0	0	0	0
Todd Walker, L (9, PH) OBP: 0.357, SLG: 0.476										1	0	1	1	0	0	0
5 Ronny Cedeno, R (9, PR) OBP: 0.356, SLG: 0.375										0	0	0	0	0	0	0
46 Ryan Dempster, R (9, 1) OBP: 0.071, SLG: 0.071										0	0	0	0	0	0	0
Inning Stats	R: 0 E: 0 K: 1 S: 9 H: 0 LOB: 0 BB: 0 P: 13	R: 0 E: 0 K: 0 S: 7 H: 0 LOB: 0 BB: 0 P: 12	R: 0 E: 0 K: 0 S: 7 H: 1 LOB: 1 BB: 0 P: 13	R: 0 E: 0 K: 0 S: 9 H: 1 LOB: 1 BB: 0 P: 15	R: 0 E: 0 K: 2 S: 9 H: 0 LOB: 0 BB: 0 P: 14	R: 1 E: 0 K: 1 S: 9 H: 2 LOB: 1 BB: 0 P: 15	R: 0 E: 0 K: 2 S: 10 H: 1 LOB: 1 BB: 0 P: 13	R: 1 E: 1 K: 1 S: 10 H: 2 LOB: 2 BB: 0 P: 17	R: 2 E: 0 K: 0 S: 15 H: 4 LOB: 2 BB: 0 P: 25	1B: 8 2B: 3 3B: 0 HR: 0 SF: 1 SAC: 0 DP: 0 HBP: 0	WP: 0 PB: 0 SB: 0 CS: 0 PA: 38					

	AB	37
	R	4
	H	11
	RBI	4
	BB	0
	SO	7
	LOB	12

PITCHER		IP	WLS	BF	H	R	ER	SO	BB	IBB	HBP	BLK	WP	HR	S	P	ERA	WHIP
Andy Pettitte, L ERA: 2.39	(1, 1)	7.0		26	5	1	1	6	0	0	0	0	0	0	60	95	1.29	0.714
Chad Qualls, R ERA: 3.32	(8, 1)	1.0		5	2	1	0	1	0	0	0	0	0	0	10	17	0.00	2.000
54 Brad Lidge, R ERA: 2.36	(9, 1)	1.0	L	7	4	2	2	0	0	0	0	0	0	0	15	25	18.00	4.000

PITCHER	IP	WLS	BF	H	R	ER	SO	BB	IBB	HBP	BLK	WP	HR	S	P	ERA	WHIP

Batter	1	2	3	4	5	6	7	8	9	AB	R	H	RBI	BB	SO	LOB
Craig Biggio, R (1, 4) OBP: 0.324, SLG: 0.462	C B S F B F B F S 3-3 K ①		B B C X 2-1 2B			F S X 0-2 L9 ① C B X 1-1 G4-3 ③			C S B F X 1-2 G4-3 ② 2-3	5	0	1	0	0	1	2
Willy Taveras, R (1, 8) OBP: 0.324, SLG: 0.339 Orlando Palmeiro, L (9, PH) OBP: 0.342, SLG: 0.433	S F B B X 2-2 G4-3 ②		C F B F B C 2-3 K ③			C C B C 1-3 K ②		X 0-0 17 HR 1B	B C B F B F T X 3-2 F9 ③	4 1	1 0	1 0	0 0	0 0	2 0	1 2
Morgan Ensberg, R (1, 5) OBP: 0.388, SLG: 0.561	C B B S S 2-3 K ③			B S X 1-1 F7 ①		B B B B 4-0 BB 17 BB BB		B X 1-0 P5 ①		3	0	0	0	1	1	1
17 Lance Berkman, S (1, 7) OBP: 0.413, SLG: 0.530 (9, 3)		B S B S B S 3-3 K ①		B B X 2-0 G6-3 ②		B B B B 4-0 BB 1-2 BB		B X 1-0 1-H HR		3	1	1	2	1	1	0
Mike Lamb, L (1, 3) OBP: 0.282, SLG: 0.420 54 Brad Lidge, R (9, 1)		B C F X 1-2 HR		B B X 2-0 F9 ③		B C B B F B 4-2 1-2 2-3 BB		B S F S 1-3 K ②		3 0	1 0	1 0	1 0	1 0	1 0	0 0
16 Jason Lane, R (1, 9) OBP: 0.313, SLG: 0.494	C S B X 1-2 F7 ②				F F X 0-2 P3 ① F S X 0-2 G6-3 ③			B B B B 4-0 BB		3	0	0	0	1	0	3
28 Adam Everett, R (1, 6) OBP: 0.288, SLG: 0.365		B S B C S 2-3 K ③			B B C F S 2-3 K ②		B F X 1-1 G6-3 ① 1 SAFE X 0-0 L4 ③			4	0	0	0	0	2	1
Brad Ausmus, R (1, 2) OBP: 0.357, SLG: 0.337 2 Chris Burke, R (9, PR) OBP: 0.307, SLG: 0.366			C S F X 0-2 L7 ①		B F X 1-1 1B		B F X 1-1 5 G5-3 1B		B B C B B 4-1 G4-3 SH3-4 BB	3 0	0 0	2 0	0 0	1 0	0 0	0 0
Andy Pettitte, L (1, 1) OBP: 0.094, SLG: 0.081 5 Jeff Bagwell, R (7, PH) OBP: 0.364, SLG: 0.388 Chad Qualls, R (8, 1) Charles Gipson, R (9, 7) OBP: 0.250, SLG: 0.273			B C B T S S 2-3 K ②		X 0-0 G4-3 ③		C X 0-1 G5-3 ② 1-2		1 SAFE X 0-0 SH3-4 ① 1-2	2 1 0 0	0 0 0 0	0 0 0 0	0 0 0 0	0 0 0 0	1 0 0 0	1 1 0 0
Inning Stats	R: 0 H: 0 E: 0 LOB: 0 K: 2 BB: 0 S: 12 P: 19	R: 1 H: 1 E: 0 LOB: 0 K: 2 BB: 0 S: 12 P: 19	R: 0 H: 1 E: 0 LOB: 1 K: 2 BB: 0 S: 14 P: 20	R: 0 H: 0 E: 0 LOB: 0 K: 0 BB: 0 S: 4 P: 9	R: 0 H: 1 E: 0 LOB: 1 K: 1 BB: 0 S: 9 P: 12	R: 0 H: 0 E: 0 LOB: 3 K: 1 BB: 3 S: 11 P: 24	R: 0 H: 1 E: 0 LOB: 1 K: 0 BB: 0 S: 8 P: 11	R: 2 H: 2 E: 0 LOB: 1 K: 1 BB: 1 S: 7 P: 14	R: 0 H: 0 E: 0 LOB: 2 K: 0 BB: 1 S: 11 P: 19	1B: 3 SF: 0 2B: 1 SAC: 1 3B: 0 DP: 0 HR: 2 HBP: 0						

PITCHER	IP	WLS	BF	H	R	ER	SO	BB	IBB	HBP	BLK	WP	HR	S	P	ERA	WHIP
38 Carlos Zambrano, R (1, 1) ERA: 3.26	7.0		28	4	1	1	8	3	0	0	0	0	1	70	114	1.29	1.000
44 Roberto Novoa, R (8, 1) ERA: 4.43	1.0	W	6	2	2	2	1	1	0	0	0	0	1	7	14	18.00	3.000
46 Ryan Dempster, R (9, 1) ERA: 3.13	1.0	S	4	0	0	0	0	1	0	0	0	0	0	11	19	0.00	1.000

PITCHER	IP	WLS	BF	H	R	ER	SO	BB	IBB	HBP	BLK	WP	HR	S	P	ERA	WHIP

BOTTOM

Chicago Cubs @ Houston Astros

Minute Maid Park, Houston, TX

Fri Sep 30 2005, 7:05 PM CDT

Att. 41,304 - Cloudy - 83 F

livebaseballscorecards.com

AB	32
R	3
H	6
RBI	3
BB	5
SO	9
LOB	12

WP: 0 PA: 38
PB: 0
SB: 0
CS: 0

Batter	1	2	3	4	5	6	7	8	9	AB	R	H	RBI	BB	SO	LOB
Jose Macias, S (1, 4) OBP: 0.282, SLG: 0.326	F F B F B X 2-2 FC2-6 1B		B B B C F S 3-3 ② K		B X 1-0 G6-4-3 1B		B S X 1-1 ② F7		B C X 1-1 ③ G6-3	5	0	2	0	0	1	1
Neifi Perez, S (1, 6) OBP: 0.295, SLG: 0.378	1 SAFE 1 SAFE X 0-0 ① FC2-6 25 BB 1-2f		B F X 1-1 ③ G5-3		X 0-0 ① ② G6-4-3 1-2f		C X 0-1 ③ G1-3			4	0	0	0	0	0	3
25 Derrek Lee, R (1, 3) OBP: 0.421, SLG: 0.666	1 SAFE B F 1 SAFE S F B B B 4-2 G6-4-3 BB 1-2			B C C F B B S 3-3 ① K	B B B F F B 4-2 FC4 BB			C S F F B B F C 2-3 ① K		2	0	0	0	2	2	0
Nomar Garciaparra, R (1, 5) OBP: 0.321, SLG: 0.456	X 0-0 ② ③ G6-4-3 1-2f			C X 0-1 1B 19 SF9 1B 1B	1 SAFE 1 SAFE F B X 1-1 ③ FC4 1-2f			X 0-0 ② G6-3		4	1	1	0	0	0	3
Jeromy Burnitz, L (1, 9) OBP: 0.323, SLG: 0.436		B C B B F S 3-3 ① K		X 0-0 19 SF9 1B 1-2 1B	X 0-0 ① G2-3			F C F F F B X 1-2 1B		4	0	2	0	0	1	0
Michael Barrett, R (1, 2) OBP: 0.344, SLG: 0.471		C C B B B F X 3-2 E4 19 G1-3		S D F F B X 2-2 19 SF9 1B 1-2 2-3	C B B B C F X 3-2 ② G6-3			C 1 SAFE S X 0-2 19 FC4-6 1B 1-3		4	0	2	0	0	0	0
19 Matt Murton, R (1, 7) OBP: 0.383, SLG: 0.522		X 0-0 ② G1-3 1-2		S X 0-1 ② SF9 1-2 2-3 3-H	B C X 1-1 ③ G1-3			B S X 1-1 ③ FC4-6 1-2f		3	0	0	1	0	0	3
Corey Patterson, L (1, 8) OBP: 0.253, SLG: 0.347		B X 1-0 ③ G4-3		4-0 IBB		X 0-0 SH1-4 1B			C F F T 0-2 ① K	3	0	1	0	1	1	1
Jerome Williams, R (1, 1) OBP: 0.088, SLG: 0.118			B C S F B S 2-3 ① K	S S C 0-3 ③ K		1 SAFE X 0-0 ① SH1-4 1-2			B X 1-0 ② G4-3	2	0	0	0	0	2	3
13 Will Ohman, L (8, 1)										0	0	0	0	0	0	0
43 Michael Wuertz, R (8, 1)										0	0	0	0	0	0	0
Todd Walker, L (9, PH) OBP: 0.356, SLG: 0.475										1	0	0	0	0	0	0
Inning Stats	R: 0 H: 1 E: 0 LOB: 1 K: 0 BB: 1 S: 9 P: 15	R: 0 H: 0 E: 1 LOB: 1 K: 1 BB: 0 S: 9 P: 16	R: 0 H: 0 E: 0 LOB: 0 K: 2 BB: 0 S: 9 P: 15	R: 1 H: 3 E: 0 LOB: 3 K: 2 BB: 1 S: 16 P: 25	R: 0 H: 1 E: 0 LOB: 1 K: 0 BB: 1 S: 6 P: 12	R: 0 H: 0 E: 0 LOB: 0 K: 0 BB: 0 S: 7 P: 11	R: 0 H: 1 E: 0 LOB: 1 K: 0 BB: 0 S: 6 P: 7	R: 0 H: 2 E: 0 LOB: 2 K: 1 BB: 0 S: 18 P: 22	R: 0 H: 0 E: 0 LOB: 0 K: 1 BB: 0 S: 7 P: 9	1B: 8 SF: 1 2B: 0 SAC: 1 3B: 0 DP: 2 HR: 0 HBP: 0						

PITCHER		IP	WLS	BF	H	R	ER	SO	BB	IBB	HBP	BLK	WP	HR	S	P	ERA	WHIP
Roger Clemens, R ERA: 1.87	(1, 1)	7.0	W	29	6	1	1	5	2	1	0	0	0	0	62	101	1.29	1.143
Dan Wheeler, R ERA: 2.24	(8, 1)	1.0	H	5	2	0	0	1	0	0	0	0	0	0	18	22	0.00	2.000
54 Brad Lidge, R ERA: 2.33	(9, 1)	1.0	S	3	0	0	0	1	0	0	0	0	0	0	7	9	0.00	0.000

PITCHER	IP	WLS	BF	H	R	ER	SO	BB	IBB	HBP	BLK	WP	HR	S	P	ERA	WHIP

TOP

Chicago Cubs @ Houston Astros

Minute Maid Park, Houston, TX

Sat Oct 01 2005, 3:10 PM CDT
Att. 42,021 - Roof Closed - 72 F

livebaseballscorecards.com

AB	32
R	1
H	8
RBI	1
BB	3
SO	7
LOB	14

WP: 0	PA: 37		
PB: 0			
SB: 0			
CS: 0			

Chicago Cubs @ Houston Astros

Minute Maid Park, Houston, TX

Sat Oct 01 2005, 3:10 PM CDT

Att. 42,021 - Roof Closed - 72 F

BOTTOM

Batter	1	2	3	4	5	6	7	8	9	AB	R	H	RBI	BB	SO	LOB
Craig Biggio, R (1, 4) OBP: 0.323, SLG: 0.466 Orlando Palmeiro, L (9, 7) OBP: 0.342, SLG: 0.433	HR		G5-3		K		FC6-4 5 G5-3			4 0	1 0	1 0	1 0	0 0	1 0	2 0
Willy Taveras, R (1, 8) OBP: 0.324, SLG: 0.341 5 Jeff Bagwell, R (7, PH) OBP: 0.361, SLG: 0.384 Dan Wheeler, R (8, 1) 4 Eric Bruntlett, R (9, 4) OBP: 0.292, SLG: 0.413	G1-3		G6-3			FC3-6 16 1B 2B	G5-3			3 1 0 0	1 0 0 0	0 0 0 0	0 1 0 0	0 0 0 0	0 1 0 0	0 0 0 0
Morgan Ensberg, R (1, 5) OBP: 0.387, SLG: 0.557	G5-3		BB			P5	F8			3	0	0	0	1	0	2
17 Lance Berkman, S (1, 7) OBP: 0.414, SLG: 0.528 (9, 3)	1B BB		G4-3			HBP		K		2	0	0	0	1	1	1
Mike Lamb, L (1, 3) OBP: 0.281, SLG: 0.418 54 Brad Lidge, R (9, 1)	1B			G4-3		FC3-6 16 1B		K		4 0	0 0	1 0	0 0	0 0	1 0	2 0
16 Jason Lane, R (1, 9) OBP: 0.312, SLG: 0.492	P3			G6-3		1B		K		4	0	1	1	0	1	2
Brad Ausmus, R (1, 2) OBP: 0.355, SLG: 0.334		G5-3		G4-3		P4				3	0	0	0	0	0	2
28 Adam Everett, R (1, 6) OBP: 0.288, SLG: 0.364		L6			K		FC6-4 2 5 G5-3 1B			3	1	1	0	0	1	0
Roger Clemens, R (1, 1) OBP: 0.281, SLG: 0.241 2 Chris Burke, R (7, PH) OBP: 0.309, SLG: 0.368 Charles Gipson, R (8, 8) OBP: 0.250, SLG: 0.273		F7			K		1 SAFE FC6-4 1B			2 1 0	0 0 0	0 1 0	0 0 0	0 0 0	1 0 0	0 0 0
Inning Stats	R: 1 E: 0 K: 0 S: 9 H: 2 LOB: 2 BB: 1 P: 16	R: 0 E: 0 K: 0 S: 5 H: 0 LOB: 0 BB: 0 P: 6	R: 0 E: 0 K: 0 S: 6 H: 0 LOB: 1 BB: 1 P: 13	R: 0 E: 0 K: 0 S: 6 H: 0 LOB: 0 BB: 0 P: 9	R: 0 E: 0 K: 3 S: 9 H: 0 LOB: 0 BB: 0 P: 14	R: 1 E: 0 K: 0 S: 10 H: 2 LOB: 2 BB: 0 P: 17	R: 1 E: 0 K: 0 S: 13 H: 2 LOB: 1 BB: 0 P: 16	R: 0 E: 0 K: 3 S: 9 H: 0 LOB: 0 BB: 0 P: 14		1B: 4 2B: 1 3B: 0 HR: 1	SF: 0 SAC: 0 DP: 0 HBP: 1					

livebaseballscorecards.com

AB	30
R	3
H	6
RBI	3
BB	2
SO	6
LOB	12

WP: 0 PB: 0 SB: 0 CS: 0 PA: 33

PITCHER		IP	WLS	BF	H	R	ER	SO	BB	IBB	HBP	BLK	WP	HR	S	P	ERA	WHIP
Jerome Williams, R ERA: 4.26	(1, 1)	7.0	L	30	6	3	3	3	2	0	1	0	0	1	58	91	3.86	1.143
13 Will Ohman, L ERA: 2.98	(8, 1)	0.2		2	0	0	0	2	0	0	0	0	0	0	6	9	0.00	0.000
43 Michael Wuertz, R ERA: 3.84	(8, 1)	0.1		1	0	0	0	1	0	0	0	0	0	0	3	5	0.00	0.000

PITCHER	IP	WLS	BF	H	R	ER	SO	BB	IBB	HBP	BLK	WP	HR	S	P	ERA	WHIP

Batter	1	2	3	4	5	6	7	8	9	AB	R	H	RBI	BB	SO	LOB
Corey Patterson, L (1, 8) OBP: 0.254, SLG: 0.348	X 0-0 ① F8		B H 2-0 1-2 HBP		X 0-0 3-H 2B		S F S 0-3 ① K		S X 0-1 ② G6-3 1-2 2-3	4	0	1	1	0	1	2
Jose Macias, S (1, 4) OBP: 0.274, SLG: 0.316	B B B C X 3-1 ② G5-3		B C D B C X 3-2 ③ G5-3		B X 1-0 ③ G6-3		B X 1-0 ② G3		S S F X 0-2 ③ L4	5	0	0	0	0	0	6
25 Derrek Lee, R (1, 3) OBP: 0.418, SLG: 0.662	C B B F F F S 2-3 ③ K			F B F F S 1-3 ① K		C B X 1-1 ① G4-3	B F X 1-1 ③ F9			4	0	0	0	0	2	0
Nomar Garciaparra, R (1, 5) OBP: 0.320, SLG: 0.452		F S F F B F S 1-3 ① K		B X 1-0 ② G4-3		F F B F B X 2-2 1B 1B 1B		F X 0-1 ① P6		4	1	1	0	0	1	0
Jeromy Burnitz, L (1, 9) OBP: 0.322, SLG: 0.435		B F B F C 2-3 ② K		F F S 0-3 ③ K		C X 0-1 1-2 1B 1B 1B		C S F F X 0-2 ② P2		4	1	1	0	0	2	0
Michael Barrett, R (1, 2) OBP: 0.345, SLG: 0.479		B C F S 1-3 ③ K			B X 1-0 HR	C B X 1-1 1-2 2-H 1B 1B		X 0-0 ③ G6-3		4	1	2	2	0	1	0
19 Matt Murton, R (1, 7) OBP: 0.386, SLG: 0.521			X 0-0 ① G4-3		C X 0-1 1B 2B 1B	X 0-0 ② F8			X 0-0 G6-3 E 1B	4	1	2	0	0	0	2
Neifi Perez, S (1, 6) OBP: 0.298, SLG: 0.383 Ben Grieve, L (9, PH) OBP: 0.400, SLG: 0.250			B B C X 2-1 E7 FC6-2 2B		1 SAFE F F F F B X 1-2 1-3 B1-6-4 1B	X 0-0 1-3 2-H 1B			S S C B S 1-3 ① K	3 1	0 0	3 0	1 0	0 0	0 1	0 1
Greg Maddux, R (1, 1) OBP: 0.171, SLG: 0.211 43 Michael Wuertz, R (6, 1) 13 Will Ohman, L (7, 1) Jermaine Van Buren, R (8, 1) 53 Rich Hill, L (8, 1) OBP: 0.333, SLG: 0.333 Todd Walker, L (9, PH) OBP: 0.355, SLG: 0.474 Ryan Theriot, R (9, PR) OBP: 0.214, SLG: 0.231			F L F X 0-2 ② FC6-2 WP 3-H		X 0-0 ①② B1-6-4 1-2f	F X 0-1 ③ F9			C B F F X 1-2 1-2 FC6 G6-3	3 0 0 0 0 1 0	0 0 0 0 0 0 0	0 0 0 0 0 0 0	0 0 0 0 0 0 0	0 0 0 0 0 0 0	0 0 0 0 0 0 0	5 0 0 0 0 1 0
Inning Stats	R: 0 E: 0 K: 1 S: 8 H: 0 LOB: 0 BB: 0 P: 13	R: 0 E: 0 K: 3 S: 12 H: 0 LOB: 0 BB: 0 P: 16	R: 0 E: 1 K: 0 S: 10 H: 1 LOB: 2 BB: 0 P: 17	R: 0 E: 0 K: 2 S: 8 H: 0 LOB: 0 BB: 0 P: 10	R: 2 E: 0 K: 0 S: 11 H: 4 LOB: 1 BB: 0 P: 14	R: 2 E: 0 K: 0 S: 14 H: 4 LOB: 2 BB: 0 P: 18	R: 0 E: 0 K: 1 S: 6 H: 0 LOB: 0 BB: 0 P: 8	R: 0 E: 0 K: 0 S: 8 H: 0 LOB: 0 BB: 0 P: 8	R: 0 E: 1 K: 1 S: 13 H: 1 LOB: 3 BB: 0 P: 15	1B: 7 2B: 2 3B: 0 HR: 1 SF: 0 SAC: 0 DP: 1 HBP: 1						

PITCHER		IP	WLS	BF	H	R	ER	SO	BB	IBB	HBP	BLK	WP	HR	S	P	ERA	WHIP
44 Roy Oswalt, R ERA: 2.94	(1, 1)	6.0	W	27	9	4	4	6	0	0	1	0	1	1	63	88	6.00	1.500
Chad Qualls, R ERA: 3.28	(7, 1)	1.0	H	3	0	0	0	1	0	0	0	0	0	0	6	8	0.00	0.000
Dan Wheeler, R ERA: 2.21	(8, 1)	1.0	H	3	0	0	0	0	0	0	0	0	0	0	8	8	0.00	0.000
54 Brad Lidge, R ERA: 2.29	(9, 1)	1.0	S	5	1	0	0	1	0	0	0	0	0	0	13	15	0.00	1.000

PITCHER	IP	WLS	BF	H	R	ER	SO	BB	IBB	HBP	BLK	WP	HR	S	P	ERA	WHIP

TOP

Chicago Cubs @ Houston Astros

Minute Maid Park, Houston, TX

Sun Oct 02 2005, 1:05 PM CDT
Att. 42,288 - Roof Closed - 72 F

livebaseballscorecards.com

AB	37
R	4
H	10
RBI	4
BB	0
SO	8
LOB	17

WP: 1 PA: 38
PB: 0
SB: 0
CS: 0

BOTTOM

Batter	1	2	3	4	5	6	7	8	9	AB	R	H	RBI	BB	SO	LOB
Craig Biggio, R (1, 4) OBP: 0.325, SLG: 0.468 2 Chris Burke, R (9, 7) OBP: 0.309, SLG: 0.368	B X 1-0 SH1-3 1B 2B	B B C X 2-1 FC6-5 SH5-3 1B	B B C X 2-1 ③ L5	D S S B X 2-2 ② G5-3 3-H						4 0	1 0	2 0	0 0	0 0	0 0	2 0
Willy Taveras, R (1, 8) OBP: 0.325, SLG: 0.341	L X 0-1 SH1-3 ① 2-3	P L 1 SAFE X 1-1 SH5-3 ① 1-2		C C B B X 2-2 1B	X 0-0 ③ G3					2	0	1	0	0	0	1
Morgan Ensberg, R (1, 5) OBP: 0.388, SLG: 0.557	X 0-0 17 G3 1B 3-H 1B	B C B F X 2-2 ② FC6-5 2-3		B C F P S 2-3 ① K			C F B X 1-2 17 G4-6-3 1B			4	1	2	1	0	1	2
17 Lance Berkman, S (1, 7) OBP: 0.411, SLG: 0.524 (8, 3)	1 SAFE X 0-0 ② G3 1-2	1 SAFE C S X 0-2 ③ F7		B C F 1 S 1-3 ② K			B X 1-0 ① ② G4-6-3 1-2f			4	0	0	0	0	1	4
Mike Lamb, L (1, 3) OBP: 0.284, SLG: 0.419 4 Eric Bruntlett, R (8, 7) OBP: 0.292, SLG: 0.413 (9, 4)	B C C B X 2-2 16 FC6-4 2-H 1B	B B C F X 2-2 G6-4-3 16 16 1B 44 1B 1B	B X 1-0 ③ G4-3				B B B F C S 3-3 ③ K			4 0	1 0	2 0	1 0	0 0	1 0	1 0
16 Jason Lane, R (1, 9) OBP: 0.316, SLG: 0.499	X 0-0 ③ FC6-4 1-2f	F B 1 SAFE 1 SAFE B X 2-1 G6-4-3 1-2 1B		B X 1-0 HR		B B C S F F B B 4-2 FC3-6 BB				3	1	2	1	1	0	1
Brad Ausmus, R (1, 2) OBP: 0.351, SLG: 0.331		B F X 1-1 ① G5-3	B X 1-0 ① ② G6-4-3 1-2f 2-3	F B F B B X 3-2 ① G5-3		L X 0-1 ① FC3-6 28 FC4-6 1-2f				4	0	0	0	0	0	3
28 Adam Everett, R (1, 6) OBP: 0.290, SLG: 0.364		C X 0-1 ② G5-3	I I I I 4-0 44 1B 44 S IBB	B X 1-0 5 FC6 5 E 1B		B 1 SAFE C F X 1-2 ② FC4-6 1-2f				3	1	1	0	1	0	1
44 Roy Oswalt, R (1, 1) OBP: 0.211, SLG: 0.178 5 Jeff Bagwell, R (6, PH) OBP: 0.358, SLG: 0.380 Charles Gipson, R (6, PR) OBP: 0.250, SLG: 0.273 Chad Qualls, R (7, 1) Dan Wheeler, R (8, 1) Orlando Palmeiro, L (8, PH) OBP: 0.341, SLG: 0.431 54 Brad Lidge, R (9, 1)		C S B F F X 1-2 ③ P2	F F B X 1-2 1-3 3-H 1B	C 1 SAFE F F F F D X 1-2 FC6 1-H WP		1 SAFE 1 SAFE L X 0-1 ③ P5				2 1 0 0 0 1 0	0 0 1 0 0 0 0	1 0 0 0 0 0 0	1 0 0 0 0 0 0	0 0 0 0 0 0 0	0 0 0 0 0 0 1	0 0 0 0 0 0 0
Inning Stats	R: 2 E: 0 K: 0 S: 9 H: 3 LOB: 1 BB: 0 P: 12	R: 0 E: 0 K: 0 S: 9 H: 0 LOB: 0 BB: 0 P: 11	R: 0 E: 0 K: 0 S: 11 H: 1 LOB: 1 BB: 0 P: 15	R: 1 E: 0 K: 0 S: 11 H: 3 LOB: 2 BB: 1 P: 23	R: 0 E: 0 K: 2 S: 11 H: 1 LOB: 1 BB: 0 P: 16	R: 3 E: 1 K: 0 S: 14 H: 2 LOB: 1 BB: 0 P: 22	R: 0 E: 0 K: 1 S: 7 H: 1 LOB: 0 BB: 0 P: 12	R: 0 E: 0 K: 0 S: 11 H: 0 LOB: 1 BB: 1 P: 16							

PITCHER		IP	WLS	BF	H	R	ER	SO	BB	IBB	HBP	BLK	WP	HR	S	P	ERA	WHIP
Greg Maddux, R ERA: 4.24	(1, 1)	5.1	L	27	10	6	4	2	0	1	0	0	0	1	61	93	6.75	1.875
43 Michael Wuertz, R ERA: 3.81	(6, 1)	0.2		2	0	0	0	0	0	0	0	0	1	0	4	6	0.00	0.000
13 Will Ohman, L ERA: 2.91	(7, 1)	1.0		3	1	0	0	1	0	0	0	0	0	0	7	12	0.00	1.000
Jermaine Van Buren, R ERA: 3.0	(8, 1)	0.2		3	0	0	0	0	1	0	0	0	0	0	9	14	0.00	1.500
53 Rich Hill, L ERA: 9.13	(8, 1)	0.1		1	0	0	0	0	0	0	0	0	0	0	2	2	0.00	0.000

PITCHER		IP	WLS	BF	H	R	ER	SO	BB	IBB	HBP	BLK	WP	HR	S	P	ERA	WHIP

Chicago Cubs @ Houston Astros

Minute Maid Park, Houston, TX

Sun Oct 02 2005, 1:05 PM CDT

Att. 42,288 - Roof Closed - 72 F

livebaseballscorecards.com

AB	32
R	6
H	11
RBI	4
BB	2
SO	3
LOB	16

1B: 9	SF: 0	WP: 1	PA: 36
2B: 1	SAC: 2	PB: 0	
3B: 0	DP: 2	SB: 1	
HR: 1	HBP: 0	CS: 0	

TOP

Houston Astros @ Atlanta Braves

Turner Field, Atlanta, GA

Wed Oct 05 2005, 4:00 PM EDT

Att. 40,590 - Overcast - 80 F

livebaseballscorecards.com

Batter	1	2	3	4	5	6	7	8	9	AB	R	H	RBI	BB	SO	LOB
Craig Biggio, R (1, 4) OBP: 0.600, SLG: 1.000	C X 0-1 SH5-3 1B 1B		C F X 0-2 17 BB 1B 2B	P B F X 2-1 ② SF8 3-H			X 0-0 ① SH3-4 2-3	I I I 4-0 5 1B BB 16 WP IBB	C B B F F F X 2-2 ② G1-3	3	3	2	1	1	0	0
Russ Springer, R (9, 1)										0	0	0	0	0	0	0
Mike Gallo, L (9, 1)										0	0	0	0	0	0	0
Willy Taveras, R (1, 8)	1 SAFE F X 0-1 ① SH5-3 1-2		B F B B B 4-2 17 BB 1B BB	C S B X 1-2 ③ G5-3			B S B S B X 3-2 ② G6-3	C B X 1-1 16 WP BB 1B 1-2 2-3 3-H 1B	E F F C 0-3 ③ K	2	1	0	0	1	0	1
5 Jeff Bagwell, R (8, PH) OBP: 1.000, SLG: 1.000										1	1	1	1	0	0	0
4 Eric Bruntlett, R (8, 8)										1	0	0	0	0	1	0
17 Lance Berkman, S (1, 3)	B B B B 4-0 1B BB		B B B B 4-0 16 FC5-4 1B 1-2 2-3 BB		F B C B B X 3-2 ① F7		I I I I 4-0 16 HBP 1B IBB	C B F S 1-3 ② K		2	0	0	0	3	1	3
Morgan Ensberg, R (1, 5) OBP: 0.800, SLG: 0.750	X 0-0 16 G5-4-3 1-2 2-H 1B		B X 1-0 16 FC5-4 1-2 2-H 3-H 1B		C C B C 1-3 ② K		B X 1-0 16 HBP 1-2 3-H 1B	C B D D S F B 4-2 16 WP 1B 1-2 2-3 3-H BB		4	1	3	5	1	1	0
16 Jason Lane, R (1, 9)	C X 0-1 ② ③ G5-4-3 1-2f		S S X 0-2 ② FC5-4 HBP 1-2f 2-3		C B S S 1-3 ③ K		F H 1-1 1-2 2-3 HBP	B I I I 4-0 28 BB 1B 1-2 2-3 3-H IBB		3	0	0	0	1	1	4
Orlando Palmeiro, L (1, 7) OBP: 0.600, SLG: 0.333		B B C B B 4-1 G6-4-3 BB	C B F H 2-2 1-2 HBP			B X 1-0 ① G3-1	B B C F F X 2-2 ③ F9	S X 0-1 28 BB 1-2 2-H 3-H 1B		3	0	1	2	1	0	3
28 Adam Everett, R (1, 6) OBP: 0.400, SLG: 0.250		1 SAFE S X 0-1 ① F7 B X 1-0 ③ G6-3				C X 0-1 ② F8		SH5-4 5 1B 1B 4-1 1-2 2-3 BB		4	1	1	0	1	0	4
Brad Ausmus, R (1, 2) OBP: 0.400, SLG: 0.600		1 SAFE B X 1-0 ② ③ G6-4-3 1-2f		B C C B B X 3-2 SH1-4 SF8 2B		F X 0-1 ③ G4-3		1 SAFE 1-1 S B 1 SAFE 5 1B SH5-4 1-2 BB 1B 0-3 ③ K		5	2	2	0	0	1	4
Andy Pettitte, L (1, 1) OBP: 0.500, SLG: 1.000			C S C 0-3 ① K	B B X 2-0 ① SH1-4 2-3			C X 0-1 SH3-4 1B 2B	X 0-0 ① SH5-4 1-2 2-3	B C C C B B X 2-2 ① G6-3	2	1	1	0	0	1	0
Dan Wheeler, R (8, 1)										0	0	0	0	0	0	0
Jose Vizcaino, S (9, PH)										1	0	0	0	0	0	0
(9, 4)																

	AB	31
	R	10
	H	11
	RBI	9
	BB	9
	SO	6
	LOB	19

Inning Stats	1	2	3	4	5	6	7	8	9
	R: 1 E: 0 K: 0 S: 7	R: 0 E: 0 K: 0 S: 4	R: 2 E: 0 K: 1 S: 15	R: 1 E: 0 K: 0 S: 10	R: 0 E: 0 K: 2 S: 9	R: 0 E: 0 K: 0 S: 5	R: 1 E: 0 K: 0 S: 12	R: 5 E: 0 K: 2 S: 20	R: 0 E: 0 K: 1 S: 12
	H: 2 LOB: 1 BB: 1 P: 11	H: 0 LOB: 0 BB: 1 P: 9	H: 2 LOB: 3 BB: 2 P: 27	H: 1 LOB: 0 BB: 0 P: 17	H: 0 LOB: 0 BB: 0 P: 14	H: 0 LOB: 0 BB: 0 P: 6	H: 2 LOB: 3 BB: 1 P: 23	H: 4 LOB: 3 BB: 4 P: 41	H: 0 LOB: 0 BB: 0 P: 16

1B: 8 SF: 1
2B: 3 SAC: 4
3B: 0 DP: 2
HR: 0 HBP: 2

WP: 1 PA: 47
PB: 0
SB: 0
CS: 0

PITCHER		IP	WLS	BF	H	R	ER	SO	BB	IBB	HBP	BLK	WP	HR	S	P	ERA	WHIP
15 Tim Hudson, R ERA: 6.75	(1, 1)	6.2	L	31	7	5	5	3	4	1	1	0	0	0	57	99	6.75	1.650
34 Joey Devine, R ERA:	(7, 1)	0.1		2	0	0	0	0	0	0	1	0	0	0	5	8	0.00	0.000
Chris Reitsma, R ERA: 108.0	(8, 1)	0.1		5	3	4	4	0	0	1	0	0	0	0	8	16	108.00	9.000
John Foster, L ERA: 27.0	(8, 1)	0.1		4	1	1	1	1	1	1	0	0	1	0	8	17	27.00	6.000
Jim Brower, R ERA:	(8, 1)	0.1		2	0	0	0	1	1	0	0	0	0	0	4	8	0.00	3.000

PITCHER		IP	WLS	BF	H	R	ER	SO	BB	IBB	HBP	BLK	WP	HR	S	P	ERA	WHIP
49 Macay McBride, L ERA:	(9, 1)	1.0		3	0	0	0	1	0	0	0	0	0	0	12	16	0.00	0.000

Houston Astros @ Atlanta Braves

Turner Field, Atlanta, GA

Wed Oct 05 2005, 4:00 PM EDT

Att. 40,590 - Overcast - 80 F

BOTTOM

Batter	1	2	3	4	5	6	7	8	9	AB	R	H	RBI	BB	SO	LOB
Rafael Furcal, S (1, 6) OBP: 0.200, SLG: 0.200	G1-3		K		G5-3			HBP 10 2B 1B	G4-6-3 1-2f	5	1	1	0	0	1	2
Marcus Giles, R (1, 4) OBP: 0.500, SLG: 0.667	F7			HR 2B		G5-3		10 2B 1-2 HBP		3	1	1	0	0	0	0
10 Chipper Jones, S (1, 5) OBP: 0.500, SLG: 1.500	HR			G1-3		K		1-3 2-H 2B		4	1	2	2	0	1	1
Andruw Jones, R (1, 8) OBP: 0.500, SLG: 1.333	F9			2-H HR		BB		K		3	1	1	2	1	1	2
Julio Franco, R (1, 3)		K		7 1B BB		K		G4-3		3	0	0	0	1	2	3
7 Jeff Francoeur, R (1, 9) OBP: 0.500, SLG: 1.000		P2		1 SAFE G6-4-3 1-2 1B			P3		1B 3B	4	1	2	0	0	0	0
Brian Jordan, R (1, 7) Ryan Langerhans, L (9, PH)		G5-3		G6-4-3 1-2f			F9		K	3 1	0 0	0 0	0 0	0 0	0 1	2 1
Johnny Estrada, S (1, 2) OBP: 0.250, SLG: 0.250			K		K		F9		E 1B 3-H 1B	4	0	1	1	0	2	0
15 Tim Hudson, R (1, 1) 34 Joey Devine, R (7, 1) Chris Reitsma, R (8, 1) John Foster, L (8, 1) Jim Brower, R (8, 1) 4 Pete Orr, L (8, PH) 49 Macay McBride, L (9, 1) Kelly Johnson, L (9, PH) Wilson Betemit, S (9, PH) OBP: 1.000, SLG: 1.000		F7		G6-3				F7	E5 G4-6-3 1-3 1B	2 0 0 0 0 0 1 0 0 0 1	0 0 0 0 0 0 0 0 0 0 0	0 0 0 0 0 0 0 0 0 0 1	0 0 0 0 0 0 0 0 0 0 0	0 0 0 0 0 0 0 0 0 0 1	0 0 0 0 0 0 0 0 0 0 0	0 0 0 0 0 0 0 0 0 0 0
Inning Stats	R: 1 H: 1 E: 0 LOB: 0 K: 0 BB: 0 S: 5 P: 9	R: 0 H: 0 E: 0 LOB: 0 K: 1 BB: 0 S: 7 P: 10	R: 0 H: 0 E: 0 LOB: 0 K: 2 BB: 0 S: 9 P: 13	R: 2 H: 3 E: 0 LOB: 1 K: 0 BB: 1 S: 12 P: 20	R: 0 H: 0 E: 0 LOB: 0 K: 1 BB: 0 S: 9 P: 15	R: 0 H: 0 E: 0 LOB: 1 K: 2 BB: 1 S: 11 P: 21	R: 0 H: 0 E: 0 LOB: 0 K: 0 BB: 0 S: 5 P: 8	R: 1 H: 2 E: 0 LOB: 2 K: 1 BB: 0 S: 15 P: 23	R: 1 H: 3 E: 1 LOB: 1 K: 1 BB: 0 S: 16 P: 22	1B: 4 2B: 2 3B: 1 HR: 2	SF: 0 SAC: 0 DP: 2 HBP: 1					WP: 0 PB: 0 SB: 0 CS: 0	PA: 37

livebaseballscorecards.com

PITCHER		IP	WLS	BF	H	R	ER	SO	BB	IBB	HBP	BLK	WP	HR	S	P	ERA	WHIP		
Andy Pettitte, L	(1, 1)	7.0	W	26	4	3	3	6	2	0	0	0	0	2	58	96	3.86	0.857		
ERA: 3.86																				
Dan Wheeler, R	(8, 1)	1.0		6	2	1	1	1	0	0	1	0	0	0	15	23	9.00	2.000		
ERA: 9.0																				
Russ Springer, R	(9, 1)	0.1		3	2	1	1	1	0	0	0	0	0	0	7	10	27.00	6.000		
ERA: 27.0																				
Mike Gallo, L	(9, 1)	0.2		2	1	0	0	0	0	0	0	0	0	0	9	12	0.00	1.500		
ERA:																				

PITCHER	IP	WLS	BF	H	R	ER	SO	BB	IBB	HBP	BLK	WP	HR	S	P	ERA	WHIP

Batter	1	2	3	4	5	6	7	8	9	AB	R	H	RBI	BB	SO	LOB
Craig Biggio, R (1, 4) OBP: 0.444, SLG: 0.571	C S S 0-3 ① K	F B F X 1-2 1B			F F B S 1-3 ① K	F F B B B X 3-2 ③ G5-3				4	0	1	0	0	2	1
Willy Taveras, R (1, 8) OBP: 0.571, SLG: 0.500	F B X 1-1 FC5 17 1B 1B	F 1 SAFE X 0-1 ③ B5-3			F S B B X 1-2 17 G4-6-3 1B			B B C X 2-1 1B		4	0	3	0	0	0	1
17 Lance Berkman, S (1, 3) OBP: 0.556, SLG: 0.333	1 SAFE B X 1-0 FC5 16 1B 1-2 1B		C B T B X 2-2 1B		1 SAFE X 0-0 ② ③ G4-6-3 1-2f			B B F F F X 2-2 ① F8		4	1	2	0	0	0	2
Morgan Ensberg, R (1, 5) OBP: 0.444, SLG: 0.375	C S X 0-2 ② FC5 16 1B 1-2 2-3f		C C B X 1-2 ① F9			C C B B B X 3-2 ① P3		B B C X 2-1 ② F9		4	0	0	0	0	0	4
16 Jason Lane, R (1, 9) OBP: 0.333, SLG: 0.143 54 Brad Lidge, R (8, 1)	F F B X 1-2 1-3 2-H 1B		F X 0-1 ② L6			C B X 1-1 ② F7		B X 1-0 ③ P3		4 0	0 0	1 0	1 0	0 0	0 0	2 0
Orlando Palmeiro, L (1, 7) OBP: 0.444, SLG: 0.167	C B F F B B I 4-2 IBB		B S B X 2-1 ③ F9			X 0-0 ③ P6			B B C B C X 3-2 ① F8	3	0	0	0	1	0	1
28 Adam Everett, R (1, 6) OBP: 0.222, SLG: 0.125	C C S 0-3 ③ K			C F X 0-2 ① P4			X 0-0 ① P4		B C F X 1-2 ② F8	4	0	0	0	0	1	3
Brad Ausmus, R (1, 2) OBP: 0.222, SLG: 0.333		F F F B S 1-3 ① K		B X 1-0 ② G6-3			T X 0-1 ② G1-3		C B B B C C 3-3 ③ K	4	0	0	0	0	2	0
Roger Clemens, R (1, 1) 41 Brandon Backe, R (6, 1) 2 Chris Burke, R (7, PH) OBP: 1.000, SLG: 2.000 Chad Qualls, R (7, 1) Luke Scott, L (8, 9)		F B C S 1-3 ② K		F C B X 1-2 ③ P3			X 0-0 2B			2 0 1 0 0	0 0 0 0 0	0 0 1 0 0	0 0 0 0 0	0 0 0 0 0	1 0 0 0 0	0 0 0 0 0
Inning Stats	R: 1 H: 3 E: 0 LOB: 3 K: 2 BB: 1 S: 18 P: 25	R: 0 H: 1 E: 0 LOB: 1 K: 2 BB: 0 S: 12 P: 15	R: 0 H: 1 E: 0 LOB: 1 K: 0 BB: 0 S: 10 P: 15	R: 0 H: 0 E: 0 LOB: 0 K: 0 BB: 0 S: 7 P: 9	R: 0 H: 1 E: 0 LOB: 0 K: 1 BB: 0 S: 7 P: 9	R: 0 H: 0 E: 0 LOB: 0 K: 0 BB: 0 S: 6 P: 10	R: 0 H: 1 E: 0 LOB: 1 K: 0 BB: 0 S: 7 P: 10	R: 0 H: 1 E: 0 LOB: 1 K: 0 BB: 0 S: 10 P: 17	R: 0 H: 0 E: 0 LOB: 0 K: 1 BB: 0 S: 9 P: 16	1B: 7 SF: 0 2B: 1 SAC: 0 3B: 0 DP: 1 HR: 0 HBP: 0						WP: 0 PA: 35 PB: 0 SB: 0 CS: 0

PITCHER		IP	WLS	BF	H	R	ER	SO	BB	IBB	HBP	BLK	WP	HR	S	P	ERA	WHIP
29 John Smoltz, R ERA: 1.29	(1, 1)	7.0	W	28	7	1	1	5	0	1	0	0	0	0	67	93	1.29	1.000
Chris Reitsma, R ERA: 27.0	(8, 1)	1.0		4	1	0	0	0	0	0	0	0	0	0	10	17	0.00	1.000
Kyle Farnsworth, R ERA:	(9, 1)	1.0		3	0	0	0	1	0	0	0	0	0	0	9	16	0.00	0.000

PITCHER	IP	WLS	BF	H	R	ER	SO	BB	IBB	HBP	BLK	WP	HR	S	P	ERA	WHIP

Houston Astros @ Atlanta Braves

Turner Field, Atlanta, GA

Thu Oct 06 2005, 8:00 PM EDT

Att. 46,181 - Overcast - 71 F

TOP

livebaseballscorecards.com

AB	34
R	1
H	8
RBI	1
BB	1
SO	6
LOB	14

BOTTOM

Houston Astros @ Atlanta Braves

Turner Field, Atlanta, GA

Thu Oct 06 2005, 8:00 PM EDT

Att. 46,181 - Overcast - 71 F

Batter	1	2	3	4	5	6	7	8	9	AB	R	H	RBI	BB	SO	LOB
Rafael Furcal, S (1, 6) OBP: 0.400, SLG: 0.333	L B F X 1-2 ① G5-3		C F X 0-2 ① G5-3	S X 0-1 S 2-3 1B			F F X 0-2 ① E1 1B	C D B B C F F B 4-2 FC6-4 1-2 BB		4	0	2	0	1	0	0
Marcus Giles, R (1, 4) OBP: 0.333, SLG: 0.375	B F B B F B F X 3-2 ② F8		X 0-0 ② F9	B B X 2-0 ③ G6-3 1-2			F B B B B X 3-1 10 G4-3 1B 1B	C B T F X 1-2 ③ FC6-4 1-2f		5	1	1	0	0	0	4
10 Chipper Jones, S (1, 5) OBP: 0.375, SLG: 0.857	B B X 2-0 ③ P5		B B B C B 4-1 1B 2B BB		C B X 1-1 ① G3		B T 1 SAFE C B 1 SAFE B X 3-2 ② G4-3 1-2			3	1	0	0	1	0	1
Andruw Jones, R (1, 8) OBP: 0.625, SLG: 1.000		B X 1-0 16 SH5-3 HR 1B	1 SAFE X 0-0 2B 1-3 1B		S S B B F B X 3-2 ② G6-3		B B F B F X 3-2 7 1B 2-H 1B			4	3	3	1	0	0	0
Adam LaRoche, L (1, 3) OBP: 1.000, SLG: 2.000		X 0-0 ① SH5-3 1-2	F B F X 1-2 2B 1-H 3-H		S B B S B F F B 4-2 BB		I I I I 4-0 7 1B IBB			1	0	1	2	2	0	0
7 Jeff Francoeur, R (1, 9) OBP: 0.500, SLG: 0.714	B F C F B B D 4-2 16 HR BB		S B F B F F B S 3-3 ③ K		B S S S B X 2-2 ③ G5-3		X 0-0 ③ 1-3 2-H 1B			3	1	1	1	1	1	2
Ryan Langerhans, L (1, 7) OBP: 0.400, SLG: 0.400	C F F D B S 2-3 ② K		B X 1-0 16 FC4-6 1B			B X 1-0 29 B1-6-4 1B		C B C B X 2-2 ① G4-3		4	0	2	0	0	1	2
16 Brian McCann, L (1, 2) OBP: 0.250, SLG: 1.000	B B X 2-0 1-H 2-H HR		1 SAFE B 1 SAFE C B B X 3-1 ① FC4-6 1B 29 SH3-4 1-2f			F B F T 1-2 ① K		B C B X 2-1 ② F7		4	1	1	3	0	1	2
29 John Smoltz, R (1, 1) Chris Reitsma, R (8, 1) Kelly Johnson, L (8, PH) Kyle Farnsworth, R (9, 1)	X 0-0 ③ G4-3		X 0-0 ② SH3-4 1-2			1 SAFE 1 SAFE X 0-0 ② ③ B1-6-4 1-2f		C B C B B 4-1 BB BB		2 0 0 0	0 0 0 0	0 0 0 0	0 0 1 0	0 0 0 0	0 0 0 0	1 0 0 0
Inning Stats	R: 0 H: 0 E: 0 LOB: 0 K: 0 BB: 0 S: 8 P: 14	R: 3 H: 2 E: 0 LOB: 0 K: 1 BB: 1 S: 11 P: 20	R: 2 H: 2 E: 0 LOB: 1 K: 1 BB: 1 S: 14 P: 22	R: 0 H: 2 E: 0 LOB: 2 K: 0 BB: 0 S: 7 P: 13	R: 0 H: 0 E: 0 LOB: 1 K: 0 BB: 1 S: 13 P: 23	R: 0 H: 1 E: 0 LOB: 0 K: 1 BB: 0 S: 5 P: 7	R: 2 H: 4 E: 1 LOB: 2 K: 0 BB: 1 S: 12 P: 25	R: 0 H: 0 E: 0 LOB: 2 K: 0 BB: 2 S: 14 P: 27		1B: 9 SF: 0 2B: 1 SAC: 2 3B: 0 DP: 1 HR: 1 HBP: 0						WP: 0 PA: 38 PB: 0 SB: 1 CS: 0

livebaseballscorecards.com

AB	30
R	7
H	11
RBI	7
BB	6
SO	3
LOB	12

PITCHER		IP	WLS	BF	H	R	ER	SO	BB	IBB	HBP	BLK	WP	HR	S	P	ERA	WHIP
Roger Clemens, R ERA: 9.0	(1, 1)	5.0	L	24	6	5	5	2	3	0	0	0	0	1	53	92	9.00	1.800
41 Brandon Backe, R ERA:	(6, 1)	1.0		3	1	0	0	1	0	0	0	0	0	0	5	7	0.00	1.000
Chad Qualls, R ERA: 18.0	(7, 1)	1.0		6	4	2	2	0	0	1	0	0	0	0	12	25	18.00	4.000
54 Brad Lidge, R ERA:	(8, 1)	1.0		5	0	0	0	0	2	0	0	0	0	0	14	27	0.00	2.000

PITCHER	IP	WLS	BF	H	R	ER	SO	BB	IBB	HBP	BLK	WP	HR	S	P	ERA	WHIP

Batter	1	2	3	4	5	6	7	8	9	AB	R	H	RBI	BB	SO	LOB
Rafael Furcal, S (1, 6) OBP: 0.267, SLG: 0.214	C X 0-1 ① G4-3	C C B X 1-2 ③ G5-3			X 0-0 ② F8		B B B C X 3-1 ③ G2-3		X 0-0 ② F9	5	0	0	0	0	0	3
Marcus Giles, R (1, 4) OBP: 0.286, SLG: 0.308	C B B X 2-1 ② G3		C F S 0-3 ① K		S B F B F C 2-3 ③ K			B C B X 2-1 2B 1B	F F S 0-3 ③ K	5	1	1	0	0	3	1
10 Chipper Jones, S (1, 5) OBP: 0.250, SLG: 0.545	B F S D F X 2-2 ③ F7		X 0-0 ② G4-3			C C B S 1-3 ① K		B B X 2-0 ① F8		4	0	0	0	0	1	1
Andruw Jones, R (1, 8) OBP: 0.667, SLG: 1.091		C B F X 1-2 7 G5-3 BB 1B	C X 0-1 2B			F S B S 1-3 ② K		C X 0-1 7 E 1-H 2B		4	0	3	1	0	1	0
Adam LaRoche, L (1, 3) OBP: 0.714, SLG: 0.750		F B B B B 4-1 7 G5-3 16 1B 1-2 BB	F X 0-1 ③ F7			X 0-0 7 HBP 1B		B X 1-0 ② F8		3	1	1	0	1	0	2
7 Jeff Francoeur, R (1, 9) OBP: 0.417, SLG: 0.500		S F X 0-2 ①② G5-3 1-2 2-3f		F S S 0-3 ① K		B S B S H 3-2 1-2 HBP		B C B C X 2-2 E6 FC4 2-3		3	0	0	0	0	1	3
Ryan Langerhans, L (1, 7) OBP: 0.375, SLG: 0.286 Brian Jordan, R (8, PH) (8, 7)		D B B B 4-0 16 1B 1B BB		B S C S 1-3 ② K		C B B X 2-1 ③ F9		B B F X 2-1 ③ FC4 1-2f		2 1	1 0	0 0	0 0	1 0	1 0	2 2
16 Brian McCann, L (1, 2) OBP: 0.250, SLG: 0.625		C B S X 1-2 1B 1-3 2-H 1B		B C F F F X 1-2 ③ G3-1			F X 0-1 ① F7		C S S 0-3 ① K	4	0	1	1	0	1	0
Jorge Sosa, R (1, 1) OBP: 0.500, SLG: 0.500 Kelly Johnson, L (7, PH) Chris Reitsma, R (7, 1) John Foster, L (7, 1) 34 Joey Devine, R (7, 1) Jim Brower, R (7, 1) Julio Franco, R (9, PH) OBP: 0.400, SLG: 0.250 4 Pete Orr, L (9, PR)		B B C S B X 3-2 1-2 3-H 1B			S C C 0-3 ① K		X 0-0 ② G4-3		S B F B F X 2-2 1B	2 1 0 0 0 0 0 1 0	0 0 0 0 0 0 0 0 0	1 0 0 0 0 0 0 1 0	1 0 0 0 0 0 0 0 1	0 0 0 0 0 0 0 0 0	1 0 0 0 0 0 0 0 0	0 0 0 0 0 0 0 0 0
Inning Stats	R: 0 E: 0 K: 0 S: 8 H: 0 LOB: 0 BB: 0 P: 12	R: 2 E: 0 K: 0 S: 16 H: 3 LOB: 2 BB: 2 P: 30	R: 0 E: 0 K: 1 S: 8 H: 1 LOB: 1 BB: 0 P: 8	R: 0 E: 0 K: 2 S: 11 H: 0 LOB: 0 BB: 0 P: 13	R: 0 E: 0 K: 2 S: 8 H: 0 LOB: 0 BB: 0 P: 10	R: 0 E: 0 K: 2 S: 11 H: 1 LOB: 2 BB: 0 P: 18	R: 0 E: 0 K: 0 S: 5 H: 0 LOB: 0 BB: 0 P: 8	R: 1 E: 1 K: 0 S: 11 H: 2 LOB: 2 BB: 0 P: 20	R: 0 E: 0 K: 2 S: 11 H: 1 LOB: 1 BB: 0 P: 13	1B: 6 2B: 2 3B: 0 HR: 0	SF: 0 SAC: 0 DP: 1 HBP: 1			WP: 0 PB: 0 SB: 0 CS: 0	PA: 38	

PITCHER		IP	WLS	BF	H	R	ER	SO	BB	IBB	HBP	BLK	WP	HR	S	P	ERA	WHIP
44 Roy Oswalt, R ERA: 3.68	(1, 1)	7.1	W	30	6	3	3	7	2	0	1	0	0	0	70	106	3.68	1.091
Dan Wheeler, R ERA: 6.75	(8, 1)	0.1		3	1	0	0	0	0	0	0	0	0	0	6	9	0.00	3.000
Mike Gallo, L ERA:	(8, 1)	0.1	H	1	0	0	0	0	0	0	0	0	0	0	2	4	0.00	0.000
54 Brad Lidge, R ERA:	(9, 1)	1.0		4	1	0	0	2	0	0	0	0	0	0	11	13	0.00	1.000

PITCHER	IP	WLS	BF	H	R	ER	SO	BB	IBB	HBP	BLK	WP	HR	S	P	ERA	WHIP

TOP

Atlanta Braves @ Houston Astros

Minute Maid Park, Houston, TX

Sat Oct 08 2005, 6:30 PM CDT

Att. 43,759 - Roof Closed - 72 F

livebaseballscorecards.com

AB	35
R	3
H	8
RBI	3
BB	2
SO	9
LOB	14

Atlanta Braves @ Houston Astros

Minute Maid Park, Houston, TX

Sat Oct 08 2005, 6:30 PM CDT

Att. 43,759 - Roof Closed - 72 F

livebaseballscorecards.com

BOTTOM

Batter	1	2	3	4	5	6	7	8	9	AB	R	H	RBI	BB	SO	LOB
Craig Biggio, R (1, 4) OBP: 0.500, SLG: 0.833 54 Brad Lidge, R (9, 1)	C B B X 2-1 2B 2B	X 0-0 2B 2B			B C X 1-1 ① P3		B B C X 2-1 1B 17 1B 2B	F F B B S 2-3 ② K		5	2	3	0	0	1	0
										0	0	0	0	0	0	0
Willy Taveras, R (1, 8) OBP: 0.500, SLG: 0.545	B B C L F C 2-3 ① K	B X 1-0 ③ F8			C B S B X 2-2 2B		B L M F X 1-2 17 1B 2B 2-3 1B	F X 0-1 ③ G1-3		5	1	2	0	0	1	2
17 Lance Berkman, S (1, 7) OBP: 0.538, SLG: 0.333 (9, 3)	H 1-0 2B 16 SF8 HBP		T C B F B T 2-2 ① K		C B S S 1-3 ② K		X 0-0 2B 16 1B 1-2 3-H 1B			3	2	1	1	0	2	1
Morgan Ensberg, R (1, 5) OBP: 0.462, SLG: 0.583	F F B F F X 1-2 16 SF8 1-3 2-H 2B		F C X 0-2 ② F8		B C F D X 2-2 ③ F8		B C B X 2-1 16 1B 28 SF8 1-3 2-H 2B			4	1	2	2	0	0	1
Mike Lamb, L (1, 3) OBP: 0.750, SLG: 2.000 2 Chris Burke, R (9, 7) OBP: 1.000, SLG: 2.000	I I I I 4-0 IBB		C B B X 2-1 HR			C X 0-1 ① F7	I I I I 4-0 28 SF8 16 1B IBB			2	1	1	1	2	0	0
										0	0	0	0	0	0	0
16 Jason Lane, R (1, 9) OBP: 0.385, SLG: 0.400	F S X 0-2 ② SF8 2-3 3-H		B B B X 3-0 ③ G5-3			X 0-0 2B	B C F D F X 2-2 G3-6-1 1-2 2-3 3-H 1B			3	0	2	2	0	0	0
28 Adam Everett, R (1, 6) OBP: 0.231, SLG: 0.182	X 0-0 ③ F7			B X 1-0 44 G1-6-3 1B		X 0-0 ② F8	F F X 0-2 ① SF8 2-3 3-H			3	0	1	1	0	0	3
Brad Ausmus, R (1, 2) OBP: 0.231, SLG: 0.250		C B F X 1-2 ① F8		1 SAFE B 1 SAFE C C F X 1-2 ① P3		I I I I 4-0 IBB	1 SAFE 1 SAFE B C S X 1-2 ② ③ G3-6-1 1-2f			3	0	0	0	1	0	3
44 Roy Oswalt, R (1, 1) Dan Wheeler, R (8, 1) Mike Gallo, L (8, 1) Orlando Palmeiro, L (8, PH) OBP: 0.400, SLG: 0.143 4 Eric Bruntlett, R (9, 4)		B C B X 2-1 ② F9		B X 1-0 ② ③ G1-6-3 1-2f		C X 0-1 ③ G1-3		C B C F B B X 3-2 ① F8		3	0	0	0	0	0	3
										0	0	0	0	0	0	0
										0	0	0	0	0	0	0
										1	0	0	0	0	0	0
										0	0	0	0	0	0	0
Inning Stats	R: 2 E: 0 K: 1 S: 15 H: 2 LOB: 2 BB: 1 P: 25	R: 0 E: 0 K: 0 S: 7 H: 1 LOB: 1 BB: 0 P: 11	R: 1 E: 0 K: 1 S: 10 H: 1 LOB: 0 BB: 0 P: 17	R: 0 E: 0 K: 0 S: 6 H: 1 LOB: 0 BB: 0 P: 9	R: 0 E: 0 K: 0 S: 12 H: 1 LOB: 1 BB: 0 P: 18	R: 0 E: 0 K: 0 S: 6 H: 1 LOB: 2 BB: 1 P: 10	R: 4 E: 0 K: 0 S: 19 H: 5 LOB: 1 BB: 1 P: 31	R: 0 E: 0 K: 1 S: 9 H: 0 LOB: 0 BB: 0 P: 14		1B: 4 2B: 7 3B: 0 HR: 1 SF: 2 SAC: 0 DP: 2 HBP: 1						

	AB	32
	R	7
	H	12
	RBI	7
	BB	3
	SO	4
	LOB	13

WP: 0 PB: 0 SB: 0 CS: 0 PA: 38

PITCHER		IP	WLS	BF	H	R	ER	SO	BB	IBB	HBP	BLK	WP	HR	S	P	ERA	WHIP
Jorge Sosa, R ERA: 4.5	(1, 1)	6.0	L	27	7	3	3	3	0	2	1	0	0	1	56	90	4.50	1.167
Chris Reitsma, R ERA: 40.5	(7, 1)	0.0		2	2	2	2	0	0	0	0	0	0	0	6	9	∞	∞
John Foster, L ERA: 54.0	(7, 1)	0.0		1	1	0	0	0	0	0	0	0	0	0	1	1	∞	∞
34 Joey Devine, R ERA: 27.0	(7, 1)	0.0		3	2	1	1	0	0	1	0	0	0	0	6	14	∞	∞
Jim Brower, R ERA:	(7, 1)	2.0		5	0	1	1	1	0	0	0	0	0	0	15	21	4.50	0.000

PITCHER	IP	WLS	BF	H	R	ER	SO	BB	IBB	HBP	BLK	WP	HR	S	P	ERA	WHIP

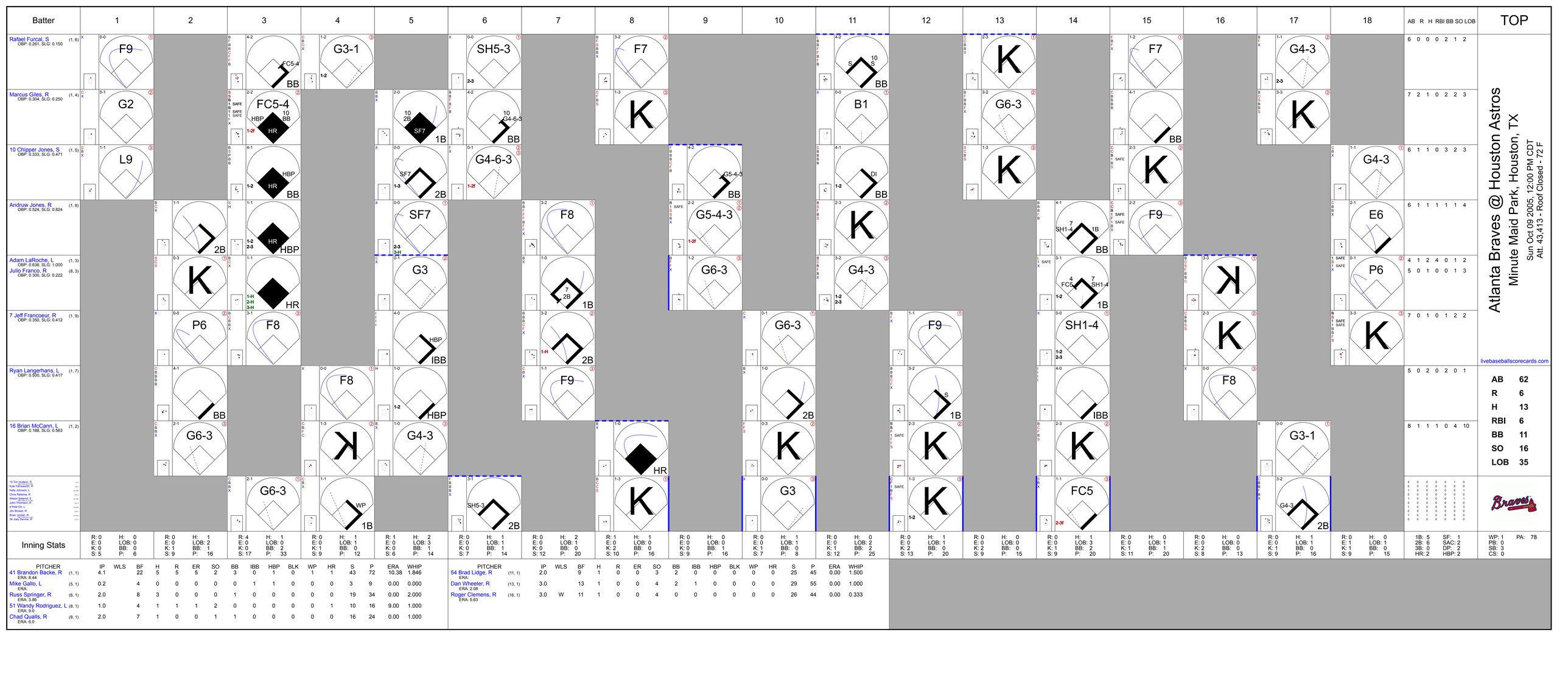

PITCHER		IP	WLS	BF	H	R	ER	SO	BB	IBB	HBP	BLK	WP	HR	S	P	ERA	WHIP
41 Brandon Backe, R ERA: 8.44	(1, 1)	4.1		22	5	5	5	2	3	0	1	0	1	1	43	72	10.38	1.846
Mike Gallo, L ERA:	(5, 1)	0.2		4	0	0	0	0	0	1	1	0	0	0	3	9	0.00	0.000
Russ Springer, R ERA: 3.86	(6, 1)	2.0		8	3	0	0	0	1	0	0	0	0	0	19	34	0.00	2.000
51 Wandy Rodriguez, L ERA: 9.0	(8, 1)	1.0		4	1	1	1	2	0	0	0	0	0	1	10	16	9.00	1.000
Chad Qualls, R ERA: 6.0	(9, 1)	2.0		7	1	0	0	1	1	0	0	0	0	0	16	24	0.00	1.000

PITCHER		IP	WLS	BF	H	R	ER	SO	BB	IBB	HBP	BLK	WP	HR	S	P	ERA	WHIP
54 Brad Lidge, R ERA:	(11, 1)	2.0		9	1	0	0	3	1	0	0	0	0	0	29	45	0.00	1.500
Dan Wheeler, R ERA: 2.08	(13, 1)	3.0		13	1	0	0	4	2	1	0	0	0	0	29	55	0.00	1.000
Roger Clemens, R ERA: 5.63	(16, 1)	3.0	W	11	1	0	0	4	0	0	0	0	0	0	26	44	0.00	0.333

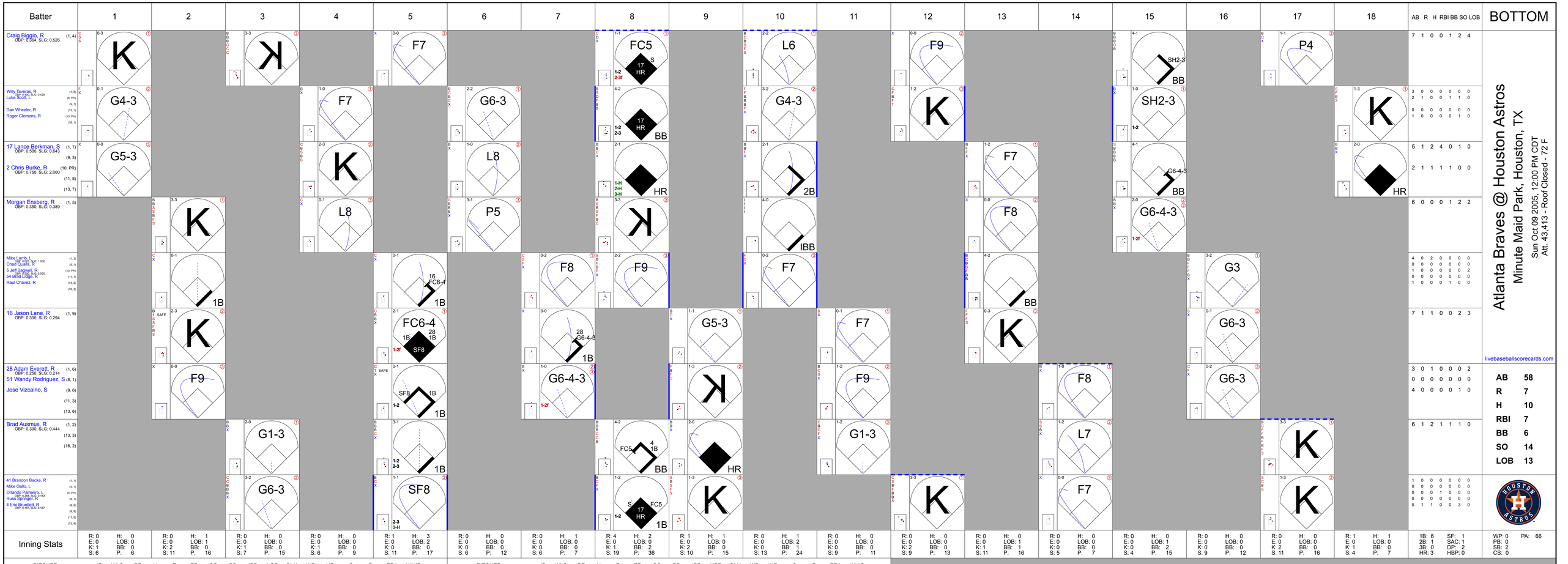
Batter
1
2
3
4
5
6
7
8
9
10
11
12
13
14
15
16
17
18
AB R H RBI BB SO LOB
BOTTOM
Craig Biggio, R (1, 4) OBP: 0.364, SLG: 0.526
Willy Taveras, R (1, 8) OBP: 0.400, SLG: 0.429
Luke Scott, L (8, PH)
(9, 7)
Dan Wheeler, R (13, 1)
Roger Clemens, R (15, PH)
(16, 1)
17 Lance Berkman, S (1, 7) OBP: 0.500, SLG: 0.643
(9, 3)
2 Chris Burke, R (10, PR) OBP: 0.750, SLG: 2.000
(11, 8)
(13, 7)
Morgan Ensberg, R (1, 5) OBP: 0.350, SLG: 0.389
Mike Lamb, L (1, 3) OBP: 0.636, SLG: 1.000
Chad Qualls, R (5, 1)
5 Jeff Bagwell, R (10, PH) OBP: 0.500, SLG: 0.500
54 Brad Lidge, R (11, 1)
Raul Chavez, R (13, 2)
(16, 3)
16 Jason Lane, R (1, 9) OBP: 0.300, SLG: 0.294
28 Adam Everett, R (1, 6) OBP: 0.250, SLG: 0.214
51 Wandy Rodriguez, S (8, 1)
Jose Vizcaino, S (9, 6)
(11, 3)
(13, 6)
Brad Ausmus, R (1, 2) OBP: 0.300, SLG: 0.444
(13, 3)
(16, 2)
41 Brandon Backe, R (1, 1)
Mike Gallo, L (5, 1)
Orlando Palmeiro, L (5, PH) OBP: 0.364, SLG: 0.743
Russ Springer, R (6, 1)
4 Eric Bruntlett, R (8, 8) OBP: 0.167, SLG: 0.167
(9, 8)
(11, 8)
(13, 8)
Inning Stats
R: 0 H: 0 E: 0 LOB: 0 K: 1 BB: 0 S: 6 P: 6
R: 0 H: 1 E: 0 LOB: 1 K: 2 BB: 0 S: 11 P: 16
R: 0 H: 0 E: 0 LOB: 0 K: 1 BB: 0 S: 7 P: 15
R: 0 H: 0 E: 0 LOB: 0 K: 1 BB: 0 S: 6 P: 9
R: 1 H: 3 E: 0 LOB: 2 K: 0 BB: 0 S: 11 P: 17
R: 0 H: 0 E: 0 LOB: 0 K: 0 BB: 0 S: 6 P: 12
R: 0 H: 1 E: 0 LOB: 0 K: 0 BB: 0 S: 6 P: 7
R: 4 H: 2 E: 0 LOB: 2 K: 1 BB: 2 S: 19 P: 36
R: 1 H: 1 E: 0 LOB: 0 K: 2 BB: 0 S: 10 P: 15
R: 0 H: 1 E: 0 LOB: 2 K: 0 BB: 1 S: 13 P: 24
R: 0 H: 0 E: 0 LOB: 0 K: 0 BB: 0 S: 9 P: 11
R: 0 H: 0 E: 0 LOB: 0 K: 2 BB: 0 S: 9 P: 13
R: 0 H: 0 E: 0 LOB: 1 K: 1 BB: 1 S: 11 P: 16
R: 0 H: 0 E: 0 LOB: 0 K: 0 BB: 0 S: 5 P: 7
R: 0 H: 0 E: 0 LOB: 1 K: 0 BB: 2 S: 4 P: 15
R: 0 H: 0 E: 0 LOB: 0 K: 0 BB: 0 S: 9 P: 12
R: 0 H: 0 E: 0 LOB: 0 K: 2 BB: 0 S: 11 P: 16
R: 1 H: 1 E: 0 LOB: 0 K: 1 BB: 0 S: 4 P: 7
1B: 6 2B: 1 3B: 0 HR: 3
SF: 1 SAC: 1 DP: 2 HBP: 0
WP: 0 PB: 0 SB: 2 CS: 0
PA: 66
AB 58
R 7
H 10
RBI 7
BB 6
SO 14
LOB 13
Atlanta Braves @ Houston Astros
Minute Maid Park, Houston, TX
Sun Oct 09 2005, 12:00 PM CDT
Att. 43,413 - Roof Closed - 72 F
livebaseballscorecards.com
PITCHER IP WLS BF H R ER SO BB IBB HBP BLK WP HR S P ERA WHIP
15 Tim Hudson, R (1, 1) ERA: 5.27 7.0 27 6 3 3 3 1 0 0 0 0 0 58 92 3.86 1.000
Kyle Farnsworth, R (8, 1) ERA: 9.0 2.0 9 2 3 3 3 1 0 0 0 0 2 24 41 13.50 1.500
Chris Reitsma, R (10, 1) ERA: 16.2 2.0 8 1 0 0 0 0 1 0 0 0 0 22 35 0.00 0.500
John Thomson, R (12, 1) ERA: 2.0 7 0 0 0 3 1 0 0 0 0 0 0 20 29 0.00 0.500
Jim Brower, R (14, 1) ERA: 3.0 10 0 0 0 0 2 0 0 0 0 0 0 18 34 0.00 0.667
PITCHER IP WLS BF H R ER SO BB IBB HBP BLK WP HR S P ERA WHIP
34 Joey Devine, R (17, 1) ERA: 10.8 1.1 L 5 1 1 1 1 0 0 0 0 0 0 1 15 23 6.75 0.750

Batter	1	2	3	4	5	6	7	8	9	AB	R	H	RBI	BB	SO	LOB
Craig Biggio, R (1, 4) OBP: 0.346, SLG: 0.455	G5-3		BB		F8		K			3	0	0	0	1	1	0
Willy Taveras, R (1, 8) OBP: 0.368, SLG: 0.353	K		17 G4-6-3 1-2 2-3 BB		G1-3			G4-3		3	0	0	0	1	1	0
17 Lance Berkman, S (1, 7) OBP: 0.455, SLG: 0.611	2B		G4-6-3 1-2f			G4-3		G4-3		4	0	1	0	0	0	3
Morgan Ensberg, R (1, 5) OBP: 0.333, SLG: 0.409	G1-3			G4-3 28 FC5-2 2B		G5-3		G5-3		4	0	1	0	0	0	1
Mike Lamb, L (1, 3) OBP: 0.500, SLG: 0.700		G4-3		G4-3 2-3		F7			SF8 28 E 28 1B 1B	4	1	1	0	0	0	1
16 Jason Lane, R (1, 9) OBP: 0.292, SLG: 0.250		G4-3		28 FC5-2 BB			P3		K	3	0	0	0	1	1	1
28 Adam Everett, R (1, 6) OBP: 0.300, SLG: 0.278		K		FC5-2 1-2 3-H			2 HR 1B		E6 1-3 1B	4	1	2	0	0	1	2
Brad Ausmus, R (1, 2) OBP: 0.292, SLG: 0.429			BB SH1-3 1B	G4-3			L9		SF8 3-H	3	0	1	1	0	0	3
Andy Pettitte, L (1, 1) OBP: 0.333, SLG: 0.667 2 Chris Burke, R (7, PH) OBP: 0.800, SLG: 2.500 Russ Springer, R (7, 1) Ezequiel Astacio, R (8, 1) Jose Vizcaino, S (9, PH)			SH1-3 1-2		G1-3		1-H HR		G3	1 1 0 0 1	0 1 0 0 0	0 1 0 0 0	0 2 0 0 0	0 0 0 0 0	0 0 0 0 0	0 0 0 0 1

Inning Stats	1	2	3	4	5	6	7	8	9
	R: 0 E: 0 K: 1 S: 8	H: 1 LOB: 1 BB: 0 P: 13	R: 0 E: 0 K: 1 S: 6	H: 0 LOB: 0 BB: 0 P: 9	R: 0 E: 0 K: 0 S: 10	H: 1 LOB: 2 BB: 2 P: 21	R: 0 E: 0 K: 0 S: 10	H: 1 LOB: 2 BB: 1 P: 17	R: 0 E: 0 K: 0 S: 6	H: 0 LOB: 0 BB: 0 P: 6
	R: 0 E: 0 K: 0 S: 6	H: 0 LOB: 0 BB: 0 P: 10	R: 2 E: 0 K: 1 S: 11	H: 2 LOB: 0 BB: 0 P: 16	R: 0 E: 0 K: 0 S: 4	H: 0 LOB: 0 BB: 0 P: 4	R: 1 E: 1 K: 1 S: 17	H: 2 LOB: 1 BB: 0 P: 23	1B: 4 2B: 2 3B: 0 HR: 1	SF: 1 SAC: 1 DP: 1 HBP: 0	WP: 0 PB: 0 SB: 0 CS: 0	PA: 36

PITCHER	IP	WLS	BF	H	R	ER	SO	BB	IBB	HBP	BLK	WP	HR	S	P	ERA	WHIP
29 Chris Carpenter, R (1, 1) ERA: 1.29	8.0	W	31	5	2	2	3	3	0	0	0	0	1	61	96	2.25	1.000
44 Jason Isringhausen, R (9, 1) ERA: 2.25	1.0	S	5	2	1	0	1	0	0	0	0	0	0	17	23	0.00	2.000

PITCHER	IP	WLS	BF	H	R	ER	SO	BB	IBB	HBP	BLK	WP	HR	S	P	ERA	WHIP

TOP

Houston Astros @ St. Louis Cardinals

Busch Stadium, St. Louis, MO

Wed Oct 12 2005, 7:00 PM CDT

Att. 52,332 - Clear - 68 F

livebaseballscorecards.com

AB	31
R	3
H	7
RBI	3
BB	3
SO	4
LOB	12

BOTTOM

Houston Astros @ St. Louis Cardinals

Busch Stadium, St. Louis, MO

Wed Oct 12 2005, 7:00 PM CDT

Att. 52,332 - Clear - 68 F

livebaseballscorecards.com

Batter	1	2	3	4	5	6	7	8	9	AB	R	H	RBI	BB	SO	LOB
22 David Eckstein, R (1, 6) OBP: 0.444, SLG: 0.588	C X 0-1 HR 1B	C B F F X 1-2 ③ L3			C B X 1-1 5 1B 2-H 1B		B B C B C X 3-2 ② L8			4	2	2	1	0	0	1
15 Jim Edmonds, L (1, 8) OBP: 0.412, SLG: 0.643	1 SAFE B B B F B F X 3-2 ① P4		B C X 1-1 ① G4-3		D X 1-0 ② F8		B C B F B B 4-2 BB			3	0	0	0	1	0	2
5 Albert Pujols, R (1, 3) OBP: 0.647, SLG: 0.667	B B C 1 SAFE C B X 3-2 ② F7		C B B B F B 4-2 G5-4-3 BB		F X 0-1 BB 2-H 1B		B C F X 1-2 ③ L4			3	0	1	1	1	0	2
Reggie Sanders, R (1, 7) OBP: 0.412, SLG: 0.867	1 SAFE 1 SAFE F B F X 1-2 1-H HR		1 SAFE 1 SAFE 1 SAFE X 0-0 ②③ G5-4-3 1-2f		B B B B 4-0 1-2 BB			X 0-0 ① F9		3	1	1	2	1	0	1
Larry Walker, L (1, 9) OBP: 0.250, SLG: 0.077 44 Jason Isringhausen, R (9, 1)	F F F C 0-3 ③ K			X 0-0 4 G3-6-3 1B	B B B F X 3-1 ③ G4-3			B F B S S 2-3 ② K		4 0	0 0	1 0	0 0	0 0	2 0	2 0
Mark Grudzielanek, R (1, 4) OBP: 0.176, SLG: 0.176		C F B B X 2-2 1B 29 SH1-4 1B		B F S S 1-3 ① K		B B B C F X 3-2 ① G6-3		C F B B S 2-3 ③ K		4	1	1	0	0	2	1
4 Yadier Molina, R (1, 2) OBP: 0.188, SLG: 0.188		C B X 1-1 ① F7		S X 0-1 ②③ G3-6-3 1-2f		B X 1-0 ② F8				3	0	0	0	0	0	2
Abraham Nunez, S (1, 5) OBP: 0.500, SLG: 0.500		X 0-0 29 SH1-4 1-3 1B			B C X 1-1 29 SH1-4 22 1B 1B	B S B F F B X 3-2 ③ F9				3	1	2	0	0	0	0
29 Chris Carpenter, R (1, 1) So Taguchi, R (9, 9)		B P X 2-0 ② SH1-4 1-2 3-H			C X 0-1 ① SH1-4 1-2		F B S C 1-3 ① K			1 0	0 0	0 0	1 0	0 0	1 0	0 0
Inning Stats	R: 2 H: 2 E: 0 LOB: 0 K: 1 BB: 0 S: 15 P: 22	R: 1 H: 2 E: 0 LOB: 1 K: 0 BB: 0 S: 12 P: 17	R: 0 H: 0 E: 0 LOB: 0 K: 0 BB: 1 S: 5 P: 10	R: 0 H: 1 E: 0 LOB: 0 K: 1 BB: 0 S: 6 P: 7	R: 2 H: 3 E: 0 LOB: 2 K: 0 BB: 1 S: 11 P: 21	R: 0 H: 0 E: 0 LOB: 0 K: 0 BB: 0 S: 8 P: 15	R: 0 H: 0 E: 0 LOB: 1 K: 1 BB: 1 S: 11 P: 20	R: 0 H: 0 E: 0 LOB: 0 K: 2 BB: 0 S: 7 P: 11		1B: 7 SF: 0 2B: 0 SAC: 2 3B: 0 DP: 2 HR: 1 HBP: 0						WP: 0 PA: 33 PB: 0 SB: 0 CS: 0

	AB	28
	R	5
	H	8
	RBI	5
	BB	3
	SO	5
	LOB	11

PITCHER		IP	WLS	BF	H	R	ER	SO	BB	IBB	HBP	BLK	WP	HR	S	P	ERA	WHIP
Andy Pettitte, L ERA: 5.54	(1, 1)	6.0	L	26	8	5	5	2	2	0	0	0	0	1	57	92	7.50	1.667
Russ Springer, R ERA: 2.7	(7, 1)	1.0		4	0	0	0	1	1	0	0	0	0	0	11	20	0.00	1.000
Ezequiel Astacio, R ERA:	(8, 1)	1.0		3	0	0	0	2	0	0	0	0	0	0	7	11	0.00	0.000

PITCHER	IP	WLS	BF	H	R	ER	SO	BB	IBB	HBP	BLK	WP	HR	S	P	ERA	WHIP

Batter	1	2	3	4	5	6	7	8	9	AB	R	H	RBI	BB	SO	LOB
Craig Biggio, R (1, 4) OBP: 0.355, SLG: 0.444	B B C F B F X 3-2 1B 1B	C F B S 1-3 ③ K			X 0-0 ② G6-3 3-H		X 0-0 1-2 1B		C S B B B F S 3-3 ② K	5	0	2	1	0	2	2
Willy Taveras, R (1, 8) OBP: 0.375, SLG: 0.364	M X 0-1 G1-4-3 1-2 1B		B F F B B X 3-2 CS 1B		B F B F F X 2-2 ③ G1-3		F B X 1-1 ③ G4-3		F B B X 2-1 ③ G6-3	5	0	2	0	0	0	2
17 Lance Berkman, S (1, 3) OBP: 0.462, SLG: 0.636	C B B S F S 2-3 ① K		D 1 SAFE 1 SAFE X 1-0 ① F8			X 0-0 1B		B B C B X 3-1 2 WP 2 1B 2B		4	1	2	0	0	1	3
Morgan Ensberg, R (1, 5) OBP: 0.286, SLG: 0.346	F B B F X 2-2 ② ③ G1-4-3 1-2f		1 SAFE B C 1 SAFE 1 SAFE F B B X 3-2 ② ③ L9 1-2			C B F X 1-2 ① F8		B F X 1-1 ① G6-3		4	0	0	0	0	0	5
16 Jason Lane, R (1, 9) OBP: 0.250, SLG: 0.208		C C B C 1-3 ① K		B F F X 1-2 ① F9		F F B F S 1-3 ② K		C X 0-1 ② G6-3		4	0	0	0	0	2	2
2 Chris Burke, R (1, 7) OBP: 0.667, SLG: 1.750		B C B X 2-1 44 PB 3B		C B X 1-1 ② P4		S C 1 SAFE F B F X 1-2 ③ G3		B C B X 2-1 28 3B 2-H 1B		4	2	2	1	0	0	1
28 Adam Everett, R (1, 6) OBP: 0.292, SLG: 0.364 54 Brad Lidge, R (8, 1)		C B B X 2-1 ② G1-3		C F B S 1-3 ③ K			S B X 1-1 ① G5-3	1 SAFE B C S F X 1-2 1-H 3B		4 0	0 0	1 0	1 0	0 0	1 0	1 0
Brad Ausmus, R (1, 2) OBP: 0.321, SLG: 0.458	I I I I I	4-0 44 S IBB		B B F B C X 3-2 44 SH5-4 G6-3 2B		B B C F B C 3-3 ② K	B X 1-0 ③ L4			3	1	1	0	1	1	1
44 Roy Oswalt, R (1, 1) OBP: 0.400, SLG: 0.250 4 Eric Bruntlett, R (8, 6) OBP: 0.143, SLG: 0.143	B B B B	4-0 1-2 3-H BB		C X 0-1 ① SH5-4 2-3			C X 0-1 1B 1B		B B F B S S 3-3 ① K	1 1	0 0	1 0	0 0	1 0	0 1	0 0
Inning Stats	R: 0 H: 2 E: 0 LOB: 1 K: 1 BB: 0 S: 13 P: 20	R: 1 H: 1 E: 0 LOB: 2 K: 2 BB: 2 S: 10 P: 24	R: 0 H: 1 E: 0 LOB: 0 K: 0 BB: 0 S: 7 P: 14	R: 0 H: 0 E: 0 LOB: 0 K: 1 BB: 0 S: 8 P: 11	R: 1 H: 1 E: 0 LOB: 0 K: 0 BB: 0 S: 10 P: 15	R: 0 H: 1 E: 0 LOB: 1 K: 1 BB: 0 S: 13 P: 16	R: 0 H: 2 E: 0 LOB: 2 K: 1 BB: 0 S: 10 P: 15	R: 2 H: 3 E: 0 LOB: 1 K: 0 BB: 0 S: 13 P: 21	R: 0 H: 0 E: 0 LOB: 0 K: 2 BB: 0 S: 9 P: 17	1B: 7 SF: 0 2B: 2 SAC: 1 3B: 2 DP: 1 HR: 0 HBP: 0						

PITCHER		IP	WLS	BF	H	R	ER	SO	BB	IBB	HBP	BLK	WP	HR	S	P	ERA	WHIP
30 Mark Mulder, L ERA: 1.32	(1, 1)	7.0	L	29	8	2	1	6	1	1	0	0	0	0	71	115	1.29	1.286
Julian Tavarez, R ERA: 15.43	(8, 1)	1.0		6	3	2	2	0	0	0	0	0	1	0	13	21	18.00	3.000
Jason Marquis, R ERA:	(9, 1)	1.0		3	0	0	0	2	0	0	0	0	0	0	9	17	0.00	0.000

PITCHER	IP	WLS	BF	H	R	ER	SO	BB	IBB	HBP	BLK	WP	HR	S	P	ERA	WHIP

TOP

Houston Astros @ St. Louis Cardinals

Busch Stadium, St. Louis, MO

Thu Oct 13 2005, 7:00 PM CDT
Att. 52,358 - Partly Cloudy - 67 F

livebaseballscorecards.com

AB	35
R	4
H	11
RBI	3
BB	2
SO	8
LOB	17

WP: 1	PA: 38					
PB: 1						
SB: 1						
CS: 1						

Batter	1	2	3	4	5	6	7	8	9	AB	R	H	RBI	BB	SO	LOB
22 David Eckstein, R (1, 6) OBP: 0.409, SLG: 0.500	C F X 0-2 L9 ①		C F X 0-2 G5-3 ②		S B F B B B 4-2 BB		B C B F F X 2-2 F8 ②			3	0	0	0	1	0	2
15 Jim Edmonds, L (1, 8) OBP: 0.381, SLG: 0.556	B C C B X 2-2 5 G6-3 1B		S B C F F S 1-3 K ③		B C B T F B C 3-3 K ③		X 0-0 G3-1 ③			4	0	1	0	0	2	4
5 Albert Pujols, R (1, 3) OBP: 0.571, SLG: 0.750	B F S B B X 3-2 G6-3 ② 1-2			C B X 1-1 G3-1 ①		C X 0-1 HR		C X 0-1 F8 ①		4	1	1	1	0	0	1
Larry Walker, L (1, 9) OBP: 0.250, SLG: 0.063 Jason Marquis, L (9, 1)	F B B B B F F B 4-2 FC5-4 BB			B B F X 2-1 G6-3 ②		X 0-0 G3 ①		C T B B S 2-3 K2-3 ②		3 0	0 0	0 0	0 0	1 0	1 0	0 0
Reggie Sanders, R (1, 7) OBP: 0.400, SLG: 0.778 So Taguchi, R (8, 7)	D X 1-0 FC5-4 ③ 1-2f			S B B S S X 2-2 E5 1B		S S S 0-3 K ②		F F F S 0-3 K ③		3 1	0 0	1 0	0 0	0 0	1 1	2 0
Mark Grudzielanek, R (1, 4) OBP: 0.143, SLG: 0.143		B C C X 1-2 G1-3 ①		B C S X 1-2 G4-3 ③		C F F B X 1-2 G1-3 ③			B B B C X 3-1 F7 ①	4	0	0	0	0	0	1
Abraham Nunez, S (1, 5) OBP: 0.450, SLG: 0.444		S C S 0-3 K ②			X 0-0 B2-3 ①		F X 0-1 G1-3 ①		B C B F X 2-2 4 DI 1B	4	0	1	0	0	1	0
4 Yadier Molina, R (1, 2) OBP: 0.250, SLG: 0.350		X 0-0 F9 ③			C X 0-1 2B		C F X 0-2 2B		B B C F S 2-3 K ② 1-2	4	0	2	0	0	1	1
30 Mark Mulder, L (1, 1) 53 John Rodriguez, L (7, PH) Julian Tavarez, L (8, 1) John Mabry, L (9, 9) OBP: 0.333, SLG: 0.333			C B C S 1-3 K ①		S C S 0-3 K ②		C B B B D 4-1 BB		S D B F F X 2-2 G6-3 ③	2 0 0 1	0 0 0 0	0 0 0 0	0 0 0 0	0 1 0 0	2 0 0 0	1 0 0 1
Inning Stats	R: 0 H: 1 E: 0 LOB: 2 K: 0 BB: 1 S: 13 P: 23	R: 0 H: 0 E: 0 LOB: 0 K: 1 BB: 0 S: 7 P: 8	R: 0 H: 0 E: 0 LOB: 0 K: 2 BB: 0 S: 12 P: 14	R: 0 H: 1 E: 1 LOB: 1 K: 0 BB: 0 S: 10 P: 16	R: 0 H: 1 E: 0 LOB: 2 K: 2 BB: 1 S: 12 P: 19	R: 1 H: 1 E: 0 LOB: 0 K: 1 BB: 0 S: 10 P: 11	R: 0 H: 1 E: 0 LOB: 2 K: 0 BB: 1 S: 11 P: 17	R: 0 H: 0 E: 0 LOB: 0 K: 2 BB: 0 S: 9 P: 11	R: 0 H: 1 E: 0 LOB: 1 K: 1 BB: 0 S: 11 P: 20	1B: 3 2B: 2 3B: 0 HR: 1	SF: 0 SAC: 0 DP: 0 HBP: 0			WP: 0 PB: 0 SB: 0 CS: 0	PA: 36		

PITCHER		IP	WLS	BF	H	R	ER	SO	BB	IBB	HBP	BLK	WP	HR	S	P	ERA	WHIP
44 Roy Oswalt, R ERA: 2.51	(1, 1)	7.0	W	29	5	1	1	6	3	0	0	0	0	1	75	108	1.29	1.143
54 Brad Lidge, R ERA:	(8, 1)	2.0	S	7	1	0	0	3	0	0	0	0	0	0	20	31	0.00	0.500

PITCHER	IP	WLS	BF	H	R	ER	SO	BB	IBB	HBP	BLK	WP	HR	S	P	ERA	WHIP

BOTTOM

Houston Astros @ St. Louis Cardinals

Busch Stadium, St. Louis, MO

Thu Oct 13 2005, 7:00 PM CDT

Att. 52,358 - Partly Cloudy - 67 F

livebaseballscorecards.com

AB	33
R	1
H	6
RBI	1
BB	3
SO	9
LOB	13

Batter	1	2	3	4	5	6	7	8	9	AB	R	H	RBI	BB	SO	LOB
22 David Eckstein, R (1, 6) OBP: 0.333, SLG: 0.417	F X 0-1 P6 ①		B C X 1-1 G5-3 ③		F D B F B F X 3-2 SF9 ② 2-3 3-H		B B C S B F X 3-2 G4-3 ②		B S B C X 2-2 F8 ③	4	0	0	1	0	0	1
So Taguchi, R (1, 7)	B F B F F F S 2-3 K ②			B B C F F F F X 2-2 F8 ①	F B X 1-1 F9 ③		C B S F B F S 2-3 K ③			4	0	0	0	0	2	1
5 Albert Pujols, R (1, 3) OBP: 0.560, SLG: 0.700	C F B B X 2-2 1B			B C B C X 2-2 F8 ②		F B X 1-1 15 1B SF8 1B		B S F B F X 2-2 G6-3 ①		4	1	2	0	0	0	0
15 Jim Edmonds, L (1, 8) OBP: 0.400, SLG: 0.524	X 0-0 G4-3 ③			C B B B B 4-1 S BB		C 1 SAFE B 1 SAFE C 1 SAFE 1 SAFE X 1-2 4 1B 1-3 1B		B F B C F S 2-3 K ②		3	0	1	0	1	1	1
Larry Walker, L (1, 9) OBP: 0.250, SLG: 0.056		B C X 1-1 G3 ①		B B D B 4-0 1-2 BB		C 1 SAFE B C X 1-2 SF8 ① 3-H		X 0-0 G6-3 ③		2	0	0	1	1	0	0
Mark Grudzielanek, R (1, 4) OBP: 0.120, SLG: 0.120		C B X 1-1 G6-3 ②		S B F B B X 3-2 G4-3 ③		1 SAFE 1 SAFE B S 1 SAFE X 1-1 F8 ②			S S S 0-3 K ①	4	0	0	0	0	1	3
4 Yadier Molina, R (1, 2) OBP: 0.292, SLG: 0.375		X 0-0 G6-3 ③			C X 0-1 SH1-4 22 SF9 1B	X 0-0 1-3 1B			C X 0-1 P3 ②	4	1	2	0	0	0	0
Abraham Nunez, S (1, 5) OBP: 0.435, SLG: 0.429			C B F F B B F F X 3-2 G4-3 ①		D X 1-0 22 SF9 SH1-4 1-2 1B	B X 1-0 G2-3 ③			B B B B 4-0 DI 2B BB	3	0	1	0	0	0	2
48 Brad Thompson, R (6, 1)										0	0	0	0	0	0	0
34 Randy Flores, L (7, 1)										0	0	0	0	0	0	0
Julian Tavarez, L (8, 1)										0	0	0	0	0	0	0
53 John Rodriguez, L (9, PH)										0	1	0	0	1	0	0
Matt Morris, R (1, 1) OBP: 0.333, SLG: 0.333			C X 0-1 F9 ②		F X 0-1 SH1-4 ① 1-2 2-3		F S F B S 1-3 K ①		B S S B B X 3-2 1-H 2B	1	0	0	0	0	0	0
7 Hector Luna, R (6, 5)										1	0	0	0	0	1	0
John Mabry, L (9, PH) OBP: 0.500, SLG: 0.750										1	0	1	1	0	0	0
Inning Stats	R: 0 E: 0 K: 1 S: 11 H: 1 LOB: 1 BB: 0 P: 15	R: 0 E: 0 K: 0 S: 5 H: 0 LOB: 0 BB: 0 P: 7	R: 0 E: 0 K: 0 S: 10 H: 0 LOB: 0 BB: 0 P: 14	R: 0 E: 0 K: 0 S: 13 H: 0 LOB: 2 BB: 2 P: 28	R: 1 E: 0 K: 0 S: 11 H: 2 LOB: 1 BB: 0 P: 16	R: 1 E: 0 K: 0 S: 12 H: 3 LOB: 2 BB: 0 P: 17	R: 0 E: 0 K: 2 S: 13 H: 0 LOB: 0 BB: 0 P: 19	R: 0 E: 0 K: 1 S: 9 H: 0 LOB: 0 BB: 0 P: 13	R: 1 E: 0 K: 1 S: 11 H: 1 LOB: 1 BB: 1 P: 20	1B: 6 2B: 1 3B: 0 HR: 0	SF: 2 SAC: 1 DP: 0 HBP: 0						

TOP

St. Louis Cardinals @ Houston Astros

Minute Maid Park, Houston, TX

Sat Oct 15 2005, 3:00 PM CDT
Att. 42,823 - Roof Closed - 72 F

livebaseballscorecards.com

AB	31
R	3
H	7
RBI	3
BB	3
SO	5
LOB	8

PITCHER		IP	WLS	BF	H	R	ER	SO	BB	IBB	HBP	BLK	WP	HR	S	P	ERA	WHIP
Roger Clemens, R ERA: 4.5	(1, 1)	6.0	W	26	6	2	2	1	2	0	0	0	0	0	62	97	3.00	1.333
Chad Qualls, R ERA: 3.6	(7, 1)	2.0	H	6	0	0	0	3	0	0	0	0	0	0	22	32	0.00	0.000
54 Brad Lidge, R ERA: 1.29	(9, 1)	1.0	S	5	1	1	1	1	1	0	0	0	0	0	11	20	9.00	2.000

PITCHER	IP	WLS	BF	H	R	ER	SO	BB	IBB	HBP	BLK	WP	HR	S	P	ERA	WHIP

WP: 0	PB: 0	SB: 1	CS: 0	PA: 37													

BOTTOM

St. Louis Cardinals @ Houston Astros

Minute Maid Park, Houston, TX

Sat Oct 15 2005, 3:00 PM CDT

Att. 42,823 - Roof Closed - 72 F

livebaseballscorecards.com

Batter	1	2	3	4	5	6	7	8	9	AB	R	H	RBI	BB	SO	LOB
Craig Biggio, R (1, 4) OBP: 0.371, SLG: 0.452 4 Eric Bruntlett, R (9, 4) OBP: 0.143, SLG: 0.143	C B B B X 3-1 G5-3 ①		X 0-0 2 FC1-4 1B 1-2		C X 0-1 1B	C S F X 0-2 G5-3 ③				4 0 2 0 0 0 2 0 0 0 0 0 0 0						
2 Chris Burke, R (1, 8) OBP: 0.538, SLG: 1.250 (9, 7)	B X 1-0 G6-3 ②		D C C X 1-2 FC1-4 ② 1-2f 2-3		C M B F X 1-2 F9 ②		B C C X 1-2 BB 1B			4 0 1 0 0 0 3						
17 Lance Berkman, S (1, 7) OBP: 0.433, SLG: 0.577 (9, 3)	X 0-0 1B		S B 1 B B F C SAFE 3-3 K ③		X 0-0 F7 ③		B B 1 F X SAFE 2-1 F7 ①			4 0 1 0 0 1 4						
Morgan Ensberg, R (1, 5) OBP: 0.313, SLG: 0.321	C S B D X 2-2 G5-3 ③			C B B B B 4-1 HR BB		X 0-0 F9 ①	S B B D B 4-1 L4-3 1-2 BB			2 1 0 0 2 0 1						
Mike Lamb, L (1, 3) OBP: 0.500, SLG: 0.929 Willy Taveras, R (9, 8) OBP: 0.375, SLG: 0.364		B B X 2-0 F8 ①		C B B X 2-1 1-H HR		C T F F B X 1-2 16 1B 2B	F B X 1-1 L4-3 ②③ 1-1			4 2 2 2 0 0 2 0 0 0 0 0 0 0						
16 Jason Lane, R (1, 9) OBP: 0.250, SLG: 0.214	C B X 1-1 G6-3 ②			S B B F X 2-2 F8 ①		F C X 0-2 1B 28 E 2-H 1B		B B X 2-0 F9 ①		4 1 1 1 0 0 0						
Brad Ausmus, R (1, 2) OBP: 0.313, SLG: 0.429	C B T B T 2-2 K ③			F X 0-1 F7 ②		F C B B X 2-2 28 E 1-3 1B		B S C B S 2-3 K ②		4 0 1 0 0 2 0						
28 Adam Everett, R (1, 6) OBP: 0.286, SLG: 0.385			X 0-0 P5 ① C B C X 1-2 G6-3 ③			B S B L X 2-2 FC2-6 1B ② 1-3 3-H		X 0-0 2B		4 0 1 0 0 0 1						
Roger Clemens, R (1, 1) OBP: 0.200, SLG: 0.200 Orlando Palmeiro, L (6, PH) OBP: 0.417, SLG: 0.250 Chad Qualls, R (7, 1) 5 Jeff Bagwell, R (8, PH) OBP: 0.333, SLG: 0.333 54 Brad Lidge, R (9, 1)			B C C X 1-2 2 FC1-4 1B 1B		C B B C C 2-3 K ①	C L B F B X 1-2 1B		B B B C X 3-1 G1-3 ③		2 0 1 0 0 1 0 1 0 1 0 0 0 0 0 0 0 0 0 0 0 1 0 0 0 0 0 1 0 0 0 0 0 0 0						
Inning Stats	R: 0 E: 0 K: 0 S: 7 H: 1 LOB: 1 BB: 0 P: 13	R: 0 E: 0 K: 1 S: 6 H: 0 LOB: 0 BB: 0 P: 11	R: 0 E: 0 K: 1 S: 11 H: 2 LOB: 2 BB: 0 P: 16	R: 2 E: 0 K: 0 S: 11 H: 1 LOB: 0 BB: 1 P: 20	R: 0 E: 0 K: 1 S: 10 H: 1 LOB: 1 BB: 0 P: 13	R: 2 E: 1 K: 0 S: 25 H: 4 LOB: 2 BB: 0 P: 31	R: 0 E: 0 K: 0 S: 8 H: 1 LOB: 1 BB: 1 P: 16	R: 0 E: 0 K: 1 S: 7 H: 1 LOB: 1 BB: 0 P: 14		1B: 8 2B: 3 3B: 0 HR: 1 SF: 0 SAC: 0 DP: 1 HBP: 0						

	AB	34
	R	4
	H	11
	RBI	3
	BB	2
	SO	4
	LOB	14

WP: 0 PB: 0 SB: 0 CS: 0 PA: 36

PITCHER		IP	WLS	BF	H	R	ER	SO	BB	IBB	HBP	BLK	WP	HR	S	P	ERA	WHIP
Matt Morris, R ERA: 3.97	(1, 1)	5.1	L	25	8	4	3	3	1	0	0	0	0	1	58	89	5.06	1.688
48 Brad Thompson, R ERA: 9.0	(6, 1)	0.2		4	2	0	0	0	0	0	0	0	0	0	15	19	0.00	3.000
34 Randy Flores, L ERA: 3.0	(7, 1)	1.0		3	0	0	0	0	1	0	0	0	0	0	5	12	0.00	1.000
Julian Tavarez, R ERA: 10.8	(8, 1)	1.0		4	1	0	0	1	0	0	0	0	0	0	7	14	0.00	1.000

PITCHER	IP	WLS	BF	H	R	ER	SO	BB	IBB	HBP	BLK	WP	HR	S	P	ERA	WHIP

Batter	1	2	3	4	5	6	7	8	9	AB	R	H	RBI	BB	SO	LOB
22 David Eckstein, R (1, 6) OBP: 0.355, SLG: 0.385	C C B B B B 4-2 15 G4-6-3 BB			B B B 4-0 15 2B 5 SF9 BB		B C C S 1-3 ① K		C 1 SAFE T F 1 SAFE F 1 SAFE X 0-2 ② F7		2	1	0	0	2	1	1
15 Jim Edmonds, L (1, 8) OBP: 0.393, SLG: 0.542 53 John Rodriguez, L (8, PH) So Taguchi, R (8, 8)	C B B F F X 2-2 ① ② G4-6-3 1-2f			X 0-0 1-3 2B		F C C 0-3 ② K		C B B B S F F X 3-2 ③ F8		3 1 0	0 0 0	1 0 0	0 0 0	0 0 0	1 0 0	1 1 0
5 Albert Pujols, R (1, 3) OBP: 0.552, SLG: 0.696	B S F S 1-3 ③ K2-3			C C F F X 0-2 ① SF9 3-H		B B X 2-0 1B			C F B X 1-2 1B FC5-2 1B	3	0	2	1	0	1	0
Larry Walker, L (1, 9) OBP: 0.286, SLG: 0.095		C X 0-1 ① G4-3		D S D F B B 4-2 BB		1 SAFE X 0-0 ③ G4-3			B F C B F B 1 SAFE X 3-2 FC5-2 1-3 1B	3	0	1	0	1	0	1
Reggie Sanders, R (1, 7) OBP: 0.333, SLG: 0.636		S B B C B C 3-3 ② K		B S D C B S 3-3 ② K			S B F F X 1-2 ① P4		S S X 0-2 ① FC5-2 G4-6-3 1-3 3-H	4	0	0	0	0	2	4
John Mabry, L (1, 5) OBP: 0.250, SLG: 0.375		C C B S 1-3 ③ K		C D B F X 2-2 ③ F8			F X 0-1 ② G4-3		C S X 0-2 ② ③ G4-6-3 1-2f	4	0	0	0	0	1	4
4 Yadier Molina, R (1, 2) OBP: 0.259, SLG: 0.333			B B C F X 2-2 ① G6-3		X 0-0 ① G6-3		B X 1-0 ③ G4-3			3	0	0	0	0	0	0
Mark Grudzielanek, R (1, 4) OBP: 0.143, SLG: 0.143			S C X 0-2 ② G6-3		C C X 0-2 ② G4-3			C X 0-1 1B		3	0	1	0	0	0	0
Jeff Suppan, R (1, 1) Jason Marquis, L (6, 1)			X 0-0 ③ F8		C C S 0-3 ③ K			L X 0-1 ① B2		2 1	0 0	0 0	0 0	0 0	1 0	0 1
Inning Stats	R: 0 H: 0 E: 0 LOB: 0 K: 1 BB: 1 S: 9 P: 16	R: 0 H: 0 E: 0 LOB: 0 K: 2 BB: 0 S: 8 P: 12	R: 0 H: 0 E: 0 LOB: 0 K: 0 BB: 0 S: 7 P: 9	R: 1 H: 1 E: 0 LOB: 2 K: 1 BB: 2 S: 14 P: 27	R: 0 H: 0 E: 0 LOB: 0 K: 1 BB: 0 S: 7 P: 7	R: 0 H: 1 E: 0 LOB: 1 K: 2 BB: 0 S: 8 P: 11	R: 0 H: 0 E: 0 LOB: 0 K: 0 BB: 0 S: 7 P: 9	R: 0 H: 1 E: 0 LOB: 1 K: 0 BB: 0 S: 15 P: 18	R: 0 H: 2 E: 0 LOB: 1 K: 0 BB: 0 S: 13 P: 17	1B: 4 SF: 1 2B: 1 SAC: 0 3B: 0 DP: 2 HR: 0 HBP: 0							

TOP

St. Louis Cardinals @ Houston Astros

Minute Maid Park, Houston, TX

Sun Oct 16 2005, 3:00 PM CDT
Att. 43,010 - Roof Closed - 72 F

livebaseballscorecards.com

AB	29
R	1
H	5
RBI	1
BB	3
SO	7
LOB	13

PITCHER		IP	WLS	BF	H	R	ER	SO	BB	IBB	HBP	BLK	WP	HR	S	P	ERA	WHIP
41 Brandon Backe, R ERA: 4.91	(1, 1)	5.2		21	2	1	1	7	3	0	0	0	0	0	52	81	1.59	0.882
Mike Gallo, L ERA:	(6, 1)	0.1		1	0	0	0	0	0	0	0	0	0	0	1	1	0.00	0.000
Chad Qualls, R ERA: 3.0	(7, 1)	1.0	W	3	0	0	0	0	0	0	0	0	0	0	7	9	0.00	0.000
Dan Wheeler, R ERA: 1.69	(8, 1)	1.0	H	4	1	0	0	0	0	0	0	0	0	0	15	18	0.00	1.000
54 Brad Lidge, R ERA: 1.13	(9, 1)	1.0	S	4	2	0	0	0	0	0	0	0	0	0	13	17	0.00	2.000

PITCHER	IP	WLS	BF	H	R	ER	SO	BB	IBB	HBP	BLK	WP	HR	S	P	ERA	WHIP

BOTTOM

St. Louis Cardinals @ Houston Astros

Minute Maid Park, Houston, TX

Sun Oct 16 2005, 3:00 PM CDT

Att. 43,010 - Roof Closed - 72 F

livebaseballscorecards.com

Batter	1	2	3	4	5	6	7	8	9	AB	R	H	RBI	BB	SO	LOB
Craig Biggio, R (1, 4) OBP: 0.359, SLG: 0.412	X 0-0 G5-3 ①		C X 0-1 G1-3 ②		C B B B B 4-1 BB		L X 0-1 SH 17 BB 1-2	D F B F X 2-2 P6 ③		3	0	0	0	1	0	2
54 Brad Lidge, R (9, 1)										0	0	0	0	0	0	0
2 Chris Burke, R (1, 8) OBP: 0.471, SLG: 1.000	C B F B X 2-2 L8 ②		B B B C B 4-1 17 BB BB		B C B 1 SAFE X 2-1 L7 ②		L B F F B X 2-2 F7 ①			3	0	0	0	1	0	3
(8, 7)																
17 Lance Berkman, S (1, 7) OBP: 0.441, SLG: 0.536	B C F X 1-2 G4-3 ③		C 1 SAFE B F B B F B 4-2 FC5-4 1-2 BB		B C B X 2-1 P5 ③		B B B B 4-0 1-2 2-3 BB			2	0	0	0	2	0	1
(8, 3)																
Morgan Ensberg, R (1, 5) OBP: 0.333, SLG: 0.355		C B B X 2-1 16 1B 1B	B C C X 1-2 FC5-4 ③ 1-2f			B F B X 2-1 16 BB 1B	B X 1-0 SF8 ② 3-H			3	0	2	1	0	0	2
Mike Lamb, L (1, 3) OBP: 0.400, SLG: 0.722		C F B B F S 2-3 K ①		C B S F S 1-3 K ①		X 0-0 F8 ①	X 0-0 F7 ③			4	0	0	0	0	2	5
Dan Wheeler, R (8, 1)										0	0	0	0	0	0	0
4 Eric Bruntlett, R (9, 4) OBP: 0.143, SLG: 0.143										0	0	0	0	0	0	0
16 Jason Lane, R (1, 9) OBP: 0.306, SLG: 0.355	X 0-0 28 FC6-4 1-2 1B		B C F X 1-2 HR			B B B B C B 4-1 1-2 BB		B X 1-0 G6-3 ①		3	1	2	1	1	0	0
Brad Ausmus, R (1, 2) OBP: 0.278, SLG: 0.375	D C F B S 2-3 K ②		C B B B C F F S 3-3 K ②			C F C 0-3 K ②		C B X 1-1 G6-3 ②		4	0	0	0	0	3	4
28 Adam Everett, R (1, 6) OBP: 0.281, SLG: 0.367	C B X 1-1 FC6-4 ③ 1-2f		B C X 1-1 G6-3 ③			B F X 1-1 G6-3 ③		B X 1-0 1B 1B		4	0	1	0	0	0	4
41 Brandon Backe, R (1, 1)			B C B S F F B X 3-2 G6-3 ①		B B B S C 2-3 K ①		C B B B B 4-1 17 BB SH SF8 BB	B X 1-0 1-2 1B		2	0	0	0	0	1	0
Mike Gallo, L (6, 1)										0	0	0	0	0	0	0
Chad Qualls, R (7, 1)										0	0	0	0	0	0	0
Orlando Palmeiro, L (7, PH) OBP: 0.462, SLG: 0.250										0	0	0	0	1	0	0
Willy Taveras, R (7, PR) OBP: 0.400, SLG: 0.391										1	1	1	0	0	0	0
(8, 8)																
Inning Stats	R: 0 E: 0 K: 0 S: 7 H: 0 LOB: 0 BB: 0 P: 10	R: 0 E: 0 K: 2 S: 12 H: 2 LOB: 2 BB: 0 P: 19	R: 0 E: 0 K: 0 S: 14 H: 0 LOB: 2 BB: 2 P: 26	R: 1 E: 0 K: 2 S: 14 H: 1 LOB: 0 BB: 0 P: 20	R: 0 E: 0 K: 1 S: 8 H: 0 LOB: 1 BB: 1 P: 18	R: 0 E: 0 K: 1 S: 9 H: 1 LOB: 2 BB: 1 P: 16	R: 1 E: 1 K: 0 S: 9 H: 0 LOB: 3 BB: 2 P: 20	R: 0 E: 0 K: 0 S: 8 H: 2 LOB: 2 BB: 0 P: 14		1B: 5 2B: 0 3B: 0 HR: 1 SF: 1 SAC: 1 DP: 0 HBP: 0						

AB	29
R	2
H	6
RBI	2
BB	6
SO	6
LOB	21

PITCHER		IP	WLS	BF	H	R	ER	SO	BB	IBB	HBP	BLK	WP	HR	S	P	ERA	WHIP
Jeff Suppan, R ERA: 1.8	(1, 1)	5.0		21	3	1	1	5	3	0	0	0	0	1	55	93	1.80	1.200
Jason Marquis, R ERA:	(6, 1)	3.0	L	16	3	1	0	1	3	0	0	0	0	0	26	50	0.00	2.000

PITCHER	IP	WLS	BF	H	R	ER	SO	BB	IBB	HBP	BLK	WP	HR	S	P	ERA	WHIP

St. Louis Cardinals @ Houston Astros

Minute Maid Park, Houston, TX

Mon Oct 17 2005, 7:00 PM CDT

Att. 43,470 - Roof Closed - 72 F

TOP

livebaseballscorecards.com

Batter	1	2	3	4	5	6	7	8	9	AB	R	H	RBI	BB	SO	LOB
22 David Eckstein, R (1, 6) OBP: 0.389, SLG: 0.400	C B C H 2-2 15 BB HBP		C B C F X 1-2 15 1B 15 S 1B 1B	C C B B X 2-2 ③ F9			B C F X 1-2 E6 15 CS		B C C X 1-2 15 DI 5 HR 1B	4	2	2	0	0	0	0
15 Jim Edmonds, L (1, 8) OBP: 0.424, SLG: 0.519	B C B B B 4-1 1-2 BB		F B B C X 2-2 BB 1B 1-3 1B		C B C F X 1-2 ① G2-3		C 1 SAFE 1 SAFE 1 SAFE 1 SAFE F X 0-2 ① E3 5 G5-3 1-2		B S B B B 4-1 5 HR 1-2 BB	3	2	1	0	2	0	1
5 Albert Pujols, R (1, 3) OBP: 0.500, SLG: 0.714	X 0-0 ① F5		C 1 SAFE B B F 1 SAFE S 1-3 ① K		B B B X 3-0 ② G5-3		C B X 1-1 ② G5-3 1-2		S X 0-1 1-H 2-H HR	5	1	1	3	0	1	5
Reggie Sanders, R (1, 7) OBP: 0.310, SLG: 0.556	X 0-0 ② F7		B 1 SAFE 1 SAFE B F F 1 SAFE B F 3-3 1 SAFE S K		X 0-0 S 1B		C B B X 2-1 ③ G5-3		B B C S C 2-3 K	5	0	1	0	0	2	5
Larry Walker, L (1, 9) OBP: 0.281, SLG: 0.083 44 Jason Isringhausen, R (8, 1)	C X 0-1 ③ G2-3		S B B B S B B 4-2 1B 1-2 BB		B 1 SAFE 1 SAFE B C X 2-1 ③ G4-3 1-2			X 0-0 ① G1-3		3 0	0 0	0 0	0 0	1 0	0 0	3 0
Mark Grudzielanek, R (1, 4) OBP: 0.188, SLG: 0.188		F X 0-1 ① G5-3	D F X 1-1 1-3 2-H 3-H 1B			B B X 2-0 ① 1B		C X 0-1 ② F8		4	0	2	2	0	0	0
4 Yadier Molina, R (1, 2) OBP: 0.290, SLG: 0.387		C F F F F F F X 0-2 2B D F S 1-3 ③ K				B X 1-0 1B		C X 0-1 ③ G6-3		4	0	2	0	0	1	2
7 Hector Luna, R (1, 5) 53 John Rodriguez, L (9, PH) So Taguchi, R (9, 9)		F F S 0-3 ② K		C X 0-1 ① G5-3		X 0-0 ② P5			B S S S S 1-3 ① K2-3	3 1 0	0 0 0	0 0 0	0 0 0	0 0 0	1 1 0	2 0 0
29 Chris Carpenter, R (1, 1) John Mabry, L (8, 9) OBP: 0.222, SLG: 0.333 (9, 5)		X 0-0 ③ G5-3		B B C C B X 3-2 ② L9		B X 1-0 ③ G1-3			S B S S S 1-3 ② K	3 1	0 0	0 0	0 0	0 0	0 1	2 0

AB	36
R	5
H	9
RBI	5
BB	3
SO	7
LOB	20

Inning Stats										
	R: 0 E: 0 K: 0 S: 7	H: 0 LOB: 2 BB: 1 P: 13	R: 0 E: 0 K: 1 S: 14	H: 1 LOB: 1 BB: 0 P: 14	R: 2 E: 0 K: 3 S: 21	H: 3 LOB: 2 BB: 1 P: 34	R: 0 E: 0 K: 0 S: 8	H: 0 LOB: 0 BB: 0 P: 13	R: 0 E: 0 K: 0 S: 8	H: 1 LOB: 1 BB: 0 P: 14
	R: 0 E: 0 K: 0 S: 4	H: 2 LOB: 1 BB: 0 P: 8	R: 0 E: 2 K: 0 S: 10	H: 0 LOB: 1 BB: 0 P: 14	R: 0 E: 0 K: 0 S: 5	H: 0 LOB: 0 BB: 0 P: 5	R: 3 E: 0 K: 3 S: 16	H: 2 LOB: 0 BB: 1 P: 25	1B: 7 2B: 1 3B: 0 HR: 1	SF: 0 SAC: 0 DP: 0 HBP: 1
	WP: 0 PB: 0 SB: 2 CS: 1	PA: 40								

PITCHER		IP	WLS	BF	H	R	ER	SO	BB	IBB	HBP	BLK	WP	HR	S	P	ERA	WHIP
Andy Pettitte, L ERA: 4.66	(1, 1)	6.1		29	7	2	2	4	2	0	1	0	0	0	68	103	2.84	1.421
Chad Qualls, R ERA: 2.7	(7, 1)	0.2		2	0	0	0	0	0	0	0	0	0	0	4	7	0.00	0.000
Mike Gallo, L ERA:	(8, 1)	0.1	H	1	0	0	0	0	0	0	0	0	0	0	1	1	0.00	0.000
Dan Wheeler, R ERA: 1.5	(8, 1)	0.2	H	2	0	0	0	0	0	0	0	0	0	0	4	4	0.00	0.000
54 Brad Lidge, R ERA: 4.0	(9, 1)	1.0	L	6	2	3	3	3	1	0	0	0	0	1	16	25	27.00	3.000

PITCHER	IP	WLS	BF	H	R	ER	SO	BB	IBB	HBP	BLK	WP	HR	S	P	ERA	WHIP

BOTTOM

Batter	1	2	3	4	5	6	7	8	9	AB	R	H	RBI	BB	SO	LOB
Craig Biggio, R (1, 4) OBP: 0.372, SLG: 0.421	C B S X 1-2 G1-3 2 SH1-3 1B	C F D X 1-2 1-2 3-H 1B		X 0-0 ③ L7			B X 1-0 E5 2 1B 17 HR		F B F B F F X 2-2 ② G3	4	1	2	1	0	0	2
4 Eric Bruntlett, R (8, 4) OBP: 0.143, SLG: 0.143										0	0	0	0	0	0	0
Jose Vizcaino, S (9, PH)										1	0	0	0	0	0	0
2 Chris Burke, R (1, 8) OBP: 0.429, SLG: 0.842 (8, 7)	1 SAFE L X 0-1 ① SH1-3 1-2	F B S S 1-3 ③ K	B B C F F S 2-3 ① K2-3				F D B F 1 SAFE F B X 3-2 17 HR 1-3 1B		C B X 1-1 ③ F9	4	1	1	0	0	2	2
17 Lance Berkman, S (1, 7) OBP: 0.474, SLG: 0.645 (8, 3)	B B F F F F B 4-2 G1-3 BB	B C F B B X 3-2 ① L8			C B B X 2-1 1B		X 0-0 1-H 3-H HR			3	1	2	3	1	0	0
Morgan Ensberg, R (1, 5) OBP: 0.325, SLG: 0.343	S B X 1-1 ② G1-3 1-2 2-3	C B B C C 2-3 ② K			S S B B S 2-3 ② K		C B B B C X 3-2 ② 1B			4	0	1	0	0	2	3
Mike Lamb, L (1, 3) OBP: 0.333, SLG: 0.591	B F X 1-1 ③ G5-3	C X 0-1 ③ G6-3			F B S S 1-3 ③ K		B S X 1-1 ③ F8			4	0	0	0	0	1	3
Mike Gallo, L (8, 1)										0	0	0	0	0	0	0
Dan Wheeler, R (8, 1)										0	0	0	0	0	0	0
54 Brad Lidge, R (9, 1)										0	0	0	0	0	0	0
16 Jason Lane, R (1, 9) OBP: 0.325, SLG: 0.353		C S B X 1-2 2B FC3-2 1B		S B F H 2-2 FC5-4 HBP		C B S X 1-2 ① F7		B B F B S X 3-2 ① F8		3	0	1	0	0	0	0
Brad Ausmus, R (1, 2) OBP: 0.275, SLG: 0.389	X 0-0 FC3-2 1-3 1B 2B	X 0-0 ① FC5-4 28 SH1-3 1B 1-2f			B B X 2-0 ② F9			F F F B B F X 2-2 ② G6-3		4	1	1	0	0	0	1
28 Adam Everett, R (1, 6) OBP: 0.278, SLG: 0.353	F F S 0-3 ① K	C 1 SAFE C X 0-2 SH1-3 1-2 1B			B C C F B F B X 3-2 ③ G1-3			C B B S F B X 3-2 ③ P3		4	0	1	0	0	1	2
Andy Pettitte, L (1, 1) OBP: 0.250, SLG: 0.500	B F S X 1-2 ② FC3-2 1B 2-3 3-H	L X 0-1 ② SH1-3 1-2 2-3					F X 0-1 ① G6-3		C X 0-1 ① G3	1	0	0	0	0	0	2
Chad Qualls, R (7, 1)										0	0	0	0	0	0	0
Orlando Palmeiro, L (7, PH) OBP: 0.429, SLG: 0.222										1	0	0	0	0	0	0
Willy Taveras, R (8, 8) OBP: 0.385, SLG: 0.375										1	0	0	0	0	0	0

Inning Stats	1	2	3	4	5	6	7	8	9
	R: 0 E: 0 K: 0 S: 13	R: 1 E: 0 K: 2 S: 16	R: 0 E: 0 K: 1 S: 8	R: 0 E: 0 K: 0 S: 9	R: 0 E: 0 K: 3 S: 12	R: 0 E: 0 K: 0 S: 9	R: 3 E: 1 K: 0 S: 13	R: 0 E: 0 K: 0 S: 13	R: 0 E: 0 K: 0 S: 9
	H: 1 LOB: 2 BB: 1 P: 20	H: 3 LOB: 2 BB: 0 P: 20	H: 0 LOB: 0 BB: 0 P: 13	H: 1 LOB: 2 BB: 0 P: 11	H: 1 LOB: 1 BB: 0 P: 19	H: 0 LOB: 0 BB: 0 P: 15	H: 3 LOB: 0 BB: 0 P: 21	H: 0 LOB: 0 BB: 0 P: 21	H: 0 LOB: 0 BB: 0 P: 12

1B: 7	SF: 0
2B: 1	SAC: 2
3B: 0	DP: 0
HR: 1	HBP: 1

WP: 0	PA: 38
PB: 0	
SB: 0	
CS: 0	

PITCHER		IP	WLS	BF	H	R	ER	SO	BB	IBB	HBP	BLK	WP	HR	S	P	ERA	WHIP
29 Chris Carpenter, R ERA: 2.14	(1, 1)	7.0		32	9	4	3	6	1	0	1	0	0	1	80	119	3.86	1.429
44 Jason Isringhausen, R ERA: 1.5	(8, 1)	2.0	W	6	0	0	0	0	0	0	0	0	0	0	22	33	0.00	0.000

PITCHER	IP	WLS	BF	H	R	ER	SO	BB	IBB	HBP	BLK	WP	HR	S	P	ERA	WHIP

St. Louis Cardinals @ Houston Astros

Minute Maid Park, Houston, TX

Mon Oct 17 2005, 7:00 PM CDT

Att. 43,470 - Roof Closed - 72 F

livebaseballscorecards.com

AB	34
R	4
H	9
RBI	4
BB	1
SO	6
LOB	15

Batter	1	2	3	4	5	6	7	8	9	AB	R	H	RBI	BB	SO	LOB
Craig Biggio, R (1, 4) OBP: 0.375, SLG: 0.419 Dan Wheeler, R (9, 1)	B5-3		2-0 17 FC6-4 2-H 3-H 1B		F7		2-0 SH5-3 E 1B		1-1 G5-3	5	1	2	1	0	0	0
										0	0	0	0	0	0	0
Willy Taveras, R (1, 8) OBP: 0.400, SLG: 0.393	G1-3		1 SAFE L9		2-0 17 WP 1B		1-0 SH5-3 1-2		1-2 1B	4	0	2	0	0	0	1
17 Lance Berkman, S (1, 3) OBP: 0.442, SLG: 0.571	G6-3		1-0 FC6-4 1-2f		4-0 1-2 BB		0-1 F9		1 SAFE 1 SAFE 2-3 K	4	0	0	0	1	1	3
Morgan Ensberg, R (1, 5) OBP: 0.318, SLG: 0.333		2-2 G6-3		3-1 F9	0-1 P6		2-1 E8 16 WP 2-H 1B			4	0	1	1	0	0	2
16 Jason Lane, R (1, 9) OBP: 0.318, SLG: 0.421		0-3 K		1-1 HR		0-2 G6-3	1-2 G6-3 2-3			4	1	1	1	0	1	1
2 Chris Burke, R (1, 7) OBP: 0.400, SLG: 0.739		3-3 K		2-1 F7		1-1 1B 28 SH5-3 1B		1-1 P4		4	1	1	0	0	1	0
Brad Ausmus, R (1, 2) OBP: 0.318, SLG: 0.425			0-0 44 SH1-4 28 1B WP 1B	0-0 1B		1-2 28 SH5-3 1-3 1B		1-0 G6-3		4	1	3	0	0	0	0
28 Adam Everett, R (1, 6) OBP: 0.282, SLG: 0.351			2-1 WP 44 SH1-4 1-2 1B 1B	1-0 F7		3-1 SH5-3 1-2 3-H		1-3 K		3	1	1	1	0	1	1
44 Roy Oswalt, R (1, 1) OBP: 0.286, SLG: 0.167 Chad Qualls, R (8, 1) Orlando Palmeiro, L (9, PH) OBP: 0.400, SLG: 0.200 4 Eric Bruntlett, R (9, 4) OBP: 0.143, SLG: 0.143			2 SAFE 1-0 SH1-4 1-2 2-3		3-2 F9	3-3 K			1-0 F9	2	0	0	0	0	1	1
										0	0	0	0	0	0	0
										1	0	0	0	0	0	0
										0	0	0	0	0	0	0

TOP

Houston Astros @ St. Louis Cardinals

Busch Stadium, St. Louis, MO

Wed Oct 19 2005, 7:00 PM CDT

Att. 52,438 - Cloudy - 72 F

livebaseballscorecards.com

AB	35
R	5
H	11
RBI	4
BB	1
SO	5
LOB	9

Inning Stats	1	2	3	4	5	6	7	8	9
	R: 0 E: 0 K: 0 S: 5	H: 0 LOB: 0 BB: 0 P: 6	R: 0 E: 0 K: 2 S: 9	H: 0 LOB: 0 BB: 0 P: 14	R: 2 E: 0 K: 0 S: 9	H: 3 LOB: 1 BB: 0 P: 16	R: 1 E: 0 K: 0 S: 8	H: 2 LOB: 1 BB: 0 P: 15	R: 0 E: 0 K: 0 S: 8	H: 1 LOB: 2 BB: 1 P: 17	R: 1 E: 0 K: 1 S: 13	H: 2 LOB: 1 BB: 0 P: 21	R: 1 E: 1 K: 0 S: 9	H: 2 LOB: 1 BB: 0 P: 15	R: 0 E: 0 K: 1 S: 6	H: 0 LOB: 0 BB: 0 P: 9	R: 0 E: 0 K: 1 S: 10	H: 1 LOB: 1 BB: 0 P: 15

| | | | | | | | | | |

Houston Astros @ St. Louis Cardinals

Busch Stadium, St. Louis, MO

Wed Oct 19 2005, 7:00 PM CDT

Att. 52,438 - Cloudy - 72 F

livebaseballscorecards.com

BOTTOM

Batter	1	2	3	4	5	6	7	8	9	AB	R	H	RBI	BB	SO	LOB
22 David Eckstein, R (1, 6) OBP: 0.375, SLG: 0.364	C B X 1-1 G6-3 ①		C B H 2-1 HBP		B F F F 1 SAFE F C 1-3 K ③			B C C F F X 1-2 G4-3 ①		3	0	0	0	0	1	1
15 Jim Edmonds, L (1, 8) OBP: 0.405, SLG: 0.467	F B C B B B 4-2 BB		1 C B S F B B X 3-2 P3 ③			C C F F B F X 1-2 P6 ①		C B T B S 2-3 K ②		3	0	0	0	1	1	1
5 Albert Pujols, R (1, 3) OBP: 0.447, SLG: 0.625	C B F S 1-3 K ②			B F F B B X 3-2 G6-3 ①		B C B B F X 3-2 G1-3 ②		B X 1-0 L6 ③		4	0	0	0	0	1	1
Larry Walker, L (1, 9) OBP: 0.278, SLG: 0.143	1 B X SAFE 1-0 G5-3 ③			B C X 1-1 G5-3 ②		F B B C B X 3-2 2B			C T B B C 2-3 K ①	4	0	1	0	0	1	1
Reggie Sanders, R (1, 7) OBP: 0.281, SLG: 0.500 Julian Tavarez, L (7, 1) John Mabry, L (9, 7) OBP: 0.200, SLG: 0.300		B B S S F S 2-3 K ①		F F B S 1-3 K ③		C B F B C 2-3 K ③			F S B S 1-3 K ②	3 0 1	0 0 0	0 0 0	0 0 0	0 0 0	3 0 1	1 0 0
Mark Grudzielanek, R (1, 4) OBP: 0.222, SLG: 0.200		X 0-0 G5-3 ②			C H 1-1 FC1-6 4 1B 53 SF8 HBP		B C F X 1-2 G6-3 ①		C X 0-1 1B	3	1	1	0	0	0	0
4 Yadier Molina, R (1, 2) OBP: 0.286, SLG: 0.371		B C X 1-1 G4-1 ③			B C F X 1-2 FC1-6 1-2 1B		C F F X 0-2 G4-3 ②		X 0-0 F9 ③	4	0	1	0	0	0	1
Abraham Nunez, S (1, 5) OBP: 0.423, SLG: 0.417			S X 0-1 G6-3 ①		S B F F X 1-2 FC1-6 1-2f 2-3 ①		B X 1-0 1B			3	0	1	0	0	0	2
30 Mark Mulder, L (1, 1) 48 Brad Thompson, R (5, 1) 53 John Rodriguez, L (5, PH) Jason Marquis, L (6, 1) 34 Randy Flores, L (7, 1) So Taguchi, R (7, 7) 44 Jason Isringhausen, R (9, 1)			B B S F F C 2-3 K ②		1 SAFE B B S F F B 1 SAFE F X 3-2 SF8 3-H ②		F F B X 1-2 G3-1 ③			1 0 0 0 0 1 0	0 0 0 0 0 0 0	0 0 0 0 0 0 0	0 0 1 0 0 0 0	0 0 0 0 0 0 0	1 0 0 0 0 0 0	0 0 0 0 0 1 0
Inning Stats	R: 0 E: 0 K: 1 S: 8 H: 0 LOB: 1 BB: 1 P: 15	R: 0 E: 0 K: 1 S: 7 H: 0 LOB: 0 BB: 0 P: 10	R: 0 E: 0 K: 1 S: 11 H: 0 LOB: 1 BB: 0 P: 18	R: 0 E: 0 K: 1 S: 8 H: 0 LOB: 0 BB: 0 P: 13	R: 1 E: 0 K: 1 S: 17 H: 1 LOB: 1 BB: 0 P: 24	R: 0 E: 0 K: 1 S: 15 H: 1 LOB: 1 BB: 0 P: 24	R: 0 E: 0 K: 0 S: 11 H: 1 LOB: 1 BB: 0 P: 14	R: 0 E: 0 K: 1 S: 9 H: 0 LOB: 0 BB: 0 P: 13	R: 0 E: 0 K: 2 S: 9 H: 1 LOB: 1 BB: 0 P: 12	1B: 3 2B: 1 3B: 0 HR: 0	SF: 1 SAC: 0 DP: 0 HBP: 2			WP: 0 PB: 0 SB: 0 CS: 0	PA: 34		

PITCHER		IP	WLS	BF	H	R	ER	SO	BB	IBB	HBP	BLK	WP	HR	S	P	ERA	WHIP
44 Roy Oswalt, R ERA: 2.11	(1, 1)	7.0	W	27	3	1	1	6	1	0	2	0	0	0	77	118	1.29	0.571
Chad Qualls, R ERA: 2.35	(8, 1)	1.0		3	0	0	0	1	0	0	0	0	0	0	9	13	0.00	0.000
Dan Wheeler, R ERA: 1.29	(9, 1)	1.0		4	1	0	0	2	0	0	0	0	0	0	9	12	0.00	1.000

PITCHER	IP	WLS	BF	H	R	ER	SO	BB	IBB	HBP	BLK	WP	HR	S	P	ERA	WHIP

AB	30
R	1
H	4
RBI	1
BB	1
SO	9
LOB	9

Batter	1	2	3	4	5	6	7	8	9	AB	R	H	RBI	BB	SO	LOB
Craig Biggio, R (1, 4) OBP: 0.365, SLG: 0.404	C B B B C X 3-2 G5-3 ①		1 SAFE S S D F X 1-2 SH1-3 17 2B 1B 1-2		B B C X 2-1 G5-3 ③		X 0-0 G5-3 ③			4	1	1	0	0	0	2
Willy Taveras, R (1, 8) OBP: 0.424, SLG: 0.484	B F L X 1-2 P6 ②		F X 0-1 SH1-3 ② 1-2 2-3			X 0-0 17 G3 2B		C X 0-1 17 1B 2B		3	0	2	0	0	0	0
17 Lance Berkman, S (1, 7) OBP: 0.447, SLG: 0.590 2 Chris Burke, R (8, PR) OBP: 0.400, SLG: 0.739 (8, 7)	C B S B C 2-3 K ③		X 0-0 2-H 3-H 2B			B X 1-0 G3 ① 2-3		C F B B X 2-2 5 S 1B 2-3		4 0	0 0	2 0	2 0	0 0	1 0	1 0
Morgan Ensberg, R (1, 5) OBP: 0.292, SLG: 0.302		X 0-0 F9 ①	B F B B X 3-1 G6-3 ③			B X 1-0 G5-3 ②		S B B C S 2-3 K ①		4	0	0	0	0	1	4
Mike Lamb, L (1, 3) OBP: 0.321, SLG: 0.654		B X 1-0 HR		C S F B S 1-3 K ①		D S D X 2-1 G4-3 ③		D F B S F S 2-3 K ②		4	1	1	1	0	2	3
5 Jeff Bagwell, R (1, 10) OBP: 0.429, SLG: 0.200		F C H 1-2 16 G6-4-3 HBP		S B B B F X 3-2 F7 ②			C H 1-1 28 FC6-4 HBP HBP		S F B B F S 2-3 K ③ 1-2	2	0	0	0	0	1	2
16 Jason Lane, R (1, 9) OBP: 0.292, SLG: 0.381		B F X 1-1 G6-4-3 ② ③ 1-2f		B F X 1-1 F9 ③			X 0-0 P3 ①		C F S 0-3 K ①	4	0	0	0	0	1	2
Brad Ausmus, R (1, 2) OBP: 0.333, SLG: 0.419			C X 0-1 28 FC1-6 1B		X 0-0 F9 ①		H 1-0 28 FC6-4 HBP 1-2		C X 0-1 G6-3 ②	3	0	1	0	0	0	0
28 Adam Everett, R (1, 6) OBP: 0.256, SLG: 0.317			C F F X 0-2 FC1-6 SH1-3 17 2B 1B ① 1-2f		C X 0-1 G5-3 ②		F X 0-1 FC6-4 ② 1-2f 2-3		C F T 0-2 K ③	4	1	0	0	0	1	3
Inning Stats	R: 0 H: 0 E: 0 LOB: 0 K: 1 BB: 0 S: 9 P: 15	R: 1 H: 1 E: 0 LOB: 0 K: 0 BB: 0 S: 6 P: 9	R: 2 H: 3 E: 0 LOB: 1 K: 0 BB: 0 S: 15 P: 19	R: 0 H: 0 E: 0 LOB: 0 K: 1 BB: 0 S: 9 P: 14	R: 0 H: 0 E: 0 LOB: 0 K: 0 BB: 0 S: 5 P: 7	R: 0 H: 1 E: 0 LOB: 1 K: 0 BB: 0 S: 5 P: 9	R: 0 H: 0 E: 0 LOB: 2 K: 0 BB: 0 S: 5 P: 7	R: 0 H: 2 E: 0 LOB: 3 K: 3 BB: 0 S: 16 P: 24	R: 0 H: 0 E: 0 LOB: 0 K: 2 BB: 0 S: 8 P: 8	1B: 3 SF: 0 2B: 3 SAC: 1 3B: 0 DP: 1 HR: 1 HBP: 3						

PITCHER		IP	WLS	BF	H	R	ER	SO	BB	IBB	HBP	BLK	WP	HR	S	P	ERA	WHIP
52 Jose Contreras, R ERA: 3.09	(1, 1)	7.0	W	29	6	3	3	2	0	0	3	0	0	1	56	82	3.86	0.857
Neal Cotts, L ERA:	(8, 1)	0.2	H	3	1	0	0	2	0	0	0	0	0	0	10	16	0.00	1.500
45 Bobby Jenks, R ERA:	(8, 1)	1.1	S	4	0	0	0	3	0	0	0	0	0	0	12	14	0.00	0.000

PITCHER	IP	WLS	BF	H	R	ER	SO	BB	IBB	HBP	BLK	WP	HR	S	P	ERA	WHIP

TOP

Houston Astros @ Chicago White Sox

U.S. Cellular Field, Chicago, IL

Sat Oct 22 2005, 7:30 PM EDT
Att. 41,206 - Overcast - 53 F

livebaseballscorecards.com

AB	32
R	3
H	7
RBI	3
BB	0
SO	7
LOB	17

Batter	1	2	3	4	5	6	7	8	9	AB	R	H	RBI	BB	SO	LOB
22 Scott Podsednik, L (1, 7) OBP: 0.452, SLG: 0.545	G6-3	K		G4-6-3 1-2 1B		FC4-6 S 1-2f		1-H 3B		5	0	2	1	0	1	2
Tadahito Iguchi, R (1, 4) OBP: 0.263, SLG: 0.294	G5-3		G4-3	G4-6-3 1-2f		K 1-2		F9		5	0	0	0	0	1	4
23 Jermaine Dye, R (1, 9) OBP: 0.395, SLG: 0.419	HR		14 1B BB		SH5-3 14 1B BB		E6			2	1	1	1	2	0	0
14 Paul Konerko, R (1, 3) OBP: 0.316, SLG: 0.649	G6-3		FC5-4 1-2 1B		SH5-3 1-2 1B		F9			4	0	2	0	0	0	1
Carl Everett, S (1, 10) OBP: 0.306, SLG: 0.265		1B 12 FC3-6 1B	K		SH5-3 1-2 2-3		F7			3	1	1	0	0	1	3
Aaron Rowand, R (1, 8) OBP: 0.333, SLG: 0.419		12 FC3-6 1-3 1B	FC5-4 1-2f		12 G3-6-1 IBB		K			3	0	1	0	1	1	3
12 A.J. Pierzynski, L (1, 2) OBP: 0.324, SLG: 0.613		FC3-6 24 G5-3 5 2B 1-2f 3-H		G3-1	G3-6-1 1-2f			22 S 22 3B 1B		4	2	1	1	0	0	4
24 Joe Crede, R (1, 5) OBP: 0.294, SLG: 0.625		G5-3 1-2		HR		P4		F9		4	1	1	1	0	0	2
5 Juan Uribe, R (1, 6) OBP: 0.406, SLG: 0.536		2-H 2B		22 1B BB		22 FC4-6 BB		F7		2	0	1	1	2	0	1
Inning Stats	R: 1 E: 0 K: 0 S: 15 H: 1 LOB: 0 BB: 0 P: 25	R: 2 E: 0 K: 1 S: 20 H: 3 LOB: 1 BB: 0 P: 29	R: 0 E: 0 K: 1 S: 12 H: 1 LOB: 2 BB: 1 P: 19	R: 1 E: 0 K: 0 S: 11 H: 2 LOB: 1 BB: 1 P: 18	R: 0 E: 0 K: 0 S: 6 H: 1 LOB: 2 BB: 2 P: 19	R: 0 E: 0 K: 1 S: 10 H: 0 LOB: 1 BB: 1 P: 20	R: 0 E: 1 K: 1 S: 12 H: 0 LOB: 1 BB: 0 P: 16	R: 1 E: 0 K: 0 S: 14 H: 2 LOB: 1 BB: 0 P: 23		1B: 6 2B: 1 3B: 1 HR: 2	SF: 0 SAC: 1 DP: 2 HBP: 0					

BOTTOM

Houston Astros @ Chicago White Sox

U.S. Cellular Field, Chicago, IL

Sat Oct 22 2005, 7:30 PM EDT

Att. 41,206 - Overcast - 53 F

livebaseballscorecards.com

AB	32
R	5
H	10
RBI	5
BB	5
SO	4
LOB	20

PITCHER		IP	WLS	BF	H	R	ER	SO	BB	IBB	HBP	BLK	WP	HR	S	P	ERA	WHIP
Roger Clemens, R ERA: 5.63	(1, 1)	2.0		10	4	3	3	1	0	0	0	0	0	1	35	54	13.50	2.000
51 Wandy Rodriguez, L ERA: 4.15	(3, 1)	3.1	L	17	4	1	1	1	4	1	0	0	0	1	35	68	2.70	2.400
Chad Qualls, R ERA: 1.93	(6, 1)	1.2		6	0	0	0	2	0	0	0	0	0	0	16	24	0.00	0.000
Russ Springer, R ERA: 4.15	(8, 1)	1.0		5	2	1	1	0	0	0	0	0	0	0	14	23	9.00	2.000

PITCHER	IP	WLS	BF	H	R	ER	SO	BB	IBB	HBP	BLK	WP	HR	S	P	ERA	WHIP

Batter	1	2	3	4	5	6	7	8	9	AB	R	H	RBI	BB	SO	LOB
Craig Biggio, R (1, 4) OBP: 0.339, SLG: 0.373	C B X 1-1 F8 ①		C F B X 1-2 G5-3 ①		B X 1-0 G4-3 ②		S C B C 1-3 K ③		B S B F X 2-2 F7 ③	4	0	0	0	0	1	1
4 Eric Bruntlett, R (7, 4) OBP: 0.143, SLG: 0.143										0	0	0	0	0	0	0
Mike Lamb, L (9, PH) OBP: 0.310, SLG: 0.630 (9, 3)										1	0	0	0	0	0	1
Willy Taveras, R (1, 8) OBP: 0.432, SLG: 0.543	C B X 1-1 B1-3 ②		C X 0-1 17 SF8 3B		B F B F X 2-2 17 2B 2-3 1B			C X 0-1 F9 ①		4	2	2	0	0	0	0
17 Lance Berkman, S (1, 3) OBP: 0.431, SLG: 0.595 (9, 7)	S B F C 1-3 K ③		B X 1-0 SF8 ② 3-H		1 SAFE 1 SAFE F B X 1-1 1-H 3-H 2B			C B S B C 2-3 K ②		3	0	1	3	0	2	0
Morgan Ensberg, R (1, 5) OBP: 0.288, SLG: 0.362		X 0-0 HR	B C C C B B C 3-3 K ③		B C B X 2-1 L6 ③			B S C X 1-2 G6-3 ③		4	1	1	1	0	1	1
5 Jeff Bagwell, R (1, 10) OBP: 0.364, SLG: 0.222		S X 0-1 G5-3 ①		C S B F B X 2-2 G4-3 ①		C X 0-1 L5 ①			C F B B F X 2-2 G3 2 BB 1B 1B	4	1	1	0	0	0	0
16 Jason Lane, R (1, 9) OBP: 0.288, SLG: 0.370		F X 0-1 1B S 1B		F X 0-1 G3 ②		B B C F S 2-3 K ②			S S S 0-3 K ①	4	0	1	0	0	2	1
2 Chris Burke, R (1, 7) OBP: 0.379, SLG: 0.654 (9, 4)	B X 1-0 F9 ②		B C X 1-1 G3 ③			B C B F X 2-2 F7 ③			B B B B 4-0 G3 1-2 1B BB	3	1	0	0	1	0	1
Brad Ausmus, R (1, 2) OBP: 0.346, SLG: 0.447	B B C F B X 3-2 1-3 1B				C F B F B F X 2-2 1B 17 2B 2B		B F X 1-1 F8 ①		C X 0-1 G3 ② 1-2 2-3	4	1	2	0	0	0	2
28 Adam Everett, R (1, 6) OBP: 0.239, SLG: 0.295		B S C T 1-2 K ③			L B F S 1-3 K ①		C F X 0-2 L5 ②		X 0-0 2-H 3-H 1B	3	0	0	0	0	2	3
Jose Vizcaino, S (9, PH) OBP: 0.125, SLG: 0.125 (9, 6)										1	0	1	2	0	0	0
Inning Stats	R: 0 E: 0 K: 1 S: 7 H: 0 LOB: 0 BB: 0 P: 10	R: 1 E: 0 K: 1 S: 12 H: 3 LOB: 2 BB: 0 P: 17	R: 1 E: 0 K: 1 S: 10 H: 1 LOB: 0 BB: 0 P: 15	R: 0 E: 0 K: 0 S: 8 H: 0 LOB: 0 BB: 0 P: 11	R: 2 E: 0 K: 1 S: 16 H: 3 LOB: 1 BB: 0 P: 25	R: 0 E: 0 K: 1 S: 8 H: 0 LOB: 0 BB: 0 P: 12	R: 0 E: 0 K: 1 S: 8 H: 0 LOB: 0 BB: 0 P: 10	R: 0 E: 0 K: 1 S: 8 H: 0 LOB: 0 BB: 0 P: 11	R: 2 E: 0 K: 1 S: 13 H: 2 LOB: 1 BB: 1 P: 21	1B: 5 2B: 2 3B: 1 HR: 1 SF: 1 SAC: 0 DP: 0 HBP: 0						

PITCHER		IP	WLS	BF	H	R	ER	SO	BB	IBB	HBP	BLK	WP	HR	S	P	ERA	WHIP
56 Mark Buehrle, L ERA: 3.52	(1, 1)	7.0		28	7	4	4	6	0	0	0	0	0	1	69	100	5.14	1.000
Cliff Politte, R ERA:	(8, 1)	1.0	H	3	0	0	0	1	0	0	0	0	0	0	8	11	0.00	0.000
45 Bobby Jenks, R ERA: 3.6	(9, 1)	0.2	B	5	2	2	2	1	1	0	0	0	0	0	10	16	27.00	4.500
Neal Cotts, L ERA:	(9, 1)	0.1	W	1	0	0	0	0	0	0	0	0	0	0	3	5	0.00	0.000

PITCHER	IP	WLS	BF	H	R	ER	SO	BB	IBB	HBP	BLK	WP	HR	S	P	ERA	WHIP

TOP

Houston Astros @ Chicago White Sox

U.S. Cellular Field, Chicago, IL

Sun Oct 23 2005, 7:30 PM EDT

Att. 41,432 - Cloudy - 45 F

livebaseballscorecards.com

AB	35
R	6
H	9
RBI	6
BB	1
SO	8
LOB	10

WP: 0	PB: 0	SB: 1	CS: 0	PA: 37		

Batter	1	2	3	4	5	6	7	8	9	AB	R	H	RBI	BB	SO	LOB
22 Scott Podsednik, L (1, 7) OBP: 0.426, SLG: 0.579	C C F B B F F B F 3-2 X F9 ①	C X 0-1 G3 ③ 1-2			M X 0-1 F8 ①		C B F S 1-3 K ②		B B C X 2-1 HR	5	1	1	1	0	1	3
Tadahito Iguchi, R (1, 4) OBP: 0.286, SLG: 0.297	B B C C S 2-3 K ②		B B X 2-0 14 G4-3 23 G3 1B		B B F F B X 3-2 FC1-6 23 PO ② 2-3		B D F B F B 4-2 23 HBP 14 HR BB			3	1	1	0	1	1	1
23 Jermaine Dye, R (1, 9) OBP: 0.405, SLG: 0.412	C B X 1-1 1B	B F S 1 SAFE 1 SAFE 1 SAFE B F B 3-2 X G3 ① 1-2			1 SAFE 0-0 PO ③ 1-2	C B B B F F X 3-2 F9 ①	D B C B F F F H 4-2 14 HR HBP 1-2 2-3			3	1	1	0	0	0	1
14 Paul Konerko, R (1, 3) OBP: 0.310, SLG: 0.683	C C B 1 SAFE F C 1-3 K ③		S F D D X 2-2 G4-3 ② 2-3			B C B B X 3-1 F9 ②	X 0-0 1-H 2-H 3-H HR			4	1	1	4	0	1	2
Carl Everett, S (1, 10) OBP: 0.325, SLG: 0.289		B S F S 1-3 K ① S D X 1-1 G5-3 ③				F B F F X 1-2 2B 1B	X 0-0 CS 1B			4	0	2	0	0	1	1
Aaron Rowand, R (1, 8) OBP: 0.350, SLG: 0.457		B F X 1-1 12 1B 24 1B 1B	B F F X 1-2 F9 ①			X 0-0 1-3 2B	1 SAFE C F B 1-2 CS ③ 1-2	B F F B X 2-2 G5-3 ①		4	1	2	0	0	0	0
12 A.J. Pierzynski, L (1, 2) OBP: 0.316, SLG: 0.571		1 SAFE X 0-0 24 1B 5 FC9-6 1-2 1B	C B B F S 2-3 K ②			X 0-0 P6 ③		F X 0-1 G4-3 ②		4	1	1	0	0	1	2
24 Joe Crede, R (1, 5) OBP: 0.289, SLG: 0.583		X 0-0 5 FC9-6 1-3 2-H 1B	B C F B B X 3-2 G6-3 ③				C X 0-1 P5 ①	B X 1-0 G5-3 ③		4	0	1	1	0	0	0
5 Juan Uribe, R (1, 6) OBP: 0.417, SLG: 0.594		X 0-0 FC9-6 22 S 1-2f 3-H ② FC9-6		C X 0-1 FC1-6 2B			B C X 1-1 23 HBP 14 HR 2B		B F B C X 2-2 F8 ①	4	1	2	1	0	0	1
Inning Stats	R: 0 H: 1 E: 0 LOB: 1 K: 2 BB: 0 S: 16 P: 23	R: 2 H: 3 E: 0 LOB: 1 K: 1 BB: 0 S: 10 P: 12	R: 0 H: 1 E: 0 LOB: 1 K: 0 BB: 0 S: 11 P: 19	R: 0 H: 0 E: 0 LOB: 0 K: 1 BB: 0 S: 9 P: 15	R: 0 H: 1 E: 0 LOB: 0 K: 0 BB: 0 S: 7 P: 10	R: 0 H: 2 E: 0 LOB: 2 K: 0 BB: 0 S: 12 P: 19	R: 4 H: 3 E: 0 LOB: 0 K: 1 BB: 1 S: 16 P: 27	R: 0 H: 0 E: 0 LOB: 0 K: 0 BB: 0 S: 6 P: 9	R: 1 H: 1 E: 0 LOB: 0 K: 0 BB: 0 S: 5 P: 9	1B: 7 SF: 0 2B: 3 SAC: 0 3B: 0 DP: 0 HR: 2 HBP: 1						WP: 0 PA: 39 PB: 0 SB: 1 CS: 1

PITCHER		IP	WLS	BF	H	R	ER	SO	BB	IBB	HBP	BLK	WP	HR	S	P	ERA	WHIP
Andy Pettitte, L ERA: 4.26	(1, 1)	6.0		25	8	2	2	4	0	0	0	0	0	0	65	98	3.00	1.333
Dan Wheeler, R ERA: 4.7	(7, 1)	0.2	H	5	1	3	3	1	1	0	1	0	0	0	12	22	40.50	3.000
Chad Qualls, R ERA: 2.7	(7, 1)	0.2	B	3	2	1	1	0	0	0	0	0	0	1	7	10	13.50	3.000
Mike Gallo, L ERA:	(8, 1)	0.2		2	0	0	0	0	0	0	0	0	0	0	3	4	0.00	0.000
54 Brad Lidge, R ERA: 4.82	(9, 1)	0.1	L	2	1	1	1	0	0	0	0	0	0	1	5	9	27.00	3.000

PITCHER	IP	WLS	BF	H	R	ER	SO	BB	IBB	HBP	BLK	WP	HR	S	P	ERA	WHIP

BOTTOM

Houston Astros @ Chicago White Sox

U.S. Cellular Field, Chicago, IL

Sun Oct 23 2005, 7:30 PM EDT

Att. 41,432 - Cloudy - 45 F

livebaseballscorecards.com

AB	35
R	7
H	12
RBI	7
BB	1
SO	5
LOB	11

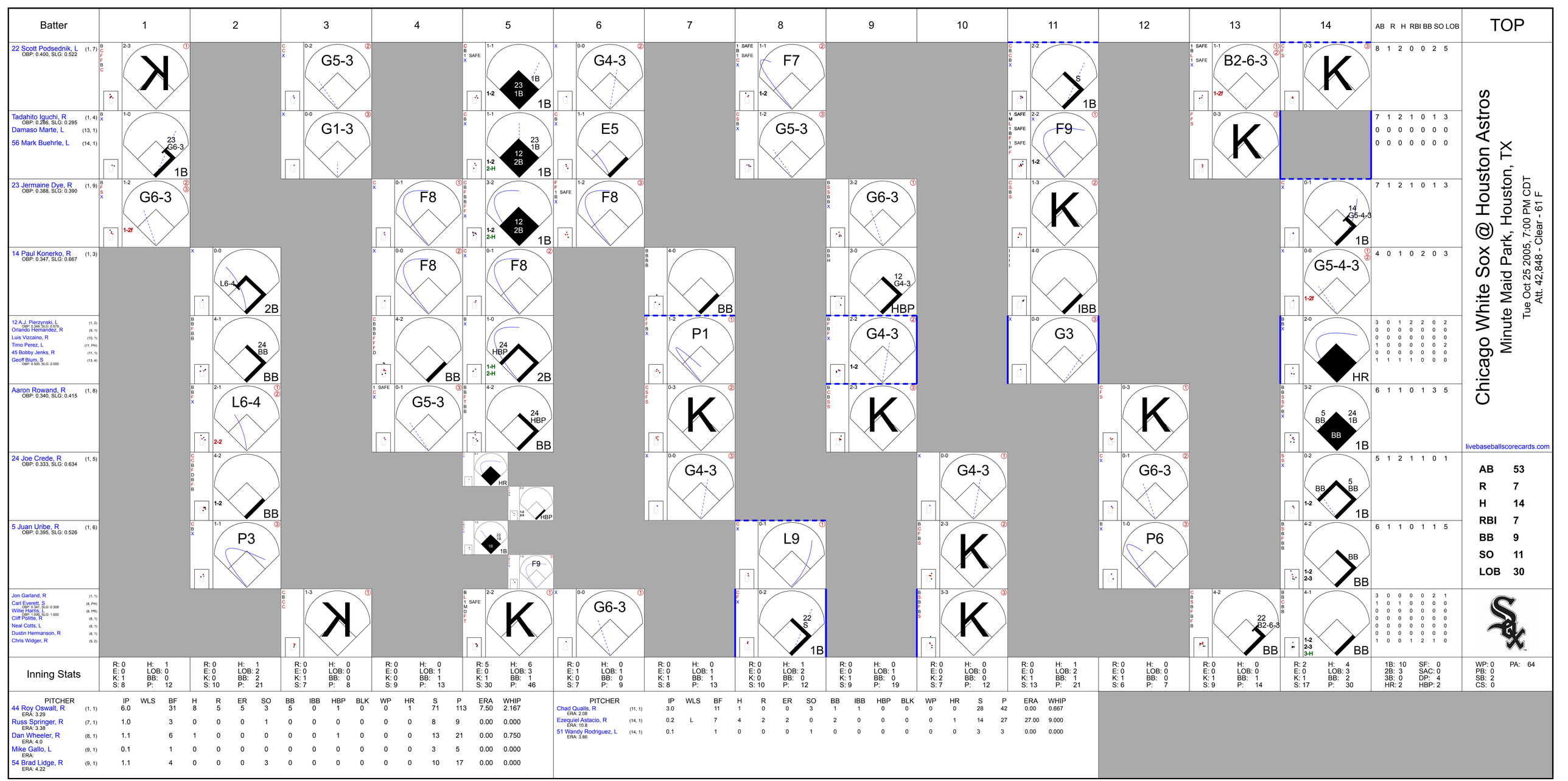
Batter
1
2
3
4
5
6
7
8
9
10
11
12
13
14
AB R H RBI BB SO LOB
TOP
22 Scott Podsednik, L (1, 7)
OBP: 0.400, SLG: 0.522
8 1 2 0 0 2 5
Tadahito Iguchi, R (1, 4)
OBP: 0.286, SLG: 0.295
Damaso Marte, L (13, 1)
56 Mark Buehrle, L (14, 1)
7 1 2 1 0 1 3
0 0 0 0 0 0 0
0 0 0 0 0 0 0
23 Jermaine Dye, R (1, 9)
OBP: 0.388, SLG: 0.390
7 1 2 1 0 1 3
14 Paul Konerko, R (1, 3)
OBP: 0.347, SLG: 0.667
4 0 1 0 2 0 3
12 A.J. Pierzynski, L (1, 2)
OBP: 0.349, SLG: 0.579
Orlando Hernandez, R (9, 1)
Luis Vizcaino, R (10, 1)
Timo Perez, L (11, PH)
45 Bobby Jenks, R (11, 1)
Geoff Blum, S (13, 4)
OBP: 0.500, SLG: 2.000
3 0 1 2 2 0 2
0 0 0 0 0 0 0
0 0 0 0 0 0 0
1 0 0 0 0 0 2
0 0 0 0 0 0 0
1 1 1 1 0 0 0
Aaron Rowand, R (1, 8)
OBP: 0.340, SLG: 0.415
6 1 1 0 1 3 5
24 Joe Crede, R (1, 5)
OBP: 0.333, SLG: 0.634
5 1 2 1 1 0 1
5 Juan Uribe, R (1, 6)
OBP: 0.395, SLG: 0.526
6 1 1 0 1 1 5
Jon Garland, R (1, 1)
Carl Everett, S (8, PH)
OBP: 0.341, SLG: 0.308
Willie Harris, L (8, PR)
OBP: 0.500, SLG: 1.000
Cliff Politte, R (8, 1)
Neal Cotts, L (8, 1)
Dustin Hermanson, R (8, 1)
Chris Widger, R (9, 2)
3 0 0 0 0 2 1
1 0 1 0 0 0 0
0 0 0 0 0 0 0
0 0 0 0 0 0 0
0 0 0 0 0 0 0
1 0 0 1 2 1 0
Chicago White Sox @ Houston Astros
Minute Maid Park, Houston, TX
Tue Oct 25 2005, 7:00 PM CDT
Att. 42,848 - Clear - 61 F
livebaseballscorecards.com
AB 53
R 7
H 14
RBI 7
BB 9
SO 11
LOB 30
Inning Stats
1: R: 0 E: 0 K: 1 S: 8 | H: 1 LOB: 0 BB: 0 P: 12
2: R: 0 E: 0 K: 0 S: 10 | H: 1 LOB: 2 BB: 2 P: 21
3: R: 0 E: 0 K: 1 S: 7 | H: 0 LOB: 0 BB: 0 P: 8
4: R: 0 E: 0 K: 0 S: 9 | H: 0 LOB: 1 BB: 1 P: 13
5: R: 5 E: 0 K: 1 S: 30 | H: 6 LOB: 3 BB: 1 P: 46
6: R: 0 E: 1 K: 0 S: 7 | H: 0 LOB: 1 BB: 0 P: 9
7: R: 0 E: 0 K: 1 S: 8 | H: 0 LOB: 1 BB: 1 P: 13
8: R: 0 E: 0 K: 0 S: 10 | H: 1 LOB: 2 BB: 0 P: 12
9: R: 0 E: 0 K: 1 S: 9 | H: 0 LOB: 1 BB: 0 P: 19
10: R: 0 E: 0 K: 2 S: 7 | H: 0 LOB: 0 BB: 0 P: 12
11: R: 0 E: 0 K: 1 S: 13 | H: 1 LOB: 2 BB: 1 P: 21
12: R: 0 E: 0 K: 1 S: 6 | H: 0 LOB: 0 BB: 0 P: 7
13: R: 0 E: 0 K: 1 S: 9 | H: 0 LOB: 0 BB: 1 P: 14
14: R: 2 E: 0 K: 1 S: 17 | H: 4 LOB: 3 BB: 2 P: 30
1B: 10 2B: 3 3B: 0 HR: 2
SF: 0 SAC: 0 DP: 4 HBP: 2
WP: 0 PB: 0 SB: 2 CS: 0
PA: 64
PITCHER IP WLS BF H R ER SO BB IBB HBP BLK WP HR S P ERA WHIP
44 Roy Oswalt, R (1, 1) ERA: 3.29 6.0 31 8 5 5 3 5 0 1 0 0 0 1 71 113 7.50 2.167
Russ Springer, R (7, 1) ERA: 3.38 1.0 3 0 0 0 1 0 0 0 0 0 0 0 8 9 0.00 0.000
Dan Wheeler, R (8, 1) ERA: 4.0 1.1 6 1 0 0 0 0 0 0 1 0 0 0 13 21 0.00 0.750
Mike Gallo, L (9, 1) ERA: 0.1 1 0 0 0 0 0 0 0 0 0 0 0 3 5 0.00 0.000
54 Brad Lidge, R (9, 1) ERA: 4.22 1.1 4 0 0 0 3 0 0 0 0 0 0 0 10 17 0.00 0.000
PITCHER IP WLS BF H R ER SO BB IBB HBP BLK WP HR S P ERA WHIP
Chad Qualls, R (11, 1) ERA: 2.08 3.0 11 1 0 0 3 1 1 0 0 0 0 28 42 0.00 0.667
Ezequiel Astacio, R (14, 1) ERA: 10.8 0.2 L 7 4 2 2 0 2 0 0 0 0 1 14 27 27.00 9.000
51 Wandy Rodriguez, L (14, 1) ERA: 3.86 0.1 1 0 0 0 1 0 0 0 0 0 0 3 3 0.00 0.000

BOTTOM

Chicago White Sox @ Houston Astros

Minute Maid Park, Houston, TX

Tue Oct 25 2005, 7:00 PM CDT

Att: 42,848 - Clear - 61 F

livebaseballscorecards.com

	AB	R	H	RBI	BB	SO	LOB
Craig Biggio, R (1, 4)	6	2	2	1	1	3	2
Ezequiel Astacio, R (14, 1)	0	0	0	0	0	0	0
51 Wandy Rodriguez, S (14, 1)	0	0	0	0	0	0	0
Willy Taveras, R (1, 8)	6	0	0	0	0	3	5
17 Lance Berkman, S (1, 7) (9, 3)	5	0	2	1	2	1	1
Morgan Ensberg, R (1, 5)	6	1	1	1	1	3	6
Mike Lamb, L (1, 3)	3	0	0	0	1	1	2
4 Eric Bruntlett, R (8, PR)	0	0	0	0	0	0	0
(9, 7)	0	0	0	0	0	0	0
54 Brad Lidge, R (9, 1)	1	0	0	0	2	0	2
Orlando Palmeiro, L (10, PH)							
(11, 7)							
16 Jason Lane, R (1, 9)	6	1	2	2	1	0	2
Brad Ausmus, R (1, 2)	6	0	0	0	1	2	6
28 Adam Everett, R (1, 6)	5	1	1	0	1	1	2
44 Roy Oswalt, R (1, 1)	1	0	0	0	0	0	0
Russ Springer, R (7, 1)	0	0	0	0	0	0	0
5 Jeff Bagwell, R (7-PR, 1)	1	0	0	0	0	0	1
Dan Wheeler, R (8, 1)	0	0	0	0	0	0	0
Mike Gallo, L (8, 1)	0	0	0	0	0	0	0
3 Chris Burke, R (9-PR, 1)	0	0	0	0	0	0	0
Chad Qualls, R (10, 1)	0	0	0	0	0	0	0
Jose Vizcaino, S (10-PH, 9-3, 1)	0	0	0	1	0	0	0

AB	47
R	5
H	8
RBI	5
BB	12
SO	14
LOB	31

Inning Stats	1	2	3	4	5	6	7	8	9	10	11	12	13	14	
	R: 1	R: 0	R: 2	R: 1	R: 0	R: 0	R: 0	R: 1	R: 0	R: 0	R: 0	R: 0	R: 0	R: 0	1B: 5
	E: 0	E: 0	E: 0	E: 0	E: 0	E: 0	E: 0	E: 0	E: 1	E: 0	E: 0	E: 0	E: 0	E: 1	2B: 2
	K: 0	S: 9	K: 2	S: 7	S: 9	K: 1	K: 1	K: 2	K: 2	K: 0	K: 1	K: 2	K: 2	K: 1	3B: 0
	S: 8	H: 0	S: 14	H: 1	H: 0	S: 6	S: 8	S: 13	S: 9	S: 8	S: 17	S: 10	S: 15	S: 10	HR: 1
	P: 14	LOB: 0	LOB: 2	LOB: 0	LOB: 0	P: 8	P: 18	P: 27	P: 24	P: 18	P: 29	P: 12	P: 24	P: 18	SF: 0
		BB: 0	BB: 0	BB: 0	BB: 0	H: 0	H: 0	H: 1	H: 0	H: 0	H: 0	H: 0	H: 0	H: 0	SAC: 2
		P: 14	P: 18	P: 10	P: 11	LOB: 0	LOB: 1	LOB: 3	LOB: 3	LOB: 2	LOB: 2	LOB: 0	LOB: 1	LOB: 2	DP: 2
						BB: 0	BB: 1	BB: 2	BB: 3	BB: 2	BB: 1	BB: 0	BB: 1	BB: 1	HBP: 1
						P: 8	P: 18	P: 27	P: 24	P: 18	P: 29	P: 12	P: 24	P: 18	

	WP: 0	PA: 62
	PB: 0	
	SB: 1	
	CS: 1	

PITCHER		IP	WLS	BF	H	R	ER	SO	BB	IBB	HBP	BLK	WP	HR	S	P	ERA	WHIP
Jon Garland, R	(1, 1)	7.0		28	7	4	2	4	2	0	0	0	0	1	61	93	2.57	1.286
ERA: 2.25																		
Cliff Politte, R	(8, 1)	0.2	H	3	0	1	1	1	1	0	0	0	0	0	6	14	13.50	1.500
ERA: 3.38																		
Neal Cotts, L	(8, 1)	0.0		1	0	0	0	0	1	0	0	0	0	0	1	5	∞	∞
ERA:																		
Dustin Hermanson, R	(8, 1)	0.1	B	2	1	0	0	1	0	0	0	0	0	0	6	8	0.00	3.000
ERA:																		
Orlando Hernandez, R	(9, 1)	1.0		7	0	0	0	2	3	1	0	0	0	0	9	28	0.00	3.000
ERA:																		

PITCHER		IP	WLS	BF	H	R	ER	SO	BB	IBB	HBP	BLK	WP	HR	S	P	ERA	WHIP
Luis Vizcaino, R	(10, 1)	1.0		4	0	0	0	0	1	0	0	0	0	0	8	14	0.00	1.000
ERA:																		
45 Bobby Jenks, R	(11, 1)	2.0		8	0	0	0	3	1	0	1	0	0	0	27	41	0.00	0.500
ERA: 2.57																		
Damaso Marte, L	(13, 1)	1.2	W	8	0	0	0	3	2	0	0	0	0	0	23	39	0.00	1.200
ERA:																		
56 Mark Buehrle, L	(14, 1)	0.1	S	1	0	0	0	0	0	0	0	0	0	0	2	3	0.00	0.000
ERA: 3.47																		

Chicago White Sox @ Houston Astros

Minute Maid Park, Houston, TX

Wed Oct 26 2005, 7:00 PM CDT

Att. 42,936 - Partly Cloudy - 65 F

livebaseballscorecards.com

TOP

Batter	1	2	3	4	5	6	7	8	9	AB	R	H	RBI	BB	SO	LOB
22 Scott Podsednik, L (1, 7) OBP: 0.397, SLG: 0.551	F7		3B			G6-3		SH1-4 1-2		3	0	1	0	0	0	0
Tadahito Iguchi, R (1, 4) OBP: 0.269, SLG: 0.277 Carl Everett, S (8, PH) OBP: 0.333, SLG: 0.300 Cliff Politte, R (8, 1) Neal Cotts, L (8, 1) 45 Bobby Jenks, R (9, 1)	F9		G6-3			G6-3		G4-3 2-3		3 1 0 0 0	0 0 0 0 0	0 0 0 0 0	0 0 0 0 0	0 0 0 0 0	0 0 0 0 0	1 1 0 0 0
23 Jermaine Dye, R (1, 9) OBP: 0.415, SLG: 0.444	2B			1B		K		1B 3-H		4	0	3	1	0	1	0
14 Paul Konerko, R (1, 3) OBP: 0.321, SLG: 0.612	G1-3			K			F7	K		4	0	0	0	0	2	3
12 A.J. Pierzynski, L (1, 2) OBP: 0.340, SLG: 0.571		G1-3		K			G3-1		2B	4	0	1	0	0	1	1
Aaron Rowand, R (1, 8) OBP: 0.333, SLG: 0.400		G5-3		K			24 2B	1B	K	4	0	1	0	0	2	2
24 Joe Crede, R (1, 5) OBP: 0.327, SLG: 0.622		F9			K		1-2 1-3	2B	K2-3	4	0	1	0	0	2	1
5 Juan Uribe, R (1, 6) OBP: 0.362, SLG: 0.476			F8		K				G5-3	4	0	0	0	0	2	3
Freddy Garcia, R (1, 1) Willie Harris, L (8, PH) OBP: 1.000, SLG: 1.000 (8, 4)			F8		G5-3			G4-3 22 SH1-4 23 1B 1B		2 1	0 1	0 1	0 0	0 0	0 0	0 0
Inning Stats	R: 0 E: 0 K: 0 S: 11 H: 1 LOB: 1 BB: 0 P: 21	R: 0 E: 0 K: 0 S: 6 H: 0 LOB: 0 BB: 0 P: 9	R: 0 E: 0 K: 0 S: 4 H: 1 LOB: 1 BB: 0 P: 8	R: 0 E: 0 K: 3 S: 15 H: 1 LOB: 1 BB: 0 P: 18	R: 0 E: 0 K: 2 S: 10 H: 0 LOB: 0 BB: 0 P: 13	R: 0 E: 0 K: 1 S: 9 H: 0 LOB: 0 BB: 0 P: 12	R: 0 E: 0 K: 1 S: 14 H: 2 LOB: 2 BB: 0 P: 19	R: 1 E: 0 K: 1 S: 10 H: 2 LOB: 1 BB: 0 P: 13	R: 0 E: 0 K: 2 S: 11 H: 1 LOB: 1 BB: 0 P: 13	1B: 4 2B: 3 3B: 1 HR: 0	SF: 0 SAC: 1 DP: 0 HBP: 0		WP: 0 PB: 0 SB: 0 CS: 0	PA: 35			

	AB	34
	R	1
	H	8
	RBI	1
	BB	0
	SO	10
	LOB	12

PITCHER		IP	WLS	BF	H	R	ER	SO	BB	IBB	HBP	BLK	WP	HR	S	P	ERA	WHIP
41 Brandon Backe, R ERA: 3.0	(1, 1)	7.0		26	5	0	0	7	0	0	0	0	0	0	69	100	0.00	0.714
54 Brad Lidge, R ERA: 4.26	(8, 1)	2.0	L	9	3	1	1	3	0	0	0	0	0	0	21	26	4.50	1.500

PITCHER	IP	WLS	BF	H	R	ER	SO	BB	IBB	HBP	BLK	WP	HR	S	P	ERA	WHIP

Batter	1	2	3	4	5	6	7	8	9	AB	R	H	RBI	BB	SO	LOB
Craig Biggio, R (1, 4) OBP: 0.343, SLG: 0.377	SH5-3 1B		G5-3			B2-3		G6-3		4	0	1	0	0	0	0
Willy Taveras, R (1, 8) OBP: 0.404, SLG: 0.465	SH5-3 1-2		G5-3			S 17 BB 1B		F8 17 WP HBP		2	0	1	0	0	0	0
17 Lance Berkman, S (1, 7) OBP: 0.468, SLG: 0.563	K			FC4-6 BB		S 1-2 BB		1 SAFE 1-2 IBB		1	0	0	0	3	1	1
Morgan Ensberg, R (1, 5) OBP: 0.270, SLG: 0.316	G1-3			K		K 1-2 2-3		F8 2-3		4	0	0	0	0	2	6
Mike Lamb, L (1, 3) OBP: 0.333, SLG: 0.594 Jose Vizcaino, S (8, PH) OBP: 0.200, SLG: 0.111 (9, 3)		2B		FC4-6 16 FC6-4 1-2f		IBB		G6-3		2 1	0 0	1 0	0 0	1 0	0 0	1 2
16 Jason Lane, R (1, 9) OBP: 0.302, SLG: 0.429	K		FC6-4 1-2f			K			SH3-4 1B	4	0	1	0	0	2	5
Brad Ausmus, R (1, 2) OBP: 0.323, SLG: 0.393	K				28 G5-4-3 1B		F9	SH3-4 1-2		3	0	1	0	0	1	1
28 Adam Everett, R (1, 6) OBP: 0.236, SLG: 0.269 2 Chris Burke, R (9, PH) OBP: 0.375, SLG: 0.607	G5-3				G5-4-3 1-2f		F7	P6		3 1	0 0	0 0	0 0	0 0	0 0	2 1
41 Brandon Backe, R (1, 1) 5 Jeff Bagwell, R (7, PH) OBP: 0.308, SLG: 0.182 54 Brad Lidge, R (8, 1) Orlando Palmeiro, L (9, PH) OBP: 0.421, SLG: 0.167		K		G5-3			G4-3	G6-3		2 1 0 1	0 0 0 0	0 0 0 0	0 0 0 0	0 0 0 0	1 0 0 0	0 0 0 1
Inning Stats	R: 0 H: 1 E: 0 LOB: 1 K: 1 BB: 0 S: 8 P: 13	R: 0 H: 1 E: 0 LOB: 1 K: 2 BB: 0 S: 12 P: 19	R: 0 H: 0 E: 0 LOB: 0 K: 1 BB: 0 S: 7 P: 10	R: 0 H: 0 E: 0 LOB: 1 K: 1 BB: 1 S: 9 P: 17	R: 0 H: 1 E: 0 LOB: 0 K: 0 BB: 0 S: 6 P: 10	R: 0 H: 1 E: 0 LOB: 3 K: 2 BB: 2 S: 13 P: 26	R: 0 H: 0 E: 0 LOB: 0 K: 0 BB: 0 S: 8 P: 12	R: 0 H: 0 E: 0 LOB: 2 K: 0 BB: 1 S: 9 P: 20	R: 0 H: 1 E: 0 LOB: 1 K: 0 BB: 0 S: 11 P: 17	1B: 4 SF: 0 2B: 1 SAC: 2 3B: 0 DP: 1 HR: 0 HBP: 1						

PITCHER	IP	WLS	BF	H	R	ER	SO	BB	IBB	HBP	BLK	WP	HR	S	P	ERA	WHIP
Freddy Garcia, R (1, 1) ERA: 2.14	7.0	W	27	4	0	0	7	2	1	0	0	0	0	63	107	0.00	0.857
Cliff Politte, R (8, 1) ERA: 2.7	0.2	H	4	0	0	0	0	0	1	1	0	1	0	6	15	0.00	0.000
Neal Cotts, L (8, 1) ERA:	0.1	H	1	0	0	0	0	0	0	0	0	0	0	3	5	0.00	0.000
45 Bobby Jenks, R (9, 1) ERA: 2.25	1.0	S	4	1	0	0	0	0	0	0	0	0	0	11	17	0.00	1.000

PITCHER	IP	WLS	BF	H	R	ER	SO	BB	IBB	HBP	BLK	WP	HR	S	P	ERA	WHIP

BOTTOM

Chicago White Sox @ Houston Astros

Minute Maid Park, Houston, TX

Wed Oct 26 2005, 7:00 PM CDT

Att. 42,936 - Partly Cloudy - 65 F

livebaseballscorecards.com

AB	29
R	0
H	5
RBI	0
BB	4
SO	7
LOB	20

WP: 1 PA: 36
PB: 0
SB: 2
CS: 0