Houston Astros - 2006

Cleveland Indians @ Houston Astros

Osceola County Stadium, Kissimmee, FL

Thu Mar 02 2006, 1:05 PM EST

Att. 2,898 - Sunny - 77 F

TOP

livebaseballscorecards.com

Batter	1	2	3	4	5	6	7	8	9	AB	R	H	RBI	BB	SO	LOB
15 Ramón Vázquez, L (1, 6) OBP: 0.333, SLG: 0.333	F9		K 1-2		HR 1-3 2-H 3-H 1B		G1-3		1B 1-2 1B	3	1	1	2	0	1	1
64 Jose Flores, R (5, 6) OBP: 0.500, SLG: 0.500										2	0	1	0	0	0	0
Ronnie Belliard, R (1, 4) OBP: 0.333, SLG: 1.333	F8		F9		HR 1-H 3-H		F7		1B 1-2 2-3	3	1	1	3	0	0	0
Brandon Phillips, R (5, 4) OBP: 0.500, SLG: 0.500										2	0	1	0	0	0	0
Todd Hollandsworth, L (1, 7)	G3-1			F7	41 BB HBP		K		P2	2	0	0	0	0	0	0
65 Ben Francisco, R (5, 7)										1	0	0	0	0	1	0
62 Todd Donovan, R (9, PH) (9, 7)										1	0	0	0	0	0	3
41 Victor Martinez, S (1, 2) OBP: 0.667, SLG: 0.500		1B 1B		K	G5-4-3 1-2 BB			K		2	0	1	0	1	1	0
11 Einar Díaz, R (6, 2)										1	0	0	0	0	1	0
Eduardo Perez, R (1, 3) OBP: 0.333, SLG: 0.333		1-2 1B		K	G5-4-3 1-2f			G4-3		3	0	1	0	0	1	2
25 Ryan Garko, R (5, 3)										1	0	0	0	0	0	0
Casey Blake, R (1, 9)		F9			BB 38 BB 15 1B E	F9		K		2	1	0	0	1	0	2
Brad Snyder, L (6, 9)										1	0	0	0	0	1	0
Jason Dubois, R (1, 10)	K				E5 1-2 38 BB 15 1B	G5-3			K	3	1	0	0	0	1	3
69 Ryan Mulhern, R (9, PH) (9, 10)										1	0	0	0	0	1	0
30 Andy Marte, R (1, 5) OBP: 0.333, SLG: 0.667	F8				F9	2B			FC4-6 HBP	3	0	1	0	0	0	4
Lou Merloni, R (6, 5)										0	0	0	0	0	0	0
Joe Inglett, L (9, PR) (9, 5)										0	0	0	0	0	0	0
38 Franklin Gutierrez, R (1, 8)			BB 15		HR 15 1B 1-2 2-3 BB	K			FC4-6 1B 64 1B 1-2f	1	1	0	0	2	1	1
Trevor Crowe, S (6, 8)										1	0	0	0	0	0	1
Inning Stats	R: 0 E: 0 K: 0 S: 3 H: 0 LOB: 0 BB: 0 P: 3	R: 0 E: 0 K: 1 S: 7 H: 2 LOB: 2 BB: 0 P: 7	R: 0 E: 0 K: 1 S: 4 H: 0 LOB: 0 BB: 1 P: 8	R: 0 E: 0 K: 2 S: 7 H: 0 LOB: 0 BB: 0 P: 7	R: 5 E: 1 K: 0 S: 5 H: 2 LOB: 1 BB: 3 P: 19	R: 0 E: 0 K: 1 S: 6 H: 1 LOB: 1 BB: 0 P: 6	R: 0 E: 0 K: 1 S: 5 H: 0 LOB: 0 BB: 0 P: 5	R: 0 E: 0 K: 2 S: 7 H: 0 LOB: 0 BB: 0 P: 7	R: 0 E: 0 K: 1 S: 7 H: 2 LOB: 3 BB: 0 P: 9	1B: 5 2B: 1 3B: 0 HR: 1	SF: 0 SAC: 0 DP: 1 HBP: 2						

AB	33
R	5
H	7
RBI	5
BB	4
SO	9
LOB	17

WP: 0 PB: 0 SB: 0 CS: 0 PA: 39

PITCHER	IP	WLS	BF	H	R	ER	SO	BB	IBB	HBP	BLK	WP	HR	S	P	ERA	WHIP
Dan Wheeler, R (1, 1) ERA:	1.0		3	0	0	0	0	0	0	0	0	0	0	3	3	0.00	0.000
54 Brad Lidge, R (2, 1) ERA:	1.0		5	2	0	0	1	0	0	0	0	0	0	7	7	0.00	2.000
27 Carlos Hernández, L (3, 1) ERA:	1.0		3	0	0	0	1	1	0	0	0	0	0	4	8	0.00	1.000
41 Brandon Backe, R (4, 1) ERA:	1.0		3	0	0	0	2	0	0	0	0	0	0	7	7	0.00	0.000
Steve Sparks, R (5, 1) ERA: 18.0	2.0	L	13	3	5	4	1	3	0	1	0	0	1	11	25	18.00	3.000

PITCHER	IP	WLS	BF	H	R	ER	SO	BB	IBB	HBP	BLK	WP	HR	S	P	ERA	WHIP
Ezequiel Astacio, R (7, 1) ERA:	1.0		3	0	0	0	1	0	0	0	0	0	0	5	5	0.00	0.000
37 Matt Albers, R (8, 1) ERA:	1.0		3	0	0	0	2	0	0	0	0	0	0	7	7	0.00	0.000
58 Dave Borkowski, R (9, 1) ERA:	1.0		6	2	0	0	1	0	0	1	0	0	0	7	9	0.00	2.000

BOTTOM

Cleveland Indians @ Houston Astros

Osceola County Stadium, Kissimmee, FL

Thu Mar 02 2006, 1:05 PM EST

Att. 2,898 - Sunny - 77 F

livebaseballscorecards.com

Batter	1	2	3	4	5	6	7	8	9	AB	R	H	RBI	BB	SO	LOB
Craig Biggio, R (1, 10) OBP: 0.500, SLG: 0.500 Orlando Palmeiro, L (5, PH) (6, 10)	G6-3	E 1-2 3-H 1B			BBB 4-0 BB		SSS 0-3 K			2 1	0 0	1 0	1 0	0 1	0 1	0 0
Willy Taveras, R (1, 8) Josh Anderson, L (6, 8)	G5-3	E6 1-2 2-3			P3		G3			3 1	0 0	0 0	0 0	0 0	0 0	3 0
2 Chris Burke, R (1, 4) OBP: 0.500, SLG: 1.000 Brooks Conrad, S (5, 4)	2B	G5-3			F8			F7		2 2	0 0	1 0	0 0	0 0	0 0	3 1
Morgan Ensberg, R (1, 5) 31 Kevin Orie, R (5, 5)	P4		G6-3		G1-3			K		2 2	0 0	0 0	0 0	0 0	0 1	1 1
16 Jason Lane, R (1, 9) OBP: 0.500, SLG: 0.500 Charlton Jimerson, R (4, 9) OBP: 0.500, SLG: 1.500		FC4-6 28 1B 13 1B 1B	G6-3			3B		F8		2 2	1 0	1 1	0 0	0 0	0 0	0 0
28 Adam Everett, R (1, 6) OBP: 0.500, SLG: 0.500 4 Eric Bruntlett, R (5, 6)		FC4-6 1-2 1B	G3-1			K			K	2 2	0 0	1 0	0 0	0 0	0 2	0 1
Luke Scott, L (1, 7) 65 Brian Gordon, L (5, 7)		FC4-6 13 1B 1B 1-2f 2-3		F7		K			K2-3	2 2	1 0	0 0	0 0	0 0	2 2	2 1
13 Eric Munson, L (1, 3) OBP: 0.500, SLG: 0.500 43 Alan Zinter, S (6, 3)		E 1B 1-3 3-H 1B		F8		K			G4-3	2 2	0 0	1 0	1 0	0 0	0 1	0 1
55 Humberto Quintero, R (1, 2) Raul Chavez, R (7, 2)		K		G5-3			G3-1			2 1	0 0	0 0	0 0	0 0	1 0	2 0
Inning Stats	R: 0 E: 0 K: 0 S: 4 H: 1 LOB: 1 BB: 0 P: 4	R: 2 E: 1 K: 1 S: 10 H: 4 LOB: 3 BB: 0 P: 10	R: 0 E: 0 K: 0 S: 3 H: 0 LOB: 0 BB: 0 P: 3	R: 0 E: 0 K: 0 S: 3 H: 0 LOB: 0 BB: 0 P: 3	R: 0 E: 0 K: 0 S: 3 H: 0 LOB: 1 BB: 1 P: 7	R: 0 E: 0 K: 3 S: 10 H: 1 LOB: 1 BB: 0 P: 10	R: 0 E: 0 K: 1 S: 5 H: 0 LOB: 0 BB: 0 P: 5	R: 0 E: 0 K: 1 S: 5 H: 0 LOB: 0 BB: 0 P: 5	R: 0 E: 0 K: 2 S: 7 H: 0 LOB: 0 BB: 0 P: 7	1B: 4 2B: 1 3B: 1 HR: 0 SF: 0 SAC: 0 DP: 0 HBP: 0						

	AB	34
	R	2
	H	6
	RBI	2
	BB	1
	SO	8
	LOB	16

WP: 0 PB: 0 SB: 0 CS: 0 PA: 35

PITCHER		IP	WLS	BF	H	R	ER	SO	BB	IBB	HBP	BLK	WP	HR	S	P	ERA	WHIP
37 Jake Westbrook, R ERA: 9.0	(1, 1)	2.0		12	5	2	2	1	0	0	0	0	0	0	14	14	9.00	2.500
Scott Sauerbeck, L ERA:	(3, 1)	1.0		3	0	0	0	0	0	0	0	0	0	0	3	3	0.00	0.000
63 Rafael Betancourt, R ERA:	(4, 1)	1.0	W	3	0	0	0	0	0	0	0	0	0	0	3	3	0.00	0.000
Fernando Cabrera, R ERA:	(5, 1)	1.0		4	0	0	0	0	1	0	0	0	0	0	3	7	0.00	1.000
Andrew Brown, R ERA:	(6, 1)	1.0	H	4	1	0	0	3	0	0	0	0	0	0	10	10	0.00	1.000

PITCHER		IP	WLS	BF	H	R	ER	SO	BB	IBB	HBP	BLK	WP	HR	S	P	ERA	WHIP
49 Edward Mujica, R ERA:	(7, 1)	1.0	H	3	0	0	0	1	0	0	0	0	0	0	5	5	0.00	0.000
70 Tony Sipp, L ERA:	(8, 1)	1.0	H	3	0	0	0	1	0	0	0	0	0	0	5	5	0.00	0.000
Kazuhito Tadano, R ERA:	(9, 1)	1.0	S	3	0	0	0	2	0	0	0	0	0	0	7	7	0.00	0.000

Houston Astros @ Cleveland Indians

Chain of Lakes Park, Winter Haven, FL

Fri Mar 03 2006, 1:05 PM EST

Att. 3,643 - Sunny - 82 F

TOP

livebaseballscorecards.com

Batter	1	2	3	4	5	6	7	8	9	AB	R	H	RBI	BB	SO	LOB
5 Jeff Bagwell, R (1, 10) OBP: 0.333, SLG: 0.333	E5	16 BB; 2 BB; 4 2B; 1-3; 1B	K		FC6-4 1B; 1-2f; 2-H		L7		K	3	2	1	0	0	1	1
Orlando Palmeiro, L (5, PH)	2 3B									2	0	0	0	0	0	1
(5, 10)																
55 Humberto Quintero, R (9, PH)										1	0	0	0	0	1	2
(9, 10)																
2 Chris Burke, R (1, 6) OBP: 0.600, SLG: 1.250	16 2B; 1-H; 3B	16 BB; 4 2B; 1-2; BB		F9	1-2; 1B			K	1-2; 2-3; 1B	2	2	1	1	1	0	0
Ben Zobrist, S (5, PH) OBP: 0.667, SLG: 0.667										3	0	2	0	0	1	0
(5, 6)																
16 Jason Lane, R (1, 9) OBP: 0.800, SLG: 1.750	31 F8; 4 SF8; 3-H; 2B	4 2B; 1-2; 2-3; 3-H; BB		HR	G4-3			F8	F7	2	3	2	3	1	0	0
65 Brian Gordon, L (5, PH)										3	0	0	0	0	0	5
(5, 9)																
31 Kevin Orie, R (1, 5)	F8; 2-3	K		G5-3		BB		BB	P1	3	0	0	0	0	1	4
43 Alan Zinter, S (5, 5)										1	0	0	0	2	0	3
4 Eric Bruntlett, R (1, 4) OBP: 0.200, SLG: 0.500	SF8; 3-H	1-H; 2-H; 3-H; 2B		F9		F7		BB		2	0	1	4	0	0	0
Brooks Conrad, S (5, 4)										1	0	0	0	1	0	1
59 J.R. House, R (1, 3) OBP: 0.333, SLG: 0.333	1B	K			G6-3	F7		K		3	0	1	0	0	1	1
13 Eric Munson, L (5, 3) OBP: 0.250, SLG: 0.250										2	0	0	0	0	1	3
Luke Scott, L (1, 8)	K		G4-3		BB; 1B	G3			BB; 56 1B; 1B	2	1	0	0	1	1	1
Josh Anderson, L (5, 8) OBP: 0.333, SLG: 0.333										2	1	1	0	0	0	1
Charlton Jimerson, R (1, 7) OBP: 0.571, SLG: 0.800		K2-3	K		1B; E; 1-2; BB				56 1B; 1B; 1-2; BB	3	1	1	0	2	2	0
Raul Chavez, R (1, 2) OBP: 0.750, SLG: 0.750		5 1B; 16 BB; 1B			FC6-4; 1-2; 2-H; 1B		F8		1B; 1-2; 2-H; 1B	3	1	3	1	0	0	0
56 Hector Gimenez, S (5, 2) OBP: 0.500, SLG: 0.500										2	0	1	1	0	0	0
Inning Stats	R: 3 E: 1 K: 1 S: 9 H: 3 LOB: 1 BB: 0 P: 10	R: 4 E: 0 K: 3 S: 12 H: 3 LOB: 1 BB: 2 P: 21	R: 0 E: 0 K: 2 S: 10 H: 1 LOB: 1 BB: 0 P: 13	R: 1 E: 0 K: 0 S: 4 H: 1 LOB: 0 BB: 0 P: 4	R: 2 E: 1 K: 0 S: 5 H: 2 LOB: 2 BB: 2 P: 13	R: 0 E: 0 K: 0 S: 3 H: 0 LOB: 1 BB: 1 P: 7	R: 0 E: 0 K: 0 S: 3 H: 1 LOB: 0 BB: 0 P: 3	R: 0 E: 0 K: 2 S: 7 H: 0 LOB: 2 BB: 2 P: 15	R: 1 E: 0 K: 1 S: 8 H: 3 LOB: 3 BB: 1 P: 12	1B: 10 2B: 2 3B: 1 HR: 1 SF: 1 SAC: 0 DP: 0 HBP: 0							

	AB	40
	R	11
	H	14
	RBI	10
	BB	8
	SO	9
	LOB	23

WP: 0 PB: 0 SB: 0 CS: 0 PA: 49

PITCHER		IP	WLS	BF	H	R	ER	SO	BB	IBB	HBP	BLK	WP	HR	S	P	ERA	WHIP
CC Sabathia, L ERA: 27.0	(1, 1)	1.2	L	14	6	7	5	3	2	0	0	0	0	0	18	28	27.00	4.800
46 Ben Howard, R ERA:	(2, 1)	0.1		1	0	0	0	1	0	0	0	0	0	0	3	3	0.00	0.000
31 Cliff Lee, L ERA: 4.5	(3, 1)	2.0		8	2	1	1	2	0	0	0	0	0	1	14	17	4.50	1.000
32 Danny Graves, R ERA: 18.0	(5, 1)	1.0		7	2	2	2	0	2	0	0	0	0	0	5	13	18.00	4.000
27 Steve Karsay, R ERA:	(6, 1)	1.0		4	0	0	0	0	1	0	0	0	0	0	3	7	0.00	1.000
59 Matt Miller, R ERA:	(7, 1)	1.0		3	1	0	0	0	0	0	0	0	0	0	3	3	0.00	1.000
54 Brian Slocum, R ERA:	(8, 1)	1.0		5	0	0	0	2	2	0	0	0	0	0	7	15	0.00	2.000
Jason Stanford, L ERA: 9.0	(9, 1)	1.0		7	3	1	1	1	1	0	0	0	0	0	8	12	9.00	4.000

Houston Astros @ Cleveland Indians

Chain of Lakes Park, Winter Haven, FL

Fri Mar 03 2006, 1:05 PM EST

Att. 3,643 - Sunny - 82 F

livebaseballscorecards.com

BOTTOM

Batter	1	2	3	4	5	6	7	8	9	AB	R	H	RBI	BB	SO	LOB
24 Grady Sizemore, L (1, 8) OBP: 0.333, SLG: 0.333 Trevor Crowe, S (6, 8)	G4-3		1B, WP 2 HR 1-3 1B		F7	G4-3		G6-3		3 2	1 0	1 0	0 0	0 0	0 0	0 3
Jason Michaels, R (1, 7) OBP: 0.667, SLG: 0.500 62 Todd Donovan, R (6, 7)	G1-3		2 HR 1-3 3-H 1B		2 WP BB	K			F8	2 2	1 0	1 0	1 0	1 0	0 1	0 0
2 Jhonny Peralta, R (1, 6) OBP: 0.333, SLG: 1.333 Ivan Ochoa, R (6, 6)	F9		HR 1-H 3-H		G6-3 1-2	G1-3			G3-1	3 2	1 0	1 0	3 0	0 0	0 0	1 0
48 Travis Hafner, L (1, 10) 25 Ryan Garko, R (7, PH) (8, 10)		G5-3	K		F8		69 BB		P6	3 1	0 0	0 0	0 0	0 1	1 0	1 0
Ben Broussard, L (1, 3) 69 Ryan Mulhern, R (6, 3) OBP: 0.667, SLG: 2.000		G3	F7			HR	1-2 BB			2 1	0 1	0 1	0 1	0 1	0 0	0 0
Aaron Boone, R (1, 5) OBP: 0.500, SLG: 0.500 66 Jake Gautreau, L (6, 5) OBP: 0.500, SLG: 0.500		1B		F8		G3 1B	F7			2 2	0 0	1 1	0 0	0 0	0 0	0 2
10 Kelly Shoppach, R (1, 2) 13 Tim Laker, R (6, 2) OBP: 0.500, SLG: 0.500	F9			BB	P5			FC4-6 1B		1 2	0 0	0 1	0 0	1 0	0 0	1 1
Brad Snyder, L (1, 9) Jason Dubois, R (6, 9) OBP: 0.200, SLG: 0.200			G4-3	K	G3 1-2			K		2 2	0 0	0 1	0 0	0 0	1 1	1 1
Brandon Phillips, R (1, 4) OBP: 0.500, SLG: 0.500 Joe Inglett, L (6, 4)			24 1B 1B 1B	K	G3 1-2 2-3			FC4-6 1-2f		2 2	1 0	1 0	0 0	0 0	1 0	1 3

Inning Stats	1	2	3	4	5	6	7	8	9
	R: 0 H: 0 E: 0 LOB: 0 K: 0 BB: 0 S: 3 P: 3	R: 0 H: 1 E: 0 LOB: 1 K: 0 BB: 0 S: 5 P: 8	R: 4 H: 4 E: 0 LOB: 0 K: 1 BB: 0 S: 11 P: 12	R: 0 H: 0 E: 0 LOB: 1 K: 2 BB: 1 S: 7 P: 11	R: 0 H: 0 E: 0 LOB: 1 K: 0 BB: 1 S: 4 P: 9	R: 1 H: 3 E: 0 LOB: 2 K: 0 BB: 0 S: 6 P: 6	R: 0 H: 0 E: 0 LOB: 2 K: 1 BB: 2 S: 5 P: 13	R: 0 H: 1 E: 0 LOB: 1 K: 1 BB: 0 S: 6 P: 6	R: 0 H: 0 E: 0 LOB: 0 K: 0 BB: 0 S: 3 P: 3

AB	36	
R	5	
H	9	
RBI	5	
BB	4	
SO	5	
LOB	15	

1B: 7	SF: 0	WP: 2	PA: 40															
2B: 0	SAC: 0	PB: 0																
3B: 0	DP: 0	SB: 0																
HR: 2	HBP: 0	CS: 0																

PITCHER		IP	WLS	BF	H	R	ER	SO	BB	IBB	HBP	BLK	WP	HR	S	P	ERA	WHIP
Taylor Buchholz, R ERA:	(1, 1)	2.0	W	7	1	0	0	0	0	0	0	0	0	0	8	11	0.00	0.500
Fernando Nieve, R ERA: 18.0	(3, 1)	2.0		11	4	4	4	3	1	0	0	0	1	1	18	23	18.00	2.500
Jason Hirsh, R ERA: 4.5	(5, 1)	2.0		10	3	1	1	0	1	0	0	0	1	1	10	15	4.50	2.000
Jimmy Barthmaier, R ERA:	(7, 1)	2.0		9	1	0	0	2	2	0	0	0	0	0	11	19	0.00	1.500
Felipe Paulino, R ERA:	(9, 1)	1.0		3	0	0	0	0	0	0	0	0	0	0	3	3	0.00	0.000

PITCHER		IP	WLS	BF	H	R	ER	SO	BB	IBB	HBP	BLK	WP	HR	S	P	ERA	WHIP

Atlanta Braves @ Houston Astros

Osceola County Stadium, Kissimmee, FL

Sat Mar 04 2006, 1:05 PM EST

Att. 4,993 - Sunny - 74 F

TOP

livebaseballscorecards.com

Batter	1	2	3	4	5	6	7	8	9	AB	R	H	RBI	BB	SO	LOB
Kelly Johnson, L (1, 7) OBP: 0.444, SLG: 0.286	0-0 23 G6-4-3 1B		SSS 0-3 ② K	SSS 0-3 ③ K		0-0 57 1B 2-3 1B	BBB 4-0 1-2 2-3 3-H BB		0-0 1-3 1B	4	0	2	1	1	2	2
76 Onil Joseph, S (7, 7) OBP: 1.000, SLG: 1.000										1	0	1	0	0	0	0
23 Matt Diaz, R (1, 9) OBP: 0.375, SLG: 0.875	0-0 ①② G6-4-3 1-2f		0-0 ③ F7		0-0 ① P4 SST	0-2 ② K	0-0 ③ G1-3		SSS 0-3 ③ K	3	0	0	0	0	0	2
64 Cesar Crespo, S (5, 9)										3	0	0	0	0	2	7
Ryan Langerhans, L (1, 8) OBP: 0.571, SLG: 0.500	0-0 1B			BBBB 4-0 66 1B 2B BB	SSS 0-3 ② K	0-0 1-2 3-H 1B		BBBB 4-0 66 G1-6-3 BB		2	1	1	0	1	1	0
57 Michael Ryan, L (5, 8) OBP: 0.333, SLG: 0.200										1	0	1	1	1	0	0
66 Jarrod Saltalamacchia, S (1, 10) OBP: 0.222, SLG: 0.556	0-0 ③ G4-3			0-0 2B 76 1B 1-3 1B	0-0 ③ G4-3	SSS 0-3 ③ K		0-0 ①② G1-6-3 1-2f		5	1	1	0	0	1	4
16 Brian McCann, L (1, 2)		0-0 ① G4-3		0-0 76 1B 1-3 3-H FC3 2B		0-0 ① F7	0-0 ① G5-3 SSS	0-3 ③ K		1	0	0	0	0	0	0
Todd Pratt, R (3, 2) OBP: 0.500, SLG: 1.000										2	1	1	1	0	0	0
70 Clint Sammons, R (6, 2)										2	0	0	0	0	1	0
76 J.J. Jurries, R (1, 3) OBP: 0.667, SLG: 1.000		SSS 0-3 ② K		0-0 E FC3 G4-G 2-3 3-H 1B		BBBB 4-0 HBP 1B 24 2B BB	0-0 88 1B BB 2B		0-0 67 WP G3 67 1B 1B	4	4	3	1	1	1	0
Wilson Betemit, S (1, 5) OBP: 0.333, SLG: 0.333		0-0 ③ F7		0-0 FC3 G4-3 1-3 3-H		0-0 1-2 24 2B HBP 1B	0-0 BB BB 2-3 1B		0-0 ① P6	3	1	1	1	0	0	1
88 Diory Hernandez, R (6, 5) OBP: 0.500, SLG: 0.500										2	0	1	0	0	0	1
Tony Pena Jr., R (1, 6) OBP: 0.400, SLG: 0.250			0-0 ① 1B	0-0 ① G4-3 2-3 3-H		H 1-0 24 2B 24 E 1-2 2-3 HBP	BBBB 4-0 BB 1-2 BB		0-0 ② G3 1-2	2	0	1	1	0	0	1
Luis Hernandez, S (6, PR)										1	1	0	0	1	0	1
(6, 6)																
24 Martín Prado, R (1, 4) OBP: 0.286, SLG: 0.429			0-0 ① F9	0-0 ② G5-3		0-0 1B E8 57 1B 1-H 2-H 3-H 2B	0-0 ② F7		B 1-0 76 1B 2-H 1B	3	1	1	2	0	0	2
67 Jonathan Schuerholz, R (6, 4) OBP: 0.500, SLG: 1.000										2	0	1	1	0	0	3

	AB	R	H	RBI	BB	SO	LOB
AB	**41**						
R	**10**						
H	**15**						
RBI	**9**						
BB	**5**						
SO	**8**						
LOB	**24**						

Inning Stats	1	2	3	4	5	6	7	8	9	1B: 12	SF: 0	WP: 1	PA: 47
R:	0	0	0	4	0	4	1	0	1	2B: 3	SAC: 0	PB: 0	
E:	0	0	0	1	0	1	0	0	0	3B: 0	DP: 2	SB: 0	
K:	0	1	1	1	1	2	0	1	1	HR: 0	HBP: 1	CS: 0	
S:	4	5	6	9	5	11	5	4	8				
H:	2	0	1	3	0	4	2	0	3				
LOB:	1	0	1	1	0	2	3	2	2				
BB:	0	0	0	1	0	1	2	1	0				
P:	4	5	6	13	5	16	13	8	9				

PITCHER		IP	WLS	BF	H	R	ER	SO	BB	IBB	HBP	BLK	WP	HR	S	P	ERA	WHIP
44 Roy Oswalt, R	(1, 1)	2.0		7	2	0	0	1	0	0	0	0	0	0	9	9	0.00	1.000
ERA:																		
Trever Miller, L	(3, 1)	1.0		4	1	0	0	1	0	0	0	0	0	0	6	6	0.00	1.000
ERA:																		
Chad Qualls, R	(4, 1)	1.0		8	3	4	3	1	1	0	0	0	0	0	9	13	27.00	4.000
ERA: 27.0																		
51 Wandy Rodriguez, L	(5, 1)	2.0	L	12	4	4	4	3	1	0	1	0	0	0	16	21	18.00	2.500
ERA: 18.0																		
68 Mitch Talbot, R	(7, 1)	1.0		7	2	1	1	0	2	0	0	0	0	0	5	13	9.00	4.000
ERA: 9.0																		

PITCHER		IP	WLS	BF	H	R	ER	SO	BB	IBB	HBP	BLK	WP	HR	S	P	ERA	WHIP
88 Ronnie Ventura, R	(8, 1)	1.0		3	0	0	0	1	1	0	0	0	0	0	4	8	0.00	1.000
ERA:																		
56 Joe Valentine, R	(9, 1)	1.0		6	3	1	1	1	0	0	0	0	1	0	8	9	9.00	3.000
ERA: 9.0																		

Batter	1	2	3	4	5	6	7	8	9	AB	R	H	RBI	BB	SO	LOB
Craig Biggio, R (1, 4) OBP: 0.600, SLG: 0.800	G3-6-1 5 1B 1B	K 1-2		2B	P6			E4 65 FC9-6 31 SF8	K	3	1	2	0	0	1	2
4 Eric Bruntlett, R (4, PR) (5, 4) OBP: 0.125, SLG: 0.286										3	1	0	0	0	1	3
5 Jeff Bagwell, R (1, 10) OBP: 0.333, SLG: 0.333	G3-6-1 1-2 1B	F8		K		G5-3		65 FC9-6 HBP		3	0	1	0	0	1	3
16 Jason Lane, R (6, PH) (7, 10) OBP: 0.667, SLG: 1.400										1	0	0	0	0	0	0
59 J.R. House, R (8, PH) (9, 10) OBP: 0.500, SLG: 0.333										0	0	0	0	0	0	0
Mike Lamb, L (1, 3)	G3-6-1 1-2f 2-3		G4-3	K		G5-3		FC9-6 1-2f 2-3		3	0	0	0	0	1	3
65 Brian Gordon, L (5, 9)										2	0	0	0	0	0	2
Morgan Ensberg, R (1, 5) OBP: 0.400, SLG: 1.000	BB 1B		P4		HR	1B 2 PB		SF8 3-H		2	1	1	1	1	0	0
31 Kevin Orie, R (6, 5) OBP: 0.143, SLG: 0.167										1	0	1	1	0	0	0
Preston Wilson, R (1, 7) OBP: 1.000, SLG: 1.500	1-2 3-H 1B		E 1B 2B		3B 1B	P3 1-2		K		2	1	2	1	0	0	0
2 Chris Burke, R (5, 6) OBP: 0.500, SLG: 0.857										3	1	1	0	0	1	2
Orlando Palmeiro, L (1, 9)	G3		E6 1B 2-3		13 1-H 1B 3B		K		BB 13 BB	2	0	0	0	0	0	3
Luke Scott, L (5, 7) OBP: 0.375, SLG: 0.500										2	1	1	1	1	1	0
Brad Ausmus, R (1, 2) OBP: 0.500, SLG: 0.500		P4 1-2 3-H 1B			1B		2B		BB 1-2	2	0	1	1	0	0	0
13 Eric Munson, L (5, 3) OBP: 0.571, SLG: 0.667										2	0	2	1	1	0	0
28 Adam Everett, R (1, 6) OBP: 0.500, SLG: 0.750		1B 2B	F9		P3		G6-3		K	2	0	1	0	0	0	2
55 Humberto Quintero, R (5, 2)										3	0	0	0	0	1	4
Willy Taveras, R (1, 8) OBP: 0.167, SLG: 0.167	S 2-3 1B			G5-3	F7		F7		F2	3	0	1	0	0	0	1
Josh Anderson, L (6, 8) OBP: 0.200, SLG: 0.200										2	0	0	0	0	0	3
Inning Stats	R: 1 E: 0 K: 0 S: 5 H: 3 LOB: 2 BB: 1 P: 9	R: 0 E: 0 K: 1 S: 7 H: 2 LOB: 2 BB: 0 P: 8	R: 1 E: 1 K: 0 S: 6 H: 2 LOB: 2 BB: 0 P: 6	R: 0 E: 0 K: 2 S: 8 H: 1 LOB: 1 BB: 0 P: 8	R: 3 E: 0 K: 0 S: 7 H: 4 LOB: 1 BB: 0 P: 7	R: 0 E: 0 K: 0 S: 4 H: 1 LOB: 1 BB: 0 P: 5	R: 0 E: 0 K: 1 S: 6 H: 1 LOB: 1 BB: 0 P: 6	R: 1 E: 1 K: 1 S: 6 H: 0 LOB: 1 BB: 0 P: 7	R: 0 E: 0 K: 2 S: 7 H: 0 LOB: 2 BB: 2 P: 15	1B: 8 2B: 4 3B: 1 HR: 1	SF: 1 SAC: 0 DP: 1 HBP: 1						

PITCHER		IP	WLS	BF	H	R	ER	SO	BB	IBB	HBP	BLK	WP	HR	S	P	ERA	WHIP
15 Tim Hudson, R ERA: 4.5	(1, 1)	2.0		11	5	1	1	1	1	0	0	0	0	0	12	17	4.50	3.000
John Foster, L ERA:	(3, 1)	1.0		6	2	1	0	0	0	0	0	0	0	0	6	6	0.00	2.000
Travis Smith, R ERA: 13.5	(4, 1)	2.0	W	11	5	3	3	2	0	0	0	0	0	1	15	15	13.50	2.500
54 Chad Paronto, R ERA:	(6, 1)	2.0	H	8	2	0	0	1	0	0	0	0	0	0	10	11	0.00	1.000
Paul Bush, R ERA:	(8, 1)	2.0		10	0	1	0	3	2	0	1	0	0	0	13	22	0.00	1.000

PITCHER	IP	WLS	BF	H	R	ER	SO	BB	IBB	HBP	BLK	WP	HR	S	P	ERA	WHIP

BOTTOM

Atlanta Braves @ Houston Astros

Osceola County Stadium, Kissimmee, FL

Sat Mar 04 2006, 1:05 PM EST

Att. 4,993 - Sunny - 74 F

livebaseballscorecards.com

AB	41
R	6
H	14
RBI	6
BB	3
SO	7
LOB	28

1B: 8 2B: 4 3B: 1 HR: 1 SF: 1 SAC: 0 DP: 1 HBP: 1

WP: 0 PB: 1 SB: 1 CS: 0 PA: 46

Batter	1	2	3	4	5	6	7	8	9	AB	R	H	RBI	BB	SO	LOB
Inning Stats																

Dominican Republic @ Houston Astros

Osceola County Stadium, Kissimmee, FL

Sun Mar 05 2006, 1:05 PM EST

livebaseballscorecards.com

TOP

AB	0
R	0
H	0
RBI	0
BB	0
SO	0
LOB	0



1B: 0
2B: 0
3B: 0
HR: 0

SF: 0
SAC: 0
DP: 0
HBP: 0

WP: 0
PB: 0
SB: 0
CS: 0

PA: 0

PITCHER	IP	WLS	BF	H	R	ER	SO	BB	IBB	HBP	BLK	WP	HR	S	P	ERA	WHIP

PITCHER	IP	WLS	BF	H	R	ER	SO	BB	IBB	HBP	BLK	WP	HR	S	P	ERA	WHIP

Batter	1	2	3	4	5	6	7	8	9	AB	R	H	RBI	BB	SO	LOB
Inning Stats										1B: 0 2B: 0 3B: 0 HR: 0		SF: 0 SAC: 0 DP: 0 HBP: 0					

PITCHER	IP	WLS	BF	H	R	ER	SO	BB	IBB	HBP	BLK	WP	HR	S	P	ERA	WHIP

PITCHER	IP	WLS	BF	H	R	ER	SO	BB	IBB	HBP	BLK	WP	HR	S	P	ERA	WHIP

BOTTOM

Dominican Republic @ Houston Astros

Osceola County Stadium, Kissimmee, FL

Sun Mar 05 2006, 1:05 PM EST

livebaseballscorecards.com

AB	0
R	0
H	0
RBI	0
BB	0
SO	0
LOB	0

WP: 0 PA: 0
PB: 0
SB: 0
CS: 0

Batter	1	2	3	4	5	6	7	8	9	10	AB	R	H	RBI	BB	SO	LOB
28 Adam Everett, R (1, 10) OBP: 0.429, SLG: 0.571	x 0-0 16 S 13 2B 1B		x 0-0 L5 ②		x 0-0 F9 ③			B B B B 4-0 4 P3 44 2B 1-2 BB		x 0-0 4 L9-3 1B	3	1	1	0	0	0	2
43 Alan Zinter, S (8, PH) OBP: 0.571, SLG: 0.250											1	1	1	0	1	0	0
(8, 10)																	
Brooks Conrad, S (10, PR)											0	0	0	0	0	0	0
(10, 10)																	
4 Eric Bruntlett, R (1, 4) OBP: 0.077, SLG: 0.167	x 0-0 ① F8		x 0-0 ③ F9			x 0-0 ① F9		x 0-0 ① P3 1-2 2-3		x 0-0 ②③ L9-3 1-1	5	0	0	0	0	0	4
16 Jason Lane, R (1, 9) OBP: 0.556, SLG: 1.000	B X 1-0 ② P4 1-2			x 0-0 ① F9		x 0-0 1B		x 0-0 13 G4-3 2-H 3-H 2B			3	0	1	0	0	0	1
44 Mike Rodriguez, L (6, 7) OBP: 1.000, SLG: 2.000											1	0	1	2	0	0	0
13 Eric Munson, L (1, 3) OBP: 0.455, SLG: 0.600	x 0-0 2-H 2B			x 0-0 ② G4-3		x 0-0 ② F8		x 0-0 ② G4-3 2-3			4	0	1	1	0	0	2
Charlton Jimerson, R (1, 8) OBP: 0.364, SLG: 0.444	x 0-0 ③ L3			C C S 0-3 ③ K2-3		x 0-0 ③ F8		C C S 0-3 ③ K			4	0	0	0	0	2	3
65 Brian Gordon, L (1, 7)		x 0-0 ① L3			x 0-0 ① F9		x 0-0 ① P5		C C C 0-3 ① K		4	0	0	0	0	1	0
(6, 9)																	
59 J.R. House, R (1, 5) OBP: 0.375, SLG: 0.286		x 0-0 ② F7			x 0-0 55 FC5-4 1B		x 0-0 ② P3		C C C 0-3 ② K		4	0	1	0	0	1	0
55 Humberto Quintero, R (1, 2)		x 0-0 ③ G6-3			x 0-0 ② FC5-4 1B 1-2f		C C S 0-3 ③ K		x 0-0 ③ F7		2	0	0	0	0	0	1
56 Hector Gimenez, S (6, 2) OBP: 0.250, SLG: 0.250											2	0	0	0	0	1	0
Tommy Manzella, R (1, 6) OBP: 0.500, SLG: 0.333			x 0-0 ① G4-3		x 0-0 1-2 1B			B B B B 4-0 4 P3 43 BB 44 2B BB		x 0-0 ① G1-3	3	1	1	0	1	0	0
Inning Stats	R: 1 H: 2 E: 0 LOB: 1 K: 0 BB: 0 S: 5 P: 6	R: 0 H: 0 E: 0 LOB: 0 K: 0 BB: 0 S: 3 P: 3	R: 0 H: 0 E: 0 LOB: 0 K: 0 BB: 0 S: 3 P: 3	R: 0 H: 0 E: 0 LOB: 0 K: 1 BB: 0 S: 5 P: 5	R: 0 H: 2 E: 0 LOB: 2 K: 0 BB: 0 S: 5 P: 5	R: 0 H: 1 E: 0 LOB: 1 K: 0 BB: 0 S: 4 P: 4	R: 0 H: 0 E: 0 LOB: 0 K: 1 BB: 0 S: 5 P: 5	R: 2 H: 1 E: 0 LOB: 1 K: 1 BB: 2 S: 6 P: 14	R: 0 H: 0 E: 0 LOB: 0 K: 2 BB: 0 S: 7 P: 7	R: 0 H: 1 E: 0 LOB: 1 K: 0 BB: 0 S: 3 P: 3	1B: 5 SF: 0 2B: 3 SAC: 0 3B: 0 DP: 1 HR: 0 HBP: 0						

PITCHER		IP	WLS	BF	H	R	ER	SO	BB	IBB	HBP	BLK	WP	HR	S	P	ERA	WHIP
Cory Lidle, R	(1, 1)	3.0		11	2	1	1	0	0	0	0	0	0	0	11	12	3.00	0.667
ERA: 3.0																		
Robinson Tejeda, R	(4, 1)	2.2		11	3	0	0	1	0	0	0	0	0	0	13	13	0.00	1.125
ERA:																		
Julio Santana, R	(6, 1)	1.2		8	1	2	2	1	2	0	0	0	0	0	8	16	10.80	1.800
ERA: 6.75																		
72 Ryan Cameron, R	(8, 1)	0.2		2	0	0	0	1	0	0	0	0	0	0	4	4	0.00	0.000
ERA:																		
Geoff Geary, R	(9, 1)	1.0		3	0	0	0	2	0	0	0	0	0	0	7	7	0.00	0.000
ERA:																		

PITCHER		IP	WLS	BF	H	R	ER	SO	BB	IBB	HBP	BLK	WP	HR	S	P	ERA	WHIP
59 Matt White, L	(10, 1)	1.0	W	3	1	0	0	0	0	0	0	0	0	0	3	3	0.00	1.000
ERA:																		

TOP

Houston Astros @ Philadelphia Phillies

Bright House Networks Field, Clearwater, FL

Sun Mar 05 2006, 1:05 PM EST
Att. 6,751 - Sunny - 77 F

livebaseballscorecards.com

AB	36
R	3
H	7
RBI	3
BB	2
SO	5
LOB	13

1B: 5	SF: 0	WP: 0	PA: 38
2B: 3	SAC: 0	PB: 0	
3B: 0	DP: 1	SB: 1	
HR: 0	HBP: 0	CS: 0	

Batter	1	2	3	4	5	6	7	8	9	10	AB	R	H	RBI	BB	SO	LOB
11 Jimmy Rollins, S (1, 6) OBP: 0.222, SLG: 0.222	0-0 6 1B 1B		0-0 P4		0-0 L6			0-0 G6-3		0-0 G4-3 2-3	3	0	1	0	0	0	1
Danny Sandoval, S (6, 6) OBP: 0.167, SLG: 0.167											2	0	0	0	0	0	1
8 Shane Victorino, S (1, 8) OBP: 0.278, SLG: 0.375	0-0 P5		BBBB 4-0 CS BB		CCC 0-3 K			0-0 G4-3		0-0 3-H 1B	4	0	1	1	1	1	2
Aaron Rowand, R (1, 10) OBP: 0.500, SLG: 0.714	0-0 F9		B 1-0 CS 1-2	BBBB 4-0 WP BB		BBBB 4-0 6 G3-6 BB			CCC 0-3 K		2	0	0	0	2	1	1
6 Ryan Howard, L (1, 3) OBP: 0.600, SLG: 1.300	0-0 1-3 1B			0-0 F7		0-0 G3-6 1-2f			0-0 HR		3	0	1	0	0	0	2
64 Shawn Garrett, S (7, 3) OBP: 0.625, SLG: 1.143											1	1	1	1	0	0	0
Alex Gonzalez, R (1, 5) OBP: 0.333, SLG: 1.000	0-0 F7			CCS 0-3 K 1-2		0-0 G6-3			0-0 27 1B 3B		3	0	0	0	0	1	3
Joe Thurston, L (7, 4)											1	1	1	0	0	0	0
Mike Lieberthal, R (1, 2) OBP: 0.200, SLG: 0.400		0-0 F9		0-0 G5-3			0-0 G6-3		0-0 WP F8-2 3-H 1B		2	0	0	0	0	0	1
27 Chris Coste, R (5, 2) OBP: 0.500, SLG: 1.000											2	0	1	1	0	0	0
9 Michael Bourn, L (9, PR) (10, 9)											0	0	0	0	0	0	0
Chris Roberson, S (1, 9) OBP: 0.308, SLG: 0.769		0-0 G3			0-0 HR		0-0 G4-1		SBX 1-1 F8-2 1-H		4	1	1	1	0	0	1
74 Dusty Wathan, R (10, 2)											0	0	0	0	0	0	0
60 Peter Bergeron, L (1, 7) OBP: 0.556, SLG: 0.500	CCS 0-3 K				0-0 G3-1 1B		CCS 0-3 K			BBBB 4-0 G4-3 8 SH3-4 1B BB	3	1	1	0	1	2	0
Matt Kata, S (1, 4) OBP: 0.231, SLG: 0.231		0-0 F8			0-0 G3-1 1-2			0-0 F9		0-0 SH3-4 1-2	3	0	0	0	0	0	1
(7, 5)																	
Inning Stats	R: 0 H: 2 E: 0 LOB: 2 K: 0 BB: 0 S: 5 P: 5	R: 0 H: 0 E: 0 LOB: 0 K: 1 BB: 0 S: 5 P: 5	R: 0 H: 0 E: 0 LOB: 0 K: 0 BB: 1 S: 2 P: 7	R: 0 H: 0 E: 0 LOB: 1 K: 1 BB: 1 S: 5 P: 9	R: 1 H: 2 E: 0 LOB: 1 K: 1 BB: 0 S: 7 P: 7	R: 0 H: 0 E: 0 LOB: 0 K: 0 BB: 1 S: 2 P: 6	R: 0 H: 0 E: 0 LOB: 0 K: 1 BB: 0 S: 5 P: 5	R: 0 H: 0 E: 0 LOB: 0 K: 0 BB: 0 S: 3 P: 3	R: 2 H: 3 E: 0 LOB: 1 K: 1 BB: 0 S: 8 P: 9	R: 1 H: 1 E: 0 LOB: 1 K: 0 BB: 1 S: 3 P: 7	1B: 5 SF: 0 2B: 1 SAC: 1 3B: 1 DP: 2 HR: 2 HBP: 0	WP: 3 PA: 39 PB: 0 SB: 0 CS: 1					

PITCHER		IP	WLS	BF	H	R	ER	SO	BB	IBB	HBP	BLK	WP	HR	S	P	ERA	WHIP
58 Dave Borkowski, R ERA:	(1, 1)	2.0		8	2	0	0	1	0	0	0	0	0	0	10	10	0.00	1.000
Felipe Paulino, R ERA:	(3, 1)	2.0		7	0	0	0	1	2	0	0	0	1	0	7	16	0.00	1.000
37 Matt Albers, R ERA: 4.5	(5, 1)	1.0		5	2	1	1	1	0	0	0	0	0	1	7	7	9.00	2.000
60 Jared Gothreaux, R ERA:	(6, 1)	1.0		3	0	0	0	0	1	0	0	0	0	0	2	6	0.00	1.000
72 Paul Estrada, R ERA:	(7, 1)	2.0		6	0	0	0	1	0	0	0	0	0	0	8	8	0.00	0.000

PITCHER		IP	WLS	BF	H	R	ER	SO	BB	IBB	HBP	BLK	WP	HR	S	P	ERA	WHIP
87 Jailen Peguero, R ERA: 16.2	(9, 1)	1.2	L	9	4	3	3	1	1	0	0	0	1	1	11	16	16.20	3.000

BOTTOM

Houston Astros @ Philadelphia Phillies

Bright House Networks Field, Clearwater, FL

Sun Mar 05 2006, 1:05 PM EST

Att. 6,751 - Sunny - 77 F

livebaseballscorecards.com

AB	33
R	4
H	8
RBI	4
BB	4
SO	5
LOB	13

Washington Nationals @ Houston Astros

Osceola County Stadium, Kissimmee, FL

Mon Mar 06 2006, 1:05 PM EST

Att. 2,583 - Sunny - 70 F

livebaseballscorecards.com

TOP

Batter	1	2	3	4	5	6	7	8	9	AB	R	H	RBI	BB	SO	LOB
Brandon Watson, L (1, 8) OBP: 0.500, SLG: 0.538	E6 WP 11 S		F7 ①			G1-3 SF9 2B		F7 ①		4	1	1	0	0	0	1
Jose Vidro, S (1, 4) OBP: 0.286, SLG: 0.286	F9 ①		F8 ②			G1-3 ① 2-3		F7 ②		2	0	0	0	0	0	2
Kory Casto, L (5, 4)										2	0	0	0	0	0	1
24 Nick Johnson, L (1, 3) OBP: 0.222, SLG: 0.333	L9 ②		G4-3 ③ 1-2			SF9 ② 3-H		P4 ③		2	0	0	0	0	0	2
Daryle Ward, L (5, 3) OBP: 0.200, SLG: 0.333										1	0	0	1	0	0	0
11 Ryan Zimmerman, R (1, 5) OBP: 0.444, SLG: 0.813	WP 1-2 BB			K ①		G6-3 ③			F8 ①	3	0	0	0	1	1	0
Ryan Church, L (1, 9) OBP: 0.429, SLG: 0.583	G4-3 ③ 1-2 2-3			G6-3 ②			G6-3 ①		G1-3 ②	2	0	0	0	0	0	2
Douglas Vroman, R (5, 9)										2	0	0	0	0	0	0
Royce Clayton, R (1, 6) OBP: 0.167, SLG: 0.182		F9 ①		K ③			K ②		BB	3	0	0	0	0	2	0
76 Ian Desmond, R (7, 6)										0	0	0	0	1	0	0
Michael Tucker, L (1, 10) OBP: 0.429, SLG: 0.200		G3 ②			K ①		7 1B BB		F9 ③	2	0	0	0	1	1	0
39 Kenny Kelly, R (9, PH) OBP: 0.200, SLG: 0.111										1	0	0	0	0	0	1
7 Wiki Gonzalez, R (1, 2) OBP: 0.750, SLG: 0.667		G5-3 ③			G4-6-3 1B		1-2 1B			3	0	2	0	0	0	0
67 Erick San Pedro, R (7, 2)										0	0	0	0	0	0	0
Tyrell Godwin, L (1, 7) OBP: 0.200, SLG: 0.600			E5 24 PB		G4-6-3 ②③ 1-2f		F7 ③			3	0	0	0	0	0	3

	AB	30
	R	1
	H	3
	RBI	1
	BB	3
	SO	4
	LOB	12

Inning Stats										
	R: 0 E: 1 K: 0 S: 4	H: 0 LOB: 2 BB: 1 P: 9	R: 0 E: 0 K: 0 S: 3	H: 0 LOB: 0 BB: 0 P: 3	R: 0 E: 1 K: 0 S: 5	H: 0 LOB: 1 BB: 0 P: 5	R: 0 E: 0 K: 2 S: 7	H: 0 LOB: 0 BB: 0 P: 7	R: 0 E: 0 K: 1 S: 5	H: 1 LOB: 0 BB: 0 P: 5
	R: 1 E: 0 K: 0 S: 4	H: 1 LOB: 0 BB: 0 P: 4	R: 0 E: 0 K: 1 S: 6	H: 1 LOB: 2 BB: 1 P: 10	R: 0 E: 0 K: 0 S: 3	H: 0 LOB: 0 BB: 0 P: 3	R: 0 E: 0 K: 0 S: 3	H: 0 LOB: 1 BB: 1 P: 7	1B: 2 2B: 1 3B: 0 HR: 0	SF: 1 SAC: 0 DP: 1 HBP: 0

WP: 1 PB: 1 SB: 1 CS: 0 PA: 34

PITCHER	IP	WLS	BF	H	R	ER	SO	BB	IBB	HBP	BLK	WP	HR	S	P	ERA	WHIP
41 Brandon Backe, R (1, 1) ERA:	3.0	W	12	0	0	0	0	1	0	0	0	1	0	12	17	0.00	0.333
Trever Miller, L (4, 1) ERA:	1.0		3	0	0	0	2	0	0	0	0	0	0	7	7	0.00	0.000
Chad Qualls, R (5, 1) ERA: 13.5	1.0		3	1	0	0	1	0	0	0	0	0	0	5	5	0.00	1.000
68 Mitch Talbot, R (6, 1) ERA: 6.0	2.0		9	2	1	1	1	1	0	0	0	0	0	10	14	4.50	1.500
84 Chad Reineke, R (8, 1) ERA:	1.0		3	0	0	0	0	0	0	0	0	0	0	3	3	0.00	0.000

PITCHER	IP	WLS	BF	H	R	ER	SO	BB	IBB	HBP	BLK	WP	HR	S	P	ERA	WHIP
56 Joe Valentine, R (9, 1) ERA: 4.5	1.0		4	0	0	0	0	1	0	0	0	0	0	3	7	0.00	1.000

BOTTOM

Washington Nationals @ Houston Astros

Osceola County Stadium, Kissimmee, FL

Mon Mar 06 2006, 1:05 PM EST

Att. 2,583 - Sunny - 70 F

livebaseballscorecards.com

Batter	1	2	3	4	5	6	7	8	9	AB	R	H	RBI	BB	SO	LOB
Craig Biggio, R (1, 4) OBP: 0.625, SLG: 0.875	17 1B 2B		F7	K 1-2		G4-3				3	1	2	2	0	0	0
Brooks Conrad, S (4, PH)										2	0	0	0	0	1	3
(5, 4)	5 BB 1B															
5 Jeff Bagwell, R (1, 10) OBP: 0.444, SLG: 0.286	BB 17 1B 1B BB		F8		G4-3		G5-3			1	1	0	0	2	0	0
Raul Chavez, R (5, PH) OBP: 0.500, SLG: 0.500										2	0	0	0	0	0	0
(6, 10)	BB															
17 Lance Berkman, S (1, 3) OBP: 0.333, SLG: 0.333	1B BB E 1B			G5-3	G3-1		1B			3	1	1	1	0	0	3
56 Hector Gimenez, S (5, 2) OBP: 0.333, SLG: 0.333	G3									2	0	1	0	0	0	0
Morgan Ensberg, R (1, 5) OBP: 0.556, SLG: 0.833	E 1B 28 FC6-4 BB	K		2B 16 HR 1B	BB		K			2	2	1	0	2	1	0
65 Brian Gordon, L (6, 7)										1	0	0	0	0	1	1
Preston Wilson, R (1, 8) OBP: 1.000, SLG: 1.500	28 FC6-4 E 1B 1B	16 1B BB		16 HR 2B	G4-3		K			2	1	2	1	1	0	0
Josh Anderson, L (4, PR) OBP: 0.143, SLG: 0.143										2	1	0	0	0	1	2
(5, 8)																
16 Jason Lane, R (1, 9) OBP: 0.583, SLG: 1.182	P5	1B		HR		59 SF9 3B		G6-3		3	1	2	3	0	0	3
4 Eric Bruntlett, R (6, 6) OBP: 0.133, SLG: 0.357										2	1	1	0	0	0	0
Brad Ausmus, R (1, 2) OBP: 0.400, SLG: 0.250	E4 28 FC6-4	F9		28 FC5-4 BB		SF9		13 G4-3 1B		2	0	0	1	1	0	4
59 J.R. House, R (5, 3) OBP: 0.400, SLG: 0.375										1	0	1	1	0	0	0
28 Adam Everett, R (1, 6) OBP: 0.300, SLG: 0.400	FC6-4 BB 1B	F8		FC5-4 1B		HR		G4-3		3	1	0	1	0	0	6
13 Eric Munson, L (6, 5) OBP: 0.462, SLG: 0.833										2	1	1	1	0	0	1
Orlando Palmeiro, L (1, 7) OBP: 0.333, SLG: 0.143	5 BB 1B BB	K		WP 1B		G6-3		K		2	0	1	0	1	1	0
Charlton Jimerson, R (6, 9) OBP: 0.308, SLG: 0.364										2	0	0	0	0	1	1
Inning Stats	R: 6 E: 1 K: 0 S: 8 H: 4 LOB: 3 BB: 4 P: 24	R: 0 E: 0 K: 1 S: 6 H: 1 LOB: 2 BB: 1 P: 10	R: 0 E: 0 K: 1 S: 5 H: 0 LOB: 0 BB: 0 P: 5	R: 3 E: 0 K: 1 S: 9 H: 4 LOB: 2 BB: 1 P: 14	R: 0 E: 0 K: 0 S: 3 H: 0 LOB: 1 BB: 1 P: 7	R: 2 E: 0 K: 0 S: 5 H: 2 LOB: 0 BB: 0 P: 5	R: 0 E: 0 K: 2 S: 8 H: 1 LOB: 1 BB: 0 P: 8	R: 0 E: 0 K: 1 S: 6 H: 1 LOB: 1 BB: 0 P: 6		1B: 8 2B: 2 3B: 1 HR: 2	SF: 1 SAC: 0 DP: 0 HBP: 0						

AB	37
R	11
H	13
RBI	11
BB	7
SO	6
LOB	24

WP: 1 PA: 45
PB: 0
SB: 0
CS: 0

PITCHER		IP	WLS	BF	H	R	ER	SO	BB	IBB	HBP	BLK	WP	HR	S	P	ERA	WHIP
62 Mike Bacsik, L ERA: 40.5	(1, 1)	0.2	L	10	4	6	3	0	3	0	0	0	0	0	7	19	40.50	10.500
Mike Stanton, L ERA:	(1, 1)	1.1		7	1	0	0	1	2	0	0	0	0	0	7	15	0.00	2.250
Valerio De Los Santos, L ERA: 12.0	(3, 1)	2.0		11	4	3	3	2	1	0	0	0	1	1	14	19	13.50	2.500
Santiago Ramirez, R ERA: 6.75	(5, 1)	3.0		13	3	2	2	2	1	0	0	0	0	1	16	20	6.00	1.333
57 Jason Bergmann, R ERA:	(8, 1)	1.0		4	1	0	0	1	0	0	0	0	0	0	6	6	0.00	1.000

PITCHER	IP	WLS	BF	H	R	ER	SO	BB	IBB	HBP	BLK	WP	HR	S	P	ERA	WHIP

Batter	1	2	3	4	5	6	7	8	9	AB	R	H	RBI	BB	SO	LOB
4 Eric Bruntlett, R (1, 6) OBP: 0.111, SLG: 0.294 44 Mike Rodriguez, L (5, 8) OBP: 0.500, SLG: 1.000 (6, 7)	P2		P3		G5-3			G6-3		3	0	0	0	0	0	2
										1	0	0	0	0	0	0
2 Chris Burke, R (1, 4) OBP: 0.455, SLG: 0.800 Brooks Conrad, S (6, 4)	1B F7-2 2B		G5-4-3 1-2f			G6-3			L3	3	0	1	0	0	0	1
										1	0	0	0	0	0	0
Mike Lamb, L (1, 3) OBP: 0.167, SLG: 0.167 Josh Anderson, L (6, 8) OBP: 0.125, SLG: 0.125	2-3 1B			G4-3		K			G3-1	3	0	1	0	0	1	0
										1	0	0	0	0	0	0
Preston Wilson, R (1, 8) OBP: 0.714, SLG: 1.000 Ben Zobrist, S (5, 6) OBP: 0.600, SLG: 0.500	F7-2 3-H			K		G5-3			BB	2	0	0	0	0	1	2
										1	0	0	0	1	0	0
55 Humberto Quintero, R (1, 10) OBP: 0.083, SLG: 0.083		G6-3		G6-3			56 G4-6-3 1B		G5-3	4	0	1	0	0	0	1
13 Eric Munson, L (1, 5) OBP: 0.467, SLG: 0.786 31 Kevin Orie, R (6, 5) OBP: 0.125, SLG: 0.143		1B			K		L9			2	0	1	0	0	1	0
										1	0	0	0	0	0	1
56 Hector Gimenez, S (1, 2) OBP: 0.333, SLG: 0.444		P6			65 1B 2B		G4-6-3 1-2f			3	1	1	0	0	0	2
Luke Scott, L (1, 7) OBP: 0.300, SLG: 0.375 Charlton Jimerson, R (6, 9) OBP: 0.286, SLG: 0.333		G4-3			F8			K		2	0	0	0	0	0	2
										1	0	0	0	0	1	0
65 Brian Gordon, L (1, 9) OBP: 0.143, SLG: 0.143 59 J.R. House, R (6, 3) OBP: 0.364, SLG: 0.333			2 G5-4-3 1B		2-H 1B			G6-3		2	0	2	1	0	0	0
										1	0	0	0	0	0	0
Inning Stats	R: 0 E: 0 K: 0 S: 4 H: 2 LOB: 1 BB: 0 P: 4	R: 0 E: 0 K: 0 S: 4 H: 1 LOB: 1 BB: 0 P: 4	R: 0 E: 0 K: 0 S: 3 H: 1 LOB: 0 BB: 0 P: 3	R: 0 E: 0 K: 1 S: 5 H: 0 LOB: 0 BB: 0 P: 5	R: 1 E: 0 K: 1 S: 7 H: 2 LOB: 1 BB: 0 P: 7	R: 0 E: 0 K: 1 S: 5 H: 0 LOB: 0 BB: 0 P: 5	R: 0 E: 0 K: 0 S: 3 H: 1 LOB: 0 BB: 0 P: 3	R: 0 E: 0 K: 1 S: 5 H: 0 LOB: 0 BB: 0 P: 5	R: 0 E: 0 K: 0 S: 3 H: 0 LOB: 1 BB: 1 P: 7	1B: 5 2B: 3 3B: 0 HR: 0	SF: 0 SAC: 0 DP: 3 HBP: 0						

TOP

Houston Astros @ New York Mets

Tradition Field, Port St. Lucie, FL

Tue Mar 07 2006, 1:10 PM EST

Att. 4,831 - Sunny - 70 F

livebaseballscorecards.com

AB	31
R	1
H	7
RBI	1
BB	1
SO	4
LOB	11

PITCHER		IP	WLS	BF	H	R	ER	SO	BB	IBB	HBP	BLK	WP	HR	S	P	ERA	WHIP
Steve Trachsel, R ERA: 9.0	(1, 1)	3.0	W	11	4	0	0	0	0	0	0	0	0	0	11	11	0.00	1.333
Royce Ring, L ERA: 3.0	(4, 1)	2.0		8	2	1	1	2	0	0	0	0	0	0	12	12	4.50	1.000
13 Billy Wagner, L ERA:	(6, 1)	1.0		3	0	0	0	1	0	0	0	0	0	0	5	5	0.00	0.000
Chad Bradford, R ERA: 2.25	(7, 1)	2.0		6	1	0	0	1	0	0	0	0	0	0	8	8	0.00	0.500
76 Tim Lavigne, R ERA:	(9, 1)	1.0		4	0	0	0	0	1	0	0	0	0	0	3	7	0.00	1.000

PITCHER	IP	WLS	BF	H	R	ER	SO	BB	IBB	HBP	BLK	WP	HR	S	P	ERA	WHIP

BOTTOM

Batter	1	2	3	4	5	6	7	8	9	AB	R	H	RBI	BB	SO	LOB
Kazuo Matsui, S (1, 4) OBP: 0.143, SLG: 0.286	0-0 16 G6-4-3 1B	0-0 ③ L4		S X 0-1 1-H 3-H 1B 3B		0-0 ① P4		0-0 ③ G1-3		5	1	2	2	0	0	2
16 Paul Lo Duca, R (1, 2) OBP: 0.167, SLG: 0.167 11 Ramon Castro, R (7, 2) OBP: 0.500, SLG: 0.667	0-0 ① ② G6-4-3 1-2f		0-0 S 1B 1B	0-0 ② G6-3		0-0 ② G3				4 0	1 0	1 0	0 0	0 0	0 0	2 0
5 David Wright, R (1, 5) Chris Basak, R (7, 5) OBP: 0.200, SLG: 0.200	0-0 ③ P4		S S C 0-3 ① K	B B B 4-0 1B 1B BB		0-0 ③ P4				3 0	1 0	0 0	0 0	1 0	1 0	1 0
Cliff Floyd, L (1, 10) OBP: 0.571, SLG: 0.818		0-0 E4 BB BB 1B	S S S 0-3 ② K 1-2	0-0 1B 1-3 3-H 1B			0-0 63 FC6-4 1B			4	1	2	1	0	1	1
Julio Franco, R (1, 3) OBP: 0.500, SLG: 0.333 63 Juan Tejeda, R (4, PR) OBP: 0.357, SLG: 0.308 (5, 3)	B B B 4-0 1B BB 26 FC4-6 1-2 BB		0-0 FC6-4 2-H 1B	0-0 1-2 3-H 1B			0-0 ① FC6-4 1-2f			2 1	1 0	2 0	2 0	1 0	0 0	0 1
Victor Diaz, R (1, 7) OBP: 0.400, SLG: 0.526 Carlos Gómez, R (6, 8) OBP: 0.200, SLG: 0.200	B B B 4-0 26 FC4-6 1B 1-2 2-3 BB		0-0 ③ FC6-4 1-2f	0-0 ③ F9			0-0 ② F7			2 1	0 0	0 0	0 0	1 0	0 0	3 1
Chris Woodward, R (1, 6) OBP: 0.333, SLG: 0.364 1 Anderson Hernandez, S (6, 6) OBP: 0.375, SLG: 0.333	0-0 26 FC4-6 1-2 2-3 3-H 1B			0-0 E6 26 1B 44 G6-3 3B		0-0 ① F8	0-0 ③ G4-3			3 1	1 0	1 0	1 0	0 0	0 0	0 1
44 Lastings Milledge, R (1, 8) OBP: 0.222, SLG: 0.333 (6, 7)	S S S 0-3 ① K			0-0 ① G6-3 1-2		0-0 ② L7		0-0 ① F8		4	0	0	0	0	1	4
26 Tike Redman, L (1, 9) OBP: 0.353, SLG: 0.500 64 Julio Ramirez, R (8, 9)	0-0 ② FC4-6 1-2f 2-3 3-H			0-0 WP 3B 2-3 1B		0-0 ③ F9		0-0 ② G5-3		3 1	1 0	1 0	1 0	0 0	0 0	2 0
Inning Stats	R: 0 E: 0 K: 0 S: 3 H: 1 LOB: 0 BB: 0 P: 3	R: 2 E: 1 K: 1 S: 7 H: 1 LOB: 2 BB: 2 P: 15	R: 1 E: 0 K: 2 S: 9 H: 2 LOB: 1 BB: 0 P: 9	R: 4 E: 1 K: 0 S: 9 H: 4 LOB: 2 BB: 1 P: 13	R: 0 E: 0 K: 0 S: 3 H: 0 LOB: 0 BB: 0 P: 3	R: 0 E: 0 K: 0 S: 3 H: 0 LOB: 0 BB: 0 P: 3	R: 0 E: 1 K: 0 S: 4 H: 1 LOB: 1 BB: 0 P: 4	R: 0 E: 0 K: 0 S: 3 H: 0 LOB: 0 BB: 0 P: 3		1B: 8 2B: 0 3B: 1 HR: 0	SF: 0 SAC: 0 DP: 1 HBP: 0					

PITCHER		IP	WLS	BF	H	R	ER	SO	BB	IBB	HBP	BLK	WP	HR	S	P	ERA	WHIP
Fernando Nieve, R ERA: 9.0	(1, 1)	3.0	L	15	4	3	1	3	2	0	0	0	0	0	19	27	3.00	2.000
Taylor Buchholz, R ERA: 1.8	(4, 1)	3.0		15	4	4	1	0	1	0	0	0	1	0	15	19	3.00	1.667
Jimmy Barthmaier, R ERA:	(7, 1)	2.0		7	1	0	0	0	0	0	0	0	0	0	7	7	0.00	0.500

PITCHER	IP	WLS	BF	H	R	ER	SO	BB	IBB	HBP	BLK	WP	HR	S	P	ERA	WHIP

Houston Astros @ New York Mets

Tradition Field, Port St. Lucie, FL

Tue Mar 07 2006, 1:10 PM EST

Att. 4,831 - Sunny - 70 F

livebaseballscorecards.com

AB	34
R	7
H	9
RBI	7
BB	3
SO	3
LOB	18

WP: 1 PB: 0 SB: 1 CS: 0 PA: 37

Batter	1	2	3	4	5	6	7	8	9	AB	R	H	RBI	BB	SO	LOB
68 Wayne Lydon, S (1, 8) OBP: 0.714, SLG: 0.846 39 Justin Singleton, L (7, 8)	B B B B 4-0 43 F8 9 BB FC3-6 BB	x 0-0 9 1B 1-2 2-3 1B		x 0-0 9 2B 1-2 1B		x 0-0 43 FC1-6 9 BB 1B		x 0-0 ① G4-3		3 1	2 0	3 0	0 0	1 0	0 0	0 0
9 Gregg Zaun, S (1, 2) OBP: 0.778, SLG: 1.000 49 Erik Kratz, R (6, PR) OBP: 0.500, SLG: 2.000 (6, 2)	B B B B 4-0 FC3-6 1-2 BB	x 0-0 ③ 1-3 2-H 3-H 1B		x 0-0 43 2B 1-H 2-H 2B		B B B B 4-0 43 FC1-6 1-2 BB		x 0-0 ② G5-3		2 1	1 0	2 0	4 0	2 0	0 0	0 0
43 Kevin Barker, L (1, 3) OBP: 0.400, SLG: 0.722 18 Chip Cannon, L (6, 3)	x 0-0 ① F8 2-3		B B B B 4-0 21 WP BB	x 0-0 1B 2-H 2B		x 0-0 ① FC1-6 1-2f 2-3		x 0-0 ③ F8		3 1	1 0	1 0	1 0	1 0	0 0	4 0
John-Ford Griffin, L (1, 7) OBP: 0.583, SLG: 1.000 23 John Hattig, S (7, 5) OBP: 0.182, SLG: 0.273	x 0-0 ② FC3-6 21 FC6-4 1-2f 3-H	x 0-0 ① F8	x 0-0 2-H 1B	x 0-0 F7		x 0-0 ② F7		x 0-0 27 FC6-4 35 1B 1B		4 1	0 0	1 1	2 0	0 0	0 0	4 0
21 Chad Mottola, R (1, 9) OBP: 0.214, SLG: 0.154 35 Ron Davenport, L (7, 9) OBP: 0.500, SLG: 0.500	x 0-0 ③ FC6-4 1-2f	S S S 1-3 ② K 1-2	x 0-0 ③ G5-3	S S S 0-3 ③ K2-3				x 0-0 27 FC6-4 1-2 1B		4 1	0 0	0 1	0 0	0 0	2 0	5 0
Rob Cosby, R (1, 5) OBP: 0.222, SLG: 0.176 (7, 7) 1 Ryan Klosterman, R (8, 6)	S S S 0-3 ① K	x 0-0 ③ G5-3		x 0-0 ① P3			x 0-0 ① F8	S S S 0-3 ① K		4 1	0 0	0 0	0 0	0 0	1 1	1 2
Sergio Santos, R (1, 6) OBP: 0.250, SLG: 0.364 27 Brad Hassey, R (7, 6) (8, 7)	x 0-0 68 1B 9 1B 2B	x 0-0 ① F9		x 0-0 ② L3			H 1-0 HBP	x 0-0 ② FC6-4 1-2f 2-3		3 1	1 0	1 0	0 0	0 0	0 2	0 2
59 Curtis Thigpen, R (1, 10) OBP: 0.350, SLG: 0.500	B D B B 4-0 68 1B 9 1B BB	x 0-0 ② F9		x 0-0 2B			C C C 0-3 ② K	x 0-0 ③ G4-3		4	1	1	0	1	1	3
46 Luis Figueroa, S (1, 4) OBP: 0.308, SLG: 0.385	x 0-0 ② F7	x 0-0 68 1B 9 2B 1B		x 0-0 ③ G5-3			x 0-0 ③ G3			4	1	1	0	0	0	4

Inning Stats	1	2	3	4	5	6	7	8	9
R	1	2	0	4	0	0	0	0	0
E	0	0	0	0	0	0	0	0	0
K	0	1	1	0	0	1	1	0	1
S	3	7	5	8	4	6	5	3	7
H	0	3	0	5	1	1	0	0	2
LOB	1	2	1	1	1	2	1	0	0
BB	2	1	1	0	0	1	0	0	0
P	11	11	10	8	4	10	6	3	7

1B	8
2B	4
3B	0
HR	0
SF	0
SAC	0
DP	0
HBP	1
WP	1
PB	0
SB	0
CS	0
PA	44

PITCHER	IP	WLS	BF	H	R	ER	SO	BB	IBB	HBP	BLK	WP	HR	S	P	ERA	WHIP
51 Wandy Rodriguez, L (1, 1) ERA: 12.6	3.0	L	15	3	3	3	2	4	0	0	0	1	0	15	32	9.00	2.333
Jason Hirsh, R (4, 1) ERA: 9.0	3.0		17	7	4	4	1	1	0	0	0	0	0	18	22	12.00	2.667
60 Jared Gothreaux, R (7, 1) ERA:	1.0		4	0	0	0	1	0	0	1	0	0	0	5	6	0.00	0.000
Juan Gutierrez, R (8, 1) ERA:	1.0		3	0	0	0	0	0	0	0	0	0	0	3	3	0.00	0.000
Felipe Paulino, R (9, 1) ERA:	1.0		5	2	0	0	1	0	0	0	0	0	0	7	7	0.00	2.000

PITCHER	IP	WLS	BF	H	R	ER	SO	BB	IBB	HBP	BLK	WP	HR	S	P	ERA	WHIP

TOP

Toronto Blue Jays @ Houston Astros

Osceola County Stadium, Kissimmee, FL

Wed Mar 08 2006, 1:05 PM EST

Att. 3,193 - Sunny - 66 F

livebaseballscorecards.com

AB	38
R	7
H	12
RBI	7
BB	5
SO	5
LOB	25

BOTTOM

Toronto Blue Jays @ Houston Astros

Osceola County Stadium, Kissimmee, FL

Wed Mar 08 2006, 1:05 PM EST

Att. 3,193 - Sunny - 66 F

livebaseballscorecards.com

Batter	1	2	3	4	5	6	7	8	9	AB	R	H	RBI	BB	SO	LOB
5 Jeff Bagwell, R (1, 10) OBP: 0.333, SLG: 0.222 Brad Ausmus, R (8, PH) OBP: 0.333, SLG: 0.200 (9, 10)	G5-3		K			SF8 (3-H)		L3		2 1	0 0	0 0	1 0	0 0	1 0	0 1
2 Chris Burke, R (1, 4) OBP: 0.357, SLG: 0.615 59 J.R. House, R (7, 4) OBP: 0.333, SLG: 0.300	F9			F9		F9		G6-3		3 1	0 0	0 0	0 0	0 0	0 0	0 1
17 Lance Berkman, S (1, 3) OBP: 0.500, SLG: 0.400 56 Hector Gimenez, S (7, PR) OBP: 0.300, SLG: 0.400 (8, 3)	1B			F9			BB (31 G6-4-3)		G1-3	2 1	0 0	1 0	0 0	1 0	0 0	0 0
Mike Lamb, L (1, 5) OBP: 0.125, SLG: 0.125 31 Kevin Orie, R (5, 5) OBP: 0.100, SLG: 0.111	G3-1			K			G6-4-3 (1-2f)		F7	2 2	0 0	0 0	0 0	0 0	1 0	1 1
28 Adam Everett, R (1, 6) OBP: 0.250, SLG: 0.333 Ben Zobrist, S (6, 6) OBP: 0.571, SLG: 0.500		K			F9		BB (1B)		K2-3	2 2	0 0	0 1	0 0	0 0	1 1	0 0
Luke Scott, L (1, 9) OBP: 0.308, SLG: 0.300		P6			G4-3		BB (1-2)			2	0	0	0	1	0	0
Raul Chavez, R (1, 2) OBP: 0.375, SLG: 0.375 55 Humberto Quintero, R (7, 2) OBP: 0.077, SLG: 0.077		G6-3			K		L3			2 1	0 0	0 0	0 0	0 0	1 0	0 2
Charlton Jimerson, R (1, 8) OBP: 0.294, SLG: 0.333 65 Brian Gordon, L (8, PR) OBP: 0.143, SLG: 0.143 (9, 8)			K			E9 (G4-3, 5 SF8)		1B (13 G3)		3 0	1 0	1 0	0 0	0 0	1 0	0 0
Josh Anderson, L (1, 7) OBP: 0.100, SLG: 0.100 13 Eric Munson, L (7, 7) OBP: 0.438, SLG: 0.733			B1-3			G4-3 (2-3)		1-2		2 1	0 0	0 0	0 0	0 0	0 0	1 1
Inning Stats	R: 0 E: 0 K: 0 S: 4 H: 1 LOB: 1 BB: 0 P: 4	R: 0 E: 0 K: 1 S: 5 H: 0 LOB: 0 BB: 0 P: 5	R: 0 E: 0 K: 2 S: 7 H: 0 LOB: 0 BB: 0 P: 7	R: 0 E: 0 K: 1 S: 5 H: 0 LOB: 0 BB: 0 P: 5	R: 0 E: 0 K: 1 S: 5 H: 0 LOB: 0 BB: 0 P: 5	R: 1 E: 1 K: 0 S: 4 H: 0 LOB: 0 BB: 0 P: 4	R: 0 E: 0 K: 0 S: 3 H: 1 LOB: 2 BB: 2 P: 11	R: 0 E: 0 K: 0 S: 4 H: 1 LOB: 1 BB: 0 P: 4	R: 0 E: 0 K: 1 S: 5 H: 0 LOB: 0 BB: 0 P: 5	1B: 3 2B: 0 3B: 0 HR: 0 SF: 1 SAC: 0 DP: 1 HBP: 0						

	AB	29
	R	1
	H	3
	RBI	1
	BB	2
	SO	6
	LOB	8

WP: 0 PB: 0 SB: 0 CS: 0 PA: 32

PITCHER		IP	WLS	BF	H	R	ER	SO	BB	IBB	HBP	BLK	WP	HR	S	P	ERA	WHIP
44 Casey Janssen, R ERA:	(1, 1)	2.0	W	7	1	0	0	1	0	0	0	0	0	0	9	9	0.00	0.500
28 Shaun Marcum, R ERA: 6.0	(3, 1)	2.0		6	0	0	0	3	0	0	0	0	0	0	12	12	0.00	0.000
Francisco Del Rosario, R ERA:	(5, 1)	1.0		3	0	0	0	1	0	0	0	0	0	0	5	5	0.00	0.000
45 Lee Gronkiewicz, R ERA:	(6, 1)	1.0		4	0	1	0	0	0	0	0	0	0	0	4	4	0.00	0.000
Ryan Houston, R ERA:	(7, 1)	1.0		5	1	0	0	0	2	0	0	0	0	0	3	11	0.00	3.000

PITCHER		IP	WLS	BF	H	R	ER	SO	BB	IBB	HBP	BLK	WP	HR	S	P	ERA	WHIP
66 David Purcey, L ERA: 6.0	(8, 1)	1.0		4	1	0	0	0	0	0	0	0	0	0	4	4	0.00	1.000
Josh Banks, R ERA: 4.5	(9, 1)	1.0		3	0	0	0	1	0	0	0	0	0	0	5	5	0.00	0.000

Batter	1	2	3	4	5	6	7	8	9	AB	R	H	RBI	BB	SO	LOB
26 Tike Redman, L (1, 8) OBP: 0.280, SLG: 0.409	G1-3		G3		F7			F8		4	0	0	0	0	0	0
Kazuo Matsui, S (1, 4) OBP: 0.167, SLG: 0.278	F9		5 CS 1B		G6-3			G4-3		4	0	1	0	0	0	0
Jeff Keppinger, R (8, 4) OBP: 0.444, SLG: 0.667										0	0	0	0	0	0	0
5 David Wright, R (1, 5) OBP: 0.235, SLG: 0.071	G1-4-3		F9 1-2			G6-4-3 1B		K		3	0	1	0	0	0	1
44 Lastings Milledge, R (6, 7) OBP: 0.214, SLG: 0.231										1	0	0	0	0	1	0
Xavier Nady, R (1, 9) OBP: 0.500, SLG: 0.667		16 2B 73 G4-3 1B		F8		G6-4-3 1-2f			BBBB 63 G4-3 SH5-3 BB	3	1	1	0	0	0	1
11 Ramon Castro, R (6, 2) OBP: 0.571, SLG: 0.667										0	0	0	0	1	0	0
70 Sandy Martinez, L (9, 2) OBP: 0.625, SLG: 1.000										0	0	0	0	0	0	0
16 Paul Lo Duca, R (1, 2) OBP: 0.333, SLG: 0.444		73 G4-3 1-3 63 SF7 2B		63 BB 1B		G6-3			SH5-3 1-2	3	1	2	0	0	0	0
Chris Basak, R (6, 5) OBP: 0.333, SLG: 0.333										0	0	0	0	0	0	0
73 Todd Self, L (1, 10) OBP: 0.286, SLG: 0.462		G4-3 2-3 3-H		P4			2B		63 G4-3 IBB	3	0	1	1	1	0	2
63 Juan Tejeda, R (1, 3) OBP: 0.333, SLG: 0.267		SF7 3-H		BBBB 4-0 1-2 BB			CCC 0-3 K		G4-3 1-2 2-3	2	0	0	1	1	1	3
64 Julio Ramirez, R (1, 7) (6, 9) OBP: 0.071, SLG: 0.071		1B		F9			F7		F7	4	0	1	0	0	0	5
1 Anderson Hernandez, S (1, 6) OBP: 0.364, SLG: 0.333		G3			F8		SSS 0-3 K			3	0	0	0	0	1	2

Inning Stats																						
	R: 0	H: 0	R: 2	H: 3	R: 0	H: 1	R: 0	H: 1	R: 0	H: 0	R: 0	H: 1	R: 0	H: 1	R: 0	H: 0	R: 0	H: 0	1B: 5	SF: 1	WP: 0	PA: 35
	E: 0	LOB: 0	E: 0	LOB: 1	E: 0	LOB: 0	E: 0	LOB: 2	E: 0	LOB: 0	E: 0	LOB: 0	E: 0	LOB: 1	E: 0	LOB: 0	E: 0	LOB: 2	2B: 2	SAC: 1	PB: 0	
	K: 0	BB: 0	K: 0	BB: 0	K: 0	BB: 0	K: 0	BB: 1	K: 0	BB: 0	K: 0	BB: 0	K: 1	BB: 0	K: 0	BB: 2	3B: 0	DP: 1	SB: 0	
	S: 3	P: 3	S: 6	P: 6	S: 3	P: 4	S: 4	P: 8	S: 3	P: 3	S: 3	P: 3	S: 8	P: 8	S: 5	P: 5	S: 3	P: 11	HR: 0	HBP: 0	CS: 1	

PITCHER		IP	WLS	BF	H	R	ER	SO	BB	IBB	HBP	BLK	WP	HR	S	P	ERA	WHIP
44 Roy Oswalt, R ERA: 3.0	(1, 1)	4.0		17	5	2	2	0	1	0	0	0	0	0	16	21	4.50	1.500
Trever Miller, L ERA:	(5, 1)	1.0		3	0	0	0	0	0	0	0	0	0	0	3	3	0.00	0.000
Chad Qualls, R ERA: 9.0	(6, 1)	1.0		3	1	0	0	0	0	0	0	0	0	0	3	3	0.00	1.000
Ezequiel Astacio, R ERA:	(7, 1)	3.0	W	12	1	0	0	3	1	1	0	0	0	0	16	24	0.00	0.667

PITCHER	IP	WLS	BF	H	R	ER	SO	BB	IBB	HBP	BLK	WP	HR	S	P	ERA	WHIP

TOP

New York Mets @ Houston Astros

Osceola County Stadium, Kissimmee, FL

Thu Mar 09 2006, 1:05 PM EST

Att. 4,486 - Partly Cloudy - 72 F

livebaseballscorecards.com

AB	30
R	2
H	7
RBI	2
BB	3
SO	3
LOB	14

BOTTOM

New York Mets @ Houston Astros

Osceola County Stadium, Kissimmee, FL

Thu Mar 09 2006, 1:05 PM EST

Att. 4,486 - Partly Cloudy - 72 F

livebaseballscorecards.com

Batter	1	2	3	4	5	6	7	8	9	AB	R	H	RBI	BB	SO	LOB
Craig Biggio, R (1, 4) OBP: 0.545, SLG: 0.700 4 Eric Bruntlett, R (7, 4) OBP: 0.105, SLG: 0.278 (9, 6)	P2		HBP			F7		K 1-2		2 0 0 0 0 0 0 1 0 0 0 0 1 1						
5 Jeff Bagwell, R (1, 10) OBP: 0.267, SLG: 0.167 Charlton Jimerson, R (8, PH) OBP: 0.333, SLG: 0.375 (9, 10)	K		F7			G1-3		E5 2-H 1B		3 0 0 0 0 1 1 1 0 1 0 0 0 0						
17 Lance Berkman, S (1, 3) OBP: 0.556, SLG: 0.625 31 Kevin Orie, R (7, 3) OBP: 0.091, SLG: 0.100	2B		F7			1B		P6		3 0 2 0 0 0 1 1 0 0 0 0 0 1						
Morgan Ensberg, R (1, 5) OBP: 0.417, SLG: 0.556 Mike Lamb, L (7, 5) OBP: 0.111, SLG: 0.111	K			K		K			G4-3	3 0 0 0 0 3 2 1 0 0 0 0 0 0						
Preston Wilson, R (1, 8) OBP: 0.500, SLG: 0.667 Luke Scott, L (8, 7) OBP: 0.357, SLG: 0.364		G5-3		G6-3			K		65 BB 56 1B 1B 1B	3 0 0 0 0 1 0 1 1 1 0 0 0 0						
16 Jason Lane, R (1, 9) OBP: 0.467, SLG: 0.929 Josh Anderson, L (8, 8) OBP: 0.182, SLG: 0.182		K		F8			K		56 1B 65 BB 1-2 1B	3 0 0 0 0 2 0 1 0 1 0 0 0 0						
Orlando Palmeiro, L (1, 7) OBP: 0.333, SLG: 0.500 65 Brian Gordon, L (8, 9) OBP: 0.200, SLG: 0.143		HR			F7		K		56 1B 1-2 2-3 BB	3 1 1 1 0 1 0 0 0 0 0 1 0 0						
Brad Ausmus, R (1, 2) OBP: 0.222, SLG: 0.125 56 Hector Gimenez, S (9, 2) OBP: 0.364, SLG: 0.455		F8			K			G6-3	1-2 2-3 3-H 1B	3 0 0 0 0 1 0 1 0 1 1 0 0 0						
2 Chris Burke, R (1, 6) OBP: 0.294, SLG: 0.500 43 Alan Zinter, S (9, 4) OBP: 0.571, SLG: 0.250			P3		G4-3			E5 4 S E		3 1 0 0 0 0 0 0 0 0 0 0 0 0						
Inning Stats	R: 0 H: 1 E: 0 LOB: 1 K: 2 BB: 0 S: 8 P: 8	R: 1 H: 1 E: 0 LOB: 0 K: 1 BB: 0 S: 6 P: 6	R: 0 H: 0 E: 0 LOB: 1 K: 0 BB: 0 S: 3 P: 4	R: 0 H: 0 E: 0 LOB: 0 K: 1 BB: 0 S: 5 P: 5	R: 0 H: 0 E: 0 LOB: 0 K: 1 BB: 0 S: 5 P: 5	R: 0 H: 1 E: 0 LOB: 1 K: 1 BB: 0 S: 6 P: 6	R: 0 H: 0 E: 0 LOB: 0 K: 3 BB: 0 S: 9 P: 9	R: 1 H: 1 E: 2 LOB: 1 K: 1 BB: 0 S: 7 P: 7	R: 1 H: 3 E: 0 LOB: 3 K: 0 BB: 1 S: 4 P: 8	1B: 5 SF: 0 2B: 1 SAC: 0 3B: 0 DP: 0 HR: 1 HBP: 1						

	AB	33
	R	3
	H	7
	RBI	2
	BB	1
	SO	10
	LOB	6

WP: 0 PA: 35
PB: 0
SB: 1
CS: 0

PITCHER		IP	WLS	BF	H	R	ER	SO	BB	IBB	HBP	BLK	WP	HR	S	P	ERA	WHIP
Aaron Heilman, R ERA: 1.8	(1, 1)	3.0		12	2	1	1	3	0	0	1	0	0	1	17	18	3.00	0.667
Brian Bannister, R ERA:	(4, 1)	3.0		10	1	0	0	3	0	0	0	0	0	0	16	16	0.00	0.333
Darren Oliver, L ERA: 1.69	(7, 1)	2.0	B	8	1	1	0	4	0	0	0	0	0	0	16	16	0.00	0.500
Steve Schmoll, R ERA: 33.75	(9, 1)	0.1	L	5	3	1	1	0	1	0	0	0	0	0	4	8	27.00	12.000

PITCHER	IP	WLS	BF	H	R	ER	SO	BB	IBB	HBP	BLK	WP	HR	S	P	ERA	WHIP

Washington Nationals @ Houston Astros

Osceola County Stadium, Kissimmee, FL

Fri Mar 10 2006, 1:05 PM EST

Att. 3,214 - Partly Cloudy - 77 F

TOP

livebaseballscorecards.com

Batter	1	2	3	4	5	6	7	8	9	AB	R	H	RBI	BB	SO	LOB
Brandon Watson, L (1, 8) OBP: 0.464, SLG: 0.417	0-0: 2B G3 1B	0-3: K			0-0: F7		0-0: G4-6-3 1B		0-0: FC4-6 1-2 2-3 1B	5	1	3	0	0	1	2
Jose Vidro, S (1, 4) OBP: 0.267, SLG: 0.333	0-0: G3 24 1B 1-3 2B		0-0: G4-3		0-0: G6-3		0-0: G4-6-3 1-2f		0-0: FC4-6 39 1B 1-2f 2-3 3-H	4	1	1	0	0	0	1
Bernie Castro, S (7, 4) OBP: 0.000, SLG: 0.000										1	0	0	1	0	0	2
Ryan Church, L (1, 9) OBP: 0.444, SLG: 0.400	0-0: G3 2-3 3-H		BBBB 4-0: 24 WP BB		0-0: F9			0-0: G6-3	0-0: 1-3 3-H 1B	2	0	0	1	1	0	1
39 Kenny Kelly, R (6, 9) OBP: 0.375, SLG: 0.286										2	0	1	1	0	0	0
24 Nick Johnson, L (1, 3) OBP: 0.278, SLG: 0.250	0-0: G5-4-3 3-H 1B		BBBB 4-0: 1-2 BB			0-0: G1-3		BBBB 4-0: G6-4-3 BB	0-0: G3	2	0	1	1	1	0	0
Marlon Anderson, L (6, 3) OBP: 0.345, SLG: 0.538										1	0	0	0	1	0	2
Royce Clayton, R (1, 6) OBP: 0.292, SLG: 0.238	0-0: G5-4-3 1-2f		0-0: F9			0-0: S 1B 1B		0-0: G6-4-3 1-2f		4	1	1	0	0	0	4
Michael Tucker, L (1, 10) OBP: 0.235, SLG: 0.133		0-0: F9	0-0: G1-3			0-0: P6			0-0: HR	3	0	0	0	0	0	3
Daryle Ward, L (9, PH) OBP: 0.238, SLG: 0.579										1	1	1	1	0	0	0
Matthew LeCroy, R (1, 2) OBP: 0.375, SLG: 0.563		0-0: 1B 1B		0-0: L8		B X 1-0: 1-H 1B			0-0: 1B FC4-6 2B	3	0	2	1	0	0	0
7 Wiki Gonzalez, R (6, 2) OBP: 0.455, SLG: 0.444										1	1	1	0	0	0	0
Brendan Harris, R (1, 5) OBP: 0.320, SLG: 0.304		0-0: 1-2 1B		0-0: F8		0-0: G1-3			BBBB 4-0: FC4-6 39 1B 1B BB	3	1	1	0	1	0	1
21 George Lombard, L (1, 7) OBP: 0.278, SLG: 0.353		SSS 0-3: K		SSS 0-3: K			0-0: G2-3		SSS 0-3: K	4	0	0	0	0	3	4

AB	36	1B: 9	SF: 0	WP: 1	PA: 40
R	6	2B: 2	SAC: 0	PB: 0	
H	12	3B: 0	DP: 3	SB: 1	
RBI	6	HR: 1	HBP: 0	CS: 0	
BB	4				
SO	4				
LOB	20				

Inning Stats	1	2	3	4	5	6	7	8	9
	R: 2 H: 3 E: 0 LOB: 0 K: 0 BB: 0 S: 5 P: 5	R: 0 H: 2 E: 0 LOB: 2 K: 2 BB: 0 S: 9 P: 9	R: 0 H: 0 E: 0 LOB: 2 K: 0 BB: 2 S: 3 P: 11	R: 0 H: 0 E: 0 LOB: 0 K: 1 BB: 0 S: 5 P: 5	R: 0 H: 0 E: 0 LOB: 0 K: 0 BB: 0 S: 3 P: 3	R: 1 H: 2 E: 0 LOB: 1 K: 0 BB: 0 S: 5 P: 6	R: 0 H: 1 E: 0 LOB: 0 K: 0 BB: 0 S: 3 P: 3	R: 0 H: 0 E: 0 LOB: 0 K: 0 BB: 1 S: 2 P: 6	R: 3 H: 4 E: 0 LOB: 2 K: 1 BB: 1 S: 9 P: 13

PITCHER	IP	WLS	BF	H	R	ER	SO	BB	IBB	HBP	BLK	WP	HR	S	P	ERA	WHIP
Steve Sparks, R (1, 1) ERA: 9.0	4.0	W	18	5	2	2	3	2	0	0	0	1	0	22	30	4.50	1.750
56 Joe Valentine, R (5, 1) ERA: 4.5	2.0		8	2	1	1	0	0	0	0	0	0	0	8	9	4.50	1.000
58 Dave Borkowski, R (7, 1) ERA:	2.0		6	1	0	0	0	1	0	0	0	0	0	5	9	0.00	1.000
37 Matt Albers, R (9, 1) ERA: 12.0	1.0		8	4	3	3	1	1	0	0	0	0	1	9	13	27.00	5.000

PITCHER	IP	WLS	BF	H	R	ER	SO	BB	IBB	HBP	BLK	WP	HR	S	P	ERA	WHIP

BOTTOM

Washington Nationals @ Houston Astros

Osceola County Stadium, Kissimmee, FL

Fri Mar 10 2006, 1:05 PM EST

Att. 3,214 - Partly Cloudy - 77 F

livebaseballscorecards.com

Batter	1	2	3	4	5	6	7	8	9	AB	R	H	RBI	BB	SO	LOB
Craig Biggio, R (1, 4) OBP: 0.462, SLG: 0.583 4 Eric Bruntlett, R (4, 4) OBP: 0.136, SLG: 0.286	F7		P3	K		1B		K		2 3	0 0	0 1	0 0	0 0	0 2	0 0
5 Jeff Bagwell, R (1, 10) OBP: 0.353, SLG: 0.308 31 Kevin Orie, R (4, PH) OBP: 0.077, SLG: 0.083 (5, 10)	BB 17 1B 16 1B		2B 17 G4-3	F9		P3				1 2	1 0	1 0	0 0	1 0	0 0	0 1
17 Lance Berkman, S (1, 3) OBP: 0.500, SLG: 0.545 55 Humberto Quintero, R (6, 2) OBP: 0.143, SLG: 0.357	1B 16 1B 1-2		G4-3 2-3		G3		HR			3 1	0 1	1 1	0 1	0 0	0 0	1 0
Morgan Ensberg, R (1, 5) OBP: 0.400, SLG: 0.455 Ben Zobrist, S (6, 6) OBP: 0.500, SLG: 0.429	K		F8		BB 16 HR		P5			2 1	1 0	0 0	0 0	1 0	1 0	3 0
16 Jason Lane, R (1, 9) OBP: 0.556, SLG: 1.125 13 Eric Munson, L (6, 3) OBP: 0.471, SLG: 0.813	1B 1-2 2-H			BB S S HR	HR 1-H		2B			2 1	2 0	2 1	3 0	1 0	0 0	0 0
Orlando Palmeiro, L (1, 7) OBP: 0.267, SLG: 0.385 Luke Scott, L (6, 9) OBP: 0.333, SLG: 0.333	K			L3 1-2	F9		L9			3 1	0 0	0 0	0 0	0 0	1 0	3 1
2 Chris Burke, R (1, 6) OBP: 0.300, SLG: 0.474 65 Brian Gordon, L (6, 7) OBP: 0.188, SLG: 0.133		K		1B S HR	F8		G1-3			3 1	1 0	1 0	0 0	0 0	1 0	0 1
Raul Chavez, R (1, 2) OBP: 0.400, SLG: 0.333 Mike Lamb, L (6, 5) OBP: 0.091, SLG: 0.091		G4-3		BB 1-2 2-3 HR		G1-3		G6-3		1 2	1 0	0 0	0 0	1 0	0 0	0 0
Charlton Jimerson, R (1, 8) OBP: 0.333, SLG: 0.526 Josh Anderson, L (7, 8) OBP: 0.167, SLG: 0.167		F7		HR 1-H 2-H 3-H		K		G6-3		3 1	1 0	1 0	4 0	0 0	1 0	0 0
Inning Stats	R: 1 E: 0 K: 2 S: 9 H: 2 LOB: 2 BB: 1 P: 13	R: 0 E: 0 K: 1 S: 5 H: 0 LOB: 0 BB: 0 P: 5	R: 0 E: 0 K: 0 S: 4 H: 1 LOB: 1 BB: 0 P: 4	R: 4 E: 0 K: 1 S: 9 H: 2 LOB: 0 BB: 2 P: 17	R: 2 E: 0 K: 0 S: 4 H: 1 LOB: 0 BB: 1 P: 8	R: 0 E: 0 K: 1 S: 6 H: 1 LOB: 1 BB: 0 P: 6	R: 1 E: 0 K: 0 S: 5 H: 2 LOB: 1 BB: 0 P: 5	R: 0 E: 0 K: 1 S: 5 H: 0 LOB: 0 BB: 0 P: 5		1B: 4 2B: 2 3B: 0 HR: 3 SF: 0 SAC: 0 DP: 0 HBP: 0				WP: 0 PB: 0 SB: 3 CS: 0 PA: 37	

	AB	33
	R	8
	H	9
	RBI	8
	BB	4
	SO	6
	LOB	10

PITCHER		IP	WLS	BF	H	R	ER	SO	BB	IBB	HBP	BLK	WP	HR	S	P	ERA	WHIP
Jon Rauch, R ERA: 9.95	(1, 1)	3.1	L	18	5	5	5	3	3	0	0	0	0	1	23	35	13.50	2.400
Felix Rodriguez, R ERA:	(4, 1)	0.2		2	0	0	0	1	0	0	0	0	0	0	4	4	0.00	0.000
64 Andrew Good, R ERA: 5.79	(5, 1)	3.0		14	4	3	3	1	1	0	0	0	0	2	15	19	9.00	1.667
59 Jim Crowell, L ERA: 6.0	(8, 1)	1.0		3	0	0	0	1	0	0	0	0	0	0	5	5	0.00	0.000

PITCHER	IP	WLS	BF	H	R	ER	SO	BB	IBB	HBP	BLK	WP	HR	S	P	ERA	WHIP

Batter	1	2	3	4	5	6	7	8	9	AB	R	H	RBI	BB	SO	LOB
11 Jimmy Rollins, S (1, 6) OBP: 0.273, SLG: 0.250	S S S 0-3 ① K		B B B B 4-0 BB			X 0-0 ① G4-3		X 0-0 ② SF9 2-3 3-H		2	0	0	0	1	1	0
9 Michael Bourn, L (7, 7) OBP: 0.333, SLG: 0.429										0	0	0	1	0	0	0
8 Shane Victorino, S (1, 9) OBP: 0.368, SLG: 0.441 (7, 8)	X 0-0 ② G3		X 0-0 ③ G3			X 0-0 ② G3-1		X 0-0 ③ F8		4	0	0	0	0	0	3
Aaron Rowand, R (1, 8) OBP: 0.273, SLG: 0.278	X 0-0 ③ G5-3			S S S 0-3 ① K		S S S 0-3 ③ K			X 0-0 E1 SH5-3 1B 1B	3	0	0	0	0	2	0
Chris Roberson, S (7, 9) OBP: 0.300, SLG: 0.600										1	1	1	0	0	0	0
6 Ryan Howard, L (1, 3) OBP: 0.500, SLG: 1.179		X 0-0 HR		X 0-0 HR			X 0-0 ① L8		X 0-0 ① SH5-3 2-3	3	2	2	2	0	0	0
Danny Sandoval, S (7, 6) OBP: 0.214, SLG: 0.357										0	0	0	0	0	0	0
Alex Gonzalez, R (1, 5) OBP: 0.300, SLG: 0.556		C H 1-1 G5-4-3 HBP		S C C 0-3 ② K			X 0-0 ② F9		X 0-0 74 G6-4-3 3-H 1B	3	0	1	1	0	1	0
Mike Lieberthal, R (1, 2) OBP: 0.071, SLG: 0.143		X 0-0 ① ② G5-4-3 1-2f		X 0-0 ③ F9			X 0-0 ③ P3		X 0-0 ② ③ G6-4-3 1-2f	3	0	0	0	0	0	1
74 Dusty Wathan, R (7, 2)										1	0	0	0	0	0	1
27 Chris Coste, R (1, 10) OBP: 0.533, SLG: 0.786		X 0-0 ③ G4-3			X 0-0 ① G5-3			S H 1-1 SH1-4 64 1B 9 SF9 HBP		2	0	0	0	0	0	0
60 Peter Bergeron, L (8, PR) OBP: 0.412, SLG: 0.375 (8, 10)										0	1	0	0	0	0	0
64 Shawn Garrett, S (1, 7) OBP: 0.348, SLG: 0.619 (7, 3)			S S S 0-3 ① K		X 0-0 ② F9			X 0-0 9 SF9 SH1-4 1-2 1B		3	0	1	0	0	1	0
Joe Thurston, L (1, 4) OBP: 0.250, SLG: 0.364			X 0-0 ② G4-3		X 0-0 ③ G4-3			X 0-0 ① SH1-4 1-2 2-3		2	0	0	0	0	0	0
Inning Stats	R: 0 H: 0 E: 0 LOB: 0 K: 1 BB: 0 S: 5 P: 5	R: 1 H: 1 E: 0 LOB: 0 K: 0 BB: 0 S: 4 P: 5	R: 0 H: 0 E: 0 LOB: 1 K: 1 BB: 1 S: 5 P: 9	R: 1 H: 1 E: 0 LOB: 0 K: 2 BB: 0 S: 8 P: 8	R: 0 H: 0 E: 0 LOB: 0 K: 0 BB: 0 S: 3 P: 3	R: 0 H: 0 E: 0 LOB: 0 K: 1 BB: 0 S: 5 P: 5	R: 0 H: 0 E: 0 LOB: 0 K: 0 BB: 0 S: 3 P: 3	R: 1 H: 1 E: 0 LOB: 2 K: 0 BB: 0 S: 5 P: 6	R: 1 H: 2 E: 1 LOB: 0 K: 0 BB: 0 S: 4 P: 4	1B: 3 SF: 1 2B: 0 SAC: 2 3B: 0 DP: 2 HR: 2 HBP: 2						

PITCHER		IP	WLS	BF	H	R	ER	SO	BB	IBB	HBP	BLK	WP	HR	S	P	ERA	WHIP
41 Brandon Backe, R ERA: 2.25	(1, 1)	4.0	L	15	2	2	2	4	1	0	1	0	0	2	22	27	4.50	0.750
Trever Miller, L ERA:	(5, 1)	1.0		3	0	0	0	0	0	0	0	0	0	0	3	3	0.00	0.000
Jimmy Barthmaier, R ERA: 1.29	(6, 1)	3.0		11	1	1	1	1	0	0	1	0	0	0	13	14	3.00	0.333
Juan Gutierrez, R ERA: 4.5	(9, 1)	1.0		4	2	1	1	0	0	0	0	0	0	0	4	4	9.00	2.000

PITCHER	IP	WLS	BF	H	R	ER	SO	BB	IBB	HBP	BLK	WP	HR	S	P	ERA	WHIP

TOP

Philadelphia Phillies @ Houston Astros

Osceola County Stadium, Kissimmee, FL

Sat Mar 11 2006, 1:05 PM EST

Att. 4,943 - Sunny - 77 F

livebaseballscorecards.com

AB	27
R	4
H	5
RBI	4
BB	1
SO	5
LOB	5

WP: 0 PA: 33
PB: 0
SB: 0
CS: 0

BOTTOM

Philadelphia Phillies @ Houston Astros

Osceola County Stadium, Kissimmee, FL

Sat Mar 11 2006, 1:05 PM EST
Att. 4,943 - Sunny - 77 F

Batter	1	2	3	4	5	6	7	8	9	AB	R	H	RBI	BB	SO	LOB
Craig Biggio, R (1, 4) OBP: 0.438, SLG: 0.533 4 Eric Bruntlett, R (4, PR) OBP: 0.167, SLG: 0.304 (5, 4)	P4		K	1-2 2-3 1B		K			HR 13 S 1B	3 2	0 1	1 1	0 0	0 0	1 1	0 0
5 Jeff Bagwell, R (1, 3) OBP: 0.300, SLG: 0.250 13 Eric Munson, L (5, 3) OBP: 0.474, SLG: 0.944	P5		G6-3	K		HR			1-2	3 2	0 1	0 1	0 1	0 0	1 1	3 1
17 Lance Berkman, S (1, 10) OBP: 0.563, SLG: 0.571 31 Kevin Orie, R (9, PH) OBP: 0.071, SLG: 0.077	1B		E BB		BB BB 1B	F7			F7	3 1	0 0	2 0	0 0	1 0	0 0	0 1
Morgan Ensberg, R (1, 5) OBP: 0.333, SLG: 0.357 Mike Lamb, L (6, 5) OBP: 0.154, SLG: 0.385	P5		E5 1-3		F9		G4-3		2-H HR	3 2	0 1	0 1	0 2	0 0	0 0	3 0
Preston Wilson, R (1, 8) OBP: 0.462, SLG: 0.545 Josh Anderson, L (7, 8) OBP: 0.143, SLG: 0.143		K	K		BB 1-2 BB		F8		F9	2 2	0 0	0 0	0 0	1 0	2 0	2 0
16 Jason Lane, R (1, 9) OBP: 0.550, SLG: 1.059 Luke Scott, L (5, 9) OBP: 0.294, SLG: 0.286		1B BB		L9	F7		G5-3			1 2	0 0	0 0	0 0	1 0	0 0	0 2
Orlando Palmeiro, L (1, 7) OBP: 0.389, SLG: 0.429 Charlton Jimerson, R (8, 7) OBP: 0.318, SLG: 0.500	1-2 1B		2 1B 1B BB		1-2 2-3 BB			F8		1 1	0 0	1 0	0 0	2 0	0 0	0 0
Brad Ausmus, R (1, 2) OBP: 0.167, SLG: 0.091 56 Hector Gimenez, S (6, 2) OBP: 0.333, SLG: 0.417	L4			K	K			G4-3		3 1	0 0	0 0	0 0	0 0	2 0	6 0
2 Chris Burke, R (1, 6) OBP: 0.304, SLG: 0.455 Ben Zobrist, S (8, 6) OBP: 0.444, SLG: 0.375		K		1B 1-2 1B		G4-3			P4	3 1	0 0	1 0	0 0	0 0	1 0	2 0
Inning Stats	R: 0 E: 0 K: 0 S: 4 H: 1 LOB: 1 BB: 0 P: 4	R: 0 E: 0 K: 2 S: 8 H: 1 LOB: 2 BB: 1 P: 12	R: 0 E: 1 K: 2 S: 8 H: 0 LOB: 2 BB: 1 P: 12	R: 0 E: 0 K: 2 S: 9 H: 2 LOB: 3 BB: 1 P: 13	R: 0 E: 0 K: 1 S: 6 H: 1 LOB: 3 BB: 2 P: 14	R: 1 E: 0 K: 1 S: 6 H: 1 LOB: 0 BB: 0 P: 6	R: 0 E: 0 K: 0 S: 3 H: 0 LOB: 0 BB: 0 P: 3	R: 0 E: 0 K: 0 S: 5 H: 0 LOB: 0 BB: 0 P: 5	R: 2 E: 0 K: 1 S: 7 H: 2 LOB: 0 BB: 0 P: 7	1B: 6 2B: 0 3B: 0 HR: 2 SF: 0 SAC: 0 DP: 0 HBP: 0						

livebaseballscorecards.com

AB	36
R	3
H	8
RBI	3
BB	5
SO	9
LOB	20

WP: 0 PB: 0 SB: 1 CS: 0 PA: 41

PITCHER		IP	WLS	BF	H	R	ER	SO	BB	IBB	HBP	BLK	WP	HR	S	P	ERA	WHIP
Ryan Franklin, R ERA: 4.7	(1, 1)	3.2	W	17	2	0	0	5	3	0	0	0	0	0	24	36	0.00	1.364
59 Matt White, L ERA:	(4, 1)	0.1		3	2	0	0	1	0	0	0	0	0	0	5	5	0.00	6.000
Gavin Floyd, R ERA: 4.05	(5, 1)	2.0		10	2	1	1	2	2	0	0	0	0	1	12	20	4.50	2.000
Geoff Geary, R ERA: 3.0	(7, 1)	1.0	H	3	0	0	0	0	0	0	0	0	0	0	3	3	0.00	0.000
Julio Santana, R ERA: 3.18	(8, 1)	1.0	H	3	0	0	0	0	0	0	0	0	0	0	5	5	0.00	0.000

PITCHER		IP	WLS	BF	H	R	ER	SO	BB	IBB	HBP	BLK	WP	HR	S	P	ERA	WHIP
55 Clay Condrey, R ERA: 6.75	(9, 1)	1.0	S	5	2	2	2	1	0	0	0	0	0	1	7	7	18.00	2.000

Houston Astros @ Los Angeles Dodgers

Holman Stadium, Vero Beach, FL

Sun Mar 12 2006, 1:05 PM EST

Att. 4,672 - Sunny - 80 F

TOP

livebaseballscorecards.com

Batter	1	2	3	4	5	6	7	8	9	AB	R	H	RBI	BB	SO	LOB
4 Eric Bruntlett, R (1, 4) OBP: 0.222, SLG: 0.346 Charlton Jimerson, R (6, 9) OBP: 0.304, SLG: 0.476	0-0 16 CS 1B			0-3 K		0-0 16 BB 1B		0-0 G4-3		3 0 2 0 0 1 0 1 0 0 0 0 0 0						
Mike Lamb, L (1, 3) OBP: 0.125, SLG: 0.313 13 Eric Munson, L (6, 3) OBP: 0.500, SLG: 0.944	0-3 K			0-0 F7		0-3 K			B H 2-0 87 G6-4-3 HBP	3 0 0 0 0 2 2 0 0 0 0 0 0 0						
16 Jason Lane, R (1, 9) OBP: 0.522, SLG: 0.947 43 Alan Zinter, S (6, 5) OBP: 0.500, SLG: 0.200	0-3 K 1-2			0-0 F8		4-0 1-2 BB			0-0 F8	2 0 0 0 1 1 1 1 0 0 0 0 0 1						
31 Kevin Orie, R (1, 5) OBP: 0.059, SLG: 0.063 Brooks Conrad, S (6, 4) 87 Jailen Peguero, R (9, PH)		0-0 E3 G3-6			0-0 P3	0-0 F7			0-0 G6-4-3 1-2f	3 0 0 0 0 0 2 0 0 0 0 0 0 0 1 0 0 0 0 0 1						
Ben Zobrist, S (1, 6) OBP: 0.417, SLG: 0.364		0-0 G3-6 1-2f			0-0 FC2-6 1B		0-3 K			3 0 1 0 0 1 1						
Luke Scott, L (1, 7) OBP: 0.250, SLG: 0.235 65 Brian Gordon, L (7, 7) OBP: 0.188, SLG: 0.133		0-0 F7			0-0 FC2-6 55 1B 1-2f		0-3 K			3 0 0 0 0 1 1 0 0 0 0 0 0 0						
55 Humberto Quintero, R (1, 2) OBP: 0.188, SLG: 0.375 56 Hector Gimenez, S (6, 2) OBP: 0.308, SLG: 0.385			0-0 F9		0-0 1-3 1B		0-3 K			2 0 1 0 0 0 0 1 0 0 0 0 1 0						
Raul Chavez, R (1, 10) OBP: 0.333, SLG: 0.273 59 J.R. House, R (8, PH) OBP: 0.308, SLG: 0.273 (8, 10)			0-3 K		0-0 G6-3			0-0 G6-3		2 0 0 0 0 1 2 1 0 0 0 0 0 0						
Josh Anderson, L (1, 8) OBP: 0.125, SLG: 0.125 44 Mike Rodriguez, L (7, 8) OBP: 0.333, SLG: 0.667			0-0 G3-1			0-3 K		0-0 G4-3		2 0 0 0 0 1 0 1 0 0 0 0 0 0						
Inning Stats	R: 0 H: 1 E: 0 LOB: 0 K: 2 BB: 0 S: 7 P: 7	R: 0 H: 0 E: 1 LOB: 0 K: 0 BB: 0 S: 3 P: 3	R: 0 H: 0 E: 0 LOB: 0 K: 1 BB: 0 S: 5 P: 5	R: 0 H: 0 E: 0 LOB: 0 K: 1 BB: 0 S: 5 P: 5	R: 0 H: 2 E: 0 LOB: 2 K: 0 BB: 0 S: 5 P: 5	R: 0 H: 1 E: 0 LOB: 2 K: 2 BB: 1 S: 8 P: 12	R: 0 H: 0 E: 0 LOB: 0 K: 3 BB: 0 S: 9 P: 9	R: 0 H: 0 E: 0 LOB: 0 K: 0 BB: 0 S: 3 P: 3	R: 0 H: 0 E: 0 LOB: 0 K: 0 BB: 0 S: 2 P: 4	1B: 4 SF: 0 2B: 0 SAC: 0 3B: 0 DP: 2 HR: 0 HBP: 1						

	AB	29
	R	0
	H	4
	RBI	0
	BB	1
	SO	9
	LOB	11

WP: 0 PB: 0 SB: 0 CS: 1 PA: 31

PITCHER	IP	WLS	BF	H	R	ER	SO	BB	IBB	HBP	BLK	WP	HR	S	P	ERA	WHIP
Brett Tomko, R (1, 1) ERA: 0.9	5.0	W	17	3	0	0	4	0	0	0	0	0	0	25	25	0.00	0.600
Eric Gagne, R (6, 1) ERA:	1.0		5	1	0	0	2	1	0	0	0	0	0	8	12	0.00	2.000
43 Yhency Brazoban, R (7, 1) ERA: 10.8	1.0		3	0	0	0	3	0	0	0	0	0	0	9	9	0.00	0.000
Franquelis Osoria, R (8, 1) ERA: 3.6	1.0		3	0	0	0	0	0	0	0	0	0	0	3	3	0.00	0.000
56 Hung-Chih Kuo, L (9, 1) ERA:	1.0		3	0	0	0	0	0	0	1	0	0	0	2	4	0.00	0.000

PITCHER	IP	WLS	BF	H	R	ER	SO	BB	IBB	HBP	BLK	WP	HR	S	P	ERA	WHIP

Batter	1	2	3	4	5	6	7	8	9	AB	R	H	RBI	BB	SO	LOB
74 Tony Abreu, S (1, 6) OBP: 0.409, SLG: 0.333	0-0 1B 2B		0-0 ① F7		BBBB 4-0 12 HR G1-3 BB	0-0 1B		0-0 E5 18 1B 17 3B		4	3	2	0	1	0	0
5 Nomar Garciaparra, R (1, 3) OBP: 0.167, SLG: 0.130	0-0 ① G5-3		0-0 3B 1B		0-0 ① F8	0-0 ③ L7		0-0 17 3B 1-3 1B		3	1	1	0	0	0	2
18 Ramon Martinez, R (6, 3) OBP: 0.421, SLG: 0.611 (8, 5)										2	1	1	0	0	0	1
J.D. Drew, L (1, 9) OBP: 0.529, SLG: 1.133	0-0 12 FC5-4 2-H 1B		0-0 1-H 3B		0-0 ② G1-3 1-2		BBBB 4-0 1B 27 SF8 BB	0-0 1-H 3-H 3B		3	0	2	2	0	0	1
17 Jason Repko, R (6, 9) OBP: 0.500, SLG: 0.526										1	1	1	2	1	0	0
12 Jeff Kent, R (1, 4) OBP: 0.444, SLG: 0.750	0-0 ② FC5-4 1-2f		0-0 ② G5-3		0-0 2-H HR		0-0 27 SF8 G6-3 1-3 1B	0-0 ② G3		3	1	1	2	0	0	2
Willy Aybar, S (6, 4) OBP: 0.267, SLG: 0.120										2	0	1	0	0	0	1
Olmedo Saenz, R (1, 10)	0-0 ③ F9		0-0 ③ P4		BBBB 4-0 13 BB BB		0-0 ① G6-3 1-2	0-0 ③ G1-3		2	0	0	0	1	0	2
Andy LaRoche, R (7, PH) OBP: 0.269, SLG: 0.400 (8, 10)										2	0	0	0	0	0	3
Bill Mueller, S (1, 5) OBP: 0.333, SLG: 0.529		0-0 ① F8		0-0 ① L3	BBBB 4-0 1-2 BB		4-0 IBB			2	0	0	0	0	0	0
13 Oscar Robles, L (5, 5) OBP: 0.333, SLG: 0.444										0	0	0	0	1	0	0
7 James Loney, L (7, PH) OBP: 0.480, SLG: 0.591 (8, 3)										0	0	0	0	1	0	0
27 Matt Kemp, R (1, 8) OBP: 0.160, SLG: 0.417		0-0 ② F8		0-0 ② G6-3	0-0 ③ F7		0-0 ② SF8 2-3 3-H			3	0	0	1	0	0	2
16 Andre Ethier, L (1, 7) OBP: 0.412, SLG: 0.571		0-0 S 1B		0-0 1B		0-0 ① F7	0-0 ③ P4			3	0	2	0	0	0	0
Joel Guzman, R (7, 7) OBP: 0.375, SLG: 0.522										1	0	0	0	0	0	2
Sandy Alomar Jr., R (1, 2) OBP: 0.222, SLG: 0.889	B 1-0 ③ P4 1-2		0-0 ③ G5-3			0-0 ② F9		0-0 ① G6-3		3	0	0	0	0	0	2
55 Russell Martin, R (7, 2) OBP: 0.400, SLG: 0.400										1	0	0	0	0	0	0
Inning Stats	R: 1 E: 0 K: 0 S: 5 H: 2 LOB: 1 BB: 0 P: 5	R: 0 E: 0 K: 0 S: 4 H: 1 LOB: 1 BB: 0 P: 5	R: 1 E: 0 K: 0 S: 5 H: 2 LOB: 1 BB: 0 P: 5	R: 0 E: 0 K: 0 S: 4 H: 1 LOB: 1 BB: 0 P: 4	R: 2 E: 0 K: 0 S: 4 H: 1 LOB: 2 BB: 3 P: 16	R: 0 E: 0 K: 0 S: 4 H: 1 LOB: 1 BB: 0 P: 4	R: 1 E: 0 K: 0 S: 4 H: 1 LOB: 2 BB: 2 P: 12	R: 2 E: 1 K: 0 S: 6 H: 2 LOB: 1 BB: 0 P: 6		1B: 7 2B: 1 3B: 2 HR: 1		SF: 1 SAC: 0 DP: 0 HBP: 0		WP: 0 PB: 0 SB: 1 CS: 0		PA: 41	

PITCHER		IP	WLS	BF	H	R	ER	SO	BB	IBB	HBP	BLK	WP	HR	S	P	ERA	WHIP
Taylor Buchholz, R ERA: 3.0	(1, 1)	4.0	L	18	6	2	2	0	0	0	0	0	0	0	18	19	4.50	1.500
45 Mike Gallo, L ERA: 18.0	(5, 1)	1.0		7	1	2	2	0	3	0	0	0	0	1	4	16	18.00	4.000
Fernando Nieve, R ERA: 7.88	(6, 1)	3.0		16	4	3	2	0	1	1	0	0	0	0	14	22	6.00	1.667

PITCHER	IP	WLS	BF	H	R	ER	SO	BB	IBB	HBP	BLK	WP	HR	S	P	ERA	WHIP

BOTTOM

Houston Astros @ Los Angeles Dodgers

Holman Stadium, Vero Beach, FL

Sun Mar 12 2006, 1:05 PM EST

Att. 4,672 - Sunny - 80 F

livebaseballscorecards.com

AB	35
R	7
H	11
RBI	7
BB	5
SO	0
LOB	18

Houston Astros @ Toronto Blue Jays

Knology Park, Dunedin, FL

Mon Mar 13 2006, 1:05 PM EST

Att. 3,385 - Sunny - 80 F

TOP

livebaseballscorecards.com

Batter	1	2	3	4	5	6	7	8	9	AB	R	H	RBI	BB	SO	LOB
4 Eric Bruntlett, R (1, 4) OBP: 0.233, SLG: 0.345	F9		K		2 S, 31 HR, 1B		K			3	1	1	1	0	1	2
56 Hector Gimenez, S (5, 3) OBP: 0.286, SLG: 0.357										1	0	0	0	0	1	0
2 Chris Burke, R (1, 8) OBP: 0.333, SLG: 0.480	G6-3		1-H, 2-H, 2B		31 HR, BB		G5-3			3	1	1	2	1	0	0
44 Mike Rodriguez, L (7, 9) OBP: 0.333, SLG: 0.667										0	0	0	0	0	0	0
Mike Lamb, L (1, 3) OBP: 0.105, SLG: 0.263	K		F9		K			K		3	0	0	0	0	2	3
43 Alan Zinter, S (5, 5) OBP: 0.444, SLG: 0.167										1	0	0	0	0	1	0
31 Kevin Orie, R (1, 5) OBP: 0.150, SLG: 0.368		K		2B	1-H, 2-H, HR			P5		3	1	2	3	0	1	0
Brooks Conrad, S (5, 4)										1	0	0	0	0	0	0
13 Eric Munson, L (1, 2) OBP: 0.435, SLG: 0.810	K	K		G4-3				K		3	0	0	0	0	2	1
59 J.R. House, R (6, 2) OBP: 0.286, SLG: 0.250										1	0	0	0	0	1	0
Charlton Jimerson, R (1, 9) OBP: 0.269, SLG: 0.417	G6-3	K			G4-3				65 G3, 1B	3	0	0	0	0	1	1
Josh Anderson, L (7, 8) OBP: 0.176, SLG: 0.176										1	0	1	0	0	0	0
Luke Scott, L (1, 7) OBP: 0.261, SLG: 0.211		4-0, BB, 2, 2B, BB	G3	K			G3, 1-2			2	1	0	0	1	1	1
65 Brian Gordon, L (7, 7) OBP: 0.176, SLG: 0.125										1	0	0	0	0	0	1
Ben Zobrist, S (1, 6) OBP: 0.375, SLG: 0.286		4-0, 1-2, 2, 2B, BB		F8	F9				F9	3	1	0	0	1	0	1
55 Humberto Quintero, R (1, 10) OBP: 0.200, SLG: 0.400		L4		4, 1B, 2B		G6-3			G6-3	4	1	1	0	0	0	3
Inning Stats	R: 0 E: 0 K: 1 S: 5 H: 0 LOB: 0 BB: 0 P: 5	R: 0 E: 0 K: 2 S: 7 H: 0 LOB: 0 BB: 0 P: 7	R: 2 E: 0 K: 1 S: 6 H: 1 LOB: 1 BB: 2 P: 14	R: 0 E: 0 K: 2 S: 8 H: 1 LOB: 1 BB: 0 P: 8	R: 4 E: 0 K: 1 S: 8 H: 3 LOB: 0 BB: 1 P: 12	R: 0 E: 0 K: 1 S: 5 H: 0 LOB: 0 BB: 0 P: 5	R: 0 E: 0 K: 1 S: 5 H: 0 LOB: 0 BB: 0 P: 5	R: 0 E: 0 K: 2 S: 7 H: 0 LOB: 0 BB: 0 P: 7	R: 0 E: 0 K: 0 S: 4 H: 1 LOB: 1 BB: 0 P: 4	1B: 2 2B: 3 3B: 0 HR: 1 SF: 0 SAC: 0 DP: 0 HBP: 0							

AB	33
R	6
H	6
RBI	6
BB	3
SO	11
LOB	13

WP: 0 PB: 0 SB: 1 CS: 0 PA: 36

PITCHER		IP	WLS	BF	H	R	ER	SO	BB	IBB	HBP	BLK	WP	HR	S	P	ERA	WHIP
34 A.J. Burnett, R ERA: 7.71	(1, 1)	4.0		16	2	2	2	6	2	0	0	0	0	0	26	34	4.50	1.000
Scott Schoeneweis, L ERA: 12.0	(5, 1)	1.0		7	3	4	4	1	1	0	0	0	0	1	8	12	36.00	4.000
52 B.J. Ryan, L ERA: 4.5	(6, 1)	1.0		3	0	0	0	1	0	0	0	0	0	0	5	5	0.00	0.000
Pete Walker, R ERA:	(7, 1)	1.0	W	3	0	0	0	1	0	0	0	0	0	0	5	5	0.00	0.000
Vinnie Chulk, R ERA:	(8, 1)	1.0	H	3	0	0	0	2	0	0	0	0	0	0	7	7	0.00	0.000

PITCHER		IP	WLS	BF	H	R	ER	SO	BB	IBB	HBP	BLK	WP	HR	S	P	ERA	WHIP
57 Adrian Burnside, L ERA: 3.0	(9, 1)	1.0	S	4	1	0	0	0	0	0	0	0	0	0	4	4	0.00	1.000

Batter	1	2	3	4	5	6	7	8	9	AB	R	H	RBI	BB	SO	LOB
8 Russ Adams, L (1, 6) OBP: 0.286, SLG: 0.450	G4-3 2B		0-3 ② K		4-0 HBP HR BB		0-0 ① FC6-4 E1 21 G6-3 1-2f			2	1	1	0	1	1	0
6 John McDonald, R (6, 6) OBP: 0.143, SLG: 0.385										1	1	0	0	0	0	1
Frank Catalanotto, L (1, 7)	0-0 ① G4-3 2-3		0-3 ③ K		0-0 ② P3		0-0 E5 2B 1-3			2	0	0	0	0	1	1
John-Ford Griffin, L (5, 7) OBP: 0.375, SLG: 0.545										2	1	0	0	0	0	3
Shea Hillenbrand, R (1, 10) OBP: 0.300, SLG: 0.526	0-3 ② K			0-0 ① L6	1-0 HR 1-2 HBP		0-0 ② G6-3 3-H			2	0	0	0	0	1	1
21 Chad Mottola, R (5, PR) OBP: 0.190, SLG: 0.105										1	1	0	1	0	0	1
(6, 10)																
25 Troy Glaus, R (1, 5) OBP: 0.444, SLG: 0.733	4-0 BB			0-0 HR	0-0 HR 1-H 2-H 3-H		0-0 2B 2-H			1	1	1	1	1	0	0
Rob Cosby, R (5, 5) OBP: 0.259, SLG: 0.360										2	1	2	5	0	0	0
17 Lyle Overbay, L (1, 3) OBP: 0.158, SLG: 0.111	0-0 ③ G3			0-3 ② K	0-0 ③ G3-1		0-0 ③ P4			3	0	0	0	0	1	3
Jason Phillips, R (6, 3) OBP: 0.368, SLG: 0.588										1	0	0	0	0	0	1
Bengie Molina, R (1, 2) OBP: 0.227, SLG: 0.238		4-0 2 G6-4-3 BB		0-0 1B		0-3 ① K		0-0 ① F9		1	0	1	0	1	0	0
59 Curtis Thigpen, R (4, PR) OBP: 0.308, SLG: 0.417										2	0	0	0	0	1	0
(5, 2)																
Eric Hinske, L (1, 9) OBP: 0.476, SLG: 1.000		0-3 ① K		0-0 ③ F9		0-0 ② F9		0-0 ② F7		2	0	0	0	0	1	2
43 Kevin Barker, L (6, 9) OBP: 0.387, SLG: 0.607										2	0	0	0	0	0	0
2 Aaron Hill, R (1, 4) OBP: 0.368, SLG: 0.353	0-0 ②③ G6-4-3 1-2f				0-0 68 G3 HR 2B	0-0 ③ G4-3		0-0 E 1B		2	1	1	0	0	0	1
46 Luis Figueroa, S (6, 4) OBP: 0.409, SLG: 0.400										2	0	1	0	0	0	0
68 Wayne Lydon, S (1, 8) OBP: 0.520, SLG: 0.545			0-3 ① K		0-0 ① G3 2-3		4-0 6 FC6-4 BB	1-3 ③ K 1-3		2	0	0	0	1	1	1
Miguel Negron, L (8, 8) OBP: 0.360, SLG: 0.391										1	0	0	0	0	1	1
Inning Stats	R: 0 E: 0 K: 1 S: 6 H: 1 LOB: 2 BB: 1 P: 10	R: 0 E: 0 K: 1 S: 4 H: 0 LOB: 0 BB: 1 P: 8	R: 0 E: 0 K: 3 S: 9 H: 0 LOB: 0 BB: 0 P: 9	R: 1 E: 0 K: 1 S: 7 H: 2 LOB: 1 BB: 0 P: 7	R: 4 E: 0 K: 0 S: 5 H: 2 LOB: 1 BB: 1 P: 10	R: 0 E: 0 K: 1 S: 5 H: 0 LOB: 0 BB: 0 P: 5	R: 2 E: 1 K: 0 S: 5 H: 1 LOB: 1 BB: 1 P: 9	R: 0 E: 0 K: 1 S: 6 H: 1 LOB: 1 BB: 0 P: 7		1B: 2 2B: 3 3B: 0 HR: 2 SF: 0 SAC: 0 DP: 1 HBP: 1					

PITCHER		IP	WLS	BF	H	R	ER	SO	BB	IBB	HBP	BLK	WP	HR	S	P	ERA	WHIP
51 Wandy Rodriguez, L ERA: 8.0	(1, 1)	4.0		16	3	1	1	6	2	0	0	0	0	1	26	34	2.25	1.250
Jason Hirsh, R ERA: 10.13	(5, 1)	3.0	L	16	3	6	4	1	2	0	1	0	0	1	15	24	12.00	1.667
56 Joe Valentine, R ERA: 3.6	(8, 1)	1.0		4	1	0	0	1	0	0	0	0	0	0	6	7	0.00	1.000

PITCHER	IP	WLS	BF	H	R	ER	SO	BB	IBB	HBP	BLK	WP	HR	S	P	ERA	WHIP

BOTTOM

Houston Astros @ Toronto Blue Jays

Knology Park, Dunedin, FL

Mon Mar 13 2006, 1:05 PM EST

Att. 3,385 - Sunny - 80 F

livebaseballscorecards.com

AB	31
R	7
H	7
RBI	7
BB	4
SO	8
LOB	16

WP: 0 PA: 36
PB: 0
SB: 0
CS: 0

Houston Astros @ Atlanta Braves

Cracker Jack Stadium, Lake Buena Vista, FL

Tue Mar 14 2006, 7:05 PM EST

Att. 10,710 - Clear - 77 F

livebaseballscorecards.com

TOP

Batter	1	2	3	4	5	6	7	8	9	AB	R	H	RBI	BB	SO	LOB
Craig Biggio, R (1, 4) OBP: 0.368, SLG: 0.444	E8 17 G3		P4		F9 ①		2B		G6-3 ①	3	1	0	0	0	0	0
59 J.R. House, R (5, 4) OBP: 0.313, SLG: 0.357										2	0	1	0	0	0	0
5 Jeff Bagwell, R (1, 3) OBP: 0.318, SLG: 0.278	K ①		17 BB 1B		G1-3 ②		G4-3 ②		G4-3 ②	2	0	1	0	0	1	1
Orlando Palmeiro, L (3, 7) OBP: 0.333, SLG: 0.353										3	0	0	0	0	0	1
65 Brian Gordon, L (9, 7) OBP: 0.176, SLG: 0.125										0	0	0	0	0	0	0
17 Lance Berkman, S (1, 7) OBP: 0.526, SLG: 0.500	G3 3-H		BB 1-2		P3 ③		G6-3 ③		G3-1 ③	2	0	0	1	1	0	0
(3, 3)																
Josh Anderson, L (5, 8) OBP: 0.158, SLG: 0.158										2	0	0	0	0	0	1
Morgan Ensberg, R (1, 5) OBP: 0.286, SLG: 0.294	K ③		F9 ③			F9 ①		1B 2 1B		3	0	0	0	0	1	2
Raul Chavez, R (6, 2) OBP: 0.385, SLG: 0.333										1	1	1	0	0	0	0
Preston Wilson, R (1, 8) OBP: 0.467, SLG: 0.500		G4-3 ①		1B E BB		K ②		E 13 SF9 1-2 1B		1	1	0	0	1	0	0
2 Chris Burke, R (5, 6) OBP: 0.345, SLG: 0.481										2	1	1	0	0	1	0
16 Jason Lane, R (1, 9) OBP: 0.500, SLG: 0.909		2B		F9 ①		P4 ③		E2 13 SF9 1-3 2-H SF7 1B		3	0	1	0	0	0	1
Charlton Jimerson, R (6, 9) OBP: 0.296, SLG: 0.440										1	1	1	1	0	0	0
28 Adam Everett, R (1, 6) OBP: 0.214, SLG: 0.286	G6-3 ②		F7 ②				E4 43 HR	SF9 ① 2-3 3-H		2	0	0	0	0	0	2
13 Eric Munson, L (5, 3) OBP: 0.400, SLG: 0.773										1	1	0	1	0	0	0
Brad Ausmus, R (1, 2) OBP: 0.214, SLG: 0.154	K ③		E8 1-H 1B				P6 ①	SF7 ② 3-H		2	0	1	0	0	1	1
Mike Lamb, L (6, 5) OBP: 0.095, SLG: 0.250										1	0	0	1	0	0	1
44 Roy Oswalt, R (1, 1)			G6-3 ①				HR 1-H	F7 ③		2	0	0	0	0	1	1
Trever Miller, R (6, 1)										0	0	0	0	0	0	0
43 Alan Zinter, S (7, PH) OBP: 0.500, SLG: 0.714										1	1	1	2	0	0	0
Chad Qualls, R (7, 1)										0	0	0	0	0	0	0
Luke Scott, L (8, PH) OBP: 0.250, SLG: 0.200										1	0	0	0	0	0	0
Ezequiel Astacio, R (8, 1)										0	0	0	0	0	0	0
Inning Stats	R: 1 E: 1 K: 2 S: 8 H: 0 LOB: 0 BB: 0 P: 8	R: 0 E: 0 K: 1 S: 6 H: 1 LOB: 1 BB: 0 P: 6	R: 0 E: 0 K: 0 S: 4 H: 1 LOB: 2 BB: 1 P: 8	R: 1 E: 1 K: 1 S: 6 H: 1 LOB: 1 BB: 1 P: 13	R: 0 E: 0 K: 0 S: 3 H: 0 LOB: 0 BB: 0 P: 3	R: 0 E: 0 K: 1 S: 5 H: 0 LOB: 0 BB: 0 P: 5	R: 2 E: 1 K: 0 S: 6 H: 2 LOB: 1 BB: 0 P: 6	R: 3 E: 1 K: 0 S: 6 H: 3 LOB: 0 BB: 0 P: 6	R: 0 E: 0 K: 0 S: 3 H: 0 LOB: 0 BB: 0 P: 3	1B: 5 2B: 2 3B: 0 HR: 1 SF: 2 SAC: 0 DP: 0 HBP: 0	WP: 0 PB: 0 SB: 0 CS: 0 PA: 39					

	AB	35
	R	7
	H	8
	RBI	6
	BB	2
	SO	5
	LOB	11

PITCHER		IP	WLS	BF	H	R	ER	SO	BB	IBB	HBP	BLK	WP	HR	S	P	ERA	WHIP
15 Tim Hudson, R ERA: 1.0	(1, 1)	4.0		18	3	2	0	4	2	0	0	0	0	0	24	35	0.00	1.250
Mike Remlinger, L ERA: 11.57	(5, 1)	2.0		6	0	0	0	1	0	0	0	0	0	0	8	8	0.00	0.000
54 Chad Paronto, R ERA: 5.14	(7, 1)	1.0	H	6	2	2	1	0	0	0	0	0	0	1	6	6	9.00	2.000
54 Brad Baker, R ERA: 14.21	(8, 1)	1.0	L	6	3	3	1	0	0	0	0	0	0	0	6	6	9.00	3.000
50 Anthony Lerew, R ERA: 18.9	(9, 1)	1.0		3	0	0	0	0	0	0	0	0	0	0	3	3	0.00	0.000

PITCHER	IP	WLS	BF	H	R	ER	SO	BB	IBB	HBP	BLK	WP	HR	S	P	ERA	WHIP

BOTTOM

Houston Astros @ Atlanta Braves

Cracker Jack Stadium, Lake Buena Vista, FL

Tue Mar 14 2006, 7:05 PM EST

Att. 10,710 - Clear - 77 F

Batter	1	2	3	4	5	6	7	8	9	AB	R	H	RBI	BB	SO	LOB
Marcus Giles, R (1, 4) OBP: 0.154, SLG: 0.083	K		F9	K		E3 1-3		G5-3		1	0	0	0	0	1	0
4 Pete Orr, L (2, 4) OBP: 0.067, SLG: 0.067										3	0	0	0	0	1	2
54 Chad Paronto, R (7, 1)										0	0	0	0	0	0	0
54 Brad Baker, R (8, 1)										0	0	0	0	0	0	0
58 David Kelton, R (8, PH) OBP: 0.192, SLG: 0.200										1	0	0	0	0	0	2
50 Anthony Lerew, L (9, 1)										0	0	0	0	0	0	0
11 Edgar Renteria, R (1, 6) OBP: 0.318, SLG: 0.476	G6-3		E6 2B		G4-3	G5-3			G6-3	2	1	0	0	0	0	0
Tony Pena Jr., R (4, 6) OBP: 0.250, SLG: 0.348										3	0	0	0	0	0	2
23 Matt Diaz, R (1, 9) OBP: 0.387, SLG: 0.645	G6-3		F7		F9		F9		P3	5	0	0	0	0	0	1
Andruw Jones, R (1, 8) OBP: 0.400, SLG: 0.375		K	1B 2B 1-H		F7		G3-1		F7	2	1	1	1	0	1	0
57 Michael Ryan, L (4, 8) OBP: 0.333, SLG: 0.567										3	0	0	0	0	0	0
Adam LaRoche, L (1, 3) OBP: 0.333, SLG: 0.222		G1-3 16 64 1B 1B	1B 3-H			1B 16 E 64 FC6-4 BB	K			2	2	2	1	1	0	0
20 Scott Thorman, L (7, 3) OBP: 0.273, SLG: 0.200										1	0	0	0	0	1	0
16 Brian McCann, L (1, 2) OBP: 0.250, SLG: 0.167		64 1B G1-3 1B 1-2	F7			FC3 64 FC6-4 1B 76 SF8 1-2		K		3	1	1	0	0	0	2
66 Jarrod Saltalamacchia, S (7, 2) OBP: 0.160, SLG: 0.400										1	0	0	0	0	1	0
Brian Jordan, R (1, 7) OBP: 0.471, SLG: 0.357	G1-3 1-2 2-3			15 S 1B		64 FC6-4 1B 1-2 2-3		BB 64 1B		2	0	1	0	0	0	2
Kelly Johnson, L (5, 7) OBP: 0.478, SLG: 0.421										1	0	1	0	1	0	0
64 Cesar Crespo, S (1, 5) OBP: 0.154, SLG: 0.120	1B 2-3 3-H			F8		FC6-4 4 E 1B 1-2f 2-3 3-H		1B 1-2		4	0	2	2	0	0	3
15 Tim Hudson, R (1, 1)		K		K 1-2		SF8 3-H		F9		2	0	0	0	0	2	3
Mike Remlinger, L (5, 1)										0	0	0	0	0	0	0
76 J.J. Jurries, R (6, PH) OBP: 0.538, SLG: 0.900										0	0	0	1	0	0	0
24 Martín Prado, R (7, 4) OBP: 0.160, SLG: 0.167										1	0	0	0	0	0	2
Inning Stats	R: 0 E: 0 K: 1 S: 5 H: 0 LOB: 0 BB: 0 P: 5	R: 1 E: 0 K: 2 S: 10 H: 3 LOB: 2 BB: 0 P: 10	R: 2 E: 1 K: 0 S: 6 H: 2 LOB: 1 BB: 0 P: 6	R: 0 E: 0 K: 2 S: 8 H: 1 LOB: 1 BB: 0 P: 8	R: 0 E: 0 K: 0 S: 3 H: 0 LOB: 0 BB: 0 P: 3	R: 2 E: 2 K: 0 S: 6 H: 1 LOB: 2 BB: 1 P: 10	R: 0 E: 0 K: 1 S: 5 H: 0 LOB: 0 BB: 0 P: 5	R: 0 E: 0 K: 1 S: 6 H: 1 LOB: 2 BB: 1 P: 10	R: 0 E: 0 K: 0 S: 3 H: 0 LOB: 0 BB: 0 P: 3	1B: 7 2B: 1 3B: 0 HR: 0	SF: 1 SAC: 0 DP: 0 HBP: 0						

livebaseballscorecards.com

AB	37
R	5
H	8
RBI	5
BB	2
SO	7
LOB	19

PITCHER		IP	WLS	BF	H	R	ER	SO	BB	IBB	HBP	BLK	WP	HR	S	P	ERA	WHIP
44 Roy Oswalt, R ERA: 2.45	(1, 1)	5.0		22	6	3	1	5	0	0	0	0	0	0	32	32	1.80	1.200
Trever Miller, L ERA:	(6, 1)	1.0		7	1	2	0	0	1	0	0	0	0	0	6	10	0.00	2.000
Chad Qualls, R ERA: 6.75	(7, 1)	1.0	W	3	0	0	0	1	0	0	0	0	0	0	5	5	0.00	0.000
Ezequiel Astacio, R ERA:	(8, 1)	2.0	S	8	1	0	0	1	1	0	0	0	0	0	9	13	0.00	1.000

PITCHER	IP	WLS	BF	H	R	ER	SO	BB	IBB	HBP	BLK	WP	HR	S	P	ERA	WHIP

Batter	1	2	3	4	5	6	7	8	9	AB	R	H	RBI	BB	SO	LOB
19 Bubba Crosby, L (1, 8) OBP: 0.211, SLG: 0.389	C X 0-1 ① L9	L F S 0-3 ③ K			X 0-0 ① L3	C X 0-1 ② G4-3	X 0-0 ③ F9		B B S S C 2-3 ② K 1-2 2-H	4	0	0	0	0	1	2
64 Kevin Reese, L (6, 8) OBP: 0.300, SLG: 0.379										2	0	0	0	0	1	3
24 Robinson Canó, L (1, 4) OBP: 0.400, SLG: 0.610	B X 1-0 1B		F B X 1-1 20 G5-4-3 2B		C X 0-1 20 1B 25 BB 12 1B 1B	C X 0-1 E3 3-H		X 0-0 ① F9	X 0-0 ③ P4	4	1	3	0	0	0	0
28 Felix Escalona, R (6, PR) OBP: 0.321, SLG: 0.519										2	0	0	0	0	0	1
(6, 4)																
25 Jason Giambi, L (1, 10) OBP: 0.357, SLG: 0.222	C F B X 1-2 ② F8	B B B 4-0 20 G5-4-3 BB			B B B B 4-0 20 1B 12 1B 1-2 BB	X 0-0 ③ F8		S S S 0-3 ② K		1	0	0	0	2	0	1
61 Kevin Howard, L (5, PR) OBP: 0.214, SLG: 0.417										2	1	0	0	0	1	1
(5, 10)																
20 Jorge Posada, S (1, 2) OBP: 0.520, SLG: 0.857	B 1 B B C F X SAFE 3-2 ③ G6-3		C X 0-1 ① ② G5-4-3 1-2f 2-3		B C X 1-1 12 1B 1-2 2-3 1B		X 0-0 ① G6-3	X 0-0 ③ G4-3		4	0	1	0	0	0	3
85 Omir Santos, R (7, 2) OBP: 0.167, SLG: 0.167										1	0	0	0	0	0	0
12 Andy Phillips, R (1, 3) OBP: 0.435, SLG: 0.488		C S B X 1-2 27 2B G5-3 1B	B C C 1-3 ③ K		C C X 0-2 1-2 2-H 3-H 1B		X 0-0 27 2B 27 1B 1B		X 0-0 HR 3B	4	1	3	2	0	1	1
78 Eric Duncan, L (7, PR) OBP: 0.462, SLG: 0.875										1	2	1	0	0	0	0
(7, 3)																
Mitch Jones, R (1, 9) OBP: 0.325, SLG: 0.725		C B X 1-1 ① G5-3 1-2		X 0-0 HR	B C C S 1-3 ② K		X 0-0 ② F7		X 0-0 HR 3-H	5	2	2	3	0	1	4
27 Russ Johnson, R (1, 5) OBP: 0.286, SLG: 0.133		C F F X 0-2 ② G5-3		C F C 0-3 ① K	B C F B B X 3-2 ③ F9		X 0-0 27 1B 1-3 2B		B B B B 4-0 27 1B 64 WP BB	4	2	1	0	1	1	3
27 Kevin Thompson, R (1, 7) OBP: 0.514, SLG: 0.656	D X 1-0 2B 2-H 2B			C F B B C 2-3 ② K		X 0-0 G6-3 24 E 2B	X 0-0 91 1B 2-H 3-H 1B		X 0-0 64 WP 1-2 1B	5	2	4	3	0	1	0
Miguel Cairo, R (1, 6) OBP: 0.286, SLG: 0.364	X 0-0 2-H 2B			C F B B F X 2-2 ③ G6-3		B X 1-0 ① G6-3 2-3	X 0-0 1-2 1B		X 0-0 ① F7	3	0	1	1	0	0	1
91 Ramiro Pena, S (6, 6) OBP: 0.444, SLG: 0.500										2	0	1	0	0	0	2
Inning Stats	R: 0 H: 1 E: 0 LOB: 1 K: 0 BB: 0 S: 9 P: 14	R: 2 H: 3 E: 0 LOB: 1 K: 1 BB: 0 S: 14 P: 17	R: 0 H: 1 E: 0 LOB: 1 K: 1 BB: 1 S: 7 P: 13	R: 1 H: 1 E: 0 LOB: 0 K: 2 BB: 0 S: 11 P: 15	R: 2 H: 3 E: 0 LOB: 2 K: 1 BB: 1 S: 14 P: 23	R: 1 H: 1 E: 1 LOB: 1 K: 0 BB: 0 S: 7 P: 8	R: 2 H: 4 E: 0 LOB: 2 K: 0 BB: 0 S: 7 P: 7	R: 0 H: 0 E: 0 LOB: 0 K: 1 BB: 0 S: 5 P: 5	R: 3 H: 3 E: 0 LOB: 1 K: 1 BB: 1 S: 8 P: 14	1B: 9 SF: 0 2B: 5 SAC: 0 3B: 1 DP: 1 HR: 2 HBP: 0						WP: 2 PA: 47 PB: 0 SB: 0 CS: 0

TOP

New York Yankees @ Houston Astros

Osceola County Stadium, Kissimmee, FL

Wed Mar 15 2006, 1:05 PM EST

Att. 6,100 - Sunny - 72 F

livebaseballscorecards.com

AB	44
R	11
H	17
RBI	9
BB	3
SO	7
LOB	22

PITCHER		IP	WLS	BF	H	R	ER	SO	BB	IBB	HBP	BLK	WP	HR	S	P	ERA	WHIP
Andy Pettitte, L ERA: 6.0	(1, 1)	3.0	L	14	5	2	2	2	1	0	0	0	0	0	30	44	6.00	2.000
Steve Sparks, R ERA: 9.9	(4, 1)	4.0		23	9	6	5	3	1	0	0	0	0	1	39	53	11.25	2.500
45 Mike Gallo, L ERA: 9.0	(8, 1)	1.0		3	0	0	0	1	0	0	0	0	0	0	5	5	0.00	0.000
58 Dave Borkowski, R ERA: 4.5	(9, 1)	1.0		7	3	3	3	1	1	0	0	0	1	1	8	14	27.00	4.000

PITCHER	IP	WLS	BF	H	R	ER	SO	BB	IBB	HBP	BLK	WP	HR	S	P	ERA	WHIP

New York Yankees @ Houston Astros

Osceola County Stadium, Kissimmee, FL

Wed Mar 15 2006, 1:05 PM EST

Att. 6,100 - Sunny - 72 F

BOTTOM

Batter	1	2	3	4	5	6	7	8	9	AB	R	H	RBI	BB	SO	LOB
Craig Biggio, R (1, 10) OBP: 0.333, SLG: 0.400	C S T F D F X 1-2 G6-3		C T X 0-2 G1-6-3		C C S 0-3 K			B B B 4-0 BB		2	0	0	0	0	0	0
Raul Chavez, R (5, PH) OBP: 0.357, SLG: 0.308 (6, 10)										1	0	0	0	0	1	2
65 Brian Gordon, L (8, PH) OBP: 0.222, SLG: 0.125 (9, 10)										0	0	0	0	1	0	0
28 Adam Everett, R (1, 6) OBP: 0.188, SLG: 0.250	C C S 0-3 K2-3		B C C S 1-3 K			B B C B C B 4-2 CS BB		X 0-0 G5-3		2	0	0	0	0	2	0
4 Eric Bruntlett, R (5, 6) OBP: 0.250, SLG: 0.333										1	0	0	0	1	0	1
17 Lance Berkman, S (1, 3) OBP: 0.476, SLG: 0.444	X 0-0 F8			C F F F F B B B S 3-3 K		B S S X 1-2 F8			X 0-0 G4-3	2	0	0	0	0	1	0
13 Eric Munson, L (5, 5) OBP: 0.370, SLG: 0.708										2	0	0	0	0	0	1
Morgan Ensberg, R (1, 5) OBP: 0.261, SLG: 0.263		F F B B X 2-2 L8		S C B C 1-3		S C D D B X 3-2 F7			X 0-0 2B 1B	2	0	0	0	0	1	0
31 Kevin Orie, R (5, 3) OBP: 0.182, SLG: 0.381										2	0	1	0	0	0	1
Preston Wilson, R (1, 8) OBP: 0.471, SLG: 0.571	C X 0-1 1B 2 G5-3 2B			C X 0-1 F9		1 SAFE B 1-0 CS 1-2	X 0-0 G4-3		X 0-0 1-3 2B	2	1	1	0	0	0	0
Josh Anderson, L (5, 9) OBP: 0.190, SLG: 0.238										2	0	1	0	0	0	0
Brad Ausmus, R (1, 2) OBP: 0.250, SLG: 0.200	C F B B X 2-2 2 G5-3 2-3 1B				F F X 0-2 P4		X 0-0 G4-3		X 0-0 P4	2	0	1	0	0	0	0
55 Humberto Quintero, R (6, 2) OBP: 0.182, SLG: 0.364										2	0	0	0	0	0	2
2 Chris Burke, R (1, 4) OBP: 0.323, SLG: 0.448	X 0-0 G5-3 1-2 3-H				C B C B S 2-3 K		B X 1-0 F9		X 0-0 F7	2	0	0	1	0	1	1
Jonathan Ash, L (6, 4)										2	0	0	0	0	0	2
Luke Scott, L (1, 7) OBP: 0.259, SLG: 0.182	B C F T 1-2 K				B C C B B B 4-2 2B BB			X 0-0 G4-3		2	0	0	0	1	1	1
Charlton Jimerson, R (1, 9) OBP: 0.300, SLG: 0.464 (5, 8)			B C B S C 2-3 K		C B S X 1-2 1-3 2B			S S S 0-3 K		3	0	1	0	0	2	0
Inning Stats	R: 0 H: 0 E: 0 LOB: 0 K: 1 BB: 0 S: 10 P: 11	R: 1 H: 2 E: 0 LOB: 1 K: 1 BB: 0 S: 12 P: 17	R: 0 H: 0 E: 0 LOB: 0 K: 2 BB: 0 S: 9 P: 12	R: 0 H: 0 E: 0 LOB: 0 K: 2 BB: 0 S: 11 P: 15	R: 0 H: 1 E: 0 LOB: 2 K: 2 BB: 1 S: 14 P: 21	R: 0 H: 0 E: 0 LOB: 0 K: 0 BB: 1 S: 8 P: 17	R: 0 H: 0 E: 0 LOB: 0 K: 0 BB: 0 S: 3 P: 4	R: 0 H: 0 E: 0 LOB: 1 K: 1 BB: 1 S: 5 P: 9	R: 0 H: 2 E: 0 LOB: 2 K: 0 BB: 0 S: 5 P: 5	1B: 2 SF: 0 2B: 3 SAC: 0 3B: 0 DP: 0 HR: 0 HBP: 0						WP: 0 PA: 35 PB: 0 SB: 0 CS: 1	

livebaseballscorecards.com

	AB	31
	R	1
	H	5
	RBI	1
	BB	3
	SO	9
	LOB	11

PITCHER		IP	WLS	BF	H	R	ER	SO	BB	IBB	HBP	BLK	WP	HR	S	P	ERA	WHIP
35 Mike Mussina, R ERA: 3.09	(1, 1)	5.0	W	19	3	1	1	8	1	0	0	0	0	0	56	76	1.80	0.800
47 Ron Villone, L ERA: 3.86	(6, 1)	1.0		3	0	0	0	0	1	0	0	0	0	0	8	17	0.00	1.000
Scott Erickson, R ERA: 2.16	(7, 1)	1.0		3	0	0	0	0	0	0	0	0	0	0	3	4	0.00	0.000
38 Ramiro Mendoza, R ERA: 2.84	(8, 1)	1.0		4	0	0	0	1	1	0	0	0	0	0	5	9	0.00	1.000
63 Frank Brooks, L ERA: 5.4	(9, 1)	1.0		5	2	0	0	0	0	0	0	0	0	0	5	5	0.00	2.000

PITCHER	IP	WLS	BF	H	R	ER	SO	BB	IBB	HBP	BLK	WP	HR	S	P	ERA	WHIP

Houston Astros @ New York Yankees

Legends Field, Tampa, FL

Thu Mar 16 2006, 1:15 PM EST

Att. 10,019 - Sunny - 77 F

TOP

livebaseballscorecards.com

Batter	1	2	3	4	5	6	7	8	9	AB	R	H	RBI	BB	SO	LOB
28 Adam Everett, R (1, 6) OBP: 0.211, SLG: 0.222	G6-3	G6-4-3 1-2f			2 S HBP		F9	G4-3	K2-3	2	0	0	0	0	0	2
13 Eric Munson, L (5, 5) OBP: 0.333, SLG: 0.630										3	0	0	0	0	1	1
2 Chris Burke, R (1, 8) OBP: 0.371, SLG: 0.452	G4-3 E 1B 1B		K		4-1 1-2 BB		2-0 HBP S 31 2B HBP	4-0 FC5-4 BB		2	2	1	1	0	1	0
Brooks Conrad, S (7, 4)										0	0	0	0	1	0	0
Morgan Ensberg, R (1, 5) OBP: 0.269, SLG: 0.273	FC5 G4-3 1-2 1B	G5-4-3 1B			0-3 K		4-0 HBP 31 2B 1-2 BB	FC5-4 1-2f		3	1	1	0	0	1	3
Ben Zobrist, S (5, 6) OBP: 0.389, SLG: 0.267										1	1	0	0	1	0	1
Raul Chavez, R (1, 10) OBP: 0.333, SLG: 0.250	G4-3 1-2 2-3	G5-4-3 1-2f			F8		2-0 31 2B 1B 1-2 2-3 HBP		4-0 31 S 31 1B BB	3	1	0	0	0	0	5
Charlton Jimerson, R (9, PH) OBP: 0.323, SLG: 0.464										0	1	0	0	1	0	0
Mike Lamb, L (1, 3) OBP: 0.167, SLG: 0.435	16 FC6-4 2-H 3-H 1B			G6-3		HR	1-3 2-H 3-H 1B 2B		1-H HR 1B	3	1	2	3	0	0	0
31 Kevin Orie, R (6, 3) OBP: 0.250, SLG: 0.478										2	2	2	3	0	0	0
16 Jason Lane, R (1, 9) OBP: 0.448, SLG: 0.800	FC6-4 1-2f			F8		F9	65 1B 2-H 3-H 1B		1-H HR	3	0	0	0	0	0	1
Luke Scott, L (6, 9) OBP: 0.310, SLG: 0.375										2	1	2	4	0	0	0
Orlando Palmeiro, L (1, 7) OBP: 0.348, SLG: 0.368		G6-3				F7	1-2 1B		G3	2	0	1	0	0	0	0
65 Brian Gordon, L (5, 7) OBP: 0.238, SLG: 0.158				1B						3	0	1	0	0	0	0
56 Hector Gimenez, S (1, 2) OBP: 0.263, SLG: 0.316		4 E 1B		G5-3		K	K		K	5	0	1	0	0	3	3
4 Eric Bruntlett, R (1, 4) OBP: 0.229, SLG: 0.303		FC6 28 G6-4-3 1-2			K	K	K	K	1B	3	0	0	0	0	2	1
Josh Anderson, L (7, 8) OBP: 0.217, SLG: 0.261										2	0	1	0	0	1	0

	AB	39
	R	10
	H	12
	RBI	10
	BB	4
	SO	9
	LOB	17

Inning Stats																								
	R: 2	H: 2	R: 0	H: 1	R: 0	H: 1	R: 0	H: 1	R: 0	H: 0	R: 1	H: 1	R: 4	H: 3	R: 0	H: 0	R: 3	H: 3	1B: 9	SF: 0	WP: 0	PA: 46
	E: 1	LOB: 1	E: 1	LOB: 1	E: 0	LOB: 0	E: 0	LOB: 1	E: 0	LOB: 2	E: 0	LOB: 0	E: 0	LOB: 2	E: 0	LOB: 1	E: 0	LOB: 1	2B: 1	SAC: 0	PB: 0	
	K: 0	BB: 0	K: 0	BB: 0	K: 1	BB: 0	K: 0	BB: 0	K: 2	BB: 1	K: 1	BB: 0	K: 2	BB: 1	K: 1	BB: 1	K: 2	BB: 1	3B: 0	DP: 2	SB: 3	
	S: 6	P: 6	S: 4	P: 4	S: 5	P: 5	S: 4	P: 4	S: 8	P: 14	S: 6	P: 6	S: 10	P: 18	S: 5	P: 9	S: 10	P: 15	HR: 2	HBP: 3	CS: 0	

PITCHER		IP	WLS	BF	H	R	ER	SO	BB	IBB	HBP	BLK	WP	HR	S	P	ERA	WHIP
40 Chien-Ming Wang, R ERA: 3.0	(1, 1)	4.0		17	5	2	0	1	0	0	0	0	0	0	19	19	0.00	1.250
42 Mariano Rivera, R ERA: 1.8	(5, 1)	1.0		5	0	0	0	2	1	0	1	0	0	0	8	14	0.00	1.000
Kyle Farnsworth, R ERA: 1.5	(6, 1)	1.0	H	4	1	1	1	1	0	0	0	0	0	1	6	6	9.00	1.000
Tanyon Sturtze, R ERA: 15.0	(7, 1)	1.0	L	9	3	4	4	2	1	0	2	0	0	0	10	18	36.00	4.000
Mike Myers, L ERA: 5.4	(8, 1)	1.0		4	0	0	0	1	1	0	0	0	0	0	5	9	0.00	1.000

PITCHER		IP	WLS	BF	H	R	ER	SO	BB	IBB	HBP	BLK	WP	HR	S	P	ERA	WHIP
38 T.J. Beam, R ERA: 9.0	(9, 1)	1.0		7	3	3	3	2	1	0	0	0	0	1	10	15	27.00	4.000

BOTTOM

Houston Astros @ New York Yankees

Legends Field, Tampa, FL

Thu Mar 16 2006, 1:15 PM EST

Att. 10,019 - Sunny - 77 F

livebaseballscorecards.com

Batter	1	2	3	4	5	6	7	8	9	AB	R	H	RBI	BB	SO	LOB
Miguel Cairo, R (1, 5) OBP: 0.289, SLG: 0.343 27 Russ Johnson, R (6, 5) OBP: 0.348, SLG: 0.412 (8, 4)	L7	P4		HBP		1B		HR		2 2	0 1	0 2	0 1	0 0	0 0	1 0
28 Melky Cabrera, S (1, 8) OBP: 0.410, SLG: 0.541 Bronson Sardinha, L (8, 9)	G4-3		3B	1B		FC6-4		BB		4 0	1 0	2 0	0 0	0 1	0 0	2 0
25 Jason Giambi, L (1, 3) OBP: 0.412, SLG: 0.273 78 Eric Duncan, L (6, 3) OBP: 0.429, SLG: 0.808	1B		L3	BB		G3		P6		2 2	0 0	1 0	0 0	1 0	0 0	1 3
Gary Sheffield, R (1, 10) OBP: 0.227, SLG: 0.063 17 Ben Davis, S (7, PH) OBP: 0.333, SLG: 0.333 (8, 10)	P6		SF7 3-H	P2			1B		F8	2 2	0 0	0 1	1 0	0 0	0 0	4 0
55 Hideki Matsui, L (1, 7) OBP: 0.500, SLG: 0.625 Rudy Guillen, R (6, 7) OBP: 0.400, SLG: 0.500		2B BB	HR		F8		BB		G1-3	2 1	2 0	1 0	1 0	1 1	0 0	0 0
Kelly Stinnett, R (1, 2) OBP: 0.300, SLG: 0.333 26 Wil Nieves, R (7, 2) OBP: 0.417, SLG: 0.727		61 G4-3 91 1B 1-H 2B	2B		F7		G5-4-3 1-2f 2-3		FC6-4 BB	3 1	1 0	2 0	1 0	0 1	0 0	0 2
61 Kevin Howard, L (1, 4) OBP: 0.167, SLG: 0.313 Hector Made, R (8, 5)		G4-3 2-3	K		G2-3		G4-3		FC6-4 1-2f	4 1	0 0	0 0	0 0	0 0	1 0	3 1
91 Ramiro Pena, S (1, 6) OBP: 0.455, SLG: 0.500		1B 3-H		F8		64 CS 1B		P6		4	0	2	1	0	0	0
64 Kevin Reese, L (1, 9) OBP: 0.294, SLG: 0.364 (8, 8)		F8		B2-3		28 FC6-4 27 1B 1-2 1B		G6-3		4	0	1	0	0	0	1
Inning Stats	R: 0 E: 0 K: 0 S: 4 H: 1 LOB: 1 BB: 0 P: 4	R: 2 E: 0 K: 0 S: 5 H: 2 LOB: 1 BB: 1 P: 9	R: 2 E: 0 K: 1 S: 8 H: 3 LOB: 1 BB: 0 P: 8	R: 0 E: 0 K: 0 S: 4 H: 1 LOB: 3 BB: 1 P: 10	R: 0 E: 0 K: 0 S: 3 H: 0 LOB: 0 BB: 0 P: 3	R: 0 E: 0 K: 0 S: 5 H: 3 LOB: 2 BB: 0 P: 6	R: 0 E: 0 K: 0 S: 3 H: 1 LOB: 1 BB: 1 P: 7	R: 1 E: 0 K: 0 S: 4 H: 1 LOB: 1 BB: 1 P: 8	R: 0 E: 0 K: 0 S: 3 H: 0 LOB: 1 BB: 1 P: 7	1B: 7 2B: 2 3B: 1 HR: 2 SF: 1 SAC: 0 DP: 1 HBP: 1						

	AB	36
	R	5
	H	12
	RBI	5
	BB	5
	SO	1
	LOB	18

PITCHER		IP	WLS	BF	H	R	ER	SO	BB	IBB	HBP	BLK	WP	HR	S	P	ERA	WHIP
41 Brandon Backe, R ERA: 4.15	(1, 1)	5.0		25	7	4	4	1	2	0	1	0	0	1	24	34	7.20	1.800
56 Joe Valentine, R ERA: 2.57	(6, 1)	2.0	W	9	4	0	0	0	1	0	0	0	0	0	8	13	0.00	2.500
37 Matt Albers, R ERA: 11.25	(8, 1)	1.0	H	5	1	1	1	0	1	0	0	0	0	1	4	8	9.00	2.000
Felipe Paulino, R ERA:	(9, 1)	1.0		4	0	0	0	0	1	0	0	0	0	0	3	7	0.00	1.000

PITCHER		IP	WLS	BF	H	R	ER	SO	BB	IBB	HBP	BLK	WP	HR	S	P	ERA	WHIP

Houston Astros @ Atlanta Braves

Cracker Jack Stadium, Lake Buena Vista, FL

Fri Mar 17 2006, 1:05 PM EST

Att. 9,079 - Sunny - 80 F

TOP

livebaseballscorecards.com

Batter	1	2	3	4	5	6	7	8	9	AB	R	H	RBI	BB	SO	LOB
Craig Biggio, R (1, 4) OBP: 0.375, SLG: 0.409	G6-3		5 S 2-3 1B		BBB 4-0 5 E BB		F7		31 HR 1-3 2-H 1B	2	1	1	0	1	0	0
13 Eric Munson, L (5, 2) OBP: 0.344, SLG: 0.621										2	1	1	1	0	0	1
5 Jeff Bagwell, R (1, 3) OBP: 0.320, SLG: 0.250	CCC 0-3 K		BBBB 4-0 17 G4-6-3 1-2 BB		E8 1-H		F8		1-H 3-H HR	2	0	0	0	1	1	0
31 Kevin Orie, R (5, 3) OBP: 0.269, SLG: 0.600										2	1	1	3	0	0	1
17 Lance Berkman, S (1, 7) OBP: 0.417, SLG: 0.381	F7		G4-6-3 1-2f		G6-3			SSS 0-3 K2-3	G3	3	0	0	0	0	0	4
Trever Miller, R (5, 1)										0	0	0	0	0	0	0
Chad Qualls, R (6, 1)										0	0	0	0	0	0	0
Taylor Buchholz, R (7, 1)										2	0	0	0	0	1	0
Preston Wilson, R (1, 8) OBP: 0.500, SLG: 0.765		28 1B 1B		HR		SSS 0-3 K2-3		SSS 0-3 K	BBBB BB	3	1	2	1	0	1	0
Mike Lamb, L (6, 4) OBP: 0.192, SLG: 0.417										1	0	0	0	1	1	0
Morgan Ensberg, R (1, 5) OBP: 0.276, SLG: 0.280		F7		16 CS 1B		G5-3		F7	F9	3	0	1	0	0	0	1
2 Chris Burke, R (6, 5) OBP: 0.351, SLG: 0.424										2	0	0	0	0	0	1
16 Jason Lane, R (1, 9) OBP: 0.438, SLG: 0.750	SSS 0-3 K		SCS 0-3 K 1-2			28 FC5-4 1B			BBBB 28 E 28 1B BB	3	0	1	0	0	2	2
Charlton Jimerson, R (6, 8) OBP: 0.344, SLG: 0.464										0	1	0	0	1	0	0
28 Adam Everett, R (1, 6) OBP: 0.261, SLG: 0.273	1-2 1B			G1-3		FC5-4 1-2f			BB 13 1B 1-H 1B	4	1	2	1	0	0	1
Brad Ausmus, R (1, 2) OBP: 0.278, SLG: 0.235		1B SH1-3 1B			G1-3		G5-3		13 1B 31 HR 1-2 BB	2	0	1	0	0	0	0
Orlando Palmeiro, L (5, 7) OBP: 0.333, SLG: 0.350										1	0	0	0	0	0	0
Josh Anderson, L (9, PH) OBP: 0.250, SLG: 0.261										0	1	0	0	1	0	0
(9, 7)																
Fernando Nieve, R (1, 1)		SH1-3 1-2			CCC 0-3 K		1B		F7	0	0	0	0	0	0	0
4 Eric Bruntlett, R (5, PH) OBP: 0.222, SLG: 0.294										1	0	0	0	0	1	0
(5, 4)																
Luke Scott, L (6, 8) OBP: 0.323, SLG: 0.385										2	0	1	0	0	0	2
(6, 9)																
Inning Stats	R: 0 E: 0 K: 1 S: 5 H: 0 LOB: 0 BB: 0 P: 5	R: 0 E: 0 K: 1 S: 6 H: 2 LOB: 1 BB: 0 P: 6	R: 0 E: 0 K: 0 S: 4 H: 2 LOB: 2 BB: 1 P: 8	R: 1 E: 0 K: 1 S: 6 H: 2 LOB: 0 BB: 0 P: 6	R: 1 E: 1 K: 1 S: 6 H: 0 LOB: 1 BB: 1 P: 10	R: 0 E: 0 K: 1 S: 6 H: 1 LOB: 1 BB: 0 P: 6	R: 0 E: 0 K: 0 S: 4 H: 1 LOB: 1 BB: 0 P: 4	R: 0 E: 0 K: 2 S: 7 H: 0 LOB: 0 BB: 0 P: 7	R: 5 E: 0 K: 0 S: 6 H: 3 LOB: 1 BB: 3 P: 19	1B: 9 2B: 1 3B: 0 HR: 2 SF: 0 SAC: 1 DP: 2 HBP: 0							

AB	35
R	7
H	11
RBI	6
BB	5
SO	7
LOB	13

WP: 0 PB: 0 SB: 1 CS: 1 PA: 41

PITCHER		IP	WLS	BF	H	R	ER	SO	BB	IBB	HBP	BLK	WP	HR	S	P	ERA	WHIP
26 Kyle Davies, R ERA: 1.0	(1, 1)	4.0	L	16	6	1	1	3	1	0	0	0	0	1	21	25	2.25	1.750
Mike Remlinger, L ERA: 9.53	(5, 1)	1.0		5	0	1	0	1	1	0	0	0	0	0	6	10	0.00	1.000
54 Chad Paronto, R ERA: 4.0	(6, 1)	2.0		8	2	0	0	1	0	0	0	0	0	0	10	10	0.00	1.000
Chris Reitsma, R ERA:	(8, 1)	1.0		3	0	0	0	2	0	0	0	0	0	0	7	7	0.00	0.000
Paul Bush, R ERA: 10.38	(9, 1)	0.1		6	3	5	5	0	2	0	0	0	0	1	4	13	135.00	15.000

PITCHER		IP	WLS	BF	H	R	ER	SO	BB	IBB	HBP	BLK	WP	HR	S	P	ERA	WHIP
81 Ryan Basner, R ERA:	(9, 1)	0.2		3	0	0	0	0	1	0	0	0	0	0	2	6	0.00	1.500

BOTTOM

Batter	1	2	3	4	5	6	7	8	9	AB	R	H	RBI	BB	SO	LOB
4 Pete Orr, L (1, 4) OBP: 0.185, SLG: 0.259	K		F8		G5-3			G6-4-3 1-2f		3	0	0	0	0	1	1
54 Chad Paronto, R (6, 1)										0	0	0	0	0	0	0
Chris Reitsma, R (8, 1)										0	0	0	0	0	0	0
66 Jarrod Saltalamacchia, C (8, PH) OBP: 0.185, SLG: 0.407										1	0	0	0	0	0	1
(9, 2)																
11 Edgar Renteria, R (1, 6) OBP: 0.333, SLG: 0.462	K		F8			G6-4-3 1B			58 G5-4-3 1B	3	0	1	0	0	1	1
Tony Pena Jr., R (8, 6) OBP: 0.290, SLG: 0.345										1	0	1	0	0	0	0
Brian Jordan, R (1, 7) OBP: 0.435, SLG: 0.400	F9			23 1B		G6-4-3 1-2f			G5-4-3 1-2f	3	0	1	0	0	0	1
58 David Kelton, R (8, 7) OBP: 0.242, SLG: 0.250										1	0	0	0	0	0	1
Andruw Jones, R (1, 8) OBP: 0.333, SLG: 0.308		23 G6-4-3 1B		F7		G5-3			K	2	0	1	0	0	0	1
Mike Remlinger, L (5, 1)										0	0	0	0	0	0	0
Luis Hernandez, S (6, 4) OBP: 0.462, SLG: 0.125										2	0	0	0	0	1	0
23 Matt Diaz, R (1, 9) OBP: 0.375, SLG: 0.650		G6-4-3 1-2f		1-2 1B			G4-3			3	0	1	0	0	0	1
76 J.J. Jurries, R (1, 3) OBP: 0.500, SLG: 0.769		1B		K			K			3	0	1	0	0	2	2
64 Cesar Crespo, S (1, 5) OBP: 0.139, SLG: 0.114		F8		F7			G4-3			3	0	0	0	0	0	3
Todd Pratt, R (1, 2) OBP: 0.280, SLG: 0.333			K		P2			G4-3		2	0	0	0	0	1	0
Paul Bush, R (8, PH)										1	0	0	0	0	0	0
(9, 1)																
81 Ryan Basner, R (9, 1)										0	0	0	0	0	0	0
26 Kyle Davies, R (1, 1) OBP: 1.000, SLG: 1.000			1B		G4-3			66 G6-4-3 1B		1	0	1	0	0	0	0
90 Brandon Jones, L (5, 8) OBP: 0.429, SLG: 0.643										2	0	1	0	0	0	0
Inning Stats	R: 0 E: 0 K: 2 S: 7 H: 0 LOB: 0 BB: 0 P: 7	R: 0 E: 0 K: 0 S: 4 H: 2 LOB: 1 BB: 0 P: 4	R: 0 E: 0 K: 1 S: 6 H: 1 LOB: 1 BB: 0 P: 6	R: 0 E: 0 K: 1 S: 7 H: 2 LOB: 2 BB: 0 P: 7	R: 0 E: 0 K: 0 S: 3 H: 0 LOB: 0 BB: 0 P: 3	R: 0 E: 0 K: 0 S: 3 H: 1 LOB: 0 BB: 0 P: 3	R: 0 E: 0 K: 1 S: 7 H: 0 LOB: 0 BB: 0 P: 7	R: 0 E: 0 K: 0 S: 3 H: 1 LOB: 0 BB: 0 P: 3	R: 0 E: 0 K: 1 S: 5 H: 1 LOB: 0 BB: 0 P: 5	1B: 8 2B: 0 3B: 0 HR: 0	SF: 0 SAC: 0 DP: 4 HBP: 0						

PITCHER	IP	WLS	BF	H	R	ER	SO	BB	IBB	HBP	BLK	WP	HR	S	P	ERA	WHIP
Fernando Nieve, R (1, 1) ERA: 5.25	4.0	W	16	5	0	0	4	0	0	0	0	0	0	24	24	0.00	1.250
Trever Miller, L (5, 1) ERA:	1.0		3	0	0	0	0	0	0	0	0	0	0	3	3	0.00	0.000
Chad Qualls, R (6, 1) ERA: 5.4	1.0	H	3	1	0	0	0	0	0	0	0	0	0	3	3	0.00	1.000
Taylor Buchholz, R (7, 1) ERA: 2.25	3.0	S	9	2	0	0	2	0	0	0	0	0	0	15	15	0.00	0.667

PITCHER	IP	WLS	BF	H	R	ER	SO	BB	IBB	HBP	BLK	WP	HR	S	P	ERA	WHIP

Houston Astros @ Atlanta Braves

Cracker Jack Stadium, Lake Buena Vista, FL

Fri Mar 17 2006, 1:05 PM EST

Att. 9,079 - Sunny - 80 F

livebaseballscorecards.com

AB	31
R	0
H	8
RBI	0
BB	0
SO	6
LOB	12

WP: 0	PA: 31
PB: 0	
SB: 0	
CS: 0	

Houston Astros @ Cleveland Indians

Chain of Lakes Park, Winter Haven, FL

Sat Mar 18 2006, 1:05 PM EST

Att. 5,249 - Sunny - 80 F

livebaseballscorecards.com

Batter	1	2	3	4	5	6	7	8	9	AB	R	H	RBI	BB	SO	LOB
Craig Biggio, R (1, 4) OBP: 0.370, SLG: 0.400	B X 1-0 17 BB 1B		S C C 0-3 ① K	X 0-0 ② P4	S S S 0-3 ③ K			X 0-0 ① G6-3		3	0	1	0	0	1	1
Mike Lamb, L (5, PH) OBP: 0.179, SLG: 0.385 (5, 3)										2	0	0	0	0	1	1
5 Jeff Bagwell, R (1, 3) OBP: 0.357, SLG: 0.304	C S S 0-3 ① K		X 0-0 17 BB 1B 1B	X 0-0 17 1B 1-3 1B 1B		X 0-0 ① F9		X 0-0 ② F8		3	2	2	0	0	1	1
4 Eric Bruntlett, R (5, 4) OBP: 0.211, SLG: 0.278 (7, 6)										2	0	0	0	0	0	0
17 Lance Berkman, S (1, 7) OBP: 0.481, SLG: 0.409	B B B B 4-0 1-2 BB		B B B B 4-0 1-2 16 1B 1B BB	X 0-0 BB 2-3 3-H 1B 1B		X 0-0 ② G4-3		X 0-0 E9		1	2	1	1	2	0	0
13 Eric Munson, L (5, 5) OBP: 0.324, SLG: 0.581										2	0	0	0	0	0	0
Preston Wilson, R (1, 10) OBP: 0.478, SLG: 0.684	C S S 0-3 ② K		S S S 0-3 ② K	B B B B 4-0 1B 1-2 BB		X 0-0 BB 1B		X 0-0 ③ L6		2	0	0	0	1	2	4
31 Kevin Orie, R (6, PH) OBP: 0.286, SLG: 0.593 (6, 10) (7, 10) (8, 10)										2	0	1	0	0	0	1
Morgan Ensberg, R (1, 5) OBP: 0.313, SLG: 0.321	C C C 0-3 ③ K		X 0-0 16 1B 1-2 2-H 1B	X 0-0 1-3 2-H 3-H 1B		B B B B 4-0 1-2 BB			B B B B 4-0 G4-3 BB	3	0	2	3	0	1	2
Luke Scott, L (5, 7) OBP: 0.364, SLG: 0.385										0	0	0	0	2	0	0
16 Jason Lane, R (1, 8) OBP: 0.457, SLG: 0.742		X 0-0 1B	X 0-0 1-3 2-H 1B	X 0-0 ③ F7		C S S 0-3 ③ K			S S S 0-3 ① K	3	0	2	1	0	0	2
Charlton Jimerson, R (5, 8) OBP: 0.324, SLG: 0.433										2	0	0	0	0	2	3
2 Chris Burke, R (1, 6) OBP: 0.317, SLG: 0.378		X 0-0 ① L9	X 0-0 ③ G6-3		X 0-0 ① F9		X 0-0 ① G4-3		X 0-0 ② G4-3 1-2	4	0	0	0	0	0	3
Brooks Conrad, S (7, 4)										1	0	0	0	0	0	1
Orlando Palmeiro, L (1, 9) OBP: 0.333, SLG: 0.348		X 0-0 ② F7		X 0-0 ① F7	X 0-0 1B		X 0-0 ② G2-3		X 0-0 ③ G3	3	0	1	0	0	0	1
55 Humberto Quintero, R (5, 2) OBP: 0.167, SLG: 0.333										2	0	0	0	0	0	1
Raul Chavez, R (1, 2) OBP: 0.333, SLG: 0.263		S S S 0-3 ③ K		X 0-0 5 1B 17 1B 1B	X 0-0 ② L5		X 0-0 ③ G1-3			3	1	1	0	0	1	2
Josh Anderson, L (5, 9) OBP: 0.240, SLG: 0.250										1	0	0	0	0	0	0

	AB	39
	R	5
	H	11
	RBI	5
	BB	5
	SO	9
	LOB	23

Inning Stats	1	2	3	4	5	6	7	8	9
	R: 0 E: 0 K: 3 S: 10	H: 1 LOB: 2 BB: 1 P: 15	R: 0 E: 0 K: 1 S: 6	H: 1 LOB: 1 BB: 0 P: 6	R: 2 E: 0 K: 2 S: 10	H: 3 LOB: 2 BB: 1 P: 14	R: 3 E: 0 K: 0 S: 7	H: 4 LOB: 2 BB: 1 P: 11	R: 0 E: 0 K: 1 S: 6	H: 1 LOB: 1 BB: 0 P: 6	R: 0 E: 0 K: 1 S: 6	H: 1 LOB: 2 BB: 1 P: 10	R: 0 E: 0 K: 0 S: 3	H: 0 LOB: 0 BB: 0 P: 3	R: 0 E: 1 K: 0 S: 4	H: 0 LOB: 1 BB: 0 P: 4	R: 0 E: 0 K: 1 S: 5	H: 0 LOB: 1 BB: 1 P: 9

	1B: 11	SF: 0	WP: 0	PA: 44
	2B: 0	SAC: 0	PB: 0	
	3B: 0	DP: 0	SB: 0	
	HR: 0	HBP: 0	CS: 0	

PITCHER		IP	WLS	BF	H	R	ER	SO	BB	IBB	HBP	BLK	WP	HR	S	P	ERA	WHIP
CC Sabathia, L ERA: 8.76	(1, 1)	3.2		22	8	5	5	6	3	0	0	0	0	0	31	44	12.27	3.000
46 Ben Howard, R ERA: 2.45	(4, 1)	0.1		2	1	0	0	0	0	0	0	0	0	0	2	2	0.00	3.000
32 Danny Graves, R ERA: 3.12	(5, 1)	1.0		4	1	0	0	1	0	0	0	0	0	0	6	6	0.00	1.000
27 Steve Karsay, R ERA: 8.0	(6, 1)	1.0	W	5	1	0	0	1	1	0	0	0	0	0	6	10	0.00	2.000
Jason Davis, R ERA: 3.75	(7, 1)	1.0	H	3	0	0	0	0	0	0	0	0	0	0	3	3	0.00	0.000

PITCHER		IP	WLS	BF	H	R	ER	SO	BB	IBB	HBP	BLK	WP	HR	S	P	ERA	WHIP
Jeremy Guthrie, R ERA: 5.14	(8, 1)	2.0	S	8	0	0	0	1	1	0	0	0	0	0	9	13	0.00	0.500

Houston Astros @ Cleveland Indians

Chain of Lakes Park, Winter Haven, FL

Sat Mar 18 2006, 1:05 PM EST

Att. 5,249 - Sunny - 80 F

BOTTOM

Batter	1	2	3	4	5	6	7	8	9	AB	R	H	RBI	BB	SO	LOB
24 Grady Sizemore, L (1, 8) OBP: 0.486, SLG: 0.759	E4 B1-3		G2-6-3 1-2f	3B 2-H		BB 2B				3	1	1	1	1	0	1
38 Franklin Gutierrez, R (7, 8) OBP: 0.333, SLG: 0.226										0	0	0	0	0	0	0
Jason Michaels, R (1, 7) OBP: 0.382, SLG: 0.414	B1-3 1-1f		G5-3	BB		2B 1-H				3	0	1	1	1	0	1
Jason Dubois, R (7, 7) OBP: 0.537, SLG: 0.688										0	0	0	0	0	0	0
Todd Hollandsworth, L (1, 9) OBP: 0.294, SLG: 0.344	K			1B 48 BB G3		L5				4	1	1	0	0	1	3
48 Travis Hafner, L (1, 10) OBP: 0.621, SLG: 1.045		G4-3		BB 25 HBP 10 WP 1-2	F8		K			3	1	0	0	1	1	0
Aaron Boone, R (1, 5) OBP: 0.500, SLG: 0.880		BB 10 E		E5 10 WP 25 HBP 10 G5-3 1-2 2-H	K		G4-3			2	1	0	0	1	1	1
64 Jose Flores, R (6, 6) OBP: 0.211, SLG: 0.167										1	0	0	0	0	0	0
25 Ryan Garko, R (1, 3) OBP: 0.442, SLG: 0.424		F9		10 G5-3 10 WP 15 E HBP 1-2 2-3	1B		F9			1	1	0	0	0	0	1
Eduardo Perez, R (5, 3) OBP: 0.400, SLG: 0.400										2	0	1	0	0	0	0
10 Kelly Shoppach, R (1, 2) OBP: 0.290, SLG: 0.125		BB 1-3		G5-3 1-3 2-H 3-H	K			F8		2	0	0	1	1	1	2
11 Einar Díaz, R (7, 2) OBP: 0.409, SLG: 0.619										1	0	0	0	0	0	0
15 Ramón Vázquez, L (1, 6) OBP: 0.282, SLG: 0.395		G4-3		E3 S 24 3B 3-H		F8		F9		4	1	0	1	0	0	2
(6, 5)																
Lou Merloni, R (1, 4) OBP: 0.435, SLG: 0.529			24 G2-6-3 HBP	K 1-2		F7		G4-3		3	0	0	0	0	1	1
Inning Stats	R: 0 E: 1 K: 1 S: 5 H: 0 LOB: 0 BB: 0 P: 5	R: 0 E: 0 K: 0 S: 3 H: 0 LOB: 2 BB: 2 P: 11	R: 0 E: 0 K: 0 S: 2 H: 0 LOB: 0 BB: 0 P: 3	R: 5 E: 2 K: 1 S: 9 H: 2 LOB: 2 BB: 2 P: 20	R: 0 E: 0 K: 2 S: 8 H: 1 LOB: 1 BB: 0 P: 8	R: 1 E: 0 K: 0 S: 4 H: 1 LOB: 1 BB: 1 P: 8	R: 0 E: 0 K: 1 S: 5 H: 0 LOB: 0 BB: 0 P: 5	R: 0 E: 0 K: 0 S: 3 H: 0 LOB: 0 BB: 0 P: 3		1B: 2 2B: 2 3B: 1 HR: 0 SF: 0 SAC: 0 DP: 2 HBP: 2						

livebaseballscorecards.com

AB	29
R	6
H	4
RBI	4
BB	5
SO	5
LOB	12

WP: 1 PB: 0 SB: 1 CS: 0 PA: 36

PITCHER		IP	WLS	BF	H	R	ER	SO	BB	IBB	HBP	BLK	WP	HR	S	P	ERA	WHIP
Ezequiel Astacio, R ERA: 1.86	(1, 1)	3.2		20	2	5	2	2	4	0	2	0	1	0	18	38	4.91	1.636
58 Dave Borkowski, R ERA: 4.26	(4, 1)	0.1		1	0	0	0	0	0	0	0	0	0	0	1	1	0.00	0.000
51 Wandy Rodriguez, L ERA: 6.23	(5, 1)	4.0	L	15	2	1	1	3	1	0	0	0	0	0	20	24	2.25	0.750

PITCHER	IP	WLS	BF	H	R	ER	SO	BB	IBB	HBP	BLK	WP	HR	S	P	ERA	WHIP

Batter	1	2	3	4	5	6	7	8	9	AB	R	H	RBI	BB	SO	LOB
Nook Logan, S (1, 8) OBP: 0.277, SLG: 0.190	B3		G4-3 2-3		G4-3 1-2 3-H		K		70 2B 1-2 2-H 1B	5	0	1	2	0	1	2
Craig Monroe, R (1, 10) OBP: 0.500, SLG: 1.000 70 Josh Phelps, R (7, PH) OBP: 0.629, SLG: 1.067 (7, 10)	G5-3		1B 3-H 1B		2B 2-H 1B		F7		1-3 2-H 2B	3 2	0 0	2 1	2 1	0 0	0 0	0 0
Dmitri Young, S (1, 5) OBP: 0.538, SLG: 0.583 67 Mike Hessman, R (5, 5) OBP: 0.243, SLG: 0.469	1B		1-2 1B		1-3 2B			L5 C C C	K	3 2	0 0	3 0	0 0	0 0	0 1	0 2
Carlos Pena, L (1, 3) OBP: 0.292, SLG: 0.195	K		K		P4			L4		4	0	0	0	0	2	5
Alexis Gomez, L (1, 9) OBP: 0.313, SLG: 0.500		G6-3		G3	G4-3			G3-1		4	0	0	0	0	0	2
33 Marcus Thames, R (1, 7) OBP: 0.362, SLG: 0.651		F9		F9		G4-3			F9	4	0	0	0	0	0	0
Don Kelly, L (1, 4) OBP: 0.328, SLG: 0.370 39 Ramon Santiago, S (9, 6) OBP: 0.378, SLG: 0.563		K		G4-3		G6-3			78 1B 1B BB	3 0	1 0	0 0	0 0	1 0	1 0	0 0
20 Omar Infante, R (1, 6) OBP: 0.433, SLG: 0.643 (9, 4)			F8	13 E G4-3 BB		F7			F8	3	1	0	0	1	0	1
13 Vance Wilson, R (1, 2) OBP: 0.429, SLG: 0.758 78 Brian Peterson, R (8, 2) OBP: 0.308, SLG: 0.385			G4-3 1B 2B		E4 G4-3 1-3 1B		G5-3		1B 70 1-2 2B 1B	3 1	2 1	1 1	0 0	0 0	0 0	1 0
Inning Stats	R: 0 E: 0 K: 1 S: 6 H: 1 LOB: 1 BB: 0 P: 6	R: 0 E: 0 K: 1 S: 5 H: 0 LOB: 0 BB: 0 P: 5	R: 1 E: 0 K: 1 S: 8 H: 3 LOB: 2 BB: 0 P: 8	R: 0 E: 0 K: 0 S: 3 H: 0 LOB: 0 BB: 0 P: 3	R: 2 E: 1 K: 0 S: 6 H: 2 LOB: 2 BB: 1 P: 10	R: 0 E: 0 K: 0 S: 3 H: 0 LOB: 0 BB: 0 P: 3	R: 0 E: 0 K: 1 S: 5 H: 0 LOB: 0 BB: 0 P: 5	R: 0 E: 0 K: 0 S: 3 H: 0 LOB: 0 BB: 0 P: 3	R: 2 E: 0 K: 1 S: 8 H: 3 LOB: 2 BB: 1 P: 12	1B: 6 2B: 3 3B: 0 HR: 0 SF: 0 SAC: 0 DP: 0 HBP: 0						

PITCHER	IP	WLS	BF	H	R	ER	SO	BB	IBB	HBP	BLK	WP	HR	S	P	ERA	WHIP
44 Roy Oswalt, R (1, 1) ERA: 2.65	6.0	L	26	6	3	2	3	1	0	0	0	0	0	31	35	3.00	1.167
Dan Wheeler, R (7, 1) ERA:	1.0		3	0	0	0	1	0	0	0	0	0	0	5	5	0.00	0.000
54 Brad Lidge, R (8, 1) ERA:	1.0		3	0	0	0	0	0	0	0	0	0	0	3	3	0.00	0.000
56 Joe Valentine, R (9, 1) ERA: 4.5	1.0		7	3	2	2	1	1	0	0	0	0	0	8	12	18.00	4.000

PITCHER	IP	WLS	BF	H	R	ER	SO	BB	IBB	HBP	BLK	WP	HR	S	P	ERA	WHIP

TOP

Detroit Tigers @ Houston Astros

Osceola County Stadium, Kissimmee, FL

Sun Mar 19 2006, 1:05 PM EST
Att. 4,940 - Partly Cloudy - 76 F

livebaseballscorecards.com

AB	37
R	5
H	9
RBI	5
BB	2
SO	5
LOB	13

PA: 39
WP: 0
PB: 0
SB: 0
CS: 0

Detroit Tigers @ Houston Astros

Osceola County Stadium, Kissimmee, FL

Sun Mar 19 2006, 1:05 PM EST

Att. 4,940 - Partly Cloudy - 76 F

livebaseballscorecards.com

BOTTOM

Batter	1	2	3	4	5	6	7	8	9	AB	R	H	RBI	BB	SO	LOB
Craig Biggio, R (1, 4) OBP: 0.367, SLG: 0.429 Orlando Palmeiro, L (6, 7) OBP: 0.310, SLG: 0.320	F9	P4			5 1B 2B		F7		F8	3 2	1 0	1 0	0 0	0 0	0 0	2 1
5 Jeff Bagwell, R (1, 10) OBP: 0.355, SLG: 0.308 56 Hector Gimenez, S (7, PH) OBP: 0.300, SLG: 0.316 (8, 10)	G6-3		L9		2-H 1B		BBB 4-0 G4-6-3 BB			3 0	0 0	1 0	1 0	0 1	0 0	0 0
17 Lance Berkman, S (1, 3) OBP: 0.467, SLG: 0.375 Mike Lamb, L (6, 5) OBP: 0.172, SLG: 0.370	BBBB 4-0 FC5-4 BB		G6-3		SSS 0-3 K		0-0 G4-6-3 1-2f			2 1	0 0	0 0	0 0	1 0	1 0	1 1
Morgan Ensberg, R (1, 5) OBP: 0.314, SLG: 0.300 31 Kevin Orie, R (6, 3) OBP: 0.276, SLG: 0.571	FC5-4 1-2f		BBBB 4-0 BB		F7			F9		2 1	0 0	0 0	0 0	1 0	0 0	2 0
Preston Wilson, R (1, 8) OBP: 0.423, SLG: 0.591 Charlton Jimerson, R (6, 8) OBP: 0.314, SLG: 0.419		SSS 0-3 K	G5-3		F7			SSS 0-3 K		3 1	0 0	0 0	0 0	0 0	1 1	2 0
16 Jason Lane, R (1, 9) OBP: 0.447, SLG: 0.706 4 Eric Bruntlett, R (7, 6) OBP: 0.205, SLG: 0.270	1B 28 1B 1B			F8		SSS 0-3 K		F9		3 1	1 0	1 0	0 0	0 0	1 0	0 0
2 Chris Burke, R (1, 7) OBP: 0.333, SLG: 0.390 (6, 4)	F9			1B 1B		E6 S			13 G3-6-3 1B	4	0	2	0	0	0	1
Brad Ausmus, R (1, 2) OBP: 0.333, SLG: 0.300 13 Eric Munson, L (7, 2) OBP: 0.314, SLG: 0.563	28 1B 1-3 1B			28 G6-4-3 1-3 1B		BCCC 1-3 K 1-2			G3-6-3 1-2f	3 1	0 0	2 0	0 0	0 0	1 0	1 1
28 Adam Everett, R (1, 6) OBP: 0.269, SLG: 0.280 Luke Scott, L (7, 9) OBP: 0.382, SLG: 0.444	1-2 3-H 1B			G6-4-3 1-2f		P4			2B	3 1	0 0	1 1	1 0	0 0	0 0	3 0
Inning Stats	R: 0 E: 0 K: 0 S: 3 H: 0 LOB: 1 BB: 1 P: 7	R: 1 E: 0 K: 1 S: 8 H: 3 LOB: 2 BB: 0 P: 8	R: 0 E: 0 K: 0 S: 3 H: 0 LOB: 1 BB: 1 P: 7	R: 0 E: 0 K: 0 S: 4 H: 2 LOB: 1 BB: 0 P: 4	R: 1 E: 0 K: 1 S: 7 H: 2 LOB: 1 BB: 0 P: 7	R: 0 E: 1 K: 2 S: 8 H: 0 LOB: 1 BB: 0 P: 9	R: 0 E: 0 K: 0 S: 2 H: 0 LOB: 0 BB: 1 P: 6	R: 0 E: 0 K: 1 S: 5 H: 0 LOB: 0 BB: 0 P: 5	R: 0 E: 0 K: 0 S: 4 H: 2 LOB: 1 BB: 0 P: 4	1B: 7 2B: 2 3B: 0 HR: 0	SF: 0 SAC: 0 DP: 3 HBP: 0						

	AB	34
	R	2
	H	9
	RBI	2
	BB	3
	SO	5
	LOB	15

WP: 0 PB: 0 SB: 1 CS: 0 PA: 37

PITCHER		IP	WLS	BF	H	R	ER	SO	BB	IBB	HBP	BLK	WP	HR	S	P	ERA	WHIP
37 Kenny Rogers, L ERA: 7.5	(1, 1)	5.0	W	23	7	2	2	2	2	0	0	0	0	0	25	33	3.60	1.800
Joel Zumaya, R ERA: 6.52	(6, 1)	2.0	H	7	0	0	0	2	1	0	0	0	0	0	10	15	0.00	0.500
Chad Durbin, R ERA: 3.0	(8, 1)	2.0	S	7	2	0	0	1	0	0	0	0	0	0	9	9	0.00	1.000

PITCHER	IP	WLS	BF	H	R	ER	SO	BB	IBB	HBP	BLK	WP	HR	S	P	ERA	WHIP

Houston Astros @ Detroit Tigers

Joker Marchant Stadium, Lakeland, FL

Tue Mar 21 2006, 6:05 PM EST

Att. 4,478 - Partly Cloudy - 81 F

TOP

livebaseballscorecards.com

Batter	1	2	3	4	5	6	7	8	9	AB	R	H	RBI	BB	SO	LOB
Brad Ausmus, R (1, 10) OBP: 0.320, SLG: 0.292 55 Humberto Quintero, R (8, PH) OBP: 0.160, SLG: 0.320 (8, 10)	G3		G4-3, 17 2B, S, 1B	F9		K		K		4 1	1 0	1 0	0 0	0 0	1 1	2 1
Willy Taveras, R (1, 8) OBP: 0.333, SLG: 0.444 4 Eric Bruntlett, R (6, 6) OBP: 0.220, SLG: 0.263	2B		G4-3, 1-3		1B		BB, S, 31 1B, G6-3	P3		3 1	0 1	2 1	0 0	0 1	0 0	1 1
5 Jeff Bagwell, R (1, 3) OBP: 0.364, SLG: 0.296 31 Kevin Orie, R (3, 3) OBP: 0.313, SLG: 0.567	F9		17 2B, BB		P4		1-2, S, 1B		1B 1B, BB	1 2	1 1	0 1	0 0	0 1	1 0	1 1
17 Lance Berkman, S (1, 7) OBP: 0.455, SLG: 0.407 Raul Chavez, R (6, 2) OBP: 0.304, SLG: 0.238	F8		1-H, 3-H, 2B		K		1-2, 2-H, G6-3		K	3 2	0 0	1 0	2 1	0 0	1 1	2 2
Preston Wilson, R (1, 9) OBP: 0.414, SLG: 0.542 Charlton Jimerson, R (6, 9) OBP: 0.324, SLG: 0.424		G5-3	K		1-2, BB		K		1-2, 13 2B, 1B	2 2	0 1	0 1	0 0	1 0	1 1	1 1
Mike Lamb, L (1, 5) OBP: 0.188, SLG: 0.400 Luke Scott, L (6, 7) OBP: 0.361, SLG: 0.414		2B		F8	K		K		F8	3 2	0 0	1 0	0 0	0 0	1 1	2 3
2 Chris Burke, R (1, 4) OBP: 0.333, SLG: 0.386 Josh Anderson, L (6, 8) OBP: 0.259, SLG: 0.269	P4		G4-3			13 2B, 28, SF9-3-5-4, 1B		F7	13 2B, 1-2, 2-H, 1B	3 2	1 0	1 1	0 1	0 0	0 0	1 0
13 Eric Munson, L (1, 2) OBP: 0.375, SLG: 0.730 (6, 5)	K		28 1B, 1B		28, SF9-3-5-4, 1-3, 2B			HR	1-3, 2-H, 2B	5	1	4	2	0	1	1
28 Adam Everett, R (1, 6) OBP: 0.276, SLG: 0.296 Brooks Conrad, S (6, 4)			G5-3	1-2, 1B	SF9-3-5-4, 2-3, 3-H			HBP	K	2 1	0 0	1 0	1 0	0 0	0 1	0 2
Inning Stats	R: 0 E: 0 K: 0 S: 4 H: 1 LOB: 1 BB: 0 P: 4	R: 0 E: 0 K: 1 S: 6 H: 1 LOB: 1 BB: 0 P: 6	R: 2 E: 0 K: 1 S: 7 H: 2 LOB: 1 BB: 1 P: 12	R: 0 E: 0 K: 0 S: 5 H: 2 LOB: 2 BB: 0 P: 5	R: 0 E: 0 K: 2 S: 8 H: 1 LOB: 2 BB: 1 P: 12	R: 1 E: 0 K: 1 S: 6 H: 2 LOB: 0 BB: 0 P: 6	R: 1 E: 0 K: 2 S: 8 H: 1 LOB: 1 BB: 1 P: 13	R: 1 E: 0 K: 1 S: 6 H: 1 LOB: 1 BB: 0 P: 7	R: 2 E: 0 K: 2 S: 10 H: 3 LOB: 2 BB: 1 P: 14	1B: 8 2B: 6 3B: 0 HR: 1 SF: 1 SAC: 0 DP: 1 HBP: 1							

	AB	39
	R	7
	H	14
	RBI	7
	BB	4
	SO	10
	LOB	22

WP: 0 PB: 0 SB: 4 CS: 0 PA: 45

PITCHER		IP	WLS	BF	H	R	ER	SO	BB	IBB	HBP	BLK	WP	HR	S	P	ERA	WHIP
43 Roman Colon, R ERA: 4.5	(1, 1)	4.0	W	19	6	2	2	2	1	0	0	0	0	0	22	27	4.50	1.750
Wilfredo Ledezma, L ERA: 7.36	(5, 1)	2.0		9	3	1	1	3	1	0	0	0	0	0	14	18	4.50	2.000
Franklyn German, R ERA: 9.0	(7, 1)	1.0		5	1	1	1	2	1	0	0	0	0	0	8	13	9.00	2.000
56 Fernando Rodney, R ERA: 4.5	(8, 1)	1.0		5	1	1	1	1	0	0	1	0	0	1	6	7	9.00	1.000
59 Todd Jones, R ERA: 9.0	(9, 1)	1.0		7	3	2	2	2	1	0	0	0	0	0	10	14	18.00	4.000

PITCHER	IP	WLS	BF	H	R	ER	SO	BB	IBB	HBP	BLK	WP	HR	S	P	ERA	WHIP

Houston Astros @ Detroit Tigers

Joker Marchant Stadium, Lakeland, FL

Tue Mar 21 2006, 6:05 PM EST

Att. 4,478 - Partly Cloudy - 81 F

BOTTOM

Batter	1	2	3	4	5	6	7	8	9	AB	R	H	RBI	BB	SO	LOB
28 Curtis Granderson, L (1, 8) Alexis Gomez, L (5, 8) OBP: 0.531, SLG: 0.895 OBP: 0.327, SLG: 0.566	HR	K		G5-3 1-H 2B	F8		K			3 2	1 0	2 0	2 0	0 0	1 1	1 2
14 Placido Polanco, R (1, 4) 39 Ramon Santiago, S (4, PR) (5, 4) (6, 6) OBP: 0.667, SLG: 0.333 OBP: 0.366, SLG: 0.514	2B 1B	F8		G5-3 HBP		F7		33 1B BB		2 1	1 0	1 0	0 0	0 1	0 0	1 0
Craig Monroe, R (1, 10) 22 Cameron Maybin, R (8, PH) (9, 10) OBP: 0.571, SLG: 1.143	9 FC4-6 1-H 2B		HR	G5-3 1-2 2-3		K	K	K		4 1	1 0	2 0	2 0	0 0	1 1	2 1
33 Marcus Thames, R (1, 9) OBP: 0.385, SLG: 0.638	9 FC4-6 1B		31 CS BB	F8		G1-3		1-2 1B		4	0	2	0	1	0	3
9 Carlos Guillen, S (1, 6) Miguel Linares, R (6, 4) OBP: 0.214, SLG: 0.333 OBP: 0.500, SLG: 0.500	FC4-6 31 G6-4-3 1-2f 2-3	F7			15 BB 72 HR BB		72 F8 31 1B 64 E 1B	K		2 2	1 1	0 1	0 0	1 0	0 1	3 2
31 Chris Shelton, R (1, 3) OBP: 0.275, SLG: 0.489	G6-4-3 1-2f	G5-3 1-2			K		64 E 1-2 1B	F8		5	0	1	0	0	1	6
15 Brandon Inge, R (1, 5) Michael Hollimon, S (7, PH) (8, 5) OBP: 0.429, SLG: 0.674	HR			72 2B BB	72 HR 1-2 BB		F9			1 1	3 0	1 0	1 0	2 0	0 0	0 2
72 Ryan Ludwick, R (1, 7) OBP: 0.323, SLG: 0.621	P4			13 1B 1-H 2B	1-H 2-H HR		F8 2-3			4	1	2	4	0	0	2
13 Vance Wilson, R (1, 2) 64 Max St. Pierre, R (7, 2) OBP: 0.447, SLG: 0.743 OBP: 0.300, SLG: 0.222	BB			28 WP 28 2B 2-3 1B	G5-3		E5 1-2 3-H			2 1	1 0	1 0	0 0	1 0	0 0	0 1
Inning Stats	R: 2 E: 0 K: 0 S: 6 H: 4 LOB: 1 BB: 0 P: 6	R: 1 E: 0 K: 1 S: 6 H: 1 LOB: 1 BB: 1 P: 10	R: 1 E: 0 K: 0 S: 3 H: 1 LOB: 0 BB: 1 P: 8	R: 2 E: 0 K: 0 S: 5 H: 3 LOB: 3 BB: 1 P: 12	R: 3 E: 0 K: 1 S: 6 H: 1 LOB: 0 BB: 2 P: 14	R: 0 E: 0 K: 1 S: 5 H: 0 LOB: 0 BB: 0 P: 5	R: 1 E: 1 K: 1 S: 8 H: 2 LOB: 2 BB: 0 P: 8	R: 0 E: 0 K: 2 S: 8 H: 1 LOB: 2 BB: 1 P: 12		1B: 6 2B: 3 3B: 0 HR: 4 SF: 0 SAC: 0 DP: 1 HBP: 1						

livebaseballscorecards.com

AB	35
R	10
H	13
RBI	9
BB	6
SO	6
LOB	26

PITCHER		IP	WLS	BF	H	R	ER	SO	BB	IBB	HBP	BLK	WP	HR	S	P	ERA	WHIP
41 Brandon Backe, R ERA: 7.79	(1, 1)	4.1	L	26	10	9	9	2	5	0	1	0	1	4	24	48	18.69	3.462
Steve Sparks, R ERA: 8.49	(5, 1)	1.2		5	0	0	0	1	0	0	0	0	0	0	7	7	0.00	0.000
45 Mike Gallo, L ERA: 6.0	(7, 1)	1.0		6	2	1	0	1	0	0	0	0	0	0	8	8	0.00	2.000
58 Dave Borkowski, R ERA: 3.68	(8, 1)	1.0		5	1	0	0	2	1	0	0	0	0	0	8	12	0.00	2.000

PITCHER	IP	WLS	BF	H	R	ER	SO	BB	IBB	HBP	BLK	WP	HR	S	P	ERA	WHIP

Cleveland Indians @ Houston Astros

Osceola County Stadium, Kissimmee, FL

Wed Mar 22 2006, 7:05 PM EST

Att. 5,367 - Clear - 67 F

TOP

livebaseballscorecards.com

Batter	1	2	3	4	5	6	7	8	9	AB	R	H	RBI	BB	SO	LOB
24 Grady Sizemore, L (1, 8) OBP: 0.465, SLG: 0.784	G5-3		P5		F7		CS 1B			4	0	1	0	0	0	4
Jason Michaels, R (1, 7) OBP: 0.357, SLG: 0.432	K		FC1-6 1-2f 2-3		1-3 2-H 1B		CS 1-2		F9	4	0	1	1	0	1	2
2 Jhonny Peralta, R (1, 6) OBP: 0.333, SLG: 0.485	G5-3		F8			F8		BB 48 G4-6-3		3	0	0	0	1	0	2
48 Travis Hafner, L (1, 10) OBP: 0.556, SLG: 0.893		BB G6-3		K		1B 2B		G4-6-3 1-2f		3	0	1	0	1	1	1
Ronnie Belliard, R (1, 4) OBP: 0.556, SLG: 1.250 15 Ramón Vázquez, L (6, 4) OBP: 0.289, SLG: 0.386		G6-3 1-2f		G5-4-3 1B		FC4-6 2-3 1B			1B	3 1	0 0	2 1	0 0	0 0	0 0	1 0
Ben Broussard, L (1, 3) OBP: 0.279, SLG: 0.282		K		G5-4-3 1-2f		F9			F7	4	0	0	0	0	1	4
Aaron Boone, R (1, 5) OBP: 0.500, SLG: 0.839 Lou Merloni, R (6, 5) OBP: 0.400, SLG: 0.474			1B 10 1B 1B		K	FC4-6 1-2f			K	3 1	1 0	1 0	0 0	0 0	1 1	2 1
Casey Blake, R (1, 9) OBP: 0.404, SLG: 0.524			FC1-6 10 1B 1-3 1B		10 1B BB		K		K	3	1	1	0	1	2	1
10 Kelly Shoppach, R (1, 2) OBP: 0.324, SLG: 0.185 11 Einar Díaz, R (7, 2) OBP: 0.375, SLG: 0.565			FC1-6 1-2 3-H 1B		1B 1-2 1B		G6-3			3 0	0 0	2 0	1 0	0 0	0 0	0 0
Inning Stats	R: 0 E: 0 K: 1 S: 5 H: 0 LOB: 0 BB: 0 P: 5	R: 0 E: 0 K: 1 S: 4 H: 0 LOB: 0 BB: 1 P: 8	R: 1 E: 0 K: 0 S: 6 H: 3 LOB: 2 BB: 0 P: 6	R: 0 E: 0 K: 1 S: 5 H: 1 LOB: 0 BB: 0 P: 5	R: 1 E: 0 K: 1 S: 6 H: 2 LOB: 2 BB: 1 P: 10	R: 0 E: 0 K: 0 S: 5 H: 2 LOB: 2 BB: 0 P: 5	R: 0 E: 0 K: 1 S: 6 H: 1 LOB: 0 BB: 0 P: 6	R: 0 E: 0 K: 0 S: 2 H: 0 LOB: 0 BB: 1 P: 6	R: 0 E: 0 K: 2 S: 8 H: 1 LOB: 1 BB: 0 P: 8	1B: 9 2B: 1 3B: 0 HR: 0 SF: 0 SAC: 0 DP: 3 HBP: 0						

	AB	32
	R	2
	H	10
	RBI	2
	BB	3
	SO	7
	LOB	18

PITCHER		IP	WLS	BF	H	R	ER	SO	BB	IBB	HBP	BLK	WP	HR	S	P	ERA	WHIP
Taylor Buchholz, R ERA: 2.65	(1, 1)	5.0	L	20	6	2	2	4	2	0	0	0	0	0	26	34	3.60	1.600
Fernando Nieve, R ERA: 3.94	(6, 1)	4.0		15	4	0	0	3	1	0	0	0	0	0	21	25	0.00	1.250

PITCHER	IP	WLS	BF	H	R	ER	SO	BB	IBB	HBP	BLK	WP	HR	S	P	ERA	WHIP

BOTTOM

Batter	1	2	3	4	5	6	7	8	9	AB	R	H	RBI	BB	SO	LOB
Craig Biggio, R (1, 4) OBP: 0.333, SLG: 0.387	P3			K		P4		F7		3	0	0	0	0	1	1
Mike Lamb, L (8, 3) OBP: 0.182, SLG: 0.387										1	0	0	0	0	0	2
5 Jeff Bagwell, R (1, 10) OBP: 0.361, SLG: 0.276	F8			G5-3			BB (G6-4-3)		BB	2	0	0	0	1	0	0
Orlando Palmeiro, L (7, PR) OBP: 0.333, SLG: 0.320										0	0	0	0	1	0	0
(8, 10)																
17 Lance Berkman, S (1, 3) OBP: 0.417, SLG: 0.367	F7			G6-3			F7		P4	3	0	0	0	0	0	1
31 Kevin Orie, R (8, 5) OBP: 0.303, SLG: 0.548										1	0	0	0	0	0	1
Morgan Ensberg, R (1, 5) OBP: 0.316, SLG: 0.303		G6-3			CS 1B		G6-4-3 (1-2f)		P5	3	0	1	0	0	0	1
Luke Scott, L (8, 7) OBP: 0.351, SLG: 0.400										1	0	0	0	0	0	1
Preston Wilson, R (1, 7) OBP: 0.387, SLG: 0.500		K			K (1-2)			K2-3	F8	2	0	0	0	0	2	1
2 Chris Burke, R (8, 4) OBP: 0.320, SLG: 0.370										2	0	0	0	0	1	1
16 Jason Lane, R (1, 9) OBP: 0.425, SLG: 0.667		K			F8			BB (55 1B)		2	0	0	0	0	1	0
4 Eric Bruntlett, R (7, 6) OBP: 0.238, SLG: 0.263										0	1	0	0	1	0	0
Brad Ausmus, R (1, 2) OBP: 0.296, SLG: 0.269			G6-3			F9		1B (1-2)		2	0	0	0	0	0	0
55 Humberto Quintero, R (8, 2) OBP: 0.192, SLG: 0.346										1	0	1	0	0	0	0
28 Adam Everett, R (1, 6) OBP: 0.258, SLG: 0.276			G3-1			P6		F9		2	0	0	0	0	0	0
Charlton Jimerson, R (7, 9) OBP: 0.316, SLG: 0.412										1	0	0	0	0	0	2
Willy Taveras, R (1, 8) OBP: 0.364, SLG: 0.455			F7			1B		1B (1-2 2-H)		2	0	1	0	0	0	0
Josh Anderson, L (7, 8) OBP: 0.286, SLG: 0.296										1	0	1	1	0	0	0
Inning Stats	R: 0 E: 0 K: 0 S: 3 / H: 0 LOB: 0 BB: 0 P: 3	R: 0 E: 0 K: 2 S: 7 / H: 0 LOB: 0 BB: 0 P: 7	R: 0 E: 0 K: 0 S: 3 / H: 0 LOB: 0 BB: 0 P: 3	R: 0 E: 0 K: 1 S: 5 / H: 0 LOB: 0 BB: 0 P: 5	R: 0 E: 0 K: 1 S: 5 / H: 1 LOB: 0 BB: 0 P: 5	R: 0 E: 0 K: 0 S: 4 / H: 1 LOB: 1 BB: 0 P: 4	R: 0 E: 0 K: 0 S: 2 / H: 0 LOB: 1 BB: 1 P: 6	R: 1 E: 0 K: 1 S: 7 / H: 2 LOB: 2 BB: 1 P: 11	R: 0 E: 0 K: 0 S: 3 / H: 0 LOB: 1 BB: 1 P: 7	1B: 4 2B: 0 3B: 0 HR: 0	SF: 0 SAC: 0 DP: 1 HBP: 0						

PITCHER	IP	WLS	BF	H	R	ER	SO	BB	IBB	HBP	BLK	WP	HR	S	P	ERA	WHIP
Paul Byrd, R (1, 1) ERA: 5.68	5.0	W	15	1	0	0	4	0	0	0	0	0	0	23	23	0.00	0.200
63 Rafael Betancourt, R (6, 1) ERA:	1.0	H	4	1	0	0	0	0	0	0	0	0	0	4	4	0.00	1.000
59 Matt Miller, R (7, 1) ERA: 5.0	1.0	H	3	0	0	0	0	1	0	0	0	0	0	2	6	0.00	1.000
Jason Davis, R (8, 1) ERA: 3.86	2.0	S	10	2	1	1	1	2	0	0	0	0	0	10	18	4.50	2.000

PITCHER	IP	WLS	BF	H	R	ER	SO	BB	IBB	HBP	BLK	WP	HR	S	P	ERA	WHIP

Cleveland Indians @ Houston Astros

Osceola County Stadium, Kissimmee, FL

Wed Mar 22 2006, 7:05 PM EST

Att. 5,367 - Clear - 67 F

livebaseballscorecards.com

AB	29
R	1
H	4
RBI	1
BB	3
SO	5
LOB	11

1B: 4 2B: 0 3B: 0 HR: 0 | SF: 0 SAC: 0 DP: 1 HBP: 0 | PA: 32

WP: 0 PB: 0 SB: 0 CS: 1

Batter	1	2	3	4	5	6	7	8	9	AB	R	H	RBI	BB	SO	LOB
Orlando Palmeiro, L (1, 10) OBP: 0.294, SLG: 0.276	F7			L4		F7		F9		4	0	0	0	0	0	1
Willy Taveras, R (1, 8) OBP: 0.357, SLG: 0.429	K			BB, 28, 1B, 1B		G4-3		1-2, 31, FC6, BB		3	0	1	0	0	1	0
4 Eric Bruntlett, R (6, 6) OBP: 0.256, SLG: 0.263										0	0	0	0	1	0	0
28 Adam Everett, R (1, 6) OBP: 0.265, SLG: 0.281	G6-3			1-2, BB, 1B		P4		F8		3	0	1	0	0	0	0
Josh Anderson, L (6, 8) OBP: 0.276, SLG: 0.286										1	0	0	0	0	0	2
Morgan Ensberg, R (1, 5) OBP: 0.341, SLG: 0.294		P3		1-2, 2-3, BB			BB	FC6, 1-2f		1	0	0	0	2	0	0
31 Kevin Orie, R (7, 5) OBP: 0.294, SLG: 0.531										1	0	0	0	0	0	2
Mike Lamb, L (1, 3) OBP: 0.167, SLG: 0.353		P6		K			F7		K	3	0	0	0	0	1	4
56 Hector Gimenez, S (7, 3) OBP: 0.286, SLG: 0.300										1	0	0	0	0	1	0
16 Jason Lane, R (1, 9) OBP: 0.395, SLG: 0.615		P5		F8			F8		K	3	0	0	0	0	0	4
Charlton Jimerson, R (7, 9) OBP: 0.308, SLG: 0.400										1	0	0	0	0	1	0
2 Chris Burke, R (1, 4) OBP: 0.296, SLG: 0.340			K		P6		K		F8	4	0	0	0	0	2	1
Luke Scott, L (1, 7) OBP: 0.350, SLG: 0.485			K		K			HR		3	1	1	1	0	2	0
Raul Chavez, R (1, 2) OBP: 0.308, SLG: 0.250			L4		L4			4 WP, 1B		3	0	1	0	0	0	0
Inning Stats	R: 0 E: 0 K: 1 S: 5 H: 0 LOB: 0 BB: 0 P: 5	R: 0 E: 0 K: 0 S: 3 H: 0 LOB: 0 BB: 0 P: 3	R: 0 E: 0 K: 2 S: 7 H: 0 LOB: 0 BB: 0 P: 7	R: 0 E: 0 K: 1 S: 7 H: 2 LOB: 3 BB: 1 P: 11	R: 0 E: 0 K: 1 S: 5 H: 0 LOB: 0 BB: 0 P: 5	R: 0 E: 0 K: 0 S: 3 H: 0 LOB: 0 BB: 0 P: 3	R: 0 E: 0 K: 1 S: 5 H: 0 LOB: 1 BB: 1 P: 9	R: 1 E: 0 K: 0 S: 5 H: 2 LOB: 2 BB: 1 P: 9	R: 0 E: 0 K: 2 S: 7 H: 0 LOB: 0 BB: 0 P: 7	1B: 3 2B: 0 3B: 0 HR: 1 SF: 0 SAC: 0 DP: 0 HBP: 0						

TOP

Houston Astros @ New York Yankees

Legends Field, Tampa, FL

Thu Mar 23 2006, 7:15 PM EST

Att. 10,220 - Cloudy - 67 F

livebaseballscorecards.com

AB	31
R	1
H	4
RBI	1
BB	3
SO	8
LOB	14

PITCHER		IP	WLS	BF	H	R	ER	SO	BB	IBB	HBP	BLK	WP	HR	S	P	ERA	WHIP
Scott Proctor, R ERA: 0.75	(1, 1)	4.0	W	15	2	0	0	4	1	0	0	0	0	0	22	26	0.00	0.750
Colter Bean, R ERA:	(5, 1)	1.0		3	0	0	0	1	0	0	0	0	0	0	5	5	0.00	0.000
42 Mariano Rivera, R ERA: 1.29	(6, 1)	1.0		3	0	0	0	0	0	0	0	0	0	0	3	3	0.00	0.000
Mike Myers, L ERA: 3.48	(7, 1)	1.0		4	0	0	0	1	1	0	0	0	0	0	5	9	0.00	1.000
Tanyon Sturtze, R ERA: 9.0	(8, 1)	1.0		6	2	1	1	0	1	0	0	0	1	1	5	9	9.00	3.000

PITCHER		IP	WLS	BF	H	R	ER	SO	BB	IBB	HBP	BLK	WP	HR	S	P	ERA	WHIP
Kyle Farnsworth, R ERA: 2.0	(9, 1)	1.0		3	0	0	0	2	0	0	0	0	0	0	7	7	0.00	0.000

BOTTOM

Houston Astros @ New York Yankees

Legends Field, Tampa, FL

Thu Mar 23 2006, 7:15 PM EST

Att. 10,220 - Cloudy - 67 F

Batter	1	2	3	4	5	6	7	8	9	AB	R	H	RBI	BB	SO	LOB
18 Johnny Damon, L (1, 10) OBP: 0.500, SLG: 0.500 27 Kevin Thompson, R (7, PR) OBP: 0.426, SLG: 0.523 (8, 10)	C C C 0-3 ① K		S S S 0-3 ② K		x 0-0 2 CS 1B		x 0-0 E4 28 1B HR			4 0 1 0 0 2 1 0 1 0 0 0 0 0						
2 Derek Jeter, R (1, 6) OBP: 0.412, SLG: 0.400 28 Felix Escalona, R (7, 6) OBP: 0.359, SLG: 0.457	x 0-0 ② F9		C C C 0-3 ③ K 1-2		S S S 0-3 ②③ K 1-2		x 0-0 HR 1-2 1B			3 0 0 0 0 2 2 1 1 1 0 0 0 0						
Gary Sheffield, R (1, 9) OBP: 0.216, SLG: 0.172 Luis Alfonso Garcia, R (6, PR) OBP: 1.000, SLG: 4.000 (7, 9)	x 0-0 ③ F8			x 0-0 13 HR 2B		x 0-0 13 1B 55 1B 1B	x 0-0 1-H 2-H HR			3 1 2 0 0 0 0 1 2 1 3 0 0 0						
13 Alex Rodriguez, R (1, 5) OBP: 0.235, SLG: 0.333 27 Russ Johnson, R (6, PR) OBP: 0.321, SLG: 0.409 (7, 5)		x 0-0 ① G5-3		x 0-0 2-H HR		x 0-0 55 1B 1-3 1B	x 0-0 ② G3			3 1 2 2 0 0 0 1 0 0 0 0 0 1						
25 Jason Giambi, L (1, 3) OBP: 0.333, SLG: 0.240 12 Andy Phillips, R (7, 3) OBP: 0.393, SLG: 0.418		x 0-0 ② F9		x 0-0 ① F8		S S S 0-3 ① K	C C C 0-3 ③ K			3 0 0 0 0 1 2 1 0 0 0 0 1 1						
55 Hideki Matsui, L (1, 7) OBP: 0.435, SLG: 0.649 64 Kevin Reese, L (6, PR) OBP: 0.304, SLG: 0.341 (7, 7)		C C C 0-3 ③ K		x 0-0 HR		x 0-0 1-3 3-H FC6-4 1B		x 0-0 ① G4-3		3 1 2 2 0 1 0 1 0 0 0 0 0 0						
Bernie Williams, S (1, 8) OBP: 0.429, SLG: 0.692 19 Bubba Crosby, L (5, 8) OBP: 0.200, SLG: 0.333			x 0-0 24 E 26 FC5-4 1B	x 0-0 ② F8		S S S 0-3 ② K		x 0-0 ② G4-1		2 1 1 0 0 0 0 2 0 0 0 0 1 2						
24 Robinson Canó, L (1, 4) OBP: 0.387, SLG: 0.534 Miguel Cairo, R (5, 4) OBP: 0.300, SLG: 0.413			x 0-0 E3 26 FC5-4 1-3	x 0-0 ③ L4		x 0-0 ③ FC6-4 1-2f		x 0-0 ③ G5-3		2 0 0 0 0 0 1 2 0 0 0 0 0 2						
26 Wil Nieves, R (1, 2) OBP: 0.300, SLG: 0.474			x 0-0 ① FC5-4 2 S 1-2f 3-H		x 0-0 ① G6-3		x 0-0 ① G4-3			3 0 0 1 0 0 1						
Inning Stats	R: 0 H: 0 E: 0 LOB: 0 K: 1 BB: 0 S: 5 P: 5	R: 0 H: 0 E: 0 LOB: 0 K: 1 BB: 0 S: 5 P: 5	R: 1 H: 1 E: 1 LOB: 1 K: 2 BB: 0 S: 9 P: 9	R: 3 H: 3 E: 0 LOB: 0 K: 0 BB: 0 S: 6 P: 6	R: 0 H: 1 E: 0 LOB: 0 K: 1 BB: 0 S: 5 P: 5	R: 1 H: 3 E: 0 LOB: 2 K: 2 BB: 0 S: 10 P: 10	R: 3 H: 2 E: 1 LOB: 1 K: 1 BB: 0 S: 8 P: 8	R: 0 H: 0 E: 0 LOB: 0 K: 0 BB: 0 S: 3 P: 3		1B: 6 SF: 0 2B: 1 SAC: 0 3B: 0 DP: 0 HR: 3 HBP: 0						

livebaseballscorecards.com

AB	35
R	8
H	10
RBI	8
BB	0
SO	8
LOB	13

WP: 0 PA: 35
PB: 0
SB: 1
CS: 1

PITCHER		IP	WLS	BF	H	R	ER	SO	BB	IBB	HBP	BLK	WP	HR	S	P	ERA	WHIP
27 Carlos Hernández, L ERA: 5.4	(1, 1)	4.0	L	17	4	4	3	4	0	0	0	0	0	2	25	25	6.75	1.000
Ezequiel Astacio, R ERA: 3.29	(5, 1)	4.0		18	6	4	3	4	0	0	0	0	0	1	26	26	6.75	1.500

PITCHER	IP	WLS	BF	H	R	ER	SO	BB	IBB	HBP	BLK	WP	HR	S	P	ERA	WHIP

Batter	1	2	3	4	5	6	7	8	9	AB	R	H	RBI	BB	SO	LOB
Nook Logan, S (1, 8) OBP: 0.300, SLG: 0.208	B1-3		G3		K		14 2B 1B		1B	5	1	2	0	0	1	1
14 Placido Polanco, R (1, 4) OBP: 0.571, SLG: 0.444 20 Omar Infante, R (7, 4) OBP: 0.415, SLG: 0.564	G3		G6-3		HBP		1-H 2B		F8	3 1	0 0	1 0	1 0	0 0	0 0	0 1
Ivan Rodriguez, R (1, 2) OBP: 0.375, SLG: 0.750 89 Dusty Ryan, R (7, 2)	HR		G4-3		G4-3		F8		K	4 1	1 0	1 0	1 0	0 0	0 1	3 1
30 Magglio Ordonez, R (1, 9) OBP: 0.417, SLG: 0.591 33 Marcus Thames, R (6, 9) OBP: 0.389, SLG: 0.633	BB 1B			1B 9 SF7 2B		G6-3		G5-3 1B		3 1	1 0	2 1	0 0	0 0	0 0	0 0
Dmitri Young, S (1, 10) OBP: 0.500, SLG: 0.692	1-2 BB			G4-6-3 2-3 1B		1B		G5-3 1-2		3	0	2	0	1	0	1
9 Carlos Guillen, S (1, 6) OBP: 0.273, SLG: 0.294 39 Ramon Santiago, S (8, 6) OBP: 0.357, SLG: 0.500	K			SF7 3-H		1B		G5-3		3 0	0 0	1 0	1 0	0 0	1 0	3 0
Craig Monroe, R (1, 7) OBP: 0.381, SLG: 0.762 Don Kelly, L (6, 7) OBP: 0.317, SLG: 0.351		F9		G4-6-3 1-2f		F9		HBP		3 0	0 0	0 0	0 0	0 0	0 0	2 0
Carlos Pena, L (1, 3) OBP: 0.288, SLG: 0.240		K			K		K	K		4	0	0	0	0	4	2
15 Brandon Inge, R (1, 5) OBP: 0.418, SLG: 0.646 67 Mike Hessman, R (6, 5) OBP: 0.279, SLG: 0.541		G6-3			2B		K		F7	2 2	0 0	1 0	0 0	0 0	0 1	0 0
Inning Stats	R: 1 E: 0 K: 1 S: 7 H: 2 LOB: 2 BB: 1 P: 11	R: 0 E: 0 K: 1 S: 5 H: 0 LOB: 0 BB: 0 P: 5	R: 0 E: 0 K: 0 S: 3 H: 0 LOB: 0 BB: 0 P: 3	R: 1 E: 0 K: 0 S: 4 H: 2 LOB: 0 BB: 0 P: 4	R: 0 E: 0 K: 2 S: 8 H: 1 LOB: 2 BB: 0 P: 10	R: 0 E: 0 K: 0 S: 4 H: 2 LOB: 1 BB: 0 P: 4	R: 1 E: 0 K: 2 S: 9 H: 2 LOB: 1 BB: 0 P: 9	R: 0 E: 0 K: 1 S: 6 H: 1 LOB: 2 BB: 0 P: 8	R: 0 E: 0 K: 1 S: 6 H: 1 LOB: 1 BB: 0 P: 6	1B: 7 2B: 3 3B: 0 HR: 1 SF: 1 SAC: 0 DP: 1 HBP: 2						

TOP

Detroit Tigers @ Houston Astros

Osceola County Stadium, Kissimmee, FL

Fri Mar 24 2006, 1:05 PM EST

Att. 3,929 - Sunny - 67 F

livebaseballscorecards.com

AB	35
R	3
H	11
RBI	3
BB	1
SO	8
LOB	14

WP: 0 PB: 0 SB: 0 CS: 0 PA: 39

PITCHER	IP	WLS	BF	H	R	ER	SO	BB	IBB	HBP	BLK	WP	HR	S	P	ERA	WHIP
44 Roy Oswalt, R (1, 1) ERA: 3.0	7.0	W	30	9	3	3	6	1	0	1	0	0	1	40	46	3.86	1.429
45 Mike Gallo, L (8, 1) ERA: 4.5	1.0		5	1	0	0	1	0	0	1	0	0	0	6	8	0.00	1.000
Chad Qualls, R (9, 1) ERA: 4.5	1.0		4	1	0	0	1	0	0	0	0	0	0	6	6	0.00	1.000

BOTTOM

Batter	1	2	3	4	5	6	7	8	9	AB	R	H	RBI	BB	SO	LOB
Craig Biggio, R (1, 4) OBP: 0.351, SLG: 0.400 2 Chris Burke, R (8, 4) OBP: 0.291, SLG: 0.333	L5		SF8; 17 BB; 16 1B; 1-2; 3-H; 1B	F7		31 1B; 1-2; 1B		E6; 31 HR		4 1	1 1	2 0	1 0	0 0	0 0	0 0
5 Jeff Bagwell, R (1, 10) OBP: 0.333, SLG: 0.250 31 Kevin Orie, R (6, PH) OBP: 0.333, SLG: 0.647 (7, 10) (8, 10)	F8		SSS; K	G5-3		1-3; 2-3; 1B		1-H; HR		3 2	0 1	0 2	0 2	0 0	1 0	2 0
17 Lance Berkman, S (1, 3) OBP: 0.450, SLG: 0.424 13 Eric Munson, L (8, 3) OBP: 0.390, SLG: 0.816	F7		BBB; BB; 16 1B; 1-2; 2-3; BB		1B		3B; 2B	HR		3 1	2 1	2 1	0 1	1 1	0 0	0 0
Morgan Ensberg, R (1, 5) OBP: 0.318, SLG: 0.278 Mike Lamb, L (6, 5) OBP: 0.184, SLG: 0.417		P4	SF8; 2-3; 3-H		SSS; K		4 WP; 2-H; 3B	SSS; K		2 2	0 1	0 1	1 1	0 1	1 0	1 0
Preston Wilson, R (1, 7) OBP: 0.400, SLG: 0.464 55 Humberto Quintero, R (8, 2) OBP: 0.222, SLG: 0.370		CCC; K	BBBB; 16 1B; 1-2; 2B; BB		SSS; K		BBBB; 4 WP; BB	4; 2B; 1B		2 1	1 1	0 1	0 0	2 0	2 0	1 0
16 Jason Lane, R (1, 9) OBP: 0.400, SLG: 0.610 4 Eric Bruntlett, R (4, 6) OBP: 0.261, SLG: 0.293	F7		2B; 1-2; 2-H; 3-H; 1B		CCC; K		SSS; K; 1-2; 3-H	1-H; 2B		2 3	1 0	1 1	2 1	0 0	0 2	0 2
Brad Ausmus, R (1, 2) OBP: 0.367, SLG: 0.414 Orlando Palmeiro, L (7, PH) OBP: 0.306, SLG: 0.267 (8, 7)		28 1B; 2B 1-H; 2-H; 2B				31 1B; 1B	F8	BBBB; BB		3 1	1 0	3 0	2 0	0 1	0 0	0 1
28 Adam Everett, R (1, 6) OBP: 0.278, SLG: 0.294 Charlton Jimerson, R (4, 9) OBP: 0.286, SLG: 0.368		E; E; 2-H; 1B; 1B F7				F9	G6-3	SSS; K		2 3	1 0	1 0	1 0	0 0	0 1	1 4
Willy Taveras, R (1, 8) OBP: 0.375, SLG: 0.438 Josh Anderson, L (5, 8) OBP: 0.258, SLG: 0.267			B; 1 SAFE; X E6; 17 BB; 1B; 1-3; SF8; 1B	F8		F8		F7		2 2	1 0	1 0	0 0	0 0	0 0	0 1
Inning Stats	R: 0 E: 0 K: 0 S: 3 H: 0 LOB: 0 BB: 0 P: 3	R: 0 E: 0 K: 1 S: 5 H: 0 LOB: 0 BB: 0 P: 5	R: 7 E: 2 K: 1 S: 11 H: 6 LOB: 1 BB: 2 P: 20	R: 0 E: 0 K: 0 S: 3 H: 0 LOB: 0 BB: 0 P: 3	R: 0 E: 0 K: 3 S: 10 H: 1 LOB: 1 BB: 0 P: 10	R: 0 E: 0 K: 0 S: 5 H: 3 LOB: 3 BB: 0 P: 5	R: 2 E: 0 K: 1 S: 7 H: 2 LOB: 1 BB: 1 P: 11	R: 4 E: 1 K: 2 S: 12 H: 4 LOB: 2 BB: 1 P: 16		1B: 9 2B: 4 3B: 1 HR: 2 SF: 1 SAC: 0 DP: 0 HBP: 0		WP: 1 PB: 0 SB: 0 CS: 0	PA: 44			

PITCHER		IP	WLS	BF	H	R	ER	SO	BB	IBB	HBP	BLK	WP	HR	S	P	ERA	WHIP
Jason Grilli, R ERA: 5.79	(1, 1)	4.0	L	20	6	7	7	2	2	0	0	0	0	0	22	31	15.75	2.000
Chris Spurling, R ERA: 2.53	(5, 1)	2.0		9	4	0	0	3	0	0	0	0	0	0	15	15	0.00	2.000
Franklyn German, R ERA: 10.29	(7, 1)	1.0		6	2	2	2	1	1	0	0	0	1	0	7	11	18.00	3.000
68 Hector Mercado, L ERA: 6.75	(8, 1)	1.0		9	4	4	2	2	1	0	0	0	0	2	12	16	18.00	5.000

PITCHER	IP	WLS	BF	H	R	ER	SO	BB	IBB	HBP	BLK	WP	HR	S	P	ERA	WHIP

Detroit Tigers @ Houston Astros

Osceola County Stadium, Kissimmee, FL

Fri Mar 24 2006, 1:05 PM EST

Att. 3,929 - Sunny - 67 F

livebaseballscorecards.com

AB	39
R	13
H	16
RBI	12
BB	4
SO	8
LOB	13

Batter	1	2	3	4	5	6	7	8	9	AB	R	H	RBI	BB	SO	LOB
44 Lastings Milledge, R (1, 7) OBP: 0.345, SLG: 0.444	K		K			F7		K		4	0	0	0	0	3	1
Jeff Keppinger, R (1, 5) (7, 4) OBP: 0.348, SLG: 0.439	G6-3			G6-3		G6-3 1-2		F8		4	0	0	0	0	0	1
22 Jose Valentin, S (1, 3) OBP: 0.368, SLG: 0.267	L6			F7		G3			BB 26 1B 1B	3	1	0	0	1	0	1
Victor Diaz, R (1, 10) OBP: 0.308, SLG: 0.433		E5		G1-3			26 1B 1B		F7	4	0	1	0	0	0	1
Chris Woodward, R (1, 6) OBP: 0.317, SLG: 0.286		F7			G6-3		F9		26 1B 1-2 1B	4	0	1	0	0	0	2
11 Ramon Castro, R (1, 2) OBP: 0.400, SLG: 0.500		F7			26 FC1-6 1B		F9		F9	4	0	1	0	0	0	4
26 Tike Redman, L (1, 9) OBP: 0.294, SLG: 0.383		F8			FC1-6 1-2f		1-2 1B		1-2 2-H 1B	4	0	2	1	0	0	2
1 Anderson Hernandez, S (1, 4) OBP: 0.271, SLG: 0.255 Chase Lambin, S (7, 5) OBP: 0.250, SLG: 0.583			G6-3		G6-3		P3		K2-3	3 1	0 0	0 0	0 0	0 1	0 2	3 2
10 Endy Chavez, L (1, 8) OBP: 0.400, SLG: 0.353			G4-3			G6-3 1B		F8		3	0	1	0	0	0	0
Inning Stats	R: 0 E: 0 K: 1 S: 5 H: 0 LOB: 0 BB: 0 P: 5	R: 0 E: 1 K: 0 S: 4 H: 0 LOB: 1 BB: 0 P: 4	R: 0 E: 0 K: 1 S: 5 H: 0 LOB: 0 BB: 0 P: 5	R: 0 E: 0 K: 0 S: 3 H: 0 LOB: 0 BB: 0 P: 3	R: 0 E: 0 K: 0 S: 4 H: 1 LOB: 1 BB: 0 P: 4	R: 0 E: 0 K: 0 S: 4 H: 1 LOB: 1 BB: 0 P: 4	R: 0 E: 0 K: 0 S: 5 H: 2 LOB: 2 BB: 0 P: 5	R: 0 E: 0 K: 1 S: 5 H: 0 LOB: 0 BB: 0 P: 5	R: 1 E: 0 K: 1 S: 7 H: 2 LOB: 2 BB: 1 P: 11	1B: 6 2B: 0 3B: 0 HR: 0 SF: 0 SAC: 0 DP: 0 HBP: 0						

TOP

New York Mets @ Houston Astros

Osceola County Stadium, Kissimmee, FL

Sat Mar 25 2006, 1:05 PM EST

Att. 5,925 - Sunny - 61 F

livebaseballscorecards.com

AB	34
R	1
H	6
RBI	1
BB	1
SO	4
LOB	17

WP: 0 PB: 0 SB: 0 CS: 0 PA: 35

PITCHER		IP	WLS	BF	H	R	ER	SO	BB	IBB	HBP	BLK	WP	HR	S	P	ERA	WHIP
Andy Pettitte, L ERA: 2.25	(1, 1)	5.0	W	17	1	0	0	2	0	0	0	0	0	0	21	21	0.00	0.200
Russ Springer, R ERA:	(6, 1)	1.0	H	4	1	0	0	0	0	0	0	0	0	0	4	4	0.00	1.000
Trever Miller, L ERA:	(7, 1)	0.1	H	2	1	0	0	0	0	0	0	0	0	0	2	2	0.00	3.000
Fernando Nieve, R ERA: 3.78	(7, 1)	0.2	H	3	1	0	0	0	0	0	0	0	0	0	3	3	0.00	1.500
Dan Wheeler, R ERA:	(8, 1)	1.0	H	3	0	0	0	1	0	0	0	0	0	0	5	5	0.00	0.000

PITCHER		IP	WLS	BF	H	R	ER	SO	BB	IBB	HBP	BLK	WP	HR	S	P	ERA	WHIP
54 Brad Lidge, R ERA: 3.0	(9, 1)	1.0	S	6	2	1	1	1	1	0	0	0	0	0	7	11	9.00	3.000

BOTTOM

New York Mets @ Houston Astros

Osceola County Stadium, Kissimmee, FL

Sat Mar 25 2006, 1:05 PM EST

Att. 5,925 - Sunny - 61 F

livebaseballscorecards.com

Batter	1	2	3	4	5	6	7	8	9	AB	R	H	RBI	BB	SO	LOB
Craig Biggio, R (1, 4) OBP: 0.366, SLG: 0.410	0-0 17 BB 1B 1B	0-0 F8		0-0 1B		0-0 G3-4		0-0 G6-4-3 31 E 1B		4	0	2	0	0	0	4
2 Chris Burke, R (8, 4) OBP: 0.304, SLG: 0.346										1	0	1	0	0	0	0
Willy Taveras, R (1, 8) OBP: 0.400, SLG: 0.421	0-0 17 BB 1-2 1B	1-0 17 BB 1-2 2-3 HBP		0-0 G1-3		0-0 F9		0-0 E5 G6-4-3 1-2		3	0	1	0	0	0	3
31 Kevin Orie, R (8, 3) OBP: 0.324, SLG: 0.629										1	0	0	0	0	0	1
17 Lance Berkman, S (1, 10) OBP: 0.500, SLG: 0.424	B B B B 4-0 1-2 2-3 BB	B B B 4-0 16 FC6-4 1-2 2-3 3-H BB			B B B 4-0 16 WP BB	I I I 4-0 16 BB IBB		0-0 G6-4-3 1-2f 2-3		0	0	0	1	4	0	0
Raul Chavez, R (8, PH) OBP: 0.296, SLG: 0.240 (9, 10)										1	0	0	0	0	0	2
16 Jason Lane, R (1, 9) OBP: 0.380, SLG: 0.556	0-0 F9	0-0 FC6-4 1-2f			B X 1-0 F7 1-2	B B B 4-0 1-2 2-3 3-H BB		0-0 F9		4	0	0	1	1	0	8
Preston Wilson, R (1, 7) OBP: 0.359, SLG: 0.406	C C C 0-3 K		0-0 G5-3		C C C 0-3 K	0-0 F8				4	0	0	0	0	2	7
13 Eric Munson, L (7, 2) OBP: 0.390, SLG: 0.816										0	0	0	0	0	0	0
Morgan Ensberg, R (1, 5) OBP: 0.292, SLG: 0.250	0-0 F8		0-0 G5-3		S S S 0-3 K		S S S 0-3 K2-3			4	0	0	0	0	2	4
Mike Lamb, L (1, 3) OBP: 0.214, SLG: 0.436		0-0 HBP 17 BB 2B	0-0 F7			B B B 4-0 28 SH 1B BB	S S S 0-3 K			3	2	1	0	1	1	0
4 Eric Bruntlett, R (8, 8) OBP: 0.261, SLG: 0.293										0	0	0	0	0	0	0
Brad Ausmus, R (1, 2) OBP: 0.364, SLG: 0.406		0-0 F9		0-0 G4-3		0-0 28 SH 16 BB 1-2 1B	0-0 1B			3	1	1	0	0	0	1
Orlando Palmeiro, L (7, 7) OBP: 0.324, SLG: 0.290										1	0	1	0	0	0	0
28 Adam Everett, R (1, 6) OBP: 0.282, SLG: 0.278	B B B B 4-0 17 BB HBP BB			C C C 0-3 K		0-0 SH 16 BB 1-3 2-H	0-0 F8			2	0	0	0	1	1	1
Inning Stats	R: 0 E: 0 K: 1 S: 7 H: 2 LOB: 3 BB: 1 P: 11	R: 1 E: 0 K: 0 S: 4 H: 1 LOB: 3 BB: 2 P: 13	R: 0 E: 0 K: 0 S: 3 H: 0 LOB: 0 BB: 0 P: 3	R: 0 E: 0 K: 1 S: 6 H: 1 LOB: 1 BB: 0 P: 6	R: 0 E: 0 K: 2 S: 7 H: 0 LOB: 1 BB: 1 P: 12	R: 2 E: 1 K: 0 S: 5 H: 1 LOB: 3 BB: 3 P: 17	R: 0 E: 0 K: 2 S: 8 H: 1 LOB: 1 BB: 0 P: 8	R: 0 E: 1 K: 0 S: 4 H: 1 LOB: 1 BB: 0 P: 4		1B: 6 2B: 1 3B: 0 HR: 0	SF: 0 SAC: 1 DP: 1 HBP: 1		WP: 1 PB: 0 SB: 0 CS: 0	PA: 40			

	AB	31
	R	3
	H	7
	RBI	2
	BB	7
	SO	6
	LOB	31

PITCHER	IP	WLS	BF	H	R	ER	SO	BB	IBB	HBP	BLK	WP	HR	S	P	ERA	WHIP
Brian Bannister, R (1, 1) ERA: 0.95	5.0	L	26	5	3	1	4	5	0	1	0	1	0	28	50	1.80	2.000
Chad Bradford, R (6, 1) ERA: 1.93	1.0		6	0	0	0	0	1	1	0	0	0	0	4	12	0.00	1.000
Jorge Julio, R (7, 1) ERA:	1.0		4	1	0	0	2	0	0	0	0	0	0	8	8	0.00	1.000
50 Duaner Sanchez, R (8, 1) ERA:	1.0		4	1	0	0	0	0	0	0	0	0	0	4	4	0.00	1.000

PITCHER	IP	WLS	BF	H	R	ER	SO	BB	IBB	HBP	BLK	WP	HR	S	P	ERA	WHIP

Houston Astros @ Washington Nationals

Space Coast Stadium, Viera, FL

Sun Mar 26 2006, 1:05 PM EST

Att. 5,568 - Sunny - 72 F

TOP

livebaseballscorecards.com

Batter	1	2	3	4	5	6	7	8	9	AB	R	H	RBI	BB	SO	LOB
Preston Wilson, R (1, 7) OBP: 0.349, SLG: 0.371	S S S 0-3 ① K		S S S 0-3 ② K		X 0-0 ② G6-3		B B B B 4-0 17 1B 13 2B BB 1-2 2-3	X 0-0 ② P6		3	1	0	0	1	2	0
Raul Chavez, R (7, 2) OBP: 0.286, SLG: 0.231										1	0	0	0	0	0	2
Willy Taveras, R (1, 8) OBP: 0.400, SLG: 0.417	X 0-0 17 2B 1B		X 0-0 17 S 1B		X 0-0 ③ F8		X 0-0 ② P2	X 0-0 ③ FC5-4 1-2f		5	1	2	0	0	0	5
17 Lance Berkman, S (1, 3) OBP: 0.500, SLG: 0.459	X 0-0 13 G4-3 2B 1-H		S X 0-1 ③ G3-1 1-2			S S S 0-3 ① K	X 0-0 13 2B 1B 1B 1-3 2-H 3-H		X 0-0 ① F9	4	1	2	3	0	1	1
31 Kevin Orie, R (7, 5) OBP: 0.316, SLG: 0.611										1	0	0	0	0	0	0
13 Eric Munson, L (1, 2) OBP: 0.391, SLG: 0.791	X 0-0 ② G4-3 2-3			X 0-0 ① P2		X 0-0 1B 1B	X 0-0 1B 2B 1-3 3-H		X 0-0 ② F9	5	0	2	1	0	0	1
(7, 3)																
Mike Lamb, L (1, 5) OBP: 0.261, SLG: 0.452	X 0-0 ③ G4-3			B B B B 4-0 16 2B BB		B X 1-0 16 G6-4-3 1B 1-2	X 0-0 1B 2-3 3-H		X 0-0 2B	3	1	2	1	1	0	1
45 Mike Gallo, L (7, 1)										0	0	0	0	0	0	0
54 Brad Lidge, R (8, 1)										0	0	0	0	0	0	0
55 Humberto Quintero, R (9, PH) OBP: 0.250, SLG: 0.429										1	0	1	0	0	0	0
16 Jason Lane, R (1, 9) OBP: 0.364, SLG: 0.540		X 0-0 ① F8		X 0-0 1-H 2B		X 0-0 ②③ G6-4-3 1-2f	X 0-0 ③ F8		X 0-0 ③ F8	5	0	1	1	0	0	5
2 Chris Burke, R (1, 6) OBP: 0.317, SLG: 0.345		S S S 0-3 ② K		X 0-0 ② F8			X 0-0 BB 4 BB 17 1B 1B	B B B B 4-0 1B BB		3	1	1	0	1	1	1
4 Eric Bruntlett, R (1, 4) OBP: 0.260, SLG: 0.273		S S C 0-3 ③ K		S S S 0-3 ③ K			B B B B 4-0 BB 17 1B BB 1-2	X 0-0 ① L5		3	1	0	0	1	2	2
41 Brandon Backe, R (1, 1)			S S C 0-3 ① K		X 0-0 ① G5-3		X 0-0 ① F8	X 0-0 FC5-4 1-3		2	0	0	0	0	1	0
Orlando Palmeiro, L (7, PH) OBP: 0.333, SLG: 0.303										2	0	1	0	0	0	2
(7, 7)																

	AB	38
	R	6
	H	12
	RBI	6
	BB	4
	SO	7
	LOB	20

Inning Stats																																
	R: 1	H: 2	R: 0	H: 0	R: 0	H: 1	R: 1	H: 1	R: 0	H: 0	R: 0	H: 2	R: 4	H: 4	R: 0	H: 1	R: 0	H: 1	1B: 8	SF: 0	WP: 0	PA: 42
	E: 0	LOB: 1	E: 0	LOB: 0	E: 0	LOB: 1	E: 0	LOB: 1	E: 0	LOB: 0	E: 0	LOB: 1	E: 0	LOB: 2	E: 0	LOB: 2	E: 0	LOB: 1	2B: 4	SAC: 0	PB: 0	
	K: 1	BB: 0	K: 2	BB: 0	K: 2	BB: 0	K: 1	BB: 1	K: 0	BB: 0	K: 1	BB: 0	K: 0	BB: 2	K: 0	BB: 1	K: 0	BB: 0	3B: 0	DP: 1	SB: 1	
	S: 7	P: 7	S: 7	P: 7	S: 9	P: 9	S: 6	P: 10	S: 3	P: 3	S: 6	P: 7	S: 7	P: 15	S: 4	P: 8	S: 4	P: 4	HR: 0	HBP: 0	CS: 0	

PITCHER		IP	WLS	BF	H	R	ER	SO	BB	IBB	HBP	BLK	WP	HR	S	P	ERA	WHIP
22 John Patterson, R ERA: 1.04	(1, 1)	5.1	W	21	4	2	2	7	1	0	0	0	0	0	35	39	3.38	0.938
Mike Stanton, L ERA: 1.29	(6, 1)	0.2		3	2	0	0	0	0	0	0	0	0	0	3	4	0.00	3.000
Gary Majewski, R ERA: 29.7	(7, 1)	0.2		7	3	4	4	0	2	0	0	0	0	0	5	13	54.00	7.500
38 Kevin Gryboski, R ERA: 1.32	(7, 1)	1.1	H	7	2	0	0	0	1	0	0	0	0	0	6	10	0.00	2.250
57 Jason Bergmann, R ERA: 2.25	(9, 1)	1.0		4	1	0	0	0	0	0	0	0	0	0	4	4	0.00	1.000

PITCHER	IP	WLS	BF	H	R	ER	SO	BB	IBB	HBP	BLK	WP	HR	S	P	ERA	WHIP

BOTTOM

Houston Astros @ Washington Nationals

Space Coast Stadium, Viera, FL

Sun Mar 26 2006, 1:05 PM EST

Att. 5,568 - Sunny - 72 F

livebaseballscorecards.com

Batter	1	2	3	4	5	6	7	8	9	AB	R	H	RBI	BB	SO	LOB
Alfonso Soriano, R (1, 7) OBP: 0.438, SLG: 0.857	HR	P4		HR		G5-3		3B 1-2 BB		4	3	2	1	1	0	2
57 Jason Bergmann, R (9, 1)				1B						0	0	0	0	0	0	0
Jose Vidro, S (1, 4) OBP: 0.250, SLG: 0.286	G3 24 1B 2B		HR 2B	F8		F7		1B 1-H 2-H 3B		4	2	2	0	0	0	1
Gary Majewski, R (7, 1)										0	0	0	0	0	0	0
38 Kevin Gryboski, R (7, 1)										0	0	0	0	0	0	0
Michael Tucker, L (8, PH) OBP: 0.237, SLG: 0.242 (9, 9)										1	1	1	2	0	0	0
Jose Guillen, R (1, 9) OBP: 0.250, SLG: 0.667	G3 2-3		2-H HR	1-H HR			G4-3	K		4	2	2	4	0	0	1
Damian Jackson, R (8, 9) OBP: 0.350, SLG: 0.278 (9, 8)										1	0	0	0	0	1	1
24 Nick Johnson, L (1, 3) OBP: 0.275, SLG: 0.341	11 G6-4-3 3-H 1B		BB 11 HR	E6			BB 11 HR	1B 3-H		2	2	1	1	2	0	0
Marlon Anderson, L (8, 3) OBP: 0.367, SLG: 0.380										1	0	1	1	0	0	0
11 Ryan Zimmerman, R (1, 5) OBP: 0.375, SLG: 0.621	G6-4-3 1-2f		1-H HR	F8			1-H HR	K		5	2	2	4	0	1	3
Royce Clayton, R (1, 6) OBP: 0.235, SLG: 0.254		FC6-4 1B	G6-3		G6-3		G5-3			4	0	1	0	0	0	0
Brian Schneider, L (1, 2) OBP: 0.167, SLG: 0.091		P5	F8		F7		G5-3			3	0	0	0	0	0	1
Mike Stanton, L (6, 1)										0	0	0	0	0	0	0
Brendan Harris, R (7, 4) OBP: 0.353, SLG: 0.386										1	0	0	0	0	0	0
Brandon Watson, L (1, 8) OBP: 0.364, SLG: 0.339		FC6-4 22 1B 1-2f	K		F7			S 3B 1B		4	1	1	0	0	1	1
(9, 7)																
22 John Patterson, R (1, 1) OBP: 0.500, SLG: 0.500	1-2 1B			P6		K		F9		2	0	1	0	0	0	0
7 Wiki Gonzalez, R (6, 2) OBP: 0.464, SLG: 0.545										2	0	0	0	0	1	1
Inning Stats	R: 2 E: 0 K: 0 S: 5 H: 3 LOB: 0 BB: 0 P: 5	R: 0 E: 0 K: 0 S: 5 H: 2 LOB: 2 BB: 0 P: 5	R: 4 E: 0 K: 1 S: 8 H: 3 LOB: 0 BB: 1 P: 12	R: 2 E: 1 K: 0 S: 6 H: 2 LOB: 1 BB: 0 P: 6	R: 0 E: 0 K: 0 S: 3 H: 0 LOB: 0 BB: 0 P: 3	R: 0 E: 0 K: 1 S: 5 H: 0 LOB: 0 BB: 1 P: 8	R: 2 E: 0 K: 0 S: 4 H: 1 LOB: 0 BB: 0 P: 5	R: 3 E: 0 K: 2 S: 10 H: 3 LOB: 1 BB: 1 P: 14		1B: 6 2B: 2 3B: 1 HR: 5 SF: 0 SAC: 0 DP: 1 HBP: 0						

	AB	38
	R	13
	H	14
	RBI	13
	BB	3
	SO	4
	LOB	11

WP: 0 PB: 0 SB: 1 CS: 0 PA: 41

PITCHER		IP	WLS	BF	H	R	ER	SO	BB	IBB	HBP	BLK	WP	HR	S	P	ERA	WHIP
41 Brandon Backe, R ERA: 8.87	(1, 1)	6.0	L	29	10	8	8	2	1	0	0	0	0	4	32	36	12.00	1.833
45 Mike Gallo, L ERA: 7.2	(7, 1)	1.0		5	1	2	2	0	1	0	0	0	0	1	4	8	18.00	2.000
54 Brad Lidge, R ERA: 9.0	(8, 1)	1.0		7	3	3	3	2	1	0	0	0	0	0	10	14	27.00	4.000

PITCHER	IP	WLS	BF	H	R	ER	SO	BB	IBB	HBP	BLK	WP	HR	S	P	ERA	WHIP

Houston Astros @ Detroit Tigers

Joker Marchant Stadium, Lakeland, FL

Mon Mar 27 2006, 1:05 PM EST

Att. 4,771 - Sunny - 71 F

TOP

Batter	1	2	3	4	5	6	7	8	9	AB	R	H	RBI	BB	SO	LOB
Craig Biggio, R (1, 4) OBP: 0.378, SLG: 0.488 Brooks Conrad, S (6, 4)	F8		BB, 28 BB, BB — 1B		HR	P6			BBBB — 31 G6-3, 31 S — BB	4 0	2 0	2 0	1 0	0 1	0 0	1 0
28 Adam Everett, R (1, 6) OBP: 0.295, SLG: 0.275	K		BBBB — 1-2 — BB, BB — BB		1B — G6-4-3 — 17 BB — 1B		G6-3		P3	4	1	1	0	1	1	1
17 Lance Berkman, S (1, 3) OBP: 0.481, SLG: 0.425 31 Kevin Orie, R (7, 3) OBP: 0.308, SLG: 0.595	K		K		BBBB — G6-4-3 — 1B — 1-2 — BB		G1-3		BX — 1-3 — G6-3	3 1	0 0	0 0	0 0	1 0	2 0	2 1
Preston Wilson, R (1, 10) OBP: 0.362, SLG: 0.368 13 Eric Munson, L (9, PH) OBP: 0.383, SLG: 0.773		G4-3	BBBB — BB — 1-2, 2-3 — BB		G6-4-3 — 1-2, 2-3 — 1B		G5-3		SSS — K2-3	3 1	0 0	1 0	0 0	1 0	0 1	0 1
Morgan Ensberg, R (1, 5) OBP: 0.327, SLG: 0.244 Mike Lamb, L (8, 5) OBP: 0.261, SLG: 0.452		BBBB — 1B — BB	BBBB — 1-2, 2-3, 3-H — BB		1-2f, 2-3, 3-H — G6-4-3			BBBB — 1B — 2 BB — FC6-2 — BB		1 0	0 0	0 0	1 0	3 0	0 0	2 0
2 Chris Burke, R (1, 8) OBP: 0.313, SLG: 0.328 (6, 7)		F7	F8		P2			BBBB — FC6-2 — 1-2 — 1B — BB		3	0	0	0	1	0	5
Orlando Palmeiro, L (1, 7) OBP: 0.349, SLG: 0.324 (6, 9)		1-2 — 1B	F7		F7			FC6-2 — 1-2, 2-3 — 1B		4	0	2	0	0	0	0
Brad Ausmus, R (1, 2) OBP: 0.333, SLG: 0.371 Raul Chavez, R (7, 2) OBP: 0.276, SLG: 0.222		G4-3	CCC — K		G4-3			FC6-2 — 4 G6-4-3 — 1-2, 2-3, 3-Hf		3 1	0 0	0 0	0 0	0 0	1 0	2 3
4 Eric Bruntlett, R (1, 9) OBP: 0.259, SLG: 0.292 (6, 8)			G6-3	G6-3	2B			G6-4-3 — 1-2f		4	0	1	0	0	0	3
Inning Stats	R: 0 E: 0 K: 2 S: 7 — H: 0 LOB: 0 BB: 0 P: 7	R: 0 E: 0 K: 0 S: 4 — H: 1 LOB: 2 BB: 1 P: 8	R: 1 E: 0 K: 1 S: 6 — H: 1 LOB: 3 BB: 3 P: 18	R: 0 E: 0 K: 1 S: 5 — H: 0 LOB: 0 BB: 0 P: 5	R: 2 E: 0 K: 0 S: 5 — H: 3 LOB: 1 BB: 1 P: 9	R: 0 E: 0 K: 0 S: 4 — H: 1 LOB: 1 BB: 0 P: 4	R: 0 E: 0 K: 0 S: 3 — H: 0 LOB: 0 BB: 0 P: 3	R: 0 E: 0 K: 0 S: 3 — H: 1 LOB: 2 BB: 2 P: 11	R: 0 E: 0 K: 1 S: 5 — H: 0 LOB: 1 BB: 1 P: 10	1B: 5 2B: 1 3B: 0 HR: 1 — SF: 0 SAC: 0 DP: 2 HBP: 0							

livebaseballscorecards.com

	AB	R	H	RBI	BB	SO	LOB
	32	3	7	2	8	5	21

PITCHER		IP	WLS	BF	H	R	ER	SO	BB	IBB	HBP	BLK	WP	HR	S	P	ERA	WHIP
35 Justin Verlander, R ERA: 3.38	(1, 1)	5.0		24	5	3	3	4	5	0	0	0	0	1	27	47	5.40	2.000
59 Todd Jones, R ERA: 4.5	(6, 1)	1.0		4	1	0	0	0	0	0	0	0	0	0	4	4	0.00	1.000
Chris Spurling, R ERA: 2.31	(7, 1)	1.0		3	0	0	0	0	0	0	0	0	0	0	3	3	0.00	0.000
Franklyn German, R ERA: 9.0	(8, 1)	1.0	W	5	1	0	0	0	2	0	0	0	0	0	3	11	0.00	3.000
Jamie Walker, L ERA: 4.82	(9, 1)	0.1	H	2	0	0	0	0	1	0	0	0	0	0	1	5	0.00	3.000

PITCHER		IP	WLS	BF	H	R	ER	SO	BB	IBB	HBP	BLK	WP	HR	S	P	ERA	WHIP
50 Mark Woodyard, R ERA: 8.18	(9, 1)	0.2	S	2	0	0	0	1	0	0	0	0	0	0	4	5	0.00	0.000

WP: 0 PB: 0 SB: 1 CS: 0 — PA: 40

Houston Astros @ Detroit Tigers

Joker Marchant Stadium, Lakeland, FL

Mon Mar 27 2006, 1:05 PM EST

Att. 4,771 - Sunny - 71 F

livebaseballscorecards.com

Batter	1	2	3	4	5	6	7	8	9	AB	R	H	RBI	BB	SO	LOB
Nook Logan, S (1, 8) OBP: 0.281, SLG: 0.193	G4-3		G4-3 2-3		L8		FC6-4 1-2f			4	0	0	0	0	0	4
14 Placido Polanco, R (1, 4) OBP: 0.500, SLG: 0.438 20 Omar Infante, R (8, PR) OBP: 0.435, SLG: 0.558 (9, 4)	G5-3		G6-3			G4-3		1B 13 HBP 15 HR 1B		4 0	0 1	1 0	0 0	0 0	0 0	1 0
Ivan Rodriguez, R (1, 2) OBP: 0.423, SLG: 0.760 13 Vance Wilson, R (7, 2) OBP: 0.422, SLG: 0.683	E4			31 G5-3 1B 1B		F8		B H 1B 15 HR 1-2 HBP		3 0	0 1	1 0	0 0	0 0	0 0	0 0
Dmitri Young, S (1, 10) OBP: 0.444, SLG: 0.588	S S S K			31 G5-3 1-2 1B		C C C K		F7		4	0	1	0	0	2	3
31 Chris Shelton, R (1, 3) OBP: 0.308, SLG: 0.603		C C C K		G5-3 1-2 2-3f			S S S K	F9		4	0	0	0	0	2	4
Alexis Gomez, L (1, 9) OBP: 0.328, SLG: 0.542		P5		P5			G5-3	15 HR 1-2 2-3 1B		4	1	1	0	0	0	1
15 Brandon Inge, R (1, 5) OBP: 0.443, SLG: 0.731		C C C K			G4-3		33 2B 3B	1-H 2-H 3-H HR		4	2	2	4	0	1	0
33 Marcus Thames, R (1, 7) OBP: 0.365, SLG: 0.579			B B B B G4-3 39 SH1-3 BB		S S S K		3-H 2B	F7		3	0	1	1	1	1	1
39 Ramon Santiago, S (1, 6) OBP: 0.426, SLG: 0.514			SH1-3 1-2		B H HBP		B B B B FC6-4 BB			0	0	0	0	1	0	0
Inning Stats	R: 0 H: 0 E: 1 LOB: 1 K: 1 BB: 0 S: 6 P: 6	R: 0 H: 0 E: 0 LOB: 0 K: 2 BB: 0 S: 7 P: 7	R: 0 H: 0 E: 0 LOB: 1 K: 0 BB: 1 S: 3 P: 7	R: 0 H: 2 E: 0 LOB: 1 K: 0 BB: 0 S: 4 P: 4	R: 0 H: 0 E: 0 LOB: 1 K: 1 BB: 0 S: 5 P: 7	R: 0 H: 0 E: 0 LOB: 0 K: 1 BB: 0 S: 5 P: 5	R: 1 H: 2 E: 0 LOB: 2 K: 1 BB: 1 S: 7 P: 11	R: 4 H: 3 E: 0 LOB: 1 K: 0 BB: 0 S: 6 P: 8		1B: 4 SF: 0 2B: 1 SAC: 1 3B: 1 DP: 1 HR: 1 HBP: 2						

	AB	30
	R	5
	H	7
	RBI	5
	BB	2
	SO	6
	LOB	14

WP: 0 PA: 35
PB: 0
SB: 0
CS: 0

PITCHER		IP	WLS	BF	H	R	ER	SO	BB	IBB	HBP	BLK	WP	HR	S	P	ERA	WHIP
Taylor Buchholz, R ERA: 1.96	(1, 1)	6.0		22	2	0	0	5	1	0	1	0	0	0	30	36	0.00	0.500
Steve Sparks, R ERA: 10.8	(7, 1)	1.2	L	12	5	5	5	1	1	0	1	0	0	1	12	18	27.00	3.600
Fernando Nieve, R ERA: 3.71	(8, 1)	0.1		1	0	0	0	0	0	0	0	0	0	0	1	1	0.00	0.000

PITCHER	IP	WLS	BF	H	R	ER	SO	BB	IBB	HBP	BLK	WP	HR	S	P	ERA	WHIP

Batter	1	2	3	4	5	6	7	8	9	AB	R	H	RBI	BB	SO	LOB
Marcus Giles, R (1, 4) OBP: 0.355, SLG: 0.217	B X	B C B B B		B B X	X	X			S S S	2	1	2	0	1	0	0
Yunel Escobar, R (4, 4) OBP: 0.313, SLG: 0.400	1-0 10 2B 2B	4-1 BB		2-0 1-3 2B		0-0 ② ③ G6-4-3 1-2f			0-3 ① K	2	0	0	0	0	1	1
11 Edgar Renteria, R (1, 6) OBP: 0.327, SLG: 0.522	C X	C F F X		F F S			C B C C		X	3	0	0	0	0	1	4
Wilson Betemit, S (4, 6) OBP: 0.487, SLG: 0.611	0-1 ① G6-3	1-2 ② F8		0-3 ② K			1-3 ① K		0-0 1B 2B	2	0	1	0	0	1	0
10 Chipper Jones, S (1, 5) OBP: 0.458, SLG: 0.450	C B X	C B F B C		C B X			C C X		X	3	1	1	1	0	1	3
Wes Timmons, R (4, 5) OBP: 0.500, SLG: 0.500	1-1 1B 7 FC5 2-H 2B	2-3 ③ K		1-1 ③ G6-3			0-2 BB 1B		0-0 2-3 1B	2	0	2	0	0	0	0
Andruw Jones, R (1, 8) OBP: 0.316, SLG: 0.429	C C B B X		C B X	S S S			B B B S B		S B B F S	3	1	1	0	0	1	0
Ryan Langerhans, L (5, 8) OBP: 0.407, SLG: 0.438	2-2 7 FC5 2B 2-3 1B		1-1 ① L7	0-3 ① K			4-1 1-2 BB		2-3 ② K	1	0	0	0	1	1	2
7 Jeff Francoeur, R (1, 9) OBP: 0.417, SLG: 0.783	B S S X		C S S X	X			S B X		X	3	1	0	1	0	0	1
76 Onil Joseph, S (5, 9) OBP: 0.125, SLG: 0.125	1-2 FC5 2B 1-2 3-H		0-2 ② G6-3	0-0 ② G6-3			1-1 ② P2		0-0 ③ G6-3	2	0	0	0	0	0	4
23 Matt Diaz, R (1, 7) OBP: 0.369, SLG: 0.540	F S X		F X	X			F S B B X			4	0	1	0	0	0	4
36 Chuck James, L (7, 1) OBP: 0.500, SLG: 0.500	0-2 ② F9		0-1 ③ FC5-4 1B	0-0 ③ F9			2-2 ③ L6			0	0	0	0	0	0	0
Scott Mullen, R (9, 1)										0	0	0	0	0	0	0
Brian Jordan, R (1, 3) OBP: 0.419, SLG: 0.474	C B X		B F B F X		X	X		X		3	0	1	2	0	0	1
Ken Ray, R (6, 1) OBP: 0.500, SLG: 0.500	1-1 1-H 2-H 2B		2-2 ③ FC5-4 1-2f		0-0 ① F9			0-0 ① B1-3		0	0	0	0	0	0	0
Grégor Blanco, L (7, 7)										1	0	0	0	0	0	0
16 Brian McCann, L (1, 2) OBP: 0.277, SLG: 0.400	X			B F X	X	X		X		4	1	2	1	0	0	1
Todd Pratt, R (8, 2) OBP: 0.293, SLG: 0.289	0-0 ③ G4-3			1-1 26 FC1-5 2B	0-0 HR			0-0 ② G3-1		0	0	0	0	0	0	0
26 Kyle Davies, R (1, 1) OBP: 0.250, SLG: 0.250		C X		X	X			X		2	0	0	0	0	0	1
76 J.J. Jurries, R (6, PH) OBP: 0.442, SLG: 0.644		0-1 ① F9		0-0 ① FC1-5 2B 2-3	0-0 G6-4-3 1B			0-0 ③ F8		2	0	1	0	0	0	0
(6, 3)																
Inning Stats	R: 4 E: 0 K: 0 S: 17 H: 4 LOB: 1 BB: 0 P: 23	R: 0 E: 0 K: 1 S: 9 H: 0 LOB: 1 BB: 1 P: 16	R: 0 E: 0 K: 0 S: 11 H: 1 LOB: 1 BB: 0 P: 14	R: 0 E: 0 K: 1 S: 9 H: 2 LOB: 2 BB: 0 P: 13	R: 0 E: 0 K: 1 S: 5 H: 0 LOB: 0 BB: 0 P: 5	R: 1 E: 0 K: 0 S: 4 H: 2 LOB: 0 BB: 0 P: 4	R: 0 E: 0 K: 1 S: 12 H: 1 LOB: 2 BB: 1 P: 20	R: 0 E: 0 K: 0 S: 3 H: 0 LOB: 0 BB: 0 P: 3	R: 0 E: 0 K: 2 S: 9 H: 2 LOB: 2 BB: 0 P: 11	1B: 5 2B: 6 3B: 0 HR: 1 SF: 0 SAC: 0 DP: 1 HBP: 0						

PITCHER		IP	WLS	BF	H	R	ER	SO	BB	IBB	HBP	BLK	WP	HR	S	P	ERA	WHIP
51 Wandy Rodriguez, L ERA: 6.63	(1, 1)	6.0	L	28	9	5	5	3	1	0	0	0	0	1	55	75	7.50	1.667
Russ Springer, R ERA:	(7, 1)	1.0		5	1	0	0	1	1	0	0	0	0	0	12	20	0.00	2.000
Trever Miller, L ERA:	(8, 1)	1.0		3	0	0	0	0	0	0	0	0	0	0	3	3	0.00	0.000
Chad Qualls, R ERA: 3.86	(9, 1)	1.0		5	2	0	0	2	0	0	0	0	0	0	9	11	0.00	2.000

PITCHER	IP	WLS	BF	H	R	ER	SO	BB	IBB	HBP	BLK	WP	HR	S	P	ERA	WHIP

TOP

Atlanta Braves @ Houston Astros

Osceola County Stadium, Kissimmee, FL

Tue Mar 28 2006, 1:05 PM EST

Att. 4,256 - Sunny - 74 F

livebaseballscorecards.com

AB	39
R	5
H	12
RBI	5
BB	2
SO	6
LOB	22

1B: 5	SF: 0	WP: 0	PA: 41
2B: 6	SAC: 0	PB: 0	
3B: 0	DP: 1	SB: 0	
HR: 1	HBP: 0	CS: 0	

BOTTOM

Atlanta Braves @ Houston Astros

Osceola County Stadium, Kissimmee, FL

Tue Mar 28 2006, 1:05 PM EST

Att. 4,256 - Sunny - 74 F

Batter	1	2	3	4	5	6	7	8	9	AB	R	H	RBI	BB	SO	LOB
Craig Biggio, R (1, 4) OBP: 0.367, SLG: 0.457	C S X 0-2 L6 ①	B X 1-0 L4 ③		B B B B 4-0 1-2 2-3 BB		C B F X 1-2 F9 ②		X 0-0 F9 ③		3	0	0	0	1	0	1
31 Kevin Orie, R (7, 3) OBP: 0.300, SLG: 0.579										1	0	0	0	0	0	1
Willy Taveras, R (1, 8) OBP: 0.400, SLG: 0.393	C X 0-1 BB 17 1B 1B		C F X 0-2 G6-3 ①	X 0-0 F9 ③		C B X 1-1 P6 ③			C B B B B 4-1 G5-4-3 BB	4	0	1	0	1	0	3
17 Lance Berkman, S (1, 3) OBP: 0.491, SLG: 0.442	B S B X 2-1 1-2 BB 1B		B C C C X 1-2 G3 ②		X 0-0 HBP 3B 1B		B C B X 2-1 P3 ①		B C F F X 1-2 1-2f G5-4-3 ① ②	3	1	2	0	0	0	0
Russ Springer, R (7, 1)										1	0	0	0	0	0	0
Orlando Palmeiro, L (8, 7) OBP: 0.341, SLG: 0.316										1	0	0	0	0	0	1
Morgan Ensberg, R (1, 5) OBP: 0.304, SLG: 0.222	C C B C 1-3 K ②		X 0-0 G1-3 ③		X 0-0 P4 ①		C X 0-1 P4 ②		C S B S 1-3 K ③	4	0	0	0	0	1	3
Mike Lamb, L (8, 5) OBP: 0.255, SLG: 0.442										1	0	0	0	0	1	0
Preston Wilson, R (1, 7) OBP: 0.392, SLG: 0.375	B C B B B 4-1 1-2 2-3 BB			B B X 2-0 16 PB 1B 1B	H 1-0 1-2 3B HBP		B C B C F S 2-3 K ③			2	2	1	0	1	1	0
Trever Miller, R (8, 1)										0	0	0	0	0	0	0
4 Eric Bruntlett, R (9, 6) OBP: 0.259, SLG: 0.292										0	0	0	0	0	0	0
16 Jason Lane, R (1, 9) OBP: 0.356, SLG: 0.537	C X 0-1 F9 ③			S S S 0-3 1-2 K ①	S S S 0-3 K ②			X 0-0 13 1B 28 FC6-4 2B		4	1	1	0	0	2	6
Brad Ausmus, R (1, 2) OBP: 0.359, SLG: 0.447		X 0-0 G6-3 ①		X 0-0 28 FC6-4 2-H 1B	X 0-0 1-H 2-H 3B			X 0-0 28 FC6-4 2-3 1B		3	0	2	3	0	0	0
13 Eric Munson, L (7, 2) OBP: 0.396, SLG: 0.778										1	0	1	0	0	0	0
28 Adam Everett, R (1, 6) OBP: 0.292, SLG: 0.273		C B F X 1-2 1B		X 0-0 FC6-4 ② BB 51 1B 1-2f	S S S 0-3 K ③			X 0-0 FC6-4 ① 2 S 1-2f 3-H		4	0	1	1	0	1	3
Chad Qualls, R (9, 1)										0	0	0	0	0	0	0
51 Wandy Rodriguez, S (1, 1) OBP: 0.500, SLG: 0.500		B F C S 1-3 K ②		X 0-0 BB 1-2 1B		B C B X 2-2 L6 ①		B X 1-0 G1-3 ② 1-2		2	0	1	0	0	1	1
2 Chris Burke, R (6, PH) OBP: 0.303, SLG: 0.317										2	0	0	0	0	0	1
(7, 4)																
Inning Stats	R: 0 E: 0 K: 1 S: 13 H: 2 LOB: 3 BB: 1 P: 20	R: 0 E: 0 K: 1 S: 8 H: 1 LOB: 1 BB: 0 P: 11	R: 0 E: 0 K: 0 S: 7 H: 0 LOB: 0 BB: 0 P: 8	R: 1 E: 0 K: 1 S: 8 H: 3 LOB: 3 BB: 1 P: 14	R: 2 E: 0 K: 2 S: 9 H: 2 LOB: 1 BB: 0 P: 10	R: 0 E: 0 K: 0 S: 8 H: 0 LOB: 0 BB: 0 P: 12	R: 0 E: 0 K: 1 S: 8 H: 0 LOB: 0 BB: 0 P: 12	R: 1 E: 0 K: 0 S: 5 H: 2 LOB: 1 BB: 0 P: 6	R: 0 E: 0 K: 1 S: 8 H: 0 LOB: 0 BB: 1 P: 14	1B: 8 2B: 1 3B: 1 HR: 0	SF: 0 SAC: 0 DP: 1 HBP: 1						

livebaseballscorecards.com

AB	36
R	4
H	10
RBI	4
BB	3
SO	7
LOB	20

WP: 0 PB: 1 SB: 1 CS: 0 PA: 40

PITCHER		IP	WLS	BF	H	R	ER	SO	BB	IBB	HBP	BLK	WP	HR	S	P	ERA	WHIP
26 Kyle Davies, R ERA: 1.89	(1, 1)	5.0	W	26	8	3	3	5	2	0	1	0	0	0	45	63	5.40	2.000
Ken Ray, R ERA:	(6, 1)	1.0	H	3	0	0	0	0	0	0	0	0	0	0	8	12	0.00	0.000
36 Chuck James, L ERA: 4.05	(7, 1)	2.0	H	8	2	1	1	1	0	0	0	0	0	0	13	18	4.50	1.000
Scott Mullen, L ERA: 4.5	(9, 1)	1.0	S	3	0	0	0	1	1	0	0	0	0	0	8	14	0.00	1.000

PITCHER	IP	WLS	BF	H	R	ER	SO	BB	IBB	HBP	BLK	WP	HR	S	P	ERA	WHIP

Batter	1	2	3	4	5	6	7	8	9	AB	R	H	RBI	BB	SO	LOB
Willy Taveras, R (1, 8) OBP: 0.429, SLG: 0.387	G6-3, S, SF9, 1B		G1-3		1 SAFE B B B B; 1-2, BB	F9			E, HBP	3	1	1	0	1	0	1
Orlando Palmeiro, L (1, 7) OBP: 0.327, SLG: 0.286	S X; G6-3; 1-3			H; F8, WP, HBP	F8		C S S; K		F8	4	0	0	0	0	1	5
Morgan Ensberg, R (1, 10) OBP: 0.311, SLG: 0.213	SF9; 3-H			B X; F8; 1-3		B B B B; 16, 2B, BB	F7		B B B B; 1-3, BB	2	1	0	1	2	0	1
16 Jason Lane, R (1, 9) OBP: 0.359, SLG: 0.534	P6			B B D B; G4-6-3, BB		2B; 1-H	C C S; K		F7	4	1	1	1	1	1	2
Mike Lamb, L (1, 3) OBP: 0.260, SLG: 0.457 Raul Chavez, R (6, 2) OBP: 0.267, SLG: 0.214		F7		G4-6-3; 1-2f		31 F9, 2 1B, 2B; 2-H		G5-3		3 1	1 0	1 0	1 0	0 0	0 0	2 0
13 Eric Munson, L (1, 2) OBP: 0.385, SLG: 0.735 (6, 3)		F8			G3	P6		1B		4	0	1	0	0	0	1
31 Kevin Orie, R (1, 5) OBP: 0.295, SLG: 0.548		G6-3			4, 1B, 1B	F9; 2-3		F9		4	0	1	0	0	0	2
2 Chris Burke, R (1, 4) OBP: 0.300, SLG: 0.313			G6-3		F8	4, S, 4, 2B, 1B; 3-H		F9		4	1	1	1	0	0	2
4 Eric Bruntlett, R (1, 6) OBP: 0.276, SLG: 0.327			C C C; K		E, 1B; 1-3	B X; 1-0, 2B; 1-H			C C C; K	4	0	2	1	0	2	0
Inning Stats	R: 1 E: 0 K: 0 S: 5 H: 1 LOB: 0 BB: 0 P: 5	R: 0 E: 0 K: 0 S: 3 H: 0 LOB: 0 BB: 0 P: 3	R: 0 E: 0 K: 1 S: 5 H: 0 LOB: 0 BB: 0 P: 5	R: 0 E: 0 K: 0 S: 2 H: 0 LOB: 1 BB: 1 P: 8	R: 0 E: 1 K: 0 S: 5 H: 2 LOB: 3 BB: 1 P: 9	R: 4 E: 0 K: 0 S: 7 H: 4 LOB: 1 BB: 1 P: 12	R: 0 E: 0 K: 2 S: 7 H: 0 LOB: 0 BB: 0 P: 7	R: 0 E: 0 K: 0 S: 4 H: 1 LOB: 1 BB: 0 P: 4	R: 0 E: 0 K: 1 S: 5 H: 0 LOB: 2 BB: 1 P: 10	1B: 5 2B: 3 3B: 0 HR: 0	SF: 1 SAC: 0 DP: 1 HBP: 2						

TOP

Houston Astros @ Cleveland Indians

Chain of Lakes Park, Winter Haven, FL

Wed Mar 29 2006, 1:05 PM EST

Att. 3,956 - Sunny - 82 F

livebaseballscorecards.com

AB	33
R	5
H	8
RBI	5
BB	4
SO	4
LOB	16

WP: 1 PA: 40
PB: 0
SB: 2
CS: 0

PITCHER		IP	WLS	BF	H	R	ER	SO	BB	IBB	HBP	BLK	WP	HR	S	P	ERA	WHIP
Jason Johnson, R ERA: 4.79	(1, 1)	5.2		27	7	5	5	1	3	0	1	0	1	0	26	41	7.94	1.765
63 Rafael Betancourt, R ERA:	(6, 1)	1.1		4	0	0	0	2	0	0	0	0	0	0	8	8	0.00	0.000
Bob Wickman, R ERA: 3.38	(8, 1)	1.0	W	4	1	0	0	0	0	0	0	0	0	0	4	4	0.00	1.000
59 Matt Miller, R ERA: 4.15	(9, 1)	1.0	S	5	0	0	0	1	1	0	1	0	0	0	5	10	0.00	1.000

PITCHER	IP	WLS	BF	H	R	ER	SO	BB	IBB	HBP	BLK	WP	HR	S	P	ERA	WHIP

Batter	1	2	3	4	5	6	7	8	9	AB	R	H	RBI	BB	SO	LOB
24 Grady Sizemore, L (1, 8) OBP: 0.431, SLG: 0.672	F8		G4-3			SH5-3 2 2B 1B	CS 2-H 1B			4	1	2	1	0	0	0
Jason Michaels, R (1, 7) OBP: 0.361, SLG: 0.453	P3		F8			SH5-3 1-2	CS 1-2	2 G6-3 1B		3	0	1	0	0	0	0
2 Jhonny Peralta, R (1, 6) OBP: 0.333, SLG: 0.431	48 1B 1B		F8			48 G4-3 1B 2-H 2B	1 SAFE	G6-3 1-2		4	1	2	1	0	0	1
48 Travis Hafner, L (1, 10) OBP: 0.528, SLG: 0.775 Eider Torres, S (8, PR) OBP: 0.400, SLG: 0.500 (9, 10)	1-2 1B			CCC K		G4-3 2-3		BBBB HR BB		3 0	0 1	1 0	0 0	1 0	1 0	1 0
Eduardo Perez, R (1, 3) OBP: 0.313, SLG: 0.467	CCS K			CCC K		3-H 1B		1-H HR		4	1	2	3	0	2	2
Jason Dubois, R (1, 9) OBP: 0.517, SLG: 0.633		F9		P3		P3		10 S 1B		4	0	1	0	0	0	1
10 Kelly Shoppach, R (1, 2) OBP: 0.326, SLG: 0.200		CCS K			G5-3		G6-3	SCC K 1-2		4	0	0	0	0	2	1
15 Ramón Vázquez, L (1, 5) OBP: 0.258, SLG: 0.302		G4-3			G4-3		24 G4-3 1B			3	1	1	0	0	0	0
Brandon Phillips, R (1, 4) OBP: 0.366, SLG: 0.605			HR		G6-3		G4-3 1-2			3	1	1	1	0	0	1
Inning Stats	R: 0 E: 0 K: 1 S: 7 H: 2 LOB: 2 BB: 0 P: 7	R: 0 E: 0 K: 1 S: 5 H: 0 LOB: 0 BB: 0 P: 5	R: 1 E: 0 K: 0 S: 4 H: 1 LOB: 0 BB: 0 P: 4	R: 0 E: 0 K: 2 S: 7 H: 0 LOB: 0 BB: 0 P: 7	R: 0 E: 0 K: 0 S: 3 H: 0 LOB: 0 BB: 0 P: 3	R: 2 E: 0 K: 0 S: 6 H: 3 LOB: 1 BB: 0 P: 6	R: 1 E: 0 K: 0 S: 4 H: 2 LOB: 0 BB: 0 P: 5	R: 2 E: 0 K: 1 S: 7 H: 3 LOB: 2 BB: 1 P: 11		1B: 8 2B: 1 3B: 0 HR: 2 SF: 0 SAC: 1 DP: 0 HBP: 0				WP: 0 PB: 0 SB: 1 CS: 1 PA: 35		

PITCHER	IP	WLS	BF	H	R	ER	SO	BB	IBB	HBP	BLK	WP	HR	S	P	ERA	WHIP
44 Roy Oswalt, R (1, 1) ERA: 2.89	4.0		15	3	1	1	4	0	0	0	0	0	1	23	23	2.25	0.750
45 Mike Gallo, L (5, 1) ERA: 6.0	1.0		3	0	0	0	0	0	0	0	0	0	0	3	3	0.00	0.000
Dan Wheeler, R (6, 1) ERA: 4.5	1.0		6	3	2	2	0	0	0	0	0	0	0	6	6	18.00	3.000
54 Brad Lidge, R (7, 1) ERA: 9.0	1.0	H	4	2	1	1	0	0	0	0	0	0	0	4	5	9.00	2.000
Steve Sparks, R (8, 1) ERA: 11.3	1.0	L	6	3	2	2	1	1	0	0	0	0	1	7	11	18.00	4.000

PITCHER	IP	WLS	BF	H	R	ER	SO	BB	IBB	HBP	BLK	WP	HR	S	P	ERA	WHIP

BOTTOM

Houston Astros @ Cleveland Indians

Chain of Lakes Park, Winter Haven, FL

Wed Mar 29 2006, 1:05 PM EST
Att. 3,956 - Sunny - 82 F

livebaseballscorecards.com

AB	32
R	6
H	11
RBI	6
BB	1
SO	5
LOB	7

Batter	1	2	3	4	5	6	7	8	9	AB	R	H	RBI	BB	SO	LOB
26 Wilkin Ruan, R (1, 7) OBP: 0.250, SLG: 0.250	G1-3		FC8-4 CS 1-2f		G6-3			G4-3 1B		4	0	1	0	0	0	2
Bill Mueller, S (1, 5) OBP: 0.373, SLG: 0.522	F9		F8 1-2			FC6 1B		K		2	0	0	0	0	0	1
Travis Denker, R (4, 5) OBP: 0.250, SLG: 0.250										2	0	1	0	0	1	1
12 Jeff Kent, R (1, 4) OBP: 0.238, SLG: 0.351	G6-3			G6-3		FC6 27 G6-3 16 1B 27 E 1-2f		G4-3 1-2		2	0	0	0	0	0	0
Blake DeWitt, L (4, 4) OBP: 0.333, SLG: 0.333										2	1	0	0	0	0	2
27 Matt Kemp, R (1, 8) OBP: 0.122, SLG: 0.256		E5 16 PB 68 1B		K		G6-3 1-3		G6-3		4	1	0	0	0	1	2
16 Pat Borders, R (1, 2) OBP: 0.321, SLG: 0.444		K 1-2		HR		1B 3-H			BB 1B	3	1	2	2	0	1	1
Eric Langill, R (9, PH) OBP: 0.250, SLG: 0.250										1	0	1	0	0	0	0
68 Jon Weber, L (1, 9) OBP: 0.364, SLG: 0.222		1B 2-H 1B		K2-3		G6-3			BB 1-2 BB	3	0	1	1	0	1	1
Carlos Alvarez, L (6, 1)										0	0	0	0	0	0	0
Mark Alexander, R (8, 1)										0	0	0	0	0	0	0
Spike Lundberg, S (8, 1)										0	0	0	0	0	0	0
A.J. Ellis, R (9, PH)										0	0	0	0	1	0	0
Nick Alvarez, R (1, 3) OBP: 1.000, SLG: 1.500		G6-4-3 2-3 1B			SH1-3 2B	G6-4-3 1B			F7	2	0	2	0	0	0	0
Craig Brazell, L (7, PH) OBP: 0.500, SLG: 0.500										2	0	1	0	0	0	2
(7, 3)																
Iván De Jesús Jr., R (1, 6)		G6-4-3 1-2f			SH1-3 2-3	G6-4-3 1-2f			K	2	0	0	0	0	0	3
Cole Bruce, R (7, 6) OBP: 0.250, SLG: 0.250										1	0	0	0	0	1	2
Eric Hull, R (1, 1) OBP: 1.000, SLG: 1.000			26 FC8-4 1B		K	G3-1			F7	1	0	1	0	0	0	0
47 Tim Hamulack, R (4, 1)										0	0	0	0	0	0	0
Brad Cresse, R (5, PH)										1	0	0	0	0	1	1
Danny Muegge, L (5, 1)										0	0	0	0	0	0	0
Xavier Paul, L (6, 9)										2	0	0	0	0	0	2
Inning Stats	R: 0 E: 0 K: 0 S: 3 H: 0 LOB: 0 BB: 0 P: 3	R: 1 E: 1 K: 1 S: 7 H: 2 LOB: 1 BB: 0 P: 10	R: 0 E: 0 K: 0 S: 3 H: 1 LOB: 0 BB: 0 P: 4	R: 1 E: 0 K: 2 S: 8 H: 1 LOB: 0 BB: 0 P: 8	R: 0 E: 0 K: 1 S: 6 H: 1 LOB: 1 BB: 0 P: 6	R: 1 E: 1 K: 0 S: 5 H: 2 LOB: 1 BB: 0 P: 6	R: 0 E: 0 K: 0 S: 3 H: 1 LOB: 0 BB: 0 P: 3	R: 0 E: 0 K: 1 S: 6 H: 1 LOB: 1 BB: 0 P: 6	R: 0 E: 0 K: 1 S: 6 H: 1 LOB: 2 BB: 1 P: 10	1B: 8 2B: 1 3B: 0 HR: 1	SF: 0 SAC: 1 DP: 2 HBP: 0						

PITCHER		IP	WLS	BF	H	R	ER	SO	BB	IBB	HBP	BLK	WP	HR	S	P	ERA	WHIP
Andy Pettitte, L ERA: 1.93	(1, 1)	6.0		24	7	3	1	4	0	0	0	0	0	1	32	37	1.50	1.167
Russ Springer, R ERA:	(7, 1)	1.0		3	1	0	0	0	0	0	0	0	0	0	3	3	0.00	1.000
45 Mike Gallo, L ERA: 5.14	(8, 1)	1.0	W	4	1	0	0	1	0	0	0	0	0	0	6	6	0.00	1.000
Fernando Nieve, R ERA: 3.5	(9, 1)	1.0		5	1	0	0	1	1	0	0	0	0	0	6	10	0.00	2.000

PITCHER	IP	WLS	BF	H	R	ER	SO	BB	IBB	HBP	BLK	WP	HR	S	P	ERA	WHIP

TOP

Los Angeles Dodgers @ Houston Astros

Osceola County Stadium, Kissimmee, FL

Thu Mar 30 2006, 1:05 PM EST

Att. 3,347 - Sunny - 74 F

livebaseballscorecards.com

AB	34
R	3
H	10
RBI	3
BB	1
SO	6
LOB	20

1B: 8 SF: 0
2B: 1 SAC: 1
3B: 0 DP: 2
HR: 1 HBP: 0

WP: 0 PA: 36
PB: 1
SB: 0
CS: 1

BOTTOM

Batter	1	2	3	4	5	6	7	8	9	AB	R	H	RBI	BB	SO	LOB
Craig Biggio, R (1, 4) OBP: 0.346, SLG: 0.429 Mike Lamb, L (5, 4) OBP: 0.288, SLG: 0.489 (6, 5) (7, 4)	L5		K	FC6-4 1-2f		2B 2-H		BB WP 51 SH 1-2 2-3 3-H		3 1	0 1	0 1	0 2	0 1	1 0	2 0
Willy Taveras, R (1, 8) OBP: 0.462, SLG: 0.412 Russ Springer, R (7, 1) 45 Mike Gallo, L (8, 1) 51 Wandy Rodriguez, S (8, PH) OBP: 0.500, SLG: 0.500 Fernando Nieve, R (9, 1)	1B		17 2B 1B		BB BB	G6-3		SH WP 1-2 2-3 3-H 2B		3 0 0 0 0	1 0 0 1 0	2 0 0 0 0	0 0 0 1 0	1 0 0 0 0	0 0 0 0 0	1 0 0 0 0
17 Lance Berkman, S (1, 3) OBP: 0.500, SLG: 0.467 Orlando Palmeiro, L (6, 7) OBP: 0.333, SLG: 0.318	1B BB		1B 1-H 2B		K	G6-3		31 2B 1-H 2-H 3-H 2B		2 2	0 1	1 1	1 2	1 0	1 0	1 0
Morgan Ensberg, R (1, 5) OBP: 0.344, SLG: 0.245 31 Kevin Orie, R (6, 3) OBP: 0.304, SLG: 0.568	1-2 1B		L4-3 2-3 1B		1-2 BB	G6-3		65 HR 2-H 2B		2 2	0 1	2 1	0 1	1 0	0 0	0 0
Preston Wilson, R (1, 7) OBP: 0.370, SLG: 0.349 65 Brian Gordon, L (6, 9) OBP: 0.261, SLG: 0.333	K		L4-3 1-1		F9	K		2-H HR		3 2	0 1	0 1	0 2	0 0	1 1	6 0
16 Jason Lane, R (1, 9) OBP: 0.358, SLG: 0.525 Osvaldo Fernando, R (6, 4) OBP: 1.000, SLG: 1.000 (7, 6)		F8		28 BB 1B	L8			4 13 BB BB BB 1B 13 2B 4 G5-3 1B		3 2	0 2	1 2	0 0	0 0	0 0	2 0
Brad Ausmus, R (1, 2) OBP: 0.341, SLG: 0.425 13 Eric Munson, L (5, 2) OBP: 0.418, SLG: 0.760 (7, 5)	G4-3			F8		SH5-3 2B BB		4 BB BB 51 SH 1-2 BB 4 G5-3 1-3 2B		2 1	0 2	0 1	0 2	0 0	0 0	1 0
28 Adam Everett, R (1, 6) OBP: 0.320, SLG: 0.273 4 Eric Bruntlett, R (5, 6) OBP: 0.279, SLG: 0.315 (7, 8)	BB			FC6-4 1-2 BB		K		51 SH BB 1-2 2-3 WP BB G5-3 2-3 3-H		0 2	0 1	0 0	0 1	2 1	0 1	0 2
Andy Pettitte, L (1, 1) Raul Chavez, R (7, 2) OBP: 0.250, SLG: 0.200	K			K		SH5-3 1-2		P2 F8		2 2	0 0	0 0	0 0	0 0	2 0	3 4
Inning Stats	R: 0 H: 2 E: 0 LOB: 2 K: 1 BB: 1 S: 6 P: 10	R: 0 H: 0 E: 0 LOB: 1 K: 1 BB: 1 S: 5 P: 9	R: 1 H: 3 E: 0 LOB: 1 K: 1 BB: 0 S: 6 P: 6	R: 0 H: 1 E: 0 LOB: 2 K: 1 BB: 1 S: 6 P: 10	R: 0 H: 0 E: 0 LOB: 2 K: 1 BB: 2 S: 5 P: 13	R: 1 H: 1 E: 0 LOB: 1 K: 1 BB: 1 S: 6 P: 10	R: 0 H: 0 E: 0 LOB: 0 K: 1 BB: 0 S: 5 P: 5	R: 9 H: 6 E: 0 LOB: 1 K: 0 BB: 3 S: 10 P: 23		1B: 7 SF: 0 2B: 6 SAC: 2 3B: 0 DP: 1 HR: 1 HBP: 0						

Los Angeles Dodgers @ Houston Astros

Osceola County Stadium, Kissimmee, FL

Thu Mar 30 2006, 1:05 PM EST

Att. 3,347 - Sunny - 74 F

livebaseballscorecards.com

AB	34
R	11
H	13
RBI	10
BB	9
SO	7
LOB	22

WP: 1 PA: 45
PB: 0
SB: 0
CS: 0

PITCHER		IP	WLS	BF	H	R	ER	SO	BB	IBB	HBP	BLK	WP	HR	S	P	ERA	WHIP
Eric Hull, R ERA: 2.25	(1, 1)	3.0		14	5	1	1	3	2	0	0	0	0	0	17	25	3.00	2.333
47 Tim Hamulack, L ERA: 1.8	(4, 1)	1.0		5	1	0	0	1	1	0	0	0	0	0	6	10	0.00	2.000
Danny Muegge, R ERA: 5.4	(5, 1)	1.2		8	0	1	1	2	3	0	0	0	0	0	9	21	5.40	1.800
Carlos Alvarez, L ERA:	(6, 1)	1.1	H	5	1	0	0	1	0	0	0	0	0	0	7	7	0.00	0.750
Mark Alexander, R ERA: 108.0	(8, 1)	0.1	L	5	1	4	4	0	3	0	0	0	0	0	2	14	108.00	12.000

PITCHER		IP	WLS	BF	H	R	ER	SO	BB	IBB	HBP	BLK	WP	HR	S	P	ERA	WHIP
Spike Lundberg, R ERA: 67.5	(8, 1)	0.2		8	5	5	5	0	0	0	0	0	1	1	8	9	67.50	7.500

Kansas City Royals @ Houston Astros

Minute Maid Park, Houston, TX

Fri Mar 31 2006, 7:05 PM CST

Att. 26,805 - Cloudy - 78 F

TOP

livebaseballscorecards.com

Batter	1	2	3	4	5	6	7	8	9	AB	R	H	RBI	BB	SO	LOB
9 David DeJesus, L (1, 8) OBP: 0.333, SLG: 0.518	B C B X 2-1 HR		X 0-0 ① G3	B F B X 2-1 ② SF8 3-H			X 0-0 ① P3	S S S 0-3 ② K		3	1	1	2	0	0	0
32 Shane Costa, L (7, 8) OBP: 0.347, SLG: 0.478										1	0	0	0	0	1	1
15 Mark Grudzielanek, R (1, 4) OBP: 0.360, SLG: 0.408	B C S X 1-2 ① L4		B C F X 1-2 29 E 29 FC6 16 FC4-6 1B	C X 0-1 ③ G4-3			X 0-0 29 1B SF7 2B	X 0-0 ③ FC6-4 1-2f		4	1	2	0	0	0	1
Billy Butler, R (7, PR) OBP: 0.250, SLG: 0.250										1	1	0	0	0	0	1
(7, 7)																
29 Mike Sweeney, R (1, 10) OBP: 0.357, SLG: 0.385	B C X 1-1 2B		C B B X 3-1 FC6 16 FC4-6 1-3		C S B X 1-2 ① G1-3		X 0-0 16 BB 2-3 1B		S S S 0-3 ① K	4	0	2	0	0	0	1
Damaso Espino, R (9, PH)										1	0	0	0	0	1	0
(9, 10)																
16 Reggie Sanders, R (1, 9) OBP: 0.440, SLG: 0.350	X 0-0 ② G5-3		X 0-0 ② FC4-6 1-2f 3-H		B B C C B F X 3-2 ② F8		B B B B 4-0 1-2 BB		X 0-0 E4	3	0	0	1	1	0	2
Chris Lubanski, L (7, PR)										1	0	0	0	0	0	0
(7, 9)																
Doug Mientkiewicz, L (1, 3) OBP: 0.500, SLG: 0.627	C X 0-1 ③ G4-3		C C X 0-2 ③ F7		B C F B C 2-3 ③ K		X 0-0 ② SF7 3-H		X 0-0 ② F8	3	0	0	1	0	1	2
Matt Stairs, L (9, PH) OBP: 0.231, SLG: 0.143										1	0	0	0	0	0	1
(9, 3)																
Emil Brown, R (1, 7) OBP: 0.409, SLG: 0.615		C X 0-1 2B		B B C B B 4-1 24 1B 4 1B BB		X 0-0 24 S 1B	X 0-0 ③ G4-3		S S S 0-3 ③ K	2	1	2	0	1	0	0
Esteban German, R (6, PR) OBP: 0.460, SLG: 0.490										2	0	0	0	0	1	3
(6, 7)																
(7, 4)																
24 Mark Teahen, L (1, 5) OBP: 0.353, SLG: 0.433	B X 1-0 ① G4-3		B F X 1-1 14 FC5-4 4 1B 9 SF8 1-3 1B		C C 0-2 ① K 1-2			B C X 1-1 CS 1B		3	1	1	0	0	1	2
Angel Sanchez, R (8, PH) OBP: 0.333, SLG: 0.667										1	0	1	0	0	0	0
(8, 5)																
4 Angel Berroa, R (1, 6) OBP: 0.455, SLG: 0.709	S D F B F C 2-3 ② K		B X 1-0 14 FC5-4 1-2 3-H 1B			X 0-0 ② P4		C X 0-1 ① 14 1B 1-2 2B		3	0	1	1	0	1	3
Tony Graffanino, R (6, 6) OBP: 0.277, SLG: 0.455										1	1	1	0	0	0	0
14 John Buck, R (1, 2) OBP: 0.174, SLG: 0.250	B C S S 1-3 ③ K		B D C C F B X 3-2 ① FC5-4 1-2f 2-3			X 0-0 ③ L8		X 0-0 FC6-4 2-H 1B		4	0	1	1	0	1	5
Inning Stats	R: 1 E: 0 K: 0 S: 10 H: 2 LOB: 1 BB: 0 P: 14	R: 0 E: 0 K: 2 S: 10 H: 1 LOB: 1 BB: 0 P: 14	R: 1 E: 1 K: 0 S: 10 H: 1 LOB: 1 BB: 0 P: 14	R: 2 E: 0 K: 0 S: 12 H: 2 LOB: 1 BB: 1 P: 23	R: 0 E: 0 K: 1 S: 10 H: 0 LOB: 0 BB: 0 P: 16	R: 0 E: 0 K: 1 S: 5 H: 1 LOB: 2 BB: 0 P: 5	R: 1 E: 0 K: 0 S: 5 H: 2 LOB: 2 BB: 1 P: 9	R: 1 E: 0 K: 1 S: 9 H: 3 LOB: 1 BB: 0 P: 10	R: 0 E: 1 K: 2 S: 8 H: 0 LOB: 1 BB: 0 P: 8	1B: 7 2B: 4 3B: 0 HR: 1 SF: 2 SAC: 0 DP: 0 HBP: 0							

	AB	38
	R	6
	H	12
	RBI	6
	BB	2
	SO	7
	LOB	22

WP: 0 PB: 0 SB: 1 CS: 1 PA: 42

PITCHER		IP	WLS	BF	H	R	ER	SO	BB	IBB	HBP	BLK	WP	HR	S	P	ERA	WHIP
41 Brandon Backe, R ERA: 8.56	(1, 1)	4.0		20	6	4	3	2	1	0	0	0	0	1	42	65	6.75	1.750
Russ Springer, R ERA:	(5, 1)	1.0		3	0	0	0	1	0	0	0	0	0	0	10	16	0.00	0.000
54 Brad Lidge, R ERA: 7.11	(6, 1)	1.1		5	1	0	0	1	0	0	0	0	0	0	6	6	0.00	0.750
Chad Qualls, R ERA: 4.7	(7, 1)	0.2		5	2	1	1	0	1	0	0	0	0	0	4	8	13.50	4.500
Trever Miller, L ERA: 1.08	(8, 1)	1.0	L	5	3	1	1	1	0	0	0	0	0	0	9	10	9.00	3.000

PITCHER		IP	WLS	BF	H	R	ER	SO	BB	IBB	HBP	BLK	WP	HR	S	P	ERA	WHIP
Dan Wheeler, R ERA: 3.6	(9, 1)	1.0		4	0	0	0	2	0	0	0	0	0	0	8	8	0.00	0.000

BOTTOM

Kansas City Royals @ Houston Astros

Minute Maid Park, Houston, TX

Fri Mar 31 2006, 7:05 PM CST

Att. 26,805 - Cloudy - 78 F

livebaseballscorecards.com

Batter	1	2	3	4	5	6	7	8	9	AB	R	H	RBI	BB	SO	LOB
Craig Biggio, R (1, 4) OBP: 0.339, SLG: 0.415	B F B X 2-1 17 1B FC4-6-3-2 1B		F X 0-1 P5 ①		X 0-0 G5-3 ③		C B 1 SAFE 1 SAFE F S 1-3 K ②		X 0-0 1B	4	0	1	0	0	1	1
2 Chris Burke, R (8, 4) OBP: 0.310, SLG: 0.323										1	0	1	0	0	0	0
Willy Taveras, R (1, 8) OBP: 0.432, SLG: 0.385	B B B C X 3-1 17 FC4-6-3-2 1-2 1B		C C B X 1-2 G5-3 ②			X 0-0 F9 ①	1 SAFE X 0-0 B2-4 ③		X 0-0 G4-3 ③	5	0	1	0	0	0	2
17 Lance Berkman, S (1, 3) OBP: 0.484, SLG: 0.510	C F B X 1-2 FC4-6-3-2 1B 1B 1-2 2-H ① ②		B X 1-0 F8 ③			X 0-0 HR		X 0-0 P5 ①		4	2	1	1	0	0	2
Orlando Palmeiro, L (9, 9) OBP: 0.333, SLG: 0.318										0	0	0	0	0	0	0
Morgan Ensberg, R (1, 5) OBP: 0.353, SLG: 0.321	X 0-0 1B 1-2 1B			X 0-0 F8 ①		X 0-0 HR		X 0-0 G4-3 ②		4	1	2	1	0	0	0
Preston Wilson, R (1, 7) OBP: 0.397, SLG: 0.447	B S B F B F X 3-2 1-3 2-H 1B			C B F X 1-2 HR		S S S 0-3 K ②		X 0-0 16 2B 1B		4	1	3	2	0	1	0
16 Jason Lane, R (1, 9) OBP: 0.352, SLG: 0.523	C C B F B D S 3-3 K ③			C F X 0-2 P3 ②		X 0-0 P3 ③		X 0-0 1-3 2B		4	0	1	0	0	1	2
31 Kevin Orie, R (9, 3) OBP: 0.304, SLG: 0.568										0	0	0	0	0	0	0
Mike Lamb, L (1, 10) OBP: 0.304, SLG: 0.529		X 0-0 G4-6-3 1B		F B F B B X 3-2 F8 ③			F X 0-1 28 1B 3B	X 0-0 F8 ③		4	1	2	0	0	0	2
Brad Ausmus, R (1, 2) OBP: 0.326, SLG: 0.405		F F B B X 2-2 G4-6-3 1-2f ① ②			X 0-0 F9 ①		B X 1-0 G3 ①		X 0-0 G4-3 ①	2	0	0	0	0	0	1
13 Eric Munson, L (7, 2) OBP: 0.404, SLG: 0.731										2	0	0	0	0	0	1
28 Adam Everett, R (1, 6) OBP: 0.315, SLG: 0.271		B C B C X 2-2 F8 ③			X 0-0 G1-3 ②		C P B L X 2-2 3-H 1B		X 0-0 F9 ②	4	0	1	1	0	0	0
Inning Stats	R: 1 H: 4 E: 0 LOB: 2 K: 1 BB: 0 S: 16 P: 28	R: 0 H: 1 E: 0 LOB: 0 K: 0 BB: 0 S: 7 P: 11	R: 0 H: 0 E: 0 LOB: 0 K: 0 BB: 0 S: 6 P: 8	R: 1 H: 1 E: 0 LOB: 0 K: 0 BB: 0 S: 10 P: 14	R: 0 H: 0 E: 0 LOB: 0 K: 0 BB: 0 S: 3 P: 3	R: 2 H: 2 E: 0 LOB: 0 K: 1 BB: 0 S: 7 P: 7	R: 1 H: 2 E: 0 LOB: 1 K: 1 BB: 0 S: 11 P: 14	R: 0 H: 2 E: 0 LOB: 2 K: 0 BB: 0 S: 5 P: 5	R: 0 H: 1 E: 0 LOB: 1 K: 0 BB: 0 S: 4 P: 4	1B: 8 SF: 0 2B: 2 SAC: 0 3B: 1 DP: 2 HR: 3 HBP: 0						

AB	38
R	5
H	13
RBI	5
BB	0
SO	3
LOB	11

WP: 0 PA: 38
PB: 0
SB: 0
CS: 0

PITCHER		IP	WLS	BF	H	R	ER	SO	BB	IBB	HBP	BLK	WP	HR	S	P	ERA	WHIP
Joe Mays, R ERA: 6.14	(1, 1)	5.0		19	6	2	2	1	0	0	0	0	0	1	42	64	3.60	1.200
57 Joel Peralta, R ERA: 3.48	(6, 1)	1.0	B	5	2	2	2	1	0	0	0	0	0	2	7	7	18.00	2.000
Mike Wood, R ERA: 2.5	(7, 1)	2.0	W	10	4	1	1	1	0	0	0	0	0	0	16	19	4.50	2.000
Elmer Dessens, R ERA: 1.29	(9, 1)	1.0	S	4	1	0	0	0	0	0	0	0	0	0	4	4	0.00	1.000

PITCHER	IP	WLS	BF	H	R	ER	SO	BB	IBB	HBP	BLK	WP	HR	S	P	ERA	WHIP

Batter	1	2	3	4	5	6	7	8	9	AB	R	H	RBI	BB	SO	LOB
9 David DeJesus, L (1, 8) OBP: 0.339, SLG: 0.517	C X 0-1 ① G4-3		B C X 1-1 15 1B 1-2 1B		C C S 0-3 ③ K		F B F F H 2-2 S 1B HBP	C C X 0-2 ① P6	2 0 1 0 0 0 0
32 Shane Costa, L (3, 8) OBP: 0.346, SLG: 0.458										2 1 0 0 0 1 1
15 Mark Grudzielanek, R (1, 4) OBP: 0.365, SLG: 0.412	C B S X 1-2 ② F9		C B F X 1-2 1-2 2-3 1B			F B X 1-1 ① F8		B B F B B 4-1 1B 1-2 1B BB	C F B X 1-2 ②③ G6-4-3 1-2f	2 0 1 0 0 0 0
Esteban German, R (3, PR) OBP: 0.455, SLG: 0.471										2 1 0 0 1 0 1
(3, 4)										
16 Reggie Sanders, R (1, 9) OBP: 0.442, SLG: 0.357	B F X 1-1 1B		C B C B S 2-3 ② K			F B B B S S 3-3 ② K		B C X 1-1 WP 1B 1-2 2-H 1B		2 0 1 0 0 1 3
Chris Lubanski, L (3, 9) OBP: 0.200, SLG: 0.200										2 1 1 1 0 1 0
Matt Stairs, L (1, 3) OBP: 0.214, SLG: 0.132	C B B F X 2-2 ③ F7		F B X 1-1 ③ G4-3			X 0-0 ③ P5		X 0-0 WP 1-2 2-H 1B		3 0 0 0 0 0 4
Damaso Espino, R (7, 3) OBP: 0.500, SLG: 0.500										1 1 1 1 0 0 0
Emil Brown, R (1, 7) OBP: 0.413, SLG: 0.610		B F B X 2-1 ① G1-3		X 0-0 FC3-6 1B			B B C F B F X 3-2 ① G3-1	B B B B 4-0 F8 1B 1-2 2-3 BB		2 0 1 0 0 0 0
Billy Butler, R (4, PR) OBP: 0.333, SLG: 0.200										1 0 0 0 1 0 0
(4, 7)										
Tony Graffanino, R (1, 5) OBP: 0.260, SLG: 0.426		X 0-0 ② F9		C B S 1 SAFE X 1-2 ① FC3-6 4 G4-3 1-2f			B F X 1-1 E4 1B	B X 1-0 1-2 2-H 3-H 1B		3 0 0 0 0 0 1
Adam Keim, R (7, PR) OBP: 1.000, SLG: 1.000										1 0 1 2 0 0 0
(7, 5)										
4 Angel Berroa, R (1, 6) OBP: 0.439, SLG: 0.684	C F B F F X 1-2 ③ F9			B F B B F X 3-2 ②③ G4-3 1-2f			B C F B X 2-2 14 G4-6-3 1-2 1B	B S X 1-1 ② F8 2-3		2 0 0 0 0 0 1
Angel Sanchez, R (4, 6) OBP: 0.364, SLG: 0.636										2 0 1 0 0 0 2
14 John Buck, R (1, 2) OBP: 0.163, SLG: 0.234			C T F S 0-3 ① K		B B F B F S 3-3 ① K		F B F B B X 2-2 ②③ G4-6-3 1-2f	S B X 1-1 ③ G4-3		3 0 0 0 0 2 2
Jared Price, R (7, 2)										1 0 0 0 0 0 2
Jeremy Affeldt, L (1, 1)										2 0 0 0 0 1 0
Steve Stemle, R (6, 1)										0 0 0 0 0 0 0
Andrew Sisco, L (7, 1)										0 0 0 0 0 0 0
29 Mike Sweeney, R (8, PH) OBP: 0.345, SLG: 0.370			C B X 1-1 E5 15 1B 9 1B		B B B C C C 3-3 ② K			C F S 0-3 ① K	B S X 1-1 G6-4-3 1B	1 0 0 0 0 1 0
Ambiorix Burgos, R (8, 1)										0 0 0 0 0 0 0
24 Mark Teahen, L (9, PH) OBP: 0.362, SLG: 0.443										1 0 1 0 0 0 0
Inning Stats	R: 0 E: 0 K: 0 S: 10 H: 1 LOB: 1 BB: 0 P: 14	R: 0 E: 0 K: 0 S: 8 H: 0 LOB: 0 BB: 0 P: 11	R: 0 E: 1 K: 2 S: 16 H: 2 LOB: 3 BB: 0 P: 22	R: 0 E: 0 K: 0 S: 7 H: 1 LOB: 1 BB: 0 P: 11	R: 0 E: 0 K: 3 S: 9 H: 0 LOB: 0 BB: 0 P: 15	R: 0 E: 0 K: 1 S: 6 H: 0 LOB: 0 BB: 0 P: 10	R: 0 E: 1 K: 0 S: 12 H: 1 LOB: 2 BB: 0 P: 20	R: 4 E: 0 K: 1 S: 15 H: 3 LOB: 2 BB: 2 P: 29	R: 0 E: 0 K: 0 S: 8 H: 1 LOB: 0 BB: 0 P: 10	1B: 9 2B: 0 3B: 0 HR: 0 SF: 0 SAC: 0 DP: 3 HBP: 1						

TOP

Kansas City Royals @ Houston Astros

Minute Maid Park, Houston, TX

Sat Apr 01 2006, 6:05 PM CST

Att. 34,969 - Partly Cloudy - 77 F

livebaseballscorecards.com

AB	35
R	4
H	9
RBI	4
BB	2
SO	7
LOB	17

WP: 1 PB: 0 SB: 1 CS: 0 PA: 38

PITCHER	IP	WLS	BF	H	R	ER	SO	BB	IBB	HBP	BLK	WP	HR	S	P	ERA	WHIP
Taylor Buchholz, R (1, 1) ERA: 1.5	7.0	W	26	5	0	0	6	0	0	0	0	0	0	68	103	0.00	0.714
45 Mike Gallo, L (8, 1) ERA: 6.14	0.1		2	0	1	1	1	0	0	1	0	0	0	6	8	27.00	0.000
Fernando Nieve, R (8, 1) ERA: 4.58	1.2		10	4	3	3	0	2	0	0	0	1	0	17	31	16.20	3.600

PITCHER	IP	WLS	BF	H	R	ER	SO	BB	IBB	HBP	BLK	WP	HR	S	P	ERA	WHIP

BOTTOM

Kansas City Royals @ Houston Astros

Minute Maid Park, Houston, TX

Sat Apr 01 2006, 6:05 PM CST
Att. 34,969 - Partly Cloudy - 77 F

livebaseballscorecards.com

Batter	1	2	3	4	5	6	7	8	9	AB	R	H	RBI	BB	SO	LOB
Craig Biggio, R (1, 4) OBP: 0.345, SLG: 0.436 2 Chris Burke, R (5, 4) OBP: 0.329, SLG: 0.333	C B B X 2-1 ① F8		B X 1-0 1-3 2B 2B		B B T B C B 4-2 17 2B BB		B B B C X 3-1 1B 1B			2 1	1 1	1 1	0 1	0 0	0 1	0 0
Willy Taveras, R (1, 8) OBP: 0.438, SLG: 0.419 45 Mike Gallo, L (8, 1) Fernando Nieve, R (8, 1)	C F X 0-2 ② G3		D X 1-0 2-H 3-H 2B 2B		B X 1-0 ② F9		F B F X 1-2 1-2 G4-6-3 1B			4 0 0	1 0 0	2 0 0	2 0 0	0 0 0	0 0 0	1 0 0
17 Lance Berkman, S (1, 3) OBP: 0.477, SLG: 0.519 Mike Lamb, L (5, PR) (6, 3) OBP: 0.298, SLG: 0.519	B S B X 2-1 ③ F9		F F S 0-3 ② K		X 0-0 1-H 2B		X 0-0 ② ③ G4-6-3 1-2f			3 1	0 0	1 0	1 0	0 0	1 0	1 2
Morgan Ensberg, R (1, 5) OBP: 0.361, SLG: 0.404		B B X 2-0 HR	B B F B F F F F F 3-2 X 2-H 2B		F B X 1-1 ③ L5			F B S B S 2-3 ① K		4	1	2	2	0	1	1
Preston Wilson, R (1, 7) OBP: 0.377, SLG: 0.420 4 Eric Bruntlett, R (8, 8) OBP: 0.274, SLG: 0.309		X 0-0 ① G6-3	X 0-0 ③ G6-3			C C B S 1-3 ① K		B B F B X 3-1 ② G4-3		3 1	0 0	0 0	0 0	0 0	1 0	1 0
16 Jason Lane, R (1, 9) OBP: 0.333, SLG: 0.493		B B B S S S 3-3 ② K		B C X 1-1 ① G5-3		F F B F F X 1-2 ② G5-3		B F S S 1-3 ③ K		4	0	0	0	0	2	0
13 Eric Munson, L (1, 2) OBP: 0.400, SLG: 0.764		B B F B F S 3-3 ③ K		X 0-0 ② F8		S B X 1-1 HR				3	1	1	1	0	1	0
28 Adam Everett, R (1, 6) OBP: 0.298, SLG: 0.255			X 0-0 ① F8	C C X 0-2 ③ P6		F X 0-1 ③ G6-3				3	0	0	0	0	0	0
Taylor Buchholz, R (1, 1) OBP: 0.250, SLG: 0.250 Orlando Palmeiro, L (7, PH) (8, 7) OBP: 0.327, SLG: 0.311			C F X 0-2 2B 2B 1B		B C F C 1-3 ① K		C C X 0-2 ① P5			2 1	1 0	1 0	0 0	0 0	1 0	0 0

Inning Stats										
	R: 0 E: 0 K: 0 S: 7	H: 0 LOB: 0 BB: 0 P: 11	R: 1 E: 0 K: 2 S: 8	H: 1 LOB: 0 BB: 0 P: 16	R: 3 E: 0 K: 1 S: 17	H: 4 LOB: 1 BB: 0 P: 22	R: 0 E: 0 K: 0 S: 6	H: 0 LOB: 0 BB: 0 P: 7	R: 1 E: 0 K: 1 S: 9	H: 1 LOB: 1 BB: 1 P: 16
	R: 1 E: 0 K: 1 S: 12	H: 1 LOB: 0 BB: 0 P: 15	R: 0 E: 0 K: 0 S: 9	H: 2 LOB: 1 BB: 0 P: 13	R: 0 E: 0 K: 2 S: 8	H: 0 LOB: 0 BB: 0 P: 14				

	AB	32
	R	6
	H	9
	RBI	6
	BB	1
	SO	7
	LOB	6

1B: 3	SF: 0	WP: 0	PA: 33
2B: 4	SAC: 0	PB: 0	
3B: 0	DP: 1	SB: 0	
HR: 2	HBP: 0	CS: 0	

PITCHER		IP	WLS	BF	H	R	ER	SO	BB	IBB	HBP	BLK	WP	HR	S	P	ERA	WHIP
Jeremy Affeldt, L ERA: 4.91	(1, 1)	5.0	L	22	6	5	5	4	1	0	0	0	0	1	47	72	9.00	1.400
Steve Stemle, R ERA: 5.0	(6, 1)	1.0		4	1	1	1	1	0	0	0	0	0	1	12	15	9.00	1.000
Andrew Sisco, L ERA: 6.43	(7, 1)	1.0		4	2	0	0	0	0	0	0	0	0	0	9	13	0.00	2.000
Ambiorix Burgos, R ERA: 3.46	(8, 1)	1.0		3	0	0	0	2	0	0	0	0	0	0	8	14	0.00	0.000

PITCHER	IP	WLS	BF	H	R	ER	SO	BB	IBB	HBP	BLK	WP	HR	S	P	ERA	WHIP

Batter	1	2	3	4	5	6	7	8	9	AB	R	H	RBI	BB	SO	LOB
2 Hanley Ramirez, R (1, 6) OBP: 0.250, SLG: 0.250	C X 0-1 27 CS 1B		F B B F F C 2-3 ③ K			C S F F C 0-3 ② K		C F B C 1-3 ③ K		4	0	1	0	0	3	1
27 Jeremy Hermida, L (1, 9) OBP: 0.500, SLG: 0.333	B B B C F C 3-3 ① ② K 1-2			C B B F S 2-3 ① K		B B X 2-0 1B			B B C B F B 4-2 17 G6-4-3 BB	3	0	1	0	1	2	1
Miguel Cabrera, R (1, 5)	B C F B C 2-3 ③ K			B X 1-0 ② F8		B C X 1-1 ③ F9			B B F F B F S 3-3 ① K	4	0	0	0	0	2	2
17 Mike Jacobs, L (1, 3) OBP: 0.250, SLG: 0.250		B B X 2-0 6 G6-4-3 14 1B 1B		S F X 0-2 ③ G3			B X 1-0 ① F8		C D 1 SAFE B F X 2-2 ② ③ G6-4-3 1-2f	4	0	1	0	0	0	1
14 Josh Willingham, R (1, 7) OBP: 0.333, SLG: 0.333		B C B F X 2-2 6 G6-4-3 1-2 1B			B C F C 1-3 ① K		X 0-0 ② P3			3	0	1	0	0	1	0
6 Dan Uggla, R (1, 4)		S X 0-1 ① ② G6-4-3 1-2f 2-3			B B F B B 4-1 BB		F S B C 1-3 ③ K			2	0	0	0	1	1	2
Miguel Olivo, R (1, 2) OBP: 0.333, SLG: 0.333		B F X 1-1 ③ G5-3			X 0-0 ② P3			C X 0-1 1 SH5-3 1B		3	0	1	0	0	0	2
1 Eric Reed, L (1, 8)			C C B X 1-2 ① F8		F X 0-1 ③ F7			1 SAFE L X 0-1 ① SH5-3 1-2		2	0	0	0	0	0	1
Dontrelle Willis, L (1, 1)			B F B F X 2-2 ② G6-3			X 0-0 ① G3		X 0-0 ② P3		2	0	0	0	0	0	0
55 Josh Johnson, L (6, 1)										0	0	0	0	0	0	0
Joe Borowski, R (7, 1)										0	0	0	0	0	0	0
Chris Aguila, R (8, PH)										1	0	0	0	0	0	1
60 Carlos Martinez, R (8, 1)										0	0	0	0	0	0	0
Inning Stats	R: 0 E: 0 K: 2 S: 8 H: 1 LOB: 0 BB: 0 P: 13	R: 0 E: 0 K: 0 S: 8 H: 2 LOB: 1 BB: 0 P: 13	R: 0 E: 0 K: 1 S: 10 H: 0 LOB: 0 BB: 0 P: 15	R: 0 E: 0 K: 1 S: 7 H: 0 LOB: 0 BB: 0 P: 10	R: 0 E: 0 K: 1 S: 7 H: 0 LOB: 1 BB: 1 P: 12	R: 0 E: 0 K: 1 S: 9 H: 1 LOB: 1 BB: 0 P: 12	R: 0 E: 0 K: 1 S: 5 H: 0 LOB: 0 BB: 0 P: 7	R: 0 E: 0 K: 1 S: 8 H: 1 LOB: 1 BB: 0 P: 9	R: 0 E: 0 K: 1 S: 9 H: 0 LOB: 0 BB: 1 P: 18	1B: 5 2B: 0 3B: 0 HR: 0 SF: 0 SAC: 1 DP: 2 HBP: 0						

PITCHER		IP	WLS	BF	H	R	ER	SO	BB	IBB	HBP	BLK	WP	HR	S	P	ERA	WHIP
44 Roy Oswalt, R ERA:	(1, 1)	8.0	W	28	5	0	0	8	1	0	0	0	0	0	62	91	0.00	0.750
54 Brad Lidge, R ERA:	(9, 1)	1.0	S	3	0	0	0	1	1	0	0	0	0	0	9	18	0.00	1.000

PITCHER	IP	WLS	BF	H	R	ER	SO	BB	IBB	HBP	BLK	WP	HR	S	P	ERA	WHIP

TOP

Florida Marlins @ Houston Astros

Minute Maid Park, Houston, TX

Mon Apr 03 2006, 6:05 PM CDT

Att. 43,666 - Cloudy - 85 F

livebaseballscorecards.com

AB	28
R	0
H	5
RBI	0
BB	2
SO	9
LOB	11

PA: 31

Florida Marlins @ Houston Astros

Minute Maid Park, Houston, TX

Mon Apr 03 2006, 6:05 PM CDT

Att. 43,666 - Cloudy - 85 F

livebaseballscorecards.com

BOTTOM

Batter	1	2	3	4	5	6	7	8	9	AB	R	H	RBI	BB	SO	LOB
Craig Biggio, R (1, 4) OBP: 0.250, SLG: 0.500	G5-3		L5		FC4					4	1	1	0	0	0	1
Willy Taveras, R (1, 8) OBP: 0.500, SLG: 0.500	K		G6-3							4	0	2	0	0	1	0
17 Lance Berkman, S (1, 3)	BB		P3		K		BB			2	0	0	0	2	1	2
Morgan Ensberg, R (1, 5) OBP: 0.750, SLG: 0.500	BB			FC1-4		1B	F8			2	0	1	0	2	0	2
Preston Wilson, R (1, 7)	E6			FC1-4		K		K		4	0	0	0	0	2	4
16 Jason Lane, R (1, 9)	P4			K		BB		K		3	0	0	0	1	2	4
Brad Ausmus, R (1, 2)		G1-3		G5-3		K		F8		4	0	0	0	0	1	2
28 Adam Everett, R (1, 6)		G5-3			E6		G1-3			3	0	0	0	0	0	0
44 Roy Oswalt, R (1, 1) 54 Brad Lidge, R (9, 1)		G1-3			FC4-6		K			3 0	0 0	0 0	0 0	0 0	1 0	1 0
Inning Stats	R: 0 E: 1 K: 1 S: 16 H: 0 LOB: 3 BB: 2 P: 33	R: 0 E: 0 K: 0 S: 12 H: 0 LOB: 0 BB: 0 P: 15	R: 0 E: 0 K: 0 S: 8 H: 0 LOB: 0 BB: 0 P: 16	R: 0 E: 0 K: 1 S: 10 H: 0 LOB: 1 BB: 1 P: 20	R: 0 E: 1 K: 1 S: 15 H: 1 LOB: 2 BB: 0 P: 23	R: 0 E: 0 K: 2 S: 10 H: 1 LOB: 1 BB: 1 P: 18	R: 1 E: 0 K: 1 S: 13 H: 2 LOB: 2 BB: 1 P: 26	R: 0 E: 0 K: 2 S: 8 H: 0 LOB: 0 BB: 0 P: 14		1B: 3 2B: 2 3B: 0 HR: 0	SF: 0 SAC: 0 DP: 1 HBP: 0			WP: 1 PB: 0 SB: 0 CS: 1		PA: 34	

	AB	29
	R	1
	H	4
	RBI	0
	BB	5
	SO	8
	LOB	16

PITCHER		IP	WLS	BF	H	R	ER	SO	BB	IBB	HBP	BLK	WP	HR	S	P	ERA	WHIP
Dontrelle Willis, L ERA:	(1, 1)	5.0		21	1	0	0	3	3	0	0	0	0	0	61	107	0.00	0.800
55 Josh Johnson, R ERA: 5.4	(6, 1)	1.2	L	9	3	1	1	3	2	0	0	0	0	0	21	40	5.40	3.000
Joe Borowski, R ERA:	(7, 1)	0.1		1	0	0	0	0	0	0	0	0	1	0	2	4	0.00	0.000
60 Carlos Martinez, R ERA:	(8, 1)	1.0		3	0	0	0	2	0	0	0	0	0	0	8	14	0.00	0.000

PITCHER		IP	WLS	BF	H	R	ER	SO	BB	IBB	HBP	BLK	WP	HR	S	P	ERA	WHIP

Batter	1	2	3	4	5	6	7	8	9	AB	R	H	RBI	BB	SO	LOB
2 Hanley Ramirez, R (1, 6) OBP: 0.556, SLG: 0.667	C X 0-1 27 FC4-6 1B	C X 0-1 1B		F F D X 1-2 27 G3-6-3 2-H 3-H 1B	C X 0-1 2-H 2B		F X 0-1 ② F9			5	0	4	3	0	0	1
27 Jeremy Hermida, L (1, 9) OBP: 0.222, SLG: 0.125	C B B 1 SAFE F X 2-2 ① FC4-6 1-2f HR	1 SAFE C D F 1 SAFE X 1-2 ③ L1		B B X 2-0 ② ③ G3-6-3 1-2f	C B X 1-1 ③ P5		B B B C X 3-1 ③ G3-1			5	1	0	0	0	0	5
Miguel Cabrera, R (1, 5) OBP: 0.250, SLG: 0.750 Chris Aguila, R (7, 7)	C B C S 1-3 ① K		C B C S 1-3 ① K	X 0-0 ① 17 HR 2B	C X 0-1 ① F9			C C B S 1-3 ① K		4 1	2 0	2 0	2 0	0 0	1 1	0 0
14 Josh Willingham, R (1, 7) OBP: 0.429, SLG: 1.286 Todd Wellemeyer, R (7, 1) 1 Eric Reed, L (8, PH) Chris Resop, R (8, 1) Matt Herges, L (9, 1)	B X 1-0 HR		X 0-0 ② G3	B B F X 2-1 E5 17 HR	F B X 1-1 HR			F C F F F F D F C 1-3 ② K		4 0 1 0 0	3 0 0 0 0	2 0 0 0 0	2 0 0 0 0	0 0 0 0 0	0 0 1 0 0	1 0 0 0 0
17 Mike Jacobs, L (1, 3) OBP: 0.333, SLG: 0.625	C S X 0-2 ② G6-3		C B B B F B 4-2 BB	B C X 1-1 1-H 2-H HR	X 0-0 ② G3			B B X 2-0 ③ G4-3		4	1	1	3	1	0	0
6 Dan Uggla, R (1, 4) OBP: 0.375, SLG: 0.429	C X 0-1 1B		B S 1 SAFE F 1 SAFE F D X 2-2 ③ F9	C B X 1-1 ① F9	X 0-0 2B				B F C X 1-2 ① G4-3	5	0	2	0	0	0	1
Miguel Olivo, R (1, 2) OBP: 0.500, SLG: 0.571	B S D S S 2-3 ③ K		F X 0-1 52 SH5-4 61 1B 2 1B 1B	C X 0-1 61 G6-3 52 2B 2B	F S X 0-2 ③ G1-3				B F B B B F F B 4-2 61 1B BB	4	2	2	0	1	1	2
61 Reggie Abercrombie, R (1, 8) OBP: 0.400, SLG: 0.400		F B S X 1-2 ① G6-3		X 0-0 52 SH5-4 2 1B 1-2 1B	F F B X 1-2 ② G6-3 2-3		C F F B X 1-2 ① G6-3		F S B X 1-2 G5-4-3 1-2 1B	5	1	2	0	0	0	1
52 Sergio Mitre, R (1, 1) OBP: 0.500, SLG: 1.000 Wes Helms, R (7, PH) OBP: 0.500, SLG: 0.500 (7, 5)		B F C S 1-3 ② K		X 0-0 ① SH5-4 1-2 2-3	X 0-0 2 2B 3-H 2B		C S B B B X 3-2 1B		C S X 0-2 ② ③ G5-4-3 1-2f	2 2	1 0	1 1	1 0	0 0	1 0	0 2
Inning Stats	R: 3 H: 4 E: 0 LOB: 1 K: 1 BB: 0 S: 16 P: 22	R: 0 H: 1 E: 0 LOB: 1 K: 1 BB: 0 S: 11 P: 14	R: 0 H: 0 E: 0 LOB: 1 K: 1 BB: 1 S: 10 P: 17	R: 2 H: 3 E: 0 LOB: 0 K: 0 BB: 0 S: 8 P: 11	R: 5 H: 5 E: 1 LOB: 1 K: 0 BB: 0 S: 17 P: 23	R: 1 H: 2 E: 0 LOB: 1 K: 0 BB: 0 S: 9 P: 10	R: 0 H: 1 E: 0 LOB: 1 K: 0 BB: 0 S: 11 P: 18	R: 0 H: 0 E: 0 LOB: 0 K: 2 BB: 0 S: 11 P: 15	R: 0 H: 1 E: 0 LOB: 1 K: 0 BB: 1 S: 12 P: 18	1B: 8 SF: 0 2B: 5 SAC: 1 3B: 0 DP: 2 HR: 4 HBP: 0						

TOP

Florida Marlins @ Houston Astros

Minute Maid Park, Houston, TX

Tue Apr 04 2006, 7:05 PM CDT

Att. 36,448 - Partly Cloudy - 77 F

livebaseballscorecards.com

AB	42
R	11
H	17
RBI	11
BB	2
SO	5
LOB	13

PITCHER		IP	WLS	BF	H	R	ER	SO	BB	IBB	HBP	BLK	WP	HR	S	P	ERA	WHIP
Andy Pettitte, L ERA: 13.5	(1, 1)	4.2	L	28	13	10	7	3	1	0	0	0	0	3	60	84	13.50	3.000
Russ Springer, R ERA:	(5, 1)	0.1		1	0	0	0	0	0	0	0	0	0	0	2	3	0.00	0.000
Chad Qualls, R ERA: 9.0	(6, 1)	1.0		5	2	1	1	0	0	0	0	0	0	1	9	10	9.00	2.000
Trever Miller, L ERA:	(7, 1)	1.0		4	1	0	0	0	0	0	0	0	0	0	11	18	0.00	1.000
Dan Wheeler, R ERA:	(8, 1)	1.0		3	0	0	0	2	0	0	0	0	0	0	11	15	0.00	0.000

PITCHER		IP	WLS	BF	H	R	ER	SO	BB	IBB	HBP	BLK	WP	HR	S	P	ERA	WHIP
64 Fernando Nieve, R ERA:	(9, 1)	1.0		4	1	0	0	0	1	0	0	0	0	0	12	18	0.00	2.000

WP: 0	PA: 45
PB: 0	
SB: 0	
CS: 0	

Florida Marlins @ Houston Astros

Minute Maid Park, Houston, TX

Tue Apr 04 2006, 7:05 PM CDT

Att. 36,448 - Partly Cloudy - 77 F

livebaseballscorecards.com

BOTTOM

Batter	1	2	3	4	5	6	7	8	9	AB	R	H	RBI	BB	SO	LOB
Craig Biggio, R (1, 4) OBP: 0.125, SLG: 0.250 64 Fernando Nieve, R (9, 1)	F7		F8			K		G6-4-3 1-2f		4 0	0 0	0 0	0 0	0 0	1 0	1 0
Willy Taveras, R (1, 8) OBP: 0.375, SLG: 0.375	K2-3		G6-3			17 BB 1B		K		4	0	1	0	0	2	0
17 Lance Berkman, S (1, 3) OBP: 0.500, SLG: 0.400	F7			G3		BB 1-2			1B G5-3 2B	3	1	1	0	1	0	0
Morgan Ensberg, R (1, 5) OBP: 0.500, SLG: 0.333		K		K		F8			G5-3 4 1B 2-3 1B	4	1	1	0	0	2	2
Preston Wilson, R (1, 7)		1B HBP		K		F7			G5-3 1-2 3-H	3	0	0	1	0	1	3
16 Jason Lane, R (1, 9)		F9			P3		G5-3		G6-3	4	0	0	0	0	0	2
Brad Ausmus, R (1, 2) OBP: 0.250, SLG: 0.143		1 SAFE 1-2 1B			G6-3		K		4 1B BB	3	0	1	0	1	1	0
28 Adam Everett, R (1, 6) OBP: 0.167, SLG: 0.167 Dan Wheeler, R (8, 1) 4 Eric Bruntlett, R (9, 4) OBP: 1.000, SLG: 1.000		P4			1B		K		1-3 2-H 1B	3 0 1	0 0 0	1 0 1	0 0 1	0 0 0	1 0 0	2 0 0
Andy Pettitte, L (1, 1) Russ Springer, R (5, 1) Orlando Palmeiro, L (5, PH) Chad Qualls, R (6, 1) Trever Miller, R (7, 1) 2 Chris Burke, R (8, 6)			G4-3		G1			E5 G6-4-3	L3	1 0 1 0 0 2	0 0 0 0 0 0	0 0 0 0 0 0	0 0 0 0 0 0	0 0 0 0 0 0	0 0 0 0 0 0	0 0 1 0 0 2

Inning Stats									
	R: 0 E: 0 K: 1 S: 7	H: 0 LOB: 0 BB: 0 P: 9	R: 0 E: 0 K: 1 S: 8	H: 1 LOB: 2 BB: 0 P: 15	R: 0 E: 0 K: 0 S: 7	H: 0 LOB: 0 BB: 0 P: 8	R: 0 E: 0 K: 2 S: 9	H: 0 LOB: 0 BB: 0 P: 15	R: 0 E: 0 K: 0 S: 9	H: 1 LOB: 1 BB: 0 P: 13
	R: 0 E: 0 K: 1 S: 17	H: 1 LOB: 2 BB: 1 P: 27	R: 0 E: 0 K: 2 S: 8	H: 0 LOB: 0 BB: 0 P: 10	R: 0 E: 1 K: 1 S: 6	H: 0 LOB: 0 BB: 0 P: 7	R: 2 E: 0 K: 0 S: 11	H: 3 LOB: 2 BB: 1 P: 23	1B: 5 2B: 1 3B: 0 HR: 0	SF: 0 SAC: 0 DP: 1 HBP: 1	WP: 0 PB: 0 SB: 0 CS: 0	PA: 36

PITCHER		IP	WLS	BF	H	R	ER	SO	BB	IBB	HBP	BLK	WP	HR	S	P	ERA	WHIP
52 Sergio Mitre, R ERA:	(1, 1)	6.0	W	23	3	0	0	5	1	0	1	0	0	0	57	87	0.00	0.667
Todd Wellemeyer, R ERA:	(7, 1)	1.0		3	0	0	0	2	0	0	0	0	0	0	8	10	0.00	0.000
Chris Resop, R ERA:	(8, 1)	1.0		3	0	0	0	1	0	0	0	0	0	0	6	7	0.00	0.000
Matt Herges, R ERA: 18.0	(9, 1)	1.0		7	3	2	2	0	1	0	0	0	0	0	11	23	18.00	4.000

PITCHER	IP	WLS	BF	H	R	ER	SO	BB	IBB	HBP	BLK	WP	HR	S	P	ERA	WHIP

AB	33
R	2
H	6
RBI	2
BB	2
SO	8
LOB	13

Batter	1	2	3	4	5	6	7	8	9	AB	R	H	RBI	BB	SO	LOB
2 Hanley Ramirez, R (1, 6) OBP: 0.500, SLG: 0.692	BBBCCB 4-2 G4-6-3 27 1B 14 1B BB		BCFX 1-2 ①② G6-3 1-2f	CX 0-1 1B 3B	BBCX 2-1 G4-3 ①		SSBFC 1-3 ② K	4	2	1	0	1	1	1
27 Jeremy Hermida, L (1, 9) OBP: 0.429, SLG: 0.364	BCC1X SAFE 1-2 G4-6-3 1-2 1B		BX 1-0 ③ G1-3	BBBB 4-0 1B 14 SF9 BB	BBCX 2-1 2B 2B		CSBBBBFB 4-2 1B BB	3	2	2	0	2	0	0
Miguel Cabrera, R (1, 5) OBP: 0.385, SLG: 0.769	X 0-0 ①② G4-6-3 1-2f 2-3			BCCBX 2-2 E5 14 BB 6 2B	BX 1-0 6 FC5-4 1-3 3-H 1B		BX 1-0 2-H 2B		CFFX 0-2 1-2 1B	5	1	3	2	0	0	2
14 Josh Willingham, R (1, 2) OBP: 0.417, SLG: 1.000 (6, 7)	CFFBX 1-2 3-H 1B			BBBB 4-0 6 2B 1-2 BB	BCBBX 3-1 ① SF9 3-H		CFBX 1-2 ② F9		CFBBFDX 3-2 ③ G6-3	3	0	1	2	1	0	3
17 Mike Jacobs, L (1, 3) OBP: 0.231, SLG: 0.417	X 0-0 ③ F8			BBSSBX 3-2 ① P4	BCX 1-1 ② F9		CX 0-1 ③ G4-3			4	0	0	0	0	0	5
6 Dan Uggla, R (1, 4) OBP: 0.417, SLG: 0.545		CBX 1-1 E5 FC5-3 1B		X 0-0 1-3 2-H 2B	1 SAFE FBBX 2-1 ③ FC5-4 1-2f			SFBX 1-2 ① G6-3		4	0	2	1	0	0	1
Chris Aguila, R (1, 7) Franklyn German, R (6, 1) Joe Borowski, R (7, 1) 4 Alfredo Amezaga, S (8, PH) 60 Carlos Martinez, R (8, 1)	BFCX 1-2 ①② FC5-3 2-3			CFS 0-3 ② K		FFBX 1-2 ① G1-3		CBX 1-1 ② G6-3		3 0 0 1 0	0 0 0 0 0	0 0 0 0 0	0 0 0 0 0	1 0 0 0 0	0 0 0 0 0	3 0 0 0 0
61 Reggie Abercrombie, R (1, 8) OBP: 0.333, SLG: 0.250	BFBSBX 3-2 ③ G5-3			4-0 IBB	X 0-0 ② P6			BX 1-0 ③ P3		3	0	0	0	1	0	0
Brian Moehler, R (1, 1) Wes Helms, R (3, PH) OBP: 0.667, SLG: 0.667 47 Ricky Nolasco, R (3, 1) Miguel Olivo, R (6, PH) OBP: 0.444, SLG: 0.500 (6, 2) 1 Eric Reed, L (9, PH)			CX 0-1 2 G6-3 1B	CSC 0-3 ③ K		CBBFFFX 2-2 ③ G5-3			CBBFX 2-2 ① F8	0 1 1 1	0 0 0 0	0 1 0 0	0 0 0 0	0 0 1 0	0 0 0 0	0 0 3 0
Inning Stats	R: 1 E: 0 K: 0 S: 11 H: 2 LOB: 1 BB: 1 P: 17	R: 0 E: 1 K: 0 S: 8 H: 1 LOB: 0 BB: 0 P: 13	R: 0 E: 0 K: 0 S: 6 H: 1 LOB: 0 BB: 0 P: 8	R: 1 E: 1 K: 2 S: 13 H: 1 LOB: 3 BB: 2 P: 26	R: 2 E: 0 K: 0 S: 9 H: 2 LOB: 1 BB: 1 P: 20	R: 0 E: 0 K: 0 S: 8 H: 0 LOB: 0 BB: 0 P: 11	R: 1 E: 0 K: 0 S: 10 H: 2 LOB: 1 BB: 0 P: 16	R: 0 E: 0 K: 0 S: 6 H: 0 LOB: 0 BB: 0 P: 9	R: 0 E: 0 K: 1 S: 18 H: 1 LOB: 2 BB: 1 P: 28	1B: 6 2B: 4 3B: 1 HR: 0 SF: 1 SAC: 0 DP: 3 HBP: 0						

PITCHER		IP	WLS	BF	H	R	ER	SO	BB	IBB	HBP	BLK	WP	HR	S	P	ERA	WHIP
51 Wandy Rodriguez, L ERA: 5.4	(1, 1)	5.0	W	24	7	4	3	2	3	1	0	0	0	0	47	84	5.40	2.000
Russ Springer, R ERA:	(6, 1)	1.0	H	3	0	0	0	0	0	0	0	0	0	0	8	11	0.00	0.000
Chad Qualls, R ERA: 9.0	(7, 1)	1.0	H	5	2	1	1	0	0	0	0	0	0	0	10	16	9.00	2.000
Dan Wheeler, R ERA:	(8, 1)	1.0	H	3	0	0	0	0	0	0	0	0	0	0	6	9	0.00	0.000
54 Brad Lidge, R ERA:	(9, 1)	1.0	S	5	1	0	0	1	1	0	0	0	0	0	18	28	0.00	2.000

PITCHER	IP	WLS	BF	H	R	ER	SO	BB	IBB	HBP	BLK	WP	HR	S	P	ERA	WHIP

TOP

Florida Marlins @ Houston Astros

Minute Maid Park, Houston, TX

Wed Apr 05 2006, 7:05 PM CDT
Att. 26,589 - Partly Cloudy - 78 F

livebaseballscorecards.com

AB	34
R	5
H	10
RBI	5
BB	5
SO	3
LOB	18

WP: 0 PA: 40
PB: 0
SB: 0
CS: 0

Florida Marlins @ Houston Astros

Minute Maid Park, Houston, TX

Wed Apr 05 2006, 7:05 PM CDT
Att. 26,589 - Partly Cloudy - 78 F

livebaseballscorecards.com

BOTTOM

Batter	1	2	3	4	5	6	7	8	9	AB	R	H	RBI	BB	SO	LOB
Craig Biggio, R (1, 4) OBP: 0.250, SLG: 0.417	0-0 SH5-3 17 HR 2B	3-2 17 S 17 1B 2-H 1B		0-1 G2-3			2-1 F7			4	2	2	1	0	0	0
Willy Taveras, R (1, 8) OBP: 0.273, SLG: 0.273	0-0 SH5-3 2-3	1-2 F9		0-2 F9			1-2 G6-3			3	0	0	0	0	0	1
17 Lance Berkman, S (1, 3) OBP: 0.583, SLG: 0.875	0-0 3-H HR	2-1 1-H 1B			0-0 F8		4-2 BB			3	1	2	3	1	0	0
Morgan Ensberg, R (1, 5) OBP: 0.583, SLG: 0.286	4-1 HR BB		4-2 1B BB		4-2 G6-4-3 BB		0-0 F8			1	1	0	0	3	0	1
Preston Wilson, R (1, 7) OBP: 0.333, SLG: 0.545	1-0 1-H HR		1-2 1-2 1B		2-2 1-2f G6-4-3			2-1 16 CS 1B		4	1	3	2	0	0	1
16 Jason Lane, R (1, 9)	0-0 F9		2-2 K			4-2 G3 BB		2-3 1-2 K		3	0	0	0	1	2	3
Eric Munson, L (1, 2) Brad Ausmus, R (9, 2) OBP: 0.250, SLG: 0.143	1-1 P5		1-3 K			2-2 1-2 G3		0-0 F8		4 0	0 0	0 0	0 0	0 0	1 0	3 0
28 Adam Everett, R (1, 6) OBP: 0.222, SLG: 0.222		0-0 51 SH1-3 1B 1B	3-2 G6-3			1-3 K				3	1	1	0	0	1	3
51 Wandy Rodriguez, S (1, 1) Russ Springer, R (6, 1) Orlando Palmeiro, L (6, PH) Chad Qualls, R (7, 1) Dan Wheeler, R (8, 1) 54 Brad Lidge, R (9, 1)		0-1 SH1-3 1-2		1-1 F7			2-3 K			1 0 1 0 0 0	0 0 0 0 0 0	0 0 0 0 0 0	0 0 0 0 0 0	0 0 1 0 0 0	0 0 1 0 0 0	0 0 1 0 0 0
Inning Stats	R: 4 E: 0 K: 0 S: 8 H: 3 LOB: 0 BB: 1 P: 14	R: 2 E: 0 K: 0 S: 11 H: 3 LOB: 1 BB: 0 P: 17	R: 0 E: 0 K: 2 S: 15 H: 1 LOB: 2 BB: 1 P: 26	R: 0 E: 0 K: 0 S: 7 H: 0 LOB: 0 BB: 0 P: 8	R: 0 E: 0 K: 0 S: 7 H: 0 LOB: 0 BB: 1 P: 13	R: 0 E: 0 K: 2 S: 15 H: 0 LOB: 1 BB: 1 P: 24	R: 0 E: 0 K: 0 S: 8 H: 0 LOB: 1 BB: 1 P: 15	R: 0 E: 0 K: 1 S: 6 H: 1 LOB: 0 BB: 0 P: 10		1B: 5 2B: 1 3B: 0 HR: 2	SF: 0 SAC: 2 DP: 1 HBP: 0			WP: 0 PB: 0 SB: 1 CS: 1	PA: 34	

AB	27
R	6
H	8
RBI	6
BB	5
SO	5
LOB	13

PITCHER		IP	WLS	BF	H	R	ER	SO	BB	IBB	HBP	BLK	WP	HR	S	P	ERA	WHIP
Brian Moehler, R ERA: 27.0	(1, 1)	2.0	L	12	6	6	6	0	1	0	0	0	0	2	19	31	27.00	3.500
47 Ricky Nolasco, R ERA:	(3, 1)	3.0		11	1	0	0	2	2	0	0	0	0	0	29	47	0.00	1.000
Franklyn German, R ERA:	(6, 1)	1.0		4	0	0	0	2	1	0	0	0	0	0	15	24	0.00	1.000
Joe Borowski, R ERA:	(7, 1)	1.0		4	0	0	0	0	1	0	0	0	0	0	8	15	0.00	1.000
60 Carlos Martinez, R ERA:	(8, 1)	1.0		3	1	0	0	1	0	0	0	0	0	0	6	10	0.00	1.000

PITCHER	IP	WLS	BF	H	R	ER	SO	BB	IBB	HBP	BLK	WP	HR	S	P	ERA	WHIP

Batter	1	2	3	4	5	6	7	8	9	AB	R	H	RBI	BB	SO	LOB
Brandon Watson, L (1, 8) OBP: 0.176, SLG: 0.125	C B F X 1-2 F7 ①		C B X 1-1 PO 1B			B B C X 2-1 G1-3 ①		C X 0-1 G4-3 ③		4	0	1	0	0	0	0
Jose Vidro, S (1, 4) OBP: 0.474, SLG: 0.647	C X 0-1 G1-3 ②		B S C 1 SAFE 1-2 PO ③ 1-2	B X 1-0 HR		C S F B B B F X 3-2 F7 ②			C B F B F F B X 3-2 F8 ①	4	1	1	1	0	0	0
Jose Guillen, R (1, 9) OBP: 0.412, SLG: 0.538	X 0-0 G5-3 ③			C X 0-1 G3-1 ①		S C H 1-2 HBP			B C F B X 2-2 24 1B 1B	2	0	0	0	0	0	0
Marlon Byrd, R (6, PR) OBP: 0.250, SLG: 0.250 (6, 9)										1	0	1	0	0	0	0
24 Nick Johnson, L (1, 3) OBP: 0.500, SLG: 0.857		B X 1-0 G1 ①		B B C B X 3-1 2B		B B C C C X 2-2 F7 ③			B S X 1-1 1-2 1B	4	0	2	0	0	0	1
Alfonso Soriano, R (1, 7) OBP: 0.375, SLG: 0.286		C B S B C 2-3 K ②		B S B B X 2-1 L6 ②			B S B X 2-1 P4 ①		B X 1-0 F8 ②	4	0	0	0	0	1	3
11 Ryan Zimmerman, R (1, 5) OBP: 0.333, SLG: 0.467		B B C S S 2-3 K WP		S C S 0-3 K ③			S S F B S 1-3 K ②		D B F B X 3-1 G1-3 ③	4	0	0	0	0	3	3
Royce Clayton, R (1, 6) OBP: 0.133, SLG: 0.143		F B B C X 2-2 F7 ③ 1-2			B X 1-0 G1-3 ①		C B B F F F F X 2-2 F7 ③			3	0	0	0	0	0	1
Brian Schneider, L (1, 2)			C B B B B 4-1 B1-6-4 BB		B F C X 1-2 G1 ②			X 0-0 G3-1 ①		2	0	0	0	1	0	0
Tony Armas, R (1, 1) 57 Jason Bergmann, R (6, 1) Felix Rodriguez, R (6, 1) Mike Stanton, L (7, 1) Marlon Anderson, L (8, PH) OBP: 0.500, SLG: 0.333 Gary Majewski, R (8, 1)			B L L B X 2-2 B1-6-4 ① ② 1-2f		B B X 2-0 G3-1 ③			C X 0-1 G4-3 ②		2 0 0 0 1 0	0 0 0 0 0 0	0 0 0 0 0 0	0 0 0 0 0 0	0 0 0 0 0 0	0 0 0 0 0 0	1 0 0 0 0 0

Inning Stats	1	2	3	4	5	6	7	8	9
	R: 0 E: 0 K: 0 S: 6	H: 0 LOB: 0 BB: 0 P: 7	R: 0 E: 0 K: 2 S: 10	H: 0 LOB: 1 BB: 0 P: 17	R: 0 E: 0 K: 0 S: 8	H: 1 LOB: 0 BB: 1 P: 16	R: 1 E: 0 K: 1 S: 10	H: 2 LOB: 1 BB: 0 P: 16	R: 0 E: 0 K: 0 S: 5	H: 0 LOB: 0 BB: 0 P: 9	R: 0 E: 0 K: 0 S: 12	H: 0 LOB: 1 BB: 0 P: 20	R: 0 E: 0 K: 1 S: 12	H: 0 LOB: 0 BB: 0 P: 17	R: 0 E: 0 K: 0 S: 5	H: 0 LOB: 0 BB: 0 P: 5	R: 0 E: 0 K: 0 S: 13	H: 2 LOB: 2 BB: 0 P: 23

| | | | | | | | | | |

Washington Nationals @ Houston Astros

Minute Maid Park, Houston, TX

Fri Apr 07 2006, 7:05 PM CDT
Att. 26,978 - Cloudy - 82 F

livebaseballscorecards.com

Batter	1	2	3	4	5	6	7	8	9	AB	R	H	RBI	BB	SO	LOB
Craig Biggio, R (1, 4) OBP: 0.313, SLG: 0.467	C F X 0-2 ① F8		1 SAFE 1 SAFE D S X 1-1 1B 17 SF7 1-H 2B		B X 1-0 ② ③ G6-4-3 1-2f	F B B F F D B 4-2 FC6-4 1-2 2-3 BB				3	1	1	1	1	0	1
Willy Taveras, R (1, 8) OBP: 0.333, SLG: 0.333	F F B B X 2-2 ② F8		B C B B X 3-1 2-3 1B			B X 17 HR 1B 2-2 FC6-4 1-2f				4	1	2	0	0	0	3
17 Lance Berkman, S (1, 3) OBP: 0.563, SLG: 1.091	B F F X 1-2 1B		S B B S X 2-2 ② SF7 3-H			1 SAFE 1 SAFE 1 SAFE F C 1 SAFE F X 0-2 1-H HR	S B B B C X 3-2 ① F7			3	1	2	3	0	0	0
Morgan Ensberg, R (1, 5) OBP: 0.500, SLG: 0.200	C C B X 1-2 ③ F9		P 1 SAFE X 1-0 ③ G4-3			B F B B B 4-1 HR BB	X 0-0 ② F7			3	1	0	0	1	0	2
Preston Wilson, R (1, 7) OBP: 0.313, SLG: 0.667		B S C T C 1-3 ① K		X 0-0 ① G4-3		B B X 2-0 1-H HR	B B X 2-0 ③ G6-3			4	1	1	2	0	1	0
16 Jason Lane, R (1, 9)		C B B F C 2-3 ② K		B S B X 2-1 ② G4-3		B B B B 4-0 BB HBP BB		B B B B 4-0 28 WP BB		2	0	0	0	2	1	0
Brad Ausmus, R (1, 2) OBP: 0.250, SLG: 0.100	C B C B X 2-2 ③ F9			B F S C 1-3 ③ K		F F F F B H 2-2 BB HBP 1-2		B C F F F X 1-2 ① L6		3	0	0	0	0	1	1
28 Adam Everett, R (1, 6) OBP: 0.231, SLG: 0.231			B B B X 3-0 2B 1B		F B X 1-1 ① F7	X 0-0 ① B5		B 1 SAFE F F F B X 2-2 ② G5-3 1-2		4	1	1	0	0	0	3
41 Brandon Backe, R (1, 1) Mike Lamb, L (6, PH) Taylor Buchholz, R (7, 1) Mike Gallo, L (9, 1)			X 0-0 ① B3		B C S B B F B 4-2 G6-4-3 BB	S F B X 1-2 ② F8		C F B C 1-3 ③ K		1 1 1 0	0 0 0 0	0 0 0 0	0 0 0 0	1 0 0 0	0 0 1 0	1 2 1 0
Inning Stats	R: 0 E: 0 K: 0 S: 12 H: 1 LOB: 1 BB: 0 P: 16	R: 0 E: 0 K: 2 S: 10 H: 0 LOB: 0 BB: 0 P: 15	R: 2 E: 0 K: 0 S: 11 H: 3 LOB: 1 BB: 0 P: 20	R: 0 E: 0 K: 1 S: 6 H: 0 LOB: 0 BB: 0 P: 9	R: 0 E: 0 K: 0 S: 6 H: 0 LOB: 0 BB: 1 P: 12	R: 4 E: 0 K: 0 S: 23 H: 3 LOB: 3 BB: 3 P: 43	R: 0 E: 0 K: 0 S: 5 H: 0 LOB: 0 BB: 0 P: 10	R: 0 E: 0 K: 1 S: 12 H: 0 LOB: 1 BB: 1 P: 20		1B: 4 2B: 1 3B: 0 HR: 2	SF: 1 SAC: 0 DP: 1 HBP: 1					

BOTTOM	
AB	29
R	6
H	7
RBI	6
BB	5
SO	4
LOB	14

WP: 1 PB: 0 SB: 0 CS: 0 PA: 36

PITCHER		IP	WLS	BF	H	R	ER	SO	BB	IBB	HBP	BLK	WP	HR	S	P	ERA	WHIP
Tony Armas, R ERA: 3.6	(1, 1)	5.0	L	19	4	2	2	3	1	0	0	0	0	0	45	72	3.60	1.000
57 Jason Bergmann, R ERA: 54.0	(6, 1)	0.0		6	3	4	4	0	2	0	1	0	0	2	13	26	∞	∞
Felix Rodriguez, R ERA: 6.75	(6, 1)	1.0		4	0	0	0	0	1	0	0	0	0	0	10	17	0.00	1.000
Mike Stanton, L ERA:	(7, 1)	1.0		3	0	0	0	0	0	0	0	0	0	0	5	10	0.00	0.000
Gary Majewski, R ERA:	(8, 1)	1.0		4	0	0	0	1	1	0	0	0	1	0	12	20	0.00	1.000

PITCHER	IP	WLS	BF	H	R	ER	SO	BB	IBB	HBP	BLK	WP	HR	S	P	ERA	WHIP

Batter	1	2	3	4	5	6	7	8	9	AB	R	H	RBI	BB	SO	LOB
Brandon Watson, L (1, 8) OBP: 0.200, SLG: 0.158	G6-3		CS, HBP, 1B		B1-3		2B, G4-3, 1B 1-2 2-3	HR, 1B 1-2		3	0	1	0	0	0	0
Jose Guillen, R (7, PH) OBP: 0.474, SLG: 0.600										2	2	2	0	0	0	0
(7, 9)																
Marlon Byrd, R (1, 9) OBP: 0.333, SLG: 0.375	K		CS, 1B, HBP 1-2		G6-3		G4-3, 2B, 2B 1-3 2-H 3-H	K		4	2	1	2	0	2	2
(7, 8)																
Jose Vidro, S (1, 4) OBP: 0.458, SLG: 0.727	G3		FC6-4, 24, 1B, 1B 1-H 2-3		G4-3		G4-3 2-3 3-H	HR 1-H 2-H		5	1	2	5	0	0	1
24 Nick Johnson, L (1, 3) OBP: 0.522, SLG: 0.765		HR, BB	FC6-4, 1B 1-2			G4-3	2B, BB	G3-1		3	2	1	0	2	0	0
Alfonso Soriano, R (1, 7) OBP: 0.400, SLG: 0.556		HR 1-H	FC6-4 1-2f 2-3			F8	11, 1B, 2B 1-H 3-H		K	4	2	2	4	0	0	2
Damian Jackson, R (7, 7) OBP: 0.333, SLG: 0.667										1	0	0	0	0	1	0
11 Ryan Zimmerman, R (1, 5) OBP: 0.348, SLG: 0.450		G6-4-3, 1B	F8			K	1B 2-H		P5	5	0	2	1	0	1	2
Royce Clayton, R (1, 6) OBP: 0.150, SLG: 0.158		G6-4-3 1-2f	K				1B, BB, 2B, 1B		K	5	1	1	0	0	2	2
							F9									
Brian Schneider, L (1, 2) OBP: 0.250, SLG: 0.118		FC5-4, 1B	L7				P4	HR, 1B		4	1	2	0	0	0	1
Livan Hernandez, R (1, 1) OBP: 0.250, SLG: 0.250		FC5-4 1-2f	G5-3				1B 1-2	F8		2	0	0	0	0	0	1
Marlon Anderson, L (7, PH) OBP: 0.600, SLG: 0.333							2B, BB			0	1	0	0	1	0	0
Jon Rauch, R (7, 1)										0	0	0	0	0	0	0
Matthew LeCroy, R (8, PH)										1	0	0	0	0	0	1
Gary Majewski, R (8, 1)										0	0	0	0	0	0	0

Inning Stats									
	R: 0 E: 0 K: 1 S: 8	H: 0 LOB: 0 BB: 0 P: 12	R: 2 E: 0 K: 0 S: 14	H: 3 LOB: 1 BB: 1 P: 23	R: 1 E: 0 K: 0 S: 13	H: 3 LOB: 2 BB: 0 P: 22	R: 0 E: 0 K: 1 S: 8	H: 0 LOB: 0 BB: 0 P: 13	R: 0 E: 0 K: 0 S: 7	H: 0 LOB: 0 BB: 0 P: 10
	R: 0 E: 0 K: 1 S: 8	H: 0 LOB: 0 BB: 0 P: 12	R: 6 E: 0 K: 0 S: 17	H: 5 LOB: 1 BB: 2 P: 27	R: 3 E: 0 K: 1 S: 15	H: 3 LOB: 0 BB: 0 P: 26	R: 0 E: 0 K: 2 S: 7	H: 0 LOB: 0 BB: 0 P: 9	1B: 10 2B: 2 3B: 0 HR: 2	SF: 0 SAC: 0 DP: 1 HBP: 1	WP: 0 PB: 0 SB: 0 CS: 2	PA: 43

PITCHER		IP	WLS	BF	H	R	ER	SO	BB	IBB	HBP	BLK	WP	HR	S	P	ERA	WHIP
44 Roy Oswalt, R ERA: 3.14	(1, 1)	6.1		27	7	5	5	3	2	0	1	0	0	1	62	101	7.11	1.421
Chad Qualls, R ERA: 23.14	(7, 1)	0.1	L	6	4	4	4	0	1	0	0	0	0	0	12	17	108.00	15.000
Russ Springer, R ERA:	(7, 1)	0.1		1	0	0	0	0	0	0	0	0	0	0	1	1	0.00	0.000
Trever Miller, L ERA: 6.75	(8, 1)	0.1		2	1	1	1	0	0	0	0	0	0	0	6	11	27.00	3.000
64 Fernando Nieve, R ERA: 6.75	(8, 1)	1.2		7	2	2	2	3	0	0	0	0	0	1	16	24	10.80	1.200

PITCHER	IP	WLS	BF	H	R	ER	SO	BB	IBB	HBP	BLK	WP	HR	S	P	ERA	WHIP

TOP

Washington Nationals @ Houston Astros

Minute Maid Park, Houston, TX

Sat Apr 08 2006, 6:05 PM CDT

Att. 39,324 - Clear - 73 F

livebaseballscorecards.com

AB	39
R	12
H	14
RBI	12
BB	3
SO	6
LOB	12

BOTTOM

Washington Nationals @ Houston Astros

Minute Maid Park, Houston, TX

Sat Apr 08 2006, 6:05 PM CDT

Att. 39,324 - Clear - 73 F

livebaseballscorecards.com

Batter	1	2	3	4	5	6	7	8	9	AB	R	H	RBI	BB	SO	LOB
Craig Biggio, R (1, 4) OBP: 0.333, SLG: 0.421	2-2: 17 HR 1B			1-1: F7 ②		1-2: 17 1B 1B HBP		0-2: P4 ①		4	1	1	0	0	0	2
2 Chris Burke, R (9, 4)	0-1: FC6-4									0	0	0	0	0	0	0
Willy Taveras, R (1, 8) OBP: 0.300, SLG: 0.300	SAFE	2-2: F9 ①	1-2: G6-3 ①	1-1: 1B		1-3: K ②		3-2: G4-1 ②		5	0	1	0	0	1	3
17 Lance Berkman, S (1, 3) OBP: 0.524, SLG: 1.063	1-2: 1-H HR	1-3: K ②		SAFE 2-0: F7 ③		0-0: 1B 1-2 2-H 1B		2-2: P5 ③		5	1	2	3	0	1	1
Morgan Ensberg, R (1, 5) OBP: 0.524, SLG: 0.467	3-0: 16 BB 1B 1B 1B	1-2: F7 ③			3-0: 3B	0-0: FC6-4 1-2 2-3 1B			3-2: G5-3 ①	5	1	3	0	0	0	0
Preston Wilson, R (1, 7) OBP: 0.333, SLG: 0.750	2-2: 16 BB 1-2 1B 1B		0-0: G6-3 ①		0-0: F9 ①	1-1: FC6-4 1-2f ③			2-2: HR	5	2	2	1	0	0	4
16 Jason Lane, R (1, 9) OBP: 0.333, SLG: 0.313	4-1: 1B 44 1B 1-2 2-3 BB		2-0: FC6-4 1B		1-1: G5-3 ②		3-2: HR		0-2: G6-3 ②	4	2	2	1	1	0	1
Brad Ausmus, R (1, 2) OBP: 0.235, SLG: 0.133	1-2: 44 1B 1-2 2-H 3-H 1B		1-1: FC6-4 1-2f ②		1-2: G1-3 ③		0-2: G1-3 ①		0-0: F9 ③	5	0	1	2	0	0	2
28 Adam Everett, R (1, 6) OBP: 0.235, SLG: 0.235	0-3: K ②		0-3: K ③			0-2: 44 SH3-4 17 1B 1B		0-1: F9 ②		4	1	1	0	0	2	3
44 Roy Oswalt, R (1, 1) OBP: 0.200, SLG: 0.200	1-1: FC6-4 1-3 2-H 1B			1-2: G1-3 ①		1-1: SH3-4 1-2 ①	3-2: F9 ③			2	0	1	1	0	0	0
Chad Qualls, R (7, 1)										0	0	0	0	0	0	0
Russ Springer, R (7, 1)										0	0	0	0	0	0	0
Orlando Palmeiro, L (7, PH)										1	0	0	0	0	0	0
Trever Miller, R (8, 1)										0	0	0	0	0	0	0
64 Fernando Nieve, R (8, 1)										0	0	0	0	0	0	0

	AB	40
	R	8
	H	14
	RBI	8
	BB	1
	SO	4
	LOB	16

Inning Stats	1	2	3	4	5	6	7	8	9
	R: 5 E: 0 K: 1 S: 27	H: 6 LOB: 2 BB: 1 P: 43	R: 0 E: 0 K: 1 S: 10	H: 0 LOB: 0 BB: 0 P: 13	R: 0 E: 0 K: 1 S: 7	H: 1 LOB: 1 BB: 0 P: 10	R: 0 E: 0 K: 0 S: 8	H: 1 LOB: 1 BB: 0 P: 13	R: 0 E: 0 K: 0 S: 8	H: 1 LOB: 1 BB: 0 P: 13
	R: 1 E: 0 K: 1 S: 14	H: 3 LOB: 3 BB: 0 P: 18	R: 1 E: 0 K: 0 S: 14	H: 1 LOB: 0 BB: 0 P: 20	R: 0 E: 0 K: 0 S: 11	H: 0 LOB: 0 BB: 0 P: 16	R: 1 E: 0 K: 0 S: 11	H: 1 LOB: 0 BB: 0 P: 16	1B: 10 2B: 0 3B: 1 HR: 3	SF: 0 SAC: 1 DP: 0 HBP: 1

	WP: 0	PA: 43
	PB: 0	
	SB: 0	
	CS: 0	

PITCHER		IP	WLS	BF	H	R	ER	SO	BB	IBB	HBP	BLK	WP	HR	S	P	ERA	WHIP
Livan Hernandez, R ERA: 5.25	(1, 1)	6.0	W	32	12	6	4	4	1	0	1	0	0	1	74	110	6.00	2.167
Jon Rauch, R ERA: 2.25	(7, 1)	1.0	H	4	1	1	1	0	0	0	0	0	0	1	14	20	9.00	1.000
Gary Majewski, R ERA: 2.08	(8, 1)	2.0		7	1	1	1	0	0	0	0	0	0	1	22	32	4.50	0.500

PITCHER	IP	WLS	BF	H	R	ER	SO	BB	IBB	HBP	BLK	WP	HR	S	P	ERA	WHIP

Batter	1	2	3	4	5	6	7	8	9	AB	R	H	RBI	BB	SO	LOB
Marlon Byrd, R (1, 8) OBP: 0.357, SLG: 0.583	C C X 0-2 HR		C B F F F B B F F 4-2 B FC5 1B BB		B C B B X 3-1 ② G4-3 2-3		C C B B X 2-2 ① F8		C B S S 1-3 ① K	4	1	1	1	1	1	3
Royce Clayton, R (1, 6) OBP: 0.240, SLG: 0.250	F B F F S 1-3 ① K		1 SAFE X 0-0 FC5 1-2 1B		D X 1-0 ③ G6-3		B 1 SAFE 1 SAFE X 1-0 L3 1-2 1B		S F F X 0-2 DI 2-3 1B	5	0	3	0	0	1	1
Jose Vidro, S (1, 4) OBP: 0.414, SLG: 0.630	C B X 1-1 ② G5-3		X 0-0 ③ FC5 1-2 2-3f			B F B F F X 2-2 G6-3 HR 1B	D B C B B F F X 3-2 ②③ L3 1-1		S F S 0-3 ② K 1-2	5	1	1	0	0	1	6
Jose Guillen, R (1, 9) OBP: 0.417, SLG: 0.550	X 0-0 ③ G6-3			F B B X 2-1 ① F8		C X 0-1 ① G6-3 1-2		F B B F F F B X 3-2 24 G3 2B	B S B F S 2-3 ③ K	5	0	1	0	0	1	3
Alfonso Soriano, R (1, 7) OBP: 0.417, SLG: 0.727		C C F F F X 0-2 11 S 11 G1-3-5 2B		C X 0-1 ② F8		B F F X 1-2 2-H HR		C F B B S 1-3 ① K		4	1	2	2	0	1	1
Matthew LeCroy, R (1, 3) OBP: 0.143, SLG: 0.143		B F B B B X 3-1 ① G6-3		B F X 1-1 1B		C F S 0-3 ② K		B F B F B X 3-2 ② G3 2-3		3	0	1	0	0	1	1
24 Nick Johnson, L (8, PH) OBP: 0.500, SLG: 0.722 (8, 3)										1	0	0	0	0	0	1
11 Ryan Zimmerman, R (1, 5) OBP: 0.370, SLG: 0.409		C F B X 1-2 ②③ G1-3-5 2-Hf		B S X 1-1 ③ L6		B C B B B 4-1 BB		C S B D B B B 4-2 BB		2	0	0	0	2	0	2
Wiki Gonzalez, R (1, 2) OBP: 0.250, SLG: 0.250			B B B C X 3-1 ① F9		F B B X 2-1 G4-3 SH5-3 1B	C S C 0-3 ③ K		B B X 2-0 ③ F8		3	0	1	0	0	1	1
Brian Schneider, L (8, PH) OBP: 0.238, SLG: 0.111 (8, 2)										1	0	0	0	0	0	2
Ryan Drese, R (1, 1)			C B F B S 2-3 ② K		1 SAFE B X 1-0 ① SH5-3 1-2		C F B B B B 4-2 1B BB		B B B C C X 3-1 1B 2B	1	0	0	0	0	1	0
Joey Eischen, L (5, PH) (5, 1)										0	0	0	0	0	0	0
Jon Rauch, R (6, 1)										0	0	0	0	0	0	0
Damian Jackson, R (7, PH) OBP: 0.500, SLG: 0.667										0	0	0	0	1	0	0
Mike Stanton, L (7, 1)										0	0	0	0	0	0	0
32 Chad Cordero, R (8, 1)										0	0	0	0	0	0	0
Daryle Ward, L (9, PH) OBP: 0.667, SLG: 1.000										1	0	1	0	0	0	0
Inning Stats	R: 1 E: 0 K: 1 S: 10 H: 1 LOB: 0 BB: 0 P: 12	R: 0 E: 0 K: 0 S: 10 H: 1 LOB: 0 BB: 0 P: 14	R: 0 E: 0 K: 1 S: 13 H: 1 LOB: 2 BB: 1 P: 22	R: 0 E: 0 K: 0 S: 8 H: 1 LOB: 1 BB: 0 P: 12	R: 0 E: 0 K: 0 S: 6 H: 1 LOB: 1 BB: 0 P: 13	R: 2 E: 0 K: 2 S: 15 H: 2 LOB: 1 BB: 1 P: 22	R: 0 E: 0 K: 0 S: 10 H: 1 LOB: 1 BB: 1 P: 20	R: 0 E: 0 K: 1 S: 13 H: 1 LOB: 2 BB: 1 P: 26	R: 0 E: 0 K: 3 S: 15 H: 2 LOB: 2 BB: 0 P: 21	1B: 6 2B: 5 3B: 0 HR: 2 SF: 0 SAC: 1 DP: 2 HBP: 0						

TOP

Washington Nationals @ Houston Astros

Minute Maid Park, Houston, TX

Sun Apr 09 2006, 1:05 PM CDT

Att. 31,662 - Sunny - 73 F

livebaseballscorecards.com

AB	35
R	3
H	11
RBI	3
BB	4
SO	8
LOB	21

WP: 0 PB: 0 SB: 1 CS: 0 PA: 40

PITCHER		IP	WLS	BF	H	R	ER	SO	BB	IBB	HBP	BLK	WP	HR	S	P	ERA	WHIP
Andy Pettitte, L ERA: 8.18	(1, 1)	6.1	W	29	8	3	3	4	3	0	0	0	0	2	68	108	4.26	1.737
Trever Miller, L ERA: 4.5	(7, 1)	0.2	H	1	0	0	0	0	0	0	0	0	0	0	4	7	0.00	0.000
Dan Wheeler, R ERA:	(8, 1)	1.0	H	5	1	0	0	1	1	0	0	0	0	0	13	26	0.00	2.000
54 Brad Lidge, R ERA:	(9, 1)	1.0		5	2	0	0	3	0	0	0	0	0	0	15	21	0.00	2.000

PITCHER	IP	WLS	BF	H	R	ER	SO	BB	IBB	HBP	BLK	WP	HR	S	P	ERA	WHIP

BOTTOM

Washington Nationals @ Houston Astros

Minute Maid Park, Houston, TX

Sun Apr 09 2006, 1:05 PM CDT

Att. 31,662 - Sunny - 73 F

livebaseballscorecards.com

Batter	1	2	3	4	5	6	7	8	9	AB	R	H	RBI	BB	SO	LOB
Craig Biggio, R (1, 4) OBP: 0.346, SLG: 0.391 54 Brad Lidge, R (9, 1)	B C C T 1-2 K ①		B X 1-0 P4 ① B B B 4-0 BB		B F C S 1-3 K ①			B C X 1-1 G6-3 1B		4 0	0 0	1 0	0 0	1 0	2 0	1 0
Willy Taveras, R (1, 8) OBP: 0.320, SLG: 0.292	B F B B B 4-1 17 F7-6-3 BB		L F X 0-2 2B E 1-3 1B C C B B F X 3-2 F9 ③			B F X 1-1 B5-3 ②		X 0-0 G6-3 ① ② 1-2f		4	1	1	0	1	0	3
17 Lance Berkman, S (1, 3) OBP: 0.462, SLG: 0.857	X 0-0 F7-6-3 ② ③ 1-1		S B B F S 2-3 K ②		X 0-0 FC6-4 1B S F B B X 2-2 F8 ③			X 0-0 L6 ③		5	0	1	0	0	1	3
Morgan Ensberg, R (1, 5) OBP: 0.520, SLG: 0.526		C B B C X 2-2 G6-3 ①	C X 0-1 E7 1-H 3-H 2B		C B B F B C 3-3 K ①		B B X 2-0 G4-3 PB 1B			4	0	2	1	0	1	1
Preston Wilson, R (1, 7) OBP: 0.360, SLG: 0.696 4 Eric Bruntlett, R (9, 7) OBP: 1.000, SLG: 1.000	C B C B F X 2-2 16 CS 1B		C B C F S 1-3 K ③		B B B X 3-0 FC6-4 BB 16 BB 28 1B 1-2f ②		C B B 1 SAFE B 4-1 G4-3 1-2 BB			3 0	1 0	1 0	0 0	1 0	1 0	2 0
16 Jason Lane, R (1, 9) OBP: 0.400, SLG: 0.294	B 1 SAFE S 1 SAFE C B B B 4-2 1-2 ② BB			S B B B 4-1 1B 28 FC6-4 BB	B 1 SAFE B 1 B B 4-0 BB 28 1B 1-2 BB		F S S 0-3 K ①			1	2	0	0	3	1	2
Brad Ausmus, R (1, 2) OBP: 0.286, SLG: 0.167	C X 0-1 G6-3 ③			X 0-0 28 FC6-4 1-3 1B C B B B 4-1 28 1B 1-2 2-3 BB			C X 0-1 G4-3 ② 1-2 2-3			3	0	1	0	1	0	3
28 Adam Everett, R (1, 6) OBP: 0.238, SLG: 0.238			B C S X 1-2 E6 WP 1B C 1 SAFE F F B F X 1-2 FC6-4 SH2-3 ① 1-2f 3-H		C X 0-1 1-3 2-H 3-H 1B		C B S D F X 2-2 G5-3 ③			4	1	1	3	0	0	3
Andy Pettitte, L (1, 1) OBP: 0.333, SLG: 0.333 Trever Miller, R (7, 1) Dan Wheeler, R (8, 1) 2 Chris Burke, R (8, PH) OBP: 0.333, SLG: 1.333 (9, 4)			L B B F B X 3-2 1B 2B 2-H 1B	L X 0-1 SH2-3 ② 1-2	S C B B S 2-3 K ③			F X 0-1 HR		2 0 0 1	1 0 0 1	1 0 0 1	1 0 0 1	0 0 0 0	1 0 0 0	2 0 0 0
Inning Stats	R: 0 E: 0 K: 1 S: 5 H: 0 LOB: 0 BB: 1 P: 10	R: 0 E: 0 K: 0 S: 11 H: 1 LOB: 1 BB: 1 P: 19	R: 3 E: 2 K: 2 S: 19 H: 3 LOB: 1 BB: 0 P: 27	R: 1 E: 0 K: 0 S: 13 H: 1 LOB: 2 BB: 2 P: 25	R: 2 E: 0 K: 2 S: 11 H: 2 LOB: 2 BB: 2 P: 27	R: 0 E: 0 K: 1 S: 8 H: 0 LOB: 0 BB: 0 P: 12	R: 0 E: 0 K: 1 S: 11 H: 1 LOB: 2 BB: 1 P: 19	R: 1 E: 0 K: 0 S: 6 H: 2 LOB: 0 BB: 0 P: 7		1B: 8 2B: 2 3B: 0 HR: 1 SF: 0 SAC: 1 DP: 2 HBP: 0						

	AB	31
	R	7
	H	10
	RBI	6
	BB	7
	SO	7
	LOB	20

WP: 1 PB: 1 SB: 0 CS: 1 PA: 39

PITCHER		IP	WLS	BF	H	R	ER	SO	BB	IBB	HBP	BLK	WP	HR	S	P	ERA	WHIP
Ryan Drese, R ERA: 2.25	(1, 1)	4.0	L	20	5	4	1	3	4	0	0	0	1	0	48	81	2.25	2.250
Joey Eischen, L ERA: 16.88	(5, 1)	1.0		7	2	2	2	2	2	0	0	0	0	0	11	27	18.00	4.000
Jon Rauch, R ERA: 1.8	(6, 1)	1.0		3	0	0	0	1	0	0	0	0	0	0	8	12	0.00	0.000
Mike Stanton, L ERA:	(7, 1)	1.0		5	1	0	0	1	1	0	0	0	0	0	11	19	0.00	2.000
32 Chad Cordero, R ERA: 4.5	(8, 1)	1.0		4	2	1	1	0	0	0	0	0	0	1	6	7	9.00	2.000

PITCHER	IP	WLS	BF	H	R	ER	SO	BB	IBB	HBP	BLK	WP	HR	S	P	ERA	WHIP

Batter	1	2	3	4	5	6	7	8	9	10	11	12	AB	R	H	RBI	BB	SO	LOB
Marlon Byrd, R (1, 8) (10, 7) OBP: 0.300, SLG: 0.444	C B F S 1-3 K2-3 ①		C X 0-1 L9 ②		B B C B X 3-1 G5-4-3 ① ② 1-2f 2-3 3-H			B C X 1-1 G5-3 S 1B		C C F X 0-2 G6-3 ②		C X 0-1 G6-3 ③	6	0	1	0	0	1	3
Jose Vidro, S (1, 4) OBP: 0.441, SLG: 0.625	C B B B X 3-1 G6-4-3 1B		B C X 1-1 2-H 1B		C C D F X 1-2 3-H 1B			1 SAFE C 1 G B 1 S 1-3 K ① 1-2		S S C 0-3 K ③			5	0	3	2	0	2	1
Jose Guillen, R (1, 9) OBP: 0.345, SLG: 0.440	B B X 2-1 G6-4-3 ② ③ 1-2f		B F X 1-1 G5-3 ③		X 0-0 F7 ③			S D X 1-1 G5-3 ② 2-3			B F S B F C 2-3 K ①		5	0	0	0	0	1	4
Alfonso Soriano, R (1, 7) OBP: 0.357, SLG: 0.615 Brandon Watson, L (10, 8) OBP: 0.238, SLG: 0.200		C B F F B B F F S 3-3 K ①	B X 1-0 F8 ①		B B B B C X 3-1 F8 ①			F S B B B S 2-3 K ③			C S B F F F B X 2-2 11 G6-3 24 1B 1B		4 1	0 0	0 1	0 0	0 0	2 0	1 0
24 Nick Johnson, L (1, 3) OBP: 0.448, SLG: 0.609		B B B C C X 3-2 F9 ②	B C X 2-1 L7 ②		C B B B X 3-1 G4-3 ②			C G B F X 1-2 F7 ①			X 0-0 11 G6-3 1-2 1B		5	0	1	0	0	0	0
11 Ryan Zimmerman, R (1, 5) OBP: 0.375, SLG: 0.407	C B B X 2-1 1B		B C C B X 2-2 G6-3 ③		B B C B X 2-2 P4 ③			C B B B C X 3-2 CS 1B			F X 0-1 G6-3 ② 1-2 2-3		5	0	2	0	0	0	2
Royce Clayton, R (1, 6) OBP: 0.233, SLG: 0.241	B X 1-0 F9 ③ 1B		B B C X 2-1 22 SH 1B G5-4-3 1B				B C X 1-1 G6-3 ①	1 SAFE S B F B F S 2-3 K ② ③ 1-2			C X 0-1 G6-3 ③		5	1	1	0	0	1	4
Brian Schneider, L (1, 2) OBP: 0.269, SLG: 0.174		B X 1-0 22 SH1-4 1B 1B			X 0-0 G5-4-3 22 SH 1-2 1B 1B		C T B S 1-3 K ②			B B F F B X 3-2 F7 ①		C B F S 1-3 K ①	5	2	2	0	0	2	0
22 John Patterson, R (1, 1) Matthew LeCroy, R (7, PH) OBP: 0.125, SLG: 0.125 Felix Rodriguez, R (7, 1) Gary Majewski, R (8, 1) Daryle Ward, L (10, PH) OBP: 0.750, SLG: 2.000 32 Chad Cordero, R (10, 1) Marlon Anderson, L (12, PH) OBP: 0.500, SLG: 0.250 Mike Stanton, L (12, 1)		B 1 SAFE L X 1-1 SH1-4 ① 1-2			X 0-0 SH G5-4-3 1-2 2-3		X 0-0 P3 ③			S B X 1-1 HR		C S S 0-3 K ②	0 0 0 0 1 0 1 0	0 1 0 0 1 0 0 0	0 0 0 0 1 0 0 0	0 0 0 0 1 0 0 0	0 0 0 0 0 0 1 0	0 0 0 0 0 0 0 0	0 0 0 0 0 0 0 0
Inning Stats	R: 0 E: 0 K: 1 S: 7 H: 1 LOB: 0 BB: 0 P: 13	R: 0 E: 0 K: 1 S: 12 H: 1 LOB: 1 BB: 0 P: 21	R: 1 E: 0 K: 0 S: 9 H: 2 LOB: 1 BB: 0 P: 13	R: 0 E: 0 K: 0 S: 6 H: 0 LOB: 0 BB: 0 P: 11	R: 2 E: 1 K: 0 S: 11 H: 3 LOB: 1 BB: 0 P: 17	R: 0 E: 0 K: 0 S: 7 H: 0 LOB: 0 BB: 0 P: 15	R: 0 E: 0 K: 1 S: 6 H: 0 LOB: 0 BB: 0 P: 8	R: 0 E: 0 K: 2 S: 10 H: 1 LOB: 1 BB: 0 P: 15	R: 0 E: 0 K: 1 S: 11 H: 1 LOB: 0 BB: 0 P: 17	R: 1 E: 0 K: 1 S: 12 H: 1 LOB: 0 BB: 0 P: 16	R: 0 E: 0 K: 1 S: 14 H: 2 LOB: 2 BB: 0 P: 18	R: 0 E: 0 K: 2 S: 8 H: 0 LOB: 0 BB: 0 P: 9	1B: 11 2B: 0 3B: 0 HR: 1	SF: 0 SAC: 2 DP: 2 HBP: 0	WP: 0 PB: 0 SB: 1 CS: 1	PA: 46			

PITCHER		IP	WLS	BF	H	R	ER	SO	BB	IBB	HBP	BLK	WP	HR	S	P	ERA	WHIP
51 Wandy Rodriguez, L ERA: 4.5	(1, 1)	7.0		27	7	3	3	3	0	0	0	0	0	0	58	98	3.86	1.000
Dan Wheeler, R ERA:	(8, 1)	2.0		7	2	0	0	3	0	0	0	0	0	0	21	32	0.00	1.000
54 Brad Lidge, R ERA: 2.25	(10, 1)	1.0		4	1	1	1	1	0	0	0	0	0	1	12	16	9.00	1.000
Chad Qualls, R ERA: 12.46	(11, 1)	2.0	W	8	2	0	0	3	0	0	0	0	0	0	22	27	0.00	1.000

PITCHER	IP	WLS	BF	H	R	ER	SO	BB	IBB	HBP	BLK	WP	HR	S	P	ERA	WHIP

Washington Nationals @ Houston Astros

Minute Maid Park, Houston, TX

Mon Apr 10 2006, 1:05 PM CDT

Att. 27,944 - Partly Cloudy - 77 F

TOP

livebaseballscorecards.com

AB	44
R	4
H	12
RBI	3
BB	0
SO	10
LOB	15

Batter	1	2	3	4	5	6	7	8	9	10	11	12	AB	R	H	RBI	BB	SO	LOB
Craig Biggio, R (1, 4) OBP: 0.313, SLG: 0.379	C F X 0-2 G1-3 ①		B S X 1-1 G5-3 ①		S S X 1-2 F9 ②		B F S B X 2-2 F7 ②		X 0-0 FC6-4 ② 1-2f FC6			B X 1-0 SH5-4 4 SF8 2B	6	1	1	0	0	0	1
Willy Taveras, R (1, 8) OBP: 0.300, SLG: 0.276	B B F F S 2-3 K ②		C F B C 1-3 K ②		C B X 1-1 1B		B X 1-0 L7 ③		L X 0-1 FC6 ③ 1-2f			X 0-0 SH5-4 ① 2-3	5	0	1	0	0	2	1
17 Lance Berkman, S (1, 3) OBP: 0.469, SLG: 0.880	F S B X 1-2 HR		C F B X 1-2 P4 ③		F B 1 SAFE 1 SAFE B B X 3-1 F9 ③			B B B B 4-0 G4-3 16 BB FC4-2-5 BB		C X 0-1 P4 ①		I I I I 4-0 IBB	4	1	1	1	2	0	1
Morgan Ensberg, R (1, 5) OBP: 0.581, SLG: 0.682	B S B B C X 3-2 G5-3 ③			X 0-0 16 F9 HBP SF7 1B		B C B B S B 4-2 HBP BB		B O S B B 4-1 G4-3 1-2 BB		C B B X 2-1 HR		I I I I 4-0 1-2 IBB	3	2	2	1	3	0	0
Preston Wilson, R (1, 7) OBP: 0.367, SLG: 0.741 Chad Qualls, R (11, 1) 4 Eric Bruntlett, R (12, PH) OBP: 0.500, SLG: 1.000		B F X 1-1 HR		B S B B B F 1 SAFE H 4-2 1-2 HBP		C S B X 1-2 F7 ①		C B X 1-1 G4-3 ① 1-2 2-3		C S B B X 2-2 G6-3 ②		S B X 1-1 SF8 ② 3-H	4 0 0	1 0 0	1 0 0	1 0 1	0 0 0	0 0 0	3 0 0
16 Jason Lane, R (1, 9) OBP: 0.333, SLG: 0.227		C F X 0-2 G5-3 ①		B B B S C X 3-2 F9 ① 2-3		B B X 2-0 F7 ②		B C F S X 1-2 FC4-2-5 ② 3-H		X 0-0 G6-3 ③			5	0	0	0	0	0	5
Eric Munson, L (1, 2) OBP: 0.250, SLG: 0.167 Brad Ausmus, R (10, 2) OBP: 0.273, SLG: 0.158	C S B X 1-2 1B			S X 0-1 SF7 ② 3-H		B H 2-0 1-2 HBP		X 0-0 F8 ③			F B L B X 2-2 F7 ①		2 1	0 0	1 0	1 0	0 0	0 0	2 0
28 Adam Everett, R (1, 6) OBP: 0.192, SLG: 0.192	B C S B B F X 3-2 F8 ②			1 SAFE B B B B X 3-0 F8 ③		B B X 2-0 F8 ③			C B B X 2-1 F7 ①		F B C F F F X 1-2 G5-3 ②		5	0	0	0	0	0	4
51 Wandy Rodriguez, S (1, 1) Orlando Palmeiro, L (7, PH) Dan Wheeler, R (8, 1) Mike Lamb, L (9, PH) OBP: 0.000, SLG: 0.500 54 Brad Lidge, R (10, 1) 2 Chris Burke, R (11, 7) OBP: 0.250, SLG: 1.000	C S C 0-3 ③				C F B S 1-3 K ①		B B C C F F F B X 3-2 L8 ①		B S B F B F X 3-2 FC6-4 1B			B C X 1-1 F8 ③	2 1 0 1 0 1	0 0 0 0 0 0	0 0 0 0 0 0	0 0 0 0 0 0	0 0 0 0 0 0	2 0 0 0 0 0	1 0 0 0 0 0
Inning Stats	R: 1 H: 1 E: 0 LOB: 0 K: 1 BB: 0 S: 12 P: 18	R: 1 H: 2 E: 0 LOB: 1 K: 1 BB: 0 S: 15 P: 20	R: 0 H: 0 E: 0 LOB: 0 K: 1 BB: 0 S: 8 P: 11	R: 1 H: 1 E: 0 LOB: 1 K: 0 BB: 0 S: 9 P: 19	R: 0 H: 1 E: 0 LOB: 1 K: 1 BB: 0 S: 10 P: 16	R: 0 H: 0 E: 0 LOB: 2 K: 0 BB: 1 S: 7 P: 18	R: 0 H: 0 E: 0 LOB: 0 K: 0 BB: 0 S: 10 P: 16	R: 0 H: 0 E: 0 LOB: 2 K: 0 BB: 2 S: 8 P: 18	R: 0 H: 1 E: 0 LOB: 1 K: 0 BB: 0 S: 9 P: 14	R: 1 H: 1 E: 0 LOB: 0 K: 0 BB: 0 S: 8 P: 12	R: 0 H: 0 E: 0 LOB: 0 K: 0 BB: 0 S: 11 P: 15	R: 1 H: 1 E: 0 LOB: 2 K: 0 BB: 2 S: 4 P: 14	1B: 4 2B: 1 3B: 0 HR: 3	SF: 2 SAC: 1 DP: 0 HBP: 2	WP: 0 PB: 0 SB: 0 CS: 0	PA: 50			

PITCHER		IP	WLS	BF	H	R	ER	SO	BB	IBB	HBP	BLK	WP	HR	S	P	ERA	WHIP
22 John Patterson, R ERA: 6.3	(1, 1)	6.0		26	5	3	3	4	1	0	2	0	0	2	61	102	4.50	1.000
Felix Rodriguez, R ERA: 4.91	(7, 1)	1.0		3	0	0	0	0	0	0	0	0	0	0	10	16	0.00	0.000
Gary Majewski, R ERA: 1.42	(8, 1)	2.0		9	1	0	0	0	2	0	0	0	0	0	17	32	0.00	1.500
32 Chad Cordero, R ERA: 4.5	(10, 1)	2.0	B	7	1	1	1	0	0	0	0	0	0	1	19	27	4.50	0.500
Mike Stanton, L ERA: 2.08	(12, 1)	0.2	L	5	1	1	1	0	0	2	0	0	0	0	4	14	13.50	1.500

PITCHER	IP	WLS	BF	H	R	ER	SO	BB	IBB	HBP	BLK	WP	HR	S	P	ERA	WHIP

BOTTOM

Washington Nationals @ Houston Astros

Minute Maid Park, Houston, TX

Mon Apr 10 2006, 1:05 PM CDT

Att. 27,944 - Partly Cloudy - 77 F

livebaseballscorecards.com

AB	40
R	5
H	8
RBI	5
BB	5
SO	4
LOB	18

Houston Astros @ San Francisco Giants

AT&T Park, San Francisco, CA

Thu Apr 13 2006, 12:35 PM PDT

Att. 34,267 - Partly Cloudy - 61 F

livebaseballscorecards.com

Batter	1	2	3	4	5	6	7	8	9	AB	R	H	RBI	BB	SO	LOB
2 Chris Burke, R (1, 4) OBP: 0.250, SLG: 0.625	G5-3			G4-3		L1-3		1B		4	0	1	2	0	0	1
Willy Taveras, R (1, 8) OBP: 0.324, SLG: 0.281	G6-3			1B 17 SF8 BB		F8		1B		3	1	1	0	1	0	0
Mike Lamb, L (1, 5) OBP: 0.333, SLG: 0.333	F9			FC6-4 1B			G3-1	F8		4	0	1	0	0	0	2
Dan Wheeler, R (8, 1)										0	0	0	0	0	0	0
17 Lance Berkman, S (1, 3) OBP: 0.417, SLG: 0.786		P6		SF8			P4		K	3	0	0	1	0	1	0
Preston Wilson, R (1, 7) OBP: 0.324, SLG: 0.645		K		FC6-4			G5-3		L6	4	0	0	0	0	1	1
16 Jason Lane, R (1, 9) OBP: 0.353, SLG: 0.240		G6-3			G5-3			28 1B 2 1B BB	1B	3	1	1	0	1	0	0
Eric Munson, L (1, 2) OBP: 0.167, SLG: 0.100		K			F9			K	P5	4	0	0	0	0	2	2
28 Adam Everett, R (1, 6) OBP: 0.207, SLG: 0.207		F8			G5-3			S 2 1B 1B		3	1	1	0	0	0	0
41 Brandon Backe, R (1, 1)										1	0	0	0	0	0	0
Taylor Buchholz, R (3, 1)										0	0	0	0	0	0	0
Craig Biggio, R (6, PH) OBP: 0.333, SLG: 0.400										1	0	1	0	0	0	0
Russ Springer, R (6, 1)										0	0	0	0	0	0	0
Mike Gallo, L (7, 1)										0	0	0	0	0	0	0
Chad Qualls, R (7, 1)										0	0	0	0	0	0	0
Morgan Ensberg, R (8, PH) OBP: 0.563, SLG: 0.652			F9			2 L1-3 1B		K		1	0	0	0	0	1	2
(8, 5)																
Inning Stats	R: 0 E: 0 K: 0 S: 6 H: 0 LOB: 0 BB: 0 P: 8	R: 0 E: 0 K: 1 S: 7 H: 0 LOB: 0 BB: 0 P: 12	R: 0 E: 0 K: 1 S: 10 H: 0 LOB: 0 BB: 0 P: 17	R: 1 E: 0 K: 0 S: 7 H: 1 LOB: 1 BB: 1 P: 14	R: 0 E: 0 K: 0 S: 10 H: 0 LOB: 0 BB: 0 P: 18	R: 0 E: 0 K: 0 S: 8 H: 1 LOB: 0 BB: 0 P: 9	R: 0 E: 0 K: 0 S: 8 H: 0 LOB: 0 BB: 0 P: 13	R: 2 E: 0 K: 2 S: 13 H: 3 LOB: 2 BB: 1 P: 25	R: 0 E: 0 K: 1 S: 13 H: 1 LOB: 1 BB: 0 P: 18	1B: 6 2B: 1 3B: 0 HR: 0 SF: 1 SAC: 0 DP: 1 HBP: 0	WP: 0 PB: 0 SB: 1 CS: 0 PA: 34					

	AB	31
	R	3
	H	6
	RBI	3
	BB	2
	SO	5
	LOB	8

TOP

PITCHER		IP	WLS	BF	H	R	ER	SO	BB	IBB	HBP	BLK	WP	HR	S	P	ERA	WHIP
Matt Morris, R ERA: 2.57	(1, 1)	7.2	W	28	4	3	3	4	2	0	0	0	0	0	66	111	3.52	0.783
54 Scott Munter, R ERA:	(8, 1)	0.0		1	1	0	0	0	0	0	0	0	0	0	1	1	∞	∞
Steve Kline, L ERA:	(8, 1)	0.1	H	1	0	0	0	0	0	0	0	0	0	0	2	4	0.00	0.000
Tim Worrell, R ERA: 2.25	(9, 1)	1.0	S	4	1	0	0	1	0	0	0	0	0	0	13	18	0.00	1.000

PITCHER	IP	WLS	BF	H	R	ER	SO	BB	IBB	HBP	BLK	WP	HR	S	P	ERA	WHIP

BOTTOM

Batter	1	2	3	4	5	6	7	8	9	AB	R	H	RBI	BB	SO	LOB
2 Randy Winn, S (1, 8) OBP: 0.357, SLG: 0.292	B C B B B 4-1 G6-4-3 BB		C F B B X 2-2 ② G4-3		X 0-0 S 13 WP 1-2 3-H 1B		C F B H 2-2 1B 13 SH1-4 1B HBP	F C X 0-2 ③ G4-3		3	1	1	1	1	0	1
Tim Worrell, R (9, 1)										0	0	0	0	0	0	0
13 Omar Vizquel, S (1, 6) OBP: 0.483, SLG: 0.478	C B X 1-1 ① F7		B B B B C F X 3-2 ③ F9		B B F X 2-1 ② SF7 1-2 2-H		1 SAFE L B B X 2-1 ① SH1-4 1-2			2	0	0	1	0	0	1
Ray Durham, S (1, 4) OBP: 0.250, SLG: 0.182	B B C 1 SAFE F X 2-2 ② ③ G6-4-3 1-2f			B L X 1-1 S 1B	B B B C B 4-1 2-3 BB		C D X 1-1 1B SF8 2-3 1B			3	1	2	0	1	0	1
Barry Bonds, L (1, 7) OBP: 0.458, SLG: 0.250		B B C X 2-1 ① F9		B X 1-0 ① F8	C B F X 1-2 ③ P5		B S B S B X 3-2 FC6-4 1-3 3-H 1B			4	0	1	1	0	0	3
Moises Alou, R (1, 9) OBP: 0.385, SLG: 0.783		X 0-0 HR		C 1 SAFE F X 0-2 ② F8		X 0-0 ① G4-3	X 0-0 ② SF8 3-H			3	1	1	2	0	0	1
Lance Niekro, R (1, 3) OBP: 0.333, SLG: 0.381		C B F B F X 2-2 E5 FC6-4		S B C B F F S 2-3 ③ K 1-2		C B X 1-1 ② P3	X 0-0 ③ FC6-4 1-2f			4	0	0	0	0	1	2
Pedro Feliz, R (1, 5) OBP: 0.276, SLG: 0.308		C X 0-1 ② P4			B F X 1-1 E4 1B 2 1B 1B	C F X 0-2 HBP 1B		B S S F B X 2-2 ① F8		4	1	2	0	0	0	1
Mike Matheny, R (1, 2) OBP: 0.182, SLG: 0.100		B C F X 1-2 ③ FC6-4 1-2f			F B T F X 1-2 ① P4	F B H 2-1 1-2 HBP		X 0-0 ② G6-3		3	0	0	0	0	0	2
Matt Morris, R (1, 1) OBP: 0.167, SLG: 0.167			C F S 0-3 ① K		F C B X 1-2 13 WP 2 1B 13 SF7 2-3 1B	B B B C C S 3-3 ③ K		B B X 2-0 2B		3	1	1	0	0	2	2
54 Scott Munter, R (8, 1)										0	0	0	0	0	0	0
Steve Kline, S (8, 1)										0	0	0	0	0	0	0
9 Mark Sweeney, L (8, PH) OBP: 0.250, SLG: 0.417										1	0	1	0	0	0	0
Steve Finley, L (9, 8) OBP: 0.417, SLG: 0.700										0	0	0	0	0	0	0
Inning Stats	R: 0 E: 0 K: 0 S: 6 H: 0 LOB: 0 BB: 1 P: 13	R: 1 E: 1 K: 0 S: 12 H: 1 LOB: 1 BB: 0 P: 17	R: 0 E: 0 K: 1 S: 10 H: 0 LOB: 0 BB: 0 P: 15	R: 0 E: 0 K: 1 S: 11 H: 1 LOB: 1 BB: 0 P: 15	R: 2 E: 1 K: 0 S: 16 H: 3 LOB: 2 BB: 1 P: 26	R: 0 E: 0 K: 1 S: 10 H: 1 LOB: 2 BB: 0 P: 16	R: 2 E: 0 K: 0 S: 11 H: 2 LOB: 1 BB: 0 P: 19	R: 0 E: 0 K: 0 S: 9 H: 1 LOB: 1 BB: 0 P: 13		1B: 7 2B: 1 3B: 0 HR: 1 SF: 2 SAC: 1 DP: 1 HBP: 2						

PITCHER		IP	WLS	BF	H	R	ER	SO	BB	IBB	HBP	BLK	WP	HR	S	P	ERA	WHIP
41 Brandon Backe, R ERA: 2.25	(1, 1)	2.0		8	1	1	1	0	1	0	0	0	0	1	18	30	4.50	1.000
Taylor Buchholz, R ERA: 3.38	(3, 1)	3.0	L	14	4	2	2	2	1	0	0	0	1	0	37	56	6.00	1.667
Russ Springer, R ERA:	(6, 1)	1.0		5	1	0	0	1	0	0	1	0	0	0	10	16	0.00	1.000
Mike Gallo, L ERA: 18.0	(7, 1)	0.1		4	2	2	2	0	0	0	1	0	0	0	9	17	54.00	6.000
Chad Qualls, R ERA: 10.8	(7, 1)	0.2		2	0	0	0	0	0	0	0	0	0	0	2	2	0.00	0.000

PITCHER		IP	WLS	BF	H	R	ER	SO	BB	IBB	HBP	BLK	WP	HR	S	P	ERA	WHIP
Dan Wheeler, R ERA:	(8, 1)	1.0		4	1	0	0	0	0	0	0	0	0	0	9	13	0.00	1.000

Houston Astros @ San Francisco Giants

AT&T Park, San Francisco, CA

Thu Apr 13 2006, 12:35 PM PDT
Att. 34,267 - Partly Cloudy - 61 F

livebaseballscorecards.com

AB	30
R	5
H	9
RBI	5
BB	2
SO	3
LOB	14

WP: 1 PB: 0 SB: 2 CS: 0 PA: 37

Houston Astros @ San Francisco Giants

AT&T Park, San Francisco, CA

Thu Apr 13 2006, 6:05 PM PDT

Att. 33,034 - Partly Cloudy - 63 F

livebaseballscorecards.com

TOP

Batter	1	2	3	4	5	6	7	8	9	AB	R	H	RBI	BB	SO	LOB
Craig Biggio, R (1, 4) OBP: 0.316, SLG: 0.371	C F X 0-2 ① G4-3		F F X 0-2 ② F9	B C B X 2-1 ③ FC5-4 1-2f			S B F X 1-2 ② FC6-4 1B 1-2f BB	B F X 1-1 1-2 2-H 1B		5	1	1	1	0	0	4
Willy Taveras, R (1, 8) OBP: 0.333, SLG: 0.297	B C B F F B F S 3-3 ② K		C X 0-1 17 HR 1B		B B C B X 3-1 ① G6-3		C 1 SAFE B C 1 SAFE 1 SAFE B X 2-2 BB 17 BB 1-3 1B	B B F F T 2-2 ③ K		5	1	2	0	0	2	2
17 Lance Berkman, S (1, 3) OBP: 0.439, SLG: 0.938 28 Adam Everett, R (9, 6) OBP: 0.207, SLG: 0.207	B B B C X 3-1 ③ F7		X 0-0 1-H HR		C B C B S 2-3 ② K		D F B B B 4-1 1-2 BB		B S B B X 3-1 HR	4 0	2 0	2 0	3 0	1 0	1 0	0 0
Morgan Ensberg, R (1, 5) OBP: 0.541, SLG: 0.630		B B X 2-0 16 G3 1B 2B	C B S X 1-2 ③ G3		S B B C C 2-3 ③ K		B S B C F F B B 4-2 1-2 2-3 3-H BB		B B B C S X 3-2 ① F8	4	1	1	1	1	1	0
Preston Wilson, R (1, 7) OBP: 0.333, SLG: 0.639 Mike Lamb, L (9, 3) OBP: 0.333, SLG: 0.333	S C T 0-2 ① K			X 0-0 16 WP 2B		B X 1-0 ① G6-3	B C F F F F F X 1-2 ③ G5-3		B C S X 1-2 16 2B 1B	5 0	1 0	2 0	0 0	0 0	1 0	4 0
16 Jason Lane, R (1, 9) OBP: 0.359, SLG: 0.276	C B B F F B X 3-2 ② G3 2-3			C B S B B B 4-2 2-3 BB		B F C B F F F F F 2-2 ② X F7		B C B X 2-1 ① F9	B B X 2-0 1-H 1B 2B	4	1	1	1	1	0	1
Brad Ausmus, R (1, 2) OBP: 0.370, SLG: 0.261	B C S F X 1-2 4 E 3-H 1B			C B B B 4-1 FC5-4 1-2 BB		B X 1-0 ③ G6-3		B S B B X 3-1 44 FC3-6 4 1B 1B	B X 1-0 4 1B 2-H 1B	4	0	3	2	1	0	0
4 Eric Bruntlett, R (1, 6) OBP: 0.429, SLG: 0.500 (9, 7)	C C F 1 SAFE 1 B B D F C 3-3 ③ K 1-2			B B B C F S 3-3 ① K			C S B X 1-2 ① P6	C B B X 2-1 44 FC3-6 1-2 1B 1B	B C F F F B X 2-2 44 G4-6-3 1-2 1B	5	1	2	0	0	2	4
44 Roy Oswalt, R (1, 1) OBP: 0.200, SLG: 0.111 64 Fernando Nieve, R (9, 1)			C F S 0-3 ① K	S B F C 1-3 ② K			B B B C B 4-1 FC6-4 BB	L X 0-1 ② FC3-6 1B 1-2 2-3f	D B F X 2-1 ②③ G4-6-3 1-2f	4 0	0 0	0 0	0 0	1 0	2 0	7 0
Inning Stats	R: 0 H: 0 E: 0 LOB: 0 K: 1 BB: 0 S: 10 P: 16	R: 1 H: 2 E: 1 LOB: 1 K: 2 BB: 0 S: 17 P: 26	R: 2 H: 2 E: 0 LOB: 0 K: 1 BB: 0 S: 12 P: 13	R: 0 H: 1 E: 0 LOB: 3 K: 2 BB: 2 S: 12 P: 26	R: 0 H: 0 E: 0 LOB: 0 K: 2 BB: 0 S: 8 P: 15	R: 0 H: 0 E: 0 LOB: 0 K: 0 BB: 0 S: 10 P: 14	R: 1 H: 1 E: 0 LOB: 3 K: 0 BB: 3 S: 21 P: 38	R: 1 H: 3 E: 0 LOB: 2 K: 1 BB: 0 S: 13 P: 23	R: 3 H: 5 E: 0 LOB: 1 K: 0 BB: 0 S: 17 P: 31	1B: 9 2B: 3 3B: 0 HR: 2	SF: 0 SAC: 0 DP: 1 HBP: 0						

	AB	40
	R	8
	H	14
	RBI	8
	BB	5
	SO	9
	LOB	22

WP: 1 PB: 0 SB: 0 CS: 0 PA: 45

PITCHER		IP	WLS	BF	H	R	ER	SO	BB	IBB	HBP	BLK	WP	HR	S	P	ERA	WHIP
18 Matt Cain, R ERA: 5.73	(1, 1)	5.0	L	22	5	3	3	8	2	0	0	0	1	1	59	96	5.40	1.400
32 Kevin Correia, R ERA: 6.75	(6, 1)	2.0		10	1	1	1	0	3	0	0	0	0	0	31	52	4.50	2.000
Tyler Walker, R ERA: 15.0	(8, 1)	1.0		6	3	1	1	1	0	0	0	0	0	0	13	23	9.00	3.000
Jack Taschner, L ERA: 72.0	(9, 1)	0.1		5	4	3	3	0	0	0	0	0	0	1	10	20	81.00	12.000
Jeff Fassero, L ERA: 6.23	(9, 1)	0.2		2	1	0	0	0	0	0	0	0	0	0	7	11	0.00	1.500

PITCHER	IP	WLS	BF	H	R	ER	SO	BB	IBB	HBP	BLK	WP	HR	S	P	ERA	WHIP

Houston Astros @ San Francisco Giants

AT&T Park, San Francisco, CA

Thu Apr 13 2006, 6:05 PM PDT

Att. 33,034 - Partly Cloudy - 63 F

livebaseballscorecards.com

BOTTOM

Batter	1	2	3	4	5	6	7	8	9	AB	R	H	RBI	BB	SO	LOB
2 Randy Winn, S (1, 9) OBP: 0.406, SLG: 0.393	C B X 1-1 G3-6-3 1B		C X 0-1 2B		C B F B X 2-2 1B		C F X 0-2 ③ G1-3			4	0	3	0	0	0	0
Steve Finley, L (1, 8) OBP: 0.375, SLG: 0.538	S F B F X 1-2 ①② G3-6-3 1-2f		C B B C B B 4-2 G1-6-3 BB		C D B F D X 3-2 ③ G4-3			C X 0-1 ① F8		3	0	0	0	1	0	2
Ray Durham, S (1, 4) OBP: 0.214, SLG: 0.154	B X 1-0 ③ G4-3		B X 1-0 ②③ G1-6-3 1-2f			B C X 1-1 ① F9		C X 0-1 ② G4-3		4	0	0	0	0	0	2
9 Mark Sweeney, L (1, 7) OBP: 0.250, SLG: 0.333		C C B S 1-3 ① K		X 0-0 ① G6-3		C B F B B F B 4-2 1B BB		F F B B X 2-2 ③ G4-3		3	0	0	0	1	1	0
Pedro Feliz, R (1, 5) OBP: 0.303, SLG: 0.345		C X 0-1 1B 2B		X 0-0 ② G4-3		C D B X 2-1 ② F9			B B B C B 4-1 FC5-4 BB	3	0	1	0	1	0	1
Todd Greene, R (1, 2) OBP: 0.556, SLG: 0.889		B B X 2-0 2-3 1B		C X 0-1 3B		X 0-0 1-2 1B			B B B C X 2-1 ① FC5-4 1B 1-2f	4	0	3	0	0	0	1
Lance Niekro, R (1, 3) OBP: 0.321, SLG: 0.360		F S D F S 1-3 ② K		C X 0-1 ③ G5-3		S F F B X 1-2 ③ L7			C B F B F F D F X 3-2 1-2 1B	4	0	1	0	0	1	5
Jose Vizcaino, S (1, 6) OBP: 0.333, SLG: 0.143		X 0-0 ③ G4-3			C B F X 1-2 ① G6-3		B C B F X 2-2 ① G6-3		X 0-0 ② P5	4	0	0	0	0	0	4
18 Matt Cain, R (1, 1) OBP: 0.333, SLG: 0.667 Jason Ellison, R (5, PH) 32 Kevin Correia, R (6, 1) 13 Omar Vizquel, S (7, PH) OBP: 0.467, SLG: 0.458 Tyler Walker, R (8, 1) Jack Taschner, L (9, 1) Jeff Fassero, L (9, 1) Mike Matheny, R (9, PH) OBP: 0.174, SLG: 0.095			B F C B X 2-2 ① G6-3		C X 0-1 ② G4-3		C C B X 1-2 ② G5-3		X 0-0 ③ G4-3	1 1 0 1 0 0 0 1	0 0 0 0 0 0 0 0	0 0 0 0 0 0 0 0	0 0 0 0 0 0 0 0	0 0 0 0 0 0 0 0	0 0 0 0 0 0 0 0	0 0 0 0 0 0 0 2
Inning Stats	R: 0 H: 1 E: 0 LOB: 0 K: 0 BB: 0 S: 7 P: 10	R: 0 H: 2 E: 0 LOB: 2 K: 2 BB: 0 S: 11 P: 15	R: 0 H: 1 E: 0 LOB: 1 K: 0 BB: 1 S: 8 P: 15	R: 0 H: 1 E: 0 LOB: 1 K: 0 BB: 0 S: 6 P: 6	R: 0 H: 1 E: 0 LOB: 1 K: 0 BB: 0 S: 11 P: 17	R: 0 H: 1 E: 0 LOB: 2 K: 0 BB: 1 S: 12 P: 20	R: 0 H: 0 E: 0 LOB: 0 K: 0 BB: 0 S: 9 P: 12	R: 0 H: 0 E: 0 LOB: 0 K: 0 BB: 0 S: 7 P: 9	R: 0 H: 1 E: 0 LOB: 2 K: 0 BB: 1 S: 11 P: 20							

AB	33
R	0
H	8
RBI	0
BB	3
SO	2
LOB	17

1B: 5 SF: 0 PA: 36
2B: 2 SAC: 0
3B: 1 DP: 2
HR: 0 HBP: 0

WP: 0
PB: 0
SB: 0
CS: 0

PITCHER		IP	WLS	BF	H	R	ER	SO	BB	IBB	HBP	BLK	WP	HR	S	P	ERA	WHIP
44 Roy Oswalt, R ERA: 1.99	(1, 1)	8.1	W	34	8	0	0	2	3	0	0	0	0	0	80	122	0.00	1.320
64 Fernando Nieve, R ERA: 5.4	(9, 1)	0.2		2	0	0	0	0	0	0	0	0	0	0	2	2	0.00	0.000

PITCHER	IP	WLS	BF	H	R	ER	SO	BB	IBB	HBP	BLK	WP	HR	S	P	ERA	WHIP

Houston Astros @ Arizona Diamondbacks

Chase Field, Phoenix, AZ

Fri Apr 14 2006, 6:40 PM MST

Att. 24,517 - Roof Closed - 78 F

livebaseballscorecards.com

TOP

Batter	1	2	3	4	5	6	7	8	9	AB	R	H	RBI	BB	SO	LOB
Craig Biggio, R (1, 4) OBP: 0.286, SLG: 0.333	C C B X 1-2 ① G1-3		F X 0-1 ① F8		B B C X 2-1 ① G6-3			C X 0-1 ① G6-3		4	0	0	0	0	0	0
Willy Taveras, R (1, 8) 54 Brad Lidge, R (8, 1)	C C X 0-2 ② G5-3		L S B B X 2-2 17 CS 1B		B X 1-0 ② G4-3			C B X 1-1 ② G6-3		4	0	1	0	0	0	0
										0	0	0	0	0	0	0
17 Lance Berkman, S (1, 3) OBP: 0.422, SLG: 0.861	B B B X 3-0 2B 1B		B 1 SAFE X 2-0 ② ③ F7 1-2		C B B B C X 3-2 ③ L5			F B X 1-1 ③ F8		4	0	1	0	0	0	1
Morgan Ensberg, R (1, 5) OBP: 0.512, SLG: 0.613	X 0-0 1-3 2B			X 0-0 ① G6-3		B B X 2-0 ① G5-3			B S F S 1-3 ① K	4	0	1	0	0	1	0
Preston Wilson, R (1, 7) OBP: 0.302, SLG: 0.575	B C F F B C 2-3 ③ K			B X 1-0 ② G6-3		B X 1-0 ② G6-3			S F B X 1-2 ② G4-3	4	0	0	0	0	1	2
16 Jason Lane, R (1, 9) OBP: 0.372, SLG: 0.303		C B B B F X 3-2 28 BLK 1B		X 0-0 28 2B 1B 1B		C F B B X 2-2 ③ G6-3			S F B S 1-3 ③ K	4	1	2	0	0	1	0
Brad Ausmus, R (1, 2) OBP: 0.367, SLG: 0.269		1 SAFE C C F S 0-3 ① K		C 1 SAFE X 0-1 28 2B 1-2 1B			B C F B B X 3-2 ① G6-3			3	0	1	0	0	1	1
28 Adam Everett, R (1, 6) OBP: 0.219, SLG: 0.250		1 SAFE B X 1-0 ② G4-3 1-2		B C C X 1-2 1-3 2-H 2B			C B C X 1-2 ② G6-3			3	0	1	1	0	0	1
Andy Pettitte, L (1, 1) OBP: 0.200, SLG: 0.200		C F B B B X 3-2 ③ G4-3		B F B X 2-1 ③ G4-3			B C B F C 2-3 ③ K			2	0	0	0	0	0	3
Orlando Palmeiro, L (7, PH)										1	0	0	0	0	1	0
Trever Miller, R (7, 1)										0	0	0	0	0	0	0
Russ Springer, R (7, 1)										0	0	0	0	0	0	0
2 Chris Burke, R (8, 8) OBP: 0.250, SLG: 0.625										0	0	0	0	0	0	0
Inning Stats	R: 0 E: 0 K: 1 S: 12 H: 2 LOB: 2 BB: 0 P: 18	R: 0 E: 0 K: 1 S: 11 H: 1 LOB: 1 BB: 0 P: 18	R: 0 E: 0 K: 0 S: 6 H: 1 LOB: 0 BB: 0 P: 10	R: 1 E: 0 K: 0 S: 10 H: 3 LOB: 2 BB: 0 P: 14	R: 0 E: 0 K: 0 S: 6 H: 0 LOB: 0 BB: 0 P: 12	R: 0 E: 0 K: 0 S: 5 H: 0 LOB: 0 BB: 0 P: 10	R: 0 E: 0 K: 1 S: 9 H: 0 LOB: 0 BB: 0 P: 15	R: 0 E: 0 K: 0 S: 6 H: 0 LOB: 0 BB: 0 P: 8	R: 0 E: 0 K: 2 S: 9 H: 0 LOB: 0 BB: 0 P: 12	1B: 5 2B: 2 3B: 0 HR: 0	SF: 0 SAC: 0 DP: 0 HBP: 0						

	AB	33
	R	1
	H	7
	RBI	1
	BB	0
	SO	5
	LOB	8

WP: 0 PB: 0 SB: 0 CS: 1 PA: 33

PITCHER		IP	WLS	BF	H	R	ER	SO	BB	IBB	HBP	BLK	WP	HR	S	P	ERA	WHIP
17 Brandon Webb, R ERA: 2.14	(1, 1)	8.0	W	30	7	1	1	3	0	0	0	1	0	0	65	105	1.12	0.875
Jose Valverde, R ERA:	(9, 1)	1.0		3	0	0	0	2	0	0	0	0	0	0	9	12	0.00	0.000

PITCHER		IP	WLS	BF	H	R	ER	SO	BB	IBB	HBP	BLK	WP	HR	S	P	ERA	WHIP

Batter	1	2	3	4	5	6	7	8	9	AB	R	H	RBI	BB	SO	LOB
Craig Counsell, L (1, 6) OBP: 0.395, SLG: 0.394	B C B X 2-1 G4-3 ①	C B B B C F B 4-2 BB		F X 0-1 G4-3 ② 2-3 3-H		C C B F D S 2-3 K ③		B B B C F C 3-3 K ②		4	0	0	1	1	2	3
22 Eric Byrnes, R (1, 8) OBP: 0.294, SLG: 0.313	F C B B F X 2-2 2B 1B	C F B X 1-2 F8 ③		X 0-0 L8 ③			B X 1-0 G5-3 ①	B S B F B X 3-2 G5-3 ③		5	0	1	0	0	0	4
Chad Tracy, L (1, 5) OBP: 0.359, SLG: 0.541	B B C X 2-1 1-3 2B		B F S S 1-3 K ①		X 0-0 G3 ①		B B C C C 2-3 K ②			4	0	1	0	0	2	0
Luis Gonzalez, L (1, 7) OBP: 0.310, SLG: 0.486	B B B C B 4-1 34 G6-4-3 BB		B S S B X 2-2 G3 ②		B B C B S X 3-2 G3 ②		B F C B B F F B 4-2 34 HR BB			2	1	0	0	2	0	0
34 Conor Jackson, R (1, 3) OBP: 0.469, SLG: 0.560	C B B X 2-1 G6-4-3 ② ③ 1-2f		C B B X 2-1 FC5-4 1B		B B C X 2-1 G6-3 ③		C B B 1 SAFE B C X 3-2 1-H HR			4	1	2	2	0	0	3
Damion Easley, R (1, 9) OBP: 0.435, SLG: 0.556		B X 1-0 E4 19 FC6-4 1 FC1 17 G4-3	X 0-0 FC5-4 ③ 1-2f			C X 0-1 G5-3 ①	B C F F B B X 3-2 2B			4	1	1	0	0	0	1
Shawn Green, L (8, 9) OBP: 0.143, SLG: 0.222										0	0	0	0	0	0	0
1 Orlando Hudson, S (1, 4) OBP: 0.275, SLG: 0.342		C C B 1 SAFE B B B X 3-2 FC1 19 FC6-4 1-2		X 0-0 17 SH5-4 19 1B G4-3 1B		C B B B X 3-1 19 2B 2B	C B B F S 2-3 K ③			4	2	2	0	0	1	2
19 Chris Snyder, R (1, 2) OBP: 0.471, SLG: 1.000		B S B X 2-1 FC6-4 ① 17 G4-3 1-2f 2-3	1 SAFE C B F F B F B X 3-2 G4-3 17 SH5-4 1-2 1B			C X 0-1 2-H 2B		B B B B 4-0 BB		3	0	2	1	1	0	2
17 Brandon Webb, R (1, 1) Andy Green, R (8, PH) OBP: 0.286, SLG: 0.167 Jose Valverde, R (9, 1)		1 SAFE F B X 1-1 G4-3 ② 1-2 3-H		B L 2 SAFE X 1-1 SH5-4 ① 1-2 2-3		C S S 0-3 K ②		L L S 0-3 K ①		2	0	0	1	0	1	2
										1	0	0	0	0	1	1
										0	0	0	0	0	0	0
Inning Stats	R: 0 E: 0 K: 0 S: 11 H: 2 LOB: 2 BB: 1 P: 23	R: 1 E: 1 K: 0 S: 15 H: 0 LOB: 2 BB: 1 P: 27	R: 0 E: 0 K: 1 S: 9 H: 1 LOB: 1 BB: 0 P: 14	R: 1 E: 0 K: 0 S: 11 H: 2 LOB: 1 BB: 0 P: 15	R: 0 E: 0 K: 0 S: 6 H: 0 LOB: 0 BB: 0 P: 11	R: 1 E: 0 K: 2 S: 13 H: 2 LOB: 1 BB: 0 P: 18	R: 2 E: 0 K: 2 S: 18 H: 2 LOB: 1 BB: 1 P: 33	R: 0 E: 0 K: 2 S: 9 H: 0 LOB: 1 BB: 1 P: 19		1B: 4 2B: 4 3B: 0 HR: 1	SF: 0 SAC: 1 DP: 1 HBP: 0					

PITCHER		IP	WLS	BF	H	R	ER	SO	BB	IBB	HBP	BLK	WP	HR	S	P	ERA	WHIP
Andy Pettitte, L ERA: 6.35	(1, 1)	6.0	L	28	7	3	2	3	2	0	0	0	0	0	65	108	3.00	1.500
Trever Miller, L ERA: 10.13	(7, 1)	0.2		5	2	2	2	1	1	0	0	0	0	1	15	28	27.00	4.500
Russ Springer, R ERA:	(7, 1)	0.1		1	0	0	0	1	0	0	0	0	0	0	3	5	0.00	0.000
54 Brad Lidge, R ERA: 1.8	(8, 1)	1.0		4	0	0	0	2	1	0	0	0	0	0	9	19	0.00	1.000

PITCHER	IP	WLS	BF	H	R	ER	SO	BB	IBB	HBP	BLK	WP	HR	S	P	ERA	WHIP

BOTTOM

Houston Astros @ Arizona Diamondbacks

Chase Field, Phoenix, AZ

Fri Apr 14 2006, 6:40 PM MST
Att. 24,517 - Roof Closed - 78 F

livebaseballscorecards.com

AB	33
R	5
H	9
RBI	5
BB	4
SO	7
LOB	18

WP: 0	PA: 38		
PB: 0			
SB: 0			
CS: 0			

Batter	1	2	3	4	5	6	7	8	9	AB	R	H	RBI	BB	SO	LOB
Craig Biggio, R (1, 4) OBP: 0.261, SLG: 0.302	S S F B B F B C 2-3 ① K		X 0-0 ② F7	X 0-0 ② ③ G6-4-3 1-2f		B X 1-0 ② F8		B F C F B B F F X 3-2 ③ P3		4	0	0	0	0	1	2
2 Chris Burke, R (7, 4) OBP: 0.222, SLG: 0.556										1	0	0	0	0	0	0
Willy Taveras, R (1, 8) OBP: 0.375, SLG: 0.378	C F B X 1-2 CS 1B		B C L B B X 3-2 3B		B B X 2-0 17 1B 1B 1B	B F C C 1-3 ③ K			B B F B B 4-1 2B BB	4	2	3	0	1	1	0
4 Eric Bruntlett, R (9, 8) OBP: 0.429, SLG: 0.500										0	0	0	0	0	0	0
17 Lance Berkman, S (1, 3) OBP: 0.408, SLG: 0.800	1 SAFE 1 SAFE F F F D 1 D S SAFE 2-3 ② K		F B C F X 1-2 ③ G6-3		B 1 SAFE X 1-0 1B 1-3 1B 1B		C S X 0-2 ① G3		C F D F S 1-3 ① K	4	1	1	0	0	1	2
Mike Lamb, L (7, 3) OBP: 0.286, SLG: 0.286										1	0	0	0	0	1	1
Morgan Ensberg, R (1, 5) OBP: 0.522, SLG: 0.722	F P B 1 SAFE 2-1 ③ CS 1-2	C B B F F X 2-2 HR	C F X 0-2 16 1B 28 2B BB 1B	C B F F S 1-3 ① K		F B B F F F B S 3-3 ② K			C X 0-1 1-H 2B	5	2	3	2	0	2	2
Preston Wilson, R (1, 7) OBP: 0.333, SLG: 0.568		S X 0-1 ① P2	B B B C B 4-1 16 1B 28 2B 1-2 BB	B S B X 2-1 1B 1-2 3-H 1B			X 0-0 16 HR 1B		X 0-0 ② G5-3	4	2	2	1	1	0	1
16 Jason Lane, R (1, 9) OBP: 0.375, SLG: 0.395		C B X 1-1 ② G5-3	X 0-0 28 2B 51 1B 1-2 2-3 1B	B X 1-0 ② F8			F B X 1-1 1-H HR		C C S 0-3 ③ K	5	2	2	2	0	1	3
Eric Munson, L (1, 2) OBP: 0.188, SLG: 0.143		B C S B T 2-2 ③ K	F F S 0-3 ① K	X 0-0 1-2 2-H 1B			X 0-0 ③ P6			4	0	1	1	0	2	3
28 Adam Everett, R (1, 6) OBP: 0.250, SLG: 0.389		C B B X 2-1 HR	B X 1-0 51 1B 1-3 2-H 3-H 2B	C S F B X 1-2 ③ F8				X 0-0 ① G6-3		4	1	2	3	0	0	2
51 Wandy Rodriguez, S (1, 1) OBP: 0.167, SLG: 0.167		C F B F B F X 2-2 ① G4-3	X 0-0 G6-4-3 2-3 3-H 1B			B B C C F X 2-2 ① G2-3		C B F B X 2-2 ② L4		3	0	1	1	0	0	0
Orlando Palmeiro, L (8, PH)										1	0	0	0	0	0	0
Chad Qualls, R (8, 1)										0	0	0	0	0	0	0
Mike Gallo, L (9, 1)										0	0	0	0	0	0	0
Inning Stats	R: 0 H: 1 E: 0 LOB: 0 K: 2 BB: 0 S: 14 P: 20	R: 1 H: 1 E: 0 LOB: 0 K: 1 BB: 0 S: 11 P: 16	R: 1 H: 2 E: 0 LOB: 1 K: 0 BB: 0 S: 15 P: 23	R: 3 H: 4 E: 0 LOB: 1 K: 1 BB: 1 S: 11 P: 16	R: 2 H: 4 E: 0 LOB: 2 K: 1 BB: 0 S: 14 P: 22	R: 0 H: 0 E: 0 LOB: 0 K: 1 BB: 0 S: 8 P: 12	R: 2 H: 2 E: 0 LOB: 0 K: 1 BB: 0 S: 13 P: 17	R: 0 H: 0 E: 0 LOB: 0 K: 0 BB: 0 S: 10 P: 15	R: 1 H: 1 E: 0 LOB: 1 K: 2 BB: 1 S: 11 P: 16	1B: 9 SF: 0 2B: 2 SAC: 0 3B: 1 DP: 1 HR: 3 HBP: 0						

PITCHER		IP	WLS	BF	H	R	ER	SO	BB	IBB	HBP	BLK	WP	HR	S	P	ERA	WHIP
Claudio Vargas, R ERA: 4.82	(1, 1)	3.1	L	18	8	5	5	4	1	0	0	0	0	2	50	74	13.50	2.700
55 Casey Daigle, R ERA: 6.75	(4, 1)	2.2		11	4	2	2	2	0	0	0	0	0	0	23	35	6.75	1.500
Jason Grimsley, R ERA: 8.53	(7, 1)	2.0		8	2	2	2	1	0	0	0	0	0	1	23	32	9.00	1.000
Greg Aquino, R ERA: 1.69	(9, 1)	1.0		5	1	1	1	2	1	0	0	0	0	0	11	16	9.00	2.000

PITCHER	IP	WLS	BF	H	R	ER	SO	BB	IBB	HBP	BLK	WP	HR	S	P	ERA	WHIP

Houston Astros @ Arizona Diamondbacks

Chase Field, Phoenix, AZ

Sat Apr 15 2006, 6:40 PM MST

Att. 25,073 - Clear - 77 F

TOP

livebaseballscorecards.com

AB	40
R	10
H	15
RBI	10
BB	2
SO	9
LOB	16

WP: 0	PA: 43		
PB: 0			
SB: 0			
CS: 1			

BOTTOM

Houston Astros @ Arizona Diamondbacks

Chase Field, Phoenix, AZ

Sat Apr 15 2006, 6:40 PM MST
Att. 25,073 - Clear - 77 F

Batter	1	2	3	4	5	6	7	8	9	AB	R	H	RBI	BB	SO	LOB
22 Eric Byrnes, R (1, 8) OBP: 0.316, SLG: 0.343	B F C C 1-3 ① K		C B B F B F X 3-2 ③ F7			C B F X 1-2 2B		B B B B 4-0 BB		3	0	1	0	1	1	1
1 Orlando Hudson, S (1, 4) OBP: 0.273, SLG: 0.317	B B F F X 2-2 ② F9			B C B X 2-1 ① G6-3		B F B F B B 4-2 BB		C B X 1-1 ③ L7		3	0	0	0	1	0	1
Chad Tracy, L (1, 5) Jason Grimsley, R (7, 1) Greg Aquino, R (9, 1) Tony Clark, S (9, PH) OBP: 0.375, SLG: 0.417	B C S S S 1-3 ③ K			B S B F C 2-3 ② K		C X 0-1 ② F7			B F B X 2-1 ① F8	3 0 0 1	0 0 0 0	0 0 0 0	0 0 0 0	0 0 0 0	2 0 0 0	2 0 0 0
Luis Gonzalez, L (1, 7) OBP: 0.283, SLG: 0.439		B B S B X 3-1 ① F7		B F F B X 2-2 ③ G4-3		C F F D B X 2-2 ③ L9			F B B F X 2-2 ② G4-3	4	0	0	0	0	0	2
34 Conor Jackson, R (1, 3) OBP: 0.417, SLG: 0.483		B B C B C C 3-3 ② K			B C C X 1-2 ① G3		B X 1-0 ① G6-3		C B F X 1-2 ③ G5-3	4	0	0	0	0	1	0
Shawn Green, L (1, 9) OBP: 0.129, SLG: 0.200		B B X 2-0 ③ G3-1			B X 1-0 ② G4-3		B F S B X 2-2 ② G3			3	0	0	0	0	0	0
Damion Easley, R (1, 6) OBP: 0.462, SLG: 0.714			B C B S T B X 3-2 3B		B X 1-0 2B		X 0-0 ③ P3			3	0	2	0	0	0	0
19 Chris Snyder, R (1, 2) OBP: 0.400, SLG: 0.813			B C C B S 2-3 ① K		C X 0-1 ③ G1			C B F X 1-2 ① G5-3		3	0	0	0	0	1	2
Claudio Vargas, R (1, 1) 55 Casey Daigle, R (4, 1) Andy Green, R (6, PH) (7, 5) OBP: 0.222, SLG: 0.125			C F S 0-3 ② K			F B B X 2-1 ① F7		B X 1-0 ② G5-3		1 0 2	0 0 0	0 0 0	0 0 0	0 0 0	1 0 0	1 0 0
Inning Stats	R: 0 H: 0 E: 0 LOB: 0 K: 2 BB: 0 S: 9 P: 13	R: 0 H: 0 E: 0 LOB: 0 K: 1 BB: 0 S: 6 P: 14	R: 0 H: 1 E: 0 LOB: 1 K: 2 BB: 0 S: 14 P: 22	R: 0 H: 0 E: 0 LOB: 0 K: 1 BB: 0 S: 8 P: 14	R: 0 H: 1 E: 0 LOB: 1 K: 0 BB: 0 S: 7 P: 10	R: 0 H: 1 E: 0 LOB: 2 K: 0 BB: 1 S: 13 P: 22	R: 0 H: 0 E: 0 LOB: 0 K: 0 BB: 0 S: 5 P: 8	R: 0 H: 0 E: 0 LOB: 1 K: 0 BB: 1 S: 6 P: 13	R: 0 H: 0 E: 0 LOB: 0 K: 0 BB: 0 S: 8 P: 13	1B: 0 2B: 2 3B: 1 HR: 0	SF: 0 SAC: 0 DP: 0 HBP: 0			WP: 0 PB: 0 SB: 0 CS: 0	PA: 32		

livebaseballscorecards.com

AB	30
R	0
H	3
RBI	0
BB	2
SO	6
LOB	9

PITCHER	IP	WLS	BF	H	R	ER	SO	BB	IBB	HBP	BLK	WP	HR	S	P	ERA	WHIP
51 Wandy Rodriguez, L (1, 1) ERA: 2.84	7.0	W	25	3	0	0	6	1	0	0	0	0	0	62	103	0.00	0.571
Chad Qualls, R (8, 1) ERA: 9.0	1.0		4	0	0	0	0	1	0	0	0	0	0	6	13	0.00	1.000
Mike Gallo, L (9, 1) ERA: 9.0	1.0		3	0	0	0	0	0	0	0	0	0	0	8	13	0.00	0.000

PITCHER	IP	WLS	BF	H	R	ER	SO	BB	IBB	HBP	BLK	WP	HR	S	P	ERA	WHIP

Batter	1	2	3	4	5	6	7	8	9	AB	R	H	RBI	BB	SO	LOB
Willy Taveras, R (1, 8) OBP: 0.352, SLG: 0.353	P4		K	K		HBP 17 1B 1B	FC5-2		K	6	1	1	2	0	3	6
Orlando Palmeiro, L (1, 7) OBP: 0.182, SLG: 0.100	P5		17 2B 1B		G6-3	17 1B HR HBP	P6			4	2	1	0	0	0	3
17 Lance Berkman, S (1, 3) OBP: 0.426, SLG: 0.822	2B		1-H 2B		P5	HR 1B		K		5	1	3	3	0	1	0
Morgan Ensberg, R (1, 5) OBP: 0.529, SLG: 0.800	G5-3		16 FC6-4 HBP		G6-3	1-H 3-H HR		2B		4	1	2	3	0	0	1
16 Jason Lane, R (1, 9) OBP: 0.358, SLG: 0.357		P5	FC6-4 1-2f			BB	F9	K		4	1	0	0	1	1	3
2 Chris Burke, R (1, 4) OBP: 0.286, SLG: 0.462		K	K	K		S 1B 1B	HBP S FC5-2 BB	K		4	1	1	0	1	3	1
Brad Ausmus, R (1, 2) OBP: 0.400, SLG: 0.250		K BB		64 SH1-4 28 1B BB		K BB	FC5-2 HBP BB		G5-3	2	0	0	0	3	1	2
28 Adam Everett, R (1, 6) OBP: 0.268, SLG: 0.390		K		64 SH1-4 1B		K	K		1B	5	0	2	0	0	3	5
64 Fernando Nieve, R (1, 1) Mike Gallo, L (6, 1) Russ Springer, R (8, 1) Mike Lamb, L (6, PH) OBP: 0.214, SLG: 0.286 Trever Miller, R (8, 1) Craig Biggio, R (7, PH) OBP: 0.231, SLG: 0.302 Chad Qualls, R (7, 1) 4 Eric Bruntlett, R (9, PH) OBP: 0.375, SLG: 0.429 Dan Wheeler, R (8, 1) 54 Brad Lidge, R (9, 1)			K	SH1-4		IBB	HBP		K	1 0 0 0 0 1 0 0 0 0 0 0 0 0 0 0 0 0 0 0 0 0 1 0 0 1 0 0 0 0 0 0 0 0 0 0 0 0 0 0 0 0 0 0 0 0 0 0 0 1 0 0 0 0 1 1 0 0 0 0 0 0 0 0 0 0 0 0 0 0						
Inning Stats	R: 0 E: 0 K: 0 S: 6 H: 1 LOB: 1 BB: 0 P: 11	R: 0 E: 0 K: 2 S: 13 H: 0 LOB: 1 BB: 1 P: 23	R: 1 E: 0 K: 2 S: 14 H: 2 LOB: 2 BB: 0 P: 23	R: 0 E: 0 K: 2 S: 12 H: 1 LOB: 2 BB: 1 P: 23	R: 0 E: 0 K: 0 S: 6 H: 0 LOB: 0 BB: 0 P: 8	R: 7 E: 0 K: 2 S: 20 H: 4 LOB: 0 BB: 2 P: 32	R: 0 E: 0 K: 1 S: 11 H: 0 LOB: 3 BB: 2 P: 23	R: 0 E: 0 K: 3 S: 11 H: 1 LOB: 1 BB: 0 P: 15	R: 0 E: 0 K: 2 S: 10 H: 1 LOB: 1 BB: 0 P: 12	1B: 6 2B: 3 3B: 0 HR: 1	SF: 0 SAC: 1 DP: 0 HBP: 3						

Houston Astros @ Arizona Diamondbacks

Chase Field, Phoenix, AZ

Sun Apr 16 2006, 1:40 PM MST

Att. 21,204 - Roof Closed - 75 F

TOP

livebaseballscorecards.com

AB	36
R	8
H	10
RBI	8
BB	6
SO	14
LOB	22

PITCHER		IP	WLS	BF	H	R	ER	SO	BB	IBB	HBP	BLK	WP	HR	S	P	ERA	WHIP
Orlando Hernandez, R ERA: 7.04	(1, 1)	5.2	L	29	6	6	6	8	3	1	2	0	0	0	64	110	9.53	1.588
Jason Grimsley, R ERA: 10.8	(6, 1)	0.1		3	2	2	2	0	0	0	0	0	0	1	7	10	54.00	6.000
37 Juan Cruz, R ERA:	(7, 1)	2.0		10	1	0	0	4	2	0	1	0	0	0	22	38	0.00	1.500
Luis Vizcaino, R ERA: 1.59	(9, 1)	1.0		4	1	0	0	2	0	0	0	0	0	0	10	12	0.00	1.000

PITCHER	IP	WLS	BF	H	R	ER	SO	BB	IBB	HBP	BLK	WP	HR	S	P	ERA	WHIP

Batter	1	2	3	4	5	6	7	8	9	AB	R	H	RBI	BB	SO	LOB
Craig Counsell, L (1, 6) OBP: 0.395, SLG: 0.421	B C C B X 2-2 F8 ①		B C C C 1-3 K ②		B X 1-0 FC4-6 30 S BB 1-2f ①	C C B B X 2-2 1-2 1B			C B X 1-1 30 1B 2B	5	1	2	0	0	1	2
30 Jeff DaVanon, S (1, 8) OBP: 0.433, SLG: 0.500	B B B C B 4-1 E S BB		B B C C X 2-2 E8 2-H 1B		S B B C B B 4-2 BB 1-2 BB	B F B C S 2-3 K ③			C B F B X 2-2 2B 34 SF7 2-H 1B	3	1	2	2	2	1	2
Chad Tracy, L (1, 5) OBP: 0.319, SLG: 0.489	C S C 0-3 K 1-3 ②		S C X 0-2 L6 ③		F S S 0-3 K ②		C B F X 1-2 F8 ①		C F 1 SAFE B F F F 1 SAFE X 1-2 1-3 2B	5	0	1	0	0	2	4
Luis Gonzalez, L (1, 7) OBP: 0.294, SLG: 0.489	C X 0-1 G3-1 ③			C B X 1-1 HR	B F F B B B 4-2 1-2 2-3 BB		B B F X 2-1 G3-1 ②		B S X 1-1 P5 ①	4	1	1	1	1	0	3
34 Conor Jackson, R (1, 3) OBP: 0.366, SLG: 0.424		C X 0-1 F7 ①		C B X 1-1 F8 ①	C C X 0-2 F9 ③		C F C 0-3 K ③		X 0-0 SF7 3-H ②	4	0	0	1	0	1	3
Shawn Green, L (1, 9) OBP: 0.167, SLG: 0.229		B C B F E S 2-3 K ②		C X 0-1 G3 ②		X 0-0 1B SF7 1B		B X 1-0 1B	D X 1-0 L5 ③	5	1	2	0	0	1	1
1 Orlando Hudson, S (1, 4) OBP: 0.271, SLG: 0.295		C B B F B S 2-3 K ③		B C B F B F B 4-2 BB		X 0-0 F8 ①		B F F B B X 3-2 F7 ①		3	0	0	0	1	1	2
Johnny Estrada, S (1, 2) OBP: 0.259, SLG: 0.200			C B F X 1-2 30 E SH3-4 1B	F F 1 SAFE X 0-2 G4-3 ③		B B X 2-0 1B 1-3 1B		X 0-0 L8 ②		4	1	2	0	0	0	2
Orlando Hernandez, R (1, 1) OBP: 0.250, SLG: 0.250 Jason Grimsley, R (6, 1) Damion Easley, R (6, PH) OBP: 0.444, SLG: 0.714 37 Juan Cruz, R (7, 1) Tony Clark, S (8, PH) OBP: 0.353, SLG: 0.385 Luis Vizcaino, R (9, 1)			C X 0-1 SH3-4 1-2 ①		M B X 1-1 FC4-6 1B	B X 1-0 SF7 3-H ②		B F F X 1-1 F8 ③		1 0 1 0 0 0 0 0 0 0 0 0 0 0 0 0 0 1 0 0 0 0 0 0 0 0 0 0 1 0 0 0 0 0 1 0 0 0 0 0 0 0						
Inning Stats	R: 0 H: 0 E: 0 LOB: 1 K: 1 BB: 1 S: 9 P: 15	R: 0 H: 0 E: 0 LOB: 0 K: 2 BB: 0 S: 9 P: 13	R: 1 H: 2 E: 1 LOB: 1 K: 1 BB: 0 S: 14 P: 18	R: 1 H: 1 E: 0 LOB: 1 K: 0 BB: 1 S: 12 P: 18	R: 0 H: 1 E: 0 LOB: 3 K: 1 BB: 2 S: 13 P: 23	R: 1 H: 3 E: 1 LOB: 2 K: 1 BB: 0 S: 10 P: 17	R: 0 H: 0 E: 0 LOB: 0 K: 1 BB: 0 S: 8 P: 11	R: 0 H: 1 E: 0 LOB: 1 K: 0 BB: 0 S: 7 P: 12	R: 2 H: 3 E: 0 LOB: 1 K: 0 BB: 0 S: 15 P: 21	1B: 8 SF: 2 2B: 2 SAC: 1 3B: 0 DP: 0 HR: 1 HBP: 0						

PITCHER		IP	WLS	BF	H	R	ER	SO	BB	IBB	HBP	BLK	WP	HR	S	P	ERA	WHIP
64 Fernando Nieve, R ERA: 4.91	(1, 1)	4.0		18	4	2	2	4	2	0	0	0	0	1	46	67	4.50	1.500
Mike Gallo, L ERA: 6.75	(5, 1)	0.2		4	0	0	0	1	2	0	0	0	0	0	8	17	0.00	3.000
Russ Springer, R ERA:	(5, 1)	0.1	W	1	0	0	0	0	0	0	0	0	0	0	3	3	0.00	0.000
Trever Miller, L ERA: 9.82	(6, 1)	1.0		6	3	1	1	1	0	0	0	0	0	0	10	17	9.00	3.000
Chad Qualls, R ERA: 6.75	(7, 1)	2.0		7	1	0	0	1	0	0	0	0	0	0	15	23	0.00	0.500

PITCHER		IP	WLS	BF	H	R	ER	SO	BB	IBB	HBP	BLK	WP	HR	S	P	ERA	WHIP
Dan Wheeler, R ERA: 3.0	(9, 1)	0.0		3	3	2	2	0	0	0	0	0	0	0	11	15	∞	∞
54 Brad Lidge, R ERA: 1.5	(9, 1)	1.0	S	3	0	0	0	0	0	0	0	0	0	0	4	6	0.00	0.000

BOTTOM

Houston Astros @ Arizona Diamondbacks

Chase Field, Phoenix, AZ

Sun Apr 16 2006, 1:40 PM MST
Att. 21,204 - Roof Closed - 75 F

livebaseballscorecards.com

AB	35
R	5
H	11
RBI	5
BB	4
SO	7
LOB	20

Milwaukee Brewers @ Houston Astros

Minute Maid Park, Houston, TX

Mon Apr 17 2006, 7:05 PM CDT

Att. 26,093 - Cloudy - 88 F

livebaseballscorecards.com

TOP

Batter	1	2	3	4	5	6	7	8	9	AB	R	H	RBI	BB	SO	LOB
Brady Clark, R (1, 8) OBP: 0.309, SLG: 0.213	G4-3		BB			G5-3	BB		K	3	0	0	0	2	1	0
7 J.J. Hardy, R (1, 6) OBP: 0.281, SLG: 0.407	G5-3		P4			E5 HR	K		F8	5	1	0	0	0	1	2
Geoff Jenkins, L (1, 9) OBP: 0.356, SLG: 0.509	F8			F7		HR	BB		FC6-4 1B	4	1	2	2	1	0	0
Carlos Lee, R (1, 7) OBP: 0.431, SLG: 0.723		HR		BB		BB	G1-3		FC6-4	3	1	1	1	2	0	3
47 Corey Koskie, L (1, 5) OBP: 0.359, SLG: 0.371		G3-1		P5		G6-3			F7	4	0	0	0	0	0	2
23 Rickie Weeks Jr., R (1, 4) OBP: 0.391, SLG: 0.359		K		F8			HBP BB		28 2B 1B	3	2	1	0	1	1	1
28 Prince Fielder, L (1, 3) OBP: 0.400, SLG: 0.429		G3-1			K		F8		2B	4	0	1	1	0	1	1
Chad Moeller, R (1, 2) OBP: 0.368, SLG: 0.250			G6-3		L9		18 HR HBP		F9	3	1	0	0	0	0	1
31 Dave Bush, R (1, 1) OBP: 0.167, SLG: 0.167			K		K		HR		K	2	0	0	0	0	2	0
18 Gabe Gross, L (7, PH) OBP: 0.467, SLG: 0.923										1	1	1	3	0	0	0
Matt Wise, R (7, 1)										0	0	0	0	0	0	0
2 Bill Hall, R (8, PH) OBP: 0.345, SLG: 0.522										1	0	0	0	0	1	1
52 Jose Capellan, R (8, 1)										0	0	0	0	0	0	0
Inning Stats	R: 0 E: 0 K: 0 S: 5 H: 0 LOB: 0 BB: 0 P: 9	R: 1 E: 0 K: 1 S: 9 H: 1 LOB: 0 BB: 0 P: 12	R: 0 E: 0 K: 1 S: 9 H: 0 LOB: 1 BB: 1 P: 16	R: 0 E: 0 K: 0 S: 6 H: 0 LOB: 1 BB: 1 P: 14	R: 0 E: 0 K: 2 S: 9 H: 0 LOB: 0 BB: 0 P: 9	R: 2 E: 1 K: 0 S: 14 H: 1 LOB: 0 BB: 1 P: 25	R: 3 E: 0 K: 1 S: 18 H: 1 LOB: 2 BB: 3 P: 32	R: 1 E: 0 K: 1 S: 13 H: 2 LOB: 1 BB: 0 P: 18	R: 0 E: 0 K: 1 S: 8 H: 1 LOB: 1 BB: 0 P: 11	1B: 2 2B: 1 3B: 0 HR: 3 SF: 0 SAC: 0 DP: 1 HBP: 1						

AB	33
R	7
H	6
RBI	7
BB	6
SO	7
LOB	11

WP: 0 PB: 0 SB: 0 CS: 0 PA: 40

Pitching

PITCHER		IP	WLS	BF	H	R	ER	SO	BB	IBB	HBP	BLK	WP	HR	S	P	ERA	WHIP
Taylor Buchholz, R ERA: 3.18	(1, 1)	6.0		23	2	3	2	4	3	0	0	0	0	2	52	85	3.00	0.833
Chad Qualls, R ERA: 9.35	(7, 1)	0.2		6	1	3	3	1	2	0	1	0	0	1	15	25	40.50	4.500
Trever Miller, L ERA: 9.82	(7, 1)	0.0		1	0	0	0	0	1	0	0	0	0	0	1	5	∞	∞
Ezequiel Astacio, R ERA:	(7, 1)	0.1	W	1	0	0	0	0	0	0	0	0	0	0	2	2	0.00	0.000
Dan Wheeler, R ERA: 3.86	(8, 1)	1.0	H	5	2	1	1	1	0	0	0	0	0	0	13	18	9.00	2.000
54 Brad Lidge, R ERA: 1.29	(9, 1)	1.0	S	4	1	0	0	1	0	0	0	0	0	0	8	11	0.00	1.000

Milwaukee Brewers @ Houston Astros

Minute Maid Park, Houston, TX

Mon Apr 17 2006, 7:05 PM CDT

Att. 26,093 - Cloudy - 88 F

livebaseballscorecards.com

BOTTOM

Batter	1	2	3	4	5	6	7	8	9	AB	R	H	RBI	BB	SO	LOB
Craig Biggio, R (1, 4) OBP: 0.308, SLG: 0.354	F X 0-1 FC4-6 1B	D X 1-0 ② G6-3 2-3 3-H			F S B F S 1-3 ② K		C X 0-1 17 1B 2B	1 SAFE S 1 SAFE F X 0-2 17 F9 FC1-5 1-2 1B		5	1	3	1	0	1	1
54 Brad Lidge, R (9, 1)										0	0	0	0	0	0	0
Willy Taveras, R (1, 8) OBP: 0.339, SLG: 0.339	L X 0-1 ① FC4-6 17 1B 1-2f	F B B X 2-1 ③ G5-3			B X 1-0 1B		B B X 2-0 E5 17 1B 1B	X 0-0 ① FC1-5 17 F9 1-2 2-3f		5	1	1	0	0	0	5
17 Lance Berkman, S (1, 3) OBP: 0.441, SLG: 0.820	X 0-0 1-2 1B		B C B F X 2-2 CS 2B		F X 0-1 ③ L5		B X 1-0 1B 16 HR 1-3 2-H 1B	S C B B X 2-2 ② F9 1-2 2-3		5	1	3	1	0	0	3
Morgan Ensberg, R (1, 5) OBP: 0.536, SLG: 0.841	B F F B F X 2-2 ② P6		F F D X 1-2 ① G1-3			B C S F F B X 2-2 HR	B F F X 1-2 16 HR 1-2 3-H 1B	I I I I 4-0 IBB		4	2	2	2	1	0	3
Preston Wilson, R (1, 7) OBP: 0.302, SLG: 0.510	C B S S S 1-3 ③ K2-3		F B B C S 2-3 ② ③ K 2-3			T F F S 0-3 ① K	D C F S 1-3 ① K	C B S C 1-3 ③ K		5	0	0	0	0	5	8
16 Jason Lane, R (1, 9) OBP: 0.368, SLG: 0.435		B X 1-0 28 1B HBP 1B		X 0-0 ① G6-3		F B F B B B F C 3-3 ② K	C F B B B X 2-2 1-H 2-H HR			4	2	2	3	0	1	0
Brad Ausmus, R (1, 2) OBP: 0.410, SLG: 0.258		B 1 SAFE F H 2-1 SH2-4 28 1B G6-3 1-2 HBP		B F F F B B B X 3-2 ② P3		B C B F F F F B F X 3-2 28 1B 1B	C X 0-1 ② L9			3	1	1	0	0	0	0
28 Adam Everett, R (1, 6) OBP: 0.289, SLG: 0.400		B C X 1-1 G6-3 SH2-4 1-2 2-H 1B		C F B F X 1-2 ③ F7		1 SAFE X 0-0 FC4-6 1-2 1B	C B X 1-1 ③ F7			4	0	2	1	0	0	0
Taylor Buchholz, R (1, 1) Mike Lamb, L (6, PH) OBP: 0.333, SLG: 0.250 Chad Qualls, R (7, 1) Trever Miller, R (7, 1) Ezequiel Astacio, R (7, 1) Dan Wheeler, R (8, 1) 2 Chris Burke, R (8, PH) OBP: 0.333, SLG: 0.462 (9, 4)	X 0-0 ① SH2-4 1-2 2-3		B C X 1-1 ① G6-3		B F F X 1-2 ③ FC4-6 1-2f		B B B C B 4-1 FC1-5 1B BB			1 1 0 0 0 0 0 0	0 0 0 0 0 0 0 0	0 0 0 0 0 0 0 0	0 0 0 0 0 0 0 0	0 0 0 0 0 0 0 1	0 0 0 0 0 0 0 0	0 2 0 0 0 0 0 0
Inning Stats	R: 0 E: 0 K: 1 S: 12 H: 2 LOB: 2 BB: 0 P: 15	R: 2 E: 0 K: 0 S: 8 H: 2 LOB: 1 BB: 0 P: 15	R: 0 E: 0 K: 1 S: 9 H: 1 LOB: 0 BB: 0 P: 14	R: 0 E: 0 K: 0 S: 9 H: 0 LOB: 0 BB: 0 P: 13	R: 0 E: 0 K: 1 S: 9 H: 1 LOB: 1 BB: 0 P: 12	R: 1 E: 0 K: 2 S: 23 H: 3 LOB: 2 BB: 0 P: 32	R: 5 E: 1 K: 1 S: 17 H: 4 LOB: 0 BB: 0 P: 25	R: 0 E: 0 K: 1 S: 11 H: 1 LOB: 3 BB: 2 P: 22		1B: 10 2B: 2 3B: 0 HR: 2	SF: 0 SAC: 1 DP: 0 HBP: 1		WP: 0 PB: 0 SB: 0 CS: 1	PA: 41		

	AB	R	H	RBI	BB	SO	LOB
AB	37						
R		8					
H			14				
RBI				8			
BB					2		
SO						7	
LOB							22

PITCHER

PITCHER		IP	WLS	BF	H	R	ER	SO	BB	IBB	HBP	BLK	WP	HR	S	P	ERA	WHIP
31 Dave Bush, R	(1, 1)	6.0		27	9	3	3	5	0	0	1	0	0	1	70	101	4.50	1.500
ERA: 5.21																		
Matt Wise, R	(7, 1)	1.0	L	8	4	5	4	1	0	0	0	0	0	1	17	25	36.00	4.000
ERA: 4.5																		
52 Jose Capellan, R	(8, 1)	1.0		6	1	0	0	1	1	1	0	0	0	0	11	22	0.00	2.000
ERA: 6.43																		

PITCHER

PITCHER	IP	WLS	BF	H	R	ER	SO	BB	IBB	HBP	BLK	WP	HR	S	P	ERA	WHIP

Milwaukee Brewers @ Houston Astros

Minute Maid Park, Houston, TX

Tue Apr 18 2006, 7:05 PM CDT

Att. 27,994 - Cloudy - 82 F

TOP

livebaseballscorecards.com

Batter	1	2	3	4	5	6	7	8	9	AB	R	H	RBI	BB	SO	LOB
Brady Clark, R (1, 8) OBP: 0.322, SLG: 0.220	1-0 2 2B E 1B		1-2 ② P4			0-0 ① P2	4-0 BB	2-3 ② K		3	1	1	0	1	0	0
Mike Adams, R (7, 1)										0	0	0	0	0	0	0
Jeff Cirillo, R (8, PH) OBP: 0.200, SLG: 0.200										1	0	0	0	0	1	2
Justin Lehr, R (8, 1)										0	0	0	0	0	0	0
2 Bill Hall, R (1, 6) OBP: 0.324, SLG: 0.500	0-2 E 1-3 G5-4-3 2B		1-0 ③ F8			3-2 ② P3	1-3 ③ K	3-3 ③ K 1-2 2-3		5	1	1	0	0	2	3
Geoff Jenkins, L (1, 9) OBP: 0.359, SLG: 0.509	3-2 FC5 G5-4-3 2-3 3-H			0-3 ① K		1-2 ③ G3-1		2-2 PB HR 2B	4-1 HR BB	4	2	1	0	1	1	1
Carlos Lee, R (1, 7) OBP: 0.460, SLG: 0.846	0-2 ①② G5-4-3 1-2f 3-H			2-1 47 G1-6-3 1B			1-0 23 FC6-4 47 1B 28 1B	2-2 2-H HR	2-1 1-H HR	5	3	4	4	0	0	1
47 Corey Koskie, L (1, 5) OBP: 0.341, SLG: 0.350	0-3 ③ K			0-1 ②③ G1-6-3 1-2f			3-2 23 FC6-4 1-2 1B	1-2 ① G3-1	1-3 ① K	5	0	1	0	0	2	1
23 Rickie Weeks Jr., R (1, 4) OBP: 0.373, SLG: 0.341		1-2 ① L3			3-1 ① F8		0-0 ① FC6-4 28 1B 1-2f 2-3 SF8	1-1 28 HR 1B	0-0 ② P5	5	2	1	0	0	0	2
28 Prince Fielder, L (1, 3) OBP: 0.417, SLG: 0.500		0-2 ② G5-3			2-1 ② G4-3		0-0 18 HR 1-3 3-H 1B	1-1 1-H HR	0-2 1B	5	2	3	3	0	0	0
Damian Miller, R (1, 2) OBP: 0.297, SLG: 0.226		3-2 ③ G6-3			1-2 1B		3-2 ② SF8 3-H	2-1 2 WP 2B	0-0 ③ G4-3	4	0	2	1	0	0	1
Doug Davis, R (1, 1)			1-0 ① P3		0-3 ③ K		3-2 1-H HR	4-2 2 WP BB		1	0	0	0	0	0	0
Jorge De La Rosa, L (3, 1)										1	0	0	0	0	1	1
Chris Demaria, S (6, 1)										0	0	0	0	0	0	0
18 Gabe Gross, L (7, PH) OBP: 0.529, SLG: 1.143										1	1	1	2	1	0	0
(7, 8)																

Inning Stats	1	2	3	4	5	6	7	8	9
	R: 2 E: 1 K: 1 S: 14	R: 0 E: 0 K: 0 S: 9	R: 0 E: 0 K: 0 S: 5	R: 0 E: 0 K: 1 S: 8	R: 0 E: 0 K: 1 S: 12	R: 0 E: 0 K: 0 S: 8	R: 4 E: 0 K: 1 S: 21	R: 4 E: 0 K: 2 S: 24	R: 2 E: 0 K: 1 S: 11
	H: 2 LOB: 0 BB: 0 P: 18	H: 0 LOB: 0 BB: 0 P: 13	H: 0 LOB: 0 BB: 0 P: 8	H: 1 LOB: 0 BB: 0 P: 10	H: 1 LOB: 1 BB: 0 P: 18	H: 0 LOB: 0 BB: 0 P: 12	H: 4 LOB: 1 BB: 1 P: 36	H: 5 LOB: 2 BB: 1 P: 42	H: 2 LOB: 1 BB: 1 P: 18

	AB	R	H	RBI	BB	SO	LOB
AB	40						
R	12						
H	15						
RBI	10						
BB	3						
SO	7						
LOB	12						

1B: 8 SF: 1
2B: 3 SAC: 0
3B: 0 DP: 2
HR: 4 HBP: 0

WP: 1 PA: 44
PB: 1
SB: 0
CS: 0

PITCHER		IP	WLS	BF	H	R	ER	SO	BB	IBB	HBP	BLK	WP	HR	S	P	ERA	WHIP
44 Roy Oswalt, R ERA: 2.76	(1, 1)	6.2	W	27	8	6	4	3	0	0	0	0	0	1	73	106	5.40	1.200
Ezequiel Astacio, R ERA: 27.0	(7, 1)	0.2		6	3	3	3	1	1	0	0	0	0	1	16	27	40.50	6.000
Trever Miller, L ERA: 12.27	(8, 1)	0.0		3	2	1	1	0	1	0	0	0	0	1	6	13	∞	∞
54 Brad Lidge, R ERA: 3.12	(8, 1)	1.2	S	8	2	2	2	3	1	0	0	0	1	1	17	29	10.80	1.800

PITCHER	IP	WLS	BF	H	R	ER	SO	BB	IBB	HBP	BLK	WP	HR	S	P	ERA	WHIP

Batter	1	2	3	4	5	6	7	8	9	AB	R	H	RBI	BB	SO	LOB
Craig Biggio, R (1, 4) OBP: 0.333, SLG: 0.434	F B F B X 2-2 HR	C B X 1-1 2-H 2B 1B	F B B X 2-1 ③ P6			X 0-0 ① F7	X 0-0 2 1B 2-H 1B			5	2	3	3	0	0	1
Willy Taveras, R (1, 8) OBP: 0.349, SLG: 0.356 2 Chris Burke, R (7, 8) OBP: 0.375, SLG: 0.500	B X 1-0 ① F8	C D B C 1 SAFE F X 2-2 ③ 1-H 2B		B F B B X 3-1 ① P6		C B B B F F B 4-2 HR BB	F C F X 0-2 1-3 1B			3 1	1 0	1 1	1 0	1 0	0 0	0 0
17 Lance Berkman, S (1, 3) OBP: 0.429, SLG: 0.778 Eric Munson, L (7, 2) OBP: 0.176, SLG: 0.133	X 0-0 ② L7		B X 1-0 ① F8	X 0-0 FC5-4 1B		C B F X 1-2 ② L7	X 0-0 ② F7			4 1	0 0	1 0	0 0	0 0	0 0	1 2
Morgan Ensberg, R (1, 5) OBP: 0.541, SLG: 0.939	F B S X 1-2 HR		B B F B F X 3-2 BB 16 BB 28 2B 1B	C B F X 2-2 ② F8		B B X 2-0 1-H HR	S F D X 1-2 ③ G5-3			5	3	3	3	0	0	3
Preston Wilson, R (1, 7) OBP: 0.310, SLG: 0.500 (8, 8)	B C F C 1-3 ③ K		1 SAFE S S F B B C 2-3 ② K	F S F X 0-2 ③ FC5-4 1-2f		B S B S S X 2-2 16 BB 1B		C F F B F B F X 2-2 16 E 28 1B 1B		5	1	2	0	0	2	2
16 Jason Lane, R (1, 9) OBP: 0.387, SLG: 0.417		C B S B B F F B 4-2 1B 28 SF9 BB	B B B C C B 4-2 1-2 BB 28 2B		B B B C X 3-1 ① F8	B D B C B 4-1 1-2 BB	1 SAFE B S D X 2-1 ① G1-3 1-2			2	2	0	0	3	0	1
Brad Ausmus, R (1, 2) (7, 3) OBP: 0.442, SLG: 0.294 Ezequiel Astacio, R (7, 1) Trever Miller, R (8, 1) 54 Brad Lidge, R (8, 1) Orlando Palmeiro, L (8, 7) OBP: 0.167, SLG: 0.091		S B 1 SAFE X 1-1 1-3 44 SH1-4 1B 1B	B B B C B 4-1 1-2 2-3 28 2B 44 1B BB		C S X 0-2 1B	B C F F D B F F X 3-2 ③ P3		F B B B F X 3-2 ② F8		3 0 0 0 1	2 0 0 0 0	2 0 0 0 0	0 0 0 0 0	1 0 0 0 0	0 0 0 0 0	2 0 0 0 1
28 Adam Everett, R (1, 6) OBP: 0.320, SLG: 0.469		B C B C X 2-2 ① SF9 3-H	C B X 1-1 1-3 2-H 3-H 44 1B 2B		B D X 2-0 ② F8		C X 0-1 1B 2B	B C X 1-1 2-H 1B		4	2	3	4	0	0	1
44 Roy Oswalt, R (1, 1) OBP: 0.250, SLG: 0.182 Mike Lamb, L (7, 3) OBP: 0.273, SLG: 0.200		C B 1 SAFE X 1-1 ② SH1-4 1-2	B X 1-0 2-H 3-H 1B		F B F C 1-3 ③ K		B F F F F F X 1-2 ① F7	C B X 1-1 ③ G4-1		2 2	0 0	1 0	2 0	0 0	1 0	1 2
Inning Stats	R: 2 H: 2 E: 0 LOB: 0 K: 1 BB: 0 S: 11 P: 16	R: 3 H: 3 E: 0 LOB: 1 K: 0 BB: 1 S: 17 P: 28	R: 4 H: 3 E: 0 LOB: 1 K: 1 BB: 2 S: 15 P: 33	R: 0 H: 1 E: 0 LOB: 1 K: 0 BB: 0 S: 10 P: 15	R: 0 H: 1 E: 0 LOB: 1 K: 1 BB: 0 S: 9 P: 15	R: 2 H: 2 E: 0 LOB: 2 K: 0 BB: 2 S: 18 P: 34	R: 1 H: 3 E: 0 LOB: 2 K: 0 BB: 0 S: 17 P: 19	R: 1 H: 2 E: 1 LOB: 1 K: 0 BB: 0 S: 15 P: 24		1B: 11 SF: 1 2B: 3 SAC: 1 3B: 0 DP: 0 HR: 3 HBP: 0						

PITCHER		IP	WLS	BF	H	R	ER	SO	BB	IBB	HBP	BLK	WP	HR	S	P	ERA	WHIP
Doug Davis, L ERA: 8.24	(1, 1)	2.2	L	18	8	9	9	2	3	0	0	0	0	2	41	73	30.38	4.125
Jorge De La Rosa, L ERA: 6.0	(3, 1)	2.1		9	2	0	0	1	0	0	0	0	0	0	21	34	0.00	0.857
Chris Demaria, R ERA: 18.0	(6, 1)	1.0		7	2	2	2	0	2	0	0	0	0	1	18	34	18.00	4.000
Mike Adams, R ERA: 9.0	(7, 1)	1.0		6	3	1	1	0	0	0	0	0	0	0	17	19	9.00	3.000
Justin Lehr, R ERA:	(8, 1)	1.0		5	2	1	0	0	0	0	0	0	0	0	15	24	0.00	2.000

PITCHER	IP	WLS	BF	H	R	ER	SO	BB	IBB	HBP	BLK	WP	HR	S	P	ERA	WHIP

BOTTOM

Milwaukee Brewers @ Houston Astros

Minute Maid Park, Houston, TX

Tue Apr 18 2006, 7:05 PM CDT
Att. 27,994 - Cloudy - 82 F

livebaseballscorecards.com

AB	38
R	13
H	17
RBI	13
BB	5
SO	3
LOB	17

WP: 0 PA: 45
PB: 0
SB: 0
CS: 0

Batter	1	2	3	4	5	6	7	8	9	AB	R	H	RBI	BB	SO	LOB
Brady Clark, R (1, 8) OBP: 0.349, SLG: 0.245	C B F F X 1-2 G6-3		C B B I F B F X 3-2 7 FC5-4 1B			C B F B B B B 4-2 7 G4-6-3 BB		B F S F X 1-2 7 G3 2 1B 1B	B F X 1-1 SH2-3 2-3	3	1	2	0	1	0	0
7 J.J. Hardy, R (1, 6) OBP: 0.274, SLG: 0.390	B C X 1-1 F9		B X 1-0 FC5-4 1-2f			1 SAFE C C X 0-2 G4-6-3 1-2f		B B X 2-0 G3 1-2	C X 0-1 G4-3 3-H 1B	5	0	1	1	0	0	3
Geoff Jenkins, L (1, 9) OBP: 0.333, SLG: 0.468	F C S 0-3 K			B F F F B X 2-2 P5		B F F F F F B S 3-3 K		F F B B S 2-3 K	B X 1-0 G4-3 1-2f	5	0	0	0	0	3	2
Carlos Lee, R (1, 7) OBP: 0.463, SLG: 0.818		C F F F F F X 0-2 2 1B 23 FC4-6 1B		C X 0-1 G1-3			C B B C X 2-2 L5	I I I I 4-0 2 1B 23 1B IBB		3	2	1	0	1	0	0
2 Bill Hall, R (1, 5) OBP: 0.342, SLG: 0.500		C X 0-1 23 FC4-6 1-3 1B		F S B B B F S 2-3 K			X 0-0 F9	B B F S X 2-2 23 1B 1-2 2-H 1B		4	1	2	1	0	1	0
23 Rickie Weeks Jr., R (1, 4) OBP: 0.382, SLG: 0.354		B C X 1-1 FC4-6 L6-3 1-2f 3-H			C B S F S 1-3 K		C B X 1-1 1B 2B 1B	C B F B B X 3-2 1B 1-3 2-H 1B		4	1	2	2	0	1	1
Jeff Cirillo, R (1, 3) OBP: 0.357, SLG: 0.357		1 SAFE S S X 0-1 L6-3 1-2			C X 0-1 1B		1 SAFE 1 SAFE 1 SAFE C B B B F 1 SAFE X 2-2 2B 1-3 1B	C S S X 0-2 1-3 3-H 1B		4	0	3	1	0	0	1
Damian Miller, R (1, 2) OBP: 0.317, SLG: 0.314			F C B S 1-3 K		B S C D S 2-3 K		1 SAFE B D C C X 2-1 1-3 3-H 2B		C F B X 1-2 28 2B 2B	4	1	2	1	0	2	1
39 Chris Capuano, L (1, 1) OBP: 0.125, SLG: 0.125 52 Jose Capellan, R (8, 1) 28 Prince Fielder, L (9, PH) OBP: 0.426, SLG: 0.527 Derrick Turnbow, R (9, 1)			C C X 0-2 G4-3		C S B D S 2-3 K		C S S 0-3 K2-3		X 0-0 SH2-3 7 1B 2-H 2B	3 0 1 0	0 0 1 0	0 0 1 0	0 0 1 0	0 0 0 0	2 0 0 0	3 0 0 0

Inning Stats						
	R: 0 H: 0 E: 0 LOB: 0 K: 1 BB: 0 S: 9 P: 11	R: 1 H: 2 E: 0 LOB: 0 K: 0 BB: 0 S: 12 P: 13	R: 0 H: 1 E: 0 LOB: 1 K: 1 BB: 0 S: 12 P: 17	R: 0 H: 0 E: 0 LOB: 0 K: 1 BB: 0 S: 9 P: 13	R: 0 H: 1 E: 0 LOB: 1 K: 3 BB: 0 S: 12 P: 17	R: 0 H: 0 E: 0 LOB: 0 K: 1 BB: 1 S: 11 P: 18
	R: 1 H: 3 E: 0 LOB: 2 K: 1 BB: 0 S: 14 P: 21	R: 3 H: 4 E: 0 LOB: 2 K: 1 BB: 1 S: 17 P: 31	R: 2 H: 3 E: 0 LOB: 0 K: 0 BB: 0 S: 9 P: 12	1B: 11 SF: 0 2B: 4 SAC: 1 3B: 0 DP: 3 HR: 0 HBP: 0	WP: 0 PA: 39 PB: 0 SB: 0 CS: 0	

PITCHER		IP	WLS	BF	H	R	ER	SO	BB	IBB	HBP	BLK	WP	HR	S	P	ERA	WHIP
Andy Pettitte, L ERA: 5.25	(1, 1)	7.0	L	27	7	2	2	8	1	0	0	0	0	0	79	110	2.57	1.143
Russ Springer, R ERA: 6.23	(8, 1)	1.0		7	4	3	3	1	0	1	0	0	0	0	17	31	27.00	4.000
Mike Gallo, L ERA: 9.82	(9, 1)	1.0		5	3	2	2	0	0	0	0	0	0	0	9	12	18.00	3.000

PITCHER	IP	WLS	BF	H	R	ER	SO	BB	IBB	HBP	BLK	WP	HR	S	P	ERA	WHIP

TOP

Milwaukee Brewers @ Houston Astros

Minute Maid Park, Houston, TX

Wed Apr 19 2006, 7:05 PM CDT
Att. 27,002 - Partly Cloudy - 79 F

livebaseballscorecards.com

AB	36
R	7
H	14
RBI	7
BB	2
SO	9
LOB	11

BOTTOM

Batter	1	2	3	4	5	6	7	8	9	AB	R	H	RBI	BB	SO	LOB
Craig Biggio, R (1, 4) OBP: 0.311, SLG: 0.411	C S S 0-3 ① K		D S F F X 1-2 ③ G6-3		B S X 1-1 ② SF7 3-H		B X 1-0 ③ L4			3	0	0	1	0	1	3
Willy Taveras, R (1, 8) OBP: 0.328, SLG: 0.333	C B S T 1-2 ② K			S X 0-1 ① G6-3	C D F B X 2-2 ③ F8			B B B C F X 3-2 ① F9		4	0	0	0	0	1	2
17 Lance Berkman, S (1, 3) OBP: 0.418, SLG: 0.759	X 0-0 ③ G6-3			F B X 1-1 2B		C X 0-1 ① P3		X 0-0 ② F8		4	0	1	0	0	0	0
Morgan Ensberg, R (1, 5) OBP: 0.523, SLG: 0.943		F B S F X 1-2 ① F9		S B S B X 2-2 ② G5-3		B C C S 1-3 ② K		B C F F B B F X 3-2 HR		4	1	1	1	0	1	1
Preston Wilson, R (1, 7) OBP: 0.290, SLG: 0.466		C F F F S 0-3 ② K		F B F F S 1-3 ③ K		B C F B S 2-3 ③ K		B F C B F C 2-3 ③ K		4	0	0	0	0	4	1
16 Jason Lane, R (1, 9) OBP: 0.364, SLG: 0.385		B X 1-0 ③ P3		B B C X 2-1 ① F8			C S S 0-3 ① K		C B X 1-1 ① P2	4	0	0	0	0	1	0
Brad Ausmus, R (1, 2) OBP: 0.489, SLG: 0.361			X 0-0 28 G3 2B	B C B B B 4-1 SH 28 1B SF7 BB			B B B C F B 4-2 28 FC5-4 BB		B B C X 2-1 28 DI 1B	2	1	2	0	2	0	0
28 Adam Everett, R (1, 6) OBP: 0.315, SLG: 0.453			B X 1-0 ① G3 2-3	1 SAFE D X 1-0 SH 1-2 1B			F B 1 SAFE X 1-1 ② FC5-4 2 2B 1-2f		C S D B B F X 3-2 ② G5-3 1-2	4	0	1	0	0	0	3
Andy Pettitte, L (1, 1) OBP: 0.167, SLG: 0.167			B S C S 1-3 ② K	L F X 0-2 SH 1-2 2-3			B C 1 SAFE 1 SAFE X 1-1 1-3 2B		X 0-0 ③ F7	1	0	0	0	0	1	1
2 Chris Burke, R (7, PH) OBP: 0.412, SLG: 0.600										1	0	1	0	0	0	0
Russ Springer, R (8, 1)										0	0	0	0	0	0	0
Mike Gallo, L (9, 1)										0	0	0	0	0	0	0
Orlando Palmeiro, L (9, PH) OBP: 0.154, SLG: 0.083										1	0	0	0	0	0	1
Inning Stats	R: 0 H: 0 E: 0 LOB: 0 K: 2 BB: 0 S: 7 P: 8	R: 0 H: 0 E: 0 LOB: 0 K: 1 BB: 0 S: 10 P: 12	R: 0 H: 1 E: 0 LOB: 1 K: 1 BB: 0 S: 9 P: 12	R: 0 H: 1 E: 0 LOB: 1 K: 1 BB: 0 S: 11 P: 15	R: 1 H: 1 E: 0 LOB: 2 K: 0 BB: 1 S: 12 P: 22	R: 0 H: 0 E: 0 LOB: 0 K: 2 BB: 0 S: 8 P: 11	R: 0 H: 1 E: 0 LOB: 2 K: 1 BB: 1 S: 10 P: 17	R: 1 H: 1 E: 0 LOB: 0 K: 1 BB: 0 S: 13 P: 21	R: 0 H: 1 E: 0 LOB: 1 K: 0 BB: 0 S: 9 P: 15	1B: 2 SF: 1 2B: 3 SAC: 1 3B: 0 DP: 0 HR: 1 HBP: 0						

PITCHER		IP	WLS	BF	H	R	ER	SO	BB	IBB	HBP	BLK	WP	HR	S	P	ERA	WHIP
39 Chris Capuano, L ERA: 3.46	(1, 1)	7.2	W	31	5	2	2	8	2	0	0	0	0	1	76	112	2.35	0.913
52 Jose Capellan, R ERA: 6.14	(8, 1)	0.1	H	1	0	0	0	1	0	0	0	0	0	0	4	6	0.00	0.000
Derrick Turnbow, R ERA:	(9, 1)	1.0		4	1	0	0	0	0	0	0	0	0	0	9	15	0.00	1.000

PITCHER	IP	WLS	BF	H	R	ER	SO	BB	IBB	HBP	BLK	WP	HR	S	P	ERA	WHIP

Milwaukee Brewers @ Houston Astros

Minute Maid Park, Houston, TX

Wed Apr 19 2006, 7:05 PM CDT
Att. 27,002 - Partly Cloudy - 79 F

livebaseballscorecards.com

AB	32
R	2
H	6
RBI	2
BB	2
SO	9
LOB	12

WP: 0	PA: 36		
PB: 0			
SB: 0			
CS: 0			

Batter	1	2	3	4	5	6	7	8	9	AB	R	H	RBI	BB	SO	LOB
13 Nate McLouth, L (1, 8) OBP: 0.290, SLG: 0.419	C X 0-1 F9 2 PB 1B		X 0-0 ② F8 2-3			M C F B B F B X 3-2 2 G6-4-3 1B		1 SAFE B 1 C B F X 2-2 ②③ G4-6-3 1-2f		4	0	2	0	0	0	2
2 Jack Wilson, R (1, 6) OBP: 0.388, SLG: 0.600	B B B C B 4-1 CS 1-2 BB		B B C X 2-1 ③ G3			B F F 1 SAFE B B B 1 SAFE 1 SAFE X 3-2 ①② G6-4-3 1-2f			C S B X 1-2 BB 1B 1B	3	1	1	0	1	0	2
Jason Bay, R (1, 7) OBP: 0.487, SLG: 0.544	C B C F B B F F X 3-2 ① F9 2-3			F B B F B F C 3-3 ① K		X 0-0 HR			D B B C C B 4-1 G1-3 1B 1-2 BB	3	1	1	1	1	1	2
Craig Wilson, R (1, 3) OBP: 0.396, SLG: 0.833 6 Chris Duffy, L (9, PR) OBP: 0.246, SLG: 0.316	B 1 SAFE S F B 1 SAFE 1 SAFE S 2-3 ②③ K 1-2			F X 0-1 G4-6-3 1B		C B S B S 2-3 ③ K			X 0-0 G1-3 1-2 2-H 1B	4 0	0 0	2 0	1 0	0 0	2 0	2 0
Joe Randa, R (1, 5) OBP: 0.255, SLG: 0.388		C B B B X 3-1 ① L5		C C D X 1-2 ②③ G4-6-3 1-2f			C F X 0-2 G6-3 1B		B S S F F D F S 2-3 ① K	4	0	1	0	0	1	3
Jeromy Burnitz, L (1, 9) OBP: 0.264, SLG: 0.435		F S B D B B X 3-2 ② G2-3			B X 1-0 ① F7		B X 1-0 ①② G6-3 1-2f		C B X 1-1 ② G1-3 1-2 2-3	4	0	0	0	0	0	3
Jose Castillo, R (1, 4) OBP: 0.359, SLG: 0.393		C S X 0-2 ③ G4-3			C B X 1-1 ② F8		X 0-0 ③ G4-3		D S S S 1-3 ③ K	4	0	0	0	0	1	2
26 Ronny Paulino, R (1, 2) OBP: 0.444, SLG: 0.375			C B C X 1-2 13 F8 57 SH5-4 1B		F B B B B 4-1 BB			X 0-0 12 FC5-4 1B		2	0	2	0	1	0	0
57 Zach Duke, L (1, 1) OBP: 0.167, SLG: 0.167 55 Matt Capps, R (7, 1) 12 Freddy Sanchez, R (8, PH) OBP: 0.333, SLG: 0.457 Damaso Marte, L (8, 1)			X 0-0 ① SH5-4 1-2		C T S 0-3 ③ K			C X 0-1 ① FC5-4 13 G4-6-3 1-2f		1 0 1 0	0 0 0 0	0 0 0 0	0 0 0 0	1 0 0 0	1 0 1 0	1 0 1 0
Inning Stats	R: 0 H: 1 E: 0 LOB: 1 K: 1 BB: 1 S: 12 P: 21	R: 0 H: 0 E: 0 LOB: 0 K: 0 BB: 0 S: 8 P: 14	R: 0 H: 1 E: 0 LOB: 1 K: 0 BB: 0 S: 7 P: 10	R: 0 H: 1 E: 0 LOB: 0 K: 1 BB: 0 S: 9 P: 13	R: 0 H: 0 E: 0 LOB: 1 K: 1 BB: 1 S: 7 P: 13	R: 1 H: 2 E: 0 LOB: 0 K: 1 BB: 0 S: 12 P: 20	R: 0 H: 1 E: 0 LOB: 0 K: 0 BB: 0 S: 5 P: 6	R: 0 H: 1 E: 0 LOB: 0 K: 0 BB: 0 S: 6 P: 8	R: 1 H: 2 E: 0 LOB: 2 K: 2 BB: 1 S: 16 P: 25	1B: 8 SF: 0 2B: 0 SAC: 1 3B: 0 DP: 4 HR: 1 HBP: 0						

TOP

Pittsburgh Pirates @ Houston Astros

Minute Maid Park, Houston, TX

Fri Apr 21 2006, 7:05 PM CDT
Att. 31,333 - Partly Cloudy - 81 F

livebaseballscorecards.com

AB	30
R	2
H	9
RBI	2
BB	3
SO	6
LOB	18

WP: 0	PA: 34
PB: 1	
SB: 0	
CS: 1	

PITCHER		IP	WLS	BF	H	R	ER	SO	BB	IBB	HBP	BLK	WP	HR	S	P	ERA	WHIP
51 Wandy Rodriguez, L ERA: 2.52	(1, 1)	6.0	W	22	5	1	1	4	2	0	0	0	0	1	55	91	1.50	1.167
Chad Qualls, R ERA: 8.38	(7, 1)	1.0	H	3	1	0	0	0	0	0	0	0	0	0	5	6	0.00	1.000
Dan Wheeler, R ERA: 3.38	(8, 1)	1.0	H	3	1	0	0	0	0	0	0	0	0	0	6	8	0.00	1.000
54 Brad Lidge, R ERA: 3.72	(9, 1)	1.0	S	6	2	1	1	2	1	0	0	0	0	0	16	25	9.00	3.000

PITCHER	IP	WLS	BF	H	R	ER	SO	BB	IBB	HBP	BLK	WP	HR	S	P	ERA	WHIP

BOTTOM

Pittsburgh Pirates @ Houston Astros

Minute Maid Park, Houston, TX

Fri Apr 21 2006, 7:05 PM CDT
Att. 31,333 - Partly Cloudy - 81 F

livebaseballscorecards.com

Batter	1	2	3	4	5	6	7	8	9	AB	R	H	RBI	BB	SO	LOB
Craig Biggio, R (1, 4) OBP: 0.338, SLG: 0.450	G5-3		1B 2B		G6-4-3 1B		17 G4-6-3 1B			4	0	3	0	0	0	0
Willy Taveras, R (1, 8) OBP: 0.324, SLG: 0.328	K		17 L3 1B 2-3		G6-4-3 1-2f		SAFE SAFE K			4	0	1	0	0	2	2
17 Lance Berkman, S (1, 3) OBP: 0.408, SLG: 0.721	HR BB		L3 1-1		F8		G4-6-3 1-2f			3	1	0	0	1	0	3
Morgan Ensberg, R (1, 5) OBP: 0.522, SLG: 0.964	1-H HR		F7			G6-3		G4-6-3 BB		3	1	1	2	1	0	1
Preston Wilson, R (1, 7) OBP: 0.273, SLG: 0.435	K			K		G6-3		G4-6-3 1-2f		4	0	0	0	0	2	1
16 Jason Lane, R (1, 9) OBP: 0.357, SLG: 0.429		F8		K		HR		K		4	1	1	1	0	2	0
Eric Munson, L (1, 2) OBP: 0.250, SLG: 0.125		F8		28 BB		28 BB HBP				1	0	0	0	1	0	0
Brad Ausmus, R (9, 2) OBP: 0.489, SLG: 0.361										0	0	0	0	0	0	0
28 Adam Everett, R (1, 6) OBP: 0.333, SLG: 0.444		E6 51 FC6		51 FC6-4 1-2 BB		1-2 BB				1	0	0	0	2	0	0
51 Wandy Rodriguez, S (1, 1) OBP: 0.125, SLG: 0.125		FC6 1-2f		FC6-4 1-2f		K				2	0	0	0	0	0	3
2 Chris Burke, R (6, PH) OBP: 0.389, SLG: 0.563										1	0	0	0	0	1	2
Chad Qualls, R (7, 1)										0	0	0	0	0	0	0
Dan Wheeler, R (8, 1)										0	0	0	0	0	0	0
54 Brad Lidge, R (9, 1)										0	0	0	0	0	0	0
Inning Stats	R: 2 E: 0 K: 2 S: 10 H: 1 LOB: 0 BB: 1 P: 19	R: 0 E: 1 K: 0 S: 11 H: 0 LOB: 1 BB: 0 P: 17	R: 0 E: 0 K: 0 S: 8 H: 2 LOB: 1 BB: 0 P: 12	R: 0 E: 0 K: 2 S: 15 H: 0 LOB: 2 BB: 2 P: 27	R: 0 E: 0 K: 0 S: 8 H: 1 LOB: 0 BB: 0 P: 11	R: 1 E: 0 K: 1 S: 10 H: 1 LOB: 2 BB: 1 P: 21	R: 0 E: 0 K: 1 S: 7 H: 1 LOB: 0 BB: 0 P: 9	R: 0 E: 0 K: 1 S: 9 H: 0 LOB: 0 BB: 1 P: 18		1B: 3 2B: 2 3B: 0 HR: 2 SF: 0 SAC: 0 DP: 4 HBP: 1				WP: 0 PB: 0 SB: 0 CS: 0 PA: 33		

	AB	27
	R	3
	H	6
	RBI	3
	BB	5
	SO	7
	LOB	12

PITCHER		IP	WLS	BF	H	R	ER	SO	BB	IBB	HBP	BLK	WP	HR	S	P	ERA	WHIP
57 Zach Duke, L ERA: 4.5	(1, 1)	6.0	L	27	5	3	3	5	4	0	1	0	0	2	62	107	4.50	1.500
55 Matt Capps, R ERA: 5.79	(7, 1)	1.0		3	1	0	0	1	0	0	0	0	0	0	7	9	0.00	1.000
Damaso Marte, L ERA: 3.86	(8, 1)	1.0		3	0	0	0	1	1	0	0	0	0	0	9	18	0.00	1.000

PITCHER		IP	WLS	BF	H	R	ER	SO	BB	IBB	HBP	BLK	WP	HR	S	P	ERA	WHIP

Pittsburgh Pirates @ Houston Astros

Minute Maid Park, Houston, TX

Sat Apr 22 2006, 6:05 PM CDT

Att. 38,575 - Partly Cloudy - 84 F

TOP

livebaseballscorecards.com

Batter	1	2	3	4	5	6	7	8	9	AB	R	H	RBI	BB	SO	LOB
6 Chris Duffy, L (1, 8) OBP: 0.246, SLG: 0.300	C F B B B F X 3-2 ① G6-3			C H 1-1 2 G4-6-3 HBP		X 0-0 ③ B2-3			F X 0-1 E4 2 1B	3	0	0	0	0	0	0
2 Jack Wilson, R (1, 6) OBP: 0.380, SLG: 0.578	C F B X 1-2 ② G1-3			C B B 1 SAFE 1 SAFE X 2-1 ① ② G4-6-3 1-2f			C B S C 1-3 ① K		C B F X 1-2 1-2 1B	4	0	1	0	0	1	1
Jason Bay, R (1, 7) OBP: 0.463, SLG: 0.508	B B C B X 3-1 ③ F8			B F C F S 1-3 ③ K			B C X 1-1 ② F7		C D B C B C 3-3 ③ K	4	0	0	0	0	2	2
Jeremy Burnitz, L (1, 9) OBP: 0.267, SLG: 0.431		C S F B X 1-2 ① F9			B X 1-0 1B		X 0-0 ③ P3			3	0	1	0	0	0	0
Craig Wilson, R (1, 3) OBP: 0.375, SLG: 0.784		X 0-0 ② P5			F C X 0-2 ① F9			C C B F X 1-2 ① L7		3	0	0	0	0	0	1
Joe Randa, R (1, 5) OBP: 0.241, SLG: 0.365		C B C X 1-2 ③ P4			C F X 0-2 ② F8			C B X 1-1 ② G5-3		3	0	0	0	0	0	1
Jose Castillo, R (1, 4) OBP: 0.343, SLG: 0.373			B C C X 1-2 ① F9		1 SAFE B F 1 SAFE B F F F B 3-2 ③ F F F X G6-3			C F S 0-3 ③ K		3	0	0	0	0	1	1
26 Ronny Paulino, R (1, 2) OBP: 0.364, SLG: 0.300 12 Freddy Sanchez, R (9, PH) OBP: 0.324, SLG: 0.444			F X 0-1 ② F7			X 0-0 ① L7			B X 1-0 ① G6-3	2 1	0 0	0 0	0 0	0 0	0 0	0 0
45 Ian Snell, R (1, 1) 34 John Grabow, L (7, 1) 16 Salomon Torres, R (7, 1) Ryan Vogelsong, R (8, 1) 13 Nate McLouth, L (9, PH) OBP: 0.281, SLG: 0.406			B C F B B X 3-2 ③ F9			C C B C 1-3 ② K			C C S 0-3 ② K	2 0 0 0 1	0 0 0 0 0	0 0 0 0 0	0 0 0 0 0	0 0 0 0 0	1 0 0 0 1	0 0 0 0 0

	AB	29
	R	0
	H	2
	RBI	0
	BB	0
	SO	6
	LOB	6

Inning Stats																		
	R: 0	H: 0	R: 0	H: 0	R: 0	H: 0	R: 0	H: 0	R: 0	H: 1	R: 0	H: 0	R: 0	H: 0	R: 0	H: 0	R: 0	H: 1
	E: 0	LOB: 0	E: 0	LOB: 0	E: 0	LOB: 0	E: 0	LOB: 0	E: 0	LOB: 1	E: 0	LOB: 0	E: 0	LOB: 0	E: 0	LOB: 0	E: 1	LOB: 2
	K: 0	BB: 0	K: 0	BB: 0	K: 0	BB: 0	K: 1	BB: 0	K: 0	BB: 0	K: 1	BB: 0	K: 1	BB: 0	K: 1	BB: 0	K: 2	BB: 0
	S: 9	P: 16	S: 8	P: 10	S: 8	P: 12	S: 7	P: 11	S: 15	P: 19	S: 5	P: 6	S: 6	P: 8	S: 9	P: 11	S: 12	P: 17

	1B: 2	SF: 0
	2B: 0	SAC: 0
	3B: 0	DP: 1
	HR: 0	HBP: 1

	WP: 0	PA: 30
	PB: 0	
	SB: 0	
	CS: 0	

PITCHER		IP	WLS	BF	H	R	ER	SO	BB	IBB	HBP	BLK	WP	HR	S	P	ERA	WHIP
Taylor Buchholz, R ERA: 1.8	(1, 1)	8.2	W	29	2	0	0	5	0	0	1	0	0	0	76	104	0.00	0.231
54 Brad Lidge, R ERA: 3.6	(9, 1)	0.1	S	1	0	0	0	1	0	0	0	0	0	0	3	6	0.00	0.000

PITCHER	IP	WLS	BF	H	R	ER	SO	BB	IBB	HBP	BLK	WP	HR	S	P	ERA	WHIP

BOTTOM

Batter	1	2	3	4	5	6	7	8	9	AB	R	H	RBI	BB	SO	LOB
Craig Biggio, R (1, 4) OBP: 0.357, SLG: 0.523	B X 1-0 17 G6-4-3 1B 1B 1B		B S X 1-1 F9 ①		S S F X 0-2 1B 17 SF9 2B		B S F X 1-2 HR	C F B B X 2-2 P2 ③		5	3	3	1	0	0	2
4 Eric Bruntlett, R (9, 4) OBP: 0.375, SLG: 0.429										0	0	0	0	0	0	0
Willy Taveras, R (1, 8) OBP: 0.347, SLG: 0.352	B C B C X 2-2 17 G6-4-3 1-2 1B		B B B C X 3-1 F9 ②		M C B F X 1-2 2-3 1B		B X 1-0 17 1B 1B			4	0	3	0	0	0	0
17 Lance Berkman, S (1, 3) OBP: 0.413, SLG: 0.719	X 0-0 G6-4-3 ① ② 1-2f 2-3		C X 0-1 BB 1B		1 SAFE C 1 SAFE B 1 SAFE B X 2-1 SF9 ② 3-H		B X 1-0 BB 1-3 1B			3	0	2	1	0	0	2
Morgan Ensberg, R (1, 5) OBP: 0.534, SLG: 0.948	C C B X 1-2 FC6-4 3-H 1B		B B S B C B 4-2 1-2 BB		B S C 1 F S 1-3 K ③		B B F D B 4-1 G1-6-3 1-2 BB			2	0	1	1	2	1	1
Preston Wilson, R (1, 7) OBP: 0.257, SLG: 0.409	B X 1-0 FC6-4 ③ 1-2f		C B C F S 1-3 K ③		S C F X 0-2 G5-3 ①		C B X 1-1 G1-6-3 ② ③ 1-2f			4	0	0	0	0	1	6
16 Jason Lane, R (1, 9) OBP: 0.365, SLG: 0.414		B F B B F B 4-2 G1-6-3 BB	X 0-0 F7 ①		B B C S F B S 3-3 K ②		B B B B 4-0 FC1-6 HBP BB			2	0	0	0	2	1	0
Brad Ausmus, R (1, 2) OBP: 0.471, SLG: 0.333		B F X 1-1 G1-6-3 ① 1-2	B B B X 3-0 F8 ②		C B B X 1-1 E4			H 1-0 FC1-6 1-2 HBP		3	0	0	0	0	0	1
28 Adam Everett, R (1, 6) OBP: 0.311, SLG: 0.414		B 2 SAFE B F F X 2-2 P3 ②	X 0-0 P6 ③			X 0-0 G6-3 ③		X 0-0 F7 ①		4	0	0	0	0	0	4
Taylor Buchholz, R (1, 1) 54 Brad Lidge, R (9, 1)		B C X 1-1 G6-3 ③			C S S 0-3 K ①		B C S F F F F X 1-2 G3 ①	T X 0-1 FC1-6 ② 1-2 2-3f		4	0	0	0	0	1	3
										0	0	0	0	0	0	0
Inning Stats	R: 1 H: 3 E: 0 LOB: 1 K: 0 BB: 0 S: 9 P: 14	R: 0 H: 0 E: 0 LOB: 1 K: 0 BB: 1 S: 9 P: 17	R: 0 H: 1 E: 0 LOB: 2 K: 1 BB: 1 S: 12 P: 21	R: 0 H: 0 E: 0 LOB: 0 K: 0 BB: 0 S: 3 P: 6	R: 1 H: 2 E: 0 LOB: 1 K: 2 BB: 0 S: 17 P: 21	R: 0 H: 0 E: 1 LOB: 1 K: 1 BB: 0 S: 11 P: 15	R: 1 H: 3 E: 0 LOB: 2 K: 0 BB: 1 S: 16 P: 25	R: 0 H: 0 E: 0 LOB: 2 K: 0 BB: 1 S: 6 P: 13		1B: 7 SF: 1 2B: 1 SAC: 0 3B: 0 DP: 2 HR: 1 HBP: 1						

PITCHER		IP	WLS	BF	H	R	ER	SO	BB	IBB	HBP	BLK	WP	HR	S	P	ERA	WHIP
45 Ian Snell, R ERA: 7.71	(1, 1)	6.0	L	26	6	2	2	4	2	0	0	0	0	0	61	94	3.00	1.333
34 John Grabow, L ERA: 6.48	(7, 1)	0.1		4	3	1	1	0	0	0	0	0	0	1	13	17	27.00	9.000
16 Salomon Torres, R ERA: 3.0	(7, 1)	0.2		2	0	0	0	0	1	0	0	0	0	0	3	8	0.00	1.500
Ryan Vogelsong, R ERA: 9.35	(8, 1)	1.0		5	0	0	0	0	1	0	1	0	0	0	6	13	0.00	1.000

PITCHER	IP	WLS	BF	H	R	ER	SO	BB	IBB	HBP	BLK	WP	HR	S	P	ERA	WHIP

Pittsburgh Pirates @ Houston Astros

Minute Maid Park, Houston, TX

Sat Apr 22 2006, 6:05 PM CDT

Att. 38,575 - Partly Cloudy - 84 F

livebaseballscorecards.com

AB	31
R	3
H	9
RBI	3
BB	4
SO	4
LOB	19

WP: 0	PB: 0	SB: 0	CS: 0
PA: 37			

Batter	1	2	3	4	5	6	7	8	9	AB	R	H	RBI	BB	SO	LOB
13 Nate McLouth, L (1, 8) OBP: 0.250, SLG: 0.361	C B F B S 2-3 ① K		X 0-0 ② L8		B F C C 1-3 ② K			F F F X 0-2 ① G4-3		4	0	0	0	0	2	3
2 Jack Wilson, R (1, 6) OBP: 0.400, SLG: 0.603	B B F F X 2-2 ② G5-3		B C B B X 3-1 1-3 2B		F C X 0-2 ③ 2-H 3-H 1B			B C B X 2-1 1B		4	0	3	1	0	0	0
Jason Bay, R (1, 7) OBP: 0.465, SLG: 0.500	C B B B F X 3-2 1B		C T F S 0-3 ③ K			H 1-0 G3-6-3 HBP		X 0-0 ② P4		3	0	1	0	0	1	3
Craig Wilson, R (1, 3) OBP: 0.350, SLG: 0.727	S C B X 1-2 ③ F8			X 0-0 ① F7		C C X 0-2 ① F8		D S B C X 2-2 ③ G6-3		4	0	0	0	0	0	3
Jeromy Burnitz, L (1, 9) OBP: 0.253, SLG: 0.408		B F S B F S 2-3 ① K		C S B F X 1-2 ② G3		S B X 1-1 ②③ G3-6-3 1-2f			B S B C B X 3-1 ① F8	4	0	0	0	0	1	1
José Hernández, R (1, 5) OBP: 0.250, SLG: 0.167 Ryan Vogelsong, R (4, 1) 6 Chris Duffy, L (7, PH) OBP: 0.242, SLG: 0.295 34 John Grabow, L (7, 1) Michael Gonzalez, R (8, 1) Mike Edwards, R (9, PH) OBP: 0.200, SLG: 0.200		B C X 1-1 ② F9		B B S F B F X 3-2 ③ P4			F F C 0-3 ① K		C F F F S 0-3 ② K	2 0 1 0 0 1	0 0 0 0 0 0	0 0 0 0 0 0	0 0 0 0 0 0	0 0 0 0 0 1	0 0 0 0 0 0	0 0 0 0 0 0
Jose Castillo, R (1, 4) OBP: 0.338, SLG: 0.365		B C B B S S 3-3 ③ K			S S B F X 1-2 12 2B 2 1B 1B		B X 1-0 ② F7		F B F X 1-2 ③ G6-3	4	1	1	0	0	1	0
11 Humberto Cota, R (1, 2) OBP: 0.286, SLG: 0.237			C E B X 1-2 2 2B 1B		B X 1-0 ① F8		B X 1-0 ③ G5-3			3	0	1	0	0	0	1
28 Paul Maholm, L (1, 1) 12 Freddy Sanchez, R (4, 5) OBP: 0.359, SLG: 0.579			C M C 0-3 ① K		B X 1-0 1-3 2 1B 2B			C B S X 1-2 HR		1 2	0 1	0 2	0 1	0 0	1 0	1 0
Inning Stats	R: 0 H: 1 E: 0 LOB: 1 K: 1 BB: 0 S: 12 P: 20	R: 0 H: 0 E: 0 LOB: 0 K: 2 BB: 0 S: 8 P: 14	R: 0 H: 2 E: 0 LOB: 2 K: 2 BB: 0 S: 13 P: 17	R: 0 H: 0 E: 0 LOB: 0 K: 0 BB: 0 S: 9 P: 13	R: 1 H: 3 E: 0 LOB: 2 K: 1 BB: 0 S: 12 P: 16	R: 0 H: 0 E: 0 LOB: 0 K: 0 BB: 0 S: 5 P: 7	R: 0 H: 0 E: 0 LOB: 0 K: 1 BB: 0 S: 5 P: 7	R: 1 H: 2 E: 0 LOB: 1 K: 0 BB: 0 S: 13 P: 18	R: 0 H: 0 E: 0 LOB: 0 K: 1 BB: 0 S: 10 P: 14	1B: 5 SF: 0 2B: 2 SAC: 0 3B: 0 DP: 1 HR: 1 HBP: 1						

PITCHER		IP	WLS	BF	H	R	ER	SO	BB	IBB	HBP	BLK	WP	HR	S	P	ERA	WHIP
44 Roy Oswalt, R ERA: 2.48	(1, 1)	7.0	W	26	6	1	1	7	0	0	1	0	0	0	64	94	1.29	0.857
Mike Gallo, L ERA: 11.25	(8, 1)	0.1		3	2	1	1	0	0	0	0	0	0	1	9	12	27.00	6.000
Chad Qualls, R ERA: 7.84	(8, 1)	0.2		2	0	0	0	0	0	0	0	0	0	0	4	6	0.00	0.000
Russ Springer, R ERA: 5.06	(9, 1)	1.0		3	0	0	0	1	0	0	0	0	0	0	10	14	0.00	0.000

PITCHER	IP	WLS	BF	H	R	ER	SO	BB	IBB	HBP	BLK	WP	HR	S	P	ERA	WHIP

Pittsburgh Pirates @ Houston Astros

Minute Maid Park, Houston, TX

Sun Apr 23 2006, 1:05 PM CDT
Att. 39,074 - Roof Closed - 72 F

TOP

livebaseballscorecards.com

AB	33
R	2
H	8
RBI	2
BB	0
SO	8
LOB	12

WP: 0 PA: 34
PB: 0
SB: 0
CS: 0

BOTTOM

Pittsburgh Pirates @ Houston Astros

Minute Maid Park, Houston, TX

Sun Apr 23 2006, 1:05 PM CDT
Att. 39,074 - Roof Closed - 72 F

livebaseballscorecards.com

Batter	1	2	3	4	5	6	7	8	9	AB	R	H	RBI	BB	SO	LOB
Craig Biggio, R (1, 4) OBP: 0.400, SLG: 0.609 Russ Springer, R (9, 1)	HR	FC5-4 BB		SH1-3 17 SF8 2B		1B		17 FC5-4 BB 1B		4 0	2 0	4 0	1 0	1 0	0 0	0 0
Willy Taveras, R (1, 8) OBP: 0.342, SLG: 0.338	G6-3	1-2f FC5-4		SH1-3 2-3		P6		17 FC5-4 1-2 BB		3	0	0	0	1	0	2
17 Lance Berkman, S (1, 3) OBP: 0.400, SLG: 0.691	HR 1B		G5-3	SF8 3-H		F8		FC5-4 1-2f 2-3		4	1	1	1	0	0	3
Morgan Ensberg, R (1, 5) OBP: 0.526, SLG: 0.952	1-H HR		16 1B 28 BB BB	K			K	F8		4	2	1	2	1	2	2
16 Jason Lane, R (1, 9) OBP: 0.385, SLG: 0.426	2 2B 1B		28 BB BB 1-2 1B		F7		2 2B SF9 BB			3	2	2	0	1	0	0
2 Chris Burke, R (1, 7) OBP: 0.455, SLG: 0.750	G5-3 1-H 2B		F7		FC6-5 2B		SF9 1-3 2B			4	0	3	1	0	0	2
Brad Ausmus, R (1, 2) OBP: 0.455, SLG: 0.317	G5-3 2-3		28 BB 1-2 2-3 BB		FC6-5 28 WP 2-3		SF9 2-3 3-H			2	0	0	1	1	0	2
28 Adam Everett, R (1, 6) OBP: 0.323, SLG: 0.410		44 G6-3 1B	1-2 2-3 3-H BB		G1-3 1-2		G1-3			3	0	1	1	1	0	2
44 Roy Oswalt, R (1, 1) OBP: 0.200, SLG: 0.143 Mike Gallo, L (8, 1) Chad Qualls, R (8, 1) 4 Eric Bruntlett, R (8, PH) OBP: 0.333, SLG: 0.375 (9, 4)		1 SAFE 1 SAFE G6-3 1-2f	P4			G6-3		G6-3		3 0 0 1	0 0 0 0	0 0 0 0	0 0 0 0	0 0 0 0	0 0 0 0	4 0 0 0
Inning Stats	R: 4 E: 0 K: 0 S: 14 H: 5 LOB: 0 BB: 0 P: 24	R: 0 E: 0 K: 0 S: 4 H: 1 LOB: 1 BB: 1 P: 12	R: 1 E: 0 K: 0 S: 16 H: 1 LOB: 3 BB: 3 P: 35	R: 1 E: 0 K: 1 S: 6 H: 1 LOB: 0 BB: 0 P: 8	R: 0 E: 0 K: 0 S: 8 H: 1 LOB: 1 BB: 0 P: 13	R: 0 E: 0 K: 0 S: 8 H: 1 LOB: 1 BB: 1 P: 13	R: 1 E: 0 K: 1 S: 12 H: 1 LOB: 1 BB: 1 P: 20	R: 0 E: 0 K: 0 S: 11 H: 1 LOB: 2 BB: 1 P: 19		1B: 6 2B: 4 3B: 0 HR: 2	SF: 2 SAC: 1 DP: 1 HBP: 0			WP: 1 PB: 0 SB: 0 CS: 0	PA: 40		

AB	31
R	7
H	12
RBI	7
BB	6
SO	2
LOB	17

PITCHER		IP	WLS	BF	H	R	ER	SO	BB	IBB	HBP	BLK	WP	HR	S	P	ERA	WHIP
28 Paul Maholm, L ERA: 7.4	(1, 1)	3.0	L	18	7	5	5	0	4	0	0	0	0	2	34	71	15.00	3.667
Ryan Vogelsong, R ERA: 7.71	(4, 1)	3.0		12	3	1	1	1	0	0	0	0	1	0	22	34	3.00	1.000
34 John Grabow, L ERA: 6.75	(7, 1)	1.0		5	1	1	1	1	1	0	0	0	0	0	12	20	9.00	2.000
Michael Gonzalez, L ERA: 2.57	(8, 1)	1.0		5	1	0	0	0	1	0	0	0	0	0	11	19	0.00	2.000

PITCHER	IP	WLS	BF	H	R	ER	SO	BB	IBB	HBP	BLK	WP	HR	S	P	ERA	WHIP

Batter	1	2	3	4	5	6	7	8	9	AB	R	H	RBI	BB	SO	LOB
15 Rafael Furcal, S (1, 6) OBP: 0.311, SLG: 0.241	C F S 0-3 ① K		B C B F X 2-2 ③ G5-3		X 0-0 ③ G6-3			B L B X 2-1 ① G3	4	0	0	0	0	1	0
Kenny Lofton, L (1, 8) OBP: 0.343, SLG: 0.467	B C C F F B B B 4-2 BB			B F C B B B 4-2 12 G6-4-3 BB			B X 1-0 ① F7		X 0-0 5 HR 3B	2	1	1	0	2	0	0
J.D. Drew, L (1, 9) OBP: 0.442, SLG: 0.600 17 Jason Repko, R (9, PR) OBP: 0.424, SLG: 0.569 (9, 7)	F 1 SAFE 1 SAFE B F B F S 2-3 ② K			1 SAFE S B S 1 SAFE 1 SAFE 1 SAFE B B 3-3 ① K			B B C X 2-1 HR		S F D D B B 4-2 12 BB 5 HR BB	3	1	1	1	1	2	2
										0	1	0	0	0	0	0
12 Jeff Kent, R (1, 4) OBP: 0.342, SLG: 0.277	F C B 1 B S SAFE 2-3 ③ K			B B 1 SAFE F F X 2-2 ② ③ G6-4-3 1-2f			F B X 1-1 ② G6-3		D B F B B 4-1 5 HR 1-2 BB	3	1	0	0	1	1	2
5 Nomar Garciaparra, R (1, 3) OBP: 0.500, SLG: 1.000		S B B B C F F X 3-2 ① F7			B B B C B 4-1 G1-6-3 BB		C B B X 2-1 ③ G5-3		B B F S X 2-2 1-H 2-H 3-H HR	3	1	1	4	1	0	0
Bill Mueller, S (1, 5) OBP: 0.451, SLG: 0.508		B C B X 2-1 ② F8			F C B X 1-2 ① ② G1-6-3 1-2f			B X 1-0 1B	C C B B B X 3-2 ② G3-1	4	0	1	0	0	0	2
José Cruz Jr., S (1, 7) OBP: 0.368, SLG: 0.381 (9, 9)		X 0-0 ③ G5-3			X 0-0 ③ G5-3			1 SAFE F 1 SAFE L 1 SAFE S 0-3 ① K	X 0-0 1B 2B	4	1	1	0	0	1	1
Dioner Navarro, S (1, 2) OBP: 0.288, SLG: 0.315			C B S F F X 1-2 ① G6-3		B S F F C 1-3 ① K			C F B 1 SAFE C 1-3 ② K	C F F X 0-2 WP 2-H 1B	4	0	1	1	0	2	1
Derek Lowe, R (1, 1) Ricky Ledee, L (8, PH) OBP: 0.308, SLG: 0.458 44 Takashi Saito, L (8, 1) Olmedo Saenz, R (9, PH) OBP: 0.325, SLG: 0.541 Lance Carter, R (9, 1) Danys Baez, R (9, 1)			B B C F X 2-2 ② G6-3		C C B X 1-2 ② G4-3			D C X 1-1 ③ G3	B C B X 2-1 2-3 F8	2	0	0	0	0	0	0
										1	0	0	0	0	0	1
										0	0	0	0	0	0	0
										1	0	0	0	0	0	2
										0	0	0	0	0	0	0
										0	0	0	0	0	0	0
Inning Stats	R: 0 E: 0 K: 3 S: 14 H: 0 LOB: 1 BB: 1 P: 22	R: 0 E: 0 K: 0 S: 8 H: 0 LOB: 0 BB: 0 P: 13	R: 0 E: 0 K: 0 S: 10 H: 0 LOB: 0 BB: 0 P: 15	R: 0 E: 0 K: 1 S: 9 H: 0 LOB: 0 BB: 1 P: 18	R: 0 E: 0 K: 0 S: 5 H: 0 LOB: 0 BB: 1 P: 10	R: 0 E: 0 K: 1 S: 8 H: 0 LOB: 0 BB: 0 P: 10	R: 1 E: 0 K: 0 S: 7 H: 1 LOB: 0 BB: 0 P: 13	R: 0 E: 0 K: 2 S: 9 H: 1 LOB: 1 BB: 0 P: 12	R: 5 E: 0 K: 0 S: 19 H: 4 LOB: 2 BB: 2 P: 36	1B: 2 2B: 1 3B: 1 HR: 2 SF: 0 SAC: 0 DP: 2 HBP: 0						

PITCHER		IP	WLS	BF	H	R	ER	SO	BB	IBB	HBP	BLK	WP	HR	S	P	ERA	WHIP
Andy Pettitte, L ERA: 4.35	(1, 1)	7.0		23	1	1	1	5	3	0	0	0	0	1	61	101	1.29	0.571
Dan Wheeler, R ERA: 3.0	(8, 1)	1.0		4	1	0	0	2	0	0	0	0	0	0	9	12	0.00	1.000
54 Brad Lidge, R ERA: 6.75	(9, 1)	0.2	L	6	2	5	5	0	2	0	0	0	0	1	12	27	67.50	6.000
Mike Gallo, L ERA: 12.46	(9, 1)	0.1		3	2	0	0	0	0	0	0	0	1	0	7	9	0.00	6.000

PITCHER	IP	WLS	BF	H	R	ER	SO	BB	IBB	HBP	BLK	WP	HR	S	P	ERA	WHIP

TOP

Los Angeles Dodgers @ Houston Astros

Minute Maid Park, Houston, TX

Mon Apr 24 2006, 7:05 PM CDT

Att. 28,382 - Partly Cloudy - 82 F

livebaseballscorecards.com

AB	31
R	6
H	6
RBI	6
BB	5
SO	7
LOB	11

WP: 1	PA: 36		
PB: 0			
SB: 0			
CS: 0			

BOTTOM

Los Angeles Dodgers @ Houston Astros

Minute Maid Park, Houston, TX

Mon Apr 24 2006, 7:05 PM CDT

Att. 28,382 - Partly Cloudy - 82 F

livebaseballscorecards.com

Batter	1	2	3	4	5	6	7	8	9	AB	R	H	RBI	BB	SO	LOB
Craig Biggio, R (1, 4) OBP: 0.380, SLG: 0.575	C F B B X 2-2 E6 FC3-6		F F X 0-2 ① F9		C B S F X 1-2 ③ G6-3			C S B B S 2-3 ① K		4	0	0	0	0	1	1
Willy Taveras, R (1, 8) OBP: 0.325, SLG: 0.321	X 0-0 ① FC3-6 17 BB 17 S 1-2f		C B B X 2-1 ② G4-3			B C C F B X 2-2 ① G4-3		C S T S 0-3 ② K		4	0	0	0	0	1	1
17 Lance Berkman, S (1, 3) OBP: 0.405, SLG: 0.718	B B B B 4-0 ② 1-3 BB		S X 0-1 ③ G4-3			B X 1-0 ② G6-3		B B X 2-0 HR		3	1	1	1	1	0	0
Morgan Ensberg, R (1, 5) OBP: 0.500, SLG: 0.894	B S X 1-1 ③ G5-3			B B C C B C 3-3 ① K		B X 1-0 ③ G6-3		B T B B C S 3-3 ③ K		4	0	0	0	0	2	1
Preston Wilson, R (1, 7) OBP: 0.257, SLG: 0.400		F X 0-1 ① G1-3		B B B C C X 3-1 ② G4-3			S B C B X 2-2 ① G1-3		C B C F B X 2-2 F8 16 WP 1B	4	0	1	0	0	0	0
16 Jason Lane, R (1, 9) OBP: 0.402, SLG: 0.429		C F B B B B 4-2 2B BB		S B B F B X 3-2 ③ G5-3			X 0-0 1B 1B		B B B B 4-0 28 G5-4-3 1-2 BB	2	1	1	0	2	0	0
Brad Ausmus, R (1, 2) OBP: 0.475, SLG: 0.400		C F B F B X 2-2 1-H 2B			X 0-0 2B		1 SAFE B 1 SAFE B X 2-0 1-2 1B		B F C F X 1-2 ① F8 2-3	4	0	3	1	0	0	2
28 Adam Everett, R (1, 6) OBP: 0.304, SLG: 0.385		C S C 0-3 ② K			F B X 1-1 ① G6-3		F F F C 0-3 ② K		B F X 1-1 ② ③ G5-4-3 1-2f	4	0	0	0	0	2	6
Andy Pettitte, L (1, 1) OBP: 0.125, SLG: 0.125		B X 1-0 ③ G1-3			C B F F B S 2-3 ② K		B B C S X 2-2 G3			2	0	0	0	0	1	2
Orlando Palmeiro, L (7, PH) OBP: 0.143, SLG: 0.077										1	0	0	0	0	0	2
Dan Wheeler, R (8, 1)										0	0	0	0	0	0	0
54 Brad Lidge, R (9, 1)										0	0	0	0	0	0	0
Mike Gallo, L (9, 1)										0	0	0	0	0	0	0
Inning Stats	R: 0 E: 1 K: 0 S: 6 H: 0 LOB: 1 BB: 1 P: 13	R: 1 E: 0 K: 1 S: 12 H: 1 LOB: 1 BB: 1 P: 19	R: 0 E: 0 K: 0 S: 7 H: 0 LOB: 0 BB: 0 P: 9	R: 0 E: 0 K: 1 S: 8 H: 0 LOB: 0 BB: 0 P: 17	R: 0 E: 0 K: 1 S: 11 H: 1 LOB: 1 BB: 0 P: 15	R: 0 E: 0 K: 0 S: 6 H: 0 LOB: 0 BB: 0 P: 10	R: 0 E: 0 K: 1 S: 12 H: 2 LOB: 2 BB: 0 P: 18	R: 1 E: 0 K: 3 S: 11 H: 1 LOB: 0 BB: 0 P: 18	R: 0 E: 0 K: 0 S: 10 H: 1 LOB: 1 BB: 1 P: 18	1B: 3 2B: 2 3B: 0 HR: 1	SF: 0 SAC: 0 DP: 1 HBP: 0					WP: 1 PB: 0 SB: 1 CS: 0	PA: 35

PITCHER		IP	WLS	BF	H	R	ER	SO	BB	IBB	HBP	BLK	WP	HR	S	P	ERA	WHIP
Derek Lowe, R ERA: 3.77	(1, 1)	7.0		27	4	1	1	4	2	0	0	0	0	0	62	101	1.29	0.857
44 Takashi Saito, R ERA: 0.9	(8, 1)	1.0	W	4	1	1	1	3	0	0	0	0	0	1	11	18	9.00	1.000
Lance Carter, R ERA: 5.87	(9, 1)	0.0		2	1	0	0	0	1	0	0	0	1	0	4	10	∞	∞
Danys Baez, R ERA:	(9, 1)	1.0	S	2	0	0	0	0	0	0	0	0	0	0	6	8	0.00	0.000

PITCHER	IP	WLS	BF	H	R	ER	SO	BB	IBB	HBP	BLK	WP	HR	S	P	ERA	WHIP

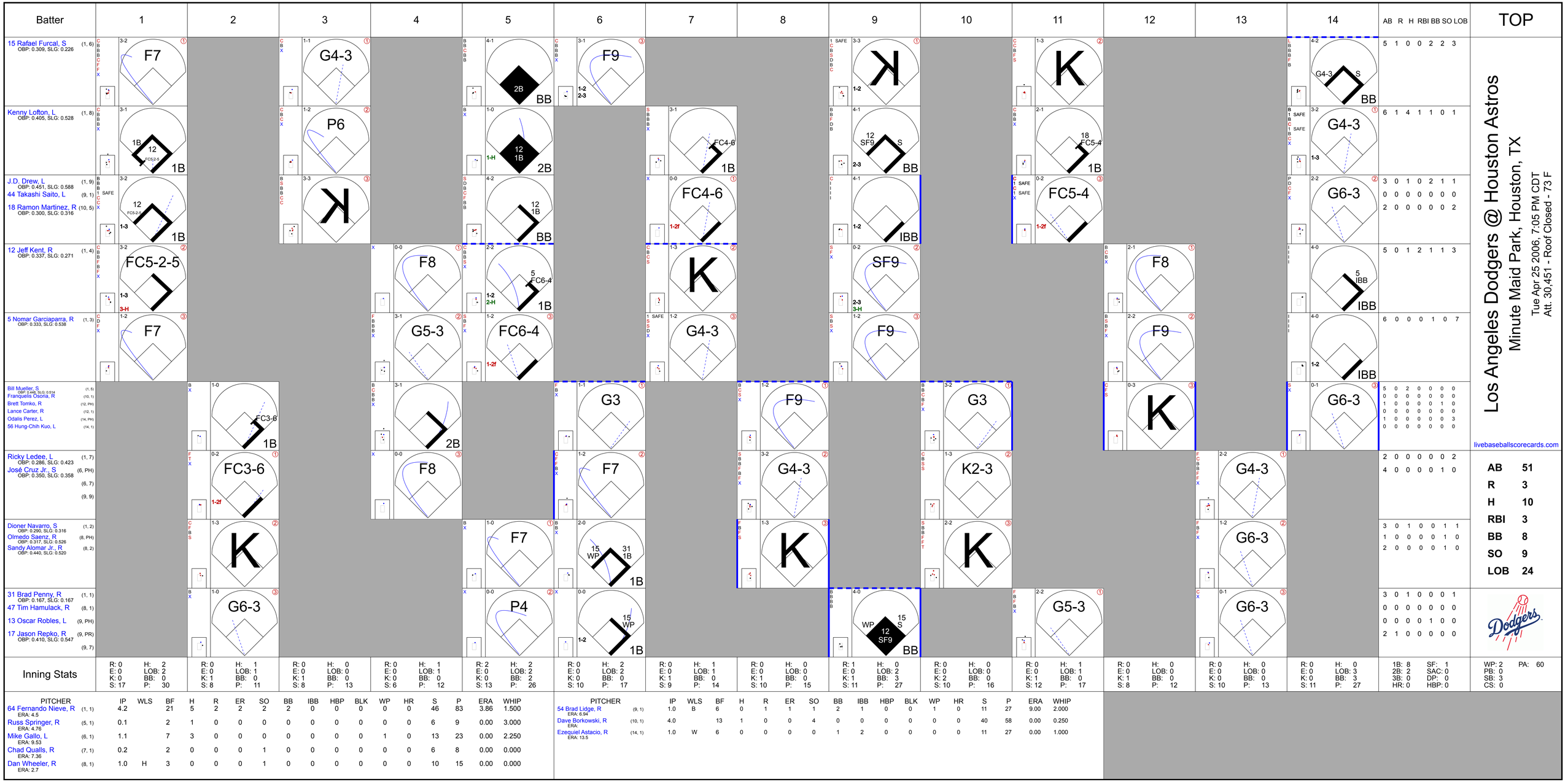
Batter
1
2
3
4
5
6
7
8
9
10
11
12
13
14
AB R H RBI BB SO LOB
TOP
15 Rafael Furcal, S (1, 6) OBP: 0.309, SLG: 0.226
Kenny Lofton, L (1, 8) OBP: 0.405, SLG: 0.528
J.D. Drew, L (1, 9) OBP: 0.451, SLG: 0.588
44 Takashi Saito, L (9, 1)
18 Ramon Martinez, R (10, 5) OBP: 0.300, SLG: 0.316
12 Jeff Kent, R (1, 4) OBP: 0.337, SLG: 0.271
5 Nomar Garciaparra, R (1, 3) OBP: 0.333, SLG: 0.538
Bill Mueller, S (1, 5) OBP: 0.448, SLG: 0.514
Franquelis Osoria, R (10, 1)
Brett Tomko, R (12, PH)
Lance Carter, R (12, 1)
Odalis Perez, L (14, PH)
56 Hung-Chih Kuo, L (14, 1)
Ricky Ledee, L (1, 7) OBP: 0.286, SLG: 0.423
José Cruz Jr., S (6, PH) OBP: 0.350, SLG: 0.358
(6, 7)
(9, 9)
Dioner Navarro, S (1, 2) OBP: 0.290, SLG: 0.316
Olmedo Saenz, R (8, PH) OBP: 0.317, SLG: 0.526
Sandy Alomar Jr., R (8, 2) OBP: 0.440, SLG: 0.520
31 Brad Penny, R (1, 1) OBP: 0.167, SLG: 0.167
47 Tim Hamulack, R (8, 1)
13 Oscar Robles, L (9, PH)
17 Jason Repko, R (9, PR) OBP: 0.410, SLG: 0.547
(9, 7)
Los Angeles Dodgers @ Houston Astros
Minute Maid Park, Houston, TX
Tue Apr 25 2006, 7:05 PM CDT
Att. 30,451 - Roof Closed - 73 F
livebaseballscorecards.com
AB 51
R 3
H 10
RBI 3
BB 8
SO 9
LOB 24
Inning Stats
PITCHER IP WLS BF H R ER SO BB IBB HBP BLK WP HR S P ERA WHIP
64 Fernando Nieve, R (1, 1) ERA: 4.5
Russ Springer, R (5, 1) ERA: 4.76
Mike Gallo, L (6, 1) ERA: 9.53
Chad Qualls, R (7, 1) ERA: 7.36
Dan Wheeler, R (8, 1) ERA: 2.7
54 Brad Lidge, R (9, 1) ERA: 6.94
Dave Borkowski, R (10, 1) ERA:
Ezequiel Astacio, R (14, 1) ERA: 13.5
1B: 8 2B: 2 3B: 0 HR: 0
SF: 1 SAC: 0 DP: 0 HBP: 0
WP: 2 PB: 0 SB: 3 CS: 0
PA: 60

BOTTOM

Los Angeles Dodgers @ Houston Astros

Minute Maid Park, Houston, TX

Tue Apr 25 2006, 7:05 PM CDT

Att. 30,451 - Roof Closed - 73 F

livebaseballscorecards.com

Batter	1	2	3	4	5	6	7	8	9	10	11	12	13	14	AB	R	H	RBI	BB	SO	LOB
Craig Biggio, R (1, 4) OBP: 0.372, SLG: 0.557	0-0 E 2B		1-2 F9		0-2 G6-3 1-2f		4-2 BB 1-2 2-3 3-H			1-1 F8		3-2 E6 BB BB		0-1 P3	6	1	1	0	1	0	1
Willy Taveras, R (1, 8) OBP: 0.344, SLG: 0.325	1-0 E2 17 G3 1B 1B 2-H		0-0 F9			0-1 F9	2-2 G4-3			2-1 17 BB 1B		4-2 BB 1-2 BB		4-2 17 1B SF8 BB	5	2	2	0	2	0	3
17 Lance Berkman, S (1, 3) OBP: 0.396, SLG: 0.675	0-2 G3 2-3		2-2 G6-3			1-1 F8		2-1 L8		4-0 G5-4-3 BB 1-2		0-0 P5		0-1 1B 1-3	6	0	1	0	1	0	3
Morgan Ensberg, R (1, 5) OBP: 0.483, SLG: 0.831	0-1 F9		2-3 K			0-2 F9		2-3 K		2-2 G5-4-3 1-2f		4-1 BB 1-2 2-3		4-0 IBB	5	0	0	0	2	2	3
Preston Wilson, R (1, 7) OBP: 0.272, SLG: 0.400	0-1 1B 3-H		4-0 S BB				1-0 16 S 1B WP 1B	0-1 F8			1-1 G6-3 1B	2-2 F9		1-1 SF8 3-H	5	1	2	2	1	0	3
16 Jason Lane, R (1, 9) OBP: 0.386, SLG: 0.406	1-1 F9		1-2 F9				0-1 F7 1-2		2-3 K		0-0 1B 1B	3-2 F8			6	0	1	0	0	1	6
Brad Ausmus, R (1, 2) OBP: 0.468, SLG: 0.396		1-1 P4	2-2 L9 1-2				3-2 WP 2-3 1B		3-1 F7		1-1 1-2 1B		0-1 F7		3	0	1	0	0	0	1
Eric Munson, L (9, PH) OBP: 0.261, SLG: 0.158 (10, 2)															3	0	1	0	0	0	0
28 Adam Everett, R (1, 6) OBP: 0.310, SLG: 0.379		2-1 L8			2-2 G6-3 HBP		4-0 WP IBB		4-2 BB		3-2 F6		2-1 G1-3		1	0	0	0	0	0	0
4 Eric Bruntlett, R (5, PR) OBP: 0.385, SLG: 0.300 (6, 6)															2	0	0	0	2	0	2
64 Fernando Nieve, R Russ Springer, R Orlando Palmeiro, L Mike Gallo, L Chad Qualls, R Mike Lamb, L Dan Wheeler, R 54 Brad Lidge, R 2 Chris Burke, R Dave Borkowski, R 44 Roy Oswalt, R Ezequiel Astacio, R	0-1 G4-3				2-1 L8		1-0 L4		1-2 P5		1-2 G1-3		1-3 K								
Inning Stats	R: 2 E: 1 K: 0 S: 11 H: 3 LOB: 1 BB: 0 P: 13	R: 0 E: 0 K: 0 S: 6 H: 0 LOB: 0 BB: 0 P: 9	R: 0 E: 0 K: 0 S: 8 H: 0 LOB: 0 BB: 0 P: 11	R: 0 E: 0 K: 1 S: 12 H: 0 LOB: 1 BB: 1 P: 20	R: 0 E: 0 K: 0 S: 7 H: 0 LOB: 1 BB: 0 P: 11	R: 0 E: 0 K: 0 S: 7 H: 0 LOB: 0 BB: 0 P: 8	R: 1 E: 0 K: 0 S: 14 H: 2 LOB: 3 BB: 2 P: 29	R: 0 E: 0 K: 1 S: 7 H: 0 LOB: 0 BB: 0 P: 11	R: 0 E: 0 K: 1 S: 11 H: 0 LOB: 1 BB: 1 P: 21	R: 0 E: 0 K: 0 S: 11 H: 1 LOB: 1 BB: 1 P: 17	R: 0 E: 0 K: 0 S: 12 H: 2 LOB: 2 BB: 0 P: 18	R: 0 E: 1 K: 0 S: 14 H: 0 LOB: 3 BB: 2 P: 30	R: 0 E: 0 K: 1 S: 8 H: 0 LOB: 0 BB: 0 P: 11	R: 1 E: 0 K: 0 S: 10 H: 1 LOB: 2 BB: 2 P: 19	1B: 8 2B: 1 3B: 0 HR: 0	SF: 1 SAC: 0 DP: 2 HBP: 1		WP: 1 PB: 0 SB: 2 CS: 0	PA: 59		

	AB	48
	R	4
	H	9
	RBI	2
	BB	9
	SO	4
	LOB	29

PITCHER	IP	WLS	BF	H	R	ER	SO	BB	IBB	HBP	BLK	WP	HR	S	P	ERA	WHIP
31 Brad Penny, R (1, 1) ERA: 2.32	7.0		29	5	3	3	1	2	1	1	0	1	0	65	101	3.86	1.000
47 Tim Hamulack, L (8, 1) ERA: 1.17	1.0		3	0	0	0	1	0	0	0	0	0	0	7	11	0.00	0.000
44 Takashi Saito, R (9, 1) ERA: 0.82	1.0		4	0	0	0	1	1	0	0	0	0	0	11	21	0.00	1.000
Franquelis Osoria, R (10, 1) ERA: 4.5	2.0		9	3	0	0	0	1	0	0	0	0	0	23	35	0.00	2.000
Lance Carter, R (12, 1) ERA: 4.66	2.0		9	0	0	0	1	2	0	0	0	0	0	22	41	0.00	1.000

PITCHER	IP	WLS	BF	H	R	ER	SO	BB	IBB	HBP	BLK	WP	HR	S	P	ERA	WHIP
56 Hung-Chih Kuo, L (14, 1) ERA: 5.54	0.2	L	5	1	1	1	0	1	1	0	0	0	0	10	19	13.50	3.000

Los Angeles Dodgers @ Houston Astros

Minute Maid Park, Houston, TX

Wed Apr 26 2006, 7:05 PM CDT

Att. 32,874 - Partly Cloudy - 70 F

TOP

livebaseballscorecards.com

Batter	1	2	3	4	5	6	7	8	9	AB	R	H	RBI	BB	SO	LOB
17 Jason Repko, R (1, 8) OBP: 0.424, SLG: 0.596	C B S S 1-3 K ①		C B B C H 3-2 1B HBP		B B X 2-0 2-H HR		C C F B B B C 3-3 K ②		B B D C F F X 3-2 G4-3 1-2 2-3 1B 1B	4	2	2	2	0	2	0
José Cruz Jr., S (1, 7) OBP: 0.341, SLG: 0.361	C B C B B F X 3-2 F7 ②		C B C 1 SAFE 1 SAFE X 1-2 F8 ②		C B S X 1-2 E6		C B F X 1-2 2B		B B C X 2-1 G4-3 ① 1-2 2-3 3-H	5	0	1	1	0	0	3
J.D. Drew, L (1, 9) OBP: 0.442, SLG: 0.569 47 Tim Hamulack, R (7, 1) 12 Jeff Kent, R (9, PH) OBP: 0.333, SLG: 0.268	B C B F B C 3-3 K ③		C F F 1 SAFE F X 0-2 1-3 1B		X 0-0 F8 ②		T B F B F X 2-2 F7 ③		C X 0-1 L5 ②	4 0 1	0 0 0	1 0 0	0 0 0	0 0 0	1 0 0	2 0 2
5 Nomar Garciaparra, R (1, 3) OBP: 0.278, SLG: 0.438 Franquelis Osoria, R (5, 1) Ricky Ledee, L (7, 9) OBP: 0.333, SLG: 0.500		B C B F T 2-2 K ①	X 0-0 G4-3 ③		X 0-0 F9 ③			F B B B X 3-1 2B	F F X 0-2 2-H 3-H 1B	3 0 2	0 0 0	0 0 2	0 0 2	0 0 0	1 0 0	3 0 0
Bill Mueller, S (1, 5) OBP: 0.435, SLG: 0.493		B F B C F F X 2-2 1B 1B		B F C X 1-2 L4 ①		C F S 0-3 K ①		C F F S 0-3 K ①	X 0-0 G4-3 ③	5	0	1	0	0	2	2
18 Ramon Martinez, R (1, 6) OBP: 0.250, SLG: 0.261		B B X 2-0 F9 ②		C X 0-1 G5-3 ②		B B F X 2-1 G4-3 ②		C X 0-1 G5-3 ②		4	0	0	0	0	0	2
Dioner Navarro, S (1, 2) OBP: 0.303, SLG: 0.317		X 0-0 1-3 1B		C F S 0-3 K ③		B C F B B B 4-2 13 FC4-6 BB		F S F F F F X 0-2 G4-3 ③		3	0	1	0	1	1	1
13 Oscar Robles, L (1, 4) OBP: 0.400, SLG: 0.143		B B B C X 3-1 G3 ③		B B C B C F B 4-2 SH5-3 17 HR BB		C B B X 2-1 FC4-6 ③ 1-2f			C B B F X 2-2 17 1B 1B G4-3 1B	3	2	1	0	1	0	3
Odalis Perez, L (1, 1) Olmedo Saenz, R (5, 3) OBP: 0.326, SLG: 0.525			C B X 1-1 G5-3 ①		F X 0-1 SH5-3 ① 1-2		B C X 1-1 F9 ①		X 0-0 G4-3 17 1B 1-2 1B 1B	1 2	0 1	0 1	0 0	0 0	0 0	0 0
Inning Stats	R: 0 E: 0 K: 2 S: 10 H: 0 LOB: 0 BB: 0 P: 17	R: 0 E: 0 K: 1 S: 12 H: 2 LOB: 2 BB: 0 P: 21	R: 0 E: 0 K: 0 S: 14 H: 1 LOB: 2 BB: 0 P: 19	R: 0 E: 0 K: 1 S: 8 H: 0 LOB: 0 BB: 0 P: 9	R: 2 E: 1 K: 0 S: 11 H: 1 LOB: 1 BB: 1 P: 18	R: 0 E: 0 K: 1 S: 9 H: 0 LOB: 1 BB: 1 P: 17	R: 0 E: 0 K: 1 S: 14 H: 1 LOB: 1 BB: 0 P: 21	R: 0 E: 0 K: 1 S: 15 H: 1 LOB: 1 BB: 0 P: 18	R: 3 E: 0 K: 0 S: 16 H: 4 LOB: 1 BB: 0 P: 23	1B: 7 2B: 2 3B: 0 HR: 1 SF: 0 SAC: 1 DP: 0 HBP: 1						

	AB	37
	R	5
	H	10
	RBI	5
	BB	2
	SO	7
	LOB	18

WP: 0 PB: 0 SB: 0 CS: 0 PA: 41

PITCHER		IP	WLS	BF	H	R	ER	SO	BB	IBB	HBP	BLK	WP	HR	S	P	ERA	WHIP
51 Wandy Rodriguez, L ERA: 2.53	(1, 1)	7.0	W	30	5	2	2	6	2	0	1	0	0	1	78	122	2.57	1.000
Chad Qualls, R ERA: 6.75	(8, 1)	1.0		4	1	0	0	1	0	0	0	0	0	0	15	18	0.00	1.000
Ezequiel Astacio, R ERA: 27.0	(9, 1)	0.0		3	3	3	3	0	0	0	0	0	0	0	8	13	∞	∞
Dan Wheeler, R ERA: 2.45	(9, 1)	1.0		4	1	0	0	0	0	0	0	0	0	0	8	10	0.00	1.000

PITCHER	IP	WLS	BF	H	R	ER	SO	BB	IBB	HBP	BLK	WP	HR	S	P	ERA	WHIP

BOTTOM

Batter	1	2	3	4	5	6	7	8	9	AB	R	H	RBI	BB	SO	LOB
Craig Biggio, R (1, 4) OBP: 0.363, SLG: 0.536 Ezequiel Astacio, R (9, 1) Dan Wheeler, R (9, 1)	C S S 0-3 ① K		F F X 0-2 2B 1B	C F X 0-2 ② G1-3	S S B X 1-2 ③ G1-3			X 0-0 ① P6		5 1 1 0 0 1 3 0 0 0 0 0 0 0 0 0 0 0 0 0 0						
Willy Taveras, R (1, 8) OBP: 0.347, SLG: 0.341	C F B F X 1-2 ② G5-3		L F F F 1 SAFE B F F B 2-2 X 17 HR 1-H 2B	B F C B X 2-2 17 1B E9 2-H 1B		C F C 0-3 ① K		B F X 1-1 ② G1-3		5 2 2 2 0 1 0						
17 Lance Berkman, S (1, 3) OBP: 0.417, SLG: 0.716	S F X 0-2 1B		D C F F B B X 3-2 2-H HR	X 0-0 FC6-4 2-H 1B		C B F B F F B X 3-2 ② P5		B B C B B 4-1 BB BB		4 1 3 3 1 0 0						
Morgan Ensberg, R (1, 5) OBP: 0.479, SLG: 0.797	B B C B F S 3-3 ③ K		F B B B B 4-1 BB	X 0-0 ③ FC6-4 1-2f		S B F B S 2-3 ③ K		B B B C B 4-1 1-2 BB		3 0 0 0 2 2 2						
Preston Wilson, R (1, 7) OBP: 0.256, SLG: 0.375		B B B X 3-0 ① F8	F B S F S 1-3 ① K		B C X 1-1 ① G6-3		B S B X 2-1 ① G4-3	B S B S S 2-3 ③ K		5 0 0 0 0 2 3						
16 Jason Lane, R (1, 9) OBP: 0.391, SLG: 0.425		C S X 0-2 ② F9	X 0-0 ② L7		C B X 1-1 2 1B 2B		B B F X 2-1 2 2B 1B			4 2 2 0 0 0 1						
2 Chris Burke, R (1, 6) OBP: 0.481, SLG: 0.800		X 0-0 1B 2B	L B X 1-1 ③ P4		B B X 2-0 51 PB HBP 2-H 1B		B S X 1-1 1-H 2B			4 1 3 2 0 0 1						
Brad Ausmus, R (1, 2) OBP: 0.485, SLG: 0.412		B B C X 2-1 2-H 1B		B B F F X 2-2 51 SH1-4 E 1B	B H 2-0 51 PB 1-2 HBP		C S S 0-3 ② K			3 1 2 1 0 1 1						
51 Wandy Rodriguez, S (1, 1) OBP: 0.100, SLG: 0.100 Mike Lamb, L (7, PH) OBP: 0.231, SLG: 0.167 Chad Qualls, R (8, 1) 4 Eric Bruntlett, R (9, 4) OBP: 0.385, SLG: 0.300		B B C B X 3-1 ③ G1-3		L 1 SAFE L X 0-2 ① SH1-4 1-2	B B B C S S 3-3 ② K 1-2 2-3		C F F F S 0-3 ③ K			2 0 0 0 0 1 3 1 0 0 0 0 1 1 0 0 0 0 0 0 0 0 0 0 0 0 0 0						
Inning Stats	R: 0 E: 0 K: 2 S: 13 H: 1 LOB: 1 BB: 0 P: 17	R: 1 E: 0 K: 0 S: 9 H: 2 LOB: 1 BB: 0 P: 17	R: 3 E: 0 K: 1 S: 22 H: 3 LOB: 1 BB: 1 P: 33	R: 2 E: 1 K: 0 S: 14 H: 3 LOB: 1 BB: 0 P: 18	R: 1 E: 0 K: 1 S: 11 H: 2 LOB: 2 BB: 0 P: 21	R: 0 E: 0 K: 2 S: 11 H: 0 LOB: 0 BB: 0 P: 16	R: 1 E: 0 K: 2 S: 15 H: 2 LOB: 1 BB: 0 P: 20	R: 0 E: 0 K: 1 S: 8 H: 0 LOB: 2 BB: 2 P: 19		1B: 8 2B: 4 3B: 0 HR: 1	SF: 0 SAC: 1 DP: 0 HBP: 1			WP: 0 PB: 1 SB: 0 CS: 0	PA: 41	

PITCHER		IP	WLS	BF	H	R	ER	SO	BB	IBB	HBP	BLK	WP	HR	S	P	ERA	WHIP
Odalis Perez, L ERA: 5.61	(1, 1)	4.1	L	25	11	7	6	3	1	0	0	0	0	1	63	94	12.46	2.769
Franquelis Osoria, R ERA: 4.38	(5, 1)	2.1		10	2	1	1	4	0	0	1	0	0	0	26	42	3.86	0.857
47 Tim Hamulack, L ERA: 1.0	(7, 1)	1.1		6	0	0	0	2	2	0	0	0	0	0	14	25	0.00	1.500

PITCHER	IP	WLS	BF	H	R	ER	SO	BB	IBB	HBP	BLK	WP	HR	S	P	ERA	WHIP

Los Angeles Dodgers @ Houston Astros

Minute Maid Park, Houston, TX

Wed Apr 26 2006, 7:05 PM CDT

Att. 32,874 - Partly Cloudy - 70 F

livebaseballscorecards.com

AB	36
R	8
H	13
RBI	8
BB	3
SO	9
LOB	15

Houston Astros @ Cincinnati Reds

Great American Ball Park, Cincinnati, OH

Fri Apr 28 2006, 7:10 PM EDT
Att. 32,091 - Clear - 70 F

TOP

livebaseballscorecards.com

Batter	1	2	3	4	5	6	7	8	9	AB	R	H	RBI	BB	SO	LOB
Craig Biggio, R (1, 4) OBP: 0.354, SLG: 0.511	B C S S 1-3 ① K		H 1-0 G6-4-3 HBP		F C B X 1-2 ① G6-3	B B C X 2-1 ③ G5-3			C X 0-1 ① F9	4	0	0	0	0	1	2
Willy Taveras, R (1, 8) OBP: 0.350, SLG: 0.355	B F F X 1-2 17 G6-4-3 1B		C B C B F F B X 3-2 ②③ G6-4-3 1-2f		C B C B X 2-2 ② G5-3		C B F B X 2-2 ① G5-3		B F B X 2-1 17 HR 2B	5	1	2	0	0	0	2
17 Lance Berkman, S (1, 3) OBP: 0.416, SLG: 0.729	B X 1-0 ②③ G6-4-3 1-2f			X 0-0 ① P5	C B B B B 4-1 BB		B B B X 3-0 ② G4-3		C X 0-1 2-H HR	4	1	1	2	1	0	1
Morgan Ensberg, R (1, 5) OBP: 0.475, SLG: 0.782		S B X 1-1 ① G5-3		F C B B F B B 4-2 16 BB 2 1B BB	X 0-0 ③ P4		S F X 0-2 2B		S X 0-1 ② F8	4	1	1	0	1	0	1
Preston Wilson, R (1, 7) OBP: 0.275, SLG: 0.417		C F X 0-2 ② 1B		1 SAFE C C C B B T 2-2 ② K		C B X 2-1 HR	S B B B F F F B 4-2 BB		C B F B X 2-2 ③ L9	4	1	2	1	1	1	1
16 Jason Lane, R (1, 9) OBP: 0.396, SLG: 0.413		B B C B B 4-1 BB		F B B 1 SAFE D B 4-2 BB 2 1B 1-2 BB		C X 0-1 ① G4-3	B F B B C X 3-2 ③ F8			2	0	0	0	2	0	2
2 Chris Burke, R (1, 6) OBP: 0.484, SLG: 0.759		B 1 SAFE C C F B X 2-2 ③ G5-3		C B S F X 1-2 BB 1-2 2-H 1B		X 0-0 44 SH1-4 E 1B		C C S 0-3 ① K		4	0	2	1	0	1	1
Brad Ausmus, R (1, 2) OBP: 0.486, SLG: 0.407			B B B C X 3-1 44 SH1-4 1B	C B B B B 4-1 44 FC6-4 1-2 2-3 BB	1 SAFE F X 0-1 FC5 44 SH1-4 1-2			X 0-0 ② L8		3	0	1	0	1	0	1
44 Roy Oswalt, R (1, 1) OBP: 0.176, SLG: 0.125			X 0-0 ① SH1-4 1-2	B X 1-0 ③ FC6-4 1-2f	M X 0-1 ② SH1-4 1-2 2-3			B C B X 2-1 ③ G3-1		1	0	0	0	0	0	3
Mike Gallo, L (7, 1)										0	0	0	0	0	0	0
Chad Qualls, R (7, 1)										0	0	0	0	0	0	0
Orlando Palmeiro, L (8, PH) OBP: 0.125, SLG: 0.067										1	0	0	0	0	0	0
Russ Springer, R (8, 1)										0	0	0	0	0	0	0
Inning Stats	R: 0 E: 0 K: 1 S: 7 H: 1 LOB: 0 BB: 0 P: 10	R: 0 E: 0 K: 0 S: 10 H: 1 LOB: 1 BB: 1 P: 17	R: 0 E: 0 K: 0 S: 8 H: 1 LOB: 1 BB: 0 P: 15	R: 1 E: 0 K: 1 S: 15 H: 1 LOB: 3 BB: 3 P: 31	R: 0 E: 0 K: 0 S: 8 H: 0 LOB: 1 BB: 1 P: 15	R: 1 E: 1 K: 0 S: 11 H: 2 LOB: 2 BB: 0 P: 15	R: 0 E: 0 K: 0 S: 14 H: 1 LOB: 2 BB: 1 P: 26	R: 0 E: 0 K: 1 S: 6 H: 0 LOB: 0 BB: 0 P: 8	R: 2 E: 0 K: 0 S: 11 H: 2 LOB: 0 BB: 0 P: 15	1B: 5 2B: 2 3B: 0 HR: 2			SF: 0 SAC: 2 DP: 2 HBP: 1				

	AB	32
	R	4
	H	9
	RBI	4
	BB	6
	SO	3
	LOB	14

WP: 0 PB: 0 SB: 0 CS: 0 PA: 41

PITCHER		IP	WLS	BF	H	R	ER	SO	BB	IBB	HBP	BLK	WP	HR	S	P	ERA	WHIP
Brandon Claussen, L ERA: 6.04	(1, 1)	5.1	W	26	6	2	2	2	5	0	1	0	0	1	55	97	3.38	2.062
Rick White, R ERA: 4.76	(6, 1)	0.2	H	2	0	0	0	0	0	0	0	0	0	0	4	6	0.00	0.000
56 Todd Coffey, R ERA: 0.64	(7, 1)	2.0	H	8	1	0	0	1	1	0	0	0	0	0	20	34	0.00	1.000
25 David Weathers, R ERA: 4.09	(9, 1)	1.0	S	5	2	2	2	0	0	0	0	0	0	1	11	15	18.00	2.000

PITCHER		IP	WLS	BF	H	R	ER	SO	BB	IBB	HBP	BLK	WP	HR	S	P	ERA	WHIP

Houston Astros @ Cincinnati Reds

Great American Ball Park, Cincinnati, OH

Fri Apr 28 2006, 7:10 PM EDT

Att. 32,091 - Clear - 70 F

BOTTOM

livebaseballscorecards.com

Batter	1	2	3	4	5	6	7	8	9	AB	R	H	RBI	BB	SO	LOB
6 Ryan Freel, R (1, 8) OBP: 0.433, SLG: 0.333	C X 0-1 G1 ①	D F F F X 1-2 P4 ③		B B C C B X 3-2 1B		B F C B F F B B 4-2 CS BB		C C B F S 1-3 K ②		4	0	1	0	1	1	1
Felipe Lopez, S (1, 6) OBP: 0.362, SLG: 0.430	C B B B B 4-1 FC5 S BB		C C S 0-3 K ①	C 1 SAFE 1 SAFE X 0-1 G3 ③		C 0-1 CS ③ 1-2	F S B F F S 1-3 K ①	B F B B B 4-1 S BB		3	0	0	0	2	2	1
Adam Dunn, L (1, 7) OBP: 0.437, SLG: 0.592 25 David Weathers, R (9, 1)	C B B S B D 4-2 FC5 1-2 BB		F C B F B F F S 3-3 K ②		F C B F B X 2-2 F7 ①		B F C X 1-2 1B 4 1B 1B	B C B B C F B 4-2 1-2 BB		3	1	1	0	2	1	0
										0	0	0	0	0	0	0
Rich Aurilia, R (1, 5) OBP: 0.347, SLG: 0.500	X 0-0 FC5 ② 1-2 2-3f		C S B X 1-2 1B 1B		C S B X 1-2 1B SF9 1B		C S D 1 SAFE X 1-2 1B 4 1B 1B	B S S X 1-2 L9 ③		5	2	3	0	0	0	4
Scott Hatteberg, L (1, 3) OBP: 0.456, SLG: 0.473	B X 1-0 F8 ③		B C B F B X 3-2 1B 1-3		B C B F B X 3-2 4 WP 1-3 1B		B C B F X 2-2 4 1B 1-2 2-3 1B			4	0	3	0	0	0	2
Austin Kearns, R (1, 9) OBP: 0.330, SLG: 0.517		B F X 1-1 G6-3 ① T F C 0-3 K ③			S X 0-1 SF9 ② 3-H		F B F B S 2-3 K ②			3	0	0	1	0	2	5
4 Brandon Phillips, R (1, 4) OBP: 0.350, SLG: 0.610		C B B X 2-1 1B 2B		C B X 1-1 G6-3 S G4-3 1B	B B S X 2-1 F8 ③ 1-2		C S X 0-2 1-2 2-H 3-H 1B			4	2	3	2	0	0	1
Jason LaRue, R (1, 2) OBP: 0.286, SLG: 0.222		C X 0-1 SH1-3 2-H 1B	F B 1 SAFE B 1 SAFE 1 SAFE B X 3-1 G6-3 ① 1-3			X 0-0 L7 ①	X 0-0 F9 ③			4	0	1	1	0	0	3
Brandon Claussen, R (1, 1) Rick White, R (6, 1) Cody Ross, R (6, PH) OBP: 0.467, SLG: 1.067 56 Todd Coffey, R (7, 1) Quinton McCracken, S (8, PH) OBP: 0.250, SLG: 0.429 (9, 7)	X 0-0 SH1-3 ② 1-2			C F X 0-2 G4-3 ② 3-H		B F S S 1-3 K ②		B F B F X 2-2 G3-1 ①		1 0 1 0 1	0 0 0 0 0	0 0 0 0 0	1 0 0 0 0	0 0 0 0 0	0 0 1 0 0	0 0 0 0 0
Inning Stats	R: 0 E: 0 K: 0 S: 7 H: 0 LOB: 2 BB: 2 P: 16	R: 1 E: 0 K: 0 S: 11 H: 2 LOB: 1 BB: 0 P: 15	R: 0 E: 0 K: 3 S: 18 H: 2 LOB: 2 BB: 0 P: 25	R: 1 E: 0 K: 0 S: 12 H: 2 LOB: 1 BB: 0 P: 19	R: 1 E: 0 K: 0 S: 14 H: 2 LOB: 1 BB: 0 P: 22	R: 0 E: 0 K: 1 S: 9 H: 0 LOB: 0 BB: 1 P: 14	R: 2 E: 0 K: 2 S: 21 H: 4 LOB: 2 BB: 0 P: 28	R: 0 E: 0 K: 1 S: 14 H: 0 LOB: 2 BB: 2 P: 26		1B: 11 2B: 1 3B: 0 HR: 0	SF: 1 SAC: 1 DP: 0 HBP: 0		WP: 1 PB: 0 SB: 3 CS: 1	PA: 41		

	AB	33
	R	5
	H	12
	RBI	5
	BB	5
	SO	7
	LOB	17

PITCHER		IP	WLS	BF	H	R	ER	SO	BB	IBB	HBP	BLK	WP	HR	S	P	ERA	WHIP
44 Roy Oswalt, R ERA: 2.76	(1, 1)	6.0	L	28	8	3	3	4	3	0	0	0	1	0	71	111	4.50	1.833
Mike Gallo, L ERA: 10.5	(7, 1)	0.1		2	1	1	1	1	0	0	0	0	0	0	8	10	27.00	3.000
Chad Qualls, R ERA: 7.11	(7, 1)	0.2		5	3	1	1	1	0	0	0	0	0	0	13	18	13.50	4.500
Russ Springer, R ERA: 4.05	(8, 1)	1.0		5	0	0	0	1	2	0	0	0	0	0	14	26	0.00	2.000

PITCHER	IP	WLS	BF	H	R	ER	SO	BB	IBB	HBP	BLK	WP	HR	S	P	ERA	WHIP

Batter	1	2	3	4	5	6	7	8	9	AB	R	H	RBI	BB	SO	LOB
Craig Biggio, R (1, 4) OBP: 0.350, SLG: 0.511	K2-3		G5-3			B2-6 2B		P2		4	0	1	0	0	1	1
Willy Taveras, R (1, 8) OBP: 0.346, SLG: 0.351	K		17 CS 1B			B2-6 2-2f		B2-3 1-2		4	0	1	0	0	1	2
17 Lance Berkman, S (1, 3) OBP: 0.410, SLG: 0.708	P6		CS 1-2	G3		E6 BB		2B 1B 2-H		4	0	1	1	0	0	0
Morgan Ensberg, R (1, 5) OBP: 0.476, SLG: 0.778		F8		K		BB 1-2		2B 1-3		3	0	1	0	1	1	0
Preston Wilson, R (1, 7) OBP: 0.277, SLG: 0.414		16 HR 1B		F8		G4-3		F8		3	1	1	0	0	0	2
Dave Borkowski, R (6, 1)										0	0	0	0	0	0	0
Mike Lamb, L (8, PH) OBP: 0.214, SLG: 0.154										1	0	0	0	0	0	2
Russ Springer, R (8, 1)										0	0	0	0	0	0	0
16 Jason Lane, R (1, 9) OBP: 0.390, SLG: 0.443		HR 1-H			G1-3		F8		K	4	1	1	2	0	1	0
Brad Ausmus, R (1, 2) OBP: 0.459, SLG: 0.379		B1-3			L8		K		G6-3	4	0	0	0	0	1	0
28 Adam Everett, R (1, 6) OBP: 0.320, SLG: 0.368		P6			BB		K		BB	2	0	0	0	2	1	0
Andy Pettitte, L (1, 1) OBP: 0.100, SLG: 0.100			K		K			17 1B B2-3 1B	F7	2	0	0	0	0	2	1
2 Chris Burke, R (6, 7) OBP: 0.485, SLG: 0.742										2	1	1	0	0	0	1

TOP

Houston Astros @ Cincinnati Reds

Great American Ball Park, Cincinnati, OH

Sat Apr 29 2006, 1:15 PM EDT
Att. 24,869 - Cloudy - 67 F

livebaseballscorecards.com

AB	33
R	3
H	7
RBI	3
BB	3
SO	8
LOB	9

Inning Stats	1	2	3	4	5	6	7	8	9
	R: 0 E: 0 K: 2 S: 9	H: 0 LOB: 0 BB: 0 P: 15	R: 2 E: 0 K: 0 S: 11	H: 2 LOB: 0 BB: 0 P: 22	R: 0 E: 0 K: 1 S: 12	H: 1 LOB: 0 BB: 0 P: 18	R: 0 E: 0 K: 1 S: 5	H: 0 LOB: 0 BB: 0 P: 8	R: 0 E: 0 K: 1 S: 8	H: 0 LOB: 1 BB: 1 P: 16
	R: 0 E: 1 K: 0 S: 9	H: 1 LOB: 2 BB: 1 P: 14	R: 0 E: 0 K: 2 S: 9	H: 0 LOB: 0 BB: 0 P: 13	R: 1 E: 0 K: 0 S: 11	H: 3 LOB: 2 BB: 0 P: 17	R: 0 E: 0 K: 1 S: 6	H: 0 LOB: 1 BB: 1 P: 12		

| | | | | | | | | | |

Houston Astros @ Cincinnati Reds

Great American Ball Park, Cincinnati, OH

Sat Apr 29 2006, 1:15 PM EDT

Att. 24,869 - Cloudy - 67 F

livebaseballscorecards.com

BOTTOM

Batter	1	2	3	4	5	6	7	8	9	AB	R	H	RBI	BB	SO	LOB
6 Ryan Freel, R (1, 8) OBP: 0.442, SLG: 0.342	X 0-0 FC4-6 1B		C B X 1-1 1B	C D B F B 4-2 1-2 2-H BB		X 0-0 ① G5-3		C F B C 1-3 ② K		4	0	2	0	1	1	0
Felipe Lopez, S (1, 6) OBP: 0.345, SLG: 0.408	X 0-0 ① FC4-6 G4-6-3 1-2f		1 SAFE 1 SAFE 1 SAFE B C F F 1 SAFE 1 SAFE 1-2 ③ X F9	F S S 0-3 ③ K		C X 0-1 ② B3		S B F F F B X 2-2 ③ G1-3		5	0	0	0	0	1	4
Rich Aurilia, R (1, 3) OBP: 0.342, SLG: 0.529	1 SAFE B C D X 2-1 ② ③ G4-6-3 1-2f			X 0-0 ① G1-3	B C X 1-1 HR	C C X 0-2 ③ G6-3				4	1	1	1	0	0	1
Adam Dunn, L (1, 7) OBP: 0.439, SLG: 0.595		B B C S B S 3-3 ① K		B B F B B 4-1 BB 12 2B BB	B B X 2-0 1B 4 FC5-4 2B		C F B B S 2-3 ① K			3	2	1	0	1	2	0
Austin Kearns, R (1, 9) OBP: 0.347, SLG: 0.522		S B B B X 2-1 4 FC5-4 1B		B B B 4-0 12 2B 4 1B 1-2 BB	C S B B F B X 3-2 4 FC5-4 2-3 1B		F C B X 1-2 ② G2-3			3	1	2	0	1	0	0
12 Edwin Encarnación, R (1, 5) OBP: 0.404, SLG: 0.579		C C S 0-3 ② K		B F B C F F X 2-2 4 E 1-3 2-H 2B	B F B B F S 3-3 ① K		C X 0-1 3B			4	1	2	1	0	2	3
4 Brandon Phillips, R (1, 4) OBP: 0.359, SLG: 0.597		C X 0-1 ③ FC5-4 1-2f		B S F D X 2-2 E1 6 S 39 1B 6 WP 2-H 3-H 1B	1 SAFE 1 SAFE X 0-0 ② FC5-4 1B 1-2f 3-H		B B B B 4-0 BB			3	1	1	2	1	0	2
Jason LaRue, R (1, 2) OBP: 0.320, SLG: 0.273			B C S B X 2-2 39 K2-3-2 1B	F F S 0-3 ② K	S B D X 2-1 39 FC4 1-2 1B		B F F F D B S 3-3 ③ K			4	0	2	0	0	2	3
39 Aaron Harang, R (1, 1) OBP: 0.133, SLG: 0.133 Kent Mercker, L (8, 1) Quinton McCracken, S (8, PH) OBP: 0.235, SLG: 0.400 25 David Weathers, R (9, 1)			1 SAFE B F F F M 1-3 ① ② K2-3-2 1-1	F X 0-1 6 WP 1-2 1B	F F X 0-2 ③ FC4 1-2f			C C B F X 1-2 ① G5-3		3 0 1 0	0 0 0 0	1 0 0 0	0 0 0 0	1 0 0 0	0 0 0 0	3 0 0 0

Inning Stats	1	2	3	4	5	6	7	8	9
	R: 0 E: 0 K: 0 S: 4 H: 1 LOB: 0 BB: 0 P: 6	R: 0 E: 0 K: 2 S: 10 H: 1 LOB: 1 BB: 0 P: 15	R: 0 E: 0 K: 1 S: 12 H: 2 LOB: 1 BB: 0 P: 17	R: 4 E: 1 K: 2 S: 20 H: 3 LOB: 2 BB: 3 P: 36	R: 2 E: 0 K: 1 S: 16 H: 4 LOB: 2 BB: 0 P: 27	R: 0 E: 0 K: 0 S: 6 H: 0 LOB: 0 BB: 0 P: 6	R: 0 E: 0 K: 2 S: 12 H: 1 LOB: 2 BB: 1 P: 22	R: 0 E: 0 K: 1 S: 12 H: 0 LOB: 0 BB: 0 P: 16	

AB	34
R	6
H	12
RBI	4
BB	4
SO	9
LOB	16

1B: 8	SF: 0	WP: 1	PA: 38
2B: 3	SAC: 0	PB: 0	
3B: 1	DP: 2	SB: 1	
HR: 1	HBP: 0	CS: 0	

PITCHER		IP	WLS	BF	H	R	ER	SO	BB	IBB	HBP	BLK	WP	HR	S	P	ERA	WHIP
Andy Pettitte, L ERA: 5.25	(1, 1)	5.0	L	27	11	6	6	6	3	0	0	0	1	1	62	101	10.80	2.800
Dave Borkowski, R ERA:	(6, 1)	2.0		8	1	0	0	2	1	0	0	0	0	0	18	28	0.00	1.000
Russ Springer, R ERA: 3.52	(8, 1)	1.0		3	0	0	0	1	0	0	0	0	0	0	12	16	0.00	0.000

PITCHER	IP	WLS	BF	H	R	ER	SO	BB	IBB	HBP	BLK	WP	HR	S	P	ERA	WHIP

Houston Astros @ Cincinnati Reds

Great American Ball Park, Cincinnati, OH

Sun Apr 30 2006, 1:15 PM EDT

Att. 22,818 - Overcast - 67 F

TOP

livebaseballscorecards.com

Batter	1	2	3	4	5	6	7	8	9	AB	R	H	RBI	BB	SO	LOB
2 Chris Burke, R (1, 4) OBP: 0.447, SLG: 0.657	2-2 G6-3 (17 HR) HBP	2-1 F9 ③			3-1 F8 ①		0-0 G6-3 ①		1-1 F9 ③	4	1	0	0	0	0	1
Willy Taveras, R (1, 8) OBP: 0.333, SLG: 0.337	0-2 G6-3 ① 1-2		1-2 G6-3 ①		0-2 G5-3 ②		3-1 F8 ②			4	0	0	0	0	0	1
17 Lance Berkman, S (1, 3) OBP: 0.413, SLG: 0.728	1-1 HR 2-H		2-3 K ②		4-1 BB (2B)		0-1 F8 ③			3	1	1	2	1	1	0
Morgan Ensberg, R (1, 5) OBP: 0.467, SLG: 0.765	2-1 P3 ②		3-1 F7 ③		0-1 2B 1-3			3-2 G5-3 ①		4	0	1	0	0	0	0
Preston Wilson, R (1, 7) OBP: 0.276, SLG: 0.407	3-2 1B (16 BB)			2-2 F8 ①	0-0 L8 ③			2-2 G5-3 ②		4	0	1	0	0	0	2
16 Jason Lane, R (1, 9) OBP: 0.394, SLG: 0.476	4-2 BB 1-2			2-1 HR		0-3 K ①		1-2 G6-3 ③		3	1	1	1	1	1	0
Brad Ausmus, R (1, 2) OBP: 0.462, SLG: 0.387	2-1 F9 ③			1-2 1B		1-1 1B			2-1 F8 ①	4	0	2	0	0	0	2
28 Adam Everett, R (1, 6) OBP: 0.304, SLG: 0.347		3-2 P6 ①		2-3 K ②		2-2 P3 ②			0-0 F7 ②	4	0	0	0	0	1	2
Taylor Buchholz, R (1, 1) Chad Qualls, R (7, 1) Mike Lamb, L (9, PH) OBP: 0.267, SLG: 0.214 54 Brad Lidge, R (9, 1)		0-1 F9 ②		1-3 K ③		3-3 K ③			3-2 1B	3 0 1 0	0 0 0 0	0 0 1 0	0 0 0 0	0 0 0 0	2 0 0 0	2 0 0 0
Inning Stats	R: 2 E: 0 K: 0 S: 22 H: 2 LOB: 2 BB: 1 P: 36	R: 0 E: 0 K: 0 S: 7 H: 0 LOB: 0 BB: 0 P: 12	R: 0 E: 0 K: 1 S: 8 H: 0 LOB: 0 BB: 0 P: 14	R: 1 E: 0 K: 2 S: 16 H: 2 LOB: 1 BB: 0 P: 24	R: 0 E: 0 K: 0 S: 9 H: 1 LOB: 2 BB: 1 P: 16	R: 0 E: 0 K: 2 S: 12 H: 1 LOB: 1 BB: 0 P: 18	R: 0 E: 0 K: 0 S: 5 H: 0 LOB: 0 BB: 0 P: 8	R: 0 E: 0 K: 0 S: 11 H: 0 LOB: 0 BB: 0 P: 17	R: 0 E: 0 K: 0 S: 10 H: 1 LOB: 1 BB: 0 P: 16	1B: 4 2B: 1 3B: 0 HR: 2	SF: 0 SAC: 0 DP: 0 HBP: 1	WP: 0 PB: 0 SB: 0 CS: 0	PA: 37				

	AB	34
	R	3
	H	7
	RBI	3
	BB	2
	SO	5
	LOB	10

PITCHER		IP	WLS	BF	H	R	ER	SO	BB	IBB	HBP	BLK	WP	HR	S	P	ERA	WHIP
54 Elizardo Ramirez, R ERA: 3.46	(1, 1)	6.0	L	27	6	3	3	5	2	0	1	0	0	2	74	120	4.50	1.333
31 Matt Belisle, R ERA: 4.63	(7, 1)	1.0		3	0	0	0	0	0	0	0	0	0	0	5	8	0.00	0.000
Rick White, R ERA: 4.38	(8, 1)	1.0		3	0	0	0	0	0	0	0	0	0	0	11	17	0.00	0.000
56 Todd Coffey, R ERA: 0.6	(9, 1)	1.0		4	1	0	0	0	0	0	0	0	0	0	10	16	0.00	1.000

PITCHER	IP	WLS	BF	H	R	ER	SO	BB	IBB	HBP	BLK	WP	HR	S	P	ERA	WHIP

BOTTOM

Houston Astros @ Cincinnati Reds

Great American Ball Park, Cincinnati, OH

Sun Apr 30 2006, 1:15 PM EDT

Att. 22,818 - Overcast - 67 F

livebaseballscorecards.com

Batter	1	2	3	4	5	6	7	8	9	AB	R	H	RBI	BB	SO	LOB
6 Ryan Freel, R (1, 8) OBP: 0.434, SLG: 0.329	X 0-0 ① F7		C B S B S 2-3 ② K			B B B B 4-0 G4-6-3 1-2 BB		B B B C C C 3-3 ① K		3	0	0	0	1	2	0
Felipe Lopez, S (1, 6) OBP: 0.333, SLG: 0.392	X 0-0 ② G6-3		C B B X 2-1 ③ G1			C B B X 2-1 ① ② G4-6-3 1-2f 2-3		C B X 1-1 ② F7		4	0	0	0	0	0	2
Adam Dunn, L (1, 7) OBP: 0.432, SLG: 0.614	B C B C X 2-2 ③ G3			C B B F X 2-2 ① P4		B B X 2-0 3-H HR		C B X 1-1 ③ G4-3		4	1	1	2	0	0	0
12 Edwin Encarnación, R (1, 5) OBP: 0.387, SLG: 0.550		B X 1-0 ① F8		C B B X 2-1 ② G5-3		X 0-0 ③ F7			B C C B S 2-3 ① K	4	0	0	0	0	1	0
Scott Hatteberg, L (1, 3) OBP: 0.431, SLG: 0.441		C B C X 1-2 ② G4-3		B C X 1-1 ③ L7			B C X 1-1 ① G6-3		B B F B C S 3-3 ② K	4	0	0	0	0	1	0
Austin Kearns, R (1, 9) OBP: 0.362, SLG: 0.527		B X 1-0 4 BB 1B			C C B B T 2-2 ① K		C F F F B B B 4-2 4 BB		X 0-0 4 S 1B	3	0	2	0	1	1	0
4 Brandon Phillips, R (1, 4) OBP: 0.382, SLG: 0.587		C B B B B 4-1 1-2 BB			B X 1-0 ② F9		B F B F F B 1 SAFE F 1 SAFE 4-2 1 SAFE B 1-2 BB		D B C 1 SAFE S B B 4-2 1-2 BB	1	0	0	0	3	0	0
Javier Valentin, S (1, 2) OBP: 0.269, SLG: 0.360		C S X 0-2 ③ F7			C X 0-1 ③ G4-3		X 0-0 ② L7		C B F F S 1-3 ③ K	4	0	0	0	0	1	6
54 Elizardo Ramirez, S (1, 1) OBP: 0.250, SLG: 0.250			B C X 1-1 ① F7			C B X 1-1 6 G4-6-3 BB HR 1B	B X 1-0 ③ P4			1	0	0	0	0	0	0
Quinton McCracken, S (6, PH) OBP: 0.278, SLG: 0.438										1	1	1	0	0	0	0
31 Matt Belisle, R (7, 1)										0	0	0	0	0	0	0
Rich Aurilia, R (7, PH) OBP: 0.338, SLG: 0.521										1	0	0	0	0	0	2
Rick White, R (8, 1)										0	0	0	0	0	0	0
56 Todd Coffey, R (9, 1)										0	0	0	0	0	0	0
Inning Stats	R: 0 E: 0 K: 0 S: 5 H: 0 LOB: 0 BB: 0 P: 7	R: 0 E: 0 K: 0 S: 9 H: 1 LOB: 2 BB: 1 P: 16	R: 0 E: 0 K: 1 S: 7 H: 0 LOB: 0 BB: 0 P: 12	R: 0 E: 0 K: 0 S: 7 H: 0 LOB: 0 BB: 0 P: 12	R: 0 E: 0 K: 1 S: 6 H: 0 LOB: 0 BB: 0 P: 9	R: 2 E: 0 K: 0 S: 6 H: 2 LOB: 0 BB: 1 P: 15	R: 0 E: 0 K: 0 S: 12 H: 0 LOB: 2 BB: 0 P: 22	R: 0 E: 0 K: 1 S: 7 H: 0 LOB: 0 BB: 0 P: 12	R: 0 E: 0 K: 3 S: 13 H: 1 LOB: 2 BB: 1 P: 23	1B: 3 2B: 0 3B: 0 HR: 1 SF: 0 SAC: 0 DP: 1 HBP: 0							

	AB	30
	R	2
	H	4
	RBI	2
	BB	5
	SO	6
	LOB	10

WP: 0 PB: 0 SB: 1 CS: 0 PA: 35

PITCHER		IP	WLS	BF	H	R	ER	SO	BB	IBB	HBP	BLK	WP	HR	S	P	ERA	WHIP
Taylor Buchholz, R ERA: 2.05	(1, 1)	6.1	W	25	3	2	2	2	4	0	0	0	0	1	50	90	2.84	1.105
Chad Qualls, R ERA: 6.28	(7, 1)	1.2	H	5	0	0	0	1	0	0	0	0	0	0	9	15	0.00	0.000
54 Brad Lidge, R ERA: 6.39	(9, 1)	1.0	S	5	1	0	0	3	1	0	0	0	0	0	13	23	0.00	2.000

PITCHER	IP	WLS	BF	H	R	ER	SO	BB	IBB	HBP	BLK	WP	HR	S	P	ERA	WHIP

Houston Astros @ Milwaukee Brewers

Miller Park, Milwaukee, WI

Mon May 01 2006, 7:05 PM CDT

Att. 12,258 - Roof Closed - 62 F

livebaseballscorecards.com

Batter	1	2	3	4	5	6	7	8	9	AB	R	H	RBI	BB	SO	LOB
Craig Biggio, R (1, 4) OBP: 0.356, SLG: 0.521	C X 0-1 E 17 G6-3 1B 1B		C B B B X 3-1 ② P2		C F D X 1-2 ③ F9			C C X 0-2 ② 2B		4	1	2	0	0	0	2
Willy Taveras, R (1, 8) OBP: 0.330, SLG: 0.333	C X 0-1 E1 1-3 1B		C B F S 1-3 ③ K			B B X 2-0 ① G3		C C B B F X 2-2 ③ F9		4	0	1	0	0	1	0
17 Lance Berkman, S (1, 3) OBP: 0.398, SLG: 0.698	X 0-0 ① G6-3 3-H			F X 0-1 ① F8		X 0-0 ② L7			X 0-0 E7	4	0	0	1	0	0	1
Morgan Ensberg, R (1, 5) OBP: 0.450, SLG: 0.730	X 0-0 ② F7			B B S X 2-1 ② L8		S S B F X 1-2 ③ F9			S B C D B S 3-3 ① K	4	0	0	0	0	1	2
Preston Wilson, R (1, 7) OBP: 0.265, SLG: 0.389	B X 1-0 ③ G1-6-3			B F F S 1-3 ③ K			B S X 1-1 ① G4-3		S S D C 1-3 ② K	4	0	0	0	0	2	2
16 Jason Lane, R (1, 9) OBP: 0.380, SLG: 0.453		B B B C X 3-1 ① G4-3			T F F S 0-3 ① K		C X 0-1 ② F9		B B C F S 2-3 ③ K	4	0	0	0	0	2	1
Eric Munson, L (1, 2) OBP: 0.308, SLG: 0.333 Mike Gallo, L (8, 1)		C B F X 1-2 ② F7			B B B C B 4-1 51 SH3-4 28 BB BB		F B B B F F F X 3-2 HR			2 0	1 0	1 0	1 0	1 0	0 0	0 0
28 Adam Everett, R (1, 6) OBP: 0.305, SLG: 0.338		C S B S 1-3 ③ K2-3			B C F D B B 4-2 51 SH3-4 1-2 BB		B S F S 1-3 ③ K			2	0	0	0	1	2	0
51 Wandy Rodriguez, S (1, 1) OBP: 0.091, SLG: 0.091 Dan Wheeler, R (7, 1) Brad Ausmus, R (7, 2) OBP: 0.456, SLG: 0.381			B C X 1-1 ① P5		B X 1-0 ② SH3-4 1-2 2-3			B C X 1-1 ① G5-3		1 0 1	0 0 0	0 0 0	0 0 0	0 0 0	0 0 0	0 0 0
Inning Stats	R: 1 H: 2 E: 1 LOB: 1 K: 0 BB: 0 S: 7 P: 8	R: 0 H: 0 E: 0 LOB: 0 K: 1 BB: 0 S: 8 P: 13	R: 0 H: 0 E: 0 LOB: 0 K: 1 BB: 0 S: 7 P: 12	R: 0 H: 0 E: 0 LOB: 0 K: 1 BB: 0 S: 7 P: 10	R: 0 H: 0 E: 0 LOB: 2 K: 1 BB: 2 S: 11 P: 21	R: 0 H: 0 E: 0 LOB: 0 K: 0 BB: 0 S: 6 P: 9	R: 1 H: 1 E: 0 LOB: 0 K: 1 BB: 0 S: 12 P: 17	R: 0 H: 1 E: 0 LOB: 0 K: 0 BB: 0 S: 9 P: 12	R: 0 H: 0 E: 1 LOB: 1 K: 3 BB: 0 S: 10 P: 16	1B: 2 SF: 0 2B: 1 SAC: 1 3B: 0 DP: 0 HR: 1 HBP: 0						

	AB	30
	R	2
	H	4
	RBI	2
	BB	2
	SO	8
	LOB	8

WP: 0 PA: 33
PB: 0
SB: 0
CS: 0

PITCHER		IP	WLS	BF	H	R	ER	SO	BB	IBB	HBP	BLK	WP	HR	S	P	ERA	WHIP
Tomo Ohka, R ERA: 3.18	(1, 1)	5.0		19	2	1	0	4	2	0	0	0	0	0	40	64	0.00	0.800
52 Jose Capellan, R ERA: 5.14	(6, 1)	2.0		7	1	1	1	1	0	0	0	0	0	1	18	26	4.50	0.500
Matt Wise, R ERA: 3.27	(8, 1)	1.0	W	3	1	0	0	0	0	0	0	0	0	0	9	12	0.00	1.000
Derrick Turnbow, R ERA: 1.64	(9, 1)	1.0	S	4	0	0	0	3	0	0	0	0	0	0	10	16	0.00	0.000

PITCHER	IP	WLS	BF	H	R	ER	SO	BB	IBB	HBP	BLK	WP	HR	S	P	ERA	WHIP

Batter	1	2	3	4	5	6	7	8	9	AB	R	H	RBI	BB	SO	LOB
23 Rickie Weeks Jr., R (1, 4) OBP: 0.362, SLG: 0.358	C B F F F S 1-3 K ①	C B B X 2-1 F9 ③			C B B B X 3-1 G6-3 7 S 1B		1 SAFE X 0-0 FC1-6 1B ① 1-2f			4	0	1	0	0	1	4
7 J.J. Hardy, R (1, 6) OBP: 0.310, SLG: 0.430	B C B S X 2-2 L6 ②		C X 0-1 F7 ①		B B C F F F F X 2-2 G5-3 ① 1-2		S 1 SAFE F 1 SAFE C 0-3 K ②			4	0	0	0	0	1	2
Geoff Jenkins, L (1, 9) OBP: 0.368, SLG: 0.481	C B X 1-1 FC5-4 1B		B C X 1-1 G4-3 ②		F S F B D 2 SAFE X 2-2 G6-3 ② 2-3		B 1 SAFE 1 SAFE X 1-0 1-2 1B			4	0	2	0	0	0	1
Carlos Lee, R (1, 7) OBP: 0.409, SLG: 0.663	X 0-0 FC5-4 1-2f ③		B F X 1-1 HR		B C X 1-1 G1-4-3 ③		C B X 1-1 F7 ③			4	1	1	1	0	0	4
28 Prince Fielder, L (1, 3) OBP: 0.404, SLG: 0.541		B B B B B 4-0 2B BB	X 0-0 G3 ③		S S B B S 2-3 K ①			B B B B 4-0 2 2B SF9 BB		2	1	0	0	2	1	0
2 Bill Hall, R (1, 5) OBP: 0.405, SLG: 0.773		F C D F C 1-3 K ①	C X 0-1 G5-3 1B		B B X 2-0 HR			B B X 2-0 SF9 1-3 SF8 2B		4	2	3	1	0	1	1
Damian Miller, R (1, 2) OBP: 0.377, SLG: 0.500	B B F 1 SAFE X 2-1 1-3 2B		1 SAFE X 0-0 G5-3 1-2 ①		X 0-0 P3 ②			B B C X 2-1 SF9 2-3 3-H ①		3	0	1	1	0	0	1
Brady Clark, R (1, 8) OBP: 0.330, SLG: 0.288		C S H 1-2 HBP	X 0-0 F8 ②		B B X 2-0 F8 ③			P F X 1-1 SF8 3-H ②		2	0	0	1	0	0	1
Tomo Ohka, S (1, 1) OBP: 0.182, SLG: 0.273 52 Jose Capellan, R (6, 1) Jeff Cirillo, R (7, PH) OBP: 0.333, SLG: 0.304 Matt Wise, R (8, 1) 18 Gabe Gross, L (8, PH) OBP: 0.405, SLG: 0.750 Derrick Turnbow, R (9, 1)	B C C F F X 1-2 L1 ②		S S S 0-3 K ③				C B F B B X 3-2 23 FC1-6 1B	C X 0-1 F8 ③		2 0 1 0 1 0	0 0 0 0 0 0	0 0 1 0 0 0	0 0 0 0 0 0	0 0 0 0 0 0	1 0 0 0 0 0	4 0 0 0 0 0
Inning Stats	R: 0 H: 1 E: 0 LOB: 1 K: 1 BB: 0 S: 11 P: 15	R: 0 H: 1 E: 0 LOB: 3 K: 1 BB: 1 S: 15 P: 26	R: 1 H: 1 E: 0 LOB: 0 K: 0 BB: 0 S: 7 P: 9	R: 0 H: 1 E: 0 LOB: 1 K: 1 BB: 0 S: 7 P: 7	R: 0 H: 1 E: 0 LOB: 1 K: 0 BB: 0 S: 14 P: 22	R: 1 H: 1 E: 0 LOB: 0 K: 1 BB: 0 S: 6 P: 12	R: 0 H: 2 E: 0 LOB: 2 K: 1 BB: 0 S: 10 P: 15	R: 2 H: 1 E: 0 LOB: 0 K: 0 BB: 1 S: 8 P: 16		1B: 5 SF: 2 2B: 2 SAC: 0 3B: 0 DP: 0 HR: 2 HBP: 1						

PITCHER		IP	WLS	BF	H	R	ER	SO	BB	IBB	HBP	BLK	WP	HR	S	P	ERA	WHIP
51 Wandy Rodriguez, L ERA: 2.61	(1, 1)	6.0		27	7	2	2	4	1	0	1	0	0	2	63	97	3.00	1.333
Dan Wheeler, R ERA: 3.55	(7, 1)	1.2	L	8	2	2	2	1	1	0	0	0	0	0	13	23	10.80	1.800
Mike Gallo, L ERA: 9.95	(8, 1)	0.1		1	0	0	0	0	0	0	0	0	0	0	2	2	0.00	0.000

PITCHER	IP	WLS	BF	H	R	ER	SO	BB	IBB	HBP	BLK	WP	HR	S	P	ERA	WHIP

BOTTOM

Houston Astros @ Milwaukee Brewers

Miller Park, Milwaukee, WI

Mon May 01 2006, 7:05 PM CDT
Att. 12,258 - Roof Closed - 62 F

livebaseballscorecards.com

AB	31
R	4
H	9
RBI	4
BB	2
SO	5
LOB	18

WP: 0 PA: 36
PB: 0
SB: 1
CS: 0

Houston Astros @ Milwaukee Brewers

Miller Park, Milwaukee, WI

Tue May 02 2006, 7:05 PM CDT

Att. 12,664 - Roof Closed - 65 F

TOP

livebaseballscorecards.com

Batter	1	2	3	4	5	6	7	8	9	AB	R	H	RBI	BB	SO	LOB
Craig Biggio, R (1, 4) OBP: 0.349, SLG: 0.515	X 0-0 SH5-4 17 SF9 2B	C S X 0-2 F8 ①	B C X 1-1 FC6-4 ③ 1-2f			T F B F X 1-2 F7 ①		C X 0-1 F8 ②		5	1	1	0	0	0	4
Russ Springer, R (8, 1)										0	0	0	0	0	0	0
Mike Gallo, L (8, 1)										0	0	0	0	0	0	0
Dan Wheeler, R (8, 1)										0	0	0	0	0	0	0
2 Chris Burke, R (9, 7) OBP: 0.447, SLG: 0.657										0	0	0	0	0	0	0
Willy Taveras, R (1, 8) OBP: 0.319, SLG: 0.321	L B X 1-1 SH5-4 ① 2-3	X 0-0 FC4-6 ② 1-2f 3-H		X 0-0 G6-3 ①		B F B B X 2-1 L4 ②		C F B F B B F F 3-2 X E4		4	0	0	1	0	0	1
17 Lance Berkman, S (1, 3) OBP: 0.398, SLG: 0.690	B B X 2-0 SF9 ② 3-H	D 1 F B C 1 S SAFE SAFE 2-3 K ③		C B X 1-1 16 WP 1B		F B X 1-1 1B ③		1 F F F 1 P F S SAFE 1-3 K ③		4	0	2	1	0	2	2
16 Jason Lane, R (1, 9) OBP: 0.372, SLG: 0.433	C B F B B S 3-3 K ③		C S B B C 2-3 K ①	B B C B C X 3-2 F9 ② 1-2			X 0-0 P2 ①		S B F B B B 4-2 G3-6-3 BB	4	0	0	0	1	2	1
Mike Lamb, L (1, 5) OBP: 0.350, SLG: 0.316		C X 0-1 1B 28 2B 1B 1B	C B B F X 2-2 1B 1B	S F B B S 2-3 K ③			B C B X 2-1 E4 G6-3 28 FC5 1B		B S X 1-1 G3-6-3 ① ② 1-2f	5	3	3	0	0	1	2
Preston Wilson, R (1, 7) OBP: 0.271, SLG: 0.390		B B X 2-0 28 2B 1B 1-2 1B	C B D X 2-1 1B 28 1B 1-2 1B		B S B C F F B F X 3-2 G6-3 ①		C T D X 2-2 G6-3 ② 2-3		X 0-0 G6-3 ③	5	2	2	0	0	0	1
54 Brad Lidge, R (9, 1)										0	0	0	0	0	0	0
Brad Ausmus, R (1, 2) OBP: 0.482, SLG: 0.409	C B S B X 2-2 28 2B 64 1B 1B 1-2 2-3	C B B T X 2-2 28 1B 1-2 2-H	C C X 0-2 28 S 1B			C D F B D F B 4-2 28 FC5 28 S BB			3	1	3	1	1	0	0
28 Adam Everett, R (1, 6) OBP: 0.314, SLG: 0.359	B C D X 2-1 64 1B FC4-6 2B 1-3 2-H 3-H	C X 0-1 FC6-4 1-2 2-H 1B	S F B F B B S 3-3 K ② 1-2			C S B X 1-2 FC5 ③ 1-3 3-H			4	1	2	4	0	1	2
64 Fernando Nieve, R (1, 1) OBP: 0.200, SLG: 0.200	B B C F X 2-2 FC4-6 2-3 3-H 1B	L L S 0-3 K ②	S C S 0-3 K ③					C B C B X 2-2 L8 ①		3	0	1	1	0	2	3
Orlando Palmeiro, L (8, PH) OBP: 0.118, SLG: 0.063										1	0	0	0	0	0	0
4 Eric Bruntlett, R (8, 4) OBP: 0.385, SLG: 0.300										0	0	0	0	0	0	0

Inning Stats	1	2	3	4	5	6	7	8	9
	R: 1 E: 0 K: 1 S: 7	R: 4 E: 0 K: 1 S: 18	R: 2 E: 0 K: 2 S: 18	R: 0 E: 0 K: 1 S: 9	R: 0 E: 0 K: 2 S: 16	R: 0 E: 0 K: 0 S: 8	R: 1 E: 1 K: 0 S: 12	R: 0 E: 1 K: 1 S: 17	R: 0 E: 0 K: 0 S: 5
	H: 1 LOB: 0 BB: 0 P: 13	H: 5 LOB: 1 BB: 0 P: 28	H: 4 LOB: 2 BB: 0 P: 27	H: 1 LOB: 1 BB: 0 P: 15	H: 1 LOB: 1 BB: 0 P: 22	H: 1 LOB: 1 BB: 0 P: 12	H: 1 LOB: 2 BB: 1 P: 21	H: 0 LOB: 1 BB: 0 P: 22	H: 0 LOB: 0 BB: 1 P: 10

1B: 12	SF: 1
2B: 2	SAC: 1
3B: 0	DP: 1
HR: 0	HBP: 0

WP: 1	PA: 42
PB: 0	
SB: 2	
CS: 0	

AB	38
R	8
H	14
RBI	8
BB	2
SO	8
LOB	16

PITCHER		IP	WLS	BF	H	R	ER	SO	BB	IBB	HBP	BLK	WP	HR	S	P	ERA	WHIP
15 Ben Sheets, R ERA: 6.64	(1, 1)	2.1	L	16	9	7	7	3	0	0	0	0	0	0	36	60	27.00	3.857
Ben Hendrickson, R ERA:	(3, 1)	4.2		19	5	1	0	4	1	0	0	0	1	0	52	78	0.00	1.286
Dan Kolb, R ERA:	(8, 1)	1.0		4	0	0	0	1	0	0	0	0	0	0	17	22	0.00	0.000
Justin Lehr, R ERA: 7.56	(9, 1)	1.0		3	0	0	0	0	1	0	0	0	0	0	5	10	0.00	1.000

PITCHER	IP	WLS	BF	H	R	ER	SO	BB	IBB	HBP	BLK	WP	HR	S	P	ERA	WHIP

Batter	1	2	3	4	5	6	7	8	9	AB	R	H	RBI	BB	SO	LOB
23 Rickie Weeks Jr., R (1, 4) OBP: 0.357, SLG: 0.353	C X 0-1 ① F8	C C F D B B X 3-2 ③ F9			B X 1-0 ② P3			C C F X 0-2 7 1B 1B		4	0	1	0	0	0	2
7 J.J. Hardy, R (1, 6) OBP: 0.317, SLG: 0.464	B B C F C 2-3 ② K		C X 0-1 HR		B B B C C F F F F 3-3 S ③ K2-3			C X 0-1 ① G4-3 28 2B 1-3 1B		4	2	2	1	0	2	0
Geoff Jenkins, L (1, 9) OBP: 0.355, SLG: 0.463	B C B X 2-1 ③ G4-3		B C F B S 2-3 ① K			F B B S X 2-2 ① G4-3		B C F F S X 1-2 ② G4-3 2-3		4	0	0	0	0	1	1
Carlos Lee, R (1, 7) OBP: 0.403, SLG: 0.643		C X 0-1 ① G6-3	B F X 1-1 ② G6-3			B B X 2-0 ② P3		B C T H 2-2 28 2B HBP		3	0	0	0	0	0	0
28 Prince Fielder, L (1, 3) OBP: 0.407, SLG: 0.559		C S S F B X 1-2 2 HR 2B	C X 0-1 ③ F7			B X 1-0 ③ P3		C X 0-1 1-3 3-H 2B		4	1	2	1	0	0	0
2 Bill Hall, R (1, 8) OBP: 0.397, SLG: 0.786		F F X 0-2 2-H HR		B C B C B S 3-3 ① K			X 0-0 ① F7	B B C C C 2-3 ③ K		4	1	1	2	0	2	2
47 Corey Koskie, L (1, 5) OBP: 0.329, SLG: 0.486	B B C X 2-1 15 1B 1B		L B C B S 2-3 ② K				C F B F B S 2-3 ② K		F B F C 1-3 ① K	4	0	1	0	0	3	0
Damian Miller, R (1, 2) OBP: 0.370, SLG: 0.529		B X 1-0 ② L7	X 0-0 ③ F8				B B X 2-0 HR		S S S 0-3 ② K	4	1	1	1	0	1	1
15 Ben Sheets, R (1, 1) OBP: 0.143, SLG: 0.143 Ben Hendrickson, R (3, 1) Brady Clark, R (7, PH) OBP: 0.327, SLG: 0.284 Dan Kolb, R (8, 1) Justin Lehr, R (9, 1) 18 Gabe Gross, L (9, PH) OBP: 0.395, SLG: 0.727	F X 0-1 1-2 1B				B C S B C 2-3 ① K		C B B X 2-1 ③ F7		F B B B B X 3-1 ③ F8	1 1 1 0 0 0 1	0 0 0 0 0 0 0	1 0 0 0 0 0 0	0 0 0 0 0 0 0	0 1 0 0 0 0 0	0 0 0 0 0 0 0	0 0 0 0 0 0 0
Inning Stats	R: 0 H: 0 E: 0 LOB: 0 K: 1 BB: 0 S: 7 P: 11	R: 2 H: 4 E: 0 LOB: 2 K: 0 BB: 0 S: 18 P: 25	R: 1 H: 1 E: 0 LOB: 0 K: 1 BB: 0 S: 9 P: 12	R: 0 H: 0 E: 0 LOB: 0 K: 2 BB: 0 S: 7 P: 12	R: 0 H: 0 E: 0 LOB: 0 K: 2 BB: 0 S: 11 P: 17	R: 0 H: 0 E: 0 LOB: 0 K: 0 BB: 0 S: 5 P: 10	R: 1 H: 1 E: 0 LOB: 0 K: 1 BB: 0 S: 8 P: 14	R: 1 H: 3 E: 0 LOB: 2 K: 1 BB: 0 S: 17 P: 22	R: 0 H: 0 E: 0 LOB: 0 K: 2 BB: 0 S: 8 P: 12	1B: 4 SF: 0 2B: 2 SAC: 0 3B: 0 DP: 0 HR: 3 HBP: 1						

PITCHER		IP	WLS	BF	H	R	ER	SO	BB	IBB	HBP	BLK	WP	HR	S	P	ERA	WHIP
64 Fernando Nieve, R ERA: 4.74	(1, 1)	7.0	W	27	6	4	4	7	0	0	0	0	0	3	65	101	5.14	0.857
Russ Springer, R ERA: 4.5	(8, 1)	0.1		2	2	1	1	0	0	0	0	0	0	0	6	6	27.00	6.000
Mike Gallo, L ERA: 9.45	(8, 1)	0.1		1	0	0	0	0	0	0	0	0	0	0	4	5	0.00	0.000
Dan Wheeler, R ERA: 3.46	(8, 1)	0.1		3	1	0	0	1	0	0	1	0	0	0	7	11	0.00	3.000
54 Brad Lidge, R ERA: 5.93	(9, 1)	1.0	S	3	0	0	0	2	0	0	0	0	0	0	8	12	0.00	0.000

PITCHER	IP	WLS	BF	H	R	ER	SO	BB	IBB	HBP	BLK	WP	HR	S	P	ERA	WHIP

BOTTOM

Houston Astros @ Milwaukee Brewers

Miller Park, Milwaukee, WI

Tue May 02 2006, 7:05 PM CDT
Att. 12,664 - Roof Closed - 65 F

livebaseballscorecards.com

AB	35
R	5
H	9
RBI	5
BB	0
SO	10
LOB	6

WP: 0 PA: 36
PB: 0
SB: 0
CS: 0

Batter	1	2	3	4	5	6	7	8	9	AB	R	H	RBI	BB	SO	LOB
22 David Eckstein, R (1, 6) OBP: 0.389, SLG: 0.382	P2		E5			FC3-6 53 G1-6-3 1-2f		F9		4	0	0	0	0	0	1
53 John Rodriguez, L (1, 7) OBP: 0.476, SLG: 0.583	K		F8			1 SAFE G1-6-3 1-2f			5 F8 15 1B 2B	4	1	1	0	0	1	2
5 Albert Pujols, R (1, 3) OBP: 0.492, SLG: 0.886	G5-3			P5			HR		F8 2-3	4	1	1	1	0	0	1
15 Jim Edmonds, L (1, 8) OBP: 0.299, SLG: 0.393		G5-3		G3-1			G4-3		43 S 1B 3-H	4	0	1	1	0	0	0
43 Juan Encarnacion, R (1, 9) OBP: 0.245, SLG: 0.376		K		L4			G5-3		1 SAFE 1 SAFE HBP 1-2	3	0	0	0	0	1	0
26 Scott Spiezio, S (1, 5) OBP: 0.333, SLG: 0.563		HR			G3		K		K	4	1	1	1	0	2	2
Gary Bennett, R (1, 2) OBP: 0.238, SLG: 0.300		G4-3			G6-3			F9	G3-1	3	0	0	0	0	0	0
Aaron Miles, S (9, PH) OBP: 0.411, SLG: 0.390										1	0	0	0	0	0	2
7 Hector Luna, R (1, 4) OBP: 0.396, SLG: 0.520			F9		G6-3			HR		3	1	1	1	0	0	0
Jason Marquis, L (1, 1) OBP: 0.235, SLG: 0.250			K			22 FC3-6 1B		K		2	0	1	0	0	1	0
48 Brad Thompson, R (6, 1)										0	0	0	0	0	0	0
John Gall, R (8, PH) OBP: 0.200, SLG: 0.200										1	0	0	0	0	1	0
40 Brian Falkenborg, R (8, 1)										0	0	0	0	0	0	0
Inning Stats	R: 0 E: 0 K: 1 S: 8 H: 0 LOB: 0 BB: 0 P: 13	R: 1 E: 0 K: 1 S: 11 H: 1 LOB: 0 BB: 0 P: 15	R: 0 E: 1 K: 1 S: 11 H: 0 LOB: 1 BB: 0 P: 16	R: 0 E: 0 K: 0 S: 11 H: 0 LOB: 0 BB: 0 P: 18	R: 0 E: 0 K: 0 S: 9 H: 0 LOB: 0 BB: 0 P: 11	R: 0 E: 0 K: 0 S: 7 H: 1 LOB: 0 BB: 0 P: 7	R: 1 E: 0 K: 1 S: 9 H: 1 LOB: 0 BB: 0 P: 14	R: 1 E: 0 K: 1 S: 17 H: 1 LOB: 0 BB: 0 P: 23	R: 1 E: 0 K: 1 S: 15 H: 2 LOB: 2 BB: 0 P: 20	1B: 2 2B: 1 3B: 0 HR: 3 SF: 0 SAC: 0 DP: 1 HBP: 1						

PITCHER		IP	WLS	BF	H	R	ER	SO	BB	IBB	HBP	BLK	WP	HR	S	P	ERA	WHIP
44 Roy Oswalt, R ERA: 2.86	(1, 1)	8.0	W	28	4	3	3	5	0	0	0	0	0	3	83	117	3.38	0.500
54 Brad Lidge, R ERA: 6.14	(9, 1)	1.0	S	6	2	1	1	1	0	0	1	0	0	0	15	20	9.00	2.000

PITCHER	IP	WLS	BF	H	R	ER	SO	BB	IBB	HBP	BLK	WP	HR	S	P	ERA	WHIP

TOP

St. Louis Cardinals @ Houston Astros

Minute Maid Park, Houston, TX

Wed May 03 2006, 7:05 PM CDT
Att. 37,305 - Partly Cloudy - 84 F

livebaseballscorecards.com

AB	33
R	4
H	6
RBI	4
BB	0
SO	6
LOB	8

St. Louis Cardinals @ Houston Astros

Minute Maid Park, Houston, TX

Wed May 03 2006, 7:05 PM CDT
Att. 37,305 - Partly Cloudy - 84 F

livebaseballscorecards.com

BOTTOM

Batter	1	2	3	4	5	6	7	8	9	AB	R	H	RBI	BB	SO	LOB
Craig Biggio, R (1, 4) OBP: 0.351, SLG: 0.505 4 Eric Bruntlett, R (9, 4) OBP: 0.385, SLG: 0.300	SBFBFBB 4-2 1B 17 2B BB	FX 0-1 ① F7		CSX 0-2 ② G4-3		BX 1-0 3B 1B		BBSFFBS 3-3 ① K		4 0	2 0	1 0	0 0	1 0	1 0	1 0
Willy Taveras, R (1, 8) OBP: 0.339, SLG: 0.354	CLX 0-2 17 2B 1-2 1B	BFX 1-1 1-2 1B		CBBBFB 4-2 17 1B BB		BBX 2-0 1-H 17 2B 3B		BBCCX 2-2 ② G6-3		4	2	3	1	1	0	0
17 Lance Berkman, S (1, 3) OBP: 0.407, SLG: 0.705	BFBFX 2-2 1B 1-H 2-H 16 SF8 2B	CBX 1-1 ② F8 2-3		1 SAFE BBBFX 3-1 1-3 1B		BBX 2-0 3-H 2B		BCBSFFFF 2-3 ③ K		5	1	3	3	0	1	2
Morgan Ensberg, R (1, 5) OBP: 0.443, SLG: 0.710	BBFBX 3-1 BB 2-3 1B	BCBX 2-1 ③ G6-3		BBSBSX 3-2 ③ G6-3		X 0-0 ③ F9				4	0	1	0	0	0	5
Preston Wilson, R (1, 7) OBP: 0.270, SLG: 0.385	FFC 0-3 ① K	BFCS 1-3 ① K			BBX 2-0 ① F9		X 0-0 F9 16 G6-3 1B			4	0	1	0	0	2	2
16 Jason Lane, R (1, 9) OBP: 0.359, SLG: 0.419	X 0-0 ② SF8 3-H	CBBX 2-1 ② F8			FX 0-1 ② P5		C SAFE BPX 2-1 ① G6-3 1-2			3	0	0	1	0	0	1
Brad Ausmus, R (1, 2) OBP: 0.483, SLG: 0.420	BCBSBFFB 4-2 1-2 BB	CCBBX 2-2 2B			BFX 1-1 ③ G1-3		CFBBX 2-2 ② F9 2-3			3	0	1	0	1	0	1
28 Adam Everett, R (1, 6) OBP: 0.311, SLG: 0.346	BCFBX 2-2 ③ F8	BCBDCX 3-2 ③ F8				CFC 0-3 ① K	IIII 4-0 IBB			3	0	0	0	1	1	3
44 Roy Oswalt, R (1, 1) OBP: 0.190, SLG: 0.105 54 Brad Lidge, R (9, 1)		CBBFBFB 4-2 17 F8 1B BB		CSX 0-2 ① G6-3		CCX 0-2 ② G6-3	CX 0-1 ③ G6-3			3 0	0 0	0 0	0 0	1 0	0 0	2 0
Inning Stats	R: 3 H: 3 E: 0 LOB: 2 K: 1 BB: 2 S: 22 P: 37	R: 0 H: 1 E: 0 LOB: 2 K: 0 BB: 1 S: 11 P: 19	R: 0 H: 1 E: 0 LOB: 1 K: 1 BB: 0 S: 11 P: 19	R: 0 H: 1 E: 0 LOB: 2 K: 0 BB: 1 S: 13 P: 23	R: 0 H: 0 E: 0 LOB: 0 K: 0 BB: 0 S: 5 P: 8	R: 2 H: 3 E: 0 LOB: 1 K: 1 BB: 0 S: 10 P: 15	R: 0 H: 1 E: 0 LOB: 2 K: 0 BB: 1 S: 9 P: 16	R: 0 H: 0 E: 0 LOB: 0 K: 2 BB: 0 S: 16 P: 23		1B: 6 SF: 1 2B: 3 SAC: 0 3B: 1 DP: 0 HR: 0 HBP: 0				WP: 0 PA: 39 PB: 0 SB: 0 CS: 0		

	AB	33
	R	5
	H	10
	RBI	5
	BB	5
	SO	5
	LOB	17

PITCHER		IP	WLS	BF	H	R	ER	SO	BB	IBB	HBP	BLK	WP	HR	S	P	ERA	WHIP
Jason Marquis, R ERA: 5.5	(1, 1)	5.2	L	29	8	5	5	3	4	0	0	0	0	0	70	117	7.94	2.118
48 Brad Thompson, R ERA: 0.71	(6, 1)	1.1		7	2	0	0	0	0	1	0	0	0	0	11	20	0.00	1.500
40 Brian Falkenborg, R ERA: 5.4	(8, 1)	1.0		3	0	0	0	2	0	0	0	0	0	0	16	23	0.00	0.000

PITCHER		IP	WLS	BF	H	R	ER	SO	BB	IBB	HBP	BLK	WP	HR	S	P	ERA	WHIP

Batter	1	2	3	4	5	6	7	8	9	AB	R	H	RBI	BB	SO	LOB
22 David Eckstein, R (1, 6) OBP: 0.382, SLG: 0.374	P5	P5			F8		1B		F8	5	0	1	1	0	0	4
7 Hector Luna, R (1, 4) OBP: 0.368, SLG: 0.481	F9		G6-3		G5-3		G4-3		FC5-4	4	0	0	0	0	0	1
50 Adam Wainwright, R (7, 1)										0	0	0	0	0	0	0
Gary Bennett, R (9, PH) OBP: 0.227, SLG: 0.286										1	0	0	0	0	0	2
5 Albert Pujols, R (1, 3) OBP: 0.475, SLG: 0.848	G4-3		F8		G5-3			G4-3		4	0	0	0	0	0	0
43 Juan Encarnacion, R (1, 9) OBP: 0.255, SLG: 0.381		27 FC4-6 1B	27 2B 1B			G6-3		F7		4	0	2	0	0	0	0
27 Scott Rolen, R (1, 5) OBP: 0.410, SLG: 0.552		FC4-6 15 1B 2B	2B			15 G4-6-3 BB		1B		3	1	2	0	1	0	1
15 Jim Edmonds, L (1, 8) OBP: 0.297, SLG: 0.386		4 HBP 2B 1B	F8			G4-6-3		K		4	1	1	0	0	1	4
4 Yadier Molina, R (1, 2) OBP: 0.187, SLG: 0.195		2B HBP	G4-3				FC6-4 1B		26 BB 1B	2	0	1	0	0	0	0
53 John Rodriguez, L (9, PH) OBP: 0.488, SLG: 0.595										1	0	1	0	0	0	0
So Taguchi, R (1, 7) OBP: 0.307, SLG: 0.333		2B	K				FC6-4 26 S 22 1B		K	3	1	1	2	0	1	1
Aaron Miles, S (9, PH) OBP: 0.405, SLG: 0.383										1	0	0	0	0	1	1
29 Chris Carpenter, R (1, 1) OBP: 0.067, SLG: 0.067		G4-3	G6-3				G5-3		FC5-4 BB	2	0	0	0	0	0	2
26 Scott Spiezio, S (7, PH) OBP: 0.339, SLG: 0.551										1	0	0	0	1	0	1
(7, 4)																
Inning Stats	R: 0 E: 0 K: 0 S: 10 H: 0 LOB: 0 BB: 0 P: 16	R: 2 E: 0 K: 0 S: 20 H: 3 LOB: 2 BB: 0 P: 31	R: 0 E: 0 K: 0 S: 13 H: 2 LOB: 2 BB: 0 P: 18	R: 0 E: 0 K: 1 S: 10 H: 0 LOB: 0 BB: 0 P: 16	R: 0 E: 0 K: 0 S: 6 H: 0 LOB: 0 BB: 0 P: 9	R: 0 E: 0 K: 0 S: 7 H: 0 LOB: 0 BB: 1 P: 12	R: 1 E: 0 K: 0 S: 13 H: 2 LOB: 1 BB: 0 P: 22	R: 0 E: 0 K: 1 S: 10 H: 1 LOB: 1 BB: 0 P: 14	R: 0 E: 0 K: 1 S: 11 H: 1 LOB: 2 BB: 1 P: 18	1B: 7 2B: 2 3B: 0 HR: 0	SF: 0 SAC: 0 DP: 1 HBP: 1						

PITCHER	IP	WLS	BF	H	R	ER	SO	BB	IBB	HBP	BLK	WP	HR	S	P	ERA	WHIP
Andy Pettitte, L (1, 1) ERA: 5.06	6.2	W	28	7	3	3	1	1	0	1	0	0	0	77	121	4.05	1.200
Chad Qualls, R (7, 1) ERA: 6.14	0.1	H	1	0	0	0	0	0	0	0	0	0	0	2	3	0.00	0.000
Dan Wheeler, R (8, 1) ERA: 3.21	1.0	H	4	1	0	0	1	0	0	0	0	0	0	10	14	0.00	1.000
54 Brad Lidge, R (9, 1) ERA: 5.74	1.0	S	5	1	0	0	1	1	0	0	0	0	0	11	18	0.00	2.000

PITCHER	IP	WLS	BF	H	R	ER	SO	BB	IBB	HBP	BLK	WP	HR	S	P	ERA	WHIP

TOP

St. Louis Cardinals @ Houston Astros

Minute Maid Park, Houston, TX

Thu May 04 2006, 7:05 PM CDT
Att. 37,290 - Cloudy - 79 F

livebaseballscorecards.com

AB	35
R	3
H	9
RBI	3
BB	2
SO	3
LOB	17

Batter	1	2	3	4	5	6	7	8	9	AB	R	H	RBI	BB	SO	LOB
Craig Biggio, R (1, 4) OBP: 0.347, SLG: 0.495	C B F B F B X 3-2 17 G4-6-3 BB 1B		F B X 1-1 ③ G5-3		B F S B S 2-3 ② K		B C B S S 2-3 ③ K			4	0	1	0	0	2	2
4 Eric Bruntlett, R (9, 4) OBP: 0.385, SLG: 0.300										0	0	0	0	0	0	0
Willy Taveras, R (1, 8) OBP: 0.352, SLG: 0.357	M 1 SAFE B B L B F F F 1 SAFE 4-2 B B 17 G4-6-3 1-2 BB			B C F B F H 3-2 17 HR HBP	B C X 1-1 1-2 2-H 1B			C B B F B X 3-2 ① G6-3		2	1	1	1	1	0	0
17 Lance Berkman, S (1, 3) OBP: 0.402, SLG: 0.716	B C S X 1-2 G4-6-3 ① ② 1-2f 2-3			B S X 1-1 1-H HR	B C B X 2-1 ③ G4-3			C B F S 1-3 ② K		4	1	1	2	0	1	4
Morgan Ensberg, R (1, 5) OBP: 0.437, SLG: 0.701	B S C S 1-3 ③ K			C B X 1-1 ① G6-3		C S B B F X 2-2 F9 16 1B 2B		B B C B S C 3-3 ③ K		4	1	1	0	0	2	1
Preston Wilson, R (1, 7) OBP: 0.263, SLG: 0.374		X 0-0 ① L7		F S B S 1-3 ② K		B B X 2-0 ① F9 2-3				3	0	0	0	0	1	1
16 Jason Lane, R (1, 9) OBP: 0.358, SLG: 0.417		C B X 1-1 ② G5-3		B S F B F S 2-3 ③ K		X 0-0 G6-4-3 3-H 1B				3	0	1	1	0	1	0
Brad Ausmus, R (1, 2) OBP: 0.467, SLG: 0.403		B X 1-0 ③ G5-3			F C B B B X 3-2 ① G6-3	C B X 1-1 ② ③ G6-4-3 1-2f				3	0	0	0	0	0	1
28 Adam Everett, R (1, 6) OBP: 0.312, SLG: 0.357			B F X 1-1 ① G6-3		C C X 0-2 1B 2B		B B X 2-0 ① P5			3	1	1	0	0	0	0
Andy Pettitte, L (1, 1) OBP: 0.167, SLG: 0.091			C B B B X 2-1 ② F7		C B B B F B 4-2 1B BB		B X 1-0 ② G5-3			1	0	0	0	1	0	0
Chad Qualls, R (7, 1)										0	0	0	0	0	0	0
Orlando Palmeiro, L (7, PH) OBP: 0.111, SLG: 0.059										1	0	0	0	0	0	0
Dan Wheeler, R (8, 1)										0	0	0	0	0	0	0
54 Brad Lidge, R (9, 1)										0	0	0	0	0	0	0
Inning Stats	R: 0 E: 0 K: 1 S: 15 H: 1 LOB: 1 BB: 1 P: 24	R: 0 E: 0 K: 0 S: 4 H: 0 LOB: 0 BB: 0 P: 6	R: 0 E: 0 K: 0 S: 6 H: 0 LOB: 0 BB: 0 P: 10	R: 2 E: 0 K: 2 S: 14 H: 1 LOB: 0 BB: 0 P: 22	R: 1 E: 0 K: 1 S: 15 H: 2 LOB: 2 BB: 1 P: 27	R: 1 E: 0 K: 0 S: 8 H: 2 LOB: 0 BB: 0 P: 13	R: 0 E: 0 K: 1 S: 5 H: 0 LOB: 0 BB: 0 P: 10	R: 0 E: 0 K: 2 S: 9 H: 0 LOB: 0 BB: 0 P: 16							

BOTTOM

St. Louis Cardinals @ Houston Astros

Minute Maid Park, Houston, TX

Thu May 04 2006, 7:05 PM CDT
Att. 37,290 - Cloudy - 79 F

livebaseballscorecards.com

AB	28
R	4
H	6
RBI	4
BB	2
SO	7
LOB	9

1B: 3	SF: 0	WP: 0	PA: 31
2B: 2	SAC: 0	PB: 0	
3B: 0	DP: 2	SB: 0	
HR: 1	HBP: 1	CS: 0	

PITCHER	IP	WLS	BF	H	R	ER	SO	BB	IBB	HBP	BLK	WP	HR	S	P	ERA	WHIP
29 Chris Carpenter, R (1, 1) ERA: 2.35	6.0	L	25	6	4	4	4	2	0	1	0	0	1	62	102	6.00	1.333
50 Adam Wainwright, R (7, 1) ERA: 0.66	2.0		6	0	0	0	3	0	0	0	0	0	0	14	26	0.00	0.000

PITCHER	IP	WLS	BF	H	R	ER	SO	BB	IBB	HBP	BLK	WP	HR	S	P	ERA	WHIP

Batter	1	2	3	4	5	6	7	8	9	AB	R	H	RBI	BB	SO	LOB
Craig Biggio, R (1, 4) OBP: 0.352, SLG: 0.504	B C X 1-1 ① F7		B X 1-0 1B 1B 2B	B C X 1-1 2-H 1B			C B X 1-1 ② F9			4	1	2	1	0	0	0
Willy Taveras, R (1, 8) OBP: 0.349, SLG: 0.353	B F B F T 2-2 ② K		L X 0-1 2-3 17 S 1B 1B	B B C F X 2-2 ③ G1-3			C B B C F B F X 3-2 ③ G4-3			4	1	1	0	0	1	1
17 Lance Berkman, S (1, 3) OBP: 0.397, SLG: 0.708	B F B C B X 3-2 1B 2B		B 1 SAFE B 1 SAFE F S F B S 3-3 1-2 ① K		S X 0-1 ① G4-3			B F C B C 2-3 ① K		4	1	1	0	0	2	2
Morgan Ensberg, R (1, 5) OBP: 0.431, SLG: 0.680	F B B C B B 4-2 1B BB		S S S 0-3 ② K		B C S B S 2-3 ② K			S S B S 1-3 ② K		3	0	0	0	1	3	2
Preston Wilson, R (1, 7) OBP: 0.271, SLG: 0.378	B X 1-0 1-3 2-H 1B		S X 0-1 2-H 3-H 1B		C X 0-1 ③ G6-3			C F B S 1-3 ③ K		4	0	2	3	0	1	0
16 Jason Lane, R (1, 9) OBP: 0.347, SLG: 0.400	B B C X 2-1 ③ P2		C C C 0-3 ③ K			X 0-0 ① G4-3			X 0-0 ① P4	4	0	0	0	0	1	3
Brad Ausmus, R (1, 2) OBP: 0.457, SLG: 0.408		C F C 0-3 ① K		B F F S 1-3 ① K		X 0-0 ② G4-3			B C B C F F B X 3-2 2B	4	0	1	0	0	2	0
28 Adam Everett, R (1, 6) OBP: 0.309, SLG: 0.352		C S S 0-3 ② K		C S X 0-2 SH1-4 1B 1B		C B B T B X 3-2 F9			S B X 1-1 ② G6-3	4	1	1	0	0	1	1
Taylor Buchholz, R (1, 1) Mike Gallo, L (8, 1) Chad Qualls, R (8, 1) Mike Lamb, L (9, PH) OBP: 0.333, SLG: 0.300 54 Brad Lidge, R (9, 1) Dan Wheeler, R (9, 1)		C B F B S 2-3 ③ K		X 0-0 ② SH1-4 1-2			C X 0-1 ① P3		S B F B F X 2-2 ③ P6	2 0 0 1 0 0	0 0 0 0 0 0	0 0 0 0 0 0	0 0 0 0 0 0	0 0 0 0 0 0	1 0 0 0 0 0	0 0 0 1 0 0
Inning Stats	R: 1 H: 2 E: 0 LOB: 2 K: 1 BB: 1 S: 13 P: 26	R: 0 H: 0 E: 0 LOB: 0 K: 3 BB: 0 S: 9 P: 11	R: 2 H: 3 E: 0 LOB: 1 K: 3 BB: 0 S: 15 P: 19	R: 1 H: 2 E: 0 LOB: 1 K: 1 BB: 0 S: 12 P: 16	R: 0 H: 0 E: 0 LOB: 0 K: 1 BB: 0 S: 7 P: 9	R: 0 H: 0 E: 0 LOB: 0 K: 0 BB: 0 S: 5 P: 8	R: 0 H: 0 E: 0 LOB: 0 K: 0 BB: 0 S: 9 P: 13	R: 0 H: 0 E: 0 LOB: 0 K: 3 BB: 0 S: 9 P: 13	R: 0 H: 1 E: 0 LOB: 1 K: 0 BB: 0 S: 12 P: 18	1B: 5 SF: 0 2B: 3 SAC: 1 3B: 0 DP: 0 HR: 0 HBP: 0						WP: 0 PA: 36 PB: 0 SB: 1 CS: 0

PITCHER	IP	WLS	BF	H	R	ER	SO	BB	IBB	HBP	BLK	WP	HR	S	P	ERA	WHIP
49 Byung-Hyun Kim, R (1, 1) ERA: 3.29	7.0		29	7	4	4	9	1	0	0	0	0	0	70	102	5.14	1.143
61 Ramon E Ramirez, R (8, 1) ERA:	2.0	W	7	1	0	0	3	0	0	0	0	0	0	21	31	0.00	0.500

PITCHER	IP	WLS	BF	H	R	ER	SO	BB	IBB	HBP	BLK	WP	HR	S	P	ERA	WHIP

Houston Astros @ Colorado Rockies

Coors Field, Denver, CO

Fri May 05 2006, 7:05 PM MDT

Att. 20,327 - Overcast - 46 F

TOP

livebaseballscorecards.com

AB	34
R	4
H	8
RBI	4
BB	1
SO	12
LOB	10

BOTTOM

Batter	1	2	3	4	5	6	7	8	9	AB	R	H	RBI	BB	SO	LOB
18 Cory Sullivan, L (1, 8) OBP: 0.355, SLG: 0.509	C S X 0-2 ① F8		C X 0-1 ② G3-1		C C F X 0-2 ① L7		L S B F X 1-2 ③ G6-3		B I I I 4-0 BB 1-2 IBB	4	0	0	0	1	0	0
Jamey Carroll, R (1, 4) OBP: 0.419, SLG: 0.370	B X 1-0 17 G3-1 2B		B C F X 1-2 1B		C B F B X 2-2 ② G4-3			B C B X 2-1 17 1B 27 G5-4-3 1B	C B B T F B B 4-2 1-2 2-3 3-H BB	4	1	3	1	1	0	0
17 Todd Helton, L (1, 3) OBP: 0.514, SLG: 0.604	X 0-0 ② G3-1 2-3		B X 1-0 ③ F7		C F S 0-3 ③ K			X 0-0 27 G5-4-3 1-3 1B		4	0	1	0	0	1	2
27 Garrett Atkins, R (1, 5) OBP: 0.408, SLG: 0.523	D X 1-0 ③ G4-3			B C B B B 4-1 11 FC3 5 1B 11 E BB		X 0-0 11 G3 1B		B X 1-0 ① ② G5-4-3 1-2f 3-H		3	1	1	0	1	0	2
5 Matt Holliday, R (1, 7) OBP: 0.305, SLG: 0.533		X 0-0 11 F8 2B		S B B X 2-1 11 E 12 FC6-4 1-2 1B		S B B F 1 SAFE F 1 SAFE F F F 2-2 ① F 1 SAFE X P6		S X 0-1 ③ G4-3		4	1	2	0	0	0	1
11 Brad Hawpe, L (1, 9) OBP: 0.451, SLG: 0.679		C F B X 1-2 ① F8 2-3		B F B S F X 2-2 FC3 12 FC6-4 1-3 2-H		F B C F 1 SAFE X 1-2 ② G3 1-2			B B X 2-0 12 SH 2B	4	1	1	0	0	0	3
12 Clint Barmes, R (1, 6) OBP: 0.258, SLG: 0.354		B B C S S 2-3 ② K		B X 1-0 ① FC6-4 G6-3 S 1-2f 3-H		S B X 1-1 ③ P6			X 0-0 SH SH1-4 BB 2-H	3	1	0	1	0	1	3
Danny Ardoin, R (1, 2) OBP: 0.209, SLG: 0.222 Jason Smith, L (7, PH) OBP: 0.368, SLG: 0.459 61 Ramon E Ramirez, R (8, 1) OBP: 1.000, SLG: 1.000 Choo Freeman, R (9, PH) OBP: 0.258, SLG: 0.300		B B F X 2-1 ③ P6		B B F S X 2-2 ② G6-3 1-3			S C X 0-2 ① G3		X 0-0 ① SH1-4 2-3	2 1 0 0	0 0 0 0	0 0 0 0	0 0 0 0	0 0 0 0	0 0 0 0	2 0 0 0
49 Byung-Hyun Kim, R (1, 1) Miguel Ojeda, R (7, PH) OBP: 0.333, SLG: 0.435 (8, 2) Eli Marrero, R (9, PH) OBP: 0.413, SLG: 0.692			F B X 1-1 ① G4-3	B C X 1-1 ③ P3			B X 1-0 ② P3		D S B B B 4-1 18 DI BB BB	2 1 0	0 0 0	0 0 0	0 0 0	0 0 1	0 0 0	1 0 0
Inning Stats	R: 0 H: 1 E: 0 LOB: 1 K: 0 BB: 0 S: 6 P: 8	R: 0 H: 1 E: 0 LOB: 1 K: 1 BB: 0 S: 9 P: 14	R: 0 H: 1 E: 0 LOB: 1 K: 0 BB: 0 S: 8 P: 11	R: 2 H: 1 E: 1 LOB: 1 K: 0 BB: 1 S: 13 P: 25	R: 0 H: 0 E: 0 LOB: 0 K: 1 BB: 0 S: 10 P: 12	R: 0 H: 1 E: 0 LOB: 1 K: 0 BB: 0 S: 14 P: 18	R: 0 H: 0 E: 0 LOB: 0 K: 0 BB: 0 S: 8 P: 10	R: 1 H: 2 E: 0 LOB: 0 K: 0 BB: 0 S: 6 P: 9	R: 2 H: 1 E: 1 LOB: 3 K: 0 BB: 3 S: 7 P: 21	1B: 5 SF: 0 2B: 3 SAC: 2 3B: 0 DP: 1 HR: 0 HBP: 0						

	AB	R	H	RBI	BB	SO	LOB
18 Cory Sullivan, L	4	0	0	0	1	0	0
Jamey Carroll, R	4	1	3	1	1	0	0
17 Todd Helton, L	4	0	1	0	0	1	2
27 Garrett Atkins, R	3	1	1	0	1	0	2
5 Matt Holliday, R	4	1	2	0	0	0	1
11 Brad Hawpe, L	4	1	1	0	0	0	3
12 Clint Barmes, R	3	1	0	1	0	1	3
Danny Ardoin, R	2	0	0	0	0	0	2
Jason Smith, L	1	0	0	0	0	0	0
61 Ramon E Ramirez, R	0	0	0	0	0	0	0
Choo Freeman, R	0	0	0	0	0	0	0
49 Byung-Hyun Kim, R	2	0	0	0	0	0	1
Miguel Ojeda, R	1	0	0	0	0	0	0
Eli Marrero, R	0	0	0	0	1	0	0

AB	32
R	5
H	8
RBI	2
BB	4
SO	2
LOB	14

PITCHER		IP	WLS	BF	H	R	ER	SO	BB	IBB	HBP	BLK	WP	HR	S	P	ERA	WHIP
Taylor Buchholz, R ERA: 2.16	(1, 1)	7.0		29	6	3	2	2	1	0	0	0	0	0	70	102	2.57	1.000
Mike Gallo, L ERA: 9.45	(8, 1)	0.0		1	1	0	0	0	0	0	0	0	0	0	1	1	∞	∞
Chad Qualls, R ERA: 5.74	(8, 1)	1.0	H	2	0	0	0	0	0	0	0	0	0	0	3	4	0.00	0.000
54 Brad Lidge, R ERA: 6.19	(9, 1)	0.1	L	4	1	2	1	0	1	0	0	0	0	0	4	10	27.00	6.000
Dan Wheeler, R ERA: 3.21	(9, 1)	0.0		2	0	0	0	0	1	1	0	0	0	0	3	11	∞	∞

PITCHER	IP	WLS	BF	H	R	ER	SO	BB	IBB	HBP	BLK	WP	HR	S	P	ERA	WHIP

Houston Astros @ Colorado Rockies

Coors Field, Denver, CO

Fri May 05 2006, 7:05 PM MDT

Att. 20,327 - Overcast - 46 F

livebaseballscorecards.com

Batter	1	2	3	4	5	6	7	8	9	AB	R	H	RBI	BB	SO	LOB
Craig Biggio, R (1, 4) OBP: 0.341, SLG: 0.487	S B B X 2-1 F7 ①		X 0-0 G4-3 ②			C F X 0-2 F7 ②		C B X 1-1 G5-4-3 ① ② 1-2f		4	0	0	0	0	0	1
Willy Taveras, R (1, 8) OBP: 0.346, SLG: 0.350 Dave Borkowski, R (8, 1)	C C D F C 1-3 K ②		C B C C 1-3 K ③			C B X 1-1 17 S 1B		B F S X 1-2 F9 ③		4 0	0 0	1 0	0 0	0 0	2 0	0 0
17 Lance Berkman, S (1, 3) OBP: 0.400, SLG: 0.698	C B B X 2-1 1B			S B X 1-1 G3-1 ①		F B B F F B B 4-2 1-2 BB			F B F B X 2-2 F7 ①	3	0	1	0	1	0	0
Morgan Ensberg, R (1, 5) OBP: 0.417, SLG: 0.654	B X 1-0 L5 ③			X 0-0 F7 ②		B B C C C 2-3 K ③			F B B S B C 3-3 K ②	4	0	0	0	0	2	3
Preston Wilson, R (1, 7) OBP: 0.279, SLG: 0.391		C B X 1-1 2 G6-4-3 1B		F S B F C 1-3 K ③			B F T B S 2-3 K ①		T B F B B F X 3-2 2B	4	0	2	0	0	2	0
2 Chris Burke, R (1, 9) OBP: 0.425, SLG: 0.622 Orlando Palmeiro, L (6, 9) OBP: 0.150, SLG: 0.105		C B X 1-1 G6-4-3 ① ② 1-2f			C B F S 1-3 K ①		C X 0-1 1B		F X 0-1 F8 ③	2 2	0 0	0 1	0 0	0 0	1 0	1 1
Eric Munson, L (1, 2) OBP: 0.310, SLG: 0.375		B B F B C X 3-2 2B			X 0-0 P5 ②		F C D S 1-3 K ②			3	0	1	0	0	1	1
28 Adam Everett, R (1, 6) OBP: 0.300, SLG: 0.341		B C F S 1-3 K ③			C X 0-1 P4 ③		X 0-0 G1-3 ③			3	0	0	0	0	1	2
51 Wandy Rodriguez, S (1, 1) OBP: 0.077, SLG: 0.077 Russ Springer, R (7, 1) 4 Eric Bruntlett, R (8, PH) OBP: 0.429, SLG: 0.364 (8, 8)			C X 0-1 G1-3 ①			C C B X 1-2 G3 ①		C X 0-1 G5-4-3 1B		2 0 1	0 0 0	0 0 1	0 0 0	0 0 0	0 0 0	0 0 0
Inning Stats	R: 0 E: 0 K: 1 S: 9 H: 1 LOB: 1 BB: 0 P: 15	R: 0 E: 0 K: 1 S: 10 H: 2 LOB: 1 BB: 0 P: 16	R: 0 E: 0 K: 1 S: 6 H: 0 LOB: 0 BB: 0 P: 7	R: 0 E: 0 K: 1 S: 7 H: 0 LOB: 0 BB: 0 P: 9	R: 0 E: 0 K: 1 S: 6 H: 0 LOB: 0 BB: 0 P: 7	R: 0 E: 0 K: 1 S: 14 H: 1 LOB: 2 BB: 1 P: 22	R: 0 E: 0 K: 2 S: 9 H: 1 LOB: 1 BB: 0 P: 12	R: 0 E: 0 K: 0 S: 7 H: 1 LOB: 0 BB: 0 P: 9	R: 0 E: 0 K: 1 S: 12 H: 1 LOB: 1 BB: 0 P: 20	1B: 5 2B: 2 3B: 0 HR: 0 SF: 0 SAC: 0 DP: 2 HBP: 0						

PITCHER	IP	WLS	BF	H	R	ER	SO	BB	IBB	HBP	BLK	WP	HR	S	P	ERA	WHIP
Jason Jennings, R (1, 1) ERA: 4.7	9.0	W	33	7	0	0	9	1	0	0	0	0	0	80	117	0.00	0.889

PITCHER	IP	WLS	BF	H	R	ER	SO	BB	IBB	HBP	BLK	WP	HR	S	P	ERA	WHIP

TOP

Houston Astros @ Colorado Rockies

Coors Field, Denver, CO

Sat May 06 2006, 6:05 PM MDT

Att. 26,358 - Partly Cloudy - 61 F

livebaseballscorecards.com

AB	32
R	0
H	7
RBI	0
BB	1
SO	9
LOB	9

Batter	1	2	3	4	5	6	7	8	9	AB	R	H	RBI	BB	SO	LOB
Jamey Carroll, R (1, 4) OBP: 0.431, SLG: 0.364	B B C B C B 4-2 S 1B BB	B C B B B 4-1 CS BB			X 0-0 ① SH1-3 1-2		B F F C 1-3 ③ K			1	1	0	0	2	1	0
Choo Freeman, R (1, 8) OBP: 0.286, SLG: 0.324	1 SAFE C L B D F 1 SAFE D X 3-2 17 S 17 1B 1-H 1B	1 SAFE F F 1 SAFE 1 SAFE 0-2 ③ CS 1-2	C X 0-1 17 1B 27 SF8 1B		S X 0-1 ② G4-3 2-3			S X 0-1 ① G1-3		4	2	2	1	0	0	1
17 Todd Helton, L (1, 3) OBP: 0.513, SLG: 0.596	F S D X 1-2 27 G3-6 1-H 1B		B S F X 1-2 5 G6-4-3 1-3 1B		X 0-0 ③ G6-3			F S B B S 2-3 ② K		4	0	2	1	0	1	1
27 Garrett Atkins, R (1, 5) OBP: 0.395, SLG: 0.509	X 0-0 ①② G3-6 1-2f	1 SAFE B S F X 1-2 ① SF8 3-H				B C X 1-1 ① F9		C B B C B C 3-3 ③ K		3	0	0	1	0	1	1
5 Matt Holliday, R (1, 7) OBP: 0.305, SLG: 0.552	B B F F B X 3-2 ③ G4-3	F X 0-1 ②③ G6-4-3 1-2f				B X 1-0 HR				3	1	1	1	0	0	1
11 Brad Hawpe, L (1, 9) OBP: 0.440, SLG: 0.661		B F F B X 2-2 ① G4-3		C B X 1-1 ① G3		C S C 0-3 ② K				3	0	0	0	0	1	0
12 Clint Barmes, R (1, 6) OBP: 0.260, SLG: 0.348		F H 1-1 2B HBP		B B X 2-0 ② P4		B X 1-0 ③ G5-3				2	1	0	0	0	0	0
Miguel Ojeda, R (1, 2) OBP: 0.333, SLG: 0.449		C F X 0-2 G4-3 1-H 2B		B B B C F X 3-2 ③ G6-3			F B S F B X 2-2 ① F8			3	0	1	1	0	0	0
Jason Jennings, L (1, 1) OBP: 0.200, SLG: 0.200		C X 0-1 ② G4-3 2-3			F X 0-1 G4-3 SH1-3 1B		C F D B X 2-2 ② F8			3	0	1	0	0	0	1
Inning Stats	R: 2 H: 2 E: 0 LOB: 0 K: 0 BB: 1 S: 13 P: 24	R: 1 H: 1 E: 0 LOB: 1 K: 0 BB: 1 S: 12 P: 19	R: 1 H: 2 E: 0 LOB: 0 K: 0 BB: 0 S: 10 P: 12	R: 0 H: 0 E: 0 LOB: 0 K: 0 BB: 0 S: 6 P: 12	R: 0 H: 1 E: 0 LOB: 1 K: 0 BB: 0 S: 6 P: 6	R: 1 H: 1 E: 0 LOB: 0 K: 1 BB: 0 S: 7 P: 10	R: 0 H: 0 E: 0 LOB: 0 K: 1 BB: 0 S: 11 P: 16	R: 0 H: 0 E: 0 LOB: 0 K: 2 BB: 0 S: 8 P: 13		1B: 5 SF: 1 2B: 1 SAC: 1 3B: 0 DP: 2 HR: 1 HBP: 1				WP: 0 PA: 32 PB: 0 SB: 2 CS: 1		

PITCHER		IP	WLS	BF	H	R	ER	SO	BB	IBB	HBP	BLK	WP	HR	S	P	ERA	WHIP
51 Wandy Rodriguez, L ERA: 3.27	(1, 1)	6.0	L	25	7	5	5	1	2	0	1	0	0	1	54	83	7.50	1.500
Russ Springer, R ERA: 4.0	(7, 1)	1.0		3	0	0	0	1	0	0	0	0	0	0	11	16	0.00	0.000
Dave Borkowski, R ERA:	(8, 1)	1.0		3	0	0	0	2	0	0	0	0	0	0	8	13	0.00	0.000

PITCHER	IP	WLS	BF	H	R	ER	SO	BB	IBB	HBP	BLK	WP	HR	S	P	ERA	WHIP

BOTTOM

Houston Astros @ Colorado Rockies

Coors Field, Denver, CO

Sat May 06 2006, 6:05 PM MDT
Att. 26,358 - Partly Cloudy - 61 F

livebaseballscorecards.com

AB	26
R	5
H	7
RBI	5
BB	2
SO	4
LOB	5

Batter	1	2	3	4	5	6	7	8	9	AB	R	H	RBI	BB	SO	LOB
Willy Taveras, R (1, 8) OBP: 0.336, SLG: 0.339	C B F B B F X 2-2 G6-3		C X 0-1 G4-3			X 0-0 B5-3		C F X 0-2 F9		4	0	0	0	0	0	0
Orlando Palmeiro, L (1, 7) OBP: 0.125, SLG: 0.087	C X 0-1 G1-3		C B B B F X 2-2 G4-3			B C X 1-1 G4-3		C B X 1-1 F9		4	0	0	0	0	0	0
17 Lance Berkman, S (1, 3) OBP: 0.403, SLG: 0.692	B B X 2-0 1B		B X 1-0 L6			B X 1-0 S 1B		B B C F S 2-3 K		4	0	2	0	0	1	0
Morgan Ensberg, R (1, 5) OBP: 0.420, SLG: 0.645	B B F X 2-1 G5-3			B F F X 1-2 L6		B S B B F B 4-2 1-2 BB			B B X 2-0 G5-4-3 16 BB 28 3B 1B	3	1	1	0	1	0	1
16 Jason Lane, R (1, 9) OBP: 0.352, SLG: 0.427		B X 1-0 HR		S X 0-1 P5		B X 1-0 F7			S F B B F F F B F F 4-2 B 1-2 G5-4-3 BB	3	1	1	1	1	0	2
Brad Ausmus, R (1, 2) OBP: 0.439, SLG: 0.388		C C B X 1-2 G3-1		C X 0-1 G5-3			X 0-0 G1-4-3		B C X 1-1 G5-4-3 1-2f 2-3	4	0	0	0	0	0	2
28 Adam Everett, R (1, 6) OBP: 0.317, SLG: 0.379		B B X 2-0 4 FC4-3-6 1B			B X 1-0 F7		C X 0-1 4 HBP 1B		B C X 1-1 4 1B 3B 3-H	4	1	3	1	0	0	0
4 Eric Bruntlett, R (1, 4) OBP: 0.444, SLG: 0.357		1 SAFE B 1 SAFE C B X 2-1 FC4-3-6 1-2f			C S B F F X 1-2 G1-3		H 1-0 G4-6-3 1-2 HBP		C D C B X 2-2 1B 3-H	3	0	1	1	0	0	1
64 Fernando Nieve, R (1, 1) Mike Gallo, L (6, 1) Mike Lamb, L (7, PH) OBP: 0.318, SLG: 0.286 Dave Borkowski, R (7, 1) Craig Biggio, R (9, PH) OBP: 0.339, SLG: 0.483		1 SAFE C F X 0-2 G1			B C S S 1-3 K		B X 1-0 G4-6-3 1-2f		S B F B B C 3-3 K	2 0 1 0 1	0 0 0 0 0	0 0 0 0 1	0 0 0 0 0	0 0 0 0 1	1 0 0 0 1	1 0 2 0 1
Inning Stats	R: 0 H: 1 E: 0 LOB: 1 K: 0 BB: 0 S: 9 P: 15	R: 1 H: 2 E: 0 LOB: 1 K: 0 BB: 0 S: 10 P: 16	R: 0 H: 0 E: 0 LOB: 0 K: 0 BB: 0 S: 6 P: 9	R: 0 H: 0 E: 0 LOB: 0 K: 0 BB: 0 S: 7 P: 8	R: 0 H: 0 E: 0 LOB: 0 K: 1 BB: 0 S: 9 P: 12	R: 0 H: 1 E: 0 LOB: 2 K: 0 BB: 1 S: 7 P: 14	R: 0 H: 1 E: 0 LOB: 1 K: 0 BB: 0 S: 4 P: 6	R: 0 H: 0 E: 0 LOB: 0 K: 1 BB: 0 S: 8 P: 11	R: 2 H: 3 E: 0 LOB: 1 K: 1 BB: 1 S: 17 P: 30	1B: 6 SF: 0 2B: 0 SAC: 0 3B: 1 DP: 2 HR: 1 HBP: 1						

PITCHER		IP	WLS	BF	H	R	ER	SO	BB	IBB	HBP	BLK	WP	HR	S	P	ERA	WHIP
28 Aaron Cook, R ERA: 3.51	(1, 1)	8.0	W	32	6	3	3	2	2	0	1	0	0	1	67	104	3.38	1.000
40 Brian Fuentes, L ERA: 2.08	(9, 1)	1.0	S	4	2	0	0	1	0	0	0	0	0	0	10	17	0.00	2.000

PITCHER		IP	WLS	BF	H	R	ER	SO	BB	IBB	HBP	BLK	WP	HR	S	P	ERA	WHIP

TOP

Houston Astros @ Colorado Rockies

Coors Field, Denver, CO

Sun May 07 2006, 1:05 PM MDT
Att. 30,270 - Partly Cloudy - 68 F

livebaseballscorecards.com

AB	33
R	3
H	8
RBI	3
BB	2
SO	3
LOB	10

WP: 0 PA: 36
PB: 0
SB: 1
CS: 0

Houston Astros @ Colorado Rockies

Coors Field, Denver, CO

Sun May 07 2006, 1:05 PM MDT

Att. 30,270 - Partly Cloudy - 68 F

livebaseballscorecards.com

BOTTOM

Batter	1	2	3	4	5	6	7	8	9	AB	R	H	RBI	BB	SO	LOB
18 Cory Sullivan, L (1, 8) OBP: 0.364, SLG: 0.525	C C X 0-2 SH1-3 1B		S B F C 1-3 ① K		C X 0-1 1B 17 HR 2B	C X 0-1 ② SF8 3-H		B F F X 1-2 ②③ 2-H 1B		4	1	3	1	0	1	1
Jamey Carroll, R (1, 4) OBP: 0.441, SLG: 0.368	X 0-0 ① SH1-3 1-2		P X 1-0 ② L9		C B X 1-1 17 HR 2-3 1B	B B B B 4-0 BB				2	1	1	0	1	0	1
17 Todd Helton, L (1, 3) OBP: 0.512, SLG: 0.633	F B B B B 4-1 BB		C X 0-1 ③ F9		B X 1-0 1-H 3-H HR	F B F S 1-3 ③ K				3	1	1	3	1	1	2
27 Garrett Atkins, R (1, 5) OBP: 0.391, SLG: 0.508	C F X 0-2 ② F4			C F B B X 2-2 ① F7	X 0-0 5 G4-3 2B		C F F B X 1-2 ① F8			4	0	1	0	0	0	2
5 Matt Holliday, R (1, 7) OBP: 0.311, SLG: 0.555	B X 1-0 ③ F9			S C F X 0-2 12 2B 2B	B B F F X 2-2 ① G4-3 2-3		B B F B C F B 4-2 BB			3	1	1	0	1	0	3
11 Brad Hawpe, L (1, 9) OBP: 0.434, SLG: 0.643		B X 1-0 ① F8		C B D F B F D 4-2 12 2B BB	F F B F D B T 3-2 ② K		F 1 SAFE X 0-1 ② L8			3	0	0	0	1	1	2
12 Clint Barmes, R (1, 6) OBP: 0.260, SLG: 0.353		B C F X 1-2 ② G6-3		B X 1-0 1-3 2-H 2B	C F X 0-2 ③ G4-3		C 1 SAFE 1 SAFE B T S 1-3 ③ K			4	0	1	1	0	1	2
Danny Ardoin, R (1, 2) OBP: 0.225, SLG: 0.254		C C B B X 2-2 ③ L4		F F X 0-2 ② G5-3		X 0-0 28 G6-3 18 SF8 2B		S X 0-1 28 SH2-4 18 1B 1B		4	1	2	0	0	0	2
28 Aaron Cook, R (1, 1) OBP: 0.118, SLG: 0.118 40 Brian Fuentes, L (9, 1)			B B C X 2-1 1B	X 0-0 ③ G6-3		B F X 1-1 ① G6-3 2-3		X 0-0 ① SH2-4 1-2		3 0	0 0	1 0	0 0	0 0	0 0	3 0
Inning Stats	R: 0 H: 1 E: 0 LOB: 2 K: 0 BB: 1 S: 9 P: 14	R: 0 H: 0 E: 0 LOB: 0 K: 0 BB: 0 S: 7 P: 11	R: 0 H: 1 E: 0 LOB: 1 K: 1 BB: 0 S: 9 P: 12	R: 1 H: 2 E: 0 LOB: 2 K: 0 BB: 1 S: 15 P: 22	R: 3 H: 4 E: 0 LOB: 1 K: 1 BB: 0 S: 16 P: 23	R: 1 H: 1 E: 0 LOB: 1 K: 1 BB: 1 S: 8 P: 14	R: 0 H: 0 E: 0 LOB: 1 K: 1 BB: 1 S: 12 P: 18	R: 0 H: 2 E: 0 LOB: 2 K: 0 BB: 0 S: 6 P: 7		1B: 5 SF: 1 2B: 5 SAC: 2 3B: 0 DP: 0 HR: 1 HBP: 0						

	AB	30
	R	5
	H	11
	RBI	5
	BB	4
	SO	4
	LOB	18

WP: 0 PB: 0 SB: 0 CS: 0 PA: 37

PITCHER		IP	WLS	BF	H	R	ER	SO	BB	IBB	HBP	BLK	WP	HR	S	P	ERA	WHIP
64 Fernando Nieve, R ERA: 5.55	(1, 1)	5.1	L	27	9	5	5	2	2	0	0	0	0	1	59	86	8.44	2.062
Mike Gallo, L ERA: 8.59	(6, 1)	0.2		3	0	0	0	1	1	0	0	0	0	0	5	10	0.00	1.500
Dave Borkowski, R ERA:	(7, 1)	2.0		7	2	0	0	1	1	0	0	0	0	0	18	25	0.00	1.500

PITCHER	IP	WLS	BF	H	R	ER	SO	BB	IBB	HBP	BLK	WP	HR	S	P	ERA	WHIP

Batter	1	2	3	4	5	6	7	8	9	AB	R	H	RBI	BB	SO	LOB
Craig Biggio, R (1, 4) OBP: 0.341, SLG: 0.484	X 0-0 ① G5-3	B B C F S 2-3 ③ K		B F B B C B 4-2 BB			B X 1-0 ① F9		B B B C X 3-1 1-H HR 2B	4	1	1	1	1	1	1
4 Eric Bruntlett, R (1, 8) OBP: 0.409, SLG: 0.389 Mike Lamb, L (9, PH) OBP: 0.348, SLG: 0.455	C B F B X 2-2 ② P6		C B X 1-1 BLK 3B 2B	C S D B F B X 3-2 ③ F7			C X 0-1 ② G4-3		B X 1-0 2-H HR	4 1	1 1	1 1	0 2	0 0	0 0	2 0
17 Lance Berkman, S (1, 3) OBP: 0.396, SLG: 0.669	B F F B B D 4-2 1B 1B BB		F X 0-1 ① F9		B S B F X 2-2 ① G4-3		B B C S F X 2-2 ③ P4		B B C X 2-1 ③ G3	4	1	0	0	1	0	1
Morgan Ensberg, R (1, 5) OBP: 0.415, SLG: 0.631	C X 0-1 1-2 1B 1B		B B S F B X 3-2 ② G1-3 2-3		C X 0-1 ② G1-3			T X 0-1 ① G5-3		4	0	1	0	0	0	1
Preston Wilson, R (1, 7) OBP: 0.286, SLG: 0.412	F X 0-1 1-2 2-H 1B		B B F X 2-1 3-H 3B		B C B F C 2-3 ③ K			B F X 1-1 ② G5-3		4	0	2	2	0	1	0
16 Jason Lane, R (1, 9) OBP: 0.341, SLG: 0.411	C C S 0-3 ③ K		F F B B B F X 2-2 ③ F7			X 0-0 ① P3		S F F S 0-3 ③ K		4	0	0	0	0	2	3
Brad Ausmus, R (1, 2) OBP: 0.451, SLG: 0.417		B X 1-0 44 G3 2B		C B X 1-1 28 FC5-4 1B		B B X 2-0 28 FC6-4 1B			C B S B X 2-2 ① F9	4	0	3	0	0	0	0
28 Adam Everett, R (1, 6) OBP: 0.306, SLG: 0.364		B B C X 2-1 ① P2		1 SAFE S S F X 0-2 ① FC5-4 44 SH3-4 1-2f		S C X 0-2 ② FC6-4 1-2f			C B C X 1-2 ② P3	4	0	0	0	0	0	3
44 Roy Oswalt, R (1, 1) OBP: 0.182, SLG: 0.100 Russ Springer, R (5, 1) Joe McEwing, R (6, PH) Chad Qualls, R (6, 1) Ezequiel Astacio, R (7, 1) Orlando Palmeiro, L (9, PH) OBP: 0.160, SLG: 0.125		S X 0-1 ② G3 2-3		L X 0-1 ② SH3-4 1-2		C X 0-1 ③ F7			B B C S S X 2-2 DI 2B 1B	1 0 1 0 0 1	0 0 0 0 0 1	0 0 0 0 0 1	0 0 0 0 0 0	0 0 0 0 0 0	0 0 0 0 0 0	1 0 1 0 0 0
Inning Stats	R: 1 H: 2 E: 0 LOB: 2 K: 1 BB: 1 S: 13 P: 19	R: 0 H: 1 E: 0 LOB: 1 K: 1 BB: 0 S: 9 P: 14	R: 1 H: 2 E: 0 LOB: 1 K: 0 BB: 0 S: 13 P: 21	R: 0 H: 1 E: 0 LOB: 2 K: 0 BB: 1 S: 13 P: 21	R: 0 H: 0 E: 0 LOB: 0 K: 1 BB: 0 S: 8 P: 12	R: 0 H: 1 E: 0 LOB: 1 K: 0 BB: 0 S: 7 P: 9	R: 0 H: 0 E: 0 LOB: 0 K: 0 BB: 0 S: 7 P: 10	R: 0 H: 0 E: 0 LOB: 0 K: 1 BB: 0 S: 8 P: 9	R: 3 H: 3 E: 0 LOB: 0 K: 0 BB: 0 S: 14 P: 25	1B: 5 2B: 3 3B: 1 HR: 1	SF: 0 SAC: 1 DP: 0 HBP: 0			WP: 0 PB: 0 SB: 0 CS: 0	PA: 39		

TOP

Houston Astros @ San Francisco Giants

AT&T Park, San Francisco, CA

Mon May 08 2006, 7:15 PM PDT

Att. 36,342 - Clear - 56 F

livebaseballscorecards.com

AB	36
R	5
H	10
RBI	5
BB	2
SO	4
LOB	13

PITCHER		IP	WLS	BF	H	R	ER	SO	BB	IBB	HBP	BLK	WP	HR	S	P	ERA	WHIP
51 Noah Lowry, L ERA: 2.08	(1, 1)	7.0	W	30	7	2	2	3	2	0	0	1	0	0	70	106	2.57	1.286
Jeremy Accardo, R ERA: 4.5	(8, 1)	1.2		7	2	2	2	1	0	0	0	0	0	0	19	28	10.80	1.200
Tim Worrell, R ERA: 8.03	(9, 1)	0.0		1	1	1	1	0	0	0	0	0	0	1	1	2	∞	∞
Armando Benitez, R ERA:	(9, 1)	0.1	S	1	0	0	0	0	0	0	0	0	0	0	2	4	0.00	0.000

PITCHER	IP	WLS	BF	H	R	ER	SO	BB	IBB	HBP	BLK	WP	HR	S	P	ERA	WHIP

BOTTOM

Batter	1	2	3	4	5	6	7	8	9	AB	R	H	RBI	BB	SO	LOB
2 Randy Winn, S (1, 9) OBP: 0.346, SLG: 0.415 Jason Ellison, R (6, 9) OBP: 0.385, SLG: 0.500	C B X 1-1 1B 1B 1B	B X 1-0 ③ F9			X 0-1 FC3 3B 3-3 K			B C B C B B 4-2 BB		4 2 2 0 0 1 3 0 0 0 0 1 0 0						
13 Omar Vizquel, S (1, 6) OBP: 0.422, SLG: 0.434	C B B F B X 3-2 ① F7	F F X 0-2 ① P5			B C X 1-1 ① L8	H 1-0 G3-6-3 HBP		C B 1 SAFE S C 1-3 ③ K		4 0 0 0 0 1 3						
Steve Finley, L (1, 8) OBP: 0.384, SLG: 0.472	1 SAFE B B B B C X 3-1 1B 1-2 1B		B B B 4-0 G6-3 BB		F F B F B B X 3-2 FC3 HR 3-H	B C X 1-1 ① ② G3-6-3 1-2f				3 1 1 1 1 0 1						
Pedro Feliz, R (1, 5) OBP: 0.267, SLG: 0.403	B F X 1-1 ② 1-3 2-H 1B		B B X 2-0 ② G6-3 1-2		F B X 1-1 1-H HR	C B B C X 2-2 ③ G6-3				4 1 2 3 0 0 1						
Todd Greene, R (1, 2) OBP: 0.348, SLG: 0.522	B F B F D F X 3-2 ③ G1-3		S X 0-1 ③ F7		X 0-0 9 3B 1B		B B B C F S 3-3 ① K			4 1 1 0 0 1 2						
9 Mark Sweeney, L (1, 7) OBP: 0.292, SLG: 0.525		B C X 1-1 ① G6-3		C B B F B C 3-3 ① K	X 0-0 1-H 1B 3B		X 0-0 ② F7			4 1 1 1 0 1 0						
Lance Niekro, R (1, 3) OBP: 0.266, SLG: 0.276		B B B C E B 4-2 19 1B 51 FC BB		F X 0-1 ② G5-3	F B F F X 1-2 51 BB 3-H 1B		F F S 0-3 ③ K			3 1 1 1 1 1 0						
19 Kevin Frandsen, R (1, 4) OBP: 0.357, SLG: 0.297 Jose Vizcaino, S (6, 4) OBP: 0.279, SLG: 0.162		S X 0-1 51 FC 1-2 1B		C X 0-1 1B	F S F F X 0-2 ② F8			F F X 0-2 ① G6-3		3 0 2 0 0 0 1 1 0 0 0 0 0 0						
51 Noah Lowry, R (1, 1) Jeremy Accardo, R (8, 1) Tim Worrell, R (9, 1) Armando Benitez, R (9, 1)		M X 0-1 ② FC 1-3 2-H		C F D F B C 2-3 ③ K	B F C F B D B 4-2 1-2 BB			B X 1-0 ② G2-3		2 0 0 0 1 1 2 1 0 0 0 0 0 0 0 0 0 0 0 0 0 0 0 0 0 0 0 0						
Inning Stats	R: 1 E: 0 K: 0 S: 13 H: 3 LOB: 1 BB: 0 P: 24	R: 1 E: 1 K: 0 S: 9 H: 1 LOB: 1 BB: 1 P: 15	R: 0 E: 0 K: 0 S: 6 H: 0 LOB: 1 BB: 1 P: 12	R: 0 E: 0 K: 2 S: 11 H: 1 LOB: 1 BB: 0 P: 16	R: 5 E: 0 K: 1 S: 29 H: 5 LOB: 2 BB: 1 P: 42	R: 0 E: 0 K: 0 S: 5 H: 0 LOB: 0 BB: 0 P: 9	R: 0 E: 0 K: 2 S: 7 H: 0 LOB: 0 BB: 0 P: 10	R: 0 E: 0 K: 1 S: 9 H: 0 LOB: 1 BB: 1 P: 15		1B: 7 2B: 0 3B: 2 HR: 1	SF: 0 SAC: 1 DP: 1 HBP: 1					

PITCHER		IP	WLS	BF	H	R	ER	SO	BB	IBB	HBP	BLK	WP	HR	S	P	ERA	WHIP
44 Roy Oswalt, R ERA: 3.62	(1, 1)	4.1	L	25	10	7	6	2	2	0	0	0	0	1	55	89	12.46	2.769
Russ Springer, R ERA: 3.72	(5, 1)	0.2		3	0	0	0	1	1	0	0	0	0	0	13	20	0.00	1.500
Chad Qualls, R ERA: 5.4	(6, 1)	1.0		3	0	0	0	0	0	0	1	0	0	0	5	9	0.00	0.000
Ezequiel Astacio, R ERA: 13.5	(7, 1)	2.0		7	0	0	0	3	1	0	0	0	0	0	16	25	0.00	0.500

PITCHER	IP	WLS	BF	H	R	ER	SO	BB	IBB	HBP	BLK	WP	HR	S	P	ERA	WHIP

Houston Astros @ San Francisco Giants

AT&T Park, San Francisco, CA

Mon May 08 2006, 7:15 PM PDT

Att. 36,342 - Clear - 56 F

livebaseballscorecards.com

AB	33
R	7
H	10
RBI	6
BB	4
SO	6
LOB	13

1B: 7 SF: 0
2B: 0 SAC: 1
3B: 2 DP: 1
HR: 1 HBP: 1

WP: 0 PA: 38
PB: 0
SB: 0
CS: 0

Houston Astros @ Los Angeles Dodgers

Dodger Stadium, Los Angeles, CA

Tue May 09 2006, 7:10 PM PDT

Att. 55,992 - Clear - 66 F

TOP

livebaseballscorecards.com

Batter	1	2	3	4	5	6	7	8	9	AB	R	H	RBI	BB	SO	LOB
Craig Biggio, R (1, 4) OBP: 0.336, SLG: 0.472	1-2 G6-3	0-0 G4-3		0-1 1B		1-1 L6		0-0 G5-3		5	0	1	0	0	0	2
Willy Taveras, R (1, 8) OBP: 0.345, SLG: 0.348	1-1 HR 1B		2-3 K	1-3 K		1-2 17 G3 1B			1-1 17 G5-3 1B 1B	5	2	3	0	0	2	1
17 Lance Berkman, S (1, 3) OBP: 0.383, SLG: 0.643	1 SAFE 0-1 F7		2-3 K	1-1 F8		1-0 G3 1-2 2-3			2-2 G5-3 1-2	5	0	0	0	0	1	5
Morgan Ensberg, R (1, 5) OBP: 0.421, SLG: 0.655	3-0 1-H HR		0-3 K		0-1 BB 1B	1-2 G1-3			2-2 16 2B 2-H 1B	5	1	3	3	0	1	2
Preston Wilson, R (1, 7) OBP: 0.290, SLG: 0.411	0-0 1B			2-0 16 HR 1B	1-3 K		3-3 K		2-2 L6	5	1	2	0	0	2	2
16 Jason Lane, R (1, 9) OBP: 0.350, SLG: 0.450	0-1 F8			1-0 1-H HR	1-0 L7		4-1 L4-3 BB		2-1 1-3 2B	4	1	2	2	1	0	2
Brad Ausmus, R (1, 2) OBP: 0.458, SLG: 0.414		3-2 SH1-4 1B		4-2 28 HR BB	4-0 1-2 BB		3-2 1-1 L4-3		2-2 G4-3	3	1	1	0	2	0	3
28 Adam Everett, R (1, 6) OBP: 0.304, SLG: 0.388		0-0 F8		0-1 1-H HR	2-1 G4-3			2-2 F7		4	1	1	2	0	0	3
Andy Pettitte, L (1, 1) OBP: 0.154, SLG: 0.083		1-1 SH1-4 1-2		0-1 G4-3		1-2 17 G3 1B 1B		1-3 K		1	0	0	0	0	0	0
Orlando Palmeiro, L (6, PH) OBP: 0.192, SLG: 0.160										1	0	1	0	0	0	0
Chad Qualls, R (6, 1)										0	0	0	0	0	0	0
Mike Lamb, L (8, PH) OBP: 0.333, SLG: 0.435										1	0	0	0	0	1	0
Mike Gallo, L (8, 1)										0	0	0	0	0	0	0
Dan Wheeler, R (8, 1)										0	0	0	0	0	0	0
Dave Borkowski, R (8, 1)										0	0	0	0	0	0	0
Inning Stats	R: 2 E: 0 K: 0 S: 11 H: 3 LOB: 1 BB: 0 P: 16	R: 0 E: 0 K: 0 S: 9 H: 1 LOB: 1 BB: 0 P: 12	R: 0 E: 0 K: 3 S: 11 H: 0 LOB: 0 BB: 0 P: 15	R: 4 E: 0 K: 1 S: 17 H: 4 LOB: 1 BB: 1 P: 26	R: 0 E: 0 K: 1 S: 8 H: 1 LOB: 2 BB: 1 P: 16	R: 0 E: 0 K: 0 S: 13 H: 2 LOB: 2 BB: 0 P: 18	R: 0 E: 0 K: 1 S: 9 H: 0 LOB: 0 BB: 1 P: 19	R: 0 E: 0 K: 1 S: 7 H: 0 LOB: 0 BB: 0 P: 10	R: 1 E: 0 K: 0 S: 19 H: 3 LOB: 2 BB: 0 P: 30	1B: 10 2B: 2 3B: 0 HR: 3	SF: 0 SAC: 1 DP: 1 HBP: 0						

AB	39
R	7
H	14
RBI	7
BB	3
SO	7
LOB	20

WP: 0 PB: 0 SB: 0 CS: 0 PA: 43

PITCHER		IP	WLS	BF	H	R	ER	SO	BB	IBB	HBP	BLK	WP	HR	S	P	ERA	WHIP
Jae Weong Seo, R ERA: 6.0	(1, 1)	3.1		19	8	6	6	3	1	0	0	0	0	3	41	60	16.20	2.700
Franquelis Osoria, R ERA: 6.06	(4, 1)	2.0		10	3	0	0	2	1	0	0	0	0	0	24	37	0.00	2.000
51 Jonathan Broxton, R ERA: 1.8	(6, 1)	1.2		5	0	0	0	1	1	0	0	0	0	0	13	25	0.00	0.600
44 Takashi Saito, R ERA: 3.24	(8, 1)	1.0	W	3	0	0	0	1	0	0	0	0	0	0	7	10	0.00	0.000
Joe Beimel, L ERA: 1.23	(9, 1)	1.0		6	3	1	1	0	0	0	0	0	0	0	19	30	9.00	3.000

PITCHER	IP	WLS	BF	H	R	ER	SO	BB	IBB	HBP	BLK	WP	HR	S	P	ERA	WHIP

Batter	1	2	3	4	5	6	7	8	9	AB	R	H	RBI	BB	SO	LOB
15 Rafael Furcal, S (1, 6) OBP: 0.324, SLG: 0.273	B B B C F X 3-2 ① L9		C B B X 2-1 5 HR 2B	C X 0-1 ③ G6-3		L L D S 1-3 ① K		C B X 1-1 E S 2B 2-H 1B		5	2	2	1	0	1	2
José Cruz Jr., S (1, 7) (9, 9) OBP: 0.373, SLG: 0.389	C C F B B B F B 4-2 BB		B B C B B B 4-1 5 HR BB		C C B X 1-2 5 2B FC3-2 1B	C F S 0-3 ② K		P F 1 SAFE D 1 SAFE P X 3-1 1-H 12 HR 2B		3	2	2	1	2	1	2
5 Nomar Garciaparra, R (1, 3) OBP: 0.373, SLG: 0.593	B T F F B F 1 SAFE F S 2-3 ② K		C X 0-1 1-H 2-H HR		X 0-0 FC3-2 12 1B 1-3 2B	B X 1-0 ③ F9		S B F F F F S 1-3 ② K		5	2	2	3	0	2	4
J.D. Drew, L (1, 9) OBP: 0.388, SLG: 0.523 Joe Beimel, L (9, 1)	B F F 1 SAFE F 1 SAFE 1 SAFE F F 2-3 ③ K F D S		M B X 1-1 HR		B F B X 2-1 ① FC3-2 12 1B 2-3 3-H		C B X 1-1 ① G3	B D B B 4-0 12 HR BB		4 0	2 0	1 0	1 0	1 0	1 0	3 0
12 Jeff Kent, R (1, 4) OBP: 0.321, SLG: 0.300		B B B C X 3-1 ① G6-3	B S B F S 2-3 ① K		B B S B 1 SAFE B X 3-1 1-3 3-H 1B		B C B X 2-1 ② G4-3	X 0-0 1-H 2-H HR		5	1	2	4	0	1	0
Bill Mueller, S (1, 5) OBP: 0.370, SLG: 0.426	C F B F X	1-2 2B 55 G6-3 1B	X 0-0 ② F7		1 SAFE B X 1-0 ② P6		X 0-0 ③ G4-3	C C B X 1-2 ③ G3-1		5	1	1	0	0	0	3
17 Jason Repko, R (1, 8) OBP: 0.392, SLG: 0.522 Kenny Lofton, L (1, 8) OBP: 0.349, SLG: 0.449	1 SAFE C B X 1-1 55 G6-3 1-3 2B		C B X 1-1 ③ G3		B D X 2-0 ③ G4-3			C C B X 1-2 55 1B 1B		0 4	0 0	0 2	0 0	0 0	0 0	0 2
55 Russell Martin, R (1, 2) OBP: 0.500, SLG: 0.692	B X 1-0 ② G6-3 2-3 3-H			B C X 1-1 ① G6-3		B B B C C B 4-2 51 SH BB		1 SAFE 1 SAFE L P 1 SAFE 1 SAFE C X 1-2 ① 1-3 1B 1B		3	1	1	1	1	0	1
Jae Weong Seo, R (1, 1) OBP: 0.200, SLG: 0.200 Franquelis Osoria, R (4, 1) 51 Jonathan Broxton, R (6, 1) 44 Takashi Saito, L (8, 1) Olmedo Saenz, R (8, PH) OBP: 0.357, SLG: 0.679 16 Andre Ethier, L (8, PR) OBP: 0.294, SLG: 0.467 (9, 7)	B C B X 2-1 ③ F9			C L M 0-3 ② K		C 1 SAFE X 0-1 SH 1-2		C F F B B X 2-2 15 1B 2-H 1B		1 1 0 0 1 0	0 0 0 0 0 1	0 0 0 0 1 0	0 0 0 0 1 0	0 1 0 0 0 0	0 0 0 0 0 0	1 0 0 0 0 0
Inning Stats	R: 0 E: 0 K: 2 S: 20 H: 0 LOB: 1 BB: 1 P: 31	R: 1 E: 0 K: 0 S: 11 H: 2 LOB: 1 BB: 0 P: 19	R: 4 E: 0 K: 1 S: 13 H: 3 LOB: 0 BB: 1 P: 23	R: 0 E: 0 K: 1 S: 7 H: 0 LOB: 0 BB: 0 P: 8	R: 1 E: 0 K: 0 S: 10 H: 3 LOB: 2 BB: 0 P: 19	R: 0 E: 1 K: 2 S: 11 H: 0 LOB: 2 BB: 1 P: 17	R: 0 E: 0 K: 0 S: 5 H: 0 LOB: 0 BB: 0 P: 8	R: 6 E: 0 K: 1 S: 28 H: 6 LOB: 1 BB: 1 P: 39		1B: 7 2B: 4 3B: 0 HR: 3	SF: 0 SAC: 1 DP: 0 HBP: 0					

PITCHER		IP	WLS	BF	H	R	ER	SO	BB	IBB	HBP	BLK	WP	HR	S	P	ERA	WHIP
Andy Pettitte, L ERA: 5.66	(1, 1)	5.0		25	8	6	6	4	2	0	0	0	0	2	61	100	10.80	2.000
Chad Qualls, R ERA: 4.82	(6, 1)	2.0		8	0	0	0	2	1	0	0	0	0	0	16	25	0.00	0.500
Mike Gallo, L ERA: 8.59	(8, 1)	0.0		1	1	1	1	0	0	0	0	0	0	0	3	4	∞	∞
Dan Wheeler, R ERA: 5.52	(8, 1)	0.2	L	5	4	2	2	1	0	0	0	0	0	0	21	26	27.00	6.000
Dave Borkowski, R ERA: 1.93	(8, 1)	0.1		3	1	3	3	0	1	0	0	0	0	1	4	9	81.00	6.000

PITCHER	IP	WLS	BF	H	R	ER	SO	BB	IBB	HBP	BLK	WP	HR	S	P	ERA	WHIP

BOTTOM

Houston Astros @ Los Angeles Dodgers

Dodger Stadium, Los Angeles, CA

Tue May 09 2006, 7:10 PM PDT

Att. 55,992 - Clear - 66 F

livebaseballscorecards.com

AB	37
R	12
H	14
RBI	12
BB	4
SO	7
LOB	18

1B: 7	SF: 0	WP: 0	PA: 42
2B: 4	SAC: 1	PB: 0	
3B: 0	DP: 0	SB: 1	
HR: 3	HBP: 0	CS: 0	

Batter	1	2	3	4	5	6	7	8	9	AB	R	H	RBI	BB	SO	LOB
Craig Biggio, R (1, 4) OBP: 0.331, SLG: 0.462	F7		P2			G5-3			F9	5	0	1	0	0	0	1
Willy Taveras, R (1, 8) OBP: 0.347, SLG: 0.346	G5-3			G3		B1-3			17 HR	4	1	1	1	1	0	0
17 Lance Berkman, S (1, 3) OBP: 0.390, SLG: 0.659	G2-3			E 1B		BB	G1-3		HR	3	1	1	3	2	0	2
Morgan Ensberg, R (1, 5) OBP: 0.407, SLG: 0.628		L6		F9		F9		G5-3	K	5	0	0	0	0	1	2
Preston Wilson, R (1, 7) OBP: 0.301, SLG: 0.409		F9		E5 1-3 1B			16 FC6-4 BB	F8 16 1B BB	K	3	0	1	0	2	1	0
16 Jason Lane, R (1, 9) OBP: 0.355, SLG: 0.447		BB		K			FC6-4 1-2f 1B 4 2B	1-2 1B		3	1	1	0	1	1	3
Brad Ausmus, R (1, 2) OBP: 0.450, SLG: 0.407		K			P6		1-3 4 2B 1B	2-3 F8		4	1	1	0	0	1	3
28 Adam Everett, R (1, 6) OBP: 0.293, SLG: 0.374			P4		G5-3		K	F8		4	0	0	0	0	1	4
Taylor Buchholz, R (1, 1) Ezequiel Astacio, R (5, 1) 4 Eric Bruntlett, R (7, PH) OBP: 0.435, SLG: 0.474 Mike Gallo, L (7, 1) Russ Springer, R (8, 1) Orlando Palmeiro, L (9, PH) OBP: 0.222, SLG: 0.192			K		G3		1-H 3-H 1B 2B		17 HR BB 1B	2 0 1 0 0 1	0 0 1 0 0 1	0 0 1 0 0 1	0 0 2 0 0 0	0 0 0 0 0 0	1 0 0 0 0 0	0 0 0 0 0 0
Inning Stats	R: 0 E: 0 K: 0 S: 10 H: 0 LOB: 0 BB: 0 P: 18	R: 0 E: 0 K: 1 S: 15 H: 0 LOB: 1 BB: 1 P: 26	R: 0 E: 0 K: 1 S: 6 H: 0 LOB: 0 BB: 0 P: 7	R: 0 E: 1 K: 1 S: 13 H: 1 LOB: 2 BB: 1 P: 26	R: 0 E: 0 K: 0 S: 6 H: 0 LOB: 0 BB: 0 P: 9	R: 0 E: 0 K: 0 S: 10 H: 0 LOB: 1 BB: 1 P: 18	R: 3 E: 0 K: 1 S: 20 H: 4 LOB: 2 BB: 1 P: 34	R: 0 E: 0 K: 0 S: 8 H: 1 LOB: 2 BB: 1 P: 15	R: 3 E: 0 K: 2 S: 18 H: 2 LOB: 0 BB: 1 P: 30	1B: 6 2B: 1 3B: 0 HR: 1	SF: 0 SAC: 0 DP: 0 HBP: 0						

TOP

Houston Astros @ Los Angeles Dodgers

Dodger Stadium, Los Angeles, CA

Wed May 10 2006, 7:10 PM PDT

Att. 33,595 - Cloudy - 62 F

livebaseballscorecards.com

AB	35
R	6
H	8
RBI	6
BB	6
SO	6
LOB	15

PITCHER		IP	WLS	BF	H	R	ER	SO	BB	IBB	HBP	BLK	WP	HR	S	P	ERA	WHIP
Brett Tomko, R ERA: 2.93	(1, 1)	6.0	W	22	1	0	0	3	3	0	0	0	0	0	60	104	0.00	0.667
47 Tim Hamulack, L ERA: 6.43	(7, 1)	1.0		8	4	3	3	1	1	0	0	0	0	0	20	34	27.00	5.000
Franquelis Osoria, R ERA: 7.13	(8, 1)	1.1		9	3	3	3	0	2	0	0	0	0	1	18	33	20.25	3.750
Danys Baez, R ERA: 2.5	(9, 1)	0.2		2	0	0	0	2	0	0	0	0	0	0	8	12	0.00	0.000

PITCHER	IP	WLS	BF	H	R	ER	SO	BB	IBB	HBP	BLK	WP	HR	S	P	ERA	WHIP

Batter	1	2	3	4	5	6	7	8	9	AB	R	H	RBI	BB	SO	LOB
15 Rafael Furcal, S (1, 6) OBP: 0.322, SLG: 0.295 47 Tim Hamulack, R (7, 1) Franquelis Osoria, R (8, 1) Danys Baez, R (9, 1)	F F C 0-3 ① K	C X 0-1 1-H 3-H HR		L X 0-1 ② G6-3		C X 0-1 ① G3		C B F C 1-3 ② K		4 0 1 0	1 0 0 0	1 0 0 0	3 0 0 0	0 0 0 0	1 0 1 0	0 0 1 0
Kenny Lofton, L (1, 8) OBP: 0.360, SLG: 0.457 José Cruz Jr., S (6, PH) OBP: 0.366, SLG: 0.380 (7, 8)	B X 1-0 12 HR 1B 1B	B S C B X 2-2 5 FC6-5-4 5 S 1B		C B F B B X 3-2 ③ G6-3		X 0-0 ② G4-3		B D X 2-0 ③ P6		3 2	1 0	2 0	0 0	0 0	0 0	0 1
5 Nomar Garciaparra, R (1, 3) OBP: 0.380, SLG: 0.651	F X 0-1 ② F9	B C B X 2-1 ② FC6-5-4 1B 1-3			F X 0-1 2B 2B	B S X 1-1 HR				4	2	2	1	0	0	2
J.D. Drew, L (1, 9) OBP: 0.398, SLG: 0.539	B C B X 2-1 12 HR 1-2 1B	C F B B X 2-2 1-3 1B			B F S F X 1-2 12 1B 55 FC6-4 2-H 2B	F B F B C 2-3 ③ K				4	2	3	1	0	1	0
12 Jeff Kent, R (1, 4) OBP: 0.333, SLG: 0.336	B X 1-0 1-H 2-H HR	B X 1-0 ③ F9			C X 0-1 55 FC6-4 G3 2-3 1B	B B B B 4-0 G5-4-3 BB				3	1	2	3	1	0	2
Bill Mueller, S (1, 5) OBP: 0.361, SLG: 0.413 Willy Aybar, S (7, 5)	C C S 0-3 ③ K	B X 1-0 ① G5-3			X 0-0 ① G3 1-2	C B B X 2-1 ① ② G5-4-3 1-2f				3 1	0 0	0 0	0 0	0 0	1 0	2 1
16 Andre Ethier, L (1, 7) OBP: 0.381, SLG: 0.500		C X 0-1 1B 55 G4-3 15 HR 1B	F X 0-1 55 G6-4-3 1B		4-0 55 FC6-4 IBB	C X 0-1 ③ F7				3	1	2	0	1	0	0
55 Russell Martin, R (1, 2) OBP: 0.421, SLG: 0.563 Sandy Alomar Jr., R (8, 2) OBP: 0.364, SLG: 0.424		B X 1-0 ① G4-3 1-2	C X 0-1 ② ③ G6-4-3 1-2f		C B X 1-1 ② FC6-4 1-2f 2-3 3-H			X 0-0 ① F8		3 1	0 0	0 0	1 0	0 0	0 0	4 0
Brett Tomko, R (1, 1) OBP: 0.143, SLG: 0.143 18 Ramon Martinez, R (7, 6) OBP: 0.364, SLG: 0.345		B X 1-0 15 HR 2-3 1B		B C B S F X 2-2 ① F9	C C S 0-3 ③ K			B F B F B F F F B 4-2 BB		3 0	1 0	1 0	0 0	0 1	1 0	2 0
Inning Stats	R: 3 E: 0 K: 2 S: 12 H: 3 LOB: 0 BB: 0 P: 16	R: 3 E: 0 K: 0 S: 15 H: 5 LOB: 2 BB: 0 P: 24	R: 0 E: 0 K: 0 S: 5 H: 1 LOB: 0 BB: 0 P: 6	R: 0 E: 0 K: 0 S: 9 H: 0 LOB: 0 BB: 0 P: 14	R: 2 E: 0 K: 1 S: 14 H: 3 LOB: 2 BB: 1 P: 20	R: 1 E: 0 K: 1 S: 8 H: 1 LOB: 0 BB: 0 P: 11	R: 0 E: 0 K: 0 S: 4 H: 0 LOB: 0 BB: 1 P: 10	R: 0 E: 0 K: 1 S: 10 H: 0 LOB: 1 BB: 1 P: 17		1B: 8 2B: 2 3B: 0 HR: 3	SF: 0 SAC: 0 DP: 2 HBP: 0			WP: 0 PB: 0 SB: 1 CS: 0	PA: 38		

PITCHER		IP	WLS	BF	H	R	ER	SO	BB	IBB	HBP	BLK	WP	HR	S	P	ERA	WHIP
Taylor Buchholz, R ERA: 3.82	(1, 1)	4.1	L	24	12	8	8	2	0	0	0	0	0	2	50	70	16.61	2.769
Ezequiel Astacio, R ERA: 11.12	(5, 1)	1.2		7	1	1	1	2	0	1	0	0	0	1	13	21	5.40	0.600
Mike Gallo, L ERA: 7.56	(7, 1)	1.0		3	0	0	0	0	1	0	0	0	0	0	4	10	0.00	1.000
Russ Springer, R ERA: 3.38	(8, 1)	1.0		4	0	0	0	1	1	0	0	0	0	0	10	17	0.00	1.000

PITCHER	IP	WLS	BF	H	R	ER	SO	BB	IBB	HBP	BLK	WP	HR	S	P	ERA	WHIP

BOTTOM

Houston Astros @ Los Angeles Dodgers

Dodger Stadium, Los Angeles, CA

Wed May 10 2006, 7:10 PM PDT

Att. 33,595 - Cloudy - 62 F

livebaseballscorecards.com

AB	35
R	9
H	13
RBI	9
BB	3
SO	5
LOB	15

Batter	1	2	3	4	5	6	7	8	9	AB	R	H	RBI	BB	SO	LOB
Willy Taveras, R (1, 8) OBP: 0.344, SLG: 0.343	C C B X 1-2 F9 ①		X 0-0 G5-3 ①			B C X 1-1 E5 1B 1B	C X 0-1 G6-3 ②			4	1	1	0	0	0	2
4 Eric Bruntlett, R (1, 4) (9, 7) OBP: 0.370, SLG: 0.391	C C B B X 2-2 F9 ②		B C X 1-1 G6-3 ②			B X 1-0 G6-3 ①	X 0-0 E6 2-H 3-H			4	0	0	0	0	0	1
17 Lance Berkman, S (1, 7) (9, 3) OBP: 0.386, SLG: 0.644	C B B S B F F X 3-2 F8 ③		B F X 1-1 G3-1 ③			C B F D F B B 4-2 1B BB	C F F B X 1-2 G1-3 ③			3	0	0	0	1	0	1
Morgan Ensberg, R (1, 5) OBP: 0.396, SLG: 0.608		B F B X 2-1 G6-3 ①		B X 1-0 G5-3 ①		X 0-0 F9 ②		B B S C S 2-3 K ①		4	0	0	0	0	1	2
Mike Lamb, L (1, 3) OBP: 0.357, SLG: 0.444 Brad Ausmus, R (9, 2) OBP: 0.450, SLG: 0.407		B X 1-0 16 1B 1B 1B		C B B S X 2-2 G4-3 ②		F B S X 1-2 1-2 2-H 1B		B F B B F X 3-2 F8 ②		4 0	1 0	2 0	1 0	0 0	0 0	0 0
16 Jason Lane, R (1, 9) OBP: 0.352, SLG: 0.441		B 1 SAFE B X 2-0 1B 1-3 1B		C X 0-1 G3 ③		C X 0-1 F9 ③		B S C B S 2-3 K ③		4	0	1	0	0	1	2
Eric Munson, L (1, 2) OBP: 0.333, SLG: 0.429 54 Brad Lidge, R (9, 1) Dan Wheeler, R (9, 1)		D X 1-0 1-2 3-H 1B			B F F B X 2-2 F8 ①		X 0-0 51 E 4 E 2B		X 0-0 F9 ①	4 0 0	1 0 0	2 0 0	1 0 0	0 0 0	0 0 0	0 0 0
28 Adam Everett, R (1, 6) OBP: 0.283, SLG: 0.360		X 0-0 F3 ②			C B X 1-1 G5-3 ②		B X 1-0 G5-3 ①		B B F B X 3-1 F9 ②	4	0	0	0	0	0	3
51 Wandy Rodriguez, S (1, 1) OBP: 0.063, SLG: 0.063 Chad Qualls, R (7, 1) Joe McEwing, R (9, PH) (9, 4)		S X 0-1 F7 ③			B C X 1-1 G4-3 ③		C B B F X 2-2 FC6 4 E 2-3		B T S S 1-3 K ③	3 0 1	1 0 0	0 0 0	0 0 0	0 0 1	0 0 0	3 0 0
Inning Stats	R: 0 E: 0 K: 0 S: 11 H: 0 LOB: 0 BB: 0 P: 17	R: 1 E: 0 K: 0 S: 8 H: 3 LOB: 2 BB: 0 P: 14	R: 0 E: 0 K: 0 S: 5 H: 0 LOB: 0 BB: 0 P: 7	R: 0 E: 0 K: 0 S: 6 H: 0 LOB: 0 BB: 0 P: 9	R: 0 E: 0 K: 0 S: 7 H: 0 LOB: 0 BB: 0 P: 11	R: 1 E: 1 K: 0 S: 12 H: 2 LOB: 2 BB: 1 P: 19	R: 2 E: 2 K: 0 S: 12 H: 1 LOB: 1 BB: 0 P: 16	R: 0 E: 0 K: 2 S: 9 H: 0 LOB: 0 BB: 0 P: 16	R: 0 E: 0 K: 1 S: 6 H: 0 LOB: 0 BB: 0 P: 10	1B: 5 2B: 1 3B: 0 HR: 0	SF: 0 SAC: 0 DP: 0 HBP: 0					

PITCHER		IP	WLS	BF	H	R	ER	SO	BB	IBB	HBP	BLK	WP	HR	S	P	ERA	WHIP
Derek Lowe, R ERA: 2.98	(1, 1)	7.0	L	30	6	4	2	0	1	0	0	0	0	0	61	93	2.57	1.000
44 Takashi Saito, R ERA: 3.06	(8, 1)	1.0		3	0	0	0	2	0	0	0	0	0	0	9	16	0.00	0.000
51 Jonathan Broxton, R ERA: 1.5	(9, 1)	1.0		3	0	0	0	1	0	0	0	0	0	0	6	10	0.00	0.000

PITCHER	IP	WLS	BF	H	R	ER	SO	BB	IBB	HBP	BLK	WP	HR	S	P	ERA	WHIP

TOP

Houston Astros @ Los Angeles Dodgers

Dodger Stadium, Los Angeles, CA

Thu May 11 2006, 12:10 PM PDT

Att. 37,133 - Partly Cloudy - 69 F

livebaseballscorecards.com

AB	35
R	4
H	6
RBI	2
BB	1
SO	3
LOB	14

1B: 5	SF: 0	WP: 0	PA: 36
2B: 1	SAC: 0	PB: 0	
3B: 0	DP: 0	SB: 0	
HR: 0	HBP: 0	CS: 0	

Batter	1	2	3	4	5	6	7	8	9	AB	R	H	RBI	BB	SO	LOB
15 Rafael Furcal, S (1, 6) OBP: 0.331, SLG: 0.311	S C B B F B B 4-2 CS BB		C B C X 1-2 ② F7			C X 0-1 3B		M B F B F B F X 3-2 ① G6-3	C F B B D B 4-2 1-2 BB	3	0	1	0	2	0	0
Kenny Lofton, L (1, 8) OBP: 0.340, SLG: 0.430	C 1 SAFE 1 SAFE 1 B C B S 2-3 ① ② K 1-2		C X 0-1 ③ G5-3			F B F B B X 2-2 ① G3		B F B B B X 3-1 ② F9	B X 1-0 ③ F9	5	0	0	0	0	1	5
5 Nomar Garciaparra, R (1, 3) OBP: 0.400, SLG: 0.667	F C X 0-2 2B			B B F B B B 4-1 FC6-4 BB		C D B F X 2-2 ② F8		B X 1-0 1B		3	0	2	0	1	0	1
J.D. Drew, L (1, 9) OBP: 0.387, SLG: 0.521	B B B C F X 3-2 ③ G4-3			X 0-0 ① FC6-4 12 G6-4-3 1-2f		B B B C F S 3-3 ③ K		B C B X 2-1 ③ F8		4	0	0	0	0	1	4
12 Jeff Kent, R (1, 4) OBP: 0.331, SLG: 0.359		F C S 0-3 ① K		S X 0-1 ② ③ G6-4-3 1-2f			C B F F F B X 2-2 HR		B B F F F B F X 3-2 ① P4	4	1	1	1	0	1	1
Bill Mueller, S (1, 5) OBP: 0.357, SLG: 0.402		F X 0-1 ② F9			C F B B B F X 2-2 ① F8		B X 1-0 ① L7		B C B F B F F F B 4-2 BB 1B BB	3	1	0	0	1	0	0
José Cruz Jr., S (1, 7) OBP: 0.371, SLG: 0.379		B C X 1-1 55 FC6-4 1B			B X 1-0 ② F9		B B X 2-0 ② G4-3		B B C B F B 4-2 1B 1-2 BB	3	0	1	0	1	0	0
55 Russell Martin, R (1, 2) OBP: 0.455, SLG: 0.529 16 Andre Ethier, L (9, PH) OBP: 0.364, SLG: 0.474		B B X 2-0 ③ FC6-4 1-2f			B B B B 4-0 BB		B C B B B 4-1 FC6-4 BB		B F C B S 2-3 ② K	1	0	0	0	2	0	1
										1	0	0	0	0	1	2
Derek Lowe, R (1, 1) Olmedo Saenz, R (7, PH) OBP: 0.351, SLG: 0.667 44 Takashi Saito, L (8, 1) 51 Jonathan Broxton, R (9, 1) Willy Aybar, S (9, PH) OBP: 0.500, SLG: 0.500			S C B S 1-3 ① K		C B S S 1-3 ③ K		B X 1-0 ③ FC6-4 1-2f		X 0-0 15 BB 1-3 2-H 1B	2	0	0	0	0	2	1
										1	0	0	0	0	0	1
										0	0	0	0	0	0	0
										0	0	0	0	0	0	0
										1	0	1	1	0	0	0
Inning Stats	R: 0 H: 1 E: 0 LOB: 1 K: 1 BB: 1 S: 12 P: 21	R: 0 H: 1 E: 0 LOB: 1 K: 1 BB: 0 S: 8 P: 11	R: 0 H: 0 E: 0 LOB: 0 K: 1 BB: 0 S: 8 P: 10	R: 0 H: 0 E: 0 LOB: 0 K: 0 BB: 1 S: 4 P: 8	R: 0 H: 0 E: 0 LOB: 1 K: 1 BB: 1 S: 8 P: 16	R: 0 H: 1 E: 0 LOB: 1 K: 1 BB: 0 S: 11 P: 18	R: 1 H: 1 E: 0 LOB: 1 K: 0 BB: 1 S: 9 P: 19	R: 0 H: 1 E: 0 LOB: 1 K: 0 BB: 0 S: 10 P: 19	R: 1 H: 1 E: 0 LOB: 3 K: 1 BB: 3 S: 19 P: 37	1B: 3 SF: 0 2B: 2 SAC: 0 3B: 1 DP: 2 HR: 1 HBP: 0						WP: 0 PA: 38 PB: 0 SB: 0 CS: 1

PITCHER		IP	WLS	BF	H	R	ER	SO	BB	IBB	HBP	BLK	WP	HR	S	P	ERA	WHIP
51 Wandy Rodriguez, L ERA: 3.02	(1, 1)	6.2	W	26	4	1	1	5	4	0	0	0	0	1	59	101	1.35	1.200
Chad Qualls, R ERA: 4.5	(7, 1)	1.1	H	5	1	0	0	0	0	0	0	0	0	0	11	21	0.00	0.750
54 Brad Lidge, R ERA: 6.48	(9, 1)	0.2	H	6	1	1	1	1	3	0	0	0	0	0	18	35	13.50	6.000
Dan Wheeler, R ERA: 5.4	(9, 1)	0.1	S	1	0	0	0	0	0	0	0	0	0	0	1	2	0.00	0.000

PITCHER	IP	WLS	BF	H	R	ER	SO	BB	IBB	HBP	BLK	WP	HR	S	P	ERA	WHIP

BOTTOM

Houston Astros @ Los Angeles Dodgers

Dodger Stadium, Los Angeles, CA

Thu May 11 2006, 12:10 PM PDT

Att. 37,133 - Partly Cloudy - 69 F

livebaseballscorecards.com

AB	31
R	2
H	6
RBI	2
BB	7
SO	6
LOB	16

Colorado Rockies @ Houston Astros

Minute Maid Park, Houston, TX

Fri May 12 2006, 7:05 PM CDT

Att. 39,617 - Clear - 79 F

TOP

livebaseballscorecards.com

Batter	1	2	3	4	5	6	7	8	9	AB	R	H	RBI	BB	SO	LOB
18 Cory Sullivan, L (1, 8) OBP: 0.342, SLG: 0.496	C B B S S 2-3 K	B F B F F F F F X 2-2 F8		X 0-0 G6-3 2-3		C B X 1-1 G5-4-3 1-2f			B B B C B 4-1 17 G3-1 BB BB	4	0	0	0	0	1	4
Choo Freeman, R (9, PH) OBP: 0.297, SLG: 0.314										0	0	0	0	1	0	0
Jamey Carroll, R (1, 4) OBP: 0.419, SLG: 0.347	C B F B X 2-2 G5-3		C B F F X 1-2 F8	B F B F B F X 3-2 G6-3			C F S 0-3 K		B B C B B 4-1 17 G3-1 1-2 BB	4	0	0	0	1	1	1
17 Todd Helton, L (1, 3) OBP: 0.455, SLG: 0.538	F F B F B X 2-2 27 1B 1B		F X 0-1 27 HBP 5 1B 1B		C B X 1-1 F7		B B X 2-0 G3		X 0-0 G3-1 1-2 2-3	5	1	2	0	0	0	2
27 Garrett Atkins, R (1, 5) OBP: 0.401, SLG: 0.512	C X 0-1 1-2 1B		C F B H 2-2 5 1B 1-2 HBP		C F X 0-2 2B		C S B F B X 2-2 F8		C S B X 1-2 F9	4	0	2	0	0	0	2
5 Matt Holliday, R (1, 7) OBP: 0.336, SLG: 0.625	B C S S 1-3 K		B X 1-0 1-3 2-H 1B		F B F B B X 3-2 G6-3			B B B C F F X 3-2 G4-3		4	0	1	1	0	1	3
11 Brad Hawpe, L (1, 9)		B B B B 4-0 WP BB	X 0-0 F9		I I I I 4-0 IBB			S S B B F S 2-3 K		2	0	0	0	2	1	2
12 Clint Barmes, R (1, 6) OBP: 0.245, SLG: 0.336		B B C X 2-1 F9	X 0-0 F8		D F S S 1-3 K			B F F B S 2-3 K		4	0	0	0	0	2	5
Miguel Ojeda, R (1, 2) OBP: 0.323, SLG: 0.400		1 SAFE C X 0-1 L4		C B F C 1-3 K		S B X 1-1 G5-3			X 0-0 G6-3	4	0	0	0	0	1	1
Jason Jennings, L (1, 1) OBP: 0.333, SLG: 0.353		B B B B 4-0		C B F X 1-2 18 G6-3 2B		B X 1-0 18 G5-4-3 1B			C B F B B X 3-2 HR	2	0	2	0	1	0	0
Scott Dohmann, R (6, 1)										0	0	0	0	0	0	0
Jose Mesa, R (8, 1)										0	0	0	0	0	0	0
39 Tom Martin, L (8, 1)										0	0	0	0	0	0	0
Luis Gonzalez, R (9, PH) OBP: 0.263, SLG: 0.397		1-2 BB								1	1	1	1	0	0	0
Inning Stats	R: 0 E: 0 K: 2 S: 15 H: 2 LOB: 2 BB: 0 P: 22	R: 0 E: 0 K: 0 S: 11 H: 0 LOB: 2 BB: 2 P: 23	R: 1 E: 0 K: 0 S: 11 H: 2 LOB: 2 BB: 0 P: 15	R: 0 E: 0 K: 1 S: 11 H: 1 LOB: 1 BB: 0 P: 16	R: 0 E: 0 K: 1 S: 11 H: 1 LOB: 2 BB: 1 P: 20	R: 0 E: 0 K: 0 S: 5 H: 1 LOB: 0 BB: 0 P: 8	R: 0 E: 0 K: 1 S: 8 H: 0 LOB: 0 BB: 0 P: 12	R: 0 E: 0 K: 2 S: 11 H: 0 LOB: 0 BB: 0 P: 18	R: 1 E: 0 K: 0 S: 10 H: 1 LOB: 2 BB: 2 P: 22	1B: 5 2B: 2 3B: 0 HR: 1 SF: 0 SAC: 0 DP: 1 HBP: 1						

AB	34
R	2
H	8
RBI	2
BB	5
SO	7
LOB	20

WP: 1 PB: 0 SB: 0 CS: 0 PA: 40

PITCHER		IP	WLS	BF	H	R	ER	SO	BB	IBB	HBP	BLK	WP	HR	S	P	ERA	WHIP
64 Fernando Nieve, R ERA: 4.85	(1, 1)	5.1		26	6	1	1	4	2	1	1	0	1	0	61	99	1.69	1.500
Mike Gallo, L ERA: 7.0	(6, 1)	0.2	W	2	1	0	0	0	0	0	0	0	0	0	3	5	0.00	1.500
54 Brad Lidge, R ERA: 6.11	(7, 1)	1.0		3	0	0	0	1	0	0	0	0	0	0	8	12	0.00	0.000
Russ Springer, R ERA: 3.09	(8, 1)	1.0		3	0	0	0	2	0	0	0	0	0	0	11	18	0.00	0.000
Trever Miller, L ERA: 11.57	(9, 1)	1.0		6	1	1	1	0	2	0	0	0	0	1	10	22	9.00	3.000

PITCHER	IP	WLS	BF	H	R	ER	SO	BB	IBB	HBP	BLK	WP	HR	S	P	ERA	WHIP

BOTTOM

Colorado Rockies @ Houston Astros

Minute Maid Park, Houston, TX

Fri May 12 2006, 7:05 PM CDT

Att. 39,617 - Clear - 79 F

livebaseballscorecards.com

Batter	1	2	3	4	5	6	7	8	9	AB	R	H	RBI	BB	SO	LOB
Craig Biggio, R (1, 4) OBP: 0.333, SLG: 0.482 Trever Miller, R (9, 1)	B S B F X 2-2 ① P2		B B S X 2-1 HR			B C X 1-1 17 1B HR 1B	B S B X 2-1 ② F8	S X 0-1 ① P3		5 0	2 0	2 0	1 0	0 0	0 0	2 0
Willy Taveras, R (1, 8) OBP: 0.346, SLG: 0.347	B X 1-0 17 WP 1B		B S B B S C 2-3 ③ K			C B 1 SAFE 1 SAFE S S 1-3 ② K	B F B X 2-1 CI 1B 1B	B B F X 2-1 ② SF8 3-H		4	1	2	1	0	2	1
17 Lance Berkman, S (1, 3) OBP: 0.385, SLG: 0.638 Mike Lamb, L (7, PH) OBP: 0.379, SLG: 0.571 (8, 3)	B C F B S 2-3 ② K 1-2			X 0-0 ① G4-3		F X 0-1 1 SAFE 1-2 HR 1B S C B 1 F SAFE	1-2 CI 1B 1B 3B	B B C B X 3-1 2-H HR		3 1	1 2	1 1	0 2	0 0	1 0	1 0
Morgan Ensberg, R (1, 5) OBP: 0.403, SLG: 0.628	C B D X 2-1 ③ G6-3			B B B C B 4-1 G6-4-3 BB		C C D F B F B X 3-2 1-H 2-H HR	X 0-0 1-2 2-H 3B 1B	C F F F B B X 2-2 ③ F9		4	2	2	4	1	0	1
Preston Wilson, R (1, 7) OBP: 0.307, SLG: 0.427		B B S B X 3-1 ① G6-3		B B X 2-0 ② ③ G6-4-3 1-2f		B C C C X 1-2 16 1B 1B 1B	T X 0-1 1-H 2-H 3B			4	1	2	2	0	0	1
16 Jason Lane, R (1, 9) OBP: 0.349, SLG: 0.434		C B X 1-1 ② F8			C X 0-1 ① P4	C 1 SAFE S 1 SAFE F 1 SAFE 1 P B 2-2 X 1-3 1B 1B	F S B S 1-3 ③ K			4	0	1	0	0	1	1
Brad Ausmus, R (1, 2) OBP: 0.452, SLG: 0.421		F C B C 1-3 ③ K			X 0-0 ② F7	B F F X 1-2 3-H 1B		F S X 0-2 28 1B 4 2B 2B		4	1	2	1	0	1	0
28 Adam Everett, R (1, 6) OBP: 0.282, SLG: 0.357			B F X 1-1 ① G5-3		C F S 0-3 ③ K	C B F B B X 3-2 ③ G1-3		B X 1-0 4 2B SF8 2-3 1B		4	1	1	0	0	1	2
64 Fernando Nieve, R (1, 1) OBP: 0.125, SLG: 0.125 Mike Gallo, L (6, 1) Orlando Palmeiro, L (6, PH) OBP: 0.214, SLG: 0.185 54 Brad Lidge, R (7, 1) Joe McEwing, R (7, PH) Russ Springer, R (8, 1) 4 Eric Bruntlett, R (8, PH) OBP: 0.393, SLG: 0.458 (9, 4)			C S F B X 1-2 ② G6-3			B B B C C C X 3-2 ① G4-3	C B F X 1-2 ① G3	C B F X 1-2 1-3 3-H HR 2B		1 0 1 0 1 0 1	0 0 0 0 0 0 1	0 0 0 0 0 0 1	0 0 0 0 0 0 1	0 0 0 0 0 0 0	0 0 0 0 0 0 0	0 0 0 0 0 0 0
Inning Stats	R: 0 E: 0 K: 1 S: 9 H: 1 LOB: 1 BB: 0 P: 16	R: 0 E: 0 K: 1 S: 7 H: 0 LOB: 0 BB: 0 P: 12	R: 1 E: 0 K: 1 S: 11 H: 1 LOB: 0 BB: 0 P: 17	R: 0 E: 0 K: 0 S: 3 H: 0 LOB: 0 BB: 1 P: 9	R: 0 E: 0 K: 1 S: 6 H: 0 LOB: 0 BB: 0 P: 6	R: 4 E: 0 K: 1 S: 29 H: 6 LOB: 2 BB: 0 P: 43	R: 3 E: 1 K: 1 S: 16 H: 3 LOB: 1 BB: 0 P: 23	R: 4 E: 0 K: 0 S: 18 H: 4 LOB: 0 BB: 0 P: 27		1B: 9 2B: 2 3B: 1 HR: 3	SF: 1 SAC: 0 DP: 1 HBP: 0		WP: 1 PB: 0 SB: 0 CS: 0	PA: 40		

	AB	37
	R	12
	H	15
	RBI	12
	BB	1
	SO	6
	LOB	9

PITCHER		IP	WLS	BF	H	R	ER	SO	BB	IBB	HBP	BLK	WP	HR	S	P	ERA	WHIP
Jason Jennings, R ERA: 5.05	(1, 1)	5.2	L	25	8	5	5	5	1	0	0	0	1	2	62	97	7.94	1.588
Scott Dohmann, R ERA: 4.0	(6, 1)	1.1		8	3	3	2	1	0	0	0	0	0	0	19	29	13.50	2.250
Jose Mesa, R ERA: 4.15	(8, 1)	0.2		5	3	3	3	0	0	0	0	0	0	0	11	15	40.50	4.500
39 Tom Martin, L ERA: 6.0	(8, 1)	0.1		2	1	1	1	0	0	0	0	0	0	1	7	12	27.00	3.000

PITCHER	IP	WLS	BF	H	R	ER	SO	BB	IBB	HBP	BLK	WP	HR	S	P	ERA	WHIP

Batter	1	2	3	4	5	6	7	8	9	AB	R	H	RBI	BB	SO	LOB
18 Cory Sullivan, L (1, 8) OBP: 0.347, SLG: 0.500	C X 0-1 2B		B B B F B B B 4-2 1B 17 1B BB		B F L X 1-2 ① G4-3		C X 0-1 ② G6-3			3	1	1	0	1	0	0
Luis Gonzalez, R (1, 4) OBP: 0.263, SLG: 0.390	B C L S 1-3 ① K		B D X 2-0 27 1B 17 1B 1-2 3-H 1B		F F F X 0-2 ② F8		X 0-0 ③ G6-3			4	0	1	1	0	1	1
17 Todd Helton, L (1, 3) OBP: 0.457, SLG: 0.549	X 0-0 ② L6		C B C B F F X 2-2 27 1B 1-2 2-H 1B		B B F B X 3-1 2B			X 0-0 ① L9		4	0	2	1	0	0	1
27 Garrett Atkins, R (1, 5) OBP: 0.404, SLG: 0.508	B F C F B C 2-3 ③ K		F F X 0-2 5 G6-4-3 1-2 2-3 1B		X 0-0 ③ G5-3			B B B C F B 4-2 5 1B BB		3	0	1	0	1	1	2
5 Matt Holliday, R (1, 7) OBP: 0.333, SLG: 0.615		X 0-0 ① G5-3	X 0-0 ② ③ G6-4-3 1-2f			C B X 1-1 ① G6-3		C B X 1-1 11 G4-6-3 1-2 1B		4	0	1	0	0	0	3
11 Brad Hawpe, L (1, 9) OBP: 0.420, SLG: 0.585		C X 0-1 ② F9		B F X 1-1 12 FC6-4 1B		C S F X 0-2 12 S 1B		B C S B X 2-2 ② ③ G4-6-3 1-2f		4	0	2	0	0	0	2
12 Clint Barmes, R (1, 6) OBP: 0.238, SLG: 0.326		C X 0-1 ③ G5-3		1 SAFE F X 0-1 ① FC6-4 28 FC6-4 1-2f		T F F X 0-2 ② P6 1-2			C B S T 1-2 ① K	4	0	0	0	0	1	2
Danny Ardoin, R (1, 2) OBP: 0.244, SLG: 0.282			C B F X 1-2 28 SH5-4 1B 2B	C X 0-1 ② F7		B C B C C 2-3 ③ K			C B L X 1-2 ② G6-3	4	1	1	0	0	1	2
28 Aaron Cook, R (1, 1) OBP: 0.105, SLG: 0.105			X 0-0 ① SH5-4 2-3	B X 1-0 ③ FC6-4 1-2f			C F C 0-3 ① K		B X 1-0 ③ G5-3	2	0	0	0	0	1	1
Ray King, L (7, 1)										0	0	0	0	0	0	0
61 Ramon E Ramirez, R (7, 1) OBP: 1.000, SLG: 1.000										0	0	0	0	0	0	0
Eli Marrero, R (9, PH) OBP: 0.388, SLG: 0.643										1	0	0	0	0	0	0
40 Brian Fuentes, L (9, 1)										0	0	0	0	0	0	0
Inning Stats	R: 0 E: 0 K: 2 S: 10 H: 1 LOB: 1 BB: 0 P: 13	R: 0 E: 0 K: 0 S: 5 H: 0 LOB: 0 BB: 0 P: 5	R: 2 E: 0 K: 0 S: 16 H: 4 LOB: 2 BB: 1 P: 25	R: 0 E: 0 K: 0 S: 7 H: 1 LOB: 1 BB: 0 P: 9	R: 0 E: 0 K: 0 S: 10 H: 1 LOB: 1 BB: 0 P: 14	R: 0 E: 0 K: 1 S: 13 H: 1 LOB: 1 BB: 0 P: 16	R: 0 E: 0 K: 1 S: 6 H: 0 LOB: 0 BB: 0 P: 6	R: 0 E: 0 K: 0 S: 8 H: 1 LOB: 1 BB: 1 P: 15	R: 0 E: 0 K: 1 S: 7 H: 0 LOB: 0 BB: 0 P: 10	1B: 6 2B: 3 3B: 0 HR: 0 SF: 0 SAC: 1 DP: 2 HBP: 0						

PITCHER		IP	WLS	BF	H	R	ER	SO	BB	IBB	HBP	BLK	WP	HR	S	P	ERA	WHIP
44 Roy Oswalt, R ERA: 3.5	(1, 1)	7.0	L	29	8	2	2	4	1	0	0	0	0	0	67	88	2.57	1.286
Chad Qualls, R ERA: 4.09	(8, 1)	2.0		7	1	0	0	1	1	0	0	0	0	0	15	25	0.00	1.000

PITCHER	IP	WLS	BF	H	R	ER	SO	BB	IBB	HBP	BLK	WP	HR	S	P	ERA	WHIP

TOP

Colorado Rockies @ Houston Astros

Minute Maid Park, Houston, TX

Sat May 13 2006, 6:05 PM CDT

Att. 35,852 - Clear - 88 F

livebaseballscorecards.com

AB	33
R	2
H	9
RBI	2
BB	2
SO	5
LOB	14

BOTTOM

Colorado Rockies @ Houston Astros

Minute Maid Park, Houston, TX

Sat May 13 2006, 6:05 PM CDT
Att. 35,852 - Clear - 88 F

livebaseballscorecards.com

Batter	1	2	3	4	5	6	7	8	9	AB	R	H	RBI	BB	SO	LOB
Craig Biggio, R (1, 4) OBP: 0.338, SLG: 0.486	BBBCSFB 4-2 2B BB		X 0-0 ① P4		CBBFX 2-2 2B		BX 1-0 ③ L5			3	0	1	0	1	0	1
Willy Taveras, R (1, 8) OBP: 0.338, SLG: 0.338	MX 0-1 ① B5		CX 0-1 ② G6-3		CFFBBBFFFF 2-2 ③ X F9			BX 1-0 ① G6-3		4	0	0	0	0	0	2
Mike Lamb, L (1, 3) OBP: 0.424, SLG: 0.656	X 0-0 1-3 2B		CBBFX 2-2 1B			X 0-0 F9 SF8 2B		BSX 1-1 ② G4-3		4	1	3	0	0	0	0
Morgan Ensberg, R (1, 5) OBP: 0.392, SLG: 0.609	FBBFS 2-3 ② K		BCX 1-1 ③ G5-3			DFX 1-1 ① F9 2-3		BCBBCCS 3-3 ③ K2-3		4	0	0	0	0	2	4
Preston Wilson, R (1, 7) OBP: 0.299, SLG: 0.418	BCSBFFC 2-3 ③ K			FCFS 0-3 ① K		BFBX 2-1 ② SF8 3-H			CFS 0-3 ① K	3	0	0	1	0	3	2
16 Jason Lane, R (1, 9) OBP: 0.346, SLG: 0.424		BCBBB 4-1 FC5-4 BB		BCFBX 2-2 ② G6-3		BBX 2-0 ③ G5-3			CSX 0-2 ② F9	3	0	0	0	1	0	0
Brad Ausmus, R (1, 2) OBP: 0.437, SLG: 0.404		CFFBX 1-2 ① FC5-4 28 G1-3 1-2f		CBX 1-1 ③ F9			CSBBS 2-3 ① K		BCCS 1-3 ③ K	4	0	0	0	0	2	1
28 Adam Everett, R (1, 6) OBP: 0.283, SLG: 0.364		X 0-0 ② G1-3 1-2			CCFBFX 1-2 ① G6-3		FX 0-1 SH5-3 2B			3	0	1	0	0	0	1
44 Roy Oswalt, R (1, 1) OBP: 0.167, SLG: 0.091 Orlando Palmeiro, L (7, PH) OBP: 0.214, SLG: 0.185 Chad Qualls, R (8, 1)		CSS 0-3 ③ K			BBCTC 2-3 ② K		CX 0-1 ② SH5-3 2-3			2 0 0	0 0 0	0 0 0	0 0 0	0 0 0	2 0 0	1 0 0
Inning Stats	R: 0 H: 1 E: 0 LOB: 2 K: 2 BB: 1 S: 14 P: 22	R: 0 H: 0 E: 0 LOB: 1 K: 1 BB: 1 S: 9 P: 14	R: 0 H: 1 E: 0 LOB: 1 K: 0 BB: 0 S: 8 P: 11	R: 0 H: 0 E: 0 LOB: 0 K: 1 BB: 0 S: 9 P: 12	R: 0 H: 1 E: 0 LOB: 1 K: 1 BB: 0 S: 19 P: 26	R: 1 H: 1 E: 0 LOB: 0 K: 0 BB: 0 S: 6 P: 11	R: 0 H: 1 E: 0 LOB: 1 K: 1 BB: 0 S: 8 P: 11	R: 0 H: 0 E: 0 LOB: 0 K: 1 BB: 0 S: 6 P: 11	R: 0 H: 0 E: 0 LOB: 0 K: 2 BB: 0 S: 9 P: 10	1B: 1 SF: 1 2B: 4 SAC: 1 3B: 0 DP: 0 HR: 0 HBP: 0						WP: 0 PA: 34 PB: 0 SB: 0 CS: 0	

	AB	30
	R	1
	H	5
	RBI	1
	BB	2
	SO	9
	LOB	12

PITCHER		IP	WLS	BF	H	R	ER	SO	BB	IBB	HBP	BLK	WP	HR	S	P	ERA	WHIP
28 Aaron Cook, R ERA: 3.27	(1, 1)	6.1	W	26	5	1	1	6	2	0	0	0	0	0	70	103	1.42	1.105
Ray King, L ERA: 3.48	(7, 1)	0.1	H	1	0	0	0	0	0	0	0	0	0	0	2	2	0.00	0.000
61 Ramon E Ramirez, R ERA:	(7, 1)	1.1	H	4	0	0	0	1	0	0	0	0	0	0	7	13	0.00	0.000
40 Brian Fuentes, L ERA: 1.84	(9, 1)	1.0	S	3	0	0	0	2	0	0	0	0	0	0	9	10	0.00	0.000

PITCHER	IP	WLS	BF	H	R	ER	SO	BB	IBB	HBP	BLK	WP	HR	S	P	ERA	WHIP

Batter	1	2	3	4	5	6	7	8	9	AB	R	H	RBI	BB	SO	LOB
Jamey Carroll, R (1, 6) OBP: 0.400, SLG: 0.329	C X 0-1 ① L4		1 SAFE C 1 SAFE F X 0-2 ③ P3			B B C X 2-1 ② G1-3			B C B X 2-1 ① F8	4	0	0	0	0	0	1
Luis Gonzalez, R (1, 4) OBP: 0.262, SLG: 0.395	F B X 1-1 ② G5-3			B C B F B X 3-2 17 G4-3 2B		B C S S 1-3 ③ K			C S D B B X 3-2 ② F8	4	0	1	0	0	1	0
17 Todd Helton, L (1, 3) OBP: 0.450, SLG: 0.529	C B F B B X 3-2 ③ G6-3			F B F X 1-2 ① G4-3 2-3			B B C B B 4-1 5 G3 BB		C B C F B X 2-2 ③ G4-3	3	0	0	0	1	0	1
27 Garrett Atkins, R (1, 5) OBP: 0.396, SLG: 0.496		C F B B X 2-2 ① F7		F F S 0-3 ② K			X 0-0 ① L8			3	0	0	0	0	1	2
5 Matt Holliday, R (1, 7) OBP: 0.327, SLG: 0.603		B B F F F B S 3-3 ② K		D X 1-0 ③ G6-3			B B F F F F 1 SAFE X 2-2 ② ③ G3 1-2f			3	0	0	0	0	1	2
Eli Marrero, R (1, 2) OBP: 0.365, SLG: 0.600		B B B C C S 3-3 ③ K			B S C B F X 2-2 ① G6-3			C B X 2-1 ① F9		3	0	0	0	0	1	0
11 Brad Hawpe, L (1, 9) OBP: 0.418, SLG: 0.579			X 0-0 1B		X 0-0 ② L4			X 0-0 ② G4-3		3	0	1	0	0	0	0
Choo Freeman, R (1, 8) OBP: 0.300, SLG: 0.316			C S F S 0-3 ① K		B S S D F S 2-3 ③ K			B C X 1-1 1B		3	0	1	0	0	2	1
26 Jeff Francis, L (1, 1) OBP: 0.200, SLG: 0.059 12 Clint Barmes, R (8, PH) OBP: 0.236, SLG: 0.324 David Cortes, R (8, 1)			B C S C 1-3 ② K			B C X 1-1 ① G5-3		B X 1-0 ③ G6-3		2 1 0	0 0 0	0 0 0	0 0 0	0 0 0	1 0 0	1 1 0
Inning Stats	R: 0 H: 0 E: 0 LOB: 0 K: 0 BB: 0 S: 7 P: 11	R: 0 H: 0 E: 0 LOB: 0 K: 2 BB: 0 S: 10 P: 18	R: 0 H: 1 E: 0 LOB: 1 K: 2 BB: 0 S: 11 P: 12	R: 0 H: 1 E: 0 LOB: 1 K: 1 BB: 0 S: 10 P: 15	R: 0 H: 0 E: 0 LOB: 0 K: 1 BB: 0 S: 9 P: 13	R: 0 H: 0 E: 0 LOB: 0 K: 1 BB: 0 S: 7 P: 11	R: 0 H: 0 E: 0 LOB: 0 K: 0 BB: 1 S: 7 P: 13	R: 0 H: 1 E: 0 LOB: 1 K: 0 BB: 0 S: 6 P: 10	R: 0 H: 0 E: 0 LOB: 0 K: 0 BB: 0 S: 9 P: 16	1B: 2 SF: 0 2B: 1 SAC: 0 3B: 0 DP: 1 HR: 0 HBP: 0						

PITCHER	IP	WLS	BF	H	R	ER	SO	BB	IBB	HBP	BLK	WP	HR	S	P	ERA	WHIP
Andy Pettitte, L (1, 1) ERA: 4.76	9.0	W	30	3	0	0	7	1	0	0	0	0	0	76	119	0.00	0.444

PITCHER	IP	WLS	BF	H	R	ER	SO	BB	IBB	HBP	BLK	WP	HR	S	P	ERA	WHIP

TOP

Colorado Rockies @ Houston Astros

Minute Maid Park, Houston, TX

Sun May 14 2006, 1:05 PM CDT
Att. 37,614 - Roof Closed - 73 F

livebaseballscorecards.com

AB	29
R	0
H	3
RBI	0
BB	1
SO	7
LOB	9

PA: 30
WP: 0
PB: 0
SB: 0
CS: 0

Batter	1	2	3	4	5	6	7	8	9	AB	R	H	RBI	BB	SO	LOB
Craig Biggio, R (1, 4) OBP: 0.335, SLG: 0.479	C S X 0-2 G1-6-3 1B		F B C B X 2-2 F9 ②		B B C X 2-1 P4 ①		S B B S B X 3-2 F9 ③			4	0	1	0	0	0	0
Willy Taveras, R (1, 8) OBP: 0.329, SLG: 0.329	X 0-0 ① ② G1-6-3 1-2f		B B S B F F X 3-2 P3 ③		L F F B S 1-3 K ②			C X 0-1 F9 ①		4	0	0	0	0	1	1
17 Lance Berkman, S (1, 3) OBP: 0.384, SLG: 0.652 Mike Lamb, L (8, PH) (9, 3) OBP: 0.412, SLG: 0.636	B B B C X 3-1 HR			F C B B B X 3-2 F9 ①	S B B X 2-1 F8 ③			B S F X 1-2 F7 ②		3 1	1 0	1 0	1 0	0 0	0 0	0 0
Morgan Ensberg, R (1, 5) OBP: 0.401, SLG: 0.630	F B B B B 4-1 BB			F B B B F X 3-2 HR		X 0-0 P4 ①		C C B B B F B 4-2 BB		2	1	1	1	2	0	0
Preston Wilson, R (1, 7) OBP: 0.297, SLG: 0.413	C C B F 1 SAFE C 1-3 K ③			B F X 1-1 S 1B 1B		B X 1-0 F9 ②		B X 1-0 G6-3 ③		4	1	1	0	0	1	2
16 Jason Lane, R (1, 9) OBP: 0.346, SLG: 0.422		B S B X 2-1 G1-3 ①		C 1 SAFE S F 1 SAFE F B 1 SAFE F 1-3 S K ②		B X 1-0 1B				3	0	1	0	0	1	1
Brad Ausmus, R (1, 2) OBP: 0.434, SLG: 0.402		B X 1-0 G4-3 ②		1 SAFE B B C X 2-1 28 S 1-H 1B		C X 0-1 F8 ③				3	0	1	1	0	0	1
28 Adam Everett, R (1, 6) OBP: 0.285, SLG: 0.358		C X 0-1 G6-3 ③		B D C B I 4-1 1-2 IBB			C F X 0-2 F8 ①			2	0	0	0	1	0	0
Andy Pettitte, L (1, 1) OBP: 0.125, SLG: 0.067			C C F C 0-3 K ①	F C X 0-2 P6 ③			B C C F S 1-3 K ②			3	0	0	0	0	2	2
Inning Stats	R: 1 H: 2 E: 0 LOB: 1 K: 1 BB: 1 S: 11 P: 19	R: 0 H: 0 E: 0 LOB: 0 K: 0 BB: 0 S: 5 P: 8	R: 0 H: 0 E: 0 LOB: 0 K: 1 BB: 0 S: 11 P: 16	R: 2 H: 3 E: 0 LOB: 2 K: 1 BB: 1 S: 20 P: 34	R: 0 H: 0 E: 0 LOB: 0 K: 1 BB: 0 S: 8 P: 13	R: 0 H: 1 E: 0 LOB: 1 K: 0 BB: 0 S: 5 P: 7	R: 0 H: 0 E: 0 LOB: 0 K: 1 BB: 0 S: 10 P: 14	R: 0 H: 0 E: 0 LOB: 1 K: 0 BB: 1 S: 9 P: 15		1B: 4 SF: 0 2B: 0 SAC: 0 3B: 0 DP: 1 HR: 2 HBP: 0						WP: 0 PA: 32 PB: 0 SB: 2 CS: 0

PITCHER		IP	WLS	BF	H	R	ER	SO	BB	IBB	HBP	BLK	WP	HR	S	P	ERA	WHIP
26 Jeff Francis, L ERA: 3.26	(1, 1)	7.0	L	28	6	3	3	5	1	1	0	0	0	2	70	111	3.86	1.000
David Cortes, R ERA: 1.2	(8, 1)	1.0		4	0	0	0	0	1	0	0	0	0	0	9	15	0.00	1.000

PITCHER	IP	WLS	BF	H	R	ER	SO	BB	IBB	HBP	BLK	WP	HR	S	P	ERA	WHIP

BOTTOM

Colorado Rockies @ Houston Astros

Minute Maid Park, Houston, TX

Sun May 14 2006, 1:05 PM CDT
Att. 37,614 - Roof Closed - 73 F

livebaseballscorecards.com

AB	29
R	3
H	6
RBI	3
BB	3
SO	5
LOB	7

Batter	1	2	3	4	5	6	7	8	9	AB	R	H	RBI	BB	SO	LOB
2 Randy Winn, S (1, 9) OBP: 0.369, SLG: 0.463	C F B F X 1-2 HR		C C X 0-2 2B 2B	B B B C B 4-1 1B BB	C B B X 2-1 ③ G4-3		C F B S 1-3 ③ K			4	2	2	1	1	1	1
13 Omar Vizquel, S (1, 6) OBP: 0.386, SLG: 0.394 Jose Vizcaino, S (8, 6) OBP: 0.271, SLG: 0.146	F F X 0-2 G4-3 3B		B X 1-0 ① L9	C F B B B F F F F F 2-2 F9 ①		B C C F F X 1-2 1B 1B 1B		F B F B B X 3-2 ① P6		5 0	2 0	2 0	0 0	0 0	0 0	2 0
Steve Finley, L (1, 8) OBP: 0.383, SLG: 0.495	X 0-0 ① G4-3 3-H		B B B B 4-0 2B HR BB	C F X 0-2 1-2 1B		C X 0-1 E 1B 1-3 1B		F S F S 0-3 ② K		4	1	2	1	1	1	0
Barry Bonds, L (1, 7) OBP: 0.477, SLG: 0.465 Jason Ellison, R (7, 7) OBP: 0.333, SLG: 0.429	B B B B 4-0 9 G5-4-3 BB		F C X 0-2 1-3 2-H HR 2B	C S B F C 1-3 ② K		B B C B C F X 3-2 ① P5		X 0-0 ③ P6		3 1	1 0	1 0	1 0	1 0	1 0	4 0
9 Mark Sweeney, L (1, 3) OBP: 0.266, SLG: 0.446	X 0-0 ② ③ G5-4-3 1-2f		I I I I 4-0 HR IBB	S X 0-1 ③ F8		B B S X 2-1 ② F7			X 0-0 ① G4-3	4	1	0	0	1	0	5
Pedro Feliz, R (1, 5) OBP: 0.294, SLG: 0.467		B F X 1-1 SH1-3 SF8 2B	X 0-0 1-H 2-H 3-H HR		B C X 1-1 ① F8	S X 0-1 E5 1-3 3-H 1B			F B S F B S 2-3 ② K	5	2	3	5	0	1	0
Ray Durham, S (1, 4) OBP: 0.247, SLG: 0.316		L B X 1-1 ① SH1-3 2-3	B C X 1-1 41 FC5-4 1B		B S B C X 2-2 1B 2B	X 0-0 ③ G4-3			F F X 0-2 ③ F8	4	1	2	0	0	0	2
Mike Matheny, R (1, 2) OBP: 0.289, SLG: 0.364		F C X 0-2 ② SF8 3-H	C B B S B F X 3-2 ② F8		C B B C X 2-2 2-H 1B		C C B S 1-3 ① K			3	0	1	2	0	1	1
41 Brad Hennessey, R (1, 1) OBP: 0.231, SLG: 0.231 Jeremy Accardo, R (6, 1) 32 Kevin Correia, R (8, 1)		X 0-0 ③ L6	B X 1-0 ③ FC5-4 1-2f		C D C S 1-3 ② K		X 0-0 ② G6-3			3 1 0	0 0 0	0 0 0	0 0 0	0 0 0	1 0 0	2 0 0
Inning Stats	R: 2 E: 0 K: 0 S: 9 H: 2 LOB: 0 BB: 1 P: 14	R: 1 E: 0 K: 0 S: 8 H: 1 LOB: 0 BB: 0 P: 10	R: 5 E: 0 K: 0 S: 15 H: 4 LOB: 1 BB: 2 P: 29	R: 0 E: 0 K: 1 S: 19 H: 1 LOB: 2 BB: 1 P: 26	R: 1 E: 0 K: 1 S: 13 H: 2 LOB: 1 BB: 0 P: 21	R: 1 E: 1 K: 0 S: 16 H: 3 LOB: 2 BB: 0 P: 22	R: 0 E: 0 K: 2 S: 7 H: 0 LOB: 0 BB: 0 P: 9	R: 0 E: 0 K: 1 S: 8 H: 0 LOB: 0 BB: 0 P: 11	R: 0 E: 0 K: 1 S: 8 H: 0 LOB: 0 BB: 0 P: 10	1B: 6 2B: 4 3B: 1 HR: 2 SF: 1 SAC: 1 DP: 1 HBP: 0						

TOP

San Francisco Giants @ Houston Astros

Minute Maid Park, Houston, TX

Mon May 15 2006, 7:05 PM CDT

Att. 32,980 - Partly Cloudy - 78 F

livebaseballscorecards.com

AB	37
R	10
H	13
RBI	10
BB	4
SO	6
LOB	17

WP: 0 PB: 0 SB: 0 CS: 0 PA: 43

PITCHER		IP	WLS	BF	H	R	ER	SO	BB	IBB	HBP	BLK	WP	HR	S	P	ERA	WHIP
Taylor Buchholz, R ERA: 5.31	(1, 1)	3.0	L	18	7	8	8	0	2	1	0	0	0	2	32	53	24.00	3.000
Trever Miller, L ERA: 9.53	(4, 1)	1.0		5	1	0	0	1	1	0	0	0	0	0	19	26	0.00	2.000
Dave Borkowski, R ERA: 3.18	(5, 1)	2.0		11	5	2	2	1	0	0	0	0	0	0	29	43	9.00	2.500
Mike Gallo, L ERA: 6.3	(7, 1)	1.0		3	0	0	0	2	0	0	0	0	0	0	7	9	0.00	0.000
Russ Springer, R ERA: 2.84	(8, 1)	1.0		3	0	0	0	1	0	0	0	0	0	0	8	11	0.00	0.000

PITCHER		IP	WLS	BF	H	R	ER	SO	BB	IBB	HBP	BLK	WP	HR	S	P	ERA	WHIP
54 Brad Lidge, R ERA: 5.79	(9, 1)	1.0		3	0	0	0	1	0	0	0	0	0	0	8	10	0.00	0.000

BOTTOM

Batter	1	2	3	4	5	6	7	8	9	AB	R	H	RBI	BB	SO	LOB
Craig Biggio, R (1, 4) OBP: 0.340, SLG: 0.486	S B C B X 2-2 BB 1B 1B		C X 0-1 B5-3 FC5-2 2B	B B B C F S 3-3 ③ K		B S X 1-1 ② F9			B B C B F S 3-3 ① K	4	0	2	0	0	1	3
Mike Gallo, L (7, 1)										0	0	0	0	0	0	0
Russ Springer, R (8, 1)										0	0	0	0	0	0	0
54 Brad Lidge, R (9, 1)										0	0	0	0	0	0	0
Andy Pettitte, L (9, PH) OBP: 0.118, SLG: 0.063										1	0	0	0	0	1	0
Willy Taveras, R (1, 8) OBP: 0.331, SLG: 0.327	B B X 2-0 BB 1-2 1B		M B B X 2-1 ① B5-3 2-3		C F B B B 4-2 2B BB	C C D B B S 3-3 ③ K			C F C 0-3 ② K	4	1	1	0	1	2	2
Mike Lamb, L (1, 3) OBP: 0.436, SLG: 0.639	C B X 1-1 ① F8		B B F F F D F D 4-2 FC5-2 BB		C D B X 2-1 1-H 2B		C B S S 1-3 ① K		B B B C F B 4-2 1B BB	3	0	1	1	2	1	2
Morgan Ensberg, R (1, 5) OBP: 0.401, SLG: 0.619	B B C B B 4-1 1-2 2-3 BB		D C S B B X 3-2 ② FC5-2 1-2 3-H		F B C F S 1-3 ① K		B F S B X 2-2 ② G6-3		F B X 1-1 1-2 1B	4	0	1	0	1	1	3
Preston Wilson, R (1, 7) OBP: 0.294, SLG: 0.406	B F C X 1-2 ② P4		F C B S 1-3 ③ K		F X 0-1 1B		S B B B F F X 2-2 ③ G6-3		B B X 2-0 ③ F7	5	0	1	0	0	1	7
16 Jason Lane, R (1, 9) OBP: 0.340, SLG: 0.412	B S X 1-1 ③ P2			B F F T 1-2 ① K	C S D F X 1-2 ② P3			C B F B F B F X 3-2 ① G3-1		3	0	0	0	0	1	5
Orlando Palmeiro, L (8, 9) OBP: 0.207, SLG: 0.179										1	0	0	0	0	0	0
Brad Ausmus, R (1, 2) OBP: 0.437, SLG: 0.406		F B C X 1-2 ① F7		C F B B X 2-2 FC5 28 1B 1B	D B X 2-0 ③ G6-3			X 0-0 1B		4	0	2	0	0	0	2
(8, 4)																
28 Adam Everett, R (1, 6) OBP: 0.293, SLG: 0.366		B B C S X 2-2 ② F7		B C B X 2-1 FC5 1-2 1B		X 0-0 1B		B B X 2-0 ② F9		3	0	2	0	0	0	0
Eric Munson, L (8, 2) OBP: 0.324, SLG: 0.414										1	0	0	0	0	0	1
Taylor Buchholz, R (1, 1)		X 0-0 ③ F8		C X 0-1 ② FC5 1-2 2-3f		B B C B X 3-1 ① F8		F C B B B S 3-3 ③ K		1	0	0	0	0	0	0
Trever Miller, R (4, 1)										0	0	0	0	0	0	0
Joe McEwing, R (4, PH)										1	0	0	0	0	0	2
Dave Borkowski, R (5, 1)										0	0	0	0	0	0	0
4 Eric Bruntlett, R (6, PH) OBP: 0.367, SLG: 0.423										2	0	0	0	0	1	2
(7, 4)																
(8, 6)																
Inning Stats	R: 0 E: 0 K: 0 S: 12 H: 2 LOB: 3 BB: 1 P: 23	R: 0 E: 0 K: 0 S: 7 H: 0 LOB: 0 BB: 0 P: 10	R: 0 E: 0 K: 1 S: 14 H: 1 LOB: 2 BB: 1 P: 24	R: 0 E: 0 K: 2 S: 13 H: 2 LOB: 2 BB: 0 P: 21	R: 1 E: 0 K: 1 S: 15 H: 2 LOB: 2 BB: 1 P: 25	R: 0 E: 0 K: 1 S: 8 H: 1 LOB: 1 BB: 0 P: 15	R: 0 E: 0 K: 1 S: 10 H: 0 LOB: 0 BB: 0 P: 15	R: 0 E: 0 K: 1 S: 11 H: 1 LOB: 1 BB: 0 P: 19	R: 0 E: 0 K: 2 S: 11 H: 1 LOB: 2 BB: 1 P: 21							

PITCHER		IP	WLS	BF	H	R	ER	SO	BB	IBB	HBP	BLK	WP	HR	S	P	ERA	WHIP
41 Brad Hennessey, R ERA: 2.87	(1, 1)	5.0	W	25	7	1	1	4	3	0	0	0	0	0	61	103	1.80	2.000
Jeremy Accardo, R ERA: 3.95	(6, 1)	2.2		10	2	0	0	2	0	0	0	0	0	0	26	43	0.00	0.750
32 Kevin Correia, R ERA: 3.38	(8, 1)	1.1		6	1	0	0	3	1	0	0	0	0	0	14	27	0.00	1.500

PITCHER	IP	WLS	BF	H	R	ER	SO	BB	IBB	HBP	BLK	WP	HR	S	P	ERA	WHIP

San Francisco Giants @ Houston Astros

Minute Maid Park, Houston, TX

Mon May 15 2006, 7:05 PM CDT
Att. 32,980 - Partly Cloudy - 78 F

livebaseballscorecards.com

AB	37
R	1
H	10
RBI	1
BB	4
SO	9
LOB	29

1B: 8	SF: 0	WP: 0	PA: 41
2B: 2	SAC: 0	PB: 0	
3B: 0	DP: 0	SB: 0	
HR: 0	HBP: 0	CS: 0	

San Francisco Giants @ Houston Astros

Minute Maid Park, Houston, TX

Tue May 16 2006, 7:05 PM CDT

Att. 35,286 - Partly Cloudy - 79 F

livebaseballscorecards.com

TOP

Batter	1	2	3	4	5	6	7	8	9	AB	R	H	RBI	BB	SO	LOB
2 Randy Winn, S (1, 9) OBP: 0.385, SLG: 0.467	BBB 4-0 1B BB FBX 0-2 1-2 2-3 3-H 1B		IIII 4-0 IBB	FBBX 2-1 13 3B 1-2 2-3 3-H 1B		X 0-0 ① P6		BBFSFBB 4-2 BB		3	2	2	2	3	0	0
13 Omar Vizquel, S (1, 6) OBP: 0.378, SLG: 0.401	CFX 0-3 ① K BX 1-0 ③ F7		BBX 2-0 ② SF8 3-H	BCX 1-1 1-H 2-H 3-H 3B		CX 0-1 ② G6-3		CFX 0-2 ② F7		5	0	1	4	0	1	5
Ray Durham, S (1, 4) OBP: 0.253, SLG: 0.310	C 1 SAFE X 0-1 1-2 1B 1B 1B	SBX 1-1 E6 F9	X 0-0 ③ P5	SBX 1-1 ③ F8		BBFFBB 4-2 BB		CBBX 2-1 ③ F9		5	1	1	0	1	0	4
Barry Bonds, L (1, 7) OBP: 0.481, SLG: 0.467 Jason Ellison, R (6, 7) OBP: 0.313, SLG: 0.400	CFBBFFX 2-2 1-3 2-H 1B 1B 1B CX 0-1 ① F9 1-2			BBX 2-0 BB E 1B	BBFBH 4-1 1B 1B HBP	CX 0-1 ③ F8			BCBFS 2-3 ① K	4 1	3 0	2 0	1 0	0 0	0 1	2 0
Pedro Feliz, R (1, 5) OBP: 0.301, SLG: 0.487	BX 1-0 1-2 3-H 1B BB 1B BX 1-0 ② F8			FX 0-1 ① F8	X 0-0 ① F8		X 0-0 HR		BCX 1-1 2B G6-3 1B	6	3	3	2	0	0	3
Steve Finley, L (1, 8) OBP: 0.388, SLG: 0.500	BX 1-0 1-2 2-3 BB 2 1B 1B BBCX 2-1 ③ G6-3			FBFBFBB 4-2 E 2 1B 1-2 BB	BCX 1-1 ② F8		BFX 1-1 ① G3		BX 1-0 1-3 2B	5	2	2	0	1	0	2
Mike Matheny, R (1, 2) OBP: 0.299, SLG: 0.371	X 0-0 1-2 2-3 3-H 2 1B BB 1B		BCX 1-1 2B 13 SF8 1B	X 0-0 E8 2 1B 13 3B 1-3 2-H 1B	FSFBX 1-2 1B 1-2 1B		BFFBS 2-3 ② K		X 0-0 ② G6-3 3-H	6	2	3	2	0	1	2
Jose Vizcaino, S (1, 3) OBP: 0.315, SLG: 0.200	BBBB 4-0 2 1B 1-2 2-3 3-H BB		BBX 2-0 1-3 2B	4-0 2 1B 13 3B IBB	X 0-0 1-3 2-H 1B		FBSX 1-2 ③ G6-3		BX 1-0 ③ G4-3	4	1	2	2	2	0	1
Jamey Wright, R (1, 1) OBP: 0.190, SLG: 0.190 40 Daniel Ortmeier, S (8, PH) OBP: 0.333, SLG: 0.500 18 Matt Cain, R (8, 1) OBP: 0.182, SLG: 0.273	CCFBS 1-3 ② K		X 0-0 ① G1-3	CCFFS 0-3 ② K	BBBX 3-0 ③ G6-3			X 0-0 ① G4-3		4 1 0	0 0 0	0 0 0	0 0 0	0 0 0	2 0 0	10 0 0
Inning Stats	R: 5 E: 0 K: 2 S: 23 H: 6 LOB: 3 BB: 2 P: 37	R: 0 E: 1 K: 0 S: 7 H: 0 LOB: 1 BB: 0 P: 11	R: 1 E: 0 K: 0 S: 6 H: 2 LOB: 2 BB: 1 P: 15	R: 5 E: 1 K: 1 S: 18 H: 3 LOB: 1 BB: 2 P: 32	R: 1 E: 0 K: 0 S: 10 H: 2 LOB: 2 BB: 0 P: 19	R: 0 E: 0 K: 0 S: 7 H: 0 LOB: 1 BB: 1 P: 11	R: 1 E: 0 K: 1 S: 9 H: 1 LOB: 0 BB: 0 P: 13	R: 0 E: 0 K: 0 S: 9 H: 0 LOB: 1 BB: 1 P: 15	R: 1 E: 0 K: 1 S: 8 H: 2 LOB: 1 BB: 0 P: 13	1B: 12 2B: 2 3B: 1 HR: 1 SF: 1 SAC: 0 DP: 0 HBP: 1						

	AB	44
	R	14
	H	16
	RBI	13
	BB	7
	SO	5
	LOB	29

WP: 0 PB: 0 SB: 0 CS: 0 PA: 53

PITCHER		IP	WLS	BF	H	R	ER	SO	BB	IBB	HBP	BLK	WP	HR	S	P	ERA	WHIP
51 Wandy Rodriguez, L ERA: 3.81	(1, 1)	3.2	L	28	10	11	6	3	3	2	0	0	0	0	50	89	14.73	3.545
Russ Springer, R ERA: 3.46	(4, 1)	0.1		3	1	1	1	0	0	0	1	0	0	0	5	11	27.00	3.000
Mike Gallo, L ERA: 5.25	(5, 1)	2.0		9	2	0	0	0	1	0	0	0	0	0	16	25	0.00	1.500
Dan Wheeler, R ERA: 5.29	(7, 1)	2.0		8	1	1	1	1	1	0	0	0	0	1	18	28	4.50	1.000
Chad Qualls, R ERA: 4.3	(9, 1)	1.0		5	2	1	1	1	0	0	0	0	0	0	8	13	9.00	2.000

PITCHER	IP	WLS	BF	H	R	ER	SO	BB	IBB	HBP	BLK	WP	HR	S	P	ERA	WHIP

BOTTOM

San Francisco Giants @ Houston Astros

Minute Maid Park, Houston, TX

Tue May 16 2006, 7:05 PM CDT
Att. 35,286 - Partly Cloudy - 79 F

livebaseballscorecards.com

Batter	1	2	3	4	5	6	7	8	9	AB	R	H	RBI	BB	SO	LOB
Craig Biggio, R (1, 4) OBP: 0.337, SLG: 0.477	X 0-0 ① F7		B C X 1-1 ② G6-3		C X 0-1 ①② G6-4-3 1-2f		B B B C B 4-1 FC5-4 BB			3	0	0	0	1	0	1
Joe McEwing, R (8, 4)										0	0	0	0	0	0	0
Willy Taveras, R (1, 8) OBP: 0.324, SLG: 0.319	C B F S 1-3 ② K		B X 1-0 ③ F9		B F B X 2-1 ③ G4-3		B F C X 1-2 ③ FC5-4 1-2f			4	0	0	0	0	1	1
Mike Lamb, L (1, 3) OBP: 0.442, SLG: 0.625	B X 1-0 HR 1B			B B C F X 2-2 BB 16 1B 1B		B B C S B X 3-2 ① G4-3		X 0-0 ① P2		4	2	2	0	0	0	0
Morgan Ensberg, R (1, 5) OBP: 0.404, SLG: 0.634	B C 1 B B C F F X SAFE 3-2 1-H HR			B C B B B 4-1 16 1B 1-2 BB		C X 0-1 ② F9		B B C F B F X 3-2 ② F8		3	1	1	2	1	0	0
Preston Wilson, R (1, 7) OBP: 0.293, SLG: 0.401	B F C S 1-3 ③ K			C B B F F S 2-3 ① K		X 0-0 16 WP 1B 1B		F F C 0-3 ③ K		4	0	1	0	0	3	2
Eric Munson, L (1, 2) OBP: 0.316, SLG: 0.394		B C F B X 2-2 ① F9		B F F S 1-3 ② K		B D B B C X 3-1 16 WP 1-2 1B			B B B C X 3-1 ① P5	4	0	1	0	0	1	2
16 Jason Lane, R (1, 9) OBP: 0.340, SLG: 0.410		C S B S 1-3 ② K		B B C X 2-1 1-3 2-H 1B		C B X 1-1 ③ L6 1-2 2-3			C C X 0-2 ② G1-3	3	0	1	1	0	1	2
Dan Wheeler, R (7, 1)										0	0	0	0	0	0	0
Chad Qualls, R (9, 1)										0	0	0	0	0	0	0
Orlando Palmeiro, L (9, PH) OBP: 0.200, SLG: 0.172										1	0	0	0	0	0	0
28 Adam Everett, R (1, 6) OBP: 0.285, SLG: 0.354		L B X 1-1 ③ G3		F B X 1-1 ③ G5-3			C S X 0-2 ① F7		X 0-0 ③ G5-3	4	0	0	0	0	0	2
51 Wandy Rodriguez, S (1, 1) OBP: 0.059, SLG: 0.059			B B C S S X 2-2 ① G6-3		C S S 0-3 K G6-4-3		B X 1-0 ② F8			1	0	0	0	0	0	0
Russ Springer, R (4, 1)										0	0	0	0	0	0	0
Mike Gallo, L (5, 1)										1	0	0	0	0	1	0
4 Eric Bruntlett, R (7, 9) OBP: 0.355, SLG: 0.407										1	0	0	0	0	0	0
Inning Stats	R: 2 H: 2 E: 0 LOB: 0 K: 2 BB: 0 S: 13 P: 19	R: 0 H: 0 E: 0 LOB: 0 K: 1 BB: 0 S: 8 P: 12	R: 0 H: 0 E: 0 LOB: 0 K: 0 BB: 0 S: 6 P: 10	R: 1 H: 2 E: 0 LOB: 2 K: 2 BB: 1 S: 15 P: 27	R: 0 H: 0 E: 0 LOB: 0 K: 1 BB: 0 S: 7 P: 9	R: 0 H: 2 E: 0 LOB: 2 K: 0 BB: 0 S: 10 P: 17	R: 0 H: 0 E: 0 LOB: 1 K: 0 BB: 1 S: 8 P: 14	R: 0 H: 0 E: 0 LOB: 0 K: 1 BB: 0 S: 8 P: 11	R: 0 H: 0 E: 0 LOB: 0 K: 0 BB: 0 S: 6 P: 9	1B: 5 SF: 0 2B: 0 SAC: 0 3B: 0 DP: 1 HR: 1 HBP: 0						

	AB	33
	R	3
	H	6
	RBI	3
	BB	2
	SO	7
	LOB	10

WP: 2 PA: 35
PB: 0
SB: 0
CS: 0

PITCHER		IP	WLS	BF	H	R	ER	SO	BB	IBB	HBP	BLK	WP	HR	S	P	ERA	WHIP
Jamey Wright, R ERA: 4.23	(1, 1)	7.0	W	29	6	3	3	6	2	0	0	0	2	1	67	108	3.86	1.143
18 Matt Cain, R ERA: 6.69	(8, 1)	2.0		6	0	0	0	1	0	0	0	0	0	0	14	20	0.00	0.000

PITCHER	IP	WLS	BF	H	R	ER	SO	BB	IBB	HBP	BLK	WP	HR	S	P	ERA	WHIP

Batter	1	2	3	4	5	6	7	8	9	AB	R	H	RBI	BB	SO	LOB
2 Randy Winn, S (1, 9) OBP: 0.383, SLG: 0.459	B B C B B 4-1 13 BB 1B BB	B B C T C 2-3 ③ K		B B B C X 3-1 ② FC5-4 13 1B 1-2f HR	B X 1-0 1-3 1B		F F B B S 2-3 ③ K		X 0-0 ③ F8	5	2	1	0	1	2	2
Steve Kline, S (9, 1)										0	0	0	0	0	0	0
54 Scott Munter, R (9, 1)										0	0	0	0	0	0	0
13 Omar Vizquel, S (1, 6) OBP: 0.385, SLG: 0.400	B B C B B 4-1 FC3-6 9 1B FC6-4 1-2 BB		B B C B B 4-1 FC4-6 9 BB 1B BB	1 SAFE X 0-0 HR 1-2 1B	C B F F F 1 S SAFE 1-3 ① K			C X 0-1 ① F8		3	3	1	0	2	1	2
Ray Durham, S (1, 4) OBP: 0.281, SLG: 0.375	X 0-0 FC3-6 1-2 2-H 1B		1 SAFE B B B B C B 4-1 FC4-6 1-2 BB	B C X 1-1 1-H 2-H HR	F F F S 0-3 ② K			S B B X 2-1 9 2B 2B		4	2	3	4	1	1	2
Steve Finley, L (1, 8) OBP: 0.373, SLG: 0.477	F B X 1-1 ① FC3-6 9 FC6-4 1-2f 2-3		B B B C X 3-1 ① FC4-6 9 1B 1-2f 2-3	B C X 1-1 E4 9 BB 1B	F S D B C 2-3 ③ K			C D X 1-1 ② F8		5	1	0	0	0	1	7
9 Mark Sweeney, L (1, 7) OBP: 0.286, SLG: 0.462	X 0-0 ② FC6-4 1-2f 3-H		B X 1-0 1-2 3-H 1B	B B B B 4-0 1B 1-2 BB		B C B B F C 2-3 ① K		X 0-0 HR 2-H 2B		4	0	2	3	1	1	1
Jason Ellison, R (8, PR) OBP: 0.313, SLG: 0.400 (8, 7)										0	1	0	0	0	0	0
Pedro Feliz, R (1, 5) OBP: 0.304, SLG: 0.503	B C C C 1-3 ③ K		S B B O B X 3-1 ② F6	C B B X 2-1 1-3 2-H 1B		S C X 0-2 ② G1-3		B S X 1-1 2-H HR		5	1	2	3	0	1	3
Mike Matheny, R (1, 2) OBP: 0.295, SLG: 0.359	C X 0-1 ① G6-3	X 0-0 ③ G4-3	I I I 4-0 FC6 IBB		B B F S B X 3-2 ③ G4-3			B X 1-0 ③ F9		4	0	0	0	1	0	3
Jose Vizcaino, S (1, 3) OBP: 0.305, SLG: 0.200	B F F X 1-2 SH2-4 1B		G1-3 C X 0-1 ③ FC6 1-2f			B C S S 1-3 ① K			F S X 0-2 ① F8	5	0	1	0	0	1	3
Matt Morris, R (1, 1) OBP: 0.167, SLG: 0.167	C B X 1-1 ② SH2-4 1-2		C F B F B X 2-2 2 FC5-4 1B	F F B B X 2-2 2 1B 1B		C F S 0-3 ② K			B F B S S X 2-2 ② G3	3	0	2	0	0	1	0
40 Daniel Ortmeier, S (9, PH) OBP: 0.286, SLG: 0.429 (9, 9)										1	0	0	0	0	0	0
Inning Stats	R: 2 E: 0 K: 1 S: 9 H: 1 LOB: 1 BB: 2 P: 19	R: 0 E: 0 K: 1 S: 10 H: 1 LOB: 1 BB: 0 P: 14	R: 1 E: 0 K: 0 S: 8 H: 1 LOB: 2 BB: 2 P: 23	R: 4 E: 1 K: 0 S: 16 H: 4 LOB: 3 BB: 2 P: 33	R: 0 E: 0 K: 3 S: 17 H: 2 LOB: 2 BB: 0 P: 23	R: 0 E: 0 K: 1 S: 9 H: 0 LOB: 0 BB: 0 P: 14	R: 0 E: 0 K: 3 S: 9 H: 0 LOB: 0 BB: 0 P: 12	R: 3 E: 0 K: 0 S: 10 H: 3 LOB: 1 BB: 0 P: 15	R: 0 E: 0 K: 0 S: 7 H: 0 LOB: 0 BB: 0 P: 9	1B: 8 2B: 2 3B: 0 HR: 2 SF: 0 SAC: 1 DP: 0 HBP: 0						

PITCHER		IP	WLS	BF	H	R	ER	SO	BB	IBB	HBP	BLK	WP	HR	S	P	ERA	WHIP
64 Fernando Nieve, R ERA: 5.94	(1, 1)	3.2	L	25	7	7	6	2	5	1	0	0	0	1	41	87	14.73	3.273
Trever Miller, L ERA: 7.71	(4, 1)	1.1		6	2	0	0	3	0	0	0	0	0	0	19	25	0.00	1.500
Dave Borkowski, R ERA: 4.4	(6, 1)	3.0		12	3	3	3	4	0	0	0	0	0	1	28	41	9.00	1.000
54 Brad Lidge, R ERA: 5.49	(9, 1)	1.0		3	0	0	0	0	0	0	0	0	0	0	7	9	0.00	0.000

PITCHER	IP	WLS	BF	H	R	ER	SO	BB	IBB	HBP	BLK	WP	HR	S	P	ERA	WHIP

TOP

San Francisco Giants @ Houston Astros

Minute Maid Park, Houston, TX

Wed May 17 2006, 7:05 PM CDT

Att. 36,327 - Clear - 82 F

livebaseballscorecards.com

AB	39
R	10
H	12
RBI	10
BB	6
SO	9
LOB	23

Inning Stats	R: 2 E: 0 K: 1 S: 9 H: 1 LOB: 1 BB: 2 P: 19	R: 0 E: 0 K: 1 S: 10 H: 1 LOB: 1 BB: 0 P: 14	R: 1 E: 0 K: 0 S: 8 H: 1 LOB: 2 BB: 2 P: 23	R: 4 E: 1 K: 0 S: 16 H: 4 LOB: 3 BB: 2 P: 33	R: 0 E: 0 K: 3 S: 17 H: 2 LOB: 2 BB: 0 P: 23	R: 0 E: 0 K: 1 S: 9 H: 0 LOB: 0 BB: 0 P: 14	R: 0 E: 0 K: 3 S: 9 H: 0 LOB: 0 BB: 0 P: 12	R: 3 E: 0 K: 0 S: 10 H: 3 LOB: 1 BB: 0 P: 15	R: 0 E: 0 K: 0 S: 7 H: 0 LOB: 0 BB: 0 P: 9	1B: 8 2B: 2 3B: 0 HR: 2 SF: 0 SAC: 1 DP: 0 HBP: 0						

WP: 0 PB: 0 SB: 0 CS: 0 PA: 46

Batter	1	2	3	4	5	6	7	8	9	AB	R	H	RBI	BB	SO	LOB
Craig Biggio, R (1, 4) OBP: 0.335, SLG: 0.468	C B B B F B 4-2 SH5-3 BB		C S B X 1-2 ① F9		F B X 1-1 ③ P5			C B X 1-1 ①② G6-4-3 1-2f 2-3		3	0	0	0	1	0	2
54 Brad Lidge, R (9, 1)										0	0	0	0	0	0	0
Willy Taveras, R (1, 8) OBP: 0.324, SLG: 0.325	C X 0-1 ① SH5-3 1-2		B C B B F X 3-2 2B			C B B B C X 3-2 ① F8		C X 0-1 ③ G4-3		3	0	1	0	0	0	1
Mike Lamb, L (1, 3) OBP: 0.426, SLG: 0.581	X 0-0 ② F7		C B F B X 2-2 ② G5-3			B S C S 1-3 ② K			C B B F B B 4-2 BB BB	3	0	0	0	1	1	2
Morgan Ensberg, R (1, 5) OBP: 0.400, SLG: 0.621	C F D B B B 4-2 BB		C B C F X 1-2 ③ G6-3			B C S X 1-2 ③ G4-3			F F B X 1-2 ① F9	3	0	0	0	1	0	2
Preston Wilson, R (1, 7) OBP: 0.292, SLG: 0.393	F B S C 1-3 ③ K			C B F F X 1-2 ① F9			B X 1-0 ① G4-3		B B B B 4-0 G4-6-3 BB 1-2	3	0	0	0	1	1	2
Brad Ausmus, R (1, 2) OBP: 0.431, SLG: 0.409		C X 0-1 1B 2B		X 0-0 ② F9			C B S B C 2-3 ② K		B C X 1-1 ②③ G4-6-3 1-2f	4	1	1	0	0	1	2
Orlando Palmeiro, L (1, 9) OBP: 0.212, SLG: 0.188		X 0-0 ① 1B 2-H		B F B F F F F F B 3-2 X ③ G5-3			X 0-0 ③ P6			3	0	1	1	0	0	0
28 Adam Everett, R (1, 6) OBP: 0.279, SLG: 0.346		B C B F B X 3-2 ② P4			X 0-0 ① L5			B C S B F X 2-2 E5 4 BB G6-4-3		3	0	0	0	0	0	0
64 Fernando Nieve, R (1, 1) OBP: 0.111, SLG: 0.111 Trever Miller, R (4, 1) Joe McEwing, R (5, PH) Dave Borkowski, R (6, 1) 4 Eric Bruntlett, R (8, PH) OBP: 0.375, SLG: 0.407 (9, 4)		B C F S 1-3 ③ K			B B C F F X 2-2 ② F7			C B B C B F B 4-2 G6-4-3 BB 1-2		1 0 1 0 0	0 0 0 0 0	0 0 0 0 0	0 0 0 0 0	0 0 0 0 1	1 0 0 0 0	0 0 0 0 0
Inning Stats	R: 0 H: 0 E: 0 LOB: 2 K: 1 BB: 2 S: 10 P: 19	R: 1 H: 2 E: 0 LOB: 0 K: 1 BB: 0 S: 9 P: 13	R: 0 H: 1 E: 0 LOB: 1 K: 0 BB: 0 S: 13 P: 20	R: 0 H: 0 E: 0 LOB: 0 K: 0 BB: 0 S: 12 P: 16	R: 0 H: 0 E: 0 LOB: 0 K: 0 BB: 0 S: 7 P: 10	R: 0 H: 0 E: 0 LOB: 0 K: 1 BB: 0 S: 9 P: 14	R: 0 H: 0 E: 0 LOB: 0 K: 1 BB: 0 S: 5 P: 8	R: 0 H: 0 E: 1 LOB: 1 K: 0 BB: 1 S: 11 P: 18	R: 0 H: 0 E: 0 LOB: 1 K: 0 BB: 2 S: 7 P: 17	1B: 1 2B: 2 3B: 0 HR: 0	SF: 0 SAC: 1 DP: 2 HBP: 0			WP: 0 PB: 0 SB: 0 CS: 0	PA: 33		

PITCHER		IP	WLS	BF	H	R	ER	SO	BB	IBB	HBP	BLK	WP	HR	S	P	ERA	WHIP
Matt Morris, R ERA: 5.43	(1, 1)	8.0	W	29	3	1	1	4	3	0	0	0	0	0	76	118	1.12	0.750
Steve Kline, L ERA: 3.65	(9, 1)	0.1		3	0	0	0	0	2	0	0	0	0	0	5	14	0.00	6.000
54 Scott Munter, R ERA: 5.63	(9, 1)	0.2		1	0	0	0	0	0	0	0	0	0	0	2	3	0.00	0.000

PITCHER	IP	WLS	BF	H	R	ER	SO	BB	IBB	HBP	BLK	WP	HR	S	P	ERA	WHIP

BOTTOM

San Francisco Giants @ Houston Astros

Minute Maid Park, Houston, TX

Wed May 17 2006, 7:05 PM CDT
Att. 36,327 - Clear - 82 F

livebaseballscorecards.com

AB	27
R	1
H	3
RBI	1
BB	5
SO	4
LOB	11

Batter	1	2	3	4	5	6	7	8	9	AB	R	H	RBI	BB	SO	LOB
Gary Matthews, S (1, 8) OBP: 0.374, SLG: 0.553	C X 0-1 2B		C C B B X 2-2 ② G4-3 2-3		B S C B F F F X 2-2 3-H 1B		B X 1-0 10 1B 2B		B C B F X 2-2 1B	5	1	4	1	0	0	1
10 Michael Young, R (1, 6) OBP: 0.379, SLG: 0.434	B B F B F F B 4-2 9 G3-6-1 BB		X 0-0 3-H 1B		B S F 1 SAFE F D 1 SAFE 1 SAFE X 2-2 ② P4		F B X 1-1 9 1B 2-H 1B		S F S 0-3 ① K	4	0	2	2	1	1	2
23 Mark Teixeira, S (1, 3) OBP: 0.365, SLG: 0.433	S B S F B B F X 3-2 ① F8		X 0-0 ③ G4-3		C F B X 1-2 ③ G3		F B B B B 4-1 9 1B BB		C F S 0-3 ② K	4	0	0	0	1	1	5
9 Hank Blalock, L (1, 5) OBP: 0.404, SLG: 0.532	B S X 1-1 ② ③ G3-6-1 1-2f			X 0-0 S 1B		B B C X 2-1 ① G3-1	C F B F F X 1-2 2-3 1B		S X 0-1 ③ P6	5	0	2	0	0	0	3
Kevin Mench, R (1, 9) OBP: 0.329, SLG: 0.546 (7, 7)		B B F X 2-1 ① F8		C F F F D S 1-3 ① K		X 0-0 6 1B	S F F F F S 0-3 ② K			4	0	1	0	0	2	4
6 Brad Wilkerson, L (1, 7) OBP: 0.352, SLG: 0.475 53 Joaquín Benoit, R (7, 1) 36 C.J. Wilson, L (8, 1)		B C X 1-1 ② G1-3		F B F S 1-3 ② K		F F B X 1-2 1-2 1B	B B F C B X 3-2 ③ G3-1			4 0 0	0 0 0	1 0 0	0 0 0	0 0 0	1 0 0	4 0 0
Rod Barajas, R (1, 2) OBP: 0.282, SLG: 0.358		C S T F X 0-2 ③ G1-3		B 1 SAFE C B F F X 2-2 ③ P4 1-2		F F X 0-2 ② F8		S S B X 1-2 ① G3		4	0	0	0	0	0	3
Mark DeRosa, R (1, 4) OBP: 0.417, SLG: 0.587			B S F F B X 2-2 G4-3 10 1B 2B		X 0-0 55 SH1-4 1B 2B	C B F B S 2-3 ③ K		X 0-0 ② G4-3		4	2	2	0	0	1	2
55 Robinson Tejeda, R (1, 1) Rick Bauer, R (6, 1) D'Angelo Jimenez, S (7, PH) OBP: 0.323, SLG: 0.321 39 Scott Feldman, L (7, 1) Adrian Brown, S (7, 9) OBP: 0.231, SLG: 0.222			X 0-0 ① B3		B X 1-0 ① SH1-4 2-3		C C B X 1-2 ① G4-3	B F C T C C 1-3 ③ K		1 0 1 0 1	0 0 0 0 0	0 0 0 0 0	0 0 0 0 0	0 0 0 0 1	0 0 0 0 1	1 0 0 0 0
Inning Stats	R: 0 H: 1 E: 0 LOB: 1 K: 0 BB: 1 S: 12 P: 20	R: 0 H: 0 E: 0 LOB: 0 K: 0 BB: 0 S: 9 P: 12	R: 1 H: 2 E: 0 LOB: 1 K: 0 BB: 0 S: 10 P: 14	R: 0 H: 1 E: 0 LOB: 1 K: 2 BB: 0 S: 13 P: 17	R: 1 H: 2 E: 0 LOB: 2 K: 0 BB: 0 S: 16 P: 22	R: 0 H: 2 E: 0 LOB: 2 K: 1 BB: 0 S: 12 P: 17	R: 1 H: 3 E: 0 LOB: 3 K: 1 BB: 1 S: 21 P: 32	R: 0 H: 0 E: 0 LOB: 0 K: 1 BB: 0 S: 8 P: 10	R: 0 H: 1 E: 0 LOB: 1 K: 2 BB: 0 S: 11 P: 13	1B: 8 SF: 0 2B: 4 SAC: 1 3B: 0 DP: 1 HR: 0 HBP: 0						

PITCHER		IP	WLS	BF	H	R	ER	SO	BB	IBB	HBP	BLK	WP	HR	S	P	ERA	WHIP
44 Roy Oswalt, R ERA: 3.57	(1, 1)	6.1		31	11	3	3	3	2	0	0	0	0	0	84	122	4.26	2.053
Chad Qualls, R ERA: 4.01	(7, 1)	1.2	W	5	0	0	0	2	0	0	0	0	0	0	17	22	0.00	0.000
54 Brad Lidge, R ERA: 5.23	(9, 1)	1.0	S	4	1	0	0	2	0	0	0	0	0	0	11	13	0.00	1.000

PITCHER	IP	WLS	BF	H	R	ER	SO	BB	IBB	HBP	BLK	WP	HR	S	P	ERA	WHIP

Texas Rangers @ Houston Astros

Minute Maid Park, Houston, TX

Fri May 19 2006, 7:05 PM CDT

Att. 40,790 - Partly Cloudy - 88 F

TOP

livebaseballscorecards.com

AB	37
R	3
H	12
RBI	3
BB	2
SO	7
LOB	25

WP: 0	PA: 40		
PB: 0			
SB: 1			
CS: 0			

Texas Rangers @ Houston Astros

Minute Maid Park, Houston, TX

Fri May 19 2006, 7:05 PM CDT

Att. 40,790 - Partly Cloudy - 88 F

livebaseballscorecards.com

BOTTOM

Batter	1	2	3	4	5	6	7	8	9	AB	R	H	RBI	BB	SO	LOB
Willy Taveras, R (1, 8) OBP: 0.322, SLG: 0.319	BCBBB 4-1 S BB		CBSFBFFBF 3-3 S K ②		BCCBBX 3-2 F7 ②		BCLBX 2-2 G1 ②			3	0	0	0	1	1	0
Craig Biggio, R (1, 4) OBP: 0.339, SLG: 0.462	1 SAFE 1 SAFE BBBC1BB SAFE 4-1 1-2 BB		BBBBB 4-0 BB		FFBFFFBS 2-3 K ③		BX 1-0 F8 ③			2	0	0	0	2	1	0
17 Lance Berkman, S (1, 9) (9, 7) OBP: 0.381, SLG: 0.639	CSFBBBBFS 3-3 K ①		FCFBBBS 3-3 K ③			CBSBS 2-3 K ①		SFFFBBFBB 4-2 BB 28 2B BB		3	1	0	0	1	3	3
Morgan Ensberg, R (1, 5) OBP: 0.402, SLG: 0.624	CX 0-1 F7 ②			BCX 1-1 1B SF9 2B		BCX 1-1 1B 1B		BBBBX 3-0 L5 ①		4	2	2	0	0	0	3
Mike Lamb, L (1, 3) OBP: 0.431, SLG: 0.574	CFBBBFFFX 2-2 L4 ③			BX 1-0 SF9 44 CS G1-3 2-3 1B		B1 SAFE DX 2-0 G5-3 1B 1-3 1B		CDFBBS 2-3 K ②		4	0	2	0	0	1	3
Brad Ausmus, R (1, 2) OBP: 0.433, SLG: 0.407		BX 1-0 G4-3 ①		BFBX 2-1 G1-3 ① 1-2		BCSBBX 2-2 G5-3 1-2 3-H 1B		BBBBB 4-0 BB 28 2B 1-2 BB		3	1	1	1	1	0	2
Preston Wilson, R (1, 7) OBP: 0.287, SLG: 0.388 Chad Qualls, R (7, 1) Eric Munson, L (8, PH) OBP: 0.333, SLG: 0.394 54 Brad Lidge, R (9, 1)		BFFC 1-3 K ②		X 0-0 SF9 ② 2-3 3-H		CBSBX 2-2 G5-3 ② 1-2 2-3		BSSFFBBB 4-2 28 2B 1-2 2-3 BB		2 0 0 0	0 0 1 0	0 0 0 0	1 0 0 0	0 0 1 0	1 0 0 0	2 0 0 0
28 Adam Everett, R (1, 6) OBP: 0.285, SLG: 0.353		BBBBCX 3-1 P5 ③		IIII 4-0 IBB		CCX 0-2 F9 ③		BFBBSX 3-2 16 S 1-H 2-H 3-H 2B		3	0	1	3	1	0	2
44 Roy Oswalt, R (1, 1) OBP: 0.154, SLG: 0.083 Orlando Palmeiro, L (7, 7) OBP: 0.206, SLG: 0.182 16 Jason Lane, R (8, PH) OBP: 0.337, SLG: 0.407 (9, 9)			CCBBBFFS 2-3 K ①	B 1-0 CS 3-H ③	BBCBBCX 3-2 F9 ①		CCS 0-3 K ①	BBCBCC 3-3 K ③ 2-3		2 1 1	0 0 0	0 0 0	0 0 0	0 0 0	1 1 1	0 0 1
Inning Stats	R: 0 E: 0 K: 1 S: 15 H: 0 LOB: 2 BB: 2 P: 28	R: 0 E: 0 K: 1 S: 6 H: 0 LOB: 0 BB: 0 P: 11	R: 0 E: 0 K: 3 S: 16 H: 0 LOB: 1 BB: 1 P: 28	R: 1 E: 0 K: 0 S: 6 H: 2 LOB: 1 BB: 1 P: 15	R: 0 E: 0 K: 1 S: 12 H: 0 LOB: 0 BB: 0 P: 20	R: 1 E: 0 K: 1 S: 15 H: 3 LOB: 2 BB: 0 P: 24	R: 0 E: 0 K: 1 S: 7 H: 0 LOB: 0 BB: 0 P: 10	R: 3 E: 0 K: 2 S: 19 H: 1 LOB: 1 BB: 3 P: 42		1B: 4 2B: 2 3B: 0 HR: 0	SF: 1 SAC: 0 DP: 0 HBP: 0			WP: 0 PB: 0 SB: 2 CS: 1	PA: 37		

	AB	28
	R	5
	H	6
	RBI	5
	BB	7
	SO	10
	LOB	16

PITCHER	IP	WLS	BF	H	R	ER	SO	BB	IBB	HBP	BLK	WP	HR	S	P	ERA	WHIP
55 Robinson Tejeda, R (1, 1) ERA: 6.23	5.0		20	2	1	1	6	3	1	0	0	0	0	55	102	1.80	1.000
Rick Bauer, R (6, 1) ERA: 3.68	1.0	B	6	3	1	1	1	0	0	0	0	0	0	15	24	9.00	3.000
39 Scott Feldman, R (7, 1) ERA: 7.27	0.2	H	2	0	0	0	1	0	0	0	0	0	0	6	8	0.00	0.000
53 Joaquín Benoit, R (7, 1) ERA: 5.03	1.0	L	7	1	3	3	1	3	0	0	0	0	0	17	38	27.00	4.000
36 C.J. Wilson, L (8, 1) ERA: 4.5	0.1		1	0	0	0	1	0	0	0	0	0	0	3	6	0.00	0.000

PITCHER	IP	WLS	BF	H	R	ER	SO	BB	IBB	HBP	BLK	WP	HR	S	P	ERA	WHIP

Batter	1	2	3	4	5	6	7	8	9	AB	R	H	RBI	BB	SO	LOB
Gary Matthews, S (1, 8) OBP: 0.386, SLG: 0.570	C C X 0-2 10 2B 2B	B B F F B C 3-3 ③ K		C F B X 1-2 23 1B 9 G3-2 2B	I I I 4-0 IBB		B B C X 2-1 23 BB 10 1B 1B		C F X 0-2 ② F7	5	1	3	0	1	1	0
10 Michael Young, R (1, 6) OBP: 0.383, SLG: 0.441	C X 0-1 23 1B 9 SF8 2-H 2B		F B S S 1-3 ① K	D B B B 4-0 9 G3-2 23 1B BB	F X 0-1 ② SF8 3-H		1 SAFE D C B F F X 2-2 23 BB 1-2 1B		B F X 1-1 ③ F7	4	1	2	2	1	1	0
23 Mark Teixeira, S (1, 3) OBP: 0.376, SLG: 0.440	C F X 0-2 E 1B 2-3 1B		F C B B F F X 2-2 9 BB 2B 1B	C C X 1-2 9 G3-2 1-2 2-3 1B	F B S C 1-3 ③ K		B B B B 4-0 1-2 2-3 BB			4	1	3	0	1	1	2
9 Hank Blalock, L (1, 5)	X 0-0 ① SF8 3-H		B B F B B 4-1 2B 6 1B 1-2 BB	X 0-0 ① ② G3-2 1-2 2-3 3-Hf		X 0-0 ① G6-3	X 0-0 ③ F8			3	1	0	1	1	0	6
Kevin Mench, R (1, 9) OBP: 0.338, SLG: 0.552	X 0-0 E9 1-3 1B		F F X 0-2 6 1B 1-3 2-H 2B	I I I 4-0 IBB		B X 1-0 ② F9		C C X 0-2 ① F7		4	0	2	1	1	0	0
Mark DeRosa, R (1, 4) OBP: 0.416, SLG: 0.567	C F F D B C 2-3 ② K		I I I I 4-0 6 1B IBB	C B F S 1-3 ③ K		B C X 1-1 1B		F X 0-1 ② G6-3		4	0	1	0	1	2	5
6 Brad Wilkerson, L (1, 7) OBP: 0.354, SLG: 0.473	C S B B X 2-2 ③ F8		F X 0-1 1-2 2-3 3-H 1B	C C B F B X 2-2 33 SH1-4 15 1B 10 SF8 1B		C 1 SAFE F 1 SAFE X 0-2 ③ P6		C B B F C 2-3 ③ K		5	1	2	1	0	1	3
15 Gerald Laird, R (1, 2) OBP: 0.367, SLG: 0.521		C B B X 2-1 ① F7	F F B F B S 2-3 ② K	1 SAFE 1 SAFE D X 1-0 33 SH1-4 1-2 1B		C F F S 0-3 ① K		F B F B B X 3-2 HR	5	1	2	1	0	2	3
33 Kevin Millwood, R (1, 1) Rick Bauer, R (8, 1) Phil Nevin, R (9, PH) OBP: 0.331, SLG: 0.419 Francisco Cordero, R (9, 1)		B C S B S S 2-3 ② K	C F F S 0-3 ③ K	X 0-0 ① SH1-4 1-2 2-3		B X 1-0 ② G4-3		X 0-0 ① G6-3		3 0 1 0	0 0 0 0	0 0 0 0	0 0 0 0	0 0 0 0	2 0 0 0	3 0 0 0

Inning Stats	1	2	3	4	5	6	7	8	9	1B: 10	SF: 2	WP: 0	PA: 47
	R: 2 E: 1 K: 1 S: 17	R: 0 E: 0 K: 2 S: 8	R: 2 E: 0 K: 3 S: 22	R: 0 E: 0 K: 1 S: 10	R: 1 E: 0 K: 1 S: 11	R: 0 E: 0 K: 0 S: 7	R: 0 E: 0 K: 1 S: 12	R: 0 E: 0 K: 1 S: 8	R: 1 E: 0 K: 0 S: 9	2B: 4 3B: 0 HR: 1	SAC: 1 DP: 1 HBP: 0	PB: 0 SB: 0 CS: 0	
	H: 4 LOB: 2 BB: 0 P: 21	H: 0 LOB: 0 BB: 0 P: 15	H: 3 LOB: 3 BB: 2 P: 35	H: 2 LOB: 3 BB: 2 P: 21	H: 2 LOB: 2 BB: 1 P: 19	H: 1 LOB: 1 BB: 0 P: 9	H: 2 LOB: 3 BB: 1 P: 21	H: 0 LOB: 0 BB: 0 P: 10	H: 1 LOB: 0 BB: 0 P: 13				

PITCHER		IP	WLS	BF	H	R	ER	SO	BB	IBB	HBP	BLK	WP	HR	S	P	ERA	WHIP
Andy Pettitte, L ERA: 5.03	(1, 1)	6.0	L	34	12	5	5	8	2	3	0	0	0	0	75	120	7.50	2.333
Dave Borkowski, R ERA: 3.86	(7, 1)	2.0		9	2	0	0	2	1	0	0	0	0	0	20	31	0.00	1.500
Mike Gallo, L ERA: 5.54	(9, 1)	1.0		4	1	1	1	0	0	0	0	0	0	1	9	13	9.00	1.000

PITCHER	IP	WLS	BF	H	R	ER	SO	BB	IBB	HBP	BLK	WP	HR	S	P	ERA	WHIP

Texas Rangers @ Houston Astros

Minute Maid Park, Houston, TX

Sat May 20 2006, 6:05 PM CDT

Att. 41,480 - Partly Cloudy - 84 F

TOP

livebaseballscorecards.com

AB	38
R	6
H	15
RBI	6
BB	6
SO	10
LOB	22

Texas Rangers @ Houston Astros

Minute Maid Park, Houston, TX

Sat May 20 2006, 6:05 PM CDT
Att. 41,480 - Partly Cloudy - 84 F

livebaseballscorecards.com

BOTTOM

Batter	1	2	3	4	5	6	7	8	9	AB	R	H	RBI	BB	SO	LOB
Willy Taveras, R (1, 8) OBP: 0.321, SLG: 0.318	B B C B F X 3-2 G6-4-3 1B		C B F C 1-3 K ③			C X 0-1 P6 ②			B B C C B F S 3-3 K ①	4	0	1	0	0	2	0
Craig Biggio, R (1, 4) OBP: 0.343, SLG: 0.469	B S X 1-1 G6-4-3 ① ② 1-2f			B B X 2-0 1B		B C X 1-1 G5-3 ③			B X 1-0 E 2B	4	0	2	0	0	0	1
17 Lance Berkman, S (1, 9) OBP: 0.378, SLG: 0.626	F F B H 2-2 HBP			F B C S 1-3 K ①			F B X 1-1 G6-3 ①		S F D F D F B X 3-2 F8 ②	3	0	0	0	0	1	2
Morgan Ensberg, R (1, 5) OBP: 0.399, SLG: 0.614	B C S X 1-2 F8 ③			F B B C F B S 3-3 K ②			X 0-0 FC4-6 1B		F X 0-1 E5 2-3	4	0	1	0	0	1	3
Mike Lamb, L (1, 3) OBP: 0.400, SLG: 0.529		B F T B X 2-2 G6-3 ①		B B B C F F F X 3-2 F7 ③			F S B F B X 2-2 FC4-6 ② 1-2f		C D S F B S 2-3 K ③	4	0	0	0	0	1	4
Brad Ausmus, R (1, 2) OBP: 0.431, SLG: 0.405		F B C F E B X 2-2 G1-6-3 1B			B C F S 1-3 K ①		B X 1-0 F9 ③			3	0	1	0	0	1	1
Preston Wilson, R (1, 7) OBP: 0.281, SLG: 0.381		C F E B F B X 2-2 G1-6-3 ② ③ 1-2f			B F X 1-1 F9 ②			B B S X 2-1 G6-3 ①		3	0	0	0	0	0	1
28 Adam Everett, R (1, 6) OBP: 0.279, SLG: 0.346			B B F X 2-1 G6-3 ①		B B C C F X 2-2 L6 ③			C C X 0-2 P6 ②		3	0	0	0	0	0	0
Andy Pettitte, L (1, 1) OBP: 0.111, SLG: 0.059			S B F B S 2-3 K ②			B C S S S 2-3 K ①		B C B X 2-1 G1-3 ③		1	0	0	0	0	1	0
Joe McEwing, R (6, PH)										1	0	0	0	0	1	0
Dave Borkowski, R (7, 1)										0	0	0	0	0	0	0
4 Eric Bruntlett, R (8, PH) OBP: 0.364, SLG: 0.393										1	0	0	0	0	0	0
Mike Gallo, L (9, 1)										0	0	0	0	0	0	0
Inning Stats	R: 0 E: 0 K: 0 S: 10 H: 1 LOB: 1 BB: 0 P: 17	R: 0 E: 0 K: 0 S: 13 H: 1 LOB: 0 BB: 0 P: 19	R: 0 E: 0 K: 2 S: 8 H: 0 LOB: 0 BB: 0 P: 13	R: 0 E: 0 K: 2 S: 13 H: 1 LOB: 1 BB: 0 P: 22	R: 0 E: 0 K: 1 S: 9 H: 0 LOB: 0 BB: 0 P: 13	R: 0 E: 0 K: 1 S: 9 H: 0 LOB: 0 BB: 0 P: 12	R: 0 E: 0 K: 0 S: 8 H: 1 LOB: 1 BB: 0 P: 12	R: 0 E: 0 K: 0 S: 7 H: 0 LOB: 0 BB: 0 P: 11	R: 0 E: 1 K: 2 S: 16 H: 1 LOB: 2 BB: 0 P: 25	1B: 4 2B: 1 3B: 0 HR: 0		SF: 0 SAC: 0 DP: 2 HBP: 1				

	AB	31
	R	0
	H	5
	RBI	0
	BB	0
	SO	8
	LOB	12

WP: 0 PB: 0 SB: 0 CS: 0 PA: 32

PITCHER		IP	WLS	BF	H	R	ER	SO	BB	IBB	HBP	BLK	WP	HR	S	P	ERA	WHIP
33 Kevin Millwood, R ERA: 4.26	(1, 1)	7.0	W	24	4	0	0	6	0	0	1	0	0	0	70	108	0.00	0.571
Rick Bauer, R ERA: 3.52	(8, 1)	1.0		3	0	0	0	0	0	0	0	0	0	0	7	11	0.00	0.000
Francisco Cordero, R ERA: 6.64	(9, 1)	1.0		5	1	0	0	2	0	0	0	0	0	0	16	25	0.00	1.000

PITCHER		IP	WLS	BF	H	R	ER	SO	BB	IBB	HBP	BLK	WP	HR	S	P	ERA	WHIP

Batter	1	2	3	4	5	6	7	8	9	AB	R	H	RBI	BB	SO	LOB
Gary Matthews, S (1, 8) OBP: 0.376, SLG: 0.553	C B X 1-1 ① G4-3		C C S 0-3 ③ K			B X 1-0 ① G6-3		X 0-0 ③ G4-3		4	0	0	0	0	1	0
10 Michael Young, R (1, 6) OBP: 0.380, SLG: 0.437	B F B X 2-1 ② G6-3			C B C X 1-2 1B		S B B S X 2-2 ② L3			X 0-0 ① G6-3	4	0	1	0	0	0	0
23 Mark Teixeira, S (1, 3) OBP: 0.374, SLG: 0.436	C B F B X 2-2 ③ F8			B F B X 2-1 ① L6		X 0-0 1B			X 0-0 ② G1-3	4	0	1	0	0	0	1
9 Hank Blalock, L (1, 5) OBP: 0.389, SLG: 0.509		C F B F C 1-3 ① K		B C B X 2-1 ② F8		X 0-0 ③ P4			X 0-0 ③ F9	4	0	0	0	0	1	2
Kevin Mench, R (1, 9) OBP: 0.344, SLG: 0.554		B X 1-0 6 FC3-6 1B		S C B 1 SAFE 1 SAFE S 1-3 ③ K			C F B X 1-2 G5-4-3 1B			3	0	2	0	0	1	1
6 Brad Wilkerson, L (1, 7) OBP: 0.347, SLG: 0.463		B B F 1 SAFE X 2-1 ② FC3-6 S 1-2f			S S B B S 2-3 ① K		B F F X 1-2 ① F8			3	0	0	0	0	1	2
Rod Barajas, R (1, 2) OBP: 0.283, SLG: 0.357		C B F 1 SAFE B S 2-3 ③ K 1-2			F X 0-1 G4-3 WP 1B		S B X 1-1 ②③ G5-4-3 1-2f			3	0	1	0	0	1	2
Mark DeRosa, R (1, 4) OBP: 0.400, SLG: 0.543			C S X 0-2 ① L9		B C B S X 2-2 ② G4-3 1-3			S F X 0-2 ① G4-3		3	0	0	0	0	0	1
41 John Koronka, L (1, 1) 32 Ron Mahay, L (7, 1) D'Angelo Jimenez, S (8, PH) OBP: 0.317, SLG: 0.315 36 C.J. Wilson, L (8, 1)			X 0-0 ② G4-3		C C S 0-3 ③ K2-3			B F C B F F B F X 3-2 ② F9		2	0	0	0	0	1	1
										0	0	0	0	0	0	0
										1	0	0	0	0	0	0
										0	0	0	0	0	0	0
Inning Stats	R: 0 E: 0 K: 0 S: 7 H: 0 LOB: 0 BB: 0 P: 12	R: 0 E: 0 K: 2 S: 10 H: 1 LOB: 1 BB: 0 P: 16	R: 0 E: 0 K: 1 S: 7 H: 0 LOB: 0 BB: 0 P: 7	R: 0 E: 0 K: 1 S: 10 H: 1 LOB: 1 BB: 0 P: 16	R: 0 E: 0 K: 2 S: 11 H: 1 LOB: 1 BB: 0 P: 15	R: 0 E: 0 K: 0 S: 6 H: 1 LOB: 1 BB: 0 P: 9	R: 0 E: 0 K: 0 S: 8 H: 1 LOB: 0 BB: 0 P: 11	R: 0 E: 0 K: 0 S: 10 H: 0 LOB: 0 BB: 0 P: 13	R: 0 E: 0 K: 0 S: 3 H: 0 LOB: 0 BB: 0 P: 3	1B: 5 2B: 0 3B: 0 HR: 0	SF: 0 SAC: 0 DP: 1 HBP: 0					

PITCHER		IP	WLS	BF	H	R	ER	SO	BB	IBB	HBP	BLK	WP	HR	S	P	ERA	WHIP
Taylor Buchholz, R ERA: 4.35	(1, 1)	9.0	W	31	5	0	0	6	0	0	0	0	1	0	72	102	0.00	0.556

PITCHER		IP	WLS	BF	H	R	ER	SO	BB	IBB	HBP	BLK	WP	HR	S	P	ERA	WHIP

TOP

Texas Rangers @ Houston Astros

Minute Maid Park, Houston, TX

Sun May 21 2006, 1:05 PM CDT
Att. 37,979 - Roof Closed - 73 F

livebaseballscorecards.com

AB	31
R	0
H	5
RBI	0
BB	0
SO	6
LOB	10

1B: 5	SF: 0	WP: 1	PA: 31
2B: 0	SAC: 0	PB: 0	
3B: 0	DP: 1	SB: 1	
HR: 0	HBP: 0	CS: 0	

Texas Rangers @ Houston Astros

Minute Maid Park, Houston, TX

Sun May 21 2006, 1:05 PM CDT
Att. 37,979 - Roof Closed - 73 F

livebaseballscorecards.com

BOTTOM

Batter	1	2	3	4	5	6	7	8	9	AB	R	H	RBI	BB	SO	LOB
Craig Biggio, R (1, 4) OBP: 0.346, SLG: 0.472	4-2 17 F8 G4-3 1B BB		1-0 F9 2B		3-2 ② P3		3-2 ② F9			3	1	1	0	1	0	1
Brad Ausmus, R (1, 2) OBP: 0.418, SLG: 0.392	1-1 ① G4-3 1-2		1-0 ① F8		2-3 ③ K		0-3 ③ K			4	0	0	0	0	2	3
17 Lance Berkman, S (1, 3) OBP: 0.381, SLG: 0.620	2-1 ② F8 2-3		4-1 FC6-4 BB			2-2 HR 1B		2-3 ① K		3	1	1	0	1	1	1
Morgan Ensberg, R (1, 5) OBP: 0.406, SLG: 0.632	4-2 1B BB		0-2 ② F9 2-3			0-0 1-H HR		4-1 16 HR BB		2	2	1	2	2	0	2
Preston Wilson, R (1, 7) OBP: 0.287, SLG: 0.380	1-2 1-2 3-H 1B		0-0 ③ FC6-4 1-2f			4-1 4 G6-4-3 BB		1-3 ② K		3	0	1	1	1	1	3
16 Jason Lane, R (1, 9) OBP: 0.335, SLG: 0.424	1-3 ③ K			1-0 ① F8		3-0 ① F7		0-0 1-H HR		4	1	1	2	0	1	3
4 Eric Bruntlett, R (1, 8) OBP: 0.351, SLG: 0.375		1-0 ① F9		2-1 28 L7-3-1 1B		2-2 ②③ G6-4-3 1-2f		1-2 ③ G4-3		4	0	1	0	0	0	1
28 Adam Everett, R (1, 6) OBP: 0.280, SLG: 0.341		2-1 ② P3		0-0 ②③ L7-3-1 1-1			4-0 SH2-4 BB			2	0	0	0	1	0	1
Taylor Buchholz, R (1, 1)		3-3 ③ K			1-1 ① G6-3		0-0 ① SH2-4 1-2			2	0	0	0	0	1	0
Inning Stats	R: 1 E: 0 K: 1 S: 16 H: 1 LOB: 2 BB: 2 P: 29	R: 0 E: 0 K: 1 S: 8 H: 0 LOB: 0 BB: 0 P: 14	R: 0 E: 0 K: 0 S: 7 H: 1 LOB: 2 BB: 1 P: 13	R: 0 E: 0 K: 0 S: 4 H: 1 LOB: 0 BB: 0 P: 7	R: 0 E: 0 K: 1 S: 8 H: 0 LOB: 0 BB: 0 P: 14	R: 2 E: 0 K: 0 S: 9 H: 2 LOB: 0 BB: 1 P: 20	R: 0 E: 0 K: 1 S: 7 H: 0 LOB: 1 BB: 1 P: 14	R: 2 E: 0 K: 2 S: 11 H: 1 LOB: 0 BB: 1 P: 19		1B: 3 2B: 2 3B: 0 HR: 2	SF: 0 SAC: 1 DP: 2 HBP: 0			WP: 0 PB: 0 SB: 0 CS: 0	PA: 34	

	AB	27
	R	5
	H	6
	RBI	5
	BB	6
	SO	6
	LOB	15

PITCHER		IP	WLS	BF	H	R	ER	SO	BB	IBB	HBP	BLK	WP	HR	S	P	ERA	WHIP
41 John Koronka, L ERA: 4.25	(1, 1)	6.0	L	25	5	3	3	3	4	0	0	0	0	1	52	97	4.50	1.500
32 Ron Mahay, L ERA: 1.8	(7, 1)	1.0		4	0	0	0	1	1	0	0	0	0	0	7	14	0.00	1.000
36 C.J. Wilson, L ERA: 5.4	(8, 1)	1.0		5	1	2	2	2	1	0	0	0	0	1	11	19	18.00	2.000

PITCHER	IP	WLS	BF	H	R	ER	SO	BB	IBB	HBP	BLK	WP	HR	S	P	ERA	WHIP

TOP

Houston Astros @ Washington Nationals

Robert F. Kennedy Memorial Stadium, Washington, DC

Mon May 22 2006, 7:05 PM EDT

Att. 18,803 - Clear - 62 F

livebaseballscorecards.com

Batter	1	2	3	4	5	6	7	8	9	AB	R	H	RBI	BB	SO	LOB
Willy Taveras, R (1, 8) OBP: 0.332, SLG: 0.331	B C B B F X 3-2 E 17 WP S 1B		B B C F B B 4-2 2B BB	B X 1-0 1-3 1B 2B		B C F X 1-2 BLK 1B 1B	B S C B B C 3-3 ① K	B B X 2-0 ③ FC6-5 1-2 2-3f		5	4	3	0	1	1	3
Craig Biggio, R (1, 4) OBP: 0.362, SLG: 0.488	B 1 SAFE 1 SAFE B C B B 4-1 17 WP 1-3 17 HR BB	F 1 SAFE F B 1 SAFE F 1 SAFE 1 SAFE P 2-2 1 SAFE X 1-H 2B	X 0-0 2-H 3-H 1B	C C X 0-2 ① L5 1-2	C C X 0-2 17 SF8 17 PB 1-2 1B			B C C X 1-2 G6-3 1B 1B	5	2	4	3	1	0	1
17 Lance Berkman, S (1, 3) OBP: 0.374, SLG: 0.626	B B C X 2-1 1-H 3-H HR	F B S C 1-3 ① K	B C B F D X 3-2 ③ F7			S B D X 2-1 ② G5-3	B B X 2-0 ② SF8 1-3 2-H		C C B S 1-3 ① K	5	1	1	3	0	2	4
Morgan Ensberg, R (1, 5) OBP: 0.409, SLG: 0.620	B B X 2-0 ① G5-3	B B S X 2-1 ② G6-3		C B F B F B B 4-2 16 BB 1B BB		I 4-0 1B 2B IBB	I 4-0 IBB		X 0-0 ② G6-3 1-2	3	1	0	0	3	0	2
Eric Munson, L (1, 2) OBP: 0.378, SLG: 0.421	B F B F X 2-2 ② F8	B B C B H 4-1 HBP		X 0-0 16 BB 1-2 1B	X 0-0 2B 1-2 2-H 1B	C F B X 1-2 ③ G4-3			B B X 2-0 2-H 1B	5	0	3	2	0	0	2
Preston Wilson, R (1, 7) OBP: 0.282, SLG: 0.378	C B X 1-1 ③ G5-3	C F B D X 2-2 ③ G5-3		B C C F S 1-3 ① K	X 0-0 1-3 2-H 2B			C B B C S 2-3 ① K	B B X 2-0 ③ P3	6	0	1	1	0	2	5
16 Jason Lane, R (1, 9) OBP: 0.343, SLG: 0.423		C S C 0-3 ① K		B F F X 1-2 ① P3	B D B B 4-0 1-2 2-3 BB	B B C B F F F D 4-2 BB		B B X 2-0 FC6-5 4 BB 1B		3	0	1	0	2	1	0
28 Adam Everett, R (1, 6) OBP: 0.271, SLG: 0.329		B F B X 2-1 ② P5		C C X 0-2 ② G5-3	C S S 0-3 ② K	X 0-0 ③ L8		B B X 2-0 ② F9		5	0	0	0	0	1	7
51 Wandy Rodriguez, S (1, 1) OBP: 0.100, SLG: 0.053 2 Chris Burke, R (7, PH) OBP: 0.439, SLG: 0.622 Dave Borkowski, R (7, 1) 4 Eric Bruntlett, R (8, PH) OBP: 0.368, SLG: 0.375 Trever Miller, R (8, 1) Dan Wheeler, R (9, 1)		B C F S 1-3 ③ K		B C B B B 4-1 2B 1B BB	B S F S 1-3 ③ K		B C H 2-1 17 PB 17 SF8 1B HBP	D B F B F F F F F 4-2 B FC6-5 1-2 BB		2 0 0 0 0 0	1 1 0 0 0 0	0 0 0 0 0 0	0 0 0 0 0 0	1 0 0 1 0 0	2 0 0 0 0 0	3 0 0 0 0 0
Inning Stats	R: 3 H: 2 E: 0 LOB: 0 K: 0 BB: 1 S: 12 P: 26	R: 0 H: 0 E: 0 LOB: 0 K: 2 BB: 0 S: 8 P: 11	R: 1 H: 1 E: 0 LOB: 2 K: 1 BB: 1 S: 16 P: 30	R: 2 H: 2 E: 0 LOB: 1 K: 0 BB: 1 S: 12 P: 21	R: 0 H: 1 E: 0 LOB: 3 K: 3 BB: 2 S: 16 P: 26	R: 2 H: 3 E: 0 LOB: 3 K: 0 BB: 2 S: 15 P: 26	R: 1 H: 1 E: 0 LOB: 2 K: 1 BB: 1 S: 11 P: 23	R: 0 H: 1 E: 0 LOB: 2 K: 1 BB: 1 S: 12 P: 24	R: 1 H: 2 E: 0 LOB: 1 K: 1 BB: 0 S: 9 P: 15	1B: 9 SF: 1 2B: 3 SAC: 0 3B: 0 DP: 0 HR: 1 HBP: 2						

	AB	39
	R	10
	H	13
	RBI	9
	BB	9
	SO	9
	LOB	27

WP: 1 PB: 1 SB: 1 CS: 0 PA: 51

PITCHER		IP	WLS	BF	H	R	ER	SO	BB	IBB	HBP	BLK	WP	HR	S	P	ERA	WHIP
Zach Day, R ERA: 6.75	(1, 1)	3.2	L	19	4	6	6	3	3	0	1	0	1	1	44	81	14.73	1.909
Jon Rauch, R ERA: 1.67	(4, 1)	1.1		8	2	0	0	3	2	0	0	0	0	0	20	33	0.00	3.000
Mike Stanton, L ERA: 3.74	(6, 1)	1.0		8	3	2	2	0	1	1	0	1	0	0	15	26	18.00	4.000
Joey Eischen, L ERA: 7.71	(7, 1)	2.0		11	2	1	0	2	1	1	1	0	0	0	23	47	0.00	1.500
Gary Majewski, R ERA: 3.33	(9, 1)	1.0		5	2	1	1	1	0	0	0	0	0	0	9	15	9.00	2.000

PITCHER	IP	WLS	BF	H	R	ER	SO	BB	IBB	HBP	BLK	WP	HR	S	P	ERA	WHIP

BOTTOM

Houston Astros @ Washington Nationals

Robert F. Kennedy Memorial Stadium, Washington, DC

Mon May 22 2006, 7:05 PM EDT

Att. 18,803 - Clear - 62 F

livebaseballscorecards.com

Batter	1	2	3	4	5	6	7	8	9	AB	R	H	RBI	BB	SO	LOB
Alfonso Soriano, R (1, 7) OBP: 0.340, SLG: 0.558	C S C 0-3 ① K		B F B B S B 4-2 FC4 BB		B B B F B 4-1 BB 1-2 2-3 BB		B C B C B F X 3-2 ③ G3-1			2	0	0	0	2	1	1
Royce Clayton, R (1, 6) OBP: 0.299, SLG: 0.314	C C B S 1-3 ② K		C X 0-1 ③ FC4 1-2f		B B B C B 4-1 G4-6-3 BB 1-2 2-3 3-H			X 0-0 ① F9		3	0	0	1	1	1	1
Jose Vidro, S (1, 4) OBP: 0.410, SLG: 0.438	C B F S 1-3 ③ K			B B C X 2-1 24 G6-4-3 1B	B C F B X 2-2 ②③ G4-6-3 1-2f			B C B F X 2-2 ② P3		4	0	1	0	0	1	3
24 Nick Johnson, L (1, 3) OBP: 0.402, SLG: 0.531		S B B B F F X 3-2 ① F7		C X 0-1 ①② G6-4-3 1-2f	F B B X 2-1 ① F9			C C B S 1-3 ③ K		4	0	0	0	0	1	1
11 Ryan Zimmerman, R (1, 5) OBP: 0.335, SLG: 0.435		F B B S B C 3-3 ② K		B C C F B S 2-3 ③ K	S X 0-1 ② G4-3				C C B B F S 2-3 ① K	4	0	0	0	0	3	0
Marlon Byrd, R (1, 9) OBP: 0.369, SLG: 0.337		C S B S 1-3 ③ K			C C F X 0-2 ① L9	C B C B X 2-2 ③ G4-3			B F B B C X 3-2 ② G5-3	4	0	0	0	0	1	0
Damian Jackson, R (1, 8) OBP: 0.341, SLG: 0.595			B B F B C F X 3-2 HR		C F B B F F B B 4-2 WP BB 1B BB		C B B F X 2-2 1B		F B F X 1-2 ③ G4-3	3	2	2	1	1	0	0
Wiki Gonzalez, R (1, 2) OBP: 0.294, SLG: 0.258			X 0-0 ① F7		B B B C F F 1 F F SAFE 4-2 D BB 1B BB BB 1-2		B F F S 1-3 ① K			2	1	0	0	1	1	1
Zach Day, R (1, 1) Jon Rauch, R (4, 1) Matthew LeCroy, R (5, PH) OBP: 0.302, SLG: 0.449 Mike Stanton, L (6, 1) Joey Eischen, L (7, 1) Gary Majewski, R (9, 1)			B C B S B S 3-3 ② K		S D B X 2-1 BB BB 1B 1-2 2-H		F T B S 1-3 ② K			1 0 0 0 0 1 0 0 0 0 0 0 0 0 1 0 1 1 0 0 0 0 0 0 0 0 0 0 1 0 0 0 0 1 1 0 0 0 0 0 0 0							
Inning Stats	R: 0 E: 0 K: 3 S: 9 H: 0 LOB: 0 BB: 0 P: 11	R: 0 E: 0 K: 2 S: 10 H: 0 LOB: 0 BB: 0 P: 17	R: 1 E: 0 K: 1 S: 12 H: 1 LOB: 1 BB: 1 P: 22	R: 0 E: 0 K: 1 S: 8 H: 1 LOB: 0 BB: 0 P: 12	R: 2 E: 0 K: 0 S: 20 H: 1 LOB: 2 BB: 4 P: 40	R: 0 E: 0 K: 0 S: 7 H: 0 LOB: 0 BB: 0 P: 11	R: 0 E: 0 K: 2 S: 13 H: 1 LOB: 1 BB: 0 P: 20	R: 0 E: 0 K: 1 S: 7 H: 0 LOB: 0 BB: 0 P: 10	R: 0 E: 0 K: 1 S: 10 H: 0 LOB: 0 BB: 0 P: 16	1B: 3 2B: 0 3B: 0 HR: 1	SF: 0 SAC: 0 DP: 2 HBP: 0						

	AB	29
	R	3
	H	4
	RBI	3
	BB	5
	SO	11
	LOB	8

WP: 1 PB: 0 SB: 0 CS: 0 PA: 34

PITCHER		IP	WLS	BF	H	R	ER	SO	BB	IBB	HBP	BLK	WP	HR	S	P	ERA	WHIP
51 Wandy Rodriguez, L ERA: 3.88	(1, 1)	6.0	W	24	3	3	3	7	5	0	0	0	1	1	66	113	4.50	1.333
Dave Borkowski, R ERA: 3.63	(7, 1)	1.0		4	1	0	0	2	0	0	0	0	0	0	13	20	0.00	1.000
Trever Miller, L ERA: 6.75	(8, 1)	1.0		3	0	0	0	1	0	0	0	0	0	0	7	10	0.00	0.000
Dan Wheeler, R ERA: 5.0	(9, 1)	1.0		3	0	0	0	1	0	0	0	0	0	0	10	16	0.00	0.000

PITCHER	IP	WLS	BF	H	R	ER	SO	BB	IBB	HBP	BLK	WP	HR	S	P	ERA	WHIP

Batter	1	2	3	4	5	6	7	8	9	AB	R	H	RBI	BB	SO	LOB
Willy Taveras, R (1, 8) OBP: 0.325, SLG: 0.324	C F S 0-3 ① K		X 0-0 ② L4		C X 0-1 ① FC1-6 G5-4-3 1-2f		C C F B B B F T 2-2 ③ K			4	0	0	0	0	2	3
Craig Biggio, R (1, 4) OBP: 0.354, SLG: 0.477	S B X 1-1 ② P3		B C B F X 2-2 ③ G3		X 0-0 ②③ G5-4-3 1-2f			C C B X 1-2 ① P4		4	0	0	0	0	0	2
17 Lance Berkman, S (1, 3) OBP: 0.376, SLG: 0.620	B B C B B 4-1 BB			X 0-0 16 WP 1B 1B		F B X 1-1 ① G6-3		S C F B F F C 1-3 ② K		3	0	1	0	1	1	0
Morgan Ensberg, R (1, 5) OBP: 0.406, SLG: 0.630	S S F B B X 2-2 ③ F7			S C C 0-3 ① K		B B S S X 2-2 HR		X 0-0 ③ G5-3		4	1	1	1	0	1	2
Preston Wilson, R (1, 7) OBP: 0.282, SLG: 0.375		F S S 0-3 ① K		S C F F X 0-2 16 WP 1-2 1B		B F B F S 2-3 ② K			B B C S B X 3-2 ① G6-3	4	0	1	0	0	2	0
16 Jason Lane, R (1, 9) OBP: 0.335, SLG: 0.411		B B F C F X 2-2 ② G4-3		B C X 1-1 ② P4 1-2 2-3		X 0-0 ③ G5-3			B F F T 1-2 ② K	4	0	0	0	0	1	2
Brad Ausmus, R (1, 2) OBP: 0.414, SLG: 0.382		B X 1-0 ③ L7		C B B B D 4-1 BB			B X 1-0 ① G5-3		F F B B X 2-2 ③ L9	3	0	0	0	1	0	0
28 Adam Everett, R (1, 6) OBP: 0.278, SLG: 0.336			C X 0-1 64 SH1-4 1B	X 0-0 ③ P4			C C F B X 1-2 64 SH2-4 1B			3	0	2	0	0	0	3
64 Fernando Nieve, R (1, 1) OBP: 0.200, SLG: 0.200 Russ Springer, R (8, 1)			L X 0-1 ① SH1-4 1-2		B C S X 1-2 FC1-6 1B		X 0-0 ② SH2-4 1-2			1 0	0 0	1 0	0 0	0 0	0 0	0 0
Inning Stats	R: 0 E: 0 K: 1 S: 10 H: 0 LOB: 1 BB: 1 P: 17	R: 0 E: 0 K: 1 S: 8 H: 0 LOB: 0 BB: 0 P: 11	R: 0 E: 0 K: 0 S: 8 H: 1 LOB: 1 BB: 0 P: 10	R: 0 E: 0 K: 1 S: 13 H: 2 LOB: 3 BB: 1 P: 18	R: 0 E: 0 K: 0 S: 6 H: 1 LOB: 0 BB: 0 P: 7	R: 1 E: 0 K: 1 S: 9 H: 1 LOB: 0 BB: 0 P: 14	R: 0 E: 0 K: 1 S: 11 H: 1 LOB: 1 BB: 0 P: 15	R: 0 E: 0 K: 1 S: 10 H: 0 LOB: 0 BB: 0 P: 12	R: 0 E: 0 K: 1 S: 9 H: 0 LOB: 0 BB: 0 P: 15	1B: 5 2B: 0 3B: 0 HR: 1 SF: 0 SAC: 2 DP: 1 HBP: 0						

PITCHER	IP	WLS	BF	H	R	ER	SO	BB	IBB	HBP	BLK	WP	HR	S	P	ERA	WHIP
Ramon Ortiz, R (1, 1) ERA: 5.5	7.0	W	28	6	1	1	5	2	0	0	0	1	1	65	92	1.29	1.143
Gary Majewski, R (8, 1) ERA: 3.21	1.0	H	3	0	0	0	1	0	0	0	0	0	0	10	12	0.00	0.000
32 Chad Cordero, R (9, 1) ERA: 3.74	1.0	S	3	0	0	0	1	0	0	0	0	0	0	9	15	0.00	0.000

PITCHER	IP	WLS	BF	H	R	ER	SO	BB	IBB	HBP	BLK	WP	HR	S	P	ERA	WHIP

TOP

Houston Astros @ Washington Nationals

Robert F. Kennedy Memorial Stadium, Washington, DC

Tue May 23 2006, 7:05 PM EDT
Att. 23,189 - Clear - 67 F

livebaseballscorecards.com

AB	30
R	1
H	6
RBI	1
BB	2
SO	7
LOB	12

BOTTOM

Houston Astros @ Washington Nationals

Robert F. Kennedy Memorial Stadium, Washington, DC

Tue May 23 2006, 7:05 PM EDT

Att. 23,189 - Clear - 67 F

livebaseballscorecards.com

Batter	1	2	3	4	5	6	7	8	9	AB	R	H	RBI	BB	SO	LOB
Alfonso Soriano, R (1, 7) OBP: 0.338, SLG: 0.568	F S X 0-2 G5-3 ①		B B F C X 2-2 F8 ③			B S C X 1-2 L9 ②		B X 1-0 HR		4	1	1	1	0	0	0
Royce Clayton, R (1, 6) OBP: 0.291, SLG: 0.305	F F B X 1-2 F8 ②			C F X 0-2 P2 ①		B S X 1-1 G5-3 ③		B X 1-0 G4-3 ③		4	0	0	0	0	0	0
Jose Vidro, S (1, 4) OBP: 0.414, SLG: 0.448	C B B X 2-1 1B			C F X 0-2 F7 ②			F X 0-1 24 SH1 SF9 2B			3	1	2	0	0	0	0
24 Nick Johnson, L (1, 3) OBP: 0.398, SLG: 0.524	B F B X 2-1 F7 ③			C B F F B F B X 3-2 P5 ③			B F X 1-1 SH1 ① 2-3			2	0	0	0	0	0	1
Jose Guillen, R (1, 9) OBP: 0.255, SLG: 0.385		C B B F B S 3-3 K ①			X 0-0 G5-3 ①		B C X 1-1 SF9 ② 3-H			2	0	0	1	0	1	0
11 Ryan Zimmerman, R (1, 5) OBP: 0.330, SLG: 0.427		C F S 0-3 K ②			C X 0-1 G4-3 ②		F F F X 0-2 G6-3 ③			3	0	0	0	0	1	0
Damian Jackson, R (1, 8) OBP: 0.341, SLG: 0.650		F B C X 1-2 F8 ③			F B B B F B F X 3-2 HR			B S S F X 1-2 F8 ①		3	1	1	1	0	0	0
Wiki Gonzalez, R (1, 2) OBP: 0.270, SLG: 0.235			B X 1-0 P6 ①		C C B X 1-2 G1-3 ③			B X 1-0 F8 ②		3	0	0	0	0	0	0
Ramon Ortiz, R (1, 1) OBP: 0.118, SLG: 0.063 Gary Majewski, R (8, 1) Daryle Ward, L (8, PH) OBP: 0.350, SLG: 0.588 32 Chad Cordero, R (9, 1)			C X 0-1 P6 ②			C B S X 1-2 F9 ①		B S B B X 3-1 HR		2 0 1 0	0 0 1 0	0 0 1 0	0 0 1 0	0 0 0 0	0 0 0 0	0 0 0 0
Inning Stats	R: 0 E: 0 K: 0 S: 10 H: 1 LOB: 1 BB: 0 P: 15	R: 0 E: 0 K: 2 S: 9 H: 0 LOB: 0 BB: 0 P: 13	R: 0 E: 0 K: 0 S: 6 H: 0 LOB: 0 BB: 0 P: 9	R: 0 E: 0 K: 0 S: 11 H: 0 LOB: 0 BB: 0 P: 14	R: 1 E: 0 K: 0 S: 10 H: 1 LOB: 0 BB: 0 P: 14	R: 0 E: 0 K: 0 S: 8 H: 0 LOB: 0 BB: 0 P: 11	R: 1 E: 0 K: 0 S: 10 H: 1 LOB: 0 BB: 0 P: 12	R: 2 E: 0 K: 0 S: 9 H: 2 LOB: 0 BB: 0 P: 16		1B: 1 2B: 1 3B: 0 HR: 3 SF: 1 SAC: 1 DP: 0 HBP: 0						

	AB	27
	R	4
	H	5
	RBI	4
	BB	0
	SO	2
	LOB	1

WP: 0 PA: 29
PB: 0
SB: 0
CS: 0

PITCHER		IP	WLS	BF	H	R	ER	SO	BB	IBB	HBP	BLK	WP	HR	S	P	ERA	WHIP
64 Fernando Nieve, R ERA: 5.36	(1, 1)	7.0	L	24	3	2	2	2	0	0	0	0	0	1	64	88	2.57	0.429
Russ Springer, R ERA: 4.5	(8, 1)	1.0		5	2	2	2	0	0	0	0	0	0	2	9	16	18.00	2.000

PITCHER	IP	WLS	BF	H	R	ER	SO	BB	IBB	HBP	BLK	WP	HR	S	P	ERA	WHIP

Batter	1	2	3	4	5	6	7	8	9	AB	R	H	RBI	BB	SO	LOB
Willy Taveras, R (1, 8) OBP: 0.318, SLG: 0.317	C C F B X 1-2 G5-3		B B C X 2-1 F8			B C X 1-1 G6-3		C B X 1-1 G1-3		4	0	0	0	0	0	0
Craig Biggio, R (1, 4) OBP: 0.358, SLG: 0.474	X 0-0 G6-3		B B C F X 2-2 1B			B B B B 4-0 BB		F B X 1-1 F8		3	0	1	0	1	0	0
17 Lance Berkman, S (1, 3) OBP: 0.368, SLG: 0.605	F B X 1-1 P3		B F O X 2-1 P3			B F X 1-1 P5			X 0-0 F8	4	0	0	0	0	0	2
Morgan Ensberg, R (1, 5) OBP: 0.403, SLG: 0.639		F C B B X 2-2 HR		B B X 2-0 P3		C C B 1 SAFE C 1-3 K			C C B B B F F C 3-3 K	4	1	1	1	0	2	1
Preston Wilson, R (1, 7) OBP: 0.276, SLG: 0.366		F F S 0-3 K2-3		B C B X 2-1 G6-3			B F B X 2-1 F9		C F B X 1-2 G4-3	4	0	0	0	0	1	0
16 Jason Lane, R (1, 9) OBP: 0.335, SLG: 0.405		B B C C B X 3-2 L8		X 0-0 F9			B F B F B F F F B 4-2 BB			2	0	0	0	1	0	0
Brad Ausmus, R (1, 2) OBP: 0.412, SLG: 0.381		B B B C C C X 3-2 28 WP 1B			B B S X 2-1 F8		B C F C 1-3 K			3	0	1	0	0	1	1
28 Adam Everett, R (1, 6) OBP: 0.273, SLG: 0.329		B B C B X 3-1 F9 1-3			X 0-0 F8		B X 1-0 L8			3	0	0	0	0	0	2
44 Roy Oswalt, R (1, 1) OBP: 0.143, SLG: 0.077			B X 1-0 F9		C B F X 1-2 G6-3			B C B B C C X 3-2 P6		2	0	0	0	0	0	0
Mike Lamb, L (8, PH) OBP: 0.393, SLG: 0.519										1	0	0	0	0	0	0
Dan Wheeler, R (8, 1)										0	0	0	0	0	0	0
54 Brad Lidge, R (8, 1)										0	0	0	0	0	0	0
Trever Miller, R (8, 1)										0	0	0	0	0	0	0
Inning Stats	R: 0 E: 0 K: 0 S: 7 H: 0 LOB: 0 BB: 0 P: 9	R: 1 E: 0 K: 1 S: 14 H: 2 LOB: 1 BB: 0 P: 25	R: 0 E: 0 K: 0 S: 8 H: 1 LOB: 1 BB: 0 P: 15	R: 0 E: 0 K: 0 S: 4 H: 0 LOB: 0 BB: 0 P: 8	R: 0 E: 0 K: 0 S: 6 H: 0 LOB: 0 BB: 0 P: 9	R: 0 E: 0 K: 1 S: 7 H: 0 LOB: 1 BB: 1 P: 14	R: 0 E: 0 K: 1 S: 11 H: 0 LOB: 1 BB: 1 P: 19	R: 0 E: 0 K: 0 S: 7 H: 0 LOB: 0 BB: 0 P: 12	R: 0 E: 0 K: 1 S: 9 H: 0 LOB: 0 BB: 0 P: 13	1B: 2 2B: 0 3B: 0 HR: 1	SF: 0 SAC: 0 DP: 0 HBP: 0						

PITCHER		IP	WLS	BF	H	R	ER	SO	BB	IBB	HBP	BLK	WP	HR	S	P	ERA	WHIP
48 Michael O'Connor, L ERA: 2.65	(1, 1)	6.0		22	3	1	1	2	1	0	0	0	1	1	46	80	1.50	0.667
Santiago Ramirez, R ERA:	(7, 1)	1.0		4	0	0	0	1	1	0	0	0	0	0	11	19	0.00	1.000
Joey Eischen, L ERA: 7.53	(8, 1)	0.1		1	0	0	0	0	0	0	0	0	0	0	3	6	0.00	0.000
Gary Majewski, R ERA: 3.14	(8, 1)	0.2	W	2	0	0	0	0	0	0	0	0	0	0	4	6	0.00	0.000
32 Chad Cordero, R ERA: 3.57	(9, 1)	1.0		3	0	0	0	1	0	0	0	0	0	0	9	13	0.00	0.000

PITCHER	IP	WLS	BF	H	R	ER	SO	BB	IBB	HBP	BLK	WP	HR	S	P	ERA	WHIP

TOP

Houston Astros @ Washington Nationals

Robert F. Kennedy Memorial Stadium, Washington, DC

Wed May 24 2006, 7:05 PM EDT

Att. 24,194 - Clear - 73 F

livebaseballscorecards.com

AB	30
R	1
H	3
RBI	1
BB	2
SO	4
LOB	6

1B: 2 SF: 0 PA: 32
2B: 0 SAC: 0
3B: 0 DP: 0
HR: 1 HBP: 0

WP: 2
PB: 0
SB: 0
CS: 0

Batter	1	2	3	4	5	6	7	8	9	AB	R	H	RBI	BB	SO	LOB
Alfonso Soriano, R (1, 7) OBP: 0.341, SLG: 0.571	X 0-0 G4-6-3 1B			B C F F S 1-3 ① K	F F F F X 0-2 ③ P4 3-H		C S B X 1-2 1B 1-2 2-H 3-H 2B		4	1	2	1	0	1	0
Royce Clayton, R (1, 6) OBP: 0.290, SLG: 0.303	B S 1 SAFE X 1-1 ① ② G4-6-3 1-2f			B F X 1-1 ② G4-3			C F X 0-2 ① G4-3	X 0-0 G6-3 2-H 1B		4	0	1	1	0	0	1
Jose Vidro, S (1, 4) OBP: 0.405, SLG: 0.437	F X 0-1 ③ G1-3			C B X 1-1 ③ G3-1			F C B C 1-3 ② K	S B X 1-1 ② G6-3 2-3		4	0	0	0	0	1	1
24 Nick Johnson, L (1, 3) OBP: 0.395, SLG: 0.515		C C B F X 1-2 ① G6-3			B C X 1-1 ① G3-1		B C B F B B 4-2 FC4-6 BB	B X 1-0 ③ F9		3	0	0	0	1	0	2
Jose Guillen, R (1, 9) OBP: 0.253, SLG: 0.382 Marlon Byrd, R (3, 9) OBP: 0.363, SLG: 0.330		C S B S 1-3 ② K			F C F B C 1-3 ② K		C 1 SAFE F X 0-2 ③ FC4-6 1-2f			1 2	0 0	0 0	0 0	0 0	1 1	0 1
11 Ryan Zimmerman, R (1, 5) OBP: 0.330, SLG: 0.437		C B F B C 2-3 ③ K			F B B X 2-1 ③ G6-3			X 0-0 1B 3B		3	1	1	0	0	1	0
Damian Jackson, R (1, 8) OBP: 0.340, SLG: 0.651			F C S 0-3 ① K			C C B B F F B X 3-2 G4-3 BLK 2B		C P D D C S 3-3 ① K		3	1	1	0	0	2	1
Wiki Gonzalez, R (1, 2) OBP: 0.263, SLG: 0.229 Matthew LeCroy, R (4, 2) OBP: 0.309, SLG: 0.440			C X 0-1 ② G4-3			C B B X 2-1 ① G6-3		C D S D B B 4-2 1B WP BB		1 1	0 1	0 1	0 0	0 1	0 0	0 1
48 Michael O'Connor, L (1, 1) OBP: 0.083, SLG: 0.083 Marlon Anderson, L (6, PH) OBP: 0.306, SLG: 0.326 Santiago Ramirez, R (7, 1) Joey Eischen, L (8, 1) Gary Majewski, R (8, 1) Daryle Ward, L (8, PH) OBP: 0.366, SLG: 0.600 Ramon Ortiz, R (8, PR) OBP: 0.118, SLG: 0.063 32 Chad Cordero, R (9, 1)			C C S S 0-3 ③ K			C D B C X 2-2 ② G4-3 2-3		S B B X 2-1 1B 1-3 3-H 1B		1 1 0 0 0 1 0 0	0 0 0 0 0 0 1 1	0 0 0 0 0 1 0 0	0 0 0 0 0 0 0 0	0 0 0 0 0 0 0 0	1 1 0 0 0 0 0 0	0 0 0 0 0 0 0 0
Inning Stats	R: 0 H: 1 E: 0 LOB: 0 K: 0 BB: 0 S: 5 P: 6	R: 0 H: 0 E: 0 LOB: 0 K: 2 BB: 0 S: 10 P: 14	R: 0 H: 0 E: 0 LOB: 0 K: 2 BB: 0 S: 8 P: 8	R: 0 H: 0 E: 0 LOB: 0 K: 1 BB: 0 S: 8 P: 11	R: 0 H: 0 E: 0 LOB: 0 K: 1 BB: 0 S: 8 P: 12	R: 1 H: 1 E: 0 LOB: 0 K: 0 BB: 0 S: 15 P: 22	R: 0 H: 0 E: 0 LOB: 1 K: 1 BB: 1 S: 11 P: 16	R: 4 H: 4 E: 0 LOB: 2 K: 1 BB: 1 S: 16 P: 27		1B: 3 SF: 0 2B: 2 SAC: 0 3B: 1 DP: 1 HR: 0 HBP: 0					WP: 1 PA: 31 PB: 0 SB: 0 CS: 0	

PITCHER		IP	WLS	BF	H	R	ER	SO	BB	IBB	HBP	BLK	WP	HR	S	P	ERA	WHIP
44 Roy Oswalt, R ERA: 3.36	(1, 1)	7.0		23	2	1	1	7	1	0	0	1	0	0	65	89	1.29	0.429
Dan Wheeler, R ERA: 5.4	(8, 1)	0.1	L	2	1	1	1	1	0	0	0	0	0	0	5	7	27.00	3.000
54 Brad Lidge, R ERA: 6.53	(8, 1)	0.0		4	3	3	3	0	1	0	0	0	1	0	8	15	∞	∞
Trever Miller, L ERA: 6.23	(8, 1)	0.2		2	0	0	0	0	0	0	0	0	0	0	3	5	0.00	0.000

PITCHER	IP	WLS	BF	H	R	ER	SO	BB	IBB	HBP	BLK	WP	HR	S	P	ERA	WHIP

BOTTOM

Houston Astros @ Washington Nationals

Robert F. Kennedy Memorial Stadium, Washington, DC

Wed May 24 2006, 7:05 PM EDT

Att. 24,194 - Clear - 73 F

livebaseballscorecards.com

AB	29
R	5
H	6
RBI	3
BB	2
SO	8
LOB	8

Batter	1	2	3	4	5	6	7	8	9	AB	R	H	RBI	BB	SO	LOB
2 Chris Burke, R (1, 4) OBP: 0.413, SLG: 0.575	C S F B B S 2-3 K ①	B C B X 2-1 P4 ③ 2-3		X 0-0 SF8 ② 3-H		P B B B 4-0 S 1-3 BB	C C F F B X 1-2 G1-3 ③			3	0	0	1	1	1	4
Brad Ausmus, R (1, 2) OBP: 0.412, SLG: 0.377	X 0-0 17 BB BB 1B		C C S 0-3 K ①	D X 1-0 P4 ③		C 1 SAFE B B B C F S 3-3 K ② 1-2		B C B B B 4-1 F7-6-3 BB		4	0	1	0	1	2	3
17 Lance Berkman, S (1, 9) OBP: 0.375, SLG: 0.605 16 Jason Lane, R (3, 9) OBP: 0.335, SLG: 0.411	B B B B 4-0 BB 1-2 BB		B S F B B 4-2 BB		F B F B B F X 3-2 2B	F B X 1-1 F8 ③		B F B X 2-1 F9 ①		0 3	0 0	0 1	0 0	2 0	0 0	0 3
Morgan Ensberg, R (1, 5) OBP: 0.403, SLG: 0.627	B B B C B 4-1 G5-4-3 1-2 2-3 BB		F C C 0-3 K ②		X 0-0 G5-3 ①		B B B B 4-0 E S 1B BB	C F F B F B B X 3-2 F7-6-3 ② ③ 1-1		3	1	0	0	2	1	3
Mike Lamb, L (1, 3) OBP: 0.377, SLG: 0.482	C B S X 1-2 G5-4-3 ② ③ 1-2f		C B B B F F S 2-3 K ③		F F F B S 2-3 K ②		B B C F B F B 4-2 4 WP 1B 1-3 BB		C B B B F F F S 2-3 K ①	4	0	0	0	1	3	5
Preston Wilson, R (1, 7) OBP: 0.289, SLG: 0.384		B X 1-0 28 S 2B 1B		X 0-0 4 S 28 2B 2B	F B F X 1-2 L5 ③		1 SAFE X 0-0 4 WP 1-2 3-H 1B		C B S X 1-2 28 DI 1B	5	2	4	1	0	0	1
4 Eric Bruntlett, R (1, 8) OBP: 0.372, SLG: 0.378		C B 1 SAFE F B 1 SAFE F 1 SAFE X 2-2 P3 ①		F F B B F X 2-2 F9 ① 2-3		F F B X 1-2 S 28 S 1B 1B	B S X 1-1 1-2 2-3 1B		C F F D X 1-2 F9 ②	5	1	2	0	0	0	3
Andy Pettitte, L (1, 1) OBP: 0.158, SLG: 0.167 Orlando Palmeiro, L (4, PH) OBP: 0.229, SLG: 0.206 Dave Borkowski, R (4, 1) Willy Taveras, R (6, PH) OBP: 0.322, SLG: 0.321 Russ Springer, R (6, 1) Craig Biggio, R (7, PH) OBP: 0.356, SLG: 0.472 Chad Qualls, R (7, 1)		X 0-0 2 WP 2-H 2B		B C C F X 1-2 2-3 1B		B C F B B T 2-2 K ① 1-2	C S B B T 2-2 K ①		C B F S 1-3 K ③ 1-2	1 1 0 1 0 1 0	0 0 0 0 0 0 0	1 1 0 1 0 0 0	1 0 0 1 0 0 0	0 0 0 0 0 0 0	0 0 0 0 0 0 0	0 0 0 0 0 0 0
						B C X 1-1 2 E 2 S 2-H 1B	X 0-0 P6 ②			1 0	0 0	1 0	0 0	0 0	0 0	3 0

| Inning Stats | | | | | |

BOTTOM

Houston Astros @ Washington Nationals

Robert F. Kennedy Memorial Stadium, Washington, DC

Thu May 25 2006, 1:05 PM EDT

Att. 24,733 - Cloudy - 68 F

livebaseballscorecards.com

Batter	1	2	3	4	5	6	7	8	9	AB	R	H	RBI	BB	SO	LOB
Alfonso Soriano, R (1, 7) OBP: 0.349, SLG: 0.580	0-0: 1B, 24 1B, 2B	2-1: 1B, HR, 1B		0-0: G5-3 ②			1-0: S, SH1-4, SF8, 1B			4	3	3	0	0	0	0
Royce Clayton, R (1, 6) OBP: 0.297, SLG: 0.311	0-0: G1-3, 24 1B, 11 1B, 1B; 2-3	0-1: HR, 1B; 1-2		1-1: G6-3 ③			2-0: SH1-4 ①; 1-2			3	2	2	0	0	0	0
Jose Vidro, S (1, 4) OBP: 0.407, SLG: 0.459	0-3: K ①; SSS	1-1: HR; 1-H, 2-H			2-2: G4-6-3, 1B		2-1: SF8 ②; 2-H			3	1	2	4	0	1	2
24 Nick Johnson, L (1, 3) OBP: 0.392, SLG: 0.509	2-0: G1-3, 11 1B, 1B; 1-2, 3-H; B 1 SAFE D X	0-1: G3 ③			0-1: F7 ①		0-0: G3-1 ③			4	1	1	1	0	0	1
Jose Guillen, R (1, 9) OBP: 0.252, SLG: 0.380 Marlon Byrd, R (3, 9) OBP: 0.370, SLG: 0.352	1-1: G1-3 ②; 1-2, 2-3		0-0: 11 SF8, 3B		1-1: G4-6-3 ②③; 1-2f; 1 SAFE C B X			4-1: 11 E, BB; S B B B B		1 2	0 1	0 1	0 1	0 0	0 1	2 1
11 Ryan Zimmerman, R (1, 5) OBP: 0.333, SLG: 0.441	1-0: 1B; 2-H, 3-H	2-1: SF8 ①; 3-H				0-0: S, 1B		2-0: FC1, 13 G3-6-3; 1-2		3	0	2	3	0	0	1
Damian Jackson, R (1, 8) OBP: 0.314, SLG: 0.596	3-2: F7 ③; 1 SAFE B F B C F F, 1 SAFE 1 SAFE		0-0: G6-3 ②			2-3: K ①; 1-2; S 1 SAFE F B B S		0-3: K ①; M M L		4	0	0	0	0	2	4
Matthew LeCroy, R (1, 2) OBP: 0.293, SLG: 0.415 13 Robert Fick, L (7, 2) OBP: 0.250, SLG: 0.250		2-1: G6-3 ①; B B C X	2-0: P6 ③; B B X			1-1: P3 ②; B S X		1-0: G3-6-3 ②③; 1-2f; B X		3 1	0 0	0 0	0 0	0 0	1 2	1 2
Tony Armas, R (1, 1) OBP: 0.056, SLG: 0.056 52 Saul Rivera, S (6, 1) Marlon Anderson, L (6, PH) OBP: 0.300, SLG: 0.318 Jon Rauch, R (7, 1) Gary Majewski, R (8, 1) 32 Chad Cordero, R (9, 1)		3-2: G3 ②; B F F B B X		0-1: G4-3 ①; C X		3-2: F9 ③; C B B T E B X				2 0 1 0 0 0	0 0 0 0 0 0	0 0 0 0 0 0	0 0 0 0 0 0	0 0 0 0 0 0	0 0 0 0 0 0	0 0 1 0 0 0
Inning Stats	R: 3 E: 0 K: 1 S: 16 / H: 4 LOB: 1 BB: 0 P: 23	R: 3 E: 0 K: 0 S: 13 / H: 3 LOB: 0 BB: 0 P: 21	R: 1 E: 0 K: 0 S: 5 / H: 1 LOB: 0 BB: 0 P: 9	R: 0 E: 0 K: 0 S: 5 / H: 0 LOB: 0 BB: 0 P: 6	R: 0 E: 0 K: 0 S: 7 / H: 1 LOB: 0 BB: 0 P: 10	R: 0 E: 0 K: 1 S: 10 / H: 1 LOB: 1 BB: 0 P: 16	R: 1 E: 0 K: 0 S: 6 / H: 1 LOB: 0 BB: 0 P: 10	R: 0 E: 1 K: 1 S: 6 / H: 0 LOB: 1 BB: 1 P: 13		1B: 8 2B: 1 3B: 1 HR: 1		SF: 2 SAC: 1 DP: 2 HBP: 0			WP: 0 PB: 0 SB: 2 CS: 0		PA: 35

	AB	31
	R	8
	H	11
	RBI	8
	BB	1
	SO	3
	LOB	15

PITCHER		IP	WLS	BF	H	R	ER	SO	BB	IBB	HBP	BLK	WP	HR	S	P	ERA	WHIP
Andy Pettitte, L ERA: 5.76	(1, 1)	3.0	L	17	8	7	7	1	0	0	0	0	0	1	34	53	21.00	2.667
Dave Borkowski, R ERA: 3.26	(4, 1)	2.0		6	1	0	0	0	0	0	0	0	0	0	12	16	0.00	0.500
Russ Springer, R ERA: 4.2	(6, 1)	1.0		4	1	0	0	1	0	0	0	0	0	0	10	16	0.00	1.000
Chad Qualls, R ERA: 4.05	(7, 1)	2.0		8	1	1	1	1	1	0	0	0	0	0	12	23	4.50	1.000

PITCHER	IP	WLS	BF	H	R	ER	SO	BB	IBB	HBP	BLK	WP	HR	S	P	ERA	WHIP

Batter	1	2	3	4	5	6	7	8	9	AB	R	H	RBI	BB	SO	LOB
Willy Taveras, R (1, 8) OBP: 0.333, SLG: 0.330	C B B C F B F D 4-2 CS BB		C B X 1-1 2 E 2 S WP 1B	B B X 2-0 1B		B C L F X 1-2 1B		C X 0-1 ③ G6-3		4	1	3	0	1	0	0
Craig Biggio, R (1, 4) OBP: 0.347, SLG: 0.459	C 1 SAFE B F C 1-3 ① ② 1-2		X 0-0 ① L7	C S X 0-2 ③ G4-3		S X 0-1 ③ L5			B B C B F C 3-3 ① K	5	0	0	0	0	2	4
2 Chris Burke, R (1, 7) OBP: 0.392, SLG: 0.523	C B X 1-1 ③ F9		1 SAFE F 1 SAFE D S 1 SAFE B F D 4-2 D WP HR 1-3 BB		X 0-0 ① F8		B C B F F X 2-2 ① G6-3		C X 0-1 ② F9	4	1	0	0	1	0	0
Morgan Ensberg, R (1, 5) OBP: 0.408, SLG: 0.640		X 0-0 ① P6	B F D X 2-1 1-H 3-H HR		B B C C S 2-3 ② K		B C B B B 4-1 FC4-6 BB		B B B B 4-0 DI BB	3	1	1	2	2	1	0
Mike Lamb, L (1, 3) OBP: 0.394, SLG: 0.541		C X 0-1 1B 1B 1B	B F B C B X 3-2 1B		B F B F X 3-2 HR		C S B B B X 3-2 ② FC4-6 1B 1-2f		C B F B X 2-2 ③ F7 1-2	5	2	3	1	0	0	2
Preston Wilson, R (1, 9) OBP: 0.299, SLG: 0.392		X 0-0 1B 1-3 1B	S S B S 1-3 ② K		S F B F X 1-2 1B		C X 0-1 FC6-4 1-2 1B			4	0	3	0	0	1	1
Brad Ausmus, R (1, 2) OBP: 0.408, SLG: 0.373	B C 1 SAFE X 1-1 1-2 3-H 1B	C D F S 1-3 ③ K	C F X 0-2 ③ G4-3		C F B B X 2-2 ③ FC6-4 1-2f					4	0	1	1	0	1	4
28 Adam Everett, R (1, 6) OBP: 0.265, SLG: 0.323	C S F B B F B F S 2-3 ② K		S C X 0-2 ① G3		B B C F B X 3-2 ① P4			X 0-0 ① F7		4	0	0	0	0	1	2
Taylor Buchholz, R (1, 1) Mike Gallo, L (4, 1) 4 Eric Bruntlett, R (6, PH) OBP: 0.364, SLG: 0.368 Dave Borkowski, R (6, 1) 54 Brad Lidge, R (7, 1) Orlando Palmeiro, L (8, PH) OBP: 0.222, SLG: 0.200 Dan Wheeler, R (8, 1)	B F B C F C 2-3 ③ K	X 0-0 ② G1-3		B F S C 1-3 ② K		C B B F F S 2-3 ② K				2 0 1 0 0 1 0	0 0 0 0 0 0 0	0 0 0 0 0 0 0	0 0 0 0 0 0 0	1 0 0 0 0 1 0	2 0 0 0 0 0 0	
Inning Stats	R: 0 H: 0 E: 0 LOB: 0 K: 1 BB: 1 S: 9 P: 15	R: 1 H: 3 E: 0 LOB: 2 K: 2 BB: 0 S: 16 P: 21	R: 3 H: 3 E: 0 LOB: 1 K: 2 BB: 1 S: 17 P: 29	R: 0 H: 1 E: 0 LOB: 1 K: 0 BB: 0 S: 8 P: 10	R: 1 H: 2 E: 0 LOB: 1 K: 1 BB: 0 S: 14 P: 20	R: 0 H: 1 E: 0 LOB: 2 K: 1 BB: 1 S: 12 P: 24	R: 0 H: 1 E: 0 LOB: 1 K: 0 BB: 0 S: 13 P: 17	R: 0 H: 0 E: 0 LOB: 0 K: 1 BB: 0 S: 7 P: 9	R: 0 H: 0 E: 0 LOB: 1 K: 1 BB: 1 S: 8 P: 17	1B: 9 SF: 0 2B: 0 SAC: 0 3B: 0 DP: 0 HR: 2 HBP: 0						

PITCHER		IP	W/L/S	BF	H	R	ER	SO	BB	IBB	HBP	BLK	WP	HR	S	P	ERA	WHIP
45 Ian Snell, R ERA: 5.98	(1, 1)	5.2	W	28	10	5	5	7	2	0	0	0	1	2	74	110	7.94	2.118
16 Salomon Torres, R ERA: 5.17	(6, 1)	1.1		6	1	0	0	0	1	0	0	0	0	0	15	26	0.00	1.500
Roberto Hernandez, R ERA: 1.77	(8, 1)	1.0		3	0	0	0	1	0	0	0	0	0	0	7	9	0.00	0.000
Ryan Vogelsong, R ERA: 4.7	(9, 1)	1.0		4	0	0	0	1	1	0	0	0	0	0	8	17	0.00	1.000

PITCHER	IP	W/L/S	BF	H	R	ER	SO	BB	IBB	HBP	BLK	WP	HR	S	P	ERA	WHIP

TOP

Houston Astros @ Pittsburgh Pirates

PNC Park, Pittsburgh, PA

Fri May 26 2006, 7:05 PM EDT

Att. 29,247 - Cloudy - 68 F

livebaseballscorecards.com

AB	37
R	5
H	11
RBI	4
BB	4
SO	9
LOB	15

WP: 1 PA: 41
PB: 0
SB: 1
CS: 1

Houston Astros @ Pittsburgh Pirates

PNC Park, Pittsburgh, PA

Fri May 26 2006, 7:05 PM EDT

Att. 29,247 - Cloudy - 68 F

BOTTOM

Batter	1	2	3	4	5	6	7	8	9	AB	R	H	RBI	BB	SO	LOB
13 Nate McLouth, L (1, 8) OBP: 0.331, SLG: 0.389	G6-3		12 G3 1B 2B	12 FC5-4 HR 2 1B BB	G4-6-3 1-2f		K			4	2	1	0	1	1	1
2 Jack Wilson, R (1, 6) OBP: 0.340, SLG: 0.443	G4-3		K	12 FC5-4 1-2 2-3 1B		12 G3 2B 1B	G4-3			5	1	2	0	0	1	1
12 Freddy Sanchez, R (1, 5) OBP: 0.372, SLG: 0.518	1B		G3 2-3	FC5-4 1-2f 2-3 3-H HR		1 SAFE 1 SAFE 1-2 G3	K			5	1	1	1	0	1	4
Jason Bay, R (1, 7) OBP: 0.429, SLG: 0.595	K		3-H 1B	1-H 3-H HR		2B 26 1B IBB		G5-3		4	2	2	4	1	1	1
Craig Wilson, R (1, 3) OBP: 0.354, SLG: 0.546		K	P6	HR		1-3 2-H 2B		K		5	2	2	2	0	2	1
Jeromy Burnitz, L (1, 9) OBP: 0.280, SLG: 0.394		26 S 2B 1B	HR 2B 1B			26 1B IBB		K		4	2	3	0	1	1	0
Jose Castillo, R (1, 4) OBP: 0.331, SLG: 0.394		K 1-2	HR F7			K				4	1	1	2	0	2	5
26 Ronny Paulino, R (1, 2) OBP: 0.361, SLG: 0.400		2-H 2B	2 1B 45 SH1-4 12 FC5-4 1B		13 G4-6-3 1B	1-2 2-H 3-H 1B				4	1	4	3	0	0	0
45 Ian Snell, R (1, 1)		K	SH1-4 1-2		K	K				2	0	0	0	0	2	2
16 Salomon Torres, R (6, 1)										1	0	0	0	0	1	2
Roberto Hernandez, R (8, 1)										0	0	0	0	0	0	0
Ryan Vogelsong, R (9, 1) OBP: 0.500, SLG: 0.500										0	0	0	0	0	0	0
Inning Stats	R: 0 H: 1 E: 0 LOB: 1 K: 1 BB: 0 S: 10 P: 16	R: 1 H: 2 E: 0 LOB: 1 K: 3 BB: 0 S: 14 P: 23	R: 1 H: 2 E: 0 LOB: 1 K: 1 BB: 0 S: 12 P: 20	R: 7 H: 7 E: 0 LOB: 1 K: 0 BB: 1 S: 18 P: 32	R: 0 H: 1 E: 0 LOB: 0 K: 1 BB: 0 S: 7 P: 8	R: 3 H: 3 E: 0 LOB: 2 K: 2 BB: 2 S: 16 P: 30	R: 0 H: 0 E: 0 LOB: 0 K: 2 BB: 0 S: 9 P: 12	R: 0 H: 0 E: 0 LOB: 0 K: 2 BB: 0 S: 8 P: 8		1B: 9 SF: 0 2B: 4 SAC: 1 3B: 0 DP: 1 HR: 3 HBP: 0						

AB	38
R	12
H	16
RBI	12
BB	3
SO	12
LOB	17

WP: 0 PA: 42
PB: 0
SB: 1
CS: 0

livebaseballscorecards.com

PITCHER		IP	WLS	BF	H	R	ER	SO	BB	IBB	HBP	BLK	WP	HR	S	P	ERA	WHIP
Taylor Buchholz, R ERA: 5.57	(1, 1)	3.2	L	23	11	9	9	5	1	0	0	0	0	3	49	85	22.09	3.273
Mike Gallo, L ERA: 5.02	(4, 1)	1.1		5	2	0	0	1	0	0	0	0	0	0	12	14	0.00	1.500
Dave Borkowski, R ERA: 4.43	(6, 1)	1.0		8	3	3	3	2	0	2	0	0	0	0	16	30	27.00	3.000
54 Brad Lidge, R ERA: 6.23	(7, 1)	1.0		3	0	0	0	2	0	0	0	0	0	0	9	12	0.00	0.000
Dan Wheeler, R ERA: 5.12	(8, 1)	1.0		3	0	0	0	2	0	0	0	0	0	0	8	8	0.00	0.000

PITCHER	IP	WLS	BF	H	R	ER	SO	BB	IBB	HBP	BLK	WP	HR	S	P	ERA	WHIP

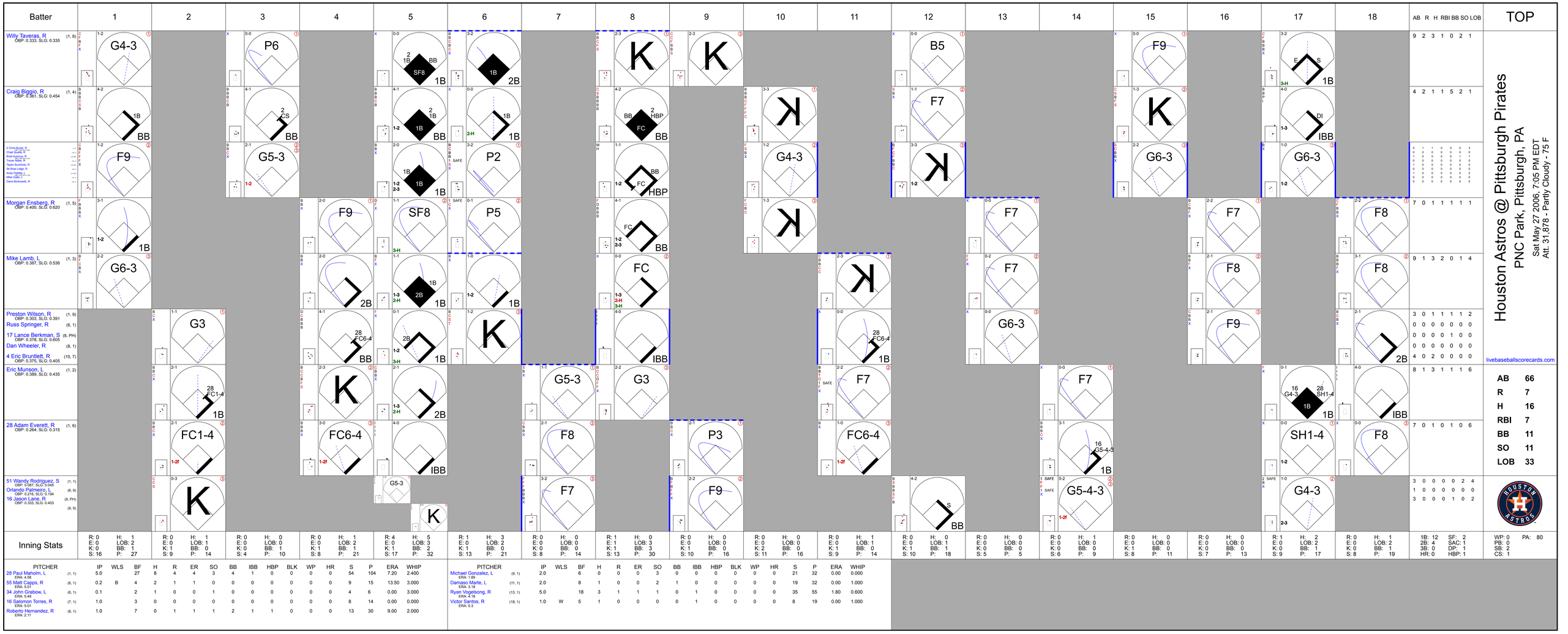
Batter
1
2
3
4
5
6
7
8
9
10
11
12
13
14
15
16
17
18
AB R H RBI BB SO LOB
TOP
Willy Taveras, R (1, 8) OBP: 0.333, SLG: 0.335
Craig Biggio, R (1, 4) OBP: 0.361, SLG: 0.454
2 Chris Burke, R
Jason Lane, L
Chad Qualls, R
Brad Ausmus, R
Trever Miller, R
Taylor Buchholz, R
54 Brad Lidge, R
Andy Pettitte, L
Mike Gallo, L
Dave Borkowski, R
Morgan Ensberg, R (1, 5) OBP: 0.400, SLG: 0.620
Mike Lamb, L (1, 3) OBP: 0.387, SLG: 0.536
Preston Wilson, R (1, 9) OBP: 0.303, SLG: 0.391
Russ Springer, R (6, 1)
17 Lance Berkman, S (8, PH) OBP: 0.378, SLG: 0.605
Dan Wheeler, R (8, 1)
4 Eric Bruntlett, R (10, 7) OBP: 0.375, SLG: 0.405
Eric Munson, L (1, 2) OBP: 0.389, SLG: 0.435
28 Adam Everett, R (1, 6) OBP: 0.264, SLG: 0.315
51 Wandy Rodriguez, S (1, 1) OBP: 0.087, SLG: 0.045
Orlando Palmeiro, L (6, 9) OBP: 0.216, SLG: 0.194
16 Jason Lane, R (9, PH) OBP: 0.333, SLG: 0.403
(9, 9)
Houston Astros @ Pittsburgh Pirates
PNC Park, Pittsburgh, PA
Sat May 27 2006, 7:05 PM EDT
Att. 31,878 - Partly Cloudy - 75 F
livebaseballscorecards.com
AB 66
R 7
H 16
RBI 7
BB 11
SO 11
LOB 33
Inning Stats
PA: 80
PITCHER IP WLS BF H R ER SO BB IBB HBP BLK WP HR S P ERA WHIP
28 Paul Maholm, L (1, 1) ERA: 4.66 5.0 27 8 4 4 3 4 1 0 0 0 0 54 104 7.20 2.400
55 Matt Capps, R (6, 1) ERA: 5.01 0.2 B 4 2 1 1 0 0 0 0 0 0 9 15 13.50 3.000
34 John Grabow, L (6, 1) ERA: 5.49 0.1 2 1 0 0 1 0 0 0 0 0 4 6 0.00 3.000
16 Salomon Torres, R (7, 1) ERA: 5.01 1.0 3 0 0 0 0 0 0 0 0 0 8 14 0.00 0.000
Roberto Hernandez, R (8, 1) ERA: 2.11 1.0 7 0 1 1 1 2 1 1 0 0 13 30 9.00 2.000
PITCHER IP WLS BF H R ER SO BB IBB HBP BLK WP HR S P ERA WHIP
Michael Gonzalez, L (9, 1) ERA: 1.89 2.0 6 0 0 0 3 0 0 0 0 0 0 21 32 0.00 0.000
Damaso Marte, L (11, 1) ERA: 3.18 2.0 8 1 0 0 2 1 0 0 0 0 0 19 32 0.00 1.000
Ryan Vogelsong, R (13, 1) ERA: 4.18 5.0 18 3 1 1 1 0 1 0 0 0 0 35 55 1.80 0.600
Victor Santos, R (18, 1) ERA: 5.3 1.0 W 5 1 0 0 0 0 1 0 0 0 0 8 19 0.00 1.000

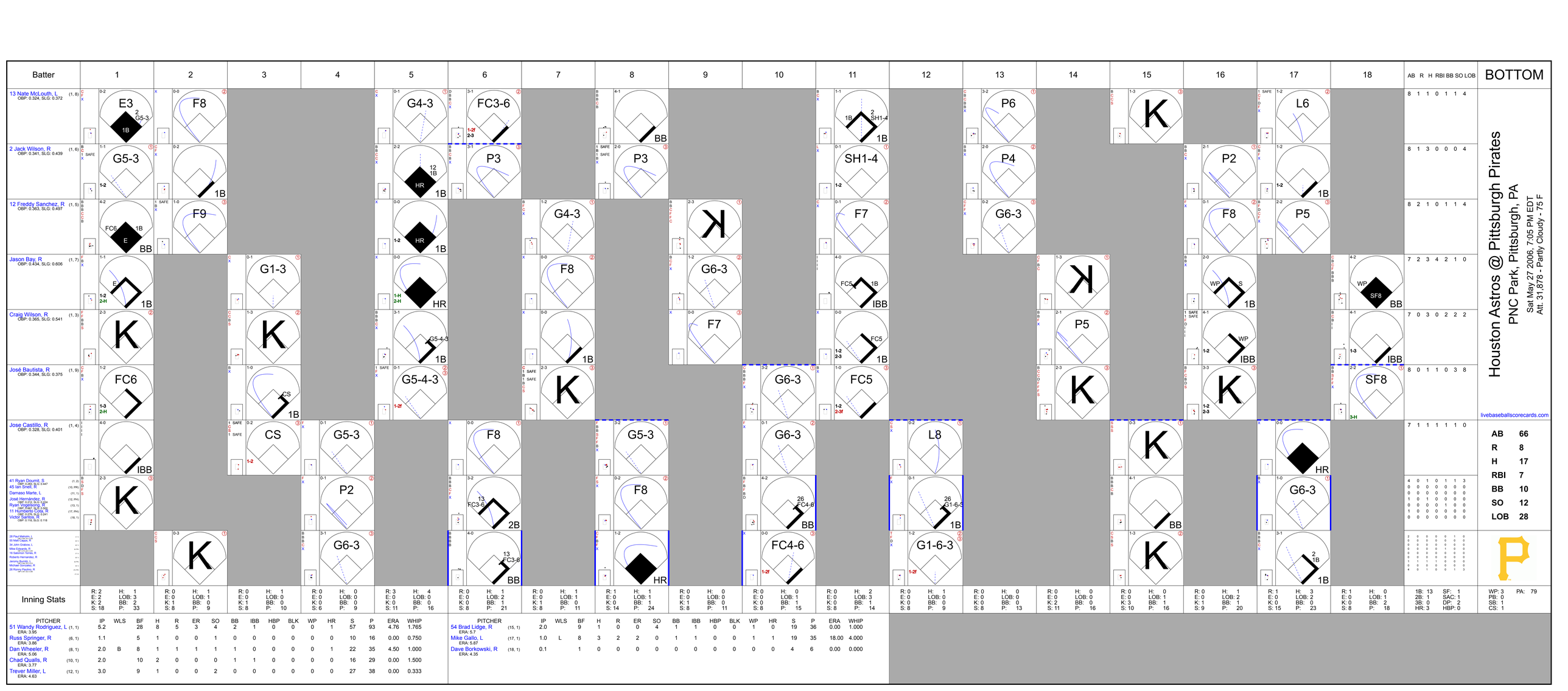
Batter
1
2
3
4
5
6
7
8
9
10
11
12
13
14
15
16
17
18
AB R H RBI BB SO LOB
BOTTOM
13 Nate McLouth, L (1, 8) OBP: 0.324, SLG: 0.372
E3 2 G5-3 1B
F8
G4-3
FC3-6 1-2f 2-3
BB
SH1-4 1B
P6
L6
8 1 1 0 1 1 4
2 Jack Wilson, R (1, 6) OBP: 0.341, SLG: 0.439
G5-3 1-2
1B
HR 12 1B
P3
P4
P2
1B
8 1 3 0 0 0 4
12 Freddy Sanchez, R (1, 5) OBP: 0.363, SLG: 0.497
FC6 E 1B BB
F9
HR
G4-3
K
F7
G6-3
P5
8 2 1 0 1 1 4
Jason Bay, R (1, 7) OBP: 0.434, SLG: 0.606
E 1-2 2-H 1B
G1-3
1-H 2-H HR
F8
FC5 1B IBB
K
WP S 1B
WP SF8 BB
7 2 3 4 2 1 0
Craig Wilson, R (1, 3) OBP: 0.365, SLG: 0.541
K
K
G5-4-3 1B
F7
FC5 1B
P5
WP IBB
7 0 3 0 2 2 2
José Bautista, R (1, 9) OBP: 0.344, SLG: 0.375
FC6 1-3 2-H
CS 1B
G5-4-3 1-2f
G6-3
FC5
K
K
SF8
8 0 1 1 0 3 8
Jose Castillo, R (1, 4) OBP: 0.328, SLG: 0.401
IBB
CS 1-2
G5-3
F8
G5-3
L8
K
HR
7 1 1 1 1 1 0
41 Ryan Doumit, S OBP: 0.000, SLG: 0.647
45 Ian Snell, R (10, PR)
Damaso Marte, L (11, 1)
José Hernández, R (12, PH)
Ryan Vogelsong, R (13, 1)
Cam Ever-Hagan (17, PH)
11 Humberto Cota, R (17, PH)
Victor Santos, R (18, 1)
K
P2
G6-3
FC4-6 BB
26 G1-6-3 1B
BB
G6-3
4 0 1 0 1 1 3
0 0 0 0 0 0 0 0
0 0 0 0 0 0 0 0
1 0 1 0 0 0 0 0
0 0 0 0 0 1 0 0
1 0 0 0 0 0 0 0
0 0 0 0 0 0 0 0
25 Paul Maholm, L
55 Matt Capps, R
34 John Grabow, L
Mike Edwards, R
16 Nathan Bonilla, R
Roberto Hernandez, R
Jeremy Bonifay, L
Michael Gonzalez, R
26 Ronny Paulino, R
K
G6-3
FC4-6 1-2f
G1-6-3 1-2f
K
2 1B
1B
2 0 0 0 0 0 1 0 0
0 0 0 0 0 0 0 0 0
0 0 0 0 0 0 0 0 0
0 0 0 0 0 1 0 0 0
0 0 0 0 0 0 0 0 0
0 0 0 0 0 0 0 0 0
0 0 0 0 0 0 0 0 0
4 0 1 0 0 1 1 3
Houston Astros @ Pittsburgh Pirates
PNC Park, Pittsburgh, PA
Sat May 27 2006, 7:05 PM EDT
Att. 31,878 - Partly Cloudy - 75 F
livebaseballscorecards.com
AB 66
R 8
H 17
RBI 7
BB 10
SO 12
LOB 28
Inning Stats
R: 2 E: 2 K: 2 S: 18
H: 1 LOB: 3 BB: 2 P: 33
R: 0 E: 0 K: 1 S: 8
H: 1 LOB: 1 BB: 0 P: 9
R: 0 E: 0 K: 1 S: 8
H: 1 LOB: 0 BB: 0 P: 10
R: 0 E: 0 K: 0 S: 6
H: 0 LOB: 0 BB: 0 P: 9
R: 3 E: 0 K: 0 S: 11
H: 4 LOB: 0 BB: 0 P: 16
R: 0 E: 0 K: 0 S: 8
H: 1 LOB: 2 BB: 1 P: 21
R: 0 E: 0 K: 1 S: 8
H: 1 LOB: 1 BB: 0 P: 11
R: 1 E: 0 K: 0 S: 14
H: 1 LOB: 1 BB: 1 P: 24
R: 0 E: 0 K: 1 S: 8
H: 0 LOB: 0 BB: 0 P: 11
R: 0 E: 0 K: 0 S: 8
H: 0 LOB: 1 BB: 1 P: 15
R: 0 E: 0 K: 0 S: 8
H: 2 LOB: 3 BB: 1 P: 14
R: 0 E: 0 K: 0 S: 8
H: 1 LOB: 0 BB: 0 P: 9
R: 0 E: 0 K: 0 S: 8
H: 0 LOB: 0 BB: 0 P: 13
R: 0 E: 0 K: 2 S: 11
H: 0 LOB: 0 BB: 0 P: 16
R: 0 E: 0 K: 3 S: 10
H: 0 LOB: 1 BB: 1 P: 16
R: 0 E: 0 K: 1 S: 9
H: 1 LOB: 2 BB: 1 P: 20
R: 1 E: 0 K: 0 S: 15
H: 3 LOB: 2 BB: 0 P: 23
R: 1 E: 0 K: 0 S: 8
H: 0 LOB: 1 BB: 2 P: 18
1B: 13 2B: 1 3B: 0 HR: 3
SF: 1 SAC: 1 DP: 2 HBP: 0
WP: 3 PB: 0 SB: 1 CS: 1
PA: 79
PITCHER IP WLS BF H R ER SO BB IBB HBP BLK WP HR S P ERA WHIP
51 Wandy Rodriguez, L (1, 1) ERA: 3.95 5.2 28 8 5 3 4 2 1 0 0 0 1 57 93 4.76 1.765
Russ Springer, R (6, 1) ERA: 3.86 1.1 5 1 0 0 1 0 0 0 0 0 0 10 16 0.00 0.750
Dan Wheeler, R (8, 1) ERA: 5.06 2.0 B 8 1 1 1 1 0 0 0 0 0 1 22 35 4.50 1.000
Chad Qualls, R (10, 1) ERA: 3.77 2.0 10 2 0 0 0 1 1 0 0 0 0 16 29 0.00 1.500
Trever Miller, L (12, 1) ERA: 4.63 3.0 9 1 0 0 2 0 0 0 0 0 0 27 38 0.00 0.333
PITCHER IP WLS BF H R ER SO BB IBB HBP BLK WP HR S P ERA WHIP
54 Brad Lidge, R (15, 1) ERA: 6.7 2.0 9 1 0 0 0 4 0 1 1 0 0 1 0 19 36 0.00 1.000
Mike Gallo, L (17, 1) ERA: 5.87 1.0 L 8 3 2 2 0 1 1 0 0 1 1 19 35 18.00 4.000
Dave Borkowski, R (18, 1) ERA: 4.35 0.1 1 0 0 0 0 0 0 0 0 0 0 4 6 0.00 0.000

Batter	1	2	3	4	5	6	7	8	9	10	AB	R	H	RBI	BB	SO	LOB
Willy Taveras, R (1, 8) OBP: 0.330, SLG: 0.328	G6-3		FC1-5 1-2 2-3f		G4-3			E6 G5-4-3	BB 1-2 2-3 3-H		4	0	0	1	1	0	3
Brad Ausmus, R (1, 2) OBP: 0.399, SLG: 0.367	G6-3		F8			1B		G5-4-3 1-2f	SF9 3-H		4	0	1	1	0	0	3
2 Chris Burke, R (1, 4) OBP: 0.377, SLG: 0.472 17 Lance Berkman, S (9, PH) OBP: 0.376, SLG: 0.601 Chad Qualls, R (9, 1) 54 Brad Lidge, R (10, 1)	1B		K			P4		F8	G3-1		4 1 0 0	0 0 0 0	1 0 0 0	0 0 0 0	0 0 0 0	1 0 0 0	3 2 0 0
Morgan Ensberg, R (1, 5) OBP: 0.400, SLG: 0.614	K	K		K		K SAFE			1B 16 BB 1B	1B 1B	5	2	2	0	0	3	2
Mike Lamb, L (1, 3) OBP: 0.388, SLG: 0.527		K		K		L5			16 BB 4 1B 1B 1-2	16 SH1-4 4 CS 1B 1-2	5	1	2	0	0	2	1
Preston Wilson, R (1, 7) OBP: 0.305, SLG: 0.392		G5-3		K			P6		4 1B 16 BB BB 1B 1-2 2-3	16 SH1-4 1-2 2-H	5	1	2	1	0	1	0
16 Jason Lane, R (1, 9) OBP: 0.332, SLG: 0.395		K	F8				G5-3		4 BB 1B SF9 BB 1-2 2-3 3-H	SH1-4 1-2 2-3	3	1	0	1	1	1	0
4 Eric Bruntlett, R (1, 6) OBP: 0.415, SLG: 0.422			FC1-5 64 BB BB		SH1-4 64 BB		1B		BB 1B 1-2 2-3 3-H	P5 3-H	3	0	2	1	2	0	2
64 Fernando Nieve, R (1, 1) OBP: 0.250, SLG: 0.182 Mike Gallo, L (7, 1) Russ Springer, R (8, 1) Craig Biggio, R (9, PH) OBP: 0.359, SLG: 0.452 (9, 4)			FC1-5 1-2 BB		SH1-4 1-2		K SAFE		F8		1 0 0 1	0 0 0 0	0 0 0 0	0 0 0 0	1 0 0 0	1 0 0 0	1 0 0 3
Inning Stats	R: 0 E: 0 K: 1 S: 11 H: 1 LOB: 1 BB: 0 P: 18	R: 0 E: 0 K: 2 S: 7 H: 0 LOB: 0 BB: 0 P: 9	R: 0 E: 0 K: 1 S: 12 H: 0 LOB: 2 BB: 2 P: 22	R: 0 E: 0 K: 3 S: 9 H: 0 LOB: 0 BB: 0 P: 10	R: 0 E: 0 K: 0 S: 16 H: 0 LOB: 1 BB: 1 P: 26	R: 0 E: 0 K: 1 S: 12 H: 1 LOB: 1 BB: 0 P: 18	R: 0 E: 0 K: 1 S: 7 H: 1 LOB: 1 BB: 0 P: 8	R: 0 E: 1 K: 0 S: 5 H: 0 LOB: 0 BB: 0 P: 9	R: 4 E: 0 K: 0 S: 14 H: 4 LOB: 2 BB: 2 P: 25	R: 1 E: 0 K: 0 S: 13 H: 3 LOB: 1 BB: 0 P: 20	1B: 10 2B: 0 3B: 0 HR: 0	SF: 1 SAC: 2 DP: 1 HBP: 0					

PITCHER		IP	WLS	BF	H	R	ER	SO	BB	IBB	HBP	BLK	WP	HR	S	P	ERA	WHIP
Oliver Pérez, L ERA: 5.47	(1, 1)	8.0		32	5	2	2	9	3	0	0	0	0	0	84	127	2.25	1.000
Michael Gonzalez, L ERA: 2.79	(9, 1)	0.1	H	5	2	1	1	0	2	0	0	0	0	0	6	14	27.00	12.000
16 Salomon Torres, R ERA: 5.03	(9, 1)	1.2	L	7	3	2	2	0	0	0	0	0	0	0	16	24	10.80	1.800

PITCHER	IP	WLS	BF	H	R	ER	SO	BB	IBB	HBP	BLK	WP	HR	S	P	ERA	WHIP

TOP

Houston Astros @ Pittsburgh Pirates

PNC Park, Pittsburgh, PA

Sun May 28 2006, 1:35 PM EDT
Att. 24,992 - Partly Cloudy - 81 F

livebaseballscorecards.com

AB	36
R	5
H	10
RBI	5
BB	5
SO	9
LOB	20

PA: 44
WP: 0
PB: 0
SB: 0
CS: 1

Batter	1	2	3	4	5	6	7	8	9	10	AB	R	H	RBI	BB	SO	LOB
13 Nate McLouth, L (1, 8) OBP: 0.321, SLG: 0.363 41 Ryan Doumit, S (10, PH) OBP: 0.278, SLG: 0.438	B S F B B F X 3-2 P5 ①		B B C B B 4-1 2 G6-4-3 BB			C C F B F X 1-2 F9 ①	C F B C 1-3 K ③			C B B B S C 3-3 K ②	3 1	0 0	0 0	0 0	1 0	1 0	1 2
2 Jack Wilson, R (1, 6) OBP: 0.337, SLG: 0.438	C B F X 1-2 12 G4-3 2B		1 SAFE 1 SAFE C S 1 SAFE F X 0-2 G6-4-3 ② ③ 1-2f			X 0-0 G4-3 ②		C B F X 1-2 G6-3 ①		C D F X 1-2 G3 ③	5	0	1	0	0	0	3
12 Freddy Sanchez, R (1, 4) OBP: 0.354, SLG: 0.483	F B X 1-1 G4-3 ② 2-3			X 0-0 F8 ①		F F X 0-2 G6-3 ③		B B F B F X 3-2 F9 ②			4	0	0	0	0	0	1
Jason Bay, R (1, 7) OBP: 0.435, SLG: 0.618	B D C B B 4-1 BB			C X 0-1 HR			X 0-0 G5-3 ①	B C B F X 2-2 F8 ③			3	1	1	1	1	0	0
Jeromy Burnitz, L (1, 9) OBP: 0.283, SLG: 0.411	X 0-0 P2 ③			S F X 0-2 G3-1 ②			C B X 1-1 HR 1B 1B		C F C 0-3 K ①		4	1	1	0	0	1	2
Craig Wilson, R (1, 3) OBP: 0.363, SLG: 0.533		C B B B F C 2-3 K ①		F F B B S 2-3 K ③			X 0-0 HR 1-2 1B		C S B X 1-2 G6-3 ②		4	1	1	0	0	2	0
José Bautista, R (1, 5) OBP: 0.338, SLG: 0.423		B F C B X 2-2 G5-3 ②			X 0-0 F8 ①		B B X 2-0 1-H 2-H HR		B X 1-0 G6-3 ③		4	1	1	3	0	0	0
26 Ronny Paulino, R (1, 2) OBP: 0.362, SLG: 0.407 José Hernández, R (10, PR) OBP: 0.212, SLG: 0.224		B B F X 2-1 P4 ③			S B B C F C 2-3 K ②		F B C B X 2-2 2B			B B C C F F B X 3-2 SH2-4 1B	4 0	0 0	2 0	0 0	0 0	1 0	0 0
Oliver Pérez, L (1, 1) OBP: 0.143, SLG: 0.143 Michael Gonzalez, R (9, 1) 16 Salomon Torres, R (9, 1) Mike Edwards, R (10, PH) OBP: 0.273, SLG: 0.200			B C F F S 1-3 K ①		C S B F B F F B F 3-3 S K ③		F B C B X 1-2 G6-3 ②			B X 1-0 SH2-4 ① 1-2	3 0 0 0	0 0 0 0	0 0 0 0	0 0 0 0	0 0 0 0	2 0 0 0	1 0 0 0
Inning Stats	R: 0 H: 1 E: 0 LOB: 2 K: 0 BB: 1 S: 11 P: 20	R: 0 H: 0 E: 0 LOB: 0 K: 1 BB: 0 S: 8 P: 14	R: 0 H: 0 E: 0 LOB: 0 K: 1 BB: 1 S: 9 P: 14	R: 1 H: 1 E: 0 LOB: 0 K: 1 BB: 0 S: 9 P: 11	R: 0 H: 0 E: 0 LOB: 0 K: 2 BB: 0 S: 12 P: 17	R: 0 H: 0 E: 0 LOB: 0 K: 0 BB: 0 S: 9 P: 10	R: 3 H: 4 E: 0 LOB: 1 K: 1 BB: 0 S: 14 P: 21	R: 0 H: 0 E: 0 LOB: 0 K: 0 BB: 0 S: 9 P: 15	R: 0 H: 0 E: 0 LOB: 0 K: 1 BB: 0 S: 7 P: 9	R: 0 H: 1 E: 0 LOB: 2 K: 1 BB: 0 S: 12 P: 20	1B: 3 SF: 0 2B: 2 SAC: 1 3B: 0 DP: 1 HR: 2 HBP: 0						

PITCHER		IP	WLS	BF	H	R	ER	SO	BB	IBB	HBP	BLK	WP	HR	S	P	ERA	WHIP
64 Fernando Nieve, R ERA: 5.36	(1, 1)	6.2		27	6	4	4	5	2	0	0	0	0	2	69	103	5.40	1.200
Mike Gallo, L ERA: 5.74	(7, 1)	0.1		1	0	0	0	1	0	0	0	0	0	0	3	4	0.00	0.000
Russ Springer, R ERA: 3.63	(8, 1)	1.0		3	0	0	0	0	0	0	0	0	0	0	9	15	0.00	0.000
Chad Qualls, R ERA: 3.64	(9, 1)	1.0	W	3	0	0	0	1	0	0	0	0	0	0	7	9	0.00	0.000
54 Brad Lidge, R ERA: 5.47	(10, 1)	1.0	S	4	1	0	0	1	0	0	0	0	0	0	12	20	0.00	1.000

PITCHER	IP	WLS	BF	H	R	ER	SO	BB	IBB	HBP	BLK	WP	HR	S	P	ERA	WHIP

BOTTOM

Houston Astros @ Pittsburgh Pirates

PNC Park, Pittsburgh, PA

Sun May 28 2006, 1:35 PM EDT
Att. 24,992 - Partly Cloudy - 81 F

livebaseballscorecards.com

AB	35
R	4
H	7
RBI	4
BB	2
SO	8
LOB	10

Batter	1	2	3	4	5	6	7	8	9	AB	R	H	RBI	BB	SO	LOB
Willy Taveras, R (1, 8) OBP: 0.329, SLG: 0.324	C C B B B X 3-2 ① F7		C B B B H 4-1 BB HBP 1B HBP	C X 0-1 ③ G4-3			B X 1-0 ② G5-3			3	1	0	0	0	0	1
Craig Biggio, R (1, 4) OBP: 0.357, SLG: 0.444	B C F X 1-2 ② F7		H 1-0 1B BB 1-2 HBP		F S X 0-2 ① F8		C B S X 1-2 ③ G4-3			3	0	0	0	0	0	0
17 Lance Berkman, S (1, 3) OBP: 0.374, SLG: 0.593	F F B B F C 2-3 ③ K		C B C X 1-2 ② F5		B B F C B X 3-2 G2-3 1B			X 0-0 ① G1-3		4	0	1	0	0	1	2
Morgan Ensberg, R (1, 5) OBP: 0.402, SLG: 0.610		X 0-0 HBP 1B	C D S B F B B 4-2 1B 1-2 2-3 BB		B S F B B X 3-2 ② G2-3 1-2			C S B B F B X 3-2 ② P4		3	0	1	0	1	0	1
Preston Wilson, R (1, 9) OBP: 0.304, SLG: 0.389 Dave Borkowski, R (8, 1)		B B C C F F B X 3-2 ① P4	S X 0-1 1-2 2-3 3-H 1B		X 0-0 ③ P6			C F C 0-3 ③ K		4 0	0 0	1 0	1 0	0 0	1 0	2 0
2 Chris Burke, R (1, 7) OBP: 0.369, SLG: 0.456		C X 0-1 ② F8	B X 1-0 ③ G3-1			B B X 2-0 ① F8			B X 1-0 28 G3 1B	4	0	1	0	0	0	4
Brad Ausmus, R (1, 2) OBP: 0.395, SLG: 0.359		C B H 2-1 1-2 HBP	B X 1-0 ① G5-3			S X 0-1 ② F8			B F X 1-1 ① P2	3	0	0	0	0	0	1
28 Adam Everett, R (1, 6) OBP: 0.264, SLG: 0.310		B F S C 1-3 ③ K	B B B C F B 4-2 44 SH3-4 BB			B X 1-0 ③ G4-3			C F D X 1-2 ② G3 1-2	3	0	0	0	1	1	3
44 Roy Oswalt, R (1, 1) OBP: 0.138, SLG: 0.074 Orlando Palmeiro, L (7, PH) OBP: 0.211, SLG: 0.189 Trever Miller, R (7, 1) Chad Qualls, R (7, 1) 16 Jason Lane, R (8, 9) OBP: 0.330, SLG: 0.392			C B F B B F F X 3-2 ① G6-3	B X 1-0 ② SH3-4 1-2			B X 1-0 ① P5		S F F B B S 2-3 ③ K	1 1 0 0 1	0 0 0 0 0	0 0 0 0 1	0 0 0 0 0	0 0 0 0 1	0 0 0 0 1	0 0 0 0 1
Inning Stats	R: 0 H: 0 E: 0 LOB: 0 K: 1 BB: 0 S: 10 P: 16	R: 0 H: 1 E: 0 LOB: 2 K: 1 BB: 0 S: 12 P: 18	R: 1 H: 1 E: 0 LOB: 3 K: 0 BB: 1 S: 15 P: 29	R: 0 H: 0 E: 0 LOB: 1 K: 0 BB: 1 S: 6 P: 12	R: 0 H: 1 E: 0 LOB: 1 K: 0 BB: 0 S: 10 P: 16	R: 0 H: 0 E: 0 LOB: 0 K: 0 BB: 0 S: 4 P: 7	R: 0 H: 0 E: 0 LOB: 0 K: 0 BB: 0 S: 5 P: 8	R: 0 H: 0 E: 0 LOB: 0 K: 1 BB: 0 S: 8 P: 11	R: 0 H: 1 E: 0 LOB: 1 K: 1 BB: 0 S: 10 P: 15	1B: 4 SF: 0 2B: 0 SAC: 1 3B: 0 DP: 0 HR: 0 HBP: 3						

PITCHER		IP	WLS	BF	H	R	ER	SO	BB	IBB	HBP	BLK	WP	HR	S	P	ERA	WHIP
Jason Marquis, R ERA: 4.75	(1, 1)	7.0	W	29	3	1	1	2	2	0	3	0	0	0	62	106	1.29	0.714
50 Adam Wainwright, R ERA: 2.19	(8, 1)	1.0	H	3	0	0	0	1	0	0	0	0	0	0	8	11	0.00	0.000
44 Jason Isringhausen, R ERA: 3.38	(9, 1)	1.0	S	4	1	0	0	1	0	0	0	0	0	0	10	15	0.00	1.000

PITCHER	IP	WLS	BF	H	R	ER	SO	BB	IBB	HBP	BLK	WP	HR	S	P	ERA	WHIP

TOP

Houston Astros @ St. Louis Cardinals

Busch Stadium, St. Louis, MO

Mon May 29 2006, 3:15 PM CDT
Att. 45,509 - Partly Cloudy - 90 F

livebaseballscorecards.com

AB	30
R	1
H	4
RBI	1
BB	2
SO	4
LOB	15

1B: 4	SF: 0	WP: 0	PA: 36
2B: 0	SAC: 1	PB: 0	
3B: 0	DP: 0	SB: 0	
HR: 0	HBP: 3	CS: 0	

Batter	1	2	3	4	5	6	7	8	9	AB	R	H	RBI	BB	SO	LOB
22 David Eckstein, R (1, 6) OBP: 0.406, SLG: 0.395	B B B C C X 3-2 G5-3 ①		B C X 1-1 53 G4-6-3 1B		B X 1-0 53 FC3-2 2-3 1B		B B F 1 SAFE X 2-1 F8 ②	C F X 0-2 1-2 1B		5	0	3	0	0	0	1
53 John Rodriguez, L (1, 7) OBP: 0.406, SLG: 0.440 44 Jason Isringhausen, R (9, 1)	C B B X 2-1 27 BB 1B		C F B B 1 SAFE B X 3-2 ② ③ G4-6-3 1-2f		F B C D X 2-2 ② FC3-2 1-2 3-H		1 SAFE C F B 1 SAFE B B B 4-2 5 HR 1-2 BB	C B X 1-1 ③ G6-3		4 0	1 0	1 0	0 0	1 0	0 0	5 0
5 Albert Pujols, R (1, 3) OBP: 0.444, SLG: 0.791	B C F X 1-2 ② P1			F F X 0-2 ① F8	F S T 0-2 ③ K		B B X 2-0 1-H 2-H HR			4	1	1	3	0	1	3
27 Scott Rolen, R (1, 5) OBP: 0.393, SLG: 0.503	B B 1 SAFE B C F B 4-2 1-2 BB			X 0-0 ② F9		C S B F F X 1-2 ① G1-3	B C B B X 3-1 43 E 1B			3	0	1	0	1	0	0
43 Juan Encarnacion, R (1, 9) OBP: 0.281, SLG: 0.425	C S B C 1-3 ③ K			C B X 1-1 2B		C L F B F C 1-3 ② K	X 0-0 E5 FC4-6 1-3			4	0	1	0	0	2	3
So Taguchi, R (1, 8) OBP: 0.342, SLG: 0.385		C X 0-1 CS 1B		C C D B H 3-2 HBP		T X 0-1 1B	C F X 0-2 ③ FC4-6 1-2f			3	0	2	0	0	0	2
Gary Bennett, R (1, 2) OBP: 0.213, SLG: 0.241	B F F 1 SAFE B B F T 3-2 ① ② K 1-2			C F F S 0-3 ③ K		C X 0-1 ③ G1-3		F X 0-1 ① F8		4	0	0	0	0	2	4
Aaron Miles, S (1, 4) OBP: 0.393, SLG: 0.372		C X 0-1 ③ G6-3			X 0-0 22 1B SH2-3 53 FC3-2 1B		C F X 0-2 53 BB 5 HR 1B	F C F C 0-3 ② K		4	1	2	0	0	1	0
Jason Marquis, L (1, 1) OBP: 0.219, SLG: 0.323 7 Hector Luna, R (7, PH) OBP: 0.381, SLG: 0.489 50 Adam Wainwright, R (8, 1) OBP: 0.500, SLG: 2.000 Larry Bigbie, L (8, PH) OBP: 0.333, SLG: 0.316 (9, 7)			C X 0-1 ① G4-3		1 SAFE L 1 SAFE X 0-1 ① SH2-3 1-2		B F C 1 SAFE C 1-3 ① K	C X 0-1 22 1B 1B		1 1 0 1	0 0 0 0	0 0 0 1	0 0 0 0	0 1 0 0	0 1 0 0	0 1 0 0
Inning Stats	R: 0 E: 0 K: 1 S: 13 H: 1 LOB: 2 BB: 1 P: 24	R: 0 E: 0 K: 1 S: 8 H: 1 LOB: 0 BB: 0 P: 11	R: 0 E: 0 K: 0 S: 7 H: 1 LOB: 0 BB: 0 P: 11	R: 0 E: 0 K: 1 S: 12 H: 1 LOB: 2 BB: 0 P: 16	R: 0 E: 0 K: 1 S: 10 H: 2 LOB: 2 BB: 0 P: 13	R: 0 E: 0 K: 1 S: 14 H: 1 LOB: 1 BB: 0 P: 16	R: 3 E: 1 K: 1 S: 17 H: 3 LOB: 2 BB: 1 P: 29	R: 0 E: 0 K: 1 S: 13 H: 2 LOB: 2 BB: 0 P: 14		1B: 10 2B: 2 3B: 0 HR: 1	SF: 0 SAC: 1 DP: 2 HBP: 1					

BOTTOM

Houston Astros @ St. Louis Cardinals

Busch Stadium, St. Louis, MO

Mon May 29 2006, 3:15 PM CDT
Att. 45,509 - Partly Cloudy - 90 F

livebaseballscorecards.com

AB	34
R	3
H	12
RBI	3
BB	2
SO	7
LOB	19

PITCHER		IP	WLS	BF	H	R	ER	SO	BB	IBB	HBP	BLK	WP	HR	S	P	ERA	WHIP
44 Roy Oswalt, R ERA: 3.11	(1, 1)	6.0		25	7	0	0	5	1	0	1	0	0	0	64	91	0.00	1.333
Trever Miller, L ERA: 5.84	(7, 1)	0.2	L	4	1	2	2	1	1	0	0	0	0	0	10	17	27.00	3.000
Chad Qualls, R ERA: 3.9	(7, 1)	0.1	B	4	2	1	1	0	0	0	0	0	0	1	7	12	27.00	6.000
Dave Borkowski, R ERA: 4.15	(8, 1)	1.0		5	2	0	0	1	0	0	0	0	0	0	13	14	0.00	2.000

PITCHER	IP	WLS	BF	H	R	ER	SO	BB	IBB	HBP	BLK	WP	HR	S	P	ERA	WHIP

WP: 0 PB: 0 SB: 0 CS: 1 PA: 38

Houston Astros @ St. Louis Cardinals

Busch Stadium, St. Louis, MO

Tue May 30 2006, 7:10 PM CDT

Att. 44,732 - Partly Cloudy - 82 F

TOP

livebaseballscorecards.com

Batter	1	2	3	4	5	6	7	8	9	AB	R	H	RBI	BB	SO	LOB
Willy Taveras, R (1, 8) OBP: 0.327, SLG: 0.327	B F C X 1-2 17 1B 2B		B C X 1-1 ② G6-3			B C B X 2-1 ① L7	F X 0-1 ② G6-3			4	1	1	0	0	0	1
Craig Biggio, R (1, 4) OBP: 0.359, SLG: 0.466	L X 0-1 ① F8		F F B B F F C 2-3 ③ K			C S X 0-2 17 F9 2B	C B C B F B F X 3-2 3-H HR			4	1	2	2	0	1	1
17 Lance Berkman, S (1, 3) OBP: 0.371, SLG: 0.585	F S B D X 2-2 FC5-4 2-H 1B			B B X 2-0 ① G3		B C F 2 SAFE X 1-2 ② F9 2-3	S B C B F C 2-3 ③ K			4	0	1	1	0	1	1
Morgan Ensberg, R (1, 5) OBP: 0.395, SLG: 0.597	S C F B B S 2-3 ② K			F F X 0-2 ② F7		B S C B B S 3-3 ③ K		F C B S 1-3 ① K		4	0	0	0	0	3	2
Preston Wilson, R (1, 9) OBP: 0.303, SLG: 0.383	B S D S X 2-2 ③ FC5-4 1-2f			B F B B B 4-1 BB			F B F F S 1-3 ① K	F B F X 1-2 ② G5-3		3	0	0	0	1	1	1
2 Chris Burke, R (1, 7) OBP: 0.362, SLG: 0.459		C F C 0-3 ① K		S D S B S 2-3 ③ K			F F X 0-2 1B 1B 2B	X 0-0 ③ P3		4	1	1	0	0	2	1
Brad Ausmus, R (1, 2) OBP: 0.392, SLG: 0.356		B X 1-0 ② F9			X 0-0 ① F9		B B B C X 3-1 1B 2-3 1B		C F F X 0-2 ① G6-3	4	1	1	0	0	0	0
28 Adam Everett, R (1, 6) OBP: 0.261, SLG: 0.306 Mike Lamb, L (7, PH) OBP: 0.395, SLG: 0.533 4 Eric Bruntlett, R (7, 6) OBP: 0.407, SLG: 0.413		C B X 1-1 ③ P5			B B F X 2-1 ② G5-3		F B X 1-1 1B E 1-2 3-H 1B		B X 1-0 ② P4	2 1 1	0 1 0	0 1 0	0 1 0	0 0 0	0 0 0	0 0 0
Andy Pettitte, L (1, 1) OBP: 0.136, SLG: 0.143 Orlando Palmeiro, L (7, PH) OBP: 0.231, SLG: 0.211 Russ Springer, R (7, 1) Dan Wheeler, R (8, 1) 16 Jason Lane, R (9, PH) OBP: 0.328, SLG: 0.390 54 Brad Lidge, R (9, 1)			C B X 1-1 ① F7		B C C S 1-3 ③ K		B F X 1-1 E8 HR 1-H 2-H 1B		B F C B F B F X 3-2 ③ F7	2 1 0 0 1 0	0 1 0 0 0 0	0 1 0 0 0 0	0 1 0 0 0 0	1 0 0 0 0 0	0 0 0 0 0 0	0 0 0 0 0 0

	AB	35
	R	6
	H	8
	RBI	5
	BB	1
	SO	9
	LOB	7

Inning Stats	1	2	3	4	5	6	7	8	9
	R: 1 E: 0 K: 1 S: 15	H: 2 LOB: 1 BB: 0 P: 22	R: 0 E: 0 K: 1 S: 6	H: 0 LOB: 0 BB: 0 P: 8	R: 0 E: 0 K: 1 S: 9	H: 0 LOB: 0 BB: 0 P: 13	R: 0 E: 0 K: 1 S: 8	H: 0 LOB: 1 BB: 1 P: 16	R: 0 E: 0 K: 1 S: 6	H: 0 LOB: 0 BB: 0 P: 9	R: 0 E: 0 K: 1 S: 11	H: 1 LOB: 1 BB: 0 P: 17	R: 5 E: 1 K: 2 S: 24	H: 5 LOB: 0 BB: 0 P: 35	R: 0 E: 0 K: 1 S: 7	H: 0 LOB: 0 BB: 0 P: 9	R: 0 E: 0 K: 0 S: 10	H: 0 LOB: 0 BB: 0 P: 14

| | | |

Batter	1	2	3	4	5	6	7	8	9	AB	R	H	RBI	BB	SO	LOB
22 David Eckstein, R (1, 6) OBP: 0.399, SLG: 0.387	B C X 1-1 G6-3 ①		C C B X 1-2 G4-6-3 ①② 1-2f		B X 1-0 F8 ②		B C F B X 2-2 F8 ③			4	0	0	0	0	0	1
7 Hector Luna, R (1, 7) OBP: 0.386, SLG: 0.500	C C B B B X 3-2 G6-3 ②		X 0-0 1B		F X 0-1 2B			B X 1-0 F9 ①		4	0	2	0	0	0	0
5 Albert Pujols, R (1, 3) OBP: 0.445, SLG: 0.783	F B F B X 2-2 F8 ③		B S B X 2-1 G5-3 ③		I I I 4-0 IBB			B C X 1-1 27 2B 43 FC5-2 1B		3	0	1	0	1	0	1
27 Scott Rolen, R (1, 5) OBP: 0.401, SLG: 0.544		B B C X 2-1 43 G4-3 4 2B 2B		C B B X 2-1 HR	C X 0-1 F9 ③			D 1 SAFE B X 2-0 1-3 2B		4	2	3	1	0	0	2
43 Juan Encarnacion, R (1, 9) OBP: 0.281, SLG: 0.438		B X 1-0 G4-3 ① 2-3		X 0-0 HR		B B C X 2-1 L8 ①		S S B X 1-2 FC5-2 ② 3-H		4	1	1	1	0	0	3
So Taguchi, R (1, 8) OBP: 0.331, SLG: 0.372		F F B F D B S 3-3 K ②		C B B X 2-1 G4-3 ①		C B B S C 3-3 K ②		B F S C 1-3 K ③		4	0	0	0	0	3	3
4 Yadier Molina, R (1, 2) OBP: 0.228, SLG: 0.217		B B B C C C X 3-2 2B 3-H		X 0-0 F9 ②		C C B X 1-2 G3 ③			X 0-0 G5-3 ①	4	0	1	1	0	0	0
Aaron Miles, S (1, 4) OBP: 0.382, SLG: 0.360		C F S 0-3 K ③		B C F C 1-3 K ③			C T B B X 2-2 F9 ①		C B X 1-1 F7 ②	4	0	0	0	0	2	1
23 Anthony Reyes, R (1, 1) OBP: 0.500, SLG: 0.500 Josh Hancock, R (7, 1) 53 John Rodriguez, L (7, PH) OBP: 0.402, SLG: 0.435 41 Braden Looper, R (8, 1) OBP: 1.000, SLG: 2.000 Larry Bigbie, L (9, PH) OBP: 0.318, SLG: 0.300			X 0-0 22 G4-6-3 1B		B B X 2-0 G4-3 ①		C B B B S C 3-3 K ②		C S S 0-3 K ③	2 0 1 0 1	0 0 0 0 0	1 0 0 0 0	0 0 0 0 0	0 0 1 0 1	0 0 0 0 0	0 0 0 0 0
Inning Stats	R: 0 H: 0 E: 0 LOB: 0 K: 0 BB: 0 S: 8 P: 14	R: 1 H: 2 E: 0 LOB: 1 K: 2 BB: 0 S: 13 P: 22	R: 0 H: 2 E: 0 LOB: 1 K: 0 BB: 0 S: 7 P: 10	R: 2 H: 2 E: 0 LOB: 0 K: 1 BB: 0 S: 9 P: 14	R: 0 H: 1 E: 0 LOB: 2 K: 0 BB: 1 S: 6 P: 13	R: 0 H: 0 E: 0 LOB: 0 K: 1 BB: 0 S: 8 P: 14	R: 0 H: 0 E: 0 LOB: 0 K: 1 BB: 0 S: 9 P: 16	R: 0 H: 2 E: 0 LOB: 2 K: 1 BB: 0 S: 10 P: 16	R: 0 H: 0 E: 0 LOB: 0 K: 1 BB: 0 S: 6 P: 7	1B: 3 2B: 4 3B: 0 HR: 2	SF: 0 SAC: 0 DP: 1 HBP: 0			WP: 0 PB: 0 SB: 0 CS: 0	PA: 36		

PITCHER	IP	WLS	BF	H	R	ER	SO	BB	IBB	HBP	BLK	WP	HR	S	P	ERA	WHIP
Andy Pettitte, L (1, 1) ERA: 5.65	6.0	W	25	7	3	3	4	0	1	0	0	0	2	51	87	4.50	1.167
Russ Springer, R (7, 1) ERA: 3.44	1.0	H	3	0	0	0	1	0	0	0	0	0	0	9	16	0.00	0.000
Dan Wheeler, R (8, 1) ERA: 4.84	1.0	H	5	2	0	0	1	0	0	0	0	0	0	10	16	0.00	2.000
54 Brad Lidge, R (9, 1) ERA: 5.26	1.0	S	3	0	0	0	1	0	0	0	0	0	0	6	7	0.00	0.000

PITCHER	IP	WLS	BF	H	R	ER	SO	BB	IBB	HBP	BLK	WP	HR	S	P	ERA	WHIP

BOTTOM

Houston Astros @ St. Louis Cardinals

Busch Stadium, St. Louis, MO

Tue May 30 2006, 7:10 PM CDT
Att. 44,732 - Partly Cloudy - 82 F

livebaseballscorecards.com

AB	35
R	3
H	9
RBI	3
BB	1
SO	7
LOB	11

Houston Astros @ St. Louis Cardinals

Busch Stadium, St. Louis, MO

Wed May 31 2006, 12:10 PM CDT

Att. 43,534 - Cloudy - 85 F

TOP

livebaseballscorecards.com

Batter	1	2	3	4	5	6	7	8	9	10	11	AB	R	H	RBI	BB	SO	LOB
Willy Taveras, R (1, 8) OBP: 0.320, SLG: 0.319	B B X 2-0 ① F8	C X 0-1 ③ FC5-4 1-2f		C C X 0-2 ③ G6-3			C C B C 1-3 ① K		B C F F B C 2-3 ② K			5	0	0	0	0	2	2
Orlando Palmeiro, L (1, 7) OBP: 0.256, SLG: 0.262 Dave Borkowski, R (7, 1) Eric Munson, L (9, PH) OBP: 0.382, SLG: 0.426 Dan Wheeler, R (9, 1) Russ Springer, R (10, 1) Preston Wilson, R (11, 9) OBP: 0.303, SLG: 0.383	X 0-0 17 1B 2B	C B X 1-1 17 2B 2 G4-3 1B	C B B X 2-1 ① F9				B C X 1-2 ② L4		F F O B F X 2-2 ③ F8			4 0 1 0 0 0	2 0 0 0 0 0	2 0 0 0 0 0	0 0 0 0 0 0	0 0 0 0 0 0	0 0 1 0 0 0	0 0 0 0 0 0
17 Lance Berkman, S (1, 9) OBP: 0.377, SLG: 0.589 (10, 7)	F X 0-1 1B 2-H 1B	B B C F X 2-2 2 G4-3 1-3 2B	B S S B B B 4-2 G6-4-3 BB				C B B F C 2-3 ③ K			C B B B F B S 3-3 ① K		4	0	2	1	1	2	0
Morgan Ensberg, R (1, 5) OBP: 0.391, SLG: 0.587	C X 0-1 1-2 1B	C B D B B C X 3-2 ① P3			F B B X 2-1 ② ③ G6-4-3 1-2f			C B C S 1-3 ① K		B X 1-0 ② P3		5	0	1	0	0	1	3
Mike Lamb, L (1, 3) OBP: 0.407, SLG: 0.538	B F D X 2-1 ② F8	B B I I 4-0 2 G4-3 IBB				C F F B X 2-2 ① F8		F C X 0-2 2B		B B B C B 4-1 BB		3	0	1	0	2	0	2
2 Chris Burke, R (1, 4) OBP: 0.338, SLG: 0.424	C B B B S X 3-2 ③ F8	X 0-0 ② G4-3 1-2 2-3 3-H				F B X 1-1 ② G5-3		B C B D S X 3-2 ② F7		C F 1 SAFE F 1 SAFE S 0-3 ③ K		5	0	0	1	0	1	6
Brad Ausmus, R (1, 2) OBP: 0.386, SLG: 0.358	X 0-0 ① G6-3	C B B F C 2-3 ③ K				C B X 1-1 4 2B 2B		C C B X 1-2 ③ G5-3		B C C B S 2-3 ① K		5	1	1	0	0	2	3
4 Eric Bruntlett, R (1, 6) OBP: 0.407, SLG: 0.431	C C F C 0-3 ② K	B C F B X 2-2 ① F9				B X 1-0 2-H 2B			C B X 1-1 16 SH1-4 1B	C X 0-1 ② P3		5	0	2	1	0	1	0
Taylor Buchholz, R (1, 1) OBP: 0.048, SLG: 0.048 Craig Biggio, R (6, PH) OBP: 0.358, SLG: 0.464 Trever Miller, R (6, 1) 16 Jason Lane, R (7, 7) OBP: 0.326, SLG: 0.388 (10, 9) Mike Gallo, L (11, 1)	C C F B X 1-2 FC5-4 1B	C F B X 1-2 G5-3				F C D X 1-2 ③ F9			X 0-0 ① SH1-4 1-2		C X 0-1 ③ P4	2 1 0 1 0	0 0 0 0 0	1 0 0 0 0	0 0 0 0 0	0 0 0 0 0	0 1 0 0 0	0 0 0 0 0
Inning Stats	R: 1 H: 3 E: 0 LOB: 2 K: 0 BB: 0 S: 11 P: 18	R: 0 H: 1 E: 0 LOB: 1 K: 1 BB: 0 S: 11 P: 12	R: 1 H: 2 E: 0 LOB: 2 K: 1 BB: 1 S: 12 P: 24	R: 0 H: 0 E: 0 LOB: 0 K: 0 BB: 0 S: 9 P: 12	R: 0 H: 0 E: 0 LOB: 0 K: 0 BB: 1 S: 6 P: 14	R: 1 H: 2 E: 0 LOB: 1 K: 0 BB: 0 S: 12 P: 18	R: 0 H: 0 E: 0 LOB: 0 K: 2 BB: 0 S: 9 P: 13	R: 0 H: 1 E: 0 LOB: 1 K: 1 BB: 0 S: 12 P: 17	R: 0 H: 1 E: 0 LOB: 1 K: 1 BB: 0 S: 12 P: 17	R: 0 H: 0 E: 0 LOB: 1 K: 2 BB: 1 S: 9 P: 17	R: 0 H: 0 E: 0 LOB: 0 K: 1 BB: 0 S: 7 P: 9	1B: 5 SF: 0 2B: 5 SAC: 1 3B: 0 DP: 1 HR: 0 HBP: 0						

PITCHER	IP	WLS	BF	H	R	ER	SO	BB	IBB	HBP	BLK	WP	HR	S	P	ERA	WHIP
Jeff Suppan, R (1, 1) ERA: 5.06	6.0		27	8	3	3	2	1	1	0	0	0	0	61	98	4.50	1.500
50 Adam Wainwright, R (7, 1) ERA: 2.03	2.0		7	1	0	0	3	0	0	0	0	0	0	21	30	0.00	0.500
44 Jason Isringhausen, R (9, 1) ERA: 3.05	2.0		8	1	0	0	3	1	0	0	0	0	0	21	34	0.00	1.000
41 Braden Looper, R (11, 1) ERA: 3.63	1.0	W	3	0	0	0	1	0	0	0	0	0	0	7	9	0.00	0.000

PITCHER	IP	WLS	BF	H	R	ER	SO	BB	IBB	HBP	BLK	WP	HR	S	P	ERA	WHIP

AB	41
R	3
H	10
RBI	3
BB	3
SO	9
LOB	18

WP: 0 PA: 45
PB: 0
SB: 0
CS: 0

Houston Astros @ St. Louis Cardinals

Busch Stadium, St. Louis, MO

Wed May 31 2006, 12:10 PM CDT
Att. 43,534 - Cloudy - 85 F

livebaseballscorecards.com

BOTTOM

Batter	1	2	3	4	5	6	7	8	9	10	11	AB	R	H	RBI	BB	SO	LOB
22 David Eckstein, R (1, 6) OBP: 0.402, SLG: 0.392	G4-3		53 G3-1 / 5 G4-3 2B		27 2B / 53 G4-1 1B	G6-3			F7		1B HBP 1-2 2-3	5	2	2	0	0	0	0
53 John Rodriguez, L (1, 9) OBP: 0.400, SLG: 0.432 So Taguchi, R (7, PH) OBP: 0.331, SLG: 0.371 (8, 8)	27 HBP / 5 1B 1B		G3-1 2-3		G4-1 1-2		F9			F9	1B 1-2 2-3 3-H	3 3	0 0	1 1	0 1	0 0	0 0	2 0
5 Albert Pujols, R (1, 3) OBP: 0.449, SLG: 0.775	27 HBP 1B 1-2		G4-3 3-H		27 2B / 43 WP IBB		K			FC4-6 BB		3	1	1	1	2	1	0
27 Scott Rolen, R (1, 5) OBP: 0.401, SLG: 0.543	HBP 1-2 2-3		G4-3		43 WP 2B 1-3 2-H		K			FC4-6 1-2f		4	0	1	1	0	1	1
43 Juan Encarnacion, R (1, 8) OBP: 0.274, SLG: 0.426 (8, 9)	F9			P5	K BB 2-3 3-H			G5-3		K		5	0	0	0	0	2	5
Larry Bigbie, L (1, 7) OBP: 0.308, SLG: 0.261 44 Jason Isringhausen, R (9, 1) 41 Braden Looper, R (11, 1) OBP: 0.500, SLG: 1.000	K			G4-3	BB 1-2			K			G4-3	3 0 1	0 0 0	0 0 0	0 0 0	1 0 0	2 0 0	3 0 0
4 Yadier Molina, R (1, 2) OBP: 0.234, SLG: 0.225		G5-3		BB	F9			G6-3			22 HBP 1B 2B	4	1	1	0	1	0	3
Aaron Miles, S (1, 4) OBP: 0.376, SLG: 0.354		G4-3		F9	B3				G4-3		1B 22 HBP 1B	5	0	1	0	0	0	1
Jeff Suppan, R (1, 1) OBP: 0.111, SLG: 0.059 Jason Marquis, L (6, PH) OBP: 0.212, SLG: 0.313 50 Adam Wainwright, R (7, 1) OBP: 0.500, SLG: 2.000 7 Hector Luna, R (9, 7) OBP: 0.379, SLG: 0.490		G4-3			F9	K			F8		L5	2 1 0 2	0 0 0 0	0 0 0 0	0 0 0 0	0 0 0 0	0 1 0 0	0 0 0 2
Inning Stats	R: 0 H: 2 E: 0 LOB: 3 K: 1 BB: 0 S: 17 P: 28	R: 0 H: 0 E: 0 LOB: 0 K: 0 BB: 0 S: 10 P: 14	R: 1 H: 1 E: 0 LOB: 0 K: 0 BB: 0 S: 7 P: 16	R: 0 H: 0 E: 0 LOB: 1 K: 0 BB: 1 S: 7 P: 16	R: 2 H: 2 E: 0 LOB: 3 K: 1 BB: 2 S: 16 P: 33	R: 0 H: 0 E: 0 LOB: 0 K: 1 BB: 0 S: 7 P: 8	R: 0 H: 0 E: 0 LOB: 0 K: 2 BB: 0 S: 9 P: 10	R: 0 H: 0 E: 0 LOB: 0 K: 1 BB: 0 S: 9 P: 13	R: 0 H: 0 E: 0 LOB: 1 K: 0 BB: 0 S: 9 P: 17	R: 0 H: 0 E: 0 LOB: 1 K: 1 BB: 1 S: 10 P: 17	R: 1 H: 3 E: 0 LOB: 3 K: 0 BB: 0 S: 13 P: 18	1B: 5 SF: 0 2B: 3 SAC: 0 3B: 0 DP: 0 HR: 0 HBP: 2						

PITCHER		IP	WLS	BF	H	R	ER	SO	BB	IBB	HBP	BLK	WP	HR	S	P	ERA	WHIP
Taylor Buchholz, R ERA: 5.55	(1, 1)	5.0		25	5	3	3	2	2	1	1	0	1	0	57	107	5.40	1.400
Trever Miller, L ERA: 5.4	(6, 1)	1.0		3	0	0	0	1	0	0	0	0	0	0	7	8	0.00	0.000
Dave Borkowski, R ERA: 3.8	(7, 1)	2.0		6	0	0	0	3	0	0	0	0	0	0	18	23	0.00	0.000
Dan Wheeler, R ERA: 4.63	(9, 1)	1.0		3	0	0	0	0	0	0	0	0	0	0	9	17	0.00	0.000
Russ Springer, R ERA: 3.26	(10, 1)	1.0		4	0	0	0	1	1	0	0	0	0	0	10	17	0.00	1.000

PITCHER		IP	WLS	BF	H	R	ER	SO	BB	IBB	HBP	BLK	WP	HR	S	P	ERA	WHIP
Mike Gallo, L ERA: 6.06	(11, 1)	0.2	L	6	3	1	1	0	0	0	1	0	0	0	13	18	13.50	4.500

AB	41
R	4
H	8
RBI	3
BB	4
SO	7
LOB	17

WP: 1 PA: 47
PB: 0
SB: 0
CS: 0

Batter	1	2	3	4	5	6	7	8	9	AB	R	H	RBI	BB	SO	LOB
4 Brandon Phillips, R (1, 4) OBP: 0.349, SLG: 0.465	0-2 E S 1B 1B	G5-3	1-1 HR		2-2 F8		2-3 K		1-3 K	6	2	2	1	0	2	4
Felipe Lopez, S (1, 6) OBP: 0.367, SLG: 0.393	SAFE SAFE 4-2 1B 1-3 2B BB	0-1 E6 CS 1B	0-2 G4-3			2-2 G1-3	1-2 WP 1B		4-2 26 HR BB	4	2	1	0	2	0	0
Ken Griffey Jr., L (1, 8) OBP: 0.304, SLG: 0.487	1-0 2B 1-2 BB 3-H 1B	2-1 BB CS 1-2 1B	1-0 G4-3			1-2 F8	2-3 K 1-2		0-1 1-H 2-H HR	5	2	2	1	0	1	1
Chris Hammond, L (7, 1)										0	0	0	0	0	0	0
25 David Weathers, R (8, 1)										0	0	0	0	0	0	0
26 David Ross, R (9, PH) OBP: 0.379, SLG: 0.686										1	1	1	3	0	0	0
Esteban Yan, R (9, 1)										0	0	0	0	0	0	0
Rich Aurilia, R (1, 3) OBP: 0.333, SLG: 0.500	1-2 BB 12 2B 1-3 2-H 2B	4-1 BB 1B 1-2 2-3 BB		G5-3		0-0 1B 2B		P4	3-3 K	5	3	2	1	1	1	0
Adam Dunn, L (1, 7) OBP: 0.385, SLG: 0.568	4-1 BB 12 2B BB	4-2 E 12 SF7 1B 1-2 2-3 BB		G4-3		4-0 1B 12 1B IBB		F9		1	3	0	0	3	0	0
Quinton McCracken, S (8, PH) OBP: 0.256, SLG: 0.282										1	0	0	0	0	0	0
(8, 7)																
Austin Kearns, R (1, 9) OBP: 0.368, SLG: 0.518	4-2 12 2B 1-2 2-3 3-H BB	3-2 E8 1-3 2-H 3-H 1B		K		1-0 12 1B 1-3 2-H 1B		0-0 2B		4	0	3	4	1	1	0
12 Edwin Encarnación, R (1, 5) OBP: 0.369, SLG: 0.486	1-0 1-3 2-H 3-H 2B	2-2 SF7 3-H			1-2 39 G4-3 2B	1-1 FC6-4 1-2 3-H 1B		3-3 K		4	0	3	4	0	1	1
Jason LaRue, R (1, 2) OBP: 0.277, SLG: 0.309	1-0 P2	0-0 G5-3			0-2 L5	0-1 FC6-4 1-2f			1-2 G5-3	5	0	0	0	0	0	6
39 Aaron Harang, R (1, 1) OBP: 0.214, SLG: 0.214	0-3 K		1-3 K		0-0 G4-3 2-3				0-1 26 HR 2B	3	0	0	0	0	2	3
6 Ryan Freel, R (7, PH) OBP: 0.372, SLG: 0.356							1-3 K			2	1	1	0	0	1	0
(7, 8)																
Inning Stats	R: 5 E: 0 K: 1 S: 24 H: 4 LOB: 2 BB: 3 P: 41	R: 3 E: 2 K: 0 S: 14 H: 2 LOB: 1 BB: 2 P: 29	R: 1 E: 0 K: 1 S: 9 H: 1 LOB: 0 BB: 0 P: 12	R: 0 E: 0 K: 1 S: 9 H: 0 LOB: 0 BB: 0 P: 14	R: 0 E: 0 K: 0 S: 10 H: 1 LOB: 1 BB: 0 P: 13	R: 2 E: 0 K: 0 S: 12 H: 3 LOB: 2 BB: 1 P: 21	R: 0 E: 0 K: 3 S: 14 H: 1 LOB: 1 BB: 0 P: 20	R: 0 E: 0 K: 1 S: 6 H: 1 LOB: 1 BB: 0 P: 10	R: 3 E: 0 K: 2 S: 17 H: 2 LOB: 0 BB: 1 P: 26	1B: 7 2B: 6 3B: 0 HR: 2 SF: 1 SAC: 0 DP: 0 HBP: 0							

PITCHER	IP	WLS	BF	H	R	ER	SO	BB	IBB	HBP	BLK	WP	HR	S	P	ERA	WHIP
51 Wandy Rodriguez, L (1, 1) ERA: 4.81	1.1	L	15	6	8	7	1	5	0	0	0	0	0	34	64	47.25	8.250
43 Chris Sampson, R (2, 1) ERA: 5.06	5.1		23	6	3	3	4	0	1	0	0	0	1	55	81	5.06	1.125
Trever Miller, L (7, 1) ERA: 4.91	1.1		5	1	0	0	2	0	0	0	0	1	0	9	15	0.00	0.750
Dave Borkowski, R (9, 1) ERA: 4.74	1.0		6	2	3	3	2	1	0	0	0	0	1	17	26	27.00	3.000

PITCHER	IP	WLS	BF	H	R	ER	SO	BB	IBB	HBP	BLK	WP	HR	S	P	ERA	WHIP

TOP

Cincinnati Reds @ Houston Astros

Minute Maid Park, Houston, TX

Fri Jun 02 2006, 7:05 PM CDT

Att. 37,086 - Clear - 86 F

livebaseballscorecards.com

AB	41
R	14
H	15
RBI	14
BB	7
SO	9
LOB	15

REDS

Cincinnati Reds @ Houston Astros

Minute Maid Park, Houston, TX

Fri Jun 02 2006, 7:05 PM CDT

Att. 37,086 - Clear - 86 F

livebaseballscorecards.com

BOTTOM

Batter	1	2	3	4	5	6	7	8	9	AB	R	H	RBI	BB	SO	LOB
Willy Taveras, R (1, 8) OBP: 0.318, SLG: 0.317	C B F B X 2-2 G6-3 ①		B X 1-0 S 2-H 1B		C X 0-1 B1-3 ②		B B F B X 3-1 F8 ①		X 0-0 P3 ②	5	0	1	1	0	0	3
Craig Biggio, R (1, 4) OBP: 0.360, SLG: 0.462 Dave Borkowski, R (9, 1) 28 Adam Everett, R (9, PH) OBP: 0.259, SLG: 0.304	B C F X 1-2 F7 ②		F F B D F D B 4-2 1-2 BB		C X 0-1 1B		B B C F X 2-2 FC5-4 1-2f 2-3 ②		C B F B X 2-2 G5-3 ③	3 0 1	0 0 0	1 0 0	0 0 0	1 0 0	0 0 0	2 0 1
Mike Lamb, L (1, 5) OBP: 0.389, SLG: 0.512	C T F F S 0-3 K ③		B F B X 2-1 F9 ③		C B X 1-1 F7 ③		X 0-0 G4-3 ③			4	0	0	0	0	1	5
17 Lance Berkman, S (1, 3) OBP: 0.374, SLG: 0.598		B F B C S 2-3 K ①		S B B X 2-1 HR		B C B S F F F B X 3-2 P4 ①		X 0-0 F9 ①		4	1	1	1	0	1	0
Preston Wilson, R (1, 7) OBP: 0.307, SLG: 0.400		C C B S 1-3 K ②		C B X 1-1 P3 ①		F S F F B X 1-2 1B		F X 0-1 HR		4	1	2	1	0	1	0
Eric Munson, L (1, 2) OBP: 0.356, SLG: 0.392		F S S 0-3 K ③		X 0-0 F8 ②		B F X 1-1 F9 ②		X 0-0 P5 ②		4	0	0	0	0	1	1
16 Jason Lane, R (1, 9) OBP: 0.332, SLG: 0.389 Trever Miller, R (7, 1) Orlando Palmeiro, L (8, PH) OBP: 0.250, SLG: 0.256 (9, 9)			B C B B C F B 4-2 43 G5-3 1B BB	B S S B B F X 3-2 1B		B X 1-0 F9 ③		F B B B C F X 3-2 G3 ③		2 0 1	1 0 0	1 0 0	0 0 0	1 0 0	0 0 0	1 0 0
4 Eric Bruntlett, R (1, 6) OBP: 0.413, SLG: 0.426			B F X 1-1 P4 ①	C B X 1-1 G6-3 ③		C C X 0-2 FC5-4 2 1B 1B			B F B B B 4-1 BB	3	0	1	0	1	0	2
51 Wandy Rodriguez, S (1, 1) OBP: 0.087, SLG: 0.045 43 Chris Sampson, R (2, 1) 2 Chris Burke, R (7, 9) OBP: 0.342, SLG: 0.426 (9, 4)			B F B X 2-1 G5-3 ② 1-2		F S F B S 1-3 K ①		B X 1-0 FC5-4 1-2 1B		X 0-0 P6 ①	0 2 2	0 0 0	0 0 1	0 0 0	0 1 0	0 1 0	0 1 1
Inning Stats	R: 0 E: 0 K: 1 S: 11 H: 0 LOB: 0 BB: 0 P: 14	R: 0 E: 0 K: 3 S: 9 H: 0 LOB: 0 BB: 0 P: 12	R: 1 E: 0 K: 0 S: 13 H: 1 LOB: 2 BB: 2 P: 27	R: 1 E: 0 K: 0 S: 11 H: 2 LOB: 1 BB: 0 P: 18	R: 0 E: 0 K: 1 S: 10 H: 1 LOB: 1 BB: 0 P: 12	R: 0 E: 0 K: 0 S: 14 H: 1 LOB: 1 BB: 0 P: 20	R: 0 E: 0 K: 0 S: 10 H: 2 LOB: 2 BB: 0 P: 16	R: 1 E: 0 K: 0 S: 8 H: 1 LOB: 0 BB: 0 P: 11	R: 0 E: 0 K: 0 S: 6 H: 0 LOB: 1 BB: 1 P: 12	1B: 6 2B: 0 3B: 0 HR: 2	SF: 0 SAC: 0 DP: 0 HBP: 0					WP: 0 PB: 0 SB: 1 CS: 0	PA: 38

	AB	35
	R	3
	H	8
	RBI	3
	BB	3
	SO	5
	LOB	17

PITCHER		IP	WLS	BF	H	R	ER	SO	BB	IBB	HBP	BLK	WP	HR	S	P	ERA	WHIP
39 Aaron Harang, R ERA: 3.65	(1, 1)	6.0	W	25	5	2	2	5	2	0	0	0	0	1	68	103	3.00	1.167
Chris Hammond, L ERA: 5.19	(7, 1)	1.0		5	2	0	0	0	0	0	0	0	0	0	10	16	0.00	2.000
25 David Weathers, R ERA: 3.46	(8, 1)	1.0		4	1	1	1	0	0	0	0	0	0	1	8	11	9.00	1.000
Esteban Yan, R ERA: 6.56	(9, 1)	1.0		4	0	0	0	0	1	0	0	0	0	0	6	12	0.00	1.000

PITCHER	IP	WLS	BF	H	R	ER	SO	BB	IBB	HBP	BLK	WP	HR	S	P	ERA	WHIP

Batter	1	2	3	4	5	6	7	8	9	AB	R	H	RBI	BB	SO	LOB
4 Brandon Phillips, R (1, 4) OBP: 0.339, SLG: 0.450	C B X 1-1 ① F8		B F C X 1-2 ②③ G4-6-3 1-2f		C C X 0-2 ③ G5-3	F S F B X 1-2 ③ F8			B B B C F X 3-2 ① G6-3	5	0	0	0	0	0	4
Felipe Lopez, S (1, 6) OBP: 0.364, SLG: 0.386	C B B C B B 4-2 P6-3 BB			C B X 1-1 ① G3		C F X 0-2 ① F8	X 0-0 ① F7		C C B X 1-2 ② F7	4	0	0	0	1	0	0
Ken Griffey Jr., L (1, 8) OBP: 0.315, SLG: 0.517 6 Ryan Freel, R (9, PR) (9, 8) OBP: 0.372, SLG: 0.356	C B X 1-1 ②③ P6-3 1-1f			B F B S S X 2-2 HR		C B B S B F X 2-2 FC5-4 1B	C B B B F X 3-2 F7		C B F X 1-2 S 1B	5	1	3	1	0	0	1
										0	0	0	0	0	0	0
Rich Aurilia, R (1, 3) OBP: 0.328, SLG: 0.483		B C X 1-1 ① G6-3		B C F B X 2-2 ② F9		B X 1-0 ② FC5-4 2B 12 2B 1-2f	B S C B B F F F F 4-2 F F B 1B BB		1 SAFE B X 1-0 ③ G6-3 1-2	4	1	0	0	1	0	2
Adam Dunn, L (1, 7) OBP: 0.391, SLG: 0.575		B B S C B B 4-2 G4-6-3 BB		B B B C X 3-1 ③ P5		C B X 1-1 12 2B 1-3 2B	C X 0-1 1-3 1B			3	1	2	0	1	0	0
Austin Kearns, R (1, 9) OBP: 0.366, SLG: 0.510		F B B X 2-1 ②③ G4-6-3 1-2f			B B B C F X 3-2 ① G5-3	B B B I 4-0 12 2B 61 1B IBB	B X 1-0 ③ G5-3			3	1	0	0	1	0	3
12 Edwin Encarnación, R (1, 5) OBP: 0.367, SLG: 0.486			C F B S 1-3 ① K		B B F C S 2-3 ② K	F B F F D X 2-2 1-3 2-H 3-H 61 1B 2B		F B F F S 1-3 ① K		4	1	1	2	0	3	0
26 David Ross, R (1, 2) OBP: 0.403, SLG: 0.722			X 0-0 61 1B 3B		C B C X 1-2 61 2B 1B	I I I I 4-0 61 1B IBB		C S B X 1-2 ② F8		3	2	2	0	1	0	0
61 Bronson Arroyo, R (1, 1) OBP: 0.206, SLG: 0.375 Chris Hammond, L (7, 1) Jason LaRue, R (8, PH) OBP: 0.274, SLG: 0.305 25 David Weathers, R (8, 1) 56 Todd Coffey, R (9, 1)			X 0-0 4 G4-6-3 3-H 1B		X 0-0 1-H 2B	X 0-0 1-2 2-H 3-H 1B		S B S S 1-3 ③ K		3	0	3	4	0	0	0
										0	0	0	0	0	0	0
										1	0	0	0	0	1	0
										0	0	0	0	0	0	0
										0	0	0	0	0	0	0
Inning Stats	R: 0 E: 0 K: 0 S: 6 H: 0 LOB: 0 BB: 1 P: 12	R: 0 E: 0 K: 0 S: 6 H: 0 LOB: 0 BB: 1 P: 13	R: 1 E: 0 K: 1 S: 8 H: 2 LOB: 0 BB: 0 P: 10	R: 1 E: 0 K: 0 S: 10 H: 1 LOB: 0 BB: 0 P: 18	R: 1 E: 0 K: 1 S: 13 H: 2 LOB: 1 BB: 0 P: 19	R: 4 E: 0 K: 0 S: 19 H: 4 LOB: 2 BB: 2 P: 34	R: 0 E: 0 K: 0 S: 15 H: 1 LOB: 2 BB: 1 P: 23	R: 0 E: 0 K: 2 S: 10 H: 0 LOB: 0 BB: 0 P: 13	R: 0 E: 0 K: 0 S: 10 H: 1 LOB: 2 BB: 0 P: 16	1B: 6 2B: 4 3B: 1 HR: 1		SF: 0 SAC: 0 DP: 3 HBP: 0		WP: 0 PB: 0 SB: 1 CS: 0		PA: 40

PITCHER		IP	WLS	BF	H	R	ER	SO	BB	IBB	HBP	BLK	WP	HR	S	P	ERA	WHIP
Andy Pettitte, L ERA: 6.03	(1, 1)	6.0	L	28	9	7	7	2	2	2	0	0	0	1	62	106	10.50	1.833
Russ Springer, R ERA: 3.1	(7, 1)	1.0		5	1	0	0	0	1	0	0	0	0	0	15	23	0.00	2.000
Trever Miller, L ERA: 4.6	(8, 1)	1.0		3	0	0	0	2	0	0	0	0	0	0	10	13	0.00	0.000
Chad Qualls, R ERA: 3.77	(9, 1)	1.0		4	1	0	0	0	0	0	0	0	0	0	10	16	0.00	1.000

PITCHER	IP	WLS	BF	H	R	ER	SO	BB	IBB	HBP	BLK	WP	HR	S	P	ERA	WHIP

TOP

Cincinnati Reds @ Houston Astros

Minute Maid Park, Houston, TX

Sat Jun 03 2006, 6:05 PM CDT
Att. 39,653 - Roof Closed - 72 F

livebaseballscorecards.com

AB	35
R	7
H	11
RBI	7
BB	5
SO	4
LOB	10

Cincinnati Reds @ Houston Astros

Minute Maid Park, Houston, TX

Sat Jun 03 2006, 6:05 PM CDT

Att. 39,653 - Roof Closed - 72 F

BOTTOM

Batter	1	2	3	4	5	6	7	8	9	AB	R	H	RBI	BB	SO	LOB
Willy Taveras, R (1, 8) OBP: 0.315, SLG: 0.314	G4-3		G6-3		F9		B1-3		17 1B 1B	5	1	1	0	0	0	1
Craig Biggio, R (1, 4) OBP: 0.357, SLG: 0.458	BB 17 1B		F8		K		E5		SF9	4	0	1	1	0	1	0
17 Lance Berkman, S (1, 9) OBP: 0.375, SLG: 0.592	BB		G3-1		F7		G2		1B	5	0	2	0	0	0	1
Morgan Ensberg, R (1, 5) OBP: 0.395, SLG: 0.583	BB			G6-3	K		BB		1B	3	0	1	1	2	1	0
Mike Lamb, L (1, 3) OBP: 0.389, SLG: 0.506	K			G5-3 E 1B	2B 1B		P2		F8	5	1	2	0	0	1	7
Preston Wilson, R (1, 7) OBP: 0.305, SLG: 0.400	F9			G5-3	2B			G6-3	G6-3	5	0	1	0	0	0	6
Brad Ausmus, R (1, 2) OBP: 0.383, SLG: 0.355		4 CS 1B		E3 4 2B	K			F9		4	1	1	0	0	1	2
4 Eric Bruntlett, R (1, 6) OBP: 0.409, SLG: 0.439		G6-3			K			F7		3	0	1	1	0	1	3
Russ Springer, R (7, 1)										0	0	0	0	0	0	0
Trever Miller, R (8, 1)										0	0	0	0	0	0	0
Orlando Palmeiro, L (8, PH) OBP: 0.244, SLG: 0.250										1	0	0	0	0	0	0
Chad Qualls, R (9, 1)										0	0	0	0	0	0	0
Andy Pettitte, L (1, 1) OBP: 0.167, SLG: 0.217		2B		K			B1-3 E 1B		1B SF9 HBP	2	0	1	0	0	1	1
28 Adam Everett, R (7, 6) OBP: 0.267, SLG: 0.308										1	2	1	0	0	0	0

Inning Stats																														
	R: 0	E: 0	K: 1	S: 12	H: 2	LOB: 3	BB: 1	P: 18	R: 0	E: 0	K: 0	S: 12	H: 2	LOB: 1	BB: 0	P: 17	R: 0	E: 0	K: 0	S: 7	H: 0	LOB: 0	BB: 0	P: 14	R: 2	E: 1	K: 1	S: 14	H: 2	LOB: 1	BB: 0	P: 17
	R: 0	E: 0	K: 1	S: 13	H: 0	LOB: 0	BB: 0	P: 18	R: 0	E: 0	K: 3	S: 14	H: 2	LOB: 2	BB: 0	P: 23	R: 1	E: 1	K: 0	S: 8	H: 1	LOB: 2	BB: 1	P: 16	R: 0	E: 0	K: 0	S: 5	H: 0	LOB: 0	BB: 0	P: 6
	R: 2	E: 0	K: 0	S: 9	H: 3	LOB: 2	BB: 0	P: 13	1B: 9	2B: 3	3B: 0	HR: 0	SF: 1	SAC: 0	DP: 0	HBP: 1	WP: 0	PB: 0	SB: 0	CS: 1	PA: 42											

PITCHER		IP	WLS	BF	H	R	ER	SO	BB	IBB	HBP	BLK	WP	HR	S	P	ERA	WHIP
61 Bronson Arroyo, R ERA: 2.4	(1, 1)	6.0	W	26	8	2	0	6	1	0	0	0	0	0	72	107	0.00	1.500
Chris Hammond, L ERA: 4.91	(7, 1)	1.0		6	1	1	0	0	1	0	0	0	0	0	8	16	0.00	2.000
25 David Weathers, R ERA: 3.33	(8, 1)	1.0		3	0	0	0	0	0	0	0	0	0	0	5	6	0.00	0.000
56 Todd Coffey, R ERA: 1.74	(9, 1)	1.0		7	3	2	2	0	0	0	1	0	0	0	9	13	18.00	3.000

PITCHER	IP	WLS	BF	H	R	ER	SO	BB	IBB	HBP	BLK	WP	HR	S	P	ERA	WHIP

AB	38
R	5
H	12
RBI	3
BB	2
SO	6
LOB	21

livebaseballscorecards.com

Cincinnati Reds @ Houston Astros

Minute Maid Park, Houston, TX

Sun Jun 04 2006, 1:05 PM CDT

Att. 37,532 - Roof Closed - 73 F

TOP

livebaseballscorecards.com

Batter	1	2	3	4	5	6	7	8	9	10	11	AB	R	H	RBI	BB	SO	LOB
6 Ryan Freel, R (1, 4) (9, 5) OBP: 0.376, SLG: 0.397	F B B X 2-1 ① F9		B X 1-0 HR		B B F F F X 2-2 ① G5-3		B B C F S 3-3 ③ K			B B B C F F B 4-2 2B BB	1 SAFE C B S T F F D X 2-2 1-H HR	5	3	2	3	1	1	0
Felipe Lopez, S (1, 6) OBP: 0.363, SLG: 0.386	B C B B B T F B 4-2 F8 BB		S C S 0-3 ② K		C F X 0-2 ② G4-3			B S C B X 2-2 ① G1-6-3		1 SAFE 1 SAFE 1 SAFE L 1 SAFE L B 1 SAFE B 2-2 X 1-H 2B	B B C C X 2-2 ③ G4-3	5	0	1	1	1	1	0
Ken Griffey Jr., L (1, 8) OBP: 0.319, SLG: 0.508	B 1 SAFE C B X 2-1 ② F8 1-2		C T B X 1-2 1B		B C B B F X 3-2 ③ F8			X 0-0 ② G6-3		I I I I 4-0 IBB		4	0	1	0	1	0	1
Adam Dunn, L (1, 7) OBP: 0.383, SLG: 0.560	B B B X 3-0 F7		C C B F C 1-3 ③ K			C C C 0-3 ① K		B S T S 1-3 ③ K		C B B F F S 2-3 ① K		5	0	0	0	0	4	4
Scott Hatteberg, L (1, 3) OBP: 0.386, SLG: 0.413 4 Brandon Phillips, R (9, PR) (9, 4) OBP: 0.337, SLG: 0.447		B C B B F X 2-2 ① G6-3		B X 1-0 ① F9		C B F F X 1-2 ② F7			B X 1-0 E6 1B	C S S S 0-3 ② K		4 1	0 0	0 0	0 0	0 0	0 1	0 2
Austin Kearns, R (1, 9) OBP: 0.371, SLG: 0.539		B F F H 2-2 HBP		X 0-0 HR		B X 1-0 HR			S F B B B X 2-2 ① P5	C B B B S B X 3-2 ③ G6-3		4	2	2	2	0	0	3
Javier Valentin, S (1, 2) OBP: 0.293, SLG: 0.337		B B X 2-0 ② F7		B B X 2-0 ② G3		F F B C 1-3 ③ K			X 0-0 1-2 1B		C B F B F F B F X 3-2 ① F8	5	0	1	0	0	1	1
12 Edwin Encarnación, R (1, 5) OBP: 0.365, SLG: 0.486 Kent Mercker, L (9, 1) 56 Todd Coffey, R (10, 1) 26 David Ross, R (11, PH) OBP: 0.413, SLG: 0.722 Esteban Yan, R (11, 1)		B 1 SAFE S F 1 SAFE 1 SAFE X 1-2 ③ F9		B F F F F B X 3-2 2B			X 0-0 ① G6-3		C S O F B S 2-3 ② K	C C B F F F F B B B B 4-2 6 HR BB		4 0 0 0 0	0 0 0 1 0	1 0 0 0 0	0 0 0 0 0	1 0 0 1 0	0 0 0 0 0	3 0 0 0 0
54 Elizardo Ramirez, S (1, 1) OBP: 0.154, SLG: 0.154 Quinton McCracken, S (7, PH) OBP: 0.250, SLG: 0.275 Chris Hammond, L (7, 1) 25 David Weathers, R (8, 1) Rich Aurilia, R (9, PH) (9, 3) OBP: 0.323, SLG: 0.475			B C B S X 2-2 ① G1-3	B B C F X 2-2 ③ F7				B X 1-0 ② G3-1	F B B B C F S 3-3 ③ K		F B B F B F F F X 3-2 ② F8	2 1 0 0 2	0 0 0 0 0	0 0 0 0 1	0 0 0 0 3	0 0 0 0 1	1 0 0 0 3

Inning Stats										
	R: 0 E: 0 K: 0 S: 8	H: 0 LOB: 1 BB: 1 P: 19	R: 0 E: 0 K: 0 S: 10	H: 0 LOB: 1 BB: 0 P: 17	R: 1 E: 0 K: 2 S: 14	H: 2 LOB: 1 BB: 0 P: 19	R: 1 E: 0 K: 0 S: 11	H: 2 LOB: 1 BB: 0 P: 19	R: 0 E: 0 K: 0 S: 10	H: 0 LOB: 0 BB: 0 P: 15
	R: 1 E: 0 K: 2 S: 11	H: 1 LOB: 0 BB: 0 P: 14	R: 0 E: 0 K: 1 S: 5	H: 0 LOB: 0 BB: 0 P: 9	R: 0 E: 0 K: 1 S: 7	H: 0 LOB: 0 BB: 0 P: 10	R: 0 E: 1 K: 2 S: 13	H: 1 LOB: 2 BB: 0 P: 21	R: 1 E: 0 K: 2 S: 16	H: 1 LOB: 2 BB: 2 P: 31
	R: 2 E: 0 K: 0 S: 25	H: 1 LOB: 0 BB: 1 P: 39	1B: 2 2B: 2 3B: 0 HR: 4	SF: 0 SAC: 0 DP: 0 HBP: 1	WP: 0 PB: 0 SB: 0 CS: 0	PA: 47				

PITCHER		IP	WLS	BF	H	R	ER	SO	BB	IBB	HBP	BLK	WP	HR	S	P	ERA	WHIP
64 Fernando Nieve, R ERA: 5.19	(1, 1)	5.0		21	4	2	2	2	1	0	1	0	0	2	53	89	3.60	1.000
Trever Miller, L ERA: 4.86	(6, 1)	1.0		4	1	1	1	2	0	0	0	0	0	1	11	14	9.00	1.000
Chad Qualls, R ERA: 3.55	(7, 1)	2.0		6	0	0	0	2	0	0	0	0	0	0	12	19	0.00	0.000
54 Brad Lidge, R ERA: 5.06	(9, 1)	1.0		5	1	0	0	2	0	0	0	0	0	0	13	21	0.00	1.000
Dan Wheeler, R ERA: 5.11	(10, 1)	1.1	L	8	1	2	2	2	2	1	0	0	0	0	27	49	13.50	2.250

PITCHER		IP	WLS	BF	H	R	ER	SO	BB	IBB	HBP	BLK	WP	HR	S	P	ERA	WHIP
Russ Springer, R ERA: 3.43	(11, 1)	0.2		3	1	1	1	0	0	0	0	0	0	1	14	21	13.50	1.500

AB	42
R	6
H	8
RBI	6
BB	4
SO	10
LOB	18

Cincinnati Reds @ Houston Astros

Minute Maid Park, Houston, TX

Sun Jun 04 2006, 1:05 PM CDT

Att. 37,532 - Roof Closed - 73 F

livebaseballscorecards.com

BOTTOM

Batter	1	2	3	4	5	6	7	8	9	10	11	AB	R	H	RBI	BB	SO	LOB
Craig Biggio, R (1, 4) OBP: 0.355, SLG: 0.461	F B B X 2-1 F7 ①		C C F B X 1-2 L5 ③		F D X 1-1 SF8 ② 3-H			1 SAFE P X 1-0 SH1-4 ① 1-2		B X 1-0 2 2B 2B		3	1	1	1	0	0	0
2 Chris Burke, R (1, 8) OBP: 0.346, SLG: 0.438 (10, 9)	C F F B X 1-2 F8 ②			C B B C F B F F F 3-2 F X F8 ①	F C 0-3 K ③			X 0-0 2-H 1B		B F B B X 3-1 2-H 2B		5	0	2	2	0	1	2
17 Lance Berkman, S (1, 3) OBP: 0.376, SLG: 0.583	C C B F S 1-3 K ③			F B S B B B 4-2 BLK BB		S B B F F X 2-2 F7 ①		C F C 0-3 K ②		I I I I 4-0 IBB		3	0	0	0	2	2	1
Morgan Ensberg, R (1, 5) OBP: 0.393, SLG: 0.591 54 Brad Lidge, R (9, 1) Willy Taveras, R (10, 8) OBP: 0.314, SLG: 0.313		X 0-0 HR		F B B S D 1 SAFE X 3-2 P5 ② 1-2		B B B C X 3-1 P4 ②		B F X 1-1 G1-3 ③		B F X 1-1 G4-3 ③		4 0 1	1 0 0	1 0 0	1 0 0	0 0 0	0 0 0	2 0 2
Preston Wilson, R (1, 7) OBP: 0.298, SLG: 0.390		F F B X 1-2 F9 ①		C B B C B S 3-3 K ③		S X 0-1 G5-3 ③			F X 0-1 G5-3 ①		C S T S 0-3 K ①	5	0	0	0	0	2	1
Brad Ausmus, R (1, 2) OBP: 0.389, SLG: 0.375	C F X 0-2 16 G5-4-3 1B		B X 1-0 SF8 3B			B B X 2-0 G3 ①			B X 1-0 P4 ②		X 0-0 G5-4-3 1B	5	1	3	0	0	0	0
16 Jason Lane, R (1, 9) OBP: 0.330, SLG: 0.382 Dan Wheeler, R (10, 1) Russ Springer, R (11, 1) Eric Munson, L (11, PH) OBP: 0.350, SLG: 0.385	B 1 SAFE F X 1-1 G5-4-3 ②③ 1-2f		B C C D B H 4-2 BB HBP			B C C F X 1-2 F9 ②			C E B B S 2-3 K ③		B X 1-0 G5-4-3 ②③ 1-2f	3 0 0 1	0 0 0 0	0 0 0 0	0 0 0 0	0 0 0 0	1 0 0 1	1 0 0 1
4 Eric Bruntlett, R (1, 6) OBP: 0.386, SLG: 0.410			C B F X 1-2 G5-3 ①		B X 1-0 P5 ①		C B B B X 2-1 P3 ③			B C F X 1-2 G6-3 ①		4	0	0	0	0	0	2
64 Fernando Nieve, R (1, 1) OBP: 0.231, SLG: 0.167 Orlando Palmeiro, L (5, PH) OBP: 0.261, SLG: 0.250 Trever Miller, R (6, 1) Chad Qualls, R (7, 1) Mike Lamb, L (8, PH) OBP: 0.392, SLG: 0.506 (9, 5)			C S S 0-3 K ②		B C B B B 4-1 1-2 BB			B X 1-0 2 1B SH1-4 1B		X 0-0 L6 ②		1 0 0 0 2	0 0 0 0 1	0 0 0 0 1	0 1 0 0 0	0 0 0 0 0	1 0 0 0 0	0 0 0 0 0
Inning Stats	R: 0 H: 0 E: 0 LOB: 0 K: 1 BB: 0 S: 10 P: 14	R: 1 H: 2 E: 0 LOB: 0 K: 0 BB: 0 S: 9 P: 11	R: 0 H: 0 E: 0 LOB: 0 K: 1 BB: 0 S: 10 P: 12	R: 0 H: 0 E: 0 LOB: 0 K: 1 BB: 1 S: 16 P: 29	R: 1 H: 1 E: 0 LOB: 2 K: 1 BB: 1 S: 10 P: 21	R: 0 H: 0 E: 0 LOB: 0 K: 0 BB: 0 S: 9 P: 14	R: 0 H: 0 E: 0 LOB: 0 K: 0 BB: 0 S: 6 P: 11	R: 1 H: 2 E: 0 LOB: 1 K: 1 BB: 0 S: 9 P: 11	R: 0 H: 0 E: 0 LOB: 0 K: 1 BB: 0 S: 6 P: 9	R: 1 H: 2 E: 0 LOB: 2 K: 0 BB: 1 S: 9 P: 19	R: 0 H: 1 E: 0 LOB: 0 K: 1 BB: 0 S: 6 P: 7	1B: 4 SF: 1 2B: 2 SAC: 1 3B: 1 DP: 2 HR: 1 HBP: 1						

AB	37
R	4
H	8
RBI	4
BB	3
SO	7
LOB	12

WP: 0 PA: 43
PB: 0
SB: 0
CS: 0

PITCHER		IP	WLS	BF	H	R	ER	SO	BB	IBB	HBP	BLK	WP	HR	S	P	ERA	WHIP
54 Elizardo Ramirez, R ERA: 3.95	(1, 1)	6.0		23	3	2	2	4	2	0	1	1	0	1	64	101	3.00	0.833
Chris Hammond, L ERA: 4.66	(7, 1)	1.0	H	3	0	0	0	0	0	0	0	0	0	0	6	11	0.00	0.000
25 David Weathers, R ERA: 3.54	(8, 1)	1.0	B	5	2	1	1	1	0	0	0	0	0	0	9	11	9.00	2.000
Kent Mercker, L ERA: 6.94	(9, 1)	1.0		3	0	0	0	1	0	0	0	0	0	0	6	9	0.00	0.000
56 Todd Coffey, R ERA: 1.97	(10, 1)	1.0	W	6	2	1	1	0	0	1	0	0	0	0	9	19	9.00	2.000

PITCHER		IP	WLS	BF	H	R	ER	SO	BB	IBB	HBP	BLK	WP	HR	S	P	ERA	WHIP
Esteban Yan, R ERA: 6.29	(11, 1)	1.0	S	3	1	0	0	1	0	0	0	0	0	0	6	7	0.00	1.000

Chicago Cubs @ Houston Astros

Minute Maid Park, Houston, TX

Mon Jun 05 2006, 7:05 PM CDT

Att. 32,814 - Roof Closed - 72 F

TOP

livebaseballscorecards.com

Batter	1	2	3	4	5	6	7	8	9	AB	R	H	RBI	BB	SO	LOB
Juan Pierre, L (1, 8) OBP: 0.288, SLG: 0.314	G6-3	1 S 1B		1 S BB		L1		1B		4	0	2	0	1	0	0
1 Tony Womack, L (1, 4) OBP: 0.385, SLG: 0.370	G5-3	SAFE P5 1-2		F7 1-2		G6-3		G6-3		5	0	0	0	0	0	3
Michael Barrett, R (1, 2) OBP: 0.366, SLG: 0.512	G4-3		HR	F8		G6-3			K	5	1	1	1	0	1	1
Todd Walker, L (1, 3) OBP: 0.382, SLG: 0.419 John Mabry, L (9, PH) OBP: 0.270, SLG: 0.227 (9, 5)		16 WP 16 2B 1B	G3-1		16 G4-3 1B 1B		F7		G3	4 1	2 0	2 0	0 0	0 0	0 0	0 0
16 Aramis Ramirez, R (1, 5) OBP: 0.314, SLG: 0.462 Phil Nevin, R (9, PH) OBP: 0.304, SLG: 0.421 (9, 3)		1B 5 1-H FC6-2 2B	F7	G4-3 1-2			1B		K	4 1	0 0	2 0	1 0	0 0	0 1	1 0
Jacque Jones, L (1, 9) OBP: 0.349, SLG: 0.557 19 Matt Murton, R (9, 7) OBP: 0.349, SLG: 0.397	K		HR	5 1B 2-H 1B			F9			4 0	1 0	2 0	2 0	0 0	1 0	2 0
Freddie Bynum, L (1, 7) OBP: 0.250, SLG: 0.407 (9, 9)	5 5 FC6-2 S 38 HR 2-3 1B	F8		K			K			4	1	1	0	0	2	2
5 Ronny Cedeno, R (1, 6) OBP: 0.332, SLG: 0.401	FC6-2 38 HR 1-3 3-H			38 SF8 3B		1-2 1B		G5-3		4	2	2	0	0	0	2
38 Carlos Zambrano, S (1, 1) OBP: 0.077, SLG: 0.200 13 Will Ohman, L (9, 1) OBP: 1.000, SLG: 1.000	1-H HR 3-H			SF8 3-H		G4-3		G1-3		3 0	1 0	1 0	4 0	0 0	0 0	2 0
Inning Stats	R: 0 E: 0 K: 0 S: 11 H: 0 LOB: 0 BB: 0 P: 13	R: 4 E: 0 K: 1 S: 25 H: 5 LOB: 1 BB: 0 P: 33	R: 2 E: 0 K: 0 S: 9 H: 2 LOB: 0 BB: 0 P: 16	R: 1 E: 0 K: 0 S: 10 H: 1 LOB: 1 BB: 1 P: 20	R: 1 E: 0 K: 1 S: 15 H: 3 LOB: 2 BB: 0 P: 20	R: 0 E: 0 K: 0 S: 8 H: 0 LOB: 0 BB: 0 P: 13	R: 0 E: 0 K: 1 S: 9 H: 1 LOB: 1 BB: 0 P: 16	R: 0 E: 0 K: 0 S: 8 H: 1 LOB: 1 BB: 0 P: 12	R: 0 E: 0 K: 2 S: 9 H: 0 LOB: 0 BB: 0 P: 10	1B: 8 2B: 1 3B: 1 HR: 3	SF: 1 SAC: 0 DP: 0 HBP: 0					

	AB	39
	R	8
	H	13
	RBI	8
	BB	1
	SO	5
	LOB	13

	WP: 1	PA: 41
	PB: 0	
	SB: 3	
	CS: 0	

PITCHER		IP	WLS	BF	H	R	ER	SO	BB	IBB	HBP	BLK	WP	HR	S	P	ERA	WHIP
Taylor Buchholz, R ERA: 6.25	(1, 1)	5.0	L	27	11	8	8	2	1	0	0	0	1	3	70	102	14.40	2.400
Dave Borkowski, R ERA: 4.08	(6, 1)	4.0		14	2	0	0	3	0	0	0	0	0	0	34	51	0.00	0.500

PITCHER	IP	WLS	BF	H	R	ER	SO	BB	IBB	HBP	BLK	WP	HR	S	P	ERA	WHIP

BOTTOM

Batter	1	2	3	4	5	6	7	8	9	AB	R	H	RBI	BB	SO	LOB
Craig Biggio, R (1, 4) OBP: 0.350, SLG: 0.454	B B C X 2-1 P3 ①			S B F F B X 2-2 G1-3 ①			C X 0-1 L5 ①		B X 1-0 F7 ②	3	0	0	0	0	0	0
16 Jason Lane, R (8, 8) OBP: 0.328, SLG: 0.380										1	0	0	0	0	0	0
2 Chris Burke, R (1, 8) OBP: 0.329, SLG: 0.416	C S B S B F S 2-3 K ②			F S F F B F B F X 2-2 L7 ②			B C S B X 2-2 F8 ②		F C X 0-2 G5-3 ③	4	0	0	0	0	1	0
(8, 4)																
17 Lance Berkman, S (1, 9) OBP: 0.371, SLG: 0.574	C F B C 1-3 K ③			X 0-0 P6 ③			B F C B B F F S 3-3 K ③			3	0	0	0	0	2	0
Morgan Ensberg, R (1, 5) OBP: 0.392, SLG: 0.585		B B F X 2-1 G5-3 ①			B B B C B 4-1 G6-4-3 BB			B B B C C F S 3-3 K ①		2	0	0	0	1	1	0
Mike Lamb, L (1, 3) OBP: 0.390, SLG: 0.495		B B S B C X 3-2 G3-1 ②			B X 1-0 G6-4-3 1-2f ①②			F B B B B 4-1 WP 1B BB		2	0	0	0	1	0	1
Preston Wilson, R (1, 7) OBP: 0.298, SLG: 0.390		B B F S B S 3-3 K ③			C X 0-1 G5-3 ③			S B B F X 2-2 WP 1-2 1B		3	0	1	0	0	1	0
Brad Ausmus, R (1, 2) OBP: 0.383, SLG: 0.368			F B B X 2-1 F8 ①			B C B B C X 3-2 F8 ①		C B F B S 2-3 K ② 1-2 2-3		3	0	0	0	0	1	2
4 Eric Bruntlett, R (1, 6) OBP: 0.370, SLG: 0.391			B C C F B X 2-2 F9 ②			B B X 2-0 G5-3 ②		B F B F S 2-3 K ③		3	0	0	0	0	1	2
Taylor Buchholz, R (1, 1) OBP: 0.045, SLG: 0.045			C B F B F S 2-3 K ③			B B B C X 3-1 G4-3 ③			C B B X 2-1 P3 ①	1	0	0	0	0	1	0
Dave Borkowski, R (6, 1)										1	0	0	0	0	0	0
Willy Taveras, R (9, PH) OBP: 0.313, SLG: 0.311										1	0	0	0	0	0	0
Inning Stats	R: 0 E: 0 K: 2 S: 9 H: 0 LOB: 0 BB: 0 P: 14	R: 0 E: 0 K: 1 S: 8 H: 0 LOB: 0 BB: 0 P: 16	R: 0 E: 0 K: 1 S: 10 H: 0 LOB: 0 BB: 0 P: 16	R: 0 E: 0 K: 0 S: 11 H: 0 LOB: 0 BB: 0 P: 15	R: 0 E: 0 K: 0 S: 4 H: 0 LOB: 0 BB: 1 P: 9	R: 0 E: 0 K: 0 S: 6 H: 0 LOB: 0 BB: 0 P: 14	R: 0 E: 0 K: 1 S: 10 H: 0 LOB: 0 BB: 0 P: 15	R: 0 E: 0 K: 3 S: 14 H: 1 LOB: 2 BB: 1 P: 27	R: 0 E: 0 K: 0 S: 6 H: 0 LOB: 0 BB: 0 P: 9	1B: 1 2B: 0 3B: 0 HR: 0	SF: 0 SAC: 0 DP: 1 HBP: 0						

PITCHER	IP	WLS	BF	H	R	ER	SO	BB	IBB	HBP	BLK	WP	HR	S	P	ERA	WHIP
38 Carlos Zambrano, R (1, 1) ERA: 3.09	8.0	W	26	1	0	0	8	2	0	0	0	1	0	72	126	0.00	0.375
13 Will Ohman, L (9, 1) ERA: 4.81	1.0		3	0	0	0	0	0	0	0	0	0	0	6	9	0.00	0.000

PITCHER	IP	WLS	BF	H	R	ER	SO	BB	IBB	HBP	BLK	WP	HR	S	P	ERA	WHIP

Chicago Cubs @ Houston Astros

Minute Maid Park, Houston, TX

Mon Jun 05 2006, 7:05 PM CDT
Att. 32,814 - Roof Closed - 72 F

livebaseballscorecards.com

AB	27
R	0
H	1
RBI	0
BB	2
SO	8
LOB	5

1B: 1	SF: 0	WP: 1	PA: 29
2B: 0	SAC: 0	PB: 0	
3B: 0	DP: 1	SB: 0	
HR: 0	HBP: 0	CS: 0	

Batter	1	2	3	4	5	6	7	8	9	AB	R	H	RBI	BB	SO	LOB
Juan Pierre, L (1, 8) OBP: 0.287, SLG: 0.310	C X 0-1 G6-3		C S B X 1-2 G3		C B B B C F B 4-2 BB			C F F B F B X 2-2 L8		3	0	0	0	1	0	0
5 Ronny Cedeno, R (1, 6) OBP: 0.326, SLG: 0.393	B X 1-0 F9		C S B F B X 2-2 F9		F X 0-1 L4			B B C F X 2-2 G5-3		4	0	0	0	0	0	2
Todd Walker, L (1, 4) OBP: 0.384, SLG: 0.415	B B B B 4-0 1B BB		C B X 1-1 G6-3			C B S B X 2-2 F7		B B B C F F F B 4-2 BB		2	0	0	0	2	0	0
Phil Nevin, R (1, 3) OBP: 0.303, SLG: 0.417	B B F X 2-1 16 FC6-4 1-3 1B			F X 0-1 G5-3		B C C B X 2-2 G4-3		X 0-0 G5-3		4	0	1	0	0	0	1
16 Aramis Ramirez, R (1, 5) OBP: 0.313, SLG: 0.458	B C X 1-1 FC6-4 1-2f			B F F X 1-2 19 G1-6-3 1B		B X 1-0 P4			F B B F B F F X 3-2 F9	4	0	1	0	0	0	2
19 Matt Murton, R (1, 7) OBP: 0.352, SLG: 0.399		C B F B B F F X 3-2 G4-3 1B		C B X 1-1 G1-6-3 1-2f			S B B F F B X 3-2 F9		C X 0-1 2B 1B	4	1	2	0	0	0	1
Jacque Jones, L (1, 9) OBP: 0.347, SLG: 0.551		B S 1 SAFE 1 SAFE X 1-1 G4-3 1-2f			B F F S 1-3 K		B B F S S X 2-2 24 G5-3 1B		F C S 0-3 K	4	0	1	0	0	2	2
24 Henry Blanco, R (1, 2) OBP: 0.192, SLG: 0.111 47 Scott Eyre, L (7, 1) Bob Howry, L (8, 1) John Mabry, L (9, PH) OBP: 0.280, SLG: 0.254	B S B F B B 4-2 34 FC5-4 BB				C B B X 2-1 2B		C X 0-1 G5-3 1-2		X 0-0 1-H 2B	2	0	1	0	1	0	1
										0	0	0	0	0	0	0
										0	0	0	0	0	0	0
										1	0	1	1	0	0	0
34 Kerry Wood, R (1, 1) OBP: 0.500, SLG: 0.667 13 Will Ohman, L (4, 1) OBP: 1.000, SLG: 1.000 Neifi Perez, S (5, PH) OBP: 0.213, SLG: 0.250 49 Carlos Marmol, R (5, 1) Michael Barrett, R (7, PH) OBP: 0.362, SLG: 0.506 (7, 2)		B F X 1-1 FC5-4 1-2f			B X 1-0 F8		C B F B X 2-2 G6-3		C F B S 1-3 K	1	0	0	0	0	0	1
										0	0	0	0	0	0	0
										1	0	0	0	0	0	1
										0	0	0	0	0	0	0
										2	0	0	0	0	1	2
Inning Stats	R: 0 E: 0 K: 0 S: 7 H: 1 LOB: 2 BB: 1 P: 15	R: 0 E: 0 K: 0 S: 11 H: 1 LOB: 1 BB: 1 P: 20	R: 0 E: 0 K: 0 S: 9 H: 0 LOB: 0 BB: 0 P: 13	R: 0 E: 0 K: 0 S: 7 H: 1 LOB: 0 BB: 0 P: 9	R: 0 E: 0 K: 1 S: 11 H: 1 LOB: 2 BB: 1 P: 19	R: 0 E: 0 K: 0 S: 7 H: 0 LOB: 0 BB: 0 P: 12	R: 0 E: 0 K: 0 S: 12 H: 1 LOB: 1 BB: 0 P: 19	R: 0 E: 0 K: 0 S: 13 H: 0 LOB: 1 BB: 1 P: 21	R: 1 E: 0 K: 2 S: 14 H: 2 LOB: 1 BB: 0 P: 18	1B: 5 2B: 2 3B: 0 HR: 0	SF: 0 SAC: 0 DP: 2 HBP: 0						

TOP

Chicago Cubs @ Houston Astros

Minute Maid Park, Houston, TX

Tue Jun 06 2006, 7:05 PM CDT

Att. 35,903 - Roof Closed - 72 F

livebaseballscorecards.com

AB	32
R	1
H	7
RBI	1
BB	4
SO	3
LOB	13

WP: 0 PB: 0 SB: 0 CS: 0 PA: 36

PITCHER		IP	WLS	BF	H	R	ER	SO	BB	IBB	HBP	BLK	WP	HR	S	P	ERA	WHIP
51 Wandy Rodriguez, L ERA: 4.36	(1, 1)	7.0	W	27	5	0	0	1	3	0	0	0	0	0	64	107	0.00	1.143
Chad Qualls, R ERA: 3.44	(8, 1)	1.0		4	0	0	0	0	1	0	0	0	0	0	13	21	0.00	1.000
54 Brad Lidge, R ERA: 5.2	(9, 1)	1.0		5	2	1	1	2	0	0	0	0	0	0	14	18	9.00	2.000

PITCHER	IP	WLS	BF	H	R	ER	SO	BB	IBB	HBP	BLK	WP	HR	S	P	ERA	WHIP

Batter	1	2	3	4	5	6	7	8	9	AB	R	H	RBI	BB	SO	LOB
Craig Biggio, R (1, 4) OBP: 0.347, SLG: 0.448 54 Brad Lidge, R (9, 1)	F7	G1-3		P6		P5		17 BB 1B		5	0	1	0	0	0	2
										0	0	0	0	0	0	0
2 Chris Burke, R (1, 8) OBP: 0.344, SLG: 0.444 (9, 4)	17 1B HBP	2-H 3-H 3B		G5-3		17 2B 1B		K		4	0	2	2	0	1	2
17 Lance Berkman, S (1, 9) OBP: 0.380, SLG: 0.598	1-2 1B	F9		HR		1-3 2B		1-2 2-3 BB		4	1	3	1	1	0	1
Morgan Ensberg, R (1, 5) OBP: 0.388, SLG: 0.581	F7		G6-3	2B		K		K		5	0	1	0	0	2	7
Mike Lamb, L (1, 3) OBP: 0.385, SLG: 0.484	F7		2B 1B	F8			F8			4	0	1	0	0	0	3
Preston Wilson, R (1, 7) OBP: 0.306, SLG: 0.406		51 FC1 51 E 2B	1-3 2B		K		L6-3 1B			4	1	3	0	0	1	0
Eric Munson, L (1, 2) OBP: 0.328, SLG: 0.357		F9	P6	F9			L6-3 1-1			4	0	0	0	0	0	4
4 Eric Bruntlett, R (1, 6) OBP: 0.377, SLG: 0.379		G1-3 51 E 2 3B BB	BB		K			L3		2	1	0	0	2	1	0
51 Wandy Rodriguez, S (1, 1) OBP: 0.077, SLG: 0.040 Chad Qualls, R (8, 1) Orlando Palmeiro, L (8, PH) OBP: 0.277, SLG: 0.250 Willy Taveras, R (8, PR) OBP: 0.313, SLG: 0.311 (9, 8)	FC1 G1-3 2 3B	G3				F8		17 BB 1B BB		3	1	0	0	0	0	4
										0	0	0	0	0	0	0
										0	0	0	0	0	1	0
										0	0	0	0	0	0	0
Inning Stats	R: 0 E: 0 K: 0 S: 9 H: 1 LOB: 2 BB: 0 P: 14	R: 3 E: 1 K: 0 S: 15 H: 2 LOB: 1 BB: 1 P: 26	R: 0 E: 0 K: 0 S: 13 H: 2 LOB: 3 BB: 1 P: 20	R: 1 E: 0 K: 0 S: 15 H: 2 LOB: 1 BB: 0 P: 17	R: 0 E: 0 K: 2 S: 11 H: 0 LOB: 0 BB: 0 P: 16	R: 0 E: 0 K: 1 S: 17 H: 2 LOB: 2 BB: 0 P: 25	R: 0 E: 0 K: 0 S: 8 H: 1 LOB: 0 BB: 0 P: 13	R: 0 E: 0 K: 2 S: 18 H: 1 LOB: 3 BB: 2 P: 33		1B: 5 2B: 5 3B: 1 HR: 1		SF: 0 SAC: 0 DP: 1 HBP: 1			WP: 0 PB: 0 SB: 0 CS: 0		PA: 40

PITCHER		IP	WLS	BF	H	R	ER	SO	BB	IBB	HBP	BLK	WP	HR	S	P	ERA	WHIP
34 Kerry Wood, R ERA: 4.12	(1, 1)	3.2	L	22	7	4	1	0	2	0	1	0	0	1	50	75	2.46	2.455
13 Will Ohman, L ERA: 4.74	(4, 1)	0.1		1	0	0	0	0	0	0	0	0	0	0	2	2	0.00	0.000
49 Carlos Marmol, R ERA:	(5, 1)	2.0		8	2	0	0	3	0	0	0	0	0	0	28	41	0.00	1.000
47 Scott Eyre, L ERA: 1.8	(7, 1)	1.0		3	1	0	0	0	0	0	0	0	0	0	8	13	0.00	1.000
Bob Howry, R ERA: 2.28	(8, 1)	1.0		6	1	0	0	2	2	0	0	0	0	0	18	33	0.00	3.000

PITCHER	IP	WLS	BF	H	R	ER	SO	BB	IBB	HBP	BLK	WP	HR	S	P	ERA	WHIP

BOTTOM

Chicago Cubs @ Houston Astros

Minute Maid Park, Houston, TX

Tue Jun 06 2006, 7:05 PM CDT

Att. 35,903 - Roof Closed - 72 F

livebaseballscorecards.com

AB	35
R	4
H	11
RBI	3
BB	4
SO	5
LOB	23

Chicago Cubs @ Houston Astros

Minute Maid Park, Houston, TX

Wed Jun 07 2006, 1:05 PM CDT

Att. 42,492 - Roof Closed - 73 F

TOP

livebaseballscorecards.com

Batter	1	2	3	4	5	6	7	8	9	AB	R	H	RBI	BB	SO	LOB
Juan Pierre, L (1, 8) OBP: 0.287, SLG: 0.306	C B B F X 2-2 ① G3			B B C X 2-1 ① G1-3		C X 0-1 ② G3		B F F H 2-2 HBP		3	0	0	0	0	0	0
1 Tony Womack, L (1, 4) OBP: 0.357, SLG: 0.340	C X 0-1 ② B1-3			C X 0-1 ② G3		C B B C B X 3-2 ③ G5-3		1 SAFE B P B C 1 X SAFE 3-1 ③ F8		4	0	0	0	0	0	1
Michael Barrett, R (1, 2) OBP: 0.365, SLG: 0.503	B C B C F B F X 3-2 ③ G1-3			B B C B B B 4-1 BB			C X 0-1 1B 1B		F X 0-1 ① F9	3	0	1	0	1	0	0
Todd Walker, L (1, 3) OBP: 0.377, SLG: 0.406		C F B B X 2-2 ① F8		C X 0-1 ③ F7			C B X 1-1 ① F9		B B F F X 2-2 ② G4-3	4	0	0	0	0	0	2
16 Aramis Ramirez, R (1, 5) OBP: 0.307, SLG: 0.449		C X 0-1 ② G4-3			B B F C X 2-2 ① G4-3		X 0-0 ② F9		S X 0-1 ③ P4	4	0	0	0	0	0	1
John Mabry, L (1, 9) OBP: 0.295, SLG: 0.271		B B X 2-0 ③ G6-3			X 0-0 19 FC1-4 1B		B B B C X 3-1 1-3 1B			3	0	2	0	0	0	0
19 Matt Murton, R (1, 7) OBP: 0.347, SLG: 0.392			B B X 2-0 ① G5-3		X 0-0 ② FC1-4 1-2f		B B C B F F F X 3-2 ③ L9			3	0	0	0	0	0	3
5 Ronny Cedeno, R (1, 6) OBP: 0.321, SLG: 0.388			C B X 1-1 ② G4-3		X 0-0 ③ G1-4-3			B B C F F B S 3-3 ① K		3	0	0	0	0	1	1
45 Sean Marshall, L (1, 1) OBP: 0.125, SLG: 0.125			C C X 0-2 ③ G1-3			S S B X 1-2 ① G3-1		F B F B B F C 3-3 ② K		2	0	0	0	0	0	0
Jacque Jones, L (8, PH) OBP: 0.346, SLG: 0.547										1	0	0	0	0	1	0
47 Scott Eyre, L (8, 1)										0	0	0	0	0	0	0
David Aardsma, R (8, 1)										0	0	0	0	0	0	0

	AB	30
	R	0
	H	3
	RBI	0
	BB	1
	SO	2
	LOB	8

Inning Stats	1	2	3	4	5	6	7	8	9
	R: 0 E: 0 K: 0 S: 10	H: 0 LOB: 0 BB: 0 P: 15	R: 0 E: 0 K: 0 S: 6	H: 0 LOB: 0 BB: 0 P: 10	R: 0 E: 0 K: 0 S: 6	H: 0 LOB: 0 BB: 0 P: 9	R: 0 E: 0 K: 0 S: 7	H: 0 LOB: 1 BB: 1 P: 13	R: 0 E: 0 K: 0 S: 6	H: 1 LOB: 1 BB: 0 P: 8	R: 0 E: 0 K: 0 S: 8	H: 0 LOB: 0 BB: 0 P: 12	R: 0 E: 0 K: 0 S: 12	H: 2 LOB: 2 BB: 0 P: 19	R: 0 E: 0 K: 2 S: 13	H: 0 LOB: 1 BB: 0 P: 23	R: 0 E: 0 K: 0 S: 7	H: 0 LOB: 0 BB: 0 P: 9

PITCHER		IP	WLS	BF	H	R	ER	SO	BB	IBB	HBP	BLK	WP	HR	S	P	ERA	WHIP	PITCHER	IP	WLS	BF	H	R	ER	SO	BB	IBB	HBP	BLK	WP	HR	S	P	ERA	WHIP
43 Chris Sampson, R ERA: 2.19	(1, 1)	7.0	W	25	3	0	0	0	1	0	0	0	0	0	55	86	0.00	0.571																	
Dan Wheeler, R ERA: 4.91	(8, 1)	1.0	H	4	0	0	0	2	0	0	1	0	0	0	13	23	0.00	0.000																	
54 Brad Lidge, R ERA: 5.02	(9, 1)	1.0	S	3	0	0	0	0	0	0	0	0	0	0	7	9	0.00	0.000																	

1B: 3	SF: 0	WP: 0	PA: 32
2B: 0	SAC: 0	PB: 0	
3B: 0	DP: 0	SB: 0	
HR: 0	HBP: 1	CS: 0	

BOTTOM

Chicago Cubs @ Houston Astros

Minute Maid Park, Houston, TX

Wed Jun 07 2006, 1:05 PM CDT

Att. 42,492 - Roof Closed - 73 F

Batter	1	2	3	4	5	6	7	8	9	AB	R	H	RBI	BB	SO	LOB
Craig Biggio, R (1, 4) OBP: 0.346, SLG: 0.444	B C B X 2-1 G4-3 ①		C F S 0-3 K ②			X 0-0 G6-3 1B		C F B B X 2-2 F8 ② 2-3		4	0	1	0	0	1	2
54 Brad Lidge, R (9, 1)										0	0	0	0	0	0	0
2 Chris Burke, R (1, 8) OBP: 0.341, SLG: 0.439	B C X 1-1 F8 ②		B C C X 1-2 G5-3 ③			C X 0-1 G6-3 ② 1-2		C X 0-1 L3 ③		1	0	0	0	0	0	0
Willy Taveras, R (3, PH) OBP: 0.309, SLG: 0.307 (4, 8)										3	0	0	0	0	0	3
17 Lance Berkman, S (1, 3) OBP: 0.379, SLG: 0.594	B B S X 2-1 G6-3 ③			B B C C X 2-2 G6-3 ①		D B X 2-0 1B				3	0	1	0	0	0	0
Morgan Ensberg, R (1, 5) OBP: 0.384, SLG: 0.573		B B C X 2-1 G6-3 ①		B S S S 1-3 K ②		X 0-0 F8 ③				3	0	0	0	0	1	2
Preston Wilson, R (1, 7) OBP: 0.306, SLG: 0.405		B X 1-0 G1-3 ②		F B B F F B S 3-3 K ③			C B X 1-1 G4-6-3 1B			3	0	1	0	0	1	0
16 Jason Lane, R (1, 9) OBP: 0.333, SLG: 0.377		B B C B B 4-1 CS BB			B S B B F B 4-2 28 G6-4-3 BB		1 SAFE B 1 SAFE C 1 B X 2-1 F7 ①			1	0	0	0	2	0	1
Brad Ausmus, R (1, 2) OBP: 0.382, SLG: 0.386		C 0-1 CS ③ 1-2	B X 1-0 HR		F F F B C 1-3 K ①		X 0-0 G4-6-3 ②③ 1-2f			3	1	1	1	0	1	2
28 Adam Everett, R (1, 6) OBP: 0.274, SLG: 0.310			B B B B 4-0 43 SH3-4 BB		B X 1-0 G6-4-3 ②③ 1-2f			F B C B X 2-2 F8 4 SH1-4 1B		2	0	1	0	1	0	1
43 Chris Sampson, R (1, 1) Dan Wheeler, R (8, 1) 4 Eric Bruntlett, R (8, PH) OBP: 0.377, SLG: 0.379 (9, 4)			B X 1-0 SH3-4 ① 1-2			B C F S 1-3 K ①		X 0-0 SH1-4 ① 1-2		1	0	0	0	0	1	0
										0	0	0	0	0	0	0
										0	0	0	0	0	0	0
Inning Stats	R: 0 E: 0 K: 0 S: 6 H: 0 LOB: 0 BB: 0 P: 11	R: 0 E: 0 K: 0 S: 5 H: 0 LOB: 0 BB: 1 P: 12	R: 1 E: 0 K: 1 S: 8 H: 1 LOB: 1 BB: 1 P: 15	R: 0 E: 0 K: 2 S: 10 H: 0 LOB: 0 BB: 0 P: 16	R: 0 E: 0 K: 1 S: 7 H: 0 LOB: 0 BB: 1 P: 13	R: 0 E: 0 K: 1 S: 8 H: 2 LOB: 2 BB: 0 P: 11	R: 0 E: 0 K: 0 S: 5 H: 1 LOB: 0 BB: 0 P: 8	R: 0 E: 0 K: 0 S: 9 H: 1 LOB: 1 BB: 0 P: 13		1B: 4 2B: 0 3B: 0 HR: 1	SF: 0 SAC: 2 DP: 2 HBP: 0					

livebaseballscorecards.com

AB	24
R	1
H	5
RBI	1
BB	3
SO	5
LOB	11

PITCHER		IP	WLS	BF	H	R	ER	SO	BB	IBB	HBP	BLK	WP	HR	S	P	ERA	WHIP
45 Sean Marshall, L ERA: 4.43	(1, 1)	7.0	L	25	4	1	1	5	3	0	0	0	0	1	49	86	1.29	1.000
47 Scott Eyre, L ERA: 1.78	(8, 1)	0.1		2	1	0	0	0	0	0	0	0	0	0	4	6	0.00	3.000
David Aardsma, R ERA: 7.59	(8, 1)	0.2		2	0	0	0	0	0	0	0	0	0	0	5	7	0.00	0.000

PITCHER	IP	WLS	BF	H	R	ER	SO	BB	IBB	HBP	BLK	WP	HR	S	P	ERA	WHIP

Batter	1	2	3	4	5	6	7	8	9	AB	R	H	RBI	BB	SO	LOB
Marcus Giles, R (1, 4) OBP: 0.340, SLG: 0.362	K		BB		1B		K		G5-3	4	1	1	0	1	2	0
11 Edgar Renteria, R (1, 6) OBP: 0.403, SLG: 0.466	K		K		1B		1B		G1-3	5	1	2	0	0	2	2
10 Chipper Jones, S (1, 5) OBP: 0.393, SLG: 0.461	K		F9		1B		HR			4	1	2	3	0	1	2
Andruw Jones, R (1, 8) OBP: 0.344, SLG: 0.527		K		G6-3	F9		K			4	0	0	0	0	2	2
7 Jeff Francoeur, R (1, 9) OBP: 0.271, SLG: 0.447		G6-3		HR		1B	P4			4	1	2	1	0	0	0
23 Matt Diaz, R (1, 7) OBP: 0.345, SLG: 0.530		1B		BB		1B		K		3	0	2	0	1	1	0
Brian Jordan, R (1, 3) OBP: 0.277, SLG: 0.365		FC6-4		G5-4-3		BB		K2-3		2	0	0	0	1	0	2
8 Brayan Peña, S (8, PH) OBP: 0.345, SLG: 0.464										1	0	0	0	0	1	0
(8, 2)																
Todd Pratt, R (1, 2) OBP: 0.280, SLG: 0.282			P3		K		K			3	0	0	0	0	2	3
Adam LaRoche, L (8, PH) OBP: 0.340, SLG: 0.494										1	0	0	0	0	1	0
(8, 3)																
John Thomson, R (1, 1) OBP: 0.308, SLG: 0.385			BB		K	F9-2			G3	3	0	1	0	0	1	3
Chris Reitsma, R (6, 1)										0	0	0	0	0	0	0
Oscar Villarreal, L (7, 1)										0	0	0	0	0	0	0
54 Chad Paronto, R (8, 1)										0	0	0	0	0	0	0
Wilson Betemit, S (9, PH) OBP: 0.343, SLG: 0.505										1	0	0	0	0	0	0

TOP

Atlanta Braves @ Houston Astros

Minute Maid Park, Houston, TX

Thu Jun 08 2006, 7:05 PM CDT
Att. 35,752 - Roof Closed - 73 F

livebaseballscorecards.com

AB	35
R	4
H	10
RBI	4
BB	3
SO	13
LOB	14

Inning Stats	1	2	3	4	5	6	7	8	9
	R: 0 E: 0 K: 3 S: 9	H: 0 LOB: 0 BB: 0 P: 13	R: 0 E: 0 K: 1 S: 7	H: 1 LOB: 1 BB: 0 P: 12	R: 0 E: 0 K: 1 S: 12	H: 1 LOB: 2 BB: 1 P: 21	R: 1 E: 0 K: 0 S: 10	H: 1 LOB: 0 BB: 1 P: 18	R: 1 E: 0 K: 2 S: 16	H: 3 LOB: 2 BB: 0 P: 28	R: 0 E: 0 K: 1 S: 8	H: 2 LOB: 2 BB: 1 P: 17	R: 2 E: 0 K: 2 S: 11	H: 2 LOB: 0 BB: 0 P: 14	R: 0 E: 0 K: 3 S: 10	H: 0 LOB: 0 BB: 0 P: 15	R: 0 E: 0 K: 0 S: 7	H: 0 LOB: 0 BB: 0 P: 9

| | | | | | | | | | | | | | | | |

Atlanta Braves @ Houston Astros

Minute Maid Park, Houston, TX

Thu Jun 08 2006, 7:05 PM CDT

Att. 35,752 - Roof Closed - 73 F

livebaseballscorecards.com

BOTTOM

Batter	1	2	3	4	5	6	7	8	9	AB	R	H	RBI	BB	SO	LOB
Craig Biggio, R (1, 4) OBP: 0.344, SLG: 0.445	L9		2B		L5	F8				4	0	1	0	0	0	1
Willy Taveras, R (1, 8) OBP: 0.312, SLG: 0.307	L3		BB			1B, 17 HR, 1B	G5-3			3	1	1	0	1	0	0
Mike Lamb, L (1, 3) OBP: 0.398, SLG: 0.520	BB		G4-3			1 SAFE, 17 HR, 1B (1-3)	HR			3	2	2	1	1	0	2
17 Lance Berkman, S (1, 9) OBP: 0.386, SLG: 0.627	G4-3			HR		HR (1-H, 3-H)	1B			4	2	3	4	0	0	1
Morgan Ensberg, R (1, 5) OBP: 0.385, SLG: 0.569		F7		G5-4-3, 1B		1 SAFE, SH1-3, BB, 1B, BB	K			3	1	1	0	1	1	1
Preston Wilson, R (1, 7) OBP: 0.305, SLG: 0.399		G6-3		F8		SH1-3, 1B, BB (1-2)	G5-3			3	1	0	0	1	0	2
Brad Ausmus, R (1, 2) OBP: 0.376, SLG: 0.379		G1-3		G5-4-3 (1-2f)		SH1-3 (1-2, 2-3)		L9		3	0	0	0	0	0	1
28 Adam Everett, R (1, 6) OBP: 0.268, SLG: 0.303			P4		B5-3	F7		G5-3		4	0	0	0	0	0	2
Andy Pettitte, L (1, 1) OBP: 0.154, SLG: 0.200			K		K	2-H, 3-H, 1B		L7		2	0	0	0	0	2	0
Orlando Palmeiro, L (6, PH) OBP: 0.282, SLG: 0.267										1	0	1	2	0	0	0
Chad Qualls, R (7, 1)										0	0	0	0	0	0	0
Dan Wheeler, R (8, 1)										0	0	0	0	0	0	0
16 Jason Lane, R (8, PH) OBP: 0.332, SLG: 0.375										1	0	0	0	0	0	0
54 Brad Lidge, R (9, 1)										0	0	0	0	0	0	0
Inning Stats	R: 0 E: 0 K: 0 S: 9 H: 0 LOB: 1 BB: 1 P: 14	R: 0 E: 0 K: 0 S: 4 H: 0 LOB: 0 BB: 0 P: 9	R: 0 E: 0 K: 1 S: 12 H: 1 LOB: 2 BB: 1 P: 22	R: 1 E: 0 K: 0 S: 6 H: 2 LOB: 0 BB: 0 P: 12	R: 0 E: 0 K: 1 S: 8 H: 0 LOB: 0 BB: 0 P: 13	R: 5 E: 0 K: 0 S: 17 H: 4 LOB: 1 BB: 2 P: 30	R: 1 E: 0 K: 1 S: 10 H: 2 LOB: 1 BB: 0 P: 16	R: 0 E: 0 K: 0 S: 7 H: 0 LOB: 0 BB: 0 P: 13		1B: 5 2B: 1 3B: 0 HR: 3 SF: 0 SAC: 1 DP: 1 HBP: 0					

AB	31
R	7
H	9
RBI	7
BB	4
SO	3
LOB	10

WP: 0 PB: 0 SB: 0 CS: 0 PA: 36

PITCHER		IP	WLS	BF	H	R	ER	SO	BB	IBB	HBP	BLK	WP	HR	S	P	ERA	WHIP
John Thomson, R ERA: 4.84	(1, 1)	5.0	L	22	6	4	4	2	2	0	0	0	0	2	45	79	7.20	1.600
Chris Reitsma, R ERA: 7.62	(6, 1)	1.0		6	1	2	2	0	2	0	0	0	0	0	11	21	18.00	3.000
Oscar Villarreal, R ERA: 4.82	(7, 1)	1.0		5	2	1	1	1	0	0	0	0	0	1	10	16	9.00	2.000
54 Chad Paronto, R ERA: 2.45	(8, 1)	1.0		3	0	0	0	0	0	0	0	0	0	0	7	13	0.00	0.000

PITCHER	IP	WLS	BF	H	R	ER	SO	BB	IBB	HBP	BLK	WP	HR	S	P	ERA	WHIP

Batter	1	2	3	4	5	6	7	8	9	AB	R	H	RBI	BB	SO	LOB
Marcus Giles, R (1, 4) OBP: 0.335, SLG: 0.356	B F F S 1-3 K		B F F X 1-2 G6-3			X 0-0 G5-3		X 0-0 F9		4	0	0	0	0	1	2
Tyler Yates, R (8, 1)										0	0	0	0	0	0	0
11 Edgar Renteria, R (1, 6) OBP: 0.396, SLG: 0.458	B F F X 1-2 F8		C S S 0-3 K			C B S F S 1-3 K		C F S 0-3 K		4	0	0	0	0	3	2
10 Chipper Jones, S (1, 5) OBP: 0.391, SLG: 0.456	B X 1-0 HR 1B		S C C 0-3 K			F B B S S 2-3 K			F F B S 1-3 K	4	1	1	0	0	3	0
Andruw Jones, R (1, 8) OBP: 0.342, SLG: 0.535	X 0-0 1-H HR			C S X 0-2 F8			F X 0-1 F7		X 0-0 F8	4	1	1	2	0	0	0
Adam LaRoche, L (1, 3) OBP: 0.338, SLG: 0.495	B B X 2-0 F7			B B F F X 2-2 F7			X 0-0 F8		B X 1-0 2B	4	0	1	0	0	0	0
7 Jeff Francoeur, R (1, 9) OBP: 0.267, SLG: 0.440		C F S 0-3 K		B B S F X 2-2 G6-3			F S S 0-3 K		B S C B F B S 3-3 K	4	0	0	0	0	3	1
16 Brian McCann, L (1, 2) OBP: 0.411, SLG: 0.565		B C B F F X 2-2 1B			X 0-0 G3-6-1 1B			C B X 1-1 G3 BB 1B		3	0	3	0	0	0	0
Ryan Langerhans, L (1, 7) OBP: 0.335, SLG: 0.386		B B F B F X 3-2 F8			F L B F D X 2-2 1-2f G3-6-1			B B B B 4-0 1-2 G3 BB		2	0	0	0	1	0	2
Jorge Sosa, R (1, 1) OBP: 0.211, SLG: 0.471		C S S 0-3 K			B C F S 1-3 K			C S F F B X 1-2 1-2 2-3 G3		2	0	0	0	0	2	1
54 Chad Paronto, R (5, 1)										0	0	0	0	0	0	0
49 Macay McBride, L (6, 1)										0	0	0	0	0	0	0
Oscar Villarreal, L (6, 1)										0	0	0	0	0	0	0
Wilson Betemit, S (8, PH) OBP: 0.340, SLG: 0.500										1	0	0	0	0	0	2
										8	0	0	0	0	0	0

TOP

Atlanta Braves @ Houston Astros

Minute Maid Park, Houston, TX

Fri Jun 09 2006, 7:05 PM CDT

Att. 37,097 - Roof Closed - 73 F

livebaseballscorecards.com

AB	32
R	2
H	6
RBI	2
BB	1
SO	12
LOB	10

Inning Stats	1	2	3	4	5	6	7	8	9	1B: 4	SF: 0	WP: 0	PA: 33
	R: 2	R: 0	R: 0	R: 0	R: 0	R: 0	R: 0	R: 0	R: 0	2B: 1	SAC: 0	PB: 0	
	E: 0	E: 0	E: 0	E: 0	E: 0	E: 0	E: 0	E: 0	E: 0	3B: 0	DP: 1	SB: 0	
	K: 1	K: 2	K: 2	K: 0	K: 1	K: 2	K: 1	K: 1	K: 2	HR: 1	HBP: 0	CS: 0	
	S: 9	S: 13	S: 9	S: 9	S: 8	S: 8	S: 6	S: 11	S: 9				
	H: 2	H: 1	H: 0	H: 0	H: 1	H: 0	H: 0	H: 1	H: 1				
	LOB: 0	LOB: 1	LOB: 0	LOB: 0	LOB: 0	LOB: 0	LOB: 0	LOB: 2	LOB: 1				
	BB: 0	BB: 0	BB: 0	BB: 0	BB: 0	BB: 0	BB: 0	BB: 1	BB: 0				
	P: 14	P: 18	P: 10	P: 13	P: 11	P: 11	P: 6	P: 17	P: 14				

PITCHER		IP	WLS	BF	H	R	ER	SO	BB	IBB	HBP	BLK	WP	HR	S	P	ERA	WHIP
64 Fernando Nieve, R	(1, 1)	7.1	W	27	5	2	2	9	1	0	0	0	0	1	69	96	2.46	0.818
ERA: 4.85																		
Chad Qualls, R	(8, 1)	0.2		2	0	0	0	1	0	0	0	0	0	0	4	4	0.00	0.000
ERA: 3.79																		
Russ Springer, R	(9, 1)	1.0		4	1	0	0	2	0	0	0	0	0	0	9	14	0.00	1.000
ERA: 3.27																		

PITCHER	IP	WLS	BF	H	R	ER	SO	BB	IBB	HBP	BLK	WP	HR	S	P	ERA	WHIP

BOTTOM

Atlanta Braves @ Houston Astros

Minute Maid Park, Houston, TX

Fri Jun 09 2006, 7:05 PM CDT

Att. 37,097 - Roof Closed - 73 F

livebaseballscorecards.com

Batter	1	2	3	4	5	6	7	8	9	AB	R	H	RBI	BB	SO	LOB
Craig Biggio, R (1, 4) OBP: 0.345, SLG: 0.458 Russ Springer, R (9, 1)	F X 0-1 HR		C F X 0-2 G6-3 ②		C S X 0-2 17 BB 1B SF7 1B	B F S F F S 1-3 K ①		C S B B S 2-3 K ③		5 0	2 0	2 0	1 0	0 0	2 0	2 0
Mike Lamb, L (1, 3) OBP: 0.420, SLG: 0.574 (9, 5)	B B X 2-0 HR		X 0-0 2B		F B B S B F X 3-2 1-2 17 BB 2B 1B	F B F B B B 4-2 1-2 2-3 17 G5-3 BB				3	2	3	1	1	0	0
17 Lance Berkman, S (1, 9) OBP: 0.383, SLG: 0.618 (9, 3)	B B B F C C 3-3 K ①		X 0-0 G1-3 ③		B F B B B F B 4-2 1-2 2-3 2B BB	B X 1-0 1-2 2-3 3-H G5-3 ②				3	1	0	1	1	1	3
Morgan Ensberg, R (1, 5) OBP: 0.380, SLG: 0.562 4 Eric Bruntlett, R (9, 9) OBP: 0.377, SLG: 0.379	F X 0-1 F9 ②			B F B B S S 3-3 K ①	B S D F B X 3-2 3-H SF7 ②	B C B S F B F X 3-2 F8 ③				3 0	0 0	0 0	1 0	0 0	1 0	2 0
Preston Wilson, R (1, 7) OBP: 0.309, SLG: 0.405	B X 1-0 G5-3 ③			F B S X 1-2 1B	B X 1-0 1-H 2-H 2 1B 2B		X 0-0 G6-3 ①			4	1	2	2	0	0	0
2 Chris Burke, R (1, 8) OBP: 0.347, SLG: 0.442 (9, 4)		S X 0-1 G6-4-3 1B		1 SAFE B B F 1 SAFE F S 2-3 K ②	F F X 0-2 2-H 1B		B C F C 1-3 K ②			4	0	2	1	0	2	1
Brad Ausmus, R (1, 2) OBP: 0.374, SLG: 0.376		C 1 SAFE X 0-1 G6-4-3 ① ② 1-2f		B 1 SAFE X 1-0 28 FC6-4 1-3 1B	1 SAFE B X 1-0 G5-3 ③		S B X 1-1 G4-3 ③			4	0	1	0	0	0	2
28 Adam Everett, R (1, 6) OBP: 0.268, SLG: 0.302		B C F S 1-3 K ③		B X 1-0 FC6-4 ③ 1-2f		B F F X 1-2 BB 64 BB 17 G5-3 1B		B B C F F B X 3-2 P4 ①		4	1	1	0	0	1	2
64 Fernando Nieve, R (1, 1) OBP: 0.250, SLG: 0.143 Chad Qualls, R (8, 1) Orlando Palmeiro, L (8, PH) OBP: 0.286, SLG: 0.261 Willy Taveras, R (9, 8) OBP: 0.312, SLG: 0.307			C S B S 1-3 K ①		X 0-0 G5-3 ①	B 1 SAFE 1 SAFE B B L B B 4-1 1-2 17 G5-3 BB BB		C B X 1-1 G3 ②		2 0 1 0	0 0 0 0	0 0 0 0	0 0 0 0	1 0 0 0	1 0 0 0	0 0 0 0
Inning Stats	R: 2 E: 0 K: 1 S: 9 H: 2 LOB: 0 BB: 0 P: 15	R: 0 E: 0 K: 1 S: 7 H: 1 LOB: 0 BB: 0 P: 8	R: 0 E: 0 K: 1 S: 8 H: 1 LOB: 1 BB: 0 P: 9	R: 0 E: 0 K: 2 S: 11 H: 2 LOB: 2 BB: 0 P: 19	R: 4 E: 0 K: 0 S: 18 H: 4 LOB: 1 BB: 1 P: 30	R: 1 E: 0 K: 1 S: 17 H: 1 LOB: 2 BB: 2 P: 31	R: 0 E: 0 K: 1 S: 6 H: 0 LOB: 0 BB: 0 P: 8	R: 0 E: 0 K: 1 S: 10 H: 0 LOB: 0 BB: 0 P: 16		1B: 7 2B: 2 3B: 0 HR: 2	SF: 1 SAC: 0 DP: 1 HBP: 0			WP: 0 PB: 0 SB: 0 CS: 0	PA: 37		

	AB	33
	R	7
	H	11
	RBI	7
	BB	3
	SO	8
	LOB	12

PITCHER		IP	WLS	BF	H	R	ER	SO	BB	IBB	HBP	BLK	WP	HR	S	P	ERA	WHIP
Jorge Sosa, R ERA: 5.58	(1, 1)	4.2	L	24	10	6	6	5	1	0	0	0	0	2	52	79	11.57	2.357
54 Chad Paronto, R ERA: 2.93	(5, 1)	0.2		4	1	1	1	1	1	0	0	0	0	0	10	17	13.50	3.000
49 Macay McBride, L ERA: 4.15	(6, 1)	0.1		2	0	0	0	0	1	0	0	0	0	0	3	8	0.00	3.000
Oscar Villarreal, R ERA: 4.6	(6, 1)	1.1		4	0	0	0	1	0	0	0	0	0	0	11	16	0.00	0.000
Tyler Yates, R ERA: 6.23	(8, 1)	1.0		3	0	0	0	1	0	0	0	0	0	0	10	16	0.00	0.000

PITCHER	IP	WLS	BF	H	R	ER	SO	BB	IBB	HBP	BLK	WP	HR	S	P	ERA	WHIP

Atlanta Braves @ Houston Astros

Minute Maid Park, Houston, TX

Sat Jun 10 2006, 3:05 PM CDT

Att. 41,808 - Roof Closed - 73 F

TOP

livebaseballscorecards.com

Batter	1	2	3	4	5	6	7	8	9	AB	R	H	RBI	BB	SO	LOB
Wilson Betemit, S (1, 4) OBP: 0.355, SLG: 0.529	B X 1-0 11 SH5-3 10 2B 2B		C B F X 1-2 11 HR 1-3 2B		B C S S 1-3 ① K			X 0-0 11 G6-4-3 1B		4	2	3	0	0	1	0
11 Edgar Renteria, R (1, 6) OBP: 0.395, SLG: 0.470	X 0-0 ① SH5-3 2-3		B B B X 3-0 2-H 3-H HR		X 0-0 ② G6-3			1 SAFE 1 SAFE D B X 2-0 ① ② G6-4-3 1-2f		3	1	1	3	0	0	1
10 Chipper Jones, S (1, 5) OBP: 0.388, SLG: 0.457	D B X 2-0 2B 3-H		B X 1-0 ① G4-3		B X 1-0 ③ G5-3			C B F B F S 2-3 ③ K		4	0	1	1	0	1	0
Andruw Jones, R (1, 8) OBP: 0.337, SLG: 0.526	F F D S 1-3 ② K		B S B C B X 3-2 ② F8			C B F F F S 1-3 ① K			B B X 2-0 ① G5-3	4	0	0	0	0	2	1
16 Brian McCann, L (1, 2) OBP: 0.407, SLG: 0.555	F D F X 1-2 ③ G1-3		X 0-0 1B			C S B B B X 3-2 ② G4-3			B S C B X 2-2 ② F8	4	0	1	0	0	0	1
7 Jeff Francoeur, R (1, 9) OBP: 0.263, SLG: 0.433		C B F B F S 2-3 ① K	F F B B F S 2-3 ③ K			B S F S 1-3 ③ K			X 0-0 ③ F8	4	0	0	0	0	3	1
Adam LaRoche, L (1, 3) OBP: 0.338, SLG: 0.489		B B F B B 4-1 G4-6-3 BB		B C B X 2-1 ① G1-3			B B F X 2-1 ① G4-3			2	0	0	0	1	0	0
Ryan Langerhans, L (1, 7) OBP: 0.330, SLG: 0.379		F X 0-1 ② ③ G4-6-3 1-2f		C F B S 1-3 ② K			S S B X 1-2 ② G6-3			3	0	0	0	0	1	1
15 Tim Hudson, R (1, 1) OBP: 0.138, SLG: 0.107			X 0-0 2B 11 HR 1B	B X 1-0 ③ F9			B X 1-0 ③ G4-3			3	1	1	0	0	0	0
Ken Ray, R (9, 1)										0	0	0	0	0	0	0

	AB	R	H	RBI	BB	SO	LOB
	31	4	7	4	1	8	5

Inning Stats	1	2	3	4	5	6	7	8	9
R:	1	0	3	0	0	0	0	0	0
E:	0	0	0	0	0	0	0	0	0
K:	1	1	1	1	1	2	0	1	0
S:	9	7	14	6	5	11	6	6	5
H:	2	0	4	0	0	0	0	1	0
LOB:	1	0	1	0	0	0	0	0	0
BB:	0	1	0	0	0	0	0	0	0
P:	14	13	24	10	7	16	10	10	9

	1B	2B	3B	HR	SF	SAC	DP	HBP
	3	3	0	1	0	1	2	0

	PA	WP	PB	SB	CS
	33	0	0	0	0

PITCHER	IP	WLS	BF	H	R	ER	SO	BB	IBB	HBP	BLK	WP	HR	S	P	ERA	WHIP
Taylor Buchholz, R (1, 1) ERA: 6.06	8.0	L	30	7	4	4	8	1	0	0	0	0	1	64	104	4.50	1.000
Russ Springer, R (9, 1) ERA: 3.13	1.0		3	0	0	0	0	0	0	0	0	0	0	5	9	0.00	0.000

PITCHER	IP	WLS	BF	H	R	ER	SO	BB	IBB	HBP	BLK	WP	HR	S	P	ERA	WHIP

Batter	1	2	3	4	5	6	7	8	9	AB	R	H	RBI	BB	SO	LOB
Orlando Palmeiro, L (1, 9) OBP: 0.283, SLG: 0.300	C B B B C X 3-2 ① G3-1		C S X 0-2 ② F7			B F B B C X 3-2 ① L4		1 SAFE F 1 SAFE B C 1 SAFE F X 1-2 1-H G4-3 3B		4	1	1	1	0	0	0
Mike Lamb, L (1, 5) OBP: 0.414, SLG: 0.562	B B X 2-0 2 FC4-6 1B		X 0-0 ③ G4-3			C B S B X 2-2 ② F8		D X 1-0 ② G4-3 3-H		4	0	1	1	0	0	0
2 Chris Burke, R (1, 4) OBP: 0.333, SLG: 0.422	C B F 1 SAFE B X 2-2 ② FC4-6 S 1-2f			X 0-0 ① F9		B B C S F X 2-2 ③ L4		B B C S T F S 2-3 ③ K		4	0	0	0	0	1	1
Eric Munson, L (1, 3) OBP: 0.309, SLG: 0.333	B S B B X 3-1 ③ G3 1-2			B C B S S 2-3 ② K			B X 1-0 ① G3		C B X 1-1 ① G6-3	4	0	0	0	0	1	1
Preston Wilson, R (1, 7) OBP: 0.308, SLG: 0.400		B B B C B 4-1 16 G5-3 BB		X 0-0 ③ G6-3			B C F X 1-2 ② G5-3		B F F B F F S 2-3 ② K	3	0	0	0	1	1	0
16 Jason Lane, R (1, 8) OBP: 0.335, SLG: 0.374		1 SAFE B C 1 SAFE X 1-1 ① ② G5-3 1-2			B C B F C 2-3 ① K		B B B 4-0 BB		C X 0-1 DI 1B	3	0	1	0	1	1	1
Brad Ausmus, R (1, 2) OBP: 0.371, SLG: 0.369		B B C B B 4-1 BB			X 0-0 ② G5-3		B C S F S 1-3 ③ K		B B B C X 3-1 ③ G5-3 1-2	3	0	0	0	1	1	2
28 Adam Everett, R (1, 6) OBP: 0.269, SLG: 0.299		X 0-0 ③ F7			B B B B 4-0 BB			F B X 1-1 ① G5-3		2	0	0	0	1	0	1
Taylor Buchholz, R (1, 1) OBP: 0.042, SLG: 0.042 Willy Taveras, R (8, PH) OBP: 0.315, SLG: 0.310 Russ Springer, R (9, 1)			B C S C 1-3 ① K		1 SAFE S S 1 SAFE X 0-1 ③ P4			B B S X 2-1 3B 1B		2 1 0	0 1 0	0 1 0	0 0 0	0 0 0	1 0 0	1 0 0
Inning Stats	R: 0 H: 1 E: 0 LOB: 1 K: 0 BB: 0 S: 9 P: 19	R: 0 H: 0 E: 0 LOB: 1 K: 0 BB: 2 S: 5 P: 14	R: 0 H: 0 E: 0 LOB: 0 K: 1 BB: 0 S: 7 P: 8	R: 0 H: 0 E: 0 LOB: 0 K: 1 BB: 0 S: 5 P: 7	R: 0 H: 0 E: 0 LOB: 1 K: 1 BB: 1 S: 6 P: 12	R: 0 H: 0 E: 0 LOB: 0 K: 0 BB: 0 S: 9 P: 16	R: 0 H: 0 E: 0 LOB: 1 K: 1 BB: 1 S: 8 P: 15	R: 2 H: 2 E: 0 LOB: 0 K: 1 BB: 0 S: 14 P: 21	R: 0 H: 1 E: 0 LOB: 1 K: 1 BB: 0 S: 11 P: 17	1B: 3 SF: 0 2B: 0 SAC: 0 3B: 1 DP: 0 HR: 0 HBP: 0						WP: 0 PA: 34 PB: 0 SB: 1 CS: 0

PITCHER		IP	WLS	BF	H	R	ER	SO	BB	IBB	HBP	BLK	WP	HR	S	P	ERA	WHIP
15 Tim Hudson, R ERA: 3.79	(1, 1)	8.0	W	30	3	2	2	5	4	0	0	0	0	0	63	112	2.25	0.875
Ken Ray, R ERA: 2.12	(9, 1)	1.0	S	4	1	0	0	1	0	0	0	0	0	0	11	17	0.00	1.000

PITCHER	IP	WLS	BF	H	R	ER	SO	BB	IBB	HBP	BLK	WP	HR	S	P	ERA	WHIP

BOTTOM

Atlanta Braves @ Houston Astros

Minute Maid Park, Houston, TX

Sat Jun 10 2006, 3:05 PM CDT
Att. 41,808 - Roof Closed - 73 F

livebaseballscorecards.com

AB	30
R	2
H	4
RBI	2
BB	4
SO	6
LOB	7

Batter	1	2	3	4	5	6	7	8	9	AB	R	H	RBI	BB	SO	LOB
Marcus Giles, R (1, 4) OBP: 0.328, SLG: 0.349	C B S B B S 3-3 ① K	C B X 1-1 ③ G5-3		C C B D D X 3-2 ③ G1-3			C B X 1-1 ① F9		B S B C F S 2-3 ② K	5	0	0	0	0	2	3
11 Edgar Renteria, R (1, 6) OBP: 0.403, SLG: 0.491	X 0-0 10 1B 1B		B B B C F C 3-3 ① K		B X 1-0 HR		C X 0-1 10 G4-6-3 1B		C C X 0-2 1B	5	1	4	1	0	1	0
10 Chipper Jones, S (1, 5) OBP: 0.388, SLG: 0.471	F X 0-1 G6-4-3 1-2 1B		B X 1-0 HR		B C B F S 2-3 ① K		X 0-0 ② ③ G4-6-3 1-2f		B X 1-0 ③ F8	5	1	2	1	0	1	2
Andruw Jones, R (1, 8) OBP: 0.333, SLG: 0.519 Ryan Langerhans, L (7, 8) OBP: 0.333, SLG: 0.383	X 0-0 ② ③ G6-4-3 1-2f		C B B F S 2-3 ② K		S B F X 1-2 ② G6-3			C X 0-1 1B 1B		3 1	0 0	0 1	0 0	0 0	1 0	2 0
7 Jeff Francoeur, R (1, 9) OBP: 0.266, SLG: 0.453		S X 0-1 G6-3 3B	X 0-0 HR		B F F X 1-2 ③ F8			S F S 0-3 ① K		4	2	2	1	0	1	1
23 Matt Diaz, R (1, 7) OBP: 0.341, SLG: 0.517		F S F X 0-2 ① P3	C B B C X 2-2 ③ F8			C X 0-1 FC5-4 1B		F F F S 0-3 ② K		4	0	1	0	0	1	2
Brian Jordan, R (1, 3) OBP: 0.276, SLG: 0.359		B F S B F B X 3-2 ② G6-3 3-H		C X 0-1 ① G6-3		F X 0-1 ① FC5-4 FC6-4 1-2f 1B		B B X 2-0 1-2 1B		4	0	1	1	0	0	1
16 Brian McCann, L (1, 2) OBP: 0.405, SLG: 0.546 Todd Pratt, R (8, PH) OBP: 0.277, SLG: 0.278 (8, 2)		B C B S B B 4-2 BB BB		B B X 2-0 ② G3-1		C D F S 1-3 ② K		C F F B X 1-2 ③ F8		2 1	0 0	0 0	0 0	1 0	1 0	1 2
Horacio Ramirez, L (1, 1) OBP: 0.400, SLG: 0.333 Oscar Villarreal, L (2, 1) 4 Pete Orr, L (4, PH) OBP: 0.125, SLG: 0.125 54 Chad Paronto, R (4, 1) 49 Macay McBride, L (5, 1) Wilson Betemit, S (6, PH) OBP: 0.281, SLG: 0.424 Chris Reitsma, R (6, 1) Tyler Yates, R (6, 1) Mike Remlinger, L (8, 1) Adam LaRoche, L (9, PH) OBP: 0.308, SLG: 0.487		B B C B B 4-1 1-2 BB		B B B 4-0 BB		C X 0-1 ③ FC6-4 1-2f		X 0-0 ① L6		0 0 0 0 0 1 0 0 0 1	0 0 0 0 0 0 0 0 0 0	0 0 0 0 1 0 0 0 0 0	0 0 0 0 1 0 0 0 0 0	0 0 0 0 0 0 0 0 0 0	0 0 0 0 0 0 0 0 0 0	0 0 0 0 0 0 1 0 0 0
Inning Stats	R: 0 H: 2 E: 0 LOB: 1 K: 1 BB: 0 S: 7 P: 10	R: 1 H: 1 E: 0 LOB: 2 K: 0 BB: 2 S: 15 P: 27	R: 2 H: 2 E: 0 LOB: 0 K: 2 BB: 0 S: 11 P: 19	R: 0 H: 0 E: 0 LOB: 1 K: 0 BB: 1 S: 6 P: 15	R: 1 H: 1 E: 0 LOB: 0 K: 1 BB: 0 S: 10 P: 15	R: 0 H: 1 E: 0 LOB: 1 K: 1 BB: 0 S: 9 P: 10	R: 0 H: 1 E: 0 LOB: 0 K: 0 BB: 0 S: 5 P: 6	R: 0 H: 2 E: 0 LOB: 2 K: 2 BB: 0 S: 14 P: 17	R: 0 H: 1 E: 0 LOB: 1 K: 1 BB: 0 S: 9 P: 12	1B: 7 2B: 0 3B: 1 HR: 3	SF: 0 SAC: 0 DP: 2 HBP: 0			WP: 0 PB: 0 SB: 0 CS: 0	PA: 39		

PITCHER		IP	WLS	BF	H	R	ER	SO	BB	IBB	HBP	BLK	WP	HR	S	P	ERA	WHIP
51 Wandy Rodriguez, L ERA: 4.48	(1, 1)	6.0	W	27	7	4	4	5	3	0	0	0	0	3	58	96	6.00	1.667
43 Chris Sampson, R ERA: 2.03	(7, 1)	1.0		3	1	0	0	0	0	0	0	0	0	0	5	6	0.00	1.000
Trever Miller, L ERA: 4.67	(8, 1)	0.2		3	1	0	0	2	0	0	0	0	0	0	9	9	0.00	1.500
Philip Barzilla, L ERA:	(8, 1)	0.1		2	1	0	0	0	0	0	0	0	0	0	5	8	0.00	3.000
Dave Borkowski, R ERA: 3.94	(9, 1)	1.0		4	1	0	0	1	0	0	0	0	0	0	9	12	0.00	1.000

PITCHER	IP	WLS	BF	H	R	ER	SO	BB	IBB	HBP	BLK	WP	HR	S	P	ERA	WHIP

TOP

Atlanta Braves @ Houston Astros

Minute Maid Park, Houston, TX

Sun Jun 11 2006, 1:05 PM CDT
Att. 39,523 - Roof Closed - 73 F

livebaseballscorecards.com

AB	36
R	4
H	11
RBI	4
BB	3
SO	8
LOB	15

Atlanta Braves @ Houston Astros

Minute Maid Park, Houston, TX

Sun Jun 11 2006, 1:05 PM CDT

Att. 39,523 - Roof Closed - 73 F

BOTTOM

Batter	1	2	3	4	5	6	7	8	9	AB	R	H	RBI	BB	SO	LOB
Craig Biggio, R (1, 4) OBP: 0.354, SLG: 0.467 43 Chris Sampson, R (7, 1) Trever Miller, R (8, 1) Philip Barzilla, L (8, 1) Orlando Palmeiro, L (8, PH) OBP: 0.278, SLG: 0.294 Dave Borkowski, R (9, 1)	F X 0-1 17 BB, 2 1B G3 1B	C X 0-1 G6-3 17 1B 1-H 2B	C B F X 1-2 2-3 1B		B C S B B B 4-2 BB	X 0-0 ② FC5-4 HBP 1B 1-2f		C C C 0-3 ② K		4 0 0 0 0 1 0	2 0 0 0 0 0 0	3 0 0 0 0 0 0	1 0 0 0 0 0 0	1 0 0 0 0 1 0	0 0 0 0 0 0 0	1 0 0 0 0 1 0
Mike Lamb, L (1, 5) OBP: 0.402, SLG: 0.545	B B F B S S 3-3 ① K	C F F B B F X 2-2 ② G6-3 2-3	B B X 2-0 ② SF8 3-H		C B B F S 2-3 ③ K	X 0-0 HBP 1-2 1B		X 0-0 ③ G6-3		5	0	1	1	0	2	5
2 Chris Burke, R (1, 8) OBP: 0.343, SLG: 0.424 Willy Taveras, R (5, 8) OBP: 0.320, SLG: 0.313	B X 1-0 G3 17 BB 16 HR 1-2 1B	B H 2-0 17 1B 17 E HBP	X 0-0 ③ P4			1B 17 1B 16 2B 1B 2-2 1-2 2-3 HBP				2 1	2 1	1 1	0 0	0 0	0 0	1 0
17 Lance Berkman, S (1, 3) OBP: 0.388, SLG: 0.615	B B B B 4-0 G3 16 HR 1-2 2-3 BB	X 0-0 E9 1-H 3-H 1B		B B X 2-0 ① G3		1-1 SAFE 16 2B 1B 1-2 1B 2-1 L9				4	2	2	1	1	0	3
Preston Wilson, R (1, 7) OBP: 0.310, SLG: 0.397	S B S B B X 2-2 ② G3 1-2 2-3 3-H	B B B C D 4-1 BB		C B S F B F B F S 3-3 ② K		B B X 2-0 16 2B HR 1-2 2-3 1B	B X 1-0 ① F8			4	1	1	1	1	1	2
16 Jason Lane, R (1, 9) OBP: 0.341, SLG: 0.403	F B X 1-1 2-H 3-H HR	C D X 1-1 ③ P3		C B B C S 2-3 ③ K		B C B F F X 2-2 HR 1-3 2-H 3-H 2B	B B B C C X 3-2 G4-6-3 1B			5	2	3	5	0	1	2
Eric Munson, L (1, 2) OBP: 0.315, SLG: 0.431	X 0-0 ③ L8		C B S B F X 2-2 HR		B F F F S 1-3 ① K	B X 1-0 2-H 3-H HR	X 0-0 ② ③ G4-6-3 1-2f			5	2	2	4	0	1	1
28 Adam Everett, R (1, 6) OBP: 0.272, SLG: 0.298		C X 0-1 ① G6-3	C C X 0-2 1B 51 SH5-4 SF8 1B		B B B C S B 4-2 51 SH1-4 BB	C X 0-1 ① P3		B X 1-0 ① F9		4	1	1	0	1	0	0
51 Wandy Rodriguez, S (1, 1) OBP: 0.111, SLG: 0.077 4 Eric Bruntlett, R (6, PH) OBP: 0.392, SLG: 0.388 (7, 4)		C X 0-1 2B 1B	X 0-0 ① SH5-4 1-2		C B X 1-1 ② SH1-4 1-2	C B B B X 3-1 FC5-4 1B		B B B B 4-0 BB		1 1	1 0	1 1	0 0	0 1	0 0	0 0
Inning Stats	R: 4 H: 3 E: 0 LOB: 0 K: 1 BB: 1 S: 12 P: 23	R: 3 H: 3 E: 1 LOB: 2 K: 0 BB: 1 S: 16 P: 25	R: 2 H: 3 E: 0 LOB: 1 K: 0 BB: 0 S: 13 P: 18	R: 0 H: 0 E: 0 LOB: 0 K: 2 BB: 0 S: 10 P: 17	R: 0 H: 0 E: 0 LOB: 2 K: 2 BB: 2 S: 14 P: 26	R: 5 H: 7 E: 0 LOB: 3 K: 0 BB: 0 S: 19 P: 33	R: 0 H: 1 E: 0 LOB: 0 K: 0 BB: 0 S: 5 P: 9	R: 0 H: 0 E: 0 LOB: 1 K: 1 BB: 1 S: 5 P: 10		1B: 12 SF: 1 2B: 2 SAC: 2 3B: 0 DP: 1 HR: 3 HBP: 2						

livebaseballscorecards.com

AB	37
R	14
H	17
RBI	13
BB	5
SO	6
LOB	16

PITCHER		IP	WLS	BF	H	R	ER	SO	BB	IBB	HBP	BLK	WP	HR	S	P	ERA	WHIP
Horacio Ramirez, L ERA: 5.06	(1, 1)	1.2	L	13	6	7	6	1	1	0	1	0	0	1	25	40	32.40	4.200
Oscar Villarreal, R ERA: 4.99	(2, 1)	1.1		8	3	2	2	0	1	0	0	0	0	1	16	26	13.50	3.000
54 Chad Paronto, R ERA: 2.65	(4, 1)	1.2		7	0	0	0	3	2	0	0	0	0	0	21	38	0.00	1.200
49 Macay McBride, L ERA: 4.08	(5, 1)	0.1		1	0	0	0	1	0	0	0	0	0	0	3	5	0.00	0.000
Chris Reitsma, R ERA: 9.11	(6, 1)	0.2		10	7	5	5	0	0	0	1	0	0	1	17	29	67.50	10.500

PITCHER		IP	WLS	BF	H	R	ER	SO	BB	IBB	HBP	BLK	WP	HR	S	P	ERA	WHIP
Tyler Yates, R ERA: 4.76	(6, 1)	1.1		4	1	0	0	0	0	0	0	0	0	0	7	13	0.00	0.750
Mike Remlinger, L ERA: 3.2	(8, 1)	1.0		4	0	0	0	1	1	0	0	0	0	0	5	10	0.00	1.000

Batter	1	2	3	4	5	6	7	8	9	AB	R	H	RBI	BB	SO	LOB
Craig Biggio, R (1, 4) OBP: 0.351, SLG: 0.459 Mike Lamb, L (9, 3) OBP: 0.402, SLG: 0.545	B C X 1-1 ① F8		B B B B 4-0 2 1B 16 1B BB	B F F F F B X 2-2 ③ F8		B X 1-0 ③ G5-3		C F F B X 1-2 ③ F9		4 1 0 0 1 0 1 0 0 0 0 0 0 0						
2 Chris Burke, R (1, 8) OBP: 0.374, SLG: 0.479 (9, 4)	C B X 1-1 HR		B F X 1-1 17 BB 16 1B 1-2 1B 1B		B C F X 1-2 16 BB 17 2B 1B		C S B B F B B 4-2 S 1B BB		B X 1-0 16 HBP 17 1B 1B	4 5 4 1 1 0 0						
16 Jason Lane, R (1, 9) OBP: 0.352, SLG: 0.404	B B B B 4-0 FC5-4 BB		B F X 2-1 1B 17 BB 1-2 G5-2-3 2-H 1B		B C B B B 4-1 17 2B 1-2 BB		B F 1 SAFE X 1-1 ① F8		B C D H 3-1 17 1B 1-2 2B HBP	2 2 1 1 2 0 1						
17 Lance Berkman, S (1, 3) OBP: 0.392, SLG: 0.618 54 Brad Lidge, R (9, 1)	F F B S 1-3 ② K		B C B B F B 4-2 G5-2-3 1B 1-2 2-3 BB	C F X 0-2 G3 1-H 2-H 2B			F F 1 SAFE F B B T 2-2 ② K		X 0-0 2B 1-2 2-H G6-3 1B	4 1 2 3 1 2 2 0 0 0 0 0 0 0						
Preston Wilson, R (1, 7) OBP: 0.315, SLG: 0.406	B F C C 1 SAFE X 1-2 ③ FC5-4 1-2f		B B B C F X 2-2 G5-2-3 1-2 2-3 3-H 1B		C C B F S 1-3 ① K		B X 1-0 1-H 1B		B X 1-0 1-3 2-H 2B	5 0 3 3 0 1 2						
Brad Ausmus, R (1, 2) OBP: 0.362, SLG: 0.359		C B X 1-1 ① G4-3	B D B X 3-0 ① ② G5-2-3 1-2 2-3 3-Hf		B F B B X 3-1 ② G3 2-3		F 1 SAFE C X 0-2 ③ F9		X 0-0 ① G6-3 3-H	5 0 0 1 0 0 6						
4 Eric Bruntlett, R (1, 5) OBP: 0.369, SLG: 0.361		C B X 1-1 ② G6-3	B B B X 3-0 ③ F7		C B F B X 2-2 ③ F8			C B B X 2-1 ① G5-3	B C D X 2-1 ② G1-3	5 0 0 0 0 0 4						
28 Adam Everett, R (1, 6) OBP: 0.275, SLG: 0.301		F X 0-1 1B		C B X 1-1 ① L7		F B B X 2-1 ① F7		C X 0-1 1B	B X 1-0 ③ F7	5 0 2 0 0 0 1						
Andy Pettitte, L (1, 1) OBP: 0.138, SLG: 0.179 Orlando Palmeiro, L (8, PH) OBP: 0.273, SLG: 0.288 Trever Miller, R (8, 1) Dan Wheeler, R (8, 1) Willy Taveras, R (9, 8) OBP: 0.320, SLG: 0.313		C B F X 1-2 ③ G4-3		B C B B X 3-1 ② G4-3		C C B B X 1-2 ② F7		B F B X 2-1 ② F8		3 0 0 0 0 0 1 1 0 0 0 0 0 1 0 0 0 0 0 0 0 0 0 0 0 0 0 0 0 0 0 0 0 0 0						
Inning Stats	R: 1 H: 1 E: 0 LOB: 1 K: 1 BB: 1 S: 10 P: 18	R: 0 H: 1 E: 0 LOB: 1 K: 0 BB: 0 S: 9 P: 12	R: 2 H: 3 E: 0 LOB: 2 K: 0 BB: 2 S: 12 P: 31	R: 0 H: 0 E: 0 LOB: 0 K: 0 BB: 0 S: 9 P: 15	R: 2 H: 2 E: 0 LOB: 1 K: 1 BB: 1 S: 16 P: 27	R: 0 H: 0 E: 0 LOB: 0 K: 0 BB: 0 S: 6 P: 10	R: 1 H: 1 E: 0 LOB: 1 K: 1 BB: 1 S: 13 P: 21	R: 0 H: 1 E: 0 LOB: 1 K: 0 BB: 0 S: 10 P: 15	R: 3 H: 3 E: 0 LOB: 1 K: 0 BB: 0 S: 8 P: 16	1B: 9 SF: 0 2B: 2 SAC: 0 3B: 0 DP: 1 HR: 1 HBP: 1						

TOP

Houston Astros @ Chicago Cubs

Wrigley Field, Chicago, IL

Tue Jun 13 2006, 7:05 PM CDT

Att. 40,563 - Clear - 64 F

livebaseballscorecards.com

AB	38
R	9
H	12
RBI	9
BB	5
SO	3
LOB	19

PITCHER		IP	WLS	BF	H	R	ER	SO	BB	IBB	HBP	BLK	WP	HR	S	P	ERA	WHIP
45 Sean Marshall, L ERA: 4.82	(1, 1)	4.0	L	22	7	5	5	1	4	0	0	0	0	1	47	88	11.25	2.750
David Aardsma, R ERA: 7.11	(5, 1)	1.0		3	0	0	0	1	0	0	0	0	0	0	9	15	0.00	0.000
37 Angel Guzman, R ERA: 6.75	(6, 1)	2.0		8	1	1	1	1	1	0	0	0	0	0	19	31	4.50	1.000
44 Roberto Novoa, R ERA: 4.55	(8, 1)	1.0		4	1	0	0	0	0	0	0	0	0	0	10	15	0.00	1.000
13 Will Ohman, L ERA: 5.14	(9, 1)	1.0		7	3	3	3	0	0	0	1	0	0	0	8	16	27.00	3.000

PITCHER	IP	WLS	BF	H	R	ER	SO	BB	IBB	HBP	BLK	WP	HR	S	P	ERA	WHIP

Batter	1	2	3	4	5	6	7	8	9	AB	R	H	RBI	BB	SO	LOB
Juan Pierre, L (1, 8) OBP: 0.284, SLG: 0.305	L8		FC5-4 1B		G6-3			G6-3	WP 1B 2-H	5	0	2	1	0	0	0
Neifi Perez, S (1, 4) OBP: 0.230, SLG: 0.299	G1-3		FC5-4 1-2f			G6-3		16 1B 1B 1B	1-2	5	0	2	0	0	0	1
Michael Barrett, R (1, 2) OBP: 0.365, SLG: 0.505	2B		L5			K2-3		SAFE 16 1B 1-2 1B	G4-3 2-3	5	0	2	0	0	1	3
16 Aramis Ramirez, R (1, 5) OBP: 0.314, SLG: 0.455	G6-3		K			L9		1-2 2-3 1B		4	0	1	0	0	1	2
Phil Nevin, R (1, 3) OBP: 0.307, SLG: 0.448		FC1-6 2B		F9			HR	K		4	1	2	1	0	1	3
19 Matt Murton, R (1, 7) OBP: 0.345, SLG: 0.381		FC1-6 BB		L4			G1-3	G5-3		3	0	0	0	1	0	3
Jacque Jones, L (1, 9) OBP: 0.327, SLG: 0.508		FC1-6 1-2f 2-3		F7			K		K	4	0	0	0	0	2	2
5 Ronny Cedeno, R (1, 6) OBP: 0.326, SLG: 0.399		K			G6-3		FC6-4 1B		K	4	0	1	0	0	2	2
45 Sean Marshall, L (1, 1) OBP: 0.120, SLG: 0.120		K			G6-3		FC6-4 1-2f		WP 1B 2B	1	0	0	0	0	1	2
David Aardsma, R (5, 1)										0	0	0	0	0	0	0
1 Tony Womack, L (5, PH) OBP: 0.354, SLG: 0.390										1	0	0	0	0	0	0
37 Angel Guzman, R (6, 1) OBP: 0.200, SLG: 0.400										0	0	0	0	0	0	0
Todd Walker, L (7, PH) OBP: 0.367, SLG: 0.386										1	0	0	0	0	0	1
44 Roberto Novoa, R (8, 1) OBP: 0.333, SLG: 0.667										0	0	0	0	0	0	0
13 Will Ohman, L (9, 1) OBP: 1.000, SLG: 1.000										0	0	0	0	0	0	0
John Mabry, L (9, PH) OBP: 0.300, SLG: 0.292										1	1	1	0	0	0	0
Inning Stats	R: 0 E: 0 K: 0 S: 7 H: 1 LOB: 1 BB: 0 P: 10	R: 0 E: 0 K: 2 S: 13 H: 1 LOB: 2 BB: 1 P: 26	R: 0 E: 0 K: 1 S: 11 H: 1 LOB: 1 BB: 0 P: 17	R: 0 E: 0 K: 0 S: 7 H: 0 LOB: 0 BB: 0 P: 10	R: 0 E: 0 K: 0 S: 12 H: 0 LOB: 0 BB: 0 P: 18	R: 0 E: 0 K: 1 S: 9 H: 0 LOB: 0 BB: 0 P: 13	R: 1 E: 0 K: 1 S: 14 H: 2 LOB: 1 BB: 0 P: 22	R: 0 E: 0 K: 1 S: 16 H: 3 LOB: 3 BB: 0 P: 22	R: 1 E: 0 K: 2 S: 18 H: 3 LOB: 2 BB: 0 P: 26	1B: 7 2B: 3 3B: 0 HR: 1 SF: 0 SAC: 0 DP: 0 HBP: 0	WP: 2 PB: 0 SB: 0 CS: 0 PA: 39					

PITCHER		IP	WLS	BF	H	R	ER	SO	BB	IBB	HBP	BLK	WP	HR	S	P	ERA	WHIP
Andy Pettitte, L ERA: 5.46	(1, 1)	7.0	W	27	5	1	1	5	1	0	0	0	0	1	73	116	1.29	0.857
Trever Miller, L ERA: 4.58	(8, 1)	0.1		2	1	0	0	0	0	0	0	0	0	0	5	7	0.00	3.000
Dan Wheeler, R ERA: 4.61	(8, 1)	0.2		4	2	0	0	1	0	0	0	0	0	0	11	15	0.00	3.000
54 Brad Lidge, R ERA: 4.99	(9, 1)	1.0		6	3	1	1	2	0	0	0	0	2	0	18	26	9.00	3.000

PITCHER	IP	WLS	BF	H	R	ER	SO	BB	IBB	HBP	BLK	WP	HR	S	P	ERA	WHIP

BOTTOM

Houston Astros @ Chicago Cubs

Wrigley Field, Chicago, IL

Tue Jun 13 2006, 7:05 PM CDT

Att. 40,563 - Clear - 64 F

livebaseballscorecards.com

AB	38
R	2
H	11
RBI	2
BB	1
SO	8
LOB	19

Houston Astros @ Chicago Cubs

Wrigley Field, Chicago, IL

Wed Jun 14 2006, 7:05 PM CDT

Att. 39,946 - Overcast - 62 F

livebaseballscorecards.com

Batter	1	2	3	4	5	6	7	8	9	AB	R	H	RBI	BB	SO	LOB
Craig Biggio, R (1, 4) OBP: 0.352, SLG: 0.458	F7	1-2 3-H 1B		2-H 1B		G1-3			G5-3	5	0	2	2	0	0	0
54 Brad Lidge, R (9, 1)										0	0	0	0	0	0	0
Mike Lamb, L (1, 5) OBP: 0.397, SLG: 0.535	2 G6-4-3 1B	G4-3		F 1 SAFE 1 SAFE X F8			G6-3			4	0	1	0	0	0	3
2 Chris Burke, R (1, 8) (9, 4) OBP: 0.369, SLG: 0.470	G6-4-3 1-2f		G4-3		16 G1-3 17 S 1B 1B		P5			4	1	1	0	0	0	1
17 Lance Berkman, S (1, 3) OBP: 0.390, SLG: 0.611		16 2B G6-3 1B	G1-3		K 1-2		G4-3			4	1	1	0	0	1	1
16 Jason Lane, R (1, 9) OBP: 0.354, SLG: 0.412		1B 28 SH1-3 1-3 2B	1B	G1-3 2-3				K		4	1	2	0	0	1	1
Preston Wilson, R (1, 7) OBP: 0.314, SLG: 0.403		G6-3 3-H	G2-3		FC5-4 3-H 1B			K		4	0	1	2	0	1	2
Brad Ausmus, R (1, 2) OBP: 0.360, SLG: 0.357		44 1B 28 SH1-3 2-3 1B 1B		P6	FC5-4 1-2f			G3		4	1	1	0	0	0	1
28 Adam Everett, R (1, 6) OBP: 0.271, SLG: 0.296		SH1-3 1-2 3-H		E5 44 CS		G5-3			P4	3	0	0	1	0	0	0
44 Roy Oswalt, R (1, 1) OBP: 0.188, SLG: 0.167		1B 2-3 1B		1-2 1B 2B		G1-3			K	3	1	2	0	0	0	0
Dan Wheeler, R (7, 1)										0	0	0	0	0	0	0
Trever Miller, R (7, 1)										0	0	0	0	0	0	0
Chad Qualls, R (8, 1)										0	0	0	0	0	0	0
Orlando Palmeiro, L (9, PH) OBP: 0.268, SLG: 0.283										1	0	0	0	0	1	0
Willy Taveras, R (9, 8) OBP: 0.320, SLG: 0.313										0	0	0	0	0	0	0

TOP

	AB	R	H	RBI	BB	SO	LOB
	36	5	11	5	0	4	9

Inning Stats	1	2	3	4	5	6	7	8	9
R	0	3	0	1	1	0	0	0	0
E	0	0	0	1	0	0	0	0	0
K	0	0	0	0	1	0	0	2	1
S	7	14	10	13	13	4	6	8	6
H	1	5	1	2	2	0	0	0	0
LOB	0	2	1	1	1	0	0	0	0
BB	0	0	0	0	0	0	0	0	0
P	9	19	14	13	19	5	11	15	11

1B	9
2B	2
3B	0
HR	0
SF	0
SAC	1
DP	1
HBP	0
WP	0
PB	0
SB	1
CS	1
PA	37

PITCHER		IP	WLS	BF	H	R	ER	SO	BB	IBB	HBP	BLK	WP	HR	S	P	ERA	WHIP
Greg Maddux, R ERA: 4.29	(1, 1)	7.0	L	31	11	5	5	1	0	0	0	0	0	0	67	90	6.43	1.571
Bob Howry, R ERA: 2.01	(8, 1)	1.0		3	0	0	0	2	0	0	0	0	0	0	8	15	0.00	0.000
46 Ryan Dempster, R ERA: 3.56	(9, 1)	1.0		3	0	0	0	1	0	0	0	0	0	0	6	11	0.00	0.000

PITCHER	IP	WLS	BF	H	R	ER	SO	BB	IBB	HBP	BLK	WP	HR	S	P	ERA	WHIP

Batter	1	2	3	4	5	6	7	8	9	AB	R	H	RBI	BB	SO	LOB
Juan Pierre, L (1, 8) OBP: 0.283, SLG: 0.304	L5		G4-3		1B		P4			4	0	1	0	0	0	1
Neifi Perez, S (1, 4) OBP: 0.224, SLG: 0.292	G5-3		P5		F9			BB		3	0	0	0	0	0	1
1 Tony Womack, L (8, PH) (9, 4) OBP: 0.364, SLG: 0.390										0	1	0	0	1	0	0
Michael Barrett, R (1, 2) OBP: 0.372, SLG: 0.510	L8			1B 16 1B	1B	FC6-4		G6-4-3 16 1B		4	1	3	0	0	0	0
Phil Nevin, R (1, 3) OBP: 0.314, SLG: 0.459		16 1B SF7		16 1B	1B	FC6-4		G6-4-3 16		4	1	3	1	0	0	1
16 Aramis Ramirez, R (1, 5) OBP: 0.317, SLG: 0.456		19 G4-6-3		19 G6-4-3	F9			G6-4-3		4	0	2	1	0	0	3
Jacque Jones, L (1, 9) OBP: 0.321, SLG: 0.500		SF7		K	K			K		3	0	0	1	0	3	4
19 Matt Murton, R (1, 7) OBP: 0.339, SLG: 0.373		G4-6-3		G6-4-3			F9		K	4	0	0	0	0	1	3
5 Ronny Cedeno, R (1, 6) OBP: 0.325, SLG: 0.405			G6-3		G4-3		F9		L4	4	1	1	0	0	0	0
Greg Maddux, R (1, 1) OBP: 0.172, SLG: 0.179			G6-3		G6-3		S 1B		K	2	0	0	1	0	0	0
Freddie Bynum, L (7, PH) OBP: 0.270, SLG: 0.400										1	0	1	0	0	0	0
Bob Howry, L (8, 1) OBP: 1.000, SLG: 1.000										0	0	0	0	0	0	0
46 Ryan Dempster, R (9, 1)										0	0	0	0	0	0	0
John Mabry, L (9, PH) OBP: 0.296, SLG: 0.288										1	0	0	0	0	1	0
Inning Stats	R: 0 E: 0 K: 0 S: 7 H: 0 LOB: 0 BB: 0 P: 14	R: 1 E: 0 K: 0 S: 10 H: 2 LOB: 0 BB: 0 P: 15	R: 1 E: 0 K: 0 S: 8 H: 1 LOB: 0 BB: 0 P: 15	R: 1 E: 0 K: 1 S: 11 H: 3 LOB: 1 BB: 0 P: 17	R: 0 E: 0 K: 0 S: 9 H: 1 LOB: 1 BB: 0 P: 14	R: 0 E: 0 K: 1 S: 11 H: 1 LOB: 1 BB: 0 P: 15	R: 0 E: 0 K: 0 S: 9 H: 1 LOB: 1 BB: 0 P: 16	R: 1 E: 0 K: 1 S: 10 H: 2 LOB: 1 BB: 1 P: 18	R: 0 E: 0 K: 2 S: 9 H: 0 LOB: 0 BB: 0 P: 14	1B: 9 2B: 1 3B: 1 HR: 0 SF: 1 SAC: 0 DP: 3 HBP: 0						

PITCHER	IP	WLS	BF	H	R	ER	SO	BB	IBB	HBP	BLK	WP	HR	S	P	ERA	WHIP
44 Roy Oswalt, R (1, 1) ERA: 3.21	6.0	W	24	8	3	3	2	0	0	0	0	0	0	56	90	4.50	1.333
Dan Wheeler, R (7, 1) ERA: 4.5	0.2	H	3	1	0	0	0	0	0	0	0	0	0	6	10	0.00	1.500
Trever Miller, L (7, 1) ERA: 4.5	0.1	H	1	0	0	0	0	0	0	0	0	0	0	3	6	0.00	0.000
Chad Qualls, R (8, 1) ERA: 3.93	1.0	H	5	2	1	1	1	1	0	0	0	0	0	10	18	9.00	3.000
54 Brad Lidge, R (9, 1) ERA: 4.83	1.0	S	3	0	0	0	2	0	0	0	0	0	0	9	14	0.00	0.000

PITCHER	IP	WLS	BF	H	R	ER	SO	BB	IBB	HBP	BLK	WP	HR	S	P	ERA	WHIP

BOTTOM

Houston Astros @ Chicago Cubs

Wrigley Field, Chicago, IL

Wed Jun 14 2006, 7:05 PM CDT

Att. 39,946 - Overcast - 62 F

livebaseballscorecards.com

AB	34
R	4
H	11
RBI	4
BB	1
SO	5
LOB	13

WP: 0	PB: 0	SB: 1	CS: 0
PA: 36			

Houston Astros @ Chicago Cubs

Wrigley Field, Chicago, IL

Thu Jun 15 2006, 1:20 PM CDT

Att. 40,236 - Overcast - 77 F

livebaseballscorecards.com

Batter	1	2	3	4	5	6	7	8	9	AB	R	H	RBI	BB	SO	LOB
Willy Taveras, R (1, 8) OBP: 0.318, SLG: 0.311	C X 0-1 F7		B B C F F F F B F 3-2 F7		B X 1-0 G6-3 3-H		B L S F B F F X 2-2 P4		B X 1-0 2 BB 1B	5	0	1	1	0	0	1
Mike Lamb, L (1, 5) OBP: 0.389, SLG: 0.517	C B X 1-1 G1-3		B S F B F B B 4-2 BB		B C X 1-1 F7		C B F S 1-3 K		B C 1 SAFE L 1 SAFE F F 1 SAFE F 1-2 F X F8	4	0	0	0	1	1	2
2 Chris Burke, R (1, 4) OBP: 0.388, SLG: 0.476	B B F B B 4-1 BB		S B X 1-1 G6-3			S X 0-1 17 FC5-4 1B		F B F F F X 1-2 E 17 1B 1B	B D C B B 4-1 1-2 BB	3	1	2	0	2	0	1
17 Lance Berkman, S (1, 3) OBP: 0.386, SLG: 0.602	X 0-0 F9			B X 1-0 F8		C X 0-1 FC5-4 1B 1-2f		B F B B X 3-1 E 1-2 1B	B C F F B S 2-3 K	5	1	1	0	0	1	4
16 Jason Lane, R (1, 9) OBP: 0.346, SLG: 0.401		C B F B B X 3-2 F8		X 0-0 F7		C C 1 SAFE B B S 2-3 K		B X 1-0 F8	X 0-0 F8	5	0	0	0	0	1	5
Preston Wilson, R (1, 7) OBP: 0.317, SLG: 0.405		B C B B C C 3-3 K		C B F X 1-2 1B		B X 1-0 1-2 1B		C B S X 1-2 FC3 1B 1-2 2-3		4	0	2	0	0	1	2
Brad Ausmus, R (1, 2) OBP: 0.363, SLG: 0.360		B B C B F X 3-2 1B		F C B B T 2-2 K		B C X 1-1 G4-3		B B X 2-0 1-2 2-H 3-H 1B		4	0	2	2	0	1	3
28 Adam Everett, R (1, 6) OBP: 0.271, SLG: 0.300		B C S F C 1-3 K		B S C B X 2-2 64 SH1-4 G6-3 2B			X 0-0 F8	C F F F X 0-2 F6		4	1	1	0	0	1	3
64 Fernando Nieve, R (1, 1) OBP: 0.235, SLG: 0.133 Trever Miller, R (6, 1) Morgan Ensberg, R (7, PH) OBP: 0.382, SLG: 0.562 Dave Borkowski, R (7, 1) Orlando Palmeiro, L (8, PH) OBP: 0.283, SLG: 0.278 Chad Qualls, R (8, 1) 54 Brad Lidge, R (9, 1)			C X 0-1 G3		X 0-0 SH1-4 2-3		H 1-0 HBP	F B S T C 1-3 K		1 0 0 0 1 0 0	0 0 0 0 0 0 0	0 0 0 0 0 0 0	0 0 0 0 0 0 0	0 0 0 0 1 0 0	0 0 0 0 2 0 0	0 0 0 0 2 0 0
Inning Stats	R: 0 E: 0 K: 0 S: 6 H: 0 LOB: 1 BB: 1 P: 11	R: 0 E: 0 K: 2 S: 13 H: 1 LOB: 1 BB: 0 P: 23	R: 0 E: 0 K: 0 S: 14 H: 0 LOB: 1 BB: 1 P: 22	R: 0 E: 0 K: 1 S: 8 H: 1 LOB: 1 BB: 0 P: 12	R: 1 E: 0 K: 0 S: 7 H: 1 LOB: 0 BB: 0 P: 11	R: 0 E: 0 K: 1 S: 10 H: 2 LOB: 2 BB: 0 P: 14	R: 0 E: 0 K: 1 S: 10 H: 0 LOB: 1 BB: 0 P: 14	R: 2 E: 1 K: 1 S: 20 H: 3 LOB: 2 BB: 0 P: 29	R: 0 E: 0 K: 1 S: 14 H: 1 LOB: 2 BB: 1 P: 22	1B: 8 2B: 1 3B: 0 HR: 0	SF: 0 SAC: 1 DP: 0 HBP: 1					

TOP	
AB	36
R	3
H	9
RBI	3
BB	3
SO	7
LOB	23

WP: 0 PB: 0 SB: 0 CS: 0 PA: 41

PITCHER		IP	WLS	BF	H	R	ER	SO	BB	IBB	HBP	BLK	WP	HR	S	P	ERA	WHIP
38 Carlos Zambrano, R ERA: 2.82	(1, 1)	7.0		29	5	1	1	5	2	0	1	0	0	0	68	107	1.29	1.000
Bob Howry, R ERA: 2.23	(8, 1)	1.0	L	7	3	2	1	1	0	0	0	0	0	0	20	29	9.00	3.000
47 Scott Eyre, L ERA: 2.45	(9, 1)	0.2		4	1	0	0	1	1	0	0	0	0	0	13	21	0.00	3.000
44 Roberto Novoa, R ERA: 4.5	(9, 1)	0.1		1	0	0	0	0	0	0	0	0	0	0	1	1	0.00	0.000

PITCHER	IP	WLS	BF	H	R	ER	SO	BB	IBB	HBP	BLK	WP	HR	S	P	ERA	WHIP

Batter	1	2	3	4	5	6	7	8	9	AB	R	H	RBI	BB	SO	LOB
Juan Pierre, L (1, 8) OBP: 0.290, SLG: 0.308	X 0-0 SH1-3 1 1 S SF8 1B		B X 1-0 F9 1 1 S 1B		X 0-0 ② FC3-6 1 S 1-2f		D B D B 4-0 1 S BB			3	1	2	0	1	0	1
1 Tony Womack, L (1, 4) OBP: 0.348, SLG: 0.371	1 SAFE B P X 2-0 ① SH1-3 1-3		B 1 SAFE 1 SAFE 1 SAFE C P S X 2-2 ① F9 1-3		B C 1 SAFE B D F X 3-2 ③ G4-3 1-2		B C B X 2-1 ③ G6-3 1-2			3	0	0	0	0	0	4
Michael Barrett, R (1, 2) OBP: 0.370, SLG: 0.508	S B F B X 2-2 ② SF8 3-H		B X 1-0 ② G4-3			B X 1-0 ① G5-3		B B C X 2-1 G4-6-3 1B		3	0	1	1	0	0	1
Todd Walker, L (1, 3) OBP: 0.369, SLG: 0.393	C F X 0-2 1B		B C S D F F X 2-2 ③ F9			F F B X 1-2 2B		B B X 2-0 ① ② G4-6-3 1-2f		4	0	2	0	0	0	2
16 Aramis Ramirez, R (1, 5) OBP: 0.312, SLG: 0.448	D B F B X 3-1 ③ G5-3			F B X 1-1 ① P6		C X 0-1 ② G5-3		C X 0-1 ③ G5-3		4	0	0	0	0	0	2
Jacque Jones, L (1, 9) OBP: 0.320, SLG: 0.510		B X 1-0 HR		B X 1-0 ② F7		C F B B F F X 2-2 ③ L7			C S S 0-3 ① K	4	1	1	1	0	1	1
Freddie Bynum, L (1, 7) OBP: 0.269, SLG: 0.422		F C X 0-2 ① G4-3		C B B B X 3-1 ③ L9			B B F S B X 3-2 3B		C S C 0-3 ② K	4	0	1	0	0	1	0
5 Ronny Cedeno, R (1, 6) OBP: 0.321, SLG: 0.400 John Mabry, L (9, PH) OBP: 0.293, SLG: 0.284		C S S F X 0-2 ② P4			B F B B C F F F F X 3-2 ① F7		B B C F X 1-2 ① G4-3		F B F B X 2-2 ③ G4-3	3 1	0 0	0 0	0 0	0 0	1 0	1 0
38 Carlos Zambrano, S (1, 1) OBP: 0.129, SLG: 0.207 Phil Nevin, R (7, PH) OBP: 0.313, SLG: 0.456 Bob Howry, L (8, 1) OBP: 1.000, SLG: 1.000 47 Scott Eyre, L (9, 1) 44 Roberto Novoa, R (9, 1) OBP: 0.333, SLG: 0.667		B X 1-0 ③ G4-3			X 0-0 FC3-6 1B		S B F X 1-2 ② G4-3			2 1 0 0 0	0 0 0 0 0	1 0 0 0 0	0 0 0 0 0	0 0 0 0 0	0 0 0 0 0	0 1 0 0 0
Inning Stats	R: 1 H: 2 E: 0 LOB: 1 K: 0 BB: 0 S: 11 P: 17	R: 1 H: 1 E: 0 LOB: 0 K: 0 BB: 0 S: 9 P: 11	R: 0 H: 1 E: 0 LOB: 1 K: 0 BB: 0 S: 11 P: 16	R: 0 H: 0 E: 0 LOB: 0 K: 0 BB: 0 S: 5 P: 10	R: 0 H: 1 E: 0 LOB: 1 K: 0 BB: 0 S: 19 P: 25	R: 0 H: 1 E: 0 LOB: 1 K: 0 BB: 0 S: 11 P: 15	R: 0 H: 1 E: 0 LOB: 2 K: 0 BB: 1 S: 11 P: 22	R: 0 H: 1 E: 0 LOB: 0 K: 0 BB: 0 S: 5 P: 9	R: 0 H: 0 E: 0 LOB: 0 K: 2 BB: 0 S: 9 P: 11	1B: 5 2B: 1 3B: 1 HR: 1	SF: 1 SAC: 1 DP: 1 HBP: 0			WP: 0 PB: 0 SB: 4 CS: 0	PA: 35		

PITCHER		IP	WLS	BF	H	R	ER	SO	BB	IBB	HBP	BLK	WP	HR	S	P	ERA	WHIP
64 Fernando Nieve, R ERA: 4.71	(1, 1)	5.2		23	6	2	2	0	0	0	0	0	0	1	61	87	3.18	1.059
Trever Miller, L ERA: 4.42	(6, 1)	0.1		1	0	0	0	0	0	0	0	0	0	0	5	7	0.00	0.000
Dave Borkowski, R ERA: 3.82	(7, 1)	1.0	W	5	1	0	0	0	1	0	0	0	0	0	11	22	0.00	2.000
Chad Qualls, R ERA: 3.82	(8, 1)	1.0	H	3	1	0	0	0	0	0	0	0	0	0	5	9	0.00	1.000
54 Brad Lidge, R ERA: 4.68	(9, 1)	1.0	S	3	0	0	0	2	0	0	0	0	0	0	9	11	0.00	0.000

PITCHER	IP	WLS	BF	H	R	ER	SO	BB	IBB	HBP	BLK	WP	HR	S	P	ERA	WHIP

Houston Astros @ Chicago Cubs

Wrigley Field, Chicago, IL

Thu Jun 15 2006, 1:20 PM CDT

Att. 40,236 - Overcast - 77 F

BOTTOM

livebaseballscorecards.com

AB	32
R	2
H	8
RBI	2
BB	1
SO	2
LOB	13

Batter	1	2	3	4	5	6	7	8	9	AB	R	H	RBI	BB	SO	LOB
9 David DeJesus, L (1, 8) OBP: 0.358, SLG: 0.411	B C C F B X 2-2 16 2B G5-3 1B	B B B B 4-0 15 FC4-6 BB			B C T X 1-2 ① G6-3		B X 1-0 15 1B 16 1B 1B	C H 1-1 1-2 2-3 HBP		3	2	2	0	1	0	1
15 Mark Grudzielanek, R (1, 4) OBP: 0.337, SLG: 0.405	B C 1 SAFE 1 SAFE X 1-1 ① F9	B F F B X 2-2 ③ FC4-6 1-2f			B S B X 2-1 ② G5-3		1 SAFE S S 1 SAFE X 0-1 16 1B 1-2 1B 1B	C X 0-1 ③ L1		5	1	1	0	0	0	7
16 Reggie Sanders, R (1, 9) OBP: 0.299, SLG: 0.460	X 0-0 G5-3 1-3 2B		S C S 0-3 ① K		B B B C X 3-1 2-H 2B		S B X 1-1 1B 1-2 2-H 1B		X 0-0 ① P6	5	2	3	2	0	1	0
Emil Brown, R (1, 7) OBP: 0.336, SLG: 0.409	B X 1-0 ② G5-3 2-3 3-H		C X 0-1 ② F9		B X 1-0 2-H 2B		B B C X 2-1 ② 1-H 2-H 1B		C F X 0-2 41 SH 1B	5	0	3	3	0	0	1
Tony Graffanino, R (1, 3) OBP: 0.291, SLG: 0.349 57 Joel Peralta, R (7, 1) 41 Jimmy Gobble, L (8, 1)	B F B F C 2-3 ③ K		C S S F X 1-2 ③ G3		B B X 2-0 ③ L3		X 0-0 ③ G1-3		X 0-0 SH 4 G5-4-3 1-2	4 0 0	0 0 0	0 0 0	0 0 0	0 0 0	1 0 0	2 0 0
4 Angel Berroa, R (1, 6) OBP: 0.269, SLG: 0.360		S S B S 1-3 ① K	C F S 0-3 ① K			F F X 0-2 ① G4-3		B F B X 2-1 ① G4-3	C X 0-1 ② ③ G5-4-3 1-2f	5	0	0	0	0	2	2
24 Mark Teahen, L (1, 5) OBP: 0.273, SLG: 0.379	B X 1-0 14 1B 3B		X 0-0 ② G4-3			F C B F X 1-2 ② G4-3		C B B X 2-1 ② G4-3		4	1	1	0	0	0	0
14 John Buck, R (1, 2) OBP: 0.269, SLG: 0.342	X 0-0 37 SH1-4 3-H 1B		C B B F C 2-3 ③ K			C F B X 1-2 ③ G5-3		X 0-0 9 HBP 1B		4	0	2	1	0	1	0
37 Scott Elarton, R (1, 1) OBP: 1.000, SLG: 2.000 Kerry Robinson, L (7, PH) OBP: 0.281, SLG: 0.333 Doug Mientkiewicz, L (7, 3) OBP: 0.354, SLG: 0.371	B C X 1-1 ② SH1-4 1-2				X 0-0 16 2B 2B	X 0-0 ① G3	B X 1-0 9 HBP 1-2 1B			1 1 1	1 0 0	1 0 1	0 0 0	0 0 0	0 0 0	0 0 0
Inning Stats	R: 1 H: 2 E: 0 LOB: 1 K: 1 BB: 0 S: 12 P: 18	R: 1 H: 2 E: 0 LOB: 2 K: 1 BB: 1 S: 10 P: 19	R: 0 H: 0 E: 0 LOB: 0 K: 1 BB: 0 S: 9 P: 10	R: 0 H: 0 E: 0 LOB: 0 K: 2 BB: 0 S: 7 P: 9	R: 2 H: 3 E: 0 LOB: 1 K: 0 BB: 0 S: 10 P: 19	R: 0 H: 0 E: 0 LOB: 0 K: 0 BB: 0 S: 10 P: 12	R: 3 H: 4 E: 0 LOB: 0 K: 0 BB: 0 S: 9 P: 13	R: 0 H: 2 E: 0 LOB: 3 K: 0 BB: 0 S: 9 P: 15	R: 0 H: 1 E: 0 LOB: 1 K: 0 BB: 0 S: 7 P: 7	1B: 9 SF: 0 2B: 4 SAC: 2 3B: 1 DP: 1 HR: 0 HBP: 1						

PITCHER		IP	WLS	BF	H	R	ER	SO	BB	IBB	HBP	BLK	WP	HR	S	P	ERA	WHIP
51 Wandy Rodriguez, L ERA: 4.59	(1, 1)	6.0	L	26	7	4	4	5	1	0	0	0	0	0	58	87	6.00	1.333
43 Chris Sampson, R ERA: 3.52	(7, 1)	2.0		12	6	3	3	0	0	0	1	0	0	0	18	28	13.50	3.000
Russ Springer, R ERA: 3.0	(9, 1)	1.0		4	1	0	0	0	0	0	0	0	0	0	7	7	0.00	1.000

PITCHER	IP	WLS	BF	H	R	ER	SO	BB	IBB	HBP	BLK	WP	HR	S	P	ERA	WHIP

TOP

Kansas City Royals @ Houston Astros

Minute Maid Park, Houston, TX

Fri Jun 16 2006, 7:05 PM CDT
Att. 36,328 - Roof Closed - 72 F

livebaseballscorecards.com

AB	38
R	7
H	14
RBI	6
BB	1
SO	5
LOB	13

WP: 0 PA: 42
PB: 0
SB: 0
CS: 0

BOTTOM

Kansas City Royals @ Houston Astros

Minute Maid Park, Houston, TX

Fri Jun 16 2006, 7:05 PM CDT
Att. 36,328 - Roof Closed - 72 F

livebaseballscorecards.com

Batter	1	2	3	4	5	6	7	8	9	AB	R	H	RBI	BB	SO	LOB
Craig Biggio, R (1, 4) OBP: 0.351, SLG: 0.455	B F F B B X 3-2 F7 ①			S X 0-1 P5 ①		F X 0-1 1B 2-H 3-H 1B		B B C B X 3-1 F8 ③		4	0	1	2	0	0	0
Mike Lamb, L (1, 5) OBP: 0.385, SLG: 0.508	F B F F F B X 2-2 F8 ②			C B X 1-1 F7 ②		1 SAFE B B F X 2-1 2 K 1-2 1B			X 0-0 F7 ①	4	0	1	0	0	0	0
2 Chris Burke, R (1, 8) OBP: 0.375, SLG: 0.458	C B F S 1-3 K ③			B F F X 1-2 F7 ③		C S 1 SAFE B B S 2-3 K ② ③ 1-2			S B F F S 1-3 K ②	4	0	0	0	0	3	2
17 Lance Berkman, S (1, 3) OBP: 0.384, SLG: 0.596		C F B B B F X 3-2 G4-3 ①			C B F S 1-3 K ①		X 0-0 F8 ①		F B X 1-1 1B	4	0	1	0	0	1	0
16 Jason Lane, R (1, 9) OBP: 0.345, SLG: 0.403		F X 0-1 F9 ②			B X 1-0 F9 ②		B F F B F F X 2-2 2B		B C F X 1-2 P4 ③	4	0	1	0	0	0	1
Preston Wilson, R (1, 7) OBP: 0.313, SLG: 0.400		B B F C X 2-2 P5 ③			B X 1-0 G6-3 ③		X 0-0 F7 ②			3	0	0	0	0	0	1
Eric Munson, L (1, 2) OBP: 0.303, SLG: 0.412			F B S X 1-2 G4-3 ①			B B F F F S 2-3 K ① B X 1-0 G1-3 ③				3	0	0	0	0	1	1
28 Adam Everett, R (1, 6) OBP: 0.276, SLG: 0.305			B B C X 2-1 L5 ②			B F X 1-1 2B 1B 1B		F X 0-1 G6-4-3 1B		3	1	2	0	0	0	0
51 Wandy Rodriguez, S (1, 1) OBP: 0.107, SLG: 0.074 Willy Taveras, R (6, PH) OBP: 0.320, SLG: 0.318 43 Chris Sampson, R (7, 1) Orlando Palmeiro, L (8, PH) OBP: 0.259, SLG: 0.273 Russ Springer, R (9, 1)			C X 0-1 P5 ③			C S B X 1-2 1-3 1B 2B		C X 0-1 G6-4-3 1-2f ① ②		1 1 0 1 0	0 1 0 0 0	0 1 0 0 0	0 0 0 0 0	0 0 0 0 0	0 0 0 0 0	0 0 0 1 0
Inning Stats	R: 0 E: 0 K: 1 S: 11 H: 0 LOB: 0 BB: 0 P: 17	R: 0 E: 0 K: 0 S: 9 H: 0 LOB: 0 BB: 0 P: 14	R: 0 E: 0 K: 0 S: 7 H: 0 LOB: 0 BB: 0 P: 10	R: 0 E: 0 K: 0 S: 7 H: 0 LOB: 0 BB: 0 P: 9	R: 0 E: 0 K: 1 S: 5 H: 0 LOB: 0 BB: 0 P: 8	R: 2 E: 0 K: 2 S: 16 H: 4 LOB: 1 BB: 0 P: 24	R: 0 E: 0 K: 0 S: 8 H: 1 LOB: 1 BB: 0 P: 11	R: 0 E: 0 K: 0 S: 6 H: 1 LOB: 0 BB: 0 P: 9	R: 0 E: 0 K: 1 S: 10 H: 1 LOB: 1 BB: 0 P: 13	1B: 5 2B: 2 3B: 0 HR: 0 SF: 0 SAC: 0 DP: 1 HBP: 0						

AB	32
R	2
H	7
RBI	2
BB	0
SO	5
LOB	6

WP: 0 PA: 32
PB: 0
SB: 0
CS: 0

PITCHER		IP	WLS	BF	H	R	ER	SO	BB	IBB	HBP	BLK	WP	HR	S	P	ERA	WHIP
37 Scott Elarton, R ERA: 5.09	(1, 1)	6.0	W	21	4	2	2	4	0	0	0	0	0	0	55	82	3.00	0.667
57 Joel Peralta, R ERA: 4.55	(7, 1)	1.0		5	2	0	0	0	0	0	0	0	0	0	10	13	0.00	2.000
41 Jimmy Gobble, L ERA: 4.33	(8, 1)	2.0		6	1	0	0	1	0	0	0	0	0	0	14	20	0.00	0.500

PITCHER	IP	WLS	BF	H	R	ER	SO	BB	IBB	HBP	BLK	WP	HR	S	P	ERA	WHIP

Batter	1	2	3	4	5	6	7	8	9	AB	R	H	RBI	BB	SO	LOB
9 David DeJesus, L (1, 8) OBP: 0.354, SLG: 0.414	B X 1-0 15 F9 SF9 2B		F X 0-1 ③ F8			C B S C 1-3 ① K		B X 1-0 ② G4-3		4	1	1	0	0	1	0
15 Mark Grudzielanek, R (1, 4) OBP: 0.332, SLG: 0.398	B F B F D X 3-2 ① F9 2-3			F F S 0-3 ① K		B X 1-0 ② G5-3		C C B F X 1-2 ③ G3-1		4	0	0	0	0	1	1
Doug Mientkiewicz, L (1, 3) OBP: 0.348, SLG: 0.366	B B X 2-0 ② SF9 3-H			C B X 1-1 ② F7		B C B C S 2-3 ③ K			B B C F X 2-2 ① F8	3	0	0	1	0	1	0
Emil Brown, R (1, 9) OBP: 0.339, SLG: 0.408	C B C B B X 3-2 ③ G1-3			B B B B 4-0 BB			B B F X 2-1 2B 24 FC1-2 1B		B B F S B F F C 2-3 ② K	3	0	1	0	1	1	0
Matt Stairs, L (1, 7) OBP: 0.324, SLG: 0.455 Esteban German, R (7, PR) OBP: 0.412, SLG: 0.367 (7, 7) 57 Joel Peralta, R (8, 1) Tony Graffanino, R (9, PH) OBP: 0.289, SLG: 0.347		S B B B X 3-1 ① G3-1		F C S 0-3 ③ K			C B C 1 SAFE B 1 SAFE X 2-2 4 HBP 1-3 2B		B B F S S S 2-3 ③ K	3 0 0 1	0 0 0 0	1 0 0 0	0 0 0 1	0 0 0 0	1 0 0 1	1 0 0 0
24 Mark Teahen, L (1, 5) OBP: 0.274, SLG: 0.386		B F S F X 1-2 ② G6-3			F X 0-1 4 G6-3 G4-3 2B		B X 1-0 ① FC1-2 4 HBP 3-H			3	1	1	0	0	0	2
4 Angel Berroa, R (1, 6) OBP: 0.270, SLG: 0.357		B S B T T T X 2-2 ③ G6-3			X 0-0 ① G6-3 2-3		C H 1-1 G4-6-3 HBP 1-2 2-3			2	0	0	0	0	0	1
Paul Bako, L (1, 2) OBP: 0.295, SLG: 0.284			C B B F F S 2-3 ① K		S B X 1-1 ② G4-3 3-H		X 0-0 ②③ G4-6-3 1-2f			3	0	0	1	0	1	3
Bob Keppel, R (1, 1) Todd Wellemeyer, R (4, 1) Andrew Sisco, L (7, 1) Kerry Robinson, L (7, 7) OBP: 0.277, SLG: 0.328			C S S 0-3 ② K		B C B C B X 3-2 ③ G4-3			C X 0-1 ① G6-3		1 1 0 1	0 0 0 0	0 0 0 0	0 0 0 0	1 0 0 0	0 0 0 0	0 0 0 0
Inning Stats	R: 1 E: 0 K: 0 S: 8 H: 1 LOB: 0 BB: 0 P: 17	R: 0 E: 0 K: 0 S: 11 H: 0 LOB: 0 BB: 0 P: 17	R: 0 E: 0 K: 2 S: 9 H: 0 LOB: 0 BB: 0 P: 11	R: 0 E: 0 K: 2 S: 8 H: 0 LOB: 1 BB: 1 P: 13	R: 1 E: 0 K: 0 S: 8 H: 1 LOB: 0 BB: 0 P: 12	R: 0 E: 0 K: 2 S: 7 H: 0 LOB: 0 BB: 0 P: 11	R: 0 E: 0 K: 0 S: 8 H: 2 LOB: 2 BB: 0 P: 14	R: 0 E: 0 K: 0 S: 7 H: 0 LOB: 0 BB: 0 P: 9	R: 0 E: 0 K: 2 S: 11 H: 0 LOB: 0 BB: 0 P: 17	1B: 1 2B: 3 3B: 0 HR: 0 SF: 1 SAC: 0 DP: 1 HBP: 1						

TOP

Kansas City Royals @ Houston Astros

Minute Maid Park, Houston, TX

Sat Jun 17 2006, 6:05 PM CDT

Att. 39,048 - Roof Closed - 73 F

livebaseballscorecards.com

AB	29
R	2
H	4
RBI	2
BB	1
SO	8
LOB	8

WP: 0 PB: 0 SB: 0 CS: 0 PA: 32

PITCHER		IP	WLS	BF	H	R	ER	SO	BB	IBB	HBP	BLK	WP	HR	S	P	ERA	WHIP
Taylor Buchholz, R ERA: 5.82	(1, 1)	6.0	W	21	2	2	2	6	1	0	0	0	0	0	51	81	3.00	0.500
Chad Qualls, R ERA: 3.72	(7, 1)	1.0	H	5	2	0	0	0	0	0	1	0	0	0	8	14	0.00	2.000
Dan Wheeler, R ERA: 4.34	(8, 1)	1.0	H	3	0	0	0	0	0	0	0	0	0	0	7	9	0.00	0.000
Russ Springer, R ERA: 2.88	(9, 1)	1.0		3	0	0	0	2	0	0	0	0	0	0	11	17	0.00	0.000

PITCHER	IP	WLS	BF	H	R	ER	SO	BB	IBB	HBP	BLK	WP	HR	S	P	ERA	WHIP

BOTTOM

Batter	1	2	3	4	5	6	7	8	9	AB	R	H	RBI	BB	SO	LOB
Craig Biggio, R (1, 4) OBP: 0.344, SLG: 0.445 4 Eric Bruntlett, R (9, 9) OBP: 0.369, SLG: 0.361	B C F X 1-2 F8 ①	B F B F S 2-3 K ②		X 0-0 G5-3 ①		B X 1-0 F8 ③		B X 1-0 F7 ②		5 0	0 0	0 0	0 0	0 0	1 0	2 0
Mike Lamb, L (1, 3) OBP: 0.400, SLG: 0.532 (9, 5)	C B F X 2-2 17 1B 2B	B F B B X 3-1 2-H 1B		C S F F X 0-2 L7 ②			B B B B 4-0 2 BB 17 1B BB	S B X 1-1 17 2B 2B		4	3	3	1	1	0	0
2 Chris Burke, R (1, 8) OBP: 0.384, SLG: 0.450 (9, 4)	F S B B B F B 4-2 17 1B BB	B 1 SAFE B 1 SAFE 1 S B SAFE 1 T X 3-2 F7 ③		C F S 0-3 K ③			1 SAFE B F B S B B 4-2 17 1B 1-2 1B BB	B F B B B 4-1 17 2B BB		2	2	0	0	3	1	1
17 Lance Berkman, S (1, 9) OBP: 0.392, SLG: 0.603 (9, 3)	B X 1-0 FC5 BB 1-3 2-H 1B		B C B B S B 4-2 FC5 BB BB		F B S S 1-3 K ①		F X 0-1 1-3 2-H 1B ①	B F X 1-1 1-H 2-H 2B		4	0	3	4	1	1	0
Morgan Ensberg, R (1, 5) OBP: 0.386, SLG: 0.557 Russ Springer, R (9, 1)	B B B B 4-0 FC5 1-2 BB		F B F F F F B B 4-2 28 FC5 1-2 BB		C G B B S 2-3 K ②		I I I I 4-0 1B IBB	C F X 0-2 P3 ③		2 0	1 0	0 0	0 0	3 0	1 0	1 0
Preston Wilson, R (1, 7) OBP: 0.313, SLG: 0.398	C F S 0-3 K ②		X 0-0 FC5 28 1B 1-2 2-3f ①		B C X 1-1 G5-3 ③		B X 1-0 28 FC6-4 1-2 3-H 1B			4	0	1	1	0	1	5
Brad Ausmus, R (1, 2) OBP: 0.361, SLG: 0.358	C B C X 1-2 FC5 1-2 2-3f ③		S X 0-1 F9 ②			B C X 1-1 G4-6-3 28 1B 1B	B F B C F S 2-3 K ②			4	0	1	0	0	1	7
28 Adam Everett, R (1, 6) OBP: 0.284, SLG: 0.314		C C B X 1-2 SH2-3 1B 1B	X 0-0 1-2 2-H 1B			1 SAFE S B 1 SAFE 1 B D X 3-1 G4-6-3 1-2 1B	B F X 1-1 FC6-4 1-2f ③			4	1	3	1	0	0	2
Taylor Buchholz, R (1, 1) OBP: 0.040, SLG: 0.040 Orlando Palmeiro, L (6, PH) OBP: 0.264, SLG: 0.268 Chad Qualls, R (7, 1) Dan Wheeler, R (8, 1) Willy Taveras, R (8, PH) OBP: 0.319, SLG: 0.317 (9, 8)		X 0-0 SH2-3 1-2 ①	X 0-0 F8 ③			L B F D F X 2-2 G4-6-3 1-2f 2-3 ① ②		B B S F F S 2-3 K ①		1 1 0 0 1	0 0 0 0 0	0 0 0 0 0	0 0 0 0 0	0 0 0 0 1	0 0 0 0 0	2 2 0 0 0
Inning Stats	R: 1 E: 0 K: 1 S: 16 H: 2 LOB: 3 BB: 2 P: 29	R: 1 E: 0 K: 1 S: 12 H: 2 LOB: 1 BB: 0 P: 21	R: 1 E: 0 K: 0 S: 11 H: 1 LOB: 2 BB: 2 P: 19	R: 0 E: 0 K: 1 S: 9 H: 0 LOB: 0 BB: 0 P: 9	R: 0 E: 0 K: 2 S: 8 H: 0 LOB: 0 BB: 0 P: 12	R: 0 E: 0 K: 0 S: 9 H: 2 LOB: 1 BB: 0 P: 16	R: 2 E: 0 K: 1 S: 11 H: 2 LOB: 2 BB: 3 P: 27	R: 2 E: 0 K: 1 S: 13 H: 2 LOB: 1 BB: 1 P: 22		1B: 8 2B: 3 3B: 0 HR: 0	SF: 0 SAC: 1 DP: 1 HBP: 0			WP: 0 PB: 0 SB: 0 CS: 0	PA: 41	

PITCHER		IP	WLS	BF	H	R	ER	SO	BB	IBB	HBP	BLK	WP	HR	S	P	ERA	WHIP
Bob Keppel, R ERA: 3.64	(1, 1)	3.0	L	18	5	3	3	2	4	0	0	0	0	0	39	69	9.00	3.000
Todd Wellemeyer, R ERA: 5.04	(4, 1)	3.0		11	2	1	1	3	1	0	0	0	0	0	26	41	3.00	1.000
Andrew Sisco, L ERA: 7.98	(7, 1)	1.2		9	3	2	2	2	1	1	0	0	0	0	18	34	10.80	2.400
57 Joel Peralta, R ERA: 4.8	(8, 1)	0.1		3	1	1	1	0	1	0	0	0	0	0	6	11	27.00	6.000

PITCHER	IP	WLS	BF	H	R	ER	SO	BB	IBB	HBP	BLK	WP	HR	S	P	ERA	WHIP

Kansas City Royals @ Houston Astros

Minute Maid Park, Houston, TX

Sat Jun 17 2006, 6:05 PM CDT

Att. 39,048 - Roof Closed - 73 F

livebaseballscorecards.com

AB	32
R	7
H	11
RBI	7
BB	8
SO	7
LOB	22

Batter	1	2	3	4	5	6	7	8	9	AB	R	H	RBI	BB	SO	LOB
Esteban German, R (1, 8) OBP: 0.405, SLG: 0.360	C C B F S 1-3 ① K		B C B F S 2-3 ③ K			B B X 2-0 ① SH5-3 2-3		B C S B C 2-3 ② K		2	0	0	0	0	2	1
9 David DeJesus, L (7, 8) OBP: 0.351, SLG: 0.410										1	0	0	0	0	1	0
15 Mark Grudzielanek, R (1, 4) OBP: 0.331, SLG: 0.400	C B B X 2-1 ② L9			C X 0-1 ① L3		B B X 2-0 16 HR 2B 3-H		X 0-0 ③ G6-3		4	1	1	1	0	0	0
16 Reggie Sanders, R (1, 9) OBP: 0.298, SLG: 0.472	X 0-0 ③ F9			C C B F F S 1-3 ② K		B X 1-0 2-H HR			C S B B X 2-2 ① G5-3	4	1	1	2	0	1	0
Emil Brown, R (1, 7) OBP: 0.337, SLG: 0.410		C B S F X 1-2 ① G4-3		C X 0-1 ③ F8		B F X 1-1 ② F8			B X 1-0 HR 2B	4	1	1	0	0	0	0
Tony Graffanino, R (1, 5) OBP: 0.290, SLG: 0.347		B C B B X 2-1 G4-6-3 1B			S X 0-1 ① G5-3	X 0-0 ③ F7			B S F D B B 4-2 HR BB	3	0	1	0	0	0	0
Elmer Dessens, R (6, 1)										0	0	0	0	0	0	0
41 Jimmy Gobble, L (8, 1)										0	0	0	0	0	0	0
Matt Stairs, L (9, PH) OBP: 0.329, SLG: 0.455										0	1	0	0	1	0	0
Ambiorix Burgos, R (9, 1)										0	0	0	0	0	0	0
Doug Mientkiewicz, L (1, 3) OBP: 0.347, SLG: 0.378		B X 1-0 ② ③ G4-6-3 1-2f			B B F F B X 3-2 ② G5-3		C X 0-1 ① F9		F B B C B F X 3-2 1-H 2-H HR	4	1	1	3	0	0	1
4 Angel Berroa, R (1, 6) OBP: 0.266, SLG: 0.350			X 0-0 ① G5-3		C S S 0-3 ③ K		X 0-0 ② G6-3		B F F X 1-2 ② F9	4	0	0	0	0	1	0
14 John Buck, R (1, 2) OBP: 0.274, SLG: 0.366			C B X 1-1 31 SH2-4 1B			X 0-0 HR	B F B B F S 3-3 ③ K		C B X 1-1 ③ G6-3	4	1	2	1	0	1	0
31 Brandon Duckworth, R (1, 1) OBP: 1.000, SLG: 2.000			X 0-0 ② SH2-4 1-2			C X 0-1 SH5-3 15 2B 2B		C C B F S 1-3 ① K2-3		1	1	1	0	0	0	0
24 Mark Teahen, L (6, 5) OBP: 0.272, SLG: 0.383										1	0	0	0	0	1	0
Inning Stats	R: 0 E: 0 K: 1 S: 7 H: 0 LOB: 0 BB: 0 P: 10	R: 0 E: 0 K: 0 S: 7 H: 1 LOB: 0 BB: 0 P: 11	R: 0 E: 0 K: 1 S: 7 H: 1 LOB: 1 BB: 0 P: 10	R: 0 E: 0 K: 1 S: 9 H: 0 LOB: 0 BB: 0 P: 10	R: 0 E: 0 K: 1 S: 8 H: 0 LOB: 0 BB: 0 P: 11	R: 4 E: 0 K: 0 S: 9 H: 4 LOB: 0 BB: 0 P: 15	R: 0 E: 0 K: 1 S: 6 H: 0 LOB: 0 BB: 0 P: 9	R: 0 E: 0 K: 2 S: 8 H: 0 LOB: 0 BB: 0 P: 11	R: 3 E: 0 K: 0 S: 15 H: 2 LOB: 0 BB: 1 P: 27	1B: 2 2B: 3 3B: 0 HR: 3 SF: 0 SAC: 2 DP: 1 HBP: 0						

PITCHER		IP	WLS	BF	H	R	ER	SO	BB	IBB	HBP	BLK	WP	HR	S	P	ERA	WHIP
Andy Pettitte, L ERA: 5.44	(1, 1)	7.0		26	6	4	4	5	0	0	0	0	0	2	53	76	5.14	0.857
Trever Miller, L ERA: 4.26	(8, 1)	0.2		2	0	0	0	2	0	0	0	0	0	0	7	10	0.00	0.000
Chad Qualls, R ERA: 4.35	(8, 1)	0.2	L	5	2	3	3	0	1	0	0	0	0	1	11	21	40.50	4.500
Dan Wheeler, R ERA: 4.25	(9, 1)	0.2		2	0	0	0	0	0	0	0	0	0	0	5	7	0.00	0.000

PITCHER	IP	WLS	BF	H	R	ER	SO	BB	IBB	HBP	BLK	WP	HR	S	P	ERA	WHIP

TOP

Kansas City Royals @ Houston Astros

Minute Maid Park, Houston, TX

Sun Jun 18 2006, 1:05 PM CDT
Att. 39,867 - Roof Closed - 73 F

livebaseballscorecards.com

AB	32
R	7
H	8
RBI	7
BB	1
SO	7
LOB	2

1B: 2	SF: 0	WP: 0	PA: 35
2B: 3	SAC: 2	PB: 0	
3B: 0	DP: 1	SB: 0	
HR: 3	HBP: 0	CS: 0	

BOTTOM

Kansas City Royals @ Houston Astros

Minute Maid Park, Houston, TX

Sun Jun 18 2006, 1:05 PM CDT

Att. 39,867 - Roof Closed - 73 F

livebaseballscorecards.com

Batter	1	2	3	4	5	6	7	8	9	AB	R	H	RBI	BB	SO	LOB
Craig Biggio, R (1, 4) OBP: 0.342, SLG: 0.444	B B B C X 3-1 P6 ①		F F X 0-2 G6-3 ③		B D C X 2-1 P5 ②		F B X 1-1 G4-3 2 2B 1-3 2B		F S S 0-3 K ②	5	1	1	0	0	1	2
Mike Lamb, L (1, 3) (8, 5) OBP: 0.386, SLG: 0.511	C B X 1-1 G6-3 ②			B C F F B X 2-2 G3-1 ①	S F B D T 2-2 K ③		B X 1-0 G4-3 ② 2-3 3-H		F B X 1-1 F7 ③	5	0	0	1	0	1	3
2 Chris Burke, R (1, 8) OBP: 0.395, SLG: 0.487	B X 1-0 2B			B C F F F B F B X 3-2 2B		F S F B X 1-2 P2 ①	B B F B F X 3-2 2B 3-H			4	0	3	1	0	0	0
17 Lance Berkman, S (1, 9) (8, 3) OBP: 0.393, SLG: 0.599	B C X 1-1 L5 ③			S B S S 1-3 K ②		X 0-0 WP BB G5-3 1B	I I I I 4-0 IBB			3	1	1	0	1	1	2
Morgan Ensberg, R (1, 5) OBP: 0.384, SLG: 0.549		C B X 1-1 G6-3 ①		B F B B F X 3-2 G2-3 ③		B B C B S B 4-2 WP BB 1-2	B S B F X 2-2 F9 ③			3	0	0	0	1	0	3
Trever Miller, R (8, 1)										0	0	0	0	0	0	0
Chad Qualls, R (8, 1)										0	0	0	0	0	0	0
Dan Wheeler, R (9, 1)										0	0	0	0	0	0	0
Preston Wilson, R (1, 7) OBP: 0.312, SLG: 0.407		F B S S 1-3 K ②			B X 1-0 HR	B B F B C X 3-2 G5-3 ② 1-2 2-H		B B B X 3-0 G6-3 ①		4	1	1	2	0	1	1
Brad Ausmus, R (1, 2) OBP: 0.359, SLG: 0.360		F B X 1-1 F8 ③			X 0-0 28 1B 2B	B F X 1-1 F9 ③		C B X 1-1 G4-3 ②		4	0	1	0	0	0	1
28 Adam Everett, R (1, 6) OBP: 0.284, SLG: 0.313			B C F F B X 2-2 G5-3 ①		C B B B X 2-1 SH2-3 1B 2-3		C X 0-1 G5-3 ①	X 0-0 F8 ③		4	0	1	0	0	0	0
Andy Pettitte, L (1, 1) OBP: 0.133, SLG: 0.172			C X 0-1 G1-3 ②		X 0-0 SH2-3 ① 1-2		B B B C C F B 4-2 2B G4-3 BB		C X 0-1 F7 ①	1	0	0	0	0	0	0
Orlando Palmeiro, L (7, PH) (8, 9) OBP: 0.262, SLG: 0.263										1	1	0	0	1	0	0
Inning Stats	R: 0 H: 1 E: 0 LOB: 1 K: 0 BB: 0 S: 7 P: 13	R: 0 H: 0 E: 0 LOB: 0 K: 1 BB: 0 S: 7 P: 10	R: 0 H: 0 E: 0 LOB: 0 K: 0 BB: 0 S: 9 P: 11	R: 0 H: 1 E: 0 LOB: 1 K: 1 BB: 0 S: 16 P: 25	R: 1 H: 3 E: 0 LOB: 2 K: 1 BB: 0 S: 10 P: 17	R: 1 H: 1 E: 0 LOB: 1 K: 0 BB: 1 S: 12 P: 21	R: 2 H: 2 E: 0 LOB: 2 K: 0 BB: 2 S: 14 P: 29	R: 0 H: 0 E: 0 LOB: 0 K: 0 BB: 0 S: 4 P: 8	R: 0 H: 0 E: 0 LOB: 0 K: 1 BB: 0 S: 7 P: 8	1B: 2 SF: 0 2B: 5 SAC: 1 3B: 0 DP: 0 HR: 1 HBP: 0						WP: 1 PA: 38 PB: 0 SB: 0 CS: 0

	AB	34
	R	4
	H	8
	RBI	4
	BB	3
	SO	4
	LOB	12

PITCHER		IP	WLS	BF	H	R	ER	SO	BB	IBB	HBP	BLK	WP	HR	S	P	ERA	WHIP
31 Brandon Duckworth, R ERA: 3.18	(1, 1)	5.2		24	6	2	2	3	1	0	0	0	1	1	59	94	3.18	1.235
Elmer Dessens, R ERA: 4.17	(6, 1)	1.1	B	8	2	2	2	0	1	1	0	0	0	0	16	32	13.50	2.250
41 Jimmy Gobble, L ERA: 4.21	(8, 1)	1.0	W	3	0	0	0	0	0	0	0	0	0	0	4	8	0.00	0.000
Ambiorix Burgos, R ERA: 6.89	(9, 1)	1.0	S	3	0	0	0	1	0	0	0	0	0	0	7	8	0.00	0.000

PITCHER	IP	WLS	BF	H	R	ER	SO	BB	IBB	HBP	BLK	WP	HR	S	P	ERA	WHIP

Batter	1	2	3	4	5	6	7	8	9	10	AB	R	H	RBI	BB	SO	LOB
Luis Castillo, S (1, 4) OBP: 0.350, SLG: 0.360	0-0 F7		3-3 K		1-0 G6-3		0-0 G6-3		0-1 FC6-4 (7) 5 WP 8 S 1B		5	1	1	1	0	1	2
8 Nick Punto, S (1, 5) OBP: 0.377, SLG: 0.357	2-1 F7		0-0 G4-3		0-0 B5-3		0-1 5 FC5 2B		4-0 7 FC6-4 BB		4	0	1	1	1	0	1
7 Joe Mauer, L (1, 2) OBP: 0.446, SLG: 0.524	1-2 G4-3		2-2 F7			0-0 33 G6-4-3 1B	4-0 5 FC5 IBB		2-1 FC6-4 5 WP		4	0	1	0	1	0	2
5 Michael Cuddyer, R (1, 9) OBP: 0.367, SLG: 0.536		1-0 HR		2-3 K		3-1 P3	1-1 FC5		2-2 G4-3		5	1	1	1	0	1	4
33 Justin Morneau, L (1, 3) OBP: 0.326, SLG: 0.536		1-0 2B		2-1 P6		0-0 G6-4-3		1-3 K		0-0 HR	5	1	2	1	0	1	1
Torii Hunter, R (1, 8) OBP: 0.341, SLG: 0.422		1-3 K		4-2 BB			0-1 G6-3	1-3 K		1-0 20 CS 1B	4	0	1	0	1	2	1
16 Jason Kubel, L (1, 7) OBP: 0.316, SLG: 0.511 20 Lew Ford, R (9, 7) OBP: 0.295, SLG: 0.302		2-3 K		1-1 F7			1-0 1B 1B	0-1 1B		1-3 K 1-2	4	1	2	0	0	1	2
											1	0	0	0	0	1	1
Jason Bartlett, R (1, 6) OBP: 0.520, SLG: 0.545		4-0 BB			1-2 G6-3 SH1-4 1B		0-2 1B G6-3 1-2 1B	0-3 K		2-2 2B	4	1	3	0	1	1	1
Brad Radke, R (1, 1) Terry Tiffee, S (7, PH) OBP: 0.364, SLG: 0.450 28 Jesse Crain, R (7, 1) 37 Dennys Reyes, R (8, 1) Ruben Sierra, S (9, PH) OBP: 0.261, SLG: 0.211 36 Joe Nathan, R (9, 1)		1-0 G2-3			1 SAFE 0-1 SH1-4 1-2		1-0 G6-3 8 2B 1-3 2-H 1B		0-3 K2-3	1-3 K	1	0	0	0	0	0	2
											1	1	1	1	0	0	0
											0	0	0	0	0	0	0
											0	0	0	0	0	0	0
											1	0	0	0	0	1	0
											1	0	0	0	0	1	1
Inning Stats	R: 0 E: 0 K: 0 S: 7 H: 0 LOB: 0 BB: 0 P: 10	R: 1 E: 0 K: 2 S: 9 H: 2 LOB: 2 BB: 1 P: 19	R: 0 E: 0 K: 1 S: 7 H: 0 LOB: 0 BB: 0 P: 12	R: 0 E: 0 K: 1 S: 10 H: 0 LOB: 1 BB: 1 P: 19	R: 0 E: 0 K: 0 S: 10 H: 1 LOB: 1 BB: 0 P: 12	R: 0 E: 0 K: 0 S: 4 H: 1 LOB: 0 BB: 0 P: 7	R: 3 E: 0 K: 0 S: 12 H: 4 LOB: 2 BB: 1 P: 19	R: 0 E: 0 K: 3 S: 11 H: 1 LOB: 1 BB: 0 P: 13	R: 1 E: 0 K: 1 S: 11 H: 1 LOB: 1 BB: 1 P: 19	R: 1 E: 0 K: 2 S: 11 H: 3 LOB: 1 BB: 0 P: 16	1B: 8 2B: 4 3B: 0 HR: 2 SF: 0 SAC: 1 DP: 2 HBP: 0						

PITCHER		IP	WLS	BF	H	R	ER	SO	BB	IBB	HBP	BLK	WP	HR	S	P	ERA	WHIP
44 Roy Oswalt, R ERA: 3.32	(1, 1)	8.0		35	9	4	4	7	2	1	0	0	0	1	70	111	4.50	1.375
54 Brad Lidge, R ERA: 4.81	(9, 1)	1.0		5	1	1	1	1	1	0	0	0	1	0	11	19	9.00	2.000
Trever Miller, L ERA: 4.5	(10, 1)	1.0	L	5	3	1	1	2	0	0	0	0	0	1	11	16	9.00	3.000

PITCHER	IP	WLS	BF	H	R	ER	SO	BB	IBB	HBP	BLK	WP	HR	S	P	ERA	WHIP

TOP

Minnesota Twins @ Houston Astros

Minute Maid Park, Houston, TX

Tue Jun 20 2006, 7:05 PM CDT
Att. 32,713 - Roof Closed - 72 F

livebaseballscorecards.com

AB	40
R	6
H	13
RBI	5
BB	4
SO	10
LOB	18

PA: 45
WP: 1
PB: 0
SB: 1
CS: 1

Batter	1	2	3	4	5	6	7	8	9	10	AB	R	H	RBI	BB	SO	LOB
Craig Biggio, R (1, 4) OBP: 0.343, SLG: 0.444	C X 0-1 F8 ①		X 0-0 2 1B 17 HR 1B		X 0-0 2 B1-3 1B			S F F S 0-3 K ①		B F S B S 2-3 K ③	5	1	2	0	0	2	0
2 Chris Burke, R (1, 8) OBP: 0.398, SLG: 0.513	C B S X 1-2 HR		B S F B F F X 2-2 17 HR 1-2 1B		F X 0-1 ①② B1-3 1-1f			S C B B X 2-2 ② F9			4	2	2	1	0	0	1
17 Lance Berkman, S (1, 9) OBP: 0.391, SLG: 0.606	F F X 0-2 ② F7		B F X 1-1 1-H 2-H HR		S F B F B B X 3-2 ③ G1-3			S B C S 1-3 ③ K			4	1	1	3	0	1	0
Mike Lamb, L (1, 3) OBP: 0.376, SLG: 0.496	C T B X 1-2 ③ F7		S F F F B X 1-2 ② G6-3			F F X 0-2 ① P5			F X 0-1 ① P5		4	0	0	0	0	0	0
Morgan Ensberg, R (1, 5) OBP: 0.382, SLG: 0.544		S C B C 1-3 ① K	B C B S S 2-3 ③ K			B C C B X 2-2 G6-4-3 1B			B B B C C C 3-3 ② K		4	0	1	0	0	3	0
Preston Wilson, R (1, 7) OBP: 0.314, SLG: 0.420	X 0-0 1B		B F B X 2-1 ① F7			F F X 0-2 ②③ G6-4-3 1-2f			B S S F F X 1-2 HR		4	1	2	1	0	0	1
Brad Ausmus, R (1, 2) OBP: 0.352, SLG: 0.353	F B C F X 1-2 ② P2		C B F B F F F X 2-2 ② G4-3				B F X 1-1 ① G6-3		S F X 0-2 ③ G5-3		4	0	0	0	0	0	1
28 Adam Everett, R (1, 6) OBP: 0.284, SLG: 0.313 Orlando Palmeiro, L (10, PH) OBP: 0.258, SLG: 0.259	C X 0-1 ③ F8		B B X 2-0 1B				F C X 0-2 ② F8			B F T F B F S 2-3 ① K	3 1	0 0	1 0	0 0	0 0	0 1	1 0
44 Roy Oswalt, R (1, 1) OBP: 0.171, SLG: 0.152 54 Brad Lidge, R (9, 1) Trever Miller, R (10, 1) Eric Munson, L (10, PH) OBP: 0.299, SLG: 0.406			B C X 1-1 ① P3	X 0-0 ③ F9			B B C C F F F X 2-2 ③ G6-3			F B B S S 2-3 ② K2-3	3 0 0 1	0 0 0 0	0 0 0 0	0 0 0 0	0 0 0 0	1 0 0 1	1 0 0 0
Inning Stats	R: 1 H: 1 E: 0 LOB: 0 K: 0 BB: 0 S: 11 P: 13	R: 0 H: 1 E: 0 LOB: 1 K: 1 BB: 0 S: 10 P: 12	R: 3 H: 3 E: 0 LOB: 0 K: 1 BB: 0 S: 18 P: 25	R: 0 H: 1 E: 0 LOB: 1 K: 0 BB: 0 S: 10 P: 16	R: 0 H: 1 E: 0 LOB: 0 K: 0 BB: 0 S: 7 P: 10	R: 0 H: 1 E: 0 LOB: 0 K: 0 BB: 0 S: 9 P: 11	R: 0 H: 0 E: 0 LOB: 0 K: 0 BB: 0 S: 11 P: 14	R: 0 H: 0 E: 0 LOB: 0 K: 2 BB: 0 S: 11 P: 14	R: 1 H: 1 E: 0 LOB: 0 K: 1 BB: 0 S: 13 P: 17	R: 0 H: 0 E: 0 LOB: 0 K: 3 BB: 0 S: 11 P: 17	1B: 6 2B: 1 3B: 0 HR: 3	SF: 0 SAC: 0 DP: 2 HBP: 0					

PITCHER		IP	WLS	BF	H	R	ER	SO	BB	IBB	HBP	BLK	WP	HR	S	P	ERA	WHIP
Brad Radke, R ERA: 5.84	(1, 1)	6.0		24	8	4	4	2	0	0	0	0	0	2	65	87	6.00	1.333
28 Jesse Crain, R ERA: 5.51	(7, 1)	1.2		5	0	0	0	1	0	0	0	0	0	0	19	24	0.00	0.000
37 Dennys Reyes, L ERA: 1.62	(8, 1)	0.1		1	0	0	0	1	0	0	0	0	0	0	3	4	0.00	0.000
36 Joe Nathan, R ERA: 2.1	(9, 1)	2.0	W	7	1	1	1	4	0	0	0	0	0	1	24	34	4.50	0.500

PITCHER	IP	WLS	BF	H	R	ER	SO	BB	IBB	HBP	BLK	WP	HR	S	P	ERA	WHIP

BOTTOM

Minnesota Twins @ Houston Astros

Minute Maid Park, Houston, TX

Tue Jun 20 2006, 7:05 PM CDT
Att. 32,713 - Roof Closed - 72 F

livebaseballscorecards.com

AB	37
R	5
H	9
RBI	5
BB	0
SO	8
LOB	5

WP: 0 PA: 37
PB: 0
SB: 0
CS: 0

Batter	1	2	3	4	5	6	7	8	9	AB	R	H	RBI	BB	SO	LOB
Luis Castillo, S (1, 4) OBP: 0.343, SLG: 0.352	B B B C C C 3-3 ① K	1 SAFE 1 SAFE X 0-0 ③ FC6-4 1-2f		C X 0-1 ② G3-1 1-2 2-3			B B B C X 3-1 ① F9		C B B B C X 3-2 E4 DI	5	0	0	0	0	1	5
8 Nick Punto, S (1, 5) OBP: 0.366, SLG: 0.345 Terry Tiffee, S (9, PH) OBP: 0.348, SLG: 0.429	B B B B C X 3-1 ② F8		C F X 0-2 ① G6-3	B F F B X 2-2 ③ F9 2-3 3-H			C B F B X 2-2 ② F7		S S F D S 1-3 ③ K 1-2	4 1	0 0	0 0	0 0	0 0	0 1	2 1
7 Joe Mauer, L (1, 2) OBP: 0.446, SLG: 0.521	C F S 0-3 ③ K		B C B F B X 3-2 ① 33 F8 5 S 1B		C X 0-1 ① G6-3		B B B B 4-0 1-2 BB			3	0	1	0	1	1	0
5 Michael Cuddyer, R (1, 9) OBP: 0.369, SLG: 0.533		C B S X 1-2 20 1B BB 1B	B B C B B 4-1 1-2 BB		B B X 2-0 ② F7		S B X 1-1 ③ G5-3			3	1	1	0	1	0	2
33 Justin Morneau, L (1, 3) OBP: 0.321, SLG: 0.527		B X 1-0 ① L6	X 0-0 ② F8 2-3		X 0-0 ③ G3			C B F X 1-2 ① G1-4-3		4	0	0	0	0	0	3
Torii Hunter, R (1, 8) OBP: 0.340, SLG: 0.417		B D B S 1 SAFE B 4-1 20 1B 1-2 1B BB	F 1 SAFE X 0-1 ③ G5-3			B C X 1-1 ① F8		B B X 2-0 ② P3		3	1	0	0	1	0	2
20 Lew Ford, R (1, 7) OBP: 0.300, SLG: 0.313 37 Dennys Reyes, R (8, 1) Kyle Lohse, R (8, 1) Willie Eyre, R (8, 1)		B F B X 2-1 1B 1-3 2-H 1B	X 0-0 G3-1 8 PB 2B			B B F X 2-1 ② P5		B F X 1-1 ③ G1-3		4 0 0 0	1 0 0 0	2 0 0 0	1 0 0 0	0 0 0 0	0 0 0 0	0 0 0 0
Jason Bartlett, R (1, 6) OBP: 0.517, SLG: 0.520		X 0-0 FC6-4 1-3 3-H 1B	C B H 2-1 8 PB G3-1 HBP			C C X 0-2 ③ G6-3			C S B B B C 2-3 ① K	3	0	1	1	0	1	0
Carlos Silva, R (1, 1) OBP: 0.333, SLG: 0.333 Juan Rincon, R (7, 1) 16 Jason Kubel, L (8, 7) OBP: 0.313, SLG: 0.505		B X 1-0 ② L4	B L X 1-1 ① B2			X 0-0 7 BB 1B			S C S 0-3 ② K	3 0 1	0 0 0	1 0 0	0 0 0	0 0 0	0 0 1	4 0 0
Inning Stats	R: 0 H: 0 E: 0 LOB: 0 K: 2 BB: 0 S: 8 P: 14	R: 2 H: 3 E: 0 LOB: 2 K: 0 BB: 1 S: 10 P: 19	R: 0 H: 1 E: 0 LOB: 2 K: 0 BB: 1 S: 10 P: 17	R: 1 H: 1 E: 0 LOB: 1 K: 0 BB: 0 S: 9 P: 14	R: 0 H: 0 E: 0 LOB: 0 K: 0 BB: 0 S: 4 P: 6	R: 0 H: 0 E: 0 LOB: 0 K: 0 BB: 0 S: 7 P: 10	R: 0 H: 1 E: 0 LOB: 2 K: 0 BB: 1 S: 8 P: 18	R: 0 H: 0 E: 0 LOB: 0 K: 0 BB: 0 S: 6 P: 10	R: 0 H: 0 E: 1 LOB: 1 K: 3 BB: 0 S: 13 P: 19	1B: 5 2B: 1 3B: 0 HR: 0	SF: 0 SAC: 0 DP: 0 HBP: 1					

PITCHER	IP	WLS	BF	H	R	ER	SO	BB	IBB	HBP	BLK	WP	HR	S	P	ERA	WHIP
51 Wandy Rodriguez, L (1, 1) ERA: 4.45	6.2		30	6	3	2	2	3	0	1	0	0	0	54	95	2.70	1.350
Chad Qualls, R (7, 1) ERA: 4.31	0.1		1	0	0	0	0	0	0	0	0	0	0	2	3	0.00	0.000
Dan Wheeler, R (8, 1) ERA: 4.11	1.0	W	3	0	0	0	0	0	0	0	0	0	0	6	10	0.00	0.000
54 Brad Lidge, R (9, 1) ERA: 4.67	1.0	S	4	0	0	0	3	0	0	0	0	0	0	13	19	0.00	0.000

PITCHER	IP	WLS	BF	H	R	ER	SO	BB	IBB	HBP	BLK	WP	HR	S	P	ERA	WHIP

Minnesota Twins @ Houston Astros

Minute Maid Park, Houston, TX

Wed Jun 21 2006, 7:05 PM CDT

Att. 33,243 - Roof Closed - 72 F

TOP

livebaseballscorecards.com

AB	34
R	3
H	6
RBI	2
BB	3
SO	5
LOB	19

WP: 0	PA: 38		
PB: 1			
SB: 1			
CS: 0			

Minnesota Twins @ Houston Astros

Minute Maid Park, Houston, TX

Wed Jun 21 2006, 7:05 PM CDT
Att. 33,243 - Roof Closed - 72 F

BOTTOM

Batter	1	2	3	4	5	6	7	8	9	AB	R	H	RBI	BB	SO	LOB
Craig Biggio, R (1, 4) OBP: 0.338, SLG: 0.437	S T F S 0-3 ① K		X 0-0 ② F7		B C X 1-1 ③ F8		F B S X 1-2 ② G6-3			4	0	0	0	0	1	3
2 Chris Burke, R (1, 8) (9, 7) OBP: 0.394, SLG: 0.512	C C B S 1-3 ② K		B X 1-0 ③ G5-3			X 0-0 17 G4-3 SF7 2B	S F X 0-2 ③ G5-3			4	1	1	0	0	1	1
17 Lance Berkman, S (1, 3) OBP: 0.389, SLG: 0.613	B B B F X 3-1 HR			B F X 1-1 ① F7		B F B X 2-1 ① G4-3 2-3		X 0-0 ① L1		4	1	1	1	0	0	1
Mike Lamb, L (1, 5) OBP: 0.373, SLG: 0.493	X 0-0 1B			C F B X 1-2 ② G3		X 0-0 ② SF7 3-H		X 0-0 ② G6-3		3	0	1	1	0	0	0
Preston Wilson, R (1, 7) OBP: 0.313, SLG: 0.417 Brad Ausmus, R (9, 2) OBP: 0.352, SLG: 0.353	C X 0-1 ③ G4-3			B F X 1-1 ③ L4		X 0-0 E5		X 0-0 16 1B BB 1B		4 0	1 0	1 0	1 0	0 0	0 0	1 0
Eric Munson, L (1, 2) OBP: 0.296, SLG: 0.389 Willy Taveras, R (8, PR) (9, 8) OBP: 0.319, SLG: 0.317		B S F B B F X 3-2 ① G3-1			X 0-0 ① G3	X 0-0 ③ F7		B B B C B 4-1 16 1B 28 2B 1-2 BB		3 0	0 1	0 0	0 0	1 0	0 0	1 0
16 Jason Lane, R (1, 9) OBP: 0.347, SLG: 0.402		B B C F F S 2-3 ② K			C B F T 1-2 ② K		B B B C B 4-1 28 WP 28 2B BB	B C C B F X 2-2 28 2B 1-2 2-H 1B		3	1	1	1	1	2	0
28 Adam Everett, R (1, 6) OBP: 0.292, SLG: 0.330		C B F F S 1-3 ③ K			C F B F X 1-2 51 1B		1 SAFE B 1 SAFE L M F B F B 3-2 F F X SH5-3 1-H 2B	F B B C X 2-2 1-3 2-H 2B		4	0	3	2	0	1	0
51 Wandy Rodriguez, S (1, 1) OBP: 0.133, SLG: 0.103 Chad Qualls, R (7, 1) Orlando Palmeiro, L (7, PH) OBP: 0.258, SLG: 0.259 Dan Wheeler, R (8, 1) Morgan Ensberg, R (8, PH) OBP: 0.381, SLG: 0.541 54 Brad Lidge, R (9, 1)			C X 0-1 ① G4-3		X 0-0 1-2 1B		C X 0-1 ① SH5-3 2-3	B S F X 1-2 ③ F8		2 0 0 0 1 0	0 0 0 0 0 0	1 0 0 0 0 0	0 0 0 0 0 0	0 0 0 0 0 0	0 0 0 0 0 2	0 0 0 0 0 0
Inning Stats	R: 1 E: 0 K: 2 S: 12 H: 2 LOB: 1 BB: 0 P: 16	R: 0 E: 0 K: 2 S: 12 H: 0 LOB: 0 BB: 0 P: 18	R: 0 E: 0 K: 0 S: 4 H: 0 LOB: 0 BB: 0 P: 5	R: 0 E: 0 K: 0 S: 7 H: 0 LOB: 0 BB: 0 P: 10	R: 0 E: 0 K: 1 S: 11 H: 2 LOB: 2 BB: 0 P: 14	R: 1 E: 1 K: 0 S: 6 H: 1 LOB: 1 BB: 0 P: 8	R: 1 E: 0 K: 0 S: 15 H: 1 LOB: 1 BB: 1 P: 23	R: 2 E: 0 K: 0 S: 14 H: 3 LOB: 2 BB: 1 P: 23		1B: 5 2B: 3 3B: 0 HR: 1	SF: 1 SAC: 1 DP: 0 HBP: 0			WP: 1 PB: 0 SB: 0 CS: 0	PA: 36		

PITCHER		IP	WLS	BF	H	R	ER	SO	BB	IBB	HBP	BLK	WP	HR	S	P	ERA	WHIP
Carlos Silva, R ERA: 6.87	(1, 1)	6.0		25	5	3	3	5	1	0	0	0	0	1	53	76	4.50	1.000
Juan Rincon, R ERA: 1.43	(7, 1)	1.0	B	4	1	0	0	0	0	0	0	0	1	0	14	18	0.00	1.000
37 Dennys Reyes, L ERA: 1.56	(8, 1)	0.2		2	0	0	0	0	0	0	0	0	0	0	2	2	0.00	0.000
Kyle Lohse, R ERA: 8.87	(8, 1)	0.0	L	4	3	2	2	0	1	0	0	0	0	0	9	17	∞	∞
Willie Eyre, R ERA: 5.61	(8, 1)	0.1		1	0	0	0	0	0	0	0	0	0	0	3	4	0.00	0.000

PITCHER	IP	WLS	BF	H	R	ER	SO	BB	IBB	HBP	BLK	WP	HR	S	P	ERA	WHIP

livebaseballscorecards.com

AB	32
R	5
H	9
RBI	5
BB	2
SO	5
LOB	9

Batter	1	2	3	4	5	6	7	8	9	AB	R	H	RBI	BB	SO	LOB
Luis Castillo, S (1, 4) OBP: 0.341, SLG: 0.349	C B C X 1-2 E1 16 G4-6-3		B X 1-0 16 S 16 2B 1B	X 0-0 ③ G6-3			C C F X 0-2 ① ② G1-6-3 1-2f		F B B X 2-1 ② L4	5	1	1	0	0	0	2
16 Jason Kubel, L (1, 7) OBP: 0.317, SLG: 0.510 36 Joe Nathan, R (9, 1)	1 SAFE 1 SAFE B C X 1-1 ① ② G4-6-3 1-2f		B S C F B X 2-2 5 1B 1-H 2B		C B C B F X 3-2 7 G3-6-1 1B		C B B F C 2-3 ③		S C C 0-3 ③	5 0	1 0	2 0	1 0	0 0	2 0	1 0
7 Joe Mauer, L (1, 2) OBP: 0.444, SLG: 0.517	C C B F S 1-3 ③ K		B S B B C X 3-2 ② G1-3		B B 1 SAFE 1 SAFE C 1 SAFE F F X 2-2 ① ② G3-6-1 1-2f			C B B B X 3-1 33 1B 1B 1B		4	1	1	0	0	1	2
5 Michael Cuddyer, R (1, 9) OBP: 0.367, SLG: 0.527		B F B X 2-1 ① P4	S B B B F X 3-2 33 BB 2-H 1B		B B C B X 3-1 ③ P3			B C B F F S 2-3 ① K		4	0	1	1	0	1	1
33 Justin Morneau, L (1, 3) OBP: 0.331, SLG: 0.549		B B C X 2-1 2B	1 SAFE C B C B F 1 SAFE B F 4-2 B 1-2 BB			B B X 2-0 HR		X 0-0 1B 1-2 1B		3	1	3	1	1	0	0
Torii Hunter, R (1, 8) OBP: 0.339, SLG: 0.414		S F X 0-2 ② F8	S S F B S 1-3 ③ K			C B X 1-1 ① G1-3		B X 1-0 1-2 2-H 1B		4	0	1	1	0	1	3
Terry Tiffee, S (1, 5) OBP: 0.333, SLG: 0.375 8 Nick Punto, S (8, 5) OBP: 0.366, SLG: 0.345		B S B B B 4-1 BB		B B X 2-0 ① G3		B B F X 2-1 ② L1		D X 1-0 ② F4		3 0	0 0	0 0	0 0	1 0	0 0	2 0
Jason Bartlett, R (1, 6) OBP: 0.485, SLG: 0.483		B C F B D F S 3-3 ③ K		B B F X 2-1 47 SH5-4 1B		S C F F B S 1-3 ③ K		T C C 0-3 ③ K		4	0	1	0	0	3	4
47 Francisco Liriano, L (1, 1) OBP: 0.333, SLG: 0.200 20 Lew Ford, R (9, PH) OBP: 0.298, SLG: 0.311 (9, 7)			C B C F S 1-3 ① K	X 0-0 ② SH5-4 1-2			B B F F B B B 4-2 G1-6-3 BB		B C F F F B F B F 3-2 F8 X	1 1	0 0	0 0	0 0	1 0	1 0	0 0
Inning Stats	R: 0 E: 1 K: 1 S: 9 H: 0 LOB: 0 BB: 0 P: 12	R: 0 E: 0 K: 1 S: 12 H: 1 LOB: 2 BB: 1 P: 23	R: 2 E: 0 K: 2 S: 23 H: 3 LOB: 2 BB: 1 P: 38	R: 0 E: 0 K: 0 S: 5 H: 1 LOB: 1 BB: 0 P: 9	R: 0 E: 0 K: 0 S: 10 H: 1 LOB: 0 BB: 0 P: 18	R: 1 E: 0 K: 1 S: 10 H: 1 LOB: 0 BB: 0 P: 16	R: 0 E: 0 K: 1 S: 9 H: 0 LOB: 0 BB: 1 P: 15	R: 1 E: 0 K: 2 S: 12 H: 3 LOB: 2 BB: 0 P: 19	R: 0 E: 0 K: 1 S: 13 H: 0 LOB: 0 BB: 0 P: 18	1B: 7 2B: 2 3B: 0 HR: 1 SF: 0 SAC: 1 DP: 3 HBP: 0						

TOP

Minnesota Twins @ Houston Astros

Minute Maid Park, Houston, TX

Thu Jun 22 2006, 7:05 PM CDT
Att. 43,769 - Roof Closed - 74 F

livebaseballscorecards.com

AB	34
R	4
H	10
RBI	4
BB	3
SO	9
LOB	15

PITCHER		IP	WLS	BF	H	R	ER	SO	BB	IBB	HBP	BLK	WP	HR	S	P	ERA	WHIP
Roger Clemens, R ERA: 3.6	(1, 1)	5.0	L	22	6	2	2	4	2	0	0	0	0	0	59	100	3.60	1.600
Russ Springer, R ERA: 3.12	(6, 1)	1.0		4	1	1	1	1	0	0	0	0	0	1	10	16	9.00	1.000
64 Fernando Nieve, R ERA: 4.7	(7, 1)	2.0		9	3	1	1	3	1	0	0	0	0	0	21	34	4.50	2.000
Trever Miller, L ERA: 4.29	(9, 1)	1.0		3	0	0	0	1	0	0	0	0	0	0	13	18	0.00	0.000

PITCHER	IP	WLS	BF	H	R	ER	SO	BB	IBB	HBP	BLK	WP	HR	S	P	ERA	WHIP

WP: 0	PB: 0	SB: 1	CS: 0	PA: 38													

Minnesota Twins @ Houston Astros

Minute Maid Park, Houston, TX

Thu Jun 22 2006, 7:05 PM CDT

Att. 43,769 - Roof Closed - 74 F

BOTTOM

Batter	1	2	3	4	5	6	7	8	9	AB	R	H	RBI	BB	SO	LOB
Craig Biggio, R (1, 4) OBP: 0.337, SLG: 0.432	G5-3			K			BB		K	3	0	0	0	1	2	0
2 Chris Burke, R (1, 8) OBP: 0.390, SLG: 0.504	17 G6-4-3 1B			F8			P4		K	4	0	1	0	0	1	1
17 Lance Berkman, S (1, 3) OBP: 0.387, SLG: 0.607	G6-4-3 1-2f			G5-3			F9		1B	4	0	1	0	0	0	2
Morgan Ensberg, R (1, 5) OBP: 0.375, SLG: 0.532		G6-3			K		K		F7	4	0	0	0	0	2	2
Preston Wilson, R (1, 7) OBP: 0.321, SLG: 0.422		16 G5-4-3 BB			16 G4-6-3 1B			16 HR 1B		2	1	2	0	1	0	0
16 Jason Lane, R (1, 9) OBP: 0.347, SLG: 0.416		G5-4-3 1-2f			G4-6-3 1-2f			1-H HR		3	1	1	2	0	0	2
Brad Ausmus, R (1, 2) OBP: 0.348, SLG: 0.348			G3			K		K		3	0	0	0	0	2	0
28 Adam Everett, R (1, 6) OBP: 0.289, SLG: 0.326			F9			K		F7		3	0	0	0	0	1	0
Roger Clemens, R (1, 1) Russ Springer, R (6, 1) Willy Taveras, R (6, PH) OBP: 0.318, SLG: 0.315 64 Fernando Nieve, R (7, 1) OBP: 0.235, SLG: 0.133 4 Eric Bruntlett, R (8, PH) OBP: 0.365, SLG: 0.356 Trever Miller, R (9, 1)			K			F9		P6		1 0 1 0 1 0	0 0 0 0 0 0	0 0 0 0 0 0	0 0 0 0 0 0	0 0 0 0 0 0	1 0 0 0 0 0	0 0 0 0 0 0
Inning Stats	R: 0 E: 0 K: 0 S: 4 H: 1 LOB: 0 BB: 0 P: 7	R: 0 E: 0 K: 0 S: 10 H: 0 LOB: 0 BB: 1 P: 16	R: 0 E: 0 K: 1 S: 7 H: 0 LOB: 0 BB: 0 P: 9	R: 0 E: 0 K: 1 S: 8 H: 0 LOB: 0 BB: 0 P: 10	R: 0 E: 0 K: 1 S: 8 H: 1 LOB: 0 BB: 0 P: 9	R: 0 E: 0 K: 2 S: 11 H: 0 LOB: 0 BB: 0 P: 12	R: 0 E: 0 K: 1 S: 11 H: 0 LOB: 1 BB: 1 P: 17	R: 2 E: 0 K: 1 S: 13 H: 2 LOB: 0 BB: 0 P: 17	R: 0 E: 0 K: 2 S: 12 H: 1 LOB: 1 BB: 0 P: 18	1B: 4 2B: 0 3B: 0 HR: 1 SF: 0 SAC: 0 DP: 3 HBP: 0						

livebaseballscorecards.com

AB	29
R	2
H	5
RBI	2
BB	2
SO	9
LOB	7

WP: 0 PA: 31
PB: 0
SB: 0
CS: 0

PITCHER		IP	WLS	BF	H	R	ER	SO	BB	IBB	HBP	BLK	WP	HR	S	P	ERA	WHIP
47 Francisco Liriano, L ERA: 2.17	(1, 1)	8.0	W	27	4	2	2	7	2	0	0	0	0	1	72	97	2.25	0.750
36 Joe Nathan, R ERA: 2.03	(9, 1)	1.0	S	4	1	0	0	2	0	0	0	0	0	0	12	18	0.00	1.000

PITCHER	IP	WLS	BF	H	R	ER	SO	BB	IBB	HBP	BLK	WP	HR	S	P	ERA	WHIP

Batter	1	2	3	4	5	6	7	8	9	AB	R	H	RBI	BB	SO	LOB
Craig Biggio, R (1, 4) OBP: 0.336, SLG: 0.429 Willy Taveras, R (7, 8) OBP: 0.317, SLG: 0.314	F X 0-1 ① G6-3		F B F F F F X 1-2 ② G6-3		C F B B X 2-2 ② F8		C F F F F B F X 1-2 2 2B 1B		B F X 1-1 ③ L9	4 1 1 0 0 0 1 1 0 0 0 0 0 0						
2 Chris Burke, R (1, 8) OBP: 0.400, SLG: 0.539 (7, 4)	C X 0-1 ② F9		B B B C B 4-1 17 BB BB		F B C D X 2-2 1-H HR		B C B B X 3-1 1-H 2B			3 1 2 3 1 0 0						
17 Lance Berkman, S (1, 10) OBP: 0.392, SLG: 0.619	B F X 1-1 WP 1B		B B C F B B 4-2 1-2 BB		F B F X 1-2 HR		C F B F B X 2-2 ② G5-3			3 1 2 1 1 0 1						
Mike Lamb, L (1, 3) OBP: 0.363, SLG: 0.479	C B F D F S 2-3 ③ K 1-2		B B C F X 2-2 ③ G3		X 0-0 ③ F7		S B S F B F S 2-3 ③ K			4 0 0 0 0 2 4						
Morgan Ensberg, R (1, 5) OBP: 0.377, SLG: 0.534		C S B X 1-2 2B		B C B F B B 4-2 FC5-4 BB		F C S 0-3 ① K		X 0-0 ① G5-3		3 0 1 0 1 1 0						
Preston Wilson, R (1, 7) OBP: 0.320, SLG: 0.419		F B F X 1-2 ① G1-3		X 0-0 ① FC5-4 16 G5-4-3 1-2f		B S B X 2-1 1B		B X 1-0 ② P4		4 0 1 0 0 0 2						
16 Jason Lane, R (1, 9) OBP: 0.342, SLG: 0.408		B X 1-0 ② F7		F X 0-1 ②③ G5-4-3 1-2f		C C F S 0-3 ② K		C X 0-1 ③ F9		4 0 0 0 0 1 3						
Brad Ausmus, R (1, 2) OBP: 0.342, SLG: 0.341		B B F C S 2-3 ③ K			X 0-0 ① F9	B F B F X 2-2 ③ G1-3			B F F F X 1-2 ① P3	4 0 0 0 0 1 2						
28 Adam Everett, R (1, 6) OBP: 0.288, SLG: 0.324			B X 1-0 ① F7		B B C X 2-1 2 HR 1B		C X 0-1 ① F8		C X 0-1 ② G4-3	4 1 1 0 0 0 0						
Inning Stats	R: 0 H: 1 E: 0 LOB: 1 K: 1 BB: 0 S: 11 P: 14	R: 0 H: 1 E: 0 LOB: 1 K: 1 BB: 0 S: 10 P: 15	R: 0 H: 0 E: 0 LOB: 2 K: 0 BB: 2 S: 13 P: 25	R: 0 H: 0 E: 0 LOB: 0 K: 0 BB: 1 S: 5 P: 9	R: 3 H: 3 E: 0 LOB: 0 K: 0 BB: 0 S: 13 P: 20	R: 0 H: 1 E: 0 LOB: 1 K: 2 BB: 0 S: 12 P: 16	R: 1 H: 2 E: 0 LOB: 1 K: 1 BB: 0 S: 20 P: 28	R: 0 H: 0 E: 0 LOB: 0 K: 0 BB: 0 S: 4 P: 5	R: 0 H: 0 E: 0 LOB: 0 K: 0 BB: 0 S: 8 P: 10	1B: 4 SF: 0 2B: 2 SAC: 0 3B: 0 DP: 1 HR: 2 HBP: 0						

TOP

Houston Astros @ Chicago White Sox

U.S. Cellular Field, Chicago, IL

Fri Jun 23 2006, 8:35 PM EDT

Att. 37,700 - Clear - 65 F

livebaseballscorecards.com

AB	34
R	4
H	8
RBI	4
BB	3
SO	5
LOB	13

| | | | | | |

BOTTOM

Houston Astros @ Chicago White Sox

U.S. Cellular Field, Chicago, IL

Fri Jun 23 2006, 8:35 PM EDT

Att. 37,700 - Clear - 65 F

livebaseballscorecards.com

Batter	1	2	3	4	5	6	7	8	9	AB	R	H	RBI	BB	SO	LOB
22 Scott Podsednik, L (1, 7) OBP: 0.342, SLG: 0.384	B S B F F B B 4-2 CS BB		X 0-0 3B	C D D F F X 2-2 1-H 2-H 3-H HR		B B X 2-0 ③ F7		C B C B X 2-2 ③ G6-3		4	1	2	4	1	0	1
Tadahito Iguchi, R (1, 4) OBP: 0.343, SLG: 0.407	C B 1 SAFE 1 B C B F S 3-3 ① ② K 1-2		F B S S S 1-3 ① K	B B C B B 4-1 BB			C S B C 1-3 ① K			3	0	0	0	1	3	2
25 Jim Thome, L (1, 10) OBP: 0.415, SLG: 0.623	C B C F F B B X 3-2 ③ G6-3		F F X 0-2 ② G3	C C B B F F 1 SAFE S 2-3 ③ K			C S B B B B 4-2 BB			3	0	0	0	1	1	2
14 Paul Konerko, R (1, 3) OBP: 0.391, SLG: 0.571		C B C X 1-2 ① G5-3	X 0-0 ③ G6-3		C F B B F B X 3-2 ① G5-3		X 0-0 ② F8			4	0	0	0	0	0	2
23 Jermaine Dye, R (1, 9) OBP: 0.393, SLG: 0.621		C X 0-1 24 2B 2B	F B S F B B B 4-2 12 1B FC5-2 BB	C B X 1-1 ② F8			C B B F C 2-3 ③ K			3	1	1	0	1	1	1
12 A.J. Pierzynski, L (1, 2) OBP: 0.368, SLG: 0.450		X 0-0 ② P4	1 SAFE B F 1 SAFE B X 2-1 FC5-2 24 BB 22 HR 1-3 1B	C X 0-1 24 WP 2B				B F X 1-1 ① F8		4	1	2	0	0	0	1
24 Joe Crede, R (1, 5) OBP: 0.342, SLG: 0.526		B C X 1-1 2-H 1B 2B	B B B 4-0 FC5-2 22 HR 1-2 BB	C B B F B X 3-2 ③ F8 2-3				B X 1-0 5 2B 1B		3	3	2	1	1	0	1
Rob Mackowiak, L (1, 8) OBP: 0.371, SLG: 0.369		C S X 0-2 2-H 1B	B C X 1-1 ① FC5-2 22 HR 1-2 2-3 3-Hf			X 0-0 ① F8		1 SAFE X 0-0 ② P3		4	1	1	1	0	0	4
5 Juan Uribe, R (1, 6) OBP: 0.251, SLG: 0.392		B F X 1-1 ③ G4-3	B F F S 1-3 ② K			C S B F X 1-2 ② G6-3		C X 0-1 1-H 2B		4	0	1	1	0	1	4
Inning Stats	R: 0 E: 0 K: 1 S: 12 H: 0 LOB: 0 BB: 1 P: 22	R: 2 E: 0 K: 0 S: 13 H: 3 LOB: 1 BB: 0 P: 16	R: 0 E: 0 K: 1 S: 8 H: 1 LOB: 1 BB: 0 P: 9	R: 4 E: 0 K: 2 S: 20 H: 2 LOB: 1 BB: 3 P: 40	R: 0 E: 0 K: 0 S: 11 H: 1 LOB: 1 BB: 0 P: 18	R: 0 E: 0 K: 0 S: 6 H: 0 LOB: 0 BB: 0 P: 9	R: 0 E: 0 K: 2 S: 9 H: 0 LOB: 1 BB: 1 P: 16	R: 1 E: 0 K: 0 S: 9 H: 2 LOB: 1 BB: 0 P: 13		1B: 3 2B: 4 3B: 1 HR: 1 SF: 0 SAC: 0 DP: 0 HBP: 0						

	AB	32
	R	7
	H	9
	RBI	7
	BB	5
	SO	6
	LOB	18

WP: 1 PB: 0 SB: 0 CS: 1 PA: 37

PITCHER		IP	WLS	BF	H	R	ER	SO	BB	IBB	HBP	BLK	WP	HR	S	P	ERA	WHIP
Andy Pettitte, L ERA: 5.75	(1, 1)	4.0	L	21	6	6	6	4	4	0	0	0	0	1	53	87	13.50	2.500
Dave Borkowski, R ERA: 3.71	(5, 1)	3.1		13	2	1	1	2	1	0	0	0	1	0	29	48	2.70	0.900
Trever Miller, L ERA: 4.15	(8, 1)	0.2		3	1	0	0	0	0	0	0	0	0	0	6	8	0.00	1.500

PITCHER	IP	WLS	BF	H	R	ER	SO	BB	IBB	HBP	BLK	WP	HR	S	P	ERA	WHIP

Batter	1	2	3	4	5	6	7	8	9	10	AB	R	H	RBI	BB	SO	LOB
Willy Taveras, R (1, 8) OBP: 0.317, SLG: 0.312	B X 1-1 S 1B		C X 0-1 F8 ①	B X 1-0 FC1-6 ② 2B 1-2f 3-H		B F B B X 3-1 F9 ①		C X 0-1 L3 ①		B S F F B B B 4-2 BB	5	1	1	1	1	0	1
Mike Lamb, L (1, 3) OBP: 0.374, SLG: 0.507	B 1 B F 1 S S SAFE SAFE 2-3 K ① 1-2		B C S X 1-2 1B 2B	P 1 B 1 F B X SAFE SAFE 3-1 2 1B 2B 1-H		B C F F X 1-2 BB 2B		B B C X 2-1 1B		C F 1 S SAFE 0-3 K ③	6	2	4	1	0	2	2
2 Chris Burke, R (1, 4) OBP: 0.393, SLG: 0.526	B S X 1-1 P4 ②		B F B F S 2-3 K ②	S X 0-1 1B 2-H		C B B F B F S 3-3 K ②		B S B B X 3-1 F8 ②			5	0	1	1	0	2	4
17 Lance Berkman, S (1, 9) OBP: 0.396, SLG: 0.614	X 0-0 F8 ③		S B B F B F F F B 4-2 1B BB	I I I I 4-0 IBB		I I I I 4-0 BB IBB		F B F S 1-3 K ③			2	0	0	0	3	1	2
Morgan Ensberg, R (1, 5) OBP: 0.381, SLG: 0.531		C B S B B B 4-2 SH1-4 BB 1B BB	F B S B X 2-2 1-3 2-H 1B	B D S C X 2-2 F9 ③		D F B D B 4-1 1-2 2-3 BB			C B S B C 2-3 K ①		3	1	1	1	2	1	2
Eric Munson, L (1, 10) OBP: 0.291, SLG: 0.368		C D 1 B B S 1 F B SAFE SAFE 4-2 1B SH1-4 1-2 BB	B C X 1-2 G3-1 ③		B B F S F F F X 2-2 F9 ①	F B S X 1-2 G4-3 ③			T F X 0-2 G4-3 ②		4	0	0	0	1	0	5
Brad Ausmus, R (1, 2) OBP: 0.336, SLG: 0.335	L B X 1-1 SH1-4 ① 1-2 2-3			B B X 2-0 F7 ①	X 0-0 G4-3 ②		B X 1-0 F8 ①		B X 1-0 G4-3 ③		4	0	0	0	0	0	0
Orlando Palmeiro, L (1, 7) OBP: 0.288, SLG: 0.279 16 Jason Lane, R (10, PH) OBP: 0.340, SLG: 0.406 (10, 7)	B F B X 2-1 28 G1-6-3 2-3 3-H 1B			C B B B B 4-1 28 1B FC1-6 BB	X 0-0 1B		B L B B F F F S 3-3 K ②			B S S S X 1-2 F8 ①	3 1	1 0	2 0	1 0	1 0	1 0	0 0
28 Adam Everett, R (1, 6) OBP: 0.286, SLG: 0.322	F B X 1-1 G1-6-3 ②③ 1-2f			X 0-0 FC1-6 1-3 1B	B F B F X 2-2 P6 ③		F B B B X 3-1 F7 ③			X 0-0 F8 ②	5	0	1	0	0	0	3
Inning Stats	R: 0 E: 0 K: 1 S: 8 H: 1 LOB: 1 BB: 0 P: 12	R: 1 E: 0 K: 0 S: 11 H: 1 LOB: 1 BB: 2 P: 23	R: 1 E: 0 K: 1 S: 19 H: 2 LOB: 2 BB: 1 P: 29	R: 3 E: 0 K: 0 S: 12 H: 3 LOB: 2 BB: 2 P: 27	R: 0 E: 0 K: 0 S: 11 H: 1 LOB: 1 BB: 0 P: 15	R: 0 E: 0 K: 1 S: 14 H: 1 LOB: 3 BB: 2 P: 30	R: 0 E: 0 K: 1 S: 9 H: 0 LOB: 0 BB: 0 P: 16	R: 0 E: 0 K: 1 S: 9 H: 1 LOB: 1 BB: 0 P: 15	R: 0 E: 0 K: 1 S: 7 H: 0 LOB: 0 BB: 0 P: 10	R: 0 E: 0 K: 1 S: 10 H: 0 LOB: 1 BB: 1 P: 15	1B: 7 2B: 3 3B: 0 HR: 0	SF: 0 SAC: 1 DP: 1 HBP: 0					

PITCHER		IP	WLS	BF	H	R	ER	SO	BB	IBB	HBP	BLK	WP	HR	S	P	ERA	WHIP
Jon Garland, R ERA: 5.76	(1, 1)	5.0		27	8	5	5	2	4	1	0	0	0	0	61	106	9.00	2.400
Brandon McCarthy, R ERA: 4.46	(6, 1)	1.0		6	1	0	0	1	1	1	0	0	0	0	14	30	0.00	2.000
David Riske, R ERA: 2.57	(7, 1)	1.2		6	1	0	0	1	0	0	0	0	0	0	15	27	0.00	0.600
37 Matt Thornton, L ERA: 3.91	(8, 1)	2.1	W	8	0	0	0	3	1	0	0	0	0	0	20	29	0.00	0.429

PITCHER	IP	WLS	BF	H	R	ER	SO	BB	IBB	HBP	BLK	WP	HR	S	P	ERA	WHIP

TOP

Houston Astros @ Chicago White Sox

U.S. Cellular Field, Chicago, IL

Sat Jun 24 2006, 1:20 PM EDT

Att. 38,377 - Sunny - 73 F

livebaseballscorecards.com

AB	38
R	5
H	10
RBI	5
BB	8
SO	7
LOB	19

PA: 47

WP: 0
PB: 0
SB: 1
CS: 0

Batter	1	2	3	4	5	6	7	8	9	10	AB	R	H	RBI	BB	SO	LOB
22 Scott Podsednik, L (1, 7) OBP: 0.343, SLG: 0.382	B C X 1-1 8 G4-3 25 SF9 8 S 1B		C B B F F S 2-3 K2-3 ③			C B S F B X 2-2 L1 ③		B B X 2-0 F8 ②		I I I I 4-0 8 1B IBB	4	1	1	0	1	1	0
8 Alex Cintron, S (1, 4) OBP: 0.291, SLG: 0.377	1 SAFE B B B X 2-0 G4-3 ① 1-3			C F S 0-3 K ①			L F F S 0-3 K ①	X 0-0 G4-3 ③		B X 1-0 1-2 2-3 3-H 1B	5	0	1	1	0	2	1
25 Jim Thome, L (1, 10) OBP: 0.419, SLG: 0.625 38 Pablo Ozuna, R (9, PR) OBP: 0.462, SLG: 0.541 (10, 10)	B X 1-0 SF9 ② 3-H			B B S B B X 3-1 14 G6-4-3 1B			B B F B B 4-1 23 1B 14 1B 24 HR BB		C B C B B F B 4-2 BB		1	1	1	1	2	0	0 0
14 Paul Konerko, R (1, 3) OBP: 0.389, SLG: 0.567	B C S S 1-3 K ③			X 0-0 G6-4-3 ② ③ 1-2f			C S B X 1-2 23 1B 24 HR 1-2 1B		1 SAFE C S 1 SAFE 1 SAFE C 0-3 K ①		4	1	1	0	0	2	2
23 Jermaine Dye, R (1, 9) OBP: 0.391, SLG: 0.614		C S B B F S 2-3 K ①	S B B B S X 3-2 F9 ①				C D C X 1-2 24 HR 1-2 2-3 1B		1 SAFE 1 SAFE B B B X 2-0 F8 ②		4	1	1	0	0	1	1
24 Joe Crede, R (1, 5) OBP: 0.341, SLG: 0.534		F S F X 0-2 F8 ②	F F S 0-3 K ②				X 0-0 1-H 2-H 3-H HR		1 SAFE 1 SAFE B B S C 1 SAFE X 2-2 P4 ③		4	1	1	4	0	1	1
Rob Mackowiak, L (1, 8) OBP: 0.368, SLG: 0.373		B S F B S 2-3 K ③	C C S 0-3 K ③				B F C S 1-3 K ②			F B S B F X 2-2 5 SH5-4 8 1B 2B	4	1	1	0	0	3	0
Chris Widger, R (1, 2) OBP: 0.319, SLG: 0.339 12 A.J. Pierzynski, L (10, PH) OBP: 0.371, SLG: 0.450			C C X 0-2 P2 ①			B B C X 2-1 P2 ①	X 0-0 G6-3 ③			I I I I 4-0 8 1B 5 SH5-4 IBB	3 0	0 0	0 0	0 0	0 1	0 0	0 0
5 Juan Uribe, R (1, 6) OBP: 0.248, SLG: 0.386			C B B C X 2-2 F8 ②			B F S B X 2-2 F9 ②		B B C B X 3-1 G1-4-3 ①		X 0-0 1-2 2-3 SH5-4 ①	3	0	0	0	0	0	0
Inning Stats	R: 1 H: 1 E: 0 LOB: 0 K: 1 BB: 0 S: 7 P: 12	R: 0 H: 0 E: 0 LOB: 0 K: 2 BB: 0 S: 11 P: 15	R: 0 H: 0 E: 0 LOB: 0 K: 1 BB: 0 S: 10 P: 14	R: 0 H: 1 E: 0 LOB: 0 K: 1 BB: 0 S: 6 P: 9	R: 0 H: 0 E: 0 LOB: 0 K: 2 BB: 0 S: 9 P: 12	R: 0 H: 0 E: 0 LOB: 0 K: 0 BB: 0 S: 9 P: 15	R: 4 H: 3 E: 0 LOB: 0 K: 2 BB: 1 S: 16 P: 23	R: 0 H: 0 E: 0 LOB: 0 K: 0 BB: 0 S: 4 P: 9	R: 0 H: 0 E: 0 LOB: 1 K: 1 BB: 1 S: 10 P: 18	R: 1 H: 2 E: 0 LOB: 3 K: 0 BB: 2 S: 6 P: 17	1B: 5 SF: 1 2B: 1 SAC: 1 3B: 0 DP: 1 HR: 1 HBP: 0						

PITCHER		IP	WLS	BF	H	R	ER	SO	BB	IBB	HBP	BLK	WP	HR	S	P	ERA	WHIP
Taylor Buchholz, R ERA: 5.81	(1, 1)	6.1		23	4	4	4	8	1	0	0	0	0	0	63	94	5.68	0.789
Chad Qualls, R ERA: 4.35	(7, 1)	1.2	B	6	1	1	1	1	0	0	0	0	0	1	9	15	5.40	0.600
Trever Miller, L ERA: 4.15	(9, 1)	0.0		1	0	0	0	0	1	0	0	0	0	0	3	7	∞	∞
Dan Wheeler, R ERA: 4.22	(9, 1)	1.1	L	8	2	1	1	1	0	2	0	0	0	0	13	28	6.75	1.500

PITCHER	IP	WLS	BF	H	R	ER	SO	BB	IBB	HBP	BLK	WP	HR	S	P	ERA	WHIP

BOTTOM

Houston Astros @ Chicago White Sox

U.S. Cellular Field, Chicago, IL

Sat Jun 24 2006, 1:20 PM EDT

Att. 38,377 - Sunny - 73 F

livebaseballscorecards.com

AB	32
R	6
H	7
RBI	6
BB	4
SO	10
LOB	5

WP: 0 PA: 38
PB: 0
SB: 1
CS: 0

Batter	1	2	3	4	5	6	7	8	9	10	11	12	13	AB	R	H	RBI	BB	SO	LOB
Craig Biggio, R (1, 10) OBP: 0.334, SLG: 0.425	1-1 FC4-6 1B	1-1 F7 1-2			3-3 K		0-0 1B 17 SF7 3-H 1B		0-3 K		1-3 K 1-2		0-2 F7	7	1	2	1	0	3	4
Mike Lamb, L (1, 3) OBP: 0.382, SLG: 0.523	1-2 FC4-6 17 BB 2 1B 2B 1-2f	1-1 F7			0-2 HR 3-H		0-1 2 WP 1B 1-3 1B		2-0 F7		4-0 2 FC5 IBB		4-0 1-2 IBB	5	3	2	2	2	0	1
2 Chris Burke, R (1, 4) OBP: 0.395, SLG: 0.514	0-1 17 BB 2B 1-2 1B	1-1 G4-3			4-0 17 HR BB		4-0 1B 1-2 BB		2-1 G6-3		0-1 FC5 1-2 2-3f		0-2 F7	5	2	1	0	2	0	4
17 Lance Berkman, S (1, 9) OBP: 0.393, SLG: 0.618	4-2 2B 1-2 2-3 BB	3-2 P6			1-0 1-H HR		0-0 SF7 3-H			0-2 F7		1-1 G3-1	1-3 K	5	1	1	3	1	1	2
Morgan Ensberg, R (1, 5) OBP: 0.380, SLG: 0.525	0-1 F9	1-3 K			1-1 F9		2-0 G5-4-3 1-2 2-H 1B			4-0 4 1B BB		2-2 L8		5	0	1	1	1	1	3
Preston Wilson, R (1, 7) OBP: 0.319, SLG: 0.420 4 Eric Bruntlett, R (9, 7) OBP: 0.379, SLG: 0.373	2-2 1-3 2-H 3-H 2B	2-3 K		0-1 G5-3			1-2 G5-4-3 1-2f			0-1 G4-6-3 1-3 1B		3-2 1B		4 2	0 2	1 0	2 2	0 0	1 0	2 0
Brad Ausmus, R (1, 2) OBP: 0.328, SLG: 0.326	3-0 L9	0-0 G6-3		0-0 F8		2-1 G6-3				0-0 G4-6-3 1-2f		1-2 F7		6	0	0	0	0	0	5
28 Adam Everett, R (1, 6) OBP: 0.291, SLG: 0.339	0-1 CS 1B			0-1 P5	1-1 SH1-4 HR 2B			1-1 G5-3			0-1 P6		0-1 1B 3B	6	2	3	0	0	0	0
Willy Taveras, R (1, 8) OBP: 0.322, SLG: 0.323	2-2 F9				1-1 SH1-4 2-3		1-0 1B 3B	1-0 F8			4-0 2 FC5 S BB		1-1 S 3-H 1B	4	1	2	1	1	0	1
Inning Stats	R: 2 E: 0 K: 0 S: 16 H: 3 LOB: 2 BB: 1 P: 27	R: 0 E: 0 K: 0 S: 8 H: 1 LOB: 0 BB: 0 P: 11	R: 0 E: 0 K: 0 S: 8 H: 0 LOB: 0 BB: 0 P: 13	R: 0 E: 0 K: 2 S: 7 H: 0 LOB: 0 BB: 0 P: 10	R: 4 E: 0 K: 1 S: 13 H: 3 LOB: 0 BB: 1 P: 24	R: 0 E: 0 K: 0 S: 5 H: 0 LOB: 0 BB: 0 P: 5	R: 3 E: 0 K: 0 S: 10 H: 4 LOB: 1 BB: 1 P: 18	R: 0 E: 0 K: 0 S: 5 H: 0 LOB: 0 BB: 0 P: 9	R: 0 E: 0 K: 1 S: 6 H: 0 LOB: 0 BB: 0 P: 10	R: 0 E: 0 K: 0 S: 6 H: 1 LOB: 1 BB: 1 P: 10	R: 0 E: 0 K: 1 S: 7 H: 0 LOB: 2 BB: 2 P: 16	R: 0 E: 0 K: 0 S: 13 H: 1 LOB: 1 BB: 0 P: 20	R: 1 E: 0 K: 1 S: 15 H: 2 LOB: 2 BB: 1 P: 21	1B: 9 2B: 2 3B: 2 HR: 2	SF: 1 SAC: 1 DP: 2 HBP: 0						

PITCHER		IP	WLS	BF	H	R	ER	SO	BB	IBB	HBP	BLK	WP	HR	S	P	ERA	WHIP
Javier Vazquez, R ERA: 5.0	(1, 1)	6.0		29	10	9	9	3	2	0	0	0	0	2	61	95	13.50	2.000
65 Agustin Montero, R ERA: 5.54	(7, 1)	3.0		10	1	0	0	1	1	0	0	0	1	0	17	32	0.00	0.667
Neal Cotts, L ERA: 3.07	(10, 1)	0.1		3	1	0	0	0	1	0	0	0	0	0	5	9	0.00	6.000
45 Bobby Jenks, R ERA: 2.62	(10, 1)	1.2		6	0	0	0	1	1	1	0	0	0	0	8	17	0.00	0.600
Brandon McCarthy, R ERA: 4.46	(12, 1)	2.0	L	10	3	1	1	1	0	1	0	0	0	0	28	41	4.50	1.500

PITCHER	IP	WLS	BF	H	R	ER	SO	BB	IBB	HBP	BLK	WP	HR	S	P	ERA	WHIP

TOP

Houston Astros @ Chicago White Sox

U.S. Cellular Field, Chicago, IL

Sun Jun 25 2006, 8:05 PM EDT

Att. 38,516 - Clear - 69 F

livebaseballscorecards.com

AB	49
R	10
H	15
RBI	10
BB	7
SO	6
LOB	22

WP: 1 PB: 0 SB: 2 CS: 1 PA: 58

Houston Astros @ Chicago White Sox

U.S. Cellular Field, Chicago, IL

Sun Jun 25 2006, 8:05 PM EDT

Att. 38,516 - Clear - 69 F

BOTTOM

livebaseballscorecards.com

Batter	1	2	3	4	5	6	7	8	9	10	11	12	13	AB	R	H	RBI	BB	SO	LOB
22 Scott Podsednik, L (1, 7) OBP: 0.346, SLG: 0.382	0-1 L5		3-2 E9 2-H 1B			1-3 K		1-1 HR 1-2 1B	4-1 HR 1-2 2-3 BB		1-0 L7			5	2	2	1	1	1	2
Tadahito Iguchi, R (1, 4) OBP: 0.346, SLG: 0.429	1-2 G6-3		4-2 BB			0-0 F9		3-2 1-H 2-H HR	1-1 1-H 2-H 3-H HR			0-2 G3-1		5	2	2	7	1	0	0
25 Jim Thome, L (1, 10) OBP: 0.411, SLG: 0.610	2-3 K		1-3 K			1-3 K		1-1 F8	0-1 G4-3			1-3 K		6	0	0	0	0	4	2
14 Paul Konerko, R (1, 3) OBP: 0.388, SLG: 0.576		2-2 23 F8-5 2B		1-2 F8			2-2 HR	2-2 G1		1-2 F7		3-3 K		6	1	2	1	0	1	0
23 Jermaine Dye, R (1, 9) OBP: 0.386, SLG: 0.606 Ross Gload, L (8, PH) OBP: 0.273, SLG: 0.340 (9, 9)		0-0 F8-5 2-3		1-2 G5-3			1-0 F8	1-0 F8		0-0 G4-3			1-2 G4-3	3 3	0 0	0 0	0 0	0 0	0 0	1 0
12 A.J. Pierzynski, L (1, 2) OBP: 0.366, SLG: 0.443		1-0 G3-1		3-3 K			1-1 L5		1-2 22 BB 8 1B HR 1B	1-2 F8			0-1 G3	6	1	1	0	0	1	0
24 Joe Crede, R (1, 5) OBP: 0.341, SLG: 0.531 38 Pablo Ozuna, R (8, 5) OBP: 0.462, SLG: 0.540 5 Juan Uribe, R (11, PR) OBP: 0.251, SLG: 0.389 (12, 6)			1-2 F8		1-1 L3		0-2 1B		1-1 F8		1-2 8 G6-3 SH3-4 1B		2-1 1B	3 2 1	0 0 0	1 1 1	0 0 0	0 0 0	0 1 0	0 0 0
Rob Mackowiak, L (1, 8) OBP: 0.363, SLG: 0.374			0-1 22 E 2B		1-3 K		2-2 F7		0-2 K		1-SAFE 0-2 SH3-4 1-2		1-2 G6-3	5	1	1	0	0	2	3
8 Alex Cintron, S (1, 6) OBP: 0.295, SLG: 0.378 (12, 5)			1-3 K		0-0 G6-3			0-2 22 1B HR 1B	1-0 22 BB 1-2 HR 1B		2-2 G6-3 2-3			5	2	2	0	0	1	3
Inning Stats	R: 0 E: 0 K: 1 S: 10 H: 0 LOB: 0 BB: 0 P: 13	R: 0 E: 0 K: 0 S: 5 H: 1 LOB: 0 BB: 0 P: 8	R: 1 E: 1 K: 2 S: 25 H: 2 LOB: 2 BB: 1 P: 35	R: 0 E: 0 K: 1 S: 9 H: 0 LOB: 0 BB: 0 P: 14	R: 0 E: 0 K: 1 S: 6 H: 0 LOB: 0 BB: 0 P: 8	R: 0 E: 0 K: 2 S: 7 H: 0 LOB: 0 BB: 0 P: 9	R: 1 E: 0 K: 0 S: 15 H: 2 LOB: 1 BB: 0 P: 21	R: 3 E: 0 K: 0 S: 15 H: 3 LOB: 0 BB: 0 P: 23	R: 4 E: 0 K: 1 S: 14 H: 3 LOB: 0 BB: 1 P: 22	R: 0 E: 0 K: 0 S: 9 H: 0 LOB: 0 BB: 0 P: 11	R: 0 E: 0 K: 0 S: 12 H: 1 LOB: 2 BB: 0 P: 16	R: 0 E: 0 K: 2 S: 9 H: 0 LOB: 0 BB: 0 P: 13	R: 0 E: 0 K: 0 S: 15 H: 1 LOB: 1 BB: 0 P: 19	1B: 8 2B: 3 3B: 0 HR: 3	SF: 0 SAC: 1 DP: 1 HBP: 0	WP: 0 PB: 0 SB: 0 CS: 0	PA: 53				

PITCHER		IP	WLS	BF	H	R	ER	SO	BB	IBB	HBP	BLK	WP	HR	S	P	ERA	WHIP
44 Roy Oswalt, R ERA: 3.26	(1, 1)	7.0		26	5	2	2	7	1	0	0	0	0	1	77	108	2.57	0.857
Russ Springer, R ERA: 4.15	(8, 1)	0.0		3	3	3	3	0	0	0	0	0	0	1	9	13	∞	∞
Dan Wheeler, R ERA: 4.09	(8, 1)	1.0		3	0	0	0	0	0	0	0	0	0	0	6	10	0.00	0.000
54 Brad Lidge, R ERA: 5.55	(9, 1)	1.0		7	3	4	4	1	1	0	0	0	0	1	14	22	36.00	4.000
Chad Qualls, R ERA: 4.12	(10, 1)	2.1		8	1	0	0	0	0	0	0	0	0	0	24	30	0.00	0.429

PITCHER		IP	WLS	BF	H	R	ER	SO	BB	IBB	HBP	BLK	WP	HR	S	P	ERA	WHIP
Trever Miller, L ERA: 4.09	(12, 1)	0.1		1	0	0	0	1	0	0	0	0	0	0	3	4	0.00	0.000
64 Fernando Nieve, R ERA: 4.61	(12, 1)	1.1	W	5	1	0	0	1	0	0	0	0	0	0	18	25	0.00	0.750

AB	50
R	9
H	13
RBI	9
BB	2
SO	10
LOB	12

Batter	1	2	3	4	5	6	7	8	9	AB	R	H	RBI	BB	SO	LOB
Craig Biggio, R (1, 10) OBP: 0.329, SLG: 0.418	B B C F B S 3-3 ① K	X 0-0 ③ F7			B F B B C S 3-3 ① K	F B B S F B S 3-3 ② K			F X 0-1 ① G5-3	5	0	0	0	0	3	3
Mike Lamb, L (1, 3) OBP: 0.383, SLG: 0.519	C B S B F F X 2-2 2 1B 17 1B 1B		C X 0-1 ① F7		F X 0-1 2 2B 17 G4-3 1B	X 0-0 ③ F8			C B B X 2-1 ② G4-3	5	2	2	0	0	0	2
2 Chris Burke, R (1, 4) OBP: 0.395, SLG: 0.517	X 0-0 1B 17 1B 1-3 1B		B B C X 2-1 ② G5-3		F B X 1-1 17 G4-3 1-3 2B		B X 1-0 ① P3		C C B B C 2-3 ③ K	5	0	2	0	0	1	0
17 Lance Berkman, S (1, 9) OBP: 0.395, SLG: 0.620 16 Jason Lane, R (7, 9) OBP: 0.340, SLG: 0.406	S X 0-1 1B 1-2 3-H 1B		C B X 1-1 2B		S S B X 1-2 ② G4-3 2-3 3-H		X 0-0 ② G4-3			4 0	0 0	2 0	2 0	0 0	0 0	1 0
Eric Munson, L (1, 2) OBP: 0.300, SLG: 0.413	B B B S X 3-1 G5-4-3 1-2 2-3 1B		C S D B S 2-3 ③ K		D B X 2-0 ③ G4-3		X 0-0 HR			4	1	2	1	0	1	2
Preston Wilson, R (1, 7) OBP: 0.314, SLG: 0.414	B 2 B D C X SAFE 3-1 ②③ G5-4-3 1-2f			C X 0-1 ① L7	S B S S B S 2-3 ① K	B C S B S 2-3 ③ K				4	0	0	0	0	2	3
Morgan Ensberg, R (1, 5) OBP: 0.382, SLG: 0.520		B B B F B 4-1 28 G5-3 BB		F S B B F X 3-2 ② G4-3	C B B B B 4-1 28 1B 2B BB			B B C F B C 3-3 ① K		2	1	0	0	2	1	0
28 Adam Everett, R (1, 6) OBP: 0.295, SLG: 0.342		C 1 SAFE X 0-1 ① G5-3 1-2		X 0-0 1B	B X 1-0 2B 1-2 1B			B C S S 1-3 ② K2-3		4	0	2	0	0	1	1
Willy Taveras, R (1, 8) OBP: 0.321, SLG: 0.325		D B F X 2-1 ② P3		L 1 SAFE B 1 SAFE S D F S 2-3 ③ K	B B C F B F X 3-2 1-3 2-H 2B			B F F B S 2-3 ③ K		4	0	1	1	0	2	2
Inning Stats	R: 1 E: 0 K: 1 S: 15 H: 4 LOB: 2 BB: 0 P: 26	R: 0 E: 0 K: 0 S: 6 H: 0 LOB: 1 BB: 1 P: 12	R: 0 E: 0 K: 1 S: 9 H: 1 LOB: 1 BB: 0 P: 14	R: 0 E: 0 K: 1 S: 11 H: 1 LOB: 1 BB: 0 P: 16	R: 1 E: 0 K: 1 S: 11 H: 2 LOB: 1 BB: 0 P: 18	R: 1 E: 0 K: 2 S: 14 H: 2 LOB: 2 BB: 1 P: 27	R: 1 E: 0 K: 1 S: 6 H: 1 LOB: 0 BB: 0 P: 9	R: 0 E: 0 K: 3 S: 9 H: 0 LOB: 0 BB: 0 P: 15	R: 0 E: 0 K: 1 S: 7 H: 0 LOB: 0 BB: 0 P: 11	1B: 7 2B: 3 3B: 0 HR: 1 SF: 0 SAC: 0 DP: 1 HBP: 0						

Houston Astros @ Detroit Tigers

Comerica Park, Detroit, MI

Mon Jun 26 2006, 7:05 PM EDT

Att. 24,285 - Cloudy - 71 F

livebaseballscorecards.com

AB	37
R	4
H	11
RBI	4
BB	2
SO	11
LOB	14

PITCHER		IP	WLS	BF	H	R	ER	SO	BB	IBB	HBP	BLK	WP	HR	S	P	ERA	WHIP
31 Zach Miner, R ERA: 2.59	(1, 1)	5.1	W	27	10	3	3	5	2	0	0	0	0	0	61	105	5.06	2.250
43 Roman Colon, R ERA: 5.68	(6, 1)	0.1	H	1	0	0	0	1	0	0	0	0	0	0	4	7	0.00	0.000
Jamie Walker, L ERA: 1.27	(6, 1)	1.0	H	4	1	1	1	0	0	0	0	0	0	1	4	5	9.00	1.000
56 Fernando Rodney, R ERA: 2.79	(7, 1)	1.1	H	4	0	0	0	4	0	0	0	0	0	0	12	20	0.00	0.000
Jason Grilli, R ERA: 4.01	(9, 1)	1.0		3	0	0	0	1	0	0	0	0	0	0	7	11	0.00	0.000

PITCHER	IP	WLS	BF	H	R	ER	SO	BB	IBB	HBP	BLK	WP	HR	S	P	ERA	WHIP

WP: 0 PB: 0 SB: 0 CS: 0 PA: 39

Houston Astros @ Detroit Tigers

Comerica Park, Detroit, MI

Mon Jun 26 2006, 7:05 PM EDT

Att. 24,285 - Cloudy - 71 F

livebaseballscorecards.com

BOTTOM

Batter	1	2	3	4	5	6	7	8	9	AB	R	H	RBI	BB	SO	LOB
28 Curtis Granderson, L (1, 8) OBP: 0.388, SLG: 0.502	C F B S 1-3 K ①		B B X 2-0 14 2B 2B 2-H 1B ; B B T B X 3-1 2-H 1B			1 SAFE 1 SAFE 1-0 CS ③ 1-2	B X 1-0 F7 ①	B B C F F X 2-2 FC4-6 ① 1-2f 2-3 3-H		5	1	2	3	0	1	2
14 Placido Polanco, R (1, 4) OBP: 0.321, SLG: 0.367	X 0-0 G6-3 ②		B B X 2-0 1-3 2B 2B ; 1 SAFE C C F X 0-2 F9 ③				B X 1-0 G6-3 ②	F D F F S 1-3 K ②		5	1	1	0	0	1	4
Ivan Rodriguez, R (1, 2) OBP: 0.329, SLG: 0.451	C B B F S 2-3 K ③		X 0-0 30 WP 30 SF9 2H 3H 2B		B S F X 1-2 9 G5-3 30 BB 1B		B X 1-0 HR	B F B S X 2-2 F9 ③		5	2	3	3	0	1	3
30 Magglio Ordonez, R (1, 9) OBP: 0.365, SLG: 0.527		B F B B F X 3-2 G6-3 ① ; C F B F F X 1-2 SF9 ② 2-H			B D B B 4-0 9 G5-3 1-2 BB		F X 0-1 G4-3 ③			2	0	0	1	1	0	0
9 Carlos Guillen, S (1, 6) OBP: 0.377, SLG: 0.490		B X 1-0 F9 ② ; B C F X 1-2 1B			X 0-0 G5-3 ① ② 1-2 2-3f			B B B C F F F F X 3-2 33 2B 2B		4	1	2	0	0	0	2
33 Marcus Thames, R (1, 7) OBP: 0.375, SLG: 0.651 Alexis Gomez, L (8, PR) OBP: 0.288, SLG: 0.317 (9, 7)		B F S B B F X 3-2 F8 ③ ; F F 1 SAFE X 0-2 G5-3 ③			C B X 1-1 F8 ③			B C X 1-1 31 1B 1B 2-H 2B		4 0	0 1	1 0	1 0	0 0	0 0	2 0
31 Chris Shelton, R (1, 3) OBP: 0.338, SLG: 0.502			C B B F X 2-2 15 2B 1B ; C B F B X 2-2 F9 ①			C B X 1-1 G6-3 ①		B X 1-0 15 BB 28 FC4-6 1B 2-3 1B		4	2	2	0	0	0	0
Craig Monroe, R (1, 10) OBP: 0.273, SLG: 0.429			X 0-0 L6 ① ; F B B X 2-1 F8 ②			B F F S 1-3 K ②		C S F D F X 1-2 28 FC4-6 15 BB 1-2 3-H 1B		4	0	1	1	0	1	1
15 Brandon Inge, R (1, 5) OBP: 0.291, SLG: 0.486			1 SAFE B B F 1 SAFE 1 SAFE X 2-1 28 1B 1-H 2B ; C X 0-1 28 1B 2B			B C C B S 2-3 K 28 CS		B B B C F B 4-2 28 FC4-6 1-2 2-3 BB		3	2	2	1	1	1	0
Inning Stats	R: 0 E: 0 K: 2 S: 7 H: 0 LOB: 0 BB: 0 P: 10	R: 0 E: 0 K: 0 S: 8 H: 0 LOB: 0 BB: 0 P: 15	R: 5 E: 0 K: 0 S: 20 H: 6 LOB: 1 BB: 0 P: 30	R: 1 E: 0 K: 0 S: 13 H: 2 LOB: 1 BB: 0 P: 20	R: 0 E: 0 K: 0 S: 6 H: 1 LOB: 1 BB: 1 P: 12	R: 0 E: 0 K: 2 S: 8 H: 0 LOB: 0 BB: 0 P: 13	R: 1 E: 0 K: 0 S: 5 H: 1 LOB: 0 BB: 0 P: 8	R: 3 E: 0 K: 1 S: 28 H: 4 LOB: 3 BB: 1 P: 43		1B: 7 2B: 6 3B: 0 HR: 1	SF: 1 SAC: 0 DP: 1 HBP: 0		WP: 2 PB: 0 SB: 0 CS: 1	PA: 40			

	AB	36
	R	10
	H	14
	RBI	10
	BB	2
	SO	5
	LOB	14

PITCHER	IP	WLS	BF	H	R	ER	SO	BB	IBB	HBP	BLK	WP	HR	S	P	ERA	WHIP
51 Wandy Rodriguez, L (1, 1) ERA: 4.79	6.2	L	30	10	7	7	4	1	0	0	0	2	1	65	106	9.45	1.650
Dave Borkowski, R (7, 1) ERA: 4.46	0.1		6	4	3	3	0	1	0	0	0	0	0	19	29	81.00	15.000
Russ Springer, R (8, 1) ERA: 4.0	1.0		3	0	0	0	1	0	0	0	0	0	0	11	16	0.00	0.000

PITCHER	IP	WLS	BF	H	R	ER	SO	BB	IBB	HBP	BLK	WP	HR	S	P	ERA	WHIP

Houston Astros @ Detroit Tigers

Comerica Park, Detroit, MI

Tue Jun 27 2006, 7:05 PM EDT

Att. 39,852 - Cloudy - 69 F

TOP

livebaseballscorecards.com

Batter	1	2	3	4	5	6	7	8	9	AB	R	H	RBI	BB	SO	LOB
Craig Biggio, R (1, 10) OBP: 0.331, SLG: 0.419	X 0-0 ① G6-3		B D B C 1 SAFE 1 SAFE 1 SAFE 1 SAFE X 3-1 ②③ G6-3 1-2			B B F F F X 2-2 17 WP 1B		B S C F X 1-2 16 BB 1B		4	0	2	0	0	0	1
16 Jason Lane, R (1, 9) OBP: 0.339, SLG: 0.400	B C B F F B C 3-3 ② K			C X 0-1 ① G5-3		B C X 1-1 ① F9		B B F B S F B 4-2 1-2 BB		3	0	0	0	1	1	1
Morgan Ensberg, R (1, 5) OBP: 0.380, SLG: 0.514	X 0-0 ③ G5-3			B B B C B 4-1 2 CS 17 1B BB		B S B F C 2-3 ② K		F B B X 2-1 ① P3		3	0	0	0	1	1	3
17 Lance Berkman, S (1, 3) OBP: 0.399, SLG: 0.619		B S B C B F F B 4-2 2 G6-4-3 BB		C F B X 1-2 1-2 1B		F 1 SAFE F B 1 B B B 4-2 1-2 2 FC5-4 BB		S D S B F B F F S 3-3 ② K		2	0	1	0	2	1	2
2 Chris Burke, R (1, 4) OBP: 0.386, SLG: 0.503		B B X 2-0 ①② G6-4-3 1-2f		C S B B B S 3-3 ②③ K 2-3		F B X 1-1 ③ FC5-4 1-2f		F F F F F C 0-3 ③ K		4	0	0	0	0	2	7
Preston Wilson, R (1, 7) OBP: 0.320, SLG: 0.419		B B X 2-0 FC6-4 1B			B F B F X 2-2 FC6-4 1B		B C S B X 2-2 E 1B		B F B B F X 3-2 ① G6-3	4	0	3	0	0	0	0
Brad Ausmus, R (1, 2) OBP: 0.323, SLG: 0.320	X 0-0 ③ FC6-4 1-2f				1 SAFE B X 1-0 ① FC6-4 1-2f		1 SAFE B F C B B S 3-3 ① K 1-3		C X 0-1 ② G6-3	4	0	0	0	0	1	3
28 Adam Everett, R (1, 6) OBP: 0.290, SLG: 0.336			X 0-0 ① G3		1 SAFE C B X 1-1 ② P6		F B T B X 2-2 ② P3		B C S X 1-2 ③ G4-3	4	0	0	0	0	0	2
Willy Taveras, R (1, 8) OBP: 0.321, SLG: 0.326			C X 0-1 CS 1B		C F X 0-2 ③ F9		C F B B X 2-2 ③ G4-3			3	0	1	0	0	0	2
Inning Stats	R: 0 H: 0 E: 0 LOB: 0 K: 1 BB: 0 S: 6 P: 9	R: 0 H: 1 E: 0 LOB: 1 K: 0 BB: 1 S: 7 P: 15	R: 0 H: 1 E: 0 LOB: 0 K: 0 BB: 0 S: 5 P: 8	R: 0 H: 1 E: 0 LOB: 2 K: 1 BB: 1 S: 9 P: 17	R: 0 H: 1 E: 0 LOB: 1 K: 0 BB: 0 S: 9 P: 13	R: 0 H: 1 E: 0 LOB: 2 K: 1 BB: 1 S: 13 P: 23	R: 0 H: 1 E: 1 LOB: 1 K: 1 BB: 0 S: 12 P: 21	R: 0 H: 1 E: 0 LOB: 2 K: 2 BB: 1 S: 21 P: 31	R: 0 H: 0 E: 0 LOB: 0 K: 0 BB: 0 S: 8 P: 12	1B: 7 SF: 0 2B: 1 SAC: 0 3B: 0 DP: 2 HR: 0 HBP: 0						

	AB	31
	R	0
	H	7
	RBI	0
	BB	4
	SO	6
	LOB	21

WP: 1 PA: 35
PB: 0
SB: 0
CS: 2

PITCHER		IP	WLS	BF	H	R	ER	SO	BB	IBB	HBP	BLK	WP	HR	S	P	ERA	WHIP
29 Nate Robertson, L ERA: 3.14	(1, 1)	7.0	W	27	6	0	0	4	3	0	0	0	1	0	61	106	0.00	1.286
54 Joel Zumaya, R ERA: 2.37	(8, 1)	1.0	H	5	1	0	0	2	1	0	0	0	0	0	21	31	0.00	2.000
59 Todd Jones, R ERA: 6.39	(9, 1)	1.0		3	0	0	0	0	0	0	0	0	0	0	8	12	0.00	0.000

PITCHER		IP	WLS	BF	H	R	ER	SO	BB	IBB	HBP	BLK	WP	HR	S	P	ERA	WHIP

Houston Astros @ Detroit Tigers

Comerica Park, Detroit, MI

Tue Jun 27 2006, 7:05 PM EDT

Att. 39,852 - Cloudy - 69 F

livebaseballscorecards.com

BOTTOM

Batter	1	2	3	4	5	6	7	8	9	AB	R	H	RBI	BB	SO	LOB
28 Curtis Granderson, L (1, 8) OBP: 0.383, SLG: 0.495	G1-3			F8		G4-3		G4-3		4	0	0	0	0	0	1
33 Marcus Thames, R (1, 7) OBP: 0.369, SLG: 0.640 Alexis Gomez, L (8, 7) OBP: 0.299, SLG: 0.375	G6-3			G5-3		P2		HR		3 1	0 1	0 1	0 1	0 0	0 0	1 0
Ivan Rodriguez, R (1, 2) OBP: 0.324, SLG: 0.445	G5-3			G6-3			G5-3	G4-3		4	0	0	0	0	0	0
30 Magglio Ordonez, R (1, 9) OBP: 0.363, SLG: 0.521		G4-3			P6		9 BB 2B			3	1	0	0	1	1	0
9 Carlos Guillen, S (1, 6) OBP: 0.380, SLG: 0.491		L3			S 1B		2B E BB			2	1	1	0	1	0	0
Craig Monroe, R (1, 10) OBP: 0.274, SLG: 0.432		F8			K		E6 15 E 2B			3	1	1	1	0	1	1
31 Chris Shelton, R (1, 3) OBP: 0.334, SLG: 0.496			F9		K		G5-3			3	0	0	0	0	1	2
15 Brandon Inge, R (1, 5) OBP: 0.291, SLG: 0.484			39 G6-4-3 1B			K	E5			3	0	1	0	0	1	0
39 Ramon Santiago, S (1, 4) OBP: 0.222, SLG: 0.230			G6-4-3			28 G4-3 1B	G5-3			3	0	1	0	0	0	2
Inning Stats	R: 0 E: 0 K: 0 S: 10 H: 0 LOB: 0 BB: 0 P: 13	R: 0 E: 0 K: 0 S: 4 H: 0 LOB: 0 BB: 0 P: 6	R: 0 E: 0 K: 0 S: 6 H: 1 LOB: 0 BB: 0 P: 9	R: 0 E: 0 K: 0 S: 4 H: 0 LOB: 0 BB: 0 P: 6	R: 0 E: 0 K: 2 S: 9 H: 1 LOB: 1 BB: 0 P: 16	R: 0 E: 0 K: 1 S: 10 H: 1 LOB: 1 BB: 0 P: 16	R: 3 E: 2 K: 0 S: 17 H: 1 LOB: 1 BB: 2 P: 32	R: 1 E: 0 K: 1 S: 9 H: 1 LOB: 0 BB: 0 P: 14		1B: 3 2B: 1 3B: 0 HR: 1 SF: 0 SAC: 0 DP: 1 HBP: 0				WP: 0 PB: 0 SB: 1 CS: 0	PA: 31	

	AB	29
	R	4
	H	5
	RBI	2
	BB	2
	SO	4
	LOB	7

PITCHER		IP	WLS	BF	H	R	ER	SO	BB	IBB	HBP	BLK	WP	HR	S	P	ERA	WHIP
Roger Clemens, R ERA: 2.38	(1, 1)	6.1	L	23	3	2	1	3	2	0	0	0	0	0	50	84	1.42	0.789
Dan Wheeler, R ERA: 4.01	(7, 1)	0.2		4	1	1	0	0	0	0	0	0	0	0	10	14	0.00	1.500
64 Fernando Nieve, R ERA: 4.67	(8, 1)	1.0		4	1	1	1	1	0	0	0	0	0	1	9	14	9.00	1.000

PITCHER	IP	WLS	BF	H	R	ER	SO	BB	IBB	HBP	BLK	WP	HR	S	P	ERA	WHIP

Batter	1	2	3	4	5	6	7	8	9	AB	R	H	RBI	BB	SO	LOB
Willy Taveras, R (1, 8) OBP: 0.320, SLG: 0.324	C B X 1-1 ① G3			C S B B F F B X 3-2 ① L4-3		C F X 0-2 ③ G4-3			B F X 1-1 1B	4	0	1	0	0	0	0
Mike Lamb, L (1, 5) OBP: 0.374, SLG: 0.506	B C C B X 2-2 ② P6			C B S X 1-2 ② G3			C C F B B X 2-2 ① F8		C B S X 1-2 ③ F7	4	0	0	0	0	0	1
16 Jason Lane, R (1, 9) OBP: 0.339, SLG: 0.404	F B B C B F T 3-2 ③ K			B B B C X 3-1 2B			F F C 0-3 ② K			3	0	1	0	0	2	0
17 Lance Berkman, S (1, 10) OBP: 0.399, SLG: 0.616		C B F B F X 2-2 G5-4-3 1B		X 0-0 ③ F8			F B F B S 2-3 ③ K			3	0	1	0	0	1	1
2 Chris Burke, R (1, 4) OBP: 0.379, SLG: 0.493		1 SAFE C C F B S 1-3 ① K			B B B C X 3-1 ① P4			B X 1-0 ① F8		3	0	0	0	0	1	1
Preston Wilson, R (1, 7) OBP: 0.317, SLG: 0.415		F X 0-1 ②③ G5-4-3 1-2f			B S S B F F X 2-2 ② G4-3			F X 0-1 ② F9		3	0	0	0	0	0	1
Eric Munson, L (1, 3) OBP: 0.301, SLG: 0.410			C X 0-1 G4-6-3 1B		X 0-0 ③ G4-3			C X 0-1 ③ G6-3		3	0	1	0	0	0	0
Brad Ausmus, R (1, 2) OBP: 0.319, SLG: 0.316			1 SAFE B F X 1-1 ①② G4-6-3 1-2f			F T C 0-3 ① K			C S B B B X 3-2 ① G4-3	3	0	0	0	0	1	1
4 Eric Bruntlett, R (1, 6) OBP: 0.367, SLG: 0.359			C F B B T 2-2 ③ K			F B C S 1-3 ② K			B X 1-0 ② G4-3	3	0	0	0	0	2	0
Inning Stats	R: 0 E: 0 K: 1 S: 9 H: 0 LOB: 0 BB: 0 P: 15	R: 0 E: 0 K: 1 S: 10 H: 1 LOB: 0 BB: 0 P: 13	R: 0 E: 0 K: 1 S: 7 H: 1 LOB: 0 BB: 0 P: 10	R: 0 E: 0 K: 0 S: 11 H: 1 LOB: 1 BB: 0 P: 18	R: 0 E: 0 K: 0 S: 8 H: 0 LOB: 0 BB: 0 P: 13	R: 0 E: 0 K: 2 S: 9 H: 0 LOB: 0 BB: 0 P: 10	R: 0 E: 0 K: 2 S: 10 H: 0 LOB: 0 BB: 0 P: 14	R: 0 E: 0 K: 0 S: 5 H: 0 LOB: 0 BB: 0 P: 6	R: 0 E: 0 K: 0 S: 9 H: 1 LOB: 1 BB: 0 P: 15	1B: 3 2B: 1 3B: 0 HR: 0	SF: 0 SAC: 0 DP: 2 HBP: 0					

TOP

Houston Astros @ Detroit Tigers

Comerica Park, Detroit, MI

Wed Jun 28 2006, 1:05 PM EDT
Att. 29,249 - Partly Cloudy - 79 F

livebaseballscorecards.com

AB	29
R	0
H	4
RBI	0
BB	0
SO	7
LOB	5

WP: 0 PB: 0 SB: 0 CS: 0 PA: 29

PITCHER		IP	WLS	BF	H	R	ER	SO	BB	IBB	HBP	BLK	WP	HR	S	P	ERA	WHIP
35 Justin Verlander, R ERA: 3.13	(1, 1)	8.0	W	25	3	0	0	7	0	0	0	0	0	0	69	99	0.00	0.375
Jason Grilli, R ERA: 3.86	(9, 1)	1.0		4	1	0	0	0	0	0	0	0	0	0	9	15	0.00	1.000

PITCHER		IP	WLS	BF	H	R	ER	SO	BB	IBB	HBP	BLK	WP	HR	S	P	ERA	WHIP

Houston Astros @ Detroit Tigers

Comerica Park, Detroit, MI

Wed Jun 28 2006, 1:05 PM EDT

Att. 29,249 - Partly Cloudy - 79 F

BOTTOM

Batter	1	2	3	4	5	6	7	8	9	AB	R	H	RBI	BB	SO	LOB
28 Curtis Granderson, L (1, 8) OBP: 0.378, SLG: 0.487	C B B F F F B X 3-2 L4 ①		X 0-0 G4-3 ③		C X 0-1 G1-3 ②	B B F C X 2-2 F7 ③		F S B S 1-3 K ②		5	0	0	0	0	1	3
14 Placido Polanco, R (1, 4) OBP: 0.322, SLG: 0.367	C S X 0-2 G6-3 ②			C F B B X 2-2 F9 ①	X 0-0 1B		B B C C F X 2-2 SH5-4 33 BB 1B 1B	B F S S X 1-2 G6-3 ③		5	1	2	0	0	0	0
Ivan Rodriguez, R (1, 2) OBP: 0.326, SLG: 0.446	X 0-0 G1-3 ③			B F X 1-1 30 1B 33 E 1B	X 0-0 G1 ③		X 0-0 33 BB SH5-4 1-2 31 WP 1B			4	2	2	0	0	0	1
30 Magglio Ordonez, R (1, 9) OBP: 0.364, SLG: 0.521 Alexis Gomez, L (4, PR) (5, 9) OBP: 0.294, SLG: 0.369		B F B X 2-1 F7 ①	T B F B B X 3-2 31 S 33 E 1-3 1B		F X 0-1 G3 ①	X 0-0 SH5-4 ① 1-2 2-3			2 1	0 0	1 0	0 0	0 0	0 0	0 0
9 Carlos Guillen, S (1, 6) OBP: 0.381, SLG: 0.489		B C F X 1-2 F8 ②		C 1 SAFE F F B B S 2-3 K ②		S B B X 2-1 31 S 33 E 1B 1B	I I I 4-0 31 WP 33 BB IBB			3	1	1	0	1	1	2
33 Marcus Thames, R (1, 7) OBP: 0.367, SLG: 0.629		B B C X 2-1 G5-3 ③		F B X 1-1 E6 31 S 1-2 3-H		1 SAFE B B B X 2-0 FC5 1B 15 1B 1-2	B B B F F B 4-2 31 WP 1-2 2-3 3-H BB			3	1	0	1	1	0	2
31 Chris Shelton, R (1, 3) OBP: 0.337, SLG: 0.494			B F B C B X 3-2 G5-4-3 1B	B B B S C F B 4-2 1-2 2-3 BB		B S B C 1 SAFE 1 SAFE B X 3-2 P2 ② 2-3	B S S S 1-3 K ② 1-2 2-3 3-H			3	0	1	0	1	1	4
Craig Monroe, R (1, 10) OBP: 0.273, SLG: 0.429			X 0-0 G5-4-3 ① ② 1-2f	B F S B T 2-2 K ③		1 SAFE X 0-0 15 1B 1-2 3-H 1B	D S C B F B X 3-2 G5-3 ③			4	0	1	1	0	1	6
15 Brandon Inge, R (1, 5) OBP: 0.294, SLG: 0.489			X 0-0 2B	C B F B S 2-3 K ①	B X 1-0 1-2 2-H 1B			C B C B F B S 3-3 K ①		4	0	2	1	0	2	0
Inning Stats	R: 0 E: 0 K: 0 S: 9 H: 0 LOB: 0 BB: 0 P: 12	R: 0 E: 0 K: 0 S: 7 H: 0 LOB: 0 BB: 0 P: 12	R: 0 E: 0 K: 0 S: 6 H: 2 LOB: 1 BB: 0 P: 9	R: 1 E: 1 K: 2 S: 20 H: 2 LOB: 3 BB: 1 P: 35	R: 0 E: 0 K: 1 S: 7 H: 1 LOB: 1 BB: 0 P: 9	R: 2 E: 1 K: 0 S: 13 H: 3 LOB: 2 BB: 0 P: 23	R: 2 E: 0 K: 1 S: 15 H: 2 LOB: 2 BB: 2 P: 29	R: 0 E: 0 K: 2 S: 10 H: 0 LOB: 0 BB: 0 P: 15		1B: 9 2B: 1 3B: 0 HR: 0 SF: 0 SAC: 1 DP: 1 HBP: 0						

livebaseballscorecards.com

AB	34
R	5
H	10
RBI	3
BB	3
SO	6
LOB	18

WP: 1 PB: 0 SB: 3 CS: 0 PA: 38

PITCHER		IP	WLS	BF	H	R	ER	SO	BB	IBB	HBP	BLK	WP	HR	S	P	ERA	WHIP
Andy Pettitte, L ERA: 5.58	(1, 1)	6.1	L	33	10	5	2	3	2	1	0	0	0	0	70	118	2.84	1.895
54 Brad Lidge, R ERA: 5.3	(7, 1)	1.2		5	0	0	0	3	0	0	0	0	1	0	17	26	0.00	0.000

PITCHER	IP	WLS	BF	H	R	ER	SO	BB	IBB	HBP	BLK	WP	HR	S	P	ERA	WHIP

Batter	1	2	3	4	5	6	7	8	9	AB	R	H	RBI	BB	SO	LOB
Craig Biggio, R (1, 10) OBP: 0.327, SLG: 0.413	C B S B T 2-2 ① K		C X 0-1 ② G4-3			F B C B T 2-2 ① K		X 0-0 ② G6-3		4	0	0	0	0	2	0
Mike Lamb, L (1, 3) OBP: 0.366, SLG: 0.494	B C X 1-1 ② L4		C F B B X 2-2 ③ F7			C C F B F F F F B 3-2 F B F F F X ② F8		B X 1-0 ③ G4-3		4	0	0	0	0	0	0
Morgan Ensberg, R (1, 5) OBP: 0.381, SLG: 0.510	S B F F F X 1-2 ③ F9			X 0-0 ① L6		B B B B 4-0 BB			B S B C B B 4-2 17 FC4-6 BB	2	0	0	0	2	0	0
17 Lance Berkman, S (1, 9) OBP: 0.397, SLG: 0.614		C X 0-1 2 F9 1B 2B		F B B S C 2-3 ② K		C B F B B F F X 3-2 ③ G1-3			X 0-0 ① FC4-6 FC5-4 1-2f	4	1	1	0	0	1	2
2 Chris Burke, R (1, 4) OBP: 0.370, SLG: 0.481		S C B B X 2-2 ① F9 2-3		S B F F S 1-3 ③ K			B F X 1-1 ① F8		C C D F D X 2-2 ② P3	4	0	0	0	0	1	2
Preston Wilson, R (1, 7) OBP: 0.323, SLG: 0.423		C S F F X 0-2 G5-3 3-H 1B			X 0-0 28 G4-3 2B		X 0-0 G4-3 1B		B X 1-0 ③ FC5-4 1-2f	4	0	3	1	0	0	1
Brad Ausmus, R (1, 2) OBP: 0.315, SLG: 0.311		B X 1-0 ② G5-3 1-2			B X 1-0 ① G6-3		1 SAFE X 0-0 ② G4-3 1-2			3	0	0	0	0	0	3
28 Adam Everett, R (1, 6) OBP: 0.287, SLG: 0.332		B X 1-0 ③ P3			C B X 1-1 ② G4-3 2-3		F F B X 1-2 ③ G6-3			3	0	0	0	0	0	3
Willy Taveras, R (1, 8) OBP: 0.317, SLG: 0.321			B F F F C 1-3 ① K		C X 0-1 ③ G1-3			C F F F B X 1-2 ① G4-3		3	0	0	0	0	1	1
Inning Stats	R: 0 H: 0 E: 0 LOB: 0 K: 1 BB: 0 S: 10 P: 14	R: 1 H: 2 E: 0 LOB: 1 K: 0 BB: 0 S: 12 P: 16	R: 0 H: 0 E: 0 LOB: 0 K: 1 BB: 0 S: 8 P: 11	R: 0 H: 0 E: 0 LOB: 0 K: 2 BB: 0 S: 8 P: 11	R: 0 H: 1 E: 0 LOB: 1 K: 0 BB: 0 S: 6 P: 8	R: 0 H: 0 E: 0 LOB: 1 K: 1 BB: 1 S: 21 P: 33	R: 0 H: 1 E: 0 LOB: 1 K: 0 BB: 0 S: 7 P: 9	R: 0 H: 0 E: 0 LOB: 0 K: 0 BB: 0 S: 7 P: 9	R: 0 H: 0 E: 0 LOB: 1 K: 0 BB: 1 S: 8 P: 15	1B: 2 SF: 0 2B: 2 SAC: 0 3B: 0 DP: 0 HR: 0 HBP: 0						

TOP

Houston Astros @ Texas Rangers

Ameriquest Field, Arlington, TX

Fri Jun 30 2006, 8:35 PM EDT

Att. 40,205 - Clear - 91 F

livebaseballscorecards.com

AB	31
R	1
H	4
RBI	1
BB	2
SO	5
LOB	12

PITCHER		IP	WLS	BF	H	R	ER	SO	BB	IBB	HBP	BLK	WP	HR	S	P	ERA	WHIP
44 Vicente Padilla, R ERA: 4.47	(1, 1)	8.0	W	29	4	1	1	5	1	0	0	0	0	0	79	111	1.12	0.625
40 Akinori Otsuka, R ERA: 2.31	(9, 1)	1.0	S	4	0	0	0	0	1	0	0	0	0	0	8	15	0.00	1.000

PITCHER		IP	WLS	BF	H	R	ER	SO	BB	IBB	HBP	BLK	WP	HR	S	P	ERA	WHIP

WP: 0 PB: 0 SB: 0 CS: 0 PA: 33

Batter	1	2	3	4	5	6	7	8	9	AB	R	H	RBI	BB	SO	LOB
Gary Matthews, S (1, 8) OBP: 0.373, SLG: 0.524	F C B B F F B X 3-2 10 G3 10 S 1B		C B F X 1-2 ① G4-3			B B C F F B X 3-2 10 G6-4-3 1B		C B F S 1-3 ① K		4	0	2	0	0	1	0
Mark DeRosa, R (1, 5) OBP: 0.402, SLG: 0.514	C C C 0-3 ① K		C F F B X 1-2 10 G4-6-3 1B			1 SAFE B 1 SAFE 1 SAFE X 1-0 ① F8		B X 1-0 10 2B 2B		4	1	2	0	0	1	2
10 Michael Young, R (1, 6) OBP: 0.367, SLG: 0.449	C 1 SAFE B F B X 2-2 ② G3 1-3		F B F B X 2-2 ② ③ G4-6-3 1-2f			1 SAFE 1 SAFE F X 0-1 ② ③ G6-4-3 1-2f		B X 1-0 23 G6-3 2-H 2B		4	0	1	1	0	0	3
23 Mark Teixeira, S (1, 3) OBP: 0.355, SLG: 0.438	C B F B T 2-2 ③ K			F X 0-1 ① G3-1			F X 0-1 5 1B 6 BB 2B	X 0-0 ② G6-3 2-3		4	1	1	0	0	1	2
9 Hank Blalock, L (1, 10) OBP: 0.351, SLG: 0.438		C X 0-1 ① G3-1		B X 1-0 ② G5-3			F S B S 1-3 ① K2-3	B X 1-0 ③ F7		4	0	0	0	0	1	2
Kevin Mench, R (1, 9) OBP: 0.335, SLG: 0.468		C F F F B B X 2-2 ② L3		B B X 2-0 ③ L6			I I I 4-0 6 BB 5 1B IBB			2	0	0	0	1	0	0
5 Ian Kinsler, R (1, 4) OBP: 0.370, SLG: 0.525		B B X 2-0 HR			F C X 0-2 ① P6		T B X 1-1 6 BB 1-2 2-3 1B			3	1	2	1	0	0	0
6 Brad Wilkerson, L (1, 7) OBP: 0.332, SLG: 0.469		C X 0-1 2B			B C F S 1-3 ② K		B S S B B B 4-2 G6-4-3 1-2 2-3 3-H BB			2	0	1	1	1	1	0
Rod Barajas, R (1, 2) OBP: 0.306, SLG: 0.418		B X 1-0 ③ G4-3			F X 0-1 ③ F8		F X 0-1 ② ③ G6-4-3 1-2f			3	0	0	0	0	0	4
Inning Stats	R: 0 E: 0 K: 2 S: 14 H: 1 LOB: 1 BB: 0 P: 21	R: 1 E: 0 K: 0 S: 11 H: 2 LOB: 1 BB: 0 P: 16	R: 0 E: 0 K: 0 S: 10 H: 1 LOB: 0 BB: 0 P: 14	R: 0 E: 0 K: 0 S: 4 H: 0 LOB: 0 BB: 0 P: 7	R: 0 E: 0 K: 1 S: 8 H: 0 LOB: 0 BB: 0 P: 9	R: 0 E: 0 K: 0 S: 7 H: 1 LOB: 0 BB: 0 P: 11	R: 1 E: 0 K: 1 S: 11 H: 2 LOB: 2 BB: 2 P: 21	R: 1 E: 0 K: 1 S: 7 H: 2 LOB: 1 BB: 0 P: 11		1B: 4 2B: 4 3B: 0 HR: 1	SF: 0 SAC: 0 DP: 3 HBP: 0					

PITCHER	IP	WLS	BF	H	R	ER	SO	BB	IBB	HBP	BLK	WP	HR	S	P	ERA	WHIP
44 Roy Oswalt, R (1, 1) ERA: 3.27	8.0	L	32	9	3	3	5	1	1	0	0	0	1	72	110	3.38	1.250

PITCHER	IP	WLS	BF	H	R	ER	SO	BB	IBB	HBP	BLK	WP	HR	S	P	ERA	WHIP

BOTTOM

Houston Astros @ Texas Rangers

Ameriquest Field, Arlington, TX

Fri Jun 30 2006, 8:35 PM EDT

Att. 40,205 - Clear - 91 F

livebaseballscorecards.com

AB	30
R	3
H	9
RBI	3
BB	2
SO	5
LOB	13

Batter	1	2	3	4	5	6	7	8	9	AB	R	H	RBI	BB	SO	LOB
Willy Taveras, R (1, 8) OBP: 0.315, SLG: 0.319	L6		P2		1B		FC6 3B 1-2	F7 2-3		5	1	1	0	0	0	3
Mike Lamb, L (1, 3) OBP: 0.372, SLG: 0.532	2B 2B		HR		F7		17 1B 3B 1-H 2-H	F8		5	3	3	3	0	0	3
Morgan Ensberg, R (1, 5) OBP: 0.388, SLG: 0.514	F8 2-H 2B		K		SAFE 1-2 BB		G4-6-3 17 1B BB		17 G3 2B BB	2	1	1	1	3	1	0
17 Lance Berkman, S (1, 10) OBP: 0.397, SLG: 0.609	BB		P6		K		G4-6-3 1-2 3-H 1B		G3 1-2	4	0	1	1	1	1	3
Preston Wilson, R (1, 7) OBP: 0.324, SLG: 0.429	F8 2-3			L6		16 G3 2B	G4-6-3 1-2f 2-3		F9 16 1B 2-H 2B	5	1	2	1	0	0	4
Eric Munson, L (1, 2) OBP: 0.296, SLG: 0.391	G3-1			BB		P4	K		F9 2-3	4	0	0	0	1	1	5
16 Jason Lane, R (1, 9) OBP: 0.336, SLG: 0.399		F7		K		G3 2-3		G5-3	1B 3-H	5	0	1	1	0	1	2
28 Adam Everett, R (1, 6) OBP: 0.281, SLG: 0.325		F7		F9		F9		E4 F7 4 BB	P6	5	0	0	0	0	0	3
4 Eric Bruntlett, R (1, 4) OBP: 0.362, SLG: 0.346		F9	L9				E6 FC6 3B	BB 1-2		3	1	0	0	1	0	0
Inning Stats	R: 1 E: 0 K: 0 S: 8 H: 2 LOB: 2 BB: 1 P: 18	R: 0 E: 0 K: 0 S: 9 H: 0 LOB: 0 BB: 0 P: 14	R: 1 E: 0 K: 1 S: 9 H: 1 LOB: 0 BB: 0 P: 15	R: 0 E: 0 K: 1 S: 7 H: 0 LOB: 1 BB: 1 P: 18	R: 0 E: 0 K: 1 S: 9 H: 1 LOB: 2 BB: 1 P: 15	R: 0 E: 0 K: 0 S: 7 H: 1 LOB: 1 BB: 0 P: 10	R: 3 E: 1 K: 1 S: 20 H: 2 LOB: 1 BB: 1 P: 29	R: 0 E: 1 K: 0 S: 6 H: 0 LOB: 2 BB: 1 P: 13	R: 2 E: 0 K: 0 S: 19 H: 2 LOB: 1 BB: 1 P: 28	1B: 3 2B: 4 3B: 1 HR: 1 SF: 0 SAC: 0 DP: 1 HBP: 0						

TOP

Houston Astros @ Texas Rangers

Ameriquest Field, Arlington, TX

Sat Jul 01 2006, 1:20 PM EDT

Att. 34,753 - Partly Cloudy - 95 F

livebaseballscorecards.com

AB	38
R	7
H	9
RBI	7
BB	6
SO	4
LOB	23

WP: 0 PB: 0 SB: 1 CS: 0 PA: 44

PITCHER		IP	WLS	BF	H	R	ER	SO	BB	IBB	HBP	BLK	WP	HR	S	P	ERA	WHIP
John Wasdin, R ERA: 3.86	(1, 1)	6.0	L	28	5	4	4	3	3	0	0	0	0	1	58	101	6.00	1.333
32 Ron Mahay, L ERA: 2.31	(7, 1)	0.0		1	1	0	0	0	0	0	0	0	0	0	3	3	∞	∞
Bryan Corey, R ERA: 1.69	(7, 1)	2.0		9	1	1	0	1	2	0	0	0	0	0	14	28	0.00	1.500
53 Joaquín Benoit, R ERA: 5.35	(9, 1)	1.0		6	2	2	2	0	1	0	0	0	0	0	19	28	18.00	3.000

Houston Astros @ Texas Rangers

Ameriquest Field, Arlington, TX

Sat Jul 01 2006, 1:20 PM EDT

Att. 34,753 - Partly Cloudy - 95 F

BOTTOM

Batter	1	2	3	4	5	6	7	8	9	AB	R	H	RBI	BB	SO	LOB
Gary Matthews, S (1, 8) OBP: 0.375, SLG: 0.522	P5		K 1-3			1B		BB G6-4-3		3	0	1	0	1	1	1
Mark DeRosa, R (1, 3) OBP: 0.395, SLG: 0.505	K			G6-3		F8		G6-4-3 1-2f		4	0	0	0	0	1	2
10 Michael Young, R (1, 6) OBP: 0.363, SLG: 0.443	K			L9		K			L8	4	0	0	0	0	2	1
23 Mark Teixeira, S (1, 10) OBP: 0.354, SLG: 0.438		E4		G3-1		G6-3			2B	4	0	1	0	0	0	1
9 Hank Blalock, L (1, 5) OBP: 0.347, SLG: 0.433		F9			L9		F9		P6	4	0	0	0	0	0	2
Kevin Mench, R (1, 9) OBP: 0.330, SLG: 0.461		L7			F9		K		F8	4	0	0	0	0	1	2
5 Ian Kinsler, R (1, 4) OBP: 0.376, SLG: 0.525		P4			6 BB 1B		BB			2	0	1	0	1	0	1
6 Brad Wilkerson, L (1, 7) OBP: 0.336, SLG: 0.467			WP BB		1-2 BB		F7			1	0	0	0	2	0	1
Rod Barajas, R (1, 2) OBP: 0.302, SLG: 0.412			F7		K			L9		3	0	0	0	0	1	3

Inning Stats	1	2	3	4	5	6	7	8	9
	R: 0 E: 0 K: 2 S: 10 H: 0 LOB: 0 BB: 0 P: 16	R: 0 E: 1 K: 0 S: 12 H: 0 LOB: 1 BB: 0 P: 20	R: 0 E: 0 K: 1 S: 8 H: 0 LOB: 1 BB: 1 P: 15	R: 0 E: 0 K: 0 S: 7 H: 0 LOB: 0 BB: 0 P: 9	R: 0 E: 0 K: 1 S: 10 H: 1 LOB: 2 BB: 1 P: 20	R: 0 E: 0 K: 1 S: 6 H: 1 LOB: 1 BB: 0 P: 8	R: 0 E: 0 K: 1 S: 9 H: 0 LOB: 1 BB: 1 P: 15	R: 0 E: 0 K: 0 S: 4 H: 0 LOB: 0 BB: 1 P: 11	R: 0 E: 0 K: 0 S: 9 H: 1 LOB: 1 BB: 0 P: 15

	1B: 2	SF: 0	WP: 1	PA: 33
	2B: 2	SAC: 0	PB: 0	
	3B: 0	DP: 2	SB: 0	
	HR: 0	HBP: 0	CS: 0	

PITCHER		IP	WLS	BF	H	R	ER	SO	BB	IBB	HBP	BLK	WP	HR	S	P	ERA	WHIP
Taylor Buchholz, R ERA: 5.36	(1, 1)	7.0	W	26	2	0	0	6	3	0	0	0	1	0	62	103	0.00	0.714
Chad Qualls, R ERA: 4.03	(8, 1)	1.0		3	0	0	0	0	1	0	0	0	0	0	4	11	0.00	1.000
Dave Borkowski, R ERA: 4.41	(9, 1)	0.1		2	1	0	0	0	0	0	0	0	0	0	5	8	0.00	3.000
Trever Miller, L ERA: 3.97	(9, 1)	0.2		2	0	0	0	0	0	0	0	0	0	0	4	7	0.00	0.000

PITCHER	IP	WLS	BF	H	R	ER	SO	BB	IBB	HBP	BLK	WP	HR	S	P	ERA	WHIP

livebaseballscorecards.com

AB	29
R	0
H	3
RBI	0
BB	4
SO	6
LOB	14

Houston Astros @ Texas Rangers

Ameriquest Field, Arlington, TX

Sun Jul 02 2006, 8:05 PM EDT

Att. 39,300 - Cloudy - 90 F

TOP

livebaseballscorecards.com

Batter	1	2	3	4	5	6	7	8	9	AB	R	H	RBI	BB	SO	LOB
Craig Biggio, R (1, 10) OBP: 0.334, SLG: 0.419	F B F F X 1-2 G3 ①	F X 0-1 2B		C F D F B X 2-2 1B 2B 1B 2-H	B B C B B 4-1 BB	1 SAFE B B H 3-0 HBP 1-2				3	1	2	1	1	0	0
Mike Lamb, L (1, 3) OBP: 0.373, SLG: 0.528	B C B F F X 2-2 FC6-4 1B	B B X 2-0 F8 ③		1 SAFE X 0-0 2B 2B 1B 1-2	B 1 SAFE F C S 1-3 K ③		C B F X 1-2 L4 ③			5	1	2	0	0	1	4
Morgan Ensberg, R (1, 5) OBP: 0.385, SLG: 0.512	B F B X 2-1 FC6-4 BB 17 1B 1B ② 1-2f	F B X 1-1 L7 ①	B X 1-0 2B 2B 1-3 2-H		B B B C F X 3-2 G5-3 ①		X 0-0 F9 ①			5	2	1	1	0	0	1
17 Lance Berkman, S (1, 9) OBP: 0.400, SLG: 0.609	X 0-0 BB 1B 1B 1-2	C F X 0-2 F8 ②	B B S C S 2-3 K ②		B B X 2-0 1B		B B S X 2-1 G6-4-3 1B			5	1	3	0	0	1	2
Preston Wilson, R (1, 7) OBP: 0.325, SLG: 0.425	B D S B B 4-1 1B BB 1-2 2-3	X 0-0 G6-3 ③	I I I 4-0 2B IBB		C B B F X 2-2 P4 ②		C X 0-1 G6-4-3 ② ③ 1-2f			3	1	0	0	2	0	2
Eric Munson, L (1, 2) OBP: 0.311, SLG: 0.413	B B F F X 2-2 1B 1-3 2-H 3-H	x 0-0 F8 ①		a x 1-1 2B 2B 1B c 1-0 G6-3 ③	S B F C 1-3 K ③		X 0-0 L5 ①	X 0-0 2 G5-4-3 1B		5	0	3	5	0	1	1
2 Chris Burke, R (1, 4) OBP: 0.365, SLG: 0.472	X 0-0 P4 ③							S X 0-1 G5-4-3 ① ② 1-2f		5	1	1	0	0	0	4
28 Adam Everett, R (1, 6) OBP: 0.284, SLG: 0.327		B X 1-0 1B ①		X 0-0 2B 2B 1B 1-2	F F F F B X 1-2 F9 ①		B B F X 2-1 G5-3 ②	C X 0-1 G6-3 ③		5	1	2	0	0	0	0
Willy Taveras, R (1, 8) OBP: 0.318, SLG: 0.325		B B F B X 3-1 G6-3 ②		D B B C X 3-1 1B 2B 1-H 2-H	C B F F B X 2-2 G6-3 ②		B B F C X 2-2 E 1B			4	1	2	2	0	0	0

	AB	40
	R	9
	H	16
	RBI	9
	BB	3
	SO	3
	LOB	14

Inning Stats																						
	R: 2	H: 3	R: 0	H: 2	R: 0	H: 0	R: 7	H: 7	R: 0	H: 0	R: 0	H: 1	R: 0	H: 1	R: 0	H: 1	R: 0	H: 1	1B: 12	SF: 0	WP: 0	PA: 44
	E: 0	LOB: 2	E: 0	LOB: 1	E: 0	LOB: 0	E: 0	LOB: 1	E: 0	LOB: 1	E: 0	LOB: 1	E: 1	LOB: 2	E: 0	LOB: 0	E: 0	LOB: 0	2B: 4	SAC: 0	PB: 0	
	K: 0	BB: 1	K: 0	BB: 0	K: 0	BB: 0	K: 1	BB: 1	K: 1	BB: 0	K: 0	BB: 0	K: 0	BB: 0	K: 0	BB: 0	K: 0	BB: 0	3B: 0	DP: 2	SB: 0	
	S: 17	P: 28	S: 6	P: 12	S: 6	P: 7	S: 20	P: 36	S: 13	P: 21	S: 10	P: 18	S: 9	P: 17	S: 5	P: 7	S: 5	P: 5	HR: 0	HBP: 1	CS: 0	

PITCHER		IP	WLS	BF	H	R	ER	SO	BB	IBB	HBP	BLK	WP	HR	S	P	ERA	WHIP
33 Kevin Millwood, R ERA: 4.83	(1, 1)	3.1	L	19	9	6	6	0	1	0	0	0	0	0	39	63	16.20	3.000
32 Ron Mahay, L ERA: 3.38	(4, 1)	0.2		6	3	3	3	1	0	1	0	0	0	0	10	20	40.50	4.500
39 Scott Feldman, R ERA: 5.27	(5, 1)	2.2		12	2	0	0	2	1	0	1	0	0	0	29	52	0.00	1.125
53 Joaquín Benoit, R ERA: 5.18	(7, 1)	1.1		4	1	0	0	0	0	0	0	0	0	0	8	11	0.00	0.750
40 Akinori Otsuka, R ERA: 2.25	(9, 1)	1.0		3	1	0	0	0	0	0	0	0	0	0	5	5	0.00	1.000

PITCHER		IP	WLS	BF	H	R	ER	SO	BB	IBB	HBP	BLK	WP	HR	S	P	ERA	WHIP

Batter	1	2	3	4	5	6	7	8	9	AB	R	H	RBI	BB	SO	LOB
Gary Matthews, S (1, 8) OBP: 0.381, SLG: 0.534	G5-3	2-H 2B		1-3 2-H 2B			G5-4-3 1B		WP 1-3 1B	5	0	4	2	0	0	0
Mark DeRosa, R (1, 9) OBP: 0.387, SLG: 0.493	K	F8		L1			1-2f G5-4-3		F9 1-2	5	0	0	0	0	1	6
10 Michael Young, R (1, 6) OBP: 0.360, SLG: 0.438	F8		G5-3		K		K			4	0	0	0	0	2	0
23 Mark Teixeira, S (1, 3) OBP: 0.350, SLG: 0.433		K	F8		G5-3			K		4	0	0	0	0	2	0
9 Hank Blalock, L (1, 5) OBP: 0.346, SLG: 0.429		5 WP 5 2B BB	F7		G4-3			K		3	1	0	0	1	1	0
Kevin Mench, R (1, 10) OBP: 0.325, SLG: 0.453		F8		G5-3		G4-3		F9		4	0	0	0	0	0	1
5 Ian Kinsler, R (1, 4) OBP: 0.386, SLG: 0.556		1 SAFE 15 2B 1-H 2B		15 FC6-5 2B					F8	4	1	3	1	0	0	0
15 Gerald Laird, R (1, 2) OBP: 0.364, SLG: 0.570		1B 2-H 2B		FC6-5 BB 2B 2-3		G6-3 HBP			K	3	2	1	1	0	1	1
Jerry Hairston, R (1, 7) OBP: 0.282, SLG: 0.281		2B 2-H 1B		2B 1-2 BB		1-2f G6-3			1B BB	2	1	1	1	2	0	2
Inning Stats	R: 0 E: 0 K: 1 S: 7 H: 0 LOB: 0 BB: 0 P: 9	R: 4 E: 0 K: 1 S: 17 H: 4 LOB: 1 BB: 1 P: 28	R: 0 E: 0 K: 0 S: 10 H: 0 LOB: 0 BB: 0 P: 14	R: 1 E: 0 K: 0 S: 13 H: 2 LOB: 2 BB: 1 P: 24	R: 0 E: 0 K: 1 S: 7 H: 0 LOB: 0 BB: 0 P: 9	R: 0 E: 0 K: 0 S: 8 H: 1 LOB: 1 BB: 0 P: 14	R: 0 E: 0 K: 1 S: 6 H: 1 LOB: 0 BB: 0 P: 7	R: 0 E: 0 K: 2 S: 14 H: 0 LOB: 0 BB: 0 P: 20	R: 0 E: 0 K: 1 S: 14 H: 1 LOB: 2 BB: 1 P: 25	1B: 3 2B: 6 3B: 0 HR: 0 SF: 0 SAC: 0 DP: 2 HBP: 1						

PITCHER		IP	WLS	BF	H	R	ER	SO	BB	IBB	HBP	BLK	WP	HR	S	P	ERA	WHIP
51 Wandy Rodriguez, L ERA: 4.97	(1, 1)	5.1	W	25	7	5	5	3	2	0	0	0	1	0	61	96	8.44	1.688
Chad Qualls, R ERA: 3.88	(6, 1)	1.2		5	1	0	0	1	0	0	1	0	0	0	7	9	0.00	0.600
Trever Miller, L ERA: 3.86	(8, 1)	0.2		2	0	0	0	2	0	0	0	0	0	0	8	11	0.00	0.000
Russ Springer, R ERA: 3.95	(8, 1)	0.1		1	0	0	0	0	0	0	0	0	0	0	6	9	0.00	0.000
Dan Wheeler, R ERA: 3.93	(9, 1)	0.2		4	1	0	0	1	1	0	0	0	0	0	12	20	0.00	3.000

PITCHER		IP	WLS	BF	H	R	ER	SO	BB	IBB	HBP	BLK	WP	HR	S	P	ERA	WHIP
54 Brad Lidge, R ERA: 5.26	(9, 1)	0.1	S	1	0	0	0	0	0	0	0	0	1	0	2	5	0.00	0.000

BOTTOM

Houston Astros @ Texas Rangers

Ameriquest Field, Arlington, TX

Sun Jul 02 2006, 8:05 PM EDT

Att. 39,300 - Cloudy - 90 F

livebaseballscorecards.com

AB	34
R	5
H	9
RBI	5
BB	3
SO	7
LOB	10

Batter	1	2	3	4	5	6	7	8	9	AB	R	H	RBI	BB	SO	LOB
Juan Pierre, L (1, 8) OBP: 0.313, SLG: 0.350	C B S B X 2-2 G5-3 ①		B B B C C X 3-2 2B		B X 1-0 3B		B B C X 2-1 1B			4	0	3	0	0	0	0
Todd Walker, L (1, 4) OBP: 0.361, SLG: 0.376	B B C B X 3-1 F8 ②		F D C F X 1-2 G6-3 ③		C F B B F F X 2-2 P5 ②		X 0-0 G4-3 ③			4	0	0	0	0	0	3
25 Derrek Lee, R (1, 3) OBP: 0.408, SLG: 0.519	B C F B B T 2-2 K ③			S S B S 1-3 K ①	B B B C B 4-1 BB			C B X 1-1 G3-1 ①		3	0	0	0	1	2	0
16 Aramis Ramirez, R (1, 5) OBP: 0.312, SLG: 0.477		B C B S B F F X 3-2 P6 ①		C C F F B X 1-2 F7 ②	B C F B X 2-2 G5-3 ③			B B F F X 2-2 G5-3 1B		4	0	1	0	0	0	2
Jacque Jones, L (1, 9) OBP: 0.340, SLG: 0.539		B B X 2-0 HR		B S F B F F F B B 4-2 WP S 29 1B BB		C F F X 0-2 F8 ①		B X 1-0 G5-3 1-2 ②		3	2	1	1	1	0	1
Michael Barrett, R (1, 2) OBP: 0.369, SLG: 0.507		C B B X 2-1 G6-3 ②		1 SAFE F 1 SAFE B B B B 4-1 29 1B 1-3 BB		B C X 1-1 G6-3 ②		C B B F C 2-3 K ③		3	0	0	0	1	1	1
29 Ángel Pagán, S (1, 7) OBP: 0.321, SLG: 0.571 13 Will Ohman, L (6, 1) OBP: 1.000, SLG: 1.000 Scott Williamson, R (8, 1) John Mabry, L (9, PH) OBP: 0.313, SLG: 0.299		C B B S S 2-3 K ③		S C B B F F X 2-2 1-2 3-H 1B		B F X 1-1 F7 ③			S B B F B B B 4-2 5 G5-4-3 BB	3	0	1	1	0	1	0
										0	0	0	0	0	0	0
										0	0	0	0	0	0	0
										0	0	0	0	1	0	0
5 Ronny Cedeno, R (1, 6) OBP: 0.295, SLG: 0.359			C F F B S 1-3 K ①	C F B B B X 3-2 G2-3 ③			C B F S 1-3 K ①		C C X 0-2 G5-4-3 1-2f ①②	4	0	0	0	0	2	3
49 Carlos Marmol, R (1, 1) 44 Roberto Novoa, R (5, 1) OBP: 0.250, SLG: 0.500 19 Matt Murton, R (6, 7) OBP: 0.333, SLG: 0.365			S T B S 1-3 K ②		S B F X 1-2 P4 ①		B B S X 2-1 G6-3 ②		C B C F S 1-3 K ③	2	0	0	0	0	1	0
										0	0	0	0	0	0	0
										2	0	0	0	0	1	0
Inning Stats	R: 0 E: 0 K: 1 S: 8 H: 0 LOB: 0 BB: 0 P: 15	R: 1 E: 0 K: 1 S: 11 H: 1 LOB: 0 BB: 0 P: 20	R: 0 E: 0 K: 2 S: 14 H: 1 LOB: 1 BB: 0 P: 20	R: 1 E: 0 K: 1 S: 22 H: 1 LOB: 2 BB: 2 P: 37	R: 0 E: 0 K: 0 S: 13 H: 1 LOB: 2 BB: 1 P: 23	R: 0 E: 0 K: 0 S: 8 H: 0 LOB: 0 BB: 0 P: 10	R: 0 E: 0 K: 1 S: 8 H: 1 LOB: 1 BB: 0 P: 13	R: 0 E: 0 K: 1 S: 9 H: 1 LOB: 1 BB: 0 P: 15	R: 0 E: 0 K: 1 S: 9 H: 0 LOB: 0 BB: 1 P: 14	1B: 3 2B: 1 3B: 1 HR: 1 SF: 0 SAC: 0 DP: 1 HBP: 0	WP: 1 PB: 0 SB: 1 CS: 0 PA: 36					

PITCHER		IP	WLS	BF	H	R	ER	SO	BB	IBB	HBP	BLK	WP	HR	S	P	ERA	WHIP
Roger Clemens, R ERA: 2.76	(1, 1)	5.0	W	22	4	2	2	5	3	0	0	0	1	1	68	115	3.60	1.400
Russ Springer, R ERA: 3.81	(6, 1)	1.0	H	3	0	0	0	0	0	0	0	0	0	0	8	10	0.00	0.000
Chad Qualls, R ERA: 3.8	(7, 1)	1.0		4	1	0	0	1	0	0	0	0	0	0	8	13	0.00	1.000
64 Fernando Nieve, R ERA: 4.54	(8, 1)	2.0		7	1	0	0	2	1	0	0	0	0	0	18	29	0.00	1.000

PITCHER	IP	WLS	BF	H	R	ER	SO	BB	IBB	HBP	BLK	WP	HR	S	P	ERA	WHIP

TOP

Chicago Cubs @ Houston Astros

Minute Maid Park, Houston, TX

Mon Jul 03 2006, 7:05 PM CDT

Att. 41,655 - Roof Closed - 73 F

livebaseballscorecards.com

AB	32
R	2
H	6
RBI	2
BB	4
SO	8
LOB	10

Chicago Cubs @ Houston Astros

Minute Maid Park, Houston, TX

Mon Jul 03 2006, 7:05 PM CDT

Att. 41,655 - Roof Closed - 73 F

BOTTOM

Batter	1	2	3	4	5	6	7	8	9	AB	R	H	RBI	BB	SO	LOB
Craig Biggio, R (1, 4) OBP: 0.335, SLG: 0.429 4 Eric Bruntlett, R (9, 4) OBP: 0.362, SLG: 0.346	X 0-0 HR	C B S B X 2-2 ③ F7		C F X 0-2 ③ L5		B C F X 1-2 HBP 17 HR 1B		C X 0-1 ② F9		5 0	2 0	2 0	1 0	0 0	0 0	5 0
Willy Taveras, R (1, 8) OBP: 0.316, SLG: 0.320	X 0-0 ① P2		C X 0-1 ① G5-3		C X 0-1 ① G4-3	1 SAFE F F H 1-2 17 HR HBP		B F B F B X 3-2 ③ G1-3		4	1	0	0	0	0	0
Mike Lamb, L (1, 3) OBP: 0.371, SLG: 0.528	B C B B X 3-1 ② F8		B S C X 2-2 ② G4-3		X 0-0 2B 2B	B F X 1-1 ② F7				4	1	1	0	0	0	2
17 Lance Berkman, S (1, 9) OBP: 0.404, SLG: 0.631	B B C X 2-1 HR		B B X 2-0 ③ G6-3		I I I 4-0 2B G4-6-3 IBB	S D D B X 3-1 1-H 2-H HR				3	3	2	4	1	0	0
Preston Wilson, R (1, 7) OBP: 0.327, SLG: 0.432	C B C C 1-3 ③ K			B B S F X 2-2 G6-4-3 2B	C B X 1-1 G4-6-3 1-3 2-H 2B	B S S X 1-2 ③ G6-3				4	0	2	1	0	1	0
Morgan Ensberg, R (1, 5) OBP: 0.390, SLG: 0.510		F B B B F F B 4-2 SH3-4 BB BB		F B B B B 4-1 G6-4-3 BB	B B B B 4-0 G4-6-3 BB			X 0-0 ① G6-3		1	0	0	0	3	0	0
Brad Ausmus, R (1, 2) OBP: 0.314, SLG: 0.307		F S B B B B B 4-2 SH3-4 1-2 BB		S C B X 1-2 ① ② G6-4-3 1-2f 2-3	C B B X 2-1 ② G4-6-3 1-2 2-3 3-H			C B B B S F X 2-2 ② F9		3	0	0	1	1	0	4
28 Adam Everett, R (1, 6) OBP: 0.283, SLG: 0.323		C F D X 1-2 ① F3		I I I 4-0 BB IBB	S F S 0-3 ③ K			B B X 2-0 ③ P6		3	0	0	0	1	1	4
Roger Clemens, R (1, 1) Russ Springer, R (6, 1) 2 Chris Burke, R (6, PH) OBP: 0.363, SLG: 0.469 Chad Qualls, R (7, 1) 64 Fernando Nieve, R (8, 1) OBP: 0.222, SLG: 0.125	L X 0-1 ② SH3-4 1-2 2-3			C B B B F B 4-2 1-2 BB		C F B B B X 3-2 ① F7		C F B X 1-2 ① G1-3		0 0 1 0 1	0 0 0 0 0	0 0 0 0 0	0 0 0 0 0	1 0 0 0 0	0 0 0 0 0	0 0 0 0 0
Inning Stats	R: 2 E: 0 K: 1 S: 9 H: 2 LOB: 0 BB: 0 P: 15	R: 0 E: 0 K: 0 S: 13 H: 0 LOB: 2 BB: 2 P: 24	R: 0 E: 0 K: 0 S: 6 H: 0 LOB: 0 BB: 0 P: 10	R: 0 E: 0 K: 0 S: 12 H: 1 LOB: 3 BB: 3 P: 27	R: 2 E: 0 K: 1 S: 10 H: 2 LOB: 2 BB: 2 P: 21	R: 3 E: 0 K: 0 S: 15 H: 2 LOB: 0 BB: 0 P: 25	R: 0 E: 0 K: 0 S: 6 H: 0 LOB: 0 BB: 0 P: 10	R: 0 E: 0 K: 0 S: 8 H: 0 LOB: 0 BB: 0 P: 12		1B: 1 2B: 3 3B: 0 HR: 3	SF: 0 SAC: 1 DP: 1 HBP: 1					

livebaseballscorecards.com

AB	29
R	7
H	7
RBI	7
BB	7
SO	2
LOB	15

WP: 0 PB: 0 SB: 0 CS: 0 PA: 38

PITCHER		IP	WLS	BF	H	R	ER	SO	BB	IBB	HBP	BLK	WP	HR	S	P	ERA	WHIP
49 Carlos Marmol, R ERA: 4.73	(1, 1)	4.1	L	24	5	4	4	1	5	2	0	0	0	2	45	90	8.31	2.308
44 Roberto Novoa, R ERA: 5.26	(5, 1)	1.0		5	1	2	2	1	0	0	1	0	0	0	13	20	18.00	1.000
13 Will Ohman, L ERA: 4.5	(6, 1)	1.2		6	1	1	1	0	0	0	0	0	0	1	13	22	5.40	0.600
Scott Williamson, R ERA: 4.38	(8, 1)	1.0		3	0	0	0	0	0	0	0	0	0	0	8	12	0.00	0.000

PITCHER	IP	WLS	BF	H	R	ER	SO	BB	IBB	HBP	BLK	WP	HR	S	P	ERA	WHIP

Batter	1	2	3	4	5	6	7	8	9	AB	R	H	RBI	BB	SO	LOB
Juan Pierre, L (1, 8) OBP: 0.317, SLG: 0.356	C X 0-1 25 CS 1B		C B B B C X 3-2 G4-3 25 1B 2B		B F B X 2-1 ② G4-3		C B F F F X 1-2 25 1B 1B		C X 0-1 ① G4-3	5	1	3	0	0	0	0
Neifi Perez, S (1, 4) OBP: 0.261, SLG: 0.355 Todd Walker, L (7, PH) OBP: 0.359, SLG: 0.374 (7, 4)	B X 1-0 ① F7		L B L X 1-2 ① G4-3 2-3		B X 1-0 16 CS 2B		1 SAFE C 1 SAFE X 0-1 ① P5		X 0-0 ② F8	3 2	0 0	1 0	0 0	0 0	0 0	2 1
25 Derrek Lee, R (1, 3) OBP: 0.427, SLG: 0.530	B C 1 SAFE 1 SAFE X 1-1 ② 16 FC6-4 1-2 1B		B C B C B X 3-2 3-H 1B		C F F B B D F B F B 4-2 16 CS BB		C 1 SAFE B S 1 SAFE B X 2-2 1-2 1B		B C C B S 2-3 ③ K	4	0	3	1	1	1	0
16 Aramis Ramirez, R (1, 5) OBP: 0.308, SLG: 0.470	X 0-0 ③ FC6-4 1-2f		C 1 SAFE F 1 SAFE X 0-2 ② L5		C B 1 SAFE X 1-1 ③ L4 1-2 2-3		C F F X 0-2 ② P3			4	0	0	0	0	0	6
Michael Barrett, R (1, 2) OBP: 0.371, SLG: 0.502 Bob Howry, L (7, 1) OBP: 1.000, SLG: 1.000 Glendon Rusch, L (8, 1) OBP: 0.200, SLG: 0.300		B B B B 4-0 19 BB BB	X 0-0 ③ G5-3			B B C B B 4-1 5 FC5-4 19 1B BB	C X 0-1 ③ P4			2 0 0	0 0 0	0 0 0	0 0 0	2 0 0	0 0 0	3 0 0
Phil Nevin, R (1, 9) OBP: 0.305, SLG: 0.434 29 Ángel Pagán, S (8, PH) OBP: 0.310, SLG: 0.552 (8, 7)		B B B C T F S 3-3 ① K		C B X 1-1 19 G6-4-3 1B		B C S S 1-3 ① K		C B T S 1-3 ① K		3 1	0 0	1 0	0 0	0 0	2 1	2 0
19 Matt Murton, R (1, 7) OBP: 0.337, SLG: 0.366 Jacque Jones, L (8, PH) OBP: 0.339, SLG: 0.537 (8, 9)		S B 1 SAFE B B F B 4-2 1-2 BB	X 0-0 ① ② G6-4-3 1-2f			C F B X 1-2 5 FC5-4 1-2 1B		C S 0-3 ② K		2 1	0 0	1 0	0 0	1 0	0 1	1 0
5 Ronny Cedeno, R (1, 6) OBP: 0.291, SLG: 0.354		C C D S 1-3 ② K		B X 1-0 ③ F7		C D S B X 2-2 FC5-4 1-2f 2-3		B B X 2-0 ③ P2		4	0	0	0	0	1	4
22 Mark Prior, R (1, 1) 44 Roberto Novoa, R (7, 1) OBP: 0.250, SLG: 0.500 13 Will Ohman, L (7, 1) OBP: 1.000, SLG: 1.000 24 Henry Blanco, R (7, 2) OBP: 0.286, SLG: 0.438		S F D B F X 2-2 ③ G5-3			F B B X 2-1 ① F8	1 SAFE S F B X 1-2 ③ P4			C C B B B F X 3-2 HR	3 0 0 1	0 0 0 1	0 0 0 1	0 0 0 1	0 0 0 0	0 0 0 0	4 0 0 0
Inning Stats	R: 0 E: 0 K: 0 S: 6 H: 2 LOB: 1 BB: 0 P: 8	R: 0 E: 0 K: 2 S: 13 H: 0 LOB: 2 BB: 2 P: 27	R: 1 E: 0 K: 0 S: 13 H: 2 LOB: 1 BB: 0 P: 20	R: 0 E: 0 K: 0 S: 4 H: 1 LOB: 0 BB: 0 P: 6	R: 0 E: 0 K: 0 S: 12 H: 1 LOB: 2 BB: 1 P: 22	R: 0 E: 0 K: 1 S: 14 H: 1 LOB: 2 BB: 1 P: 23	R: 0 E: 0 K: 0 S: 16 H: 2 LOB: 2 BB: 0 P: 19	R: 0 E: 0 K: 2 S: 7 H: 0 LOB: 0 BB: 0 P: 10	R: 1 E: 0 K: 1 S: 10 H: 1 LOB: 0 BB: 0 P: 15	1B: 7 2B: 2 3B: 0 HR: 1 SF: 0 SAC: 0 DP: 1 HBP: 0						

PITCHER		IP	WLS	BF	H	R	ER	SO	BB	IBB	HBP	BLK	WP	HR	S	P	ERA	WHIP
Andy Pettitte, L ERA: 5.37	(1, 1)	6.0	W	27	7	1	1	3	4	0	0	0	0	0	62	106	1.50	1.833
Dan Wheeler, R ERA: 3.72	(7, 1)	2.0	H	8	2	0	0	2	0	0	0	0	0	0	23	29	0.00	1.000
54 Brad Lidge, R ERA: 5.35	(9, 1)	1.0		4	1	1	1	1	0	0	0	0	0	1	10	15	9.00	1.000

PITCHER	IP	WLS	BF	H	R	ER	SO	BB	IBB	HBP	BLK	WP	HR	S	P	ERA	WHIP

Chicago Cubs @ Houston Astros

Minute Maid Park, Houston, TX

Tue Jul 04 2006, 1:05 PM CDT

Att. 41,502 - Roof Closed - 73 F

TOP

livebaseballscorecards.com

AB	35
R	2
H	10
RBI	2
BB	4
SO	6
LOB	23

WP: 0	PA: 39		
PB: 0			
SB: 0			
CS: 3			

Batter	1	2	3	4	5	6	7	8	9	AB	R	H	RBI	BB	SO	LOB
Craig Biggio, R (1, 4) OBP: 0.339, SLG: 0.430 16 Jason Lane, R (9, 9) OBP: 0.336, SLG: 0.399	X 0-0 L5 ①		B B B B 4-0 HBP 1B BB		C S S 0-3 K ①		S X 0-1 SH2-4 1B	S F D X 1-2 2B 1-2 2-3 3-H 1B		4 1 2 1 1 1 0 0 0 0 0 0 0 0						
Willy Taveras, R (1, 8) OBP: 0.315, SLG: 0.317	C B C B C 2-3 K ②		B F B F H 3-2 1B 17 1B 1-2 HBP		C S C S 1-3 K ②		S X 0-1 SH2-4 ① 1-2	F C S 0-3 K ②		3 1 0 0 0 3 3						
Mike Lamb, L (1, 3) OBP: 0.381, SLG: 0.536	B B B C T F B 4-2 BB		B B F B X 3-1 17 1B 1-3 2-H 1B		X 0-0 G1-3 ③		B B S B B 4-1 BB	C B X 1-1 1-3 2-H 3-H 2B		3 0 2 3 2 0 0						
17 Lance Berkman, S (1, 9) OBP: 0.404, SLG: 0.625 54 Brad Lidge, R (9, 1)	C B S B B S 3-3 K ③		X 0-0 1-2 3-H 1B			B B B C T F X 3-2 G6-3 ①	C F B F B S 2-3 K ②	B B S S F B B 4-2 BB		4 0 1 1 1 2 3 0 0 0 0 0 0 0						
Preston Wilson, R (1, 7) OBP: 0.325, SLG: 0.432		F B C T S 1-3 K ①	C X 0-1 G1-3 ③			B X 1-0 28 BB WP 2B	F C B X 1-2 F7 ③	F C S 0-3 K ③		5 1 1 0 0 2 7						
Morgan Ensberg, R (1, 5) OBP: 0.391, SLG: 0.506		X 0-0 F8 ②		F B B B X 3-1 F8 ①		B B B B 4-0 28 BB E BB		B C B B B 4-1 SH3-4 28 1B 1B BB		2 2 0 0 2 0 0						
28 Adam Everett, R (1, 6) OBP: 0.290, SLG: 0.327		C X 0-1 G6-3 ③		B B B X 3-0 1B		S F F B B F B B 4-2 WP 1-2 2-3 BB		C F B D F X 2-2 1B SH3-4 1-2 2B 1B		3 1 2 0 1 0 0						
Brad Ausmus, R (1, 2) OBP: 0.310, SLG: 0.303			B F X 1-1 G1-2-3 ①	F B 1 SAFE B F C 2-3 K ②		B F B X 2-1 L4 ②		X 0-0 SH3-4 ① 1-2 2-3		3 0 0 0 0 1 4						
Andy Pettitte, L (1, 1) OBP: 0.125, SLG: 0.161 Orlando Palmeiro, L (6, PH) OBP: 0.284, SLG: 0.274 Dan Wheeler, R (7, 1) 2 Chris Burke, R (8, PH) OBP: 0.367, SLG: 0.469 (9, 4)			B C S S B S 2-3 K ②	F F B X 1-2 F8 ③		B C B F B X 3-2 F9 ③ 1-3 2-H 3-H		B B C F B D 4-1 1B 2B BB		2 0 0 0 0 1 1 1 0 0 0 0 0 1 0 0 0 0 0 0 0 0 1 0 0 1 0 0						
Inning Stats	R: 0 H: 0 E: 0 LOB: 1 K: 2 BB: 1 S: 10 P: 19	R: 0 H: 0 E: 0 LOB: 0 K: 1 BB: 0 S: 7 P: 8	R: 2 H: 2 E: 0 LOB: 2 K: 1 BB: 1 S: 12 P: 25	R: 0 H: 1 E: 0 LOB: 1 K: 1 BB: 0 S: 9 P: 18	R: 0 H: 0 E: 0 LOB: 0 K: 2 BB: 0 S: 7 P: 8	R: 2 H: 1 E: 0 LOB: 1 K: 0 BB: 2 S: 14 P: 31	R: 0 H: 1 E: 0 LOB: 2 K: 1 BB: 1 S: 12 P: 19	R: 3 H: 3 E: 0 LOB: 3 K: 2 BB: 3 S: 21 P: 37		1B: 6 SF: 0 2B: 2 SAC: 2 3B: 0 DP: 0 HR: 0 HBP: 1				WP: 3 PA: 41 PB: 0 SB: 0 CS: 0		

PITCHER		IP	WLS	BF	H	R	ER	SO	BB	IBB	HBP	BLK	WP	HR	S	P	ERA	WHIP
22 Mark Prior, R ERA: 7.71	(1, 1)	6.0	L	27	4	4	3	7	4	0	1	0	1	0	59	109	4.50	1.333
44 Roberto Novoa, R ERA: 5.22	(7, 1)	0.1		2	1	0	0	0	0	0	0	0	0	0	4	4	0.00	3.000
13 Will Ohman, L ERA: 4.46	(7, 1)	0.1		2	0	0	0	1	1	0	0	0	0	0	5	11	0.00	3.000
Bob Howry, R ERA: 3.35	(7, 1)	0.1		1	0	0	0	0	0	0	0	0	0	0	3	4	0.00	0.000
Glendon Rusch, L ERA: 8.19	(8, 1)	1.0		9	3	3	3	2	3	0	0	0	0	0	21	37	27.00	6.000

PITCHER	IP	WLS	BF	H	R	ER	SO	BB	IBB	HBP	BLK	WP	HR	S	P	ERA	WHIP

BOTTOM

Chicago Cubs @ Houston Astros

Minute Maid Park, Houston, TX

Tue Jul 04 2006, 1:05 PM CDT

Att. 41,502 - Roof Closed - 73 F

livebaseballscorecards.com

AB	30
R	7
H	8
RBI	5
BB	8
SO	10
LOB	19

Batter	1	2	3	4	5	6	7	8	9	AB	R	H	RBI	BB	SO	LOB
Juan Pierre, L (1, 8) OBP: 0.314, SLG: 0.352	C B X 1-1 ① G4-3		B C S D X 2-2 ③ F7		F B C F X 1-2 ③ G1-3		C X 0-1 ② G6-3 2-3			4	0	0	0	0	0	4
29 Ángel Pagán, S (1, 7) OBP: 0.273, SLG: 0.485	B X 1-0 ② F8			F B F X 1-2 ① G3		F F F S 0-3 ① K	B B F C X 2-2 ③ P6			4	0	0	0	0	1	1
25 Derrek Lee, R (1, 3) OBP: 0.430, SLG: 0.523	F B B F X 2-2 ③ G4-3			B B B C B 4-1 CS BB		F B B X 2-1 BB 1B 1B		C X 0-1 ① P3		3	0	1	0	1	0	0
Jacque Jones, L (1, 9) OBP: 0.338, SLG: 0.533		C F X 0-2 ① P5		B S F 1 D F B S SAFE 3-3 ② ③ K 1-2		B X 1-0 BB 1-2 1B		B B F X 2-1 ② G4-3		4	0	1	0	0	1	1
16 Aramis Ramirez, R (1, 5) OBP: 0.304, SLG: 0.464		X 0-0 ② F8			S F B S 1-3 ① K	C X 0-1 ② F7		F F F S 0-3 ③ K		4	0	0	0	0	2	2
Michael Barrett, R (1, 2) OBP: 0.377, SLG: 0.509		C C B X 1-2 ③ G5-3			X 0-0 2B 1B	B B B B 4-0 1-2 2-3 FC3-6 BB			B B X 2-0 FC3-5 2B	3	1	2	0	1	0	0
Todd Walker, L (1, 4) OBP: 0.357, SLG: 0.375 46 Ryan Dempster, R (9, 1)			C X 0-1 ① F7		X 0-0 1B 1-H 2B	B X 1-0 ③ FC3-6 1-2f			X 0-0 ① FC3-5 2-3	4 0	0 0	1 0	1 0	0 0	0 0	4 0
Neifi Perez, S (1, 6) OBP: 0.273, SLG: 0.365 (9, 4)			B X 1-0 45 SH1-4 1B		B C X 1-1 45 SH1-3 2-3 1B		F X 0-1 G6-3 45 SH2-4 1B		B 1 SAFE C B F S 2-3 ② K	4	0	3	0	0	1	1
45 Sean Marshall, L (1, 1) OBP: 0.111, SLG: 0.111 Bob Howry, L (8, 1) OBP: 1.000, SLG: 1.000 Phil Nevin, R (9, PH) OBP: 0.304, SLG: 0.432 5 Ronny Cedeno, R (9, 6) OBP: 0.291, SLG: 0.354			M X 0-1 ② SH1-4 1-2		X 0-0 ② SH1-3 1-2		B C 1 SAFE X 1-1 ① SH2-4 1-2		B C S S S 1-3 ③ K	0 0 1 0	0 0 0 0	0 0 0 0	0 0 0 0	0 0 0 0	0 0 1 0	0 0 1 0
Inning Stats	R: 0 E: 0 K: 0 S: 6 H: 0 LOB: 0 BB: 0 P: 10	R: 0 E: 0 K: 0 S: 7 H: 0 LOB: 0 BB: 0 P: 8	R: 0 E: 0 K: 0 S: 8 H: 1 LOB: 1 BB: 0 P: 11	R: 0 E: 0 K: 1 S: 8 H: 0 LOB: 1 BB: 1 P: 16	R: 1 E: 0 K: 1 S: 12 H: 3 LOB: 2 BB: 0 P: 15	R: 0 E: 0 K: 1 S: 10 H: 2 LOB: 3 BB: 1 P: 18	R: 0 E: 0 K: 0 S: 9 H: 1 LOB: 1 BB: 0 P: 12	R: 0 E: 0 K: 1 S: 8 H: 0 LOB: 0 BB: 0 P: 10	R: 0 E: 0 K: 2 S: 8 H: 1 LOB: 1 BB: 0 P: 13	1B: 6 2B: 3 3B: 0 HR: 0		SF: 0 SAC: 3 DP: 1 HBP: 0				

TOP

Chicago Cubs @ Houston Astros

Minute Maid Park, Houston, TX

Wed Jul 05 2006, 7:05 PM CDT

Att. 31,952 - Roof Closed - 73 F

livebaseballscorecards.com

AB	31
R	1
H	8
RBI	1
BB	2
SO	6
LOB	14

PITCHER		IP	WLS	BF	H	R	ER	SO	BB	IBB	HBP	BLK	WP	HR	S	P	ERA	WHIP
44 Roy Oswalt, R ERA: 3.1	(1, 1)	9.0	L	36	8	1	1	6	2	0	0	0	0	0	76	113	1.00	1.111

PITCHER		IP	WLS	BF	H	R	ER	SO	BB	IBB	HBP	BLK	WP	HR	S	P	ERA	WHIP

Batter	1	2	3	4	5	6	7	8	9	AB	R	H	RBI	BB	SO	LOB
Craig Biggio, R (1, 4) OBP: 0.343, SLG: 0.436	HBP 1B		F8		L5		SH2-4 2B		FC6-4 1B	5	0	3	0	0	0	0
2 Chris Burke, R (1, 8) OBP: 0.370, SLG: 0.470	L6		BB 1B		17 E BB 1B		SH2-4		P2	4	0	2	0	0	0	3
Morgan Ensberg, R (1, 5) OBP: 0.394, SLG: 0.502	HBP		1 SAFE BB		BB		G6-3		FC6-4	2	0	0	0	2	0	3
17 Lance Berkman, S (1, 3) OBP: 0.399, SLG: 0.617	L8		P4		L5		G4-3			4	0	0	0	0	0	7
Preston Wilson, R (1, 7) OBP: 0.324, SLG: 0.428	P3			L3	IBB			K		3	0	0	0	1	1	2
16 Jason Lane, R (1, 9) OBP: 0.335, SLG: 0.401		F9		FC1-5-6 2B	F8			F9		4	0	1	0	0	0	3
4 Eric Bruntlett, R (1, 6) OBP: 0.347, SLG: 0.329		K		FC1-5-6 1B		P2		G4-3		4	0	0	0	0	1	1
Brad Ausmus, R (1, 2) OBP: 0.311, SLG: 0.304 Orlando Palmeiro, L (9, PH) OBP: 0.294, SLG: 0.274 Willy Taveras, R (9, PR) OBP: 0.315, SLG: 0.317		F8		1 SAFE F9 1B		F9			BB	3 0 0	0 0 0	1 0 0	0 0 0	0 1 0	0 0 0	0 0 0
44 Roy Oswalt, R (1, 1) OBP: 0.158, SLG: 0.139 Mike Lamb, L (9, PH) OBP: 0.379, SLG: 0.533			G6-3	G1-3		P K			1 SAFE K	3 1	0 0	0 0	0 0	0 0	1 1	2 1
Inning Stats	R: 0 E: 0 K: 0 S: 7 H: 1 LOB: 2 BB: 0 P: 14	R: 0 E: 0 K: 1 S: 5 H: 0 LOB: 0 BB: 0 P: 10	R: 0 E: 0 K: 0 S: 9 H: 1 LOB: 2 BB: 1 P: 17	R: 0 E: 0 K: 0 S: 11 H: 2 LOB: 2 BB: 0 P: 14	R: 0 E: 1 K: 0 S: 12 H: 1 LOB: 3 BB: 2 P: 28	R: 0 E: 0 K: 1 S: 5 H: 0 LOB: 0 BB: 0 P: 8	R: 0 E: 0 K: 0 S: 7 H: 1 LOB: 1 BB: 0 P: 11	R: 0 E: 0 K: 1 S: 12 H: 0 LOB: 0 BB: 0 P: 16	R: 0 E: 0 K: 1 S: 12 H: 1 LOB: 2 BB: 1 P: 20	1B: 5 2B: 2 3B: 0 HR: 0	SF: 0 SAC: 1 DP: 0 HBP: 1					

PITCHER	IP	WLS	BF	H	R	ER	SO	BB	IBB	HBP	BLK	WP	HR	S	P	ERA	WHIP
45 Sean Marshall, L (1, 1) ERA: 4.8	7.0	W	31	6	0	0	2	2	1	1	0	0	0	56	102	0.00	1.143
Bob Howry, R (8, 1) ERA: 3.27	1.0	H	3	0	0	0	1	0	0	0	0	0	0	12	16	0.00	0.000
46 Ryan Dempster, R (9, 1) ERA: 4.91	1.0	S	5	1	0	0	1	1	0	0	0	0	0	12	20	0.00	2.000

PITCHER	IP	WLS	BF	H	R	ER	SO	BB	IBB	HBP	BLK	WP	HR	S	P	ERA	WHIP

BOTTOM

Chicago Cubs @ Houston Astros

Minute Maid Park, Houston, TX

Wed Jul 05 2006, 7:05 PM CDT
Att. 31,952 - Roof Closed - 73 F

livebaseballscorecards.com

AB	33
R	0
H	7
RBI	0
BB	4
SO	4
LOB	22

WP: 0 PB: 0 SB: 0 CS: 0 PA: 39

Batter	1	2	3	4	5	6	7	8	9	AB	R	H	RBI	BB	SO	LOB
22 David Eckstein, R (1, 6) OBP: 0.371, SLG: 0.366	C B B B C X 3-2 ① P5		F B 1 SAFE C B B X 3-2 ③ F7 1-2			B X 1-0 ① F7		B C B X 2-1 ① SH5-4 2-3		3	0	0	0	0	0	1
16 Chris Duncan, L (1, 7) OBP: 0.304, SLG: 0.519 50 Adam Wainwright, R (8, 1) OBP: 0.333, SLG: 1.333	F B X 1-1 ② G4-3			B F B X 2-1 ① G3-1		C B F S 1-3 ② K		D B B F F F S 3-3 ② K		4 0	0 0	0 0	0 0	0 0	2 0	1 0
5 Albert Pujols, R (1, 3) OBP: 0.438, SLG: 0.705	B B C B C X 3-2 ③ L5			B S B X 2-1 15 HR 1B		B B B 4-0 BB		I I I I 4-0 IBB		2	1	1	0	2	0	0
27 Scott Rolen, R (1, 5) OBP: 0.403, SLG: 0.580		B B B C X 3-1 15 L9-5 2B		F B 1 SAFE 1 SAFE C X 1-2 ② L7		S 1 SAFE B X 1-1 ③ G5-3		B X 1-0 ③ L4		4	0	1	0	0	0	4
15 Jim Edmonds, L (1, 8) OBP: 0.364, SLG: 0.453		B X 1-0 ① ② L9-5 2-3		C B B B X 2-1 1-H HR			B S B B B X 3-1 ① 1B		C B B B B F X 3-2 ① G6-3	4	1	2	2	0	0	1
43 Juan Encarnacion, R (1, 9) OBP: 0.308, SLG: 0.464		B F S X 1-2 ③ G5-3		C X 0-1 ③ G4-3			X 0-0 ② G5-3		B B C F S 2-3 ② K	4	0	0	0	0	1	0
4 Yadier Molina, R (1, 2) OBP: 0.272, SLG: 0.325 Gary Bennett, R (3, PR) OBP: 0.250, SLG: 0.266 (3, 2)			H 1-0 FC6-4 HBP		C B X 1-1 ① F7		C S F F X 0-2 FC4-6 1B		F B S X 1-2 ③ G6-3	0 3	0 0	0 1	0 0	0 0	0 0	0 0
Aaron Miles, S (1, 4) OBP: 0.324, SLG: 0.333			C C F X 0-2 ① FC6-4 22 PB 1-2f		B F C X 1-2 ② G6-3		X 0-0 ③ FC4-6 1-2f			3	0	0	0	0	0	2
Sidney Ponson, R (1, 1) OBP: 0.375, SLG: 0.231 52 Josh Kinney, R (7, 1) 53 John Rodriguez, L (8, PH) OBP: 0.364, SLG: 0.398 (8, 7)			B 1 SAFE C F B 1 SAFE L 2-3 ② K		S B F B S 2-3 ③ K			B S X 1-1 22 SH5-4 2B		2 0 1	0 0 0	0 0 1	0 0 0	0 0 0	2 0 0	1 0 0
Inning Stats	R: 0 H: 0 E: 0 LOB: 0 K: 0 BB: 0 S: 8 P: 15	R: 0 H: 1 E: 0 LOB: 0 K: 0 BB: 0 S: 6 P: 11	R: 0 H: 0 E: 0 LOB: 2 K: 1 BB: 0 S: 11 P: 17	R: 2 H: 2 E: 0 LOB: 0 K: 0 BB: 0 S: 11 P: 18	R: 0 H: 0 E: 0 LOB: 0 K: 1 BB: 0 S: 8 P: 12	R: 0 H: 0 E: 0 LOB: 1 K: 1 BB: 1 S: 6 P: 13	R: 0 H: 2 E: 0 LOB: 1 K: 0 BB: 0 S: 9 P: 12	R: 0 H: 1 E: 0 LOB: 2 K: 1 BB: 1 S: 9 P: 20	R: 0 H: 0 E: 0 LOB: 0 K: 1 BB: 0 S: 9 P: 15	1B: 3 2B: 3 3B: 0 HR: 1	SF: 0 SAC: 1 DP: 1 HBP: 1					

PITCHER		IP	WLS	BF	H	R	ER	SO	BB	IBB	HBP	BLK	WP	HR	S	P	ERA	WHIP
Taylor Buchholz, R ERA: 5.21	(1, 1)	6.0	W	22	3	2	2	3	1	0	1	0	0	1	50	86	3.00	0.667
Chad Qualls, R ERA: 3.72	(7, 1)	1.0	H	4	2	0	0	0	0	0	0	0	0	0	9	12	0.00	2.000
Dan Wheeler, R ERA: 3.65	(8, 1)	0.2	H	4	1	0	0	1	0	1	0	0	0	0	8	18	0.00	1.500
54 Brad Lidge, R ERA: 5.18	(8, 1)	1.1	S	4	0	0	0	1	0	0	0	0	0	0	10	17	0.00	0.000

PITCHER	IP	WLS	BF	H	R	ER	SO	BB	IBB	HBP	BLK	WP	HR	S	P	ERA	WHIP

TOP

St. Louis Cardinals @ Houston Astros

Minute Maid Park, Houston, TX

Thu Jul 06 2006, 7:05 PM CDT
Att. 41,528 - Roof Closed - 73 F

livebaseballscorecards.com

AB	30
R	2
H	6
RBI	2
BB	2
SO	5
LOB	10

1B: 3	SF: 0	WP: 0	PA: 34
2B: 3	SAC: 1	PB: 1	
3B: 0	DP: 1	SB: 0	
HR: 1	HBP: 1	CS: 0	

St. Louis Cardinals @ Houston Astros

Minute Maid Park, Houston, TX

Thu Jul 06 2006, 7:05 PM CDT

Att. 41,528 - Roof Closed - 73 F

livebaseballscorecards.com

BOTTOM

Batter	1	2	3	4	5	6	7	8	9	AB	R	H	RBI	BB	SO	LOB
Craig Biggio, R (1, 4) OBP: 0.342, SLG: 0.434	F B X 1-1 F9 ①		B C X 1-1 G6-4-3 1B		B F X 1-1 F8 ②		S B F X 1-2 G5-4-3 ②③ 1-2f			4	0	1	0	0	0	2
Willy Taveras, R (9, 8) OBP: 0.315, SLG: 0.317										0	0	0	0	0	0	0
Mike Lamb, L (1, 3) OBP: 0.382, SLG: 0.548	C X 0-1 HR		X 0-0 G6-4-3 ②③ 1-2f		C B F B S 2-3 K ③			C B S X 1-2 E1 1B 1B		4	2	2	1	0	1	1
2 Chris Burke, R (1, 8) OBP: 0.367, SLG: 0.461	B X 1-0 F9 ②			B B B C F B 4-2 17 HBP E BB		B C F S 1-3 K ①		B B F X 2-1 B1 ①		3	1	0	0	1	1	1
(9, 4)																
17 Lance Berkman, S (1, 9) OBP: 0.404, SLG: 0.615	F C B B B F S 3-3 K ③			H 1-0 E G4-6-3 1-2 HBP		B B B 4-0 BB		I I I I 4-0 FC4-6 1B IBB		1	1	0	0	2	1	0
Preston Wilson, R (1, 7) OBP: 0.326, SLG: 0.427		C B B B B 4-1 28 WP G5-3 BB		C S X 0-2 E4 G4-6-3 1-3 2-H		C F X 0-2 P3 ②		B B X 2-0 FC4-6 1-2 2-H 1B		3	0	1	1	1	0	2
Eric Munson, L (1, 2) OBP: 0.311, SLG: 0.404		F F X 0-2 F8 ①		D B F F F F B F B 4-2 G4-6-3 BB		F B D F B X 3-2 F8 ③		C C X 0-2 FC4-6 ② 1-2f 2-3		2	0	0	0	1	0	2
Brad Ausmus, R (8, 2) OBP: 0.309, SLG: 0.303										1	0	0	0	0	0	2
Morgan Ensberg, R (1, 5) OBP: 0.392, SLG: 0.498		C C B B B 1 SAFE X 3-2 G5-3 ② 1-2		B F C X 1-2 G4-6-3 ①② 1-2f 2-3 3-H			C X 0-1 FC2-5 28 1B 1B	S B B B S C 3-3 K ③		4	0	1	0	0	1	5
28 Adam Everett, R (1, 6) OBP: 0.290, SLG: 0.327		B C B B C X 3-2 F8 ③ 2-3		S B F S 1-3 K ③			B 1 SAFE 1 SAFE B C X 2-1 FC2-5 1-2 1B			3	0	1	0	0	1	2
Taylor Buchholz, R (1, 1) OBP: 0.037, SLG: 0.037			B C X 1-1 G4-3 ①		B C X 1-1 F8 ①		B X 1-0 FC2-5 G5-4-3 ① 1-2 2-3f			2	0	0	0	0	0	0
Chad Qualls, R (7, 1)										0	0	0	0	0	0	0
Orlando Palmeiro, L (7, PH) OBP: 0.290, SLG: 0.270										1	0	0	0	0	0	2
Dan Wheeler, R (8, 1)										0	0	0	0	0	0	0
54 Brad Lidge, R (8, 1)										0	0	0	0	0	0	0
Inning Stats	R: 1 E: 0 K: 1 S: 9 — H: 1 LOB: 0 BB: 0 P: 14	R: 0 E: 0 K: 0 S: 10 — H: 0 LOB: 1 BB: 1 P: 20	R: 0 E: 0 K: 0 S: 5 — H: 1 LOB: 0 BB: 0 P: 7	R: 2 E: 1 K: 1 S: 16 — H: 0 LOB: 1 BB: 2 P: 27	R: 0 E: 0 K: 1 S: 7 — H: 0 LOB: 0 BB: 0 P: 11	R: 0 E: 0 K: 1 S: 9 — H: 0 LOB: 1 BB: 1 P: 17	R: 0 E: 0 K: 0 S: 8 — H: 2 LOB: 1 BB: 0 P: 12	R: 1 E: 1 K: 1 S: 12 — H: 2 LOB: 2 BB: 1 P: 24		1B: 5 2B: 0 3B: 0 HR: 1	SF: 0 SAC: 0 DP: 3 HBP: 1						

	AB	28
	R	4
	H	6
	RBI	2
	BB	5
	SO	5
	LOB	19

PITCHER		IP	WLS	BF	H	R	ER	SO	BB	IBB	HBP	BLK	WP	HR	S	P	ERA	WHIP
Sidney Ponson, R ERA: 5.24	(1, 1)	6.0	L	26	4	3	1	4	4	0	1	0	1	1	60	102	1.50	1.333
52 Josh Kinney, R ERA: 2.25	(7, 1)	1.0		2	0	0	0	0	0	0	0	0	0	0	4	6	0.00	0.000
50 Adam Wainwright, R ERA: 2.89	(8, 1)	1.0		6	2	1	1	1	0	1	0	0	0	0	12	24	9.00	2.000

PITCHER	IP	WLS	BF	H	R	ER	SO	BB	IBB	HBP	BLK	WP	HR	S	P	ERA	WHIP

Batter	1	2	3	4	5	6	7	8	9	AB	R	H	RBI	BB	SO	LOB
22 David Eckstein, R (1, 6) OBP: 0.369, SLG: 0.364	C B F C 1-3 ① K	F F F S 0-3 ② K		X 0-0 1B 1-3 3-H 1B		X 0-0 ③ P5			F F F F F B F F X 1-2 ① F8	5	0	1	1	0	2	3
So Taguchi, R (1, 7) OBP: 0.360, SLG: 0.379 53 John Rodriguez, L (7, PH) OBP: 0.373, SLG: 0.437 (7, 7)	B B B B B 4-0 5 G4-6-3 BB	X 0-0 ③ G6-3		C B X 1-1 1-3 3-H 1B			B C B B X 3-1 HR		F B X 1-1 27 FC6-4 15 BB 2B	2	0	1	1	1	0	3
										2	2	2	1	0	0	0
5 Albert Pujols, R (1, 3) OBP: 0.434, SLG: 0.694	C B 1 B F X SAFE 2-2 ② ③ G4-6-3 1-2f		B B F X 2-1 ① F9	X 0-0 ③ L9			B C F X 1-2 ① P2		I I I I 4-0 27 FC6-4 IBB	4	0	0	0	1	0	3
27 Scott Rolen, R (1, 5) OBP: 0.399, SLG: 0.577		C F B X 1-2 15 BB 1B 2B	B X 1-0 ② F8		C X 0-1 ① F8		C X 0-1 ② G5-3		X 0-0 ② FC6-4 15 BB 43 WP 7 1B 1-2f 2-3	5	2	1	0	0	0	2
43 Juan Encarnacion, R (1, 9) OBP: 0.312, SLG: 0.463	B C D F F B B 4-2 1B 15 BB HBP BB	B C B X 2-1 ③ G6-3			F X 0-1 15 FC3-6 1B		B S F X 1-2 ③ G5-3		B B B C F B 4-2 15 BB 7 1B 1-2 BB	3	2	1	0	2	0	0
15 Jim Edmonds, L (1, 8) OBP: 0.364, SLG: 0.447	B B B C S B 4-2 HBP 1B 1-2 2-3 BB			S B B C X 2-2 ① G4-3	1 SAFE C 1 SAFE 1 SAFE X 0-1 ② FC3-6 1-2f			B C S B S 2-3 ① K	B B S B B 4-1 7 1B 1-2 2-3 3-H BB	3	0	0	1	2	1	1
7 Hector Luna, R (1, 4) OBP: 0.356, SLG: 0.441	B B C F X 2-2 ① L4			B F B S F B X 3-2 ② P3	F X 0-1 ③ F8			X 0-0 ② G4-3	B S X 1-1 ③ 1-3 2-H 3-H 1B	5	0	1	2	0	0	4
Gary Bennett, R (1, 2) OBP: 0.273, SLG: 0.289	F X 0-1 HBP 1-2 2-3 3-H 1B			X 0-0 1B 22 1B 1B		C C S 0-3 ① K		X 0-0 1B		4	1	3	1	0	1	0
Jason Marquis, L (1, 1) OBP: 0.224, SLG: 0.298 44 Jason Isringhausen, R (8, 1)	H 1-0 1-2 2-3 3-H HBP			B X 1-0 22 1B 1-3 1B		B F B F F B X 3-2 ② P6		B X 1-0 ③ G4-3		3	1	1	1	0	0	1
										0	0	0	0	0	0	0
Inning Stats	R: 0 E: 0 K: 1 S: 6 H: 0 LOB: 0 BB: 1 P: 13	R: 2 E: 0 K: 1 S: 18 H: 2 LOB: 3 BB: 2 P: 30	R: 0 E: 0 K: 0 S: 5 H: 0 LOB: 0 BB: 0 P: 10	R: 2 E: 0 K: 0 S: 13 H: 4 LOB: 2 BB: 0 P: 20	R: 0 E: 0 K: 0 S: 8 H: 1 LOB: 1 BB: 0 P: 8	R: 0 E: 0 K: 1 S: 8 H: 0 LOB: 0 BB: 0 P: 11	R: 1 E: 0 K: 0 S: 10 H: 1 LOB: 0 BB: 0 P: 15	R: 0 E: 0 K: 1 S: 6 H: 1 LOB: 1 BB: 0 P: 9	R: 3 E: 0 K: 0 S: 16 H: 2 LOB: 1 BB: 3 P: 31	1B: 8 2B: 2 3B: 0 HR: 1 SF: 0 SAC: 0 DP: 1 HBP: 1						

PITCHER	IP	WLS	BF	H	R	ER	SO	BB	IBB	HBP	BLK	WP	HR	S	P	ERA	WHIP
51 Wandy Rodriguez, L (1, 1) ERA: 5.07	5.0	L	25	7	4	4	2	3	0	1	0	0	0	50	81	7.20	2.000
64 Fernando Nieve, R (6, 1) ERA: 4.54	2.0		7	1	1	1	1	0	0	0	0	0	1	18	26	4.50	0.500
Trever Miller, L (8, 1) ERA: 4.38	1.1		7	2	2	2	1	0	1	0	0	0	0	16	25	13.50	1.500
Russ Springer, R (9, 1) ERA: 4.03	0.2		4	1	1	1	0	2	0	0	0	1	0	6	15	13.50	4.500

PITCHER	IP	WLS	BF	H	R	ER	SO	BB	IBB	HBP	BLK	WP	HR	S	P	ERA	WHIP

TOP

St. Louis Cardinals @ Houston Astros

Minute Maid Park, Houston, TX

Fri Jul 07 2006, 7:05 PM CDT

Att. 43,236 - Roof Closed - 73 F

livebaseballscorecards.com

AB	36
R	8
H	11
RBI	8
BB	6
SO	4
LOB	17

1B: 8 SF: 0 WP: 1 PA: 43
2B: 2 SAC: 0 PB: 0
3B: 0 DP: 1 SB: 0
HR: 1 HBP: 1 CS: 0

BOTTOM

St. Louis Cardinals @ Houston Astros

Minute Maid Park, Houston, TX

Fri Jul 07 2006, 7:05 PM CDT
Att. 43,236 - Roof Closed - 73 F

livebaseballscorecards.com

Batter	1	2	3	4	5	6	7	8	9	AB	R	H	RBI	BB	SO	LOB
Craig Biggio, R (1, 4) OBP: 0.338, SLG: 0.428	G3		F7		F7			G4-3		4	0	0	0	0	0	0
Mike Lamb, L (1, 3) OBP: 0.374, SLG: 0.536	G5-3		F7			F8		K		4	0	0	0	0	1	0
Morgan Ensberg, R (1, 5) OBP: 0.397, SLG: 0.511	1B			G6-3		HR		BB		3	1	2	1	1	0	0
17 Lance Berkman, S (1, 9) OBP: 0.405, SLG: 0.616	P1			2B		G6-3		1B		4	1	2	0	0	0	1
Preston Wilson, R (1, 7) OBP: 0.328, SLG: 0.434		P5		F8 2-H 2B		2B		FC5-4 1-2f		4	0	2	1	0	0	2
Eric Munson, L (1, 2) OBP: 0.300, SLG: 0.388		K		F8 2-3		F7			K	4	0	0	0	0	2	2
2 Chris Burke, R (1, 8) OBP: 0.370, SLG: 0.456		BB		F7			F9		DI HBP	2	0	0	0	1	0	1
28 Adam Everett, R (1, 6) OBP: 0.290, SLG: 0.326		K			F7		16 G6-4-3 1B		K	4	0	1	0	0	2	2
51 Wandy Rodriguez, S (1, 1) OBP: 0.129, SLG: 0.100 Willy Taveras, R (5, PH) OBP: 0.314, SLG: 0.316 64 Fernando Nieve, R (6, 1) OBP: 0.222, SLG: 0.125 16 Jason Lane, R (7, PH) OBP: 0.333, SLG: 0.399 Trever Miller, R (8, 1) Russ Springer, R (9, 1) Orlando Palmeiro, L (9, PH) OBP: 0.286, SLG: 0.266			K		L6		G6-4-3 1-2f		L4 1-2	1 1 0 1 0 0 1	0 0 0 0 0 0 0	0 0 0 0 0 0 0	0 0 0 0 0 0 0	0 0 0 1 0 0 0	1 0 0 0 0 0 0	0 0 0 1 0 0 1
Inning Stats	R: 0 E: 0 K: 0 S: 8 H: 1 LOB: 1 BB: 0 P: 11	R: 0 E: 0 K: 2 S: 14 H: 0 LOB: 1 BB: 1 P: 24	R: 0 E: 0 K: 1 S: 6 H: 0 LOB: 0 BB: 0 P: 9	R: 1 E: 0 K: 0 S: 8 H: 2 LOB: 1 BB: 0 P: 15	R: 0 E: 0 K: 0 S: 6 H: 0 LOB: 0 BB: 0 P: 9	R: 1 E: 0 K: 0 S: 14 H: 2 LOB: 1 BB: 0 P: 20	R: 0 E: 0 K: 0 S: 6 H: 1 LOB: 0 BB: 0 P: 8	R: 0 E: 0 K: 1 S: 12 H: 1 LOB: 2 BB: 1 P: 20	R: 0 E: 0 K: 2 S: 13 H: 0 LOB: 1 BB: 0 P: 20	1B: 3 2B: 3 3B: 0 HR: 1	SF: 0 SAC: 0 DP: 1 HBP: 1			WP: 0 PB: 0 SB: 0 CS: 0	PA: 36		

	AB	33
	R	2
	H	7
	RBI	2
	BB	2
	SO	6
	LOB	10

PITCHER		IP	WLS	BF	H	R	ER	SO	BB	IBB	HBP	BLK	WP	HR	S	P	ERA	WHIP
Jason Marquis, R ERA: 5.55	(1, 1)	7.2	W	30	6	2	2	4	2	0	0	0	0	1	71	112	2.35	1.043
44 Jason Isringhausen, R ERA: 3.62	(8, 1)	1.1	S	6	1	0	0	2	0	0	1	0	0	0	16	24	0.00	0.750

PITCHER	IP	WLS	BF	H	R	ER	SO	BB	IBB	HBP	BLK	WP	HR	S	P	ERA	WHIP

Batter	1	2	3	4	5	6	7	8	9	10	AB	R	H	RBI	BB	SO	LOB
Aaron Miles, S (1, 4) OBP: 0.322, SLG: 0.330	F8		G3	F7			G5-3		FC6-4 1B 1-3 2-H		5	0	1	1	0	0	2
53 John Rodriguez, L (1, 7) OBP: 0.369, SLG: 0.432 41 Braden Looper, R (8, 1) OBP: 0.500, SLG: 1.000 So Taguchi, R (9, PH) OBP: 0.358, SLG: 0.377 44 Jason Isringhausen, R (9, 1)	5 27 E 1B		K		G4-3			G4-3	FC6-4 1-2f		4 0 1 0	1 0 0 0	1 0 0 0	0 0 0 0	0 0 0 0	1 0 0 0	0 0 2 0
5 Albert Pujols, R (1, 3) OBP: 0.433, SLG: 0.700	SAFE 27 E 15 FC4-6 1-2 1B		G6-3		F9			G5-3		HR	5	2	2	1	0	0	0
27 Scott Rolen, R (1, 5) OBP: 0.399, SLG: 0.573	E3 15 FC4-6 1-3 2-H			15 2B 1B	L9			K		G4-6-3 1B	5	1	2	0	0	1	1
15 Jim Edmonds, L (1, 8) OBP: 0.361, SLG: 0.446	FC4-6 1-2f 3-H			1B 1-H 2B		K			K	G4-6-3 1-2f	5	1	1	2	0	2	2
43 Juan Encarnacion, R (1, 9) OBP: 0.307, SLG: 0.456	F9			F9		F8			F7	K	5	0	0	0	0	1	2
7 Hector Luna, R (1, 6) OBP: 0.361, SLG: 0.442 52 Josh Kinney, R (6, 1) 34 Randy Flores, L (7, 1) 50 Adam Wainwright, R (7, 1) OBP: 0.333, SLG: 1.333 26 Scott Spiezio, S (8, 7) OBP: 0.377, SLG: 0.474		G4-3 23 B2 S 1B		1B BB		G4-3				HR	2 0 0 0 0 1	0 0 0 0 0 1	1 0 0 0 0 1	0 0 0 0 0 1	1 0 0 0 0 0	0 0 0 0 0 0	0 0 0 0 0 0
Gary Bennett, R (1, 2) OBP: 0.275, SLG: 0.291 16 Chris Duncan, L (9, PH) OBP: 0.316, SLG: 0.528 4 Yadier Molina, R (9, 2) OBP: 0.272, SLG: 0.325	SAFE G4-3 1-3			1B 1-3 2-H			F9		22 BB 1B		3 1 0	0 1 0	1 1 0	1 0 0	0 0 0	0 0 0	1 0 0
23 Anthony Reyes, R (1, 1) OBP: 0.125, SLG: 0.125 22 David Eckstein, R (6, 6) OBP: 0.370, SLG: 0.363	B2 3-3f			K			G6-3		1B 1-2 BB		2 1	0 0	0 0	0 0	0 1	1 0	3 0
Inning Stats	R: 2 E: 1 K: 0 S: 18 H: 2 LOB: 1 BB: 0 P: 25	R: 0 E: 0 K: 0 S: 6 H: 1 LOB: 0 BB: 0 P: 10	R: 0 E: 0 K: 1 S: 6 H: 0 LOB: 0 BB: 0 P: 12	R: 2 E: 0 K: 1 S: 10 H: 3 LOB: 2 BB: 1 P: 17	R: 0 E: 0 K: 0 S: 9 H: 0 LOB: 0 BB: 0 P: 13	R: 0 E: 0 K: 1 S: 6 H: 0 LOB: 0 BB: 0 P: 8	R: 0 E: 0 K: 0 S: 4 H: 0 LOB: 0 BB: 0 P: 5	R: 0 E: 0 K: 1 S: 8 H: 0 LOB: 0 BB: 0 P: 11	R: 2 E: 0 K: 1 S: 16 H: 3 LOB: 2 BB: 1 P: 29	R: 1 E: 0 K: 1 S: 8 H: 2 LOB: 0 BB: 0 P: 11	1B: 8 2B: 2 3B: 0 HR: 2 SF: 0 SAC: 0 DP: 2 HBP: 0						

PITCHER		IP	WLS	BF	H	R	ER	SO	BB	IBB	HBP	BLK	WP	HR	S	P	ERA	WHIP
Roger Clemens, R ERA: 2.82	(1, 1)	6.0		25	6	4	2	3	1	0	0	0	0	0	55	85	3.00	1.167
Chad Qualls, R ERA: 3.65	(7, 1)	1.0		3	0	0	0	0	0	0	0	0	0	0	4	5	0.00	0.000
Dan Wheeler, R ERA: 3.55	(8, 1)	1.0	H	3	0	0	0	1	0	0	0	0	0	0	8	11	0.00	0.000
54 Brad Lidge, R ERA: 5.49	(9, 1)	1.0	B	7	3	2	2	1	1	0	0	0	0	1	16	29	18.00	4.000
44 Roy Oswalt, R ERA: 3.15	(10, 1)	1.0	L	4	2	1	1	1	0	0	0	0	0	1	8	11	9.00	2.000

PITCHER	IP	WLS	BF	H	R	ER	SO	BB	IBB	HBP	BLK	WP	HR	S	P	ERA	WHIP

TOP

St. Louis Cardinals @ Houston Astros

Minute Maid Park, Houston, TX

Sat Jul 08 2006, 3:05 PM CDT
Att. 43,424 - Roof Closed - 73 F

livebaseballscorecards.com

AB	40
R	7
H	11
RBI	6
BB	2
SO	6
LOB	13

Batter	1	2	3	4	5	6	7	8	9	10	AB	R	H	RBI	BB	SO	LOB
Craig Biggio, R (1, 4) OBP: 0.346, SLG: 0.439	BBBCB 4-1 1B 17 1B BB		BBBCFB 4-2 G4-6-3 BB		SBFDFDX 3-2 2-H 3-H HR		BH 2-0 1B 17 1B 1-2 HBP		BBCSS 2-3 ② K		1	3	1	3	2	0	0
Dan Wheeler, R (8, 1)											0	0	0	0	0	0	0
54 Brad Lidge, R (9, 1)											0	0	0	0	0	0	0
16 Jason Lane, R (9, PH) OBP: 0.332, SLG: 0.397											1	0	0	0	0	1	0
44 Roy Oswalt, R (10, 1) OBP: 0.158, SLG: 0.139											0	0	0	0	0	0	0
Mike Lamb, L (1, 3) OBP: 0.380, SLG: 0.543	CCFBX 1-2 17 1B 1-2 1B		X 0-0 ② ③ G4-6-3 1-2f		SFFBX 1-2 2B		BLBCFBFX 3-2 17 1B 1-2 2-3 1B		X 0-0 ③ F7		5	0	3	0	0	0	1
Morgan Ensberg, R (1, 5) OBP: 0.391, SLG: 0.502	FFC 0-3 ① K			CBCBS 2-3 ① K	BBSFFFS 2-3 ③ K		X 0-0 ① F4			CFBBFBX 3-2 F9 ①	5	0	0	0	0	3	6
17 Lance Berkman, S (1, 9) OBP: 0.405, SLG: 0.613	BFFBFBFX 2-2 G6-4-3 1-2 2-H 1B			BCX 1-1 ② G3-1		SBX 1-1 ① G3-1	FX 0-1 G5-4-3 1-3 2-H 3-H 1B			FBX 1-1 ② G3	5	0	2	3	0	0	0
Preston Wilson, R (1, 7) OBP: 0.324, SLG: 0.427	DCCDFX 2-2 ② ③ G6-4-3 1-2f			BBSBCFFX 3-2 ③ G3		BTCS 1-3 ② K	BBFCX 2-2 ② ③ G5-4-3 1-2f			BFX 1-1 ③ G1-3	5	0	0	0	0	1	4
2 Chris Burke, R (1, 8) OBP: 0.372, SLG: 0.462		CBSBC 2-3 ① K		FBX 1-1 SH3 HR 2B	CCBX 1-2 28 BB 1B		FBBSS 2-3 ① K				4	1	2	0	0	2	0
(8, 4)																	
28 Adam Everett, R (1, 6) OBP: 0.289, SLG: 0.322		X 0-0 ② F9		CBX 1-1 ① P4	BSBBB 4-1 1-2 BB		CSBS 1-3 ② K				3	0	0	0	1	1	1
Brad Ausmus, R (1, 2) OBP: 0.309, SLG: 0.299	FCBX 1-2 ③ G4-3			BSBBB 4-1 SH3 HR BB	CBX 1-1 ③ G6-3		BX 1-0 ③ G3-1				3	1	0	0	1	0	2
Roger Clemens, R (1, 1)			BBCX 2-1 ① F8		B 2 SAFE X 1-0 ② SH3 1-2 2-3			CBSBFBFB 4-2 1B HBP 17 1B BB		CFBBX 2-2 ① G5-3	1	0	0	0	0	0	0
Chad Qualls, R (7, 1)											0	0	0	0	0	0	0
Orlando Palmeiro, L (7, PH) OBP: 0.296, SLG: 0.266											0	0	0	1	0	0	
Willy Taveras, R (7, PR) OBP: 0.313, SLG: 0.314											1	1	0	0	0	0	0
(8, 8)																	
Inning Stats	R: 1 E: 0 K: 1 S: 16 H: 2 LOB: 1 BB: 1 P: 25	R: 0 E: 0 K: 1 S: 7 H: 0 LOB: 0 BB: 0 P: 10	R: 0 E: 0 K: 0 S: 5 H: 0 LOB: 0 BB: 1 P: 11	R: 0 E: 0 K: 1 S: 10 H: 0 LOB: 0 BB: 0 P: 16	R: 3 E: 0 K: 1 S: 19 H: 3 LOB: 1 BB: 1 P: 32	R: 0 E: 0 K: 1 S: 11 H: 1 LOB: 2 BB: 1 P: 19	R: 2 E: 0 K: 0 S: 16 H: 2 LOB: 1 BB: 1 P: 27	R: 0 E: 0 K: 2 S: 7 H: 0 LOB: 0 BB: 0 P: 11	R: 0 E: 0 K: 1 S: 7 H: 0 LOB: 0 BB: 0 P: 11	R: 0 E: 0 K: 0 S: 8 H: 0 LOB: 0 BB: 0 P: 13	1B: 5 2B: 2 3B: 0 HR: 1 SF: 0 SAC: 1 DP: 3 HBP: 1						

PITCHER	IP	WLS	BF	H	R	ER	SO	BB	IBB	HBP	BLK	WP	HR	S	P	ERA	WHIP
23 Anthony Reyes, R (1, 1) ERA: 3.86	5.0		21	5	4	4	4	3	0	0	0	0	1	57	94	7.20	1.600
52 Josh Kinney, R (6, 1) ERA: 5.4	1.0		7	1	2	2	1	2	0	1	0	0	0	15	29	18.00	3.000
34 Randy Flores, L (7, 1) ERA: 4.15	0.0		1	1	0	0	0	0	0	0	0	0	0	6	9	∞	∞
50 Adam Wainwright, R (7, 1) ERA: 2.82	1.0		3	1	0	0	0	0	0	0	0	0	0	6	8	0.00	1.000
41 Braden Looper, R (8, 1) ERA: 4.17	1.0		3	0	0	0	2	0	0	0	0	0	0	7	11	0.00	0.000

PITCHER	IP	WLS	BF	H	R	ER	SO	BB	IBB	HBP	BLK	WP	HR	S	P	ERA	WHIP
44 Jason Isringhausen, R (9, 1) ERA: 3.43	2.0	W	6	0	0	0	1	0	0	0	0	0	0	15	24	0.00	0.000

BOTTOM

St. Louis Cardinals @ Houston Astros

Minute Maid Park, Houston, TX

Sat Jul 08 2006, 3:05 PM CDT
Att. 43,424 - Roof Closed - 73 F

livebaseballscorecards.com

AB	34
R	6
H	8
RBI	6
BB	5
SO	8
LOB	14

WP: 0 PA: 41
PB: 0
SB: 0
CS: 0

Batter	1	2	3	4	5	6	7	8	9	10	11	12	AB	R	H	RBI	BB	SO	LOB
22 David Eckstein, R (1, 6) OBP: 0.372, SLG: 0.363	C C X 0-2 26 S 5 1B 1B		B C B B C X 3-2 ① F9		C B C F S 1-3 ② K			B B C X 2-1 26 1B 5 E 1B	B C F S 1-3 ③ K			F B H 2-1 WP 1B 2B HBP	5	3	2	0	0	2	0
26 Scott Spiezio, S (1, 7) OBP: 0.380, SLG: 0.471 So Taguchi, R (8, 7) OBP: 0.360, SLG: 0.378	B D B B C B 4-1 5 1B 1-2 BB		S B X 1-1 ② P4		B C B B S B C 3-3 ③ K			1 SAFE X 0-0 5 E 27 HR 1-3 1B		F F B F D S 2-3 ① K		1 SAFE X 0-0 WP 2B 1-2 1B	3 2	1 1	1 1	0 0	1 0	1 1	0 0
5 Albert Pujols, R (1, 3) OBP: 0.435, SLG: 0.703	S B S X 1-2 ① 1-3 2-H 1B		X 0-0 E4			C B X 1-1 43 G1-3 1B		B F F F F D F X 2-2 E5 27 HR 1-2 3-H		C B X 1-1 3B		F X 0-1 ① F8	6	1	3	2	0	0	3
27 Scott Rolen, R (1, 5) OBP: 0.398, SLG: 0.577	B X 1-0 ② G1-3		1 SAFE B 1 SAFE C X 1-1 ③ F7			B S F 1 SAFE F 1 SAFE 1 SAFE F 1 SAFE S 1-3 1 SAFE 1 SAFE ① K		S F B X 1-2 1-H 2-H HR		I I I 4-0 43 G5-4-3 IBB		S C O S 1-3 ② K	5	1	1	3	1	2	5
43 Juan Encarnacion, R (1, 9) OBP: 0.303, SLG: 0.449 41 Braden Looper, R (10, 1) OBP: 0.500, SLG: 1.000 Aaron Miles, S (12, PH) OBP: 0.324, SLG: 0.338 Josh Hancock, R (12, 1)	C X 0-1 ③ G6-3			S F S 0-3 ① K		C X 0-1 ② G1-3 1-2		B S C B C 2-3 ① K		S X 0-1 ②③ G5-4-3 1-2f		B C F F B X 2-2 1-H 2-H 2B	5 0 1	0 0 0	0 0 1	0 0 2	0 0 0	2 0 0	4 0 0
15 Jim Edmonds, L (1, 8) OBP: 0.361, SLG: 0.445		F B F B X 2-2 7 G3 2B		S X 0-1 ② F7		B B B C C C C 3-3 ③ K		B F S B F X 2-2 ② F8			C B B X 2-1 ① L9	I I I 4-0 IBB	5	0	1	0	1	1	1
4 Yadier Molina, R (1, 2) OBP: 0.269, SLG: 0.321	F X 0-1 ① G1-3		B B C X 2-1 1B				F F S 0-3 ① K	C X 0-1 ③ G6-3			X 0-0 ② F8	X 0-0 ③ P3	6	0	1	0	0	1	3
7 Hector Luna, R (1, 4) OBP: 0.357, SLG: 0.433	X 0-0 ② G3 2-3		C B C F F B S 2-3 ③ K				F F X 0-2 ② F8		B X 1-0 ① F7		B B C B B 4-1 53 S BB		4	0	0	0	1	1	2
29 Chris Carpenter, R (1, 1) OBP: 0.065, SLG: 0.065 44 Jason Isringhausen, R (9, 1) OBP: 0.000, SLG: 0.000 53 John Rodriguez, L (10, 9) OBP: 0.367, SLG: 0.429	S S C 0-3 ③ K				X 0-0 ① F8		X 0-0 ③ G5-3		C C B F F S 1-3 ② K		1 SAFE 1 SAFE C B B C D S 3-3 ③ K 1-2		4 0 1	0 0 0	0 0 0	0 0 0	0 0 0	2 0 1	1 0 1
Inning Stats	R: 1 H: 2 E: 0 LOB: 1 K: 0 BB: 1 S: 10 P: 16	R: 0 H: 1 E: 0 LOB: 1 K: 1 BB: 0 S: 9 P: 11	R: 0 H: 0 E: 1 LOB: 1 K: 0 BB: 0 S: 8 P: 13	R: 0 H: 1 E: 0 LOB: 1 K: 2 BB: 0 S: 12 P: 16	R: 0 H: 1 E: 0 LOB: 0 K: 2 BB: 0 S: 8 P: 12	R: 0 H: 1 E: 0 LOB: 1 K: 2 BB: 0 S: 12 P: 17	R: 0 H: 0 E: 0 LOB: 0 K: 1 BB: 0 S: 7 P: 7	R: 4 H: 3 E: 1 LOB: 0 K: 1 BB: 0 S: 21 P: 30	R: 0 H: 0 E: 0 LOB: 0 K: 2 BB: 0 S: 9 P: 12	R: 0 H: 1 E: 0 LOB: 1 K: 1 BB: 1 S: 8 P: 15	R: 0 H: 0 E: 0 LOB: 1 K: 1 BB: 1 S: 7 P: 16	R: 2 H: 2 E: 0 LOB: 2 K: 1 BB: 1 S: 13 P: 22	1B: 7 2B: 2 3B: 1 HR: 1	SF: 0 SAC: 0 DP: 1 HBP: 1		WP: 1 PB: 0 SB: 2 CS: 0		PA: 52	

PITCHER		IP	WLS	BF	H	R	ER	SO	BB	IBB	HBP	BLK	WP	HR	S	P	ERA	WHIP
Andy Pettitte, L ERA: 5.28	(1, 1)	7.0		29	7	3	3	8	1	0	0	0	0	0	69	97	3.86	1.143
Dan Wheeler, R ERA: 3.69	(8, 1)	1.0	B	5	1	2	1	1	0	0	0	0	0	1	18	25	9.00	1.000
Russ Springer, R ERA: 3.9	(9, 1)	1.0		3	0	0	0	2	0	0	0	0	0	0	9	12	0.00	0.000
Chad Qualls, R ERA: 3.51	(10, 1)	2.0		8	1	0	0	2	1	1	0	0	0	0	15	31	0.00	1.000
54 Brad Lidge, R ERA: 5.79	(12, 1)	1.0	L	7	2	2	2	1	0	1	1	0	1	0	13	22	18.00	2.000

PITCHER IP WLS BF H R ER SO BB IBB HBP BLK WP HR S P ERA WHIP

TOP

St. Louis Cardinals @ Houston Astros

Minute Maid Park, Houston, TX

Sun Jul 09 2006, 7:05 PM CDT

Att. 41,652 - Roof Closed - 73 F

livebaseballscorecards.com

AB	47
R	7
H	11
RBI	7
BB	4
SO	14
LOB	20

St. Louis Cardinals @ Houston Astros

Minute Maid Park, Houston, TX

Sun Jul 09 2006, 7:05 PM CDT

Att. 41,652 - Roof Closed - 73 F

livebaseballscorecards.com

BOTTOM

Batter	1	2	3	4	5	6	7	8	9	10	11	12	AB	R	H	RBI	BB	SO	LOB
Willy Taveras, R (1, 8) OBP: 0.307, SLG: 0.308	P6		G6-3			P3		G5-3	PO	L6		K	6	0	0	0	0	1	2
Mike Lamb, L (1, 5) OBP: 0.387, SLG: 0.559	F8			BB		3B		1B		2B		P4	5	2	3	1	1	0	0
2 Chris Burke, R (1, 4) OBP: 0.376, SLG: 0.483	K			L7		2B		HR		HBP		P3	5	1	2	3	0	1	1
17 Lance Berkman, S (1, 3) OBP: 0.404, SLG: 0.607		K		F8		IBB		G1-3		BB			3	0	0	0	2	1	1
Preston Wilson, R (1, 7) OBP: 0.322, SLG: 0.424		G5-3		K		G1-4-3			16 1B SF8	K			5	1	1	0	0	2	6
16 Jason Lane, R (1, 9) OBP: 0.330, SLG: 0.393		F8			K		P3		BB	K			5	0	1	0	0	2	3
28 Adam Everett, R (1, 6) OBP: 0.286, SLG: 0.319			K		K		G5-3	SF8			K		3	0	0	0	0	2	0
Craig Biggio, R (9, PH) OBP: 0.345, SLG: 0.439													0	0	0	1	0	0	0
4 Eric Bruntlett, R (10, 6) OBP: 0.343, SLG: 0.326													1	0	0	0	0	1	0
Brad Ausmus, R (1, 2) OBP: 0.309, SLG: 0.299			SH2-3 1B		G5-3		K2-3		PO BB		G3-1		3	0	1	0	0	1	0
Eric Munson, L (9, PH) OBP: 0.304, SLG: 0.384													1	0	0	0	1	0	0
(10, 2)																			
Andy Pettitte, L (1, 1) OBP: 0.152, SLG: 0.219			SH2-3			WP 3B 2B		L7	F8		G1-3		1	1	1	0	0	0	0
Dan Wheeler, R (8, 1)													0	0	0	0	0	0	0
Orlando Palmeiro, L (8, PH) OBP: 0.262, SLG: 0.262													1	0	0	0	0	0	0
Russ Springer, R (9, 1)													0	0	0	0	0	0	0
Morgan Ensberg, R (9, PH) OBP: 0.360, SLG: 0.500													1	0	0	0	0	0	2
Chad Qualls, R (10, 1)													0	0	0	0	0	0	0
44 Roy Oswalt, R (11, PH) OBP: 0.194, SLG: 0.135													1	0	0	0	0	0	0
54 Brad Lidge, R (12, 1)													0	0	0	0	0	0	0
Inning Stats	R: 0 E: 0 K: 1 S: 8 H: 0 LOB: 0 BB: 0 P: 10	R: 0 E: 0 K: 1 S: 9 H: 0 LOB: 0 BB: 0 P: 15	R: 0 E: 0 K: 1 S: 9 H: 1 LOB: 1 BB: 0 P: 11	R: 0 E: 0 K: 1 S: 9 H: 0 LOB: 1 BB: 1 P: 16	R: 0 E: 0 K: 2 S: 8 H: 0 LOB: 0 BB: 0 P: 10	R: 2 E: 0 K: 0 S: 7 H: 3 LOB: 1 BB: 1 P: 15	R: 0 E: 0 K: 1 S: 11 H: 0 LOB: 0 BB: 0 P: 14	R: 2 E: 0 K: 0 S: 11 H: 2 LOB: 0 BB: 0 P: 17	R: 1 E: 0 K: 0 S: 6 H: 2 LOB: 1 BB: 1 P: 14	R: 0 E: 0 K: 2 S: 16 H: 1 LOB: 3 BB: 1 P: 28	R: 0 E: 0 K: 1 S: 11 H: 0 LOB: 0 BB: 0 P: 17	R: 0 E: 0 K: 1 S: 8 H: 0 LOB: 0 BB: 0 P: 9	1B: 4 2B: 3 3B: 1 HR: 1	SF: 1 SAC: 1 DP: 1 HBP: 1	WP: 1 PB: 0 SB: 0 CS: 0	PA: 49

PITCHER		IP	WLS	BF	H	R	ER	SO	BB	IBB	HBP	BLK	WP	HR	S	P	ERA	WHIP
29 Chris Carpenter, R ERA: 3.08	(1, 1)	8.0		32	7	5	5	7	1	1	0	0	1	1	73	110	5.62	1.000
44 Jason Isringhausen, R ERA: 3.35	(9, 1)	1.0	B	4	1	0	0	0	1	0	0	0	0	0	5	12	0.00	2.000
41 Braden Looper, R ERA: 3.96	(10, 1)	2.0	W	9	1	0	0	3	1	0	1	0	0	0	27	45	0.00	1.000
Josh Hancock, R ERA: 3.4	(12, 1)	1.0	S	3	0	0	0	1	0	0	0	0	0	0	8	9	0.00	0.000

PITCHER	IP	WLS	BF	H	R	ER	SO	BB	IBB	HBP	BLK	WP	HR	S	P	ERA	WHIP

AB	41
R	5
H	9
RBI	5
BB	4
SO	11
LOB	15

Batter	1	2	3	4	5	6	7	8	9	AB	R	H	RBI	BB	SO	LOB
Craig Biggio, R (1, 4) OBP: 0.340, SLG: 0.433 4 Eric Bruntlett, R (9, 4) OBP: 0.343, SLG: 0.326	B B C B C X 3-2 ① F8		F F B F B X 2-2 ② F9		B C X 1-1 ③ G4-3		B X 1-0 ③ F8		B B C F B S 3-3 ① ② K 1-2	5 0	0 0	0 0	0 0	0 0	1 0	3 0
Willy Taveras, R (1, 8) OBP: 0.311, SLG: 0.313	B F L B X 2-2 17 E 1B		C B F B D X 3-2 ③ F8			B X 1-0 ① G6-3		B X 1-0 2 E 17 1B 1B	C F B F B B X 3-2 1B	5	1	3	0	0	0	1
2 Chris Burke, R (1, 9) OBP: 0.372, SLG: 0.473	1 SAFE X 0-0 ② F7			C S C 0-3 ① K		B H 2-0 17 1B 1B HBP		1 SAFE B 1 SAFE X 1-0 E3 17 1B 1-3 HR	X 0-0 ③ L6	4	2	0	0	0	1	3
17 Lance Berkman, S (1, 3) OBP: 0.408, SLG: 0.609	1 SAFE B C D F X 2-2 ③ G6-3 1-2			F B F B B X 3-2 1B 1B		B 1 SAFE F F B B X 3-2 1B 1-3 1B		C S X 0-2 1-2 HR 3-H 1B		4	1	3	1	0	0	1
Aubrey Huff, L (1, 5) OBP: 0.350, SLG: 0.474		C X 0-1 ① G4-3		C C X 0-2 G6-4-3 1-3 1B		F C S 0-3 ② K		C B F F X 1-2 1-H 2-H HR		4	1	2	3	0	1	2
Preston Wilson, R (1, 7) OBP: 0.321, SLG: 0.422		C F F B C 1-3 ② K		B X 1-0 ② ③ G6-4-3 1-2f		X 0-0 1-2 3-H 1B		X 0-0 ① G5-3		4	0	1	1	0	1	2
Brad Ausmus, R (1, 2) OBP: 0.304, SLG: 0.294	B B C B C C 3-3 ③ K				B X 1-0 ① G1-3	B F C D B X 3-2 ③ F9		C B B F B F X 3-2 ② G6-3		4	0	0	0	0	1	2
28 Adam Everett, R (1, 6) OBP: 0.289, SLG: 0.319			B B X 2-0 E6 44 SH1-4		B C B B B 4-1 44 SH3-1-4 BB		B C X 1-1 44 CS 1B	C B B X 1-2 ③ G6-3		3	0	1	0	1	0	0
44 Roy Oswalt, R (1, 1) OBP: 0.150, SLG: 0.132 Chad Qualls, R (7, 1) Orlando Palmeiro, L (9, PH) OBP: 0.301, SLG: 0.273 54 Brad Lidge, R (9, 1)			X 0-0 ① SH1-4 1-2		C X 0-1 ② SH3-1-4 1-2		S F B B F F T 2-2 ① ② K 1-2		S B B B X 3-1 CS 1B	1 0 1 0	0 0 0 0	0 0 1 0	0 0 0 0	0 0 0 0	1 0 0 0	1 0 0 0
Inning Stats	R: 0 H: 1 E: 1 LOB: 1 K: 0 BB: 0 S: 10 P: 17	R: 0 H: 0 E: 0 LOB: 0 K: 2 BB: 0 S: 9 P: 13	R: 0 H: 0 E: 1 LOB: 1 K: 0 BB: 0 S: 9 P: 16	R: 0 H: 2 E: 0 LOB: 1 K: 1 BB: 0 S: 10 P: 14	R: 0 H: 0 E: 0 LOB: 1 K: 0 BB: 1 S: 6 P: 12	R: 1 H: 2 E: 0 LOB: 2 K: 1 BB: 0 S: 11 P: 20	R: 0 H: 1 E: 0 LOB: 0 K: 1 BB: 0 S: 8 P: 12	R: 4 H: 3 E: 1 LOB: 0 K: 0 BB: 0 S: 17 P: 24	R: 0 H: 2 E: 0 LOB: 1 K: 1 BB: 0 S: 10 P: 19	1B: 10 SF: 0 2B: 1 SAC: 2 3B: 0 DP: 2 HR: 1 HBP: 1						

TOP

Houston Astros @ Florida Marlins

Dolphin Stadium, Miami, FL

Thu Jul 13 2006, 7:05 PM EDT

Att. 8,216 - Cloudy - 81 F

livebaseballscorecards.com

AB	35
R	5
H	11
RBI	5
BB	1
SO	6
LOB	15

WP: 0 PA: 39
PB: 0
SB: 0
CS: 2

PITCHER		IP	WLS	BF	H	R	ER	SO	BB	IBB	HBP	BLK	WP	HR	S	P	ERA	WHIP
Dontrelle Willis, L ERA: 3.8	(1, 1)	7.0		28	6	1	1	5	1	0	1	0	0	0	63	104	1.29	1.000
Randy Messenger, R ERA: 3.48	(8, 1)	0.0	L	4	3	4	3	0	0	0	0	0	0	1	9	12	∞	∞
Matt Herges, R ERA: 3.86	(8, 1)	2.0		7	2	0	0	1	0	0	0	0	0	0	18	31	0.00	1.000

PITCHER	IP	WLS	BF	H	R	ER	SO	BB	IBB	HBP	BLK	WP	HR	S	P	ERA	WHIP

BOTTOM

Houston Astros @ Florida Marlins

Dolphin Stadium, Miami, FL

Thu Jul 13 2006, 7:05 PM EDT

Att. 8,216 - Cloudy - 81 F

livebaseballscorecards.com

Batter	1	2	3	4	5	6	7	8	9	AB	R	H	RBI	BB	SO	LOB
2 Hanley Ramirez, R (1, 6) OBP: 0.333, SLG: 0.411	B B F C X 2-2 2B		T F B C 1-3 ② K			C X 0-1 ① G5-3		B C S S 1-3 ① K		4	0	1	0	0	2	0
6 Dan Uggla, R (1, 4) OBP: 0.361, SLG: 0.503	B B C X 2-1 ① B2		C B X 1-1 ③ G6-3			C B X 1-1 ② F9		B X 1-0 ② F9		4	0	0	0	0	0	1
17 Mike Jacobs, L (1, 3) OBP: 0.350, SLG: 0.502	B C B C X 2-2 ② G5-3			S X 0-1 ① P6		C B S X 1-2 HR		C X 0-1 ③ G4-3		4	1	1	1	0	0	1
Miguel Cabrera, R (1, 5) OBP: 0.430, SLG: 0.565	C S D X 1-2 ③ G4-1			B C S F B X 2-2 2B		B B B C X 3-1 ③ G6-3			C B B T B S 3-3 ① K	4	0	1	0	0	1	1
14 Josh Willingham, R (1, 7) OBP: 0.348, SLG: 0.467		C C B F B X 2-2 ① G3		C F C 0-3 ② K			B F X 1-1 ① F9		B B C F B X 3-2 ② F9	4	0	0	0	0	1	1
27 Jeremy Hermida, L (1, 9) OBP: 0.381, SLG: 0.418		C X 0-1 2B		C X 0-1 ③ P5			B B S F B X 3-2 61 FC6-4 1B 1B		C B B C B C 3-3 ③ K	4	0	2	0	0	1	1
Miguel Olivo, R (1, 2) OBP: 0.315, SLG: 0.493		F F B F S 1-3 ② K			X 0-0 ① F8		F S F 1 D X SAFE 1-2 1-2 61 FC6-4 1B			3	0	1	0	0	1	1
61 Reggie Abercrombie, R (1, 8) OBP: 0.282, SLG: 0.338		S C B X 1-2 ③ G5-3			B S F B F F B F T 3-2 ② K		F F X 0-2 ② FC6-4 1-2f 2-3			3	0	0	0	0	1	3
Dontrelle Willis, L (1, 1) OBP: 0.211, SLG: 0.206			F X 0-1 ① G3-1		C B X 1-1 ③ P4		C F 1 X SAFE 0-2 ③ F8			2	0	0	0	0	0	0
12 Cody Ross, R (7, PH) OBP: 0.308, SLG: 0.454										1	0	0	0	0	0	2
Randy Messenger, R (8, 1)										0	0	0	0	0	0	0
Matt Herges, L (8, 1)										0	0	0	0	0	0	0

	AB	33
	R	1
	H	6
	RBI	1
	BB	0
	SO	7
	LOB	11

Inning Stats	1	2	3	4	5	6	7	8	9	1B: 2	SF: 0	WP: 0	PA: 33
	R: 0 E: 0 K: 0 S: 11 H: 1 LOB: 1 BB: 0 P: 18	R: 0 E: 0 K: 1 S: 13 H: 1 LOB: 1 BB: 0 P: 17	R: 0 E: 0 K: 1 S: 7 H: 0 LOB: 0 BB: 0 P: 9	R: 0 E: 0 K: 1 S: 11 H: 1 LOB: 1 BB: 0 P: 13	R: 0 E: 0 K: 1 S: 9 H: 0 LOB: 0 BB: 0 P: 13	R: 1 E: 0 K: 0 S: 9 H: 1 LOB: 0 BB: 0 P: 14	R: 0 E: 0 K: 0 S: 16 H: 2 LOB: 2 BB: 0 P: 21	R: 0 E: 0 K: 1 S: 6 H: 0 LOB: 0 BB: 0 P: 8	R: 0 E: 0 K: 2 S: 9 H: 0 LOB: 0 BB: 0 P: 18	2B: 3	SAC: 0	PB: 0	
										3B: 0	DP: 0	SB: 0	
										HR: 1	HBP: 0	CS: 0	

PITCHER		IP	WLS	BF	H	R	ER	SO	BB	IBB	HBP	BLK	WP	HR	S	P	ERA	WHIP
44 Roy Oswalt, R ERA: 3.06	(1, 1)	6.1		25	6	1	1	4	0	0	0	0	0	1	70	99	1.42	0.947
Chad Qualls, R ERA: 3.4	(7, 1)	1.2	W	5	0	0	0	1	0	0	0	0	0	0	12	14	0.00	0.000
54 Brad Lidge, R ERA: 5.65	(9, 1)	1.0		3	0	0	0	2	0	0	0	0	0	0	9	18	0.00	0.000

PITCHER	IP	WLS	BF	H	R	ER	SO	BB	IBB	HBP	BLK	WP	HR	S	P	ERA	WHIP

Batter	1	2	3	4	5	6	7	8	9	AB	R	H	RBI	BB	SO	LOB
Craig Biggio, R (1, 4) OBP: 0.336, SLG: 0.427	X 0-0 ① L7		C S B F T 1-2 ③ K			1 SAFE X 0-0 ① F8			X 0-0 ① F7	4	0	0	0	0	1	2
Mike Lamb, L (1, 3) OBP: 0.385, SLG: 0.553	B C B X 2-1 ② F7			C B X 1-1 ① L7		1 SAFE 1 SAFE S 1 SAFE F F X 0-2 2 G1-6-3 1-2 1B			B B C X 2-1 ② P2	4	0	1	0	0	0	0
2 Chris Burke, R (1, 8) OBP: 0.374, SLG: 0.476	C B C T X 1-2 ③ L9			F H 1-1 17 G6-3 HBP		F X 0-1 ②③ G1-6-3 1-2f			B B F X 2-1 17 1B 2B	3	1	1	0	0	0	2
17 Lance Berkman, S (1, 9) OBP: 0.407, SLG: 0.604		C B X 1-1 ① G5-3		B C B F F B 1 SAFE X 3-2 ② G6-3 1-2			B X 1-0 ① P5		B B S T F X 2-2 2-H 1B	4	0	1	1	0	0	1
Aubrey Huff, L (1, 5) OBP: 0.345, SLG: 0.466		C X 0-1 ② P6		C B X 1-1 ③ F8			B F B B S X 3-2 ② G4-3		C B S S 1-3 ③ K	4	0	0	0	0	1	2
Preston Wilson, R (1, 7) OBP: 0.318, SLG: 0.418		C T F F X 0-2 ③ F8			X 0-0 ① G6-3		S C F X 0-2 ③ G4-3			3	0	0	0	0	0	0
Brad Ausmus, R (1, 2) OBP: 0.301, SLG: 0.291			F B X 1-1 ① G4-3		C X 0-1 ② G6-3			C S D B S 2-3 ① K		3	0	0	0	0	1	0
28 Adam Everett, R (1, 6) OBP: 0.286, SLG: 0.316			C B B S B S 3-3 ② K		B B C X 2-1 ③ P5			F B F X 1-2 ② F9		3	0	0	0	0	1	0
Roger Clemens, R (1, 1) Willy Taveras, R (6, PH) OBP: 0.313, SLG: 0.315 Dave Borkowski, R (6, 1) Orlando Palmeiro, L (8, PH) OBP: 0.297, SLG: 0.269 51 Wandy Rodriguez, S (8, 1) OBP: 0.129, SLG: 0.100 64 Fernando Nieve, R (8, 1) OBP: 0.222, SLG: 0.125			B B B B 4-0 BB			C B C T F D F F X 2-2 1B 1B		C X 0-1 ③ G1-3		0 1 0 1 0 0	0 0 0 0 0 0	0 1 0 0 0 0	0 0 0 0 0 0	1 0 0 0 0 0	0 0 0 0 0 0	0 0 0 0 0 0
Inning Stats	R: 0 H: 0 E: 0 LOB: 0 K: 0 BB: 0 S: 7 P: 10	R: 0 H: 0 E: 0 LOB: 0 K: 0 BB: 0 S: 8 P: 9	R: 0 H: 0 E: 0 LOB: 1 K: 2 BB: 1 S: 9 P: 18	R: 0 H: 0 E: 0 LOB: 1 K: 0 BB: 0 S: 9 P: 15	R: 0 H: 0 E: 0 LOB: 0 K: 0 BB: 0 S: 5 P: 7	R: 0 H: 2 E: 0 LOB: 1 K: 0 BB: 0 S: 14 P: 16	R: 0 H: 0 E: 0 LOB: 0 K: 0 BB: 0 S: 8 P: 12	R: 0 H: 0 E: 0 LOB: 0 K: 1 BB: 0 S: 8 P: 11	R: 1 H: 2 E: 0 LOB: 1 K: 1 BB: 0 S: 12 P: 19	1B: 3 SF: 0 2B: 1 SAC: 0 3B: 0 DP: 1 HR: 0 HBP: 1						

TOP

Houston Astros @ Florida Marlins

Dolphin Stadium, Miami, FL

Fri Jul 14 2006, 7:35 PM EDT

Att. 13,750 - Partly Cloudy - 85 F

livebaseballscorecards.com

AB	30
R	1
H	4
RBI	1
BB	1
SO	4
LOB	7

PITCHER		IP	WLS	BF	H	R	ER	SO	BB	IBB	HBP	BLK	WP	HR	S	P	ERA	WHIP
36 Aníbal Sánchez, R ERA: 4.5	(1, 1)	7.0	W	24	2	0	0	2	1	0	1	0	0	0	60	87	0.00	0.429
19 Logan Kensing, R ERA: 4.28	(8, 1)	1.0	H	3	0	0	0	1	0	0	0	0	0	0	8	11	0.00	0.000
Joe Borowski, R ERA: 3.86	(9, 1)	1.0	S	5	2	1	1	1	0	0	0	0	0	0	12	19	9.00	2.000

PITCHER	IP	WLS	BF	H	R	ER	SO	BB	IBB	HBP	BLK	WP	HR	S	P	ERA	WHIP

WP: 0	PB: 0	SB: 0	CS: 0
PA: 32			

BOTTOM

Houston Astros @ Florida Marlins

Dolphin Stadium, Miami, FL

Fri Jul 14 2006, 7:35 PM EDT

Att. 13,750 - Partly Cloudy - 85 F

Batter	1	2	3	4	5	6	7	8	9	AB	R	H	RBI	BB	SO	LOB
2 Hanley Ramirez, R (1, 6) OBP: 0.330, SLG: 0.406	P4		F9		K		G4-3			4	0	0	0	0	1	0
6 Dan Uggla, R (1, 4) OBP: 0.360, SLG: 0.503	F8		K		P6			SH1-3; 14 SF9; 2B		4	1	1	0	0	1	0
17 Mike Jacobs, L (1, 3) Wes Helms, R (8, PH) (9, 3) OBP: 0.356, SLG: 0.511 OBP: 0.322, SLG: 0.482	1B		2B		1B			SH1-3 2-3		3 0	0 0	3 0	0 0	0 0	0 0	0 0
Miguel Cabrera, R (1, 5) OBP: 0.429, SLG: 0.560	F8		F7		K			14 SF9; IBB		3	0	0	0	1	1	3
14 Josh Willingham, R (1, 7) Joe Borowski, R (9, 1) OBP: 0.347, SLG: 0.466		K		27 FC3-6; 1B		G5-3		SF9 1-2 3-H		3 0	0 0	1 0	1 0	0 0	1 0	0 0
27 Jeremy Hermida, L (1, 9) OBP: 0.383, SLG: 0.417		K		FC3-6; 1B; S 1-2f		G4-3 1B		IBB		3	0	1	0	1	1	1
Miguel Olivo, R (1, 2) OBP: 0.319, SLG: 0.493		61 HR; 1B		1-3 1B		G4-3 1-2f		L8		4	1	2	0	0	0	3
61 Reggie Abercrombie, R (1, 8) OBP: 0.283, SLG: 0.352		1-H HR		K			F7			3	1	1	2	0	1	2
36 Aníbal Sánchez, R (1, 1) Joe Borchard, S (7, PH) 19 Logan Kensing, R (8, 1) 12 Cody Ross, R (9, 7) OBP: 0.200, SLG: 0.200 OBP: 0.321, SLG: 0.376 OBP: 0.308, SLG: 0.454		K		G3			G1-3			2 1 0 0	0 0 0 0	0 0 0 0	0 0 0 0	0 0 0 0	1 0 0 0	2 0 0 0
Inning Stats	R: 0 E: 0 K: 0 S: 19 H: 1 LOB: 1 BB: 0 P: 29	R: 2 E: 0 K: 3 S: 14 H: 2 LOB: 0 BB: 0 P: 24	R: 0 E: 0 K: 1 S: 12 H: 1 LOB: 1 BB: 0 P: 17	R: 0 E: 0 K: 1 S: 13 H: 2 LOB: 2 BB: 0 P: 16	R: 0 E: 0 K: 2 S: 13 H: 1 LOB: 1 BB: 0 P: 21	R: 0 E: 0 K: 0 S: 4 H: 1 LOB: 0 BB: 0 P: 5	R: 0 E: 0 K: 0 S: 6 H: 0 LOB: 0 BB: 0 P: 11	R: 1 E: 0 K: 0 S: 11 H: 1 LOB: 2 BB: 2 P: 27		1B: 6 2B: 2 3B: 0 HR: 1	SF: 1 SAC: 1 DP: 1 HBP: 0			WP: 0 PB: 0 SB: 1 CS: 0	PA: 34		

livebaseballscorecards.com

AB	30
R	3
H	9
RBI	3
BB	2
SO	7
LOB	11

PITCHER	IP	WLS	BF	H	R	ER	SO	BB	IBB	HBP	BLK	WP	HR	S	P	ERA	WHIP
Roger Clemens, R (1, 1) ERA: 2.96	5.0	L	22	7	2	2	7	0	0	0	0	0	1	71	107	3.60	1.400
Dave Borkowski, R (6, 1) ERA: 4.17	2.0		6	1	0	0	0	0	0	0	0	0	0	10	16	0.00	0.500
51 Wandy Rodriguez, L (8, 1) ERA: 5.14	0.1		3	1	1	1	0	0	1	0	0	0	0	5	11	27.00	3.000
64 Fernando Nieve, R (8, 1) ERA: 4.5	0.2		3	0	0	0	0	0	1	0	0	0	0	6	16	0.00	0.000

PITCHER	IP	WLS	BF	H	R	ER	SO	BB	IBB	HBP	BLK	WP	HR	S	P	ERA	WHIP

TOP

Houston Astros @ Florida Marlins

Dolphin Stadium, Miami, FL

Sat Jul 15 2006, 6:05 PM EDT

Att. 14,146 - Partly Cloudy - 87 F

livebaseballscorecards.com

Batter	1	2	3	4	5	6	7	8	9	AB	R	H	RBI	BB	SO	LOB
Craig Biggio, R (1, 4) OBP: 0.334, SLG: 0.424	C F T 0-2 ① K	S F B D X 2-2 ③ G1-6-3		C B F X 1-2 ② L5		C S X 0-2 2-3 1B	B B B C X 3-1 ③ F8	X 0-0 ② F3		5	0	1	0	0	1	5
Willy Taveras, R (7, 8) OBP: 0.313, SLG: 0.314										1	0	0	0	0	0	3
Mike Lamb, L (1, 3) OBP: 0.384, SLG: 0.543	B C X 1-1 ② L7		B B B C F B 4-2 2 CS BB	I I I 4-0 IBB		B F F B X 2-2 ③ F8		X 1-1 E9 2 2B B X F 1-2 ③ F7		4	1	0	0	2	0	5
2 Chris Burke, R (1, 8) OBP: 0.378, SLG: 0.495 (7, 4)	C S F B B F S 2-3 ③ K		S B 1 B S B B SAFE 4-2 ① 17 HR 1-2 BB	D B C S S 2-3 ③ K			B X 1-0 HR	C 1 B X SAFE 1-1 17 1B 1-H 2B	F S B S S 1-3 ① K	5	3	2	2	1	3	3
17 Lance Berkman, S (1, 9) OBP: 0.407, SLG: 0.610		C B F S 1-3 ① K	B C X 1-1 1-H HR		C F C 0-3 ① K		F C S 0-3 ① K	C X 0-1 2B 2-3 1B	C F B S 1-3 ② K	5	2	2	2	0	3	0
Russ Springer, R (8, 1)										0	0	0	0	0	0	0
4 Eric Bruntlett, R (9, PH) OBP: 0.340, SLG: 0.322 (9, 5)										1	0	0	0	0	1	0
Aubrey Huff, L (1, 5) OBP: 0.348, SLG: 0.465	X 0-0 BB 1B 1B	B X 1-0 ② G4-3		B F X 1-1 ② G4-3			B B B S B 4-1 1B 28 2B BB	F X 0-1 ① P4	X 0-0 1B	5	2	2	0	1	0	2
Trever Miller, R (9, 1)										0	0	0	0	0	0	0
Preston Wilson, R (1, 7) OBP: 0.320, SLG: 0.417	B B B B 4-0 1B 1-2 28 1B BB	C B S 1-3 ③ K			X 0-0 ③ G5-3		X 0-0 1-2 28 2B 1B	B X 2-0 1-3 3-H 1B 28 2B	X 0-0 ③ G3-1	3	2	1	0	1	1	0
Luke Scott, L (8, PH) OBP: 0.500, SLG: 1.000										2	1	1	1	0	0	1
(8, 9)																
Brad Ausmus, R (1, 2) OBP: 0.306, SLG: 0.297	F X 0-1 SH1-4 28 1B 1-3 2-H 1B		C X 0-1 E8 1B			B B X 2-0 ① F9	B B X 2-0 ② F8	B B S X 2-1 1B 28 1B 2-3 3-H 1B		5	0	3	2	0	0	2
28 Adam Everett, R (1, 6) OBP: 0.298, SLG: 0.329	P B F X 2-1 SH1-4 1-2 3-H 1B		F X 0-1 SH1-4 1B			C B B B B F B 4-2 1B SH2-4 BB	C C B X 1-2 1-H 2-H 1B 2B	X 0-0 1B 1-2 3-H 1B		4	1	4	4	1	0	0
Andy Pettitte, L (1, 1) OBP: 0.176, SLG: 0.242	B F B X 2-1 ② SH1-4 1-2 2-3		C X 0-1 ① SH1-4 1-2			1 SAFE C B X 1-1 ② SH2-4 1-2	B F X 1-1 2-H 1B	B C X 1-1 1-2 2-3 1B		1	0	1	1	0	0	0
Orlando Palmeiro, L (8, PH) OBP: 0.307, SLG: 0.279										1	0	1	0	0	0	0
(8, 7)																
Inning Stats	R: 0 E: 0 K: 2 S: 10 H: 0 LOB: 0 BB: 0 P: 13	R: 2 E: 0 K: 1 S: 14 H: 3 LOB: 2 BB: 1 P: 24	R: 2 E: 0 K: 1 S: 11 H: 1 LOB: 0 BB: 2 P: 22	R: 0 E: 1 K: 1 S: 12 H: 2 LOB: 3 BB: 1 P: 19	R: 0 E: 0 K: 1 S: 6 H: 0 LOB: 0 BB: 0 P: 7	R: 0 E: 0 K: 0 S: 11 H: 1 LOB: 2 BB: 1 P: 20	R: 4 E: 0 K: 1 S: 14 H: 4 LOB: 1 BB: 1 P: 26	R: 4 E: 1 K: 0 S: 18 H: 6 LOB: 3 BB: 0 P: 26	R: 0 E: 0 K: 2 S: 9 H: 1 LOB: 1 BB: 0 P: 11	1B: 13 2B: 3 3B: 0 HR: 2	SF: 0 SAC: 3 DP: 0 HBP: 0						

	AB	42
	R	12
	H	18
	RBI	12
	BB	6
	SO	9
	LOB	21

WP: 0 PB: 0 SB: 0 CS: 1 PA: 51

PITCHER		IP	WLS	BF	H	R	ER	SO	BB	IBB	HBP	BLK	WP	HR	S	P	ERA	WHIP
55 Josh Johnson, R ERA: 2.48	(1, 1)	5.0	L	24	6	4	4	6	3	1	0	0	0	1	53	85	7.20	1.800
Yusmeiro Petit, R ERA: 8.68	(6, 1)	1.2		12	5	4	4	1	2	0	0	0	0	1	23	41	21.60	4.200
Matt Herges, R ERA: 4.36	(7, 1)	1.1		11	6	4	3	0	0	0	0	0	0	0	20	31	20.25	4.500
57 Taylor Tankersley, L ERA: 1.69	(9, 1)	1.0		4	1	0	0	2	0	0	0	0	0	0	9	11	0.00	1.000

PITCHER	IP	WLS	BF	H	R	ER	SO	BB	IBB	HBP	BLK	WP	HR	S	P	ERA	WHIP

Batter	1	2	3	4	5	6	7	8	9	AB	R	H	RBI	BB	SO	LOB
2 Hanley Ramirez, R (1, 6) OBP: 0.332, SLG: 0.407	G6-3		G5-4-3 1B		FC5-4			14 WP 1B		4	0	2	0	0	0	2
6 Dan Uggla, R (1, 4) OBP: 0.359, SLG: 0.500	PB 1B		L6		K			F7		4	0	1	0	0	1	4
Miguel Cabrera, R (1, 5) OBP: 0.424, SLG: 0.553 57 Taylor Tankersley, L (9, 1)	K		G5-4-3			L6		F9		4	0	0	0	0	1	3
										0	0	0	0	0	0	0
14 Josh Willingham, R (1, 7) OBP: 0.352, SLG: 0.470	BB			K		2B		BB		2	0	1	0	2	1	0
12 Cody Ross, R (1, 9) OBP: 0.297, SLG: 0.436	K			L8		K		F9		4	0	0	0	0	2	5
17 Mike Jacobs, L (1, 3) OBP: 0.356, SLG: 0.509 Matt Herges, L (7, 1) 4 Alfredo Amezaga, S (9, 5) OBP: 0.316, SLG: 0.353		1B		K		G3			K	3	0	1	0	0	1	1
										0	0	0	0	0	0	0
										1	0	0	0	0	1	0
Miguel Olivo, R (1, 2) OBP: 0.313, SLG: 0.484		K			G5-3		K		K	4	0	0	0	0	3	1
61 Reggie Abercrombie, R (1, 8) OBP: 0.282, SLG: 0.350		K			FC5-4 BB 1B		G6-3		K	4	0	1	0	0	2	1
55 Josh Johnson, L (1, 1) OBP: 0.077, SLG: 0.080 Joe Borchard, S (5, PH) OBP: 0.325, SLG: 0.376 Yusmeiro Petit, R (6, 1) OBP: 0.200, SLG: 0.200 Wes Helms, R (7, 3) OBP: 0.320, SLG: 0.477		K			FC5-4 BB		P4			1	0	0	0	0	1	1
										0	0	0	0	1	0	0
										0	0	0	0	0	0	0
										1	0	0	0	0	0	0
Inning Stats	R: 0 H: 1 E: 0 LOB: 2 K: 2 BB: 1 S: 14 P: 24	R: 0 H: 1 E: 0 LOB: 1 K: 3 BB: 0 S: 13 P: 14	R: 0 H: 1 E: 0 LOB: 0 K: 0 BB: 0 S: 5 P: 9	R: 0 H: 0 E: 0 LOB: 0 K: 2 BB: 0 S: 12 P: 16	R: 0 H: 1 E: 0 LOB: 2 K: 1 BB: 1 S: 8 P: 16	R: 0 H: 1 E: 0 LOB: 1 K: 1 BB: 0 S: 7 P: 11	R: 0 H: 0 E: 0 LOB: 0 K: 1 BB: 0 S: 7 P: 10	R: 0 H: 1 E: 0 LOB: 2 K: 0 BB: 1 S: 10 P: 20	R: 0 H: 0 E: 0 LOB: 0 K: 3 BB: 0 S: 9 P: 12	1B: 5 SF: 0 2B: 1 SAC: 0 3B: 0 DP: 1 HR: 0 HBP: 0						

PITCHER	IP	WLS	BF	H	R	ER	SO	BB	IBB	HBP	BLK	WP	HR	S	P	ERA	WHIP
Andy Pettitte, L (1, 1) ERA: 4.99	7.0	W	27	5	0	0	10	2	0	0	0	0	0	66	100	0.00	1.000
Russ Springer, R (8, 1) ERA: 3.77	1.0		5	1	0	0	0	1	0	0	0	1	0	10	20	0.00	2.000
Trever Miller, L (9, 1) ERA: 4.21	1.0		3	0	0	0	3	0	0	0	0	0	0	9	12	0.00	0.000

PITCHER	IP	WLS	BF	H	R	ER	SO	BB	IBB	HBP	BLK	WP	HR	S	P	ERA	WHIP

BOTTOM

Houston Astros @ Florida Marlins

Dolphin Stadium, Miami, FL

Sat Jul 15 2006, 6:05 PM EDT

Att. 14,146 - Partly Cloudy - 87 F

livebaseballscorecards.com

AB	32
R	0
H	6
RBI	0
BB	3
SO	13
LOB	18

Batter	1	2	3	4	5	6	7	8	9	AB	R	H	RBI	BB	SO	LOB
Willy Taveras, R (1, 8) OBP: 0.311, SLG: 0.312	C C B B F X 2-2 G4-3 ①	L X 0-1 G3 ③			C X 0-1 FC5-4 ① 2 1B 17 2B 1-2f		B F F C 1-3 K ①		C B F B F F B X 3-2 2 1B 1B	5	1	1	0	0	1	2
2 Chris Burke, R (1, 4) OBP: 0.383, SLG: 0.497	B F B X 2-1 F8 ②		F F B S 1-3 K ①		B B 1 SAFE X 2-0 17 2B 1-2 1B		X 0-0 1B		X 0-0 1-2 1B	5	1	3	0	0	1	0
17 Lance Berkman, S (1, 3) OBP: 0.406, SLG: 0.613	C S X 0-2 WP 2B 2B		B C B B C S 3-3 K ②		X 0-0 G6-3 1-H 2-H 2B		C S D X 1-2 F8 ②		B S F D B S 3-3 K ③	5	1	2	2	0	2	3
Aubrey Huff, L (1, 5) OBP: 0.347, SLG: 0.459	B C B B B 4-1 2B 2-3 BB		B F B B X 3-1 F7 ③		X 0-0 G6-3 ② 2-3		B B X 2-0 F8 ③			3	0	0	0	1	0	2
Preston Wilson, R (1, 7) OBP: 0.320, SLG: 0.418	B X 1-0 1-3 3-H 2B			B C B X 2-1 F8 ①	S S F B F S 1-3 K ③			C X 0-1 L9 ①		4	0	1	1	0	1	1
Eric Munson, L (1, 2) OBP: 0.302, SLG: 0.388	D S C S 1-3 K2-3 ③			X 0-0 G3 ②		B S B C X 2-2 2B		B B F B S F S 3-3 K ②		4	0	1	0	0	2	2
4 Eric Bruntlett, R (1, 9) OBP: 0.346, SLG: 0.322		B C S B X 2-2 28 CS 1B		C B B B B 4-1 BB		B B T B F S 3-3 K ①		F B X 1-1 G6-3 ③		3	0	1	0	1	1	1
28 Adam Everett, R (1, 6) OBP: 0.297, SLG: 0.325		B 1 SAFE B B B C B 4-1 1-2 BB ①		B 1 SAFE X 1-0 F9 ③		B B B C S X 3-2 F9 ②			X 0-0 P2 ①	3	0	0	0	1	0	2
Taylor Buchholz, R (1, 1) OBP: 0.069, SLG: 0.036 Orlando Palmeiro, L (6, PH) OBP: 0.303, SLG: 0.275 51 Wandy Rodriguez, S (6, 1) OBP: 0.129, SLG: 0.100 Russ Springer, R (6, 1) Trever Miller, R (7, 1) 54 Brad Lidge, R (8, 1) Luke Scott, L (9, PH) OBP: 0.333, SLG: 0.667		L B 1 SAFE L 1 SAFE B T 2-2 K ②			B B B B 4-0 FC5-4 BB	F B X 1-1 P4 ③			X 0-0 F7 ②	1 1 0 0 0 0 1	0 0 0 0 0 0 0	0 0 0 0 0 0 0	0 0 0 0 0 0 0	1 0 0 0 0 0 0	1 0 0 0 0 0 0	1 1 0 0 0 0 0

TOP

Houston Astros @ Florida Marlins

Dolphin Stadium, Miami, FL

Sun Jul 16 2006, 1:05 PM EDT

Att. 11,638 - Partly Cloudy - 89 F

livebaseballscorecards.com

AB	35
R	3
H	9
RBI	3
BB	4
SO	9
LOB	15

Inning Stats	1	2	3	4	5	6	7	8	9			
	R: 1 E: 0 K: 1 S: 14	H: 2 LOB: 2 BB: 1 P: 24	R: 0 E: 0 K: 1 S: 9	H: 1 LOB: 1 BB: 1 P: 17	R: 0 E: 0 K: 2 S: 8	H: 0 LOB: 0 BB: 0 P: 15	R: 0 E: 0 K: 0 S: 5	H: 0 LOB: 1 BB: 1 P: 12	R: 2 E: 0 K: 1 S: 11	H: 2 LOB: 1 BB: 1 P: 18	R: 0 E: 0 K: 1 S: 11	H: 1 LOB: 1 BB: 0 P: 20
	R: 0 E: 0 K: 1 S: 8	H: 1 LOB: 1 BB: 0 P: 12	R: 0 E: 0 K: 1 S: 8	H: 0 LOB: 0 BB: 0 P: 12	R: 0 E: 0 K: 1 S: 11	H: 2 LOB: 2 BB: 0 P: 17	1B: 5 2B: 4 3B: 0 HR: 0	SF: 0 SAC: 0 DP: 0 HBP: 0	WP: 1 PB: 0 SB: 0 CS: 1	PA: 39		

PITCHER		IP	WLS	BF	H	R	ER	SO	BB	IBB	HBP	BLK	WP	HR	S	P	ERA	WHIP
Scott Olsen, L ERA: 4.28	(1, 1)	5.1	W	25	6	3	3	6	4	0	0	0	1	0	53	97	5.06	1.875
Randy Messenger, R ERA: 3.41	(6, 1)	0.2	H	2	0	0	0	0	0	0	0	0	0	0	5	9	0.00	0.000
19 Logan Kensing, R ERA: 3.99	(7, 1)	2.0	H	7	1	0	0	2	0	0	0	0	0	0	16	24	0.00	0.500
Joe Borowski, R ERA: 3.75	(9, 1)	1.0		5	2	0	0	1	0	0	0	0	0	0	11	17	0.00	2.000

PITCHER	IP	WLS	BF	H	R	ER	SO	BB	IBB	HBP	BLK	WP	HR	S	P	ERA	WHIP

Batter	1	2	3	4	5	6	7	8	9	AB	R	H	RBI	BB	SO	LOB
4 Alfredo Amezaga, S (1, 8) OBP: 0.318, SLG: 0.345	B C F X 1-2 G4-3 ①		B F S 2 SAFE S 1-3 K2-3 ③		B B C C B B 4-2 2 HR BB	F B X 1-1 F9 ③		B F B B B 4-1 2 G1-3 17 2B BB		3	2	0	0	2	1	3
2 Hanley Ramirez, R (1, 6) OBP: 0.332, SLG: 0.418	B F X 1-1 L5 ②			C B X 1-1 2B	C X 0-1 1-H 2-H HR		S F B B X 2-2 F8 ①	C S B X 1-2 G1-3 ② 1-2		5	1	2	3	0	0	1
17 Mike Jacobs, L (1, 3) OBP: 0.357, SLG: 0.522	B S F C 1-3 K ③			F F B S 1-3 K2-3 ①	X 0-0 F9 ②		B F X 1-1 HR	X 0-0 2-H 2B		5	1	2	2	0	2	1
6 Dan Uggla, R (1, 4) OBP: 0.362, SLG: 0.498		B B C F B B B 4-2 27 CS BB		B F B B B B 4-1 BB	B S B F B X 3-2 P3 ③		S C B F X 1-2 HBP 2B 1B	S B B S F S 2-3 K ③		3	1	1	0	2	1	1
27 Jeremy Hermida, L (1, 9) OBP: 0.381, SLG: 0.430		C B C B F F S 2-3 K ① ② 1-2		B X 1-0 F9 ②		X 0-0 HR	C B S 1 SAFE S 1-3 K ②			4	1	1	1	0	2	4
Joe Borchard, S (1, 7) OBP: 0.323, SLG: 0.368 12 Cody Ross, R (8, 7) OBP: 0.297, SLG: 0.436		C B B F S 2-3 K ③		S B B F S 2-3 K ③		B F X 1-1 E5 20 FC1-5 BB	B H 2-0 1-2 2B HBP			3 0	1 0	0 0	0 0	0 0	2 0	2 0
Wes Helms, R (1, 5) OBP: 0.333, SLG: 0.518			C F S 0-3 K ①		X 0-0 HR	1 SAFE B 1 SAFE C C B B B 4-2 1-2 20 FC1-5 BB	C X 0-1 1-H 2-H 2B			3	1	2	3	1	1	0
20 Matt Treanor, R (1, 2) OBP: 0.314, SLG: 0.279			B S C B B B 4-2 SH5-4 BB		B C B B F F B 4-2 2 HR SH1-4 BB	B X 1-0 1-2 2-3f FC1-5 ①	C S C 0-3 ③			2	1	0	0	2	1	3
Scott Olsen, L (1, 1) OBP: 0.080, SLG: 0.080 Randy Messenger, R (6, 1) 14 Josh Willingham, R (6, PH) OBP: 0.351, SLG: 0.468 19 Logan Kensing, R (7, 1) 61 Reggie Abercrombie, R (8, PH) OBP: 0.281, SLG: 0.349 Joe Borowski, R (9, 1)			M L 1 SAFE X 0-2 1-2 SH5-4 ②		M B X 1-1 1-2 SH1-4 ①	B S B T B F X 3-2 F6 ②		C B S S S 1-3 K ①		0 0 1 0 0 1 0	0 0 0 0 0 0 0	0 0 0 0 0 0 0	0 0 0 0 0 1 0	0 0 0 0 0 0 0	0 0 2 0 0 0 0	0 0 0 0 0 0 0
Inning Stats	R: 0 E: 0 K: 1 S: 8 H: 0 LOB: 0 BB: 0 P: 11	R: 0 E: 0 K: 2 S: 10 H: 0 LOB: 0 BB: 1 P: 18	R: 0 E: 0 K: 2 S: 11 H: 0 LOB: 1 BB: 1 P: 16	R: 0 E: 0 K: 2 S: 10 H: 1 LOB: 2 BB: 1 P: 19	R: 4 E: 0 K: 0 S: 14 H: 2 LOB: 0 BB: 2 P: 26	R: 1 E: 1 K: 0 S: 12 H: 1 LOB: 2 BB: 1 P: 22	R: 3 E: 0 K: 2 S: 17 H: 3 LOB: 1 BB: 0 P: 24	R: 1 E: 0 K: 2 S: 12 H: 1 LOB: 1 BB: 1 P: 20		1B: 1 2B: 3 3B: 0 HR: 4	SF: 0 SAC: 2 DP: 0 HBP: 1			WP: 0 PB: 0 SB: 0 CS: 1	PA: 40		

BOTTOM

Houston Astros @ Florida Marlins

Dolphin Stadium, Miami, FL

Sun Jul 16 2006, 1:05 PM EDT

Att. 11,638 - Partly Cloudy - 89 F

AB	30
R	9
H	8
RBI	9
BB	7
SO	11
LOB	17

livebaseballscorecards.com

PITCHER		IP	WLS	BF	H	R	ER	SO	BB	IBB	HBP	BLK	WP	HR	S	P	ERA	WHIP
Taylor Buchholz, R ERA: 5.31	(1, 1)	5.0	L	22	3	4	4	7	5	0	0	0	0	2	53	90	7.20	1.600
51 Wandy Rodriguez, L ERA: 5.22	(6, 1)	0.0		3	1	1	1	0	1	0	0	0	0	1	5	10	∞	∞
Russ Springer, R ERA: 4.18	(6, 1)	1.1		6	2	2	2	0	0	0	0	0	0	1	16	25	13.50	1.500
Trever Miller, L ERA: 4.44	(7, 1)	0.2		4	1	1	1	2	0	0	1	0	0	0	8	11	13.50	1.500
54 Brad Lidge, R ERA: 5.73	(8, 1)	1.0		5	1	1	1	2	1	0	0	0	0	0	12	20	9.00	2.000

PITCHER	IP	WLS	BF	H	R	ER	SO	BB	IBB	HBP	BLK	WP	HR	S	P	ERA	WHIP

Batter	1	2	3	4	5	6	7	8	9	AB	R	H	RBI	BB	SO	LOB
Craig Biggio, R (1, 4) OBP: 0.332, SLG: 0.419	C X 0-1 P4 ①		F B B F B X 3-2 F8 ①		B B B 4-0 2 SH1-3 BB		B C S S 1-3 K ①		X 0-0 G5-3 ③	4	0	0	0	1	1	1
Mike Lamb, L (1, 3) OBP: 0.377, SLG: 0.533	B C X 1-1 L9 ②		B S B C F F S 2-3 K ②		C F S 0-3 K ①		F X 0-1 G3-1 ②			4	0	0	0	0	2	2
2 Chris Burke, R (1, 8) OBP: 0.387, SLG: 0.513	C B B B B 4-1 17 WP 17 S BB		D F B X 2-1 F8 ③		F X 0-1 SH1-3 ② 1-2		B C B X 2-1 HR			2	1	1	1	1	0	1
17 Lance Berkman, S (1, 9) OBP: 0.407, SLG: 0.609	C 1 SAFE F D B B B 4-2 1-3 BB			B B C B B 4-1 3B BB	S F D B B S 3-3 K ③		C F B F B F X 2-2 G6-3 ③			2	1	0	0	2	1	1
Aubrey Huff, L (1, 5) OBP: 0.349, SLG: 0.466	F S F B X 1-2 G4-3 ③			C X 0-1 1-H 3B		C B B F B B 4-2 BLK 1B BB		C B B B X 3-1 F7 ①		3	0	1	1	1	0	2
Preston Wilson, R (1, 7) OBP: 0.316, SLG: 0.413		B C S X 1-2 G3 ①		X 0-0 F8 ①		F S S 0-3 K ①		C F F X 0-2 G5-3 ②		4	0	0	0	0	1	2
Brad Ausmus, R (1, 2) OBP: 0.309, SLG: 0.300		B B B C C F X 3-2 28 G5-4-3 1B		B C C S 1-3 K ②		1 SAFE F X 0-1 BLK 1-2 1B		F C B T 1-2 K ③		4	0	2	0	0	2	1
28 Adam Everett, R (1, 6) OBP: 0.297, SLG: 0.323 Orlando Palmeiro, L (9, PH) OBP: 0.299, SLG: 0.271	C B X 1-1 G5-4-3 ② ③ 1-2f			D B C B C B 4-2 44 S BB		C F B X 1-2 F9 ②			F B B F B F F F S 2-3 K ①	2 1	0 0	0 0	0 0	1 0	0 1	3 0
44 Roy Oswalt, R (1, 1) OBP: 0.167, SLG: 0.150 Luke Scott, L (6, PH) OBP: 0.250, SLG: 0.500 Russ Springer, R (6, 1) 64 Fernando Nieve, R (7, 1) OBP: 0.222, SLG: 0.125 Dan Wheeler, R (8, 1) Eric Munson, L (9, PH) OBP: 0.299, SLG: 0.385			C X 0-1 1B	C F F B C 1-3 K ③ 1-2		B C X 1-1 G4-3 ③ 1-2 2-3			C B X 1-1 L9 ②	2 1 0 0 0 0 1	0 0 0 0 0 0 0	1 0 0 0 0 0 0	0 0 0 0 0 0 0	0 0 0 0 0 0 0	1 0 0 0 0 0 0	2 2 0 0 0 0 0

Inning Stats	1	2	3	4	5	6	7	8	9
	R: 0 H: 0 E: 0 LOB: 2 K: 0 BB: 2 S: 11 P: 21	R: 0 H: 1 E: 0 LOB: 0 K: 0 BB: 0 S: 9 P: 14	R: 0 H: 1 E: 0 LOB: 1 K: 1 BB: 0 S: 12 P: 19	R: 1 H: 1 E: 0 LOB: 2 K: 2 BB: 2 S: 13 P: 23	R: 0 H: 0 E: 0 LOB: 1 K: 2 BB: 1 S: 8 P: 15	R: 0 H: 1 E: 0 LOB: 2 K: 1 BB: 1 S: 12 P: 18	R: 1 H: 1 E: 0 LOB: 0 K: 1 BB: 0 S: 12 P: 17	R: 0 H: 0 E: 0 LOB: 0 K: 1 BB: 0 S: 9 P: 13	R: 0 H: 0 E: 0 LOB: 0 K: 1 BB: 0 S: 9 P: 12

1B: 3 SF: 0 WP: 1 PA: 37
2B: 0 SAC: 1 PB: 0
3B: 1 DP: 1 SB: 2
HR: 1 HBP: 0 CS: 0

PITCHER		IP	WLS	BF	H	R	ER	SO	BB	IBB	HBP	BLK	WP	HR	S	P	ERA	WHIP
49 Carlos Marmol, R ERA: 3.86	(1, 1)	6.0	W	27	4	1	1	6	6	0	0	1	1	0	65	110	1.50	1.667
Scott Williamson, R ERA: 4.28	(7, 1)	0.2	H	3	1	1	1	1	0	0	0	0	0	1	7	10	13.50	1.500
47 Scott Eyre, L ERA: 2.28	(7, 1)	0.2	H	2	0	0	0	0	0	0	0	0	0	0	7	12	0.00	0.000
Bob Howry, R ERA: 3.0	(8, 1)	0.2	H	2	0	0	0	1	0	0	0	0	0	0	7	8	0.00	0.000
46 Ryan Dempster, R ERA: 4.54	(9, 1)	1.0	S	3	0	0	0	1	0	0	0	0	0	0	9	12	0.00	0.000

PITCHER	IP	WLS	BF	H	R	ER	SO	BB	IBB	HBP	BLK	WP	HR	S	P	ERA	WHIP

TOP

Houston Astros @ Chicago Cubs

Wrigley Field, Chicago, IL

Tue Jul 18 2006, 7:05 PM CDT

Att. 39,883 - Clear - 77 F

livebaseballscorecards.com

AB	30
R	2
H	5
RBI	2
BB	6
SO	9
LOB	17

Houston Astros @ Chicago Cubs

Wrigley Field, Chicago, IL

Tue Jul 18 2006, 7:05 PM CDT

Att. 39,883 - Clear - 77 F

BOTTOM

Batter	1	2	3	4	5	6	7	8	9	AB	R	H	RBI	BB	SO	LOB
Juan Pierre, L (1, 8) OBP: 0.319, SLG: 0.360	C B F B X 2-2 ① G4-3		L C B F B X 2-2 ③ F8		B X 1-0 ② G4-3 2-3			C B X 1-1 ① G3		4	0	0	0	0	0	2
Michael Barrett, R (1, 2) OBP: 0.397, SLG: 0.531	B X 1-0 ② G5-3			F F B X 1-2 1B HR 1B	B B C X 2-1 2B 3-H			F B F B F F S 2-3 ② K		4	1	2	1	0	1	0
25 Derrek Lee, R (1, 3) OBP: 0.393, SLG: 0.455	B C B C C 2-3 ③ K			F B B 1 SAFE C F X 2-2 ① L4	C C B X 1-2 ③ G6-3			X 0-0 ③ F8		4	0	0	0	0	1	2
16 Aramis Ramirez, R (1, 5) OBP: 0.324, SLG: 0.476		X 0-0 ① P3		B 1 SAFE X 1-0 ② L8		F X 0-1 ① L8				3	0	0	0	0	0	1
Jacque Jones, L (1, 9) OBP: 0.329, SLG: 0.515		C B X 1-1 ② G1-3		C X 0-1 1-2 HR 1B		C S B S 1-3 ② K				3	1	1	0	0	1	0
Phil Nevin, R (1, 7) OBP: 0.311, SLG: 0.449		B X 1-0 ③ G6-3		B B C S X 2-2 1-H 2-H HR		F B B C F S 2-3 ③ K				3	1	1	3	0	1	0
Scott Williamson, R (7, 1)										0	0	0	0	0	0	0
47 Scott Eyre, L (7, 1)										0	0	0	0	0	0	0
Bob Howry, L (8, 1) OBP: 1.000, SLG: 1.000										0	0	0	0	0	0	0
46 Ryan Dempster, R (9, 1)										0	0	0	0	0	0	0
Neifi Perez, S (1, 4) OBP: 0.272, SLG: 0.362			C B B C B X 3-2 ① P5	C F B B F X 2-2 5 CS 1B				B X 1-0 ① P2		3	0	1	0	0	0	0
5 Ronny Cedeno, R (1, 6) OBP: 0.284, SLG: 0.341			F B S S 1-3 ② K	B C 1 SAFE F 1 SAFE F 1 SAFE B 2-2 ③ CS 1-2	X 0-0 G4-3 49 SH5-4 2B 1B			F B F X 1-2 29 CS 1B		3	1	2	0	0	1	0
49 Carlos Marmol, R (1, 1) OBP: 0.091, SLG: 0.091			X 0-0 1B		M L X 0-2 ① SH5-4 1-2			C C S 0-3 ② ③ K 1-2		1	0	1	0	0	0	0
29 Ángel Pagán, S (7, 7) OBP: 0.271, SLG: 0.468										1	0	0	0	0	1	1
Inning Stats	R: 0 E: 0 K: 1 S: 7 H: 0 LOB: 0 BB: 0 P: 12	R: 0 E: 0 K: 0 S: 4 H: 0 LOB: 0 BB: 0 P: 6	R: 0 E: 0 K: 1 S: 11 H: 1 LOB: 1 BB: 0 P: 17	R: 3 E: 0 K: 0 S: 20 H: 4 LOB: 0 BB: 0 P: 30	R: 1 E: 0 K: 0 S: 10 H: 2 LOB: 1 BB: 0 P: 14	R: 0 E: 0 K: 2 S: 9 H: 0 LOB: 0 BB: 0 P: 12	R: 0 E: 0 K: 1 S: 7 H: 1 LOB: 0 BB: 0 P: 9	R: 0 E: 0 K: 1 S: 8 H: 0 LOB: 0 BB: 0 P: 11		1B: 6 2B: 1 3B: 0 HR: 1	SF: 0 SAC: 1 DP: 0 HBP: 0					

PITCHER		IP	WLS	BF	H	R	ER	SO	BB	IBB	HBP	BLK	WP	HR	S	P	ERA	WHIP
44 Roy Oswalt, R ERA: 3.22	(1, 1)	5.0	L	21	7	4	4	2	0	0	0	0	0	1	52	79	7.20	1.400
Russ Springer, R ERA: 4.05	(6, 1)	1.0		3	0	0	0	2	0	0	0	0	0	0	9	12	0.00	0.000
64 Fernando Nieve, R ERA: 4.44	(7, 1)	1.0		3	1	0	0	1	0	0	0	0	0	0	7	9	0.00	1.000
Dan Wheeler, R ERA: 3.6	(8, 1)	1.0		3	0	0	0	1	0	0	0	0	0	0	8	11	0.00	0.000

PITCHER	IP	WLS	BF	H	R	ER	SO	BB	IBB	HBP	BLK	WP	HR	S	P	ERA	WHIP

livebaseballscorecards.com

AB	29
R	4
H	8
RBI	4
BB	0
SO	6
LOB	6

1B: 6	SF: 0	WP: 0	PA: 31
2B: 1	SAC: 1	PB: 0	
3B: 0	DP: 0	SB: 0	
HR: 1	HBP: 0	CS: 2	

Batter	1	2	3	4	5	6	7	8	9	AB	R	H	RBI	BB	SO	LOB
Craig Biggio, R (1, 4) OBP: 0.332, SLG: 0.426 Willy Taveras, R (9, 8) OBP: 0.311, SLG: 0.312	C X 0-1 HR		C X 0-1 ① L8		C X 0-1 ③ G1-3		S B F B F X 2-2 ③ G5-3			4 0	1 0	1 0	1 0	0 0	0 0	1 0
Mike Lamb, L (1, 3) OBP: 0.375, SLG: 0.528	C F B F B X 1-2 ① G1-3		C B S B X 2-2 ② G6-3			C S X 0-2 FC1-5 2 2 S 1B		B F B F F F F F F 2-3 ① K		4	0	1	0	0	1	0
2 Chris Burke, R (1, 8) (9, 4) OBP: 0.384, SLG: 0.505	C B F F F F X 1-2 ② G6-3		S F B B S 2-3 ③ K			B P L X 2-1 ① FC1-5 1B 2B 1-3		B B B F S B 4-2 WP BB		3	1	0	0	1	1	1
17 Lance Berkman, S (1, 9) OBP: 0.406, SLG: 0.605	F B S X 1-2 1B			B B X 2-0 ① G6-3		1 SAFE B F S 1 SAFE 1 SAFE X 1-2 ② P3		B 1 SAFE 1 SAFE B B B 1 SAFE X 3-0 ② F7		4	0	1	0	0	0	2
Aubrey Huff, L (1, 5) OBP: 0.348, SLG: 0.462	C B X 1-1 ③ G4-3			B B X 2-0 ② G1		B D D C X 3-1 2B 1B 1-3		C 1 SAFE B B X 2-1 ③ F8 1-2		4	1	1	0	0	0	2
Preston Wilson, R (1, 7) OBP: 0.318, SLG: 0.420		C B F B X 2-2 ① G1-3		X 0-0 ③ G1-3		F X 0-1 2B 1-H 3-H			F B X 1-1 SH5-4 28 SH5-4 2B	4	1	2	2	0	0	0
Brad Ausmus, R (1, 2) OBP: 0.313, SLG: 0.308	X 0-0 FC6-4 1B				B X 1-0 2B	B C C B B S 3-3 ③ K			X 0-0 ① SH5-4 2-3	3	0	2	0	0	1	1
28 Adam Everett, R (1, 6) OBP: 0.295, SLG: 0.320	C C F F D S 1-3 ② K				X 0-0 ① G5-3		C F F B X 1-2 ① G6-3		P B X 2-0 ② SH5-4 3-H	3	0	0	1	0	1	2
Roger Clemens, R (1, 1) Orlando Palmeiro, L (7, PH) OBP: 0.295, SLG: 0.268 Chad Qualls, R (7, 1) Trever Miller, R (8, 1) Dan Wheeler, R (8, 1) Luke Scott, L (9, PH) OBP: 0.200, SLG: 0.400 54 Brad Lidge, R (9, 1)	B C C X 1-2 ③ FC6-4 1-2f				X 0-0 ② G1-3		B B B C X 3-1 ② F7		B S F F C 1-3 ③ K	2 1 0 0 0 0 1 0	0 0 0 0 0 0 0 0	0 0 0 0 0 0 0 0	0 0 0 0 0 0 0 0	0 0 0 0 0 0 1 0	0 0 0 0 0 0 0 0	2 0 0 0 0 0 0 0
Inning Stats	R: 1 H: 2 E: 0 LOB: 1 K: 0 BB: 0 S: 17 P: 21	R: 0 H: 1 E: 0 LOB: 1 K: 1 BB: 0 S: 12 P: 16	R: 0 H: 0 E: 0 LOB: 0 K: 1 BB: 0 S: 8 P: 12	R: 0 H: 0 E: 0 LOB: 0 K: 0 BB: 0 S: 3 P: 7	R: 0 H: 1 E: 0 LOB: 1 K: 0 BB: 0 S: 5 P: 6	R: 2 H: 3 E: 0 LOB: 1 K: 1 BB: 0 S: 16 P: 24	R: 0 H: 0 E: 0 LOB: 0 K: 0 BB: 0 S: 10 P: 16	R: 0 H: 0 E: 0 LOB: 1 K: 1 BB: 1 S: 14 P: 25	R: 1 H: 1 E: 0 LOB: 0 K: 1 BB: 0 S: 9 P: 12	1B: 4 SF: 0 2B: 3 SAC: 2 3B: 0 DP: 0 HR: 1 HBP: 0						

PITCHER		IP	WLS	BF	H	R	ER	SO	BB	IBB	HBP	BLK	WP	HR	S	P	ERA	WHIP
Greg Maddux, R ERA: 4.56	(1, 1)	7.0	L	28	7	3	3	3	0	0	0	0	0	1	71	102	3.86	1.000
47 Scott Eyre, L ERA: 2.23	(8, 1)	1.0		4	0	0	0	1	1	0	0	0	1	0	14	25	0.00	1.000
Bob Howry, R ERA: 3.13	(9, 1)	1.0		4	1	1	1	1	0	0	0	0	0	0	9	12	9.00	1.000

PITCHER	IP	WLS	BF	H	R	ER	SO	BB	IBB	HBP	BLK	WP	HR	S	P	ERA	WHIP

Houston Astros @ Chicago Cubs

Wrigley Field, Chicago, IL

Wed Jul 19 2006, 7:05 PM CDT

Att. 40,344 - Overcast - 85 F

TOP

livebaseballscorecards.com

AB	33
R	4
H	8
RBI	4
BB	1
SO	5
LOB	11

Inning Stats	R: 1 E: 0 K: 0 S: 17	H: 2 LOB: 1 BB: 0 P: 21	R: 0 E: 0 K: 1 S: 12	H: 1 LOB: 1 BB: 0 P: 16	R: 0 E: 0 K: 1 S: 8	H: 0 LOB: 0 BB: 0 P: 12	R: 0 E: 0 K: 0 S: 3	H: 0 LOB: 0 BB: 0 P: 7	R: 0 E: 0 K: 0 S: 5	H: 1 LOB: 1 BB: 0 P: 6	R: 2 E: 0 K: 1 S: 16	H: 3 LOB: 1 BB: 0 P: 24	R: 0 E: 0 K: 0 S: 10	H: 0 LOB: 0 BB: 0 P: 16	R: 0 E: 0 K: 1 S: 14	H: 0 LOB: 1 BB: 1 P: 25	R: 1 E: 0 K: 1 S: 9	H: 1 LOB: 0 BB: 0 P: 12	1B: 4 2B: 3 3B: 0 HR: 1	SF: 0 SAC: 2 DP: 0 HBP: 0	WP: 1 PB: 0 SB: 1 CS: 0	PA: 36

Houston Astros @ Chicago Cubs

Wrigley Field, Chicago, IL

Wed Jul 19 2006, 7:05 PM CDT

Att. 40,344 - Overcast - 85 F

BOTTOM

Batter	1	2	3	4	5	6	7	8	9	AB	R	H	RBI	BB	SO	LOB
Juan Pierre, L (1, 8) OBP: 0.319, SLG: 0.360	G4-3		F8			S 1B		SH5-3 1-2		3	0	1	0	0	0	0
Ryan Theriot, R (1, 4) OBP: 0.333, SLG: 0.500	K		G4-3			1 SAFE 1 SAFE 1 SAFE G6-3 1-2		0-0 2-H HR		2	0	0	0	0	1	0
Todd Walker, L (6, PH) (7, 4) OBP: 0.356, SLG: 0.396										2	1	1	2	0	0	1
25 Derrek Lee, R (1, 3) OBP: 0.388, SLG: 0.447	F7			K		K		3-2 1B		4	0	1	0	0	2	1
16 Aramis Ramirez, R (1, 5) OBP: 0.321, SLG: 0.470		G6-3		G5-3		G4-3		L7		4	0	0	0	0	0	2
Jacque Jones, L (1, 9) OBP: 0.328, SLG: 0.515		G4-3 2B		G3			K2-3		K	4	0	1	0	0	2	0
Michael Barrett, R (1, 2) OBP: 0.395, SLG: 0.527		G4-3 2-3			G6-3		29 G4-6-3 1B		F7	4	0	1	0	0	0	1
29 Ángel Pagán, S (1, 7) OBP: 0.288, SLG: 0.480		BB			2B		G4-6-3 1-2f		K	3	0	1	0	1	1	1
5 Ronny Cedeno, R (1, 6) OBP: 0.281, SLG: 0.338		K			K			F8		3	0	0	0	0	2	3
Greg Maddux, R (1, 1) OBP: 0.150, SLG: 0.132			F8		G4-3			SH5-3 HR BB		2	0	0	0	0	0	1
47 Scott Eyre, L (8, 1)										0	0	0	0	0	0	0
Phil Nevin, R (8, PH) OBP: 0.313, SLG: 0.449										0	1	0	0	1	0	0
Bob Howry, L (9, 1) OBP: 1.000, SLG: 1.000										0	0	0	0	0	0	0
Inning Stats	R: 0 E: 0 K: 1 S: 13 H: 0 LOB: 0 BB: 0 P: 17	R: 0 E: 0 K: 1 S: 11 H: 1 LOB: 2 BB: 1 P: 20	R: 0 E: 0 K: 0 S: 9 H: 0 LOB: 0 BB: 0 P: 12	R: 0 E: 0 K: 1 S: 6 H: 0 LOB: 0 BB: 0 P: 9	R: 0 E: 0 K: 1 S: 10 H: 1 LOB: 1 BB: 0 P: 12	R: 0 E: 0 K: 1 S: 11 H: 1 LOB: 1 BB: 0 P: 15	R: 0 E: 0 K: 1 S: 9 H: 1 LOB: 0 BB: 0 P: 13	R: 2 E: 0 K: 0 S: 10 H: 2 LOB: 1 BB: 1 P: 19	R: 0 E: 0 K: 2 S: 11 H: 0 LOB: 0 BB: 0 P: 17	1B: 3 2B: 2 3B: 0 HR: 1	SF: 0 SAC: 1 DP: 1 HBP: 0						

livebaseballscorecards.com

AB	31
R	2
H	6
RBI	2
BB	2
SO	8
LOB	10

WP: 0 PB: 0 SB: 1 CS: 0 PA: 34

PITCHER		IP	WLS	BF	H	R	ER	SO	BB	IBB	HBP	BLK	WP	HR	S	P	ERA	WHIP
Roger Clemens, R ERA: 2.43	(1, 1)	6.0	W	22	3	0	0	5	1	0	0	0	0	0	60	85	0.00	0.667
Chad Qualls, R ERA: 3.48	(7, 1)	1.1	H	5	1	1	1	1	1	0	0	0	0	0	13	23	6.75	1.500
Trever Miller, L ERA: 4.73	(8, 1)	0.1	H	2	1	1	1	0	0	0	0	0	0	1	2	2	27.00	3.000
Dan Wheeler, R ERA: 3.57	(8, 1)	0.1	H	2	1	0	0	0	0	0	0	0	0	0	4	7	0.00	3.000
54 Brad Lidge, R ERA: 5.6	(9, 1)	1.0	S	3	0	0	0	2	0	0	0	0	0	0	11	17	0.00	0.000

PITCHER	IP	WLS	BF	H	R	ER	SO	BB	IBB	HBP	BLK	WP	HR	S	P	ERA	WHIP

Houston Astros @ Chicago Cubs

Wrigley Field, Chicago, IL

Thu Jul 20 2006, 1:20 PM CDT

Att. 40,208 - Overcast - 75 F

TOP

livebaseballscorecards.com

Batter	1	2	3	4	5	6	7	8	9	AB	R	H	RBI	BB	SO	LOB
2 Chris Burke, R (1, 4) (7, 6) OBP: 0.378, SLG: 0.498	B B S S S S 3-3 ① K			F S X 0-2 ① G1-3		X 0-0 ② P4		B B F X 2-1 ② SF9 3-H		3	0	0	1	0	1	0
Mike Lamb, L (1, 3) (7, 4) OBP: 0.373, SLG: 0.520	C B F B X 2-2 ② F8			F B X 1-1 ② P5		C F B B F X 2-2 ③ F7		F B B B C F B 4-2 BB		3	0	0	0	1	0	0
17 Lance Berkman, S (1, 9) OBP: 0.404, SLG: 0.599	F B B S B X 3-2 ③ P6			C F B C 1-3 ③ K			B C B B C F F F B 4-2 F8 BB BB	B B X 2-0 ③ P5		3	0	0	0	1	1	1
Aubrey Huff, L (1, 5) OBP: 0.350, SLG: 0.459		X 0-0 ① F7			B B B B 4-0 WP 1B BB		B B C B B 4-1 1-2 BB		B B C X 2-1 ① F7	2	0	0	0	2	0	0
Luke Scott, L (1, 7) OBP: 0.333, SLG: 0.444		B B B C X 3-1 ② G1-3			F D S F X 1-2 WP 1-2 1B		B X 1-0 ① F8 2-3		F B S X 1-2 DI 1B	4	0	2	0	0	0	2
Brad Ausmus, R (1, 2) OBP: 0.308, SLG: 0.303	F X 0-1 ③ L9				C C D C 1-3 ① K 1-2 2-3		C S B C 1-3 ② K		S X 0-1 ② F8	4	0	0	0	0	2	5
28 Adam Everett, R (1, 6) OBP: 0.293, SLG: 0.318 Eric Munson, L (7, PH) (7, 3) OBP: 0.303, SLG: 0.381			C F S 0-3 ① K		B B S F C 2-3 ② K		F D F S 1-3 ③ K		B D S B B 4-1 1-2 BB	2 1	0 0	0 0	0 1	0 1	2 2	2 2
Willy Taveras, R (1, 8) OBP: 0.310, SLG: 0.311		B B S B F S 3-3 ② K			B X 1-0 ③ G3			B X 1-0 F8 WP 2 SF9 1B	F B B C X 2-2 ③ G1-3	4	1	1	0	0	1	4
Andy Pettitte, L (1, 1) OBP: 0.171, SLG: 0.235 Preston Wilson, R (6, PH) OBP: 0.317, SLG: 0.419 Dave Borkowski, R (6, 1) Orlando Palmeiro, L (8, PH) OBP: 0.291, SLG: 0.264 Russ Springer, R (8, 1)			C B F S 1-3 ③ K			B F S S 1-3 ① K		B C 1 B X 2-1 ① F8 SAFE 1-3		1 1 0 1 0	0 0 0 0 0	0 0 0 0 0	0 0 0 0 0	0 0 0 0 0	1 1 0 0 0	0 0 0 1 0

	AB	29
	R	1
	H	3
	RBI	1
	BB	5
	SO	10
	LOB	17

Inning Stats																																		
	R: 0 E: 0 K: 1 S: 9	H: 0 LOB: 0 BB: 0 P: 17	R: 0 E: 0 K: 0 S: 5	H: 0 LOB: 0 BB: 0 P: 8	R: 0 E: 0 K: 3 S: 9	H: 0 LOB: 0 BB: 0 P: 13	R: 0 E: 0 K: 1 S: 8	H: 0 LOB: 0 BB: 0 P: 10	R: 0 E: 0 K: 2 S: 11	H: 1 LOB: 2 BB: 1 P: 20	R: 0 E: 0 K: 1 S: 8	H: 0 LOB: 0 BB: 0 P: 11	R: 0 E: 0 K: 2 S: 13	H: 0 LOB: 2 BB: 2 P: 24	R: 1 E: 0 K: 0 S: 9	H: 1 LOB: 1 BB: 1 P: 20	R: 0 E: 0 K: 0 S: 11	H: 1 LOB: 2 BB: 1 P: 20	1B: 3 2B: 0 3B: 0 HR: 0	SF: 1 SAC: 0 DP: 0 HBP: 0	WP: 2 PB: 0 SB: 0 CS: 0	PA: 35

PITCHER	IP	WLS	BF	H	R	ER	SO	BB	IBB	HBP	BLK	WP	HR	S	P	ERA	WHIP
38 Carlos Zambrano, R (1, 1) ERA: 3.11	8.0	W	30	2	1	1	10	4	0	0	0	2	0	72	123	1.12	0.750
46 Ryan Dempster, R (9, 1) ERA: 4.43	1.0	S	5	1	0	0	0	1	0	0	0	0	0	11	20	0.00	2.000

PITCHER	IP	WLS	BF	H	R	ER	SO	BB	IBB	HBP	BLK	WP	HR	S	P	ERA	WHIP

Houston Astros @ Chicago Cubs

Wrigley Field, Chicago, IL

Thu Jul 20 2006, 1:20 PM CDT

Att. 40,208 - Overcast - 75 F

livebaseballscorecards.com

BOTTOM

Batter	1	2	3	4	5	6	7	8	9	AB	R	H	RBI	BB	SO	LOB
Juan Pierre, L (1, 8) OBP: 0.318, SLG: 0.359	G3	G4-3			19 BB 1B	P4				4	1	1	0	0	0	0
Neifi Perez, S (1, 6) OBP: 0.272, SLG: 0.365	1B 2B		P4		K	F8				4	1	1	0	0	1	1
Michael Barrett, R (1, 2) OBP: 0.400, SLG: 0.540	19 1B BB 1B		HR		19 BB BB BB	G5-3				3	1	2	2	1	0	0
16 Aramis Ramirez, R (1, 5) OBP: 0.320, SLG: 0.477	F9		HR		K	K				4	1	1	1	0	2	3
Phil Nevin, R (1, 3) OBP: 0.315, SLG: 0.446	19 1B BB		K		19 BB BB	K				2	0	0	0	2	2	0
19 Matt Murton, R (1, 7) OBP: 0.346, SLG: 0.375 46 Ryan Dempster, R (9, 1)	1B		L5		BB	L4				3 0	0 0	1 0	1 0	1 0	0 0	0 0
Jacque Jones, L (1, 9) OBP: 0.324, SLG: 0.508	K			K	F7			F8		4	0	0	0	0	2	6
Ryan Theriot, R (1, 4) OBP: 0.267, SLG: 0.385		G5-3		K		G6-3				3	0	0	0	0	1	0
38 Carlos Zambrano, S (1, 1) OBP: 0.178, SLG: 0.372 29 Ángel Pagán, S (9, 7) OBP: 0.288, SLG: 0.480		G4-3		G5-3		K				3 0	0 0	0 0	0 0	0 0	1 0	0 0
Inning Stats	R: 1 E: 0 K: 1 S: 16 H: 3 LOB: 3 BB: 1 P: 26	R: 0 E: 0 K: 0 S: 5 H: 0 LOB: 0 BB: 0 P: 8	R: 2 E: 0 K: 1 S: 11 H: 2 LOB: 0 BB: 0 P: 20	R: 0 E: 0 K: 2 S: 10 H: 0 LOB: 0 BB: 0 P: 15	R: 1 E: 0 K: 2 S: 12 H: 1 LOB: 3 BB: 3 P: 31	R: 0 E: 0 K: 1 S: 8 H: 0 LOB: 0 BB: 0 P: 9	R: 0 E: 0 K: 1 S: 9 H: 0 LOB: 0 BB: 0 P: 13	R: 0 E: 0 K: 1 S: 7 H: 0 LOB: 0 BB: 0 P: 11		1B: 3 2B: 1 3B: 0 HR: 2	SF: 0 SAC: 0 DP: 0 HBP: 0						

	AB	30
	R	4
	H	6
	RBI	4
	BB	4
	SO	9
	LOB	10

WP: 0 PB: 0 SB: 2 CS: 0 PA: 34

PITCHER		IP	WLS	BF	H	R	ER	SO	BB	IBB	HBP	BLK	WP	HR	S	P	ERA	WHIP
Andy Pettitte, L ERA: 5.08	(1, 1)	5.0	L	25	6	4	4	6	4	0	0	0	0	2	54	100	7.20	2.000
Dave Borkowski, R ERA: 3.96	(6, 1)	2.0		6	0	0	0	2	0	0	0	0	0	0	17	22	0.00	0.000
Russ Springer, R ERA: 3.93	(8, 1)	1.0		3	0	0	0	1	0	0	0	0	0	0	7	11	0.00	0.000

PITCHER	IP	WLS	BF	H	R	ER	SO	BB	IBB	HBP	BLK	WP	HR	S	P	ERA	WHIP

Batter	1	2	3	4	5	6	7	8	9	AB	R	H	RBI	BB	SO	LOB
Craig Biggio, R (1, 4) OBP: 0.328, SLG: 0.421	X 0-0 P6		C F F F X 0-2 G6-3			B B C F S 2-3 K		X 0-0 F8-2 3-H		4	0	0	0	0	1	2
Mike Lamb, L (1, 3) OBP: 0.371, SLG: 0.516	C X 0-1 F8			C B B X 2-1 P5		X 0-0 2 WP 1B			X 0-0 G4-3	4	0	1	0	0	0	0
2 Chris Burke, R (1, 8) OBP: 0.371, SLG: 0.488	C F X 0-2 P5			X 0-0 F7		B B C X 2-1 G6-3 1-2			C B B B F F X 3-2 G5-3	4	0	0	0	0	0	1
17 Lance Berkman, S (1, 9) OBP: 0.403, SLG: 0.595		F S F B S 1-3 K		B F F F X 1-2 1B			F F B F F B B X 3-2 P5		B X 1-0 F8	4	0	1	0	0	1	0
Aubrey Huff, L (1, 5) OBP: 0.349, SLG: 0.457		C B F X 1-2 FC4-6 1B		X 0-0 F7			X 0-0 L4			3	0	1	0	0	0	1
Preston Wilson, R (1, 7) OBP: 0.315, SLG: 0.415		B X 1-0 FC4-6 1-2f			C B B B F X 2-2 P4		B X 1-0 G5-3			3	0	0	0	0	0	1
Eric Munson, L (1, 2) OBP: 0.303, SLG: 0.374		B B 1 SAFE 1 SAFE 1 SAFE F F S 2-3 K			F B X 1-1 G6-3			B B B B 4-0 28 2B F8-2 BB		2	0	0	0	1	1	1
28 Adam Everett, R (1, 6) OBP: 0.293, SLG: 0.321			B B C F B X 3-2 F8		C S F S 0-3 K			X 0-0 1-3 2B		3	0	1	0	0	1	0
Taylor Buchholz, R (1, 1) OBP: 0.067, SLG: 0.034 Willy Taveras, R (6, PH) OBP: 0.309, SLG: 0.310 64 Fernando Nieve, R (6, 1) OBP: 0.222, SLG: 0.125 Orlando Palmeiro, L (8, PH) OBP: 0.288, SLG: 0.260 Russ Springer, R (8, 1)			X 0-0 G6-3			F B X 1-1 G6-3		X 0-0 F9		1 1 0 1 0	0 0 0 0 0	0 0 0 0 0	0 0 0 0 0	0 0 0 0 0	0 0 0 2 0	0 0 0 0 0
Inning Stats	R: 0 E: 0 K: 0 S: 6 H: 0 LOB: 0 BB: 0 P: 6	R: 0 E: 0 K: 2 S: 11 H: 1 LOB: 1 BB: 0 P: 16	R: 0 E: 0 K: 0 S: 10 H: 0 LOB: 0 BB: 0 P: 13	R: 0 E: 0 K: 0 S: 7 H: 1 LOB: 1 BB: 0 P: 10	R: 0 E: 0 K: 1 S: 9 H: 0 LOB: 0 BB: 0 P: 12	R: 0 E: 0 K: 1 S: 8 H: 1 LOB: 1 BB: 0 P: 13	R: 0 E: 0 K: 0 S: 7 H: 0 LOB: 0 BB: 0 P: 11	R: 0 E: 0 K: 0 S: 3 H: 1 LOB: 1 BB: 1 P: 7	R: 0 E: 0 K: 0 S: 6 H: 0 LOB: 0 BB: 0 P: 10	1B: 3 2B: 2 3B: 0 HR: 0		SF: 0 SAC: 0 DP: 1 HBP: 0			WP: 1 PB: 0 SB: 0 CS: 0	PA: 31

Houston Astros @ New York Mets

Shea Stadium, Flushing, NY

Fri Jul 21 2006, 7:10 PM EDT

Att. 53,734 - Cloudy - 77 F

TOP

livebaseballscorecards.com

AB	30
R	0
H	4
RBI	0
BB	1
SO	4
LOB	8

PITCHER		IP	WLS	BF	H	R	ER	SO	BB	IBB	HBP	BLK	WP	HR	S	P	ERA	WHIP
33 John Maine, R ERA: 3.12	(1, 1)	9.0	W	31	4	0	0	4	1	0	0	0	1	0	67	98	0.00	0.556

PITCHER	IP	WLS	BF	H	R	ER	SO	BB	IBB	HBP	BLK	WP	HR	S	P	ERA	WHIP

Batter	1	2	3	4	5	6	7	8	9	AB	R	H	RBI	BB	SO	LOB
7 José Reyes, S (1, 6) OBP: 0.351, SLG: 0.466	K	G5-3			G3		16 G4-6-3 1B			4	0	1	0	0	1	0
16 Paul Lo Duca, R (1, 2) OBP: 0.341, SLG: 0.404	F7		15 G3-1 21 SF8 2B		G5-3		G4-6-3 1-2f			4	1	1	0	0	0	1
15 Carlos Beltrán, S (1, 8) OBP: 0.385, SLG: 0.610	F9		G3-1 2-3		E9 21 HR 2B		BB			3	1	1	0	1	0	1
21 Carlos Delgado, L (1, 3) OBP: 0.337, SLG: 0.512		E 5 1B 22 HR BB	SF8 3-H		3-H HR		G6-3			2	2	1	3	1	0	1
5 David Wright, R (1, 5) OBP: 0.388, SLG: 0.571		E 22 HR 1B 1-2	K		G4-3			K		4	1	1	0	0	2	0
Cliff Floyd, L (1, 7) OBP: 0.343, SLG: 0.440 10 Endy Chavez, L (9, 7) OBP: 0.325, SLG: 0.415		FC3 22 HR 1-2 2-3	F9		K			F9		4 0	1 0	0 0	0 0	0 0	1 0	2 0
22 Jose Valentin, S (1, 4) OBP: 0.329, SLG: 0.540		HR 1-H 2-H 3-H	F7		P6			P5		4	1	1	4	0	0	0
Xavier Nady, R (1, 9) OBP: 0.335, SLG: 0.494		G6-3		2B		1B				3	0	2	0	0	0	0
33 John Maine, R (1, 1)		K		K		K				3	0	0	0	0	3	2
Inning Stats	R: 0 E: 0 K: 1 S: 8	H: 0 LOB: 0 BB: 0 P: 9	R: 4 E: 1 K: 1 S: 18	H: 2 LOB: 0 BB: 1 P: 29	R: 1 E: 0 K: 1 S: 9	H: 1 LOB: 0 BB: 0 P: 15	R: 0 E: 0 K: 1 S: 12	H: 1 LOB: 1 BB: 0 P: 16	R: 2 E: 1 K: 0 S: 11	H: 2 LOB: 0 BB: 0 P: 16	R: 0 E: 0 K: 2 S: 10	H: 1 LOB: 1 BB: 0 P: 12	R: 0 E: 0 K: 0 S: 11	H: 1 LOB: 1 BB: 1 P: 16	R: 0 E: 0 K: 1 S: 17	H: 0 LOB: 0 BB: 0 P: 23						

BOTTOM

Houston Astros @ New York Mets

Shea Stadium, Flushing, NY

Fri Jul 21 2006, 7:10 PM EDT

Att. 53,734 - Cloudy - 77 F

livebaseballscorecards.com

AB	31
R	7
H	8
RBI	7
BB	2
SO	7
LOB	7

PITCHER		IP	WLS	BF	H	R	ER	SO	BB	IBB	HBP	BLK	WP	HR	S	P	ERA	WHIP
Taylor Buchholz, R ERA: 5.57	(1, 1)	5.0	L	23	6	7	6	4	1	0	0	0	0	2	58	85	10.80	1.400
64 Fernando Nieve, R ERA: 4.32	(6, 1)	2.0		8	2	0	0	2	1	0	0	0	0	0	21	28	0.00	1.500
Russ Springer, R ERA: 3.82	(8, 1)	1.0		3	0	0	0	1	0	0	0	0	0	0	17	23	0.00	0.000

PITCHER	IP	WLS	BF	H	R	ER	SO	BB	IBB	HBP	BLK	WP	HR	S	P	ERA	WHIP

1B: 3	SF: 1	WP: 0	PA: 34
2B: 3	SAC: 0	PB: 0	
3B: 0	DP: 1	SB: 0	
HR: 2	HBP: 0	CS: 0	

Houston Astros @ New York Mets

Shea Stadium, Flushing, NY

Sat Jul 22 2006, 1:20 PM EDT

Att. 46,574 - Cloudy - 79 F

livebaseballscorecards.com

Batter	1	2	3	4	5	6	7	8	9	AB	R	H	RBI	BB	SO	LOB
Craig Biggio, R (1, 4) OBP: 0.327, SLG: 0.417	C B F B B B 4-2 17 HR BB	B C X 1-1 P4 ③			C B B F B C 3-3 K ②			S S B X 1-2 F8 ①		3	1	0	0	1	1	1
Mike Lamb, L (1, 3) OBP: 0.369, SLG: 0.511	C X 0-1 F8 ①		C X 0-1 L7 ①		B B X 2-0 F8 ③			X 0-0 1B		4	0	1	0	0	0	1
17 Lance Berkman, S (1, 9) OBP: 0.401, SLG: 0.600	1 SAFE B B C B F F X 2-2 1-H HR		B C S C 1-3 K ②			B X 1-0 G4-3 ①		B C S F S 1-3 K ②		4	1	1	2	0	2	1
Aubrey Huff, L (1, 5) OBP: 0.345, SLG: 0.450	C F C 0-3 K ②		F F B B X 2-2 F9 ③			X 0-0 G6-3 ②		B B F X 2-1 P3 ③		4	0	0	0	0	1	1
Preston Wilson, R (1, 8) OBP: 0.314, SLG: 0.422	F X 0-1 HR			F B X 1-1 E6 G4-6-3 1B		C F C 0-3 K ③			F C B F F B S 2-3 K ①	4	1	1	1	0	2	0
Luke Scott, L (1, 7) OBP: 0.308, SLG: 0.385	B X 1-0 F7 ③			X 0-0 G4-6-3 1-2 1B			B X 1-0 F7 ①		F B S F B X 2-2 F8 ②	4	0	1	0	0	0	0
Brad Ausmus, R (1, 2) OBP: 0.308, SLG: 0.303		B C B F F B F X 3-2 G4-3 ①		S X 0-1 G4-6-3 ①② 1-2f 2-3			C F S 0-3 K ②		C B B X 2-1 28 FC6-4 1B	4	0	1	0	0	1	2
28 Adam Everett, R (1, 6) OBP: 0.296, SLG: 0.325		B C X 1-1 2B		B C F B F B S 3-3 K ③			B B C F B F B 4-2 BB		C X 0-1 FC6-4 ③ 1-2f	3	0	1	0	1	1	2
41 Brandon Backe, R (1, 1) Willy Taveras, R (5, PH) OBP: 0.308, SLG: 0.309 Dave Borkowski, R (5, 1) Orlando Palmeiro, L (7, PH) OBP: 0.284, SLG: 0.257 Chad Qualls, R (7, 1) Trever Miller, R (8, 1) Russ Springer, R (8, 1)		C C F F B B C 2-3 K ②			F L S 0-3 K ①		C B C B 1 SAFE F B F F 3-2 X F7 ③			1 0 0 0 0 1 1 1 0 0 0 0 1 0 0 0 0 0 0 0 0 1 0 0 0 0 0 1 0 0 0 0 0 0 0 0 0 0 0 0 0 0 0 0 0 0 0 0 0						
Inning Stats	R: 3 H: 2 E: 0 LOB: 0 K: 1 BB: 1 S: 14 P: 21	R: 0 H: 1 E: 0 LOB: 1 K: 1 BB: 0 S: 14 P: 21	R: 0 H: 0 E: 0 LOB: 0 K: 1 BB: 0 S: 8 P: 11	R: 0 H: 1 E: 1 LOB: 1 K: 1 BB: 0 S: 9 P: 13	R: 0 H: 0 E: 0 LOB: 0 K: 2 BB: 0 S: 7 P: 12	R: 0 H: 0 E: 0 LOB: 0 K: 1 BB: 0 S: 5 P: 6	R: 0 H: 0 E: 0 LOB: 1 K: 1 BB: 1 S: 13 P: 21	R: 0 H: 1 E: 0 LOB: 1 K: 1 BB: 0 S: 10 P: 14	R: 0 H: 1 E: 0 LOB: 1 K: 1 BB: 0 S: 13 P: 19	1B: 3 SF: 0 2B: 1 SAC: 0 3B: 0 DP: 1 HR: 2 HBP: 0						

PITCHER		IP	WLS	BF	H	R	ER	SO	BB	IBB	HBP	BLK	WP	HR	S	P	ERA	WHIP
26 Orlando Hernandez, R ERA: 5.4	(1, 1)	7.0	W	27	4	3	3	8	2	0	0	0	0	2	70	105	3.86	0.857
50 Duaner Sanchez, R ERA: 2.75	(8, 1)	1.0	H	4	1	0	0	1	0	0	0	0	0	0	10	14	0.00	1.000
13 Billy Wagner, L ERA: 2.42	(9, 1)	1.0	S	4	1	0	0	1	0	0	0	0	0	0	13	19	0.00	1.000

PITCHER		IP	WLS	BF	H	R	ER	SO	BB	IBB	HBP	BLK	WP	HR	S	P	ERA	WHIP

TOP	
AB	33
R	3
H	6
RBI	3
BB	2
SO	10
LOB	10

WP: 0 PA: 35
PB: 0
SB: 0
CS: 0

Houston Astros @ New York Mets

Shea Stadium, Flushing, NY

Sat Jul 22 2006, 1:20 PM EDT

Att. 46,574 - Cloudy - 79 F

BOTTOM

Batter	1	2	3	4	5	6	7	8	9	AB	R	H	RBI	BB	SO	LOB
7 José Reyes, S (1, 6) OBP: 0.350, SLG: 0.464	P5		22 CS 1B	K			K2-3			4	0	1	0	0	2	1
22 Jose Valentin, S (1, 4) OBP: 0.336, SLG: 0.540	15 1B 21 SF8 BB		1-2 BB		F9			21 1B		2	1	1	0	2	0	0
15 Carlos Beltrán, S (1, 8) OBP: 0.384, SLG: 0.606	1-3 1B		F9		G6-3			K		4	0	1	0	0	1	2
21 Carlos Delgado, L (1, 3) OBP: 0.338, SLG: 0.512	SF8 3-H			1B HR BB	K			BB 1-3 1B		2	1	1	1	1	1	0
Cliff Floyd, L (1, 7) OBP: 0.342, SLG: 0.437	G3			1-3 HR 1B		K		K		4	1	1	0	0	2	3
Xavier Nady, R (1, 9) OBP: 0.335, SLG: 0.504 50 Duaner Sanchez, R (8, 1) Julio Franco, R (8, PH) OBP: 0.327, SLG: 0.387 13 Billy Wagner, L (9, 1)		G4-3		1-H 3-H HR		G6-3		1-2 BB		3 0 0 0	1 0 0 0	1 0 0 0	3 0 0 1	0 0 0 0	0 0 0 0	0 0 0 0
Chris Woodward, R (1, 5) OBP: 0.315, SLG: 0.357		F9	26 SH1-4 BB			F8		K		3	0	0	0	1	1	3
11 Ramon Castro, R (1, 2) OBP: 0.323, SLG: 0.368		K	P6				G6-3			3	0	0	0	0	1	1
26 Orlando Hernandez, R (1, 1) OBP: 0.192, SLG: 0.200 10 Endy Chavez, L (7, PH) OBP: 0.323, SLG: 0.413 (8, 9)		K	SH1-4 1-2				G6-3			1 1	0 0	0 0	0 0	0 0	1 0	0 0
Inning Stats	R: 1 H: 1 E: 0 LOB: 1 K: 0 BB: 1 S: 8 P: 17	R: 0 H: 0 E: 0 LOB: 0 K: 1 BB: 0 S: 5 P: 9	R: 0 H: 1 E: 0 LOB: 1 K: 1 BB: 1 S: 10 P: 19	R: 3 H: 2 E: 0 LOB: 1 K: 1 BB: 2 S: 13 P: 24	R: 0 H: 0 E: 0 LOB: 0 K: 1 BB: 0 S: 8 P: 13	R: 0 H: 0 E: 0 LOB: 0 K: 1 BB: 0 S: 8 P: 12	R: 0 H: 0 E: 0 LOB: 0 K: 1 BB: 0 S: 10 P: 17	R: 0 H: 2 E: 0 LOB: 3 K: 3 BB: 1 S: 19 P: 27		1B: 5 SF: 1 2B: 0 SAC: 1 3B: 0 DP: 0 HR: 1 HBP: 0						WP: 0 PA: 34 PB: 0 SB: 0 CS: 1

livebaseballscorecards.com

	AB	27
	R	4
	H	6
	RBI	4
	BB	5
	SO	9
	LOB	10

PITCHER		IP	WLS	BF	H	R	ER	SO	BB	IBB	HBP	BLK	WP	HR	S	P	ERA	WHIP
41 Brandon Backe, R ERA: 4.5	(1, 1)	4.0	L	19	4	4	4	3	4	0	0	0	0	1	36	69	9.00	2.000
Dave Borkowski, R ERA: 3.76	(5, 1)	2.0		6	0	0	0	2	0	0	0	0	0	0	16	25	0.00	0.000
Chad Qualls, R ERA: 3.4	(7, 1)	1.1		5	1	0	0	2	0	0	0	0	0	0	17	26	0.00	0.750
Trever Miller, L ERA: 4.67	(8, 1)	0.1		2	1	0	0	1	0	0	0	0	0	0	7	9	0.00	3.000
Russ Springer, R ERA: 3.79	(8, 1)	0.1		2	0	0	0	1	1	0	0	0	0	0	5	9	0.00	3.000

PITCHER	IP	WLS	BF	H	R	ER	SO	BB	IBB	HBP	BLK	WP	HR	S	P	ERA	WHIP

Batter	1	2	3	4	5	6	7	8	9	AB	R	H	RBI	BB	SO	LOB
Willy Taveras, R (1, 8) OBP: 0.309, SLG: 0.314	C B F C 1-3 ① K		B X 1-0 ② SF8 3-H		B B X 2-0 1-3 1B 2B	C B F F B X 2-2 ② G1-3		P B F F F X 2-2 G4-3 2 1B S 1B 3-H	B F X 1-1 ③ FC4 1-2f	5	2	2	2	0	1	2
Mike Lamb, L (1, 3) OBP: 0.366, SLG: 0.504	C B B X 2-1 ② G6-3		B F B B F X 3-2 ③ F9		B B X 2-0 17 2B 2-H 3-H 1B	C C B B X 2-2 ③ L3		1 SAFE S 1 SAFE 1 SAFE B B B B X 3-1 ② G4-3 1-3		5	1	1	2	0	0	2
2 Chris Burke, R (1, 4) OBP: 0.372, SLG: 0.486	C F B S 1-3 ③ K			B X 1-0 ① G5-3	B B B C X 3-1 ① L5		C L B F B X 2-2 2B 1B	C F X 0-2 3-H 1B		5	0	2	1	0	1	1
17 Lance Berkman, S (1, 9) OBP: 0.403, SLG: 0.602 Luke Scott, L (5, PR) OBP: 0.333, SLG: 0.467 (5, 9)		B F B X 2-1 ① G4-3		S B F H 2-2 1B FC5-2-5 HBP	S B X 1-1 G4-3 1-H 1B 2B		1 SAFE 1 SAFE F X 0-1 1-3 2B	B X 1-0 ③ P4		2 2	0 1	1 1	1 0	0 0	0 0	0 1
Aubrey Huff, L (1, 5) OBP: 0.346, SLG: 0.449		B C X 1-1 ② F8		B B X 2-0 BB FC5-2-5 1-3 1B	B X 1-0 ② G4-3 2-3		B X 1-0 ① F9		C X 0-1 FC5-4 28 1B BB 1B	5	1	2	0	0	0	3
Preston Wilson, R (1, 7) OBP: 0.315, SLG: 0.420	C T B F S 1-3 ③ K			C F B B B X 3-2 ② FC5-2-5 28 FC5 BB 1-2 3-H	B S X 1-1 1B 3-H 1B		S S B S 1-3 ② K		B B C B F B 4-2 FC5-4 1-2 BB	4	0	1	1	1	2	4
Brad Ausmus, R (1, 2) OBP: 0.309, SLG: 0.302			B B C B F X 3-2 ① L9	B B B C B 4-1 28 FC5 1-2 2-3 BB	B X 1-0 1-3 1B	X 0-0 ③ G1-3			B L C X 1-2 ① FC5-4 28 1B 1-2f 2-3	4	0	1	0	1	0	4
28 Adam Everett, R (1, 6) OBP: 0.300, SLG: 0.327			C H 1-1 44 1B SF8 HBP	B X 1-0 ③ FC5 1-2 2-3f	B B B F F X 3-2 ③ G5-3			C F B B B X 2-2 E S 1B 1B	B X 1-0 ② 1B 1-3 3-H 1B	4	2	2	1	0	0	6
44 Roy Oswalt, R (1, 1) OBP: 0.200, SLG: 0.186 Dan Wheeler, R (6, 1) Trever Miller, R (7, 1) Orlando Palmeiro, L (8, PH) OBP: 0.280, SLG: 0.253 Chad Qualls, R (8, 1) Craig Biggio, R (9, PH) OBP: 0.329, SLG: 0.419 54 Brad Lidge, R (9, 1)			L L 1 SAFE B X 1-2 1-3 1B	X 0-0 2B 1B 1B	C S X 0-2 ① L1			C B 1 SAFE S F F X 1-2 1-3 G6-3	B F B X 2-1 FC4 1-2 1B	3 0 0 1 0 1 0	1 0 0 0 0 0 0	2 0 0 0 0 1 0	0 0 0 0 0 0 0	0 0 0 0 0 0 0	0 0 0 0 0 0 0	0 0 0 0 1 0 0
Inning Stats	R: 0 E: 0 K: 2 S: 8 H: 0 LOB: 0 BB: 0 P: 12	R: 0 E: 0 K: 1 S: 8 H: 0 LOB: 0 BB: 0 P: 12	R: 1 E: 0 K: 0 S: 11 H: 1 LOB: 1 BB: 0 P: 20	R: 0 E: 0 K: 0 S: 9 H: 1 LOB: 3 BB: 1 P: 22	R: 4 E: 0 K: 0 S: 14 H: 6 LOB: 3 BB: 0 P: 28	R: 0 E: 0 K: 0 S: 10 H: 0 LOB: 0 BB: 0 P: 14	R: 0 E: 0 K: 1 S: 11 H: 2 LOB: 2 BB: 0 P: 15	R: 2 E: 0 K: 0 S: 19 H: 3 LOB: 1 BB: 0 P: 27	R: 1 E: 0 K: 0 S: 12 H: 3 LOB: 2 BB: 1 P: 21	1B: 13 2B: 3 3B: 0 HR: 0		SF: 1 SAC: 0 DP: 0 HBP: 2		WP: 0 PB: 0 SB: 2 CS: 0		PA: 46

Houston Astros @ New York Mets

Shea Stadium, Flushing, NY

Sun Jul 23 2006, 1:10 PM EDT

Att. 46,375 - Cloudy - 73 F

TOP

livebaseballscorecards.com

AB	41
R	8
H	16
RBI	8
BB	2
SO	4
LOB	24

PITCHER		IP	WLS	BF	H	R	ER	SO	BB	IBB	HBP	BLK	WP	HR	S	P	ERA	WHIP
34 Mike Pelfrey, R ERA: 5.28	(1, 1)	4.1	L	22	6	5	5	3	1	0	2	0	0	0	43	81	10.38	1.615
Darren Oliver, L ERA: 2.09	(5, 1)	1.2		7	2	0	0	0	0	0	0	0	0	0	17	27	0.00	1.200
Aaron Heilman, R ERA: 4.47	(7, 1)	1.2		10	5	2	2	1	0	0	0	0	0	0	29	40	10.80	3.000
25 Pedro Feliciano, L ERA: 2.29	(8, 1)	1.1		7	3	1	1	0	1	0	0	0	0	0	13	23	6.75	3.000

PITCHER		IP	WLS	BF	H	R	ER	SO	BB	IBB	HBP	BLK	WP	HR	S	P	ERA	WHIP

Batter	1	2	3	4	5	6	7	8	9	AB	R	H	RBI	BB	SO	LOB
7 José Reyes, S (1, 6) OBP: 0.348, SLG: 0.463	C S B B S 2-3 ① K	X 0-0 ③ F7		C F F F B F X 1-2 ③ G4-3		B X 1-0 2B			B C B S F F X 2-2 ① G4-3	5	0	1	0	0	1	0
16 Paul Lo Duca, R (1, 2) OBP: 0.341, SLG: 0.410	X 0-0 21 HR 2B		F X 0-1 ① F8		C L X 0-2 5 F9 1B 2B	C B B X 2-1 ③ F8			C F B F B X 2-2 ② F8	5	2	2	0	0	0	1
15 Carlos Beltrán, S (1, 8) OBP: 0.381, SLG: 0.598	B B B C B 4-1 21 HR BB		B C S B S 2-3 ② K		C B F S 1-3 ① K		B B C C X 2-2 ① G3-1		B B X 2-0 ③ G3	4	1	0	0	1	2	1
21 Carlos Delgado, L (1, 3) OBP: 0.345, SLG: 0.524	B X 1-0 1-H 2-H HR		B X 1-0 BB 5 1B 1B		B B B B 4-0 1B BB		B B B B 4-0 BB			2	1	2	3	2	0	0
5 David Wright, R (1, 5) OBP: 0.387, SLG: 0.568	C B B F X 2-2 ② G6-3		F F D X 1-2 BB 1-2 1B		C F F F B F X 1-2 ② F9 2-3		C 1 SAFE F 1 SAFE S 0-3 ② K			4	0	1	0	0	1	3
Cliff Floyd, L (1, 7) OBP: 0.348, SLG: 0.440 25 Pedro Feliciano, L (8, 1)	F B X 1-1 1B		C B B B B 4-1 1-2 2-3 BB		B F X 1-1 1-2 3-H 1B		X 0-0 ③ F7			3	0	2	1	1	0	1
										0	0	0	0	0	0	0
22 Jose Valentin, S (1, 4) OBP: 0.331, SLG: 0.530	D B F S B X 3-2 ③ P5		C B B B F X 3-2 ③ F7		C F B X 1-2 ③ F9			C F X 0-2 ① F9		4	0	0	0	0	0	6
Xavier Nady, R (1, 9) OBP: 0.330, SLG: 0.496		C B F X 1-2 ① G4-3		X 0-0 ① F8		B B S S X 2-2 ① G4-3		B X 1-0 ② G4-3		4	0	0	0	0	0	0
34 Mike Pelfrey, R (1, 1)		C X 0-1 ② G4-3		B C F S 1-3 ② K		C S B X 1-2 ② P6		C C X 0-2 ③ G6-3		2	0	0	0	0	1	0
Darren Oliver, R (5, 1) OBP: 0.250, SLG: 0.273										0	0	0	0	0	0	0
Eli Marrero, R (6, PH) OBP: 0.340, SLG: 0.466										1	0	0	0	0	0	0
Aaron Heilman, R (7, 1)										0	0	0	0	0	0	0
10 Endy Chavez, L (8, 7) OBP: 0.322, SLG: 0.411										1	0	0	0	0	0	0
Inning Stats	R: 3 H: 3 E: 0 LOB: 1 K: 1 BB: 1 S: 14 P: 27	R: 0 H: 0 E: 0 LOB: 0 K: 0 BB: 0 S: 6 P: 7	R: 0 H: 2 E: 0 LOB: 3 K: 1 BB: 1 S: 13 P: 24	R: 0 H: 0 E: 0 LOB: 0 K: 1 BB: 0 S: 10 P: 12	R: 1 H: 2 E: 0 LOB: 2 K: 1 BB: 1 S: 17 P: 25	R: 0 H: 1 E: 0 LOB: 1 K: 0 BB: 0 S: 9 P: 15	R: 0 H: 0 E: 0 LOB: 1 K: 1 BB: 1 S: 7 P: 13	R: 0 H: 0 E: 0 LOB: 0 K: 0 BB: 0 S: 7 P: 8	R: 0 H: 0 E: 0 LOB: 0 K: 0 BB: 0 S: 10 P: 16	1B: 4 2B: 3 3B: 0 HR: 1	SF: 0 SAC: 0 DP: 0 HBP: 0			WP: 0 PB: 0 SB: 0 CS: 0	PA: 39		

PITCHER		IP	WLS	BF	H	R	ER	SO	BB	IBB	HBP	BLK	WP	HR	S	P	ERA	WHIP
44 Roy Oswalt, R ERA: 3.35	(1, 1)	5.2	W	28	8	4	4	4	3	0	0	0	0	1	67	106	6.35	1.941
Dan Wheeler, R ERA: 3.48	(6, 1)	1.0	H	4	0	0	0	1	1	0	0	0	0	0	8	16	0.00	1.000
Trever Miller, L ERA: 4.61	(7, 1)	0.1	H	1	0	0	0	0	0	0	0	0	0	0	1	1	0.00	0.000
Chad Qualls, R ERA: 3.34	(8, 1)	1.0	H	3	0	0	0	0	0	0	0	0	0	0	7	8	0.00	0.000
54 Brad Lidge, R ERA: 5.48	(9, 1)	1.0		3	0	0	0	0	0	0	0	0	0	0	10	16	0.00	0.000

PITCHER	IP	WLS	BF	H	R	ER	SO	BB	IBB	HBP	BLK	WP	HR	S	P	ERA	WHIP

BOTTOM

Houston Astros @ New York Mets

Shea Stadium, Flushing, NY

Sun Jul 23 2006, 1:10 PM EDT
Att. 46,375 - Cloudy - 73 F

livebaseballscorecards.com

AB	35
R	4
H	8
RBI	4
BB	4
SO	5
LOB	12

Batter	1	2	3	4	5	6	7	8	9	AB	R	H	RBI	BB	SO	LOB
6 Ryan Freel, R (1, 9) OBP: 0.389, SLG: 0.456	C B B F X 2-2 F9 ①	B B C B B 4-1 BB			C B C F S 1-3 K ②		C B B X 2-1 G5-3 ③			3	0	0	0	1	1	2
Adam Dunn, L (1, 7) OBP: 0.376, SLG: 0.543	S B C X 1-2 1B S 1B 1B	B C 1-1 CS ③ 3-H	S B F C 1-3 K ①		S B B S X 2-2 F9 ③			C F B B F F B X 3-2 L4 ①		4	1	1	0	0	1	1
Ken Griffey Jr., L (1, 8) OBP: 0.292, SLG: 0.484	B S C S 1-3 K ② 1-2		B B X 2-0 G3 ②			B B C C B X 2-2 P5 ①		B S B X 2-1 G4-3 ②		4	0	0	0	0	1	1
Rich Aurilia, R (1, 5) (9, 3) OBP: 0.338, SLG: 0.490	X 0-0 1B 2-3 1B		B C F X 1-2 P2 ③			B B F X 2-1 G1-3 ②		X 0-0 F8 ③		4	0	1	0	0	0	0
Scott Hatteberg, L (1, 3) OBP: 0.417, SLG: 0.505 Dewayne Wise, L (9, PR) OBP: 0.154, SLG: 0.154 9 Juan Castro, R (9, 5) OBP: 0.271, SLG: 0.355	1 SAFE D B 1 SAFE X 2-0 1-3 3-H 1B			B B C F B X 3-2 G3 ①		C B X 1-1 4 2-4 1B			C B B B X 3-1 4 FC1-5-6-1 2B	4 0 0	0 0 0	3 0 0	1 0 0	0 0 0	0 0 0	0 0 0
4 Brandon Phillips, R (1, 4) OBP: 0.338, SLG: 0.421	B B F X 2-1 G4-3 ③			F B F B S 2-3 K ②		C 1 SAFE 1 SAFE C F F D 1-2 2-4 ③ 1-2	B F X 1-1 G6-3 39 SH3-4 2B		B B S B L X 3-2 FC1-5-6-1 ① 2-3	4	1	1	0	0	1	3
Royce Clayton, R (1, 6) OBP: 0.320, SLG: 0.351		F S B F B X 2-2 39 G1-3 CS 2B		C B X 1-1 G5-3 ③			B X 1-0 G6-3 ① 2-3		B C B F C 2-3 K ②	4	0	1	0	0	1	2
Jason LaRue, R (1, 2) OBP: 0.333, SLG: 0.333		X 0-0 F9 ①			B F X 1-1 F8 ①		P C S B B B 4-2 39 SH3-4 BB		X 0-0 G1-3 ③	3	0	0	0	1	0	2
39 Aaron Harang, R (1, 1) OBP: 0.213, SLG: 0.178 56 Todd Coffey, R (9, 1) 45 Bill Bray, L (9, 1)		F B X 1-1 G1-3 ② 2-3			X 0-0 1B		B M B X 2-1 SH3-4 ② 1-2 3-H			2 0 0	0 0 0	1 0 0	1 0 0	0 0 0	0 0 0	1 0 0
Inning Stats	R: 1 E: 0 K: 1 S: 13 H: 3 LOB: 2 BB: 0 P: 21	R: 0 E: 0 K: 0 S: 9 H: 1 LOB: 1 BB: 1 P: 17	R: 0 E: 0 K: 1 S: 7 H: 0 LOB: 0 BB: 0 P: 11	R: 0 E: 0 K: 1 S: 8 H: 0 LOB: 0 BB: 0 P: 14	R: 0 E: 0 K: 1 S: 10 H: 1 LOB: 1 BB: 0 P: 14	R: 0 E: 0 K: 0 S: 11 H: 1 LOB: 1 BB: 0 P: 17	R: 1 E: 0 K: 0 S: 10 H: 1 LOB: 1 BB: 1 P: 19	R: 0 E: 0 K: 0 S: 9 H: 0 LOB: 0 BB: 0 P: 14	R: 0 E: 0 K: 1 S: 9 H: 1 LOB: 1 BB: 0 P: 17	1B: 5 2B: 3 3B: 0 HR: 0	SF: 0 SAC: 1 DP: 0 HBP: 0					

PITCHER		IP	WLS	BF	H	R	ER	SO	BB	IBB	HBP	BLK	WP	HR	S	P	ERA	WHIP
Roger Clemens, R ERA: 2.45	(1, 1)	7.0	L	29	7	2	2	4	2	0	0	0	0	0	68	113	2.57	1.286
Trever Miller, L ERA: 4.45	(8, 1)	1.0		3	0	0	0	0	0	0	0	0	0	0	9	14	0.00	0.000
37 Matt Albers, R ERA:	(9, 1)	0.1		2	1	0	0	0	0	0	0	0	0	0	5	11	0.00	3.000
Dan Wheeler, R ERA: 3.43	(9, 1)	0.2		2	0	0	0	1	0	0	0	0	0	0	4	6	0.00	0.000

PITCHER	IP	WLS	BF	H	R	ER	SO	BB	IBB	HBP	BLK	WP	HR	S	P	ERA	WHIP

TOP

Cincinnati Reds @ Houston Astros

Minute Maid Park, Houston, TX

Tue Jul 25 2006, 7:05 PM CDT

Att. 38,865 - Roof Closed - 73 F

livebaseballscorecards.com

AB	32
R	2
H	8
RBI	2
BB	2
SO	5
LOB	12

WP: 0 PB: 0 SB: 1 CS: 1 PA: 36

Cincinnati Reds @ Houston Astros

Minute Maid Park, Houston, TX

Tue Jul 25 2006, 7:05 PM CDT

Att. 38,865 - Roof Closed - 73 F

livebaseballscorecards.com

BOTTOM

Batter	1	2	3	4	5	6	7	8	9	AB	R	H	RBI	BB	SO	LOB
Craig Biggio, R (1, 4) OBP: 0.326, SLG: 0.414	F9		F8		L4			L5		4	0	0	0	0	0	3
Mike Lamb, L (1, 3) OBP: 0.368, SLG: 0.504	2 G3 1B			HBP 1B		F7		K		4	0	2	0	0	1	1
2 Chris Burke, R (1, 8) OBP: 0.366, SLG: 0.477	G3			K		P3			K	4	0	0	0	0	2	2
Aubrey Huff, L (1, 5) OBP: 0.344, SLG: 0.444	K			G5-4-3 HBP		P6			P4	3	0	0	0	0	1	1
Preston Wilson, R (1, 7) OBP: 0.315, SLG: 0.418		G5-3		G5-4-3			G6-3		1B	4	0	1	0	0	0	2
Luke Scott, L (1, 9) OBP: 0.368, SLG: 0.526		P6			G4-3		F7		1B	4	0	2	0	0	0	0
Brad Ausmus, R (1, 2) OBP: 0.306, SLG: 0.299 Orlando Palmeiro, L (9, PH) OBP: 0.280, SLG: 0.253 4 Eric Bruntlett, R (9, PH) OBP: 0.343, SLG: 0.319		G5-3			G4-3		K		F8	3 0 1	0 0 0	0 0 0	0 0 0	0 0 0	1 0 0	1 0 2
28 Adam Everett, R (1, 6) OBP: 0.301, SLG: 0.330			P6		K2-3			WP 2B		3	0	1	0	0	1	1
Roger Clemens, R (1, 1) Trever Miller, R (8, 1) 17 Lance Berkman, S (8, PH) OBP: 0.402, SLG: 0.601 37 Matt Albers, L (9, 1) Dan Wheeler, R (9, 1)			K		BB			P4		1 0 1 0 0	0 0 0 0 0	0 0 0 0 0	0 0 0 0 0	1 0 0 0 0	1 0 0 0 0	0 0 1 0 0
Inning Stats	R: 0 E: 0 K: 1 S: 9 H: 1 LOB: 1 BB: 0 P: 15	R: 0 E: 0 K: 0 S: 7 H: 0 LOB: 0 BB: 0 P: 10	R: 0 E: 0 K: 1 S: 7 H: 0 LOB: 0 BB: 0 P: 9	R: 0 E: 0 K: 1 S: 11 H: 1 LOB: 1 BB: 0 P: 20	R: 0 E: 0 K: 1 S: 10 H: 1 LOB: 2 BB: 1 P: 18	R: 0 E: 0 K: 0 S: 8 H: 0 LOB: 0 BB: 0 P: 15	R: 0 E: 0 K: 1 S: 5 H: 0 LOB: 0 BB: 0 P: 7	R: 0 E: 0 K: 1 S: 12 H: 1 LOB: 1 BB: 0 P: 18	R: 0 E: 0 K: 1 S: 14 H: 2 LOB: 2 BB: 0 P: 22	1B: 4 2B: 2 3B: 0 HR: 0 SF: 0 SAC: 0 DP: 1 HBP: 1						

AB	32
R	0
H	6
RBI	0
BB	1
SO	7
LOB	14

WP: 1 PB: 0 SB: 0 CS: 0 PA: 34

PITCHER		IP	WLS	BF	H	R	ER	SO	BB	IBB	HBP	BLK	WP	HR	S	P	ERA	WHIP
39 Aaron Harang, R ERA: 3.52	(1, 1)	8.0	W	29	4	0	0	6	1	0	1	0	1	0	69	112	0.00	0.625
56 Todd Coffey, R ERA: 3.2	(9, 1)	0.2	H	4	2	0	0	1	0	0	0	0	0	0	10	17	0.00	3.000
45 Bill Bray, L ERA: 3.49	(9, 1)	0.1	S	1	0	0	0	0	0	0	0	0	0	0	4	5	0.00	0.000

PITCHER	IP	WLS	BF	H	R	ER	SO	BB	IBB	HBP	BLK	WP	HR	S	P	ERA	WHIP

Batter	1	2	3	4	5	6	7	8	9	AB	R	H	RBI	BB	SO	LOB
6 Ryan Freel, R (1, 9) OBP: 0.392, SLG: 0.457	C C X 0-2 G5-3 1B		C S B S 1-3 ② K2-3	B D C C X 2-2 1-3 1B		C B C X 1-2 ③ F9			C F B F H 2-2 1-2 WP HBP	4	0	2	0	0	1	1
Royce Clayton, R (1, 6) OBP: 0.319, SLG: 0.348 Javier Valentin, S (9, PH) OBP: 0.287, SLG: 0.320	1 SAFE 1 SAFE C X 0-1 ① ② G5-3 1-2		C B B D B 4-1 BB	B B X 2-0 ③ G1-4-3			X 0-0 ① G6-3		C F B S 1-3 ① K 1-2 2-3	3 1	0 0	0 0	0 0	1 0	0 1	3 2
Ken Griffey Jr., L (1, 8) OBP: 0.288, SLG: 0.476	C B C F X 1-2 ③ G6-3		F B B B F X 3-2 ③ P5		S X 0-1 ① F8		X 0-0 ② G3		S X 0-1 ② P4	5	0	0	0	0	0	4
Rich Aurilia, R (1, 3) OBP: 0.343, SLG: 0.512		X 0-0 HR		C S X 0-2 2B 12 1B	C B X 1-1 2B 3B		C S S 0-3 ③ K		C C F S 0-3 ③ K	5	3	3	1	0	2	2
Adam Dunn, L (1, 7) OBP: 0.381, SLG: 0.554		X 0-0 12 G6-4-3 1B		1 SAFE F B X 1-1 4 1B 4 E 1-3 2B	B X 1-0 3-H 2B			C C B X 1-2 26 FC6-4 1B		4	1	4	1	0	0	0
12 Edwin Encarnación, R (1, 5) OBP: 0.384, SLG: 0.500		X 0-0 ① ② G6-4-3 1-2f		F X 0-1 4 E 4 E 3-H 1B	D B F X 2-1 ② G6-3			B F F F S 1-3 ① K		4	1	1	1	0	1	3
4 Brandon Phillips, R (1, 4) OBP: 0.337, SLG: 0.419	C F B B F F S 2-3 ③ K			X 0-0 E5 26 G5-3 61 FC5-2 1-H 2-H 1B	B S C S 1-3 ③ K			C C F F F D X 1-2 ② L6		4	0	1	0	0	2	2
26 David Ross, R (1, 2) OBP: 0.380, SLG: 0.675			B F B X 2-1 61 SH5-4 2B	B 2 SAFE X 1-0 G5-3 2-3		X 0-0 ① G3		F L F X 0-2 ③ FC6-4 1-2f		4	0	1	0	0	0	2
61 Bronson Arroyo, R (1, 1) OBP: 0.185, SLG: 0.275 37 Brian Shackelford, L (7, 1) 25 David Weathers, R (8, 1) Scott Hatteberg, L (9, PH) OBP: 0.419, SLG: 0.507		X 0-0 ① SH5-4 2-3	C B F X 1-2 ② FC5-2 6 1B 3-H			C B C B F X 2-2 ② G6-3			B C F B X 2-2 WP 6 HBP 1B	2 0 0 1	0 0 0 0	0 0 0 1	0 0 0 0	0 0 0 0	0 0 0 0	1 0 0 0

TOP

Cincinnati Reds @ Houston Astros

Minute Maid Park, Houston, TX

Wed Jul 26 2006, 7:05 PM CDT

Att. 34,381 - Roof Closed - 73 F

livebaseballscorecards.com

AB	37
R	5
H	13
RBI	3
BB	1
SO	7
LOB	20

Inning Stats	1	2	3	4	5	6	7	8	9	1B: 8	SF: 0	WP: 1	PA: 40
	R: 0 E: 0 K: 0 S: 9 H: 1 LOB: 0 BB: 0 P: 10	R: 1 E: 0 K: 1 S: 9 H: 2 LOB: 0 BB: 0 P: 11	R: 0 E: 0 K: 1 S: 10 H: 1 LOB: 2 BB: 1 P: 20	R: 3 E: 1 K: 0 S: 16 H: 5 LOB: 2 BB: 0 P: 23	R: 1 E: 0 K: 1 S: 10 H: 2 LOB: 1 BB: 0 P: 15	R: 0 E: 0 K: 0 S: 8 H: 0 LOB: 0 BB: 0 P: 11	R: 0 E: 0 K: 1 S: 5 H: 0 LOB: 0 BB: 0 P: 5	R: 0 E: 0 K: 1 S: 17 H: 1 LOB: 1 BB: 0 P: 20	R: 0 E: 0 K: 2 S: 16 H: 1 LOB: 2 BB: 0 P: 21	2B: 3 3B: 1 HR: 1	SAC: 1 DP: 1 HBP: 1	PB: 0 SB: 0 CS: 0	

PITCHER		IP	WLS	BF	H	R	ER	SO	BB	IBB	HBP	BLK	WP	HR	S	P	ERA	WHIP
Andy Pettitte, L ERA: 5.15	(1, 1)	5.0	W	25	11	5	4	3	1	0	0	0	0	1	54	79	7.20	2.400
Russ Springer, R ERA: 3.68	(6, 1)	1.0	H	3	0	0	0	0	0	0	0	0	0	0	8	11	0.00	0.000
Chad Qualls, R ERA: 3.22	(7, 1)	2.0	H	7	1	0	0	2	0	0	0	0	0	0	22	25	0.00	0.500
54 Brad Lidge, R ERA: 5.44	(9, 1)	0.1	H	3	1	0	0	1	0	0	1	0	1	0	10	15	0.00	3.000
Trever Miller, L ERA: 4.4	(9, 1)	0.1	H	1	0	0	0	0	0	0	0	0	0	0	2	2	0.00	0.000

PITCHER		IP	WLS	BF	H	R	ER	SO	BB	IBB	HBP	BLK	WP	HR	S	P	ERA	WHIP
Dan Wheeler, R ERA: 3.4	(9, 1)	0.1	S	1	0	0	0	1	0	0	0	0	0	0	4	4	0.00	0.000

Cincinnati Reds @ Houston Astros

Minute Maid Park, Houston, TX

Wed Jul 26 2006, 7:05 PM CDT
Att. 34,381 - Roof Closed - 73 F

livebaseballscorecards.com

BOTTOM

Batter	1	2	3	4	5	6	7	8	9	AB	R	H	RBI	BB	SO	LOB
Craig Biggio, R (1, 4) OBP: 0.330, SLG: 0.426	B B C X 2-1 HR		C B F F C 1-3 ① K		B X 1-0 2 1B 17 HR 1-2 2-3 3-H 1B		X 0-0 ① 1B			4	2	3	2	0	1	0
2 Chris Burke, R (1, 8) (6, 9) OBP: 0.364, SLG: 0.473	C B X 1-1 ① G6-3		B C C B F S 2-3 ② K		F X 0-1 17 HR 1-3 2-H 3-H 1B		S B B B F S 3-3 ② K			4	1	1	2	0	2	0
17 Lance Berkman, S (1, 3) OBP: 0.403, SLG: 0.617	C B B F B F F X 3-2 ② F8		C S B S 1-3 ③ K		C X 0-1 1-H 3-H HR		C X 0-1 HR			4	2	2	4	0	1	0
Aubrey Huff, L (1, 5) OBP: 0.343, SLG: 0.445	X 0-0 2B			B C C S 1-3 ① K	F B F X 1-2 ① L7		F B B B X 3-1 G6-3			4	0	1	0	0	1	0
Preston Wilson, R (1, 7) OBP: 0.314, SLG: 0.415	B B B C B 4-1 BB			S B X 1-1 ② G5-3	X 0-0 ② G1-3			B X 1-0 ① P6		3	0	0	0	1	0	0
Luke Scott, L (1, 9) OBP: 0.318, SLG: 0.455 Russ Springer, R (6, 1) Chad Qualls, R (7, 1) 16 Jason Lane, R (8, PH) OBP: 0.328, SLG: 0.391 54 Brad Lidge, R (9, 1) Trever Miller, R (9, 1) Dan Wheeler, R (9, 1)	C S B X 1-2 ③ F9			B B F X 2-1 ③ F8	C B S F B F C 2-3 ③ K			F C B S 1-3 ② K		3 0 0 1 0 0 0 0	0 0 0 0 0 0 0 0	0 0 0 0 0 0 0 0	0 0 0 0 0 0 0 0	0 0 0 1 0 0 0 0	1 0 0 0 0 0 0 0	2 0 0 0 0 0 0 0
Brad Ausmus, R (1, 2) OBP: 0.305, SLG: 0.301		C B B X 2-1 ① G1-3			B B B C X 3-1 E 1B 2B	S F B F X 1-2 ① P3		F B C B C 2-3 ③ K		4	1	1	0	0	1	0
28 Adam Everett, R (1, 6) OBP: 0.301, SLG: 0.328		C F X 0-2 ② P6			H 1-0 1B E 2 1B HBP	C X 0-1 ② F8				2	1	0	0	0	0	0
Andy Pettitte, L (1, 1) OBP: 0.167, SLG: 0.229 Willy Taveras, R (5, PH) OBP: 0.307, SLG: 0.312 (6, 8)		B C F B X 2-2 ③ G4-3			C X 0-1 FC6 1B 2 1B 1-2 2-3	C B S S 1-3 ③ K				1 2	0 1	0 0	0 0	0 0	0 1	0 2
Inning Stats	R: 1 E: 0 K: 0 S: 14 H: 2 LOB: 2 BB: 1 P: 25	R: 0 E: 0 K: 0 S: 8 H: 0 LOB: 0 BB: 0 P: 12	R: 0 E: 0 K: 3 S: 11 H: 0 LOB: 0 BB: 0 P: 15	R: 0 E: 0 K: 1 S: 7 H: 0 LOB: 0 BB: 0 P: 11	R: 6 E: 1 K: 1 S: 18 H: 4 LOB: 0 BB: 0 P: 26	R: 0 E: 0 K: 1 S: 9 H: 0 LOB: 0 BB: 0 P: 11	R: 1 E: 0 K: 1 S: 8 H: 2 LOB: 0 BB: 0 P: 14	R: 0 E: 0 K: 2 S: 7 H: 0 LOB: 0 BB: 0 P: 11		1B: 3 2B: 2 3B: 0 HR: 3	SF: 0 SAC: 0 DP: 0 HBP: 1			WP: 0 PB: 0 SB: 0 CS: 0	PA: 34		

	AB	32
	R	8
	H	8
	RBI	8
	BB	1
	SO	9
	LOB	4

PITCHER		IP	WLS	BF	H	R	ER	SO	BB	IBB	HBP	BLK	WP	HR	S	P	ERA	WHIP
61 Bronson Arroyo, R ERA: 3.2	(1, 1)	6.2	L	30	8	8	7	7	1	0	1	0	0	3	73	109	9.45	1.350
37 Brian Shackelford, L ERA: 7.5	(7, 1)	0.1		1	0	0	0	0	0	0	0	0	0	0	2	5	0.00	0.000
25 David Weathers, R ERA: 4.82	(8, 1)	1.0		3	0	0	0	2	0	0	0	0	0	0	7	11	0.00	0.000

PITCHER	IP	WLS	BF	H	R	ER	SO	BB	IBB	HBP	BLK	WP	HR	S	P	ERA	WHIP

Batter	1	2	3	4	5	6	7	8	9	AB	R	H	RBI	BB	SO	LOB
6 Ryan Freel, R (1, 9) OBP: 0.395, SLG: 0.470	B C X 1-1 1B 2B	C X 0-1 ② G5-3			B C F F S 1-3 ① K		C B F B B F X 3-2 S 1B		X 0-0 1B 3B	5	2	3	0	0	1	1
Adam Dunn, L (1, 7) OBP: 0.388, SLG: 0.566	F B X 1-1 HR 1B 2-H	S D D B F F X 3-2 HR 2-H			B B C F B B B 4-2 BB BB		1 SAFE 1 SAFE B B B C S B 4-2 BB 1-2		F D B C X 2-2 BB 1B 1B 3-H	3	3	3	4	2	0	0
Ken Griffey Jr., L (1, 8) OBP: 0.292, SLG: 0.485	1 SAFE B B B C X 2-1 HR 1-H	B B X 2-0 ③ G4-3			B B B B 4-0 G5-4-3 BB 1-2		X 0-0 ③ G4-3		1 SAFE B B B B B 4-0 1B BB 1-2	3	1	1	2	2	0	2
Rich Aurilia, R (1, 5) OBP: 0.340, SLG: 0.506 (8, 3)	B B X 2-0 ① P6		X 0-0 ① L8		D X 1-0 ②③ G5-4-3 1-2f			C B S C 1-3 ① K	B C S X 1-2 1B 1-3 2-H	5	0	1	1	0	1	2
Scott Hatteberg, L (1, 3) OBP: 0.417, SLG: 0.504 56 Todd Coffey, R (8, 1) Dewayne Wise, L (9, PH) OBP: 0.143, SLG: 0.143 Eddie Guardado, R (9, 1)	B C B B X 2-1 ② F8		C C B X 1-2 ② G3-1			X 0-0 4 G6-3 1B		B C T B S 2-3 ② K	X 0-0 ③ G4-3	4 0 1 0	0 0 0 0	1 0 0 0	0 0 0 0	0 0 0 0	1 0 0 0	0 0 2 0
Javier Valentin, S (1, 2) OBP: 0.286, SLG: 0.317	C S B S 1-3 ③ K		X 0-0 ③ G5-3			C B D B X 3-1 ① F7		F B F X 1-2 1B		4	0	1	0	0	1	1
4 Brandon Phillips, R (1, 4) OBP: 0.333, SLG: 0.414		X 0-0 ① P3		C F B X 1-2 ① G5-3		D X 1-0 ②③ G6-3 1-2f		C S F B S 1-3 ③ K		4	0	0	0	0	1	2
Royce Clayton, R (1, 6) OBP: 0.318, SLG: 0.347		B F X 1-1 54 S 54 2B 1B		B X 1-0 ② F7			C B C B B S 3-3 ① K		B C B F B X 3-2 ① G4-3	4	1	1	0	0	1	0
54 Elizardo Ramirez, S (1, 1) OBP: 0.192, SLG: 0.200 37 Brian Shackelford, L (7, 1) Gary Majewski, R (8, 1) 45 Bill Bray, L (8, 1) 9 Juan Castro, R (8, 5) OBP: 0.269, SLG: 0.353		B X 1-0 1-H HR 2B		S C S 0-3 ③ K			C S B S 1-3 ② K		B X 1-0 ② G6-3	3 0 0 0 0 1	1 0 0 0 0 0	1 0 0 0 0 0	1 0 0 0 0 0	0 0 0 0 0 0	2 0 0 0 0 0	0 0 0 0 0 0
Inning Stats	R: 3 E: 0 K: 1 S: 12 H: 3 LOB: 0 BB: 0 P: 21	R: 3 E: 0 K: 0 S: 11 H: 3 LOB: 0 BB: 0 P: 18	R: 0 E: 0 K: 0 S: 5 H: 0 LOB: 0 BB: 0 P: 6	R: 0 E: 0 K: 1 S: 7 H: 0 LOB: 0 BB: 0 P: 9	R: 0 E: 0 K: 1 S: 7 H: 0 LOB: 1 BB: 2 P: 17	R: 0 E: 0 K: 0 S: 4 H: 1 LOB: 0 BB: 0 P: 8	R: 0 E: 0 K: 2 S: 13 H: 1 LOB: 2 BB: 1 P: 24	R: 0 E: 0 K: 3 S: 13 H: 1 LOB: 1 BB: 0 P: 18	R: 2 E: 0 K: 0 S: 12 H: 3 LOB: 2 BB: 1 P: 23	1B: 7 2B: 2 3B: 1 HR: 2 SF: 0 SAC: 0 DP: 2 HBP: 0						

PITCHER		IP	WLS	BF	H	R	ER	SO	BB	IBB	HBP	BLK	WP	HR	S	P	ERA	WHIP
Taylor Buchholz, R ERA: 5.96	(1, 1)	2.0	L	12	6	6	6	1	0	0	0	0	0	2	23	39	27.00	3.000
37 Matt Albers, R ERA:	(3, 1)	5.0		18	2	0	0	4	3	0	0	0	0	0	36	64	0.00	1.000
Russ Springer, R ERA: 3.58	(8, 1)	1.0		4	1	0	0	3	0	0	0	0	0	0	13	18	0.00	1.000
54 Brad Lidge, R ERA: 5.74	(9, 1)	0.2		6	3	2	2	0	1	0	0	0	0	0	11	22	27.00	6.000
Dan Wheeler, R ERA: 3.38	(9, 1)	0.1		1	0	0	0	0	0	0	0	0	0	0	1	1	0.00	0.000

PITCHER	IP	WLS	BF	H	R	ER	SO	BB	IBB	HBP	BLK	WP	HR	S	P	ERA	WHIP

TOP

Cincinnati Reds @ Houston Astros

Minute Maid Park, Houston, TX

Thu Jul 27 2006, 7:05 PM CDT

Att. 38,254 - Roof Closed - 73 F

livebaseballscorecards.com

AB	37
R	8
H	12
RBI	8
BB	4
SO	8
LOB	10

WP: 0 PA: 41
PB: 0
SB: 2
CS: 0

Batter	1	2	3	4	5	6	7	8	9	AB	R	H	RBI	BB	SO	LOB
Craig Biggio, R (1, 4) OBP: 0.333, SLG: 0.431	X 0-0 17 BB 1B	1 SAFE B B S B C X 3-2 ③ F7			S F F F F B B 3-3 ③ K			C B X 1-1 17 1B 2B	C C B X 1-2 1B	5	1	3	0	0	1	2
2 Chris Burke, R (1, 8) OBP: 0.361, SLG: 0.464	X 0-0 ① F7		B B F F S 2-3 ① K			X 0-0 ① P6		C H 1-1 FC4-6 17 1B 1B HBP	S C F S 0-3 ② K	4	1	0	0	0	2	2
17 Lance Berkman, S (1, 3) OBP: 0.404, SLG: 0.614 41 Brandon Backe, R (8, PR) 16 Jason Lane, R (9, 3) OBP: 0.327, SLG: 0.389	B B B B 4-0 G4-6-3 1-2 BB		S B B B X 3-1 ② G4-3			X 0-0 ② G3		X 0-0 FC4-6 1-2 2-H 1B	S B B L S 1-2 ③ K	3 0 1	0 0 0	1 0 0	1 0 0	1 0 0	0 0 1	0 0 1
Aubrey Huff, L (1, 5) OBP: 0.339, SLG: 0.439	C F B X 1-2 ②③ G4-6-3 1-2f		B B F C S 2-3 ③ K			C B X 1-1 ③ F7		S B X 1-1 ① F7		4	0	0	0	0	1	4
Preston Wilson, R (1, 7) OBP: 0.313, SLG: 0.413		B X 1-0 ① L6		C S F B F F S 1-3 ① K			C C F F B X 1-2 2B 1B	B B F B X 3-1 ② FC4-6 1B 1-2f 2-3 1B		4	1	1	0	0	1	2
Luke Scott, L (1, 9) OBP: 0.346, SLG: 0.462		X 0-0 FC5-4 1B		S F B B B S 3-3 ② K			X 0-0 ① L8	S D F B B F X 3-2 1B 1-2 3-H 1B		4	0	2	1	0	1	1
Eric Munson, L (1, 2) OBP: 0.310, SLG: 0.387	C F X 0-2 ② FC5-4 28 1B 1-2f 1B			C F B B S 2-3 ③ K			C B X 1-1 1-3 2B	B F C X 1-2 1-2 2-H 1B		4	1	2	1	0	1	1
28 Adam Everett, R (1, 6) OBP: 0.300, SLG: 0.327	B 1 SAFE C X 1-1 1B 1-2 1B				C F C 0-3 ① K		C X 0-1 ② L5	B B C F S 2-3 ③ K		4	0	1	0	0	2	4
Taylor Buchholz, R (1, 1) OBP: 0.067, SLG: 0.034 Willy Taveras, R (2, PH) OBP: 0.309, SLG: 0.314 37 Matt Albers, L (3, 1) Mike Lamb, L (7, PH) OBP: 0.366, SLG: 0.502 Russ Springer, R (8, 1) 54 Brad Lidge, R (9, 1) Dan Wheeler, R (9, 1) 4 Eric Bruntlett, R (9, PH) OBP: 0.340, SLG: 0.315	C B X 1-1 1-3 2-H 1B				C C S 0-3 ② K		S B S F F D S 2-3 ③ K		B C B S S 2-3 ① K	0 1 1 1 0 1	0 0 0 0 0 0	0 1 0 0 0 0	0 1 0 0 0 0	0 0 0 1 0 0	0 0 1 2 0 0	0 0 0 0 0 0
Inning Stats	R: 0 H: 1 E: 0 LOB: 1 K: 0 BB: 1 S: 6 P: 11	R: 1 H: 3 E: 0 LOB: 2 K: 0 BB: 0 S: 12 P: 18	R: 0 H: 0 E: 0 LOB: 0 K: 2 BB: 0 S: 8 P: 15	R: 0 H: 0 E: 0 LOB: 0 K: 3 BB: 0 S: 12 P: 18	R: 0 H: 0 E: 0 LOB: 0 K: 3 BB: 0 S: 19 P: 22	R: 0 H: 0 E: 0 LOB: 0 K: 0 BB: 0 S: 4 P: 5	R: 0 H: 2 E: 0 LOB: 2 K: 1 BB: 0 S: 15 P: 19	R: 3 H: 4 E: 0 LOB: 2 K: 1 BB: 0 S: 18 P: 30	R: 0 H: 1 E: 0 LOB: 1 K: 3 BB: 0 S: 13 P: 17	1B: 9 2B: 2 3B: 0 HR: 0		SF: 0 SAC: 0 DP: 1 HBP: 1		WP: 0 PB: 0 SB: 0 CS: 0		PA: 39

PITCHER		IP	WLS	BF	H	R	ER	SO	BB	IBB	HBP	BLK	WP	HR	S	P	ERA	WHIP
54 Elizardo Ramirez, R ERA: 4.22	(1, 1)	6.2	W	26	6	1	1	8	1	0	0	0	0	0	71	101	1.35	1.050
37 Brian Shackelford, L ERA: 7.3	(7, 1)	0.1		1	0	0	0	1	0	0	0	0	0	0	5	7	0.00	0.000
Gary Majewski, R ERA: 4.37	(8, 1)	0.0		2	1	2	2	0	0	0	1	0	0	0	3	5	∞	∞
45 Bill Bray, L ERA: 3.72	(8, 1)	0.2		5	3	1	1	0	0	0	0	0	0	0	12	20	13.50	4.500
56 Todd Coffey, R ERA: 3.18	(8, 1)	0.1	H	1	0	0	0	1	0	0	0	0	0	0	3	5	0.00	0.000

PITCHER		IP	WLS	BF	H	R	ER	SO	BB	IBB	HBP	BLK	WP	HR	S	P	ERA	WHIP
Eddie Guardado, L ERA: 4.4	(9, 1)	1.0		4	1	0	0	3	0	0	0	0	0	0	13	17	0.00	1.000

BOTTOM

Cincinnati Reds @ Houston Astros

Minute Maid Park, Houston, TX

Thu Jul 27 2006, 7:05 PM CDT

Att. 38,254 - Roof Closed - 73 F

livebaseballscorecards.com

AB	37
R	4
H	11
RBI	4
BB	1
SO	13
LOB	19

Arizona Diamondbacks @ Houston Astros

Minute Maid Park, Houston, TX

Fri Jul 28 2006, 7:05 PM CDT

Att. 43,201 - Roof Closed - 73 F

TOP

livebaseballscorecards.com

Batter	1	2	3	4	5	6	7	8	9	10	11	AB	R	H	RBI	BB	SO	LOB
30 Jeff DaVanon, S (1, 8) OBP: 0.371, SLG: 0.454	G6-3 2B		BB	FC3-6 1-2f 2-3		BB	K			G5-3 2-3		4	2	1	0	2	1	3
22 Eric Byrnes, R (11, 8) OBP: 0.348, SLG: 0.503												0	0	0	0	0	0	0
34 Conor Jackson, R (1, 3) OBP: 0.361, SLG: 0.420	F8		1B 1B 1-2	1B 1-3 3-H		F9 1-H 2B		P4		G5-3		6	1	3	2	0	0	2
Luis Gonzalez, L (1, 7) OBP: 0.376, SLG: 0.477	G6-3 2-3		1B 1-2 2-H 1B	P4		F9 2-3		K			G4-3 SF7 2B	6	1	2	1	0	1	4
Chad Tracy, L (1, 5) OBP: 0.339, SLG: 0.448	L5		1-3 2-H 1B		1B 2B	P5		K			G4-3 2-3	6	1	2	1	0	1	3
Johnny Estrada, S (1, 2) OBP: 0.342, SLG: 0.477		G3	F8		F8	F8			G4-6-3 1B		SF7 3-H	5	0	1	1	0	0	4
Shawn Green, L (1, 9) OBP: 0.354, SLG: 0.447		G4-3	G1-3		1 2B 2-H 1B		G6-3		G4-6-3 1-2f		K	6	0	1	1	0	1	3
1 Orlando Hudson, S (1, 4) OBP: 0.338, SLG: 0.431	1B			FC3-5 48 6 1B	1-3 2B		7 HR 1B		P4			5	1	4	0	0	0	0
6 Stephen Drew, L (1, 6) OBP: 0.346, SLG: 0.490	F8			FC3-6 30 48 FC3-5 34 1B 1-2 1B	K		F9			G5-3 30 SH3-4 1B		5	1	2	0	0	1	4
48 Enrique Gonzalez, R (1, 1) OBP: 0.333, SLG: 0.333			K	FC3-5 30 FC3-6 1-2 2-3f	K		HR					3	0	0	0	0	2	4
7 Carlos Quentin, R (7, PH) OBP: 0.444, SLG: 1.250												1	1	1	2	0	0	0
Randy Choate, L (7, 1)												0	0	0	0	0	0	0
28 Brandon Medders, R (7, 1)												0	0	0	0	0	0	0
Brandon Lyon, R (8, 1)												0	0	0	0	0	0	0
Andy Green, R (10, PH) OBP: 0.320, SLG: 0.294										SH3-4 1-2		0	0	0	0	0	0	0
56 Ramon Pena, R (10, 1)												0	0	0	0	0	0	0

Inning Stats	1	2	3	4	5	6	7	8	9	10	11
	R: 0 H: 1 E: 0 LOB: 1 K: 0 BB: 0 S: 8 P: 14	R: 0 H: 1 E: 0 LOB: 1 K: 0 BB: 0 S: 6 P: 13	R: 2 H: 3 E: 0 LOB: 2 K: 1 BB: 1 S: 16 P: 27	R: 1 H: 3 E: 0 LOB: 2 K: 0 BB: 0 S: 15 P: 17	R: 1 H: 3 E: 0 LOB: 2 K: 2 BB: 0 S: 12 P: 16	R: 1 H: 1 E: 0 LOB: 1 K: 0 BB: 1 S: 11 P: 20	R: 2 H: 2 E: 0 LOB: 0 K: 1 BB: 0 S: 11 P: 16	R: 0 H: 0 E: 0 LOB: 0 K: 2 BB: 0 S: 10 P: 15	R: 0 H: 1 E: 0 LOB: 0 K: 0 BB: 0 S: 6 P: 8	R: 0 H: 1 E: 0 LOB: 1 K: 0 BB: 0 S: 10 P: 16	R: 1 H: 1 E: 0 LOB: 0 K: 1 BB: 0 S: 8 P: 13

AB	47
R	8
H	17
RBI	8
BB	2
SO	7
LOB	27

1B: 11 SF: 1
2B: 5 SAC: 1
3B: 0 DP: 1
HR: 1 HBP: 0

WP: 0 PA: 51
PB: 0
SB: 0
CS: 0

PITCHER		IP	WLS	BF	H	R	ER	SO	BB	IBB	HBP	BLK	WP	HR	S	P	ERA	WHIP
41 Brandon Backe, R ERA: 5.82	(1, 1)	5.0		29	12	5	5	3	2	0	0	0	0	0	62	98	9.00	2.800
Russ Springer, R ERA: 3.49	(6, 1)	1.0		3	0	0	0	0	0	0	0	0	0	0	6	9	0.00	0.000
Chad Qualls, R ERA: 3.47	(7, 1)	1.0		5	2	2	2	1	0	0	0	0	0	1	11	16	18.00	2.000
Trever Miller, L ERA: 4.25	(8, 1)	1.0		3	0	0	0	2	0	0	0	0	0	0	10	15	0.00	0.000
Dan Wheeler, R ERA: 3.22	(9, 1)	2.0		7	2	0	0	0	0	0	0	0	0	0	16	24	0.00	1.000

PITCHER		IP	WLS	BF	H	R	ER	SO	BB	IBB	HBP	BLK	WP	HR	S	P	ERA	WHIP
Andy Pettitte, L ERA: 5.18	(11, 1)	1.0	L	4	1	1	1	1	0	0	0	0	0	0	8	13	9.00	1.000

Arizona Diamondbacks @ Houston Astros

Minute Maid Park, Houston, TX

Fri Jul 28 2006, 7:05 PM CDT

Att. 43,201 - Roof Closed - 73 F

livebaseballscorecards.com

BOTTOM

Batter	1	2	3	4	5	6	7	8	9	10	11	AB	R	H	RBI	BB	SO	LOB
Willy Taveras, R (1, 8) OBP: 0.309, SLG: 0.313	C F B X 1-2 ① P4		B F X 1-1 ② B1-3	D F H 2-1 1-2 2-3 HBP		C X 0-1 1-2 G3-6-1 1B		C F X 0-2 E6 1B SF7		C C S 0-3 ② K		5	1	1	0	0	1	0
Craig Biggio, R (1, 4) OBP: 0.333, SLG: 0.430	B C B X 2-1 ② L7		S F B F C 1-3 ③ K	B X 1-0 ③ L7		B C X 1-1 ②③ G3-6-1 1-2f		1 SAFE X 0-0 1-3 SF7 1B		X 0-0 1B		6	0	2	0	0	1	5
Mike Lamb, L (1, 3) OBP: 0.366, SLG: 0.504	C B X 1-1 2B			B C X 1-1 HR 1B 1B	B C F B F F X 2-2 ① F7		C B B F X 2-2 ① G4-3	B B X 2-0 ② SF7 1-2 3-H		B 1 SAFE F X 1-1 ③ F8		5	1	2	1	0	0	1
Aubrey Huff, L (1, 5) OBP: 0.348, SLG: 0.445	B C F B B F F B 4-2 FC4-6 BB			X 0-0 1-2 HR 1B	B X 1-0 G6-3 3B 2B		B B C B B 4-1 BB 2B BB	I I I I 4-0 IBB			C B B B S X 2-2 ① L9	3	3	2	0	3	0	0
Preston Wilson, R (1, 7) OBP: 0.312, SLG: 0.408 Dan Wheeler, R (9, 1) Andy Pettitte, L (11, 1) OBP: 0.167, SLG: 0.229 Eric Munson, L (11, PH) OBP: 0.307, SLG: 0.384	B 2 SAFE X 1-0 ③ FC4-6 1-2f			S B F B 2 SAFE S 2-3 ① K	X 0-0 ② G6-3 2-3		C B F B B B 4-2 2B 1-2 G4-3 BB	C B X 1-1 ③ G6-3			C B C 0-3 ② K	4 0 0 1	1 0 0 0	0 0 0 0	0 0 0 0	1 0 0 0	1 0 0 1	7 0 0 0
Luke Scott, L (1, 9) OBP: 0.406, SLG: 0.688		B X 1-0 ① G4-3	B B X 2-0 1-H 2-H HR	B B C X 2-1 3-H 3B		C X 0-1 G4-3 1-3 2-H 2B			F F F F B B X 2-2 ① G4-3		B B X 2-0 1B	6	1	4	5	0	0	0
Brad Ausmus, R (1, 2) OBP: 0.301, SLG: 0.296 17 Lance Berkman, S (11, PH) OBP: 0.403, SLG: 0.613	X 0-0 ② G4-3	C C X 0-2 ② G6-3	B B X 2-0 ③ G6-3			X 0-0 ② G4-3 2-3 3-H			F B B X 2-1 ② F9	C C B F B B F B X 3-2 ③ G3		5 1	0 0	0 0	1 0	0 0	0 0	2 1
28 Adam Everett, R (1, 6) OBP: 0.299, SLG: 0.325	B F F X 1-2 ③ G5-3			C S B X 1-2 HBP 41 1B 1B		B X 1-0 ① P3	C X 0-1 F8		C C F X 0-2 G6-3			5	0	1	0	0	0	1
41 Brandon Backe, R (1, 1) OBP: 0.333, SLG: 0.200 Russ Springer, R (6, 1) 16 Jason Lane, R (6, PH) OBP: 0.330, SLG: 0.392 Chad Qualls, R (7, 1) Trever Miller, R (8, 1) 2 Chris Burke, R (8, PH) OBP: 0.358, SLG: 0.460 (9, 7)			C S S 0-3 ① K	B 1 SAFE D C B X 3-1 1-2 HBP 1B		X 0-0 1B 1B		S B X 1-1 ① F8		B S B F X 2-2 ① F7		2 0 1 0 0 0	0 0 1 0 0 0	1 0 0 0 0 0	0 0 1 0 0 0	0 0 0 0 0 0	1 0 0 0 0 0	0 0 0 0 0 0
Inning Stats	R: 0 E: 0 S: 12 H: 1 LOB: 2 BB: 1 P: 21	R: 0 E: 0 S: 5 H: 0 LOB: 0 BB: 0 P: 7	R: 0 E: 0 S: 9 H: 0 LOB: 0 BB: 0 P: 11	R: 3 E: 0 S: 17 H: 5 LOB: 3 BB: 0 P: 29	R: 1 E: 0 S: 10 H: 2 LOB: 1 BB: 0 P: 17	R: 0 E: 0 S: 6 H: 2 LOB: 1 BB: 0 P: 8	R: 2 E: 0 S: 11 H: 1 LOB: 1 BB: 2 P: 21	R: 1 E: 1 S: 9 H: 1 LOB: 2 BB: 1 P: 17	R: 0 E: 0 S: 11 H: 0 LOB: 0 BB: 0 P: 15	R: 0 E: 0 S: 9 H: 1 LOB: 1 BB: 0 P: 12	R: 0 E: 0 S: 12 H: 1 LOB: 1 BB: 0 P: 19	1B: 9 2B: 4 3B: 1 HR: 1		SF: 1 SAC: 0 DP: 1 HBP: 1		WP: 0 PB: 0 SB: 0 CS: 0		PA: 52

PITCHER		IP	WLS	BF	H	R	ER	SO	BB	IBB	HBP	BLK	WP	HR	S	P	ERA	WHIP
48 Enrique Gonzalez, R ERA: 4.96	(1, 1)	6.0		29	10	4	4	3	1	0	1	0	0	1	59	93	6.00	1.833
Randy Choate, L ERA: 4.32	(7, 1)	0.1	H	2	0	1	1	0	1	0	0	0	0	0	4	10	27.00	3.000
28 Brandon Medders, R ERA: 3.49	(7, 1)	0.2	H	4	1	1	1	0	1	0	0	0	0	0	7	11	13.50	3.000
Brandon Lyon, R ERA: 4.13	(8, 1)	2.0	B	9	1	1	0	0	0	1	0	0	0	0	20	32	0.00	0.500
56 Ramon Pena, R ERA: 1.17	(10, 1)	2.0	W	8	2	0	0	2	0	0	0	0	0	0	21	31	0.00	1.000

PITCHER	IP	WLS	BF	H	R	ER	SO	BB	IBB	HBP	BLK	WP	HR	S	P	ERA	WHIP

AB	46
R	7
H	14
RBI	7
BB	4
SO	5
LOB	17

Batter	1	2	3	4	5	6	7	8	9	AB	R	H	RBI	BB	SO	LOB
22 Eric Byrnes, R (1, 8) OBP: 0.349, SLG: 0.503	F7		1-2 1B		G5-3					4	0	2	0	0	0	0
1 Orlando Hudson, S (1, 4) OBP: 0.334, SLG: 0.426	P5		K		K			F8		4	0	0	0	0	2	3
Luis Gonzalez, L (1, 7) OBP: 0.375, SLG: 0.474	1B		P3			G4-3		K		4	0	1	0	0	1	3
34 Conor Jackson, R (1, 3) OBP: 0.357, SLG: 0.415	K			K		F8			K	4	0	0	0	0	3	1
Chad Tracy, L (1, 5) OBP: 0.336, SLG: 0.444		G6-3		L6		G4-3			G4-3	4	0	0	0	0	0	0
7 Carlos Quentin, R (1, 9) OBP: 0.409, SLG: 1.050		P5		1B			P6		K2-3	4	0	1	0	0	1	0
6 Stephen Drew, L (1, 6) OBP: 0.327, SLG: 0.462		P2		G4-3			K			3	0	0	0	0	1	1
19 Chris Snyder, R (1, 2) OBP: 0.371, SLG: 0.470			37 FC1-5 2B		HR		K			3	1	2	1	0	1	0
37 Juan Cruz, R (1, 1)			FC1-5 22 1B		K				F9	2	0	0	0	0	1	1
30 Jeff DaVanon, S (8, PH) OBP: 0.369, SLG: 0.452			2-3							1	0	0	0	0	0	0
Luis Vizcaino, R (8, 1)										0	0	0	0	0	0	0
Inning Stats	R: 0 E: 0 K: 1 S: 9 H: 1 LOB: 1 BB: 0 P: 10	R: 0 E: 0 K: 0 S: 4 H: 0 LOB: 0 BB: 0 P: 7	R: 0 E: 0 K: 1 S: 15 H: 2 LOB: 2 BB: 0 P: 22	R: 0 E: 0 K: 1 S: 7 H: 1 LOB: 1 BB: 0 P: 10	R: 1 E: 0 K: 2 S: 14 H: 1 LOB: 0 BB: 0 P: 20	R: 0 E: 0 K: 0 S: 6 H: 0 LOB: 0 BB: 0 P: 9	R: 0 E: 0 K: 2 S: 8 H: 0 LOB: 0 BB: 0 P: 9	R: 0 E: 0 K: 1 S: 9 H: 1 LOB: 1 BB: 0 P: 12	R: 0 E: 0 K: 2 S: 8 H: 0 LOB: 0 BB: 0 P: 11	1B: 4 2B: 1 3B: 0 HR: 1 SF: 0 SAC: 0 DP: 0 HBP: 0						

TOP

Arizona Diamondbacks @ Houston Astros

Minute Maid Park, Houston, TX

Sat Jul 29 2006, 6:05 PM CDT

Att. 43,386 - Roof Closed - 74 F

livebaseballscorecards.com

AB	33
R	1
H	6
RBI	1
BB	0
SO	10
LOB	9

PITCHER		IP	WLS	BF	H	R	ER	SO	BB	IBB	HBP	BLK	WP	HR	S	P	ERA	WHIP
44 Roy Oswalt, R ERA: 3.23	(1, 1)	8.0	W	30	6	1	1	8	0	0	0	0	0	1	72	99	1.12	0.750
54 Brad Lidge, R ERA: 5.63	(9, 1)	1.0	S	3	0	0	0	2	0	0	0	0	0	0	8	11	0.00	0.000

PITCHER	IP	WLS	BF	H	R	ER	SO	BB	IBB	HBP	BLK	WP	HR	S	P	ERA	WHIP

BOTTOM

Arizona Diamondbacks @ Houston Astros

Minute Maid Park, Houston, TX

Sat Jul 29 2006, 6:05 PM CDT
Att. 43,386 - Roof Closed - 74 F

livebaseballscorecards.com

Batter	1	2	3	4	5	6	7	8	9	AB	R	H	RBI	BB	SO	LOB
Willy Taveras, R (1, 8) OBP: 0.311, SLG: 0.321	C B X 1-2 G1-3 ①	B F X 1-1 2-H 3-H 3B			C S B F C 1-3 K ②		C X 0-1 S 1B			4	0	2	2	0	1	0
Craig Biggio, R (1, 4) OBP: 0.333, SLG: 0.436 4 Eric Bruntlett, R (9, 4) OBP: 0.340, SLG: 0.315	B X 1-0 HR	C B X 1-1 G5-3 ③			B B X 2-0 G5-3 ③		B 1 SAFE 1 SAFE B C 1 S S SAFE 1-2 2-3 K ③			4	1	1	1	0	1	2
										0	0	0	0	0	0	0
Mike Lamb, L (1, 3) OBP: 0.364, SLG: 0.504	B F C B S 2-3 K ②	C B B C F B F S 3-3 K ①			B B X 2-0 G4-3 ①			F C F B B B X 3-2 G4-3 2B 2B		4	1	1	0	0	2	0
Aubrey Huff, L (1, 5) OBP: 0.353, SLG: 0.449	B B F F F F B B 4-2 FC6-4 BB	F H 1-1 G5-4-3 HBP				C B B F B F X 3-2 G4-3 2B		C F F B X 1-2 2-3 G4-3 ①		2	0	1	0	1	0	1
Preston Wilson, R (1, 7) OBP: 0.311, SLG: 0.409	C B F X 1-2 FC6-4 ③ 1-2f	B B 1 SAFE C S S X 2-2 G5-4-3 ② ③ 1-2f				B C X 1-1 2-3 G4-3 ②		C C X 0-2 3-H 2B		4	0	1	1	0	0	3
Luke Scott, L (1, 9) OBP: 0.417, SLG: 0.647		B S S S 1-3 K ①	B X 1-0 G3 ①			I I I I 4-0 IBB		I I I I 4-0 G6-4-3 IBB		2	0	0	0	2	1	0
Brad Ausmus, R (1, 2) OBP: 0.300, SLG: 0.293		B C B B B 4-1 44 SH2-4 28 1B 3B BB	B B X 2-0 F8 ②			L F C 0-3 K ③		S X 0-1 G6-4-3 ② ③ 1-2f		3	1	0	0	1	1	4
28 Adam Everett, R (1, 6) OBP: 0.299, SLG: 0.325		C C X 0-2 44 SH2-4 1-2 3B 1B	C B B X 2-1 L5 ③				X 0-0 F9 ①			3	1	1	0	0	0	0
44 Roy Oswalt, R (1, 1) OBP: 0.191, SLG: 0.178 54 Brad Lidge, R (9, 1)		X 0-0 SH2-4 ② 1-2 2-3			C C B B S 2-3 K ①		C S B B S 2-3 K ②			2	0	0	0	0	2	0
										0	0	0	0	0	0	0
Inning Stats	R: 1 H: 1 E: 0 LOB: 1 K: 1 BB: 1 S: 12 P: 21	R: 2 H: 2 E: 0 LOB: 1 K: 1 BB: 1 S: 12 P: 19	R: 0 H: 0 E: 0 LOB: 0 K: 1 BB: 0 S: 9 P: 15	R: 0 H: 0 E: 0 LOB: 0 K: 0 BB: 0 S: 4 P: 9	R: 0 H: 0 E: 0 LOB: 0 K: 2 BB: 0 S: 8 P: 13	R: 0 H: 1 E: 0 LOB: 2 K: 1 BB: 1 S: 10 P: 20	R: 0 H: 1 E: 0 LOB: 1 K: 2 BB: 0 S: 9 P: 13	R: 1 H: 2 E: 0 LOB: 1 K: 0 BB: 1 S: 13 P: 21		1B: 2 SF: 0 2B: 3 SAC: 1 3B: 1 DP: 2 HR: 1 HBP: 1						

	AB	28
	R	4
	H	7
	RBI	4
	BB	4
	SO	8
	LOB	10

WP: 0 PA: 34
PB: 0
SB: 1
CS: 0

PITCHER		IP	WLS	BF	H	R	ER	SO	BB	IBB	HBP	BLK	WP	HR	S	P	ERA	WHIP
37 Juan Cruz, R ERA: 4.84	(1, 1)	7.0	L	29	5	3	3	8	2	1	1	0	0	1	64	110	3.86	1.000
Luis Vizcaino, R ERA: 3.92	(8, 1)	1.0		5	2	1	1	0	0	1	0	0	0	0	13	21	9.00	2.000

PITCHER	IP	WLS	BF	H	R	ER	SO	BB	IBB	HBP	BLK	WP	HR	S	P	ERA	WHIP

Batter	1	2	3	4	5	6	7	8	9	AB	R	H	RBI	BB	SO	LOB
30 Jeff DaVanon, S (1, 9) OBP: 0.366, SLG: 0.446	B X 1-0 F8		B B B C X 3-1 G4-3			C C F X 0-2 G6-3		X 0-0 22 HR 1-2 2-H 1B	C B B S X 2-2 G4-3	5	1	1	1	0	0	0
22 Eric Byrnes, R (1, 8) OBP: 0.348, SLG: 0.509	C B C F B S 2-3 K		B X 1-0 G6-3			F B B C X 2-2 P2		X 0-0 1-H 2-H HR		4	1	1	3	0	1	0
Luis Gonzalez, L (1, 7) OBP: 0.374, SLG: 0.472	C X 0-1 E3 2B			B X 1-0 F8		B B X 2-0 F8		C C B X 1-2 FC6-4 1B		4	1	1	0	0	0	0
Chad Tracy, L (1, 5) OBP: 0.336, SLG: 0.444	1 SAFE 1 SAFE C B X 1-1 1-H 2B			B C F B F S 2-3 K			B C B S B S 3-3 K	1 SAFE B B C S S 2-3 K		4	0	1	1	0	3	1
Johnny Estrada, S (1, 2) OBP: 0.341, SLG: 0.474	F B F B S 2-3 K			X 0-0 1B			C X 0-1 G4-3	X 0-0 FC6-4 1-2f		4	0	1	0	0	1	2
Shawn Green, L (1, 3) OBP: 0.353, SLG: 0.443		B B F F B C 3-3 K		S F S 0-3 K			B B C C B X 3-2 G1-3		B B F B S F B 4-2 1 FC6-4 BB	3	0	0	0	1	2	1
1 Orlando Hudson, S (1, 4) OBP: 0.333, SLG: 0.424		B B B C F F C 3-3 K			X 0-0 F8			C B X 1-1 7 HBP 30 1B 1B	1 SAFE L 1 SAFE C F X 0-2 1-2f FC6-4 34 HR	4	2	1	0	0	1	1
6 Stephen Drew, L (1, 6) OBP: 0.305, SLG: 0.429		B C X 1-1 G4-3			B S C T 1-2 K			B C B F B S 3-3 K	1 SAFE 1 SAFE C C S 0-3 K	4	0	0	0	0	3	2
Miguel Batista, R (1, 1) OBP: 0.156, SLG: 0.116			B B C F C 2-3 K		X 0-0 G3			1 SAFE S H 1-1 30 1B 1-2 22 HR HBP	1 SAFE B B F C 1 SAFE 1 SAFE B F 3-2 X 1-H HR	2	0	0	0	0	1	0
Randy Choate, L (7, 1)										0	0	0	0	0	0	0
28 Brandon Medders, R (7, 1)										0	0	0	0	0	0	0
7 Carlos Quentin, R (8, PH) OBP: 0.435, SLG: 1.050										0	1	0	0	0	0	0
56 Ramon Pena, R (8, 1)										0	0	0	0	0	0	0
34 Conor Jackson, R (9, PH) OBP: 0.359, SLG: 0.427										1	1	1	2	0	0	0
Jorge Julio, R (9, 1)										0	0	0	0	0	0	0
Inning Stats	R: 1 E: 1 K: 2 S: 12 H: 1 LOB: 1 BB: 0 P: 18	R: 0 E: 0 K: 2 S: 9 H: 0 LOB: 0 BB: 0 P: 16	R: 0 E: 0 K: 1 S: 6 H: 0 LOB: 0 BB: 0 P: 12	R: 0 E: 0 K: 2 S: 9 H: 1 LOB: 1 BB: 0 P: 12	R: 0 E: 0 K: 1 S: 5 H: 0 LOB: 0 BB: 0 P: 6	R: 0 E: 0 K: 0 S: 8 H: 0 LOB: 0 BB: 0 P: 12	R: 0 E: 0 K: 1 S: 8 H: 0 LOB: 0 BB: 0 P: 14	R: 4 E: 0 K: 2 S: 15 H: 4 LOB: 1 BB: 0 P: 23	R: 2 E: 0 K: 1 S: 17 H: 1 LOB: 0 BB: 1 P: 26	1B: 4 2B: 1 3B: 0 HR: 2	SF: 0 SAC: 0 DP: 0 HBP: 1						

PITCHER		IP	WLS	BF	H	R	ER	SO	BB	IBB	HBP	BLK	WP	HR	S	P	ERA	WHIP
Roger Clemens, R ERA: 2.09	(1, 1)	7.0		24	2	1	0	9	0	0	0	0	0	0	57	90	0.00	0.286
Chad Qualls, R ERA: 4.05	(8, 1)	0.1		5	3	4	4	1	0	0	1	0	0	1	8	13	108.00	9.000
Trever Miller, L ERA: 4.35	(8, 1)	1.1	L	6	1	1	1	2	1	0	0	0	0	0	17	24	6.75	1.500
54 Brad Lidge, R ERA: 5.77	(9, 1)	0.1		2	1	1	1	0	0	0	0	0	0	1	7	12	27.00	3.000

PITCHER	IP	WLS	BF	H	R	ER	SO	BB	IBB	HBP	BLK	WP	HR	S	P	ERA	WHIP

TOP

Arizona Diamondbacks @ Houston Astros

Minute Maid Park, Houston, TX

Sun Jul 30 2006, 1:05 PM CDT
Att. 41,867 - Roof Closed - 73 F

livebaseballscorecards.com

AB	35
R	7
H	7
RBI	7
BB	1
SO	12
LOB	7

BOTTOM

Arizona Diamondbacks @ Houston Astros

Minute Maid Park, Houston, TX

Sun Jul 30 2006, 1:05 PM CDT
Att. 41,867 - Roof Closed - 73 F

livebaseballscorecards.com

Batter	1	2	3	4	5	6	7	8	9	AB	R	H	RBI	BB	SO	LOB
Willy Taveras, R (1, 8) OBP: 0.315, SLG: 0.321	G5-3 1B; 1B		S 1B; HBP	P4		FC5 1-2 2-3; BB		G6-3		3	2	1	0	1	0	0
Craig Biggio, R (1, 4) OBP: 0.333, SLG: 0.434	G5-3 1-2		F8 1B 1-2; HBP		E5 G3; 1B	FC5 1-2 2-3f		G4-3		4	0	1	0	0	0	4
Mike Lamb, L (1, 3) OBP: 0.368, SLG: 0.506	2-H; 1B		1-2 2-H; 1B		G3 2-3		2 BB 28 FC5 G1-3; 1B	F7		5	1	3	2	0	0	1
Aubrey Huff, L (1, 5) OBP: 0.348, SLG: 0.441	P5		F8 2-3		K		G1-3 1-2		K	5	0	0	0	0	2	5
Luke Scott, L (1, 9) OBP: 0.415, SLG: 0.641	F7		K		G3		28 FC5 2 BB SH1-3; 1B		28 2B; 2B	5	2	2	0	0	1	4
2 Chris Burke, R (1, 7) OBP: 0.359, SLG: 0.454		G6-3	P4			BB 1B; HBP	SH1-3 28 FC5; BB		F8	3	0	0	0	1	0	3
28 Adam Everett, R (1, 6) OBP: 0.303, SLG: 0.335		2B	G3-1 S; BLK 1B			F8	FC5 SH1-3 1-2 2-3 3-H		2-H; 2B	5	1	3	2	0	0	3
Brad Ausmus, R (1, 2) OBP: 0.300, SLG: 0.294	P3		G3-1 1-3			FC5 BB 1-2; 1B	SH1-3 1-2 2-3 3-H		F8	3	0	1	1	0	0	2
Eric Munson, L (9, PH) OBP: 0.305, SLG: 0.381										1	0	0	0	0	0	1
Roger Clemens, R (1, 1)	G6-3		G6-3 3-H			K	K			3	0	0	0	0	1	3
Preston Wilson, R (7, PH) OBP: 0.311, SLG: 0.408										1	0	0	0	0	1	2
Chad Qualls, R (8, 1)										0	0	0	0	0	0	0
Trever Miller, R (8, 1)										0	0	0	0	0	0	0
54 Brad Lidge, R (9, 1)										0	0	0	0	0	0	0
Inning Stats	R: 1 E: 0 K: 0 S: 8 / H: 2 LOB: 1 BB: 0 P: 13	R: 0 E: 0 K: 0 S: 7 / H: 1 LOB: 1 BB: 0 P: 8	R: 1 E: 0 K: 1 S: 12 / H: 1 LOB: 2 BB: 0 P: 25	R: 1 E: 0 K: 0 S: 9 / H: 1 LOB: 0 BB: 0 P: 12	R: 0 E: 1 K: 1 S: 10 / H: 1 LOB: 1 BB: 0 P: 12	R: 0 E: 0 K: 1 S: 9 / H: 1 LOB: 3 BB: 1 P: 17	R: 2 E: 0 K: 1 S: 15 / H: 2 LOB: 2 BB: 1 P: 25	R: 0 E: 0 K: 0 S: 6 / H: 0 LOB: 0 BB: 0 P: 8	R: 1 E: 0 K: 1 S: 10 / H: 2 LOB: 1 BB: 0 P: 15	1B: 8 2B: 3 3B: 0 HR: 0 / SF: 0 SAC: 1 DP: 0 HBP: 3						

AB	38
R	6
H	11
RBI	5
BB	2
SO	5
LOB	28

WP: 0 PB: 0 SB: 2 CS: 0 / PA: 44

PITCHER		IP	WLS	BF	H	R	ER	SO	BB	IBB	HBP	BLK	WP	HR	S	P	ERA	WHIP
Miguel Batista, R (1, 1) ERA: 4.71		6.0		30	8	4	4	3	1	0	3	1	0	0	56	90	6.00	1.500
Randy Choate, L (7, 1) ERA: 5.19		0.1		2	1	0	0	0	0	0	0	0	0	0	7	9	0.00	3.000
28 Brandon Medders, R (7, 1) ERA: 3.44		0.2		4	0	1	1	1	1	0	0	0	0	0	7	13	13.50	1.500
56 Ramon Pena, R (8, 1) ERA: 1.04		1.0	W	3	0	0	0	0	0	0	0	0	0	0	6	8	0.00	0.000
Jorge Julio, R (9, 1) ERA: 4.13		1.0	S	5	2	1	1	1	0	0	0	0	0	0	10	15	9.00	2.000

PITCHER	IP	WLS	BF	H	R	ER	SO	BB	IBB	HBP	BLK	WP	HR	S	P	ERA	WHIP

Houston Astros @ San Diego Padres

PETCO Park, San Diego, CA

Tue Aug 01 2006, 10:05 PM EDT

Att. 39,923 - Partly Cloudy - 71 F

livebaseballscorecards.com

Batter	1	2	3	4	5	6	7	8	9	AB	R	H	RBI	BB	SO	LOB
Willy Taveras, R (1, 8) OBP: 0.315, SLG: 0.320	C B B C X 2-2 ① P4		F B B X 2-1 1-2 1B		B B X 2-0 ② F9		C B F B C 2-3 ③ K			4	0	1	0	0	1	2
Craig Biggio, R (1, 4) OBP: 0.330, SLG: 0.429	C F S 0-3 ② K		D S X 1-1 ① P6		B X 1-0 ③ G1-3			F F B B F F X 2-2 ① P6		4	0	0	0	0	1	2
Mike Lamb, L (1, 3) OBP: 0.367, SLG: 0.502	C B C X 1-2 1B		X 0-0 ② F7			C B F B B F X 3-2 ① F7		F B B F F B S 3-3 ② K		4	0	1	0	0	1	2
Aubrey Huff, L (1, 9) OBP: 0.343, SLG: 0.435 Dan Wheeler, R (8, 1) 54 Brad Lidge, R (9, 1)	B F F 1 SAFE C 1-3 ③ K		B S C F B B X 2-2 ③ P5			F S F B B F F B X 3-2 ② G1		B X 1-0 ③ G4-3		4 0 0	0 0 0	0 0 0	0 0 0	0 0 0	1 0 0	3 0 0
Morgan Ensberg, R (1, 5) OBP: 0.391, SLG: 0.504		F C F F F F B B X 2-2 1B		F F B B B F F X 3-2 G4-3 28 SF7 2B		S F X 0-2 ③ L6			I S S 0-3 ① K	4	1	2	0	0	1	0
Luke Scott, L (1, 7) OBP: 0.422, SLG: 0.651		B B F 1 SAFE F B F X 3-2 ① F7		X 0-0 ① G4-3 2-3			B B X 2-0 2B		B F B B X 3-1 28 FC5-4 1B	4	0	2	0	0	0	2
28 Adam Everett, R (1, 6) OBP: 0.300, SLG: 0.332		1 SAFE C F X 0-2 ② F8		C F B F F X 1-2 ② SF7 3-H			X 0-0 ① B1		1 SAFE C X 0-1 ② FC5-4 S 1-2f	3	0	0	1	0	0	3
Brad Ausmus, R (1, 2) OBP: 0.297, SLG: 0.290		1 SAFE X 0-0 ③ G5-3		B B X 2-0 ③ L3			S X 0-1 ② F8		1 SAFE P B B B X 3-0 ③ G1-3 1-2	4	0	0	0	0	0	3
Andy Pettitte, L (1, 1) OBP: 0.184, SLG: 0.243 17 Lance Berkman, S (7, PH) OBP: 0.404, SLG: 0.613 4 Eric Bruntlett, R (7, PR) OBP: 0.340, SLG: 0.315 Chad Qualls, R (7, 1) 16 Jason Lane, R (8, 9) OBP: 0.330, SLG: 0.392			C B X 1-1 1B 1B		B C F B X 2-2 ① G3		I I I 4-0 IBB			2 0 0 0 0 0	0 0 0 0 0 0	1 0 0 0 0 0	0 1 0 0 0 0	0 0 0 0 0 0	0 0 0 0 0 0	0 0 0 0 0 0
Inning Stats	R: 0 H: 1 E: 0 LOB: 1 K: 2 BB: 0 S: 12 P: 16	R: 0 H: 1 E: 0 LOB: 1 K: 0 BB: 0 S: 14 P: 19	R: 0 H: 2 E: 0 LOB: 2 K: 0 BB: 0 S: 11 P: 17	R: 1 H: 1 E: 0 LOB: 0 K: 0 BB: 0 S: 12 P: 18	R: 0 H: 0 E: 0 LOB: 0 K: 0 BB: 0 S: 5 P: 10	R: 0 H: 0 E: 0 LOB: 0 K: 0 BB: 0 S: 13 P: 19	R: 0 H: 1 E: 0 LOB: 2 K: 1 BB: 1 S: 7 P: 15	R: 0 H: 0 E: 0 LOB: 0 K: 1 BB: 0 S: 10 P: 16	R: 0 H: 1 E: 0 LOB: 1 K: 1 BB: 0 S: 9 P: 14	1B: 5 SF: 1 2B: 2 SAC: 0 3B: 0 DP: 0 HR: 0 HBP: 0						WP: 0 PA: 35 PB: 0 SB: 1 CS: 0

PITCHER		IP	WLS	BF	H	R	ER	SO	BB	IBB	HBP	BLK	WP	HR	S	P	ERA	WHIP
44 Jake Peavy, R ERA: 4.81	(1, 1)	7.0	L	28	6	1	1	3	0	1	0	0	0	0	74	114	1.29	0.857
Alan Embree, L ERA: 3.65	(8, 1)	1.0		3	0	0	0	1	0	0	0	0	0	0	10	16	0.00	0.000
43 Cla Meredith, R ERA: 1.65	(9, 1)	1.0		4	1	0	0	1	0	0	0	0	0	0	9	14	0.00	1.000

PITCHER	IP	WLS	BF	H	R	ER	SO	BB	IBB	HBP	BLK	WP	HR	S	P	ERA	WHIP

TOP	
AB	33
R	1
H	7
RBI	1
BB	1
SO	5
LOB	17

Batter	1	2	3	4	5	6	7	8	9	AB	R	H	RBI	BB	SO	LOB
Mike Cameron, R (1, 8) OBP: 0.351, SLG: 0.485	C B B B X 3-1 24 G3 2B		C T B B B X 3-2 ③ F9		X 0-0 2B		S B F B B C 3-3 ③ K			4	0	2	0	0	1	0
Josh Barfield, R (1, 4) OBP: 0.332, SLG: 0.422	C B B X 2-1 ① G6-3			B F F B B F X 3-2 ① G6-3	F S B F D S 2-3 ③ K2-3			X 0-0 ① F9		4	0	0	0	0	1	2
24 Brian Giles, L (1, 9) OBP: 0.373, SLG: 0.373	B C X 1-1 ② G3 2-3			B F B X 2-1 ② G4-3		B C B B B C F B 4-2 23 1B BB		B C X 1-1 ② F8		3	0	0	0	1	0	1
Mike Piazza, R (1, 2) OBP: 0.357, SLG: 0.537	B B X 2-0 ③ L4			B X 1-0 ② 23 BB 3 1B 1B		C D S 1 S SAFE 1-3 ① K		C C S 0-3 ③ K		4	0	1	0	0	2	2
3 Khalil Greene, R (1, 6) OBP: 0.331, SLG: 0.458		B C B F B F T 3-2 ① K		B F X 1-1 23 BB 1-2 1B		F C S 0-3 ② K			B C B S F S 2-3 ① K	4	0	1	0	0	3	1
23 Adrián González, L (1, 3) OBP: 0.346, SLG: 0.519		C X 0-1 ② G6-3		B D B B 4-0 1-2 2-3 BB		C X 0-1 1-2 1B			B F S T 1-2 ② K	3	0	1	0	1	1	0
Ben Johnson, R (1, 7) OBP: 0.310, SLG: 0.385 28 Josh Bard, S (9, PH) OBP: 0.420, SLG: 0.551 Dave Roberts, L (9, PR) OBP: 0.371, SLG: 0.414		B B C F S 2-3 ③ K		D S F F D X 2-2 ③ G1-3		B S F F D D S 3-3 ③ K			C B B B B B 4-1 BB	3 0 0	0 0 0	0 0 0	0 0 0	0 1 0	2 0 0	5 0 0
Mark Bellhorn, S (1, 5) OBP: 0.293, SLG: 0.374			C F B B S 2-3 ① K		F X 0-1 ① F7		B B B C F F X 3-2 ① F8		1 SAFE C B B B F 1 SAFE 1 SAFE 1 SAFE B 3-3 ③ S K	4	0	0	0	0	2	1
44 Jake Peavy, R (1, 1) OBP: 0.184, SLG: 0.395 Todd Walker, L (7, PH) OBP: 0.351, SLG: 0.389 Alan Embree, L (8, 1) 43 Cla Meredith, R (9, 1)			B X 1-0 ② G4-3		B C F C 1-3 ② K		X 0-0 ② G4-3			2 1 0 0	0 0 0 0	0 0 0 0	0 0 0 0	0 0 0 0	1 0 0 0	0 0 0 0
Inning Stats	R: 0 H: 1 E: 0 LOB: 1 K: 0 BB: 0 S: 7 P: 15	R: 0 H: 0 E: 0 LOB: 0 K: 2 BB: 0 S: 9 P: 14	R: 0 H: 0 E: 0 LOB: 0 K: 1 BB: 0 S: 7 P: 13	R: 0 H: 2 E: 0 LOB: 3 K: 0 BB: 1 S: 13 P: 26	R: 0 H: 1 E: 0 LOB: 1 K: 2 BB: 0 S: 10 P: 13	R: 0 H: 1 E: 0 LOB: 2 K: 3 BB: 1 S: 15 P: 23	R: 0 H: 0 E: 0 LOB: 0 K: 1 BB: 0 S: 8 P: 14	R: 0 H: 0 E: 0 LOB: 0 K: 1 BB: 0 S: 6 P: 7	R: 0 H: 0 E: 0 LOB: 1 K: 3 BB: 1 S: 11 P: 21	1B: 3 SF: 0 2B: 2 SAC: 0 3B: 0 DP: 0 HR: 0 HBP: 0					WP: 0 PA: 35 PB: 0 SB: 0 CS: 0	

PITCHER	IP	WLS	BF	H	R	ER	SO	BB	IBB	HBP	BLK	WP	HR	S	P	ERA	WHIP
Andy Pettitte, L (1, 1) ERA: 4.97	6.0	W	25	5	0	0	8	2	0	0	0	0	0	61	104	0.00	1.167
Chad Qualls, R (7, 1) ERA: 3.98	1.0	H	3	0	0	0	1	0	0	0	0	0	0	8	14	0.00	0.000
Dan Wheeler, R (8, 1) ERA: 3.15	1.0	H	3	0	0	0	1	0	0	0	0	0	0	6	7	0.00	0.000
54 Brad Lidge, R (9, 1) ERA: 5.66	1.0	S	4	0	0	0	3	1	0	0	0	0	0	11	21	0.00	1.000

PITCHER	IP	WLS	BF	H	R	ER	SO	BB	IBB	HBP	BLK	WP	HR	S	P	ERA	WHIP

BOTTOM

Houston Astros @ San Diego Padres

PETCO Park, San Diego, CA

Tue Aug 01 2006, 10:05 PM EDT
Att. 39,923 - Partly Cloudy - 71 F

livebaseballscorecards.com

AB	32
R	0
H	5
RBI	0
BB	3
SO	13
LOB	12

Houston Astros @ San Diego Padres

PETCO Park, San Diego, CA

Wed Aug 02 2006, 10:05 PM EDT

Att. 30,757 - Partly Cloudy - 71 F

TOP

livebaseballscorecards.com

Batter	1	2	3	4	5	6	7	8	9	AB	R	H	RBI	BB	SO	LOB
Willy Taveras, R (1, 8) OBP: 0.313, SLG: 0.318	C X 0-1 ① B1-3		C C F B B B X 3-2 ③ G6-3		X 0-0 1-2 2-H 1B		C X 0-1 ② G6-3		F B T B X 2-2 ① P3	5	0	1	1	0	0	0
Craig Biggio, R (1, 4) OBP: 0.331, SLG: 0.445 Dave Borkowski, R (9, 1)	B C F X 1-2 ② F7			F S F X 0-2 E5 S	B F X 1-1 ③ G6-3		X 0-0 HR		X 0-0 HR	5 0	2 0	2 0	2 0	0 0	0 0	2 0
Mike Lamb, L (1, 3) OBP: 0.371, SLG: 0.512	B B C B C B 4-2 BB			B C B 1 SAFE F X 2-2 ① P6		B S B F B B 4-2 1B S G6-4-3 BB	C B X 2-1 HR		C B B B X 3-1 ② G5-3	3	2	1	1	2	0	1
Morgan Ensberg, R (1, 5) OBP: 0.391, SLG: 0.504	X 0-0 ③ P3			B B C F S 2-3 ② K 1-2		B C C B B F B 4-2 G6-4-3 1B 28 1B 1-2 BB	C B B X 2-1 ③ G6-3		C F F X 0-2 2B	4	1	1	0	1	1	2
Luke Scott, L (1, 9) OBP: 0.420, SLG: 0.646		B B C X 2-1 ① F8		F S C 0-3 ③ K		X 0-0 G6-4-3 1-2 2-3 1B		B B X 2-0 1B 2B	B B F F B X 3-2 ③ G4-3	5	1	2	0	0	1	2
Preston Wilson, R (1, 7) OBP: 0.310, SLG: 0.407		B B F X 2-1 ② P3			B B X 2-0 ① L4	X 0-0 ① ② G6-4-3 1-2f 2-3 3-H		X 0-0 41 G5-3 S 2-H 1B		4	0	1	1	0	0	2
28 Adam Everett, R (1, 6) OBP: 0.299, SLG: 0.331		C C F F C 0-3 ③ K			B X 1-0 ② F8	F C X 0-2 3-H 1B		X 0-0 ① F9		4	0	1	1	0	1	1
Brad Ausmus, R (1, 2) OBP: 0.296, SLG: 0.287			C C B B X 2-2 ① G4-3		C F B F B X 2-2 E5 41 1B 1B	X 0-0 ③ L4		1 SAFE B B B B 4-0 1-2 BB		3	1	0	0	1	0	1
41 Brandon Backe, R (1, 1) OBP: 0.300, SLG: 0.222 Chad Qualls, R (8, 1) 2 Chris Burke, R (9, 4) OBP: 0.359, SLG: 0.454			C B S S 1-3 ② K		1 SAFE B C X 1-1 1B 1-2 1B		F B B X 2-1 ① F9	B B C B X 3-1 ② ③ G5-3 2-3f		4 0 0	0 0 0	1 0 0	0 0 0	0 0 0	1 0 0	2 0 0
Inning Stats	R: 0 H: 0 E: 0 LOB: 1 K: 0 BB: 1 S: 8 P: 13	R: 0 H: 0 E: 0 LOB: 0 K: 1 BB: 0 S: 9 P: 13	R: 0 H: 0 E: 0 LOB: 0 K: 1 BB: 0 S: 11 P: 17	R: 0 H: 0 E: 1 LOB: 1 K: 2 BB: 0 S: 13 P: 17	R: 1 H: 2 E: 1 LOB: 2 K: 0 BB: 0 S: 11 P: 18	R: 2 H: 2 E: 0 LOB: 1 K: 0 BB: 2 S: 11 P: 19	R: 2 H: 2 E: 0 LOB: 0 K: 0 BB: 0 S: 9 P: 15	R: 1 H: 2 E: 0 LOB: 1 K: 0 BB: 1 S: 5 P: 14	R: 1 H: 2 E: 0 LOB: 1 K: 0 BB: 0 S: 13 P: 21	1B: 5 SF: 0 2B: 2 SAC: 0 3B: 0 DP: 2 HR: 3 HBP: 0						WP: 0 PA: 41 PB: 0 SB: 3 CS: 0

	AB	37
	R	7
	H	10
	RBI	6
	BB	4
	SO	4
	LOB	13

PITCHER		IP	WLS	BF	H	R	ER	SO	BB	IBB	HBP	BLK	WP	HR	S	P	ERA	WHIP
Woody Williams, R ERA: 3.84	(1, 1)	6.2	L	30	6	5	4	4	3	0	0	0	0	2	70	108	5.40	1.350
Scott Williamson, R ERA: 5.29	(7, 1)	1.1		6	2	1	1	0	1	0	0	0	0	0	7	18	6.75	2.250
Jon Adkins, R ERA: 3.47	(9, 1)	1.0		5	2	1	1	0	0	0	0	0	0	1	13	21	9.00	2.000

PITCHER	IP	WLS	BF	H	R	ER	SO	BB	IBB	HBP	BLK	WP	HR	S	P	ERA	WHIP

BOTTOM

Houston Astros @ San Diego Padres

PETCO Park, San Diego, CA

Wed Aug 02 2006, 10:05 PM EDT
Att. 30,757 - Partly Cloudy - 71 F

livebaseballscorecards.com

Batter	1	2	3	4	5	6	7	8	9	AB	R	H	RBI	BB	SO	LOB
Dave Roberts, L (1, 7) OBP: 0.372, SLG: 0.415	B X 1-0 ① B1-3		C B C F F X 1-2 24 1B 1B		C X 0-1 ① G3			C C F X 0-2 BB 1B		4	0	2	0	0	0	0
Mike Cameron, R (1, 8) OBP: 0.350, SLG: 0.482	X 0-0 1B		F 1 SAFE P C 1 SAFE 1 SAFE 1 SAFE X 1-2 ① F8		B B X 2-0 ② G6-3			B C F 1 SAFE 1 SAFE F S 1-3 ① K		4	0	1	0	0	1	2
24 Brian Giles, L (1, 9) OBP: 0.372, SLG: 0.372	1 SAFE B B X 2-0 ② F7		1 SAFE F B F X 1-2 1-3 1B		B B X 2-0 ③ G4-3			X 0-0 ② F7		4	0	1	0	0	0	2
Mike Piazza, R (1, 2) OBP: 0.356, SLG: 0.531 Jon Adkins, L (9, 1)	B X 1-0 ③ F9		X 0-0 ② P3			C F B B F B X 3-2 ① F9		B B F B B 4-1 1-2 BB		3 0	0 0	0 0	0 0	1 0	0 0	3 0
23 Adrián González, L (1, 3) OBP: 0.345, SLG: 0.515		C B B C B B 4-2 2B BB	X 0-0 ③ P6			B B X 2-0 ② G6-3		C S D F B B S 3-3 ③ K		3	0	0	0	1	1	4
Todd Walker, L (1, 5) OBP: 0.351, SLG: 0.391 Scott Williamson, R (7, 1) Rob Bowen, S (9, 2) OBP: 0.403, SLG: 0.413		C B X 1-1 ① F8		C F B B B X 2-2 3 1B 2B		B B X 2-0 ③ F8			X 0-0 3 G1-6-3 1B	3 0 1	1 0 0	1 0 1	0 0 0	0 0 0	0 0 0	1 0 0
3 Khalil Greene, R (1, 6) OBP: 0.330, SLG: 0.456		C X 0-1 ② P6		C B F X 1-2 ① 2-H 1B			C C B F S 1-3 ① K		B F X 1-1 ① ② G1-6-3 1-2f	4	0	1	1	0	1	2
Josh Barfield, R (1, 4) OBP: 0.331, SLG: 0.423		X 0-0 1-3 2B		C F X 0-2 ② F8			X 0-0 ② G6-3		C B F X 1-2 ③ L4	4	0	1	0	0	0	0
Woody Williams, R (1, 1) OBP: 0.143, SLG: 0.077 Mark Bellhorn, S (7, 5) OBP: 0.291, SLG: 0.372		C B C B X 2-2 ③ F8		X 0-0 ③ G1-3			C B B C S 2-3 ③ K			2 1	0 0	0 0	0 0	0 0	0 1	2 0
Inning Stats	R: 0 H: 1 E: 0 LOB: 1 K: 0 BB: 0 S: 4 P: 8	R: 0 H: 1 E: 0 LOB: 2 K: 0 BB: 1 S: 10 P: 17	R: 0 H: 2 E: 0 LOB: 2 K: 0 BB: 0 S: 14 P: 16	R: 1 H: 2 E: 0 LOB: 0 K: 0 BB: 0 S: 10 P: 13	R: 0 H: 0 E: 0 LOB: 0 K: 0 BB: 0 S: 4 P: 8	R: 0 H: 0 E: 0 LOB: 0 K: 0 BB: 0 S: 6 P: 13	R: 0 H: 0 E: 0 LOB: 0 K: 2 BB: 0 S: 8 P: 11	R: 0 H: 1 E: 0 LOB: 2 K: 2 BB: 1 S: 14 P: 22	R: 0 H: 1 E: 0 LOB: 0 K: 0 BB: 0 S: 6 P: 8	1B: 6 2B: 2 3B: 0 HR: 0	SF: 0 SAC: 0 DP: 1 HBP: 0			WP: 0 PB: 0 SB: 0 CS: 0	PA: 35		

	AB	33
	R	1
	H	8
	RBI	1
	BB	2
	SO	4
	LOB	16

PITCHER		IP	WLS	BF	H	R	ER	SO	BB	IBB	HBP	BLK	WP	HR	S	P	ERA	WHIP
41 Brandon Backe, R ERA: 4.38	(1, 1)	7.2	W	31	7	1	1	3	2	0	0	0	0	0	66	101	1.17	1.174
Chad Qualls, R ERA: 3.96	(8, 1)	0.1		1	0	0	0	1	0	0	0	0	0	0	4	7	0.00	0.000
Dave Borkowski, R ERA: 3.67	(9, 1)	1.0		3	1	0	0	0	0	0	0	0	0	0	6	8	0.00	1.000

PITCHER	IP	WLS	BF	H	R	ER	SO	BB	IBB	HBP	BLK	WP	HR	S	P	ERA	WHIP

Batter	1	2	3	4	5	6	7	8	9	AB	R	H	RBI	BB	SO	LOB
Willy Taveras, R (1, 8) OBP: 0.313, SLG: 0.318	C B X 1-1 ① G5-3		B X 1-0 ② F7			X 0-0 G6-3 1B 1B	C B M B X 2-2 ③ G6-3			4	1	1	0	0	0	1
Mike Lamb, L (1, 3) OBP: 0.366, SLG: 0.504	C B S B S 2-3 ② K		B B B X 3-0 ③ L3			C B 1 SAFE B X 2-1 ① G6-3 1-2		C B S F B B X 3-2 ① G6-3		4	0	0	0	0	1	1
Aubrey Huff, L (1, 9) OBP: 0.345, SLG: 0.436	C B B X 2-1 BB 1B			B X 1-0 ① G6-3		B B X 2-0 ② F8		C B C F B B X 3-2 1B		4	0	2	0	0	0	1
Morgan Ensberg, R (1, 5) OBP: 0.392, SLG: 0.502	B C B F F F 1 SAFE F B 4-2 B 1-2 BB			S B X 1-1 ② G5-3		F B X 1-1 CS 2-H 1B		C S S 0-3 ② K		3	0	1	1	1	1	1
Luke Scott, L (1, 7) OBP: 0.389, SLG: 0.596	S B C B F F S 2-3 ③ K			S F B B B X 2-2 ③ G4-3		C 1 SAFE S B F B B B S 3-3 ③ K 1-3		B C B B S X 2-2 ③ F8		4	0	0	0	0	2	4
Eric Munson, L (1, 2) OBP: 0.295, SLG: 0.368		B F F X 1-2 ① F7			B C B B X 3-1 ① G4-3		B C X 1-1 E4 28 B5-3 2B		B C B C X 2-2 ① F7	4	1	0	0	0	0	0
28 Adam Everett, R (1, 6) OBP: 0.296, SLG: 0.327		C X 0-1 ② P3			C B X 1-1 ② F8		F X 0-1 ① B5-3 1-2		C C F X 0-2 ② F7	4	0	0	0	0	0	1
2 Chris Burke, R (1, 4) OBP: 0.357, SLG: 0.451		S X 0-1 ③ L7			M C B B B X 3-2 1B		F S S 0-3 ② K		B F S B X 2-2 ③ L5	4	0	1	0	0	1	1
37 Matt Albers, L (1, 1) Russ Springer, R (6, 1) Orlando Palmeiro, L (7, PH) OBP: 0.289, SLG: 0.276 Trever Miller, R (7, 1)			B C S S 1-3 ① K		S C F S 0-3 ③ K		C B X 1-1 2-H 2B			2	0	0	0	0	2	1
										0	0	0	0	0	0	0
										1	0	1	1	0	0	0
										0	0	0	0	0	0	0

TOP

Houston Astros @ San Diego Padres

PETCO Park, San Diego, CA

Thu Aug 03 2006, 3:35 PM EDT

Att. 29,661 - Cloudy - 70 F

livebaseballscorecards.com

AB	34
R	2
H	6
RBI	2
BB	1
SO	7
LOB	11

Inning Stats	1	2	3	4	5	6	7	8	9
	R: 0 E: 0 K: 2 S: 17	R: 0 E: 0 K: 0 S: 7	R: 0 E: 0 K: 1 S: 5	R: 0 E: 0 K: 0 S: 6	R: 0 E: 0 K: 1 S: 11	R: 1 E: 0 K: 1 S: 10	R: 1 E: 1 K: 1 S: 12	R: 0 E: 0 K: 1 S: 14	R: 0 E: 0 K: 0 S: 10
	H: 1 LOB: 2 BB: 1 P: 28	H: 0 LOB: 0 BB: 0 P: 8	H: 0 LOB: 0 BB: 0 P: 10	H: 0 LOB: 0 BB: 0 P: 10	H: 1 LOB: 1 BB: 0 P: 18	H: 2 LOB: 1 BB: 0 P: 18	H: 1 LOB: 1 BB: 0 P: 16	H: 1 LOB: 1 BB: 0 P: 22	H: 0 LOB: 0 BB: 0 P: 14

1B: 5	SF: 0
2B: 1	SAC: 0
3B: 0	DP: 0
HR: 0	HBP: 0
WP: 0	PA: 35
PB: 0	
SB: 0	
CS: 1	

PITCHER		IP	WLS	BF	H	R	ER	SO	BB	IBB	HBP	BLK	WP	HR	S	P	ERA	WHIP
52 Clay Hensley, R ERA: 4.33	(1, 1)	5.2	W	22	4	1	1	4	1	0	0	0	0	0	52	85	1.59	0.882
Alan Embree, L ERA: 3.62	(6, 1)	0.1	H	2	0	1	0	1	0	0	0	0	0	0	6	10	0.00	0.000
43 Cla Meredith, R ERA: 1.56	(7, 1)	1.0		4	1	0	0	1	0	0	0	0	0	0	10	13	0.00	1.000
Scott Linebrink, R ERA: 3.71	(8, 1)	1.0	H	4	1	0	0	1	0	0	0	0	0	0	14	22	0.00	1.000
Trevor Hoffman, R ERA: 2.38	(9, 1)	1.0	S	3	0	0	0	0	0	0	0	0	0	0	10	14	0.00	0.000

PITCHER	IP	WLS	BF	H	R	ER	SO	BB	IBB	HBP	BLK	WP	HR	S	P	ERA	WHIP

BOTTOM

Houston Astros @ San Diego Padres

PETCO Park, San Diego, CA

Thu Aug 03 2006, 3:35 PM EDT
Att. 29,661 - Cloudy - 70 F

Batter	1	2	3	4	5	6	7	8	9	AB	R	H	RBI	BB	SO	LOB
Dave Roberts, L (1, 7) OBP: 0.379, SLG: 0.423	B B B B 4-0 1B BB		B B C B C F F F 3-2 X 2B		C X 0-1 28 BB 1B 23 1B 2-3 1B	F B F 1 SAFE X 1-2 E1 S 1-3 3-H 1B		X 0-0 ② P2		4	1	3	1	1	0	0
Mike Cameron, R (1, 8) OBP: 0.350, SLG: 0.481	F C 1 SAFE F 1 SAFE X 0-2 28 G1-6-3 1-2 1B		C B B F X 2-2 ③ P4		B 1 SAFE 1 SAFE F B X 2-1 28 BB 23 1B 1-2 3-H 1B	B C B S T 2-2 ② K 1-2		F C F F F F B B F 3-2 B X ③ F7		5	1	2	1	0	1	3
24 Brian Giles, L (1, 9) OBP: 0.373, SLG: 0.370	B B S B C S 3-3 K ①			B B B B 4-0 28 G5-3 23 1B BB	B X 1-0 ② P2	B B C B B 4-1 BB				2	1	0	0	2	1	4
28 Josh Bard, S (1, 2) OBP: 0.416, SLG: 0.540	B C X 1-1 ② ③ G1-6-3 1-2f			B C 1 SAFE B F F B X 3-2 ① G5-3 1-2	B B B B 4-0 23 1B 1-2 2-3 BB	B S S B B F S 3-3 ③ K				3	0	0	0	1	1	6
23 Adrián González, L (1, 3) OBP: 0.349, SLG: 0.517		B F F S 1-3 ① K		S X 0-1 3 FC5-4 2-H 1B	C X 0-1 1-3 2-H 3-H 1B		C C X 0-2 1B			4	0	3	3	0	1	0
Todd Walker, L (1, 5) OBP: 0.348, SLG: 0.388 Alan Embree, L (6, 1) 43 Cla Meredith, R (7, 1) Mike Piazza, R (7, PH) OBP: 0.355, SLG: 0.529 Scott Linebrink, R (8, 1) Trevor Hoffman, R (9, 1)		C B X 1-1 ② G4-3		C X 0-1 ② F7	X 0-0 ③ G6-3		C F B T 1-2 ① K			3 0 0 0 0 0 3 0 0 0 0 0 0 0 0 0 0 0 0 0 0 1 0 0 0 0 1 1 0 0 0 0 0 0 0 0 0 0 0 0 0 0						
3 Khalil Greene, R (1, 6) OBP: 0.329, SLG: 0.453 Geoff Blum, S (6, PH) OBP: 0.296, SLG: 0.357 (7, 6)		C S B S 1-3 ③ K		B F F X 1-2 ③ FC5-4 1-2f		C F X 0-2 SH5-4 1B 2B	1 SAFE C S C 0-3 ② K			2 0 0 0 0 1 1 2 1 1 0 0 1 1						
Josh Barfield, R (1, 4) OBP: 0.331, SLG: 0.422			C C X 0-2 ① F8		F S X 0-2 1B 52 SH3-4 1B 1B	X 0-0 ① SH5-4 2-3	X 0-0 ③ P3			3	1	1	0	0	0	1
52 Clay Hensley, R (1, 1) OBP: 0.114, SLG: 0.091 Mark Bellhorn, S (6, 5) OBP: 0.293, SLG: 0.371			C C F S 0-3 ② K		X 0-0 ① SH3-4 1-2	S B F F B B B 4-2 E 1B BB		B S C X 1-2 ① F9		1 0 0 0 0 1 0 1 0 0 0 1 0 0						
Inning Stats	R: 0 E: 0 K: 1 S: 9 H: 1 LOB: 1 BB: 1 P: 17	R: 0 E: 0 K: 2 S: 8 H: 0 LOB: 0 BB: 0 P: 11	R: 0 E: 0 K: 1 S: 17 H: 1 LOB: 1 BB: 0 P: 22	R: 1 E: 0 K: 0 S: 11 H: 1 LOB: 1 BB: 1 P: 19	R: 3 E: 0 K: 0 S: 12 H: 4 LOB: 2 BB: 1 P: 19	R: 1 E: 1 K: 2 S: 18 H: 2 LOB: 3 BB: 2 P: 32	R: 0 E: 0 K: 2 S: 10 H: 1 LOB: 1 BB: 0 P: 11	R: 0 E: 0 K: 0 S: 12 H: 0 LOB: 0 BB: 0 P: 16		1B: 8 2B: 2 3B: 0 HR: 0 SF: 0 SAC: 2 DP: 1 HBP: 0						

	AB	31
	R	5
	H	10
	RBI	5
	BB	5
	SO	8
	LOB	20

WP: 0 PB: 0 SB: 1 CS: 0 PA: 38

livebaseballscorecards.com

PITCHER		IP	WLS	BF	H	R	ER	SO	BB	IBB	HBP	BLK	WP	HR	S	P	ERA	WHIP
37 Matt Albers, R ERA: 4.35	(1, 1)	5.0	L	25	8	5	5	4	3	0	0	0	0	0	60	91	9.00	2.200
Russ Springer, R ERA: 3.4	(6, 1)	1.0		6	1	0	0	2	2	0	0	0	0	0	15	29	0.00	3.000
Trever Miller, L ERA: 4.09	(7, 1)	2.0		7	1	0	0	2	0	0	0	0	0	0	22	27	0.00	0.500

PITCHER	IP	WLS	BF	H	R	ER	SO	BB	IBB	HBP	BLK	WP	HR	S	P	ERA	WHIP

Houston Astros @ Arizona Diamondbacks

Chase Field, Phoenix, AZ

Fri Aug 04 2006, 6:40 PM MST

Att. 24,498 - Roof Closed - 78 F

TOP

livebaseballscorecards.com

Batter	1	2	3	4	5	6	7	8	9	AB	R	H	RBI	BB	SO	LOB
Willy Taveras, R (1, 8) OBP: 0.316, SLG: 0.329	C B F F B X 2-2 G1-3 ①	X 0-0 FC6 ③ 1-2f		C X 0-1 CS 1B 2-H		C C B X 1-2 17 E 17 S 1B	C F C 0-3 K ③		F B F X 1-2 HR	6	1	3	2	0	1	2
Craig Biggio, R (1, 4) OBP: 0.329, SLG: 0.448 16 Jason Lane, R (9, 9) OBP: 0.330, SLG: 0.392	B X 1-0 HR		C B F B S 2-3 K ① 1 SAFE 1 SAFE P 1 B X 2-0 P6 ②③ 1-2			X 0-0 P3 ①		C B B B F X 3-2 F8 ①	S S B F S 1-3 K ②	6 0	1 0	1 0	1 0	0 0	2 0	2 0
17 Lance Berkman, S (1, 3) OBP: 0.411, SLG: 0.622	B T S B F S 2-3 K ②		B S B B B B 4-2 BB BB BB		C X 0-1 BB 28 SF8 1B 1B	1 SAFE C B 1 SAFE C B B B 4-2 BB 1-3		T B F X 1-2 HR	B S B C B B 4-2 1B BB	3	2	2	1	3	1	0
Aubrey Huff, L (1, 9) OBP: 0.351, SLG: 0.439 54 Brad Lidge, R (9, 1) Dan Wheeler, R (9, 1)	C B X 1-1 L7 ③		B F F X 1-2 F9 ②		B X 1-0 BB BB 1B 1-2	B B B 4-0 BB 1-2		B F B C X 2-2 G5-3 1B	X 0-0 1B 1-3	5 0 0	0 0 0	3 0 0	0 0 0	1 0 0	0 0 0	1 0 0
Morgan Ensberg, R (1, 5) OBP: 0.391, SLG: 0.497		X 0-0 44 WP 44 1B BB 1B	B S B B B F B 4-2 BB 1-2		C B F D S 2-3 K ① B X 1-1 F6 ②			B C B X 2-1 G5-3 ② 1-2	S B C X 2-2 F7 ③	5	1	1	0	1	1	8
Luke Scott, L (1, 7) OBP: 0.407, SLG: 0.574		X 0-0 F9 ①	D B B B 4-0 1-2 2-3 BB		B B C B B 4-1 BB 1-2 2-3 BB B F D B S F C 3-3 K ③			I I I I 4-0 IBB		2	0	0	0	3	1	4
28 Adam Everett, R (1, 6) OBP: 0.295, SLG: 0.327		C 1 SAFE S F D D X 2-2 F9 ②	C X 0-1 G1-3 ③		X 0-0 SF8 ② 3-H		C X 0-1 FC6-4 1B	F B B F X 2-2 G6-3 ③		4	0	1	1	0	0	6
Brad Ausmus, R (1, 2) OBP: 0.301, SLG: 0.285	B B B B 4-0 44 WP 44 1B BB 1-2			B B B C F F B 4-2 44 SH3-4 1B BB	B 2 SAFE B C B F B 4-2 1-2 2-3 BB		1 SAFE C X 0-1 FC6-4 ① 1-2f 2B		C F S 0-3 K ①	2	2	0	0	3	1	1
44 Roy Oswalt, R (1, 1) OBP: 0.204, SLG: 0.191 Orlando Palmeiro, L (7, PH) OBP: 0.286, SLG: 0.299 Chad Qualls, R (7, 1) Trever Miller, R (8, 1) Mike Lamb, L (9, PH) OBP: 0.368, SLG: 0.517 2 Chris Burke, R (9, 4) OBP: 0.357, SLG: 0.451		B B B C C X 3-2 FC6 1B 1-H 2-H		D L B X 2-1 SH3-4 ① 1-2	C C D F B F F F B 3-2 G5-3 ③ X		X 0-0 2B ② 1-H		X 0-0 HR	2 1 0 0 1 0	0 0 0 0 1 0	1 1 0 0 1 0	2 0 0 0 1 0	0 0 0 0 0 0	0 0 0 0 0 0	3 0 0 0 0 0
Inning Stats	R: 1 H: 1 E: 0 LOB: 0 K: 1 BB: 0 S: 11 P: 17	R: 2 H: 2 E: 0 LOB: 1 K: 0 BB: 1 S: 10 P: 19	R: 0 H: 0 E: 0 LOB: 3 K: 1 BB: 3 S: 12 P: 27	R: 1 H: 1 E: 0 LOB: 0 K: 0 BB: 1 S: 9 P: 16	R: 1 H: 2 E: 0 LOB: 3 K: 1 BB: 2 S: 17 P: 31	R: 0 H: 1 E: 0 LOB: 1 K: 1 BB: 2 S: 12 P: 25	R: 0 H: 2 E: 0 LOB: 1 K: 1 BB: 0 S: 8 P: 8	R: 1 H: 2 E: 0 LOB: 2 K: 0 BB: 1 S: 14 P: 28	R: 2 H: 3 E: 0 LOB: 2 K: 2 BB: 1 S: 17 P: 25	1B: 9 SF: 1 2B: 1 SAC: 1 3B: 0 DP: 0 HR: 4 HBP: 0						

	AB	37
	R	8
	H	14
	RBI	8
	BB	11
	SO	7
	LOB	27

WP: 1 PA: 50
PB: 0
SB: 1
CS: 1

PITCHER		IP	WLS	BF	H	R	ER	SO	BB	IBB	HBP	BLK	WP	HR	S	P	ERA	WHIP
Miguel Batista, R ERA: 4.87	(1, 1)	4.2		26	6	5	5	3	7	0	0	0	1	1	52	100	9.64	2.786
Mike Koplove, R ERA: 3.0	(5, 1)	2.0		10	3	0	0	1	2	0	0	0	0	0	24	40	0.00	2.500
Luis Vizcaino, R ERA: 3.71	(7, 1)	0.1		1	0	0	0	1	0	0	0	0	0	0	3	3	0.00	0.000
Brandon Lyon, R ERA: 4.14	(8, 1)	1.0	B	6	2	1	1	0	0	1	0	0	0	1	14	28	9.00	2.000
56 Ramon Pena, R ERA: 2.31	(9, 1)	1.0	L	7	3	2	2	2	1	0	0	0	0	2	17	25	18.00	4.000

PITCHER	IP	WLS	BF	H	R	ER	SO	BB	IBB	HBP	BLK	WP	HR	S	P	ERA	WHIP

Batter	1	2	3	4	5	6	7	8	9	AB	R	H	RBI	BB	SO	LOB
22 Eric Byrnes, R (1, 8) OBP: 0.346, SLG: 0.516	C B C B B F S 3-3 K ①	F S F X 0-2 G5-3 ②		C F B X 1-2 G5-3 ①		X 0-0 P4 ①		L 1 SAFE L B F 1 F X 1-2 FC6-4 ① 1B 1-2f	S C B T T T 1-2 K ③	5	0	0	0	0	1	1
56 Ramon Pena, R (9, 1)										0	0	0	0	0	0	0
7 Carlos Quentin, R (9, PH) OBP: 0.382, SLG: 0.800										1	0	0	0	0	1	3
Chad Tracy, L (1, 5) OBP: 0.338, SLG: 0.450	B F X 1-1 1B 1B 2B	B C F B X 2-2 2B		B C F X 1-2 FC4-6 1B		C C B B X 3-2 F7 ②		1 SAFE B 1 SAFE 1 SAFE X 1-0 G4-6-3 1B 1-2		5	1	4	0	0	0	0
Luis Gonzalez, L (1, 7) OBP: 0.377, SLG: 0.482	B X 1-0 1B 1B 2-3 1B	C X 0-1 P6 ③		B F C X 1-2 FC4-6 34 BB ② 1-2f		C B B B X 3-1 ③ 1B		C B F X 2-2 G4-6-3 ② ③ 1-2f		5	1	2	0	0	0	4
34 Conor Jackson, R (1, 3) OBP: 0.366, SLG: 0.428	C F F C 0-3 K ②	X 0-0 G3-1 1 1B 2B	B B B B 4-0 1-2 BB			B X 1-0 HR 1B			C F B X 1-2 6 BB 30 BB 1 BB 1B	4	3	3	0	1	1	2
Johnny Estrada, S (1, 2) OBP: 0.335, SLG: 0.474	C 1 B B F X 2-2 1B 1 1B 1-2 1B 3-H	B S B X 2-1 F7 ①	F B X 1-1 F8 ③			X 0-0 1-H HR			S T F B X 1-2 F8 ①	5	2	2	3	0	0	4
Shawn Green, L (1, 9) OBP: 0.356, SLG: 0.443	D B X 2-0 1 1B 1-3 1B 2-H	B B B C C X 3-2 G3-1 ② 2-3			C X 0-1 G6-3 ①	B B X 2-0 F7 ①			S B S B 1 T SAFE 2-2 K ②	5	0	1	1	0	1	2
1 Orlando Hudson, S (1, 4) OBP: 0.343, SLG: 0.450	B X 1-0 1-2 1B 3-H	F X 0-1 6 2B 1B 3-H			B C B F X 2-2 G3-1 ②	B X 1-0 F8 ②			C S F B B F B B 4-2 30 BB 6 BB 1-2 BB	4	0	2	2	1	0	0
6 Stephen Drew, L (1, 6) OBP: 0.372, SLG: 0.592	B F B B F X 3-2 F7 ③	1 SAFE B X 1-0 1-3 2B			X 0-0 1B	C S F B B X 2-2 P6 ③			B B B B 4-0 30 BB 1-2 2-3 BB	4	0	2	0	1	0	2
Miguel Batista, R (1, 1) OBP: 0.149, SLG: 0.111		B C S F C 1-3 K ①	C F S 0-3 K ③		C C X 0-2 G5-3 ③			B B B B 4-0 22 FC6-4 BB	B B S B F D 4-2 1-2 2-3 3-H BB	2	0	0	0	0	2	2
Mike Koplove, R (5, 1)										1	0	0	0	0	0	1
Luis Vizcaino, R (7, 1)										0	0	0	0	0	0	0
Brandon Lyon, R (8, 1)										0	0	0	0	0	0	0
30 Jeff DaVanon, S (8, PH) OBP: 0.369, SLG: 0.445										0	0	0	1	2	0	0
(9, 8)																
Inning Stats	R: 3 E: 0 K: 2 S: 19 H: 5 LOB: 2 BB: 0 P: 32	R: 0 E: 0 K: 1 S: 13 H: 1 LOB: 1 BB: 0 P: 16	R: 1 E: 0 K: 1 S: 12 H: 3 LOB: 2 BB: 0 P: 18	R: 0 E: 0 K: 0 S: 11 H: 1 LOB: 2 BB: 1 P: 19	R: 0 E: 0 K: 0 S: 9 H: 1 LOB: 1 BB: 0 P: 11	R: 0 E: 0 K: 0 S: 6 H: 1 LOB: 1 BB: 0 P: 12	R: 2 E: 0 K: 0 S: 8 H: 2 LOB: 0 BB: 0 P: 14	R: 0 E: 0 K: 0 S: 9 H: 1 LOB: 1 BB: 1 P: 17	R: 1 E: 0 K: 2 S: 21 H: 1 LOB: 3 BB: 3 P: 38	1B: 11 2B: 4 3B: 0 HR: 1	SF: 0 SAC: 0 DP: 1 HBP: 0						

PITCHER		IP	WLS	BF	H	R	ER	SO	BB	IBB	HBP	BLK	WP	HR	S	P	ERA	WHIP
44 Roy Oswalt, R ERA: 3.34	(1, 1)	6.0		30	12	4	4	4	1	0	0	0	0	0	70	108	6.00	2.167
Chad Qualls, R ERA: 4.16	(7, 1)	1.1	B	7	2	2	2	0	1	0	0	0	0	1	13	24	13.50	2.250
Trever Miller, L ERA: 4.01	(8, 1)	0.2	W	2	1	0	0	0	0	0	0	0	0	0	4	7	0.00	1.500
54 Brad Lidge, R ERA: 5.76	(9, 1)	0.2	H	5	1	1	1	1	2	0	0	0	0	0	14	26	13.50	4.500
Dan Wheeler, R ERA: 3.13	(9, 1)	0.1	S	2	0	0	0	1	1	0	0	0	0	0	7	12	0.00	3.000

PITCHER	IP	WLS	BF	H	R	ER	SO	BB	IBB	HBP	BLK	WP	HR	S	P	ERA	WHIP

BOTTOM

Houston Astros @ Arizona Diamondbacks

Chase Field, Phoenix, AZ

Fri Aug 04 2006, 6:40 PM MST

Att. 24,498 - Roof Closed - 78 F

livebaseballscorecards.com

AB	41
R	7
H	16
RBI	7
BB	5
SO	6
LOB	21

Batter	1	2	3	4	5	6	7	8	9	AB	R	H	RBI	BB	SO	LOB
Willy Taveras, R (1, 8) OBP: 0.319, SLG: 0.334	B C F F X 1-2 ① G3-1	S B F B B B 4-2 G5-3 BB		C B B X 2-1 ① G6-3		C C B B B X 3-2 G6-3 17 2B 2B		X 0-0 G6-4-3 1B		4	1	2	0	1	0	0
Craig Biggio, R (1, 4) OBP: 0.327, SLG: 0.445 16 Jason Lane, R (8, 9) OBP: 0.330, SLG: 0.392	B F X 1-1 1B	1 SAFE B D X 2-0 ② G5-3 1-2		S X 0-1 ② G5-3		B F B F X 2-2 ② G6-3 2-3		S S B X 1-2 ① ② G6-4-3 1-2f		5 0	0 0	1 0	0 0	0 0	0 0	3 0
17 Lance Berkman, S (1, 3) OBP: 0.411, SLG: 0.621 64 Fernando Nieve, R (8, 1) OBP: 0.222, SLG: 0.125 Dave Borkowski, R (9, 1)	B C S B F 1 SAFE C 2-3 ② K	B C B X 2-1 ③ G4-3		F B C S 1-3 ③ K		X 0-0 1B 3-H 2B		B F B X 2-1 1B		5 0 0	1 0 0	2 0 0	1 0 0	0 0 0	2 0 0	2 0 0
Aubrey Huff, L (1, 9) OBP: 0.352, SLG: 0.448 (8, 3)	B C S 1 SAFE F C 1-3 ③ K		C B F B B C 3-3 ① K		B B X 2-0 HR	X 0-0 2-H 1B		C B S B S 2-3 ③ K		5	1	2	2	0	3	2
Morgan Ensberg, R (1, 5) OBP: 0.394, SLG: 0.497		B B X 2-0 28 BB HR 1B	B C C X 1-2 HR 1B		B B B C F B 4-2 1B 28 FC5-2-5 BB	B X 1-0 ③ F9			X 0-0 ① G5-3	4	2	2	0	1	0	1
Luke Scott, L (1, 7) OBP: 0.453, SLG: 0.655		X 0-0 28 BB HR 1-2 1B	X 0-0 1-H HR		F F X 0-2 28 FC5-2-5 1-3 1B		B C B X 2-1 G6-3 28 G3 1B		B B S B C B 4-2 BB	4	2	4	2	1	0	0
28 Adam Everett, R (1, 6) OBP: 0.294, SLG: 0.323		C B B B B 4-1 HR 1-2 2-3 BB	C F X 0-2 E6		X 0-0 ① FC5-2-5 G6-4-3 1-3 3-H		C X 0-1 ① G3 1-2		X 0-0 ② F7	4	1	0	0	1	0	4
Brad Ausmus, R (1, 2) OBP: 0.299, SLG: 0.293		B X 1-0 1-H 2-H 3-H HR	F C B S 1-3 ② K		B F B B X 3-1 ② ③ G6-4-3 1-2f		B C C X 1-2 ② G6-3 2-3		F C T 0-2 ③ K	5	1	1	4	0	2	5
Roger Clemens, R (1, 1) 2 Chris Burke, R (8, 4) OBP: 0.357, SLG: 0.451		C C B C 1-3 ① K	C F X 0-2 ③ G6-3			B C X 1-1 ① G6-3	C F X 0-2 ③ G6-3			4 0	0 0	0 0	0 0	0 0	1 0	2 0
Inning Stats	R: 0 H: 1 E: 0 LOB: 1 K: 2 BB: 0 S: 15 P: 20	R: 4 H: 3 E: 0 LOB: 1 K: 1 BB: 2 S: 12 P: 28	R: 2 H: 2 E: 1 LOB: 1 K: 2 BB: 0 S: 16 P: 21	R: 0 H: 0 E: 0 LOB: 0 K: 1 BB: 0 S: 7 P: 10	R: 1 H: 2 E: 0 LOB: 1 K: 0 BB: 1 S: 9 P: 18	R: 2 H: 3 E: 0 LOB: 1 K: 0 BB: 0 S: 11 P: 18	R: 0 H: 1 E: 0 LOB: 1 K: 0 BB: 0 S: 10 P: 13	R: 0 H: 2 E: 0 LOB: 1 K: 1 BB: 0 S: 9 P: 14	R: 0 H: 0 E: 0 LOB: 1 K: 1 BB: 1 S: 7 P: 11	1B: 9 2B: 2 3B: 0 HR: 3	SF: 0 SAC: 0 DP: 2 HBP: 0				WP: 0 PB: 0 SB: 0 CS: 0	PA: 44	

Houston Astros @ Arizona Diamondbacks

Chase Field, Phoenix, AZ

Sat Aug 05 2006, 6:40 PM MST
Att. 33,082 - Roof Closed - 77 F

TOP

livebaseballscorecards.com

AB	40
R	9
H	14
RBI	9
BB	4
SO	8
LOB	19

PITCHER		IP	WLS	BF	H	R	ER	SO	BB	IBB	HBP	BLK	WP	HR	S	P	ERA	WHIP
57 Dustin Nippert, R ERA: 11.7	(1, 1)	5.0	L	26	8	7	7	6	3	0	0	0	0	3	59	97	12.60	2.200
28 Brandon Medders, R ERA: 3.86	(6, 1)	1.0		6	3	2	2	0	0	0	0	0	0	0	11	18	18.00	3.000
Randy Choate, L ERA: 4.66	(7, 1)	1.0		4	1	0	0	0	0	0	0	0	0	0	10	13	0.00	1.000
Greg Aquino, R ERA: 4.31	(8, 1)	1.0		4	2	0	0	1	0	0	0	0	0	0	9	14	0.00	2.000
Brandon Lyon, R ERA: 4.06	(9, 1)	1.0		4	0	0	0	1	1	0	0	0	0	0	7	11	0.00	1.000

PITCHER	IP	WLS	BF	H	R	ER	SO	BB	IBB	HBP	BLK	WP	HR	S	P	ERA	WHIP

BOTTOM

Houston Astros @ Arizona Diamondbacks

Chase Field, Phoenix, AZ

Sat Aug 05 2006, 6:40 PM MST
Att. 33,082 - Roof Closed - 77 F

livebaseballscorecards.com

Batter	1	2	3	4	5	6	7	8	9	AB	R	H	RBI	BB	SO	LOB
30 Jeff DaVanon, S (1, 8) OBP: 0.371, SLG: 0.448 22 Eric Byrnes, R (1, PR) (2, 8) OBP: 0.346, SLG: 0.523	F9 1B		F8		HR		P6			1 3	0 1	1 1	0 1	0 0	0 0	0 1
34 Conor Jackson, R (1, 3) OBP: 0.362, SLG: 0.422	K 1-2		F8		F7		P4			4	0	0	0	0	1	2
Luis Gonzalez, L (1, 7) OBP: 0.373, SLG: 0.477	F9 2-3		G1-3		G3			P5		4	0	0	0	0	0	1
Chad Tracy, L (1, 5) OBP: 0.335, SLG: 0.446	F7			K		G4-3		K		4	0	0	0	0	2	2
Johnny Estrada, S (1, 2) OBP: 0.337, SLG: 0.477		K		2B		G6-3 1B		G3-1		4	0	2	0	0	1	0
Shawn Green, L (1, 9) OBP: 0.357, SLG: 0.442		1 2B 6 G6-3 1B		BB		G6-3 1-2f			F8	3	1	1	0	1	0	1
1 Orlando Hudson, S (1, 4) OBP: 0.345, SLG: 0.455		6 G6-3 2B 1-3		K			6 G3 7 2B		G6-3	4	1	2	0	0	1	2
6 Stephen Drew, L (1, 6) OBP: 0.366, SLG: 0.587		G6-3 2-3 3-H		F7			G3 2-3		2B	4	0	1	1	0	0	4
57 Dustin Nippert, R (1, 1) 48 Enrique Gonzalez, R (5, PH) OBP: 0.300, SLG: 0.300 28 Brandon Medders, R (6, 1) Randy Choate, L (7, 1) 7 Carlos Quentin, R (7, PH) OBP: 0.400, SLG: 0.839 Greg Aquino, R (8, 1) Brandon Lyon, R (9, 1) Damion Easley, R (9, PH) OBP: 0.317, SLG: 0.406		K	G4-3				2B 3-H		G5-3	1 1 0 0 1 0 0 1	0 0 0 0 0 0 0 0	0 0 0 0 1 0 0 0	0 0 0 0 1 0 0 0	0 0 0 0 0 0 0 0	1 0 0 0 0 0 0 0	1 0 0 0 0 0 0 1

Inning Stats	1	2	3	4	5	6	7	8	9
	R: 0 H: 1 E: 0 LOB: 2 K: 1 BB: 0 S: 10 P: 16	R: 1 H: 2 E: 0 LOB: 1 K: 2 BB: 0 S: 10 P: 19	R: 0 H: 0 E: 0 LOB: 0 K: 0 BB: 0 S: 6 P: 9	R: 0 H: 1 E: 0 LOB: 2 K: 2 BB: 1 S: 10 P: 17	R: 1 H: 1 E: 0 LOB: 0 K: 0 BB: 0 S: 8 P: 14	R: 0 H: 1 E: 0 LOB: 0 K: 0 BB: 0 S: 10 P: 14	R: 1 H: 2 E: 0 LOB: 1 K: 0 BB: 0 S: 12 P: 21	R: 0 H: 0 E: 0 LOB: 0 K: 1 BB: 0 S: 7 P: 8	R: 0 H: 1 E: 0 LOB: 1 K: 0 BB: 0 S: 9 P: 14

AB	35
R	3
H	9
RBI	3
BB	1
SO	6
LOB	15

	1B: 3	SF: 0	WP: 0	PA: 36
	2B: 5	SAC: 0	PB: 0	
	3B: 0	DP: 1	SB: 1	
	HR: 1	HBP: 0	CS: 0	

PITCHER		IP	WLS	BF	H	R	ER	SO	BB	IBB	HBP	BLK	WP	HR	S	P	ERA	WHIP
Roger Clemens, R ERA: 2.32	(1, 1)	7.0	W	29	8	3	3	5	1	0	0	0	0	1	66	110	3.86	1.286
64 Fernando Nieve, R ERA: 4.27	(8, 1)	1.0		3	0	0	0	1	0	0	0	0	0	0	7	8	0.00	0.000
Dave Borkowski, R ERA: 3.59	(9, 1)	1.0		4	1	0	0	0	0	0	0	0	0	0	9	14	0.00	1.000

PITCHER	IP	WLS	BF	H	R	ER	SO	BB	IBB	HBP	BLK	WP	HR	S	P	ERA	WHIP

Batter	1	2	3	4	5	6	7	8	9	AB	R	H	RBI	BB	SO	LOB
Willy Taveras, R (1, 8) OBP: 0.326, SLG: 0.339	C B C F F F F F 2-2 B X 28 FC4-6 1B		C C B B F B X 3-2 G5-3 ①		C X 0-1 E 17 BB 1B		B B B C C B 4-2 28 SH1-3 BB		B X 1-0 17 1B 1B 1B	4	1	3	0	1	0	0
28 Adam Everett, R (1, 6) OBP: 0.294, SLG: 0.326 Craig Biggio, R (9, PH) OBP: 0.326, SLG: 0.444	1 SAFE 1 SAFE C B 1 X SAFE 1-1 FC4-6 ① 1-2f 17 HR		B B X 2-0 2B		1 SAFE 1 SAFE P X 1-0 F7 ②		1 SAFE B X 1-0 SH1-3 ① 1-2		B F B F S 2-3 K ②	3 1	1 0	1 0	0 0	0 0	0 1	2 1
17 Lance Berkman, S (1, 3) OBP: 0.415, SLG: 0.630	B B B X 3-0 1-H HR		B S B C B S 3-3 K ②		B 1 SAFE B B B 4-0 E 1-2 BB		I I I I 4-0 G6-4-3 IBB		C X 0-1 1B 1-3 1B	3	1	2	2	2	1	1
Aubrey Huff, L (1, 9) OBP: 0.352, SLG: 0.445	C B H 2-1 HBP		B F F D F B X 3-2 G4-3 ③		X 0-0 E1 FC6-4 1-2 2-3		B F B X 2-1 G6-4-3 ② ③ 1-2f		F X 0-1 1-3 3-H 1B	4	0	1	1	0	0	5
Morgan Ensberg, R (1, 5) OBP: 0.392, SLG: 0.490	C C D S 1-3 K ②			F B B B B 4-1 2 FC6-4 1B BB	F C X 0-2 FC6-4 ③ 1-2f			B X 1-0 L9 ①	B B C F F F F B S 3-3 K ③	4	0	0	0	1	2	6
Luke Scott, L (1, 7) OBP: 0.456, SLG: 0.645	B B B X 3-0 F7 ③			X 0-0 2 FC6-4 1-2 1B		B C F B X 2-2 P5 ①		B X 1-0 1B		4	0	2	0	0	0	1
2 Chris Burke, R (1, 4) OBP: 0.356, SLG: 0.447		C F B B S 2-3 K ①		C X 0-1 FC6-4 ① G6-4-3 1-2f 2-3		F F X 0-2 PB 1B		B C X 1-1 F7 ②		4	0	1	0	0	1	3
Brad Ausmus, R (1, 2) OBP: 0.297, SLG: 0.290 Mike Lamb, L (8, PH) OBP: 0.366, SLG: 0.515 Eric Munson, L (8, 2) OBP: 0.295, SLG: 0.368	C S B F B C 2-3 K ②			1 SAFE 1 SAFE B F F B D 1 SAFE X 2-2 G6-4-3 ② ③ 1-2f		1 SAFE 1 B F B S B S 3-3 K ② 1-2		F B X 1-1 F8 ③		3 1 0	0 0 0	0 0 0	0 0 0	0 0 0	2 0 0	3 1 0
Andy Pettitte, L (1, 1) OBP: 0.171, SLG: 0.225 Chad Qualls, R (8, 1) Trever Miller, R (8, 1) Orlando Palmeiro, L (9, PH) OBP: 0.294, SLG: 0.295	C S B C 1-3 K ③				B C F X 1-2 G1-3 ①	F X 0-1 G6-3 ③			C F B B F S 2-3 K2-3 ①	3 0 0 1	0 0 0 0	0 0 0 0	0 0 0 0	1 0 0 0	1 0 0 1	1 0 0 0

Inning Stats	1	2	3	4	5	6	7	8	9
	R: 2 E: 0 K: 1 S: 17	R: 0 E: 0 K: 3 S: 10	R: 0 E: 0 K: 1 S: 13	R: 0 E: 0 K: 0 S: 7	R: 0 E: 1 K: 0 S: 11	R: 0 E: 0 K: 1 S: 11	R: 0 E: 0 K: 0 S: 5	R: 0 E: 0 K: 0 S: 6	R: 1 E: 0 K: 3 S: 19
	H: 2 LOB: 1 BB: 0 P: 29	H: 0 LOB: 0 BB: 0 P: 15	H: 1 LOB: 1 BB: 0 P: 24	H: 1 LOB: 1 BB: 1 P: 13	H: 1 LOB: 3 BB: 1 P: 16	H: 1 LOB: 1 BB: 0 P: 16	H: 0 LOB: 1 BB: 2 P: 16	H: 1 LOB: 1 BB: 0 P: 10	H: 3 LOB: 2 BB: 0 P: 27

| | | | |

BOTTOM

Houston Astros @ Arizona Diamondbacks

Chase Field, Phoenix, AZ

Sun Aug 06 2006, 1:40 PM MST
Att. 26,041 - Roof Closed - 78 F

livebaseballscorecards.com

Batter	1	2	3	4	5	6	7	8	9	AB	R	H	RBI	BB	SO	LOB
22 Eric Byrnes, R (1, 8) OBP: 0.345, SLG: 0.529	B B X 2-0 F8 ①		F B X 1-1 P5 ②		D X 1-0 F7 ②		X 0-0 HR			4	1	1	1	0	0	3
Damion Easley, R (1, 4) (9, 5) OBP: 0.315, SLG: 0.401	C X 0-1 G5-3 ②		C S S X 1-2 3-H 1B		B B F C F S 2-3 K ③		X 0-0 G5-3 ③			4	0	1	1	0	1	2
Luis Gonzalez, L (1, 7) OBP: 0.372, SLG: 0.478	C B B F B S 3-3 K ③		C D F B B X 3-2 G4-3 ③			C B B B X 3-1 34 SH5-3 7 1B 2B		X 0-0 G4-3 ①		4	1	1	0	0	1	1
34 Conor Jackson, R (1, 3) OBP: 0.361, SLG: 0.422		C B S T 1-2 K ①		X 0-0 P3 ①		X 0-0 SH5-3 ① 2-3		C B X 1-1 1B		3	0	1	0	0	1	0
7 Carlos Quentin, R (1, 9) OBP: 0.385, SLG: 0.771		S X 0-1 G1-3 ②		B C S B X 2-2 G5-3 ②		C B F D X 2-2 3-H 1B		1 SAFE D X 1-0 F7 ②		4	0	1	1	0	0	1
Chad Tracy, L (1, 5) OBP: 0.332, SLG: 0.442 Jorge Julio, R (9, 1)		C F B F S 1-3 K ③		C F X 0-2 P6 ③		1 SAFE 1 SAFE C F B X 1-2 L6 ②		1 SAFE B X 1-0 P4 ③		4 0	0 0	0 0	0 0	0 0	1 0	2 0
19 Chris Snyder, R (1, 2) OBP: 0.366, SLG: 0.442			C B B B B 4-1 6 2B G3-4 BB		B B B C C X 3-2 6 1B 1B	C B 1 B C X 1 SAFE 2-2 G6-3 ③				2	1	1	0	1	0	1
6 Stephen Drew, L (1, 6) OBP: 0.376, SLG: 0.603			B X 1-0 G3-4 1-3 1B 2B		X 0-0 1-2 1B		C C B F B F F S 2-3 K ①			3	1	2	0	0	1	0
Claudio Vargas, R (1, 1) OBP: 0.083, SLG: 0.139 Luis Vizcaino, R (7, 1) 13 Alberto Callaspo, S (7, PH) 56 Ramon Pena, R (8, 1) 1 Orlando Hudson, S (9, 4) OBP: 0.345, SLG: 0.455			B F X 1-1 G3-4 ① 2-3 3-H		L L L 0-3 K ①		C X 0-1 G6-3 ②			2 0 1 0 0	0 0 0 0 0	0 0 0 0 0	1 0 0 0 0	0 0 0 0 0	1 0 0 0 0	3 0 0 0 0
Inning Stats	R: 0 E: 0 K: 1 S: 6 H: 0 LOB: 0 BB: 0 P: 11	R: 0 E: 0 K: 2 S: 9 H: 0 LOB: 0 BB: 0 P: 11	R: 2 E: 0 K: 0 S: 12 H: 2 LOB: 1 BB: 1 P: 23	R: 0 E: 0 K: 0 S: 7 H: 0 LOB: 0 BB: 0 P: 9	R: 0 E: 0 K: 2 S: 12 H: 2 LOB: 2 BB: 0 P: 18	R: 1 E: 0 K: 0 S: 12 H: 2 LOB: 1 BB: 0 P: 20	R: 1 E: 0 K: 1 S: 10 H: 1 LOB: 0 BB: 0 P: 12	R: 0 E: 0 K: 0 S: 5 H: 1 LOB: 1 BB: 0 P: 8		1B: 5 2B: 2 3B: 0 HR: 1	SF: 0 SAC: 1 DP: 0 HBP: 0					

	AB	31
	R	4
	H	8
	RBI	4
	BB	1
	SO	6
	LOB	13

WP: 0 PB: 0 SB: 0 CS: 0 PA: 33

PITCHER		IP	WLS	BF	H	R	ER	SO	BB	IBB	HBP	BLK	WP	HR	S	P	ERA	WHIP
Andy Pettitte, L ERA: 4.96	(1, 1)	7.1	L	31	8	4	4	6	1	0	0	0	0	1	71	108	4.91	1.227
Chad Qualls, R ERA: 4.14	(8, 1)	0.1		1	0	0	0	0	0	0	0	0	0	0	1	2	0.00	0.000
Trever Miller, L ERA: 3.97	(8, 1)	0.1		1	0	0	0	0	0	0	0	0	0	0	1	2	0.00	0.000

PITCHER	IP	WLS	BF	H	R	ER	SO	BB	IBB	HBP	BLK	WP	HR	S	P	ERA	WHIP

Batter	1	2	3	4	5	6	7	8	9	AB	R	H	RBI	BB	SO	LOB
6 Chris Duffy, L (1, 8) OBP: 0.228, SLG: 0.236	C B B X 2-1 G5-3		B C B B B 4-1 BB		C B X 1-1 F8		C F X 0-2 F7			3	0	0	0	1	0	0
2 Jack Wilson, R (1, 6) OBP: 0.309, SLG: 0.383	F C D X 1-2 G5-3		X 0-0 F9		C F X 0-2 F8			C B B F S 2-3 K		4	0	0	0	0	1	1
12 Freddy Sanchez, R (1, 5) OBP: 0.378, SLG: 0.485	B C F B B 4-2 BB		C 1 SAFE B 1 SAFE 1 SAFE P F 1 SAFE X 2-2 G6-3		C B X 1-1 1B			C B B X 2-1 2B		3	0	2	0	1	0	1
Jason Bay, R (1, 7) OBP: 0.407, SLG: 0.536	C F 1 SAFE F B S 1-3 K			C C B X 1-2 1B SF9	B C X 1-1 F9			B C B B B S C 3-3 K		4	1	1	0	0	2	3
Jeromy Burnitz, L (1, 9) OBP: 0.288, SLG: 0.443		B X 1-0 G3-1		X 0-0 26 BB 1-3 1B		C B X 1-1 F7		B S B B B 4-1 BB		3	0	1	0	1	0	0
Xavier Nady, R (1, 3) OBP: 0.329, SLG: 0.481		C B X 1-1 F7		B F B F X 2-2 P6		B X 1-0 G5-3		B B F F F S 2-3 K		4	0	0	0	0	1	4
Jose Castillo, R (1, 4) OBP: 0.325, SLG: 0.426		B C B B B 4-1 BB		B X 1-0 SF9 3-H		B S X 1-1 L8			T S S 0-3 K	2	0	0	1	1	1	0
26 Ronny Paulino, R (1, 2) OBP: 0.368, SLG: 0.418		X 0-0 F7		F B 1 SAFE B B B 4-1 BB 1-2			C C X 0-2 P3		F F S 0-3 K	3	0	0	0	1	1	1
28 Paul Maholm, L (1, 1) OBP: 0.186, SLG: 0.146			B C B X 2-1 F8	C F B F S 1-3 K			C B B B X 3-1 G3		B T C S 1-3 K	2	0	0	0	0	1	2
13 Nate McLouth, L (7, PH) OBP: 0.292, SLG: 0.370										1	0	0	0	0	0	0
34 John Grabow, L (7, 1)										0	0	0	0	0	0	0
44 Josh Sharpless, R (7, 1)										0	0	0	0	0	0	0
55 Matt Capps, R (8, 1)										0	0	0	0	0	0	0
Joe Randa, R (9, PH) OBP: 0.347, SLG: 0.411										1	0	0	0	0	1	0
Inning Stats	R: 0 E: 0 K: 1 S: 11 H: 0 LOB: 1 BB: 1 P: 19	R: 0 E: 0 K: 0 S: 5 H: 0 LOB: 1 BB: 1 P: 11	R: 0 E: 0 K: 0 S: 8 H: 0 LOB: 1 BB: 1 P: 15	R: 1 E: 0 K: 1 S: 13 H: 2 LOB: 2 BB: 1 P: 22	R: 0 E: 0 K: 0 S: 9 H: 1 LOB: 1 BB: 0 P: 12	R: 0 E: 0 K: 0 S: 5 H: 0 LOB: 0 BB: 0 P: 8	R: 0 E: 0 K: 0 S: 8 H: 0 LOB: 0 BB: 0 P: 11	R: 0 E: 0 K: 3 S: 13 H: 1 LOB: 2 BB: 1 P: 26	R: 0 E: 0 K: 3 S: 9 H: 0 LOB: 0 BB: 0 P: 10	1B: 3 2B: 1 3B: 0 HR: 0	SF: 1 SAC: 0 DP: 0 HBP: 0			WP: 0 PB: 0 SB: 0 CS: 0	PA: 36		

PITCHER		IP	WLS	BF	H	R	ER	SO	BB	IBB	HBP	BLK	WP	HR	S	P	ERA	WHIP
41 Brandon Backe, R ERA: 3.69	(1, 1)	7.0	W	28	3	1	1	2	4	0	0	0	0	0	59	98	1.29	1.000
Dan Wheeler, R ERA: 3.06	(8, 1)	1.0	H	5	1	0	0	3	1	0	0	0	0	0	13	26	0.00	2.000
54 Brad Lidge, R ERA: 5.65	(9, 1)	1.0	S	3	0	0	0	3	0	0	0	0	0	0	9	10	0.00	0.000

PITCHER	IP	WLS	BF	H	R	ER	SO	BB	IBB	HBP	BLK	WP	HR	S	P	ERA	WHIP

TOP

Pittsburgh Pirates @ Houston Astros

Minute Maid Park, Houston, TX

Tue Aug 08 2006, 7:05 PM CDT
Att. 38,856 - Roof Closed - 73 F

livebaseballscorecards.com

AB	30
R	1
H	4
RBI	1
BB	5
SO	8
LOB	12

Batter	1	2	3	4	5	6	7	8	9	AB	R	H	RBI	BB	SO	LOB
Willy Taveras, R (1, 8) OBP: 0.328, SLG: 0.340	B B B B 4-0 FC6-4 BB		B C B F C 2-3 K ①		B B X 2-0 FC6-4 1B		X 0-0 SH3-4 ① 2-3			2	0	1	0	1	1	0
Craig Biggio, R (1, 4) OBP: 0.326, SLG: 0.449	C F B B X 2-2 FC6-4 17 BB BB FC6-4 ① 1-2f		B B B C X 3-1 HR		C 1 SAFE X 0-1 FC6-4 ③ 1-2f		C S S 0-3 K ②			4	2	1	1	0	1	3
17 Lance Berkman, S (1, 3) OBP: 0.416, SLG: 0.627	B B B B 4-0 FC6-4 BB BB 1-2		S X 0-1 G6-3 ②			F F B S 1-3 K ①	B B B B 4-0 BB			2	0	0	0	2	1	0
Morgan Ensberg, R (1, 5) OBP: 0.393, SLG: 0.487	B B F B B 4-1 FC6-4 1-2 2-3 BB		C C S 0-3 K ③			B B C B F B 4-2 2 F8 1B 28 2B BB	C C B B B X 3-2 G1-3 ③			2	1	0	0	2	1	2
Preston Wilson, R (1, 7) OBP: 0.309, SLG: 0.405	C S F F B X 1-2 FC6-4 ② 1-2f 2-3 3-H			X 0-0 G5-3 ①		B S F X 1-2 28 2B 1B 1-2		B F B F F S 2-3 K ①		4	0	1	1	0	1	2
2 Chris Burke, R (1, 9) OBP: 0.354, SLG: 0.444	B B F S 1 SAFE F B X 3-2 F7 ③			C B X 1-1 28 CS 1B		S F B F F X 1-2 F8 ② 2-3		B B C F X 2-2 P4 ②		4	0	1	0	0	0	4
28 Adam Everett, R (1, 6) OBP: 0.294, SLG: 0.328		C X 0-1 G6-3 ①		C F B B 1 SAFE F C 2-3 K ②③ 1-2		C S X 0-2 1-3 2B 3-H		F B B F S 2-3 K ③		4	0	1	1	0	2	1
Eric Munson, L (1, 2) OBP: 0.289, SLG: 0.358 54 Brad Lidge, R (9, 1)		C B F S 1-3 K ②			X 0-0 P3 ①	C F B B X 2-2 G3 ③				3 0	0 0	0 0	0 0	0 0	1 0	2 0
41 Brandon Backe, R (1, 1) OBP: 0.250, SLG: 0.182 Luke Scott, L (7, PH) OBP: 0.464, SLG: 0.667 Dan Wheeler, R (8, 1) Brad Ausmus, R (9, 2) OBP: 0.297, SLG: 0.290		C B X 1-1 G5-3 ③			C F B B F S 2-3 K ②		B X 1-0 SH3-4 2B			2 1 0 0	0 0 0 0	0 1 0 0	0 0 0 0	0 0 0 0	1 0 0 0	0 0 0 0
Inning Stats	R: 1 H: 0 E: 0 LOB: 2 K: 0 BB: 3 S: 13 P: 31	R: 0 H: 0 E: 0 LOB: 0 K: 1 BB: 0 S: 7 P: 9	R: 1 H: 1 E: 0 LOB: 0 K: 2 BB: 0 S: 10 P: 15	R: 0 H: 1 E: 0 LOB: 0 K: 1 BB: 0 S: 7 P: 10	R: 0 H: 1 E: 0 LOB: 1 K: 1 BB: 0 S: 8 P: 12	R: 1 H: 2 E: 0 LOB: 2 K: 1 BB: 1 S: 19 P: 28	R: 0 H: 1 E: 0 LOB: 2 K: 1 BB: 1 S: 8 P: 16	R: 0 H: 0 E: 0 LOB: 0 K: 2 BB: 0 S: 10 P: 16		1B: 3 SF: 0 2B: 2 SAC: 1 3B: 0 DP: 0 HR: 1 HBP: 0				WP: 0 PA: 34 PB: 0 SB: 0 CS: 1		

PITCHER		IP	WLS	BF	H	R	ER	SO	BB	IBB	HBP	BLK	WP	HR	S	P	ERA	WHIP
28 Paul Maholm, L ERA: 4.81	(1, 1)	6.0	L	26	5	3	3	6	4	0	0	0	0	1	64	105	4.50	1.500
34 John Grabow, L ERA: 3.88	(7, 1)	0.2		4	1	0	0	1	1	0	0	0	0	0	5	10	0.00	3.000
44 Josh Sharpless, R ERA:	(7, 1)	0.1		1	0	0	0	0	0	0	0	0	0	0	3	6	0.00	0.000
55 Matt Capps, R ERA: 3.47	(8, 1)	1.0		3	0	0	0	2	0	0	0	0	0	0	10	16	0.00	0.000

PITCHER	IP	WLS	BF	H	R	ER	SO	BB	IBB	HBP	BLK	WP	HR	S	P	ERA	WHIP

BOTTOM

Pittsburgh Pirates @ Houston Astros

Minute Maid Park, Houston, TX

Tue Aug 08 2006, 7:05 PM CDT
Att. 38,856 - Roof Closed - 73 F

livebaseballscorecards.com

AB	28
R	3
H	6
RBI	3
BB	5
SO	9
LOB	14

Batter	1	2	3	4	5	6	7	8	9	AB	R	H	RBI	BB	SO	LOB
13 Nate McLouth, L (1, 9) (6, 7) OBP: 0.291, SLG: 0.368	C C B X 1-2 G3 ①		C B C B X 2-2 G4-3 ③			C X 0-1 12 2B 1B		C B B F S 2-3 K ①		4	1	1	0	0	1	1
2 Jack Wilson, R (1, 6) OBP: 0.309, SLG: 0.384	C T B F S 1-3 K ②			C B C F F B X 2-2 2B		C B B B C S 3-3 K ①		C X 0-1 G3-1 1-2 ②		4	0	1	0	0	2	2
12 Freddy Sanchez, R (1, 4) OBP: 0.380, SLG: 0.487 Jose Castillo, R (6, 4) OBP: 0.324, SLG: 0.424	B B B B 4-0 BB			F F F X 0-2 G6-3 ①		B C B B F F F X 2-2 1-H 2B		C S S 0-3 K ③		2 1	0 0	1 0	1 0	1 0	0 1	1 1
Jason Bay, R (1, 7) OBP: 0.405, SLG: 0.532 44 Josh Sharpless, R (6, 1) Damaso Marte, L (6, 1) 11 Humberto Cota, R (7, 2) OBP: 0.263, SLG: 0.207	F X 0-1 F8 ③			C X 0-1 F8 ②		C S B F F S 1-3 K ②			C B B F F S 2-3 K ①	3 0 0 1	0 0 0 0	0 0 0 0	0 0 0 0	0 0 0 0	1 0 0 0	3 0 0 0
José Hernández, R (1, 3) OBP: 0.306, SLG: 0.333		C S B C 1-3 K ①		B C F X 1-2 G6-3 ③		F S S 0-3 K ③			F B F S 1-3 K ②	4	0	0	0	0	3	2
26 Ronny Paulino, R (1, 2) OBP: 0.368, SLG: 0.417 Michael Gonzalez, R (7, 1) 16 Salomon Torres, R (8, 1) OBP: 0.250, SLG: 0.250 Jeromy Burnitz, L (9, PH) OBP: 0.287, SLG: 0.442		X 0-0 F8 ②			B C T F B X 2-2 G5-3 1B		B C F F S 1-3 K ①		B C B X 2-1 F7 ③	3 0 0 1	0 0 0 0	1 0 0 0	0 0 0 0	0 0 0 0	1 0 0 0	0 0 0 0
José Bautista, R (1, 5) OBP: 0.350, SLG: 0.459		B B C B X 3-1 F8 ③			B C B C X 2-2 G5-3 ① 1-2		C S C 0-3 K ②			3	0	0	0	0	1	1
6 Chris Duffy, L (1, 8) OBP: 0.223, SLG: 0.231			C B B B X 3-1 G6-3 ①		B B X 2-0 G5-3 ②		F F S 0-3 K ③			3	0	0	0	0	1	1
Shawn Chacon, R (1, 1) Victor Santos, R (2, 1) OBP: 0.103, SLG: 0.103 Xavier Nady, R (6, 9) OBP: 0.331, SLG: 0.481			C S X 0-2 G6-3 ②		B C B S C 2-3 K ③			C B B F B B 4-2 2 G3-1 BB		0 2 0	0 0 0	0 0 0	0 0 0	0 0 1	0 1 0	0 1 0
Inning Stats	R: 0 E: 0 K: 1 S: 9 H: 0 LOB: 1 BB: 1 P: 15	R: 0 E: 0 K: 1 S: 6 H: 0 LOB: 0 BB: 0 P: 10	R: 0 E: 0 K: 0 S: 8 H: 0 LOB: 0 BB: 0 P: 13	R: 0 E: 0 K: 0 S: 14 H: 1 LOB: 1 BB: 0 P: 17	R: 0 E: 0 K: 1 S: 11 H: 1 LOB: 1 BB: 0 P: 19	R: 1 E: 0 K: 3 S: 19 H: 2 LOB: 1 BB: 0 P: 25	R: 0 E: 0 K: 3 S: 10 H: 0 LOB: 0 BB: 0 P: 11	R: 0 E: 0 K: 2 S: 10 H: 0 LOB: 1 BB: 1 P: 16	R: 0 E: 0 K: 2 S: 9 H: 0 LOB: 0 BB: 0 P: 14	1B: 2 2B: 2 3B: 0 HR: 0	SF: 0 SAC: 0 DP: 0 HBP: 0			WP: 0 PB: 0 SB: 0 CS: 0		PA: 33	

PITCHER		IP	WLS	BF	H	R	ER	SO	BB	IBB	HBP	BLK	WP	HR	S	P	ERA	WHIP
44 Roy Oswalt, R ERA: 3.27	(1, 1)	6.0	W	23	4	1	1	6	1	0	0	0	0	0	67	99	1.50	0.833
Russ Springer, R ERA: 3.32	(7, 1)	1.0		3	0	0	0	3	0	0	0	0	0	0	10	11	0.00	0.000
Dave Borkowski, R ERA: 3.5	(8, 1)	1.0		4	0	0	0	2	1	0	0	0	0	0	10	16	0.00	1.000
64 Fernando Nieve, R ERA: 4.22	(9, 1)	1.0		3	0	0	0	2	0	0	0	0	0	0	9	14	0.00	0.000

PITCHER	IP	WLS	BF	H	R	ER	SO	BB	IBB	HBP	BLK	WP	HR	S	P	ERA	WHIP

TOP

Pittsburgh Pirates @ Houston Astros

Minute Maid Park, Houston, TX

Wed Aug 09 2006, 7:05 PM CDT
Att. 31,077 - Roof Closed - 73 F

livebaseballscorecards.com

AB	31
R	1
H	4
RBI	1
BB	2
SO	13
LOB	13

Batter	1	2	3	4	5	6	7	8	9	AB	R	H	RBI	BB	SO	LOB
Willy Taveras, R (1, 8) OBP: 0.329, SLG: 0.339	C X	0-1 G6-3 ①	C B B B B	4-1 BB 17 BB 1B BB	B C B X	2-1 17 BB 1B 2B 1B	B F X	1-1 FC4-6 ③ 1-2f		X	0-0 L3 ②			4	2	1	0	1	0	2
Russ Springer, R (7, 1)														0	0	0	0	0	0	0
Dave Borkowski, R (8, 1)														0	0	0	0	0	0	0
Eric Munson, L (9, 2) OBP: 0.289, SLG: 0.358														0	0	0	0	0	0	0
Craig Biggio, R (1, 4) OBP: 0.327, SLG: 0.458	F X	0-1 HR	X	0-0 F7 ②	B B C S D F X	3-2 17 BB 1-2 2B 1B		S F B B X	2-2 F8 ①	X	0-0 F8 ③			4	2	2	1	0	0	1
2 Chris Burke, R (6, 4) OBP: 0.353, SLG: 0.442														1	0	0	0	0	0	0
(9, 6)																				
17 Lance Berkman, S (1, 3) OBP: 0.419, SLG: 0.625	C B B S B B	4-2 HR BB	B B B C C B	4-2 1B BB 1-2 BB BB	B B F D B	4-1 1-2 2-3 2B BB		B C B F S	2-3 K ②	X	0-0 F7 ①			1	3	0	0	3	1	0
Mike Lamb, L (6, 3) OBP: 0.365, SLG: 0.513														1	0	0	0	0	0	0
Aubrey Huff, L (1, 9) OBP: 0.359, SLG: 0.471	S B C F X	1-2 1-H HR	B B D B	4-0 BB 1B 1-2 2-3 BB	C B B X	2-1 1-H 2-H 3-H 2B		B F C B B X	3-2 HR		B B B C X	3-1 G4-3 ②		4	2	3	6	1	0	0
(9, 5)																				
Luke Scott, L (1, 7) OBP: 0.459, SLG: 0.691	B C S C	1-3 K ②	B D D X	3-0 BB 1-2 2-3 3-H 1B	B X	1-0 G4-3 ③		X	0-0 HR		B C C S	1-3 K ③		5	1	2	2	0	2	1
(9, 9)																				
Morgan Ensberg, R (1, 5) OBP: 0.394, SLG: 0.485	S B X	1-1 28 CS 1B	B D C D F B	4-2 1-2 2-3 3-H BB	X	0-0 F7 ①		B B C B S X	3-2 G6-3 ③		B C B B C S	3-3 K ①		3	0	1	1	1	0	0
Orlando Palmeiro, L (8, PH) OBP: 0.291, SLG: 0.291														1	0	0	0	0	1	0
(9, 7)																				
28 Adam Everett, R (1, 6) OBP: 0.295, SLG: 0.331	F B	1-1 CS ③ 1-2	2-2 44 HR 2B P4		B B C X	2-1 E5 44 FC6-4 1B		B X	1-0 F8 ①		B C S X	1-2 G6-4-3 1B		5	1	2	0	0	0	3
64 Fernando Nieve, R (9, 1) OBP: 0.222, SLG: 0.125														0	0	0	0	0	0	0
Brad Ausmus, R (1, 2) OBP: 0.298, SLG: 0.292		F X	0-1 F9 ①	B C X	1-1 G6-3 ①	C B F X	1-2 44 FC6-4 1-2 1B		C B C B X	2-2 16 HR 1B		B F B F F B X	3-2 G6-4-3 ②③ 1-2f		5	1	2	0	0	0	2
(9, 4)																				
44 Roy Oswalt, R (1, 1) OBP: 0.212, SLG: 0.260		B B C X	2-1 2-H HR	C C D B B X	3-2 P6 ②	B C F X	1-2 FC6-4 ② 1-2f 2-3 FC4-6		C B C F F X	1-2 1-H HR					3	1	1	2	0	0	2
16 Jason Lane, R (6, PH) OBP: 0.332, SLG: 0.408															1	1	1	2	0	0	0
(7, 8)																				
Inning Stats	R: 3 H: 3 E: 0 LOB: 0 K: 1 BB: 1 S: 16 P: 24	R: 4 H: 3 E: 0 LOB: 3 K: 0 BB: 4 S: 17 P: 40	R: 3 H: 3 E: 0 LOB: 1 K: 0 BB: 1 S: 15 P: 31	R: 0 H: 1 E: 1 LOB: 2 K: 1 BB: 0 S: 12 P: 17	R: 2 H: 2 E: 0 LOB: 0 K: 1 BB: 0 S: 13 P: 23	R: 2 H: 2 E: 0 LOB: 0 K: 0 BB: 0 S: 11 P: 15	R: 0 H: 0 E: 0 LOB: 0 K: 1 BB: 0 S: 6 P: 10	R: 0 H: 1 E: 0 LOB: 0 K: 1 BB: 0 S: 10 P: 17		1B: 7 SF: 0 2B: 2 SAC: 0 3B: 0 DP: 1 HR: 6 HBP: 0						

PITCHER		IP	WLS	BF	H	R	ER	SO	BB	IBB	HBP	BLK	WP	HR	S	P	ERA	WHIP
Shawn Chacon, R ERA: 7.36	(1, 1)	1.2	L	14	6	7	7	1	4	0	0	0	0	3	29	56	37.80	6.000
Victor Santos, R ERA: 5.58	(2, 1)	3.1		19	6	5	5	1	2	0	0	0	0	2	44	79	13.50	2.400
44 Josh Sharpless, R ERA: 3.38	(6, 1)	0.1		2	1	1	1	0	0	0	0	0	0	0	4	7	27.00	3.000
Damaso Marte, L ERA: 3.32	(6, 1)	0.2		3	1	1	1	0	0	0	0	0	0	1	7	8	13.50	1.500
Michael Gonzalez, L ERA: 2.49	(7, 1)	1.0		3	0	0	0	1	0	0	0	0	0	0	6	10	0.00	0.000

PITCHER		IP	WLS	BF	H	R	ER	SO	BB	IBB	HBP	BLK	WP	HR	S	P	ERA	WHIP
16 Salomon Torres, R ERA: 3.95	(8, 1)	1.0		3	1	0	0	1	0	0	0	0	0	0	10	17	0.00	1.000

BOTTOM

Pittsburgh Pirates @ Houston Astros

Minute Maid Park, Houston, TX

Wed Aug 09 2006, 7:05 PM CDT
Att. 31,077 - Roof Closed - 73 F

livebaseballscorecards.com

AB	38
R	14
H	15
RBI	14
BB	6
SO	4
LOB	11

Pittsburgh Pirates @ Houston Astros

Minute Maid Park, Houston, TX

Thu Aug 10 2006, 7:05 PM CDT

Att. 41,476 - Roof Closed - 73 F

livebaseballscorecards.com

Batter	1	2	3	4	5	6	7	8	9	AB	R	H	RBI	BB	SO	LOB
13 Nate McLouth, L (1, 8) (8, 9) OBP: 0.290, SLG: 0.365	C F B F B X 2-2 ① L4		C D B X 2-1 ② FC4-6 2 S 1-2f			C B B F X 2-2 2 2B 12 SF9 1B		C F C 0-3 ① K X 0-0 ③ F7		5	1	1	0	0	1	2
2 Jack Wilson, R (1, 6) OBP: 0.310, SLG: 0.388	C F X 0-2 ② F9		F 1 SAFE B B B F F X 3-2 ③ G5-3 1-2			B 1 SAFE 1 SAFE 1 SAFE B B F B X 3-1 12 SF9 1-3 2B		S S X 0-2 12 1B 1B		4	0	2	0	0	0	1
12 Freddy Sanchez, R (1, 5) OBP: 0.379, SLG: 0.486	B C C B S 2-3 ③ K			X 0-0 ① F9		X 0-0 ② SF9 2-3 3-H		B B F 1 SAFE F X 2-2 1-3 1B		3	0	1	1	0	1	0
Jason Bay, R (1, 7) OBP: 0.404, SLG: 0.529		X 0-0 FC4-6 1B		B F S F F X 1-2 ② F8		C F B B X 2-2 ③ G6-3		S 1 SAFE B S S S 1-3 ② K		4	0	1	0	0	1	3
Jeromy Burnitz, L (1, 9) OBP: 0.288, SLG: 0.438 José Bautista, R (8, PH) (8, 8) OBP: 0.349, SLG: 0.457		1 SAFE B 1 SAFE 1 SAFE B F 1 SAFE X 2-1 ① FC4-6 1-2f		S S B B X 2-2 ③ F8			B B B C B 4-1 FC3-5 1B BB	B B C X 2-1 ③ F8		2 1	0 0	0 0	0 0	1 0	0 0	1 2
Xavier Nady, R (1, 3) OBP: 0.333, SLG: 0.485		X 0-0 ② L6			X 0-0 ① G6-3		1 SAFE C X 0-1 26 1B FC3-5 1-2 1B		B X 1-0 1B 26 FC6-4 2B	4	1	2	0	0	0	1
Jose Castillo, R (1, 4) OBP: 0.324, SLG: 0.423		B B B C T S 3-3 ③ K			C B S B S 2-3 ② K		M 2 SAFE B X 1-1 ① FC3-5 G5-3 26 1B 1-2 2-3f		B X 1-0 26 FC6-4 2-3 1B	4	0	1	0	0	2	3
26 Ronny Paulino, R (1, 2) OBP: 0.366, SLG: 0.415			C B F B F C 2-3 ① K		B X 1-0 ③ G4-3		X 0-0 1-2 2-3 1B		S B B F F X 2-2 FC6-4 1-2f 3-H	4	0	1	1	0	1	1
24 Tom Gorzelanny, R (1, 1) Joe Randa, R (7, PH) OBP: 0.345, SLG: 0.408 16 Salomon Torres, R (7, 1) OBP: 0.250, SLG: 0.250 34 John Grabow, L (7, 1) 55 Matt Capps, R (7, 1) José Hernández, R (9, PH) OBP: 0.304, SLG: 0.330			B B B C B 4-1 13 FC4-6 BB			C B S S S 1-3 ① K	F F F X 0-2 ② ③ G5-3 2-3f		S S S 0-3 ② K	1 1 0 0 0 0 1	0 0 0 0 0 0 0	0 0 0 0 0 0 1	1 0 0 0 0 0 1	1 0 0 0 0 0 1	0 3 0 0 0 0 1	0 0 0 0 0 0 1
Inning Stats	R: 0 E: 0 K: 1 S: 10 H: 0 LOB: 0 BB: 0 P: 14	R: 0 E: 0 K: 1 S: 7 H: 1 LOB: 1 BB: 0 P: 12	R: 0 E: 0 K: 1 S: 11 H: 0 LOB: 1 BB: 1 P: 22	R: 0 E: 0 K: 0 S: 9 H: 0 LOB: 0 BB: 0 P: 12	R: 0 E: 0 K: 1 S: 5 H: 0 LOB: 0 BB: 0 P: 8	R: 1 E: 0 K: 1 S: 12 H: 2 LOB: 1 BB: 0 P: 20	R: 0 E: 0 K: 0 S: 10 H: 2 LOB: 2 BB: 1 P: 15	R: 0 E: 0 K: 2 S: 14 H: 2 LOB: 2 BB: 0 P: 19	R: 1 E: 0 K: 1 S: 10 H: 2 LOB: 1 BB: 0 P: 14	1B: 7 2B: 2 3B: 0 HR: 0	SF: 1 SAC: 0 DP: 1 HBP: 0		WP: 0 PB: 0 SB: 1 CS: 0	PA: 37			

PITCHER		IP	WLS	BF	H	R	ER	SO	BB	IBB	HBP	BLK	WP	HR	S	P	ERA	WHIP
Roger Clemens, R ERA: 2.24	(1, 1)	6.0	W	24	4	1	1	5	2	0	0	0	0	0	57	95	1.50	1.000
Chad Qualls, R ERA: 4.08	(7, 1)	1.0	H	3	1	0	0	0	0	0	0	0	0	0	7	8	0.00	1.000
Dan Wheeler, R ERA: 3.02	(8, 1)	0.2		4	2	0	0	2	0	0	0	0	0	0	12	15	0.00	3.000
Trever Miller, L ERA: 3.93	(8, 1)	0.1	H	1	0	0	0	0	0	0	0	0	0	0	2	4	0.00	0.000
54 Brad Lidge, R ERA: 5.71	(9, 1)	1.0		5	2	1	1	1	0	0	0	0	0	0	10	14	9.00	2.000

PITCHER	IP	WLS	BF	H	R	ER	SO	BB	IBB	HBP	BLK	WP	HR	S	P	ERA	WHIP

TOP	
AB	34
R	2
H	9
RBI	2
BB	2
SO	8
LOB	18

Pittsburgh Pirates @ Houston Astros

Minute Maid Park, Houston, TX

Thu Aug 10 2006, 7:05 PM CDT

Att. 41,476 - Roof Closed - 73 F

livebaseballscorecards.com

BOTTOM

Batter	1	2	3	4	5	6	7	8	9	AB	R	H	RBI	BB	SO	LOB
Willy Taveras, R (1, 8) OBP: 0.330, SLG: 0.338	BBBB 4-0 17 BB BB	FSFBS 1-3 K		1 SAFE CBBCX 2-2 1-2 1B			BBFBCS 3-3 K ①	X 0-0 F8 ③		4	0	1	0	1	2	3
Craig Biggio, R (1, 4) OBP: 0.327, SLG: 0.458 2 Chris Burke, R (9, 4) OBP: 0.353, SLG: 0.442	X 0-0 P4 ①		BLX 1-1 P4 ①	CFBS 1-3 K ③			X 0-0 HR 2B			4 0	1 0	1 0	1 0	0 0	1 0	3 0
17 Lance Berkman, S (1, 3) OBP: 0.422, SLG: 0.623	FB1 SAFE F 1 SAFE 1 SAFE B1 SAFE F 4-2 BB 1-2 G6-4-3 BB		BBBB 4-0 BB		BBCSX 2-2 F8 ①		IIII 4-0 HR IBB			1	1	0	0	3	0	0
Aubrey Huff, L (1, 9) OBP: 0.355, SLG: 0.465	CX 0-1 G6-4-3 ②③ 1-2f		BSSDT 2-2 K ②		X 0-0 G1-3 ②		BCSS 1-3 K ②			4	0	0	0	0	2	5
Morgan Ensberg, R (1, 5) OBP: 0.395, SLG: 0.494		BBBBB 4-0 BB 1B BB	BX 1-0 F7 ③		BCBCC 3-3 K ③		SX 0-1 1-H 2-H HR			3	2	1	3	1	1	1
Luke Scott, L (1, 7) OBP: 0.462, SLG: 0.676		CFBFDBFFF 4-2 B SH3-4 1B 1-2 BB	BX 1-0 28 G5-3 1B 1B			CBBSFBFFFX 3-2 G4-3 ①	BBFFFFBC 3-3 K ③			3	1	1	0	1	1	0
28 Adam Everett, R (1, 6) OBP: 0.294, SLG: 0.331		BBFX 2-1 F3 ①	FBFX 1-2 G5-3 ① 1-2			CBX 1-1 1B		FX 0-1 G5-3 ①		4	0	1	0	0	0	3
Brad Ausmus, R (1, 2) OBP: 0.303, SLG: 0.298		CBX 1-1 SH3-4 1-2 2-H 1B	CX 0-1 1B 2-H 1B			C 1 SAFE 1 SAFE BFBFX 2-2 F9 ②		X 0-0 1B		4	0	3	2	0	0	1
Roger Clemens, R (1, 1) Chad Qualls, R (7, 1) Dan Wheeler, R (8, 1) Trever Miller, R (8, 1) Mike Lamb, L (8, PH) OBP: 0.364, SLG: 0.511 54 Brad Lidge, R (9, 1)		BX 1-0 SH3-4 ② 1-2 2-3	S 1 SAFE LBL 1-3 K ②			CBFBS 2-3 K ③	CSS 0-3 K ②			2 0 0 0 1 0	0 0 0 0 0 0	0 0 0 0 0 0	0 0 0 0 0 0	2 0 0 0 1 0	2 0 0 0 1 0	2 0 0 0 1 0
Inning Stats	R: 0 E: 0 K: 0 S: 6 H: 0 LOB: 1 BB: 2 P: 14	R: 1 E: 0 K: 1 S: 15 H: 1 LOB: 2 BB: 2 P: 28	R: 0 E: 0 K: 1 S: 6 H: 0 LOB: 1 BB: 1 P: 14	R: 1 E: 0 K: 2 S: 15 H: 3 LOB: 2 BB: 0 P: 21	R: 0 E: 0 K: 1 S: 7 H: 0 LOB: 0 BB: 0 P: 12	R: 0 E: 0 K: 1 S: 15 H: 1 LOB: 1 BB: 0 P: 23	R: 3 E: 0 K: 3 S: 13 H: 2 LOB: 0 BB: 1 P: 24	R: 0 E: 0 K: 1 S: 7 H: 1 LOB: 1 BB: 0 P: 7		1B: 6 2B: 1 3B: 0 HR: 1	SF: 0 SAC: 1 DP: 1 HBP: 0					

	AB	R	H	RBI	BB	SO	LOB
AB	**30**						
R		**5**					
H			**8**				
RBI				**5**			
BB					**6**		
SO						**10**	
LOB							**19**

WP: 0 PB: 0 SB: 0 CS: 0 PA: 37

PITCHER		IP	WLS	BF	H	R	ER	SO	BB	IBB	HBP	BLK	WP	HR	S	P	ERA	WHIP
24 Tom Gorzelanny, L ERA: 4.19	(1, 1)	6.0	L	27	5	2	2	6	5	0	0	0	0	0	64	112	3.00	1.667
16 Salomon Torres, R ERA: 4.21	(7, 1)	0.1		3	1	2	2	1	0	1	0	0	0	0	4	11	54.00	3.000
34 John Grabow, L ERA: 3.86	(7, 1)	0.1		1	0	0	0	1	0	0	0	0	0	0	3	4	0.00	0.000
55 Matt Capps, R ERA: 3.54	(7, 1)	1.1		6	2	1	1	2	0	0	0	0	0	1	13	16	6.75	1.500

PITCHER	IP	WLS	BF	H	R	ER	SO	BB	IBB	HBP	BLK	WP	HR	S	P	ERA	WHIP

Batter	1	2	3	4	5	6	7	8	9	AB	R	H	RBI	BB	SO	LOB
Josh Barfield, R (1, 4) OBP: 0.322, SLG: 0.414	C B X 1-1 ① G6-3		F F B D B B 4-2 ② SF8 24 1B BB		C S B B F B X 3-2 ③ G6-3			C S S 0-3 ③ K		3	0	0	0	1	1	0
24 Brian Giles, L (1, 9) OBP: 0.378, SLG: 0.380	C F B B X 2-2 ② F7		X 0-0 1-2 2-3 3-H 1B			C B C B X 2-2 ① F8			C B B B C B 4-2 E BB	3	0	1	1	1	0	0
Mike Cameron, R (1, 8) OBP: 0.341, SLG: 0.465	B F C B F S 2-3 ③ K		B B C B C F X 3-2 ② SF8 2-3 3-H			B C F B B C 3-3 ② K			C S 0-3 ① K	3	0	0	1	0	3	1
Mike Piazza, R (1, 2) OBP: 0.350, SLG: 0.535 Rob Bowen, S (9, PR) OBP: 0.395, SLG: 0.448		C X 0-1 ① G1-3	S S S 0-3 ③ K			C X 0-1 ③ G5-3			B S S F X 1-2 E5 23 G3-6-3 1-2	4	0	0	0	0	1	3
										0	0	0	0	0	0	0
23 Adrián González, L (1, 3) OBP: 0.349, SLG: 0.514		B S C S S 1-3 ② K		C B B B X 3-1 ① F8			F B C B B S 3-3 ① K		S X 0-1 ② ③ G3-6-3 1-2f	4	0	0	0	0	2	2
3 Khalil Greene, R (1, 6) OBP: 0.326, SLG: 0.450		C B B F C 2-3 ③ K		B S B F F S 2-3 ② K			F X 0-1 ② G5-3			3	0	0	0	0	2	0
Mark Bellhorn, S (1, 5) OBP: 0.290, SLG: 0.356 43 Cla Meredith, R (7, 1)			X 0-0 SH5-4 24 1B 1B 1B	B S B C C 2-3 ③ K			C B B C S 2-3 ③ K			3	1	1	0	0	2	0
										0	0	0	0	0	0	0
Ben Johnson, R (1, 7) OBP: 0.298, SLG: 0.365 Dave Roberts, L (8, PH) OBP: 0.381, SLG: 0.418 (8, 7)			B F C B B B F F 1 SAFE X 3-2 24 1B SH5-4 1-2 SF8 1B		B B F B F X 3-2 ① F8			C B S B B X 3-2 ① F7		2	1	1	0	0	0	0
										1	0	0	0	0	0	0
Chan Ho Park, R (1, 1) OBP: 0.282, SLG: 0.282 Jon Adkins, L (6, 1) Alan Embree, L (7, 1) Todd Walker, L (7, 5) OBP: 0.349, SLG: 0.383			X 0-0 ① SH5-4 1-2 2-3		S S B S 1-3 ② K			B X 1-0 ② G3		1	0	0	0	0	1	0
										0	0	0	0	0	0	0
										0	0	0	0	0	0	0
										1	0	0	0	0	0	0
Inning Stats	R: 0 E: 0 K: 1 S: 9 H: 0 LOB: 0 BB: 0 P: 14	R: 0 E: 0 K: 2 S: 8 H: 0 LOB: 0 BB: 0 P: 11	R: 2 E: 0 K: 1 S: 17 H: 3 LOB: 2 BB: 1 P: 27	R: 0 E: 0 K: 2 S: 9 H: 0 LOB: 0 BB: 0 P: 16	R: 0 E: 0 K: 1 S: 10 H: 0 LOB: 0 BB: 0 P: 17	R: 0 E: 0 K: 1 S: 8 H: 0 LOB: 0 BB: 0 P: 13	R: 0 E: 0 K: 2 S: 8 H: 0 LOB: 0 BB: 0 P: 13	R: 0 E: 0 K: 1 S: 7 H: 0 LOB: 0 BB: 0 P: 11	R: 0 E: 1 K: 1 S: 11 H: 0 LOB: 2 BB: 1 P: 16	1B: 3 2B: 0 3B: 0 HR: 0 SF: 1 SAC: 1 DP: 1 HBP: 0						

TOP

San Diego Padres @ Houston Astros

Minute Maid Park, Houston, TX

Fri Aug 11 2006, 7:05 PM CDT
Att. 43,239 - Roof Closed - 73 F

livebaseballscorecards.com

AB	28
R	2
H	3
RBI	2
BB	2
SO	12
LOB	6

WP: 0 PB: 0 SB: 0 CS: 0 PA: 32

PITCHER		IP	WLS	BF	H	R	ER	SO	BB	IBB	HBP	BLK	WP	HR	S	P	ERA	WHIP
Andy Pettitte, L ERA: 4.86	(1, 1)	7.0	W	25	3	2	2	10	1	0	0	0	0	0	69	111	2.57	0.571
Dan Wheeler, R ERA: 2.96	(8, 1)	1.0	H	3	0	0	0	1	0	0	0	0	0	0	7	11	0.00	0.000
54 Brad Lidge, R ERA: 5.6	(9, 1)	1.0	S	4	0	0	0	1	1	0	0	0	0	0	11	16	0.00	1.000

PITCHER	IP	WLS	BF	H	R	ER	SO	BB	IBB	HBP	BLK	WP	HR	S	P	ERA	WHIP

Batter	1	2	3	4	5	6	7	8	9	AB	R	H	RBI	BB	SO	LOB
Willy Taveras, R (1, 8) OBP: 0.331, SLG: 0.339	C B X 1-1 17 1B 17 S 1B	B F X 1-1 ③ F7		C S B B X 2-2 ③ G1-3		C X 0-1 S 1B		F B X 1-1 ③ G1-3		5	0	2	0	0	0	1
Craig Biggio, R (1, 4) OBP: 0.326, SLG: 0.458 2 Chris Burke, R (9, 4) OBP: 0.353, SLG: 0.442	C S S 0-3 ① K	X 0-0 ① G5-3	B B X 2-0 17 G3-1 WP 2B	B B C F B S 3-3 ③ K 1-2						4 0	1 0	1 0	0 0	0 0	2 0	2 0
17 Lance Berkman, S (1, 3) OBP: 0.425, SLG: 0.633	1 SAFE C B 1 B B X SAFE 3-1 FC5-4 1-3 1B	X 0-0 PB G3 1B	F X 0-1 ① G3-1 2-3				C B B F F F B F X 3-2 HR			4	1	3	1	0	0	1
Aubrey Huff, L (1, 9) OBP: 0.351, SLG: 0.460	C F B B F F C 2-3 ② K	B B B F F X 3-2 ② G3 1-2	B B F X 2-1 ② F7				F B F B X 2-2 ① G3-1			4	0	0	0	0	1	4
Morgan Ensberg, R (1, 5) OBP: 0.396, SLG: 0.490	B D B X 3-0 ③ FC5-4 1-2f	C B F B B F F F B 4-2 2-3 BB	B B B 4-0 1B 3-H BB				B S S S 1-3 ② K			2	0	0	0	2	1	2
Luke Scott, L (1, 7) OBP: 0.463, SLG: 0.667		B B X 2-0 ① L3 C X 0-1 ③ F7	1 SAFE 1 B C X 1-1 1-2 1B				F S B F F B F B X 3-2 1B			4	0	2	0	0	0	2
28 Adam Everett, R (1, 6) OBP: 0.294, SLG: 0.335		B C S X 1-2 SH3-4 3B	X 0-0 ① F8	C B C B X 2-2 ③ G6-3			1 SAFE F P 1 SAFE F S 1-3 ③ K			4	1	1	0	0	1	3
Brad Ausmus, R (1, 2) OBP: 0.301, SLG: 0.295		X 0-0 ② SH3-4 3-H	F B C S 1-3 ② K			B C F X 1-2 ① F9		C S X 0-2 ① F9		3	0	0	1	0	1	0
Andy Pettitte, L (1, 1) OBP: 0.205, SLG: 0.326 Dan Wheeler, R (8, 1) Mike Lamb, L (8, PH) OBP: 0.363, SLG: 0.509 54 Brad Lidge, R (9, 1)	S B X 1-1 1B	X 0-0 HR				C F X 0-2 ② F7		C F F F F X 0-2 ② G3-1		3 0 1 0	1 0 0 0	2 0 0 0	1 0 0 0	0 0 0 0	0 0 0 0	0 0 0 0
Inning Stats	R: 0 E: 0 K: 2 S: 13 H: 2 LOB: 2 BB: 0 P: 22	R: 1 E: 0 K: 0 S: 9 H: 2 LOB: 1 BB: 0 P: 14	R: 0 E: 0 K: 0 S: 12 H: 1 LOB: 2 BB: 1 P: 19	R: 1 E: 0 K: 1 S: 8 H: 1 LOB: 0 BB: 0 P: 11	R: 1 E: 0 K: 0 S: 10 H: 2 LOB: 2 BB: 1 P: 21	R: 0 E: 0 K: 1 S: 11 H: 1 LOB: 1 BB: 0 P: 15	R: 1 E: 0 K: 2 S: 22 H: 2 LOB: 1 BB: 0 P: 31	R: 0 E: 0 K: 0 S: 10 H: 0 LOB: 0 BB: 0 P: 11		1B: 7 2B: 1 3B: 1 HR: 2 SF: 0 SAC: 1 DP: 0 HBP: 0						

PITCHER		IP	WLS	BF	H	R	ER	SO	BB	IBB	HBP	BLK	WP	HR	S	P	ERA	WHIP
Chan Ho Park, R ERA: 4.66	(1, 1)	5.0	L	25	8	3	3	3	2	0	0	0	1	1	52	87	5.40	2.000
Jon Adkins, R ERA: 3.2	(6, 1)	1.0		4	1	0	0	1	0	0	0	0	0	0	11	15	0.00	1.000
Alan Embree, L ERA: 3.57	(7, 1)	0.1		2	1	1	1	0	0	0	0	0	0	1	9	14	27.00	3.000
43 Cla Meredith, R ERA: 1.25	(7, 1)	1.2		6	1	0	0	2	0	0	0	0	0	0	23	28	0.00	0.600

PITCHER	IP	WLS	BF	H	R	ER	SO	BB	IBB	HBP	BLK	WP	HR	S	P	ERA	WHIP

BOTTOM

San Diego Padres @ Houston Astros

Minute Maid Park, Houston, TX

Fri Aug 11 2006, 7:05 PM CDT
Att. 43,239 - Roof Closed - 73 F

livebaseballscorecards.com

AB	34
R	4
H	11
RBI	3
BB	2
SO	6
LOB	15

WP: 1 PB: 1 SB: 2 CS: 0 PA: 37

San Diego Padres @ Houston Astros

Minute Maid Park, Houston, TX

Sat Aug 12 2006, 6:05 PM CDT
Att. 43,591 - Roof Closed - 73 F

TOP

livebaseballscorecards.com

Batter	1	2	3	4	5	6	7	8	9	AB	R	H	RBI	BB	SO	LOB
Dave Roberts, L (1, 7) OBP: 0.384, SLG: 0.421	G5-3		0-0 24 BB; 1-2 1B	1-0 HR; 1B		2-1 G6-3; 2-3		1-1 2B; 1B		5	2	3	0	0	0	1
Mike Cameron, R (1, 8) OBP: 0.344, SLG: 0.477	P5		2-1 P6	3-1 1-H HR		1-1 24 BB; 3-H 1B		0-0 1-H 2B		5	1	3	4	0	0	2
24 Brian Giles, L (1, 9) OBP: 0.380, SLG: 0.380	2-0 FC6-4; 1B		4-2 1-2 2-3 BB	1-3 K		4-2 1-2 BB		0-3 K		3	0	1	0	2	2	1
Mike Piazza, R (1, 2) OBP: 0.346, SLG: 0.527 Rob Bowen, S (6, 2) OBP: 0.390, SLG: 0.441	1-1 FC6-4; 1-2f		3-2 L5		0-2 P3	3-3 K			0-0 F8	4	0	0	0	0	1	6
										1	0	0	0	0	0	0
23 Adrián González, L (1, 3) OBP: 0.347, SLG: 0.510		2-3 K	2-3 K		1-2 G4-3; 1B		0-3 K		0-3 K	5	0	1	0	0	4	3
Todd Walker, L (1, 5) OBP: 0.350, SLG: 0.391 Geoff Blum, S (7, 5) OBP: 0.288, SLG: 0.349		4-2 BB		0-0 HR	3-1 G4-3; 1-2		1-2 G5-3		0-2 F7	3	1	1	1	1	0	1
										1	0	0	0	0	0	0
3 Khalil Greene, R (1, 6) OBP: 0.323, SLG: 0.445		1-3 K		0-0 F8	1-2 F8		2-1 P3			4	0	0	0	0	1	2
Josh Barfield, R (1, 4) OBP: 0.323, SLG: 0.422		3-2 F8		0-0 HR		1-1 G6-3; 44 SH2-4; 1B; 1B		0-0 F7		4	2	2	1	0	0	1
44 Jake Peavy, R (1, 1) OBP: 0.214, SLG: 0.405 Mark Bellhorn, S (8, PH) OBP: 0.289, SLG: 0.354 Scott Linebrink, R (8, 1) Trevor Hoffman, R (9, 1)			0-2 24 BB; 1B; 1B	0-1 F8		1-0 SH2-4; 1-2		1-2 G1-3		2	0	1	0	0	0	0
										1	0	0	0	0	0	0
										0	0	0	0	0	0	0
										0	0	0	0	0	0	0

| Inning Stats | | | | | | | | | |

BOTTOM

Batter	1	2	3	4	5	6	7	8	9	AB	R	H	RBI	BB	SO	LOB
Willy Taveras, R (1, 8) OBP: 0.329, SLG: 0.337	C S B X 1-2 G5-3 1B		C F F S 0-3 ① K		B F B S F S 2-3 ③ K		F C B B S 2-3 K G6-4-3		C F X 0-2 ③ F9	5	0	1	0	0	3	2
Craig Biggio, R (1, 4) OBP: 0.325, SLG: 0.455	S S S 1 SAFE X 0-2 ① G5-3 1-2		X 0-0 ② L5			C B B B S F F B 4-2 17 HR BB	C X 0-1 ②③ G6-4-3 1-2f			3	1	0	0	1	0	3
17 Lance Berkman, S (1, 3) OBP: 0.423, SLG: 0.637	C B B F S 2-3 ② K		B B F B C C X 3-2 ③ G5-3			B B S C X 2-2 1-H HR		F S B S 1-3 ① K	X 0-0 ② F7	4	1	1	2	0	2	1
Aubrey Huff, L (1, 9) OBP: 0.350, SLG: 0.455	B B C B B 4-1 BB			C X 0-1 ① G3		F B X 1-1 ① G3-1		X 0-0 ② F7	S B B X 2-1 1B 2B	3	0	0	0	1	0	0
Morgan Ensberg, R (1, 5) OBP: 0.397, SLG: 0.494	B X 1-0 ③ G4-1			B C C C 1-3 ② K		B S F B B X 3-2 28 FC6-4 1B		S B B B X 2-1 1B 2B		4	1	2	0	0	1	2
Luke Scott, L (1, 7) OBP: 0.465, SLG: 0.671		X 0-0 28 1B 2B		C B C S 1-3 ③ K		B C X 1-1 ② P6		X 0-0 2-H 1B		4	0	2	1	0	1	1
28 Adam Everett, R (1, 6) OBP: 0.294, SLG: 0.334		B F F X 1-2 2-3 CS 1B			B C F B X 2-2 E5 G3 S	F X 0-1 ③ FC6-4 1-2f		C S B D F B X 3-2 L8		4	0	1	0	0	0	2
Brad Ausmus, R (1, 2) OBP: 0.297, SLG: 0.291		B 1 SAFE C S S B F S 2-3 ①② K 1-2			C B F 1 SAFE F S 1-3 ① K 1-2		X 0-0 ① F9		X 0-0 ① G5-3	4	0	0	0	0	2	3
Jason Hirsh, R (1, 1) Russ Springer, R (5, 1) Orlando Palmeiro, L (5, PH) OBP: 0.287, SLG: 0.288 Dave Borkowski, R (6, 1) 16 Jason Lane, R (7, PH) OBP: 0.335, SLG: 0.415 64 Fernando Nieve, R (8, 1) OBP: 0.222, SLG: 0.125 Mike Lamb, L (9, PH) OBP: 0.361, SLG: 0.507		S S S 0-3 ③ K			S B B B X 3-1 ② G3 2-3		C X 0-1 2B		B X 1-0 ② F8	1 0 1 0 1 0 1	0 0 0 0 0 0 0	0 0 0 0 1 0 0	0 0 0 0 0 0 0	0 0 0 0 0 0 0	1 0 0 0 0 0 0	1 0 1 0 0 0 0
Inning Stats	R: 0 E: 0 K: 1 S: 11 H: 1 LOB: 2 BB: 1 P: 19	R: 0 E: 0 K: 2 S: 11 H: 2 LOB: 1 BB: 0 P: 14	R: 0 E: 0 K: 1 S: 8 H: 0 LOB: 0 BB: 0 P: 11	R: 0 E: 0 K: 2 S: 8 H: 0 LOB: 0 BB: 0 P: 10	R: 0 E: 1 K: 2 S: 13 H: 0 LOB: 1 BB: 0 P: 21	R: 2 E: 0 K: 0 S: 16 H: 2 LOB: 1 BB: 1 P: 27	R: 0 E: 0 K: 1 S: 8 H: 1 LOB: 1 BB: 0 P: 10	R: 1 E: 0 K: 1 S: 11 H: 2 LOB: 1 BB: 0 P: 17	R: 0 E: 0 K: 0 S: 5 H: 0 LOB: 0 BB: 0 P: 6	1B: 4 2B: 3 3B: 0 HR: 1		SF: 0 SAC: 0 DP: 1 HBP: 0			WP: 1 PB: 0 SB: 1 CS: 1		PA: 37

PITCHER		IP	WLS	BF	H	R	ER	SO	BB	IBB	HBP	BLK	WP	HR	S	P	ERA	WHIP
44 Jake Peavy, R ERA: 4.58	(1, 1)	7.0	W	29	6	2	2	9	2	0	0	0	1	1	75	112	2.57	1.143
Scott Linebrink, R ERA: 3.83	(8, 1)	1.0		5	2	1	1	1	0	0	0	0	0	0	11	17	9.00	2.000
Trevor Hoffman, R ERA: 2.22	(9, 1)	1.0	S	3	0	0	0	0	0	0	0	0	0	0	5	6	0.00	0.000

PITCHER	IP	WLS	BF	H	R	ER	SO	BB	IBB	HBP	BLK	WP	HR	S	P	ERA	WHIP

San Diego Padres @ Houston Astros

Minute Maid Park, Houston, TX

Sat Aug 12 2006, 6:05 PM CDT
Att. 43,591 - Roof Closed - 73 F

livebaseballscorecards.com

AB	35
R	3
H	8
RBI	3
BB	2
SO	10
LOB	16

San Diego Padres @ Houston Astros

Minute Maid Park, Houston, TX

Sun Aug 13 2006, 1:05 PM CDT
Att. 43,143 - Roof Closed - 73 F

TOP

livebaseballscorecards.com

Batter	1	2	3	4	5	6	7	8	9	AB	R	H	RBI	BB	SO	LOB
Dave Roberts, L (1, 7) OBP: 0.383, SLG: 0.424	1-2 24 G3 2B		2-2 ① P4	1-2 ③ P5		1-0 S HR 1B	2-2 ① SF8 3-H		1-0 ② G6-3	5	1	2	1	0	0	2
Mike Cameron, R (1, 8) OBP: 0.347, SLG: 0.486	2-1 ① F8		0-0 28 G5-3 24 1B 1-2 1B		1-1 1B 28 G3 BB 1B	3-2 1-H HR	1-2 ② F9		1-1 24 BB 1B	5	2	3	2	0	0	2
Ben Johnson, R (8, 8) OBP: 0.305, SLG: 0.372										1	0	1	0	0	0	0
24 Brian Giles, L (1, 9) OBP: 0.382, SLG: 0.380	1-2 ② G3 2-3		0-0 1-2 2-3 1B		1-1 ① F7	2-1 ② F7	3-1 28 BB 1-2 1B		4-2 1-2 BB	5	0	2	0	1	0	2
28 Josh Bard, S (1, 2) OBP: 0.401, SLG: 0.527	0-0 ③ G5-3		3-2 ② ③ G5-3 2-3f		3-1 ② G3 1-2	HR	4-2 1-2 2-3 BB		0-0 ③ G6-3	5	1	1	1	1	0	7
23 Adrián González, L (1, 3) OBP: 0.350, SLG: 0.512		2-3 ① K		0-1 G4-3 2B 2B	4-2 BB 1B BB	1-1 BB 1B	2-2 ③ G3-1			4	1	2	0	1	1	3
Todd Walker, L (1, 5) OBP: 0.354, SLG: 0.395	2-2 2B		0-0 ① G4-3 2-3	1-0 1-2 2-3 1B	4-0 1-2 BB	1-2 BB		3-2 ① F7		4	0	2	0	1	0	1
Alan Embree, L (8, 1)										0	0	0	0	0	0	0
43 Cla Meredith, R (8, 1)										0	0	0	0	0	0	0
26 Doug Brocail, L (9, 1)										0	0	0	0	0	0	0
3 Khalil Greene, R (1, 6) OBP: 0.324, SLG: 0.444	3-3 ② K		1-0 2B G6-3 HBP	4-0 1-2 2-3 3-H BB	0-3 ③ K		1-1 E3 G4-6-3			1	1	0	0	0	1	1
Geoff Blum, S (4, 6) OBP: 0.288, SLG: 0.344										2	0	0	1	1	1	2
Josh Barfield, R (1, 4) OBP: 0.324, SLG: 0.424	0-1 ③ P4		1-2 G6-3 1-3 3-H 2B	1-3 ③ K		2-1 1B SF8 1B	0-0 ② ③ G4-6-3 1-2f			5	1	2	1	0	1	5
Woody Williams, R (1, 1) OBP: 0.206, SLG: 0.156	0-1 24 1B 1B 1B		1-1 ② G6-3 2-3 3-H	2-3 ① K	1 SAFE 0-2 28 BB 24 1B 1-3 1B		3-1 ① F8			4	0	2	1	0	1	1
Mark Bellhorn, S (8, 5) OBP: 0.288, SLG: 0.352										1	0	0	0	0	0	0
Inning Stats	R: 0 E: 0 K: 0 S: 11 H: 1 LOB: 1 BB: 0 P: 15	R: 0 E: 0 K: 2 S: 16 H: 1 LOB: 1 BB: 0 P: 23	R: 0 E: 0 K: 0 S: 10 H: 3 LOB: 2 BB: 0 P: 15	R: 2 E: 0 K: 0 S: 13 H: 2 LOB: 1 BB: 0 P: 17	R: 1 E: 0 K: 1 S: 12 H: 2 LOB: 3 BB: 2 P: 27	R: 3 E: 0 K: 2 S: 19 H: 4 LOB: 2 BB: 1 P: 35	R: 1 E: 0 K: 0 S: 21 H: 3 LOB: 3 BB: 1 P: 35	R: 0 E: 1 K: 0 S: 6 H: 0 LOB: 0 BB: 0 P: 10	R: 0 E: 0 K: 0 S: 9 H: 1 LOB: 2 BB: 1 P: 18	1B: 11 2B: 4 3B: 0 HR: 2	SF: 1 SAC: 0 DP: 2 HBP: 1						

	AB	42
	R	7
	H	17
	RBI	7
	BB	5
	SO	5
	LOB	26

WP: 0 PB: 0 SB: 1 CS: 0 PA: 49

PITCHER		IP	WLS	BF	H	R	ER	SO	BB	IBB	HBP	BLK	WP	HR	S	P	ERA	WHIP
41 Brandon Backe, R ERA: 3.93	(1, 1)	5.0	L	26	9	3	3	3	2	0	1	0	0	0	62	97	5.40	2.200
Russ Springer, R ERA: 3.83	(6, 1)	0.2		5	3	3	3	1	0	0	0	0	0	2	14	25	40.50	4.500
Trever Miller, L ERA: 4.08	(6, 1)	1.0		8	4	1	1	1	1	0	0	0	0	0	19	32	9.00	5.000
64 Fernando Nieve, R ERA: 4.12	(7, 1)	2.0		9	1	0	0	0	2	0	0	0	0	0	21	40	0.00	1.500
Chad Qualls, R ERA: 4.06	(9, 1)	0.1		1	0	0	0	0	0	0	0	0	0	0	1	1	0.00	0.000

PITCHER	IP	WLS	BF	H	R	ER	SO	BB	IBB	HBP	BLK	WP	HR	S	P	ERA	WHIP

Batter	1	2	3	4	5	6	7	8	9	AB	R	H	RBI	BB	SO	LOB
Willy Taveras, R (1, 8) OBP: 0.328, SLG: 0.336	G4-3		17 S 1B		P4		P4			4	0	1	0	0	0	0
Mike Lamb, L (1, 5) OBP: 0.360, SLG: 0.504	17 2B SF8 1B		F8		P5		F7			4	1	1	0	0	0	1
17 Lance Berkman, S (1, 3) OBP: 0.424, SLG: 0.638	1-3 2B		1 SAFE 1-2 K			2 1B 1B		L8		4	0	2	0	0	1	1
Aubrey Huff, L (1, 9) OBP: 0.346, SLG: 0.451	SF8 3-H		G3			F8		G5-3		3	0	0	1	0	0	2
Luke Scott, L (1, 7) OBP: 0.467, SLG: 0.659	K			G3 2 G4-3 1B		L7		BB		3	0	1	0	1	1	2
Chad Qualls, R (9, 1)										0	0	0	0	0	0	0
2 Chris Burke, R (1, 4) OBP: 0.355, SLG: 0.443		1B		G4-3 1-2		1-3 1B		G5-3		4	0	2	0	0	0	2
Eric Munson, L (1, 2) OBP: 0.283, SLG: 0.350		F8		G3 2-3		G4-3			G5-3	3	0	0	0	0	0	4
64 Fernando Nieve, R (7, 1) OBP: 0.222, SLG: 0.125										0	0	0	0	0	0	0
Orlando Palmeiro, L (9, 7) OBP: 0.284, SLG: 0.284										1	0	0	0	0	0	0
28 Adam Everett, R (1, 6) OBP: 0.293, SLG: 0.341		1 SAFE F8		G4-3			HR		F8	4	1	1	1	0	0	2
41 Brandon Backe, R (1, 1) OBP: 0.231, SLG: 0.167		K			P5		F9		G3	1	0	0	0	0	1	1
16 Jason Lane, R (5, PH) OBP: 0.333, SLG: 0.413										1	0	0	0	0	0	0
Russ Springer, R (6, 1)										0	0	0	0	0	0	0
Trever Miller, R (6, 1)										0	0	0	0	0	0	0
Brad Ausmus, R (7, 2) OBP: 0.296, SLG: 0.290										2	0	0	0	0	0	0
Inning Stats	R: 1 E: 0 K: 1 S: 15 H: 2 LOB: 1 BB: 0 P: 21	R: 0 E: 0 K: 1 S: 11 H: 1 LOB: 1 BB: 0 P: 16	R: 0 E: 0 K: 1 S: 9 H: 1 LOB: 1 BB: 0 P: 15	R: 0 E: 0 K: 0 S: 6 H: 1 LOB: 1 BB: 0 P: 10	R: 0 E: 0 K: 0 S: 8 H: 0 LOB: 0 BB: 0 P: 13	R: 0 E: 0 K: 0 S: 10 H: 2 LOB: 2 BB: 0 P: 17	R: 1 E: 0 K: 0 S: 7 H: 1 LOB: 0 BB: 0 P: 13	R: 0 E: 0 K: 0 S: 8 H: 0 LOB: 1 BB: 1 P: 15	R: 0 E: 0 K: 0 S: 8 H: 0 LOB: 0 BB: 0 P: 8	1B: 6 2B: 1 3B: 0 HR: 1	SF: 1 SAC: 0 DP: 0 HBP: 0						

PITCHER	IP	WLS	BF	H	R	ER	SO	BB	IBB	HBP	BLK	WP	HR	S	P	ERA	WHIP
Woody Williams, R (1, 1) ERA: 3.79	7.0	W	29	8	2	2	3	0	0	0	0	0	1	66	105	2.57	1.143
Alan Embree, L (8, 1) ERA: 3.51	0.2		3	0	0	0	0	1	0	0	0	0	0	6	12	0.00	1.500
43 Cla Meredith, R (8, 1) ERA: 1.23	0.1		1	0	0	0	0	0	0	0	0	0	0	2	3	0.00	0.000
26 Doug Brocail, R (9, 1) ERA: 6.91	1.0		3	0	0	0	0	0	0	0	0	0	0	8	8	0.00	0.000

PITCHER	IP	WLS	BF	H	R	ER	SO	BB	IBB	HBP	BLK	WP	HR	S	P	ERA	WHIP

BOTTOM

San Diego Padres @ Houston Astros

Minute Maid Park, Houston, TX

Sun Aug 13 2006, 1:05 PM CDT
Att. 43,143 - Roof Closed - 73 F

livebaseballscorecards.com

AB	34
R	2
H	8
RBI	2
BB	1
SO	3
LOB	15

1B: 6	SF: 1	WP: 0	PA: 36
2B: 1	SAC: 0	PB: 0	
3B: 0	DP: 0	SB: 1	
HR: 1	HBP: 0	CS: 0	

Batter	1	2	3	4	5	6	7	8	9	AB	R	H	RBI	BB	SO	LOB
Juan Pierre, L (1, 8) OBP: 0.328, SLG: 0.377	C C S 0-3 ① K		X 0-0 ② E 1B		C B B X 2-1 ② G3		C F X 0-2 ③ G4-3		F P X 1-1 ② P3	5	0	1	0	0	1	1
Neifi Perez, S (1, 6) (9, 4) OBP: 0.269, SLG: 0.350	C B B X 2-1 ② L6		1 SAFE B X 1-0 ② E4 1-2		C B X 1-1 ② 1B			B S F X 1-2 ② G5-3 1B 1B	F X 0-1 ③ F7	5	1	2	0	0	0	2
Michael Barrett, R (1, 2) OBP: 0.387, SLG: 0.532	X 0-0 ③ G6-3		B X 1-0 ③ G6-3		1 SAFE B S B C 1 S 2-3 ③ K			1 SAFE X 0-0 ① G5-3 1-2		4	0	0	0	0	1	4
16 Aramis Ramirez, R (1, 5) OBP: 0.342, SLG: 0.544		B X 1-0 ② 19 1B G6-3 1B		B X 1-0 ① HR 1B		C C S 0-3 ① K		B X 1-0 ② F9		4	1	2	0	0	1	1
Jacque Jones, L (1, 9) OBP: 0.313, SLG: 0.482		C S X 0-2 ① F8		S B F F X 1-2 ① F8		C S X 1-1 ② F7		B B I I 4-0 1B IBB		3	0	0	0	1	0	2
Phil Nevin, R (1, 3) OBP: 0.316, SLG: 0.445		S B O F X 2-2 ② G6-3 1-2		B B X 2-0 ① 1-H HR		C X 0-1 ② 19 FC6-4 1B		B B B C F X 3-2 ③ 1-3 2-H 1B		4	1	3	3	0	0	1
19 Matt Murton, R (1, 7) OBP: 0.360, SLG: 0.421		X 0-0 ③ 2-H 1B		X 0-0 ② F9	1 SAFE B B S B X 3-1 ③ FC6-4 1-2f			C C S 0-3 ③ K		4	0	1	0	0	1	3
5 Ronny Cedeno, R (1, 4) OBP: 0.278, SLG: 0.338 46 Ryan Dempster, R (9, 1)			X 0-0 ① P6	C X 0-1 ③ G5-3			L S F X 0-2 ① L1-6		F F X 0-2 G3-1 S 1B	4 0	0 0	1 0	0 0	0 0	0 0	0 0
38 Carlos Zambrano, S (1, 1) OBP: 0.185, SLG: 0.404 Cesar Izturis, S (9, PH) (9, 6) OBP: 0.305, SLG: 0.333			C C B X 1-2 ② G6-3	C X 0-1 ① G4-3			F B B S F S 2-3 ② K		B B 1 SAFE C B F F F F 3-2 ① F F X G3-1 1-3	3 1	0 0	0 0	0 0	0 0	1 0	0 1
Inning Stats	R: 0 H: 0 E: 0 LOB: 0 K: 1 BB: 0 S: 6 P: 8	R: 0 H: 2 E: 0 LOB: 2 K: 0 BB: 0 S: 8 P: 11	R: 0 H: 1 E: 1 LOB: 2 K: 0 BB: 0 S: 7 P: 10	R: 2 H: 2 E: 0 LOB: 0 K: 0 BB: 0 S: 9 P: 13	R: 0 H: 1 E: 0 LOB: 1 K: 1 BB: 0 S: 9 P: 14	R: 0 H: 1 E: 0 LOB: 1 K: 1 BB: 0 S: 9 P: 13	R: 0 H: 0 E: 0 LOB: 0 K: 1 BB: 0 S: 11 P: 13	R: 1 H: 2 E: 0 LOB: 2 K: 1 BB: 1 S: 11 P: 20	R: 0 H: 1 E: 0 LOB: 1 K: 0 BB: 0 S: 16 P: 19	1B: 9 SF: 0 2B: 0 SAC: 0 3B: 0 DP: 0 HR: 1 HBP: 0						WP: 0 PA: 38 PB: 0 SB: 1 CS: 0

PITCHER		IP	WLS	BF	H	R	ER	SO	BB	IBB	HBP	BLK	WP	HR	S	P	ERA	WHIP
44 Roy Oswalt, R ERA: 3.24	(1, 1)	7.0	L	28	7	2	2	4	0	0	0	0	0	1	59	82	2.57	1.000
Chad Qualls, R ERA: 4.13	(8, 1)	1.0		6	2	1	1	1	0	1	0	0	0	0	11	20	9.00	2.000
Russ Springer, R ERA: 3.74	(9, 1)	1.0		4	1	0	0	0	0	0	0	0	0	0	16	19	0.00	1.000

PITCHER	IP	WLS	BF	H	R	ER	SO	BB	IBB	HBP	BLK	WP	HR	S	P	ERA	WHIP

TOP

Chicago Cubs @ Houston Astros

Minute Maid Park, Houston, TX

Mon Aug 14 2006, 7:05 PM CDT

Att. 37,260 - Roof Closed - 73 F

livebaseballscorecards.com

AB	37
R	3
H	10
RBI	3
BB	1
SO	5
LOB	15

Batter	1	2	3	4	5	6	7	8	9	AB	R	H	RBI	BB	SO	LOB
Willy Taveras, R (1, 8) OBP: 0.327, SLG: 0.334	K		G6-3 WP 1B	G4-3			K		G4-6-3 1-2f	5	0	1	0	0	2	3
Craig Biggio, R (1, 4) OBP: 0.327, SLG: 0.453	1B BB		G6-3 1-3		BB		G5-3			2	0	0	0	2	0	1
17 Lance Berkman, S (1, 3) OBP: 0.423, SLG: 0.633	L4		HBP BB		K		G4-3			3	0	0	0	1	1	2
Aubrey Huff, L (1, 9) OBP: 0.350, SLG: 0.452	1B 1-3		HBP 1-2		F7			FC3-6 BB		2	0	1	0	1	0	1
Morgan Ensberg, R (1, 5) OBP: 0.393, SLG: 0.487	K		K		F8			P3		4	0	0	0	0	2	7
Luke Scott, L (1, 7) OBP: 0.479, SLG: 0.682		G6-3 BB		44 SH5-4 2B		G4-6-3 2B		FC3-6 1-2f		3	0	2	0	1	0	1
28 Adam Everett, R (1, 6) OBP: 0.293, SLG: 0.339		F9		G6-3		G4-6-3 BB		F8		3	0	0	0	1	0	3
Brad Ausmus, R (1, 2) OBP: 0.296, SLG: 0.288 Orlando Palmeiro, L (9, PH) OBP: 0.281, SLG: 0.280	1 SAFE G6-3 1-2f			2 SAFE 44 SH5-4 BB		G4-6-3 1-2f 2-3			P6	2 1	0 0	0 0	0 0	1 0	0 0	3 0
44 Roy Oswalt, R (1, 1) OBP: 0.204, SLG: 0.250 Chad Qualls, R (8, 1) Russ Springer, R (9, 1) Mike Lamb, L (9, PH) OBP: 0.362, SLG: 0.504			P3	SH5-4 1-2 2-3		G6-3			G4-6-3 BB	2 0 0 0	0 0 0 0	0 0 0 0	0 0 0 1	0 0 0 0	0 0 0 0	1 0 0 0
Inning Stats	R: 0 H: 1 E: 0 LOB: 2 K: 2 BB: 1 S: 13 P: 23	R: 0 H: 0 E: 0 LOB: 0 K: 0 BB: 1 S: 7 P: 12	R: 0 H: 1 E: 0 LOB: 3 K: 1 BB: 1 S: 11 P: 21	R: 0 H: 1 E: 0 LOB: 2 K: 0 BB: 1 S: 8 P: 15	R: 0 H: 0 E: 0 LOB: 1 K: 1 BB: 1 S: 7 P: 12	R: 0 H: 1 E: 0 LOB: 1 K: 0 BB: 1 S: 9 P: 16	R: 0 H: 0 E: 0 LOB: 0 K: 1 BB: 0 S: 6 P: 11	R: 0 H: 0 E: 0 LOB: 1 K: 0 BB: 1 S: 4 P: 11	R: 0 H: 0 E: 0 LOB: 0 K: 0 BB: 1 S: 5 P: 11	1B: 2 SF: 0 2B: 2 SAC: 1 3B: 0 DP: 3 HR: 0 HBP: 1						WP: 1 PA: 37 PB: 0 SB: 0 CS: 0

PITCHER	IP	WLS	BF	H	R	ER	SO	BB	IBB	HBP	BLK	WP	HR	S	P	ERA	WHIP
38 Carlos Zambrano, R (1, 1) ERA: 3.38	8.0	W	34	4	0	0	5	7	0	1	0	1	0	65	121	0.00	1.375
46 Ryan Dempster, R (9, 1) ERA: 3.9	1.0	S	3	0	0	0	0	1	0	0	0	0	0	5	11	0.00	1.000

PITCHER	IP	WLS	BF	H	R	ER	SO	BB	IBB	HBP	BLK	WP	HR	S	P	ERA	WHIP

BOTTOM

Chicago Cubs @ Houston Astros

Minute Maid Park, Houston, TX

Mon Aug 14 2006, 7:05 PM CDT
Att. 37,260 - Roof Closed - 73 F

livebaseballscorecards.com

AB	27
R	0
H	4
RBI	0
BB	8
SO	5
LOB	22

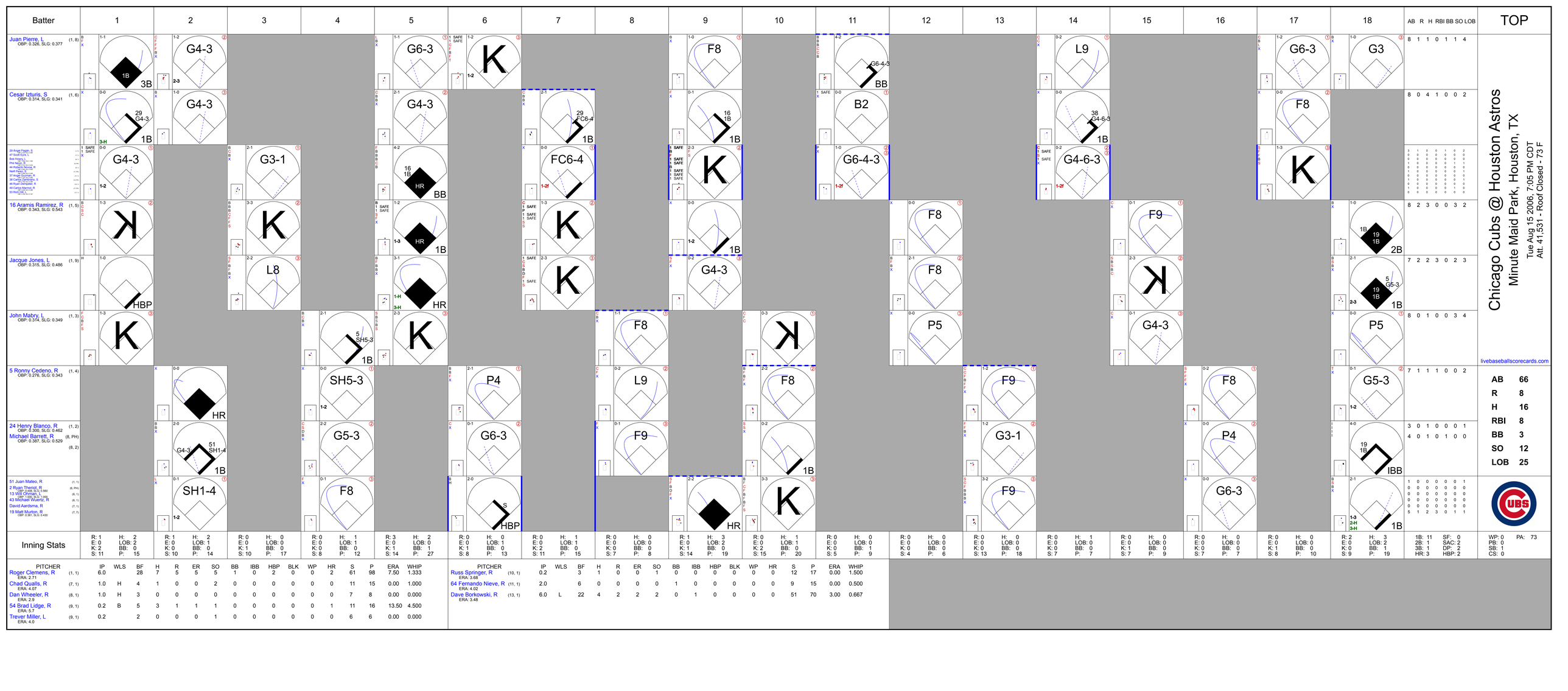
Batter
1
2
3
4
5
6
7
8
9
10
11
12
13
14
15
16
17
18
AB R H RBI BB SO LOB
TOP
Juan Pierre, L (1, 8) OBP: 0.326, SLG: 0.377
Cesar Izturis, S (1, 6) OBP: 0.314, SLG: 0.341
16 Aramis Ramirez, R (1, 5) OBP: 0.343, SLG: 0.543
Jacque Jones, L (1, 9) OBP: 0.315, SLG: 0.486
John Mabry, L (1, 3) OBP: 0.374, SLG: 0.349
5 Ronny Cedeno, R (1, 4) OBP: 0.276, SLG: 0.343
24 Henry Blanco, R (1, 2) OBP: 0.300, SLG: 0.462
Michael Barrett, R (8, PH) OBP: 0.387, SLG: 0.529 (8, 2)
51 Juan Mateo, R (1,) 2 Ryan Theriot, R (8, PH) OBP: 0.446, SLG: 0.560 13 Will Ohman, L (8,) OBP: 0.000, SLG: 0.000 43 Michael Wuertz, R (8,) David Aardsma, R (7,) 19 Matt Murton, R (7,) OBP: 0.361, SLG: 0.430
Inning Stats
PITCHER IP WLS BF H R ER SO BB IBB HBP BLK WP HR S P ERA WHIP
Roger Clemens, R (1, 1) ERA: 2.71 6.0 28 7 5 5 5 1 0 2 0 0 0 1 61 98 7.50 1.333
Chad Qualls, R (7, 1) ERA: 4.07 1.0 H 4 1 0 0 2 0 0 0 0 0 0 0 11 15 0.00 1.000
Dan Wheeler, R (8, 1) ERA: 2.9 1.0 H 3 0 0 0 0 0 0 0 0 0 0 0 7 8 0.00 0.000
54 Brad Lidge, R (9, 1) ERA: 5.7 0.2 B 5 3 1 1 1 0 0 0 0 0 0 1 11 16 13.50 4.500
Trever Miller, L (9, 1) ERA: 4.0 0.2 2 0 0 0 1 0 0 0 0 0 0 0 6 6 0.00 0.000
PITCHER IP WLS BF H R ER SO BB IBB HBP BLK WP HR S P ERA WHIP
Russ Springer, R (10, 1) ERA: 3.68 0.2 3 1 0 0 0 1 0 0 0 0 0 0 9 12 0.00 1.500
64 Fernando Nieve, R (11, 1) ERA: 4.02 2.0 6 0 0 0 0 1 0 0 0 0 0 0 9 15 0.00 0.500
Dave Borkowski, R (13, 1) ERA: 3.48 6.0 L 22 4 2 2 2 0 1 0 0 0 0 0 51 70 3.00 0.667
Chicago Cubs @ Houston Astros
Minute Maid Park, Houston, TX
Tue Aug 15 2006, 7:05 PM CDT
Att: 41,531 - Roof Closed - 73 F
livebaseballscorecards.com
AB 66
R 8
H 16
RBI 8
BB 3
SO 12
LOB 25
1B: 11 SF: 0
2B: 1 SAC: 2
3B: 1 DP: 2
HR: 3 HBP: 2
WP: 0 PA: 73
PB: 0
SB: 1
CS: 0

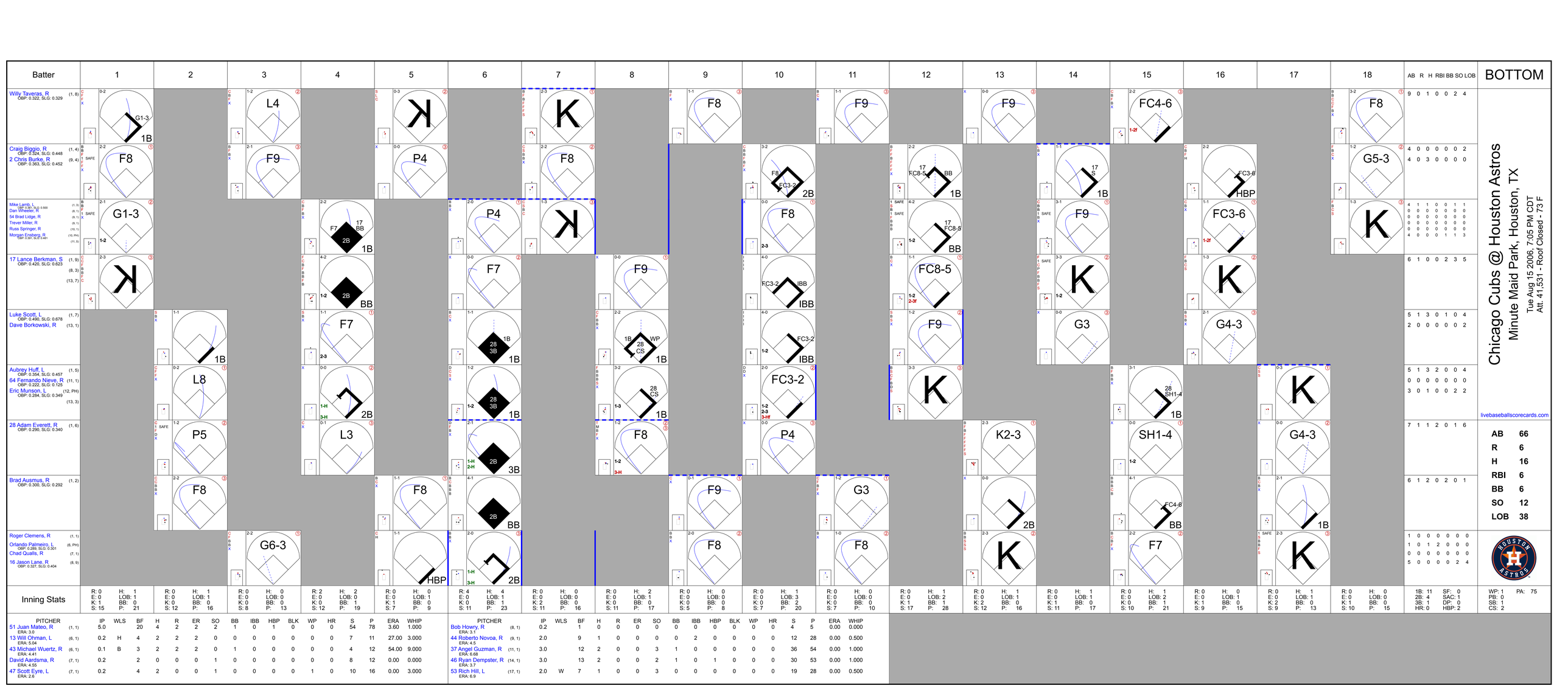
Batter
1
2
3
4
5
6
7
8
9
10
11
12
13
14
15
16
17
18
AB R H RBI BB SO LOB
BOTTOM
Willy Taveras, R (1, 8) OBP: 0.322, SLG: 0.329
Craig Biggio, R (1, 4)
2 Chris Burke, R (9, 4) OBP: 0.324, SLG: 0.448
OBP: 0.363, SLG: 0.452
Mike Lamb, L (1, 3) OBP: 0.391, SLG: 0.500
Dan Wheeler, R (8, 1)
54 Brad Lidge, R (9, 1)
Trever Miller, R (9, 1)
Russ Springer, R (10, 1)
Morgan Ensberg, R (10, PH) OBP: 0.391, SLG: 0.481 (11, 5)
17 Lance Berkman, S (1, 9) OBP: 0.420, SLG: 0.623
(8, 3)
(13, 7)
Luke Scott, L (1, 7)
Dave Borkowski, R (13, 1)
Aubrey Huff, L (1, 5) OBP: 0.354, SLG: 0.457
64 Fernando Nieve, R (11, 1) OBP: 0.222, SLG: 0.125
Eric Munson, L (12, PH) OBP: 0.284, SLG: 0.349
(13, 3)
28 Adam Everett, R (1, 6) OBP: 0.290, SLG: 0.340
Brad Ausmus, R (1, 2) OBP: 0.300, SLG: 0.292
Roger Clemens, R (1, 1)
Orlando Palmeiro, L (6, PH) OBP: 0.289, SLG: 0.301
Chad Qualls, R (7, 1)
16 Jason Lane, R (8, 9) OBP: 0.327, SLG: 0.404
Chicago Cubs @ Houston Astros
Minute Maid Park, Houston, TX
Tue Aug 15 2006, 7:05 PM CDT
Att. 41,531 - Roof Closed - 73 F
livebaseballscorecards.com
AB 66
R 6
H 16
RBI 6
BB 6
SO 12
LOB 38
Inning Stats
PITCHER IP WLS BF H R ER SO BB IBB HBP BLK WP HR S P ERA WHIP
51 Juan Mateo, R (1, 1) ERA: 3.0 5.0 20 4 2 2 2 1 0 1 0 0 0 54 78 3.60 1.000
13 Will Ohman, L (6, 1) ERA: 5.04 0.2 H 4 2 2 2 0 0 0 0 0 0 0 7 11 27.00 3.000
43 Michael Wuertz, R (6, 1) ERA: 4.41 0.1 B 3 2 2 2 0 1 0 0 0 0 0 4 12 54.00 9.000
David Aardsma, R (7, 1) ERA: 4.55 0.2 2 0 0 0 1 0 0 0 0 0 0 8 12 0.00 0.000
47 Scott Eyre, L (7, 1) ERA: 2.6 0.2 4 2 0 0 1 0 0 0 0 1 0 10 16 0.00 3.000
Bob Howry, R (8, 1) ERA: 3.1 0.2 1 0 0 0 0 0 0 0 0 0 0 4 5 0.00 0.000
44 Roberto Novoa, R (9, 1) ERA: 4.5 2.0 9 1 0 0 0 0 2 0 0 0 0 12 28 0.00 0.500
37 Angel Guzman, R (11, 1) ERA: 6.68 3.0 12 2 0 0 3 1 0 0 0 0 0 36 54 0.00 1.000
46 Ryan Dempster, R (14, 1) ERA: 3.7 3.0 13 2 0 0 2 1 0 1 0 0 0 30 53 0.00 1.000
53 Rich Hill, L (17, 1) ERA: 6.9 2.0 W 7 1 0 0 3 0 0 0 0 0 0 19 28 0.00 0.500

Batter	1	2	3	4	5	6	7	8	9	AB	R	H	RBI	BB	SO	LOB
Juan Pierre, L (1, 8) OBP: 0.329, SLG: 0.382	B T F B F X 2-2 E 2 SH1-3 1B		B F B X 2-1 2 SH1-3 2B		B C C S 1-3 ③ K			C F F X 0-2 2 G6-4-3 1B		4	0	3	0	0	1	0
2 Ryan Theriot, R (1, 4) OBP: 0.419, SLG: 0.519	1 SAFE 1 SAFE X 0-0 ① SH1-3 1-2		X 0-0 ① SH1-3 2-3			B C X 1-1 ① F7		1 SAFE 1 SAFE 1 SAFE 1 SAFE F X 0-1 ② ③ G6-4-3 1-2f		2	0	0	0	0	0	1
Michael Barrett, R (1, 2) OBP: 0.388, SLG: 0.536	2 SAFE B 2 SAFE B S B B 4-1 16 HBP 2-3 BB		F X 0-1 ② G5-3			F F X 0-2 HR			B S F S 1-3 ① K	3	1	1	1	1	1	1
16 Aramis Ramirez, R (1, 5) OBP: 0.342, SLG: 0.540	C H 1-1 1-2 HBP		F B F B S 2-3 ③ K			B C B S X 2-2 ② F8			B C S X 1-2 ② G6-3	3	0	0	0	0	1	1
Phil Nevin, R (1, 3) OBP: 0.312, SLG: 0.438 Bob Howry, L (9, 1) OBP: 1.000, SLG: 1.000	B F S T 1-2 ② K			F B F B B X 3-2 ① F8		B S F B X 1-2 ③ F8			F B X 1-1 ③ F8	4 0	0 0	0 0	0 0	0 0	1 0	3 0
29 Ángel Pagán, S (1, 9) OBP: 0.324, SLG: 0.466	C C S 0-3 ③ K			X 0-0 ② P4			X 0-0 ① F8			3	0	0	0	0	1	3
19 Matt Murton, R (1, 7) OBP: 0.358, SLG: 0.426		B C X 1-1 ① G5-3		C B F X 1-2 ③ G6-3			F B X 1-1 ② F9			3	0	0	0	0	0	0
Neifi Perez, S (1, 6) OBP: 0.265, SLG: 0.343		C B B X 2-1 ② G6-3			X 0-0 ① G5-3		C S B X 1-2 ③ F9			3	0	0	0	0	0	0
Ryan O'Malley, R (1, 1) John Mabry, L (9, 3) OBP: 0.314, SLG: 0.349		C F S 0-3 ③ K			C B X 1-1 ② P4			F F S 0-3 ① K		3 0	0 0	0 0	0 0	0 0	2 0	0 0
Inning Stats	R: 0 H: 1 E: 1 LOB: 3 K: 2 BB: 1 S: 13 P: 21	R: 0 H: 0 E: 0 LOB: 0 K: 1 BB: 0 S: 7 P: 10	R: 0 H: 1 E: 0 LOB: 1 K: 1 BB: 0 S: 8 P: 12	R: 0 H: 0 E: 0 LOB: 0 K: 0 BB: 0 S: 7 P: 11	R: 0 H: 0 E: 0 LOB: 0 K: 1 BB: 0 S: 6 P: 8	R: 1 H: 1 E: 0 LOB: 0 K: 0 BB: 0 S: 11 P: 15	R: 0 H: 0 E: 0 LOB: 0 K: 0 BB: 0 S: 6 P: 8	R: 0 H: 1 E: 0 LOB: 0 K: 1 BB: 0 S: 9 P: 9	R: 0 H: 0 E: 0 LOB: 0 K: 1 BB: 0 S: 8 P: 11	1B: 2 SF: 0 2B: 1 SAC: 2 3B: 0 DP: 1 HR: 1 HBP: 1						WP: 0 PA: 32 PB: 0 SB: 0 CS: 0	

PITCHER	IP	WLS	BF	H	R	ER	SO	BB	IBB	HBP	BLK	WP	HR	S	P	ERA	WHIP
Andy Pettitte, L (1, 1) ERA: 4.65	9.0	L	32	4	1	1	7	1	0	1	0	0	1	75	105	1.00	0.556

PITCHER	IP	WLS	BF	H	R	ER	SO	BB	IBB	HBP	BLK	WP	HR	S	P	ERA	WHIP

TOP

Chicago Cubs @ Houston Astros

Minute Maid Park, Houston, TX

Wed Aug 16 2006, 1:05 PM CDT

Att. 38,989 - Roof Closed - 73 F

livebaseballscorecards.com

AB	28
R	1
H	4
RBI	1
BB	1
SO	7
LOB	9

Chicago Cubs @ Houston Astros

Minute Maid Park, Houston, TX

Wed Aug 16 2006, 1:05 PM CDT
Att. 38,989 - Roof Closed - 73 F

BOTTOM

Batter	1	2	3	4	5	6	7	8	9	AB	R	H	RBI	BB	SO	LOB
Willy Taveras, R (1, 8) OBP: 0.322, SLG: 0.328	C S F B X 1-2 ① P4		C X 0-1 ① G3		B X 1-0 ① F7		B C X 1-1 2 FC5-4 1B		B F B B F F T 3-2 ② K	4	0	1	0	0	0	0
Aubrey Huff, L (9, PH) OBP: 0.353, SLG: 0.455										1	0	0	0	0	1	0
2 Chris Burke, R (1, 4) OBP: 0.363, SLG: 0.451 (9, 6)	F B B B X 2-1 17 BB 1B		B X 1-0 BB 1B		B B B C C S 3-3 ② K		F B X 1-1 ① FC5-4 1-2f		B C B F B X 3-2 ③ G1-3	5	0	2	0	0	1	1
17 Lance Berkman, S (1, 3) OBP: 0.420, SLG: 0.620	F B F B B B 4-2 1-2 BB		X 0-0 ② P2		B B B C C F B 4-2 BB		B X 1-0 ② P3			2	0	0	0	2	0	2
Luke Scott, L (1, 7) OBP: 0.481, SLG: 0.656	B X 1-0 ② P5		1 SAFE 1 SAFE B B B B 4-0 1-2 BB		X 0-0 ③ P2		1 SAFE X 0-0 ③ F9			3	0	0	0	1	0	4
Morgan Ensberg, R (1, 5) OBP: 0.389, SLG: 0.477	B B X 2-0 ③ F8		X 0-0 ③ F8		B B F B C B 4-2 FC6-4 28 1B BB			B X 1-0 ① F9		3	0	0	0	1	0	4
16 Jason Lane, R (1, 9) OBP: 0.326, SLG: 0.399		X 0-0 ① F8		C F B B B F F B 4-2 BB	B X 1-0 ① F8			C F B X 1-2 ② F8		3	0	0	0	1	0	1
28 Adam Everett, R (1, 6) OBP: 0.293, SLG: 0.341		B B B B 4-0 BB	B B 1 SAFE 1 SAFE F 1 SAFE X 2-1 ① F9		X 0-0 FC6-4 1-2 1B			C B B B X 3-1 1B		2	0	1	0	1	0	1
Craig Biggio, R (8, PH) OBP: 0.325, SLG: 0.450 (9, 4)										1	0	1	0	0	0	0
Brad Ausmus, R (1, 2) OBP: 0.298, SLG: 0.289		X 0-0 ② L6		D X 1-0 ② F9	C X 0-1 ② FC6-4 FC6-4 1-2f 2-3			F X 0-1 ③ F8		3	0	0	0	0	0	4
Mike Lamb, L (8, PH) OBP: 0.359, SLG: 0.498										1	0	0	0	0	0	1
Eric Munson, L (9, 2) OBP: 0.284, SLG: 0.349										0	0	0	0	0	0	0
Andy Pettitte, L (1, 1) OBP: 0.191, SLG: 0.304		C C X 0-2 ③ G4-3		S B F S 1-3 ③ K		B C X 1-1 ③ FC6-4 1-2f			B C F B X 2-2 ① L6	3	0	0	0	0	1	4
Orlando Palmeiro, L (9, PH) OBP: 0.286, SLG: 0.298										1	0	0	0	0	0	0
Inning Stats	R: 0 H: 1 E: 0 LOB: 2 K: 0 BB: 1 S: 10 P: 20	R: 0 H: 0 E: 0 LOB: 1 K: 0 BB: 1 S: 5 P: 9	R: 0 H: 1 E: 0 LOB: 2 K: 0 BB: 1 S: 5 P: 10	R: 0 H: 0 E: 0 LOB: 1 K: 1 BB: 1 S: 10 P: 18	R: 0 H: 0 E: 0 LOB: 1 K: 1 BB: 1 S: 8 P: 16	R: 0 H: 1 E: 0 LOB: 2 K: 0 BB: 1 S: 8 P: 14	R: 0 H: 1 E: 0 LOB: 1 K: 0 BB: 0 S: 6 P: 9	R: 0 H: 1 E: 0 LOB: 1 K: 0 BB: 0 S: 8 P: 13	R: 0 H: 0 E: 0 LOB: 0 K: 1 BB: 0 S: 10 P: 18	1B: 5 SF: 0 2B: 0 SAC: 0 3B: 0 DP: 0 HR: 0 HBP: 0						

livebaseballscorecards.com

AB	32
R	0
H	5
RBI	0
BB	6
SO	3
LOB	22

WP: 0 PB: 0 SB: 0 CS: 0 PA: 38

PITCHER		IP	WLS	BF	H	R	ER	SO	BB	IBB	HBP	BLK	WP	HR	S	P	ERA	WHIP
Ryan O'Malley, L	(1, 1)	8.0	W	35	5	0	0	2	6	0	0	0	0	0	60	109	0.00	1.375
ERA:																		
Bob Howry, R	(9, 1)	1.0	S	3	0	0	0	1	0	0	0	0	0	0	10	18	0.00	0.000
ERA: 3.05																		

PITCHER	IP	WLS	BF	H	R	ER	SO	BB	IBB	HBP	BLK	WP	HR	S	P	ERA	WHIP

Batter	1	2	3	4	5	6	7	8	9	AB	R	H	RBI	BB	SO	LOB
Willy Taveras, R (1, 8) OBP: 0.325, SLG: 0.330	B B C B F B 4-2 F8 BB		B C X 1-1 S 1B		C B X 1-1 HBP 1B	C F B B F F B X 3-2 G6-3 ③		B X 1-0 G1-3 ③		4	1	2	0	1	0	2
Craig Biggio, R (1, 4) OBP: 0.326, SLG: 0.448 Dan Wheeler, R (9, 1)	C B 1 SAFE X 1-1 P4 ①		1 SAFE S X 0-1 F9 ②		H 1-0 1B 3B HBP 1-2		S F X 0-2 17 HR 1B		C F X 0-2 G6-3 ①	4 0	2 0	1 0	0 0	0 0	0 0	2 0
Mike Lamb, L (1, 3) OBP: 0.357, SLG: 0.493	1 SAFE F B S X 1-2 F8 ② ③ 1-2		1 SAFE 1 SAFE B X 1-0 G1-3 ③ 1-2		C F X 0-2 3B 1B 1-2 2-H		F C 1 SAFE S 0-3 K ①		F B S F B S 2-3 K ②	5	1	1	1	0	2	3
17 Lance Berkman, S (1, 9) OBP: 0.420, SLG: 0.624		S B B B F B 4-2 2B SF8 BB		B S F S 1-3 K ①	S C B S 1-3 K ②		B C X 1-1 1-H HR		X 0-0 G3-1 ③	4	2	1	2	1	2	2
Luke Scott, L (1, 7) OBP: 0.481, SLG: 0.680		C F X 0-2 1-3 2B		B B S F S 2-3 K2-3 ②	X 0-0 1-H 2-H 3B		F B B X 2-1 F8 ②			4	0	2	2	0	1	0
Aubrey Huff, L (1, 5) OBP: 0.352, SLG: 0.463		X 0-0 SF8 ① 3-H		B B X 2-0 HR	C F B S 1-3 K ③		B B X 2-0 G4-3 ③			3	1	1	2	0	1	1
28 Adam Everett, R (1, 6) OBP: 0.292, SLG: 0.340		C C X 0-2 G1-3 ②		C X 0-1 1B		L B C X 1-2 G5-3 ①		B C X 1-1 G5-3 ①		4	0	1	0	0	0	1
Eric Munson, L (1, 2) OBP: 0.283, SLG: 0.346		X 0-0 G6-3 ③		X 0-0 P6 ③		C X 0-1 FC3-6 1B		B C F B S 2-3 K ②		4	0	1	0	0	1	2
Jason Hirsh, R (1, 1) Chad Qualls, R (6, 1) Morgan Ensberg, R (8, PH) OBP: 0.391, SLG: 0.479 Trever Miller, R (8, 1) 2 Chris Burke, R (9, 4) OBP: 0.363, SLG: 0.451			B C F T 1-2 K ①		C X 0-1 F9 ①	X 0-0 FC3-6 ② 1-2f		B C X 1-1 1B		3 0 1 0 0	0 0 0 0 0	0 0 1 0 0	0 0 0 0 0	1 0 0 0 0	1 0 0 0 0	1 0 0 0 0
Inning Stats	R: 0 E: 0 K: 0 S: 7 H: 0 LOB: 0 BB: 1 P: 13	R: 1 E: 0 K: 0 S: 10 H: 1 LOB: 1 BB: 1 P: 14	R: 0 E: 0 K: 1 S: 8 H: 1 LOB: 1 BB: 0 P: 11	R: 1 E: 0 K: 2 S: 10 H: 2 LOB: 1 BB: 0 P: 15	R: 3 E: 0 K: 2 S: 14 H: 3 LOB: 1 BB: 0 P: 18	R: 0 E: 0 K: 0 S: 12 H: 1 LOB: 1 BB: 0 P: 16	R: 2 E: 0 K: 1 S: 11 H: 2 LOB: 0 BB: 0 P: 16	R: 0 E: 0 K: 1 S: 8 H: 1 LOB: 1 BB: 0 P: 13	R: 0 E: 0 K: 1 S: 9 H: 0 LOB: 0 BB: 0 P: 11							

TOP

Houston Astros @ Milwaukee Brewers

Miller Park, Milwaukee, WI

Thu Aug 17 2006, 7:05 PM CDT
Att. 30,252 - Roof Closed - 77 F

livebaseballscorecards.com

AB	36
R	7
H	11
RBI	7
BB	2
SO	8
LOB	14

PITCHER		IP	WLS	BF	H	R	ER	SO	BB	IBB	HBP	BLK	WP	HR	S	P	ERA	WHIP
15 Ben Sheets, R ERA: 5.54	(1, 1)	7.0	L	33	10	7	7	6	2	0	1	0	0	2	72	103	9.00	1.714
Brian Shouse, L ERA: 2.25	(8, 1)	1.0		4	1	0	0	1	0	0	0	0	0	0	8	13	0.00	1.000
Derrick Turnbow, R ERA: 6.26	(9, 1)	1.0		3	0	0	0	1	0	0	0	0	0	0	9	11	0.00	0.000

PITCHER	IP	WLS	BF	H	R	ER	SO	BB	IBB	HBP	BLK	WP	HR	S	P	ERA	WHIP

Houston Astros @ Milwaukee Brewers

Miller Park, Milwaukee, WI

Thu Aug 17 2006, 7:05 PM CDT
Att. 30,252 - Roof Closed - 77 F

BOTTOM

Batter	1	2	3	4	5	6	7	8	9	AB	R	H	RBI	BB	SO	LOB
1 Corey Hart, R (1, 7) (9, 9) OBP: 0.327, SLG: 0.407	F X 0-1 HR		B C S C 1-3 ① K		F X 0-1 ② F9		B B X 2-0 ② G5-3		B B F C S 2-3 ③ K	5	1	1	1	0	2	0
9 Tony Graffanino, R (1, 4) OBP: 0.359, SLG: 0.421	C B C X 1-2 ① F8		S X 0-1 ② P4		B C C X 1-2 ③ F8		B B B B 4-0 BB			3	0	0	0	1	0	0
28 Prince Fielder, L (1, 3) OBP: 0.350, SLG: 0.499	H 1-0 18 BB HBP		F X 0-1 ③ P6			X 0-0 BB BB 2B	C B X 1-1 ③ G4-3			3	1	1	0	0	0	1
18 Gabe Gross, L (1, 8) OBP: 0.375, SLG: 0.480	B S S B B F F D 4-2 1-2 BB			B B B B 4-0 WP 2 WP 1B BB		F B F X 1-2 ① P6		C B C S 1-3 ① K		2	1	0	0	2	1	1
2 Bill Hall, R (1, 6) OBP: 0.330, SLG: 0.553	B B X 2-0 ② F8			C B 1 SAFE S B X 2-2 ① P3 1-2		B F D F B B 4-2 BB BB BB		C B C F B F X 2-2 2B		3	0	1	0	1	0	3
Geoff Jenkins, L (1, 9) OBP: 0.325, SLG: 0.386 Kevin Mench, R (8, PH) (9, 7) OBP: 0.328, SLG: 0.439	F F S 0-3 ③ K			B F S S 1-3 ② K		S B C B B B 4-2 1-2 2-3 BB BB		C X 0-1 ② F8		2	0	0	0	1	2	3
										1	0	0	0	0	0	1
David Bell, R (1, 5) OBP: 0.347, SLG: 0.391		B S X 1-1 ① P4		B C S B X 2-2 2-H 1B		B B B B 4-0 G6-3 1-2 2-3 3-H BB		B C B C X 2-2 ③ L8		3	0	1	2	1	0	1
Damian Miller, R (1, 2) OBP: 0.324, SLG: 0.408		B S S S X 1-2 ② G5-3		C F S 0-3 ③ K		C X 0-1 ② ③ G6-3 1-2f			B C F X 1-2 G4-6-3 1B	4	0	1	0	0	1	4
15 Ben Sheets, R (1, 1) OBP: 0.056, SLG: 0.056 Brady Clark, R (7, PH) OBP: 0.363, SLG: 0.333 Brian Shouse, L (8, 1) Derrick Turnbow, R (9, 1) Jeff Cirillo, R (9, PH) OBP: 0.381, SLG: 0.419	C C M 0-3 ③ K				C B B X 2-1 ① F9		C B X 1-1 ① G4-3		C F F C D F X 1-2 ① ② G4-6-3 1-2f	2	0	0	0	0	1	0
										1	0	0	0	0	0	0
										0	0	0	0	0	0	0
										0	0	0	0	0	0	0
										1	0	0	0	0	0	1
Inning Stats	R: 1 E: 0 K: 1 S: 13 H: 1 LOB: 2 BB: 1 P: 21	R: 0 E: 0 K: 1 S: 8 H: 0 LOB: 0 BB: 0 P: 10	R: 0 E: 0 K: 1 S: 7 H: 0 LOB: 0 BB: 0 P: 8	R: 1 E: 0 K: 2 S: 12 H: 1 LOB: 1 BB: 1 P: 21	R: 0 E: 0 K: 0 S: 7 H: 0 LOB: 0 BB: 0 P: 10	R: 1 E: 0 K: 0 S: 10 H: 1 LOB: 2 BB: 3 P: 23	R: 0 E: 0 K: 0 S: 5 H: 0 LOB: 1 BB: 1 P: 13	R: 0 E: 0 K: 1 S: 13 H: 1 LOB: 1 BB: 0 P: 18	R: 0 E: 0 K: 1 S: 11 H: 1 LOB: 0 BB: 0 P: 15	1B: 2 2B: 2 3B: 0 HR: 1	SF: 0 SAC: 0 DP: 2 HBP: 1						

livebaseballscorecards.com

AB	30
R	3
H	5
RBI	3
BB	6
SO	7
LOB	15

WP: 2 PB: 0 SB: 0 CS: 0 PA: 37

PITCHER		IP	WLS	BF	H	R	ER	SO	BB	IBB	HBP	BLK	WP	HR	S	P	ERA	WHIP
Jason Hirsh, R ERA: 6.75	(1, 1)	5.1	W	24	3	3	3	5	4	0	1	0	2	1	55	87	5.06	1.312
Chad Qualls, R ERA: 3.97	(6, 1)	1.2	H	6	0	0	0	0	2	0	0	0	0	0	7	19	0.00	1.200
Trever Miller, L ERA: 3.89	(8, 1)	1.0		4	1	0	0	1	0	0	0	0	0	0	13	18	0.00	1.000
Dan Wheeler, R ERA: 2.84	(9, 1)	1.0		3	1	0	0	1	0	0	0	0	0	0	11	15	0.00	1.000

PITCHER	IP	WLS	BF	H	R	ER	SO	BB	IBB	HBP	BLK	WP	HR	S	P	ERA	WHIP

Batter	1	2	3	4	5	6	7	8	9	AB	R	H	RBI	BB	SO	LOB
Willy Taveras, R (1, 8) OBP: 0.324, SLG: 0.329	C B F B B F X 3-2 ① F8	X 0-0 ③ F9			B X 1-0 ② F8			C X 0-1 E S 1B		4	0	1	0	0	0	1
Craig Biggio, R (1, 4) OBP: 0.323, SLG: 0.444	B X 1-0 ② G5-3		C X 0-1 ① G6-3		B C B X 2-1 ③ G5-3			S X 0-1 ② G6-3 1-3		4	0	0	0	0	0	1
Mike Lamb, L (1, 3) OBP: 0.359, SLG: 0.491	B C X 1-1 1B		B F F B B B 4-2 17 G6-3 BB			B F B F X 2-2 ① G3		F B S X 1-2 ③ P4		3	0	1	0	1	0	1
17 Lance Berkman, S (1, 9) OBP: 0.419, SLG: 0.619	B B B C X 3-1 ③ P2		B C B X 2-1 ② ③ G6-3 1-2f			X 0-0 ② P4			B T B B B 4-1 BB BB	3	0	0	0	1	0	2
Luke Scott, L (1, 7) OBP: 0.491, SLG: 0.690		B F X 1-1 2B 2B		X 0-0 1B		C X 0-1 ③ F7			1 SAFE C B B 1 SAFE B B 4-1 2 G5-4-3 1-2 BB	3	1	2	0	1	0	0
Aubrey Huff, L (1, 5) OBP: 0.351, SLG: 0.464 Dan Wheeler, R (9, 1)		C F B X 1-2 28 G6-3 41 E 2B 2-H		B F X 2-1 ① F7			F X 0-1 ① L7		C F S 0-3 ① K	4 0	1 0	1 0	1 0	0 0	1 0	3 0
28 Adam Everett, R (1, 6) OBP: 0.290, SLG: 0.338 2 Chris Burke, R (9, PH) OBP: 0.362, SLG: 0.449 (9, 6)		D B C C F F X 2-2 ① G6-3 2-3		X 0-0 ② F8			C B X 1-1 ② F8		B F X 1-1 ② ③ G5-4-3 1-2f	3 1	0 0	0 0	0 0	0 0	0 0	2 2
Eric Munson, L (1, 2) OBP: 0.277, SLG: 0.338		F B F F S 1-3 ② K		D F C B S 2-3 ③ K			B B C F X 2-2 ③ F8			3	0	0	0	0	2	2
41 Brandon Backe, R (1, 1) OBP: 0.200, SLG: 0.143 Russ Springer, R (7, 1) Orlando Palmeiro, L (8, PH) OBP: 0.283, SLG: 0.294 Trever Miller, R (8, 1) 54 Brad Lidge, R (8, 1) Morgan Ensberg, R (9, 5) OBP: 0.391, SLG: 0.479		S X 0-1 FC1 3-H			B C C B C 2-3 ① K			X 0-0 ① P6		2 0 1 0 0 0	0 0 0 0 0 0	0 0 0 0 0 0	0 0 0 0 0 0	1 0 0 0 0 0	0 0 0 0 0 0	0 0 0 0 0 0

TOP

Houston Astros @ Milwaukee Brewers

Miller Park, Milwaukee, WI

Fri Aug 18 2006, 7:05 PM CDT
Att. 30,294 - Roof Closed - 77 F

livebaseballscorecards.com

AB	31
R	2
H	5
RBI	1
BB	3
SO	4
LOB	14

Inning Stats	1	2	3	4	5	6	7	8	9
	R: 0 E: 0 K: 0 S: 10	H: 1 LOB: 1 BB: 0 P: 18	R: 2 E: 1 K: 1 S: 17	H: 2 LOB: 1 BB: 0 P: 22	R: 0 E: 0 K: 0 S: 6	H: 0 LOB: 0 BB: 1 P: 12	R: 0 E: 0 K: 1 S: 7	H: 1 LOB: 1 BB: 0 P: 11	R: 0 E: 0 K: 1 S: 6	H: 0 LOB: 0 BB: 0 P: 11
	R: 0 E: 0 K: 0 S: 6	H: 0 LOB: 0 BB: 0 P: 8	R: 0 E: 0 K: 0 S: 7	H: 0 LOB: 0 BB: 0 P: 10	R: 0 E: 0 K: 0 S: 8	H: 1 LOB: 1 BB: 0 P: 9	R: 0 E: 0 K: 1 S: 7	H: 0 LOB: 1 BB: 2 P: 16	1B: 3 2B: 2 3B: 0 HR: 0	SF: 0 SAC: 0 DP: 2 HBP: 0

PITCHER		IP	WLS	BF	H	R	ER	SO	BB	IBB	HBP	BLK	WP	HR	S	P	ERA	WHIP	PITCHER		IP	WLS	BF	H	R	ER	SO	BB	IBB	HBP	BLK	WP	HR	S	P	ERA	WHIP
Tomo Ohka, R ERA: 4.01	(1, 1)	7.0		26	4	2	1	3	1	0	0	0	0	0	59	92	1.29	0.714																			
52 Jose Capellan, R ERA: 4.07	(8, 1)	0.2		3	1	0	0	0	0	0	0	0	0	0	5	5	0.00	1.500																			
Brian Shouse, L ERA: 2.2	(8, 1)	0.2		4	0	0	0	1	2	0	0	0	0	0	8	17	0.00	3.000																			
Francisco Cordero, R ERA: 3.94	(9, 1)	0.2	W	1	0	0	0	0	0	0	0	0	0	0	2	3	0.00	0.000																			

Houston Astros @ Milwaukee Brewers

Miller Park, Milwaukee, WI

Fri Aug 18 2006, 7:05 PM CDT
Att. 30,294 - Roof Closed - 77 F

BOTTOM

Batter	1	2	3	4	5	6	7	8	9	AB	R	H	RBI	BB	SO	LOB
1 Corey Hart, R (1, 9) OBP: 0.320, SLG: 0.406	0-1 28 L9 18 1B 2B	2-2 P4			1-0 F8		3-2 F9		1-1 FC1-5 28 1B 1-2 2-3f	5	1	1	0	0	0	4
9 Tony Graffanino, R (1, 4) OBP: 0.357, SLG: 0.416	1-1 18 1B HBP		2-1 G6-3		1-1 G5-3		0-0 F9		2-3 K	4	0	0	0	0	1	3
28 Prince Fielder, L (1, 3) OBP: 0.351, SLG: 0.497	2-0 L9 2-3		0-3 K		4-0 BB			0-1 L8	0-0 1-2 2-H 1B	4	0	1	1	1	1	2
18 Gabe Gross, L (1, 8) OBP: 0.374, SLG: 0.477 Brady Clark, R (8, PH) OBP: 0.364, SLG: 0.335 (9, 8)	0-1 1-2 3-H 1B		2-3 K		1 SAFE 1 SAFE 1 SAFE 2-2 L6			3-2 1B 1B		3 1	0 0	1 1	1 0	0 0	1 0	1 0
Kevin Mench, R (1, 7) OBP: 0.327, SLG: 0.438	1-1 F7			0-1 P5		1-1 G6-3		0-1 1-2 1B		4	0	1	0	0	0	2
2 Bill Hall, R (1, 6) OBP: 0.330, SLG: 0.557	2-2 F7			0-0 HR		3-2 F8		2-3 K		4	1	1	1	0	1	4
David Bell, R (1, 5) OBP: 0.343, SLG: 0.387 Francisco Cordero, R (9, 1)		1-0 G5-3		3-1 G6-3		2-2 L8		1-3 K		4 0	0 0	0 0	0 0	0 0	1 0	2 0
11 Mike Rivera, R (1, 2) OBP: 0.345, SLG: 0.473		0-0 G5-3		1-0 1B			1-1 P3		2-1 1 FC1-5 SH HBP	3	0	1	0	0	0	0
Tomo Ohka, S (1, 1) OBP: 0.125, SLG: 0.130 Geoff Jenkins, L (7, PH) OBP: 0.327, SLG: 0.390 52 Jose Capellan, R (8, 1) Brian Shouse, L (8, 1) Jeff Cirillo, R (9, 5) OBP: 0.381, SLG: 0.419		4-0 BB		1-2 F8			0-0 2B		0-1 SH 1 FC1-5 28 1B 1-2	1 1 0 0 0	0 0 0 0 1	0 1 0 0 0	0 0 0 0 0	1 0 0 0 0	0 0 0 0 0	1 0 0 0 0
Inning Stats	R: 1 E: 0 K: 0 S: 11 H: 2 LOB: 2 BB: 0 P: 17	R: 0 E: 0 K: 0 S: 6 H: 0 LOB: 1 BB: 1 P: 13	R: 0 E: 0 K: 2 S: 9 H: 0 LOB: 0 BB: 0 P: 13	R: 1 E: 0 K: 0 S: 9 H: 2 LOB: 1 BB: 0 P: 14	R: 0 E: 0 K: 0 S: 8 H: 0 LOB: 1 BB: 1 P: 16	R: 0 E: 0 K: 0 S: 8 H: 0 LOB: 0 BB: 0 P: 14	R: 0 E: 0 K: 0 S: 7 H: 1 LOB: 1 BB: 0 P: 11	R: 0 E: 0 K: 2 S: 17 H: 2 LOB: 2 BB: 0 P: 23	R: 1 E: 1 K: 1 S: 10 H: 1 LOB: 2 BB: 0 P: 15	1B: 5 2B: 2 3B: 0 HR: 1	SF: 0 SAC: 1 DP: 0 HBP: 2						

livebaseballscorecards.com

AB	34
R	3
H	8
RBI	3
BB	2
SO	5
LOB	19

WP: 0 PB: 0 SB: 0 CS: 0 PA: 39

PITCHER		IP	WLS	BF	H	R	ER	SO	BB	IBB	HBP	BLK	WP	HR	S	P	ERA	WHIP
41 Brandon Backe, R ERA: 3.77	(1, 1)	6.1		26	4	2	2	2	2	0	1	0	0	1	53	90	2.84	0.947
Russ Springer, R ERA: 3.63	(7, 1)	0.2		3	1	0	0	0	0	0	0	0	0	0	5	8	0.00	1.500
Trever Miller, L ERA: 3.86	(8, 1)	0.1		1	0	0	0	0	0	0	0	0	0	0	2	2	0.00	0.000
54 Brad Lidge, R ERA: 5.56	(8, 1)	1.1	L	8	2	1	0	3	0	0	1	0	0	0	24	35	0.00	1.500
Dan Wheeler, R ERA: 2.84	(9, 1)	0.0		1	1	0	0	0	0	0	0	0	0	0	1	1	∞	∞

PITCHER	IP	WLS	BF	H	R	ER	SO	BB	IBB	HBP	BLK	WP	HR	S	P	ERA	WHIP

Batter	1	2	3	4	5	6	7	8	9	AB	R	H	RBI	BB	SO	LOB
Willy Taveras, R (1, 8) OBP: 0.326, SLG: 0.333	B X 1-0 SH1-3 S G6-3 1B		B C X 1-1 ① G6-3		B F B B X 3-1 ③ 1-H 2B			C F 1 SAFE F 1 SAFE B F B F 2-2 X FC5-4 S 1-2f 1B		4	2	2	1	0	0	1
Craig Biggio, R (1, 4) OBP: 0.321, SLG: 0.441	B C X 1-1 ① SH1-3 1-3		F X 0-1 ② F7			S B X 1-1 ① G5-3		F 1 SAFE S B S 1-3 ② K 1-2		3	0	0	0	0	1	1
Mike Lamb, L (1, 3) OBP: 0.357, SLG: 0.488 Chad Qualls, R (8, 1)	C X 0-1 ② G6-3 3-H		C B B X 2-1 ③ G5-3			B F X 1-1 ② G1-3		B S C B X 2-2 2-H 1B		4 0	0 0	1 0	2 0	0 0	0 0	0 0
17 Lance Berkman, S (1, 9) OBP: 0.419, SLG: 0.618 (8, 3)	S B B B X 3-1 1B 1B			B B X 2-0 G4-6-3 1B		C S B F B F B S 3-3 K		F C B B B X 3-2 ③ G5-3		4	0	2	0	0	1	1
Luke Scott, L (1, 7) OBP: 0.491, SLG: 0.692	C X 0-1 1-3 1B			B B B X 3-0 ① F7			X 0-0 ① L4		X 0-0 2B	4	0	2	0	0	0	1
Aubrey Huff, L (1, 5) OBP: 0.347, SLG: 0.458	B F C C 1-3 ③ K			F X 0-1 ②③ G4-6-3 1-2f			B B F F S 2-3 ② K		B S S B B S 3-3 ① K	4	0	0	0	0	3	4
28 Adam Everett, R (1, 6) OBP: 0.288, SLG: 0.335 Morgan Ensberg, R (9, PH) OBP: 0.392, SLG: 0.479		X 0-0 ① F8			B C X 1-1 ① B2		C F B F X 1-2 ③ G6-3		B B B B 4-0 BB	3 0	0 0	0 0	0 0	0 1	0 0	0 0
Eric Munson, L (1, 2) OBP: 0.276, SLG: 0.358		C C S 0-3 ② K			F X 0-1 ② G4-3			X 0-0 HR	S S B S 1-3 ② K	4	1	1	1	0	2	2
51 Wandy Rodriguez, S (1, 1) OBP: 0.125, SLG: 0.097 Russ Springer, R (4, 1) 16 Jason Lane, R (5, PH) OBP: 0.329, SLG: 0.402 64 Fernando Nieve, R (5, 1) OBP: 0.222, SLG: 0.125 54 Brad Lidge, R (6, 1) Dan Wheeler, R (7, 1) Orlando Palmeiro, L (8, PH) OBP: 0.287, SLG: 0.299 (8, 9)		C C C 0-3 ③ K			S X 0-1 2B 1B			C B S X 1-2 FC5-4 1B	C F F F X 0-2 ③ F8	1 0 1 0 0 0 2	0 0 1 0 0 0 0	0 0 1 0 0 0 1	0 0 0 0 0 0 0	1 0 0 0 0 0 0	0 0 0 0 0 0 2	0 0 0 0 0 0 2
Inning Stats	R: 1 H: 3 E: 0 LOB: 2 K: 1 BB: 0 S: 12 P: 18	R: 0 H: 0 E: 0 LOB: 0 K: 2 BB: 0 S: 7 P: 7	R: 0 H: 0 E: 0 LOB: 0 K: 0 BB: 0 S: 6 P: 9	R: 0 H: 1 E: 0 LOB: 0 K: 0 BB: 0 S: 4 P: 9	R: 1 H: 2 E: 0 LOB: 1 K: 0 BB: 0 S: 8 P: 12	R: 0 H: 0 E: 0 LOB: 0 K: 1 BB: 0 S: 9 P: 14	R: 0 H: 0 E: 0 LOB: 0 K: 1 BB: 0 S: 8 P: 11	R: 2 H: 3 E: 0 LOB: 1 K: 1 BB: 0 S: 19 P: 28	R: 0 H: 1 E: 0 LOB: 2 K: 2 BB: 1 S: 12 P: 20	1B: 7 2B: 2 3B: 0 HR: 1		SF: 0 SAC: 1 DP: 1 HBP: 0		WP: 0 PB: 0 SB: 2 CS: 0		PA: 36

TOP

Houston Astros @ Milwaukee Brewers

Miller Park, Milwaukee, WI

Sat Aug 19 2006, 6:05 PM CDT
Att. 42,347 - Cloudy - 72 F

livebaseballscorecards.com

AB	34
R	4
H	10
RBI	4
BB	1
SO	8
LOB	12

PITCHER		IP	WLS	BF	H	R	ER	SO	BB	IBB	HBP	BLK	WP	HR	S	P	ERA	WHIP
31 Dave Bush, R ERA: 4.71	(1, 1)	7.0	W	27	8	4	4	5	0	0	0	0	0	1	58	85	5.14	1.143
52 Jose Capellan, R ERA: 4.02	(8, 1)	0.2	H	2	0	0	0	1	0	0	0	0	0	0	9	12	0.00	0.000
Francisco Cordero, R ERA: 3.86	(8, 1)	1.1	S	7	2	0	0	2	1	0	0	0	0	0	18	31	0.00	2.250

PITCHER	IP	WLS	BF	H	R	ER	SO	BB	IBB	HBP	BLK	WP	HR	S	P	ERA	WHIP

BOTTOM

Houston Astros @ Milwaukee Brewers

Miller Park, Milwaukee, WI

Sat Aug 19 2006, 6:05 PM CDT
Att. 42,347 - Cloudy - 72 F

livebaseballscorecards.com

Batter	1	2	3	4	5	6	7	8	9	AB	R	H	RBI	BB	SO	LOB
Brady Clark, R (1, 8) OBP: 0.367, SLG: 0.333	G5-3		G4-3	HBP		2B 2 BB BB		28 SF9 1B HBP		2	1	0	0	1	0	0
Jeff Cirillo, R (1, 4) (8, 5) OBP: 0.382, SLG: 0.424	K			F8 G6-3		2 BB 2B		2 IBB 1B		5	0	2	0	0	1	3
28 Prince Fielder, L (1, 3) OBP: 0.351, SLG: 0.494	F7			BB 2 BB 1 1B BB	G4-3	2 BB IBB		SF9		2	1	0	1	2	0	0
2 Bill Hall, R (1, 6) OBP: 0.335, SLG: 0.556		L6		1 1B BB BB	1B BB	FC5-4		IBB		1	1	0	1	4	0	0
Kevin Mench, R (1, 7) OBP: 0.328, SLG: 0.436		L4		BB 1 31 1B BB	G5-3 1B	FC6-4		P5		4	1	1	0	1	0	6
1 Corey Hart, R (1, 9) OBP: 0.333, SLG: 0.410		FC6-4 1B		BB 31 1B 1B	IBB	K		L7		4	1	2	1	1	1	3
David Bell, R (1, 5) OBP: 0.343, SLG: 0.384 Francisco Cordero, R (8, 1)		FC6-4		31 1B BB	G5-3	K		K		3 0	0 0	0 0	1 0	1 0	1 0	4 0
Damian Miller, R (1, 2) OBP: 0.320, SLG: 0.403			K	K		G6-3		K		4	0	0	0	0	3	3
31 Dave Bush, R (1, 1) OBP: 0.184, SLG: 0.245 52 Jose Capellan, R (8, 1) 9 Tony Graffanino, R (8, 4) OBP: 0.359, SLG: 0.416			K	HBP		K		1B HBP 28 SF9 BB		3 0 0	0 0 1	1 0 0	2 0 0	0 0 1	2 0 0	0 0 0

Inning Stats	1	2	3	4	5	6	7	8	9
	R: 0 E: 0 K: 1 S: 11	H: 0 LOB: 0 BB: 0 P: 16	R: 0 E: 0 K: 0 S: 10	H: 1 LOB: 1 BB: 0 P: 15	R: 0 E: 0 K: 2 S: 10	H: 0 LOB: 0 BB: 0 P: 14	R: 4 E: 0 K: 1 S: 20	H: 2 LOB: 3 BB: 4 P: 42	R: 0 E: 0 K: 0 S: 8	H: 1 LOB: 2 BB: 2 P: 20	R: 1 E: 0 K: 1 S: 14	H: 1 LOB: 3 BB: 3 P: 31	R: 0 E: 0 K: 3 S: 11	H: 0 LOB: 0 BB: 0 P: 14	R: 1 E: 0 K: 0 S: 10	H: 1 LOB: 3 BB: 2 P: 24	1B: 5 2B: 1 3B: 0 HR: 0	SF: 1 SAC: 0 DP: 1 HBP: 2	WP: 0 PB: 0 SB: 0 CS: 0	PA: 42

PITCHER	IP	WLS	BF	H	R	ER	SO	BB	IBB	HBP	BLK	WP	HR	S	P	ERA	WHIP
51 Wandy Rodriguez, L (1, 1) ERA: 5.37	3.2	L	18	3	4	4	4	4	0	0	0	0	0	47	81	9.82	1.909
Russ Springer, R (4, 1) ERA: 3.6	0.1		2	0	0	0	0	0	0	1	0	0	0	4	6	0.00	0.000
64 Fernando Nieve, R (5, 1) ERA: 3.98	1.0		5	1	0	0	0	1	1	0	0	0	0	8	20	0.00	2.000
54 Brad Lidge, R (6, 1) ERA: 5.63	1.0		7	1	1	1	1	2	1	0	0	0	0	14	31	9.00	3.000
Dan Wheeler, R (7, 1) ERA: 2.79	1.0		3	0	0	0	3	0	0	0	0	0	0	11	14	0.00	0.000

PITCHER	IP	WLS	BF	H	R	ER	SO	BB	IBB	HBP	BLK	WP	HR	S	P	ERA	WHIP
Chad Qualls, R (8, 1) ERA: 4.04	1.0		7	1	1	1	0	1	1	1	0	0	0	10	24	9.00	2.000

AB	28
R	6
H	6
RBI	6
BB	11
SO	8
LOB	19

Batter	1	2	3	4	5	6	7	8	9	AB	R	H	RBI	BB	SO	LOB
Willy Taveras, R (1, 8) OBP: 0.327, SLG: 0.334	0-1 17 E 16 BB 1B	1-1 1B		2-3 ② K			0-0 ① FC4-6 2 FC4-6 1-2f		0-2 ③ G4-3	5	1	2	0	0	1	2
2 Chris Burke, R (1, 4) OBP: 0.357, SLG: 0.442	1 SAFE 1 SAFE 1 SAFE 1 SAFE 2-3 ① K	1 SAFE 2-2 ③ F7		3-2 ③ L7			0-0 ② FC4-6 1-2f			4	0	0	0	0	1	3
17 Lance Berkman, S (1, 3) OBP: 0.416, SLG: 0.612	0-0 E3 16 BB S 1-3		0-3 ① K		0-1 ① L5		1 SAFE 2-2 ③ P6			4	0	0	0	0	1	2
Luke Scott, L (1, 7) OBP: 0.483, SLG: 0.673	1 SAFE 2-3 ② K		4-1 28 2B G5-3 BB		0-0 ② L9			1-0 ① G6-3		3	1	0	0	1	1	2
Morgan Ensberg, R (1, 5) OBP: 0.391, SLG: 0.474	4-2 16 BB 1-2 BB		0-2 ② G5-3 1-2		0-2 ③ G5-3			3-3 ② K		3	0	0	0	1	1	1
16 Jason Lane, R (1, 9) OBP: 0.331, SLG: 0.398	4-2 1-2 2-3 3-H BB		4-0 28 2B BB			2-1 ① F7		3-2 ③ G4-3		2	1	0	1	2	0	0
28 Adam Everett, R (1, 6) OBP: 0.288, SLG: 0.337	2-3 ③ K		1-1 1-H 2-H 2B			2-3 ② K2-3			1-1 ① F8	4	0	1	2	0	2	3
Brad Ausmus, R (1, 2) OBP: 0.297, SLG: 0.287		1-2 ① G5-3	0-0 ③ P4			3-1 ③ G5-3			4-0 BB	3	0	0	0	1	0	1
Roger Clemens, R (1, 1) OBP: 0.227, SLG: 0.056 Russ Springer, R (8, 1) Trever Miller, R (8, 1) Mike Lamb, L (9, PH) OBP: 0.356, SLG: 0.486 Dan Wheeler, R (9, 1)		3-3 ② K		1-1 ① G6-3			0-2 FC4-6 1B		0-3 ② K	3 0 0 1 0	0 0 0 0 0	1 0 0 0 0	0 0 0 0 0	0 0 0 1 0	1 0 0 1 0	0 0 0 1 0
Inning Stats	R: 1 H: 1 E: 1 LOB: 3 K: 3 BB: 2 S: 17 P: 31	R: 0 H: 1 E: 0 LOB: 1 K: 1 BB: 0 S: 14 P: 21	R: 2 H: 1 E: 0 LOB: 1 K: 1 BB: 2 S: 10 P: 19	R: 0 H: 0 E: 0 LOB: 0 K: 1 BB: 0 S: 10 P: 16	R: 0 H: 0 E: 0 LOB: 0 K: 0 BB: 0 S: 6 P: 6	R: 0 H: 0 E: 0 LOB: 0 K: 1 BB: 0 S: 7 P: 14	R: 0 H: 1 E: 0 LOB: 1 K: 0 BB: 0 S: 8 P: 10	R: 0 H: 0 E: 0 LOB: 0 K: 1 BB: 0 S: 9 P: 16	R: 0 H: 0 E: 0 LOB: 1 K: 1 BB: 1 S: 9 P: 14	1B: 3 2B: 1 3B: 0 HR: 0	SF: 0 SAC: 0 DP: 0 HBP: 0					

TOP

Houston Astros @ Milwaukee Brewers

Miller Park, Milwaukee, WI

Sun Aug 20 2006, 1:05 PM CDT
Att. 41,222 - Sunny - 73 F

livebaseballscorecards.com

AB	32
R	3
H	4
RBI	3
BB	5
SO	9
LOB	15

WP: 0 PA: 37
PB: 0
SB: 1
CS: 0

PITCHER		IP	WLS	BF	H	R	ER	SO	BB	IBB	HBP	BLK	WP	HR	S	P	ERA	WHIP
Doug Davis, L ERA: 4.89	(1, 1)	6.0	L	26	3	3	2	7	4	0	0	0	0	0	64	107	3.00	1.167
Dan Kolb, R ERA: 4.54	(7, 1)	2.0		7	1	0	0	1	0	0	0	0	0	0	17	26	0.00	0.500
Derrick Turnbow, R ERA: 6.13	(9, 1)	1.0		4	0	0	0	1	1	0	0	0	0	0	9	14	0.00	1.000

PITCHER		IP	WLS	BF	H	R	ER	SO	BB	IBB	HBP	BLK	WP	HR	S	P	ERA	WHIP

BOTTOM

Houston Astros @ Milwaukee Brewers

Miller Park, Milwaukee, WI

Sun Aug 20 2006, 1:05 PM CDT
Att. 41,222 - Sunny - 73 F

livebaseballscorecards.com

Batter	1	2	3	4	5	6	7	8	9	AB	R	H	RBI	BB	SO	LOB
1 Corey Hart, R (1, 9) OBP: 0.339, SLG: 0.442	G2-3		HR		9 CS 1B			L7		4	1	2	1	0	0	0
9 Tony Graffanino, R (1, 4) OBP: 0.363, SLG: 0.423	1B		2B		CS 1-2	G4-3		1B		4	0	3	0	0	0	0
28 Prince Fielder, L (1, 3) OBP: 0.349, SLG: 0.490	K		K			G5-3		G4-3		4	0	0	0	0	2	3
2 Bill Hall, R (1, 6) OBP: 0.334, SLG: 0.555	K			K		G4-3			2B	4	0	1	0	0	2	1
20 Laynce Nix, L (1, 8) OBP: 0.132, SLG: 0.139		F9		G4-3			11 FC6-4 1B		F7	4	0	1	0	0	0	1
18 Gabe Gross, L (1, 7) OBP: 0.372, SLG: 0.472		K		FC4 1B			K		K	4	0	1	0	0	3	2
David Bell, R (1, 5) OBP: 0.339, SLG: 0.380		G5-3		FC4 1-2f			P4		L8	4	0	0	0	0	0	3
11 Mike Rivera, R (1, 2) OBP: 0.328, SLG: 0.448			K		F7		FC6-4 1-2f			3	0	0	0	0	1	1
Doug Davis, R (1, 1) OBP: 0.077, SLG: 0.059			G2-3		G5-3			P3		2	0	0	0	0	0	0
Dan Kolb, R (7, 1)										0	0	0	0	0	0	0
Jeff Cirillo, R (8, PH) OBP: 0.380, SLG: 0.422										1	0	0	0	0	0	0
Derrick Turnbow, R (9, 1)										0	0	0	0	0	0	0
Inning Stats	R: 0 E: 0 K: 2 S: 17 H: 1 LOB: 1 BB: 0 P: 23	R: 0 E: 0 K: 1 S: 10 H: 0 LOB: 0 BB: 0 P: 17	R: 1 E: 0 K: 2 S: 13 H: 2 LOB: 1 BB: 0 P: 16	R: 0 E: 0 K: 1 S: 13 H: 1 LOB: 1 BB: 0 P: 19	R: 0 E: 0 K: 0 S: 9 H: 1 LOB: 0 BB: 0 P: 11	R: 0 E: 0 K: 0 S: 5 H: 0 LOB: 0 BB: 0 P: 7	R: 0 E: 0 K: 1 S: 13 H: 1 LOB: 1 BB: 0 P: 15	R: 0 E: 0 K: 0 S: 7 H: 1 LOB: 1 BB: 0 P: 11	R: 0 E: 0 K: 1 S: 10 H: 1 LOB: 1 BB: 0 P: 14	1B: 5 2B: 2 3B: 0 HR: 1	SF: 0 SAC: 0 DP: 0 HBP: 0					

PITCHER		IP	WLS	BF	H	R	ER	SO	BB	IBB	HBP	BLK	WP	HR	S	P	ERA	WHIP
Roger Clemens, R ERA: 2.58	(1, 1)	7.0	W	26	6	1	1	7	0	0	0	0	0	1	80	108	1.29	0.857
Russ Springer, R ERA: 3.55	(8, 1)	0.2	H	3	1	0	0	0	0	0	0	0	0	0	5	9	0.00	1.500
Trever Miller, L ERA: 3.82	(8, 1)	0.1	H	1	0	0	0	0	0	0	0	0	0	0	2	2	0.00	0.000
Dan Wheeler, R ERA: 2.73	(9, 1)	1.0	S	4	1	0	0	1	0	0	0	0	0	0	10	14	0.00	1.000

PITCHER	IP	WLS	BF	H	R	ER	SO	BB	IBB	HBP	BLK	WP	HR	S	P	ERA	WHIP

AB	34
R	1
H	8
RBI	1
BB	0
SO	8
LOB	11

WP: 0 PB: 0 SB: 0 CS: 1 PA: 35

Batter	1	2	3	4	5	6	7	8	9	AB	R	H	RBI	BB	SO	LOB
Willy Taveras, R (1, 8) OBP: 0.326, SLG: 0.333	C B B X 2-1 CS 1B		X 0-0 ①② L9-3 1-1			B F S F F X 1-2 ① G6-3		B S S X 1-2 ② F8		4	0	1	0	0	0	1
Craig Biggio, R (1, 4) OBP: 0.321, SLG: 0.438	S B X 1-1 ①② G5-3 1-2		B B B B 4-0 BB			B X 1-0 ② F7		B F X 1-1 ③ G4-3		3	0	0	0	1	0	1
Mike Lamb, L (1, 3) OBP: 0.355, SLG: 0.483	B C C B B F F F X 3-2 ③ G1-6-3		B C F F X 1-2 ③ P2			B F B X 2-1 1B			B F X 1-1 ① G3	4	0	1	0	0	0	1
17 Lance Berkman, S (1, 9) OBP: 0.416, SLG: 0.617		C B X 1-1 HR		C B S B B B 4-2 G4-3 BB		B X 1-0 ③ F7			F B F B S 2-3 ② K	3	1	1	1	1	1	1
Luke Scott, L (1, 7) OBP: 0.468, SLG: 0.649		F C B F C 1-3 ① K		C B X 1-1 ①② G4-3 1-2f			B C B X 2-1 ① G4-1		F C C 0-3 ③ K	4	0	0	0	0	2	1
Aubrey Huff, L (1, 5) OBP: 0.349, SLG: 0.477 Chad Qualls, R (7, 1)		X 0-0 HR		B B X 2-0 ③ F9			C F B X 1-2 HR			3 0	2 0	2 0	2 0	0 0	0 0	0 0
28 Adam Everett, R (1, 6) OBP: 0.286, SLG: 0.334		B B C X 2-1 ② P6			B B F F B S 3-3 ① K		F X 0-1 ② G6-3			3	0	0	0	0	1	0
Brad Ausmus, R (1, 2) OBP: 0.295, SLG: 0.284		C F F X 0-2 ③ G6-3			F S F S 0-3 ② K		C F B B S 2-3 ③ K			3	0	0	0	0	2	0
Andy Pettitte, L (1, 1) OBP: 0.204, SLG: 0.313 Russ Springer, R (6, 1) Morgan Ensberg, R (7, 5) OBP: 0.390, SLG: 0.473			C B B C X 2-2 L9-3 1B		F X 0-1 ③ G3-1			F C X 0-2 ① G6-3		2 0 1	0 0 0	1 0 0	0 0 0	0 0 0	0 0 0	0 0 0
Inning Stats	R: 0 H: 1 E: 0 LOB: 0 K: 0 BB: 0 S: 10 P: 16	R: 2 H: 2 E: 0 LOB: 0 K: 1 BB: 0 S: 13 P: 17	R: 0 H: 1 E: 0 LOB: 1 K: 0 BB: 1 S: 8 P: 15	R: 0 H: 0 E: 0 LOB: 0 K: 0 BB: 1 S: 5 P: 12	R: 0 H: 0 E: 0 LOB: 0 K: 2 BB: 0 S: 9 P: 12	R: 0 H: 1 E: 0 LOB: 1 K: 0 BB: 0 S: 9 P: 14	R: 1 H: 1 E: 0 LOB: 0 K: 1 BB: 0 S: 10 P: 15	R: 0 H: 0 E: 0 LOB: 0 K: 0 BB: 0 S: 8 P: 10	R: 0 H: 0 E: 0 LOB: 0 K: 2 BB: 0 S: 8 P: 11	1B: 3 SF: 0 2B: 1 SAC: 0 3B: 0 DP: 2 HR: 3 HBP: 0						

PITCHER		IP	WLS	BF	H	R	ER	SO	BB	IBB	HBP	BLK	WP	HR	S	P	ERA	WHIP
61 Bronson Arroyo, R ERA: 3.44	(1, 1)	6.0		22	5	2	2	3	2	0	0	0	0	2	54	86	3.00	1.167
Rheal Cormier, L ERA: 2.14	(7, 1)	1.0		4	1	1	1	1	0	0	0	0	0	1	10	15	9.00	1.000
Ryan Franklin, R ERA: 4.41	(8, 1)	1.0	W	3	0	0	0	0	0	0	0	0	0	0	8	10	0.00	0.000
Scott Schoeneweis, L ERA: 6.02	(9, 1)	1.0	S	3	0	0	0	2	0	0	0	0	0	0	8	11	0.00	0.000

PITCHER	IP	WLS	BF	H	R	ER	SO	BB	IBB	HBP	BLK	WP	HR	S	P	ERA	WHIP

TOP

Houston Astros @ Cincinnati Reds

Great American Ball Park, Cincinnati, OH

Mon Aug 21 2006, 7:10 PM EDT
Att. 24,110 - Partly Cloudy - 84 F

livebaseballscorecards.com

AB	30
R	3
H	6
RBI	3
BB	2
SO	6
LOB	5

WP: 0 PA: 32
PB: 0
SB: 0
CS: 1

BOTTOM

Houston Astros @ Cincinnati Reds

Great American Ball Park, Cincinnati, OH

Mon Aug 21 2006, 7:10 PM EDT

Att. 24,110 - Partly Cloudy - 84 F

livebaseballscorecards.com

Batter	1	2	3	4	5	6	7	8	9	AB	R	H	RBI	BB	SO	LOB
6 Ryan Freel, R (1, 9) OBP: 0.379, SLG: 0.423	C B C S 2-3 K ①	C B F F F B F S 2-3 K ③		B B B C X 3-1 F8 ③			C X 0-1 G1-3 ①	B X 1-0 L9 ②		5	0	0	0	0	2	5
Royce Clayton, R (1, 6) OBP: 0.314, SLG: 0.352	F F F B B S 2-3 K ②		B C B C F F B B 4-2 12 1B BB		C B S F X 1-2 G4-6-3 1B		B X 1-0 G4-3 ②	B S X 1-1 1-3 2-H 1B ③		4	0	2	1	1	1	0
Ken Griffey Jr., L (1, 8) OBP: 0.309, SLG: 0.487	B B C X 2-1 12 FC6-4 1B		1 SAFE B C C S S 1-3 K ①		X 0-0 G4-6-3 1-2f ① ②		C B F S 1-3 K ③			4	0	1	0	0	2	2
12 Edwin Encarnación, R (1, 5) OBP: 0.386, SLG: 0.550	X 0-0 FC6-4 1-2f ③		1 SAFE B B B F B 4-1 1B 1-2 BB		C B B X 2-1 F7 ③			F B B C F X 2-2 2B HR 1B		3	1	1	0	1	0	1
Adam Dunn, L (1, 7) OBP: 0.375, SLG: 0.544		F B X 1-1 P5 ① F C B S 1-3 K ②				C B C F B F S 2-3 K ①		B S C D F X 2-2 1-3 HR 2B		4	1	1	0	0	2	2
Rich Aurilia, R (1, 3) OBP: 0.341, SLG: 0.531		X 0-0 4 1B 26 BB 1B B F F B B X 3-2 1-2 2-3 1B				B F X 1-1 2B		X 0-0 2-H 3-H HR		4	1	4	3	0	0	0
26 David Ross, R (1, 2) OBP: 0.374, SLG: 0.630	B B B C B 4-1 4 1B 1-2 BB	D F B F D S 3-3 K ③				B C F F F D D B 4-2 BB		C S F C 0-3 K ①		2	0	0	0	2	2	3
4 Brandon Phillips, R (1, 4) OBP: 0.342, SLG: 0.444		S C D F B F X 2-2 1-2 2-3 1B		C F B B S 2-3 K ①		S F B F B B X 3-2 F9 ②		X 0-0 1B 1B 1B		4	1	2	0	0	1	2
61 Bronson Arroyo, R (1, 1) OBP: 0.159, SLG: 0.233 Javier Valentín, S (6, PH) OBP: 0.293, SLG: 0.399 Rheal Cormier, L (7, 1) Ryan Franklin, R (8, 1) Todd Hollandsworth, L (8, PH) OBP: 0.244, SLG: 0.414 Scott Schoeneweis, L (9, 1)		C C B S 1-3 K ②		C C S 0-3 K2-3 ②		X 0-0 L3 ③		X 0-0 1B 1-2 1B		2 0 0 0 0 2 3 1 0 0 0 0 0 2 0 0 0 0 0 0 0 0 0 0 0 0 0 0 1 0 1 0 0 0 0 0 0 0 0 0 0 0						
Inning Stats	R: 0 E: 0 K: 2 S: 10 H: 1 LOB: 1 BB: 0 P: 16	R: 0 E: 0 K: 2 S: 18 H: 2 LOB: 3 BB: 1 P: 28	R: 0 E: 0 K: 3 S: 17 H: 1 LOB: 3 BB: 2 P: 33	R: 0 E: 0 K: 2 S: 8 H: 0 LOB: 0 BB: 0 P: 13	R: 0 E: 0 K: 0 S: 7 H: 1 LOB: 0 BB: 0 P: 10	R: 0 E: 0 K: 1 S: 16 H: 1 LOB: 2 BB: 1 P: 26	R: 0 E: 0 K: 1 S: 6 H: 0 LOB: 0 BB: 0 P: 8	R: 4 E: 0 K: 1 S: 18 H: 6 LOB: 2 BB: 0 P: 24		1B: 9 2B: 2 3B: 0 HR: 1 SF: 0 SAC: 0 DP: 1 HBP: 0						

	AB	34
	R	4
	H	12
	RBI	4
	BB	4
	SO	12
	LOB	20

WP: 0 PB: 0 SB: 0 CS: 0 PA: 38

PITCHER		IP	WLS	BF	H	R	ER	SO	BB	IBB	HBP	BLK	WP	HR	S	P	ERA	WHIP
Andy Pettitte, L ERA: 4.51	(1, 1)	5.1		25	6	0	0	10	4	0	0	0	0	0	71	118	0.00	1.875
Russ Springer, R ERA: 3.5	(6, 1)	0.2	H	2	0	0	0	0	0	0	0	0	0	0	5	8	0.00	0.000
Chad Qualls, R ERA: 4.44	(7, 1)	2.0	L	11	6	4	4	2	0	0	0	0	0	1	24	32	18.00	3.000

PITCHER	IP	WLS	BF	H	R	ER	SO	BB	IBB	HBP	BLK	WP	HR	S	P	ERA	WHIP

Houston Astros @ Cincinnati Reds

Great American Ball Park, Cincinnati, OH

Tue Aug 22 2006, 7:10 PM EDT

Att. 22,556 - Clear - 87 F

TOP

livebaseballscorecards.com

Batter	1	2	3	4	5	6	7	8	9	AB	R	H	RBI	BB	SO	LOB
Willy Taveras, R (1, 8) OBP: 0.327, SLG: 0.335	C B C B X 2-2 ① P6		X 0-0 ② G4-6-3 1B		X 0-0 ② F9			C C X 0-2 BB 1B		4	0	2	0	0	0	0
54 Brad Lidge, R (8, 1)										0	0	0	0	0	0	0
Mike Lamb, L (1, 3) OBP: 0.357, SLG: 0.482	C T X 0-2 1B		B B S B T T X 3-2 ② ③ G4-6-3 1-2f		F B X 1-1 ③ G1-3			S B D B B 4-1 1-2 BB		3	0	1	0	1	0	2
(4, 4)																
17 Lance Berkman, S (1, 9) OBP: 0.417, SLG: 0.615	X 0-0 ② F7			F B B F B B 4-2 1B BB		X 0-0 ① G6-3		X 0-0 ② P5		1	0	0	0	1	0	1
Orlando Palmeiro, L (5, 9) OBP: 0.281, SLG: 0.292										2	0	0	0	0	0	2
Aubrey Huff, L (1, 5) OBP: 0.346, SLG: 0.472	C T B T X 1-2 ③ L4			X 0-0 ① L9		C B X 1-1 ② P4		B T X 1-1 ③ G4-3		4	0	0	0	0	0	4
(6, 3)																
Luke Scott, L (1, 7) OBP: 0.461, SLG: 0.635		X 0-0 ① G4-3		F C B F F B F X 2-2 1-3 2 BB 1B		X 0-0 ③ G4-3			B B F F S 2-3 ① K	4	0	1	0	0	1	0
Craig Biggio, R (1, 4) OBP: 0.319, SLG: 0.435	C S S 0-3 ② K			X 0-0 ② F9			S B C S 1-3 ① K		F X 0-1 ② F8	2	0	0	0	0	1	2
J.R. House, R (4, 3)										2	0	0	0	0	1	0
(6, 2)																
2 Chris Burke, R (1, 6) OBP: 0.356, SLG: 0.437	C B B X 2-1 ③ G3-1			B F S B B F B 4-2 1-2 FC6-4 BB			C S X 0-2 ② L7		S B S B F B X 3-2 ③ G6-3	3	0	0	0	1	0	0
Brad Ausmus, R (1, 2) OBP: 0.296, SLG: 0.283		S B B B B 4-1 SH1-4 BB		C B B X 2-2 ③ FC6-4 1-2f			X 0-0 ③ F8			1	0	0	0	1	0	3
Morgan Ensberg, R (6, 5) OBP: 0.389, SLG: 0.471										1	0	0	0	0	0	0
Jason Hirsh, R (1, 1)			L X 0-1 ① SH1-4 1-2		C S B T 1-2 ① K			B C S T F B S 2-3 ① K		0	0	0	0	0	0	0
Dave Borkowski, R (3, 1)										1	0	0	0	0	1	0
16 Jason Lane, R (8, PH) OBP: 0.330, SLG: 0.397										1	0	0	0	0	1	0
(8, 8)																
Inning Stats	R: 0 E: 0 K: 0 S: 11 H: 1 LOB: 1 BB: 0 P: 14	R: 0 E: 0 K: 1 S: 6 H: 0 LOB: 0 BB: 0 P: 8	R: 0 E: 0 K: 0 S: 8 H: 1 LOB: 1 BB: 1 P: 15	R: 0 E: 0 K: 0 S: 16 H: 1 LOB: 3 BB: 2 P: 28	R: 0 E: 0 K: 1 S: 6 H: 0 LOB: 0 BB: 0 P: 8	R: 0 E: 0 K: 0 S: 4 H: 0 LOB: 0 BB: 0 P: 5	R: 0 E: 0 K: 1 S: 7 H: 0 LOB: 0 BB: 0 P: 8	R: 0 E: 0 K: 1 S: 12 H: 1 LOB: 2 BB: 1 P: 19	R: 0 E: 0 K: 1 S: 9 H: 0 LOB: 0 BB: 0 P: 14	1B: 4 2B: 0 3B: 0 HR: 0 SF: 0 SAC: 1 DP: 1 HBP: 0						

	AB	29
	R	0
	H	4
	RBI	0
	BB	4
	SO	5
	LOB	14

WP: 0 PB: 0 SB: 0 CS: 0 PA: 34

PITCHER		IP	WLS	BF	H	R	ER	SO	BB	IBB	HBP	BLK	WP	HR	S	P	ERA	WHIP
Kyle Lohse, R	(1, 1)	8.0	W	31	4	0	0	4	4	0	0	0	0	0	70	105	0.00	1.000
ERA: 5.44																		
31 Matt Belisle, R	(9, 1)	1.0		3	0	0	0	1	0	0	0	0	0	0	9	14	0.00	0.000
ERA: 4.07																		

PITCHER	IP	WLS	BF	H	R	ER	SO	BB	IBB	HBP	BLK	WP	HR	S	P	ERA	WHIP

BOTTOM

Houston Astros @ Cincinnati Reds
Great American Ball Park, Cincinnati, OH
Tue Aug 22 2006, 7:10 PM EDT
Att. 22,556 - Clear - 87 F

livebaseballscorecards.com

Batter	1	2	3	4	5	6	7	8	9	AB	R	H	RBI	BB	SO	LOB
6 Ryan Freel, R (1, 9) (5, 8) OBP: 0.380, SLG: 0.425	F7	HR 1B	K	K			PB 1B 2B			5	2	2	0	0	2	2
Scott Hatteberg, L (1, 3) OBP: 0.410, SLG: 0.496	G4-3	HR 1-H 3-H	WP 12 1B 1-2 BB	FC6-4 1-2f			G4-6-3 2-H 1B			4	2	2	4	1	0	1
Ken Griffey Jr., L (1, 8) OBP: 0.314, SLG: 0.487 Norris Hopper, R (5, 9) (7, 7) OBP: 0.333, SLG: 0.333	12 BB BB	BB	HR 12 1B 1-2 2-3 IBB		G1-3		G4-6-3 1-2f			0 2	1 0	0 0	0 0	3 0	0 0	0 1
12 Edwin Encarnación, R (1, 5) OBP: 0.387, SLG: 0.546	1-2 BB	P3	HR 1-2 2-H 3-H 1B		L8			K		4	1	1	2	1	1	1
Adam Dunn, L (1, 7) OBP: 0.376, SLG: 0.550 Todd Hollandsworth, L (7, 9) OBP: 0.243, SLG: 0.412	K	2B 2B 1B 1B 1-H 2-H HR			K			F8		4 1	2 0	2 0	3 0	0 0	2 0	2 0
Rich Aurilia, R (1, 6) OBP: 0.341, SLG: 0.530 9 Juan Castro, R (5, 6) OBP: 0.276, SLG: 0.353	F7	26 2B 4 1B 1-2 1B F8				G3-1		P5		3 2	1 0	1 0	0 0	0 0	0 0	0 0
26 David Ross, R (1, 2) OBP: 0.377, SLG: 0.651 Jason LaRue, R (9, 2) OBP: 0.313, SLG: 0.293	G6-3	4 1B 1B 1-3 2-H 2B	HR		K					4 0	2 0	2 0	2 0	0 0	1 0	0 0
4 Brandon Phillips, R (1, 4) OBP: 0.344, SLG: 0.452	HR	1B 2-3 3-H	F8		G3-1					4	1	2	2	0	0	0
Kyle Lohse, R (1, 1) OBP: 0.300, SLG: 0.300 31 Matt Belisle, R (9, 1)	6 1B HR 1B	WP BB 12 1B 1-3 3-H 1B	FC6-4 1B				L7			4 0	2 0	3 0	1 0	0 0	0 0	0 0
Inning Stats	R: 0 E: 0 K: 1 S: 14 H: 0 LOB: 2 BB: 2 P: 26	R: 4 E: 0 K: 0 S: 15 H: 4 LOB: 1 BB: 1 P: 26	R: 8 E: 0 K: 1 S: 22 H: 7 LOB: 0 BB: 2 P: 39	R: 1 E: 0 K: 1 S: 13 H: 2 LOB: 1 BB: 0 P: 16	R: 0 E: 0 K: 1 S: 7 H: 0 LOB: 0 BB: 0 P: 11	R: 0 E: 0 K: 1 S: 9 H: 0 LOB: 0 BB: 0 P: 15	R: 1 E: 0 K: 0 S: 8 H: 2 LOB: 0 BB: 0 P: 11	R: 0 E: 0 K: 1 S: 11 H: 0 LOB: 0 BB: 0 P: 14		1B: 9 2B: 2 3B: 0 HR: 4	SF: 0 SAC: 0 DP: 1 HBP: 0						

	AB	37
	R	14
	H	15
	RBI	14
	BB	5
	SO	6
	LOB	7

WP: 1 PB: 1 SB: 0 CS: 0 PA: 42

PITCHER		IP	WLS	BF	H	R	ER	SO	BB	IBB	HBP	BLK	WP	HR	S	P	ERA	WHIP
Jason Hirsh, R ERA: 12.75	(1, 1)	2.2	L	21	9	10	10	2	4	1	0	0	1	2	44	80	33.75	4.875
Dave Borkowski, R ERA: 3.86	(3, 1)	4.1		18	6	4	4	3	0	0	0	0	0	2	44	64	8.31	1.385
54 Brad Lidge, R ERA: 5.53	(8, 1)	1.0		3	0	0	0	1	0	0	0	0	0	0	11	14	0.00	0.000

PITCHER	IP	WLS	BF	H	R	ER	SO	BB	IBB	HBP	BLK	WP	HR	S	P	ERA	WHIP

Houston Astros @ Cincinnati Reds

Great American Ball Park, Cincinnati, OH

Wed Aug 23 2006, 12:35 PM EDT

Att. 24,881 - Partly Cloudy - 82 F

TOP

livebaseballscorecards.com

Batter	1	2	3	4	5	6	7	8	9	AB	R	H	RBI	BB	SO	LOB
Willy Taveras, R (1, 8) OBP: 0.328, SLG: 0.334	G3		P3		1B		BB	F9		4	1	1	0	1	0	0
2 Chris Burke, R (1, 4) OBP: 0.360, SLG: 0.444	2B		1B		P2		E7	L8		5	1	3	1	0	0	2
17 Lance Berkman, S (1, 7) OBP: 0.415, SLG: 0.609	L8		K		G1-3		IBB	G1-3		4	1	0	0	1	1	4
Morgan Ensberg, R (1, 5) OBP: 0.392, SLG: 0.468	FC5-4 BB			L7		G4-6-3 BB	1B BB		F7	2	1	0	1	3	0	0
J.R. House, R (1, 3)	FC5-4			G1-3		G4-6-3	1B		HBP	3	0	0	0	0	0	3
Aubrey Huff, L (7, PH) (7, 3) OBP: 0.349, SLG: 0.473										1	1	1	2	0	0	0
16 Jason Lane, R (1, 9) OBP: 0.334, SLG: 0.396		BB		K		BB	1B		K	3	0	1	1	2	2	1
28 Adam Everett, R (1, 6) OBP: 0.290, SLG: 0.347		FC6-4 G4-6-3			HR	F8	2B		PB 1B	5	1	3	2	0	0	2
Brad Ausmus, R (1, 2) OBP: 0.295, SLG: 0.282		G4-6-3			E5		G6-3		G4-3	5	1	1	0	0	0	5
44 Roy Oswalt, R (1, 1) OBP: 0.200, SLG: 0.245			G1-3		SH2-4		SH2-4			1	0	0	0	0	0	0
Craig Biggio, R (7, PH) OBP: 0.319, SLG: 0.434							G4-3			1	0	0	0	0	0	2
Russ Springer, R (7, 1)										0	0	0	0	0	0	0
Trever Miller, R (8, 1)										0	0	0	0	0	0	0
Dan Wheeler, R (9, 1)										0	0	0	0	0	0	0

	AB	R	H	RBI	BB	SO	LOB
	34	7	10	7	7	3	19

Inning Stats	1	2	3	4	5	6	7	8	9
	R: 0 E: 0 K: 0 S: 11	H: 1 LOB: 2 BB: 1 P: 18	R: 0 E: 0 K: 0 S: 9	H: 0 LOB: 0 BB: 1 P: 16	R: 0 E: 0 K: 1 S: 10	H: 1 LOB: 1 BB: 0 P: 14	R: 0 E: 0 K: 1 S: 6	H: 0 LOB: 0 BB: 0 P: 11	R: 1 E: 1 K: 0 S: 10	H: 2 LOB: 2 BB: 0 P: 15	R: 0 E: 0 K: 0 S: 6	H: 0 LOB: 1 BB: 2 P: 16	R: 6 E: 1 K: 0 S: 21	H: 5 LOB: 2 BB: 3 P: 39	R: 0 E: 0 K: 0 S: 9	H: 0 LOB: 0 BB: 0 P: 12	R: 0 E: 0 K: 1 S: 10	H: 1 LOB: 2 BB: 0 P: 16

1B: 7	SF: 0	WP: 0	PA: 44
2B: 2	SAC: 2	PB: 1	
3B: 0	DP: 2	SB: 0	
HR: 1	HBP: 1	CS: 0	

PITCHER		IP	WLS	BF	H	R	ER	SO	BB	IBB	HBP	BLK	WP	HR	S	P	ERA	WHIP
Chris Michalak, L ERA: 4.76	(1, 1)	6.1		27	5	2	2	2	4	0	0	0	0	1	54	92	2.84	1.421
56 Todd Coffey, R ERA: 3.61	(7, 1)	0.0	L	3	1	0	0	0	1	1	0	0	0	0	6	16	∞	∞
Ryan Franklin, R ERA: 4.41	(7, 1)	0.0		1	0	1	1	0	1	0	0	0	0	0	2	6	∞	∞
Rheal Cormier, L ERA: 2.32	(7, 1)	0.2		5	3	4	4	0	0	0	0	0	0	0	11	15	54.00	4.500
45 Bill Bray, L ERA: 4.02	(8, 1)	1.0		3	0	0	0	0	0	0	0	0	0	0	9	12	0.00	0.000

PITCHER		IP	WLS	BF	H	R	ER	SO	BB	IBB	HBP	BLK	WP	HR	S	P	ERA	WHIP
31 Matt Belisle, R ERA: 3.91	(9, 1)	1.0		5	1	0	0	1	0	0	1	0	0	0	10	16	0.00	1.000

BOTTOM

Batter	1	2	3	4	5	6	7	8	9	AB	R	H	RBI	BB	SO	LOB
4 Brandon Phillips, R (1, 4) OBP: 0.342, SLG: 0.449	F X 0-1 1B 1B 1B		B B S X 2-1 ① G6-3		S B B F B X 3-2 ② G5-3		B F C B F X 2-2 ③ L9		B C F X 1-2 ③ P6	5	1	1	0	0	0	3
Scott Hatteberg, L (1, 3) OBP: 0.408, SLG: 0.493	C B B 1 B F F 1 F SAFE SAFE 3-2 F X 1-H 2B 1B		C S X 0-2 ② G6-3		C B C B X 2-2 ③ P6			B B C B C X 3-2 ① G4-3		4	1	1	1	0	0	0
Ken Griffey Jr., L (1, 8) OBP: 0.316, SLG: 0.490	B C B B X 3-1 1-H 2B		S F F B F X 1-2 1B			B X 1-0 ① F7		B X 1-0 ② G6-3		4	0	2	1	0	0	0
12 Edwin Encarnación, R (1, 5) OBP: 0.385, SLG: 0.540	B B F C S 2-3 ① K2-3		F F C 0-3 ③ K			C X 0-1 ② F9		B F F H 2-2 HBP		3	0	0	0	0	2	2
Adam Dunn, L (1, 7) OBP: 0.374, SLG: 0.545	B F X 1-1 ② P5			B S F F C 1-3 ① K		C X 0-1 ③ G6-3		F S B X 1-2 ③ G1-3		4	0	0	0	0	1	2
Rich Aurilia, R (1, 6) OBP: 0.343, SLG: 0.532	C X 0-1 ③ G5-3			B B X 2-0 1B			B F B X 2-1 1B 2B		C X 0-1 ① F7	4	1	2	0	0	0	1
Todd Hollandsworth, L (1, 9) OBP: 0.249, SLG: 0.420		B C C B F S 2-3 ① K		C S F S 0-3 ② K			F B F F X 1-2 26 FC1-6 2-H 1B		C B X 1-1 2B	4	0	2	1	0	2	1
26 David Ross, R (1, 2) OBP: 0.374, SLG: 0.640		F B C B B C 3-3 ② K		X 0-0 ③ F7			B C S S X 1-2 ① FC1-6 FC5-4 1-2f		B B B C B 4-1 BB	3	0	0	0	1	1	2
Chris Michalak, L (1, 1) OBP: 0.400, SLG: 0.600 56 Todd Coffey, R (7, 1) Ryan Franklin, R (7, 1) Rheal Cormier, L (7, 1) Royce Clayton, R (7, PH) OBP: 0.314, SLG: 0.351 45 Bill Bray, L (8, 1) 31 Matt Belisle, R (9, 1) Javier Valentin, S (9, PH) OBP: 0.292, SLG: 0.396		C F B B S 2-3 ③ K			B C X 1-1 ① G5-3		C B X 1-1 ② FC5-4 1-2f		B C F F S 1-3 ② K	2 0 0 0 0 1 0	0 0 0 0 0 0 0	0 0 0 0 0 0 0	0 0 0 0 0 0 0	0 0 0 0 0 0 0	1 0 0 0 1 0 0	0 0 0 0 0 0 0
Inning Stats	R: 2 E: 0 K: 1 S: 17 H: 3 LOB: 1 BB: 0 P: 26	R: 0 E: 0 K: 3 S: 10 H: 0 LOB: 0 BB: 0 P: 17	R: 0 E: 0 K: 1 S: 13 H: 1 LOB: 1 BB: 0 P: 16	R: 0 E: 0 K: 2 S: 10 H: 1 LOB: 1 BB: 0 P: 13	R: 0 E: 0 K: 0 S: 8 H: 0 LOB: 0 BB: 0 P: 14	R: 0 E: 0 K: 0 S: 5 H: 0 LOB: 0 BB: 0 P: 6	R: 1 E: 0 K: 0 S: 15 H: 2 LOB: 1 BB: 0 P: 22	R: 0 E: 0 K: 0 S: 9 H: 0 LOB: 1 BB: 0 P: 16	R: 0 E: 0 K: 1 S: 12 H: 1 LOB: 2 BB: 1 P: 19	1B: 5 2B: 3 3B: 0 HR: 0 SF: 0 SAC: 0 DP: 0 HBP: 1						

PITCHER		IP	WLS	BF	H	R	ER	SO	BB	IBB	HBP	BLK	WP	HR	S	P	ERA	WHIP
44 Roy Oswalt, R ERA: 3.23	(1, 1)	6.0	W	23	5	2	2	7	0	0	0	0	0	0	63	92	3.00	0.833
Russ Springer, R ERA: 3.61	(7, 1)	1.0		5	2	1	1	0	0	0	0	0	0	0	15	22	9.00	2.000
Trever Miller, L ERA: 3.72	(8, 1)	1.0		4	0	0	0	0	0	0	1	0	0	0	9	16	0.00	0.000
Dan Wheeler, R ERA: 2.68	(9, 1)	1.0		5	1	0	0	1	1	0	0	0	0	0	12	19	0.00	2.000

PITCHER	IP	WLS	BF	H	R	ER	SO	BB	IBB	HBP	BLK	WP	HR	S	P	ERA	WHIP

Houston Astros @ Cincinnati Reds

Great American Ball Park, Cincinnati, OH

Wed Aug 23 2006, 12:35 PM EDT

Att. 24,881 - Partly Cloudy - 82 F

livebaseballscorecards.com

AB	35
R	3
H	8
RBI	3
BB	1
SO	8
LOB	14

WP: 0 PA: 37
PB: 0
SB: 0
CS: 0

Batter	1	2	3	4	5	6	7	8	9	AB	R	H	RBI	BB	SO	LOB
Willy Taveras, R (1, 8) OBP: 0.331, SLG: 0.338	BBFBFB 4-2 WP 2S BB		CX 0-1 2 HR 1B	CBCX 1-2 G6-3 ③			X 0-0 2B		C B X 1-1 G3 ②	4	1	2	0	1	0	0
2 Chris Burke, R (1, 7) OBP: 0.360, SLG: 0.454	FB1 SAFE BFS 2-3 K ① 1-2		BB1 SAFE BCX 3-1 1-H HR		CBSX 1-2 17 G6-4-3 1B		BFX 1-1 G6-3 ①		FSFFS 0-3 K ③	5	1	2	2	0	2	2
17 Lance Berkman, S (1, 3) OBP: 0.411, SLG: 0.603	CCX 0-2 F9 ②		X 0-0 G5-3 ①		FFX 0-2 G6-4-3 ①② 1-2f		BX 1-0 G6-3 ②			4	0	0	0	0	0	3
Morgan Ensberg, R (1, 5) OBP: 0.395, SLG: 0.467	BBI 4-0 WP IBB		X 0-0 F8 ②		FBBCBB 4-2 1B BB		BCBSBB 4-2 BB			1	0	0	0	3	0	0
Luke Scott, L (1, 9) OBP: 0.470, SLG: 0.636	SDCBBD 4-2 FC5-4 1-2 2-3 BB		X 0-0 BLK 1B 1B		CBSBX 2-2 1-2 1B		CDSBFFC 2-3 K ③			3	1	2	0	1	1	2
Craig Biggio, R (1, 4) OBP: 0.318, SLG: 0.433	BBBCX 3-1 FC5-4 ③ 1-2f		CCX 0-2 1-H 1B	X 0-0 F8 ③				BCBBX 3-1 P3 ①		4	0	1	1	0	0	5
J.R. House, R (1, 2)		CX 0-1 P4 ①	FX 0-1 G5-3 ③			BBFFFX 2-2 G6-3 ①		CBBFFBX 3-2 G4-3 ②		3	0	0	0	0	0	1
Orlando Palmeiro, L (8, PH) OBP: 0.278, SLG: 0.289										1	0	0	0	0	0	0
Brad Ausmus, R (8, 2) OBP: 0.295, SLG: 0.282										0	0	0	0	0	0	0
28 Adam Everett, R (1, 6) OBP: 0.287, SLG: 0.344		CBBFX 2-2 G3-1 ②		X 0-0 F8 ①		BCX 1-1 G6-3 ②		CFBBX 2-2 G6-3 ③		4	0	0	0	0	0	0
51 Wandy Rodriguez, S (1, 1) OBP: 0.114, SLG: 0.088		BCFBBX 3-2 L1 ③		CSX 0-2 G3-1 ②		FCX 0-2 G1-3 ③			FFX 0-2 F7 ①	3	0	0	0	0	0	0
Chad Qualls, R (6, 1)										0	0	0	0	0	0	0
54 Brad Lidge, R (8, 1)										0	0	0	0	0	0	0
16 Jason Lane, R (9, PH) OBP: 0.333, SLG: 0.394										1	0	0	0	0	0	0
Inning Stats	R: 0 E: 0 K: 1 S: 12 H: 0 LOB: 3 BB: 3 P: 29	R: 0 E: 0 K: 0 S: 8 H: 0 LOB: 0 BB: 0 P: 13	R: 3 E: 0 K: 0 S: 12 H: 4 LOB: 1 BB: 0 P: 15	R: 0 E: 0 K: 0 S: 7 H: 0 LOB: 0 BB: 0 P: 8	R: 0 E: 0 K: 0 S: 12 H: 2 LOB: 2 BB: 1 P: 19	R: 0 E: 0 K: 0 S: 9 H: 0 LOB: 0 BB: 0 P: 12	R: 0 E: 0 K: 1 S: 11 H: 1 LOB: 2 BB: 1 P: 19	R: 0 E: 0 K: 0 S: 9 H: 0 LOB: 0 BB: 0 P: 17	R: 0 E: 0 K: 1 S: 10 H: 0 LOB: 0 BB: 0 P: 11	1B: 5 2B: 1 3B: 0 HR: 1 SF: 0 SAC: 0 DP: 1 HBP: 0						

TOP

Houston Astros @ Pittsburgh Pirates

PNC Park, Pittsburgh, PA

Thu Aug 24 2006, 7:05 PM EDT

Att. 32,345 - Partly Cloudy - 79 F

livebaseballscorecards.com

AB	33
R	3
H	7
RBI	3
BB	5
SO	3
LOB	13

WP: 1 PB: 0 SB: 1 CS: 0 PA: 38

PITCHER		IP	WLS	BF	H	R	ER	SO	BB	IBB	HBP	BLK	WP	HR	S	P	ERA	WHIP
28 Paul Maholm, L ERA: 4.82	(1, 1)	6.2	W	30	7	3	3	1	3	1	0	1	1	1	64	102	4.05	1.500
55 Matt Capps, R ERA: 3.63	(7, 1)	0.0		1	0	0	0	0	1	0	0	0	0	0	2	6	∞	∞
Damaso Marte, L ERA: 4.03	(7, 1)	0.1	H	1	0	0	0	1	0	0	0	0	0	0	5	7	0.00	0.000
16 Salomon Torres, R ERA: 3.89	(8, 1)	1.0	H	3	0	0	0	0	0	0	0	0	0	0	9	17	0.00	0.000
Michael Gonzalez, L ERA: 2.17	(9, 1)	1.0	S	3	0	0	0	1	0	0	0	0	0	0	10	11	0.00	0.000

PITCHER	IP	WLS	BF	H	R	ER	SO	BB	IBB	HBP	BLK	WP	HR	S	P	ERA	WHIP

BOTTOM

Houston Astros @ Pittsburgh Pirates

PNC Park, Pittsburgh, PA

Thu Aug 24 2006, 7:05 PM EDT

Att. 32,345 - Partly Cloudy - 79 F

livebaseballscorecards.com

Batter	1	2	3	4	5	6	7	8	9	AB	R	H	RBI	BB	SO	LOB
6 Chris Duffy, L (1, 8) OBP: 0.273, SLG: 0.283	B B C F S 2-3 ① K			C S X 0-2 WP 2B 1B		L F X 0-2 2 S 12 1B 1B	F S C 0-3 ② K			4	2	2	0	0	2	0
2 Jack Wilson, R (1, 6) OBP: 0.312, SLG: 0.378	B B F B F F X 3-2 ② F8			C L 1 B F 1 F S SAFE 1-3 ① K		C S S 0-3 ① K 1-2	S B B S B F F B 4-2 BB			3	0	0	0	1	2	2
12 Freddy Sanchez, R (1, 5) OBP: 0.383, SLG: 0.493	B C F F S 1-3 ③ K			1 SAFE B B B F 1 SAFE X 2-1 ② F8		B B C X 2-1 1B 26 1B 2-H 1B	B B X 2-0 ③ G5-3			4	1	1	1	0	1	2
Jason Bay, R (1, 7) OBP: 0.407, SLG: 0.553		X 0-0 ① F9		D B C D X 3-1 1-H 2B		1 SAFE X 0-0 26 1B 1-3 SF9 1B		C F B B X 2-2 26 S 1B		4	1	3	1	0	0	0
Xavier Nady, R (1, 3) OBP: 0.339, SLG: 0.474		C X 0-1 26 G4-6-3 1B		F B S B X 2-2 ③ G5-3		C H 1-1 26 1B 1B HBP		1 SAFE C S F 1 S SAFE 0-3 ① K		3	1	1	0	0	1	2
26 Ronny Paulino, R (1, 2) OBP: 0.364, SLG: 0.401		X 0-0 ② ③ G4-6-3 1-2f			B T X 1-1 G4-6-3 1B	X 0-0 1-2 2-3 3-H 1B		F S D F F S 1-3 ② K 1-2		4	0	2	1	0	1	2
José Bautista, R (1, 9) OBP: 0.348, SLG: 0.451			C B C C 1-3 ① K		F F D X 1-2 ① ② G4-6-3 1-2f	C F X 0-2 ② SF9 3-H		D X 1-0 ③ P3		3	0	0	1	0	1	2
Jose Castillo, R (1, 4) OBP: 0.320, SLG: 0.419			S B X 1-1 ② G4-3		S B B F F X 2-2 1B	X 0-0 ③ 2-H 1B				3	0	2	1	0	0	0
28 Paul Maholm, L (1, 1) OBP: 0.163, SLG: 0.128			C B C B F C 2-3 ③ K		C 1 C S SAFE 0-3 ③ K		B C B X 2-1 ① G3-1			2	0	0	0	0	2	1
55 Matt Capps, R (7, 1)										0	0	0	0	0	0	0
Damaso Marte, L (7, 1)										0	0	0	0	0	0	0
10 Rajai Davis, R (7, PH)										1	0	0	0	0	0	0
16 Salomon Torres, R (8, 1) OBP: 0.250, SLG: 0.250										0	0	0	0	0	0	0
Michael Gonzalez, R (9, 1)										0	0	0	0	0	0	0
Inning Stats	R: 0 E: 0 K: 2 S: 12 H: 0 LOB: 0 BB: 0 P: 18	R: 0 E: 0 K: 0 S: 4 H: 1 LOB: 0 BB: 0 P: 4	R: 0 E: 0 K: 2 S: 9 H: 0 LOB: 0 BB: 0 P: 13	R: 1 E: 0 K: 1 S: 16 H: 2 LOB: 1 BB: 0 P: 24	R: 0 E: 0 K: 1 S: 12 H: 2 LOB: 1 BB: 0 P: 16	R: 4 E: 0 K: 1 S: 15 H: 5 LOB: 1 BB: 0 P: 18	R: 0 E: 0 K: 1 S: 10 H: 0 LOB: 1 BB: 1 P: 18	R: 0 E: 0 K: 2 S: 13 H: 1 LOB: 1 BB: 0 P: 17		1B: 10 2B: 1 3B: 0 HR: 0 SF: 1 SAC: 0 DP: 2 HBP: 1				WP: 1 PB: 0 SB: 2 CS: 0 PA: 34		

	AB	31
	R	5
	H	11
	RBI	5
	BB	1
	SO	10
	LOB	11

PITCHER		IP	WLS	BF	H	R	ER	SO	BB	IBB	HBP	BLK	WP	HR	S	P	ERA	WHIP
51 Wandy Rodriguez, L ERA: 5.51	(1, 1)	5.1	L	23	8	5	5	7	0	0	1	0	1	0	63	88	8.44	1.500
Chad Qualls, R ERA: 4.33	(6, 1)	1.2	B	7	2	0	0	1	1	0	0	0	0	0	15	23	0.00	1.800
54 Brad Lidge, R ERA: 5.43	(8, 1)	1.0		4	1	0	0	2	0	0	0	0	0	0	13	17	0.00	1.000

PITCHER	IP	WLS	BF	H	R	ER	SO	BB	IBB	HBP	BLK	WP	HR	S	P	ERA	WHIP

Houston Astros @ Pittsburgh Pirates

PNC Park, Pittsburgh, PA

Fri Aug 25 2006, 7:05 PM EDT

Att. 37,009 - Cloudy - 81 F

TOP

livebaseballscorecards.com

Batter	1	2	3	4	5	6	7	8	9	AB	R	H	RBI	BB	SO	LOB
Willy Taveras, R (1, 8) OBP: 0.334, SLG: 0.341	C X 0-1 BB S 1B	C C D B B X 3-2 G6-3		C F F F C 0-3 K			X 0-0 2 FC6-5 1-2 1B		T B X 1-1 2 2 1B S 1B	5	0	3	0	0	1	2
Mike Lamb, L (1, 3) OBP: 0.353, SLG: 0.477 2 Chris Burke, R (7, PH) OBP: 0.361, SLG: 0.455 (7, 7) (8, 4)	1 SAFE 1 SAFE B B B C 1 SAFE C F F 3-3 F B S K2-3 1-2	C X 0-1 G3		B X 1-0 G3			C B F X 1-2 FC6-5 1-2 2-3f 3-H		B X 1-0 G4-6-3 1-3 1B	3 2	0 0	0 1	0 1	0 0	1 0	1 2
17 Lance Berkman, S (1, 9) OBP: 0.413, SLG: 0.609 (7, 3)	B C B B B S F B 4-2 FC5 BB BB	C F C B B X 1-2 HR		B B C B B 4-1 L3 BB			C S S 0-3 K		C X 0-1 P5	3	1	1	1	2	1	4
Aubrey Huff, L (1, 5) OBP: 0.345, SLG: 0.467	B B F B X 3-1 F8	B B X 2-0 G4-3		X 0-0 L3 1-1			D B X 2-0 G3-1		B 1 SAFE B C X 2-1 G4-6-3 1-2f	5	0	0	0	0	0	7
Luke Scott, L (1, 7) OBP: 0.463, SLG: 0.620 (7, 9) (8, 7)	B B C D F B 4-2 FC5 1-2 2-3 BB	S B B B X 2-1 G4-3				X 0-0 G4-3		C B X 1-1 L3		3	0	0	0	1	0	0
Craig Biggio, R (1, 4) OBP: 0.316, SLG: 0.429 Dan Wheeler, R (8, 1) 54 Brad Lidge, R (9, 1)	D B X 2-0 FC5 1-2 2-3f			C S S 0-3 K		B B B C X 3-1 F7		S S S 0-3 K		4 0 0	0 0 0	0 0 0	0 0 0	0 0 0	2 0 0	3 0 0
28 Adam Everett, R (1, 6) OBP: 0.287, SLG: 0.343		C C B C 1-3 K	B C C B F X 2-2 S 1B			C X 0-1 G6-3		C S S 0-3 K2-3		4	1	1	0	0	2	0
Brad Ausmus, R (1, 2) OBP: 0.302, SLG: 0.288	C T F B F B B X 3-2 SH2-4 1B	C C F X 0-2 SH2-4 1-H 1B					S X 0-1 1B 2 FC6-5 1B		B B B B 4-0 16 HR BB	3	2	3	1	1	0	0
Roger Clemens, R (1, 1) OBP: 0.227, SLG: 0.056 Orlando Palmeiro, L (7, PH) OBP: 0.286, SLG: 0.297 Russ Springer, R (7, 1) 16 Jason Lane, R (8, 9) OBP: 0.336, SLG: 0.409	X 0-0 SH2-4 1-2	L X 0-1 SH2-4 1-2					D F X 1-1 2 FC6-5 1B 1-3 1B		X 0-0 1-H HR	0 1 0 1	0 0 0 1	0 1 0 1	0 0 0 2	0 0 0 0	0 0 0 0	0 0 0 0
Inning Stats	R: 0 H: 1 E: 0 LOB: 3 K: 1 BB: 2 S: 16 P: 32	R: 0 H: 1 E: 0 LOB: 1 K: 1 BB: 0 S: 12 P: 19	R: 1 H: 1 E: 0 LOB: 0 K: 0 BB: 0 S: 9 P: 14	R: 1 H: 2 E: 0 LOB: 1 K: 2 BB: 0 S: 18 P: 20	R: 0 H: 0 E: 0 LOB: 0 K: 0 BB: 1 S: 3 P: 8	R: 0 H: 0 E: 0 LOB: 0 K: 0 BB: 0 S: 5 P: 8	R: 1 H: 3 E: 0 LOB: 2 K: 1 BB: 0 S: 13 P: 17	R: 0 H: 0 E: 0 LOB: 0 K: 2 BB: 0 S: 8 P: 9	R: 2 H: 3 E: 0 LOB: 1 K: 0 BB: 1 S: 8 P: 16	1B: 9 SF: 0 2B: 1 SAC: 2 3B: 0 DP: 2 HR: 2 HBP: 0						WP: 0 PA: 40 PB: 0 SB: 3 CS: 0

	AB	34
	R	5
	H	11
	RBI	5
	BB	4
	SO	7
	LOB	19

PITCHER		IP	WLS	BF	H	R	ER	SO	BB	IBB	HBP	BLK	WP	HR	S	P	ERA	WHIP
Victor Santos, R ERA: 5.59	(1, 1)	6.0	L	28	8	3	3	4	3	0	0	0	0	1	68	107	4.50	1.833
34 John Grabow, L ERA: 3.95	(7, 1)	1.0		3	0	0	0	1	0	0	0	0	0	0	8	11	0.00	0.000
Britt Reames, R ERA: 4.76	(8, 1)	2.0		9	3	2	2	2	1	0	0	0	0	1	16	25	9.00	2.000

PITCHER	IP	WLS	BF	H	R	ER	SO	BB	IBB	HBP	BLK	WP	HR	S	P	ERA	WHIP

Houston Astros @ Pittsburgh Pirates

PNC Park, Pittsburgh, PA

Fri Aug 25 2006, 7:05 PM EDT

Att. 37,009 - Cloudy - 81 F

livebaseballscorecards.com

BOTTOM

Batter	1	2	3	4	5	6	7	8	9	AB	R	H	RBI	BB	SO	LOB
6 Chris Duffy, L (1, 8) OBP: 0.268, SLG: 0.277	G1-3		G1-3 1-2		FC1 3-H			L7		4	0	0	0	0	0	2
Joe Randa, R (1, 5) OBP: 0.314, SLG: 0.385	G6-3		G3		G1-3			F8		4	0	0	0	0	0	2
12 Freddy Sanchez, R (1, 6) OBP: 0.386, SLG: 0.497	F9			1B 1B BB		G4-6-3 1B		2B		3	1	2	0	1	0	0
Jason Bay, R (1, 7) OBP: 0.404, SLG: 0.548		G6-3		K		K		K		4	0	0	0	0	3	3
Jeromy Burnitz, L (1, 9) OBP: 0.292, SLG: 0.436		1B		1B 1-3		G4-6-3 1-2f			K	4	0	2	0	0	1	1
Xavier Nady, R (1, 3) OBP: 0.340, SLG: 0.472		L8		41 G3-6-1 1B 1-2 3-H			26 FC6-4 BB		F7	3	0	1	1	1	0	1
41 Ryan Doumit, S (1, 2) OBP: 0.254, SLG: 0.377		G4-3		G3-6-1 1-2f			F8		K	4	0	0	0	0	1	4
Jose Castillo, R (1, 4) OBP: 0.320, SLG: 0.421			F8		SH5-4 6 FC1 2B		P3			3	0	1	0	0	0	1
Victor Santos, R (1, 1) OBP: 0.118, SLG: 0.118			6 WP 1B		SH5-4 2-3		FC6-4 1-2f			1	0	1	0	0	0	0
34 John Grabow, L (7, 1)										0	0	0	0	0	0	0
26 Ronny Paulino, R (7, PH) OBP: 0.363, SLG: 0.400										1	0	0	0	0	0	1
Britt Reames, R (8, 1)										0	0	0	0	0	0	0

	AB	31
	R	1
	H	7
	RBI	1
	BB	2
	SO	5
	LOB	15

Inning Stats	1	2	3	4	5	6	7	8	9
	R: 0 E: 0 K: 0 S: 6	H: 0 LOB: 0 BB: 0 P: 10	R: 0 E: 0 K: 0 S: 12	H: 1 LOB: 1 BB: 0 P: 20	R: 0 E: 0 K: 0 S: 8	H: 1 LOB: 1 BB: 0 P: 11	R: 1 E: 0 K: 1 S: 18	H: 2 LOB: 1 BB: 1 P: 28	R: 0 E: 0 K: 0 S: 5	H: 1 LOB: 1 BB: 0 P: 5
	R: 0 E: 0 K: 1 S: 6	H: 1 LOB: 0 BB: 0 P: 8	R: 0 E: 0 K: 0 S: 8	H: 0 LOB: 1 BB: 1 P: 17	R: 0 E: 0 K: 1 S: 10	H: 1 LOB: 1 BB: 0 P: 15	R: 0 E: 0 K: 2 S: 7	H: 0 LOB: 0 BB: 0 P: 10		

	1B: 5	SF: 0	WP: 1	PA: 34
	2B: 2	SAC: 1	PB: 0	
	3B: 0	DP: 2	SB: 0	
	HR: 0	HBP: 0	CS: 0	

PITCHER		IP	WLS	BF	H	R	ER	SO	BB	IBB	HBP	BLK	WP	HR	S	P	ERA	WHIP
Roger Clemens, R ERA: 2.5	(1, 1)	6.0	W	23	6	1	1	2	1	0	0	0	1	0	55	82	1.50	1.167
Russ Springer, R ERA: 3.54	(7, 1)	1.0	H	4	0	0	0	0	1	0	0	0	0	0	8	17	0.00	1.000
Dan Wheeler, R ERA: 2.63	(8, 1)	1.0	H	4	1	0	0	1	0	0	0	0	0	0	10	15	0.00	1.000
54 Brad Lidge, R ERA: 5.34	(9, 1)	1.0		3	0	0	0	2	0	0	0	0	0	0	7	10	0.00	0.000

PITCHER	IP	WLS	BF	H	R	ER	SO	BB	IBB	HBP	BLK	WP	HR	S	P	ERA	WHIP

Batter	1	2	3	4	5	6	7	8	9	AB	R	H	RBI	BB	SO	LOB
Willy Taveras, R (1, 8) OBP: 0.333, SLG: 0.342	1-1 SH1-3 2 2B	0-1 E3 2 CS 2-H 3-H		3-2 G1-3 1-2 3-H			0-1 FC5-6 2 1B 17 2B 1-2f	2-0 G6-3		5	1	1	0	0	0	3
2 Chris Burke, R (1, 7) (7, 4) OBP: 0.363, SLG: 0.455	0-0 SH1-3 2-3	1-0 CS 1-2	0-3 K		1-2 16 WP 1B		2-2 17 2B 1-3 1B		0-1 L4	4	1	2	0	0	1	0
17 Lance Berkman, S (1, 3) OBP: 0.411, SLG: 0.606	2-0 P4		1-0 G1-3		0-0 F7		0-1 16 S 1B 1-H 3-H 2B		1-1 L7	5	1	1	2	0	0	2
16 Jason Lane, R (1, 9) OBP: 0.337, SLG: 0.406	4-2 BB		0-1 L6		2-3 K 1-2		2-2 G6-3 2-3		2-2 1B	4	0	1	0	1	1	2
Morgan Ensberg, R (1, 5) OBP: 0.393, SLG: 0.463	0-0 F7			0-0 G6-3	0-2 G4-3		3-2 1B 3-H		0-3 K	5	0	1	1	0	1	4
Craig Biggio, R (1, 4) OBP: 0.315, SLG: 0.427 54 Brad Lidge, R (9, 1)		1-0 28 SH5-4 1B E 1B		1-0 F8		2-3 K	1-2 G5-3			4 0	1 0	1 0	0 0	0 0	1 0	1 0
28 Adam Everett, R (1, 6) OBP: 0.291, SLG: 0.350	1-1 SH5-4 1-2 E 1B			1-0 1B 3B		2-2 G5-3		4-2 SH1-3 BB		3	2	2	0	1	0	0
Brad Ausmus, R (1, 2) OBP: 0.302, SLG: 0.287	1-3 K			4-0 1B WP IBB		0-1 P4		1-0 SH1-3 1-2		2	1	0	0	1	1	2
Andy Pettitte, L (1, 1) OBP: 0.235, SLG: 0.340 Dave Borkowski, R (7, 1) Luke Scott, L (7, 7) OBP: 0.460, SLG: 0.615	1-0 SH5-4 1-2 2-3			0-1 WP 1-3 3-H 1B			1-1 FC5-6 1B	0-0 F7		2 0 1	0 0 0	2 0 0	1 0 0	0 0 0	0 0 1	0 0 1
Inning Stats	R: 0 E: 0 K: 0 S: 7 H: 1 LOB: 2 BB: 1 P: 14	R: 2 E: 1 K: 1 S: 12 H: 2 LOB: 0 BB: 0 P: 17	R: 0 E: 0 K: 1 S: 6 H: 0 LOB: 0 BB: 0 P: 7	R: 2 E: 0 K: 0 S: 10 H: 2 LOB: 1 BB: 1 P: 19	R: 0 E: 0 K: 1 S: 11 H: 1 LOB: 1 BB: 0 P: 14	R: 0 E: 0 K: 1 S: 9 H: 0 LOB: 0 BB: 0 P: 13	R: 3 E: 0 K: 0 S: 21 H: 4 LOB: 1 BB: 0 P: 30	R: 0 E: 0 K: 0 S: 5 H: 0 LOB: 1 BB: 1 P: 12	R: 0 E: 0 K: 1 S: 10 H: 1 LOB: 1 BB: 0 P: 13	1B: 8 2B: 2 3B: 1 HR: 0 SF: 0 SAC: 3 DP: 0 HBP: 0						

Houston Astros @ Pittsburgh Pirates

PNC Park, Pittsburgh, PA

Sat Aug 26 2006, 7:05 PM EDT

Att. 37,190 - Cloudy - 87 F

TOP

livebaseballscorecards.com

AB	35
R	7
H	11
RBI	4
BB	3
SO	5
LOB	15

WP: 2 PB: 0 SB: 1 CS: 1 PA: 42

PITCHER		IP	WLS	BF	H	R	ER	SO	BB	IBB	HBP	BLK	WP	HR	S	P	ERA	WHIP
57 Zach Duke, L ERA: 5.01	(1, 1)	6.2	L	32	10	7	5	4	1	1	0	0	2	0	73	110	6.75	1.650
55 Matt Capps, R ERA: 3.61	(7, 1)	0.1		1	0	0	0	0	0	0	0	0	0	0	3	4	0.00	0.000
Damaso Marte, L ERA: 3.86	(8, 1)	2.0		8	1	0	0	1	1	0	0	0	0	0	15	25	0.00	1.000

PITCHER	IP	WLS	BF	H	R	ER	SO	BB	IBB	HBP	BLK	WP	HR	S	P	ERA	WHIP

BOTTOM

Houston Astros @ Pittsburgh Pirates

PNC Park, Pittsburgh, PA

Sat Aug 26 2006, 7:05 PM EDT
Att. 37,190 - Cloudy - 87 F

livebaseballscorecards.com

Batter	1	2	3	4	5	6	7	8	9	AB	R	H	RBI	BB	SO	LOB
6 Chris Duffy, L (1, 8) OBP: 0.262, SLG: 0.271	G1-3	L9			G1-3		F7			4	0	0	0	0	0	4
Joe Randa, R (1, 3) OBP: 0.313, SLG: 0.382	12 G4-6-3 1B	P3			G6-3		SAFE F9			4	0	1	0	0	0	4
12 Freddy Sanchez, R (1, 6) OBP: 0.383, SLG: 0.492	G4-6-3		F8			G6-3		K2-3		4	0	0	0	0	1	1
Jason Bay, R (1, 7) OBP: 0.401, SLG: 0.544		F9	K			K		G6-3		4	0	0	0	0	2	0
Xavier Nady, R (1, 9) OBP: 0.342, SLG: 0.474		1B 26 1B 1B BB	P6			F8		2B		3	1	1	0	1	0	0
26 Ronny Paulino, R (1, 2) OBP: 0.365, SLG: 0.401		1B 1B 1B		K			1B 41 SF9 1B	L9		4	2	2	0	0	1	1
José Bautista, R (1, 5) OBP: 0.350, SLG: 0.452		1B 57 1B 1B		G6-3			41 SF9 1B		K	4	1	2	0	0	1	0
Jose Castillo, R (1, 4) OBP: 0.322, SLG: 0.422		6 L9 57 1B 1B		F9			1B		K	4	0	2	2	0	1	0
57 Zach Duke, L (1, 1) OBP: 0.228, SLG: 0.268		SAFE			G4-3		SF9		K	2	0	1	1	0	0	0
55 Matt Capps, R (7, 1)										0	0	0	0	0	0	0
41 Ryan Doumit, S (7, PH) OBP: 0.250, SLG: 0.377										0	0	0	1	0	0	0
Damaso Marte, L (8, 1)										0	0	0	0	0	0	0
Jeromy Burnitz, L (9, PH) OBP: 0.291, SLG: 0.434										1	0	0	0	0	1	0
Inning Stats	R: 0 E: 0 K: 0 S: 10 H: 1 LOB: 0 BB: 0 P: 14	R: 3 E: 0 K: 0 S: 21 H: 4 LOB: 2 BB: 1 P: 33	R: 0 E: 0 K: 1 S: 9 H: 0 LOB: 0 BB: 0 P: 12	R: 0 E: 0 K: 1 S: 9 H: 0 LOB: 0 BB: 0 P: 11	R: 0 E: 0 K: 0 S: 8 H: 0 LOB: 0 BB: 0 P: 12	R: 0 E: 0 K: 1 S: 7 H: 0 LOB: 0 BB: 0 P: 9	R: 1 E: 0 K: 0 S: 17 H: 3 LOB: 2 BB: 0 P: 24	R: 0 E: 0 K: 1 S: 13 H: 1 LOB: 1 BB: 0 P: 19	R: 0 E: 0 K: 3 S: 9 H: 0 LOB: 0 BB: 0 P: 13	1B: 8 2B: 1 3B: 0 HR: 0	SF: 1 SAC: 0 DP: 1 HBP: 0						

	AB	34
	R	4
	H	9
	RBI	4
	BB	1
	SO	7
	LOB	10

WP: 0 PB: 0 SB: 0 CS: 0 PA: 36

PITCHER		IP	WLS	BF	H	R	ER	SO	BB	IBB	HBP	BLK	WP	HR	S	P	ERA	WHIP
Andy Pettitte, L ERA: 4.56	(1, 1)	6.0	W	25	7	4	4	3	1	0	0	0	0	0	74	105	6.00	1.333
Dave Borkowski, R ERA: 3.72	(7, 1)	2.0	H	8	2	0	0	1	0	0	0	0	0	0	20	29	0.00	1.000
54 Brad Lidge, R ERA: 5.25	(9, 1)	1.0	S	3	0	0	0	3	0	0	0	0	0	0	9	13	0.00	0.000

PITCHER	IP	WLS	BF	H	R	ER	SO	BB	IBB	HBP	BLK	WP	HR	S	P	ERA	WHIP

Houston Astros @ Pittsburgh Pirates

PNC Park, Pittsburgh, PA

Sun Aug 27 2006, 1:35 PM EDT
Att. 19,459 - Partly Cloudy - 78 F

TOP

livebaseballscorecards.com

Batter	1	2	3	4	5	6	7	8	9	AB	R	H	RBI	BB	SO	LOB
Willy Taveras, R (1, 8) OBP: 0.335, SLG: 0.345	C F F F B X 1-2 S 17 1B 1B		C B B B B 4-1 E 2B BB		C X 0-1 ① G5-3	B C F B B X 3-2 1B 2 FC5-2-5-1 2B	X 0-0 ① G5-3		C B C B B B X 3-2 1B 1B	4	2	2	0	1	0	0
43 Chris Sampson, R (8, 1)										0	0	0	0	0	0	0
Morgan Ensberg, R (9, PH) OBP: 0.394, SLG: 0.465										1	0	1	0	0	0	0
Trever Miller, R (9, 1)										0	0	0	0	0	0	0
Mike Lamb, L (1, 5) OBP: 0.359, SLG: 0.482	1 SAFE B B B X 2-0 ① F7 1-2		1 SAFE F X 0-1 17 E 1-H 2B		B B C B B 4-1 2 1B 17 HR BB	B B C X 2-1 2 FC5-2-5-1 2-3 1B 1B	C S X 0-2 ② G3-1		X 0-0 1-2 1B	5	3	3	1	1	0	1
(6, 3)																
2 Chris Burke, R (1, 4) OBP: 0.363, SLG: 0.451	F X 0-1 ② F7		B B S B B B 4-1 17 E SF8 BB		F X 0-1 17 HR 1-3 1B	B F F X 1-2 ① FC5-2-5-1 1B SF5 1-3 3-H	C B F B B S 3-3 ③ K		C X 0-1 ③ P6	5	3	1	0	1	1	5
17 Lance Berkman, S (1, 3) OBP: 0.414, SLG: 0.614	B B X 2-0 FC6 2-H 1B		B B X 2-0 E6 1-3 2-H		S F F X 0-2 1-H 3-H HR	I 4-0 1B 28 2B IBB		X 0-0 ① P5		3	2	2	4	1	0	1
Orlando Palmeiro, L (6, 9) OBP: 0.283, SLG: 0.293										1	0	0	0	0	0	0
Aubrey Huff, L (1, 9) OBP: 0.345, SLG: 0.467	B X 1-0 ③ FC6 1-2f		C X 0-1 ② SF8 3-H		B C B F B X 3-2 BB BB 1B	C X 0-1 28 2B 1-2 2-3 3-H 1B		B F S B X 2-2 ② G1-3		4	1	2	2	0	0	1
(6, 5)																
Luke Scott, L (1, 7) OBP: 0.458, SLG: 0.605		B C B B B B 4-1 G6-4-3 BB	X 0-0 ③ F7		B B D B 4-0 BB 1-2 BB	B C X 1-1 ② SF5 3-H		F X 0-1 ③ G4-3		2	0	0	1	2	0	1
28 Adam Everett, R (1, 6) OBP: 0.292, SLG: 0.358	C C F B X 1-2 ① P4	T F T 0-2 ① K	C B B X 2-1 ② F7		B C B B F X 3-2 1B 1-H 2-H 2B				X 0-0 16 SF7 3B	5	2	2	2	0	1	3
Brad Ausmus, R (1, 2) OBP: 0.304, SLG: 0.287	X 0-0 ② ③ G6-4-3 1-2f	C B B X 2-1 ② G4-3	C B B B D 4-1 1-2 2-3 BB		X 0-0 2-H 1B				B C S X 1-2 ① SF7 3-H	3	0	1	1	1	0	1
16 Jason Lane, R (8, 8) OBP: 0.336, SLG: 0.406										0	0	0	1	0	0	0
Jason Hirsh, R (1, 1)		C B F C 1-3 ① K	C F S 0-3 ③ K		B C F S 1-3 ③ K2-3	C X 0-1 ③ P3			B T S S S 1-3 ② K	4	0	0	0	0	3	4
J.R. House, R (8, 2)										1	0	0	0	0	1	0
Inning Stats	R: 1 H: 2 E: 0 LOB: 1 K: 0 BB: 0 S: 10 P: 16	R: 0 H: 0 E: 0 LOB: 0 K: 0 BB: 1 S: 6 P: 11	R: 3 H: 1 E: 2 LOB: 1 K: 1 BB: 2 S: 11 P: 22	R: 0 H: 0 E: 0 LOB: 0 K: 2 BB: 0 S: 8 P: 10	R: 3 H: 3 E: 0 LOB: 3 K: 1 BB: 3 S: 18 P: 36	R: 5 H: 5 E: 0 LOB: 1 K: 0 BB: 1 S: 19 P: 33	R: 0 H: 0 E: 0 LOB: 0 K: 1 BB: 0 S: 7 P: 10	R: 0 H: 0 E: 0 LOB: 0 K: 0 BB: 0 S: 6 P: 8	R: 1 H: 3 E: 0 LOB: 2 K: 1 BB: 0 S: 15 P: 20	1B: 9 SF: 3 2B: 3 SAC: 0 3B: 1 DP: 1 HR: 1 HBP: 0						

AB	38
R	13
H	14
RBI	12
BB	7
SO	6
LOB	17

WP: 0 PA: 48
PB: 0
SB: 1
CS: 0

PITCHER		IP	WLS	BF	H	R	ER	SO	BB	IBB	HBP	BLK	WP	HR	S	P	ERA	WHIP
Shawn Chacon, R ERA: 7.18	(1, 1)	4.1	L	23	6	7	5	3	4	0	0	0	0	1	47	78	10.38	2.308
Britt Reames, R ERA: 9.82	(5, 1)	1.2		13	5	5	5	1	2	1	0	0	0	0	25	50	27.00	4.200
34 John Grabow, L ERA: 3.9	(7, 1)	3.0		12	3	1	1	2	0	0	0	0	0	0	28	38	3.00	1.000

PITCHER	IP	WLS	BF	H	R	ER	SO	BB	IBB	HBP	BLK	WP	HR	S	P	ERA	WHIP

Houston Astros @ Pittsburgh Pirates

PNC Park, Pittsburgh, PA

Sun Aug 27 2006, 1:35 PM EDT
Att. 19,459 - Partly Cloudy - 78 F

livebaseballscorecards.com

BOTTOM

Batter	1	2	3	4	5	6	7	8	9	AB	R	H	RBI	BB	SO	LOB
6 Chris Duffy, L (1, 8) OBP: 0.256, SLG: 0.264	B X 1-0 ① F8		C F B X 1-2 ③ G6-3		B B F F F D X 3-2 ① L8		B B C S B X 3-2 ② L8		C S F X 0-2 ③ G5-3	5	0	0	0	0	0	3
José Bautista, R (1, 5) (5, 4) OBP: 0.351, SLG: 0.454	C C S 0-3 ② K			C X 0-1 1B 2B	C S H 1-2 12 1B HBP		C F X 0-2 ③ G1-3			3	1	1	0	0	1	0
12 Freddy Sanchez, R (1, 6) OBP: 0.384, SLG: 0.492	C F B X 1-2 ③ F8			X 0-0 ① L4	C X 0-1 1-2 2-3 1B			X 0-0 G6-4-3 1B		4	0	2	0	0	0	1
Jason Bay, R (1, 7) OBP: 0.398, SLG: 0.539		C X 0-1 ① G6-3		S F X 0-2 ② G5-3	S B X 1-1 ② P3			B X 1-0 ① ② G6-4-3 1-2f		4	0	0	0	0	0	5
Jeromy Burnitz, L (1, 9) OBP: 0.291, SLG: 0.430		B X 1-0 ② F8		B B B C B 4-1 1B BB	F B X 1-1 ③ F7			S X 0-1 ③ G4-3		3	0	0	0	1	0	3
Xavier Nady, R (1, 3) OBP: 0.346, SLG: 0.477	C F F F F F B F F 2-2 B X 1B			B C X 1-1 41 BB 1-3 2-H 1B		X 0-0 ① P3			C B X 1-1 41 HBP 1B	4	0	3	1	0	0	0
41 Ryan Doumit, S (1, 2) OBP: 0.264, SLG: 0.365		C X 0-1 ③ G4-3		B B B B 4-0 1-2 BB		B S X 1-1 ② P2			B C F H 2-2 1-2 HBP	2	0	0	0	1	0	1
Jose Castillo, R (1, 4) OBP: 0.321, SLG: 0.420 Britt Reames, R (5, 1) 11 Humberto Cota, R (6, PH) OBP: 0.245, SLG: 0.191 34 John Grabow, L (7, 1) 10 Rajai Davis, R (9, PH)			B C X 1-1 ① P6	X 0-0 ③ G6-3		F F B B S 2-3 ③ K			B B C B F F X 3-2 ① F8	2	0	0	0	0	0	3
										0	0	0	0	0	0	0
										1	0	0	0	0	1	0
										0	0	0	0	0	0	0
										1	0	0	0	0	0	2
Shawn Chacon, R (1, 1) Joe Randa, R (5, 5) OBP: 0.313, SLG: 0.387			X 0-0 ② P3		C B X 1-1 12 1B 2B		C X 0-1 ① G3-1		B B F X 2-1 ② F7	1	0	0	0	0	0	0
										3	0	1	0	0	0	2
Inning Stats	R: 0 H: 0 E: 0 LOB: 0 K: 1 BB: 0 S: 7 P: 9	R: 0 H: 1 E: 0 LOB: 1 K: 0 BB: 0 S: 14 P: 17	R: 0 H: 0 E: 0 LOB: 0 K: 0 BB: 0 S: 6 P: 8	R: 1 H: 2 E: 0 LOB: 3 K: 0 BB: 2 S: 10 P: 19	R: 0 H: 2 E: 0 LOB: 3 K: 0 BB: 0 S: 14 P: 21	R: 0 H: 0 E: 0 LOB: 0 K: 1 BB: 0 S: 6 P: 9	R: 0 H: 0 E: 0 LOB: 0 K: 0 BB: 0 S: 8 P: 11	R: 0 H: 1 E: 0 LOB: 0 K: 0 BB: 0 S: 4 P: 5	R: 0 H: 1 E: 0 LOB: 2 K: 0 BB: 0 S: 14 P: 22	1B: 5 SF: 0 2B: 2 SAC: 0 3B: 0 DP: 1 HR: 0 HBP: 2						

	AB	R	H	RBI	BB	SO	LOB
	33	1	7	1	2	2	20

WP: 0 PA: 37
PB: 0
SB: 0
CS: 0

PITCHER	IP	WLS	BF	H	R	ER	SO	BB	IBB	HBP	BLK	WP	HR	S	P	ERA	WHIP
Jason Hirsh, R (1, 1) ERA: 8.53	7.0	W	29	5	1	1	2	2	0	1	0	0	0	65	94	1.29	1.000
43 Chris Sampson, R (8, 1) ERA: 3.31	1.0		3	1	0	0	0	0	0	0	0	0	0	4	5	0.00	1.000
Trever Miller, L (9, 1) ERA: 3.63	1.0		5	1	0	0	0	0	0	1	0	0	0	14	22	0.00	1.000

PITCHER	IP	WLS	BF	H	R	ER	SO	BB	IBB	HBP	BLK	WP	HR	S	P	ERA	WHIP

Batter	1	2	3	4	5	6	7	8	9	AB	R	H	RBI	BB	SO	LOB
Brady Clark, R (1, 8) OBP: 0.366, SLG: 0.340	C C X 0-2 E5 2 BB		C S X 0-2 ① G5-3			B B F X 2-1 ① P4		B C F B B C 3-3 ① K		4	0	0	0	0	1	0
9 Tony Graffanino, R (1, 4) OBP: 0.354, SLG: 0.405	B F X 1-1 ① L7		C C B B S 2-3 ② K			C B B F F B X 3-2 ② F8		F S S 0-3 ② K		4	0	0	0	0	2	1
28 Prince Fielder, L (1, 3) OBP: 0.343, SLG: 0.479	C S 1 SAFE C 0-3 ② K		S X 0-1 ③ G1-3			F B F X 1-2 ③ G5-3		B B T X 2-1 ③ G4-3		4	0	0	0	0	1	1
2 Bill Hall, R (1, 6) OBP: 0.342, SLG: 0.573	B B C F B F F F 4-2 B 1-2 BB			B S F B B F F S 3-3 ① K			B C B X 2-1 18 2B 2B		C B C S 1-3 ① K	3	1	1	0	1	2	0
18 Gabe Gross, L (1, 7) OBP: 0.383, SLG: 0.485 Kevin Mench, R (7, PR) OBP: 0.323, SLG: 0.429 (7, 7)	C B F B S 2-3 ③ K			B X 1-0 ② G5-3			T B B F F X 2-2 1 2B 2-H 2B		C X 0-1 ② G3	3 1	0 1	1 1	1 0	0 0	1 0	2 0
1 Corey Hart, R (1, 9) OBP: 0.323, SLG: 0.419		B X 1-0 ① G1-3		F T X 0-2 ③ G5-3			X 0-0 G6-3 11 SF7 2-H 2B		C X 0-1 1B	4	1	2	1	0	0	0
David Bell, R (1, 5) OBP: 0.340, SLG: 0.391		F B B F B X 3-2 1B			X 0-0 ① G5-3		B F F F D F X 2-2 ① G6-3 2-3		C F S 0-3 ③ K	4	0	1	0	0	1	2
11 Mike Rivera, R (1, 2) OBP: 0.318, SLG: 0.397		B C B C F X 2-2 ② P3			C C X 0-2 ② F8		S F B X 1-2 ② SF7 3-H			2	0	0	1	0	0	1
Tomo Ohka, S (1, 1) OBP: 0.172, SLG: 0.179	S F S 0-3 ③ K2-3				C S S 0-3 ③ K		F F S 0-3 ③ K2-3			3	0	0	0	0	3	2
Brian Shouse, L (7, 1)										0	0	0	0	0	0	0
Dan Kolb, R (8, 1)										0	0	0	0	0	0	0
Derrick Turnbow, R (8, 1)										0	0	0	0	0	0	0

TOP

Milwaukee Brewers @ Houston Astros

Minute Maid Park, Houston, TX

Tue Aug 29 2006, 7:05 PM CDT
Att. 32,981 - Roof Closed - 73 F

livebaseballscorecards.com

AB	32
R	3
H	5
RBI	3
BB	1
SO	11
LOB	9

Inning Stats	1	2	3	4	5	6	7	8	9
	R: 0 E: 1 K: 2 S: 17	H: 0 LOB: 2 BB: 1 P: 24	R: 0 E: 0 K: 1 S: 11	H: 1 LOB: 1 BB: 0 P: 17	R: 0 E: 0 K: 1 S: 8	H: 0 LOB: 0 BB: 0 P: 10	R: 0 E: 0 K: 1 S: 9	H: 0 LOB: 0 BB: 0 P: 13	R: 0 E: 0 K: 1 S: 7	H: 0 LOB: 0 BB: 0 P: 7	R: 0 E: 0 K: 0 S: 9	H: 0 LOB: 0 BB: 0 P: 15	R: 3 E: 0 K: 1 S: 18	H: 3 LOB: 1 BB: 0 P: 25	R: 0 E: 0 K: 2 S: 8	H: 0 LOB: 0 BB: 0 P: 13	R: 0 E: 0 K: 2 S: 10	H: 1 LOB: 1 BB: 0 P: 11

| | | | | | | | | | |

BOTTOM

Milwaukee Brewers @ Houston Astros

Minute Maid Park, Houston, TX

Tue Aug 29 2006, 7:05 PM CDT

Att. 32,981 - Roof Closed - 73 F

livebaseballscorecards.com

Batter	1	2	3	4	5	6	7	8	9	AB	R	H	RBI	BB	SO	LOB
Willy Taveras, R (1, 8) OBP: 0.336, SLG: 0.343	H 1-0 F7 HBP		B X 1-0 ② F9			C B X 1-1 ① L1	H 1-0 1-2 HBP	B B S S S 2-3 ① K		3	0	0	0	0	1	1
Mike Lamb, L (1, 5) OBP: 0.362, SLG: 0.482 2 Chris Burke, R (7, PH) OBP: 0.360, SLG: 0.448 (8, 9) (9, 4)	1 SAFE B 1 SAFE 1 B X 2-0 ① ② F7 1-2		B C D B B 4-1 BB			C C T X 0-2 HR 1B	B C T B F F F X 2-2 ③ P3	B C C B F F S 2-3 ② K		2 2	1 0	1 0	0 0	1 0	0 1	1 3
Craig Biggio, R (1, 4) OBP: 0.316, SLG: 0.432 51 Wandy Rodriguez, S (9, 1) OBP: 0.114, SLG: 0.088	C B X 1-1 ③ F7		C X 0-1 ③ G1-3			B S F X 1-2 1-H HR		4-2 17 1B 1B BB 0-2 F8		4 0	2 0	1 0	2 0	1 0	0 0	2 0
17 Lance Berkman, S (1, 3) OBP: 0.412, SLG: 0.610		B B X 2-0 ① F8		X 0-0 ① P4		C B X 1-1 ② G3		F S X 0-2 HBP 28 1B 1B 1-2 1B		4	1	1	0	0	0	0
Aubrey Huff, L (1, 9) OBP: 0.345, SLG: 0.465 (8, 5)		B C C B X 2-2 ② G4-3		C S F F B B X 2-2 ② G1-6-3		S S C 0-3 ③ K		D X 1-0 28 1B HBP 1-2 2-H BB 1B		4	1	1	1	0	1	0
Luke Scott, L (1, 7) OBP: 0.466, SLG: 0.627		F B X 1-1 HR		X 0-0 ③ F7			S C B B B B 4-2 1B 28 SH1-4 BB	C B B H 3-1 BB 28 1B 16 HR 1-2 2-3 HBP		2	2	1	1	1	0	0
28 Adam Everett, R (1, 6) OBP: 0.292, SLG: 0.357		X 0-0 ③ F7			C B X 1-1 ① G5-3		1 SAFE L X 0-1 ① SH1-4 1-2	C B F X 1-2 BB 16 HR 1-2 2-3 3-H 1B		3	1	1	1	0	0	0
Brad Ausmus, R (1, 2) OBP: 0.309, SLG: 0.290			C B X 1-1 44 SH3-4 1B		B X 1-0 ② F8		S B X 1-1 HBP 2-3 1B	B B B C D 4-1 16 HR 1-2 2-3 3-H BB		3	1	2	1	1	0	0
44 Roy Oswalt, R (1, 1) OBP: 0.196, SLG: 0.241 Orlando Palmeiro, L (7, PH) OBP: 0.280, SLG: 0.290 Chad Qualls, R (8, 1) 16 Jason Lane, R (8, PH) OBP: 0.338, SLG: 0.421 (9, 9)			C X 0-1 ① SH3-4 1-2		C B F X 1-2 ③ G4-3		C B C F F X 1-2 ② F7	D B B X 3-0 1-H 2-H 3-H HR		1 1 0 1	0 0 0 1	0 0 0 1	0 0 0 4	0 0 0 0	0 0 0 0	0 2 0 0
Inning Stats	R: 0 E: 0 K: 0 S: 3 H: 0 LOB: 0 BB: 0 P: 7	R: 1 E: 0 K: 0 S: 7 H: 1 LOB: 0 BB: 0 P: 12	R: 0 E: 0 K: 0 S: 8 H: 1 LOB: 2 BB: 1 P: 14	R: 0 E: 0 K: 0 S: 7 H: 0 LOB: 0 BB: 0 P: 9	R: 0 E: 0 K: 0 S: 6 H: 0 LOB: 0 BB: 0 P: 9	R: 2 E: 0 K: 1 S: 14 H: 2 LOB: 0 BB: 0 P: 17	R: 0 E: 0 K: 0 S: 16 H: 1 LOB: 3 BB: 1 P: 25	R: 7 E: 0 K: 2 S: 25 H: 4 LOB: 0 BB: 2 P: 45		1B: 6 2B: 0 3B: 0 HR: 3	SF: 0 SAC: 2 DP: 0 HBP: 3		WP: 0 PB: 0 SB: 0 CS: 0	PA: 39		

	AB	R	H	RBI	BB	SO	LOB
AB	30						
R		10					
H			9				
RBI				10			
BB					4		
SO						3	
LOB							9

PITCHER		IP	WLS	BF	H	R	ER	SO	BB	IBB	HBP	BLK	WP	HR	S	P	ERA	WHIP
Tomo Ohka, R ERA: 4.4	(1, 1)	6.2		28	5	3	3	1	2	0	2	0	0	2	56	86	4.05	1.050
Brian Shouse, L ERA: 3.31	(7, 1)	0.1	L	5	2	4	4	0	1	0	1	0	0	0	14	24	108.00	9.000
Dan Kolb, R ERA: 5.06	(8, 1)	0.0		3	2	3	3	0	1	0	0	0	0	1	5	13	∞	∞
Derrick Turnbow, R ERA: 5.86	(8, 1)	1.0		3	0	0	0	2	0	0	0	0	0	0	11	15	0.00	0.000

PITCHER	IP	WLS	BF	H	R	ER	SO	BB	IBB	HBP	BLK	WP	HR	S	P	ERA	WHIP

Batter	1	2	3	4	5	6	7	8	9	AB	R	H	RBI	BB	SO	LOB
1 Corey Hart, R (1, 9) OBP: 0.321, SLG: 0.414	B B C S B F S 3-3 K			B B B C X 3-1 F8		B B C B F F S 3-3 K		1 SAFE B X 1-0 1-2 1B		4	0	1	0	0	2	0
Jeff Cirillo, R (1, 3) OBP: 0.386, SLG: 0.450	X 0-0 G1-3			B X 1-0 2B			B C L X 1-2 20 WP 9 G6-3 1B	B S F F B X 2-2 P2		4	0	2	0	0	0	2
9 Tony Graffanino, R (1, 4) OBP: 0.352, SLG: 0.402	C C B S 1-3 K			F B B B F B 4-2 BB			1 SAFE B X 1-0 G6-3 1-2	X 0-0 F8		3	0	0	0	1	1	3
2 Bill Hall, R (1, 6) OBP: 0.339, SLG: 0.568		F S C 0-3 K		B 1 SAFE 1 SAFE C F T 1-2 K			B S F D S 2-3 K		B B B C F X 3-2 F8	4	0	0	0	0	3	2
20 Laynce Nix, L (1, 8) OBP: 0.194, SLG: 0.203		C B X 1-1 G5-4-3 1B			B S B C S 2-3 K		S B B S B S 3-3 K BB 2-3		B C S B X 2-2 E 1B	4	0	2	0	0	2	1
Kevin Mench, R (1, 7) OBP: 0.323, SLG: 0.426		B 1 SAFE B X 2-0 G5-4-3 1-2f			S F X 0-2 G6-3		B B B 4-0 1-2 BB		F F X 0-2 E1 1-2	3	0	0	0	1	0	2
David Bell, R (1, 5) OBP: 0.338, SLG: 0.388			L C B X 1-2 F9		S B F X 1-2 P3		C C B B F F B X 3-2 L8		B D F X 2-1 F7	4	0	0	0	0	0	5
Damian Miller, R (1, 2) OBP: 0.319, SLG: 0.394			F B B B F X 2-2 P6			C F C 0-3		S C B F F C 1-3	S B S X 1-2 G6-3	4	0	0	0	0	2	2
31 Dave Bush, R (1, 1) OBP: 0.173, SLG: 0.231 Geoff Jenkins, L (8, PH) OBP: 0.333, SLG: 0.384 52 Jose Capellan, R (8, 1)			C X 0-1 P3			T B X 1-1 F8		B F B C B B 4-2 1 1B BB		2 0 0	0 0 0	0 0 0	0 0 0	0 1 0	0 0 0	0 0 0
Inning Stats	R: 0 E: 0 K: 2 S: 8 H: 0 LOB: 0 BB: 0 P: 12	R: 0 E: 0 K: 1 S: 6 H: 1 LOB: 0 BB: 0 P: 9	R: 0 E: 0 K: 0 S: 8 H: 0 LOB: 0 BB: 0 P: 11	R: 0 E: 0 K: 1 S: 8 H: 1 LOB: 1 BB: 1 P: 17	R: 0 E: 0 K: 1 S: 9 H: 0 LOB: 0 BB: 0 P: 12	R: 0 E: 0 K: 2 S: 9 H: 0 LOB: 0 BB: 0 P: 13	R: 0 E: 0 K: 2 S: 15 H: 1 LOB: 3 BB: 1 P: 29	R: 0 E: 0 K: 1 S: 13 H: 1 LOB: 2 BB: 1 P: 21	R: 0 E: 1 K: 0 S: 14 H: 1 LOB: 2 BB: 0 P: 22	1B: 4 2B: 1 3B: 0 HR: 0 SF: 0 SAC: 0 DP: 1 HBP: 0						

TOP

Milwaukee Brewers @ Houston Astros

Minute Maid Park, Houston, TX

Wed Aug 30 2006, 7:05 PM CDT
Att. 35,021 - Roof Closed - 73 F

livebaseballscorecards.com

AB	32
R	0
H	5
RBI	0
BB	3
SO	10
LOB	17

WP: 1 PA: 35
PB: 0
SB: 0
CS: 0

PITCHER		IP	WLS	BF	H	R	ER	SO	BB	IBB	HBP	BLK	WP	HR	S	P	ERA	WHIP
Roger Clemens, R ERA: 2.29	(1, 1)	7.0		25	3	0	0	9	2	0	0	0	1	0	63	103	0.00	0.714
Dan Wheeler, R ERA: 2.59	(8, 1)	1.0		5	1	0	0	1	1	0	0	0	0	0	13	21	0.00	2.000
54 Brad Lidge, R ERA: 5.16	(9, 1)	1.0	W	5	1	0	0	0	0	0	0	0	0	0	14	22	0.00	1.000

PITCHER	IP	WLS	BF	H	R	ER	SO	BB	IBB	HBP	BLK	WP	HR	S	P	ERA	WHIP

Batter	1	2	3	4	5	6	7	8	9	AB	R	H	RBI	BB	SO	LOB
Willy Taveras, R (1, 8) OBP: 0.333, SLG: 0.340	C C B B F X 2-2 P5 ①			B C X 1-1 G6-3 ①		S L B F X 1-2 G6-3 ②			C B X 1-1 G6-3 ①	4	0	0	0	0	0	0
Mike Lamb, L (1, 5) OBP: 0.360, SLG: 0.479	B X 1-0 L6 ②			C X 0-1 G6-3 ②		B F B B C X 3-2 G6-3 ③			S X 0-1 1B G3 1B	4	1	1	0	0	0	0
Craig Biggio, R (1, 4) OBP: 0.317, SLG: 0.435	X 0-0 G1-3 ③			B C B X 2-1 2B			B B X 2-0 P5 ①		D B F X 2-1 G3 17 IBB 1-3 1B	4	0	2	0	0	0	0
17 Lance Berkman, S (1, 3) OBP: 0.415, SLG: 0.610		X 0-0 G3-6 1B		B F B B B 4-1 BB			B B F F X 2-2 G4-3 ②		I I I I 4-0 1-2 IBB	2	0	1	0	2	0	0
Aubrey Huff, L (1, 9) OBP: 0.341, SLG: 0.460		B B X 2-0 G3-6 ① ② 1-2f		B F X 1-1 F9 ③			B C F B B F S 3-3 K ③		B F B X 2-1 G3 ② 2-3 3-H	4	0	0	1	0	1	5
Luke Scott, L (1, 7) OBP: 0.463, SLG: 0.628	C C C 0-3 K ③				X 0-0 G3 ①			F B X 1-1 2B		3	0	1	0	0	1	0
28 Adam Everett, R (1, 6) OBP: 0.290, SLG: 0.355			B B F X 2-1 F7 ①		B C X 1-1 L7 ②			B L B L X 2-2 P6 ①		3	0	0	0	0	0	1
Brad Ausmus, R (1, 2) OBP: 0.306, SLG: 0.288			C F B C 1-3 K ②		F B X 1-1 P3 ③			B X 1-0 F8 ②		3	0	0	0	0	1	1
Roger Clemens, R (1, 1) OBP: 0.208, SLG: 0.050			C B C S 1-3 K ③			C C B X 1-2 G6-3 ①		X 0-0 G4-3 ③		2	0	0	0	0	1	0
Dan Wheeler, R (8, 1)										0	0	0	0	0	0	0
Orlando Palmeiro, L (8, PH) OBP: 0.277, SLG: 0.287										1	0	0	0	0	0	1
54 Brad Lidge, R (9, 1)										0	0	0	0	0	0	0
Inning Stats	R: 0 H: 0 E: 0 LOB: 0 K: 0 BB: 0 S: 6 P: 9	R: 0 H: 1 E: 0 LOB: 0 K: 1 BB: 0 S: 5 P: 7	R: 0 H: 0 E: 0 LOB: 0 K: 2 BB: 0 S: 8 P: 12	R: 0 H: 1 E: 0 LOB: 2 K: 0 BB: 1 S: 9 P: 17	R: 0 H: 0 E: 0 LOB: 0 K: 0 BB: 0 S: 5 P: 7	R: 0 H: 0 E: 0 LOB: 0 K: 0 BB: 0 S: 10 P: 15	R: 0 H: 0 E: 0 LOB: 0 K: 1 BB: 0 S: 8 P: 15	R: 0 H: 1 E: 0 LOB: 1 K: 0 BB: 0 S: 7 P: 11	R: 1 H: 2 E: 0 LOB: 3 K: 0 BB: 1 S: 8 P: 17	1B: 3 SF: 0 2B: 2 SAC: 0 3B: 0 DP: 1 HR: 0 HBP: 0						

PITCHER		IP	WLS	BF	H	R	ER	SO	BB	IBB	HBP	BLK	WP	HR	S	P	ERA	WHIP
31 Dave Bush, R ERA: 4.7	(1, 1)	7.0		23	2	0	0	4	1	0	0	0	0	0	51	82	0.00	0.429
52 Jose Capellan, R ERA: 3.88	(8, 1)	1.2	L	9	3	1	1	0	0	1	0	0	0	0	15	28	5.40	1.800

PITCHER	IP	WLS	BF	H	R	ER	SO	BB	IBB	HBP	BLK	WP	HR	S	P	ERA	WHIP

BOTTOM

Milwaukee Brewers @ Houston Astros

Minute Maid Park, Houston, TX

Wed Aug 30 2006, 7:05 PM CDT

Att. 35,021 - Roof Closed - 73 F

livebaseballscorecards.com

AB	30
R	1
H	5
RBI	1
BB	2
SO	4
LOB	8

Batter	1	2	3	4	5	6	7	8	9	AB	R	H	RBI	BB	SO	LOB
Brady Clark, R (1, 8) OBP: 0.363, SLG: 0.336	G6-3		E5 9 1B 28 1B 1-2		P4			K		4	1	0	0	0	1	1
9 Tony Graffanino, R (1, 4) OBP: 0.351, SLG: 0.400	F9		28 1B 1B 1-3 2-H			P3		F9		4	0	1	1	0	0	0
Jeff Cirillo, R (1, 3) OBP: 0.384, SLG: 0.447 28 Prince Fielder, L (1, 3) OBP: 0.344, SLG: 0.486	G4-3		2 G5-4-3 1B 1-2 3-H			F7		HR		1 3	0 1	0 2	0 2	0 0	0 0	0 0
2 Bill Hall, R (1, 6) OBP: 0.337, SLG: 0.563		K	G5-4-3 1-2f			F9		K		4	0	0	0	0	2	2
1 Corey Hart, R (1, 9) OBP: 0.326, SLG: 0.417		1B	F9				S 1B		G6-3	4	0	2	0	0	0	0
Kevin Mench, R (1, 7) OBP: 0.322, SLG: 0.427		F8	G6-3				L5		2B	4	0	1	0	0	0	2
David Bell, R (1, 5) OBP: 0.335, SLG: 0.384		G4-3	K				G5-3 1-2		F9	4	0	0	0	0	1	3
Damian Miller, R (1, 2) OBP: 0.322, SLG: 0.395 Geoff Jenkins, L (9, PH) OBP: 0.332, SLG: 0.383			9 1B E 1B		L9		IBB		G3-1	2 1	1 0	1 0	0 0	1 0	0 0	0 1
Doug Davis, R (1, 1) OBP: 0.071, SLG: 0.055 Rick Helling, R (7, 1)			K		K		K			3 0	0 0	0 0	0 0	0 0	3 0	3 0
Inning Stats	R: 0 E: 0 K: 0 S: 7 H: 0 LOB: 0 BB: 0 P: 11	R: 0 E: 0 K: 1 S: 10 H: 1 LOB: 1 BB: 0 P: 15	R: 2 E: 1 K: 1 S: 19 H: 3 LOB: 1 BB: 0 P: 27	R: 0 E: 0 K: 1 S: 7 H: 0 LOB: 0 BB: 0 P: 9	R: 0 E: 0 K: 1 S: 10 H: 0 LOB: 0 BB: 0 P: 15	R: 0 E: 0 K: 0 S: 9 H: 0 LOB: 0 BB: 0 P: 12	R: 0 E: 0 K: 1 S: 12 H: 1 LOB: 2 BB: 1 P: 21	R: 1 E: 0 K: 2 S: 16 H: 1 LOB: 0 BB: 0 P: 23	R: 0 E: 0 K: 0 S: 7 H: 1 LOB: 1 BB: 0 P: 8	1B: 5 2B: 1 3B: 0 HR: 1 SF: 0 SAC: 0 DP: 1 HBP: 0	WP: 0 PB: 0 SB: 1 CS: 0 PA: 35					

PITCHER	IP	WLS	BF	H	R	ER	SO	BB	IBB	HBP	BLK	WP	HR	S	P	ERA	WHIP
Andy Pettitte, L (1, 1) ERA: 4.44	7.0	W	27	5	2	1	5	0	1	0	0	0	0	74	110	1.29	0.714
Dan Wheeler, R (8, 1) ERA: 2.7	1.0	H	4	1	1	1	2	0	0	0	0	0	1	16	23	9.00	1.000
54 Brad Lidge, R (9, 1) ERA: 5.08	1.0	S	4	1	0	0	0	0	0	0	0	0	0	7	8	0.00	1.000

PITCHER	IP	WLS	BF	H	R	ER	SO	BB	IBB	HBP	BLK	WP	HR	S	P	ERA	WHIP

TOP

Milwaukee Brewers @ Houston Astros

Minute Maid Park, Houston, TX

Thu Aug 31 2006, 7:05 PM CDT
Att. 36,438 - Roof Closed - 73 F

livebaseballscorecards.com

AB	34
R	3
H	7
RBI	3
BB	1
SO	7
LOB	12

Batter	1	2	3	4	5	6	7	8	9	AB	R	H	RBI	BB	SO	LOB
Willy Taveras, R (1, 8) OBP: 0.335, SLG: 0.343	BFBFBB 4-2 FC6-4 BB		X 0-0 SH5-3 1-2 ①		BBX 2-0 G1-3 1-2 ②		X 0-0 HR 2B 3-H			2	1	1	1	1	0	1
Craig Biggio, R (1, 4) OBP: 0.317, SLG: 0.440	1 SAFE 1 BCFX 1-2 FC6-4 1-2f ①		CFBFFDX 2-2 G6-3 ②		SX 0-1 F7 ③		BBSCBX 3-2 HR 2-H			4	1	1	2	0	0	3
Dan Wheeler, R (8, 1)										0	0	0	0	0	0	0
54 Brad Lidge, R (9, 1)										0	0	0	0	0	0	0
17 Lance Berkman, S (1, 3) OBP: 0.414, SLG: 0.606	SDX 1-1 P4 ②		X 0-0 E7 2-H 1B			X 0-0 G6-3 ①	BSX 1-1 G3 ③			4	0	1	1	0	0	1
16 Jason Lane, R (1, 9) OBP: 0.333, SLG: 0.414	CFBFDX 2-2 F8 ③		BBSFBC 3-3 K ③			BBBCX 3-1 F8 ②		FFBFC 1-3 K ①		4	0	0	0	0	2	2
(8, 7)																
Morgan Ensberg, R (1, 5) OBP: 0.393, SLG: 0.461		FSBX 1-2 F8 ①		FBSSBFFFB 4-2 28 G4-6-3 BB		BX 1-0 F9 ③		BBSSX 2-2 F9 ②		3	0	0	0	1	0	0
2 Chris Burke, R (1, 7) OBP: 0.359, SLG: 0.445	X 0-0 G5-3 ②			BCCBX 2-2 F9 ①			CSBFBX 2-2 28 SH1-3 2B 1B	SSS 0-3 K ③		4	1	1	0	0	1	1
(8, 4)																
28 Adam Everett, R (1, 6) OBP: 0.291, SLG: 0.354	BBFBB 4-1 BB			X 0-0 G4-6-3 1-2f ② ③			1 SAFE 1 SAFE X 0-0 SH1-3 1-2 ①			1	0	0	0	1	0	1
Brad Ausmus, R (1, 2) OBP: 0.309, SLG: 0.293	CCBX 1-2 G6-3 ③				X 0-0 G1-3 1B		X 0-0 F8 2B 2-H 2B			3	1	2	1	0	0	1
Andy Pettitte, L (1, 1) OBP: 0.245, SLG: 0.346			BCX 1-1 SH5-3 17 E 1B		CC1 SAFE L 0-3 K ①		CBCBFX 2-2 F8 2-3 ②			2	1	1	0	0	1	1
Aubrey Huff, L (7, PH) OBP: 0.340, SLG: 0.458										1	0	0	0	0	0	1
(8, 9)																
Inning Stats	R: 0 E: 0 K: 0 S: 11 H: 0 LOB: 1 BB: 1 P: 19	R: 0 E: 0 K: 0 S: 8 H: 0 LOB: 1 BB: 1 P: 14	R: 1 E: 1 K: 1 S: 12 H: 2 LOB: 1 BB: 0 P: 18	R: 0 E: 0 K: 0 S: 9 H: 0 LOB: 0 BB: 1 P: 15	R: 0 E: 0 K: 1 S: 7 H: 1 LOB: 1 BB: 0 P: 9	R: 0 E: 0 K: 0 S: 4 H: 0 LOB: 0 BB: 0 P: 8	R: 4 E: 0 K: 0 S: 16 H: 4 LOB: 0 BB: 0 P: 24	R: 0 E: 0 K: 2 S: 10 H: 0 LOB: 0 BB: 0 P: 13		1B: 4 2B: 2 3B: 0 HR: 1		SF: 0 SAC: 2 DP: 1 HBP: 0		WP: 0 PB: 0 SB: 0 CS: 0	PA: 33	

PITCHER		IP	WLS	BF	H	R	ER	SO	BB	IBB	HBP	BLK	WP	HR	S	P	ERA	WHIP
Doug Davis, L ERA: 5.18	(1, 1)	6.2	L	28	6	4	4	2	3	0	0	0	0	0	62	98	5.40	1.350
Rick Helling, R ERA: 4.09	(7, 1)	1.1		5	1	1	1	2	0	0	0	0	0	1	15	22	6.75	0.750

PITCHER	IP	WLS	BF	H	R	ER	SO	BB	IBB	HBP	BLK	WP	HR	S	P	ERA	WHIP

BOTTOM

Milwaukee Brewers @ Houston Astros

Minute Maid Park, Houston, TX

Thu Aug 31 2006, 7:05 PM CDT
Att. 36,438 - Roof Closed - 73 F

livebaseballscorecards.com

AB	28
R	5
H	7
RBI	5
BB	3
SO	4
LOB	12

Batter	1	2	3	4	5	6	7	8	9	AB	R	H	RBI	BB	SO	LOB
7 José Reyes, S (1, 6) OBP: 0.351, SLG: 0.494	G1-3		F8		F8	K			16 CS 1B	5	0	1	0	0	1	0
16 Paul Lo Duca, R (1, 2) OBP: 0.356, SLG: 0.426	L4		F8		21 BB 5 2B 2B	F7			SAFE SAFE SAFE 1-2 K	5	1	1	0	0	1	1
15 Carlos Beltrán, S (1, 8) OBP: 0.387, SLG: 0.630	K		21 1B 2B		21 BB 5 2B BB	L8			G4-3	4	2	1	0	1	1	0
21 Carlos Delgado, L (1, 3) OBP: 0.370, SLG: 0.565		20 2B 10 1B 1B	5 PB 2-H 1B		5 2B 1-2 2-3 BB	L6				3	2	2	1	1	0	0
5 David Wright, R (1, 5) OBP: 0.376, SLG: 0.532		SAFE K	IBB 1-2		20 G6-3 2B 1-H 2-H 3-H			22 S 22 2B 2B		3	1	2	3	1	1	1
20 Shawn Green, L (1, 9) OBP: 0.343, SLG: 0.421		10 E 2B 1-3	G3		G6-3 2-3			F7		4	1	1	0	0	0	4
Chris Woodward, R (1, 4) OBP: 0.291, SLG: 0.316	K			K	G5-3			10 1B 2B 2-H		3	0	0	0	0	2	3
22 Jose Valentin, S (8, PH) (8, 4)										1	1	1	1	0	0	0
10 Endy Chavez, L (1, 7) OBP: 0.355, SLG: 0.452		E6 2-H 3-H 1B	G3			G6-3		CS 1B 2-H		4	0	2	2	0	0	0
Tom Glavine, L (1, 1) OBP: 0.269, SLG: 0.196 Michael Tucker, L (6, PH) OBP: 0.386, SLG: 0.364 Chad Bradford, R (6, 1) 59 Guillermo Mota, R (7, 1) Julio Franco, R (8, PH) OBP: 0.328, SLG: 0.363 Aaron Heilman, R (8, 1) 13 Billy Wagner, L (9, 1)		K	G6-3			G3-1		SAFE SAFE 1-2 K		2 1 0 0 1 0 0	0 0 0 0 0 0 0	0 0 0 0 0 0 0	0 0 0 0 0 0 0	0 0 0 0 0 0 0	1 0 0 0 1 0 0	1 0 0 0 1 0 0

Inning Stats	1	2	3	4	5	6	7	8	9
	R: 0 E: 0 K: 1 S: 7	H: 0 LOB: 0 BB: 0 P: 10	R: 2 E: 1 K: 3 S: 18	H: 3 LOB: 1 BB: 0 P: 25	R: 1 E: 0 K: 0 S: 14	H: 2 LOB: 2 BB: 1 P: 23	R: 0 E: 0 K: 1 S: 9	H: 0 LOB: 0 BB: 0 P: 14	R: 3 E: 0 K: 0 S: 21	H: 2 LOB: 1 BB: 2 P: 36	R: 0 E: 0 K: 1 S: 7	H: 0 LOB: 0 BB: 0 P: 11	R: 0 E: 0 K: 0 S: 7	H: 0 LOB: 0 BB: 0 P: 8	R: 2 E: 0 K: 1 S: 11	H: 3 LOB: 1 BB: 0 P: 20	R: 0 E: 0 K: 1 S: 10	H: 1 LOB: 0 BB: 0 P: 17

1B: 5	SF: 0
2B: 7	SAC: 0
3B: 0	DP: 1
HR: 0	HBP: 0

WP: 0	PA: 39
PB: 1	
SB: 1	
CS: 2	

PITCHER		IP	WLS	BF	H	R	ER	SO	BB	IBB	HBP	BLK	WP	HR	S	P	ERA	WHIP
51 Wandy Rodriguez, L ERA: 5.43	(1, 1)	4.0		18	5	3	2	5	0	1	0	0	0	0	48	72	4.50	1.250
Dave Borkowski, R ERA: 4.05	(5, 1)	2.0		10	2	3	3	1	2	0	0	0	0	0	28	47	13.50	2.000
Trever Miller, L ERA: 3.54	(7, 1)	1.0		3	0	0	0	0	0	0	0	0	0	0	7	8	0.00	0.000
Russ Springer, R ERA: 3.83	(8, 1)	1.0	L	5	3	2	2	1	0	0	0	0	0	0	11	20	18.00	3.000
Chad Qualls, R ERA: 4.22	(9, 1)	1.0		3	1	0	0	1	0	0	0	0	0	0	10	17	0.00	1.000

PITCHER	IP	WLS	BF	H	R	ER	SO	BB	IBB	HBP	BLK	WP	HR	S	P	ERA	WHIP

TOP

New York Mets @ Houston Astros

Minute Maid Park, Houston, TX

Fri Sep 01 2006, 7:05 PM CDT
Att. 35,548 - Roof Closed - 73 F

livebaseballscorecards.com

AB	36
R	8
H	11
RBI	7
BB	3
SO	8
LOB	11

Batter	1	2	3	4	5	6	7	8	9	AB	R	H	RBI	BB	SO	LOB
Willy Taveras, R (1, 8) OBP: 0.334, SLG: 0.346	L8			K	16 SF8 3B		F8		K2-3	5	1	1	0	0	2	1
Craig Biggio, R (1, 4) OBP: 0.318, SLG: 0.442	K			17 1B 16 1B 2B	K		K		17 FC6-4 2-H 1B	5	1	2	1	0	3	1
17 Lance Berkman, S (1, 3) OBP: 0.416, SLG: 0.606	G6-3			16 1B 1B 2 BB 2-3 1B	16 SF8 IBB		1B		FC6-4 1-2f	4	1	2	0	1	0	1
16 Jason Lane, R (1, 9) OBP: 0.332, SLG: 0.413		K		2 BB 1B 1-2 3-H 1B	SF8 1-2 3-H		1 SAFE P3			3	1	1	2	0	1	1
Morgan Ensberg, R (1, 5) OBP: 0.391, SLG: 0.458		G1-3		2 BB 1B 1-2 2-3 1B	G1-3			F7		4	1	1	0	0	0	1
2 Chris Burke, R (1, 7) OBP: 0.361, SLG: 0.444		K		1B WP 1-2 2-3 3-H BB		G6-3 28 S 1B		F7		3	1	1	1	1	1	0
28 Adam Everett, R (1, 6) OBP: 0.291, SLG: 0.353			G6-4-3 1B	L3		F8 1-2	1 SAFE	K		4	0	1	0	0	1	4
Humberto Quintero, R (1, 2) OBP: 0.250, SLG: 0.250			G6-4-3 1-2f	WP 1-3 2-H 3-H 1B		G6-3 2-3			G6-3	4	0	1	2	0	0	2
51 Wandy Rodriguez, S (1, 1) OBP: 0.111, SLG: 0.086 Aubrey Huff, L (4, PH) OBP: 0.340, SLG: 0.457 Dave Borkowski, R (5, 1) Orlando Palmeiro, L (6, PH) OBP: 0.275, SLG: 0.284 Trever Miller, R (7, 1) Russ Springer, R (8, 1) Chad Qualls, R (9, 1) 4 Eric Bruntlett, R (9, PH) OBP: 0.346, SLG: 0.333		G5-3		G4-3 1-2 3-H		K			1B 2B	1 1 0 1 0 0 0 1	0 0 0 0 0 0 0 1	0 0 0 0 0 0 0 1	0 0 0 0 1 0 0 0	0 0 0 0 0 0 0 0	0 0 0 0 1 0 0 0	0 1 0 1 1 0 0 0
Inning Stats	R: 0 E: 0 K: 1 S: 10 H: 0 LOB: 0 BB: 0 P: 17	R: 0 E: 0 K: 2 S: 7 H: 0 LOB: 0 BB: 0 P: 10	R: 0 E: 0 K: 0 S: 8 H: 1 LOB: 0 BB: 0 P: 14	R: 5 E: 0 K: 1 S: 15 H: 5 LOB: 1 BB: 1 P: 30	R: 1 E: 0 K: 1 S: 12 H: 1 LOB: 1 BB: 1 P: 22	R: 0 E: 0 K: 1 S: 11 H: 1 LOB: 1 BB: 0 P: 13	R: 0 E: 0 K: 1 S: 9 H: 1 LOB: 1 BB: 0 P: 15	R: 0 E: 0 K: 1 S: 9 H: 0 LOB: 0 BB: 0 P: 17	R: 1 E: 0 K: 1 S: 18 H: 2 LOB: 1 BB: 0 P: 21	1B: 8 2B: 2 3B: 1 HR: 0	SF: 1 SAC: 0 DP: 1 HBP: 0						

PITCHER		IP	WLS	BF	H	R	ER	SO	BB	IBB	HBP	BLK	WP	HR	S	P	ERA	WHIP
Tom Glavine, L ERA: 4.13	(1, 1)	5.0		23	7	6	6	5	1	1	0	0	1	0	52	93	10.80	1.600
Chad Bradford, R ERA: 2.87	(6, 1)	1.0		4	1	0	0	1	0	0	0	0	0	0	11	13	0.00	1.000
59 Guillermo Mota, R ERA: 5.44	(7, 1)	1.0	W	4	1	0	0	1	0	0	0	0	0	0	9	15	0.00	1.000
Aaron Heilman, R ERA: 3.94	(8, 1)	1.0	H	3	0	0	0	1	0	0	0	0	0	0	9	17	0.00	0.000
13 Billy Wagner, L ERA: 2.31	(9, 1)	1.0	S	5	2	1	1	1	0	0	0	0	0	0	18	21	9.00	2.000

PITCHER	IP	WLS	BF	H	R	ER	SO	BB	IBB	HBP	BLK	WP	HR	S	P	ERA	WHIP

BOTTOM

New York Mets @ Houston Astros

Minute Maid Park, Houston, TX

Fri Sep 01 2006, 7:05 PM CDT
Att. 35,548 - Roof Closed - 73 F

livebaseballscorecards.com

AB	36
R	7
H	11
RBI	6
BB	2
SO	9
LOB	13

WP: 1 PB: 0 SB: 1 CS: 0 PA: 39

New York Mets @ Houston Astros

Minute Maid Park, Houston, TX

Sat Sep 02 2006, 6:05 PM CDT
Att. 43,218 - Roof Closed - 73 F

TOP

livebaseballscorecards.com

Batter	1	2	3	4	5	6	7	8	9	AB	R	H	RBI	BB	SO	LOB
10 Endy Chavez, L (1, 9) (9, 8) OBP: 0.351, SLG: 0.446	F9		K			G4-3		G3		4	0	0	0	0	1	1
16 Paul Lo Duca, R (1, 2) OBP: 0.355, SLG: 0.425	F7			21 F7 15 1B 5 FC4 1B		F7		G4-3		4	1	1	0	0	0	0
15 Carlos Beltrán, S (1, 8) OBP: 0.386, SLG: 0.626	P4			5 E 5 FC4 SF8 1B		E1 21 1B 5 WP		G3-1		4	2	1	0	0	0	0
20 Shawn Green, L (9, 9) OBP: 0.343, SLG: 0.421										0	0	0	0	0	0	0
21 Carlos Delgado, L (1, 3) OBP: 0.369, SLG: 0.563		G6-3		F7		5 WP 1B			G4-3	4	0	1	0	0	0	2
5 David Wright, R (1, 5) OBP: 0.379, SLG: 0.533		G4-6-3 1B		FC4 22 CS		IBB			2B 1B	3	1	2	1	1	0	1
Cliff Floyd, L (1, 7) OBP: 0.329, SLG: 0.419		G4-6-3		SF8		K			1-H 2B	3	0	1	2	0	1	3
22 Jose Valentin, S (1, 4) OBP: 0.346, SLG: 0.510			10 S 1B	CS	K		F9		K	4	0	1	0	0	2	1
1 Anderson Hernandez, S (1, 6) OBP: 0.133, SLG: 0.133			F7		B1-3		P6		K	4	0	0	0	0	1	2
33 John Maine, R (1, 1)			B3-4		K		K			3	0	0	0	0	2	1
25 Pedro Feliciano, L (7, 1)										0	0	0	0	0	0	0
Aaron Heilman, R (8, 1)										0	0	0	0	0	0	0
13 Billy Wagner, L (9, 1)										0	0	0	0	0	0	0
Inning Stats	R: 0 E: 0 K: 0 S: 7 H: 0 LOB: 0 BB: 0 P: 13	R: 0 E: 0 K: 0 S: 4 H: 1 LOB: 0 BB: 0 P: 6	R: 0 E: 0 K: 1 S: 14 H: 1 LOB: 1 BB: 0 P: 19	R: 2 E: 1 K: 0 S: 14 H: 2 LOB: 0 BB: 0 P: 23	R: 0 E: 0 K: 2 S: 7 H: 0 LOB: 0 BB: 0 P: 10	R: 1 E: 1 K: 1 S: 15 H: 1 LOB: 2 BB: 1 P: 24	R: 0 E: 0 K: 1 S: 13 H: 0 LOB: 0 BB: 0 P: 18	R: 0 E: 0 K: 0 S: 7 H: 0 LOB: 0 BB: 0 P: 10	R: 1 E: 0 K: 2 S: 14 H: 2 LOB: 1 BB: 0 P: 19	1B: 6 2B: 1 3B: 0 HR: 0 SF: 1 SAC: 0 DP: 1 HBP: 0							

	AB	33
	R	4
	H	7
	RBI	3
	BB	1
	SO	7
	LOB	11

WP: 1 PB: 0 SB: 1 CS: 1 PA: 36

PITCHER		IP	WLS	BF	H	R	ER	SO	BB	IBB	HBP	BLK	WP	HR	S	P	ERA	WHIP
Jason Hirsh, R ERA: 6.84	(1, 1)	6.0	L	24	5	3	1	4	0	1	0	0	1	0	61	95	1.50	0.833
Russ Springer, R ERA: 3.75	(7, 1)	1.0		3	0	0	0	1	0	0	0	0	0	0	13	18	0.00	0.000
Chad Qualls, R ERA: 4.26	(8, 1)	1.1		5	1	1	1	0	0	0	0	0	0	0	13	18	6.75	0.750
Trever Miller, L ERA: 3.48	(9, 1)	0.2		3	1	0	0	2	0	0	0	0	0	0	8	11	0.00	1.500

PITCHER	IP	WLS	BF	H	R	ER	SO	BB	IBB	HBP	BLK	WP	HR	S	P	ERA	WHIP

BOTTOM

Batter	1	2	3	4	5	6	7	8	9	AB	R	H	RBI	BB	SO	LOB
Willy Taveras, R (1, 8) OBP: 0.331, SLG: 0.343	B B F F X 2-2 G4-3 ①			C X 0-1 F9 ①		B B S B F X 3-2 F8 ②			C F B B X 2-2 F9 ①	4	0	0	0	0	0	1
Craig Biggio, R (1, 4) OBP: 0.317, SLG: 0.442	F X 0-1 F7 ②			B B C F F X 2-2 F8 ②		C X 0-1 F9 ③			S B C B B F X 3-2 2B	4	0	1	0	0	0	1
Mike Lamb, L (1, 5) OBP: 0.360, SLG: 0.487 16 Jason Lane, R (9, PH) OBP: 0.334, SLG: 0.413	B S S S B X 2-2 G3 ③			B B T C B B X 3-2 F7 ③			B F X 1-1 HR		C B B B B S F F B 4-2 BB	3 0	1 0	1 0	1 0	0 1	0 0	0 0
17 Lance Berkman, S (1, 3) OBP: 0.414, SLG: 0.609		C B F F F B B S 3-3 K ①			S S B F B X 2-2 HR		F B F X 1-2 F8 ①		F C F B X 1-2 F8 ②	4	1	1	1	0	1	2
Aubrey Huff, L (1, 9) OBP: 0.337, SLG: 0.454 2 Chris Burke, R (9, PH) OBP: 0.360, SLG: 0.442	C C S 0-3 K ②				B X 1-0 F7 ①		B C F S 1-3 K ②		C F C 0-3 K ③	3 1	0 0	0 0	0 0	0 0	2 1	0 2
Luke Scott, L (1, 7) OBP: 0.454, SLG: 0.614 Chad Qualls, R (8, 1) Trever Miller, R (9, 1)	B B F F X 2-1 G4-3 ③				C F B B B X 2-2 G6-3 ②		B C B B B X 3-1 G4-3 ③			3 0 0	0 0 0	0 0 0	0 0 0	0 0 0	0 0 0	0 0 0
28 Adam Everett, R (1, 6) OBP: 0.289, SLG: 0.351		F C F C 0-3 K ①			B X 1-0 P5 ③			S X 0-1 G5-3 ①		3	0	0	0	0	1	0
Brad Ausmus, R (1, 2) OBP: 0.307, SLG: 0.291		S B B B X 2-1 G6-3 ②				F F X 0-2 F8 ①		B S X 1-1 G1-3 ②		3	0	0	0	0	0	0
Jason Hirsh, R (1, 1) Morgan Ensberg, R (6, PH) OBP: 0.393, SLG: 0.458 Russ Springer, R (7, 1) Orlando Palmeiro, L (8, 7) OBP: 0.272, SLG: 0.281		B B B C F F B F F X 3-2 F8 ③				B B B B 4-0 BB		C B C F B X 2-2 F9 ③		1 0 0 1	0 0 0 0	0 0 0 0	0 0 0 0	0 1 0 0	0 0 0 0	0 0 0 0
Inning Stats	R: 0 H: 0 E: 0 LOB: 0 K: 0 BB: 0 S: 8 P: 12	R: 0 H: 0 E: 0 LOB: 0 K: 2 BB: 0 S: 10 P: 15	R: 0 H: 0 E: 0 LOB: 0 K: 1 BB: 0 S: 12 P: 17	R: 0 H: 0 E: 0 LOB: 0 K: 0 BB: 0 S: 9 P: 14	R: 1 H: 1 E: 0 LOB: 0 K: 0 BB: 0 S: 9 P: 15	R: 0 H: 0 E: 0 LOB: 1 K: 0 BB: 1 S: 8 P: 15	R: 1 H: 1 E: 0 LOB: 0 K: 1 BB: 0 S: 10 P: 16	R: 0 H: 0 E: 0 LOB: 0 K: 0 BB: 0 S: 8 P: 11	R: 0 H: 1 E: 0 LOB: 2 K: 1 BB: 1 S: 18 P: 28	1B: 0 SF: 0 2B: 1 SAC: 0 3B: 0 DP: 0 HR: 2 HBP: 0						

PITCHER		IP	WLS	BF	H	R	ER	SO	BB	IBB	HBP	BLK	WP	HR	S	P	ERA	WHIP
33 John Maine, R ERA: 3.44	(1, 1)	6.1	W	22	2	2	2	3	1	0	0	0	0	2	61	95	2.84	0.474
25 Pedro Feliciano, L ERA: 1.86	(7, 1)	0.2	H	2	0	0	0	1	0	0	0	0	0	0	5	9	0.00	0.000
Aaron Heilman, R ERA: 3.89	(8, 1)	1.0	H	3	0	0	0	0	0	0	0	0	0	0	8	11	0.00	0.000
13 Billy Wagner, L ERA: 2.27	(9, 1)	1.0	S	5	1	0	0	1	1	0	0	0	0	0	18	28	0.00	2.000

PITCHER	IP	WLS	BF	H	R	ER	SO	BB	IBB	HBP	BLK	WP	HR	S	P	ERA	WHIP

New York Mets @ Houston Astros

Minute Maid Park, Houston, TX

Sat Sep 02 2006, 6:05 PM CDT

Att. 43,218 - Roof Closed - 73 F

livebaseballscorecards.com

AB	30
R	2
H	3
RBI	2
BB	2
SO	5
LOB	6

WP: 0	PA: 32		
PB: 0			
SB: 0			
CS: 0			

New York Mets @ Houston Astros

Minute Maid Park, Houston, TX

Sun Sep 03 2006, 1:05 PM CDT

Att. 43,018 - Roof Closed - 73 F

TOP

livebaseballscorecards.com

Batter	1	2	3	4	5	6	7	8	9	AB	R	H	RBI	BB	SO	LOB
7 José Reyes, S (1, 6) OBP: 0.351, SLG: 0.492	C B C X 1-2 F7 ①			B F F F B X 2-2 G3 ①			B F B C X 2-2 G4-3 10 SH2-3 1B	B S X 1-1 G6-3 ③		4	0	1	0	0	0	2
10 Endy Chavez, L (1, 8) OBP: 0.347, SLG: 0.441	B B C F B X 3-2 G4-3 ②			C X 0-1 F7 ②			C 1 SAFE X 0-1 SH2-3 1-2 ①		B B C F F C 2-3 K ①	3	0	0	0	0	1	0
Cliff Floyd, L (1, 7) OBP: 0.325, SLG: 0.413	B B F C S 2-3 K ③			F S F B F S 1-3 K ③			B X 1-0 G4-3 2-3 ②		X 0-0 L9 ②	4	0	0	0	0	2	1
21 Carlos Delgado, L (1, 3) OBP: 0.370, SLG: 0.568		B B B C X 3-1 F8 ①			B B C S F B T 3-2 K ①		B I I I 4-0 IBB		B X 1-0 HR	3	1	1	1	1	1	0
20 Shawn Green, L (1, 9) OBP: 0.340, SLG: 0.417		C C B X 1-2 G4-3 ②			C B X 1-1 G4-3 ②		D D C X 2-1 L4 ③		B C S X 1-2 G4-3 ③	4	0	0	0	0	0	2
22 Jose Valentin, S (1, 4) OBP: 0.346, SLG: 0.508		B C S B F S 2-3 K ③			C S F S 0-3 K2-3 ③			S X 0-1 2B 1B		3	0	1	0	0	2	0
Chris Woodward, R (1, 5) OBP: 0.287, SLG: 0.311			F C F C 0-3 K ①			C X 0-1 G1-3 ①		S X 0-1 P3 ①		3	0	0	0	0	1	1
Mike DiFelice, R (1, 2) OBP: 0.200, SLG: 0.059			B S F D F S 2-3 K ②			S F X 0-2 F9 ②		F 1 SAFE F B 1 SAFE S 1-3 K ②		3	0	0	0	0	2	1
26 Orlando Hernandez, R (1, 1) OBP: 0.225, SLG: 0.282 Roberto Hernandez, R (6, 1) Darren Oliver, R (7, 1) OBP: 0.200, SLG: 0.214 Michael Tucker, L (8, PH) OBP: 0.400, SLG: 0.412 59 Guillermo Mota, R (8, 1)			B F S F F S 1-3 K2-3 ③			X 0-0 G4-3 ③		1 SAFE B B C X 2-1 1-3 2B		2 0 0 1 0	0 0 0 0 0	0 0 0 1 0	0 0 0 0 0	1 0 0 0 0	0 0 0 0 0	0 0 0 0 0
Inning Stats	R: 0 E: 0 K: 1 S: 9 H: 0 LOB: 0 BB: 0 P: 15	R: 0 E: 0 K: 1 S: 9 H: 0 LOB: 0 BB: 0 P: 15	R: 0 E: 0 K: 3 S: 13 H: 0 LOB: 0 BB: 0 P: 16	R: 0 E: 0 K: 1 S: 11 H: 0 LOB: 0 BB: 0 P: 14	R: 0 E: 0 K: 2 S: 10 H: 0 LOB: 0 BB: 0 P: 14	R: 0 E: 0 K: 0 S: 6 H: 0 LOB: 0 BB: 0 P: 6	R: 0 E: 0 K: 0 S: 8 H: 1 LOB: 2 BB: 1 P: 17	R: 0 E: 0 K: 1 S: 11 H: 2 LOB: 2 BB: 0 P: 15	R: 1 E: 0 K: 1 S: 9 H: 1 LOB: 0 BB: 0 P: 13	1B: 2 2B: 1 3B: 0 HR: 1	SF: 0 SAC: 1 DP: 0 HBP: 0						

	AB	30
	R	1
	H	4
	RBI	1
	BB	1
	SO	10
	LOB	7

WP: 0 PB: 0 SB: 0 CS: 0 PA: 32

PITCHER		IP	WLS	BF	H	R	ER	SO	BB	IBB	HBP	BLK	WP	HR	S	P	ERA	WHIP
44 Roy Oswalt, R ERA: 3.12	(1, 1)	7.2	W	27	3	0	0	9	0	1	0	0	0	0	75	109	0.00	0.391
Chad Qualls, R ERA: 4.24	(8, 1)	0.1	H	1	0	0	0	0	0	0	0	0	0	0	2	3	0.00	0.000
54 Brad Lidge, R ERA: 5.14	(9, 1)	1.0	S	4	1	1	1	1	0	0	0	0	0	1	9	13	9.00	1.000

PITCHER	IP	WLS	BF	H	R	ER	SO	BB	IBB	HBP	BLK	WP	HR	S	P	ERA	WHIP

New York Mets @ Houston Astros

Minute Maid Park, Houston, TX

Sun Sep 03 2006, 1:05 PM CDT
Att. 43,018 - Roof Closed - 73 F

BOTTOM

Batter	1	2	3	4	5	6	7	8	9	AB	R	H	RBI	BB	SO	LOB
Willy Taveras, R (1, 8) OBP: 0.331, SLG: 0.341	C B B B F S 2-3 K ①	B S B F C 2-3 K ③			C B X 1-1 B2-3 ②		B S B B B 4-1 SH3 S 16 SF8 BB			3	1	0	0	1	2	3
Craig Biggio, R (1, 4) OBP: 0.317, SLG: 0.440 4 Eric Bruntlett, R (9, 4) OBP: 0.346, SLG: 0.333	C B B F B F X 3-2 P3 ②		B C B B B 4-1 BB		B C F B B X 2-2 G1-3 ③		1 SAFE S 1 SAFE P X 1-1 SH3 ① 1-3			2 0	0 0	0 0	0 0	1 0	0 0	0 0
Mike Lamb, L (1, 5) OBP: 0.360, SLG: 0.484 16 Jason Lane, R (7, PH) OBP: 0.333, SLG: 0.413 (8, 9)	B B B B 4-0 BB		C B X 1-1 G3 ①			C B S F F X 1-2 F8 ①	B F C X 1-2 SF8 ② 3-H			2 0	0 0	0 0	0 1	1 0	0 0	1 0
17 Lance Berkman, S (1, 3) OBP: 0.413, SLG: 0.605	B X 1-0 G3 ③		S B C S 1-3 K ②			B C B B B 4-1 HBP BB 28 SH5-3 BB	X 0-0 G5-3 ③			3	1	0	0	1	1	2
Aubrey Huff, L (1, 9) (8, 5) OBP: 0.339, SLG: 0.453		C X 0-1 E BB 1B	X 0-0 F8 ③			C B B B F B 1 SAFE B 4-2 28 SH5-3 HBP 1-2 BB		B S C B F T 2-2 K ①		3	0	1	0	1	1	1
Luke Scott, L (1, 7) OBP: 0.462, SLG: 0.609		F S F B B B 1 SAFE B F B 4-2 E2 44 S 1-3 BB		C F B B B F X 2-2 F8 ①		B B H 3-0 28 SH5-3 1-2 2-3 HBP		B B C B S B 4-2 28 G5-3 28 S BB		1	0	0	0	2	0	0
28 Adam Everett, R (1, 6) OBP: 0.287, SLG: 0.348		B C F S 1-3 K ①		X 0-0 F9 ②		X 0-0 SH5-3 1-2 2-3 3-H		C X 0-1 G5-3 ② 1-3		3	0	0	1	0	1	3
Brad Ausmus, R (1, 2) OBP: 0.306, SLG: 0.289		B C S 1 SAFE X 1-2 P6 ②		F F F B B B X 3-2 G4-3 ③		I I I I 4-0 IBB		C B F X 1-2 G6-3 ③		3	0	0	0	1	0	3
44 Roy Oswalt, R (1, 1) OBP: 0.203, SLG: 0.232 Chad Qualls, R (8, 1) 54 Brad Lidge, R (9, 1)		S B B B S B 4-2 1-2 BB			C X 0-1 G4-3 ①	F C F X 0-2 G4-3 ③				2 0 0	0 0 0	0 0 0	0 0 0	1 0 0	0 0 0	3 0 0
Inning Stats	R: 0 E: 0 K: 1 S: 9 H: 0 LOB: 1 BB: 1 P: 19	R: 0 E: 1 K: 2 S: 17 H: 1 LOB: 3 BB: 2 P: 29	R: 0 E: 0 K: 1 S: 7 H: 0 LOB: 1 BB: 1 P: 13	R: 0 E: 0 K: 0 S: 9 H: 0 LOB: 0 BB: 0 P: 14	R: 0 E: 0 K: 0 S: 7 H: 0 LOB: 0 BB: 0 P: 10	R: 1 E: 0 K: 0 S: 14 H: 0 LOB: 3 BB: 3 P: 30	R: 1 E: 0 K: 0 S: 8 H: 0 LOB: 0 BB: 1 P: 13	R: 0 E: 0 K: 1 S: 11 H: 0 LOB: 1 BB: 1 P: 18		1B: 1 2B: 0 3B: 0 HR: 0	SF: 1 SAC: 2 DP: 0 HBP: 1			WP: 0 PB: 0 SB: 3 CS: 0	PA: 35		

livebaseballscorecards.com

AB	22
R	2
H	1
RBI	2
BB	9
SO	5
LOB	16

PITCHER		IP	WLS	BF	H	R	ER	SO	BB	IBB	HBP	BLK	WP	HR	S	P	ERA	WHIP
26 Orlando Hernandez, R ERA: 5.15	(1, 1)	5.1	L	24	1	1	1	4	6	0	1	0	0	0	58	106	1.69	1.312
Roberto Hernandez, R ERA: 2.98	(6, 1)	1.0		5	0	1	1	0	1	1	0	0	0	0	9	17	9.00	1.000
Darren Oliver, L ERA: 2.82	(7, 1)	0.2		2	0	0	0	0	0	0	0	0	0	0	4	5	0.00	0.000
59 Guillermo Mota, R ERA: 5.32	(8, 1)	1.0		4	0	0	0	1	1	0	0	0	0	0	11	18	0.00	1.000

PITCHER	IP	WLS	BF	H	R	ER	SO	BB	IBB	HBP	BLK	WP	HR	S	P	ERA	WHIP

Batter	1	2	3	4	5	6	7	8	9	10	AB	R	H	RBI	BB	SO	LOB
Craig Biggio, R (1, 4) OBP: 0.315, SLG: 0.437	B F B X 2-1 F8 ①			X 0-0 F7 ①		B C B B X 3-1 P5 ③			C B F F X 1-2 G5-3 ①		4	0	0	0	0	0	0
2 Chris Burke, R (1, 7) OBP: 0.358, SLG: 0.440	C F F S 0-3 K ②			B B S X 2-1 G5-3 ②			C F B C 1-3 K ①		B X 1-0 17 G6-3 17 S 1B		4	0	1	0	0	2	0
17 Lance Berkman, S (1, 3) OBP: 0.410, SLG: 0.600	B S S S 1-3 K ③			B C C B F X 2-2 G4-3 ③			X 0-0 G1-3 ②		T B 1 SAFE F 1 SAFE 1 SAFE B F 1 SAFE 2-2 F X G6-3 ② 1-3		4	0	0	0	0	1	1
16 Jason Lane, R (1, 9) OBP: 0.330, SLG: 0.408 Dan Wheeler, R (7, 1) Trever Miller, R (8, 1) Mike Lamb, L (9, PH) OBP: 0.269, SLG: 0.483 Chad Qualls, R (9, 1) Humberto Quintero, R (10, 2) OBP: 0.250, SLG: 0.250		B X 1-0 F8 ①			B S B B C C 3-3 K ①		C C X 0-2 G5-3 ③		F B B B S S 3-3 K ③		3 0 0 1 0 0	0 0 0 0 0 0	0 0 0 0 0 0	0 0 0 0 0 0	0 0 0 1 0 0	1 0 0 0 0 0	0 0 0 1 0 0
Aubrey Huff, L (1, 5) OBP: 0.340, SLG: 0.464 (7, 9) Willy Taveras, R (10, PR) OBP: 0.331, SLG: 0.341 (10, 8)		C S C 0-3 K ②			F F S 0-3 K ②			C S F F B X 1-2 HR		C F X 0-2 4 SH1-4 2B	4 0	1 0	2 0	1 0	0 0	2 0	0 0
4 Eric Bruntlett, R (1, 8) OBP: 0.345, SLG: 0.333 (10, 9)		B X 1-0 G1-3 ③			C B B C B S 3-3 K ③			X 0-0 G4-3 28 SH1-4 1B		B C X 1-1 SH1-4 ① 2-3	3	0	1	0	0	1	0
28 Adam Everett, R (1, 6) OBP: 0.285, SLG: 0.346			C B B F F S 2-3 K ①	X 0-0 L7 ①				B 1 SAFE X 1-0 SH1-4 ① 1-2		C S T 0-2 K ②	3	0	0	0	0	2	2
Brad Ausmus, R (1, 2) OBP: 0.304, SLG: 0.286 Orlando Palmeiro, L (10, PH) OBP: 0.269, SLG: 0.278 Dave Borkowski, R (10, 1)			X 0-0 P4 ②	C B C X 1-2 P4 ②				B D C X 2-1 G4-3 ② 2-3		D B C S F X 2-2 G3 ③	3 1 0	0 0 0	0 0 0	0 0 0	0 0 0	0 0 0	1 2 0
Roger Clemens, R (1, 1) OBP: 0.200, SLG: 0.048 Charlton Jimerson, R (6, PH) OBP: 1.000, SLG: 4.000 Russ Springer, R (6, 1) Morgan Ensberg, R (7, 5) OBP: 0.392, SLG: 0.457			C F X 0-2 G1-3 ③			B B C X 2-1 HR		B F C B F F B X 3-2 G1-3 ③			1 1 0 1	0 1 0 0	0 1 0 0	0 1 0 0	0 0 0 0	0 0 0 0	0 0 0 1
Inning Stats	R: 0 H: 0 E: 0 LOB: 0 K: 2 BB: 0 S: 9 P: 12	R: 0 H: 0 E: 0 LOB: 0 K: 1 BB: 0 S: 5 P: 7	R: 0 H: 0 E: 0 LOB: 0 K: 1 BB: 0 S: 8 P: 10	R: 0 H: 0 E: 0 LOB: 0 K: 0 BB: 0 S: 7 P: 11	R: 0 H: 0 E: 0 LOB: 0 K: 3 BB: 0 S: 9 P: 15	R: 1 H: 1 E: 0 LOB: 0 K: 0 BB: 0 S: 8 P: 14	R: 0 H: 0 E: 0 LOB: 0 K: 1 BB: 0 S: 7 P: 8	R: 1 H: 2 E: 0 LOB: 1 K: 0 BB: 0 S: 15 P: 22	R: 0 H: 1 E: 0 LOB: 1 K: 1 BB: 0 S: 13 P: 20	R: 0 H: 1 E: 0 LOB: 2 K: 1 BB: 0 S: 11 P: 14	1B: 2 2B: 1 3B: 0 HR: 2	SF: 0 SAC: 2 DP: 0 HBP: 0					

PITCHER		IP	WLS	BF	H	R	ER	SO	BB	IBB	HBP	BLK	WP	HR	S	P	ERA	WHIP
35 Cole Hamels, L ERA: 4.33	(1, 1)	8.0		27	3	2	2	8	0	0	0	0	0	2	68	99	2.25	0.375
63 Ryan Madson, R ERA: 5.79	(9, 1)	0.1		2	1	0	0	0	0	0	0	0	0	0	5	7	0.00	3.000
40 Matt Smith, L ERA:	(9, 1)	0.2		2	0	0	0	1	0	0	0	0	0	0	8	13	0.00	0.000
Rick White, R ERA: 5.0	(10, 1)	1.0	W	4	1	0	0	1	0	0	0	0	0	0	11	14	0.00	1.000

PITCHER	IP	WLS	BF	H	R	ER	SO	BB	IBB	HBP	BLK	WP	HR	S	P	ERA	WHIP

TOP

Houston Astros @ Philadelphia Phillies

Citizens Bank Park, Philadelphia, PA

Mon Sep 04 2006, 3:05 PM EDT
Att. 44,674 - Partly Cloudy - 77 F

livebaseballscorecards.com

AB	33
R	2
H	5
RBI	2
BB	0
SO	10
LOB	8

1B: 2	SF: 0	WP: 0	PA: 35
2B: 1	SAC: 2	PB: 0	
3B: 0	DP: 0	SB: 1	
HR: 2	HBP: 0	CS: 0	

Batter	1	2	3	4	5	6	7	8	9	10	AB	R	H	RBI	BB	SO	LOB
11 Jimmy Rollins, S (1, 6) OBP: 0.341, SLG: 0.465	P6		K		K			26 S 1B		F7	5	0	1	0	0	2	1
8 Shane Victorino, S (1, 8) OBP: 0.354, SLG: 0.433	G3			6 BB, 26 HBP, HBP BB		F9		L5		F9	4	1	0	0	1	0	1
26 Chase Utley, L (1, 4) OBP: 0.375, SLG: 0.520	K			HBP, 6 BB, 1-2 HBP		P3		K 1-2		HR	4	1	1	1	0	2	1
6 Ryan Howard, L (1, 3) OBP: 0.403, SLG: 0.665		F8		HBP, 1-2 2-3 BB		HR			2B IBB		2	1	1	1	2	0	0
Pat Burrell, R (1, 7) OBP: 0.382, SLG: 0.499 Joe Thurston, L (9, PH) OBP: 0.313, SLG: 0.333 Rick White, R (10, 1)		K				G6-3			1 SAFE B5		3 1 0	0 0 0	0 0 0	0 0 0	0 0 0	2 0 0	3 1 0
Jeff Conine, R (1, 9) OBP: 0.326, SLG: 0.398	K			27 G6-4-3, 1-2 2-3 3-H HBP		P5			1-3 2B		3	0	1	1	0	1	0
27 Chris Coste, R (1, 2) OBP: 0.376, SLG: 0.504		F8		G6-4-3, 1-2f		L7			IBB		3	0	0	0	1	0	3
Abraham Nunez, S (1, 5) OBP: 0.266, SLG: 0.253 David Dellucci, L (9, PH) OBP: 0.361, SLG: 0.553 29 Chris Roberson, S (10, 7) OBP: 0.194, SLG: 0.194		G5-3			G4-3	G3				K	3 1 0	0 0 0	0 0 0	0 0 0	0 0 0	0 1 0	0 3 0
35 Cole Hamels, L (1, 1) OBP: 0.262, SLG: 0.143 Randall Simon, L (8, PH) OBP: 0.600, SLG: 0.500 63 Ryan Madson, L (9, 1) OBP: 0.206, SLG: 0.212 40 Matt Smith, L (9, 1) José Hernández, R (9, PH) OBP: 0.329, SLG: 0.362 (10, 5)		1B			F7			K		P3	2 1 0 0 1	0 0 0 0 0	1 0 0 0 0	0 0 0 0 0	0 0 0 0 0	0 1 0 0 0	0 0 0 0 3
Inning Stats	R: 0 H: 0 E: 0 LOB: 0 K: 1 BB: 0 S: 6 P: 10	R: 0 H: 0 E: 0 LOB: 0 K: 2 BB: 0 S: 9 P: 15	R: 0 H: 1 E: 0 LOB: 1 K: 1 BB: 0 S: 9 P: 12	R: 1 H: 0 E: 0 LOB: 2 K: 1 BB: 2 S: 11 P: 26	R: 0 H: 0 E: 0 LOB: 0 K: 1 BB: 0 S: 7 P: 8	R: 1 H: 1 E: 0 LOB: 0 K: 0 BB: 0 S: 10 P: 16	R: 0 H: 0 E: 0 LOB: 0 K: 0 BB: 0 S: 7 P: 12	R: 0 H: 1 E: 0 LOB: 1 K: 2 BB: 0 S: 13 P: 20	R: 0 H: 1 E: 0 LOB: 3 K: 1 BB: 2 S: 9 P: 20	R: 1 H: 1 E: 0 LOB: 0 K: 0 BB: 0 S: 7 P: 15	1B: 2 SF: 0 2B: 1 SAC: 0 3B: 0 DP: 1 HR: 2 HBP: 2						

PITCHER		IP	WLS	BF	H	R	ER	SO	BB	IBB	HBP	BLK	WP	HR	S	P	ERA	WHIP
Roger Clemens, R ERA: 2.27	(1, 1)	5.0		19	1	1	1	6	2	0	2	0	0	0	42	71	1.80	0.600
Russ Springer, R ERA: 3.86	(6, 1)	1.0		4	1	1	1	0	0	0	0	0	0	1	10	16	9.00	1.000
Dan Wheeler, R ERA: 2.64	(7, 1)	1.1		5	1	0	0	1	0	0	0	0	0	0	15	24	0.00	0.750
Trever Miller, L ERA: 3.43	(8, 1)	0.2		2	0	0	0	1	0	0	0	0	0	0	5	8	0.00	0.000
Chad Qualls, R ERA: 4.19	(9, 1)	1.0		6	1	0	0	1	0	2	0	0	0	0	9	20	0.00	1.000

PITCHER		IP	WLS	BF	H	R	ER	SO	BB	IBB	HBP	BLK	WP	HR	S	P	ERA	WHIP
Dave Borkowski, R ERA: 4.15	(10, 1)	0.2	L	3	1	1	1	0	0	0	0	0	0	1	7	15	13.50	1.500

BOTTOM

Houston Astros @ Philadelphia Phillies

Citizens Bank Park, Philadelphia, PA

Mon Sep 04 2006, 3:05 PM EDT
Att. 44,674 - Partly Cloudy - 77 F

livebaseballscorecards.com

AB	33
R	3
H	5
RBI	3
BB	4
SO	9
LOB	16

Batter	1	2	3	4	5	6	7	8	9	AB	R	H	RBI	BB	SO	LOB
Willy Taveras, R (1, 8) OBP: 0.331, SLG: 0.341	B C B F B S 3-3 ① K		X 0-0 17 BB 1B	C F S 0-3 ③ K			B B C F F F B F S 3-3 ① K		S B X 1-1 17 2B 1B 1-2 2-3	5	1	2	0	0	3	2
Craig Biggio, R (1, 4) OBP: 0.314, SLG: 0.433	C B B F F B B 4-2 17 2B BB		C X 0-1 ② P3		B X 1-0 ① G5-3		B F C S 1-3 ② K		C B F B S 2-3 ② K	4	1	0	0	1	2	4
17 Lance Berkman, S (1, 3) OBP: 0.414, SLG: 0.605	X 0-0 1-H 2B		1 SAFE 1 SAFE S B B B F F F F B 4-2 B 1-2 BB		B B C B B X 3-1 1B		F C B C 1-3 ③ K		C F F B X 1-2 1-H 2-H 3-H 2B	4	0	3	4	1	1	0
16 Jason Lane, R (1, 9) OBP: 0.327, SLG: 0.404 Luke Scott, L (8, PH) OBP: 0.462, SLG: 0.604 (8, 9) (8, 7)	S D B C B C 3-3 ② K		F B B S B S 3-3 ③ K		X 0-0 ② F8			B B B X 3-0 ① G3	D B B B 4-0 BB	3 1	0 0	0 0	0 0	0 1	2 0	4 0
Aubrey Huff, L (1, 5) OBP: 0.336, SLG: 0.458 (8, 9)	C C B F B X 2-2 ③ F8			B X 1-0 ① F8	X 0-0 ③ F7			F S B S 1-3 ② K	B C F X 1-2 ③ F7	5	0	0	0	0	1	4
2 Chris Burke, R (1, 7) OBP: 0.360, SLG: 0.442 Dan Wheeler, R (8, 1) 54 Brad Lidge, R (9, 1)		B B X 2-0 ① F9		B C B F F X 2-2 1B 2B		B B H 3-0 HBP		S B B S X 2-2 ③ G6-3		3 0 0	1 0 0	1 0 0	0 0 0	0 0 0	0 0 0	0 0 0
28 Adam Everett, R (1, 6) OBP: 0.286, SLG: 0.345 Orlando Palmeiro, L (9, PH) OBP: 0.276, SLG: 0.286 4 Eric Bruntlett, R (9, PR) OBP: 0.345, SLG: 0.333 (9, 6)		F X 0-1 ② P5		B B B B 4-0 SH5-4 1B BB	1 SAFE X 0-0 ① F8				C B B B X 2-1 1B 17 2B SH5-4 1B	2 1 0	0 0 1	0 1 0	0 0 0	1 0 0	0 0 0	1 0 0
Brad Ausmus, R (1, 2) OBP: 0.304, SLG: 0.287		C X 0-1 ③ G4-3		B X 1-0 SH5-4 1-2 2-H 1B	X 0-0 ② F8				1 SAFE L X 0-1 ① SH5-4 1-2	3	0	1	1	0	0	1
Andy Pettitte, L (1, 1) OBP: 0.236, SLG: 0.333 Trever Miller, R (7, 1) Mike Lamb, L (8, 5) OBP: 0.361, SLG: 0.483			B C B F X 2-2 ① F7	B X 1-0 ② SH5-4 1-2 2-3		D B B C C X 3-2 ③ G1-3			1B 17 2B IBB	2 0 0	0 0 1	0 0 0	0 0 0	0 0 1	1 0 0	1 0 0

TOP

Houston Astros @ Philadelphia Phillies

Citizens Bank Park, Philadelphia, PA

Wed Sep 06 2006, 7:05 PM EDT
Att. 33,521 - Partly Cloudy - 75 F

livebaseballscorecards.com

AB	33
R	5
H	8
RBI	5
BB	5
SO	9
LOB	17

Inning Stats	1	2	3	4	5	6	7	8	9
	R: 1 E: 0 K: 2 S: 14	R: 0 E: 0 K: 0 S: 5	R: 0 E: 0 K: 1 S: 13	R: 1 E: 0 K: 1 S: 10	R: 0 E: 0 K: 0 S: 5	R: 0 E: 0 K: 0 S: 5	R: 0 E: 0 K: 3 S: 12	R: 0 E: 0 K: 1 S: 7	R: 3 E: 0 K: 1 S: 16
	H: 1 LOB: 1 BB: 1 P: 26	H: 0 LOB: 0 BB: 0 P: 7	H: 1 LOB: 2 BB: 1 P: 22	H: 2 LOB: 2 BB: 1 P: 19	H: 1 LOB: 1 BB: 0 P: 9	H: 0 LOB: 1 BB: 0 P: 11	H: 0 LOB: 0 BB: 0 P: 17	H: 0 LOB: 0 BB: 0 P: 13	H: 3 LOB: 2 BB: 2 P: 31

1B: 5	SF: 0
2B: 3	SAC: 2
3B: 0	DP: 0
HR: 0	HBP: 1

WP: 0	PA: 41
PB: 0	
SB: 0	
CS: 0	

PITCHER		IP	WLS	BF	H	R	ER	SO	BB	IBB	HBP	BLK	WP	HR	S	P	ERA	WHIP
Randy Wolf, L ERA: 4.97	(1, 1)	6.0		27	5	2	2	4	3	0	1	0	0	0	52	94	3.00	1.333
Geoff Geary, R ERA: 3.06	(7, 1)	0.2		2	0	0	0	2	0	0	0	0	0	0	9	13	0.00	0.000
40 Matt Smith, L ERA:	(7, 1)	0.1		1	0	0	0	1	0	0	0	0	0	0	3	4	0.00	0.000
63 Ryan Madson, R ERA: 5.93	(8, 1)	1.2	L	9	3	3	3	2	0	1	0	0	0	0	20	36	16.20	1.800
52 Fabio Castro, L ERA: 1.84	(9, 1)	0.1		2	0	0	0	0	1	0	0	0	0	0	3	8	0.00	3.000

PITCHER	IP	WLS	BF	H	R	ER	SO	BB	IBB	HBP	BLK	WP	HR	S	P	ERA	WHIP

BOTTOM

Houston Astros @ Philadelphia Phillies

Citizens Bank Park, Philadelphia, PA

Wed Sep 06 2006, 7:05 PM EDT
Att. 33,521 - Partly Cloudy - 75 F

livebaseballscorecards.com

Batter	1	2	3	4	5	6	7	8	9	AB	R	H	RBI	BB	SO	LOB
11 Jimmy Rollins, S (1, 6) OBP: 0.342, SLG: 0.465	C F B B X 2-2 G5-3 ①		C B C B X 2-2 G5-3 ②		X 0-0 G6-3 ③		B X 1-0 1-2 1B		B F B X 2-1 1-3 2-H 1B ②	5	0	2	1	0	0	0
8 Shane Victorino, S (1, 8) OBP: 0.355, SLG: 0.432	C X 0-1 G6-3 ②		B X 1-0 1B			C F F F F B B X 2-2 6 E 26 BB FC6-4 1B	B C X 1-1 F8 ② 2-3		S C F X 0-2 G3 ③	5	1	2	0	0	0	3
26 Chase Utley, L (1, 4) OBP: 0.374, SLG: 0.517	L F C 0-3 K ③		F F 1 SAFE 1 SAFE B X 1-2 G6-3 ③			1 SAFE F B B D 1 SAFE S 1 SAFE 1 SAFE 4-2 1 SAFE F B FC6-4 6 E 1-2 BB	C B B 1 B C S 1 SAFE 3-3 K ③			3	0	0	0	1	2	3
6 Ryan Howard, L (1, 3) OBP: 0.401, SLG: 0.660		C B S X 1-2 G6-3 ①		S B B F X 2-2 G3 ①		S X 0-1 E1 FC6-4 1-2 2-3		C C C 0-3 K ①		4	0	0	0	0	1	2
Pat Burrell, R (1, 7) OBP: 0.381, SLG: 0.495		F S B B B F F D 4-2 51 1B 1B BB		S C X 0-2 F9 ②		F C F S 0-3 K ①		C B S F X 1-2 P5 ②		3	0	0	0	1	1	3
Jeff Conine, R (1, 9) OBP: 0.325, SLG: 0.397		B F X 1-1 51 1B 1-2 1B		X 0-0 F9 ③		B B C X 2-1 FC6-4 ② 1-2f 2-3 3-H		B X 1-0 F7 ③		4	0	1	1	0	0	2
51 Carlos Ruiz, R (1, 2) OBP: 0.259, SLG: 0.340 Randall Simon, L (9, PH) OBP: 0.500, SLG: 0.400		C X 0-1 G6-4-3 1-2 2-3 1B			C X 0-1 HR	C B B F F F F X 2-2 F7 ③			C S X 0-2 G6-3 ①	3 1	1 0	2 0	1 0	0 0	0 0	2 0
Abraham Nunez, S (1, 5) OBP: 0.263, SLG: 0.249		C B X 1-1 G6-4-3 ② ③ 1-2f			B F F X 1-2 G2-3 ①		X 0-0 B2 ①		B B C B S X 3-2 E9 HBP 11 1B	4	1	0	0	0	0	3
Randy Wolf, L (1, 1) OBP: 0.263, SLG: 0.267 Geoff Geary, R (7, 1) OBP: 0.400, SLG: 0.500 40 Matt Smith, L (7, 1) José Hernández, R (7, PH) OBP: 0.333, SLG: 0.367 63 Ryan Madson, L (8, 1) OBP: 0.206, SLG: 0.212 52 Fabio Castro, L (9, 1) David Dellucci, L (9, PH) OBP: 0.363, SLG: 0.553			C C S 0-3 K ①		S B S S 1-3 K ②		C B B X 2-1 8 F8 11 1B 1B		B F S H 2-2 11 1B 1-2 HBP	2 0 0 1 0 0 0 0	0 0 0 0 0 0 0 0	0 0 0 1 0 0 0 0	0 0 0 0 0 0 0 0	0 0 0 0 0 0 0 0	2 0 0 0 0 0 0 0	0 0 0 0 0 0 0 0
Inning Stats	R: 0 E: 0 K: 1 S: 8 H: 0 LOB: 0 BB: 0 P: 10	R: 0 E: 0 K: 0 S: 13 H: 2 LOB: 2 BB: 1 P: 20	R: 0 E: 0 K: 1 S: 10 H: 1 LOB: 1 BB: 0 P: 14	R: 0 E: 0 K: 0 S: 7 H: 0 LOB: 0 BB: 0 P: 9	R: 1 E: 0 K: 1 S: 9 H: 1 LOB: 0 BB: 0 P: 11	R: 1 E: 1 K: 1 S: 23 H: 1 LOB: 2 BB: 1 P: 33	R: 0 E: 0 K: 1 S: 9 H: 2 LOB: 2 BB: 0 P: 16	R: 0 E: 0 K: 1 S: 8 H: 0 LOB: 0 BB: 0 P: 10	R: 1 E: 1 K: 0 S: 14 H: 1 LOB: 1 BB: 0 P: 21	1B: 7 2B: 0 3B: 0 HR: 1	SF: 0 SAC: 0 DP: 1 HBP: 1					

	AB	35
	R	3
	H	8
	RBI	3
	BB	2
	SO	6
	LOB	18

PITCHER		IP	WLS	BF	H	R	ER	SO	BB	IBB	HBP	BLK	WP	HR	S	P	ERA	WHIP
Andy Pettitte, L ERA: 4.34	(1, 1)	6.1		28	7	2	1	4	2	0	0	0	0	1	74	104	1.42	1.421
Trever Miller, L ERA: 3.35	(7, 1)	1.0		3	0	0	0	2	0	0	0	0	0	0	8	12	0.00	0.000
Dan Wheeler, R ERA: 2.61	(8, 1)	0.2	W	2	0	0	0	0	0	0	0	0	0	0	5	7	0.00	0.000
54 Brad Lidge, R ERA: 5.06	(9, 1)	1.0	S	5	1	1	0	0	0	0	1	0	0	0	14	21	0.00	1.000

PITCHER	IP	WLS	BF	H	R	ER	SO	BB	IBB	HBP	BLK	WP	HR	S	P	ERA	WHIP

Batter	1	2	3	4	5	6	7	8	9	AB	R	H	RBI	BB	SO	LOB
Willy Taveras, R (1, 8) OBP: 0.332, SLG: 0.344	C X 0-1 1B SF8 1B	F X 0-1 F8 ③			C B B B F F X 3-2 P5 ②		C X 0-1 HR 2B		C B S B F B X 3-2 G4-3 ②	5	2	2	0	0	0	3
Mike Lamb, L (1, 5) OBP: 0.361, SLG: 0.481 Morgan Ensberg, R (7, PH) OBP: 0.392, SLG: 0.466 (7, 5)	1 SAFE C X 0-1 1-3 1B	B B S C F X 2-2 G6-3 ①			C S B S 1-3 K ③		B C B B F X 3-2 2-H HR		B B C B C S 3-3 K ③	3 2	0 1	1 1	0 2	0 0	1 1	1 0
17 Lance Berkman, S (1, 3) OBP: 0.412, SLG: 0.604	B C B F X 2-2 P3 ①	B X 1-0 L7 ②				X 0-0 2B	B X 1-0 F8 ③			4	0	1	0	0	0	2
Aubrey Huff, L (1, 9) OBP: 0.336, SLG: 0.464 4 Eric Bruntlett, R (8, 7) OBP: 0.345, SLG: 0.333	X 0-0 SF8 ② 3-H	C B X 1-1 G3 ③				B C B C X 2-2 G6-3 ①		B B C B X 3-1 HR		3 0	1 0	1 0	2 0	0 0	0 0	1 0
Luke Scott, L (1, 7) OBP: 0.457, SLG: 0.591 Charlton Jimerson, R (8, PR) OBP: 1.000, SLG: 4.000 (8, 9)	C S S 0-3 K ③			F S B F B S 2-3 K ①		F B F S 1-3 K ②		C S F B B F B B 4-2 S BB		3 0	0 0	0 0	0 0	1 0	3 0	2 0
Craig Biggio, R (1, 4) OBP: 0.313, SLG: 0.430 Dan Wheeler, R (8, 1) 54 Brad Lidge, R (9, 1)		B C B S S X 2-2 F7 ①		B F C F S 1-3 K ②		B F B F B 4-2 BB		C B C B F C 3-3 K ① 1-2		3 0 0	0 0 0	0 0 0	0 0 0	1 0 0	2 0 0	1 0 0
28 Adam Everett, R (1, 6) OBP: 0.285, SLG: 0.346		B X 1-0 1B 2B		C C B B F S 2-3 K ③		C F B F F F X 1-2 F8 ③		B C F X 1-2 P5 ②		4	0	1	0	0	1	4
Brad Ausmus, R (1, 2) OBP: 0.306, SLG: 0.289		B X 1-0 44 SH2-4 2-3 1B			C B F F B F X 2-2 44 SH3-4 1B		C F B F B X 2-2 F9 ①	X 0-0 G6-3 ③		4	0	2	0	0	0	2
44 Roy Oswalt, R (1, 1) OBP: 0.200, SLG: 0.228 2 Chris Burke, R (8, 4) OBP: 0.359, SLG: 0.440		P X 1-0 SH2-4 ② 1-2			X 0-0 SH3-4 ① 1-2		C B B F B F F X 3-2 F9 ②		B F S S B S 2-3 K ①	1 1	0 0	0 0	0 0	0 0	0 1	0 0
Inning Stats	R: 1 E: 0 K: 1 S: 11 H: 2 LOB: 1 BB: 0 P: 13	R: 0 E: 0 K: 0 S: 9 H: 2 LOB: 2 BB: 0 P: 13	R: 0 E: 0 K: 0 S: 7 H: 0 LOB: 0 BB: 0 P: 11	R: 0 E: 0 K: 3 S: 12 H: 0 LOB: 0 BB: 0 P: 17	R: 0 E: 0 K: 1 S: 13 H: 1 LOB: 1 BB: 0 P: 19	R: 0 E: 0 K: 1 S: 15 H: 1 LOB: 2 BB: 1 P: 23	R: 2 E: 0 K: 0 S: 15 H: 2 LOB: 0 BB: 0 P: 24	R: 1 E: 0 K: 1 S: 15 H: 1 LOB: 2 BB: 1 P: 26	R: 0 E: 0 K: 2 S: 10 H: 0 LOB: 0 BB: 0 P: 18	1B: 4 2B: 3 3B: 0 HR: 2 SF: 1 SAC: 2 DP: 0 HBP: 0						

TOP

Houston Astros @ Milwaukee Brewers

Miller Park, Milwaukee, WI

Fri Sep 08 2006, 7:05 PM CDT
Att. 19,677 - Roof Closed - 79 F

livebaseballscorecards.com

AB	33
R	4
H	9
RBI	4
BB	2
SO	9
LOB	16

PITCHER		IP	WLS	BF	H	R	ER	SO	BB	IBB	HBP	BLK	WP	HR	S	P	ERA	WHIP
15 Ben Sheets, R ERA: 4.38	(1, 1)	6.2		28	7	2	2	6	1	0	0	0	0	0	78	112	2.70	1.200
Brian Shouse, L ERA: 3.68	(7, 1)	0.1	B	2	1	1	1	0	0	0	0	0	0	1	4	8	27.00	3.000
52 Jose Capellan, R ERA: 4.18	(8, 1)	1.0	L	5	1	1	1	1	1	0	0	0	0	1	15	26	9.00	2.000
Francisco Cordero, R ERA: 3.66	(9, 1)	1.0		3	0	0	0	2	0	0	0	0	0	0	10	18	0.00	0.000

PITCHER	IP	WLS	BF	H	R	ER	SO	BB	IBB	HBP	BLK	WP	HR	S	P	ERA	WHIP

WP: 0 PB: 0 SB: 1 CS: 0 PA: 38

Batter	1	2	3	4	5	6	7	8	9	AB	R	H	RBI	BB	SO	LOB
Brady Clark, R (1, 8) OBP: 0.362, SLG: 0.339	B B X 2-0 L5 ①		B C X 1-1 G5-3 ③			X 0-0 1-H 2B		C B S F B X 2-2 P3 ①		4	0	1	1	0	0	0
9 Tony Graffanino, R (1, 4) OBP: 0.349, SLG: 0.405	C F F F B C 1-3 K ②			F X 0-1 G6-3 ①		F B X 1-1 L5 ②		S X 0-1 F8 ②		4	0	0	0	0	1	1
28 Prince Fielder, L (1, 3) OBP: 0.348, SLG: 0.479	C F S 0-3 K ③			B F F B B S 3-3 K ②		C B F C 1-3 K ③		B X 1-0 L9 ③		4	0	0	0	0	3	1
2 Bill Hall, R (1, 6) OBP: 0.334, SLG: 0.543		F B F F S 1-3 K ①		B C X 1-1 G5-3 ③			B C X 1-1 G6-3 ①		F F S 0-3 K ①	4	0	0	0	0	2	0
Geoff Jenkins, L (1, 9) OBP: 0.339, SLG: 0.397		C B F S 1-3 K ②			C B F S 1-3 K ①		B X 1-0 1 2B HBP 1B		C B B S B X 3-2 1B	4	1	2	0	0	2	0
1 Corey Hart, R (1, 7) OBP: 0.322, SLG: 0.472		X 0-0 HR			B C X 1-1 F8 ②		C S B B B F B X 3-2 HBP 1-3 2B		S 1 SAFE S S 0-3 K ②	4	1	2	1	0	1	1
David Bell, R (1, 5) OBP: 0.331, SLG: 0.376 18 Gabe Gross, L (9, PH) OBP: 0.381, SLG: 0.483		F C B F F B F X 2-2 G6-3 ③			C C S 0-3 K ③		I I I I 4-0 HBP IBB		S B C B S 2-3 K ③	2 1	0 0	0 0	0 0	1 0	1 1	0 1
Damian Miller, R (1, 2) OBP: 0.326, SLG: 0.396 11 Mike Rivera, R (7, PR) OBP: 0.316, SLG: 0.443 (8, 2)			F C B X 1-2 G5-3 ①			B B X 2-0 15 FC1-6 1B	H 1-0 G6-4-3 1-2 2-3 3-H HBP			2 0	0 0	1 0	1 0	0 0	0 0	0 0
15 Ben Sheets, R (1, 1) OBP: 0.038, SLG: 0.038 Brian Shouse, L (7, 1) Jeff Cirillo, R (7, PH) OBP: 0.379, SLG: 0.435 52 Jose Capellan, R (8, 1) Francisco Cordero, R (9, 1)			C B T F S 1-3 K ②			C M X 0-2 FC1-6 1-2f 2B ①	B X 1-0 G6-4-3 1-2f ② ③			2 0 1 0 0	1 0 0 0 0	0 0 0 0 0	0 0 0 0 0	0 0 0 0 0	1 0 0 0 0	1 0 3 0 0
Inning Stats	R: 0 E: 0 K: 2 S: 9 H: 0 LOB: 0 BB: 0 P: 12	R: 1 E: 0 K: 2 S: 14 H: 1 LOB: 0 BB: 0 P: 18	R: 0 E: 0 K: 1 S: 9 H: 0 LOB: 0 BB: 0 P: 12	R: 0 E: 0 K: 1 S: 7 H: 0 LOB: 0 BB: 0 P: 11	R: 0 E: 0 K: 2 S: 8 H: 0 LOB: 0 BB: 0 P: 10	R: 1 E: 0 K: 1 S: 10 H: 2 LOB: 1 BB: 0 P: 14	R: 1 E: 0 K: 0 S: 8 H: 2 LOB: 3 BB: 1 P: 19	R: 0 E: 0 K: 0 S: 7 H: 0 LOB: 0 BB: 0 P: 10	R: 0 E: 0 K: 3 S: 12 H: 1 LOB: 1 BB: 0 P: 17	1B: 3 2B: 2 3B: 0 HR: 1	SF: 0 SAC: 0 DP: 1 HBP: 1			WP: 0 PB: 0 SB: 0 CS: 0	PA: 34		

PITCHER		IP	WLS	BF	H	R	ER	SO	BB	IBB	HBP	BLK	WP	HR	S	P	ERA	WHIP
44 Roy Oswalt, R ERA: 3.15	(1, 1)	7.0	W	27	5	3	3	9	0	1	1	0	0	1	65	96	3.86	0.714
Dan Wheeler, R ERA: 2.56	(8, 1)	1.0	H	3	0	0	0	0	0	0	0	0	0	0	7	10	0.00	0.000
54 Brad Lidge, R ERA: 4.98	(9, 1)	1.0	S	4	1	0	0	3	0	0	0	0	0	0	12	17	0.00	1.000

PITCHER	IP	WLS	BF	H	R	ER	SO	BB	IBB	HBP	BLK	WP	HR	S	P	ERA	WHIP

BOTTOM

Houston Astros @ Milwaukee Brewers

Miller Park, Milwaukee, WI

Fri Sep 08 2006, 7:05 PM CDT
Att. 19,677 - Roof Closed - 79 F

livebaseballscorecards.com

AB	32
R	3
H	6
RBI	3
BB	1
SO	12
LOB	8

Batter	1	2	3	4	5	6	7	8	9	AB	R	H	RBI	BB	SO	LOB
Willy Taveras, R (1, 8) OBP: 0.332, SLG: 0.341	B B B B 4-0 S 17 HR BB	X 0-0 P4 ②		C B F B C 2-3 K ①		F B B C B F X 3-2 F7 ②		B B C B F B 4-2 1B BB	C F C 0-3 K ③	4	1	0	0	2	2	4
Mike Lamb, L (1, 5) (7, 3) OBP: 0.361, SLG: 0.479	B C 1 B T B D SAFE 4-2 17 HR 1-2 BB	C D B S S 2-3 K ③		F B B C X 2-2 F7 ②		C B B B X 3-1 P6 ③		C F F F X 0-2 1B 1-2		4	1	1	0	1	1	1
17 Lance Berkman, S (1, 3) OBP: 0.417, SLG: 0.620 2 Chris Burke, R (7, 4) OBP: 0.358, SLG: 0.439	B F C X 1-2 1-H 2-H HR		B B B B 4-0 2B 3B BB	S C X 0-2 1B			B X 1-0 HR	D C X 1-1 F9 ②		3 1	3 0	3 0	4 0	1 0	0 0	0 2
Aubrey Huff, L (1, 9) (7, 5) OBP: 0.339, SLG: 0.467	C B C B B B 4-2 G6-3 WP 28 1B BB		B D C X 2-1 3B 1-3 2B	S B X 1-1 F8 ③			B F X 1-1 FC6-4 1B	F X 0-1 F9 ③		4	2	2	0	1	0	3
Luke Scott, L (1, 7) OBP: 0.461, SLG: 0.624	S F B X 2-2 L8 ① 1-2		B F C B X 2-2 28 HR 2-H 3-H 3B	X 0-0 HR			C B F B F S 2-3 K ①		F C B B B B 4-2 BB 16 1B BB	4	2	2	3	1	1	2
Craig Biggio, R (1, 4) OBP: 0.311, SLG: 0.427 16 Jason Lane, R (7, 9) OBP: 0.329, SLG: 0.406	B B C F X 2-2 G6-3 ② 2-3		D C B B X 3-1 F8 ①	B S S B X 2-2 G6-3 ①			F B S F F X 1-2 FC6-4 28 BB ② 1-2f		B B B C C X 3-2 BB 1-2 1B	4 1	0 0	0 1	0 0	0 0	0 0	3 0
28 Adam Everett, R (1, 6) OBP: 0.289, SLG: 0.355 4 Eric Bruntlett, R (7, 6) OBP: 0.342, SLG: 0.330	B X 1-0 CS 1B 3-H		B B X 2-0 HR 3-H	B B C S F B F X 3-2 P3 ②			B B B B 4-0 BB 1-2	C B C S 1-3 K ①		3 1	1 0	2 0	3 0	1 0	0 1	0 2
Brad Ausmus, R (1, 2) OBP: 0.307, SLG: 0.287	F C B B 2-2 CS ③ 1-2	B B B B 4-0 BB	B F C C 1-3 K ②	C B S B X 2-2 L4 ③			C B X 1-1 G3 ③		B F F F D D B 4-2 1-2 2-3 BB	3	0	0	0	2	1	2
Jason Hirsh, R (1, 1) Russ Springer, R (7, 1) Morgan Ensberg, R (8, PH) OBP: 0.391, SLG: 0.464 Dave Borkowski, R (8, 1) Trever Miller, R (8, 1) Chad Qualls, R (8, 1) Orlando Palmeiro, L (9, PH) OBP: 0.274, SLG: 0.283 64 Fernando Nieve, R (9, 1) OBP: 0.222, SLG: 0.125		C M L 0-3 K ①	C S S 0-3 K ③			B C F B B S 3-3 K ①		C S B B X 2-2 L9 ①	C F B F X 1-2 L5 ②	3 0 1 0 0 0 1 0	0 0 0 0 0 0 0 0	0 0 0 0 0 0 0 0	0 0 0 0 0 0 0 0	0 0 0 0 0 0 0 0	3 0 0 0 0 0 0 3	1 0 0 0 0 0 0 0
Inning Stats	R: 4 H: 2 E: 0 LOB: 0 K: 0 BB: 3 S: 16 P: 36	R: 0 H: 0 E: 0 LOB: 1 K: 2 BB: 1 S: 7 P: 13	R: 4 H: 3 E: 0 LOB: 0 K: 2 BB: 1 S: 14 P: 28	R: 0 H: 1 E: 0 LOB: 1 K: 1 BB: 0 S: 11 P: 16	R: 1 H: 1 E: 0 LOB: 0 K: 0 BB: 0 S: 12 P: 19	R: 0 H: 0 E: 0 LOB: 0 K: 1 BB: 0 S: 9 P: 18	R: 1 H: 2 E: 0 LOB: 2 K: 1 BB: 1 S: 14 P: 24	R: 0 H: 1 E: 0 LOB: 2 K: 0 BB: 1 S: 15 P: 22	R: 0 H: 1 E: 0 LOB: 3 K: 2 BB: 2 S: 18 P: 31	1B: 5 2B: 1 3B: 1 HR: 4	SF: 0 SAC: 0 DP: 0 HBP: 0			WP: 1 PB: 0 SB: 1 CS: 1	PA: 47	

TOP

Houston Astros @ Milwaukee Brewers

Miller Park, Milwaukee, WI

Sat Sep 09 2006, 6:05 PM CDT
Att. 31,216 - Roof Closed - 72 F

livebaseballscorecards.com

AB	37
R	10
H	11
RBI	10
BB	9
SO	9
LOB	23

PITCHER		IP	WLS	BF	H	R	ER	SO	BB	IBB	HBP	BLK	WP	HR	S	P	ERA	WHIP
Tomo Ohka, R ERA: 4.83	(1, 1)	2.0	L	13	3	6	6	2	5	0	0	0	1	1	25	57	27.00	4.000
Geremi Gonzalez, R ERA: 5.04	(3, 1)	1.0		5	2	2	2	2	0	0	0	0	0	1	12	20	18.00	2.000
Chris Spurling, R ERA: 3.38	(4, 1)	2.0		8	2	1	1	1	0	0	0	0	0	1	23	35	4.50	1.000
Rick Helling, R ERA: 4.11	(6, 1)	2.0		9	2	1	1	2	1	0	0	0	0	1	23	42	4.50	1.500
45 Dennis Sarfate, R ERA:	(8, 1)	1.0		5	1	0	0	0	1	0	0	0	0	0	15	22	0.00	2.000

PITCHER		IP	WLS	BF	H	R	ER	SO	BB	IBB	HBP	BLK	WP	HR	S	P	ERA	WHIP
Dan Kolb, R ERA: 4.91	(9, 1)	1.0		6	1	0	0	2	2	0	0	0	0	0	18	31	0.00	3.000

Batter	1	2	3	4	5	6	7	8	9	AB	R	H	RBI	BB	SO	LOB
Brady Clark, R (1, 8) OBP: 0.358, SLG: 0.335	BCBFS 2-3 ① K		BFCBBX 3-2 ③ F9			BBX 2-0 ① G5-3	CX 0-1 ③ G5-3		CCBS 1-3 ② K	5	0	0	0	0	2	2
9 Tony Graffanino, R (1, 4) OBP: 0.350, SLG: 0.408	CX 0-1 ② G6-3			BCX 1-1 ① G6-3		BCX 1-1 ② F8		CX 0-1 1 HR 1B	BX 1-0 2B	5	1	2	0	0	0	0
1 Corey Hart, R (1, 7) OBP: 0.330, SLG: 0.491	X 0-0 ③ G4-3			CBX 1-1 2 2B 1B		BFBBB 4-1 BB		BBX 2-0 1-H HR	BFCS 1-3 ③ K	4	1	2	2	1	1	1
28 Prince Fielder, L (1, 3) OBP: 0.347, SLG: 0.479		FX 0-1 ① F7		BX 1-0 ② P5		CBBBSFT 3-2 ③ K		CBBX 2-1 2B		4	0	1	0	0	1	2
2 Bill Hall, R (1, 6) OBP: 0.337, SLG: 0.545		BSFBX 2-2 ② F9		BCBX 2-1 1-3 2B			CBBFFFBFF 4-2 BB 1B BB	BSDCFBB 4-2 BB		2	1	1	0	2	0	0
Geoff Jenkins, L (1, 9) OBP: 0.338, SLG: 0.394		BCFFFS 1-3 ③ K		X 0-0 ③ G4-3			BBBB 4-0 E 1B 1-2 BB	CBBSS 2-3 ① K		3	0	0	0	1	2	4
David Bell, R (1, 5) OBP: 0.333, SLG: 0.384			X 0-0 HR	BX 1-0 ① G5-3		CCX 0-2 E8 S 1-3 2-H 1B		DBCFBX 3-2 ② P4		4	1	2	2	0	0	2
11 Mike Rivera, R (1, 2) OBP: 0.303, SLG: 0.424			X 0-0 ① G6-3	CX 0-1 ② P3			SFFFBFX 1-2 ① P6	SBBBFS 2-3 ③ K		4	0	0	0	0	1	4
Tomo Ohka, S (1, 1) ERA: 4.50, SLG: 0.467 Geremi Gonzalez, R (3, 1) Damian Miller, R (3, PH) OBP: 0.333, SLG: 0.394 Chris Spurling, R (4, 1) Kevin Mench, R (5, PH) OBP: 0.333, SLG: 0.419 Rick Helling, R (6, 1) Jeff Cirillo, R (7, PH) OBP: 0.379, SLG: 0.433 45 Dennis Sarfate, R (8, 1) Dan Kolb, R (8, 1) 8 Vinny Rottino, R (9, PH) OBP: 0.143, SLG: 0.143			FBBBSX 3-2 ② G6-3		CSFS 0-3 ③ K		DBBBCX 3-1 ② F9 1-2		BFX 1-1 ① F9	0 0 1 0 1 0 1 0 1	0 0 0 0 0 0 0 0 0	0 0 0 0 0 1 0 0 0	0 0 0 0 0 0 0 0 0	0 0 0 0 0 1 0 0 0	0 0 0 0 0 0 0 0 0	0 0 0 0 0 0 0 2 0	0 0 0 0 0 0 0 0 0
Inning Stats	R: 0 E: 0 K: 1 S: 6 H: 0 LOB: 0 BB: 0 P: 8	R: 0 E: 0 K: 1 S: 10 H: 0 LOB: 0 BB: 0 P: 13	R: 1 E: 0 K: 0 S: 8 H: 1 LOB: 0 BB: 0 P: 14	R: 0 E: 0 K: 0 S: 8 H: 2 LOB: 2 BB: 0 P: 13	R: 0 E: 0 K: 1 S: 7 H: 0 LOB: 0 BB: 0 P: 8	R: 0 E: 0 K: 1 S: 8 H: 0 LOB: 1 BB: 1 P: 18	R: 1 E: 1 K: 0 S: 20 H: 1 LOB: 2 BB: 2 P: 32	R: 2 E: 0 K: 2 S: 17 H: 3 LOB: 2 BB: 1 P: 32	R: 0 E: 0 K: 2 S: 9 H: 1 LOB: 1 BB: 0 P: 13	1B: 3 2B: 3 3B: 0 HR: 2	SF: 0 SAC: 0 DP: 0 HBP: 0			WP: 0 PB: 0 SB: 1 CS: 0		PA: 39	

PITCHER		IP	WLS	BF	H	R	ER	SO	BB	IBB	HBP	BLK	WP	HR	S	P	ERA	WHIP
Jason Hirsh, R ERA: 6.1	(1, 1)	6.0	W	25	4	2	2	4	3	0	0	0	0	1	58	93	3.00	1.167
Russ Springer, R ERA: 3.78	(7, 1)	1.0		3	0	0	0	0	0	0	0	0	0	0	9	13	0.00	0.000
Dave Borkowski, R ERA: 4.45	(8, 1)	0.0		4	3	2	2	0	1	0	0	0	0	1	8	16	∞	∞
Trever Miller, L ERA: 3.32	(8, 1)	0.1		1	0	0	0	1	0	0	0	0	0	0	3	5	0.00	0.000
Chad Qualls, R ERA: 4.15	(8, 1)	0.2		2	0	0	0	1	0	0	0	0	0	0	6	11	0.00	0.000

PITCHER		IP	WLS	BF	H	R	ER	SO	BB	IBB	HBP	BLK	WP	HR	S	P	ERA	WHIP
64 Fernando Nieve, R ERA: 3.93	(9, 1)	1.0		4	1	0	0	2	0	0	0	0	0	0	9	13	0.00	1.000

BOTTOM

Houston Astros @ Milwaukee Brewers

Miller Park, Milwaukee, WI

Sat Sep 09 2006, 6:05 PM CDT
Att. 31,216 - Roof Closed - 72 F

livebaseballscorecards.com

AB	35
R	4
H	8
RBI	4
BB	4
SO	8
LOB	17

Houston Astros @ Milwaukee Brewers

Miller Park, Milwaukee, WI

Sun Sep 10 2006, 1:05 PM CDT

Att. 23,456 - Roof Closed - 71 F

TOP

livebaseballscorecards.com

Batter	1	2	3	4	5	6	7	8	9	AB	R	H	RBI	BB	SO	LOB
Willy Taveras, R (1, 8) OBP: 0.330, SLG: 0.339	B C C C 1-3 ① K		C C F F X 0-2 ③ G6-3			L X 0-1 ① SH5-3 2-3			C X 0-1 ① G6-3	3	0	0	0	0	1	0
2 Chris Burke, R (1, 4) OBP: 0.354, SLG: 0.433	B C F X 1-2 ② G5-3			S S B X 1-2 ① G6-3		B X 1-0 ② G5-3			C F B B F B X 3-2 ② G6-3	4	0	0	0	0	0	1
17 Lance Berkman, S (1, 3) OBP: 0.415, SLG: 0.617	C B C S 1-3 ③ K			F F B F S 1-3 ② K		X 0-0 ③ F7			B C F B B F F X 3-2 1B	4	0	1	0	0	2	1
Aubrey Huff, L (1, 9) OBP: 0.338, SLG: 0.468		B B C X 2-1 ① F9		B F X 1-1 ② 2B			B C B X 2-1 ① G1-3		C B X 1-1 ③ G4-3	4	0	1	0	0	0	1
Morgan Ensberg, R (1, 5) OBP: 0.389, SLG: 0.460		B S B B C S 3-3 ② K		C B X 1-1 ③ G1-3			F X 0-1 ② F7			3	0	0	0	0	1	1
Luke Scott, L (1, 7) OBP: 0.459, SLG: 0.625		F X 0-1 2B			F F C 0-3 ① K		F B S S 1-3 ③ K			3	0	1	0	0	2	0
28 Adam Everett, R (1, 6) OBP: 0.287, SLG: 0.352		B X 1-0 ③ F7			C C B S 1-3 ② K			F S S 0-3 ① K		3	0	0	0	0	2	1
Humberto Quintero, R (1, 2) OBP: 0.286, SLG: 0.286			B C F F C 1-3 ① K		B X 1-0 ③ G6-3			S C B X 1-2 G4-6-3 1B		3	0	1	0	0	1	0
51 Wandy Rodriguez, S (1, 1) OBP: 0.108, SLG: 0.083			C C F F B C 1-3 ② K			C B F X 1-2 SH5-3 2B		B S F T X 1-2 ②③ G4-6-3 1-2f		1	0	0	0	0	1	0
Orlando Palmeiro, L (6, PH) OBP: 0.280, SLG: 0.300										1	0	1	0	0	0	0
43 Chris Sampson, R (6, 1)										0	0	0	0	0	0	0
Mike Lamb, L (8, PH) OBP: 0.360, SLG: 0.477										1	0	0	0	0	0	1
Russ Springer, R (8, 1)										0	0	0	0	0	0	0
Inning Stats	R: 0 E: 0 K: 2 S: 9 H: 0 LOB: 0 BB: 0 P: 12	R: 0 E: 0 K: 1 S: 8 H: 1 LOB: 1 BB: 0 P: 14	R: 0 E: 0 K: 2 S: 14 H: 0 LOB: 0 BB: 0 P: 16	R: 0 E: 0 K: 1 S: 11 H: 1 LOB: 1 BB: 0 P: 15	R: 0 E: 0 K: 2 S: 7 H: 0 LOB: 0 BB: 0 P: 9	R: 0 E: 0 K: 0 S: 7 H: 1 LOB: 1 BB: 0 P: 9	R: 0 E: 0 K: 1 S: 7 H: 0 LOB: 0 BB: 0 P: 10	R: 0 E: 0 K: 1 S: 9 H: 1 LOB: 0 BB: 0 P: 11	R: 0 E: 0 K: 0 S: 13 H: 1 LOB: 1 BB: 0 P: 20	1B: 2 2B: 3 3B: 0 HR: 0		SF: 0 SAC: 1 DP: 1 HBP: 0				

	AB	30
	R	0
	H	5
	RBI	0
	BB	0
	SO	10
	LOB	6

WP: 0 PB: 0 SB: 0 CS: 0 PA: 31

PITCHER	IP	WLS	BF	H	R	ER	SO	BB	IBB	HBP	BLK	WP	HR	S	P	ERA	WHIP
31 Dave Bush, R (1, 1) ERA: 4.44	9.0	W	31	5	0	0	10	0	0	0	0	0	0	85	116	0.00	0.556

PITCHER	IP	WLS	BF	H	R	ER	SO	BB	IBB	HBP	BLK	WP	HR	S	P	ERA	WHIP

Batter	1	2	3	4	5	6	7	8	9	AB	R	H	RBI	BB	SO	LOB
Brady Clark, R (1, 8) OBP: 0.355, SLG: 0.332	G5-3		L8		G4-3		F9			4	0	0	0	0	0	0
9 Tony Graffanino, R (1, 4) OBP: 0.351, SLG: 0.417	HR		K		G5-4-3 1B		G4-3			4	1	2	1	0	1	0
Jeff Cirillo, R (1, 3) (7, 5) OBP: 0.376, SLG: 0.428	K		2 2B 1 2B BB		G5-4-3 1-2f			L7		3	1	0	0	1	1	1
2 Bill Hall, R (1, 6) OBP: 0.338, SLG: 0.547	G5-3		1 2B 1-3 2B			F9 1 BB 28 F7-2 1B		F9		4	1	2	0	0	0	0
1 Corey Hart, R (1, 9) OBP: 0.333, SLG: 0.494		G5-3	 2-H 3-H 2B			1-2 BB		K		3	0	1	2	1	1	0
Kevin Mench, R (1, 7) OBP: 0.315, SLG: 0.421		2B	G6-3			F9 2-3				3	0	1	0	0	0	3
8 Vinny Rottino, R (1, 5) OBP: 0.111, SLG: 0.111 28 Prince Fielder, L (6, PH) (7, 3) OBP: 0.347, SLG: 0.478	G6-3		F8			F7-2 3-H				2 1	0 0	0 0	0 0	0 0	0 0	1 2
11 Mike Rivera, R (1, 2) OBP: 0.314, SLG: 0.457		IBB	K				HR			2	1	1	1	1	1	0
31 Dave Bush, R (1, 1) OBP: 0.158, SLG: 0.211		K	K				G6-3			3	0	0	0	0	2	2
Inning Stats	R: 1 E: 0 K: 1 S: 11 H: 1 LOB: 0 BB: 0 P: 17	R: 0 E: 0 K: 1 S: 12 H: 1 LOB: 2 BB: 1 P: 20	R: 2 E: 0 K: 1 S: 15 H: 2 LOB: 1 BB: 1 P: 23	R: 0 E: 0 K: 2 S: 9 H: 0 LOB: 0 BB: 0 P: 12	R: 0 E: 0 K: 0 S: 10 H: 1 LOB: 0 BB: 0 P: 11	R: 0 E: 0 K: 0 S: 7 H: 1 LOB: 1 BB: 1 P: 14	R: 1 E: 0 K: 0 S: 6 H: 1 LOB: 0 BB: 0 P: 8	R: 0 E: 0 K: 1 S: 7 H: 0 LOB: 0 BB: 0 P: 12		1B: 2 2B: 4 3B: 0 HR: 2	SF: 0 SAC: 0 DP: 2 HBP: 0					

BOTTOM

Houston Astros @ Milwaukee Brewers

Miller Park, Milwaukee, WI

Sun Sep 10 2006, 1:05 PM CDT
Att. 23,456 - Roof Closed - 71 F

livebaseballscorecards.com

AB	29
R	4
H	7
RBI	4
BB	3
SO	6
LOB	9

PITCHER	IP	WLS	BF	H	R	ER	SO	BB	IBB	HBP	BLK	WP	HR	S	P	ERA	WHIP
51 Wandy Rodriguez, L (1, 1) ERA: 5.43	5.0	L	21	5	3	3	5	1	1	0	0	0	1	57	83	5.40	1.200
43 Chris Sampson, R (6, 1) ERA: 3.44	2.0		8	2	1	1	0	1	0	0	0	0	1	13	22	4.50	1.500
Russ Springer, R (8, 1) ERA: 3.71	1.0		3	0	0	0	1	0	0	0	0	0	0	7	12	0.00	0.000

PITCHER	IP	WLS	BF	H	R	ER	SO	BB	IBB	HBP	BLK	WP	HR	S	P	ERA	WHIP

WP: 0 PB: 0 SB: 0 CS: 0 PA: 32

Batter	1	2	3	4	5	6	7	8	9	AB	R	H	RBI	BB	SO	LOB
Craig Biggio, R (1, 4) OBP: 0.310, SLG: 0.424	C F F X 0-2 ① G5-3		C B S B S 2-3 ③ K			X 0-0 ② G6-3		C S F B B F B B 4-2 BB		3	0	0	0	1	1	0
Russ Springer, R (8, 1)										0	0	0	0	0	0	0
Trever Miller, R (8, 1)										0	0	0	0	0	0	0
Mike Lamb, L (1, 5) OBP: 0.359, SLG: 0.474	B F F X 1-2 17 CS 1B			B F F F C 1-3 ① K		X 0-0 ③ F7		X 0-0 ③ G1-3		4	0	1	0	0	1	1
17 Lance Berkman, S (1, 3) OBP: 0.413, SLG: 0.612	C C B F B S 2-3 ② ③ K 1-2			S C B F C 1-3 ② K			B X 1-0 ① P5		S X 0-1 ① G4-3	4	0	0	0	0	2	1
Aubrey Huff, L (1, 9) OBP: 0.337, SLG: 0.465		C C F X 0-2 ① G3		C X 0-1 ③ L9			C C B S 1-3 ② K		X 0-0 1B	4	0	1	0	0	1	0
Luke Scott, L (1, 7) OBP: 0.460, SLG: 0.619 (8, 8)		B B B B 4-0 28 FC6-4 BB			C B B B X 3-1 ① G1-3		X 0-0 2 1B 1B		X 0-0 ② F7	3	0	1	0	1	0	1
2 Chris Burke, R (1, 8) OBP: 0.355, SLG: 0.434 (8, 4)		B C B 1 SAFE B F X 3-2 ② F8			X 0-0 28 1B 1B		S B C B F F F F 1-3 3-2 F X 28 FC5-4 1B		S B B C X 2-2 ③ G6-3	4	0	2	0	0	0	2
28 Adam Everett, R (1, 6) OBP: 0.288, SLG: 0.352		C B X 1-1 ③ FC6-4 1-2f			C X 0-1 G6-3 1-2 1B		B C F B X 2-2 ③ FC5-4 1-2f			3	0	1	0	0	0	3
Brad Ausmus, R (1, 2) OBP: 0.305, SLG: 0.285			B F C B C 2-3 ① K		X 0-0 ② ③ G6-3 1-2f			X 0-0 ① F8		3	0	0	0	0	1	2
Taylor Buchholz, R (1, 1) OBP: 0.065, SLG: 0.033 64 Fernando Nieve, R (4, 1) OBP: 0.222, SLG: 0.125 Charlton Jimerson, R (6, PH) OBP: 0.500, SLG: 2.000 Dave Borkowski, R (6, 1) Orlando Palmeiro, L (8, PH) OBP: 0.278, SLG: 0.297 (8, 7)			C B S B X 2-2 ② L4			B X 1-0 ① P4		X 0-0 ② G4-3		1 0 1 0 1	0 0 0 0 0	0 0 0 0 0	0 0 0 0 0	0 0 0 0 0	0 0 0 0 0	0 0 0 0 0
Inning Stats	R: 0 H: 1 E: 0 LOB: 0 K: 1 BB: 0 S: 11 P: 14	R: 0 H: 0 E: 0 LOB: 1 K: 0 BB: 1 S: 9 P: 17	R: 0 H: 0 E: 0 LOB: 0 K: 2 BB: 0 S: 9 P: 15	R: 0 H: 0 E: 0 LOB: 0 K: 2 BB: 0 S: 10 P: 12	R: 0 H: 2 E: 0 LOB: 1 K: 0 BB: 0 S: 6 P: 9	R: 0 H: 0 E: 0 LOB: 0 K: 0 BB: 0 S: 3 P: 4	R: 0 H: 2 E: 0 LOB: 2 K: 1 BB: 0 S: 16 P: 23	R: 0 H: 0 E: 0 LOB: 1 K: 0 BB: 1 S: 8 P: 12	R: 0 H: 1 E: 0 LOB: 1 K: 0 BB: 0 S: 7 P: 9	1B: 6 2B: 0 3B: 0 HR: 0	SF: 0 SAC: 0 DP: 1 HBP: 0			WP: 0 PB: 0 SB: 0 CS: 1	PA: 33		

PITCHER	IP	WLS	BF	H	R	ER	SO	BB	IBB	HBP	BLK	WP	HR	S	P	ERA	WHIP
29 Chris Carpenter, R (1, 1) ERA: 2.84	9.0	W	33	6	0	0	6	2	0	0	0	0	0	79	115	0.00	0.889

PITCHER	IP	WLS	BF	H	R	ER	SO	BB	IBB	HBP	BLK	WP	HR	S	P	ERA	WHIP

TOP

Houston Astros @ St. Louis Cardinals

Busch Stadium, St. Louis, MO

Mon Sep 11 2006, 7:10 PM CDT
Att. 41,061 - Partly Cloudy - 79 F

livebaseballscorecards.com

AB	31
R	0
H	6
RBI	0
BB	2
SO	6
LOB	10

Batter	1	2	3	4	5	6	7	8	9	AB	R	H	RBI	BB	SO	LOB
Aaron Miles, S (1, 6) OBP: 0.328, SLG: 0.347	B C B B B 4-1 BB	X 0-0 ③ F7		C X 0-1 E6 16 2B 27 G3-1	S B X 1-1 ② G3		X 0-0 ③ G4-3			4	1	0	0	1	0	3
16 Chris Duncan, L (1, 9) OBP: 0.369, SLG: 0.578	X 0-0 ① F8		S S B B B F F B F F 4-2 B 5 43 1B BB	B B F F F 1 SAFE X 3-2 27 G3-1 43 BB 1-3 2B	B B B B 4-0 5 BB BB			X 0-0 ① G3		3	2	1	0	2	0	1
5 Albert Pujols, R (1, 3) OBP: 0.424, SLG: 0.677	B C C S 1-3 ② K		S B S X 1-2 43 1B 1B 1B	I I I 4-0 43 BB 27 G3-1 3B IBB	B C B C D B 4-2 1-2 BB			B X 1-0 2B		3	2	2	0	2	1	1
27 Scott Rolen, R (1, 5) OBP: 0.377, SLG: 0.523 53 John Rodriguez, L (8, PH) OBP: 0.377, SLG: 0.436 55 Skip Schumaker, L (9, 7) OBP: 0.245, SLG: 0.267	C B F 1 SAFE X 1-2 ③ L6	X 0-0 ① F7		F B B B F F F X 3-2 ② G3-1 1-2 2-3 3-H	B B C F F C 2-3 ③ K			F B B C S 2-3 ② K		4 1 0	0 0 0	0 0 0	1 0 0	0 0 0	1 1 0	7 1 0
26 Scott Spiezio, S (1, 7) OBP: 0.348, SLG: 0.489 (9, 5)		C B B B X 3-1 29 E 2B	B C F B X 2-2 ② F8	I I I 4-0 43 BB 3B IBB		B B C X 2-1 ① G4-3		F F B F X 1-2 ③ F7		4	1	1	0	1	0	3
43 Juan Encarnacion, R (1, 8) OBP: 0.318, SLG: 0.453		L X 0-1 ① G6-3	S F D X 1-2 1B 1-2 2-H 1B	B B F C B B 4-2 3B 1-2 2-3 3-H BB		B F X 1-1 ② F9				3	1	1	2	1	0	1
Ronnie Belliard, R (1, 4) OBP: 0.327, SLG: 0.388		X 0-0 ② F8	X 0-0 1-2 2-H 1B	D X 1-0 1-H 2-H 3-H 3B		B F B X 2-1 ③ G1-3				4	0	2	4	0	0	1
4 Yadier Molina, R (1, 2) OBP: 0.273, SLG: 0.337		I I I 4-0 29 E IBB	B B C F X 2-2 G3-1	S F F S 0-3 ③ K			F F F B F X 1-2 ① G6-3			3	0	0	0	1	1	3
29 Chris Carpenter, R (1, 1) OBP: 0.129, SLG: 0.129	B X 1-0 E6 1-2 2-3			B C S B X 2-2 ① G5-3	C B B X 2-1 ① G5-3		C C S 0-3 ② K			4	0	0	0	0	1	2
Inning Stats	R: 0 E: 0 K: 1 S: 8 H: 0 LOB: 1 BB: 1 P: 14	R: 0 E: 1 K: 0 S: 7 H: 1 LOB: 3 BB: 1 P: 15	R: 2 E: 0 K: 0 S: 20 H: 3 LOB: 2 BB: 1 P: 30	R: 5 E: 1 K: 1 S: 21 H: 2 LOB: 1 BB: 3 P: 42	R: 0 E: 0 K: 1 S: 10 H: 0 LOB: 2 BB: 2 P: 23	R: 0 E: 0 K: 0 S: 6 H: 0 LOB: 0 BB: 0 P: 11	R: 0 E: 0 K: 1 S: 9 H: 0 LOB: 0 BB: 0 P: 10	R: 0 E: 0 K: 1 S: 9 H: 1 LOB: 1 BB: 0 P: 13		1B: 3 2B: 3 3B: 1 HR: 0 SF: 0 SAC: 0 DP: 0 HBP: 0				WP: 0 PB: 0 SB: 0 CS: 0 PA: 41		

PITCHER		IP	WLS	BF	H	R	ER	SO	BB	IBB	HBP	BLK	WP	HR	S	P	ERA	WHIP
Taylor Buchholz, R ERA: 5.95	(1, 1)	3.1	L	21	5	5	4	1	2	2	0	0	0	0	44	77	10.80	2.100
64 Fernando Nieve, R ERA: 4.06	(4, 1)	1.2		10	1	2	0	2	3	1	0	0	0	0	22	47	0.00	2.400
Dave Borkowski, R ERA: 4.31	(6, 1)	2.0		6	0	0	0	1	0	0	0	0	0	0	15	21	0.00	0.000
Russ Springer, R ERA: 3.69	(8, 1)	0.1		2	1	0	0	0	0	0	0	0	0	0	2	3	0.00	3.000
Trever Miller, L ERA: 3.27	(8, 1)	0.2		2	0	0	0	1	0	0	0	0	0	0	7	10	0.00	0.000

PITCHER	IP	WLS	BF	H	R	ER	SO	BB	IBB	HBP	BLK	WP	HR	S	P	ERA	WHIP

BOTTOM

Houston Astros @ St. Louis Cardinals

Busch Stadium, St. Louis, MO

Mon Sep 11 2006, 7:10 PM CDT
Att. 41,061 - Partly Cloudy - 79 F

livebaseballscorecards.com

AB	33
R	7
H	7
RBI	7
BB	8
SO	5
LOB	23

Batter	1	2	3	4	5	6	7	8	9	AB	R	H	RBI	BB	SO	LOB
Willy Taveras, R (1, 8) OBP: 0.331, SLG: 0.342	C X 0-1 G6-3		C F X 0-2 F9	F C B B X 2-2 G6-4-3 1-2f			X 0-0 E1 G1 1B		X 0-0 2B	5	0	2	0	0	0	2
Mike Lamb, L (1, 5) (9, 3) OBP: 0.359, SLG: 0.485	C X 0-1 HR		B C X 1-1 2B		F C B F B B X 3-2 G6-3		X 0-0 G1 2-3		F B F T 1-2 K	5	1	2	1	0	1	2
17 Lance Berkman, S (1, 3) (9, 9) OBP: 0.411, SLG: 0.606	C B B F B S 3-3 K		C B B F F B S 3-3 K		B B X 2-0 G3		C F B S 1-3 K		I I I I 4-0 IBB	4	0	0	0	1	3	2
Aubrey Huff, L (1, 9) OBP: 0.333, SLG: 0.460 54 Brad Lidge, R (9, 1)	B C C X 1-2 P6		B F F B X 2-2 L5		C B S B X 2-2 P4		B C X 1-1 F7		B X 1-0 L8	5	0	0	0	0	0	4
										0	0	0	0	0	0	0
Luke Scott, L (1, 7) OBP: 0.472, SLG: 0.631 Dan Wheeler, R (8, 1) Morgan Ensberg, R (9, 5) OBP: 0.389, SLG: 0.460		B B X 2-0 4 F8 2B	B X 1-0 4 1B 2 BB 1B		F B B C B B 4-2 2 HR BB		H 1-0 2 SH1-3 HBP		2	2	2	0	1	0	0
										0	0	0	0	0	0	0
										0	0	0	0	0	0	0
2 Chris Burke, R (1, 4) OBP: 0.358, SLG: 0.444		B B C I S 2-3 K	1 SAFE B B B B C B 4-1 4 1B 1B 1-2 BB		B B B C X 3-1 1-H HR		X 0-0 SH1-3 1-2			2	2	1	2	1	1	1
4 Eric Bruntlett, R (1, 6) OBP: 0.339, SLG: 0.327		C C B B F B X 3-2 F8 2-3	F C B X 1-2 1B 1-2 2-3 1B		C B C S 1-3 K		C B C D F F X 2-2 L4			4	0	1	0	0	1	2
Brad Ausmus, R (1, 2) OBP: 0.305, SLG: 0.282		B B B C B 4-1 FC6 BB	C B F X 1-2 F3		C B B F C 2-3 K		C X 0-1 G1-3			3	0	0	0	1	1	4
Andy Pettitte, L (1, 1) OBP: 0.232, SLG: 0.327 43 Chris Sampson, R (3, 1) Orlando Palmeiro, L (4, PH) OBP: 0.284, SLG: 0.304 Dave Borkowski, R (4, 1) Charlton Jimerson, R (6, PH) OBP: 0.333, SLG: 1.333 Russ Springer, R (6, 1) Chad Qualls, R (7, 1) 16 Jason Lane, R (8, 7) OBP: 0.328, SLG: 0.404		C B X 1-1 FC6 1-2f	C B X 1-1 G6-4-3 1-2 2-H 3-H 1B		S F B S 1-3 K				F C B B C 2-3 K	1 0 1 0 1 0 0 0 1	0 0 0 0 0 0 0 0 0	0 0 1 0 0 0 0 0 0	0 0 0 0 0 0 0 0 0	0 0 0 0 0 0 0 0 1	0 0 0 0 1 0 0 0 0	2 0 0 0 0 0 0 0 0
Inning Stats	R: 1 H: 1 E: 0 LOB: 0 K: 1 BB: 0 S: 10 P: 14	R: 0 H: 1 E: 0 LOB: 2 K: 1 BB: 1 S: 11 P: 23	R: 0 H: 1 E: 0 LOB: 1 K: 1 BB: 0 S: 12 P: 18	R: 2 H: 3 E: 0 LOB: 1 K: 0 BB: 1 S: 13 P: 23	R: 0 H: 0 E: 0 LOB: 0 K: 0 BB: 0 S: 8 P: 15	R: 2 H: 1 E: 0 LOB: 1 K: 3 BB: 1 S: 13 P: 24	R: 0 H: 1 E: 1 LOB: 1 K: 1 BB: 0 S: 7 P: 9	R: 0 H: 0 E: 0 LOB: 1 K: 0 BB: 0 S: 8 P: 11	R: 0 H: 1 E: 0 LOB: 2 K: 2 BB: 1 S: 8 P: 16	1B: 4 SF: 0 2B: 3 SAC: 1 3B: 0 DP: 1 HR: 2 HBP: 1						

TOP

Houston Astros @ St. Louis Cardinals

Busch Stadium, St. Louis, MO

Tue Sep 12 2006, 7:10 PM CDT
Att. 41,453 - Overcast - 64 F

livebaseballscorecards.com

AB	34
R	5
H	9
RBI	5
BB	4
SO	9
LOB	19

PITCHER	IP	WLS	BF	H	R	ER	SO	BB	IBB	HBP	BLK	WP	HR	S	P	ERA	WHIP
Jeff Weaver, R (1, 1) ERA: 5.95	5.0		24	7	5	5	3	3	0	0	0	0	2	58	104	9.00	2.000
Josh Hancock, R (6, 1) ERA: 3.75	1.0		3	0	0	0	3	0	0	0	0	0	0	9	13	0.00	0.000
Tyler Johnson, L (7, 1) ERA: 4.36	1.0		5	1	0	0	1	0	0	1	0	0	0	7	10	0.00	1.000
41 Braden Looper, R (8, 1) ERA: 3.48	2.0	W	8	1	0	0	2	0	1	0	0	0	0	16	26	0.00	0.500

PITCHER	IP	WLS	BF	H	R	ER	SO	BB	IBB	HBP	BLK	WP	HR	S	P	ERA	WHIP

WP: 0	PA: 40
PB: 0	
SB: 0	
CS: 0	

BOTTOM

Houston Astros @ St. Louis Cardinals

Busch Stadium, St. Louis, MO

Tue Sep 12 2006, 7:10 PM CDT

Att. 41,453 - Overcast - 64 F

livebaseballscorecards.com

Batter	1	2	3	4	5	6	7	8	9	AB	R	H	RBI	BB	SO	LOB
3 Preston Wilson, R (1, 9) OBP: 0.305, SLG: 0.418	P4		2-H HR		P2		F8		K	5	1	1	2	0	1	2
26 Scott Spiezio, S (1, 7) (6, 5) OBP: 0.349, SLG: 0.490	B2		E6 5 FC6-4		43 1B 2B		F8		5 2B HBP	4	2	1	0	0	0	0
5 Albert Pujols, R (1, 3) OBP: 0.426, SLG: 0.677	K		FC6-4 1-2f		43 1B IBB		BB		1-H 2-H 2B	3	0	1	2	2	1	1
27 Scott Rolen, R (1, 5) OBP: 0.375, SLG: 0.519 16 Chris Duncan, L (6, 7) OBP: 0.368, SLG: 0.575		G4-3		L8	K		1 SAFE 1 SAFE	K		3 1	0 0	0 0	0 0	0 0	1 1	2 1
43 Juan Encarnacion, R (1, 8) OBP: 0.320, SLG: 0.457		G6-3		4 1B 3B	1-3 2-H 1B			K		4	1	2	1	0	1	0
Ronnie Belliard, R (1, 4) OBP: 0.324, SLG: 0.384		G4-3		G6-3	P3			G5-3		4	0	0	0	0	0	3
Aaron Miles, S (1, 6) OBP: 0.330, SLG: 0.345			3 HR 4 G1-6-3 BB	4 1B IBB		P6		F8		2	1	0	0	2	0	0
4 Yadier Molina, R (1, 2) OBP: 0.273, SLG: 0.337 53 John Rodriguez, L (9, PH) OBP: 0.380, SLG: 0.440 55 Skip Schumaker, L (9, PR) OBP: 0.245, SLG: 0.267			G1-6-3 1-2	1-3 3-H 1B		F8			5 2B SH5-4 1B	3 1 0	0 0 1	1 1 0	1 0 0	0 0 0	0 0 0	1 0 0
Jeff Weaver, R (1, 1) OBP: 0.200, SLG: 0.130 Josh Hancock, R (6, 1) Mike Rose, S (6, PH) OBP: 0.200, SLG: 0.200 Tyler Johnson, S (7, 1) 41 Braden Looper, R (8, 1) OBP: 0.500, SLG: 1.000 Jose Vizcaino, S (9, PH) OBP: 0.302, SLG: 0.293			K	G4-3		K			SH5-4 1-2	2 0 0 1 0 0 0 0	0 0 0 0 0 0 0 0	0 0 0 0 0 0 0 0	0 0 0 0 0 0 0 0	0 0 0 0 0 0 0 0	1 0 1 0 0 0 0 0	3 0 0 0 0 0 0 0
Inning Stats	R: 0 E: 0 K: 1 S: 5 H: 0 LOB: 0 BB: 0 P: 6	R: 0 E: 0 K: 0 S: 6 H: 0 LOB: 0 BB: 0 P: 7	R: 2 E: 1 K: 1 S: 14 H: 1 LOB: 1 BB: 1 P: 25	R: 1 E: 0 K: 0 S: 9 H: 2 LOB: 2 BB: 1 P: 16	R: 1 E: 0 K: 1 S: 9 H: 2 LOB: 2 BB: 1 P: 16	R: 0 E: 0 K: 1 S: 9 H: 0 LOB: 0 BB: 0 P: 13	R: 0 E: 0 K: 1 S: 10 H: 0 LOB: 1 BB: 1 P: 16	R: 0 E: 0 K: 1 S: 8 H: 0 LOB: 0 BB: 0 P: 13	R: 2 E: 0 K: 1 S: 11 H: 2 LOB: 2 BB: 0 P: 18	1B: 3 2B: 2 3B: 1 HR: 1	SF: 0 SAC: 1 DP: 0 HBP: 1						

	AB	R	H	RBI	BB	SO	LOB
	33	6	7	6	4	7	13

WP: 0 PB: 0 SB: 0 CS: 0 PA: 39

PITCHER		IP	WLS	BF	H	R	ER	SO	BB	IBB	HBP	BLK	WP	HR	S	P	ERA	WHIP
Andy Pettitte, L ERA: 4.37	(1, 1)	2.2		11	1	2	2	2	1	0	0	0	0	1	22	34	6.75	0.750
43 Chris Sampson, R ERA: 3.38	(3, 1)	0.1		1	0	0	0	0	0	0	0	0	0	0	3	4	0.00	0.000
Dave Borkowski, R ERA: 4.45	(4, 1)	2.0		12	4	2	2	1	0	2	0	0	0	0	18	32	9.00	2.000
Russ Springer, R ERA: 3.62	(6, 1)	1.0	H	3	0	0	0	1	0	0	0	0	0	0	9	13	0.00	0.000
Chad Qualls, R ERA: 4.1	(7, 1)	1.0	H	4	0	0	0	1	1	0	0	0	0	0	10	16	0.00	1.000

PITCHER		IP	WLS	BF	H	R	ER	SO	BB	IBB	HBP	BLK	WP	HR	S	P	ERA	WHIP
Dan Wheeler, R ERA: 2.52	(8, 1)	1.0	H	3	0	0	0	1	0	0	0	0	0	0	8	13	0.00	0.000
54 Brad Lidge, R ERA: 5.21	(9, 1)	0.2	L	5	2	2	2	1	0	0	1	0	0	0	11	18	27.00	3.000

Houston Astros @ St. Louis Cardinals

Busch Stadium, St. Louis, MO

Wed Sep 13 2006, 1:10 PM CDT

Att. 40,459 - Cloudy - 64 F

TOP

livebaseballscorecards.com

Batter	1	2	3	4	5	6	7	8	9	AB	R	H	RBI	BB	SO	LOB
Willy Taveras, R (1, 8) OBP: 0.333, SLG: 0.343	B F X 1-1 1B S BB 1B	C F B B X 2-2 S 1B		B C B X 2-1 FC1-6 1B		C X 0-1 ① L9	C X 0-1 ③ F9		C X 0-1 ③ P3	6	1	3	0	0	0	2
Morgan Ensberg, R (1, 5) OBP: 0.389, SLG: 0.458	B B F B X 3-1 BB 17 BB 2 1B 1-3 1B	1 SAFE 1 SAFE B C P B B 4-1 G6-3 1-2 BB		C X 0-1 ① FC1-6 17 1B 1-2f		C B F B B X 3-2 ② G6-3		X 0-0 ① F8		4	1	1	0	1	0	1
17 Lance Berkman, S (1, 3) OBP: 0.414, SLG: 0.616	B F B B B 4-1 BB 2 1B 1-2 BB	F C X 0-2 ① F5		B X 1-0 1-3 1B		X 0-0 HR		B C X 1-1 2B		4	2	3	1	1	0	2
Aubrey Huff, L (1, 9) OBP: 0.332, SLG: 0.455 Charlton Jimerson, R (8, PR) OBP: 0.333, SLG: 1.333 (8, 9)	C F B F F C 1-3 ① K	F S B X 1-2 ② ③ G6-3 1-2f		S F C 0-3 ② K		C B B X 2-1 E1 1B		B B B C B 4-1 BB		4 0	0 0	0 0	0 0	1 0	2 0	7 0
Luke Scott, L (1, 7) OBP: 0.475, SLG: 0.627	B B B C B 4-1 2 1B 4 1B 1-2 2-3 3-H BB		B C B S B X 3-2 4 G6-4-3 2 1B 1B	C B B F B S 3-3 ③ K		B X 1-0 1-2 1B		B F B B C F S 2-3 ② K		4	1	2	1	1	2	4
2 Chris Burke, R (1, 4) OBP: 0.359, SLG: 0.443	F B B X 2-1 4 1B 1-2 2-H 3-H 1B		C X 0-1 4 G6-4-3 1-2 1B		B C X 1-1 ① F9	B X 1-0 ③ P3		C X 0-1 ③ F8		5	0	2	2	0	0	4
4 Eric Bruntlett, R (1, 6) OBP: 0.333, SLG: 0.321	C B B X 2-1 S 1-3 2-H 1B		C X 0-1 ① ② G6-4-3 1-2f 2-3		C B B X 2-1 ② P6		C B B X 2-1 ① F9		B X 1-0 ① L6	5	0	1	1	0	0	2
Brad Ausmus, R (1, 2) OBP: 0.306, SLG: 0.282	F B C F F B F D S 3-3 ② K 1-2		B B B B 4-0 BB	F C X 0-2 1B		B B C X 2-1 E9		F F X 0-2 ② G3-1		4	0	1	0	1	1	2
44 Roy Oswalt, R (1, 1) OBP: 0.200, SLG: 0.226 Trever Miller, R (9, 1) Dan Wheeler, R (9, 1)	C D B F D X 3-2 ③ G5-3		C C B X 1-2 ③ G4-3		C B F X 1-2 ③ G1-3		C C B B F S 2-3 ② K		B X 1-0 1B	5 0 0	0 0 0	1 0 0	0 0 0	0 0 0	1 0 0	6 0 0
Inning Stats	R: 4 H: 4 E: 0 LOB: 2 K: 2 BB: 2 S: 24 P: 47	R: 0 H: 1 E: 0 LOB: 1 K: 0 BB: 1 S: 11 P: 17	R: 0 H: 2 E: 0 LOB: 2 K: 0 BB: 1 S: 10 P: 18	R: 0 H: 2 E: 0 LOB: 2 K: 2 BB: 0 S: 11 P: 17	R: 0 H: 1 E: 0 LOB: 1 K: 0 BB: 0 S: 10 P: 14	R: 1 H: 2 E: 1 LOB: 2 K: 0 BB: 0 S: 10 P: 17	R: 0 H: 0 E: 1 LOB: 1 K: 1 BB: 0 S: 10 P: 16	R: 0 H: 1 E: 0 LOB: 2 K: 1 BB: 1 S: 10 P: 17	R: 0 H: 1 E: 0 LOB: 1 K: 0 BB: 0 S: 7 P: 9	1B: 12 SF: 0 2B: 1 SAC: 0 3B: 0 DP: 2 HR: 1 HBP: 0						

AB	41
R	5
H	14
RBI	5
BB	5
SO	6
LOB	30

WP: 0 PB: 0 SB: 3 CS: 0 PA: 46

PITCHER		IP	WLS	BF	H	R	ER	SO	BB	IBB	HBP	BLK	WP	HR	S	P	ERA	WHIP
Jason Marquis, R ERA: 5.82	(1, 1)	1.0	L	10	5	4	4	2	2	0	0	0	0	0	27	52	36.00	7.000
48 Brad Thompson, R ERA: 3.94	(2, 1)	2.0		8	2	0	0	0	2	0	0	0	0	0	18	30	0.00	2.000
52 Josh Kinney, R ERA: 4.96	(4, 1)	2.0		9	3	0	0	2	0	0	0	0	0	0	21	31	0.00	1.500
Josh Hancock, R ERA: 3.82	(6, 1)	1.0		6	2	1	1	0	0	0	0	0	0	1	10	17	9.00	2.000
60 Chris Narveson, L ERA: 4.5	(7, 1)	2.0		9	1	0	0	2	1	0	0	0	0	0	20	33	0.00	1.000

PITCHER		IP	WLS	BF	H	R	ER	SO	BB	IBB	HBP	BLK	WP	HR	S	P	ERA	WHIP
Jorge Sosa, R ERA: 5.63	(9, 1)	1.0		4	1	0	0	0	0	0	0	0	0	0	7	9	0.00	1.000

BOTTOM

Houston Astros @ St. Louis Cardinals

Busch Stadium, St. Louis, MO

Wed Sep 13 2006, 1:10 PM CDT
Att. 40,459 - Cloudy - 64 F

livebaseballscorecards.com

Batter	1	2	3	4	5	6	7	8	9	AB	R	H	RBI	BB	SO	LOB
Aaron Miles, S (1, 6) OBP: 0.328, SLG: 0.342	G3		F7			G5-3		5 G5-4-3 1B		3	0	0	0	0	0	0
60 Chris Narveson, L (7, 1)										0	0	0	0	0	0	0
55 Skip Schumaker, L (8, PH) OBP: 0.260, SLG: 0.283										1	0	1	0	0	0	0
(9, 9)																
16 Chris Duncan, L (1, 9) OBP: 0.370, SLG: 0.576	BB		2B			P5		F9		3	0	1	0	1	0	1
Jorge Sosa, R (9, 1) OBP: 0.200, SLG: 0.522										0	0	0	0	0	0	0
5 Albert Pujols, R (1, 3) OBP: 0.425, SLG: 0.672	F9		F7			26 1B BB		G5-4-3 1-2f		3	0	0	0	1	0	3
26 Scott Spiezio, S (1, 7) OBP: 0.348, SLG: 0.486	F8			K		1-3 1B			P5	4	0	1	0	0	1	1
27 Scott Rolen, R (1, 5) OBP: 0.374, SLG: 0.517		G4-3		G6-3		G5-3			43 1B 1B	4	1	1	0	0	0	2
43 Juan Encarnacion, R (1, 8) OBP: 0.319, SLG: 0.456		G6-3		K			P3		1B 1-3 1B	4	0	1	0	0	1	0
Ronnie Belliard, R (1, 4) OBP: 0.326, SLG: 0.385		1B			G4-3		G6-3		1-2 3-H 1B	4	0	2	1	0	0	0
Gary Bennett, R (1, 2) OBP: 0.287, SLG: 0.354		G6-3			L3		E8		F9	3	0	0	0	0	0	1
53 John Rodriguez, L (9, PH) OBP: 0.380, SLG: 0.440										0	0	0	0	0	0	0
So Taguchi, R (9, PH) OBP: 0.327, SLG: 0.348										1	0	0	0	0	0	2
Jason Marquis, L (1, 1) OBP: 0.215, SLG: 0.263			K		P6		G5-3		K	0	0	0	0	0	0	0
48 Brad Thompson, R (2, 1) OBP: 0.000, SLG: 0.000										0	0	0	0	0	0	0
62 John Nelson, R (3, PH)										1	0	0	0	0	1	0
52 Josh Kinney, R (4, 1)										0	0	0	0	0	0	0
Mike Rose, S (5, PH) OBP: 0.167, SLG: 0.167										1	0	0	0	0	0	0
Josh Hancock, R (6, 1)										0	0	0	0	0	0	0
Jose Vizcaino, S (7, 6) OBP: 0.300, SLG: 0.391										1	0	0	0	0	0	1
3 Preston Wilson, R (9, PH) OBP: 0.304, SLG: 0.418										1	0	0	0	0	1	2

Inning Stats	1	2	3	4	5	6	7	8	9
	R: 0 E: 0 K: 0 S: 14	H: 0 LOB: 1 BB: 1 P: 21	R: 0 E: 0 K: 0 S: 7	H: 1 LOB: 1 BB: 0 P: 11	R: 0 E: 0 K: 1 S: 14	H: 1 LOB: 1 BB: 0 P: 16	R: 0 E: 0 K: 2 S: 9	H: 0 LOB: 0 BB: 0 P: 11	R: 0 E: 0 K: 0 S: 7	H: 0 LOB: 0 BB: 0 P: 9	R: 0 E: 0 K: 0 S: 10	H: 1 LOB: 2 BB: 1 P: 18	R: 0 E: 1 K: 0 S: 6	H: 0 LOB: 1 BB: 0 P: 6	R: 0 E: 0 K: 0 S: 5	H: 1 LOB: 0 BB: 0 P: 6	R: 1 E: 0 K: 1 S: 14	H: 3 LOB: 2 BB: 0 P: 20

1B: 6	SF: 0
2B: 1	SAC: 0
3B: 0	DP: 1
HR: 0	HBP: 0
WP: 0	PA: 36
PB: 0	
SB: 0	
CS: 0	

AB	34
R	1
H	7
RBI	1
BB	2
SO	4
LOB	13

PITCHER		IP	WLS	BF	H	R	ER	SO	BB	IBB	HBP	BLK	WP	HR	S	P	ERA	WHIP
44 Roy Oswalt, R ERA: 3.06	(1, 1)	8.1	W	34	7	1	1	3	2	0	0	0	0	0	82	110	1.08	1.080
Trever Miller, L ERA: 3.25	(9, 1)	0.1	H	1	0	0	0	0	0	0	0	0	0	0	1	2	0.00	0.000
Dan Wheeler, R ERA: 2.51	(9, 1)	0.1	S	1	0	0	0	1	0	0	0	0	0	0	3	6	0.00	0.000

PITCHER	IP	WLS	BF	H	R	ER	SO	BB	IBB	HBP	BLK	WP	HR	S	P	ERA	WHIP

Batter	1	2	3	4	5	6	7	8	9	AB	R	H	RBI	BB	SO	LOB
11 Jimmy Rollins, S (1, 6) OBP: 0.336, SLG: 0.458	G4-3	FC3-6 8 S 1-2f		G6-4-3 1-2f			G1-3			4	0	0	0	0	0	4
8 Shane Victorino, S (1, 8) OBP: 0.351, SLG: 0.419	K	G4-3 1-2			G4-3			K		4	0	0	0	0	2	1
26 Chase Utley, L (1, 4) OBP: 0.371, SLG: 0.519	BB 6 S HR BB		G3		G1-3			G3		3	1	0	0	1	0	0
6 Ryan Howard, L (1, 3) OBP: 0.413, SLG: 0.674	BB HR 1-2 IBB		K		K			1B		3	1	1	0	1	2	0
David Dellucci, L (1, 9) OBP: 0.370, SLG: 0.540 Jeff Conine, R (8, PH) OBP: 0.329, SLG: 0.407 (8, 9) (9, 7)	HR 1-2 2-3 BB		F8			F7		G1-3		2 1	1 0	0 0	0 0	1 0	0 0	0 1
Pat Burrell, R (1, 7) OBP: 0.379, SLG: 0.494 9 Michael Bourn, L (9, PR) (9, 9)	HR 1-H 2-H 3-H			2B 1B		F9			CS BB	3 0	1 0	2 0	4 0	1 0	0 0	0 0
Mike Lieberthal, R (1, 2) OBP: 0.316, SLG: 0.440	F8			1 SAFE 1-3 2B		G5-3			1 SAFE G6-3 1-2	4	0	1	0	0	0	1
Abraham Nunez, S (1, 5) OBP: 0.275, SLG: 0.253		B5-3		K			F8		1B	4	0	1	0	0	1	2
39 Brett Myers, R (1, 1) OBP: 0.103, SLG: 0.037 Geoff Geary, R (8, 1) OBP: 0.400, SLG: 0.500 40 Matt Smith, L (8, 1) Randall Simon, L (9, PH) OBP: 0.308, SLG: 0.250 45 Tom Gordon, R (9, 1)		11 FC3-6 BB		11 G6-4-3 BB			G1-3		1 SAFE K	1 0 0 1 0	0 0 0 0 0	0 0 0 0 0	0 0 0 0 0	2 0 0 0 0	0 0 0 1 0	0 0 0 1 0
Inning Stats	R: 4 H: 1 E: 0 LOB: 0 K: 1 BB: 3 S: 16 P: 34	R: 0 H: 0 E: 0 LOB: 1 K: 0 BB: 1 S: 11 P: 19	R: 0 H: 0 E: 0 LOB: 0 K: 1 BB: 0 S: 8 P: 13	R: 0 H: 2 E: 0 LOB: 2 K: 1 BB: 1 S: 13 P: 24	R: 0 H: 0 E: 0 LOB: 0 K: 1 BB: 0 S: 7 P: 10	R: 0 H: 0 E: 0 LOB: 0 K: 0 BB: 0 S: 9 P: 16	R: 0 H: 0 E: 0 LOB: 0 K: 0 BB: 0 S: 12 P: 17	R: 0 H: 1 E: 0 LOB: 1 K: 1 BB: 0 S: 11 P: 17	R: 0 H: 1 E: 0 LOB: 1 K: 1 BB: 1 S: 7 P: 14	1B: 3 SF: 0 2B: 1 SAC: 0 3B: 0 DP: 1 HR: 1 HBP: 0						WP: 0 PA: 36 PB: 0 SB: 2 CS: 1

PITCHER		IP	WLS	BF	H	R	ER	SO	BB	IBB	HBP	BLK	WP	HR	S	P	ERA	WHIP
Roger Clemens, R ERA: 2.52	(1, 1)	5.0	L	22	3	4	4	4	4	1	0	0	0	1	55	100	7.20	1.400
43 Chris Sampson, R ERA: 3.05	(6, 1)	2.0		6	0	0	0	0	0	0	0	0	0	0	21	33	0.00	0.000
Trever Miller, L ERA: 3.2	(8, 1)	0.2		3	1	0	0	1	0	0	0	0	0	0	9	14	0.00	1.500
Chad Qualls, R ERA: 4.03	(8, 1)	1.1		5	1	0	0	1	1	0	0	0	0	0	9	17	0.00	1.500

PITCHER	IP	WLS	BF	H	R	ER	SO	BB	IBB	HBP	BLK	WP	HR	S	P	ERA	WHIP

TOP

Philadelphia Phillies @ Houston Astros

Minute Maid Park, Houston, TX

Fri Sep 15 2006, 7:05 PM CDT

Att. 41,432 - Roof Closed - 73 F

livebaseballscorecards.com

AB	30
R	4
H	5
RBI	4
BB	6
SO	6
LOB	10

Batter	1	2	3	4	5	6	7	8	9	AB	R	H	RBI	BB	SO	LOB
Willy Taveras, R (1, 8) OBP: 0.332, SLG: 0.343	C B B B C F F X 3-2 1B		B F X 1-1 G5-3		C X 0-1 G3		B F B F X 2-2 FC1-6-4 1-2f			4	0	1	0	0	0	1
Craig Biggio, R (1, 4) OBP: 0.308, SLG: 0.421	C X 0-1 P2			C S S 0-3 K	C B X 1-1 P4			C F B B B X 3-2 F9		4	0	0	0	0	1	1
Morgan Ensberg, R (1, 5) OBP: 0.388, SLG: 0.464	B C C F C 1-3 K			X 0-0 HR		F C B B S 2-3 K		X 0-0 G5-3		4	1	1	1	0	2	1
17 Lance Berkman, S (1, 3) OBP: 0.413, SLG: 0.613	B B C C B X 3-2 F9			B B C B X 3-1 F7		X 0-0 G4-3		S B X 1-1 CS 1B		4	0	1	0	0	0	1
Aubrey Huff, L (1, 9) OBP: 0.338, SLG: 0.459 Charlton Jimerson, R (9, PR) OBP: 0.333, SLG: 1.333		C B F B B B 4-2 G4-6-3 BB		B C S B F B F B 4-2 HR BB		B B S B B 4-0 BB		B S F 1 SAFE 1-2 CS 1-2	B B X 2-0 16 E 2B	1 0	1 0	1 0	0 0	3 0	0 0	0 0
Luke Scott, L (1, 7) OBP: 0.471, SLG: 0.637		B X 1-0 G4-6-3 1-2f		D F B B X 3-1 1-H HR		C X 0-1 F7			B B X 2-0 P6	4	1	1	2	0	0	3
28 Adam Everett, R (1, 6) OBP: 0.288, SLG: 0.352 2 Chris Burke, R (9, PH) OBP: 0.360, SLG: 0.445		B X 1-0 L4		C B F B F X 2-2 1B			C X 0-1 G5-3		B X 1-0 16 E 1B	3 1	0 0	1 1	0 0	0 0	0 0	0 0
Brad Ausmus, R (1, 2) OBP: 0.306, SLG: 0.283 16 Jason Lane, R (9, PH) OBP: 0.327, SLG: 0.403			B B X 2-0 F8	F C 1 SAFE P B X 2-2 P3			F B B B X 2-1 FC1-6-4 1B		X 0-0 E7 G4-6-3 1-2 2-3	3 1	0 0	1 0	0 0	0 0	0 0	1 2
Roger Clemens, R (1, 1) OBP: 0.182, SLG: 0.045 Orlando Palmeiro, L (5, PH) OBP: 0.282, SLG: 0.301 43 Chris Sampson, R (6, 1) Mike Lamb, L (7, PH) OBP: 0.358, SLG: 0.484 Trever Miller, R (8, 1) Chad Qualls, R (8, 1) Humberto Quintero, R (9, PH) OBP: 0.250, SLG: 0.250			C C C 0-3 K		F F X 0-2 G4-3		X 0-0 F7		S D X 1-1 G4-6-3 1-2f	1 1 0 1 0 0 0 1	0 0 0 0 0 0 0 0	0 0 0 0 0 0 0 0	0 0 0 0 0 0 0 0	1 0 0 0 0 0 0 0	0 0 0 0 0 0 0 0	0 0 0 1 0 0 0 3
Inning Stats	R: 0 H: 1 E: 0 LOB: 1 K: 1 BB: 0 S: 14 P: 21	R: 0 H: 0 E: 0 LOB: 0 K: 0 BB: 1 S: 4 P: 10	R: 0 H: 0 E: 0 LOB: 0 K: 1 BB: 0 S: 6 P: 9	R: 3 H: 3 E: 0 LOB: 1 K: 1 BB: 1 S: 20 P: 33	R: 0 H: 0 E: 0 LOB: 0 K: 0 BB: 0 S: 7 P: 8	R: 0 H: 0 E: 0 LOB: 1 K: 1 BB: 1 S: 6 P: 12	R: 0 H: 1 E: 0 LOB: 1 K: 0 BB: 0 S: 8 P: 12	R: 0 H: 1 E: 0 LOB: 0 K: 0 BB: 0 S: 8 P: 13	R: 0 H: 2 E: 1 LOB: 2 K: 0 BB: 0 S: 6 P: 12	1B: 5 2B: 1 3B: 0 HR: 2	SF: 0 SAC: 0 DP: 2 HBP: 0			WP: 0 PB: 0 SB: 0 CS: 1	PA: 37		

PITCHER		IP	WLS	BF	H	R	ER	SO	BB	IBB	HBP	BLK	WP	HR	S	P	ERA	WHIP
39 Brett Myers, R ERA: 4.04	(1, 1)	7.0	W	28	5	3	3	4	3	0	0	0	0	2	65	105	3.86	1.143
Geoff Geary, R ERA: 2.93	(8, 1)	0.2	H	2	0	0	0	0	0	0	0	0	0	0	4	7	0.00	0.000
40 Matt Smith, L ERA:	(8, 1)	0.1	H	1	1	0	0	0	0	0	0	0	0	0	4	6	0.00	3.000
45 Tom Gordon, R ERA: 3.21	(9, 1)	1.0	S	5	2	0	0	0	0	0	0	0	0	0	6	12	0.00	2.000

PITCHER	IP	WLS	BF	H	R	ER	SO	BB	IBB	HBP	BLK	WP	HR	S	P	ERA	WHIP

BOTTOM

Philadelphia Phillies @ Houston Astros

Minute Maid Park, Houston, TX

Fri Sep 15 2006, 7:05 PM CDT
Att. 41,432 - Roof Closed - 73 F

livebaseballscorecards.com

AB	33
R	3
H	8
RBI	3
BB	3
SO	4
LOB	14

Batter	1	2	3	4	5	6	7	8	9	AB	R	H	RBI	BB	SO	LOB
11 Jimmy Rollins, S (1, 6) OBP: 0.335, SLG: 0.458	C X 0-1 F8		C B B X 2-1 P6		F B X 1-1 P6		B C B X 2-1 8 1B 26 1B 2B 1-3 2-H	B C B X 2-1 SF8 3-H		4	1	1	2	0	0	2
8 Shane Victorino, S (1, 8) OBP: 0.349, SLG: 0.415	T C F S 0-3 K		B B F B F X 3-2 G3-1			X 0-0 B1-3	B X 1-0 26 1B 1B 2-3 3-H	F X 0-1 F8		5	0	1	1	0	1	1
26 Chase Utley, L (1, 4) OBP: 0.370, SLG: 0.517	C C F B F B X 2-2 G4-3			F F S 0-3 K		C B X 1-1 F9	1 SAFE C 1 SAFE X 0-1 1B 1-2 3-H		F C X 0-2 G6-3	5	0	1	1	0	1	0
6 Ryan Howard, L (1, 3) OBP: 0.413, SLG: 0.673		B S F B B F B B 4-2 27 HBP BB		B S B X 2-1 G4-3		B B B X 3-0 2B	C C S 0-3 K		X 0-0 G3	4	0	1	0	1	1	2
Pat Burrell, R (1, 7) OBP: 0.376, SLG: 0.489 29 Chris Roberson, S (7, 9) OBP: 0.205, SLG: 0.256 (8, 7)		T S B C 1-3 K		C C F F B S 1-3 K		C C X 0-2 F8	B C F F C 1-3 K		C F B B X 2-2 G2-3	4 1	0 0	0 0	0 0	0 0	3 0	4 0
David Dellucci, L (1, 9) OBP: 0.372, SLG: 0.550 (7, 7) 9 Michael Bourn, L (8, PR) (8, 9)		B S F B B X 2-2 P5			B X 1-0 P2		C B F X 1-2 HR	B B B B 4-0 27 1B 3B BB		3 0	1 1	1 0	1 0	1 0	0 0	1 0
27 Chris Coste, R (1, 2) OBP: 0.368, SLG: 0.491		B S B F H 3-2 1-2 HBP			C X 0-1 1B 1B		B F B S B B 4-2 11 2B E BB	B B B C X 3-1 1-3 3B 1B		2	2	2	0	1	0	0
Abraham Nunez, S (1, 5) OBP: 0.278, SLG: 0.264		F X 0-1 P4			F F F B F X 1-2 1B		X 0-0 E3 11 2B 8 1B 1-2	C S X 0-2 11 SF8 1-H 3-H 3B		4	2	2	2	0	0	3
35 Cole Hamels, L (1, 1) OBP: 0.234, SLG: 0.125 Geoff Geary, R (8, 1) OBP: 0.400, SLG: 0.500 63 Ryan Madson, L (9, 1) OBP: 0.206, SLG: 0.212			C S B F F B S 2-3 K		X 0-0 B2		L M 2 SAFE L 0-3 K	X 0-0 F7		4 0 0	0 0 0	0 0 0	0 0 0	0 0 0	2 0 0	6 0 0
Inning Stats	R: 0 E: 0 K: 1 S: 11 H: 0 LOB: 0 BB: 0 P: 13	R: 0 E: 0 K: 1 S: 13 H: 0 LOB: 2 BB: 1 P: 23	R: 0 E: 0 K: 1 S: 10 H: 0 LOB: 0 BB: 0 P: 17	R: 0 E: 0 K: 2 S: 10 H: 0 LOB: 0 BB: 0 P: 13	R: 0 E: 0 K: 0 S: 11 H: 2 LOB: 2 BB: 0 P: 14	R: 0 E: 0 K: 0 S: 7 H: 1 LOB: 1 BB: 0 P: 11	R: 4 E: 1 K: 3 S: 21 H: 4 LOB: 2 BB: 1 P: 30	R: 3 E: 0 K: 0 S: 10 H: 2 LOB: 1 BB: 1 P: 19	R: 0 E: 0 K: 0 S: 7 H: 0 LOB: 0 BB: 0 P: 9	1B: 5 2B: 2 3B: 1 HR: 1	SF: 1 SAC: 0 DP: 0 HBP: 1		WP: 0 PB: 0 SB: 0 CS: 0	PA: 41			

PITCHER		IP	WLS	BF	H	R	ER	SO	BB	IBB	HBP	BLK	WP	HR	S	P	ERA	WHIP
Jason Hirsh, R ERA: 5.59	(1, 1)	6.0	L	25	4	2	2	5	2	0	1	0	0	1	67	101	3.00	1.000
Chad Qualls, R ERA: 4.13	(7, 1)	0.1		4	2	1	0	1	0	0	0	0	0	0	7	10	0.00	6.000
Trever Miller, L ERA: 3.18	(7, 1)	0.1		2	1	1	1	1	0	0	0	0	0	0	5	5	27.00	3.000
64 Fernando Nieve, R ERA: 4.04	(7, 1)	0.1		1	0	0	0	1	0	0	0	0	0	0	4	5	0.00	0.000
54 Brad Lidge, R ERA: 5.62	(8, 1)	0.0		3	2	3	3	0	1	0	0	0	0	0	5	12	∞	∞

PITCHER		IP	WLS	BF	H	R	ER	SO	BB	IBB	HBP	BLK	WP	HR	S	P	ERA	WHIP
Dan Wheeler, R ERA: 2.47	(8, 1)	1.0		3	0	0	0	0	0	0	0	0	0	0	5	7	0.00	0.000
Taylor Buchholz, R ERA: 5.89	(9, 1)	1.0		3	0	0	0	0	0	0	0	0	0	0	7	9	0.00	0.000

TOP

Philadelphia Phillies @ Houston Astros

Minute Maid Park, Houston, TX

Sat Sep 16 2006, 12:45 PM CDT
Att. 41,002 - Roof Closed - 73 F

livebaseballscorecards.com

AB	36
R	7
H	9
RBI	7
BB	3
SO	8
LOB	19

BOTTOM

Philadelphia Phillies @ Houston Astros

Minute Maid Park, Houston, TX

Sat Sep 16 2006, 12:45 PM CDT
Att. 41,002 - Roof Closed - 73 F

livebaseballscorecards.com

Batter	1	2	3	4	5	6	7	8	9	AB	R	H	RBI	BB	SO	LOB
Willy Taveras, R (1, 8) OBP: 0.333, SLG: 0.343	BCCH 2-2 G5-4-3 HBP		BSTFS 1-3 ② K			X 0-0 ① B3		FBX 1-1 17 1B 1B 1B		3	1	1	0	0	1	1
Craig Biggio, R (1, 4) OBP: 0.306, SLG: 0.417 Taylor Buchholz, R (9, 1) OBP: 0.065, SLG: 0.033	BX 1-0 ①② G5-4-3 1-2f		BSSFS 1-3 ③ K			BBX 2-0 ② F9		BSX 1-1 ② F7		4 0	0 0	0 0	0 0	0 0	1 0	3 0
17 Lance Berkman, S (1, 3) OBP: 0.412, SLG: 0.610	CBBX 2-1 ③ G5-3			SSS 0-3 ① K		SFBBS 2-3 ③ K		X 0-0 1B 1-2 1B		4	0	1	0	0	2	0
Morgan Ensberg, R (1, 5) OBP: 0.389, SLG: 0.463		CBSS 1-3 ① K		CBBBB 4-1 16 FC5-4 BB			CBX 1-1 ① F9	X 0-0 1-2 2-H 1B		3	0	1	1	1	1	0
2 Chris Burke, R (1, 7) OBP: 0.359, SLG: 0.441		BBSSSBB 4-2 16 S BB		B 1 SAFE CSSC 1-3 ② K			BFBSS 2-3 ② K	BFBBX 3-1 ③ F8		3	0	0	0	1	2	3
16 Jason Lane, R (1, 9) OBP: 0.327, SLG: 0.400 Orlando Palmeiro, L (9, PH) OBP: 0.279, SLG: 0.298		BSSSFS 1-3 ② K 1-2		X 0-0 ③ FC5-4 1-2f			SBBBBCB 4-2 28 2B BB		BCFCX 1-2 ① G4-3	2 1	1 0	0 0	0 0	1 0	1 0	2 0
28 Adam Everett, R (1, 6) OBP: 0.288, SLG: 0.354 Mike Lamb, L (9, PH) OBP: 0.360, SLG: 0.485		BCSBX 2-2 ③ L3			BCBCX 2-2 ① L5		X 0-0 1-H 2B		BBBFFFBX 3-2 G5-3 1B	3 1	0 0	1 1	1 0	0 0	0 0	1 0
Brad Ausmus, R (1, 2) OBP: 0.307, SLG: 0.282 Aubrey Huff, L (7, PH) OBP: 0.337, SLG: 0.458 Humberto Quintero, R (8, 2) OBP: 0.250, SLG: 0.250 Eric Munson, L (9, PH) OBP: 0.275, SLG: 0.355			BBFFFBB 4-2 FC5-6 BB		CSBSS 1-3 ② K		BCX 1-1 ③ F8		BFSX 1-2 ② G5-3 1-2	1 1 0 1	0 0 0 0	0 0 0 0	0 0 0 0	1 0 0 0	1 0 0 0	0 1 0 1
Jason Hirsh, R (1, 1) Chad Qualls, R (7, 1) Trever Miller, R (7, 1) 64 Fernando Nieve, R (7, 1) OBP: 0.222, SLG: 0.125 54 Brad Lidge, R (8, 1) Dan Wheeler, R (8, 1) 4 Eric Bruntlett, R (8, PH) OBP: 0.328, SLG: 0.315 (9, 4)			X 0-0 ① FC5-6 1-2f		CBCFBFC 2-3 ③ K			FCBBFS 2-3 ① K	B 1-0 ③ F9	2 0 0 0 0 0 2	0 0 0 0 0 0 0	0 0 0 0 0 0 0	0 0 0 0 0 0 0	1 0 0 0 0 0 1	1 0 0 0 0 0 1	1 0 0 0 0 0 1
Inning Stats	R: 0 E: 0 K: 0 S: 5 H: 0 LOB: 0 BB: 0 P: 10	R: 0 E: 0 K: 2 S: 12 H: 0 LOB: 1 BB: 1 P: 20	R: 0 E: 0 K: 2 S: 11 H: 0 LOB: 1 BB: 1 P: 17	R: 0 E: 0 K: 2 S: 8 H: 0 LOB: 1 BB: 1 P: 13	R: 0 E: 0 K: 2 S: 11 H: 0 LOB: 0 BB: 0 P: 16	R: 0 E: 0 K: 1 S: 5 H: 0 LOB: 0 BB: 0 P: 9	R: 1 E: 0 K: 1 S: 10 H: 1 LOB: 1 BB: 1 P: 18	R: 1 E: 0 K: 1 S: 12 H: 3 LOB: 2 BB: 0 P: 19	R: 0 E: 0 K: 0 S: 12 H: 1 LOB: 1 BB: 0 P: 18	1B: 4 2B: 1 3B: 0 HR: 0	SF: 0 SAC: 0 DP: 1 HBP: 1						

	AB	R	H	RBI	BB	SO	LOB
	31	2	5	2	4	11	14

WP: 0 PB: 0 SB: 1 CS: 0 PA: 36

PITCHER		IP	WLS	BF	H	R	ER	SO	BB	IBB	HBP	BLK	WP	HR	S	P	ERA	WHIP
35 Cole Hamels, L ERA: 4.21	(1, 1)	7.2	W	30	3	2	2	11	4	0	1	0	0	0	71	116	2.35	0.913
Geoff Geary, R ERA: 2.92	(8, 1)	0.1		2	1	0	0	0	0	0	0	0	0	0	3	6	0.00	3.000
63 Ryan Madson, R ERA: 5.74	(9, 1)	1.0		4	1	0	0	0	0	0	0	0	0	0	12	18	0.00	1.000

PITCHER	IP	WLS	BF	H	R	ER	SO	BB	IBB	HBP	BLK	WP	HR	S	P	ERA	WHIP

Batter	1	2	3	4	5	6	7	8	9	AB	R	H	RBI	BB	SO	LOB
11 Jimmy Rollins, S (1, 6) OBP: 0.334, SLG: 0.461	B C B B X 3-1 F8 ①		B X 1-0 HR	C B X 1-1 G6-3 ③		B C B B X 3-1 G4-3 ③ 1-2 2-3 3-H		B C X 1-1 F9 ③		5	1	1	1	0	0	4
8 Shane Victorino, S (1, 8) OBP: 0.350, SLG: 0.414	B B C X 2-1 6 WP 6 BB 2B 1B		F X 0-1 G5-3 ①		F X 0-1 F8 ①		C H 1-1 6 FC1-6 HBP		B X 1-0 F8 ①	4	1	1	0	0	0	0
26 Chase Utley, L (1, 4) OBP: 0.368, SLG: 0.514	C B B 1 SAFE F S 2-3 K ②		B C S B F B S 3-3 K ②		B F X 1-1 G3 ②		C B B B F 1 SAFE F F 1 SAFE 3-2 X F9 ①		X 0-0 6 BB 1B	5	0	1	0	0	2	2
6 Ryan Howard, L (1, 3) OBP: 0.414, SLG: 0.677	B B F S B B 4-2 2B 1-3 BB		X 0-0 HR		B C X 1-1 F8 ③		X 0-0 FC1-6 ② 1-2f		B B D B 4-0 1-2 BB	3	1	1	1	2	0	1
Jeff Conine, R (1, 9) OBP: 0.328, SLG: 0.407 (8, 7) 9 Michael Bourn, L (9, 9)	B B B C C X 3-2 1-3 3-H 2B		X 0-0 P5 ③			C C F B B X 2-2 G6-3 ①	B X 1-0 F7 ③		C F D C 1-3 K ②	5 0	0 0	1 0	1 0	0 0	1 0	3 0
Pat Burrell, R (1, 7) OBP: 0.377, SLG: 0.488 Geoff Geary, R (8, 1) OBP: 0.400, SLG: 0.500 Randall Simon, L (9, PH) OBP: 0.286, SLG: 0.231 45 Tom Gordon, R (9, 1)	F C B B D C 3-3 K ③			B B C F B B 4-2 HR BB		B B X 2-0 2B 11 WP 1B		B C C B F X 2-2 P3 ①	X 0-0 G3 ③	3 0 1 0	1 0 0 0	1 0 0 0	0 0 0 0	1 0 0 0	1 0 0 0	2 0 2 0
Mike Lieberthal, R (1, 2) OBP: 0.324, SLG: 0.482		F S S 0-3 K ①	F B 1 SAFE X 1-1 1-2 HR ①			B B C X 2-1 11 WP 1-3 2B		C C B X 1-2 HR		4	2	3	2	0	1	0
Abraham Nunez, S (1, 5) OBP: 0.281, SLG: 0.262		F B C X 1-2 G6-3 ②	B F S S 1-3 K ②			B B B B 4-0 11 WP BB		B C F B B B 4-2 BB		2	0	0	0	2	1	0
Randy Wolf, L (1, 1) OBP: 0.273, SLG: 0.333 Rick White, R (6, 1) David Dellucci, L (8, PH) OBP: 0.371, SLG: 0.547 29 Chris Roberson, S (8, 9) OBP: 0.205, SLG: 0.256 (9, 7)		C B X 1-1 F8 ③		X 0-0 2B		F C X 0-2 F9 ②		B 1 SAFE F 1 SAFE X 1-1 F7 ②		3 0 1 0	0 0 0 0	1 0 0 0	0 0 0 0	0 0 0 0	0 0 0 0	3 0 1 0
Inning Stats	R: 1 E: 0 K: 2 S: 15 H: 2 LOB: 2 BB: 1 P: 32	R: 0 E: 0 K: 1 S: 8 H: 0 LOB: 0 BB: 0 P: 10	R: 2 E: 0 K: 1 S: 9 H: 2 LOB: 0 BB: 0 P: 13	R: 1 E: 0 K: 1 S: 10 H: 2 LOB: 1 BB: 1 P: 17	R: 0 E: 0 K: 0 S: 6 H: 0 LOB: 0 BB: 0 P: 8	R: 1 E: 0 K: 0 S: 12 H: 2 LOB: 2 BB: 1 P: 25	R: 0 E: 0 K: 0 S: 8 H: 0 LOB: 1 BB: 0 P: 13	R: 1 E: 0 K: 0 S: 13 H: 1 LOB: 1 BB: 1 P: 22	R: 0 E: 0 K: 1 S: 6 H: 1 LOB: 2 BB: 1 P: 12	1B: 3 2B: 3 3B: 0 HR: 4 SF: 0 SAC: 0 DP: 0 HBP: 1						

PITCHER		IP	WLS	BF	H	R	ER	SO	BB	IBB	HBP	BLK	WP	HR	S	P	ERA	WHIP
51 Wandy Rodriguez, L ERA: 5.49	(1, 1)	5.0	L	22	6	4	4	5	2	0	0	0	1	3	48	80	7.20	1.600
Dave Borkowski, R ERA: 4.52	(6, 1)	1.0		6	2	1	1	0	1	0	0	0	1	0	12	25	9.00	3.000
Trever Miller, L ERA: 3.13	(7, 1)	0.2		3	0	0	0	0	0	0	1	0	0	0	7	11	0.00	0.000
64 Fernando Nieve, R ERA: 4.03	(7, 1)	0.1		1	0	0	0	0	0	0	0	0	0	0	1	2	0.00	0.000
Russ Springer, R ERA: 3.72	(8, 1)	1.0		5	1	1	1	0	1	0	0	0	0	1	13	22	9.00	2.000

PITCHER		IP	WLS	BF	H	R	ER	SO	BB	IBB	HBP	BLK	WP	HR	S	P	ERA	WHIP
Dan Wheeler, R ERA: 2.43	(9, 1)	1.0		5	1	0	0	1	1	0	0	0	0	0	6	12	0.00	2.000

TOP

Philadelphia Phillies @ Houston Astros

Minute Maid Park, Houston, TX

Sun Sep 17 2006, 1:05 PM CDT
Att. 41,170 - Roof Closed - 73 F

livebaseballscorecards.com

AB	36
R	6
H	10
RBI	5
BB	5
SO	6
LOB	18

BOTTOM

Philadelphia Phillies @ Houston Astros

Minute Maid Park, Houston, TX

Sun Sep 17 2006, 1:05 PM CDT
Att. 41,170 - Roof Closed - 73 F

livebaseballscorecards.com

Batter	1	2	3	4	5	6	7	8	9	AB	R	H	RBI	BB	SO	LOB
Craig Biggio, R (1, 4) OBP: 0.305, SLG: 0.422	X 0-0 G5-3 ①		C B B F X 2-2 F9 ②			B B X 2-0 HR		F F B B B C 3-3 K ①		4	1	1	1	0	1	0
2 Chris Burke, R (1, 8) OBP: 0.358, SLG: 0.439	B F C B F S 2-3 K ②		X 0-0 G5-3 ③			C C X 0-2 1B ①		F B X 1-1 G5-3 ②		4	0	1	0	0	1	0
17 Lance Berkman, S (1, 3) OBP: 0.412, SLG: 0.617	X 0-0 2B			C C F F S 0-3 K ①		C X 0-1 G3-1 ②		F B X 1-1 HR		4	1	2	1	0	1	0
Morgan Ensberg, R (1, 5) OBP: 0.390, SLG: 0.460	C S B B D B 4-2 BB			C B C B X 2-2 G6-3 ②		C B B B B 4-1 HR BB		X 0-0 F9 ③		2	1	0	0	2	0	0
Aubrey Huff, L (1, 9) OBP: 0.336, SLG: 0.463	B F S B F X 2-2 G3-1 ③			C B X 1-1 G4-3 ③		F X 0-1 1-H HR			C B F C 1-3 K ①	4	1	1	2	0	1	2
16 Jason Lane, R (1, 7) OBP: 0.324, SLG: 0.396 Mike Lamb, L (9, PH) OBP: 0.362, SLG: 0.485		C B B B C S 3-3 K ①			S S B B C 2-3 K ①	F B C B F C 2-3 K ③			B B B C S B 4-2 4 1B BB	3 0	0 0	0 0	0 0	0 1	3 0	0 0
28 Adam Everett, R (1, 6) OBP: 0.287, SLG: 0.352 Luke Scott, L (9, PH) OBP: 0.468, SLG: 0.633		B X 1-0 G5-3 ②			B C B B X 3-1 P6 ②		C X 0-1 G5-3 ①		C S B F S 1-3 K ②	3 1	0 0	0 0	0 0	0 1	0 1	0 1
Humberto Quintero, R (1, 2) OBP: 0.300, SLG: 0.300 Orlando Palmeiro, L (7, PH) OBP: 0.277, SLG: 0.295 Russ Springer, R (8, 1) Dan Wheeler, R (9, 1) 4 Eric Bruntlett, R (9, PH) OBP: 0.333, SLG: 0.321		C S B B B F F X 3-2 F7 ③			F B B B X 2-1 1B		C X 0-1 G4-3 ②		S C B X 1-2 1B	2 1 0 0 1	0 0 0 0 0	1 0 0 0 1	0 0 0 0 0	0 0 0 0 0	0 0 0 0 0	0 0 0 0 0
51 Wandy Rodriguez, S (1, 1) OBP: 0.105, SLG: 0.081 Charlton Jimerson, R (5, PH) OBP: 0.250, SLG: 1.000 Dave Borkowski, R (6, 1) Trever Miller, R (7, 1) 64 Fernando Nieve, R (7, 1) OBP: 0.222, SLG: 0.125 Eric Munson, L (7, PH) OBP: 0.273, SLG: 0.353 Brad Ausmus, R (8, 2) OBP: 0.306, SLG: 0.281			B C B X 2-1 G6-3 ①		S B S S 1-3 K ③		S S X 0-2 G4-3 ③		D D D X 3-0 G6-3 ③	1 1 0 0 0 1 1	0 0 0 0 0 0 0	0 0 0 0 0 0 0	0 0 0 0 0 0 0	0 1 0 0 0 0 0	0 1 0 0 0 0 0	0 1 0 0 0 0 2
Inning Stats	R: 0 E: 0 K: 1 S: 12 H: 1 LOB: 2 BB: 1 P: 20	R: 0 E: 0 K: 1 S: 9 H: 0 LOB: 0 BB: 0 P: 16	R: 0 E: 0 K: 0 S: 6 H: 0 LOB: 0 BB: 0 P: 10	R: 0 E: 0 K: 1 S: 10 H: 0 LOB: 0 BB: 0 P: 13	R: 0 E: 0 K: 2 S: 10 H: 1 LOB: 1 BB: 0 P: 18	R: 3 E: 0 K: 1 S: 13 H: 3 LOB: 0 BB: 1 P: 21	R: 0 E: 0 K: 0 S: 7 H: 0 LOB: 0 BB: 0 P: 7	R: 1 E: 0 K: 1 S: 8 H: 1 LOB: 0 BB: 0 P: 13	R: 0 E: 0 K: 2 S: 13 H: 1 LOB: 2 BB: 1 P: 23	1B: 3 2B: 1 3B: 0 HR: 3	SF: 0 SAC: 0 DP: 0 HBP: 0			WP: 0 PB: 0 SB: 0 CS: 0	PA: 36		

PITCHER		IP	WLS	BF	H	R	ER	SO	BB	IBB	HBP	BLK	WP	HR	S	P	ERA	WHIP
Randy Wolf, L ERA: 5.47	(1, 1)	5.2	W	23	5	3	3	5	2	0	0	0	0	2	56	92	4.76	1.235
Rick White, R ERA: 5.25	(6, 1)	1.1	H	4	0	0	0	1	0	0	0	0	0	0	11	13	0.00	0.000
Geoff Geary, R ERA: 2.99	(8, 1)	1.0	H	4	1	1	1	1	0	0	0	0	0	1	8	13	9.00	1.000
45 Tom Gordon, R ERA: 3.15	(9, 1)	1.0	S	5	1	0	0	2	1	0	0	0	0	0	13	23	0.00	2.000

PITCHER	IP	WLS	BF	H	R	ER	SO	BB	IBB	HBP	BLK	WP	HR	S	P	ERA	WHIP

Batter	1	2	3	4	5	6	7	8	9	AB	R	H	RBI	BB	SO	LOB
6 Ryan Freel, R (1, 8) OBP: 0.364, SLG: 0.399	F S B S 1-3 K		B C F B X 2-2 G6-4-3		F C B F S 1-3 K		F C B X 1-2 4 CS 1B			4	0	1	0	0	2	2
4 Brandon Phillips, R (1, 4) OBP: 0.330, SLG: 0.435	S X 0-1 F9		S S S X 0-2 F9			S T X 0-2 G5-3	C S B 1-2 CS 1-2	X 0-0 G5-3		4	0	0	0	0	0	0
Adam Dunn, L (1, 7) OBP: 0.369, SLG: 0.511	B C X 1-1 2B			C B C C 1-3 K		B B S X 2-1 2B 2B		C S B B B 4-2 BB		3	1	2	0	1	1	0
Rich Aurilia, R (1, 6) OBP: 0.351, SLG: 0.529	C S B B F D F X 3-2 L4			B X 1-0 F7		X 0-0 2-H 2B		C 1 SAFE C S 0-3 K		4	0	1	1	0	1	2
Scott Hatteberg, L (1, 3) OBP: 0.387, SLG: 0.448		B X 1-0 12 FC5-4 1B		B B C F X 2-2 G5-3		F C B X 1-2 P5		C B B X 2-1 G3		4	0	1	0	0	0	2
12 Edwin Encarnación, R (1, 5) OBP: 0.366, SLG: 0.493		B F X 1-1 FC5-4 26 1B 1-2f			C B S C 1-3 K	B F F S 1-3 K			C B F B X 2-2 G5-3	4	0	0	0	0	2	2
26 David Ross, R (1, 2) OBP: 0.356, SLG: 0.594		B B B C 1 SAFE X 3-1 27 G6-4-3 1-3 1B			H 1-0 27 1B HBP		C S F B S 1-3 K		C B C B S 2-3 K	3	0	1	0	0	2	0
27 Chris Denorfia, R (1, 9) OBP: 0.306, SLG: 0.262 Todd Hollandsworth, L (9, PH) OBP: 0.274, SLG: 0.433		B S C X 1-2 G6-4-3 1-2f			C F D X 1-2 1-2 1B		C C F F F S 0-3 K		C X 0-1 HR	3 1	0 1	1 1	0 1	0 0	1 0	2 0
Kyle Lohse, R (1, 1) OBP: 0.158, SLG: 0.158 Ray Olmedo, S (7, PH) OBP: 0.286, SLG: 0.423 Rheal Cormier, L (7, 1) 25 David Weathers, R (8, 1) Javier Valentin, S (9, PH) OBP: 0.319, SLG: 0.455			C T S 0-3 K		L X 0-1 B5		B X 1-0 HR		B F X 1-1 G3-1	2 1 0 0 1	0 1 0 0 0	0 1 0 0 0	0 1 0 0 0	0 0 0 0 0	1 0 0 0 0	2 0 0 0 0
Inning Stats	R: 0 E: 0 K: 1 S: 12 H: 1 LOB: 1 BB: 0 P: 17	R: 0 E: 0 K: 0 S: 8 H: 2 LOB: 1 BB: 0 P: 14	R: 0 E: 0 K: 1 S: 9 H: 0 LOB: 0 BB: 0 P: 11	R: 0 E: 0 K: 1 S: 7 H: 0 LOB: 0 BB: 0 P: 11	R: 0 E: 0 K: 2 S: 12 H: 1 LOB: 2 BB: 0 P: 16	R: 1 E: 0 K: 1 S: 12 H: 2 LOB: 1 BB: 0 P: 16	R: 1 E: 0 K: 2 S: 17 H: 2 LOB: 0 BB: 0 P: 21	R: 0 E: 0 K: 1 S: 8 H: 0 LOB: 1 BB: 1 P: 14	R: 1 E: 0 K: 1 S: 10 H: 1 LOB: 0 BB: 0 P: 15	1B: 4 2B: 3 3B: 0 HR: 2 SF: 0 SAC: 0 DP: 1 HBP: 1						

PITCHER		IP	WLS	BF	H	R	ER	SO	BB	IBB	HBP	BLK	WP	HR	S	P	ERA	WHIP
44 Roy Oswalt, R ERA: 3.05	(1, 1)	6.2	W	28	8	2	2	8	0	0	1	0	0	1	75	103	2.70	1.200
Chad Qualls, R ERA: 4.06	(7, 1)	1.1	H	4	0	0	0	1	1	0	0	0	0	0	10	17	0.00	0.750
Dan Wheeler, R ERA: 2.53	(9, 1)	1.0	S	4	1	1	1	1	0	0	0	0	0	1	10	15	9.00	1.000

PITCHER	IP	WLS	BF	H	R	ER	SO	BB	IBB	HBP	BLK	WP	HR	S	P	ERA	WHIP

Cincinnati Reds @ Houston Astros

Minute Maid Park, Houston, TX

Mon Sep 18 2006, 7:05 PM CDT
Att. 28,711 - Cloudy - 79 F

TOP

livebaseballscorecards.com

AB	34
R	3
H	9
RBI	3
BB	1
SO	10
LOB	12

WP: 0	PA: 37																	
PB: 0																		
SB: 0																		
CS: 1																		

Cincinnati Reds @ Houston Astros

Minute Maid Park, Houston, TX

Mon Sep 18 2006, 7:05 PM CDT

Att. 28,711 - Cloudy - 79 F

livebaseballscorecards.com

BOTTOM

Batter	1	2	3	4	5	6	7	8	9	AB	R	H	RBI	BB	SO	LOB
Craig Biggio, R (1, 4) OBP: 0.305, SLG: 0.421 16 Jason Lane, R (9, 9) OBP: 0.324, SLG: 0.396	L7	1B 2-3 3-H 1B		G4-3 2-3			K			4 0	0 0	1 0	1 0	0 0	1 0	1 0
Mike Lamb, L (1, 5) OBP: 0.361, SLG: 0.482	F7	1-2 3-H 1B		F7			F7			4	0	1	1	0	0	1
17 Lance Berkman, S (1, 3) OBP: 0.413, SLG: 0.616	FC4-6 BB	K			K		3B 1B			3	1	1	0	1	2	2
Luke Scott, L (1, 7) OBP: 0.464, SLG: 0.636	FC4-6 1-2f	G3-1			F7		SAFE 1-H 3B			4	0	1	1	0	0	3
Aubrey Huff, L (1, 9) OBP: 0.335, SLG: 0.461 Charlton Jimerson, R (8, 9) OBP: 0.250, SLG: 1.000 (9, 8)		28 BB 1B 2 BB 1B	P5		G6-3		L9			4 0	1 0	1 0	0 0	0 0	0 0	1 0
2 Chris Burke, R (1, 8) OBP: 0.359, SLG: 0.438 (9, 4)	28 BB 1B 1-2 BB	G6-3		G4-3				F9-6 28 SH2-4 1B		3	1	1	0	1	0	0
28 Adam Everett, R (1, 6) OBP: 0.289, SLG: 0.352	44 SH1-4 1B 1B 1-2 2-3 BB	F7				FC5-4 1B		SH2-4 1-2		2	1	1	0	1	0	0
Brad Ausmus, R (1, 2) OBP: 0.308, SLG: 0.283	1B 44 SH1-4 1B 1-2 2-H 3-H 1B			G4-3 44 SH1-4 1B		FC5-4 1-2f		F9-6 2-2		4	1	2	2	0	0	2
44 Roy Oswalt, R (1, 1) OBP: 0.197, SLG: 0.222 Chad Qualls, R (7, 1) Dan Wheeler, R (9, 1)	SH1-4 1-2 2-3			SH1-4 1-2		K				1 0 0	0 0 0	0 0 0	0 0 0	0 0 0	1 0 0	1 0 0
Inning Stats	R: 0 E: 0 K: 0 S: 5 H: 0 LOB: 1 BB: 1 P: 11	R: 4 E: 0 K: 1 S: 24 H: 4 LOB: 2 BB: 2 P: 40	R: 0 E: 0 K: 0 S: 10 H: 0 LOB: 0 BB: 0 P: 14	R: 0 E: 0 K: 0 S: 5 H: 1 LOB: 1 BB: 0 P: 8	R: 0 E: 0 K: 1 S: 5 H: 0 LOB: 0 BB: 0 P: 9	R: 0 E: 0 K: 1 S: 7 H: 1 LOB: 1 BB: 0 P: 11	R: 1 E: 0 K: 1 S: 19 H: 2 LOB: 1 BB: 0 P: 26	R: 0 E: 0 K: 0 S: 5 H: 1 LOB: 0 BB: 0 P: 8		1B: 8 2B: 1 3B: 1 HR: 0	SF: 0 SAC: 3 DP: 1 HBP: 0					

	AB	29
	R	5
	H	9
	RBI	5
	BB	3
	SO	4
	LOB	11

WP: 0 PB: 0 SB: 0 CS: 0 PA: 35

PITCHER		IP	WLS	BF	H	R	ER	SO	BB	IBB	HBP	BLK	WP	HR	S	P	ERA	WHIP
Kyle Lohse, R ERA: 5.81	(1, 1)	6.0	L	27	6	4	4	3	3	0	0	0	0	0	56	93	6.00	1.500
Rheal Cormier, L ERA: 2.44	(7, 1)	1.0		5	2	1	1	1	0	0	0	0	0	0	19	26	9.00	2.000
25 David Weathers, R ERA: 3.82	(8, 1)	1.0		3	1	0	0	0	0	0	0	0	0	0	5	8	0.00	1.000

PITCHER	IP	WLS	BF	H	R	ER	SO	BB	IBB	HBP	BLK	WP	HR	S	P	ERA	WHIP

Batter	1	2	3	4	5	6	7	8	9	AB	R	H	RBI	BB	SO	LOB
6 Ryan Freel, R (1, 8) OBP: 0.363, SLG: 0.400	B B C X 2-1 ① L4		B B C S X 2-2 ② G6-3		B B X 2-0 G3 1B 2B 2-H 3-H		F B C F C 1-3 ③ K			4	1	1	2	0	1	0
4 Brandon Phillips, R (1, 4) OBP: 0.329, SLG: 0.434 Ray Olmedo, S (1, 4) OBP: 0.258, SLG: 0.379	X 0-0 ② G1-3		B B B C X 3-1 ③ F7		B B X 2-0 ② G3 2-3			B X 1-0 ① G3-1		1 3	0 0	0 0	0 0	0 0	0 0	0 1
Adam Dunn, L (1, 7) OBP: 0.368, SLG: 0.509 Dewayne Wise, L (8, 7) OBP: 0.174, SLG: 0.217	B F B S S 2-3 ③ K			C B F F B F B T 3-2 ① K	X 0-0 1B 3-H			S C B X 1-2 ② F7		4 0	0 0	1 0	1 0	0 0	2 0	0 0
Rich Aurilia, R (1, 6) OBP: 0.348, SLG: 0.524 Scott Schoeneweis, L (8, 1) 25 David Weathers, R (8, 1)		B C F X 1-2 ① G1-3		X 0-0 ② P6	B B B C F X 3-2 ③ F7			B B X 2-0 ③ G5-3		4 0 0	0 0 0	0 0 0	0 0 0	0 0 0	0 0 0	1 0 0
Scott Hatteberg, L (1, 3) OBP: 0.388, SLG: 0.447		B B B B 4-0 27 HR BB		B B C B X 3-1 1B		T F B X 1-2 ① G6-3			C C B B X 2-2 ① G1-3	3	1	1	0	1	0	0
12 Edwin Encarnación, R (1, 5) OBP: 0.363, SLG: 0.488 Royce Clayton, R (9, 6) OBP: 0.306, SLG: 0.342		B C B X 2-1 ② P1		B S X 1-1 ③ G3-1		X 0-0 ② G5-3			B B X 2-0 ② P4	4 0	0 0	0 0	0 0	0 0	0 0	2 0
27 Chris Denorfia, R (1, 9) OBP: 0.316, SLG: 0.319		B X 1-0 1-H HR			B C X 1-1 39 SH5-4 6 2B 1B 1B	B F B S B S 3-3 ③ K			C B B C X 2-2 ③ G6-3	4	2	2	2	0	1	0
Jason LaRue, R (1, 2) OBP: 0.314, SLG: 0.341		C B B S T B F X 3-2 ③ F8			S X 0-1 39 SH5-4 6 2B 1B 1-2		F S S 0-3 ① K			3	1	1	0	0	1	0
39 Aaron Harang, R (1, 1) OBP: 0.145, SLG: 0.119 9 Juan Castro, R (8, 6) OBP: 0.271, SLG: 0.343 (9, 5)			B B B C C T 3-2 ① K		C 2 SAFE B X 1-1 ① SH5-4 1-2 2-3		S C S 0-3 ② K			2 0	0 0	0 0	0 0	0 0	2 0	0 0
Inning Stats	R: 0 E: 0 K: 1 S: 6 H: 0 LOB: 0 BB: 0 P: 10	R: 2 E: 0 K: 0 S: 11 H: 1 LOB: 0 BB: 1 P: 22	R: 0 E: 0 K: 1 S: 8 H: 0 LOB: 0 BB: 0 P: 16	R: 0 E: 0 K: 1 S: 10 H: 1 LOB: 1 BB: 0 P: 17	R: 3 E: 0 K: 0 S: 12 H: 4 LOB: 1 BB: 0 P: 21	R: 0 E: 0 K: 1 S: 7 H: 0 LOB: 0 BB: 0 P: 11	R: 0 E: 0 K: 3 S: 10 H: 0 LOB: 0 BB: 0 P: 11	R: 0 E: 0 K: 0 S: 5 H: 0 LOB: 0 BB: 0 P: 9	R: 0 E: 0 K: 0 S: 7 H: 0 LOB: 0 BB: 0 P: 13	1B: 4 2B: 1 3B: 0 HR: 1	SF: 0 SAC: 1 DP: 0 HBP: 0						

TOP

Cincinnati Reds @ Houston Astros

Minute Maid Park, Houston, TX

Tue Sep 19 2006, 7:05 PM CDT

Att. 36,930 - Clear - 84 F

livebaseballscorecards.com

AB	32
R	5
H	6
RBI	5
BB	1
SO	7
LOB	4

WP: 0 PB: 0 SB: 0 CS: 0 PA: 34

PITCHER		IP	WLS	BF	H	R	ER	SO	BB	IBB	HBP	BLK	WP	HR	S	P	ERA	WHIP
37 Matt Albers, R ERA: 6.0	(1, 1)	4.2	L	21	6	5	5	3	1	0	0	0	0	1	44	80	9.64	1.500
64 Fernando Nieve, R ERA: 4.01	(5, 1)	0.1		1	0	0	0	0	0	0	0	0	0	0	3	6	0.00	0.000
43 Chris Sampson, R ERA: 2.66	(6, 1)	3.0		9	0	0	0	4	0	0	0	0	0	0	22	31	0.00	0.000
Trever Miller, L ERA: 3.11	(9, 1)	0.1		1	0	0	0	0	0	0	0	0	0	0	3	5	0.00	0.000
Chad Qualls, R ERA: 4.03	(9, 1)	0.2		2	0	0	0	0	0	0	0	0	0	0	4	8	0.00	0.000

PITCHER	IP	WLS	BF	H	R	ER	SO	BB	IBB	HBP	BLK	WP	HR	S	P	ERA	WHIP

Cincinnati Reds @ Houston Astros

Minute Maid Park, Houston, TX

Tue Sep 19 2006, 7:05 PM CDT

Att. 36,930 - Clear - 84 F

livebaseballscorecards.com

BOTTOM

Batter	1	2	3	4	5	6	7	8	9	AB	R	H	RBI	BB	SO	LOB
Craig Biggio, R (1, 4) OBP: 0.304, SLG: 0.418	G6-4-3 1B		K		G4-3			F7	G5-3	5	0	1	0	0	1	2
Mike Lamb, L (1, 5) (9, 3)	G6-4-3 1-2f		K			K		17 BB 2B 1B		4	1	1	0	0	2	1
17 Lance Berkman, S (1, 3) OBP: 0.415, SLG: 0.618 (9, 9)	3B 1B			F8 F7-2-6 2B		F8		2B 1-2 BB		3	1	2	0	1	0	0
Luke Scott, L (1, 7) OBP: 0.469, SLG: 0.675	1-H 3B			F8 2-3		HR		1-3 2-H 2B		4	1	3	3	0	0	1
Aubrey Huff, L (1, 9) OBP: 0.335, SLG: 0.458 Trever Miller, R (9, 1) Chad Qualls, R (9, 1)	P6			F7-2-6 3-3		G4-3		HBP		3 0 0	0 0 0	0 0 0	0 0 0	0 0 0	0 0 0	2 0 0
2 Chris Burke, R (1, 8) OBP: 0.356, SLG: 0.432		G3-1			P2		G4-3	P6		4	0	0	0	0	0	3
28 Adam Everett, R (1, 6) OBP: 0.288, SLG: 0.358		L5			HR		F8		K	4	1	1	1	0	1	0
Humberto Quintero, R (1, 2) OBP: 0.308, SLG: 0.385 Orlando Palmeiro, L (9, PH) OBP: 0.274, SLG: 0.292		K			2B		G6-3		G6-3	3 1	0 0	1 0	0 0	0 0	1 0	0 0
37 Matt Albers, L (1, 1) 64 Fernando Nieve, R (5, 1) OBP: 0.222, SLG: 0.125 Eric Munson, L (5, PH) OBP: 0.271, SLG: 0.350 43 Chris Sampson, R (6, 1) Morgan Ensberg, R (8, PH) OBP: 0.390, SLG: 0.459 (9, 5) Charlton Jimerson, R (9, PR) OBP: 0.250, SLG: 1.000			F7		G5-3				BB	1 0 1 0 1 0	0 0 0 0 0 0	0 0 0 0 0 0	0 0 0 0 1 0	0 0 0 0 1 0	0 0 0 0 0 0	0 0 1 0 0 0
Inning Stats	R: 1 E: 0 K: 0 S: 12 H: 3 LOB: 1 BB: 0 P: 20	R: 0 E: 0 K: 1 S: 9 H: 0 LOB: 0 BB: 0 P: 12	R: 0 E: 0 K: 2 S: 10 H: 0 LOB: 0 BB: 0 P: 13	R: 0 E: 0 K: 0 S: 4 H: 1 LOB: 0 BB: 0 P: 5	R: 1 E: 0 K: 0 S: 9 H: 2 LOB: 1 BB: 0 P: 13	R: 1 E: 0 K: 1 S: 10 H: 1 LOB: 0 BB: 0 P: 12	R: 0 E: 0 K: 0 S: 7 H: 0 LOB: 0 BB: 0 P: 10	R: 1 E: 0 K: 1 S: 10 H: 2 LOB: 3 BB: 1 P: 23	R: 0 E: 0 K: 1 S: 6 H: 0 LOB: 1 BB: 1 P: 13	1B: 3 2B: 4 3B: 1 HR: 2	SF: 0 SAC: 0 DP: 2 HBP: 1			WP: 0 PB: 0 SB: 0 CS: 0		PA: 37	

PITCHER		IP	WLS	BF	H	R	ER	SO	BB	IBB	HBP	BLK	WP	HR	S	P	ERA	WHIP
39 Aaron Harang, R ERA: 3.91	(1, 1)	7.2	W	29	8	4	4	5	0	0	0	0	0	2	66	94	4.70	1.043
Scott Schoeneweis, L ERA: 5.14	(8, 1)	0.0		3	1	0	0	0	1	0	1	0	0	0	4	11	∞	∞
25 David Weathers, R ERA: 3.75	(8, 1)	1.1	S	5	0	0	0	1	1	0	0	0	0	0	7	16	0.00	0.750

PITCHER	IP	WLS	BF	H	R	ER	SO	BB	IBB	HBP	BLK	WP	HR	S	P	ERA	WHIP

AB	34
R	4
H	9
RBI	4
BB	2
SO	6
LOB	10

Batter	1	2	3	4	5	6	7	8	9	AB	R	H	RBI	BB	SO	LOB
6 Ryan Freel, R (1, 8) OBP: 0.363, SLG: 0.399 Norris Hopper, R (4, 8) OBP: 0.393, SLG: 0.348	C X 0-1 ① B1-3		S B F B F B B 4-2 1B BB			C X 0-1 ① F9	B S T X 1-2 ③ F8		B C F B B B 4-2 G4-3 BB	1 0 0 0 1 0 0 2 0 0 0 1 0 2						
Ray Olmedo, S (1, 4) OBP: 0.278, SLG: 0.382 (8, 9)	B C T F X 1-2 ② G4-3		P 1 SAFE 1 SAFE F P 1 SAFE 1 SAFE B X 3-1 1-3 1B			B B X 2-0 BB 1B		C S B F X 1-2 ① G6-3	X 0-0 ② G4-3 1-2	5 0 2 0 0 0 1						
Scott Hatteberg, L (1, 3) OBP: 0.386, SLG: 0.443	C B C B X 2-2 ③ G6-3		B F X 1-1 ③ F7			1 SAFE 1 SAFE C F F X 0-2 ② F7		B B C B B 4-1 26 BB BB FC3-2 BB	X 0-0 ③ G3-1	4 0 0 0 1 0 4						
Adam Dunn, L (1, 7) OBP: 0.371, SLG: 0.509		C B F F B B B 4-2 26 S BB		C S B B C 2-3 ① K		B B C F B B 4-2 1-2 BB		B B B B 4-0 FC3-2 26 BB 9 1B 1-2 BB		1 1 0 0 3 1 0						
26 David Ross, R (1, 2) OBP: 0.354, SLG: 0.586		F S F B 1 SAFE B B F B S 3-3 ① K 1-2		F B B S F C 2-3 ② K		S F B B F X 1-2 ③ F8		C F D D B B 4-2 FC3-2 9 1B 1-2 2-3 BB		3 1 0 0 1 2 3						
Royce Clayton, R (1, 6) OBP: 0.304, SLG: 0.339		D F C S 1-3 ② K		F B X 1-1 ③ F8			F B S S 1-3 ① K	B S B S F F B F X 3-2 ② FC3-2 9 1B 1-2 2-3 3-Hf		4 0 0 0 0 2 4						
9 Juan Castro, R (1, 5) OBP: 0.275, SLG: 0.346		D S S D X 2-2 ③ G5-3			F B B S X 2-2 ① F9		F C F X 0-2 1B 1B	X 0-0 1-2 2-H 3-H 1B		4 0 2 2 0 0 1						
27 Chris Denorfia, R (1, 9) OBP: 0.312, SLG: 0.314 Todd Hollandsworth, L (4, 9) OBP: 0.276, SLG: 0.434 Rich Aurilia, R (8, PH) OBP: 0.347, SLG: 0.523 56 Todd Coffey, R (8, 1)		S B B C S 2-3 ① K			B S F X 1-2 61 B2-6-4 1B		B C F S 1-3 ② K	B F C X 1-2 ③ F7		1 0 0 0 0 1 0 2 0 1 0 0 1 1 1 0 0 0 0 0 2 0 0 0 0 0 0 0						
61 Bronson Arroyo, R (1, 1) OBP: 0.150, SLG: 0.234 45 Bill Bray, L (6, 1) Dewayne Wise, L (7, PH) OBP: 0.208, SLG: 0.250 37 Brian Shackelford, L (7, 1) Jason Standridge, R (7, 1) Brendan Harris, R (8, 4) OBP: 0.293, SLG: 0.270		C B F B F F S 2-3 ② K			X 0-0 ② ③ B2-6-4 1-2f		X 0-0 1-2 1B		C C S 0-3 ① K	2 0 0 0 0 1 1 0 0 0 0 0 0 0 1 0 1 0 0 0 0 0 0 0 0 0 0 0 0 0 0 0 0 0 0 1 0 0 0 0 1 0							
Inning Stats	R: 0 E: 0 K: 0 S: 9 H: 0 LOB: 0 BB: 0 P: 12	R: 0 E: 0 K: 2 S: 14 H: 0 LOB: 1 BB: 1 P: 24	R: 0 E: 0 K: 2 S: 17 H: 1 LOB: 2 BB: 1 P: 27	R: 0 E: 0 K: 2 S: 9 H: 0 LOB: 0 BB: 0 P: 14	R: 0 E: 0 K: 0 S: 7 H: 1 LOB: 0 BB: 0 P: 10	R: 0 E: 0 K: 0 S: 13 H: 1 LOB: 2 BB: 1 P: 20	R: 0 E: 0 K: 2 S: 14 H: 2 LOB: 2 BB: 0 P: 17	R: 2 E: 0 K: 0 S: 17 H: 1 LOB: 2 BB: 3 P: 34	R: 0 E: 0 K: 1 S: 7 H: 0 LOB: 1 BB: 1 P: 11	1B: 6 2B: 0 3B: 0 HR: 0 SF: 0 SAC: 0 DP: 1 HBP: 0							

PITCHER	IP	WLS	BF	H	R	ER	SO	BB	IBB	HBP	BLK	WP	HR	S	P	ERA	WHIP
Roger Clemens, R (1, 1) ERA: 2.37	6.0	W	23	3	0	0	6	3	0	0	0	0	0	69	107	0.00	1.000
Russ Springer, R (7, 1) ERA: 3.65	1.0		5	2	0	0	2	0	0	0	0	0	0	14	17	0.00	2.000
64 Fernando Nieve, R (8, 1) ERA: 4.18	0.2		6	1	2	2	0	3	0	0	0	0	0	14	30	27.00	6.000
Trever Miller, L (8, 1) ERA: 3.09	0.1		1	0	0	0	0	0	0	0	0	0	0	3	4	0.00	0.000
54 Brad Lidge, R (9, 1) ERA: 5.54	1.0		4	0	0	0	1	1	0	0	0	0	0	7	11	0.00	1.000

PITCHER	IP	WLS	BF	H	R	ER	SO	BB	IBB	HBP	BLK	WP	HR	S	P	ERA	WHIP

TOP

Cincinnati Reds @ Houston Astros

Minute Maid Park, Houston, TX

Wed Sep 20 2006, 1:05 PM CDT
Att. 31,928 - Roof Closed - 73 F

livebaseballscorecards.com

AB	32
R	2
H	6
RBI	2
BB	7
SO	9
LOB	19

WP: 0	PA: 39
PB: 0	
SB: 1	
CS: 0	

BOTTOM

Cincinnati Reds @ Houston Astros

Minute Maid Park, Houston, TX

Wed Sep 20 2006, 1:05 PM CDT
Att. 31,928 - Roof Closed - 73 F

livebaseballscorecards.com

Batter	1	2	3	4	5	6	7	8	9	AB	R	H	RBI	BB	SO	LOB
Craig Biggio, R (1, 4) OBP: 0.304, SLG: 0.423 4 Eric Bruntlett, R (8, 8) OBP: 0.339, SLG: 0.327	B C F X 1-2 P6 ①		F L F B B S 2-3 K ①		B C S F B B X 3-2 F9 ②	B X 1-0 2-H 3-H HR		C B B F X 2-2 FC6 1B		4 1	1 0	1 1	3 0	0 0	1 0	2 0
Mike Lamb, L (1, 5) OBP: 0.358, SLG: 0.474	C B B B C X 3-2 G3 ②		B X 1-0 F8 ②		B B B C B 4-1 17 HBP 3B BB	X 0-0 G3 ②		B X 1-0 1-2f FC6 ③		4	1	0	0	1	0	2
17 Lance Berkman, S (1, 3) OBP: 0.416, SLG: 0.615	B F F B B X 3-2 F9 ③		B B C B B 4-1 BB		F S B H 2-2 1-2 3B HBP	F B B X 2-1 G6-3 ③				2	1	0	0	1	0	0
Luke Scott, L (1, 7) OBP: 0.470, SLG: 0.700		X 0-0 HR	B C X 1-1 G3-1 ③		F B S B B F X 3-2 1-H 2-H 3-H 3B		X 0-0 F9 ①			4	1	2	4	0	0	2
Aubrey Huff, L (1, 9) OBP: 0.334, SLG: 0.455 Charlton Jimerson, R (9, 9) OBP: 0.250, SLG: 1.000		B B C C S 2-3 K ①		B X 1-0 G4-3 ①	I I I 4-0 IBB		B S B T S 2-3 K ②			3 0	0 0	0 0	0 0	1 0	2 0	0 0
2 Chris Burke, R (1, 8) OBP: 0.354, SLG: 0.430 (8, 4)		B B C B F F F F C 3-3 K ②		C X 0-1 P5 ②	C F S 0-3 K ③		B X 1-0 1B			4	0	1	0	0	2	2
28 Adam Everett, R (1, 6) OBP: 0.290, SLG: 0.358		X 0-0 1B	C B B X 2-1 F7 ③			B B B C C B 4-2 SH3-4 1B HR BB	X 0-0 P2 ③			3	1	1	0	1	0	1
Brad Ausmus, R (1, 2) OBP: 0.309, SLG: 0.288		X 0-0 G1-3 ③			C C B B X 2-2 SH1-4 3B 2B	1 SAFE C F B F X 1-2 SH3-4 HR 1B		F B B B X 2-1 G1-3 ①		4	2	2	0	0	0	1
Roger Clemens, R (1, 1) OBP: 0.222, SLG: 0.130 Russ Springer, R (7, 1) 64 Fernando Nieve, R (8, 1) OBP: 0.222, SLG: 0.125 Trever Miller, R (8, 1) Orlando Palmeiro, L (8, PH) OBP: 0.272, SLG: 0.290 54 Brad Lidge, R (9, 1)			C C B B X 2-2 2B		L B B X 2-1 SH1-4 ① 2-3	B B L L X 2-2 SH3-4 ① 1-2 2-3		B B C C B X 3-2 F7 ②		1 0 0 0 0 1 0	0 0 0 0 0 0 0	1 0 0 0 0 0 0	0 0 0 0 0 0 0	0 0 0 0 0 0 0	0 0 0 0 0 0 0	0 0 0 0 0 0 0
Inning Stats	R: 0 E: 0 K: 0 S: 9 H: 0 LOB: 0 BB: 0 P: 16	R: 1 E: 0 K: 2 S: 12 H: 2 LOB: 1 BB: 0 P: 17	R: 0 E: 0 K: 1 S: 11 H: 1 LOB: 2 BB: 1 P: 21	R: 0 E: 0 K: 0 S: 5 H: 0 LOB: 0 BB: 0 P: 8	R: 3 E: 0 K: 1 S: 19 H: 2 LOB: 2 BB: 2 P: 39	R: 3 E: 0 K: 0 S: 13 H: 2 LOB: 0 BB: 1 P: 23	R: 0 E: 0 K: 1 S: 6 H: 1 LOB: 1 BB: 0 P: 9	R: 0 E: 0 K: 0 S: 9 H: 1 LOB: 1 BB: 0 P: 17		1B: 4 2B: 2 3B: 1 HR: 2	SF: 0 SAC: 2 DP: 0 HBP: 1					

	AB	31
	R	7
	H	9
	RBI	7
	BB	4
	SO	5
	LOB	10

WP: 0 PB: 0 SB: 0 CS: 0 PA: 38

PITCHER		IP	WLS	BF	H	R	ER	SO	BB	IBB	HBP	BLK	WP	HR	S	P	ERA	WHIP
61 Bronson Arroyo, R ERA: 3.38	(1, 1)	5.1	L	28	7	7	7	4	3	1	1	0	0	2	66	119	11.81	1.875
45 Bill Bray, L ERA: 4.07	(6, 1)	0.2		2	0	0	0	0	0	0	0	0	0	0	3	5	0.00	0.000
37 Brian Shackelford, L ERA: 7.16	(7, 1)	0.2		3	1	0	0	1	0	0	0	0	0	0	5	8	0.00	1.500
Jason Standridge, R ERA: 3.93	(7, 1)	0.1		1	0	0	0	0	0	0	0	0	0	0	1	1	0.00	0.000
56 Todd Coffey, R ERA: 3.45	(8, 1)	1.0		4	1	0	0	0	0	0	0	0	0	0	9	17	0.00	1.000

PITCHER	IP	WLS	BF	H	R	ER	SO	BB	IBB	HBP	BLK	WP	HR	S	P	ERA	WHIP

Batter	1	2	3	4	5	6	7	8	9	AB	R	H	RBI	BB	SO	LOB
3 Preston Wilson, R (1, 9) OBP: 0.302, SLG: 0.411 16 Chris Duncan, L (9, PH) OBP: 0.371, SLG: 0.589	C X 0-1 G4-3 ①		B X 1-0 26 E 5 G4-6-3 1-2 1B		X 0-0 E5 26 1B 5 1B	C C S 0-3 K ③			B F C S 1-3 K ③	4 1	2 0	1 0	0 0	0 0	1 1	0 0
26 Scott Spiezio, S (1, 7) OBP: 0.350, SLG: 0.469	B B C B B 4-1 5 BB BB		C S X 0-2 FC1 5 G4-6-3 1-3 2-H		D F L 1 B X SAFE 2-2 43 G5-3 5 1B 1-3 FC5 1B		B B C B X 3-1 F8 ①			3	1	1	0	1	0	1
5 Albert Pujols, R (1, 3) OBP: 0.428, SLG: 0.672	B F B F B B 4-2 1-2 BB		F X 0-1 G4-6-3 ① ② 1-2f 3-H		B C F F F X 1-2 FC5 43 G5-3 1-2 3-H 1B		C B B X 2-1 G5-3 ②			3	0	1	1	1	0	1
43 Juan Encarnacion, R (1, 8) OBP: 0.318, SLG: 0.452	F F F S 0-3 K ②		B B C F S 2-3 K ③		B B X 2-0 G5-3 ① 1-2 2-3		C C X 0-2 G4-3 ③			4	0	0	0	0	2	4
27 Scott Rolen, R (1, 5) OBP: 0.373, SLG: 0.528	C X 0-1 P4 ③			X 0-0 F8 ① I I I	4-0 FC5 IBB			C B X 1-1 P4 ①		3	0	0	0	1	0	2
Ronnie Belliard, R (1, 4) OBP: 0.325, SLG: 0.392		C B C B X 2-2 G6-3 ①		B X 1-0 4 BLK 4 WP 2B	B C C X 1-2 FC5 ② 1-2 2-3f 3-H			X 0-0 G6-3 ②		4	1	1	1	0	0	2
4 Yadier Molina, R (1, 2) OBP: 0.277, SLG: 0.330		C C B F B X 2-2 G5-3 ②		P F B F D F F B 4-2 SH2-3 2-H BB	F X 0-1 F8 ③			C B C X 1-2 G6-3 ③		3	0	0	0	1	0	2
Aaron Miles, S (1, 6) OBP: 0.331, SLG: 0.358		C B B X 2-1 G5-3 ③		X 0-0 SH2-3 ② 1-2		C B F F B X 2-2 G4-3 ①			C B X 1-1 G4-3 ①	3	0	0	0	0	0	0
29 Chris Carpenter, R (1, 1) OBP: 0.132, SLG: 0.132 53 John Rodriguez, L (9, PH) OBP: 0.381, SLG: 0.444			C F F B B F X 2-2 26 FC1 3 1B 26 E 1B	C X 0-1 G6-3 ③		C S B S 1-3 K ②			S B X 1-1 G3-1 ②	3 1	1 0	1 0	0 0	0 0	1 0	1 0
Inning Stats	R: 0 E: 0 K: 1 S: 11 H: 0 LOB: 2 BB: 2 P: 19	R: 0 E: 0 K: 0 S: 9 H: 0 LOB: 0 BB: 0 P: 15	R: 2 E: 1 K: 1 S: 14 H: 2 LOB: 0 BB: 0 P: 19	R: 1 E: 0 K: 0 S: 11 H: 1 LOB: 1 BB: 1 P: 15	R: 2 E: 1 K: 0 S: 15 H: 2 LOB: 2 BB: 1 P: 25	R: 0 E: 0 K: 2 S: 10 H: 0 LOB: 0 BB: 0 P: 13	R: 0 E: 0 K: 0 S: 7 H: 0 LOB: 0 BB: 0 P: 12	R: 0 E: 0 K: 0 S: 6 H: 0 LOB: 0 BB: 0 P: 8	R: 0 E: 0 K: 1 S: 7 H: 0 LOB: 0 BB: 0 P: 10	1B: 4 2B: 1 3B: 0 HR: 0	SF: 0 SAC: 1 DP: 1 HBP: 0					

PITCHER		IP	WLS	BF	H	R	ER	SO	BB	IBB	HBP	BLK	WP	HR	S	P	ERA	WHIP
Andy Pettitte, L ERA: 4.31	(1, 1)	5.0		25	5	5	1	2	3	1	0	1	1	0	60	93	1.80	1.600
Dave Borkowski, R ERA: 4.33	(6, 1)	3.0	W	9	0	0	0	2	0	0	0	0	0	0	23	33	0.00	0.000
Dan Wheeler, R ERA: 2.49	(9, 1)	1.0	S	3	0	0	0	1	0	0	0	0	0	0	7	10	0.00	0.000

PITCHER	IP	WLS	BF	H	R	ER	SO	BB	IBB	HBP	BLK	WP	HR	S	P	ERA	WHIP

TOP

St. Louis Cardinals @ Houston Astros

Minute Maid Park, Houston, TX

Thu Sep 21 2006, 7:05 PM CDT
Att. 32,975 - Roof Closed - 73 F

livebaseballscorecards.com

AB	32
R	5
H	5
RBI	2
BB	4
SO	5
LOB	13

1B: 4	SF: 0	WP: 1	PA: 37
2B: 1	SAC: 1	PB: 0	
3B: 0	DP: 1	SB: 0	
HR: 0	HBP: 0	CS: 0	

Batter	1	2	3	4	5	6	7	8	9	AB	R	H	RBI	BB	SO	LOB
Craig Biggio, R (1, 4) OBP: 0.302, SLG: 0.421 Dan Wheeler, R (9, 1)	F B F B B C 3-3 ① K			B B X 2-0 ① G5-3	1 SAFE C B F X 1-2 ② ③ G1-6-3 1-2f			X 0-0 ① SH1-3 1-2		3 0	0 0	0 0	0 0	0 0	1 0	1 0
Mike Lamb, L (1, 5) OBP: 0.359, SLG: 0.475	C F B F B X 3-2 17 G6-3 1B			B X 1-0 17 HR 1B		X 0-0 ① G4-3		F B F S 1-3 ② K		4	1	2	0	0	1	1
17 Lance Berkman, S (1, 3) OBP: 0.418, SLG: 0.631	F C F X 0-2 ② ③ G6-3 1-2f			B F B B X 3-1 1-H HR		B X 1-0 2B		B B F C B F X 3-2 2-H HR		4	2	3	4	0	0	1
Luke Scott, L (1, 7) OBP: 0.461, SLG: 0.684		B B X 2-0 ① F9		B F X 1-1 ② G5-3		B C X 1-1 ② F9		C X 0-1 ③ P4		4	0	0	0	0	0	2
Aubrey Huff, L (1, 9) OBP: 0.332, SLG: 0.451 4 Eric Bruntlett, R (9, 4) OBP: 0.339, SLG: 0.327		X 0-0 ② G3-1		B C X 1-1 ③ F7		F F F S 0-3 ③ K				3 0	0 0	0 0	0 0	0 0	1 0	1 0
2 Chris Burke, R (1, 8) OBP: 0.354, SLG: 0.432		C B B F C 2-3 ③ K			F X 0-1 SH2-3 1B 2B		X 0-0 ① F8			3	1	1	0	0	1	0
28 Adam Everett, R (1, 6) OBP: 0.290, SLG: 0.358			B C X 1-1 ① G6-3		B F B S X 2-2 SH2-3 1B		B C B F F S 2-3 ② K			3	1	1	0	0	1	0
Brad Ausmus, R (1, 2) OBP: 0.308, SLG: 0.286			C B C X 1-2 ② G6-3		C X 0-1 ① SH2-3 1-2 2-3		C X 0-1 ③ F8			2	0	0	0	0	0	0
Andy Pettitte, L (1, 1) OBP: 0.229, SLG: 0.321 Orlando Palmeiro, L (5, PH) OBP: 0.278, SLG: 0.296 Dave Borkowski, R (6, 1) Morgan Ensberg, R (8, PH) OBP: 0.391, SLG: 0.461 Charlton Jimerson, R (8, PR) OBP: 0.250, SLG: 1.000 (9, 9)			C B F B X 2-2 ③ G6-3		C F X 0-2 2-H 3-H G1-6-3 1B			B B X 2-0 17 HR SH1-3 1B		1 1 0 1 0	0 0 0 0 1	0 1 0 1 0	0 2 0 0 0	0 0 0 0 0	0 0 0 0 0	0 0 0 0 0
Inning Stats	R: 0 H: 1 E: 0 LOB: 0 K: 1 BB: 0 S: 11 P: 17	R: 0 H: 0 E: 0 LOB: 0 K: 1 BB: 0 S: 5 P: 9	R: 0 H: 0 E: 0 LOB: 0 K: 0 BB: 0 S: 8 P: 12	R: 2 H: 2 E: 0 LOB: 0 K: 0 BB: 0 S: 8 P: 16	R: 2 H: 3 E: 0 LOB: 0 K: 0 BB: 0 S: 13 P: 16	R: 0 H: 1 E: 0 LOB: 1 K: 1 BB: 0 S: 8 P: 10	R: 0 H: 0 E: 0 LOB: 0 K: 1 BB: 0 S: 7 P: 9	R: 2 H: 2 E: 0 LOB: 1 K: 1 BB: 0 S: 11 P: 17		1B: 5 2B: 2 3B: 0 HR: 2		SF: 0 SAC: 2 DP: 2 HBP: 0		WP: 0 PB: 0 SB: 0 CS: 0	PA: 31	

PITCHER	IP	WLS	BF	H	R	ER	SO	BB	IBB	HBP	BLK	WP	HR	S	P	ERA	WHIP
29 Chris Carpenter, R (1, 1) ERA: 2.93	8.0	L	31	9	6	6	5	0	0	0	0	0	2	71	106	6.75	1.125

PITCHER	IP	WLS	BF	H	R	ER	SO	BB	IBB	HBP	BLK	WP	HR	S	P	ERA	WHIP

BOTTOM

St. Louis Cardinals @ Houston Astros

Minute Maid Park, Houston, TX

Thu Sep 21 2006, 7:05 PM CDT
Att. 32,975 - Roof Closed - 73 F

livebaseballscorecards.com

AB	29
R	6
H	9
RBI	6
BB	0
SO	5
LOB	6

Batter	1	2	3	4	5	6	7	8	9	AB	R	H	RBI	BB	SO	LOB
22 David Eckstein, R (1, 6) OBP: 0.350, SLG: 0.337	B C X 1-1 HR		C M X 0-2 26 BB 16 BB 1B		B F F X 1-2 16 FC6-4 1B		C B X 1-1 ② G6-3		F F F F X 0-2 ③ G4-3	5	1	3	1	0	0	1
16 Chris Duncan, L (1, 9) (9, 7) OBP: 0.372, SLG: 0.598	X 0-0 ① F7		S B B B B 4-1 26 BB 1-2 BB		1 SAFE B B 1 SAFE 1 SAFE F F B X 3-2 ② FC6-4 5 1B 26 3B 1-2f		B X 1-0 HR			3	2	1	1	1	0	1
5 Albert Pujols, R (1, 3) OBP: 0.427, SLG: 0.669	B C B C F X 2-2 ② G5-3		B F C X 1-2 ② F9		C X 0-1 26 3B 1-2 1B		C B C C 1-3 ③ K			4	1	1	0	0	1	2
26 Scott Spiezio, S (1, 7) OBP: 0.352, SLG: 0.475 So Taguchi, R (8, 7) OBP: 0.332, SLG: 0.352 (9, 9)	F S B X 1-2 ③ G3		B F B F B D 4-2 1-2 2-3 BB		C B X 1-1 1-H 2-H 3B			B C F B F S 2-3 ① K		3 0	0 0	1 0	2 0	1 0	1 0	0 0
27 Scott Rolen, R (1, 5) OBP: 0.371, SLG: 0.523		B X 1-0 ① P4	B B B C F X 3-2 ③ P5		B X 1-0 ③ G5-3			C B F F B B X 3-2 ② P3		4	0	0	0	0	0	4
43 Juan Encarnacion, R (1, 8) OBP: 0.316, SLG: 0.449		C C B B X 2-2 ② F8		B C X 1-1 ① F7		C S B S 1-3 ① K		F F B S 1-3 ③ K		4	0	0	0	0	2	0
Ronnie Belliard, R (1, 4) OBP: 0.326, SLG: 0.399		X 0-0 HR		B B B C F X 3-2 ② G5-3		C S F X 0-2 ② G6-3			C B X 1-1 4 CS 1B	4	1	2	1	0	0	0
4 Yadier Molina, R (1, 2) OBP: 0.275, SLG: 0.327		B B S C B F X 3-2 ③ L5		X 0-0 ③ F8		X 0-0 ③ P3			S X 0-1 ① ② G5-3 1-2	4	0	0	0	0	0	1
60 Chris Narveson, L (1, 1) Jose Vizcaino, S (5, PH) OBP: 0.341, SLG: 0.500 52 Josh Kinney, R (6, 1) 34 Randy Flores, L (6, 1) 53 John Rodriguez, L (7, PH) OBP: 0.579, SLG: 0.947 50 Adam Wainwright, R (7, 1) OBP: 0.000, SLG: 0.000 Tyler Johnson, S (8, 1) 3 Preston Wilson, R (9, PH) OBP: 0.364, SLG: 0.419 41 Braden Looper, R (9, 1) OBP: 0.500, SLG: 1.000			B C B S S 2-3 ① K		B F F B S 2-3 ① K		B S C F F S 1-3 ① K		B S S S F F X 1-2 1B	1 1 0 0 1 0 0 0 1 0	0 0 0 0 0 0 0 0 0 0	0 0 0 0 0 0 0 0 1 0	0 0 0 0 1 0 0 0 0 0	0 0 0 0 0 0 0 0 0 0	1 1 0 0 1 0 0 0 0 0	0 0 0 0 0 0 0 0 0 0
Inning Stats	R: 1 E: 0 K: 0 S: 10 H: 1 LOB: 0 BB: 0 P: 14	R: 1 E: 0 K: 0 S: 9 H: 1 LOB: 0 BB: 0 P: 15	R: 0 E: 0 K: 1 S: 15 H: 1 LOB: 3 BB: 2 P: 29	R: 0 E: 0 K: 0 S: 6 H: 0 LOB: 0 BB: 0 P: 10	R: 2 E: 0 K: 1 S: 14 H: 3 LOB: 1 BB: 0 P: 22	R: 0 E: 0 K: 1 S: 8 H: 0 LOB: 0 BB: 0 P: 9	R: 1 E: 0 K: 2 S: 10 H: 1 LOB: 0 BB: 0 P: 14	R: 0 E: 0 K: 2 S: 11 H: 0 LOB: 0 BB: 0 P: 17	R: 0 E: 0 K: 0 S: 14 H: 2 LOB: 1 BB: 0 P: 16	1B: 5 2B: 0 3B: 1 HR: 3	SF: 0 SAC: 0 DP: 0 HBP: 0			WP: 0 PB: 0 SB: 0 CS: 1	PA: 37		

PITCHER		IP	WLS	BF	H	R	ER	SO	BB	IBB	HBP	BLK	WP	HR	S	P	ERA	WHIP
Jason Hirsh, R ERA: 5.83	(1, 1)	4.2		21	5	4	4	2	2	0	0	0	0	2	51	85	7.71	1.500
Russ Springer, R ERA: 3.63	(5, 1)	0.1		2	1	0	0	0	0	0	0	0	0	0	3	5	0.00	3.000
54 Brad Lidge, R ERA: 5.5	(6, 1)	2.0		7	1	1	1	3	0	0	0	0	0	1	18	23	4.50	0.500
64 Fernando Nieve, R ERA: 4.14	(8, 1)	1.0		3	0	0	0	2	0	0	0	0	0	0	11	17	0.00	0.000
Chad Qualls, R ERA: 3.98	(9, 1)	1.0	W	4	2	0	0	0	0	0	0	0	0	0	14	16	0.00	2.000

PITCHER	IP	WLS	BF	H	R	ER	SO	BB	IBB	HBP	BLK	WP	HR	S	P	ERA	WHIP

TOP

St. Louis Cardinals @ Houston Astros

Minute Maid Park, Houston, TX

Fri Sep 22 2006, 6:05 PM CDT
Att. 39,616 - Roof Closed - 73 F

livebaseballscorecards.com

AB	35
R	5
H	9
RBI	5
BB	2
SO	7
LOB	9

BOTTOM

St. Louis Cardinals @ Houston Astros

Minute Maid Park, Houston, TX

Fri Sep 22 2006, 6:05 PM CDT
Att. 39,616 - Roof Closed - 73 F

Batter	1	2	3	4	5	6	7	8	9	AB	R	H	RBI	BB	SO	LOB
Craig Biggio, R (1, 4) OBP: 0.305, SLG: 0.424	3-2 S 17 G3 2B		3-3 ② K			3-2 ① G5-3		3-2 17 E 17 1B 1-H 2-H 1B	1-1 3-H 1B	5	1	3	3	0	1	0
Morgan Ensberg, R (1, 5) OBP: 0.392, SLG: 0.469	3-3 ① K 2-3		1-2 HR			3-1 1B		1-3 ① K		4	1	2	1	0	2	2
17 Lance Berkman, S (1, 3) OBP: 0.417, SLG: 0.627 (8, 9)	2-0 ② G3 3-H		2-3 ③ K			1 SAFE 2-3 ② K		0-0 E9 1-3 1B		4	0	1	1	0	2	1
Luke Scott, L (1, 7) OBP: 0.457, SLG: 0.672 Humberto Quintero, R (9, 2) OBP: 0.308, SLG: 0.385	4-0 BB			0-3 ① K		3-3 ③ K		3-3 ② K		3 0	0 0	0 0	0 0	1 0	3 0	3 0
16 Jason Lane, R (1, 9) OBP: 0.325, SLG: 0.394 Mike Lamb, L (7, PH) (8, 3) OBP: 0.357, SLG: 0.472	1-0 ③ F8			4-1 2 CS BB			1-3 ① K	3-2 ③ G4-3		1 2	0 0	0 0	0 0	1 0	0 1	1 2
2 Chris Burke, R (1, 8) OBP: 0.351, SLG: 0.427		2-0 ① F9		3-3 ② ③ K 1-2			0-3 ② K		2-2 ① G6-3	4	0	0	0	0	2	1
28 Adam Everett, R (1, 6) OBP: 0.290, SLG: 0.357		3-2 ② F9			0-1 ① G5-3		0-0 ③ G6-3		1-2 2B 1B	4	1	1	0	0	0	0
Brad Ausmus, R (1, 2) OBP: 0.307, SLG: 0.285 Orlando Palmeiro, L (8, PH) (9, 7) OBP: 0.291, SLG: 0.318		2-3 ③ K			0-0 ② G5-3			2-2 WP 4 1B 1B 1B	3-2 G3 1-H 1B 2B	2 2	0 2	0 2	0 1	0 0	1 0	0 0
Jason Hirsh, R (1, 1) Russ Springer, R (5, 1) Eric Munson, L (5, PH) OBP: 0.269, SLG: 0.348 54 Brad Lidge, R (6, 1) 64 Fernando Nieve, R (8, 1) OBP: 0.222, SLG: 0.125 4 Eric Bruntlett, R (8, PH) OBP: 0.344, SLG: 0.333 Chad Qualls, R (9, 1) Aubrey Huff, L (9, PH) OBP: 0.331, SLG: 0.450			2-2 ① G6-3		1-2 ③ G3-1			0-1 WP 1-2 1B 1B	2-2 ② G3 2-3	1 0 1 0 0 0 1 1 0	0 0 0 0 0 0 1 1 0	0 0 0 0 0 0 1 1 0	0 0 0 0 0 0 0 0 0	0 0 0 0 0 0 0 0 0	0 0 0 0 0 0 0 0 0	0 0 0 0 0 0 0 0 1
Inning Stats	R: 1 E: 0 K: 1 S: 8 H: 1 LOB: 1 BB: 1 P: 21	R: 0 E: 0 K: 1 S: 7 H: 0 LOB: 0 BB: 0 P: 14	R: 1 E: 0 K: 2 S: 13 H: 1 LOB: 0 BB: 0 P: 21	R: 0 E: 0 K: 2 S: 8 H: 0 LOB: 1 BB: 1 P: 15	R: 0 E: 0 K: 0 S: 6 H: 0 LOB: 0 BB: 0 P: 7	R: 0 E: 0 K: 2 S: 11 H: 1 LOB: 1 BB: 0 P: 22	R: 0 E: 0 K: 2 S: 8 H: 0 LOB: 0 BB: 0 P: 9	R: 2 E: 1 K: 2 S: 20 H: 4 LOB: 2 BB: 0 P: 32	R: 2 E: 0 K: 0 S: 16 H: 3 LOB: 1 BB: 0 P: 25	1B: 7 2B: 3 3B: 0 HR: 1	SF: 0 SAC: 0 DP: 1 HBP: 0			WP: 1 PB: 0 SB: 1 CS: 1	PA: 37		

livebaseballscorecards.com

AB	35
R	6
H	10
RBI	6
BB	2
SO	12
LOB	11

PITCHER		IP	WLS	BF	H	R	ER	SO	BB	IBB	HBP	BLK	WP	HR	S	P	ERA	WHIP
60 Chris Narveson, L ERA: 4.5	(1, 1)	4.0		15	2	2	2	6	2	0	0	0	0	1	36	71	4.50	1.000
52 Josh Kinney, R ERA: 4.34	(5, 1)	1.1		5	1	0	0	0	0	0	0	0	0	0	11	18	0.00	0.750
34 Randy Flores, L ERA: 5.08	(6, 1)	0.2	H	2	0	0	0	2	0	0	0	0	0	0	6	11	0.00	0.000
50 Adam Wainwright, R ERA: 3.11	(7, 1)	1.1	H	7	3	2	2	3	0	0	0	0	1	0	20	27	13.50	2.250
Tyler Johnson, L ERA: 4.41	(8, 1)	0.2	H	3	1	0	0	1	0	0	0	0	0	0	8	14	0.00	1.500
41 Braden Looper, R ERA: 3.71	(9, 1)	0.2	L	5	3	2	2	0	0	0	0	0	0	0	16	25	27.00	4.500

Batter	1	2	3	4	5	6	7	8	9	AB	R	H	RBI	BB	SO	LOB
22 David Eckstein, R (1, 6) OBP: 0.353, SLG: 0.346	C X 0-1 53 1B 2B	X 0-0 ③ G4-3			C X 0-1 ① G5-3		C X 0-1 16 HR 2B		F S F D F X 1-2 26 BB 2-H 2B	5	2	3	1	0	0	1
16 Chris Duncan, L (1, 9) (8, 7) OBP: 0.369, SLG: 0.602	B X 1-0 ① P4		C C X 0-2 ① G6-3		F C B F F S 1-3 ② K		D C C B B X 3-2 2-H HR		X 0-0 ② F9	5	1	1	2	0	1	2
5 Albert Pujols, R (1, 3) OBP: 0.426, SLG: 0.665	B B C F S 2-3 ② K		F B B B C X 3-2 26 2B 1B		X 0-0 ③ F8		B C B B S C 3-3 K		I I I I 4-0 43 FC5 26 BB IBB	4	0	1	0	1	2	1
26 Scott Spiezio, S (1, 5) OBP: 0.359, SLG: 0.481	C B B B B 4-1 53 E 53 1B BB		1 SAFE C B X 1-1 ② 53 1B 1-H 2B			C F B X 1-2 G6-3 53 G1-3 1B		C B X 1-1 ① G6-3	B S S F B B B 4-2 43 FC5 1-2 2-3 BB	3	0	2	0	2	0	0
53 John Rodriguez, L (1, 7) OBP: 0.383, SLG: 0.445 43 Juan Encarnacion, R (8, PH) OBP: 0.316, SLG: 0.449 (8, 8)	F B B X 2-1 E8 1-3 2-H 1B		B F X 1-1 2-3 1B			F S B X 1-2 ① G1-3 1-2		X 0-0 55 FC6 1B	C X 0-1 ③ FC5 1-2 2-3f	3 2	0 0	2 1	1 0	0 0	0 0	1 3
Ronnie Belliard, R (1, 4) OBP: 0.324, SLG: 0.396	C B B X 2-1 ③ G5-3		X 0-0 ③ G4-3			S S X 0-2 ② G6-3 2-3		C B S T 1-2 ② K		4	0	0	0	0	1	6
55 Skip Schumaker, L (1, 8) OBP: 0.263, SLG: 0.269 (8, 9)		C X 0-1 G2-3 1B		B B B 4-0 L5-3 BB		C X 0-1 ③ G4-3		1 SAFE X 0-0 ③ FC6 1-2f		3	0	1	0	1	0	2
Gary Bennett, R (1, 2) OBP: 0.276, SLG: 0.340 Aaron Miles, S (9, PH) OBP: 0.330, SLG: 0.357 Tyler Johnson, S (9, 1)		C B 1 SAFE X 1-1 ① G2-3 1-2		1 SAFE X 0-0 ① L5			B F B F F S 2-3 ① K		C F B X 1-2 ① F7	3 1 0	0 0 0	0 0 0	0 0 0	0 0 0	1 0 0	2 0 0
Jason Marquis, L (1, 1) OBP: 0.210, SLG: 0.256 Josh Hancock, R (6, 1) So Taguchi, R (7, PH) OBP: 0.331, SLG: 0.350 Jorge Sosa, R (7, 1) OBP: 0.200, SLG: 0.522 52 Josh Kinney, R (8, 1) Jose Vizcaino, S (9, PH) OBP: 0.305, SLG: 0.312 4 Yadier Molina, R (9, 2) OBP: 0.275, SLG: 0.327		C F X 0-2 P5		1 SAFE 1 SAFE B B C X 2-1 ②③ L5-3 1-1			X 0-0 ② G6-3		B B X 2-0 22 2B 2B	2 0 1 0 0 1 0	0 0 0 0 0 1 0	0 0 0 0 0 1 0	0 0 0 0 0 1 0	0 0 0 0 0 0 0	0 0 0 0 0 0 0	2 0 0 0 0 0 0
Inning Stats	R: 1 E: 1 K: 1 S: 11 H: 2 LOB: 2 BB: 1 P: 22	R: 0 E: 0 K: 0 S: 8 H: 1 LOB: 1 BB: 0 P: 9	R: 0 E: 0 K: 0 S: 11 H: 3 LOB: 2 BB: 0 P: 16	R: 0 E: 0 K: 0 S: 3 H: 0 LOB: 0 BB: 1 P: 9	R: 0 E: 0 K: 1 S: 8 H: 0 LOB: 0 BB: 0 P: 9	R: 0 E: 0 K: 0 S: 11 H: 1 LOB: 1 BB: 0 P: 13	R: 2 E: 0 K: 2 S: 13 H: 2 LOB: 0 BB: 0 P: 21	R: 0 E: 0 K: 1 S: 7 H: 1 LOB: 1 BB: 0 P: 9	R: 1 E: 0 K: 0 S: 15 H: 2 LOB: 3 BB: 2 P: 27	1B: 6 2B: 6 3B: 0 HR: 1 SF: 0 SAC: 0 DP: 1 HBP: 0						

TOP

St. Louis Cardinals @ Houston Astros

Minute Maid Park, Houston, TX

Sat Sep 23 2006, 6:05 PM CDT
Att. 43,469 - Roof Closed - 73 F

livebaseballscorecards.com

AB	37
R	4
H	12
RBI	4
BB	4
SO	5
LOB	20

PITCHER		IP	WLS	BF	H	R	ER	SO	BB	IBB	HBP	BLK	WP	HR	S	P	ERA	WHIP
44 Roy Oswalt, R ERA: 3.07	(1, 1)	7.0		30	9	3	3	4	2	0	0	0	0	1	65	99	3.86	1.571
Trever Miller, L ERA: 3.06	(8, 1)	0.1	H	1	0	0	0	0	0	0	0	0	0	0	2	3	0.00	0.000
Chad Qualls, R ERA: 3.95	(8, 1)	0.2	H	3	1	0	0	1	0	0	0	0	0	0	5	6	0.00	1.500
Dan Wheeler, R ERA: 2.59	(9, 1)	1.0	W	7	2	1	1	0	1	1	0	0	0	0	15	27	9.00	3.000

PITCHER	IP	WLS	BF	H	R	ER	SO	BB	IBB	HBP	BLK	WP	HR	S	P	ERA	WHIP

WP: 0	PA: 41																
PB: 0																	
SB: 0																	
CS: 0																	

BOTTOM

St. Louis Cardinals @ Houston Astros

Minute Maid Park, Houston, TX

Sat Sep 23 2006, 6:05 PM CDT

Att. 43,469 - Roof Closed - 73 F

livebaseballscorecards.com

Batter	1	2	3	4	5	6	7	8	9	AB	R	H	RBI	BB	SO	LOB
Craig Biggio, R (1, 4) OBP: 0.304, SLG: 0.422 Dan Wheeler, R (9, 1)	C B X 1-1 17 2B 1B	B C X 1-1 ② G3 2-3		X 0-0 ① G1-3		B B C C B X 3-2 ① G6-3		F S B X 1-2 ③ G5-3		5 0	1 0	1 0	0 0	0 0	0 0	1 0
Morgan Ensberg, R (1, 5) OBP: 0.395, SLG: 0.469	B B C F B S 3-3 ① K	B S B C X 2-2 ③ F8		B X 1-0 F8 17 1B 1B		B B S X 2-1 17 G3-6-3 1B			B B B B 4-0 17 1B HR BB	4	1	2	0	1	1	2
17 Lance Berkman, S (1, 3) OBP: 0.420, SLG: 0.631	C F F F B F X 1-2 2 HBP 1-H 2B		F C B X 1-2 HR 1B	C C X 0-2 1-2 1B		F X 0-1 ②③ G3-6-3 1-2f			F X 0-1 1-2 HR 1B	5	2	4	1	0	0	1
Luke Scott, L (1, 7) OBP: 0.455, SLG: 0.698	F B S X 1-2 ② F7		X 0-0 1-H HR	B B X 2-0 ② F8 2-3			B X 1-0 ① F8		C B X 1-1 1-H 2-H HR	5	2	2	5	0	0	3
Aubrey Huff, L (1, 9) OBP: 0.333, SLG: 0.456 Charlton Jimerson, R (8, 9) OBP: 0.250, SLG: 1.000	B B D C B 4-1 2 HBP BB		F B B F X 2-2 ① P6	X 0-0 ③ F9			C F F X 0-2 HR			3 0	1 0	1 0	1 0	1 0	0 0	2 0
2 Chris Burke, R (1, 8) OBP: 0.350, SLG: 0.424 (9, 4)	C F B H 2-2 1-2 2-3 HBP		B B X 2-0 ② G6-3	X 0-0 ① F7			B X 1-0 ② F9			3	0	0	0	0	0	0
28 Adam Everett, R (1, 6) OBP: 0.292, SLG: 0.357	C S X 0-2 ③ G1-3		C B B F B B 4-2 S BB	C B X 1-1 G5-3 1B			B X 1-0 ③ G6-3			3	0	1	0	1	0	3
Brad Ausmus, R (1, 2) OBP: 0.308, SLG: 0.285		X 0-0 G3 44 SH1-3 1B	B C F B F B B 4-2 1-2 BB	C X 0-1 ② G5-3 1-2				B B X 2-0 ① P2		3	0	1	0	1	0	1
44 Roy Oswalt, R (1, 1) OBP: 0.191, SLG: 0.215 Trever Miller, R (8, 1) Chad Qualls, R (8, 1) Mike Lamb, L (8, PH) OBP: 0.356, SLG: 0.471 Willy Taveras, R (9, 8) OBP: 0.333, SLG: 0.343		M B X 1-1 ① SH1-3 1-2	C G B X 1-2 ③ G4-3			B C D B C X 3-2 ③ F9		B F F X 2-2 ② L3		2 0 0 1 0	0 0 0 0 0	0 0 0 0 0	0 0 0 0 0	0 0 0 0 0	0 0 0 0 0	3 0 0 0 0
Inning Stats	R: 1 H: 2 E: 0 LOB: 3 K: 1 BB: 1 S: 20 P: 32	R: 0 H: 1 E: 0 LOB: 1 K: 0 BB: 0 S: 8 P: 12	R: 2 H: 2 E: 0 LOB: 2 K: 0 BB: 2 S: 16 P: 30	R: 0 H: 2 E: 0 LOB: 2 K: 0 BB: 0 S: 7 P: 10	R: 0 H: 1 E: 0 LOB: 1 K: 0 BB: 0 S: 8 P: 12	R: 0 H: 1 E: 0 LOB: 0 K: 0 BB: 0 S: 7 P: 12	R: 1 H: 1 E: 0 LOB: 0 K: 0 BB: 0 S: 7 P: 10	R: 0 H: 0 E: 0 LOB: 0 K: 0 BB: 0 S: 7 P: 12	R: 3 H: 2 E: 0 LOB: 2 K: 0 BB: 1 S: 4 P: 9	1B: 8 2B: 1 3B: 0 HR: 3	SF: 0 SAC: 1 DP: 1 HBP: 1					

	AB	R	H	RBI	BB	SO	LOB
	34	7	12	7	4	1	16

WP: 0 PA: 40
PB: 0
SB: 1
CS: 0

PITCHER		IP	WLS	BF	H	R	ER	SO	BB	IBB	HBP	BLK	WP	HR	S	P	ERA	WHIP
Jason Marquis, R ERA: 5.8	(1, 1)	5.1		29	9	3	3	1	3	0	1	0	0	1	64	106	5.06	2.250
Josh Hancock, R ERA: 3.72	(6, 1)	0.2		1	0	0	0	0	0	0	0	0	0	0	2	2	0.00	0.000
Jorge Sosa, R ERA: 5.61	(7, 1)	1.0		4	1	1	1	0	0	0	0	0	0	1	7	10	9.00	1.000
52 Josh Kinney, R ERA: 4.12	(8, 1)	1.0		3	0	0	0	0	0	0	0	0	0	0	7	12	0.00	0.000
Tyler Johnson, L ERA: 5.19	(9, 1)	0.0	L	3	2	3	3	0	1	0	0	0	0	1	4	9	∞	∞

PITCHER	IP	WLS	BF	H	R	ER	SO	BB	IBB	HBP	BLK	WP	HR	S	P	ERA	WHIP

St. Louis Cardinals @ Houston Astros

Minute Maid Park, Houston, TX

Sun Sep 24 2006, 7:05 PM CDT

Att. 43,704 - Cloudy - 74 F

livebaseballscorecards.com

TOP

Batter	1	2	3	4	5	6	7	8	9	AB	R	H	RBI	BB	SO	LOB
22 David Eckstein, R (1, 6) OBP: 0.351, SLG: 0.344	F9		G6-3		L7		G4-1 1-2 3-H		2B	3	0	0	0	0	0	0
Jose Vizcaino, S (5, 6) OBP: 0.305, SLG: 0.312										0	0	0	0	0	0	0
Ronnie Belliard, R (7, PH) OBP: 0.324, SLG: 0.398										2	0	1	1	0	0	1
(7, 4)																
16 Chris Duncan, L (1, 9) OBP: 0.375, SLG: 0.601	5 27 1B 1B		BB			5 53 1B BB	K		K	2	2	1	0	2	1	2
Josh Hancock, R (7, 1)										0	0	0	0	0	0	0
34 Randy Flores, L (7, 1)										0	0	0	0	0	0	0
48 Brad Thompson, R (7, 1)										0	0	0	0	0	0	0
3 Preston Wilson, R (9, PH) OBP: 0.303, SLG: 0.412										1	0	0	0	0	1	1
5 Albert Pujols, R (1, 3) OBP: 0.429, SLG: 0.665	27 1B 1-2 1B		K			53 1B 1-2 1B	IBB			3	0	2	0	1	1	1
27 Scott Rolen, R (1, 5) OBP: 0.370, SLG: 0.521	53 G1-6-3 1-3 2-H 1B		K		K	G6-3				4	0	1	1	0	2	5
53 John Rodriguez, L (1, 7) OBP: 0.380, SLG: 0.441	G1-6-3 1-2f			K		1-3 2-H 1B	G3-1			4	0	1	1	0	1	2
(7, 9)																
43 Juan Encarnacion, R (1, 8) OBP: 0.316, SLG: 0.448		4 G6-3 G4-3 1B		F8		P1	K			4	0	1	0	0	1	2
Aaron Miles, S (1, 4) OBP: 0.327, SLG: 0.354	1 SAFE 1 SAFE 1 SAFE 1 SAFE 1-2	G4-3		K		G6-3	K			4	0	0	0	0	2	3
(7, 6)																
4 Yadier Molina, R (1, 2) OBP: 0.275, SLG: 0.325		G6-3 2-3			F8		26 1B G4-1 BB		F9	2	0	0	0	1	0	1
62 John Nelson, R (7, PR)										0	1	0	0	0	0	0
Gary Bennett, R (7, 2) OBP: 0.274, SLG: 0.338										1	0	0	0	0	0	0
Jeff Weaver, R (1, 1) OBP: 0.200, SLG: 0.179		K			K		1 SAFE G4-1 1-3 1B		K	2	0	0	0	0	2	1
26 Scott Spiezio, S (7, PH) OBP: 0.360, SLG: 0.481										2	0	1	0	0	1	0
(7, 7)																
Inning Stats	R: 1 E: 0 K: 0 S: 12 H: 3 LOB: 1 BB: 0 P: 17	R: 0 E: 0 K: 1 S: 12 H: 1 LOB: 1 BB: 0 P: 17	R: 0 E: 0 K: 2 S: 12 H: 0 LOB: 1 BB: 1 P: 19	R: 0 E: 0 K: 2 S: 8 H: 0 LOB: 0 BB: 0 P: 10	R: 0 E: 0 K: 1 S: 11 H: 0 LOB: 0 BB: 0 P: 13	R: 1 E: 0 K: 1 S: 13 H: 2 LOB: 2 BB: 1 P: 19	R: 1 E: 0 K: 1 S: 13 H: 1 LOB: 2 BB: 2 P: 23	R: 0 E: 0 K: 2 S: 10 H: 0 LOB: 0 BB: 0 P: 15	R: 0 E: 0 K: 2 S: 9 H: 1 LOB: 1 BB: 0 P: 12	1B: 7 2B: 1 3B: 0 HR: 0 SF: 0 SAC: 0 DP: 1 HBP: 0						

	AB	34
	R	3
	H	8
	RBI	3
	BB	4
	SO	12
	LOB	19

WP: 0 PB: 0 SB: 0 CS: 0 PA: 38

PITCHER		IP	WLS	BF	H	R	ER	SO	BB	IBB	HBP	BLK	WP	HR	S	P	ERA	WHIP
Roger Clemens, R ERA: 2.35	(1, 1)	5.0		19	4	1	1	6	1	0	0	0	0	0	55	76	1.80	1.000
51 Wandy Rodriguez, L ERA: 5.56	(6, 1)	0.0		1	0	1	1	0	1	0	0	0	0	0	2	6	∞	∞
54 Brad Lidge, R ERA: 5.56	(6, 1)	1.0	H	6	2	1	1	1	1	0	0	0	0	0	13	19	9.00	3.000
Trever Miller, L ERA: 3.02	(7, 1)	0.2	B	4	1	0	0	1	0	1	0	0	0	0	8	13	0.00	1.500
Chad Qualls, R ERA: 3.89	(7, 1)	1.1	W	4	0	0	0	2	0	0	0	0	0	0	13	19	0.00	0.000

PITCHER		IP	WLS	BF	H	R	ER	SO	BB	IBB	HBP	BLK	WP	HR	S	P	ERA	WHIP
Dan Wheeler, R ERA: 2.55	(9, 1)	1.0		4	1	0	0	2	0	0	0	0	0	0	9	12	0.00	1.000

BOTTOM

St. Louis Cardinals @ Houston Astros

Minute Maid Park, Houston, TX

Sun Sep 24 2006, 7:05 PM CDT
Att. 43,704 - Cloudy - 74 F

livebaseballscorecards.com

Batter	1	2	3	4	5	6	7	8	9	AB	R	H	RBI	BB	SO	LOB
Craig Biggio, R (1, 4) OBP: 0.305, SLG: 0.422 Dan Wheeler, R (9, 1)	B F X 1-1 F9 ①		B B C C B F X 3-2 G3-6-3 1B		C X 0-1 F9 ①		B B X 2-0 17 G4-3 HR 2-3 1B	1 SAFE F F F B S 1-3 K ③		5 0	1 0	2 0	0 0	0 0	1 0	1 0
Mike Lamb, L (1, 5) OBP: 0.359, SLG: 0.481 Morgan Ensberg, R (7, PH) OBP: 0.394, SLG: 0.468 (8, 5)	B C X 1-1 2B		X 0-0 ① ② G3-6-3 1-2f		B X 1-0 17 SF7 3B		F B B B C S 3-3 K ①			3 1	1 0	2 0	0 0	0 0	0 1	1 2
17 Lance Berkman, S (1, 3) OBP: 0.419, SLG: 0.629	B B F B B 4-1 BB		F F B X 1-2 P5 ③		B X 1-0 SF7 ② 3-H		X 0-0 ② G4-3 1-2 3-H			2	0	0	2	1	0	1
Luke Scott, L (1, 7) OBP: 0.456, SLG: 0.697	X 0-0 F4 ②			B S F B X 2-2 2B 2B	B F X 1-1 P6 ③		B B B B 4-0 HR BB			3	2	1	0	1	0	2
Aubrey Huff, L (1, 9) OBP: 0.336, SLG: 0.465 Charlton Jimerson, R (8, 9) OBP: 0.250, SLG: 1.000	B F X 1-1 G3-1 ③			B B B B 4-0 2B BB		B X 1-0 FC6-4 1B	D X 1-0 1-H 2-H HR			3 0	2 0	2 0	3 0	1 0	0 0	2 0
2 Chris Burke, R (1, 8) OBP: 0.349, SLG: 0.422 (9, 4)		F S X 0-2 FC6-4 1B		F B F T 1-2 ① K		C S B B S 2-3 ① K	X 0-0 ③ G3-1			4	0	1	0	0	2	3
28 Adam Everett, R (1, 6) OBP: 0.290, SLG: 0.354 Chad Qualls, R (7, 1) Orlando Palmeiro, L (8, PH) OBP: 0.288, SLG: 0.315 Willy Taveras, R (9, 8) OBP: 0.333, SLG: 0.343		C S X 0-2 ① P4		C F S 0-3 ② K		1 SAFE T F B B B 1 SAFE C 3-3 ② K		S T B S 1-3 K ①		3 0 1 0	0 0 0 0	0 0 0 0	0 0 0 0	0 0 1 0	2 0 0 0	4 0 0 0
Brad Ausmus, R (1, 2) OBP: 0.308, SLG: 0.287		B B C 1 SAFE C X 2-2 ② FC6-4 1-2f		C B B B X 3-1 1-H 2-H 2B		B B X 2-0 ③ FC6-4 1-2f		C B B B F C 3-3 ② K		4	0	1	2	0	1	2
Roger Clemens, R (1, 1) OBP: 0.207, SLG: 0.120 51 Wandy Rodriguez, S (6, 1) OBP: 0.105, SLG: 0.081 54 Brad Lidge, R (6, 1) Trever Miller, R (7, 1) 4 Eric Bruntlett, R (7, 6) OBP: 0.354, SLG: 0.354		C S S 0-3 ③ K		X 0-0 ③ G6-3			F X 0-1 1B 17 G4-3 2B	C B C X 1-2 1B		2 0 0 0 2	0 0 0 0 1	0 0 0 0 2	0 0 0 0 0	0 0 0 0 0	1 0 0 0 0	2 0 0 0 0
Inning Stats	R: 0 E: 0 K: 0 S: 8 H: 1 LOB: 2 BB: 1 P: 15	R: 0 E: 0 K: 1 S: 12 H: 1 LOB: 1 BB: 0 P: 14	R: 0 E: 0 K: 0 S: 8 H: 1 LOB: 0 BB: 0 P: 12	R: 2 E: 0 K: 2 S: 12 H: 2 LOB: 1 BB: 1 P: 22	R: 1 E: 0 K: 0 S: 6 H: 1 LOB: 0 BB: 0 P: 9	R: 0 E: 0 K: 2 S: 8 H: 1 LOB: 1 BB: 0 P: 16	R: 4 E: 0 K: 1 S: 9 H: 3 LOB: 0 BB: 1 P: 19	R: 0 E: 0 K: 3 S: 13 H: 1 LOB: 1 BB: 0 P: 19		1B: 5 2B: 4 3B: 1 HR: 1	SF: 1 SAC: 0 DP: 1 HBP: 0			WP: 0 PB: 0 SB: 0 CS: 0	PA: 37	

	AB	33
	R	7
	H	11
	RBI	7
	BB	3
	SO	9
	LOB	20

PITCHER		IP	WLS	BF	H	R	ER	SO	BB	IBB	HBP	BLK	WP	HR	S	P	ERA	WHIP
Jeff Weaver, R ERA: 5.79	(1, 1)	6.0		26	7	3	3	5	2	0	0	0	0	0	54	88	4.50	1.500
Josh Hancock, R ERA: 3.96	(7, 1)	0.0	L	2	2	2	2	0	0	0	0	0	0	0	3	5	∞	∞
34 Randy Flores, L ERA: 5.45	(7, 1)	0.2		4	1	2	2	1	1	0	0	0	0	1	5	13	27.00	3.000
48 Brad Thompson, R ERA: 3.65	(7, 1)	1.1		5	1	0	0	3	0	0	0	0	0	0	14	20	0.00	0.750

PITCHER		IP	WLS	BF	H	R	ER	SO	BB	IBB	HBP	BLK	WP	HR	S	P	ERA	WHIP

Houston Astros @ Philadelphia Phillies

Citizens Bank Park, Philadelphia, PA

Mon Sep 25 2006, 7:05 PM EDT

Att. 44,688 - Clear - 69 F

TOP

livebaseballscorecards.com

Batter	1	2	3	4	5	6	7	8	9	AB	R	H	RBI	BB	SO	LOB
Willy Taveras, R (1, 8) OBP: 0.332, SLG: 0.340	C F X 0-2 ① G1		X 0-0 ② G6-3		L H 1-1 SF9 1-2 2-3 HBP		B X 1-0 G4-3	C B B C F C 2-3 ① K		4	0	0	0	0	1	1
Morgan Ensberg, R (1, 5) OBP: 0.396, SLG: 0.468	C F F X 0-2 ② G1-3		C F F B D D F F F 4-2 D 17 FC5-4 BB		B F X 1-1 ② SF9 1-2 2-3 3-H		F F B F B B B 4-2 2 BB BB 1B BB	C B B C X 2-2 1B		2	1	1	1	2	0	0
17 Lance Berkman, S (1, 3) (7, 9) OBP: 0.419, SLG: 0.625	B F B B B 4-1 BB		S S F B F X 1-2 ③ FC5-4 1-2f		I I I 4-0 IBB		C F S 0-3 ② K	X 0-0 ② L9		3	0	0	0	2	1	4
Luke Scott, L (1, 7) OBP: 0.450, SLG: 0.683	B F F S 1-3 ③ K			B F B B C F S 3-3 ① K	B S X 1-1 ③ P5		B C F 1 SAFE B B F B 4-2 2 BB 1-2 BB	C S B C 1-3 ③ K		4	1	0	0	1	3	5
2 Chris Burke, R (1, 4) OBP: 0.347, SLG: 0.417		B C S S X 1-2 ① L4		C F F B B B F S 3-3 ② K		B X 1-0 ① P4	B S D C B F B 4-2 E 1B 1B 1-2 2-3 BB		C B B C C 2-3 ① K	4	1	0	0	1	2	0
16 Jason Lane, R (1, 9) OBP: 0.325, SLG: 0.404 Orlando Palmeiro, L (7, PH) OBP: 0.294, SLG: 0.321 Brad Ausmus, R (7, 2) OBP: 0.307, SLG: 0.287		B B B C C C 3-3 ② K		X 0-0 ③ F9		X 0-0 HR	B B C C X 2-2 E7 1B 1-3 2-H 3-H 1B		C B B X 2-1 ② G4-3	3 1 1	1 0 0	1 1 0	1 2 0	0 0 0	1 0 0	0 0 0
4 Eric Bruntlett, R (1, 6) OBP: 0.346, SLG: 0.345 Mike Lamb, L (7, PH) OBP: 0.362, SLG: 0.483 (7, 3)		C C B S 1-3 ③ K			B B B C F X 3-2 ① G6-3	B X 1-0 ② F8	B C S F B F F F 2-2 F X BB 1-3 3-H 1B		X 0-0 1B	3 2	0 0	0 2	0 1	0 0	1 0	0 0
Humberto Quintero, R (1, 2) OBP: 0.438, SLG: 0.533 Aubrey Huff, L (7, PH) OBP: 0.337, SLG: 0.465 Trever Miller, R (7, 1) 54 Brad Lidge, R (7, 1) Chad Qualls, R (8, 1) 56 Hector Gimenez, S (9, PH) Dan Wheeler, R (9, 1)			F S B X 1-2 43 SH5-4 2B		C B B B B 4-1 HBP 1B SF9 BB	C X 0-1 1B	B B B B 4-0 1-2 BB		F T B S 1-3 ③ K	2 0 0 0 0 1 0	1 0 0 0 0 0 0	2 0 0 0 0 0 0	0 1 0 0 0 1 0	1 0 0 0 0 1 0	0 0 0 0 0 1 0	0 0 0 0 0 1 0
43 Chris Sampson, R (1, 1) Russ Springer, R (4, 1) Charlton Jimerson, R (5, PH) OBP: 0.000, SLG: 0.000 51 Wandy Rodriguez, S (6, 1) ERA: 5.50, OAV: .364 64 Fernando Nieve, R (6, 1) ERA: 3.333, SLG: 0.125 Craig Biggio, R (6, PH) OBP: 0.333, SLG: 0.400 Dave Borkowski, R (6, 1) 28 Adam Everett, R (7, PH) OBP: 0.269, SLG: 0.304 (7, 6)			X 0-0 ① SH5-4 2-3		X 0-0 SF9 HBP 1-2 1B	C B S F F S 1-3 ③ K	C X 0-1 ③ P4			0 0 1 0 0 0 1 0 1	0 0 0 0 0 0 0 0 0	0 0 1 0 0 0 0 0 0	0 0 0 0 0 0 1 0 0	0 0 0 0 0 0 1 0 0	0 0 0 0 0 0 0 0 3	0 0 0 0 0 0 1 0 0

	AB	33
	R	5
	H	8
	RBI	5
	BB	8
	SO	11
	LOB	15

Inning Stats	1	2	3	4	5	6	7	8	9
	R: 0 H: 0 E: 0 LOB: 1 K: 1 BB: 1 S: 11 P: 16	R: 0 H: 0 E: 0 LOB: 0 K: 2 BB: 0 S: 9 P: 14	R: 0 H: 1 E: 0 LOB: 2 K: 0 BB: 1 S: 16 P: 22	R: 0 H: 0 E: 0 LOB: 0 K: 2 BB: 0 S: 10 P: 16	R: 1 H: 1 E: 0 LOB: 3 K: 0 BB: 2 S: 10 P: 24	R: 1 H: 2 E: 0 LOB: 1 K: 1 BB: 0 S: 10 P: 13	R: 3 H: 2 E: 1 LOB: 3 K: 1 BB: 4 S: 27 P: 48	R: 0 H: 1 E: 0 LOB: 1 K: 2 BB: 0 S: 11 P: 16	R: 0 H: 1 E: 0 LOB: 1 K: 2 BB: 0 S: 9 P: 14

	1B: 6	SF: 1	WP: 0	PA: 44
	2B: 1	SAC: 1	PB: 0	
	3B: 0	DP: 0	SB: 0	
	HR: 1	HBP: 1	CS: 0	

PITCHER		IP	WLS	BF	H	R	ER	SO	BB	IBB	HBP	BLK	WP	HR	S	P	ERA	WHIP
Randy Wolf, L ERA: 5.24	(1, 1)	5.2		26	4	2	2	5	3	1	1	0	0	1	61	99	3.18	1.235
63 Ryan Madson, R ERA: 5.87	(6, 1)	0.1		1	0	0	0	1	0	0	0	0	0	0	5	6	0.00	0.000
Rick White, R ERA: 5.49	(7, 1)	0.1	H	2	0	1	1	0	1	0	0	0	0	0	4	9	27.00	3.000
40 Matt Smith, L ERA: 0.95	(7, 1)	0.1	L	3	0	0	0	1	2	0	0	0	0	0	9	17	0.00	6.000
Geoff Geary, R ERA: 2.99	(7, 1)	0.0	B	2	2	2	2	0	0	0	0	0	0	0	12	16	∞	∞

PITCHER		IP	WLS	BF	H	R	ER	SO	BB	IBB	HBP	BLK	WP	HR	S	P	ERA	WHIP
Aaron Fultz, L ERA: 4.7	(7, 1)	1.1		6	1	0	0	2	1	0	0	0	0	0	13	22	0.00	1.500
Clay Condrey, R ERA: 3.42	(9, 1)	1.0		4	1	0	0	2	0	0	0	0	0	0	9	14	0.00	1.000

BOTTOM

Houston Astros @ Philadelphia Phillies

Citizens Bank Park, Philadelphia, PA

Mon Sep 25 2006, 7:05 PM EDT

Att. 44,688 - Clear - 69 F

livebaseballscorecards.com

Batter	1	2	3	4	5	6	7	8	9	AB	R	H	RBI	BB	SO	LOB
11 Jimmy Rollins, S (1, 6) OBP: 0.337, SLG: 0.480	F X 0-1 P6 ①		C X 0-1 L6 ③		B F C F X 1-2 26 BB 8 1B 6 1B 1B	1 SAFE 1 SAFE B B 1 SAFE F X 2-1 1-H HR			B X 1-0 F7 ①	5	2	2	2	0	0	0
8 Shane Victorino, S (1, 8) OBP: 0.340, SLG: 0.398	X 0-0 G4-3 ②			C S S 0-3 K2-3 ①	C X 0-1 26 BB 6 1B 1-2 1B	B B B C F X 3-2 F7 ③			C B F F B F F F X 2-2 F8 ②	5	1	1	0	0	1	0
26 Chase Utley, L (1, 4) OBP: 0.377, SLG: 0.528	B C S S 1-3 K ③			B F F X 1-2 G4-3 ②	C B B B B 4-1 6 1B 1-2 2-3 BB		B C F F F X 1-2 L8 ①		B F B F F X 2-2 F8 ③	4	0	0	0	1	1	0
6 Ryan Howard, L (1, 3) OBP: 0.421, SLG: 0.672		S B C F B F X 2-2 G4-3 ①		B F B C X 2-2 BB 1B 1B	D S F X 1-2 BB 1-3 2-H 3-H 1B		B X 1-0 P6 ②			4	0	2	2	0	0	0
David Dellucci, L (1, 9) OBP: 0.372, SLG: 0.543 Jeff Conine, R (5, PH) (6, 9) (9, 7) OBP: 0.332, SLG: 0.409		X 0-0 G4-3 ②		B B X 2-0 BB 1-2 1B	B B B B 4-0 1-2 BB		F F C 0-3 K ③			2 1	0 0	1 0	0 0	0 1	0 1	0 0
Pat Burrell, R (1, 7) OBP: 0.380, SLG: 0.490 9 Michael Bourn, L (8, PR) (9, 9)		S X 0-1 1B		B B C B B 4-1 1-2 2-3 BB	C B S X 1-2 F9 ③			B S B B B S B 4-2 G3 SH5-4 BB		2 0	0 0	1 0	0 0	2 0	0 0	3 0
Mike Lieberthal, R (1, 2) OBP: 0.318, SLG: 0.475	F X 0-1 P4 ③			B X 1-0 P2 ③		B X 1-0 G6-3 ①		1 SAFE L 1 SAFE X 0-1 SH5-4 ① 1-2		3	0	0	0	0	0	4
Abraham Nunez, S (1, 5) OBP: 0.302, SLG: 0.268			C B X 1-1 G4-3 ①		S S B S 1-3 K ①	L S B B F B F X 3-2 11 HR 1B		X 0-0 G3 ② 2-3		4	1	1	0	0	1	2
Randy Wolf, L (1, 1) 63 Ryan Madson, L (8, 1) Randall Simon, L (5, PH) Rick White, R (7, 1) 40 Matt Smith, L (7, 1) Geoff Geary, R (7, 1) Aaron Fultz, L (7, 1) 27 Chris Coste, R (6, PH) Clay Condrey, R (6, 1)			B B C B C S 3-3 K ②		S C S 0-3 K ②	B S 1 SAFE X 1-1 F7 ②		B F D B X 3-1 G1-3 ③		2 0 0 0 0 2 0 0 0 0 0 0 0 1 1 0 0 0 0 0 0 0 0 0 0 0 0 0 0 0 0 0 0 0 0 0 0 0 0 0 0 0 1 0 0 0 0 0 2 0 0 0 0 0 0 0						
Inning Stats	R: 0 H: 0 E: 0 LOB: 0 K: 1 BB: 0 S: 6 P: 7	R: 0 H: 1 E: 0 LOB: 1 K: 0 BB: 0 S: 10 P: 12	R: 0 H: 0 E: 0 LOB: 0 K: 1 BB: 0 S: 7 P: 11	R: 0 H: 2 E: 0 LOB: 3 K: 1 BB: 1 S: 12 P: 22	R: 2 H: 3 E: 0 LOB: 3 K: 2 BB: 2 S: 19 P: 31	R: 2 H: 2 E: 0 LOB: 0 K: 0 BB: 0 S: 13 P: 23	R: 0 H: 0 E: 0 LOB: 0 K: 1 BB: 0 S: 9 P: 11	R: 0 H: 0 E: 0 LOB: 2 K: 0 BB: 1 S: 7 P: 14	R: 0 H: 0 E: 0 LOB: 0 K: 0 BB: 0 S: 12 P: 17	1B: 7 2B: 0 3B: 0 HR: 1	SF: 0 SAC: 1 DP: 0 HBP: 0					

	AB	34
	R	4
	H	8
	RBI	4
	BB	4
	SO	6
	LOB	12

WP: 0 PB: 0 SB: 0 CS: 0 PA: 39

PITCHER		IP	WLS	BF	H	R	ER	SO	BB	IBB	HBP	BLK	WP	HR	S	P	ERA	WHIP
43 Chris Sampson, R ERA: 2.3	(1, 1)	3.2		14	3	0	0	3	0	0	0	0	0	0	33	45	0.00	0.818
Russ Springer, R ERA: 3.61	(4, 1)	0.1		2	0	0	0	0	1	0	0	0	0	0	2	7	0.00	3.000
51 Wandy Rodriguez, L ERA: 5.67	(5, 1)	0.2		6	3	2	2	2	1	0	0	0	0	0	16	23	27.00	6.000
64 Fernando Nieve, R ERA: 4.12	(5, 1)	0.1		2	0	0	0	0	1	0	0	0	0	0	3	8	0.00	3.000
Dave Borkowski, R ERA: 4.52	(6, 1)	1.0	W	5	2	2	2	0	0	0	0	0	0	1	13	23	18.00	2.000

PITCHER		IP	WLS	BF	H	R	ER	SO	BB	IBB	HBP	BLK	WP	HR	S	P	ERA	WHIP
Trever Miller, L ERA: 2.98	(7, 1)	0.2	H	2	0	0	0	0	0	0	0	0	0	0	6	8	0.00	0.000
54 Brad Lidge, R ERA: 5.5	(7, 1)	0.2	H	3	0	0	0	1	1	0	0	0	0	0	7	11	0.00	1.500
Chad Qualls, R ERA: 3.86	(8, 1)	0.2	H	2	0	0	0	0	0	0	0	0	0	0	3	6	0.00	0.000
Dan Wheeler, R ERA: 2.51	(9, 1)	1.0	S	3	0	0	0	0	0	0	0	0	0	0	12	17	0.00	0.000

Houston Astros @ Pittsburgh Pirates

PNC Park, Pittsburgh, PA

Tue Sep 26 2006, 7:05 PM EDT

Att. 17,141 - Partly Cloudy - 66 F

livebaseballscorecards.com

Batter	1	2	3	4	5	6	7	8	9	AB	R	H	RBI	BB	SO	LOB
Willy Taveras, R (1, 8) OBP: 0.333, SLG: 0.341	G6-3	G5-3		G5-3		G3 CS 1B		17 1B S 1B		5	1	2	0	0	0	0
Mike Lamb, L (1, 5) (8, 3) OBP: 0.367, SLG: 0.484	17 E 17 FC3 1B BB		WP 17 G3 1B 1B		1B 1B SF8 BB	G3 1-3		17 1B 1-2 BB		2	3	1	0	3	0	1
17 Lance Berkman, S (1, 3) (8, 9) OBP: 0.419, SLG: 0.622	FC3 1B 1-3 1B		G3 1-2		K	BB		1-2 2-H 1B		4	1	1	1	1	1	3
Luke Scott, L (1, 7) OBP: 0.449, SLG: 0.675	1B 1-2 G6-3 3-H 1B		K 2-3		SF8 1B 28 1B 1-2 1B	K		F9		5	2	2	1	0	2	5
Aubrey Huff, L (1, 9) OBP: 0.340, SLG: 0.465 64 Fernando Nieve, R (8, 1) OBP: 0.222, SLG: 0.125	1-3 2-H 1B		1B IBB		28 1B 1-2 2-3 1B		G3	G4-3		4 0	0 0	2 0	1 0	1 0	0 0	2 0
Craig Biggio, R (1, 4) OBP: 0.303, SLG: 0.420 4 Eric Bruntlett, R (9, 4) OBP: 0.346, SLG: 0.345	G6-3 3-H		1-2 3-H 1B		SF8 2-3 3-H		G6-3		L7	4 0	0 0	1 0	3 0	0 0	0 0	1 0
28 Adam Everett, R (1, 6) OBP: 0.291, SLG: 0.354	P4		P6		FC6-4 1-2 3-H 1B	1B			K	5	0	2	1	0	1	3
Brad Ausmus, R (1, 2) OBP: 0.306, SLG: 0.286	K	G1-3	FC6-4 1-2f			F8			1B	5	0	1	0	0	1	3
Andy Pettitte, L (1, 1) OBP: 0.217, SLG: 0.305 Russ Springer, R (7, 1) Morgan Ensberg, R (8, PH) (8, 5) OBP: 0.394, SLG: 0.466	F7	G6-3				F7		F8	P6	3 0 2	0 0 0	0 0 0	0 0 0	0 0 0	0 0 1	0 0 1
Inning Stats	R: 3 E: 1 K: 0 S: 14 H: 2 LOB: 1 BB: 1 P: 21	R: 0 E: 0 K: 1 S: 11 H: 0 LOB: 0 BB: 0 P: 15	R: 1 E: 0 K: 1 S: 14 H: 2 LOB: 2 BB: 1 P: 27	R: 0 E: 0 K: 0 S: 7 H: 0 LOB: 0 BB: 0 P: 12	R: 2 E: 0 K: 1 S: 11 H: 3 LOB: 2 BB: 1 P: 20	R: 0 E: 0 K: 1 S: 11 H: 1 LOB: 2 BB: 1 P: 20	R: 0 E: 0 K: 0 S: 9 H: 1 LOB: 1 BB: 0 P: 10	R: 1 E: 0 K: 0 S: 13 H: 2 LOB: 2 BB: 1 P: 24	R: 0 E: 0 K: 1 S: 10 H: 1 LOB: 1 BB: 0 P: 12	1B: 12 2B: 0 3B: 0 HR: 0	SF: 1 SAC: 0 DP: 0 HBP: 0					

PITCHER		IP	WLS	BF	H	R	ER	SO	BB	IBB	HBP	BLK	WP	HR	S	P	ERA	WHIP
45 Ian Snell, R ERA: 4.74	(1, 1)	5.0	L	26	7	6	4	3	2	1	0	0	1	0	57	95	7.20	1.800
Damaso Marte, L ERA: 3.7	(6, 1)	0.2		4	1	0	0	0	1	0	0	0	0	0	8	15	0.00	3.000
36 Juan Pablo Perez, L ERA: 13.5	(6, 1)	0.2		2	0	0	0	1	0	0	0	0	0	0	5	8	0.00	0.000
59 Brian Rogers, R ERA: 10.5	(7, 1)	0.2		3	1	0	0	0	0	0	0	0	0	0	7	7	0.00	1.500
54 Jonah Bayliss, R ERA: 4.63	(8, 1)	2.0		10	3	1	1	1	1	0	0	0	0	0	23	36	4.50	2.000

PITCHER	IP	WLS	BF	H	R	ER	SO	BB	IBB	HBP	BLK	WP	HR	S	P	ERA	WHIP

TOP

AB	39
R	7
H	12
RBI	7
BB	5
SO	5
LOB	19

WP: 1 PA: 45
PB: 0
SB: 1
CS: 1

BOTTOM

Houston Astros @ Pittsburgh Pirates

PNC Park, Pittsburgh, PA

Tue Sep 26 2006, 7:05 PM EDT

Att. 17,141 - Partly Cloudy - 66 F

Batter	1	2	3	4	5	6	7	8	9	AB	R	H	RBI	BB	SO	LOB
6 Chris Duffy, L (1, 8) OBP: 0.312, SLG: 0.324	F9		G2-3		G4-3		HBP, 12 1B, 1B		G6-3	5	0	1	0	0	0	0
2 Jack Wilson, R (1, 6) OBP: 0.311, SLG: 0.365	G4-3		F9		B2		P6		12 2B, 2B	5	1	1	0	0	0	1
12 Freddy Sanchez, R (1, 5) OBP: 0.380, SLG: 0.478	G5-3		1B, 1B		2B		HBP, 1B		2-H, 2B	5	0	4	1	0	0	0
Jason Bay, R (1, 7) OBP: 0.393, SLG: 0.538		HR	FC5-4, 1-3, 1B		BB		1-2, 2-3, HBP		G5-3	3	1	2	1	1	0	1
Xavier Nady, R (1, 3) OBP: 0.336, SLG: 0.457 41 Ryan Doumit, S (7, PH) OBP: 0.313, SLG: 0.387 54 Jonah Bayliss, R (8, 1) Jeromy Burnitz, L (9, PH) OBP: 0.290, SLG: 0.423		G5-3	FC5-4, 1-2f		L9		P5		G3-1	3 1 0 1	0 0 0 0	0 0 0 0	0 0 0 0	0 0 0 0	0 0 0 0	4 3 0 1
26 Ronny Paulino, R (1, 2) OBP: 0.366, SLG: 0.398		HR, 2B		G4-3		G5-4-3, 1-2f, 1B		G5-3		4	1	2	0	0	0	0
José Bautista, R (1, 9) OBP: 0.342, SLG: 0.435		2-H, HR		45 FC4, 1B		K		K		4	1	2	2	0	2	1
Jose Castillo, R (1, 4) OBP: 0.303, SLG: 0.388		G6-3		P6		G5-4-3, 1-2f		BB		3	0	0	0	1	0	2
45 Ian Snell, R (1, 1) OBP: 0.089, SLG: 0.074 Damaso Marte, L (6, 1) 36 Juan Pablo Perez, R (6, 1) 59 Brian Rogers, R (7, 1) Joe Randa, R (7, PH) OBP: 0.309, SLG: 0.383 (8, 3)		K		FC4, 1-2f			G4-3	K		2 0 0 0 2	0 0 0 0 0	0 0 0 0 0	0 0 0 0 0	1 0 0 0 0	0 0 0 0 1	1 0 0 0 1

Inning Stats	1	2	3	4	5	6	7	8	9
	R: 0 E: 0 K: 0 S: 7	H: 0 LOB: 0 BB: 0 P: 10	R: 3 E: 0 K: 1 S: 10	H: 3 LOB: 0 BB: 0 P: 16	R: 0 E: 0 K: 0 S: 10	H: 2 LOB: 2 BB: 0 P: 19	R: 0 E: 0 K: 0 S: 7	H: 1 LOB: 1 BB: 0 P: 13	R: 0 E: 0 K: 0 S: 10	H: 1 LOB: 2 BB: 1 P: 17	R: 0 E: 0 K: 1 S: 6	H: 1 LOB: 0 BB: 0 P: 9	R: 0 E: 0 K: 0 S: 17	H: 2 LOB: 3 BB: 0 P: 26	R: 0 E: 0 K: 2 S: 15	H: 0 LOB: 1 BB: 1 P: 23	R: 1 E: 0 K: 0 S: 9	H: 2 LOB: 1 BB: 0 P: 11

1B: 6	SF: 0	WP: 0
2B: 4	SAC: 0	PB: 0
3B: 0	DP: 1	SB: 0
HR: 2	HBP: 1	CS: 0
		PA: 41

	AB	38
	R	4
	H	12
	RBI	4
	BB	2
	SO	4
	LOB	15

livebaseballscorecards.com

PITCHER		IP	WLS	BF	H	R	ER	SO	BB	IBB	HBP	BLK	WP	HR	S	P	ERA	WHIP
Andy Pettitte, L ERA: 4.3	(1, 1)	6.2	W	30	10	3	3	2	1	0	0	0	0	2	59	96	4.05	1.650
Russ Springer, R ERA: 3.59	(7, 1)	0.1	H	2	0	0	0	0	0	0	1	0	0	0	8	14	0.00	0.000
64 Fernando Nieve, R ERA: 4.13	(8, 1)	2.0		9	2	1	1	2	1	0	0	0	0	0	24	34	4.50	1.500

PITCHER	IP	WLS	BF	H	R	ER	SO	BB	IBB	HBP	BLK	WP	HR	S	P	ERA	WHIP

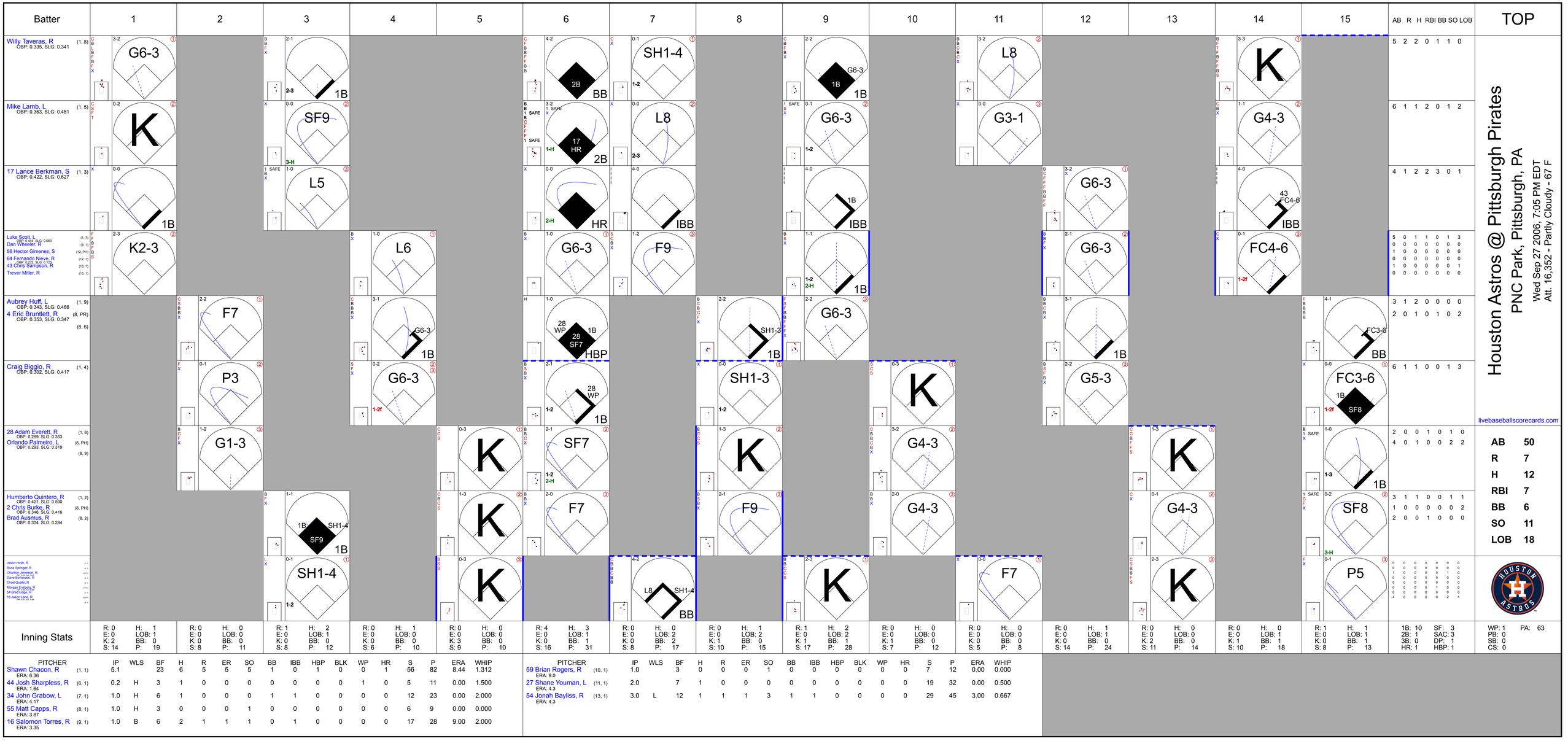
Batter
1
2
3
4
5
6
7
8
9
10
11
12
13
14
15
AB R H RBI BB SO LOB
TOP
Willy Taveras, R (1, 8)
OBP: 0.335, SLG: 0.341
G6-3
K
SF9
L5
1B
2B
BB
HR
IBB
SH1-4
L8
G3-1
G6-3
G4-3
FC4-6
5 2 2 0 1 1 0
Mike Lamb, L (1, 5)
OBP: 0.363, SLG: 0.481
6 1 1 2 0 1 2
17 Lance Berkman, S (1, 3)
OBP: 0.422, SLG: 0.627
4 1 2 2 3 0 1
Luke Scott, L (1, 7)
OBP: 0.444, SLG: 0.663
Dan Wheeler, R (9, 1)
56 Hector Gimenez, S (12, PH)
64 Fernando Nieve, R (12, 1)
OBP: 0.222, SLG: 0.333
43 Chris Sampson, R (13, 1)
Trever Miller, R (15, 1)
K2-3
L6
G6-3
F9
1B
IBB
FC4-6
5 0 1 1 0 1 3
0 0 0 0 0 0 0
1 0 0 0 0 0 0
0 0 0 0 0 0 0
1 0 0 0 0 0 1
0 0 0 0 0 0 0
Aubrey Huff, L (1, 9)
OBP: 0.343, SLG: 0.466
4 Eric Bruntlett, R (8, PR)
OBP: 0.353, SLG: 0.347
(8, 6)
F7
G6-3
28 WP
28 SF7
HBP
SH1-2
G6-3
FC3-6
BB
3 1 2 0 0 0 0
2 0 1 0 1 0 2
Craig Biggio, R (1, 4)
OBP: 0.302, SLG: 0.417
P3
G6-3
28 WP
SH1-3
K
G5-3
FC3-6
SF8
6 1 1 0 0 1 3
28 Adam Everett, R (1, 6)
OBP: 0.289, SLG: 0.353
Orlando Palmeiro, L (8, PH)
OBP: 0.293, SLG: 0.319
(8, 9)
G1-3
K
SF7
K
G4-3
K
2 0 0 1 0 1 0
4 0 1 0 0 2 2
Humberto Quintero, R (1, 2)
OBP: 0.421, SLG: 0.500
2 Chris Burke, R (8, PH)
OBP: 0.346, SLG: 0.416
Brad Ausmus, R (8, 2)
OBP: 0.304, SLG: 0.284
1B SH1-4 SF9
F7
G4-3
G4-3
SF8
3 1 1 0 0 1 1
1 0 0 0 0 0 2
2 0 0 1 0 0 0
Jason Hirsh, R
Russ Springer, R
Charlton Jimerson, R
Dave Borkowski, R
Chad Qualls, R
Morgan Ensberg, R
54 Brad Lidge, R
16 Jason Lane, R
SH1-4
K
L8 SH1-4
K
F7
K
K
P5
0 0 0 0 0 0 0
0 0 0 0 0 0 0
1 0 0 0 0 1 0
0 0 0 0 0 0 0
0 0 0 0 0 0 0
0 0 0 0 0 0 0
4 0 0 0 0 2 1
Houston Astros @ Pittsburgh Pirates
PNC Park, Pittsburgh, PA
Wed Sep 27 2006, 7:05 PM EDT
Att. 16,352 - Partly Cloudy - 67 F
livebaseballscorecards.com
AB 50
R 7
H 12
RBI 7
BB 6
SO 11
LOB 18
Inning Stats
R: 0 H: 1
E: 0 LOB: 1
K: 2 BB: 0
S: 14 P: 19
R: 0 H: 0
E: 0 LOB: 0
K: 0 BB: 0
S: 8 P: 11
R: 1 H: 2
E: 0 LOB: 1
K: 0 BB: 1
S: 8 P: 12
R: 0 H: 1
E: 0 LOB: 0
K: 0 BB: 0
S: 6 P: 10
R: 0 H: 0
E: 0 LOB: 0
K: 3 BB: 0
S: 9 P: 10
R: 4 H: 3
E: 0 LOB: 1
K: 0 BB: 1
S: 16 P: 31
R: 0 H: 0
E: 0 LOB: 2
K: 0 BB: 2
S: 8 P: 17
R: 0 H: 1
E: 0 LOB: 2
K: 1 BB: 0
S: 10 P: 15
R: 1 H: 2
E: 0 LOB: 2
K: 1 BB: 1
S: 17 P: 28
R: 0 H: 0
E: 0 LOB: 0
K: 1 BB: 0
S: 7 P: 12
R: 0 H: 0
E: 0 LOB: 0
K: 0 BB: 0
S: 5 P: 8
R: 0 H: 1
E: 0 LOB: 1
K: 0 BB: 0
S: 14 P: 24
R: 0 H: 0
E: 0 LOB: 0
K: 2 BB: 0
S: 11 P: 14
R: 0 H: 0
E: 0 LOB: 1
K: 1 BB: 1
S: 10 P: 18
R: 1 H: 1
E: 0 LOB: 1
K: 0 BB: 1
S: 8 P: 13
1B: 10 SF: 3
2B: 1 SAC: 3
3B: 0 DP: 1
HR: 1 HBP: 1
WP: 1 PA: 63
PB: 0
SB: 0
CS: 0
PITCHER IP WLS BF H R ER SO BB IBB HBP BLK WP HR S P ERA WHIP
Shawn Chacon, R (1, 1) 5.1 23 6 5 5 5 1 0 1 0 0 0 1 56 82 8.44 1.312
ERA: 6.36
44 Josh Sharpless, R (6, 1) 0.2 H 3 1 0 0 0 0 0 0 0 1 0 5 11 0.00 1.500
ERA: 1.64
34 John Grabow, L (7, 1) 1.0 H 6 1 0 0 0 1 1 0 0 0 0 12 23 0.00 2.000
ERA: 4.17
55 Matt Capps, R (8, 1) 1.0 H 3 0 0 0 1 0 0 0 0 0 0 6 9 0.00 0.000
ERA: 3.87
16 Salomon Torres, R (9, 1) 1.0 B 6 2 1 1 1 0 1 0 0 0 0 17 28 9.00 2.000
ERA: 3.35
PITCHER IP WLS BF H R ER SO BB IBB HBP BLK WP HR S P ERA WHIP
59 Brian Rogers, R (10, 1) 1.0 3 0 0 0 0 0 0 0 0 0 0 7 12 0.00 0.000
ERA: 9.0
27 Shane Youman, L (11, 1) 2.0 7 1 0 0 0 0 0 0 0 0 0 0 19 32 0.00 0.500
ERA: 4.3
54 Jonah Bayliss, R (13, 1) 3.0 L 12 1 1 1 3 1 1 0 0 0 0 29 45 3.00 0.667
ERA: 4.3

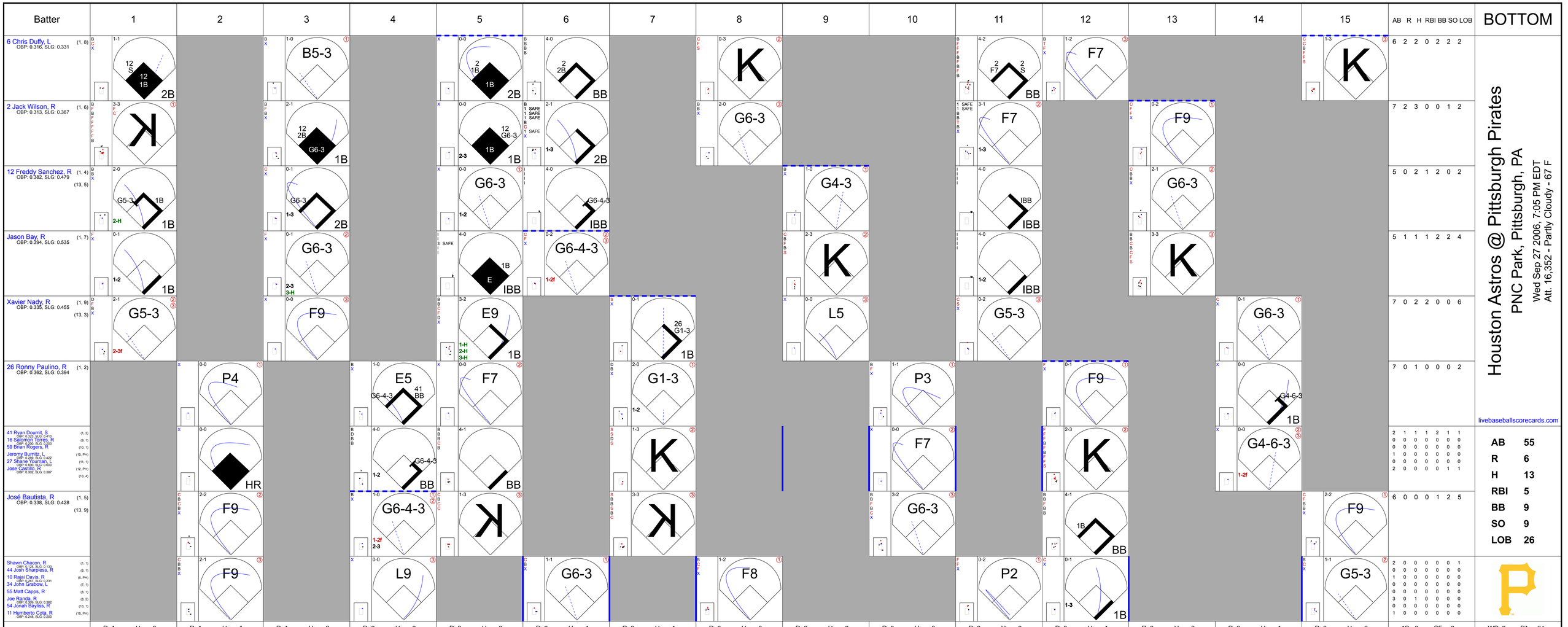
Batter
1
2
3
4
5
6
7
8
9
10
11
12
13
14
15
AB R H RBI BB SO LOB
BOTTOM
6 Chris Duffy, L (1, 8) OBP: 0.316, SLG: 0.331
2 Jack Wilson, R (1, 6) OBP: 0.313, SLG: 0.367
12 Freddy Sanchez, R (1, 4) (13, 5) OBP: 0.382, SLG: 0.479
Jason Bay, R (1, 7) OBP: 0.394, SLG: 0.535
Xavier Nady, R (1, 9) (13, 3) OBP: 0.335, SLG: 0.455
26 Ronny Paulino, R (1, 2) OBP: 0.362, SLG: 0.394
41 Ryan Doumit, S (1, 3) OBP: 0.321, SLG: 0.410
16 Salomon Torres, R (9, 1) OBP: 0.200, SLG: 0.200
59 Brian Rogers, R (10, 1)
Jeromy Burnitz, L (15, PH) OBP: 0.289, SLG: 0.422
27 Shane Youman, L (11, 1) OBP: 0.000, SLG: 0.000
Jose Castillo, R (12, PH) OBP: 0.332, SLG: 0.387
(13, 4)
José Bautista, R (1, 5) (13, 9) OBP: 0.338, SLG: 0.428
Shawn Chacon, R (1, 1) OBP: 0.125, SLG: 0.133
44 Josh Sharpless, R (6, 1)
10 Rajai Davis, R (6, PH) OBP: 0.250, SLG: 0.231
34 John Grabow, L (7, 1)
55 Matt Capps, R (8, 1)
Joe Randa, R (8, 3) OBP: 0.306, SLG: 0.382
54 Jonah Bayliss, R (13, 1)
11 Humberto Cota, R (15, PH) OBP: 0.248, SLG: 0.200
Inning Stats
1: R: 1 H: 3 E: 0 LOB: 1 K: 1 BB: 0 S: 15 P: 23
2: R: 1 H: 1 E: 0 LOB: 0 K: 0 BB: 0 S: 7 P: 11
3: R: 1 H: 2 E: 0 LOB: 1 K: 0 BB: 0 S: 8 P: 11
4: R: 0 H: 0 E: 1 LOB: 1 K: 0 BB: 1 S: 3 P: 9
5: R: 3 H: 3 E: 1 LOB: 2 K: 1 BB: 2 S: 11 P: 23
6: R: 0 H: 1 E: 0 LOB: 2 K: 0 BB: 2 S: 7 P: 18
7: R: 0 H: 1 E: 0 LOB: 1 K: 2 BB: 0 S: 9 P: 15
8: R: 0 H: 0 E: 0 LOB: 0 K: 1 BB: 0 S: 7 P: 10
9: R: 0 H: 0 E: 0 LOB: 0 K: 1 BB: 0 S: 5 P: 8
10: R: 0 H: 0 E: 0 LOB: 0 K: 0 BB: 0 S: 6 P: 10
11: R: 0 H: 0 E: 0 LOB: 3 K: 1 BB: 3 S: 13 P: 28
12: R: 0 H: 1 E: 0 LOB: 2 K: 1 BB: 1 S: 15 P: 22
13: R: 0 H: 0 E: 0 LOB: 0 K: 1 BB: 0 S: 10 P: 15
14: R: 0 H: 1 E: 0 LOB: 0 K: 0 BB: 0 S: 4 P: 4
15: R: 0 H: 0 E: 0 LOB: 0 K: 1 BB: 0 S: 10 P: 14
1B: 8 2B: 4 3B: 0 HR: 1 SF: 0 SAC: 0 DP: 4 HBP: 0
WP: 0 PB: 0 SB: 2 CS: 0 PA: 64
PITCHER IP WLS BF H R ER SO BB IBB HBP BLK WP HR S P ERA WHIP
Jason Hirsh, R (1, 1) ERA: 6.04 3.0 16 6 3 3 1 1 0 0 0 0 1 31 51 9.00 2.333
Russ Springer, R (4, 1) ERA: 3.53 1.0 2 0 0 0 0 0 0 0 0 0 0 2 3 0.00 0.000
Dave Borkowski, R (5, 1) ERA: 4.69 1.1 12 4 3 2 1 2 2 0 0 0 0 15 38 13.50 4.500
Chad Qualls, R (6, 1) ERA: 3.83 0.2 1 0 0 0 0 0 0 0 0 0 0 3 3 0.00 0.000
54 Brad Lidge, R (7, 1) ERA: 5.35 2.0 7 1 0 0 3 0 0 0 0 0 0 16 25 0.00 0.500
PITCHER IP WLS BF H R ER SO BB IBB HBP BLK WP HR S P ERA WHIP
Dan Wheeler, R (9, 1) ERA: 2.41 3.0 12 0 0 0 1 1 2 0 0 0 0 0 24 46 0.00 0.333
64 Fernando Nieve, R (12, 1) ERA: 4.09 1.0 5 1 0 0 1 1 0 0 0 0 0 0 15 22 0.00 2.000
43 Chris Sampson, R (13, 1) ERA: 2.1 2.2 W 8 1 0 0 1 0 0 0 0 0 0 0 19 27 0.00 0.375
Trever Miller, L (15, 1) ERA: 2.96 0.1 S 1 0 0 0 1 0 0 0 0 0 0 0 5 6 0.00 0.000
Houston Astros @ Pittsburgh Pirates
PNC Park, Pittsburgh, PA
Wed Sep 27 2006, 7:05 PM EDT
Att. 16,352 - Partly Cloudy - 67 F
livebaseballscorecards.com
AB 55
R 6
H 13
RBI 5
BB 9
SO 9
LOB 26

Batter	1	2	3	4	5	6	7	8	9	AB	R	H	RBI	BB	SO	LOB
Willy Taveras, R (1, 8) OBP: 0.332, SLG: 0.338	C B F B F X 2-2 ① G4-3			B B C B X 3-1 ① G5-3	F B B X 2-1 ② FC1-2 BB 1-2 2-3 3-Hf		B D X 2-0 ③ G4-3			4	0	0	0	0	0	4
Morgan Ensberg, R (1, 5) OBP: 0.396, SLG: 0.464	C B B C B X 3-2 ② F7			S B X 1-1 ② G1-3	C B B S F F F B B 4-2 17 FC6-4 BB 1-2 2-3 3-H			F S B F B F H 3-2 17 G6-3 HBP		2	0	0	1	1	0	0
17 Lance Berkman, S (1, 3) OBP: 0.419, SLG: 0.622	X 0-0 ③ P3			B B C B F F C 3-3 ③ K	B X 1-0 ③ FC6-4 1-2f			X 0-0 ① ② G6-3 1-2f		4	0	0	0	0	1	4
Luke Scott, L (1, 7) OBP: 0.436, SLG: 0.650		X 0-0 ① G3			C S F B B S 2-3 ① K	S X 0-1 ① G2-3		F X 0-1 ③ F7		4	0	0	0	0	1	0
2 Chris Burke, R (1, 4) OBP: 0.345, SLG: 0.414		B B C X 2-1 ② G5-3			X 0-0 16 1B 28 1B 1B	C X 0-1 ② B1			F B F F B B X 3-2 ① P4	4	1	1	0	0	0	0
16 Jason Lane, R (1, 9) OBP: 0.322, SLG: 0.398 Aubrey Huff, L (9, PH) OBP: 0.344, SLG: 0.466 Charlton Jimerson, R (9, PR) OBP: 0.333, SLG: 0.833 (9, 9)		X 0-0 ③ F9			S S X 0-2 28 1B 44 BB 1-2 1B	C F X 0-2 ③ P3			B C B B F B 4-2 S BB	3 0 0	1 0 0	1 0 0	0 0 0	0 1 0	0 0 0	0 0 0
28 Adam Everett, R (1, 6) OBP: 0.289, SLG: 0.352			C X 0-1 ① G6-3		B X 1-0 44 BB HBP FC1-2 1-3 2-H 1B		B C X 1-1 ① F7		B X 1-0 ② F9	4	0	1	1	0	0	1
Brad Ausmus, R (1, 2) OBP: 0.306, SLG: 0.283			C B B X 2-1 ② G1-3		H 1-0 FC1-2 44 BB BB 1-2 HBP		C S B F B B F F F 4-2 D 44 SH1-4 BB		1 SAFE B B X 2-0 ③ 1-2 F9	2	1	0	0	1	0	1
44 Roy Oswalt, R (1, 1) OBP: 0.200, SLG: 0.212 Trever Miller, R (8, 1) Chad Qualls, R (8, 1) 54 Brad Lidge, R (9, 1)			B F B C B X 3-2 ③ F8		B B B C B 4-1 BB FC1-2 1-2 2-3 3-H BB		L X 0-1 ② SH1-4 1-2			1 0 0 0	0 0 0 0	0 0 0 0	1 0 0 0	1 0 0 0	0 0 0 0	0 0 0 0
Inning Stats	R: 0 E: 0 K: 0 S: 8 H: 0 LOB: 0 BB: 0 P: 13	R: 0 E: 0 K: 0 S: 4 H: 0 LOB: 0 BB: 0 P: 6	R: 0 E: 0 K: 0 S: 7 H: 0 LOB: 0 BB: 0 P: 12	R: 0 E: 0 K: 1 S: 8 H: 0 LOB: 0 BB: 0 P: 15	R: 3 E: 0 K: 1 S: 18 H: 3 LOB: 3 BB: 2 P: 33	R: 0 E: 0 K: 0 S: 7 H: 0 LOB: 0 BB: 0 P: 7	R: 0 E: 0 K: 0 S: 11 H: 0 LOB: 1 BB: 1 P: 18	R: 0 E: 0 K: 0 S: 7 H: 0 LOB: 0 BB: 0 P: 10	R: 0 E: 0 K: 0 S: 8 H: 0 LOB: 2 BB: 1 P: 18	1B: 3 2B: 0 3B: 0 HR: 0	SF: 0 SAC: 1 DP: 1 HBP: 2					

PITCHER		IP	WLS	BF	H	R	ER	SO	BB	IBB	HBP	BLK	WP	HR	S	P	ERA	WHIP
24 Tom Gorzelanny, L ERA: 3.79	(1, 1)	7.0	L	28	3	3	3	2	3	0	1	0	0	0	63	104	3.86	0.857
36 Juan Pablo Perez, L ERA: 9.0	(8, 1)	1.0		3	0	0	0	0	0	0	1	0	0	0	7	10	0.00	0.000
44 Josh Sharpless, R ERA: 1.5	(9, 1)	1.0		4	0	0	0	0	1	0	0	0	0	0	8	18	0.00	1.000

PITCHER	IP	WLS	BF	H	R	ER	SO	BB	IBB	HBP	BLK	WP	HR	S	P	ERA	WHIP

Houston Astros @ Pittsburgh Pirates

PNC Park, Pittsburgh, PA

Thu Sep 28 2006, 12:35 PM EDT

Att. 12,671 - Drizzle - 57 F

TOP

livebaseballscorecards.com

AB	28
R	3
H	3
RBI	3
BB	4
SO	2
LOB	10

WP: 0	PA: 35		
PB: 0			
SB: 1			
CS: 0			

Houston Astros @ Pittsburgh Pirates

PNC Park, Pittsburgh, PA

Thu Sep 28 2006, 12:35 PM EDT

Att. 12,671 - Drizzle - 57 F

BOTTOM

Batter	1	2	3	4	5	6	7	8	9	AB	R	H	RBI	BB	SO	LOB
6 Chris Duffy, L (1, 8) OBP: 0.313, SLG: 0.327	C B C B S 2-3 ① K		B F B F S 2-3 ② K			X 0-0 ① B1-3		S C S 0-3 ① K		4	0	0	0	0	3	0
2 Jack Wilson, R (1, 6) OBP: 0.318, SLG: 0.373	X 0-0 12 G6-3 2B		B B B B 4-0 12 FC5-4 BB			C S T X 0-2 1B 1B		X 0-0 12 G5-4-3 1B		3	0	3	0	1	0	0
12 Freddy Sanchez, R (1, 5) OBP: 0.379, SLG: 0.475	B F X 1-1 ② G6-3 2-3		B X 1-0 ③ FC5-4 1-2f			1 SAFE X 0-0 ② P6		B X 1-0 ②③ G5-4-3 1-2f		4	0	0	0	0	0	4
Jason Bay, R (1, 7) OBP: 0.396, SLG: 0.536	D S D B D 4-1 BB			B B C S X 2-2 41 G4-6-3 1B		C F F X 0-2 41 HBP 1-3 1B			C F X 0-2 ① F8	3	0	2	0	1	0	0
41 Ryan Doumit, S (1, 3) OBP: 0.321, SLG: 0.401	B D C C C 2-3 ③ K			B B X 2-0 ①② G4-6-3 1-2f		B B B C F F F F F 4-2 H HBP 1-2			B B X 2-0 ② G6-3	3	0	0	0	0	1	3
Xavier Nady, R (1, 9) OBP: 0.333, SLG: 0.451		S B F X 1-2 ① G1-3		X 0-0 ③ L9		B X 1-0 ③ G6-3			B F B F F F S 2-3 ③ K	4	0	0	0	0	1	3
Jose Castillo, R (1, 4) OBP: 0.300, SLG: 0.384		B X 1-0 ② G6-3		C F B B X 2-2 ① G3			X 0-0 ① F8			3	0	0	0	0	0	0
Carlos Maldonado, R (1, 2) OBP: 0.188, SLG: 0.133		B X 1-0 ③ F9		B S B F F S 2-3 ② K			C B B X 2-1 ② G5-3			3	0	0	0	0	1	0
24 Tom Gorzelanny, R (1, 1) 10 Rajai Davis, R (7, PH) OBP: 0.250, SLG: 0.214 36 Juan Pablo Perez, R (8, 1) 44 Josh Sharpless, R (9, 1)			B C C C 1-3 ① K			C S T 0-2 ③ K		B B B C C C X 3-2 ③ F8		2 1 0 0	0 0 0 0	0 0 0 0	0 0 0 0	0 0 0 0	2 0 0 0	0 0 0 0
Inning Stats	R: 0 H: 1 E: 0 LOB: 2 K: 2 BB: 1 S: 10 P: 19	R: 0 H: 0 E: 0 LOB: 0 K: 0 BB: 0 S: 5 P: 8	R: 0 H: 0 E: 0 LOB: 1 K: 2 BB: 1 S: 7 P: 15	R: 0 H: 1 E: 0 LOB: 0 K: 0 BB: 0 S: 5 P: 9	R: 0 H: 0 E: 0 LOB: 0 K: 2 BB: 0 S: 10 P: 14	R: 0 H: 2 E: 0 LOB: 3 K: 0 BB: 0 S: 17 P: 22	R: 0 H: 0 E: 0 LOB: 0 K: 0 BB: 0 S: 6 P: 11	R: 0 H: 1 E: 0 LOB: 0 K: 1 BB: 0 S: 5 P: 6	R: 0 H: 0 E: 0 LOB: 0 K: 1 BB: 0 S: 9 P: 13	1B: 4 2B: 1 3B: 0 HR: 0	SF: 0 SAC: 0 DP: 2 HBP: 1			WP: 0 PB: 0 SB: 0 CS: 0	PA: 33		

livebaseballscorecards.com

	AB	30
	R	0
	H	5
	RBI	0
	BB	2
	SO	8
	LOB	10

PITCHER		IP	WLS	BF	H	R	ER	SO	BB	IBB	HBP	BLK	WP	HR	S	P	ERA	WHIP
44 Roy Oswalt, R ERA: 2.98	(1, 1)	7.0	W	27	4	0	0	6	2	0	1	0	0	0	60	98	0.00	0.857
Trever Miller, L ERA: 2.94	(8, 1)	0.1	H	1	0	0	0	1	0	0	0	0	0	0	3	3	0.00	0.000
Chad Qualls, R ERA: 3.8	(8, 1)	0.2	H	2	1	0	0	0	0	0	0	0	0	0	2	3	0.00	1.500
54 Brad Lidge, R ERA: 5.28	(9, 1)	1.0	S	3	0	0	0	1	0	0	0	0	0	0	9	13	0.00	0.000

PITCHER	IP	WLS	BF	H	R	ER	SO	BB	IBB	HBP	BLK	WP	HR	S	P	ERA	WHIP

Batter	1	2	3	4	5	6	7	8	9	AB	R	H	RBI	BB	SO	LOB
Willy Taveras, R (1, 8) OBP: 0.332, SLG: 0.337	C S B B B B 4-2 BB BB		X 0-0 ① B3			C B B F B S 3-3 ① K		B C C B B X 3-2 ① G4-3		3	0	0	0	1	1	0
Morgan Ensberg, R (1, 5) OBP: 0.396, SLG: 0.463 Mike Lamb, L (8, PH) OBP: 0.363, SLG: 0.480 (8, 5)	C B F X 1-2 ① F9		C S S S 1-3 ② K			B C B X 2-1 17 FC6-4 1B		C S B T 1-2 ② K		3 1	0 0	1 0	0 0	0 0	1 1	1 0
17 Lance Berkman, S (1, 3) OBP: 0.418, SLG: 0.619	S C B B B 1 F X SAFE 3-2 ② F9		B X 1-0 ③ F9			F F B F B F X 2-2 ② FC6-4 1-2f		S S B B B F F F B 4-2 BB		3	0	0	0	1	0	2
Luke Scott, L (1, 7) OBP: 0.433, SLG: 0.641	B B C B T B 4-2 1-2 BB			X 0-0 ① P5		F F B S 1-3 ③ K		S D B S C 2-3 ③ K		3	0	0	0	1	2	2
16 Jason Lane, R (1, 9) OBP: 0.319, SLG: 0.394 Orlando Palmeiro, L (9, PH) OBP: 0.290, SLG: 0.316	C X 0-1 ③ G1-3			C F X 0-2 ② P6			F B B S X 2-2 ① F7		B C B B C X 3-2 ① F7	3 1	0 0	0 0	0 0	0 0	0 0	2 0
Craig Biggio, R (1, 4) OBP: 0.303, SLG: 0.422		H 1-0 28 FC4-6 HBP		C B X 1-1 ③ G5-3			C X 0-1 HR		B X 1-0 ② F8	3	1	1	1	0	0	0
28 Adam Everett, R (1, 6) OBP: 0.292, SLG: 0.357		C B B B T F X 2-2 ① FC4-6 1-2f	B X 1-0 CS 2B				F F B B X 2-2 1B		B C B X 2-1 1B DI 1B	4	0	3	0	0	0	1
Brad Ausmus, R (1, 2) OBP: 0.305, SLG: 0.283		B C F S 1-3 ② K	B C F F S 1-3 ① ② K 2-3				C 1 SAFE F 1 B B S 2-3 ② K		C C B B X 2-2 1-3 1B	4	0	1	0	0	3	3
Roger Clemens, R (1, 1) OBP: 0.194, SLG: 0.111 2 Chris Burke, R (7, PH) OBP: 0.344, SLG: 0.413 64 Fernando Nieve, R (7, 1) OBP: 0.222, SLG: 0.125 Trever Miller, R (8, 1) Aubrey Huff, L (9, PH) OBP: 0.344, SLG: 0.465		S C F S 0-3 ③ K	B C B C X 2-2 ③ F8				C B S T 1-2 ③ K		B C T F C 1-3 ③	2 1 0 0 1	0 0 0 0 0	0 0 0 0 0	0 0 0 0 0	1 1 0 0 1	1 1 0 0 2	1 0 0 0 2

Inning Stats										
	R: 0 E: 0 K: 0 S: 13	H: 0 LOB: 2 BB: 2 P: 25	R: 0 E: 0 K: 2 S: 12	H: 0 LOB: 1 BB: 0 P: 16	R: 0 E: 0 K: 1 S: 5	H: 0 LOB: 0 BB: 0 P: 7	R: 0 E: 0 K: 0 S: 6	H: 0 LOB: 0 BB: 0 P: 7	R: 0 E: 0 K: 1 S: 8	H: 1 LOB: 0 BB: 0 P: 12
	R: 0 E: 0 K: 2 S: 13	H: 1 LOB: 1 BB: 0 P: 21	R: 1 E: 0 K: 2 S: 14	H: 2 LOB: 1 BB: 0 P: 21	R: 0 E: 0 K: 2 S: 14	H: 0 LOB: 1 BB: 1 P: 24	R: 0 E: 0 K: 1 S: 13	H: 2 LOB: 2 BB: 0 P: 22	1B: 4 2B: 2 3B: 0 HR: 1	SF: 0 SAC: 0 DP: 1 HBP: 1
	WP: 0 PB: 0 SB: 0 CS: 1	PA: 36								

PITCHER		IP	WLS	BF	H	R	ER	SO	BB	IBB	HBP	BLK	WP	HR	S	P	ERA	WHIP
36 Chuck James, L ERA: 3.78	(1, 1)	7.0	W	27	4	1	1	8	2	0	1	0	0	1	71	109	1.29	0.857
Tyler Yates, R ERA: 4.1	(8, 1)	0.1	H	1	0	0	0	0	0	0	0	0	0	0	3	6	0.00	0.000
49 Macay McBride, L ERA: 3.6	(8, 1)	0.2	H	3	0	0	0	2	1	0	0	0	0	0	11	18	0.00	1.500
28 Bob Wickman, R ERA: 2.73	(9, 1)	1.0	S	5	2	0	0	1	0	0	0	0	0	0	13	22	0.00	2.000

PITCHER	IP	WLS	BF	H	R	ER	SO	BB	IBB	HBP	BLK	WP	HR	S	P	ERA	WHIP

Houston Astros @ Atlanta Braves

Turner Field, Atlanta, GA

Fri Sep 29 2006, 7:05 PM EDT

Att. 31,034 - Clear - 68 F

TOP

livebaseballscorecards.com

AB	32
R	1
H	6
RBI	1
BB	3
SO	11
LOB	15

Houston Astros @ Atlanta Braves

Turner Field, Atlanta, GA

Fri Sep 29 2006, 7:05 PM EDT

Att. 31,034 - Clear - 68 F

BOTTOM

Batter	1	2	3	4	5	6	7	8	9	AB	R	H	RBI	BB	SO	LOB
4 Pete Orr, L (1, 4) OBP: 0.277, SLG: 0.344	C S X 0-2 11 FC4-6 1B		C X 0-1 G4-3 ③			C B B F X 2-2 11 1B 10 E 1B	S F B S 1-3 K2-3 ③			4	1	2	0	0	1	0
11 Edgar Renteria, R (1, 6) OBP: 0.360, SLG: 0.436	1 B X SAFE 1-0 FC4-6 10 G4-3 10 S 1-2f ①			X 0-0 F9 ①		1 SAFE P 1 SAFE 1 SAFE 1 SAFE X 1-0 10 E 1-3 1B		C S B F X 1-2 HR		4	2	2	1	0	0	1
10 Chipper Jones, S (1, 5) OBP: 0.409, SLG: 0.600	B F 1 SAFE C B X 2-2 G4-3 1-3 ②			C C S 0-3 K ②		B B C B X 3-1 E3 1B 1-3 3-H		B X 1-0 HR		4	1	1	2	0	1	2
Andruw Jones, R (1, 8) OBP: 0.365, SLG: 0.536	B D X 2-0 F9 ③			F B F S 1-3 K ③		X 0-0 1-2 3-H 1B		C C F X 0-2 L6 ①		4	0	1	1	0	1	1
16 Brian McCann, L (1, 2) OBP: 0.390, SLG: 0.578		C F B B F F B X 3-2 F7 ①			F C X 0-2 7 1B 1B	X 0-0 F6 ①		C X 0-1 P5 ②		4	0	1	0	0	0	2
7 Jeff Francoeur, R (1, 9) OBP: 0.293, SLG: 0.446		B B C B X 3-1 G6-3 ②			C S B B X 2-2 1-2 1B	B F B C X 2-2 F8 ②		B B B B 4-0 BB		3	0	1	0	1	0	2
Adam LaRoche, L (1, 3) OBP: 0.353, SLG: 0.556		B S F B S 2-3 K ③			B C B C F S 2-3 K ①	S S 2 F D B B C SAFE 3-3 K ③		1 SAFE C B C B F 1 B S SAFE 3-3 K ③		4	0	0	0	0	4	5
23 Matt Diaz, R (1, 7) OBP: 0.368, SLG: 0.480			X 0-0 G1-3 ①		B F B X 2-1 F9 ②		B F B F X 2-2 G4-3 ①			3	0	0	0	0	0	2
Tyler Yates, R (8, 1)										0	0	0	0	0	0	0
49 Macay McBride, L (8, 1)										0	0	0	0	0	0	0
28 Bob Wickman, R (9, 1)										0	0	0	0	0	0	0
36 Chuck James, L (1, 1) OBP: 0.056, SLG: 0.029			C C B S 1-3 K ②		C S B S 1-3 K ③		S B B B C X 3-2 F8 ②			2	0	0	0	0	2	2
Scott Thorman, L (7, PH) OBP: 0.265, SLG: 0.441										1	0	0	0	0	0	0
Ryan Langerhans, L (8, 7) OBP: 0.350, SLG: 0.380										0	0	0	0	0	0	0
Inning Stats	R: 0 E: 0 K: 0 S: 8 H: 1 LOB: 1 BB: 0 P: 13	R: 0 E: 0 K: 1 S: 10 H: 0 LOB: 0 BB: 0 P: 18	R: 0 E: 0 K: 1 S: 6 H: 0 LOB: 0 BB: 0 P: 7	R: 0 E: 0 K: 2 S: 7 H: 0 LOB: 0 BB: 0 P: 8	R: 0 E: 0 K: 2 S: 15 H: 2 LOB: 2 BB: 0 P: 22	R: 2 E: 1 K: 1 S: 16 H: 3 LOB: 2 BB: 0 P: 26	R: 0 E: 0 K: 1 S: 9 H: 0 LOB: 0 BB: 0 P: 15	R: 2 E: 0 K: 1 S: 15 H: 2 LOB: 1 BB: 1 P: 24								

livebaseballscorecards.com

AB	33
R	4
H	8
RBI	4
BB	1
SO	9
LOB	17

1B: 6 2B: 0 3B: 0 HR: 2 SF: 0 SAC: 0 DP: 0 HBP: 0

WP: 0 PB: 0 SB: 1 CS: 0 PA: 34

PITCHER		IP	WLS	BF	H	R	ER	SO	BB	IBB	HBP	BLK	WP	HR	S	P	ERA	WHIP
Roger Clemens, R ERA: 2.3	(1, 1)	6.0	L	25	6	2	1	7	0	0	0	0	0	0	62	94	1.50	1.000
64 Fernando Nieve, R ERA: 4.22	(7, 1)	1.1		6	2	2	2	1	0	0	0	0	0	2	18	26	13.50	1.500
Trever Miller, L ERA: 2.9	(8, 1)	0.2		3	0	0	0	1	1	0	0	0	0	0	6	13	0.00	1.500

PITCHER	IP	WLS	BF	H	R	ER	SO	BB	IBB	HBP	BLK	WP	HR	S	P	ERA	WHIP

Houston Astros @ Atlanta Braves

Turner Field, Atlanta, GA

Sat Sep 30 2006, 7:05 PM EDT

Att. 40,123 - Partly Cloudy - 71 F

TOP

livebaseballscorecards.com

Batter	1	2	3	4	5	6	7	8	9	AB	R	H	RBI	BB	SO	LOB
Willy Taveras, R (1, 8) OBP: 0.333, SLG: 0.338	C B F B F B X 3-2 L5-3 1B	1 SAFE C B F X 1-2 F9			B C B X 2-1 17 G4-6-3 1B		B S L F T 1-2 K		F X 0-1 FC4-6 1-3 3-H 1B	4	0	2	0	0	1	2
Orlando Palmeiro, L (9, PH) OBP: 0.296, SLG: 0.322										1	0	1	1	0	0	0
54 Brad Lidge, R (9, 1)										0	0	0	0	0	0	0
Dan Wheeler, R (9, 1)										0	0	0	0	0	0	0
Mike Lamb, L (1, 5) OBP: 0.361, SLG: 0.476	C 1 SAFE X 0-1 L5-3 1-1	B F B F S 2-3 K			1 SAFE B X 1-0 P5		X 0-0 17 FC5-4 1-3 1B		B B X 2-0 FC4-6 17 FC6 17 E 1-2f	5	1	1	0	0	1	5
17 Lance Berkman, S (1, 3) OBP: 0.417, SLG: 0.620	F F B X 1-2 HR		X 0-0 F7		B B 1 SAFE C X 2-1 G4-6-3 1-2f		B X 1-0 FC5-4 1-2f		B B F X 2-1 FC6 1-H 3-H	5	1	1	2	0	0	3
Luke Scott, L (1, 7) OBP: 0.429, SLG: 0.630	X 0-0 BB 1B		C B X 1-1 G4-3			X 0-0 G1-3		C B B F B X 3-2 P6	T X 0-1 L4	5	0	1	0	0	0	1
Aubrey Huff, L (1, 9) OBP: 0.345, SLG: 0.472	C 1 SAFE C B 1 SAFE X 1-2 BB 1-2 1B		B F F B B F X 3-2 G4-3			B B B X 3-0 HR		X 0-0 G1-3	C B X 1-1 F7	4	1	2	1	0	0	0
4 Eric Bruntlett, R (8, 4) OBP: 0.351, SLG: 0.345 (9, 8)										1	0	0	0	0	0	1
Craig Biggio, R (1, 4) OBP: 0.306, SLG: 0.422	B B B B C B 4-1 BB 1-2 2-3			X 0-0 F9		C C B X 1-2 28 CS 1B		B C S B B F B 4-2 BB		2	0	1	0	2	0	0
Charlton Jimerson, R (8, 9) OBP: 0.333, SLG: 0.833										0	0	0	0	0	0	0
28 Adam Everett, R (1, 6) OBP: 0.290, SLG: 0.354	B X 1-0 F9			C B X 1-2 F7		P C F X 1-1 L7 1-2		B F C X 1-2 L8		4	0	0	0	0	0	5
Brad Ausmus, R (1, 2) OBP: 0.309, SLG: 0.285		C B S B B B 4-2 BB		B B X 2-0 1B			B X 1-0 1B 1B		X 0-0 E4 2 1B 1B	3	1	2	0	1	0	0
Andy Pettitte, L (1, 1) OBP: 0.206, SLG: 0.290		B X 1-0 B1		C X 0-1 G4-3			L C M 0-3 K		L B L F F B B X 2-2 1B 17 FC6 1-3 1B	3	0	0	0	0	1	3
Trever Miller, R (8, 1)										0	0	0	0	0	0	0
2 Chris Burke, R (9, PH) OBP: 0.346, SLG: 0.414 (9, 4)										1	1	1	0	0	0	0
Inning Stats	R: 1 E: 0 K: 0 S: 15 H: 4 LOB: 3 BB: 1 P: 25	R: 0 E: 0 K: 1 S: 9 H: 0 LOB: 1 BB: 1 P: 17	R: 0 E: 0 K: 0 S: 7 H: 0 LOB: 0 BB: 0 P: 11	R: 0 E: 0 K: 0 S: 7 H: 1 LOB: 1 BB: 0 P: 10	R: 0 E: 0 K: 0 S: 5 H: 1 LOB: 0 BB: 0 P: 10	R: 1 E: 0 K: 0 S: 8 H: 2 LOB: 0 BB: 0 P: 12	R: 0 E: 0 K: 2 S: 10 H: 2 LOB: 2 BB: 0 P: 13	R: 0 E: 0 K: 0 S: 10 H: 0 LOB: 1 BB: 1 P: 18	R: 3 E: 2 K: 0 S: 15 H: 2 LOB: 1 BB: 0 P: 22	1B: 10 2B: 1 3B: 0 HR: 2 SF: 0 SAC: 0 DP: 2 HBP: 0						

	AB	38
	R	5
	H	12
	RBI	4
	BB	3
	SO	3
	LOB	20

WP: 0 PB: 0 SB: 0 CS: 1 PA: 41

PITCHER		IP	WLS	BF	H	R	ER	SO	BB	IBB	HBP	BLK	WP	HR	S	P	ERA	WHIP
40 Lance Cormier, R ERA: 4.89	(1, 1)	5.1		24	8	2	2	1	2	0	0	0	0	2	48	82	3.38	1.875
54 Chad Paronto, R ERA: 3.18	(6, 1)	0.2		1	0	0	0	0	0	0	0	0	0	0	3	3	0.00	0.000
Oscar Villarreal, R ERA: 3.61	(7, 1)	0.2		4	2	0	0	2	0	0	0	0	0	0	9	11	0.00	3.000
49 Macay McBride, L ERA: 3.54	(7, 1)	1.0		4	0	0	0	0	1	0	0	0	0	0	8	16	0.00	1.000
Tyler Yates, R ERA: 4.07	(8, 1)	0.1		1	0	0	0	0	0	0	0	0	0	0	3	4	0.00	0.000

PITCHER		IP	WLS	BF	H	R	ER	SO	BB	IBB	HBP	BLK	WP	HR	S	P	ERA	WHIP
28 Bob Wickman, R ERA: 2.72	(9, 1)	0.1	L	5	2	3	0	0	0	0	0	0	0	0	11	17	0.00	6.000
Wayne Franklin, L ERA: 7.04	(9, 1)	0.1		1	0	0	0	0	0	0	0	0	0	0	2	2	0.00	0.000
Ken Ray, R ERA: 4.52	(9, 1)	0.1		1	0	0	0	0	0	0	0	0	0	0	2	3	0.00	0.000

Houston Astros @ Atlanta Braves

Turner Field, Atlanta, GA

Sat Sep 30 2006, 7:05 PM EDT
Att. 40,123 - Partly Cloudy - 71 F

livebaseballscorecards.com

BOTTOM

Batter	1	2	3	4	5	6	7	8	9	AB	R	H	RBI	BB	SO	LOB
14 Willy Aybar, S (1, 5) Ryan Langerhans, L (9, 7)	G3			P6		SH1-3 1-3 1B		F8		4 0	0 0	1 0	0 0	0 0	0 0	0 0
Marcus Giles, R (1, 4)	G6-3			F9		SH1-3 1-2 3-H		F7		3	0	0	1	0	0	0
11 Edgar Renteria, R (1, 6)	G6-3			K		F7			7 G4-3 16 1B G5-3 1B	4	1	1	0	0	1	1
Andruw Jones, R (1, 8)		F7			7 G5-4-3 1B		K		G5-3 1-2	4	0	1	0	0	1	1
7 Jeff Francoeur, R (1, 9)		K			G5-4-3 1-2f		16 FC1-4-6 1B		G4-3 2-3	4	0	1	0	0	1	2
16 Brian McCann, L (1, 2) 8 Brayan Peña, S (9, PR)	G4-3				1B	FC1-4-6 23 FC6-4 1-2f			DI 1B 3-H 1B	4 0	0 1	2 0	1 0	0 0	0 0	1 0
23 Matt Diaz, R (1, 7) 28 Bob Wickman, R (9, 1) Wayne Franklin, L (9, 1) Ken Ray, R (9, 1) Daryle Ward, L (9, PH) 4 Pete Orr, L (9, PR)			K		G5-3		FC6-4 1-2f		1-H 1B	3 0 0 0 1 0	0 0 0 0 0 0	0 0 0 0 1 0	0 0 0 0 1 0	1 0 0 0 0 0	2 0 0 0 0 0	0 0 0 0 0 0
Adam LaRoche, L (1, 3)		K				SH1-3 BB		HR	K	3	2	1	1	1	2	1
40 Lance Cormier, R (1, 1) 54 Chad Paronto, R (6, 1) Brian Jordan, R (6, PH) Oscar Villarreal, L (7, 1) 49 Macay McBride, L (7, 1) Tyler Yates, R (8, 1) 10 Chipper Jones, S (8, PH) (9, 5)			K			K		F9		1 0 1 0 0 0 1	0 0 0 0 0 0 0	0 0 0 0 0 0 0	0 0 0 0 0 0 0	1 0 1 0 0 0 0	0 0 1 0 0 0 0	0 0 1 0 0 0 0
Inning Stats	R: 0 E: 0 K: 0 S: 5 H: 0 LOB: 0 BB: 0 P: 6	R: 0 E: 0 K: 1 S: 6 H: 0 LOB: 0 BB: 0 P: 9	R: 0 E: 0 K: 3 S: 9 H: 0 LOB: 0 BB: 0 P: 12	R: 0 E: 0 K: 1 S: 7 H: 0 LOB: 0 BB: 0 P: 8	R: 0 E: 0 K: 0 S: 7 H: 2 LOB: 1 BB: 0 P: 12	R: 1 E: 0 K: 1 S: 10 H: 1 LOB: 1 BB: 1 P: 17	R: 0 E: 0 K: 1 S: 10 H: 1 LOB: 1 BB: 0 P: 15	R: 1 E: 0 K: 0 S: 9 H: 1 LOB: 0 BB: 0 P: 15	R: 2 E: 0 K: 1 S: 16 H: 3 LOB: 1 BB: 0 P: 26	1B: 7 2B: 0 3B: 0 HR: 1	SF: 0 SAC: 1 DP: 1 HBP: 0			WP: 0 PB: 0 SB: 0 CS: 0	PA: 35		

	AB	33
	R	4
	H	8
	RBI	4
	BB	1
	SO	8
	LOB	9

PITCHER		IP	WLS	BF	H	R	ER	SO	BB	IBB	HBP	BLK	WP	HR	S	P	ERA	WHIP
Andy Pettitte, L ERA: 4.2	(1, 1)	7.0		25	4	1	1	7	1	0	0	0	0	0	54	79	1.29	0.714
Trever Miller, L ERA: 3.02	(8, 1)	1.0	W	4	1	1	1	0	0	0	0	0	0	1	9	15	9.00	1.000
54 Brad Lidge, R ERA: 5.35	(9, 1)	0.2	H	3	1	1	1	0	0	0	0	0	0	0	7	11	13.50	1.500
Dan Wheeler, R ERA: 2.52	(9, 1)	0.1	S	3	2	1	1	1	0	0	0	0	0	0	9	15	27.00	6.000

PITCHER	IP	WLS	BF	H	R	ER	SO	BB	IBB	HBP	BLK	WP	HR	S	P	ERA	WHIP

Batter	1	2	3	4	5	6	7	8	9	AB	R	H	RBI	BB	SO	LOB
Willy Taveras, R (1, 8) OBP: 0.333, SLG: 0.338	K		K		G4-3 WP 1B		17 1B 1B		K	5	1	2	0	0	3	0
Mike Lamb, L (1, 5) OBP: 0.361, SLG: 0.475	F7		HBP 17 1B 1B		G4-3		17 1B 1B		G6-3	5	0	2	0	0	0	1
17 Lance Berkman, S (1, 3) OBP: 0.420, SLG: 0.621	1B		HBP 1B		BB		1B		L9	4	0	3	1	1	0	0
Luke Scott, L (1, 7) OBP: 0.426, SLG: 0.621	G4-3		HBP		G3		K			3	0	0	0	0	1	5
Aubrey Huff, L (1, 9) OBP: 0.344, SLG: 0.469		2 2B L9-2 BB	L9			K	K			3	0	0	0	1	2	5
2 Chris Burke, R (1, 4) OBP: 0.347, SLG: 0.418		SAFE 2B		P4		G6-3 28 BB 1B	F8			4	0	2	0	0	0	2
28 Adam Everett, R (1, 6) OBP: 0.290, SLG: 0.352		L4		F9		G6-3 BB		G3		3	0	0	0	1	0	2
Humberto Quintero, R (1, 2) OBP: 0.364, SLG: 0.429 Craig Biggio, R (8, PH) OBP: 0.306, SLG: 0.422 Chad Qualls, R (8, 1)		L9-2 3-H		F7		G6-3		F9		3 1 0	0 0 0	0 0 0	0 0 0	0 0 0	0 0 0	4 0 0
43 Chris Sampson, R (1, 1) 16 Jason Lane, R (8, PH) 64 Fernando Nieve, R (8, 1) 51 Wandy Rodriguez, S (8, 1) Orlando Palmeiro, L (8, PH) Russ Springer, R (8, 1) 54 Brad Lidge, R (7, 1) Brad Ausmus, R (8, PH)			P2		K	K		G1-3		1 1 0 0 1 0 0 1	0 0 0 0 0 0 0 0	0 0 0 0 0 0 0 0	0 0 0 0 0 0 0 0	0 0 0 0 0 0 0 0	0 1 0 0 1 0 0 0	0 0 0 0 2 0 0 0
Inning Stats	R: 0 H: 1 E: 0 LOB: 1 K: 1 BB: 0 S: 7 P: 12	R: 0 H: 1 E: 0 LOB: 1 K: 0 BB: 1 S: 13 P: 20	R: 0 H: 2 E: 0 LOB: 3 K: 1 BB: 0 S: 18 P: 26	R: 0 H: 0 E: 0 LOB: 0 K: 0 BB: 0 S: 5 P: 6	R: 0 H: 1 E: 0 LOB: 2 K: 1 BB: 1 S: 12 P: 19	R: 0 H: 1 E: 0 LOB: 2 K: 2 BB: 1 S: 16 P: 24	R: 1 H: 3 E: 0 LOB: 2 K: 2 BB: 0 S: 12 P: 21	R: 0 H: 0 E: 0 LOB: 0 K: 0 BB: 0 S: 5 P: 6	R: 0 H: 0 E: 0 LOB: 0 K: 1 BB: 0 S: 7 P: 8	1B: 8 SF: 0 2B: 2 SAC: 0 3B: 0 DP: 1 HR: 0 HBP: 1						

TOP

Houston Astros @ Atlanta Braves

Turner Field, Atlanta, GA

Sun Oct 01 2006, 1:05 PM EDT

Att. 36,030 - Sunny - 78 F

livebaseballscorecards.com

AB	35
R	1
H	9
RBI	1
BB	3
SO	8
LOB	21

WP: 1 PB: 0 SB: 0 CS: 0 PA: 39

PITCHER		IP	WLS	BF	H	R	ER	SO	BB	IBB	HBP	BLK	WP	HR	S	P	ERA	WHIP
29 John Smoltz, R ERA: 3.49	(1, 1)	6.0	W	27	6	0	0	5	3	0	1	0	1	0	71	107	0.00	1.500
49 Macay McBride, L ERA: 3.65	(7, 1)	0.2	H	5	3	1	1	2	0	0	0	0	0	0	11	20	13.50	4.500
Tyler Yates, R ERA: 3.96	(7, 1)	1.1	H	4	0	0	0	0	0	0	0	0	0	0	6	7	0.00	0.000
28 Bob Wickman, R ERA: 2.67	(9, 1)	1.0	S	3	0	0	0	1	0	0	0	0	0	0	7	8	0.00	0.000

PITCHER	IP	WLS	BF	H	R	ER	SO	BB	IBB	HBP	BLK	WP	HR	S	P	ERA	WHIP

Batter	1	2	3	4	5	6	7	8	9	AB	R	H	RBI	BB	SO	LOB
Marcus Giles, R (1, 4) OBP: 0.341, SLG: 0.387	C F X 0-2 E4 11 SH1-3 10 FC3		X 0-0 ① L7		C B F F S 1-3 ① K		C X 0-1 ② G5-3			4	1	0	0	0	1	0
11 Edgar Renteria, R (1, 6) OBP: 0.361, SLG: 0.436	X 0-0 ① SH1-3 2-3		B B B C C B 4-2 FC5 10 1B BB		S B B B X 3-1 BB 16 F8-2 2B		F X 0-2 ③ G6-3			2	0	1	0	1	0	0
10 Chipper Jones, S (1, 5) OBP: 0.409, SLG: 0.596	X 0-0 FC3 3-H		C X 0-1 E 1-2 1B		C B S B D B 4-2 BB BB			X 0-0 ① F7		3	1	1	1	1	0	0
Andruw Jones, R (1, 8) OBP: 0.363, SLG: 0.531	C B B S T S 2-3 ② K		T B X 1-1 ② FC5 1-H 2-3f		B S B F B B 4-2 1-2 2-3 BB			C X 0-1 ② F7		3	0	0	0	1	1	2
16 Brian McCann, L (1, 2) OBP: 0.388, SLG: 0.572	C B F X 1-2 ③ L4		B B S T X 2-2 ③ G6-3		S F D X 1-2 ② ③ F8-2 3-H			B X 1-0 ③ F7		4	0	0	0	0	0	5
7 Jeff Francoeur, R (1, 9) OBP: 0.293, SLG: 0.449		F B B S B X 3-2 HR	F B X 1-1 ① F9		S S S 0-3 ① K					3	1	1	1	0	1	0
Daryle Ward, L (1, 3) OBP: 0.380, SLG: 0.546 49 Macay McBride, L (7, 1) Tyler Yates, R (7, 1) 28 Bob Wickman, R (9, 1)		C B X 1-1 ① L1	F B C T 1-2 ② K		C B B X 2-1 ② G1-3					3 0 0 0	0 0 0 0	0 0 0 0	0 0 0 0	1 0 0 0	0 0 0 0	0 0 0 0
Ryan Langerhans, L (1, 7) OBP: 0.350, SLG: 0.378		F C B F S 1-3 ② K	F B C B B F B 4-2 BB		X 0-0 ③ G3					2	0	0	0	1	1	0
29 John Smoltz, R (1, 1) OBP: 0.176, SLG: 0.172 Scott Thorman, L (7, 3) OBP: 0.263, SLG: 0.438		B X 1-0 ③ G6-3	X 0-0 ③ G4-3				X 0-0 ① G4-3			2 1	0 0	0 0	0 0	0 0	0 0	1 0
Inning Stats	R: 1 H: 0 E: 1 LOB: 1 K: 1 BB: 0 S: 12 P: 15	R: 1 H: 1 E: 0 LOB: 0 K: 1 BB: 0 S: 10 P: 16	R: 1 H: 1 E: 1 LOB: 1 K: 0 BB: 1 S: 10 P: 17	R: 0 H: 0 E: 0 LOB: 1 K: 1 BB: 1 S: 9 P: 15	R: 0 H: 1 E: 0 LOB: 2 K: 1 BB: 2 S: 14 P: 27	R: 0 H: 0 E: 0 LOB: 0 K: 1 BB: 0 S: 6 P: 8	R: 0 H: 0 E: 0 LOB: 0 K: 0 BB: 0 S: 6 P: 6	R: 0 H: 0 E: 0 LOB: 0 K: 0 BB: 0 S: 4 P: 5		1B: 1 SF: 0 2B: 2 SAC: 1 3B: 0 DP: 1 HR: 1 HBP: 0						

PITCHER		IP	WLS	BF	H	R	ER	SO	BB	IBB	HBP	BLK	WP	HR	S	P	ERA	WHIP
43 Chris Sampson, R ERA: 2.12	(1, 1)	4.0	L	18	2	3	1	3	2	0	0	0	0	1	41	63	2.25	1.000
64 Fernando Nieve, R ERA: 4.2	(5, 1)	0.1		4	1	0	0	1	2	0	0	0	0	0	11	23	0.00	9.000
51 Wandy Rodriguez, L ERA: 5.64	(5, 1)	0.2		1	0	0	0	0	0	0	0	0	0	0	3	4	0.00	0.000
Russ Springer, R ERA: 3.47	(6, 1)	1.0		3	0	0	0	1	0	0	0	0	0	0	6	8	0.00	0.000
54 Brad Lidge, R ERA: 5.28	(7, 1)	1.0		3	0	0	0	0	0	0	0	0	0	0	6	6	0.00	0.000

PITCHER		IP	WLS	BF	H	R	ER	SO	BB	IBB	HBP	BLK	WP	HR	S	P	ERA	WHIP
Chad Qualls, R ERA: 3.76	(8, 1)	1.0		3	0	0	0	0	0	0	0	0	0	0	4	5	0.00	0.000

BOTTOM

Houston Astros @ Atlanta Braves

Turner Field, Atlanta, GA

Sun Oct 01 2006, 1:05 PM EDT
Att. 36,030 - Sunny - 78 F

livebaseballscorecards.com

AB	27
R	3
H	3
RBI	2
BB	4
SO	5
LOB	8