

Houston Astros - 2006

Batter	1	2	3	4	5	6	7	8	9	AB	R	H	RBI	BB	SO	LOB	TOP					
15 Ramón Vázquez, L OBP: 0.333, SLG: 0.333 64 Jose Flores, R OBP: 0.500, SLG: 0.500	F9		K		HR		G1-3		1B	3	1	1	2	0	1	1	Cleveland Indians @ Houston Astros Osceola County Stadium, Kissimmee, FL Thu Mar 02 2006, 1:05 PM EST Att: 2,898 - Sunny - 77 F					
Ronnie Belliard, R OBP: 0.333, SLG: 1.333 Brandon Phillips, R OBP: 0.500, SLG: 0.500	F8		F9		HR		F7		1B	3	1	1	3	0	0	0						
Todd Hollandsworth, L 65 Ben Francisco, R 62 Todd Donovan, R	G3-1			F7	41 BB HBP		K		P2	2	0	0	0	0	0	0						
41 Victor Martinez, S OBP: 0.667, SLG: 0.500 11 Einar Diaz, R		1B		K	G5-4-3 BB			K		2	0	1	0	1	1	0						
Eduardo Perez, R OBP: 0.333, SLG: 0.333 25 Ryan Garko, R		1B		K	G5-4-3			G4-3		3	0	1	0	0	1	2						
Casey Blake, R Brad Snyder, L	F9				38 BB 15 1B BB		F9			2	1	0	0	1	0	2						
Jason Dubois, R 69 Ryan Mulhern, R					E5 38 BB 15 1B BB		G5-3			3	1	0	0	0	1	3						
30 Andy Marte, R OBP: 0.333, SLG: 0.667 Lou Merloni, R Joe Inglett, L	F8				F9				FC4-6 HBP	3	0	1	0	0	0	4						
38 Franklin Gutierrez, R Trevor Crowe, S					15 1B HR BB				FC4-6 1B 64 1B	1	1	0	0	2	1	1						
Inning Stats	R: 0 E: 0 K: 0 S: 3	H: 0 LOB: 0 BB: 0 P: 3	R: 0 E: 0 K: 1 S: 7	H: 2 LOB: 2 BB: 0 P: 7	R: 0 E: 0 K: 1 S: 4	H: 0 LOB: 0 BB: 1 P: 8	R: 0 E: 0 K: 2 S: 7	H: 0 LOB: 0 BB: 0 P: 7	R: 5 E: 1 K: 0 S: 5	H: 2 LOB: 1 BB: 3 P: 19	R: 0 E: 0 K: 1 S: 6	H: 1 LOB: 1 BB: 0 P: 6	R: 0 E: 0 K: 1 S: 5	H: 0 LOB: 0 BB: 0 P: 5	R: 0 E: 0 K: 2 S: 7	H: 2 LOB: 3 BB: 0 P: 9		1B: 5 2B: 1 HR: 1	SF: 0 SAC: 0 HBP: 2	WP: 0 PB: 0 SB: 0 CS: 0	PA: 39	
PITCHER	IP	WLS	BF	H	R	ER	SO	BB	IBB	HBP	BLK	WP	HR	S	P	ERA	WHIP					
Dan Wheeler, R 54 Brad Lidge, R 27 Carlos Hernández, L 41 Brandon Backe, R Steve Sparks, R	(1.1) (2.1) (3.1) (4.1) (5.1)	1.0 1.0 1.0 1.0 2.0	3 5 3 3 L 13	0 2 0 0 3	0 0 0 0 5	0 0 0 0 4	0 1 0 2 1	0 0 1 0 3	0 0 0 0 0	0 0 0 0 1	0 0 0 0 0	0 0 0 0 0	0 0 0 0 1	0 0 0 0 7	3 7 4 7 11	25	18.00	3.000				
Ezequiel Astacio, R 37 Matt Albers, R 58 Dave Borkowski, R	(7.1) (8.1) (9.1)	1.0 1.0 1.0	3 3 6	0 0 2	0 0 0	0 0 1	0 0 1	0 0 0	0 0 1	0 0 0	0 0 0	0 0 0	0 0 1	0 0 0	5 7 9	5	0.00	0.000				

AB 33
R 5
H 7
RBI 5
BB 4
SO 9
LOB 17



Batter	1	2	3	4	5	6	7	8	9	AB	R	H	RBI	BB	SO	LOB	BOTTOM				
Craig Biggio, R OBP: 0.500, SLG: 0.500 Orlando Palmeiro, L	G6-3				BB		K			2	0	1	1	0	0	0	Cleveland Indians @ Houston Astros Osceola County Stadium, Kissimmee, FL Thu Mar 02 2006, 1:05 PM EST Att: 2,898 - Sunny - 77 F				
Willy Taveras, R Josh Anderson, L	G5-3	E6			P3		G3			3	0	0	0	0	3						
2 Chris Burke, R OBP: 0.500, SLG: 1.000 Brooks Conrad, S		G5-3			F8			F7		2	0	1	0	0	3						
Morgan Ensberg, R 31 Kevin Orle, R	P4			G6-3	G1-3			K		2	0	0	0	0	1						
16 Jason Lane, R OBP: 0.500, SLG: 0.500 Charlton Jimerson, R OBP: 0.500, SLG: 1.500		FC4-6 28 1B 13 1B 1B		G6-3				F8		2	1	1	0	0	0						
28 Adam Everett, R OBP: 0.500, SLG: 0.500 4 Eric Bruntlett, R		FC4-6 1B		G3-1				K		2	0	1	0	0	0						
Luke Scott, L 65 Brian Gordon, L		FC4-6 13 1B 1B			F7			K		2	1	0	0	0	2						
13 Eric Munson, L OBP: 0.500, SLG: 0.500 43 Alan Zinter, S					F8			K		2	0	1	1	0	0						
55 Humberto Quintero, R Raul Chavez, R					G5-3				G3-1	2	0	0	0	1	2						
Inning Stats	R: 0 E: 0 K: 0 S: 4	H: 1 LOB: 1 BB: 0 P: 4	R: 2 E: 1 K: 1 S: 10	H: 4 LOB: 3 BB: 0 P: 10	R: 0 E: 0 K: 0 S: 3	H: 0 LOB: 0 BB: 0 P: 3	R: 0 E: 0 K: 0 S: 3	H: 0 LOB: 0 BB: 1 P: 3	R: 0 E: 0 K: 3 S: 10	H: 1 LOB: 1 BB: 0 P: 10	R: 0 E: 0 K: 1 S: 5	H: 0 LOB: 0 BB: 0 P: 5	R: 0 E: 0 K: 1 S: 5	H: 0 LOB: 0 BB: 0 P: 5	R: 0 E: 0 K: 2 S: 7	H: 0 LOB: 0 BB: 0 P: 7		1B: 4 2B: 1 3B: 1 HR: 0	SF: 0 SAC: 0 DP: 0 HBP: 0	WP: 0 PB: 0 SB: 0 CS: 0	PA: 35
PITCHER	IP	WLS	BF	H	R	ER	SO	BB	IBB	HBP	BLK	WP	HR	S	P	ERA	WHIP				
37 Jake Westbrook, R Scott Sauerbeck, L 63 Rafael Betancourt, R Fernando Cabrera, R Andrew Brown, R	(1.1) (3.1) (4.1) (5.1) (6.1)	2.0 1.0 1.0 1.0 1.0	12 3 W 3 4 H 4	5 0 0 0 1	2 0 0 0 0	2 0 0 0 0	2 0 0 0 3	1 0 0 0 0	0 0 0 0 0	0 0 0 0 0	0 0 0 0 0	0 0 0 0 0	0 0 0 0 10	0 3 3 7 10	14 3 3 7 10	9.00	2.500				
49 Edward Mujica, R 70 Tony Sipp, L Kazuhiro Tadano, R	(7.1) (8.1) (9.1)	1.0 1.0 1.0	H 3 S 3	0 0 0	0 0 2	0 0 0	1 0 0	0 0 0	0 0 0	0 0 0	0 0 0	0 0 0	0 0 7	5 5 7	5	0.00	0.000				

AB 34
R 2
H 6
RBI 2
BB 1
SO 8
LOB 16



Batter	1	2	3	4	5	6	7	8	9	AB	R	H	RBI	BB	SO	LOB	TOP								
5 Jeff Bagwell, R <small>OBP: 0.333, SLG: 0.333</small> Orlando Palmeiro, L <small>(5, PH)</small> <small>(5, 10)</small>										3	2	1	0	0	1	1	Houston Astros @ Cleveland Indians Chain of Lakes Park, Winter Haven, FL Fri Mar 03 2006, 1:05 PM EST Att: 3,643 - Sunny - 82 F								
55 Humberto Quintero, R <small>(8, PH)</small> <small>(9, 10)</small>										1	0	0	0	0	1	2									
2 Chris Burke, R <small>OBP: 0.600, SLG: 1.250</small> Ben Zobrist, S <small>OBP: 0.667, SLG: 0.667</small> <small>(5, PH)</small> <small>(5, 6)</small>										2	2	1	1	1	0	0									
16 Jason Lane, R <small>OBP: 0.800, SLG: 1.750</small> 65 Brian Gordon, L <small>(5, PH)</small> <small>(5, 9)</small>										2	3	2	3	1	0	0									
31 Kevin Orrie, R 43 Alan Zinter, S <small>(1, 5)</small> <small>(5, 5)</small>										3	0	0	0	0	1	4									
4 Eric Bruntlett, R <small>OBP: 0.200, SLG: 0.500</small> Brooks Conrad, S <small>(1, 4)</small> <small>(5, 4)</small>										2	0	1	4	0	0	0									
59 JR House, R <small>OBP: 0.333, SLG: 0.333</small> 13 Eric Munson, L <small>OBP: 0.250, SLG: 0.250</small> <small>(1, 3)</small> <small>(5, 3)</small>										3	0	1	0	0	1	1									
Luke Scott, L Josh Anderson, L <small>OBP: 0.333, SLG: 0.333</small> <small>(1, 8)</small> <small>(5, 8)</small>										2	1	0	0	1	1	1									
Charlton Jimerson, R <small>OBP: 0.571, SLG: 0.800</small> <small>(1, 7)</small>										3	1	1	0	2	2	0									
Raul Chavez, R <small>OBP: 0.750, SLG: 0.750</small> 56 Hector Gimenez, S <small>OBP: 0.500, SLG: 0.500</small> <small>(1, 2)</small> <small>(5, 2)</small>										3	1	3	1	0	0	0									
Inning Stats	R: 3 E: 1 K: 1 S: 9	H: 3 LOB: 1 BB: 0 P: 10	R: 4 E: 0 K: 3 S: 12	H: 3 LOB: 1 BB: 2 P: 21	R: 0 E: 0 K: 2 S: 10	H: 1 LOB: 0 BB: 0 P: 13	R: 1 E: 0 K: 0 S: 4	H: 1 LOB: 0 BB: 0 P: 4	R: 2 E: 1 K: 0 S: 5	H: 2 LOB: 2 BB: 2 P: 13	R: 0 E: 0 K: 0 S: 3	H: 0 LOB: 1 BB: 1 P: 7	R: 0 E: 0 K: 0 S: 3	H: 1 LOB: 0 BB: 0 P: 3	R: 0 E: 0 K: 2 S: 7	H: 0 LOB: 2 BB: 2 P: 15	R: 1 E: 0 K: 1 S: 8	H: 3 LOB: 3 BB: 1 P: 12	1B: 10 2B: 2 3B: 1 HR: 1	SF: 1 SAC: 0 DP: 0 HBP: 0	WP: 0 PB: 0 SB: 0 CS: 0	PA: 49			
PITCHER	IP WLS BF H R ER SO BB IBB HBP BLK WP HR S P ERA WHIP	IP WLS BF H R ER SO BB IBB HBP BLK WP HR S P ERA WHIP	IP WLS BF H R ER SO BB IBB HBP BLK WP HR S P ERA WHIP	IP WLS BF H R ER SO BB IBB HBP BLK WP HR S P ERA WHIP	IP WLS BF H R ER SO BB IBB HBP BLK WP HR S P ERA WHIP	IP WLS BF H R ER SO BB IBB HBP BLK WP HR S P ERA WHIP	IP WLS BF H R ER SO BB IBB HBP BLK WP HR S P ERA WHIP	IP WLS BF H R ER SO BB IBB HBP BLK WP HR S P ERA WHIP	IP WLS BF H R ER SO BB IBB HBP BLK WP HR S P ERA WHIP	IP WLS BF H R ER SO BB IBB HBP BLK WP HR S P ERA WHIP	IP WLS BF H R ER SO BB IBB HBP BLK WP HR S P ERA WHIP	IP WLS BF H R ER SO BB IBB HBP BLK WP HR S P ERA WHIP	IP WLS BF H R ER SO BB IBB HBP BLK WP HR S P ERA WHIP	IP WLS BF H R ER SO BB IBB HBP BLK WP HR S P ERA WHIP	IP WLS BF H R ER SO BB IBB HBP BLK WP HR S P ERA WHIP	IP WLS BF H R ER SO BB IBB HBP BLK WP HR S P ERA WHIP	IP WLS BF H R ER SO BB IBB HBP BLK WP HR S P ERA WHIP	IP WLS BF H R ER SO BB IBB HBP BLK WP HR S P ERA WHIP	IP WLS BF H R ER SO BB IBB HBP BLK WP HR S P ERA WHIP	IP WLS BF H R ER SO BB IBB HBP BLK WP HR S P ERA WHIP	IP WLS BF H R ER SO BB IBB HBP BLK WP HR S P ERA WHIP	IP WLS BF H R ER SO BB IBB HBP BLK WP HR S P ERA WHIP	IP WLS BF H R ER SO BB IBB HBP BLK WP HR S P ERA WHIP		
CC Sabathia, L <small>ERA: 27.0</small> 46 Ben Howard, R <small>ERA: 4.5</small> 31 Cliff Lee, L <small>ERA: 18.0</small> 32 Danny Graves, R <small>ERA: 18.0</small> 27 Steve Karsay, R <small>ERA: 18.0</small>	1.2 L 14 6 7 5 3 2 0 0 0 0 0 0 18 28 27.00 4.800	0.1 L 1 0 0 0 1 0 0 0 0 0 0 0 3 3 0.00 0.000	2.0 L 8 2 1 1 2 0 0 0 0 0 0 1 14 4.50 1.000	1.0 L 7 2 2 2 0 2 0 0 0 0 0 5 13 18.00 4.000	1.0 L 4 0 0 0 0 1 0 0 0 0 0 0 3 7 0.00 1.000	7.1 L 3 1 0 0 0 0 0 0 0 0 0 1 14 17 0.00 1.000	8.1 L 5 0 0 0 2 2 0 0 0 0 0 7 15 0.00 2.000	9.1 L 7 3 1 1 1 1 0 0 0 0 0 8 12 9.00 4.000	7.1 L 3 1 0 0 0 0 0 0 0 0 0 3 3 0.00 1.000	8.1 L 5 0 0 0 2 2 0 0 0 0 0 7 15 0.00 2.000	9.1 L 7 3 1 1 1 1 0 0 0 0 0 8 12 9.00 4.000	7.1 L 3 1 0 0 0 0 0 0 0 0 0 3 3 0.00 1.000	8.1 L 5 0 0 0 2 2 0 0 0 0 0 7 15 0.00 2.000	9.1 L 7 3 1 1 1 1 0 0 0 0 0 8 12 9.00 4.000	7.1 L 3 1 0 0 0 0 0 0 0 0 0 3 3 0.00 1.000	8.1 L 5 0 0 0 2 2 0 0 0 0 0 7 15 0.00 2.000	9.1 L 7 3 1 1 1 1 0 0 0 0 0 8 12 9.00 4.000	7.1 L 3 1 0 0 0 0 0 0 0 0 0 3 3 0.00 1.000	8.1 L 5 0 0 0 2 2 0 0 0 0 0 7 15 0.00 2.000	9.1 L 7 3 1 1 1 1 0 0 0 0 0 8 12 9.00 4.000	7.1 L 3 1 0 0 0 0 0 0 0 0 0 3 3 0.00 1.000	8.1 L 5 0 0 0 2 2 0 0 0 0 0 7 15 0.00 2.000	9.1 L 7 3 1 1 1 1 0 0 0 0 0 8 12 9.00 4.000		
Batter	1	2	3	4	5	6	7	8	9	AB	R	H	RBI	BB	SO	LOB	BOTTOM								
24 Grady Sizemore, L <small>OBP: 0.333, SLG: 0.333</small> Trevor Crowe, S <small>(1, 8)</small> <small>(6, 8)</small>										3	1	1	0	0	0	0	Houston Astros @ Cleveland Indians Chain of Lakes Park, Winter Haven, FL Fri Mar 03 2006, 1:05 PM EST Att: 3,643 - Sunny - 82 F								
Jason Michaels, R <small>OBP: 0.667, SLG: 0.500</small> 62 Todd Donovan, R <small>(1, 7)</small> <small>(6, 7)</small>										2	1	1	1	1	0	0									
2 Johnny Perella, R <small>OBP: 0.333, SLG: 1.333</small> Ivan Ochoa, R <small>(1, 6)</small> <small>(6, 6)</small>										3	1	1	3	0	0	1									
48 Travis Hafner, L <small>(1, 10)</small> 25 Ryan Garko, R <small>(7, PH)</small> <small>(8, 10)</small>										3	0	0	0	0	1	1									
Ben Broussard, L 69 Ryan Mulhern, R <small>OBP: 0.667, SLG: 2.000</small> <small>(1, 3)</small> <small>(6, 3)</small>										2	0	0	0	0	0	0									
Aaron Boone, R <small>OBP: 0.500, SLG: 0.500</small> 66 Jake Gautreau, L <small>OBP: 0.500, SLG: 0.500</small> <small>(1, 5)</small> <small>(6, 5)</small>										2	0	1	0	0	0	0									
10 Kelly Shoppach, R 13 Tim Laker, R <small>OBP: 0.500, SLG: 0.500</small> <small>(1, 2)</small> <small>(6, 2)</small>										1	0	0	0	1	0	1									
Brad Snyder, L Jason Dubois, R <small>OBP: 0.200, SLG: 0.200</small> <small>(1, 9)</small> <small>(6, 9)</small>										2	0	0	0	0	1	1									
Brandon Phillips, R <small>OBP: 0.500, SLG: 0.500</small> Joe Inglett, L <small>(1, 4)</small> <small>(6, 4)</small>										2	1	1	0	0	1	1									
Inning Stats	R: 0 E: 0 K: 0 S: 3	H: 0 LOB: 0 BB: 0 P: 3	R: 0 E: 0 K: 0 S: 5	H: 1 LOB: 1 BB: 0 P: 8	R: 4 E: 0 K: 1 S: 11	H: 4 LOB: 0 BB: 0 P: 12	R: 0 E: 0 K: 2 S: 7	H: 0 LOB: 1 BB: 1 P: 11	R: 0 E: 0 K: 0 S: 4	H: 0 LOB: 2 BB: 0 P: 6	R: 1 E: 0 K: 0 S: 6	H: 3 LOB: 2 BB: 0 P: 6	R: 0 E: 0 K: 1 S: 5	H: 0 LOB: 2 BB: 2 P: 13	R: 0 E: 0 K: 1 S: 6	H: 1 LOB: 1 BB: 0 P: 6		R: 0 E: 0 K: 0 S: 3	H: 0 LOB: 0 BB: 0 P: 3	1B: 7 2B: 0 3B: 0 HR: 2	SF: 0 SAC: 0 DP: 0 HBP: 0	WP: 2 PB: 0 SB: 0 CS: 0	PA: 40		
PITCHER	IP WLS BF H R ER SO BB IBB HBP BLK WP HR S P ERA WHIP	IP WLS BF H R ER SO BB IBB HBP BLK WP HR S P ERA WHIP	IP WLS BF H R ER SO BB IBB HBP BLK WP HR S P ERA WHIP	IP WLS BF H R ER SO BB IBB HBP BLK WP HR S P ERA WHIP	IP WLS BF H R ER SO BB IBB HBP BLK WP HR S P ERA WHIP	IP WLS BF H R ER SO BB IBB HBP BLK WP HR S P ERA WHIP	IP WLS BF H R ER SO BB IBB HBP BLK WP HR S P ERA WHIP	IP WLS BF H R ER SO BB IBB HBP BLK WP HR S P ERA WHIP	IP WLS BF H R ER SO BB IBB HBP BLK WP HR S P ERA WHIP	IP WLS BF H R ER SO BB IBB HBP BLK WP HR S P ERA WHIP	IP WLS BF H R ER SO BB IBB HBP BLK WP HR S P ERA WHIP	IP WLS BF H R ER SO BB IBB HBP BLK WP HR S P ERA WHIP	IP WLS BF H R ER SO BB IBB HBP BLK WP HR S P ERA WHIP	IP WLS BF H R ER SO BB IBB HBP BLK WP HR S P ERA WHIP	IP WLS BF H R ER SO BB IBB HBP BLK WP HR S P ERA WHIP	IP WLS BF H R ER SO BB IBB HBP BLK WP HR S P ERA WHIP	IP WLS BF H R ER SO BB IBB HBP BLK WP HR S P ERA WHIP	IP WLS BF H R ER SO BB IBB HBP BLK WP HR S P ERA WHIP	IP WLS BF H R ER SO BB IBB HBP BLK WP HR S P ERA WHIP	IP WLS BF H R ER SO BB IBB HBP BLK WP HR S P ERA WHIP	IP WLS BF H R ER SO BB IBB HBP BLK WP HR S P ERA WHIP	IP WLS BF H R ER SO BB IBB HBP BLK WP HR S P ERA WHIP	IP WLS BF H R ER SO BB IBB HBP BLK WP HR S P ERA WHIP		
Taylor Buchholz, R <small>ERA: 18.0</small> Jason Hirsh, R <small>ERA: 4.5</small> Jimmy Barthmaier, R <small>ERA: 18.0</small> Felipe Paulino, R <small>ERA: 18.0</small>	2.0 W 7 1 0 0 0 1 0 0 0 0 1 1 18 23 18.00 2.500	2.0 L 11 4 4 4 3 1 0 0 0 0 1 1 10 15 4.50 2.000	2.0 L 9 3 1 1 0 2 2 0 0 0 0 0 11 19 1.500 1.500	1.0 L 3 0 0 0 0 0 0 0 0 0 0 3 3 0.00 0.000	7.1 L 3 1 0 0 0 0 0 0 0 0 0 3 3 0.00 1.000	8.1 L 5 0 0 0 2 2 0 0 0 0 0 7 15 0.00 2.000	9.1 L 7 3 1 1 1 1 0 0 0 0 0 8 12 9.00 4.000	7.1 L 3 1 0 0 0 0 0 0 0 0 0 3 3 0.00 1.000	8.1 L 5 0 0 0 2 2 0 0 0 0 0 7 15 0.00 2.000	9.1 L 7 3 1 1 1 1 0 0 0 0 0 8 12 9.00 4.000	7.1 L 3 1 0 0 0 0 0 0 0 0 3 3 0.00 1.000	8.1 L 5 0 0 0 2 2 0 0 0 0 0 7 15 0.00 2.000	9.1 L 7 3 1 1 1 1 0 0 0 0 0 8 12 9.00 4.000	7.1 L 3 1 0 0 0 0 0 0 0 0 3 3 0.00 1.000	8.1 L 5 0 0 0 2 2 0 0 0 0 0 7 15 0.00 2.000	9.1 L 7 3 1 1 1 1 0 0 0 0 0 8 12 9.00 4.000	7.1 L 3 1 0 0 0 0 0 0 0 0 0 3 3 0.00 1.000	8.1 L 5 0 0 0 2 2 0 0 0 0 0 7 15 0.00 2.000	9.1 L 7 3 1 1 1 1 0 0 0 0 0 8 12 9.00 4.000	7.1 L 3 1 0 0 0 0 0 0 0 0 3 3 0.00 1.000	8.1 L 5 0 0 0 2 2 0 0 0 0 0 7 15 0.00 2.000	9.1 L 7 3 1 1 1 1 0 0 0 0 0 8 12 9.00 4.000	7.1 L 3 1 0 0 0 0 0 0 0 0 3 3 0.00 1.000	8.1 L 5 0 0 0 2 2 0 0 0 0 0 7 15 0.00 2.000	9.1 L 7 3 1 1 1 1 0 0 0 0 0 8 12 9.00 4.000


Batter	1	2	3	4	5	6	7	8	9	AB	R	H	RBI	BB	SO	LOB	TOP							
Kelly Johnson, L (1, 7) 76 Onil Joseph, S (7, 7) OBP: 0.444, SLG: 0.286 OBP: 1.000, SLG: 1.000										4	0	2	1	1	2	2	Atlanta Braves @ Houston Astros Osceola County Stadium, Kissimmee, FL Sat Mar 04 2006, 1:05 PM EST Att.: 4,993 - Sunny - 74 F							
23 Matt Diaz, R (1, 9) 64 Cesar Crespo, S (5, 9)										3	0	0	0	0	0	2								
Ryan Langerhans, L (1, 8) 57 Michael Ryan, L (5, 8)										2	1	1	0	1	1	0								
66 Jarrod Saltalamacchia, S (6, 10) OBP: 0.222, SLG: 0.556										5	1	1	0	0	1	4								
16 Brian McCann, L (1, 2) Todd Pratt, R (3, 2) 70 Clint Sammons, R (6, 2)											1	0	0	0	0	0								
76 J.J. Jurjes, R (1, 3) OBP: 0.667, SLG: 1.000										4	4	3	1	1	1	0								
Wilson Betemit, S (1, 5) 88 Dion Hernandez, R (6, 5) OBP: 0.500, SLG: 0.500										3	1	1	1	0	0	1								
Tony Pena Jr., R (1, 6) Luis Hernandez, S (6, 6)										2	0	1	1	0	0	1								
24 Martin Prado, R (1, 4) 67 Jonathan Schuerholz, R (6, 4) OBP: 0.286, SLG: 0.429 OBP: 0.500, SLG: 1.000										3	1	1	2	0	0	2								
										2	0	1	1	0	0	3								
Inning Stats	R: 0 E: 0 K: 0 S: 4	H: 2 LOB: 1 BB: 0 P: 4	R: 0 E: 0 K: 1 S: 5	H: 0 LOB: 0 BB: 0 P: 5	R: 0 E: 0 K: 1 S: 6	H: 1 LOB: 1 BB: 0 P: 6	R: 4 E: 1 K: 1 S: 9	H: 3 LOB: 1 BB: 1 P: 13	R: 0 E: 0 K: 1 S: 5	H: 0 LOB: 0 BB: 0 P: 5	R: 4 E: 1 K: 2 S: 11	H: 4 LOB: 2 BB: 1 P: 16	R: 1 E: 0 K: 0 S: 5	H: 2 LOB: 3 BB: 2 P: 13	R: 0 E: 0 K: 1 S: 4	H: 0 LOB: 0 BB: 1 P: 8	R: 1 E: 0 K: 1 S: 8	H: 3 LOB: 2 BB: 0 P: 9	1B: 12 2B: 3 3B: 0 HR: 0	SF: 0 SAC: 0 DP: 2 HBP: 1	WP: 1 PB: 0 SB: 0 CS: 0	PA: 47		
PITCHER	IP WLS BF H R ER SO BB IBB HBP BLK WP HR S P ERA WHIP	IP WLS BF H R ER SO BB IBB HBP BLK WP HR S P ERA WHIP	IP WLS BF H R ER SO BB IBB HBP BLK WP HR S P ERA WHIP	IP WLS BF H R ER SO BB IBB HBP BLK WP HR S P ERA WHIP	IP WLS BF H R ER SO BB IBB HBP BLK WP HR S P ERA WHIP	IP WLS BF H R ER SO BB IBB HBP BLK WP HR S P ERA WHIP	IP WLS BF H R ER SO BB IBB HBP BLK WP HR S P ERA WHIP	IP WLS BF H R ER SO BB IBB HBP BLK WP HR S P ERA WHIP	IP WLS BF H R ER SO BB IBB HBP BLK WP HR S P ERA WHIP	IP WLS BF H R ER SO BB IBB HBP BLK WP HR S P ERA WHIP	IP WLS BF H R ER SO BB IBB HBP BLK WP HR S P ERA WHIP	IP WLS BF H R ER SO BB IBB HBP BLK WP HR S P ERA WHIP	IP WLS BF H R ER SO BB IBB HBP BLK WP HR S P ERA WHIP	IP WLS BF H R ER SO BB IBB HBP BLK WP HR S P ERA WHIP	IP WLS BF H R ER SO BB IBB HBP BLK WP HR S P ERA WHIP	IP WLS BF H R ER SO BB IBB HBP BLK WP HR S P ERA WHIP	IP WLS BF H R ER SO BB IBB HBP BLK WP HR S P ERA WHIP	IP WLS BF H R ER SO BB IBB HBP BLK WP HR S P ERA WHIP	IP WLS BF H R ER SO BB IBB HBP BLK WP HR S P ERA WHIP	IP WLS BF H R ER SO BB IBB HBP BLK WP HR S P ERA WHIP	IP WLS BF H R ER SO BB IBB HBP BLK WP HR S P ERA WHIP	IP WLS BF H R ER SO BB IBB HBP BLK WP HR S P ERA WHIP	IP WLS BF H R ER SO BB IBB HBP BLK WP HR S P ERA WHIP	IP WLS BF H R ER SO BB IBB HBP BLK WP HR S P ERA WHIP


AB	41
R	10
H	15
RBI	9
BB	5
SO	8
LOB	24



Batter	1	2	3	4	5	6	7	8	9	AB	R	H	RBI	BB	SO	LOB	BOTTOM						
Craig Biggio, R (1, 4) 4 Eric Bruntlett, R (4, 4) OBP: 0.800, SLG: 0.800 OBP: 0.125, SLG: 0.286										3	1	2	0	0	1	2	Atlanta Braves @ Houston Astros Osceola County Stadium, Kissimmee, FL Sat Mar 04 2006, 1:05 PM EST Att.: 4,993 - Sunny - 74 F						
5 Jeff Bagwell, R (1, 10) 16 Jason Lane, R (6, 10) 59 J.R. House, R (8, 10) OBP: 0.333, SLG: 0.333 OBP: 0.667, SLG: 1.400 OBP: 0.500, SLG: 0.333										3	0	1	0	0	1	3							
Mike Lamb, L (1, 3) 65 Brian Gordon, L (5, 9)										3	0	0	0	0	1	3							
Morgan Ensberg, R (1, 5) 31 Kevin Orle, R (6, 5) OBP: 0.400, SLG: 1.000 OBP: 0.143, SLG: 0.167										2	1	1	1	1	0	0							
Preston Wilson, R (1, 7) 2 Chris Burke, R (5, 6) OBP: 1.000, SLG: 1.500 OBP: 0.500, SLG: 0.857										2	1	2	1	0	0	0							
Orlando Palmeiro, L (1, 9) Luke Scott, L (5, 7) OBP: 0.375, SLG: 0.500										2	0	0	0	0	0	3							
Brad Ausmus, R (1, 2) 13 Eric Munson, L (5, 3) OBP: 0.500, SLG: 0.500 OBP: 0.571, SLG: 0.667										2	0	1	1	0	0	0							
28 Adam Everett, R (1, 6) 55 Humberto Quintero, R (5, 2)										2	0	1	0	0	0	2							
Willy Taveras, R (1, 8) Josh Anderson, L (6, 8) OBP: 0.167, SLG: 0.167 OBP: 0.200, SLG: 0.200										3	0	1	0	0	0	1							
										2	0	0	0	0	0	3							
Inning Stats	R: 1 E: 0 K: 0 S: 5	H: 3 LOB: 2 BB: 1 P: 9	R: 0 E: 0 K: 1 S: 7	H: 2 LOB: 0 BB: 0 P: 8	R: 1 E: 1 K: 0 S: 6	H: 2 LOB: 0 BB: 0 P: 6	R: 0 E: 0 K: 2 S: 8	H: 1 LOB: 1 BB: 0 P: 8	R: 3 E: 0 K: 0 S: 7	H: 4 LOB: 1 BB: 0 P: 7	R: 0 E: 0 K: 0 S: 4	H: 1 LOB: 1 BB: 0 P: 5	R: 0 E: 0 K: 1 S: 6	H: 1 LOB: 1 BB: 0 P: 6	R: 1 E: 1 K: 1 S: 6	H: 0 LOB: 1 BB: 0 P: 7	R: 0 E: 0 K: 2 S: 7	H: 0 LOB: 2 BB: 2 P: 15	1B: 8 2B: 4 3B: 1 HR: 1	SF: 1 SAC: 0 DP: 1 HBP: 1	WP: 0 PB: 1 SB: 1 CS: 0	PA: 46	
PITCHER	IP WLS BF H R ER SO BB IBB HBP BLK WP HR S P ERA WHIP	IP WLS BF H R ER SO BB IBB HBP BLK WP HR S P ERA WHIP	IP WLS BF H R ER SO BB IBB HBP BLK WP HR S P ERA WHIP	IP WLS BF H R ER SO BB IBB HBP BLK WP HR S P ERA WHIP	IP WLS BF H R ER SO BB IBB HBP BLK WP HR S P ERA WHIP	IP WLS BF H R ER SO BB IBB HBP BLK WP HR S P ERA WHIP	IP WLS BF H R ER SO BB IBB HBP BLK WP HR S P ERA WHIP	IP WLS BF H R ER SO BB IBB HBP BLK WP HR S P ERA WHIP	IP WLS BF H R ER SO BB IBB HBP BLK WP HR S P ERA WHIP	IP WLS BF H R ER SO BB IBB HBP BLK WP HR S P ERA WHIP	IP WLS BF H R ER SO BB IBB HBP BLK WP HR S P ERA WHIP	IP WLS BF H R ER SO BB IBB HBP BLK WP HR S P ERA WHIP	IP WLS BF H R ER SO BB IBB HBP BLK WP HR S P ERA WHIP	IP WLS BF H R ER SO BB IBB HBP BLK WP HR S P ERA WHIP	IP WLS BF H R ER SO BB IBB HBP BLK WP HR S P ERA WHIP	IP WLS BF H R ER SO BB IBB HBP BLK WP HR S P ERA WHIP	IP WLS BF H R ER SO BB IBB HBP BLK WP HR S P ERA WHIP	IP WLS BF H R ER SO BB IBB HBP BLK WP HR S P ERA WHIP	IP WLS BF H R ER SO BB IBB HBP BLK WP HR S P ERA WHIP	IP WLS BF H R ER SO BB IBB HBP BLK WP HR S P ERA WHIP	IP WLS BF H R ER SO BB IBB HBP BLK WP HR S P ERA WHIP	IP WLS BF H R ER SO BB IBB HBP BLK WP HR S P ERA WHIP	IP WLS BF H R ER SO BB IBB HBP BLK WP HR S P ERA WHIP



Batter	1	2	3	4	5	6	7	8	9	AB R H RBI BB SO LOB	TOP																								
											<p>Dominican Republic @ Houston Astros Osceola County Stadium, Kissimmee, FL Sun Mar 05 2006, 1:05 PM EST</p> <p>livebaseballscorecards.com</p> <p>AB 0 R 0 H 0 RBI 0 BB 0 SO 0 LOB 0</p> 																								
Inning Stats										1B: 0 SF: 0 2B: 0 SAC: 0 3B: 0 DP: 0 HR: 0 HBP: 0	WP: 0 PA: 0 PB: 0 SB: 0 CS: 0																								
PITCHER	IP	WLS	BF	H	R	ER	SO	BB	IBB	HBP	BLK	WP	HR	S	P	ERA	WHIP	PITCHER	IP	WLS	BF	H	R	ER	SO	BB	IBB	HBP	BLK	WP	HR	S	P	ERA	WHIP

Batter	1	2	3	4	5	6	7	8	9	AB R H RBI BB SO LOB	BOTTOM																								
											<p>Dominican Republic @ Houston Astros Osceola County Stadium, Kissimmee, FL Sun Mar 05 2006, 1:05 PM EST</p> <p>livebaseballscorecards.com</p> <p>AB 0 R 0 H 0 RBI 0 BB 0 SO 0 LOB 0</p> 																								
Inning Stats										1B: 0 SF: 0 2B: 0 SAC: 0 3B: 0 DP: 0 HR: 0 HBP: 0	WP: 0 PA: 0 PB: 0 SB: 0 CS: 0																								
PITCHER	IP	WLS	BF	H	R	ER	SO	BB	IBB	HBP	BLK	WP	HR	S	P	ERA	WHIP	PITCHER	IP	WLS	BF	H	R	ER	SO	BB	IBB	HBP	BLK	WP	HR	S	P	ERA	WHIP

Batter	1	2	3	4	5	6	7	8	9	10	AB	R	H	RBI	BB	SO	LOB																						
28 Adam Everett, R OBP: 0.429, SLG: 0.571 43 Alan Zinter, S OBP: 0.571, SLG: 0.250 Brooks Conrad, S (10, PR) (10, 10)	0-0 16 S 13 2B 1B		0-0 L5		0-0 F9			4-0 4 P3 44 2B BB		0-0 4 1-9-3 1B	3	1	1	0	0	0	2																						
4 Eric Bruntlett, R OBP: 0.077, SLG: 0.167	0-0 F8		0-0 F9		0-0 F9			0-0 P3		0-0 L9-3	5	0	0	0	0	0	4																						
16 Jason Lane, R OBP: 0.558, SLG: 1.000 44 Mike Rodriguez, L OBP: 1.000, SLG: 2.000	1-0 P4			0-0 F9				0-0 13 G4-3 2-H 3-H 2B			3	0	1	0	0	0	1																						
13 Eric Munson, L OBP: 0.455, SLG: 0.600	0-0 2-H 2B			0-0 G4-3				0-0 G4-3			4	0	1	1	0	0	2																						
Charlton Jimerson, R OBP: 0.394, SLG: 0.444	0-0 L3			0-3 K2-3				0-3 F8			4	0	0	0	0	2	3																						
65 Brian Gordon, L (1, 7) (6, 9)		0-0 L3			0-0 F9				0-3 K		4	0	0	0	0	1	0																						
59 J.R. House, R OBP: 0.375, SLG: 0.286		0-0 F7			0-0 55 FC5-4 1B			0-0 P3		0-3 K	4	0	1	0	0	1	0																						
55 Humberto Quintero, R (1, 2) 56 Hector Gimenez, S OBP: 0.250, SLG: 0.250		0-0 G6-3			0-0 FC5-4 1B			0-3 K		0-0 F7	2	0	0	0	0	0	1																						
Tommy Manzella, R OBP: 0.500, SLG: 0.333			0-0 G4-3		1-2 1B			4-0 4 P3 44 2B 43 BB BB		0-3 G1-3	3	1	1	0	1	0	0																						
Inning Stats	R: 1 E: 0 K: 0 S: 5	H: 2 LOB: 1 BB: 0 P: 6	R: 0 E: 0 K: 0 S: 3	H: 0 LOB: 0 BB: 0 P: 3	R: 0 E: 0 K: 0 S: 3	H: 0 LOB: 0 BB: 0 P: 3	R: 0 E: 0 K: 1 S: 5	H: 0 LOB: 0 BB: 0 P: 5	R: 0 E: 0 K: 0 S: 5	H: 1 LOB: 1 BB: 0 P: 4	R: 0 E: 0 K: 1 S: 5	H: 0 LOB: 0 BB: 0 P: 5	R: 2 E: 0 K: 1 S: 6	H: 1 LOB: 1 BB: 2 P: 14	R: 0 E: 0 K: 2 S: 7	H: 0 LOB: 0 BB: 0 P: 7	R: 0 E: 0 K: 0 S: 3	H: 1 LOB: 1 BB: 0 P: 3	1B: 5 2B: 3 3B: 0 HR: 0	SF: 0 SAC: 0 DP: 1 HBP: 0	WP: 0 PB: 0 SB: 1 CS: 0	PA: 38																	
PITCHER	IP 3.0	WLS 11	BF 21	H 2	R 1	ER 1	SO 0	BB 0	IBB 0	HBP 0	BLK 0	WP 0	HR 0	S 11	P 12	ERA 3.00	WHIP 0.667																						
Cory Lidie, R ERA: 3.0																		59 Matt White, L (10, 1) ERA:	IP 1.0	WLS W	BF 3	H 1	R 0	ER 0	SO 0	BB 0	IBB 0	HBP 0	BLK 0	WP 0	HR 0	S 3	P 3	ERA 0.00	WHIP 1.000				
Robinson Tejeda, R ERA:	4.1	2.2	11	3	0	0	1	0	0	0	0	0	0	0	13	13	0.00	1.125																					
Julio Santana, R ERA: 6.75	6.1	1.2	8	1	2	2	1	2	0	0	0	0	0	8	16	10.80	1.800																						
72 Ryan Cameron, R ERA:	8.1	0.2	2	0	0	0	1	0	0	0	0	0	0	4	4	0.00	0.000																						
Geoff Geary, R ERA:	9.1	1.0	3	0	0	0	2	0	0	0	0	0	0	7	7	0.00	0.000																						

TOP

Houston Astros @ Philadelphia Phillies
Bright House Networks Field, Clearwater, FL

Sun Mar 05 2006, 1:05 PM EST
Att: 6,751 - Sunny - 77 F

AB	36
R	3
H	7
RBI	3
BB	2
SO	5
LOB	13

livebaseballscorecards.com

Batter	1	2	3	4	5	6	7	8	9	10	AB	R	H	RBI	BB	SO	LOB							
11 Jimmy Rollins, S OBP: 0.222, SLG: 0.222 Danny Sandoval, S OBP: 0.167, SLG: 0.167	0-0 6 1B 1B		0-0 P4		0-0 L6			0-0 G6-3		0-0 G4-3	3	0	1	0	0	0	1							
8 Shane Victorino, S OBP: 0.278, SLG: 0.375	0-0 P5		4-0 CS BB		0-3 K			0-0 G4-3		0-0 1B	4	0	1	1	1	1	2							
Aaron Rowand, R OBP: 0.500, SLG: 0.714	0-0 F9		1-0 CS 1-2	4-0 WP BB		4-0 6 G3-6 BB		0-3 K		0-3 K	2	0	0	0	2	1	1							
6 Ryan Howard, L OBP: 0.600, SLG: 1.300 64 Shawn Garrett, S OBP: 0.625, SLG: 1.143	0-0 1-3 1B			0-0 F7		0-0 G3-6 1-2r		0-0 G6-3		0-0 HR	3	0	1	0	0	0	2							
Alex Gonzalez, R (1, 5) Joe Thurston, L OBP: 0.333, SLG: 1.000	0-0 F7			0-3 K 1-2		0-0 G6-3		0-0 G6-3		0-0 27 1B 3B	3	0	0	0	0	1	3							
Mike Lieberthal, R OBP: 0.200, SLG: 0.400 27 Chris Coste, R OBP: 0.500, SLG: 1.000 9 Michael Bourn, L (9, PR) (10, 9)		0-0 F9			0-0 G5-3			0-0 G6-3		0-0 WP F8-2 1B	2	0	0	0	0	0	1							
Chris Roberson, S OBP: 0.308, SLG: 0.769 74 Dusty Wathan, R (10, 2)		0-0 G3				0-0 K HR		0-0 G4-1		1-1 F8-2	4	1	1	1	0	0	1							
60 Peter Bergeron, L OBP: 0.596, SLG: 0.500		0-3 K				0-0 G3-1 1B		0-3 K		4-0 G4-3 6 SH3-4 1B BB	3	1	1	0	1	2	0							
Matt Kata, S OBP: 0.231, SLG: 0.231 (7, 5)			0-0 F8		0-0 G3-1			0-0 F9		0-0 SH3-4	3	0	0	0	0	0	1							
Inning Stats	R: 0 E: 0 K: 0 S: 5	H: 2 LOB: 2 BB: 0 P: 5	R: 0 E: 0 K: 1 S: 5	H: 0 LOB: 0 BB: 0 P: 5	R: 0 E: 0 K: 0 S: 2	H: 0 LOB: 0 BB: 1 P: 7	R: 0 E: 0 K: 1 S: 5	H: 0 LOB: 1 BB: 1 P: 9	R: 1 E: 0 K: 1 S: 7	H: 2 LOB: 1 BB: 0 P: 7	R: 0 E: 0 K: 0 S: 2	H: 0 LOB: 0 BB: 1 P: 6	R: 0 E: 0 K: 1 S: 5	H: 0 LOB: 0 BB: 0 P: 5	R: 0 E: 0 K: 0 S: 3	H: 0 LOB: 0 BB: 0 P: 3	R: 2 E: 0 K: 1 S: 8	H: 3 LOB: 1 BB: 0 P: 9	R: 1 E: 0 K: 0 S: 3	H: 1 LOB: 1 BB: 1 P: 7	1B: 5 2B: 1 3B: 1 HR: 2	SF: 0 SAC: 1 DP: 2 HBP: 0	WP: 3 PB: 0 SB: 0 CS: 1	PA: 39
PITCHER	IP 2.0	WLS 8	BF 20	H 2	R 0	ER 0	SO 1	BB 0	IBB 0	HBP 0	BLK 0	WP 0	HR 0	S 10	P 10	ERA 0.00	WHIP 1.000							
58 Dave Borkowski, R ERA:	3.1	2.0	7	0	0	0	1	2	0	0	0	1	0	7	16	0.00	1.000							
Felipe Paulino, R ERA:	5.1	1.0	5	2	1	1	1	0	0	0	0	0	0	1	7	9.00	2.000							
60 Jared Gothreau, R ERA:	6.1	1.0	3	0	0	0	0	1	0	0	0	0	0	2	6	0.00	1.000							
72 Paul Estrada, R ERA:	7.1	2.0	6	0	0	0	1	0	0	0	0	0	0	8	8	0.00	0.000							

BOTTOM

Houston Astros @ Philadelphia Phillies
Bright House Networks Field, Clearwater, FL

Sun Mar 05 2006, 1:05 PM EST
Att: 6,751 - Sunny - 77 F

AB	33
R	4
H	8
RBI	4
BB	4
SO	5
LOB	13

livebaseballscorecards.com

Batter	1	2	3	4	5	6	7	8	9	AB	R	H	RBI	BB	SO	LOB	TOP																			
Brandon Watson, L OBP: 0.500, SLG: 0.538	E6 WP 11 S		F7			G1-3 SF9 2B		F7		4	1	1	0	0	0	1	Washington Nationals @ Houston Astros Osceola County Stadium, Kissimmee, FL Mon Mar 06 2006, 1:05 PM EST Att: 2,583 - Sunny - 70 F																			
Jose Vidro, S OBP: 0.286, SLG: 0.286 Kory Casto, L (5, 4)	F9		F8			G1-3 2-3		F7		2	0	0	0	0	0	2																				
24 Nick Johnson, L OBP: 0.222, SLG: 0.333 Daryle Ward, L OBP: 0.200, SLG: 0.333	L9		G4-3 1-2			SF9 3-H 0-0		P4		2	0	0	0	0	0	2																				
11 Ryan Zimmerman, R (1, 5) OBP: 0.444, SLG: 0.813	WP BB 1-2			K		G6-3				3	0	0	0	1	1	0																				
Ryan Church, L OBP: 0.429, SLG: 0.583 Douglas Vroman, R (5, 9)	G4-3 1-2 2-3			G6-3			G6-3			2	0	0	0	0	0	2																				
Royce Clayton, R OBP: 0.187, SLG: 0.182 76 Ian Desmond, R (7, 6)		F9		K			K			3	0	0	0	0	2	0																				
Michael Tucker, L OBP: 0.200, SLG: 0.200 39 Kenny Kelly, R OBP: 0.200, SLG: 0.111		G3				K		F9		2	0	0	0	1	1	0																				
7 Wiki Gonzalez, R OBP: 0.750, SLG: 0.667 67 Erick San Pedro, R (7, 2)		G5-3								3	0	2	0	0	0	0																				
Tyrell Godwin, L OBP: 0.200, SLG: 0.600			E5 24 PB			G4-6-3 1-2		F7		3	0	0	0	0	0	3																				
Inning Stats	R: 0 E: 1 K: 0 S: 4	H: 0 LOB: 2 BB: 1 P: 9	R: 0 E: 0 K: 0 S: 3	H: 0 LOB: 0 BB: 0 P: 3	R: 0 E: 1 K: 0 S: 5	H: 0 LOB: 1 BB: 0 P: 5	R: 0 E: 0 K: 2 S: 7	H: 0 LOB: 0 BB: 0 P: 7	R: 0 E: 0 K: 1 S: 5	H: 1 LOB: 0 BB: 0 P: 5	R: 1 E: 0 K: 0 S: 4	H: 1 LOB: 0 BB: 0 P: 4	R: 0 E: 0 K: 1 S: 6	H: 1 LOB: 2 BB: 1 P: 10	R: 0 E: 0 K: 0 S: 3	H: 0 LOB: 1 BB: 1 P: 7		R: 0 E: 0 K: 0 S: 3	H: 0 LOB: 0 BB: 0 P: 3	1B: 2 2B: 1 3B: 0 HR: 0	SF: 1 SAC: 0 DP: 1 HBP: 0	WP: 1 PB: 1 SB: 1 CS: 0	PA: 34													
PITCHER	IP	WLS	BF	H	R	ER	SO	BB	IBB	HBP	BLK	WP	HR	S	P	ERA	WHIP	PITCHER		IP	WLS	BF	H	R	ER	SO	BB	IBB	HBP	BLK	WP	HR	S	P	ERA	WHIP
41 Brandan Backe, R ERA: 4.5	(1, 1)	3.0	W	12	0	0	0	1	0	0	0	1	0	12	7	0.00	0.333	56 Joe Valentine, R ERA: 4.5		(9, 1)	1.0	4	0	0	0	0	1	0	0	0	0	0	3	7	0.00	1.000
Trever Miller, L ERA: 13.5	(4, 1)	1.0		3	0	0	2	0	0	0	0	0	0	7	7	0.00	0.000																			
Chad Qualls, R ERA: 6.0	(5, 1)	1.0		3	1	0	1	0	0	0	0	0	0	5	5	0.00	1.000																			
68 Mitch Talbot, R ERA: 6.0	(6, 1)	2.0		9	2	1	1	1	0	0	0	0	0	10	14	4.50	1.500																			
84 Chad Reineke, R ERA: 6.0	(8, 1)	1.0		3	0	0	0	0	0	0	0	0	0	3	3	0.00	0.000																			

Batter	1	2	3	4	5	6	7	8	9	AB	R	H	RBI	BB	SO	LOB	BOTTOM																			
Craig Biggio, R OBP: 0.625, SLG: 0.875 Brooks Conrad, S (4, PH)			F7	K		G4-3				3	1	2	2	0	0	0	Washington Nationals @ Houston Astros Osceola County Stadium, Kissimmee, FL Mon Mar 06 2006, 1:05 PM EST Att: 2,583 - Sunny - 70 F																			
5 Jeff Banwell, R OBP: 0.344, SLG: 0.286 Raul Chavez, R OBP: 0.500, SLG: 0.500			F8		G4-3		G5-3			1	1	0	0	2	0	0																				
17 Lance Berkman, S OBP: 0.333, SLG: 0.333 56 Hector Gimenez, S OBP: 0.333, SLG: 0.333				G5-3	G3-1					3	1	1	1	0	0	3																				
Morgan Ensberg, R OBP: 0.556, SLG: 0.833 65 Brian Gordon, L (6, 7)										2	2	1	0	2	1	0																				
Preston Wilson, R OBP: 1.000, SLG: 1.500 Josh Anderson, L OBP: 0.143, SLG: 0.143										2	1	2	1	1	0	0																				
16 Jason Lane, R OBP: 0.583, SLG: 1.182 4 Eric Bruntlett, R OBP: 0.133, SLG: 0.357										3	1	2	3	0	0	3																				
Brad Ausmus, R OBP: 0.400, SLG: 0.250 59 J.R. House, R OBP: 0.400, SLG: 0.375										2	0	0	1	1	0	4																				
28 Adam Everett, R OBP: 0.300, SLG: 0.400 13 Eric Munson, L OBP: 0.462, SLG: 0.833										1	0	1	1	0	0	0																				
Orlando Palmeiro, L OBP: 0.333, SLG: 0.143 Charlton Jimerson, R OBP: 0.308, SLG: 0.364										2	0	1	0	1	1	0																				
Inning Stats	R: 6 E: 1 K: 0 S: 8	H: 4 LOB: 3 BB: 4 P: 24	R: 0 E: 0 K: 1 S: 6	H: 1 LOB: 2 BB: 1 P: 10	R: 0 E: 0 K: 1 S: 5	H: 0 LOB: 0 BB: 0 P: 5	R: 3 E: 0 K: 1 S: 9	H: 4 LOB: 2 BB: 1 P: 14	R: 0 E: 0 K: 0 S: 3	H: 0 LOB: 1 BB: 1 P: 7	R: 2 E: 0 K: 0 S: 5	H: 2 LOB: 0 BB: 0 P: 5	R: 0 E: 0 K: 2 S: 8	H: 1 LOB: 1 BB: 0 P: 8	R: 0 E: 0 K: 1 S: 6	H: 1 LOB: 1 BB: 0 P: 6		1B: 8 2B: 2 3B: 1 HR: 2	SF: 1 SAC: 0 DP: 0 HBP: 0	WP: 1 PB: 0 SB: 0 CS: 0	PA: 45															
PITCHER	IP	WLS	BF	H	R	ER	SO	BB	IBB	HBP	BLK	WP	HR	S	P	ERA	WHIP	PITCHER		IP	WLS	BF	H	R	ER	SO	BB	IBB	HBP	BLK	WP	HR	S	P	ERA	WHIP
62 Mike Bacsik, L ERA: 12.0	(1, 1)	0.2	L	10	4	6	3	0	0	0	0	0	0	7	19	40.50	10.500	57 Jason Bergmann, R ERA: 6.75		(8, 1)	1.0	4	1	0	0	1	0	0	0	6	6	0.00	1.000			
Valerio De Los Santos, L ERA: 12.0	(3, 1)	2.0		11	4	3	3	2	1	0	0	0	1	14	19	13.50	2.500																			
Santiago Ramirez, R ERA: 6.75	(5, 1)	3.0		13	3	2	2	1	0	0	0	0	0	16	20	6.00	1.333																			

AB	30
R	1
H	3
RBI	1
BB	3
SO	4
LOB	12



WP	1	PA	34
PB	1		
SB	1		
CS	0		

AB	37
R	11
H	13
RBI	11
BB	7
SO	6
LOB	24

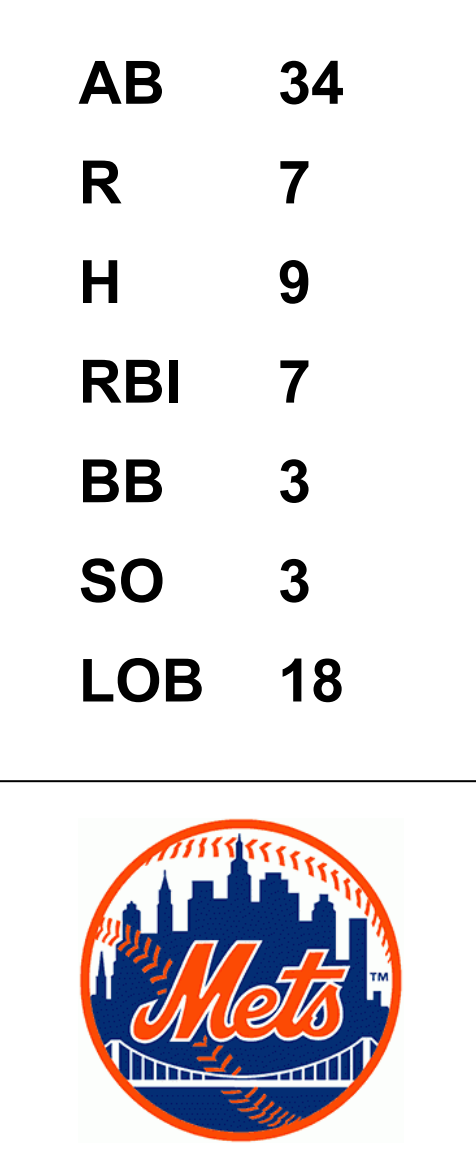


WP	1	PA	45
PB	0		
SB	0		
CS	0		

Batter	1	2	3	4	5	6	7	8	9	AB	R	H	RBI	BB	SO	LOB	TOP			
4 Eric Bruntlett, R OBP: 0.111, SLG: 0.294 44 Mike Rodriguez, L OBP: 0.500, SLG: 1.000										3	0	0	0	0	0	2	<div style="text-align: center;"> Houston Astros @ New York Mets Tradition Field, Port St. Lucie, FL Tue Mar 07 2006, 1:10 PM EST Att. 4,831 - Sunny - 70 F </div>			
2 Chris Burke, R OBP: 0.455, SLG: 0.800 Brooks Conrad, S										3	0	1	0	0	0	1				
Mike Lamb, L OBP: 0.167, SLG: 0.167 Josh Anderson, L OBP: 0.125, SLG: 0.125										3	0	1	0	0	1	0				
Preston Wilson, R OBP: 0.714, SLG: 1.000 Ben Zobrist, S OBP: 0.600, SLG: 0.500										2	0	0	0	0	1	2				
55 Humberto Quintero, R OBP: 0.083, SLG: 0.083										4	0	1	0	0	0	1				
13 Eric Munson, L OBP: 0.467, SLG: 0.786 31 Kevin Orle, R OBP: 0.125, SLG: 0.143										2	0	1	0	0	1	0				
56 Hector Gimenez, S OBP: 0.333, SLG: 0.444										3	1	1	0	0	0	2				
Luke Scott, L OBP: 0.300, SLG: 0.375 Charlton Jimerson, R OBP: 0.286, SLG: 0.333										2	0	0	0	0	0	2				
65 Brian Gordon, L OBP: 0.143, SLG: 0.143 59 J.R. House, R OBP: 0.364, SLG: 0.333										2	0	2	1	0	0	0				
Inning Stats	R: 0 E: 0 K: 0 S: 4	H: 2 LOB: 1 BB: 0 P: 4	R: 0 E: 0 K: 0 S: 4	H: 1 LOB: 1 BB: 0 P: 4	R: 0 E: 0 K: 0 S: 3	H: 1 LOB: 0 BB: 0 P: 3	R: 0 E: 0 K: 1 S: 5	H: 0 LOB: 0 BB: 0 P: 5	R: 1 E: 0 K: 1 S: 7	H: 2 LOB: 1 BB: 0 P: 7	R: 0 E: 0 K: 0 S: 3	H: 1 LOB: 0 BB: 0 P: 3	R: 0 E: 0 K: 0 S: 5	H: 0 LOB: 0 BB: 0 P: 5	R: 0 E: 0 K: 0 S: 3	H: 0 LOB: 1 BB: 1 P: 7		1B: 5 2B: 3 3B: 0 HR: 0	SF: 0 SAC: 0 DP: 3 HBP: 0	WP: 0 PB: 0 SB: 0 CS: 0
PITCHER	IP WLS BF H R ER SO BB IBB HBP BLK WP HR S P ERA WHIP																			
Steve Trachsel, R ERA: 9.0	3.0 W 11 4 0 0 0 0 0 0 0 0 0 0 0 0 0 0 0.00 1.333																			
Royce Ring, L ERA: 3.0	2.0 8 2 1 1 2 0 0 0 0 0 0 0 0 0 0 0 4.50 1.000																			
13 Billy Wagner, L ERA: 3.0	1.0 3 0 0 0 0 1 0 0 0 0 0 0 0 0 0 0 0.00 0.000																			
Chad Bradford, R ERA: 2.25	2.0 6 1 0 0 1 0 0 0 0 0 0 0 0 0 0 0 0.00 0.500																			
76 Tim Lavinne, R ERA: 3.0	1.0 4 0 0 0 0 1 0 0 0 0 0 0 0 0 0 0 0.00 1.000																			

Batter	1	2	3	4	5	6	7	8	9	AB	R	H	RBI	BB	SO	LOB	BOTTOM			
Kazuo Matsui, S OBP: 0.143, SLG: 0.286										5	1	2	2	0	0	2	<div style="text-align: center;"> Houston Astros @ New York Mets Tradition Field, Port St. Lucie, FL Tue Mar 07 2006, 1:10 PM EST Att. 4,831 - Sunny - 70 F </div>			
16 Paul Lo Duca, R OBP: 0.167, SLG: 0.167 11 Ramon Castro, R OBP: 0.500, SLG: 0.667										4	1	1	0	0	0	2				
5 David Wright, R Chris Basak, R OBP: 0.200, SLG: 0.200										3	1	0	0	1	1	1				
Cliff Floyd, L OBP: 0.571, SLG: 0.818										4	1	2	1	0	1	1				
Julio Franco, R OBP: 0.500, SLG: 0.333 63 Juan Tejeda, R OBP: 0.357, SLG: 0.308										2	1	2	2	1	0	0				
Victor Diaz, R OBP: 0.400, SLG: 0.526 Carlos Gómez, R OBP: 0.200, SLG: 0.200										2	0	0	0	1	0	3				
Chris Woodward, R ERA: 9.0 1 Anderson Hernandez, S OBP: 0.375, SLG: 0.333										3	1	1	1	0	0	0				
44 Lastings Milledge, R OBP: 0.222, SLG: 0.333										4	0	0	0	0	1	4				
26 Tike Redman, L OBP: 0.353, SLG: 0.500 64 Julio Ramirez, R										3	1	1	1	0	0	2				
Inning Stats	R: 0 E: 0 K: 0 S: 3	H: 1 LOB: 0 BB: 0 P: 3	R: 2 E: 1 K: 1 S: 7	H: 1 LOB: 2 BB: 2 P: 15	R: 1 E: 0 K: 2 S: 9	H: 2 LOB: 1 BB: 0 P: 9	R: 4 E: 0 K: 0 S: 9	H: 4 LOB: 2 BB: 1 P: 13	R: 0 E: 0 K: 0 S: 3	H: 0 LOB: 0 BB: 0 P: 3	R: 0 E: 0 K: 0 S: 3	H: 1 LOB: 1 BB: 0 P: 4	R: 0 E: 0 K: 0 S: 3	H: 0 LOB: 0 BB: 0 P: 3	R: 0 E: 0 K: 0 S: 3	H: 0 LOB: 0 BB: 0 P: 3		1B: 8 2B: 0 3B: 1 HR: 0	SF: 0 SAC: 0 DP: 1 HBP: 0	WP: 1 PB: 0 SB: 1 CS: 0
PITCHER	IP WLS BF H R ER SO BB IBB HBP BLK WP HR S P ERA WHIP																			
Fernando Nieve, R Taylor Buchholz, R ERA: 1.8 Jimmy Barthmaier, R ERA: 7.1	3.0 L 15 4 4 1 0 1 0 0 0 0 1 0 15 19 3.00 1.667																			
2.0 7 1 0 0 0 0 0 0 0 0 0 0 7 7 0.00 0.500																				

AB	31
R	1
H	7
RBI	1
BB	1
SO	4
LOB	11



Batter	1	2	3	4	5	6	7	8	9	AB	R	H	RBI	BB	SO	LOB	TOP				
68 Wayne Lydon, S 39 Justin Singleton, L										3	2	3	0	1	0	0	Toronto Blue Jays @ Houston Astros Osceola County Stadium, Kissimmee, FL Wed Mar 08 2006, 1:05 PM EST Att: 3,193 - Sunny - 66 F				
9 Greg Zaun, S 49 Erik Kratz, R										2	1	2	4	2	0	0					
43 Kevin Barker, L 18 Chip Cannon, L										3	1	1	1	1	0	4					
John-Ford Griffin, L 23 John Hattig, S										4	0	1	2	0	0	4					
21 Chad Mottola, R 35 Ron Davenport, L										4	0	0	0	0	2	5					
Rob Costy, R 1 Ryan Klosterman, R										4	0	0	0	0	1	1					
Sergio Santos, R 27 Brad Hassey, R										3	1	1	0	0	0	0					
59 Curtis Thigpen, R 46 Luis Figueroa, S										4	1	1	0	0	0	4					
Inning Stats	R: 1 E: 0 K: 0 S: 3	H: 0 LOB: 1 BB: 2 P: 11	R: 2 E: 0 K: 1 S: 7	H: 3 LOB: 2 BB: 1 P: 11	R: 0 E: 0 K: 1 S: 5	H: 0 LOB: 1 BB: 1 P: 10	R: 4 E: 0 K: 0 S: 8	H: 5 LOB: 1 BB: 0 P: 8	R: 0 E: 0 K: 1 S: 6	H: 1 LOB: 1 BB: 0 P: 10	R: 0 E: 0 K: 1 S: 6	H: 1 LOB: 2 BB: 1 P: 10	R: 0 E: 0 K: 1 S: 5	H: 0 LOB: 1 BB: 0 P: 6	R: 0 E: 0 K: 0 S: 3	H: 2 LOB: 2 BB: 0 P: 7		1B: 8 2B: 4 3B: 0 HR: 0	SF: 0 SAC: 0 DP: 0 HBP: 1	WP: 1 PB: 0 SB: 0 CS: 0	PA: 44
PITCHER	IP WLS BF H R ER SO BB IBB HBP BLK WP HR S P ERA WHIP																				
51 Wandy Rodriguez, L Jason Hirsch, R 60 Jared Gothreaux, R Juan Gutierrez, R Felipe Paulino, R	3.0 L 15 3 3 3 2 4 0 0 0 0 1 0 15 32 9.00 2.333	3.0 17 7 4 4 1 1 0 0 0 0 0 0 18 22 12.00 2.667	1.0 4 0 0 0 1 0 0 0 0 0 0 0 5 6 0.00 0.000	1.0 3 0 0 0 0 0 0 0 0 0 0 0 3 3 0.00 0.000	1.0 5 2 0 0 1 0 0 0 0 0 0 0 7 7 0.00 2.000																

AB	38
R	7
H	12
RBI	7
BB	5
SO	5
LOB	25



Batter	1	2	3	4	5	6	7	8	9	AB	R	H	RBI	BB	SO	LOB	BOTTOM				
5 Jeff Bagwell, R Brad Ausmus, R										2	0	0	1	0	1	0	Toronto Blue Jays @ Houston Astros Osceola County Stadium, Kissimmee, FL Wed Mar 08 2006, 1:05 PM EST Att: 3,193 - Sunny - 66 F				
2 Chris Burke, R 59 J.R. House, R										3	0	0	0	0	0	0					
17 Lance Berkman, S 56 Hector Gimenez, S										2	0	1	0	1	0	0					
Mike Lamb, L 31 Kevin Orle, R										2	0	0	0	0	1	1					
28 Adam Everett, R Ben Zobrist, S										2	0	0	0	0	1	0					
Luke Scott, L										2	0	0	0	1	0	0					
Raul Chavez, R 55 Humberto Quintero, R										2	0	0	0	0	1	0					
Charlton Jimerson, R 65 Brian Gordon, L										3	1	1	0	0	1	0					
Josh Anderson, L 13 Eric Munson, L										2	0	0	0	0	0	1					
Inning Stats	R: 0 E: 0 K: 0 S: 4	H: 1 LOB: 1 BB: 0 P: 4	R: 0 E: 0 K: 1 S: 5	H: 0 LOB: 0 BB: 0 P: 5	R: 0 E: 0 K: 2 S: 7	H: 0 LOB: 0 BB: 0 P: 7	R: 0 E: 0 K: 1 S: 5	H: 0 LOB: 0 BB: 0 P: 5	R: 0 E: 0 K: 0 S: 4	H: 1 LOB: 2 BB: 2 P: 11	R: 0 E: 0 K: 0 S: 3	H: 1 LOB: 1 BB: 0 P: 4	R: 0 E: 0 K: 1 S: 5	H: 0 LOB: 0 BB: 0 P: 5	R: 0 E: 0 K: 0 S: 4	H: 1 LOB: 1 BB: 0 P: 4		1B: 3 2B: 0 3B: 0 HR: 0	SF: 1 SAC: 0 DP: 1 HBP: 0	WP: 0 PB: 0 SB: 0 CS: 0	PA: 32
PITCHER	IP WLS BF H R ER SO BB IBB HBP BLK WP HR S P ERA WHIP																				
44 Casey Janssen, R 28 Shaun Marcum, R Francisco Del Rosario, R 45 Lee Gronkiewicz, R Ryan Houston, R	2.0 W 7 1 0 0 0 0 0 0 0 0 0 0 12 12 0.00 0.000	2.0 6 0 0 0 0 3 0 0 0 0 0 0 0 5 5 0.00 0.000	1.0 3 0 0 0 0 1 0 0 0 0 0 0 0 4 4 0.00 0.000	1.0 4 0 1 0 0 0 0 0 0 0 0 0 0 5 5 0.00 0.000	1.0 5 1 0 0 0 0 2 0 0 0 0 0 0 3 11 0.00 3.000																
66 David Purcey, L Josh Banks, R	1.0 3 0 0 0 0 0 0 0 0 0 0 0 0 5 5 0.00 0.000	1.0 3 0 0 0 0 1 0 0 0 0 0 0 0 5 5 0.00 0.000																			

AB	29
R	1
H	3
RBI	1
BB	2
SO	6
LOB	8



Batter	1	2	3	4	5	6	7	8	9	AB	R	H	RBI	BB	SO	LOB	TOP								
26 Tike Redman, L OBP: 0.280, SLG: 0.409	G1-3		G3		F7			F8		4	0	0	0	0	0	0	New York Mets @ Houston Astros Osceola County Stadium, Kissimmee, FL Thu Mar 09 2006, 1:05 PM EST Att. 4,486 - Partly Cloudy - 72 F								
Kazuo Matsui, S OBP: 0.167, SLG: 0.278 Jeff Keppinger, R OBP: 0.444, SLG: 0.667	F9		5 CS 1B		G6-3			G4-3		4	0	1	0	0	0	0									
5 David Wright, R OBP: 0.235, SLG: 0.571 44 Lastings Milledge, R OBP: 0.214, SLG: 0.231	G1-4-3		F9			G6-4-3 1B		K		3	0	1	0	0	0	1									
Xavier Nady, R OBP: 0.500, SLG: 0.667 11 Ramon Castro, R OBP: 0.571, SLG: 0.667 70 Sandy Martinez, L OBP: 0.625, SLG: 1.000		16 2B 73 G4-3 1B		F8		G6-4-3 1-2		G6-3	63 G4-3 SH5-3 BB	3	1	1	0	0	0	1									
16 Paul Lo Duca, R OBP: 0.333, SLG: 0.444 Chris Basak, R OBP: 0.333, SLG: 0.333		73 G4-3 63 SF7 2B				G6-3		G6-3	SH5-3	3	1	2	0	0	0	0									
73 Todd Self, L OBP: 0.286, SLG: 0.462	G4-3			P4					63 G4-3 IBB	3	0	1	1	1	0	2									
63 Juan Tejeda, R OBP: 0.333, SLG: 0.267	2-3 3-H		SF7						63 G4-3 IBB	2	0	0	1	1	1	3									
64 Julio Ramirez, R OBP: 0.071, SLG: 0.071	3-H				F9				1-2 2-3	4	0	1	0	0	0	5									
1 Anderson Hernandez, S OBP: 0.364, SLG: 0.333			G3		F8					3	0	0	0	0	1	2									
Inning Stats	R: 0 E: 0 K: 0 S: 3	H: 0 LOB: 0 BB: 0 P: 3	R: 2 E: 0 K: 0 S: 6	H: 3 LOB: 1 BB: 0 P: 6	R: 0 E: 0 K: 0 S: 3	H: 1 LOB: 0 BB: 0 P: 4	R: 0 E: 0 K: 0 S: 4	H: 1 LOB: 2 BB: 1 P: 8	R: 0 E: 0 K: 0 S: 3	H: 0 LOB: 0 BB: 0 P: 3	R: 0 E: 0 K: 2 S: 8	H: 1 LOB: 1 BB: 0 P: 8	R: 0 E: 0 K: 1 S: 5	H: 0 LOB: 0 BB: 0 P: 5	R: 0 E: 0 K: 0 S: 3	H: 0 LOB: 2 BB: 2 P: 11		1B: 5 2B: 2 3B: 0 HR: 0	SF: 1 SAC: 1 DP: 1 HBP: 0	WP: 0 PB: 0 SB: 0 CS: 1	PA: 35				
PITCHER	IP	WLS	BF	H	R	ER	SO	BB	IBB	HBP	BLK	WP	HR	S	P	ERA	WHIP								
44 Roy Oswalt, R ERA: 3.0	4.0		17	5	2	2	0	1	0	0	0	0	0	16	21	4.50	1.500								
Trever Miller, L ERA:	1.0		3	0	0	0	0	0	0	0	0	0	0	3	3	0.00	0.000								
Chad Qualls, R ERA: 9.0	1.0		3	1	0	0	0	0	0	0	0	0	0	3	3	0.00	1.000								
Ezequiel Astacio, R ERA:	3.0	W	12	1	0	0	3	1	1	0	0	0	0	16	24	0.00	0.667								

Batter	1	2	3	4	5	6	7	8	9	AB	R	H	RBI	BB	SO	LOB	BOTTOM								
Craig Biggio, R OBP: 0.545, SLG: 0.700 4 Eric Bruntlett, R OBP: 0.105, SLG: 0.278	P2		HBP			F7		K		2	0	0	0	0	0	0	New York Mets @ Houston Astros Osceola County Stadium, Kissimmee, FL Thu Mar 09 2006, 1:05 PM EST Att. 4,486 - Partly Cloudy - 72 F								
5 Jeff Bagwell, R OBP: 0.297, SLG: 0.167 Charlton Jimerson, R OBP: 0.333, SLG: 0.375	K		F7			G1-3		E5 1B		3	0	0	0	0	1	1									
17 Lance Berkman, S OBP: 0.556, SLG: 0.625 31 Kevin Orle, R OBP: 0.091, SLG: 0.100			F7					P6		3	0	2	0	0	0	1									
Morgan Ensberg, R OBP: 0.417, SLG: 0.556 Mike Lamb, L OBP: 0.111, SLG: 0.111						K		K		3	0	0	0	0	3	2									
Preston Wilson, R OBP: 0.500, SLG: 0.667 Luke Scott, L OBP: 0.357, SLG: 0.364		G5-3		G6-3				K		3	0	0	0	0	1	0									
16 Jason Lane, R OBP: 0.487, SLG: 0.929 Josh Anderson, L OBP: 0.182, SLG: 0.182						F8		K		1	0	1	0	0	0	0									
Orlando Palmeiro, L OBP: 0.333, SLG: 0.500 65 Brian Gordon, L OBP: 0.200, SLG: 0.143								F7		3	1	1	1	0	1	0									
Brad Ausmus, R OBP: 0.222, SLG: 0.125 56 Hector Gimenez, S OBP: 0.364, SLG: 0.455										0	0	0	0	0	1	0									
2 Chris Burke, R OBP: 0.294, SLG: 0.500 43 Alan Zinter, S OBP: 0.571, SLG: 0.250										3	1	0	0	0	0	0									
Inning Stats	R: 0 E: 0 K: 2 S: 8	H: 1 LOB: 1 BB: 0 P: 8	R: 1 E: 0 K: 1 S: 6	H: 1 LOB: 0 BB: 0 P: 6	R: 0 E: 0 K: 0 S: 3	H: 0 LOB: 1 BB: 0 P: 4	R: 0 E: 0 K: 1 S: 5	H: 0 LOB: 0 BB: 0 P: 5	R: 0 E: 0 K: 1 S: 6	H: 1 LOB: 1 BB: 0 P: 6	R: 0 E: 0 K: 3 S: 9	H: 0 LOB: 0 BB: 0 P: 9	R: 0 E: 2 K: 1 S: 7	H: 1 LOB: 1 BB: 0 P: 7	R: 1 E: 0 K: 0 S: 4	H: 3 LOB: 3 BB: 1 P: 8		1B: 5 2B: 1 3B: 0 HR: 1	SF: 0 SAC: 0 DP: 0 HBP: 1	WP: 0 PB: 0 SB: 1 CS: 0	PA: 35				
PITCHER	IP	WLS	BF	H	R	ER	SO	BB	IBB	HBP	BLK	WP	HR	S	P	ERA	WHIP								
Aaron Helman, R ERA: 1.8	3.0		12	2	1	1	3	0	0	0	0	0	0	16	16	0.00	0.333								
Brian Bannister, R ERA:	4.1		10	1	0	0	3	0	0	0	0	0	0	16	16	0.00	0.500								
Darren Oliver, L ERA: 1.69	2.0	B	8	1	1	0	4	0	0	0	0	0	0	16	16	0.00	0.500								
Steve Schmolli, R ERA: 33.75	0.1	L	5	3	1	1	0	1	0	0	0	0	0	4	8	27.00	12.000								



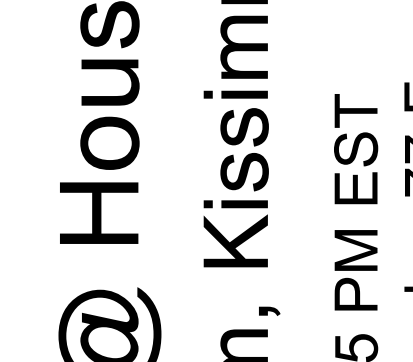
Batter	1	2	3	4	5	6	7	8	9	AB	R	H	RBI	BB	SO	LOB	TOP								
Brandon Watson, L (1.8) OBP: 0.464, SLG: 0.417										5	1	3	0	0	1	2	Washington Nationals @ Houston Astros Osceola County Stadium, Kissimmee, FL Fri Mar 10 2006, 1:05 PM EST Att: 3,214 - Partly Cloudy - 77 F								
Jose Vidro, S (1.4) OBP: 0.267, SLG: 0.333 Bernie Castro, S (7.4)										4	1	1	0	0	0	1									
Ryan Church, L (1.9) OBP: 0.444, SLG: 0.400 39 Kenny Kelly, R (6.9) OBP: 0.375, SLG: 0.286										2	0	0	1	1	0	1									
24 Nick Johnson, L (1.3) OBP: 0.278, SLG: 0.250 Marlon Anderson, L (6.3) OBP: 0.345, SLG: 0.538										2	0	1	1	1	0	0									
Royce Clayton, R (1.6) OBP: 0.292, SLG: 0.238										4	1	1	0	0	0	4									
Michael Tucker, L (1.10) OBP: 0.235, SLG: 0.133 Daryle Ward, L (9, PH) OBP: 0.238, SLG: 0.579										3	0	0	0	0	0	3									
Matthew LeCroy, R (1.2) OBP: 0.375, SLG: 0.583 7 Wiki Gonzalez, R (6.2) OBP: 0.455, SLG: 0.444										3	0	2	1	0	0	0									
Brendan Harris, R (1.5) OBP: 0.320, SLG: 0.304										3	1	1	0	1	0	1									
21 George Lombard, L (1.7) OBP: 0.278, SLG: 0.353										4	0	0	0	0	3	4									
Inning Stats	R: 2 E: 0 K: 0 S: 5	H: 3 LOB: 0 BB: 0 P: 5	R: 0 E: 0 K: 2 S: 9	H: 2 LOB: 2 BB: 0 P: 9	R: 0 E: 0 K: 0 S: 3	H: 0 LOB: 0 BB: 2 P: 11	R: 0 E: 0 K: 1 S: 5	H: 0 LOB: 0 BB: 0 P: 5	R: 0 E: 0 K: 0 S: 3	H: 0 LOB: 0 BB: 0 P: 3	R: 1 E: 0 K: 0 S: 5	H: 2 LOB: 1 BB: 0 P: 6	R: 0 E: 0 K: 0 S: 3	H: 1 LOB: 0 BB: 0 P: 3	R: 0 E: 0 K: 0 S: 2	H: 0 LOB: 0 BB: 1 P: 6		R: 3 E: 0 K: 1 S: 9	H: 4 LOB: 2 BB: 1 P: 13	1B: 9 2B: 2 3B: 0 HR: 1	SF: 0 SAC: 0 DP: 3 HBP: 0	WP: 1 PB: 0 SB: 1 CS: 0	PA: 40		
PITCHER	IP	WLS	BF	H	R	ER	SO	BB	IBB	HBP	BLK	WP	HR	S	P	ERA	WHIP								
Steve Sparks, R (1.1) ERA: 9.0	4.0	W	18	5	2	2	3	2	0	0	0	1	0	22	30	4.50	1.750								
56 Joe Valentine, R (5.1) ERA: 4.5	2.0		8	2	1	1	0	0	0	0	0	0	0	8	9	4.50	1.000								
58 Dave Borkowski, R (7.1) ERA: 12.0	2.0		6	1	0	0	0	1	0	0	0	0	0	5	9	0.00	1.000								
37 Matt Albers, R (9.1)	1.0		8	4	3	3	1	1	0	0	0	0	1	9	13	27.00	5.000								

Batter	1	2	3	4	5	6	7	8	9	AB	R	H	RBI	BB	SO	LOB	BOTTOM								
Craig Biggio, R (1.4) OBP: 0.462, SLG: 0.583 4 Eric Bruntlett, R (4.4) OBP: 0.136, SLG: 0.286										2	0	0	0	0	0	0	Washington Nationals @ Houston Astros Osceola County Stadium, Kissimmee, FL Fri Mar 10 2006, 1:05 PM EST Att: 3,214 - Partly Cloudy - 77 F								
5 Jeff Bagwell, R (1.10) OBP: 0.353, SLG: 0.308 31 Kevin Orle, R (4, PH) OBP: 0.077, SLG: 0.083										1	1	1	0	1	0	0									
17 Lance Berkman, S (1.3) OBP: 0.500, SLG: 0.545 55 Humberto Quintero, R (6.2) OBP: 0.143, SLG: 0.357										3	0	1	0	0	0	1									
Morgan Ensberg, R (1.5) OBP: 0.400, SLG: 0.455 Ben Zobrist, S (6.6) OBP: 0.500, SLG: 0.429										2	1	0	0	1	1	3									
16 Jason Lane, R (1.9) OBP: 0.556, SLG: 1.125 13 Eric Munson, L (6.3) OBP: 0.471, SLG: 0.613										2	2	2	3	1	0	0									
Orlando Palmeiro, L (1.7) OBP: 0.267, SLG: 0.385 Luke Scott, L (6.9) OBP: 0.333, SLG: 0.333										3	0	0	0	0	1	3									
2 Chris Burke, R (1.6) OBP: 0.300, SLG: 0.474 65 Brian Gordon, L (6.7) OBP: 0.188, SLG: 0.133										3	1	1	0	0	1	0									
Raul Chavez, R (1.2) OBP: 0.400, SLG: 0.333 Mike Lamb, L (6.5) OBP: 0.091, SLG: 0.091										1	1	0	0	1	0	0									
Charlton Jimerson, R (1.8) OBP: 0.333, SLG: 0.526 Josh Anderson, L (7.8) OBP: 0.167, SLG: 0.167										3	1	1	4	0	1	0									
Inning Stats	R: 1 E: 0 K: 2 S: 9	H: 2 LOB: 2 BB: 1 P: 13	R: 0 E: 0 K: 1 S: 5	H: 0 LOB: 0 BB: 0 P: 5	R: 0 E: 0 K: 0 S: 4	H: 1 LOB: 1 BB: 0 P: 4	R: 4 E: 0 K: 1 S: 9	H: 2 LOB: 2 BB: 2 P: 17	R: 2 E: 0 K: 0 S: 4	H: 1 LOB: 1 BB: 0 P: 8	R: 0 E: 0 K: 1 S: 6	H: 1 LOB: 1 BB: 0 P: 6	R: 1 E: 0 K: 0 S: 5	H: 2 LOB: 1 BB: 0 P: 5	R: 0 E: 0 K: 1 S: 5	H: 0 LOB: 0 BB: 0 P: 5		1B: 4 2B: 2 3B: 0 HR: 3	SF: 0 SAC: 0 DP: 0 HBP: 0	WP: 0 PB: 0 SB: 3 CS: 0	PA: 37				
PITCHER	IP	WLS	BF	H	R	ER	SO	BB	IBB	HBP	BLK	WP	HR	S	P	ERA	WHIP								
Jon Rauch, R (1.1) ERA: 9.95	3.1	L	18	5	5	5	3	3	0	0	0	0	0	23	35	13.50	2.400								
Felix Rodriguez, R (4.1) ERA: 5.79	0.2		2	0	0	0	1	0	0	0	0	0	0	4	4	0.00	0.000								
64 Andrew Good, R (5.1) ERA: 5.79	3.0		14	4	3	3	1	1	0	0	0	0	2	15	19	9.00	1.667								
59 Jim Crowell, L (8.1) ERA: 6.0	1.0		3	0	0	0	1	0	0	0	0	0	0	5	5	0.00	0.000								

AB 36
R 6
H 12
RBI 6
BB 4
SO 4
LOB 20



AB 33
R 8
H 9
RBI 8
BB 4
SO 6
LOB 10



Batter	1	2	3	4	5	6	7	8	9	AB	R	H	RBI	BB	SO	LOB	TOP											
4 Eric Bruntlett, R (1,4) OBP: 0.233, SLG: 0.345 56 Hector Gimenez, S (5,3) OBP: 0.286, SLG: 0.357	F9		K		2 HR		K			3	1	1	1	0	1	2												
2 Chris Burke, R (1,8) OBP: 0.333, SLG: 0.480 44 Mike Rodriguez, L (7,9) OBP: 0.333, SLG: 0.667	G6-3		2B		HR		G5-3			3	1	1	2	1	0	0												
Mike Lamb, L (1,3) OBP: 0.263, SLG: 0.263 43 Alan Zinter, S (5,5) OBP: 0.444, SLG: 0.167	K		F9		K			K		3	0	0	0	0	2	3												
31 Kevin Orie, R (1,5) OBP: 0.150, SLG: 0.368 Brooks Conrad, S (5,4)		K			2B			P5		3	1	2	3	0	1	0												
13 Eric Munson, L (1,2) OBP: 0.435, SLG: 0.810 59 J.R. House, R (6,2) OBP: 0.286, SLG: 0.250		K			K		G4-3		K	3	0	0	0	0	2	1												
Charlton Jimerson, R (1,9) OBP: 0.289, SLG: 0.417 Josh Anderson, L (7,8) OBP: 0.176, SLG: 0.176	G6-3				K				G4-3	3	0	0	0	0	1	1												
Luke Scott, L (1,7) OBP: 0.251, SLG: 0.211 65 Brian Gordon, L (7,7) OBP: 0.176, SLG: 0.125			2 BB		G3				G3	2	1	0	0	1	1	1												
Ben Zobrist, S (1,6) OBP: 0.375, SLG: 0.286			2 BB				F8		F9	3	1	0	0	1	0	1												
55 Humberto Quintero, R (1,10) OBP: 0.200, SLG: 0.400			L4						G6-3	4	1	1	0	0	0	3												
Inning Stats	R: 0 E: 0 K: 1 S: 5	H: 0 LOB: 0 BB: 0 P: 5	R: 0 E: 0 K: 2 S: 7	H: 0 LOB: 0 BB: 0 P: 7	R: 2 E: 0 K: 1 S: 6	H: 1 LOB: 1 BB: 2 P: 14	R: 0 E: 0 K: 2 S: 8	H: 1 LOB: 1 BB: 0 P: 8	R: 4 E: 0 K: 1 S: 8	H: 3 LOB: 0 BB: 1 P: 12	R: 0 E: 0 K: 1 S: 5	H: 0 LOB: 0 BB: 0 P: 5	R: 0 E: 0 K: 1 S: 5	H: 0 LOB: 0 BB: 0 P: 5	R: 0 E: 0 K: 0 S: 7	H: 1 LOB: 1 BB: 0 P: 4	1B: 2 2B: 3 3B: 0 HR: 1	SF: 0 SAC: 0 DP: 0 HBP: 0	WP: 0 PB: 0 SB: 1 CS: 0	PA: 36								
PITCHER	IP WLS BF H R ER SO	IP WLS BF H R ER SO	IP WLS BF H R ER SO	IP WLS BF H R ER SO	IP WLS BF H R ER SO	IP WLS BF H R ER SO	IP WLS BF H R ER SO	IP WLS BF H R ER SO	IP WLS BF H R ER SO	IP WLS BF H R ER SO	IP WLS BF H R ER SO	IP WLS BF H R ER SO	IP WLS BF H R ER SO	IP WLS BF H R ER SO	IP WLS BF H R ER SO	IP WLS BF H R ER SO	ERA WHIP	ERA WHIP										
34 A.J. Burnett, R (1,1) ERA: 7.71 Scott Schoeneweis, L (5,1) ERA: 12.0 52 B.J. Ryan, L (6,1) ERA: 4.5 Pete Walker, R (7,1) ERA: Vinnie Chulk, R (8,1) ERA:	4.0 1.0 1.0 1.0 1.0 1.0	16 7 3 W H	2 3 0 0 0	2 4 0 0 0	2 4 0 0 2	6 4 1 1 2	0 0 0 0 0	0 0 0 0 0	0 1 0 0 0	0 8 5 5 7	12 36.00 0.00 0.00 0.00	4.50 1.000 0.000 0.000 0.000	57 Adrian Burnside, L (9,1) ERA: 3.0	1.0 1.0 1.0 1.0 1.0	S S S S S	4 4 4 4 4	1 1 1 1 1	0 0 0 0 0	0 0 0 0 0	0 0 0 0 0	0 0 0 0 0	0 0 0 0 0	0 0 0 0 0	0 0 0 0 0	0.00 1.000 0.000 0.000 0.000	0.00 1.000		

Houston Astros @ Toronto Blue Jays
Knology Park, Dunedin, FL
Mon Mar 13 2006, 1:05 PM EST
Att: 3,385 - Sunny - 80 F

AB	33
R	6
H	6
RBI	6
BB	3
SO	11
LOB	13



Batter	1	2	3	4	5	6	7	8	9	AB	R	H	RBI	BB	SO	LOB	BOTTOM				
8 Russ Adams, L (1,6) OBP: 0.286, SLG: 0.450 6 John McDonald, R (6,6) OBP: 0.143, SLG: 0.385	G4-3		K		HR		FC6-4			2	1	1	0	1	1	0					
Frank Catalanotto, L (1,7) John-Ford Griffin, L (5,7) OBP: 0.375, SLG: 0.545	G4-3		K		P3		E5			2	0	0	0	0	1	1					
Shea Hillenbrand, R (1,10) OBP: 0.300, SLG: 0.536 21 Chad Mottola, R (5, PR) OBP: 0.190, SLG: 0.105	K				L6		G6-3			2	0	0	0	0	1	1					
25 Troy Glaus, R (1,5) OBP: 0.444, SLG: 0.733 Rob Cosby, R (5,5) OBP: 0.259, SLG: 0.360					HR		HR			1	1	1	1	1	0	0					
17 Lyle Overbay, L (1,3) OBP: 0.158, SLG: 0.111 Jason Phillips, R (6,3) OBP: 0.368, SLG: 0.588	G3				K		G3-1			3	0	0	0	0	1	3					
Bengie Molina, R (1,2) OBP: 0.227, SLG: 0.238 59 Curtis Thigpen, R (4, PR) OBP: 0.308, SLG: 0.417			2 BB				K		F9	1	0	1	0	1	0	0					
Eric Hinske, L (1,9) OBP: 1.000, SLG: 1.000 43 Kevin Barker, L (6,9) OBP: 0.387, SLG: 0.607	K				F9		F9		F7	2	0	0	0	0	1	2					
2 Aaron Hill, R (1,4) OBP: 0.368, SLG: 0.353 46 Luis Figueroa, S (6,4) OBP: 0.409, SLG: 0.400	G6-4-3						HR		G4-3	2	1	1	0	0	0	0					
6B Wayne Lydon, S (1,8) OBP: 0.520, SLG: 0.545 Miguel Negron, L (8,8) OBP: 0.360, SLG: 0.391			K				G3			2	0	0	0	1	1	1					
Inning Stats	R: 0 E: 0 K: 1 S: 6	H: 1 LOB: 2 BB: 1 P: 10	R: 0 E: 0 K: 1 S: 4	H: 0 LOB: 1 BB: 1 P: 8	R: 0 E: 0 K: 3 S: 9	H: 0 LOB: 0 BB: 0 P: 9	R: 1 E: 0 K: 1 S: 7	H: 2 LOB: 1 BB: 0 P: 7	R: 4 E: 0 K: 0 S: 5	H: 2 LOB: 1 BB: 1 P: 10	R: 0 E: 0 K: 1 S: 5	H: 0 LOB: 0 BB: 0 P: 5	R: 2 E: 1 K: 0 S: 5	H: 1 LOB: 1 BB: 1 P: 9	R: 0 E: 0 K: 1 S: 6	H: 1 LOB: 1 BB: 0 P: 7	1B: 2 2B: 3 3B: 0 HR: 2	SF: 0 SAC: 0 DP: 1 HBP: 1	WP: 0 PB: 0 SB: 0 CS: 0	PA: 36	
PITCHER	IP WLS BF H R ER SO	IP WLS BF H R ER SO	IP WLS BF H R ER SO	IP WLS BF H R ER SO	IP WLS BF H R ER SO	IP WLS BF H R ER SO	IP WLS BF H R ER SO	IP WLS BF H R ER SO	IP WLS BF H R ER SO	IP WLS BF H R ER SO	IP WLS BF H R ER SO	IP WLS BF H R ER SO	IP WLS BF H R ER SO	IP WLS BF H R ER SO	IP WLS BF H R ER SO	IP WLS BF H R ER SO	ERA WHIP	ERA WHIP			
51 Wandy Rodriguez, L (1,1) ERA: 8.0 Jason Hirsh, R (5,1) ERA: 10.13 56 Joe Valentine, R (8,1) ERA: 3.6	4.0 3.0 1.0	16 L 4	3 6 1	4 6 0	1 4 1	6 1 1	0 0 0	0 1 0	0 15 6	24 12.00 0.00	1.667 1.250 1.000										

Houston Astros @ Toronto Blue Jays
Knology Park, Dunedin, FL
Mon Mar 13 2006, 1:05 PM EST
Att: 3,385 - Sunny - 80 F

AB	31
R	7
H	7
RBI	7
BB	4
SO	8
LOB	16



Batter	1	2	3	4	5	6	7	8	9	AB	R	H	RBI	BB	SO	LOB	TOP								
Craig Biggio, R OBP: 0.368, SLG: 0.444 59 J.R. House, R OBP: 0.313, SLG: 0.357										3	1	0	0	0	0	0									
5 Jeff Bagwell, R OBP: 0.318, SLG: 0.278 Orlando Palmeiro, L OBP: 0.333, SLG: 0.353 65 Brian Gordon, L OBP: 0.176, SLG: 0.125										2	0	1	0	0	0	1									
17 Lance Berkman, S OBP: 0.526, SLG: 0.500										2	0	0	1	1	0	0									
Josh Anderson, L OBP: 0.158, SLG: 0.158										2	0	0	0	0	0	1									
Morgan Ensbarg, R OBP: 0.286, SLG: 0.294 Raulo Chavez, R OBP: 0.395, SLG: 0.333										3	0	0	0	0	1	2									
Preston Wilson, R OBP: 0.467, SLG: 0.500 2 Chris Burke, R OBP: 0.345, SLG: 0.481										1	1	0	0	1	0	0									
16 Jason Lane, R OBP: 0.503, SLG: 0.909 Charlton Jimerson, R OBP: 0.296, SLG: 0.440										3	0	1	0	0	0	1									
28 Adam Everett, R 13 Eric Munson, L OBP: 0.400, SLG: 0.773										2	0	0	0	0	0	2									
Brad Ausmus, R OBP: 0.214, SLG: 0.154 Mike Lamb, L OBP: 0.095, SLG: 0.250										2	0	1	0	0	1	1									
44 Roy Oswalt, R Trever Miller, R 43 Alan Zinter, S Chad Qualls, R Luke Scott, L Ezequiel Astacio, R										2	0	0	0	0	1	1									
Inning Stats	R: 1 E: 1 K: 2 S: 8	H: 0 LOB: 0 BB: 0 P: 8	R: 0 E: 0 K: 1 S: 6	H: 1 LOB: 1 BB: 0 P: 6	R: 0 E: 0 K: 0 S: 4	H: 1 LOB: 2 BB: 1 P: 8	R: 1 E: 1 K: 1 S: 6	H: 1 LOB: 1 BB: 1 P: 13	R: 0 E: 0 K: 0 S: 3	H: 0 LOB: 0 BB: 0 P: 3	R: 0 E: 0 K: 1 S: 5	H: 0 LOB: 0 BB: 0 P: 5	R: 2 E: 1 K: 0 S: 6	H: 2 LOB: 1 BB: 0 P: 6	R: 3 E: 1 K: 0 S: 6	H: 3 LOB: 0 BB: 0 P: 6	R: 0 E: 0 K: 0 S: 3	H: 0 LOB: 0 BB: 0 P: 3	1B: 5 2B: 2 3B: 0 HR: 1	SF: 2 SAC: 0 DP: 0 HBP: 0	WP: 0 PB: 0 SB: 0 CS: 0	PA: 39			
PITCHER	IP	WLS	BF	H	R	ER	SO	BB	IBB	HBP	BLK	WP	HR	S	P	ERA	WHIP								
15 Tim Hudson, R ERA: 1.0	4.0		18	3	2	0	4	2	0	0	0	0	0	24	35	0.00	1.250								
Mike Remlinger, L ERA: 11.57	2.0		6	0	0	0	1	0	0	0	0	0	0	8	8	0.00	0.000								
54 Chad Paronto, R ERA: 5.14	1.0	H	6	2	2	1	0	0	0	0	0	0	1	6	6	9.00	2.000								
54 Brad Baker, R ERA: 14.21	1.0	L	6	3	3	1	0	0	0	0	0	0	0	6	6	9.00	3.000								
50 Anthony Lerew, R ERA: 18.9	1.0		3	0	0	0	0	0	0	0	0	0	0	3	3	0.00	0.000								

Houston Astros @ Atlanta Braves
Cracker Jack Stadium, Lake Buena Vista, FL
Tue Mar 14 2006, 7:05 PM EST
Att: 10,710 - Clear - 77 F

AB 35
R 7
H 8
RBI 6
BB 2
SO 5
LOB 11



Batter	1	2	3	4	5	6	7	8	9	AB	R	H	RBI	BB	SO	LOB	BOTTOM								
Marcus Giles, R OBP: 0.154, SLG: 0.083 4 Petr Valdez, R OBP: 0.087, SLG: 0.087 54 Chad Paronto, R 54 Brad Baker, R 58 David Kelton, R OBP: 0.102, SLG: 0.209 50 Anthony Lerew, L										1	0	0	0	0	1	0									
11 Edgar Renteria, R OBP: 0.318, SLG: 0.476 Tony Pena Jr., R OBP: 0.250, SLG: 0.348										2	1	0	0	0	0	0									
23 Matt Diaz, R OBP: 0.387, SLG: 0.645										5	0	0	0	0	0	1									
Andrew Jones, R OBP: 0.400, SLG: 0.375 57 Michael Ryan, L OBP: 0.333, SLG: 0.567										2	1	1	1	0	1	0									
Adam LaRoche, L OBP: 0.333, SLG: 0.222 20 Scott Thorman, L OBP: 0.273, SLG: 0.200										2	2	2	1	1	0	0									
16 Brian McCann, L OBP: 0.250, SLG: 0.167 66 Jarrod Saltalamacchia, R OBP: 0.160, SLG: 0.400										3	1	1	0	0	0	2									
Brian Jordan, R OBP: 0.471, SLG: 0.357 Kelly Johnson, L OBP: 0.478, SLG: 0.421										2	0	1	0	0	0	2									
64 Cesar Crespo, S OBP: 0.154, SLG: 0.120										4	0	2	2	0	0	3									
15 Tim Hudson, R Mike Remlinger, L 76 J.J. Jurries, R OBP: 0.538, SLG: 0.900 24 Martin Prado, R OBP: 0.160, SLG: 0.167										2	0	0	0	0	2	3									
Inning Stats	R: 0 E: 0 K: 1 S: 5	H: 3 LOB: 2 BB: 0 P: 10	R: 1 E: 0 K: 2 S: 10	H: 3 LOB: 0 BB: 0 P: 10	R: 2 E: 1 K: 0 S: 6	H: 2 LOB: 1 BB: 0 P: 6	R: 0 E: 0 K: 2 S: 8	H: 1 LOB: 1 BB: 0 P: 8	R: 0 E: 0 K: 0 S: 3	H: 0 LOB: 0 BB: 0 P: 3	R: 2 E: 2 K: 0 S: 6	H: 1 LOB: 2 BB: 1 P: 10	R: 0 E: 0 K: 1 S: 5	H: 0 LOB: 0 BB: 0 P: 5	R: 0 E: 0 K: 1 S: 6	H: 1 LOB: 2 BB: 1 P: 10	R: 0 E: 0 K: 0 S: 3	H: 0 LOB: 0 BB: 0 P: 3	1B: 7 2B: 1 3B: 0 HR: 0	SF: 1 SAC: 0 DP: 0 HBP: 0	WP: 0 PB: 0 SB: 1 CS: 0	PA: 40			
PITCHER	IP	WLS	BF	H	R	ER	SO	BB	IBB	HBP	BLK	WP	HR	S	P	ERA	WHIP								
44 Roy Oswalt, R ERA: 2.45	5.0		22	6	3	1	5	0	0	0	0	0	0	6	10	0.00	2.000								
Trever Miller, L ERA: 4.75	1.0	W	3	0	0	0	1	0	0	0	0	0	0	5	5	0.00	0.000								
Ezequiel Astacio, R ERA: 1.000	2.0	S	8	1	0	0	1	1	0	0	0	0	0	9	13	0.00	1.000								

Houston Astros @ Atlanta Braves
Cracker Jack Stadium, Lake Buena Vista, FL
Tue Mar 14 2006, 7:05 PM EST
Att: 10,710 - Clear - 77 F

AB 37
R 5
H 8
RBI 5
BB 2
SO 7
LOB 19



Batter	1	2	3	4	5	6	7	8	9	AB	R	H	RBI	BB	SO	LOB	TOP								
19 Bubba Crosby, L (1, 8) OBP: 0.211, SLG: 0.389 64 Kevin Reese, L (6, 8) OBP: 0.300, SLG: 0.379	L9	K			L3	G4-3	F9		K	4	0	0	0	0	1	2									
24 Robinson Cano, L (1, 4) OBP: 0.400, SLG: 0.810 28 Felix Escalona, R (6, PR) OBP: 0.321, SLG: 0.519	1B			2B			E3		F9	4	1	3	0	0	0	0									
25 Jason Giambi, L (1, 10) OBP: 0.357, SLG: 0.222 61 Kevin Howard, L (5, PR) OBP: 0.214, SLG: 0.417	F8			BB			F8		K	1	0	0	0	2	0	1									
20 Jorge Posada, S (1, 2) OBP: 0.520, SLG: 0.857 85 Omar Santos, R (7, 2) OBP: 0.167, SLG: 0.167	G6-3			G5-4-3					G4-3	4	0	1	0	0	0	3									
12 Andy Phillips, R (1, 3) OBP: 0.435, SLG: 0.488 78 Eric Duncan, L (7, PR) OBP: 0.462, SLG: 0.875				1B						4	1	3	2	0	1	1									
Mitch Jones, R (1, 9) OBP: 0.325, SLG: 0.725	G5-3									5	2	2	3	0	1	4									
27 Russ Johnson, R (1, 5) OBP: 0.286, SLG: 0.133	G5-3			HR						4	2	1	0	1	1	3									
27 Kevin Thompson, R (1, 7) OBP: 0.514, SLG: 0.656	2B			K						5	2	4	3	0	1	0									
Miguel Cairo, R (1, 6) OBP: 0.286, SLG: 0.364 91 Ramiro Pena, S (6, 6) OBP: 0.444, SLG: 0.500	2B			G6-3						3	0	1	1	0	0	1									
Inning Stats	R: 0 E: 0 K: 0 S: 9	H: 1 LOB: 1 BB: 0 P: 14	R: 2 E: 0 K: 1 S: 14	H: 3 LOB: 1 BB: 0 P: 17	R: 0 E: 0 K: 1 S: 7	H: 1 LOB: 0 BB: 1 P: 13	R: 1 E: 0 K: 2 S: 11	H: 1 LOB: 0 BB: 0 P: 15	R: 2 E: 0 K: 1 S: 14	H: 3 LOB: 2 BB: 1 P: 23	R: 1 E: 1 K: 0 S: 7	H: 1 LOB: 1 BB: 0 P: 8	R: 2 E: 0 K: 0 S: 7	H: 4 LOB: 2 BB: 0 P: 7	R: 0 E: 0 K: 1 S: 5	H: 0 LOB: 0 BB: 0 P: 5	R: 3 E: 0 K: 1 S: 8	H: 3 LOB: 1 BB: 1 P: 14	1B: 9 2B: 5 3B: 1 HR: 2	SF: 0 SAC: 0 DP: 1 HBP: 0	WP: 2 PB: 0 SB: 0 CS: 0	PA: 47			
PITCHER	IP	WLS	BF	H	R	ER	SO	BB	IBB	HBP	BLK	WP	HR	S	P	ERA	WHIP								
Andy Pettitte, L (1, 1) ERA: 6.0	3.0	L	14	5	2	2	2	1	0	0	0	0	0	30	44	6.00	2.000								
Steve Sparks, R (4, 1) ERA: 9.9	4.0		23	9	6	5	3	1	0	0	0	0	1	39	53	11.25	2.500								
45 Mike Gallo, L (8, 1) ERA: 9.0	1.0		3	0	0	0	1	0	0	0	0	0	0	5	5	0.00	0.000								
58 Dave Borkowski, R (9, 1) ERA: 4.5	1.0		7	3	3	3	1	1	0	0	0	1	1	8	14	27.00	4.000								

New York Yankees @ Houston Astros
Osceola County Stadium, Kissimmee, FL
Wed Mar 15 2006, 1:05 PM EST
Att: 6,100 - Sunny - 72 F

AB 44
R 11
H 17
RBI 9
BB 3
SO 7
LOB 22



Batter	1	2	3	4	5	6	7	8	9	AB	R	H	RBI	BB	SO	LOB	BOTTOM								
Craig Biggio, R (1, 10) OBP: 0.333, SLG: 0.400 Raul Chavez, R (5, FH) OBP: 0.357, SLG: 0.308	G6-3				K					2	0	0	0	0	0	0									
65 Brian Gordon, L (8, FH) OBP: 0.222, SLG: 0.125										1	0	0	0	0	1	2									
28 Adam Everett, R (1, 6) OBP: 0.188, SLG: 0.250 4 Eric Bruntlett, R (5, 6) OBP: 0.250, SLG: 0.333	K2-3			K						0	0	0	0	1	0	0									
17 Lance Berkman, S (1, 3) OBP: 0.476, SLG: 0.444 13 Eric Munson, L (5, 5) OBP: 0.370, SLG: 0.708	F8									2	0	0	0	0	1	0									
Morgan Ensberg, R (1, 5) OBP: 0.261, SLG: 0.263 31 Kevin Orie, R (5, 3) OBP: 0.192, SLG: 0.381	L8									2	0	0	0	0	1	0									
Preston Wilson, R (1, 8) OBP: 0.471, SLG: 0.571 Josh Anderson, L (5, 9) OBP: 0.190, SLG: 0.238	1B									2	0	1	0	0	0	0									
Brad Ausmus, R (1, 2) OBP: 0.250, SLG: 0.200 55 Humberto Quintero, R (6, 2) OBP: 0.182, SLG: 0.364	2B									2	0	1	0	0	0	0									
2 Chris Burke, R (1, 4) OBP: 0.323, SLG: 0.448 Jonathan Ash, L (6, 4)	1B									2	0	1	0	0	0	0									
Luke Scott, L (1, 7) OBP: 0.259, SLG: 0.182	G5-3									2	0	0	1	0	1	1									
Luke Scott, L (1, 7) OBP: 0.259, SLG: 0.182	K									2	0	0	0	1	1	1									
Charlton Jimerson, R (1, 9) OBP: 0.300, SLG: 0.464										3	0	1	0	0	2	0									
Inning Stats	R: 0 E: 0 K: 1 S: 10	H: 0 LOB: 0 BB: 0 P: 11	R: 1 E: 0 K: 1 S: 12	H: 2 LOB: 1 BB: 0 P: 17	R: 0 E: 0 K: 2 S: 9	H: 0 LOB: 0 BB: 0 P: 12	R: 0 E: 0 K: 2 S: 11	H: 0 LOB: 0 BB: 0 P: 15	R: 0 E: 0 K: 2 S: 14	H: 1 LOB: 2 BB: 1 P: 21	R: 0 E: 0 K: 0 S: 8	H: 0 LOB: 0 BB: 1 P: 17	R: 0 E: 0 K: 0 S: 3	H: 0 LOB: 0 BB: 0 P: 4	R: 0 E: 0 K: 1 S: 5	H: 0 LOB: 1 BB: 1 P: 9	R: 0 E: 0 K: 0 S: 5	H: 2 LOB: 2 BB: 0 P: 5	1B: 2 2B: 3 3B: 0 HR: 0	SF: 0 SAC: 0 DP: 0 HBP: 0	WP: 0 PB: 0 SB: 0 CS: 1	PA: 35			
PITCHER	IP	WLS	BF	H	R	ER	SO	BB	IBB	HBP	BLK	WP	HR	S	P	ERA	WHIP								
35 Mike Mussina, R (1, 1) ERA: 3.09	5.0		19	3	1	1	8	1	0	0	0	0	0	56	76	1.80	0.800								
47 Ron Villone, L (6, 1) ERA: 3.86	1.0		3	0	0	0	0	1	0	0	0	0	0	8	17	0.00	1.000								
Scott Erickson, R (7, 1) ERA: 2.16	1.0		3	0	0	0	0	0	0	0	0	0	0	3	4	0.00	0.000								
38 Ramiro Mendoza, R (8, 1) ERA: 2.84	1.0		4	0	0	0	1	1	0	0	0	0	0	5	9	0.00	1.000								
63 Frank Brookes, L (9, 1) ERA: 5.4	1.0		5	2	0	0	0	0	0	0	0	0	0	5	5	0.00	2.000								

New York Yankees @ Houston Astros
Osceola County Stadium, Kissimmee, FL
Wed Mar 15 2006, 1:05 PM EST
Att: 6,100 - Sunny - 72 F

AB 31
R 1
H 5
RBI 1
BB 3
SO 9
LOB 11



Batter	1	2	3	4	5	6	7	8	9	AB	R	H	RBI	BB	SO	LOB	TOP					
Craig Biggio, R OBP: 0.370, SLG: 0.400 Mike Lamb, L OBP: 0.179, SLG: 0.385	1-0 17 BB 1B		0-3 K	0-0 P4	0-3 K			0-0 G6-3		3	0	1	0	0	1	1	Houston Astros @ Cleveland Indians Chain of Lakes Park, Winter Haven, FL Sat Mar 18 2006, 1:05 PM EST Att: 5,249 - Sunny - 80 F					
5 Jeff Banwell, R OBP: 0.357, SLG: 0.304 4 Eric Bruntlett, R OBP: 0.211, SLG: 0.278	0-3 K		0-0 17 BB 1B	0-0 17 BB 1B	0-0 17 BB 1B		0-0 F9	0-0 F8		3	2	2	0	0	1	1						
17 Lance Berkman, S OBP: 0.461, SLG: 0.409 13 Eric Munson, L OBP: 0.324, SLG: 0.581	4-0 BB		4-0 16 BB 1B	0-0 BB 1B	0-0 BB 1B		0-0 G4-3	0-0 E9		1	2	1	1	2	0	0						
Preston Wilson, R OBP: 0.478, SLG: 0.684 31 Kevin Orle, R OBP: 0.296, SLG: 0.593	0-3 K		0-3 K	1B BB	1-2 BB		0-0 BB 1B	0-0 L6		2	0	0	0	1	2	4						
Morgan Ensberg, R OBP: 0.313, SLG: 0.321 Luke Scott, L OBP: 0.364, SLG: 0.385	0-3 K		0-0 16 BB 1B	1-3 2-H 1B	0-0 1-3 2-H 1B		4-0 BB	4-0 G4-3 BB		3	0	2	3	0	1	2						
16 Jason Lane, R OBP: 0.457, SLG: 0.742 Charlton Jimerson, R OBP: 0.324, SLG: 0.433		0-0 1B	0-0 1-3 2-H 1B	0-0 F7		0-3 K		0-3 K		3	0	2	1	0	0	2						
2 Chris Burke, R OBP: 0.317, SLG: 0.378 Brooks Conrad, S	0-0 L9		0-0 G6-3		0-0 F9		0-0 G4-3	0-0 G4-3		4	0	0	0	0	0	3						
Orlando Palmeiro, L OBP: 0.333, SLG: 0.348 55 Humberto Quintero, R OBP: 0.167, SLG: 0.333	0-0 F7			0-0 F7	0-0 F7		0-0 G2-3	0-0 G3		3	0	1	0	0	0	1						
Raul Chavez, R OBP: 0.333, SLG: 0.263 Josh Anderson, L OBP: 0.240, SLG: 0.250	0-3 K			0-0 5 BB 17 BB 1B	0-0 L5		0-0 G1-3			3	1	1	0	0	1	2						
Inning Stats	R: 0 E: 0 K: 3 S: 10	H: 1 LOB: 2 BB: 1 P: 15	R: 0 E: 0 K: 1 S: 6	H: 1 LOB: 1 BB: 0 P: 6	R: 2 E: 0 K: 2 S: 10	H: 3 LOB: 2 BB: 1 P: 14	R: 3 E: 0 K: 0 S: 7	H: 4 LOB: 2 BB: 1 P: 11	R: 0 E: 0 K: 1 S: 6	H: 1 LOB: 1 BB: 0 P: 10	R: 0 E: 0 K: 0 S: 3	H: 0 LOB: 0 BB: 0 P: 3	R: 0 E: 1 K: 1 S: 4	H: 0 LOB: 1 BB: 0 P: 4	R: 0 E: 0 K: 1 S: 5	H: 0 LOB: 1 BB: 1 P: 9		1B: 11 2B: 0 3B: 0 HR: 0	SF: 0 SAC: 0 DP: 0 HBP: 0	WP: 0 PB: 0 SB: 0 CS: 0	PA: 44	
PITCHER	IP WLS BF H R ER SO BB IBB HBP BLK WP HR S P ERA WHIP	IP WLS BF H R ER SO BB IBB HBP BLK WP HR S P ERA WHIP	IP WLS BF H R ER SO BB IBB HBP BLK WP HR S P ERA WHIP	IP WLS BF H R ER SO BB IBB HBP BLK WP HR S P ERA WHIP	IP WLS BF H R ER SO BB IBB HBP BLK WP HR S P ERA WHIP	IP WLS BF H R ER SO BB IBB HBP BLK WP HR S P ERA WHIP	IP WLS BF H R ER SO BB IBB HBP BLK WP HR S P ERA WHIP	IP WLS BF H R ER SO BB IBB HBP BLK WP HR S P ERA WHIP	IP WLS BF H R ER SO BB IBB HBP BLK WP HR S P ERA WHIP	IP WLS BF H R ER SO BB IBB HBP BLK WP HR S P ERA WHIP	IP WLS BF H R ER SO BB IBB HBP BLK WP HR S P ERA WHIP	IP WLS BF H R ER SO BB IBB HBP BLK WP HR S P ERA WHIP	IP WLS BF H R ER SO BB IBB HBP BLK WP HR S P ERA WHIP	IP WLS BF H R ER SO BB IBB HBP BLK WP HR S P ERA WHIP	IP WLS BF H R ER SO BB IBB HBP BLK WP HR S P ERA WHIP	IP WLS BF H R ER SO BB IBB HBP BLK WP HR S P ERA WHIP	IP WLS BF H R ER SO BB IBB HBP BLK WP HR S P ERA WHIP	IP WLS BF H R ER SO BB IBB HBP BLK WP HR S P ERA WHIP	IP WLS BF H R ER SO BB IBB HBP BLK WP HR S P ERA WHIP	IP WLS BF H R ER SO BB IBB HBP BLK WP HR S P ERA WHIP	IP WLS BF H R ER SO BB IBB HBP BLK WP HR S P ERA WHIP	IP WLS BF H R ER SO BB IBB HBP BLK WP HR S P ERA WHIP
CC Sabathia, L ERA: 8.76	3.2	22	8	5	5	6	3	0	0	0	0	0	0	0	0	0	12.27	3.000				
46 Ben Howard, R ERA: 2.45	0.1	2	1	0	0	0	0	0	0	0	0	0	0	0	0	0	0.00	3.000				
32 Danny Graves, R ERA: 3.12	1.0	4	1	0	0	1	0	0	0	0	0	0	0	0	0	0	0.00	1.000				
27 Steve Karsay, R ERA: 8.0	1.0	W 5	1	0	0	1	1	0	0	0	0	0	0	0	0	0	0.00	2.000				
Jason Davis, R ERA: 3.75	1.0	H 3	0	0	0	0	0	0	0	0	0	0	0	0	0	0	0.00	0.000				
24 Grady Sizemore, L OBP: 0.486, SLG: 0.759 38 Franklin Gutierrez, R OBP: 0.333, SLG: 0.225	0-0 E4 B1-3		0-0 G2-6-3	0-0 2H 3B	0-0 2B BB		4-0 2B BB		3	1	1	1	1	0	1	0						
Jason Michaels, R OBP: 0.382, SLG: 0.414 Jason Dubois, R OBP: 0.537, SLG: 0.688	0-0 B1-3		0-0 G5-3	4-0 BB		0-0 1-H 2B		0-0 L5		3	0	1	1	1	0	1						
Todd Hollandsworth, L OBP: 0.294, SLG: 0.344	0-3 K			0-0 G3			0-0 L5			4	1	1	0	0	1	3						
48 Travis Hafner, L OBP: 0.621, SLG: 1.045		0-0 G4-3		4-0 25 HBP 10 WP BB	0-0 F8		0-3 K			3	1	0	0	1	1	0						
Aaron Boone, R OBP: 0.500, SLG: 0.880 64 Jose Flores, R OBP: 0.211, SLG: 0.167		4-0 10 E BB		0-0 E5 10 WP 10 HBP G5-3	0-3 K		0-0 G4-3			2	1	0	0	1	1	1						
25 Ryan Garko, R OBP: 0.442, SLG: 0.424 Eduardo Perez, R OBP: 0.400, SLG: 0.400		0-0 F9		1-0 10 G5-3 15 WP E HBP	0-0 1B		0-0 F9			1	1	0	0	0	0	1						
10 Kelly Shoppach, R ERA: 1.88 11 Einar Diaz, R OBP: 0.408, SLG: 0.619		4-0 BB		1-0 G5-3	0-3 K			0-0 F8		2	0	0	1	1	1	2						
15 Ramón Vázquez, L OBP: 0.282, SLG: 0.395		0-0 G4-3		0-0 E3 24 BB 3B	0-0 F8		0-0 F9			4	1	0	1	0	0	2						
Lou Merloni, R OBP: 0.435, SLG: 0.529			1-0 24 BB G6-3 HBP	0-0 K	0-0 F7		0-0 G4-3			3	0	0	0	0	1	1						
Inning Stats	R: 0 E: 1 K: 1 S: 5	H: 0 LOB: 0 BB: 0 P: 5	R: 0 E: 0 K: 0 S: 3	H: 0 LOB: 2 BB: 2 P: 11	R: 0 E: 0 K: 0 S: 2	H: 0 LOB: 0 BB: 0 P: 3	R: 5 E: 2 K: 1 S: 9	H: 2 LOB: 2 BB: 2 P: 20	R: 0 E: 0 K: 2 S: 8	H: 1 LOB: 1 BB: 0 P: 8	R: 1 E: 0 K: 0 S: 4	H: 1 LOB: 1 BB: 1 P: 8	R: 0 E: 0 K: 1 S: 5	H: 0 LOB: 0 BB: 0 P: 5	R: 0 E: 0 K: 0 S: 3	H: 0 LOB: 0 BB: 0 P: 3	1B: 2 2B: 2 3B: 1 HR: 0	SF: 0 SAC: 0 DP: 2 HBP: 2	WP: 1 PB: 0 SB: 1 CS: 0	PA: 36		
PITCHER	IP WLS BF H R ER SO BB IBB HBP BLK WP HR S P ERA WHIP	IP WLS BF H R ER SO BB IBB HBP BLK WP HR S P ERA WHIP	IP WLS BF H R ER SO BB IBB HBP BLK WP HR S P ERA WHIP	IP WLS BF H R ER SO BB IBB HBP BLK WP HR S P ERA WHIP	IP WLS BF H R ER SO BB IBB HBP BLK WP HR S P ERA WHIP	IP WLS BF H R ER SO BB IBB HBP BLK WP HR S P ERA WHIP	IP WLS BF H R ER SO BB IBB HBP BLK WP HR S P ERA WHIP	IP WLS BF H R ER SO BB IBB HBP BLK WP HR S P ERA WHIP	IP WLS BF H R ER SO BB IBB HBP BLK WP HR S P ERA WHIP	IP WLS BF H R ER SO BB IBB HBP BLK WP HR S P ERA WHIP	IP WLS BF H R ER SO BB IBB HBP BLK WP HR S P ERA WHIP	IP WLS BF H R ER SO BB IBB HBP BLK WP HR S P ERA WHIP	IP WLS BF H R ER SO BB IBB HBP BLK WP HR S P ERA WHIP	IP WLS BF H R ER SO BB IBB HBP BLK WP HR S P ERA WHIP	IP WLS BF H R ER SO BB IBB HBP BLK WP HR S P ERA WHIP	IP WLS BF H R ER SO BB IBB HBP BLK WP HR S P ERA WHIP	IP WLS BF H R ER SO BB IBB HBP BLK WP HR S P ERA WHIP	IP WLS BF H R ER SO BB IBB HBP BLK WP HR S P ERA WHIP	IP WLS BF H R ER SO BB IBB HBP BLK WP HR S P ERA WHIP	IP WLS BF H R ER SO BB IBB HBP BLK WP HR S P ERA WHIP	IP WLS BF H R ER SO BB IBB HBP BLK WP HR S P ERA WHIP	IP WLS BF H R ER SO BB IBB HBP BLK WP HR S P ERA WHIP
Ezequiel Astacio, R ERA: 4.26	3.2	20	2	5	2	2	4	0	2	0	0	0	0	0	0	0	4.91	1.636				
58 Dave Borkowski, R ERA: 4.26	0.1	1	0	0	0	0	0	0	0	0	0	0	0	0	0	0	0.00	0.000				
51 Wandy Rodriguez, L ERA: 6.25	4.0	L 15	2	1	1	3	1	0	0	0	0	0	0	0	0	0	2.25	0.750				

AB	39
R	5
H	11
RBI	5
BB	5
SO	9
LOB	23



AB	29
R	6
H	4
RBI	4
BB	5
SO	5
LOB	12



Batter	1	2	3	4	5	6	7	8	9	AB	R	H	RBI	BB	SO	LOB	TOP											
Nook Logan, S OBP: 0.277, SLG: 0.190 (1, 8)										5	0	1	2	0	1	2	Detroit Tigers @ Houston Astros Osceola County Stadium, Kissimmee, FL Sun Mar 19 2006, 1:05 PM EST Att: 4,940 - Partly Cloudy - 76 F											
Craig Monroe, R OBP: 0.500, SLG: 1.000 (1, 10)										3	0	2	2	0	0	0												
70 Josh Phelps, R OBP: 0.629, SLG: 1.067 (7, PH) (7, 10)										2	0	1	1	0	0	0												
Dmitri Young, S OBP: 0.328, SLG: 0.583 (1, 5)										3	0	3	0	0	0	0												
67 Mike Hessman, R OBP: 0.243, SLG: 0.469 (5, 5)										2	0	0	0	0	1	2												
Carlos Pena, L OBP: 0.292, SLG: 0.195 (1, 3)										4	0	0	0	0	2	5												
Alexis Gomez, L OBP: 0.313, SLG: 0.500 (1, 9)										4	0	0	0	0	0	2												
33 Marcus Thames, R OBP: 0.362, SLG: 0.651 (1, 7)										4	0	0	0	0	0	0												
Don Kelly, L OBP: 0.429, SLG: 0.370 (1, 4)										3	1	0	0	1	1	0												
39 Ramon Santiago, S OBP: 0.378, SLG: 0.563 (9, 6)										0	0	0	0	0	0	0												
20 Omar Infante, R OBP: 0.433, SLG: 0.643 (1, 6) (9, 4)										3	1	0	0	1	0	1												
13 Vance Wilson, R OBP: 0.429, SLG: 0.758 (1, 2)										3	2	1	0	0	0	1												
78 Brian Peterson, R OBP: 0.308, SLG: 0.385 (8, 2)										1	1	1	0	0	0	0												
Inning Stats	R: 0 E: 0 K: 1 S: 6	H: 1 LOB: 1 BB: 0 P: 6	R: 0 E: 0 K: 1 S: 5	H: 0 LOB: 0 BB: 0 P: 5	R: 1 E: 0 K: 1 S: 8	H: 3 LOB: 2 BB: 0 P: 8	R: 0 E: 0 K: 0 S: 3	H: 0 LOB: 0 BB: 0 P: 3	R: 2 E: 1 K: 0 S: 6	H: 2 LOB: 2 BB: 1 P: 10	R: 0 E: 0 K: 0 S: 3	H: 0 LOB: 0 BB: 0 P: 3	R: 0 E: 0 K: 1 S: 5	H: 0 LOB: 0 BB: 0 P: 5	R: 0 E: 0 K: 0 S: 3	H: 0 LOB: 0 BB: 0 P: 3	R: 2 E: 0 K: 1 S: 8	H: 3 LOB: 2 BB: 1 P: 12	1B: 6 2B: 3 HR: 0	SF: 0 SAC: 0 DP: 0 HBP: 0	WP: 0 PB: 0 SB: 0 CS: 0	PA: 39						
PITCHER	IP	WLS	BF	H	R	ER	SO	BB	IBB	HBP	BLK	WP	HR	S	P	ERA	WHIP											
44 Roy Oswalt, R ERA: 2.65 (1, 1)	6.0	L	26	6	3	2	3	1	0	0	0	0	0	0	31	35	3.00	1.167										
Dan Wheeler, R ERA: (7, 1)	1.0		3	0	0	0	1	0	0	0	0	0	0	0	5	5	0.00	0.000										
54 Brad Lidge, R ERA: (8, 1)	1.0		3	0	0	0	0	0	0	0	0	0	0	0	3	3	0.00	0.000										
56 Joe Valentine, R ERA: 4.5 (9, 1)	1.0		7	3	2	2	1	1	0	0	0	0	0	0	8	12	18.00	4.000										

Batter	1	2	3	4	5	6	7	8	9	AB	R	H	RBI	BB	SO	LOB	BOTTOM										
Craig Biggio, R OBP: 0.387, SLG: 0.429 (1, 4)										3	1	1	0	0	0	2	Detroit Tigers @ Houston Astros Osceola County Stadium, Kissimmee, FL Sun Mar 19 2006, 1:05 PM EST Att: 4,940 - Partly Cloudy - 76 F										
Orlando Palmeiro, L OBP: 0.310, SLG: 0.320 (6, 7)										2	0	0	0	0	0	1											
5 Jeff Bagwell, R OBP: 0.385, SLG: 0.308 (1, 10)										3	0	1	1	0	0	0											
56 Hector Gimenez, S OBP: 0.300, SLG: 0.316 (7, PH) (8, 10)										0	0	0	0	1	0	0											
17 Lance Berkman, S OBP: 0.467, SLG: 0.375 (1, 3)										2	0	0	0	1	1	1											
Mike Lamb, L OBP: 0.172, SLG: 0.370 (6, 5)										1	0	0	0	0	0	1											
Morgan Ensberg, R OBP: 0.314, SLG: 0.300 (1, 5)										2	0	0	0	1	0	2											
31 Kevin Orle, R OBP: 0.276, SLG: 0.571 (6, 3)										1	0	0	0	0	0	0											
Preston Wilson, R OBP: 0.423, SLG: 0.591 (1, 8)										3	0	0	0	0	1	2											
Charlton Jimerson, R OBP: 0.314, SLG: 0.419 (6, 8)										1	0	0	0	0	1	0											
16 Jason Lane, R OBP: 0.447, SLG: 0.706 (1, 9)										3	1	1	0	0	1	0											
4 Eric Bruntlett, R OBP: 0.205, SLG: 0.270 (7, 6)										1	0	0	0	0	0	0											
2 Chris Burke, R OBP: 0.333, SLG: 0.390 (1, 7) (6, 4)										4	0	2	0	0	0	1											
Brad Ausmus, R OBP: 0.333, SLG: 0.300 (1, 2)										3	0	2	0	0	1	1											
13 Eric Munson, L OBP: 0.314, SLG: 0.563 (7, 2)										1	0	0	0	0	0	1											
2B Adam Everett, R OBP: 0.269, SLG: 0.280 (1, 6)										3	0	1	1	0	0	3											
Luke Scott, L OBP: 0.382, SLG: 0.444 (7, 9)										1	0	1	0	0	0	0											
Inning Stats	R: 0 E: 0 K: 0 S: 3	H: 0 LOB: 1 BB: 1 P: 7	R: 1 E: 0 K: 1 S: 8	H: 3 LOB: 2 BB: 0 P: 8	R: 0 E: 0 K: 0 S: 3	H: 0 LOB: 1 BB: 1 P: 7	R: 0 E: 0 K: 0 S: 4	H: 2 LOB: 1 BB: 0 P: 4	R: 1 E: 0 K: 1 S: 7	H: 2 LOB: 1 BB: 0 P: 7	R: 0 E: 1 K: 2 S: 8	H: 0 LOB: 1 BB: 0 P: 9	R: 0 E: 0 K: 0 S: 2	H: 0 LOB: 0 BB: 1 P: 6	R: 0 E: 0 K: 1 S: 5	H: 0 LOB: 0 BB: 0 P: 5	R: 0 E: 0 K: 0 S: 4	H: 2 LOB: 1 BB: 0 P: 4	1B: 7 2B: 2 HR: 0	SF: 0 SAC: 0 DP: 3 HBP: 0	WP: 0 PB: 0 SB: 1 CS: 0	PA: 37					
PITCHER	IP	WLS	BF	H	R	ER	SO	BB	IBB	HBP	BLK	WP	HR	S	P	ERA	WHIP										
37 Kenny Rogers, L ERA: 7.5 (1, 1)	5.0	W	23	7	2	2	2	2	0	0	0	0	0	10	15	0.00	0.500										
Joel Zumaya, R ERA: 6.52 (6, 1)	2.0	H	7	0	0	0	2	1	0	0	0	0	0	10	15	0.00	0.500										
Chad Durbin, R ERA: 3.0 (8, 1)	2.0	S	7	2	0	0	1	0	0	0	0	0	0	9	9	0.00	1.000										

Batter	1	2	3	4	5	6	7	8	9	AB	R	H	RBI	BB	SO	LOB	TOP					
Brad Ausmus, R OBP: 0.320, SLG: 0.292 55 Humberto Quintero, R (8, PH) OBP: 0.160, SLG: 0.320	G3		G4-3 17 2B	F9		K		K		4	1	1	0	0	1	2	Houston Astros @ Detroit Tigers Joker Marchant Stadium, Lakeland, FL Tue Mar 21 2006, 6:05 PM EST Att. 4,478 - Partly Cloudy - 81 F					
Willy Taveras, R OBP: 0.333, SLG: 0.444 4 Eric Bruntlett, R OBP: 0.220, SLG: 0.263	2B		G4-3					P3		3	0	2	0	0	0	1						
5 Jeff Bagwell, R OBP: 0.364, SLG: 0.296 31 Kevin Orle, R OBP: 0.313, SLG: 0.567	F9		17 2B			P4				1	1	0	0	1	0	1						
17 Lance Berkman, S OBP: 0.455, SLG: 0.407 Raul Chavez, R OBP: 0.304, SLG: 0.238	F8									3	0	1	2	0	1	2						
Preston Wilson, R OBP: 0.414, SLG: 0.542 Charlton Jimerson, R OBP: 0.324, SLG: 0.424	G5-3		K							2	0	0	0	1	1	1						
Mike Lamb, L OBP: 0.188, SLG: 0.400 Luke Scott, L OBP: 0.361, SLG: 0.414	2B									3	0	1	0	0	1	2						
2 Chris Burke, R OBP: 0.333, SLG: 0.386 Josh Anderson, L OBP: 0.259, SLG: 0.269	P4		G4-3							3	1	1	0	0	0	1						
13 Eric Munson, L OBP: 0.375, SLG: 0.730	K									5	1	4	2	0	1	1						
2B Adam Everett, R OBP: 0.276, SLG: 0.296 Brooks Conrad, S	G5-3									2	0	1	1	0	0	0						
Inning Stats	R: 0 E: 0 K: 0 S: 4	H: 1 LOB: 1 BB: 0 P: 4	R: 0 E: 0 K: 1 S: 6	H: 1 LOB: 1 BB: 0 P: 6	R: 2 E: 0 K: 1 S: 7	H: 2 LOB: 1 BB: 1 P: 12	R: 0 E: 0 K: 0 S: 5	H: 2 LOB: 2 BB: 1 P: 5	R: 0 E: 0 K: 1 S: 6	H: 1 LOB: 0 BB: 0 P: 6	R: 1 E: 0 K: 2 S: 8	H: 1 LOB: 1 BB: 1 P: 13	R: 1 E: 0 K: 1 S: 6	H: 1 LOB: 1 BB: 0 P: 7	R: 2 E: 0 K: 2 S: 10	H: 3 LOB: 2 BB: 1 P: 14		1B: 8 2B: 6 3B: 0 HR: 1	SF: 1 SAC: 0 DP: 1 HBP: 1	WP: 0 PB: 0 SB: 4 CS: 0	PA: 45	
PITCHER	IP	WLS	BF	H	R	ER	SO	BB	IBB	HBP	BLK	WP	HR	S	P	ERA		WHIP				
43 Roman Colon, R ERA: 4.5	4.0	W	19	6	2	2	2	1	0	0	0	0	0	22	27	4.50		1.750				
Wilfredo Ledezma, L ERA: 7.36	2.0		9	3	1	1	3	1	0	0	0	0	0	14	18	4.50	2.000					
Franklyn German, R ERA: 9.0	1.0		5	1	1	1	2	1	0	0	0	0	0	8	13	9.00	2.000					
56 Fernando Rodney, R ERA: 4.5	1.0		5	1	1	1	1	0	0	1	0	0	1	6	7	9.00	1.000					
59 Todd Jones, R ERA: 9.0	1.0		7	3	2	2	2	1	0	0	0	0	0	10	14	18.00	4.000					

Batter	1	2	3	4	5	6	7	8	9	AB	R	H	RBI	BB	SO	LOB	BOTTOM					
28 Curtis Granderson, L OBP: 0.531, SLG: 0.895 Alexis Gomez, L OBP: 0.327, SLG: 0.566	HR		K							3	1	2	2	0	1	1	Houston Astros @ Detroit Tigers Joker Marchant Stadium, Lakeland, FL Tue Mar 21 2006, 6:05 PM EST Att. 4,478 - Partly Cloudy - 81 F					
14 Placido Polanco, R OBP: 0.667, SLG: 0.333 39 Ramon Santiago, S (4, FR) OBP: 0.366, SLG: 0.514	2B		F8							2	1	1	0	0	0	1						
Craig Monroe, R OBP: 0.571, SLG: 1.143 22 Cameron Maybin, R (8, PH) OBP: 0.327, SLG: 0.566	2B									4	1	2	2	0	1	2						
33 Marcus Thames, R OBP: 0.385, SLG: 0.638	1B									4	0	2	0	1	0	3						
9 Carlos Guillen, S OBP: 0.214, SLG: 0.333 Miguel Linares, R OBP: 0.500, SLG: 0.500	FC4-6		F7							2	1	0	0	1	0	3						
31 Chris Shelton, R OBP: 0.275, SLG: 0.489	G6-4-3		G5-3							5	0	1	0	0	1	6						
15 Brandon Inge, R OBP: 0.429, SLG: 0.674 Michael Hollimon, S OBP: 0.300, SLG: 0.222	HR									1	3	1	1	2	0	0						
72 Ryan Ludwick, R OBP: 0.323, SLG: 0.621	P4									4	1	2	4	0	0	2						
13 Vance Wilson, R OBP: 0.447, SLG: 0.743 64 Max St. Pierre, R OBP: 0.300, SLG: 0.222	BB									2	1	1	0	1	0	0						
Inning Stats	R: 2 E: 0 K: 0 S: 6	H: 4 LOB: 1 BB: 0 P: 6	R: 1 E: 0 K: 1 S: 6	H: 1 LOB: 1 BB: 1 P: 10	R: 1 E: 0 K: 0 S: 3	H: 1 LOB: 0 BB: 1 P: 8	R: 2 E: 0 K: 0 S: 5	H: 3 LOB: 3 BB: 1 P: 12	R: 3 E: 0 K: 1 S: 6	H: 1 LOB: 0 BB: 2 P: 14	R: 0 E: 0 K: 1 S: 5	H: 0 LOB: 0 BB: 0 P: 5	R: 1 E: 1 K: 1 S: 8	H: 2 LOB: 2 BB: 0 P: 8	R: 0 E: 0 K: 2 S: 8	H: 1 LOB: 2 BB: 1 P: 12		1B: 6 2B: 3 3B: 0 HR: 4	SF: 0 SAC: 0 DP: 1 HBP: 1	WP: 1 PB: 0 SB: 0 CS: 1	PA: 42	
PITCHER	IP	WLS	BF	H	R	ER	SO	BB	IBB	HBP	BLK	WP	HR	S	P	ERA		WHIP				
41 Brandon Backe, R ERA: 7.79	4.1	L	26	10	9	9	2	5	0	0	0	0	0	7	7	0.00		0.000				
Steve Sparks, R ERA: 8.49	1.2		5	0	0	0	1	0	0	0	0	0	0	7	7	0.00	0.000					
45 Mike Gallo, L ERA: 6.0	1.0		6	2	1	0	1	0	0	0	0	0	0	8	8	0.00	2.000					
58 Dave Borkowski, R ERA: 3.88	1.0		5	1	0	0	2	1	0	0	0	0	0	8	12	0.00	2.000					

AB 39
R 7
H 14
RBI 7
BB 4
SO 10
LOB 22



AB 35
R 10
H 13
RBI 9
BB 6
SO 6
LOB 26



Batter	1	2	3	4	5	6	7	8	9	AB	R	H	RBI	BB	SO	LOB	TOP								
24 Grady Sizemore, L (1.8) OBP: 0.465, SLG: 0.784	G5-3		P5		F7		CS 1B			4	0	1	0	0	0	4	Cleveland Indians @ Houston Astros Osceola County Stadium, Kissimmee, FL Wed Mar 22 2006, 7:05 PM EST Att: 5,367 - Clear - 67 F								
Jason Michaels, R (1.7) OBP: 0.397, SLG: 0.432	K		FC1-6				CS	F9		4	0	1	1	0	1	2									
2 Jhonny Peralta, R (1.6) OBP: 0.333, SLG: 0.485	G5-3		F8							3	0	0	0	1	0	2									
48 Travis Hafner, L (1.10) OBP: 0.556, SLG: 0.893		G6-3 BB		K						3	0	1	0	1	1										
Ronnie Belliard, R (1.4) OBP: 0.556, SLG: 1.250 15 Ramón Vázquez, L (6.4) OBP: 0.289, SLG: 0.386		G6-3								3	0	2	0	0	0	1									
Ben Broussard, L (1.3) OBP: 0.279, SLG: 0.282										1	0	1	0	0	0	0									
Aaron Boone, R (1.5) OBP: 0.500, SLG: 0.839 Lou Merloni, R (6.5) OBP: 0.400, SLG: 0.474										4	0	0	0	0	1	4									
Casey Blake, R (1.9) OBP: 0.404, SLG: 0.524										3	1	1	0	0	1	2									
10 Kelly Shoppach, R (1.2) OBP: 0.324, SLG: 0.185 11 Einar Diaz, R (7.2) OBP: 0.375, SLG: 0.565										3	1	1	0	0	1	1									
										3	1	1	0	1	2	1									
										3	0	2	1	0	0	0									
										0	0	0	0	0	0	0									
Inning Stats	R: 0 E: 0 K: 1 S: 5	H: 0 LOB: 0 BB: 0 P: 5	R: 0 E: 0 K: 1 S: 4	H: 0 LOB: 0 BB: 1 P: 8	R: 0 E: 0 K: 0 S: 6	H: 3 LOB: 2 BB: 0 P: 6	R: 0 E: 0 K: 1 S: 5	H: 1 LOB: 0 BB: 0 P: 5	R: 1 E: 0 K: 0 S: 6	H: 2 LOB: 2 BB: 1 P: 10	R: 0 E: 0 K: 0 S: 5	H: 2 LOB: 2 BB: 0 P: 5	R: 0 E: 0 K: 1 S: 6	H: 1 LOB: 0 BB: 0 P: 6	R: 0 E: 0 K: 0 S: 2	H: 0 LOB: 0 BB: 1 P: 6	R: 0 E: 0 K: 2 S: 8	H: 1 LOB: 1 BB: 0 P: 8	1B: 9 2B: 1 3B: 0 HR: 0	SF: 0 SAC: 0 DP: 3 HBP: 0	WP: 0 PB: 0 SB: 0 CS: 1	PA: 36			
PITCHER	IP	WLS	BF	H	R	ER	SO	BB	IBB	HBP	BLK	WP	HR	S	P	ERA	WHIP								
Taylor Buchholz, R (1.1) ERA: 2.65	5.0	L	20	6	2	2	4	2	0	0	0	0	0	26	34	3.60	1.600								
Fernando Nieve, R (6.1) ERA: 3.94	4.0		15	4	0	0	3	1	0	0	0	0	0	21	25	0.00	1.250								

Batter	1	2	3	4	5	6	7	8	9	AB	R	H	RBI	BB	SO	LOB	BOTTOM								
Craig Biggio, R (1.4) OBP: 0.333, SLG: 0.387 Mike Lamb, L (8.3) OBP: 0.182, SLG: 0.387	P3			K		P4		F7		3	0	0	0	0	1	1	Cleveland Indians @ Houston Astros Osceola County Stadium, Kissimmee, FL Wed Mar 22 2006, 7:05 PM EST Att: 5,367 - Clear - 67 F								
5 Jeff Bagwell, R (1.10) OBP: 0.391, SLG: 0.276 Orlando Palmeiro, L (7. PR) (8.10) OBP: 0.333, SLG: 0.320	F8			G5-3						2	0	0	0	1	0	0									
17 Lance Berkman, S (1.3) OBP: 0.417, SLG: 0.367 31 Kevin Orle, R (8.5) OBP: 0.303, SLG: 0.548	F7			G6-3						3	0	0	0	0	0	1									
Morgan Ensberg, R (1.5) OBP: 0.316, SLG: 0.303 Luke Scott, L (8.7) OBP: 0.351, SLG: 0.400		G6-3								3	0	1	0	0	0	1									
Preston Wilson, R (1.7) OBP: 0.387, SLG: 0.500 2 Chris Burke, R (8.4) OBP: 0.320, SLG: 0.370										1	0	0	0	0	0	1									
16 Jason Lane, R (1.9) OBP: 0.425, SLG: 0.667 4 Eric Bruntlett, R (7.6) OBP: 0.238, SLG: 0.263										2	0	0	0	0	2	1									
Brad Ausmus, R (1.2) OBP: 0.299, SLG: 0.269 55 Humberto Quintero, R (8.2) OBP: 0.192, SLG: 0.346										2	0	0	0	0	1	0									
28 Adam Everett, R (1.6) OBP: 0.258, SLG: 0.276 Charlton Jimerson, R (7.9) OBP: 0.316, SLG: 0.412										2	0	0	0	0	0	0									
Willy Taveras, R (1.8) OBP: 0.364, SLG: 0.455 Josh Anderson, L (7.8) OBP: 0.286, SLG: 0.296										1	0	1	1	0	0	0									
										2	0	1	0	0	0	0									
Inning Stats	R: 0 E: 0 K: 0 S: 3	H: 0 LOB: 0 BB: 0 P: 3	R: 0 E: 0 K: 2 S: 7	H: 0 LOB: 0 BB: 0 P: 7	R: 0 E: 0 K: 0 S: 3	H: 0 LOB: 0 BB: 0 P: 3	R: 0 E: 0 K: 1 S: 5	H: 0 LOB: 0 BB: 0 P: 5	R: 0 E: 0 K: 0 S: 4	H: 1 LOB: 1 BB: 0 P: 4	R: 0 E: 0 K: 0 S: 2	H: 0 LOB: 1 BB: 1 P: 6	R: 1 E: 0 K: 1 S: 7	H: 2 LOB: 2 BB: 1 P: 11	R: 0 E: 0 K: 0 S: 3	H: 0 LOB: 1 BB: 1 P: 7	1B: 4 2B: 0 3B: 0 HR: 0	SF: 0 SAC: 0 DP: 1 HBP: 0	WP: 0 PB: 0 SB: 0 CS: 1	PA: 32					
PITCHER	IP	WLS	BF	H	R	ER	SO	BB	IBB	HBP	BLK	WP	HR	S	P	ERA	WHIP								
Paul Byrd, R (1.1) ERA: 5.68	5.0	W	15	1	0	0	4	0	0	0	0	0	0	23	23	0.00	0.200								
63 Rafael Betancourt, R (7.1) ERA: 5.0	1.0	H	4	1	0	0	0	0	0	0	0	0	0	4	4	0.00	1.000								
59 Matt Miller, R (8.1) ERA: 3.86	1.0	H	3	0	0	0	0	1	0	0	0	0	0	2	6	0.00	1.000								
Jason Davis, R (8.1) ERA: 3.86	2.0	S	10	2	1	1	1	2	0	0	0	0	0	10	18	4.50	2.000								



Batter	1	2	3	4	5	6	7	8	9	AB	R	H	RBI	BB	SO	LOB	TOP				
Orlando Palmeiro, L OBP: 0.294, SLG: 0.276 (1, 10)										4	0	0	0	0	0	1	Houston Astros @ New York Yankees Legends Field, Tampa, FL Thu Mar 23 2006, 7:15 PM EST Att: 10,220 - Cloudy - 67 F				
Willy Taveras, R OBP: 0.357, SLG: 0.429 4 Eric Bruntlett, R OBP: 0.256, SLG: 0.263 (1, 8) (6, 6)										3	0	1	0	0	1	0					
28 Adam Everett, R OBP: 0.265, SLG: 0.281 Josh Anderson, L OBP: 0.276, SLG: 0.286 (1, 6) (6, 8)										3	0	1	0	0	0	0					
Morgan Ensbarg, R OBP: 0.341, SLG: 0.294 31 Kevin Orle, R OBP: 0.294, SLG: 0.531 (1, 5) (7, 5)										1	0	0	0	2	0	0					
Mike Lamb, L OBP: 0.167, SLG: 0.353 56 Hector Gimenez, S OBP: 0.286, SLG: 0.300 (1, 3) (7, 3)										3	0	0	0	0	1	4					
16 Jason Lane, R OBP: 0.355, SLG: 0.615 Charlton Jimerson, R OBP: 0.308, SLG: 0.400 (1, 9) (7, 9)										3	0	0	0	0	0	4					
2 Chris Burke, R OBP: 0.296, SLG: 0.340 (1, 4)										4	0	0	0	0	2	1					
Luke Scott, L OBP: 0.350, SLG: 0.485 (1, 7)										3	1	1	1	0	2	0					
Raul Chavez, R OBP: 0.308, SLG: 0.250 (1, 2)										3	0	1	0	0	0	0					
Inning Stats	R: 0 E: 0 K: 1 S: 5	H: 0 LOB: 0 BB: 0 P: 5	R: 0 E: 0 K: 0 S: 3	H: 0 LOB: 0 BB: 0 P: 3	R: 0 E: 0 K: 2 S: 7	H: 0 LOB: 0 BB: 0 P: 7	R: 0 E: 0 K: 1 S: 7	H: 2 LOB: 3 BB: 1 P: 11	R: 0 E: 0 K: 1 S: 5	H: 0 LOB: 0 BB: 0 P: 5	R: 0 E: 0 K: 0 S: 3	H: 0 LOB: 1 BB: 1 P: 9	R: 0 E: 0 K: 1 S: 5	H: 2 LOB: 2 BB: 1 P: 9	R: 0 E: 0 K: 2 S: 7	H: 0 LOB: 0 BB: 0 P: 7		1B: 3 2B: 0 3B: 0 HR: 1	SF: 0 SAC: 0 DP: 0 HBP: 0	WP: 1 PB: 0 SB: 0 CS: 0	PA: 34
PITCHER	IP	WLS	BF	H	R	ER	SO	BB	IBB	HBP	BLK	WP	HR	S	P	ERA	WHIP			ERA	WHIP
Scott Proctor, R ERA: 0.75 Colter Bean, R ERA: 5.1 42 Mariano Rivera, R ERA: 1.29 Mike Myers, L ERA: 3.48 Tanyon Sturtze, R ERA: 9.0	4.0	W	15	2	0	0	4	1	0	0	0	0	0	22	26	0.00	0.750			0.00	0.000
Kyle Farnsworth, R ERA: 2.0	1.0		3	0	0	0	2	0	0	0	0	0	0	5	7	0.00	0.000			0.00	0.000

Batter	1	2	3	4	5	6	7	8	9	AB	R	H	RBI	BB	SO	LOB	BOTTOM				
18 Johnny Damon, L OBP: 0.500, SLG: 0.500 27 Kevin Thompson, R(7, FR) OBP: 0.426, SLG: 0.523 (1, 10) (8, 10)										4	0	1	0	0	2	1	Houston Astros @ New York Yankees Legends Field, Tampa, FL Thu Mar 23 2006, 7:15 PM EST Att: 10,220 - Cloudy - 67 F				
2 Derek Jeter, R OBP: 0.412, SLG: 0.400 28 Felix Escalona, R OBP: 0.359, SLG: 0.457 (1, 6) (7, 6)										3	0	0	0	0	2	2					
Gary Sheffield, R OBP: 0.216, SLG: 0.172 Luis Alfonso Garcia, R OBP: 1.000, SLG: 4.000 (1, 9) (6, FR) (7, 9)										3	1	2	0	0	0	0					
13 Alex Rodriguez, R OBP: 0.235, SLG: 0.333 27 Russ Johnson, R OBP: 0.321, SLG: 0.409 (1, 5) (6, FR) (7, 5)										3	1	2	2	0	0	0					
25 Jason Giambi, L OBP: 0.333, SLG: 0.240 12 Andy Phillips, R OBP: 0.393, SLG: 0.418 (1, 3) (7, 3)										3	0	0	0	0	1	2					
55 Hideki Matsui, L OBP: 0.435, SLG: 0.649 64 Kevin Reese, L OBP: 0.304, SLG: 0.341 (1, 7) (6, FR) (7, 7)										3	1	2	2	0	1	0					
Bernie Williams, S OBP: 0.429, SLG: 0.692 19 Bubba Crosby, L OBP: 0.200, SLG: 0.333 (1, 8) (5, 8)										2	1	1	0	0	0	0					
24 Robinson Cano, L OBP: 0.387, SLG: 0.534 Miguel Cairo, R OBP: 0.300, SLG: 0.413 (1, 4) (5, 4)										2	0	0	0	0	0	1					
26 Wil Nieves, R OBP: 0.300, SLG: 0.474 (1, 2)										3	0	0	1	0	0	1					
Inning Stats	R: 0 E: 0 K: 1 S: 5	H: 0 LOB: 0 BB: 0 P: 5	R: 0 E: 0 K: 1 S: 5	H: 0 LOB: 0 BB: 0 P: 5	R: 1 E: 1 K: 2 S: 9	H: 1 LOB: 1 BB: 0 P: 9	R: 3 E: 0 K: 0 S: 6	H: 3 LOB: 0 BB: 0 P: 6	R: 0 E: 0 K: 1 S: 5	H: 1 LOB: 0 BB: 0 P: 5	R: 1 E: 0 K: 2 S: 10	H: 3 LOB: 2 BB: 0 P: 10	R: 3 E: 1 K: 1 S: 8	H: 2 LOB: 1 BB: 0 P: 8	R: 0 E: 0 K: 0 S: 3	H: 0 LOB: 0 BB: 0 P: 3		1B: 6 2B: 1 3B: 0 HR: 3	SF: 0 SAC: 0 DP: 0 HBP: 0	WP: 0 PB: 0 SB: 1 CS: 1	PA: 35
PITCHER	IP	WLS	BF	H	R	ER	SO	BB	IBB	HBP	BLK	WP	HR	S	P	ERA	WHIP			ERA	WHIP
27 Carlos Hernández, L ERA: 5.4 Ezequiel Astacio, R ERA: 3.29	4.0	L	17	4	4	3	4	0	0	0	0	0	0	1	26	6.75	1.500				

Batter	1	2	3	4	5	6	7	8	9	AB	R	H	RBI	BB	SO	LOB	TOP											
Nook Logan, S OBP: 0.300, SLG: 0.208	B1-3		G3		K		1B		1B	5	1	2	0	0	1	1	Detroit Tigers @ Houston Astros Osceola County Stadium, Kissimmee, FL Fri Mar 24 2006, 1:05 PM EST Att: 3,929 - Sunny - 67 F											
14 Placido Polanco, R OBP: 0.571, SLG: 0.444 20 Omar Infante, R OBP: 0.415, SLG: 0.564	G3		G6-3		HBP		2B		F8	3	0	1	1	0	0	0												
Ivan Rodriguez, R OBP: 0.375, SLG: 0.750 89 Dusty Ryan, R (7.2)	HR		G4-3		G4-3		F8		K	4	1	1	1	0	0	3												
30 Magglio Ordonez, R OBP: 0.417, SLG: 0.591 33 Marcus Thames, R OBP: 0.389, SLG: 0.533	1B				1B		G6-3		G5-3	3	1	2	0	0	0	0												
Dmitri Young, S OBP: 0.500, SLG: 0.692	1-2		G4-6-3		1B		G5-3		G5-3	3	0	2	0	1	0	1												
9 Carlos Guillen, S OBP: 0.273, SLG: 0.294 39 Ramon Santiago, S OBP: 0.357, SLG: 0.500	K		SF7		1B		G5-3		G5-3	3	0	1	1	0	1	3												
Craig Monroe, R OBP: 0.317, SLG: 0.762 Don Kelly, L OBP: 0.317, SLG: 0.351	F9		G4-6-3		F9		F9		HBP	3	0	0	0	0	0	2												
Carlos Pena, L OBP: 0.288, SLG: 0.240	K		K		K		K		K	4	0	0	0	0	4	2												
15 Brandon Inge, R OBP: 0.418, SLG: 0.646 67 Mike Hessman, R OBP: 0.279, SLG: 0.541	G6-3				2B		K		F7	2	0	1	0	0	0	0												
										2	0	0	0	0	1	0												
Inning Stats	R: 1 E: 0 K: 1 S: 7	H: 2 LOB: 2 BB: 1 P: 11	R: 0 E: 0 K: 1 S: 5	H: 0 LOB: 0 BB: 0 P: 5	R: 0 E: 0 K: 0 S: 3	H: 0 LOB: 0 BB: 0 P: 3	R: 1 E: 0 K: 0 S: 4	H: 2 LOB: 0 BB: 0 P: 4	R: 0 E: 0 K: 2 S: 8	H: 1 LOB: 2 BB: 0 P: 10	R: 1 E: 0 K: 2 S: 9	H: 2 LOB: 1 BB: 0 P: 9	R: 0 E: 0 K: 1 S: 6	H: 1 LOB: 2 BB: 0 P: 8	R: 0 E: 0 K: 1 S: 6	H: 1 LOB: 1 BB: 0 P: 6		1B: 7 2B: 3 3B: 0 HR: 1	SF: 1 SAC: 0 DP: 1 HBP: 2	WP: 0 PB: 0 SB: 0 CS: 0	PA: 39							
PITCHER	IP	WLS	BF	H	R	ER	SO	BB	IBB	HBP	BLK	WP	HR	S	P	ERA		WHIP										
44 Roy Oswalt, R ERA: 3.0	7.0	W	30	9	3	3	6	1	0	1	0	0	1	40	46	3.86		1.429										
45 Mike Gallo, L ERA: 4.5	1.0		5	1	0	0	1	0	0	1	0	0	0	6	8	0.00		1.000										
Chad Qualls, R ERA: 4.5	1.0		4	1	0	0	1	0	0	0	0	0	0	6	6	0.00		1.000										

Batter	1	2	3	4	5	6	7	8	9	AB	R	H	RBI	BB	SO	LOB	BOTTOM											
Craig Biggio, R OBP: 0.351, SLG: 0.400 2 Chris Burke, R OBP: 0.291, SLG: 0.333	L5		SF8		F7		1B		E6	4	1	2	1	0	0	0	Detroit Tigers @ Houston Astros Osceola County Stadium, Kissimmee, FL Fri Mar 24 2006, 1:05 PM EST Att: 3,929 - Sunny - 67 F											
5 Jeff Banwell, R OBP: 0.333, SLG: 0.250 31 Kevin Orie, R OBP: 0.333, SLG: 0.647	F8		K		G5-3		1B		HR	3	0	0	0	0	1	2												
17 Lance Berkman, S OBP: 0.450, SLG: 0.424 13 Eric Munson, L OBP: 0.390, SLG: 0.816	F7		BB		1B		1B		HR	3	2	2	0	1	0	0												
Morgan Ensberg, R OBP: 0.318, SLG: 0.278 Mike Lamb, L OBP: 0.194, SLG: 0.417	P4		SF8		K		3B		K	2	0	0	1	0	1	1												
Preston Wilson, R OBP: 0.400, SLG: 0.464 55 Humberto Quintero, R OBP: 0.222, SLG: 0.370	K		BB		K		BB		1B	2	1	1	0	0	0	0												
16 Jason Lane, R OBP: 0.400, SLG: 0.610 4 Eric Bruntlett, R OBP: 0.261, SLG: 0.293	F7		BB		K		K		2B	2	1	1	2	0	0	0												
Brad Ausmus, R OBP: 0.367, SLG: 0.414 Orlando Palmeiro, L OBP: 0.306, SLG: 0.267			2B		1B		1B		BB	3	1	3	2	0	0	0												
28 Adam Everett, R OBP: 0.278, SLG: 0.294 Charlton Jimerson, R OBP: 0.286, SLG: 0.388			1B		F7		1B		BB	2	1	1	1	0	0	1												
Willy Taveras, R OBP: 0.375, SLG: 0.438 Josh Anderson, L OBP: 0.258, SLG: 0.267	E6		BB		F8		F8		F7	2	1	1	0	0	0	0												
			1B							2	0	0	0	0	0	1												
Inning Stats	R: 0 E: 0 K: 0 S: 3	H: 0 LOB: 0 BB: 0 P: 3	R: 0 E: 0 K: 1 S: 5	H: 0 LOB: 0 BB: 0 P: 5	R: 7 E: 2 K: 1 S: 11	H: 6 LOB: 1 BB: 2 P: 20	R: 0 E: 0 K: 0 S: 3	H: 0 LOB: 0 BB: 0 P: 3	R: 0 E: 0 K: 3 S: 10	H: 1 LOB: 1 BB: 0 P: 10	R: 0 E: 0 K: 0 S: 5	H: 3 LOB: 3 BB: 0 P: 5	R: 2 E: 0 K: 1 S: 7	H: 2 LOB: 1 BB: 1 P: 11	R: 4 E: 1 K: 2 S: 12	H: 4 LOB: 2 BB: 1 P: 16		1B: 9 2B: 4 3B: 1 HR: 2	SF: 1 SAC: 0 DP: 0 HBP: 0	WP: 1 PB: 0 SB: 0 CS: 0	PA: 44							
PITCHER	IP	WLS	BF	H	R	ER	SO	BB	IBB	HBP	BLK	WP	HR	S	P	ERA		WHIP										
Jason Grilli, R ERA: 5.79	4.0	L	20	6	7	7	2	2	0	0	0	0	0	15	15	0.00		2.000										
Chris Spurling, R ERA: 2.53	2.0		9	4	0	0	3	0	0	0	0	0	0	15	15	0.00		2.000										
Franklyn German, R ERA: 10.29	1.0		6	2	2	2	1	1	0	0	0	1	0	7	11	18.00		3.000										
68 Hector Mercado, L ERA: 6.75	1.0		9	4	4	2	2	1	0	0	0	0	2	12	16	18.00	5.000											



Batter	1	2	3	4	5	6	7	8	9	AB	R	H	RBI	BB	SO	LOB	TOP										
44 Lastings Milledge, R OBP: 0.345, SLG: 0.444 (1, 7)										4	0	0	0	0	3	1											
Jeff Keppinger, R OBP: 0.348, SLG: 0.439 (1, 5) (7, 4)										4	0	0	0	0	0	1											
22 Jose Valentin, S OBP: 0.368, SLG: 0.267 (1, 3)										3	1	0	0	1	0	1											
Victor Diaz, R OBP: 0.308, SLG: 0.433 (1, 10)										4	0	1	0	0	0	1											
Chris Woodward, R OBP: 0.317, SLG: 0.286 (1, 6)										4	0	1	0	0	0	2											
11 Ramon Castro, R OBP: 0.400, SLG: 0.500 (1, 2)										4	0	1	0	0	0	4											
26 Tike Redman, L OBP: 0.294, SLG: 0.383 (1, 9)										4	0	2	1	0	0	2											
1 Anderson Hernandez, S OBP: 0.271, SLG: 0.255 Chase Lambin, S OBP: 0.250, SLG: 0.583 (1, 4) (7, 5)										3	0	0	0	0	0	3											
10 Endy Chavez, L OBP: 0.400, SLG: 0.353 (1, 8)										3	0	1	0	0	0	0											
Inning Stats	R: 0 E: 0 K: 1 S: 5	H: 0 LOB: 0 BB: 0 P: 5	R: 0 E: 1 K: 0 S: 4	H: 0 LOB: 1 BB: 0 P: 4	R: 0 E: 0 K: 1 S: 5	H: 0 LOB: 0 BB: 0 P: 5	R: 0 E: 0 K: 0 S: 3	H: 0 LOB: 0 BB: 0 P: 3	R: 0 E: 0 K: 0 S: 4	H: 1 LOB: 1 BB: 0 P: 4	R: 0 E: 0 K: 0 S: 4	H: 1 LOB: 2 BB: 0 P: 5	R: 0 E: 0 K: 1 S: 5	H: 0 LOB: 0 BB: 1 P: 5	R: 1 E: 0 K: 1 S: 7	H: 2 LOB: 2 BB: 1 P: 11	1B: 6 2B: 0 3B: 0 HR: 0	SF: 0 SAC: 0 DP: 0 HBP: 0	WP: 0 PB: 0 SB: 0 CS: 0	PA: 35							
PITCHER	IP	WLS	BF	H	R	ER	SO	BB	IBB	HBP	BLK	WP	HR	S	P	ERA	WHIP										
Andy Pettitte, L ERA: 2.25 (1, 1)	5.0	W	17	1	0	0	2	0	0	0	0	0	0	21	21	0.00	0.200										
Russ Springer, R ERA: (6, 1)	1.0	H	4	1	0	0	0	0	0	0	0	0	0	4	4	0.00	1.000										
Trever Miller, L ERA: (7, 1)	0.1	H	2	1	0	0	0	0	0	0	0	0	0	2	2	0.00	3.000										
Fernando Nieve, R ERA: 3.78 (7, 1)	0.2	H	3	1	0	0	0	0	0	0	0	0	0	3	3	0.00	1.500										
Dan Wheeler, R ERA: (8, 1)	1.0	H	3	0	0	0	1	0	0	0	0	0	0	5	5	0.00	0.000										
PITCHER	IP	WLS	BF	H	R	ER	SO	BB	IBB	HBP	BLK	WP	HR	S	P	ERA	WHIP										
54 Brad Lidge, R ERA: 3.0 (9, 1)	1.0	S	6	2	1	1	1	1	0	0	0	0	0	7	11	9.00	3.000										

New York Mets @ Houston Astros
Osceola County Stadium, Kissimmee, FL
Sat Mar 25 2006, 1:05 PM EST
Att: 5,925 - Sunny - 61 F

AB 34
R 1
H 6
RBI 1
BB 1
SO 4
LOB 17



Batter	1	2	3	4	5	6	7	8	9	AB	R	H	RBI	BB	SO	LOB	BOTTOM										
Craig Biggio, R OBP: 0.366, SLG: 0.410 2 Chris Burke, R OBP: 0.304, SLG: 0.346 (1, 4) (8, 4)										4	0	2	0	0	0	4											
Willy Taveras, R OBP: 0.400, SLG: 0.421 31 Kevin Orie, R OBP: 0.324, SLG: 0.629 (1, 8) (8, 3)										3	0	1	0	0	0	3											
17 Lance Berkman, S OBP: 0.214, SLG: 0.424 Raul Chavez, R OBP: 0.296, SLG: 0.240 (1, 10) (6, PH) (9, 10)										0	0	0	1	4	0	0											
16 Jason Lane, R OBP: 0.380, SLG: 0.556 (1, 9)										4	0	0	1	1	0	8											
Preston Wilson, R OBP: 0.359, SLG: 0.406 13 Eric Munson, L OBP: 0.390, SLG: 0.616 (1, 7) (7, 2)										4	0	0	0	0	2	7											
Morgan Ensberg, R OBP: 0.292, SLG: 0.250 (1, 5)										4	0	0	0	0	2	4											
Mike Lamb, L OBP: 0.214, SLG: 0.436 4 Eric Bruntlett, R OBP: 0.261, SLG: 0.293 (1, 3) (8, 8)										3	2	1	0	1	1	0											
Brad Ausmus, R OBP: 0.364, SLG: 0.406 Orlando Palmeiro, L OBP: 0.324, SLG: 0.290 (1, 2) (7, 7)										3	1	1	0	0	0	1											
2B Adam Everett, R OBP: 0.282, SLG: 0.278 (1, 6)										2	0	0	0	1	1	1											
Inning Stats	R: 0 E: 0 K: 1 S: 7	H: 2 LOB: 3 BB: 1 P: 11	R: 1 E: 0 K: 0 S: 4	H: 1 LOB: 3 BB: 2 P: 13	R: 0 E: 0 K: 0 S: 3	H: 0 LOB: 0 BB: 0 P: 3	R: 0 E: 0 K: 1 S: 6	H: 1 LOB: 1 BB: 0 P: 6	R: 0 E: 0 K: 2 S: 7	H: 0 LOB: 1 BB: 1 P: 12	R: 2 E: 1 K: 0 S: 5	H: 1 LOB: 3 BB: 3 P: 17	R: 0 E: 0 K: 2 S: 8	H: 1 LOB: 1 BB: 0 P: 8	R: 0 E: 1 K: 0 S: 4	H: 1 LOB: 1 BB: 0 P: 4	1B: 6 2B: 1 3B: 0 HR: 0	SF: 0 SAC: 1 DP: 1 HBP: 1	WP: 1 PB: 0 SB: 0 CS: 0	PA: 40							
PITCHER	IP	WLS	BF	H	R	ER	SO	BB	IBB	HBP	BLK	WP	HR	S	P	ERA	WHIP										
Brian Bannister, R ERA: 0.95 (1, 1)	5.0	L	26	5	3	1	4	5	0	1	0	0	0	28	50	1.80	2.000										
Chad Bradford, R ERA: 1.93 (6, 1)	1.0		6	0	0	0	0	1	1	0	0	0	0	4	12	0.00	1.000										
Jorge Julio, R ERA: (7, 1)	1.0		4	1	0	0	2	0	0	0	0	0	0	8	8	0.00	1.000										
50 Duaner Sanchez, R ERA: (8, 1)	1.0		4	1	0	0	0	0	0	0	0	0	0	4	4	0.00	1.000										

New York Mets @ Houston Astros
Osceola County Stadium, Kissimmee, FL
Sat Mar 25 2006, 1:05 PM EST
Att: 5,925 - Sunny - 61 F

AB 31
R 3
H 7
RBI 2
BB 7
SO 6
LOB 31



Batter	1	2	3	4	5	6	7	8	9	AB	R	H	RBI	BB	SO	LOB	TOP																					
Craig Biggio, R (1, 4) OBP: 0.378, SLG: 0.488 Brooks Conrad, S (6, 4)	F8		BB 28 BB 1B		HR	P6			G6-3 31 G6-3 31 S BB	4	2	2	1	0	0	1																						
28 Adam Everett, R (1, 6) OBP: 0.295, SLG: 0.275	K		BB BB BB		BB 1B BB	G6-4-3 1B BB			P3	4	1	1	0	1	1	1																						
17 Lance Berkman, S (1, 3) OBP: 0.461, SLG: 0.425 31 Kevin Orle, R (7, 3)	K		K		G6-4-3 1B BB				G6-3	3	0	0	0	1	2	2																						
Preston Wilson, R (1, 10) OBP: 0.362, SLG: 0.368 13 Eric Munson, L (9, PH) OBP: 0.293, SLG: 0.773		G4-3	BB BB		BB 1B BB	G6-4-3 1B			K2-3	3	0	1	0	1	0	0																						
Morgan Ensberg, R (1, 5) OBP: 0.327, SLG: 0.244 Mike Lamb, L (8, 5) OBP: 0.261, SLG: 0.452		1B BB	BB BB		BB BB	G6-4-3			1B 2 BB FC6-2 BB	1	0	0	1	3	0	2																						
2 Chris Burke, R (1, 8) OBP: 0.313, SLG: 0.328	F7		F8		P2				FC6-2 1B BB	3	0	0	0	1	0	5																						
Orlando Palmeiro, L (1, 7) OBP: 0.349, SLG: 0.324					F7				FC6-2 1B BB	4	0	2	0	0	0	0																						
Brad Ausmus, R (1, 2) OBP: 0.333, SLG: 0.371 Rauli Chavez, R (7, 2) OBP: 0.276, SLG: 0.222		G4-3			K				FC6-2 4 G6-4-3	3	0	0	0	0	1	2																						
4 Eric Bruntlett, R (1, 9) OBP: 0.259, SLG: 0.292			G6-3		G6-3				G6-4-3 1-2 2-3 3-H	4	0	1	0	0	0	3																						
Inning Stats	R: 0 E: 0 K: 2 S: 7	H: 0 LOB: 0 BB: 0 P: 7	R: 0 E: 0 K: 0 S: 4	H: 1 LOB: 2 BB: 1 P: 8	R: 1 E: 0 K: 1 S: 6	H: 1 LOB: 3 BB: 3 P: 18	R: 0 E: 0 K: 1 S: 5	H: 0 LOB: 0 BB: 0 P: 5	R: 2 E: 0 K: 0 S: 5	H: 3 LOB: 1 BB: 1 P: 9	R: 0 E: 0 K: 0 S: 4	H: 1 LOB: 1 BB: 0 P: 4	R: 0 E: 0 K: 0 S: 3	H: 0 LOB: 0 BB: 0 P: 3	R: 0 E: 0 K: 0 S: 3	H: 1 LOB: 2 BB: 1 P: 11	R: 0 E: 0 K: 1 S: 5	H: 0 LOB: 1 BB: 1 P: 10	1B: 5 2B: 1 3B: 0 HR: 1	SF: 0 SAC: 0 DP: 2 HBP: 0	WP: 0 PB: 0 SB: 1 CS: 0	PA: 40																
PITCHER	IP	WLS	BF	H	R	ER	SO	BB	IBB	HBP	BLK	WP	HR	S	P	ERA	WHIP	PITCHER		IP	WLS	BF	H	R	ER	SO	BB	IBB	HBP	BLK	WP	HR	S	P	ERA	WHIP		
35 Justin Verlander, R (1, 1) ERA: 3.38	5.0		24	5	3	3	4	5	0	0	0	0	1	27	47	5.40	2.000	50 Mark Woodard, R (9, 1) ERA: 8.18		0.2		2	0	0	0	1	0	0	0	0	0	0	4	5	0.00	0.000		
59 Todd Jones, R (6, 1) ERA: 4.5	1.0		4	1	0	0	0	0	0	0	0	0	0	4	4	0.00	1.000																					
Chris Spuring, R (7, 1) ERA: 2.31	1.0		3	0	0	0	0	0	0	0	0	0	0	3	3	0.00	0.000																					
Franklyn German, R (8, 1) ERA: 9.0	1.0	W	5	1	0	0	0	2	0	0	0	0	0	3	11	0.00	3.000																					
Jamie Walker, L (9, 1) ERA: 4.82	0.1	H	2	0	0	0	0	1	0	0	0	0	0	1	5	0.00	3.000																					

Houston Astros @ Detroit Tigers
Joker Marchant Stadium, Lakeland, FL
Mon Mar 27 2006, 1:05 PM EST
Att: 4,771 - Sunny - 71 F

AB	32
R	3
H	7
RBI	2
BB	8
SO	5
LOB	21



Batter	1	2	3	4	5	6	7	8	9	AB	R	H	RBI	BB	SO	LOB	BOTTOM																					
Nook Logan, S (1, 8) OBP: 0.281, SLG: 0.193	G4-3		G4-3		L8				FC6-4 1-2	4	0	0	0	0	0	4																						
14 Placido Polanco, R (1, 4) OBP: 0.500, SLG: 0.438 20 Omar Infante, R (8, FR) OBP: 0.435, SLG: 0.558	G5-3		G6-3						1B 13 HBP 1B	4	0	1	0	0	0	1																						
Ivan Rodriguez, R (1, 2) OBP: 0.423, SLG: 0.760 13 Vance Wilson, R (7, 2) OBP: 0.422, SLG: 0.683	E4				31 G5-3 1B				1B 15 HR HBP	3	0	1	0	0	0	0																						
Dmitri Young, S (1, 10) OBP: 0.444, SLG: 0.588	K				31 G5-3 1B				F7	4	0	1	0	0	2	3																						
31 Chris Shelton, R (1, 3) OBP: 0.308, SLG: 0.603					G5-3				F9	4	0	0	0	0	2	4																						
Alexis Gomez, L (1, 9) OBP: 0.326, SLG: 0.542					P5				F9	4	1	1	0	0	0	1																						
15 Brandon Inge, R (1, 5) OBP: 0.443, SLG: 0.731					P5				G5-3	4	1	1	0	0	0	1																						
33 Marcus Thames, R (1, 7) OBP: 0.365, SLG: 0.579					G4-3				G4-3 33 2B	4	2	2	4	0	1	0																						
39 Ramon Santiago, S (1, 6) OBP: 0.426, SLG: 0.514					G4-3 39 SH1-3 BB				1B 15 HR	3	0	1	1	1	1	1																						
Inning Stats	R: 0 E: 1 K: 1 S: 6	H: 0 LOB: 1 BB: 0 P: 6	R: 0 E: 0 K: 2 S: 7	H: 0 LOB: 0 BB: 0 P: 7	R: 0 E: 0 K: 0 S: 3	H: 0 LOB: 1 BB: 1 P: 7	R: 0 E: 0 K: 0 S: 4	H: 2 LOB: 1 BB: 0 P: 4	R: 0 E: 0 K: 1 S: 5	H: 0 LOB: 1 BB: 0 P: 7	R: 0 E: 0 K: 1 S: 5	H: 0 LOB: 0 BB: 0 P: 5	R: 1 E: 0 K: 1 S: 7	H: 2 LOB: 2 BB: 1 P: 11	R: 4 E: 0 K: 0 S: 6	H: 3 LOB: 1 BB: 0 P: 8	R: 4 E: 0 K: 0 S: 6	H: 3 LOB: 1 BB: 0 P: 8	1B: 4 2B: 1 3B: 1 HR: 1	SF: 0 SAC: 1 DP: 1 HBP: 2	WP: 0 PB: 0 SB: 0 CS: 0	PA: 35																
PITCHER	IP	WLS	BF	H	R	ER	SO	BB	IBB	HBP	BLK	WP	HR	S	P	ERA	WHIP	PITCHER		IP	WLS	BF	H	R	ER	SO	BB	IBB	HBP	BLK	WP	HR	S	P	ERA	WHIP		
Taylor Buchholz, R (1, 1) ERA: 1.96	6.0		22	2	0	0	5	1	0	1	0	0	0	12	18	27.00	3.600	50 Mark Woodard, R (9, 1) ERA: 8.18		0.2		2	0	0	0	1	0	0	0	0	4	5	0.00	0.000				
Steve Sparks, R (7, 1) ERA: 10.8	1.2	L	12	5	5	5	1	1	0	1	0	0	0	1	12	27.00	3.600																					
Fernando Nieve, R (8, 1) ERA: 3.71	0.1		1	0	0	0	0	0	0	0	0	0	0	1	1	0.00	0.000																					

Houston Astros @ Detroit Tigers
Joker Marchant Stadium, Lakeland, FL
Mon Mar 27 2006, 1:05 PM EST
Att: 4,771 - Sunny - 71 F

AB	30
R	5
H	7
RBI	5
BB	2
SO	6
LOB	14



Batter	1	2	3	4	5	6	7	8	9	AB	R	H	RBI	BB	SO	LOB	TOP																		
Marcus Giles, R (1,4) Yunel Escobar, R (4,4) OBP: 0.355, SLG: 0.217 OBP: 0.313, SLG: 0.400										2	1	2	0	1	0	0																			
11 Edgar Renteria, R (1,6) Wilson Betemit, S (4,6) OBP: 0.327, SLG: 0.522 OBP: 0.487, SLG: 0.611										3	0	0	0	0	1	4																			
10 Chipper Jones, S (1,5) Wes Timmons, R (4,5) OBP: 0.459, SLG: 0.450 OBP: 0.500, SLG: 0.500										3	1	1	1	0	1	3																			
Andruw Jones, R (1,8) Ryan Langerhans, L (5,8) OBP: 0.419, SLG: 0.429 OBP: 0.407, SLG: 0.438										3	1	1	0	0	1	0																			
7 Jeff Francoeur, R (1,9) 76 Onil Joseph, S (5,9) OBP: 0.417, SLG: 0.783 OBP: 0.125, SLG: 0.125										3	1	0	1	0	0	1																			
23 Matt Diaz, R (1,7) 36 Chuck James, L (7,1) Scott Mullen, R (9,1) OBP: 0.389, SLG: 0.540 OBP: 0.500, SLG: 0.500										4	0	1	0	0	0	4																			
Brian Jordan, R (1,3) Ken Ray, R (5,1) Grégor Blanco, L (7,7) OBP: 0.474, SLG: 0.474 OBP: 0.500, SLG: 0.500										3	0	1	2	0	0	1																			
16 Brian McCann, L (1,2) Todd Pratt, R (8,2) OBP: 0.277, SLG: 0.400 OBP: 0.293, SLG: 0.289										4	1	2	1	0	0	1																			
26 Kyle Davies, R (1,1) 76 J.J. Jurries, R (6,PH) OBP: 0.250, SLG: 0.250 OBP: 0.442, SLG: 0.644										2	0	0	0	0	0	1																			
Inning Stats	R: 4 E: 0 K: 0 S: 17	H: 4 LOB: 1 BB: 0 P: 23	R: 0 E: 0 K: 1 S: 9	H: 0 LOB: 1 BB: 1 P: 16	R: 0 E: 0 K: 0 S: 11	H: 1 LOB: 0 BB: 0 P: 14	R: 0 E: 0 K: 1 S: 9	H: 2 LOB: 2 BB: 0 P: 13	R: 0 E: 0 K: 1 S: 5	H: 0 LOB: 0 BB: 0 P: 5	R: 1 E: 0 K: 0 S: 4	H: 2 LOB: 0 BB: 0 P: 4	R: 0 E: 0 K: 1 S: 12	H: 1 LOB: 2 BB: 1 P: 20	R: 0 E: 0 K: 0 S: 3	H: 0 LOB: 0 BB: 0 P: 3	R: 0 E: 0 K: 2 S: 9	H: 2 LOB: 2 BB: 0 P: 11	1B: 5 2B: 6 3B: 0 HR: 1	SF: 0 SAC: 0 DP: 1 HBP: 0	WP: 0 PB: 0 SB: 0 CS: 0	PA: 41													
PITCHER	IP WLS BF H R ER SO BB IBB HBP BLK WP HR S P ERA WHIP																																		
51 Wandy Rodriguez, L (1,1) ERA: 6.83	6.0	L	28	9	5	5	3	1	0	0	0	0	0	0	1	55	75	7.50	1.667																
Russ Springer, R (7,1) ERA:	1.0		5	1	0	0	1	1	0	0	0	0	0	0	0	12	20	0.00	2.000																
Trever Miller, L (8,1) ERA:	1.0		3	0	0	0	0	0	0	0	0	0	0	0	3	3	0.00	0.000																	
Chad Qualls, R (9,1) ERA: 3.86	1.0		5	2	0	0	2	0	0	0	0	0	0	0	9	11	0.00	2.000																	

Atlanta Braves @ Houston Astros
Osceola County Stadium, Kissimmee, FL
Tue Mar 28 2006, 1:05 PM EST
Att.: 4,256 - Sunny - 74 F

AB 39
R 5
H 12
RBI 5
BB 2
SO 6
LOB 22



Batter	1	2	3	4	5	6	7	8	9	AB	R	H	RBI	BB	SO	LOB	BOTTOM																		
Craig Biggio, R (1,4) 31 Kevin Orle, R (7,3) OBP: 0.367, SLG: 0.457 OBP: 0.300, SLG: 0.579										3	0	0	0	1	0	1																			
Willy Taveras, R (1,8) OBP: 0.400, SLG: 0.393										4	0	1	0	1	0	3																			
17 Lance Berkman, S (1,3) Russ Springer, R (7,1) OBP: 0.491, SLG: 0.442										3	1	2	0	0	0	0																			
Orlando Palmeiro, L (8,7) OBP: 0.341, SLG: 0.316										4	0	0	0	0	1	3																			
Morgan Ensberg, R (1,5) Mike Lamb, L (8,5) OBP: 0.304, SLG: 0.222 OBP: 0.255, SLG: 0.442										1	0	0	0	0	1	0																			
Preston Wilson, R (1,7) Trever Miller, R (8,1) OBP: 0.392, SLG: 0.375										2	2	1	0	1	1	0																			
4 Eric Bruntlett, R (9,6) OBP: 0.259, SLG: 0.292										0	0	0	0	0	0	0																			
16 Jason Lane, R (1,9) OBP: 0.356, SLG: 0.537										4	1	1	0	0	2	6																			
Brad Ausmus, R (1,2) 13 Eric Munson, L (7,2) OBP: 0.359, SLG: 0.447 OBP: 0.396, SLG: 0.778										3	0	2	3	0	0	0																			
28 Adam Everett, R (1,6) Chad Qualls, R (9,1) OBP: 0.292, SLG: 0.273										4	0	1	1	0	1	3																			
51 Wandy Rodriguez, S (1,1) 2 Chris Burke, R (6,PH) OBP: 0.500, SLG: 0.500 OBP: 0.303, SLG: 0.317										2	0	1	0	0	1	1																			
Inning Stats	R: 0 E: 0 K: 1 S: 13	H: 2 LOB: 3 BB: 1 P: 20	R: 0 E: 0 K: 1 S: 8	H: 1 LOB: 0 BB: 0 P: 11	R: 0 E: 0 K: 0 S: 7	H: 0 LOB: 0 BB: 0 P: 8	R: 1 E: 0 K: 1 S: 8	H: 3 LOB: 3 BB: 1 P: 14	R: 2 E: 0 K: 2 S: 9	H: 2 LOB: 1 BB: 0 P: 10	R: 0 E: 0 K: 0 S: 8	H: 0 LOB: 0 BB: 0 P: 12	R: 0 E: 0 K: 1 S: 8	H: 0 LOB: 0 BB: 0 P: 12	R: 1 E: 0 K: 0 S: 5	H: 2 LOB: 1 BB: 0 P: 6	R: 0 E: 0 K: 1 S: 8	H: 0 LOB: 0 BB: 1 P: 14	1B: 8 2B: 1 3B: 1 HR: 0	SF: 0 SAC: 0 DP: 1 HBP: 1	WP: 0 PB: 1 SB: 1 CS: 0	PA: 40													
PITCHER	IP WLS BF H R ER SO BB IBB HBP BLK WP HR S P ERA WHIP																																		
26 Kyle Davies, R (1,1) ERA: 1.89	5.0	W	26	8	3	3	3	2	0	0	0	0	0	0	0	45	63	5.40	2.000																
Ken Ray, R (6,1) ERA:	1.0	H	3	0	0	0	0	0	0	0	0	0	0	0	8	12	0.00	0.000																	
36 Chuck James, L (7,1) ERA: 4.05	2.0	H	8	2	1	1	1	0	0	0	0	0	0	0	13	18	4.50	1.000																	
Scott Mullen, L (9,1) ERA: 4.5	1.0	S	3	0	0	0	1	1	0	0	0	0	0	0	8	14	0.00	1.000																	

Atlanta Braves @ Houston Astros
Osceola County Stadium, Kissimmee, FL
Tue Mar 28 2006, 1:05 PM EST
Att.: 4,256 - Sunny - 74 F

AB 36
R 4
H 10
RBI 4
BB 3
SO 7
LOB 20



Batter	1	2	3	4	5	6	7	8	9	AB	R	H	RBI	BB	SO	LOB	TOP								
Willy Taveras, R OBP: 0.429, SLG: 0.387 (1, 8)										3	1	1	0	1	0	1	Houston Astros @ Cleveland Indians Chain of Lakes Park, Winter Haven, FL Wed Mar 29 2006, 1:05 PM EST Att: 3,956 - Sunny - 82 F								
Orlando Palmeiro, L OBP: 0.377, SLG: 0.296 (1, 7)										4	0	0	0	0	1	5									
Morgan Ensberg, R OBP: 0.311, SLG: 0.213 (1, 10)										2	1	0	1	2	0	1									
16 Jason Lane, R OBP: 0.359, SLG: 0.534 (1, 9)										4	1	1	1	1	1	2									
Mike Lamb, L OBP: 0.260, SLG: 0.457 Raul Chavez, R OBP: 0.267, SLG: 0.214 (1, 3) (6, 2)										3	1	1	1	0	0	2									
13 Eric Munson, L OBP: 0.385, SLG: 0.735 (6, 3)										4	0	1	0	0	0	1									
31 Kevin Orie, R OBP: 0.295, SLG: 0.548 (1, 5)										4	0	1	0	0	0	2									
2 Chris Burke, R OBP: 0.300, SLG: 0.313 (1, 4)										4	1	1	1	0	0	2									
4 Eric Bruntlett, R OBP: 0.276, SLG: 0.327 (1, 6)										4	0	2	1	0	2	0									
Inning Stats	R: 1 E: 0 K: 0 S: 5	H: 1 LOB: 0 BB: 0 P: 5	R: 0 E: 0 K: 0 S: 3	H: 0 LOB: 0 BB: 0 P: 3	R: 0 E: 0 K: 1 S: 5	H: 0 LOB: 0 BB: 0 P: 5	R: 0 E: 0 K: 0 S: 2	H: 0 LOB: 1 BB: 1 P: 8	R: 0 E: 1 K: 0 S: 5	H: 2 LOB: 3 BB: 1 P: 9	R: 4 E: 0 K: 0 S: 7	H: 4 LOB: 1 BB: 1 P: 12	R: 0 E: 0 K: 2 S: 4	H: 0 LOB: 0 BB: 0 P: 7	R: 0 E: 0 K: 0 S: 4	H: 1 LOB: 1 BB: 0 P: 4	R: 0 E: 0 K: 1 S: 5	H: 0 LOB: 2 BB: 1 P: 10	1B: 5 2B: 3 3B: 0 HR: 0	SF: 1 SAC: 0 DP: 1 HBP: 2	WP: 1 PB: 0 SB: 2 CS: 0	PA: 40			
PITCHER	IP	WLS	BF	H	R	ER	SO	BB	IBB	HBP	BLK	WP	HR	S	P	ERA	WHIP								
Jason Johnson, R ERA: 4.79 (1, 1)	5.2		27	7	5	5	1	3	0	1	0	1	0	26	41	7.94	1.765								
63 Rafael Betancourt, R ERA: 3.98 (6, 1)	1.1		4	0	0	0	2	0	0	0	0	0	0	8	8	0.00	0.000								
Bob Wickman, R ERA: 3.98 (8, 1)	1.0	W	4	1	0	0	0	0	0	0	0	0	0	4	4	0.00	1.000								
59 Matt Miller, R ERA: 4.15 (9, 1)	1.0	S	5	0	0	0	1	1	0	1	0	0	0	5	10	0.00	1.000								


Batter	1	2	3	4	5	6	7	8	9	AB	R	H	RBI	BB	SO	LOB	BOTTOM								
24 Grady Sizemore, L OBP: 0.431, SLG: 0.672 (1, 8)										4	1	2	1	0	0	0	Houston Astros @ Cleveland Indians Chain of Lakes Park, Winter Haven, FL Wed Mar 29 2006, 1:05 PM EST Att: 3,956 - Sunny - 82 F								
Jason Michaels, R OBP: 0.391, SLG: 0.453 (1, 7)										3	0	1	0	0	0	0									
2 Johnny Perella, R OBP: 0.333, SLG: 0.431 (1, 6)										4	1	2	1	0	0	1									
48 Travis Hafner, L OBP: 0.528, SLG: 0.775 Eider Torres, S OBP: 0.400, SLG: 0.500 (1, 10) (8, PR) (9, 10)										3	0	1	0	1	1	1									
Eduardo Perez, R OBP: 0.313, SLG: 0.467 (1, 3)										4	1	2	3	0	2	2									
Jason Dubois, R OBP: 0.517, SLG: 0.633 (1, 9)										4	0	1	0	0	0	1									
10 Kelly Shoppach, R OBP: 0.326, SLG: 0.200 (1, 2)										4	0	0	0	0	2	1									
15 Ramón Vázquez, L OBP: 0.258, SLG: 0.302 (1, 5)										3	1	1	0	0	0	0									
Brandon Phillips, R OBP: 0.366, SLG: 0.605 (1, 4)										3	1	1	1	0	0	1									
Inning Stats	R: 0 E: 0 K: 1 S: 7	H: 2 LOB: 2 BB: 0 P: 7	R: 0 E: 0 K: 1 S: 5	H: 0 LOB: 0 BB: 0 P: 5	R: 1 E: 0 K: 0 S: 4	H: 1 LOB: 0 BB: 0 P: 4	R: 0 E: 0 K: 2 S: 7	H: 0 LOB: 0 BB: 0 P: 7	R: 0 E: 0 K: 0 S: 3	H: 0 LOB: 0 BB: 0 P: 3	R: 2 E: 0 K: 0 S: 6	H: 3 LOB: 1 BB: 0 P: 6	R: 1 E: 0 K: 0 S: 4	H: 2 LOB: 0 BB: 0 P: 5	R: 2 E: 0 K: 1 S: 7	H: 3 LOB: 2 BB: 1 P: 11	1B: 8 2B: 1 3B: 0 HR: 2	SF: 0 SAC: 1 DP: 0 HBP: 0	WP: 0 PB: 0 SB: 1 CS: 1	PA: 35					
PITCHER	IP	WLS	BF	H	R	ER	SO	BB	IBB	HBP	BLK	WP	HR	S	P	ERA	WHIP								
44 Roy Oswalt, R ERA: 2.89 (1, 1)	4.0		15	3	1	1	4	0	0	0	0	0	1	23	23	2.25	0.750								
45 Mike Gallo, L ERA: 6.0 (5, 1)	1.0		3	0	0	0	0	0	0	0	0	0	0	3	3	0.00	0.000								
Dan Wheeler, R ERA: 4.5 (6, 1)	1.0		6	3	2	2	0	0	0	0	0	0	0	6	6	18.00	3.000								
54 Brad Lidge, R ERA: 9.0 (7, 1)	1.0	H	4	2	1	1	0	0	0	0	0	0	0	4	5	9.00	2.000								
Steve Sparks, R ERA: 11.3 (8, 1)	1.0	L	6	3	2	2	1	1	0	0	0	0	1	7	11	18.00	4.000								


AB 33
R 5
H 8
RBI 5
BB 4
SO 4
LOB 16



AB 32
R 6
H 11
RBI 6
BB 1
SO 5
LOB 7



Batter	1	2	3	4	5	6	7	8	9	AB	R	H	RBI	BB	SO	LOB	TOP											
26 Wilkin Ruan, R OBP: 0.250, SLG: 0.250	G1-3		FC8-4		G6-3			G4-3		4	0	1	0	0	0	2	Los Angeles Dodgers @ Houston Astros Osceola County Stadium, Kissimmee, FL Thu Mar 30 2006, 1:05 PM EST Att: 3,347 - Sunny - 74 F AB 34 R 3 H 10 RBI 3 BB 1 SO 6 LOB 20 											
Bill Mueller, S OBP: 0.373, SLG: 0.522 Travis Denker, R OBP: 0.250, SLG: 0.250	F9		F8			FC6		K		2	0	0	0	0	1													
12 Jeff Kent, R OBP: 0.238, SLG: 0.351 Blake DeWitt, L OBP: 0.333, SLG: 0.333	G6-3			G6-3		FC6		G4-3		2	0	0	0	0	0													
27 Matt Kemp, R OBP: 0.122, SLG: 0.256		E5		K		G6-3		G6-3		4	1	0	0	1	2													
16 Pat Borders, R OBP: 0.321, SLG: 0.444 Eric Langill, R OBP: 0.250, SLG: 0.250		K							BB	3	1	2	2	0	1	1												
68 Jon Weber, L OBP: 0.394, SLG: 0.222 Carlos Alvarez, L				HR						1	0	1	0	0	0	0												
Mark Alexander, R Spike Lundberg, S A.J. Ellis, R										3	0	1	1	0	1	1												
Nick Alvarez, R Craig Brazell, L										0	0	0	0	0	0	0												
Iván De Jesús Jr., R Cole Bruce, R										0	0	0	0	0	0	0												
Eric Hull, R 47 Tim Hamulack, R Brad Cresse, R Danny Muegge, L Xavier Paul, L										0	0	0	0	0	0	0												
Inning Stats	R: 0 E: 0 K: 0 S: 3	H: 0 LOB: 0 BB: 0 P: 3	R: 1 E: 1 K: 1 S: 7	H: 2 LOB: 1 BB: 0 P: 10	R: 0 E: 0 K: 0 S: 3	H: 1 LOB: 0 BB: 0 P: 4	R: 1 E: 0 K: 2 S: 8	H: 1 LOB: 0 BB: 0 P: 8	R: 0 E: 0 K: 1 S: 6	H: 1 LOB: 1 BB: 0 P: 6	R: 1 E: 1 K: 0 S: 5	H: 2 LOB: 1 BB: 0 P: 6	R: 0 E: 0 K: 0 S: 3	H: 1 LOB: 0 BB: 0 P: 3	R: 0 E: 0 K: 1 S: 6	H: 1 LOB: 2 BB: 1 P: 10		1B: 8 2B: 1 3B: 0 HR: 1	SF: 0 SAC: 1 DP: 2 HBP: 0	WP: 0 PB: 1 SB: 0 CS: 1	PA: 36							
PITCHER	IP	WLS	BF	H	R	ER	SO	BB	IBB	HBP	BLK	WP	HR	S	P	ERA		WHIP										
Andy Pettitte, L ERA: 1.93	6.0		24	7	3	1	4	0	0	0	0	0	1	32	37	1.50		1.167										
Russ Springer, R ERA:	1.0		3	1	0	0	0	0	0	0	0	0	0	3	3	0.00		1.000										
45 Mike Gallo, L ERA: 5.14	1.0	W	4	1	0	0	1	0	0	0	0	0	0	6	6	0.00		1.000										
Fernando Nieve, R ERA: 3.5	1.0		5	1	0	0	1	1	0	0	0	0	0	6	10	0.00		2.000										

Batter	1	2	3	4	5	6	7	8	9	AB	R	H	RBI	BB	SO	LOB	BOTTOM											
Craig Biggio, R OBP: 0.346, SLG: 0.429 Mike Lamb, L OBP: 0.288, SLG: 0.489	L5		K	FC6-4				WP		3	0	0	0	0	1	2	Los Angeles Dodgers @ Houston Astros Osceola County Stadium, Kissimmee, FL Thu Mar 30 2006, 1:05 PM EST Att: 3,347 - Sunny - 74 F AB 34 R 11 H 13 RBI 10 BB 9 SO 7 LOB 22 											
Willy Taveras, R OBP: 0.482, SLG: 0.412 Russ Springer, R								SH		3	1	2	0	1	0	1												
45 Mike Gallo, L										0	0	0	0	0	0	0												
51 Wandy Rodriguez, R OBP: 0.500, SLG: 0.500 Fernando Nieve, R										0	1	0	1	0	0	0												
17 Lance Berkman, S OBP: 0.341, SLG: 0.467 Orlando Palmeiro, L OBP: 0.333, SLG: 0.318										2	0	1	1	1	1	1												
Morgan Ensberg, R OBP: 0.344, SLG: 0.245 31 Kevin Orle, R OBP: 0.304, SLG: 0.568										2	0	2	0	1	0	0												
Preston Wilson, R OBP: 0.370, SLG: 0.349 65 Brian Gordon, L OBP: 0.261, SLG: 0.333										2	1	1	1	0	0	0												
16 Jason Lane, R OBP: 0.358, SLG: 0.525 Osvaldo Fernando, R OBP: 1.000, SLG: 1.000										3	0	1	0	0	0	2												
Brad Ausmus, R OBP: 0.425 13 Eric Munson, L OBP: 0.418, SLG: 0.760										2	0	0	0	0	0	1												
28 Adam Everett, R OBP: 0.320, SLG: 0.273 4 Eric Bruntlett, R OBP: 0.279, SLG: 0.315										1	2	1	0	2	0	0												
Andy Pettitte, L Raul Chavez, R OBP: 0.250, SLG: 0.200										2	0	0	0	0	2	3												
Inning Stats	R: 0 E: 0 K: 1 S: 6	H: 2 LOB: 2 BB: 1 P: 10	R: 0 E: 0 K: 1 S: 5	H: 0 LOB: 1 BB: 1 P: 9	R: 1 E: 0 K: 1 S: 6	H: 3 LOB: 1 BB: 0 P: 6	R: 0 E: 0 K: 1 S: 6	H: 1 LOB: 2 BB: 1 P: 10	R: 0 E: 0 K: 1 S: 5	H: 0 LOB: 0 BB: 0 P: 5	R: 1 E: 0 K: 0 S: 10	H: 6 LOB: 1 BB: 3 P: 23	R: 0 E: 0 K: 0 S: 6	H: 0 LOB: 0 BB: 0 P: 8	R: 0 E: 0 K: 0 S: 10	H: 0 LOB: 0 BB: 0 P: 5		1B: 7 2B: 6 3B: 0 HR: 1	SF: 0 SAC: 2 DP: 1 HBP: 0	WP: 1 PB: 0 SB: 0 CS: 0	PA: 45							
PITCHER	IP	WLS	BF	H	R	ER	SO	BB	IBB	HBP	BLK	WP	HR	S	P	ERA		WHIP										
Eric Hull, R ERA: 2.25	3.0		14	5	1	1	3	2	0	0	0	0	0	17	25	3.00		2.333										
47 Tim Hamulack, L ERA: 1.8	1.0		5	1	0	0	1	1	0	0	0	0	0	6	10	0.00		2.000										
Danny Muegge, R ERA: 5.4	1.2		8	0	1	1	2	3	0	0	0	0	0	9	21	5.40		1.800										
Carlos Alvarez, L ERA:	1.1	H	5	1	0	0	1	0	0	0	0	0	0	7	7	0.00	0.750											
Mark Alexander, R ERA: 108.0	0.1	L	5	1	4	4	0	3	0	0	0	0	0	2	14	108.00	12.000											
PITCHER	IP	WLS	BF	H	R	ER	SO	BB	IBB	HBP	BLK	WP	HR	S	P	ERA	WHIP											
Spike Lundberg, R ERA: 67.5	0.2		8	5	5	5	0	0	0	0	0	0	0	8	9	67.50	7.500											

Batter	1	2	3	4	5	6	7	8	9	AB	R	H	RBI	BB	SO	LOB	TOP										
9 David DeJesus, L (1, 8) OBP: 0.339, SLG: 0.517 32 Shane Costa, L (3, 8) OBP: 0.346, SLG: 0.458	G4-3		1B		K			HBP	P6	2	0	1	0	0	0	0	2 0 1 0 0 0 0 2 1 0 0 0 1 1										
15 Mark Grudzielanek, R (1, 4) OBP: 0.365, SLG: 0.412 Esteban German, R (3, PR) OBP: 0.455, SLG: 0.471	F9		1B			F8		1B	G6-4-3	2	0	1	0	0	0	0	2 0 1 0 0 0 0 2 1 0 0 0 1 0 1										
16 Reggie Sanders, R (1, 9) OBP: 0.442, SLG: 0.357 Chris Lubanski, L (3, 9) OBP: 0.200, SLG: 0.200	1B		K		K			1B		2	0	1	0	0	1	3	2 0 1 0 0 0 1 2 1 1 1 0 1 0										
Matt Stairs, L (1, 3) OBP: 0.214, SLG: 0.132 Damaso Espino, R (7, 3) OBP: 0.500, SLG: 0.500	F7		G4-3			P5		1B		3	0	0	0	0	0	4	3 0 0 0 0 0 0 1 1 1 1 0 0 0										
Emil Brown, R (1, 7) OBP: 0.413, SLG: 0.610 Billy Butler, R (4, PR) OBP: 0.333, SLG: 0.200	G1-3				FC3-6 1B		G3-1	F8 1B		2	0	1	0	0	0	0	2 0 1 0 0 0 0 1 0 0 0 0 1 0 0										
Tony Graffanino, R (1, 5) OBP: 0.280, SLG: 0.426 Adam Keim, R (7, PR) OBP: 1.000, SLG: 1.000	F9		FC3-6 4 G4-3			E4 1B		BB		3	0	0	0	0	0	1	3 0 0 0 0 0 0 1 0 1 2 0 0 0										
4 Angel Berroa, R (1, 6) OBP: 0.364, SLG: 0.636 Angel Sanchez, R (4, 6) OBP: 0.364, SLG: 0.636	F9		G4-3			G4-6-3 1B		1B	F8	2	0	0	0	0	0	1	2 0 0 0 0 0 0 2 0 1 0 0 0 0 2										
14 John Buck, R (1, 2) OBP: 0.163, SLG: 0.234 Jared Price, R (7, 2)			K		K		G4-6-3	G4-3		3	0	0	0	0	2	2	3 0 0 0 0 0 2 1 0 0 0 0 0 0 2										
Jeremy Affeldt, L (1, 1) Steve Sternle, R (6, 1) Andrew Sisco, L (7, 1) 29 Mike Swenney, R (6, PH) Ambiorix Burgos, R (8, 1) 24 Mark Teahen, L (6, PH) OBP: 0.302, SLG: 0.443			E5 15 1B 9 1B		K			K	G6-4-3 1B	2	0	0	0	0	0	1	2 0 1 0 0 0 0 0 0 1 0 0 0 0 0 0 0 0 1 0 1 0 0 0 0 0										
Inning Stats	R: 0 E: 0 K: 0 S: 10	H: 1 LOB: 1 BB: 0 P: 14	R: 0 E: 0 K: 0 S: 8	H: 0 LOB: 0 BB: 0 P: 11	R: 0 E: 1 K: 2 S: 16	H: 2 LOB: 3 BB: 0 P: 22	R: 0 E: 0 K: 0 S: 7	H: 1 LOB: 1 BB: 0 P: 11	R: 0 E: 0 K: 3 S: 9	H: 0 LOB: 0 BB: 0 P: 15	R: 0 E: 0 K: 1 S: 6	H: 0 LOB: 0 BB: 0 P: 10	R: 0 E: 0 K: 0 S: 12	H: 1 LOB: 2 BB: 0 P: 20	R: 4 E: 0 K: 1 S: 15	H: 3 LOB: 2 BB: 2 P: 29	R: 0 E: 0 K: 0 S: 8	H: 1 LOB: 0 BB: 0 P: 10	1B: 9 2B: 0 3B: 0 HR: 0	SF: 0 SAC: 0 DP: 3 HBP: 1	WP: 1 PB: 0 SB: 1 CS: 0	PA: 38					
PITCHER	IP	WLS	BF	H	R	ER	SO	BB	IBB	HBP	BLK	WP	HR	S	P	ERA	WHIP										
Taylor Buchholz, R (1, 1) ERA: 1.5	7.0	W	26	5	0	0	6	0	0	0	0	0	0	68	103	0.00	0.714										
45 Mike Gallo, L (8, 1) ERA: 6.14	0.1		2	0	1	1	1	0	0	1	0	0	0	6	8	27.00	0.000										
Fernando Nieve, R (8, 1) ERA: 4.58	1.2		10	4	3	3	0	2	0	0	0	1	0	17	31	16.20	3.600										

Kansas City Royals @ Houston Astros
Minute Maid Park, Houston, TX
Sat Apr 01 2006, 6:05 PM CST
Att: 34,969 - Partly Cloudy - 77 F

AB	35
R	4
H	9
RBI	4
BB	2
SO	7
LOB	17



Batter	1	2	3	4	5	6	7	8	9	AB	R	H	RBI	BB	SO	LOB	BOTTOM										
Craig Biggio, R (1, 4) OBP: 0.345, SLG: 0.436 2 Chris Burke, R (5, 4) OBP: 0.329, SLG: 0.333	F8		2B		17 2B		1B			2	1	1	0	0	0	0	2 1 1 0 0 0 0 1 1 1 0 1 0 0										
Willy Taveras, R (1, 8) OBP: 0.438, SLG: 0.419 45 Mike Gallo, L (8, 1) Fernando Nieve, R (8, 1)	G3		2B		F9		G4-6-3 1B			4	1	2	2	0	0	1	4 1 2 2 0 0 1 0 0 0 0 0 0 0 0 0 0 0 0 0 0										
17 Lance Berkman, S (1, 3) OBP: 0.477, SLG: 0.519 Mike Lamb, L (5, PR) OBP: 0.298, SLG: 0.519	F9		K		2B		G4-6-3			3	0	1	1	0	1	1	3 0 1 1 0 0 1 1 0 0 0 0 0 0 2										
Morgan Ensberg, R (1, 5) OBP: 0.361, SLG: 0.404		HR	2B		L5			K		4	1	2	2	0	1	1	4 1 2 2 0 1 1										
Preston Wilson, R (1, 7) OBP: 0.377, SLG: 0.420 4 Eric Bruntlett, R (8, 8) OBP: 0.274, SLG: 0.309	G6-3		G6-3				K	G4-3		3	0	0	0	0	1	1	3 0 0 0 0 0 1 1 0 0 0 0 0 0 0										
16 Jason Lane, R (1, 9) OBP: 0.333, SLG: 0.493	K				G5-3		G5-3	K		4	0	0	0	0	2	0	4 0 0 0 0 0 2 0										
13 Eric Munson, L (1, 2) OBP: 0.400, SLG: 0.764	K				F8			HR		3	1	1	1	0	1	0	3 1 1 1 0 1 0										
28 Adam Everett, R (1, 6) OBP: 0.298, SLG: 0.255			F8		P6			G6-3		3	0	0	0	0	0	0	3 0 0 0 0 0 0										
Taylor Buchholz, R (1, 1) OBP: 0.250, SLG: 0.250 Orlando Palmeiro, L (7, PH) OBP: 0.327, SLG: 0.311			2B		K			P5		2	1	1	0	0	1	0	2 1 1 0 0 0 1 1 0 0 0 0 0 0 0										
Inning Stats	R: 0 E: 0 K: 0 S: 7	H: 0 LOB: 0 BB: 0 P: 11	R: 1 E: 0 K: 2 S: 8	H: 1 LOB: 0 BB: 0 P: 16	R: 3 E: 0 K: 1 S: 17	H: 4 LOB: 1 BB: 0 P: 22	R: 0 E: 0 K: 0 S: 6	H: 0 LOB: 0 BB: 0 P: 7	R: 1 E: 0 K: 1 S: 9	H: 1 LOB: 1 BB: 1 P: 16	R: 1 E: 0 K: 0 S: 12	H: 1 LOB: 0 BB: 0 P: 15	R: 0 E: 0 K: 0 S: 9	H: 2 LOB: 1 BB: 0 P: 13	R: 0 E: 0 K: 2 S: 8	H: 0 LOB: 0 BB: 0 P: 14	1B: 3 2B: 4 3B: 0 HR: 2	SF: 0 SAC: 0 DP: 1 HBP: 0	WP: 0 PB: 0 SB: 0 CS: 0	PA: 33							
PITCHER	IP	WLS	BF	H	R	ER	SO	BB	IBB	HBP	BLK	WP	HR	S	P	ERA	WHIP										
Jeremy Affeldt, L (1, 1) ERA: 4.91	5.0	L	22	6	5	5	4	1	0	0	0	0	1	12	15	9.00	1.400										
Steve Sternle, R (6, 1) ERA: 5.0	1.0		4	1	1	1	1	0	0	0	0	0	0	9	13	0.00	2.000										
Andrew Sisco, L (7, 1) ERA: 6.43	1.0		4	2	0	0	0	0	0	0	0	0	0	8	14	0.00	0.000										
Ambiorix Burgos, R (8, 1) ERA: 3.46	1.0		3	0	0	0	2	0	0	0	0	0	0	8	14	0.00	0.000										

Kansas City Royals @ Houston Astros
Minute Maid Park, Houston, TX
Sat Apr 01 2006, 6:05 PM CST
Att: 34,969 - Partly Cloudy - 77 F

AB	32
R	6
H	9
RBI	6
BB	1
SO	7
LOB	6



Batter	1	2	3	4	5	6	7	8	9	AB	R	H	RBI	BB	SO	LOB	TOP					
Brandon Watson, L (1, 8) OBP: 0.176, SLG: 0.125	F7		PO			G1-3		G4-3		4	0	1	0	0	0	0	Washington Nationals @ Houston Astros Minute Maid Park, Houston, TX Fri Apr 07 2006, 7:05 PM CDT Att: 26,978 - Cloudy - 82 F					
Jose Vidro, S (1, 4) OBP: 0.474, SLG: 0.647	G1-3		PO	HR		F7		F8		4	1	1	1	0	0							
Jose Guillen, R (1, 9) OBP: 0.412, SLG: 0.538	G5-3			G3-1						2	0	0	0	0	0							
Marlon Byrd, R (6, PR) OBP: 0.250, SLG: 0.250										1	0	1	0	0	0							
24 Nick Johnson, L (1, 3) OBP: 0.500, SLG: 0.857		G1								4	0	2	0	0	0	1						
Alfonso Soriano, R (1, 7) OBP: 0.375, SLG: 0.286		K								4	0	0	0	0	1	3						
11 Ryan Zimmerman, R (1, 5) OBP: 0.333, SLG: 0.467		K								4	0	0	0	0	3	3						
Royce Clayton, R (1, 6) OBP: 0.133, SLG: 0.143	F7									3	0	0	0	0	0	1						
Brian Schneider, L (1, 2)										2	0	0	0	1	0	0						
Tony Armas, R (1, 1) 57 Jason Bergmann, R (6, 1) Felix Rodriguez, R (6, 1) Mike Stanton, L (7, 1) Marlon Anderson, L (8, PH) Gary Majewski, R (8, 1)										2	0	0	0	0	0	1						
Inning Stats	R: 0 E: 0 K: 0 S: 6	H: 0 LOB: 0 BB: 0 P: 7	R: 0 E: 0 K: 2 S: 10	H: 0 LOB: 1 BB: 0 P: 17	R: 0 E: 0 K: 0 S: 8	H: 1 LOB: 0 BB: 1 P: 16	R: 1 E: 0 K: 1 S: 10	H: 2 LOB: 1 BB: 0 P: 16	R: 0 E: 0 K: 0 S: 5	H: 0 LOB: 0 BB: 0 P: 9	R: 0 E: 0 K: 1 S: 12	H: 0 LOB: 0 BB: 0 P: 20	R: 0 E: 0 K: 1 S: 12	H: 0 LOB: 0 BB: 0 P: 17	R: 0 E: 0 K: 0 S: 5	H: 0 LOB: 0 BB: 0 P: 5	R: 0 E: 0 K: 0 S: 13	H: 2 LOB: 2 BB: 0 P: 23	1B: 3 2B: 1 3B: 0 HR: 1	SF: 0 SAC: 0 DP: 1 HBP: 1	WP: 2 PB: 2 SB: 0 CS: 0	PA: 34
PITCHER	IP	WLS	BF	H	R	ER	SO	BB	IBB	HBP	BLK	WP	HR	S	P	ERA	WHIP					
41 Brandon Backe, R (1, 1) ERA: 1.5	6.0	W	22	3	1	1	3	1	0	1	0	2	1	51	85	1.50	0.667					
Taylor Buchholz, R (7, 1) ERA	2.1		8	1	0	0	1	0	0	0	0	0	0	25	35	0.00	0.429					
Mike Gallo, L (9, 1) ERA	0.2		3	1	0	0	0	0	0	0	0	0	0	5	10	0.00	1.500					



Batter	1	2	3	4	5	6	7	8	9	AB	R	H	RBI	BB	SO	LOB	BOTTOM				
Craig Biggio, R (1, 4) OBP: 0.313, SLG: 0.467	F8		PO			G6-4-3				3	1	1	1	1	0	1	Washington Nationals @ Houston Astros Minute Maid Park, Houston, TX Fri Apr 07 2006, 7:05 PM CDT Att: 26,978 - Cloudy - 82 F				
Willy Taveras, R (1, 8) OBP: 0.333, SLG: 0.333	F8									4	1	2	0	0	0	3					
17 Lance Berkman, S (1, 3) OBP: 0.563, SLG: 1.091										3	1	2	3	0	0	0					
Morgan Ensberg, R (1, 5) OBP: 0.500, SLG: 0.200	F9									3	1	0	0	1	0	2					
Preston Wilson, R (1, 7) OBP: 0.313, SLG: 0.667										4	1	1	2	0	1	0					
16 Jason Lane, R (1, 9)										2	0	0	0	2	1	0					
Brad Ausmus, R (1, 2) OBP: 0.250, SLG: 0.100	F9									3	0	0	0	0	1	1					
28 Adam Everett, R (1, 6) OBP: 0.231, SLG: 0.231										4	1	1	0	0	0	3					
41 Brandon Backe, R (1, 1) Mike Lamb, L (6, PH) Taylor Buchholz, R (7, 1) Mike Gallo, L (9, 1)										1	0	0	0	1	0	1					
Inning Stats	R: 0 E: 0 K: 0 S: 12	H: 1 LOB: 1 BB: 0 P: 16	R: 0 E: 0 K: 2 S: 10	H: 0 LOB: 0 BB: 0 P: 15	R: 2 E: 0 K: 0 S: 11	H: 3 LOB: 1 BB: 0 P: 20	R: 0 E: 0 K: 1 S: 6	H: 0 LOB: 0 BB: 0 P: 9	R: 0 E: 0 K: 0 S: 6	H: 0 LOB: 0 BB: 1 P: 12	R: 4 E: 0 K: 0 S: 23	H: 3 LOB: 3 BB: 3 P: 43	R: 0 E: 0 K: 0 S: 5	H: 0 LOB: 0 BB: 0 P: 10	R: 0 E: 0 K: 1 S: 12	H: 0 LOB: 1 BB: 1 P: 20		1B: 4 2B: 1 3B: 0 HR: 2	SF: 1 SAC: 0 DP: 1 HBP: 1	WP: 1 PB: 0 SB: 0 CS: 0	PA: 36
PITCHER	IP	WLS	BF	H	R	ER	SO	BB	IBB	HBP	BLK	WP	HR	S	P	ERA	WHIP				
Tony Armas, R (1, 1) ERA: 3.6	5.0	L	19	4	2	2	3	1	0	0	0	0	2	13	26						
57 Jason Bergmann, R (6, 1) ERA: 5.4	0.0		6	3	4	4	0	2	0	1	0	0	0	10	17	0.00	1.000				
Felix Rodriguez, R (6, 1) ERA: 6.75	1.0		4	0	0	0	0	1	0	0	0	0	0	5	10	0.00	0.000				
Mike Stanton, L (7, 1) ERA	1.0		3	0	0	0	0	0	0	0	0	0	0	5	10	0.00	0.000				
Gary Majewski, R (8, 1) ERA	1.0		4	0	0	0	1	1	0	0	0	1	0	12	20	0.00	1.000				



Batter	1	2	3	4	5	6	7	8	9	AB	R	H	RBI	BB	SO	LOB	TOP									
Brandon Watson, L (1.8) Jose Guillen, R (7, PH) OBP: 0.200, SLG: 0.158 OBP: 0.474, SLG: 0.600 (7.9)	G6-3		1B		B1-3		G4-3	1B		3	0	1	0	0	0	0	Washington Nationals @ Houston Astros Minute Maid Park, Houston, TX Sat Apr 08 2006, 6:05 PM CDT Att: 39,324 - Clear - 73 F									
Marlon Byrd, R (1.9) OBP: 0.333, SLG: 0.375 (7.8)	K		1B		G6-3		G4-3	1B		4	2	1	2	0	2	2										
Jose Vidro, S (1.4) OBP: 0.458, SLG: 0.727 (1.4)	G3		1B		G4-3		G4-3			5	1	2	5	0	0	1										
24 Nick Johnson, L (1.3) OBP: 0.522, SLG: 0.765 (1.3)			1B		G4-3		G3-1			3	2	1	0	2	0	0										
Alfonso Soriano, R (1.7) Damian Jackson, R (7.7) OBP: 0.400, SLG: 0.556 OBP: 0.333, SLG: 0.667 (7.7)			1B		F8					4	2	2	4	0	0	2										
11 Ryan Zimmerman, R (1.5) OBP: 0.348, SLG: 0.450 (1.5)			1B		F8					1	0	0	0	0	1	0										
Royce Clayton, R (1.6) OBP: 0.150, SLG: 0.158 (1.6)										5	1	1	0	0	2	2										
Brian Schneider, L (1.2) OBP: 0.250, SLG: 0.118 (1.2)			1B		L7					4	1	2	0	0	0	1										
Livan Hernandez, R (1.1) Marlon Anderson, L (7, PH) Jon Rauch, R (7.1) Matthew LeCroy, R (8, PH) Gary Majewski, R (8.1) OBP: 0.250, SLG: 0.250 OBP: 0.600, SLG: 0.333 (7.1) (8, PH) (8.1)			1B		G5-3					2	0	0	0	0	0	1										
Inning Stats	R: 0 E: 0 K: 1 S: 8	H: 0 LOB: 0 BB: 0 P: 12	R: 2 E: 0 K: 0 S: 14	H: 3 LOB: 1 BB: 1 P: 23	R: 1 E: 0 K: 0 S: 13	H: 3 LOB: 2 BB: 0 P: 22	R: 0 E: 0 K: 1 S: 8	H: 0 LOB: 0 BB: 0 P: 13	R: 0 E: 0 K: 0 S: 7	H: 0 LOB: 0 BB: 0 P: 10	R: 0 E: 0 K: 1 S: 8	H: 0 LOB: 0 BB: 0 P: 12	R: 6 E: 0 K: 0 S: 17	H: 5 LOB: 1 BB: 2 P: 27	R: 3 E: 0 K: 1 S: 15	H: 3 LOB: 0 BB: 0 P: 26		R: 0 E: 0 K: 2 S: 7	H: 0 LOB: 0 BB: 0 P: 9	1B: 10 2B: 2 3B: 0 HR: 2	SF: 0 SAC: 0 DP: 1 HBP: 1	WP: 0 PB: 0 SB: 0 CS: 2	PA: 43			
PITCHER	IP WLS BF H R ER SO BB IBB HBP BLK WP HR S P ERA WHIP	IP WLS BF H R ER SO BB IBB HBP BLK WP HR S P ERA WHIP	IP WLS BF H R ER SO BB IBB HBP BLK WP HR S P ERA WHIP	IP WLS BF H R ER SO BB IBB HBP BLK WP HR S P ERA WHIP	IP WLS BF H R ER SO BB IBB HBP BLK WP HR S P ERA WHIP	IP WLS BF H R ER SO BB IBB HBP BLK WP HR S P ERA WHIP	IP WLS BF H R ER SO BB IBB HBP BLK WP HR S P ERA WHIP	IP WLS BF H R ER SO BB IBB HBP BLK WP HR S P ERA WHIP	IP WLS BF H R ER SO BB IBB HBP BLK WP HR S P ERA WHIP	IP WLS BF H R ER SO BB IBB HBP BLK WP HR S P ERA WHIP	IP WLS BF H R ER SO BB IBB HBP BLK WP HR S P ERA WHIP	IP WLS BF H R ER SO BB IBB HBP BLK WP HR S P ERA WHIP	IP WLS BF H R ER SO BB IBB HBP BLK WP HR S P ERA WHIP	IP WLS BF H R ER SO BB IBB HBP BLK WP HR S P ERA WHIP	IP WLS BF H R ER SO BB IBB HBP BLK WP HR S P ERA WHIP	IP WLS BF H R ER SO BB IBB HBP BLK WP HR S P ERA WHIP	IP WLS BF H R ER SO BB IBB HBP BLK WP HR S P ERA WHIP	IP WLS BF H R ER SO BB IBB HBP BLK WP HR S P ERA WHIP	IP WLS BF H R ER SO BB IBB HBP BLK WP HR S P ERA WHIP	IP WLS BF H R ER SO BB IBB HBP BLK WP HR S P ERA WHIP	IP WLS BF H R ER SO BB IBB HBP BLK WP HR S P ERA WHIP	IP WLS BF H R ER SO BB IBB HBP BLK WP HR S P ERA WHIP	IP WLS BF H R ER SO BB IBB HBP BLK WP HR S P ERA WHIP	IP WLS BF H R ER SO BB IBB HBP BLK WP HR S P ERA WHIP	IP WLS BF H R ER SO BB IBB HBP BLK WP HR S P ERA WHIP	IP WLS BF H R ER SO BB IBB HBP BLK WP HR S P ERA WHIP
44 Roy Oswalt, R (1.1) ERA: 3.14	6.1	27	7	5	5	3	2	0	0	0	0	0	0	0	0	0	7.11	1.421								
Chad Qualls, R (7.1) ERA: 23.14	0.1	L	6	4	4	0	1	0	0	0	0	0	0	0	0	0	108.00	15.000								
Russ Springer, R (7.1) ERA:	0.1		1	0	0	0	0	0	0	0	0	0	0	0	0	0	0.00	0.000								
Trever Miller, L (8.1) ERA: 6.75	0.1		2	1	1	0	0	0	0	0	0	0	0	0	0	0	27.00	3.000								
64 Fernando Nieve, R (8.1) ERA: 6.75	1.2		7	2	2	3	0	0	0	0	0	0	0	0	0	0	10.80	1.200								
Batter	1	2	3	4	5	6	7	8	9	AB	R	H	RBI	BB	SO	LOB	BOTTOM									
Craig Biggio, R (1.4) OBP: 0.333, SLG: 0.421 2 Chris Burke, R (9.4)				F7				P4		4	1	1	0	0	0	2	Washington Nationals @ Houston Astros Minute Maid Park, Houston, TX Sat Apr 08 2006, 6:05 PM CDT Att: 39,324 - Clear - 73 F									
Willy Taveras, R (1.8) OBP: 0.300, SLG: 0.300 (1.8)	F9	G6-3						G4-1		5	0	1	0	0	1	3										
17 Lance Berkman, S (1.3) OBP: 0.524, SLG: 1.063 (1.3)	HR							P5		5	1	2	3	0	1	1										
Morgan Ensberg, R (1.5) OBP: 0.524, SLG: 0.467 (1.5)	1B	F7						G5-3		5	1	3	0	0	0	0										
Preston Wilson, R (1.7) OBP: 0.333, SLG: 0.750 (1.7)	1B							HR		5	2	2	1	0	0	4										
16 Jason Lane, R (1.9) OBP: 0.333, SLG: 0.313 (1.9)	1B							G6-3		4	2	2	1	1	0	1										
Brad Ausmus, R (1.2) OBP: 0.235, SLG: 0.133 (1.2)	1B							F9		5	0	1	2	0	0	2										
28 Adam Everett, R (1.6) OBP: 0.235, SLG: 0.235 (1.6)										4	1	1	0	0	2	3										
44 Roy Oswalt, R (1.1) Chad Qualls, R (7.1) Russ Springer, R (7.1) Orlando Palmeiro, L (7, PH) Trever Miller, R (8.1) 64 Fernando Nieve, R (8.1) OBP: 0.200, SLG: 0.200 OBP: 0.333, SLG: 0.333 OBP: 0.333, SLG: 0.333 (7, PH) (8.1) (8.1)										2	0	1	1	0	0	0										
Inning Stats	R: 5 E: 0 K: 1 S: 27	H: 6 LOB: 2 BB: 1 P: 43	R: 0 E: 0 K: 1 S: 10	H: 0 LOB: 0 BB: 0 P: 13	R: 0 E: 0 K: 1 S: 7	H: 1 LOB: 1 BB: 0 P: 10	R: 0 E: 0 K: 0 S: 8	H: 1 LOB: 1 BB: 0 P: 13	R: 0 E: 0 K: 0 S: 8	H: 1 LOB: 3 BB: 0 P: 18	R: 1 E: 0 K: 0 S: 14	H: 1 LOB: 0 BB: 0 P: 20	R: 0 E: 0 K: 0 S: 11	H: 0 LOB: 0 BB: 0 P: 16	R: 1 E: 0 K: 0 S: 11	H: 1 LOB: 0 BB: 0 P: 16		1B: 10 2B: 0 3B: 1 HR: 3	SF: 0 SAC: 1 DP: 0 HBP: 1	WP: 0 PB: 0 SB: 0 CS: 0	PA: 43					
PITCHER	IP WLS BF H R ER SO BB IBB HBP BLK WP HR S P ERA WHIP	IP WLS BF H R ER SO BB IBB HBP BLK WP HR S P ERA WHIP	IP WLS BF H R ER SO BB IBB HBP BLK WP HR S P ERA WHIP	IP WLS BF H R ER SO BB IBB HBP BLK WP HR S P ERA WHIP	IP WLS BF H R ER SO BB IBB HBP BLK WP HR S P ERA WHIP	IP WLS BF H R ER SO BB IBB HBP BLK WP HR S P ERA WHIP	IP WLS BF H R ER SO BB IBB HBP BLK WP HR S P ERA WHIP	IP WLS BF H R ER SO BB IBB HBP BLK WP HR S P ERA WHIP	IP WLS BF H R ER SO BB IBB HBP BLK WP HR S P ERA WHIP	IP WLS BF H R ER SO BB IBB HBP BLK WP HR S P ERA WHIP	IP WLS BF H R ER SO BB IBB HBP BLK WP HR S P ERA WHIP	IP WLS BF H R ER SO BB IBB HBP BLK WP HR S P ERA WHIP	IP WLS BF H R ER SO BB IBB HBP BLK WP HR S P ERA WHIP	IP WLS BF H R ER SO BB IBB HBP BLK WP HR S P ERA WHIP	IP WLS BF H R ER SO BB IBB HBP BLK WP HR S P ERA WHIP	IP WLS BF H R ER SO BB IBB HBP BLK WP HR S P ERA WHIP	IP WLS BF H R ER SO BB IBB HBP BLK WP HR S P ERA WHIP	IP WLS BF H R ER SO BB IBB HBP BLK WP HR S P ERA WHIP	IP WLS BF H R ER SO BB IBB HBP BLK WP HR S P ERA WHIP	IP WLS BF H R ER SO BB IBB HBP BLK WP HR S P ERA WHIP	IP WLS BF H R ER SO BB IBB HBP BLK WP HR S P ERA WHIP	IP WLS BF H R ER SO BB IBB HBP BLK WP HR S P ERA WHIP	IP WLS BF H R ER SO BB IBB HBP BLK WP HR S P ERA WHIP	IP WLS BF H R ER SO BB IBB HBP BLK WP HR S P ERA WHIP	IP WLS BF H R ER SO BB IBB HBP BLK WP HR S P ERA WHIP	IP WLS BF H R ER SO BB IBB HBP BLK WP HR S P ERA WHIP
Livan Hernandez, R (1.1) ERA: 5.25	6.0	32	12	6	4	4	1	0	0	0	0	0	0	0	0	0	6.00	2.167								
Jon Rauch, R (7.1) ERA: 2.25	1.0	H	4	1	1	0	0	0	0	0	0	0	0	0	0	0	9.00	1.000								
Gary Majewski, R (8.1) ERA: 2.08	2.0		7	1	1	0	0	0	0	0	0	0	0	0	0	0	4.50	0.500								

Batter	1	2	3	4	5	6	7	8	9	AB	R	H	RBI	BB	SO	LOB	TOP				
2 Chris Burke, R OBP: 0.250, SLG: 0.625	G5-3			G4-3		L1-3		1B		4	0	1	2	0	0	1	Houston Astros @ San Francisco Giants AT&T Park, San Francisco, CA Thu Apr 13 2006, 12:35 PM PDT Att: 34,267 - Partly Cloudy - 61 F				
Willy Taveras, R OBP: 0.324, SLG: 0.281	G6-3			1B 17 SF8 BB		F8		1B		3	1	1	0	1	0						
Mike Lamb, L OBP: 0.333, SLG: 0.333 Dan Wheeler, R (8, 1)	F9			FC6-4 1B			G3-1	F8		4	0	1	0	0	0	2					
17 Lance Berkman, S OBP: 0.417, SLG: 0.786		P6		SF8			P4		K	3	0	0	1	0	1	0					
Preston Wilson, R OBP: 0.324, SLG: 0.645		K		FC6-4			G5-3		L6	4	0	0	0	0	1	1					
16 Jason Lane, R OBP: 0.353, SLG: 0.240	G6-3									3	1	1	0	1	0	0					
Eric Munson, L OBP: 0.167, SLG: 0.100			K		F9			1B	P5	4	0	0	0	0	2	2					
28 Adam Everett, R OBP: 0.207, SLG: 0.207			F8		G5-3			1B		3	1	1	0	0	0	0					
41 Brandon Backe, R Taylor Buchholz, R Craig Biggio, R Russ Springer, R Mike Gallo, L Chad Qualls, R Morgan Ensberg, R			F9					1B		1	0	0	0	0	0	0					
Inning Stats	R: 0 E: 0 K: 0 S: 6	H: 0 LOB: 0 BB: 0 P: 8	R: 0 E: 0 K: 1 S: 7	H: 0 LOB: 0 BB: 0 P: 12	R: 0 E: 0 K: 1 S: 10	H: 0 LOB: 0 BB: 0 P: 17	R: 1 E: 0 K: 0 S: 7	H: 1 LOB: 1 BB: 1 P: 14	R: 0 E: 0 K: 0 S: 10	H: 0 LOB: 0 BB: 0 P: 18	R: 0 E: 0 K: 0 S: 8	H: 1 LOB: 0 BB: 0 P: 9	R: 0 E: 0 K: 0 S: 8	H: 0 LOB: 0 BB: 0 P: 13	R: 2 E: 0 K: 2 S: 13	H: 3 LOB: 2 BB: 1 P: 25		R: 0 E: 0 K: 1 S: 13	H: 1 LOB: 1 BB: 0 P: 18	1B: 6 2B: 1 3B: 0 HR: 0	SF: 1 SAC: 0 DP: 1 HBP: 0
PITCHER	IP	WLS	BF	H	R	ER	SO	BB	IBB	HBP	BLK	WP	HR	S	P	ERA	WHIP				
Matt Morris, R ERA: 2.57	7.2	W	28	4	3	3	4	2	0	0	0	0	0	66	111	3.52	0.783				
54 Scott Munter, R ERA:	0.0		1	1	0	0	0	0	0	0	0	0	0	1	1	∞	∞				
Steve Kline, L ERA:	0.1	H	1	0	0	0	0	0	0	0	0	0	2	4	0.00	0.000					
Tim Worrell, R ERA: 2.25	1.0	S	4	1	0	0	1	0	0	0	0	0	0	13	18	0.00	1.000				

Batter	1	2	3	4	5	6	7	8	9	AB	R	H	RBI	BB	SO	LOB	BOTTOM				
2 Randy Winn, S OBP: 0.357, SLG: 0.292 Tim Worrell, R	G6-4-3 BB		G4-3		S 13 WP 1B		1B 13 SH1-4 HBP	G4-3		3	1	1	1	1	0	1	Houston Astros @ San Francisco Giants AT&T Park, San Francisco, CA Thu Apr 13 2006, 12:35 PM PDT Att: 34,267 - Partly Cloudy - 61 F				
13 Omar Vizquel, S OBP: 0.483, SLG: 0.478	F7		F9		SF7		SH1-4			2	0	0	1	0	0	1					
Ray Durham, S OBP: 0.250, SLG: 0.182	G6-4-3			S 1B			1B SF8 1B			3	1	2	0	1	0	1					
Barry Bonds, L OBP: 0.458, SLG: 0.250		F9		F8	P5		FC6-4 1B			4	0	1	1	0	0	3					
Moises Alou, R OBP: 0.385, SLG: 0.783		HR		F8		G4-3	SF8			3	1	1	2	0	0	1					
Lance Niekro, R OBP: 0.333, SLG: 0.381		E5 FC6-4		K		P3	FC6-4			4	0	0	0	0	1	2					
Pedro Feliz, R OBP: 0.276, SLG: 0.308		P4			E4 1B 2 1B 1B		HBP 1B	F8		4	1	2	0	0	0	1					
Mike Matheny, R OBP: 0.182, SLG: 0.100		FC6-4			P4			G6-3		3	0	0	0	0	0	2					
Matt Morris, R OBP: 0.167, SLG: 0.167 54 Scott Munter, R Steve Kline, S										3	1	1	0	0	2	2					
9 Mark Sweeney, L OBP: 0.250, SLG: 0.417 Steve Finley, L OBP: 0.417, SLG: 0.700										0	0	0	0	0	0	0					
Inning Stats	R: 0 E: 0 K: 0 S: 6	H: 0 LOB: 1 BB: 1 P: 13	R: 1 E: 1 K: 0 S: 12	H: 1 LOB: 1 BB: 0 P: 17	R: 0 E: 0 K: 1 S: 10	H: 0 LOB: 0 BB: 0 P: 15	R: 0 E: 0 K: 1 S: 11	H: 1 LOB: 1 BB: 0 P: 15	R: 2 E: 1 K: 0 S: 16	H: 3 LOB: 2 BB: 1 P: 26	R: 0 E: 0 K: 1 S: 10	H: 1 LOB: 2 BB: 0 P: 16	R: 2 E: 0 K: 0 S: 11	H: 2 LOB: 1 BB: 0 P: 19	R: 0 E: 0 K: 0 S: 9	H: 1 LOB: 1 BB: 0 P: 13	1B: 7 2B: 1 3B: 0 HR: 1	SF: 2 SAC: 1 DP: 1 HBP: 2	WP: 1 PA: 37 PB: 0 SB: 2 CS: 0		
PITCHER	IP	WLS	BF	H	R	ER	SO	BB	IBB	HBP	BLK	WP	HR	S	P	ERA	WHIP				
41 Brandon Backe, R ERA: 2.25	2.0		8	1	1	1	0	1	0	0	0	1	0	18	30	4.50	1.000				
Taylor Buchholz, R ERA: 3.33	3.0	L	14	4	2	2	2	1	0	0	0	1	0	37	56	6.00	1.667				
Russ Springer, R ERA:	1.0		5	1	0	0	1	0	0	1	0	0	0	10	16	0.00	1.000				
Mike Gallo, L ERA: 18.0	0.1		4	2	2	2	0	0	0	1	0	0	0	9	17	54.00	6.000				
Chad Qualls, R ERA: 10.8	0.2		2	0	0	0	0	0	0	0	0	0	0	2	2	0.00	0.000				

Batter	1	2	3	4	5	6	7	8	9	AB	R	H	RBI	BB	SO	LOB	TOP										
Craig Biggio, R OBP: 0.316, SLG: 0.371 (1, 4)	G4-3		F9	FC5-4			FC6-4 1B			5	1	1	1	0	0	4	Houston Astros @ San Francisco Giants AT&T Park, San Francisco, CA Thu Apr 13 2006, 6:05 PM PDT Att: 33,034 - Partly Cloudy - 63 F										
Willy Taveras, R OBP: 0.333, SLG: 0.297 (1, 8)	K				G6-3		BB 17 BB	K		5	1	2	0	0	2	2											
17 Lance Berkman, S OBP: 0.439, SLG: 0.938 28 Adam Everett, R OBP: 0.207, SLG: 0.207 (9, 6)	F7						BB		HR	4	2	2	3	1	1	0											
Morgan Ensberg, R OBP: 0.541, SLG: 0.630 (1, 5)							BB			0	0	0	0	0	0	0											
Preston Wilson, R OBP: 0.333, SLG: 0.639 Mike Lamb, L OBP: 0.333, SLG: 0.333 (9, 3)	K						BB			4	1	1	1	1	1	0											
16 Jason Lane, R OBP: 0.359, SLG: 0.276 (1, 9)	G3									4	1	1	1	1	0	1											
Brad Ausmus, R OBP: 0.370, SLG: 0.261 (1, 2)										4	0	3	2	1	0	0											
4 Eric Bruntlett, R OBP: 0.429, SLG: 0.500 (9, 7)										5	1	2	0	0	2	4											
44 Roy Oswalt, R OBP: 0.200, SLG: 0.111 64 Fernando Nieve, R (9, 1)										4	0	0	0	1	2	7											
Inning Stats	R: 0 E: 0 K: 1 S: 10	H: 0 LOB: 0 BB: 0 P: 16	R: 1 E: 1 K: 2 S: 17	H: 2 LOB: 1 BB: 0 P: 26	R: 2 E: 0 K: 1 S: 12	H: 2 LOB: 0 BB: 0 P: 13	R: 0 E: 0 K: 2 S: 12	H: 1 LOB: 3 BB: 2 P: 26	R: 0 E: 0 K: 0 S: 10	H: 0 LOB: 0 BB: 0 P: 14	R: 1 E: 0 K: 0 S: 21	H: 1 LOB: 3 BB: 3 P: 38	R: 1 E: 0 K: 1 S: 13	H: 3 LOB: 2 BB: 0 P: 23	R: 3 E: 0 K: 0 S: 17	H: 5 LOB: 1 BB: 0 P: 31		1B: 9 2B: 3 3B: 0 HR: 2	SF: 0 SAC: 0 DP: 1 HBP: 0	WP: 1 PB: 0 CS: 0	PA: 45						
PITCHER	IP	WLS	BF	H	R	ER	SO	BB	IBB	HBP	BLK	WP	HR	S	P	ERA	WHIP										
18 Matt Cain, R ERA: 5.73 32 Kevin Correia, R ERA: 6.75 Tyler Walker, R ERA: 15.0 Jack Taschner, L ERA: 72.0 Jeff Fassero, L ERA: 6.23 (9, 1)	5.0	L	22	5	3	3	8	2	0	0	0	1	1	59	96	5.40	1.400										
Inning Stats	R: 0 E: 0 K: 0 S: 7	H: 1 LOB: 0 BB: 0 P: 10	R: 0 E: 0 K: 2 S: 11	H: 2 LOB: 2 BB: 0 P: 15	R: 0 E: 0 K: 0 S: 8	H: 1 LOB: 1 BB: 1 P: 15	R: 0 E: 0 K: 0 S: 6	H: 1 LOB: 1 BB: 0 P: 6	R: 0 E: 0 K: 0 S: 11	H: 1 LOB: 2 BB: 0 P: 17	R: 0 E: 0 K: 0 S: 12	H: 0 LOB: 0 BB: 0 P: 20	R: 0 E: 0 K: 0 S: 9	H: 0 LOB: 0 BB: 0 P: 12	R: 0 E: 0 K: 0 S: 7	H: 0 LOB: 0 BB: 0 P: 9	R: 0 E: 0 K: 0 S: 11	H: 1 LOB: 2 BB: 1 P: 20	1B: 5 2B: 2 3B: 1 HR: 0	SF: 0 SAC: 0 DP: 2 HBP: 0	WP: 0 PB: 0 CS: 0	PA: 36					
PITCHER	IP	WLS	BF	H	R	ER	SO	BB	IBB	HBP	BLK	WP	HR	S	P	ERA	WHIP										
44 Roy Oswalt, R ERA: 1.99 64 Fernando Nieve, R ERA: 5.4 (9, 1)	0.2	W	34	8	0	0	0	0	0	0	0	0	0	2	2	0.00	0.000										

AB	40
R	8
H	14
RBI	8
BB	5
SO	9
LOB	22



BOTTOM

2 Randy Winn, S OBP: 0.406, SLG: 0.393 (1, 9)	G3-6-3 1B						G1-3			4	0	3	0	0	0	0	Houston Astros @ San Francisco Giants AT&T Park, San Francisco, CA Thu Apr 13 2006, 6:05 PM PDT Att: 33,034 - Partly Cloudy - 63 F										
Steve Finley, L OBP: 0.375, SLG: 0.538 (1, 8)	G3-6-3						G4-3			3	0	0	0	1	0	2											
Ray Durham, S OBP: 0.214, SLG: 0.154 (1, 4)	G4-3									4	0	0	0	0	0	2											
9 Mark Sweeney, L OBP: 0.250, SLG: 0.333 (1, 7)										3	0	0	0	1	1	0											
Pedro Feliz, R OBP: 0.303, SLG: 0.345 (1, 5)										3	0	1	0	1	0	1											
Todd Greene, R OBP: 0.556, SLG: 0.889 (1, 2)										4	0	3	0	0	0	1											
Lance Niekro, R OBP: 0.321, SLG: 0.360 (1, 3)										4	0	1	0	0	1	5											
Jose Vizcaino, S OBP: 0.333, SLG: 0.143 (1, 6)										4	0	0	0	0	0	4											
18 Matt Cain, R OBP: 0.333, SLG: 0.667 Jason Ellison, R 32 Kevin Correia, R 13 Omar Vizquel, S Tyler Walker, R Jack Taschner, L Jeff Fassero, L Mike Matheny, R (9, 9)										1	0	0	0	0	0	0											
Inning Stats	R: 0 E: 0 K: 0 S: 7	H: 1 LOB: 0 BB: 0 P: 10	R: 0 E: 0 K: 2 S: 11	H: 2 LOB: 2 BB: 0 P: 15	R: 0 E: 0 K: 0 S: 8	H: 1 LOB: 1 BB: 1 P: 15	R: 0 E: 0 K: 0 S: 6	H: 1 LOB: 1 BB: 0 P: 6	R: 0 E: 0 K: 0 S: 11	H: 1 LOB: 2 BB: 0 P: 17	R: 0 E: 0 K: 0 S: 12	H: 0 LOB: 0 BB: 0 P: 20	R: 0 E: 0 K: 0 S: 9	H: 0 LOB: 0 BB: 0 P: 12	R: 0 E: 0 K: 0 S: 7	H: 0 LOB: 0 BB: 0 P: 9		R: 0 E: 0 K: 0 S: 11	H: 1 LOB: 2 BB: 1 P: 20	1B: 5 2B: 2 3B: 1 HR: 0	SF: 0 SAC: 0 DP: 2 HBP: 0	WP: 0 PB: 0 CS: 0	PA: 36				
PITCHER	IP	WLS	BF	H	R	ER	SO	BB	IBB	HBP	BLK	WP	HR	S	P	ERA	WHIP										
44 Roy Oswalt, R ERA: 1.99 64 Fernando Nieve, R ERA: 5.4 (9, 1)	0.2	W	34	8	0	0	0	0	0	0	0	0	0	2	2	0.00	0.000										



Batter	1	2	3	4	5	6	7	8	9	AB	R	H	RBI	BB	SO	LOB	TOP										
Craig Biggio, R OBP: 0.286, SLG: 0.333	1-2 G1-3		0-1 F8		2-1 G6-3			0-1 G6-3		4	0	0	0	0	0	0	Houston Astros @ Arizona Diamondbacks Chase Field, Phoenix, AZ Fri Apr 14, 2006, 6:40 PM MST Att. 24,517 - Roof Closed - 78 F										
Willy Taveras, R OBP: 0.328, SLG: 0.293 54 Brad Lidge, R (8, 1)	0-2 G5-3		2-2 17 CS 1B		1-0 G4-3			1-1 G6-3		4	0	1	0	0	0	0											
17 Lance Berkman, S OBP: 0.422, SLG: 0.861	3-0 2B 1B		2-0 F7		3-2 L5			1-1 F8		4	0	1	0	0	0	1											
Morgan Ensberg, R OBP: 0.512, SLG: 0.613	0-0 1-3 2B			0-0 G6-3		2-0 G5-3		1-3 K		4	0	1	0	0	1	0											
Preston Wilson, R OBP: 0.302, SLG: 0.575	2-3 K			1-0 G6-3		1-0 G6-3		1-2 G4-3		4	0	0	0	0	1	2											
16 Jason Lane, R OBP: 0.372, SLG: 0.303		3-2 28 BLK 1B		0-0 1B 28 2B		2-2 G6-3		1-3 K		4	1	2	0	0	1	0											
Brad Ausmus, R OBP: 0.367, SLG: 0.269		1 SAFE K	0-3 K	0-1 28 2B 1B			3-2 G6-3			3	0	1	0	0	1	1											
28 Adam Everett, R OBP: 0.219, SLG: 0.250		1 SAFE G4-3	1-0 G4-3	1-2 2B			1-2 G6-3			3	0	1	1	0	0	1											
Andy Pettitte, L OBP: 0.200, SLG: 0.200 Orlando Palmeiro, L (7, PH) Trever Miller, R (7, 1) Russ Springer, R (7, 1) 2 Chris Burke, R OBP: 0.250, SLG: 0.625		3-2 G4-3	3-2 G4-3	2-1 G4-3			2-3 K			2	0	0	0	0	0	3											
Inning Stats	R: 0 E: 0 K: 1 S: 12	H: 2 LOB: 2 BB: 0 P: 18	R: 0 E: 0 K: 1 S: 11	H: 1 LOB: 1 BB: 0 P: 18	R: 0 E: 0 K: 0 S: 6	H: 1 LOB: 0 BB: 0 P: 10	R: 1 E: 0 K: 0 S: 10	H: 3 LOB: 2 BB: 0 P: 14	R: 0 E: 0 K: 0 S: 6	H: 0 LOB: 0 BB: 0 P: 12	R: 0 E: 0 K: 0 S: 5	H: 0 LOB: 0 BB: 0 P: 10	R: 0 E: 0 K: 1 S: 9	H: 0 LOB: 0 BB: 0 P: 15	R: 0 E: 0 K: 0 S: 6	H: 0 LOB: 0 BB: 0 P: 8		R: 0 E: 0 K: 2 S: 9	H: 0 LOB: 0 BB: 0 P: 12	1B: 5 2B: 2 3B: 0 HR: 0	SF: 0 SAC: 0 DP: 0 HBP: 0	WP: 0 PB: 0 SB: 0 CS: 1	PA: 33				
PITCHER 17 Brandon Webb, R ERA: 2.14 Jose Valverde, R ERA:	IP 8.0	WLS W	BF 30	H 7	R 1	ER 1	SO 3	BB 0	IBB 0	HBP 0	BLK 1	WP 0	HR 0	S 65	P 105	ERA 1.12	WHIP 0.875										

Batter	1	2	3	4	5	6	7	8	9	AB	R	H	RBI	BB	SO	LOB	BOTTOM										
Craig Counsell, L OBP: 0.395, SLG: 0.394	2-1 G4-3	4-2 BB		0-1 G4-3		2-3 K		3-3 K		4	0	0	1	1	2	3	Houston Astros @ Arizona Diamondbacks Chase Field, Phoenix, AZ Fri Apr 14, 2006, 6:40 PM MST Att. 24,517 - Roof Closed - 78 F										
22 Eric Byrnes, R OBP: 0.294, SLG: 0.313	2-2 2B 1B	1-2 F8		2-3 3H L8			1-0 G5-3	3-2 G5-3		5	0	1	0	0	0	4											
Chad Tracy, L OBP: 0.359, SLG: 0.541	2-1 1-3 2B		1-3 K		0-0 G3		2-3 K			4	0	1	0	0	2	0											
Luis Gonzalez, L OBP: 0.310, SLG: 0.486	4-1 34 G6-4-3 BB		2-2 G3		3-2 G3		4-2 34 HR BB			2	1	0	0	2	0	0											
34 Conor Jackson, R OBP: 0.469, SLG: 0.560	2-1 G6-4-3		2-1 FC5-4 1B		2-1 G6-3		3-2 1-H HR			4	1	2	2	0	0	3											
Damion Easley, R OBP: 0.435, SLG: 0.556 Shawn Green, L OBP: 0.143, SLG: 0.222		1-0 E4 FC6-4 17 FC1 G4-3	0-0 FC5-4			0-1 G5-3	3-2 2B			4	1	1	0	0	0	1											
1 Orlando Hudson, S OBP: 0.275, SLG: 0.342		3-2 FC1 19 FC6-4		0-0 17 SH5-4 19 1B G4-3		3-1 19 2B	2-3 K			4	2	2	0	0	1	2											
19 Chris Snyder, R OBP: 0.471, SLG: 1.000		2-1 FC6-4 17 G4-3		1 SAFE 3-2 G4-3 17 SH5-4 1B		0-1 2B		4-0 BB		3	0	2	1	1	0	2											
17 Brandon Webb, R (1, 1) Andy Green, R OBP: 0.286, SLG: 0.167 Jose Valverde, R (9, 1)		1-2 3H G4-3		1-2 2-3 SH5-4		0-3 K		0-3 K		2	0	0	1	0	1	2											
Inning Stats	R: 0 E: 0 K: 0 S: 11	H: 2 LOB: 1 BB: 1 P: 23	R: 1 E: 1 K: 0 S: 15	H: 0 LOB: 2 BB: 1 P: 27	R: 0 E: 0 K: 1 S: 9	H: 1 LOB: 1 BB: 0 P: 14	R: 1 E: 0 K: 0 S: 11	H: 2 LOB: 1 BB: 0 P: 15	R: 0 E: 0 K: 2 S: 6	H: 0 LOB: 0 BB: 0 P: 11	R: 1 E: 0 K: 2 S: 13	H: 2 LOB: 1 BB: 0 P: 18	R: 2 E: 0 K: 2 S: 18	H: 2 LOB: 1 BB: 1 P: 33	R: 0 E: 0 K: 2 S: 9	H: 0 LOB: 1 BB: 1 P: 19		1B: 4 2B: 4 3B: 0 HR: 1	SF: 0 SAC: 1 DP: 1 HBP: 0	WP: 0 PB: 0 SB: 0 CS: 0	PA: 38						
PITCHER Andy Pettitte, L ERA: 6.35 Trever Miller, L ERA: 10.13 Russ Springer, R ERA: 54 Brad Lidge, R ERA: 1.8	IP 6.0	WLS L	BF 28	H 7	R 3	ER 2	SO 3	BB 2	IBB 0	HBP 0	BLK 0	WP 0	HR 0	S 65	P 108	ERA 3.00	WHIP 1.500										



Batter	1	2	3	4	5	6	7	8	9	AB	R	H	RBI	BB	SO	LOB	TOP					
Craig Biggio, R (1,4) OBP: 0.281, SLG: 0.302										4	0	0	0	0	1	2						
2 Chris Burke, R (7,4) OBP: 0.222, SLG: 0.556										1	0	0	0	0	0	0						
Willy Taveras, R (1,8) OBP: 0.375, SLG: 0.378										4	2	3	0	1	1	0						
4 Eric Bruntlett, R (9,8) OBP: 0.429, SLG: 0.500										0	0	0	0	0	0	0						
17 Lance Berkman, S (1,3) OBP: 0.408, SLG: 0.800										4	1	1	0	0	1	2						
Mike Lamb, L (7,3) OBP: 0.286, SLG: 0.286										1	0	0	0	0	1	1						
Morgan Ensberg, R (1,5) OBP: 0.522, SLG: 0.722										5	2	3	2	0	2	2						
Preston Wilson, R (1,7) OBP: 0.333, SLG: 0.568										4	2	2	1	1	0	1						
16 Jason Lane, R (1,9) OBP: 0.375, SLG: 0.395										5	2	2	2	0	1	3						
Eric Munson, L (1,2) OBP: 0.188, SLG: 0.143										4	0	1	1	0	2	3						
28 Adam Everett, R (1,6) OBP: 0.250, SLG: 0.389										4	1	2	3	0	0	2						
51 Wandy Rodriguez, S (1,1) OBP: 0.167, SLG: 0.167										3	0	1	1	0	0	0						
Orlando Palmeiro, L (8,PH) ERA: 6.75										1	0	0	0	0	0	0						
Chad Qualls, R (8,1) ERA: 8.53										0	0	0	0	0	0	0						
Mike Gallo, L (9,1) ERA: 1.69										0	0	0	0	0	0	0						
Inning Stats	R: 0 E: 0 K: 2 S: 14	H: 1 LOB: 0 BB: 0 P: 20	R: 1 E: 0 K: 1 S: 11	H: 1 LOB: 0 BB: 0 P: 16	R: 1 E: 0 K: 0 S: 15	H: 2 LOB: 1 BB: 0 P: 23	R: 3 E: 0 K: 1 S: 11	H: 4 LOB: 1 BB: 1 P: 16	R: 2 E: 0 K: 1 S: 14	H: 4 LOB: 2 BB: 0 P: 22	R: 0 E: 0 K: 1 S: 8	H: 0 LOB: 0 BB: 0 P: 12	R: 2 E: 0 K: 1 S: 13	H: 2 LOB: 0 BB: 0 P: 17	R: 0 E: 0 K: 0 S: 10	H: 0 LOB: 0 BB: 0 P: 15	R: 1 E: 0 K: 2 S: 11	H: 1 LOB: 1 BB: 1 P: 16	1B: 9 2B: 2 3B: 1 HR: 3	SF: 0 SAC: 0 DP: 1 HBP: 0	WP: 0 PB: 0 SB: 0 CS: 1	PA: 43
PITCHER	IP	WLS	BF	H	R	ER	SO	BB	IBB	HBP	BLK	WP	HR	S	P	ERA	WHIP					
Claudio Vargas, R (1,1) ERA: 4.82	3.1	L	18	8	5	5	4	1	0	0	0	0	2	50	74	13.50	2.700					
55 Casey Daigle, R (4,1) ERA: 6.75	2.2		11	4	2	2	2	0	0	0	0	0	0	23	35	6.75	1.500					
Jason Grimsley, R (7,1) ERA: 8.53	2.0		8	2	2	2	1	0	0	0	0	0	1	23	32	9.00	1.000					
Greg Aquino, R (9,1) ERA: 1.69	1.0		5	1	1	1	2	1	0	0	0	0	0	11	16	9.00	2.000					

Houston Astros @ Arizona Diamondbacks
Chase Field, Phoenix, AZ
Sat Apr 15 2006, 6:40 PM MST
Att: 25,073 - Clear - 77 F

AB 40
R 10
H 15
RBI 10
BB 2
SO 9
LOB 16



Batter	1	2	3	4	5	6	7	8	9	AB	R	H	RBI	BB	SO	LOB	BOTTOM				
22 Eric Byrnes, R (1,8) OBP: 0.316, SLG: 0.343										3	0	1	0	1	1	1					
1 Orlando Hudson, S (1,4) OBP: 0.273, SLG: 0.317										3	0	0	0	1	0	1					
Chad Tracy, L (1,5) OBP: 0.333, SLG: 0.500										3	0	0	0	0	2	2					
Jason Grimsley, R (7,1) ERA: 8.53										0	0	0	0	0	0	0					
Greg Aquino, R (9,1) ERA: 1.69										0	0	0	0	0	0	0					
Tony Clark, S (9,PH) OBP: 0.375, SLG: 0.417										1	0	0	0	0	0	0					
Luis Gonzalez, L (1,7) OBP: 0.283, SLG: 0.439										4	0	0	0	0	0	2					
34 Conor Jackson, R (1,3) OBP: 0.417, SLG: 0.483										4	0	0	0	0	1	0					
Shawn Green, L (1,9) OBP: 0.129, SLG: 0.200										3	0	0	0	0	0	0					
Damion Easley, R (1,6) OBP: 0.462, SLG: 0.714										3	0	2	0	0	0	0					
19 Chris Snyder, R (1,2) OBP: 0.400, SLG: 0.813										3	0	0	0	0	1	2					
Claudio Vargas, R (1,1) ERA: 2.84										1	0	0	0	0	1	1					
55 Casey Daigle, R (4,1) ERA: 6.75										0	0	0	0	0	0	0					
Andy Green, R (6,PH) OBP: 0.222, SLG: 0.125										2	0	0	0	0	0	0					
Inning Stats	R: 0 E: 0 K: 2 S: 9	H: 0 LOB: 0 BB: 0 P: 13	R: 0 E: 0 K: 1 S: 6	H: 0 LOB: 0 BB: 0 P: 14	R: 0 E: 0 K: 2 S: 14	H: 1 LOB: 1 BB: 0 P: 22	R: 0 E: 0 K: 1 S: 8	H: 0 LOB: 0 BB: 0 P: 14	R: 0 E: 0 K: 0 S: 13	H: 1 LOB: 2 BB: 1 P: 22	R: 0 E: 0 K: 0 S: 5	H: 0 LOB: 0 BB: 0 P: 8	R: 0 E: 0 K: 0 S: 6	H: 0 LOB: 1 BB: 1 P: 13	R: 0 E: 0 K: 0 S: 8	H: 0 LOB: 0 BB: 0 P: 13	1B: 0 2B: 2 3B: 1 HR: 0	SF: 0 SAC: 0 DP: 0 HBP: 0	WP: 0 PB: 0 SB: 0 CS: 0	PA: 32	
PITCHER	IP	WLS	BF	H	R	ER	SO	BB	IBB	HBP	BLK	WP	HR	S	P	ERA	WHIP				
51 Wandy Rodriguez, L (1,1) ERA: 2.84	7.0	W	25	3	0	0	6	1	0	0	0	0	0	6	13	0.00	1.000				
Chad Qualls, R (8,1) ERA: 9.0	1.0		4	0	0	0	0	1	0	0	0	0	0	6	13	0.00	1.000				
Mike Gallo, L (9,1) ERA: 9.0	1.0		3	0	0	0	0	0	0	0	0	0	0	8	13	0.00	0.000				

Houston Astros @ Arizona Diamondbacks
Chase Field, Phoenix, AZ
Sat Apr 15 2006, 6:40 PM MST
Att: 25,073 - Clear - 77 F

AB 30
R 0
H 3
RBI 0
BB 2
SO 6
LOB 9



Batter	1	2	3	4	5	6	7	8	9	AB	R	H	RBI	BB	SO	LOB	TOP		
Brady Clark, R OBP: 0.349, SLG: 0.245	G6-3		FC5-4 1B			G4-6-3 BB		2 1B 7 G3 1B	SH2-3	3	1	2	0	1	0	0			
7 J.J. Hardy, R OBP: 0.274, SLG: 0.390	F9		FC5-4			G4-6-3		G3	G4-3 1B	5	0	1	1	0	0	3			
Geoff Jenkins, L OBP: 0.333, SLG: 0.468	K					K		K	G4-3 1B	5	0	0	0	0	3	2			
Carlos Lee, R OBP: 0.463, SLG: 0.818										3	2	1	0	1	0	0			
2 Bill Hall, R OBP: 0.342, SLG: 0.500										4	1	2	1	0	1	0			
23 Richie Weeks Jr., R OBP: 0.352, SLG: 0.354										4	1	2	2	0	1	1			
Jeff Cirillo, R OBP: 0.357, SLG: 0.357										4	0	3	1	0	0	1			
Damian Miller, R OBP: 0.317, SLG: 0.314										4	1	2	1	0	2	1			
39 Chris Capuano, L OBP: 0.125, SLG: 0.125										3	0	0	0	0	2	3			
52 Jose Capellan, R OBP: 0.426, SLG: 0.527										0	0	0	0	0	0	0			
28 Prince Fielder, L OBP: 0.426, SLG: 0.527										1	1	1	1	0	0	0			
Derrick Turnbow, R										0	0	0	0	0	0	0			
Inning Stats	R: 0 E: 0 K: 1 S: 9	H: 0 LOB: 0 BB: 0 P: 11	R: 1 E: 0 K: 0 S: 12	H: 2 LOB: 0 BB: 0 P: 13	R: 0 E: 0 K: 1 S: 12	H: 1 LOB: 1 BB: 0 P: 17	R: 0 E: 0 K: 1 S: 9	H: 0 LOB: 0 BB: 0 P: 13	R: 0 E: 0 K: 3 S: 11	H: 0 LOB: 0 BB: 1 P: 18	R: 1 E: 0 K: 1 S: 14	H: 3 LOB: 2 BB: 0 P: 21	R: 3 E: 0 K: 1 S: 17	H: 4 LOB: 2 BB: 0 P: 31	R: 2 E: 0 K: 0 S: 9	H: 3 LOB: 0 BB: 0 P: 12	1B: 11 2B: 4 3B: 0 HR: 0	SF: 0 SAC: 1 DP: 3 HBP: 0	WP: 0 PA: 39 PB: 0 CS: 0
PITCHER	IP WLS BF H R ER SO BB IBB HBP BLK WP HR S P ERA WHIP	IP WLS BF H R ER SO BB IBB HBP BLK WP HR S P ERA WHIP	IP WLS BF H R ER SO BB IBB HBP BLK WP HR S P ERA WHIP	IP WLS BF H R ER SO BB IBB HBP BLK WP HR S P ERA WHIP	IP WLS BF H R ER SO BB IBB HBP BLK WP HR S P ERA WHIP	IP WLS BF H R ER SO BB IBB HBP BLK WP HR S P ERA WHIP	IP WLS BF H R ER SO BB IBB HBP BLK WP HR S P ERA WHIP	IP WLS BF H R ER SO BB IBB HBP BLK WP HR S P ERA WHIP	IP WLS BF H R ER SO BB IBB HBP BLK WP HR S P ERA WHIP	IP WLS BF H R ER SO BB IBB HBP BLK WP HR S P ERA WHIP	IP WLS BF H R ER SO BB IBB HBP BLK WP HR S P ERA WHIP	IP WLS BF H R ER SO BB IBB HBP BLK WP HR S P ERA WHIP	IP WLS BF H R ER SO BB IBB HBP BLK WP HR S P ERA WHIP	IP WLS BF H R ER SO BB IBB HBP BLK WP HR S P ERA WHIP	IP WLS BF H R ER SO BB IBB HBP BLK WP HR S P ERA WHIP	IP WLS BF H R ER SO BB IBB HBP BLK WP HR S P ERA WHIP	IP WLS BF H R ER SO BB IBB HBP BLK WP HR S P ERA WHIP	IP WLS BF H R ER SO BB IBB HBP BLK WP HR S P ERA WHIP	

Milwaukee Brewers @ Houston Astros
Minute Maid Park, Houston, TX
Wed Apr 19 2006, 7:05 PM CDT
Att: 27,002 - Partly Cloudy - 79 F

AB 36
R 7
H 14
RBI 7
BB 2
SO 9
LOB 11



Batter	1	2	3	4	5	6	7	8	9	AB	R	H	RBI	BB	SO	LOB	BOTTOM				
Craig Biggio, R OBP: 0.311, SLG: 0.411	K		G6-3					L4		3	0	0	1	0	1	3					
Willy Taveras, R OBP: 0.328, SLG: 0.333	K							F9		4	0	0	0	0	1	2					
17 Lance Berkman, S OBP: 0.418, SLG: 0.759	G6-3							F8		4	0	1	0	0	0	0					
Morgan Ensberg, R OBP: 0.523, SLG: 0.943								HR		4	1	1	1	0	1	1					
Preston Wilson, R OBP: 0.290, SLG: 0.466	K							K		4	0	0	0	0	4	1					
16 Jason Lane, R OBP: 0.364, SLG: 0.385	P3									4	0	0	0	0	1	0					
Brad Ausmus, R OBP: 0.489, SLG: 0.361										2	1	2	0	2	0	0					
28 Adam Everett, R OBP: 0.315, SLG: 0.453										4	0	1	0	0	0	3					
Andy Pettitte, L OBP: 0.167, SLG: 0.167										1	0	0	0	0	1	1					
2 Chris Burke, R OBP: 0.412, SLG: 0.600										1	0	1	0	0	0	0					
Russ Springer, R										0	0	0	0	0	0	0					
Mike Gallo, L										0	0	0	0	0	0	0					
Orlando Palmeiro, L OBP: 0.154, SLG: 0.083										1	0	0	0	0	0	1					
Inning Stats	R: 0 E: 0 K: 2 S: 7	H: 0 LOB: 0 BB: 0 P: 8	R: 0 E: 0 K: 1 S: 10	H: 0 LOB: 0 BB: 0 P: 12	R: 0 E: 0 K: 1 S: 9	H: 1 LOB: 1 BB: 0 P: 12	R: 0 E: 0 K: 1 S: 11	H: 1 LOB: 1 BB: 0 P: 15	R: 1 E: 0 K: 0 S: 12	H: 1 LOB: 2 BB: 1 P: 22	R: 0 E: 0 K: 2 S: 8	H: 0 LOB: 0 BB: 0 P: 11	R: 0 E: 0 K: 1 S: 10	H: 1 LOB: 2 BB: 1 P: 17	R: 1 E: 0 K: 0 S: 13	H: 1 LOB: 0 BB: 0 P: 21	R: 0 E: 0 K: 0 S: 9	H: 1 LOB: 1 BB: 0 P: 15	1B: 2 2B: 3 3B: 0 HR: 1	SF: 1 SAC: 1 DP: 0 HBP: 0	WP: 0 PA: 36 PB: 0 CS: 0
PITCHER	IP WLS BF H R ER SO BB IBB HBP BLK WP HR S P ERA WHIP	IP WLS BF H R ER SO BB IBB HBP BLK WP HR S P ERA WHIP	IP WLS BF H R ER SO BB IBB HBP BLK WP HR S P ERA WHIP	IP WLS BF H R ER SO BB IBB HBP BLK WP HR S P ERA WHIP	IP WLS BF H R ER SO BB IBB HBP BLK WP HR S P ERA WHIP	IP WLS BF H R ER SO BB IBB HBP BLK WP HR S P ERA WHIP	IP WLS BF H R ER SO BB IBB HBP BLK WP HR S P ERA WHIP	IP WLS BF H R ER SO BB IBB HBP BLK WP HR S P ERA WHIP	IP WLS BF H R ER SO BB IBB HBP BLK WP HR S P ERA WHIP	IP WLS BF H R ER SO BB IBB HBP BLK WP HR S P ERA WHIP	IP WLS BF H R ER SO BB IBB HBP BLK WP HR S P ERA WHIP	IP WLS BF H R ER SO BB IBB HBP BLK WP HR S P ERA WHIP	IP WLS BF H R ER SO BB IBB HBP BLK WP HR S P ERA WHIP	IP WLS BF H R ER SO BB IBB HBP BLK WP HR S P ERA WHIP	IP WLS BF H R ER SO BB IBB HBP BLK WP HR S P ERA WHIP	IP WLS BF H R ER SO BB IBB HBP BLK WP HR S P ERA WHIP	IP WLS BF H R ER SO BB IBB HBP BLK WP HR S P ERA WHIP	IP WLS BF H R ER SO BB IBB HBP BLK WP HR S P ERA WHIP			

Milwaukee Brewers @ Houston Astros
Minute Maid Park, Houston, TX
Wed Apr 19 2006, 7:05 PM CDT
Att: 27,002 - Partly Cloudy - 79 F

AB 32
R 2
H 6
RBI 2
BB 2
SO 9
LOB 12



Batter	1	2	3	4	5	6	7	8	9	AB	R	H	RBI	BB	SO	LOB	TOP					
13 Nate McLouth, L (1, 8) OBP: 0.290, SLG: 0.419										4	0	2	0	0	0	2	Pittsburgh Pirates @ Houston Astros Minute Maid Park, Houston, TX Fri Apr 21 2006, 7:05 PM CDT Att: 31,333 - Partly Cloudy - 81 F					
2 Jack Wilson, R (1, 6) OBP: 0.386, SLG: 0.600										3	1	1	0	1	0	2						
Jason Bay, R (1, 7) OBP: 0.487, SLG: 0.544										3	1	1	1	1	1	2						
Craig Wilson, R (1, 3) OBP: 0.396, SLG: 0.833										4	0	2	1	0	2	2						
6 Chris Duffy, L (9, PR) OBP: 0.246, SLG: 0.316										0	0	0	0	0	0	0						
Joe Randa, R (1, 5) OBP: 0.255, SLG: 0.388										4	0	1	0	0	1	3						
Jeremy Burnitz, L (1, 9) OBP: 0.284, SLG: 0.435										4	0	0	0	0	0	3						
Jose Castillo, R (1, 4) OBP: 0.359, SLG: 0.393										4	0	0	0	0	1	2						
26 Ronny Paulino, R (1, 2) OBP: 0.444, SLG: 0.376										2	0	2	0	1	0	0						
57 Zach Duke, L (1, 1) OBP: 0.167, SLG: 0.167										1	0	0	0	0	1	1						
55 Matt Capps, R (7, 1)										0	0	0	0	0	0	0						
12 Freddy Sanchez, R (6, PH) OBP: 0.333, SLG: 0.457										1	0	0	0	0	0	1						
Damaso Marte, L (8, 1)										0	0	0	0	0	0	0						
Inning Stats	R: 0 E: 0 K: 1 S: 12	H: 1 LOB: 1 BB: 1 P: 21	R: 0 E: 0 K: 0 S: 8	H: 0 LOB: 0 BB: 0 P: 14	R: 0 E: 0 K: 0 S: 7	H: 1 LOB: 1 BB: 0 P: 10	R: 0 E: 0 K: 1 S: 9	H: 1 LOB: 0 BB: 0 P: 13	R: 0 E: 0 K: 1 S: 7	H: 0 LOB: 1 BB: 1 P: 13	R: 1 E: 0 K: 1 S: 12	H: 2 LOB: 0 BB: 0 P: 20	R: 0 E: 0 K: 0 S: 5	H: 1 LOB: 0 BB: 0 P: 6	R: 0 E: 0 K: 0 S: 6	H: 1 LOB: 0 BB: 0 P: 8	R: 1 E: 0 K: 2 S: 16	H: 2 LOB: 2 BB: 1 P: 25	1B: 8 2B: 0 3B: 0 HR: 1	SF: 0 SAC: 1 DP: 4 HBP: 0	WP: 0 PB: 1 SB: 0 CS: 1	PA: 34
PITCHER	IP WLS BF H R ER SO BB IBB HBP BLK WP HR S P ERA WHIP																					
51 Wandy Rodriguez, L (1, 1) ERA: 2.52	6.0 W 22 5 1 1 4 2 0 0 0 0 0 1 55 91 1.50 1.167																					
Chad Qualls, R (7, 1) ERA: 3.38	1.0 H 3 1 0 0 0 0 0 0 0 0 0 0 5 6 0.00 1.000																					
Dan Wheeler, R (8, 1) ERA: 3.38	1.0 H 3 1 0 0 0 0 0 0 0 0 0 0 6 8 0.00 1.000																					
54 Brad Lidge, R (9, 1) ERA: 3.72	1.0 S 6 2 1 1 2 1 0 0 0 0 0 0 16 25 9.00 3.000																					

AB 30
R 2
H 9
RBI 2
BB 3
SO 6
LOB 18



Batter	1	2	3	4	5	6	7	8	9	AB	R	H	RBI	BB	SO	LOB	BOTTOM			
Craig Biggio, R (1, 4) OBP: 0.338, SLG: 0.450										4	0	3	0	0	0	0	Pittsburgh Pirates @ Houston Astros Minute Maid Park, Houston, TX Fri Apr 21 2006, 7:05 PM CDT Att: 31,333 - Partly Cloudy - 81 F			
Willy Taveras, R (1, 8) OBP: 0.324, SLG: 0.328										4	0	1	0	0	2	2				
17 Lance Berkman, S (1, 3) OBP: 0.408, SLG: 0.721										3	1	0	0	1	0	3				
Morgan Ensberg, R (1, 5) OBP: 0.522, SLG: 0.964										3	1	1	2	1	0	1				
Preston Wilson, R (1, 7) OBP: 0.273, SLG: 0.435										4	0	0	0	0	2	1				
16 Jason Lane, R (1, 9) OBP: 0.357, SLG: 0.429										4	1	1	1	0	2	0				
Eric Munson, L (1, 2) OBP: 0.350, SLG: 0.125										1	0	0	0	1	0	0				
Brad Ausmus, R (9, 2) OBP: 0.489, SLG: 0.361										0	0	0	0	0	0	0				
28 Adam Everett, R (1, 6) OBP: 0.333, SLG: 0.444										1	0	0	0	2	0	0				
51 Wandy Rodriguez, S (1, 1) OBP: 0.125, SLG: 0.125										2	0	0	0	0	0	3				
2 Chris Burke, R (6, PH) OBP: 0.389, SLG: 0.563										1	0	0	0	0	1	2				
Dan Wheeler, R (8, 1)										0	0	0	0	0	0	0				
54 Brad Lidge, R (9, 1)										0	0	0	0	0	0	0				
Inning Stats	R: 2 E: 0 K: 2 S: 10	H: 1 LOB: 0 BB: 1 P: 19	R: 0 E: 1 K: 0 S: 11	H: 0 LOB: 0 BB: 0 P: 17	R: 0 E: 0 K: 0 S: 8	H: 2 LOB: 1 BB: 0 P: 12	R: 0 E: 0 K: 2 S: 15	H: 0 LOB: 2 BB: 2 P: 27	R: 0 E: 0 K: 0 S: 8	H: 1 LOB: 0 BB: 0 P: 11	R: 1 E: 0 K: 1 S: 10	H: 1 LOB: 2 BB: 1 P: 21	R: 0 E: 0 K: 1 S: 7	H: 1 LOB: 0 BB: 0 P: 9	R: 0 E: 0 K: 1 S: 9	H: 0 LOB: 0 BB: 1 P: 18	1B: 3 2B: 2 3B: 0 HR: 2	SF: 0 SAC: 0 DP: 4 HBP: 1	WP: 0 PB: 0 SB: 0 CS: 0	PA: 33
PITCHER	IP WLS BF H R ER SO BB IBB HBP BLK WP HR S P ERA WHIP																			
57 Zach Duke, L (1, 1) ERA: 4.5	6.0 L 27 5 3 3 5 4 0 0 0 0 0 0 2 62 107 4.50 1.500																			
55 Matt Capps, R (7, 1) ERA: 5.79	1.0 3 1 0 0 1 0 0 0 0 0 0 0 7 9 0.00 1.000																			
Damaso Marte, L (8, 1) ERA: 3.86	1.0 3 0 0 0 1 1 0 0 0 0 0 0 9 18 0.00 1.000																			

AB 27
R 3
H 6
RBI 3
BB 5
SO 7
LOB 12



Batter	1	2	3	4	5	6	7	8	9	AB	R	H	RBI	BB	SO	LOB	TOP										
6 Chris Duffy, L (1, 8) OBP: 0.246, SLG: 0.300	G6-3			HBP		B2-3			E4	3	0	0	0	0	0	0											
2 Jack Wilson, R (1, 6) OBP: 0.380, SLG: 0.578	G1-3			G4-6-3						4	0	1	0	0	0	1											
Jason Bay, R (1, 7) OBP: 0.463, SLG: 0.508	F8			K					K	4	0	0	0	0	2	2											
Jeremy Burnitz, L (1, 9) OBP: 0.267, SLG: 0.431		F9							P3	3	0	1	0	0	0	0											
Craig Wilson, R (1, 3) OBP: 0.375, SLG: 0.784		P5							L7	3	0	0	0	0	0	1											
Joe Randa, R (1, 5) OBP: 0.241, SLG: 0.365		P4							G5-3	3	0	0	0	0	0	1											
Jose Castillo, R (1, 4) OBP: 0.343, SLG: 0.373			F9		G6-3				K	3	0	0	0	0	1	1											
26 Ronny Paulino, R (1, 2) OBP: 0.364, SLG: 0.300			F7			L7			G6-3	2	0	0	0	0	0	0											
12 Freddy Sanchez, R (9, PH) OBP: 0.324, SLG: 0.444										1	0	0	0	0	0	0											
45 Ian Snell, R (1, 1)			F9							2	0	0	0	0	1	0											
34 John Grabow, L (7, 1)										0	0	0	0	0	0	0											
16 Salomon Torres, R (7, 1)										0	0	0	0	0	0	0											
Ryan Vogelsong, R (8, 1)										0	0	0	0	0	0	0											
13 Nate McLouth, L (9, PH) OBP: 0.281, SLG: 0.406										1	0	0	0	0	1	0											
Inning Stats	R: 0 E: 0 K: 0 S: 9	H: 0 LOB: 0 BB: 0 P: 16	R: 0 E: 0 K: 0 S: 8	H: 0 LOB: 0 BB: 0 P: 10	R: 0 E: 0 K: 0 S: 8	H: 0 LOB: 0 BB: 0 P: 12	R: 0 E: 0 K: 1 S: 7	H: 0 LOB: 0 BB: 0 P: 11	R: 0 E: 0 K: 0 S: 15	H: 1 LOB: 1 BB: 0 P: 19	R: 0 E: 0 K: 1 S: 5	H: 0 LOB: 0 BB: 0 P: 6	R: 0 E: 0 K: 1 S: 6	H: 0 LOB: 0 BB: 0 P: 8	R: 0 E: 0 K: 1 S: 9	H: 0 LOB: 0 BB: 0 P: 11	R: 0 E: 1 K: 2 S: 12	H: 1 LOB: 2 BB: 0 P: 17	1B: 2 2B: 0 3B: 0 HR: 0	SF: 0 SAC: 0 DP: 1 HBP: 1	WP: 0 PB: 0 SB: 0 CS: 0	PA: 30					
PITCHER	IP	WLS	BF	H	R	ER	SO	BB	IBB	HBP	BLK	WP	HR	S	P	ERA	WHIP										
Taylor Buchholz, R (1, 1) ERA: 1.8	8.2	W	29	2	0	0	5	0	0	1	0	0	0	76	104	0.00	0.231										
54 Brad Lidge, R (9, 1) ERA: 3.6	0.1	S	1	0	0	0	1	0	0	0	0	0	0	3	6	0.00	0.000										

Pittsburgh Pirates @ Houston Astros
Minute Maid Park, Houston, TX
Sat Apr 22 2006, 6:05 PM CDT
Att: 38,575 - Partly Cloudy - 84 F

AB	29
R	0
H	2
RBI	0
BB	0
SO	6
LOB	6

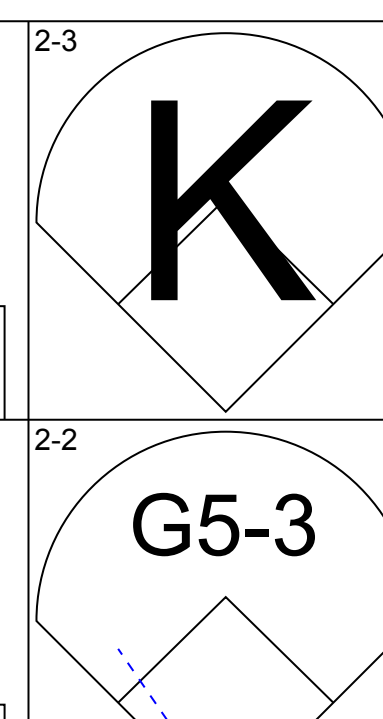
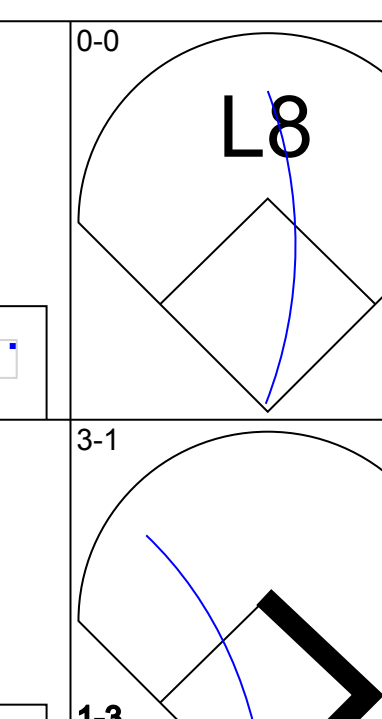
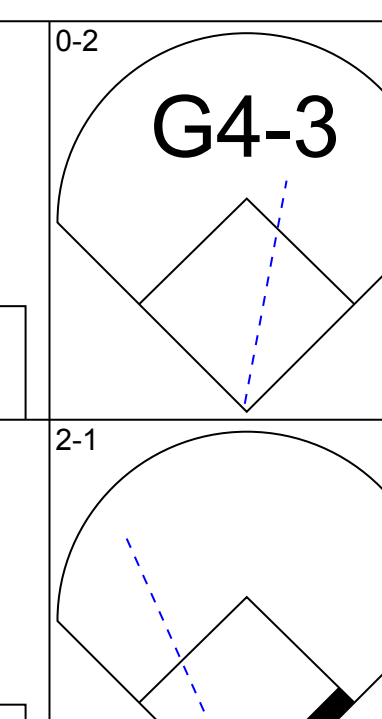
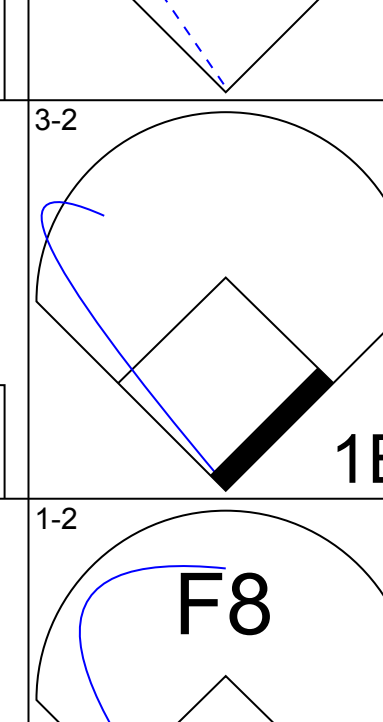
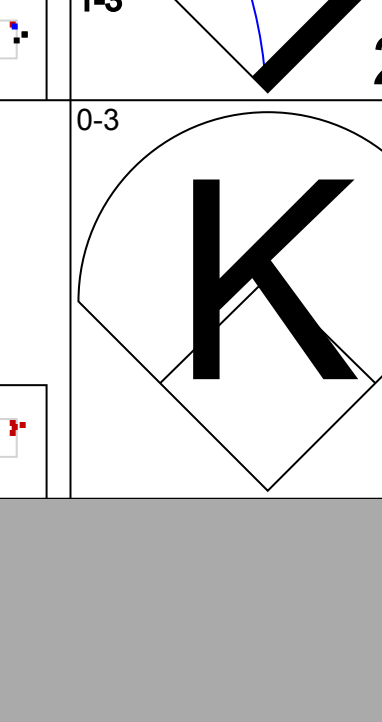
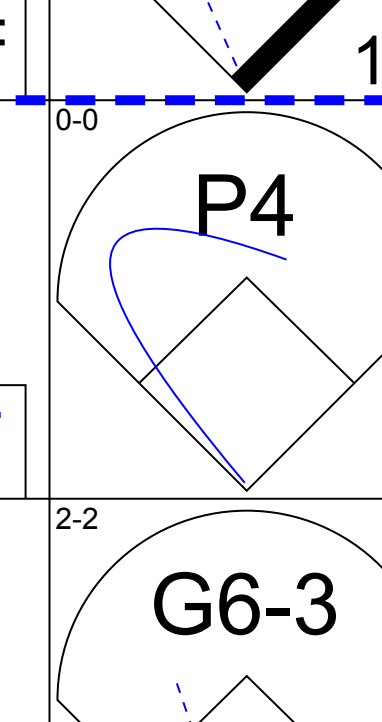






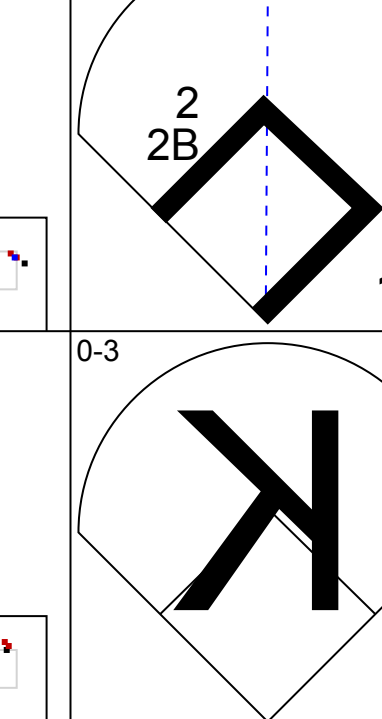
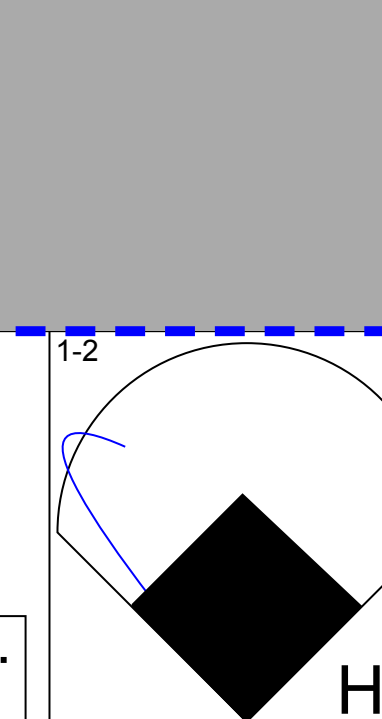
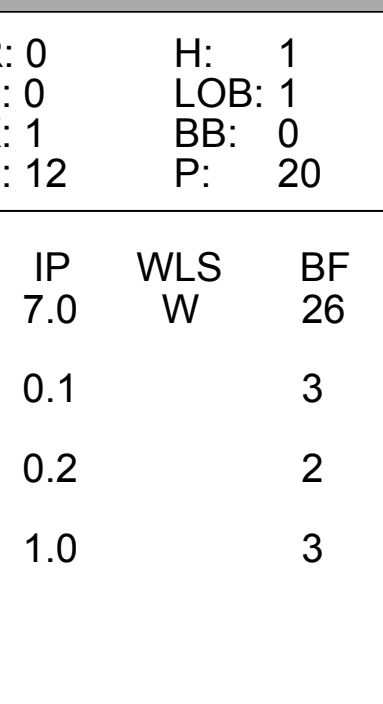
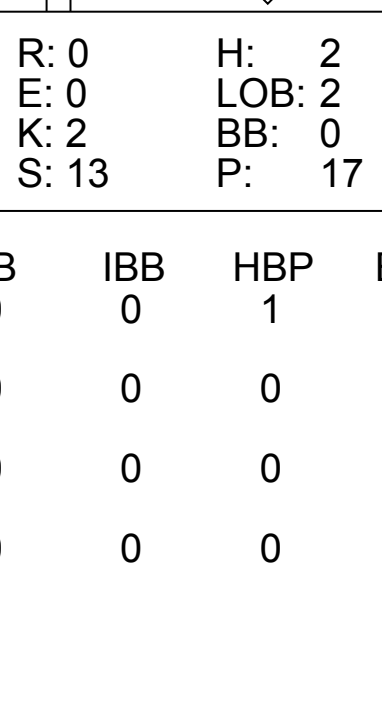
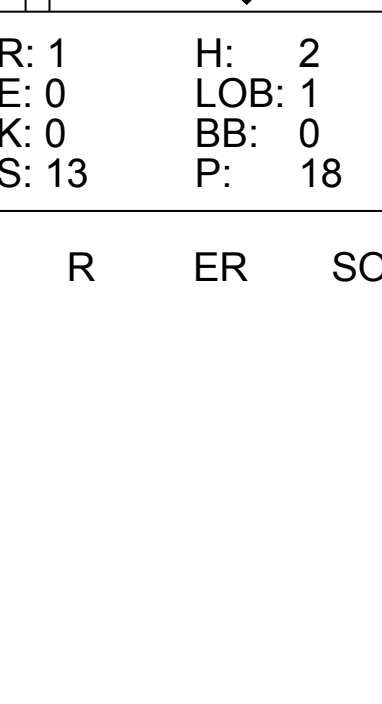
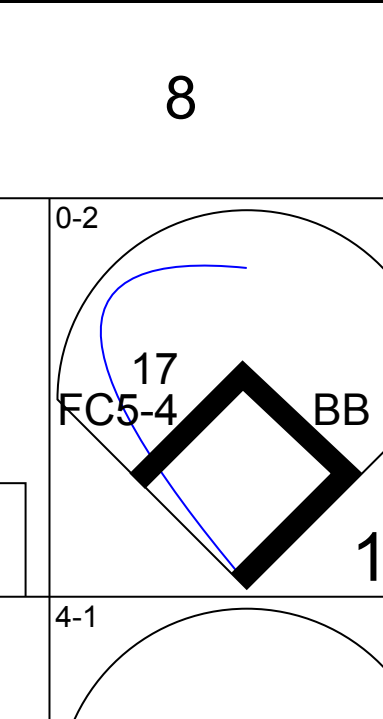
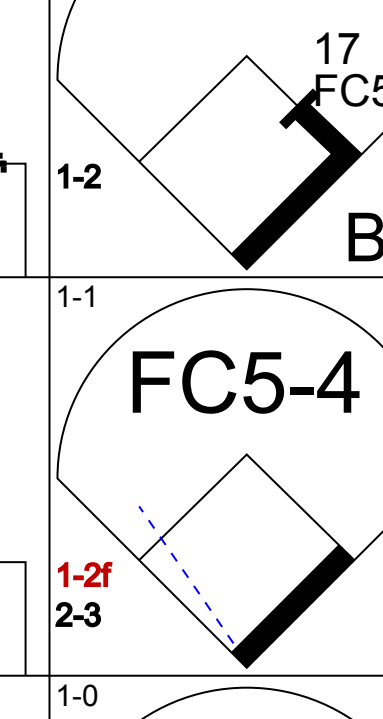
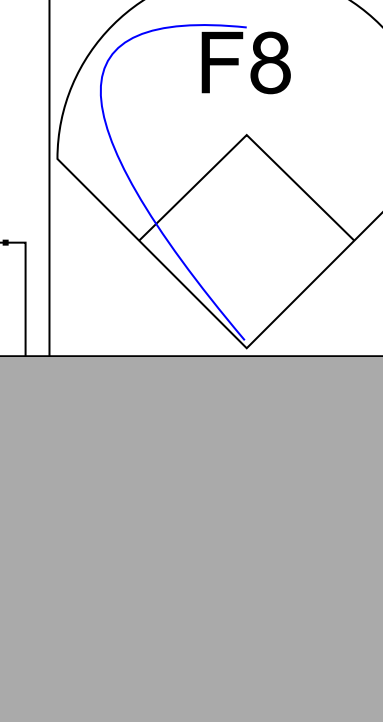
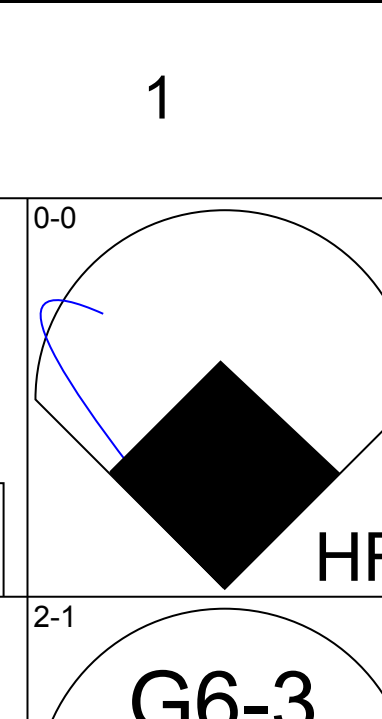
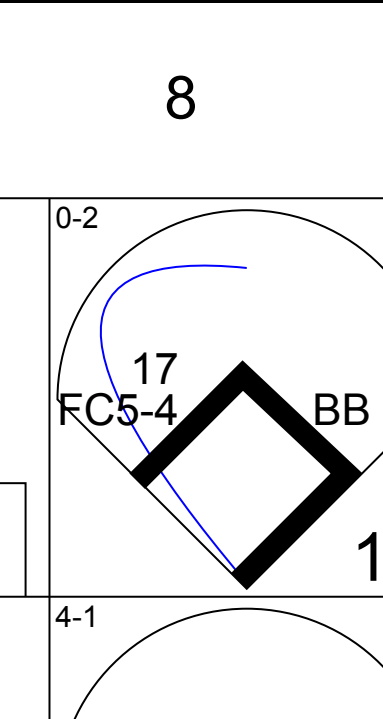
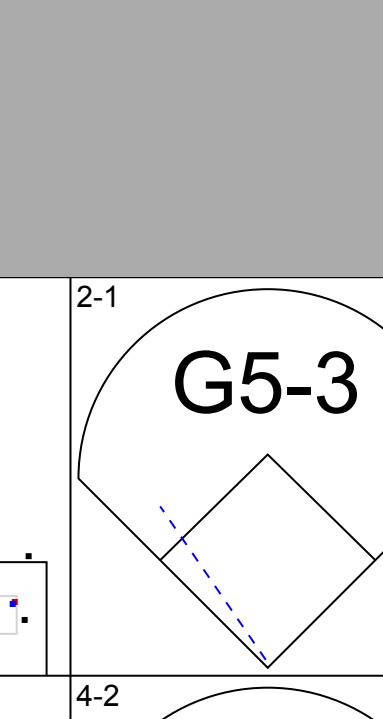
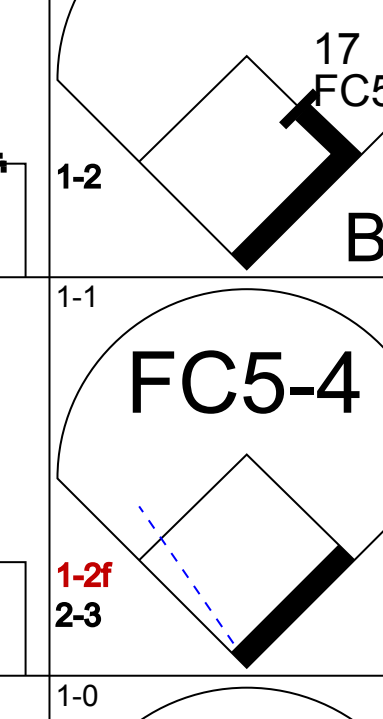
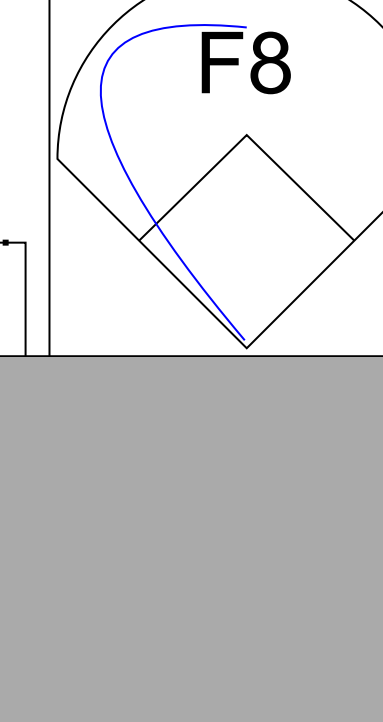
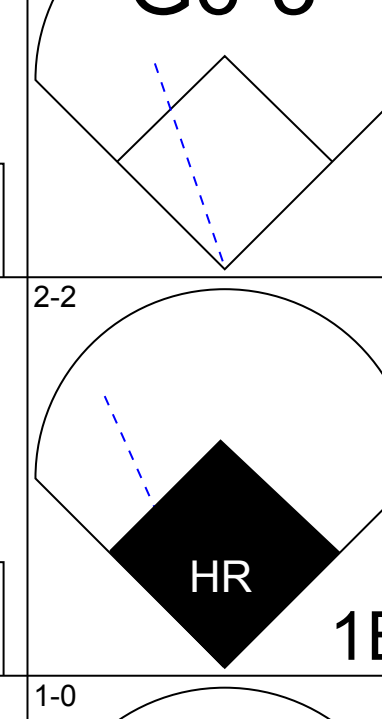
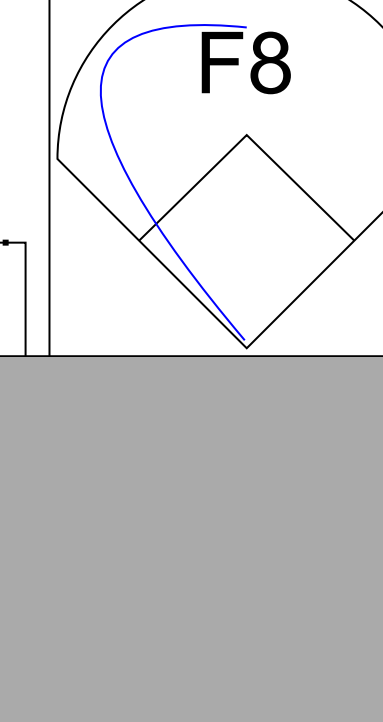


Batter	1	2	3	4	5	6	7	8	9	AB	R	H	RBI	BB	SO	LOB	BOTTOM										
Craig Biggio, R (1, 4) OBP: 0.357, SLG: 0.523	G6-4-3		F9							5	3	3	1	0	0	2											
4 Eric Bruntlett, R (9, 4) OBP: 0.375, SLG: 0.429	1B									0	0	0	0	0	0	0											
Willy Taveras, R (1, 8) OBP: 0.347, SLG: 0.352	1B		F9							4	0	3	0	0	0	0											
17 Lance Berkman, S (1, 3) OBP: 0.413, SLG: 0.719	G6-4-3									3	0	2	1	0	0	2											
Morgan Ensberg, R (1, 5) OBP: 0.534, SLG: 0.948	1B									2	0	1	1	2	1	1											
Preston Wilson, R (1, 7) OBP: 0.257, SLG: 0.409	FC6-4									4	0	0	0	0	1	6											
16 Jason Lane, R (1, 9) OBP: 0.365, SLG: 0.414										2	0	0	0	2	1	0											
Brad Ausmus, R (1, 2) OBP: 0.471, SLG: 0.333										3	0	0	0	0	0	1											
28 Adam Everett, R (1, 6) OBP: 0.311, SLG: 0.414										4	0	0	0	0	0	4											
Taylor Buchholz, R (1, 1) ERA: 7.71										4	0	0	0	0	1	3											
54 Brad Lidge, R (9, 1) ERA: 9.35										0	0	0	0	0	0	0											
Inning Stats	R: 1 E: 0 K: 0 S: 9	H: 3 LOB: 1 BB: 0 P: 14	R: 0 E: 0 K: 0 S: 9	H: 0 LOB: 1 BB: 1 P: 17	R: 0 E: 0 K: 1 S: 12	H: 1 LOB: 2 BB: 1 P: 21	R: 0 E: 0 K: 0 S: 3	H: 0 LOB: 0 BB: 0 P: 6	R: 1 E: 0 K: 2 S: 17	H: 2 LOB: 1 BB: 0 P: 21	R: 0 E: 1 K: 1 S: 11	H: 0 LOB: 1 BB: 0 P: 15	R: 1 E: 0 K: 0 S: 16	H: 3 LOB: 2 BB: 1 P: 25	R: 0 E: 0 K: 0 S: 6	H: 0 LOB: 2 BB: 1 P: 13	1B: 7 2B: 1 3B: 0 HR: 1	SF: 1 SAC: 0 DP: 2 HBP: 1	WP: 0 PB: 0 SB: 0 CS: 0	PA: 37							
PITCHER	IP	WLS	BF	H	R	ER	SO	BB	IBB	HBP	BLK	WP	HR	S	P	ERA	WHIP										
45 Ian Snell, R (7, 1) ERA: 6.48	6.0	L	26	6	2	2	4	2	0	0	0	0	1	13	17	27.00	9.000										
34 John Grabow, L (7, 1) ERA: 3.0	0.1		4	3	1	1	0	0	0	0	0	0	0	3	8	0.00	1.500										
16 Salomon Torres, R (8, 1) ERA: 9.35	0.2		2	0	0	0	0	1	0	0	0	0	0	6	13	0.00	1.000										

Pittsburgh Pirates @ Houston Astros
Minute Maid Park, Houston, TX
Sat Apr 22 2006, 6:05 PM CDT
Att: 38,575 - Partly Cloudy - 84 F

AB	31
R	3
H	9
RBI	3
BB	4
SO	4
LOB	19

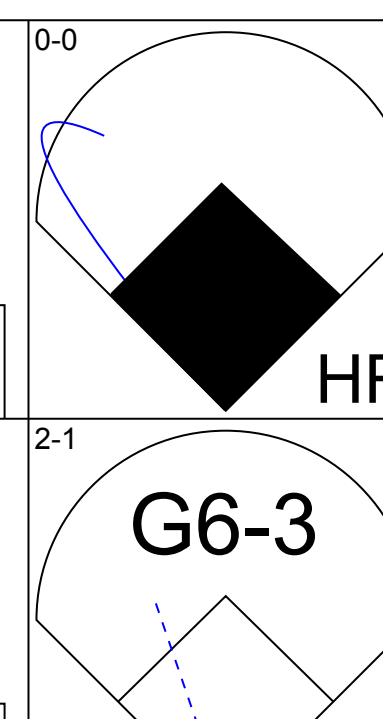

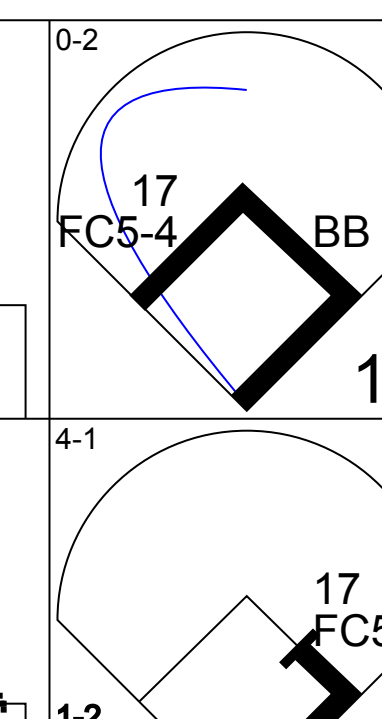
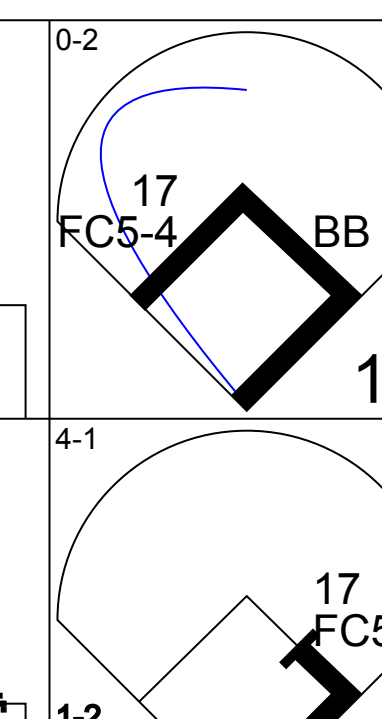
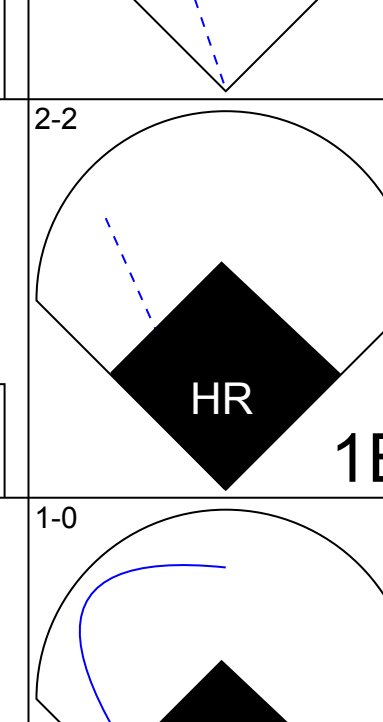
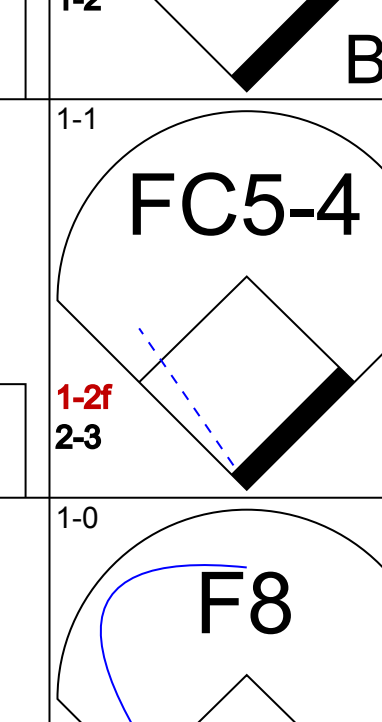
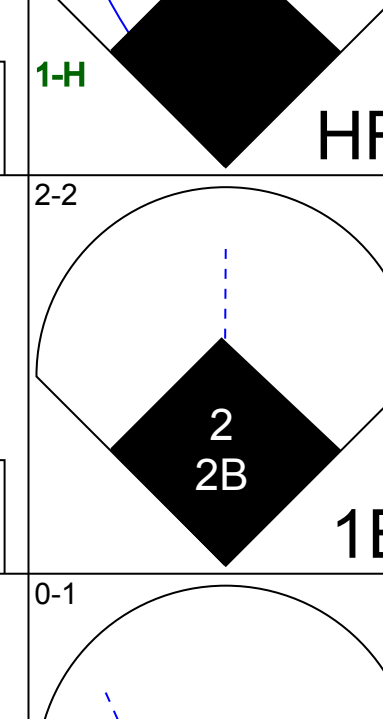
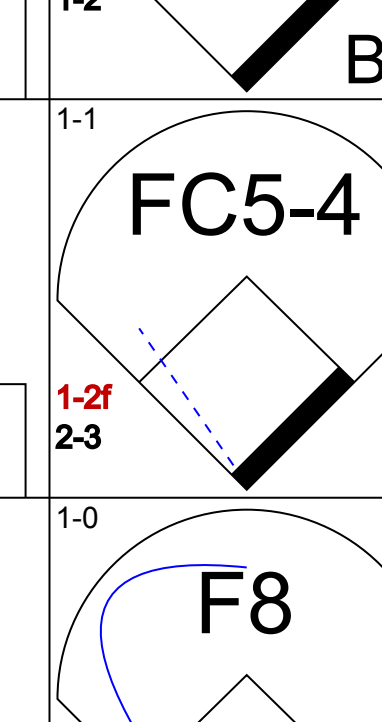

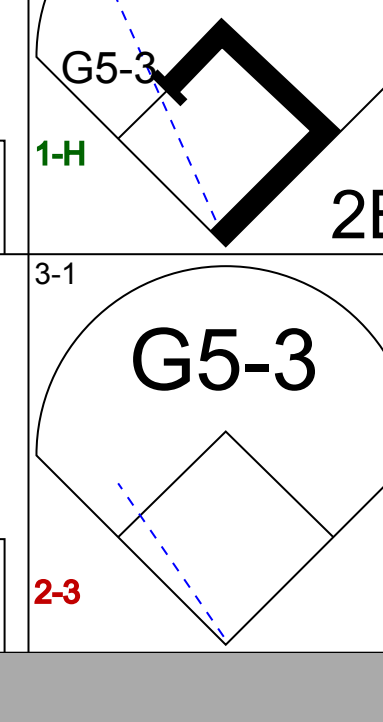
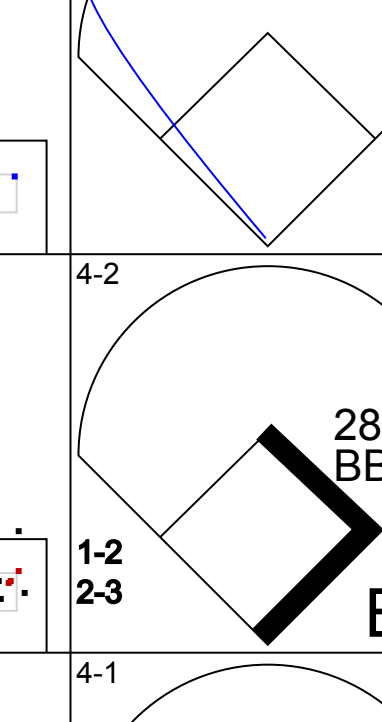

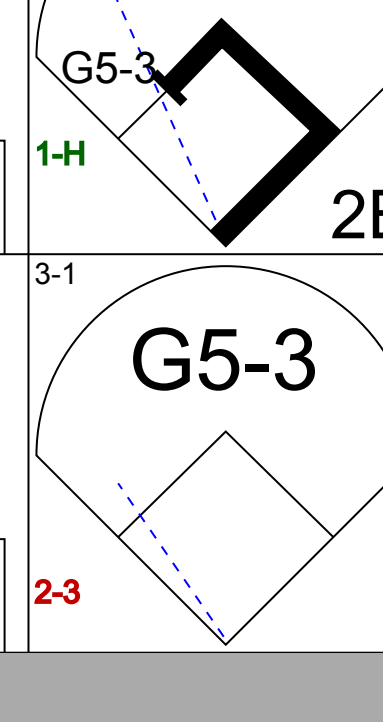
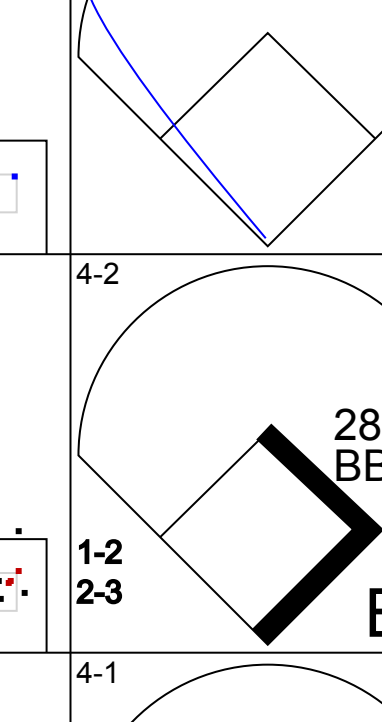
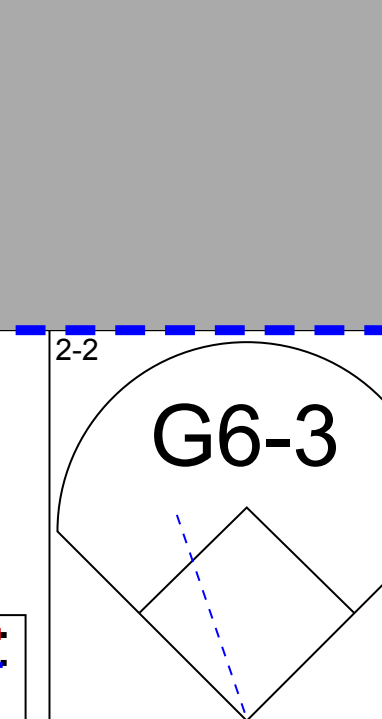


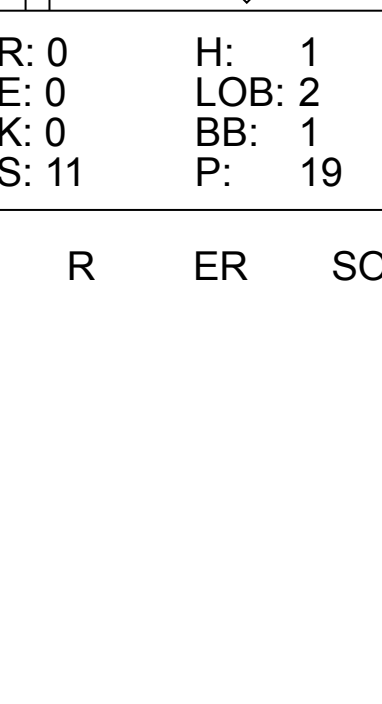


Batter	1	2	3	4	5	6	7	8	9	AB	R	H	RBI	BB	SO	LOB	TOP					
13 Nate McLouth, L OBP: 0.250, SLG: 0.361										4	0	0	0	0	2	3						
2 Jack Wilson, R OBP: 0.400, SLG: 0.603										4	0	3	1	0	0	0						
Jason Bay, R OBP: 0.465, SLG: 0.500										3	0	1	0	0	1	3						
Craig Wilson, R OBP: 0.350, SLG: 0.727										4	0	0	0	0	0	3						
Jeremy Burnitz, L OBP: 0.253, SLG: 0.408										4	0	0	0	0	1	1						
Jose Hernández, R OBP: 0.280, SLG: 0.357										2	0	0	0	0	0	0						
6 Chris Duffy, L OBP: 0.242, SLG: 0.295										8	0	0	0	0	0	0						
34 John Grabow, L OBP: 0.200, SLG: 0.200										1	0	0	0	0	1	0						
Mike Edwards, R OBP: 0.200, SLG: 0.200										0	0	0	0	0	0	0						
Jose Castillo, R OBP: 0.338, SLG: 0.365										4	1	1	0	0	1	0						
11 Humberto Cota, R OBP: 0.286, SLG: 0.237										3	0	1	0	0	0	1						
2B Paul Maholm, L										1	0	0	0	0	1	1						
12 Freddy Sanchez, R OBP: 0.359, SLG: 0.579										2	1	2	1	0	0	0						
Inning Stats	R: 0 E: 0 K: 1 S: 12	H: 1 LOB: 1 BB: 0 P: 20	R: 0 E: 0 K: 2 S: 8	H: 0 LOB: 0 BB: 14	R: 0 E: 0 K: 2 S: 13	H: 2 LOB: 2 BB: 0 P: 17	R: 0 E: 0 K: 0 S: 9	H: 0 LOB: 0 BB: 0 P: 13	R: 1 E: 0 K: 1 S: 12	H: 3 LOB: 2 BB: 0 P: 16	R: 0 E: 0 K: 0 S: 5	H: 0 LOB: 0 BB: 0 P: 7	R: 0 E: 0 K: 1 S: 5	H: 0 LOB: 0 BB: 0 P: 7	R: 1 E: 0 K: 0 S: 13	H: 2 LOB: 1 BB: 0 P: 18	R: 0 E: 0 K: 1 S: 10	H: 0 LOB: 0 BB: 0 P: 14	1B: 5 2B: 2 3B: 0 HR: 1	SF: 0 SAC: 0 DP: 1 HBP: 1	WP: 0 PB: 0 SB: 0 CS: 0	PA: 34
PITCHER	IP	WLS	BF	H	R	ER	SO	BB	IBB	HBP	BLK	WP	HR	S	P	ERA	WHIP					
44 Roy Oswalt, R ERA: 2.48	(1, 1)	7.0	W	26	6	1	1	7	0	0	1	0	0	64	94	1.29	0.857					
Mike Gallo, L ERA: 11.25	(8, 1)	0.1		3	2	1	1	0	0	0	0	0	1	9	12	27.00	6.000					
Chad Qualls, R ERA: 7.84	(8, 1)	0.2		2	0	0	0	0	0	0	0	0	4	6	0.00	0.000						
Russ Springer, R ERA: 5.06	(9, 1)	1.0		3	0	0	0	1	0	0	0	0	0	10	14	0.00	0.000					

Pittsburgh Pirates @ Houston Astros
Minute Maid Park, Houston, TX
Sun Apr 23 2006, 1:05 PM CDT
Att: 39,074 - Roof Closed - 72 F

AB	33
R	2
H	8
RBI	2
BB	0
SO	8
LOB	12



Batter	1	2	3	4	5	6	7	8	9	AB	R	H	RBI	BB	SO	LOB	BOTTOM					
Craig Biggio, R OBP: 0.400, SLG: 0.609										4	2	4	1	1	0	0						
Willy Taveras, R OBP: 0.342, SLG: 0.338										3	0	0	0	1	0	2						
17 Lance Berkman, S OBP: 0.400, SLG: 0.691										4	1	1	1	0	0	3						
Morgan Ensberg, R OBP: 0.526, SLG: 0.952										4	2	1	2	1	2	2						
16 Jason Lane, R OBP: 0.385, SLG: 0.426										3	2	2	0	1	0	0						
2 Chris Burke, R OBP: 0.455, SLG: 0.750										4	0	3	1	0	0	2						
Brad Ausmus, R OBP: 0.455, SLG: 0.317										2	0	0	1	1	0	2						
28 Adam Everett, R OBP: 0.323, SLG: 0.410										3	0	1	1	1	0	2						
44 Roy Oswalt, R ERA: 7.4	(1, 1)	3.0	L	18	7	5	5	0	4	0	0	0	0	0	0	0						
Ryan Vogelsong, R ERA: 7.71	(4, 1)	3.0		12	3	1	1	1	0	0	0	0	0	22	34	3.00	1.000					
34 John Grabow, L ERA: 6.75	(7, 1)	1.0		5	1	1	1	1	1	0	0	0	0	12	20	9.00	2.000					
Michael Gonzalez, L ERA: 2.57	(8, 1)	1.0		5	1	0	0	0	1	0	0	0	0	11	19	0.00	2.000					
Inning Stats	R: 4 E: 0 K: 0 S: 14	H: 5 LOB: 0 BB: 0 P: 24	R: 0 E: 0 K: 0 S: 4	H: 1 LOB: 1 BB: 1 P: 12	R: 1 E: 0 K: 0 S: 16	H: 1 LOB: 3 BB: 3 P: 35	R: 1 E: 0 K: 1 S: 6	H: 1 LOB: 0 BB: 0 P: 8	R: 0 E: 0 K: 0 S: 8	H: 1 LOB: 1 BB: 0 P: 13	R: 0 E: 0 K: 0 S: 8	H: 1 LOB: 0 BB: 0 P: 13	R: 1 E: 0 K: 1 S: 12	H: 1 LOB: 1 BB: 1 P: 20	R: 0 E: 0 K: 0 S: 11	H: 1 LOB: 2 BB: 1 P: 19	1B: 6 2B: 4 3B: 0 HR: 2	SF: 2 SAC: 1 DP: 1 HBP: 0	WP: 1 PB: 0 SB: 0 CS: 0	PA: 40		
PITCHER	IP	WLS	BF	H	R	ER	SO	BB	IBB	HBP	BLK	WP	HR	S	P	ERA	WHIP					
28 Paul Maholm, L ERA: 7.4	(1, 1)	3.0	L	18	7	5	5	0	4	0	0	0	0	0	0	0						

Pittsburgh Pirates @ Houston Astros
Minute Maid Park, Houston, TX
Sun Apr 23 2006, 1:05 PM CDT
Att: 39,074 - Roof Closed - 72 F

AB	31
R	7
H	12
RBI	7
BB	6
SO	2
LOB	17



Batter	1	2	3	4	5	6	7	8	9	AB R H RBI BB SO LOB	TOP									
15 Rafael Furcal, S OBP: 0.311, SLG: 0.241	0-3 K		2-2 G5-3			0-0 G6-3			2-1 G3	4 0 0 0 0 1 0	Los Angeles Dodgers @ Houston Astros Minute Maid Park, Houston, TX Mon Apr 24 2006, 7:05 PM CDT Att: 28,382 - Partly Cloudy - 82 F									
Kenny Lofton, L OBP: 0.343, SLG: 0.467	4-2 BB			4-2 BB			1-0 F7		0-0 5 HR	2 1 1 0 2 0 0										
J.D. Drew, L OBP: 0.442, SLG: 0.690	2-3 K			3-3 K			2-1 HR		4-2 12 BB	3 1 1 1 1 2 2										
17 Jason Repko, R OBP: 0.424, SLG: 0.569	2-3 K			2-2 K			1-1 G6-3		4-1 5 HR	0 1 0 0 0 0 0										
12 Jeff Kent, R OBP: 0.342, SLG: 0.277	2-3 K			2-2 G6-4-3			2-1 G6-3		1-2 5 HR	3 1 0 0 1 1 2										
5 Nomar Garciaparra, R OBP: 0.500, SLG: 1.000		3-2 F7			4-1 BB		2-1 G5-3		2-2 HR	3 1 1 4 1 0 0										
Bill Mueller, S OBP: 0.451, SLG: 0.508	2-1 F8			1-2 G1-6-3			1-0 1B		3-2 G3-1	4 0 1 0 0 0 2										
José Cruz Jr., S OBP: 0.368, SLG: 0.381	0-0 G5-3			0-0 G5-3			0-3 K		0-0 1B	4 1 1 0 0 1 1										
Dioner Navarro, S OBP: 0.288, SLG: 0.315			1-2 G6-3			1-3 K		1-3 K	0-2 WP	4 0 1 1 0 2 1										
Derek Lowe, R Ricky Ledee, L 44 Takeshi Saito, L Orlando Palmeiro, L Lance Carter, R Danys Baez, R			2-2 G6-3			1-2 G4-3		1-1 G3	2-1 F8	2 0 0 0 0 0 0 1 0 0 0 0 0 0 0 0 0 0 0 0 0 1 0										
Inning Stats	R: 0 E: 0 K: 3 S: 14	H: 0 LOB: 1 BB: 1 P: 22	R: 0 E: 0 K: 0 S: 8	H: 0 LOB: 0 BB: 0 P: 13	R: 0 E: 0 K: 0 S: 10	H: 0 LOB: 0 BB: 0 P: 15	R: 0 E: 0 K: 1 S: 9	H: 0 LOB: 0 BB: 1 P: 18	R: 0 E: 0 K: 0 S: 5	H: 0 LOB: 0 BB: 1 P: 10	R: 1 E: 0 K: 0 S: 7	H: 1 LOB: 0 BB: 0 P: 13	R: 0 E: 0 K: 2 S: 9	H: 1 LOB: 1 BB: 0 P: 12	R: 5 E: 0 K: 0 S: 19	H: 4 LOB: 2 BB: 2 P: 36	1B: 2 2B: 1 3B: 1 HR: 2	SF: 0 SAC: 0 DP: 2 HBP: 0	WP: 1 PB: 0 SB: 0 CS: 0	PA: 36
PITCHER	IP WLS BF H R ER SO BB IBB HBP BLK WP HR S P ERA WHIP											IP WLS BF H R ER SO BB IBB HBP BLK WP HR S P ERA WHIP								
Andy Pettitte, L ERA: 4.35	(1, 1) 7.0 23 1 1 0 5 3 0 0 0 0 0 1 61 101 1.29 0.571																			
Dan Wheeler, R ERA: 3.0	(8, 1) 1.0 4 1 0 2 0 0 0 0 0 0 0 9 12 0.00 1.000																			
54 Brad Lidge, R ERA: 6.75	(9, 1) 0.2 L 6 2 5 5 0 2 0 0 0 0 0 1 12 27 67.50 6.000																			
Mike Gallo, L ERA: 12.46	(9, 1) 0.1 3 2 0 0 0 0 0 0 0 0 1 0 7 9 0.00 6.000																			

Batter	1	2	3	4	5	6	7	8	9	AB R H RBI BB SO LOB	BOTTOM											
Craig Biggio, R OBP: 0.380, SLG: 0.575	2-2 E6		0-2 F9		1-2 G6-3			2-3 K		4 0 0 0 0 1 1	Los Angeles Dodgers @ Houston Astros Minute Maid Park, Houston, TX Mon Apr 24 2006, 7:05 PM CDT Att: 28,382 - Partly Cloudy - 82 F											
Willy Taveras, R OBP: 0.325, SLG: 0.321	0-0 FC3-6		2-1 G4-3			2-2 G4-3		0-3 K		4 0 0 0 0 1 1												
17 Lance Berkman, S OBP: 0.405, SLG: 0.718	4-0 BB		0-1 G4-3			1-0 G6-3		2-0 HR		3 1 1 1 1 0 0												
Morgan Ensberg, R OBP: 0.500, SLG: 0.894	1-1 G5-3			3-3 K		1-0 G6-3		3-3 K		4 0 0 0 0 2 1												
Preston Wilson, R OBP: 0.257, SLG: 0.400		0-1 G1-3		3-1 G4-3			2-2 G1-3		2-2 F8	4 0 1 0 0 0 0												
16 Jason Lane, R OBP: 0.402, SLG: 0.429		4-2 2B		3-2 G5-3			0-0 1B		4-0 28 G5-4-3	2 1 1 0 2 0 0												
Brad Ausmus, R OBP: 0.475, SLG: 0.400		2-2 1-H			0-0 2B		2-0 1B		1-2 F8	4 0 3 1 0 0 2												
28 Adam Everett, R OBP: 0.304, SLG: 0.385		0-3 K			1-1 G6-3		0-3 K		1-1 G5-4-3	4 0 0 0 0 2 6												
Andy Pettitte, L OBP: 0.125, SLG: 0.125	(1, 1) 7.0 27 4 1 1 3 2 0 0 0 0 0 1 11 18 9.00 1.000																					
Orlando Palmeiro, L OBP: 0.143, SLG: 0.077	(7, PH) 0.0 2 1 0 0 0 1 0 0 0 0 1 0 4 10 ∞ ∞																					
Dan Wheeler, R ERA: 0.0	(8, 1) 1.0 W 4 1 1 1 3 0 0 0 0 0 0 1 11 18 9.00 1.000																					
54 Brad Lidge, R ERA: 5.87	(9, 1) 0.0 2 1 0 0 0 1 0 0 0 0 1 0 4 10 ∞ ∞																					
Mike Gallo, L ERA: 12.46	(9, 1) 1.0 S 2 0 0 0 0 0 0 0 0 0 0 0 6 8 0.00 0.000																					
Inning Stats	R: 0 E: 1 K: 0 S: 6	H: 0 LOB: 1 BB: 1 P: 13	R: 1 E: 0 K: 1 S: 12	H: 1 LOB: 1 BB: 1 P: 19	R: 0 E: 0 K: 0 S: 7	H: 0 LOB: 0 BB: 0 P: 9	R: 0 E: 0 K: 1 S: 8	H: 0 LOB: 0 BB: 0 P: 17	R: 0 E: 0 K: 1 S: 11	H: 1 LOB: 1 BB: 0 P: 15	R: 0 E: 0 K: 0 S: 6	H: 0 LOB: 0 BB: 0 P: 10	R: 0 E: 0 K: 1 S: 12	H: 2 LOB: 2 BB: 0 P: 18	R: 1 E: 0 K: 3 S: 11	H: 1 LOB: 1 BB: 0 P: 18	R: 0 E: 0 K: 0 S: 10	H: 1 LOB: 1 BB: 1 P: 18	1B: 3 2B: 2 3B: 0 HR: 1	SF: 0 SAC: 0 DP: 1 HBP: 0	WP: 1 PB: 0 SB: 1 CS: 0	PA: 35
PITCHER	IP WLS BF H R ER SO BB IBB HBP BLK WP HR S P ERA WHIP											IP WLS BF H R ER SO BB IBB HBP BLK WP HR S P ERA WHIP										
Derek Lowe, R ERA: 3.77	(1, 1) 7.0 27 4 1 1 3 2 0 0 0 0 0 1 11 18 9.00 1.000																					
44 Takeshi Saito, R ERA: 0.0	(8, 1) 1.0 W 4 1 1 1 3 0 0 0 0 0 0 1 11 18 9.00 1.000																					
Lance Carter, R ERA: 5.87	(9, 1) 0.0 2 1 0 0 0 1 0 0 0 0 1 0 4 10 ∞ ∞																					
Danys Baez, R ERA: 12.46	(9, 1) 1.0 S 2 0 0 0 0 0 0 0 0 0 0 0 6 8 0.00 0.000																					

Batter	1	2	3	4	5	6	7	8	9	10	11	12	13	14	AB	R	H	RBI	BB	SO	LOB	TOP					
15 Rafael Furcal, S OBP: 0.309, SLG: 0.226	F7		G4-3		2B	F9			K		K			G4-3	5	1	0	0	2	2	3						
Kenny Lofton, L OBP: 0.405, SLG: 0.528	1B		P6		2B				FC4-6		1B			G4-3	6	1	4	1	1	0	1						
J.D. Drew, L OBP: 0.451, SLG: 0.588	1B		K		2B				FC4-6		1B			G6-3	3	0	1	0	2	1	1						
44 Takashi Saito, L OBP: 0.300, SLG: 0.316	1B				BB				FC5-4		1B			G6-3	0	0	0	0	0	0	0						
18 Ramon Martinez, R OBP: 0.300, SLG: 0.316	1B				BB				FC5-4		1B			G6-3	2	0	0	0	0	0	2						
12 Jeff Kent, R OBP: 0.337, SLG: 0.271	FC5-2-5				F8				K		1B			F8	5	0	1	2	1	1	3						
5 Nomar Garciaparra, R OBP: 0.333, SLG: 0.538	F7				G5-3				FC6-4		1B			F9	6	0	0	0	1	0	7						
Bill Mueller, S OBP: 0.299, SLG: 0.378			FC3-6		1B				G3					G6-3	5	0	2	0	0	0	0						
Franquiel Osooria, R OBP: 0.286, SLG: 0.423			FC3-6		1B				F9					G6-3	0	0	0	0	0	0	0						
Brett Tomko, R OBP: 0.197, SLG: 0.167			FC3-6		1B				G4-3					G6-3	1	0	0	0	0	1	0						
Lance Carter, R OBP: 0.337, SLG: 0.528			FC3-6		1B				G4-3					G6-3	1	0	0	0	0	0	0						
Odalys Perez, L OBP: 0.440, SLG: 0.520			FC3-6		1B				G4-3					G6-3	1	0	0	0	0	0	3						
56 Hung-Chih Kuo, L			FC3-6		1B				G4-3					G6-3	0	0	0	0	0	0	0						
Ricky Ledee, L OBP: 0.286, SLG: 0.423			FC3-6		1B				G4-3					G6-3	2	0	0	0	0	0	2						
Jose Cruz Jr., S OBP: 0.350, SLG: 0.358			FC3-6		1B				G4-3					G6-3	4	0	0	0	0	1	0						
Dioner Navarro, S OBP: 0.299, SLG: 0.378			FC3-6		1B				G4-3					G6-3	3	0	1	0	0	1	1						
Olmedo Saenz, R OBP: 0.337, SLG: 0.528			FC3-6		1B				G4-3					G6-3	1	0	0	0	0	1	0						
Sandy Alomar Jr., R OBP: 0.440, SLG: 0.520			FC3-6		1B				G4-3					G6-3	2	0	0	0	0	1	0						
31 Brad Penny, R OBP: 0.167, SLG: 0.167			G6-3						K					G6-3	3	0	1	0	0	0	1						
47 Tim Hamulack, R			G6-3						K					G6-3	0	0	0	0	0	0	0						
13 Oscar Robles, L			G6-3						K					G6-3	0	0	0	0	0	0	0						
17 Jason Repko, R OBP: 0.410, SLG: 0.547			G6-3						K					G6-3	2	1	0	0	0	0	0						
Inning Stats	R: 0 E: 0 K: 0 S: 17	H: 2 LOB: 0 BB: 0 P: 30	H: 1 LOB: 1 BB: 0 P: 11	R: 0 E: 0 K: 1 S: 8	H: 0 LOB: 0 BB: 0 P: 13	R: 0 E: 0 K: 0 S: 6	H: 1 LOB: 1 BB: 0 P: 12	R: 2 E: 0 K: 0 S: 13	H: 2 LOB: 2 BB: 2 P: 26	R: 0 E: 0 K: 1 S: 10	H: 2 LOB: 1 BB: 0 P: 17	R: 0 E: 0 K: 1 S: 10	H: 0 LOB: 0 BB: 0 P: 15	R: 1 E: 0 K: 1 S: 11	H: 0 LOB: 2 BB: 3 P: 27	R: 0 E: 0 K: 2 S: 10	H: 0 LOB: 0 BB: 0 P: 16	R: 0 E: 0 K: 1 S: 12	H: 1 LOB: 1 BB: 0 P: 17	R: 0 E: 0 K: 0 S: 10	H: 0 LOB: 0 BB: 0 P: 13	R: 0 E: 0 K: 0 S: 11	H: 0 LOB: 3 BB: 3 P: 27	1B: 8 2B: 2 3B: 0 HR: 0	SF: 1 SAC: 0 DP: 0 HBP: 0	WP: 2 PB: 0 CS: 0	PA: 60


PITCHER	IP	WLS	BF	H	R	ER	SO	BB	IBB	HBP	BLK	WP	HR	S	P	ERA	WHIP
64 Fernando Nieve, R ERA: 4.5	4.2	0	21	5	2	2	2	2	0	0	0	0	0	46	83	3.96	1.500
Russ Springer, R ERA: 4.76	0.1	2	1	0	0	0	0	0	0	0	0	0	6	9	0.00	3.000	
Mike Gallo, L ERA: 9.33	1.1	7	3	0	0	0	0	0	0	0	0	1	0	13	23	0.00	2.250
Chad Qualls, R ERA: 7.36	0.2	2	0	0	0	0	1	0	0	0	0	0	6	8	0.00	0.000	
Dan Wheeler, R ERA: 2.7	1.0	H: 3	0	0	0	1	0	0	0	0	0	0	0	10	15	0.00	0.000

Batter	1	2	3	4	5	6	7	8	9	10	11	12	13	14	AB	R	H	RBI	BB	SO	LOB	BOTTOM					
Craig Biggio, R OBP: 0.372, SLG: 0.557	2B		F9		G6-3					F8		E6		P3	6	1	1	0	1	0	1						
Willy Taveras, R OBP: 0.344, SLG: 0.325	1B		F9						G4-3		1B			1B	5	2	2	0	2	0	3						
17 Lance Berkman, S OBP: 0.396, SLG: 0.675	G3		G6-3						F8		L8			P5	6	0	1	0	1	0	3						
Morgan Ensberg, R OBP: 0.483, SLG: 0.831	F9				K				F9		K			G5-4-3	5	0	0	0	2	2	3						
Preston Wilson, R OBP: 0.272, SLG: 0.400	1B				S				F8		F8			G6-3	5	1	2	2	1	0	3						
16 Jason Lane, R OBP: 0.386, SLG: 0.406	F9				F9				F7		K			F8	6	0	1	0	0	1	6						
Brad Ausmus, R OBP: 0.488, SLG: 0.396			P4						L9		L8			F7	3	0	1	0	0	0	1						
Eric Munson, L OBP: 0.261, SLG: 0.158			P4						L9		L8			F7	3	0	1	0	0	0	0						
28 Adam Everett, R OBP: 0.385, SLG: 0.300			L8						1B		1B			F6	1	0	0	0	0	0	0						
4 Eric Bruntlett, R OBP: 0.385, SLG: 0.300			L8						1B		1B			F6	2	0	0	0	2	0	2						
64 Fernando Nieve, R ERA: 4.5			G4-3						L8		L4			G1-3	1	0	0	0	0	0	0						
31 Brad Penny, R ERA: 2.32			G4-3						L8		L4			G1-3	1	0	0	0	0	0	0						
47 Tim Hamulack, L ERA: 1.17			G4-3						L8		L4			G1-3	1	0	0	0	0	0	0						
44 Takashi Saito, R ERA: 0.22			G4-3						L8		L4			G1-3	1	0	0	0	0	0	0						
Franquiel Osooria, R ERA: 4.5			G4-3						L8		L4			G1-3	1	0	0	0	0	0	0						
Lance Carter, R ERA: 4.66			G4-3						L8		L4			G1-3	1	0	0	0	0	0	0						
Inning Stats	R: 2 E: 1 K: 0 S: 11	H: 3 LOB: 1 BB: 0 P: 13	H: 0 LOB: 0 BB: 0 P: 9	R: 0 E: 0 K: 0 S: 8	H: 0 LOB: 0 BB: 0 P: 11	R: 0 E: 0 K: 0 S: 7	H: 0 LOB: 1 BB: 1 P: 20	R: 0 E: 0 K: 0 S: 7	H: 0 LOB: 0 BB: 0 P: 8	R: 1 E: 0 K: 0 S: 14	H: 2 LOB: 3 BB: 2 P: 29	R: 0 E: 0 K: 1 S: 7	H: 0 LOB: 0 BB: 0 P: 11	R: 0 E: 0 K: 0 S: 11	H: 0 LOB: 1 BB: 1 P: 21	R: 0 E: 0 K: 0 S: 12	H: 2 LOB: 2 BB: 0 P: 18	R: 0 E: 1 K: 0 S: 14	H: 0 LOB: 3 BB: 2 P: 30	R: 0 E: 0 K: 1 S: 8	H: 0 LOB: 0 BB: 0 P: 11	R: 1 E: 0 K: 0 S: 10	H: 1 LOB: 2 BB: 2 P: 19	1B: 8 2B: 1 3B: 0 HR: 0	SF: 1 SAC: 0 DP: 2 HBP: 1	WP: 1 PB: 0 CS: 0	PA: 59

PITCHER	IP	WLS	BF	H	R	ER	SO	BB	IBB	HBP	BLK	WP	HR	S	P	ERA	WHIP
31 Brad Penny, R ERA: 2.32	7.0	2	28	5	3	3	1	2	2	0	0	0	0	65	101	3.96	1.000
47 Tim Hamulack, L ERA: 1.17	1.0	3	0	0	0	0	1	0	0	0	0	0	0	7	11	0.00	0.000
44 Takashi Saito, R ERA: 0.22	1.0	4	0	0	0	0	1	0	0	0	0	0	0	11	21	0.00	1.000
Franquiel Osooria, R ERA: 4.5	2.0	9	3	0	0	0	1	0	0	0	0	0	0	23	35	0.00	2.000
Lance Carter, R ERA: 4.66	2.0	9	0	0	0	0	1	2	0	0	0	0	0	22	41	0.00	1.000

Los Angeles Dodgers @ Houston Astros
Minute Maid Park, Houston, TX
Tue Apr 25 2006, 7:05 PM CDT
Att. 30,451 - Roof Closed - 73 F

Los Angeles Dodgers @ Houston Astros
Minute Maid Park, Houston, TX
Tue Apr 25 2006, 7:05 PM CDT
Att. 30,451 - Roof Closed - 73 F



Batter	1	2	3	4	5	6	7	8	9	AB	R	H	RBI	BB	SO	LOB	TOP									
17 Jason Repko, R OBP: 0.424, SLG: 0.596	1-3 K		3-2 1B HBP		2-0 2H HR		3-3 K		3-2 1B G4-3	4	2	2	2	0	2	0	Los Angeles Dodgers @ Houston Astros Minute Maid Park, Houston, TX Wed Apr 26 2006, 7:05 PM CDT Att: 32,874 - Partly Cloudy - 70 F									
José Cruz Jr., S OBP: 0.341, SLG: 0.361	3-2 F7		1-2 F8		1-2 E6		1-2 2B		2-1 G4-3	5	0	1	1	0	0	3										
J.D. Drew, L OBP: 0.442, SLG: 0.569 47 Tim Hamulack, R (7, 1)	3-3 K		0-2 1B		0-0 F8		2-2 F7		0-1 L5	4	0	1	0	0	1	2										
12 Jeff Kent, R OBP: 0.333, SLG: 0.268			1-3 1B						1-2 2-3 3-H 0-1	0	0	0	0	0	0	0										
5 Nomar Garciaparra, R OBP: 0.278, SLG: 0.438 Franquelis Osona, R Ricky Ledee, L OBP: 0.333, SLG: 0.500		2-2 K	0-0 G4-3		0-0 F9				0-2 1B	3	0	0	0	0	1	3										
Bill Mueller, S OBP: 0.435, SLG: 0.493		2-2 1B			1-2 L4		0-3 K		0-3 G4-3	5	0	1	0	0	2	2										
18 Ramon Martínez, R OBP: 0.250, SLG: 0.261		2-0 F9			0-1 G5-3		2-1 G4-3			4	0	0	0	0	0	2										
Dioner Navarro, S OBP: 0.303, SLG: 0.317		0-0 1B			0-3 K		4-2 13 FC4-6 BB		0-2 G4-3	3	0	1	0	1	1	1										
13 Oscar Robles, L OBP: 0.400, SLG: 0.143		3-1 G3			4-2 17 HR SH5-3 BB		2-1 FC4-6		2-2 17 1B G4-3 1B	3	2	1	0	1	0	3										
Odalis Pérez, L Olmedo Saenz, R OBP: 0.326, SLG: 0.525			1-1 G5-3		0-1 SH5-3		1-1 F9		0-0 17 1B G4-3 1B	1	0	0	0	0	0	0										
Inning Stats	R: 0 E: 0 K: 2 S: 10	H: 0 LOB: 0 BB: 0 P: 17	R: 0 E: 0 K: 12 S: 12	H: 2 LOB: 2 BB: 0 P: 21	R: 0 E: 0 K: 14 S: 14	H: 1 LOB: 2 BB: 0 P: 19	R: 0 E: 0 K: 1 S: 8	H: 0 LOB: 0 BB: 0 P: 9	R: 2 E: 1 K: 0 S: 11	H: 1 LOB: 1 BB: 1 P: 18	R: 0 E: 0 K: 1 S: 9	H: 0 LOB: 1 BB: 1 P: 17	R: 0 E: 0 K: 14 S: 14	H: 1 LOB: 0 BB: 0 P: 21	R: 0 E: 0 K: 15 S: 15	H: 1 LOB: 1 BB: 0 P: 18	R: 3 E: 0 K: 10 S: 16	H: 4 LOB: 1 BB: 0 P: 23	1B: 7 2B: 2 3B: 0 HR: 1	SF: 0 SAC: 1 DP: 0 HBP: 1	WP: 0 PB: 0 SB: 0 CS: 0	PA: 41				
PITCHER	IP	WLS	BF	H	R	ER	SO	BB	IBB	HBP	BLK	WP	HR	S	P	ERA	WHIP									
51 Wandy Rodríguez, L ERA: 2.53	(1, 1)	7.0	W	30	5	2	2	6	2	0	1	0	0	1	78	122	2.57	1.000								
Chad Qualls, R ERA: 6.75	(8, 1)	1.0		4	1	0	0	1	0	0	0	0	0	0	15	18	0.00	1.000								
Ezequiel Astacio, R ERA: 27.0	(9, 1)	0.0		3	3	3	3	0	0	0	0	0	0	8	13	∞	∞									
Dan Wheeler, R ERA: 2.45	(9, 1)	1.0		4	1	0	0	0	0	0	0	0	0	8	10	0.00	1.000									

Batter	1	2	3	4	5	6	7	8	9	AB	R	H	RBI	BB	SO	LOB	BOTTOM									
Craig Biggio, R OBP: 0.363, SLG: 0.536 Ezequiel Astacio, R Dan Wheeler, R	0-3 K		0-2 2B 1B		0-2 G1-3		1-2 G1-3		0-0 P6	5	1	1	0	0	1	3	Los Angeles Dodgers @ Houston Astros Minute Maid Park, Houston, TX Wed Apr 26 2006, 7:05 PM CDT Att: 32,874 - Partly Cloudy - 70 F									
Willy Taveras, R OBP: 0.347, SLG: 0.341	1-2 G5-3		2-2 17 HR 2B		2-2 E9 17 1B		0-3 K		1-1 G1-3	5	2	2	2	0	1	0										
17 Lance Berkman, S OBP: 0.417, SLG: 0.716	0-2 1B		3-2 2H HR		0-0 FC6-4 1B		3-2 P5		4-1 BB BB	4	1	3	3	1	0	0										
Morgan Ensberg, R OBP: 0.479, SLG: 0.797	3-3 K		4-1 BB		0-0 FC6-4		2-3 K		4-1 BB BB	3	0	0	0	2	2	2										
Preston Wilson, R OBP: 0.256, SLG: 0.375		3-0 F8	1-3 K		1-1 G6-3		2-1 G4-3		2-3 K	5	0	0	0	0	2	3										
16 Jason Lane, R OBP: 0.391, SLG: 0.425		0-2 F9	0-0 L7		1-1 2 1B 2B		2-1 2 2B 1B			4	2	2	0	0	0	1										
2 Chris Burke, R OBP: 0.481, SLG: 0.800		0-0 1B 2B	1-1 P4		2-0 51 PB HBP 1B		1-1 1H 2B			4	1	3	2	0	0	1										
Brad Ausmus, R OBP: 0.485, SLG: 0.412		2-1 1B			2-2 51 SH1-4 1B		0-3 K			3	1	2	1	0	1	1										
51 Wandy Rodríguez, S OBP: 0.100, SLG: 0.100 Mike Lamb, L OBP: 0.231, SLG: 0.167 Chad Qualls, R	(1, 1)	3-1 G1-3			0-2 SH1-4		3-3 K			2	0	0	0	0	1	3										
4 Eric Bruntlett, R OBP: 0.385, SLG: 0.300	(7, PH)				1-2 2-3					1	0	0	0	0	1	1										
Inning Stats	R: 0 E: 0 K: 2 S: 13	H: 1 LOB: 1 BB: 0 P: 17	R: 1 E: 0 K: 0 S: 9	H: 2 LOB: 1 BB: 0 P: 17	R: 3 E: 0 K: 1 S: 22	H: 3 LOB: 1 BB: 1 P: 33	R: 2 E: 1 K: 0 S: 14	H: 3 LOB: 1 BB: 0 P: 18	R: 1 E: 0 K: 1 S: 11	H: 2 LOB: 2 BB: 0 P: 21	R: 0 E: 0 K: 2 S: 11	H: 0 LOB: 0 BB: 0 P: 16	R: 1 E: 0 K: 2 S: 15	H: 2 LOB: 1 BB: 0 P: 20	R: 0 E: 0 K: 1 S: 8	H: 0 LOB: 2 BB: 2 P: 19	1B: 8 2B: 4 3B: 0 HR: 1	SF: 0 SAC: 1 DP: 0 HBP: 1	WP: 0 PB: 1 SB: 0 CS: 0	PA: 41						
PITCHER	IP	WLS	BF	H	R	ER	SO	BB	IBB	HBP	BLK	WP	HR	S	P	ERA	WHIP									
Odalis Pérez, L ERA: 5.61	(1, 1)	4.1	L	25	11	7	6	3	1	0	0	0	0	0	63	94	12.46	2.769								
Franquelis Osona, R ERA: 4.38	(5, 1)	2.1		10	2	1	1	4	0	0	1	0	0	0	26	42	3.86	0.857								
47 Tim Hamulack, L ERA: 1.0	(7, 1)	1.1		6	0	0	0	2	2	0	0	0	0	0	14	25	0.00	1.500								



Batter	1	2	3	4	5	6	7	8	9	AB	R	H	RBI	BB	SO	LOB	TOP				
Craig Biggio, R OBP: 0.354, SLG: 0.511										4	0	0	0	0	1	2					
Willy Taveras, R OBP: 0.350, SLG: 0.355										5	1	2	0	0	0	2					
17 Lance Berkman, S OBP: 0.416, SLG: 0.729										4	1	1	2	1	0	1					
Morgan Ensberg, R OBP: 0.475, SLG: 0.782										4	1	1	0	1	0	1					
Preston Wilson, R OBP: 0.275, SLG: 0.417										4	1	2	1	1	1	1					
16 Jason Lane, R OBP: 0.398, SLG: 0.413										2	0	0	0	2	0	2					
2 Chris Burke, R OBP: 0.484, SLG: 0.759										4	0	2	1	0	1	1					
Brad Ausmus, R OBP: 0.486, SLG: 0.407										3	0	1	0	1	0	1					
44 Roy Oswalt, R OBP: 0.176, SLG: 0.125										1	0	0	0	0	0	3					
Mike Gallo, L ERA: 6.04										0	0	0	0	0	0	0					
Chad Qualls, L ERA: 4.76										0	0	0	0	0	0	0					
Orlando Palmeiro, L OBP: 0.125, SLG: 0.067										1	0	0	0	0	0	0					
Russ Springer, R ERA: 4.09										0	0	0	0	0	0	0					
Inning Stats	R: 0 E: 0 K: 1 S: 7	H: 1 LOB: 0 BB: 0 P: 10	R: 0 E: 0 K: 0 S: 10	H: 1 LOB: 1 BB: 1 P: 17	R: 0 E: 0 K: 0 S: 8	H: 1 LOB: 1 BB: 0 P: 15	R: 1 E: 0 K: 1 S: 15	H: 1 LOB: 3 BB: 3 P: 31	R: 0 E: 0 K: 0 S: 8	H: 0 LOB: 1 BB: 1 P: 15	R: 1 E: 1 K: 0 S: 11	H: 2 LOB: 2 BB: 0 P: 15	R: 0 E: 0 K: 0 S: 14	H: 1 LOB: 2 BB: 1 P: 26	R: 0 E: 0 K: 1 S: 6	H: 0 LOB: 0 BB: 0 P: 8	R: 2 E: 0 K: 0 S: 11	H: 2 LOB: 0 BB: 0 P: 15	1B: 5 2B: 2 3B: 0 HR: 2	SF: 0 SAC: 2 DP: 2 HBP: 1	WP: 0 PA: 41 PB: 0 SB: 0 CS: 0
PITCHER	IP	WLS	BF	H	R	ER	SO	BB	IBB	HBP	BLK	WP	HR	S	P	ERA	WHIP				
Brandon Claussen, L ERA: 6.04	5.1	W	26	6	2	2	2	5	0	1	0	0	1	55	97	3.38	2.062				
Rick White, R ERA: 4.76	0.2	H	2	0	0	0	0	0	0	0	0	0	0	4	6	0.00	0.000				
56 Todd Coffey, R ERA: 6.04	2.0	H	8	1	0	0	1	1	0	0	0	0	0	20	34	0.00	1.000				
25 David Weathers, R ERA: 4.09	1.0	S	5	2	2	2	0	0	0	0	0	0	1	11	15	18.00	2.000				

Houston Astros @ Cincinnati Reds
Great American Ball Park, Cincinnati, OH
Fri Apr 28 2006, 7:10 PM EDT
Att: 32,091 - Clear - 70 F

AB	32
R	4
H	9
RBI	4
BB	6
SO	3
LOB	14



Batter	1	2	3	4	5	6	7	8	9	AB	R	H	RBI	BB	SO	LOB	BOTTOM				
6 Ryan Freel, R OBP: 0.433, SLG: 0.333										4	0	1	0	1	1	1					
Felipe Lopez, S OBP: 0.382, SLG: 0.430										3	0	0	0	2	2	1					
Adam Dunn, L OBP: 0.437, SLG: 0.592										3	1	1	0	2	1	0					
25 David Weathers, R ERA: 4.09										5	2	3	0	0	0	4					
Rich Aurilia, R OBP: 0.347, SLG: 0.500										4	0	3	0	0	0	2					
Scott Hatteberg, L OBP: 0.456, SLG: 0.473										4	0	3	0	0	0	2					
Austin Kearns, R OBP: 0.330, SLG: 0.517										3	0	0	1	0	2	5					
4 Brandon Phillips, R OBP: 0.350, SLG: 0.610										4	2	3	2	0	0	1					
Jason LaRue, R OBP: 0.286, SLG: 0.222										4	0	1	1	0	0	3					
Brandon Claussen, R ERA: 2.76										1	0	0	1	0	0	0					
Mike Gallo, L ERA: 10.5										0	0	0	0	0	0	0					
Chad Qualls, R ERA: 7.11										1	0	0	0	0	1	0					
Russ Springer, R ERA: 4.05										0	0	0	0	0	0	0					
Inning Stats	R: 0 E: 0 K: 0 S: 7	H: 0 LOB: 2 BB: 2 P: 16	R: 1 E: 0 K: 0 S: 11	H: 2 LOB: 0 BB: 0 P: 15	R: 0 E: 0 K: 3 S: 18	H: 2 LOB: 2 BB: 0 P: 25	R: 1 E: 0 K: 0 S: 12	H: 2 LOB: 1 BB: 0 P: 19	R: 1 E: 0 K: 0 S: 14	H: 2 LOB: 1 BB: 0 P: 22	R: 0 E: 0 K: 1 S: 9	H: 0 LOB: 0 BB: 1 P: 14	R: 2 E: 0 K: 2 S: 21	H: 4 LOB: 2 BB: 0 P: 28	R: 0 E: 0 K: 1 S: 14	H: 0 LOB: 2 BB: 2 P: 26	1B: 11 2B: 1 3B: 0 HR: 0	SF: 1 SAC: 1 DP: 0 HBP: 0	WP: 1 PA: 41 PB: 0 SB: 3 CS: 1		
PITCHER	IP	WLS	BF	H	R	ER	SO	BB	IBB	HBP	BLK	WP	HR	S	P	ERA	WHIP				
44 Roy Oswalt, R ERA: 2.76	6.0	L	28	8	3	3	4	0	0	0	0	0	0	8	10	27.00	3.000				
Mike Gallo, L ERA: 10.5	0.1		2	1	1	1	1	0	0	0	0	0	0	8	10	27.00	3.000				
Chad Qualls, R ERA: 7.11	0.2		5	3	1	1	1	0	0	0	0	0	0	13	18	13.50	4.500				
Russ Springer, R ERA: 4.05	1.0		5	0	0	0	1	2	0	0	0	0	0	14	26	0.00	2.000				

Houston Astros @ Cincinnati Reds
Great American Ball Park, Cincinnati, OH
Fri Apr 28 2006, 7:10 PM EDT
Att: 32,091 - Clear - 70 F


AB	33
R	5
H	12
RBI	5
BB	5
SO	7
LOB	17



Batter	1	2	3	4	5	6	7	8	9	AB	R	H	RBI	BB	SO	LOB	TOP										
Craig Biggio, R OBP: 0.350, SLG: 0.511 (1,4)	K2-3		G5-3			B2-6		P2		4	0	1	0	0	1	1	Houston Astros @ Cincinnati Reds Great American Ball Park, Cincinnati, OH Sat Apr 29 2006, 1:15 PM EDT Att: 24,869 - Cloudy - 67 F										
Willy Taveras, R OBP: 0.346, SLG: 0.351 (1,8)	K		17 CS 1B			B2-6		B2-3		4	0	1	0	0	1	2											
17 Lance Berkman, S OBP: 0.410, SLG: 0.708 (1,3)	P6		CS	G3		E6		2B 1B		4	0	1	1	0	0	0											
Morgan Ensberg, R OBP: 0.476, SLG: 0.778 (1,5)		F8		K		4-2 1-2 BB		0-0 1-3 2B		3	0	1	0	1	1	0											
Preston Wilson, R OBP: 0.277, SLG: 0.414 Dave Borkowski, R (6,1)	1-0			F8		0-0 BB		3-2 F8		3	1	1	0	0	0	2											
Mike Lamb, L OBP: 0.214, SLG: 0.154 Russ Springer, R (8,1)	16 HR 1B					G4-3				1	0	0	0	0	0	2											
16 Jason Lane, R OBP: 0.390, SLG: 0.443 (1,9)	1-1 1-H HR									4	1	1	2	0	1	0											
Brad Ausmus, R OBP: 0.459, SLG: 0.379 (1,2)	2-1 B1-3					2-1 L8		1-3 K		4	0	0	0	0	1	0											
28 Adam Everett, R OBP: 0.320, SLG: 0.368 (1,6)	2-2 P6					4-1 BB		1-2 K		2	0	0	0	2	1	0											
Andy Pettitte, L OBP: 0.100, SLG: 0.100 2 Chris Burke, R OBP: 0.485, SLG: 0.742 (6,7)			K			1-3 K		2-2 17 B2-3 1B		2	0	0	0	0	2	1											
Inning Stats	R: 0 E: 0 K: 2 S: 9	H: 0 LOB: 0 BB: 0 P: 15	R: 2 E: 0 K: 0 S: 11	H: 2 LOB: 0 BB: 0 P: 22	R: 0 E: 0 K: 1 S: 12	H: 1 LOB: 0 BB: 0 P: 18	R: 0 E: 0 K: 1 S: 5	H: 0 LOB: 1 BB: 1 P: 8	R: 0 E: 0 K: 1 S: 8	H: 0 LOB: 1 BB: 1 P: 16	R: 0 E: 0 K: 0 S: 9	H: 1 LOB: 2 BB: 1 P: 14	R: 0 E: 0 K: 2 S: 9	H: 0 LOB: 0 BB: 0 P: 13	R: 1 E: 0 K: 0 S: 11	H: 3 LOB: 2 BB: 0 P: 17	R: 0 E: 0 K: 1 S: 6	H: 0 LOB: 1 BB: 1 P: 12	1B: 4 2B: 3 3B: 0 HR: 1	SF: 0 SAC: 0 DP: 1 HBP: 0	WP: 0 PB: 0 SB: 0 CS: 1	PA: 37					
PITCHER	IP	WLS	BF	H	R	ER	SO	BB	IBB	HBP	BLK	WP	HR	S	P	ERA	WHIP										
39 Aaron Harang, R ERA: 4.35 (1,1)	7.2	W	29	5	3	3	7	2	0	0	0	0	1	68	114	3.52	0.913										
Kent Mercker, L ERA: 2.54 (8,1)	0.1		3	2	0	0	0	0	0	0	0	0	0	6	9	0.00	6.000										
25 David Weathers, R ERA: 3.75 (9,1)	1.0	S	4	0	0	0	1	1	0	0	0	0	0	6	12	0.00	1.000										

Batter	1	2	3	4	5	6	7	8	9	AB	R	H	RBI	BB	SO	LOB	BOTTOM										
6 Ryan Freel, R OBP: 0.442, SLG: 0.342 (1,8)	FC4-6 1B					G5-3		K		4	0	2	0	1	1	0	Houston Astros @ Cincinnati Reds Great American Ball Park, Cincinnati, OH Sat Apr 29 2006, 1:15 PM EDT Att: 24,869 - Cloudy - 67 F										
Felipe Lopez, S OBP: 0.345, SLG: 0.408 (1,6)	FC4-6 G4-6-3		F9			B3		G1-3		5	0	0	0	0	1	4											
Rich Aurilia, R OBP: 0.342, SLG: 0.529 (1,3)	G4-6-3					G6-3				4	1	1	1	0	0	1											
Adam Dunn, L OBP: 0.439, SLG: 0.595 (1,7)		K				HR				3	2	1	0	1	2	0											
Austin Kearns, R OBP: 0.347, SLG: 0.522 (1,9)		4 FC5-4 1B				12 BB 2B		G2-3		3	1	2	0	1	0	0											
12 Edwin Encarnación, R OBP: 0.464, SLG: 0.579 (1,5)		K				4 E 2B		3B		4	1	2	1	0	2	3											
4 Brandon Phillips, R OBP: 0.359, SLG: 0.597 (1,4)	FC5-4					E1 6 WP 1B		FC5-4 1B		3	1	1	2	1	0	2											
Jason LaRue, R OBP: 0.320, SLG: 0.273 (1,2)						39 K2-3-2 1B				4	0	2	0	0	2	3											
39 Aaron Harang, R OBP: 0.133, SLG: 0.133 Kent Mercker, L (8,1)						K2-3-2 1B		FC4		3	0	1	0	0	1	3											
Quinton McCracken, S OBP: 0.233, SLG: 0.440 25 David Weathers, R (9,1)						6 WP 1B		G5-3		0	0	0	0	0	0	0											
Inning Stats	R: 0 E: 0 K: 0 S: 4	H: 1 LOB: 0 BB: 0 P: 6	R: 0 E: 0 K: 2 S: 10	H: 1 LOB: 1 BB: 0 P: 15	R: 0 E: 0 K: 1 S: 12	H: 2 LOB: 1 BB: 0 P: 17	R: 4 E: 1 K: 2 S: 20	H: 3 LOB: 2 BB: 3 P: 36	R: 2 E: 0 K: 1 S: 16	H: 4 LOB: 2 BB: 0 P: 27	R: 0 E: 0 K: 0 S: 6	H: 0 LOB: 0 BB: 0 P: 6	R: 0 E: 0 K: 2 S: 12	H: 1 LOB: 2 BB: 1 P: 22	R: 0 E: 0 K: 1 S: 12	H: 0 LOB: 0 BB: 0 P: 16	1B: 8 2B: 3 3B: 1 HR: 1	SF: 0 SAC: 0 DP: 2 HBP: 0	WP: 1 PB: 0 SB: 1 CS: 0	PA: 38							
PITCHER	IP	WLS	BF	H	R	ER	SO	BB	IBB	HBP	BLK	WP	HR	S	P	ERA	WHIP										
Andy Pettitte, L ERA: 5.25 (1,1)	5.0	L	27	11	6	6	6	3	0	0	0	0	1	62	101	10.80	2.800										
Dave Borkowski, R ERA: (6,1)	2.0		8	1	0	0	2	1	0	0	0	0	0	18	28	0.00	1.000										
Russ Springer, R ERA: 3.52 (8,1)	1.0		3	0	0	0	1	0	0	0	0	0	0	12	16	0.00	0.000										

AB 33
R 3
H 7
RBI 3
BB 3
SO 8
LOB 9



AB 34
R 6
H 12
RBI 4
BB 4
SO 9
LOB 16



Batter	1	2	3	4	5	6	7	8	9	AB	R	H	RBI	BB	SO	LOB	TOP		
2 Chris Burke, R OBP: 0.447, SLG: 0.657	2-2 G6-3 17 HR HBP	2-1 F9			3-1 F8		0-0 G6-3		1-1 F9	4	1	0	0	0	0	1			
Wily Taveras, R OBP: 0.333, SLG: 0.337	0-2 G6-3		1-2 G6-3		0-2 G5-3		3-1 F8			4	0	0	0	0	0	1			
17 Lance Berkman, S OBP: 0.413, SLG: 0.728	1-1 HR		2-3 K		4-1 2B BB		0-1 F8			3	1	1	2	1	1	0			
Morgan Ensberg, R OBP: 0.467, SLG: 0.765	2-1 P3		3-1 F7		0-1 2B			3-2 G5-3		4	0	1	0	0	0	0			
Preston Wilson, R OBP: 0.276, SLG: 0.407	3-2 1B			2-2 F8		0-0 L8		2-2 G5-3		4	0	1	0	0	0	2			
16 Jason Lane, R OBP: 0.394, SLG: 0.476	4-2 BB			2-1 HR		0-3 K		1-2 G6-3		3	1	1	1	1	1	0			
Brad Ausmus, R OBP: 0.462, SLG: 0.387	2-1 F9		1-2 1B		1-1 1B				2-1 F8	4	0	2	0	0	0	2			
28 Adam Everett, R OBP: 0.304, SLG: 0.347		3-2 P6		2-3 K		2-2 P3			0-0 F7	4	0	0	0	0	1	2			
Taylor Buchholz, R		0-1 F9		1-3 K		3-3 K			3-2 1B	3	0	0	0	0	2	2			
Chad Qualls, R										0	0	0	0	0	0	0			
Mike Lamb, L										1	0	1	0	0	0	0			
54 Brad Lidge, R										0	0	0	0	0	0	0			
Inning Stats	R: 2 E: 0 K: 0 S: 22	H: 2 LOB: 2 BB: 1 P: 36	R: 0 E: 0 K: 0 S: 7	H: 0 LOB: 0 BB: 0 P: 12	R: 0 E: 0 K: 1 S: 8	H: 0 LOB: 0 BB: 0 P: 14	R: 1 E: 0 K: 2 S: 16	H: 2 LOB: 1 BB: 0 P: 24	R: 0 E: 0 K: 0 S: 9	H: 1 LOB: 2 BB: 1 P: 16	R: 0 E: 0 K: 0 S: 5	H: 0 LOB: 0 BB: 0 P: 8	R: 0 E: 0 K: 0 S: 11	H: 0 LOB: 0 BB: 0 P: 17	R: 0 E: 0 K: 0 S: 10	H: 1 LOB: 1 BB: 0 P: 16	1B: 4 2B: 1 3B: 0 HR: 2	SF: 0 SAC: 0 DP: 0 HBP: 1	WP: 0 PA: 37 PB: 0 SB: 0 CS: 0
PITCHER	IP WLS BF H R ER SO BB IBB HBP BLK WP HR S P ERA WHIP	IP WLS BF H R ER SO BB IBB HBP BLK WP HR S P ERA WHIP	IP WLS BF H R ER SO BB IBB HBP BLK WP HR S P ERA WHIP	IP WLS BF H R ER SO BB IBB HBP BLK WP HR S P ERA WHIP	IP WLS BF H R ER SO BB IBB HBP BLK WP HR S P ERA WHIP	IP WLS BF H R ER SO BB IBB HBP BLK WP HR S P ERA WHIP	IP WLS BF H R ER SO BB IBB HBP BLK WP HR S P ERA WHIP	IP WLS BF H R ER SO BB IBB HBP BLK WP HR S P ERA WHIP	IP WLS BF H R ER SO BB IBB HBP BLK WP HR S P ERA WHIP	IP WLS BF H R ER SO BB IBB HBP BLK WP HR S P ERA WHIP	IP WLS BF H R ER SO BB IBB HBP BLK WP HR S P ERA WHIP	IP WLS BF H R ER SO BB IBB HBP BLK WP HR S P ERA WHIP	IP WLS BF H R ER SO BB IBB HBP BLK WP HR S P ERA WHIP	IP WLS BF H R ER SO BB IBB HBP BLK WP HR S P ERA WHIP	IP WLS BF H R ER SO BB IBB HBP BLK WP HR S P ERA WHIP	IP WLS BF H R ER SO BB IBB HBP BLK WP HR S P ERA WHIP	IP WLS BF H R ER SO BB IBB HBP BLK WP HR S P ERA WHIP	IP WLS BF H R ER SO BB IBB HBP BLK WP HR S P ERA WHIP	
54 Elizardo Ramirez, R ERA: 3.46	6.0 L 27 6 3 3 5 2 0 1 0 0 2 74 120 4.50 1.333																		
31 Matt Belesle, R ERA: 4.63	1.0 3 0 0 0 0 0 0 0 0 0 0 0 5 8 0.00 0.000																		
Rick White, R ERA: 4.38	1.0 3 0 0 0 0 0 0 0 0 0 0 0 11 17 0.00 0.000																		
56 Todd Coffey, R ERA: 0.6	1.0 4 1 0 0 0 0 0 0 0 0 0 0 10 16 0.00 1.000																		

Houston Astros @ Cincinnati Reds
Great American Ball Park, Cincinnati, OH
Sun Apr 30 2006, 1:15 PM EDT
Att: 22,818 - Overcast - 67 F

AB 34
R 3
H 7
RBI 3
BB 2
SO 5
LOB 10



Batter	1	2	3	4	5	6	7	8	9	AB	R	H	RBI	BB	SO	LOB	BOTTOM		
6 Ryan Freel, R OBP: 0.434, SLG: 0.329	0-0 F7		2-3 K			4-0 G4-6-3 BB		3-3 K		3	0	0	0	1	2	0			
Felipe Lopez, S OBP: 0.533, SLG: 0.392	0-0 G6-3		2-1 G1			2-1 G4-6-3		1-1 F7		4	0	0	0	0	0	2			
Adam Dunn, L OBP: 0.432, SLG: 0.614	2-2 G3			2-2 P4		2-0 HR		1-1 G4-3		4	1	1	2	0	0	0			
12 Edwin Encarnación, R OBP: 0.387, SLG: 0.550		1-0 F8		2-1 G5-3		0-0 F7			2-3 K	4	0	0	0	0	1	0			
Scott Hatteberg, L OBP: 0.431, SLG: 0.441		1-2 G4-3		1-1 L7			1-1 G6-3		3-3 K	4	0	0	0	0	1	0			
Austin Kearns, R OBP: 0.382, SLG: 0.527		1-0 4 BB 1B			2-2 K		4-2 4 BB BB		0-0 4 S 1B	3	0	2	0	1	1	0			
4 Brandon Phillips, R OBP: 0.382, SLG: 0.587		4-1 BB		1-0 F9			4-2 SAFE BB		4-2 BB	1	0	0	0	3	0	0			
Javier Valentin, S OBP: 0.269, SLG: 0.360		0-2 F7			0-1 G4-3		0-0 L7		1-3 K	4	0	0	0	0	1	6			
54 Elizardo Ramirez, S OBP: 0.258, SLG: 0.285			1-1 F7			1-1 G4-6-3 6 BB HR 1B				1	0	0	0	0	0	0			
Quinton McCrackers, S OBP: 0.278, SLG: 0.438										1	1	1	0	0	0	0			
31 Matt Belesle, R										0	0	0	0	0	0	0			
Rich Aurilia, R										1	0	0	0	0	0	2			
Rick White, R										0	0	0	0	0	0	0			
56 Todd Coffey, R										0	0	0	0	0	0	0			
Inning Stats	R: 0 E: 0 K: 0 S: 5	H: 0 LOB: 0 BB: 0 P: 7	R: 0 E: 0 K: 0 S: 9	H: 1 LOB: 2 BB: 1 P: 16	R: 0 E: 0 K: 1 S: 7	H: 0 LOB: 0 BB: 0 P: 12	R: 0 E: 0 K: 0 S: 7	H: 0 LOB: 0 BB: 0 P: 12	R: 0 E: 0 K: 0 S: 6	H: 0 LOB: 2 BB: 1 P: 15	R: 0 E: 0 K: 0 S: 12	H: 0 LOB: 2 BB: 2 P: 22	R: 0 E: 0 K: 1 S: 7	H: 0 LOB: 0 BB: 0 P: 12	R: 0 E: 0 K: 3 S: 13	H: 1 LOB: 2 BB: 1 P: 23	1B: 3 2B: 0 3B: 0 HR: 1	SF: 0 SAC: 0 DP: 1 HBP: 0	WP: 0 PA: 35 PB: 0 SB: 1 CS: 0
PITCHER	IP WLS BF H R ER SO BB IBB HBP BLK WP HR S P ERA WHIP	IP WLS BF H R ER SO BB IBB HBP BLK WP HR S P ERA WHIP	IP WLS BF H R ER SO BB IBB HBP BLK WP HR S P ERA WHIP	IP WLS BF H R ER SO BB IBB HBP BLK WP HR S P ERA WHIP	IP WLS BF H R ER SO BB IBB HBP BLK WP HR S P ERA WHIP	IP WLS BF H R ER SO BB IBB HBP BLK WP HR S P ERA WHIP	IP WLS BF H R ER SO BB IBB HBP BLK WP HR S P ERA WHIP	IP WLS BF H R ER SO BB IBB HBP BLK WP HR S P ERA WHIP	IP WLS BF H R ER SO BB IBB HBP BLK WP HR S P ERA WHIP	IP WLS BF H R ER SO BB IBB HBP BLK WP HR S P ERA WHIP	IP WLS BF H R ER SO BB IBB HBP BLK WP HR S P ERA WHIP	IP WLS BF H R ER SO BB IBB HBP BLK WP HR S P ERA WHIP	IP WLS BF H R ER SO BB IBB HBP BLK WP HR S P ERA WHIP	IP WLS BF H R ER SO BB IBB HBP BLK WP HR S P ERA WHIP	IP WLS BF H R ER SO BB IBB HBP BLK WP HR S P ERA WHIP	IP WLS BF H R ER SO BB IBB HBP BLK WP HR S P ERA WHIP	IP WLS BF H R ER SO BB IBB HBP BLK WP HR S P ERA WHIP	IP WLS BF H R ER SO BB IBB HBP BLK WP HR S P ERA WHIP	
Taylor Buchholz, R ERA: 2.05	6.1 W 25 3 2 2 2 4 0 0 0 0 0 9 50 90 2.84 1.105																		
Chad Qualls, R ERA: 6.29	1.2 H 5 0 0 0 1 0 0 0 0 0 0 9 15 0.00 0.000																		
54 Brad Lidge, R ERA: 6.39	1.0 S 5 1 0 0 3 1 0 0 0 0 0 13 23 0.00 2.000																		

Houston Astros @ Cincinnati Reds
Great American Ball Park, Cincinnati, OH
Sun Apr 30 2006, 1:15 PM EDT
Att: 22,818 - Overcast - 67 F

AB 30
R 2
H 4
RBI 2
BB 5
SO 6
LOB 10




Batter	1	2	3	4	5	6	7	8	9	AB	R	H	RBI	BB	SO	LOB	TOP										
Craig Biggio, R OBP: 0.356, SLG: 0.521 (1, 4)										4	1	2	0	0	0	2	Houston Astros @ Milwaukee Brewers Miller Park, Milwaukee, WI Mon May 01 2006, 7:05 PM CDT Att: 12,258 - Roof Closed - 62 F										
Willy Taveras, R OBP: 0.330, SLG: 0.333 (1, 8)										4	0	1	0	0	1	0											
17 Lance Berkman, S OBP: 0.398, SLG: 0.698 (1, 3)										4	0	0	1	0	0	1											
Morgan Ensberg, R OBP: 0.450, SLG: 0.730 (1, 5)										4	0	0	0	0	1	2											
Preston Wilson, R OBP: 0.265, SLG: 0.389 (1, 7)										4	0	0	0	0	2	2											
16 Jason Lane, R OBP: 0.380, SLG: 0.453 (1, 9)										4	0	0	0	0	2	1											
Eric Munson, L OBP: 0.091, SLG: 0.091 Mike Gallo, L (8, 1)										2	1	1	1	1	0	0											
28 Adam Everett, R OBP: 0.305, SLG: 0.338 (1, 6)										2	0	0	0	1	2	0											
51 Wandy Rodriguez, S OBP: 0.091, SLG: 0.091 Dan Wheeler, R (7, 1)										1	0	0	0	0	0	0											
Brad Ausmus, R OBP: 0.456, SLG: 0.381 (7, 2)										0	0	0	0	0	0	0											
Inning Stats	R: 1 E: 1 K: 0 S: 7	H: 2 LOB: 1 BB: 0 P: 8	R: 0 E: 0 K: 1 S: 8	H: 0 LOB: 0 BB: 0 P: 13	R: 0 E: 0 K: 1 S: 7	H: 0 LOB: 0 BB: 0 P: 12	R: 0 E: 0 K: 1 S: 7	H: 0 LOB: 0 BB: 0 P: 10	R: 0 E: 0 K: 0 S: 6	H: 0 LOB: 0 BB: 0 P: 9	R: 1 E: 0 K: 1 S: 12	H: 1 LOB: 0 BB: 0 P: 17	R: 0 E: 0 K: 0 S: 9	H: 1 LOB: 0 BB: 0 P: 12	R: 0 E: 1 K: 3 S: 10	H: 0 LOB: 1 BB: 0 P: 16	1B: 2 2B: 1 3B: 0 HR: 1	SF: 0 SAC: 1 DP: 0 HBP: 0	WP: 0 PB: 0 SB: 0 CS: 0	PA: 33							
PITCHER	IP	WLS	BF	H	R	ER	SO	BB	IBB	HBP	BLK	WP	HR	S	P	ERA	WHIP										
Tomo Ohka, R ERA: 3.18 52 Jose Capellan, R ERA: 5.14 Matt Wise, R ERA: 3.27 Derrick Turnbow, R ERA: 1.84	(1, 1)	5.0	19	2	1	0	4	2	0	0	0	0	0	40	64	0.00	0.800										
	(6, 1)	2.0	7	1	1	1	1	0	0	0	0	0	1	18	26	4.50	0.500										
	(8, 1)	1.0	W	3	1	0	0	0	0	0	0	0	0	9	12	0.00	1.000										
	(9, 1)	1.0	S	4	0	0	3	0	0	0	0	0	0	10	16	0.00	0.000										

AB	30
R	2
H	4
RBI	2
BB	2
SO	8
LOB	8



Batter	1	2	3	4	5	6	7	8	9	AB	R	H	RBI	BB	SO	LOB	BOTTOM											
23 Rickie Weeks Jr., R OBP: 0.362, SLG: 0.358 (1, 4)										4	0	1	0	0	1	4	Houston Astros @ Milwaukee Brewers Miller Park, Milwaukee, WI Mon May 01 2006, 7:05 PM CDT Att: 12,258 - Roof Closed - 62 F											
7 J.J. Hardy, R OBP: 0.310, SLG: 0.430 (1, 6)										4	0	0	0	0	1	2												
Geoff Jenkins, L OBP: 0.368, SLG: 0.481 (1, 9)										4	0	2	0	0	0	1												
Carlos Lee, R OBP: 0.409, SLG: 0.663 (1, 7)										4	1	1	1	0	0	4												
28 Prince Fielder, L OBP: 0.404, SLG: 0.541 (1, 3)										2	1	0	0	2	1	0												
2 Bill Hall, R OBP: 0.405, SLG: 0.773 (1, 5)										4	2	3	1	0	1	1												
Damian Miller, R OBP: 0.377, SLG: 0.500 (1, 2)										3	0	1	1	0	0	1												
Brady Clark, R OBP: 0.330, SLG: 0.288 (1, 8)										2	0	0	1	0	0	1												
Tomo Ohka, S OBP: 0.185, SLG: 0.273 52 Jose Capellan, R Jeff Cirillo, R OBP: 0.333, SLG: 0.304 Matt Wise, R 18 Gabe Gross, L OBP: 0.405, SLG: 0.730 Derrick Turnbow, R (9, 1)	(1, 1)	6.0	27	7	2	2	4	1	0	1	0	0	0	0	0	1		4										
	(7, 1)	1.2	L	8	2	2	2	1	1	0	0	0	0	0	0	0		0										
	(8, 1)	0.1	1	0	0	0	0	0	0	0	0	0	0	0	0	0	0											
Inning Stats	R: 0 E: 0 K: 1 S: 11	H: 1 LOB: 1 BB: 0 P: 15	R: 0 E: 0 K: 1 S: 15	H: 1 LOB: 3 BB: 1 P: 26	R: 1 E: 0 K: 0 S: 7	H: 1 LOB: 0 BB: 0 P: 9	R: 0 E: 0 K: 1 S: 7	H: 1 LOB: 1 BB: 0 P: 7	R: 0 E: 0 K: 0 S: 14	H: 1 LOB: 1 BB: 0 P: 22	R: 1 E: 0 K: 1 S: 6	H: 1 LOB: 0 BB: 0 P: 12	R: 0 E: 0 K: 1 S: 10	H: 2 LOB: 2 BB: 0 P: 15	R: 2 E: 0 K: 0 S: 8	H: 1 LOB: 0 BB: 1 P: 16	1B: 5 2B: 2 3B: 0 HR: 2	SF: 2 SAC: 0 DP: 0 HBP: 1	WP: 0 PB: 0 SB: 1 CS: 0	PA: 36								
PITCHER	IP	WLS	BF	H	R	ER	SO	BB	IBB	HBP	BLK	WP	HR	S	P	ERA	WHIP											
51 Wandy Rodriguez, L ERA: 2.61 Dan Wheeler, R ERA: 3.65 Mike Gallo, L ERA: 9.95	(1, 1)	6.0	27	7	2	2	4	1	0	1	0	0	0	0	0	0	3.00	1.333										
	(7, 1)	1.2	L	8	2	2	2	1	1	0	0	0	0	0	0	0	10.80	1.800										
	(8, 1)	0.1	1	0	0	0	0	0	0	0	0	0	0	0	0	0	0.00	0.000										

AB	31
R	4
H	9
RBI	4
BB	2
SO	5
LOB	18



Batter	1	2	3	4	5	6	7	8	9	AB	R	H	RBI	BB	SO	LOB	TOP								
Craig Biggio, R OBP: 0.348, SLG: 0.515										5	1	1	0	0	0	4	Houston Astros @ Milwaukee Brewers Miller Park, Milwaukee, WI Tue May 02 2006, 7:05 PM CDT Att: 12,664 - Roof Closed - 65 F								
Russ Springer, R OBP: 0.271, SLG: 0.390										0	0	0	0	0	0	0									
Mike Gallo, L OBP: 0.271, SLG: 0.390										0	0	0	0	0	0	0									
Dan Wheeler, R OBP: 0.271, SLG: 0.390										0	0	0	0	0	0	0									
2 Chris Burke, R OBP: 0.447, SLG: 0.657										0	0	0	0	0	0	0									
Willy Taveras, R OBP: 0.319, SLG: 0.321										4	0	0	1	0	0	1									
17 Lance Berkman, S OBP: 0.398, SLG: 0.690										4	0	2	1	0	2	2									
16 Jason Lane, R OBP: 0.372, SLG: 0.433										4	0	0	0	1	2	1									
Mike Lamb, L OBP: 0.350, SLG: 0.316										5	3	3	0	0	1	2									
Preston Wilson, R OBP: 0.271, SLG: 0.390										5	2	2	0	0	0	1									
54 Brad Lidge, R										0	0	0	0	0	0	0									
Brad Ausmus, R OBP: 0.482, SLG: 0.409										3	1	3	1	1	0	0									
28 Adam Everett, R OBP: 0.314, SLG: 0.359										4	1	2	4	0	1	2									
64 Fernando Nieve, R OBP: 0.200, SLG: 0.200										3	0	1	1	0	2	3									
Orlando Palmeiro, L OBP: 0.119, SLG: 0.053										1	0	0	0	0	0	0									
4 Eric Bruntlett, R OBP: 0.385, SLG: 0.300										0	0	0	0	0	0	0									
Inning Stats	R: 1 E: 0 K: 1 S: 7	H: 1 LOB: 0 BB: 0 P: 13	R: 4 E: 0 K: 1 S: 18	H: 5 LOB: 1 BB: 0 P: 28	R: 2 E: 0 K: 2 S: 18	H: 4 LOB: 2 BB: 0 P: 27	R: 0 E: 0 K: 1 S: 9	H: 1 LOB: 1 BB: 0 P: 15	R: 0 E: 0 K: 2 S: 16	H: 1 LOB: 0 BB: 0 P: 22	R: 0 E: 0 K: 0 S: 8	H: 1 LOB: 1 BB: 0 P: 12	R: 1 E: 1 K: 0 S: 12	H: 1 LOB: 2 BB: 1 P: 21	R: 0 E: 1 K: 1 S: 17	H: 0 LOB: 1 BB: 1 P: 20	R: 0 E: 0 K: 0 S: 5	H: 0 LOB: 0 BB: 1 P: 10	1B: 12 2B: 2 3B: 0 HR: 0	SF: 1 SAC: 1 DP: 1 HBP: 0	WP: 1 PB: 0 SB: 2 CS: 0	PA: 42			
PITCHER	IP	WLS	BF	H	R	ER	SO	BB	IBB	HBP	BLK	WP	HR	S	P	ERA	WHIP								
15 Ben Sheets, R ERA: 6.64	2.1	L	16	9	7	7	3	0	0	0	0	0	0	36	60	27.00	3.857								
Ben Hendrickson, R ERA:	4.2		19	5	1	0	4	1	0	0	0	1	0	52	78	0.00	1.286								
Dan Kolb, R ERA:	1.0		4	0	0	0	1	0	0	0	0	0	0	17	22	0.00	0.000								
Justin Lehr, R ERA: 7.96	1.0		3	0	0	0	0	1	0	0	0	0	0	5	10	0.00	1.000								

AB	38
R	8
H	14
RBI	8
BB	2
SO	8
LOB	16



Batter	1	2	3	4	5	6	7	8	9	AB	R	H	RBI	BB	SO	LOB	BOTTOM										
23 Rickie Weeks Jr., R OBP: 0.357, SLG: 0.353										4	0	1	0	0	0	2	Houston Astros @ Milwaukee Brewers Miller Park, Milwaukee, WI Tue May 02 2006, 7:05 PM CDT Att: 12,664 - Roof Closed - 65 F										
7 J.J. Hardy, R OBP: 0.317, SLG: 0.464										4	2	2	1	0	2	0											
Geoff Jenkins, L OBP: 0.355, SLG: 0.463										4	0	0	0	0	1	1											
Carlos Lee, R OBP: 0.403, SLG: 0.643										3	0	0	0	0	0	0											
28 Prince Fielder, L OBP: 0.407, SLG: 0.559										4	1	2	1	0	0	0											
2 Bill Hall, R OBP: 0.397, SLG: 0.786										4	1	1	2	0	2	2											
47 Corey Koskie, L OBP: 0.329, SLG: 0.486										4	0	1	0	0	3	0											
Damian Miller, R OBP: 0.370, SLG: 0.529										4	1	1	1	0	1	1											
15 Ben Sheets, R ERA: 4.74	7.0	W	27	6	4	4	7	0	0	0	0	0	0	0	0	0		Brewers									
Russ Springer, R ERA: 4.5	0.1		2	2	1	1	0	0	0	0	0	0	0	6	6	27.00			6.000								
Mike Gallo, L ERA: 9.45	0.1		1	0	0	0	0	0	0	0	0	0	0	4	5	0.00	0.000										
Dan Wheeler, R ERA: 3.46	0.1	S	3	1	0	0	1	0	0	0	0	0	0	7	11	0.00	3.000										
54 Brad Lidge, R ERA: 5.93	1.0	S	3	0	0	0	2	0	0	0	0	0	0	8	12	0.00	0.000										
Inning Stats	R: 0 E: 0 K: 1 S: 7	H: 0 LOB: 0 BB: 0 P: 11	R: 2 E: 0 K: 0 S: 18	H: 4 LOB: 2 BB: 0 P: 25	R: 1 E: 0 K: 1 S: 9	H: 1 LOB: 0 BB: 0 P: 12	R: 0 E: 0 K: 2 S: 7	H: 0 LOB: 0 BB: 0 P: 12	R: 0 E: 0 K: 2 S: 11	H: 0 LOB: 0 BB: 0 P: 17	R: 0 E: 0 K: 0 S: 5	H: 0 LOB: 0 BB: 0 P: 10	R: 1 E: 0 K: 1 S: 8	H: 1 LOB: 0 BB: 0 P: 14	R: 1 E: 0 K: 1 S: 17	H: 3 LOB: 2 BB: 0 P: 22	R: 0 E: 0 K: 2 S: 8		H: 0 LOB: 0 BB: 0 P: 12	1B: 4 2B: 2 3B: 0 HR: 3	SF: 0 SAC: 0 DP: 0 HBP: 1	WP: 0 PB: 0 SB: 0 CS: 0	PA: 36				
PITCHER	IP	WLS	BF	H	R	ER	SO	BB	IBB	HBP	BLK	WP	HR	S	P	ERA	WHIP										
64 Fernando Nieve, R ERA: 4.74	7.0	W	27	6	4	4	7	0	0	0	0	0	0	0	0	0	5.14		0.857								
Russ Springer, R ERA: 4.5	0.1		2	2	1	1	0	0	0	0	0	0	0	6	6	27.00	6.000										
Mike Gallo, L ERA: 9.45	0.1		1	0	0	0	0	0	0	0	0	0	0	4	5	0.00	0.000										
Dan Wheeler, R ERA: 3.46	0.1	S	3	1	0	0	1	0	0	0	0	0	0	7	11	0.00	3.000										
54 Brad Lidge, R ERA: 5.93	1.0	S	3	0	0	0	2	0	0	0	0	0	0	8	12	0.00	0.000										

Batter	1	2	3	4	5	6	7	8	9	AB	R	H	RBI	BB	SO	LOB	TOP					
22 David Eckstein, R OBP: 0.389, SLG: 0.382	P2		E5			FC3-6 53 G1-6-3		F9		4	0	0	0	0	0	1						
53 John Rodriguez, L OBP: 0.476, SLG: 0.583	K		F8			G1-6-3			2B 5 F8 15 1B	4	1	1	0	0	1	2						
5 Albert Pujols, R OBP: 0.492, SLG: 0.886	G5-3				P5		HR		F8	4	1	1	1	0	0	1						
15 Jim Edmonds, L OBP: 0.299, SLG: 0.393		G5-3		G3-1			G4-3		1B 43 S	4	0	1	1	0	0	0						
43 Juan Encarnacion, R OBP: 0.245, SLG: 0.376	K			L4			G5-3		1B 3-H	3	0	0	0	0	1	0						
26 Scott Spiezio, S OBP: 0.333, SLG: 0.563	HR				G3		K		HBP 1-2	4	1	1	1	0	2	2						
Gary Bennett, R Aaron Miles, S OBP: 0.411, SLG: 0.390	G4-3				G6-3			F9	G3-1	3	0	0	0	0	0	0						
7 Hector Luna, R OBP: 0.396, SLG: 0.520			F9		G6-3			HR		3	1	1	1	0	0	0						
Jason Marquis, L 48 Brad Thompson, R John Gall, R 40 Brian Falkenberg, R	K					22 FC3-6 1B		K		2	0	1	0	0	1	0						
										2	0	1	0	0	1	0						
										0	0	0	0	0	0	0						
										0	0	0	0	0	0	0						
Inning Stats	R: 0 E: 0 K: 1 S: 8	H: 0 LOB: 0 BB: 0 P: 13	R: 1 E: 0 K: 1 S: 11	H: 1 LOB: 0 BB: 0 P: 15	R: 0 E: 1 K: 1 S: 11	H: 0 LOB: 1 BB: 0 P: 16	R: 0 E: 0 K: 0 S: 11	H: 0 LOB: 0 BB: 0 P: 18	R: 0 E: 0 K: 0 S: 9	H: 0 LOB: 0 BB: 0 P: 11	R: 0 E: 0 K: 0 S: 7	H: 1 LOB: 0 BB: 0 P: 7	R: 1 E: 0 K: 1 S: 9	H: 1 LOB: 0 BB: 0 P: 14	R: 1 E: 0 K: 1 S: 17	H: 1 LOB: 0 BB: 0 P: 20	R: 1 E: 0 K: 1 S: 15	H: 2 LOB: 2 BB: 0 P: 20	1B: 2 2B: 1 3B: 0 HR: 3	SF: 0 SAC: 0 DP: 1 HBP: 1	WP: 0 PB: 0 SB: 1 CS: 0	PA: 34
PITCHER	IP	WLS	BF	H	R	ER	SO	BB	IBB	HBP	BLK	WP	HR	S	P	ERA	WHIP					
44 Roy Oswalt, R ERA: 2.86	8.0	W	28	4	3	3	5	0	0	0	0	0	3	83	117	3.38	0.500					
54 Brad Lidge, R ERA: 6.14	1.0	S	6	2	1	1	1	0	0	1	0	0	0	15	20	9.00	2.000					

St. Louis Cardinals @ Houston Astros
Minute Maid Park, Houston, TX
Wed May 03 2006, 7:05 PM CDT
Att: 37,305 - Partly Cloudy - 84 F

AB 33
R 4
H 6
RBI 4
BB 0
SO 6
LOB 8



Batter	1	2	3	4	5	6	7	8	9	AB	R	H	RBI	BB	SO	LOB	BOTTOM					
Craig Biggio, R 4 Eric Bruntlett, R	1B 2B BB	F7		G4-3		3B 1B		K		4	2	1	0	1	1	1						
Willy Taveras, R	1B 2B	1B		1B BB		3B 1B		G6-3		4	2	3	1	1	0	0						
17 Lance Berkman, S	1B SF8	2B		1B		2B		K		5	1	3	3	0	1	2						
Morgan Ensberg, R	BB	1B		G6-3		F9				4	0	1	0	0	0	5						
Preston Wilson, R	K					F9		F9 16 G6-3 1B		4	0	1	0	0	2	2						
16 Jason Lane, R	SF8			F8		P5		G6-3		3	0	0	1	0	0	1						
Brad Ausmus, R	BB			2B		G1-3		F9		3	0	1	0	1	0	1						
28 Adam Everett, R	F8			F8				K		3	0	0	0	1	1	3						
44 Roy Oswalt, R 54 Brad Lidge, R	1B F8 1B BB			G6-3		G6-3		G6-3		3	0	0	0	1	0	2						
										0	0	0	0	0	0	0						
Inning Stats	R: 3 E: 0 K: 1 S: 22	H: 3 LOB: 2 BB: 2 P: 37	R: 0 E: 0 K: 0 S: 11	H: 1 LOB: 1 BB: 1 P: 19	R: 0 E: 0 K: 1 S: 11	H: 1 LOB: 1 BB: 0 P: 19	R: 0 E: 0 K: 0 S: 13	H: 1 LOB: 2 BB: 1 P: 23	R: 0 E: 0 K: 1 S: 10	H: 3 LOB: 1 BB: 0 P: 15	R: 0 E: 0 K: 0 S: 9	H: 1 LOB: 2 BB: 1 P: 16	R: 0 E: 0 K: 2 S: 16	H: 0 LOB: 0 BB: 0 P: 23	R: 0 E: 0 K: 2 S: 16	H: 0 LOB: 0 BB: 0 P: 23	1B: 6 2B: 3 3B: 1 HR: 0	SF: 1 SAC: 0 DP: 0 HBP: 0	WP: 0 PB: 0 SB: 0 CS: 0	PA: 39		
PITCHER	IP	WLS	BF	H	R	ER	SO	BB	IBB	HBP	BLK	WP	HR	S	P	ERA	WHIP					
Jason Marquis, R ERA: 5.9	5.2	L	29	8	5	5	3	4	0	0	0	0	0	11	20	0.00	1.500					
48 Brad Thompson, R ERA: 0.71	1.1		7	2	0	0	0	0	1	0	0	0	0	16	23	0.00	0.000					
40 Brian Falkenberg, R ERA: 6.4	1.0		3	0	0	0	2	0	0	0	0	0	0	16	23	0.00	0.000					

St. Louis Cardinals @ Houston Astros
Minute Maid Park, Houston, TX
Wed May 03 2006, 7:05 PM CDT
Att: 37,305 - Partly Cloudy - 84 F

AB 33
R 5
H 10
RBI 5
BB 5
SO 5
LOB 17



Batter	1	2	3	4	5	6	7	8	9	AB	R	H	RBI	BB	SO	LOB	TOP										
Craig Biggio, R OBP: 0.352, SLG: 0.504 (1, 4)	F7		1B				F9			4	1	2	1	0	0	0	Houston Astros @ Colorado Rockies Coors Field, Denver, CO Fri May 05 2006, 7:05 PM MDT Att: 20,327 - Overcast - 46 F										
Willy Taveras, R OBP: 0.349, SLG: 0.353 (1, 8)	K		1B				G4-3			4	1	1	0	0	1	1											
17 Lance Berkman, S OBP: 0.397, SLG: 0.708 (1, 3)	1B		K				G4-3			4	1	1	0	0	2	2											
Morgan Ensberg, R OBP: 0.431, SLG: 0.680 (1, 5)	1B		K				K			3	0	0	0	1	3	2											
Preston Wilson, R OBP: 0.271, SLG: 0.378 (1, 7)	1B		K				K			4	0	2	3	0	1	0											
16 Jason Lane, R OBP: 0.347, SLG: 0.400 (1, 9)	P2		K				G4-3			4	0	0	0	0	1	3											
Brad Ausmus, R OBP: 0.457, SLG: 0.408 (1, 2)			K				G4-3			4	0	1	0	0	2	0											
28 Adam Everett, R OBP: 0.309, SLG: 0.352 (1, 6)			K				F9			4	1	1	0	0	1	1											
Taylor Buchholz, R (1, 1)			K				P3			2	0	0	0	0	1	0											
Mike Gallo, L (8, 1)										0	0	0	0	0	0	0											
Chad Qualls, R (8, 1)										0	0	0	0	0	0	0											
Mike Lamb, L OBP: 0.253, SLG: 0.300 (9, PH)										1	0	0	0	0	0	1											
54 Brad Lidge, R (9, 1)										0	0	0	0	0	0	0											
Dan Wheeler, R (9, 1)										0	0	0	0	0	0	0											
Inning Stats	R: 1 E: 0 K: 1 S: 13	H: 2 LOB: 2 BB: 1 P: 26	R: 0 E: 0 K: 3 S: 9	H: 0 LOB: 0 BB: 0 P: 11	R: 2 E: 0 K: 3 S: 15	H: 3 LOB: 1 BB: 0 P: 19	R: 1 E: 0 K: 1 S: 12	H: 2 LOB: 1 BB: 0 P: 16	R: 0 E: 0 K: 0 S: 7	H: 0 LOB: 0 BB: 0 P: 9	R: 0 E: 0 K: 0 S: 9	H: 0 LOB: 0 BB: 0 P: 13	R: 0 E: 0 K: 3 S: 9	H: 0 LOB: 0 BB: 0 P: 13	R: 0 E: 0 K: 0 S: 12	H: 1 LOB: 1 BB: 0 P: 18	1B: 5 2B: 3 3B: 0 HR: 0	SF: 0 SAC: 1 DP: 0 HBP: 0	WP: 0 PB: 0 SB: 1 CS: 0	PA: 36							
PITCHER	IP	WLS	BF	H	R	ER	SO	BB	IBB	HBP	BLK	WP	HR	S	P	ERA	WHIP										
49 Byung-Hyun Kim, R ERA: 3.29 (1, 1)	7.0		29	7	4	4	9	1	0	0	0	0	0	70	102	5.14	1.143										
61 Ramon E Ramirez, R ERA: (8, 1)	2.0	W	7	1	0	0	3	0	0	0	0	0	0	21	31	0.00	0.500										

AB	34
R	4
H	8
RBI	4
BB	1
SO	12
LOB	10



Batter	1	2	3	4	5	6	7	8	9	AB	R	H	RBI	BB	SO	LOB	BOTTOM										
18 Cory Sullivan, L OBP: 0.355, SLG: 0.509 (1, 8)	F8		G3-1				G6-3			4	0	0	0	1	0	0	Houston Astros @ Colorado Rockies Coors Field, Denver, CO Fri May 05 2006, 7:05 PM MDT Att: 20,327 - Overcast - 46 F										
Jamey Carroll, R OBP: 0.419, SLG: 0.370 (1, 4)	G3-1		1B				G4-3			4	1	3	1	1	0	0											
17 Todd Helton, L OBP: 0.514, SLG: 0.604 (1, 3)	G3-1		F7				K			4	0	1	0	0	1	2											
27 Garrett Atkins, R OBP: 0.408, SLG: 0.523 (1, 5)	G4-3						1B			3	1	1	0	1	0	2											
5 Matt Holliday, R OBP: 0.305, SLG: 0.533 (1, 7)							1B			4	1	2	0	0	0	1											
11 Brad Hawpe, L OBP: 0.451, SLG: 0.679 (1, 9)	F8		FC3				G3			4	1	1	0	0	0	3											
12 Clint Barmes, R OBP: 0.258, SLG: 0.354 (1, 6)	K		FC6-4				P6			3	1	0	1	0	1	3											
Danny Ardoin, R OBP: 0.209, SLG: 0.222 (1, 2)	P6						G3			2	0	0	0	0	0	2											
Jason Smith, L OBP: 0.388, SLG: 0.459 (7, PH)										1	0	0	0	0	0	0											
61 Ramon E Ramirez, R OBP: 1.000, SLG: 1.000 (8, 1)										0	0	0	0	0	0	0											
Choo Freeman, R OBP: 0.258, SLG: 0.300 (9, PH)										0	0	0	0	0	0	0											
49 Byung-Hyun Kim, R (1, 1)										2	0	0	0	0	0	1											
Miguel Ojeda, R OBP: 0.333, SLG: 0.435 (7, PH)										1	0	0	0	0	0	0											
Eli Marrero, R OBP: 0.413, SLG: 0.692 (9, PH)										0	0	0	0	1	0	0											
Inning Stats	R: 0 E: 0 K: 0 S: 6	H: 1 LOB: 1 BB: 0 P: 8	R: 0 E: 0 K: 1 S: 9	H: 1 LOB: 1 BB: 0 P: 14	R: 0 E: 0 K: 0 S: 8	H: 1 LOB: 1 BB: 0 P: 11	R: 2 E: 1 K: 0 S: 13	H: 1 LOB: 1 BB: 1 P: 25	R: 0 E: 0 K: 0 S: 10	H: 0 LOB: 0 BB: 0 P: 12	R: 0 E: 0 K: 0 S: 14	H: 1 LOB: 1 BB: 0 P: 18	R: 0 E: 0 K: 0 S: 8	H: 0 LOB: 0 BB: 0 P: 10	R: 1 E: 0 K: 0 S: 6	H: 2 LOB: 2 BB: 0 P: 9	R: 2 E: 1 K: 0 S: 7	H: 1 LOB: 3 BB: 3 P: 21	1B: 5 2B: 3 3B: 0 HR: 0	SF: 0 SAC: 2 DP: 1 HBP: 0	WP: 0 PB: 0 SB: 1 CS: 0	PA: 38					
PITCHER	IP	WLS	BF	H	R	ER	SO	BB	IBB	HBP	BLK	WP	HR	S	P	ERA	WHIP										
Taylor Buchholz, R ERA: 2.16 (1, 1)	7.0		29	6	3	2	2	1	0	0	0	0	0	1	102	2.57	1.000										
Mike Gallo, L ERA: 9.45 (8, 1)	0.0		1	1	0	0	0	0	0	0	0	0	0	1	1	∞	∞										
Chad Qualls, R ERA: 5.74 (8, 1)	1.0	H	2	0	0	0	0	0	0	0	0	0	0	3	4	0.00	0.000										
54 Brad Lidge, R ERA: 6.19 (9, 1)	0.1	L	4	1	2	1	0	1	0	0	0	0	0	4	10	27.00	6.000										
Dan Wheeler, R ERA: 3.21 (9, 1)	0.0		2	0	0	0	0	1	1	0	0	0	0	3	11	∞	∞										

AB	32
R	5
H	8
RBI	2
BB	4
SO	2
LOB	14



Batter	1	2	3	4	5	6	7	8	9	AB	R	H	RBI	BB	SO	LOB	TOP					
Craig Biggio, R (1,4) OBP: 0.341, SLG: 0.487	F7		G4-3			F7		G5-4-3		4	0	0	0	0	0	1						
Willy Taveras, R (1,8) OBP: 0.348, SLG: 0.350 Dave Borkowski, R (8,1)	K		K			17 S 1B		F9		4	0	1	0	0	2	0						
17 Lance Berkman, S (1,3) OBP: 0.400, SLG: 0.698	1B			G3-1		1-2 BB		F7		3	0	1	0	1	0	0						
Morgan Ensberg, R (1,5)	L5			F7		K		K		4	0	0	0	0	2	3						
Preston Wilson, R (1,7) OBP: 0.279, SLG: 0.391		1-1 2 G6-4-3 1B		K			2-3 K		3-2 2B	4	0	2	0	0	2	0						
2 Chris Burke, R (1,9) OBP: 0.425, SLG: 0.622 Orlando Palmeiro, L (6,9)	G6-4-3				1-3 K		0-1 1B		0-1 F8	2	0	0	0	0	1	1						
Eric Munson, L (1,2) OBP: 0.310, SLG: 0.375		3-2 2B		P5			1-3 K			3	0	1	0	0	1	1						
28 Adam Everett, R (1,6) OBP: 0.300, SLG: 0.341			1-3 K		0-1 P4		0-0 G1-3			3	0	0	0	0	1	2						
51 Wandy Rodriguez, S (1,1) OBP: 0.077, SLG: 0.077 Russ Springer, R (7,1)					0-1 G1-3			0-1 G3		2	0	0	0	0	0	0						
4 Eric Bruntlett, R (8, PH) OBP: 0.428, SLG: 0.364 (8,8)								0-1 G5-4-3 1B		0	0	0	0	0	0	0						
Inning Stats	R: 0 E: 0 K: 1 S: 9	H: 1 LOB: 1 BB: 0 P: 15	R: 0 E: 0 K: 1 S: 10	H: 2 LOB: 1 BB: 0 P: 16	R: 0 E: 0 K: 1 S: 6	H: 0 LOB: 0 BB: 0 P: 7	R: 0 E: 0 K: 1 S: 7	H: 0 LOB: 0 BB: 0 P: 9	R: 0 E: 0 K: 1 S: 6	H: 0 LOB: 0 BB: 0 P: 7	R: 0 E: 0 K: 1 S: 14	H: 1 LOB: 2 BB: 1 P: 22	R: 0 E: 0 K: 2 S: 9	H: 1 LOB: 1 BB: 0 P: 12	R: 0 E: 0 K: 0 S: 7	H: 1 LOB: 0 BB: 0 P: 9	R: 0 E: 0 K: 1 S: 12	H: 1 LOB: 1 BB: 0 P: 20	1B: 5 2B: 2 3B: 0 HR: 0	SF: 0 SAC: 0 DP: 2 HBP: 0	WP: 0 PB: 0 SB: 1 CS: 0	PA: 33
PITCHER Jason Jennings, R (1,1) ERA: 4.7	IP: 9.0 WLS: W BF: 33 H: 7 R: 0 ER: 0 SO: 9 BB: 1 IBB: 0 HBP: 0 BLK: 0 WP: 0 HR: 0 S: 80 P: 117 ERA: 0.00 WHIP: 0.889															PITCHER						

Houston Astros @ Colorado Rockies
Coors Field, Denver, CO
Sat May 06 2006, 6:05 PM MDT
Att: 26,358 - Partly Cloudy - 61 F

AB 32
R 0
H 7
RBI 0
BB 1
SO 9
LOB 9



Batter	1	2	3	4	5	6	7	8	9	AB	R	H	RBI	BB	SO	LOB	BOTTOM			
Jamey Carroll, R (1,4) OBP: 0.431, SLG: 0.364	S 1B BB				SH1-3					1	1	0	0	2	1	0				
Choo Freeman, R (1,8) OBP: 0.286, SLG: 0.324	17 S 1B	CS			G4-3			G1-3		4	2	2	1	0	0	1				
17 Todd Helton, L (1,3) OBP: 0.513, SLG: 0.596	17 G3-6 1B		17 SF8 1B		G6-3			K		4	0	2	1	0	1	1				
27 Garrett Atkins, R (1,5) OBP: 0.395, SLG: 0.509	G3-6		SF8				F9			3	0	0	1	0	1	1				
5 Matt Holliday, R (1,7) OBP: 0.305, SLG: 0.552	G4-3		G6-4-3				HR			3	1	1	1	0	0	1				
11 Brad Hawpe, L (1,9) OBP: 0.440, SLG: 0.661		G4-3		G3			K			3	0	0	0	0	1	0				
12 Clint Barmes, R (1,6) OBP: 0.260, SLG: 0.348		2B HBP		P4			G5-3			2	1	0	0	0	0	0				
Miguel Ojeda, R (1,2) OBP: 0.333, SLG: 0.449		G4-3 2B		G6-3				F8		3	0	1	1	0	0	0				
Jason Jennings, L (1,1) OBP: 0.200, SLG: 0.200		G4-3			G4-3 SH1-3 1B			F8		3	0	1	0	0	0	1				
Inning Stats	R: 2 E: 0 K: 0 S: 13	H: 2 LOB: 0 BB: 1 P: 24	R: 1 E: 0 K: 0 S: 12	H: 1 LOB: 1 BB: 1 P: 19	R: 1 E: 0 K: 0 S: 10	H: 2 LOB: 0 BB: 0 P: 12	R: 0 E: 0 K: 0 S: 6	H: 0 LOB: 0 BB: 0 P: 12	R: 0 E: 0 K: 1 S: 7	H: 1 LOB: 0 BB: 0 P: 10	R: 0 E: 0 K: 1 S: 11	H: 0 LOB: 0 BB: 0 P: 16	R: 0 E: 0 K: 2 S: 8	H: 0 LOB: 0 BB: 0 P: 13	R: 0 E: 0 K: 0 S: 8	H: 0 LOB: 0 BB: 0 P: 13	1B: 5 2B: 1 3B: 0 HR: 1	SF: 1 SAC: 1 DP: 2 HBP: 1	WP: 0 PB: 0 SB: 2 CS: 1	PA: 32
PITCHER 51 Wandy Rodriguez, L (1,1) ERA: 3.27 Russ Springer, R (7,1) ERA: 4.0 Dave Borkowski, R (8,1) ERA:	IP: 6.0 WLS: L BF: 25 H: 7 R: 5 ER: 5 SO: 1 BB: 2 IBB: 0 HBP: 0 BLK: 0 WP: 0 HR: 1 S: 54 P: 83 ERA: 7.50 WHIP: 1.500															PITCHER				

Houston Astros @ Colorado Rockies
Coors Field, Denver, CO
Sat May 06 2006, 6:05 PM MDT
Att: 26,358 - Partly Cloudy - 61 F

AB 26
R 5
H 7
RBI 5
BB 2
SO 4
LOB 5



Batter	1	2	3	4	5	6	7	8	9	AB	R	H	RBI	BB	SO	LOB	TOP					
Willy Taveras, R OBP: 0.336, SLG: 0.339	G6-3		G4-3			B5-3		F9		4	0	0	0	0	0	0						
Orlando Palmeiro, L OBP: 0.125, SLG: 0.087	G1-3		G4-3			G4-3		F9		4	0	0	0	0	0	0						
17 Lance Berkman, S OBP: 0.403, SLG: 0.692	1B		L6			1B		K		4	0	2	0	0	1	0						
Morgan Ensberg, R OBP: 0.420, SLG: 0.645	G5-3			L6		1B				3	1	1	0	1	0	1						
16 Jason Lane, R OBP: 0.352, SLG: 0.427		HR		P5		F7				3	1	1	1	1	0	2						
Brad Ausmus, R OBP: 0.438, SLG: 0.388	G3-1		G5-3				G1-4-3		G5-4-3	4	0	0	0	0	0	2						
28 Adam Everett, R OBP: 0.317, SLG: 0.379					F7					4	1	3	1	0	0	0						
4 Eric Bruntlett, R OBP: 0.444, SLG: 0.357	FC4-3-6		G1-3			1B				3	0	1	1	0	0	1						
64 Fernando Nieve, R OBP: 0.143, SLG: 0.143	G1				K		G4-6-3			2	0	0	0	0	1	1						
Mike Gallo, L OBP: 0.318, SLG: 0.286										0	0	0	0	0	0	0						
Dave Borkowski, R OBP: 0.338, SLG: 0.483										1	0	0	0	0	0	2						
Craig Biggio, R OBP: 0.338, SLG: 0.483										1	0	0	0	0	1	1						
Inning Stats	R: 0 E: 0 K: 0 S: 9	H: 1 LOB: 1 BB: 0 P: 15	R: 1 E: 0 K: 0 S: 10	H: 2 LOB: 1 BB: 0 P: 16	R: 0 E: 0 K: 0 S: 6	H: 0 LOB: 0 BB: 0 P: 9	R: 0 E: 0 K: 0 S: 7	H: 0 LOB: 0 BB: 0 P: 8	R: 0 E: 0 K: 1 S: 9	H: 0 LOB: 0 BB: 0 P: 12	R: 0 E: 0 K: 0 S: 7	H: 1 LOB: 2 BB: 1 P: 14	R: 0 E: 0 K: 1 S: 4	H: 1 LOB: 1 BB: 0 P: 6	R: 0 E: 0 K: 1 S: 8	H: 0 LOB: 0 BB: 0 P: 11	R: 2 E: 0 K: 1 S: 17	H: 3 LOB: 1 BB: 1 P: 30	1B: 6 2B: 0 3B: 1 HR: 1	SF: 0 SAC: 0 DP: 2 HBP: 1	WP: 0 PB: 0 SB: 1 CS: 0	PA: 36
PITCHER	IP WLS BF H R ER SO BB IBB HBP BLK WP HR S P ERA WHIP																					
28 Aaron Cook, R ERA: 3.51	8.0 W 32 6 3 3 2 2 0 1 0 0 1 67 104 3.38 1.000																					
40 Brian Fuentes, L ERA: 2.08	1.0 S 4 2 0 0 1 0 0 0 0 0 0 10 17 0.00 2.000																					

Houston Astros @ Colorado Rockies
Coors Field, Denver, CO
Sun May 07 2006, 1:05 PM MDT
Att: 30,270 - Partly Cloudy - 68 F


AB 33
R 3
H 8
RBI 3
BB 2
SO 3
LOB 10



Batter	1	2	3	4	5	6	7	8	9	AB	R	H	RBI	BB	SO	LOB	BOTTOM			
18 Cory Sullivan, L OBP: 0.364, SLG: 0.525	SH1-3 1B		K			SF8		1B		4	1	3	1	0	1	1				
Jamey Carroll, R OBP: 0.441, SLG: 0.368	SH1-3		L9							2	1	1	0	1	0	1				
17 Todd Helton, L OBP: 0.512, SLG: 0.633	BB		F9							3	1	1	3	1	1	2				
27 Garrett Atkins, R OBP: 0.391, SLG: 0.508	F4			F7				F8		4	0	1	0	0	0	2				
5 Matt Holliday, R OBP: 0.311, SLG: 0.555	F9				G4-3					3	1	1	0	1	0	3				
11 Brad Hawpe, L OBP: 0.434, SLG: 0.643		F8								3	0	0	0	1	1	2				
12 Clint Barmes, R OBP: 0.260, SLG: 0.353	G6-3									4	0	1	1	0	1	2				
Danny Ardoin, R OBP: 0.225, SLG: 0.254	L4									4	1	2	0	0	0	2				
28 Aaron Cook, R OBP: 0.118, SLG: 0.118										3	0	1	0	0	0	3				
40 Brian Fuentes, L ERA: 2.08										0	0	0	0	0	0	0				
Inning Stats	R: 0 E: 0 K: 0 S: 9	H: 1 LOB: 2 BB: 1 P: 14	R: 0 E: 0 K: 0 S: 7	H: 0 LOB: 0 BB: 0 P: 11	R: 0 E: 0 K: 1 S: 9	H: 1 LOB: 1 BB: 0 P: 12	R: 1 E: 0 K: 1 S: 15	H: 2 LOB: 2 BB: 1 P: 22	R: 3 E: 0 K: 1 S: 16	H: 4 LOB: 1 BB: 0 P: 23	R: 1 E: 0 K: 1 S: 8	H: 1 LOB: 1 BB: 1 P: 14	R: 0 E: 0 K: 1 S: 12	H: 0 LOB: 1 BB: 1 P: 18	R: 0 E: 0 K: 0 S: 6	H: 2 LOB: 2 BB: 0 P: 7	1B: 5 2B: 5 3B: 0 HR: 1	SF: 1 SAC: 2 DP: 0 HBP: 0	WP: 0 PB: 0 SB: 0 CS: 0	PA: 37
PITCHER	IP WLS BF H R ER SO BB IBB HBP BLK WP HR S P ERA WHIP																			
64 Fernando Nieve, R ERA: 5.55	5.1 L 27 9 5 5 2 2 0 0 0 0 0 59 86 8.44 2.062																			
Mike Gallo, L ERA: 8.59	0.2 3 0 0 0 1 1 0 0 0 0 0 5 10 0.00 1.500																			
Dave Borkowski, R ERA: 8.59	2.0 7 2 0 0 1 1 0 0 0 0 0 18 25 0.00 1.500																			

Houston Astros @ Colorado Rockies
Coors Field, Denver, CO
Sun May 07 2006, 1:05 PM MDT
Att: 30,270 - Partly Cloudy - 68 F

AB 30
R 5
H 11
RBI 5
BB 4
SO 4
LOB 18



Batter	1	2	3	4	5	6	7	8	9	AB	R	H	RBI	BB	SO	LOB	TOP										
Craig Biggio, R OBP: 0.341, SLG: 0.484 (1, 4)	G5-3	K		BB			F9		HR	4	1	1	1	1	1	1	Houston Astros @ San Francisco Giants AT&T Park, San Francisco, CA Mon May 08 2006, 7:15 PM PDT Att: 36,342 - Clear - 56 F										
4 Eric Bruntlett, R OBP: 0.409, SLG: 0.389 Mike Lamb, L OBP: 0.348, SLG: 0.455 (1, 8) (9, PH)	P6		BLK	F7			G4-3		HR	4	1	1	0	0	0	2											
17 Lance Berkman, S OBP: 0.396, SLG: 0.669 (1, 3)	1B		F9		G4-3		P4		G3	4	1	0	0	1	0	1											
Morgan Ensberg, R OBP: 0.415, SLG: 0.631 (1, 5)	1B		G1-3		G1-3			G5-3		4	0	1	0	0	0	1											
Preston Wilson, R OBP: 0.286, SLG: 0.412 (1, 7)	1B				K			G5-3		4	0	2	2	0	1	0											
16 Jason Lane, R OBP: 0.341, SLG: 0.411 (1, 9)	K		F7			P3		K		4	0	0	0	0	2	3											
Brad Ausmus, R OBP: 0.451, SLG: 0.417 (1, 2)									F9	4	0	3	0	0	0	0											
28 Adam Everett, R OBP: 0.306, SLG: 0.364 (1, 6)	P2		FC5-4		FC6-4			P3		4	0	0	0	0	0	3											
44 Roy Oswalt, R ERA: 5.12, SLG: 0.100 Russ Springer, R ERA: 4.5 Joe McEwing, R Chad Qualls, R ERA: 6.4 Ezequiel Astacio, R ERA: 7.1 Orlando Palmeiro, L OBP: 0.169, SLG: 0.126 (1, 1) (5, 1) (6, PH) (6, 1) (7, 1) (8, PH)	G3		SH3-4			F7			DI	1	0	0	0	0	0	1											
Inning Stats	R: 1 E: 0 K: 1 S: 13	H: 2 LOB: 2 BB: 1 P: 19	R: 0 E: 0 K: 1 S: 9	H: 1 LOB: 1 BB: 0 P: 14	R: 1 E: 0 K: 0 S: 13	H: 2 LOB: 1 BB: 0 P: 21	R: 0 E: 0 K: 0 S: 13	H: 1 LOB: 2 BB: 1 P: 21	R: 0 E: 0 K: 1 S: 8	H: 0 LOB: 0 BB: 0 P: 12	R: 0 E: 0 K: 0 S: 7	H: 1 LOB: 1 BB: 0 P: 9	R: 0 E: 0 K: 1 S: 8	H: 0 LOB: 0 BB: 0 P: 10	R: 0 E: 0 K: 1 S: 8	H: 0 LOB: 0 BB: 0 P: 9		R: 3 E: 0 K: 0 S: 14	H: 3 LOB: 0 BB: 0 P: 25	1B: 5 2B: 3 3B: 1 HR: 1	SF: 0 SAC: 1 DP: 0 HBP: 0	WP: 0 PA: 39 PB: 0 SB: 0 CS: 0					
PITCHER	IP	WLS	BF	H	R	ER	SO	BB	IBB	HBP	BLK	WP	HR	S	P	ERA	WHIP										
51 Noah Lowry, L ERA: 2.08 Jeremy Accardo, R ERA: 4.5 Tim Worrell, R ERA: 8.03 Armando Benitez, R ERA:	7.0	W	30	7	2	2	3	2	0	0	0	0	0	70	106	2.57	1.286										

Batter	1	2	3	4	5	6	7	8	9	AB	R	H	RBI	BB	SO	LOB	BOTTOM										
2 Randy Winn, S OBP: 0.346, SLG: 0.415 Jason Ellison, R OBP: 0.385, SLG: 0.500 (1, 9) (6, 9)	1B	F9								4	2	2	0	0	1	3	Houston Astros @ San Francisco Giants AT&T Park, San Francisco, CA Mon May 08 2006, 7:15 PM PDT Att: 36,342 - Clear - 56 F										
13 Omar Vizquel, S OBP: 0.422, SLG: 0.434 (1, 6)	F7		P5		L8					4	0	0	0	0	1	3											
Steve Finley, L OBP: 0.384, SLG: 0.472 (1, 8)	1B				FC3					3	1	1	1	1	0	1											
Pedro Feliz, R OBP: 0.267, SLG: 0.403 (1, 5)	1B		G6-3		HR					4	1	2	3	0	0	1											
Todd Greene, R OBP: 0.348, SLG: 0.522 (1, 2)	G1-3		F7							4	1	1	0	0	1	2											
9 Mark Sweeney, L OBP: 0.292, SLG: 0.525 (1, 7)		G6-3								4	1	1	1	0	1	0											
Lance Niekro, R OBP: 0.266, SLG: 0.276 (1, 3)										3	1	1	1	1	1	0											
19 Kevin Frandsen, R OBP: 0.357, SLG: 0.297 Jose Vizcaino, S OBP: 0.279, SLG: 0.162 (1, 4) (6, 4)										3	0	2	0	0	0	1											
51 Noah Lowry, R Jeremy Accardo, R Tim Worrell, R Armando Benitez, R (1, 1) (8, 1) (9, 1) (9, 1)										1	0	0	0	0	0	0											
Inning Stats	R: 1 E: 0 K: 0 S: 13	H: 3 LOB: 1 BB: 0 P: 24	R: 1 E: 1 K: 0 S: 9	H: 1 LOB: 1 BB: 1 P: 15	R: 0 E: 0 K: 0 S: 6	H: 0 LOB: 1 BB: 1 P: 12	R: 0 E: 0 K: 2 S: 11	H: 1 LOB: 0 BB: 0 P: 16	R: 5 E: 0 K: 1 S: 29	H: 5 LOB: 2 BB: 1 P: 42	R: 0 E: 0 K: 0 S: 5	H: 0 LOB: 0 BB: 0 P: 9	R: 0 E: 0 K: 2 S: 7	H: 0 LOB: 0 BB: 0 P: 10	R: 0 E: 0 K: 1 S: 9	H: 0 LOB: 1 BB: 1 P: 15		1B: 7 2B: 0 3B: 2 HR: 1	SF: 0 SAC: 1 DP: 1 HBP: 1	WP: 0 PA: 38 PB: 0 SB: 0 CS: 0							
PITCHER	IP	WLS	BF	H	R	ER	SO	BB	IBB	HBP	BLK	WP	HR	S	P	ERA	WHIP										
44 Roy Oswalt, R ERA: 3.62 Russ Springer, R ERA: 3.72 Chad Qualls, R ERA: 6.4 Ezequiel Astacio, R ERA: 13.5 (1, 1) (5, 1) (6, 1) (7, 1)	4.1	L	25	10	7	6	2	2	0	0	0	0	0	13	20	0.00	1.500										



Batter	1	2	3	4	5	6	7	8	9	AB	R	H	RBI	BB	SO	LOB	TOP										
Craig Biggio, R OBP: 0.336, SLG: 0.472 (1, 4)	G6-3	G4-3		L6		L6		G5-3		5	0	1	0	0	0	2											
Willy Taveras, R OBP: 0.345, SLG: 0.348 (1, 8)	HR		K	K		L6			17 G5-3	5	2	3	0	0	2	1											
17 Lance Berkman, S OBP: 0.383, SLG: 0.643 (1, 3)	F7		K	F8		G3			G5-3	5	0	0	0	0	1	5											
Morgan Ensberg, R OBP: 0.421, SLG: 0.655 (1, 5)	HR		K		BB	G1-3			16 2B	5	1	3	3	0	1	2											
Preston Wilson, R OBP: 0.290, SLG: 0.411 (1, 7)				16 HR	K				L6	5	1	2	0	0	2	2											
16 Jason Lane, R OBP: 0.350, SLG: 0.450 (1, 9)	F8			HR	L7					4	1	2	2	1	0	2											
Brad Ausmus, R OBP: 0.458, SLG: 0.414 (1, 2)		SH1-4		28 HR	BB	L4-3			G4-3	3	1	1	0	2	0	3											
28 Adam Everett, R OBP: 0.304, SLG: 0.388 (1, 6)	F8			HR	G4-3				F7	4	1	1	2	0	0	3											
Andy Pettitte, L OBP: 0.154, SLG: 0.093 (5, PH) Orlando Palmeiro, L OBP: 0.192, SLG: 0.160 (5, 1) Chad Qualls, R OBP: 0.235, SLG: 0.435 (5, PH) Mike Lamb, L OBP: 0.181, SLG: 0.181 (5, 1) Mike Gallo, L OBP: 0.181, SLG: 0.181 (5, 1) Dan Wheeler, R OBP: 0.181, SLG: 0.181 (5, 1) Dave Borkowski, R OBP: 0.181, SLG: 0.181 (5, 1)	SH1-4		G4-3			17 G3		K		1	0	0	0	0	0	0											
Inning Stats	R: 2 E: 0 K: 0 S: 11	H: 3 LOB: 1 BB: 0 P: 16	R: 0 E: 0 K: 0 S: 9	H: 1 LOB: 1 BB: 0 P: 12	R: 0 E: 0 K: 3 S: 11	H: 0 LOB: 0 BB: 0 P: 15	R: 4 E: 0 K: 1 S: 17	H: 4 LOB: 1 BB: 1 P: 26	R: 0 E: 0 K: 1 S: 8	H: 2 LOB: 2 BB: 0 P: 18	R: 0 E: 0 K: 1 S: 9	H: 0 LOB: 0 BB: 1 P: 19	R: 0 E: 0 K: 1 S: 7	H: 0 LOB: 2 BB: 0 P: 10	R: 1 E: 0 K: 0 S: 19	H: 3 LOB: 2 BB: 0 P: 30	1B: 10 2B: 2 3B: 0 HR: 3	SF: 0 SAC: 1 DP: 1 HBP: 0	WP: 0 PB: 0 SB: 0 CS: 0	PA: 43							
PITCHER	IP	WLS	BF	H	R	ER	SO	BB	IBB	HBP	BLK	WP	HR	S	P	ERA	WHIP										
Jae Weong Seo, R ERA: 6.0 (1, 1)	3.1		19	8	6	6	3	1	0	0	0	0	3	41	60	16.20	2.700										
Franquelis Osoria, R ERA: 6.06 (4, 1)	2.0		10	3	0	0	2	1	0	0	0	0	0	24	37	0.00	2.000										
51 Jonathan Broxton, R ERA: 1.8 (6, 1)	1.2		5	0	0	0	1	1	0	0	0	0	0	13	25	0.00	0.600										
44 Takashi Saito, R ERA: 3.24 (8, 1)	1.0	W	3	0	0	0	1	0	0	0	0	0	0	7	10	0.00	0.000										
Joe Beimel, L ERA: 1.23 (9, 1)	1.0		6	3	1	1	0	0	0	0	0	0	0	19	30	9.00	3.000										

Houston Astros @ Los Angeles Dodgers
Dodger Stadium, Los Angeles, CA
Tue May 09 2006, 7:10 PM PDT
Att: 55,992 - Clear - 66 F

AB 39
R 7
H 14
RBI 7
BB 3
SO 7
LOB 20



Batter	1	2	3	4	5	6	7	8	9	AB	R	H	RBI	BB	SO	LOB	BOTTOM										
15 Rafael Furcal, S OBP: 0.324, SLG: 0.273 (1, 6)	L9		5 HR	G6-3		K				5	2	2	1	0	1	2											
José Cruz Jr., S OBP: 0.373, SLG: 0.389 (1, 7) (9, 9)			5 HR		5 2B	K			12 HR	3	2	2	1	2	1	2											
5 Nomar Garciaparra, R OBP: 0.373, SLG: 0.593 (1, 3)	K			HR	FC3-2	F9			K	5	2	2	3	0	2	4											
J.D. Drew, L OBP: 0.388, SLG: 0.523 Joe Beimel, L OBP: 0.388, SLG: 0.523 (9, 1)	K			HR	FC3-2				12 HR	4	2	1	1	1	1	3											
12 Jeff Kent, R OBP: 0.321, SLG: 0.300 (1, 4)		G6-3		K						5	1	2	4	0	1	0											
Bill Mueller, S OBP: 0.370, SLG: 0.426 (1, 5)		2B		F7		P6			G3-1	5	1	1	0	0	0	3											
17 Jason Repko, R OBP: 0.392, SLG: 0.522 Kenny Lofton, L OBP: 0.349, SLG: 0.449 (1, 8)		55 G6-3		G3		G4-3				0	0	0	0	0	0	0											
55 Russell Martin, R OBP: 0.500, SLG: 0.692 (1, 2)		G6-3		G6-3		51 SH				3	1	1	1	1	0	1											
Jae Weong Seo, R OBP: 0.200, SLG: 0.292 (4, 1) Franquelis Osoria, R ERA: 4.92 (5, 1) 51 Jonathan Broxton, R ERA: 8.59 (5, 1) 44 Takashi Saito, L ERA: 5.52 (5, PH) Orlando Saenz, R OBP: 0.181, SLG: 0.181 (5, PH) 16 Andre Ethier, R ERA: 1.93 (5, 7)		F9		K		SH			15 1B	1	0	0	0	0	0	1											
Inning Stats	R: 0 E: 0 K: 2 S: 20	H: 0 LOB: 1 BB: 1 P: 31	R: 1 E: 0 K: 0 S: 11	H: 2 LOB: 1 BB: 0 P: 19	R: 4 E: 0 K: 1 S: 13	H: 3 LOB: 0 BB: 1 P: 23	R: 0 E: 0 K: 1 S: 7	H: 0 LOB: 0 BB: 0 P: 8	R: 1 E: 1 K: 2 S: 10	H: 3 LOB: 2 BB: 0 P: 19	R: 0 E: 0 K: 0 S: 5	H: 0 LOB: 0 BB: 0 P: 8	R: 6 E: 0 K: 1 S: 28	H: 6 LOB: 1 BB: 1 P: 39	1B: 7 2B: 4 3B: 0 HR: 3	SF: 0 SAC: 1 DP: 0 HBP: 0	WP: 0 PB: 0 SB: 1 CS: 0	PA: 42									
PITCHER	IP	WLS	BF	H	R	ER	SO	BB	IBB	HBP	BLK	WP	HR	S	P	ERA	WHIP										
Andy Pettitte, L ERA: 5.66 (1, 1)	5.0		25	8	6	6	4	2	0	0	0	0	0	16	25	0.00	0.500										
Chad Qualls, R ERA: 4.92 (6, 1)	2.0		8	0	0	0	2	1	0	0	0	0	0	3	4	∞	∞										
Mike Gallo, L ERA: 8.59 (8, 1)	0.0	L	5	4	2	2	1	0	0	0	0	0	0	21	26	27.00	6.000										
Dan Wheeler, R ERA: 5.52 Dave Borkowski, R ERA: 1.93 (8, 1)	0.1		3	1	3	3	0	1	0	0	0	0	1	4	9	81.00	6.000										

Houston Astros @ Los Angeles Dodgers
Dodger Stadium, Los Angeles, CA
Tue May 09 2006, 7:10 PM PDT
Att: 55,992 - Clear - 66 F

AB 37
R 12
H 14
RBI 12
BB 4
SO 7
LOB 18



Batter	1	2	3	4	5	6	7	8	9	AB	R	H	RBI	BB	SO	LOB	TOP					
Craig Biggio, R OBP: 0.331, SLG: 0.462 (1,4)	F7		P2			G5-3	1B		F9	5	0	1	0	0	0	1	Houston Astros @ Los Angeles Dodgers Dodger Stadium, Los Angeles, CA Wed May 10 2006, 7:10 PM PDT Att: 33,595 - Cloudy - 62 F					
Willy Taveras, R OBP: 0.347, SLG: 0.346 (1,8)	G5-3			G3		B1-3	1B		17 HR	4	1	1	1	1	0	0						
17 Lance Berkman, S OBP: 0.390, SLG: 0.659 (1,3)	G2-3			E 1B BB			G1-3		1-H 2-H	3	1	1	3	2	0	2						
Morgan Ensberg, R OBP: 0.407, SLG: 0.628 (1,5)		L6		F9		F9		G5-3	K	5	0	0	0	0	1	2						
Preston Wilson, R OBP: 0.301, SLG: 0.409 (1,7)	F9			E5 1B			16 FC6-4 BB	F8 1B	K	3	0	1	0	2	1	0						
16 Jason Lane, R OBP: 0.355, SLG: 0.447 (1,9)				K			FC6-4 1B 2B	1B		3	1	1	0	1	1	3						
Brad Ausmus, R OBP: 0.450, SLG: 0.407 (1,2)				K		P6	3-2 4 2B 1B	F8		4	1	1	0	0	1	3						
28 Adam Everett, R OBP: 0.293, SLG: 0.374 (1,6)			P4		G5-3		K	F8		4	0	0	0	0	1	4						
Taylor Buchholz, R Ezequiel Astacio, R 4 Eric Bruntlett, R Mike Gallo, L Russ Springer, R Orlando Palmeiro, L			K		G3		2-1 1-H 1B 2B		17 HR BB 1B	2	0	0	0	0	1	0						
Inning Stats	R: 0 E: 0 K: 0 S: 10	H: 0 LOB: 0 BB: 0 P: 18	R: 0 E: 0 K: 1 S: 15	H: 0 LOB: 1 BB: 1 P: 26	R: 0 E: 0 K: 1 S: 6	H: 0 LOB: 0 BB: 0 P: 7	R: 0 E: 1 K: 1 S: 13	H: 1 LOB: 2 BB: 1 P: 26	R: 0 E: 0 K: 0 S: 6	H: 0 LOB: 0 BB: 0 P: 9	R: 0 E: 0 K: 0 S: 10	H: 0 LOB: 1 BB: 1 P: 18	R: 3 E: 0 K: 1 S: 20	H: 4 LOB: 2 BB: 1 P: 34	R: 0 E: 0 K: 0 S: 8	H: 1 LOB: 0 BB: 1 P: 15		R: 3 E: 0 K: 2 S: 18	H: 2 LOB: 0 BB: 1 P: 30	1B: 6 2B: 1 3B: 0 HR: 1	SF: 0 SAC: 0 DP: 0 HBP: 0	WP: 0 PB: 0 SB: 0 CS: 0
PITCHER	IP	WLS	BF	H	R	ER	SO	BB	IBB	HBP	BLK	WP	HR	S	P	ERA	WHIP					
Brett Tomko, R ERA: 2.93 (1,1)	6.0	W	22	1	0	0	3	3	0	0	0	0	0	60	104	0.00	0.667					
47 Tim Hamulack, L ERA: 6.43 (7,1)	1.0		8	4	3	3	1	1	0	0	0	0	0	20	34	27.00	5.000					
Franquelis Osoria, R ERA: 7.15 (8,1)	1.1		9	3	3	3	0	2	0	0	0	0	1	18	33	20.25	3.750					
Danys Baez, R ERA: 2.5 (9,1)	0.2		2	0	0	0	2	0	0	0	0	0	0	8	12	0.00	0.000					

AB	35
R	6
H	8
RBI	6
BB	6
SO	6
LOB	15



Batter	1	2	3	4	5	6	7	8	9	AB	R	H	RBI	BB	SO	LOB	BOTTOM				
15 Rafael Furcal, S OBP: 0.322, SLG: 0.295 (1,6)	K			G6-3		G3		K		4	1	1	3	0	1	0	Houston Astros @ Los Angeles Dodgers Dodger Stadium, Los Angeles, CA Wed May 10 2006, 7:10 PM PDT Att: 33,595 - Cloudy - 62 F				
47 Tim Hamulack, R ERA: 6.43 (7,1)										0	0	0	0	0	0	0					
Franquelis Osoria, R ERA: 7.15 (8,1)										1	0	0	0	0	1	1					
Danys Baez, R ERA: 2.5 (9,1)										0	0	0	0	0	0	0					
Kenny Lofton, L OBP: 0.380, SLG: 0.457 (1,8)										3	1	2	0	0	0	0					
José Cruz Jr., S OBP: 0.366, SLG: 0.380 (7,8)										2	0	0	0	0	0	1					
5 Nomar Garciaparra, R OBP: 0.380, SLG: 0.651 (1,3)										4	2	2	1	0	0	2					
J.D. Drew, L OBP: 0.398, SLG: 0.539 (1,9)										4	2	3	1	0	1	0					
12 Jeff Kent, R OBP: 0.333, SLG: 0.336 (1,4)										3	1	2	3	1	0	2					
Bill Mueller, S OBP: 0.361, SLG: 0.413 (1,5)										3	0	0	0	0	1	2					
Willy Aybar, S ERA: 7.56 (7,5)										1	0	0	0	0	0	1					
16 Andre Ethier, L OBP: 0.381, SLG: 0.500 (1,7)										3	1	2	0	1	0	0					
55 Russell Martin, R OBP: 0.421, SLG: 0.563 (1,2)										3	0	0	1	0	0	4					
Sandy Alomar Jr., R OBP: 0.364, SLG: 0.424 (8,2)										1	0	0	0	0	0	0					
Brett Tomko, R OBP: 0.143, SLG: 0.143 (1,1)										3	1	1	0	0	1	2					
18 Ramon Martinez, R OBP: 0.364, SLG: 0.345 (7,6)										0	0	0	0	1	0	0					
Inning Stats	R: 3 E: 0 K: 2 S: 12	H: 3 LOB: 0 BB: 0 P: 16	R: 3 E: 0 K: 0 S: 15	H: 5 LOB: 2 BB: 0 P: 24	R: 0 E: 0 K: 0 S: 5	H: 1 LOB: 0 BB: 0 P: 6	R: 0 E: 0 K: 0 S: 9	H: 0 LOB: 0 BB: 0 P: 14	R: 2 E: 0 K: 1 S: 14	H: 3 LOB: 2 BB: 1 P: 20	R: 1 E: 0 K: 1 S: 8	H: 1 LOB: 0 BB: 0 P: 11	R: 0 E: 0 K: 0 S: 4	H: 0 LOB: 0 BB: 1 P: 10	R: 0 E: 0 K: 1 S: 10	H: 0 LOB: 1 BB: 1 P: 17	1B: 8 2B: 2 3B: 0 HR: 3	SF: 0 SAC: 0 DP: 2 HBP: 0	WP: 0 PB: 0 SB: 1 CS: 0	PA: 38	
PITCHER	IP	WLS	BF	H	R	ER	SO	BB	IBB	HBP	BLK	WP	HR	S	P	ERA	WHIP				
Taylor Buchholz, R ERA: 3.82 (1,1)	4.1	L	24	12	8	8	2	0	1	0	0	0	1	13	21	5.40	0.600				
Ezequiel Astacio, R ERA: 11.12 (5,1)	1.2		7	1	1	1	2	0	1	0	0	0	0	4	10	0.00	1.000				
Mike Gallo, L ERA: 7.56 (7,1)	1.0		3	0	0	0	0	1	0	0	0	0	0	4	10	0.00	1.000				
Russ Springer, R ERA: 3.38 (8,1)	1.0		4	0	0	0	1	1	0	0	0	0	0	10	17	0.00	1.000				



Batter	1	2	3	4	5	6	7	8	9	AB	R	H	RBI	BB	SO	LOB	TOP								
Willy Taveras, R OBP: 0.344, SLG: 0.343 (1, 8)	F9		G5-3			E5 1B	G6-3			4	1	1	0	0	0	2									
4 Eric Bruntlett, R OBP: 0.370, SLG: 0.391 (1, 4) (9, 7)	F9		G6-3			G6-3	E6			4	0	0	0	0	0	1									
17 Lance Berkman, S OBP: 0.386, SLG: 0.644 (1, 7) (9, 3)	F8		G3-1			G1-3				3	0	0	0	1	0	1									
Morgan Ensberg, R OBP: 0.396, SLG: 0.608 (1, 5)		G6-3		G5-3		F9			K	4	0	0	0	0	1	2									
Mike Lamb, L OBP: 0.357, SLG: 0.444 Brad Ausmus, R OBP: 0.450, SLG: 0.407 (1, 3) (9, 2)		16 1B		G4-3		G3	F9		F8	4	1	2	1	0	0	0									
16 Jason Lane, R OBP: 0.352, SLG: 0.441 (1, 9)		1B		G3		F9			K	4	0	1	0	0	1	2									
Eric Munson, L OBP: 0.333, SLG: 0.429 54 Brad Lidge, R Dan Wheeler, R (1, 2) (9, 1) (9, 1)		1B		F8					F9	4	1	2	1	0	0	0									
28 Adam Everett, R OBP: 0.283, SLG: 0.360 (1, 6)		F3		G5-3		G5-3			F9	4	0	0	0	0	0	3									
51 Wandy Rodriguez, S OBP: 0.063, SLG: 0.063 Chad Qualls, R Joe McEwing, R (1, 1) (7, 1) (9, PH) (9, 4)		F7		G4-3		FC6 4			K	3	1	0	0	0	0	3									
Inning Stats	R: 0 E: 0 K: 0 S: 11	H: 0 LOB: 0 BB: 0 P: 17	R: 1 E: 0 K: 0 S: 8	H: 3 LOB: 2 BB: 0 P: 14	R: 0 E: 0 K: 0 S: 5	H: 0 LOB: 0 BB: 0 P: 7	R: 0 E: 0 K: 0 S: 6	H: 0 LOB: 0 BB: 0 P: 9	R: 0 E: 0 K: 0 S: 7	H: 0 LOB: 0 BB: 0 P: 11	R: 1 E: 1 K: 0 S: 12	H: 2 LOB: 2 BB: 1 P: 19	R: 2 E: 2 K: 0 S: 12	H: 1 LOB: 1 BB: 0 P: 16	R: 0 E: 0 K: 2 S: 9	H: 0 LOB: 0 BB: 0 P: 16	R: 0 E: 0 K: 1 S: 6	H: 0 LOB: 0 BB: 0 P: 10	1B: 5 2B: 1 3B: 0 HR: 0	SF: 0 SAC: 0 DP: 0 HBP: 0	WP: 0 PB: 0 SB: 0 CS: 0	PA: 36			
PITCHER	IP	WLS	BF	H	R	ER	SO	BB	IBB	HBP	BLK	WP	HR	S	P	ERA	WHIP								
Derek Lowe, R ERA: 2.98 44 Takashi Saito, R ERA: 3.06 51 Jonathan Broxton, R ERA: 1.5	7.0	L	30	6	4	2	0	1	0	0	0	0	0	61	93	2.57	1.000								

Houston Astros @ Los Angeles Dodgers
Dodger Stadium, Los Angeles, CA
Thu May 11 2006, 12:10 PM PDT
Att: 37,133 - Partly Cloudy - 69 F

AB 35
R 4
H 6
RBI 2
BB 1
SO 3
LOB 14

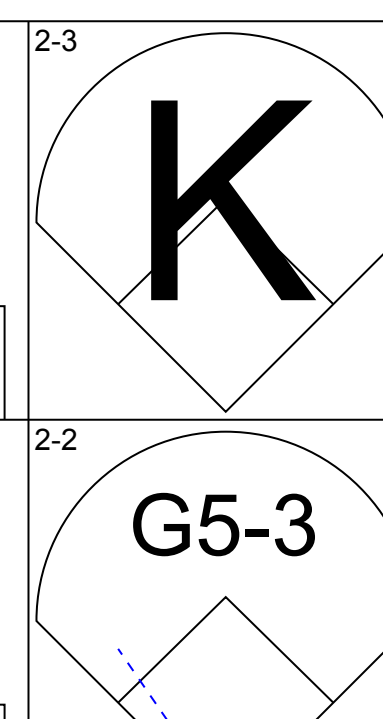
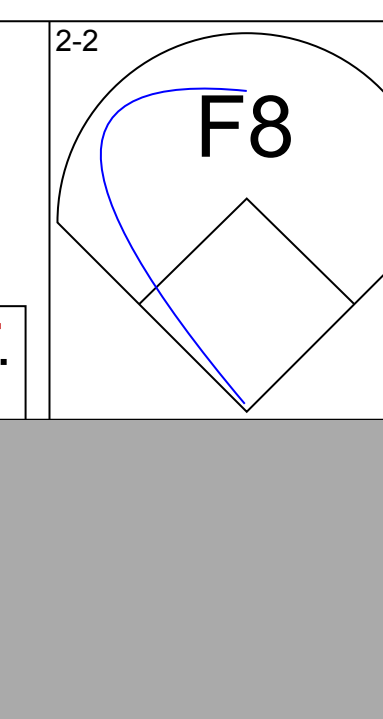
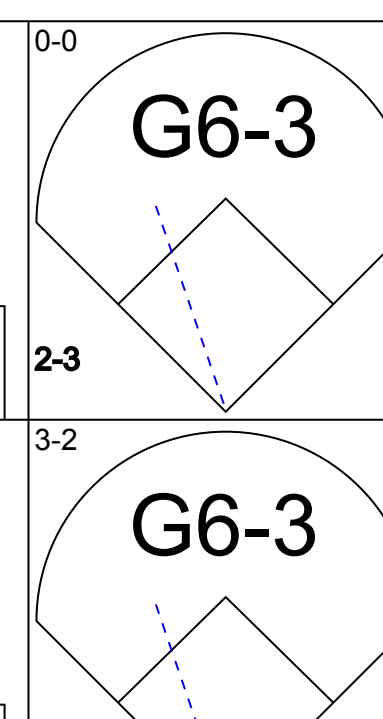
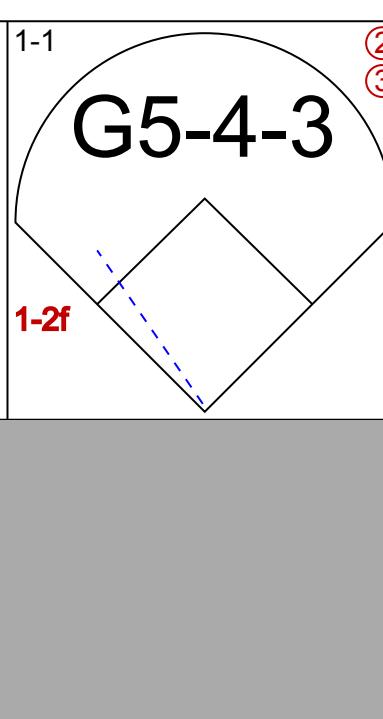
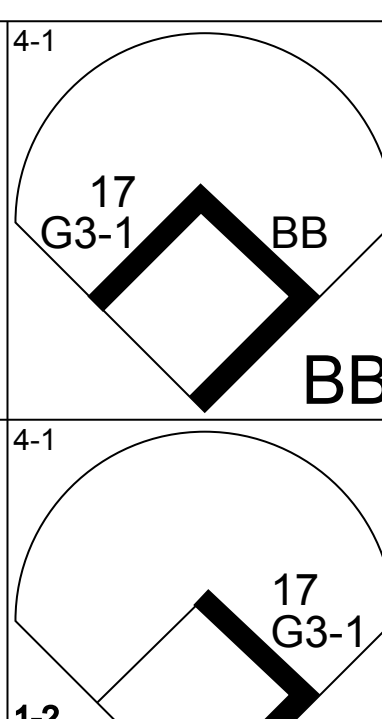
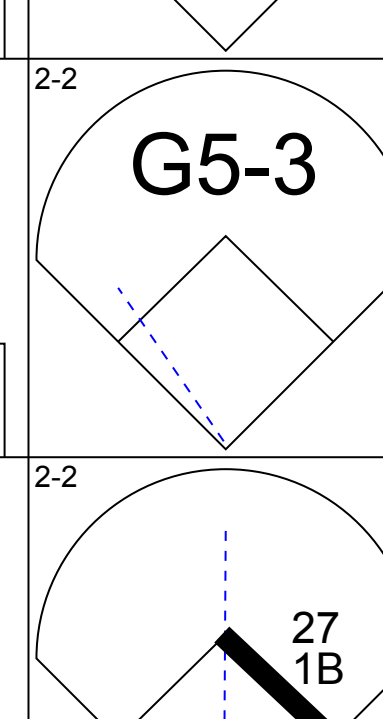
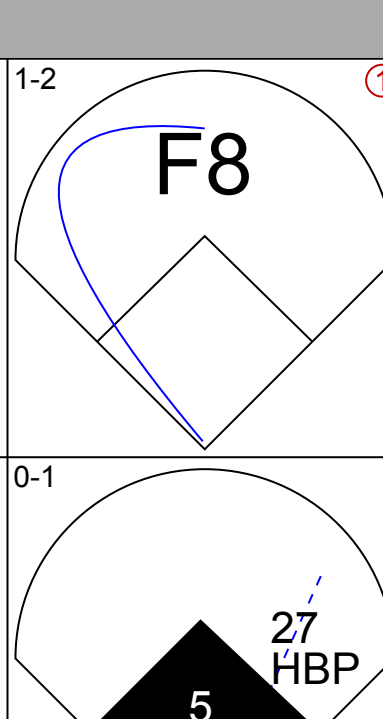
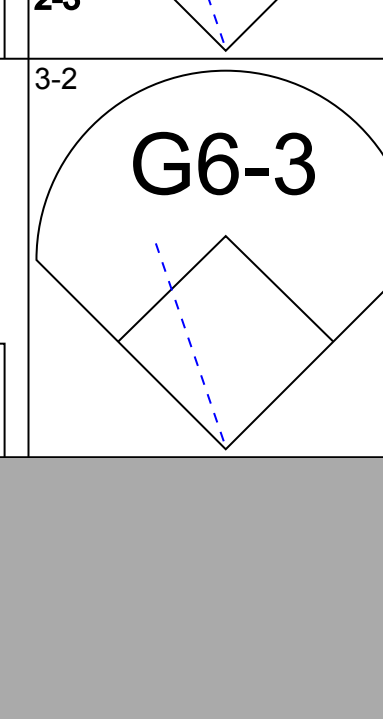
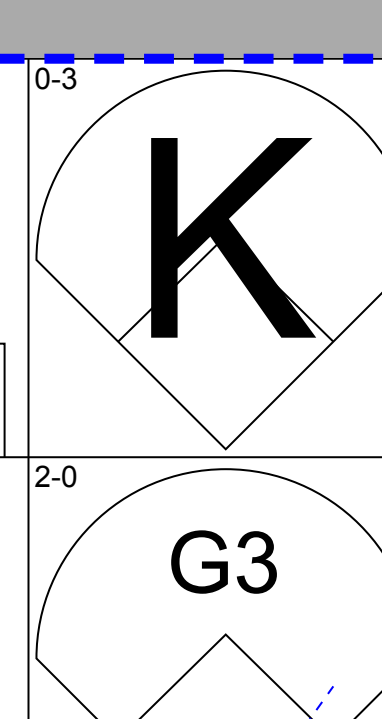
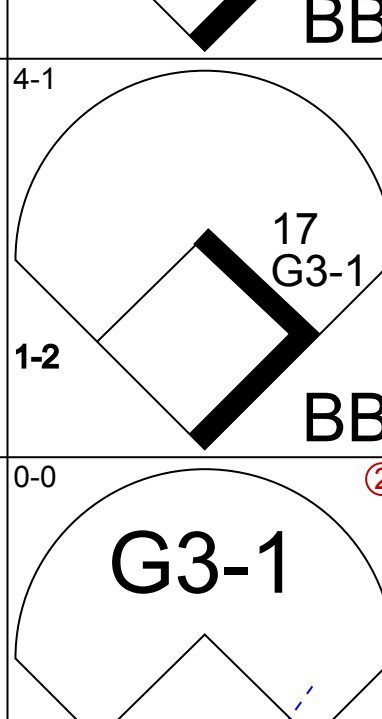
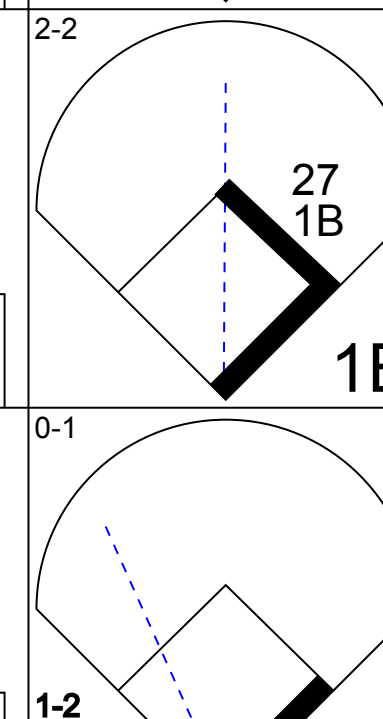
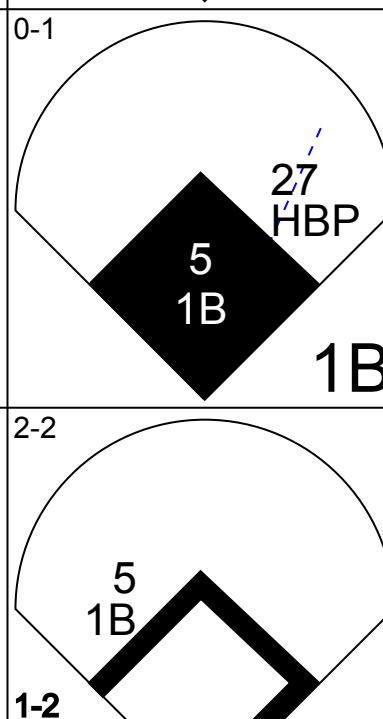
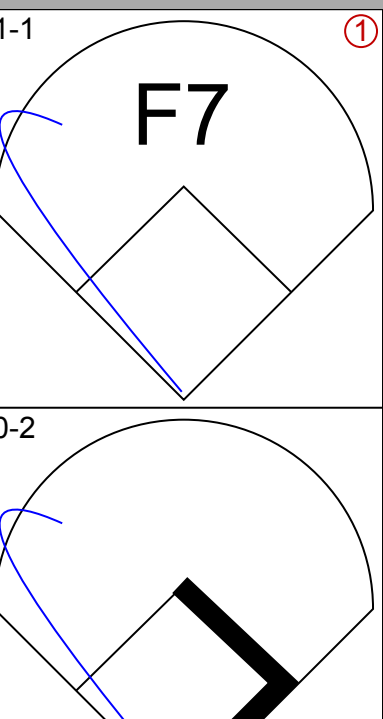
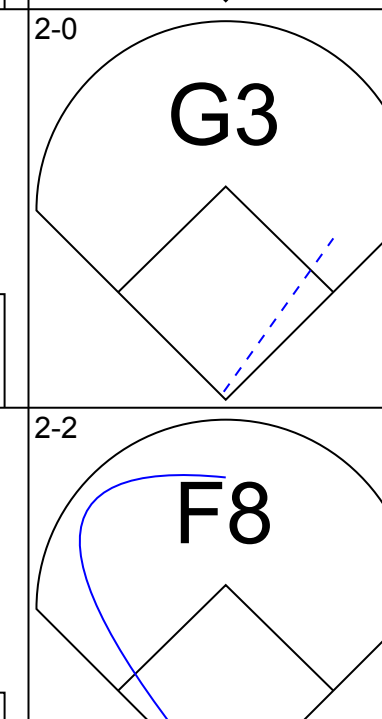
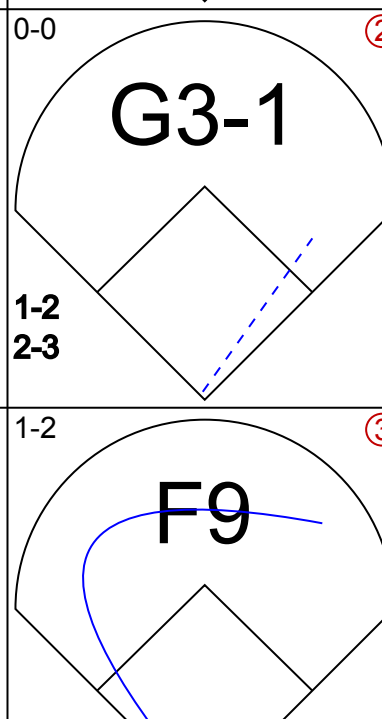
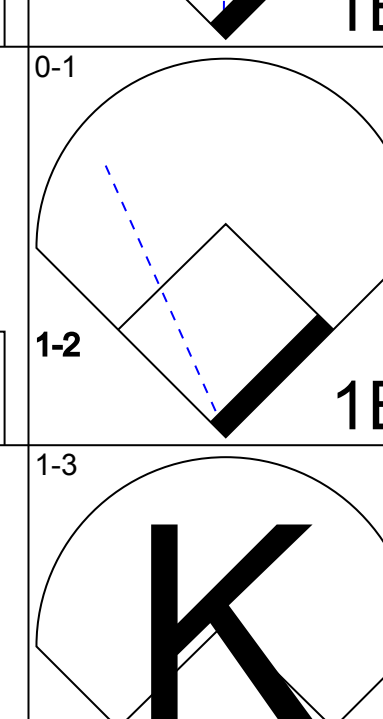
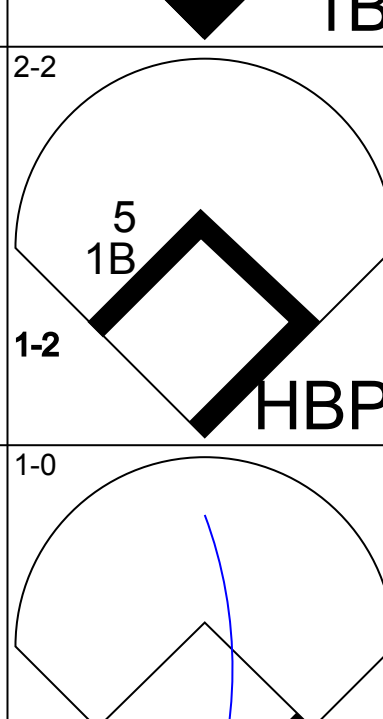
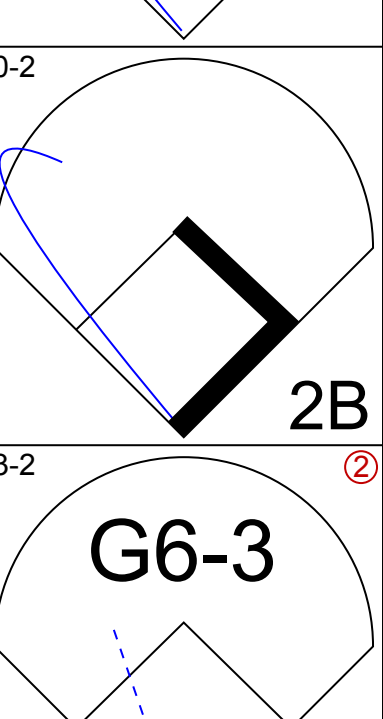
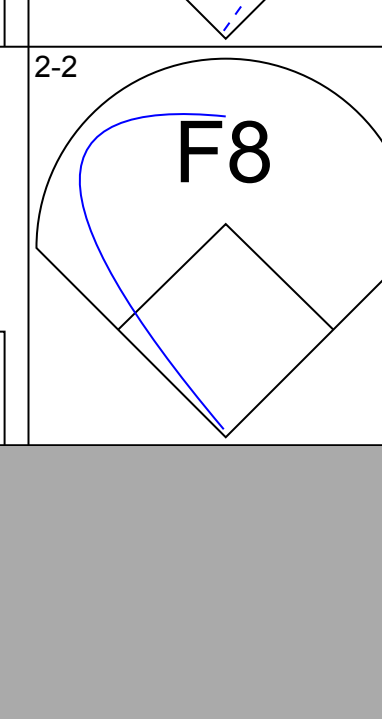
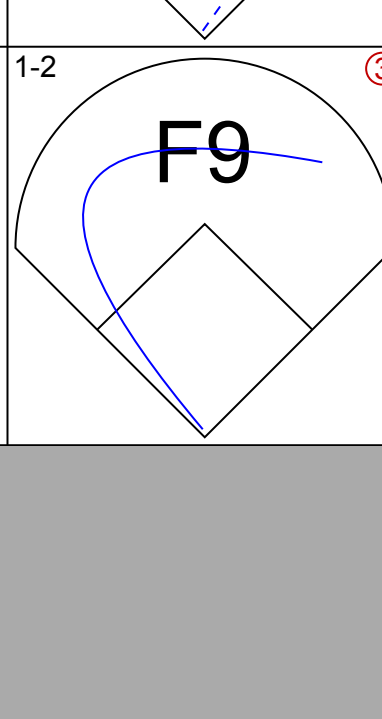
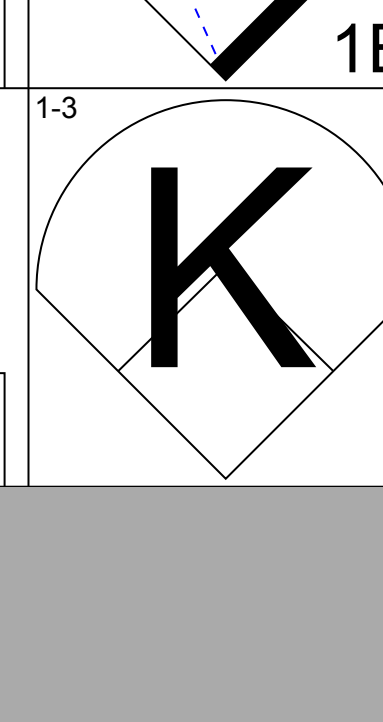
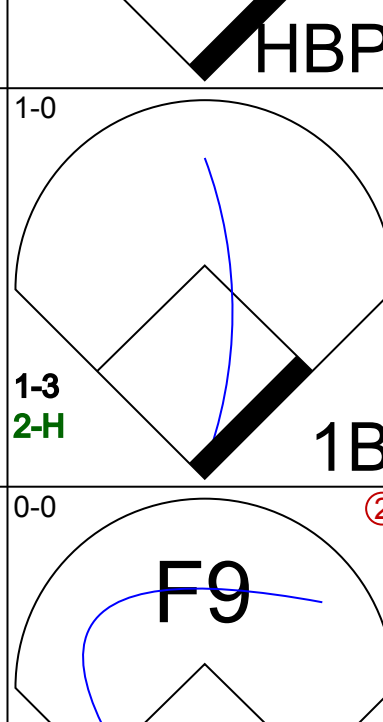
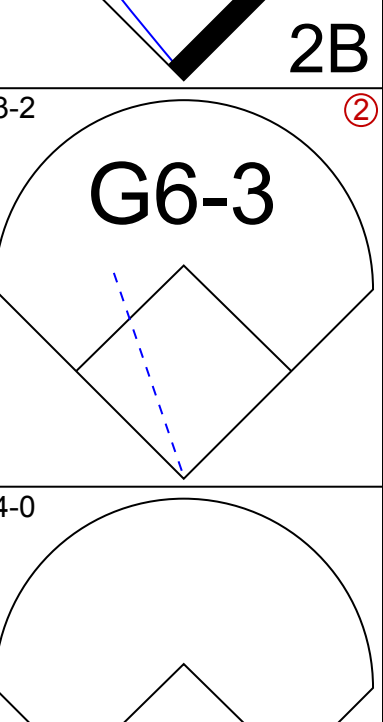
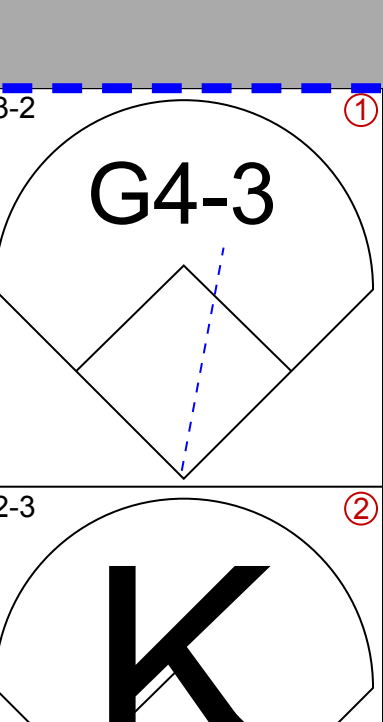
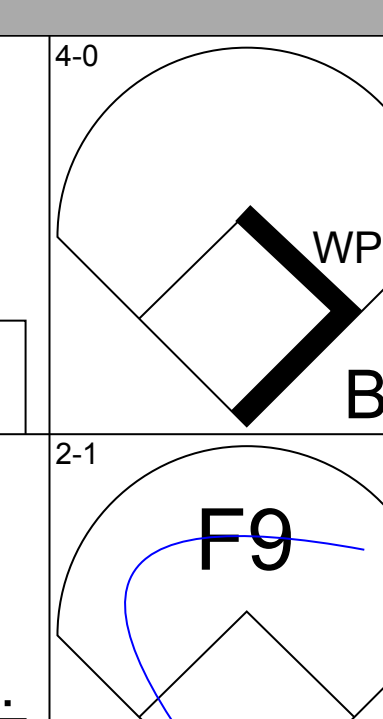
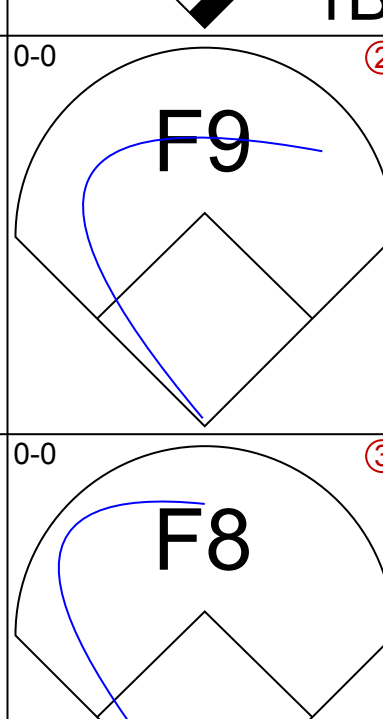
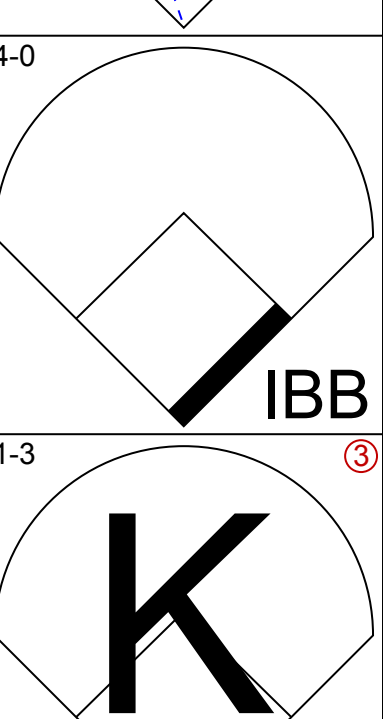
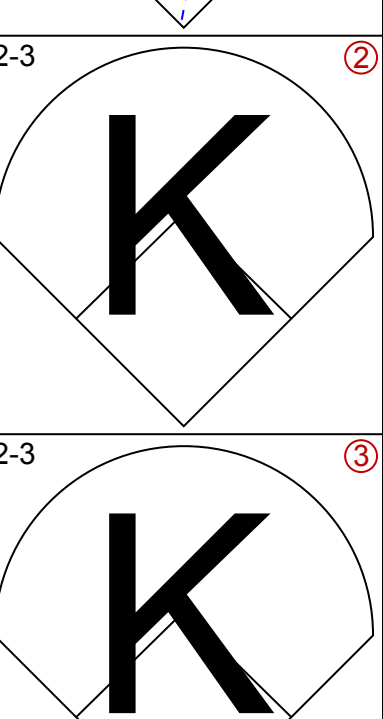
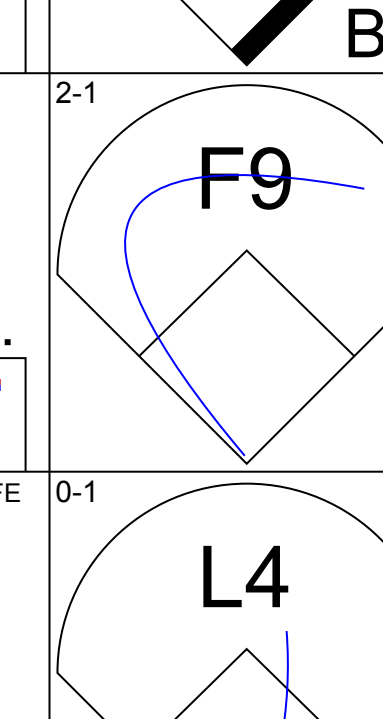
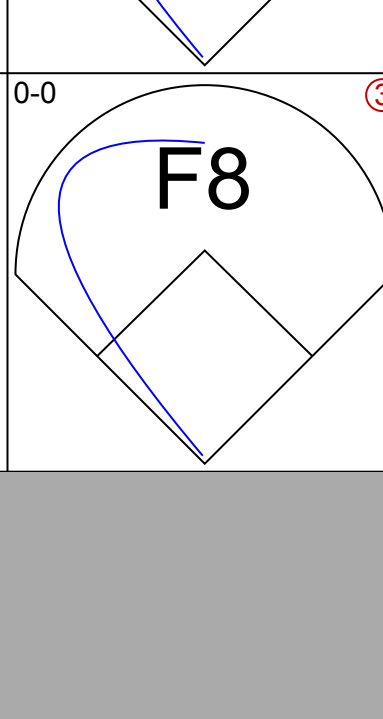
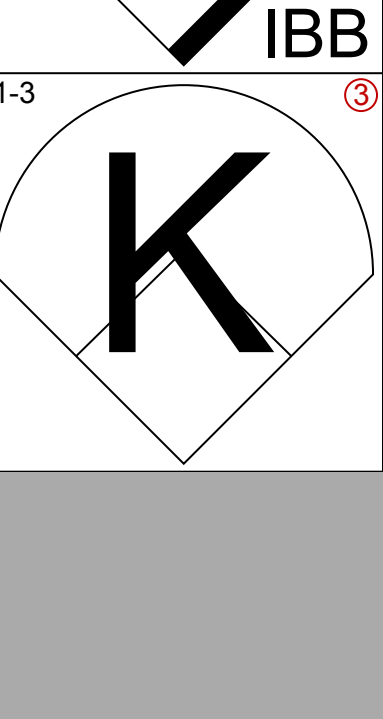
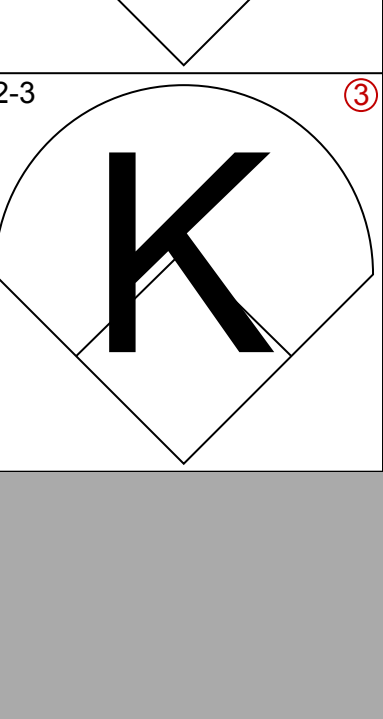
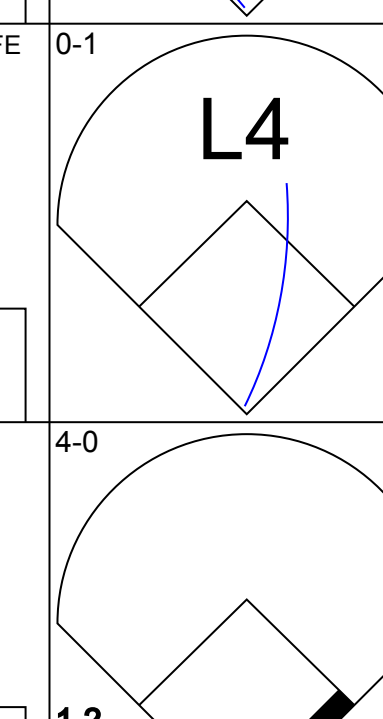
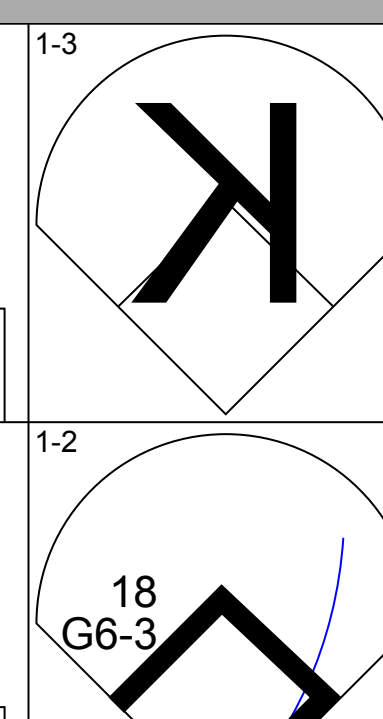
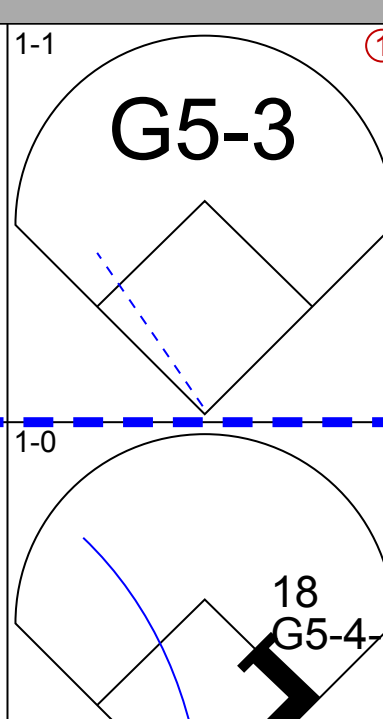
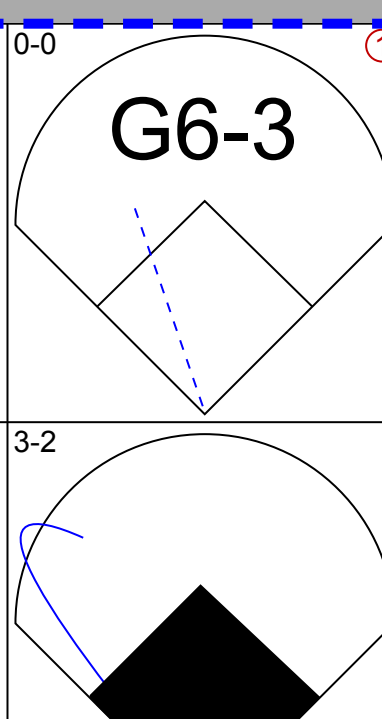
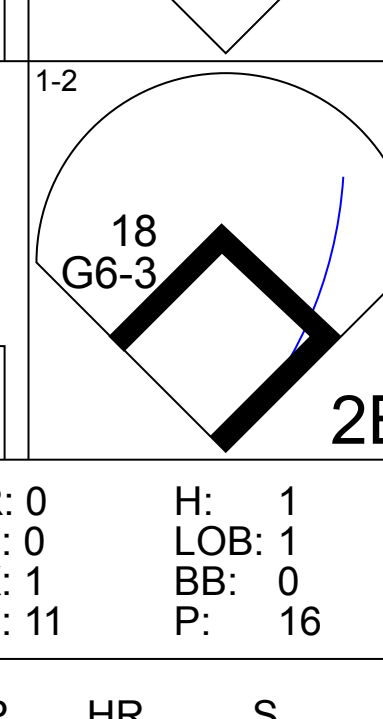
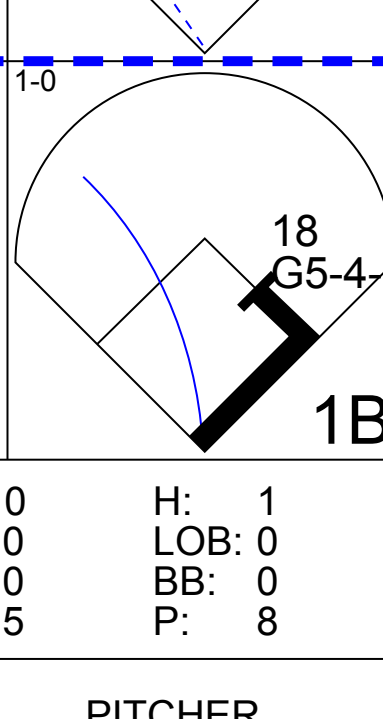
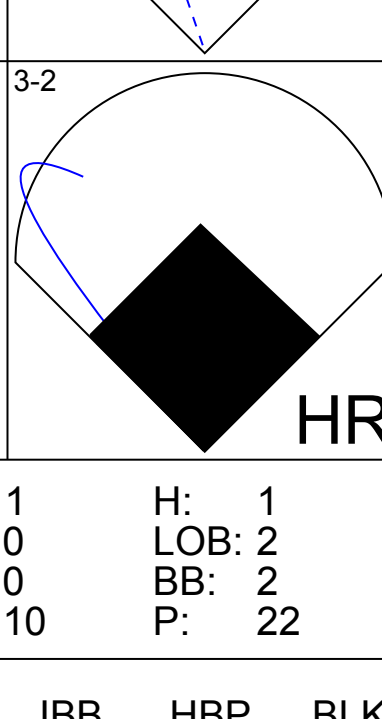
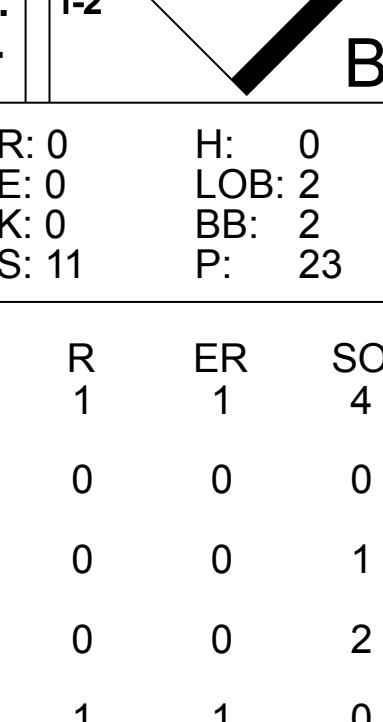
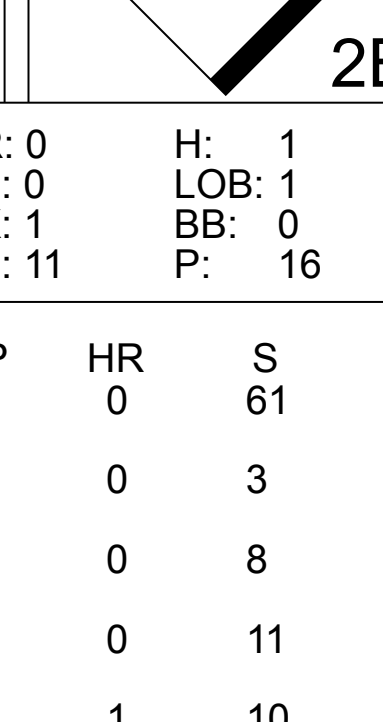
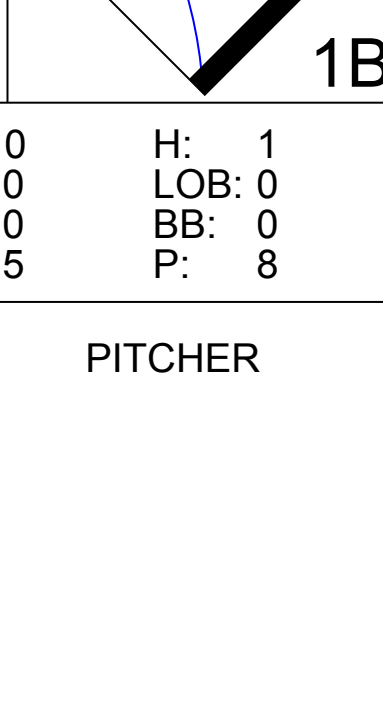


Batter	1	2	3	4	5	6	7	8	9	AB	R	H	RBI	BB	SO	LOB	BOTTOM								
15 Rafael Furcal, S OBP: 0.331, SLG: 0.311 (1, 6)	CS BB		F7			G3 3B		G6-3	4-2 BB	3	0	1	0	2	0	0									
Kenny Lofton, L OBP: 0.340, SLG: 0.430 (1, 8)	K		G5-3			G3		F9	F9	5	0	0	0	0	1	5									
5 Nomar Garciaparra, R OBP: 0.400, SLG: 0.667 (1, 3)	2B			FC6-4 BB		F8		F8	1B	3	0	2	0	1	0	1									
J.D. Drew, L OBP: 0.387, SLG: 0.521 (1, 9)	G4-3			FC6-4 12 G6-4-3		K		F8		4	0	0	0	0	1	4									
12 Jeff Kent, R OBP: 0.331, SLG: 0.359 (1, 4)	K		G6-4-3			HR			P4	4	1	1	1	0	1	1									
Bill Mueller, S OBP: 0.357, SLG: 0.402 (1, 5)	F9				F8	L7			BB BB	3	1	0	0	1	0	0									
José Cruz Jr., S OBP: 0.371, SLG: 0.379 (1, 7)					F9	G4-3			1B BB	3	0	1	0	1	0	0									
55 Russell Martin, R OBP: 0.455, SLG: 0.529 16 Andre Ethier, L OBP: 0.364, SLG: 0.474 (1, 2) (9, PH)		FC6-4				FC6-4 BB			K	1	0	0	0	2	0	1									
Derek Lowe, R Olmedo Saenz, R OBP: 0.351, SLG: 0.667 44 Takashi Saito, L 51 Jonathan Broxton, R Willy Aybar, S OBP: 0.500, SLG: 0.500 (1, 1) (7, PH) (8, 1) (9, 1) (9, PH)			K			FC6-4			15 BB	2	0	0	0	0	2	1									
Inning Stats	R: 0 E: 0 K: 1 S: 12	H: 1 LOB: 1 BB: 1 P: 21	R: 0 E: 0 K: 1 S: 8	H: 1 LOB: 0 BB: 0 P: 11	R: 0 E: 0 K: 1 S: 4	H: 0 LOB: 0 BB: 1 P: 8	R: 0 E: 0 K: 1 S: 8	H: 0 LOB: 1 BB: 1 P: 16	R: 0 E: 0 K: 1 S: 11	H: 1 LOB: 1 BB: 0 P: 18	R: 1 E: 0 K: 0 S: 9	H: 1 LOB: 1 BB: 1 P: 19	R: 0 E: 0 K: 0 S: 10	H: 1 LOB: 0 BB: 0 P: 19	R: 1 E: 0 K: 1 S: 19	H: 1 LOB: 3 BB: 3 P: 37	1B: 3 2B: 2 3B: 1 HR: 1	SF: 0 SAC: 0 DP: 2 HBP: 0	WP: 0 PB: 0 SB: 0 CS: 1	PA: 38					
PITCHER	IP	WLS	BF	H	R	ER	SO	BB	IBB	HBP	BLK	WP	HR	S	P	ERA	WHIP								
51 Wandy Rodriguez, L ERA: 3.02 Chad Qualls, R ERA: 4.5 54 Brad Lidge, R ERA: 6.48 Dan Wheeler, R ERA: 5.4	6.2	W	26	4	1	1	5	4	0	0	0	0	0	11	21	0.00	0.750								
	0.2	H	6	1	1	1	1	3	0	0	0	0	0	18	35	13.50	6.000								
	0.1	S	1	0	0	0	0	0	0	0	0	0	0	1	2	0.00	0.000								

Houston Astros @ Los Angeles Dodgers
Dodger Stadium, Los Angeles, CA
Thu May 11 2006, 12:10 PM PDT
Att: 37,133 - Partly Cloudy - 69 F

AB 31
R 2
H 6
RBI 2
BB 7
SO 6
LOB 16

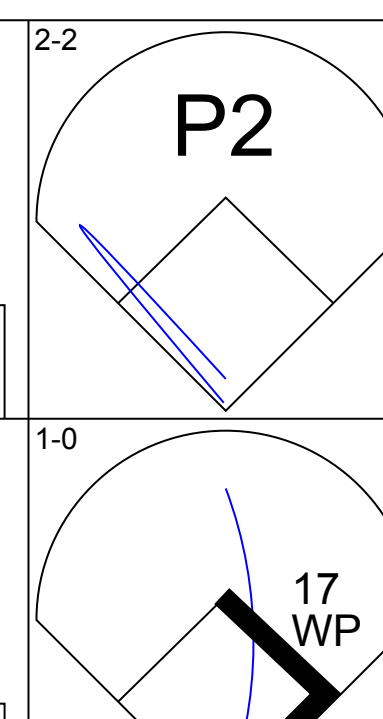
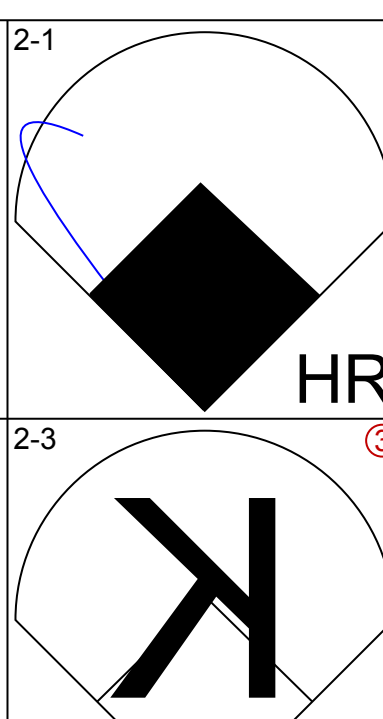
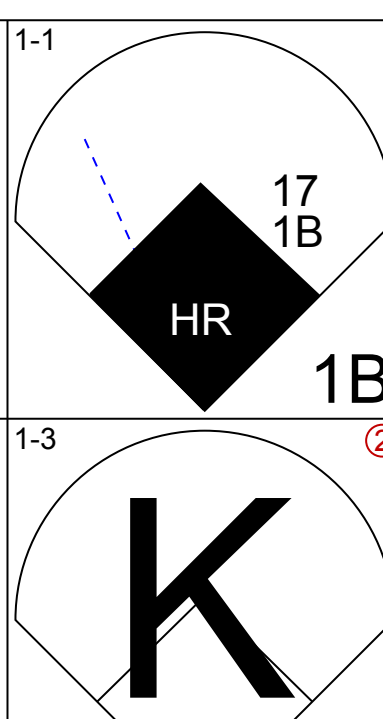
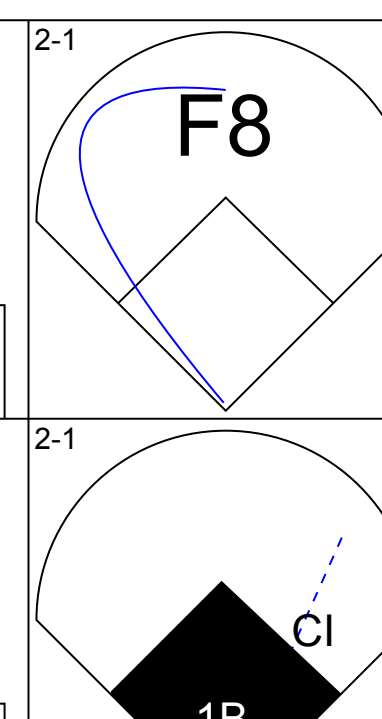
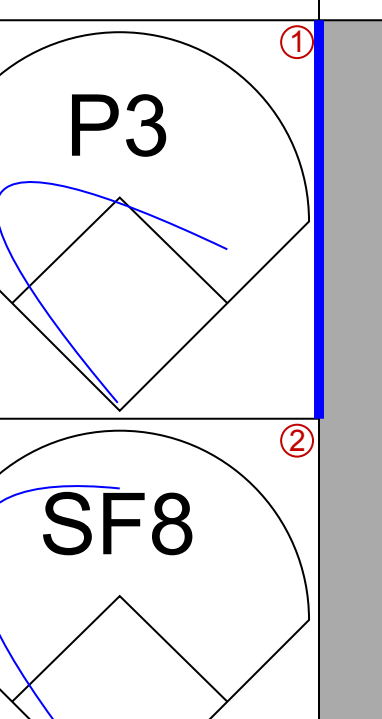
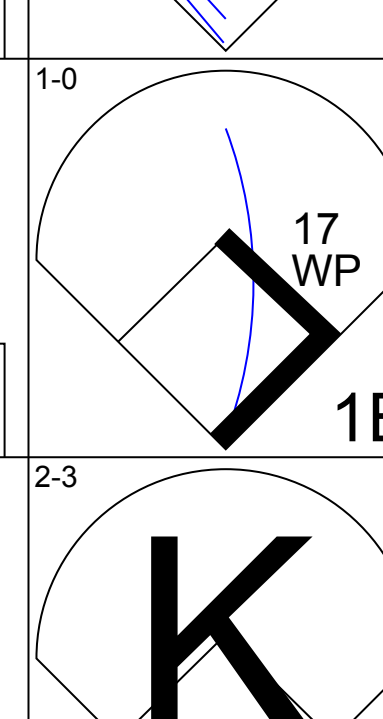

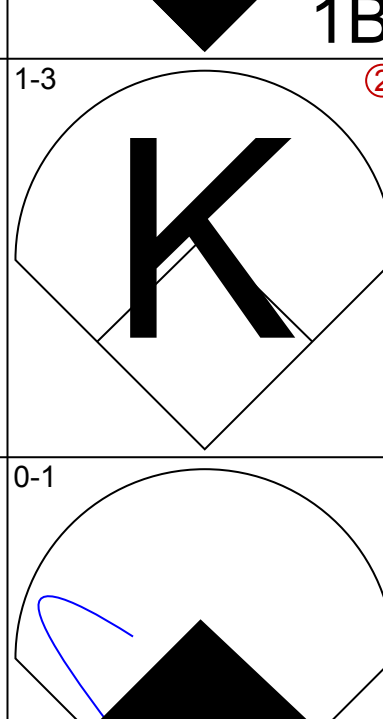
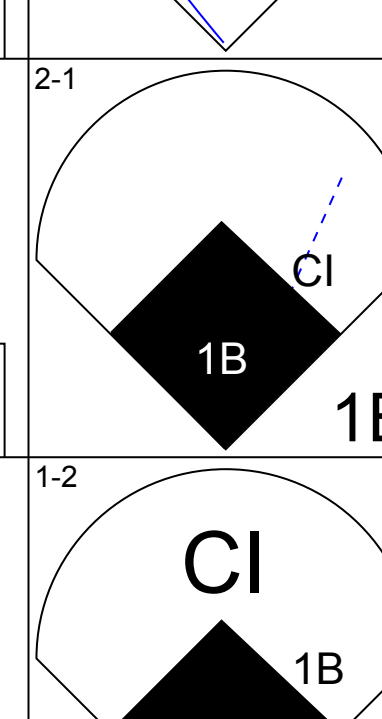
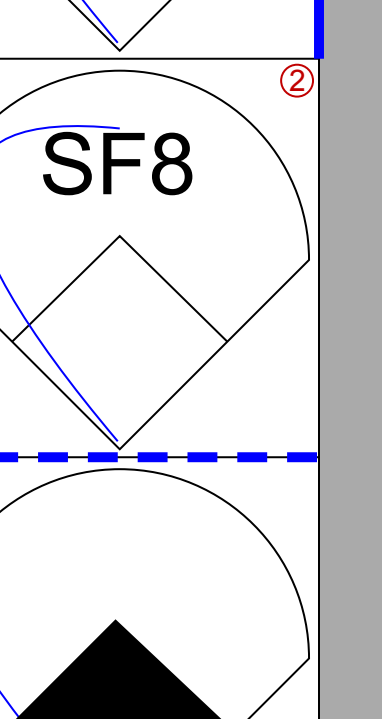
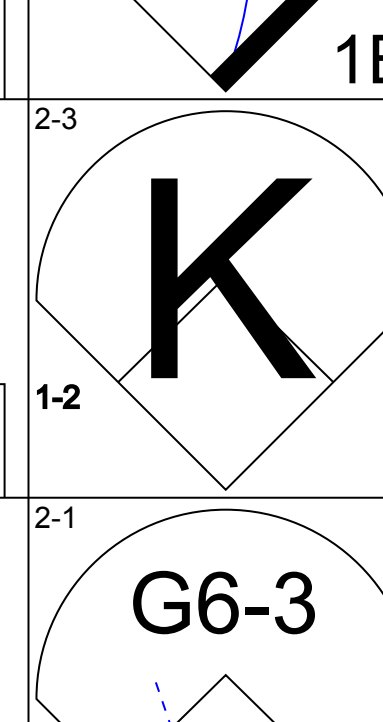
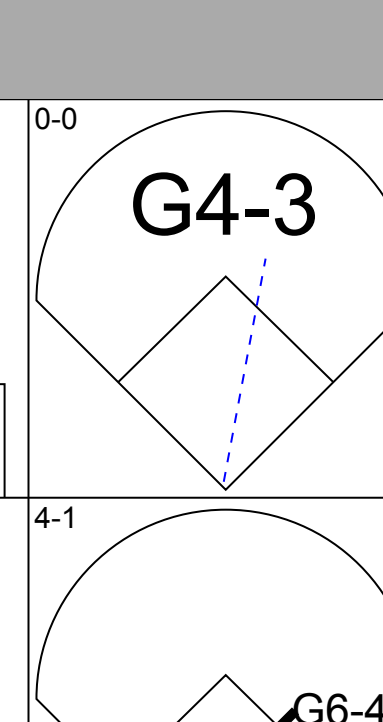
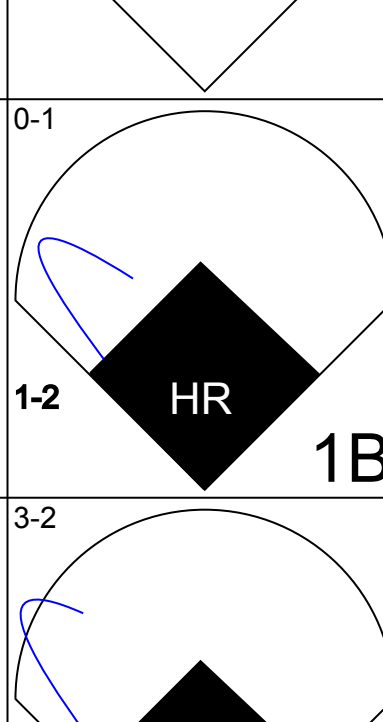
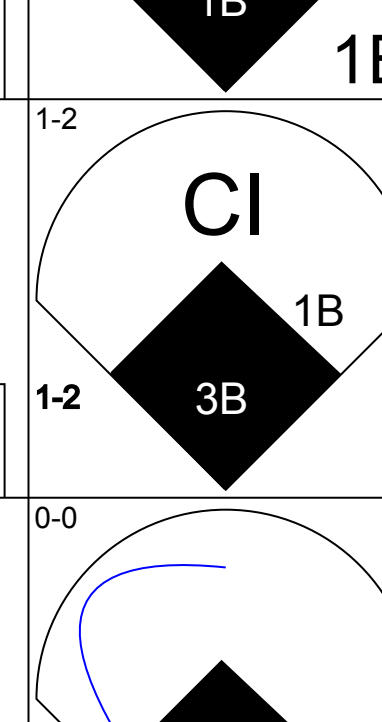
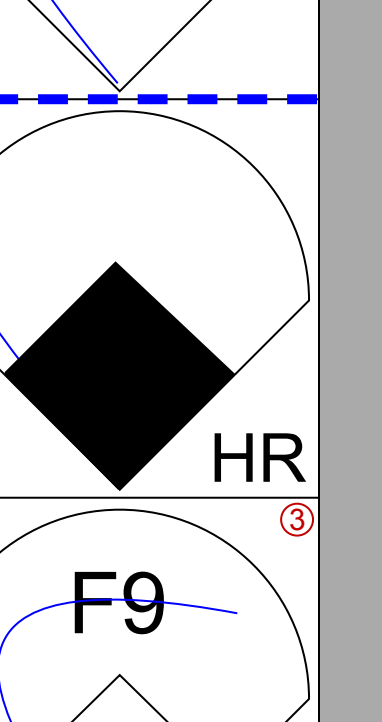
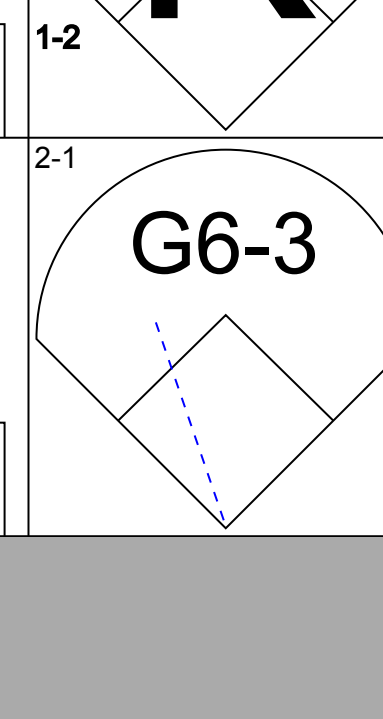
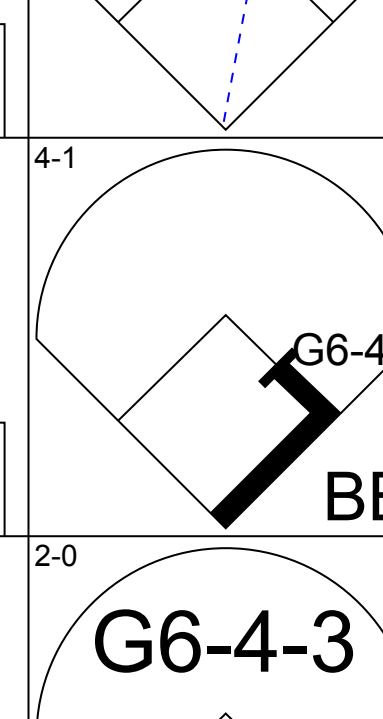
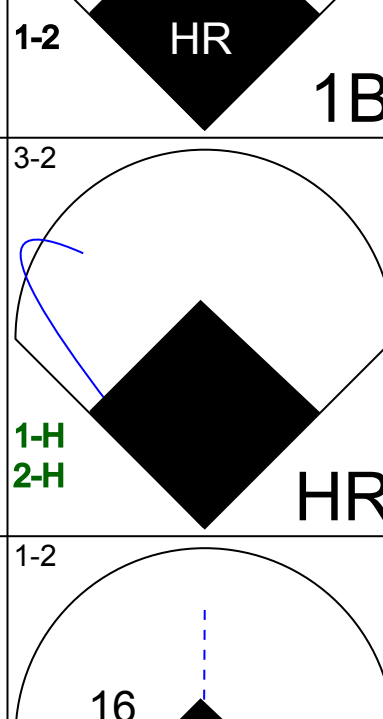
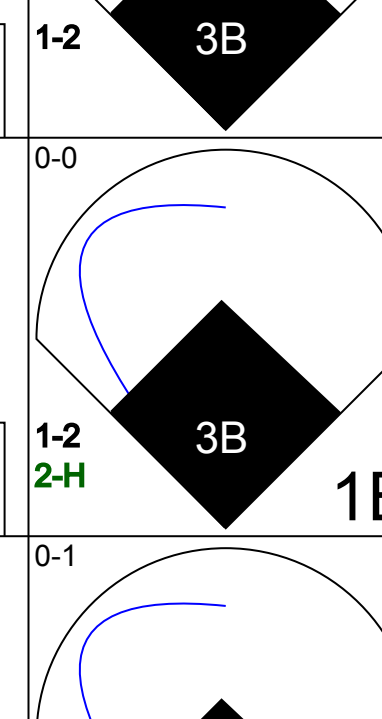
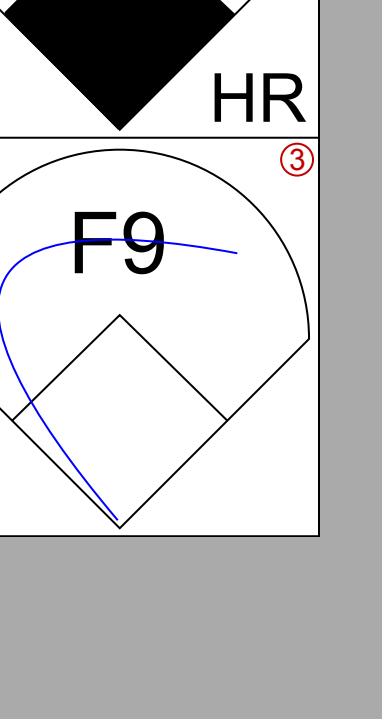
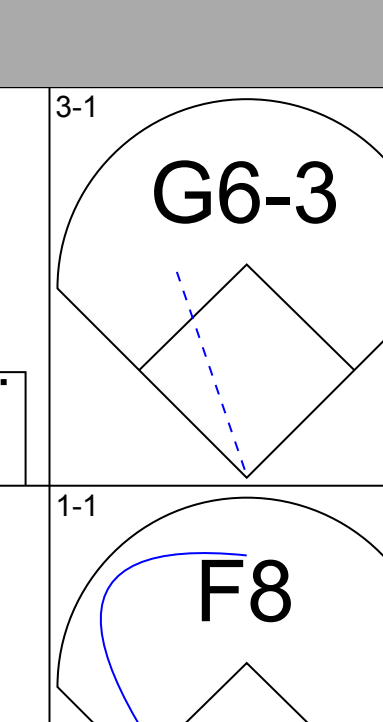
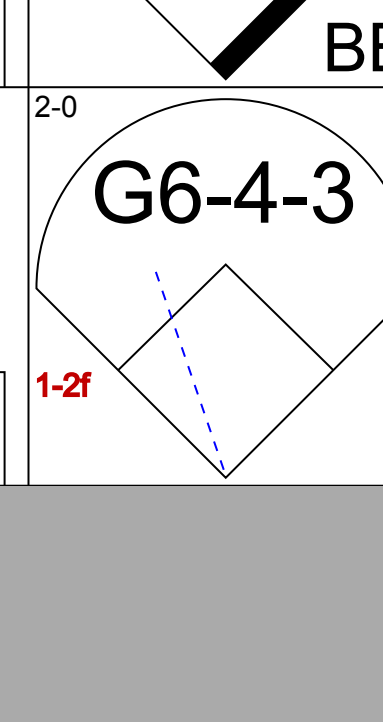
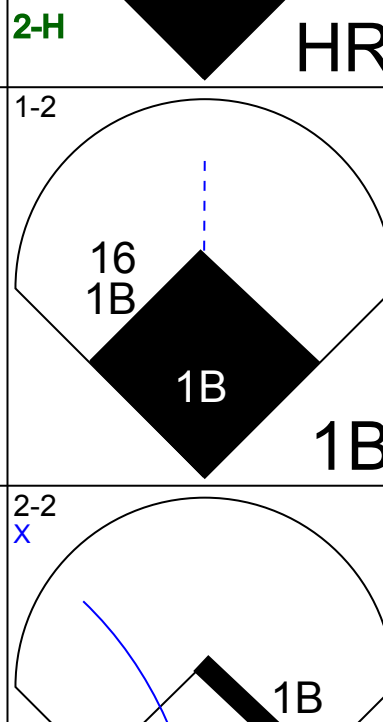
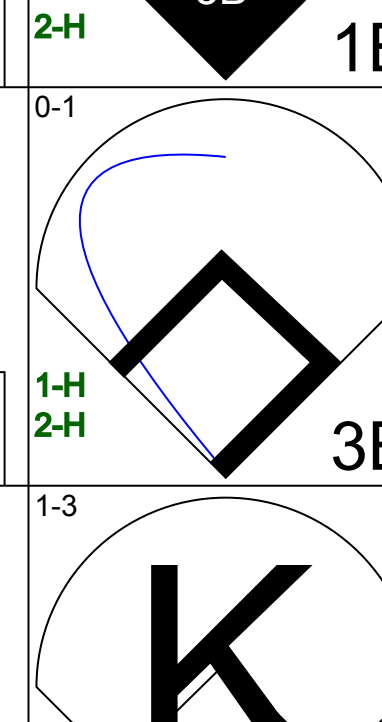
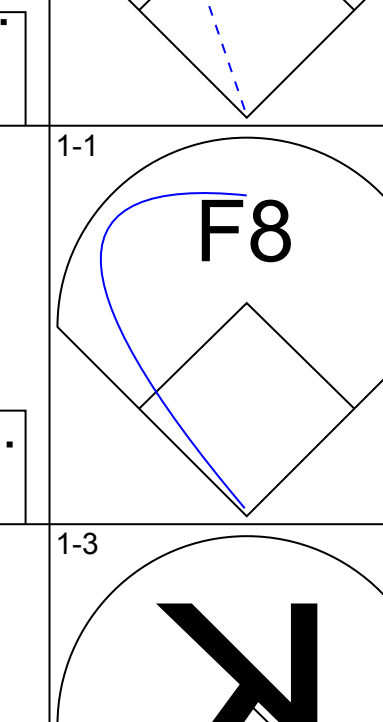
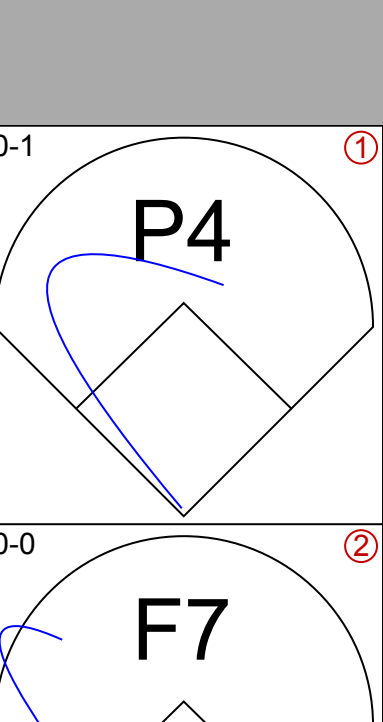
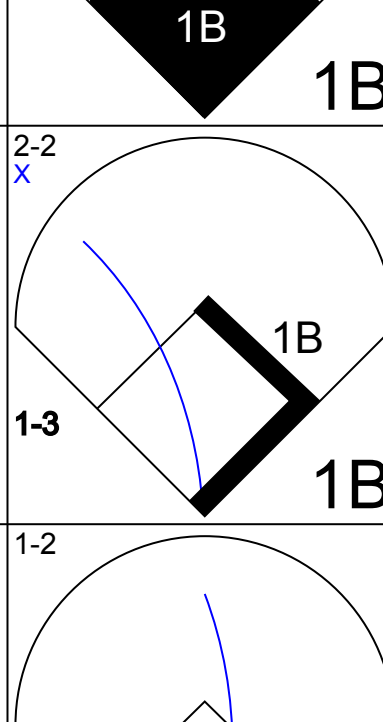
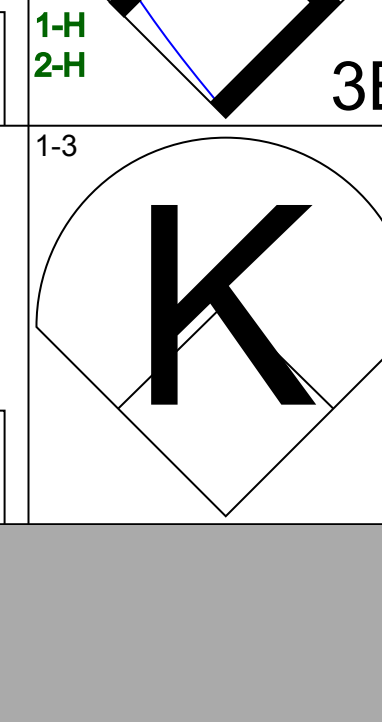
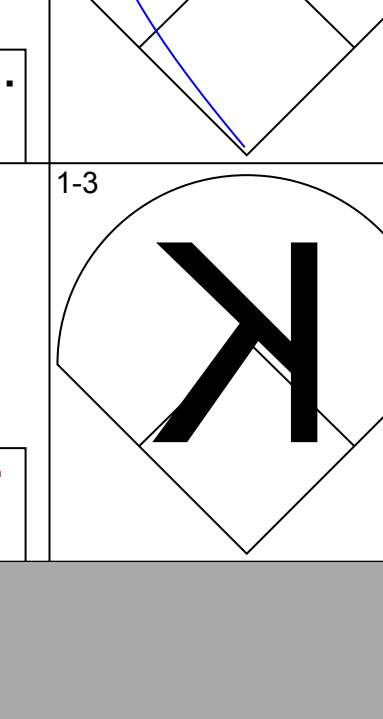
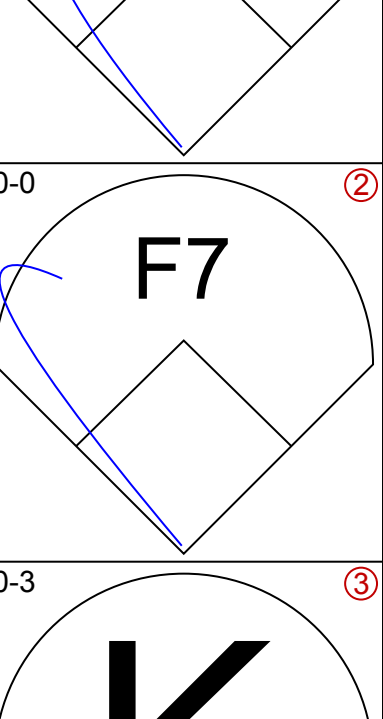
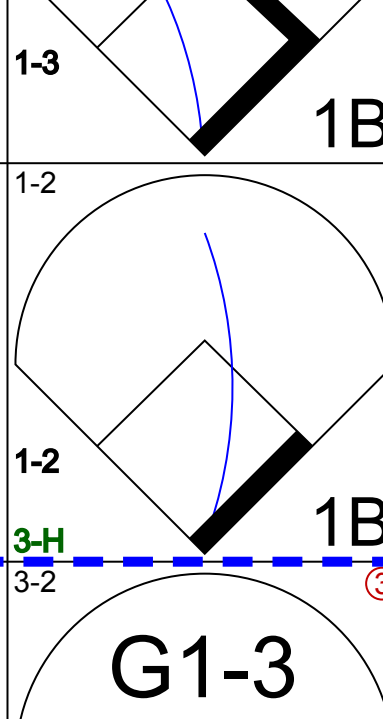
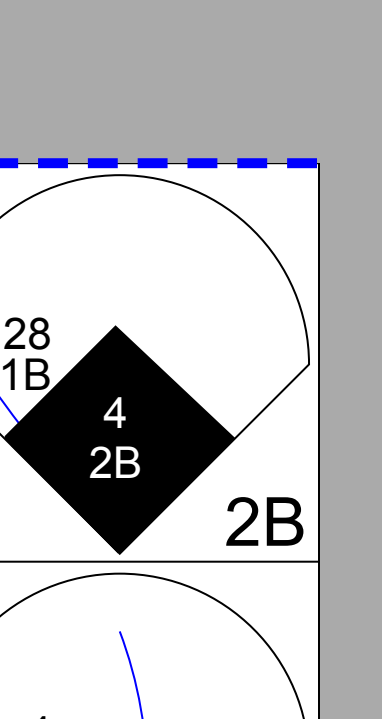
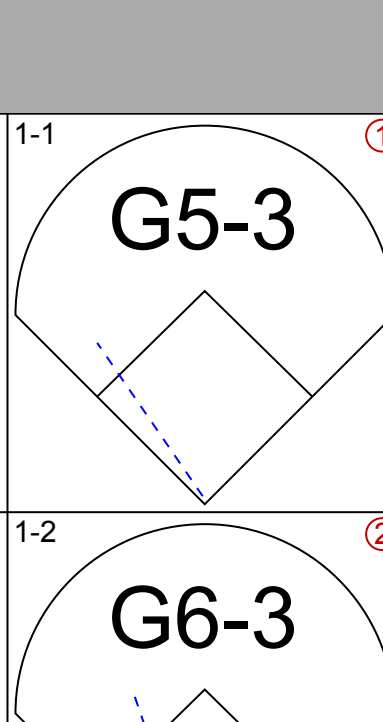
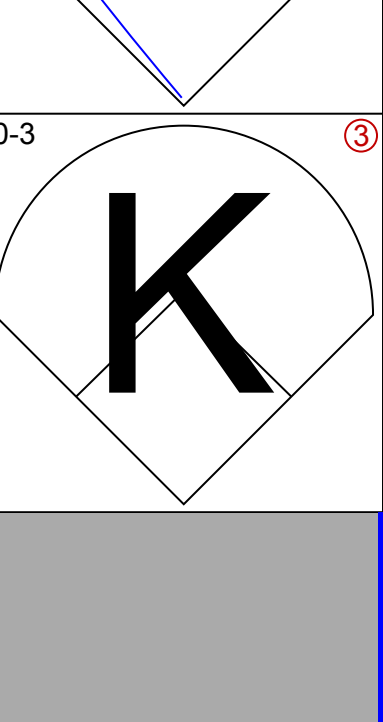
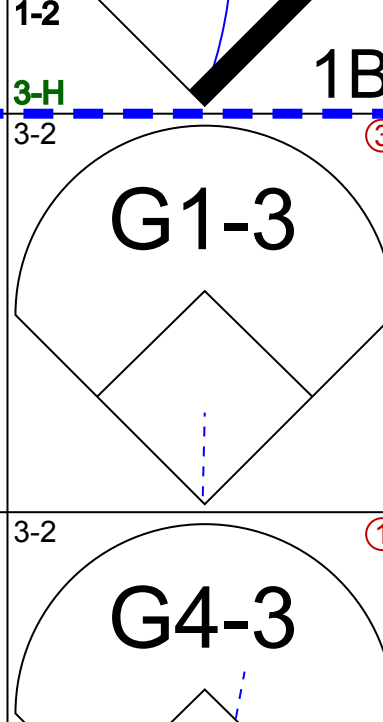
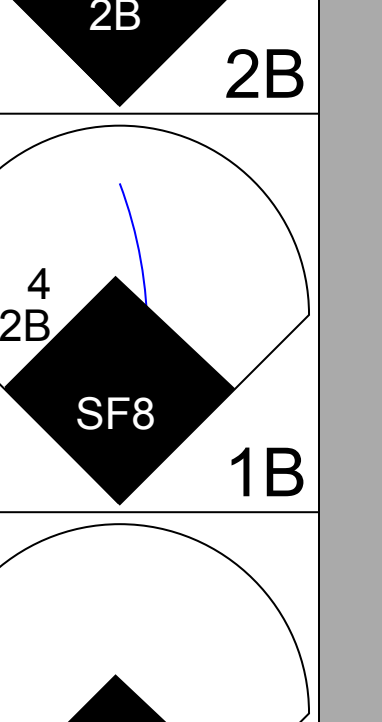

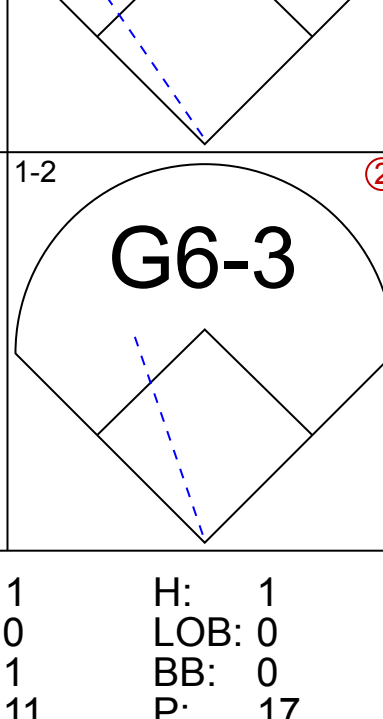
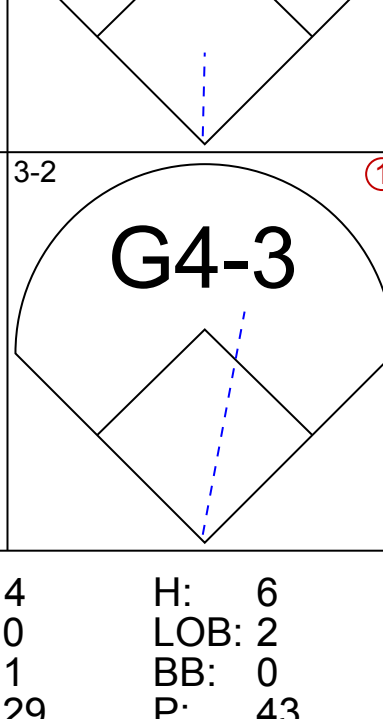
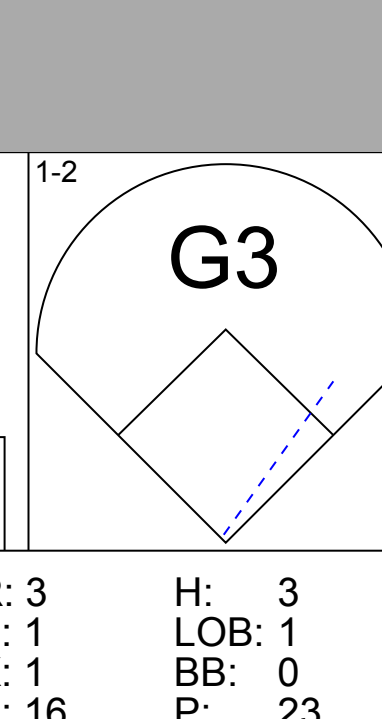
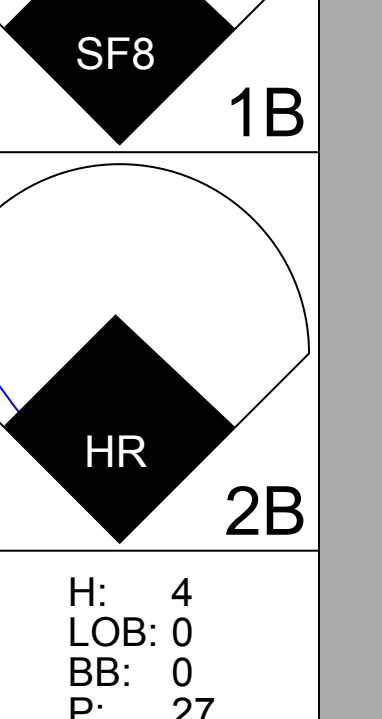


Batter	1	2	3	4	5	6	7	8	9	AB	R	H	RBI	BB	SO	LOB	TOP				
18 Cory Sullivan, L (1,8) OBP: 0.342, SLG: 0.496 Choo Freeman, R (9,PH) OBP: 0.297, SLG: 0.314										4	0	0	0	0	1	4					
Jamey Carroll, R (1,4) OBP: 0.419, SLG: 0.347										4	0	0	0	1	1	1					
17 Todd Helton, L (1,3) OBP: 0.455, SLG: 0.538										5	1	2	0	0	0	2					
27 Garrett Atkins, R (1,5) OBP: 0.401, SLG: 0.512										4	0	2	0	0	0	2					
5 Matt Holliday, R (1,7) OBP: 0.336, SLG: 0.625										4	0	1	1	0	1	3					
11 Brad Hawpe, L (1,9) OBP: 0.418, SLG: 0.587										2	0	0	0	2	1	2					
12 Clint Barmes, R (1,6) OBP: 0.245, SLG: 0.336										4	0	0	0	0	2	5					
Miguel Ojeda, R (1,2) OBP: 0.323, SLG: 0.400										4	0	0	0	0	1	1					
Jason Jennings, L (1,1) OBP: 0.333, SLG: 0.353 Scott Dohmann, R (6,1)										2	0	2	0	1	0	0					
Jose Mesa, R (8,1) 39 Tom Martin, L (8,1) Luis Gonzalez, R (9,PH) OBP: 0.283, SLG: 0.397										1	1	1	1	0	0	0					
Inning Stats	R: 0 E: 0 K: 2 S: 15	H: 2 LOB: 2 BB: 0 P: 22	R: 0 E: 0 K: 0 S: 11	H: 0 LOB: 2 BB: 2 P: 23	R: 1 E: 0 K: 0 S: 11	H: 2 LOB: 2 BB: 0 P: 15	R: 0 E: 0 K: 1 S: 11	H: 1 LOB: 1 BB: 0 P: 16	R: 0 E: 0 K: 1 S: 11	H: 1 LOB: 2 BB: 1 P: 20	R: 0 E: 0 K: 0 S: 5	H: 1 LOB: 0 BB: 0 P: 8	R: 0 E: 0 K: 1 S: 8	H: 0 LOB: 0 BB: 0 P: 12	R: 0 E: 0 K: 2 S: 11	H: 0 LOB: 0 BB: 0 P: 18	R: 1 E: 0 K: 0 S: 10	H: 1 LOB: 2 BB: 2 P: 22	1B: 5 2B: 2 3B: 0 HR: 1	SF: 0 SAC: 0 DP: 1 HBP: 1	WP: 1 PA: 40 PB: 0 SB: 0 CS: 0
PITCHER	IP	WLS	BF	H	R	ER	SO	BB	IBB	HBP	BLK	WP	HR	S	P	ERA	WHIP				
64 Fernando Nieve, R (1,1) ERA: 4.85	5.1		26	6	1	1	4	2	1	1	0	1	0	61	99	1.69	1.500				
Mike Gallo, L (6,1) ERA: 7.0	0.2	W	2	1	0	0	0	0	0	0	0	0	0	3	5	0.00	1.500				
54 Brad Lidge, R (7,1) ERA: 6.11	1.0		3	0	0	0	1	0	0	0	0	0	0	8	12	0.00	0.000				
Russ Springer, R (8,1) ERA: 3.09	1.0		3	0	0	0	2	0	0	0	0	0	0	11	18	0.00	0.000				
Trever Miller, L (9,1) ERA: 11.57	1.0		6	1	1	1	0	2	0	0	0	0	1	10	22	9.00	3.000				

Colorado Rockies @ Houston Astros
Minute Maid Park, Houston, TX
Fri May 12 2006, 7:05 PM CDT
Att: 39,617 - Clear - 79 F

AB	34
R	2
H	8
RBI	2
BB	5
SO	7
LOB	20



Batter	1	2	3	4	5	6	7	8	9	AB	R	H	RBI	BB	SO	LOB	BOTTOM				
Craig Biggio, R (1,4) OBP: 0.333, SLG: 0.482 Trever Miller, R (9,1)										5	2	2	1	0	0	2					
Willy Taveras, R (1,8) OBP: 0.348, SLG: 0.347										4	1	2	1	0	2	1					
17 Lance Berkman, S (1,3) OBP: 0.274, SLG: 0.638 Mike Lamb, L (7,PH) (8,3)										3	1	1	0	0	1	1					
Morgan Ensberg, R (1,5) OBP: 0.403, SLG: 0.628										4	2	2	4	1	0	1					
Preston Wilson, R (1,7) OBP: 0.307, SLG: 0.427										4	1	2	2	0	0	1					
16 Jason Lane, R (1,9) OBP: 0.348, SLG: 0.434										4	0	1	0	0	1	1					
Brad Ausmus, R (1,2) OBP: 0.452, SLG: 0.421										4	1	2	1	0	1	0					
28 Adam Everett, R (1,6) OBP: 0.282, SLG: 0.357										4	1	1	0	0	1	2					
64 Fernando Nieve, R (1,1) ERA: 5.05 Orlando Palmeiro, L (6,PH) 54 Brad Lidge, R (7,1) Joe McEwing, R (7,PH) Russ Springer, R (8,1) 4 Eric Bruntlett, R (8,PH) (9,4)										1	0	0	0	0	0	0	0				
Inning Stats	R: 0 E: 0 K: 1 S: 9	H: 1 LOB: 1 BB: 0 P: 16	R: 0 E: 0 K: 1 S: 7	H: 0 LOB: 0 BB: 0 P: 12	R: 1 E: 0 K: 1 S: 11	H: 1 LOB: 0 BB: 0 P: 17	R: 0 E: 0 K: 0 S: 3	H: 0 LOB: 0 BB: 1 P: 9	R: 0 E: 0 K: 1 S: 6	H: 0 LOB: 0 BB: 0 P: 6	R: 4 E: 0 K: 1 S: 29	H: 6 LOB: 2 BB: 0 P: 43	R: 3 E: 1 K: 1 S: 16	H: 3 LOB: 1 BB: 0 P: 23	R: 4 E: 0 K: 0 S: 18	H: 4 LOB: 0 BB: 0 P: 27	1B: 9 2B: 2 3B: 1 HR: 3	SF: 1 SAC: 0 DP: 1 HBP: 0	WP: 1 PA: 40 PB: 0 SB: 0 CS: 0		
PITCHER	IP	WLS	BF	H	R	ER	SO	BB	IBB	HBP	BLK	WP	HR	S	P	ERA	WHIP				
Jason Jennings, R (1,1) ERA: 5.05	5.2	L	25	8	5	5	5	1	0	0	0	0	0	19	29	13.50	2.250				
Scott Dohmann, R (6,1) ERA: 4.0	1.1		8	3	3	2	1	0	0	0	0	0	0	11	15	40.50	4.500				
Jose Mesa, R (8,1) ERA: 4.15	0.2		5	3	3	3	0	0	0	0	0	0	0	11	15	40.50	4.500				
39 Tom Martin, L (8,1) ERA: 6.0	0.1		2	1	1	1	0	0	0	0	0	0	1	7	12	27.00	3.000				

Colorado Rockies @ Houston Astros
Minute Maid Park, Houston, TX
Fri May 12 2006, 7:05 PM CDT
Att: 39,617 - Clear - 79 F

AB	37
R	12
H	15
RBI	12
BB	1
SO	6
LOB	9



Batter	1	2	3	4	5	6	7	8	9	AB	R	H	RBI	BB	SO	LOB	TOP		
Jamey Carroll, R OBP: 0.400, SLG: 0.329	L4		P3			G1-3			F8	4	0	0	0	0	0	1			
Luis Gonzalez, R OBP: 0.282, SLG: 0.395	G5-3				17 G4-3 2B	K			F8	4	0	1	0	0	1	0			
17 Todd Helton, L OBP: 0.450, SLG: 0.529	G6-3				1-2 G4-3				G4-3	3	0	0	0	1	0	1			
27 Garrett Atkins, R OBP: 0.396, SLG: 0.496		2-2 F7			0-3 K				L8	3	0	0	0	0	1	2			
5 Matt Holliday, R OBP: 0.327, SLG: 0.603		3-3 K			1-0 G6-3				G3	3	0	0	0	0	1	2			
Eli Marrero, R OBP: 0.365, SLG: 0.600		3-3 K				2-2 G6-3			F9	3	0	0	0	0	1	0			
11 Brad Hawpe, L OBP: 0.418, SLG: 0.579			0-0 1B			L4			G4-3	3	0	1	0	0	0	0			
Choo Freeman, R OBP: 0.300, SLG: 0.316			0-3 K			2-3 K			1B	3	0	1	0	0	2	1			
26 Jeff Francis, L OBP: 0.200, SLG: 0.059			1-3 K						G6-3	2	0	0	0	0	1	1			
12 Clint Barmes, R OBP: 0.236, SLG: 0.324						G5-3				1	0	0	0	0	0	1			
David Cortes, R OBP: 0.365, SLG: 0.324										0	0	0	0	0	0	0			
Inning Stats	R: 0 H: 0 E: 0 K: 0 S: 7	H: 0 LOB: 0 BB: 0 P: 11	R: 0 H: 0 E: 0 K: 2 S: 10	H: 0 LOB: 0 BB: 0 P: 18	R: 0 H: 1 E: 0 K: 2 S: 11	H: 1 LOB: 1 BB: 0 P: 12	R: 0 H: 1 E: 0 K: 1 S: 10	H: 1 LOB: 1 BB: 0 P: 15	R: 0 H: 0 E: 0 K: 1 S: 9	H: 0 LOB: 0 BB: 0 P: 13	R: 0 H: 0 E: 0 K: 0 S: 7	H: 0 LOB: 0 BB: 1 P: 13	R: 0 H: 1 E: 0 K: 0 S: 6	H: 1 LOB: 1 BB: 0 P: 10	R: 0 H: 0 E: 0 K: 0 S: 9	H: 0 LOB: 0 BB: 0 P: 16	1B: 2 2B: 1 3B: 0 HR: 0	SF: 0 SAC: 0 DP: 1 HBP: 0	WP: 0 PA: 30 PB: 0 SB: 0 CS: 0
PITCHER Andy Pettitte, L ERA: 4.76	IP: 9.0 WLS: W BF: 30 H: 3 R: 0 ER: 0 SO: 7 BB: 1 IBB: 0 HBP: 0 BLK: 0 WP: 0 HR: 0 S: 76 P: 119 ERA: 0.00 WHIP: 0.444															PITCHER			

Colorado Rockies @ Houston Astros
Minute Maid Park, Houston, TX
Sun May 14 2006, 1:05 PM CDT
Att: 37,614 - Roof Closed - 73 F

livebaseballscorecards.com

AB 29
R 0
H 3
RBI 0
BB 1
SO 7
LOB 9



Batter	1	2	3	4	5	6	7	8	9	AB	R	H	RBI	BB	SO	LOB	BOTTOM		
Craig Biggio, R OBP: 0.335, SLG: 0.479	G1-6-3 1B		F9			P4			F9	4	0	1	0	0	0	0			
Willy Taveras, R OBP: 0.328, SLG: 0.329	G1-6-3 1-2		P3			K			F9	4	0	0	0	0	1	1			
17 Lance Berkman, S OBP: 0.364, SLG: 0.652	3-1 HR				3-2 F9				F7	3	1	1	1	0	0	0			
Mike Lamb, L OBP: 0.412, SLG: 0.636					2-1 F8					1	0	0	0	0	0	0			
Morgan Ensberg, R OBP: 0.401, SLG: 0.630	4-1 BB				3-2 HR				P4	2	1	1	1	2	0	0			
Preston Wilson, R OBP: 0.297, SLG: 0.413	1-3 K				1-1 1B				F9	4	1	1	0	0	1	2			
					1B				G6-3	3	0	1	0	0	1	1			
16 Jason Lane, R OBP: 0.346, SLG: 0.422		2-1 G1-3			1-3 K					3	0	1	0	0	1	1			
Brad Ausmus, R OBP: 0.434, SLG: 0.402		1-0 G4-3			2-1 1B				F8	3	0	1	1	0	0	1			
28 Adam Everett, R OBP: 0.285, SLG: 0.358		0-1 G6-3			4-1 1B					2	0	0	0	1	0	0			
Andy Pettitte, L OBP: 0.125, SLG: 0.067			0-3 K		0-2 P6				F8	3	0	0	0	0	2	2			
									K	3	0	0	0	0	2	2			
Inning Stats	R: 1 H: 2 E: 0 K: 1 S: 11	H: 2 LOB: 1 BB: 1 P: 19	R: 0 H: 0 E: 0 K: 0 S: 5	H: 0 LOB: 0 BB: 0 P: 8	R: 0 H: 0 E: 0 K: 1 S: 11	H: 0 LOB: 0 BB: 0 P: 16	R: 2 H: 3 E: 0 K: 1 S: 20	H: 3 LOB: 2 BB: 1 P: 34	R: 0 H: 0 E: 0 K: 1 S: 8	H: 0 LOB: 0 BB: 0 P: 13	R: 0 H: 1 E: 0 K: 0 S: 5	H: 1 LOB: 1 BB: 0 P: 7	R: 0 H: 0 E: 0 K: 1 S: 10	H: 0 LOB: 0 BB: 0 P: 14	R: 0 H: 0 E: 0 K: 0 S: 9	H: 0 LOB: 1 BB: 1 P: 15	1B: 4 2B: 0 3B: 0 HR: 2	SF: 0 SAC: 0 DP: 1 HBP: 0	WP: 0 PA: 32 PB: 0 SB: 2 CS: 0
PITCHER 26 Jeff Francis, L ERA: 3.26 David Cortes, R ERA: 1.2	IP: 7.0 WLS: L BF: 28 H: 6 R: 3 ER: 3 SO: 5 BB: 1 IBB: 0 HBP: 0 BLK: 0 WP: 0 HR: 2 S: 70 P: 111 ERA: 3.86 WHIP: 1.000															PITCHER			

Colorado Rockies @ Houston Astros
Minute Maid Park, Houston, TX
Sun May 14 2006, 1:05 PM CDT
Att: 37,614 - Roof Closed - 73 F

livebaseballscorecards.com

AB 29
R 3
H 6
RBI 3
BB 3
SO 5
LOB 7



Batter	1	2	3	4	5	6	7	8	9	AB	R	H	RBI	BB	SO	LOB	TOP									
2 Randy Winn, S OBP: 0.369, SLG: 0.463	1-2 HR		0-2 2B	4-1 BB	2-1 G4-3		1-3 K			4	2	2	1	1	1	1	San Francisco Giants @ Houston Astros Minute Maid Park, Houston, TX Mon May 15 2006, 7:05 PM CDT Att: 32,980 - Partly Cloudy - 78 F									
13 Omar Vizquel, S OBP: 0.396, SLG: 0.394 Jose Vizcaino, S OBP: 0.271, SLG: 0.146	0-2 G4-3 3B		1-0 L9	2-2 F9		1-2 1B		3-2 P6		5	2	2	0	0	0	2										
Steve Finley, L OBP: 0.383, SLG: 0.495	0-0 G4-3		4-0 2B HR	0-2 1B		0-1 1B		0-3 K		4	1	2	1	1	1	0										
Barry Bonds, L OBP: 0.477, SLG: 0.465 Jason Ellison, R OBP: 0.333, SLG: 0.429	4-0 G5-4-3 BB		0-2 HR	1-3 K		3-2 P5		0-0 P6		3	1	1	1	1	1	4										
9 Mark Sweeney, L OBP: 0.266, SLG: 0.446	0-0 G5-4-3		4-0 HR	0-1 F8		2-1 F7			0-0 G4-3	4	1	0	0	1	0	5										
Pedro Feliz, R OBP: 0.294, SLG: 0.467		1-1 SH1-3 SF8	0-0 HR		1-1 F8	0-1 E5		2-3 K		5	2	3	5	0	1	0										
Ray Durham, S OBP: 0.247, SLG: 0.316		1-1 SH1-3	1-1 FC5-4		2-2 1B	1-3 G4-3		0-2 F8		4	1	2	0	0	0	2										
Mike Matheny, R OBP: 0.289, SLG: 0.364		0-2 SF8	3-2 F8		2-2 1B		1-3 K			3	0	1	2	0	1	1										
41 Brad Hennessey, R OBP: 0.231, SLG: 0.231 Jeremy Accardo, R	0-0 L6		1-0 FC5-4		1-3 K		0-0 G6-3			3	0	0	0	0	1	2										
32 Kevin Correia, R			1-2							1	0	0	0	0	0	0										
Inning Stats	R: 2 E: 0 K: 0 S: 9	H: 2 LOB: 0 BB: 1 P: 14	R: 1 E: 0 K: 0 S: 8	H: 1 LOB: 0 BB: 0 P: 10	R: 5 E: 0 K: 0 S: 15	H: 4 LOB: 1 BB: 2 P: 29	R: 0 E: 0 K: 1 S: 19	H: 1 LOB: 2 BB: 1 P: 26	R: 1 E: 0 K: 1 S: 13	H: 2 LOB: 1 BB: 0 P: 21	R: 1 E: 0 K: 0 S: 16	H: 3 LOB: 2 BB: 0 P: 22	R: 0 E: 0 K: 2 S: 7	H: 0 LOB: 0 BB: 0 P: 9	R: 0 E: 0 K: 1 S: 8	H: 0 LOB: 0 BB: 0 P: 11	R: 0 E: 0 K: 1 S: 8	H: 0 LOB: 0 BB: 0 P: 10	1B: 6 2B: 4 3B: 1 HR: 2	SF: 1 SAC: 1 DP: 1 HBP: 0	WP: 0 PB: 0 SB: 0 CS: 0	PA: 43				
PITCHER	IP	WLS	BF	H	R	ER	SO	BB	IBB	HBP	BLK	WP	HR	S	P	ERA	WHIP									
Taylor Buchholz, R ERA: 5.31	(1, 1)	3.0	L	18	7	8	8	0	2	1	0	0	0	2	32	53	24.00	3.000								
Trever Miller, L ERA: 9.53	(4, 1)	1.0		5	1	0	0	1	1	0	0	0	0	0	19	26	0.00	2.000								
Dave Borkowski, R ERA: 3.18	(5, 1)	2.0		11	5	2	2	1	0	0	0	0	0	0	29	43	9.00	2.500								
Mike Gallo, L ERA: 6.3	(7, 1)	1.0		3	0	0	0	2	0	0	0	0	0	7	9	0.00	0.000									
Russ Springer, R ERA: 2.94	(8, 1)	1.0		3	0	0	0	1	0	0	0	0	0	8	11	0.00	0.000									

Batter	1	2	3	4	5	6	7	8	9	AB	R	H	RBI	BB	SO	LOB	BOTTOM								
Craig Biggio, R OBP: 0.340, SLG: 0.486	2-2 BB		0-1 B5-3	3-3 K		1-1 F9			3-3 K	4	0	2	0	0	1	3	San Francisco Giants @ Houston Astros Minute Maid Park, Houston, TX Mon May 15 2006, 7:05 PM CDT Att: 32,980 - Partly Cloudy - 78 F								
Mike Gallo, L										0	0	0	0	0	0	0									
Russ Springer, R										0	0	0	0	0	0	0									
54 Brad Lidge, R										0	0	0	0	0	0	0									
Andy Pettitte, L OBP: 0.118, SLG: 0.063	1-2 1B		2-1 B5-3		4-2 2B	3-3 K			0-3 K	4	1	1	0	1	2	2									
Willy Taveras, R OBP: 0.331, SLG: 0.327	2-0 BB		2-1 B5-3		2-1 2B				4-2 K	3	0	1	1	2	1	2									
Mike Lamb, L OBP: 0.436, SLG: 0.639	1-1 F8		4-2 FC5-2		2-1 2B				4-2 1B	3	0	1	1	2	1	2									
Morgan Ensberg, R OBP: 0.401, SLG: 0.619	4-1 BB		3-2 FC5-2		1-3 K				1-1 BB	4	0	1	0	1	1	3									
Preston Wilson, R OBP: 0.294, SLG: 0.406	1-2 P4		1-2 K		0-1 1B				1-2 1B	5	0	1	0	0	1	7									
16 Jason Lane, R OBP: 0.340, SLG: 0.412 Orlando Palmeiro, L OBP: 0.297, SLG: 0.179	1-1 P2			1-2 K	1-2 P3			3-2 G3-1		3	0	0	0	0	1	5									
Brad Ausmus, R OBP: 0.437, SLG: 0.406		1-2 F7		2-2 FC5	2-0 G6-3			0-0 1B		4	0	2	0	0	0	2									
28 Adam Everett, R OBP: 0.293, SLG: 0.366 Eric Munson, L OBP: 0.324, SLG: 0.414		2-2 F7		2-1 FC5		0-0 F9		2-0 F9		3	0	2	0	0	0	0									
Taylor Buchholz, R Trevor Miller, R Joe McEwing, R Dave Borkowski, R 4 Eric Bruntlett, R	(1, 1) (4, 1) (4, PH) (5, 1) (7, 4)	0-0 F8		0-1 FC5		3-1 F8		3-3 K		1	0	0	0	0	0	0									
Inning Stats	R: 0 E: 0 K: 0 S: 12	H: 2 LOB: 3 BB: 1 P: 23	R: 0 E: 0 K: 0 S: 7	H: 0 LOB: 0 BB: 0 P: 10	R: 0 E: 0 K: 1 S: 14	H: 1 LOB: 2 BB: 1 P: 24	R: 0 E: 0 K: 2 S: 13	H: 2 LOB: 2 BB: 0 P: 21	R: 1 E: 0 K: 1 S: 15	H: 2 LOB: 2 BB: 1 P: 25	R: 0 E: 0 K: 1 S: 10	H: 1 LOB: 0 BB: 0 P: 15	R: 0 E: 0 K: 1 S: 11	H: 1 LOB: 1 BB: 0 P: 19	R: 0 E: 0 K: 2 S: 11	H: 1 LOB: 2 BB: 1 P: 21	1B: 8 2B: 2 3B: 0 HR: 0	SF: 0 SAC: 0 DP: 0 HBP: 0	WP: 0 PB: 0 SB: 0 CS: 0	PA: 41					
PITCHER	IP	WLS	BF	H	R	ER	SO	BB	IBB	HBP	BLK	WP	HR	S	P	ERA	WHIP								
41 Brad Hennessey, R ERA: 2.87	(1, 1)	5.0	W	25	7	1	1	4	3	0	0	0	0	61	103	1.80	2.000								
Jeremy Accardo, R ERA: 3.95	(6, 1)	2.2		10	2	0	0	2	0	0	0	0	0	26	43	0.00	0.750								
32 Kevin Correia, R ERA: 3.38	(8, 1)	1.1		6	1	0	0	3	1	0	0	0	0	14	27	0.00	1.500								



Batter	1	2	3	4	5	6	7	8	9	AB	R	H	RBI	BB	SO	LOB	TOP					
2 Randy Winn, S OBP: 0.385, SLG: 0.467										3	2	2	2	3	0	0	San Francisco Giants @ Houston Astros Minute Maid Park, Houston, TX Tue May 16 2006, 7:05 PM CDT Att: 35,286 - Partly Cloudy - 79 F					
13 Omar Vizquel, S OBP: 0.376, SLG: 0.401										5	0	1	4	0	1	5						
Ray Durham, S OBP: 0.253, SLG: 0.310										5	1	1	0	1	0	4						
Barry Bonds, L OBP: 0.481, SLG: 0.467										4	3	2	1	0	0	2						
Jason Ellison, R OBP: 0.315, SLG: 0.400										1	0	0	0	0	1	0						
Pedro Feliz, R OBP: 0.301, SLG: 0.487										6	3	3	2	0	0	3						
Steve Finley, L OBP: 0.388, SLG: 0.500										5	2	2	0	1	0	2						
Mike Matheny, R OBP: 0.299, SLG: 0.371										6	2	3	2	0	1	2						
Jose Vizcaino, S OBP: 0.315, SLG: 0.200										4	1	2	2	2	0	1						
Jamey Wright, R OBP: 0.190, SLG: 0.190										4	0	0	0	0	2	10						
40 Daniel Ortmeier, S OBP: 0.333, SLG: 0.500										1	0	0	0	0	0	0						
18 Matt Cain, R OBP: 0.182, SLG: 0.273										0	0	0	0	0	0	0						
Inning Stats	R: 5 E: 0 K: 2 S: 23	H: 6 LOB: 3 BB: 2 P: 37	R: 0 E: 1 K: 0 S: 7	H: 0 LOB: 1 BB: 0 P: 11	R: 1 E: 0 K: 0 S: 6	H: 2 LOB: 2 BB: 1 P: 15	R: 5 E: 1 K: 1 S: 18	H: 3 LOB: 1 BB: 0 P: 32	R: 1 E: 0 K: 0 S: 10	H: 2 LOB: 2 BB: 0 P: 19	R: 0 E: 0 K: 0 S: 7	H: 0 LOB: 1 BB: 1 P: 11	R: 1 E: 0 K: 1 S: 9	H: 1 LOB: 0 BB: 0 P: 13	R: 0 E: 0 K: 0 S: 9	H: 0 LOB: 1 BB: 1 P: 15	R: 1 E: 0 K: 1 S: 8	H: 2 LOB: 1 BB: 0 P: 13	1B: 12 2B: 2 3B: 1 HR: 1	SF: 1 SAC: 0 DP: 0 HBP: 1	WP: 0 PB: 0 SB: 0 CS: 0	PA: 53
PITCHER	IP WLS BF H R ER SO BB IBB HBP BLK WP HR S P ERA WHIP																					
51 Wandy Rodriguez, L ERA: 3.81	3.2 L 28 10 11 6 3 3 2 0 0 0 0 0 50 89 14.73 3.545																					
Russ Springer, R ERA: 3.46	4.1 0.1 3 1 1 1 0 0 0 0 0 0 5 11 27.00 3.000																					
Mike Gallo, L ERA: 5.25	5.1 2.0 9 2 0 0 0 1 0 0 0 0 0 16 25 0.00 1.500																					
Dan Wheeler, R ERA: 5.29	7.1 2.0 8 1 1 1 1 1 0 0 0 0 1 18 28 4.50 1.000																					
Chad Qualls, R ERA: 4.3	9.1 1.0 5 2 1 1 1 0 0 0 0 0 0 8 13 9.00 2.000																					

Batter	1	2	3	4	5	6	7	8	9	AB	R	H	RBI	BB	SO	LOB	BOTTOM					
Craig Biggio, R OBP: 0.337, SLG: 0.477										3	0	0	0	1	0	1	San Francisco Giants @ Houston Astros Minute Maid Park, Houston, TX Tue May 16 2006, 7:05 PM CDT Att: 35,286 - Partly Cloudy - 79 F					
Joe McEwing, R OBP: 0.324, SLG: 0.319										4	0	0	0	0	1	1						
Willy Taveras, R OBP: 0.324, SLG: 0.319										4	0	0	0	0	1	1						
Mike Lamb, L OBP: 0.442, SLG: 0.625										4	2	2	0	0	0	0						
Morgan Ensberg, R OBP: 0.404, SLG: 0.634										3	1	1	2	1	0	0						
Preston Wilson, R OBP: 0.293, SLG: 0.401										4	0	1	0	0	3	2						
Eric Munson, L OBP: 0.316, SLG: 0.394										4	0	1	0	0	1	2						
16 Jason Lane, R OBP: 0.340, SLG: 0.410										3	0	1	1	0	1	2						
Dan Wheeler, R OBP: 0.290, SLG: 0.172										0	0	0	0	0	0	0						
28 Adam Everett, R OBP: 0.285, SLG: 0.354										4	0	0	0	0	0	2						
51 Wandy Rodriguez, S OBP: 0.059, SLG: 0.059										1	0	0	0	0	0	0						
Russ Springer, R ERA: 4.23	7.0 W 29 6 3 3 0 2 0 0 0 0 0 0 14 20 0.00 0.000																					
Mike Gallo, L ERA: 6.69	8.1 2.0 6 0 0 0 0 1 0 0 0 0 0 14 20 0.00 0.000																					
4 Eric Bruntlett, R OBP: 0.355, SLG: 0.407										1	0	0	0	0	0	0						
Inning Stats	R: 2 E: 0 K: 2 S: 13	H: 2 LOB: 0 BB: 0 P: 19	R: 0 E: 0 K: 1 S: 8	H: 0 LOB: 0 BB: 0 P: 12	R: 0 E: 0 K: 0 S: 6	H: 0 LOB: 0 BB: 0 P: 10	R: 1 E: 0 K: 2 S: 15	H: 2 LOB: 2 BB: 1 P: 27	R: 0 E: 0 K: 1 S: 7	H: 0 LOB: 0 BB: 0 P: 9	R: 0 E: 0 K: 0 S: 10	H: 2 LOB: 2 BB: 0 P: 17	R: 0 E: 0 K: 0 S: 8	H: 0 LOB: 1 BB: 1 P: 14	R: 0 E: 0 K: 1 S: 8	H: 0 LOB: 0 BB: 0 P: 11	R: 0 E: 0 K: 0 S: 6	H: 0 LOB: 0 BB: 0 P: 9	1B: 5 2B: 0 3B: 0 HR: 1	SF: 0 SAC: 0 DP: 1 HBP: 0	WP: 2 PB: 0 SB: 0 CS: 0	PA: 35
PITCHER	IP WLS BF H R ER SO BB IBB HBP BLK WP HR S P ERA WHIP																					
Jamey Wright, R ERA: 4.23	7.0 W 29 6 3 3 0 2 0 0 0 0 0 0 14 20 0.00 0.000																					
18 Matt Cain, R ERA: 6.69	8.1 2.0 6 0 0 0 0 1 0 0 0 0 0 14 20 0.00 0.000																					



Batter	1	2	3	4	5	6	7	8	9	AB	R	H	RBI	BB	SO	LOB	TOP				
2 Randy Winn, S Steve Kline, S 54 Scott Munter, R	4-1 13 BB 1B	2-3 K		3-1 FC5-4 13 BB HR	1-0 1B		2-3 K	0-0 F8		5	2	1	0	1	2	2					
13 Omar Vizquel, S Ray Durham, S	4-1 FC3-6 9 BB FC6-4 BB		4-1 FC4-6 9 BB 1B	0-0 HR	1-3 K			0-1 F8		3	3	1	0	2	1	2					
Steve Finley, L 9 Mark Sweeney, L Jason Ellison, R	0-0 FC3-6 1B		4-1 FC4-6 BB	1-1 HR	0-3 K			2-1 9 BB 2B		4	2	3	4	1	1	2					
Steve Finley, L 9 Mark Sweeney, L Jason Ellison, R	1-1 FC3-6 FC6-4 1B		3-1 FC4-6 9 BB 1B	1-1 E4 9 BB 1B	2-3 K			1-1 F8		5	1	0	0	0	1	7					
9 Mark Sweeney, L Jason Ellison, R	0-0 FC6-4 1B		1-0 1B	4-0 1B BB		2-3 K		0-0 HR 2B		4	0	2	3	1	1	1					
Pedro Feliz, R Mike Matheny, R	1-3 K		3-1 F6 1B	2-1 1B	0-2 G1-3			1-1 HR		5	1	2	3	0	1	3					
Mike Matheny, R Jose Vizcaino, S		0-1 G6-3	0-0 G4-3	4-0 FC6 1BB	3-2 G4-3			1-0 F9		4	0	0	0	1	0	3					
Jose Vizcaino, S Matt Morris, R 40 Daniel Ortmeier, S	1-2 SH2-4 1B			1-2 SH2-4 1B	2-2 FC5-4 1B			2-2 G3		5	0	1	0	0	1	3					
Matt Morris, R 40 Daniel Ortmeier, S	1-1 SH2-4			2-2 FC5-4 1B	2-2 1B					3	0	2	0	0	1	0					
Inning Stats	R: 2 E: 0 K: 1 S: 9	H: 1 LOB: 1 BB: 2 P: 19	R: 0 E: 0 K: 1 S: 10	H: 1 LOB: 1 BB: 0 P: 14	R: 1 E: 0 K: 0 S: 8	H: 1 LOB: 2 BB: 2 P: 23	R: 4 E: 1 K: 0 S: 16	H: 4 LOB: 3 BB: 2 P: 33	R: 0 E: 0 K: 3 S: 17	H: 0 LOB: 0 BB: 0 P: 14	R: 0 E: 0 K: 3 S: 9	H: 0 LOB: 0 BB: 0 P: 12	R: 3 E: 0 K: 0 S: 10	H: 3 LOB: 1 BB: 0 P: 15	R: 0 E: 0 K: 0 S: 7	H: 0 LOB: 0 BB: 0 P: 9	1B: 8 2B: 2 3B: 0 HR: 2	SF: 0 SAC: 1 DP: 0 HBP: 0	WP: 0 PB: 0 SB: 0 CS: 0	PA: 46	
PITCHER	IP	WLS	BF	H	R	ER	SO	BB	IBB	HBP	BLK	WP	HR	S	P	ERA	WHIP				
64 Fernando Nieve, R Trever Miller, L Dave Borkowski, R 54 Brad Lidge, R	3.2 5.94	L	25	7	7	6	2	5	1	0	0	0	1	41	87	14.73	3.273				

San Francisco Giants @ Houston Astros
Minute Maid Park, Houston, TX
Wed May 17 2006, 7:05 PM CDT
Att: 36,327 - Clear - 82 F

AB	39
R	10
H	12
RBI	10
BB	6
SO	9
LOB	23



Batter	1	2	3	4	5	6	7	8	9	AB	R	H	RBI	BB	SO	LOB	BOTTOM					
Craig Biggio, R 54 Brad Lidge, R	4-2 SH5-3 BB		1-2 F9		1-1 P5			1-1 G6-4-3		3	0	0	0	1	0	2						
Willy Taveras, R	0-1 SH5-3		3-2 2B			3-2 F8		0-1 G4-3		3	0	1	0	0	0	1						
Mike Lamb, L	0-0 F7		2-2 G5-3			1-3 K		4-2 BB		3	0	0	0	1	1	2						
Morgan Ensberg, R	4-2 BB		1-2 G6-3			1-2 G4-3		1-2 F9		3	0	0	0	1	0	2						
Preston Wilson, R	1-3 K			1-2 F9			1-0 G4-3	4-0 G4-6-3 BB		3	0	0	0	1	1	2						
Brad Ausmus, R		0-1 1B 2B		0-0 F9		2-3 K		1-1 G4-6-3		4	1	1	0	0	1	2						
Orlando Palmeiro, L		0-0 2H 1B		3-2 G5-3			0-0 P6			3	0	1	1	0	0	0						
28 Adam Everett, R		3-2 P4			0-0 L5			2-2 E5 4 BB		3	0	0	0	0	0	0						
64 Fernando Nieve, R Trever Miller, L Joe McEwing, R Dave Borkowski, R 4 Eric Bruntlett, R		1-3 K		1-3 F7				4-2 G6-4-3 BB		1	0	0	0	0	1	0						
Inning Stats	R: 0 E: 0 K: 1 S: 10	H: 0 LOB: 2 BB: 2 P: 19	R: 1 E: 0 K: 1 S: 9	H: 2 LOB: 0 BB: 0 P: 13	R: 0 E: 0 K: 0 S: 13	H: 1 LOB: 1 BB: 0 P: 20	R: 0 E: 0 K: 0 S: 12	H: 0 LOB: 0 BB: 0 P: 16	R: 0 E: 0 K: 0 S: 7	H: 0 LOB: 0 BB: 0 P: 10	R: 0 E: 0 K: 1 S: 9	H: 0 LOB: 0 BB: 0 P: 14	R: 0 E: 0 K: 1 S: 5	H: 0 LOB: 0 BB: 0 P: 8	R: 0 E: 1 K: 0 S: 11	H: 0 LOB: 1 BB: 1 P: 18	R: 0 E: 0 K: 0 S: 7	H: 0 LOB: 1 BB: 2 P: 17	1B: 1 2B: 2 3B: 0 HR: 0	SF: 0 SAC: 1 DP: 2 HBP: 0	WP: 0 PB: 0 SB: 0 CS: 0	PA: 33
PITCHER	IP	WLS	BF	H	R	ER	SO	BB	IBB	HBP	BLK	WP	HR	S	P	ERA	WHIP					
Matt Morris, R Steve Kline, L 54 Scott Munter, R	8.0 5.43	W	29	3	1	1	4	3	0	0	0	0	0	5	14	0.00	6.000					
54 Scott Munter, R	0.2		1	0	0	0	0	0	0	0	0	0	0	2	3	0.00	0.000					

San Francisco Giants @ Houston Astros
Minute Maid Park, Houston, TX
Wed May 17 2006, 7:05 PM CDT
Att: 36,327 - Clear - 82 F

AB	27
R	1
H	3
RBI	1
BB	5
SO	4
LOB	11



Batter	1	2	3	4	5	6	7	8	9	AB	R	H	RBI	BB	SO	LOB	TOP											
Gary Matthews, S (1, 8) OBP: 0.374, SLG: 0.553	0-1 2B		2-2 G4-3			2-2 1B	1-0 2B		2-2 1B	5	1	4	1	0	0	1	Texas Rangers @ Houston Astros Minute Maid Park, Houston, TX Fri May 19 2006, 7:05 PM CDT Att: 40,790 - Partly Cloudy - 88 F											
10 Michael Young, R (1, 6) OBP: 0.379, SLG: 0.434	4-2 BB		0-0 1B		2-2 P4	1-1 1B	1-1 1B		0-3 K	4	0	2	2	1	1	2												
23 Mark Teixeira, S (1, 3) OBP: 0.365, SLG: 0.433	3-2 F8		3-H G4-3		1-2 G3		4-1 1B		0-3 K	4	0	0	0	1	1	5												
9 Hank Blalock, L (1, 5) OBP: 0.404, SLG: 0.532	1-1 G3-6-1			0-0 1B		2-1 G3-1	1-2 1B		0-1 P6	5	0	2	0	0	0	3												
Kevin Mench, R (1, 9) OBP: 0.329, SLG: 0.546		2-1 F8		1-3 K		0-0 1B	0-3 K			4	0	1	0	0	2	4												
6 Brad Wilkerson, L (1, 7) 53 Joaquin Benoit, R (7, 1) 36 C.J. Wilson, L (8, 1)		1-1 G1-3		1-3 K		1-2 1B	3-2 G3-1			4	0	1	0	0	1	4												
Rod Barajas, R (1, 2)		0-2 G1-3		2-2 P4		0-2 F8		1-2 G3		4	0	0	0	0	0	3												
Mark DeRosa, R (1, 4) OBP: 0.417, SLG: 0.587			2-2 G4-3		0-0 SH1-4	2-3 K		0-0 G4-3		4	2	2	0	0	1	2												
55 Robinson Tejeda, R (1, 1) Rick Bauer, R (6, 1) D'Angelo Jimenez, S (7, PH) 39 Scott Feldman, L (7, 1) Adrian Brown, S (7, 9) OBP: 0.231, SLG: 0.222			0-0 B3		1-0 SH1-4		1-2 G4-3		1-3 K	1	0	0	0	0	0	1												
Inning Stats	R: 0 E: 0 K: 0 S: 12	H: 1 LOB: 1 BB: 1 P: 20	R: 0 E: 0 K: 0 S: 9	H: 0 LOB: 0 BB: 0 P: 12	R: 1 E: 0 K: 0 S: 10	H: 2 LOB: 1 BB: 0 P: 14	R: 0 E: 0 K: 2 S: 13	H: 1 LOB: 1 BB: 0 P: 17	R: 1 E: 0 K: 1 S: 16	H: 2 LOB: 2 BB: 0 P: 22	R: 0 E: 0 K: 1 S: 12	H: 2 LOB: 2 BB: 1 P: 17	R: 1 E: 0 K: 1 S: 21	H: 3 LOB: 3 BB: 1 P: 32	R: 0 E: 0 K: 1 S: 8	H: 0 LOB: 0 BB: 0 P: 10		R: 0 E: 0 K: 2 S: 11	H: 1 LOB: 1 BB: 0 P: 13	1B: 8 2B: 4 3B: 0 HR: 0	SF: 0 SAC: 1 DP: 1 HBP: 0	WP: 0 PB: 0 SB: 1 CS: 0	PA: 40					
PITCHER	IP	WLS	BF	H	R	ER	SO	BB	IBB	HBP	BLK	WP	HR	S	P	ERA		WHIP										
44 Roy Oswalt, R (1, 1) ERA: 3.57	6.1		31	11	3	3	3	2	0	0	0	0	0	84	122	4.26		2.053										
Chad Qualls, R (7, 1) ERA: 4.01	1.2	W	5	0	0	0	2	0	0	0	0	0	0	17	22	0.00	0.000											
54 Brad Lidge, R (9, 1) ERA: 5.23	1.0	S	4	1	0	0	2	0	0	0	0	0	0	11	13	0.00	1.000											

AB	37
R	3
H	12
RBI	3
BB	2
SO	7
LOB	25




Batter	1	2	3	4	5	6	7	8	9	AB	R	H	RBI	BB	SO	LOB	BOTTOM											
Willy Taveras, R (1, 8) OBP: 0.322, SLG: 0.319	4-1 BB		3-3 K			3-2 F7	2-2 G1			3	0	0	0	1	1	0	Texas Rangers @ Houston Astros Minute Maid Park, Houston, TX Fri May 19 2006, 7:05 PM CDT Att: 40,790 - Partly Cloudy - 88 F											
Craig Biggio, R (1, 4) OBP: 0.339, SLG: 0.462	1-2 BB		4-0 BB			2-3 K	1-0 F8			2	0	0	0	2	1	0												
17 Lance Berkman, S (1, 9) OBP: 0.361, SLG: 0.639			3-3 K							3	1	0	0	1	3	3												
Morgan Ensberg, R (1, 5) OBP: 0.402, SLG: 0.624	0-1 F7			1-1 1B		1-1 1B			4-2 BB	4	2	2	0	0	0	3												
Mike Lamb, L (1, 3) OBP: 0.431, SLG: 0.574	2-2 L4			1-0 SF9		2-0 G5-3	2-3 K			4	0	2	0	0	1	3												
Brad Ausmus, R (1, 2) OBP: 0.433, SLG: 0.407				2-1 G1-3		2-2 G5-3	1-2 1B		4-0 BB	3	1	1	1	1	0	2												
Preston Wilson, R (1, 7) Chad Qualls, R (7, 1) Eric Munson, L (8, PH) 54 Brad Lidge, R (9, 1)		1-3 K		0-0 SF9		3-H G5-3	2-2 G5-3		4-2 BB	2	0	0	1	0	1	2												
28 Adam Everett, R (1, 6) OBP: 0.285, SLG: 0.353		3-1 P5		2-3 3-H		0-2 F9		3-2 16		3	0	1	3	1	0	2												
44 Roy Oswalt, R (1, 1) OBP: 0.154, SLG: 0.083 Orlando Palmeiro, L (7, 7) 16 Jason Lane, R (8, PH) OBP: 0.337, SLG: 0.407			2-3 K		1-0 CS	3-2 F9		0-3 K	3-3 K	2	0	0	0	0	1	0												
Inning Stats	R: 0 E: 0 K: 1 S: 15	H: 0 LOB: 2 BB: 2 P: 28	R: 0 E: 0 K: 1 S: 6	H: 0 LOB: 0 BB: 0 P: 11	R: 0 E: 0 K: 3 S: 16	H: 0 LOB: 1 BB: 1 P: 28	R: 0 E: 0 K: 0 S: 6	H: 2 LOB: 1 BB: 1 P: 15	R: 0 E: 0 K: 1 S: 12	H: 0 LOB: 0 BB: 0 P: 20	R: 1 E: 0 K: 0 S: 15	H: 3 LOB: 2 BB: 0 P: 24	R: 0 E: 0 K: 1 S: 7	H: 0 LOB: 0 BB: 0 P: 10	R: 3 E: 0 K: 2 S: 19	H: 1 LOB: 1 BB: 3 P: 42		1B: 4 2B: 2 3B: 0 HR: 0	SF: 1 SAC: 0 DP: 0 HBP: 0	WP: 0 PB: 0 SB: 2 CS: 1	PA: 37							
PITCHER	IP	WLS	BF	H	R	ER	SO	BB	IBB	HBP	BLK	WP	HR	S	P	ERA		WHIP										
55 Robinson Tejeda, R (1, 1) ERA: 6.23	5.0		20	2	1	1	1	0	0	0	0	0	0	15	24	9.00		3.000										
39 Scott Feldman, R (7, 1) ERA: 7.27	0.2	H	2	0	0	0	1	0	0	0	0	0	0	6	8	0.00	0.000											
53 Joaquin Benoit, R (7, 1) ERA: 5.03	1.0	L	7	1	3	3	1	3	0	0	0	0	0	17	38	27.00	4.000											
36 C.J. Wilson, L (8, 1) ERA: 4.5	0.1		1	0	0	0	1	0	0	0	0	0	0	3	6	0.00	0.000											



Batter	1	2	3	4	5	6	7	8	9	AB	R	H	RBI	BB	SO	LOB	TOP					
Gary Matthews, S (1.8) OBP: 0.376, SLG: 0.553	1-1 G4-3		0-3 K			1-0 G6-3		0-0 G4-3		4	0	0	0	0	1	0						
10 Michael Young, R (1.6) OBP: 0.380, SLG: 0.437	2-1 G6-3			1-2 1B		2-2 L3		0-0 G6-3		4	0	1	0	0	0	0						
23 Mark Teixeira, S (1.3) OBP: 0.374, SLG: 0.436	2-2 F8			2-1 L6		0-0 1B		0-0 G1-3		4	0	1	0	0	0	1						
9 Hank Blalock, L (1.5) OBP: 0.389, SLG: 0.509		1-3 K		2-1 F8		0-0 P4		0-0 F9		4	0	0	0	0	1	2						
Kevin Mench, R (1.9) OBP: 0.344, SLG: 0.554		1-0 FC3-6 1B		1-3 K		1-2 G5-4-3 1B				3	0	2	0	0	1	1						
6 Brad Wilkerson, L (1.7) OBP: 0.347, SLG: 0.463	2-1 FC3-6 SAFE 1-2			2-3 K		1-2 F8				3	0	0	0	0	1	2						
Rod Barajas, R (1.2) OBP: 0.283, SLG: 0.357	2-3 K			0-1 G4-3 WP 1B		1-1 G5-4-3 1-2				3	0	1	0	0	1	2						
Mark DeRosa, R (1.4) OBP: 0.400, SLG: 0.543			0-2 L9		2-2 G4-3		0-2 G4-3			3	0	0	0	0	0	1						
41 John Koronka, L (1.1) 32 Ron Mahay, L (7.1) D'Angelo Jimenez, S (8. PH) 36 C.J. Wilson, L (8.1)			0-0 G4-3		1-3 K2-3		3-2 F9			2	0	0	0	0	1	1						
Inning Stats	R: 0 E: 0 K: 0 S: 7	H: 0 LOB: 0 BB: 0 P: 12	R: 0 E: 0 K: 2 S: 10	H: 1 LOB: 1 BB: 0 P: 16	R: 0 E: 0 K: 1 S: 7	H: 0 LOB: 0 BB: 0 P: 7	R: 0 E: 0 K: 1 S: 10	H: 1 LOB: 1 BB: 0 P: 16	R: 0 E: 0 K: 2 S: 11	H: 1 LOB: 1 BB: 0 P: 15	R: 0 E: 0 K: 0 S: 6	H: 1 LOB: 1 BB: 0 P: 9	R: 0 E: 0 K: 0 S: 8	H: 1 LOB: 0 BB: 0 P: 11	R: 0 E: 0 K: 0 S: 10	H: 0 LOB: 0 BB: 0 P: 13	R: 0 E: 0 K: 0 S: 3	H: 0 LOB: 0 BB: 0 P: 3	1B: 5 2B: 0 3B: 0 HR: 0	SF: 0 SAC: 0 DP: 1 HBP: 0	WP: 1 PB: 0 SB: 1 CS: 0	PA: 31
PITCHER Taylor Buchholz, R (1.1) ERA: 4.35	IP: 9.0 WLS: W BF: 31 H: 5 R: 0 ER: 0 SO: 6 BB: 0 IBB: 0 HBP: 0 BLK: 0 WP: 1 HR: 0 S: 72 P: 102 ERA: 0.00 WHIP: 0.556															PITCHER	IP: WLS: BF: H: R: ER: SO: BB: IBB: HBP: BLK: WP: HR: S: P: ERA: WHIP:					

Texas Rangers @ Houston Astros
Minute Maid Park, Houston, TX
Sun May 21 2006, 1:05 PM CDT
Att: 37,979 - Roof Closed - 73 F


AB	31
R	0
H	5
RBI	0
BB	0
SO	6
LOB	10



Batter	1	2	3	4	5	6	7	8	9	AB	R	H	RBI	BB	SO	LOB	BOTTOM			
Craig Biggio, R (1.4) OBP: 0.346, SLG: 0.472	4-2 17 F8 G4-3 1B BB		1-0 F9 2B		3-2 P3		3-2 F9			3	1	1	0	1	0	1				
Brad Ausmus, R (1.2) OBP: 0.418, SLG: 0.392	1-1 G4-3		1-0 F8		2-3 K		0-3 K			4	0	0	0	0	2	3				
17 Lance Berkman, S (1.3) OBP: 0.381, SLG: 0.620	2-1 F8		4-1 FC6-4 BB		2-2 HR 1B		2-3 K			3	1	1	0	1	1	1				
Morgan Ensberg, R (1.5) OBP: 0.406, SLG: 0.632	4-2 1B BB		0-2 F9		0-0 HR 1B		4-1 16 HR BB			2	2	1	2	2	0	2				
Preston Wilson, R (1.7) OBP: 0.287, SLG: 0.380	1-2 1B		0-0 FC6-4		4-1 G6-4-3 BB		1-3 K			3	0	1	1	1	1	3				
16 Jason Lane, R (1.9) OBP: 0.335, SLG: 0.424	1-2 3-H 1B		1-2 F8		3-0 F7		0-0 HR			4	1	1	2	0	1	3				
4 Eric Bruntlett, R (1.8) OBP: 0.351, SLG: 0.375		1-0 F9		2-1 2B 1B		2-2 G6-4-3		1-2 G4-3		4	0	1	0	0	0	1				
28 Adam Everett, R (1.6) OBP: 0.280, SLG: 0.341		2-1 P3		0-0 L7-3-1 1B		4-0 SH2-4 BB				2	0	0	0	1	0	1				
Taylor Buchholz, R (1.1)		3-3 K		1-1 G6-3		0-0 SH2-4				2	0	0	0	0	1	0				
Inning Stats	R: 1 E: 0 K: 1 S: 16	H: 1 LOB: 2 BB: 2 P: 29	R: 0 E: 0 K: 1 S: 8	H: 0 LOB: 0 BB: 0 P: 14	R: 0 E: 0 K: 0 S: 7	H: 1 LOB: 2 BB: 1 P: 13	R: 0 E: 0 K: 0 S: 4	H: 1 LOB: 0 BB: 0 P: 7	R: 0 E: 0 K: 1 S: 8	H: 0 LOB: 0 BB: 0 P: 14	R: 2 E: 0 K: 0 S: 9	H: 2 LOB: 1 BB: 1 P: 20	R: 0 E: 0 K: 1 S: 7	H: 0 LOB: 1 BB: 1 P: 14	R: 2 E: 0 K: 2 S: 11	H: 1 LOB: 0 BB: 1 P: 19	1B: 3 2B: 2 3B: 0 HR: 2	SF: 0 SAC: 1 DP: 2 HBP: 0	WP: 0 PB: 0 SB: 0 CS: 0	PA: 34
PITCHER 41 John Koronka, L (1.1) ERA: 4.25 32 Ron Mahay, L (7.1) ERA: 1.8 36 C.J. Wilson, L (8.1) ERA: 5.4	IP: 6.0 WLS: L BF: 25 H: 4 R: 3 ER: 3 SO: 3 BB: 4 IBB: 0 HBP: 0 BLK: 0 WP: 0 HR: 1 S: 52 P: 97 ERA: 4.50 WHIP: 1.500															PITCHER	IP: WLS: BF: H: R: ER: SO: BB: IBB: HBP: BLK: WP: HR: S: P: ERA: WHIP:			

Texas Rangers @ Houston Astros
Minute Maid Park, Houston, TX
Sun May 21 2006, 1:05 PM CDT
Att: 37,979 - Roof Closed - 73 F

AB	27
R	5
H	6
RBI	5
BB	6
SO	6
LOB	15



Batter	1	2	3	4	5	6	7	8	9	AB	R	H	RBI	BB	SO	LOB	TOP							
Willy Taveras, R OBP: 0.332, SLG: 0.331 (1, 8)										5	4	3	0	1	1	3								
Craig Biggio, R OBP: 0.362, SLG: 0.488 (1, 4)										5	2	4	3	1	0	1								
17 Lance Berkman, S OBP: 0.374, SLG: 0.626 (1, 3)										5	1	1	3	0	2	4								
Morgan Ensberg, R OBP: 0.409, SLG: 0.620 (1, 5)										3	1	0	0	3	0	2								
Eric Munson, L OBP: 0.378, SLG: 0.421 (1, 2)										5	0	3	2	0	0	2								
Preston Wilson, R OBP: 0.282, SLG: 0.378 (1, 7)										6	0	1	1	0	2	5								
16 Jason Lane, R OBP: 0.343, SLG: 0.423 (1, 9)										3	0	1	0	2	1	0								
28 Adam Everett, R OBP: 0.271, SLG: 0.329 (1, 6)										5	0	0	0	0	1	7								
51 Wandy Rodriguez, S OBP: 0.106, SLG: 0.050 (7, 9) 2 Chris Burke, R OBP: 0.436, SLG: 0.602 (7, 1) Dave Borkowski, R OBP: 0.350, SLG: 0.375 Trever Miller, R (8, 1) Dan Wheeler, R (9, 1)										2	1	0	0	1	2	3								
Inning Stats	R: 3 E: 0 K: 0 S: 12	H: 2 LOB: 0 BB: 1 P: 26	R: 0 E: 0 K: 2 S: 8	H: 0 LOB: 0 BB: 0 P: 11	R: 1 E: 0 K: 1 S: 16	H: 1 LOB: 2 BB: 1 P: 30	R: 2 E: 0 K: 0 S: 12	H: 2 LOB: 1 BB: 2 P: 21	R: 0 E: 0 K: 3 S: 16	H: 1 LOB: 3 BB: 2 P: 26	R: 2 E: 0 K: 0 S: 15	H: 3 LOB: 3 BB: 2 P: 26	R: 1 E: 0 K: 1 S: 11	H: 1 LOB: 2 BB: 1 P: 23	R: 0 E: 0 K: 1 S: 12	H: 1 LOB: 2 BB: 0 P: 24	R: 1 E: 0 K: 1 S: 9	H: 2 LOB: 1 BB: 0 P: 15	1B: 9 2B: 3 3B: 0 HR: 1	SF: 1 SAC: 0 DP: 0 HBP: 2	WP: 1 PB: 1 CS: 1	PA: 51		
PITCHER	IP WLS BF H R ER SO BB IBB HBP BLK WP HR S P ERA WHIP	IP WLS BF H R ER SO BB IBB HBP BLK WP HR S P ERA WHIP	IP WLS BF H R ER SO BB IBB HBP BLK WP HR S P ERA WHIP	IP WLS BF H R ER SO BB IBB HBP BLK WP HR S P ERA WHIP	IP WLS BF H R ER SO BB IBB HBP BLK WP HR S P ERA WHIP	IP WLS BF H R ER SO BB IBB HBP BLK WP HR S P ERA WHIP	IP WLS BF H R ER SO BB IBB HBP BLK WP HR S P ERA WHIP	IP WLS BF H R ER SO BB IBB HBP BLK WP HR S P ERA WHIP	IP WLS BF H R ER SO BB IBB HBP BLK WP HR S P ERA WHIP	IP WLS BF H R ER SO BB IBB HBP BLK WP HR S P ERA WHIP	IP WLS BF H R ER SO BB IBB HBP BLK WP HR S P ERA WHIP	IP WLS BF H R ER SO BB IBB HBP BLK WP HR S P ERA WHIP	IP WLS BF H R ER SO BB IBB HBP BLK WP HR S P ERA WHIP	IP WLS BF H R ER SO BB IBB HBP BLK WP HR S P ERA WHIP	IP WLS BF H R ER SO BB IBB HBP BLK WP HR S P ERA WHIP	IP WLS BF H R ER SO BB IBB HBP BLK WP HR S P ERA WHIP	IP WLS BF H R ER SO BB IBB HBP BLK WP HR S P ERA WHIP	IP WLS BF H R ER SO BB IBB HBP BLK WP HR S P ERA WHIP	IP WLS BF H R ER SO BB IBB HBP BLK WP HR S P ERA WHIP	IP WLS BF H R ER SO BB IBB HBP BLK WP HR S P ERA WHIP	IP WLS BF H R ER SO BB IBB HBP BLK WP HR S P ERA WHIP	IP WLS BF H R ER SO BB IBB HBP BLK WP HR S P ERA WHIP	IP WLS BF H R ER SO BB IBB HBP BLK WP HR S P ERA WHIP	IP WLS BF H R ER SO BB IBB HBP BLK WP HR S P ERA WHIP

Houston Astros @ Washington Nationals
 Robert F. Kennedy Memorial Stadium, Washington, DC
 Mon May 22 2006, 7:05 PM EDT
 Att: 18,803 - Clear - 62 F

AB	39
R	10
H	13
RBI	9
BB	9
SO	9
LOB	27

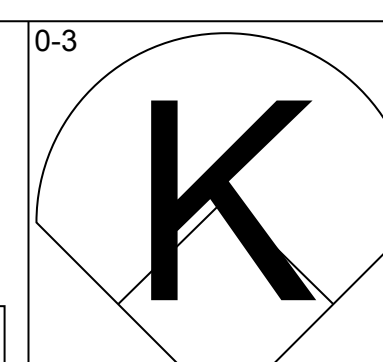
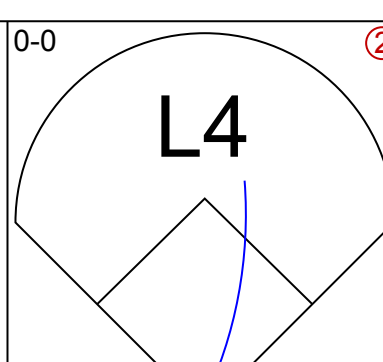
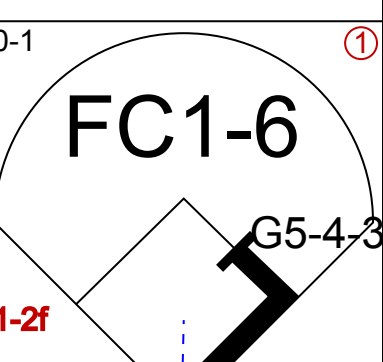
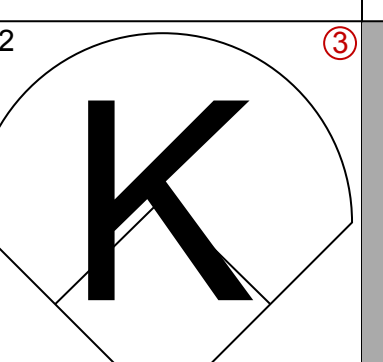
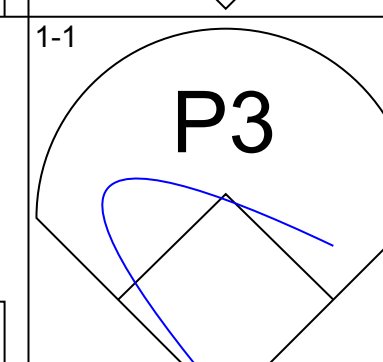
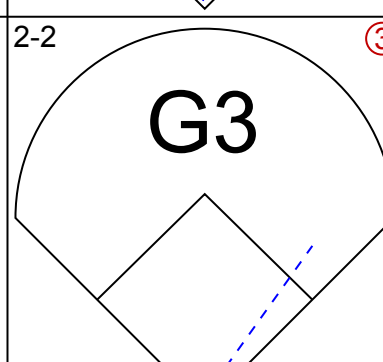
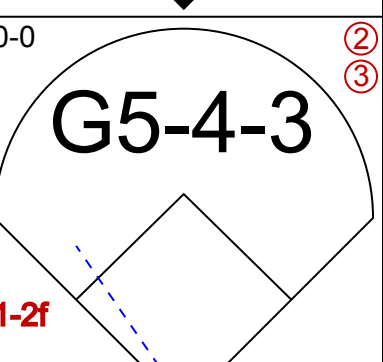
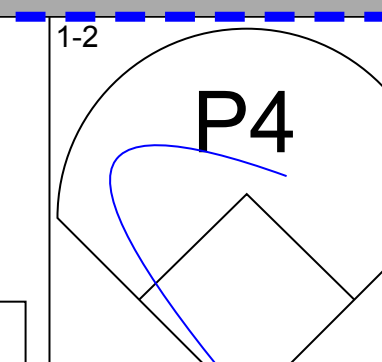
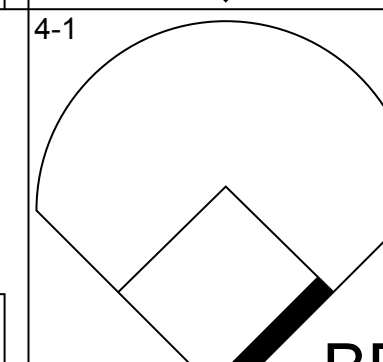
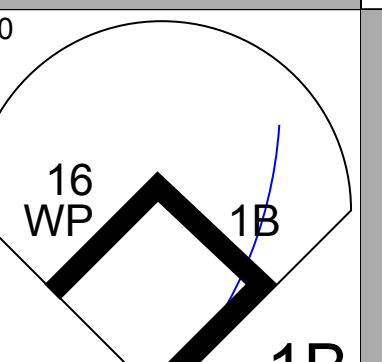
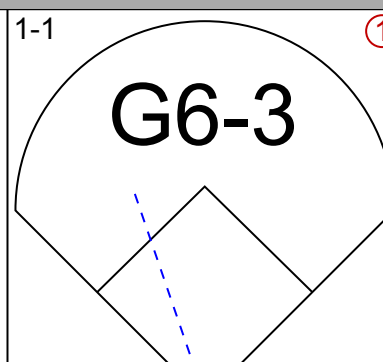
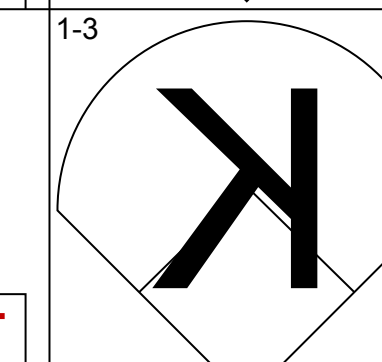
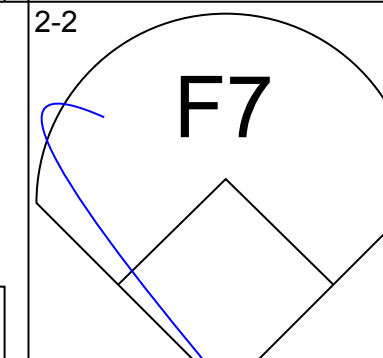
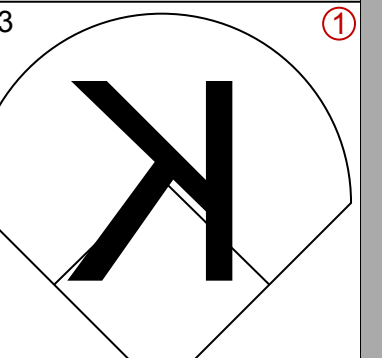
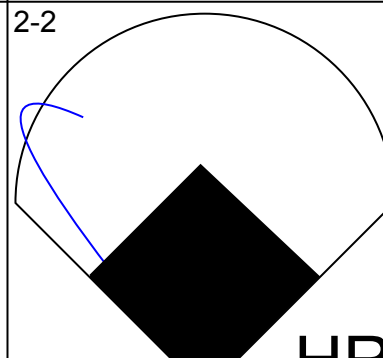
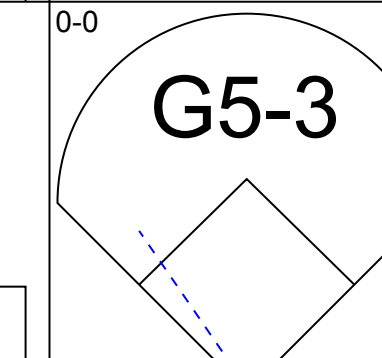
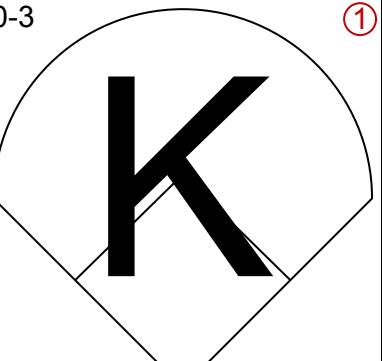
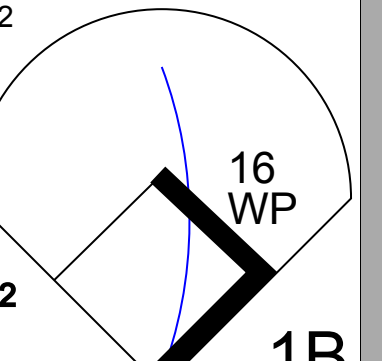
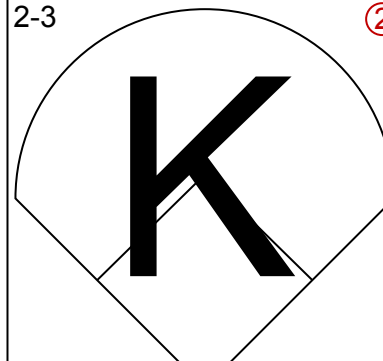
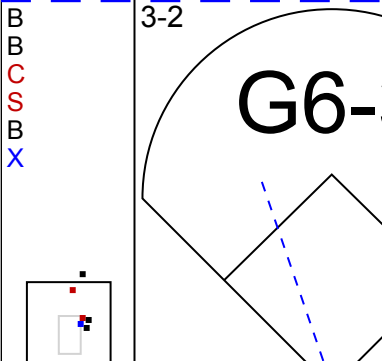
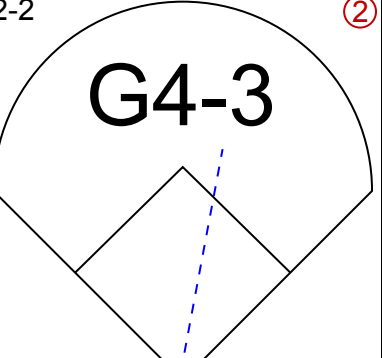
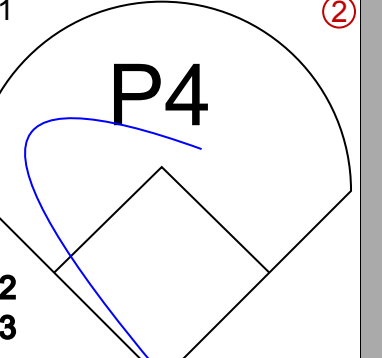
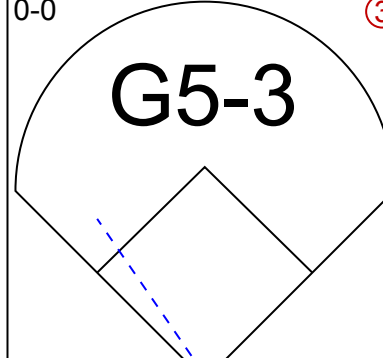
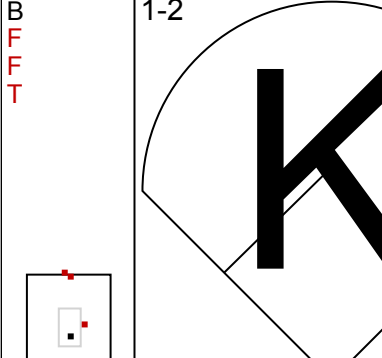
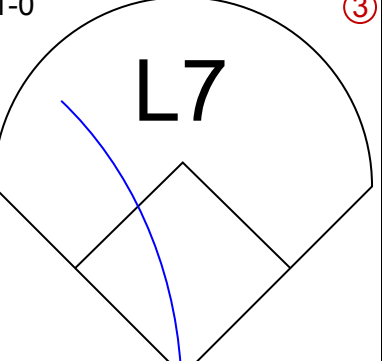
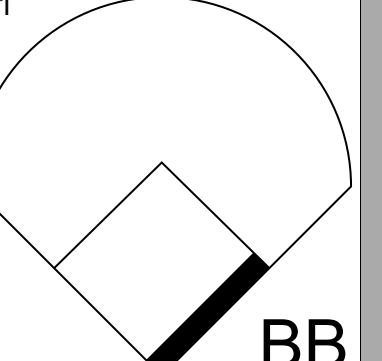
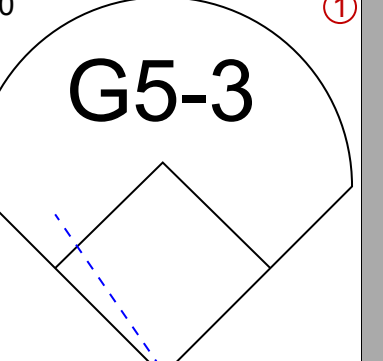
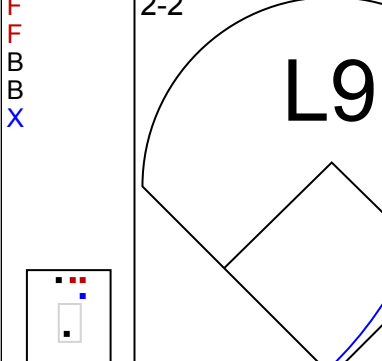
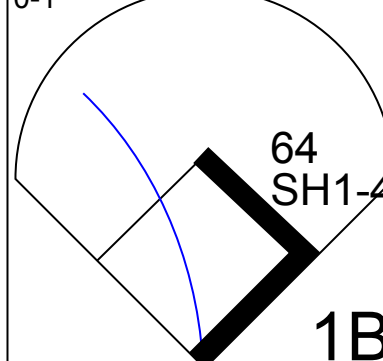
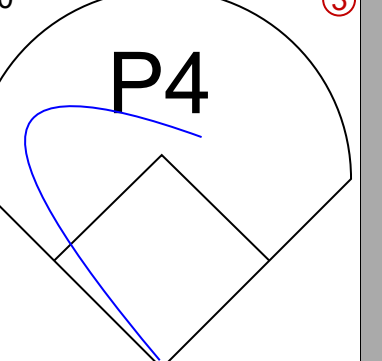
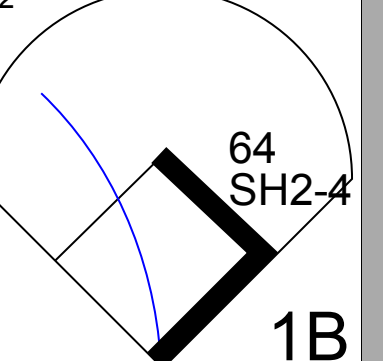
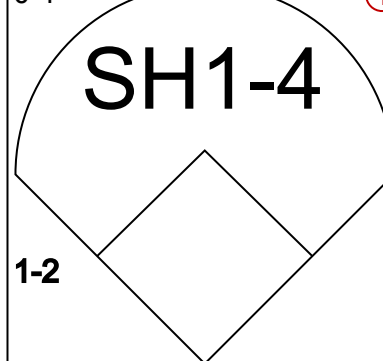
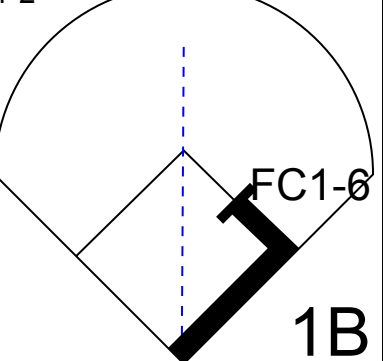
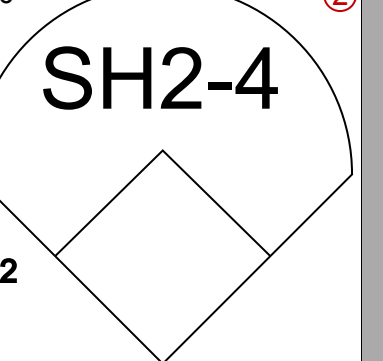


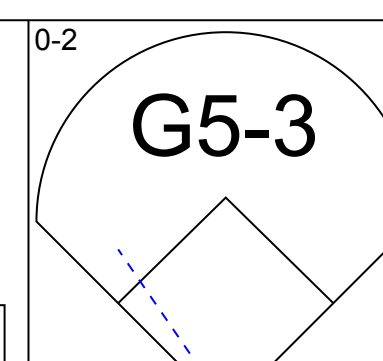
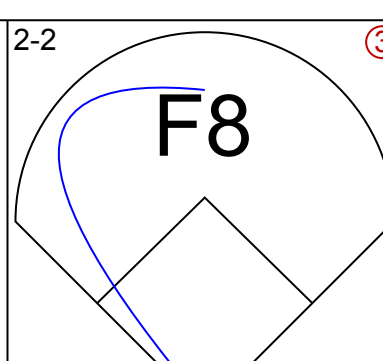
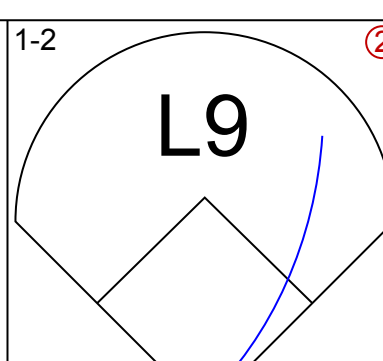
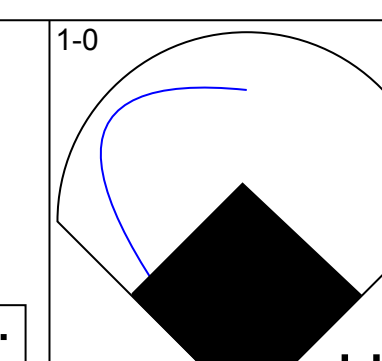
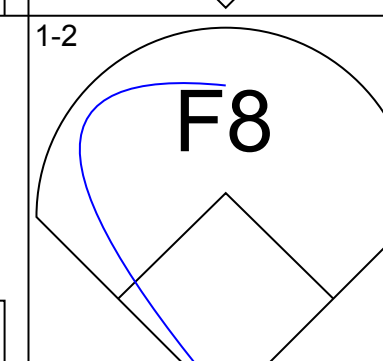
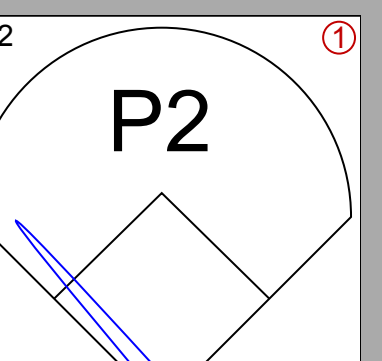
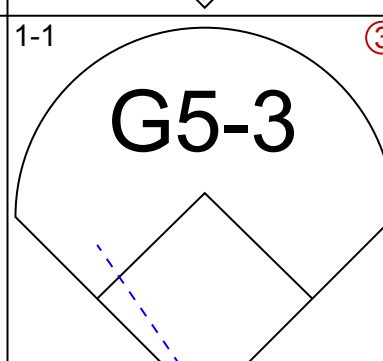
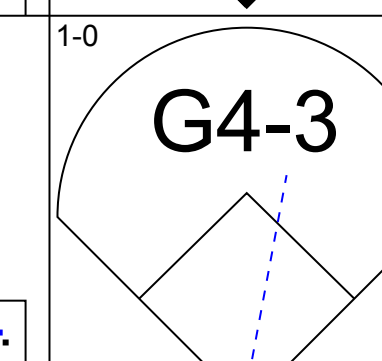
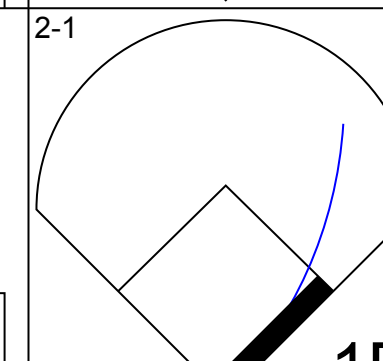
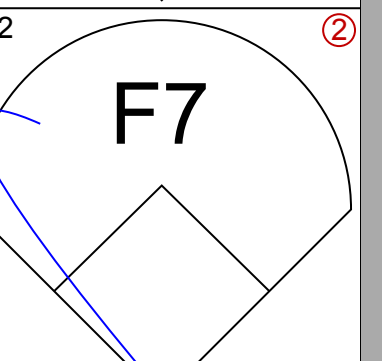
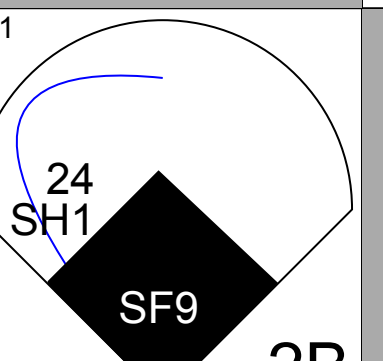
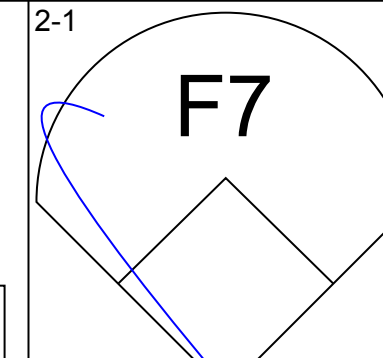
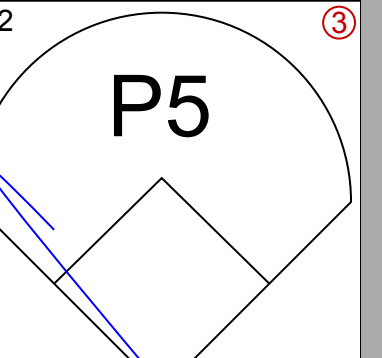
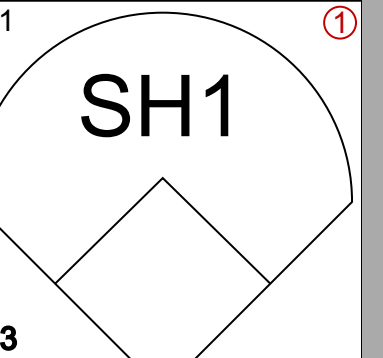
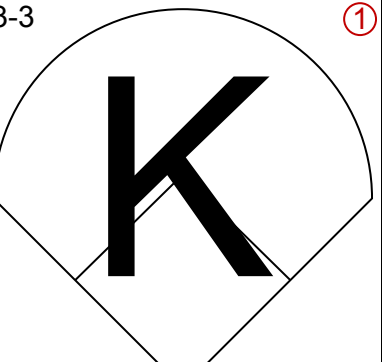
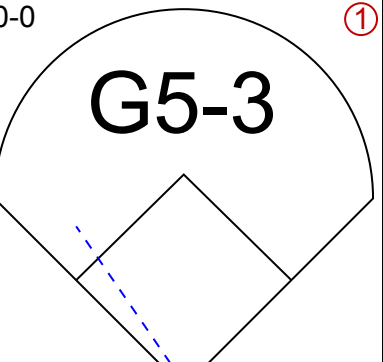
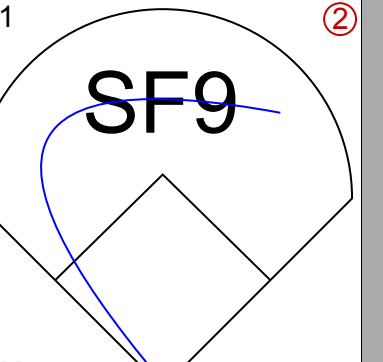
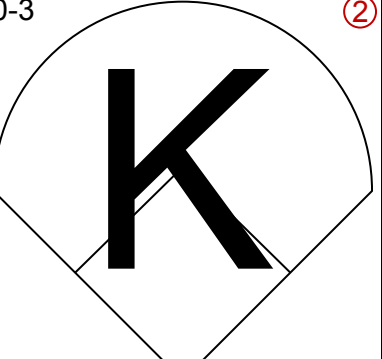
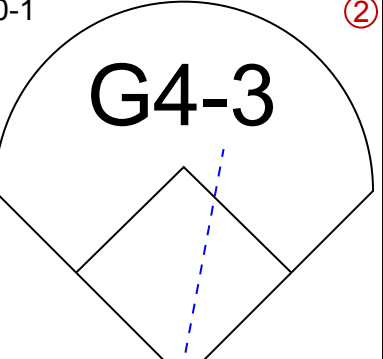
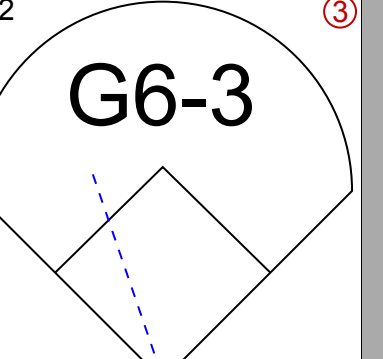
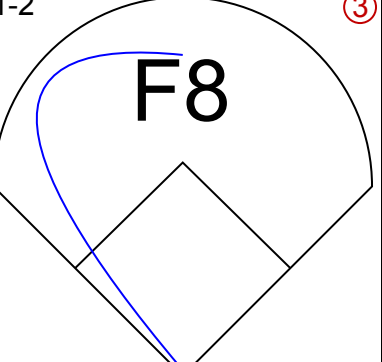
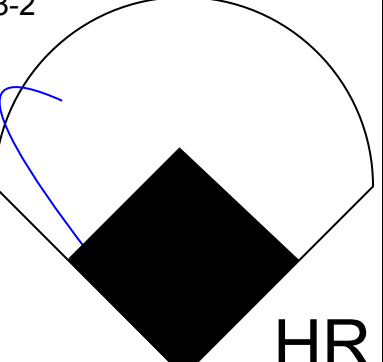
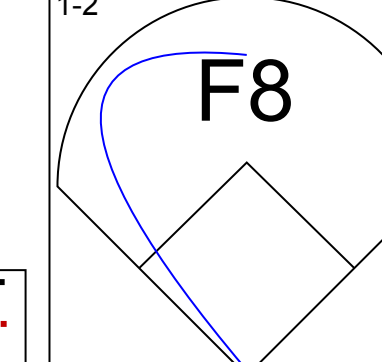
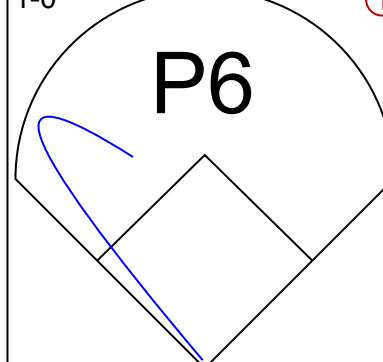
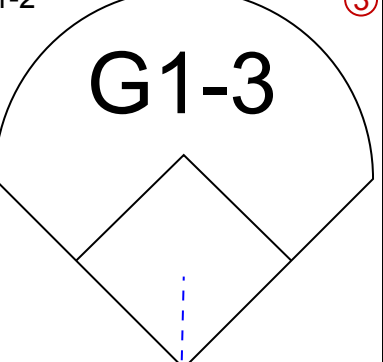
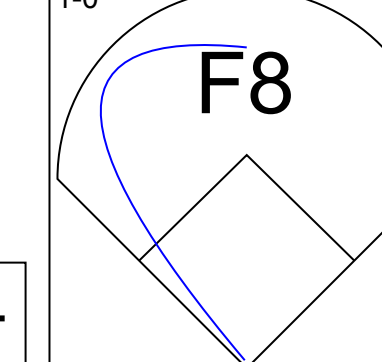
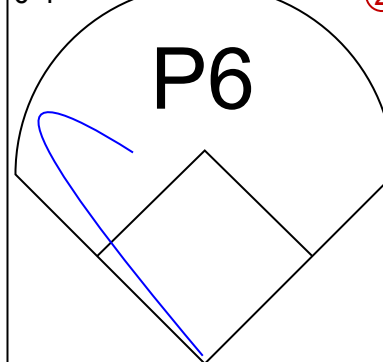
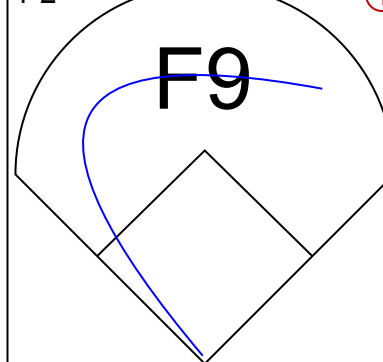
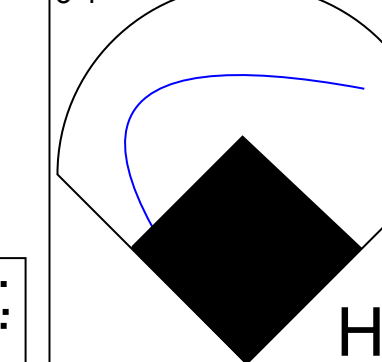
Batter	1	2	3	4	5	6	7	8	9	AB	R	H	RBI	BB	SO	LOB	BOTTOM							
Alfonso Soriano, R OBP: 0.340, SLG: 0.558 (1, 7)										2	0	0	0	2	1	1								
Royce Clayton, R OBP: 0.299, SLG: 0.314 (1, 6)										3	0	0	1	1	1	1								
Jose Vidro, S OBP: 0.410, SLG: 0.438 (1, 4)										4	0	1	0	0	1	3								
24 Nick Johnson, L OBP: 0.402, SLG: 0.531 (1, 3)										4	0	0	0	0	1	1								
11 Ryan Zimmerman, R OBP: 0.335, SLG: 0.435 (1, 5)										4	0	0	0	0	3	0								
Marlon Byrd, R OBP: 0.369, SLG: 0.337 (1, 9)										4	0	0	0	0	1	0								
Damian Jackson, R OBP: 0.341, SLG: 0.595 (1, 8)										3	2	2	1	1	0	0								
Wiki Gonzalez, R OBP: 0.294, SLG: 0.258 (1, 2)										2	1	0	0	1	1	1								
Zach Day, R Jon Rauch, R Matthew LeCroy, R Mike Stanton, L Joey Eischen, L Gary Majewski, R (1, 1) (4, 1) (5, 9) (6, 1) (7, 1) (8, 1) (9, 1)										1	0	0	0	0	1	0								
Inning Stats	R: 0 E: 0 K: 3 S: 9	H: 0 LOB: 0 BB: 0 P: 11	R: 0 E: 0 K: 2 S: 10	H: 0 LOB: 0 BB: 0 P: 17	R: 1 E: 0 K: 1 S: 12	H: 1 LOB: 1 BB: 1 P: 22	R: 0 E: 0 K: 1 S: 8	H: 1 LOB: 0 BB: 0 P: 12	R: 2 E: 0 K: 0 S: 20	H: 1 LOB: 2 BB: 4 P: 40	R: 0 E: 0 K: 0 S: 7	H: 0 LOB: 0 BB: 0 P: 11	R: 0 E: 0 K: 2 S: 13	H: 1 LOB: 1 BB: 0 P: 20	R: 0 E: 0 K: 1 S: 7	H: 0 LOB: 0 BB: 0 P: 10	R: 0 E: 0 K: 1 S: 10	H: 0 LOB: 0 BB: 0 P: 16	1B: 3 2B: 0 3B: 0 HR: 1	SF: 0 SAC: 0 DP: 2 HBP: 0	WP: 1 PB: 0 CS: 0	PA: 34		
PITCHER	IP WLS BF H R ER SO BB IBB HBP BLK WP HR S P ERA WHIP	IP WLS BF H R ER SO BB IBB HBP BLK WP HR S P ERA WHIP	IP WLS BF H R ER SO BB IBB HBP BLK WP HR S P ERA WHIP	IP WLS BF H R ER SO BB IBB HBP BLK WP HR S P ERA WHIP	IP WLS BF H R ER SO BB IBB HBP BLK WP HR S P ERA WHIP	IP WLS BF H R ER SO BB IBB HBP BLK WP HR S P ERA WHIP	IP WLS BF H R ER SO BB IBB HBP BLK WP HR S P ERA WHIP	IP WLS BF H R ER SO BB IBB HBP BLK WP HR S P ERA WHIP	IP WLS BF H R ER SO BB IBB HBP BLK WP HR S P ERA WHIP	IP WLS BF H R ER SO BB IBB HBP BLK WP HR S P ERA WHIP	IP WLS BF H R ER SO BB IBB HBP BLK WP HR S P ERA WHIP	IP WLS BF H R ER SO BB IBB HBP BLK WP HR S P ERA WHIP	IP WLS BF H R ER SO BB IBB HBP BLK WP HR S P ERA WHIP	IP WLS BF H R ER SO BB IBB HBP BLK WP HR S P ERA WHIP	IP WLS BF H R ER SO BB IBB HBP BLK WP HR S P ERA WHIP	IP WLS BF H R ER SO BB IBB HBP BLK WP HR S P ERA WHIP	IP WLS BF H R ER SO BB IBB HBP BLK WP HR S P ERA WHIP	IP WLS BF H R ER SO BB IBB HBP BLK WP HR S P ERA WHIP	IP WLS BF H R ER SO BB IBB HBP BLK WP HR S P ERA WHIP	IP WLS BF H R ER SO BB IBB HBP BLK WP HR S P ERA WHIP	IP WLS BF H R ER SO BB IBB HBP BLK WP HR S P ERA WHIP	IP WLS BF H R ER SO BB IBB HBP BLK WP HR S P ERA WHIP	IP WLS BF H R ER SO BB IBB HBP BLK WP HR S P ERA WHIP	IP WLS BF H R ER SO BB IBB HBP BLK WP HR S P ERA WHIP

Houston Astros @ Washington Nationals
 Robert F. Kennedy Memorial Stadium, Washington, DC
 Mon May 22 2006, 7:05 PM EDT
 Att: 18,803 - Clear - 62 F

AB	29
R	3
H	4
RBI	3
BB	5
SO	11
LOB	8



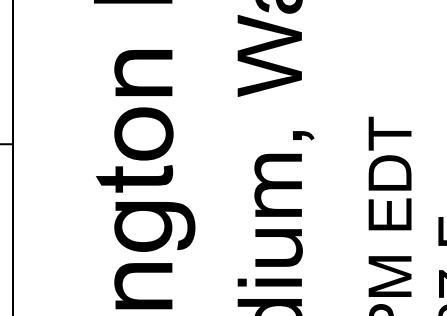
Batter	1	2	3	4	5	6	7	8	9	AB	R	H	RBI	BB	SO	LOB	TOP					
Willy Taveras, R (1, 8) OBP: 0.325, SLG: 0.324										4	0	0	0	0	2	3	Houston Astros @ Washington Nationals Robert F. Kennedy Memorial Stadium, Washington, DC Tue May 23 2006, 7:05 PM EDT Att: 23,189 - Clear - 67 F					
Craig Biggio, R (1, 4) OBP: 0.354, SLG: 0.477										4	0	0	0	0	0	2						
17 Lance Berkman, S (1, 3) OBP: 0.376, SLG: 0.620										3	0	1	0	1	1	0						
Morgan Ensberg, R (1, 5)										4	1	1	1	0	1	2						
Preston Wilson, R (1, 7)										4	0	1	0	0	2	0						
16 Jason Lane, R (1, 9) OBP: 0.335, SLG: 0.411										4	0	0	0	0	1	2						
Brad Ausmus, R (1, 2) OBP: 0.414, SLG: 0.382										3	0	0	0	1	0	0						
28 Adam Everett, R (1, 6) OBP: 0.278, SLG: 0.336										3	0	2	0	0	0	3						
64 Fernando Nieve, R (1, 1) Russ Springer, R (8, 1)										1	0	1	0	0	0	0						
										0	0	0	0	0	0	0						
Inning Stats	R: 0 E: 0 K: 1 S: 10	H: 0 LOB: 1 BB: 1 P: 17	R: 0 E: 0 K: 1 S: 8	H: 0 LOB: 0 BB: 0 P: 11	R: 0 E: 0 K: 0 S: 8	H: 1 LOB: 1 BB: 0 P: 10	R: 0 E: 0 K: 1 S: 13	H: 2 LOB: 3 BB: 1 P: 18	R: 0 E: 0 K: 0 S: 6	H: 1 LOB: 0 BB: 0 P: 7	R: 1 E: 0 K: 1 S: 9	H: 1 LOB: 1 BB: 0 P: 14	R: 0 E: 0 K: 1 S: 11	H: 1 LOB: 1 BB: 0 P: 15	R: 0 E: 0 K: 1 S: 10	H: 0 LOB: 0 BB: 0 P: 12	R: 0 E: 0 K: 1 S: 9	H: 0 LOB: 0 BB: 0 P: 15	1B: 5 2B: 0 3B: 0 HR: 1	SF: 0 SAC: 2 DP: 1 HBP: 0	WP: 1 PB: 0 SB: 0 CS: 0	PA: 34
PITCHER	IP WLS BF H R ER SO BB IBB HBP BLK WP HR S P ERA WHIP																					
Ramon Ortiz, R (1, 1) ERA: 5.5	7.0 W 28 6 1 1 5 2 0 0 0 0 1 1 65 92 1.29 1.143																					
Gary Majewski, R (8, 1) ERA: 3.21	1.0 H 3 0 0 0 1 0 0 0 0 0 0 0 10 12 0.00 0.000																					
32 Chad Cordero, R (9, 1) ERA: 3.74	1.0 S 3 0 0 0 1 0 0 0 0 0 0 0 9 15 0.00 0.000																					

Batter	1	2	3	4	5	6	7	8	9	AB	R	H	RBI	BB	SO	LOB	BOTTOM			
Alfonso Soriano, R (1, 7) OBP: 0.338, SLG: 0.568										4	1	1	1	0	0	0	Houston Astros @ Washington Nationals Robert F. Kennedy Memorial Stadium, Washington, DC Tue May 23 2006, 7:05 PM EDT Att: 23,189 - Clear - 67 F			
Royce Clayton, R (1, 6) OBP: 0.291, SLG: 0.305										4	0	0	0	0	0	0				
Jose Vidro, S (1, 4) OBP: 0.414, SLG: 0.448										3	1	2	0	0	0	0				
24 Nick Johnson, L (1, 3) OBP: 0.398, SLG: 0.524										2	0	0	0	0	0	1				
Jose Guillen, R (1, 9) OBP: 0.255, SLG: 0.385										2	0	0	1	0	1	0				
11 Ryan Zimmerman, R (1, 5) OBP: 0.330, SLG: 0.427										3	0	0	0	0	1	0				
Damian Jackson, R (1, 8) OBP: 0.341, SLG: 0.650										3	1	1	1	0	0	0				
Wiki Gonzalez, R (1, 2) OBP: 0.270, SLG: 0.235										3	0	0	0	0	0	0				
Ramon Ortiz, R (1, 1) OBP: 0.118, SLG: 0.063										2	0	0	0	0	0	0				
Gary Majewski, R (8, 1)										0	0	0	0	0	0	0				
Daryle Ward, L (8, PH) OBP: 0.350, SLG: 0.588										1	1	1	1	0	0	0				
32 Chad Cordero, R (9, 1)										0	0	0	0	0	0	0				
Inning Stats	R: 0 E: 0 K: 0 S: 10	H: 1 LOB: 1 BB: 0 P: 15	R: 0 E: 0 K: 2 S: 9	H: 0 LOB: 0 BB: 0 P: 13	R: 0 E: 0 K: 0 S: 6	H: 0 LOB: 0 BB: 0 P: 9	R: 0 E: 0 K: 0 S: 11	H: 0 LOB: 0 BB: 0 P: 14	R: 1 E: 0 K: 0 S: 10	H: 1 LOB: 0 BB: 0 P: 14	R: 0 E: 0 K: 0 S: 8	H: 0 LOB: 0 BB: 0 P: 11	R: 1 E: 0 K: 0 S: 10	H: 1 LOB: 0 BB: 0 P: 12	R: 2 E: 0 K: 0 S: 9	H: 2 LOB: 0 BB: 0 P: 16	1B: 1 2B: 1 3B: 0 HR: 3	SF: 1 SAC: 1 DP: 0 HBP: 0	WP: 0 PB: 0 SB: 0 CS: 0	PA: 29
PITCHER	IP WLS BF H R ER SO BB IBB HBP BLK WP HR S P ERA WHIP																			
64 Fernando Nieve, R (1, 1) ERA: 5.36	7.0 L 24 3 2 2 2 2 0 0 0 0 0 0 2 64 88 2.57 0.429																			
Russ Springer, R (8, 1) ERA: 4.5	1.0 5 2 2 2 0 0 0 0 0 0 0 0 2 9 16 18.00 2.000																			

AB	30
R	1
H	6
RBI	1
BB	2
SO	7
LOB	12



AB	27
R	4
H	5
RBI	4
BB	0
SO	2
LOB	1



Batter	1	2	3	4	5	6	7	8	9	AB	R	H	RBI	BB	SO	LOB	TOP					
2 Chris Burke, R OBP: 0.413, SLG: 0.575										3	0	1	1	1	1	4						
Brad Ausmus, R OBP: 0.412, SLG: 0.377										4	0	1	0	1	2	3						
17 Lance Berkman, S OBP: 0.375, SLG: 0.605										0	0	0	0	2	0	0						
16 Jason Lane, R OBP: 0.335, SLG: 0.411										3	0	1	0	0	0	3						
Morgan Ensbarg, R OBP: 0.403, SLG: 0.627										3	1	0	0	2	1	3						
Mike Lamb, L OBP: 0.377, SLG: 0.482										4	0	0	0	1	3	5						
Preston Wilson, R OBP: 0.289, SLG: 0.384										5	2	4	1	0	0	1						
4 Eric Bruntlett, R OBP: 0.372, SLG: 0.378										5	1	2	0	0	0	3						
28 Adam Everett, R OBP: 0.271, SLG: 0.331										5	1	1	1	0	3	6						
Andy Pettitte, L OBP: 0.138, SLG: 0.187										1	0	1	1	0	0	0						
Orlando Palmeiro, L OBP: 0.228, SLG: 0.296										0	0	0	0	0	0	0						
Dave Borrowski, R OBP: 0.340, SLG: 0.521										0	0	0	0	0	0	0						
Willy Taveras, R OBP: 0.340, SLG: 0.521										0	0	0	0	0	0	0						
Russ Springer, R OBP: 0.340, SLG: 0.521										0	0	0	0	0	0	0						
Craig Biggio, R OBP: 0.340, SLG: 0.521										0	0	0	0	0	0	0						
Chad Qualls, R OBP: 0.340, SLG: 0.521										0	0	0	0	0	0	0						
Inning Stats	R: 0 E: 0 K: 1 S: 10	H: 1 LOB: 2 BB: 2 P: 21	R: 1 E: 0 K: 0 S: 12	H: 2 LOB: 1 BB: 0 P: 17	R: 0 E: 0 K: 3 S: 12	H: 0 LOB: 1 BB: 1 P: 18	R: 2 E: 0 K: 0 S: 13	H: 3 LOB: 1 BB: 0 P: 19	R: 0 E: 0 K: 1 S: 12	H: 1 LOB: 1 BB: 0 P: 18	R: 1 E: 0 K: 2 S: 15	H: 2 LOB: 2 BB: 1 P: 26	R: 1 E: 0 K: 1 S: 15	H: 2 LOB: 3 BB: 2 P: 27	R: 0 E: 0 K: 0 S: 8	H: 0 LOB: 0 BB: 1 P: 17	R: 0 E: 0 K: 2 S: 16	H: 1 LOB: 1 BB: 0 P: 21	1B: 8 2B: 5 3B: 0 HR: 0	SF: 1 SAC: 0 DP: 2 HBP: 0	WP: 2 PB: 0 SB: 7 CS: 0	PA: 44
PITCHER	IP WLS BF H R ER SO BB IBB HBP BLK WP HR S P ERA WHIP																					
Tony Armas, R ERA: 3.44	5.1 W 27 9 4 4 6 3 0 0 0 0 1 0 67 105 6.75 2.250																					
52 Saul Rivera, R ERA:	0.2 H 3 0 0 0 1 1 0 0 0 0 0 0 7 14 0.00 1.500																					
Jon Rauch, R ERA: 1.93	1.0 H 7 2 1 1 1 2 0 0 0 0 1 0 15 27 9.00 4.000																					
Gary Majewski, R ERA: 3.03	1.0 H 3 0 0 0 0 1 0 0 0 0 0 0 8 17 0.00 1.000																					
32 Chad Cordero, R ERA: 3.42	1.0 S 4 1 0 0 2 0 0 0 0 0 0 0 16 21 0.00 1.000																					

Houston Astros @ Washington Nationals
 Robert F. Kennedy Memorial Stadium, Washington, DC
 Thu May 25 2006, 1:05 PM EDT
 Att: 24,733 - Cloudy - 68 F

AB 36
 R 5
 H 12
 RBI 5
 BB 7
 SO 10
 LOB 31



Batter	1	2	3	4	5	6	7	8	9	AB	R	H	RBI	BB	SO	LOB	BOTTOM			
Alfonso Soriano, R OBP: 0.349, SLG: 0.580										4	3	3	0	0	0	0				
Royce Clayton, R OBP: 0.297, SLG: 0.311										3	2	2	0	0	0	0				
Jose Vidro, S OBP: 0.407, SLG: 0.459										3	1	2	4	0	1	2				
24 Nick Johnson, L OBP: 0.392, SLG: 0.509										4	1	1	1	0	0	1				
Jose Guillen, R OBP: 0.252, SLG: 0.380										1	0	0	0	0	0	2				
Marlon Byrd, R OBP: 0.370, SLG: 0.352										2	1	1	0	1	0	1				
11 Ryan Zimmerman, R OBP: 0.333, SLG: 0.441										3	0	2	3	0	0	1				
Damian Jackson, R OBP: 0.314, SLG: 0.596										4	0	0	0	0	2	4				
Matthew LeCroy, R OBP: 0.293, SLG: 0.415										3	0	0	0	0	0	1				
13 Robert Fick, L OBP: 0.250, SLG: 0.250										1	0	0	0	0	0	2				
Tony Armas, R OBP: 0.356, SLG: 0.556										2	0	0	0	0	0	0				
52 Saul Rivera, S ERA: 3.29										0	0	0	0	0	0	0				
Marlon Anderson, L OBP: 0.340, SLG: 0.521										0	0	0	0	0	0	0				
Jon Rauch, R ERA: 1.93										0	0	0	0	0	0	0				
Gary Majewski, R ERA: 3.03										0	0	0	0	0	0	0				
32 Chad Cordero, R ERA: 3.42										0	0	0	0	0	0	0				
Inning Stats	R: 3 E: 0 K: 1 S: 16	H: 4 LOB: 1 BB: 0 P: 23	R: 3 E: 0 K: 0 S: 13	H: 3 LOB: 0 BB: 0 P: 21	R: 1 E: 0 K: 0 S: 5	H: 1 LOB: 0 BB: 0 P: 9	R: 0 E: 0 K: 0 S: 5	H: 0 LOB: 0 BB: 0 P: 6	R: 0 E: 0 K: 0 S: 7	H: 1 LOB: 0 BB: 0 P: 10	R: 0 E: 0 K: 1 S: 10	H: 1 LOB: 1 BB: 0 P: 16	R: 1 E: 0 K: 0 S: 6	H: 1 LOB: 0 BB: 0 P: 10	R: 0 E: 1 K: 1 S: 6	H: 0 LOB: 1 BB: 1 P: 13	1B: 8 2B: 1 3B: 1 HR: 1	SF: 2 SAC: 1 DP: 2 HBP: 0	WP: 0 PB: 0 SB: 2 CS: 0	PA: 35
PITCHER	IP WLS BF H R ER SO BB IBB HBP BLK WP HR S P ERA WHIP																			
Andy Pettitte, L ERA: 5.76	3.0 L 17 8 1 0 0 0 0 0 0 0 0 0 12 16 0.00 0.500																			
Dave Borrowski, R ERA: 3.29	2.0 6 1 0 0 0 0 0 0 0 0 0 0 12 16 0.00 0.500																			
Russ Springer, R ERA: 4.2	1.0 4 1 0 0 1 0 0 0 0 0 0 0 10 16 0.00 1.000																			
Chad Qualls, R ERA: 4.05	2.0 8 1 1 1 1 1 0 0 0 0 0 0 12 23 4.50 1.000																			

Houston Astros @ Washington Nationals
 Robert F. Kennedy Memorial Stadium, Washington, DC
 Thu May 25 2006, 1:05 PM EDT
 Att: 24,733 - Cloudy - 68 F

AB 31
 R 8
 H 11
 RBI 8
 BB 1
 SO 3
 LOB 15



Batter	1	2	3	4	5	6	7	8	9	10	11	12	13	14	15	16	17	18	AB	R	H	RBI	BB	SO	LOB	TOP												
Willy Taveras, R OBP: 0.333, SLG: 0.335	G4-3		P6		SF8 1B	2B		K	K			B5			F9		E		9	2	3	1	0	2	1													
Craig Biggio, R OBP: 0.361, SLG: 0.454	1B BB		2 CS BB		2 1B BB	1B		BB FC BB		G4-3		F7			K		D1 IBB		4	2	1	1	5	2	1													
Morgan Ensberg, R OBP: 0.400, SLG: 0.520	F9		G5-3		1B 1B	P2		FC HBP		G4-3		K			G6-3		G6-3																					
Mike Lamb, L OBP: 0.397, SLG: 0.536	G6-3				2B	2B 1B		FC		K		F7			F7		F8		7	0	1	1	1	1	1													
Preston Wilson, R OBP: 0.303, SLG: 0.391		G3			1B	K						G6-3			F7																							
Russ Springer, R OBP: 0.378, SLG: 0.605					2B FC6-4	2B 1B		IBB				2B FC6-4																										
Dan Wheeler, R OBP: 0.375, SLG: 0.465					1B	K						1B																										
Eric Munson, L OBP: 0.389, SLG: 0.435					K					G5-3		G3			F7																							
28 Adam Everett, R OBP: 0.354, SLG: 0.315					FC1-4	FC6-4						F8					SH1-4																					
51 Wandy Rodriguez, S OBP: 0.276, SLG: 0.194						G5-3						F9																										
Orlando Palmiero, L OBP: 0.353, SLG: 0.483															G5-4-3		G4-3																					
16 Jason Lars, R OBP: 0.353, SLG: 0.483																																						
Inning Stats	R: 0 E: 0 K: 2 S: 16	H: 1 LOB: 2 BB: 1 P: 27	R: 0 E: 0 K: 1 S: 9	H: 1 LOB: 1 BB: 0 P: 14	R: 0 E: 0 K: 1 S: 8	H: 0 LOB: 0 BB: 1 P: 10	R: 0 E: 0 K: 1 S: 8	H: 1 LOB: 2 BB: 1 P: 21	R: 4 E: 0 K: 1 S: 17	H: 5 LOB: 3 BB: 2 P: 32	R: 1 E: 0 K: 1 S: 13	H: 3 LOB: 2 BB: 0 P: 21	R: 0 E: 0 K: 0 S: 8	H: 0 LOB: 0 BB: 0 P: 14	R: 1 E: 1 K: 1 S: 13	H: 0 LOB: 3 BB: 3 P: 30	R: 0 E: 0 K: 1 S: 10	H: 0 LOB: 0 BB: 0 P: 16	R: 0 E: 0 K: 2 S: 11	H: 0 LOB: 0 BB: 0 P: 16	R: 0 E: 0 K: 1 S: 9	H: 1 LOB: 1 BB: 0 P: 14	R: 0 E: 0 K: 1 S: 10	H: 0 LOB: 1 BB: 1 P: 18	R: 0 E: 0 K: 0 S: 5	H: 0 LOB: 0 BB: 0 P: 5	R: 0 E: 0 K: 1 S: 6	H: 1 LOB: 0 BB: 0 P: 9	R: 0 E: 0 K: 0 S: 7	H: 0 LOB: 0 BB: 1 P: 13	R: 1 E: 0 K: 0 S: 9	H: 2 LOB: 2 BB: 1 P: 17	R: 0 E: 0 K: 0 S: 8	H: 1 LOB: 2 BB: 1 P: 19	1B: 12 2B: 4 3B: 0 HR: 0	SF: 2 SAC: 1 HBP: 1	WP: 0 PB: 0 CS: 1	PA: 80

PITCHER	IP	WLS	BF	H	R	ER	SO	BB	IBB	HBP	BLK	WP	HR	S	P	ERA	WHIP	
28 Paul Maholm, L ERA: 4.26	5.0	27	8	4	4	3	4	1	0	0	0	0	0	0	54	104	7.20	2.400
55 Matt Capps, R ERA: 3.59	0.2	B	4	2	1	1	0	0	0	0	0	0	0	9	15	13.50	3.000	
34 John Gabow, L ERA: 4.39	0.1	2	1	0	0	1	0	0	0	0	0	0	4	6	0.00	3.000		
16 Sakonno Torres, R ERA: 5.07	1.0	3	0	0	0	0	0	0	0	0	0	0	0	8	14	0.00	0.000	
Roberto Hernandez, R ERA: 2.11	1.0	7	0	1	1	1	2	1	1	0	0	0	0	13	30	9.00	2.000	

Batter	1	2	3	4	5	6	7	8	9	10	11	12	13	14	15	16	17	18	AB	R	H	RBI	BB	SO	LOB	BOTTOM										
13 Nate McLouth, L OBP: 0.324, SLG: 0.372	E3 1B		F8		G4-3	FC3-6									K		L6		8	1	1	0	1	1	4											
2 Jack Wilson, R OBP: 0.341, SLG: 0.439	G5-3				12 1B HR	P3		P3																												
12 Freddy Sanchez, R OBP: 0.303, SLG: 0.497	FC6 1B E		F9		HR 1B																															
Jason Bay, R OBP: 0.344, SLG: 0.696	1B																																			
Craig Wilson, R OBP: 0.355, SLG: 0.541	K																																			
José Bautista, R OBP: 0.344, SLG: 0.375	FC6																																			
Jose Castillo, R OBP: 0.328, SLG: 0.401	IBB																																			
41 Ryan Doumit, S ERA: 3.50																																				
45 Dan O'Brien, L ERA: 3.96																																				
Damaso Marte, L ERA: 3.16																																				
Ryan Vogelsong, R ERA: 4.16																																				
11 Humberto Quera, R ERA: 3.77																																				
Victor Santos, R ERA: 5.53																																				
51 Wandy Rodriguez, L ERA: 3.50																																				
54 Brad Lidge, R ERA: 3.77																																				
Mike Gallo, L ERA: 5.87																																				
Dave Borkowski, R ERA: 4.35																																				
Inning Stats	R: 2 E: 2 K: 2 S: 18	H: 1 LOB: 3 BB: 2 P: 33	R: 0 E: 0 K: 1 S: 8	H: 1 LOB: 1 BB: 0 P: 9	R: 0 E: 0 K: 1 S: 6	H: 0 LOB: 0 BB: 0 P: 9	R: 3 E: 0 K: 0 S: 11	H: 4 LOB: 0 BB: 0 P: 16	R: 0 E: 0 K: 1 S: 8	H: 1 LOB: 2 BB: 1 P: 21	R: 0 E: 0 K: 0 S: 8	H: 0 LOB: 0 BB: 0 P: 11	R: 1 E: 0 K: 1 S: 14	H: 1 LOB: 1 BB: 0 P: 24	R: 0 E: 0 K: 0 S: 8	H: 0 LOB: 0 BB: 0 P: 11	R: 0 E: 0 K: 0 S: 8	H: 0 LOB: 0 BB: 0 P: 15	R: 0 E: 0 K: 0 S: 8	H: 2 LOB: 3 BB: 1 P: 14	R: 0 E: 0 K: 0 S: 8	H: 1 LOB: 0 BB: 0 P: 9	R: 0 E: 0 K: 0 S: 11	H: 0 LOB: 0 BB: 0 P: 16	R: 0 E: 0 K: 0 S: 10	H: 0 LOB: 1 BB: 0 P: 16	R: 0 E: 0 K: 1 S: 9	H: 1 LOB: 2 BB: 1 P: 20	R: 1 E: 0 K: 0 S: 15	H: 3 LOB: 2 BB: 0 P: 23	R: 1 E: 0 K: 0 S: 8	H: 0 LOB: 1 BB: 2 P: 18	1B: 13 2B: 0 3B: 0 HR: 3	SF: 1 SAC: 1 HBP: 0	WP: 3 PB: 0 CS: 1	PA: 79

Houston Astros @ Pittsburgh Pirates
PNC Park, Pittsburgh, PA
Sat May 27 2006, 7:05 PM EDT
Att: 31,878 - Partly Cloudy - 75 F

AB 66
R 7
H 16
RBI 7
BB 11
SO 11
LOB 33



Houston Astros @ Pittsburgh Pirates
PNC Park, Pittsburgh, PA
Sat May 27 2006, 7:05 PM EDT
Att: 31,878 - Partly Cloudy - 75 F

AB 66
R 8
H 17
RBI 7
BB 10
SO 12
LOB 28




Batter	1	2	3	4	5	6	7	8	9	10	AB	R	H	RBI	BB	SO	LOB	TOP					
Willy Taveras, R OBP: 0.330, SLG: 0.328 (1, 8)	G6-3		FC1-5		G4-3			E6			4	0	0	1	1	0	3	Houston Astros @ Pittsburgh Pirates PNC Park, Pittsburgh, PA Sun May 28 2006, 1:35 PM EDT Att. 24,992 - Partly Cloudy - 81 F					
Brad Ausmus, R OBP: 0.399, SLG: 0.367 (1, 2)	G6-3		F8					G5-4-3	BB		4	0	1	1	0	0	3						
2 Chris Burke, R OBP: 0.377, SLG: 0.472 17 Lance Berkman, S OBP: 0.376, SLG: 0.601 Chad Qualls, R (9, 1) 54 Brad Lidge, R (10, 1)			K					F8	G3-1		4	0	1	0	0	1	3						
Morgan Ensberg, R OBP: 0.400, SLG: 0.614 (1, 5)	K				K						5	2	2	0	0	3	2						
Mike Lamb, L OBP: 0.398, SLG: 0.527 (1, 3)		K			K						5	1	2	0	0	2	1						
Preston Wilson, R OBP: 0.305, SLG: 0.392 (1, 7)		G5-3									5	1	2	1	0	1	0						
16 Jason Lane, R OBP: 0.332, SLG: 0.395 (1, 9)		K									3	1	0	1	1	1	0						
4 Eric Bruntlett, R OBP: 0.415, SLG: 0.422 (1, 6)											3	0	2	1	2	0	2						
64 Fernando Nieve, R OBP: 0.250, SLG: 0.182 Mike Gallo, L (7, 1) Russ Springer, R (8, 1) Craig Biggio, R OBP: 0.359, SLG: 0.452 (9, PH) (9, 4)											1	0	0	0	1	1	1						
											0	0	0	0	0	0	0						
											1	0	0	0	0	0	3						
Inning Stats	R: 0 E: 0 K: 1 S: 11	H: 1 LOB: 1 BB: 0 P: 18	R: 0 E: 0 K: 2 S: 7	H: 0 LOB: 0 BB: 0 P: 9	R: 0 E: 0 K: 1 S: 12	H: 0 LOB: 2 BB: 2 P: 22	R: 0 E: 0 K: 3 S: 9	H: 0 LOB: 0 BB: 0 P: 10	R: 0 E: 0 K: 0 S: 16	H: 0 LOB: 1 BB: 1 P: 26	R: 0 E: 0 K: 1 S: 7	H: 1 LOB: 1 BB: 0 P: 8	R: 0 E: 0 K: 0 S: 5	H: 0 LOB: 0 BB: 0 P: 9	R: 4 E: 0 K: 0 S: 14	H: 4 LOB: 2 BB: 2 P: 25	R: 1 E: 0 K: 0 S: 13	H: 3 LOB: 1 BB: 0 P: 20	1B: 10 2B: 0 3B: 0 HR: 0	SF: 1 SAC: 2 DP: 1 HBP: 0	WP: 0 PB: 0 SB: 0 CS: 1	PA: 44	
PITCHER	IP 8.0	WLS 32	BF 5	H 2	R 2	ER 2	SO 9	BB 3	IBB 0	HBP 0	BLK 0	WP 0	HR 0	S 84	P 127	ERA 2.25	WHIP 1.000						
Oliver Pérez, L ERA: 5.47 Michael Gonzalez, L ERA: 3.79 16 Salomon Torres, R ERA: 5.03	(1, 1) (9, 1) (9, 1)	0.1 H 5	2 1 1	0 0 0	2 0 0	0 0 0	0 0 0	0 0 0	0 0 0	0 0 0	6 14 24	27.00 12.000 10.800	1.800										

Houston Astros @ Pittsburgh Pirates
 PNC Park, Pittsburgh, PA
 Sun May 28 2006, 1:35 PM EDT
 Att. 24,992 - Partly Cloudy - 81 F

livebaseballscorecards.com

AB 36
 R 5
 H 10
 RBI 5
 BB 5
 SO 9
 LOB 20




Batter	1	2	3	4	5	6	7	8	9	10	AB	R	H	RBI	BB	SO	LOB	BOTTOM						
13 Nate McLouth, L OBP: 0.321, SLG: 0.363 41 Ryan Doumit, S OBP: 0.278, SLG: 0.438 (10, PH)	P5										3	0	0	0	1	1	1	Houston Astros @ Pittsburgh Pirates PNC Park, Pittsburgh, PA Sun May 28 2006, 1:35 PM EDT Att. 24,992 - Partly Cloudy - 81 F						
2 Jack Wilson, R OBP: 0.337, SLG: 0.438 (1, 6)	G4-3										5	0	1	0	0	0	3							
12 Freddy Sanchez, R OBP: 0.354, SLG: 0.483 (1, 4)	G4-3										4	0	0	0	0	0	1							
Jason Bay, R OBP: 0.435, SLG: 0.618 (1, 7)											3	1	1	1	1	0	0							
Jeremy Burnitz, L OBP: 0.293, SLG: 0.411 (1, 9)	P2										4	1	1	0	0	1	2							
Craig Wilson, R OBP: 0.363, SLG: 0.533 (1, 3)											4	1	1	0	0	2	0							
José Bautista, R OBP: 0.338, SLG: 0.423 (1, 5)											4	1	1	3	0	0	0							
26 Ronny Paulino, R OBP: 0.362, SLG: 0.407 José Hernández, R OBP: 0.212, SLG: 0.224 (10, PR)											4	0	2	0	0	1	0							
Oliver Pérez, L OBP: 0.143, SLG: 0.143 Michael Gonzalez, R (9, 1) 16 Salomon Torres, R (9, 1) Mike Edwards, R OBP: 0.273, SLG: 0.200 (10, PH)											3	0	0	0	0	2	1							
											0	0	0	0	0	0	0							
											0	0	0	0	0	0	0							
Inning Stats	R: 0 E: 0 K: 0 S: 11	H: 1 LOB: 2 BB: 1 P: 20	R: 0 E: 0 K: 1 S: 8	H: 0 LOB: 0 BB: 0 P: 14	R: 0 E: 0 K: 1 S: 9	H: 0 LOB: 0 BB: 1 P: 14	R: 1 E: 0 K: 1 S: 9	H: 1 LOB: 0 BB: 0 P: 11	R: 0 E: 0 K: 2 S: 12	H: 0 LOB: 0 BB: 0 P: 17	R: 0 E: 0 K: 1 S: 9	H: 0 LOB: 0 BB: 0 P: 10	R: 3 E: 0 K: 1 S: 14	H: 4 LOB: 1 BB: 0 P: 21	R: 0 E: 0 K: 0 S: 9	H: 0 LOB: 0 BB: 0 P: 15	R: 0 E: 0 K: 1 S: 7	H: 0 LOB: 0 BB: 0 P: 9	R: 0 E: 0 K: 1 S: 12	H: 1 LOB: 2 BB: 0 P: 20	1B: 3 2B: 2 3B: 0 HR: 2	SF: 0 SAC: 1 DP: 1 HBP: 0	WP: 0 PB: 0 SB: 0 CS: 0	PA: 38
PITCHER	IP 6.2	WLS 27	BF 6	H 0	R 0	ER 4	SO 5	BB 2	IBB 0	HBP 0	BLK 0	WP 0	HR 2	S 69	P 103	ERA 5.40	WHIP 1.200							
64 Fernando Nieve, R ERA: 5.74 Mike Gallo, L ERA: 3.63 Russ Springer, R ERA: 3.63 Chad Qualls, R ERA: 3.64 54 Brad Lidge, R ERA: 5.47	(1, 1) (7, 1) (8, 1) (9, 1) (10, 1)	0.1 1 3 1	0 0 0 0	0 0 0 0	0 0 0 0	0 0 0 0	0 0 0 0	0 0 0 0	0 0 0 0	0 0 0 0	3 4 9 7 12	0.00 0.000 0.000 0.000 0.000	1.000											

Houston Astros @ Pittsburgh Pirates
 PNC Park, Pittsburgh, PA
 Sun May 28 2006, 1:35 PM EDT
 Att. 24,992 - Partly Cloudy - 81 F

livebaseballscorecards.com

AB 35
 R 4
 H 7
 RBI 4
 BB 2
 SO 8
 LOB 10



Batter	1	2	3	4	5	6	7	8	9	AB	R	H	RBI	BB	SO	LOB	TOP				
Willy Taveras, R (1,8) OBP: 0.329, SLG: 0.324	F7		G4-3		G4-3		G5-3			3	1	0	0	0	0	1					
Craig Biggio, R (1,4) OBP: 0.357, SLG: 0.444	F7		HBP				G4-3			3	0	0	0	0	0	0					
17 Lance Berkman, S (1,3) OBP: 0.374, SLG: 0.593	K		F5				G2-3		G1-3	4	0	1	0	0	1	2					
Morgan Ensberg, R (1,5) OBP: 0.402, SLG: 0.610		HBP	HBP				G2-3		P4	3	0	1	0	1	0	1					
Preston Wilson, R (1,9) OBP: 0.304, SLG: 0.389 Dave Borkowski, R (8,1)	P4		HBP				P6		K	4	0	1	1	0	1	2					
2 Chris Burke, R (1,7) OBP: 0.369, SLG: 0.456	F8		G3-1				F8			4	0	1	0	0	0	4					
Brad Ausmus, R (1,2) OBP: 0.395, SLG: 0.359	HBP						F8		P2	3	0	0	0	0	0	1					
28 Adam Everett, R (1,6) OBP: 0.264, SLG: 0.310	K						G4-3		G3	3	0	0	0	1	1	3					
44 Roy Oswalt, R (1,1) OBP: 0.138, SLG: 0.074 Orlando Palmeiro, L (7,PH) OBP: 0.231, SLG: 0.199 Trever Miller, R (7,1) Chad Qualls, R (7,1) 16 Jason Lane, R (8,9) OBP: 0.330, SLG: 0.392			G6-3		SH3-4		P5		K	1	0	0	0	0	0	0					
Inning Stats	R: 0 E: 0 K: 1 S: 10	H: 0 LOB: 0 BB: 0 P: 16	R: 0 E: 0 K: 1 S: 12	H: 1 LOB: 2 BB: 0 P: 18	R: 1 E: 0 K: 0 S: 15	H: 1 LOB: 3 BB: 1 P: 29	R: 0 E: 0 K: 0 S: 6	H: 0 LOB: 1 BB: 0 P: 12	R: 0 E: 0 K: 0 S: 10	H: 0 LOB: 0 BB: 0 P: 7	R: 0 E: 0 K: 0 S: 5	H: 0 LOB: 0 BB: 0 P: 8	R: 0 E: 0 K: 1 S: 8	H: 0 LOB: 0 BB: 0 P: 11	R: 0 E: 0 K: 1 S: 10	H: 1 LOB: 1 BB: 0 P: 15	1B: 4 2B: 0 3B: 0 HR: 0	SF: 0 SAC: 1 DP: 0 HBP: 3	WP: 0 PB: 0 SB: 0 CS: 0	PA: 36	
PITCHER	IP	WLS	BF	H	R	ER	SO	BB	IBB	HBP	BLK	WP	HR	S	P	ERA	WHIP				
Jason Marquis, R (1,1) ERA: 4.75	7.0	W	29	3	1	1	2	2	0	3	0	0	0	62	106	1.29	0.714				
50 Adam Wainwright, R (8,1) ERA: 2.19	1.0	H	3	0	0	0	1	0	0	0	0	0	0	8	11	0.00	0.000				
44 Jason Istringhausen, R (8,1) ERA: 3.38	1.0	S	4	1	0	0	1	0	0	0	0	0	0	10	15	0.00	1.000				

Houston Astros @ St. Louis Cardinals
 Busch Stadium, St. Louis, MO
 Mon May 29 2006, 3:15 PM CDT
 Att: 45,509 - Partly Cloudy - 90 F

AB 30
 R 1
 H 4
 RBI 1
 BB 2
 SO 4
 LOB 15



Batter	1	2	3	4	5	6	7	8	9	AB	R	H	RBI	BB	SO	LOB	BOTTOM				
22 David Eckstein, R (1,6) OBP: 0.406, SLG: 0.395	G5-3		G4-6-3				F8			5	0	3	0	0	0	1					
53 John Rodriguez, L (1,7) OBP: 0.406, SLG: 0.440 44 Jason Istringhausen, R (8,1)	K		G4-6-3				FC3-2		G6-3	4	1	1	0	1	0	5					
5 Albert Pujols, R (1,3) OBP: 0.444, SLG: 0.791	P1						K			4	1	1	3	0	1	3					
27 Scott Rolen, R (1,5) OBP: 0.393, SLG: 0.503	BB						F9			3	0	1	0	1	0	0					
43 Juan Encarnacion, R (1,9) OBP: 0.281, SLG: 0.425	K						K		E5	4	0	1	0	0	2	3					
So Taguchi, R (1,8) OBP: 0.342, SLG: 0.385			CS				HBP		FC4-6	3	0	2	0	0	0	2					
Gary Bennett, R (1,2) OBP: 0.213, SLG: 0.241	K						K		FC4-6	4	0	0	0	0	2	4					
Aaron Miles, S (1,4) OBP: 0.393, SLG: 0.372	G6-3									4	1	2	0	0	1	0					
Jason Marquis, L (1,1) OBP: 0.219, SLG: 0.323 7 Hector Luna, R (7,PH) OBP: 0.381, SLG: 0.489 50 Adam Wainwright, R (8,1) OBP: 0.500, SLG: 2.000 Larry Bigbie, L (8,PH) OBP: 0.333, SLG: 0.316			G4-3				SH2-3		K	1	0	0	0	0	0	0					
Inning Stats	R: 0 E: 0 K: 1 S: 13	H: 1 LOB: 2 BB: 1 P: 24	R: 0 E: 0 K: 1 S: 8	H: 1 LOB: 0 BB: 0 P: 11	R: 0 E: 0 K: 0 S: 7	H: 1 LOB: 0 BB: 0 P: 11	R: 0 E: 0 K: 1 S: 12	H: 1 LOB: 2 BB: 0 P: 16	R: 0 E: 0 K: 1 S: 14	H: 1 LOB: 0 BB: 0 P: 16	R: 3 E: 1 K: 1 S: 17	H: 3 LOB: 2 BB: 1 P: 29	R: 0 E: 0 K: 1 S: 13	H: 2 LOB: 2 BB: 0 P: 14	1B: 10 2B: 2 3B: 0 HR: 1	SF: 0 SAC: 1 DP: 2 HBP: 1	WP: 0 PB: 0 SB: 0 CS: 1	PA: 38			
PITCHER	IP	WLS	BF	H	R	ER	SO	BB	IBB	HBP	BLK	WP	HR	S	P	ERA	WHIP				
44 Roy Oswalt, R (1,1) ERA: 3.11	6.0	L	25	1	2	2	1	1	0	0	0	0	0	10	17	27.00	3.000				
Trever Miller, L (7,1) ERA: 5.84	0.2	L	4	1	2	2	1	1	0	0	0	0	0	7	12	27.00	6.000				
Chad Qualls, R (7,1) ERA: 3.9	0.1	B	4	2	1	1	0	0	0	0	0	0	1	7	12	27.00	6.000				
Dave Borkowski, R (8,1) ERA: 4.15	1.0		5	2	0	0	1	0	0	0	0	0	0	13	14	0.00	2.000				

Houston Astros @ St. Louis Cardinals
 Busch Stadium, St. Louis, MO
 Mon May 29 2006, 3:15 PM CDT
 Att: 45,509 - Partly Cloudy - 90 F

AB 34
 R 3
 H 12
 RBI 3
 BB 2
 SO 7
 LOB 19



Batter	1	2	3	4	5	6	7	8	9	AB	R	H	RBI	BB	SO	LOB	TOP					
4 Brandon Phillips, R OBP: 0.349, SLG: 0.465										6	2	2	1	0	2	4	Cincinnati Reds @ Houston Astros Minute Maid Park, Houston, TX Fri Jun 02 2006, 7:05 PM CDT Att: 37,086 - Clear - 86 F					
Felipe Lopez, S OBP: 0.367, SLG: 0.393										4	2	1	0	2	0	0						
Ken Griffey Jr., L Chris Hammond, L										5	2	2	1	0	1	1						
25 David Weathers, R										0	0	0	0	0	0	0						
26 David Ross, R Eteban Yan, R										0	0	0	0	0	0	0						
Rich Aurilia, R OBP: 0.333, SLG: 0.500										5	3	2	1	1	1	0						
Adam Dunn, L Quinton McCracken, S										1	3	0	0	3	0	0						
Austin Kearns, R OBP: 0.388, SLG: 0.518										4	0	3	4	1	1	0						
12 Edwin Encarnación, R OBP: 0.369, SLG: 0.486										4	0	3	4	0	1	1						
Jason LaRue, R OBP: 0.277, SLG: 0.309										5	0	0	0	0	0	6						
39 Aaron Harang, R OBP: 0.214, SLG: 0.214										3	0	0	0	0	2	3						
6 Ryan Freel, R OBP: 0.372, SLG: 0.356										2	1	1	0	0	1	0						
Inning Stats	R: 5 E: 0 K: 1 S: 24	H: 4 LOB: 2 BB: 3 P: 41	R: 3 E: 2 K: 0 S: 14	H: 2 LOB: 1 BB: 2 P: 29	R: 1 E: 0 K: 1 S: 9	H: 1 LOB: 0 BB: 0 P: 12	R: 0 E: 0 K: 1 S: 9	H: 0 LOB: 0 BB: 0 P: 14	R: 0 E: 0 K: 0 S: 10	H: 1 LOB: 1 BB: 0 P: 13	R: 2 E: 0 K: 0 S: 12	H: 3 LOB: 2 BB: 1 P: 21	R: 0 E: 0 K: 3 S: 14	H: 1 LOB: 1 BB: 0 P: 20	R: 0 E: 0 K: 1 S: 6	H: 1 LOB: 1 BB: 0 P: 10	R: 3 E: 0 K: 2 S: 17	H: 2 LOB: 0 BB: 1 P: 26	1B: 7 2B: 8 3B: 0 HR: 2	SF: 1 SAC: 0 DP: 0 HBP: 0	WP: 1 PB: 0 SB: 1 CS: 2	PA: 49
PITCHER	IP WLS BF H R ER SO BB IBB HBP BLK WP HR S P ERA WHIP																					
51 Wandy Rodriguez, L ERA: 4.81	1.1 L 15 6 8 7 1 5 0 0 0 0 0 0 34 64 47.25 8.250																					
43 Chris Sampson, R ERA: 5.06	5.1 23 6 3 3 4 0 1 0 0 0 0 1 55 81 5.06 1.125																					
Trever Miller, L ERA: 4.91	1.1 5 1 0 0 2 0 0 0 0 0 1 0 9 15 0.00 0.750																					
Dave Borkowski, R ERA: 4.74	1.0 6 2 3 3 2 1 0 0 0 0 0 1 17 26 27.00 3.000																					

Batter	1	2	3	4	5	6	7	8	9	AB	R	H	RBI	BB	SO	LOB	BOTTOM					
Willy Taveras, R OBP: 0.318, SLG: 0.317										5	0	1	1	0	0	3	Cincinnati Reds @ Houston Astros Minute Maid Park, Houston, TX Fri Jun 02 2006, 7:05 PM CDT Att: 37,086 - Clear - 86 F					
Craig Biggio, R OBP: 0.360, SLG: 0.462										3	0	1	0	1	0	2						
28 Adam Everett, R OBP: 0.259, SLG: 0.304										4	0	0	0	0	1	5						
Mike Lamb, L OBP: 0.389, SLG: 0.512										4	0	0	0	0	1	5						
17 Lance Berkman, S OBP: 0.374, SLG: 0.598										4	1	1	1	0	1	0						
Preston Wilson, R OBP: 0.307, SLG: 0.400										4	1	2	1	0	1	0						
Eric Munson, L OBP: 0.356, SLG: 0.392										4	0	0	0	0	1	1						
16 Jason Lane, R OBP: 0.332, SLG: 0.389										2	1	1	0	1	0	1						
Trever Miller, R										0	0	0	0	0	0	0						
Orlando Palmeiro, L OBP: 0.250, SLG: 0.256										1	0	0	0	0	0	0						
4 Eric Bruntlett, R OBP: 0.413, SLG: 0.426										3	0	1	0	1	0	2						
51 Wandy Rodriguez, S OBP: 0.087, SLG: 0.045										0	0	0	0	0	0	0						
43 Chris Sampson, R ERA: 5.19										2	0	0	0	0	1	1						
2 Chris Burke, R OBP: 0.342, SLG: 0.426										2	0	1	0	0	0	1						
Inning Stats	R: 0 E: 0 K: 1 S: 11	H: 0 LOB: 0 BB: 0 P: 14	R: 0 E: 0 K: 3 S: 9	H: 0 LOB: 0 BB: 0 P: 12	R: 1 E: 0 K: 0 S: 13	H: 1 LOB: 2 BB: 2 P: 27	R: 1 E: 0 K: 0 S: 11	H: 2 LOB: 1 BB: 0 P: 18	R: 0 E: 0 K: 0 S: 10	H: 1 LOB: 1 BB: 0 P: 12	R: 0 E: 0 K: 0 S: 14	H: 1 LOB: 1 BB: 0 P: 20	R: 0 E: 0 K: 0 S: 8	H: 2 LOB: 2 BB: 0 P: 16	R: 1 E: 0 K: 0 S: 8	H: 1 LOB: 0 BB: 0 P: 11	R: 0 E: 0 K: 0 S: 6	H: 0 LOB: 1 BB: 1 P: 12	1B: 6 2B: 0 3B: 0 HR: 2	SF: 0 SAC: 0 DP: 0 HBP: 0	WP: 0 PB: 0 SB: 1 CS: 0	PA: 38
PITCHER	IP WLS BF H R ER SO BB IBB HBP BLK WP HR S P ERA WHIP																					
39 Aaron Harang, R ERA: 3.65	6.0 W 25 5 2 2 2 0 0 0 0 0 0 1 68 103 3.00 1.167																					
Chris Hammond, L ERA: 5.19	1.0 5 2 0 0 0 0 0 0 0 0 0 0 10 16 0.00 2.000																					
25 David Weathers, R ERA: 3.46	1.0 4 1 1 1 0 0 0 0 0 0 0 1 8 11 9.00 1.000																					
Eteban Yan, R ERA: 6.56	1.0 4 0 0 0 0 0 1 0 0 0 0 0 6 12 0.00 1.000																					



Batter	1	2	3	4	5	6	7	8	9	AB	R	H	RBI	BB	SO	LOB	TOP																			
Juan Pierre, L (1, 8) OBP: 0.288, SLG: 0.314	G6-3	1B		BB		L1		1B		4	0	2	0	1	0	0	Chicago Cubs @ Houston Astros Minute Maid Park, Houston, TX Mon Jun 05 2006, 7:05 PM CDT Att: 32,814 - Roof Closed - 72 F																			
1 Tony Womack, L (1, 4) OBP: 0.385, SLG: 0.370	G5-3	P5		F7		G6-3		G6-3		5	0	0	0	0	0	3																				
Michael Barrett, R (1, 2) OBP: 0.366, SLG: 0.512	G4-3		HR	F8		G6-3			K	5	1	1	1	0	1	1																				
Todd Walker, L (1, 3) OBP: 0.382, SLG: 0.419 John Mabry, L (9, PH) OBP: 0.270, SLG: 0.227		16 WP 2B	G3-1		16 G4-3 1B		F7		G3	4	2	2	0	0	0	0																				
16 Aramis Ramirez, R (1, 5) OBP: 0.314, SLG: 0.462 Phil Nevin, R (9, PH) OBP: 0.304, SLG: 0.421	1B FC6-2 2B	F7		G4-3		G4-3	1B		K	4	0	2	1	0	0	1																				
Jacque Jones, L (1, 9) OBP: 0.349, SLG: 0.557 19 Matt Murton, R (9, 7) OBP: 0.349, SLG: 0.397	K	HR		1B		F9				4	1	2	2	0	1	2																				
Freddie Bynum, L (1, 7) OBP: 0.250, SLG: 0.407	FC6-2 3B HR	F8		K		K				4	1	1	0	0	2	2																				
5 Ronny Cedeno, R (1, 6) OBP: 0.332, SLG: 0.401	FC6-2 3B HR			3B SF8				G5-3		4	2	2	0	0	0	2																				
38 Carlos Zambrano, S (1, 1) OBP: 0.077, SLG: 0.200 13 Will Ohman, L (9, 1) OBP: 1.000, SLG: 1.000	HR			SF8		G4-3		G1-3		3	1	1	4	0	0	2																				
	HR									0	0	0	0	0	0	0																				
Inning Stats	R: 0 E: 0 K: 0 S: 11	H: 0 LOB: 0 BB: 0 P: 13	R: 4 E: 0 K: 1 S: 25	H: 5 LOB: 1 BB: 0 P: 33	R: 2 E: 0 K: 0 S: 9	H: 2 LOB: 0 BB: 0 P: 16	R: 1 E: 0 K: 1 S: 10	H: 3 LOB: 2 BB: 0 P: 20	R: 0 E: 0 K: 0 S: 8	H: 0 LOB: 0 BB: 0 P: 13	R: 0 E: 0 K: 1 S: 9	H: 1 LOB: 1 BB: 0 P: 16	R: 0 E: 0 K: 0 S: 8	H: 1 LOB: 1 BB: 0 P: 12	R: 0 E: 0 K: 2 S: 9	H: 0 LOB: 0 BB: 0 P: 10	1B: 8 2B: 1 3B: 1 HR: 3	SF: 1 SAC: 0 DP: 0 HBP: 0	WP: 1 PB: 0 SB: 3 CS: 0	PA: 41																
PITCHER	IP	WLS	BF	H	R	ER	SO	BB	IBB	HBP	BLK	WP	HR	S	P	ERA	WHIP	PITCHER		IP	WLS	BF	H	R	ER	SO	BB	IBB	HBP	BLK	WP	HR	S	P	ERA	WHIP
Taylor Buchholz, R (1, 1) ERA: 6.25	5.0	L	27	11	8	8	2	1	0	0	0	1	3	70	102	14.40	2.400																			
Dave Borkowski, R (6, 1) ERA: 4.08	4.0		14	2	0	0	3	0	0	0	0	0	0	34	51	0.00	0.500																			

AB	39
R	8
H	13
RBI	8
BB	1
SO	5
LOB	13



Batter	1	2	3	4	5	6	7	8	9	AB	R	H	RBI	BB	SO	LOB	BOTTOM																			
Craig Biggio, R (1, 4) OBP: 0.350, SLG: 0.454 16 Jason Lane, R (8, 8) OBP: 0.328, SLG: 0.380	P3			G1-3			L5		F7	3	0	0	0	0	0	0	Chicago Cubs @ Houston Astros Minute Maid Park, Houston, TX Mon Jun 05 2006, 7:05 PM CDT Att: 32,814 - Roof Closed - 72 F																			
2 Chris Burke, R (1, 8) OBP: 0.328, SLG: 0.416	K			L7			F8		G5-3	4	0	0	0	0	1	0																				
17 Lance Berkman, S (1, 9) OBP: 0.371, SLG: 0.574	K			P6			K			3	0	0	0	0	2	0																				
Morgan Ensberg, R (1, 5) OBP: 0.392, SLG: 0.585		G5-3				G6-4-3 BB		K		2	0	0	0	1	1	0																				
Mike Lamb, L (1, 3) OBP: 0.390, SLG: 0.495		G3-1				G6-4-3		WP 1B BB		2	0	0	0	1	0	1																				
Preston Wilson, R (1, 7) OBP: 0.298, SLG: 0.390						G5-3		WP 1B		3	0	1	0	0	1	0																				
Brad Ausmus, R (1, 2) OBP: 0.383, SLG: 0.368				F8				K		3	0	0	0	0	1	2																				
4 Eric Bruntlett, R (1, 6) OBP: 0.370, SLG: 0.391				F9				K		3	0	0	0	0	1	2																				
Taylor Buchholz, R (1, 1) OBP: 0.045, SLG: 0.045 Dave Borkowski, R (6, 1) Willy Taveras, R (9, PH) OBP: 0.313, SLG: 0.311				K					P3	1	0	0	0	0	1	0																				
										1	0	0	0	0	0	0																				
										1	0	0	0	0	0	0																				
Inning Stats	R: 0 E: 0 K: 2 S: 9	H: 0 LOB: 0 BB: 0 P: 14	R: 0 E: 0 K: 1 S: 8	H: 0 LOB: 0 BB: 0 P: 16	R: 0 E: 0 K: 1 S: 10	H: 0 LOB: 0 BB: 0 P: 16	R: 0 E: 0 K: 0 S: 11	H: 0 LOB: 0 BB: 0 P: 15	R: 0 E: 0 K: 0 S: 4	H: 0 LOB: 0 BB: 1 P: 9	R: 0 E: 0 K: 0 S: 6	H: 0 LOB: 0 BB: 0 P: 14	R: 0 E: 0 K: 1 S: 10	H: 0 LOB: 0 BB: 0 P: 15	R: 0 E: 0 K: 3 S: 14	H: 1 LOB: 2 BB: 1 P: 27	R: 0 E: 0 K: 0 S: 6	H: 0 LOB: 0 BB: 0 P: 9	1B: 1 2B: 0 3B: 0 HR: 0	SF: 0 SAC: 0 DP: 1 HBP: 0	WP: 1 PB: 0 SB: 0 CS: 0	PA: 29														
PITCHER	IP	WLS	BF	H	R	ER	SO	BB	IBB	HBP	BLK	WP	HR	S	P	ERA	WHIP	PITCHER		IP	WLS	BF	H	R	ER	SO	BB	IBB	HBP	BLK	WP	HR	S	P	ERA	WHIP
38 Carlos Zambrano, R (1, 1) ERA: 3.09	1.0	W	26	1	0	0	0	2	0	0	0	0	0	6	9	0.00	0.375																			
13 Will Ohman, L (9, 1) ERA: 4.81	1.0		3	0	0	0	0	0	0	0	0	0	0	6	9	0.00	0.000																			

AB	27
R	0
H	1
RBI	0
BB	2
SO	8
LOB	5



Batter	1	2	3	4	5	6	7	8	9	AB	R	H	RBI	BB	SO	LOB	TOP							
Juan Pierre, L (1.8) OBP: 0.287, SLG: 0.310	0-1 G6-3		1-2 G3		4-2 BB			2-2 L8		3	0	0	0	1	0	0								
5 Ronny Cedeno, R (1.6) OBP: 0.326, SLG: 0.393	1-0 F9		2-2 F9		0-1 L4			2-2 G5-3		4	0	0	0	0	0	2								
Todd Walker, L (1.4) OBP: 0.384, SLG: 0.415	4-0 1B		1-1 G6-3			2-2 F7		4-2 BB		2	0	0	0	2	0	0								
Phil Nevin, R (1.3) OBP: 0.303, SLG: 0.417	2-1 FC6-4		0-1 G5-3		2-2 G4-3			0-0 G5-3		4	0	1	0	0	0	1								
16 Aramis Ramirez, R (1.5) OBP: 0.313, SLG: 0.458	1-1 FC6-4		1-2 G1-6-3		1-0 P4			3-2 F9		4	0	1	0	0	0	2								
19 Matt Murton, R (1.7) OBP: 0.352, SLG: 0.399		3-2 G4-3	1-1 G4-3		1-1 G1-6-3			0-1 2B		4	1	2	0	0	0	1								
Jacque Jones, L (1.9) OBP: 0.347, SLG: 0.551		1-1 G4-3	1-3 K		2-2 G5-3			0-3 K		4	0	1	0	0	2	2								
24 Henry Blanco, R (1.2) OBP: 0.192, SLG: 0.111		4-2 FC5-4	2-1 FC5-4		0-1 G5-3			0-0 2B		2	0	1	0	1	0	1								
47 Scott Eyre, L (7.1) OBP: 0.254, SLG: 0.254		1-1 FC5-4	1-0 F8		2-2 G6-3			1-3 K		0	0	0	0	0	0	0								
34 Kerry Wood, R (1.1) OBP: 0.500, SLG: 0.667		1-1 FC5-4	1-1 FC5-4		1-0 F8			1-3 K		1	0	0	0	0	0	1								
13 Will Ohman, L (4.1) OBP: 0.277, SLG: 0.250		1-1 FC5-4	1-1 FC5-4		1-0 F8			1-3 K		1	0	0	0	0	0	1								
49 Carlos Marmol, R (5.1) OBP: 0.277, SLG: 0.250		1-1 FC5-4	1-1 FC5-4		1-0 F8			1-3 K		0	0	0	0	0	0	0								
Michael Barrett, R (7.2) OBP: 0.362, SLG: 0.500		1-1 FC5-4	1-1 FC5-4		1-0 F8			1-3 K		2	0	0	0	0	1	2								
Inning Stats	R: 0 E: 0 K: 0 S: 7	H: 1 LOB: 2 BB: 1 P: 15	R: 0 E: 0 K: 0 S: 11	H: 1 LOB: 1 BB: 1 P: 20	R: 0 E: 0 K: 0 S: 9	H: 0 LOB: 0 BB: 0 P: 13	R: 0 E: 0 K: 0 S: 7	H: 1 LOB: 0 BB: 0 P: 9	R: 0 E: 0 K: 0 S: 11	H: 1 LOB: 2 BB: 1 P: 19	R: 0 E: 0 K: 0 S: 7	H: 0 LOB: 0 BB: 0 P: 12	R: 0 E: 0 K: 0 S: 12	H: 1 LOB: 1 BB: 0 P: 19	R: 0 E: 0 K: 0 S: 13	H: 0 LOB: 1 BB: 1 P: 21	R: 1 E: 0 K: 2 S: 14	H: 2 LOB: 1 BB: 0 P: 18	1B: 5 2B: 2 3B: 0 HR: 0	SF: 0 SAC: 0 DP: 2 HBP: 0	WP: 0 PB: 0 SB: 0 CS: 0	PA: 36		
PITCHER	IP WLS BF H R ER SO BB IBB HBP BLK WP HR S P ERA WHIP	7.0 W 27 5 0 0 1 3 0 0 0 0 0 64 107 0.00 1.143	1.0 4 0 0 0 0 1 0 0 0 0 0 13 21 0.00 1.000	1.0 5 2 1 1 2 0 0 0 0 0 0 14 18 9.00 2.000																				

Chicago Cubs @ Houston Astros
Minute Maid Park, Houston, TX
Tue Jun 06 2006, 7:05 PM CDT
Att: 35,903 - Roof Closed - 72 F

AB	32
R	1
H	7
RBI	1
BB	4
SO	3
LOB	13



Batter	1	2	3	4	5	6	7	8	9	AB	R	H	RBI	BB	SO	LOB	BOTTOM						
Craig Biggio, R (1.4) OBP: 0.347, SLG: 0.448	1-0 F7	1-2 G1-3		0-1 P6		3-2 P5		2-2 17 BB		5	0	1	0	0	0	2							
2 Chris Burke, R (1.8) OBP: 0.344, SLG: 0.444	2-2 17 BB	3-1 3B		0-0 G5-3		0-1 17 BB		2-3 K		4	0	2	2	0	1	2							
17 Lance Berkman, S (1.9) OBP: 0.380, SLG: 0.598	0-0 1B	0-0 F9		1-2 HR		1-1 2B		4-1 BB		4	1	3	1	1	0	1							
Morgan Ensberg, R (1.5) OBP: 0.388, SLG: 0.581	0-1 F7		1-2 G6-3	1-2 2B		3-3 K		3-3 K		5	0	1	0	0	2	7							
Mike Lamb, L (1.3) OBP: 0.385, SLG: 0.484	2-0 F7		1-0 2B	0-1 F8		0-0 F8				4	0	1	0	0	0	3							
Preston Wilson, R (1.7) OBP: 0.306, SLG: 0.406		1-0 51 FC1	0-2 2B	1-3 2B		2-3 K		3-2 L6-3		4	1	3	0	0	1	0							
Eric Munson, L (1.2) OBP: 0.328, SLG: 0.357		2-0 F9	0-0 P6	1-1 F9		1-1 F9		2-2 L6-3		4	0	0	0	0	0	4							
4 Eric Bruntlett, R (1.6) OBP: 0.377, SLG: 0.379		4-2 G1-3	4-2 BB	4-2 BB		2-3 K		2-0 L3		2	1	0	0	2	1	0							
51 Wandy Rodriguez, S (1.1) OBP: 0.077, SLG: 0.040		0-1 FC1	0-1 G3			1-2 F8		4-2 17 BB		3	1	0	0	0	0	4							
Chad Qualls, R (8.1)										0	0	0	0	0	0	0							
Orlando Palmeiro, L (8. PH)										0	0	0	0	1	0	0							
Willy Taveras, R (8. PH)										0	0	0	0	0	0	0							
Inning Stats	R: 0 E: 0 K: 0 S: 9	H: 2 LOB: 1 BB: 1 P: 14	R: 3 E: 1 K: 0 S: 15	H: 2 LOB: 3 BB: 1 P: 26	R: 0 E: 0 K: 0 S: 13	H: 2 LOB: 3 BB: 1 P: 20	R: 1 E: 0 K: 0 S: 15	H: 2 LOB: 1 BB: 0 P: 17	R: 0 E: 0 K: 2 S: 11	H: 0 LOB: 0 BB: 0 P: 16	R: 0 E: 0 K: 1 S: 17	H: 2 LOB: 2 BB: 0 P: 25	R: 0 E: 0 K: 0 S: 8	H: 1 LOB: 0 BB: 0 P: 13	R: 0 E: 0 K: 2 S: 18	H: 1 LOB: 3 BB: 2 P: 33	1B: 5 2B: 5 3B: 1 HR: 1	SF: 0 SAC: 0 DP: 1 HBP: 1	WP: 0 PB: 0 SB: 0 CS: 0	PA: 40			
PITCHER	IP WLS BF H R ER SO BB IBB HBP BLK WP HR S P ERA WHIP	3.2 L 22 7 4 1 0 2 0 0 0 0 0 2 2 0.00 0.000	0.1 1 0 0 0 0 0 0 0 0 0 0 0 2 2 0.00 0.000	2.0 8 2 0 0 3 0 0 0 0 0 0 0 28 41 0.00 1.000	1.0 3 1 0 0 0 0 0 0 0 0 0 0 8 13 0.00 1.000	1.0 6 1 0 0 2 2 0 0 0 0 0 0 18 33 0.00 3.000																	

Chicago Cubs @ Houston Astros
Minute Maid Park, Houston, TX
Tue Jun 06 2006, 7:05 PM CDT
Att: 35,903 - Roof Closed - 72 F

AB	35
R	4
H	11
RBI	3
BB	4
SO	5
LOB	23



Batter	1	2	3	4	5	6	7	8	9	AB	R	H	RBI	BB	SO	LOB	TOP										
Juan Pierre, L (1,8) OBP: 0.287, SLG: 0.306	2-2 G3			2-1 G1-3		0-1 G3		2-2 HBP		3	0	0	0	0	0	0											
1 Tony Womack, L (1,4) OBP: 0.357, SLG: 0.340	0-1 B1-3			0-1 G3		3-2 G5-3		3-1 F8		4	0	0	0	0	0	1											
Michael Barrett, R (1,2) OBP: 0.365, SLG: 0.503	3-2 G1-3			4-1 BB		0-1 1B		0-1 F9		3	0	1	0	1	0	0											
Todd Walker, L (1,3) OBP: 0.377, SLG: 0.406		2-2 F8		0-1 F7		1-1 F9		2-2 G4-3		4	0	0	0	0	0	2											
16 Aramis Ramirez, R (1,5) OBP: 0.307, SLG: 0.449		0-1 G4-3			2-2 G4-3		0-0 F9		0-1 P4	4	0	0	0	0	0	1											
John Mabry, L (1,9) OBP: 0.295, SLG: 0.271		2-0 G6-3			0-0 FC1-4 1B		3-1 1B			3	0	2	0	0	0	0											
19 Matt Murton, R (1,7) OBP: 0.347, SLG: 0.392				2-0 G5-3		0-0 FC1-4 1-2		3-2 L9		3	0	0	0	0	0	3											
5 Ronny Cedeno, R (1,6) OBP: 0.321, SLG: 0.388				1-1 G4-3		0-0 G1-4-3		3-3 K		3	0	0	0	0	1	1											
45 Sean Marshall, L (1,1) OBP: 0.125, SLG: 0.125				0-2 G1-3				3-3 K		2	0	0	0	0	0	0											
Jacque Jones, L (8,PH) OBP: 0.346, SLG: 0.547										1	0	0	0	0	1	0											
47 Scott Eyre, L (8,1) David Aardsma, R (8,1)										0	0	0	0	0	0	0											
										0	0	0	0	0	0	0											
Inning Stats	R: 0 H: 0 E: 0 K: 0 S: 10	H: 0 LOB: 0 BB: 0 P: 15	R: 0 H: 0 E: 0 K: 0 S: 6	H: 0 LOB: 0 BB: 0 P: 10	R: 0 H: 0 E: 0 K: 0 S: 6	H: 0 LOB: 1 BB: 1 P: 9	R: 0 H: 0 E: 0 K: 0 S: 7	H: 1 LOB: 1 BB: 0 P: 13	R: 0 H: 0 E: 0 K: 0 S: 8	H: 0 LOB: 2 BB: 0 P: 12	R: 0 H: 2 E: 0 K: 0 S: 12	H: 2 LOB: 2 BB: 0 P: 19	R: 0 H: 0 E: 0 K: 2 S: 13	H: 1 LOB: 1 BB: 0 P: 23	R: 0 H: 0 E: 0 K: 0 S: 7	H: 0 LOB: 0 BB: 0 P: 9	1B: 3 2B: 0 3B: 0 HR: 0	SF: 0 SAC: 0 DP: 0 HBP: 1	WP: 0 PB: 0 SB: 0 CS: 0	PA: 32							
PITCHER	IP	WLS	BF	H	R	ER	SO	BB	IBB	HBP	BLK	WP	HR	S	P	ERA	WHIP										
43 Chris Sampson, R (1,1) ERA: 2.19	7.0	W	25	3	0	0	0	1	0	0	0	0	0	55	86	0.00	0.571										
Dan Wheeler, R (8,1) ERA: 4.91	1.0	H	4	0	0	0	2	0	0	1	0	0	0	13	23	0.00	0.000										
54 Brad Lidge, R (9,1) ERA: 5.02	1.0	S	3	0	0	0	0	0	0	0	0	0	0	7	9	0.00	0.000										

Chicago Cubs @ Houston Astros
Minute Maid Park, Houston, TX
Wed Jun 07 2006, 1:05 PM CDT
Att. 42,492 - Roof Closed - 73 F

AB	30
R	0
H	3
RBI	0
BB	1
SO	2
LOB	8

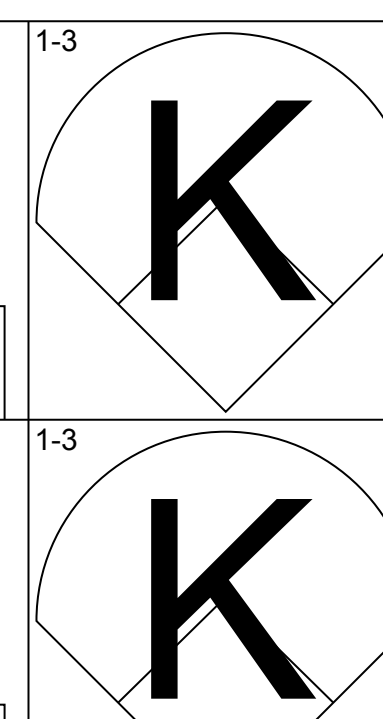
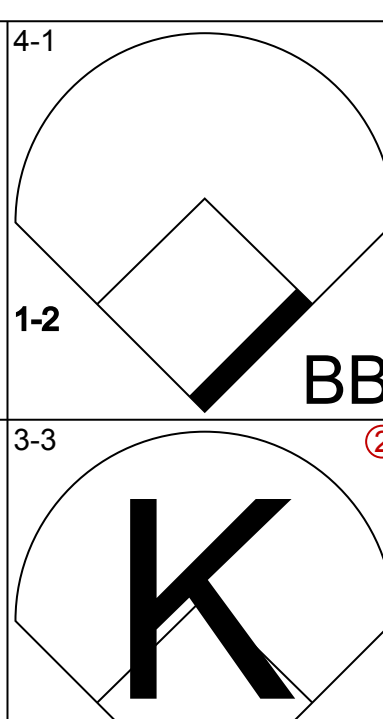
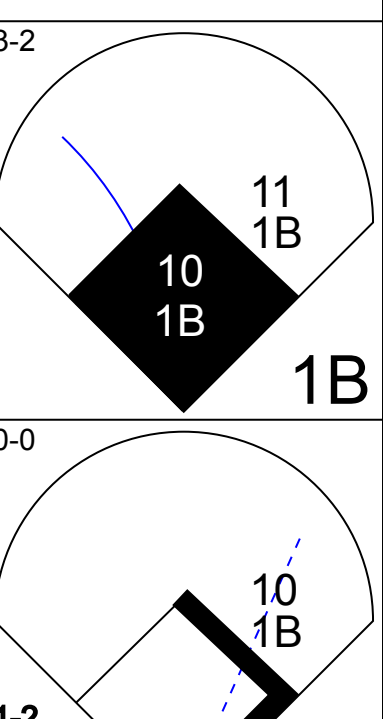
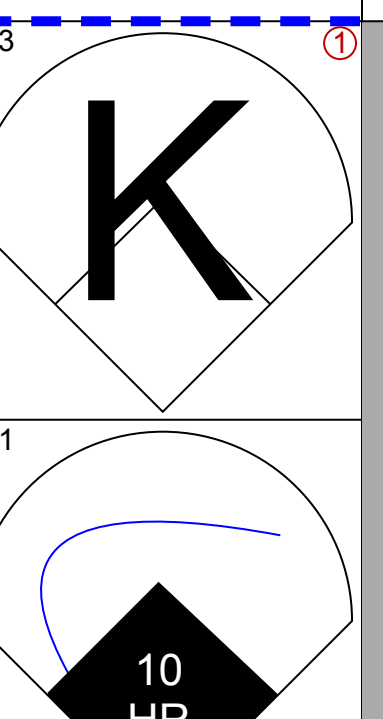
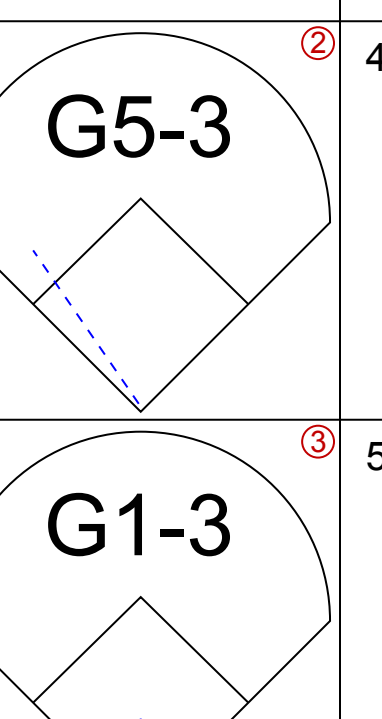
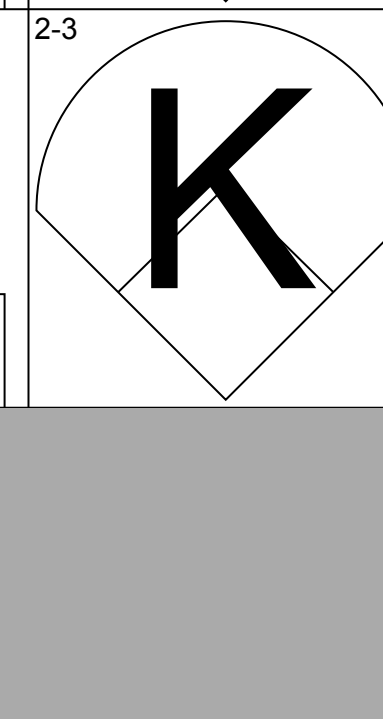
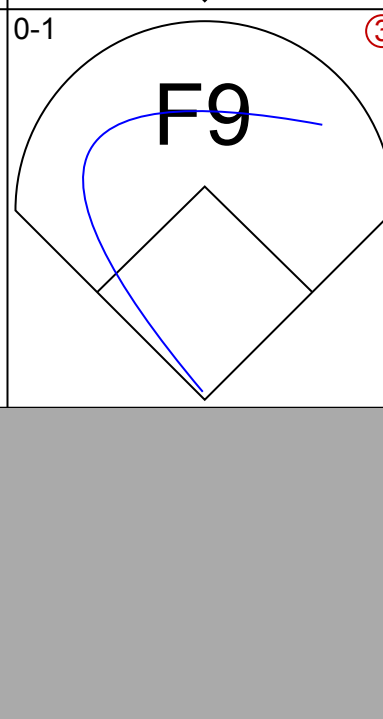
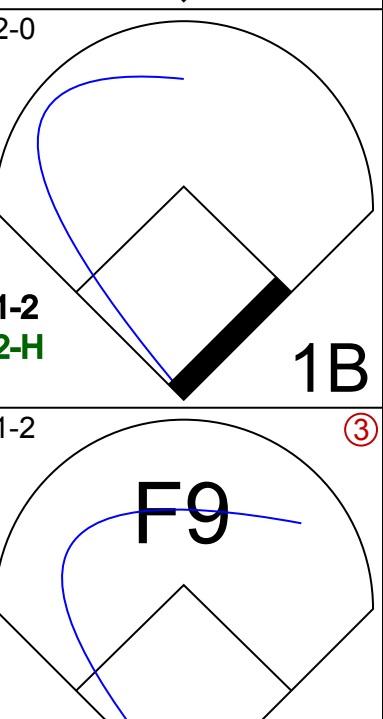
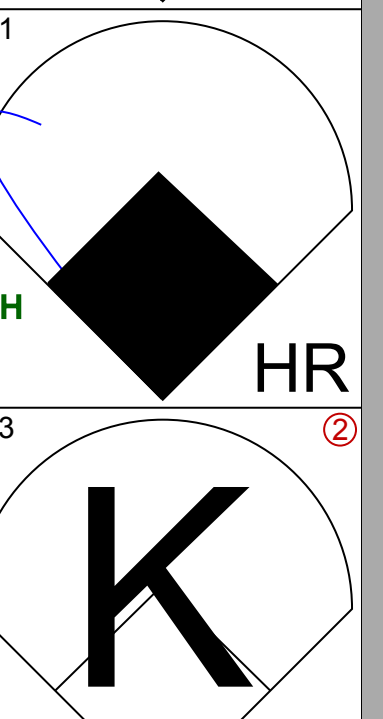




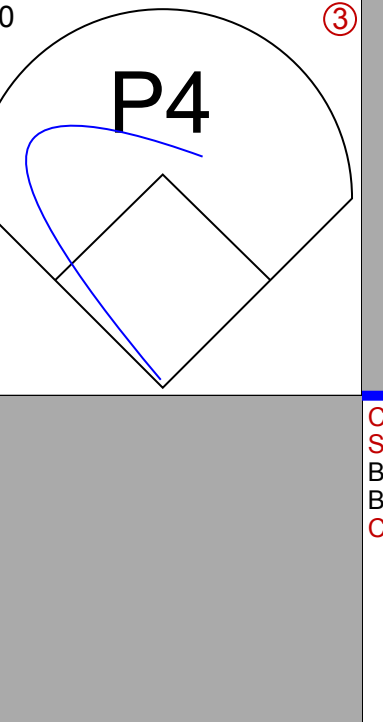
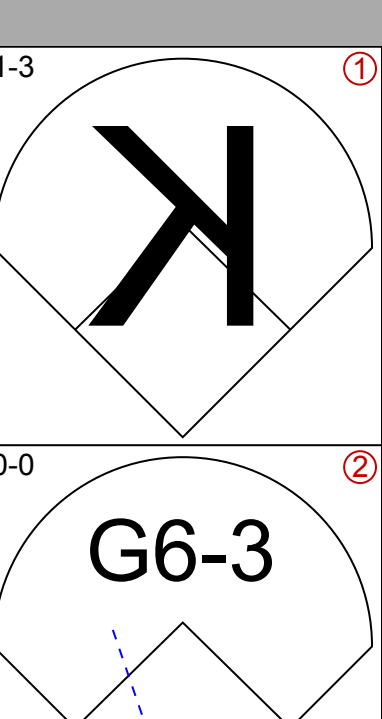
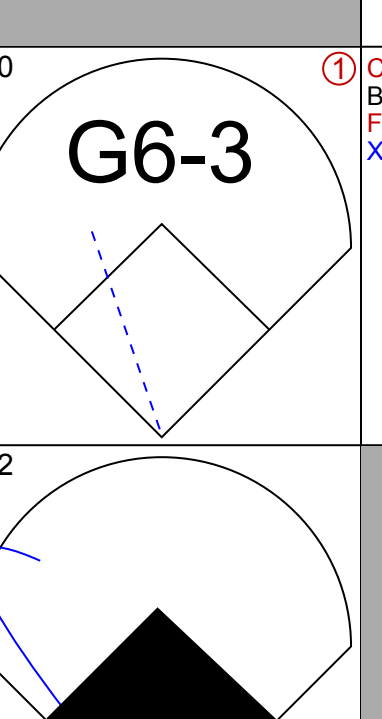
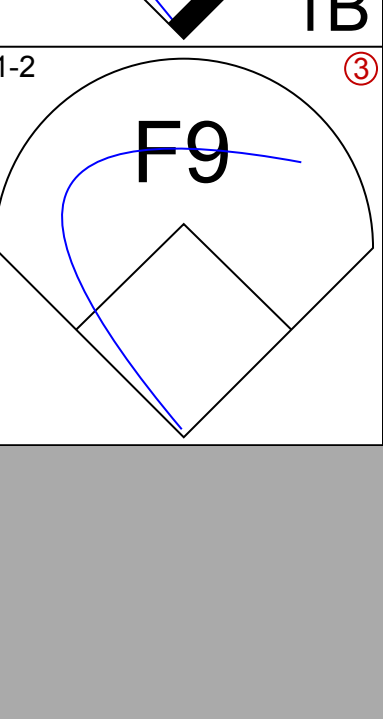
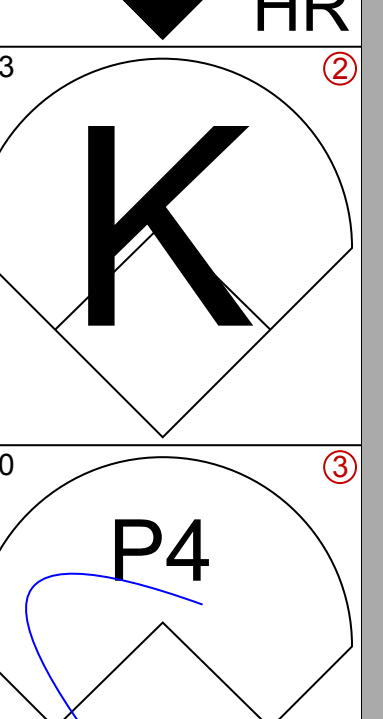
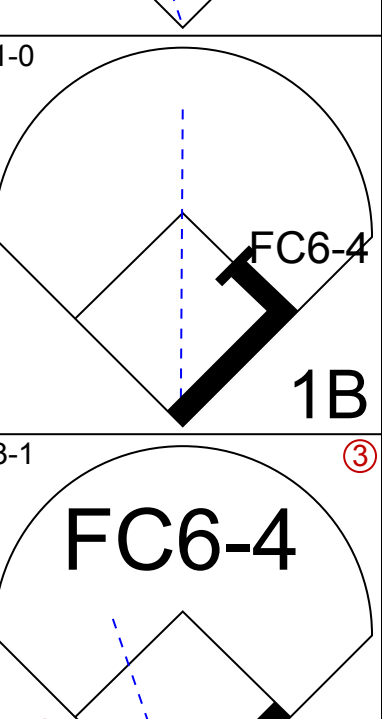
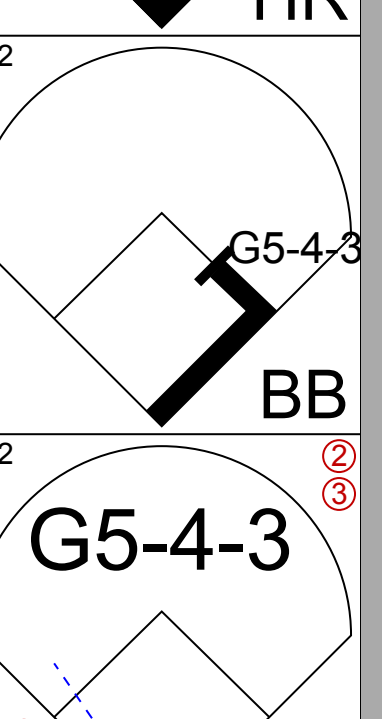




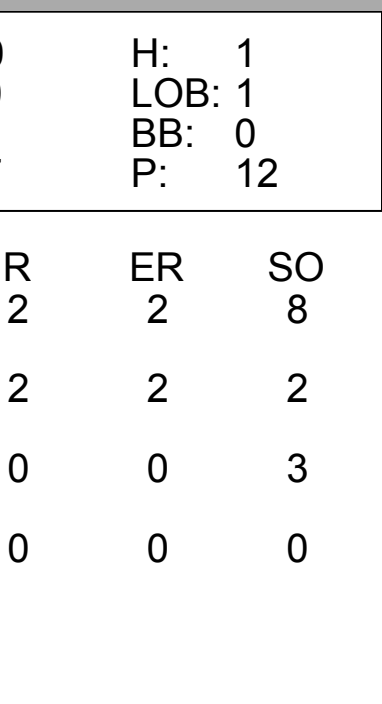
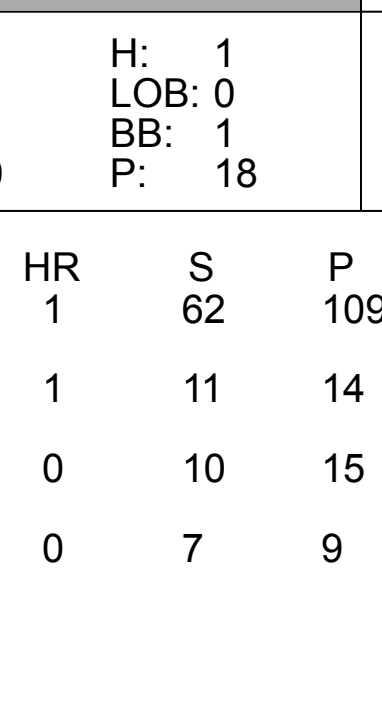
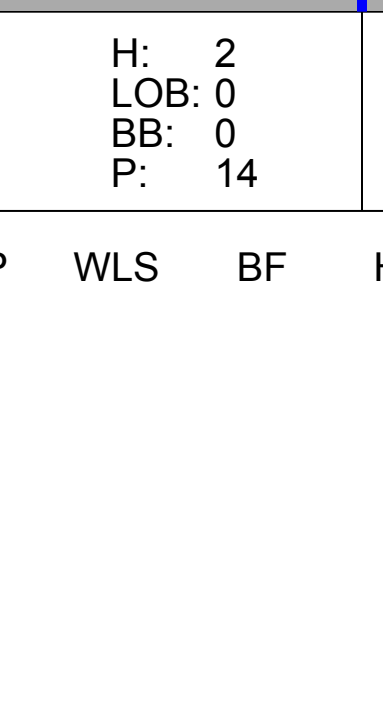


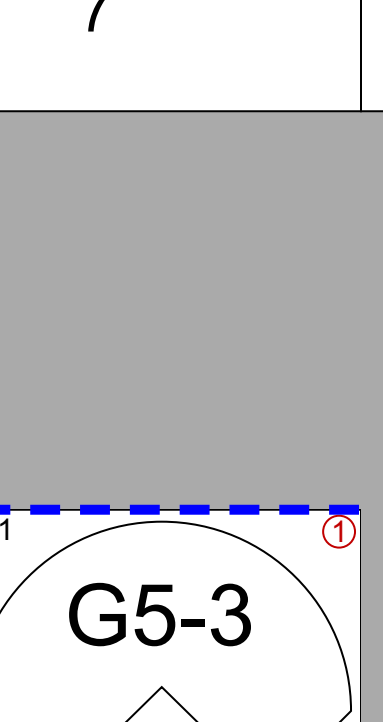
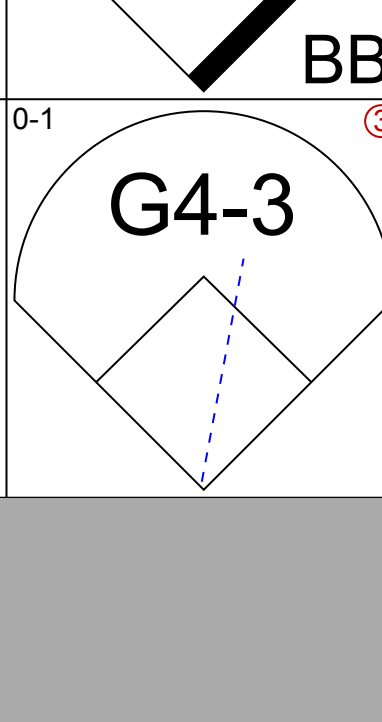

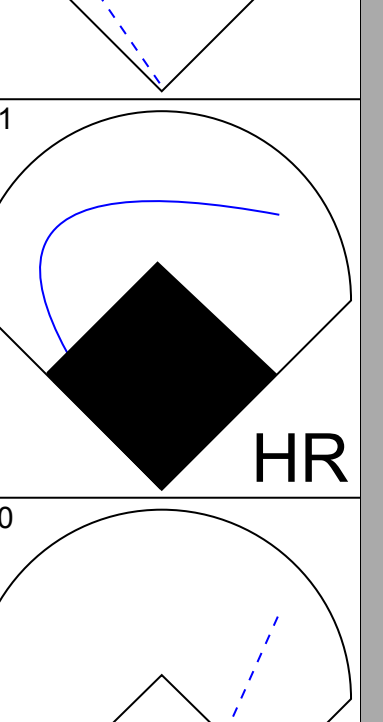


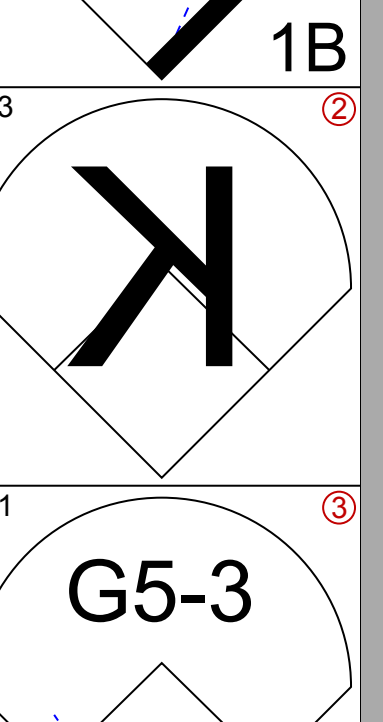
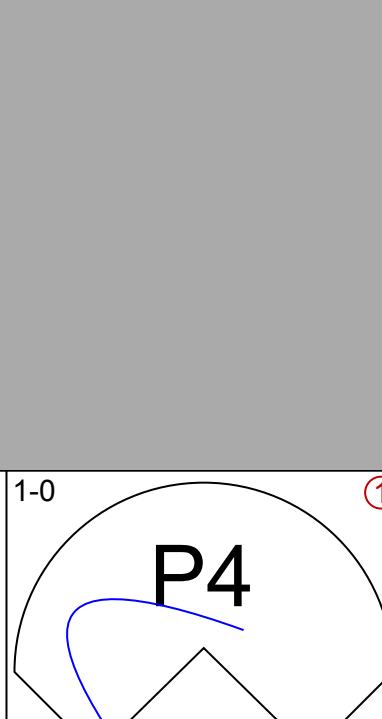


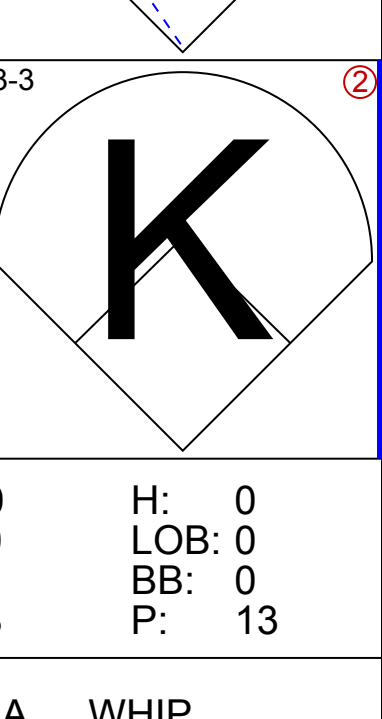


Batter	1	2	3	4	5	6	7	8	9	AB	R	H	RBI	BB	SO	LOB	BOTTOM										
Craig Biggio, R (1,4) OBP: 0.346, SLG: 0.444	2-1 G4-3		0-3 K			0-0 G6-3 1B		2-2 F8		4	0	1	0	0	1	2											
54 Brad Lidge, R (9,1)										0	0	0	0	0	0	0											
2 Chris Burke, R (1,8) OBP: 0.341, SLG: 0.439	1-1 F8		1-2 G5-3			0-1 G6-3		0-1 L3		1	0	0	0	0	0	0											
Willy Taveras, R (3,PH) OBP: 0.309, SLG: 0.307										3	0	0	0	0	0	3											
17 Lance Berkman, S (1,3) OBP: 0.379, SLG: 0.594	2-1 G6-3				2-2 G6-3		2-0 1B			3	0	1	0	0	0	0											
Morgan Ensberg, R (1,5) OBP: 0.384, SLG: 0.573		2-1 G6-3		1-3 K		0-0 F8				3	0	0	0	0	1	2											
Preston Wilson, R (1,7) OBP: 0.306, SLG: 0.405		1-0 G1-3		3-3 K						3	0	1	0	0	1	0											
16 Jason Lane, R (1,9) OBP: 0.333, SLG: 0.377		4-1 CS			4-2 G6-4-3 BB		2-1 F7			1	0	0	0	2	0	1											
Brad Ausmus, R (1,2) OBP: 0.382, SLG: 0.386	0-1 CS		1-0 HR		1-3 K		0-0 G4-6-3			3	1	1	1	0	1	2											
28 Adam Everett, R (1,6) OBP: 0.274, SLG: 0.310					4-0 G6-4-3 BB		2-2 F8			2	0	1	0	1	0	1											
43 Chris Sampson, R (1,1) Dan Wheeler, R (8,1)										1	0	0	0	0	1	0											
4 Eric Bruntlett, R (8,PH) OBP: 0.377, SLG: 0.379					1-0 SH3-4		1-3 K			0	0	0	0	0	0	0											
										0	0	0	0	0	0	0											
Inning Stats	R: 0 H: 0 E: 0 K: 0 S: 6	H: 0 LOB: 0 BB: 0 P: 11	R: 0 H: 0 E: 0 K: 0 S: 5	H: 0 LOB: 1 BB: 1 P: 12	R: 1 H: 1 E: 0 K: 1 S: 8	H: 1 LOB: 1 BB: 1 P: 15	R: 0 H: 0 E: 0 K: 2 S: 10	H: 0 LOB: 0 BB: 0 P: 16	R: 0 H: 2 E: 0 K: 1 S: 7	H: 0 LOB: 2 BB: 0 P: 11	R: 0 H: 1 E: 0 K: 0 S: 5	H: 1 LOB: 0 BB: 0 P: 8	R: 0 H: 1 E: 0 K: 0 S: 9	H: 1 LOB: 1 BB: 0 P: 13	R: 0 H: 0 E: 0 K: 0 S: 7	H: 0 LOB: 0 BB: 0 P: 9	1B: 4 2B: 0 3B: 0 HR: 1	SF: 0 SAC: 2 DP: 2 HBP: 0	WP: 0 PB: 0 SB: 0 CS: 1	PA: 30							
PITCHER	IP	WLS	BF	H	R	ER	SO	BB	IBB	HBP	BLK	WP	HR	S	P	ERA	WHIP										
45 Sean Marshall, L (1,1) ERA: 4.43	7.0	L	25	4	1	1	5	3	0	0	0	0	1	49	86	1.29	1.000										
47 Scott Eyre, L (8,1) ERA: 1.79	0.1		2	1	0	0	0	0	0	0	0	0	0	4	6	0.00	3.000										
David Aardsma, R (8,1) ERA: 7.59	0.2		2	0	0	0	0	0	0	0	0	0	0	5	7	0.00	0.000										

Chicago Cubs @ Houston Astros
Minute Maid Park, Houston, TX
Wed Jun 07 2006, 1:05 PM CDT
Att. 42,492 - Roof Closed - 73 F

AB	24
R	1
H	5
RBI	1
BB	3
SO	5
LOB	11

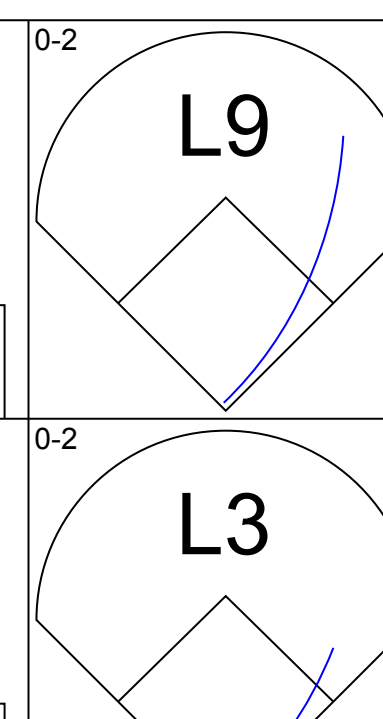
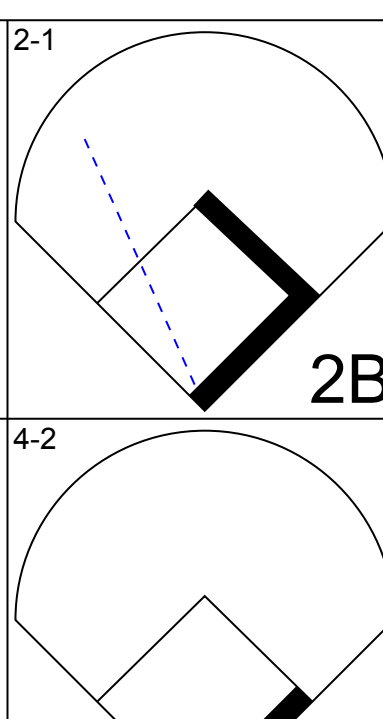
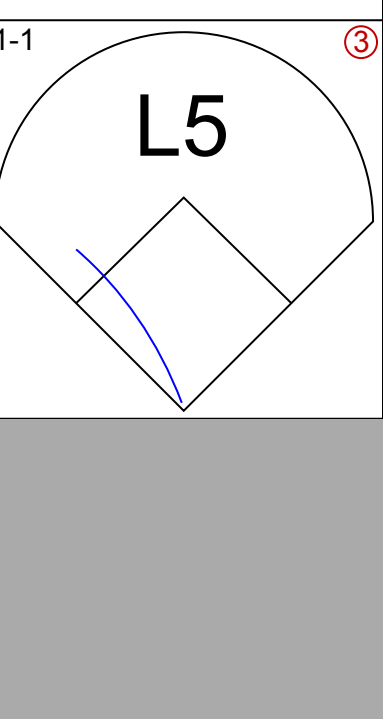
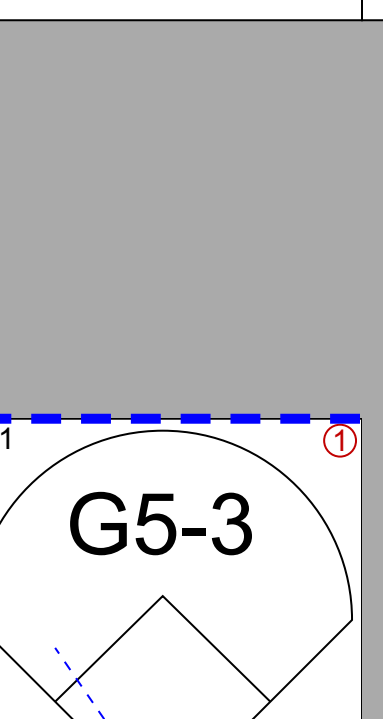
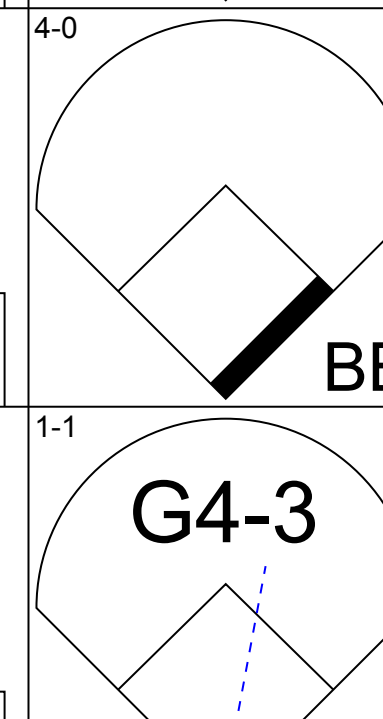
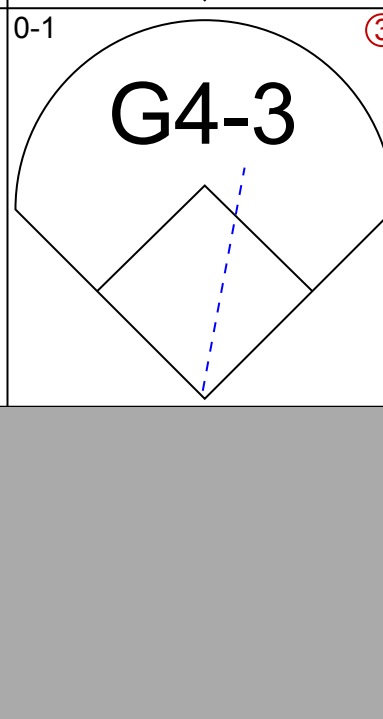

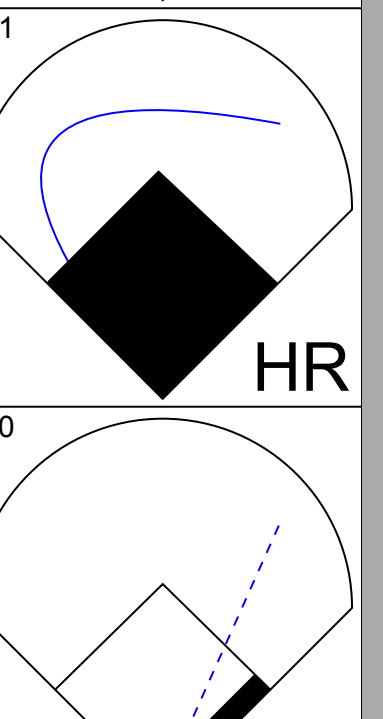





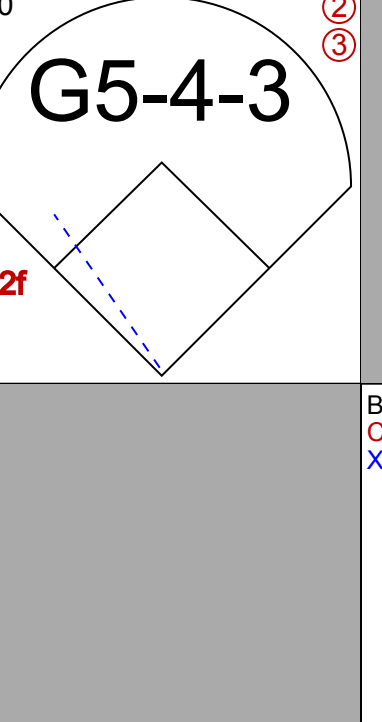
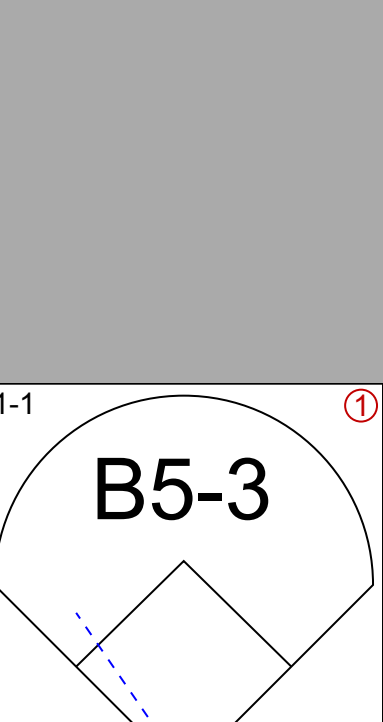


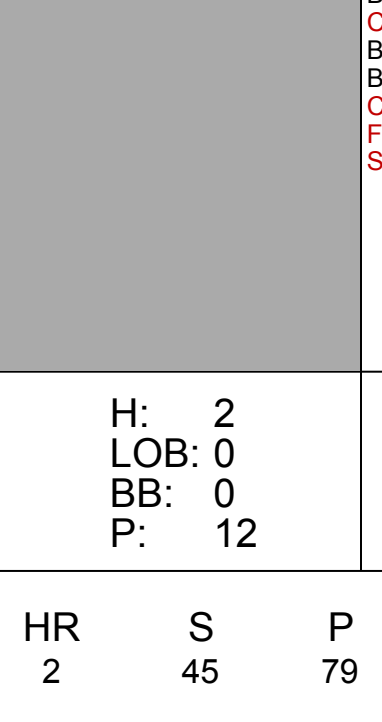
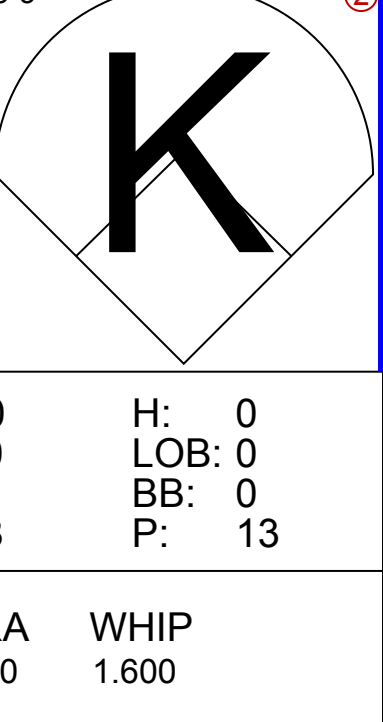
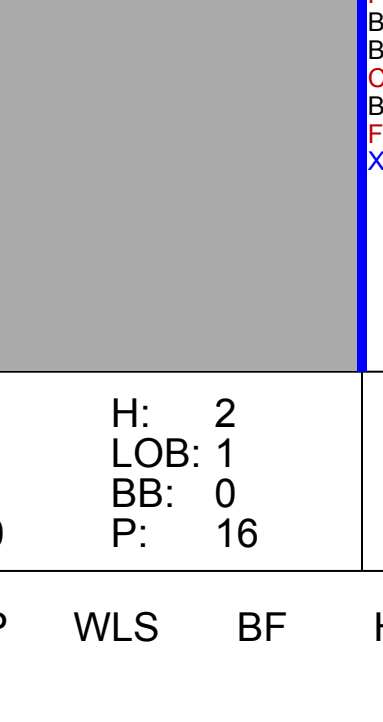


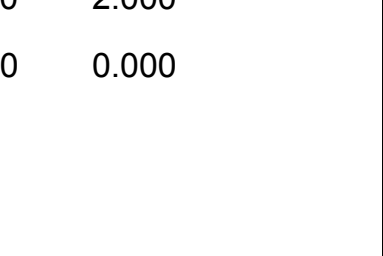



Batter	1	2	3	4	5	6	7	8	9	AB	R	H	RBI	BB	SO	LOB	TOP								
Marcus Giles, R (1.4) OBP: 0.340, SLG: 0.362										4	1	1	0	1	2	0									
11 Edgar Renteria, R (1.6) OBP: 0.403, SLG: 0.466										5	1	2	0	0	2	2									
10 Chipper Jones, S (1.5) OBP: 0.393, SLG: 0.461										4	1	2	3	0	1	2									
Andruw Jones, R (1.8) OBP: 0.344, SLG: 0.527										4	0	0	0	0	2	2									
7 Jeff Francoeur, R (1.9) OBP: 0.271, SLG: 0.447										4	1	2	1	0	0	0									
23 Matt Diaz, R (1.7) OBP: 0.345, SLG: 0.530										3	0	2	0	1	1	0									
Brian Jordan, R (1.3) OBP: 0.277, SLG: 0.365										2	0	0	0	1	0	2									
8 Brayan Peña, S (8. PH) OBP: 0.345, SLG: 0.464										1	0	0	0	0	1	0									
Todd Pratt, R (1.2) OBP: 0.280, SLG: 0.282										3	0	0	0	0	2	3									
Adam LaRoche, L (8. PH) OBP: 0.340, SLG: 0.494										1	0	0	0	0	1	0									
John Thomson, R (1.1) OBP: 0.308, SLG: 0.385										3	0	1	0	0	1	3									
Chris Reitsma, R (6.1) OBP: 0.308, SLG: 0.385										0	0	0	0	0	0	0									
Oscar Villareal, L (7.1) OBP: 0.308, SLG: 0.385										0	0	0	0	0	0	0									
54 Chad Paronto, R (8.1) OBP: 0.308, SLG: 0.385										0	0	0	0	0	0	0									
Wilson Betemit, S (9. PH) OBP: 0.343, SLG: 0.505										1	0	0	0	0	0	0									
Inning Stats	R: 0 E: 0 K: 3 S: 9	H: 0 LOB: 0 BB: 0 P: 13	R: 0 E: 0 K: 1 S: 7	H: 1 LOB: 1 BB: 0 P: 12	R: 0 E: 0 K: 1 S: 12	H: 1 LOB: 2 BB: 1 P: 21	R: 1 E: 0 K: 0 S: 10	H: 1 LOB: 0 BB: 1 P: 18	R: 1 E: 0 K: 2 S: 16	H: 3 LOB: 2 BB: 0 P: 28	R: 0 E: 0 K: 1 S: 8	H: 2 LOB: 2 BB: 1 P: 17	R: 2 E: 0 K: 2 S: 11	H: 2 LOB: 0 BB: 0 P: 14	R: 0 E: 0 K: 3 S: 10	H: 0 LOB: 0 BB: 0 P: 15	R: 0 E: 0 K: 0 S: 7	H: 0 LOB: 0 BB: 0 P: 9	1B: 8 2B: 1 3B: 0 HR: 2	SF: 0 SAC: 0 DP: 2 HBP: 0	WP: 0 PB: 0 SB: 0 CS: 0	PA: 38			
PITCHER	IP	WLS	BF	H	R	ER	SO	BB	IBB	HBP	BLK	WP	HR	S	P	ERA	WHIP								
Andy Pettitte, L (1.1) ERA: 5.81	6.0	W	27	8	2	2	8	3	0	0	0	0	1	62	109	3.00	1.833								
Chad Qualls, R (7.1) ERA: 3.89	1.0		5	2	2	2	2	0	0	0	0	0	1	11	14	18.00	2.000								
Dan Wheeler, R (8.1) ERA: 4.73	1.0	H	3	0	0	0	3	0	0	0	0	0	0	10	15	0.00	0.000								
54 Brad Lidge, R (9.1) ERA: 4.85	1.0	S	3	0	0	0	0	0	0	0	0	0	0	7	9	0.00	0.000								

Atlanta Braves @ Houston Astros
Minute Maid Park, Houston, TX
Thu Jun 08 2006, 7:05 PM CDT
Att: 35,752 - Roof Closed - 73 F

AB 35
R 4
H 10
RBI 4
BB 3
SO 13
LOB 14



Batter	1	2	3	4	5	6	7	8	9	AB	R	H	RBI	BB	SO	LOB	BOTTOM								
Craig Biggio, R (1.4) OBP: 0.344, SLG: 0.445										4	0	1	0	0	0	1									
Willy Taveras, R (1.8) OBP: 0.312, SLG: 0.307										3	1	1	0	1	0	0									
Mike Lamb, L (1.3) OBP: 0.398, SLG: 0.520										3	2	2	1	1	0	2									
17 Lance Berkman, S (1.9) OBP: 0.386, SLG: 0.627										4	2	3	4	0	0	1									
Morgan Ensberg, R (1.5) OBP: 0.385, SLG: 0.569										3	1	1	0	1	1	1									
Preston Wilson, R (1.7) OBP: 0.305, SLG: 0.399										3	1	0	0	1	0	2									
Brad Ausmus, R (1.2) OBP: 0.376, SLG: 0.379										3	0	0	0	0	0	1									
28 Adam Everett, R (1.6) OBP: 0.268, SLG: 0.303										4	0	0	0	0	0	2									
Andy Pettitte, L (1.1) ERA: 4.84										2	0	0	0	0	2	0									
Orlando Palmeiro, L (6. PH) OBP: 0.382, SLG: 0.287										1	0	1	2	0	0	0									
Chad Qualls, R (7.1) ERA: 3.89										0	0	0	0	0	0	0									
Dan Wheeler, R (8.1) ERA: 4.73										0	0	0	0	0	0	0									
16 Jason Lane, R (8. PH) OBP: 0.322, SLG: 0.375										1	0	0	0	0	0	0									
54 Brad Lidge, R (9.1) ERA: 4.85										0	0	0	0	0	0	0									
Inning Stats	R: 0 E: 0 K: 0 S: 9	H: 0 LOB: 1 BB: 1 P: 14	R: 0 E: 0 K: 0 S: 4	H: 0 LOB: 0 BB: 0 P: 9	R: 0 E: 0 K: 1 S: 12	H: 1 LOB: 2 BB: 1 P: 22	R: 1 E: 0 K: 0 S: 6	H: 2 LOB: 0 BB: 0 P: 12	R: 0 E: 0 K: 1 S: 8	H: 0 LOB: 0 BB: 0 P: 13	R: 5 E: 0 K: 0 S: 17	H: 4 LOB: 1 BB: 2 P: 30	R: 1 E: 0 K: 1 S: 10	H: 2 LOB: 1 BB: 0 P: 16	R: 0 E: 0 K: 0 S: 7	H: 0 LOB: 0 BB: 0 P: 13	1B: 5 2B: 1 3B: 0 HR: 3	SF: 0 SAC: 1 DP: 1 HBP: 0	WP: 0 PB: 0 SB: 0 CS: 0	PA: 36					
PITCHER	IP	WLS	BF	H	R	ER	SO	BB	IBB	HBP	BLK	WP	HR	S	P	ERA	WHIP								
John Thomson, R (1.1) ERA: 4.84	5.0	L	22	6	4	4	2	2	0	0	0	0	2	45	79	7.20	1.600								
Chris Reitsma, R (6.1) ERA: 7.62	1.0		6	1	2	2	0	2	0	0	0	0	0	11	21	18.00	3.000								
Oscar Villareal, R (7.1) ERA: 4.82	1.0		5	2	1	1	1	0	0	0	0	0	1	10	16	9.00	2.000								
54 Chad Paronto, R (8.1) ERA: 2.45	1.0		3	0	0	0	0	0	0	0	0	0	0	7	13	0.00	0.000								

Atlanta Braves @ Houston Astros
Minute Maid Park, Houston, TX
Thu Jun 08 2006, 7:05 PM CDT
Att: 35,752 - Roof Closed - 73 F

AB 31
R 7
H 9
RBI 7
BB 4
SO 3
LOB 10



Batter	1	2	3	4	5	6	7	8	9	AB	R	H	RBI	BB	SO	LOB	TOP										
Marcus Giles, R OBP: 0.335, SLG: 0.356 Tyler Yates, R (8, 1)			G6-3			G5-3		F9		4	0	0	0	0	1	2	Atlanta Braves @ Houston Astros Minute Maid Park, Houston, TX Fri Jun 09 2006, 7:05 PM CDT Att: 37,097 - Roof Closed - 73 F										
11 Edgar Renteria, R OBP: 0.396, SLG: 0.458	F8		K			K		K		4	0	0	0	0	3	2											
10 Chipper Jones, S OBP: 0.391, SLG: 0.456	HR		K			K				4	1	1	0	0	3	0											
Andruw Jones, R OBP: 0.342, SLG: 0.535	HR									4	1	1	2	0	0	0											
Adam LaRoche, L OBP: 0.338, SLG: 0.495	F7									4	0	1	0	0	0	0											
7 Jeff Francoeur, R OBP: 0.287, SLG: 0.440			K							4	0	0	0	0	3	1											
16 Brian McCann, L OBP: 0.411, SLG: 0.565										3	0	3	0	0	0	0											
Ryan Langerhans, L OBP: 0.335, SLG: 0.386	F8									2	0	0	0	1	0	2											
Jorge Sosa, R OBP: 0.211, SLG: 0.471 54 Chad Fierman, R 49 Macay McBride, L Oscar Villarreal, L Wilson Betemit, S OBP: 0.340, SLG: 0.500	K									2	0	0	0	0	2	1											
Inning Stats	R: 2 E: 0 K: 1 S: 9	H: 2 LOB: 0 BB: 0 P: 14	R: 0 E: 0 K: 2 S: 13	H: 1 LOB: 1 BB: 0 P: 18	R: 0 E: 0 K: 2 S: 9	H: 0 LOB: 0 BB: 0 P: 10	R: 0 E: 0 K: 0 S: 9	H: 0 LOB: 0 BB: 0 P: 13	R: 0 E: 0 K: 1 S: 8	H: 1 LOB: 0 BB: 0 P: 11	R: 0 E: 0 K: 2 S: 6	H: 0 LOB: 0 BB: 0 P: 6	R: 0 E: 0 K: 1 S: 11	H: 1 LOB: 2 BB: 1 P: 17	R: 0 E: 0 K: 2 S: 9	H: 1 LOB: 1 BB: 0 P: 14		1B: 4 2B: 1 3B: 0 HR: 1	SF: 0 SAC: 0 DP: 1 HBP: 0	WP: 0 PB: 0 SB: 0 CS: 0	PA: 33						
PITCHER	IP	WLS	BF	H	R	ER	SO	BB	IBB	HBP	BLK	WP	HR	S	P	ERA	WHIP										
64 Fernando Nieve, R ERA: 4.85	7.1	W	27	5	2	2	9	1	0	0	0	0	1	69	96	2.46	0.818										
Chad Qualls, R ERA: 3.79	0.2		2	0	0	0	1	0	0	0	0	0	0	4	4	0.00	0.000										
Russ Springer, R ERA: 3.27	1.0		4	1	0	0	2	0	0	0	0	0	0	9	14	0.00	1.000										

Batter	1	2	3	4	5	6	7	8	9	AB	R	H	RBI	BB	SO	LOB	BOTTOM										
Craig Biggio, R OBP: 0.345, SLG: 0.458 Russ Springer, R (9, 1)	HR		G6-3			K		K		5	2	2	1	0	2	2	Atlanta Braves @ Houston Astros Minute Maid Park, Houston, TX Fri Jun 09 2006, 7:05 PM CDT Att: 37,097 - Roof Closed - 73 F										
Mike Lamb, L OBP: 0.420, SLG: 0.574	HR									3	2	3	1	1	0	0											
17 Lance Berkman, S OBP: 0.383, SLG: 0.618	K		G1-3							3	1	0	1	1	1	3											
Morgan Ensberg, R OBP: 0.380, SLG: 0.562 4 Eric Bruntlett, R OBP: 0.377, SLG: 0.379	F9									3	0	0	1	0	1	2											
Preston Wilson, R OBP: 0.309, SLG: 0.405	G5-3									4	1	2	2	0	0	0											
2 Chris Burke, R OBP: 0.347, SLG: 0.442										4	0	2	1	0	2	1											
Brad Ausmus, R OBP: 0.374, SLG: 0.376										4	0	1	0	0	0	2											
28 Adam Everett, R OBP: 0.268, SLG: 0.302	K									4	1	1	0	0	1	2											
64 Fernando Nieve, R OBP: 0.250, SLG: 0.143 Chad Qualls, R Orlando Palmeiro, L OBP: 0.289, SLG: 0.281 Willy Taveras, R OBP: 0.312, SLG: 0.307	K									2	0	0	0	1	1	0											
Inning Stats	R: 2 E: 0 K: 1 S: 9	H: 2 LOB: 0 BB: 0 P: 15	R: 0 E: 0 K: 1 S: 7	H: 1 LOB: 0 BB: 0 P: 8	R: 0 E: 0 K: 1 S: 8	H: 1 LOB: 1 BB: 0 P: 9	R: 0 E: 0 K: 2 S: 11	H: 2 LOB: 2 BB: 0 P: 19	R: 4 E: 0 K: 0 S: 18	H: 4 LOB: 1 BB: 1 P: 30	R: 1 E: 0 K: 1 S: 17	H: 1 LOB: 2 BB: 2 P: 31	R: 0 E: 0 K: 1 S: 6	H: 0 LOB: 0 BB: 0 P: 8	R: 0 E: 0 K: 1 S: 10	H: 0 LOB: 0 BB: 0 P: 16		1B: 7 2B: 2 3B: 0 HR: 2	SF: 1 SAC: 0 DP: 1 HBP: 0	WP: 0 PB: 0 SB: 0 CS: 0	PA: 37						
PITCHER	IP	WLS	BF	H	R	ER	SO	BB	IBB	HBP	BLK	WP	HR	S	P	ERA	WHIP										
Jorge Sosa, R ERA: 5.58	4.2	L	24	10	6	6	5	1	0	0	0	0	0	10	17	13.50	3.000										
54 Chad Fierman, R ERA: 2.93	0.2		4	1	1	1	1	1	0	0	0	0	0	3	8	0.00	3.000										
49 Macay McBride, L ERA: 4.15	0.1		2	0	0	0	0	1	0	0	0	0	0	11	16	0.00	0.000										
Oscar Villarreal, R ERA: 4.6	1.1		4	0	0	0	1	0	0	0	0	0	0	10	16	0.00	0.000										
Tyler Yates, R ERA: 6.23	1.0		3	0	0	0	1	0	0	0	0	0	0	10	16	0.00	0.000										

Batter	1	2	3	4	5	6	7	8	9	AB	R	H	RBI	BB	SO	LOB	TOP			
Marcus Giles, R OBP: 0.328, SLG: 0.349	(1,4) C K	(1,1) C G5-3		(3,2) C G1-3			(1,1) C F9		(2,3) C K	5	0	0	0	0	2	3				
11 Edgar Renteria, R OBP: 0.403, SLG: 0.491	(1,6) X 1B		(3,3) C K		(1,0) B HR		(0,1) C 1B		(0,2) C 1B	5	1	4	1	0	1	0				
10 Chipper Jones, S OBP: 0.388, SLG: 0.471	(1,5) F 1B		(1,0) B HR		(2,3) C K		(0,0) X G4-6-3		(1,0) B F8	5	1	2	1	0	1	2				
Andruw Jones, R OBP: 0.333, SLG: 0.519	(1,8) X G6-4-3		(2,3) C K		(1,2) C G6-3					3	0	0	0	0	1	2				
Ryan Langerhans, L OBP: 0.333, SLG: 0.383	(7,8) X G6-4-3									1	0	1	0	0	0	0				
7 Jeff Francoeur, R OBP: 0.266, SLG: 0.453	(1,9) S G6-3		(0,0) X HR		(1,2) B F8					4	2	2	1	0	1	1				
23 Matt Diaz, R OBP: 0.341, SLG: 0.517	(1,7) F P3		(0,2) C F8							4	0	1	0	0	1	2				
Brian Jordan, R OBP: 0.276, SLG: 0.359	(1,3) B G6-3		(3,2) C HR		(0,1) C G6-3		(0,1) F FC5-4		(2,0) B 1B	4	0	1	1	0	0	1				
16 Brian McCann, L OBP: 0.405, SLG: 0.546	(1,2) B BB		(4,2) C BB		(2,0) C G3-1		(1,3) X K		(1,2) B F8	2	0	0	0	1	1	1				
Todd Pratt, R OBP: 0.277, SLG: 0.278	(8, PH) X BB									1	0	0	0	0	0	2				
Horacio Ramirez, L Oscar Villarreal, L 4 Paul D'O, L 54 Chad Paronto, R 49 Macay McBride, L Wilson Adams, S Chris Reitsma, R Tyler Yates, R Mike Remlinger, L Adam LaRoche, L	(1,1) C BB		(4,1) C BB		(4,0) C BB		(0,1) C FC6-4		(0,0) X L6	8	0	0	0	0	1	0				
Inning Stats	R: 0 E: 0 K: 1 S: 7	H: 2 LOB: 1 BB: 0 P: 10	R: 1 E: 0 K: 0 S: 15	H: 1 LOB: 2 BB: 2 P: 27	R: 2 E: 0 K: 2 S: 11	H: 2 LOB: 0 BB: 0 P: 19	R: 0 E: 0 K: 0 S: 6	H: 0 LOB: 1 BB: 1 P: 15	R: 1 E: 0 K: 1 S: 10	H: 1 LOB: 1 BB: 0 P: 10	R: 0 E: 0 K: 0 S: 5	H: 1 LOB: 0 BB: 0 P: 6	R: 0 E: 0 K: 2 S: 14	H: 2 LOB: 2 BB: 0 P: 17	R: 0 E: 0 K: 1 S: 9	H: 1 LOB: 1 BB: 0 P: 12	1B: 7 2B: 0 3B: 1 HR: 3	SF: 0 SAC: 0 DP: 2 HBP: 0	WP: 0 PB: 0 SB: 0 CS: 0	PA: 39
PITCHER	IP WLS BF H R ER SO BB IBB HBP BLK WP HR S P ERA WHIP																			
51 Wandy Rodriguez, L ERA: 4.48	(1,1) 6.0 W 27 7 4 4 5 3 0 0 0 0 0 3 58 96 6.00 1.667																			
43 Chris Sampson, R ERA: 2.03	(7,1) 1.0 3 1 0 0 0 0 0 0 0 0 0 0 5 6 0.00 1.000																			
Trever Miller, L ERA: 4.67	(8,1) 0.2 3 1 0 0 2 0 0 0 0 0 0 0 9 9 0.00 1.500																			
Philip Barzilla, L ERA: 3.94	(8,1) 0.1 2 1 0 0 0 0 0 0 0 0 0 0 5 8 0.00 3.000																			
Dave Borkowski, R ERA: 3.94	(9,1) 1.0 4 1 0 0 1 0 0 0 0 0 0 0 9 12 0.00 1.000																			

Atlanta Braves @ Houston Astros
Minute Maid Park, Houston, TX
Sun Jun 11 2006, 1:05 PM CDT
Att: 39,523 - Roof Closed - 73 F

AB 36
R 4
H 11
RBI 4
BB 3
SO 8
LOB 15



Batter	1	2	3	4	5	6	7	8	9	AB	R	H	RBI	BB	SO	LOB	BOTTOM			
Craig Biggio, R OBP: 0.334, SLG: 0.467	(1,4) F 1B	(0,1) C G3	(1,2) C 1B							4	2	3	1	1	0	1				
43 Chris Sampson, R ERA: 2.03	(7,1) X 1B									0	0	0	0	0	0	0				
Trever Miller, L ERA: 4.67	(8,1) X 1B									0	0	0	0	0	0	0				
Philip Barzilla, L ERA: 3.94	(8,1) X 1B									0	0	0	0	0	0	0				
Orlando Palmeiro, L OBP: 0.378, SLG: 0.576	(8, PH) X 1B									1	0	0	0	0	1	1				
Dave Borkowski, R ERA: 3.94	(9,1) X 1B									0	0	0	0	0	0	0				
Mike Lamb, L OBP: 0.402, SLG: 0.545	(1,5) B K		(2,2) C G6-3		(2,0) C SF8		(2,3) C K		(0,0) X G6-3	5	0	1	1	0	2	5				
2 Chris Burke, R OBP: 0.343, SLG: 0.424	(1,8) B G3		(2,0) B 1B							2	2	1	0	0	0	1				
Willy Taveras, R OBP: 0.320, SLG: 0.313	(5,8) X 1B		(1,2) C HR		(0,0) C P4					1	1	1	0	0	0	0				
17 Lance Berkman, S OBP: 0.388, SLG: 0.615	(1,3) B G3		(0,0) X E9		(2,0) C G3					4	2	2	1	1	0	3				
Preston Wilson, R OBP: 0.310, SLG: 0.397	(1,7) S G3		(2,2) C BB		(3,3) C K		(2,0) B HR		(1,0) C F8	4	1	1	1	1	1	2				
16 Jason Lane, R OBP: 0.341, SLG: 0.403	(1,9) F HR		(1,1) C P3		(2,3) C K		(2,2) C HR		(3,2) C 1B	5	2	3	5	0	1	2				
Eric Munson, L OBP: 0.315, SLG: 0.431	(1,2) X L8		(0,0) C HR		(1,3) C K		(2,0) C HR		(0,0) C G4-6-3	5	2	2	4	0	1	1				
28 Adam Everett, R OBP: 0.272, SLG: 0.298	(1,6) C G6-3		(0,1) C SF8		(4,2) C SH1-4		(0,1) C P3		(1,0) C F9	4	1	1	0	1	0	0				
51 Wandy Rodriguez, S OBP: 0.111, SLG: 0.077	(1,1) C 1B		(0,0) X SH5-4		(1,1) C SH1-4		(3,1) C FC5-4			1	1	1	0	0	0	0				
4 Eric Bruntlett, R OBP: 0.392, SLG: 0.388	(7,4) X 2B		(1,2) C 1B							1	0	1	0	1	0	0				
Inning Stats	R: 4 E: 0 K: 1 S: 12	H: 3 LOB: 0 BB: 1 P: 23	R: 3 E: 1 K: 0 S: 16	H: 3 LOB: 2 BB: 1 P: 25	R: 2 E: 0 K: 0 S: 13	H: 3 LOB: 1 BB: 0 P: 18	R: 0 E: 0 K: 2 S: 10	H: 0 LOB: 0 BB: 0 P: 17	R: 0 E: 0 K: 2 S: 14	H: 0 LOB: 2 BB: 2 P: 26	R: 5 E: 0 K: 0 S: 19	H: 7 LOB: 3 BB: 0 P: 33	R: 0 E: 0 K: 0 S: 5	H: 1 LOB: 1 BB: 0 P: 9	R: 0 E: 0 K: 1 S: 5	H: 0 LOB: 1 BB: 1 P: 10	1B: 12 2B: 2 3B: 0 HR: 3	SF: 1 SAC: 2 DP: 1 HBP: 2	WP: 0 PB: 0 SB: 0 CS: 0	PA: 47
PITCHER	IP WLS BF H R ER SO BB IBB HBP BLK WP HR S P ERA WHIP																			
Horacio Ramirez, L ERA: 5.08	(1,1) 1.2 L 13 6 7 6 1 1 0 0 0 0 0 1 25 40 13.50 4.200																			
Oscar Villarreal, R ERA: 4.99	(2,1) 1.1 8 3 2 2 0 1 0 0 0 0 0 1 16 26 13.50 3.000																			
54 Chad Paronto, R ERA: 2.65	(4,1) 1.2 7 0 0 0 0 3 2 0 0 0 0 0 21 38 0.00 1.200																			
49 Macay McBride, L ERA: 4.08	(5,1) 0.1 1 0 0 0 1 0 0 0 0 0 0 0 3 5 0.00 0.000																			
Chris Reitsma, R ERA: 9.11	(6,1) 0.2 10 7 5 5 0 0 0 0 1 0 0 1 17 29 67.50 10.500																			
Tyler Yates, R ERA: 4.78	(6,1) 1.1 4 0 0 0 1 1 0 0 0 0 0 0 5 10 0.00 0.750																			
Mike Remlinger, L ERA: 3.2	(8,1) 1.0 4 0 0 0 1 1 0 0 0 0 0 0 5 10 0.00 1.000																			

Atlanta Braves @ Houston Astros
Minute Maid Park, Houston, TX
Sun Jun 11 2006, 1:05 PM CDT
Att: 39,523 - Roof Closed - 73 F

AB 37
R 14
H 17
RBI 13
BB 5
SO 6
LOB 16



Batter	1	2	3	4	5	6	7	8	9	AB	R	H	RBI	BB	SO	LOB	TOP										
Craig Biggio, R (1,4) OBP: 0.391, SLG: 0.459	F8																										
Mike Lamb, L (9,3) OBP: 0.402, SLG: 0.545	F8																										
2 Chris Burke, R (1,8) OBP: 0.374, SLG: 0.479	HR																										
16 Jason Lane, R (1,9) OBP: 0.352, SLG: 0.404	FC5-4																										
17 Lance Berkman, S (1,3) OBP: 0.392, SLG: 0.618	K																										
54 Brad Lidge, R (9,1)	K																										
Preston Wilson, R (1,7) OBP: 0.315, SLG: 0.406	FC5-4																										
Brad Ausmus, R (1,2) OBP: 0.382, SLG: 0.359																											
4 Eric Bruntlett, R (1,5) OBP: 0.369, SLG: 0.361	G6-3																										
28 Adam Everett, R (1,6) OBP: 0.275, SLG: 0.301																											
Andy Pettitte, L (1,1) OBP: 0.138, SLG: 0.179	G4-3																										
Orlando Palmeiro, L (8,PH) OBP: 0.273, SLG: 0.288	G4-3																										
Trevor Miller, R (8,1)																											
Dan Wheeler, R (8,1)																											
Willy Taveras, R (9,8) OBP: 0.300, SLG: 0.313																											
Inning Stats	R: 1 E: 0 K: 1 S: 10	H: 1 LOB: 1 BB: 1 P: 18	R: 0 E: 0 K: 0 S: 9	H: 1 LOB: 1 BB: 0 P: 12	R: 2 E: 0 K: 0 S: 12	H: 3 LOB: 2 BB: 2 P: 31	R: 0 E: 0 K: 0 S: 9	H: 0 LOB: 0 BB: 0 P: 15	R: 2 E: 0 K: 1 S: 16	H: 2 LOB: 1 BB: 1 P: 27	R: 0 E: 0 K: 0 S: 6	H: 0 LOB: 0 BB: 0 P: 10	R: 1 E: 0 K: 1 S: 13	H: 1 LOB: 1 BB: 1 P: 21	R: 0 E: 0 K: 0 S: 10	H: 1 LOB: 1 BB: 0 P: 15	R: 3 E: 0 K: 0 S: 8	H: 3 LOB: 1 BB: 0 P: 16	1B: 9 2B: 2 3B: 0 HR: 1	SF: 0 SAC: 0 DP: 1 HBP: 1	WP: 0 PB: 0 SB: 1 CS: 0	PA: 44					
PITCHER	IP	WLS	BF	H	R	ER	SO	BB	IBB	HBP	BLK	WP	HR	S	P	ERA	WHIP										
45 Sean Marshall, L (1,1) ERA: 4.82	4.0	L	22	7	5	5	1	4	0	0	0	0	1	47	88	11.25	2.750										
David Aardsma, R (5,1)	1.0		3	0	0	0	1	0	0	0	0	0	0	9	15	0.00	0.000										
37 Angel Guzman, R (6,1) ERA: 7.11	2.0		8	1	1	1	1	1	0	0	0	0	0	19	31	4.50	1.000										
44 Roberto Novoa, R (8,1) ERA: 6.75	1.0		4	1	0	0	0	0	0	0	0	0	0	10	15	0.00	1.000										
13 Will Ohman, L (9,1) ERA: 5.14	1.0		7	3	3	3	0	0	0	1	0	0	0	8	16	27.00	3.000										

Houston Astros @ Chicago Cubs
Wrigley Field, Chicago, IL
Tue Jun 13 2006, 7:05 PM CDT
Att. 40,563 - Clear - 64 F

AB 38
R 9
H 12
RBI 9
BB 5
SO 3
LOB 19



Batter	1	2	3	4	5	6	7	8	9	AB	R	H	RBI	BB	SO	LOB	BOTTOM										
Juan Pierre, L (1,8) OBP: 0.284, SLG: 0.305	L8																										
Neftali Feliz, S (1,4) OBP: 0.230, SLG: 0.299	G1-3																										
Michael Barrett, R (1,2) OBP: 0.365, SLG: 0.505																											
16 Aramis Ramirez, R (1,5) OBP: 0.314, SLG: 0.455	G6-3																										
Phil Nevin, R (1,3) OBP: 0.307, SLG: 0.448																											
19 Matt Murton, R (1,7) OBP: 0.345, SLG: 0.381																											
Jacque Jones, L (1,9) OBP: 0.327, SLG: 0.508																											
5 Ronny Cedeno, R (1,6) OBP: 0.326, SLG: 0.399																											
45 Sean Marshall, L (1,1) ERA: 4.82	7.0	W	27	5	1	1	5	1	0	0	0	0	0	73	116	1.29	0.857										
1 Tony Womack, L (5,PH) OBP: 0.345, SLG: 0.399	0.1		2	1	0	0	0	0	0	0	0	0	0	5	7	0.00	3.000										
37 Angel Guzman, R (6,1) ERA: 7.11	0.2		4	2	0	0	1	0	0	0	0	0	0	11	15	0.00	3.000										
44 Roberto Novoa, R (8,1) ERA: 6.75	1.0		6	3	1	1	2	0	0	0	0	2	0	18	26	9.00	3.000										
13 Will Ohman, L (9,1) ERA: 5.14																											
Inning Stats	R: 0 E: 0 K: 0 S: 7	H: 1 LOB: 2 BB: 1 P: 10	R: 0 E: 0 K: 2 S: 13	H: 1 LOB: 1 BB: 1 P: 26	R: 0 E: 0 K: 1 S: 11	H: 1 LOB: 0 BB: 0 P: 17	R: 0 E: 0 K: 0 S: 7	H: 0 LOB: 0 BB: 0 P: 10	R: 0 E: 0 K: 1 S: 9	H: 0 LOB: 0 BB: 0 P: 13	R: 1 E: 0 K: 1 S: 14	H: 2 LOB: 1 BB: 0 P: 22	R: 0 E: 0 K: 1 S: 16	H: 3 LOB: 3 BB: 0 P: 22	R: 1 E: 0 K: 2 S: 18	H: 3 LOB: 2 BB: 0 P: 26	1B: 7 2B: 3 3B: 0 HR: 1	SF: 0 SAC: 0 DP: 0 HBP: 0	WP: 2 PB: 0 SB: 0 CS: 0	PA: 39							
PITCHER	IP	WLS	BF	H	R	ER	SO	BB	IBB	HBP	BLK	WP	HR	S	P	ERA	WHIP										
Andy Pettitte, L (1,1) ERA: 5.46	7.0	W	27	5	1	1	5	1	0	0	0	0	0	73	116	1.29	0.857										
Trevor Miller, L (8,1) ERA: 4.58	0.1		2	1	0	0	0	0	0	0	0	0	0	5	7	0.00	3.000										
Dan Wheeler, R (8,1) ERA: 4.61	0.2		4	2	0	0	1	0	0	0	0	0	0	11	15	0.00	3.000										
54 Brad Lidge, R (9,1) ERA: 4.99	1.0		6	3	1	1	2	0	0	0	0	2	0	18	26	9.00	3.000										

Houston Astros @ Chicago Cubs
Wrigley Field, Chicago, IL
Tue Jun 13 2006, 7:05 PM CDT
Att. 40,563 - Clear - 64 F

AB 38
R 2
H 11
RBI 2
BB 1
SO 8
LOB 19



Batter	1	2	3	4	5	6	7	8	9	AB	R	H	RBI	BB	SO	LOB	TOP										
Craig Biggio, R (1,4) OBP: 0.352, SLG: 0.458 54 Brad Lidge, R (9,1)	F7	1-2 3-H 1B		0-2 2-H 1B		G1-3			G5-3	5	0	2	2	0	0	0											
Mike Lamb, L (1,5) OBP: 0.397, SLG: 0.535	0-2 2 G6-4-3 1B	G4-3		0-1 SAFE SAFE F8			G6-3			4	0	1	0	0	0	3											
2 Chris Burke, R (1,8) OBP: 0.369, SLG: 0.470	1-1 G6-4-3		G4-3		1-2 16 17 S 1B		P5			4	1	1	0	0	0	1											
17 Lance Berkman, S (1,3) OBP: 0.390, SLG: 0.611		0-0 16 2B G6-3 1B	G1-3		2-3 K		G4-3			4	1	1	0	0	1	1											
16 Jason Lane, R (1,9) OBP: 0.354, SLG: 0.412		0-0 1B 28 SH1-3 2B	G1-3		1-1 G1-3			K		4	1	2	0	0	1	1											
Preston Wilson, R (1,7) OBP: 0.314, SLG: 0.403		2-0 G6-3	G2-3		0-2 FC5-4 1B			K		4	0	1	2	0	1	2											
Brad Ausmus, R (1,2) OBP: 0.360, SLG: 0.357		0-2 44 1B 29 SH1-3 1B		0-1 P6		2-0 FC5-4 1B		G3		4	1	1	0	0	0	1											
28 Adam Everett, R (1,6) OBP: 0.271, SLG: 0.296		0-0 SH1-3		0-2 E5 44 CS			G5-3		P4	3	0	0	1	0	0	0											
44 Roy Oswalt, R (1,1) OBP: 0.188, SLG: 0.167 Dan Wheeler, R (7,1) ERA: 4.5 Trever Miller, R (7,1) ERA: 4.5 Chad Qualls, R (8,1) ERA: 3.93 Orlando Palmeiro, L (9,PH) OBP: 0.289, SLG: 0.225 Willy Laveras, R (9,8) OBP: 0.320, SLG: 0.313		1-1 3-H 1B		1-1 1-2 2B			G1-3		K	3	1	2	0	0	0	0											
Inning Stats	R: 0 E: 0 K: 0 S: 7	H: 1 LOB: 0 BB: 0 P: 9	R: 3 E: 0 K: 0 S: 14	H: 5 LOB: 2 BB: 0 P: 19	R: 0 E: 0 K: 0 S: 10	H: 1 LOB: 1 BB: 0 P: 14	R: 1 E: 1 K: 0 S: 13	H: 2 LOB: 1 BB: 0 P: 13	R: 1 E: 0 K: 0 S: 13	H: 2 LOB: 1 BB: 0 P: 19	R: 0 E: 0 K: 0 S: 4	H: 0 LOB: 0 BB: 0 P: 5	R: 0 E: 0 K: 0 S: 6	H: 0 LOB: 0 BB: 0 P: 11	R: 0 E: 0 K: 2 S: 8	H: 0 LOB: 0 BB: 0 P: 15	R: 0 E: 0 K: 1 S: 6	H: 0 LOB: 0 BB: 0 P: 11	1B: 9 2B: 2 3B: 0 HR: 0	SF: 0 SAC: 1 DP: 1 HBP: 0	WP: 0 PB: 0 SB: 1 CS: 1	PA: 37					
PITCHER	IP	WLS	BF	H	R	ER	SO	BB	IBB	HBP	BLK	WP	HR	S	P	ERA	WHIP										
Greg Maddux, R (1,1) ERA: 4.29	7.0	L	31	11	5	5	1	0	0	0	0	0	0	67	90	6.43	1.571										
Bob Howry, R (8,1) ERA: 2.01	1.0		3	0	0	0	2	0	0	0	0	0	0	8	15	0.00	0.000										
46 Ryan Dempster, R (9,1) ERA: 3.56	1.0		3	0	0	0	1	0	0	0	0	0	0	6	11	0.00	0.000										

Houston Astros @ Chicago Cubs
Wrigley Field, Chicago, IL
Wed Jun 14 2006, 7:05 PM CDT
Att: 39,946 - Overcast - 62 F

AB	36
R	5
H	11
RBI	5
BB	0
SO	4
LOB	9



Batter	1	2	3	4	5	6	7	8	9	AB	R	H	RBI	BB	SO	LOB	BOTTOM										
Juan Pierre, L (1,8) OBP: 0.283, SLG: 0.304	L5		G4-3		2-2 1B		3-2 SAFE SAFE P4			4	0	1	0	0	0	1											
Neftali Perez, S (1,4) OBP: 0.224, SLG: 0.292 1 Tony Womack, L (8,PH) OBP: 0.364, SLG: 0.390	G5-3		P5		2-0 F9			4-2 1B BB		3	0	0	0	0	0	1											
Michael Barrett, R (1,2) OBP: 0.372, SLG: 0.510	L8			2-1 1B 16 1B 1B		0-2 FC6-4 1B		1-1 G6-4-3 1B		4	1	3	0	0	0	0											
Phil Nevin, R (1,3) OBP: 0.314, SLG: 0.459		1-1 16 1B SF7 2B		3-2 SAFE 16 1B 1B		1-1 FC6-4		1-0 G6-4-3 1B		4	1	3	1	0	0	1											
16 Aramis Ramirez, R (1,5) OBP: 0.317, SLG: 0.456		1-1 19 G4-6-3 1B		0-0 19 G6-4-3 1B		2-1 F9		0-1 G6-4-3		4	0	2	1	0	0	3											
Jacque Jones, L (1,9) OBP: 0.321, SLG: 0.500		0-1 SF7		0-3 K		1-3 K		2-3 K		3	0	0	1	0	3	4											
19 Matt Murton, R (1,7) OBP: 0.339, SLG: 0.373		3-H G4-6-3		3-2 G6-4-3			1-1 F9		2-3 K	4	0	0	0	0	1	3											
5 Ronny Cedeno, R (1,6) OBP: 0.325, SLG: 0.405			0-0 G6-3 3B		1-1 G4-3		1-0 F9		0-1 L4	4	1	1	0	0	0	0											
Greg Maddux, R (1,1) OBP: 0.172, SLG: 0.179 Freddie Bynum, L (7,PH) OBP: 0.270, SLG: 0.400 Bob Howry, L (8,1) OBP: 1.000, SLG: 1.000 46 Ryan Dempster, R (9,1) John Mabry, L (9,PH) OBP: 0.296, SLG: 0.288		1-0 G6-3		0-1 G6-3		0-1 G6-3		2-2 S 1B		3-3 K	2	0	0	1	0	0											
Inning Stats	R: 0 E: 0 K: 0 S: 7	H: 0 LOB: 0 BB: 0 P: 14	R: 1 E: 0 K: 0 S: 10	H: 2 LOB: 0 BB: 0 P: 15	R: 1 E: 0 K: 1 S: 11	H: 3 LOB: 1 BB: 0 P: 17	R: 0 E: 0 K: 0 S: 9	H: 1 LOB: 1 BB: 0 P: 15	R: 0 E: 0 K: 0 S: 11	H: 1 LOB: 1 BB: 0 P: 16	R: 0 E: 0 K: 1 S: 10	H: 2 LOB: 1 BB: 1 P: 18	R: 0 E: 0 K: 2 S: 9	H: 0 LOB: 0 BB: 0 P: 14	1B: 9 2B: 1 3B: 1 HR: 0	SF: 1 SAC: 0 DP: 3 HBP: 0	WP: 0 PB: 0 SB: 1 CS: 0	PA: 36									
PITCHER	IP	WLS	BF	H	R	ER	SO	BB	IBB	HBP	BLK	WP	HR	S	P	ERA	WHIP										
44 Roy Oswalt, R (1,1) ERA: 3.21	6.0	W	24	8	3	3	2	0	0	0	0	0	0	6	10	0.00	1.500										
Dan Wheeler, R (7,1) ERA: 4.5	0.2	H	3	1	0	0	0	0	0	0	0	0	0	3	6	0.00	0.000										
Trever Miller, L (7,1) ERA: 4.5	0.1	H	1	0	0	0	0	0	0	0	0	0	0	3	6	0.00	0.000										
Chad Qualls, R (8,1) ERA: 3.93	1.0	H	5	2	1	1	1	1	0	0	0	0	0	10	18	9.00	3.000										
54 Brad Lidge, R (9,1) ERA: 4.53	1.0	S	3	0	0	0	2	0	0	0	0	0	0	9	14	0.00	0.000										

Houston Astros @ Chicago Cubs
Wrigley Field, Chicago, IL
Wed Jun 14 2006, 7:05 PM CDT
Att: 39,946 - Overcast - 62 F

AB	34
R	4
H	11
RBI	4
BB	1
SO	5
LOB	13



Batter	1	2	3	4	5	6	7	8	9	AB	R	H	RBI	BB	SO	LOB	TOP					
9 David DeJesus, L (1, 8) OBP: 0.358, SLG: 0.411										3	2	2	0	1	0	1	Kansas City Royals @ Houston Astros Minute Maid Park, Houston, TX Fri Jun 16 2006, 7:05 PM CDT Att: 36,328 - Roof Closed - 72 F					
15 Mark Grudzielanek, R (1, 4) OBP: 0.337, SLG: 0.465										5	1	1	0	0	0	7						
16 Reggie Sanders, R (1, 9) OBP: 0.299, SLG: 0.460										5	2	3	2	0	1	0						
Emil Brown, R (1, 7) OBP: 0.336, SLG: 0.409										5	0	3	3	0	0	1						
Tony Graffanino, R (1, 3) OBP: 0.291, SLG: 0.349										4	0	0	0	0	1	2						
57 Joel Peralta, R (7, 1)										0	0	0	0	0	0	0						
41 Jimmy Gobble, L (8, 1)										0	0	0	0	0	0	0						
4 Angel Berroa, R (1, 6) OBP: 0.269, SLG: 0.360										5	0	0	0	0	2	2						
24 Mark Teahen, L (1, 5) OBP: 0.273, SLG: 0.379										4	1	1	0	0	0	0						
14 John Buck, R (1, 2) OBP: 0.269, SLG: 0.342										4	0	2	1	0	1	0						
37 Scott Elarton, R (1, 1) OBP: 1.000, SLG: 2.000										1	1	1	0	0	0	0						
Kery Robinson, L (7, Ph) OBP: 0.291, SLG: 0.333										1	0	0	0	0	0	0						
Doug Mientkiewicz, L (7, 3) OBP: 0.354, SLG: 0.371										1	0	1	0	0	0	0						
Inning Stats	R: 1 E: 0 K: 1 S: 12	H: 2 LOB: 1 BB: 0 P: 18	R: 1 E: 0 K: 1 S: 10	H: 2 LOB: 2 BB: 1 P: 19	R: 0 E: 0 K: 1 S: 9	H: 0 LOB: 0 BB: 0 P: 10	R: 0 E: 0 K: 2 S: 7	H: 0 LOB: 0 BB: 0 P: 9	R: 2 E: 0 K: 0 S: 10	H: 3 LOB: 1 BB: 0 P: 19	R: 0 E: 0 K: 0 S: 10	H: 0 LOB: 0 BB: 0 P: 12	R: 3 E: 0 K: 0 S: 9	H: 4 LOB: 0 BB: 0 P: 13	R: 0 E: 0 K: 0 S: 9	H: 2 LOB: 3 BB: 0 P: 15	R: 0 E: 0 K: 0 S: 7	H: 1 LOB: 1 BB: 0 P: 7	1B: 9 2B: 4 3B: 1 HR: 0	SF: 0 SAC: 2 DP: 1 HBP: 1	WP: 0 PB: 0 SB: 0 CS: 0	PA: 42
PITCHER	IP WLS BF H R ER SO BB IBB HBP BLK WP HR S P ERA WHIP	6.0 L 26 7 4 4 5 1 0 0 0 0 0 58 87 6.00 1.333	2.0 12 6 3 3 0 0 0 1 0 0 0 18 28 13.50 3.000	1.0 4 1 0 0 0 0 0 0 0 0 0 7 7 0.00 1.000											IP WLS BF H R ER SO BB IBB HBP BLK WP HR S P ERA WHIP							

AB	38
R	7
H	14
RBI	6
BB	1
SO	5
LOB	13



Batter	1	2	3	4	5	6	7	8	9	AB	R	H	RBI	BB	SO	LOB	BOTTOM			
Craig Biggio, R (1, 4) OBP: 0.351, SLG: 0.455										4	0	1	2	0	0	0	Kansas City Royals @ Houston Astros Minute Maid Park, Houston, TX Fri Jun 16 2006, 7:05 PM CDT Att: 36,328 - Roof Closed - 72 F			
Mike Lamb, L (1, 5) OBP: 0.385, SLG: 0.508										4	0	1	0	0	0	0				
2 Chris Burke, R (1, 8) OBP: 0.375, SLG: 0.458										4	0	0	0	0	3	2				
17 Lance Berkman, S (1, 3) OBP: 0.384, SLG: 0.596										4	0	1	0	0	1	0				
16 Jason Lane, R (1, 9) OBP: 0.345, SLG: 0.403										4	0	1	0	0	0	1				
Preston Wilson, R (1, 7) OBP: 0.313, SLG: 0.400										3	0	0	0	0	0	1				
Eric Munson, L (1, 2) OBP: 0.303, SLG: 0.412										3	0	0	0	0	1	1				
28 Adam Everett, R (1, 6) OBP: 0.276, SLG: 0.305										3	1	2	0	0	0	0				
51 Wandy Rodriguez, S (1, 1) OBP: 0.107, SLG: 0.074										1	0	0	0	0	0	0				
Willy Taveras, R (6, Ph) OBP: 0.300, SLG: 0.318										1	1	1	0	0	0	0				
43 Chris Sampson, R (7, 1)										0	0	0	0	0	0	0				
Orlando Palmeiro, L (8, Ph) OBP: 0.299, SLG: 0.273										1	0	0	0	0	0	1				
Russ Springer, R (9, 1) ERA: 4.33										0	0	0	0	0	0	0				
Inning Stats	R: 0 E: 0 K: 1 S: 11	H: 0 LOB: 0 BB: 0 P: 17	R: 0 E: 0 K: 0 S: 9	H: 0 LOB: 0 BB: 0 P: 14	R: 0 E: 0 K: 0 S: 7	H: 0 LOB: 0 BB: 0 P: 10	R: 0 E: 0 K: 0 S: 7	H: 0 LOB: 0 BB: 0 P: 9	R: 2 E: 0 K: 2 S: 16	H: 4 LOB: 1 BB: 0 P: 24	R: 0 E: 0 K: 0 S: 8	H: 1 LOB: 1 BB: 0 P: 11	R: 0 E: 0 K: 0 S: 6	H: 1 LOB: 0 BB: 0 P: 9	R: 0 E: 0 K: 1 S: 10	H: 1 LOB: 1 BB: 0 P: 13	1B: 5 2B: 2 3B: 0 HR: 0	SF: 0 SAC: 0 DP: 1 HBP: 0	WP: 0 PB: 0 SB: 0 CS: 0	PA: 32
PITCHER	IP WLS BF H R ER SO BB IBB HBP BLK WP HR S P ERA WHIP	6.0 W 21 4 2 2 4 0 0 0 0 0 10 13 3.00 0.667	1.0 5 2 0 0 0 0 0 0 0 0 0 14 20 0.00 0.500	2.0 6 1 0 0 1 0 0 0 0 0 0 14 20 0.00 0.500											IP WLS BF H R ER SO BB IBB HBP BLK WP HR S P ERA WHIP					

AB	32
R	2
H	7
RBI	2
BB	0
SO	5
LOB	6



Batter	1	2	3	4	5	6	7	8	9	AB	R	H	RBI	BB	SO	LOB	TOP					
9 David DeJesus, L (1,8)										4	1	1	0	0	1	0	Kansas City Royals @ Houston Astros Minute Maid Park, Houston, TX Sat Jun 17 2006, 6:05 PM CDT Att: 39,048 - Roof Closed - 73 F AB 29 R 2 H 4 RBI 2 BB 1 SO 8 LOB 8					
15 Mark Grudzielanek, R (1,4)										4	0	0	0	0	1	1						
Doug Mientkiewicz, L (1,3)										3	0	0	1	0	1	0						
Emil Brown, R (1,9)										3	0	1	0	1	1	0						
Matt Stairs, L (1,7)										3	0	1	0	0	1	1						
Esteban German, R (7, PR)										0	0	0	0	0	0	0						
57 Joel Peralta, R (8,1)										0	0	0	0	0	0	0						
Tony Graffanino, R (9, PH)										1	0	0	0	0	1	0						
24 Mark Teahen, L (1,5)										3	1	1	0	0	0	2						
4 Angel Berroa, R (1,6)										2	0	0	0	0	0	1						
Paul Bako, L (1,2)										3	0	0	1	0	1	3						
Bob Keppel, R (1,1)										1	0	0	0	0	1	0						
Todd Wellemeyer, R (4,1)										1	0	0	0	0	0	0						
Andrew Sisco, L (7,1)										0	0	0	0	0	0	0						
Kerry Robinson, L (7,7)										1	0	0	0	0	0	0						
Inning Stats	R: 1 E: 0 K: 0 S: 8	H: 1 LOB: 0 BB: 0 P: 17	R: 0 E: 0 K: 0 S: 11	H: 0 LOB: 0 BB: 0 P: 17	R: 0 E: 0 K: 2 S: 9	H: 0 LOB: 0 BB: 1 P: 11	R: 0 E: 0 K: 2 S: 8	H: 0 LOB: 1 BB: 0 P: 13	R: 1 E: 0 K: 0 S: 8	H: 1 LOB: 0 BB: 0 P: 12	R: 0 E: 0 K: 2 S: 7	H: 0 LOB: 0 BB: 0 P: 11	R: 0 E: 0 K: 0 S: 8	H: 2 LOB: 2 BB: 0 P: 14	R: 0 E: 0 K: 0 S: 7	H: 0 LOB: 0 BB: 0 P: 9	R: 0 E: 0 K: 2 S: 11	H: 0 LOB: 0 BB: 0 P: 17	1B: 1 2B: 3 3B: 0 HR: 0	SF: 1 SAC: 0 DP: 1 HBP: 1	WP: 0 PB: 0 SB: 0 CS: 0	PA: 32
PITCHER	IP WLS BF H R ER SO BB IBB HBP BLK WP HR S P ERA WHIP																					
Taylor Buchholz, R (1,1)	6.0 W 21	H 2 R 2 ER 2 SO 6	BB 1 IBB 0 HBP 0 BLK 0	WP 0 HR 0 S 51 P 81	ERA 3.00 WHIP 0.500																	
Chad Qualls, R (7,1)	1.0 H 5	H 2 R 0 ER 0 SO 0	BB 0 IBB 0 HBP 1 BLK 0	WP 0 HR 8 S 14 P 9	ERA 0.00 WHIP 2.000																	
Dan Wheeler, R (8,1)	1.0 H 3	H 0 R 0 ER 0 SO 0	BB 0 IBB 0 HBP 0 BLK 0	WP 0 HR 7 S 9 P 7	ERA 0.00 WHIP 0.000																	
Russ Springer, R (9,1)	1.0	H 0 R 0 ER 0 SO 2	BB 0 IBB 0 HBP 0 BLK 0	WP 0 HR 11 S 17 P 17	ERA 0.00 WHIP 0.000																	

Batter	1	2	3	4	5	6	7	8	9	AB	R	H	RBI	BB	SO	LOB	BOTTOM					
Craig Biggio, R (1,4)										5	0	0	0	0	1	2	Kansas City Royals @ Houston Astros Minute Maid Park, Houston, TX Sat Jun 17 2006, 6:05 PM CDT Att: 39,048 - Roof Closed - 73 F AB 32 R 7 H 11 RBI 7 BB 8 SO 7 LOB 22					
4 Eric Bruntlett, R (9,9)										0	0	0	0	0	0	0						
Mike Lamb, L (1,3)										4	3	3	1	1	0	0						
2 Chris Burke, R (1,8)										2	2	0	0	3	1	1						
17 Lance Berkman, S (1,9)										4	0	3	4	1	1	0						
Morgan Ensberg, R (1,5)										2	1	0	0	3	1	1						
Russ Springer, R (9,1)										0	0	0	0	0	0	0						
Preston Wilson, R (1,7)										4	0	1	1	0	1	5						
Brad Ausmus, R (1,2)										4	0	1	0	0	1	7						
28 Adam Everett, R (1,6)										4	1	3	1	0	0	2						
Taylor Buchholz, R (1,1)										1	0	0	0	0	0	2						
Orlando Palmeiro, L (5, PH)										1	0	0	0	0	0	2						
Chad Qualls, R (7,1)										0	0	0	0	0	0	0						
Dan Wheeler, R (8,1)										0	0	0	0	0	0	0						
Willy Taveras, R (8, PH)										1	0	0	0	0	0	1						
Inning Stats	R: 1 E: 0 K: 1 S: 16	H: 2 LOB: 3 BB: 2 P: 29	R: 1 E: 0 K: 1 S: 12	H: 2 LOB: 1 BB: 0 P: 21	R: 1 E: 0 K: 0 S: 11	H: 1 LOB: 2 BB: 2 P: 19	R: 0 E: 0 K: 1 S: 9	H: 0 LOB: 0 BB: 0 P: 9	R: 0 E: 0 K: 2 S: 8	H: 0 LOB: 0 BB: 0 P: 12	R: 0 E: 0 K: 0 S: 9	H: 2 LOB: 1 BB: 0 P: 16	R: 2 E: 0 K: 1 S: 11	H: 2 LOB: 2 BB: 3 P: 27	R: 2 E: 0 K: 1 S: 13	H: 2 LOB: 1 BB: 1 P: 22	R: 2 E: 0 K: 1 S: 13	H: 2 LOB: 1 BB: 1 P: 22	1B: 8 2B: 3 3B: 0 HR: 0	SF: 0 SAC: 1 DP: 1 HBP: 0	WP: 0 PB: 0 SB: 0 CS: 0	PA: 41
PITCHER	IP WLS BF H R ER SO BB IBB HBP BLK WP HR S P ERA WHIP																					
Bob Keppel, R (1,1)	3.0 L 18	H 5 R 3 ER 3 SO 3	BB 4 IBB 0 HBP 0 BLK 0	WP 0 HR 0 S 39 P 69	ERA 9.00 WHIP 3.000																	
Todd Wellemeyer, R (4,1)	3.0	H 2 R 1 ER 1 SO 3	BB 1 IBB 0 HBP 0 BLK 0	WP 0 HR 26 S 41 P 41	ERA 3.00 WHIP 1.000																	
Andrew Sisco, L (7,1)	1.2	H 3 R 2 ER 2 SO 1	BB 1 IBB 0 HBP 0 BLK 0	WP 0 HR 18 S 34 P 34	ERA 10.80 WHIP 2.400																	
57 Joel Peralta, R (8,1)	0.1	H 3 R 1 ER 1 SO 0	BB 1 IBB 0 HBP 0 BLK 0	WP 0 HR 6 S 11 P 11	ERA 27.00 WHIP 6.000																	



Batter	1	2	3	4	5	6	7	8	9	AB	R	H	RBI	BB	SO	LOB	TOP								
Esteban German, R (1, 8) OBP: 0.405, SLG: 0.360 9 David DeJesus, L (7, 8) OBP: 0.351, SLG: 0.410	1-3 K		2-3 K			2-0 SH5-3		2-3 K		2	0	0	0	0	2	1									
15 Mark Grudzielanek, R (1, 4) OBP: 0.331, SLG: 0.460	2-1 L9			0-1 L3		2-0 16 HR 2B		0-0 G6-3		4	1	1	1	0	0	0									
16 Reggie Sanders, R (1, 9) OBP: 0.298, SLG: 0.472	0-0 F9			1-3 K		3-H 2B 1-0 HR			2-2 G5-3	4	1	1	2	0	1	0									
Emil Brown, R (1, 7) OBP: 0.337, SLG: 0.410		1-2 G4-3		0-1 F8		1-1 F8			1-0 HR 2B	4	1	1	0	0	0	0									
Tony Graffanino, R (1, 5) OBP: 0.290, SLG: 0.347 Elmer Dessens, R (6, 1)		2-1 G4-6-3 1B			0-1 G5-3	0-0 F7			4-2 HR BB	3	0	1	0	0	0	0									
41 Jimmy Gobble, L (8, 1) Matt Stairs, L (9, PH) OBP: 0.329, SLG: 0.455 Ambiorix Burgos, R (9, 1)		1-0 G4-6-3 1B			3-2 G5-3		0-1 F9		3-2 HR	4	1	1	3	0	0	1									
Doug Mientkiewicz, L (1, 3) OBP: 0.347, SLG: 0.378									1-2 HR	4	0	0	0	0	1	0									
4 Angel Berroa, R (1, 6) OBP: 0.266, SLG: 0.350			0-0 G5-3		0-3 K		0-0 G6-3		1-2 F9	4	0	0	0	0	1	0									
14 John Buck, R (1, 2) OBP: 0.274, SLG: 0.366			1-1 31 SH2-4 1B			0-0 HR	3-3 K		1-1 G6-3	4	1	2	1	0	1	0									
31 Brandon Duckworth, R (1, 1) OBP: 1.000, SLG: 2.000 24 Mark Teahen, L (6, 5) OBP: 0.272, SLG: 0.383			0-0 SH2-4			0-1 SH5-3 15 2B		1-3 K2-3		1	1	1	0	0	0	0									
										1	0	0	0	0	1	0									
Inning Stats	R: 0 E: 0 K: 1 S: 7	H: 0 LOB: 0 BB: 0 P: 10	R: 0 E: 0 K: 0 S: 7	H: 1 LOB: 0 BB: 0 P: 11	R: 0 E: 0 K: 1 S: 7	H: 1 LOB: 1 BB: 0 P: 10	R: 0 E: 0 K: 1 S: 9	H: 0 LOB: 0 BB: 0 P: 10	R: 0 E: 0 K: 1 S: 8	H: 0 LOB: 0 BB: 0 P: 11	R: 4 E: 0 K: 0 S: 9	H: 4 LOB: 0 BB: 0 P: 15	R: 0 E: 0 K: 1 S: 6	H: 0 LOB: 0 BB: 0 P: 9	R: 0 E: 0 K: 2 S: 8	H: 0 LOB: 0 BB: 0 P: 11	R: 3 E: 0 K: 0 S: 15	H: 2 LOB: 0 BB: 1 P: 27	1B: 2 2B: 3 3B: 0 HR: 3	SF: 0 SAC: 2 DP: 1 HBP: 0	WP: 0 PB: 0 SB: 0 CS: 0	PA: 35			
PITCHER	IP	WLS	BF	H	R	ER	SO	BB	IBB	HBP	BLK	WP	HR	S	P	ERA	WHIP								
Andy Pettitte, L (1, 1) ERA: 5.44	7.0		26	6	4	4	5	0	0	0	0	0	2	53	76	5.14	0.857								
Trever Miller, L (8, 1) ERA: 4.25	0.2		2	0	0	0	2	0	0	0	0	0	0	7	10	0.00	0.000								
Chad Qualls, R (8, 1) ERA: 4.35	0.2	L	5	2	3	3	0	1	0	0	0	0	1	11	21	40.50	4.500								
Dan Wheeler, R (9, 1) ERA: 4.25	0.2		2	0	0	0	0	0	0	0	0	0	0	5	7	0.00	0.000								

Kansas City Royals @ Houston Astros
Minute Maid Park, Houston, TX
Sun Jun 18 2006, 1:05 PM CDT
Att: 39,867 - Roof Closed - 73 F

AB 32
R 7
H 8
RBI 7
BB 1
SO 7
LOB 2



Batter	1	2	3	4	5	6	7	8	9	AB	R	H	RBI	BB	SO	LOB	BOTTOM								
Craig Biggio, R (1, 4) OBP: 0.342, SLG: 0.444	3-1 P6		0-2 G6-3		2-1 P5		1-1 G4-3 2B		0-3 K	5	1	1	0	0	1	2									
Mike Lamb, L (1, 3) OBP: 0.386, SLG: 0.511	1-1 G6-3			2-2 G3-1	2-2 K		1-0 G4-3		1-1 F7	5	0	0	1	0	1	3									
2 Chris Burke, R (1, 8) OBP: 0.395, SLG: 0.487	1-0 2B			3-2 2B		1-2 P2	1-1 2B			4	0	3	1	0	0	0									
17 Lance Berkman, S (1, 9) OBP: 0.393, SLG: 0.599	1-1 L5			1-3 K		0-0 WP BB G5-3 1B	3-H 4-0 2B			3	1	1	0	1	1	2									
Morgan Ensberg, R (1, 5) OBP: 0.384, SLG: 0.549 Trever Miller, R (8, 1) Chad Qualls, R (8, 1) Dan Wheeler, R (9, 1)		1-1 G6-3		3-2 G2-3		4-2 WP BB 1B	2-2 F9			3	0	0	0	1	0	3									
Preston Wilson, R (1, 7) OBP: 0.312, SLG: 0.407		1-3 K			1-0 HR	3-2 G5-3		3-0 G6-3		4	1	1	2	0	1	1									
Brad Ausmus, R (1, 2) OBP: 0.359, SLG: 0.360		1-1 F8			0-0 28 1B 2B	1-1 F9		1-1 G4-3		4	0	1	0	0	0	1									
28 Adam Everett, R (1, 6) OBP: 0.284, SLG: 0.313			2-2 G5-3		2-1 SH2-3 1B		0-1 G5-3	0-0 F8		4	0	1	0	0	0	0									
Andy Pettitte, L (1, 1) ERA: 3.15 Orlando Palmeiro, L (7, PH) OBP: 0.262, SLG: 0.263			0-1 G1-3		0-0 SH2-3 1B		4-2 2B G4-3 BB		0-1 F7	1	0	0	0	0	0	0									
										1	1	0	0	1	0	0									
Inning Stats	R: 0 E: 0 K: 0 S: 7	H: 1 LOB: 1 BB: 0 P: 13	R: 0 E: 0 K: 1 S: 7	H: 0 LOB: 0 BB: 0 P: 10	R: 0 E: 0 K: 0 S: 9	H: 0 LOB: 0 BB: 0 P: 11	R: 0 E: 0 K: 1 S: 16	H: 1 LOB: 1 BB: 0 P: 25	R: 1 E: 0 K: 0 S: 10	H: 3 LOB: 2 BB: 0 P: 17	R: 1 E: 0 K: 0 S: 12	H: 1 LOB: 1 BB: 1 P: 21	R: 2 E: 0 K: 0 S: 14	H: 2 LOB: 2 BB: 2 P: 29	R: 0 E: 0 K: 0 S: 4	H: 0 LOB: 0 BB: 0 P: 8	R: 0 E: 0 K: 1 S: 7	H: 0 LOB: 0 BB: 0 P: 8	1B: 2 2B: 5 3B: 0 HR: 1	SF: 0 SAC: 1 DP: 0 HBP: 0	WP: 1 PB: 0 SB: 0 CS: 0	PA: 38			
PITCHER	IP	WLS	BF	H	R	ER	SO	BB	IBB	HBP	BLK	WP	HR	S	P	ERA	WHIP								
31 Brandon Duckworth, R (1, 1) ERA: 3.15	5.2		24	6	2	2	3	1	1	0	0	0	0	16	32	13.50	2.250								
Elmer Dessens, R (6, 1) ERA: 4.17	1.1	B	8	2	2	2	0	1	1	0	0	0	0	4	8	0.00	0.000								
41 Jimmy Gobble, L (8, 1) ERA: 4.21	1.0	W	3	0	0	0	0	0	0	0	0	0	0	7	8	0.00	0.000								
Ambiorix Burgos, R (9, 1) ERA: 6.89	1.0	S	3	0	0	0	1	0	0	0	0	0	0	7	8	0.00	0.000								

Kansas City Royals @ Houston Astros
Minute Maid Park, Houston, TX
Sun Jun 18 2006, 1:05 PM CDT
Att: 39,867 - Roof Closed - 73 F

AB 34
R 4
H 8
RBI 4
BB 3
SO 4
LOB 12



Batter	1	2	3	4	5	6	7	8	9	AB	R	H	RBI	BB	SO	LOB	TOP											
Luis Castillo, S OBP: 0.343, SLG: 0.352										5	0	0	0	0	1	5												
8 Nick Punto, S OBP: 0.386, SLG: 0.345 Terry Tiffee, S OBP: 0.348, SLG: 0.429										4	0	0	0	0	0	2												
7 Joe Mauer, L OBP: 0.446, SLG: 0.521										3	0	1	0	1	1	0												
5 Michael Cuddyer, R OBP: 0.369, SLG: 0.533										3	1	1	0	1	0	2												
33 Justin Morneau, L OBP: 0.321, SLG: 0.527										4	0	0	0	0	0	3												
Tori Hunter, R OBP: 0.340, SLG: 0.417										3	1	0	0	1	0	2												
20 Lew Ford, R 37 Denny's Reyes, R Kyle Lohse, R Willie Eyre, R										4	1	2	1	0	0	0												
Jason Bartlett, R OBP: 0.517, SLG: 0.520										3	0	1	1	0	1	0												
Carlos Silva, R Juan Rincon, R 16 Jason Kubel, L										3	0	1	0	0	0	4												
Inning Stats	R: 0 E: 0 K: 2 S: 8	H: 0 LOB: 0 BB: 0 P: 14	R: 2 E: 0 K: 0 S: 10	H: 3 LOB: 2 BB: 1 P: 19	R: 0 E: 0 K: 0 S: 10	H: 1 LOB: 2 BB: 1 P: 17	R: 1 E: 0 K: 0 S: 9	H: 1 LOB: 1 BB: 0 P: 14	R: 0 E: 0 K: 0 S: 4	H: 0 LOB: 0 BB: 0 P: 6	R: 0 E: 0 K: 0 S: 7	H: 0 LOB: 0 BB: 0 P: 10	R: 0 E: 0 K: 0 S: 8	H: 1 LOB: 2 BB: 1 P: 18	R: 0 E: 0 K: 0 S: 6	H: 0 LOB: 0 BB: 0 P: 10	R: 0 E: 1 K: 3 S: 13	H: 0 LOB: 1 BB: 0 P: 19	1B: 5 2B: 1 3B: 0 HR: 0	SF: 0 SAC: 0 DP: 0 HBP: 1	WP: 0 PB: 1 SB: 1 CS: 0	PA: 38						
PITCHER	IP WLS BF H R ER SO BB IBB HBP BLK WP HR S P ERA WHIP																											
51 Wandy Rodriguez, L ERA: 4.45	6.2	30	6	3	2	2	3	0	1	0	0	0	0	0	54	95	2.70	1.350										
Chad Qualls, R ERA: 4.31	0.1	1	0	0	0	0	0	0	0	0	0	0	0	2	3	0.00	0.000											
Dan Wheeler, R ERA: 4.11	1.0	W	3	0	0	0	0	0	0	0	0	0	0	6	10	0.00	0.000											
54 Brad Lidge, R ERA: 4.67	1.0	S	4	0	0	0	3	0	0	0	0	0	0	13	19	0.00	0.000											

Minnesota Twins @ Houston Astros
Minute Maid Park, Houston, TX
Wed Jun 21 2006, 7:05 PM CDT
Att: 33,243 - Roof Closed - 72 F

AB	34
R	3
H	6
RBI	2
BB	3
SO	5
LOB	19





Batter	1	2	3	4	5	6	7	8	9	AB	R	H	RBI	BB	SO	LOB	BOTTOM												
Craig Biggio, R OBP: 0.338, SLG: 0.437										4	0	0	0	0	1	3													
2 Chris Burke, R OBP: 0.394, SLG: 0.512										4	1	1	0	0	1	1													
17 Lance Berkman, S OBP: 0.389, SLG: 0.613										4	1	1	1	0	0	1													
Mike Lamb, L OBP: 0.373, SLG: 0.493										3	0	1	1	0	0	0													
Preston Wilson, R OBP: 0.313, SLG: 0.417 Brad Ausmus, R OBP: 0.352, SLG: 0.353										4	1	1	0	0	0	1													
Eric Munson, L OBP: 0.296, SLG: 0.389 Willy Taveras, R OBP: 0.319, SLG: 0.317										3	0	0	0	1	0	1													
16 Jason Lane, R OBP: 0.347, SLG: 0.402										3	1	1	1	1	2	0													
28 Adam Everett, R OBP: 0.292, SLG: 0.330										4	0	3	2	0	1	0													
51 Wandy Rodriguez, S Chad Qualls, R Orlando Palmeiro, L Dan Wheeler, R Morgan Ensberg, R 54 Brad Lidge, R										2	0	1	0	0	0	0													
Inning Stats	R: 1 E: 0 K: 2 S: 12	H: 2 LOB: 1 BB: 0 P: 16	R: 0 E: 0 K: 2 S: 12	H: 0 LOB: 0 BB: 0 P: 18	R: 0 E: 0 K: 0 S: 4	H: 0 LOB: 0 BB: 0 P: 5	R: 0 E: 0 K: 0 S: 7	H: 0 LOB: 0 BB: 0 P: 10	R: 0 E: 0 K: 1 S: 11	H: 2 LOB: 2 BB: 0 P: 14	R: 1 E: 1 K: 0 S: 6	H: 1 LOB: 1 BB: 0 P: 8	R: 1 E: 0 K: 0 S: 15	H: 1 LOB: 1 BB: 1 P: 23	R: 2 E: 0 K: 0 S: 14	H: 3 LOB: 2 BB: 1 P: 23	R: 0 E: 0 K: 0 S: 14	H: 0 LOB: 0 BB: 0 P: 23	1B: 5 2B: 3 3B: 0 HR: 1	SF: 1 SAC: 1 DP: 0 HBP: 0	WP: 1 PB: 0 SB: 0 CS: 0	PA: 36							
PITCHER	IP WLS BF H R ER SO BB IBB HBP BLK WP HR S P ERA WHIP																												
Carlos Silva, R ERA: 6.87	6.0	25	5	3	3	5	1	0	0	0	0	0	0	1	14	18	4.50	1.000											
Juan Rincon, R ERA: 1.43	1.0	B	4	1	0	0	0	0	0	0	0	0	0	1	0	14	18	0.00	1.000										
37 Denny's Reyes, L ERA: 1.56	0.2	2	0	0	0	0	0	0	0	0	0	0	0	2	2	0.00	0.000												
Kyle Lohse, R ERA: 8.87	0.0	L	4	3	2	2	1	0	0	0	0	0	0	9	17	∞	∞												
Willie Eyre, R ERA: 5.61	0.1	1	0	0	0	0	0	0	0	0	0	0	0	3	4	0.00	0.000												

Minnesota Twins @ Houston Astros
Minute Maid Park, Houston, TX
Wed Jun 21 2006, 7:05 PM CDT
Att: 33,243 - Roof Closed - 72 F

AB	32
R	5
H	9
RBI	5
BB	2
SO	5
LOB	9



Batter	1	2	3	4	5	6	7	8	9	AB R H RBI BB SO LOB	TOP											
Luis Castillo, S (1.4) OBP: 0.341, SLG: 0.349	E1 16 G4-6-3		16 2B 1B	G6-3			G1-6-3 1-2		L4	5 1 1 0 0 0 2	Minnesota Twins @ Houston Astros Minute Maid Park, Houston, TX Thu Jun 22 2006, 7:05 PM CDT Att. 43,769 - Roof Closed - 74 F livebaseballscores.com AB 34 R 4 H 10 RBI 4 BB 3 SO 9 LOB 15 											
16 Jason Kubel, L (1.7) OBP: 0.317, SLG: 0.510 36 Joe Nathan, R (9.1)	G4-6-3 1-2		5 1B 2B			7 G3-6-1 1B			K	5 1 2 1 0 2 1 0 0 0 0 0 0 0												
7 Joe Mauer, L (1.2) OBP: 0.444, SLG: 0.517	K		G1-3			G3-6-1 1-2			33 1B 1B	4 1 1 0 0 1 2												
5 Michael Cuddyer, R (1.9) OBP: 0.367, SLG: 0.527		P4	33 BB 1B			P3			K	4 0 1 1 0 1 1												
33 Justin Morneau, L (1.3) OBP: 0.331, SLG: 0.549									1B 1B	3 1 3 1 1 0 0												
Torii Hunter, R (1.8) OBP: 0.336, SLG: 0.414	F8		K			HR G1-3			1B 1B	4 0 1 1 0 1 3												
Terry Tiffee, S (1.5) OBP: 0.333, SLG: 0.375 8 Nick Punto, S (8.5) OBP: 0.366, SLG: 0.345				G3					F4	3 0 0 0 1 0 2 0 0 0 0 0 0 0												
Jason Bartlett, R (1.6) OBP: 0.485, SLG: 0.483									K	4 0 1 0 0 3 4												
47 Francisco Liriano, L (1.1) OBP: 0.333, SLG: 0.200 20 Lew Ford, R (9.7) OBP: 0.258, SLG: 0.311			K	SH5-4 1B					F8	1 0 0 0 1 1 0 1 0 0 0 0 0 0												
Inning Stats	R: 0 E: 1 K: 1 S: 9	H: 0 LOB: 0 BB: 0 P: 12	R: 0 E: 0 K: 1 S: 12	H: 1 LOB: 2 BB: 1 P: 23	R: 2 E: 0 K: 2 S: 23	H: 3 LOB: 2 BB: 1 P: 38	R: 0 E: 0 K: 0 S: 5	H: 1 LOB: 1 BB: 0 P: 9	R: 0 E: 0 K: 0 S: 10	H: 1 LOB: 0 BB: 0 P: 18		R: 1 E: 0 K: 1 S: 10	H: 1 LOB: 0 BB: 0 P: 16	R: 0 E: 0 K: 1 S: 9	H: 0 LOB: 0 BB: 1 P: 15	R: 1 E: 0 K: 2 S: 12	H: 3 LOB: 2 BB: 0 P: 19	R: 0 E: 0 K: 1 S: 13	H: 0 LOB: 0 BB: 0 P: 18	1B: 7 2B: 2 3B: 0 HR: 1	SF: 0 SAC: 1 DP: 3 HBP: 0	WP: 0 PB: 0 SB: 1 CS: 0
PITCHER	IP WLS BF H R ER SO BB IBB HBP BLK WP HR S P ERA WHIP											IP WLS BF H R ER SO BB IBB HBP BLK WP HR S P ERA WHIP										
Roger Clemens, R (1.1) ERA: 3.6	5.0 L 22 6 2 2 4 2 0 0 0 0 0 0 59 100 3.60 1.600																					
Russ Springer, R (6.1) ERA: 3.12	1.0 4 1 1 1 1 0 0 0 0 0 1 10 16 9.00 1.000																					
64 Fernando Nieve, R (7.1) ERA: 4.7	2.0 9 3 1 1 3 1 0 0 0 0 0 21 34 4.50 2.000																					
Trever Miller, L (9.1) ERA: 4.29	1.0 3 0 0 0 1 0 0 0 0 0 0 13 18 0.00 0.000																					

Batter	1	2	3	4	5	6	7	8	9	AB R H RBI BB SO LOB	BOTTOM									
Craig Biggio, R (1.4) OBP: 0.337, SLG: 0.432	G5-3			K					K	3 0 0 0 1 2 0	Minnesota Twins @ Houston Astros Minute Maid Park, Houston, TX Thu Jun 22 2006, 7:05 PM CDT Att. 43,769 - Roof Closed - 74 F livebaseballscores.com AB 29 R 2 H 5 RBI 2 BB 2 SO 9 LOB 7 									
2 Chris Burke, R (1.8) OBP: 0.390, SLG: 0.504				F8			P4		K	4 0 1 0 0 1 1										
17 Lance Berkman, S (1.3) OBP: 0.387, SLG: 0.607	G6-4-3 1-2			G5-3			F9		1B	4 0 1 0 0 0 2										
Morgan Ensberg, R (1.5) OBP: 0.375, SLG: 0.532		G6-3					K		F7	4 0 0 0 0 2 2										
Preston Wilson, R (1.7) OBP: 0.321, SLG: 0.422									16 HR 1B	2 1 2 0 1 0 0										
16 Jason Lane, R (1.9) OBP: 0.347, SLG: 0.416									HR	3 1 1 2 0 0 2										
Brad Ausmus, R (1.2) OBP: 0.348, SLG: 0.348				G3			K		K	3 0 0 0 0 2 0										
28 Adam Everett, R (1.6) OBP: 0.289, SLG: 0.326				F9			K		F7	3 0 0 0 0 1 0										
Roger Clemens, R (1.1) Russ Springer, R (6.1) Willy Taveras, R (6.7) 64 Fernando Nieve, R (7.1) 4 Eric Bruntlett, R (8.7) Trever Miller, R (9.1)				K			F9		P6	1 0 0 0 0 1 0 0 0 0 0 0 0 0 1 0 0 0 0 0 0 0 0 0 0 0 0 0 1 0 0 0 0 0 0 0 0 0 0 0 0 0										
Inning Stats	R: 0 E: 0 K: 0 S: 4	H: 1 LOB: 0 BB: 0 P: 7	R: 0 E: 0 K: 0 S: 10	H: 0 LOB: 0 BB: 1 P: 16	R: 0 E: 0 K: 1 S: 7	H: 0 LOB: 0 BB: 0 P: 9	R: 0 E: 0 K: 1 S: 8	H: 0 LOB: 0 BB: 0 P: 10	R: 0 E: 0 K: 2 S: 11	H: 0 LOB: 0 BB: 0 P: 12		R: 0 E: 0 K: 1 S: 11	H: 0 LOB: 1 BB: 1 P: 17	R: 2 E: 0 K: 1 S: 13	H: 2 LOB: 1 BB: 0 P: 17	R: 0 E: 0 K: 2 S: 12	H: 1 LOB: 1 BB: 0 P: 18	1B: 4 2B: 0 3B: 0 HR: 1	SF: 0 SAC: 0 DP: 3 HBP: 0	WP: 0 PB: 0 SB: 0 CS: 0
PITCHER	IP WLS BF H R ER SO BB IBB HBP BLK WP HR S P ERA WHIP											IP WLS BF H R ER SO BB IBB HBP BLK WP HR S P ERA WHIP								
47 Francisco Liriano, L (1.1) ERA: 2.17	8.0 W 27 4 2 2 7 2 0 0 0 0 0 1 72 97 2.25 0.750																			
36 Joe Nathan, R (9.1) ERA: 2.03	1.0 S 4 1 0 0 2 0 0 0 0 0 0 0 12 18 0.00 1.000																			

Batter	1	2	3	4	5	6	7	8	9	AB	R	H	RBI	BB	SO	LOB	TOP											
Craig Biggio, R OBP: 0.336, SLG: 0.429 Willy Taveras, R OBP: 0.317, SLG: 0.514	0-1 G6-3		1-2 G6-3		2-2 F8		1-2 2B		1-1 L9	4	1	1	0	0	0	1												
2 Chris Burke, R OBP: 0.400, SLG: 0.539	0-1 F9		4-1 17 BB		2-2 1-H HR		3-1 1-H 2B			3	1	2	3	1	0	0												
17 Lance Berkman, S OBP: 0.392, SLG: 0.619	1-1 WP 1B		4-2 1-2 BB		1-2 HR		2-2 G5-3			3	1	2	1	1	0	1												
Mike Lamb, L OBP: 0.363, SLG: 0.479	2-3 K		2-2 G3		0-0 F7		2-3 K			4	0	0	0	0	2	4												
Morgan Ensberg, R OBP: 0.377, SLG: 0.534		1-2 2B		4-2 FC5-4 BB		0-3 K		0-0 G5-3		3	0	1	0	1	1	0												
Preston Wilson, R OBP: 0.322, SLG: 0.419		1-2 G1-3		0-0 FC5-4 16 G5-4-3		2-1 1B		1-0 P4		4	0	1	0	0	0	2												
16 Jason Lane, R OBP: 0.342, SLG: 0.408		1-0 F7		0-1 G5-4-3		0-3 K		0-1 F9		4	0	0	0	0	1	3												
Brad Ausmus, R OBP: 0.342, SLG: 0.341		2-3 K			0-0 F9		2-2 G1-3		1-2 P3	4	0	0	0	0	1	2												
2B Adam Everett, R OBP: 0.288, SLG: 0.324			1-0 F7		2-1 2 HR 1B		0-1 F8		0-1 G4-3	4	1	1	0	0	0	0												
Inning Stats	R: 0 E: 0 K: 1 S: 11	H: 1 LOB: 1 BB: 0 P: 14	R: 0 E: 0 K: 1 S: 10	H: 1 LOB: 1 BB: 0 P: 15	R: 0 E: 0 K: 0 S: 13	H: 0 LOB: 2 BB: 2 P: 25	R: 0 E: 0 K: 0 S: 5	H: 0 LOB: 0 BB: 1 P: 9	R: 3 E: 0 K: 2 S: 13	H: 3 LOB: 0 BB: 0 P: 20	R: 0 E: 0 K: 2 S: 12	H: 1 LOB: 1 BB: 0 P: 16	R: 1 E: 0 K: 1 S: 20	H: 2 LOB: 1 BB: 0 P: 28	R: 0 E: 0 K: 0 S: 4	H: 0 LOB: 0 BB: 0 P: 5	R: 0 E: 0 K: 0 S: 8	H: 0 LOB: 0 BB: 0 P: 10	1B: 4 2B: 2 3B: 0 HR: 2	SF: 0 SAC: 0 DP: 1 HBP: 0	WP: 1 PB: 0 SB: 0 CS: 0	PA: 37						
PITCHER	IP	WLS	BF	H	R	ER	SO	BB	IBB	HBP	BLK	WP	HR	S	P	ERA	WHIP											
52 Jose Contreras, R ERA: 3.15	(1, 1)	6.1	W	29	8	4	4	4	3	0	0	0	1	2	75	114	5.68	1.737										
Neal Cotts, L ERA: 3.1	(7, 1)	0.2	H	2	0	0	0	1	0	0	0	0	0	0	9	13	0.00	0.000										
David Riske, R ERA: 2.92	(8, 1)	1.0	H	3	0	0	0	0	0	0	0	0	0	4	5	0.00	0.000											
45 Bobby Jenks, R ERA: 2.76	(9, 1)	1.0	S	3	0	0	0	0	0	0	0	0	0	8	10	0.00	0.000											

Houston Astros @ Chicago White Sox
U.S. Cellular Field, Chicago, IL
Fri Jun 23 2006, 8:35 PM EDT
Att: 37,700 - Clear - 65 F

AB 34
R 4
H 8
RBI 4
BB 3
SO 5
LOB 13



Batter	1	2	3	4	5	6	7	8	9	AB	R	H	RBI	BB	SO	LOB	BOTTOM											
22 Scott Podsednik, L OBP: 0.342, SLG: 0.384	4-2 CS BB		0-0 3B	2-2 1-H 2-H 3-H HR		2-0 F7		2-2 G6-3		4	1	2	4	1	0	1												
Tadahito Iguchi, R OBP: 0.343, SLG: 0.407	3-3 SAFE SAFE K		1-3 K	4-1 BB			1-3 K			3	0	0	0	1	3	2												
25 Jim Thome, L OBP: 0.415, SLG: 0.623	3-2 G6-3		0-2 G3	2-3 K			4-2 BB			3	0	0	0	1	1	2												
14 Paul Konerko, R OBP: 0.391, SLG: 0.571		1-2 G5-3	0-0 G6-3		3-2 G5-3		0-0 F8			4	0	0	0	0	0	2												
23 Jermaine Dye, R OBP: 0.393, SLG: 0.621		0-1 24 2B		4-2 12 1B FC5-2 BB		1-1 F8		2-3 K		3	1	1	0	1	1	1												
12 A.J. Pierzynski, L OBP: 0.386, SLG: 0.450		0-0 P4		2-1 SAFE SAFE FC5-2 22 HR 1B		0-1 24 WP 2B		1-1 F8		4	1	2	0	0	0	1												
24 Joe Crede, R OBP: 0.342, SLG: 0.526		1-1 2H 2B		4-0 22 HR BB		3-2 F8		1-0 5 2B 1B		3	3	2	1	1	0	1												
Rob Mackowiak, L OBP: 0.371, SLG: 0.369		0-2 2H 1B		1-1 FC5-2 22 HR		0-0 F8		0-0 SAFE P3		4	1	1	1	0	0	4												
5 Juan Uribe, R OBP: 0.251, SLG: 0.392		1-1 G4-3		1-3 3-H K		1-2 G6-3		0-1 1-H 2B		4	0	1	1	0	1	4												
Inning Stats	R: 0 E: 0 K: 1 S: 12	H: 0 LOB: 0 BB: 1 P: 22	R: 2 E: 0 K: 0 S: 13	H: 3 LOB: 1 BB: 0 P: 16	R: 0 E: 0 K: 1 S: 8	H: 1 LOB: 0 BB: 0 P: 9	R: 4 E: 0 K: 2 S: 20	H: 2 LOB: 1 BB: 3 P: 40	R: 0 E: 0 K: 0 S: 6	H: 0 LOB: 0 BB: 0 P: 9	R: 0 E: 0 K: 2 S: 9	H: 0 LOB: 1 BB: 1 P: 16	R: 1 E: 0 K: 0 S: 9	H: 2 LOB: 1 BB: 0 P: 13	R: 0 E: 0 K: 0 S: 9	H: 0 LOB: 0 BB: 0 P: 10	1B: 3 2B: 4 3B: 1 HR: 1	SF: 0 SAC: 0 DP: 0 HBP: 0	WP: 1 PB: 0 SB: 0 CS: 1	PA: 37								
PITCHER	IP	WLS	BF	H	R	ER	SO	BB	IBB	HBP	BLK	WP	HR	S	P	ERA	WHIP											
Andy Pettitte, L ERA: 5.75	(1, 1)	4.0	L	21	6	6	6	4	0	0	0	0	1	53	87	13.50	2.500											
Dave Borkowski, R ERA: 3.71	(5, 1)	3.1		13	2	1	1	2	1	0	0	0	1	0	29	48	2.70	0.900										
Trever Miller, L ERA: 4.15	(8, 1)	0.2		3	1	0	0	0	0	0	0	0	0	6	8	0.00	1.500											

Houston Astros @ Chicago White Sox
U.S. Cellular Field, Chicago, IL
Fri Jun 23 2006, 8:35 PM EDT
Att: 37,700 - Clear - 65 F

AB 32
R 7
H 9
RBI 7
BB 5
SO 6
LOB 18




Batter	1	2	3	4	5	6	7	8	9	10	AB	R	H	RBI	BB	SO	LOB	TOP						
Willy Taveras, R OBP: 0.317, SLG: 0.312 (1, 8)	1-1 1B		F8	FC1-6 2B		F9		L3			5	1	1	1	1	0	1							
Mike Lamb, L OBP: 0.374, SLG: 0.507 (1, 3)	2-3 K		1B	2B		2B		1B		BB	6	2	4	1	0	2	2							
2 Chris Burke, R OBP: 0.393, SLG: 0.526 (1, 4)	1-1 P4		K			K		F8			5	0	1	1	0	2	4							
17 Lance Berkman, S OBP: 0.396, SLG: 0.614 (1, 9)	0-0 F8		1B	1B		BB		K			2	0	0	0	3	1	2							
Morgan Enberg, R OBP: 0.351, SLG: 0.331 (1, 5)		4-2 SH1-4 1B	2-2 1B			F9				K	3	1	1	1	2	1	2							
Eric Munson, L OBP: 0.281, SLG: 0.368 (1, 10)	4-2 1B		G3-1			F9		G4-3		G4-3	4	0	0	0	1	0	5							
Brad Ausmus, R OBP: 0.336, SLG: 0.335 (1, 2)	1-1 SH1-4					F7		G4-3		G4-3	4	0	0	0	0	0	0							
Orlando Palmeiro, L OBP: 0.288, SLG: 0.279 16 Jason Lane, R OBP: 0.340, SLG: 0.406 (10, PH)	2-1 28 G1-6-3 1B					28 1B FC1-6 BB				F8	3	1	2	1	1	1	0							
28 Adam Everett, R OBP: 0.286, SLG: 0.322 (1, 6)	1-1 G1-6-3					1-3 FC1-6 1B		P6		F7	5	0	1	0	0	0	3							
Inning Stats	R: 0 E: 0 K: 1 S: 8	H: 1 LOB: 1 BB: 0 P: 12	R: 1 E: 0 K: 0 S: 11	H: 1 LOB: 1 BB: 2 P: 23	R: 1 E: 0 K: 1 S: 19	H: 2 LOB: 2 BB: 1 P: 29	R: 3 E: 0 K: 0 S: 12	H: 3 LOB: 2 BB: 2 P: 27	R: 0 E: 0 K: 1 S: 11	H: 1 LOB: 1 BB: 0 P: 15	R: 0 E: 0 K: 1 S: 14	H: 1 LOB: 3 BB: 2 P: 30	R: 0 E: 0 K: 1 S: 9	H: 0 LOB: 0 BB: 0 P: 16	R: 0 E: 0 K: 1 S: 9	H: 1 LOB: 1 BB: 0 P: 15	R: 0 E: 0 K: 1 S: 7	H: 0 LOB: 0 BB: 0 P: 10	R: 0 E: 0 K: 1 S: 10	H: 0 LOB: 1 BB: 1 P: 15	1B: 7 2B: 3 3B: 0 HR: 0	SF: 0 SAC: 1 DP: 1 HBP: 0	WP: 0 PA: 47	
PITCHER	IP WLS BF H R ER SO BB IBB HBP BLK WP HR S P ERA WHIP	5.0 1.0 6.1 1.2 2.1	27 6 1 8	8 0 1 0	5 0 0 0	5 1 0 0	2 1 0 3	4 1 0 0	1 0 0 0	0 0 0 0	0 0 0 0	0 14 15 20	61 30 27 29	106 30 27 29	9.00 0.00 0.600 0.00	2.400 2.000 0.600 0.429								

Houston Astros @ Chicago White Sox
 U.S. Cellular Field, Chicago, IL
 Sat Jun 24 2006, 1:20 PM EDT
 Att. 38,377 - Sunny - 73 F

livebaseballscorecards.com

AB 38
R 5
H 10
RBI 5
BB 8
SO 7
LOB 19




Batter	1	2	3	4	5	6	7	8	9	10	AB	R	H	RBI	BB	SO	LOB	BOTTOM			
22 Scott Podsednik, L OBP: 0.343, SLG: 0.382 (1, 7)	1-1 G4-3 25 SF9 1B		K2-3			L1		F8			4	1	1	0	1	1	0				
8 Alex Cintron, S OBP: 0.291, SLG: 0.377 (1, 4)	2-0 G4-3					K		G4-3			5	0	1	1	0	2	1				
25 Jim Thome, L OBP: 0.419, SLG: 0.625 38 Pablo Ozuna, R OBP: 0.462, SLG: 0.541 (9, PR)	1-0 SF9					14 G6-4-3 1B		23 1B 24 HR BB			1	1	1	1	2	0	0				
14 Paul Konerko, R OBP: 0.389, SLG: 0.567 (1, 3)	1-3 K					G6-4-3		23 1B 24 HR 1B		BB	4	1	1	0	0	2	2				
23 Jermaine Dye, R OBP: 0.391, SLG: 0.614 (1, 9)		2-3 K				F9		24 HR 1B		F8	4	1	1	0	0	1	1				
24 Joe Crede, R OBP: 0.341, SLG: 0.534 (1, 5)		0-2 F8				K		24 HR 1B		P4	4	1	1	4	0	1	1				
Rob Mackowiak, L OBP: 0.368, SLG: 0.373 (1, 8)		2-3 K				K		HR			4	1	1	0	0	3	0				
Chris Widger, R OBP: 0.319, SLG: 0.339 12 A.J. Pierzynski, L OBP: 0.371, SLG: 0.450 (10, PH)			0-2 P2			P2		G6-3			3	0	0	0	0	0	0				
5 Juan Uribe, R OBP: 0.248, SLG: 0.386 (1, 6)			2-2 F8			F9		G1-4-3		SH5-4	3	0	0	0	0	0	0				
Inning Stats	R: 1 E: 0 K: 1 S: 7	H: 1 LOB: 0 BB: 0 P: 12	R: 0 E: 0 K: 2 S: 11	H: 0 LOB: 0 BB: 0 P: 15	R: 0 E: 0 K: 1 S: 10	H: 0 LOB: 0 BB: 0 P: 14	R: 0 E: 0 K: 2 S: 6	H: 1 LOB: 0 BB: 0 P: 9	R: 0 E: 0 K: 0 S: 9	H: 0 LOB: 0 BB: 0 P: 15	R: 4 E: 0 K: 2 S: 16	H: 3 LOB: 0 BB: 1 P: 23	R: 0 E: 0 K: 0 S: 4	H: 0 LOB: 0 BB: 0 P: 9	R: 0 E: 0 K: 1 S: 10	H: 0 LOB: 1 BB: 2 P: 18	R: 1 E: 0 K: 0 S: 6	H: 2 LOB: 3 BB: 2 P: 17	1B: 5 2B: 1 3B: 0 HR: 1	SF: 1 SAC: 1 DP: 1 HBP: 0	WP: 0 PA: 38
PITCHER	IP WLS BF H R ER SO BB IBB HBP BLK WP HR S P ERA WHIP	6.1 1.2 0.0 1.1	23 6 1 8	4 1 0 2	4 1 0 1	8 1 0 2	8 9 3 13	94 15 7 28	5.68 5.40 ∞ 6.75	0.789 0.600 ∞ 1.500											

Houston Astros @ Chicago White Sox
 U.S. Cellular Field, Chicago, IL
 Sat Jun 24 2006, 1:20 PM EDT
 Att. 38,377 - Sunny - 73 F

livebaseballscorecards.com

AB 32
R 6
H 7
RBI 6
BB 4
SO 10
LOB 5



Batter	1	2	3	4	5	6	7	8	9	10	11	12	13	AB R H RBI BB SO LOB	TOP							
Craig Biggio, R OBP: 0.354, SLG: 0.425 (1, 10)														7 1 2 1 0 3 4								
Mike Lamb, L OBP: 0.352, SLG: 0.523 (1, 3)														5 3 2 2 2 0 1								
2 Chris Burke, R OBP: 0.395, SLG: 0.514 (1, 4)														5 2 1 0 2 0 4								
17 Lance Berkman, S OBP: 0.393, SLG: 0.618 (1, 9)														5 1 1 3 1 1 2								
Morgan Ensberg, R OBP: 0.380, SLG: 0.525 (1, 5)														5 0 1 1 1 1 3								
Preston Wilson, R OBP: 0.319, SLG: 0.420 4 Eric Bruntlett, R OBP: 0.378, SLG: 0.373 (9, 7)														4 0 1 2 0 1 2 2 0 2 0 0 0 0								
Brad Ausmus, R OBP: 0.328, SLG: 0.326 (1, 2)														6 0 0 0 0 0 5								
28 Adam Everett, R OBP: 0.291, SLG: 0.339 (1, 6)														6 2 3 0 0 0 0								
Willy Taveras, R OBP: 0.322, SLG: 0.323 (1, 8)														4 1 2 1 1 0 1								
Inning Stats	R: 2 E: 0 K: 0 S: 16	H: 3 LOB: 2 BB: 1 P: 27	R: 0 E: 0 K: 0 S: 8	H: 1 LOB: 0 BB: 0 P: 11	R: 0 E: 0 K: 0 S: 8	H: 0 LOB: 0 BB: 0 P: 13	R: 0 E: 0 K: 1 S: 13	H: 0 LOB: 0 BB: 0 P: 24	R: 0 E: 0 K: 0 S: 5	H: 0 LOB: 0 BB: 0 P: 5	R: 0 E: 0 K: 1 S: 6	H: 0 LOB: 0 BB: 0 P: 10	R: 0 E: 0 K: 1 S: 7	H: 0 LOB: 2 BB: 2 P: 16	R: 0 E: 0 K: 0 S: 13	H: 1 LOB: 1 BB: 1 P: 20	R: 0 E: 0 K: 1 S: 15	H: 2 LOB: 2 BB: 1 P: 21	1B: 9 2B: 2 3B: 2 HR: 2	SF: 1 SAC: 1 DP: 2 HBP: 0	WP: 1 PB: 0 SB: 2 CS: 1	PA: 58
PITCHER	IP WLS BF H R ER SO BB IBB HBP BLK WP HR S P ERA WHIP																					
Javier Vazquez, R ERA: 5.7 (1, 1)	6.0	29	10	9	9	3	2	0	0	0	0	2	61	95	13.50	2.000						
65 Agustin Montero, R ERA: 5.54 (10, 1)	3.0	10	1	0	0	1	1	0	0	0	0	1	0	17	32	0.00	0.667					
Neal Cotts, L ERA: 3.07 (10, 1)	0.1	3	1	0	0	0	1	0	0	0	0	0	5	9	0.00	6.000						
45 Bobby Jenks, R ERA: 3.02 (10, 1)	1.2	6	0	0	0	1	1	1	0	0	0	0	8	17	0.00	0.600						
Brandon McCarthy, R ERA: 4.46 (12, 1)	2.0	L	10	3	1	1	1	0	0	0	0	0	28	41	4.50	1.500						

Houston Astros @ Chicago White Sox
U.S. Cellular Field, Chicago, IL
Sun Jun 25 2006, 8:05 PM EDT
Att: 38,516 - Clear - 69 F

AB 49
R 10
H 15
RBI 10
BB 7
SO 6
LOB 22

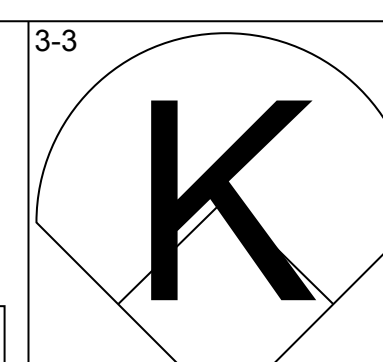
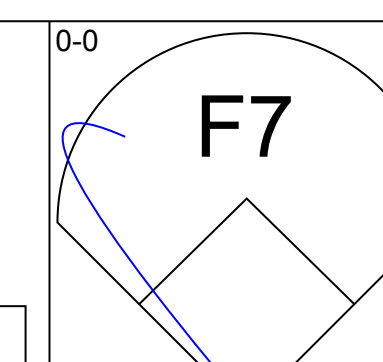
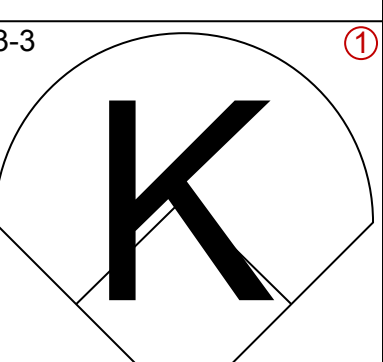
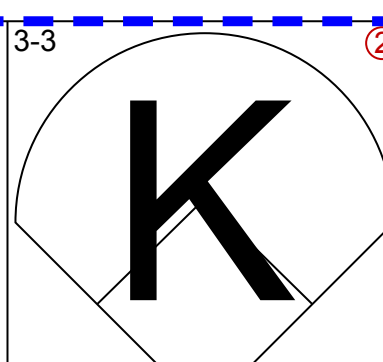
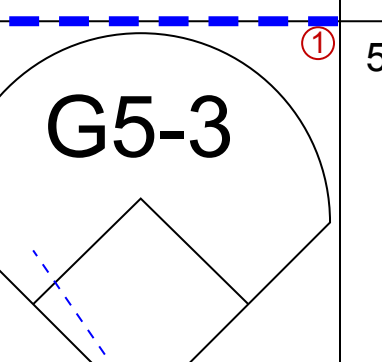
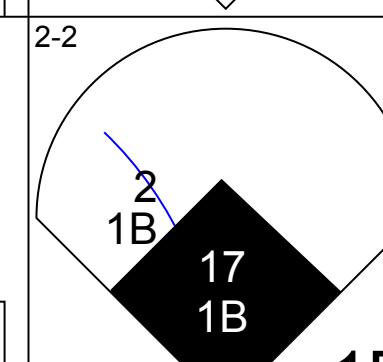
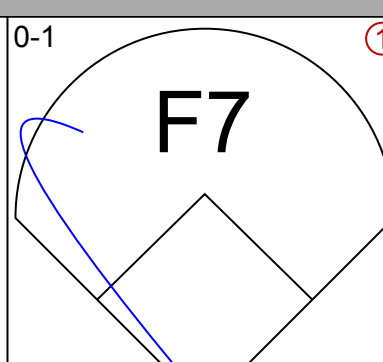
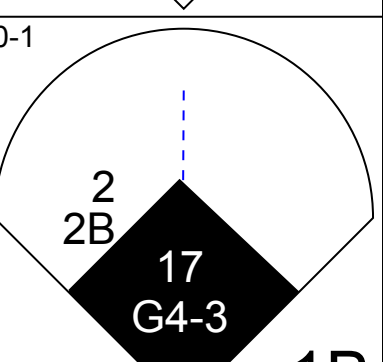
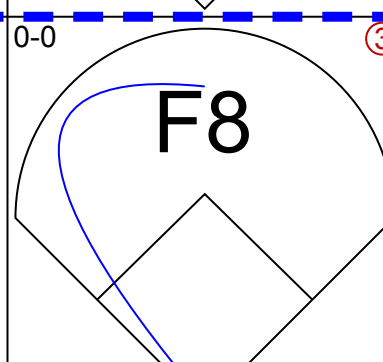
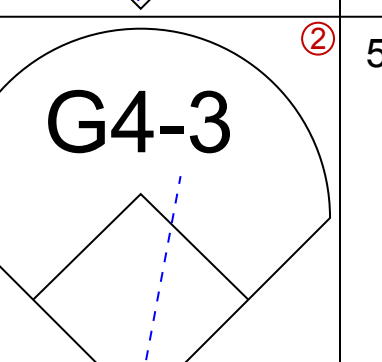
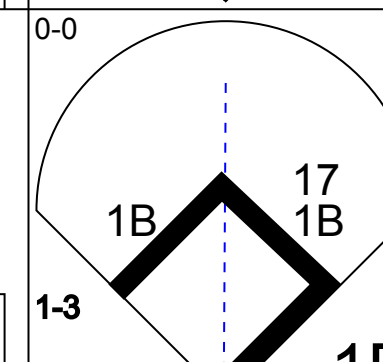
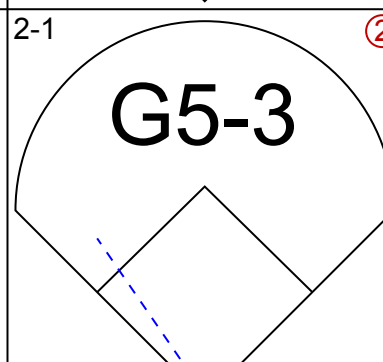
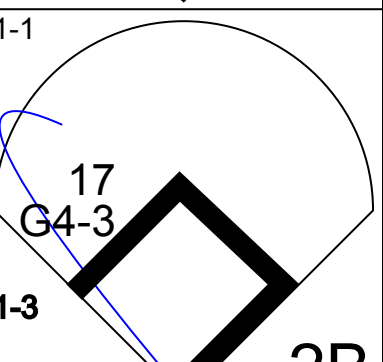
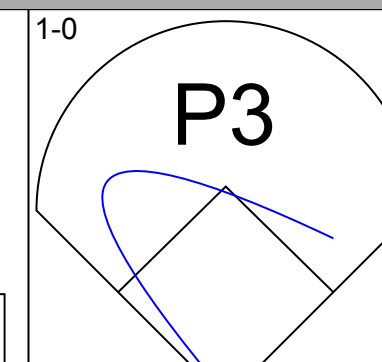
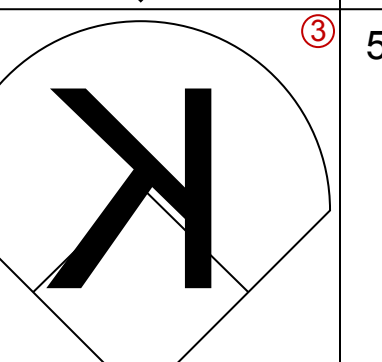
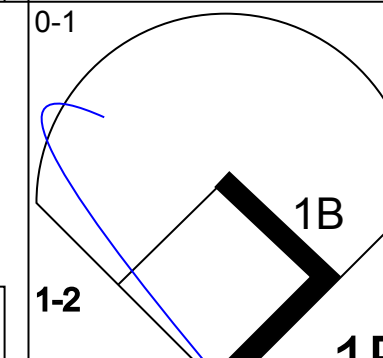
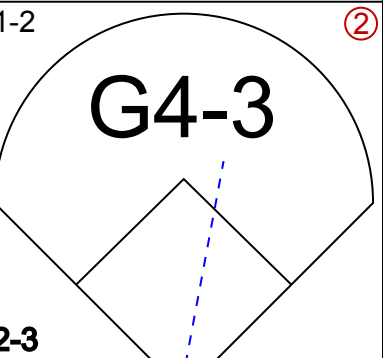
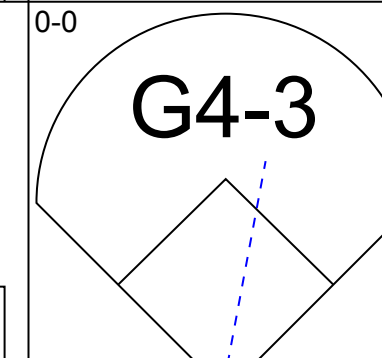
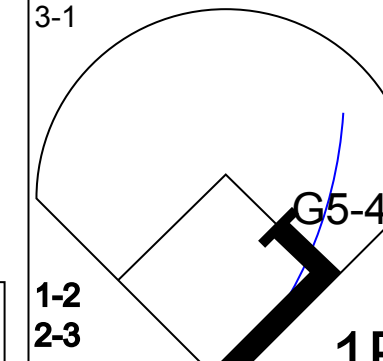
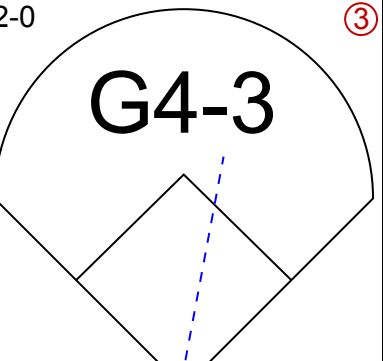
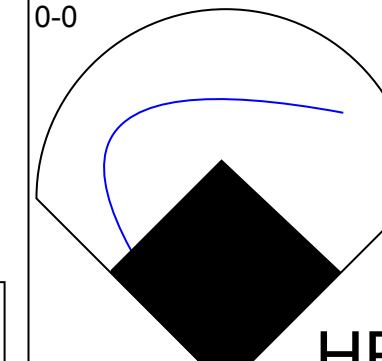
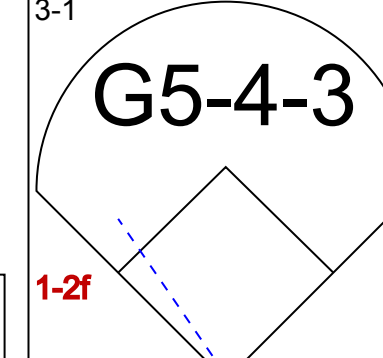

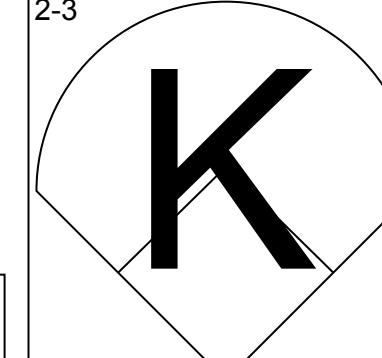

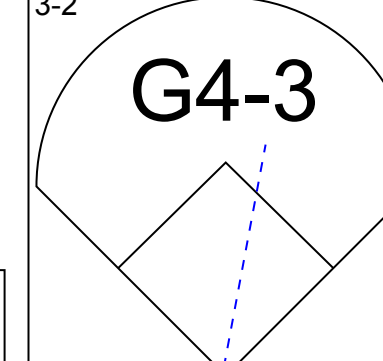
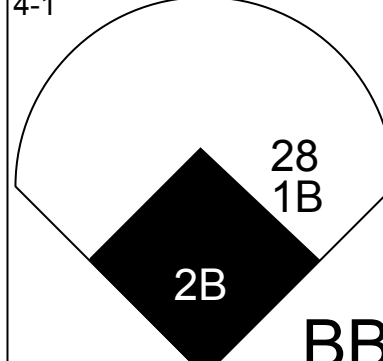

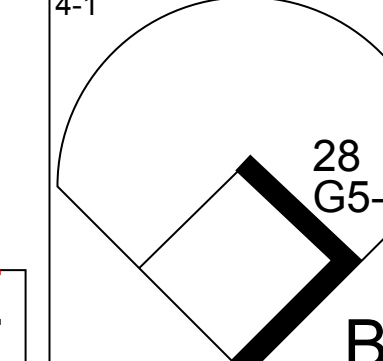
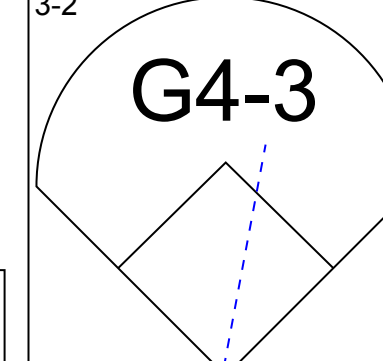
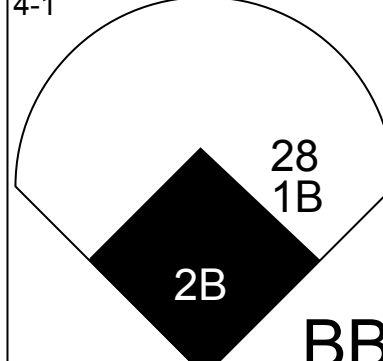

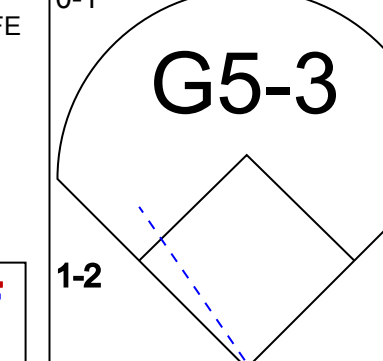

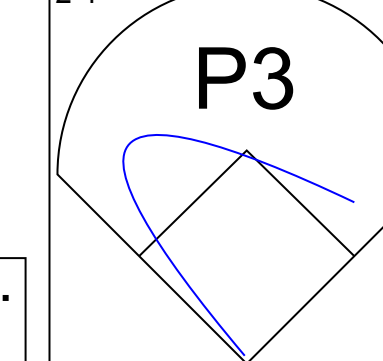
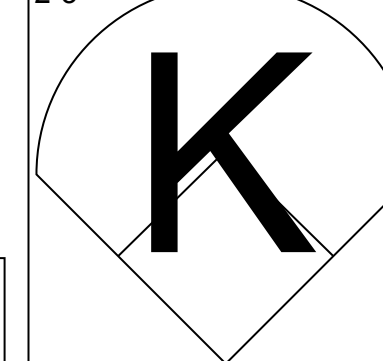



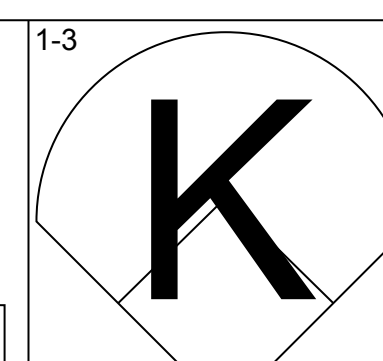
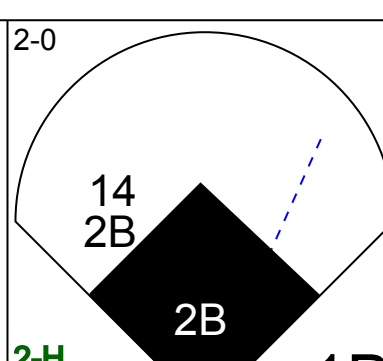
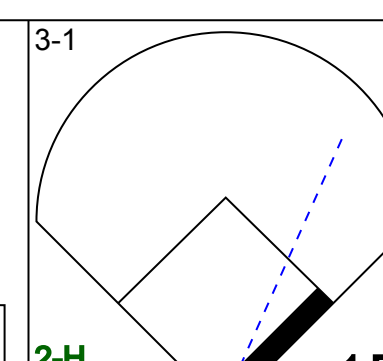
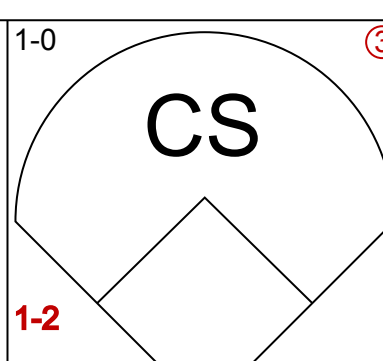
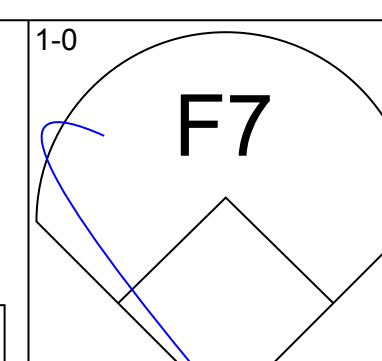
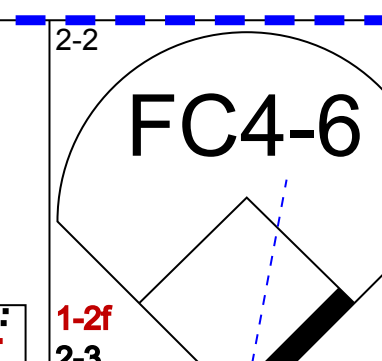
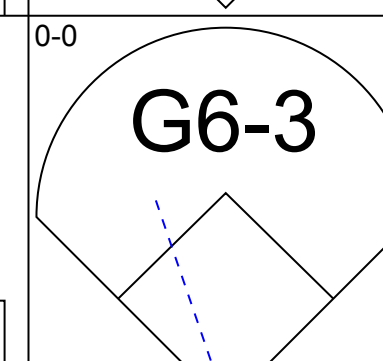
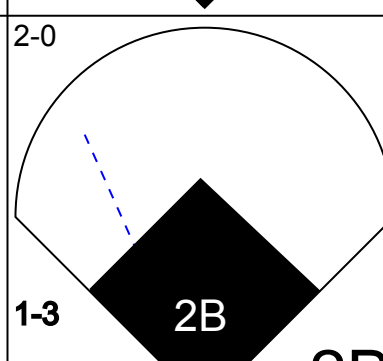
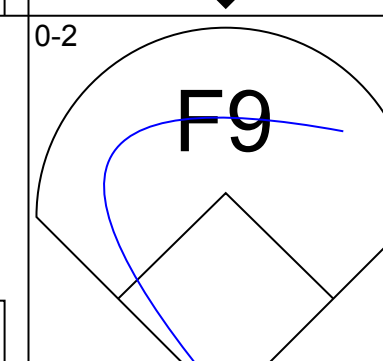
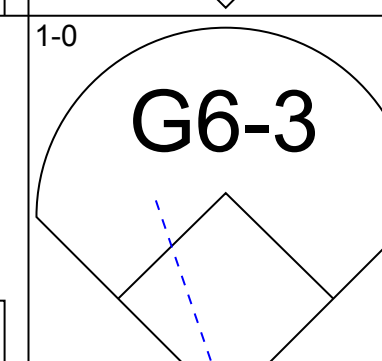
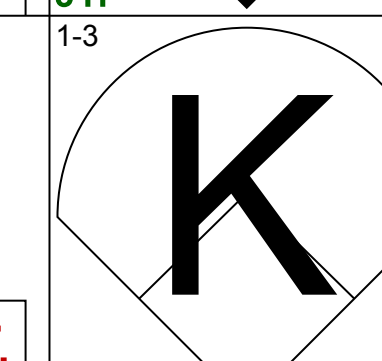
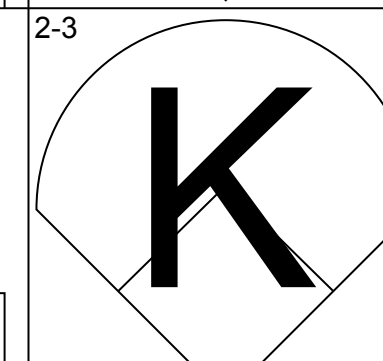
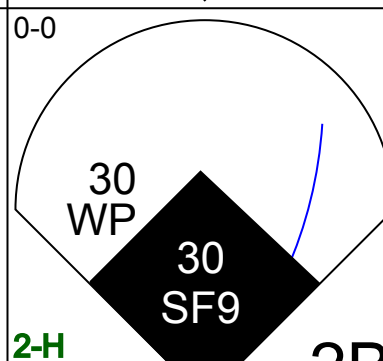
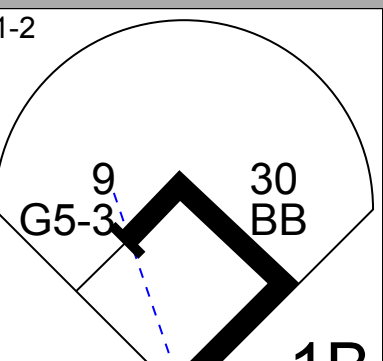
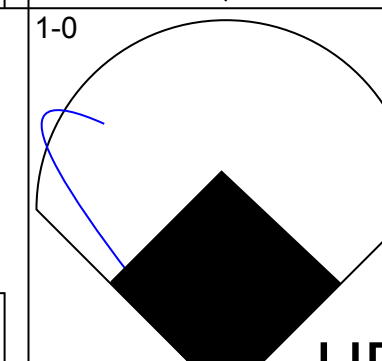
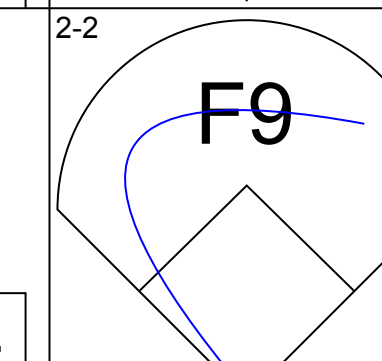
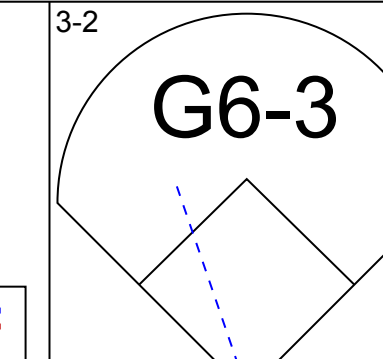
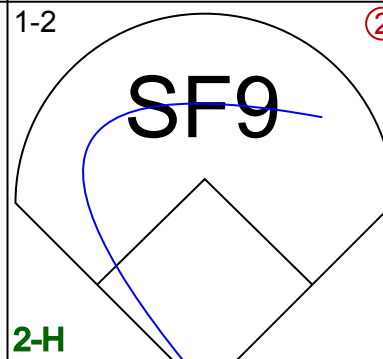
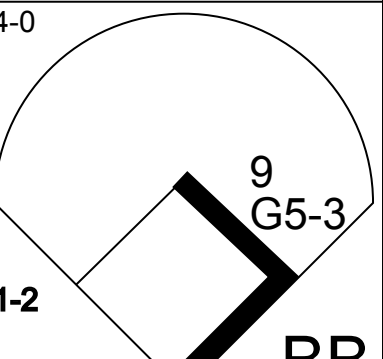
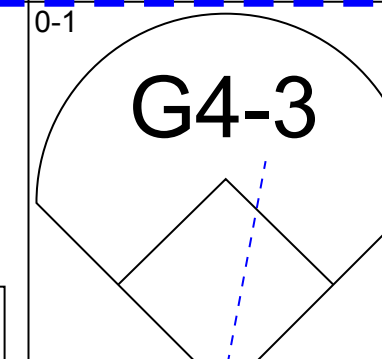
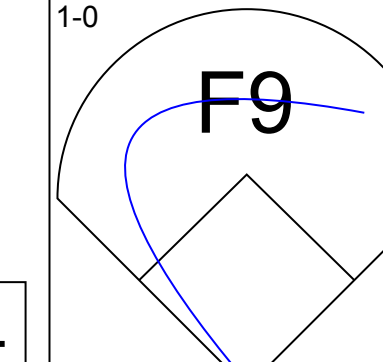
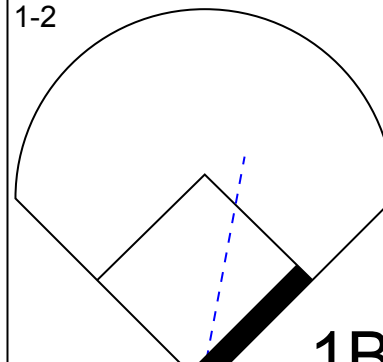
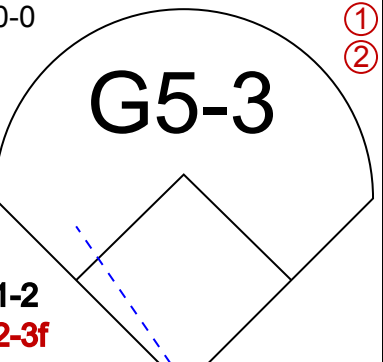
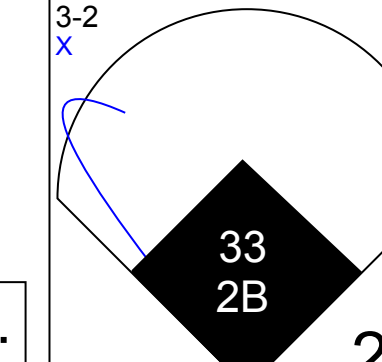
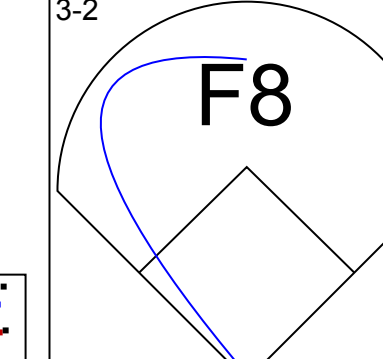
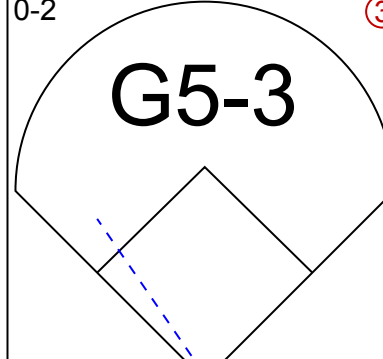
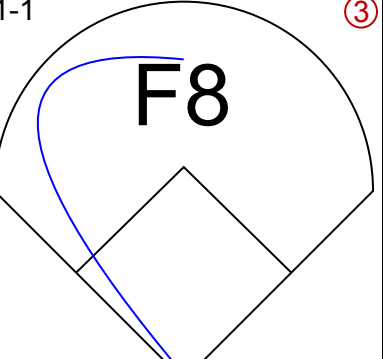
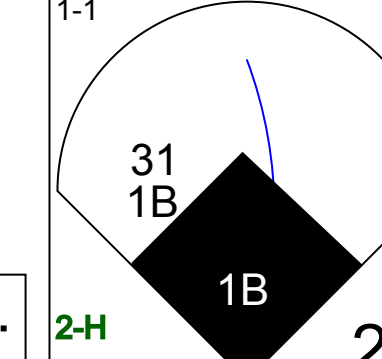

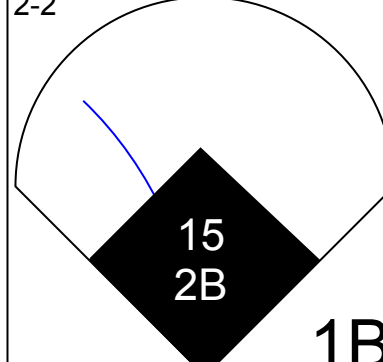
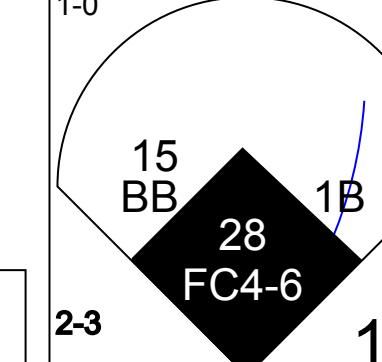
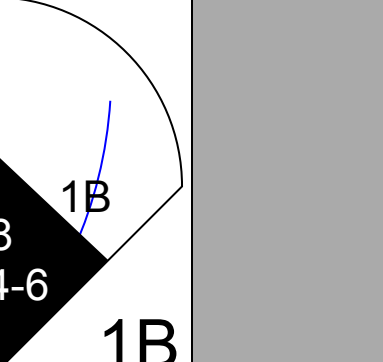
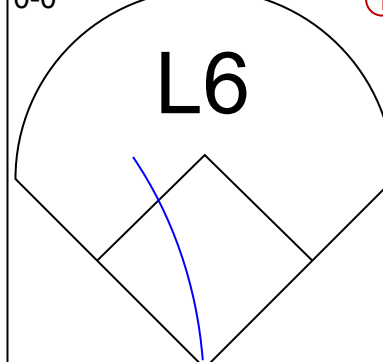
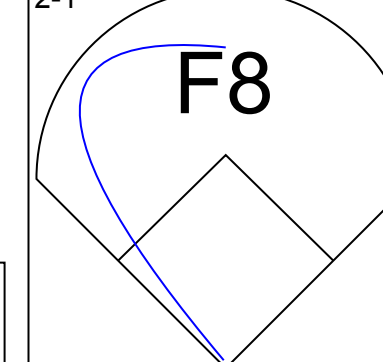
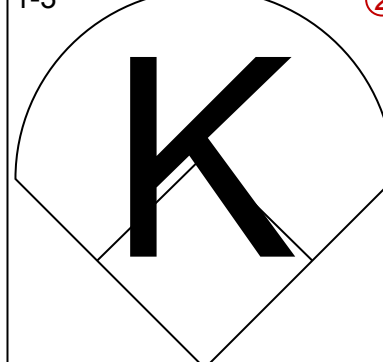
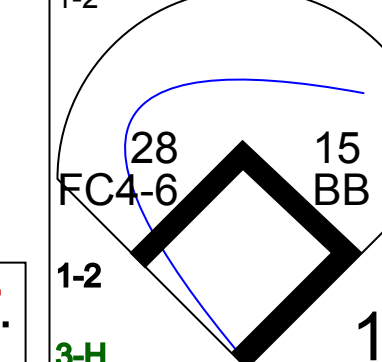
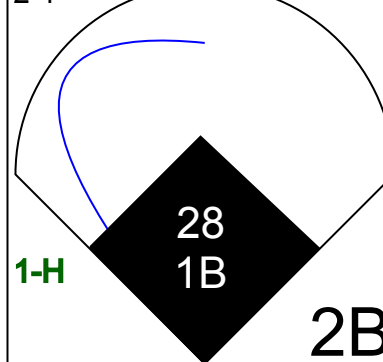
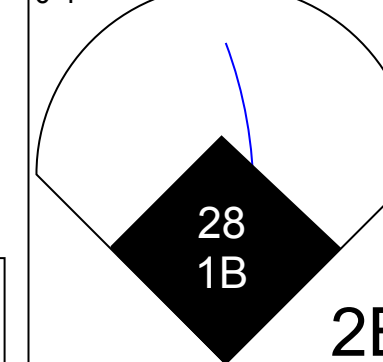
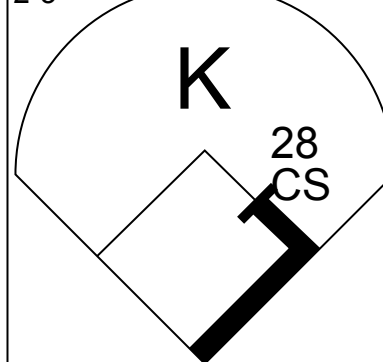
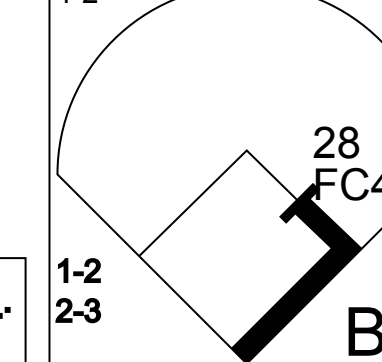
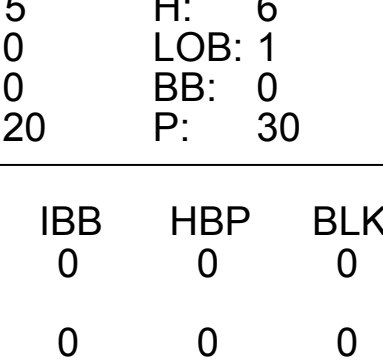
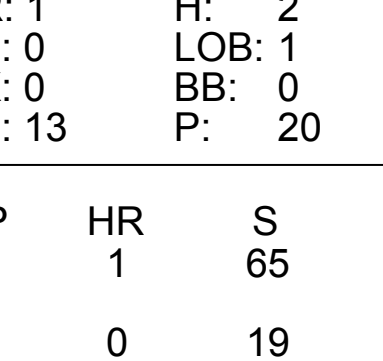
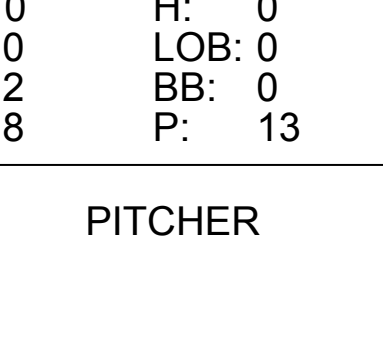
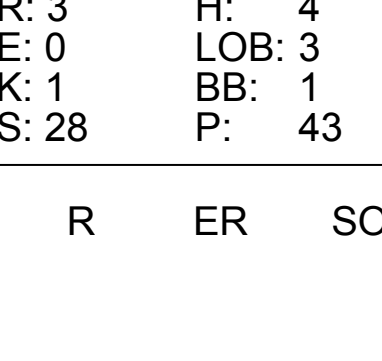
Batter	1	2	3	4	5	6	7	8	9	10	11	12	13	AB R H RBI BB SO LOB	BOTTOM															
22 Scott Podsednik, L OBP: 0.346, SLG: 0.362 (1, 7)														5 2 2 1 1 1 2																
Tadahito Iguchi, R OBP: 0.346, SLG: 0.429 (1, 4)														5 2 2 7 1 0 0																
25 Jim Thome, L OBP: 0.411, SLG: 0.610 (1, 10)														6 0 0 0 0 4 2																
14 Paul Konerko, R OBP: 0.388, SLG: 0.576 (1, 3)														6 1 2 1 0 1 0																
23 Jermaine Dye, R OBP: 0.396, SLG: 0.606 Ross Gload, L OBP: 0.273, SLG: 0.340 (8, PH) (9, 9)														3 0 0 0 0 0 1 3 0 0 0 0 0 0																
12 A.J. Pierzynski, L OBP: 0.366, SLG: 0.443 (1, 2)														6 1 1 0 0 1 0																
24 Joe Crede, R OBP: 0.341, SLG: 0.531 38 Pablo Ozuna, R OBP: 0.462, SLG: 0.540 5 Juan Uribe, R OBP: 0.291, SLG: 0.389 (11, PR) (12, 6)														3 0 1 0 0 0 0 2 0 1 0 0 0 1 1 0 1 0 0 0 0																
Rob Mackowiak, L OBP: 0.363, SLG: 0.374 (1, 8)														5 1 1 0 0 2 3																
8 Alex Cintron, S OBP: 0.295, SLG: 0.378 (12, 5)														5 2 2 0 0 1 3																
Inning Stats	R: 0 E: 0 K: 1 S: 10	H: 0 LOB: 0 BB: 0 P: 13	R: 0 E: 0 K: 0 S: 5	H: 1 LOB: 0 BB: 0 P: 8	R: 1 E: 1 K: 2 S: 25	H: 2 LOB: 2 BB: 1 P: 35	R: 0 E: 0 K: 1 S: 9	H: 0 LOB: 0 BB: 0 P: 14	R: 0 E: 0 K: 1 S: 6	H: 0 LOB: 0 BB: 0 P: 8	R: 0 E: 0 K: 2 S: 7	H: 0 LOB: 0 BB: 0 P: 9	R: 1 E: 0 K: 0 S: 15	H: 2 LOB: 1 BB: 0 P: 21	R: 3 E: 0 K: 0 S: 15	H: 3 LOB: 0 BB: 0 P: 23	R: 4 E: 0 K: 1 S: 14	H: 3 LOB: 0 BB: 0 P: 22	R: 0 E: 0 K: 0 S: 9	H: 0 LOB: 0 BB: 0 P: 11	R: 0 E: 0 K: 0 S: 12	H: 1 LOB: 2 BB: 0 P: 16	R: 0 E: 0 K: 2 S: 9	H: 0 LOB: 0 BB: 0 P: 13	R: 0 E: 0 K: 0 S: 15	H: 1 LOB: 1 BB: 0 P: 19	1B: 8 2B: 3 3B: 0 HR: 3	SF: 0 SAC: 1 DP: 1 HBP: 0	WP: 0 PB: 0 SB: 0 CS: 0	PA: 53
PITCHER	IP WLS BF H R ER SO BB IBB HBP BLK WP HR S P ERA WHIP																													
44 Roy Oswalt, R ERA: 3.26 (1, 1)	7.0	26	5	2	2	7	1	0	0	0	0	1	9	13	2.57	0.857														
Russ Springer, R ERA: 4.15 (8, 1)	0.0	3	3	3	3	0	0	0	0	0	0	0	0	6	10	0.00	0.000													
Dan Wheeler, R ERA: 4.09 (8, 1)	1.0	3	0	0	0	0	0	0	0	0	0	0	0	14	22	36.00	4.000													
54 Brad Lidge, R ERA: 5.55 (8, 1)	1.0	7	3	4	4	1	1	0	0	0	0	0	1	14	22	36.00	4.000													
Chad Qualls, R ERA: 4.12 (10, 1)	2.1	8	1	0	0	0	0	0	0	0	0	0	24	30	0.00	0.429														

Houston Astros @ Chicago White Sox
U.S. Cellular Field, Chicago, IL
Sun Jun 25 2006, 8:05 PM EDT
Att: 38,516 - Clear - 69 F

AB 50
R 9
H 13
RBI 9
BB 2
SO 10
LOB 12



Batter	1	2	3	4	5	6	7	8	9	AB	R	H	RBI	BB	SO	LOB	TOP				
Craig Biggio, R (1, 10) OBP: 0.329, SLG: 0.418										5	0	0	0	0	3	3	Houston Astros @ Detroit Tigers Comerica Park, Detroit, MI Mon Jun 26 2006, 7:05 PM EDT Att: 24,285 - Cloudy - 71 F				
Mike Lamb, L (1, 3) OBP: 0.383, SLG: 0.519										5	2	2	0	0	0	2					
2 Chris Burke, R (1, 4) OBP: 0.395, SLG: 0.517										5	0	2	0	0	1	0					
17 Lance Berkman, S (1, 9) OBP: 0.395, SLG: 0.620										4	0	2	2	0	0	1					
16 Jason Lane, R (7, 9) OBP: 0.340, SLG: 0.406										0	0	0	0	0	0	0					
Eric Munson, L (1, 2) OBP: 0.300, SLG: 0.413										4	1	2	1	0	1	2					
Preston Wilson, R (1, 7) OBP: 0.314, SLG: 0.414										4	0	0	0	0	2	3					
Morgan Ensberg, R (1, 5) OBP: 0.382, SLG: 0.520										2	1	0	0	2	1	0					
28 Adam Everett, R (1, 6) OBP: 0.295, SLG: 0.342										4	0	2	0	0	1	1					
Willy Taveras, R (1, 8) OBP: 0.321, SLG: 0.325										4	0	1	1	0	2	2					
Inning Stats	R: 1 E: 0 K: 1 S: 15	H: 4 LOB: 2 BB: 0 P: 26	R: 0 E: 0 K: 0 S: 6	H: 0 LOB: 1 BB: 1 P: 12	R: 0 E: 0 K: 1 S: 9	H: 1 LOB: 1 BB: 0 P: 14	R: 0 E: 0 K: 1 S: 11	H: 1 LOB: 1 BB: 0 P: 16	R: 1 E: 0 K: 2 S: 14	H: 2 LOB: 2 BB: 1 P: 27	R: 1 E: 0 K: 1 S: 6	H: 1 LOB: 0 BB: 0 P: 9	R: 0 E: 0 K: 3 S: 9	H: 0 LOB: 0 BB: 0 P: 15	R: 0 E: 0 K: 1 S: 7	H: 0 LOB: 0 BB: 0 P: 11	1B: 7 2B: 3 3B: 0 HR: 1	SF: 0 SAC: 0 DP: 1 HBP: 0	WP: 0 PB: 0 SB: 0 CS: 0	PA: 39	
PITCHER	IP	WLS	BF	H	R	ER	SO	BB	IBB	HBP	BLK	WP	HR	S	P	ERA	WHIP				
31 Zach Miner, R (1, 1) ERA: 2.59	5.1	W	27	10	3	3	5	2	0	0	0	0	0	61	105	5.06	2.250				
43 Roman Colon, R (6, 1) ERA: 5.89	0.1	H	1	0	0	0	1	0	0	0	0	0	0	4	7	0.00	0.000				
Jamie Walker, L (6, 1) ERA: 1.27	1.0	H	4	1	1	1	0	0	0	0	0	0	1	4	5	9.00	1.000				
56 Fernando Rodney, R (7, 1) ERA: 2.79	1.1	H	4	0	0	0	4	0	0	0	0	0	0	12	20	0.00	0.000				
Jason Grilli, R (9, 1) ERA: 4.01	1.0		3	0	0	0	1	0	0	0	0	0	0	7	11	0.00	0.000				

Batter	1	2	3	4	5	6	7	8	9	AB	R	H	RBI	BB	SO	LOB	BOTTOM				
28 Curtis Granderson, L (1, 8) OBP: 0.388, SLG: 0.502										5	1	2	3	0	1	2	Houston Astros @ Detroit Tigers Comerica Park, Detroit, MI Mon Jun 26 2006, 7:05 PM EDT Att: 24,285 - Cloudy - 71 F				
14 Placido Polanco, R (1, 4) OBP: 0.321, SLG: 0.367										5	1	1	0	0	1	4					
Ivan Rodriguez, R (1, 2) OBP: 0.329, SLG: 0.451										5	2	3	3	0	1	3					
30 Magglio Ordonez, R (1, 9) OBP: 0.365, SLG: 0.527										2	0	0	1	1	0	0					
9 Carlos Guillen, S (1, 6) OBP: 0.377, SLG: 0.490										4	1	2	0	0	0	2					
33 Marcus Thames, R (1, 7) OBP: 0.375, SLG: 0.651										4	0	1	1	0	0	2					
Alexis Gomez, L (8, FR) (9, 7) OBP: 0.288, SLG: 0.317										0	1	0	0	0	0	0					
31 Chris Shelton, R (1, 3) OBP: 0.338, SLG: 0.502										4	2	2	0	0	0	0					
Craig Monroe, R (1, 10) OBP: 0.273, SLG: 0.429										4	0	1	1	0	1	1					
15 Brandon Inge, R (1, 5) OBP: 0.291, SLG: 0.486										3	2	2	1	1	1	0					
Inning Stats	R: 0 E: 0 K: 2 S: 7	H: 0 LOB: 0 BB: 0 P: 10	R: 0 E: 0 K: 0 S: 8	H: 0 LOB: 0 BB: 0 P: 15	R: 5 E: 0 K: 0 S: 20	H: 6 LOB: 1 BB: 0 P: 30	R: 1 E: 0 K: 0 S: 13	H: 2 LOB: 1 BB: 0 P: 20	R: 0 E: 0 K: 2 S: 8	H: 0 LOB: 0 BB: 0 P: 13	R: 1 E: 0 K: 0 S: 5	H: 1 LOB: 0 BB: 0 P: 8	R: 3 E: 0 K: 1 S: 28	H: 4 LOB: 3 BB: 1 P: 43	R: 0 E: 0 K: 1 S: 2	H: 0 LOB: 0 BB: 0 P: 11	1B: 7 2B: 6 3B: 0 HR: 1	SF: 1 SAC: 0 DP: 1 HBP: 0	WP: 2 PB: 0 SB: 0 CS: 1	PA: 40	
PITCHER	IP	WLS	BF	H	R	ER	SO	BB	IBB	HBP	BLK	WP	HR	S	P	ERA	WHIP				
51 Wandy Rodriguez, L (1, 1) ERA: 4.79	6.2	L	30	10	7	7	4	1	0	0	0	0	0	19	29	81.00	15.000				
Dave Borkowski, R (7, 1) ERA: 4.46	0.1		6	4	3	3	0	1	0	0	0	0	0	11	16	0.00	0.000				
Russ Springer, R (8, 1) ERA: 4.0	1.0		3	0	0	0	1	0	0	0	0	0	0	11	16	0.00	0.000				

Batter	1	2	3	4	5	6	7	8	9	AB	R	H	RBI	BB	SO	LOB	TOP								
Craig Biggio, R OBP: 0.331, SLG: 0.419 (1, 10)	G6-3		G6-3			17 WP 1B		16 BB 1B		4	0	2	0	0	0	1	Houston Astros @ Detroit Tigers Comerica Park, Detroit, MI Tue Jun 27 2006, 7:05 PM EDT Att: 39,852 - Cloudy - 69 F								
16 Jason Lane, R OBP: 0.338, SLG: 0.400 (1, 9)	K			G5-3		F9		BB		3	0	0	0	1	1										
Morgan Ensberg, R OBP: 0.380, SLG: 0.514 (1, 5)	G5-3			2 CS 17 1B BB		K		P3		3	0	0	0	1	3										
17 Lance Berkman, S OBP: 0.399, SLG: 0.619 (1, 3)		4-2 2 G6-4-3 BB		1-2 1B		2 FC5-4 BB		K		2	0	1	0	2	1	2									
2 Chris Burke, R OBP: 0.386, SLG: 0.503 (1, 4)	G6-4-3			K		FC5-4		K		4	0	0	0	0	2	7									
Preston Wilson, R OBP: 0.320, SLG: 0.419 (1, 7)		2-0 FC6-4 1B								4	0	3	0	0	0	0									
Brad Ausmus, R OBP: 0.323, SLG: 0.320 (1, 2)		0-0 FC6-4 1-2				FC6-4 1B		K		4	0	0	0	0	1	3									
28 Adam Everett, R OBP: 0.290, SLG: 0.336 (1, 6)			G3			P6		P3		4	0	0	0	0	0	2									
Willy Taveras, R OBP: 0.321, SLG: 0.326 (1, 8)			0-1 CS 1B			F9		G4-3		3	0	1	0	0	0	2									
Inning Stats	R: 0 E: 0 K: 1 S: 6	H: 0 LOB: 0 BB: 0 P: 9	R: 0 E: 0 K: 0 S: 7	H: 1 LOB: 1 BB: 1 P: 15	R: 0 E: 0 K: 0 S: 5	H: 1 LOB: 0 BB: 0 P: 8	R: 0 E: 0 K: 1 S: 9	H: 1 LOB: 2 BB: 1 P: 17	R: 0 E: 0 K: 0 S: 9	H: 1 LOB: 1 BB: 0 P: 13	R: 0 E: 1 K: 1 S: 13	H: 1 LOB: 1 BB: 1 P: 23	R: 0 E: 1 K: 2 S: 12	H: 1 LOB: 1 BB: 0 P: 21	R: 0 E: 0 K: 2 S: 21	H: 0 LOB: 0 BB: 1 P: 31	R: 0 E: 0 K: 0 S: 8	H: 0 LOB: 0 BB: 0 P: 12	1B: 7 2B: 1 3B: 0 HR: 0	SF: 0 SAC: 0 DP: 2 HBP: 0	WP: 1 PB: 0 SB: 0 CS: 2	PA: 35			
PITCHER	IP	WLS	BF	H	R	ER	SO	BB	IBB	HBP	BLK	WP	HR	S	P	ERA	WHIP								
29 Nate Robertson, L ERA: 3.14 (1, 1)	7.0	W	27	6	0	0	4	3	0	0	0	1	0	61	106	0.00	1.286								
54 Joel Zumaya, R ERA: 2.37 (8, 1)	1.0	H	5	1	0	0	2	1	0	0	0	0	0	21	31	0.00	2.000								
59 Todd Jones, R ERA: 6.39 (9, 1)	1.0		3	0	0	0	0	0	0	0	0	0	0	8	12	0.00	0.000								

Batter	1	2	3	4	5	6	7	8	9	AB	R	H	RBI	BB	SO	LOB	BOTTOM								
28 Curtis Granderson, L OBP: 0.383, SLG: 0.495 (1, 8)	G1-3			F8		G4-3		G4-3		4	0	0	0	0	0	1	Houston Astros @ Detroit Tigers Comerica Park, Detroit, MI Tue Jun 27 2006, 7:05 PM EDT Att: 39,852 - Cloudy - 69 F								
33 Marcus Thames, R OBP: 0.369, SLG: 0.640 (1, 7)	G6-3			G5-3		P2		HR		3	0	0	0	0	0	1									
Alexis Gomez, L OBP: 0.299, SLG: 0.375 (8, 7)										1	1	1	1	0	0	0									
Ivan Rodriguez, R OBP: 0.324, SLG: 0.445 (1, 2)	G5-3			G6-3		G5-3		G4-3		4	0	0	0	0	0	0									
30 Magglio Ordonez, R OBP: 0.363, SLG: 0.521 (1, 9)		1-0 G4-3				P6		9 BB 2B BB		3	1	0	0	1	1	0									
9 Carlos Guillen, S OBP: 0.380, SLG: 0.491 (1, 6)		1-0 L3				S 1B		2B E BB		2	1	1	0	1	0	0									
Craig Monroe, R OBP: 0.274, SLG: 0.432 (1, 10)		0-1 F8				K		E6 15 E 2B		3	1	1	1	0	1	1									
31 Chris Shelton, R OBP: 0.334, SLG: 0.496 (1, 3)			1-0 F9			K		G5-3		3	0	0	0	0	1	2									
15 Brandon Inge, R OBP: 0.291, SLG: 0.484 (1, 5)			2-2 39 G6-4-3 1B			K		E5		3	0	1	0	0	1	0									
39 Ramon Santiago, S OBP: 0.222, SLG: 0.230 (1, 4)			0-1 G6-4-3			28 G4-3 1B		G5-3		3	0	1	0	0	0	2									
Inning Stats	R: 0 E: 0 K: 0 S: 10	H: 0 LOB: 0 BB: 0 P: 13	R: 0 E: 0 K: 0 S: 4	H: 0 LOB: 0 BB: 0 P: 6	R: 0 E: 0 K: 0 S: 6	H: 1 LOB: 0 BB: 0 P: 9	R: 0 E: 0 K: 0 S: 4	H: 0 LOB: 0 BB: 0 P: 6	R: 0 E: 0 K: 2 S: 9	H: 1 LOB: 1 BB: 0 P: 16	R: 3 E: 0 K: 1 S: 10	H: 1 LOB: 1 BB: 2 P: 16	R: 3 E: 2 K: 0 S: 17	H: 1 LOB: 1 BB: 2 P: 32	R: 1 E: 0 K: 1 S: 9	H: 1 LOB: 0 BB: 0 P: 14	1B: 3 2B: 1 3B: 0 HR: 1	SF: 0 SAC: 0 DP: 1 HBP: 0	WP: 0 PB: 0 SB: 1 CS: 0	PA: 31					
PITCHER	IP	WLS	BF	H	R	ER	SO	BB	IBB	HBP	BLK	WP	HR	S	P	ERA	WHIP								
Roger Clemens, R ERA: 2.38 (1, 1)	6.1	L	23	3	2	1	3	2	0	0	0	0	0	50	84	1.42	0.789								
Dan Wheeler, R ERA: 4.01 (7, 1)	0.2		4	1	1	0	0	0	0	0	0	0	0	10	14	0.00	1.500								
64 Fernando Nieve, R ERA: 4.67 (8, 1)	1.0		4	1	1	1	1	0	0	0	0	0	1	9	14	9.00	1.000								

AB	31
R	0
H	7
RBI	0
BB	4
SO	6
LOB	21




Batter	1	2	3	4	5	6	7	8	9	AB	R	H	RBI	BB	SO	LOB	TOP										
Willy Taveras, R OBP: 0.320, SLG: 0.324 (1, 8)	1-1 G3			3-2 L4-3		0-2 G4-3			1-1 1B	4	0	1	0	0	0	0											
Mike Lamb, L OBP: 0.374, SLG: 0.506 (1, 5)	2-2 P6			1-2 G3			2-2 F8		1-2 F7	4	0	0	0	0	0	1											
16 Jason Lane, R OBP: 0.339, SLG: 0.404 (1, 9)	3-2 K			3-1 2B			0-3 K			3	0	1	0	0	2	0											
17 Lance Berkman, S OBP: 0.399, SLG: 0.616 (1, 10)		2-2 G5-4-3 1B		0-0 F8			2-3 K			3	0	1	0	0	1	1											
2 Chris Burke, R OBP: 0.379, SLG: 0.493 (1, 4)		1-3 K			3-1 P4			1-0 F8		3	0	0	0	0	1	1											
Preston Wilson, R OBP: 0.317, SLG: 0.415 (1, 7)		0-1 G5-4-3			2-2 G4-3			0-1 F9		3	0	0	0	0	0	1											
Eric Munson, L OBP: 0.301, SLG: 0.410 (1, 3)			0-1 G4-6-3 1B		0-0 G4-3			0-1 G6-3		3	0	1	0	0	0	0											
Brad Ausmus, R OBP: 0.319, SLG: 0.316 (1, 2)			1-1 G4-6-3		0-3 K			3-2 G4-3		3	0	0	0	0	1	1											
4 Eric Bruntlett, R OBP: 0.367, SLG: 0.359 (1, 6)			2-2 K		1-3 K			1-0 G4-3		3	0	0	0	0	2	0											
Inning Stats	R: 0 E: 0 K: 1 S: 9	H: 0 LOB: 0 BB: 0 P: 15	R: 0 E: 0 K: 1 S: 10	H: 1 LOB: 0 BB: 0 P: 13	R: 0 E: 0 K: 1 S: 7	H: 1 LOB: 0 BB: 0 P: 10	R: 0 E: 0 K: 0 S: 11	H: 1 LOB: 1 BB: 0 P: 18	R: 0 E: 0 K: 0 S: 8	H: 0 LOB: 0 BB: 0 P: 13	R: 0 E: 0 K: 2 S: 9	H: 0 LOB: 0 BB: 0 P: 10	R: 0 E: 0 K: 2 S: 10	H: 0 LOB: 0 BB: 0 P: 14	R: 0 E: 0 K: 0 S: 5	H: 0 LOB: 0 BB: 0 P: 6	R: 0 E: 0 K: 0 S: 9	H: 1 LOB: 1 BB: 0 P: 15	1B: 3 2B: 1 3B: 0 HR: 0	SF: 0 SAC: 0 DP: 2 HBP: 0	WP: 0 PB: 0 SB: 0 CS: 0	PA: 29					
PITCHER	IP	WLS	BF	H	R	ER	SO	BB	IBB	HBP	BLK	WP	HR	S	P	ERA	WHIP										
35 Justin Verlander, R ERA: 3.13 Jason Grilli, R ERA: 3.86	(1, 1) (9, 1)	8.0 1.0	W 4	25 1	3 0	0 0	7 0	0 0	0 0	0 0	0 0	0 0	0 0	69 9	99 15	0.00 0.00	0.375 1.000										

Houston Astros @ Detroit Tigers
Comerica Park, Detroit, MI
Wed Jun 28 2006, 1:05 PM EDT
Att: 29,249 - Partly Cloudy - 79 F

livebaseballscores.com

AB 29
R 0
H 4
RBI 0
BB 0
SO 7
LOB 5




Batter	1	2	3	4	5	6	7	8	9	AB	R	H	RBI	BB	SO	LOB	BOTTOM										
28 Curtis Granderson, L OBP: 0.379, SLG: 0.487 (1, 8)	3-2 L4		0-0 G4-3		0-1 G1-3	2-2 F7			1-3 K	5	0	0	0	0	1	3											
14 Placido Polanco, R OBP: 0.322, SLG: 0.367 (1, 4)	0-2 G6-3			2-2 F9	0-0 1B		2-2 SH5-4 33 BB	1-2 G6-3		5	1	2	0	0	0	0											
Ivan Rodriguez, R OBP: 0.326, SLG: 0.446 (1, 2)	0-0 G1-3			1-1 30 1B 33 E	0-0 G1		0-0 33 BB 31 WP	1-2 1B		4	2	2	0	0	0	1											
30 Magglio Ordonez, R OBP: 0.364, SLG: 0.521 Alexis Gomez, L OBP: 0.294, SLG: 0.369	(1, 9) (4, PR) (5, 9)	2-1 F7		3-2 31 S 33 E		0-1 G3	0-0 SH5-4			2	0	1	0	0	0	0											
9 Carlos Guillen, S OBP: 0.391, SLG: 0.489 (1, 6)	1-2 F8			1-3 1B		2-1 31 S 33 E	1-2 31 WP 33 BB	2-3 IBB		3	1	1	0	1	1	2											
33 Marcus Thames, R OBP: 0.367, SLG: 0.629 (1, 7)	2-1 G5-3			1-1 E6 31 S		1-2 15 1B	4-2 31 WP	1-2 BB		3	1	0	1	1	0	2											
31 Chris Shelton, R OBP: 0.337, SLG: 0.494 (1, 3)			3-2 G5-4-3 1B		1-2 BB		3-2 P2	1-2 K		3	0	1	0	1	1	4											
Craig Monroe, R OBP: 0.273, SLG: 0.429 (1, 10)			0-0 G5-4-3		2-2 K		0-0 15 1B	3-2 G5-3		4	0	1	1	0	1	6											
15 Brandon Inge, R OBP: 0.294, SLG: 0.489 (1, 5)			0-0 2B			2-3 K	1-0 1-2 2H 1B		3-3 K	4	0	2	1	0	2	0											
Inning Stats	R: 0 E: 0 K: 0 S: 9	H: 0 LOB: 0 BB: 0 P: 12	R: 0 E: 0 K: 0 S: 7	H: 0 LOB: 0 BB: 0 P: 12	R: 0 E: 0 K: 2 S: 6	H: 2 LOB: 1 BB: 0 P: 9	R: 1 E: 1 K: 2 S: 20	H: 2 LOB: 3 BB: 1 P: 35	R: 0 E: 0 K: 1 S: 7	H: 1 LOB: 1 BB: 0 P: 9	R: 2 E: 1 K: 0 S: 13	H: 3 LOB: 2 BB: 0 P: 23	R: 2 E: 0 K: 1 S: 15	H: 2 LOB: 2 BB: 2 P: 29	R: 0 E: 0 K: 2 S: 10	H: 0 LOB: 0 BB: 0 P: 15	1B: 9 2B: 1 3B: 0 HR: 0	SF: 0 SAC: 1 DP: 1 HBP: 0	WP: 1 PB: 0 SB: 3 CS: 0	PA: 38							
PITCHER	IP	WLS	BF	H	R	ER	SO	BB	IBB	HBP	BLK	WP	HR	S	P	ERA	WHIP										
Andy Pettitte, L ERA: 5.58 54 Brad Lidge, R ERA: 5.3	(1, 1) (7, 1)	6.1 1.2	L 5	33 0	5 0	2 0	3 3	2 0	0 0	0 0	0 0	1 1	0 0	70 17	118 26	2.84 0.000	1.895										

Houston Astros @ Detroit Tigers
Comerica Park, Detroit, MI
Wed Jun 28 2006, 1:05 PM EDT
Att: 29,249 - Partly Cloudy - 79 F

livebaseballscores.com

AB 34
R 5
H 10
RBI 3
BB 3
SO 6
LOB 18



Batter	1	2	3	4	5	6	7	8	9	AB	R	H	RBI	BB	SO	LOB	TOP					
Craig Biggio, R (1, 10) OBP: 0.327, SLG: 0.413										4	0	0	0	0	2	0						
Mike Lamb, L (1, 3) OBP: 0.366, SLG: 0.494										4	0	0	0	0	0	0						
Morgan Ensberg, R (1, 5) OBP: 0.381, SLG: 0.510										2	0	0	0	2	0	0						
17 Lance Berkman, S (1, 9) OBP: 0.397, SLG: 0.614										4	1	1	0	0	1	2						
2 Chris Burke, R (1, 4) OBP: 0.370, SLG: 0.481										4	0	0	0	0	1	2						
Preston Wilson, R (1, 7) OBP: 0.323, SLG: 0.423										4	0	3	1	0	0	1						
Brad Ausmus, R (1, 2) OBP: 0.315, SLG: 0.311										3	0	0	0	0	0	3						
28 Adam Everett, R (1, 6) OBP: 0.287, SLG: 0.332										3	0	0	0	0	0	3						
Willy Taveras, R (1, 8) OBP: 0.317, SLG: 0.321										3	0	0	0	0	1	1						
Inning Stats	R: 0 E: 0 K: 1 S: 10	H: 0 LOB: 0 BB: 0 P: 14	R: 1 E: 0 K: 0 S: 12	H: 2 LOB: 1 BB: 0 P: 16	R: 0 E: 0 K: 1 S: 8	H: 0 LOB: 0 BB: 0 P: 11	R: 0 E: 0 K: 2 S: 8	H: 0 LOB: 0 BB: 0 P: 11	R: 0 E: 0 K: 0 S: 6	H: 1 LOB: 1 BB: 0 P: 8	R: 0 E: 0 K: 1 S: 21	H: 0 LOB: 1 BB: 1 P: 33	R: 0 E: 0 K: 0 S: 7	H: 1 LOB: 1 BB: 0 P: 9	R: 0 E: 0 K: 0 S: 7	H: 0 LOB: 1 BB: 1 P: 9	R: 0 E: 0 K: 0 S: 8	H: 0 LOB: 1 BB: 1 P: 15	1B: 2 2B: 2 3B: 0 HR: 0	SF: 0 SAC: 0 DP: 0 HBP: 0	WP: 0 PB: 0 SB: 0 CS: 0	PA: 33
PITCHER	IP	WLS	BF	H	R	ER	SO	BB	IBB	HBP	BLK	WP	HR	S	P	ERA	WHIP					
44 Vicente Padilla, R (1, 1) ERA: 4.47	8.0	W	29	4	1	1	5	1	0	0	0	0	0	79	111	1.12	0.625					
40 Akinori Otsuka, R (9, 1) ERA: 2.31	1.0	S	4	0	0	0	0	1	0	0	0	0	0	8	15	0.00	1.000					

Houston Astros @ Texas Rangers
Ameriquet Field, Arlington, TX
Fri Jun 30 2006, 8:35 PM EDT
Att: 40,205 - Clear - 91 F

AB	31
R	1
H	4
RBI	1
BB	2
SO	5
LOB	12



Batter	1	2	3	4	5	6	7	8	9	AB	R	H	RBI	BB	SO	LOB	BOTTOM					
Gary Matthews, S (1, 8) OBP: 0.373, SLG: 0.524										4	0	2	0	0	1	0						
Mark DeRosa, R (1, 5) OBP: 0.402, SLG: 0.514										4	1	2	0	0	1	2						
10 Michael Young, R (1, 6) OBP: 0.367, SLG: 0.449										4	0	1	1	1	0	3						
23 Mark Teixeira, S (1, 3) OBP: 0.355, SLG: 0.438										4	1	1	0	0	1	2						
9 Hank Bialock, L (1, 10) OBP: 0.351, SLG: 0.438										4	0	0	0	0	1	2						
Kevin Mench, R (1, 9) OBP: 0.335, SLG: 0.468										2	0	0	0	1	0	0						
5 Ian Kinsler, R (1, 4) OBP: 0.370, SLG: 0.525										3	1	2	1	0	0	0						
6 Brad Wilkerson, L (1, 7) OBP: 0.332, SLG: 0.469										2	0	1	1	1	1	0						
Rod Barajas, R (1, 2) OBP: 0.306, SLG: 0.418										3	0	0	0	0	0	4						
Inning Stats	R: 0 E: 0 K: 2 S: 14	H: 1 LOB: 1 BB: 0 P: 21	R: 1 E: 0 K: 0 S: 11	H: 2 LOB: 1 BB: 0 P: 16	R: 0 E: 0 K: 0 S: 10	H: 1 LOB: 0 BB: 0 P: 14	R: 0 E: 0 K: 0 S: 4	H: 0 LOB: 0 BB: 0 P: 7	R: 0 E: 0 K: 1 S: 8	H: 0 LOB: 0 BB: 0 P: 9	R: 0 E: 0 K: 0 S: 7	H: 1 LOB: 0 BB: 0 P: 11	R: 1 E: 0 K: 1 S: 11	H: 2 LOB: 2 BB: 2 P: 21	R: 1 E: 0 K: 1 S: 7	H: 2 LOB: 1 BB: 0 P: 11	R: 1 E: 0 K: 1 S: 8	H: 2 LOB: 1 BB: 0 P: 15	1B: 4 2B: 4 3B: 0 HR: 1	SF: 0 SAC: 0 DP: 3 HBP: 0	WP: 0 PB: 0 SB: 1 CS: 0	PA: 32
PITCHER	IP	WLS	BF	H	R	ER	SO	BB	IBB	HBP	BLK	WP	HR	S	P	ERA	WHIP					
44 Roy Oswalt, R (1, 1) ERA: 3.27	8.0	L	32	9	3	3	5	1	1	0	0	0	1	72	110	3.38	1.250					

Houston Astros @ Texas Rangers
Ameriquet Field, Arlington, TX
Fri Jun 30 2006, 8:35 PM EDT
Att: 40,205 - Clear - 91 F

AB	30
R	3
H	9
RBI	3
BB	2
SO	5
LOB	13



Batter	1	2	3	4	5	6	7	8	9	AB	R	H	RBI	BB	SO	LOB	TOP										
Willy Taveras, R (1, 8) OBP: 0.315, SLG: 0.319	L6		P2				FC6 3B	F7		5	1	1	0	0	0	3											
Mike Lamb, L (1, 3) OBP: 0.372, SLG: 0.532	2B		HR				17 1B	F8		5	3	3	3	0	0	3											
Morgan Ennsberg, R (1, 5) OBP: 0.388, SLG: 0.514	F8 2H		K				17 1B		17 G3	2	1	1	1	3	1	0											
17 Lance Berkman, S (1, 10) OBP: 0.397, SLG: 0.609	BB		P6				G4-6-3		G3	4	0	1	1	1	1	3											
Preston Wilson, R (1, 7) OBP: 0.324, SLG: 0.429	F8			L6			G4-6-3		F9	5	1	2	1	0	0	4											
Eric Munson, L (1, 2) OBP: 0.296, SLG: 0.391	G3-1			BB			P4		F9	4	0	0	0	1	1	5											
16 Jason Lane, R (1, 9) OBP: 0.336, SLG: 0.399		F7		K			G3		G5-3	5	0	1	1	0	1	2	AB 38										
28 Adam Everett, R (1, 6) OBP: 0.281, SLG: 0.325		F7		F9			F9		E4 4 BB	5	0	0	0	0	0	3	R 7										
4 Eric Bruntlett, R (1, 4) OBP: 0.362, SLG: 0.346		F9			L9		E6 FC6 3B		BB	3	1	0	0	1	0	0	H 9										
Inning Stats	R: 1 E: 0 K: 0 S: 8	H: 2 LOB: 2 BB: 1 P: 18	R: 0 E: 0 K: 0 S: 9	H: 0 LOB: 0 BB: 0 P: 14	R: 1 E: 0 K: 1 S: 9	H: 1 LOB: 0 BB: 0 P: 15	R: 0 E: 0 K: 1 S: 7	H: 0 LOB: 1 BB: 1 P: 18	R: 0 E: 0 K: 1 S: 9	H: 1 LOB: 2 BB: 1 P: 15	R: 0 E: 0 K: 0 S: 7	H: 1 LOB: 1 BB: 0 P: 10	R: 3 E: 1 K: 1 S: 20	H: 2 LOB: 1 BB: 1 P: 29	R: 0 E: 1 K: 0 S: 6	H: 0 LOB: 2 BB: 1 P: 13	R: 2 E: 0 K: 0 S: 19	H: 2 LOB: 1 BB: 1 P: 28	1B: 3 2B: 4 3B: 1 HR: 1	SF: 0 SAC: 0 DP: 1 HBP: 0	WP: 0 PA: 44 PB: 0 SB: 1 CS: 0						
PITCHER	IP	WLS	BF	H	R	ER	SO	BB	IBB	HBP	BLK	WP	HR	S	P	ERA	WHIP										
John Wasdin, R (1, 1) ERA: 3.86	6.0	L	28	5	4	4	3	3	0	0	0	0	1	58	101	6.00	1.333										
32 Ron Mahay, L (7, 1) ERA: 2.31	0.0	1	1	0	0	0	0	0	0	0	0	0	0	3	3	∞	∞										
Bryan Corey, R (7, 1) ERA: 1.69	2.0	9	1	1	0	1	1	2	0	0	0	0	0	14	28	0.00	1.500										
53 Joaquin Benoit, R (9, 1) ERA: 5.35	1.0	6	2	2	2	0	0	1	0	0	0	0	0	19	28	18.00	3.000										

Houston Astros @ Texas Rangers
Ameriquet Field, Arlington, TX
Sat Jul 01 2006, 1:20 PM EDT
Att: 34,753 - Partly Cloudy - 95 F

AB 38
R 7
H 9
RBI 7
BB 6
SO 4
LOB 23



Batter	1	2	3	4	5	6	7	8	9	AB	R	H	RBI	BB	SO	LOB	BOTTOM										
Gary Matthews, S (1, 8) OBP: 0.375, SLG: 0.522	P5		K				1B			3	0	1	0	1	1	1											
Mark DeRosa, R (1, 3) OBP: 0.395, SLG: 0.505	K			G6-3			F8		G6-4-3	4	0	0	0	0	1	2											
10 Michael Young, R (1, 6) OBP: 0.363, SLG: 0.443	K			L9			K		L8	4	0	0	0	0	2	1											
23 Mark Teixeira, S (1, 10) OBP: 0.354, SLG: 0.438		E4		G3-1			G6-3		2B	4	0	1	0	0	0	1											
9 Hank Bialock, L (1, 5) OBP: 0.347, SLG: 0.433		F9			L9		F9		P6	4	0	0	0	0	0	2											
Kevin Mench, R (1, 9) OBP: 0.330, SLG: 0.461		L7			F9		K		F8	4	0	0	0	0	1	2											
5 Ian Kinsler, R (1, 4) OBP: 0.376, SLG: 0.525		P4			BB 1B		BB			2	0	1	0	1	0	1	AB 29										
6 Brad Wilkerson, L (1, 7) OBP: 0.336, SLG: 0.467				BB			F7			1	0	0	0	2	0	1	R 0										
Rod Barajas, R (1, 2) OBP: 0.302, SLG: 0.412		F7			K				L9	3	0	0	0	0	1	3	H 3										
Inning Stats	R: 0 E: 0 K: 2 S: 10	H: 0 LOB: 0 BB: 0 P: 16	R: 0 E: 1 K: 0 S: 12	H: 0 LOB: 1 BB: 0 P: 20	R: 0 E: 0 K: 1 S: 8	H: 0 LOB: 1 BB: 1 P: 15	R: 0 E: 0 K: 0 S: 7	H: 0 LOB: 0 BB: 0 P: 9	R: 0 E: 0 K: 1 S: 10	H: 1 LOB: 2 BB: 1 P: 20	R: 0 E: 0 K: 1 S: 6	H: 1 LOB: 1 BB: 0 P: 8	R: 0 E: 0 K: 1 S: 9	H: 0 LOB: 1 BB: 1 P: 15	R: 0 E: 0 K: 0 S: 4	H: 0 LOB: 0 BB: 1 P: 11	R: 0 E: 0 K: 0 S: 9	H: 1 LOB: 1 BB: 0 P: 15	1B: 2 2B: 2 3B: 0 HR: 0	SF: 0 SAC: 0 DP: 2 HBP: 0	WP: 1 PA: 33 PB: 0 SB: 0 CS: 0						
PITCHER	IP	WLS	BF	H	R	ER	SO	BB	IBB	HBP	BLK	WP	HR	S	P	ERA	WHIP										
Taylor Buchholz, R (1, 1) ERA: 5.36	7.0	W	26	2	0	0	6	3	0	0	0	0	0	62	103	0.00	0.714										
Chad Qualls, R (8, 1) ERA: 4.03	1.0	3	0	0	0	0	0	1	0	0	0	0	0	4	11	0.00	1.000										
Dave Borkowski, R (9, 1) ERA: 4.41	0.1	2	1	0	0	0	0	0	0	0	0	0	0	5	8	0.00	3.000										
Trever Miller, L (9, 1) ERA: 3.97	0.2	2	0	0	0	0	0	0	0	0	0	0	0	4	7	0.00	0.000										

Houston Astros @ Texas Rangers
Ameriquet Field, Arlington, TX
Sat Jul 01 2006, 1:20 PM EDT
Att: 34,753 - Partly Cloudy - 95 F

AB 29
R 0
H 3
RBI 0
BB 4
SO 6
LOB 14



Batter	1	2	3	4	5	6	7	8	9	AB	R	H	RBI	BB	SO	LOB	TOP										
Craig Biggio, R OBP: 0.334, SLG: 0.419 (1, 10)	1-2 G3	0-1 2B		2-2 2B 1B	4-1 BB		1 SAFE 3-0 HBP			3	1	2	1	1	0	0											
Mike Lamb, L OBP: 0.373, SLG: 0.528 (1, 3)	2-2 FC6-4 1B	2-0 F8		1-2 2B 1B	1-3 K		1-2 L4			5	1	2	0	0	1	4											
Morgan Ensberg, R OBP: 0.385, SLG: 0.512 (1, 5)	2-1 FC6-4 1B		1-1 L7	1-0 2B		3-2 G5-3		0-0 F9		5	2	1	1	0	0	1											
17 Lance Berkman, S OBP: 0.400, SLG: 0.609 (1, 9)	0-0 BB 1B		0-2 F8	2-3 K		2-0 1B		2-1 G6-4-3 1B		5	1	3	0	0	1	2											
Preston Wilson, R OBP: 0.325, SLG: 0.425 (1, 7)	4-1 1B BB		0-0 G6-3	4-0 2B IBB		2-2 P4		0-1 G6-4-3		3	1	0	0	2	0	2											
Eric Munson, L OBP: 0.311, SLG: 0.413 (1, 2)	2-2 1B			F8		1-3 K		0-0 G5-4-3 1B		5	0	3	5	0	1	1											
2 Chris Burke, R OBP: 0.365, SLG: 0.472 (1, 4)	0-0 P4			1B				0-0 L5		5	1	1	0	0	0	4											
28 Adam Everett, R OBP: 0.284, SLG: 0.327 (1, 6)		1-0 1B		0-0 2B 1B	1-2 F9		2-1 G5-3		0-1 G6-3	5	1	2	0	0	0	0											
Willy Taveras, R OBP: 0.318, SLG: 0.325 (1, 8)		3-1 G6-3		3-1 1B 2B	2-2 G6-3		2-2 E 1B			4	1	2	2	0	0	0											
Inning Stats	R: 2 E: 0 K: 0 S: 17	H: 3 LOB: 2 BB: 1 P: 28	R: 0 E: 0 K: 0 S: 6	H: 2 LOB: 0 BB: 0 P: 12	R: 0 E: 0 K: 0 S: 6	H: 0 LOB: 0 BB: 0 P: 7	R: 7 E: 0 K: 1 S: 20	H: 7 LOB: 1 BB: 1 P: 36	R: 0 E: 0 K: 1 S: 13	H: 0 LOB: 1 BB: 0 P: 21	R: 0 E: 0 K: 0 S: 10	H: 1 LOB: 1 BB: 0 P: 18	R: 0 E: 0 K: 0 S: 9	H: 1 LOB: 2 BB: 0 P: 17	R: 0 E: 0 K: 0 S: 5	H: 1 LOB: 0 BB: 0 P: 7	R: 0 E: 0 K: 0 S: 5	H: 1 LOB: 0 BB: 0 P: 5	1B: 12 2B: 4 3B: 0 HR: 0	SF: 0 SAC: 0 DP: 2 HBP: 1	WP: 0 PB: 0 SB: 0 CS: 0	PA: 44					
PITCHER	IP	WLS	BF	H	R	ER	SO	BB	IBB	HBP	BLK	WP	HR	S	P	ERA	WHIP										
33 Kevin Millwood, R ERA: 4.83 (1, 1)	3.1	L	19	9	6	6	0	1	0	0	0	0	0	39	63	16.20	3.000										
32 Ron Mahay, L ERA: 3.39 (4, 1)	0.2		6	3	3	3	1	0	1	0	0	0	0	10	20	40.50	4.500										
39 Scott Feldman, R ERA: 5.27 (5, 1)	2.2		12	2	0	0	2	1	0	1	0	0	0	29	52	0.00	1.125										
53 Joaquin Benoit, R ERA: 5.18 (7, 1)	1.1		4	1	0	0	0	0	0	0	0	0	0	8	11	0.00	0.750										
40 Akinori Otsuka, R ERA: 2.25 (9, 1)	1.0		3	1	0	0	0	0	0	0	0	0	0	5	5	0.00	1.000										

Houston Astros @ Texas Rangers
Ameriquet Field, Arlington, TX
Sun Jul 02 2006, 8:05 PM EDT
Att: 39,300 - Cloudy - 90 F

AB 40
R 9
H 16
RBI 9
BB 3
SO 3
LOB 14



Batter	1	2	3	4	5	6	7	8	9	AB	R	H	RBI	BB	SO	LOB	BOTTOM										
Gary Matthews, S OBP: 0.381, SLG: 0.534 (1, 8)	0-1 G5-3	0-0 2B		0-0 2B			0-1 G5-4-3 1B		1-1 WP 1B	5	0	4	2	0	0	0											
Mark DeRosa, R OBP: 0.387, SLG: 0.493 (1, 9)	1-3 K	2-0 F8		2-0 L1			0-0 G5-4-3		3-1 F9	5	0	0	0	0	1	6											
10 Michael Young, R OBP: 0.360, SLG: 0.438 (1, 6)	1-1 F8		1-2 G5-3		1-3 K		1-3 K			4	0	0	0	0	2	0											
23 Mark Teixeira, S OBP: 0.350, SLG: 0.433 (1, 3)		0-3 K	3-2 F8		0-0 G5-3			2-3 K		4	0	0	0	0	2	0											
9 Hank Blalock, L OBP: 0.346, SLG: 0.429 (1, 5)		4-2 5 WP 2B BB	0-1 F7		1-1 G4-3			1-3 K		3	1	0	0	1	1	0											
Kevin Mench, R OBP: 0.325, SLG: 0.453 (1, 10)		0-1 F8		3-1 G5-3		3-2 G4-3		3-2 F9		4	0	0	0	0	1												
5 Ian Kinsler, R OBP: 0.386, SLG: 0.556 (1, 4)		2-2 15 2B		1-1 FC6-5 2B		2-2 2B		2-2 F8		4	1	3	1	0	0	0											
15 Gerald Laird, R OBP: 0.364, SLG: 0.570 (1, 2)		1-0 1B 2B		1-1 FC6-5 2B BB		1-0 HBP		1-3 K		3	2	1	1	0	1	1											
Jerry Hairston, R OBP: 0.282, SLG: 0.281 (1, 7)		2-2 2B 1B		4-2 2B BB		0-0 G6-3		4-2 1B BB		2	1	1	1	2	0	2											
Inning Stats	R: 0 E: 0 K: 1 S: 7	H: 0 LOB: 0 BB: 0 P: 9	R: 4 E: 0 K: 1 S: 17	H: 4 LOB: 1 BB: 1 P: 28	R: 0 E: 0 K: 0 S: 10	H: 0 LOB: 0 BB: 0 P: 14	R: 1 E: 0 K: 0 S: 13	H: 2 LOB: 1 BB: 1 P: 24	R: 0 E: 0 K: 1 S: 7	H: 0 LOB: 0 BB: 0 P: 9	R: 0 E: 0 K: 0 S: 8	H: 1 LOB: 1 BB: 0 P: 14	R: 0 E: 0 K: 1 S: 6	H: 1 LOB: 0 BB: 0 P: 7	R: 0 E: 0 K: 2 S: 14	H: 0 LOB: 0 BB: 0 P: 20	R: 0 E: 0 K: 1 S: 14	H: 1 LOB: 2 BB: 1 P: 25	1B: 3 2B: 6 3B: 0 HR: 0	SF: 0 SAC: 0 DP: 2 HBP: 1	WP: 2 PB: 0 SB: 0 CS: 0	PA: 38					
PITCHER	IP	WLS	BF	H	R	ER	SO	BB	IBB	HBP	BLK	WP	HR	S	P	ERA	WHIP										
51 Wandy Rodriguez, L ERA: 4.97 (1, 1)	5.1	W	25	7	5	5	3	2	0	0	0	0	0	7	9	0.00	0.600										
Chad Qualls, R ERA: 3.88 (6, 1)	1.2		5	1	0	0	1	0	0	1	0	0	0	7	9	0.00	0.600										
Trever Miller, L ERA: 3.86 (8, 1)	0.2		2	0	0	0	2	0	0	0	0	0	0	8	11	0.00	0.000										
Russ Springer, R ERA: 3.95 (8, 1)	0.1		1	0	0	0	0	0	0	0	0	0	0	6	9	0.00	0.000										
Dan Wheeler, R ERA: 3.93 (9, 1)	0.2		4	1	0	0	1	1	0	0	0	0	0	12	20	0.00	3.000										
PITCHER	IP	WLS	BF	H	R	ER	SO	BB	IBB	HBP	BLK	WP	HR	S	P	ERA	WHIP										
54 Brad Lidge, R ERA: 5.26 (9, 1)	0.1	S	1	0	0	0	0	0	0	0	0	0	0	2	5	0.00	0.000										

Houston Astros @ Texas Rangers
Ameriquet Field, Arlington, TX
Sun Jul 02 2006, 8:05 PM EDT
Att: 39,300 - Cloudy - 90 F

AB 34
R 5
H 9
RBI 5
BB 3
SO 7
LOB 10



Batter	1	2	3	4	5	6	7	8	9	AB	R	H	RBI	BB	SO	LOB	TOP					
Juan Pierre, L (1,8) OBP: 0.314, SLG: 0.352	1-1 G4-3		2-2 F7		1-2 G1-3		0-1 G6-3			4	0	0	0	0	0	4						
29 Angel Pagan, S (1,7) OBP: 0.273, SLG: 0.485	1-0 F8			1-2 G3		0-3 K	2-2 P6			4	0	0	0	0	1	1						
25 Derrek Lee, R (1,3) OBP: 0.430, SLG: 0.523	2-2 G4-3			4-1 CS BB		2-1 BB 1B		0-1 P3		3	0	1	0	1	0	0						
Jacque Jones, L (1,9) OBP: 0.338, SLG: 0.533		0-2 P5		3-3 SAFE K		1-0 BB 1B		2-1 G4-3		4	0	1	0	0	1	1						
16 Aramis Ramirez, R (1,5) OBP: 0.304, SLG: 0.464	0-0 F8				1-3 K	0-1 F7		0-3 K		4	0	0	0	0	2	2						
Michael Barrett, R (1,2) OBP: 0.377, SLG: 0.509	1-2 G5-3				0-0 2B 1B	4-0 FC3-6 BB			2-0 FC3-5 2B	3	1	2	0	1	0	0						
Todd Walker, L (1,4) OBP: 0.357, SLG: 0.375			0-1 F7		0-0 1B 2B	1-0 FC3-6			0-0 FC3-5	4	0	1	1	0	0	4						
46 Ryan Dempster, R (9,1)					1-1 45 SH1-4 1B	2-3 45 SH1-3 1B		0-1 G6-3 45 SH2-4 1B		0	0	0	0	0	0	0						
Neffi Perez, S (1,6) (9,4)			1-0 45 SH1-4 1B		2-3 45 SH1-3 1B		0-1 G6-3 45 SH2-4 1B		2-3 K	4	0	3	0	0	1	1						
45 Sean Marshall, L (1,1) OBP: 0.111, SLG: 0.111			0-1 SH1-4		0-0 SH1-3		1-1 SH2-4		1-3 K	0	0	0	0	0	0	0						
Bob Howry, L (8,1) OBP: 1.000, SLG: 1.000					1-2					0	0	0	0	0	0	0						
Phil Nevin, R (9,PH) OBP: 0.304, SLG: 0.432										1	0	0	0	0	1	1						
5 Ronny Cedeno, R (9,6) OBP: 0.291, SLG: 0.354										0	0	0	0	0	0	0						
Inning Stats	R: 0 E: 0 K: 0 S: 6	H: 0 LOB: 0 BB: 0 P: 10	R: 0 E: 0 K: 0 S: 7	H: 0 LOB: 0 BB: 0 P: 8	R: 0 E: 0 K: 0 S: 8	H: 1 LOB: 1 BB: 0 P: 11	R: 0 E: 0 K: 1 S: 8	H: 0 LOB: 1 BB: 1 P: 16	R: 1 E: 0 K: 1 S: 12	H: 3 LOB: 3 BB: 0 P: 15	R: 0 E: 0 K: 1 S: 10	H: 2 LOB: 3 BB: 1 P: 18	R: 0 E: 0 K: 1 S: 9	H: 1 LOB: 0 BB: 0 P: 12	R: 0 E: 0 K: 1 S: 8	H: 0 LOB: 0 BB: 0 P: 10	R: 0 E: 0 K: 2 S: 8	H: 1 LOB: 1 BB: 0 P: 13	1B: 6 2B: 3 3B: 0 HR: 0	SF: 0 SAC: 3 DP: 1 HBP: 0	WP: 0 PB: 0 SB: 0 CS: 1	PA: 36
PITCHER	IP 9.0	WLS L	BF 36	H 8	R 1	ER 1	SO 6	BB 2	IBB 0	HBP 0	BLK 0	WP 0	HR 0	S 76	P 113	ERA 1.00	WHIP 1.111					

Chicago Cubs @ Houston Astros
Minute Maid Park, Houston, TX
Wed Jul 05 2006, 7:05 PM CDT
Att: 31,952 - Roof Closed - 73 F

AB	31
R	1
H	8
RBI	1
BB	2
SO	6
LOB	14



Batter	1	2	3	4	5	6	7	8	9	AB	R	H	RBI	BB	SO	LOB	BOTTOM					
Craig Biggio, R (1,4) OBP: 0.343, SLG: 0.436	1-0 HBP 1B		1-0 F8		2-1 L5		1-0 SH2-4 2B		0-1 FC6-4 1B	5	0	3	0	0	0	0						
2 Chris Burke, R (1,8)	2-2 L6		1-2 BB 1B		3-2 17 E BB 1B		0-0 SH2-4		3-2 P2	4	0	2	0	0	0	3						
Morgan Ensberg, R (1,5)	1-0 HBP		4-2 SAFE BB		4-1 17 E BB		3-2 G6-3		1-1 FC6-4	2	0	0	0	2	0	3						
17 Lance Berkman, S (1,3)	1-0 L8		0-0 P4		1-2 L5		0-1 G4-3			4	0	0	0	0	0	7						
Preston Wilson, R (1,7)	2-1 P3			0-0 L3	4-0 IBB			0-2 K		3	0	0	0	1	1	2						
16 Jason Lane, R (1,9) OBP: 0.335, SLG: 0.401		1-0 F9		2-2 FC1-5 2B	2-1 F8			2-2 F9		4	0	1	0	0	0	3						
4 Eric Bruntlett, R (1,6) OBP: 0.347, SLG: 0.329		1-3 K		0-2 FC1-5-6 1B		2-0 P2		2-2 G4-3		4	0	0	0	0	1	1						
Brad Ausmus, R (1,2) OBP: 0.311, SLG: 0.304		3-0 F8		1-0 SAFE 1B		1-0 F9		4-0 1B BB		3	0	1	0	0	0	0						
Otlando Palmeiro, L (9,PH) OBP: 0.294, SLG: 0.274					1-3 1B					0	0	0	0	1	0	0						
Wily Taveras, R (9,PR) OBP: 0.316, SLG: 0.317										0	0	0	0	0	0	0						
44 Roy Oswalt, R (1,1) OBP: 0.158, SLG: 0.139			2-1 G6-3		0-1 G1-3		0-3 K		0-3 K	3	0	0	0	0	1	2						
Mike Lamb, L (9,PH) OBP: 0.379, SLG: 0.533										1	0	0	0	0	1	1						
Inning Stats	R: 0 E: 0 K: 0 S: 7	H: 1 LOB: 2 BB: 0 P: 14	R: 0 E: 0 K: 1 S: 5	H: 0 LOB: 0 BB: 0 P: 10	R: 0 E: 0 K: 0 S: 9	H: 1 LOB: 2 BB: 1 P: 17	R: 0 E: 0 K: 0 S: 11	H: 2 LOB: 2 BB: 0 P: 14	R: 0 E: 1 K: 0 S: 12	H: 1 LOB: 3 BB: 2 P: 28	R: 0 E: 0 K: 1 S: 5	H: 0 LOB: 0 BB: 0 P: 8	R: 0 E: 0 K: 0 S: 7	H: 1 LOB: 1 BB: 0 P: 11	R: 0 E: 0 K: 1 S: 12	H: 0 LOB: 0 BB: 0 P: 16	R: 0 E: 0 K: 1 S: 12	H: 1 LOB: 2 BB: 1 P: 20	1B: 5 2B: 2 3B: 0 HR: 0	SF: 0 SAC: 1 DP: 0 HBP: 1	WP: 0 PB: 0 SB: 0 CS: 0	PA: 39
PITCHER	IP 7.0	WLS W	BF 31	H 6	R 0	ER 0	SO 2	BB 2	IBB 1	HBP 0	BLK 0	WP 0	HR 0	S 56	P 102	ERA 0.00	WHIP 1.143					
45 Sean Marshall, L (1,1) ERA: 4.8	1.0	H	3	0	0	0	1	0	0	0	0	0	0	0	12	16	0.00	0.000				
46 Ryan Dempster, R (9,1) ERA: 4.91	1.0	S	5	1	0	0	1	1	0	0	0	0	0	0	12	20	0.00	2.000				

Chicago Cubs @ Houston Astros
Minute Maid Park, Houston, TX
Wed Jul 05 2006, 7:05 PM CDT
Att: 31,952 - Roof Closed - 73 F

AB	33
R	0
H	7
RBI	0
BB	4
SO	4
LOB	22



Batter	1	2	3	4	5	6	7	8	9	AB	R	H	RBI	BB	SO	LOB	TOP				
22 David Eckstein, R (1,6) OBP: 0.371, SLG: 0.366	P5		F7			F7		SH5-4		3	0	0	0	0	0	1					
16 Chris Duncan, L (1,7) OBP: 0.304, SLG: 0.519	G4-3			G3-1		K		K		4	0	0	0	0	2	1					
50 Adam Wainwright, R (8,1) OBP: 0.333, SLG: 1.333										0	0	0	0	0	0	0					
5 Albert Pujols, R (1,3) OBP: 0.438, SLG: 0.705	L5			15 HR						2	1	1	0	2	0	0					
27 Scott Rolen, R (1,5) OBP: 0.403, SLG: 0.580				L7				L4		4	0	1	0	0	0	4					
15 Jim Edmonds, L (1,8) OBP: 0.364, SLG: 0.453	L9-5			HR						4	1	2	2	0	0	1					
43 Juan Encarnacion, R (1,9) OBP: 0.308, SLG: 0.464	G5-3			G4-3						4	0	0	0	0	1	0					
4 Yadier Molina, R (1,2) OBP: 0.272, SLG: 0.325						F7				0	0	0	0	0	0	0					
Gary Bennett, R (3,PR) OBP: 0.250, SLG: 0.266				FC6-4 HBP						3	0	1	0	0	0	0					
Aaron Miles, S (1,4) OBP: 0.324, SLG: 0.333				FC6-4 22 PB		G6-3				3	0	0	0	0	0	2					
Sidney Ponson, R (1,1) OBP: 0.375, SLG: 0.231										2	0	0	0	0	2	1					
52 Josh Kinney, R (7,1)										0	0	0	0	0	0	0					
53 John Rodriguez, L (8,PH) OBP: 0.364, SLG: 0.398				K				22 SH5-4		1	0	1	0	0	0	0					
Inning Stats	R: 0 E: 0 K: 0 S: 8	H: 0 LOB: 0 BB: 0 P: 15	R: 0 E: 0 K: 0 S: 6	H: 1 LOB: 0 BB: 0 P: 11	R: 0 E: 0 K: 1 S: 11	H: 0 LOB: 2 BB: 0 P: 17	R: 2 E: 0 K: 0 S: 11	H: 2 LOB: 0 BB: 0 P: 18	R: 0 E: 0 K: 1 S: 8	H: 0 LOB: 1 BB: 1 P: 13	R: 0 E: 0 K: 0 S: 9	H: 2 LOB: 1 BB: 0 P: 12	R: 0 E: 0 K: 1 S: 9	H: 1 LOB: 2 BB: 1 P: 20	R: 0 E: 0 K: 1 S: 9	H: 0 LOB: 0 BB: 0 P: 15	1B: 3 2B: 3 3B: 0 HR: 1	SF: 0 SAC: 1 DP: 1 HBP: 1	WP: 0 PB: 1 SB: 0 CS: 0	PA: 34	
PITCHER	IP	WLS	BF	H	R	ER	SO	BB	IBB	HBP	BLK	WP	HR	S	P	ERA	WHIP				
Taylor Buchholz, R (1,1) ERA: 5.21	6.0	W	22	3	2	2	3	1	0	1	0	0	1	50	86	3.00	0.667				
Chad Qualls, R (7,1) ERA: 3.72	1.0	H	4	2	0	0	0	0	0	0	0	0	0	9	12	0.00	2.000				
Dan Wheeler, R (8,1) ERA: 3.65	0.2	H	4	1	0	0	1	0	1	0	0	0	0	8	18	0.00	1.500				
54 Brad Lidge, R (8,1) ERA: 5.18	1.1	S	4	0	0	0	1	0	0	0	0	0	0	10	17	0.00	0.000				

St. Louis Cardinals @ Houston Astros
Minute Maid Park, Houston, TX
Thu Jul 06 2006, 7:05 PM CDT
Att. 41,528 - Roof Closed - 73 F

AB 30
R 2
H 6
RBI 2
BB 2
SO 5
LOB 10



Batter	1	2	3	4	5	6	7	8	9	AB	R	H	RBI	BB	SO	LOB	BOTTOM				
Craig Biggio, R (1,4) OBP: 0.342, SLG: 0.434	F9									4	0	1	0	0	0	2					
Willy Taveras, R (9,8) OBP: 0.315, SLG: 0.317				G6-4-3 1B						0	0	0	0	0	0	0					
Mike Lamb, L (1,3) OBP: 0.382, SLG: 0.548				G6-4-3						4	2	2	1	0	1	1					
2 Chris Burke, R (1,8) OBP: 0.367, SLG: 0.461	F9									3	1	0	0	1	1	1					
17 Lance Berkman, S (1,9) OBP: 0.404, SLG: 0.615										1	1	0	0	2	1	0					
Preston Wilson, R (1,7) OBP: 0.326, SLG: 0.427										3	0	1	1	1	0	2					
Eric Munson, L (1,2) OBP: 0.311, SLG: 0.404										2	0	0	0	1	0	2					
Brad Ausmus, R (8,2) OBP: 0.309, SLG: 0.303										1	0	0	0	0	0	2					
Morgan Ensberg, R (1,5) OBP: 0.392, SLG: 0.498										4	0	1	0	0	1	5					
28 Adam Everett, R (1,6) OBP: 0.290, SLG: 0.327										3	0	1	0	0	1	2					
Taylor Buchholz, R (1,1) OBP: 0.037, SLG: 0.037										2	0	0	0	0	0	0					
Chad Qualls, R (7,1) ERA: 2.25										0	0	0	0	0	0	0					
Orlando Palmeiro, L (7,PH) OBP: 0.230, SLG: 0.270										1	0	0	0	0	0	2					
Dan Wheeler, R (8,1)										0	0	0	0	0	0	0					
54 Brad Lidge, R (8,1)										0	0	0	0	0	0	0					
Inning Stats	R: 1 E: 0 K: 1 S: 9	H: 1 LOB: 0 BB: 0 P: 14	R: 0 E: 0 K: 0 S: 10	H: 0 LOB: 1 BB: 1 P: 20	R: 0 E: 0 K: 0 S: 5	H: 1 LOB: 0 BB: 0 P: 7	R: 2 E: 1 K: 1 S: 16	H: 0 LOB: 1 BB: 2 P: 27	R: 0 E: 0 K: 1 S: 7	H: 0 LOB: 0 BB: 0 P: 11	R: 0 E: 0 K: 1 S: 9	H: 2 LOB: 1 BB: 1 P: 17	R: 0 E: 0 K: 0 S: 8	H: 2 LOB: 1 BB: 0 P: 12	R: 1 E: 1 K: 1 S: 12	H: 2 LOB: 2 BB: 1 P: 24	1B: 5 2B: 0 3B: 0 HR: 1	SF: 0 SAC: 0 DP: 3 HBP: 1	WP: 1 PB: 0 SB: 0 CS: 0	PA: 34	
PITCHER	IP	WLS	BF	H	R	ER	SO	BB	IBB	HBP	BLK	WP	HR	S	P	ERA	WHIP				
Sidney Ponson, R (1,1) ERA: 5.24	6.0	L	26	4	3	1	4	4	0	1	0	0	0	60	102	1.50	1.333				
52 Josh Kinney, R (7,1) ERA: 2.25	1.0		2	0	0	0	0	0	0	0	0	0	0	4	6	0.00	0.000				
50 Adam Wainwright, R (8,1) ERA: 2.89	1.0		6	2	1	1	1	0	1	0	0	0	0	12	24	9.00	2.000				

St. Louis Cardinals @ Houston Astros
Minute Maid Park, Houston, TX
Thu Jul 06 2006, 7:05 PM CDT
Att. 41,528 - Roof Closed - 73 F

AB 28
R 4
H 6
RBI 2
BB 5
SO 5
LOB 19




Batter	1	2	3	4	5	6	7	8	9	10	AB	R	H	RBI	BB	SO	LOB	TOP											
Aaron Miles, S OBP: 0.322, SLG: 0.330 (1, 4)	F8		G3	F7			G5-3		FC6-4 1B		5	0	1	1	0	0	2												
53 John Rodriguez, L OBP: 0.389, SLG: 0.432 41 Braden Loofer, R OBP: 0.500, SLG: 1.000 So Taguchi, R OBP: 0.394, SLG: 0.377 44 Jason Istringhausen, R (9, 1)	5 1B 27 E		K		G4-3		G4-3		FC6-4 1B		4	1	1	0	0	1	0												
5 Albert Pujols, R OBP: 0.433, SLG: 0.700 (1, 3)	27 E 15 FC4-6 1B		G6-3		F9		G5-3			1-0 HR	5	2	2	1	0	0	0												
27 Scott Rolen, R OBP: 0.399, SLG: 0.573 (1, 5)	E3 15 FC4-6			15 2B	L9		K			0-0 15 G4-6-3 1B	5	1	2	0	0	1	1												
15 Jim Edmonds, L OBP: 0.361, SLG: 0.446 (1, 8)	FC4-6			1B 2B			K			1-2 G4-6-3	5	1	1	2	0	2	2												
43 Juan Encarnacion, R OBP: 0.397, SLG: 0.456 (1, 9)	F9			F9			F8			1-3 K	5	0	0	0	0	1	2												
7 Hector Luna, R OBP: 0.361, SLG: 0.442 52 Josh Kinney, R (6, 1)			G4-3 23 B2 1B	1B	BB		G4-3				2	0	1	0	1	0	0												
34 Randy Flores, L (7, 1)											0	0	0	0	0	0	0												
50 Adam Wainwright, R OBP: 0.333, SLG: 1.333 26 Scott Spiezio, S OBP: 0.377, SLG: 0.474 (8, 7)									HR		0	0	0	0	0	0	0												
Gary Bennett, R OBP: 0.275, SLG: 0.291 16 Chris Duncan, L OBP: 0.318, SLG: 0.528 4 Yadier Molina, R OBP: 0.272, SLG: 0.325 (9, 2)			G4-3				F9			2-2 22 BB 1B	3	0	1	1	0	0	1												
23 Anthony Reyes, R OBP: 0.125, SLG: 0.125 22 David Eckstein, R OBP: 0.370, SLG: 0.363 (6, 6)			B2				G6-3			1-2 BB	0	0	0	0	0	1	3												
											1	0	0	0	1	0	0												
Inning Stats	R: 2 E: 1 K: 0 S: 18	H: 2 LOB: 1 BB: 0 P: 25	R: 0 E: 0 K: 0 S: 6	H: 1 LOB: 0 BB: 0 P: 10	R: 0 E: 0 K: 1 S: 6	H: 0 LOB: 0 BB: 0 P: 12	R: 2 E: 0 K: 1 S: 10	H: 3 LOB: 2 BB: 1 P: 17	R: 0 E: 0 K: 0 S: 9	H: 0 LOB: 0 BB: 0 P: 13	R: 0 E: 0 K: 1 S: 6	H: 0 LOB: 0 BB: 0 P: 8	R: 0 E: 0 K: 0 S: 4	H: 0 LOB: 0 BB: 0 P: 5	R: 0 E: 0 K: 1 S: 8	H: 0 LOB: 0 BB: 0 P: 11	R: 2 E: 0 K: 1 S: 16	H: 3 LOB: 2 BB: 1 P: 29	R: 1 E: 0 K: 1 S: 8	H: 2 LOB: 0 BB: 0 P: 11	1B: 8 2B: 2 3B: 0 HR: 2	SF: 0 SAC: 0 DP: 2 HBP: 0	WP: 0 PB: 0 SB: 1 CS: 0	PA: 42					
PITCHER	IP WLS BF H R ER SO BB IBB HBP BLK WP HR S P ERA WHIP	IP WLS BF H R ER SO BB IBB HBP BLK WP HR S P ERA WHIP	IP WLS BF H R ER SO BB IBB HBP BLK WP HR S P ERA WHIP	IP WLS BF H R ER SO BB IBB HBP BLK WP HR S P ERA WHIP	IP WLS BF H R ER SO BB IBB HBP BLK WP HR S P ERA WHIP	IP WLS BF H R ER SO BB IBB HBP BLK WP HR S P ERA WHIP	IP WLS BF H R ER SO BB IBB HBP BLK WP HR S P ERA WHIP	IP WLS BF H R ER SO BB IBB HBP BLK WP HR S P ERA WHIP	IP WLS BF H R ER SO BB IBB HBP BLK WP HR S P ERA WHIP	IP WLS BF H R ER SO BB IBB HBP BLK WP HR S P ERA WHIP	IP WLS BF H R ER SO BB IBB HBP BLK WP HR S P ERA WHIP	IP WLS BF H R ER SO BB IBB HBP BLK WP HR S P ERA WHIP	IP WLS BF H R ER SO BB IBB HBP BLK WP HR S P ERA WHIP	IP WLS BF H R ER SO BB IBB HBP BLK WP HR S P ERA WHIP	IP WLS BF H R ER SO BB IBB HBP BLK WP HR S P ERA WHIP	IP WLS BF H R ER SO BB IBB HBP BLK WP HR S P ERA WHIP	IP WLS BF H R ER SO BB IBB HBP BLK WP HR S P ERA WHIP	IP WLS BF H R ER SO BB IBB HBP BLK WP HR S P ERA WHIP	IP WLS BF H R ER SO BB IBB HBP BLK WP HR S P ERA WHIP	IP WLS BF H R ER SO BB IBB HBP BLK WP HR S P ERA WHIP	IP WLS BF H R ER SO BB IBB HBP BLK WP HR S P ERA WHIP	IP WLS BF H R ER SO BB IBB HBP BLK WP HR S P ERA WHIP	IP WLS BF H R ER SO BB IBB HBP BLK WP HR S P ERA WHIP	IP WLS BF H R ER SO BB IBB HBP BLK WP HR S P ERA WHIP	IP WLS BF H R ER SO BB IBB HBP BLK WP HR S P ERA WHIP	IP WLS BF H R ER SO BB IBB HBP BLK WP HR S P ERA WHIP			
Roger Clemens, R ERA: 2.82 Chad Qualls, R ERA: 3.65 Dan Wheeler, R ERA: 3.56 54 Brad Lidge, R ERA: 5.49 44 Roy Oswalt, R ERA: 3.15	6.0 1.0 1.0 1.0 1.0	25 3 3 7 4	6 0 0 3 2	4 0 0 2 1	2 0 0 1 1	3 0 0 2 1	55 4 8 16 8	85 5 11 29 11	3.00 0.00 0.00 4.00 9.00	1.167 0.000 0.000 4.000 2.000																			

St. Louis Cardinals @ Houston Astros
Minute Maid Park, Houston, TX
Sat Jul 08 2006, 3:05 PM CDT
Att: 43,424 - Roof Closed - 73 F

livebaseballscorecards.com

AB 40
R 7
H 11
RBI 6
BB 2
SO 6
LOB 13

WP: 0 PA: 42
PB: 0
SB: 1
CS: 0




Batter	1	2	3	4	5	6	7	8	9	10	AB	R	H	RBI	BB	SO	LOB	BOTTOM											
Craig Biggio, R OBP: 0.346, SLG: 0.439 Dan Wheeler, R (8, 1)	17 1B BB		G4-6-3 BB		HR		17 1B HBP		K		1	3	1	3	2	0	0												
54 Brad Lidge, R (9, 1)											0	0	0	0	0	0	0												
16 Jason Lane, R OBP: 0.332, SLG: 0.397 44 Roy Oswalt, R OBP: 0.158, SLG: 0.139 (10, 1)											0	0	0	0	0	0	0												
Mike Lamb, L OBP: 0.380, SLG: 0.543 (1, 3)	17 1B		G4-6-3				17 1B		F7		5	0	3	0	0	0	1												
Morgan Ensberg, R OBP: 0.391, SLG: 0.502 (1, 5)	K										5	0	0	0	0	3	6												
17 Lance Berkman, S OBP: 0.405, SLG: 0.613 (1, 9)	G6-4-3 1B										5	0	2	3	0	0	0												
Preston Wilson, R OBP: 0.324, SLG: 0.427 (1, 7)	G6-4-3										5	0	0	0	0	1	4												
2 Chris Burke, R OBP: 0.372, SLG: 0.462 (8, 4)											4	1	2	0	0	2	0												
28 Adam Everett, R OBP: 0.289, SLG: 0.322 (1, 6)											3	0	0	0	1	1	1												
Brad Ausmus, R OBP: 0.309, SLG: 0.299 (1, 2)											3	1	0	0	1	0	2												
Roger Clemens, R (1, 1) Chad Qualls, R (7, 1) Orlando Palmeiro, L OBP: 0.298, SLG: 0.266 Willy Taveras, R OBP: 0.313, SLG: 0.314 (8, 8)											1	0	0	0	0	0	0												
											0	0	0	0	0	0	0												
											0	0	0	0	1	0	0												
											1	1	0	0	0	0	0												
Inning Stats	R: 1 E: 0 K: 1 S: 16	H: 2 LOB: 1 BB: 1 P: 25	R: 0 E: 0 K: 1 S: 7	H: 0 LOB: 0 BB: 0 P: 10	R: 0 E: 0 K: 0 S: 5	H: 0 LOB: 0 BB: 1 P: 11	R: 0 E: 0 K: 1 S: 10	H: 0 LOB: 0 BB: 0 P: 16	R: 3 E: 0 K: 1 S: 19	H: 3 LOB: 1 BB: 1 P: 32	R: 0 E: 0 K: 1 S: 11	H: 1 LOB: 2 BB: 1 P: 19	R: 2 E: 0 K: 0 S: 16	H: 2 LOB: 1 BB: 1 P: 27	R: 0 E: 0 K: 2 S: 7	H: 0 LOB: 0 BB: 0 P: 11	R: 0 E: 0 K: 1 S: 7	H: 0 LOB: 0 BB: 0 P: 11	R: 0 E: 0 K: 0 S: 8	H: 0 LOB: 0 BB: 0 P: 13	1B: 5 2B: 2 3B: 0 HR: 1	SF: 0 SAC: 1 DP: 3 HBP: 1	WP: 0 PB: 0 SB: 0 CS: 0	PA: 41					
PITCHER	IP WLS BF H R ER SO BB IBB HBP BLK WP HR S P ERA WHIP	IP WLS BF H R ER SO BB IBB HBP BLK WP HR S P ERA WHIP	IP WLS BF H R ER SO BB IBB HBP BLK WP HR S P ERA WHIP	IP WLS BF H R ER SO BB IBB HBP BLK WP HR S P ERA WHIP	IP WLS BF H R ER SO BB IBB HBP BLK WP HR S P ERA WHIP	IP WLS BF H R ER SO BB IBB HBP BLK WP HR S P ERA WHIP	IP WLS BF H R ER SO BB IBB HBP BLK WP HR S P ERA WHIP	IP WLS BF H R ER SO BB IBB HBP BLK WP HR S P ERA WHIP	IP WLS BF H R ER SO BB IBB HBP BLK WP HR S P ERA WHIP	IP WLS BF H R ER SO BB IBB HBP BLK WP HR S P ERA WHIP	IP WLS BF H R ER SO BB IBB HBP BLK WP HR S P ERA WHIP	IP WLS BF H R ER SO BB IBB HBP BLK WP HR S P ERA WHIP	IP WLS BF H R ER SO BB IBB HBP BLK WP HR S P ERA WHIP	IP WLS BF H R ER SO BB IBB HBP BLK WP HR S P ERA WHIP	IP WLS BF H R ER SO BB IBB HBP BLK WP HR S P ERA WHIP	IP WLS BF H R ER SO BB IBB HBP BLK WP HR S P ERA WHIP	IP WLS BF H R ER SO BB IBB HBP BLK WP HR S P ERA WHIP	IP WLS BF H R ER SO BB IBB HBP BLK WP HR S P ERA WHIP	IP WLS BF H R ER SO BB IBB HBP BLK WP HR S P ERA WHIP	IP WLS BF H R ER SO BB IBB HBP BLK WP HR S P ERA WHIP	IP WLS BF H R ER SO BB IBB HBP BLK WP HR S P ERA WHIP	IP WLS BF H R ER SO BB IBB HBP BLK WP HR S P ERA WHIP	IP WLS BF H R ER SO BB IBB HBP BLK WP HR S P ERA WHIP	IP WLS BF H R ER SO BB IBB HBP BLK WP HR S P ERA WHIP	IP WLS BF H R ER SO BB IBB HBP BLK WP HR S P ERA WHIP	IP WLS BF H R ER SO BB IBB HBP BLK WP HR S P ERA WHIP	IP WLS BF H R ER SO BB IBB HBP BLK WP HR S P ERA WHIP		
23 Anthony Reyes, R ERA: 3.86 52 Josh Kinney, R ERA: 5.4 34 Randy Flores, L ERA: 4.15 50 Adam Wainwright, R ERA: 2.82 41 Braden Loofer, R ERA: 4.17	5.0 1.0 1.0 1.0 1.0	25 7 1 3 3	5 1 1 0 0	4 2 0 0 0	4 1 0 0 0	4 2 0 0 0	1 2 0 0 0	57 29 6 6 7	94 29 9 8 11	7.20 18.00 ∞ 0.00 0.00	1.600 3.000 ∞ 1.000 0.000																		

St. Louis Cardinals @ Houston Astros
Minute Maid Park, Houston, TX
Sat Jul 08 2006, 3:05 PM CDT
Att: 43,424 - Roof Closed - 73 F

livebaseballscorecards.com

AB 34
R 6
H 8
RBI 6
BB 5
SO 8
LOB 14



Batter	1	2	3	4	5	6	7	8	9	AB	R	H	RBI	BB	SO	LOB	TOP							
Craig Biggio, R (1,4) OBP: 0.340, SLG: 0.433 4 Eric Bruntlett, R (9,4) OBP: 0.343, SLG: 0.326	F8		F9		G4-3		F8		K	5	0	0	0	0	1	3								
Willy Taveras, R (1,8) OBP: 0.311, SLG: 0.313	1B		F8			G6-3		1B	1B	5	1	3	0	0	0	1								
2 Chris Burke, R (1,9) OBP: 0.372, SLG: 0.473	F7				K			E3	L6	4	2	0	0	0	1	3								
17 Lance Berkman, S (1,3) OBP: 0.408, SLG: 0.609	G6-3				1B			HR		4	1	3	1	0	0	1								
Aubrey Huff, L (1,5) OBP: 0.350, SLG: 0.474		G4-3			1B			HR		4	1	2	3	0	1	2								
Preston Wilson, R (1,7) OBP: 0.321, SLG: 0.422	K				G6-4-3			G5-3		4	0	1	1	0	1	2								
Brad Ausmus, R (1,2) OBP: 0.304, SLG: 0.294	K					G1-3		G6-3		4	0	0	0	0	1	2								
28 Adam Everett, R (1,6) OBP: 0.289, SLG: 0.319			E6					G6-3		3	0	1	0	1	0	0								
44 Roy Oswalt, R (1,1) OBP: 0.150, SLG: 0.132 Chad Qualls, R (7,1)			SH1-4							1	0	0	0	0	1	1								
Orlando Palmeiro, L (9,PH) OBP: 0.351, SLG: 0.273 54 Brad Lidge, R (9,1)					SH3-1-4					0	0	0	0	0	0	0								
Inning Stats	R: 0 E: 1 K: 0 S: 10	H: 1 LOB: 1 BB: 0 P: 17	R: 0 E: 0 K: 2 S: 9	H: 0 LOB: 0 BB: 0 P: 13	R: 0 E: 1 K: 0 S: 9	H: 0 LOB: 1 BB: 0 P: 16	R: 0 E: 0 K: 1 S: 10	H: 2 LOB: 1 BB: 0 P: 14	R: 0 E: 0 K: 0 S: 6	H: 0 LOB: 1 BB: 1 P: 12	R: 1 E: 0 K: 1 S: 11	H: 2 LOB: 2 BB: 0 P: 20	R: 0 E: 0 K: 1 S: 8	H: 1 LOB: 0 BB: 0 P: 12	R: 4 E: 1 K: 0 S: 17	H: 3 LOB: 1 BB: 0 P: 24	R: 0 E: 0 K: 1 S: 10	H: 2 LOB: 1 BB: 0 P: 19	1B: 10 2B: 1 3B: 0 HR: 1	SF: 0 SAC: 2 DP: 2 HBP: 1	WP: 0 PB: 0 SB: 0 CS: 2	PA: 39		
PITCHER	IP	WLS	BF	H	R	ER	SO	BB	IBB	HBP	BLK	WP	HR	S	P	ERA	WHIP							
Dontrelle Willis, L (1,1) ERA: 3.8	7.0		28	6	1	1	5	1	0	1	0	0	0	63	104	1.29	1.000							
Randy Messenger, R (8,1) ERA: 3.48	0.0	L	4	3	4	3	0	0	0	0	0	0	1	9	12	∞	∞							
Matt Herges, R (8,1) ERA: 5.86	2.0		7	2	0	0	1	0	0	0	0	0	0	18	31	0.00	1.000							

Houston Astros @ Florida Marlins
Dolphin Stadium, Miami, FL
Thu Jul 13 2006, 7:05 PM EDT
Att: 8,216 - Cloudy - 81 F

AB	35
R	5
H	11
RBI	5
BB	1
SO	6
LOB	15



Batter	1	2	3	4	5	6	7	8	9	AB	R	H	RBI	BB	SO	LOB	BOTTOM							
2 Hanley Ramirez, R (1,6) OBP: 0.333, SLG: 0.411	2B		K			G5-3		K		4	0	1	0	0	2	0								
6 Dan Uggla, R (1,4) OBP: 0.361, SLG: 0.503	B2		G6-3			F9		F9		4	0	0	0	0	0	1								
17 Mike Jacobs, L (1,3) OBP: 0.350, SLG: 0.502	G5-3				P6		HR	G4-3		4	1	1	1	0	0	1								
Miguel Cabrera, R (1,5) OBP: 0.430, SLG: 0.565	G4-1				2B	G6-3		K		4	0	1	0	0	1	1								
14 Josh Willingham, R (1,7) OBP: 0.348, SLG: 0.467		G3			K			F9		4	0	0	0	0	1	1								
27 Jeremy Hermida, L (1,9) OBP: 0.381, SLG: 0.418					P5			F9		4	0	2	0	0	1	1								
Miguel Olivo, R (1,2) OBP: 0.315, SLG: 0.493		K				F8		FC6-4		3	0	1	0	0	1	1								
61 Reggie Abercrombie, R (1,8) OBP: 0.282, SLG: 0.338		G5-3				K		FC6-4		3	0	0	0	0	1	3								
Dontrelle Willis, L (1,1) OBP: 0.211, SLG: 0.206 12 Cody Ross, R (7,PH) OBP: 0.308, SLG: 0.454 Randy Messenger, R (8,1) Matt Herges, L (8,1)					G3-1			F8		2	0	0	0	0	0	0								
Inning Stats	R: 0 E: 0 K: 0 S: 11	H: 1 LOB: 1 BB: 0 P: 18	R: 0 E: 0 K: 1 S: 13	H: 1 LOB: 0 BB: 0 P: 17	R: 0 E: 0 K: 1 S: 7	H: 0 LOB: 0 BB: 0 P: 9	R: 0 E: 0 K: 1 S: 11	H: 1 LOB: 1 BB: 0 P: 13	R: 0 E: 0 K: 0 S: 9	H: 0 LOB: 0 BB: 0 P: 13	R: 1 E: 0 K: 0 S: 16	H: 1 LOB: 2 BB: 0 P: 21	R: 0 E: 0 K: 1 S: 6	H: 0 LOB: 0 BB: 0 P: 8	R: 0 E: 0 K: 2 S: 9	H: 0 LOB: 0 BB: 0 P: 18	1B: 2 2B: 3 3B: 0 HR: 1	SF: 0 SAC: 0 DP: 0 HBP: 0	WP: 0 PB: 0 SB: 0 CS: 0	PA: 33				
PITCHER	IP	WLS	BF	H	R	ER	SO	BB	IBB	HBP	BLK	WP	HR	S	P	ERA	WHIP							
44 Roy Oswalt, R (1,1) ERA: 3.06	6.1		25	6	1	1	4	0	0	0	0	0	0	70	99	1.42	0.947							
Chad Qualls, R (7,1) ERA: 3.4	1.2	W	5	0	0	0	1	0	0	0	0	0	0	12	14	0.00	0.000							
54 Brad Lidge, R (9,1) ERA: 5.65	1.0		3	0	0	0	2	0	0	0	0	0	0	9	18	0.00	0.000							

Houston Astros @ Florida Marlins
Dolphin Stadium, Miami, FL
Thu Jul 13 2006, 7:05 PM EDT
Att: 8,216 - Cloudy - 81 F

AB	33
R	1
H	6
RBI	1
BB	0
SO	7
LOB	11



Batter	1	2	3	4	5	6	7	8	9	AB	R	H	RBI	BB	SO	LOB	TOP																					
Craig Biggio, R OBP: 0.336, SLG: 0.427 (1, 4)	L7		K			F8			F7	4	0	0	0	0	1	2																						
Mike Lamb, L OBP: 0.385, SLG: 0.553 (1, 3)	F7			L7		G1-6-3 1B			P2	4	0	1	0	0	0	0																						
2 Chris Burke, R OBP: 0.374, SLG: 0.476 (1, 8)	L9			G6-3 HBP		G1-6-3 1-2			G1-6-3 17 1B	3	1	1	0	0	0	2																						
17 Lance Berkman, S OBP: 0.407, SLG: 0.604 (1, 9)		G5-3		G6-3			P5		G1-6-3 2B	4	0	1	1	0	0	1																						
Aubrey Huff, L OBP: 0.345, SLG: 0.466 (1, 5)	P6			F8			G4-3		K	4	0	0	0	0	1	2																						
Preston Wilson, R OBP: 0.318, SLG: 0.418 (1, 7)	F8				G6-3		G4-3			3	0	0	0	0	0	0																						
Brad Ausmus, R OBP: 0.301, SLG: 0.291 (1, 2)			G4-3		G6-3			K		3	0	0	0	0	1	0																						
28 Adam Everett, R OBP: 0.286, SLG: 0.316 (1, 6)			K		P5			F9		3	0	0	0	0	1	0																						
Roger Clemens, R Wily Taveras, R Dave Borowski, R Orlando Palmeiro, L 51 Wandy Rodriguez, S 64 Fernando Nieve, R (1, 1) (6, PH) (6, PH) (6, PH) (8, PH) (8, 1) (8, 1)								G1-3		0	0	0	0	1	0	0																						
Inning Stats	R: 0 E: 0 K: 0 S: 7	H: 0 LOB: 0 BB: 0 P: 10	R: 0 E: 0 K: 0 S: 8	H: 0 LOB: 0 BB: 0 P: 9	R: 0 E: 0 K: 2 S: 9	H: 0 LOB: 1 BB: 1 P: 18	R: 0 E: 0 K: 0 S: 9	H: 0 LOB: 1 BB: 0 P: 15	R: 0 E: 0 K: 0 S: 5	H: 2 LOB: 1 BB: 0 P: 16	R: 0 E: 0 K: 0 S: 8	H: 0 LOB: 0 BB: 0 P: 12	R: 0 E: 0 K: 1 S: 8	H: 0 LOB: 0 BB: 0 P: 11	R: 1 E: 0 K: 1 S: 12	H: 2 LOB: 1 BB: 0 P: 19	1B: 3 2B: 1 3B: 0 HR: 0	SF: 0 SAC: 0 DP: 1 HBP: 1	WP: 0 PA: 32 PB: 0 SB: 0 CS: 0																			
PITCHER	IP	WLS	BF	H	R	ER	SO	BB	IBB	HBP	BLK	WP	HR	S	P	ERA	WHIP	PITCHER			IP	WLS	BF	H	R	ER	SO	BB	IBB	HBP	BLK	WP	HR	S	P	ERA	WHIP	
36 Anibal Sánchez, R ERA: 4.5 (1, 1)	7.0	W	24	2	0	0	2	1	0	1	0	0	0	60	87	0.00	0.429																					
19 Logan Kensing, R ERA: 4.29 (8, 1)	1.0	H	3	0	0	0	1	0	0	0	0	0	0	8	11	0.00	0.000																					
Joe Borowski, R ERA: 3.86 (9, 1)	1.0	S	5	2	1	1	1	0	0	0	0	0	0	12	19	9.00	2.000																					

Houston Astros @ Florida Marlins
Dolphin Stadium, Miami, FL
Fri Jul 14 2006, 7:35 PM EDT
Att: 13,750 - Partly Cloudy - 85 F

AB	30
R	1
H	4
RBI	1
BB	1
SO	4
LOB	7



Batter	1	2	3	4	5	6	7	8	9	AB	R	H	RBI	BB	SO	LOB	BOTTOM																				
2 Hanley Ramirez, R OBP: 0.330, SLG: 0.406 (1, 6)	P4		F9		K		G4-3			4	0	0	0	0	1	0																					
6 Dan Uggla, R OBP: 0.380, SLG: 0.503 (1, 4)	F8		K		P6			SH1-3 14 SF9 2B		4	1	1	0	0	1	0																					
17 Mike Jacobs, L OBP: 0.356, SLG: 0.511 Wes Helms, R (1, 3) (6, PH) (9, 3)	1B		2B		1B			SH1-3		3	0	3	0	0	0	0																					
Miguel Cabrera, R OBP: 0.429, SLG: 0.560 (1, 5)	F8		F7		K			14 SF9 IBB		3	0	0	0	1	1	3																					
14 Josh Willingham, R OBP: 0.347, SLG: 0.466 Joe Borowski, R (1, 7) (9, 1)		K			G5-3 27 FC3-6 1B			SF9		3	0	1	1	0	1	0																					
27 Jeremy Hermida, L OBP: 0.383, SLG: 0.417 (1, 9)		K			FC3-6 1B S 1-2			1B		3	0	1	0	1	1	1																					
Miguel Olivo, R OBP: 0.319, SLG: 0.493 (1, 2)		61 HR 1B			1B			L8		4	1	2	0	0	0	3																					
61 Reggie Abercrombie, R OBP: 0.283, SLG: 0.352 (1, 8)		1-H HR			K			F7		3	1	1	2	0	1	2																					
36 Anibal Sánchez, R OBP: 0.200, SLG: 0.200 Joe Borowski, S 19 Logan Kensing, R 12 Cody Ross, R (1, 1) (7, PH) (8, 1) (9, 7)		K			G3			G1-3		2	0	0	0	0	1	2																					
Inning Stats	R: 0 E: 0 K: 0 S: 19	H: 1 LOB: 1 BB: 0 P: 29	R: 2 E: 0 K: 3 S: 14	H: 2 LOB: 0 BB: 0 P: 24	R: 0 E: 0 K: 1 S: 12	H: 1 LOB: 1 BB: 0 P: 17	R: 0 E: 0 K: 1 S: 13	H: 2 LOB: 2 BB: 0 P: 16	R: 0 E: 0 K: 2 S: 13	H: 1 LOB: 1 BB: 0 P: 21	R: 0 E: 0 K: 0 S: 4	H: 0 LOB: 0 BB: 0 P: 5	R: 0 E: 0 K: 0 S: 6	H: 0 LOB: 0 BB: 0 P: 11	R: 1 E: 0 K: 0 S: 11	H: 1 LOB: 2 BB: 2 P: 27	1B: 6 2B: 2 3B: 0 HR: 1	SF: 1 SAC: 1 DP: 1 HBP: 0	WP: 0 PA: 34 PB: 0 SB: 1 CS: 0																		
PITCHER	IP	WLS	BF	H	R	ER	SO	BB	IBB	HBP	BLK	WP	HR	S	P	ERA	WHIP	PITCHER			IP	WLS	BF	H	R	ER	SO	BB	IBB	HBP	BLK	WP	HR	S	P	ERA	WHIP
Roger Clemens, R ERA: 2.96 (6, 1)	5.0	L	22	7	2	2	7	0	0	0	0	0	0	10	16	0.00	0.500																				
51 Wandy Rodriguez, L ERA: 5.14 (8, 1)	0.1		3	1	1	1	0	0	1	0	0	0	0	5	11	27.00	3.000																				
64 Fernando Nieve, R ERA: 4.5 (8, 1)	0.2		3	0	0	0	0	0	1	0	0	0	0	6	16	0.00	0.000																				

Houston Astros @ Florida Marlins
Dolphin Stadium, Miami, FL
Fri Jul 14 2006, 7:35 PM EDT
Att: 13,750 - Partly Cloudy - 85 F

AB	30
R	3
H	9
RBI	3
BB	2
SO	7
LOB	11



Batter	1	2	3	4	5	6	7	8	9	AB	R	H	RBI	BB	SO	LOB	TOP								
Craig Biggio, R (1,4) OBP: 0.334, SLG: 0.424 Willy Taveras, R (7,8) OBP: 0.313, SLG: 0.314										5	0	1	0	0	1	5									
Mike Lamb, L (1,3) OBP: 0.543										4	1	0	0	2	0	5									
2 Chris Burke, R (1,8) (7,4)										5	3	2	2	1	3	3									
17 Lance Berkman, S (1,9) OBP: 0.407, SLG: 0.610 Russ Springer, R (8,1)										5	2	2	2	0	3	0									
4 Eric Bruntlett, R (9,PH) OBP: 0.340, SLG: 0.322										0	0	0	0	0	0	0									
Aubrey Huff, L (1,5) OBP: 0.348, SLG: 0.465 Trever Miller, R (9,1)										5	2	2	0	1	0	2									
Preston Wilson, R (1,7) OBP: 0.320, SLG: 0.417 Luke Scott, L (8,PH) OBP: 0.500, SLG: 1.000										3	2	1	0	1	1	0									
Brad Ausmus, R (1,2) OBP: 0.306, SLG: 0.297										5	0	3	2	0	0	2									
28 Adam Everett, R (1,6) OBP: 0.298, SLG: 0.329										4	1	4	4	1	0	0									
Andy Pettitte, L (1,1) OBP: 0.176, SLG: 0.242 Orlando Palmeiro, L (8,PH) OBP: 0.307, SLG: 0.279										1	0	1	1	0	0	0									
Inning Stats	R: 0 E: 0 K: 2 S: 10	H: 0 LOB: 0 BB: 0 P: 13	R: 2 E: 0 K: 1 S: 14	H: 3 LOB: 2 BB: 1 P: 24	R: 2 E: 0 K: 1 S: 11	H: 1 LOB: 0 BB: 2 P: 22	R: 0 E: 1 K: 1 S: 12	H: 2 LOB: 3 BB: 1 P: 19	R: 0 E: 0 K: 0 S: 6	H: 0 LOB: 0 BB: 0 P: 7	R: 0 E: 0 K: 0 S: 11	H: 1 LOB: 2 BB: 1 P: 20	R: 4 E: 0 K: 1 S: 14	H: 4 LOB: 1 BB: 1 P: 26	R: 4 E: 1 K: 0 S: 18	H: 6 LOB: 3 BB: 0 P: 20	R: 0 E: 0 K: 2 S: 9	H: 1 LOB: 1 BB: 0 P: 11	1B: 13 2B: 3 3B: 0 HR: 2	SF: 0 SAC: 3 DP: 0 HBP: 0	WP: 0 PB: 0 SB: 0 CS: 1	PA: 51			
PITCHER	IP	WLS	BF	H	R	ER	SO	BB	IBB	HBP	BLK	WP	HR	S	P	ERA	WHIP								
55 Josh Johnson, R (1,1) ERA: 2.48	5.0	L	24	6	4	4	6	3	1	0	0	0	1	53	85	7.20	1.800								
Yusmeiro Petit, R (6,1) ERA: 8.68	1.2		12	5	4	4	1	2	0	0	0	0	1	23	41	21.60	4.200								
Matt Herges, R (7,1) ERA: 4.36	1.1		11	6	4	3	0	0	0	0	0	0	0	20	31	20.25	4.500								
57 Taylor Tankersley, L (9,1) ERA: 1.69	1.0		4	1	0	0	2	0	0	0	0	0	0	9	11	0.00	1.000								

Houston Astros @ Florida Marlins
Dolphin Stadium, Miami, FL
Sat Jul 15 2006, 6:05 PM EDT
Att: 14,146 - Partly Cloudy - 87 F

AB 42
R 12
H 18
RBI 12
BB 6
SO 9
LOB 21



Batter	1	2	3	4	5	6	7	8	9	AB	R	H	RBI	BB	SO	LOB	BOTTOM								
2 Hanley Ramirez, R (1,6) OBP: 0.332, SLG: 0.407										4	0	2	0	0	0	2									
6 Dan Uggla, R (1,4) OBP: 0.359, SLG: 0.500										4	0	1	0	0	1	4									
Miguel Cabrera, R (1,5) OBP: 0.424, SLG: 0.553 57 Taylor Tankersley, L (9,1) ERA: 1.69										4	0	0	0	0	1	3									
14 Josh Willingham, R (1,7) OBP: 0.352, SLG: 0.470										2	0	1	0	2	1	0									
12 Cody Ross, R (1,9) OBP: 0.297, SLG: 0.436										4	0	0	0	0	2	5									
17 Mike Jacobs, L (1,3) OBP: 0.395, SLG: 0.509 Matt Herges, L (7,1)										3	0	1	0	0	1	1									
4 Alfredo Amezaga, S (9,5) OBP: 0.316, SLG: 0.353										0	0	0	0	0	0	0									
Miguel Olivo, R (1,2) OBP: 0.313, SLG: 0.484										4	0	0	0	0	3	1									
61 Reggie Abercrombie, R (1,8) OBP: 0.282, SLG: 0.350										4	0	1	0	0	2	1									
55 Josh Johnson, L (1,1) OBP: 0.077, SLG: 0.080 Joe Borcherdt, S (5,PH) OBP: 0.325, SLG: 0.376 Yusmeiro Petit, R (6,1) OBP: 0.200, SLG: 0.200 Wes Helms, R (7,3) OBP: 0.320, SLG: 0.477										1	0	0	0	0	1	1									
Inning Stats	R: 0 E: 0 K: 2 S: 14	H: 1 LOB: 2 BB: 1 P: 24	R: 0 E: 0 K: 3 S: 13	H: 1 LOB: 0 BB: 0 P: 14	R: 0 E: 0 K: 0 S: 5	H: 1 LOB: 0 BB: 0 P: 9	R: 0 E: 0 K: 2 S: 12	H: 0 LOB: 0 BB: 0 P: 16	R: 0 E: 0 K: 1 S: 8	H: 1 LOB: 2 BB: 1 P: 16	R: 0 E: 0 K: 1 S: 7	H: 1 LOB: 1 BB: 0 P: 11	R: 0 E: 0 K: 1 S: 7	H: 0 LOB: 0 BB: 0 P: 10	R: 0 E: 0 K: 0 S: 10	H: 1 LOB: 2 BB: 1 P: 20	R: 0 E: 0 K: 3 S: 9	H: 0 LOB: 0 BB: 0 P: 12	1B: 5 2B: 1 3B: 0 HR: 0	SF: 0 SAC: 0 DP: 1 HBP: 0	WP: 1 PB: 1 SB: 0 CS: 0	PA: 35			
PITCHER	IP	WLS	BF	H	R	ER	SO	BB	IBB	HBP	BLK	WP	HR	S	P	ERA	WHIP								
Andy Pettitte, L (1,1) ERA: 4.99	7.0	W	27	5	0	0	10	2	0	0	0	0	0	66	100	0.00	1.000								
Russ Springer, R (8,1) ERA: 3.77	1.0		5	1	0	0	0	1	0	0	0	1	0	10	20	0.00	2.000								
Trever Miller, L (9,1) ERA: 4.21	1.0		3	0	0	0	3	0	0	0	0	0	0	9	12	0.00	0.000								

Houston Astros @ Florida Marlins
Dolphin Stadium, Miami, FL
Sat Jul 15 2006, 6:05 PM EDT
Att: 14,146 - Partly Cloudy - 87 F

AB 32
R 0
H 6
RBI 0
BB 3
SO 13
LOB 18



Batter	1	2	3	4	5	6	7	8	9	AB	R	H	RBI	BB	SO	LOB	TOP					
Willy Taveras, R OBP: 0.311, SLG: 0.312	G4-3	G3			FC5-4 17 2B		K		K	5	1	1	0	0	1	2						
2 Chris Burke, R OBP: 0.383, SLG: 0.497	F8		K		K		K		K	5	1	3	0	0	1	0						
17 Lance Berkman, S OBP: 0.406, SLG: 0.613	WP 2B		K		K		F8		K	5	1	2	2	0	2	3						
Aubrey Huff, L OBP: 0.347, SLG: 0.459	2B BB		F7		G6-3		F8			3	0	0	0	1	0	2						
Preston Wilson, R OBP: 0.320, SLG: 0.418	1-3 3-H 2B				F8		K		L9	4	0	1	1	0	1	1						
Eric Munson, L OBP: 0.302, SLG: 0.388	K2-3				G3				K	4	0	1	0	0	2	2						
4 Eric Bruntlett, R OBP: 0.346, SLG: 0.322										3	0	1	0	1	1	1						
28 Adam Everett, R OBP: 0.297, SLG: 0.325									G6-3	3	0	0	0	1	1	1						
Taylor Buchholz, R OBP: 0.299, SLG: 0.296										1	0	0	0	1	1	1						
51 Wandy Rodriguez, S OBP: 0.335, SLG: 0.469										0	0	0	0	0	0	0						
Russ Springer, R OBP: 0.126, SLG: 0.100										0	0	0	0	0	0	0						
Trever Miller, R OBP: 0.126, SLG: 0.100										0	0	0	0	0	0	0						
54 Brad Lidge, R OBP: 0.333, SLG: 0.667										0	0	0	0	0	0	0						
Luke Scott, L OBP: 0.333, SLG: 0.667										1	0	0	0	0	0	0						
Inning Stats	R: 1 E: 0 K: 1 S: 14	H: 2 LOB: 2 BB: 1 P: 24	R: 0 E: 0 K: 1 S: 9	H: 1 LOB: 1 BB: 1 P: 17	R: 0 E: 0 K: 2 S: 8	H: 0 LOB: 0 BB: 0 P: 15	R: 0 E: 0 K: 0 S: 5	H: 0 LOB: 1 BB: 1 P: 12	R: 2 E: 0 K: 1 S: 11	H: 2 LOB: 1 BB: 1 P: 18	R: 0 E: 0 K: 1 S: 11	H: 1 LOB: 1 BB: 0 P: 20	R: 0 E: 0 K: 1 S: 8	H: 1 LOB: 0 BB: 0 P: 12	R: 0 E: 0 K: 1 S: 8	H: 2 LOB: 2 BB: 0 P: 17	1B: 5 2B: 4 3B: 0 HR: 0	SF: 0 SAC: 0 DP: 0 HBP: 0	WP: 1 PB: 0 SB: 0 CS: 1	PA: 39		
PITCHER	IP WLS BF H R ER SO BB IBB HBP BLK WP HR S P ERA WHIP	IP WLS BF H R ER SO BB IBB HBP BLK WP HR S P ERA WHIP	IP WLS BF H R ER SO BB IBB HBP BLK WP HR S P ERA WHIP	IP WLS BF H R ER SO BB IBB HBP BLK WP HR S P ERA WHIP	IP WLS BF H R ER SO BB IBB HBP BLK WP HR S P ERA WHIP	IP WLS BF H R ER SO BB IBB HBP BLK WP HR S P ERA WHIP	IP WLS BF H R ER SO BB IBB HBP BLK WP HR S P ERA WHIP	IP WLS BF H R ER SO BB IBB HBP BLK WP HR S P ERA WHIP	IP WLS BF H R ER SO BB IBB HBP BLK WP HR S P ERA WHIP	IP WLS BF H R ER SO BB IBB HBP BLK WP HR S P ERA WHIP	IP WLS BF H R ER SO BB IBB HBP BLK WP HR S P ERA WHIP	IP WLS BF H R ER SO BB IBB HBP BLK WP HR S P ERA WHIP	IP WLS BF H R ER SO BB IBB HBP BLK WP HR S P ERA WHIP	IP WLS BF H R ER SO BB IBB HBP BLK WP HR S P ERA WHIP	IP WLS BF H R ER SO BB IBB HBP BLK WP HR S P ERA WHIP	IP WLS BF H R ER SO BB IBB HBP BLK WP HR S P ERA WHIP	IP WLS BF H R ER SO BB IBB HBP BLK WP HR S P ERA WHIP	IP WLS BF H R ER SO BB IBB HBP BLK WP HR S P ERA WHIP	IP WLS BF H R ER SO BB IBB HBP BLK WP HR S P ERA WHIP	IP WLS BF H R ER SO BB IBB HBP BLK WP HR S P ERA WHIP	IP WLS BF H R ER SO BB IBB HBP BLK WP HR S P ERA WHIP	
Scott Olsen, L ERA: 4.28	5.1	W	25	6	3	3	6	4	0	0	0	0	0	0	0	0	1	0	53	97	5.06	1.875
Randy Messenger, R ERA: 3.41	0.2	H	2	0	0	0	0	0	0	0	0	0	0	0	0	0	0	0	5	9	0.00	0.000
19 Logan Kensing, R ERA: 3.99	2.0	H	7	1	0	0	2	0	0	0	0	0	0	0	0	0	0	0	16	24	0.00	0.500
Joe Borowski, R ERA: 3.75	1.0		5	2	0	0	1	0	0	0	0	0	0	0	0	0	0	0	11	17	0.00	2.000

Houston Astros @ Florida Marlins
Dolphin Stadium, Miami, FL
Sun Jul 16 2006, 1:05 PM EDT
Att: 11,638 - Partly Cloudy - 89 F

AB 35
R 3
H 9
RBI 3
BB 4
SO 9
LOB 15



Batter	1	2	3	4	5	6	7	8	9	AB	R	H	RBI	BB	SO	LOB	BOTTOM					
4 Alfredo Amezaga, S OBP: 0.318, SLG: 0.345	G4-3		K2-3							3	2	0	0	2	1	3						
2 Hanley Ramirez, R OBP: 0.332, SLG: 0.418	L5									5	1	2	3	0	0	1						
17 Mike Jacobs, L OBP: 0.357, SLG: 0.522	K									5	1	2	2	0	2	1						
6 Dan Uggla, R OBP: 0.362, SLG: 0.498										3	1	1	0	2	1	1						
27 Jeremy Hermida, L OBP: 0.381, SLG: 0.430										4	1	1	1	1	0	2	4					
Joe Borchart, S OBP: 0.323, SLG: 0.368										3	1	0	0	0	2	2						
12 Cody Ross, R OBP: 0.297, SLG: 0.436										0	0	0	0	0	0	0						
Wes Helms, R OBP: 0.333, SLG: 0.518										3	1	2	3	1	1	0						
20 Matt Treanor, R OBP: 0.314, SLG: 0.279										2	1	0	0	2	1	3						
Scott Olsen, L ERA: 5.31	5.0	L	22	3	4	4	7	5	0	0	0	0	0	0	0	0	1	0	53	97	7.20	1.600
51 Wandy Rodriguez, L ERA: 5.22	0.0		3	1	1	1	0	1	0	0	0	0	0	0	0	0	0	0	5	10	∞	∞
Russ Springer, R ERA: 4.18	1.1		6	2	2	2	0	0	0	0	0	0	0	0	0	0	0	0	16	25	13.50	1.500
Trever Miller, L ERA: 4.44	0.2		4	1	1	1	2	0	0	0	0	0	0	0	0	0	0	0	8	11	13.50	1.500
54 Brad Lidge, R ERA: 5.73	1.0		5	1	1	1	2	1	0	0	0	0	0	0	0	0	0	0	12	20	9.00	2.000
Inning Stats	R: 0 E: 0 K: 1 S: 8	H: 0 LOB: 0 BB: 0 P: 11	R: 0 E: 0 K: 2 S: 10	H: 0 LOB: 1 BB: 1 P: 18	R: 0 E: 0 K: 2 S: 11	H: 0 LOB: 1 BB: 1 P: 16	R: 0 E: 0 K: 2 S: 10	H: 1 LOB: 2 BB: 1 P: 19	R: 4 E: 0 K: 0 S: 14	H: 2 LOB: 0 BB: 2 P: 26	R: 1 E: 1 K: 0 S: 12	H: 1 LOB: 2 BB: 1 P: 22	R: 3 E: 0 K: 2 S: 17	H: 3 LOB: 1 BB: 0 P: 24	R: 1 E: 0 K: 2 S: 12	H: 1 LOB: 1 BB: 1 P: 20	1B: 1 2B: 3 3B: 0 HR: 4	SF: 0 SAC: 2 DP: 0 HBP: 1	WP: 0 PB: 0 SB: 0 CS: 1	PA: 40		
PITCHER	IP WLS BF H R ER SO BB IBB HBP BLK WP HR S P ERA WHIP	IP WLS BF H R ER SO BB IBB HBP BLK WP HR S P ERA WHIP	IP WLS BF H R ER SO BB IBB HBP BLK WP HR S P ERA WHIP	IP WLS BF H R ER SO BB IBB HBP BLK WP HR S P ERA WHIP	IP WLS BF H R ER SO BB IBB HBP BLK WP HR S P ERA WHIP	IP WLS BF H R ER SO BB IBB HBP BLK WP HR S P ERA WHIP	IP WLS BF H R ER SO BB IBB HBP BLK WP HR S P ERA WHIP	IP WLS BF H R ER SO BB IBB HBP BLK WP HR S P ERA WHIP	IP WLS BF H R ER SO BB IBB HBP BLK WP HR S P ERA WHIP	IP WLS BF H R ER SO BB IBB HBP BLK WP HR S P ERA WHIP	IP WLS BF H R ER SO BB IBB HBP BLK WP HR S P ERA WHIP	IP WLS BF H R ER SO BB IBB HBP BLK WP HR S P ERA WHIP	IP WLS BF H R ER SO BB IBB HBP BLK WP HR S P ERA WHIP	IP WLS BF H R ER SO BB IBB HBP BLK WP HR S P ERA WHIP	IP WLS BF H R ER SO BB IBB HBP BLK WP HR S P ERA WHIP	IP WLS BF H R ER SO BB IBB HBP BLK WP HR S P ERA WHIP	IP WLS BF H R ER SO BB IBB HBP BLK WP HR S P ERA WHIP	IP WLS BF H R ER SO BB IBB HBP BLK WP HR S P ERA WHIP	IP WLS BF H R ER SO BB IBB HBP BLK WP HR S P ERA WHIP	IP WLS BF H R ER SO BB IBB HBP BLK WP HR S P ERA WHIP	IP WLS BF H R ER SO BB IBB HBP BLK WP HR S P ERA WHIP	IP WLS BF H R ER SO BB IBB HBP BLK WP HR S P ERA WHIP
Taylor Buchholz, R ERA: 5.31	5.0	L	22	3	4	4	7	5	0	0	0	0	0	0	0	0	1	0	53	97	7.20	1.600
51 Wandy Rodriguez, L ERA: 5.22	0.0		3	1	1	1	0	1	0	0	0	0	0	0	0	0	0	0	5	10	∞	∞
Russ Springer, R ERA: 4.18	1.1		6	2	2	2	0	0	0	0	0	0	0	0	0	0	0	0	16	25	13.50	1.500
Trever Miller, L ERA: 4.44	0.2		4	1	1	1	2	0	0	0	0	0	0	0	0	0	0	0	8	11	13.50	1.500
54 Brad Lidge, R ERA: 5.73	1.0		5	1	1	1	2	1	0	0	0	0	0	0	0	0	0	0	12	20	9.00	2.000

Houston Astros @ Florida Marlins
Dolphin Stadium, Miami, FL
Sun Jul 16 2006, 1:05 PM EDT
Att: 11,638 - Partly Cloudy - 89 F

AB 30
R 9
H 8
RBI 9
BB 7
SO 11
LOB 17



Batter	1	2	3	4	5	6	7	8	9	AB	R	H	RBI	BB	SO	LOB	TOP				
Craig Biggio, R OBP: 0.332, SLG: 0.419 (1, 4)	P4		F8		SH1-3 BB		K		G5-3	4	0	0	0	1	1	1					
Mike Lamb, L OBP: 0.377, SLG: 0.533 (1, 3)	L9		K		K		G3-1			4	0	0	0	0	2	2					
2 Chris Burke, R OBP: 0.387, SLG: 0.513 (1, 8)	17 WP 17 S BB		F8		SH1-3		HR			2	1	1	1	1	0	1					
17 Lance Berkman, S OBP: 0.407, SLG: 0.609 (1, 9)					K		G6-3			2	1	0	0	2	1	1					
Aubrey Huff, L OBP: 0.349, SLG: 0.466 (1, 5)	G4-3				3B				F7	3	0	1	1	1	0	2					
Preston Wilson, R OBP: 0.316, SLG: 0.413 (1, 7)		G3			F8		K		G5-3	4	0	0	0	0	1	2					
Brad Ausmus, R OBP: 0.309, SLG: 0.300 (1, 2)					K		BLK 1B		K	4	0	2	0	0	2	1					
28 Adam Everett, R OBP: 0.297, SLG: 0.323 (1, 6)					G5-4-3 1B		F9			2	0	0	0	1	0	3					
Otlando Palmeiro, L OBP: 0.299, SLG: 0.271 (9, PH)					44 S BB				K	1	0	0	0	0	1	0					
44 Roy Oswalt, R OBP: 0.167, SLG: 0.150 (11, 1)							G4-3			2	0	1	0	0	1	2					
Luke Scott, L OBP: 0.290, SLG: 0.500 (6, PH)									L9	1	0	0	0	0	0	2					
Russ Springer, R OBP: 0.222, SLG: 0.125 (6, 1)										0	0	0	0	0	0	0					
64 Fernando Nieve, R OBP: 0.222, SLG: 0.125 (7, 1)										0	0	0	0	0	0	0					
Dan Wheeler, R OBP: 0.299, SLG: 0.390 (9, PH)										1	0	0	0	0	0	0					
Eric Munson, L OBP: 0.299, SLG: 0.390 (9, PH)										1	0	0	0	0	0	0					
Inning Stats	R: 0 E: 0 K: 0 S: 11	H: 0 LOB: 2 BB: 2 P: 21	R: 0 E: 0 K: 0 S: 9	H: 1 LOB: 0 BB: 0 P: 14	R: 0 E: 0 K: 1 S: 12	H: 1 LOB: 1 BB: 0 P: 19	R: 1 E: 0 K: 2 S: 13	H: 1 LOB: 2 BB: 2 P: 23	R: 0 E: 0 K: 1 S: 8	H: 0 LOB: 1 BB: 1 P: 15	R: 0 E: 0 K: 1 S: 12	H: 1 LOB: 0 BB: 0 P: 17	R: 0 E: 0 K: 1 S: 9	H: 0 LOB: 0 BB: 0 P: 13	R: 0 E: 0 K: 1 S: 9	H: 0 LOB: 0 BB: 0 P: 12	1B: 3 2B: 0 3B: 1 HR: 1	SF: 0 SAC: 1 DP: 1 HBP: 0	WP: 1 PB: 0 SB: 2 CS: 0	PA: 37	
PITCHER	IP	WLS	BF	H	R	ER	SO	BB	IBB	HBP	BLK	WP	HR	S	P	ERA	WHIP				
49 Carlos Marmol, R ERA: 3.86	6.0	W	27	4	1	1	6	6	0	0	1	1	0	65	110	1.50	1.667				
Scott Williamson, R ERA: 4.28	0.2	H	3	1	1	1	1	0	0	0	0	0	1	7	10	13.50	1.500				
47 Scott Eyre, L ERA: 2.25	0.2	H	2	0	0	0	0	0	0	0	0	0	0	7	12	0.00	0.000				
Bob Howry, R ERA: 3.0	0.2	H	2	0	0	0	1	0	0	0	0	0	0	7	8	0.00	0.000				
46 Ryan Dempster, R ERA: 4.54	1.0	S	3	0	0	0	1	0	0	0	0	0	0	9	12	0.00	0.000				

Houston Astros @ Chicago Cubs
Wrigley Field, Chicago, IL
Tue Jul 18 2006, 7:05 PM CDT
Att: 39,883 - Clear - 77 F

AB 30
R 2
H 5
RBI 2
BB 6
SO 9
LOB 17



Batter	1	2	3	4	5	6	7	8	9	AB	R	H	RBI	BB	SO	LOB	BOTTOM				
Juan Pierre, L OBP: 0.319, SLG: 0.360 (1, 8)	G4-3		F8		G4-3			G3		4	0	0	0	0	2						
Michael Barrett, R OBP: 0.397, SLG: 0.531 (1, 2)	G5-3				HR 1B		2B	K		4	1	2	1	0	1	0					
25 Derrek Lee, R OBP: 0.393, SLG: 0.455 (1, 3)	K				L4		G6-3	F8		4	0	0	0	0	1	2					
16 Aramis Ramirez, R OBP: 0.324, SLG: 0.476 (1, 5)					L8			L8		3	0	0	0	0	0	1					
Jacque Jones, L OBP: 0.329, SLG: 0.515 (1, 9)					L8			K		3	1	1	0	0	1	0					
Phil Nevin, R OBP: 0.311, SLG: 0.449 (1, 7)					HR 1B			K		3	1	1	3	0	1	0					
Scott Williamson, R ERA: 4.05					HR			K		0	0	0	0	0	0	0					
47 Scott Eyre, L OBP: 1.000, SLG: 1.000 (8, 1)					HR			K		0	0	0	0	0	0	0					
46 Ryan Dempster, R ERA: 3.6					HR			K		0	0	0	0	0	0	0					
Neifi Perez, S OBP: 0.272, SLG: 0.362 (1, 4)					P5			P2		3	0	1	0	0	0	0					
5 Ronny Cedeno, R OBP: 0.284, SLG: 0.341 (1, 6)					P5			P2		3	1	2	0	0	1	0					
49 Carlos Marmol, R OBP: 0.091, SLG: 0.091 (1, 1)					P5			P2		1	0	1	0	0	0	0					
29 Angel Pagán, S OBP: 0.271, SLG: 0.468 (7, 7)					P5			P2		1	0	0	0	0	1	1					
Inning Stats	R: 0 E: 0 K: 1 S: 7	H: 0 LOB: 0 BB: 0 P: 12	R: 0 E: 0 K: 0 S: 4	H: 0 LOB: 0 BB: 0 P: 6	R: 0 E: 0 K: 1 S: 11	H: 1 LOB: 1 BB: 0 P: 17	R: 3 E: 0 K: 0 S: 20	H: 4 LOB: 0 BB: 0 P: 30	R: 1 E: 0 K: 0 S: 10	H: 2 LOB: 1 BB: 0 P: 14	R: 0 E: 0 K: 2 S: 9	H: 0 LOB: 0 BB: 0 P: 12	R: 0 E: 0 K: 1 S: 7	H: 1 LOB: 0 BB: 0 P: 9	R: 0 E: 0 K: 1 S: 8	H: 0 LOB: 0 BB: 0 P: 11	1B: 6 2B: 1 3B: 0 HR: 1	SF: 0 SAC: 1 DP: 0 HBP: 0	WP: 0 PB: 0 SB: 0 CS: 2	PA: 31	
PITCHER	IP	WLS	BF	H	R	ER	SO	BB	IBB	HBP	BLK	WP	HR	S	P	ERA	WHIP				
44 Roy Oswalt, R ERA: 3.22	5.0	L	21	7	4	4	2	0	0	0	0	0	0	9	12	0.00	0.000				
Russ Springer, R ERA: 4.05	1.0		3	0	0	0	2	0	0	0	0	0	0	9	12	0.00	0.000				
64 Fernando Nieve, R ERA: 4.44	1.0		3	1	0	0	1	0	0	0	0	0	0	7	9	0.00	1.000				
Dan Wheeler, R ERA: 3.6	1.0		3	0	0	0	1	0	0	0	0	0	0	8	11	0.00	0.000				

Houston Astros @ Chicago Cubs
Wrigley Field, Chicago, IL
Tue Jul 18 2006, 7:05 PM CDT
Att: 39,883 - Clear - 77 F

AB 29
R 4
H 8
RBI 4
BB 0
SO 6
LOB 6



Batter	1	2	3	4	5	6	7	8	9	AB	R	H	RBI	BB	SO	LOB	TOP				
2 Chris Burke, R OBP: 0.378, SLG: 0.498										3	0	0	1	0	1	0					
Mike Lamb, L OBP: 0.373, SLG: 0.520										3	0	0	0	1	0	0					
17 Lance Berkman, S OBP: 0.404, SLG: 0.599										3	0	0	0	1	1	1					
Aubrey Huff, L OBP: 0.350, SLG: 0.459										2	0	0	0	2	0	0					
Luke Scott, L OBP: 0.333, SLG: 0.444										4	0	2	0	0	0	2					
Brad Ausmus, R OBP: 0.308, SLG: 0.303										4	0	0	0	0	2	5					
28 Adam Everett, R OBP: 0.293, SLG: 0.318										2	0	0	0	0	2	2					
Eric Munson, L OBP: 0.303, SLG: 0.381										1	0	0	0	1	1	2					
Willy Taveras, R OBP: 0.310, SLG: 0.311										4	1	1	0	0	1	4					
Andy Pettitte, L OBP: 0.171, SLG: 0.235										1	0	0	0	0	1	0					
Preston Wilson, R OBP: 0.317, SLG: 0.419										1	0	0	0	0	1	0					
Dave Borkowski, R										0	0	0	0	0	0	0					
Orlando Palmeiro, L OBP: 0.291, SLG: 0.264										1	0	0	0	0	1	0					
Russ Springer, R										0	0	0	0	0	0	0					
Inning Stats	R: 0 E: 0 K: 1 S: 9	H: 0 LOB: 0 BB: 0 P: 17	R: 0 E: 0 K: 0 S: 5	H: 0 LOB: 0 BB: 0 P: 8	R: 0 E: 0 K: 3 S: 9	H: 0 LOB: 0 BB: 0 P: 13	R: 0 E: 0 K: 1 S: 8	H: 0 LOB: 0 BB: 0 P: 10	R: 0 E: 0 K: 2 S: 11	H: 1 LOB: 2 BB: 1 P: 20	R: 0 E: 0 K: 1 S: 8	H: 0 LOB: 0 BB: 0 P: 11	R: 0 E: 0 K: 2 S: 13	H: 0 LOB: 2 BB: 2 P: 24	R: 1 E: 0 K: 0 S: 9	H: 1 LOB: 1 BB: 1 P: 20	R: 0 E: 0 K: 0 S: 11	H: 1 LOB: 2 BB: 1 P: 20	1B: 3 2B: 0 3B: 0 HR: 0	SF: 1 SAC: 0 DP: 0 HBP: 0	WP: 2 PA: 35 PB: 0 SB: 0 CS: 0
PITCHER	IP WLS BF H R ER SO BB IBB HBP BLK WP HR S P ERA WHIP																				
38 Carlos Zambrano, R ERA: 3.11	8.0 W 30 2 1 1 10 4 0 0 0 2 0 72 123 1.12 0.750																				
46 Ryan Dempster, R ERA: 4.43	1.0 S 5 1 0 0 0 1 0 0 0 0 0 0 11 20 0.00 2.000																				

Houston Astros @ Chicago Cubs
Wrigley Field, Chicago, IL
Thu Jul 20 2006, 1:20 PM CDT
Att. 40,208 - Overcast - 75 F

AB 29
R 1
H 3
RBI 1
BB 5
SO 10
LOB 17



Batter	1	2	3	4	5	6	7	8	9	AB	R	H	RBI	BB	SO	LOB	BOTTOM			
Juan Pierre, L OBP: 0.318, SLG: 0.359										4	1	1	0	0	0	0				
Neftali Feliz, S OBP: 0.272, SLG: 0.365										4	1	1	0	0	1	1				
Michael Barrett, R OBP: 0.400, SLG: 0.540										3	1	2	2	1	0	0				
16 Aramis Ramirez, R OBP: 0.320, SLG: 0.477										4	1	1	1	0	2	3				
Phil Nevin, R OBP: 0.315, SLG: 0.446										2	0	0	0	2	2	0				
19 Matt Murton, R OBP: 0.346, SLG: 0.375										3	0	1	1	1	0	0				
46 Ryan Dempster, R										0	0	0	0	0	0	0				
Jacque Jones, L OBP: 0.324, SLG: 0.508										4	0	0	0	0	2	6				
Ryan Theriot, R OBP: 0.267, SLG: 0.385										3	0	0	0	0	1	0				
38 Carlos Zambrano, S OBP: 0.178, SLG: 0.372										3	0	0	0	0	1	0				
29 Angel Pagán, S OBP: 0.288, SLG: 0.480										0	0	0	0	0	0	0				
Inning Stats	R: 1 E: 0 K: 1 S: 16	H: 3 LOB: 3 BB: 1 P: 26	R: 0 E: 0 K: 0 S: 5	H: 0 LOB: 0 BB: 0 P: 8	R: 2 E: 0 K: 1 S: 11	H: 2 LOB: 0 BB: 0 P: 20	R: 0 E: 0 K: 2 S: 10	H: 0 LOB: 0 BB: 0 P: 15	R: 1 E: 0 K: 2 S: 12	H: 1 LOB: 3 BB: 3 P: 31	R: 0 E: 0 K: 1 S: 8	H: 0 LOB: 0 BB: 0 P: 9	R: 0 E: 0 K: 1 S: 9	H: 0 LOB: 0 BB: 0 P: 13	R: 0 E: 0 K: 1 S: 7	H: 0 LOB: 0 BB: 0 P: 11	1B: 3 2B: 1 3B: 0 HR: 2	SF: 0 SAC: 0 DP: 0 HBP: 0	WP: 0 PA: 34 PB: 0 SB: 2 CS: 0	
PITCHER	IP WLS BF H R ER SO BB IBB HBP BLK WP HR S P ERA WHIP																			
Andy Pettitte, L ERA: 5.08	5.0 L 25 6 4 4 6 4 0 0 0 0 0 0 17 22 0.00 2.000																			
Dave Borkowski, R ERA: 3.96	2.0 6 0 0 0 2 0 0 0 0 0 0 0 17 22 0.00 0.000																			
Russ Springer, R ERA: 3.93	1.0 3 0 0 0 1 0 0 0 0 0 0 0 7 11 0.00 0.000																			

Houston Astros @ Chicago Cubs
Wrigley Field, Chicago, IL
Thu Jul 20 2006, 1:20 PM CDT
Att. 40,208 - Overcast - 75 F

AB 30
R 4
H 6
RBI 4
BB 4
SO 9
LOB 10



Batter	1	2	3	4	5	6	7	8	9	AB	R	H	RBI	BB	SO	LOB	TOP				
Craig Biggio, R OBP: 0.328, SLG: 0.421 (1, 4)										4	0	0	0	0	1	2					
Mike Lamb, L OBP: 0.371, SLG: 0.516 (1, 3)										4	0	1	0	0	0	0					
2 Chris Burke, R OBP: 0.371, SLG: 0.488 (1, 8)										4	0	0	0	0	0	1					
17 Lance Berkman, S OBP: 0.403, SLG: 0.595 (1, 9)										4	0	1	0	0	1	0					
Aubrey Huff, L OBP: 0.349, SLG: 0.457 (1, 5)										3	0	1	0	0	0	1					
Preston Wilson, R OBP: 0.315, SLG: 0.415 (1, 7)										3	0	0	0	0	0	1					
Eric Munson, L OBP: 0.303, SLG: 0.374 (1, 2)										2	0	0	0	1	1	1					
28 Adam Everett, R OBP: 0.293, SLG: 0.321 (1, 6)										3	0	1	0	0	1	0					
Taylor Buchholz, R OBP: 0.067, SLG: 0.034 (6, PH)										1	0	0	0	0	0	0					
Wily Taveras, R OBP: 0.309, SLG: 0.310 (6, PH)										1	0	0	0	0	0	0					
64 Fernando Nieve, R OBP: 0.222, SLG: 0.125 (6, PH)										0	0	0	0	0	0	0					
Oriando Palmeiro, L OBP: 0.288, SLG: 0.260 (8, PH)										1	0	0	0	0	2						
Russ Springer, R (8, 1)										0	0	0	0	0	0	0					
Inning Stats	R: 0 E: 0 K: 0 S: 6	H: 0 LOB: 0 BB: 0 P: 6	R: 0 E: 0 K: 2 S: 11	H: 1 LOB: 1 BB: 0 P: 16	R: 0 E: 0 K: 0 S: 10	H: 0 LOB: 0 BB: 0 P: 13	R: 0 E: 0 K: 0 S: 7	H: 1 LOB: 1 BB: 0 P: 10	R: 0 E: 0 K: 1 S: 9	H: 0 LOB: 0 BB: 0 P: 12	R: 0 E: 0 K: 0 S: 8	H: 1 LOB: 1 BB: 0 P: 13	R: 0 E: 0 K: 0 S: 7	H: 0 LOB: 0 BB: 0 P: 11	R: 0 E: 0 K: 0 S: 3	H: 1 LOB: 1 BB: 1 P: 7	R: 0 E: 0 K: 0 S: 6	H: 0 LOB: 0 BB: 0 P: 10	1B: 3 2B: 2 3B: 0 HR: 0	SF: 0 SAC: 0 DP: 1 HBP: 0	WP: 1 PA: 31
PITCHER 33 John Maine, R ERA: 3.12 (1, 1)	IP: 9.0 WLS: W BF: 31 H: 4 R: 0 ER: 0 SO: 4 BB: 1 IBB: 0 HBP: 0 BLK: 0 WP: 1 HR: 0 S: 67 P: 98 ERA: 0.00 WHIP: 0.556															PITCHER 33 John Maine, R ERA: 3.12 (1, 1)	IP: 9.0 WLS: W BF: 31 H: 4 R: 0 ER: 0 SO: 4 BB: 1 IBB: 0 HBP: 0 BLK: 0 WP: 1 HR: 0 S: 67 P: 98 ERA: 0.00 WHIP: 0.556				

Houston Astros @ New York Mets
Shea Stadium, Flushing, NY
Fri Jul 21, 2006, 7:10 PM EDT
Att: 53,734 - Cloudy - 77 F

AB	30
R	0
H	4
RBI	0
BB	1
SO	4
LOB	8



Batter	1	2	3	4	5	6	7	8	9	AB	R	H	RBI	BB	SO	LOB	BOTTOM				
7 José Reyes, S OBP: 0.351, SLG: 0.466 (1, 6)										4	0	1	0	0	1	0					
16 Paul Lo Duca, R OBP: 0.341, SLG: 0.404 (1, 2)										4	1	1	0	0	0	1					
15 Carlos Beltrán, S OBP: 0.385, SLG: 0.610 (1, 8)										3	1	1	0	1	0	1					
21 Carlos Delgado, L OBP: 0.337, SLG: 0.512 (1, 3)										2	2	1	3	1	0	1					
5 David Wright, R OBP: 0.388, SLG: 0.571 (1, 5)										4	1	1	0	0	2	0					
Cliff Floyd, L OBP: 0.343, SLG: 0.440 (1, 7)										4	1	0	0	0	1	2					
10 Endy Chavez, L OBP: 0.325, SLG: 0.415 (9, 7)										0	0	0	0	0	0	0					
22 Jose Valentin, S OBP: 0.329, SLG: 0.540 (1, 4)										4	1	1	4	0	0	0					
Xavier Nady, R OBP: 0.335, SLG: 0.494 (1, 9)										3	0	2	0	0	0	0					
33 John Maine, R (1, 1)										3	0	0	0	0	3	2					
Inning Stats	R: 0 E: 0 K: 1 S: 8	H: 2 LOB: 0 BB: 1 P: 9	R: 4 E: 1 K: 1 S: 18	H: 2 LOB: 0 BB: 1 P: 29	R: 1 E: 0 K: 1 S: 9	H: 1 LOB: 0 BB: 0 P: 15	R: 0 E: 0 K: 1 S: 12	H: 1 LOB: 1 BB: 0 P: 16	R: 2 E: 1 K: 0 S: 11	H: 2 LOB: 0 BB: 0 P: 16	R: 0 E: 0 K: 2 S: 10	H: 1 LOB: 1 BB: 0 P: 12	R: 0 E: 0 K: 0 S: 11	H: 1 LOB: 1 BB: 1 P: 16	R: 0 E: 0 K: 1 S: 17	H: 0 LOB: 0 BB: 0 P: 23	R: 0 E: 0 K: 1 S: 10	H: 0 LOB: 0 BB: 0 P: 10	1B: 3 2B: 3 3B: 0 HR: 2	SF: 1 SAC: 0 DP: 1 HBP: 0	WP: 0 PA: 34
PITCHER Taylor Buchholz, R ERA: 5.57 (1, 1)	IP: 5.0 WLS: L BF: 23 H: 6 R: 2 ER: 0 SO: 4 BB: 1 IBB: 0 HBP: 0 BLK: 0 WP: 0 HR: 0 S: 21 P: 28 ERA: 10.80 WHIP: 1.400															PITCHER 64 Fernando Nieve, R ERA: 4.32 (6, 1)	IP: 2.0 WLS: L BF: 8 H: 2 R: 0 ER: 0 SO: 2 BB: 1 IBB: 0 HBP: 0 BLK: 0 WP: 0 HR: 0 S: 21 P: 28 ERA: 10.80 WHIP: 1.400				
Russ Springer, R ERA: 3.82 (8, 1)	IP: 1.0 WLS: L BF: 3 H: 0 R: 0 ER: 0 SO: 1 BB: 0 IBB: 0 HBP: 0 BLK: 0 WP: 0 HR: 0 S: 17 P: 23 ERA: 0.00 WHIP: 0.000															PITCHER Russ Springer, R ERA: 3.82 (8, 1)	IP: 1.0 WLS: L BF: 3 H: 0 R: 0 ER: 0 SO: 1 BB: 0 IBB: 0 HBP: 0 BLK: 0 WP: 0 HR: 0 S: 17 P: 23 ERA: 0.00 WHIP: 0.000				

Houston Astros @ New York Mets
Shea Stadium, Flushing, NY
Fri Jul 21, 2006, 7:10 PM EDT
Att: 53,734 - Cloudy - 77 F

AB	31
R	7
H	8
RBI	7
BB	2
SO	7
LOB	7



Batter	1	2	3	4	5	6	7	8	9	AB	R	H	RBI	BB	SO	LOB	TOP				
Craig Biggio, R OBP: 0.327, SLG: 0.417 (1, 4)	4-2 17 HR BB	1-1 P4			3-3 K			1-2 F8		3	1	0	0	1	1	1					
Mike Lamb, L OBP: 0.369, SLG: 0.511 (1, 3)	0-1 F8		0-1 L7		2-0 F8			0-0 1B		4	0	1	0	0	0	1					
17 Lance Berkman, S OBP: 0.401, SLG: 0.600 (1, 9)	1 SAFE 2-2 HR		1-3 K		1-0 G4-3			1-3 K		4	1	1	2	0	2	1					
Aubrey Huff, L OBP: 0.345, SLG: 0.450 (1, 5)	0-3 K		2-2 F9		0-0 G6-3			2-1 P3		4	0	0	0	0	1	1					
Preston Wilson, R OBP: 0.314, SLG: 0.422 (1, 8)	0-1 HR		1-1 E6 G4-6-3 1B		0-3 K			2-3 K		4	1	1	1	0	2	0					
Luke Scott, L OBP: 0.308, SLG: 0.385 (1, 7)	1-0 F7		0-0 G4-6-3 1B		1-0 F7			2-2 F8		4	0	1	0	0	0	0					
Brad Ausmus, R OBP: 0.308, SLG: 0.303 (1, 2)		3-2 G4-3		0-1 G4-6-3		0-3 K		2-1 FC6-4 1B		4	0	1	0	0	1	2					
28 Adam Everett, R OBP: 0.296, SLG: 0.325 (1, 6)		1-1 2B		3-3 K		4-2 BB		0-1 FC6-4		3	0	1	0	1	1	2					
41 Brandon Backe, R Wily Taveras, R Dave Borkowski, R Orlando Palmeiro, L Chad Qualls, R Trever Miller, R Russ Springer, R (1, 1) (5, PH) (5, 1) (7, PH) (7, 1) (8, 1) (8, 1)		2-3 K		0-3 K		3-2 F7				1	0	0	0	0	1	1					
Inning Stats	R: 3 E: 0 K: 1 S: 14	H: 2 LOB: 0 BB: 1 P: 21	R: 0 E: 0 K: 1 S: 14	H: 1 LOB: 1 BB: 0 P: 21	R: 0 E: 0 K: 1 S: 8	H: 0 LOB: 0 BB: 0 P: 11	R: 0 E: 1 K: 1 S: 9	H: 1 LOB: 1 BB: 0 P: 13	R: 0 E: 0 K: 2 S: 7	H: 0 LOB: 0 BB: 0 P: 12	R: 0 E: 0 K: 1 S: 5	H: 0 LOB: 1 BB: 1 P: 21	R: 0 E: 0 K: 1 S: 10	H: 1 LOB: 1 BB: 0 P: 14	R: 0 E: 0 K: 1 S: 13	H: 1 LOB: 1 BB: 0 P: 19	1B: 3 2B: 1 3B: 0 HR: 2	SF: 0 SAC: 0 DP: 1 HBP: 0	WP: 0 PB: 0 SB: 0 CS: 0	PA: 35	
PITCHER	IP	WLS	BF	H	R	ER	SO	BB	IBB	HBP	BLK	WP	HR	S	P	ERA	WHIP				
26 Orlando Hernandez, R ERA: 5.4 (1, 1)	7.0	W	27	4	3	3	8	2	0	0	0	0	2	70	105	3.86	0.857				
50 Duaner Sanchez, R ERA: 2.75 (8, 1)	1.0	H	4	1	0	0	1	0	0	0	0	0	0	10	14	0.00	1.000				
13 Billy Wagner, L ERA: 2.42 (9, 1)	1.0	S	4	1	0	0	1	0	0	0	0	0	0	13	19	0.00	1.000				

Houston Astros @ New York Mets
Shea Stadium, Flushing, NY
Sat Jul 22 2006, 1:20 PM EDT
Att: 46,574 - Cloudy - 79 F

AB 33
R 3
H 6
RBI 3
BB 2
SO 10
LOB 10



Batter	1	2	3	4	5	6	7	8	9	AB	R	H	RBI	BB	SO	LOB	BOTTOM				
7 José Reyes, S OBP: 0.350, SLG: 0.464 (1, 6)	2-2 P5		2-1 22 CS 1B		0-2 K		2-3 K2-3			4	0	1	0	0	2	1					
22 Jose Valentin, S OBP: 0.336, SLG: 0.540 (1, 4)	4-1 15 1B 21 SF8 BB		4-2 1-2 BB		2-2 F9			1-0 21 1B 1B		2	1	1	0	2	0	0					
15 Carlos Beltrán, S OBP: 0.384, SLG: 0.606 (1, 8)	2-1 1B		1-2 F9		2-0 G6-3			1 SAFE 1 SAFE K		4	0	1	0	0	1	2					
21 Carlos Delgado, L OBP: 0.338, SLG: 0.512 (1, 3)	0-0 SF8		4-0 1B HR BB		1-3 K			2-2 1B BB 1B		2	1	1	1	1	1	0					
Cliff Floyd, L OBP: 0.342, SLG: 0.437 (1, 7)	1-0 G3		0-0 HR 1B		1-2 K			0-3 K		4	1	1	0	0	2	3					
Xavier Nady, R OBP: 0.335, SLG: 0.504 50 Duaner Sanchez, R (1, 9) (8, 1)		1-0 G4-3		2-2 HR 1B		1-2 G6-3		4-2 BB		3	1	1	3	0	0	0					
Julio Franco, R OBP: 0.327, SLG: 0.387 13 Billy Wagner, L (8, PH) (9, 1)			1-1 HR		4-0 26 SH1-4 BB			1-2 BB		0	0	0	0	1	0	0					
Chris Woodward, R OBP: 0.315, SLG: 0.357 (1, 5)		2-0 F9		0-1 P6		2-0 F8		0-3 K		3	0	0	0	1	1	3					
11 Ramon Castro, R OBP: 0.323, SLG: 0.368 (1, 2)		1-3 K		0-1 P6		2-2 G6-3				3	0	0	0	0	1	1					
26 Orlando Hernandez, R OBP: 0.192, SLG: 0.200 10 Endy Chavez, L (1, 1) (7, PH) (8, 9)			2-3 K		1-1 SH1-4		3-2 G6-3			1	0	0	0	0	1	0					
Inning Stats	R: 1 E: 0 K: 0 S: 8	H: 1 LOB: 1 BB: 1 P: 17	R: 0 E: 0 K: 1 S: 5	H: 0 LOB: 0 BB: 0 P: 9	R: 0 E: 0 K: 1 S: 10	H: 1 LOB: 1 BB: 1 P: 19	R: 3 E: 0 K: 1 S: 13	H: 2 LOB: 1 BB: 2 P: 24	R: 0 E: 0 K: 1 S: 8	H: 0 LOB: 0 BB: 0 P: 12	R: 0 E: 0 K: 1 S: 10	H: 0 LOB: 0 BB: 0 P: 17	R: 0 E: 0 K: 3 S: 19	H: 2 LOB: 3 BB: 1 P: 27	1B: 5 2B: 0 3B: 0 HR: 1	SF: 1 SAC: 1 DP: 0 HBP: 0	WP: 0 PB: 0 SB: 0 CS: 1	PA: 34			
PITCHER	IP	WLS	BF	H	R	ER	SO	BB	IBB	HBP	BLK	WP	HR	S	P	ERA	WHIP				
41 Brandon Backe, R ERA: 4.5 (1, 1)	4.0	L	19	4	4	4	3	4	0	0	0	0	0	16	25	0.00	0.000				
Dave Borkowski, R ERA: 3.75 (5, 1)	2.0		6	0	0	0	2	0	0	0	0	0	0	17	26	0.00	0.750				
Chad Qualls, R ERA: 3.4 (7, 1)	1.1		5	1	0	0	2	0	0	0	0	0	0	7	9	0.00	3.000				
Trever Miller, L ERA: 4.67 (8, 1)	0.1		2	1	0	0	1	0	0	0	0	0	0	5	9	0.00	3.000				
Russ Springer, R ERA: 3.79 (8, 1)	0.1		2	0	0	0	1	1	0	0	0	0	0	5	9	0.00	3.000				

Houston Astros @ New York Mets
Shea Stadium, Flushing, NY
Sat Jul 22 2006, 1:20 PM EDT
Att: 46,574 - Cloudy - 79 F

AB 27
R 4
H 6
RBI 4
BB 5
SO 9
LOB 10



Batter	1	2	3	4	5	6	7	8	9	AB	R	H	RBI	BB	SO	LOB	TOP						
Willy Taveras, R OBP: 0.309, SLG: 0.314										5	2	2	2	0	1	2							
Mike Lamb, L OBP: 0.366, SLG: 0.504										5	1	1	2	0	0	2							
2 Chris Burke, R OBP: 0.372, SLG: 0.486										5	0	2	1	0	1	1							
17 Lance Berkman, S OBP: 0.403, SLG: 0.602										2	0	1	1	0	0	0							
Luke Scott, L OBP: 0.333, SLG: 0.467										2	1	1	0	0	0	1							
Aubrey Huff, L OBP: 0.346, SLG: 0.449										5	1	2	0	0	0	3							
Preston Wilson, R OBP: 0.315, SLG: 0.420										4	0	1	1	1	2	4							
Brad Ausmus, R OBP: 0.309, SLG: 0.302										4	0	1	0	1	0	4							
28 Adam Everett, R OBP: 0.300, SLG: 0.327										4	2	2	1	0	0	6							
44 Roy Oswalt, R OBP: 0.200, SLG: 0.186										3	1	2	0	0	0	0							
Dan Wheeler, R OBP: 0.290, SLG: 0.253										0	0	0	0	0	0	0							
Trever Miller, R OBP: 0.290, SLG: 0.253										0	0	0	0	0	0	0							
Orlando Palmeiro, L OBP: 0.290, SLG: 0.253										0	0	0	0	0	0	0							
Chad Qualls, R OBP: 0.290, SLG: 0.253										0	0	0	0	0	0	0							
Craig Biggio, R OBP: 0.290, SLG: 0.253										0	0	0	0	0	0	0							
54 Brad Lidge, R OBP: 0.290, SLG: 0.253										0	0	0	0	0	0	0							
Inning Stats	R: 0 E: 0 K: 2 S: 8	H: 0 LOB: 0 BB: 0 P: 12	R: 0 E: 0 K: 1 S: 8	H: 0 LOB: 0 BB: 0 P: 12	R: 1 E: 0 K: 0 S: 11	H: 1 LOB: 3 BB: 1 P: 20	R: 0 E: 0 K: 0 S: 9	H: 1 LOB: 3 BB: 1 P: 22	R: 4 E: 0 K: 0 S: 14	H: 6 LOB: 3 BB: 0 P: 28	R: 0 E: 0 K: 1 S: 10	H: 0 LOB: 2 BB: 0 P: 14	R: 0 E: 0 K: 1 S: 11	H: 2 LOB: 2 BB: 0 P: 15	R: 2 E: 0 K: 0 S: 19	H: 3 LOB: 1 BB: 0 P: 27	R: 1 E: 0 K: 0 S: 12	H: 3 LOB: 2 BB: 1 P: 21	1B: 13 2B: 3 3B: 0 HR: 0	SF: 1 SAC: 0 DP: 0 HBP: 2	WP: 0 PB: 0 SB: 2 CS: 0	PA: 46	
PITCHER	IP WLS BF H R ER SO BB IBB HBP BLK WP HR S P ERA WHIP	4.1 L 22 6 5 5 3 1 0 2 0 0 0 0 43 81 10.38 1.615	5.1 L 7 2 0 0 0 0 0 0 0 0 0 0 17 27 0.00 1.200	7.1 L 10 5 2 2 1 0 0 0 0 0 0 0 29 40 10.80 3.000	8.1 L 7 3 1 1 0 1 0 0 0 0 0 0 13 23 6.75 3.000																		

Houston Astros @ New York Mets
Shea Stadium, Flushing, NY
Sun Jul 23 2006, 1:10 PM EDT
Att: 46,375 - Cloudy - 73 F

AB	41
R	8
H	16
RBI	8
BB	2
SO	4
LOB	24



Batter	1	2	3	4	5	6	7	8	9	AB	R	H	RBI	BB	SO	LOB	BOTTOM						
7 José Reyes, S OBP: 0.348, SLG: 0.463										5	0	1	0	0	1	0							
16 Paul Lo Duca, R OBP: 0.341, SLG: 0.410										5	2	2	0	0	0	1							
15 Carlos Beltrán, S OBP: 0.381, SLG: 0.598										4	1	0	0	1	2	1							
21 Carlos Delgado, L OBP: 0.345, SLG: 0.524										2	1	2	3	2	0	0							
5 David Wright, R OBP: 0.387, SLG: 0.568										4	0	1	0	0	1	3							
Cliff Floyd, L OBP: 0.348, SLG: 0.440										3	0	2	1	1	0	1							
25 Pedro Feliciano, L OBP: 0.331, SLG: 0.530										4	0	0	0	0	0	6							
Xavier Nady, R OBP: 0.330, SLG: 0.496										4	0	0	0	0	0	0							
34 Mike Pelfrey, R OBP: 0.250, SLG: 0.273										2	0	0	0	0	1	0							
Eli Marrero, R OBP: 0.340, SLG: 0.466										1	0	0	0	0	0	0							
Aaron Heilman, R OBP: 0.340, SLG: 0.466										0	0	0	0	0	0	0							
10 Endy Chavez, L OBP: 0.322, SLG: 0.411										1	0	0	0	0	0	0							
Inning Stats	R: 3 E: 0 K: 1 S: 14	H: 3 LOB: 1 BB: 1 P: 27	R: 0 E: 0 K: 0 S: 6	H: 0 LOB: 0 BB: 0 P: 7	R: 0 E: 0 K: 1 S: 13	H: 2 LOB: 3 BB: 1 P: 24	R: 0 E: 0 K: 1 S: 10	H: 0 LOB: 0 BB: 0 P: 12	R: 1 E: 0 K: 1 S: 17	H: 2 LOB: 2 BB: 1 P: 25	R: 0 E: 0 K: 0 S: 9	H: 1 LOB: 1 BB: 0 P: 15	R: 0 E: 0 K: 1 S: 7	H: 0 LOB: 1 BB: 1 P: 13	R: 0 E: 0 K: 0 S: 7	H: 0 LOB: 0 BB: 0 P: 8	R: 0 E: 0 K: 0 S: 10	H: 0 LOB: 0 BB: 0 P: 16	1B: 4 2B: 3 3B: 0 HR: 1	SF: 0 SAC: 0 DP: 0 HBP: 0	WP: 0 PB: 0 SB: 0 CS: 0	PA: 39	
PITCHER	IP WLS BF H R ER SO BB IBB HBP BLK WP HR S P ERA WHIP	5.2 W 28 8 4 4 4 3 0 0 0 0 0 8 16 6.35 1.941	1.0 H 4 0 0 0 1 1 0 0 0 0 0 1 1 0.00 1.000	0.1 H 1 0 0 0 0 0 0 0 0 0 0 1 1 0.00 0.000	1.0 H 3 0 0 0 0 0 0 0 0 0 0 7 8 0.00 0.000	3.4 W 16 10 4 4 4 10 0 0 0 0 0 10 16 0.00 0.000																	

Houston Astros @ New York Mets
Shea Stadium, Flushing, NY
Sun Jul 23 2006, 1:10 PM EDT
Att: 46,375 - Cloudy - 73 F

AB	35
R	4
H	8
RBI	4
BB	4
SO	5
LOB	12



Batter	1	2	3	4	5	6	7	8	9	AB	R	H	RBI	BB	SO	LOB	TOP								
6 Ryan Freel, R OBP: 0.389, SLG: 0.456	F9	BB			K		G5-3			3	0	0	0	1	1	2									
Adam Dunn, L OBP: 0.376, SLG: 0.543	1B	CS	K		F9			L4		4	1	1	0	0	1	1									
Ken Griffey Jr., L OBP: 0.292, SLG: 0.484	K		G3			P5		G4-3		4	0	0	0	0	1	1									
Rich Aurilia, R OBP: 0.338, SLG: 0.490	1B		P2		G1-3			F8		4	0	1	0	0	0	0									
Scott Hatteberg, L OBP: 0.417, SLG: 0.505			G3							4	0	3	1	0	0	0									
Dewayne Wise, L OBP: 0.154, SLG: 0.154										0	0	0	0	0	0	0									
9 Juan Castro, R OBP: 0.271, SLG: 0.355	1B									0	0	0	0	0	0	0									
4 Brandon Phillips, R OBP: 0.338, SLG: 0.421	G4-3				K					4	1	1	0	0	1	3									
Royce Clayton, R OBP: 0.320, SLG: 0.351					G5-3					4	0	1	0	0	1	2									
Jason LaRue, R OBP: 0.333, SLG: 0.333										3	0	0	0	1	0	2									
39 Aaron Harang, R OBP: 0.213, SLG: 0.178										2	0	1	1	0	0	1									
56 Todd Coffey, R										0	0	0	0	0	0	0									
45 Bill Bray, L										0	0	0	0	0	0	0									
Inning Stats	R: 1 E: 0 K: 1 S: 13	H: 3 LOB: 2 BB: 0 P: 21	R: 0 E: 0 K: 0 S: 9	H: 1 LOB: 1 BB: 1 P: 17	R: 0 E: 0 K: 1 S: 7	H: 0 LOB: 0 BB: 0 P: 11	R: 0 E: 0 K: 1 S: 8	H: 0 LOB: 0 BB: 0 P: 14	R: 0 E: 0 K: 1 S: 10	H: 1 LOB: 1 BB: 0 P: 14	R: 0 E: 0 K: 0 S: 11	H: 1 LOB: 1 BB: 0 P: 17	R: 0 E: 0 K: 0 S: 10	H: 0 LOB: 0 BB: 1 P: 19	R: 0 E: 0 K: 0 S: 9	H: 1 LOB: 1 BB: 0 P: 14	R: 0 E: 0 K: 1 S: 9	H: 0 LOB: 0 BB: 0 P: 17	1B: 5 2B: 3 3B: 0 HR: 0	SF: 0 SAC: 1 DP: 0 HBP: 0	WP: 0 PB: 0 SB: 1 CS: 1	PA: 36			
PITCHER	IP WLS BF H R ER SO BB IBB HBP BLK WP HR S P ERA WHIP	IP WLS BF H R ER SO BB IBB HBP BLK WP HR S P ERA WHIP	IP WLS BF H R ER SO BB IBB HBP BLK WP HR S P ERA WHIP	IP WLS BF H R ER SO BB IBB HBP BLK WP HR S P ERA WHIP	IP WLS BF H R ER SO BB IBB HBP BLK WP HR S P ERA WHIP	IP WLS BF H R ER SO BB IBB HBP BLK WP HR S P ERA WHIP	IP WLS BF H R ER SO BB IBB HBP BLK WP HR S P ERA WHIP	IP WLS BF H R ER SO BB IBB HBP BLK WP HR S P ERA WHIP	IP WLS BF H R ER SO BB IBB HBP BLK WP HR S P ERA WHIP	IP WLS BF H R ER SO BB IBB HBP BLK WP HR S P ERA WHIP	IP WLS BF H R ER SO BB IBB HBP BLK WP HR S P ERA WHIP	IP WLS BF H R ER SO BB IBB HBP BLK WP HR S P ERA WHIP	IP WLS BF H R ER SO BB IBB HBP BLK WP HR S P ERA WHIP	IP WLS BF H R ER SO BB IBB HBP BLK WP HR S P ERA WHIP	IP WLS BF H R ER SO BB IBB HBP BLK WP HR S P ERA WHIP	IP WLS BF H R ER SO BB IBB HBP BLK WP HR S P ERA WHIP	IP WLS BF H R ER SO BB IBB HBP BLK WP HR S P ERA WHIP	IP WLS BF H R ER SO BB IBB HBP BLK WP HR S P ERA WHIP	IP WLS BF H R ER SO BB IBB HBP BLK WP HR S P ERA WHIP	IP WLS BF H R ER SO BB IBB HBP BLK WP HR S P ERA WHIP	IP WLS BF H R ER SO BB IBB HBP BLK WP HR S P ERA WHIP	IP WLS BF H R ER SO BB IBB HBP BLK WP HR S P ERA WHIP	IP WLS BF H R ER SO BB IBB HBP BLK WP HR S P ERA WHIP	IP WLS BF H R ER SO BB IBB HBP BLK WP HR S P ERA WHIP	IP WLS BF H R ER SO BB IBB HBP BLK WP HR S P ERA WHIP

Cincinnati Reds @ Houston Astros
Minute Maid Park, Houston, TX
Tue Jul 25 2006, 7:05 PM CDT
Att: 38,865 - Roof Closed - 73 F

AB	32
R	2
H	8
RBI	2
BB	2
SO	5
LOB	12



Batter	1	2	3	4	5	6	7	8	9	AB	R	H	RBI	BB	SO	LOB	BOTTOM									
Craig Biggio, R OBP: 0.326, SLG: 0.414	F9		F8		L4			L5		4	0	0	0	0	0	3										
Mike Lamb, L OBP: 0.368, SLG: 0.504										4	0	2	0	0	1	1										
2 Chris Burke, R OBP: 0.366, SLG: 0.477	G3									4	0	0	0	0	2	2										
Aubrey Huff, L OBP: 0.344, SLG: 0.444										3	0	0	0	0	1	1										
Preston Wilson, R OBP: 0.315, SLG: 0.418										4	0	1	0	0	0	2										
Luke Scott, L OBP: 0.368, SLG: 0.526										4	0	2	0	0	0	0										
Brad Ausmus, R OBP: 0.306, SLG: 0.299										3	0	0	0	0	1	1										
Orlando Palmeiro, L OBP: 0.280, SLG: 0.253										0	0	0	0	0	0	0										
4 Eric Bruntlett, R OBP: 0.343, SLG: 0.319										1	0	0	0	0	0	2										
28 Adam Everett, R OBP: 0.301, SLG: 0.330										3	0	1	0	0	1	1										
Roger Clemens, R										1	0	0	0	1	1	0										
Trever Miller, R										0	0	0	0	0	0	0										
17 Lance Berkman, S OBP: 0.402, SLG: 0.601										1	0	0	0	0	0	1										
37 Matt Albers, L										0	0	0	0	0	0	0										
Dan Wheeler, R										0	0	0	0	0	0	0										
Inning Stats	R: 0 E: 0 K: 1 S: 9	H: 1 LOB: 1 BB: 0 P: 15	R: 0 E: 0 K: 0 S: 7	H: 0 LOB: 0 BB: 0 P: 10	R: 0 E: 0 K: 1 S: 7	H: 0 LOB: 0 BB: 0 P: 9	R: 0 E: 0 K: 1 S: 11	H: 1 LOB: 1 BB: 0 P: 20	R: 0 E: 0 K: 1 S: 10	H: 1 LOB: 2 BB: 1 P: 18	R: 0 E: 0 K: 0 S: 8	H: 0 LOB: 0 BB: 0 P: 15	R: 0 E: 0 K: 1 S: 5	H: 0 LOB: 0 BB: 0 P: 7	R: 0 E: 0 K: 1 S: 12	H: 1 LOB: 1 BB: 0 P: 18	R: 0 E: 0 K: 1 S: 14	H: 2 LOB: 2 BB: 0 P: 22	1B: 4 2B: 2 3B: 0 HR: 0	SF: 0 SAC: 0 DP: 1 HBP: 1	WP: 1 PB: 0 SB: 0 CS: 0	PA: 34				
PITCHER	IP WLS BF H R ER SO BB IBB HBP BLK WP HR S P ERA WHIP	IP WLS BF H R ER SO BB IBB HBP BLK WP HR S P ERA WHIP	IP WLS BF H R ER SO BB IBB HBP BLK WP HR S P ERA WHIP	IP WLS BF H R ER SO BB IBB HBP BLK WP HR S P ERA WHIP	IP WLS BF H R ER SO BB IBB HBP BLK WP HR S P ERA WHIP	IP WLS BF H R ER SO BB IBB HBP BLK WP HR S P ERA WHIP	IP WLS BF H R ER SO BB IBB HBP BLK WP HR S P ERA WHIP	IP WLS BF H R ER SO BB IBB HBP BLK WP HR S P ERA WHIP	IP WLS BF H R ER SO BB IBB HBP BLK WP HR S P ERA WHIP	IP WLS BF H R ER SO BB IBB HBP BLK WP HR S P ERA WHIP	IP WLS BF H R ER SO BB IBB HBP BLK WP HR S P ERA WHIP	IP WLS BF H R ER SO BB IBB HBP BLK WP HR S P ERA WHIP	IP WLS BF H R ER SO BB IBB HBP BLK WP HR S P ERA WHIP	IP WLS BF H R ER SO BB IBB HBP BLK WP HR S P ERA WHIP	IP WLS BF H R ER SO BB IBB HBP BLK WP HR S P ERA WHIP	IP WLS BF H R ER SO BB IBB HBP BLK WP HR S P ERA WHIP	IP WLS BF H R ER SO BB IBB HBP BLK WP HR S P ERA WHIP	IP WLS BF H R ER SO BB IBB HBP BLK WP HR S P ERA WHIP	IP WLS BF H R ER SO BB IBB HBP BLK WP HR S P ERA WHIP	IP WLS BF H R ER SO BB IBB HBP BLK WP HR S P ERA WHIP	IP WLS BF H R ER SO BB IBB HBP BLK WP HR S P ERA WHIP	IP WLS BF H R ER SO BB IBB HBP BLK WP HR S P ERA WHIP	IP WLS BF H R ER SO BB IBB HBP BLK WP HR S P ERA WHIP	IP WLS BF H R ER SO BB IBB HBP BLK WP HR S P ERA WHIP	IP WLS BF H R ER SO BB IBB HBP BLK WP HR S P ERA WHIP	IP WLS BF H R ER SO BB IBB HBP BLK WP HR S P ERA WHIP

Cincinnati Reds @ Houston Astros
Minute Maid Park, Houston, TX
Tue Jul 25 2006, 7:05 PM CDT
Att: 38,865 - Roof Closed - 73 F

AB	32
R	0
H	6
RBI	0
BB	1
SO	7
LOB	14



Batter	1	2	3	4	5	6	7	8	9	AB	R	H	RBI	BB	SO	LOB	TOP																					
6 Ryan Freel, R OBP: 0.392, SLG: 0.457	0-2 G5-3 1B		1-3 K2-3	2-2 1B		1-2 F9			2-2 WP HBP	4	0	2	0	0	1	1																						
Royce Clayton, R OBP: 0.319, SLG: 0.348 Javier Valentin, S OBP: 0.287, SLG: 0.320	0-1 G5-3		4-1 BB	2-0 G1-4-3			0-0 G6-3		1-3 K	3	0	0	0	1	0	3																						
Ken Griffey Jr., L OBP: 0.288, SLG: 0.476	1-2 G6-3		3-2 P5		0-1 F8		0-0 G3		0-1 P4	5	0	0	0	0	0	4																						
Rich Aurilia, R OBP: 0.343, SLG: 0.512		0-0 HR		0-2 2B 12 1B	1-1 2B		0-3 K		0-3 K	5	3	3	1	0	2	2																						
Adam Dunn, L OBP: 0.381, SLG: 0.554	0-0 12 G6-4-3 1B			1-1 4 1B 4 E	1-0 2B			1-2 26 FC6-4 1B		4	1	4	1	0	0	0																						
12 Edwin Encarnación, R OBP: 0.354, SLG: 0.500	0-0 G6-4-3			0-1 4 E	3-H 2-1 G6-3			1-3 K		4	1	1	1	0	1	3																						
4 Brandon Phillips, R OBP: 0.337, SLG: 0.419	2-3 K			3-H 0-0 E5 26 G5-3 61 FC5-2 1B	1-3 K			1-2 L6		4	0	1	0	0	2	2																						
26 David Ross, R OBP: 0.380, SLG: 0.675			2-1 61 SH5-4 2B	1-0 G5-3		0-0 G3		0-2 FC6-4		4	0	1	0	0	0	2																						
61 Bronson Arroyo, R OBP: 0.185, SLG: 0.275 37 Brian Shacketford, L OBP: 0.185, SLG: 0.275 25 David Weathers, R OBP: 0.185, SLG: 0.275 Scott Hatteberg, L OBP: 0.419, SLG: 0.507			0-0 SH5-4	1-2 FC5-2 6 1B		2-2 G6-3			2-2 WP 6 HBP 1B	2	0	0	0	0	0	1																						
Inning Stats	R: 0 E: 0 K: 0 S: 9	H: 1 LOB: 0 BB: 0 P: 10	R: 1 E: 0 K: 1 S: 9	H: 2 LOB: 0 BB: 0 P: 11	R: 0 E: 0 K: 1 S: 10	H: 1 LOB: 2 BB: 1 P: 20	R: 3 E: 1 K: 0 S: 16	H: 5 LOB: 2 BB: 0 P: 23	R: 1 E: 0 K: 1 S: 10	H: 2 LOB: 1 BB: 0 P: 15	R: 0 E: 0 K: 1 S: 8	H: 0 LOB: 0 BB: 0 P: 11	R: 0 E: 0 K: 1 S: 5	H: 0 LOB: 1 BB: 0 P: 5	R: 0 E: 0 K: 1 S: 17	H: 1 LOB: 1 BB: 0 P: 20	R: 0 E: 0 K: 2 S: 16	H: 1 LOB: 2 BB: 0 P: 21	1B: 8 2B: 3 3B: 1 HR: 1	SF: 0 SAC: 1 DP: 1 HBP: 1	WP: 1 PB: 0 SB: 0 CS: 0	PA: 40																
PITCHER	IP	WLS	BF	H	R	ER	SO	BB	IBB	HBP	BLK	WP	HR	S	P	ERA	WHIP	PITCHER		IP	WLS	BF	H	R	ER	SO	BB	IBB	HBP	BLK	WP	HR	S	P	ERA	WHIP		
Andy Pettitte, L ERA: 5.15	5.0	W	25	11	5	4	3	1	0	0	0	0	1	54	79	7.20	2.400	Dan Wheeler, R ERA: 3.4		0.1	S	1	0	0	0	1	0	0	0	0	0	4	4	0.00	0.000			
Russ Springer, R ERA: 3.89	1.0	H	3	0	0	0	0	0	0	0	0	0	0	8	11	0.00	0.000																					
Chad Qualls, R ERA: 3.22	2.0	H	7	1	0	0	2	0	0	0	0	0	0	22	25	0.00	0.500																					
54 Brad Lidge, R ERA: 5.44	0.1	H	3	1	0	0	1	0	0	1	0	1	0	10	15	0.00	3.000																					
Trever Miller, L ERA: 4.4	0.1	H	1	0	0	0	0	0	0	0	0	0	0	2	2	0.00	0.000																					
Batter	1	2	3	4	5	6	7	8	9	AB	R	H	RBI	BB	SO	LOB	BOTTOM																					
Craig Biggio, R OBP: 0.330, SLG: 0.426	2-1 HR		1-3 K		1-0 2 1B 17 HR		0-0 1B			4	2	3	2	0	1	0																						
2 Chris Burke, R OBP: 0.364, SLG: 0.473	1-1 G6-3		2-3 K		0-1 17 HR 1B		3-3 1B			4	1	1	2	0	2	0																						
17 Lance Berkman, S OBP: 0.403, SLG: 0.617	3-2 F8		1-3 K		0-1 17 HR 1B		0-1 HR			4	2	2	4	0	1	0																						
Aubrey Huff, L OBP: 0.343, SLG: 0.445	0-0 2B			1-3 K	1-2 L7		3-1 G6-3			4	0	1	0	0	1	0																						
Preston Wilson, R OBP: 0.314, SLG: 0.415	4-1 BB			1-1 G5-3	0-0 G1-3			1-0 P6		3	0	0	0	1	0	0																						
Luke Scott, L OBP: 0.318, SLG: 0.455 Russ Springer, R ERA: 3.2 Chad Qualls, R ERA: 3.22 16 Jason Lane, R OBP: 0.326, SLG: 0.391 54 Brad Lidge, R OBP: 0.326, SLG: 0.391 Trevor Miller, R ERA: 4.4 Dan Wheeler, R ERA: 3.4	1-2 F9			2-1 F8	2-3 K			1-3 K		3	0	0	0	0	1	2																						
Brad Ausmus, R OBP: 0.305, SLG: 0.301		2-1 G1-3			3-1 E 1B 2B	1-2 P3		2-3 K		4	1	1	0	0	1	0																						
28 Adam Everett, R OBP: 0.301, SLG: 0.328		0-2 P6			1-0 1B 2 1B HBP	0-1 F8				2	1	0	0	0	0	0																						
Andy Pettitte, L OBP: 0.167, SLG: 0.229 Willy Taveras, R OBP: 0.307, SLG: 0.312		2-2 G4-3			0-1 FC6 2 1B	1-3 K				1	0	0	0	0	0	0																						
Inning Stats	R: 1 E: 0 K: 0 S: 14	H: 2 LOB: 2 BB: 1 P: 25	R: 0 E: 0 K: 0 S: 8	H: 0 LOB: 0 BB: 0 P: 12	R: 0 E: 0 K: 3 S: 11	H: 0 LOB: 0 BB: 0 P: 15	R: 0 E: 0 K: 1 S: 7	H: 0 LOB: 0 BB: 0 P: 11	R: 6 E: 1 K: 1 S: 18	H: 4 LOB: 0 BB: 0 P: 26	R: 0 E: 0 K: 1 S: 9	H: 0 LOB: 0 BB: 0 P: 11	R: 1 E: 0 K: 1 S: 8	H: 2 LOB: 0 BB: 0 P: 14	R: 0 E: 0 K: 2 S: 7	H: 0 LOB: 0 BB: 0 P: 11	1B: 3 2B: 2 3B: 0 HR: 3	SF: 0 SAC: 0 DP: 0 HBP: 1	WP: 0 PB: 0 SB: 0 CS: 0	PA: 34																		
PITCHER	IP	WLS	BF	H	R	ER	SO	BB	IBB	HBP	BLK	WP	HR	S	P	ERA	WHIP	PITCHER		IP	WLS	BF	H	R	ER	SO	BB	IBB	HBP	BLK	WP	HR	S	P	ERA	WHIP		
61 Bronson Arroyo, R ERA: 3.2	6.2	L	30	8	8	7	7	1	0	1	0	0	0	3	73	109	9.45	1.350	Dan Wheeler, R ERA: 3.4		0.1	S	1	0	0	0	0	0	0	0	0	0	0	0	0	0	0.00	0.000
37 Brian Shacketford, L ERA: 7.5	0.1		1	0	0	0	0	0	0	0	0	0	0	2	5	0.00	0.000																					
25 David Weathers, R ERA: 4.52	1.0		3	0	0	0	2	0	0	0	0	0	0	7	11	0.00	0.000																					

Cincinnati Reds @ Houston Astros
Minute Maid Park, Houston, TX
Wed Jul 26 2006, 7:05 PM CDT
Att: 34,381 - Roof Closed - 73 F

AB 37
R 5
H 13
RBI 3
BB 1
SO 7
LOB 20



Cincinnati Reds @ Houston Astros
Minute Maid Park, Houston, TX
Wed Jul 26 2006, 7:05 PM CDT
Att: 34,381 - Roof Closed - 73 F

AB 32
R 8
H 8
RBI 8
BB 1
SO 9
LOB 4



Batter	1	2	3	4	5	6	7	8	9	AB	R	H	RBI	BB	SO	LOB	TOP										
30 Jeff DaVanon, S OBP: 0.366, SLG: 0.446	F8		G4-3			G6-3		22 HR	G4-3	5	1	1	1	0	0	0											
22 Eric Byrnes, R OBP: 0.348, SLG: 0.509	K		G6-3			P2		HR		4	1	1	3	0	1	0											
Luis Gonzalez, L OBP: 0.374, SLG: 0.472	E3			F8		F8		FC6-4		4	1	1	0	0	0	0											
Chad Tracy, L OBP: 0.336, SLG: 0.444	1-H			K			K	K		4	0	1	1	0	3	1											
Johnny Estrada, S OBP: 0.341, SLG: 0.474	K						G4-3	FC6-4		4	0	1	0	0	1	2											
Shawn Green, L OBP: 0.353, SLG: 0.443							G1-3		FC6-4	3	0	0	0	1	2	1											
1 Orlando Hudson, S OBP: 0.333, SLG: 0.424						F8			FC6-4	4	2	1	0	0	1	1											
6 Stephen Drew, L OBP: 0.305, SLG: 0.429						K			K	4	0	0	0	0	3	2											
Miguel Batista, R Randy Choate, L 28 Brandon Medders, R 7 Carlos Quentin, R 56 Ramon Pena, R 34 Conor Jackson, R Jorge Julio, R										2	0	0	0	0	1	0											
Inning Stats	R: 1 E: 0 K: 2 S: 12	H: 1 LOB: 1 BB: 0 P: 18	R: 0 E: 0 K: 2 S: 9	H: 0 LOB: 0 BB: 0 P: 16	R: 0 E: 0 K: 1 S: 6	H: 0 LOB: 0 BB: 0 P: 12	R: 0 E: 0 K: 2 S: 9	H: 1 LOB: 1 BB: 0 P: 12	R: 0 E: 0 K: 1 S: 5	H: 0 LOB: 0 BB: 0 P: 6	R: 0 E: 0 K: 1 S: 8	H: 0 LOB: 0 BB: 0 P: 12	R: 0 E: 0 K: 1 S: 8	H: 0 LOB: 0 BB: 0 P: 14	R: 4 E: 0 K: 2 S: 15	H: 4 LOB: 1 BB: 0 P: 23	R: 2 E: 0 K: 1 S: 17	H: 1 LOB: 0 BB: 1 P: 26	1B: 4 2B: 1 3B: 0 HR: 2	SF: 0 SAC: 0 DP: 0 HBP: 1	WP: 0 PB: 0 SB: 0 CS: 0	PA: 37					
PITCHER	IP	WLS	BF	H	R	ER	SO	BB	IBB	HBP	BLK	WP	HR	S	P	ERA	WHIP										
Roger Clemens, R	(1, 1)	7.0	24	2	1	0	9	0	0	0	0	0	0	57	90	0.00	0.286										
Chad Qualls, R	(8, 1)	0.1	5	3	4	4	1	0	0	1	0	0	1	8	13	108.00	9.000										
Trever Miller, L	(8, 1)	1.1	L	6	1	1	1	2	1	0	0	0	0	17	24	6.75	1.500										
54 Brad Lidge, R	(9, 1)	0.1	2	1	1	1	0	0	0	0	0	0	1	7	12	27.00	3.000										

Arizona Diamondbacks @ Houston Astros
Minute Maid Park, Houston, TX
Sun Jul 30 2006, 1:05 PM CDT
Att. 41,867 - Roof Closed - 73 F

livebaseballscorecards.com

AB 35
R 7
H 7
RBI 7
BB 1
SO 12
LOB 7



Batter	1	2	3	4	5	6	7	8	9	AB	R	H	RBI	BB	SO	LOB	BOTTOM										
Willy Taveras, R OBP: 0.315, SLG: 0.321	G5-3		S	P4		FC5		G6-3		3	2	1	0	1	0	0											
Craig Biggio, R OBP: 0.333, SLG: 0.434	G5-3		F8			FC5		G4-3		4	0	1	0	0	4												
Mike Lamb, L OBP: 0.368, SLG: 0.506	2-H					G3		F7		5	1	3	2	0	0	1											
Aubrey Huff, L OBP: 0.348, SLG: 0.441	P5		F8			K		G1-3		5	0	0	0	0	2	5											
Luke Scott, L OBP: 0.415, SLG: 0.641	F7		K			G3				5	2	2	0	0	1	4											
2 Chris Burke, R OBP: 0.359, SLG: 0.454			P4							3	0	0	0	1	0	3											
28 Adam Everett, R OBP: 0.303, SLG: 0.335										5	1	3	2	0	0	3											
Brad Ausmus, R OBP: 0.300, SLG: 0.294										5	1	3	2	0	0	3											
Eric Munson, L OBP: 0.305, SLG: 0.381										1	0	0	0	0	0	1											
Roger Clemens, R	(1, 1)	6.0	30	4	4	4	3	1	0	0	0	0	7	9	0.00	3.000											
Preston Wilson, R Chad Qualls, R Trever Miller, R 54 Brad Lidge, R	(7, PH) (8, 1) (8, 1) (9, 1)	0.1 0.2 1.0 1.0	W S	3	0	0	0	0	0	0	0	0	0	0	0	0	0										
Inning Stats	R: 1 E: 0 K: 0 S: 8	H: 2 LOB: 1 BB: 0 P: 13	R: 0 E: 0 K: 0 S: 7	H: 1 LOB: 1 BB: 0 P: 8	R: 1 E: 0 K: 1 S: 12	H: 1 LOB: 2 BB: 0 P: 25	R: 1 E: 0 K: 0 S: 9	H: 1 LOB: 0 BB: 0 P: 12	R: 0 E: 1 K: 1 S: 10	H: 1 LOB: 1 BB: 0 P: 12	R: 0 E: 0 K: 1 S: 9	H: 1 LOB: 3 BB: 1 P: 17	R: 2 E: 0 K: 1 S: 15	H: 2 LOB: 2 BB: 1 P: 25	R: 0 E: 0 K: 0 S: 6	H: 0 LOB: 0 BB: 0 P: 8	R: 1 E: 0 K: 1 S: 10	H: 2 LOB: 1 BB: 0 P: 15	1B: 8 2B: 3 3B: 0 HR: 0	SF: 0 SAC: 1 DP: 0 HBP: 3	WP: 0 PB: 0 SB: 2 CS: 0	PA: 44					
PITCHER	IP	WLS	BF	H	R	ER	SO	BB	IBB	HBP	BLK	WP	HR	S	P	ERA	WHIP										
Miguel Batista, R	(1, 1)	0.1	2	1	0	0	0	0	0	0	0	0	0	7	9	0.00	3.000										
Randy Choate, L	(7, 1)	0.2	4	0	1	1	1	1	0	0	0	0	0	7	13	13.50	1.500										
28 Brandon Medders, R	(7, 1)	0.2	4	0	1	1	1	1	0	0	0	0	0	7	13	13.50	1.500										
56 Ramon Pena, R	(8, 1)	1.0	W	3	0	0	0	0	0	0	0	0	0	6	8	0.00	0.000										
Jorge Julio, R	(9, 1)	1.0	S	5	2	1	1	1	0	0	0	0	0	10	15	9.00	2.000										

Arizona Diamondbacks @ Houston Astros
Minute Maid Park, Houston, TX
Sun Jul 30 2006, 1:05 PM CDT
Att. 41,867 - Roof Closed - 73 F

livebaseballscorecards.com

AB 38
R 6
H 11
RBI 5
BB 2
SO 5
LOB 28



Batter	1	2	3	4	5	6	7	8	9	AB	R	H	RBI	BB	SO	LOB	TOP					
Willy Taveras, R OBP: 0.315, SLG: 0.320	(1, 8) P4		(2-1) 1B		(2-0) F9		(2-3) K			4	0	1	0	0	1	2						
Craig Biggio, R OBP: 0.330, SLG: 0.429	(1, 4) K		(1-1) P6		(1-0) G1-3			(2-2) P6		4	0	0	0	0	1	2						
Mike Lamb, L OBP: 0.367, SLG: 0.502	(1, 3) 1B		(0-0) F7			(3-2) F7		(3-3) K		4	0	1	0	0	1	2						
Aubrey Huff, L OBP: 0.343, SLG: 0.435 Dan Wheeler, R 54 Brad Lidge, R	(1, 9) K (8, 1) (9, 1)		(1-3) 1B P5			(3-2) G1		(1-0) G4-3		4	0	0	0	0	1	3						
Morgan Ensberg, R OBP: 0.391, SLG: 0.504					(3-2) G4-3 28 SF7 2B				(0-3) K	4	1	2	0	0	1	0						
Luke Scott, L OBP: 0.422, SLG: 0.651					(0-0) G4-3				(3-1) 28 FC5-4 1B	4	0	2	0	0	0	2						
28 Adam Everett, R OBP: 0.300, SLG: 0.332					(2-3) SF7				(0-1) FC5-4 1B	3	0	0	1	0	0	3						
Brad Ausmus, R OBP: 0.297, SLG: 0.290					(3-H) L3				(3-0) G1-3	4	0	0	0	0	0	3						
Andy Pettitte, L OBP: 0.184, SLG: 0.243 17 Lance Berkman, S 4 Eric Bruntlett, R Chad Qualls, R 16 Jason Lane, R	(1, 1) (7, PH) (7, PR) (7, 1) (8, 9)				(1-1) 1B G3					2	0	1	0	0	0	0						
Inning Stats	R: 0 E: 0 K: 2 S: 12	H: 1 LOB: 1 BB: 0 P: 16	R: 0 E: 0 K: 0 S: 14	H: 1 LOB: 1 BB: 0 P: 19	R: 0 E: 0 K: 0 S: 11	H: 2 LOB: 2 BB: 0 P: 17	R: 1 E: 0 K: 0 S: 12	H: 1 LOB: 0 BB: 0 P: 18	R: 0 E: 0 K: 0 S: 5	H: 0 LOB: 0 BB: 0 P: 10	R: 0 E: 0 K: 0 S: 13	H: 0 LOB: 0 BB: 0 P: 19	R: 0 E: 0 K: 1 S: 7	H: 1 LOB: 2 BB: 1 P: 15	R: 0 E: 0 K: 1 S: 10	H: 0 LOB: 0 BB: 0 P: 16	R: 0 E: 0 K: 1 S: 9	H: 1 LOB: 1 BB: 0 P: 14	1B: 5 2B: 2 3B: 0 HR: 0	SF: 1 SAC: 0 DP: 0 HBP: 0	WP: 0 PB: 0 SB: 1 CS: 0	PA: 35
PITCHER	IP WLS BF H R ER SO BB IBB HBP BLK WP HR S P ERA WHIP																					
44 Jake Peavy, R ERA: 4.81	(1, 1) 7.0 L 28 6 1 1 3 0 0 1 0 0 0 0 0 74 114 1.29 0.857																					
Alan Embree, L ERA: 3.95	(8, 1) 1.0 3 0 0 0 1 0 0 0 0 0 0 0 10 16 0.00 0.000																					
43 Cla Meredith, R ERA: 1.65	(9, 1) 1.0 4 1 0 0 1 0 0 0 0 0 0 0 9 14 0.00 1.000																					

Houston Astros @ San Diego Padres
PETCO Park, San Diego, CA
Tue Aug 01 2006, 10:05 PM EDT
Att: 39,923 - Partly Cloudy - 71 F

AB 33
R 1
H 7
RBI 1
BB 1
SO 5
LOB 17



Batter	1	2	3	4	5	6	7	8	9	AB	R	H	RBI	BB	SO	LOB	BOTTOM					
Mike Cameron, R OBP: 0.351, SLG: 0.485	(1, 8) 24 G3 2B		(3-2) F9		(0-0) 2B		(3-3) K			4	0	2	0	0	1	0						
Josh Barfield, R OBP: 0.332, SLG: 0.422	(1, 4) G6-3				(3-2) G6-3		(2-3) K2-3			4	0	0	0	0	1	2						
24 Brian Giles, L OBP: 0.373, SLG: 0.373	(1, 9) G3				(2-1) G4-3			(4-2) 23 1B BB		3	0	0	0	1	0	1						
Mike Piazza, R OBP: 0.357, SLG: 0.537	(1, 2) L4				(1-0) 23 BB 3 1B 1B			(1-3) K		4	0	1	0	0	2	2						
3 Khalil Greene, R OBP: 0.331, SLG: 0.458					(1-1) 23 BB 1B			(0-3) K		4	0	1	0	0	3	1						
23 Adrián González, L OBP: 0.346, SLG: 0.519					(4-0) 1-2 2-3 BB			(0-1) 1-2 1B		3	0	1	0	1	1	0						
Ben Johnson, R OBP: 0.310, SLG: 0.385 28 Josh Bard, S Dave Roberts, L	(1, 7) (9, PH) (9, PR)				(2-2) G1-3			(3-3) K		3	0	0	0	0	2	5						
Mark Bellhorn, S OBP: 0.293, SLG: 0.374								(1-2) 1B		4	0	0	0	0	2	1						
44 Jake Peavy, R OBP: 0.184, SLG: 0.395 Todd Walker, L Alan Embree, L 43 Cla Meredith, R	(1, 1) (7, PH) (8, 1) (9, 1)				(1-0) G4-3			(3-2) F7		2	0	0	0	0	1	0						
Inning Stats	R: 0 E: 0 K: 0 S: 7	H: 1 LOB: 1 BB: 0 P: 15	R: 0 E: 0 K: 2 S: 9	H: 0 LOB: 0 BB: 0 P: 14	R: 0 E: 0 K: 1 S: 7	H: 0 LOB: 0 BB: 0 P: 13	R: 0 E: 0 K: 0 S: 13	H: 2 LOB: 3 BB: 1 P: 26	R: 0 E: 0 K: 2 S: 10	H: 1 LOB: 1 BB: 0 P: 13	R: 0 E: 0 K: 3 S: 15	H: 1 LOB: 2 BB: 1 P: 23	R: 0 E: 0 K: 1 S: 8	H: 0 LOB: 0 BB: 0 P: 14	R: 0 E: 0 K: 1 S: 6	H: 0 LOB: 0 BB: 0 P: 7	R: 0 E: 0 K: 3 S: 11	H: 0 LOB: 1 BB: 1 P: 21	1B: 3 2B: 2 3B: 0 HR: 0	SF: 0 SAC: 0 DP: 0 HBP: 0	WP: 0 PB: 0 SB: 0 CS: 0	PA: 35
PITCHER	IP WLS BF H R ER SO BB IBB HBP BLK WP HR S P ERA WHIP																					
Andy Pettitte, L ERA: 4.97	(1, 1) 6.0 W 25 5 0 0 8 2 0 0 0 0 0 0 8 14 0.00 1.167																					
Chad Qualls, R ERA: 3.98	(7, 1) 1.0 H 3 0 0 0 1 0 0 0 0 0 0 0 6 7 0.00 0.000																					
Dan Wheeler, R ERA: 3.15	(8, 1) 1.0 H 3 0 0 0 1 0 0 0 0 0 0 0 6 7 0.00 0.000																					
54 Brad Lidge, R ERA: 5.66	(9, 1) 1.0 S 4 0 0 0 3 1 0 0 0 0 0 0 11 21 0.00 1.000																					

Houston Astros @ San Diego Padres
PETCO Park, San Diego, CA
Tue Aug 01 2006, 10:05 PM EDT
Att: 39,923 - Partly Cloudy - 71 F

AB 32
R 0
H 5
RBI 0
BB 3
SO 13
LOB 12

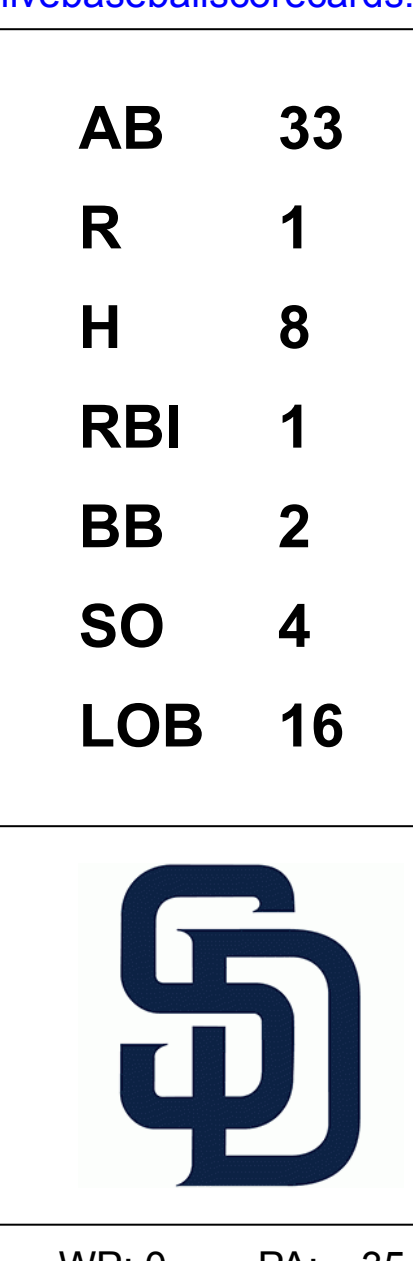


Batter	1	2	3	4	5	6	7	8	9	AB	R	H	RBI	BB	SO	LOB	TOP								
Willy Taveras, R OBP: 0.313, SLG: 0.318	B1-3		G6-3				G6-3		P3	5	0	1	1	0	0	0	Houston Astros @ San Diego Padres PETCO Park, San Diego, CA Wed Aug 02 2006, 10:05 PM EDT Att: 30,757 - Partly Cloudy - 71 F								
Craig Biggio, R OBP: 0.331, SLG: 0.445 Dave Borkowski, R (9, 1)	F7			E5	G6-3		HR		HR	5	2	2	2	0	0	2									
Mike Lamb, L OBP: 0.371, SLG: 0.512				P6		G6-4-3 1B	HR		G5-3	3	2	1	1	2	0	1									
Morgan Ensberg, R OBP: 0.391, SLG: 0.504	P3			K		G6-4-3 2B 1B	G6-3			4	1	1	0	1	1	2									
Luke Scott, L OBP: 0.420, SLG: 0.646		F8		K		G6-4-3 1B		1B	G4-3	5	1	2	0	0	1	2									
Preston Wilson, R OBP: 0.310, SLG: 0.407	P3				L4	G6-4-3				4	0	1	1	0	0	2									
28 Adam Everett, R OBP: 0.299, SLG: 0.331					F8				F9	4	0	1	1	0	1	1									
Brad Ausmus, R OBP: 0.296, SLG: 0.287			G4-3		E5 41 1B	L4				3	1	0	0	1	0	1									
41 Brandon Backe, R OBP: 0.300, SLG: 0.222 Chad Qualls, R (8, 1)										4	0	1	0	0	1	2									
2 Chris Burke, R OBP: 0.359, SLG: 0.454			K				F9		G5-3	0	0	0	0	0	0	0									
Inning Stats	R: 0 E: 0 K: 0 S: 8	H: 0 LOB: 1 BB: 1 P: 13	R: 0 E: 0 K: 1 S: 9	H: 0 LOB: 0 BB: 0 P: 13	R: 0 E: 0 K: 1 S: 11	H: 0 LOB: 0 BB: 0 P: 17	R: 0 E: 1 K: 2 S: 13	H: 0 LOB: 1 BB: 0 P: 17	R: 1 E: 1 K: 0 S: 11	H: 2 LOB: 2 BB: 0 P: 18	R: 2 E: 0 K: 0 S: 11	H: 2 LOB: 1 BB: 2 P: 19	R: 2 E: 0 K: 0 S: 9	H: 2 LOB: 0 BB: 0 P: 15	R: 1 E: 0 K: 0 S: 5	H: 2 LOB: 1 BB: 1 P: 14	R: 1 E: 0 K: 0 S: 13	H: 2 LOB: 1 BB: 0 P: 21	1B: 5 2B: 2 3B: 0 HR: 3	SF: 0 SAC: 0 DP: 2 HBP: 0	WP: 0 PB: 0 SB: 3 CS: 0	PA: 41			
PITCHER	IP	WLS	BF	H	R	ER	SO	BB	IBB	HBP	BLK	WP	HR	S	P	ERA	WHIP								
Woody Williams, R ERA: 3.84	6.2	L	30	6	5	4	4	3	0	0	0	0	2	70	108	5.40	1.350								
Scott Williamson, R ERA: 5.29	1.1		6	2	1	1	0	1	0	0	0	0	0	7	18	6.75	2.250								
Jon Adkins, R ERA: 3.47	1.0		5	2	1	1	0	0	0	0	0	0	1	13	21	9.00	2.000								

AB	37
R	7
H	10
RBI	6
BB	4
SO	4
LOB	13



Batter	1	2	3	4	5	6	7	8	9	AB	R	H	RBI	BB	SO	LOB	BOTTOM								
Dave Roberts, L OBP: 0.372, SLG: 0.415	B1-3		24 1B		G3					4	0	2	0	0	0	0	Houston Astros @ San Diego Padres PETCO Park, San Diego, CA Wed Aug 02 2006, 10:05 PM EDT Att: 30,757 - Partly Cloudy - 71 F								
Mike Cameron, R OBP: 0.350, SLG: 0.482			F8		G6-3				K	4	0	1	0	0	1	2									
24 Brian Giles, L OBP: 0.372, SLG: 0.372					G4-3				F7	4	0	1	0	0	0	2									
Mike Piazza, R OBP: 0.356, SLG: 0.531 Jon Adkins, L (9, 1)					P3					3	0	0	0	1	0	3									
23 Adrián González, L OBP: 0.345, SLG: 0.515					P6					0	0	0	0	0	0	0									
Todd Walker, L OBP: 0.351, SLG: 0.391 Scott Williamson, R (7, 1) Rob Bowen, S OBP: 0.403, SLG: 0.413										3	1	1	0	0	0	1									
3 Khalil Greene, R OBP: 0.330, SLG: 0.456										0	0	0	0	0	0	0									
Josh Barfield, R OBP: 0.331, SLG: 0.423										4	0	1	1	0	1	2									
Woody Williams, R OBP: 0.143, SLG: 0.077 Mark Bellhorn, S OBP: 0.291, SLG: 0.372										2	0	0	0	0	0	2									
Inning Stats	R: 0 E: 0 K: 0 S: 4	H: 1 LOB: 1 BB: 0 P: 8	R: 0 E: 0 K: 0 S: 10	H: 1 LOB: 2 BB: 1 P: 17	R: 0 E: 0 K: 0 S: 14	H: 2 LOB: 0 BB: 0 P: 16	R: 1 E: 0 K: 0 S: 10	H: 2 LOB: 0 BB: 0 P: 13	R: 0 E: 0 K: 2 S: 6	H: 0 LOB: 0 BB: 0 P: 13	R: 0 E: 0 K: 2 S: 8	H: 0 LOB: 0 BB: 0 P: 11	R: 0 E: 0 K: 2 S: 14	H: 1 LOB: 2 BB: 1 P: 22	R: 0 E: 0 K: 0 S: 6	H: 1 LOB: 0 BB: 0 P: 8		1B: 6 2B: 2 3B: 0 HR: 0	SF: 0 SAC: 0 DP: 1 HBP: 0	WP: 0 PB: 0 SB: 0 CS: 0	PA: 35				
PITCHER	IP	WLS	BF	H	R	ER	SO	BB	IBB	HBP	BLK	WP	HR	S	P	ERA	WHIP								
41 Brandon Backe, R ERA: 4.38	7.2		31	7	1	1	3	2	0	0	0	0	0	66	101	1.17	1.174								
Chad Qualls, R ERA: 3.96	0.1		1	0	0	0	1	0	0	0	0	0	0	4	7	0.00	0.000								
Dave Borkowski, R ERA: 3.67	1.0		3	1	0	0	0	0	0	0	0	0	0	6	8	0.00	1.000								



Batter	1	2	3	4	5	6	7	8	9	AB	R	H	RBI	BB	SO	LOB	TOP										
Willy Taveras, R OBP: 0.316, SLG: 0.329	G1-3	FC6		CS 1B		17 E S 1B	K		HR	6	1	3	2	0	1	2											
Craig Biggio, R OBP: 0.329, SLG: 0.448 16 Jason Lane, R OBP: 0.330, SLG: 0.392	HR		K	P6		P3		F8	K	6	1	1	1	0	2	2											
17 Lance Berkman, S OBP: 0.411, SLG: 0.622	K		BB BB		BB 28 SF8 1B	BB		HR	1B BB	3	2	2	1	3	1	0											
Aubrey Huff, L OBP: 0.351, SLG: 0.439 54 Brad Lidge, R Dan Wheeler, R	L7		F9		BB BB 1B	BB		G5-3 1B	1B	5	0	3	0	1	0	1											
Morgan Ensberg, R OBP: 0.391, SLG: 0.497		44 WP 44 1B BB	BB		K	F6		G5-3	F7	5	1	1	0	1	1	8											
Luke Scott, L OBP: 0.407, SLG: 0.574	F9		BB		BB	K				2	0	0	0	3	1	4											
28 Adam Everett, R OBP: 0.295, SLG: 0.327	F9		G1-3		SF8			G6-3		4	0	1	1	0	0	6											
Brad Ausmus, R OBP: 0.301, SLG: 0.285	44 WP 44 1B BB			44 SH3-4 1B BB		BB		FC6-4 2B	K	2	2	0	0	3	1	1											
44 Roy Oswalt, R Orlando Palmiero, L Chad Qualls, R Trever Miller, R Mike Lamb, L 2 Chris Burke, R	FC6 1B		SH3-4		G5-3			1-H 2B	HR	2	0	1	2	0	0	3											
Inning Stats	R: 1 E: 0 K: 1 S: 11	H: 1 LOB: 0 BB: 0 P: 17	R: 2 E: 0 K: 0 S: 10	H: 2 LOB: 1 BB: 1 P: 19	R: 0 E: 0 K: 1 S: 12	H: 0 LOB: 3 BB: 3 P: 27	R: 1 E: 0 K: 0 S: 9	H: 1 LOB: 0 BB: 1 P: 16	R: 1 E: 0 K: 1 S: 17	H: 2 LOB: 3 BB: 2 P: 31	R: 0 E: 0 K: 1 S: 12	H: 1 LOB: 1 BB: 0 P: 25	R: 0 E: 0 K: 1 S: 8	H: 2 LOB: 1 BB: 0 P: 8	R: 1 E: 0 K: 0 S: 14	H: 2 LOB: 2 BB: 1 P: 28	R: 2 E: 0 K: 2 S: 17	H: 3 LOB: 2 BB: 1 P: 25	1B: 9 2B: 1 3B: 0 HR: 4	SF: 1 SAC: 1 DP: 0 HBP: 0	WP: 1 PB: 0 SB: 1 CS: 1	PA: 50					
PITCHER	IP	WLS	BF	H	R	ER	SO	BB	IBB	HBP	BLK	WP	HR	S	P	ERA	WHIP										
Miguel Batista, R ERA: 4.87	4.2		26	6	5	5	3	7	0	0	0	1	1	52	100	9.64	2.786										
Mike Koplove, R ERA: 3.0	2.0	10	3	0	0	1	2	0	0	0	0	0	0	24	40	0.00	2.500										
Luis Vizcaino, R ERA: 3.71	0.1	1	0	0	0	1	0	0	0	0	0	0	0	3	3	0.00	0.000										
Brandon Lyon, R ERA: 4.14	1.0	B	6	2	1	1	0	0	1	0	0	0	1	14	28	9.00	2.000										
56 Ramon Pena, R ERA: 2.31	1.0	L	7	3	2	2	2	1	0	0	0	0	2	17	25	18.00	4.000										

Houston Astros @ Arizona Diamondbacks
Chase Field, Phoenix, AZ
Fri Aug 04 2006, 6:40 PM MST
Att: 24,498 - Roof Closed - 78 F

AB 37
R 8
H 14
RBI 8
BB 11
SO 7
LOB 27



Batter	1	2	3	4	5	6	7	8	9	AB	R	H	RBI	BB	SO	LOB	BOTTOM										
22 Eric Byrnes, R OBP: 0.346, SLG: 0.516 56 Ramon Pena, R	K	G5-3		G5-3		P4		FC6-4 1B	K	5	0	0	0	0	1	1											
Chad Tracy, L OBP: 0.336, SLG: 0.450	1B 2B			FC4-6 1B		F7		G4-6-3 1B		5	1	4	0	0	0	0											
Luis Gonzalez, L OBP: 0.377, SLG: 0.482	1B	P6		FC4-6 34 BB		1B		G4-6-3		5	1	2	0	0	0	4											
34 Conor Jackson, R OBP: 0.366, SLG: 0.428	K		G3-1 1B		BB		HR 1B		BB 30 BB 1B	4	3	3	0	1	1	2											
Johnny Estrada, S OBP: 0.335, SLG: 0.474	1B 1B		F7	F8			HR		F8	5	2	2	3	0	0	4											
Shawn Green, L OBP: 0.356, SLG: 0.443	1B		G3-1		G6-3		F7		K	5	0	1	1	0	1	2											
1 Orlando Hudson, S OBP: 0.343, SLG: 0.450	1B		6 2B		G3-1		F8		BB 30 BB 6 BB	4	0	2	2	1	0	0											
6 Stephen Drew, L OBP: 0.372, SLG: 0.592	F7						P6		BB 30 BB	4	0	2	0	1	0	2											
Miguel Batista, R Mike Koplove, R Luis Vizcaino, R Brandon Lyon, R 30 Jeff DaVanon, S	K		K		G5-3			FC6-4 BB	BB	2	0	0	0	0	2	2											
Inning Stats	R: 3 E: 0 K: 2 S: 19	H: 5 LOB: 2 BB: 0 P: 32	R: 0 E: 0 K: 1 S: 13	H: 1 LOB: 1 BB: 0 P: 16	R: 1 E: 0 K: 1 S: 12	H: 3 LOB: 2 BB: 0 P: 18	R: 0 E: 0 K: 0 S: 11	H: 1 LOB: 2 BB: 1 P: 19	R: 0 E: 0 K: 0 S: 6	H: 1 LOB: 1 BB: 0 P: 12	R: 2 E: 0 K: 0 S: 8	H: 2 LOB: 0 BB: 0 P: 14	R: 0 E: 0 K: 0 S: 9	H: 1 LOB: 1 BB: 1 P: 17	R: 1 E: 0 K: 2 S: 21	H: 1 LOB: 3 BB: 3 P: 38	1B: 11 2B: 4 3B: 0 HR: 1	SF: 0 SAC: 0 DP: 1 HBP: 0	WP: 0 PB: 0 SB: 0 CS: 0	PA: 46							
PITCHER	IP	WLS	BF	H	R	ER	SO	BB	IBB	HBP	BLK	WP	HR	S	P	ERA	WHIP										
44 Roy Oswalt, R ERA: 3.34	6.0		30	12	4	4	4	1	0	0	0	0	1	13	24	13.50	2.250										
Chad Qualls, R ERA: 4.16	1.1	B	7	2	2	2	0	1	0	0	0	0	0	4	7	0.00	1.500										
Trever Miller, L ERA: 4.01	0.2	W	2	1	0	0	0	0	0	0	0	0	0	4	7	0.00	1.500										
54 Brad Lidge, R ERA: 5.76	0.2	H	5	1	1	1	1	2	0	0	0	0	0	14	26	13.50	4.500										
Dan Wheeler, R ERA: 3.13	0.1	S	2	0	0	0	1	1	0	0	0	0	0	7	12	0.00	3.000										

Houston Astros @ Arizona Diamondbacks
Chase Field, Phoenix, AZ
Fri Aug 04 2006, 6:40 PM MST
Att: 24,498 - Roof Closed - 78 F

AB 41
R 7
H 16
RBI 7
BB 5
SO 6
LOB 21



Batter	1	2	3	4	5	6	7	8	9	AB	R	H	RBI	BB	SO	LOB	TOP		
6 Chris Duffy, L (1, 8) OBP: 0.228, SLG: 0.236	G5-3		F8		F8		F7			3	0	0	0	1	0	0	Pittsburgh Pirates @ Houston Astros Minute Maid Park, Houston, TX Tue Aug 08 2006, 7:05 PM CDT Att: 38,856 - Roof Closed - 73 F		
2 Jack Wilson, R (1, 6) OBP: 0.399, SLG: 0.383	G5-3		F9		F8			K		4	0	0	0	0	1	1			
12 Freddy Sanchez, R (1, 5) OBP: 0.378, SLG: 0.485			G6-3							3	0	2	0	1	0	1			
Jason Bay, R (1, 7) OBP: 0.407, SLG: 0.536										4	1	1	0	0	2	3			
Jeremy Burnitz, L (1, 9) OBP: 0.288, SLG: 0.443										3	0	1	0	1	0	0			
Xavier Nady, R (1, 3) OBP: 0.325, SLG: 0.481										4	0	0	0	0	1	4			
Jose Castillo, R (1, 4) OBP: 0.325, SLG: 0.426										2	0	0	1	1	1	0			
26 Ronny Paulino, R (1, 2) OBP: 0.368, SLG: 0.418										3	0	0	0	1	1	1			
28 Paul Maholm, L (1, 1) OBP: 0.188, SLG: 0.146 13 Nide McSorley, L (7, PH) OBP: 0.298, SLG: 0.376 34 John Grabow, L (7, 1) 44 Josh Sharpless, R (7, 1) 55 Matt Capps, R (8, 1) Joe Randa, R (8, PH) OBP: 0.347, SLG: 0.411										2	0	0	0	0	1	2			
Inning Stats	R: 0 E: 0 K: 1 S: 11	H: 0 LOB: 1 BB: 1 P: 19	R: 0 E: 0 K: 0 S: 5	H: 0 LOB: 1 BB: 1 P: 11	R: 0 E: 0 K: 0 S: 8	H: 0 LOB: 1 BB: 1 P: 15	R: 1 E: 0 K: 1 S: 13	H: 2 LOB: 2 BB: 1 P: 22	R: 0 E: 0 K: 0 S: 9	H: 0 LOB: 0 BB: 0 P: 8	R: 0 E: 0 K: 0 S: 8	H: 0 LOB: 0 BB: 0 P: 11	R: 0 E: 0 K: 3 S: 13	H: 1 LOB: 2 BB: 1 P: 26	R: 0 E: 0 K: 3 S: 9	H: 0 LOB: 0 BB: 0 P: 10	1B: 3 2B: 1 3B: 0 HR: 0	SF: 1 SAC: 0 DP: 0 HBP: 0	WP: 0 PA: 36 PB: 0 SB: 0 CS: 0
PITCHER	IP WLS BF H R ER SO BB IBB HBP BLK WP HR S P ERA WHIP																		
41 Brandon Backe, R (1, 1) ERA: 3.69	7.0 W 28 3 1 1 2 4 0 0 0 0 0 0 59 98 1.29 1.000																		
Dan Wheeler, R (8, 1) ERA: 3.09	1.0 H 5 1 0 0 3 1 0 0 0 0 0 0 13 26 0.00 2.000																		
54 Brad Lidge, R (9, 1) ERA: 5.65	1.0 S 3 0 0 0 3 0 0 0 0 0 0 0 9 10 0.00 0.000																		

Batter	1	2	3	4	5	6	7	8	9	AB	R	H	RBI	BB	SO	LOB	BOTTOM		
Willy Taveras, R (1, 8) OBP: 0.328, SLG: 0.340	FC6-4		K				SH3-4			2	0	1	0	1	1	0	Pittsburgh Pirates @ Houston Astros Minute Maid Park, Houston, TX Tue Aug 08 2006, 7:05 PM CDT Att: 38,856 - Roof Closed - 73 F		
Craig Biggio, R (1, 4) OBP: 0.326, SLG: 0.449	FC6-4						K			4	2	1	1	0	1	3			
17 Lance Berkman, S (1, 3) OBP: 0.416, SLG: 0.627										2	0	0	0	2	1	0			
Morgan Ensberg, R (1, 5) OBP: 0.393, SLG: 0.487										2	1	0	0	2	1	2			
Preston Wilson, R (1, 7) OBP: 0.309, SLG: 0.405										4	0	1	1	0	1	2			
2 Chris Burke, R (1, 9) OBP: 0.354, SLG: 0.444										4	0	1	0	0	0	4			
28 Adam Everett, R (1, 6) OBP: 0.294, SLG: 0.328										4	0	1	1	0	2	1			
Eric Munson, L (1, 2) OBP: 0.289, SLG: 0.358 54 Brad Lidge, R (9, 1)										3	0	0	0	0	1	2			
41 Brandon Backe, R (1, 1) OBP: 0.250, SLG: 0.182 Luke Scott, L (7, PH) OBP: 0.464, SLG: 0.667 Dan Wheeler, R (8, 1) Brad Ausmus, R (9, 2) OBP: 0.297, SLG: 0.290										1	0	1	0	0	0	0			
Inning Stats	R: 1 E: 0 K: 0 S: 13	H: 0 LOB: 2 BB: 3 P: 31	R: 0 E: 0 K: 1 S: 7	H: 0 LOB: 0 BB: 0 P: 9	R: 1 E: 0 K: 2 S: 10	H: 1 LOB: 0 BB: 0 P: 15	R: 0 E: 0 K: 1 S: 7	H: 1 LOB: 0 BB: 0 P: 10	R: 0 E: 0 K: 1 S: 8	H: 1 LOB: 1 BB: 0 P: 12	R: 1 E: 0 K: 1 S: 19	H: 2 LOB: 2 BB: 1 P: 28	R: 0 E: 0 K: 1 S: 8	H: 1 LOB: 2 BB: 1 P: 16	R: 0 E: 0 K: 2 S: 10	H: 0 LOB: 0 BB: 0 P: 16	1B: 3 2B: 2 3B: 0 HR: 1	SF: 0 SAC: 1 DP: 0 HBP: 0	WP: 0 PA: 34 PB: 0 SB: 0 CS: 1
PITCHER	IP WLS BF H R ER SO BB IBB HBP BLK WP HR S P ERA WHIP																		
28 Paul Maholm, L (1, 1) ERA: 4.81	6.0 L 26 4 0 0 0 1 4 0 0 0 0 0 64 105 4.50 1.500																		
34 John Grabow, L (7, 1) ERA: 3.68	0.2 4 1 0 0 1 1 0 0 0 0 0 0 5 10 0.00 3.000																		
44 Josh Sharpless, R (7, 1) ERA:	0.1 1 0 0 0 0 0 0 0 0 0 0 0 3 6 0.00 0.000																		
55 Matt Capps, R (8, 1) ERA: 3.47	1.0 3 0 0 0 2 0 0 0 0 0 0 0 10 16 0.00 0.000																		



Batter	1	2	3	4	5	6	7	8	9	AB	R	H	RBI	BB	SO	LOB	TOP										
13 Nate McLouth, L OBP: 0.291, SLG: 0.368	G3		G4-3			12 2B		K		4	1	1	0	0	1	1	Pittsburgh Pirates @ Houston Astros Minute Maid Park, Houston, TX Wed Aug 09 2006, 7:05 PM CDT Att: 31,077 - Roof Closed - 73 F										
2 Jack Wilson, R OBP: 0.399, SLG: 0.384	K					K		G3-1		4	0	1	0	0	2	2											
12 Freddy Sanchez, R OBP: 0.389, SLG: 0.487 Jose Castillo, R OBP: 0.324, SLG: 0.424	BB					G6-3		K		2	0	1	1	1	0	1											
Jason Bay, R OBP: 0.405, SLG: 0.532 44 Josh Sharpless, R OBP: 0.338, SLG: 0.424 Damaso Marte, L OBP: 0.263, SLG: 0.207	F8					F8		K		3	0	0	0	0	1	3											
11 Humberto Cota, R OBP: 0.283, SLG: 0.207						K				0	0	0	0	0	0	0											
Jose Hernandez, R OBP: 0.306, SLG: 0.333						K				1	0	0	0	0	1	0											
26 Ronny Paulino, R OBP: 0.368, SLG: 0.417 Michael Gonzalez, R OBP: 0.250, SLG: 0.250 Jerome Buntz, L OBP: 0.287, SLG: 0.442	F8					G5-3 1B		K		3	0	1	0	0	1	0											
Jose Bautista, R OBP: 0.350, SLG: 0.459	F8					G5-3		K		3	0	0	0	0	1	1											
6 Chris Duffy, L OBP: 0.223, SLG: 0.231						G5-3		K		3	0	0	0	0	1	1											
Shawn Chacon, R OBP: 0.103, SLG: 0.103 Xavier Nady, R OBP: 0.331, SLG: 0.481						G6-3		G3-1 BB		0	0	0	0	0	0	0											
Inning Stats	R: 0 E: 0 K: 1 S: 9	H: 0 LOB: 1 BB: 1 P: 15	R: 0 E: 0 K: 1 S: 6	H: 0 LOB: 3 BB: 0 P: 10	R: 0 E: 0 K: 0 S: 8	H: 0 LOB: 0 BB: 0 P: 13	R: 0 E: 0 K: 0 S: 14	H: 1 LOB: 1 BB: 0 P: 17	R: 0 E: 0 K: 1 S: 11	H: 1 LOB: 1 BB: 0 P: 19	R: 1 E: 0 K: 3 S: 19	H: 2 LOB: 1 BB: 0 P: 25	R: 0 E: 0 K: 3 S: 10	H: 0 LOB: 0 BB: 0 P: 11	R: 0 E: 0 K: 2 S: 10	H: 0 LOB: 1 BB: 1 P: 16	R: 0 E: 0 K: 2 S: 9	H: 0 LOB: 0 BB: 0 P: 14	1B: 2 2B: 2 3B: 0 HR: 0	SF: 0 SAC: 0 DP: 0 HBP: 0	WP: 0 PB: 0 SB: 0 CS: 0	PA: 33					
PITCHER	IP	WLS	BF	H	R	ER	SO	BB	IBB	HBP	BLK	WP	HR	S	P	ERA	WHIP										
44 Roy Oswalt, R ERA: 3.27	6.0	W	23	4	1	1	6	1	0	0	0	0	0	67	99	1.50	0.833										
Russ Springer, R ERA: 3.32	1.0		3	0	0	0	3	0	0	0	0	0	0	10	11	0.00	0.000										
Dave Borkowski, R ERA: 3.5	1.0		4	0	0	0	2	1	0	0	0	0	0	10	16	0.00	1.000										
64 Fernando Nieve, R ERA: 4.22	1.0		3	0	0	0	2	0	0	0	0	0	0	9	14	0.00	0.000										


Batter	1	2	3	4	5	6	7	8	9	AB	R	H	RBI	BB	SO	LOB	BOTTOM										
Willy Taveras, R OBP: 0.329, SLG: 0.339 Russ Springer, R OBP: 0.353, SLG: 0.442	G6-3					L3				4	2	1	0	1	0	2	Pittsburgh Pirates @ Houston Astros Minute Maid Park, Houston, TX Wed Aug 09 2006, 7:05 PM CDT Att: 31,077 - Roof Closed - 73 F										
Dave Borkowski, R OBP: 0.289, SLG: 0.358										0	0	0	0	0	0	0											
Craig Biggio, R OBP: 0.327, SLG: 0.458 2 Chris Burke, R OBP: 0.353, SLG: 0.442						F8		F8		4	2	2	1	0	0	1											
17 Lance Berkman, S OBP: 0.419, SLG: 0.625 Mike Lamb, L OBP: 0.365, SLG: 0.513										1	3	0	0	3	1	0											
Aubrey Huff, L OBP: 0.359, SLG: 0.471										1	0	0	0	0	0	0											
Luke Scott, L OBP: 0.459, SLG: 0.691										4	2	3	6	1	0	0											
Morgan Ensberg, R OBP: 0.384, SLG: 0.531 Orlando Palmeiro, L OBP: 0.291, SLG: 0.291										5	1	2	2	0	2	1											
28 Adam Everett, R OBP: 0.295, SLG: 0.331 64 Fernando Nieve, R OBP: 0.222, SLG: 0.125										3	0	1	1	1	0	0											
Brad Ausmus, R OBP: 0.298, SLG: 0.292										5	1	2	0	0	0	2											
44 Roy Oswalt, R OBP: 0.212, SLG: 0.260 16 Jason Lane, R OBP: 0.332, SLG: 0.408										3	1	1	2	0	0	2											
Inning Stats	R: 3 E: 0 K: 1 S: 16	H: 3 LOB: 0 BB: 1 P: 24	R: 4 E: 0 K: 0 S: 17	H: 3 LOB: 3 BB: 4 P: 40	R: 3 E: 0 K: 0 S: 15	H: 3 LOB: 1 BB: 1 P: 31	R: 0 E: 1 K: 0 S: 12	H: 1 LOB: 2 BB: 0 P: 17	R: 2 E: 0 K: 1 S: 13	H: 2 LOB: 0 BB: 0 P: 23	R: 2 E: 0 K: 0 S: 11	H: 2 LOB: 0 BB: 0 P: 15	R: 0 E: 0 K: 1 S: 6	H: 0 LOB: 0 BB: 0 P: 10	R: 0 E: 0 K: 1 S: 10	H: 1 LOB: 0 BB: 0 P: 17	R: 0 E: 0 K: 1 S: 10	H: 1 LOB: 0 BB: 0 P: 17	1B: 7 2B: 2 3B: 0 HR: 6	SF: 0 SAC: 0 DP: 1 HBP: 0	WP: 0 PB: 0 SB: 0 CS: 1	PA: 45					
PITCHER	IP	WLS	BF	H	R	ER	SO	BB	IBB	HBP	BLK	WP	HR	S	P	ERA	WHIP										
Shawn Chacon, R ERA: 7.38 Victor Santos, R ERA: 5.58	1.2	L	14	6	7	7	1	4	0	0	0	0	2	29	56	37.80	6.000										
44 Josh Sharpless, R ERA: 3.38	0.1		2	1	1	1	0	0	0	0	0	0	0	4	7	27.00	3.000										
Damaso Marte, L ERA: 3.32	0.2		3	1	1	1	0	0	0	0	0	0	1	7	8	13.50	1.500										
Michael Gonzalez, L ERA: 2.48	1.0		3	0	0	0	1	0	0	0	0	0	0	6	10	0.00	0.000										
PITCHER	IP	WLS	BF	H	R	ER	SO	BB	IBB	HBP	BLK	WP	HR	S	P	ERA	WHIP										
16 Salomon Torres, R ERA: 3.95	1.0		3	1	0	0	1	0	0	0	0	0	0	10	17	0.00	1.000										



Batter	1	2	3	4	5	6	7	8	9	AB	R	H	RBI	BB	SO	LOB	TOP										
13 Nate McLouth, L OBP: 0.290, SLG: 0.365	L4		FC4-6			2B 12 SF9		K	F7	5	1	1	0	0	1	2											
2 Jack Wilson, R OBP: 0.310, SLG: 0.388	F9		G5-3			1B 12 SF9		1B		4	0	2	0	0	0	1											
12 Freddy Sanchez, R OBP: 0.379, SLG: 0.486	K							1B		3	0	1	1	0	1	0											
Jason Bay, R OBP: 0.404, SLG: 0.529								1B		4	0	1	0	0	1	3											
Jeremy Burnitz, L OBP: 0.288, SLG: 0.438										2	0	0	0	1	0	1											
José Bautista, R OBP: 0.349, SLG: 0.457										1	0	0	0	0	0	2											
Xavier Nady, R OBP: 0.333, SLG: 0.485										4	1	2	0	0	0	1											
Jose Castillo, R OBP: 0.324, SLG: 0.423										4	0	1	0	0	2	3											
26 Ronny Paulino, R OBP: 0.366, SLG: 0.415										4	0	1	1	0	1	1											
24 Tom Gorzelanny, R OBP: 0.346, SLG: 0.400										1	0	0	0	1	1	0											
16 Salomon Torres, R OBP: 0.220, SLG: 0.250										1	0	0	0	0	0	3											
34 John Grabow, L OBP: 0.220, SLG: 0.250										0	0	0	0	0	0	0											
55 Matt Capps, R OBP: 0.220, SLG: 0.250										0	0	0	0	0	0	0											
José Hernández, R OBP: 0.220, SLG: 0.250										1	0	0	0	0	1	1											
Inning Stats	R: 0 E: 0 K: 1 S: 10	H: 0 LOB: 0 BB: 0 P: 14	R: 0 E: 0 K: 1 S: 7	H: 1 LOB: 1 BB: 0 P: 12	R: 0 E: 0 K: 1 S: 11	H: 0 LOB: 1 BB: 1 P: 22	R: 0 E: 0 K: 0 S: 9	H: 0 LOB: 0 BB: 0 P: 12	R: 0 E: 0 K: 1 S: 5	H: 0 LOB: 0 BB: 0 P: 8	R: 1 E: 0 K: 1 S: 12	H: 2 LOB: 1 BB: 0 P: 20	R: 0 E: 0 K: 0 S: 10	H: 2 LOB: 2 BB: 1 P: 15	R: 0 E: 0 K: 2 S: 14	H: 2 LOB: 2 BB: 0 P: 19	R: 1 E: 0 K: 1 S: 10	H: 2 LOB: 1 BB: 0 P: 14	1B: 7 2B: 2 3B: 0 HR: 0	SF: 1 SAC: 0 DP: 1 HBP: 0	WP: 0 PB: 0 SB: 1 CS: 0	PA: 37					
PITCHER	IP	WLS	BF	H	R	ER	SO	BB	IBB	HBP	BLK	WP	HR	S	P	ERA	WHIP										
Roger Clemens, R ERA: 2.24	6.0	W	24	4	1	1	5	2	0	0	0	0	0	57	95	1.50	1.000										
Chad Qualls, R ERA: 4.08	1.0	H	3	1	0	0	0	0	0	0	0	0	0	7	8	0.00	1.000										
Dan Wheeler, R ERA: 3.02	0.2		4	2	0	0	2	0	0	0	0	0	0	12	15	0.00	3.000										
Trever Miller, L ERA: 3.93	0.1	H	1	0	0	0	0	0	0	0	0	0	0	2	4	0.00	0.000										
54 Brad Lidge, R ERA: 5.71	1.0		5	2	1	1	1	0	0	0	0	0	0	10	14	9.00	2.000										

Pittsburgh Pirates @ Houston Astros
Minute Maid Park, Houston, TX
Thu Aug 10 2006, 7:05 PM CDT
Att: 41,476 - Roof Closed - 73 F


AB 34
R 2
H 9
RBI 2
BB 2
SO 8
LOB 18



Batter	1	2	3	4	5	6	7	8	9	AB	R	H	RBI	BB	SO	LOB	BOTTOM										
Willy Taveras, R OBP: 0.330, SLG: 0.338	17 BB	K						K	F8	4	0	1	0	1	2	3											
Craig Biggio, R OBP: 0.327, SLG: 0.458	P4									4	1	1	0	0	1	3											
2 Chris Burke, R OBP: 0.353, SLG: 0.442										0	0	0	0	0	0	0											
17 Lance Berkman, S OBP: 0.422, SLG: 0.623	G6-4-3									1	1	0	0	3	0	0											
Aubrey Huff, L OBP: 0.355, SLG: 0.465	G6-4-3									4	0	0	0	0	2	5											
Morgan Ensberg, R OBP: 0.395, SLG: 0.494										3	2	1	3	1	1	1											
Luke Scott, L OBP: 0.482, SLG: 0.676										3	1	1	0	1	1	0											
28 Adam Everett, R OBP: 0.294, SLG: 0.331	F3									4	0	1	0	0	0	3											
Brad Ausmus, R OBP: 0.303, SLG: 0.298										4	0	3	2	0	0	1											
Roger Clemens, R ERA: 4.19										2	0	0	0	0	2	2											
Chad Qualls, R ERA: 4.21										0	0	0	0	0	0	0											
Dan Wheeler, R ERA: 3.86										1	0	0	0	0	0	0											
Trever Miller, R ERA: 3.86										0	0	0	0	0	0	0											
Mike Lamb, L OBP: 0.220, SLG: 0.250										1	0	0	0	0	1	1											
54 Brad Lidge, R ERA: 3.54										0	0	0	0	0	0	0											
Inning Stats	R: 0 E: 0 K: 0 S: 6	H: 0 LOB: 1 BB: 2 P: 14	R: 1 E: 0 K: 1 S: 15	H: 1 LOB: 2 BB: 2 P: 28	R: 0 E: 0 K: 1 S: 6	H: 0 LOB: 1 BB: 1 P: 14	R: 1 E: 0 K: 2 S: 15	H: 3 LOB: 2 BB: 0 P: 21	R: 0 E: 0 K: 1 S: 7	H: 0 LOB: 0 BB: 0 P: 12	R: 0 E: 0 K: 1 S: 15	H: 1 LOB: 1 BB: 0 P: 23	R: 3 E: 0 K: 3 S: 13	H: 2 LOB: 0 BB: 1 P: 24	R: 0 E: 0 K: 1 S: 7	H: 1 LOB: 1 BB: 0 P: 7	1B: 6 2B: 1 3B: 0 HR: 1	SF: 0 SAC: 1 DP: 1 HBP: 0	WP: 0 PB: 0 SB: 0 CS: 0	PA: 37							
PITCHER	IP	WLS	BF	H	R	ER	SO	BB	IBB	HBP	BLK	WP	HR	S	P	ERA	WHIP										
24 Tom Gorzelanny, L ERA: 4.19	6.0	L	27	5	2	2	6	5	0	0	0	0	0	64	112	3.00	1.667										
16 Salomon Torres, R ERA: 4.21	0.1		3	1	2	2	1	0	1	0	0	0	0	4	11	54.00	3.000										
34 John Grabow, L ERA: 3.86	0.1		1	0	0	0	1	0	0	0	0	0	0	3	4	0.00	0.000										
55 Matt Capps, R ERA: 3.54	1.1		6	2	1	1	2	0	0	0	0	0	1	13	16	6.75	1.500										

Pittsburgh Pirates @ Houston Astros
Minute Maid Park, Houston, TX
Thu Aug 10 2006, 7:05 PM CDT
Att: 41,476 - Roof Closed - 73 F

AB 30
R 5
H 8
RBI 5
BB 6
SO 10
LOB 19



Batter	1	2	3	4	5	6	7	8	9	AB	R	H	RBI	BB	SO	LOB	TOP					
Josh Barfield, R OBP: 0.322, SLG: 0.414	1-1 G6-3		4-2 SF8 24 1B BB		3-2 G6-3			0-3 K		3	0	0	0	1	1	0						
24 Brian Giles, L OBP: 0.378, SLG: 0.380	2-2 F7		0-0 1B			2-2 F8		4-2 E BB		3	0	1	1	1	0	0						
Mike Cameron, R OBP: 0.341, SLG: 0.465	2-3 K		3-2 SF8			3-3 K		0-3 K		3	0	0	1	0	3	1						
Mike Piazza, R OBP: 0.350, SLG: 0.535 Rob Bowen, S OBP: 0.395, SLG: 0.448		0-1 G1-3	0-3 K			0-1 G5-3		1-2 E5 23 G3-6-3		4	0	0	0	0	1	3						
23 Adrián González, L OBP: 0.349, SLG: 0.514		1-3 K		3-1 F8			3-3 K		0-1 G3-6-3	4	0	0	0	0	2	2						
3 Khalil Greene, R OBP: 0.326, SLG: 0.450		2-3 K		2-3 K			0-1 G5-3			3	0	0	0	0	2	0						
Mark Bellhorn, S OBP: 0.290, SLG: 0.356 43 Cla Meredith, R OBP: 0.349, SLG: 0.514			0-0 SH5-4 24 1B 1B	2-3 K			2-3 K			3	1	1	0	0	2	0						
Ben Johnson, R OBP: 0.298, SLG: 0.365 Dave Roberts, L OBP: 0.378, SLG: 0.418			3-2 24 1B SH5-4 1B		3-2 F8			3-2 F7		2	1	1	0	0	0	0						
Chan Ho Park, R OBP: 0.282, SLG: 0.282 Jon Adkins, L OBP: 0.349, SLG: 0.450 Alan Embree, L OBP: 0.349, SLG: 0.450 Todd Walker, L OBP: 0.349, SLG: 0.450			0-0 SH5-4		1-3 K			1-0 G3		1	0	0	0	0	1	0						
Inning Stats	R: 0 E: 0 K: 1 S: 9	H: 0 LOB: 0 BB: 0 P: 14	R: 0 E: 0 K: 2 S: 8	H: 0 LOB: 0 BB: 0 P: 11	R: 2 E: 0 K: 1 S: 17	H: 3 LOB: 2 BB: 1 P: 27	R: 0 E: 0 K: 2 S: 9	H: 0 LOB: 0 BB: 0 P: 16	R: 0 E: 0 K: 1 S: 10	H: 0 LOB: 0 BB: 0 P: 17	R: 0 E: 0 K: 1 S: 8	H: 0 LOB: 0 BB: 0 P: 13	R: 0 E: 0 K: 2 S: 8	H: 0 LOB: 0 BB: 0 P: 13	R: 0 E: 0 K: 1 S: 7	H: 0 LOB: 0 BB: 1 P: 11	R: 0 E: 1 K: 1 S: 11	H: 0 LOB: 2 BB: 1 P: 16	1B: 3 2B: 0 3B: 0 HR: 0	SF: 1 SAC: 1 DP: 1 HBP: 0	WP: 0 PB: 0 SB: 0 CS: 0	PA: 32
PITCHER	IP WLS BF H R ER SO BB IBB HBP BLK WP HR S P ERA WHIP	7.0 W 25 3 2 2 10 1 0 0 0 0 0 69 111 2.57 0.571	1.0 H 3 0 0 0 1 0 0 0 0 0 7 11 0.00 0.000	1.0 S 4 0 0 0 1 1 0 0 0 0 0 11 16 0.00 1.000	PITCHER										IP WLS BF H R ER SO BB IBB HBP BLK WP HR S P ERA WHIP							

San Diego Padres @ Houston Astros
Minute Maid Park, Houston, TX
Fri Aug 11 2006, 7:05 PM CDT
Att. 43,239 - Roof Closed - 73 F

AB	28
R	2
H	3
RBI	2
BB	2
SO	12
LOB	6





Batter	1	2	3	4	5	6	7	8	9	AB	R	H	RBI	BB	SO	LOB	BOTTOM			
Willy Taveras, R OBP: 0.331, SLG: 0.339	1-1 17 1B 1B			2-2 G1-3		0-1 S 1B		1-1 G1-3		5	0	2	0	0	0	1				
Craig Biggio, R OBP: 0.326, SLG: 0.458 2 Chris Burke, R OBP: 0.353, SLG: 0.442	0-3 K		0-0 G5-3		2-0 17 G3-1 WP 2B	3-3 K				4	1	1	0	0	2	2				
17 Lance Berkman, S OBP: 0.425, SLG: 0.633	1 SAFE 3-1 FC5-4 1B		0-0 PB G3 1B		0-1 G3-1		3-2 HR			4	1	3	1	0	0	1				
Aubrey Huff, L OBP: 0.351, SLG: 0.460	2-3 K		3-2 G3		2-1 F7		2-2 G3-1			4	0	0	0	0	1	4				
Morgan Ensberg, R OBP: 0.396, SLG: 0.490	3-0 FC5-4		4-2 BB		4-0 1B BB		1-3 K			2	0	0	0	2	1	2				
Luke Scott, L OBP: 0.483, SLG: 0.667		2-0 L3	0-1 F7		1 SAFE 1-1 1B		3-2 1B			4	0	2	0	0	0	2				
28 Adam Everett, R OBP: 0.294, SLG: 0.335	1-2 SH3-4 3B		0-0 F8		2-2 G6-3		1 SAFE 1-3 K			4	1	1	0	0	1	3				
Brad Ausmus, R OBP: 0.301, SLG: 0.295		0-0 SH3-4		1-3 K		1-2 F9		0-2 F9		3	0	0	1	0	1	0				
Andy Pettitte, L OBP: 0.205, SLG: 0.326 Dan Wheeler, R OBP: 0.363, SLG: 0.509 54 Brad Lidge, R OBP: 0.349, SLG: 0.450		3-H 1-1 1B		0-0 HR		0-2 F7		0-2 G3-1		3	1	2	1	0	0	0				
Inning Stats	R: 0 E: 0 K: 2 S: 13	H: 2 LOB: 2 BB: 0 P: 22	R: 1 E: 0 K: 0 S: 9	H: 2 LOB: 1 BB: 0 P: 14	R: 0 E: 0 K: 0 S: 12	H: 1 LOB: 2 BB: 1 P: 19	R: 1 E: 0 K: 1 S: 8	H: 1 LOB: 0 BB: 0 P: 11	R: 1 E: 0 K: 0 S: 10	H: 2 LOB: 2 BB: 1 P: 21	R: 0 E: 0 K: 1 S: 11	H: 1 LOB: 1 BB: 0 P: 15	R: 1 E: 0 K: 2 S: 22	H: 2 LOB: 1 BB: 0 P: 31	R: 0 E: 0 K: 0 S: 10	H: 0 LOB: 0 BB: 0 P: 11	1B: 7 2B: 1 3B: 1 HR: 2	SF: 0 SAC: 1 DP: 0 HBP: 0	WP: 1 PB: 1 SB: 2 CS: 0	PA: 37
PITCHER	IP WLS BF H R ER SO BB IBB HBP BLK WP HR S P ERA WHIP	5.0 L 25 8 3 3 3 2 0 0 0 0 0 11 15 0.00 1.000	1.0 4 1 0 0 1 0 0 0 0 0 0 1 9 14 27.00 3.000	1.2 6 1 0 0 2 0 0 0 0 0 0 23 28 0.00 0.600	PITCHER										IP WLS BF H R ER SO BB IBB HBP BLK WP HR S P ERA WHIP					

San Diego Padres @ Houston Astros
Minute Maid Park, Houston, TX
Fri Aug 11 2006, 7:05 PM CDT
Att. 43,239 - Roof Closed - 73 F

AB	34
R	4
H	11
RBI	3
BB	2
SO	6
LOB	15



Batter	1	2	3	4	5	6	7	8	9	AB	R	H	RBI	BB	SO	LOB	TOP								
Dave Roberts, L (1.7) OBP: 0.384, SLG: 0.421	G5-3		0-0 24 BB 1B	1-0 HR 1B		G6-3		1-1 2B 1B		5	2	3	0	0	0	1	San Diego Padres @ Houston Astros Minute Maid Park, Houston, TX Sat Aug 12 2006, 6:05 PM CDT Att. 43,591 - Roof Closed - 73 F AB 38 R 6 H 12 RBI 6 BB 3 SO 8 LOB 17 								
Mike Cameron, R (1.8) OBP: 0.344, SLG: 0.477	P5		2-1 1B	3-1 HR		1-1 24 BB 1B		0-0 1-H 2B		5	1	3	4	0	0	2									
24 Brian Giles, L (1.9) OBP: 0.380, SLG: 0.380	FC6-4 1B		4-2 1B	1-3 K		3-H 1B		0-3 K		3	0	1	0	2	2	1									
Mike Piazza, R (1.2) OBP: 0.346, SLG: 0.527 Rob Bowen, S (6.2) OBP: 0.390, SLG: 0.441	FC6-4		L5			P3		F8		4	0	0	0	0	1	6									
23 Adrián González, L (1.3) OBP: 0.347, SLG: 0.510			K			G4-3 1B		K		5	0	1	0	0	4	3									
Todd Walker, L (1.5) OBP: 0.350, SLG: 0.391 Geoff Blum, S (7.5) OBP: 0.288, SLG: 0.349						G4-3 HR		G5-3		3	1	1	1	1	0	1									
3 Khalil Greene, R (1.6) OBP: 0.323, SLG: 0.445			K			F8		P3		4	0	0	0	0	1	2									
Josh Barfield, R (1.4) OBP: 0.323, SLG: 0.422			F8			HR		F7		4	2	2	1	0	0	1									
44 Jake Peavy, R (1.1) OBP: 0.214, SLG: 0.405 Mark Bellhorn, S (8, PH) OBP: 0.289, SLG: 0.354 Scott Linebrink, R (8.1) OBP: 0.323, SLG: 0.422 Trevor Hoffman, R (9.1) OBP: 0.323, SLG: 0.422						F8		SH2-4 1B		2	0	1	0	0	0	0									
								G1-3		1	0	0	0	0	0	0									
										0	0	0	0	0	0	0									
										0	0	0	0	0	0	0									
Inning Stats	R: 0 E: 0 K: 0 S: 8	H: 1 LOB: 1 BB: 0 P: 15	R: 0 E: 0 K: 2 S: 16	H: 0 LOB: 1 BB: 1 P: 26	R: 0 E: 0 K: 1 S: 18	H: 2 LOB: 3 BB: 1 P: 29	R: 4 E: 0 K: 1 S: 12	H: 4 LOB: 0 BB: 0 P: 17	R: 0 E: 0 K: 0 S: 11	H: 1 LOB: 1 BB: 0 P: 16	R: 1 E: 0 K: 1 S: 12	H: 2 LOB: 2 BB: 1 P: 24	R: 0 E: 0 K: 1 S: 10	H: 0 LOB: 0 BB: 0 P: 13	R: 1 E: 0 K: 1 S: 10	H: 2 LOB: 1 BB: 0 P: 12	R: 0 E: 0 K: 1 S: 7	H: 0 LOB: 0 BB: 0 P: 7	1B: 8 2B: 1 3B: 0 HR: 3	SF: 0 SAC: 1 DP: 0 HBP: 0	WP: 0 PB: 0 SB: 0 CS: 0	PA: 42			
PITCHER	IP	WLS	BF	H	R	ER	SO	BB	IBB	HBP	BLK	WP	HR	S	P	ERA	WHIP								
Jason Hirsh, R (1.1) ERA: 9.0	4.0	L	21	7	4	4	4	2	0	0	0	0	3	54	87	9.00	2.250								
Russ Springer, R (5.1) ERA: 3.24	1.0		4	1	0	0	0	0	0	0	0	0	0	11	16	0.00	1.000								
Dave Borkowski, R (6.1) ERA: 3.55	2.0		9	2	1	1	2	1	0	0	0	0	0	22	37	4.50	1.500								
64 Fernando Nieve, R (8.1) ERA: 4.22	2.0		8	2	1	1	2	0	0	0	0	0	0	17	19	4.50	1.000								

Batter	1	2	3	4	5	6	7	8	9	AB	R	H	RBI	BB	SO	LOB	BOTTOM								
Willy Taveras, R (1.8) OBP: 0.329, SLG: 0.337	G5-3 1B		K			K		K G6-4-3		5	0	1	0	0	3	2	San Diego Padres @ Houston Astros Minute Maid Park, Houston, TX Sat Aug 12 2006, 6:05 PM CDT Att. 43,591 - Roof Closed - 73 F AB 35 R 3 H 8 RBI 3 BB 2 SO 10 LOB 16 								
Craig Biggio, R (1.4) OBP: 0.325, SLG: 0.455	G5-3		L5			HR 17 BB		G6-4-3		3	1	0	0	1	0	3									
17 Lance Berkman, S (1.3) OBP: 0.423, SLG: 0.637	K		G5-3			HR		K		4	1	1	2	0	2	1									
Aubrey Huff, L (1.9) OBP: 0.350, SLG: 0.455						G3		F7		3	0	0	0	1	0	0									
Morgan Ensberg, R (1.5) OBP: 0.397, SLG: 0.494	G4-1					G3-1		F7		4	1	2	0	0	1	2									
Luke Scott, L (1.7) OBP: 0.485, SLG: 0.671						HR 28 FC6-4 1B		2B		4	0	2	1	0	1	1									
28 Adam Everett, R (1.6) OBP: 0.294, SLG: 0.334						P6		1B		4	0	2	1	0	1	1									
Brad Ausmus, R (1.2) OBP: 0.297, SLG: 0.291						E5 G3 S		L8		4	0	1	0	0	0	2									
Jason Hirsh, R (1.1) Russ Springer, R (5.1) Orlando Palmeiro, L (5, PH) Dave Borkowski, R (6.1) 16 Jason Lane, R (7, PH) 64 Fernando Nieve, R (8.1) Mike Lamb, L (9, PH) OBP: 0.323, SLG: 0.507						FC6-4 1B		K		4	0	0	0	0	2	3									
								F9		1	0	0	0	0	1	1									
								G5-3		0	0	0	0	0	0	0									
								F8		0	0	0	0	0	0	0									
										0	0	0	0	0	0	0									
										0	0	0	0	0	0	0									
Inning Stats	R: 0 E: 0 K: 1 S: 11	H: 1 LOB: 2 BB: 1 P: 19	R: 0 E: 0 K: 2 S: 11	H: 2 LOB: 0 BB: 0 P: 14	R: 0 E: 0 K: 1 S: 8	H: 0 LOB: 0 BB: 0 P: 11	R: 0 E: 0 K: 2 S: 8	H: 0 LOB: 0 BB: 0 P: 10	R: 0 E: 0 K: 0 S: 16	H: 0 LOB: 1 BB: 1 P: 21	R: 2 E: 0 K: 0 S: 16	H: 2 LOB: 1 BB: 1 P: 27	R: 0 E: 0 K: 1 S: 8	H: 1 LOB: 0 BB: 0 P: 10	R: 1 E: 0 K: 1 S: 11	H: 2 LOB: 1 BB: 0 P: 17	R: 0 E: 0 K: 0 S: 5	H: 0 LOB: 0 BB: 0 P: 6	1B: 4 2B: 3 3B: 0 HR: 1	SF: 0 SAC: 0 DP: 1 HBP: 0	WP: 1 PB: 0 SB: 1 CS: 1	PA: 37			
PITCHER	IP	WLS	BF	H	R	ER	SO	BB	IBB	HBP	BLK	WP	HR	S	P	ERA	WHIP								
44 Jake Peavy, R (1.1) ERA: 4.58	7.0	W	29	6	2	2	9	2	0	0	0	0	1	75	112	2.57	1.143								
Scott Linebrink, R (8.1) ERA: 3.53	1.0		5	2	1	1	1	0	0	0	0	0	0	11	17	9.00	2.000								
Trevor Hoffman, R (9.1) ERA: 2.22	1.0	S	3	0	0	0	0	0	0	0	0	0	0	5	6	0.00	0.000								

Batter	1	2	3	4	5	6	7	8	9	AB	R	H	RBI	BB	SO	LOB	TOP			
Juan Pierre, L (1, 8) OBP: 0.328, SLG: 0.377	K		E 1B		G3		G4-3		P3	5	0	1	0	0	1	1				
Neft Perez, S (1, 6) OBP: 0.269, SLG: 0.350	L6		E4		1B			G5-3 1B	F7	5	1	2	0	0	0	2				
Michael Barrett, R (1, 2)	G6-3		G6-3		K			G5-3		4	0	0	0	0	1	4				
16 Aramis Ramirez, R (1, 5) OBP: 0.342, SLG: 0.544		G6-3 1B		HR 1B		K		F9		4	1	2	0	0	1	1				
Jacque Jones, L (1, 9) OBP: 0.313, SLG: 0.482	F8		F8		F7			1B	IBB	3	0	0	0	1	0	2				
Phil Nevin, R (1, 3) OBP: 0.316, SLG: 0.445	G6-3		HR		FC6-4 1B			1B		4	1	3	3	0	0	1				
19 Matt Murton, R (1, 7) OBP: 0.360, SLG: 0.421	1B		F9		FC6-4			K		4	0	1	0	0	1	3				
5 Ronny Cedeno, R (1, 4) OBP: 0.278, SLG: 0.338			P6		G5-3			L1-6		4	0	1	0	0	0	0				
46 Ryan Dempster, R (9, 1)									G3-1 1B	0	0	0	0	0	0	0				
38 Carlos Zambrano, S (1, 1) OBP: 0.185, SLG: 0.404			G6-3		G4-3				G3-1	3	0	0	0	0	1	0				
Cesar Izturis, S (9, PH) OBP: 0.305, SLG: 0.333										1	0	0	0	0	0	1				
Inning Stats	R: 0 E: 0 K: 1 S: 6	H: 0 LOB: 0 BB: 0 P: 8	R: 0 E: 0 K: 0 S: 8	H: 2 LOB: 2 BB: 0 P: 11	R: 0 E: 1 K: 0 S: 7	H: 1 LOB: 2 BB: 0 P: 10	R: 2 E: 0 K: 0 S: 9	H: 2 LOB: 0 BB: 0 P: 13	R: 0 E: 0 K: 1 S: 9	H: 1 LOB: 1 BB: 0 P: 14	R: 0 E: 0 K: 1 S: 11	H: 0 LOB: 0 BB: 0 P: 13	R: 1 E: 0 K: 1 S: 11	H: 2 LOB: 2 BB: 1 P: 20	R: 0 E: 0 K: 0 S: 16	H: 1 LOB: 1 BB: 0 P: 19	1B: 9 2B: 0 3B: 0 HR: 1	SF: 0 SAC: 0 DP: 0 HBP: 0	WP: 0 PB: 0 SB: 1 CS: 0	PA: 38
PITCHER	IP	WLS	BF	H	R	ER	SO	BB	IBB	HBP	BLK	WP	HR	S	P	ERA	WHIP			
44 Roy Oswalt, R (1, 1) ERA: 3.24	7.0	L	28	7	2	2	4	0	0	0	0	0	1	59	82	2.57	1.000			
Chad Qualls, R (8, 1) ERA: 4.13	1.0		6	2	1	1	1	0	1	0	0	0	0	11	20	9.00	2.000			
Russ Springer, R (9, 1) ERA: 3.74	1.0		4	1	0	0	0	0	0	0	0	0	0	16	19	0.00	1.000			

Chicago Cubs @ Houston Astros
Minute Maid Park, Houston, TX
Mon Aug 14 2006, 7:05 PM CDT
Att: 37,260 - Roof Closed - 73 F

AB	37
R	3
H	10
RBI	3
BB	1
SO	5
LOB	15



Batter	1	2	3	4	5	6	7	8	9	AB	R	H	RBI	BB	SO	LOB	BOTTOM			
Willy Taveras, R (1, 8) OBP: 0.327, SLG: 0.334	K		G6-3 WP 1B	G4-3			K		G4-6-3	5	0	1	0	0	2	3				
Craig Biggio, R (1, 4) OBP: 0.327, SLG: 0.453	1B BB		G6-3				G5-3			2	0	0	0	2	0	1				
17 Lance Berkman, S (1, 3) OBP: 0.423, SLG: 0.633	L4		HBP BB				G4-3			3	0	0	0	1	1	2				
Aubrey Huff, L (1, 9) OBP: 0.350, SLG: 0.452	1B		HBP BB				F7		FC3-6 BB	2	0	1	0	1	0	1				
Morgan Ensberg, R (1, 5) OBP: 0.393, SLG: 0.487	K		K				F8		P3	4	0	0	0	0	2	7				
Luke Scott, L (1, 7) OBP: 0.479, SLG: 0.682		G6-3 BB		SH5-4 2B		G4-6-3 2B		FC3-6 1-2		3	0	2	0	1	0	1				
28 Adam Everett, R (1, 6) OBP: 0.293, SLG: 0.339		F9		G6-3		G4-6-3 BB		F8		3	0	0	0	1	0	3				
Brad Ausmus, R (1, 2) OBP: 0.290, SLG: 0.288		G6-3		SH5-4 BB		G4-6-3			P6	2	0	0	0	1	0	3				
Otlando Palmeiro, L (9, PH) OBP: 0.281, SLG: 0.280										1	0	0	0	0	0	0				
44 Roy Oswalt, R (1, 1) OBP: 0.204, SLG: 0.250										0	0	0	0	0	0	0				
Chad Qualls, R (8, 1)										0	0	0	0	0	0	0				
Russ Springer, R (9, 1)										0	0	0	0	0	0	0				
Mike Lamb, L (9, PH) OBP: 0.362, SLG: 0.504									G4-6-3 BB	0	0	0	0	1	0	0				
Inning Stats	R: 0 E: 0 K: 2 S: 13	H: 1 LOB: 2 BB: 1 P: 23	R: 0 E: 0 K: 0 S: 7	H: 0 LOB: 0 BB: 1 P: 12	R: 0 E: 0 K: 1 S: 11	H: 1 LOB: 3 BB: 1 P: 21	R: 0 E: 0 K: 0 S: 8	H: 1 LOB: 2 BB: 1 P: 15	R: 0 E: 0 K: 1 S: 9	H: 0 LOB: 1 BB: 1 P: 12	R: 0 E: 0 K: 1 S: 6	H: 0 LOB: 0 BB: 0 P: 11	R: 0 E: 0 K: 0 S: 4	H: 0 LOB: 1 BB: 1 P: 11	R: 0 E: 0 K: 0 S: 5	H: 0 LOB: 0 BB: 1 P: 11	1B: 2 2B: 2 3B: 0 HR: 0	SF: 0 SAC: 1 DP: 3 HBP: 1	WP: 1 PB: 0 SB: 0 CS: 0	PA: 37
PITCHER	IP	WLS	BF	H	R	ER	SO	BB	IBB	HBP	BLK	WP	HR	S	P	ERA	WHIP			
38 Carlos Zambrano, R (1, 1) ERA: 3.38	8.0	W	34	4	0	0	5	7	0	1	0	0	0	65	121	0.00	1.375			
46 Ryan Dempster, R (9, 1) ERA: 3.9	1.0	S	3	0	0	0	0	1	0	0	0	0	0	5	11	0.00	1.000			

Chicago Cubs @ Houston Astros
Minute Maid Park, Houston, TX
Mon Aug 14 2006, 7:05 PM CDT
Att: 37,260 - Roof Closed - 73 F

AB	27
R	0
H	4
RBI	0
BB	8
SO	5
LOB	22



Chicago Cubs @ Houston Astros																		TOP		BOTTOM																																																																																																																																																																																																																																																																																																																																																																																																																																																																																																																																																																																																																																																																																																																																																																																																																																																																																																																																									
Minute Maid Park, Houston, TX																		AB R H RBI BB SO LOB		AB R H RBI BB SO LOB																																																																																																																																																																																																																																																																																																																																																																																																																																																																																																																																																																																																																																																																																																																																																																																																																																																																																																																																									
Tue Aug 15 2006, 7:05 PM CDT																		8 1 1 0 1 1 4		8 0 4 1 0 0 2																																																																																																																																																																																																																																																																																																																																																																																																																																																																																																																																																																																																																																																																																																																																																																																																																																																																																																																																									
Att: 41,531 - Roof Closed - 73 F																		1 0 0 0 0 0 0 0 0 0 0 0 0 0 0 0 0 0		1 0 0 0 0 0 0 0 0 0 0 0 0 0 0 0 0 0																																																																																																																																																																																																																																																																																																																																																																																																																																																																																																																																																																																																																																																																																																																																																																																																																																																																																																																																									
<table border="1"> <tr> <th>Batter</th> <th>1</th> <th>2</th> <th>3</th> <th>4</th> <th>5</th> <th>6</th> <th>7</th> <th>8</th> <th>9</th> <th>10</th> <th>11</th> <th>12</th> <th>13</th> <th>14</th> <th>15</th> <th>16</th> <th>17</th> <th>18</th> </tr> <tr> <td>Juan Pierre, L OBP: 0.326, SLG: 0.377</td> <td></td> <td></td> <td></td> <td></td> <td></td> <td></td> <td></td> <td></td> <td></td> <td></td> <td></td> <td></td> <td></td> <td></td> <td></td> <td></td> <td></td> <td></td> </tr> <tr> <td>Cesar Izturis, S OBP: 0.314, SLG: 0.341</td> <td></td> <td></td> <td></td> <td></td> <td></td> <td></td> <td></td> <td></td> <td></td> <td></td> <td></td> <td></td> <td></td> <td></td> <td></td> <td></td> <td></td> <td></td> </tr> <tr> <td>16 Aramis Ramirez, R OBP: 0.326, SLG: 0.343</td> <td></td> <td></td> <td></td> <td></td> <td></td> <td></td> <td></td> <td></td> <td></td> <td></td> <td></td> <td></td> <td></td> <td></td> <td></td> <td></td> <td></td> <td></td> </tr> <tr> <td>Jacque Jones, L OBP: 0.316, SLG: 0.488</td> <td></td> <td></td> <td></td> <td></td> <td></td> <td></td> <td></td> <td></td> <td></td> <td></td> <td></td> <td></td> <td></td> <td></td> <td></td> <td></td> <td></td> <td></td> </tr> <tr> <td>John Mabry, L OBP: 0.374, SLG: 0.349</td> <td></td> <td></td> <td></td> <td></td> <td></td> <td></td> <td></td> <td></td> <td></td> <td></td> <td></td> <td></td> <td></td> <td></td> <td></td> <td></td> <td></td> <td></td> </tr> <tr> <td>5 Ronny Cedeno, R OBP: 0.276, SLG: 0.343</td> <td></td> <td></td> <td></td> <td></td> <td></td> <td></td> <td></td> <td></td> <td></td> <td></td> <td></td> <td></td> <td></td> <td></td> <td></td> <td></td> <td></td> <td></td> </tr> <tr> <td>24 Harry Blanco, R OBP: 0.306, SLG: 0.462</td> <td></td> <td></td> <td></td> <td></td> <td></td> <td></td> <td></td> <td></td> <td></td> <td></td> <td></td> <td></td> <td></td> <td></td> <td></td> <td></td> <td></td> <td></td> </tr> <tr> <td>Michael Barrett, R OBP: 0.307, SLG: 0.329</td> <td></td> <td></td> <td></td> <td></td> <td></td> <td></td> <td></td> <td></td> <td></td> <td></td> <td></td> <td></td> <td></td> <td></td> <td></td> <td></td> <td></td> <td></td> </tr> <tr> <td>51 Juan Mateo, R</td> <td></td> <td></td> <td></td> <td></td> <td></td> <td></td> <td></td> <td></td> <td></td> <td></td> <td></td> <td></td> <td></td> <td></td> <td></td> <td></td> <td></td> <td></td> </tr> <tr> <td>24 Harry Blanco, R OBP: 0.306, SLG: 0.462</td> <td></td> <td></td> <td></td> <td></td> <td></td> <td></td> <td></td> <td></td> <td></td> <td></td> <td></td> <td></td> <td></td> <td></td> <td></td> <td></td> <td></td> <td></td> </tr> <tr> <td>Michael Barrett, R OBP: 0.307, SLG: 0.329</td> <td></td> <td></td> <td></td> <td></td> <td></td> <td></td> <td></td> <td></td> <td></td> <td></td> <td></td> <td></td> <td></td> <td></td> <td></td> <td></td> <td></td> <td></td> </tr> <tr> <td>51 Juan Mateo, R</td> <td></td> <td></td> <td></td> <td></td> <td></td> <td></td> <td></td> <td></td> <td></td> <td></td> <td></td> <td></td> <td></td> <td></td> <td></td> <td></td> <td></td> <td></td> </tr> <tr> <td>24 Harry Blanco, R OBP: 0.306, SLG: 0.462</td> <td></td> <td></td> <td></td> <td></td> <td></td> <td></td> <td></td> <td></td> <td></td> <td></td> <td></td> <td></td> <td></td> <td></td> <td></td> <td></td> <td></td> <td></td> </tr> <tr> <td>Michael Barrett, R OBP: 0.307, SLG: 0.329</td> <td></td> <td></td> <td></td> <td></td> <td></td> <td></td> <td></td> <td></td> <td></td> <td></td> <td></td> <td></td> <td></td> <td></td> <td></td> <td></td> <td></td> <td></td> </tr> <tr> <td>51 Juan Mateo, R</td> <td></td> <td></td> <td></td> <td></td> <td></td> <td></td> <td></td> <td></td> <td></td> <td></td> <td></td> <td></td> <td></td> <td></td> <td></td> <td></td> <td></td> <td></td> </tr> <tr> <td>24 Harry Blanco, R OBP: 0.306, SLG: 0.462</td> <td></td> <td></td> <td></td> <td></td> <td></td> <td></td> <td></td> <td></td> <td></td> <td></td> <td></td> <td></td> <td></td> <td></td> <td></td> <td></td> <td></td> <td></td> </tr> <tr> <td>Michael Barrett, R OBP: 0.307, SLG: 0.329</td> <td></td> <td></td> <td></td> <td></td> <td></td> <td></td> <td></td> <td></td> <td></td> <td></td> <td></td> <td></td> <td></td> <td></td> <td></td> <td></td> <td></td> <td></td> </tr> <tr> <td>51 Juan Mateo, R</td> <td></td> <td></td> <td></td> <td></td> <td></td> <td></td> <td></td> <td></td> <td></td> <td></td> <td></td> <td></td> <td></td> <td></td> <td></td> <td></td> <td></td> <td></td> </tr> <tr> <td>24 Harry Blanco, R OBP: 0.306, SLG: 0.462</td> <td></td> <td></td> <td></td> <td></td> <td></td> <td></td> <td></td> <td></td> <td></td> <td></td> <td></td> <td></td> <td></td> <td></td> <td></td> <td></td> <td></td> <td></td> </tr> <tr> <td>Michael Barrett, R OBP: 0.307, SLG: 0.329</td> <td></td> <td></td> <td></td> <td></td> <td></td> <td></td> <td></td> <td></td> <td></td> <td></td> <td></td> <td></td> <td></td> <td></td> <td></td> <td></td> <td></td> <td></td> </tr> <tr> <td>51 Juan Mateo, R</td> <td></td> <td></td> <td></td> <td></td> <td></td> <td></td> <td></td> <td></td> <td></td> <td></td> <td></td> <td></td> <td></td> <td></td> <td></td> <td></td> <td></td> <td></td> </tr> <tr> <td>24 Harry Blanco, R OBP: 0.306, SLG: 0.462</td> <td></td> <td></td> <td></td> <td></td> <td></td> <td></td> <td></td> <td></td> <td></td> <td></td> <td></td> <td></td> <td></td> <td></td> <td></td> <td></td> <td></td> <td></td> </tr> <tr> <td>Michael Barrett, R OBP: 0.307, SLG: 0.329</td> <td></td> <td></td> <td></td> <td></td> <td></td> <td></td> <td></td> <td></td> <td></td> <td></td> <td></td> <td></td> <td></td> <td></td> <td></td> <td></td> <td></td> <td></td> </tr> <tr> <td>51 Juan Mateo, R</td> <td></td> <td></td> <td></td> <td></td> <td></td> <td></td> <td></td> <td></td> <td></td> <td></td> <td></td> <td></td> <td></td> <td></td> <td></td> <td></td> <td></td> <td></td> </tr> <tr> <td>24 Harry Blanco, R OBP: 0.306, SLG: 0.462</td> <td></td> <td></td> <td></td> <td></td> <td></td> <td></td> <td></td> <td></td> <td></td> <td></td> <td></td> <td></td> <td></td> <td></td> <td></td> <td></td> <td></td> <td></td> </tr> <tr> <td>Michael Barrett, R OBP: 0.307, SLG: 0.329</td> <td></td> <td></td> <td></td> <td></td> <td></td> <td></td> <td></td> <td></td> <td></td> <td></td> <td></td> <td></td> <td></td> <td></td> <td></td> <td></td> <td></td> <td></td> </tr> <tr> <td>51 Juan Mateo, R</td> <td></td> <td></td> <td></td> <td></td> <td></td> <td></td> <td></td> <td></td> <td></td> <td></td> <td></td> <td></td> <td></td> <td></td> <td></td> <td></td> <td></td> <td></td> </tr> <tr> <td>24 Harry Blanco, R OBP: 0.306, SLG: 0.462</td> <td></td> <td></td> <td></td> <td></td> <td></td> <td></td> <td></td> <td></td> <td></td> <td></td> <td></td> <td></td> <td></td> <td></td> <td></td> <td></td> <td></td> <td></td> </tr> <tr> <td>Michael Barrett, R OBP: 0.307, SLG: 0.329</td> <td></td> <td></td> <td></td> <td></td> <td></td> <td></td> <td></td> <td></td> <td></td> <td></td> <td></td> <td></td> <td></td> <td></td> <td></td> <td></td> <td></td> <td></td> </tr> <tr> <td>51 Juan Mateo, R</td> <td></td> <td></td> <td></td> <td></td> <td></td> <td></td> <td></td> <td></td> <td></td> <td></td> <td></td> <td></td> <td></td> <td></td> <td></td> <td></td> <td></td> <td></td> </tr> <tr> <td>24 Harry Blanco, R OBP: 0.306, SLG: 0.462</td> <td></td> <td></td> <td></td> <td></td> <td></td> <td></td> <td></td> <td></td> <td></td> <td></td> <td></td> <td></td> <td></td> <td></td> <td></td> <td></td> <td></td> <td></td> </tr> <tr> <td>Michael Barrett, R OBP: 0.307, SLG: 0.329</td> <td></td> <td></td> <td></td> <td></td> <td></td> <td></td> <td></td> <td></td> <td></td> <td></td> <td></td> <td></td> <td></td> <td></td> <td></td> <td></td> <td></td> <td></td> </tr> <tr> <td>51 Juan Mateo, R</td> <td></td> <td></td> <td></td> <td></td> <td></td> <td></td> <td></td> <td></td> <td></td> <td></td> <td></td> <td></td> <td></td> <td></td> <td></td> <td></td> <td></td> <td></td> </tr> <tr> <td>24 Harry Blanco, R OBP: 0.306, SLG: 0.462</td> <td></td> <td></td> <td></td> <td></td> <td></td> <td></td> <td></td> <td></td> <td></td> <td></td> <td></td> <td></td> <td></td> <td></td> <td></td> <td></td> <td></td> <td></td> </tr> <tr> <td>Michael Barrett, R OBP: 0.307, SLG: 0.329</td> <td></td> <td></td> <td></td> <td></td> <td></td> <td></td> <td></td> <td></td> <td></td> <td></td> <td></td> <td></td> <td></td> <td></td> <td></td> <td></td> <td></td> <td></td> </tr> <tr> <td>51 Juan Mateo, R</td> <td></td> <td></td> <td></td> <td></td> <td></td> <td></td> <td></td> <td></td> <td></td> <td></td> <td></td> <td></td> <td></td> <td></td> <td></td> <td></td> <td></td> <td></td> </tr> <tr> <td>24 Harry Blanco, R OBP: 0.306, SLG: 0.462</td> <td></td> <td></td> <td></td> <td></td> <td></td> <td></td> <td></td> <td></td> <td></td> <td></td> <td></td> <td></td> <td></td> <td></td> <td></td> <td></td> <td></td> <td></td> </tr> <tr> <td>Michael Barrett, R OBP: 0.307, SLG: 0.329</td> <td></td> <td></td> <td></td> <td></td> <td></td> <td></td> <td></td> <td></td> <td></td> <td></td> <td></td> <td></td> <td></td> <td></td> <td></td> <td></td> <td></td> <td></td> </tr> <tr> <td>51 Juan Mateo, R</td> <td></td> <td></td> <td></td> <td></td> <td></td> <td></td> <td></td> <td></td> <td></td> <td></td> <td></td> <td></td> <td></td> <td></td> <td></td> <td></td> <td></td> <td></td> </tr> <tr> <td>24 Harry Blanco, R OBP: 0.306, SLG: 0.462</td> <td></td> <td></td> <td></td> <td></td> <td></td> <td></td> <td></td> <td></td> <td></td> <td></td> <td></td> <td></td> <td></td> <td></td> <td></td> <td></td> <td></td> <td></td> </tr> <tr> <td>Michael Barrett, R OBP: 0.307, SLG: 0.329</td> <td></td> <td></td> <td></td> <td></td> <td></td> <td></td> <td></td> <td></td> <td></td> <td></td> <td></td> <td></td> <td></td> <td></td> <td></td> <td></td> <td></td> <td></td> </tr> <tr> <td>51 Juan Mateo, R</td> <td></td> <td></td> <td></td> <td></td> <td></td> <td></td> <td></td> <td></td> <td></td> <td></td> <td></td> <td></td> <td></td> <td></td> <td></td> <td></td> <td></td> <td></td> </tr> <tr> <td>24 Harry Blanco, R OBP: 0.306, SLG: 0.462</td> <td></td> <td></td> <td></td> <td></td> <td></td> <td></td> <td></td> <td></td> <td></td> <td></td> <td></td> <td></td> <td></td> <td></td> <td></td> <td></td> <td></td> <td></td> </tr> <tr> <td>Michael Barrett, R OBP: 0.307, SLG: 0.329</td> <td></td> <td></td> <td></td> <td></td> <td></td> <td></td> <td></td> <td></td> <td></td> <td></td> <td></td> <td></td> <td></td> <td></td> <td></td> <td></td> <td></td> <td></td> </tr> <tr> <td>51 Juan Mateo, R</td> <td></td> <td></td> <td></td> <td></td> <td></td> <td></td> <td></td> <td></td> <td></td> <td></td> <td></td> <td></td> <td></td> <td></td> <td></td> <td></td> <td></td> <td></td> </tr> <tr> <td>24 Harry Blanco, R OBP: 0.306, SLG: 0.462</td> <td></td> <td></td> <td></td> <td></td> <td></td> <td></td> <td></td> <td></td> <td></td> <td></td> <td></td> <td></td> <td></td> <td></td> <td></td> <td></td> <td></td> <td></td> </tr> <tr> <td>Michael Barrett, R OBP: 0.307, SLG: 0.329</td> <td></td> <td></td> <td></td> <td></td> <td></td> <td></td> <td></td> <td></td> <td></td> <td></td> <td></td> <td></td> <td></td> <td></td></tr></table>																		Batter	1	2	3	4	5	6	7	8	9	10	11	12	13	14	15	16	17	18	Juan Pierre, L OBP: 0.326, SLG: 0.377																			Cesar Izturis, S OBP: 0.314, SLG: 0.341																			16 Aramis Ramirez, R OBP: 0.326, SLG: 0.343																			Jacque Jones, L OBP: 0.316, SLG: 0.488																			John Mabry, L OBP: 0.374, SLG: 0.349																			5 Ronny Cedeno, R OBP: 0.276, SLG: 0.343																			24 Harry Blanco, R OBP: 0.306, SLG: 0.462																			Michael Barrett, R OBP: 0.307, SLG: 0.329																			51 Juan Mateo, R																			24 Harry Blanco, R OBP: 0.306, SLG: 0.462																			Michael Barrett, R OBP: 0.307, SLG: 0.329																			51 Juan Mateo, R																			24 Harry Blanco, R OBP: 0.306, SLG: 0.462																			Michael Barrett, R OBP: 0.307, SLG: 0.329																			51 Juan Mateo, R																			24 Harry Blanco, R OBP: 0.306, SLG: 0.462																			Michael Barrett, R OBP: 0.307, SLG: 0.329																			51 Juan Mateo, R																			24 Harry Blanco, R OBP: 0.306, SLG: 0.462																			Michael Barrett, R OBP: 0.307, SLG: 0.329																			51 Juan Mateo, R																			24 Harry Blanco, R OBP: 0.306, SLG: 0.462																			Michael Barrett, R OBP: 0.307, SLG: 0.329																			51 Juan Mateo, R																			24 Harry Blanco, R OBP: 0.306, SLG: 0.462																			Michael Barrett, R OBP: 0.307, SLG: 0.329																			51 Juan Mateo, R																			24 Harry Blanco, R OBP: 0.306, SLG: 0.462																			Michael Barrett, R OBP: 0.307, SLG: 0.329																			51 Juan Mateo, R																			24 Harry Blanco, R OBP: 0.306, SLG: 0.462																			Michael Barrett, R OBP: 0.307, SLG: 0.329																			51 Juan Mateo, R																			24 Harry Blanco, R OBP: 0.306, SLG: 0.462																			Michael Barrett, R OBP: 0.307, SLG: 0.329																			51 Juan Mateo, R																			24 Harry Blanco, R OBP: 0.306, SLG: 0.462																			Michael Barrett, R OBP: 0.307, SLG: 0.329																			51 Juan Mateo, R																			24 Harry Blanco, R OBP: 0.306, SLG: 0.462																			Michael Barrett, R OBP: 0.307, SLG: 0.329																			51 Juan Mateo, R																			24 Harry Blanco, R OBP: 0.306, SLG: 0.462																			Michael Barrett, R OBP: 0.307, SLG: 0.329																			51 Juan Mateo, R																			24 Harry Blanco, R OBP: 0.306, SLG: 0.462																			Michael Barrett, R OBP: 0.307, SLG: 0.329														
Batter	1	2	3	4	5	6	7	8	9	10	11	12	13	14	15	16	17	18																																																																																																																																																																																																																																																																																																																																																																																																																																																																																																																																																																																																																																																																																																																																																																																																																																																																																																																																											
Juan Pierre, L OBP: 0.326, SLG: 0.377																																																																																																																																																																																																																																																																																																																																																																																																																																																																																																																																																																																																																																																																																																																																																																																																																																																																																																																																																													
Cesar Izturis, S OBP: 0.314, SLG: 0.341																																																																																																																																																																																																																																																																																																																																																																																																																																																																																																																																																																																																																																																																																																																																																																																																																																																																																																																																																													
16 Aramis Ramirez, R OBP: 0.326, SLG: 0.343																																																																																																																																																																																																																																																																																																																																																																																																																																																																																																																																																																																																																																																																																																																																																																																																																																																																																																																																																													
Jacque Jones, L OBP: 0.316, SLG: 0.488																																																																																																																																																																																																																																																																																																																																																																																																																																																																																																																																																																																																																																																																																																																																																																																																																																																																																																																																																													
John Mabry, L OBP: 0.374, SLG: 0.349																																																																																																																																																																																																																																																																																																																																																																																																																																																																																																																																																																																																																																																																																																																																																																																																																																																																																																																																																													
5 Ronny Cedeno, R OBP: 0.276, SLG: 0.343																																																																																																																																																																																																																																																																																																																																																																																																																																																																																																																																																																																																																																																																																																																																																																																																																																																																																																																																																													
24 Harry Blanco, R OBP: 0.306, SLG: 0.462																																																																																																																																																																																																																																																																																																																																																																																																																																																																																																																																																																																																																																																																																																																																																																																																																																																																																																																																																													
Michael Barrett, R OBP: 0.307, SLG: 0.329																																																																																																																																																																																																																																																																																																																																																																																																																																																																																																																																																																																																																																																																																																																																																																																																																																																																																																																																																													
51 Juan Mateo, R																																																																																																																																																																																																																																																																																																																																																																																																																																																																																																																																																																																																																																																																																																																																																																																																																																																																																																																																																													
24 Harry Blanco, R OBP: 0.306, SLG: 0.462																																																																																																																																																																																																																																																																																																																																																																																																																																																																																																																																																																																																																																																																																																																																																																																																																																																																																																																																																													
Michael Barrett, R OBP: 0.307, SLG: 0.329																																																																																																																																																																																																																																																																																																																																																																																																																																																																																																																																																																																																																																																																																																																																																																																																																																																																																																																																																													
51 Juan Mateo, R																																																																																																																																																																																																																																																																																																																																																																																																																																																																																																																																																																																																																																																																																																																																																																																																																																																																																																																																																													
24 Harry Blanco, R OBP: 0.306, SLG: 0.462																																																																																																																																																																																																																																																																																																																																																																																																																																																																																																																																																																																																																																																																																																																																																																																																																																																																																																																																																													
Michael Barrett, R OBP: 0.307, SLG: 0.329																																																																																																																																																																																																																																																																																																																																																																																																																																																																																																																																																																																																																																																																																																																																																																																																																																																																																																																																																													
51 Juan Mateo, R																																																																																																																																																																																																																																																																																																																																																																																																																																																																																																																																																																																																																																																																																																																																																																																																																																																																																																																																																													
24 Harry Blanco, R OBP: 0.306, SLG: 0.462																																																																																																																																																																																																																																																																																																																																																																																																																																																																																																																																																																																																																																																																																																																																																																																																																																																																																																																																																													
Michael Barrett, R OBP: 0.307, SLG: 0.329																																																																																																																																																																																																																																																																																																																																																																																																																																																																																																																																																																																																																																																																																																																																																																																																																																																																																																																																																													
51 Juan Mateo, R																																																																																																																																																																																																																																																																																																																																																																																																																																																																																																																																																																																																																																																																																																																																																																																																																																																																																																																																																													
24 Harry Blanco, R OBP: 0.306, SLG: 0.462																																																																																																																																																																																																																																																																																																																																																																																																																																																																																																																																																																																																																																																																																																																																																																																																																																																																																																																																																													
Michael Barrett, R OBP: 0.307, SLG: 0.329																																																																																																																																																																																																																																																																																																																																																																																																																																																																																																																																																																																																																																																																																																																																																																																																																																																																																																																																																													
51 Juan Mateo, R																																																																																																																																																																																																																																																																																																																																																																																																																																																																																																																																																																																																																																																																																																																																																																																																																																																																																																																																																													
24 Harry Blanco, R OBP: 0.306, SLG: 0.462																																																																																																																																																																																																																																																																																																																																																																																																																																																																																																																																																																																																																																																																																																																																																																																																																																																																																																																																																													
Michael Barrett, R OBP: 0.307, SLG: 0.329																																																																																																																																																																																																																																																																																																																																																																																																																																																																																																																																																																																																																																																																																																																																																																																																																																																																																																																																																													
51 Juan Mateo, R																																																																																																																																																																																																																																																																																																																																																																																																																																																																																																																																																																																																																																																																																																																																																																																																																																																																																																																																																													
24 Harry Blanco, R OBP: 0.306, SLG: 0.462																																																																																																																																																																																																																																																																																																																																																																																																																																																																																																																																																																																																																																																																																																																																																																																																																																																																																																																																																													
Michael Barrett, R OBP: 0.307, SLG: 0.329																																																																																																																																																																																																																																																																																																																																																																																																																																																																																																																																																																																																																																																																																																																																																																																																																																																																																																																																																													
51 Juan Mateo, R																																																																																																																																																																																																																																																																																																																																																																																																																																																																																																																																																																																																																																																																																																																																																																																																																																																																																																																																																													
24 Harry Blanco, R OBP: 0.306, SLG: 0.462																																																																																																																																																																																																																																																																																																																																																																																																																																																																																																																																																																																																																																																																																																																																																																																																																																																																																																																																																													
Michael Barrett, R OBP: 0.307, SLG: 0.329																																																																																																																																																																																																																																																																																																																																																																																																																																																																																																																																																																																																																																																																																																																																																																																																																																																																																																																																																													
51 Juan Mateo, R																																																																																																																																																																																																																																																																																																																																																																																																																																																																																																																																																																																																																																																																																																																																																																																																																																																																																																																																																													
24 Harry Blanco, R OBP: 0.306, SLG: 0.462																																																																																																																																																																																																																																																																																																																																																																																																																																																																																																																																																																																																																																																																																																																																																																																																																																																																																																																																																													
Michael Barrett, R OBP: 0.307, SLG: 0.329																																																																																																																																																																																																																																																																																																																																																																																																																																																																																																																																																																																																																																																																																																																																																																																																																																																																																																																																																													
51 Juan Mateo, R																																																																																																																																																																																																																																																																																																																																																																																																																																																																																																																																																																																																																																																																																																																																																																																																																																																																																																																																																													
24 Harry Blanco, R OBP: 0.306, SLG: 0.462																																																																																																																																																																																																																																																																																																																																																																																																																																																																																																																																																																																																																																																																																																																																																																																																																																																																																																																																																													
Michael Barrett, R OBP: 0.307, SLG: 0.329																																																																																																																																																																																																																																																																																																																																																																																																																																																																																																																																																																																																																																																																																																																																																																																																																																																																																																																																																													
51 Juan Mateo, R																																																																																																																																																																																																																																																																																																																																																																																																																																																																																																																																																																																																																																																																																																																																																																																																																																																																																																																																																													
24 Harry Blanco, R OBP: 0.306, SLG: 0.462																																																																																																																																																																																																																																																																																																																																																																																																																																																																																																																																																																																																																																																																																																																																																																																																																																																																																																																																																													
Michael Barrett, R OBP: 0.307, SLG: 0.329																																																																																																																																																																																																																																																																																																																																																																																																																																																																																																																																																																																																																																																																																																																																																																																																																																																																																																																																																													
51 Juan Mateo, R																																																																																																																																																																																																																																																																																																																																																																																																																																																																																																																																																																																																																																																																																																																																																																																																																																																																																																																																																													
24 Harry Blanco, R OBP: 0.306, SLG: 0.462																																																																																																																																																																																																																																																																																																																																																																																																																																																																																																																																																																																																																																																																																																																																																																																																																																																																																																																																																													
Michael Barrett, R OBP: 0.307, SLG: 0.329																																																																																																																																																																																																																																																																																																																																																																																																																																																																																																																																																																																																																																																																																																																																																																																																																																																																																																																																																													
51 Juan Mateo, R																																																																																																																																																																																																																																																																																																																																																																																																																																																																																																																																																																																																																																																																																																																																																																																																																																																																																																																																																													
24 Harry Blanco, R OBP: 0.306, SLG: 0.462																																																																																																																																																																																																																																																																																																																																																																																																																																																																																																																																																																																																																																																																																																																																																																																																																																																																																																																																																													
Michael Barrett, R OBP: 0.307, SLG: 0.329																																																																																																																																																																																																																																																																																																																																																																																																																																																																																																																																																																																																																																																																																																																																																																																																																																																																																																																																																													
51 Juan Mateo, R																																																																																																																																																																																																																																																																																																																																																																																																																																																																																																																																																																																																																																																																																																																																																																																																																																																																																																																																																													
24 Harry Blanco, R OBP: 0.306, SLG: 0.462																																																																																																																																																																																																																																																																																																																																																																																																																																																																																																																																																																																																																																																																																																																																																																																																																																																																																																																																																													
Michael Barrett, R OBP: 0.307, SLG: 0.329																																																																																																																																																																																																																																																																																																																																																																																																																																																																																																																																																																																																																																																																																																																																																																																																																																																																																																																																																													

Batter	1	2	3	4	5	6	7	8	9	AB	R	H	RBI	BB	SO	LOB	TOP					
Juan Pierre, L (1, 8) OBP: 0.329, SLG: 0.382	2-2 E SH1-3 1B		2-1 SH1-3 2B		1-3 K			0-2 G6-4-3 1B		4	0	3	0	0	1	0						
2 Ryan Theriot, R (1, 4) OBP: 0.419, SLG: 0.519	0-0 SH1-3		0-0 SH1-3			1-1 F7		0-1 G6-4-3 1-2		2	0	0	0	0	0	1						
Michael Barrett, R (1, 2) OBP: 0.388, SLG: 0.536	4-1 HBP BB		0-1 G5-3			0-2 HR			1-3 K	3	1	1	1	1	1	1						
16 Aramis Ramirez, R (1, 5) OBP: 0.342, SLG: 0.540	1-1 HBP		2-3 K			2-2 F8			1-2 G6-3	3	0	0	0	0	1	1						
Phil Nevin, R (1, 3) OBP: 0.312, SLG: 0.438 Bob Howry, L (9, 1) OBP: 1.000, SLG: 1.000	1-2 K			3-2 F8					1-1 F8	4	0	0	0	0	1	3						
29 Angel Pagan, S (1, 9) OBP: 0.324, SLG: 0.466	0-3 K			0-0 P4					0-0 F8	3	0	0	0	0	1	3						
19 Matt Murton, R (1, 7) OBP: 0.358, SLG: 0.426		1-1 G5-3		1-2 G6-3					1-1 F9	3	0	0	0	0	0	0						
Nelfi Perez, S (1, 6) OBP: 0.265, SLG: 0.343		2-1 G6-3			0-0 G5-3				1-2 F9	3	0	0	0	0	0	0						
Ryan O'Malley, R (1, 1) John Mabry, L (9, 3) OBP: 0.314, SLG: 0.349		0-3 K			1-1 P4				0-3 K	3	0	0	0	0	2	0						
Inning Stats	R: 0 E: 1 K: 2 S: 13	H: 1 LOB: 3 BB: 1 P: 21	R: 0 E: 0 K: 1 S: 7	H: 0 LOB: 0 BB: 0 P: 10	R: 0 E: 0 K: 1 S: 8	H: 1 LOB: 1 BB: 0 P: 12	R: 0 E: 0 K: 0 S: 7	H: 0 LOB: 0 BB: 0 P: 11	R: 0 E: 0 K: 1 S: 6	H: 0 LOB: 0 BB: 0 P: 8	R: 1 E: 0 K: 0 S: 11	H: 1 LOB: 0 BB: 0 P: 15	R: 0 E: 0 K: 0 S: 6	H: 0 LOB: 0 BB: 0 P: 8	R: 0 E: 0 K: 1 S: 9	H: 1 LOB: 0 BB: 0 P: 9	R: 0 E: 0 K: 1 S: 8	H: 0 LOB: 0 BB: 0 P: 11	1B: 2 2B: 1 3B: 0 HR: 1	SF: 0 SAC: 2 DP: 1 HBP: 1	WP: 0 PB: 0 SB: 0 CS: 0	PA: 32
PITCHER Andy Pettitte, L (1, 1) ERA: 4.65	IP: 9.0 WLS: L BF: 32	H: 4 R: 1 ER: 1 SO: 7	BB: 1 IBB: 0 HBP: 1 BLK: 0	WP: 0 HR: 1 S: 75 P: 105	ERA: 1.00 WHIP: 0.556											PITCHER	IP: WLS: BF: H: R: ER: SO: BB: IBB: HBP: BLK: WP: HR: S: P: ERA: WHIP					

Chicago Cubs @ Houston Astros
Minute Maid Park, Houston, TX
Wed Aug 16 2006, 1:05 PM CDT
Att: 38,989 - Roof Closed - 73 F

AB	28
R	1
H	4
RBI	1
BB	1
SO	7
LOB	9



Batter	1	2	3	4	5	6	7	8	9	AB	R	H	RBI	BB	SO	LOB	BOTTOM			
Willy Taveras, R (1, 8) OBP: 0.322, SLG: 0.328 Aubrey Huff, L (9, PH) OBP: 0.353, SLG: 0.455	1-2 P4		0-1 G3		1-0 F7		1-1 FC5-4 1B		3-2 K	4	0	1	0	0	0	0				
2 Chris Burke, R (1, 4) OBP: 0.323, SLG: 0.451	2-1 BB 1B		1-0 BB 1B		3-3 K		1-1 FC5-4 1-2		3-2 G1-3	5	0	2	0	0	1	1				
17 Lance Berkman, S (1, 3) OBP: 0.420, SLG: 0.620	4-2 BB		0-0 P2		4-2 BB		1-0 P3			2	0	0	0	2	0	2				
Luke Scott, L (1, 7) OBP: 0.481, SLG: 0.656	1-0 P5		4-0 BB		0-0 P2		0-0 F9			3	0	0	0	1	0	4				
Morgan Ensberg, R (1, 5) OBP: 0.389, SLG: 0.477	2-0 F8		0-0 F8			4-2 FC6-4 BB		1-0 F9		3	0	0	0	1	0	4				
16 Jason Lane, R (1, 9) OBP: 0.326, SLG: 0.399		0-0 F8		4-2 BB		1-0 F8		1-2 F8		3	0	0	0	1	0	1				
28 Adam Everett, R (1, 6) Craig Biggio, R (9, PH) OBP: 0.325, SLG: 0.450		4-0 BB		2-1 F9		0-0 FC6-4 1B		3-1 FC6-4 1B		2	0	1	0	1	0	1				
Brad Ausmus, R (1, 2) Mike Lamb, L (9, PH) Eric Munson, L (9, 2) OBP: 0.284, SLG: 0.349		0-0 L6		1-0 F9		0-1 FC6-4 1-2 2-3		0-1 FC6-4 F8		3	0	0	0	0	0	4				
Andy Pettitte, L (1, 1) Orlando Palmeiro, L (9, PH) OBP: 0.191, SLG: 0.304 OBP: 0.259, SLG: 0.298		0-2 G4-3		1-3 K		1-1 FC6-4 1-2		2-2 L6		3	0	0	0	0	1	4				
Inning Stats	R: 0 E: 0 K: 0 S: 10	H: 1 LOB: 2 BB: 1 P: 20	R: 0 E: 0 K: 0 S: 5	H: 0 LOB: 1 BB: 1 P: 9	R: 0 E: 0 K: 1 S: 10	H: 0 LOB: 2 BB: 1 P: 18	R: 0 E: 0 K: 1 S: 8	H: 0 LOB: 1 BB: 1 P: 16	R: 0 E: 0 K: 0 S: 8	H: 1 LOB: 2 BB: 1 P: 14	R: 0 E: 0 K: 0 S: 6	H: 1 LOB: 1 BB: 0 P: 9	R: 0 E: 0 K: 0 S: 8	H: 1 LOB: 1 BB: 0 P: 13	R: 0 E: 0 K: 1 S: 10	H: 0 LOB: 0 BB: 0 P: 18	1B: 5 2B: 0 3B: 0 HR: 0	SF: 0 SAC: 0 DP: 0 HBP: 0	WP: 0 PB: 0 SB: 0 CS: 0	PA: 38
PITCHER Ryan O'Malley, L (1, 1) ERA: 3.05 Bob Howry, R (9, 1) ERA: 3.05	IP: 8.0 WLS: S BF: 35	H: 5 R: 0 ER: 0 SO: 1	BB: 6 IBB: 0 HBP: 0 BLK: 0	WP: 0 HR: 0 S: 60 P: 109	ERA: 0.00 WHIP: 1.375											PITCHER	IP: WLS: BF: H: R: ER: SO: BB: IBB: HBP: BLK: WP: HR: S: P: ERA: WHIP			

Chicago Cubs @ Houston Astros
Minute Maid Park, Houston, TX
Wed Aug 16 2006, 1:05 PM CDT
Att: 38,989 - Roof Closed - 73 F

AB	32
R	0
H	5
RBI	0
BB	6
SO	3
LOB	22



Batter	1	2	3	4	5	6	7	8	9	AB	R	H	RBI	BB	SO	LOB	TOP								
Willy Taveras, R OBP: 0.325, SLG: 0.330	4-2 BB		1-1 1B		1-1 1B	3-2 G6-3		1-0 G1-3		4	1	2	0	1	0	2									
Craig Biggio, R OBP: 0.326, SLG: 0.448 Dan Wheeler, R (9, 1)	1-1 P4		0-1 F9		1-0 1B		0-2 17 HR		0-2 G6-3	4	2	1	0	0	0	2									
Mike Lamb, L OBP: 0.357, SLG: 0.493	1-2 F8		1-0 G1-3		0-2 3B		0-3 K		2-3 K	5	1	1	1	0	2	3									
17 Lance Berkman, S OBP: 0.420, SLG: 0.624		4-2 2B		1-3 K	1-3 K		1-1 HR		0-0 G3-1	4	2	1	2	1	2	2									
Luke Scott, L OBP: 0.481, SLG: 0.680		0-2 BB		2-3 K2-3	0-0 3B		2-1 F8			4	0	2	2	0	1	0									
Aubrey Huff, L OBP: 0.352, SLG: 0.463		0-0 2B		2-0 HR	1-3 K		2-0 G4-3			3	1	1	2	0	1	1									
28 Adam Everett, R OBP: 0.292, SLG: 0.340		0-2 G1-3		0-1 1B		1-2 G5-3		1-1 G5-3		4	0	1	0	0	0	1									
Eric Munson, L OBP: 0.283, SLG: 0.346		0-0 G6-3		0-0 P6		0-1 FC3-6		2-3 K		4	0	1	0	0	1	2									
Jason Hirsh, R Chad Qualls, R Morgan Ensberg, R Trever Miller, R 2 Chris Burke, R			1-2 K		0-1 F9		0-0 FC3-6		1-1 1B	3	0	0	0	0	1	1									
Inning Stats	R: 0 E: 0 K: 0 S: 7	H: 0 LOB: 0 BB: 1 P: 13	R: 1 E: 0 K: 0 S: 10	H: 1 LOB: 1 BB: 1 P: 14	R: 0 E: 0 K: 1 S: 8	H: 1 LOB: 1 BB: 0 P: 11	R: 1 E: 0 K: 2 S: 10	H: 2 LOB: 1 BB: 0 P: 15	R: 3 E: 0 K: 2 S: 14	H: 3 LOB: 1 BB: 0 P: 18	R: 0 E: 0 K: 0 S: 12	H: 1 LOB: 1 BB: 0 P: 16	R: 2 E: 0 K: 1 S: 11	H: 2 LOB: 0 BB: 0 P: 16	R: 0 E: 0 K: 1 S: 8	H: 1 LOB: 1 BB: 0 P: 13	R: 0 E: 0 K: 1 S: 9	H: 0 LOB: 0 BB: 0 P: 11	1B: 7 2B: 1 3B: 1 HR: 2	SF: 1 SAC: 0 DP: 0 HBP: 1	WP: 0 PB: 0 SB: 1 CS: 0	PA: 40			
PITCHER	IP WLS BF H R ER SO BB IBB HBP BLK WP HR S P ERA WHIP	IP WLS BF H R ER SO BB IBB HBP BLK WP HR S P ERA WHIP	IP WLS BF H R ER SO BB IBB HBP BLK WP HR S P ERA WHIP	IP WLS BF H R ER SO BB IBB HBP BLK WP HR S P ERA WHIP	IP WLS BF H R ER SO BB IBB HBP BLK WP HR S P ERA WHIP	IP WLS BF H R ER SO BB IBB HBP BLK WP HR S P ERA WHIP	IP WLS BF H R ER SO BB IBB HBP BLK WP HR S P ERA WHIP	IP WLS BF H R ER SO BB IBB HBP BLK WP HR S P ERA WHIP	IP WLS BF H R ER SO BB IBB HBP BLK WP HR S P ERA WHIP	IP WLS BF H R ER SO BB IBB HBP BLK WP HR S P ERA WHIP	IP WLS BF H R ER SO BB IBB HBP BLK WP HR S P ERA WHIP	IP WLS BF H R ER SO BB IBB HBP BLK WP HR S P ERA WHIP	IP WLS BF H R ER SO BB IBB HBP BLK WP HR S P ERA WHIP	IP WLS BF H R ER SO BB IBB HBP BLK WP HR S P ERA WHIP	IP WLS BF H R ER SO BB IBB HBP BLK WP HR S P ERA WHIP	IP WLS BF H R ER SO BB IBB HBP BLK WP HR S P ERA WHIP	IP WLS BF H R ER SO BB IBB HBP BLK WP HR S P ERA WHIP	IP WLS BF H R ER SO BB IBB HBP BLK WP HR S P ERA WHIP	IP WLS BF H R ER SO BB IBB HBP BLK WP HR S P ERA WHIP	IP WLS BF H R ER SO BB IBB HBP BLK WP HR S P ERA WHIP	IP WLS BF H R ER SO BB IBB HBP BLK WP HR S P ERA WHIP	IP WLS BF H R ER SO BB IBB HBP BLK WP HR S P ERA WHIP	IP WLS BF H R ER SO BB IBB HBP BLK WP HR S P ERA WHIP	IP WLS BF H R ER SO BB IBB HBP BLK WP HR S P ERA WHIP	IP WLS BF H R ER SO BB IBB HBP BLK WP HR S P ERA WHIP

Houston Astros @ Milwaukee Brewers
Miller Park, Milwaukee, WI
Thu Aug 17 2006, 7:05 PM CDT
Att: 30,252 - Roof Closed - 77 F

AB	36
R	7
H	11
RBI	7
BB	2
SO	8
LOB	14



Batter	1	2	3	4	5	6	7	8	9	AB	R	H	RBI	BB	SO	LOB	BOTTOM								
1 Corey Hart, R OBP: 0.327, SLG: 0.407	0-1 HR		1-3 K		0-1 F9		2-0 G5-3		2-3 K	5	1	1	1	0	2	0									
9 Tony Graffanino, R OBP: 0.359, SLG: 0.421	1-2 F8		0-1 P4		1-2 F8		4-0 BB			3	0	0	0	1	0	0									
28 Prince Fielder, L OBP: 0.350, SLG: 0.499	1-0 18 BB		0-1 P6		0-0 BB		0-0 2B		1-1 G4-3	3	1	1	0	0	0	1									
18 Gabe Gross, L OBP: 0.375, SLG: 0.480	4-2 BB			4-0 WP	1-2 P6		1-3 K			2	1	0	0	2	1	1									
2 Bill Hall, R OBP: 0.330, SLG: 0.553	2-0 F8			2-2 P3	1-2 BB		4-2 BB		2-2 2B	3	0	1	0	1	0	3									
Geoff Jenkins, L OBP: 0.325, SLG: 0.386 Kevin Mench, R (8, PH)	0-3 K			1-3 K	4-2 BB		4-2 BB		0-1 F8	2	0	0	0	1	2	3									
David Bell, R OBP: 0.347, SLG: 0.391		1-1 P4		2-2 1B	4-0 BB		1-2 BB		2-2 L8	3	0	1	2	1	0	1									
Damian Miller, R OBP: 0.324, SLG: 0.408		1-2 G5-3		0-3 K	0-1 G6-3		0-1 G6-3		1-2 G4-6-3	4	0	1	0	0	1	4									
15 Ben Sheets, R OBP: 0.056, SLG: 0.056 Brady Clark, R OBP: 0.363, SLG: 0.333 Brian Shouse, L Derrick Turnbow, R Jeff Cirillo, R OBP: 0.381, SLG: 0.419		0-3 K		2-1 F9		2-1 G4-3		1-1 G4-3	2	0	0	0	0	1	0	0									
Inning Stats	R: 1 E: 0 K: 1 S: 13	H: 1 LOB: 2 BB: 1 P: 21	R: 0 E: 0 K: 1 S: 8	H: 0 LOB: 0 BB: 0 P: 10	R: 0 E: 0 K: 1 S: 7	H: 0 LOB: 0 BB: 0 P: 8	R: 1 E: 0 K: 2 S: 12	H: 1 LOB: 1 BB: 1 P: 21	R: 0 E: 0 K: 0 S: 7	H: 0 LOB: 0 BB: 0 P: 10	R: 1 E: 0 K: 0 S: 10	H: 1 LOB: 2 BB: 3 P: 23	R: 0 E: 0 K: 0 S: 5	H: 0 LOB: 1 BB: 1 P: 13	R: 0 E: 0 K: 1 S: 13	H: 1 LOB: 0 BB: 0 P: 18	R: 0 E: 0 K: 1 S: 11	H: 1 LOB: 0 BB: 0 P: 15	1B: 2 2B: 2 3B: 0 HR: 1	SF: 0 SAC: 0 DP: 2 HBP: 1	WP: 2 PB: 0 SB: 0 CS: 0	PA: 37			
PITCHER	IP WLS BF H R ER SO BB IBB HBP BLK WP HR S P ERA WHIP	IP WLS BF H R ER SO BB IBB HBP BLK WP HR S P ERA WHIP	IP WLS BF H R ER SO BB IBB HBP BLK WP HR S P ERA WHIP	IP WLS BF H R ER SO BB IBB HBP BLK WP HR S P ERA WHIP	IP WLS BF H R ER SO BB IBB HBP BLK WP HR S P ERA WHIP	IP WLS BF H R ER SO BB IBB HBP BLK WP HR S P ERA WHIP	IP WLS BF H R ER SO BB IBB HBP BLK WP HR S P ERA WHIP	IP WLS BF H R ER SO BB IBB HBP BLK WP HR S P ERA WHIP	IP WLS BF H R ER SO BB IBB HBP BLK WP HR S P ERA WHIP	IP WLS BF H R ER SO BB IBB HBP BLK WP HR S P ERA WHIP	IP WLS BF H R ER SO BB IBB HBP BLK WP HR S P ERA WHIP	IP WLS BF H R ER SO BB IBB HBP BLK WP HR S P ERA WHIP	IP WLS BF H R ER SO BB IBB HBP BLK WP HR S P ERA WHIP	IP WLS BF H R ER SO BB IBB HBP BLK WP HR S P ERA WHIP	IP WLS BF H R ER SO BB IBB HBP BLK WP HR S P ERA WHIP	IP WLS BF H R ER SO BB IBB HBP BLK WP HR S P ERA WHIP	IP WLS BF H R ER SO BB IBB HBP BLK WP HR S P ERA WHIP	IP WLS BF H R ER SO BB IBB HBP BLK WP HR S P ERA WHIP	IP WLS BF H R ER SO BB IBB HBP BLK WP HR S P ERA WHIP	IP WLS BF H R ER SO BB IBB HBP BLK WP HR S P ERA WHIP	IP WLS BF H R ER SO BB IBB HBP BLK WP HR S P ERA WHIP	IP WLS BF H R ER SO BB IBB HBP BLK WP HR S P ERA WHIP	IP WLS BF H R ER SO BB IBB HBP BLK WP HR S P ERA WHIP	IP WLS BF H R ER SO BB IBB HBP BLK WP HR S P ERA WHIP	IP WLS BF H R ER SO BB IBB HBP BLK WP HR S P ERA WHIP

Houston Astros @ Milwaukee Brewers
Miller Park, Milwaukee, WI
Thu Aug 17 2006, 7:05 PM CDT
Att: 30,252 - Roof Closed - 77 F

AB	30
R	3
H	5
RBI	3
BB	6
SO	7
LOB	15



Batter	1	2	3	4	5	6	7	8	9	AB	R	H	RBI	BB	SO	LOB	TOP								
Willy Taveras, R OBP: 0.324, SLG: 0.329	F8	F9			F8			E S 1B		4	0	1	0	0	0	1									
Craig Biggio, R OBP: 0.323, SLG: 0.444	G5-3		G6-3		G5-3			G6-3		4	0	0	0	0	0	1									
Mike Lamb, L OBP: 0.359, SLG: 0.491								P4		3	0	1	0	1	0	1									
17 Lance Berkman, S OBP: 0.419, SLG: 0.619	P2		G6-3							3	0	0	0	1	0	2									
Luke Scott, L OBP: 0.491, SLG: 0.690										3	1	2	0	1	0	0									
Aubrey Huff, L OBP: 0.351, SLG: 0.464										4	1	1	1	0	1	3									
Dan Wheeler, R										0	0	0	0	0	0	0									
28 Adam Everett, R OBP: 0.290, SLG: 0.338										3	0	0	0	0	0	2									
2 Chris Burke, R OBP: 0.362, SLG: 0.449										1	0	0	0	0	0	2									
Eric Munson, L OBP: 0.277, SLG: 0.338										3	0	0	0	0	2	2									
41 Brandon Backe, R OBP: 0.200, SLG: 0.143										2	0	0	0	0	1	0									
Russ Springer, R										0	0	0	0	0	0	0									
Orlando Palmeiro, L OBP: 0.262, SLG: 0.294										1	0	0	0	0	0	0									
Trever Miller, L OBP: 0.301, SLG: 0.386										0	0	0	0	0	0	0									
54 Brad Lidge, R OBP: 0.259, SLG: 0.345										0	0	0	0	0	0	0									
Morgan Ensberg, R										0	0	0	0	0	0	0									
Inning Stats	R: 0 E: 0 K: 0 S: 10	H: 1 LOB: 1 BB: 0 P: 18	R: 2 E: 1 K: 1 S: 17	H: 2 LOB: 1 BB: 0 P: 22	R: 0 E: 0 K: 1 S: 6	H: 0 LOB: 0 BB: 1 P: 12	R: 0 E: 0 K: 1 S: 7	H: 1 LOB: 1 BB: 0 P: 11	R: 0 E: 0 K: 1 S: 6	H: 0 LOB: 0 BB: 0 P: 11	R: 0 E: 0 K: 0 S: 6	H: 0 LOB: 0 BB: 0 P: 8	R: 0 E: 0 K: 0 S: 7	H: 0 LOB: 0 BB: 0 P: 10	R: 0 E: 0 K: 0 S: 8	H: 1 LOB: 1 BB: 0 P: 9	R: 0 E: 0 K: 1 S: 7	H: 0 LOB: 2 BB: 2 P: 16	1B: 3 2B: 2 3B: 0 HR: 0	SF: 0 SAC: 0 DP: 2 HBP: 0	WP: 0 PB: 0 SB: 1 CS: 0	PA: 34			
PITCHER	IP	WLS	BF	H	R	ER	SO	BB	IBB	HBP	BLK	WP	HR	S	P	ERA	WHIP								
Tomo Ohka, R ERA: 4.07	(1, 1)	7.0	26	4	2	1	3	1	0	0	0	0	0	59	92	1.29	0.714								
52 Jose Capellan, R ERA: 4.07	(8, 1)	0.2	3	1	0	0	0	0	0	0	0	0	0	5	5	0.00	1.500								
Brian Shouse, L ERA: 2.2	(8, 1)	0.2	4	0	0	0	1	2	0	0	0	0	0	8	17	0.00	3.000								
Francisco Cordero, R ERA: 3.94	(9, 1)	0.2	W	1	0	0	0	0	0	0	0	0	0	2	3	0.00	0.000								

Houston Astros @ Milwaukee Brewers
Miller Park, Milwaukee, WI
Fri Aug 18 2006, 7:05 PM CDT
Att: 30,294 - Roof Closed - 77 F

AB 31
R 2
H 5
RBI 1
BB 3
SO 4
LOB 14



Batter	1	2	3	4	5	6	7	8	9	AB	R	H	RBI	BB	SO	LOB	BOTTOM								
1 Corey Hart, R OBP: 0.320, SLG: 0.406	F8	P4			F8			FC1-5 2B		5	1	1	0	0	0	4									
9 Tony Graffanino, R OBP: 0.357, SLG: 0.416			G6-3		G5-3					4	0	0	0	0	1	3									
28 Prince Fielder, L OBP: 0.351, SLG: 0.497	L9									4	0	1	1	1	1	2									
18 Gabe Gross, L OBP: 0.374, SLG: 0.477										3	0	1	1	0	1	1									
Brady Clark, R OBP: 0.394, SLG: 0.335										1	0	1	0	0	0	0									
Kevin Mench, R OBP: 0.327, SLG: 0.438	F7									4	0	1	0	0	0	2									
2 Bill Hall, R OBP: 0.330, SLG: 0.557	F7									4	1	1	1	0	1	4									
David Bell, R OBP: 0.343, SLG: 0.397										4	0	0	0	0	1	2									
Francisco Cordero, R										0	0	0	0	0	0	0									
11 Mike Rivera, R OBP: 0.345, SLG: 0.473										3	0	1	0	0	0	0									
Tomo Ohka, S OBP: 0.125, SLG: 0.130										1	0	0	0	1	0	1									
Geoff Jenkins, L OBP: 0.327, SLG: 0.390										1	0	1	0	0	0	0									
52 Jose Capellan, R										0	0	0	0	0	0	0									
Brian Shouse, L										0	0	0	0	0	0	0									
Jeff Cirillo, R OBP: 0.381, SLG: 0.419										0	1	0	0	0	0	0									
Inning Stats	R: 1 E: 0 K: 0 S: 11	H: 2 LOB: 2 BB: 0 P: 17	R: 0 E: 0 K: 0 S: 6	H: 0 LOB: 1 BB: 1 P: 13	R: 0 E: 0 K: 2 S: 9	H: 0 LOB: 0 BB: 0 P: 13	R: 1 E: 0 K: 0 S: 9	H: 2 LOB: 1 BB: 0 P: 14	R: 0 E: 0 K: 0 S: 8	H: 0 LOB: 0 BB: 1 P: 16	R: 0 E: 0 K: 0 S: 8	H: 0 LOB: 0 BB: 0 P: 14	R: 0 E: 0 K: 0 S: 7	H: 1 LOB: 1 BB: 0 P: 11	R: 0 E: 0 K: 2 S: 17	H: 2 LOB: 2 BB: 0 P: 23	R: 1 E: 1 K: 1 S: 10	H: 1 LOB: 2 BB: 0 P: 15	1B: 5 2B: 2 3B: 0 HR: 1	SF: 0 SAC: 1 DP: 0 HBP: 2	WP: 0 PB: 0 SB: 0 CS: 0	PA: 39			
PITCHER	IP	WLS	BF	H	R	ER	SO	BB	IBB	HBP	BLK	WP	HR	S	P	ERA	WHIP								
41 Brandon Backe, R ERA: 3.77	(1, 1)	6.1	26	4	2	2	2	2	0	0	0	0	0	5	8	0.00	1.500								
Russ Springer, R ERA: 3.63	(7, 1)	0.2	3	1	0	0	0	0	0	0	0	0	0	2	2	0.00	0.000								
Trever Miller, L ERA: 3.86	(8, 1)	0.1	1	0	0	0	0	0	0	0	0	0	0	2	35	0.00	1.500								
54 Brad Lidge, R ERA: 5.56	(8, 1)	1.1	L	8	2	1	0	3	0	0	1	0	0	24	35	0.00	1.500								
Dan Wheeler, R ERA: 2.84	(9, 1)	0.0	1	1	0	0	0	0	0	0	0	0	0	1	1	∞	∞								

Houston Astros @ Milwaukee Brewers
Miller Park, Milwaukee, WI
Fri Aug 18 2006, 7:05 PM CDT
Att: 30,294 - Roof Closed - 77 F

AB 34
R 3
H 8
RBI 3
BB 2
SO 5
LOB 19



Batter	1	2	3	4	5	6	7	8	9	AB	R	H	RBI	BB	SO	LOB	TOP								
Willy Taveras, R OBP: 0.326, SLG: 0.333	1-0 SH1-3 G6-3 1B		1-1 G6-3		3-1 1-H 2B			2-2 FC5-4 1B		4	2	2	1	0	0	1									
Craig Biggio, R OBP: 0.321, SLG: 0.441	1-1 SH1-3		0-1 F7			1-1 G5-3		1-3 K		3	0	0	0	0	1	1									
Mike Lamb, L OBP: 0.357, SLG: 0.488 Chad Qualls, R (8, 1)	0-1 G6-3		2-1 G5-3			1-1 G1-3		2-2 1B		4	0	1	2	0	0	0									
17 Lance Berkman, S OBP: 0.419, SLG: 0.618	3-1 1B			2-0 G4-6-3 1B		3-3 K		3-2 G5-3		4	0	2	0	0	1	1									
Luke Scott, L OBP: 0.491, SLG: 0.692	0-1 1B		3-0 F7			0-0 L4			0-0 2B	4	0	2	0	0	0	1									
Aubrey Huff, L OBP: 0.347, SLG: 0.458	1-3 K		0-1 G4-6-3			2-3 K			3-3 K	4	0	0	0	0	3	4									
28 Adam Everett, R Morgan Enberg, R (9, PH) OBP: 0.392, SLG: 0.479		0-0 F8		1-1 B2		1-2 G6-3			4-0 BB	3	0	0	0	0	0	0									
Eric Munson, L OBP: 0.276, SLG: 0.358		0-3 K		0-1 G4-3				0-0 HR	1-3 K	4	1	1	1	0	2	2									
51 Wandy Rodriguez, S Russ Springer, R 16 Jason Lane, R 64 Fernando Nieve, R 54 Brad Lidge, R Dan Wheeler, R Orlando Palmeiro, L OBP: 0.201, SLG: 0.226		0-3 K		0-1 2B 1B				1-2 FC5-4 1B	0-2 F8	1	0	0	0	0	1	0									
Inning Stats	R: 1 E: 0 K: 1 S: 12	H: 3 LOB: 2 BB: 0 P: 18	R: 0 E: 0 K: 2 S: 7	H: 0 LOB: 0 BB: 0 P: 7	R: 0 E: 0 K: 0 S: 6	H: 0 LOB: 0 BB: 0 P: 9	R: 0 E: 0 K: 0 S: 4	H: 1 LOB: 0 BB: 0 P: 9	R: 1 E: 0 K: 1 S: 8	H: 2 LOB: 1 BB: 0 P: 12	R: 0 E: 0 K: 1 S: 9	H: 0 LOB: 0 BB: 0 P: 14	R: 0 E: 0 K: 1 S: 8	H: 0 LOB: 0 BB: 0 P: 11	R: 2 E: 0 K: 1 S: 19	H: 3 LOB: 1 BB: 0 P: 28	R: 0 E: 0 K: 2 S: 12	H: 1 LOB: 2 BB: 1 P: 20	1B: 7 2B: 2 3B: 0 HR: 1	SF: 0 SAC: 1 DP: 1 HBP: 0	WP: 0 PB: 0 SB: 2 CS: 0	PA: 36			
PITCHER	IP WLS BF H R ER SO BB IBB HBP BLK WP HR S P ERA WHIP	7.0 W 27 8 4 4 5 0 0 0 0 0 1 58 85 5.14 1.143	0.2 H 2 0 0 0 1 0 0 0 0 0 0 9 12 0.00 0.000	1.1 S 7 2 0 0 2 1 0 0 0 0 0 18 31 0.00 2.250																					

Houston Astros @ Milwaukee Brewers
Miller Park, Milwaukee, WI
Sat Aug 19 2006, 6:05 PM CDT
Att: 42,347 - Cloudy - 72 F

AB 34
R 4
H 10
RBI 4
BB 1
SO 8
LOB 12



Batter	1	2	3	4	5	6	7	8	9	AB	R	H	RBI	BB	SO	LOB	BOTTOM								
Brady Clark, R OBP: 0.367, SLG: 0.333	1-2 G5-3		3-2 G4-3	2-2 HBP		4-2 2B BB		1 SAFE 2-0 HBP		2	1	0	0	1	0	0									
Jeff Cirillo, R OBP: 0.382, SLG: 0.424	2-3 K			F8		0-1 2B BB		3-2 2B 1B		5	0	2	0	0	1	3									
28 Prince Fielder, L OBP: 0.351, SLG: 0.494	2-2 F7			4-1 BB 1B BB	2-0 G4-3	4-0 2B IBB		0-2 SF9		2	1	0	1	2	0	0									
2 Bill Hall, R OBP: 0.335, SLG: 0.556		3-2 L6		1 SAFE 4-2 1B BB BB	4-2 1B BB	4-1 FC5-4 BB		1-2 2-3 3-H 4-0 IBB		1	1	0	1	4	0	0									
Kevin Mench, R OBP: 0.328, SLG: 0.436		1-1 L4		4-1 BB 31 1B BB	1-2 G5-3 1B	0-2 FC5-4		0-0 P5		4	1	1	0	1	0	6									
1 Corey Hart, R OBP: 0.333, SLG: 0.410		0-1 FC6-4 1B		3-2 31 1B BB 1B	4-0 IBB		0-3 K	1-1 L7		4	1	2	1	1	1	3									
David Bell, R Francisco Cordero, R (8, 1)	1-2 FC6-4		1-2 31 1B BB	1-2 2-3 3-H 4-2 BB	1-1 G5-3		2-3 K			3	0	0	1	1	1	4									
Damian Miller, R OBP: 0.320, SLG: 0.403			1-3 K	0-3 K		3-2 G6-3		1-3 K		4	0	0	0	0	3	3									
31 Dave Bush, R 52 Jose Capellan, R 9 Tony Graffanino, R OBP: 0.359, SLG: 0.416			0-3 K	1-1 HBP 1B		2-3 K		4-1 1B HBP BB		3	0	1	2	0	2	0									
Inning Stats	R: 0 E: 0 K: 1 S: 11	H: 0 LOB: 0 BB: 0 P: 16	R: 0 E: 0 K: 0 S: 10	H: 1 LOB: 1 BB: 0 P: 15	R: 0 E: 0 K: 2 S: 10	H: 0 LOB: 0 BB: 0 P: 14	R: 4 E: 0 K: 1 S: 20	H: 2 LOB: 3 BB: 4 P: 42	R: 0 E: 0 K: 1 S: 8	H: 1 LOB: 2 BB: 2 P: 20	R: 1 E: 0 K: 1 S: 14	H: 1 LOB: 3 BB: 3 P: 31	R: 0 E: 0 K: 3 S: 11	H: 0 LOB: 0 BB: 0 P: 14	R: 1 E: 0 K: 0 S: 10	H: 1 LOB: 3 BB: 2 P: 24	1B: 5 2B: 1 3B: 0 HR: 0	SF: 1 SAC: 0 DP: 1 HBP: 2	WP: 0 PB: 0 SB: 0 CS: 0	PA: 42					
PITCHER	IP WLS BF H R ER SO BB IBB HBP BLK WP HR S P ERA WHIP	3.2 L 18 3 4 4 4 0 0 0 0 0 0 4 6 0.00 0.000	1.0 5 1 1 1 1 2 1 0 0 0 0 0 8 20 0.00 2.000	1.0 7 1 1 1 1 2 1 0 0 0 0 0 14 31 9.00 3.000	5.63 Dan Wheeler, R ERA: 2.79																				

Houston Astros @ Milwaukee Brewers
Miller Park, Milwaukee, WI
Sat Aug 19 2006, 6:05 PM CDT
Att: 42,347 - Cloudy - 72 F

AB 28
R 6
H 6
RBI 6
BB 11
SO 8
LOB 19



Batter	1	2	3	4	5	6	7	8	9	AB	R	H	RBI	BB	SO	LOB	TOP								
Willy Taveras, R (1,8) OBP: 0.327, SLG: 0.334	0-1 17 E 16 BB 1B	1-1 1B		2-3 K			0-0 FC4-6 2 FC4-6 1-2		0-2 G4-3	5	1	2	0	0	1	2									
2 Chris Burke, R (1,4) OBP: 0.357, SLG: 0.442	2-3 K	2-2 F7		3-2 L7			0-0 FC4-6 1-2			4	0	0	0	0	1	3									
17 Lance Berkman, S (1,3) OBP: 0.416, SLG: 0.612	0-0 16 BB 1-3 E3		0-3 K		0-1 L5		2-2 P6			4	0	0	0	0	1	2									
Luke Scott, L (1,7) OBP: 0.483, SLG: 0.673	2-3 K		4-1 28 BB G5-3 BB		0-0 L9			1-0 G6-3		3	1	0	0	1	1	2									
Morgan Ensberg, R (1,5) OBP: 0.391, SLG: 0.474	4-2 16 BB 1-2 BB		0-2 G5-3		0-2 G5-3			3-3 K		3	0	0	0	1	1	1									
16 Jason Lane, R (1,9) OBP: 0.331, SLG: 0.398	4-2 1-2 2-3 3-H BB		4-0 28 BB BB			2-1 F7		3-2 G4-3		2	1	0	1	2	0	0									
28 Adam Everett, R (1,6) OBP: 0.288, SLG: 0.337	K		1-1 1-H 2-H 2B			2-3 K2-3			1-1 F8	4	0	1	2	0	2	3									
Brad Ausmus, R (1,2) OBP: 0.297, SLG: 0.287		1-2 G5-3	0-0 P4			3-1 G5-3			4-0 BB	3	0	0	0	1	0	1									
Roger Clemens, R (1,1) OBP: 0.227, SLG: 0.056		3-3 K		1-1 G6-3				0-2 FC4-6 1B		3	0	1	0	0	1	0									
Russ Springer, R (8,1)									0-3 K	0	0	0	0	0	0	0									
Trever Miller, R (8,1)										0	0	0	0	0	0	0									
Mike Lamb, L (9, PH) OBP: 0.356, SLG: 0.486										1	0	0	0	0	1	1									
Dan Wheeler, R (9,1)										0	0	0	0	0	0	0									
Inning Stats	R: 1 E: 1 K: 3 S: 17	H: 1 LOB: 3 BB: 2 P: 31	R: 0 E: 0 K: 1 S: 14	H: 1 LOB: 1 BB: 0 P: 21	R: 2 E: 0 K: 1 S: 10	H: 1 LOB: 2 BB: 2 P: 19	R: 0 E: 0 K: 1 S: 10	H: 0 LOB: 0 BB: 0 P: 16	R: 0 E: 0 K: 1 S: 7	H: 0 LOB: 0 BB: 0 P: 14	R: 0 E: 0 K: 0 S: 8	H: 1 LOB: 1 BB: 0 P: 10	R: 0 E: 0 K: 1 S: 9	H: 0 LOB: 0 BB: 0 P: 16	R: 0 E: 0 K: 1 S: 9	H: 0 LOB: 1 BB: 1 P: 14	1B: 3 2B: 1 3B: 0 HR: 0	SF: 0 SAC: 0 DP: 0 HBP: 0	WP: 0 PB: 0 SB: 1 CS: 0	PA: 37					
PITCHER	IP 6.0	WLS L	BF 26	H 3	R 3	ER 2	SO 7	BB 4	IBB 0	HBP 0	BLK 0	WP 0	HR 0	S 64	P 107	ERA 3.00	WHIP 1.167								
Doug Davis, L (1,1) ERA: 4.89																									
Dan Kolb, R (7,1) ERA: 4.54																									
Derrick Turnbow, R (9,1) ERA: 6.13																									

Houston Astros @ Milwaukee Brewers
Miller Park, Milwaukee, WI
Sun Aug 20 2006, 1:05 PM CDT
Att: 41,222 - Sunny - 73 F


AB 32
R 3
H 4
RBI 3
BB 5
SO 9
LOB 15



Batter	1	2	3	4	5	6	7	8	9	AB	R	H	RBI	BB	SO	LOB	BOTTOM								
1 Corey Hart, R (1,9) OBP: 0.339, SLG: 0.442	1-2 G2-3		0-0 HR		0-0 9 CS 1B			0-0 L7		4	1	2	1	0	0	0									
9 Tony Graffanino, R (1,4) OBP: 0.383, SLG: 0.423	2-2 1B		0-0 2B		0-1 CS 1-2	1-0 G4-3		3-2 1B		4	0	3	0	0	0	0									
28 Prince Fielder, L (1,3) OBP: 0.349, SLG: 0.490	2-3 K		0-3 K			0-2 G5-3		0-1 G4-3		4	0	0	0	0	2	3									
2 Bill Hall, R (1,6) OBP: 0.334, SLG: 0.555	1-3 K			3-3 K		1-0 G4-3		3-2 2B		4	0	1	0	0	2	1									
20 Lavnce Nix, L (1,8) OBP: 0.132, SLG: 0.139		2-1 F9		2-2 G4-3			1-1 11 FC6-4 1B		0-1 F7	4	0	1	0	0	0	1									
18 Gabe Gross, L (1,7) OBP: 0.372, SLG: 0.472		2-3 K		0-1 FC4 1B		0-3 K		1-2 K		4	0	1	0	0	3	2									
David Bell, R (1,5) OBP: 0.339, SLG: 0.380		3-2 G5-3		1-1 FC4 1-2			1-2 P4		0-1 L8	4	0	0	0	0	0	3									
11 Mike Rivera, R (1,2) OBP: 0.328, SLG: 0.448			1-3 K		1-2 F7		0-2 FC6-4 1-2			3	0	0	0	0	1	1									
Doug Davis, R (1,1) OBP: 0.077, SLG: 0.059			2-2 G2-3		1-2 G5-3			1-0 P3		2	0	0	0	0	0	0									
Dan Kolb, R (7,1)										0	0	0	0	0	0	0									
Jeff Cirillo, R (8, PH) OBP: 0.380, SLG: 0.422										1	0	0	0	0	0	0									
Derrick Turnbow, R (9,1)										0	0	0	0	0	0	0									
Inning Stats	R: 0 E: 0 K: 2 S: 17	H: 1 LOB: 1 BB: 0 P: 23	R: 0 E: 0 K: 1 S: 10	H: 0 LOB: 0 BB: 0 P: 17	R: 1 E: 0 K: 2 S: 13	H: 2 LOB: 1 BB: 0 P: 16	R: 0 E: 0 K: 1 S: 13	H: 1 LOB: 1 BB: 0 P: 19	R: 0 E: 0 K: 0 S: 5	H: 0 LOB: 0 BB: 0 P: 7	R: 0 E: 0 K: 1 S: 13	H: 1 LOB: 1 BB: 0 P: 15	R: 0 E: 0 K: 0 S: 7	H: 1 LOB: 1 BB: 0 P: 11	R: 0 E: 0 K: 1 S: 10	H: 1 LOB: 1 BB: 0 P: 14	1B: 5 2B: 2 3B: 0 HR: 1	SF: 0 SAC: 0 DP: 0 HBP: 0	WP: 0 PB: 0 SB: 0 CS: 1	PA: 35					
PITCHER	IP 7.0	WLS W	BF 26	H 6	R 1	ER 1	SO 7	BB 6	IBB 1	HBP 1	BLK 7	WP 0	HR 1	S 80	P 108	ERA 1.29	WHIP 0.857								
Roger Clemens, R (1,1) ERA: 2.58																									
Russ Springer, R (8,1) ERA: 3.55																									
Trever Miller, L (8,1) ERA: 3.82																									
Dan Wheeler, R (9,1) ERA: 2.73																									

Houston Astros @ Milwaukee Brewers
Miller Park, Milwaukee, WI
Sun Aug 20 2006, 1:05 PM CDT
Att: 41,222 - Sunny - 73 F

AB 34
R 1
H 8
RBI 1
BB 0
SO 8
LOB 11



Batter	1	2	3	4	5	6	7	8	9	AB	R	H	RBI	BB	SO	LOB	TOP		
Willy Taveras, R OBP: 0.327, SLG: 0.335 54 Brad Lidge, R (8, 1)	2-2 P6		0-0 G4-6-3 1B		0-0 F9			0-2 BB 1B		4	0	2	0	0	0	0			
Mike Lamb, L OBP: 0.357, SLG: 0.482 (1, 3) (4, 4)	0-2 1B		3-2 G4-6-3 1-2		1-1 G1-3			4-1 BB 1-2		3	0	1	0	1	0	2			
17 Lance Berkman, S OBP: 0.477, SLG: 0.615 Orlando Palmeiro, L OBP: 0.281, SLG: 0.292 (1, 9) (5, 9)	0-0 F7			4-2 1B BB		0-0 G6-3		0-0 P5		1	0	0	0	1	0	1			
Aubrey Huff, L OBP: 0.346, SLG: 0.472 (1, 5) (6, 3)	1-2 L4			0-0 L9		1-1 P4		1-1 G4-3		4	0	0	0	0	0	4			
Luke Scott, L OBP: 0.461, SLG: 0.635 (1, 7)		0-0 G4-3		2-2 BB 1B		0-0 G4-3			2-3 K	4	0	1	0	0	1	0			
Craig Biggio, R OBP: 0.319, SLG: 0.435 J.R. House, R (1, 4) (4, 3) (6, 2)		0-3 K		0-0 F9			1-3 K		0-1 F8	2	0	0	0	0	1	2			
2 Chris Burke, R OBP: 0.356, SLG: 0.437 (1, 6)		2-1 G3-1		4-2 FC6-4 BB			0-2 L7		3-2 G6-3	3	0	0	0	1	0	0			
Brad Ausmus, R OBP: 0.296, SLG: 0.283 Morgan Ensberg, R OBP: 0.389, SLG: 0.471 (1, 2) (6, 5)			4-1 SH1-4 BB	2-2 FC6-4			0-0 F8			1	0	0	0	1	0	3			
Jason Hirsh, R OBP: 0.330, SLG: 0.397 (8, PH) (8, 8)			0-1 SH1-4		1-2 K			2-3 K		0	0	0	0	0	0	0			
Dave Borkowski, R (3, 1)										1	0	0	0	0	1	0			
16 Jason Lane, R (8, 8)										1	0	0	0	0	1	0			
Inning Stats	R: 0 E: 0 K: 0 S: 11	H: 1 LOB: 1 BB: 0 P: 14	R: 0 E: 0 K: 1 S: 6	H: 0 LOB: 0 BB: 0 P: 8	R: 0 E: 0 K: 0 S: 8	H: 1 LOB: 1 BB: 1 P: 15	R: 0 E: 0 K: 0 S: 16	H: 3 LOB: 3 BB: 2 P: 28	R: 0 E: 0 K: 1 S: 4	H: 0 LOB: 0 BB: 0 P: 5	R: 0 E: 0 K: 1 S: 7	H: 0 LOB: 0 BB: 0 P: 8	R: 0 E: 0 K: 1 S: 12	H: 1 LOB: 2 BB: 1 P: 19	R: 0 E: 0 K: 1 S: 9	H: 0 LOB: 0 BB: 0 P: 14	1B: 4 2B: 0 3B: 0 HR: 0	SF: 0 SAC: 1 DP: 1 HBP: 0	WP: 0 PA: 34 PB: 0 SB: 0 CS: 0
PITCHER	IP WLS BF H R ER SO BB IBB HBP BLK WP HR S P ERA WHIP	8.0 W 31 4 0 0 4 4 0 0 0 0 0 0 70 105 0.00 1.000	1.0 3 0 0 0 1 0 0 0 0 0 0 0 0 9 14 0.00 0.000																

Houston Astros @ Cincinnati Reds
Great American Ball Park, Cincinnati, OH
Tue Aug 22 2006, 7:10 PM EDT
Att: 22,556 - Clear - 87 F

AB 29
R 0
H 4
RBI 0
BB 4
SO 5
LOB 14



Batter	1	2	3	4	5	6	7	8	9	AB	R	H	RBI	BB	SO	LOB	BOTTOM
6 Ryan Freel, R OBP: 0.380, SLG: 0.425 (1, 9) (5, 8)	0-2 F7		2-3 K	2-3 K			0-2 PB 1B 2B			5	2	2	0	0	2	2	
Scott Hatteberg, L OBP: 0.410, SLG: 0.496 (1, 3)	1-2 G4-3	1-1 HR 1B	4-2 WP 12 1B BB	0-1 FC6-4			3-1 G4-6-3 1B			4	2	2	4	1	0	1	
Ken Griffey Jr., L OBP: 0.377, SLG: 0.487 Norris Hopper, R OBP: 0.333, SLG: 0.333 (1, 8) (5, 9) (7, 7)	4-1 12 BB	4-0 BB	4-1 12 1B IBB		1-0 G1-3		0-0 G4-6-3			0	1	0	0	3	0	0	
12 Edwin Encarnación, R OBP: 0.387, SLG: 0.546 (1, 5)	4-0 BB	0-1 P3	2-2 HR 1B		2-2 L8		0-3 K			4	1	1	2	1	1	1	
Adam Dunn, L OBP: 0.376, SLG: 0.550 Todd Hollandsworth, L OBP: 0.243, SLG: 0.412 (1, 7) (7, 9)	3-3 K		2-2 HR 1B		1-3 K		2-2 F8			4	2	2	3	0	2	2	
Rich Aurilia, R OBP: 0.341, SLG: 0.530 9 Juan Castro, R OBP: 0.276, SLG: 0.353 (1, 6) (5, 6)		2-2 F7	1-2 F8			2-2 G3-1		1-2 P5		3	1	1	0	0	0	0	
26 David Ross, R OBP: 0.377, SLG: 0.651 Jason LaRue, R OBP: 0.313, SLG: 0.293 (1, 2) (9, 2)		0-0 G6-3	1-1 4 1B 2B	0-1 HR		3-3 K				4	2	2	2	0	1	0	
4 Brandon Phillips, R OBP: 0.344, SLG: 0.452 (1, 4)		2-1 HR	0-2 1B 2B	1-2 F8		1-2 G3-1				4	1	2	2	0	0	0	
Kyle Lohse, R OBP: 0.300, SLG: 0.300 31 Matt Belisle, R (1, 1) (9, 1)		0-1 6 1B HR	0-0 WP 12 1B BB	0-1 FC6-4 1B			0-0 L7			4	2	3	1	0	0	0	
Inning Stats	R: 0 E: 0 K: 1 S: 14	H: 0 LOB: 2 BB: 2 P: 26	R: 4 E: 0 K: 0 S: 15	H: 4 LOB: 1 BB: 1 P: 26	R: 8 E: 0 K: 1 S: 22	H: 7 LOB: 2 BB: 2 P: 39	R: 1 E: 0 K: 1 S: 13	H: 2 LOB: 1 BB: 0 P: 16	R: 0 E: 0 K: 1 S: 7	H: 0 LOB: 0 BB: 0 P: 11	R: 1 E: 0 K: 0 S: 8	H: 2 LOB: 0 BB: 0 P: 11	R: 0 E: 0 K: 1 S: 11	H: 0 LOB: 0 BB: 0 P: 14	1B: 9 2B: 2 3B: 0 HR: 4	SF: 0 SAC: 0 DP: 1 HBP: 0	WP: 1 PA: 42 PB: 1 SB: 0 CS: 0
PITCHER	IP WLS BF H R ER SO BB IBB HBP BLK WP HR S P ERA WHIP	2.2 L 21 6 4 4 3 0 0 0 0 0 2 44 64 8.31 1.385	1.0 3 0 0 0 1 0 0 0 0 0 0 0 0 11 14 0.00 0.000														

Houston Astros @ Cincinnati Reds
Great American Ball Park, Cincinnati, OH
Tue Aug 22 2006, 7:10 PM EDT
Att: 22,556 - Clear - 87 F

AB 37
R 14
H 15
RBI 14
BB 5
SO 6
LOB 7



Batter	1	2	3	4	5	6	7	8	9	AB	R	H	RBI	BB	SO	LOB	TOP								
Willy Taveras, R OBP: 0.328, SLG: 0.334	G3		P3					F9		4	1	1	0	1	0	0									
2 Chris Burke, R OBP: 0.360, SLG: 0.444	2B		1B					L8		5	1	3	1	0	0	2									
17 Lance Berkman, S OBP: 0.415, SLG: 0.609	L8		K					G1-3		4	1	0	0	1	1	4									
Morgan Ensberg, R OBP: 0.392, SLG: 0.468	FC5-4			L7				F7		2	1	0	1	3	0	0									
J.R. House, R Aubrey Huff, L OBP: 0.349, SLG: 0.473	FC5-4			G1-3				HBP		3	0	0	0	0	0	3									
16 Jason Lane, R OBP: 0.334, SLG: 0.396				K				K		3	0	1	1	2	2	1									
28 Adam Everett, R OBP: 0.290, SLG: 0.347	FC6-4							1B		5	1	3	2	0	0	2									
Brad Ausmus, R OBP: 0.295, SLG: 0.282	G4-6-3							G4-3		5	1	1	0	0	0	5									
44 Roy Oswalt, R OBP: 0.200, SLG: 0.245										1	0	0	0	0	0	0									
Craig Biggio, R OBP: 0.319, SLG: 0.434				G1-3						1	0	0	0	0	0	2									
Russ Springer, R										0	0	0	0	0	0	0									
Trever Miller, R										0	0	0	0	0	0	0									
Dan Wheeler, R										0	0	0	0	0	0	0									
Inning Stats	R: 0 E: 0 K: 0 S: 11	H: 1 LOB: 2 BB: 1 P: 18	R: 0 E: 0 K: 0 S: 9	H: 0 LOB: 0 BB: 1 P: 16	R: 0 E: 0 K: 1 S: 10	H: 1 LOB: 1 BB: 0 P: 14	R: 0 E: 0 K: 1 S: 6	H: 0 LOB: 0 BB: 0 P: 11	R: 1 E: 1 K: 0 S: 10	H: 2 LOB: 2 BB: 0 P: 15	R: 0 E: 0 K: 0 S: 6	H: 0 LOB: 1 BB: 2 P: 16	R: 6 E: 1 K: 0 S: 21	H: 5 LOB: 2 BB: 3 P: 39	R: 0 E: 0 K: 0 S: 9	H: 0 LOB: 0 BB: 0 P: 12	R: 0 E: 0 K: 1 S: 10	H: 1 LOB: 2 BB: 0 P: 16	1B: 7 2B: 2 3B: 0 HR: 1	SF: 0 SAC: 2 DP: 2 HBP: 1	WP: 0 PB: 1 SB: 0 CS: 0	PA: 44			
PITCHER	IP	WLS	BF	H	R	ER	SO	BB	IBB	HBP	BLK	WP	HR	S	P	ERA	WHIP								
Chris Michalak, L ERA: 4.76	6.1		27	5	2	2	2	4	0	0	0	0	1	54	92	2.84	1.421								
56 Todd Coffey, R ERA: 3.61	0.0	L	3	1	0	0	0	1	1	0	0	0	0	6	16	∞	∞								
Ryan Franklin, R ERA: 4.41	0.0		1	0	1	1	0	1	0	0	0	0	0	2	6	∞	∞								
Rheal Cormier, L ERA: 2.32	0.2		5	3	4	4	0	0	0	0	0	0	0	11	15	54.00	4.500								
45 Bill Bray, L ERA: 4.02	1.0		3	0	0	0	0	0	0	0	0	0	0	9	12	0.00	0.000								

Houston Astros @ Cincinnati Reds
Great American Ball Park, Cincinnati, OH
Wed Aug 23 2006, 12:35 PM EDT
Att: 24,881 - Partly Cloudy - 82 F

AB	34
R	7
H	10
RBI	7
BB	7
SO	3
LOB	19



Batter	1	2	3	4	5	6	7	8	9	AB	R	H	RBI	BB	SO	LOB	BOTTOM								
4 Brandon Phillips, R OBP: 0.342, SLG: 0.449	1B		G6-3					L9		5	1	1	0	0	0	3									
Scott Hatteberg, L OBP: 0.408, SLG: 0.493	2B		G6-3					G4-3		4	1	1	1	0	0	0									
Ken Griffey Jr., L OBP: 0.316, SLG: 0.490	2B		1B					G6-3		4	0	2	1	0	0	0									
12 Edwin Encarnación, R OBP: 0.385, SLG: 0.540	K2-3		K					HBP		3	0	0	0	0	2	2									
Adam Dunn, L OBP: 0.374, SLG: 0.545	P5							G1-3		4	0	0	0	0	1	2									
Rich Aurilia, R OBP: 0.343, SLG: 0.532	G5-3							F7		4	1	2	0	0	0	1									
Todd Hollandsworth, L OBP: 0.249, SLG: 0.420			K					2B		4	0	2	1	0	2	1									
26 David Ross, R OBP: 0.374, SLG: 0.640			K					FC1-6		3	0	0	0	1	1	2									
Chris Michalak, L OBP: 0.200, SLG: 0.245										2	0	0	0	0	1	0									
56 Todd Coffey, R ERA: 3.61										0	0	0	0	0	0	0									
Ryan Franklin, R ERA: 4.41										0	0	0	0	0	0	0									
Rheal Cormier, L ERA: 2.32										1	0	0	0	0	0	1									
45 Bill Bray, L ERA: 4.02										0	0	0	0	0	0	0									
31 Matt Belisle, R ERA: 3.91										1	0	0	0	0	1	2									
Javier Valentin, S ERA: 3.96										1	0	0	0	0	1	2									
Inning Stats	R: 2 E: 0 K: 1 S: 17	H: 3 LOB: 1 BB: 0 P: 26	R: 0 E: 0 K: 3 S: 10	H: 0 LOB: 0 BB: 0 P: 17	R: 0 E: 0 K: 1 S: 13	H: 1 LOB: 1 BB: 0 P: 16	R: 0 E: 0 K: 2 S: 10	H: 1 LOB: 1 BB: 0 P: 13	R: 0 E: 0 K: 0 S: 8	H: 0 LOB: 0 BB: 0 P: 14	R: 0 E: 0 K: 0 S: 5	H: 0 LOB: 0 BB: 0 P: 6	R: 1 E: 0 K: 0 S: 15	H: 2 LOB: 1 BB: 0 P: 22	R: 0 E: 0 K: 0 S: 9	H: 0 LOB: 1 BB: 0 P: 16	R: 0 E: 0 K: 1 S: 12	H: 1 LOB: 2 BB: 1 P: 19	1B: 5 2B: 3 3B: 0 HR: 0	SF: 0 SAC: 0 DP: 0 HBP: 1	WP: 0 PB: 0 SB: 0 CS: 0	PA: 37			
PITCHER	IP	WLS	BF	H	R	ER	SO	BB	IBB	HBP	BLK	WP	HR	S	P	ERA	WHIP								
44 Roy Oswalt, R ERA: 3.23	6.0		23	5	2	2	7	0	0	0	0	0	0	63	92	3.00	0.833								
Russ Springer, R ERA: 3.61	1.0		5	2	1	1	0	0	0	0	0	0	0	15	22	9.00	2.000								
Trever Miller, L ERA: 3.72	1.0		4	0	0	0	0	0	0	1	0	0	0	9	16	0.00	0.000								
Dan Wheeler, R ERA: 2.88	1.0		5	1	0	0	1	1	0	0	0	0	0	12	19	0.00	2.000								

Houston Astros @ Cincinnati Reds
Great American Ball Park, Cincinnati, OH
Wed Aug 23 2006, 12:35 PM EDT
Att: 24,881 - Partly Cloudy - 82 F


AB	35
R	3
H	8
RBI	3
BB	1
SO	8
LOB	14



Batter	1	2	3	4	5	6	7	8	9	AB	R	H	RBI	BB	SO	LOB	TOP					
Willy Taveras, R (1, 8) OBP: 0.335, SLG: 0.345 43 Chris Sampson, R (8, 1) Morgan Ensberg, R (9, PH) Trever Miller, R (9, 1)	1-2 17 1B 1B		4-1 2B BB		0-1 G5-3	3-2 1B 2B FC5-2-5-1	0-0 G5-3		3-2 1B	4 2 2 0 1 0 0 0 0 0 0 0 0 0 1 0 1 0 0 0 0 0 0 0 0 0 0 0												
Mike Lamb, L (1, 5) OBP: 0.359, SLG: 0.482	1-2 F7		1-H 17 E 2B		4-1 2 1B 17 HR BB	2-1 2 1B FC5-2-5-1	0-2 G3-1		0-0 1B	5 3 3 1 1 0 1												
2 Chris Burke, R (1, 4) OBP: 0.363, SLG: 0.451	0-1 F7		4-1 17 E SF8 BB		0-1 17 HR 1B	1-2 FC5-2-5-1 1B SF5	3-3 K		0-1 P6	5 3 1 0 1 1 5												
17 Lance Berkman, S (1, 3) OBP: 0.414, SLG: 0.614 Oriando Palmeiro, L (6, 9) Aubrey Huff, L (1, 9) OBP: 0.345, SLG: 0.467	2-0 F7 1B		2-0 E6		0-2 1-H 3-H HR	4-0 2B 1B IBB		0-0 P5		3 2 2 4 1 0 1 1 0 0 0 0 0 0												
Luke Scott, L (1, 7) OBP: 0.456, SLG: 0.605		4-1 G6-4-3 BB	0-0 F7		1-2 BB	1-1 SF5		2-2 G1-3		4 1 2 2 0 0 1												
28 Adam Everett, R (1, 6) OBP: 0.292, SLG: 0.358	1-2 P4			0-2 K	2-1 F7	3-2 1B 2B		0-0 16 SF7 3B		5 2 2 2 0 1 3												
Brad Ausmus, R (1, 2) OBP: 0.304, SLG: 0.287 16 Jason Lane, R (8, 8) OBP: 0.336, SLG: 0.406	0-0 G6-4-3			2-1 G4-3	4-1 BB	0-0 1B		1-2 SF7		3 0 1 1 1 0 1 0 0 0 1 0 0 0												
Jason Hirsh, R (1, 1) J.R. House, R (8, 2)			1-3 K	0-3 K	1-3 K2-3	0-1 P3		1-3 K		4 0 0 0 0 3 4 1 0 0 0 0 1 0												
Inning Stats	R: 1 E: 0 K: 0 S: 10	H: 2 LOB: 1 BB: 0 P: 16	R: 0 E: 0 K: 0 S: 6	H: 0 LOB: 0 BB: 1 P: 11	R: 3 E: 2 K: 1 S: 11	H: 1 LOB: 1 BB: 2 P: 22	R: 0 E: 0 K: 2 S: 8	H: 0 LOB: 0 BB: 0 P: 10	R: 3 E: 0 K: 1 S: 18	H: 3 LOB: 3 BB: 3 P: 36	R: 5 E: 0 K: 0 S: 19	H: 5 LOB: 1 BB: 1 P: 33	R: 0 E: 0 K: 1 S: 7	H: 0 LOB: 0 BB: 0 P: 10	R: 0 E: 0 K: 0 S: 6	H: 0 LOB: 0 BB: 0 P: 8	R: 1 E: 0 K: 1 S: 15	H: 3 LOB: 2 BB: 0 P: 20	1B: 9 2B: 3 3B: 1 HR: 1	SF: 3 SAC: 0 DP: 1 HBP: 0	WP: 0 PB: 0 SB: 1 CS: 0	PA: 48
PITCHER	IP WLS BF H R ER SO BB IBB HBP BLK WP HR S P ERA WHIP																					
Shawn Chacon, R (1, 1) ERA: 7.18	4.1 L 23 6 7 5 3 4 0 0 0 0 0 1 47 78 10.38 2.308																					
Britt Reames, R (5, 1) ERA: 9.82	1.2 13 5 5 5 1 2 1 0 0 0 0 0 25 50 27.00 4.200																					
34 John Grabow, L (7, 1) ERA: 3.9	3.0 12 3 1 1 2 0 0 0 0 0 0 0 28 38 3.00 1.000																					

Houston Astros @ Pittsburgh Pirates
PNC Park, Pittsburgh, PA
Sun Aug 27 2006, 1:35 PM EDT
Att: 19,459 - Partly Cloudy - 78 F


AB 38
R 13
H 14
RBI 12
BB 7
SO 6
LOB 17



Batter	1	2	3	4	5	6	7	8	9	AB	R	H	RBI	BB	SO	LOB	BOTTOM			
6 Chris Duffy, L (1, 8) OBP: 0.256, SLG: 0.264	1-0 F8		1-2 G6-3		3-2 L8		3-2 L8		0-2 G5-3	5 0 0 0 0 0 3										
José Bautista, R (1, 5) OBP: 0.351, SLG: 0.454	0-3 K			0-1 1B 2B	1-2 12 1B HBP		0-2 G1-3			3 1 1 0 0 1 0										
12 Freddy Sanchez, R (1, 6) OBP: 0.384, SLG: 0.492	1-2 F8			0-0 L4	0-1 1-2 2-3 1B			0-0 G6-4-3 1B		4 0 2 0 0 0 1										
Jason Bay, R (1, 7) OBP: 0.398, SLG: 0.539		0-1 G6-3		0-2 G5-3	1-1 P3			1-0 G6-4-3 1-2 1B		4 0 0 0 0 0 5										
Jeromy Burnitz, L (1, 9) OBP: 0.291, SLG: 0.430		1-0 F8		4-1 1B BB	1-1 F7			0-1 G4-3		3 0 0 0 1 0 3										
Xavier Nady, R (1, 3) OBP: 0.346, SLG: 0.477		2-2 1B		1-1 41 BB 1B		0-0 P3		1-1 41 HBP 1B		4 0 3 1 0 0 0										
41 Ryan Doumit, S (1, 2) OBP: 0.264, SLG: 0.365		0-1 G4-3		4-0 1B BB	1-2 BB		1-1 P2		2-2 HBP	2 0 0 0 1 0 1										
Jose Castillo, R (1, 4) OBP: 0.321, SLG: 0.420 Britt Reames, R (5, 1) 11 Humberto Cota, R (6, PH) OBP: 0.245, SLG: 0.191 34 John Grabow, L (7, 1) 10 Rajai Davis, R (9, PH) Shawn Chacon, R (1, 1) Joe Randa, R (5, 5) OBP: 0.313, SLG: 0.387			1-1 P6	0-0 G6-3		2-3 K		3-2 F8		2 0 0 0 0 0 3 0 0 0 0 0 0 0 1 0 0 0 0 1 0 0 0 0 0 0 0 0 1 0 0 0 0 0 2										
Inning Stats	R: 0 E: 0 K: 1 S: 7	H: 0 LOB: 0 BB: 0 P: 9	R: 0 E: 0 K: 0 S: 14	H: 1 LOB: 1 BB: 0 P: 17	R: 0 E: 0 K: 0 S: 6	H: 0 LOB: 0 BB: 0 P: 8	R: 1 E: 0 K: 0 S: 10	H: 2 LOB: 3 BB: 2 P: 19	R: 0 E: 0 K: 1 S: 6	H: 2 LOB: 3 BB: 0 P: 21	R: 0 E: 0 K: 1 S: 8	H: 0 LOB: 0 BB: 0 P: 11	R: 0 E: 0 K: 0 S: 4	H: 1 LOB: 0 BB: 0 P: 5	R: 0 E: 0 K: 0 S: 14	H: 1 LOB: 2 BB: 0 P: 22	1B: 5 2B: 2 3B: 0 HR: 0	SF: 0 SAC: 0 DP: 1 HBP: 2	WP: 0 PB: 0 SB: 0 CS: 0	PA: 37
PITCHER	IP WLS BF H R ER SO BB IBB HBP BLK WP HR S P ERA WHIP																			
Jason Hirsh, R (1, 1) ERA: 8.53	7.0 W 29 5 1 1 2 2 0 1 0 0 0 0 65 94 1.29 1.000																			
43 Chris Sampson, R (8, 1) ERA: 3.31	1.0 3 1 0 0 0 0 0 0 0 0 0 0 4 5 0.00 1.000																			
Trever Miller, L (9, 1) ERA: 3.63	1.0 5 1 0 0 0 0 0 0 1 0 0 0 0 14 22 0.00 1.000																			

Houston Astros @ Pittsburgh Pirates
PNC Park, Pittsburgh, PA
Sun Aug 27 2006, 1:35 PM EDT
Att: 19,459 - Partly Cloudy - 78 F

AB 33
R 1
H 7
RBI 1
BB 2
SO 2
LOB 20




Batter	1	2	3	4	5	6	7	8	9	AB	R	H	RBI	BB	SO	LOB	TOP																	
Brady Clark, R (1, 8) OBP: 0.366, SLG: 0.340	E5 2 BB		G5-3			P4		K		4	0	0	0	0	1	0	Milwaukee Brewers @ Houston Astros Minute Maid Park, Houston, TX Tue Aug 29 2006, 7:05 PM CDT Att: 32,981 - Roof Closed - 73 F																	
9 Tony Graffanino, R (1, 4) OBP: 0.354, SLG: 0.405	L7		K			F8		K		4	0	0	0	0	2	1																		
28 Prince Fielder, L (1, 3) OBP: 0.343, SLG: 0.479	K		G1-3			G5-3		G4-3		4	0	0	0	0	1	1																		
2 Bill Hall, R (1, 6) OBP: 0.342, SLG: 0.573	BB					K		K		3	1	1	0	1	2	0																		
18 Gabe Gross, L (1, 7) Kevin Mench, R (7, PR) OBP: 0.323, SLG: 0.429	K					G5-3		G3		3	0	1	1	0	1	2																		
1 Cory Hart, R (1, 9) OBP: 0.323, SLG: 0.419						G5-3		1B		1	1	0	0	0	0	0																		
David Bell, R (1, 5) OBP: 0.340, SLG: 0.391						G5-3		G6-3		4	0	1	0	0	1	2																		
11 Mike Rivera, R (1, 2) OBP: 0.318, SLG: 0.397						F8		SF7		2	0	0	1	0	0	1																		
Tomo Ohka, S (1, 1) OBP: 0.172, SLG: 0.179						K		K2-3		3	0	0	0	0	3	2																		
Brian Shouse, L (7, 1)										0	0	0	0	0	0	0																		
Dan Kolb, R (8, 1)										0	0	0	0	0	0	0																		
Derrick Turnbow, R (8, 1)										0	0	0	0	0	0	0																		
Inning Stats	R: 0 E: 1 K: 2 S: 17	H: 0 LOB: 2 BB: 1 P: 24	R: 0 E: 0 K: 1 S: 11	H: 1 LOB: 1 BB: 0 P: 17	R: 0 E: 0 K: 1 S: 8	H: 0 LOB: 0 BB: 0 P: 10	R: 0 E: 0 K: 1 S: 9	H: 0 LOB: 0 BB: 0 P: 13	R: 0 E: 0 K: 1 S: 7	H: 0 LOB: 0 BB: 0 P: 7	R: 0 E: 0 K: 0 S: 9	H: 0 LOB: 0 BB: 0 P: 15	R: 3 E: 0 K: 1 S: 18	H: 3 LOB: 1 BB: 0 P: 25	R: 0 E: 0 K: 2 S: 8	H: 0 LOB: 1 BB: 0 P: 13	R: 0 E: 0 K: 2 S: 10	H: 1 LOB: 1 BB: 0 P: 11	1B: 2 2B: 3 3B: 0 HR: 0	SF: 1 SAC: 0 DP: 0 HBP: 0	WP: 0 PB: 0 SB: 0 CS: 0	PA: 34												
PITCHER	IP WLS BF H R ER SO BB IBB HBP BLK WP HR S P ERA WHIP																																	
44 Roy Oswalt, R (1, 1) ERA: 3.25	7.0	27	4	3	3	7	1	0	0	0	0	0	0	0	79	111	3.86	0.714																
Chad Qualls, R (8, 1) ERA: 4.28	1.0	W 3	0	0	0	2	0	0	0	0	0	0	0	8	13	0.00	0.000																	
51 Wandy Rodriguez, L (9, 1) ERA: 5.46	1.0	4	1	0	0	2	0	0	0	0	0	0	0	10	11	0.00	1.000																	

Batter	1	2	3	4	5	6	7	8	9	AB	R	H	RBI	BB	SO	LOB	BOTTOM	
Willy Taveras, R (1, 8) OBP: 0.336, SLG: 0.343	F7 HBP		F9			L1		K		3	0	0	0	0	1	1	Milwaukee Brewers @ Houston Astros Minute Maid Park, Houston, TX Tue Aug 29 2006, 7:05 PM CDT Att: 32,981 - Roof Closed - 73 F	
Mike Lamb, L (1, 5) OBP: 0.362, SLG: 0.482	F7					HR		K		2	1	1	0	1	0	1		
2 Chris Burke, R (7, PH) OBP: 0.360, SLG: 0.448	F7					1B		K		2	0	0	0	0	1	3		
Craig Biggio, R (1, 4) OBP: 0.316, SLG: 0.432	F7					HR				4	2	1	2	1	0	2		
51 Wandy Rodriguez, S (9, 1) OBP: 0.114, SLG: 0.088										0	0	0	0	0	0	0		
17 Lance Berkman, S (1, 3) OBP: 0.412, SLG: 0.610						P4		G3		4	1	1	0	0	0	0		
Aubrey Huff, L (1, 9) OBP: 0.345, SLG: 0.465						G1-6-3		K		4	1	1	1	0	1	0		
Luke Scott, L (1, 7) OBP: 0.486, SLG: 0.627						F7				2	2	1	1	1	0	0		
28 Adam Everett, R (1, 6) OBP: 0.292, SLG: 0.357										3	1	1	1	0	0	0		
Brad Ausmus, R (1, 2) OBP: 0.309, SLG: 0.290										3	1	2	1	1	0	0		
44 Roy Oswalt, R (1, 1) ERA: 4.4	6.2	28	5	3	3	1	2	0	2	0	0	0	0	0	0	0		
Orlando Palmeiro, L (7, PH) OBP: 0.250, SLG: 0.250	0.1	L 5	2	4	4	0	1	0	1	0	0	0	0	0	0	0		
Chad Qualls, R (8, 1) ERA: 3.31	0.0	3	2	3	3	0	1	0	0	0	0	1	5	13	∞	∞		
16 Jason Lane, R (8, PH) OBP: 0.338, SLG: 0.421	1.0	3	0	0	0	2	0	0	0	0	0	0	11	15	0.00	0.000		
Inning Stats	R: 0 E: 0 K: 0 S: 3	H: 0 LOB: 0 BB: 0 P: 7	R: 1 E: 0 K: 0 S: 7	H: 1 LOB: 0 BB: 0 P: 12	R: 0 E: 0 K: 0 S: 8	H: 1 LOB: 2 BB: 1 P: 14	R: 0 E: 0 K: 0 S: 7	H: 0 LOB: 0 BB: 0 P: 9	R: 0 E: 0 K: 1 S: 14	H: 2 LOB: 0 BB: 0 P: 17	R: 0 E: 0 K: 0 S: 16	H: 1 LOB: 3 BB: 1 P: 25	R: 0 E: 0 K: 2 S: 25	H: 4 LOB: 0 BB: 2 P: 45	1B: 6 2B: 0 3B: 0 HR: 3	SF: 0 SAC: 2 DP: 0 HBP: 3	WP: 0 PB: 0 SB: 0 CS: 0	PA: 39
PITCHER	IP WLS BF H R ER SO BB IBB HBP BLK WP HR S P ERA WHIP																	
Tomo Ohka, R (1, 1) ERA: 4.4	6.2	28	5	3	3	1	2	0	2	0	0	0	0	0	0	0		
Brian Shouse, L (7, 1) ERA: 3.31	0.1	L 5	2	4	4	0	1	0	1	0	0	0	0	0	0	0		
Dan Kolb, R (8, 1) ERA: 5.06	0.0	3	2	3	3	0	1	0	0	0	0	1	5	13	∞	∞		
Derrick Turnbow, R (8, 1) ERA: 5.86	1.0	3	0	0	0	2	0	0	0	0	0	0	11	15	0.00	0.000		


Batter	1	2	3	4	5	6	7	8	9	AB	R	H	RBI	BB	SO	LOB	TOP		
Brady Clark, R (1, 8) OBP: 0.363, SLG: 0.336	G6-3		E5				P4	K		4	1	0	0	0	1	1	Milwaukee Brewers @ Houston Astros Minute Maid Park, Houston, TX Thu Aug 31 2006, 7:05 PM CDT Att: 36,438 - Roof Closed - 73 F		
9 Tony Graffanino, R (1, 4) OBP: 0.351, SLG: 0.400	F9		28 1B				P3	F9		4	0	1	1	0	0	0			
Jeff Cirillo, R (1, 3) OBP: 0.364, SLG: 0.447 28 Prince Fielder, L (1, 3) OBP: 0.344, SLG: 0.486	G4-3		2 1B				F7	HR		1	0	0	0	0	0	0			
2 Bill Hall, R (1, 6) OBP: 0.337, SLG: 0.563		K	G5-4-3				F9	K		4	0	0	0	0	2	2			
1 Corey Hart, R (1, 9) OBP: 0.326, SLG: 0.417							F9			4	0	2	0	0	0	0			
Kevin Mench, R (1, 7) OBP: 0.332, SLG: 0.427	F8						L5			4	0	1	0	0	0	2			
David Bell, R (1, 5) OBP: 0.335, SLG: 0.384	G4-3						G5-3			4	0	0	0	0	1	3			
Damian Miller, R (1, 2) OBP: 0.322, SLG: 0.395 Geoff Jenkins, L (9, PH) OBP: 0.332, SLG: 0.383			E				L9			2	1	1	0	1	0	0			
Doug Davis, R (1, 1) OBP: 0.071, SLG: 0.055 Rick Helling, R (7, 1)			9 1B				K			1	0	0	0	0	0	1			
			K				K			3	0	0	0	0	3	3			
										0	0	0	0	0	0	0			
Inning Stats	R: 0 E: 0 K: 0 S: 7	H: 0 LOB: 0 BB: 0 P: 11	R: 0 E: 0 K: 1 S: 10	H: 1 LOB: 1 BB: 0 P: 15	R: 2 E: 1 K: 1 S: 19	H: 3 LOB: 1 BB: 0 P: 27	R: 0 E: 0 K: 1 S: 7	H: 0 LOB: 0 BB: 0 P: 9	R: 0 E: 0 K: 1 S: 10	H: 0 LOB: 0 BB: 0 P: 15	R: 0 E: 0 K: 1 S: 12	H: 1 LOB: 2 BB: 1 P: 21	R: 1 E: 0 K: 2 S: 16	H: 1 LOB: 0 BB: 0 P: 23	R: 0 E: 0 K: 0 S: 7	H: 1 LOB: 1 BB: 0 P: 8	1B: 5 2B: 1 3B: 0 HR: 1	SF: 0 SAC: 0 DP: 1 HBP: 0	WP: 0 PA: 35 PB: 0 SB: 1 CS: 0
PITCHER	IP WLS BF H R ER SO BB IBB HBP BLK WP HR S P ERA WHIP																		
Andy Pettitte, L (1, 1) ERA: 4.44	7.0 W 27 5 2 1 5 0 1 0 0 0 0 0 74 110 1.29 0.714																		
Dan Wheeler, R (8, 1) ERA: 2.7	1.0 H 4 1 1 1 2 0 0 0 0 0 1 16 23 9.00 1.000																		
54 Brad Lidge, R (9, 1) ERA: 5.08	1.0 S 4 1 0 0 0 0 0 0 0 0 0 7 8 0.00 1.000																		

Batter	1	2	3	4	5	6	7	8	9	AB	R	H	RBI	BB	SO	LOB	BOTTOM		
Willy Taveras, R (1, 8) OBP: 0.335, SLG: 0.343	FC6-4		SH5-3				G1-3	HR		2	1	1	1	1	0	1	Milwaukee Brewers @ Houston Astros Minute Maid Park, Houston, TX Thu Aug 31 2006, 7:05 PM CDT Att: 36,438 - Roof Closed - 73 F		
Craig Biggio, R (1, 4) OBP: 0.317, SLG: 0.440 Dan Wheeler, R (8, 1) 54 Brad Lidge, R (9, 1)	FC6-4		G6-3				F7	2B		4	1	1	2	0	0	3			
17 Lance Berkman, S (1, 3) OBP: 0.414, SLG: 0.606	P4		E7				G6-3	G3		4	0	1	1	0	0	1			
16 Jason Lane, R (1, 9) OBP: 0.333, SLG: 0.414	F8		K				F8			4	0	0	0	0	2	2			
Morgan Ensberg, R (1, 5) OBP: 0.393, SLG: 0.461	F8						F9			3	0	0	0	1	0	0			
2 Chris Burke, R (1, 7) OBP: 0.359, SLG: 0.445	G5-3						F9			4	1	1	0	0	1	1			
28 Adam Everett, R (1, 6) OBP: 0.291, SLG: 0.354							G4-6-3			1	0	0	0	1	0	1			
Brad Ausmus, R (1, 2) OBP: 0.309, SLG: 0.293	G6-3						G1-3			3	1	2	1	0	0	1			
Andy Pettitte, L (1, 1) ERA: 5.18 Aubrey Huff, L (7, PH) OBP: 0.340, SLG: 0.458			17 E				K			2	1	1	0	0	1	1			
										1	0	0	0	0	0	1			
Inning Stats	R: 0 E: 0 K: 0 S: 11	H: 0 LOB: 1 BB: 1 P: 19	R: 0 E: 0 K: 0 S: 8	H: 0 LOB: 1 BB: 1 P: 14	R: 1 E: 1 K: 1 S: 12	H: 2 LOB: 1 BB: 0 P: 18	R: 0 E: 0 K: 0 S: 9	H: 0 LOB: 0 BB: 1 P: 15	R: 0 E: 0 K: 1 S: 7	H: 1 LOB: 1 BB: 0 P: 9	R: 0 E: 0 K: 0 S: 4	H: 0 LOB: 0 BB: 0 P: 8	R: 4 E: 0 K: 0 S: 16	H: 4 LOB: 0 BB: 0 P: 24	R: 0 E: 0 K: 2 S: 10	H: 0 LOB: 0 BB: 0 P: 13	1B: 4 2B: 2 3B: 0 HR: 1	SF: 0 SAC: 2 DP: 1 HBP: 0	WP: 0 PA: 33 PB: 0 SB: 0 CS: 0
PITCHER	IP WLS BF H R ER SO BB IBB HBP BLK WP HR S P ERA WHIP																		
Doug Davis, L (1, 1) ERA: 5.18	6.2 L 28 6 4 4 2 3 0 0 0 0 0 0 62 98 5.40 1.350																		
Rick Helling, R (7, 1) ERA: 4.09	1.1 5 1 1 1 2 0 0 0 0 0 1 15 22 6.75 0.750																		

AB 34
R 3
H 7
RBI 3
BB 1
SO 7
LOB 12



AB 28
R 5
H 7
RBI 5
BB 3
SO 4
LOB 12



Batter	1	2	3	4	5	6	7	8	9	AB	R	H	RBI	BB	SO	LOB	TOP										
7 José Reyes, S OBP: 0.351, SLG: 0.494	G1-3		F8		F8	K			1B	5	0	1	0	0	1	0	New York Mets @ Houston Astros Minute Maid Park, Houston, TX Fri Sep 01 2006, 7:05 PM CDT Att: 35,548 - Roof Closed - 73 F										
16 Paul Lo Duca, R OBP: 0.356, SLG: 0.426	L4		F8		2B		F7		K	5	1	1	0	0	1	1											
15 Carlos Beltrán, S OBP: 0.387, SLG: 0.630	K		2B		2B		L8		G4-3	4	2	1	0	1	1	0											
21 Carlos Delgado, L OBP: 0.370, SLG: 0.565		1B			BB		L6			3	2	2	1	1	0	0											
5 David Wright, R OBP: 0.376, SLG: 0.532	K		1B		BB		2B			3	1	2	3	1	1	1											
20 Shawn Green, L OBP: 0.343, SLG: 0.421	2B		G3		2B		F7			4	1	1	0	0	0	4											
Chris Woodward, R OBP: 0.291, SLG: 0.316	K				G5-3		2B			3	0	0	0	0	2	3											
22 Jose Valentin, S OBP: 0.347, SLG: 0.513							1B			1	1	1	1	0	0	0											
10 Endy Chavez, L OBP: 0.355, SLG: 0.452	E6		G3		G6-3		1B			4	0	2	2	0	0	0											
Tom Glavine, L Michael Tucker, L Chad Bradford, R 59 Guillermo Mota, R Julio Franco, R Aaron Heilman, R 13 Billy Wagner, L	K		G6-3		G3-1		K			2	0	0	0	0	0	1											
Inning Stats	R: 0 E: 0 K: 1 S: 7	H: 0 LOB: 0 BB: 0 P: 10	R: 2 E: 1 K: 3 S: 18	H: 3 LOB: 1 BB: 0 P: 25	R: 1 E: 0 K: 0 S: 14	H: 2 LOB: 2 BB: 1 P: 23	R: 0 E: 0 K: 1 S: 9	H: 0 LOB: 0 BB: 0 P: 14	R: 3 E: 0 K: 0 S: 21	H: 2 LOB: 1 BB: 2 P: 36	R: 0 E: 0 K: 1 S: 7	H: 0 LOB: 0 BB: 0 P: 11	R: 0 E: 0 K: 0 S: 7	H: 0 LOB: 0 BB: 0 P: 8	R: 2 E: 0 K: 1 S: 11	H: 3 LOB: 1 BB: 0 P: 20	R: 0 E: 0 K: 1 S: 10	H: 1 LOB: 0 BB: 0 P: 17	1B: 5 2B: 7 HR: 0	SF: 0 SAC: 0 HBP: 0	WP: 0 PB: 1 SB: 1 CS: 2	PA: 39					
PITCHER	IP	WLS	BF	H	R	ER	SO	BB	IBB	HBP	BLK	WP	HR	S	P	ERA	WHIP										
51 Wandy Rodriguez, L	4.0		18	5	3	2	5	0	1	0	0	0	0	48	72	4.50	1.250										
Dave Borkowski, R	2.0		10	2	3	3	1	2	0	0	0	0	0	28	47	13.50	2.000										
Trever Miller, L	1.0		3	0	0	0	0	0	0	0	0	0	0	7	8	0.00	0.000										
Russ Springer, R	1.0	L	5	3	2	2	1	0	0	0	0	0	0	11	20	18.00	3.000										
Chad Qualls, R	1.0		3	1	0	0	1	0	0	0	0	0	0	10	17	0.00	1.000										

Batter	1	2	3	4	5	6	7	8	9	AB	R	H	RBI	BB	SO	LOB	BOTTOM										
Willy Taveras, R OBP: 0.334, SLG: 0.346	L8			K	3B		F8		K2-3	5	1	1	0	0	2	1	New York Mets @ Houston Astros Minute Maid Park, Houston, TX Fri Sep 01 2006, 7:05 PM CDT Att: 35,548 - Roof Closed - 73 F										
Craig Biggio, R OBP: 0.318, SLG: 0.442	K		2B	1B	K		K		1B	5	1	2	1	0	3	1											
17 Lance Berkman, S OBP: 0.416, SLG: 0.606	G6-3		1B	1B	1B		1B		FC6-4	4	1	2	0	1	0	1											
16 Jason Lane, R OBP: 0.332, SLG: 0.413	K		1B	1B	SF8		P3			3	1	1	2	0	1	1											
Morgan Ensberg, R OBP: 0.391, SLG: 0.458	G1-3		1B	1B	G1-3		F7			4	1	1	0	0	0	1											
2 Chris Burke, R OBP: 0.361, SLG: 0.444	K		BB	BB	G6-3		F7			3	1	1	1	1	1	0											
28 Adam Everett, R OBP: 0.291, SLG: 0.353			1B	L3	F8		K			4	0	1	0	0	1	4											
Humberto Quintero, R OBP: 0.250, SLG: 0.250			G6-4-3	1B	G6-3		G6-3		G6-3	4	0	1	2	0	0	2											
51 Wandy Rodriguez, S Aubrey Huff, L Dave Borkowski, R Orlando Palmeiro, L Trever Miller, R Russ Springer, R Chad Qualls, R 4 Eric Bruntlett, R	G5-3		G4-3	G4-3	K				1B	1	0	0	0	0	0	0											
Inning Stats	R: 0 E: 0 K: 1 S: 10	H: 0 LOB: 0 BB: 0 P: 17	R: 0 E: 0 K: 2 S: 7	H: 0 LOB: 0 BB: 0 P: 10	R: 0 E: 0 K: 0 S: 8	H: 1 LOB: 0 BB: 0 P: 14	R: 5 E: 0 K: 1 S: 15	H: 5 LOB: 1 BB: 1 P: 30	R: 1 E: 0 K: 1 S: 12	H: 1 LOB: 1 BB: 1 P: 22	R: 0 E: 0 K: 1 S: 9	H: 1 LOB: 1 BB: 0 P: 15	R: 0 E: 0 K: 1 S: 9	H: 0 LOB: 0 BB: 0 P: 17	R: 1 E: 0 K: 1 S: 18	H: 2 LOB: 1 BB: 0 P: 21		1B: 8 2B: 2 HR: 0	SF: 1 SAC: 0 HBP: 0	WP: 1 PB: 0 SB: 1 CS: 0	PA: 39						
PITCHER	IP	WLS	BF	H	R	ER	SO	BB	IBB	HBP	BLK	WP	HR	S	P	ERA	WHIP										
Tom Glavine, L	5.0		23	7	6	6	5	1	0	0	0	0	0	52	93	10.80	1.600										
Chad Bradford, R	1.0		4	1	0	0	1	0	0	0	0	0	0	11	13	0.00	1.000										
59 Guillermo Mota, R	1.0	W	4	1	0	0	1	0	0	0	0	0	0	9	15	0.00	1.000										
Aaron Heilman, R	1.0	H	3	0	0	0	1	0	0	0	0	0	0	9	17	0.00	0.000										
13 Billy Wagner, L	1.0	S	5	2	1	1	1	0	0	0	0	0	0	18	21	9.00	2.000										

Batter	1	2	3	4	5	6	7	8	9	AB	R	H	RBI	BB	SO	LOB	TOP		
7 José Reyes, S OBP: 0.351, SLG: 0.492	F7			G3			G4-3 10 SH2-3 1B	G6-3		4	0	1	0	0	0	2			
10 Endy Chavez, L OBP: 0.347, SLG: 0.441	G4-3			F7			SH2-3			3	0	0	0	0	1	0			
Cliff Floyd, L OBP: 0.325, SLG: 0.413	K			K			G4-3			4	0	0	0	0	2	1			
21 Carlos Delgado, L OBP: 0.370, SLG: 0.568		F8			K					3	1	1	1	1	1	0			
20 Shawn Green, L OBP: 0.340, SLG: 0.417	G4-3			G4-3			L4			4	0	0	0	0	2	2			
22 Jose Valentin, S OBP: 0.346, SLG: 0.508	K			K2-3						3	0	1	0	0	2	0			
Chris Woodward, R OBP: 0.287, SLG: 0.311				K			G1-3			3	0	0	0	0	1	1			
Mike DiFelice, R OBP: 0.200, SLG: 0.059				K			F9			3	0	0	0	0	2	1			
26 Orlando Hernandez, R OBP: 0.225, SLG: 0.282				K2-3			G4-3			2	0	0	0	0	1	0			
Roberto Hernandez, R OBP: 0.290, SLG: 0.214										0	0	0	0	0	0	0			
Darren Oliver, R OBP: 0.400, SLG: 0.412										1	0	1	0	0	0	0			
Michael Tucker, L OBP: 0.400, SLG: 0.412										0	0	0	0	0	0	0			
59 Guillermo Mota, R OBP: 0.346, SLG: 0.508										0	0	0	0	0	0	0			
Inning Stats	R: 0 H: 0 E: 0 K: 1 S: 9	H: 0 LOB: 0 BB: 0 P: 15	R: 0 H: 0 E: 0 K: 1 S: 9	H: 0 LOB: 0 BB: 0 P: 15	R: 0 H: 0 E: 0 K: 3 S: 13	H: 0 LOB: 0 BB: 0 P: 16	R: 0 H: 0 E: 0 K: 1 S: 11	H: 0 LOB: 0 BB: 0 P: 14	R: 0 H: 0 E: 0 K: 2 S: 10	H: 0 LOB: 0 BB: 0 P: 14	R: 0 H: 1 E: 0 K: 0 S: 8	H: 2 LOB: 2 BB: 1 P: 17	R: 0 H: 0 E: 0 K: 1 S: 11	H: 2 LOB: 2 BB: 0 P: 15	R: 1 H: 1 E: 0 K: 1 S: 9	H: 1 LOB: 0 BB: 0 P: 13	1B: 2 2B: 1 3B: 0 HR: 1	SF: 0 SAC: 1 DP: 0 HBP: 0	WP: 0 PA: 32 PB: 0 SB: 0 CS: 0
PITCHER	IP WLS BF H R ER SO BB IBB HBP BLK WP HR S P ERA WHIP																		
44 Roy Oswalt, R ERA: 3.12	7.2 W 27 3 0 0 9 0 1 0 0 0 0 75 109 0.00 0.391																		
Chad Qualls, R ERA: 4.24	0.1 H 1 0 0 0 0 0 0 0 0 0 0 2 3 0.00 0.000																		
54 Brad Lidge, R ERA: 5.14	1.0 S 4 1 1 1 1 0 0 0 0 0 0 1 9 13 9.00 1.000																		

New York Mets @ Houston Astros
Minute Maid Park, Houston, TX
Sun Sep 03 2006, 1:05 PM CDT
Att. 43,018 - Roof Closed - 73 F

AB 30
R 1
H 4
RBI 1
BB 1
SO 10
LOB 7



Batter	1	2	3	4	5	6	7	8	9	AB	R	H	RBI	BB	SO	LOB	BOTTOM		
Willy Taveras, R OBP: 0.331, SLG: 0.341	K	K			B2-3		SH3 16 SF8 BB			3	1	0	0	1	2	3			
Craig Biggio, R OBP: 0.317, SLG: 0.440	P3				G1-3		SH3			2	0	0	0	1	0	0			
4 Eric Bruntlett, R OBP: 0.346, SLG: 0.333					BB					0	0	0	0	0	0	0			
Mike Lamb, L OBP: 0.360, SLG: 0.484					G3		F8			2	0	0	0	1	0	1			
16 Jason Lane, R OBP: 0.333, SLG: 0.413					BB		SF8			0	0	0	1	0	0	0			
17 Lance Berkman, S OBP: 0.413, SLG: 0.605	G3				K		G5-3			3	1	0	0	1	1	2			
							HBP 28 SH5-3 BB												
Aubrey Huff, L OBP: 0.339, SLG: 0.453		E BB 1B			F8					3	0	1	0	1	1	1			
							28 SH5-3 HBP BB												
Luke Scott, L OBP: 0.482, SLG: 0.609		E2 44 S BB			F8					1	0	0	0	2	0	0			
							28 SH5-3 HBP BB												
28 Adam Everett, R OBP: 0.287, SLG: 0.348		K			F9		SH5-3			3	0	0	1	0	1	3			
Brad Ausmus, R OBP: 0.306, SLG: 0.289		P6			G4-3					3	0	0	0	1	0	3			
44 Roy Oswalt, R OBP: 0.203, SLG: 0.232					G4-3		G4-3			2	0	0	0	1	0	3			
Chad Qualls, R ERA: 5.15										0	0	0	0	0	0	0			
54 Brad Lidge, R ERA: 5.32										0	0	0	0	0	0	0			
Inning Stats	R: 0 H: 0 E: 0 K: 1 S: 9	H: 1 LOB: 3 BB: 2 P: 29	R: 0 H: 0 E: 0 K: 2 S: 17	H: 0 LOB: 0 BB: 1 P: 13	R: 0 H: 0 E: 0 K: 0 S: 9	H: 0 LOB: 0 BB: 0 P: 14	R: 0 H: 0 E: 0 K: 0 S: 7	H: 0 LOB: 0 BB: 0 P: 10	R: 1 H: 0 E: 0 K: 0 S: 14	H: 0 LOB: 3 BB: 3 P: 30	R: 1 H: 0 E: 0 K: 0 S: 8	H: 0 LOB: 0 BB: 1 P: 13	R: 0 H: 0 E: 0 K: 1 S: 11	H: 0 LOB: 1 BB: 1 P: 18	R: 0 H: 0 E: 0 K: 1 S: 9	H: 0 LOB: 1 BB: 0 P: 13	1B: 1 2B: 0 3B: 0 HR: 0	SF: 1 SAC: 2 DP: 0 HBP: 1	WP: 0 PA: 35 PB: 0 SB: 3 CS: 0
PITCHER	IP WLS BF H R ER SO BB IBB HBP BLK WP HR S P ERA WHIP																		
26 Orlando Hernandez, R ERA: 2.98	1.0 5 0 1 1 0 1 1 0 0 0 0 9 17 9.00 1.000																		
Darren Oliver, L ERA: 2.92	0.2 2 0 0 0 0 0 0 0 0 0 0 4 5 0.00 0.000																		
59 Guillermo Mota, R ERA: 5.32	1.0 4 0 0 0 1 1 0 0 0 0 0 0 11 18 0.00 1.000																		

New York Mets @ Houston Astros
Minute Maid Park, Houston, TX
Sun Sep 03 2006, 1:05 PM CDT
Att. 43,018 - Roof Closed - 73 F

AB 22
R 2
H 1
RBI 2
BB 9
SO 5
LOB 16



Batter	1	2	3	4	5	6	7	8	9	10	AB	R	H	RBI	BB	SO	LOB	TOP								
Craig Biggio, R OBP: 0.315, SLG: 0.437 (1, 4)	F8			F7		P5			G5-3		4	0	0	0	0	0	0									
2 Chris Burke, R OBP: 0.358, SLG: 0.440 (1, 7)	K			G5-3			K		G6-3		4	0	1	0	0	2	0									
17 Lance Berkman, S OBP: 0.410, SLG: 0.600 (1, 3)	K			G4-3			G1-3		G6-3		4	0	0	0	0	1	1									
16 Jason Lane, R OBP: 0.330, SLG: 0.408 Dan Wheeler, R Trever Miller, L Mike Lamb, L Chad Qualls, R Humberto Quintero, R	F8			K		G5-3			K		3	0	0	0	0	0	1	0								
Aubrey Huff, L OBP: 0.340, SLG: 0.464 (7, 9)	K			K			K		SH1-4		4	1	2	1	0	2	0									
Willy Taveras, R OBP: 0.331, SLG: 0.341 (10, PR)	K			K			K		HR		0	0	0	0	0	0	0									
4 Eric Bruntlett, R OBP: 0.345, SLG: 0.333 (10, 8)	G1-3			K			G4-3		SH1-4		3	0	1	0	0	1	0									
28 Adam Everett, R OBP: 0.285, SLG: 0.346 (1, 6)				K		L7			SH1-4		3	0	0	0	0	2	2									
Brad Ausmus, R OBP: 0.304, SLG: 0.286 Orlando Palmeiro, L Dave Borkowski, R				P4		P4			G4-3		3	0	0	0	0	0	1									
Roger Clemens, R OBP: 0.200, SLG: 0.048 Chariton Jimerson, R Russ Springer, R Morgan Ensberg, R				G1-3		HR			G1-3		1	0	0	0	0	0	0									
Inning Stats	R: 0 E: 0 K: 2 S: 9	H: 0 LOB: 0 BB: 0 P: 12	R: 0 E: 0 K: 1 S: 5	H: 0 LOB: 0 BB: 0 P: 7	R: 0 E: 0 K: 1 S: 8	H: 0 LOB: 0 BB: 0 P: 10	R: 0 E: 0 K: 0 S: 7	H: 0 LOB: 0 BB: 0 P: 11	R: 0 E: 0 K: 3 S: 9	H: 0 LOB: 0 BB: 0 P: 15	R: 1 E: 0 K: 0 S: 8	H: 1 LOB: 0 BB: 0 P: 14	R: 0 E: 0 K: 1 S: 7	H: 0 LOB: 0 BB: 0 P: 8	R: 1 E: 0 K: 0 S: 15	H: 2 LOB: 1 BB: 0 P: 22	R: 0 E: 0 K: 1 S: 13	H: 1 LOB: 1 BB: 0 P: 20	R: 0 E: 0 K: 1 S: 11	H: 1 LOB: 2 BB: 0 P: 14	1B: 2 2B: 1 3B: 0 HR: 2	SF: 0 SAC: 2 DP: 0 HBP: 0	WP: 0 PA: 35 PB: 0 SB: 1 CS: 0			
PITCHER	IP 8.0	WLS 27	H 3	R 2	ER 2	SO 8	BB 0	IBB 0	HBP 0	BLK 0	WP 0	HR 2	S 68	P 99	ERA 2.25	WHIP 0.375										
35 Cole Hamels, L ERA: 4.33	0.1	2	1	0	0	0	0	0	0	0	0	0	5	7	0.00	3.000										
63 Ryan Madson, R ERA: 5.79	0.2	2	0	0	0	1	0	0	0	0	0	0	8	13	0.00	0.000										
40 Matt Smith, L ERA: 5.0	1.0	W	4	1	0	0	1	0	0	0	0	0	11	14	0.00	1.000										

Houston Astros @ Philadelphia Phillies
Citizens Bank Park, Philadelphia, PA
Mon Sep 04 2006, 3:05 PM EDT
Att. 44,674 - Partly Cloudy - 77 F

AB 33
R 2
H 5
RBI 2
BB 0
SO 10
LOB 8



Batter	1	2	3	4	5	6	7	8	9	10	AB	R	H	RBI	BB	SO	LOB	BOTTOM									
11 Jimmy Rollins, S OBP: 0.341, SLG: 0.465 (1, 6)	P6		K		K					F7	5	0	1	0	0	2	1										
8 Shane Victorino, S OBP: 0.354, SLG: 0.433 (1, 8)	G3			HBP		F9		L5		F9	4	1	0	0	1	0	1										
26 Chase Utley, L OBP: 0.375, SLG: 0.520 (1, 4)	K			HBP		P3		K		HR	4	1	1	1	0	2	1										
6 Ryan Howard, L OBP: 0.403, SLG: 0.665 (1, 3)	F8			HBP		HR			2B		2	1	1	1	2	0	0										
Pat Burrell, R OBP: 0.382, SLG: 0.499 Joe Thurston, L Rick White, R	K			HBP		G6-3			B5		3	0	0	0	0	2	3										
Jeff Conine, R OBP: 0.326, SLG: 0.398 (1, 9)	K			HBP		P5					3	0	1	1	0	1	0										
27 Chris Coste, R OBP: 0.376, SLG: 0.504 (1, 2)	F8			G6-4-3		L7			2B		3	0	0	0	1	0	3										
Abraham Nunez, S OBP: 0.266, SLG: 0.253 David Dellucci, L 29 Chris Roberson, S	G5-3			G4-3		G3			K		3	0	0	0	0	0	0										
35 Cole Hamels, L OBP: 0.362, SLG: 0.143 Randall Simon, L 63 Ryan Madson 40 Matt Smith, L José Hernández, R				F7		K			P3		2	0	1	0	0	0	0										
Inning Stats	R: 0 E: 0 K: 1 S: 6	H: 0 LOB: 0 BB: 0 P: 10	R: 0 E: 0 K: 2 S: 9	H: 0 LOB: 0 BB: 0 P: 15	R: 0 E: 0 K: 1 S: 9	H: 1 LOB: 1 BB: 0 P: 12	R: 1 E: 0 K: 1 S: 11	H: 0 LOB: 2 BB: 2 P: 26	R: 0 E: 0 K: 1 S: 7	H: 0 LOB: 0 BB: 0 P: 8	R: 1 E: 0 K: 0 S: 10	H: 1 LOB: 0 BB: 0 P: 16	R: 0 E: 0 K: 2 S: 7	H: 0 LOB: 0 BB: 0 P: 12	R: 0 E: 0 K: 2 S: 13	H: 1 LOB: 1 BB: 0 P: 20	R: 0 E: 0 K: 1 S: 9	H: 1 LOB: 3 BB: 0 P: 20	R: 1 E: 0 K: 0 S: 7	H: 1 LOB: 0 BB: 0 P: 15	1B: 2 2B: 1 3B: 0 HR: 2	SF: 0 SAC: 0 DP: 1 HBP: 2	WP: 0 PA: 39 PB: 0 SB: 1 CS: 0				
PITCHER	IP 5.0	WLS 19	H 1	R 1	ER 1	SO 6	BB 2	IBB 0	HBP 0	BLK 0	WP 0	HR 0	S 42	P 71	ERA 1.80	WHIP 0.600											
Russ Springer, R ERA: 3.86	1.0	4	1	1	1	0	0	0	0	0	0	1	10	16	9.00	1.000											
Dan Wheeler, R ERA: 2.64	1.1	5	1	0	0	1	0	0	0	0	0	0	15	24	0.00	0.750											
Trever Miller, L ERA: 3.43	0.2	2	0	0	0	1	0	0	0	0	0	0	5	8	0.00	0.000											
Chad Qualls, R ERA: 4.19	1.0	6	1	0	0	1	0	2	0	0	0	0	9	20	0.00	1.000											
PITCHER	IP 0.2	WLS L	BF 3	H 1	R 1	ER 1	SO 0	BB 0	IBB 0	HBP 0	BLK 0	WP 0	HR 1	S 7	P 15	ERA 13.50	WHIP 1.500										
Dave Borkowski, R ERA: 4.15	0.2	L	3	1	1	1	0	0	0	0	0	0	1	7	15	13.50	1.500										

Houston Astros @ Philadelphia Phillies
Citizens Bank Park, Philadelphia, PA
Mon Sep 04 2006, 3:05 PM EDT
Att. 44,674 - Partly Cloudy - 77 F

AB 33
R 3
H 5
RBI 3
BB 4
SO 9
LOB 16



Batter	1	2	3	4	5	6	7	8	9	AB	R	H	RBI	BB	SO	LOB	TOP			
Willy Taveras, R OBP: 0.331, SLG: 0.341	3-3 K		0-0 17 BB 1B	0-3 K			3-3 K		1-1 17 2B 1B	5	1	2	0	0	3	2				
Craig Biggio, R OBP: 0.314, SLG: 0.433	4-2 17 2B BB		0-1 P3		1-0 G5-3		1-3 K		2-3 K	4	1	0	0	1	2	4				
17 Lance Berkman, S OBP: 0.414, SLG: 0.605	0-0 1-H 2B		4-2 1-2 BB		3-1 1B		1-3 K		1-2 1-H 2-H 3-H 2B	4	0	3	4	1	1	0				
16 Jason Lane, R OBP: 0.327, SLG: 0.404 Luke Scott, L OBP: 0.462, SLG: 0.604	3-3 K		3-3 K		0-0 F8			3-0 G3	4-0 BB	3	0	0	0	0	2	4				
Aubrey Huff, L OBP: 0.336, SLG: 0.458	2-2 F8			1-0 F8	0-0 F7			1-3 K	1-2 F7	5	0	0	0	0	1	4				
2 Chris Burke, R OBP: 0.360, SLG: 0.442 Dan Wheeler, R 54 Brad Lidge, R		2-0 F9		2-2 1B 2B		3-0 HBP		2-2 G6-3		3	1	1	0	0	0	0				
28 Adam Everett, R OBP: 0.286, SLG: 0.345 Orlando Palmeiro, L OBP: 0.276, SLG: 0.286 4 Eric Bruntlett, R OBP: 0.345, SLG: 0.333		0-1 P5		4-0 SH5-4 1B BB		0-0 F8			2-1 1B 17 2B SH5-4 1B	2	0	0	0	1	0	1				
Brad Ausmus, R OBP: 0.304, SLG: 0.287		0-1 G4-3		1-0 SH5-4 1B		0-0 F8			0-1 SH5-4	3	0	1	1	0	0	1				
Andy Pettitte, L OBP: 0.236, SLG: 0.333 Trever Miller, R Mike Lamb, L OBP: 0.361, SLG: 0.483			2-2 F7	1-0 SH5-4		3-2 G1-3			4-0 1B 17 2B IBB	2	0	0	0	0	0	1				
Inning Stats	R: 1 E: 0 K: 2 S: 14	H: 1 LOB: 1 BB: 1 P: 26	R: 0 E: 0 K: 0 S: 5	H: 0 LOB: 0 BB: 0 P: 7	R: 0 E: 0 K: 1 S: 13	H: 1 LOB: 2 BB: 1 P: 22	R: 1 E: 0 K: 1 S: 10	H: 2 LOB: 2 BB: 1 P: 19	R: 0 E: 0 K: 0 S: 5	H: 0 LOB: 1 BB: 0 P: 9	R: 0 E: 0 K: 3 S: 12	H: 0 LOB: 0 BB: 0 P: 17	R: 0 E: 0 K: 1 S: 7	H: 0 LOB: 0 BB: 0 P: 13	R: 3 E: 0 K: 1 S: 16	H: 3 LOB: 2 BB: 2 P: 31	1B: 5 2B: 3 3B: 0 HR: 0	SF: 0 SAC: 2 DP: 0 HBP: 1	WP: 0 PB: 0 SB: 0 CS: 0	PA: 41
PITCHER	IP ERA WLS BF H R ER SO BB IBB HBP BLK WP HR S P ERA WHIP	IP ERA WLS BF H R ER SO BB IBB HBP BLK WP HR S P ERA WHIP																		
Randy Wolf, L ERA: 4.97	6.0	27	5	2	2	4	3	0	0	1	0	0	0	0	0	52	94	3.00	1.333	
Geoff Geary, R ERA: 3.09	0.2	2	0	0	0	2	0	0	0	0	0	0	0	0	0	9	13	0.00	0.000	
40 Matt Smith, L ERA:	0.1	1	0	0	0	1	0	0	0	0	0	0	0	0	3	4	0.00	0.000		
63 Ryan Madson, R ERA: 5.93	1.2	L	9	3	3	3	2	0	1	0	0	0	0	0	20	36	16.20	1.800		
52 Fabio Castro, L ERA: 1.84	0.1	2	0	0	0	0	1	0	0	0	0	0	0	0	3	8	0.00	3.000		

Houston Astros @ Philadelphia Phillies
Citizens Bank Park, Philadelphia, PA
Wed Sep 06 2006, 7:05 PM EDT
Att: 33,521 - Partly Cloudy - 75 F

AB 33
R 5
H 8
RBI 5
BB 5
SO 9
LOB 17

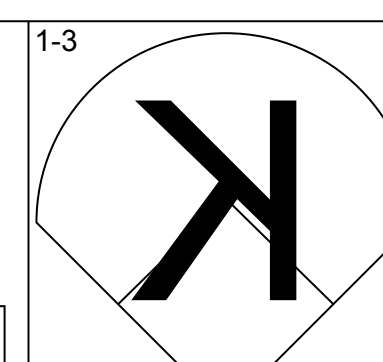
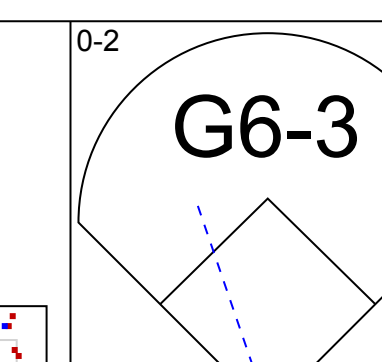
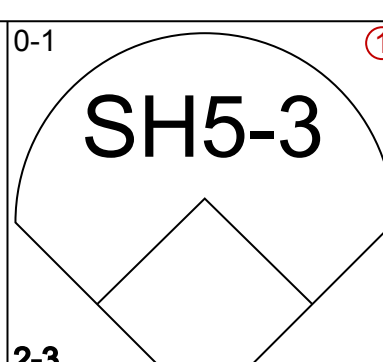
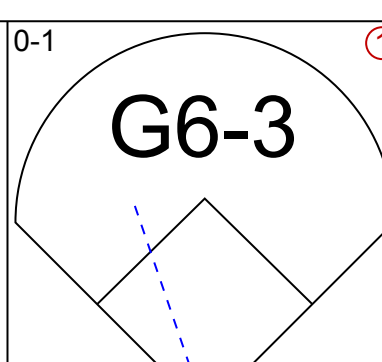
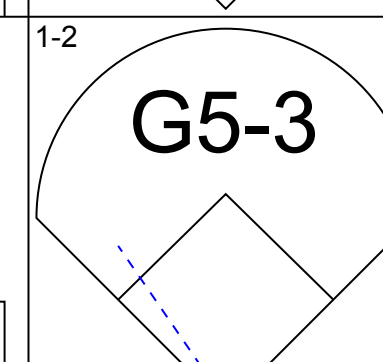
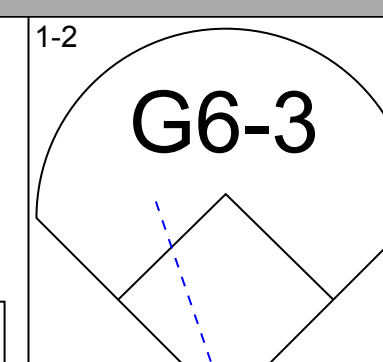
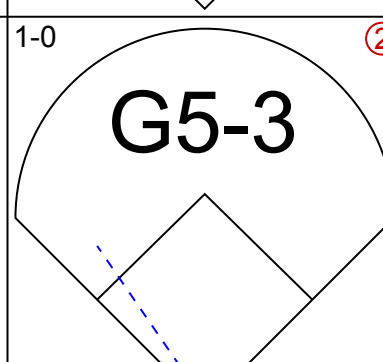
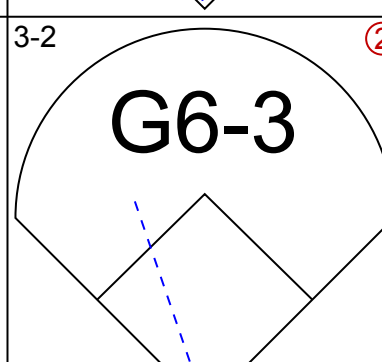
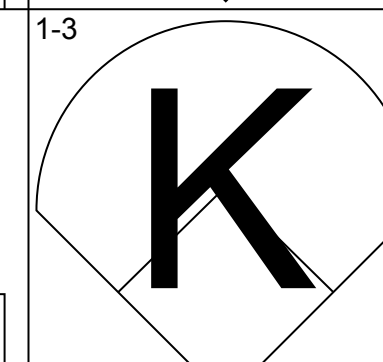
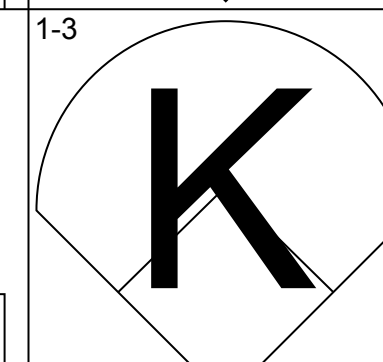
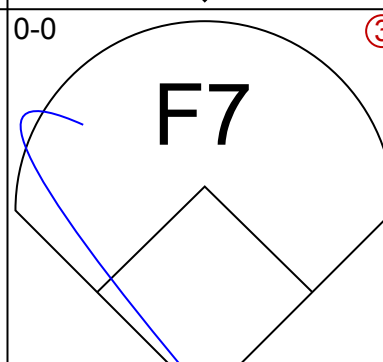
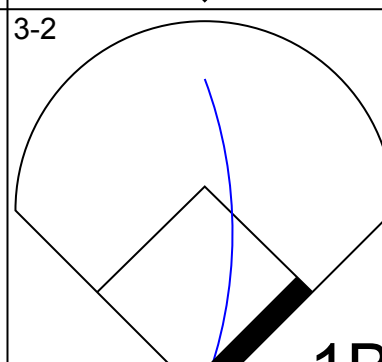
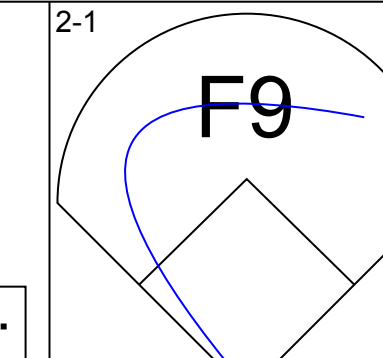
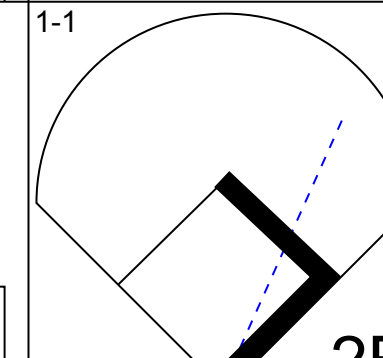
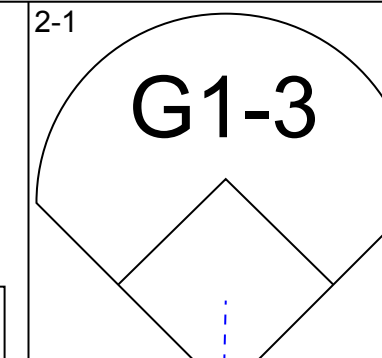
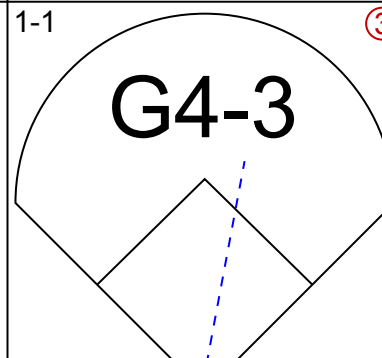
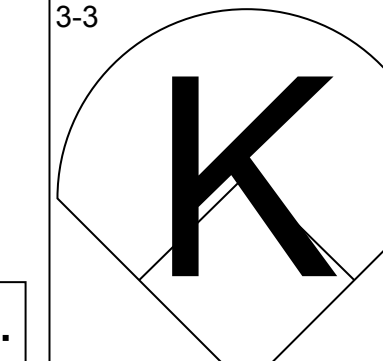
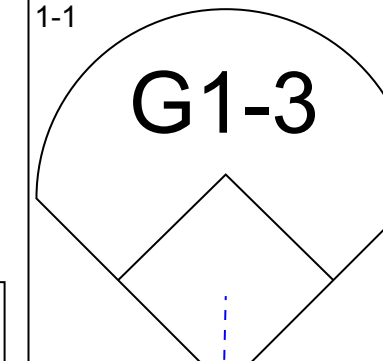
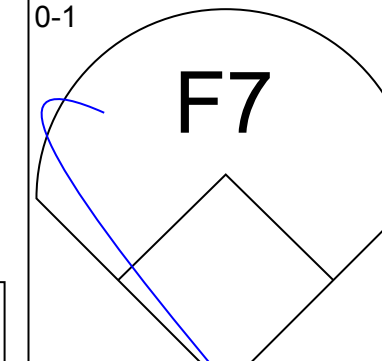
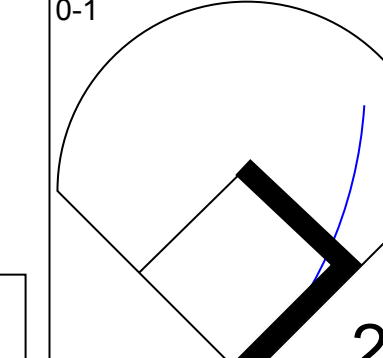
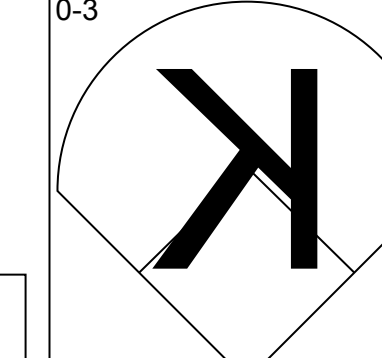
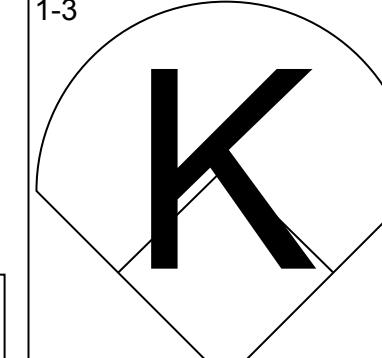
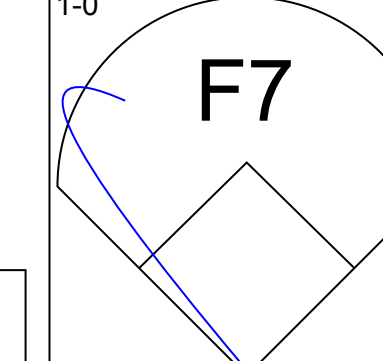
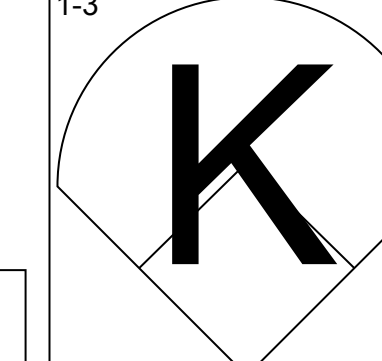
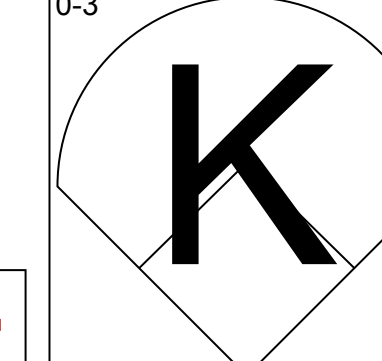
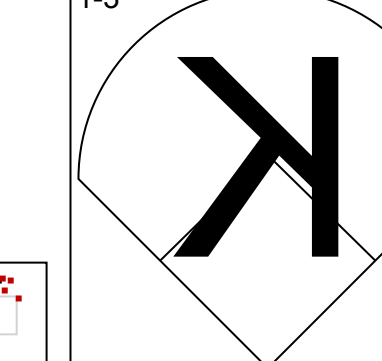
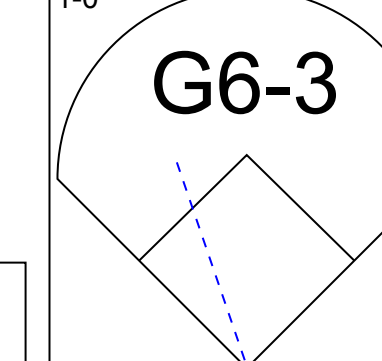
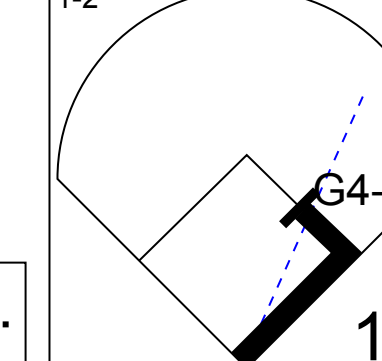
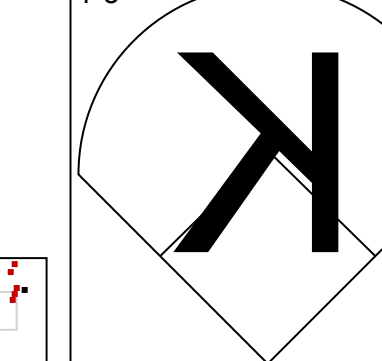
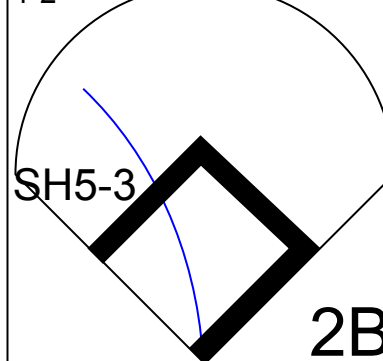
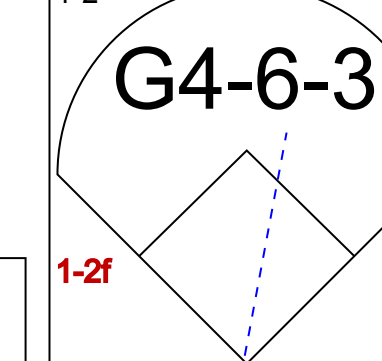


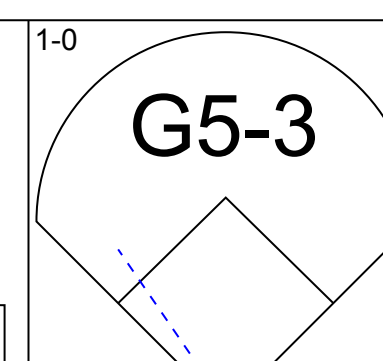
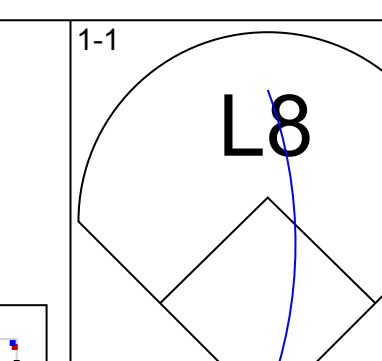
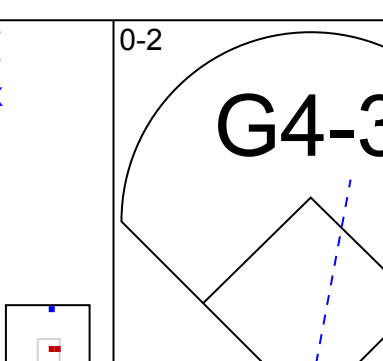
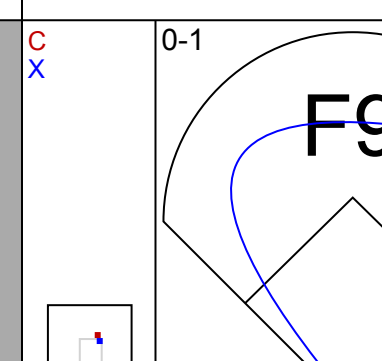
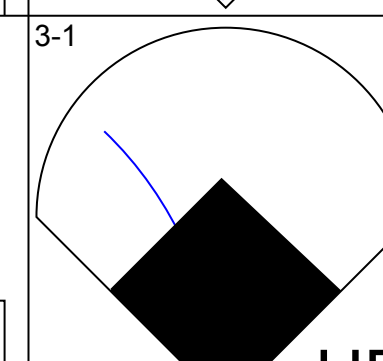
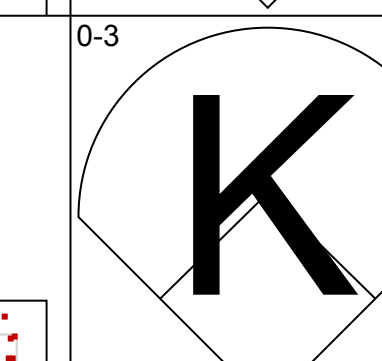
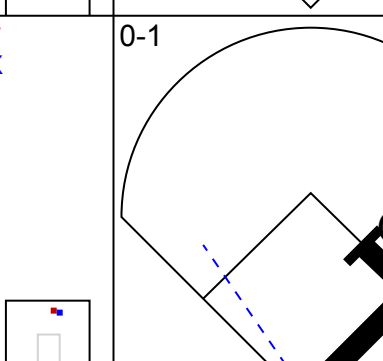
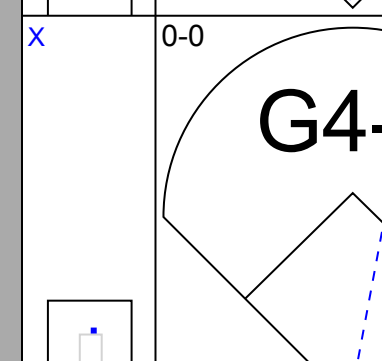
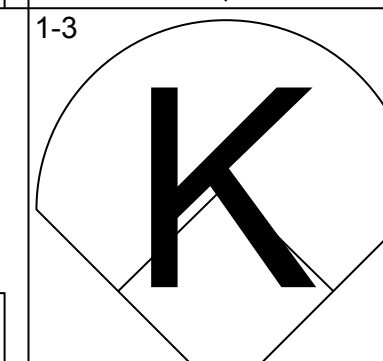
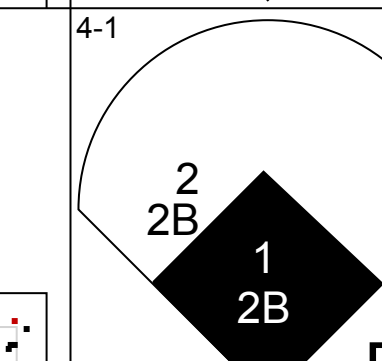
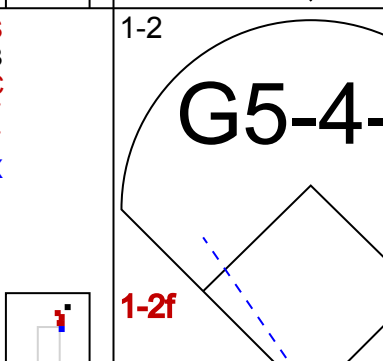
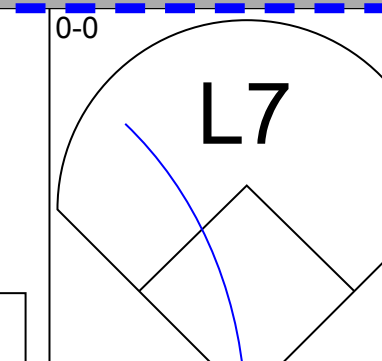
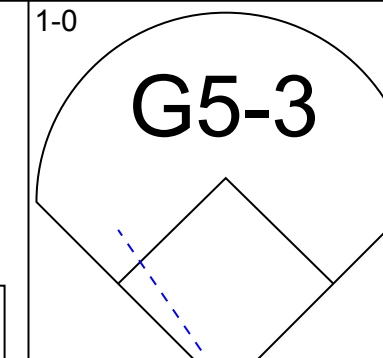
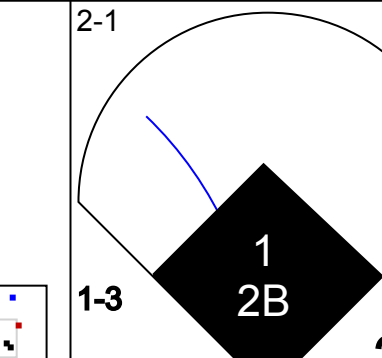


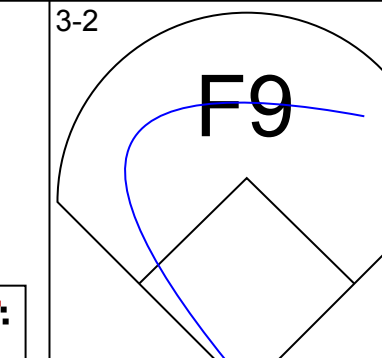
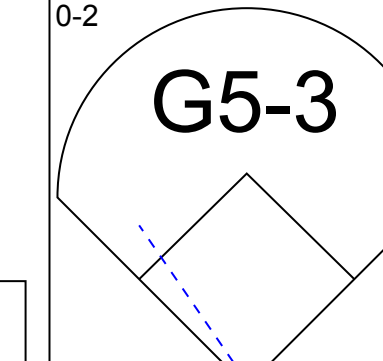
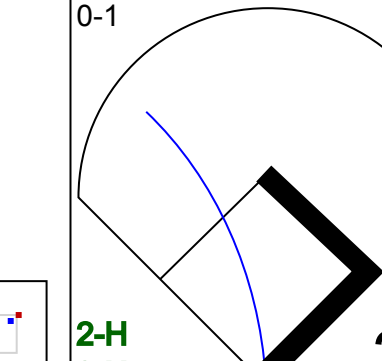
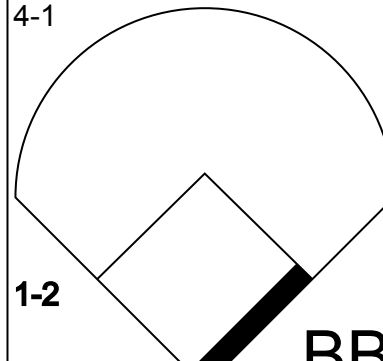
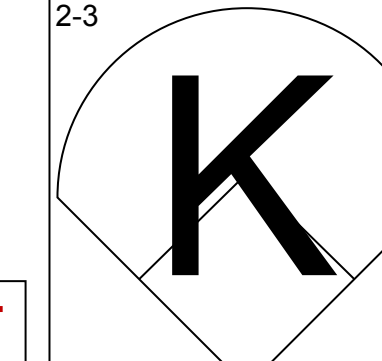
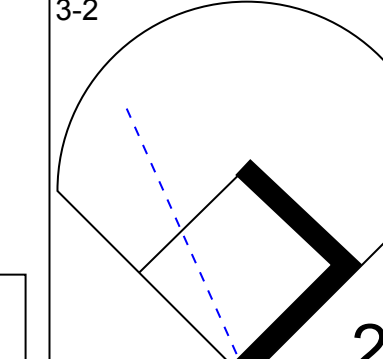
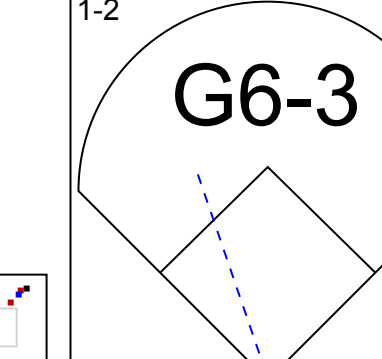
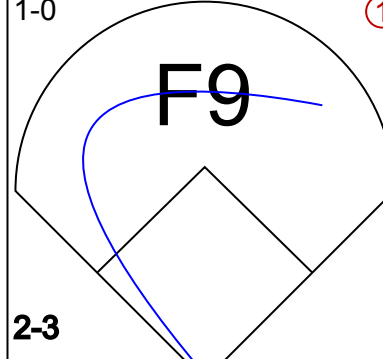

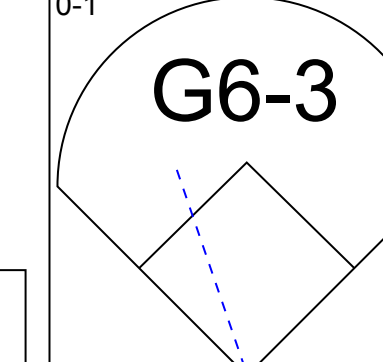
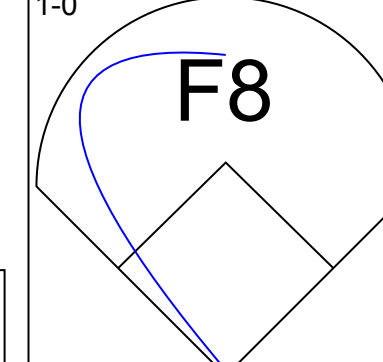
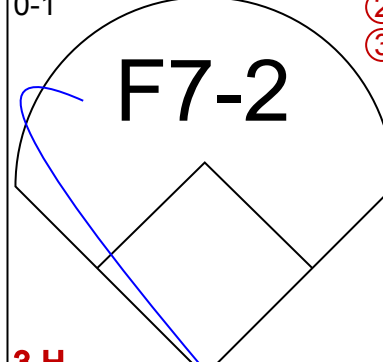

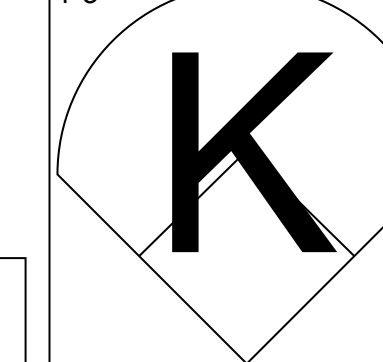
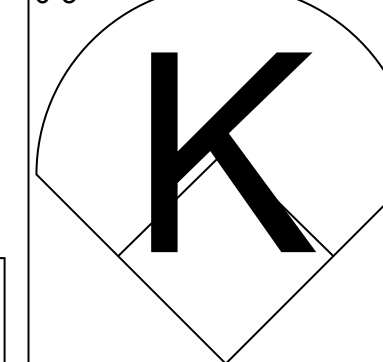
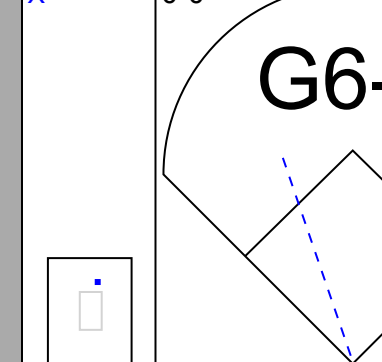
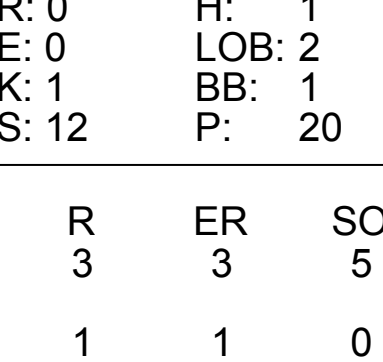
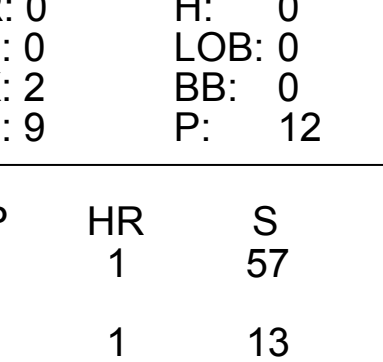
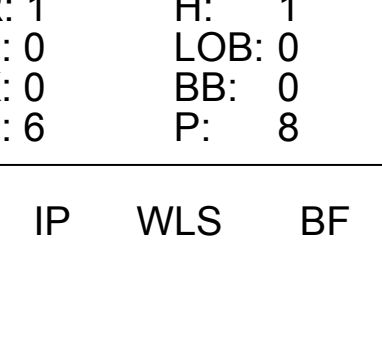
Batter	1	2	3	4	5	6	7	8	9	AB	R	H	RBI	BB	SO	LOB	BOTTOM			
11 Jimmy Rollins, S OBP: 0.342, SLG: 0.465	2-2 G5-3		2-2 G5-3		0-0 G6-3		1-0 1B		2-1 1B	5	0	2	1	0	0	0				
8 Shane Victorino, S OBP: 0.355, SLG: 0.432	0-1 G6-3		1-0 1B		2-2 FC6-4 1B		1-1 F8		0-2 G3	5	1	2	0	0	0	3				
26 Chase Utley, L OBP: 0.374, SLG: 0.517	0-3 K		1-2 G6-3		1-2 FC6-4 BB		3-3 K			3	0	0	0	1	2	3				
6 Ryan Howard, L OBP: 0.401, SLG: 0.660		1-2 G6-3		2-2 G3		0-1 E1 FC6-4		0-3 K		4	0	0	0	0	1	2				
Pat Burrell, R OBP: 0.381, SLG: 0.495		4-2 51 1B 1B BB		0-2 F9		0-3 K		1-2 P5		3	0	0	0	1	1	3				
Jeff Conine, R OBP: 0.325, SLG: 0.397		1-1 51 1B 1B		0-0 F9		2-1 FC6-4		1-0 F7		4	0	1	1	0	0	2				
51 Carlos Ruiz, R OBP: 0.259, SLG: 0.340 Randall Simon, L OBP: 0.500, SLG: 0.400		0-1 G6-4-3 1B			0-1 HR		2-2 F7		0-2 G6-3	3	1	2	1	0	0	2				
Abraham Nunez, S OBP: 0.263, SLG: 0.249		1-1 G6-4-3		1-2 G2-3		0-0 B2		3-2 E9 1B HBP		4	1	0	0	0	0	3				
Randy Wolf, L ERA: 4.34 Geoff Geary, R ERA: 3.35 40 Matt Smith, L ERA: José Hernández, R OBP: 0.266, SLG: 0.354 63 Ryan Madson, L OBP: 0.296, SLG: 0.372 52 Fabio Castro, L OBP: 0.353			0-3 K		1-3 K		2-1 8 F8 11 1B 1B		2-2 11 1B HBP	2	0	0	0	0	2	0				
Inning Stats	R: 0 E: 0 K: 1 S: 8	H: 0 LOB: 0 BB: 0 P: 10	R: 0 E: 0 K: 0 S: 13	H: 2 LOB: 1 BB: 1 P: 20	R: 0 E: 0 K: 0 S: 7	H: 0 LOB: 0 BB: 0 P: 9	R: 1 E: 0 K: 1 S: 9	H: 1 LOB: 2 BB: 1 P: 11	R: 1 E: 1 K: 1 S: 23	H: 1 LOB: 2 BB: 1 P: 33	R: 0 E: 0 K: 1 S: 9	H: 2 LOB: 2 BB: 0 P: 16	R: 0 E: 0 K: 1 S: 8	H: 0 LOB: 0 BB: 0 P: 10	R: 1 E: 1 K: 0 S: 14	H: 1 LOB: 1 BB: 0 P: 21	1B: 7 2B: 0 3B: 0 HR: 1	SF: 0 SAC: 0 DP: 1 HBP: 1	WP: 0 PB: 0 SB: 0 CS: 0	PA: 38
PITCHER	IP ERA WLS BF H R ER SO BB IBB HBP BLK WP HR S P ERA WHIP	IP ERA WLS BF H R ER SO BB IBB HBP BLK WP HR S P ERA WHIP																		
Andy Pettitte, L ERA: 4.34	6.1	28	7	2	1	4	2	0	0	0	0	0	0	0	74	104	1.42	1.421		
Trever Miller, L ERA: 3.55	1.0	3	0	0	0	2	0	0	0	0	0	0	0	8	12	0.00	0.000			
Dan Wheeler, R ERA: 2.61	0.2	W	2	0	0	0	0	0	0	0	0	0	0	5	7	0.00	0.000			
54 Brad Lidge, R ERA: 5.06	1.0	S	5	1	1	0	0	0	0	0	0	0	1	0	14	21	0.00	1.000		

Houston Astros @ Philadelphia Phillies
Citizens Bank Park, Philadelphia, PA
Wed Sep 06 2006, 7:05 PM EDT
Att: 33,521 - Partly Cloudy - 75 F

AB 35
R 3
H 8
RBI 3
BB 2
SO 6
LOB 18



Batter	1	2	3	4	5	6	7	8	9	AB	R	H	RBI	BB	SO	LOB	TOP			
Willy Taveras, R (1, 8) OBP: 0.330, SLG: 0.339										3	0	0	0	0	1	0	Houston Astros @ Milwaukee Brewers Miller Park, Milwaukee, WI Sun Sep 10 2006, 1:05 PM CDT Att: 23,456 - Roof Closed - 71 F			
2 Chris Burke, R (1, 4) OBP: 0.354, SLG: 0.433										4	0	0	0	0	0	1				
17 Lance Berkman, S (1, 3) OBP: 0.415, SLG: 0.617										4	0	1	0	0	2	1				
Aubrey Huff, L (1, 9) OBP: 0.338, SLG: 0.468										4	0	1	0	0	0	1				
Morgan Ensberg, R (1, 5) OBP: 0.389, SLG: 0.460										3	0	0	0	0	1	1				
Luke Scott, L (1, 7) OBP: 0.459, SLG: 0.625										3	0	1	0	0	2	0				
28 Adam Everett, R (1, 6) OBP: 0.287, SLG: 0.352										3	0	0	0	0	2	1				
Humberto Quintero, R (1, 2) OBP: 0.286, SLG: 0.286										3	0	1	0	0	1	0				
51 Wandy Rodriguez, S (1, 1) OBP: 0.108, SLG: 0.083										1	0	0	0	0	1	0				
Orlando Palmeiro, L (6, PH) OBP: 0.250, SLG: 0.300										1	0	1	0	0	0	0				
43 Chris Sampson, R (6, 1) OBP: 0.360, SLG: 0.477										0	0	0	0	0	0	0				
Mike Lamb, L (8, PH) OBP: 0.360, SLG: 0.477										1	0	0	0	0	0	1				
Russ Springer, R (8, 1)										0	0	0	0	0	0	0				
Inning Stats	R: 0 E: 0 K: 2 S: 9	H: 0 LOB: 0 BB: 0 P: 12	R: 0 E: 0 K: 1 S: 8	H: 1 LOB: 1 BB: 0 P: 14	R: 0 E: 0 K: 2 S: 14	H: 0 LOB: 0 BB: 0 P: 16	R: 0 E: 0 K: 1 S: 11	H: 1 LOB: 1 BB: 0 P: 15	R: 0 E: 0 K: 2 S: 7	H: 0 LOB: 0 BB: 0 P: 9	R: 0 E: 0 K: 1 S: 7	H: 1 LOB: 1 BB: 0 P: 10	R: 0 E: 0 K: 1 S: 9	H: 1 LOB: 0 BB: 0 P: 11	R: 0 E: 0 K: 0 S: 13	H: 1 LOB: 1 BB: 0 P: 20	1B: 2 2B: 3 3B: 0 HR: 0	SF: 0 SAC: 1 DP: 1 HBP: 0	WP: 0 PB: 0 SB: 0 CS: 0	PA: 31
PITCHER	IP	WLS	BF	H	R	ER	SO	BB	IBB	HBP	BLK	WP	HR	S	P	ERA	WHIP			
31 Dave Bush, R (1, 1) ERA: 4.44	9.0	W	31	5	0	0	10	0	0	0	0	0	0	85	116	0.00	0.556			

Batter	1	2	3	4	5	6	7	8	9	AB	R	H	RBI	BB	SO	LOB	BOTTOM			
Brady Clark, R (1, 8) OBP: 0.355, SLG: 0.332										4	0	0	0	0	0	0	Houston Astros @ Milwaukee Brewers Miller Park, Milwaukee, WI Sun Sep 10 2006, 1:05 PM CDT Att: 23,456 - Roof Closed - 71 F			
9 Tony Graffanino, R (1, 4) OBP: 0.351, SLG: 0.417										4	1	2	1	0	1	0				
Jeff Cirillo, R (1, 3) OBP: 0.376, SLG: 0.428										3	1	0	0	1	1	1				
2 Bill Hall, R (1, 6) OBP: 0.338, SLG: 0.547										4	1	2	0	0	0	0				
1 Corey Hart, R (1, 9) OBP: 0.333, SLG: 0.494										3	0	1	2	1	1	0				
Kevin Mench, R (1, 7) OBP: 0.315, SLG: 0.421										3	0	1	0	0	0	3				
8 Vinny Rottino, R (1, 5) OBP: 0.111, SLG: 0.111										2	0	0	0	0	0	1				
28 Prince Fielder, L (6, PH) OBP: 0.347, SLG: 0.478										1	0	0	0	0	0	2				
11 Mike Rivera, R (1, 2) OBP: 0.314, SLG: 0.457										2	1	1	1	1	1	0				
31 Dave Bush, R (1, 1) OBP: 0.158, SLG: 0.211										3	0	0	0	0	2	2				
Inning Stats	R: 1 E: 0 K: 1 S: 11	H: 1 LOB: 0 BB: 0 P: 17	R: 0 E: 0 K: 1 S: 12	H: 1 LOB: 2 BB: 1 P: 20	R: 2 E: 0 K: 1 S: 15	H: 2 LOB: 1 BB: 1 P: 23	R: 0 E: 0 K: 2 S: 9	H: 0 LOB: 0 BB: 0 P: 12	R: 0 E: 0 K: 0 S: 10	H: 1 LOB: 1 BB: 0 P: 11	R: 0 E: 0 K: 0 S: 7	H: 1 LOB: 1 BB: 1 P: 14	R: 1 E: 0 K: 0 S: 6	H: 1 LOB: 0 BB: 0 P: 8	R: 0 E: 0 K: 1 S: 7	H: 0 LOB: 0 BB: 0 P: 12	1B: 2 2B: 4 3B: 0 HR: 2	SF: 0 SAC: 0 DP: 2 HBP: 0	WP: 0 PB: 0 SB: 0 CS: 0	PA: 32
PITCHER	IP	WLS	BF	H	R	ER	SO	BB	IBB	HBP	BLK	WP	HR	S	P	ERA	WHIP			
51 Wandy Rodriguez, L (1, 1) ERA: 5.43	5.0	L	21	5	3	3	5	1	1	0	0	0	1	13	22	4.50	1.200			
43 Chris Sampson, R (6, 1) ERA: 3.44	2.0		8	2	1	1	0	1	0	0	0	0	0	7	12	0.00	0.000			
Russ Springer, R (8, 1) ERA: 3.71	1.0		3	0	0	0	1	0	0	0	0	0	0	7	12	0.00	0.000			

Batter	1	2	3	4	5	6	7	8	9	AB	R	H	RBI	BB	SO	LOB	TOP					
Craig Biggio, R OBP: 0.310, SLG: 0.424 Russ Springer, R (8, 1) Trever Miller, R (8, 1)	G5-3		K			G6-3		BB		3	0	0	0	1	1	0	Houston Astros @ St. Louis Cardinals Busch Stadium, St. Louis, MO Mon Sep 11 2006, 7:10 PM CDT Att: 41,061 - Partly Cloudy - 79 F					
Mike Lamb, L OBP: 0.359, SLG: 0.474	1B			K		F7		G1-3		4	0	1	0	0	1	1						
17 Lance Berkman, S OBP: 0.413, SLG: 0.612	K			K			P5	G4-3		4	0	0	0	0	2	1						
Aubrey Huff, L OBP: 0.337, SLG: 0.465		G3		L9			K		1B	4	0	1	0	0	1	0						
Luke Scott, L OBP: 0.460, SLG: 0.619 (8, 8)		BB				G1-3		F7		3	0	1	0	1	0	1						
2 Chris Burke, R OBP: 0.355, SLG: 0.434 (8, 4)		F8				1B		G6-3		4	0	2	0	0	0	2						
28 Adam Everett, R OBP: 0.288, SLG: 0.352		FC6-4				1B		FC5-4		3	0	1	0	0	0	3						
Brad Ausmus, R OBP: 0.305, SLG: 0.285 (1, 2)				K		G6-3		F8		3	0	0	0	0	1	2						
Taylor Buchholz, R OBP: 0.065, SLG: 0.083 64 Fernando Nieve, R OBP: 0.222, SLG: 0.152 Charlton Jameson, R OBP: 0.200, SLG: 0.200 Dave Borkowski, R OBP: 0.176, SLG: 0.229				L4			P4	G4-3		1	0	0	0	0	0	0						
Inning Stats	R: 0 E: 0 K: 1 S: 11	H: 1 LOB: 0 BB: 0 P: 14	R: 0 E: 0 K: 0 S: 9	H: 0 LOB: 1 BB: 1 P: 17	R: 0 E: 0 K: 2 S: 9	H: 0 LOB: 0 BB: 0 P: 15	R: 0 E: 0 K: 2 S: 10	H: 0 LOB: 2 BB: 0 P: 12	R: 0 E: 0 K: 0 S: 6	H: 0 LOB: 0 BB: 0 P: 9	R: 0 E: 0 K: 0 S: 3	H: 0 LOB: 0 BB: 0 P: 4	R: 0 E: 0 K: 1 S: 16	H: 2 LOB: 2 BB: 0 P: 23	R: 0 E: 0 K: 0 S: 8	H: 0 LOB: 1 BB: 0 P: 12		R: 0 E: 0 K: 0 S: 7	H: 1 LOB: 1 BB: 0 P: 9	1B: 6 2B: 0 3B: 0 HR: 0	SF: 0 SAC: 0 DP: 1 HBP: 0	WP: 0 PB: 0 SB: 0 CS: 1
PITCHER 29 Chris Carpenter, R ERA: 2.84	IP: 9.0 WLS: W BF: 33 H: 6 R: 0 ER: 0 SO: 6 BB: 2 IBB: 0 HBP: 0 BLK: 0 WP: 0 HR: 0 S: 79 P: 115 ERA: 0.00 WHIP: 0.889											PITCHER	IP: 9.0 WLS: W BF: 33 H: 6 R: 0 ER: 0 SO: 6 BB: 2 IBB: 0 HBP: 0 BLK: 0 WP: 0 HR: 0 S: 79 P: 115 ERA: 0.00 WHIP: 0.889									

AB	31
R	0
H	6
RBI	0
BB	2
SO	6
LOB	10




Batter	1	2	3	4	5	6	7	8	9	AB	R	H	RBI	BB	SO	LOB	BOTTOM			
Aaron Miles, S OBP: 0.328, SLG: 0.347 (1, 6)	BB	F7		E6	G3		G4-3			4	1	0	0	1	0	3	Houston Astros @ St. Louis Cardinals Busch Stadium, St. Louis, MO Mon Sep 11 2006, 7:10 PM CDT Att: 41,061 - Partly Cloudy - 79 F			
16 Chris Duncan, L OBP: 0.369, SLG: 0.578 (1, 9)	F8		BB	BB	BB		G3			3	2	1	0	2	0	1				
5 Albert Pujols, R OBP: 0.424, SLG: 0.677 (1, 3)	K		BB	BB	BB		BB			3	2	2	0	2	1	1				
27 Scott Rolen, R OBP: 0.377, SLG: 0.523 53 John Rodriguez, L OBP: 0.377, SLG: 0.436 55 Skip Schumaker, L OBP: 0.245, SLG: 0.267	L6		BB	BB	BB		BB			4	0	0	1	0	1	7				
26 Scott Spiezio, S OBP: 0.348, SLG: 0.489 (9, 5)		BB		BB			BB			4	1	1	0	1	0	3				
43 Juan Encarnacion, R OBP: 0.318, SLG: 0.453 (1, 8)	G6-3		BB	BB	BB		F9			3	1	1	2	1	0	1				
Ronnie Belliard, R OBP: 0.327, SLG: 0.388 (1, 4)	F8		BB	BB	BB		G1-3			4	0	2	4	0	0	1				
4 Yadier Molina, R OBP: 0.273, SLG: 0.337 (1, 2)	BB		BB	BB	BB		G6-3			3	0	0	0	1	1	3				
29 Chris Carpenter, R OBP: 0.129, SLG: 0.129 (1, 1)	E6			G5-3	G5-3		K			4	0	0	0	0	1	2				
Inning Stats	R: 0 E: 0 K: 1 S: 8	H: 0 LOB: 1 BB: 1 P: 14	R: 0 E: 1 K: 0 S: 7	H: 1 LOB: 3 BB: 1 P: 15	R: 2 E: 0 K: 0 S: 20	H: 3 LOB: 2 BB: 1 P: 30	R: 5 E: 1 K: 1 S: 21	H: 2 LOB: 1 BB: 3 P: 42	R: 0 E: 0 K: 0 S: 6	H: 0 LOB: 0 BB: 0 P: 11	R: 0 E: 0 K: 1 S: 9	H: 0 LOB: 0 BB: 0 P: 10	R: 0 E: 0 K: 1 S: 9	H: 1 LOB: 1 BB: 0 P: 13	R: 0 E: 0 K: 1 S: 9	H: 0 LOB: 0 BB: 0 P: 13		1B: 3 2B: 3 3B: 1 HR: 0	SF: 0 SAC: 0 DP: 0 HBP: 0	WP: 0 PB: 0 SB: 0 CS: 0
PITCHER Taylor Buchholz, R ERA: 5.95 64 Fernando Nieve, R ERA: 4.06 Dave Borkowski, R ERA: 4.31 Russ Springer, R ERA: 3.89 Trever Miller, L ERA: 3.27	IP: 3.1 WLS: L BF: 21 H: 5 R: 5 ER: 4 SO: 2 BB: 2 IBB: 0 HBP: 0 BLK: 0 WP: 0 HR: 0 S: 44 P: 77 ERA: 10.80 WHIP: 2.100											PITCHER	IP: 3.1 WLS: L BF: 21 H: 5 R: 5 ER: 4 SO: 2 BB: 2 IBB: 0 HBP: 0 BLK: 0 WP: 0 HR: 0 S: 44 P: 77 ERA: 10.80 WHIP: 2.100							

AB	33
R	7
H	7
RBI	7
BB	8
SO	5
LOB	23



Batter	1	2	3	4	5	6	7	8	9	AB	R	H	RBI	BB	SO	LOB	TOP											
Willy Taveras, R OBP: 0.331, SLG: 0.342	G6-3		F9	G6-4-3			E1		2B	5	0	2	0	0	0	2	Houston Astros @ St. Louis Cardinals Busch Stadium, St. Louis, MO Tue Sep 12 2006, 7:10 PM CDT Att: 41,453 - Overcast - 64 F											
Mike Lamb, L OBP: 0.359, SLG: 0.485	HR		2B		G6-3		G1		K	5	1	2	1	0	1	2												
17 Lance Berkman, S OBP: 0.411, SLG: 0.606	K		K		G3		K		IBB	4	0	0	0	1	3	2												
Aubrey Huff, L OBP: 0.333, SLG: 0.460 54 Brad Lidge, R	P6		L5		P4		F7		L8	5	0	0	0	0	0	4												
Luke Scott, L OBP: 0.472, SLG: 0.631 Dan Wheeler, R										2	2	2	0	1	0	0												
Morgan Ensbarg, R OBP: 0.389, SLG: 0.460										0	0	0	0	0	0	0												
2 Chris Burke, R OBP: 0.358, SLG: 0.444										0	0	0	0	0	0	0												
4 Eric Bruntlett, R OBP: 0.339, SLG: 0.327										2	2	1	2	1	1	1												
Brad Ausmus, R OBP: 0.305, SLG: 0.282										4	0	1	0	0	1	2												
Andy Pettitte, L OBP: 0.237, SLG: 0.337 43 Chris Sampson, R Orlando Palmeiro, L Dave Borkowski, R Charlton Jimerson, R Russ Springer, R Chad Qualls, R 16 Jason Lane, R										3	0	0	0	1	1	4												
Inning Stats	R: 1 E: 0 K: 1 S: 10	H: 1 LOB: 0 BB: 0 P: 14	R: 0 E: 0 K: 1 S: 11	H: 1 LOB: 2 BB: 1 P: 23	R: 0 E: 0 K: 1 S: 12	H: 1 LOB: 1 BB: 0 P: 18	R: 2 E: 0 K: 0 S: 13	H: 3 LOB: 1 BB: 1 P: 23	R: 0 E: 0 K: 3 S: 8	H: 0 LOB: 0 BB: 0 P: 15	R: 2 E: 0 K: 3 S: 13	H: 1 LOB: 0 BB: 1 P: 24	R: 0 E: 1 K: 1 S: 7	H: 1 LOB: 1 BB: 0 P: 9	R: 0 E: 0 K: 0 S: 8	H: 0 LOB: 1 BB: 0 P: 11	R: 0 E: 0 K: 2 S: 8	H: 1 LOB: 2 BB: 1 P: 16	1B: 4 2B: 3 3B: 0 HR: 2	SF: 0 SAC: 1 DP: 1 HBP: 1	WP: 0 PB: 0 SB: 0 CS: 0	PA: 40						
PITCHER	IP	WLS	BF	H	R	ER	SO	BB	IBB	HBP	BLK	WP	HR	S	P	ERA	WHIP											
Jeff Weaver, R ERA: 5.95	5.0		24	7	5	5	3	3	0	0	0	0	0	2	58	104	9.00	2.000										
Josh Hancock, R ERA: 3.75	1.0		3	0	0	0	3	0	0	0	0	0	0	9	13	0.00	0.000											
Tyler Johnson, L ERA: 4.36	1.0		5	1	0	0	1	0	0	1	0	0	0	7	10	0.00	1.000											
41 Braden Looper, R ERA: 3.48	2.0	W	8	1	0	0	2	0	1	0	0	0	0	16	26	0.00	0.500											

AB	34
R	5
H	9
RBI	5
BB	4
SO	9
LOB	19



Batter	1	2	3	4	5	6	7	8	9	AB	R	H	RBI	BB	SO	LOB	BOTTOM										
3 Preston Wilson, R OBP: 0.305, SLG: 0.418	P4		HR		P2		F8		K	5	1	1	2	0	1	2	Houston Astros @ St. Louis Cardinals Busch Stadium, St. Louis, MO Tue Sep 12 2006, 7:10 PM CDT Att: 41,453 - Overcast - 64 F										
26 Scott Spiezio, S OBP: 0.349, SLG: 0.490	B2		E6		43 1B		F8		5 2B	4	2	1	0	0	0	0											
5 Albert Pujols, R OBP: 0.426, SLG: 0.677	K		FC6-4		43 1B		BB		2B	3	0	1	2	2	1	1											
27 Scott Rolen, R OBP: 0.375, SLG: 0.519 16 Chris Duncan, L OBP: 0.368, SLG: 0.575										3	0	0	0	0	1	2											
43 Juan Encarnacion, R OBP: 0.320, SLG: 0.457										1	0	0	0	0	1	1											
Ronnie Belliard, R OBP: 0.324, SLG: 0.384										4	1	2	1	0	1	0											
Aaron Miles, S OBP: 0.330, SLG: 0.345										4	0	0	0	0	0	3											
4 Yadier Molina, R OBP: 0.273, SLG: 0.337 53 John Rodriguez, L 55 Skip Schumaker, L										2	1	0	0	2	0	0											
Jeff Weaver, R ERA: 5.95 Josh Hancock, R Mike Rose, S Tyler Johnson, S 41 Braden Looper, R Jose Vizcaino, S										3	0	1	1	0	0	1											
43 Chris Sampson, R Dave Borkowski, R Russ Springer, R Chad Qualls, R										1	0	1	0	0	0	0											
Inning Stats	R: 0 E: 0 K: 1 S: 5	H: 0 LOB: 0 BB: 0 P: 6	R: 0 E: 0 K: 0 S: 6	H: 0 LOB: 0 BB: 0 P: 7	R: 2 E: 1 K: 1 S: 14	H: 1 LOB: 1 BB: 1 P: 25	R: 1 E: 0 K: 0 S: 9	H: 2 LOB: 2 BB: 1 P: 16	R: 1 E: 0 K: 1 S: 9	H: 2 LOB: 2 BB: 1 P: 16	R: 0 E: 0 K: 1 S: 9	H: 0 LOB: 0 BB: 0 P: 13	R: 0 E: 0 K: 1 S: 10	H: 0 LOB: 1 BB: 1 P: 16	R: 0 E: 0 K: 1 S: 8	H: 0 LOB: 0 BB: 0 P: 13	R: 2 E: 0 K: 1 S: 11	H: 2 LOB: 2 BB: 0 P: 18	1B: 3 2B: 2 3B: 1 HR: 1	SF: 0 SAC: 1 DP: 0 HBP: 1	WP: 0 PB: 0 SB: 0 CS: 0	PA: 39					
PITCHER	IP	WLS	BF	H	R	ER	SO	BB	IBB	HBP	BLK	WP	HR	S	P	ERA	WHIP										
Andy Pettitte, L ERA: 4.37	2.2		11	1	2	2	2	1	0	0	0	0	0	3	4	6.75	0.750										
43 Chris Sampson, R ERA: 3.38	0.1		1	0	0	0	0	0	0	0	0	0	0	3	4	0.00	0.000										
Dave Borkowski, R ERA: 4.45	2.0		12	4	2	2	1	0	2	0	0	0	0	18	32	9.00	2.000										
Russ Springer, R ERA: 3.62	1.0	H	3	0	0	0	1	0	0	0	0	0	0	9	13	0.00	0.000										
Chad Qualls, R ERA: 4.1	1.0	H	4	0	0	0	1	1	0	0	0	0	0	10	16	0.00	1.000										
PITCHER	IP	WLS	BF	H	R	ER	SO	BB	IBB	HBP	BLK	WP	HR	S	P	ERA	WHIP										
Dan Wheeler, R ERA: 2.52	1.0		3	0	0	0	1	0	0	0	0	0	0	8	13	0.00	0.000										
54 Brad Lidge, R ERA: 5.21	0.2	L	5	2	2	2	1	0	0	1	0	0	0	11	18	27.00	3.000										

AB	33
R	6
H	7
RBI	6
BB	4
SO	7
LOB	13



Batter	1	2	3	4	5	6	7	8	9	AB	R	H	RBI	BB	SO	LOB	TOP									
11 Jimmy Rollins, S OBP: 0.336, SLG: 0.458	G4-3	FC3-6		G6-4-3			G1-3			4	0	0	0	0	0	4	Philadelphia Phillies @ Houston Astros Minute Maid Park, Houston, TX Fri Sep 15 2006, 7:05 PM CDT Att. 41,432 - Roof Closed - 73 F									
8 Shane Victorino, S OBP: 0.351, SLG: 0.419	K	G4-3			G4-3			K		4	0	0	0	0	2	1										
26 Chase Utley, L OBP: 0.371, SLG: 0.519	BB			G3	G1-3			G3		3	1	0	0	1	0	0										
6 Ryan Howard, L OBP: 0.413, SLG: 0.674	BB			K	K					3	1	1	0	1	2	0										
David Dellucci, L OBP: 0.370, SLG: 0.540 Jeff Conine, R OBP: 0.329, SLG: 0.407	HR			F8			F7	G1-3		2	1	0	0	1	0	0										
Pat Burrell, R OBP: 0.379, SLG: 0.494 9 Michael Bourn, L	HR						F9			3	1	2	4	1	0	0										
Mike Lieberthal, R OBP: 0.316, SLG: 0.440	F8						G5-3			4	0	1	0	0	0	1										
Abraham Nunez, S OBP: 0.275, SLG: 0.253		B5-3		K			F8			4	0	1	0	0	1	2										
39 Brett Myers, R OBP: 0.103, SLG: 0.037 Geoff Geary, R OBP: 0.400, SLG: 0.500 40 Matt Smith, L Randall Simon, L OBP: 0.308, SLG: 0.250 45 Tom Gordon, R							G1-3			1	0	0	0	2	0	0										
Inning Stats	R: 4 E: 0 K: 1 S: 16	H: 1 LOB: 0 BB: 3 P: 34	R: 0 E: 0 K: 0 S: 11	H: 0 LOB: 1 BB: 1 P: 19	R: 0 E: 0 K: 1 S: 8	H: 0 LOB: 0 BB: 0 P: 13	R: 0 E: 0 K: 1 S: 13	H: 2 LOB: 2 BB: 1 P: 24	R: 0 E: 0 K: 0 S: 7	H: 0 LOB: 0 BB: 0 P: 10	R: 0 E: 0 K: 0 S: 9	H: 0 LOB: 0 BB: 0 P: 16	R: 0 E: 0 K: 0 S: 12	H: 0 LOB: 0 BB: 0 P: 17	R: 0 E: 0 K: 1 S: 11	H: 1 LOB: 1 BB: 0 P: 17		R: 0 E: 0 K: 1 S: 7	H: 1 LOB: 1 BB: 1 P: 14	1B: 3 2B: 1 3B: 0 HR: 1	SF: 0 SAC: 0 DP: 1 HBP: 0	WP: 0 PB: 0 SB: 2 CS: 1	PA: 36			
PITCHER	IP	WLS	BF	H	R	ER	SO	BB	IBB	HBP	BLK	WP	HR	S	P	ERA		WHIP								
Roger Clemens, R ERA: 2.52	5.0	L	22	3	4	4	4	4	1	0	0	0	1	55	100	7.20		1.400								
43 Chris Sampson, R ERA: 3.05	2.0		6	0	0	0	0	0	0	0	0	0	0	21	33	0.00		0.000								
Trever Miller, L ERA: 3.2	0.2		3	1	0	0	1	0	0	0	0	0	0	9	14	0.00		1.500								
Chad Qualls, R ERA: 4.03	1.1		5	1	0	0	1	1	0	0	0	0	0	9	17	0.00		1.500								

Batter	1	2	3	4	5	6	7	8	9	AB	R	H	RBI	BB	SO	LOB	BOTTOM									
Willy Taveras, R OBP: 0.332, SLG: 0.343			G5-3		G3		FC1-6-4			4	0	1	0	0	0	1	Philadelphia Phillies @ Houston Astros Minute Maid Park, Houston, TX Fri Sep 15 2006, 7:05 PM CDT Att. 41,432 - Roof Closed - 73 F									
Craig Biggio, R OBP: 0.308, SLG: 0.421	P2			K	P4			F9		4	0	0	0	0	1	1										
Morgan Ensberg, R OBP: 0.388, SLG: 0.464				HR			K	G5-3		4	1	1	1	0	2	1										
17 Lance Berkman, S OBP: 0.413, SLG: 0.613	F9			F7			G4-3			4	0	1	0	0	0	1										
Aubrey Huff, L OBP: 0.338, SLG: 0.459 Charlton Jimerson, R OBP: 0.333, SLG: 1.333				HR				CS		1	1	1	0	3	0	0										
Luke Scott, L OBP: 0.471, SLG: 0.637	G4-6-3			HR			F7			4	1	1	2	0	0	3										
28 Adam Everett, R OBP: 0.288, SLG: 0.352 2 Chris Burke, R OBP: 0.360, SLG: 0.445	L4									3	0	1	0	0	0	0										
Brad Ausmus, R OBP: 0.306, SLG: 0.283 16 Jason Lane, R OBP: 0.327, SLG: 0.403										1	0	1	0	0	0	0										
Roger Clemens, R OBP: 0.192, SLG: 0.045 Orlando Palmeiro, L OBP: 0.282, SLG: 0.390 43 Chris Sampson, R Mike Lamb, L OBP: 0.250, SLG: 0.454 Trever Miller, R Chad Qualls, R Humberto Quintero, R OBP: 0.260, SLG: 0.256										1	0	0	0	0	1	0										
Inning Stats	R: 0 E: 0 K: 1 S: 14	H: 1 LOB: 1 BB: 0 P: 21	R: 0 E: 0 K: 0 S: 4	H: 0 LOB: 0 BB: 1 P: 10	R: 0 E: 0 K: 1 S: 6	H: 0 LOB: 0 BB: 0 P: 9	R: 3 E: 0 K: 1 S: 20	H: 3 LOB: 1 BB: 1 P: 33	R: 0 E: 0 K: 0 S: 7	H: 0 LOB: 0 BB: 0 P: 8	R: 0 E: 0 K: 1 S: 6	H: 0 LOB: 1 BB: 1 P: 12	R: 0 E: 0 K: 0 S: 8	H: 1 LOB: 1 BB: 0 P: 12	R: 0 E: 0 K: 0 S: 8	H: 1 LOB: 0 BB: 0 P: 13		R: 0 E: 1 K: 0 S: 6	H: 2 LOB: 2 BB: 0 P: 12	1B: 5 2B: 1 3B: 0 HR: 2	SF: 0 SAC: 0 DP: 2 HBP: 0	WP: 0 PB: 0 SB: 0 CS: 1	PA: 37			
PITCHER	IP	WLS	BF	H	R	ER	SO	BB	IBB	HBP	BLK	WP	HR	S	P	ERA		WHIP								
39 Brett Myers, R ERA: 4.04	7.0		28	5	3	3	4	3	0	0	0	0	2	65	105	3.86		1.143								
Geoff Geary, R ERA: 2.83	0.2	H	2	0	0	0	0	0	0	0	0	0	0	4	7	0.00		0.000								
40 Matt Smith, L ERA:	0.1	H	1	1	0	0	0	0	0	0	0	0	0	4	6	0.00		3.000								
45 Tom Gordon, R ERA: 3.21	1.0	S	5	2	0	0	0	0	0	0	0	0	0	6	12	0.00		2.000								


Batter	1	2	3	4	5	6	7	8	9	AB	R	H	RBI	BB	SO	LOB	TOP				
6 Ryan Freel, R OBP: 0.364, SLG: 0.399										4	0	1	0	0	2	2	<p>Cincinnati Reds @ Houston Astros Minute Maid Park, Houston, TX Mon Sep 18 2006, 7:05 PM CDT Att: 28,711 - Cloudy - 79 F</p> <p>AB 34 R 3 H 9 RBI 3 BB 1 SO 10 LOB 12</p>				
4 Brandon Phillips, R OBP: 0.350, SLG: 0.435										4	0	0	0	0	0						
Adam Dunn, L OBP: 0.369, SLG: 0.511										3	1	2	0	1	1	0					
Rich Aurilia, R OBP: 0.351, SLG: 0.529										4	0	1	1	0	1	2					
Scott Hatteberg, L OBP: 0.387, SLG: 0.448										4	0	1	0	0	0	2					
12 Edwin Encarnación, R OBP: 0.366, SLG: 0.463										4	0	0	0	0	2	2					
26 David Ross, R OBP: 0.356, SLG: 0.594										3	0	1	0	0	2	0					
27 Chris Denorfia, R OBP: 0.306, SLG: 0.262										3	0	1	0	0	1	2					
Todd Hollandsworth, L OBP: 0.274, SLG: 0.433										1	1	1	1	0	0	0					
Kyle Lohse, R OBP: 0.158, SLG: 0.158										2	0	0	0	0	1	2					
Ray Olmedo, S OBP: 0.286, SLG: 0.423										1	1	1	1	0	0	0					
Rheal Cormier, L OBP: 0.274, SLG: 0.433										0	0	0	0	0	0	0					
25 David Weathers, R OBP: 0.319, SLG: 0.455										1	0	0	0	0	0	0					
Javier Valentin, S OBP: 0.274, SLG: 0.433										1	0	0	0	0	0	0					
Inning Stats	R: 0 E: 0 K: 1 S: 12	H: 1 LOB: 1 BB: 0 P: 17	R: 0 E: 0 K: 0 S: 8	H: 2 LOB: 1 BB: 0 P: 14	R: 0 E: 0 K: 1 S: 9	H: 0 LOB: 0 BB: 0 P: 11	R: 0 E: 0 K: 1 S: 7	H: 0 LOB: 0 BB: 0 P: 11	R: 0 E: 0 K: 2 S: 12	H: 1 LOB: 2 BB: 0 P: 16	R: 1 E: 0 K: 1 S: 12	H: 2 LOB: 1 BB: 0 P: 16	R: 1 E: 0 K: 2 S: 17	H: 2 LOB: 0 BB: 0 P: 21	R: 0 E: 0 K: 1 S: 8	H: 0 LOB: 1 BB: 1 P: 14	R: 1 E: 0 K: 1 S: 10	H: 1 LOB: 0 BB: 0 P: 15	1B: 4 2B: 3 3B: 0 HR: 2	SF: 0 SAC: 0 DP: 1 HBP: 1	WP: 0 PA: 37 PB: 0 SB: 0 CS: 1
PITCHER	IP WLS BF H R ER SO BB IBB HBP BLK WP HR S P ERA WHIP	6.2 W 28 8 2 2 8 0 0 1 0 0 1 75 103 2.70 1.200	1.1 H 4 0 0 0 1 1 0 0 0 0 0 10 17 0.00 0.750	1.0 S 4 1 1 1 1 0 0 0 0 0 0 1 10 15 9.00 1.000											IP WLS BF H R ER SO BB IBB HBP BLK WP HR S P ERA WHIP						
44 Roy Oswalt, R ERA: 3.05											6.2 W 28 8 2 2 8 0 0 1 0 0 1 75 103 2.70 1.200										
Chad Qualls, R ERA: 4.05											1.1 H 4 0 0 0 1 1 0 0 0 0 0 10 17 0.00 0.750										
Dan Wheeler, R ERA: 2.53											1.0 S 4 1 1 1 1 0 0 0 0 0 0 1 10 15 9.00 1.000										


Batter	1	2	3	4	5	6	7	8	9	AB	R	H	RBI	BB	SO	LOB	BOTTOM				
Craig Biggio, R OBP: 0.305, SLG: 0.421										4	0	1	1	0	1	1	<p>Cincinnati Reds @ Houston Astros Minute Maid Park, Houston, TX Mon Sep 18 2006, 7:05 PM CDT Att: 28,711 - Cloudy - 79 F</p> <p>AB 29 R 5 H 9 RBI 5 BB 3 SO 4 LOB 11</p>				
16 Jason Lane, R OBP: 0.324, SLG: 0.396										4	0	1	1	0	0	1					
Mike Lamb, L OBP: 0.361, SLG: 0.482										4	0	1	1	0	0	1					
17 Lance Berkman, S OBP: 0.413, SLG: 0.616										3	1	1	0	1	2	2					
Luke Scott, L OBP: 0.464, SLG: 0.636										4	0	1	1	0	0	3					
Aubrey Huff, L OBP: 0.335, SLG: 0.461										4	1	1	0	0	0	1					
Charlton Jimerson, R OBP: 0.250, SLG: 1.000										3	1	1	0	1	0	0					
2 Chris Burke, R OBP: 0.359, SLG: 0.438										3	1	1	0	1	0	0					
28 Adam Everett, R OBP: 0.289, SLG: 0.352										2	1	1	0	1	0	0					
Brad Ausmus, R OBP: 0.308, SLG: 0.283										4	1	2	2	0	0	2					
44 Roy Oswalt, R OBP: 0.197, SLG: 0.222										1	0	0	0	0	1	1					
Chad Qualls, R ERA: 2.44										0	0	0	0	0	0	0					
Dan Wheeler, R ERA: 3.82										0	0	0	0	0	0	0					
Inning Stats	R: 0 E: 0 K: 0 S: 5	H: 0 LOB: 1 BB: 1 P: 11	R: 4 E: 0 K: 1 S: 24	H: 4 LOB: 2 BB: 2 P: 40	R: 0 E: 0 K: 0 S: 10	H: 0 LOB: 0 BB: 0 P: 14	R: 0 E: 0 K: 0 S: 5	H: 1 LOB: 1 BB: 0 P: 8	R: 0 E: 0 K: 1 S: 5	H: 0 LOB: 0 BB: 0 P: 9	R: 0 E: 0 K: 1 S: 7	H: 1 LOB: 1 BB: 0 P: 11	R: 1 E: 0 K: 1 S: 19	H: 2 LOB: 1 BB: 0 P: 26	R: 0 E: 0 K: 0 S: 5	H: 1 LOB: 0 BB: 0 P: 8	1B: 8 2B: 1 3B: 1 HR: 0	SF: 0 SAC: 3 DP: 1 HBP: 0	WP: 0 PA: 35 PB: 0 SB: 0 CS: 0		
PITCHER	IP WLS BF H R ER SO BB IBB HBP BLK WP HR S P ERA WHIP	6.0 L 27 6 4 4 3 3 0 0 0 0 0 0 19 26 6.00 1.500	1.0 5 2 1 1 1 0 0 0 0 0 0 0 19 26 9.00 2.000	1.0 3 1 0 0 0 0 0 0 0 0 0 0 5 8 0.00 1.000											IP WLS BF H R ER SO BB IBB HBP BLK WP HR S P ERA WHIP						
Kyle Lohse, R ERA: 5.81											6.0 L 27 6 4 4 3 3 0 0 0 0 0 0 19 26 6.00 1.500										
Rheal Cormier, L ERA: 2.44											1.0 5 2 1 1 1 0 0 0 0 0 0 0 19 26 9.00 2.000										
25 David Weathers, R ERA: 3.82											1.0 3 1 0 0 0 0 0 0 0 0 0 0 5 8 0.00 1.000										

Batter	1	2	3	4	5	6	7	8	9	AB	R	H	RBI	BB	SO	LOB	TOP					
6 Ryan Freel, R OBP: 0.363, SLG: 0.400	L4		G6-3		G3		K			4	1	1	2	0	1	0	Cincinnati Reds @ Houston Astros Minute Maid Park, Houston, TX Tue Sep 19 2006, 7:05 PM CDT Att: 36,930 - Clear - 84 F					
4 Brandon Phillips, R Ray Olmedo, S	G1-3		F7		G3			G3-1	1	0	0	0	0	0	0	0						
Adam Dunn, L Dewayne Wise, L	K			K				F7	2	4	0	1	1	0	2	0						
Rich Aurilia, R Scott Schoeneweis, L 25 David Weathers, R		G1-3		P6				G5-3	3	4	0	0	0	0	0	1						
Scott Hatteberg, L		27 HR						G6-3	1	3	1	1	0	1	0	0						
12 Edwin Encarnación, R Royce Clayton, R									2	4	0	0	0	0	0	2						
27 Chris Denorfia, R									3	4	2	2	2	0	1	0						
Jason LaRue, R									4	3	1	1	0	0	1	0						
39 Aaron Harang, R 9 Juan Castro, R									5	2	0	0	0	0	2	0						
									6	0	0	0	0	0	0	0						
Inning Stats	R: 0 E: 0 K: 1 S: 6	H: 0 LOB: 0 BB: 0 P: 10	R: 2 E: 0 K: 0 S: 11	H: 1 LOB: 0 BB: 1 P: 22	R: 0 E: 0 K: 1 S: 8	H: 0 LOB: 0 BB: 0 P: 16	R: 0 E: 0 K: 1 S: 10	H: 1 LOB: 1 BB: 0 P: 17	R: 3 E: 0 K: 0 S: 12	H: 4 LOB: 1 BB: 0 P: 21	R: 0 E: 0 K: 1 S: 7	H: 0 LOB: 0 BB: 0 P: 11	R: 0 E: 0 K: 3 S: 10	H: 0 LOB: 0 BB: 0 P: 11	R: 0 E: 0 K: 0 S: 5	H: 0 LOB: 0 BB: 0 P: 9	R: 0 E: 0 K: 0 S: 7	H: 0 LOB: 0 BB: 0 P: 13	1B: 4 2B: 1 3B: 0 HR: 1	SF: 0 SAC: 1 DP: 0 HBP: 0	WP: 0 PB: 0 SB: 0 CS: 0	PA: 34
PITCHER	IP WLS BF H R ER SO BB IBB HBP BLK WP HR S P ERA WHIP																					
37 Matt Albers, R	(1, 1)	4.2 L 21 6 5 5 3 1 0 0 0 0 0 1 44 80 9.64 1.500																				
64 Fernando Nieve, R	(5, 1)	0.1 1 0 0 0 0 0 0 0 0 0 0 0 3 6 0.00 0.000																				
43 Chris Sampson, R	(6, 1)	3.0 9 0 0 0 4 0 0 0 0 0 0 0 22 31 0.00 0.000																				
Trever Miller, L	(9, 1)	0.1 1 0 0 0 0 0 0 0 0 0 0 0 3 5 0.00 0.000																				
Chad Qualls, R	(9, 1)	0.2 2 0 0 0 0 0 0 0 0 0 0 0 4 8 0.00 0.000																				

Batter	1	2	3	4	5	6	7	8	9	AB	R	H	RBI	BB	SO	LOB	BOTTOM					
Craig Biggio, R OBP: 0.304, SLG: 0.418	G6-4-3		K		G4-3			F7	G5-3	5	0	1	0	0	1	2	Cincinnati Reds @ Houston Astros Minute Maid Park, Houston, TX Tue Sep 19 2006, 7:05 PM CDT Att: 36,930 - Clear - 84 F					
Mike Lamb, L	G6-4-3		K				K	17 BB		4	1	1	0	0	2	1						
17 Lance Berkman, S										3	1	2	0	1	0	0						
Luke Scott, L										4	1	3	3	0	0	1						
Aubrey Huff, L Trever Miller, R Chad Qualls, R										3	0	0	0	0	0	2						
										0	0	0	0	0	0	0						
										0	0	0	0	0	0	0						
2 Chris Burke, R										4	0	0	0	0	0	3						
28 Adam Everett, R										4	1	1	1	0	1	0						
Humberto Quintero, R Otiando Palmeiro, L										3	0	1	0	0	1	0						
										1	0	0	0	0	0	0						
37 Matt Albers, L 64 Fernando Nieve, R Eric Murphy, R 43 Chris Sampson, R Morgan Ensberg, R Charlton Jimerson, R										1	0	0	0	0	0	0						
										0	0	0	0	0	0	0						
										1	0	0	0	0	0	1						
										0	0	0	0	0	0	0						
										0	0	0	0	0	0	0						
										1	0	0	0	1	1	0						
										0	0	0	0	0	0	0						
Inning Stats	R: 1 E: 0 K: 0 S: 12	H: 3 LOB: 1 BB: 0 P: 20	R: 0 E: 0 K: 1 S: 9	H: 0 LOB: 0 BB: 0 P: 12	R: 0 E: 0 K: 2 S: 10	H: 0 LOB: 0 BB: 0 P: 13	R: 0 E: 0 K: 0 S: 4	H: 1 LOB: 0 BB: 0 P: 5	R: 1 E: 0 K: 0 S: 9	H: 2 LOB: 1 BB: 0 P: 13	R: 1 E: 0 K: 1 S: 10	H: 1 LOB: 0 BB: 0 P: 12	R: 0 E: 0 K: 0 S: 7	H: 0 LOB: 0 BB: 0 P: 10	R: 1 E: 0 K: 1 S: 10	H: 2 LOB: 3 BB: 1 P: 23	R: 0 E: 0 K: 1 S: 6	H: 0 LOB: 1 BB: 1 P: 13	1B: 3 2B: 4 3B: 1 HR: 2	SF: 0 SAC: 0 DP: 2 HBP: 1	WP: 0 PB: 0 SB: 0 CS: 0	PA: 37
PITCHER	IP WLS BF H R ER SO BB IBB HBP BLK WP HR S P ERA WHIP																					
39 Aaron Harang, R	(1, 1)	7.2 W 29 8 4 4 5 0 0 0 0 0 0 0 2 66 94 4.70 1.043																				
Scott Schoeneweis, L	(8, 1)	0.0 3 1 0 0 0 1 0 1 0 0 0 0 4 11 = =																				
25 David Weathers, R	(8, 1)	1.1 S 5 0 0 0 1 1 0 0 0 0 0 0 7 16 0.00 0.750																				



Batter	1	2	3	4	5	6	7	8	9	AB	R	H	RBI	BB	SO	LOB	TOP										
6 Ryan Freel, R OBP: 0.363, SLG: 0.399 Norris Hopper, R OBP: 0.393, SLG: 0.348	0-1 B1-3		4-2 1B BB			0-1 F9	1-2 F8		4-2 G4-3 BB	1	0	0	0	1	0	0	<p>Cincinnati Reds @ Houston Astros Minute Maid Park, Houston, TX Wed Sep 20 2006, 1:05 PM CDT Att: 31,928 - Roof Closed - 73 F</p> <p>livebaseballscorecards.com</p> <p>AB 32 R 2 H 6 RBI 2 BB 7 SO 9 LOB 19</p> 										
Ray Olmedo, S OBP: 0.276, SLG: 0.382	1-2 G4-3		3-1 1B			2-0 BB 1B		1-2 G6-3	0-0 G4-3	5	0	2	0	0	0	1											
Scott Hatteberg, L OBP: 0.386, SLG: 0.443	2-2 G6-3		1-1 F7			0-2 F7		4-1 26 BB FC3-2 BB	0-0 G3-1	4	0	0	0	1	0	4											
Adam Dunn, L OBP: 0.371, SLG: 0.509		4-2 26 S BB		2-3 K		4-2 BB		4-0 FC3-2 26 BB 9 1B BB		1	1	0	0	3	1	0											
26 David Ross, R OBP: 0.354, SLG: 0.586		3-3 K		2-3 K		1-2 F8		4-2 9 FC3-2 BB		3	1	0	0	1	2	3											
Royce Clayton, R OBP: 0.304, SLG: 0.339		1-3 K		1-1 F8				3-2 FC3-2 9 1B BB		4	0	0	0	0	2	4											
9 Juan Castro, R OBP: 0.275, SLG: 0.346		2-2 G5-3			2-2 F9		0-2 1B	0-0 1B		4	0	2	2	0	0	1											
27 Chris Denorfia, R OBP: 0.312, SLG: 0.314 Todd Hollandsworth, L OBP: 0.276, SLG: 0.434 Rich Aurilia, R OBP: 0.347, SLG: 0.523 56 Todd Coffey, R (8, 1)			2-3 K		1-2 61 62-64 1B		1-3 K	1-2 F7		1	0	0	0	0	1	0											
61 Bronson Arroyo, R 45 Bill Bray, L Dewayne Wise, L 37 Brian Shacketford, L Jason Standridge, R Brendan Harris, R			2-3 K		0-0 B2-6-4 1-2		0-0 1B		0-3 K	2	0	0	0	0	1	1											
Inning Stats	R: 0 E: 0 K: 0 S: 9	H: 0 LOB: 0 BB: 0 P: 12	R: 0 E: 0 K: 2 S: 14	H: 0 LOB: 1 BB: 1 P: 24	R: 0 E: 0 K: 2 S: 17	H: 1 LOB: 2 BB: 1 P: 27	R: 0 E: 0 K: 2 S: 9	H: 0 LOB: 0 BB: 0 P: 14	R: 0 E: 0 K: 0 S: 13	H: 1 LOB: 2 BB: 1 P: 20	R: 0 E: 0 K: 2 S: 14	H: 2 LOB: 2 BB: 0 P: 17	R: 2 E: 0 K: 0 S: 17	H: 1 LOB: 1 BB: 3 P: 34	R: 0 E: 0 K: 1 S: 7	H: 0 LOB: 1 BB: 1 P: 11		1B: 6 2B: 0 3B: 0 HR: 0	SF: 0 SAC: 0 DP: 1 HBP: 0	WP: 0 PB: 0 SB: 1 CS: 0	PA: 39						
PITCHER	IP	WLS	BF	H	R	ER	SO	BB	IBB	HBP	BLK	WP	HR	S	P	ERA	WHIP										
Roger Clemens, R ERA: 2.37	6.0	W	23	3	0	0	6	3	0	0	0	0	0	69	107	0.00	1.000										
Russ Springer, R ERA: 3.65	1.0		5	2	0	0	2	0	0	0	0	0	0	14	17	0.00	2.000										
64 Fernando Nieve, R ERA: 4.18	0.2		6	1	2	2	0	3	0	0	0	0	0	14	30	27.00	6.000										
Trever Miller, L ERA: 3.09	0.1		1	0	0	0	0	0	0	0	0	0	0	3	4	0.00	0.000										
54 Brad Lidge, R ERA: 5.54	1.0		4	0	0	0	1	1	0	0	0	0	0	7	11	0.00	1.000										

Batter	1	2	3	4	5	6	7	8	9	AB	R	H	RBI	BB	SO	LOB	BOTTOM										
Craig Biggio, R OBP: 0.304, SLG: 0.423 4 Eric Bruntlett, R OBP: 0.339, SLG: 0.327	1-2 P6		2-3 K			3-2 F9	1-0 HR	2-2 FC6 1B		4	1	1	3	0	1	2	<p>Cincinnati Reds @ Houston Astros Minute Maid Park, Houston, TX Wed Sep 20 2006, 1:05 PM CDT Att: 31,928 - Roof Closed - 73 F</p> <p>livebaseballscorecards.com</p> <p>AB 31 R 7 H 9 RBI 7 BB 4 SO 5 LOB 10</p> 										
Mike Lamb, L OBP: 0.358, SLG: 0.474	3-2 G3		1-0 F8		4-1 17 HBP 3B BB	0-0 G3		1-0 FC6		4	1	0	0	1	0	2											
17 Lance Berkman, S OBP: 0.416, SLG: 0.615	3-2 F9		4-1 BB		2-2 3B HBP	2-1 G6-3				2	1	0	0	1	0	0											
Luke Scott, L OBP: 0.470, SLG: 0.700		0-0 HR	1-1 G3-1		3-2 3B		0-0 F9			4	1	2	4	0	0	2											
Aubrey Huff, L OBP: 0.334, SLG: 0.455 Charlton Jimerson, R OBP: 0.250, SLG: 1.000		2-3 K		1-0 G4-3		4-0 IBB	2-3 K			3	0	0	0	1	2	0											
2 Chris Burke, R OBP: 0.354, SLG: 0.430		3-3 K		0-1 P5		0-3 K	1-0 1B			4	0	1	0	0	2	2											
28 Adam Everett, R OBP: 0.290, SLG: 0.358		0-0 1B		2-1 F7		4-2 SH3-4 1B HR BB	0-0 P2			3	1	1	0	1	0	1											
Brad Ausmus, R OBP: 0.309, SLG: 0.288		0-0 G1-3			2-2 SH1-4 3B 2B	1-2 SH3-4 1B		2-1 G1-3		4	2	2	0	0	0	1											
Roger Clemens, R Russs Springer, R 64 Fernando Nieve, R Trever Miller, R Orlando Palmeiro, L 54 Brad Lidge, R			2-2 2B		2-1 SH1-4 3B	2-2 SH3-4 1B		3-2 F7		1	0	1	0	0	0	0											
Inning Stats	R: 0 E: 0 K: 0 S: 9	H: 0 LOB: 0 BB: 0 P: 16	R: 1 E: 0 K: 2 S: 12	H: 2 LOB: 1 BB: 0 P: 17	R: 0 E: 0 K: 1 S: 11	H: 1 LOB: 2 BB: 1 P: 21	R: 0 E: 0 K: 0 S: 5	H: 0 LOB: 0 BB: 0 P: 8	R: 3 E: 0 K: 0 S: 13	H: 2 LOB: 2 BB: 1 P: 23	R: 0 E: 0 K: 1 S: 6	H: 1 LOB: 1 BB: 0 P: 9	R: 0 E: 0 K: 0 S: 9	H: 1 LOB: 1 BB: 0 P: 17	1B: 4 2B: 2 3B: 1 HR: 2	SF: 0 SAC: 2 DP: 0 HBP: 1		WP: 0 PB: 0 SB: 0 CS: 0	PA: 38								
PITCHER	IP	WLS	BF	H	R	ER	SO	BB	IBB	HBP	BLK	WP	HR	S	P	ERA	WHIP										
61 Bronson Arroyo, R ERA: 3.38	5.1	L	28	7	7	7	4	3	1	1	0	0	0	3	5	0.00	0.000										
45 Bill Bray, L ERA: 4.07	0.2		2	0	0	0	0	0	0	0	0	0	0	3	5	0.00	0.000										
37 Brian Shacketford, L ERA: 7.16	0.2		3	1	0	0	1	0	0	0	0	0	0	5	8	0.00	1.500										
Jason Standridge, R ERA: 3.93	0.1		1	0	0	0	0	0	0	0	0	0	0	1	1	0.00	0.000										
56 Todd Coffey, R ERA: 3.45	1.0		4	1	0	0	0	0	0	0	0	0	0	9	17	0.00	1.000										

Batter	1	2	3	4	5	6	7	8	9	AB	R	H	RBI	BB	SO	LOB	TOP								
3 Preston Wilson, R (1,9) OBP: 0.302, SLG: 0.411 16 Chris Duncan, L (9,PH) OBP: 0.371, SLG: 0.589	G4-3		G4-6-3 1B		E5 1B	K			K	4	2	1	0	0	1	0									
26 Scott Spiezo, S (1,7) OBP: 0.350, SLG: 0.469	BB		FC1 1B		FC5 1B		F8			3	1	1	0	1	0	1									
5 Albert Pujols, R (1,3) OBP: 0.428, SLG: 0.672	BB		G4-6-3 1B		FC5 1B		G5-3			3	0	1	1	1	0	1									
43 Juan Encarnacion, R (1,8) OBP: 0.318, SLG: 0.452	K		K		G5-3 1B		G4-3			4	0	0	0	0	2	4									
27 Scott Rolen, R (1,5) OBP: 0.373, SLG: 0.528	P4				G5-3 1B				P4	3	0	0	0	1	0	2									
Ronnie Belliard, R (1,4) OBP: 0.325, SLG: 0.392		G6-3		FC5 2B		G6-3			G6-3	4	1	1	1	0	0	2									
4 Yadier Molina, R (1,2) OBP: 0.277, SLG: 0.330		G5-3		SH2-3 BB		F8			G6-3	3	0	0	0	1	0	2									
Aaron Miles, S (1,6) OBP: 0.331, SLG: 0.358		G5-3		SH2-3			G4-3		G4-3	3	0	0	0	0	0	0									
29 Chris Carpenter, R (1,1) OBP: 0.132, SLG: 0.132 53 John Rodriguez, L (9,PH) OBP: 0.381, SLG: 0.444			G6-3 1B		G6-3		K		G3-1	3	1	1	0	0	1	1									
										1	0	0	0	0	0	0									
Inning Stats	R: 0 E: 0 K: 1 S: 11	H: 0 LOB: 2 BB: 2 P: 19	R: 0 E: 0 K: 0 S: 9	H: 0 LOB: 0 BB: 0 P: 15	R: 2 E: 1 K: 1 S: 14	H: 2 LOB: 0 BB: 0 P: 19	R: 1 E: 0 K: 0 S: 11	H: 1 LOB: 1 BB: 1 P: 15	R: 2 E: 1 K: 0 S: 15	H: 2 LOB: 2 BB: 1 P: 25	R: 0 E: 0 K: 2 S: 10	H: 0 LOB: 0 BB: 0 P: 13	R: 0 E: 0 K: 0 S: 7	H: 0 LOB: 0 BB: 0 P: 12	R: 0 E: 0 K: 0 S: 6	H: 0 LOB: 0 BB: 0 P: 8	R: 0 E: 0 K: 1 S: 7	H: 0 LOB: 0 BB: 0 P: 10	1B: 4 2B: 1 3B: 0 HR: 0	SF: 0 SAC: 1 DP: 1 HBP: 0	WP: 1 PB: 0 SB: 0 CS: 0	PA: 37			
PITCHER	IP	WLS	BF	H	R	ER	SO	BB	IBB	HBP	BLK	WP	HR	S	P	ERA	WHIP								
Andy Pettitte, L (1,1) ERA: 4.31	5.0		25	5	5	1	2	3	1	0	1	1	0	60	93	1.80	1.600								
Dave Borkowski, R (6,1) ERA: 4.33	3.0	W	9	0	0	0	2	0	0	0	0	0	0	23	33	0.00	0.000								
Dan Wheeler, R (9,1) ERA: 2.49	1.0	S	3	0	0	0	1	0	0	0	0	0	0	7	10	0.00	0.000								

St. Louis Cardinals @ Houston Astros
Minute Maid Park, Houston, TX
Thu Sep 21 2006, 7:05 PM CDT
Att: 32,975 - Roof Closed - 73 F

AB 32
R 5
H 5
RBI 2
BB 4
SO 5
LOB 13



Batter	1	2	3	4	5	6	7	8	9	AB	R	H	RBI	BB	SO	LOB	BOTTOM								
Craig Biggio, R (1,4) OBP: 0.302, SLG: 0.421 Dan Wheeler, R (9,1)	K			G5-3	G1-6-3 1B			SH1-3		3	0	0	0	0	1	1									
Mike Lamb, L (1,5) OBP: 0.359, SLG: 0.475	G6-3 1B			HR		G4-3		K		4	1	2	0	0	1	1									
17 Lance Berkman, S (1,3) OBP: 0.418, SLG: 0.631	G6-3			HR		2B		HR		4	2	3	4	0	0	1									
Luke Scott, L (1,7) OBP: 0.461, SLG: 0.684		F9		G5-3		F9		P4		4	0	0	0	0	2										
Aubrey Huff, L (1,9) OBP: 0.332, SLG: 0.451 4 Eric Bruntlett, R (9,4) OBP: 0.339, SLG: 0.327	G3-1			F7		K				3	0	0	0	0	1	1									
2 Chris Burke, R (1,8) OBP: 0.354, SLG: 0.432	K				SH2-3 1B		F8			3	1	1	0	0	1	0									
28 Adam Everett, R (1,6) OBP: 0.290, SLG: 0.358			G6-3		SH2-3 1B		K			3	1	1	0	0	1	0									
Brad Ausmus, R (1,2) OBP: 0.308, SLG: 0.286			G6-3		SH2-3		F8			2	0	0	0	0	0	0									
Andy Pettitte, L (1,1) ERA: 2.93 Orlando Palmeiro, L (5,PH) OBP: 0.278, SLG: 0.321 Dave Borkowski, R (6,1) OBP: 0.278, SLG: 0.326 Morgan Ensberg, R (8,PH) OBP: 0.299, SLG: 0.404 Charlton Jimerson, R (9,9) OBP: 0.259, SLG: 0.300	G6-3				G1-6-3 1B			SH1-3 1B		1	0	0	0	0	0	0									
										1	0	1	2	0	0	0									
										0	0	0	0	0	0	0									
										1	0	1	0	0	0	0									
										0	1	0	0	0	0	0									
										0	1	0	0	0	0	0									
Inning Stats	R: 0 E: 0 K: 1 S: 11	H: 1 LOB: 0 BB: 0 P: 17	R: 0 E: 0 K: 1 S: 5	H: 0 LOB: 0 BB: 0 P: 9	R: 0 E: 0 K: 0 S: 8	H: 0 LOB: 0 BB: 0 P: 12	R: 2 E: 0 K: 0 S: 8	H: 2 LOB: 0 BB: 0 P: 16	R: 2 E: 0 K: 1 S: 13	H: 3 LOB: 0 BB: 0 P: 16	R: 0 E: 0 K: 1 S: 8	H: 1 LOB: 1 BB: 0 P: 10	R: 0 E: 0 K: 1 S: 7	H: 0 LOB: 0 BB: 0 P: 9	R: 2 E: 0 K: 1 S: 11	H: 2 LOB: 1 BB: 0 P: 17	1B: 5 2B: 2 3B: 0 HR: 2	SF: 0 SAC: 2 DP: 2 HBP: 0	WP: 0 PB: 0 SB: 0 CS: 0	PA: 31					
PITCHER	IP	WLS	BF	H	R	ER	SO	BB	IBB	HBP	BLK	WP	HR	S	P	ERA	WHIP								
29 Chris Carpenter, R (1,1) ERA: 2.93	8.0	L	31	9	6	6	5	0	0	0	0	0	2	71	106	6.75	1.125								

St. Louis Cardinals @ Houston Astros
Minute Maid Park, Houston, TX
Thu Sep 21 2006, 7:05 PM CDT
Att: 32,975 - Roof Closed - 73 F

AB 29
R 6
H 9
RBI 6
BB 0
SO 5
LOB 6



Batter	1	2	3	4	5	6	7	8	9	AB	R	H	RBI	BB	SO	LOB	TOP								
22 David Eckstein, R OBP: 0.350, SLG: 0.337	1-1 HR		0-2 1B		1-2 1B		1-1 G6-3		0-2 G4-3	5	1	3	1	0	0	1									
16 Chris Duncan, L OBP: 0.372, SLG: 0.598	0-0 F7		4-1 BB		3-2 FC6-4 1B		1-0 HR			3	2	1	1	1	0	1									
5 Albert Pujols, R OBP: 0.427, SLG: 0.669	2-2 G5-3		1-2 F9		0-1 26 3B		1-3 K			4	1	1	0	0	1	2									
26 Scott Spiezio, S So Taguchi, R OBP: 0.352, SLG: 0.475 OBP: 0.372, SLG: 0.352	1-2 G3		4-2 BB		1-1 3B		2-3 K			3	0	1	2	1	1	0									
27 Scott Rolen, R OBP: 0.371, SLG: 0.523		1-0 P4	3-2 P5		1-0 G5-3		3-2 P3			4	0	0	0	0	0	4									
43 Juan Encarnacion, R OBP: 0.316, SLG: 0.449		2-2 F8		1-1 F7		1-3 K				4	0	0	0	0	2	0									
Ronnie Belliard, R OBP: 0.326, SLG: 0.399		0-0 HR		3-2 G5-3		0-2 G6-3			1-1 4 CS 1B	4	1	2	1	0	0	0									
4 Yadier Molina, R OBP: 0.275, SLG: 0.327		3-2 L5		0-0 F8		0-0 P3			0-1 G5-3	4	0	0	0	0	0	1									
40 Chris Narveson, L Jose Valdes, S 52 Josh Kinney, R 34 Randy Flores, L 53 John Rodriguez, L 50 Adam Wainwright, R Tyler Johnson, L 3 Preston Wilson, R 41 Braden Loeper, R			2-3 K		2-3 K		1-3 K		1-2 1B	1	0	0	0	0	0	1									
Inning Stats	R: 1 E: 0 K: 0 S: 10	H: 1 LOB: 0 BB: 0 P: 14	R: 1 E: 0 K: 0 S: 9	H: 1 LOB: 0 BB: 0 P: 15	R: 0 E: 0 K: 1 S: 15	H: 1 LOB: 3 BB: 2 P: 29	R: 0 E: 0 K: 0 S: 6	H: 0 LOB: 0 BB: 0 P: 10	R: 2 E: 0 K: 1 S: 14	H: 3 LOB: 1 BB: 0 P: 22	R: 0 E: 0 K: 1 S: 8	H: 0 LOB: 0 BB: 0 P: 9	R: 1 E: 0 K: 2 S: 10	H: 1 LOB: 0 BB: 0 P: 14	R: 0 E: 0 K: 2 S: 11	H: 0 LOB: 0 BB: 0 P: 17	R: 0 E: 0 K: 0 S: 14	H: 2 LOB: 1 BB: 0 P: 16	1B: 5 2B: 0 3B: 1 HR: 3	SF: 0 SAC: 0 DP: 0 HBP: 0	WP: 0 PB: 0 SB: 0 CS: 1	PA: 37			
PITCHER	IP	WLS	BF	H	R	ER	SO	BB	IBB	HBP	BLK	WP	HR	S	P	ERA	WHIP								
Jason Hirsh, R ERA: 5.83	(1, 1)	4.2	21	5	4	4	2	2	0	0	0	0	2	51	85	7.71	1.500								
Russ Springer, R ERA: 3.93	(5, 1)	0.1	2	1	0	0	0	0	0	0	0	0	0	3	5	0.00	3.000								
54 Brad Lidge, R ERA: 5.5	(6, 1)	2.0	7	1	1	1	3	0	0	0	0	0	1	18	23	4.50	0.500								
64 Fernando Nieve, R ERA: 4.14	(8, 1)	1.0	3	0	0	0	2	0	0	0	0	0	0	11	17	0.00	0.000								
Chad Qualls, R ERA: 3.99	(9, 1)	1.0	W	4	2	0	0	0	0	0	0	0	0	14	16	0.00	2.000								

St. Louis Cardinals @ Houston Astros
Minute Maid Park, Houston, TX
Fri Sep 22 2006, 6:05 PM CDT
Att: 39,616 - Roof Closed - 73 F

AB 35
R 5
H 9
RBI 5
BB 2
SO 7
LOB 9



Batter	1	2	3	4	5	6	7	8	9	AB	R	H	RBI	BB	SO	LOB	BOTTOM								
Craig Biggio, R OBP: 0.305, SLG: 0.424	3-2 S 17 G3 2B		3-3 K			3-2 G5-3		3-2 17 E 17 1B	1-1 1B	5	1	3	3	0	1	0									
Morgan Ensberg, R OBP: 0.392, SLG: 0.469	3-3 K		1-2 HR			3-1 1B		1-3 K	3-1 1B	4	1	2	1	0	2	2									
17 Lance Berkman, S OBP: 0.417, SLG: 0.627	2-0 G3		2-3 K			2-3 K		0-0 E9	1-3 1B	4	0	1	1	0	2	1									
Luke Scott, L Humberto Quintero, R OBP: 0.497, SLG: 0.672 OBP: 0.308, SLG: 0.385	4-0 BB				0-3 K		3-3 K		3-3 K	3	0	0	0	1	3	3									
16 Jason Lane, R Mike Lamb, L OBP: 0.325, SLG: 0.394 OBP: 0.357, SLG: 0.472	1-0 F8			4-1 2 CS BB			1-3 K		3-2 G4-3	1	0	0	0	1	0	1									
2 Chris Burke, R OBP: 0.351, SLG: 0.427		2-0 F9		3-3 K		0-3 K			2-2 G6-3	4	0	0	0	0	2	1									
28 Adam Everett, R OBP: 0.290, SLG: 0.357		3-2 F9			0-1 G5-3		0-0 G6-3		1-2 2B 1B	4	1	1	0	0	0	0									
Brad Ausmus, R Orlando Palmeiro, L OBP: 0.307, SLG: 0.285 OBP: 0.291, SLG: 0.318		2-3 K			0-0 G5-3			2-2 WP 1B 1B	3-2 G3 1B 2B	2	0	0	0	0	1	0									
Jason Hirsh, R Russ Springer, R Eric Munson, L 54 Brad Lidge, R 64 Fernando Nieve, R 4 Eric Brunnett, R Chad Qualls, R Aubrey Huff, L			2-2 G6-3		1-2 G3-1			0-1 WP 1B	2-2 G3	1	0	0	0	0	0	0									
Inning Stats	R: 1 E: 0 K: 1 S: 8	H: 1 LOB: 1 BB: 1 P: 21	R: 0 E: 0 K: 1 S: 7	H: 0 LOB: 0 BB: 0 P: 14	R: 1 E: 0 K: 2 S: 13	H: 1 LOB: 0 BB: 0 P: 21	R: 0 E: 0 K: 2 S: 8	H: 0 LOB: 1 BB: 1 P: 15	R: 0 E: 0 K: 2 S: 11	H: 1 LOB: 0 BB: 0 P: 22	R: 0 E: 0 K: 2 S: 8	H: 0 LOB: 0 BB: 0 P: 9	R: 2 E: 1 K: 2 S: 20	H: 4 LOB: 2 BB: 0 P: 32	R: 2 E: 0 K: 0 S: 16	H: 3 LOB: 1 BB: 0 P: 25	1B: 7 2B: 3 3B: 0 HR: 1	SF: 0 SAC: 0 DP: 1 HBP: 0	WP: 1 PB: 0 SB: 1 CS: 1	PA: 37					
PITCHER	IP	WLS	BF	H	R	ER	SO	BB	IBB	HBP	BLK	WP	HR	S	P	ERA	WHIP								
60 Chris Narveson, L ERA: 4.5	(1, 1)	4.0	15	2	2	2	6	2	0	0	0	0	0	11	18	0.00	0.750								
52 Josh Kinney, R ERA: 5.08	(5, 1)	1.1	5	1	0	0	0	0	0	0	0	0	0	6	11	0.00	0.000								
50 Adam Wainwright, R ERA: 3.11	(7, 1)	1.1	H	7	3	2	3	0	0	0	0	1	0	20	27	13.50	2.250								
41 Braden Loeper, R ERA: 3.71	(9, 1)	0.2	L	5	3	2	0	0	0	0	0	0	0	8	14	0.00	1.500								

St. Louis Cardinals @ Houston Astros
Minute Maid Park, Houston, TX
Fri Sep 22 2006, 6:05 PM CDT
Att: 39,616 - Roof Closed - 73 F

AB 35
R 6
H 10
RBI 6
BB 2
SO 12
LOB 11



Batter	1	2	3	4	5	6	7	8	9	AB	R	H	RBI	BB	SO	LOB	TOP										
22 David Eckstein, R OBP: 0.351, SLG: 0.344 Jose Vizcaino, S OBP: 0.305, SLG: 0.312 Ronnie Belliard, R OBP: 0.324, SLG: 0.398	F9		G6-3		L7		G4-1		2B	3	0	0	0	0	0	0	St. Louis Cardinals @ Houston Astros Minute Maid Park, Houston, TX Sun Sep 24 2006, 7:05 PM CDT Att: 43,704 - Cloudy - 74 F										
16 Chris Duncan, L OBP: 0.375, SLG: 0.601 Josh Hancock, R									K	2	2	1	0	2	1	2											
34 Randy Flores, L 48 Brad Thompson, R OBP: 0.500, SLG: 0.500 3 Preston Wilson, R OBP: 0.303, SLG: 0.412	1B		BB						K	0	0	0	0	0	0	0											
5 Albert Pujols, R OBP: 0.429, SLG: 0.665			K							3	0	2	0	1	1												
27 Scott Rolen, R OBP: 0.370, SLG: 0.521			K							4	0	1	1	0	2	5											
53 John Rodriguez, L OBP: 0.380, SLG: 0.441	G1-6-3									4	0	1	1	0	1	2											
43 Juan Encarnacion, R OBP: 0.316, SLG: 0.448										4	0	1	0	0	1	2											
Aaron Miles, S OBP: 0.327, SLG: 0.354										4	0	0	0	0	2	3											
4 Yadier Molina, R OBP: 0.275, SLG: 0.325 62 John Nelson, R Gary Bennett, R OBP: 0.274, SLG: 0.338										2	0	0	0	1	0	1											
Jeff Weaver, R OBP: 0.200, SLG: 0.179 26 Scott Spiezio, S OBP: 0.360, SLG: 0.481										2	0	0	0	0	2	1											
										2	0	1	0	0	1	0											
Inning Stats	R: 1 E: 0 K: 0 S: 12	H: 3 LOB: 1 BB: 0 P: 17	R: 0 E: 0 K: 1 S: 12	H: 1 LOB: 1 BB: 0 P: 17	R: 0 E: 0 K: 2 S: 12	H: 0 LOB: 0 BB: 0 P: 19	R: 0 E: 0 K: 1 S: 11	H: 0 LOB: 0 BB: 0 P: 13	R: 1 E: 0 K: 1 S: 13	H: 2 LOB: 2 BB: 1 P: 19	R: 1 E: 0 K: 1 S: 13	H: 1 LOB: 2 BB: 2 P: 23	R: 0 E: 0 K: 2 S: 10	H: 0 LOB: 0 BB: 0 P: 15	R: 0 E: 0 K: 2 S: 9	H: 1 LOB: 1 BB: 0 P: 12		1B: 7 2B: 1 3B: 0 HR: 0	SF: 0 SAC: 0 DP: 1 HBP: 0	WP: 0 PB: 0 SB: 0 CS: 0	PA: 38						
PITCHER	IP	WLS	BF	H	R	ER	SO	BB	IBB	HBP	BLK	WP	HR	S	P	ERA	WHIP										
Roger Clemens, R ERA: 2.35	5.0		19	4	1	1	6	1	0	0	0	0	0	55	76	1.80	1.000										
51 Wandy Rodriguez, L ERA: 5.56	0.0		1	0	1	1	0	1	0	0	0	0	0	2	6	∞	∞										
54 Brad Lidge, R ERA: 5.56	1.0	H	6	2	1	1	1	1	0	0	0	0	0	13	19	9.00	3.000										
Trever Miller, L ERA: 3.02	0.2	B	4	1	0	0	1	0	1	0	0	0	0	8	13	0.00	1.500										
Chad Qualls, R ERA: 3.89	1.1	W	4	0	0	0	2	0	0	0	0	0	0	13	19	0.00	0.000										

AB 34
R 3
H 8
RBI 3
BB 4
SO 12
LOB 19



Batter	1	2	3	4	5	6	7	8	9	AB	R	H	RBI	BB	SO	LOB	BOTTOM										
Craig Biggio, R OBP: 0.305, SLG: 0.422 Dan Wheeler, R	F9		G3-6-3		F9		HR		K	5	1	2	0	0	1	1	St. Louis Cardinals @ Houston Astros Minute Maid Park, Houston, TX Sun Sep 24 2006, 7:05 PM CDT Att: 43,704 - Cloudy - 74 F										
Mike Lamb, L OBP: 0.359, SLG: 0.481 Morgan Ensberg, R OBP: 0.394, SLG: 0.468										3	1	2	0	0	0	1											
17 Lance Berkman, S OBP: 0.419, SLG: 0.629										1	0	0	0	0	1	2											
20 Lance Berkman, S OBP: 0.419, SLG: 0.629										2	0	0	2	1	0	1											
Luke Scott, L OBP: 0.456, SLG: 0.697										3	2	1	0	1	0	2											
Aubrey Huff, L OBP: 0.336, SLG: 0.465 Charlton Jimerson, R OBP: 0.350, SLG: 1.000										3	2	2	3	1	0	2											
2 Chris Burke, R OBP: 0.348, SLG: 0.422										4	0	1	0	0	2	3											
28 Adam Everett, R OBP: 0.290, SLG: 0.354 Chad Qualls, R										3	0	0	0	0	2	4											
Orlando Palmeiro, L OBP: 0.288, SLG: 0.315 Willy Taveras, R OBP: 0.333, SLG: 0.343										0	0	0	0	0	0	0											
Brad Ausmus, R OBP: 0.308, SLG: 0.287										4	0	1	2	0	1	2											
Roger Clemens, R OBP: 0.207, SLG: 0.120 51 Wandy Rodriguez, S OBP: 0.105, SLG: 0.081 54 Brad Lidge, R										2	0	0	0	0	1	2											
Trever Miller, R 4 Eric Bruntlett, R OBP: 0.354, SLG: 0.354										0	0	0	0	0	0	0											
										2	1	2	0	0	0	0											
Inning Stats	R: 0 E: 0 K: 0 S: 8	H: 1 LOB: 2 BB: 1 P: 15	R: 0 E: 0 K: 1 S: 12	H: 1 LOB: 0 BB: 0 P: 14	R: 0 E: 0 K: 0 S: 8	H: 1 LOB: 0 BB: 0 P: 12	R: 2 E: 0 K: 2 S: 12	H: 2 LOB: 1 BB: 1 P: 22	R: 1 E: 0 K: 0 S: 6	H: 1 LOB: 0 BB: 0 P: 9	R: 0 E: 0 K: 2 S: 8	H: 1 LOB: 1 BB: 0 P: 16	R: 4 E: 0 K: 1 S: 9	H: 3 LOB: 0 BB: 1 P: 19	R: 0 E: 0 K: 3 S: 13	H: 1 LOB: 1 BB: 0 P: 19	1B: 5 2B: 4 3B: 1 HR: 1	SF: 1 SAC: 0 DP: 1 HBP: 0	WP: 0 PB: 0 SB: 0 CS: 0	PA: 37							
PITCHER	IP	WLS	BF	H	R	ER	SO	BB	IBB	HBP	BLK	WP	HR	S	P	ERA	WHIP										
Jeff Weaver, R ERA: 5.79	6.0		26	7	3	3	5	2	0	0	0	0	0	54	88	4.50	1.500										
Josh Hancock, R ERA: 3.99	0.0	L	2	2	2	2	0	0	0	0	0	0	0	3	5	∞	∞										
34 Randy Flores, L ERA: 5.45	0.2		4	1	2	2	1	1	0	0	0	0	1	5	13	27.00	3.000										
48 Brad Thompson, R ERA: 3.85	1.1		5	1	0	0	3	0	0	0	0	0	0	14	20	0.00	0.750										


AB 33
R 7
H 11
RBI 7
BB 3
SO 9
LOB 20



Batter	1	2	3	4	5	6	7	8	9	AB	R	H	RBI	BB	SO	LOB	TOP								
Willy Taveras, R OBP: 0.333, SLG: 0.341	G6-3	G5-3		G5-3		G3 CS 1B		17 1B		5	1	2	0	0	0	0									
Mike Lamb, L OBP: 0.367, SLG: 0.484	17 F 1B		17 G3 1B		1B SF8 BB	G3		17 1B		2	3	1	0	3	0	1									
17 Lance Berkman, S OBP: 0.419, SLG: 0.622	FC3 1B		G3		K					4	1	1	1	1	1	3									
Luke Scott, L OBP: 0.449, SLG: 0.675	1B G6-3 1B		K		SF8 28 1B			F9		5	2	2	1	0	2	5									
Aubrey Huff, L OBP: 0.340, SLG: 0.465 64 Fernando Nieve, R OBP: 0.222, SLG: 0.125	1B		1B		28 1B		G3	G4-3		4	0	2	1	1	0	2									
Craig Biggio, R OBP: 0.303, SLG: 0.420 4 Eric Bruntlett, R OBP: 0.346, SLG: 0.345	G6-3		1B		SF8		G6-3		L7	4	0	1	3	0	0	1									
28 Adam Everett, R OBP: 0.291, SLG: 0.354	P4		P6		FC6-4 1B				K	5	0	2	1	0	1	3									
Brad Ausmus, R OBP: 0.306, SLG: 0.286				G1-3	FC6-4 1B		F8			5	0	1	0	0	1	3									
Andy Pettitte, L OBP: 0.217, SLG: 0.305 Russ Springer, R OBP: 0.394, SLG: 0.466 Morgan Ensberg, R OBP: 0.394, SLG: 0.466	F7		G6-3		G6-3		F7	F8	P6	3	0	0	0	0	0	0									
										0	0	0	0	0	0	0									
										2	0	0	0	0	0	1									
Inning Stats	R: 3 E: 1 K: 0 S: 14	H: 2 LOB: 1 BB: 1 P: 21	R: 0 E: 0 K: 1 S: 11	H: 0 LOB: 0 BB: 0 P: 15	R: 1 E: 0 K: 1 S: 14	H: 2 LOB: 2 BB: 1 P: 27	R: 0 E: 0 K: 0 S: 7	H: 0 LOB: 0 BB: 0 P: 12	R: 2 E: 0 K: 1 S: 11	H: 3 LOB: 2 BB: 1 P: 20	R: 0 E: 0 K: 1 S: 11	H: 1 LOB: 2 BB: 1 P: 20	R: 0 E: 0 K: 0 S: 9	H: 1 LOB: 0 BB: 0 P: 10	R: 1 E: 0 K: 0 S: 13	H: 2 LOB: 2 BB: 1 P: 24	R: 0 E: 0 K: 1 S: 10	H: 1 LOB: 1 BB: 0 P: 12	1B: 12 2B: 0 3B: 0 HR: 0	SF: 1 SAC: 0 DP: 0 HBP: 0	WP: 1 PB: 0 SB: 1 CS: 1	PA: 45			
PITCHER	IP	WLS	BF	H	R	ER	SO	BB	IBB	HBP	BLK	WP	HR	S	P	ERA	WHIP								
45 Ian Snell, R ERA: 4.74	5.0	L	26	7	6	4	3	2	1	0	0	1	0	57	95	7.20	1.800								
Damaso Marte, L ERA: 3.7	0.2		4	1	0	0	0	1	0	0	0	0	0	8	15	0.00	3.000								
36 Juan Pablo Perez, L ERA: 13.5	0.2		2	0	0	0	1	0	0	0	0	0	0	5	8	0.00	0.000								
59 Brian Rogers, R ERA: 10.5	0.2		3	1	0	0	0	0	0	0	0	0	0	7	7	0.00	1.500								
54 Jonah Bayliss, R ERA: 4.63	2.0		10	3	1	1	1	1	0	0	0	0	0	23	36	4.50	2.000								

Houston Astros @ Pittsburgh Pirates
PNC Park, Pittsburgh, PA
Tue Sep 26 2006, 7:05 PM EDT
Att: 17,141 - Partly Cloudy - 66 F


AB 39
R 7
H 12
RBI 7
BB 5
SO 5
LOB 19



Batter	1	2	3	4	5	6	7	8	9	AB	R	H	RBI	BB	SO	LOB	BOTTOM								
6 Chris Duffy, L OBP: 0.312, SLG: 0.324	F9		G2-3		G4-3		HBP 12 1B		G6-3	5	0	1	0	0	0	0									
2 Jack Wilson, R OBP: 0.311, SLG: 0.365	G4-3		F9		B2		P6		12 2B	5	1	1	0	0	0	1									
12 Freddy Sanchez, R OBP: 0.380, SLG: 0.476	G5-3		1B		2B		HBP 1B		2B	5	0	4	1	0	0	0									
Jason Bay, R OBP: 0.393, SLG: 0.538		HR	FC5-4 1B		BB		HBP		G5-3	3	1	2	1	1	0	1									
Xavier Nady, R OBP: 0.336, SLG: 0.457 41 Ryan Doumit, S OBP: 0.313, SLG: 0.387 54 Jonah Bayliss, R OBP: 0.290, SLG: 0.423 Jeromy Burnitz, L OBP: 0.290, SLG: 0.423	G5-3		FC5-4		L9		P5		G3-1	3	0	0	0	0	0	4									
										1	0	0	0	0	0	3									
										0	0	0	0	0	0	0									
										1	0	0	0	0	0	1									
26 Ronny Paulino, R OBP: 0.386, SLG: 0.398		HR 2B		G4-3		G5-4-3 1B		G5-3		4	1	2	0	0	0	0									
José Bautista, R OBP: 0.342, SLG: 0.435		HR		45 FC4 1B		K		K		4	1	2	2	0	2	1									
Jose Castillo, R OBP: 0.303, SLG: 0.388	G6-3		P6		P6		G5-4-3			3	0	0	0	1	0	2									
45 Ian Snell, R ERA: 4.74 Damaso Marte, L ERA: 3.7 36 Juan Pablo Perez, R ERA: 13.5 59 Brian Rogers, R ERA: 10.5 Joe Randa, R OBP: 0.306, SLG: 0.383										2	0	0	0	0	1	1									
										0	0	0	0	0	0	0									
										0	0	0	0	0	0	0									
										2	0	0	0	0	0	1									
Inning Stats	R: 0 E: 0 K: 0 S: 7	H: 0 LOB: 0 BB: 0 P: 10	R: 3 E: 0 K: 1 S: 10	H: 3 LOB: 0 BB: 0 P: 16	R: 0 E: 0 K: 0 S: 10	H: 2 LOB: 2 BB: 0 P: 19	R: 0 E: 0 K: 0 S: 7	H: 1 LOB: 1 BB: 0 P: 13	R: 0 E: 0 K: 0 S: 10	H: 1 LOB: 2 BB: 1 P: 17	R: 0 E: 0 K: 1 S: 6	H: 1 LOB: 3 BB: 0 P: 9	R: 0 E: 0 K: 0 S: 17	H: 2 LOB: 0 BB: 0 P: 26	R: 0 E: 0 K: 2 S: 15	H: 0 LOB: 1 BB: 1 P: 23	R: 1 E: 0 K: 0 S: 9	H: 2 LOB: 1 BB: 0 P: 11	1B: 6 2B: 4 3B: 0 HR: 2	SF: 0 SAC: 0 DP: 1 HBP: 1	WP: 0 PB: 0 SB: 0 CS: 0	PA: 41			
PITCHER	IP	WLS	BF	H	R	ER	SO	BB	IBB	HBP	BLK	WP	HR	S	P	ERA	WHIP								
Andy Pettitte, L ERA: 4.3	6.2	W	30	10	3	3	2	1	0	0	0	0	0	59	96	4.05	1.650								
Russ Springer, R ERA: 3.59	0.1	H	2	0	0	0	0	0	0	1	0	0	0	8	14	0.00	0.000								
64 Fernando Nieve, R ERA: 4.13	2.0		9	2	1	1	2	1	0	0	0	0	0	24	34	4.50	1.500								

Houston Astros @ Pittsburgh Pirates
PNC Park, Pittsburgh, PA
Tue Sep 26 2006, 7:05 PM EDT
Att: 17,141 - Partly Cloudy - 66 F

AB 38
R 4
H 12
RBI 4
BB 2
SO 4
LOB 15



Batter	1	2	3	4	5	6	7	8	9	AB	R	H	RBI	BB	SO	LOB	TOP																		
Willy Taveras, R OBP: 0.332, SLG: 0.338 (1, 8)	G4-3			G5-3	FC1-2 BB		G4-3			4	0	0	0	0	0	4	Houston Astros @ Pittsburgh Pirates PNC Park, Pittsburgh, PA Thu Sep 28 2006, 12:35 PM EDT Att: 12,671 - Drizzlie - 57 F																		
Morgan Ensberg, R OBP: 0.396, SLG: 0.464 (1, 5)	F7			G1-3	17 FC6-4 BB			G6-3 17 HBP		2	0	0	1	1	0	0																			
17 Lance Berkman, S OBP: 0.419, SLG: 0.622 (1, 3)	P3			K	FC6-4			G6-3 1-2		4	0	0	0	0	1	4																			
Luke Scott, L OBP: 0.436, SLG: 0.650 (1, 7)		G3			K	G2-3		F7		4	0	0	0	0	1	0																			
2 Chris Burke, R OBP: 0.345, SLG: 0.414 (1, 4)		G5-3			16 1B 28 1B	B1			P4	4	1	1	0	0	0	0																			
16 Jason Lane, R OBP: 0.322, SLG: 0.398 Aubrey Huff, L OBP: 0.342, SLG: 0.466 Charlton Jimerson, R OBP: 0.333, SLG: 0.833 (1, 9) (9, PH) (9, PR)		F9			28 1B 44 BB	P3			S BB	3	1	1	0	0	0	0																			
28 Adam Everett, R OBP: 0.289, SLG: 0.352 (1, 6)				G6-3	44 BB HBP FC1-2 1B		F7	F9		4	0	1	1	0	0	1																			
Brad Ausmus, R OBP: 0.306, SLG: 0.283 (1, 2)				G1-3	44 BB HBP FC1-2 BB			F9		2	1	0	0	1	0	1																			
44 Roy Oswalt, R OBP: 0.200, SLG: 0.212 Trever Miller, R (8, 1) Chad Qualls, R (8, 1) 54 Brad Lidge, R (9, 1)				F8	BB FC1-2 BB		SH1-4			1	0	0	1	1	0	0																			
Inning Stats	R: 0 H: 0 E: 0 K: 0 S: 8	H: 0 R: 0 ER: 0 LOB: 0 BB: 0 P: 13	R: 0 H: 0 E: 0 K: 0 S: 4	H: 0 R: 0 ER: 0 LOB: 0 BB: 0 P: 6	R: 0 H: 0 E: 0 K: 0 S: 7	H: 0 R: 0 ER: 0 LOB: 0 BB: 0 P: 12	R: 0 H: 0 E: 0 K: 1 S: 8	H: 0 R: 0 ER: 0 LOB: 0 BB: 0 P: 15	R: 3 H: 3 E: 0 K: 1 S: 18	H: 3 R: 0 ER: 0 LOB: 3 BB: 2 P: 33	R: 0 H: 0 E: 0 K: 0 S: 7	H: 0 R: 0 ER: 0 LOB: 1 BB: 1 P: 7	R: 0 H: 0 E: 0 K: 0 S: 11	H: 0 R: 0 ER: 0 LOB: 1 BB: 1 P: 18	R: 0 H: 0 E: 0 K: 0 S: 7	H: 0 R: 0 ER: 0 LOB: 2 BB: 1 P: 10		R: 0 H: 0 E: 0 K: 0 S: 8	H: 0 R: 0 ER: 0 LOB: 0 BB: 1 P: 18	1B: 3 2B: 0 3B: 0 HR: 0	SF: 0 SAC: 1 DP: 1 HBP: 2	WP: 0 PA: 35 PB: 0 SB: 1 CS: 0													
PITCHER	IP	WLS	BF	H	R	ER	SO	BB	IBB	HBP	BLK	WP	HR	S	P	ERA	WHIP																		
24 Tom Gorzelanny, L ERA: 3.79 36 Juan Pablo Perez, L ERA: 9.0 44 Josh Sharpless, R ERA: 1.5	7.0	L	28	3	3	3	2	3	0	1	0	0	0	63	104	3.86	0.857																		
																		PITCHER	IP	WLS	BF	H	R	ER	SO	BB	IBB	HBP	BLK	WP	HR	S	P	ERA	WHIP
																		24 Tom Gorzelanny, L ERA: 3.79 36 Juan Pablo Perez, L ERA: 9.0 44 Josh Sharpless, R ERA: 1.5	7.0	L	28	3	3	3	2	3	0	1	0	0	0	63	104	3.86	0.857

AB	28
R	3
H	3
RBI	3
BB	4
SO	2
LOB	10



Batter	1	2	3	4	5	6	7	8	9	AB	R	H	RBI	BB	SO	LOB	BOTTOM																		
6 Chris Duffy, L OBP: 0.313, SLG: 0.327 (1, 8)	K		K			B1-3		K		4	0	0	0	0	3	0	Houston Astros @ Pittsburgh Pirates PNC Park, Pittsburgh, PA Thu Sep 28 2006, 12:35 PM EDT Att: 12,671 - Drizzlie - 57 F																		
2 Jack Wilson, R OBP: 0.316, SLG: 0.373 (1, 6)	G6-3 12 2B		12 FC5-4 BB			1B		12 G5-4-3 1B		3	0	3	0	1	0	0																			
12 Freddy Sanchez, R OBP: 0.379, SLG: 0.475 (1, 5)	G6-3		FC5-4			P6		G5-4-3		4	0	0	0	0	0	4																			
Jason Bay, R OBP: 0.396, SLG: 0.536 (1, 7)						41 G4-6-3 1B		41 HBP 1B		3	0	2	0	1	0	0																			
41 Ryan Doumit, S OBP: 0.321, SLG: 0.401 (1, 3)						G4-6-3		G6-3		3	0	0	0	0	1	3																			
Xavier Nady, R OBP: 0.333, SLG: 0.451 (1, 9)		G1-3				L9		G6-3		4	0	0	0	0	1	3																			
Jose Castillo, R OBP: 0.300, SLG: 0.384 (1, 4)		G6-3				G3		F8		3	0	0	0	0	0	0																			
Carlos Maldonado, R OBP: 0.188, SLG: 0.133 (1, 2)		F9				K		G5-3		3	0	0	0	0	1	0																			
24 Tom Gorzelanny, R ERA: 2.98 Trever Miller, L ERA: 2.94 Chad Qualls, R ERA: 3.8 54 Brad Lidge, R ERA: 5.28 (1, 1) (7, PH) (8, 1) (9, 1)						K		F8		2	0	0	0	0	2	0																			
Inning Stats	R: 0 H: 1 E: 0 K: 2 S: 10	H: 0 R: 0 ER: 0 LOB: 2 BB: 1 P: 19	R: 0 H: 0 E: 0 K: 0 S: 5	H: 0 R: 0 ER: 0 LOB: 0 BB: 0 P: 8	R: 0 H: 0 E: 0 K: 2 S: 7	H: 0 R: 0 ER: 0 LOB: 1 BB: 1 P: 15	R: 0 H: 1 E: 0 K: 0 S: 5	H: 1 R: 0 ER: 0 LOB: 0 BB: 0 P: 9	R: 0 H: 0 E: 0 K: 2 S: 10	H: 0 R: 0 ER: 0 LOB: 0 BB: 0 P: 14	R: 0 H: 2 E: 0 K: 0 S: 17	H: 2 R: 0 ER: 0 LOB: 3 BB: 0 P: 22	R: 0 H: 0 E: 0 K: 0 S: 6	H: 0 R: 0 ER: 0 LOB: 0 BB: 0 P: 11	R: 0 H: 1 E: 0 K: 1 S: 5	H: 1 R: 0 ER: 0 LOB: 0 BB: 0 P: 6		R: 0 H: 0 E: 0 K: 1 S: 9	H: 0 R: 0 ER: 0 LOB: 0 BB: 0 P: 13	1B: 4 2B: 1 3B: 0 HR: 0	SF: 0 SAC: 0 DP: 2 HBP: 1	WP: 0 PA: 33 PB: 0 SB: 0 CS: 0													
PITCHER	IP	WLS	BF	H	R	ER	SO	BB	IBB	HBP	BLK	WP	HR	S	P	ERA	WHIP																		
44 Roy Oswalt, R ERA: 2.98 Trever Miller, L ERA: 2.94 Chad Qualls, R ERA: 3.8 54 Brad Lidge, R ERA: 5.28	7.0	W	27	4	0	0	6	2	0	1	0	0	0	3	98	0.00	0.857																		
																		PITCHER	IP	WLS	BF	H	R	ER	SO	BB	IBB	HBP	BLK	WP	HR	S	P	ERA	WHIP
																		44 Roy Oswalt, R ERA: 2.98 Trever Miller, L ERA: 2.94 Chad Qualls, R ERA: 3.8 54 Brad Lidge, R ERA: 5.28	7.0	W	27	4	0	0	6	2	0	1	0	0	0	3	98	0.00	0.857

AB	30
R	0
H	5
RBI	0
BB	2
SO	8
LOB	10



Batter	1	2	3	4	5	6	7	8	9	AB	R	H	RBI	BB	SO	LOB	TOP					
Willy Taveras, R (1, 8) OBP: 0.332, SLG: 0.337	4-2 BB		0-0 B3			3-3 K		3-2 G4-3		3	0	0	0	1	1	0						
Morgan Ensberg, R (1, 5) OBP: 0.396, SLG: 0.463	1-2 F9		1-3 K			2-1 K		1-2 K		3	0	1	0	0	0	1						
Mike Lamb, L (8, PH) OBP: 0.363, SLG: 0.480						17 FC6-4 1B				1	0	0	0	0	1	0						
17 Lance Berkman, S (1, 3) OBP: 0.418, SLG: 0.619	3-2 F9		1-0 F9			2-2 FC6-4		4-2 BB		3	0	0	0	1	0	2						
Luke Scott, L (1, 7) OBP: 0.433, SLG: 0.641	4-2 BB					1-3 K		2-3 K		3	0	0	0	1	2	2						
16 Jason Lane, R (1, 9) OBP: 0.319, SLG: 0.394	0-1 G1-3					0-2 P6																
Orlando Palmeiro, L (8, PH) OBP: 0.290, SLG: 0.316																						
Craig Biggio, R (1, 4) OBP: 0.303, SLG: 0.422		1-0				1-1 G5-3																
28 Adam Everett, R (1, 6) OBP: 0.292, SLG: 0.357																						
28 Adam Everett, R (1, 6) OBP: 0.292, SLG: 0.357																						
Brad Ausmus, R (1, 2) OBP: 0.305, SLG: 0.283																						
Roger Clemens, R (1, 1) OBP: 0.194, SLG: 0.111																						
2 Chris Burke, R (7, PH) OBP: 0.344, SLG: 0.413																						
64 Fernando Nieve, R (7, 1) OBP: 0.222, SLG: 0.125																						
Trever Miller, R (8, 1) OBP: 0.344, SLG: 0.465																						
Aubrey Huff, L (9, PH) OBP: 0.344, SLG: 0.465																						
Inning Stats	R: 0 E: 0 K: 0 S: 13	H: 0 LOB: 2 BB: 2 P: 25	R: 0 E: 0 K: 2 S: 12	H: 0 LOB: 1 BB: 0 P: 16	R: 0 E: 0 K: 1 S: 5	H: 0 LOB: 0 BB: 0 P: 7	R: 0 E: 0 K: 0 S: 6	H: 0 LOB: 0 BB: 0 P: 7	R: 0 E: 0 K: 1 S: 8	H: 1 LOB: 0 BB: 0 P: 12	R: 0 E: 0 K: 2 S: 13	H: 1 LOB: 1 BB: 0 P: 21	R: 1 E: 0 K: 2 S: 14	H: 2 LOB: 1 BB: 0 P: 21	R: 0 E: 0 K: 2 S: 14	H: 0 LOB: 1 BB: 1 P: 24	R: 0 E: 0 K: 1 S: 13	H: 2 LOB: 2 BB: 0 P: 22	1B: 4 2B: 2 3B: 0 HR: 1	SF: 0 SAC: 0 DP: 1 HBP: 1	WP: 0 PB: 0 SB: 0 CS: 1	PA: 36
PITCHER	IP WLS BF H R ER SO BB IBB HBP BLK WP HR S P ERA WHIP																					
36 Chuck James, L (1, 1) ERA: 3.78	7.0 W 27 4 1 1 8 2 0 1 0 0 0 1 71 109 1.29 0.857																					
Tyler Yates, R (8, 1) ERA: 4.1	0.1 H 1 0 0 0 0 0 0 0 0 0 0 0 3 6 0.00 0.000																					
49 Macay McBride, L (8, 1) ERA: 3.6	0.2 H 3 0 0 0 2 1 0 0 0 0 0 0 11 18 0.00 1.500																					
28 Bob Wickman, R (9, 1) ERA: 2.73	1.0 S 5 2 0 0 1 0 0 0 0 0 0 0 13 22 0.00 2.000																					

Houston Astros @ Atlanta Braves
Turner Field, Atlanta, GA
Fri Sep 29 2006, 7:05 PM EDT
Att: 31,034 - Clear - 68 F


AB 32
R 1
H 6
RBI 1
BB 3
SO 11
LOB 15



Batter	1	2	3	4	5	6	7	8	9	AB	R	H	RBI	BB	SO	LOB	BOTTOM			
4 Pete Orr, L (1, 4) OBP: 0.277, SLG: 0.344	0-2		0-1 G4-3			2-2				4	1	2	0	0	1	0				
11 Edgar Renteria, R (1, 6) OBP: 0.360, SLG: 0.436	1-0					1-0				4	2	2	1	0	0	1				
10 Chipper Jones, S (1, 5) OBP: 0.409, SLG: 0.600	2-2					1-3				4	1	1	2	0	1	2				
Andruw Jones, R (1, 8) OBP: 0.365, SLG: 0.536	2-0					1-3				4	0	1	1	0	1	1				
16 Brian McCann, L (1, 2) OBP: 0.390, SLG: 0.578										4	0	1	0	0	0	2				
7 Jeff Francoeur, R (1, 9) OBP: 0.293, SLG: 0.446										3	0	1	0	1	0	2				
Adam LaRoche, L (1, 3) OBP: 0.353, SLG: 0.556										4	0	0	0	0	4	5				
23 Matt Diaz, R (1, 7) OBP: 0.368, SLG: 0.480										3	0	0	0	0	0	2				
Tyler Yates, R (8, 1) ERA: 4.1										0	0	0	0	0	0	0				
49 Macay McBride, L (8, 1) ERA: 3.6										0	0	0	0	0	0	0				
28 Bob Wickman, R (9, 1) ERA: 2.73										0	0	0	0	0	0	0				
36 Chuck James, L (1, 1) ERA: 3.78										2	0	0	0	0	2	2				
Scott Thorman, L (7, PH) OBP: 0.265, SLG: 0.441										1	0	0	0	0	0	0				
Ryan Langerhans, L (8, 7) OBP: 0.350, SLG: 0.380										0	0	0	0	0	0	0				
Inning Stats	R: 0 E: 0 K: 0 S: 8	H: 1 LOB: 1 BB: 0 P: 13	R: 0 E: 0 K: 1 S: 10	H: 0 LOB: 0 BB: 0 P: 18	R: 0 E: 0 K: 1 S: 6	H: 0 LOB: 0 BB: 0 P: 7	R: 0 E: 0 K: 2 S: 7	H: 0 LOB: 0 BB: 0 P: 8	R: 0 E: 0 K: 2 S: 15	H: 2 LOB: 2 BB: 0 P: 22	R: 2 E: 1 K: 1 S: 16	H: 3 LOB: 2 BB: 0 P: 26	R: 0 E: 0 K: 1 S: 9	H: 0 LOB: 0 BB: 0 P: 15	R: 2 E: 0 K: 1 S: 15	H: 2 LOB: 1 BB: 1 P: 24	1B: 6 2B: 0 3B: 0 HR: 2	SF: 0 SAC: 0 DP: 0 HBP: 0	WP: 0 PB: 0 SB: 1 CS: 0	PA: 34
PITCHER	IP WLS BF H R ER SO BB IBB HBP BLK WP HR S P ERA WHIP																			
Roger Clemens, R (1, 1) ERA: 2.3	6.0 L 25 6 2 1 7 0 0 0 0 0 0 2 62 94 1.50 1.000																			
64 Fernando Nieve, R (7, 1) ERA: 4.22	1.1 6 2 2 2 1 0 0 0 0 0 0 2 18 26 13.50 1.500																			
Trever Miller, L (8, 1) ERA: 2.9	0.2 3 0 0 0 1 1 0 0 0 0 0 0 6 13 0.00 1.500																			

Houston Astros @ Atlanta Braves
Turner Field, Atlanta, GA
Fri Sep 29 2006, 7:05 PM EDT
Att: 31,034 - Clear - 68 F

AB 33
R 4
H 8
RBI 4
BB 1
SO 9
LOB 17



Batter	1	2	3	4	5	6	7	8	9	AB	R	H	RBI	BB	SO	LOB	TOP								
Willy Taveras, R OBP: 0.333, SLG: 0.338 Orlando Palmeiro, L OBP: 0.299, SLG: 0.322 54 Brad Lidge, R Dan Wheeler, R	3-2 L5-3 1B	1-2 F9			2-1 G4-6-3 1B		1-2 K		0-1 FC4-6 1B	4	0	2	0	0	1	2									
Mike Lamb, L OBP: 0.361, SLG: 0.476	0-1 L5-3 1-1	2-3 K			1-0 P5		0-0 FC5-4 1B		2-0 FC4-6 17 FC6 E 1-2	5	1	1	0	0	1	5									
17 Lance Berkman, S OBP: 0.417, SLG: 0.620	1-2 HR				2-1 G4-6-3 1-2		1-0 FC5-4 1B		2-1 FC6 1-H	5	1	1	2	0	0	3									
Luke Scott, L OBP: 0.429, SLG: 0.630	0-0 BB 1B				0-0 G1-3				3-2 P6 L4	5	0	1	0	0	0	1									
Aubrey Huff, L OBP: 0.345, SLG: 0.472 4 Eric Bruntlett, R OBP: 0.351, SLG: 0.345	1-2 BB 1B				3-0 G1-3 HR				0-0 G1-3 F7	4	1	2	1	0	0	0									
Craig Biggio, R Charlton Jimerson, R OBP: 0.333, SLG: 0.833	4-1 BB 1-2 2-3 BB				0-0 F9 1B				4-2 BB	2	0	1	0	2	0	0									
28 Adam Everett, R OBP: 0.290, SLG: 0.354	1-0 F9				1-2 F7 1B				1-2 L8	4	0	0	0	0	0	5									
Brad Ausmus, R OBP: 0.309, SLG: 0.285		4-2 BB			2-0 1B				0-0 E4 2 1B	3	1	2	0	1	0	0									
Andy Pettitte, L OBP: 0.206, SLG: 0.290 Trever Miller, R	1-0 B1				0-1 G4-3				2-2 1B 17 FC6 1B	3	0	0	0	0	1	3									
2 Chris Burke, R OBP: 0.346, SLG: 0.414										1	1	1	0	0	0	0									
Inning Stats	R: 1 E: 0 K: 0 S: 15	H: 4 LOB: 3 BB: 1 P: 25	R: 0 E: 0 K: 1 S: 9	H: 0 LOB: 1 BB: 1 P: 17	R: 0 E: 0 K: 0 S: 7	H: 0 LOB: 0 BB: 0 P: 11	R: 0 E: 0 K: 0 S: 7	H: 1 LOB: 1 BB: 0 P: 10	R: 0 E: 0 K: 0 S: 5	H: 1 LOB: 0 BB: 0 P: 10	R: 1 E: 0 K: 0 S: 8	H: 2 LOB: 2 BB: 0 P: 12	R: 0 E: 0 K: 2 S: 10	H: 2 LOB: 2 BB: 0 P: 13	R: 0 E: 0 K: 0 S: 10	H: 0 LOB: 1 BB: 1 P: 18	R: 3 E: 2 K: 0 S: 15	H: 2 LOB: 1 BB: 0 P: 22	1B: 10 HR: 2	SF: 0 SAC: 0 3B: 0 HBP: 0	WP: 0 PB: 0 SB: 0 CS: 1	PA: 41			
PITCHER	IP WLS BF H R ER SO BB IBB HBP BLK WP HR S P ERA WHIP																								
40 Lance Cormier, R ERA: 4.89 54 Chad Paronto, R ERA: 3.18 Oscar Villarreal, L ERA: 3.61 49 Macay McBride, L ERA: 3.54 Tyler Yates, R ERA: 4.07	5.1 0.2 0.2 1.0 0.1	24 1 4 4 1	8 0 2 0 0	2 0 0 0 0	2 0 0 0 0	0 0 0 0 0	0 0 0 0 0	0 0 0 0 0	0 0 0 0 0	0 0 0 0 0	2 0 0 0 0	48 3 9 8 3	82 3 11 16 4	3.38 0.00 0.00 0.00 0.00	1.875 0.000 3.000 1.000 0.000										
28 Bob Wickman, R ERA: 2.72 Wayne Franklin, L ERA: 7.04 Ken Ray, R ERA: 4.52	0.1 0.1 0.1	L 1 1	5 0 0	2 0 0	3 0 0	0 0 0	0 0 0	0 0 0	0 0 0	0 0 0	0 0 0	0 0 0	0 0 0	0 0 0	0 0 0	0 0 0	0 0 0	0 0 0	0 0 0	0 0 0	0 0 0	0 0 0	0 0 0	0.00 0.00 0.00	6.000 0.000 0.000

Houston Astros @ Atlanta Braves
Turner Field, Atlanta, GA
Sat Sep 30 2006, 7:05 PM EDT
Att: 40,123 - Partly Cloudy - 71 F

AB	38
R	5
H	12
RBI	4
BB	3
SO	3
LOB	20



Batter	1	2	3	4	5	6	7	8	9	AB	R	H	RBI	BB	SO	LOB	BOTTOM								
14 Willy Aybar, S OBP: 0.364, SLG: 0.403 Ryan Langerhans, L OBP: 0.350, SLG: 0.380	0-1 G3			0-2 P6		1-2 SH1-3 1B		0-1 F8		4	0	1	0	0	0	0									
Marcus Giles, R OBP: 0.344, SLG: 0.390	0-0 G6-3			0-0 F9		0-0 SH1-3		3-2 F7		3	0	0	1	0	0	0									
11 Edgar Renteria, R OBP: 0.360, SLG: 0.435	1-1 G6-3			1-3 K		0-0 F7			0-1 G4-3 7 G5-3 16 1B	4	1	1	0	0	1	1									
Andruw Jones, R OBP: 0.364, SLG: 0.534		2-0 F7			3-2 G5-4-3 7 1B		2-3 K		3-2 G5-3	4	0	1	0	0	1	1									
7 Jeff Francoeur, R OBP: 0.293, SLG: 0.444		0-3 K			0-1 G5-4-3		2-2 K		0-1 G4-3	4	0	1	0	0	1	2									
16 Brian McCann, L OBP: 0.391, SLG: 0.578 8 Brayan Peña, S OBP: 0.302, SLG: 0.390		1-1 G4-3			2-0 1B		0-0 FC1-4-6 23 FC6-4 1-2		2-2 DI 1B	4	0	2	1	0	0	1									
23 Matt Diaz, R OBP: 0.305, SLG: 0.470 28 Bob Wickman, R Wayne Franklin, L Ken Ray, R Danyle Ward, L OBP: 0.289, SLG: 0.559 4 Peter Oflast, R OBP: 0.277, SLG: 0.344			1-3 K		0-0 G5-3		1-1 FC6-4		1-1 1B	3	0	0	0	0	1	2									
Adam LaRoche, L OBP: 0.354, SLG: 0.561			2-3 K			4-1 SH1-3 14 1B BB		0-0 HR	2-3 K	3	2	1	1	1	2	1									
40 Lance Cormier, R 54 Chad Paronto, R Brian Jordan, R Oscar Villarreal, L 49 Macay McBride, L Tyler Yates, R 10 Chipper Jones, S OBP: 0.406, SLG: 0.506			0-3 K			2-3 K		3-2 F9		1	0	0	0	0	1	0									
Inning Stats	R: 0 E: 0 K: 0 S: 5	H: 0 LOB: 0 BB: 0 P: 6	R: 0 E: 0 K: 1 S: 6	H: 0 LOB: 0 BB: 0 P: 9	R: 0 E: 0 K: 3 S: 9	H: 0 LOB: 0 BB: 0 P: 12	R: 0 E: 0 K: 1 S: 7	H: 0 LOB: 0 BB: 0 P: 8	R: 0 E: 0 K: 0 S: 7	H: 2 LOB: 1 BB: 0 P: 12	R: 1 E: 0 K: 1 S: 10	H: 1 LOB: 1 BB: 1 P: 17	R: 0 E: 0 K: 1 S: 10	H: 1 LOB: 1 BB: 0 P: 15	R: 1 E: 0 K: 0 S: 9	H: 1 LOB: 0 BB: 0 P: 15	R: 2 E: 0 K: 1 S: 16	H: 3 LOB: 1 BB: 0 P: 26	1B: 7 HR: 1	SF: 0 SAC: 1 3B: 0 HBP: 0	WP: 0 PB: 0 SB: 0 CS: 0	PA: 35			
PITCHER	IP WLS BF H R ER SO BB IBB HBP BLK WP HR S P ERA WHIP																								
Andy Pettitte, L ERA: 4.2 Trever Miller, L ERA: 3.02 54 Brad Lidge, R ERA: 5.35 Dan Wheeler, R ERA: 2.52	7.0 1.0 0.2 0.1	W H S	4 3 3	1 1 2	1 1 1	0 0 0	0 0 0	0 0 0	0 0 0	0 0 0	0 0 0	1 9 7 9	15 11 15	9.00 13.50 27.00	1.000 1.500 6.000										

Houston Astros @ Atlanta Braves
Turner Field, Atlanta, GA
Sat Sep 30 2006, 7:05 PM EDT
Att: 40,123 - Partly Cloudy - 71 F

AB	33
R	4
H	8
RBI	4
BB	1
SO	8
LOB	9



Batter	1	2	3	4	5	6	7	8	9	AB	R	H	RBI	BB	SO	LOB	TOP						
Willy Taveras, R OBP: 0.333, SLG: 0.338 (1, 8)										5	1	2	0	0	3	0	Houston Astros @ Atlanta Braves Turner Field, Atlanta, GA Sun Oct 01 2006, 1:05 PM EDT Att: 36,030 - Sunny - 78 F						
Mike Lamb, L OBP: 0.361, SLG: 0.475 (1, 5)										5	0	2	0	0	0	1							
17 Lance Berkman, S OBP: 0.420, SLG: 0.621 (1, 3)										4	0	3	1	1	0	0							
Luke Scott, L OBP: 0.426, SLG: 0.621 (1, 7)										3	0	0	0	0	1	5							
Aubrey Huff, L OBP: 0.344, SLG: 0.469 (1, 9)										3	0	0	0	1	2	5							
2 Chris Burke, R OBP: 0.347, SLG: 0.418 (1, 4)										4	0	2	0	0	0	2							
28 Adam Everett, R OBP: 0.290, SLG: 0.352 (1, 6)										3	0	0	0	1	0	2							
Humberto Quintero, R OBP: 0.364, SLG: 0.429 (8, PH)										3	0	0	0	0	0	4							
Craig Biggio, R OBP: 0.306, SLG: 0.422 Chad Qualls, R (8, 1)										1	0	0	0	0	0	0							
43 Chris Sampson, R 16 Jason Lane, R 64 Fernando Nieve, R 51 Wandy Rodriguez, L Russ Springer, L 54 Brad Lidge, R Brad Ausmus, R										1	0	0	0	0	0	0							
Inning Stats	R: 0 E: 0 K: 1 S: 7	H: 1 LOB: 1 BB: 0 P: 12	R: 0 E: 0 K: 0 S: 13	H: 1 LOB: 1 BB: 1 P: 20	R: 0 E: 0 K: 1 S: 18	H: 2 LOB: 3 BB: 0 P: 26	R: 0 E: 0 K: 0 S: 5	H: 0 LOB: 0 BB: 0 P: 6	R: 0 E: 0 K: 1 S: 12	H: 1 LOB: 2 BB: 1 P: 19	R: 0 E: 0 K: 2 S: 16	H: 0 LOB: 2 BB: 1 P: 24	R: 1 E: 0 K: 2 S: 12	H: 3 LOB: 2 BB: 0 P: 21	R: 0 E: 0 K: 0 S: 5	H: 0 LOB: 0 BB: 0 P: 6	R: 0 E: 0 K: 1 S: 7	H: 0 LOB: 0 BB: 0 P: 8	1B: 8 2B: 2 3B: 0 HR: 0	SF: 0 SAC: 0 DP: 1 HBP: 1	WP: 1 PB: 0 SB: 0 CS: 0	PA: 39	
PITCHER	IP WLS BF H R ER SO BB IBB HBP BLK WP HR S P ERA WHIP	6.0 W 27 6 0 0 5 3 0 1 0 1 0 71 107 0.00 1.500	0.2 H 5 3 1 1 2 0 0 0 0 0 0 11 20 13.50 4.500	1.1 H 4 0 0 0 0 0 0 0 0 0 0 6 7 0.00 0.000	1.0 S 3 0 0 0 1 0 0 0 0 0 0 7 8 0.00 0.000																		

AB	35
R	1
H	9
RBI	1
BB	3
SO	8
LOB	21



Batter	1	2	3	4	5	6	7	8	9	AB	R	H	RBI	BB	SO	LOB	BOTTOM					
Marcus Giles, R OBP: 0.341, SLG: 0.387 (1, 4)										4	1	0	0	0	1	0	Houston Astros @ Atlanta Braves Turner Field, Atlanta, GA Sun Oct 01 2006, 1:05 PM EDT Att: 36,030 - Sunny - 78 F					
11 Edgar Renteria, R OBP: 0.361, SLG: 0.436 (1, 6)										2	0	1	0	1	0	0						
10 Chipper Jones, S OBP: 0.409, SLG: 0.596 (1, 5)										3	1	1	1	1	0	0						
Andrew Jones, R OBP: 0.363, SLG: 0.531 (1, 8)										3	0	0	0	1	1	2						
16 Brian McCann, L OBP: 0.388, SLG: 0.572 (1, 2)										4	0	0	0	0	0	5						
7 Jeff Francoeur, R OBP: 0.293, SLG: 0.449 (1, 9)										3	1	1	1	0	1	0						
Daryle Ward, L OBP: 0.380, SLG: 0.546 49 Macay McBride, L Tyler Yates, R 28 Bob Wickman, R (7, 1)										3	0	0	0	0	1	0						
Ryan Langerhans, L OBP: 0.350, SLG: 0.378 (1, 7)										2	0	0	0	1	1	0						
29 John Smoltz, R OBP: 0.176, SLG: 0.172 Scott Thorman, L OBP: 0.283, SLG: 0.438 (7, 3)										2	0	0	0	0	0	1						
Inning Stats	R: 1 E: 1 K: 1 S: 12	H: 0 LOB: 1 BB: 0 P: 15	R: 1 E: 0 K: 1 S: 10	H: 1 LOB: 0 BB: 0 P: 16	R: 1 E: 1 K: 0 S: 10	H: 1 LOB: 1 BB: 1 P: 17	R: 0 E: 0 K: 1 S: 9	H: 0 LOB: 1 BB: 1 P: 15	R: 0 E: 0 K: 1 S: 14	H: 1 LOB: 2 BB: 2 P: 27	R: 0 E: 0 K: 1 S: 6	H: 0 LOB: 0 BB: 0 P: 8	R: 0 E: 0 K: 0 S: 6	H: 0 LOB: 0 BB: 0 P: 6	R: 0 E: 0 K: 0 S: 4	H: 0 LOB: 0 BB: 0 P: 5		R: 0 E: 0 K: 0 S: 4	H: 0 LOB: 0 BB: 0 P: 5	1B: 1 2B: 2 3B: 0 HR: 1	SF: 0 SAC: 1 DP: 1 HBP: 0	WP: 0 PB: 0 SB: 0 CS: 0
PITCHER	IP WLS BF H R ER SO BB IBB HBP BLK WP HR S P ERA WHIP	4.0 L 18 2 3 1 3 2 0 0 0 0 0 41 63 2.25 1.000	0.1 4 1 0 0 1 2 0 0 0 0 0 11 23 0.00 9.000	0.2 1 0 0 0 0 0 0 0 0 0 3 4 0.00 0.000	1.0 3 0 0 0 1 0 0 0 0 0 6 8 0.00 0.000	1.0 3 0 0 0 0 0 0 0 0 0 6 6 0.00 0.000																

AB	27
R	3
H	3
RBI	2
BB	4
SO	5
LOB	8

