Houston Astros - 2007

Houston Astros @ Cleveland Indians

Chain of Lakes Park, Winter Haven, FL

Thu Mar 01 2007, 1:05 PM EST

Att. 2,853 - Cloudy - 80 F

livebaseballscorecards.com

Batter	1	2	3	4	5	6	7	8	9	AB	R	H	RBI	BB	SO	LOB
2 Chris Burke, R (1, 8)	G5-3		F9		K			G5-3		3	0	0	0	0	1	1
72 Lou Santangelo, R (5, 2)										1	0	0	0	0	0	0
Mark Loretta, R (1, 4) OBP: 0.500, SLG: 0.500	K		1B			P4		K		2	0	1	0	0	1	0
67 Brooks Conrad, S (4, 4)										2	0	0	0	0	1	0
Mike Lamb, L (1, 3)	G3-1		G1-3			K		E4 13 1B		2	0	0	0	0	0	1
65 Hunter Pence, R (5, 8)										2	0	0	0	0	1	0
Morgan Ensberg, R (1, 5) OBP: 0.500, SLG: 0.500		16 G6-4-3 28 1B BB 1B		F7		BB		FC5-4 1-3 1B		2	1	1	0	0	0	0
13 Eric Munson, L (4, 5) OBP: 1.000, SLG: 1.000										1	0	1	0	1	0	0
Luke Scott, L (1, 9)		16 G6-4-3 1-2 BB		K		P6		FC5-4 1-2f		1	0	0	0	1	1	0
Richard Hidalgo, R (5, 9)										2	0	0	0	0	0	3
16 Jason Lane, R (1, 10) OBP: 0.250, SLG: 1.000	G6-4-3 1-2f 2-3			K			HR		P4	4	1	1	1	0	1	2
28 Adam Everett, R (1, 6) OBP: 0.500, SLG: 0.500		3-H 1B			G5-3		G4-3		P4	2	0	1	1	0	0	0
4 Eric Bruntlett, R (5, 3)										2	0	0	0	0	0	0
Charlton Jimerson, R (1, 7)		G1-3			HBP		P6		G6-3	1	0	0	0	0	0	1
20 Josh Anderson, L (5, 7)										2	0	0	0	0	0	0
55 Humberto Quintero, R (1, 2)			G4-3		F9		G6-3			2	0	0	0	0	0	1
10 Cody Ransom, R (5, 6)										1	0	0	0	0	0	0
Inning Stats	R: 0 E: 0 K: 1 S: 5 H: 0 LOB: 0 BB: 0 P: 5	R: 1 E: 0 K: 0 S: 4 H: 2 LOB: 1 BB: 1 P: 8	R: 0 E: 0 K: 0 S: 4 H: 1 LOB: 1 BB: 0 P: 4	R: 0 E: 0 K: 2 S: 7 H: 0 LOB: 0 BB: 0 P: 7	R: 0 E: 0 K: 1 S: 5 H: 0 LOB: 1 BB: 0 P: 7	R: 0 E: 0 K: 1 S: 5 H: 0 LOB: 1 BB: 1 P: 9	R: 1 E: 0 K: 0 S: 4 H: 1 LOB: 0 BB: 0 P: 4	R: 0 E: 1 K: 1 S: 7 H: 1 LOB: 2 BB: 0 P: 7	R: 0 E: 0 K: 0 S: 3 H: 0 LOB: 0 BB: 0 P: 3	1B: 4 2B: 0 3B: 0 HR: 1 SF: 0 SAC: 0 DP: 1 HBP: 1							

TOP	
AB	32
R	2
H	5
RBI	2
BB	2
SO	6
LOB	9

PITCHER	IP	WLS	BF	H	R	ER	SO	BB	IBB	HBP	BLK	WP	HR	S	P	ERA	WHIP
37 Jake Westbrook, R (1, 1) ERA: 4.5	2.0	W	8	2	1	1	1	1	0	0	0	0	0	9	13	4.50	1.500
Paul Byrd, R (3, 1) ERA:	2.0	H	7	1	0	0	2	0	0	0	0	0	0	11	11	0.00	0.500
53 Rafael Perez, L (5, 1) ERA:	1.0		4	0	0	0	1	0	0	1	0	0	0	5	7	0.00	0.000
49 Edward Mujica, R (6, 1) ERA:	1.0		4	0	0	0	1	1	0	0	0	0	0	5	9	0.00	1.000
34 Jeff Harris, R (7, 1) ERA: 9.0	1.0		4	1	1	1	0	0	0	0	0	0	1	4	4	9.00	1.000

PITCHER	IP	WLS	BF	H	R	ER	SO	BB	IBB	HBP	BLK	WP	HR	S	P	ERA	WHIP
67 Aaron Laffey, L (8, 1) ERA:	1.0		5	1	0	0	1	0	0	0	0	0	0	7	7	0.00	1.000
44 Brian Sikorski, R (9, 1) ERA:	1.0		3	0	0	0	0	0	0	0	0	0	0	3	3	0.00	0.000

Batter	1	2	3	4	5	6	7	8	9	AB	R	H	RBI	BB	SO	LOB
24 Grady Sizemore, L (1, 8) 62 Trevor Crowe, S (5, 8)	C C C 0-3 ① K		S S T 0-2 ① K	B B B B 4-0 29 G1-6-3 2-3 BB		B B B B 4-0 7 1B 73 1B BB	x 0-0 ① L6			2 0 0 0 1 2 0 1 1 0 0 1 0 0						
29 Josh Barfield, R (1, 4) OBP: 0.333, SLG: 0.333 7 Joe Inglett, L (5, 4) OBP: 0.500, SLG: 0.500	x 0-0 ② L9		x 0-0 ① ② 48 S 41 HR 1B	x 0-0 G1-6-3 1-2f 3-H		x 0-0 73 1B 23 2B 1-2 1B	x 0-0 ② F8			3 1 1 0 0 0 1 2 1 1 0 0 0 0						
48 Travis Hafner, L (1, 10) 73 Max Ramirez, R (6, PH) OBP: 0.500, SLG: 0.500 (7, 10)	C C C 0-3 ③ K		B B B B 4-0 41 HR 1-2 BB	x 0-0 ③ F7		x 0-0 23 2B 1-3 2-H 1B	x 0-0 ③ F8			2 1 0 0 1 1 0 2 1 1 1 0 0 0						
41 Victor Martinez, S (1, 2) OBP: 1.000, SLG: 2.333 23 Mike Rose, S (6, 2) OBP: 1.000, SLG: 2.000		x 0-0 20 1B 2 G5-3 2B	x 0-0 1-H 2-H HR		S X 0-1 2 1B 27 1B 1B	x 0-0 64 G1-3 1-H 3-H 1B 2B		x 0-0 64 1B 16 SF8 2B		3 3 3 3 0 0 0 2 2 2 2 0 0 0						
20 David Dellucci, L (1, 7) OBP: 0.333, SLG: 0.333 75 Brad Snyder, L (6, 7)		x 0-0 2 G5-3 25 1B 2-3 1B	x 0-0 ② G4-3		S S S 0-3 ① K	B B B B 4-0 64 G1-3 1B BB		B B B B 4-0 64 1B BB		3 1 1 0 0 1 1 0 1 0 0 2 0 0						
2 Jhonny Peralta, R (1, 6) OBP: 0.667, SLG: 0.500 64 Asdrúbal Cabrera, S (6, 6) OBP: 0.500, SLG: 0.500		x 0-0 ① G5-3 1-2 3-H	B B B B 4-0 25 1B BB		x 0-0 27 1B 1-2 1B	x 0-0 ② G1-3 1-2 2-3		x 0-0 1-2 2-3 1B		2 0 1 1 1 0 1 2 0 1 0 0 0 2						
25 Ryan Garko, R (1, 3) OBP: 0.667, SLG: 0.667 Alan Zinter, S (6, 3) OBP: 0.500, SLG: 0.500		x 0-0 2-H 1B	x 0-0 27 FC6 1-2 1B		x 0-0 ② F4	x 0-0 16 E 2-H 3-H 1B		x 0-0 ① F7		3 0 2 1 0 0 2 2 0 1 2 0 0 3						
27 Hector Luna, R (1, 5) OBP: 0.333, SLG: 0.333 16 Keith Ginter, R (6, 5)		x 0-0 ② L3	x 0-0 ③ FC6 1-2f		x 0-0 ③ 1-3 2-H 1B	x 0-0 E3 1-2		x 0-0 ② SF8 3-H		3 0 1 1 0 0 3 1 0 0 1 0 0 1						
38 Franklin Gutierrez, R (1, 9) OBP: 0.333, SLG: 0.667 65 Ben Francisco, R (6, PH) (7, 9)		x 0-0 ③ P6		x 0-0 24 WP 29 G1-6-3 2B		G1-3 F8		C C C 0-3 ③ K		3 1 1 0 0 0 1 2 0 0 0 0 1 4						
Inning Stats	R: 0 H: 0 E: 0 LOB: 0 K: 2 BB: 0 S: 7 P: 7	R: 2 H: 3 E: 0 LOB: 1 K: 0 BB: 0 S: 6 P: 6	R: 3 H: 3 E: 0 LOB: 2 K: 1 BB: 2 S: 8 P: 16	R: 1 H: 1 E: 0 LOB: 0 K: 0 BB: 1 S: 3 P: 7	R: 1 H: 3 E: 0 LOB: 2 K: 1 BB: 0 S: 8 P: 8	R: 5 H: 4 E: 1 LOB: 2 K: 0 BB: 2 S: 8 P: 16	R: 0 H: 0 E: 0 LOB: 0 K: 0 BB: 0 S: 3 P: 3	R: 1 H: 2 E: 0 LOB: 2 K: 1 BB: 1 S: 7 P: 11		1B: 11 SF: 1 2B: 4 SAC: 0 3B: 0 DP: 1 HR: 1 HBP: 0						

PITCHER		IP	WLS	BF	H	R	ER	SO	BB	IBB	HBP	BLK	WP	HR	S	P	ERA	WHIP
Woody Williams, R ERA: 9.0	(1, 1)	2.0	L	9	3	2	2	2	0	0	0	0	0	0	13	13	9.00	1.500
36 Brian Moehler, R ERA: 27.0	(3, 1)	1.0		8	3	3	3	1	2	0	0	0	0	1	8	16	27.00	5.000
71 Juan Gutierrez, R ERA: 9.0	(4, 1)	2.0		9	4	2	2	1	1	0	0	0	1	0	11	15	9.00	2.500
Lincoln Holdzkom, R ERA: 67.5	(6, 1)	0.2		8	4	5	5	0	2	0	0	0	0	0	6	14	67.50	9.000
63 Stephen Randolph, L ERA:	(6, 1)	1.1		5	0	0	0	0	0	0	0	0	0	0	5	5	0.00	0.000

PITCHER		IP	WLS	BF	H	R	ER	SO	BB	IBB	HBP	BLK	WP	HR	S	P	ERA	WHIP
53 Kevin Walker, L ERA: 9.0	(8, 1)	1.0		6	2	1	1	1	1	0	0	0	0	0	7	11	9.00	3.000

BOTTOM

Houston Astros @ Cleveland Indians

Chain of Lakes Park, Winter Haven, FL

Thu Mar 01 2007, 1:05 PM EST

Att. 2,853 - Cloudy - 80 F

livebaseballscorecards.com

AB	38
R	13
H	16
RBI	12
BB	6
SO	5
LOB	19

WP: 1 PA: 45
PB: 0
SB: 1
CS: 0

Batter	1	2	3	4	5	6	7	8	9	AB	R	H	RBI	BB	SO	LOB
Ivan Rodriguez, R (1, 2) OBP: 0.833, SLG: 1.400	HR	1B			1B		G6-3		K	3	2	3	2	0	0	0
72 Steve Torrealba, R (5, 2)						E6				2	0	0	0	0	0	0
67 Mike Hessman, R (9, PH) OBP: 0.286, SLG: 0.571 (9, 3)										1	0	0	0	0	1	1
14 Placido Polanco, R (1, 4) OBP: 0.714, SLG: 0.833	HBP	1B			1B	K		1B		2	0	2	1	0	0	0
19 Kevin Hooper, R (5, PR) OBP: 0.500, SLG: 0.500 (5, 4)										2	2	1	0	0	1	1
9 Carlos Guillen, S (1, 6) OBP: 0.333, SLG: 0.500	G4-6-3	K			2B	FC6-4		F8		3	1	2	2	0	1	2
63 Brent Dlugach, R (6, PH)										2	0	0	0	0	0	2
(6, 6)																
30 Magglio Ordonez, R (1, 9) OBP: 0.500, SLG: 0.600	K		CS 1B		HBP		G6-3	HR		2	0	1	0	0	1	2
24 Brent Clevlen, R (6, 9) OBP: 0.333, SLG: 1.333										2	1	1	2	0	0	0
Sean Casey, L (1, 10) OBP: 0.250, SLG: 0.571	G4-6-3		F8		G6-3		BB	E6		3	0	0	0	0	0	5
73 Brandon Watson, L (7, PH) OBP: 0.286, SLG: 0.167 (7, 10)										1	1	0	0	1	0	0
Craig Monroe, R (1, 7) OBP: 0.333, SLG: 0.333		K	F8		1B		2B	G6-3		3	0	1	1	0	1	0
68 Ryan Raburn, R (6, 7) OBP: 0.400, SLG: 1.200										2	1	1	1	0	0	1
33 Marcus Thames, R (1, 3) OBP: 0.429, SLG: 0.571		G5-3		G5-3	F8				K	4	1	1	1	0	0	1
64 Gabe Johnson, R (9, PH)							2B			1	0	0	0	0	1	0
(9, 2)																
15 Brandon Inge, R (1, 5) OBP: 0.333, SLG: 0.200		1B		P4		G5-3	K		K	3	1	1	0	0	0	0
45 Kody Kirkland, R (6, 5)										2	0	0	0	0	2	1
20 Omar Infante, R (1, 8) OBP: 0.429, SLG: 1.000		FC6		P3		HR			1B	3	2	1	1	0	0	1
66 Cameron Maybin, R (7, PH) OBP: 0.500, SLG: 1.250 (7, 8)										2	1	2	2	0	0	0
Inning Stats	R: 1 E: 0 K: 1 S: 6 H: 2 LOB: 1 BB: 0 P: 7	R: 2 E: 1 K: 2 S: 11 H: 3 LOB: 2 BB: 0 P: 11	R: 0 E: 0 K: 0 S: 3 H: 1 LOB: 0 BB: 0 P: 4	R: 0 E: 0 K: 0 S: 3 H: 0 LOB: 0 BB: 0 P: 3	R: 3 E: 0 K: 0 S: 6 H: 4 LOB: 1 BB: 0 P: 7	R: 1 E: 1 K: 1 S: 7 H: 1 LOB: 1 BB: 0 P: 7	R: 4 E: 0 K: 1 S: 8 H: 3 LOB: 0 BB: 1 P: 13	R: 2 E: 1 K: 0 S: 5 H: 2 LOB: 0 BB: 0 P: 5	R: 0 E: 0 K: 3 S: 10 H: 1 LOB: 1 BB: 0 P: 10	1B: 11 2B: 2 3B: 0 HR: 4 SF: 0 SAC: 0 DP: 3 HBP: 2	WP: 1 PB: 0 SB: 0 CS: 1 PA: 46					

PITCHER		IP	WLS	BF	H	R	ER	SO	BB	IBB	HBP	BLK	WP	HR	S	P	ERA	WHIP
44 Roy Oswalt, R ERA: 4.5	(1, 1)	2.0	L	12	5	3	1	3	0	0	1	0	0	1	17	18	4.50	2.500
21 Rick White, R ERA:	(3, 1)	2.0		6	1	0	0	0	0	0	0	0	0	0	6	7	0.00	0.500
48 Scott Sauerbeck, L ERA: 27.0	(5, 1)	1.1		9	5	4	4	0	0	0	1	0	0	1	8	9	27.00	3.750
55 Felipe Paulino, R ERA:	(6, 1)	0.2		3	0	0	0	1	0	0	0	0	0	0	5	5	0.00	0.000
54 Brad Lidge, R ERA: 36.0	(7, 1)	1.0		7	3	4	4	1	1	0	0	0	1	1	8	13	36.00	4.000

PITCHER		IP	WLS	BF	H	R	ER	SO	BB	IBB	HBP	BLK	WP	HR	S	P	ERA	WHIP
Dan Wheeler, R ERA: 18.0	(8, 1)	1.0		5	2	2	2	0	0	0	0	0	0	1	5	5	18.00	2.000
Trever Miller, L ERA:	(9, 1)	1.0		4	1	0	0	3	0	0	0	0	0	0	10	10	0.00	1.000

TOP

Detroit Tigers @ Houston Astros

Osceola County Stadium, Kissimmee, FL

Fri Mar 02 2007, 1:05 PM EST

Att. 3,224 - Cloudy - 82 F

livebaseballscorecards.com

AB	43
R	13
H	17
RBI	13
BB	1
SO	8
LOB	17

Detroit Tigers @ Houston Astros

Osceola County Stadium, Kissimmee, FL

Fri Mar 02 2007, 1:05 PM EST

Att. 3,224 - Cloudy - 82 F

BOTTOM

Batter	1	2	3	4	5	6	7	8	9	AB	R	H	RBI	BB	SO	LOB
Craig Biggio, R (1, 10) OBP: 0.333, SLG: 0.333	CCC 0-3 K		x 0-0 F8 ①		x 0-0 2 FC5-4 BB 1-2 BB 1B	x 0-0 4 G5-4-3 1-3 1B		x 0-0 4 FC6-4 1B	x 0-0 P3 ①	3	0	1	0	0	1	0
1 Mike Rodriguez, L (5, PR) OBP: 0.667, SLG: 0.667 (6, 10)										3	1	2	0	0	0	0
Mark Loretta, R (1, 4) OBP: 0.600, SLG: 0.500	CCS 0-3 K ②		x 0-0 1B		BBBB 4-0 2 FC5-4 1-2 2-3 BB	x 0-0 G5-4-3 ②③ 1-2f		x 0-0 ① FC6-4 1-2f 65 HR 1B	BBBB 4-0 65 1B 65 E 1B BB	2	0	1	0	1	1	0
67 Brooks Conrad, S (5, PR)										0	0	0	0	0	0	0
4 Eric Bruntlett, R (6, 4)										2	2	0	0	1	0	3
17 Lance Berkman, S (1, 3)	x 0-0 G3 ③		x 0-0 F9 ②		SCS 0-3 K ①		x 0-0 G3-1 ①	x 0-0 65 HR 1-2 1B	x 0-0 65 E 1-2 1B	3	0	0	0	0	1	4
Mike Lamb, L (6, 5) OBP: 0.400, SLG: 0.400										3	1	2	0	0	0	0
2 Chris Burke, R (1, 8)		x 0-0 L5 ①	x 0-0 P4 ③		x 0-0 FC5-4 ② BB BB 1-2f 2-3 3-H		x 0-0 13 E 13 1B 1B 1B	x 0-0 1-H 2-H HR	x 0-0 E7 13 G4-6-3 1-2 2-H 1B	3	0	0	1	0	0	3
65 Hunter Pence, R (6, 8) OBP: 0.600, SLG: 1.200										3	2	3	3	0	0	0
Morgan Ensberg, R (1, 5) OBP: 0.600, SLG: 1.250		x 0-0 HR		x 0-0 G5-3 ①	BBBB 4-0 BB 1-2 BB		x 0-0 E7 10 1B 1B 1-3 1B	x 0-0 ② F8	x 0-0 ②③ G4-6-3 1-2f	2	1	1	1	1	0	0
13 Eric Munson, L (6, 3) OBP: 0.600, SLG: 0.500										3	0	1	0	0	0	2
Luke Scott, L (1, 9) OBP: 0.600, SLG: 0.333	x 0-0 16 S 1B			x 0-0 ② F7	BBBB 4-0 1-2 2-3 3-H BB		CCS 0-3 ② K	BBBB 4-0 10 BB E BB		2	0	1	1	1	0	0
72 Lou Santangelo, R (6, 2)										1	0	0	0	1	1	2
16 Jason Lane, R (1, 7) OBP: 0.333, SLG: 0.800	B x 1-0 F9 ② 1-2			BBBB 4-0 BB	CCS 0-3 ③ K		x 0-0 10 1B 1-2 3-H 1B	x 0-0 E5 10 BB 1-2		1	0	0	0	1	0	1
Orlando Palmeiro, L (5, 7) OBP: 0.500, SLG: 0.500										2	0	1	1	0	1	3
Charlton Jimerson, R (8, 7)										1	0	0	0	0	0	1
28 Adam Everett, R (1, 6) OBP: 0.600, SLG: 0.333	BBBB 4-0 BB			x 0-0 L5 ③		BBBB 4-0 1 1B BB	x 0-0 1-2 2-3 1B	BBBB 4-0 FC6-4 1-2 2-3 BB		1	0	0	0	2	0	1
10 Cody Ransom, R (6, PR) OBP: 0.667, SLG: 0.500 (7, 6)										1	0	1	0	1	0	0
55 Humberto Quintero, R (1, 2)	CCS 0-3 K ③				BBBB 4-0 BB 1B 2 FC5-4 BB	CCC 0-3 ① K	x 0-0 G6-3 ③	x 0-0 ③ FC6-4 1-2f		1	1	0	0	1	1	2
Richard Hidalgo, R (6, 9)										3	0	0	0	0	1	7
Inning Stats	R: 0 E: 0 K: 2 S: 7 H: 0 LOB: 0 BB: 0 P: 7	R: 1 E: 0 K: 1 S: 7 H: 2 LOB: 2 BB: 1 P: 12	R: 0 E: 0 K: 0 S: 4 H: 1 LOB: 1 BB: 0 P: 4	R: 0 E: 0 K: 0 S: 3 H: 0 LOB: 1 BB: 1 P: 7	R: 2 E: 0 K: 2 S: 8 H: 1 LOB: 3 BB: 4 P: 24	R: 0 E: 0 K: 1 S: 5 H: 1 LOB: 2 BB: 1 P: 9	R: 1 E: 1 K: 1 S: 9 H: 4 LOB: 3 BB: 0 P: 9	R: 3 E: 1 K: 0 S: 7 H: 3 LOB: 3 BB: 2 P: 15	R: 1 E: 1 K: 0 S: 4 H: 2 LOB: 1 BB: 1 P: 8	1B: 12 2B: 0 3B: 0 HR: 2 SF: 0 SAC: 0 DP: 2 HBP: 0							

livebaseballscorecards.com

AB	40
R	8
H	14
RBI	7
BB	10
SO	7
LOB	29

WP: 0 PB: 0 SB: 1 CS: 0 PA: 50

PITCHER		IP	WLS	BF	H	R	ER	SO	BB	IBB	HBP	BLK	WP	HR	S	P	ERA	WHIP
38 Jeremy Bonderman, R ERA: 4.5	(1, 1)	2.0	W	9	2	1	1	3	1	0	0	0	0	1	14	19	4.50	1.500
Wilfredo Ledezma, L ERA:	(3, 1)	2.0	H	8	1	0	0	0	1	0	0	0	0	0	7	11	0.00	1.000
53 Jordan Tata, R ERA: 27.0	(5, 1)	0.2		6	1	2	2	1	3	0	0	0	0	0	5	17	27.00	6.000
Joey Eischen, L ERA:	(5, 1)	0.2		5	1	0	0	2	2	0	0	0	0	0	7	15	0.00	4.500
40 Yorman Bazardo, R ERA: 5.4	(6, 1)	1.2	H	8	4	1	1	1	0	0	0	0	0	0	10	10	5.40	2.400

PITCHER		IP	WLS	BF	H	R	ER	SO	BB	IBB	HBP	BLK	WP	HR	S	P	ERA	WHIP
62 Tim Byrdak, L ERA: 27.0	(8, 1)	1.0		9	3	3	3	0	2	0	0	0	0	1	7	15	27.00	5.000
Felix Heredia, L ERA:	(9, 1)	1.0		5	2	1	0	0	1	0	0	0	0	0	4	8	0.00	3.000

Houston Astros @ Atlanta Braves

Ballpark at Disney's Wide World of Sports, Lake Buena Vista, FL

Sat Mar 03 2007, 1:05 PM EST

Att. 8,378 - Cloudy - 63 F

livebaseballscorecards.com

Batter	1	2	3	4	5	6	7	8	9	AB	R	H	RBI	BB	SO	LOB
Craig Biggio, R (1, 4) OBP: 0.333, SLG: 0.333	G4-3		45 1B 1B		K	1B 1-H 3-H 1B		E5 CS		3	0	1	0	0	1	0
4 Eric Bruntlett, R (5, 4) OBP: 0.286, SLG: 0.167										2	0	1	2	0	0	0
Mark Loretta, R (1, 6) OBP: 0.625, SLG: 0.500	45 FC6-4 17 1B 1B		F9 2-3		17 1B 45 1B BB	2-3 1B		2-3 1B		2	0	1	0	1	0	2
Tommy Manzella, R (5, PR) OBP: 1.000, SLG: 1.000 (5, 6)										2	1	2	0	0	0	0
17 Lance Berkman, S (1, 3) OBP: 0.333, SLG: 0.333	45 FC6-4 1-2 1B		K		45 1B 1-2 1B		G6-3	P4		3	0	2	0	0	1	2
13 Eric Munson, L (5, 3) OBP: 0.429, SLG: 0.333										2	0	0	0	0	0	1
45 Carlos Lee, R (1, 7) OBP: 0.667, SLG: 0.667	FC6-4 1-2f 2-3		1-2 3-H 1B		G4-6-3 1-2 2-H 1B		65 2B BB		K	3	0	2	2	0	0	2
10 Cody Ransom, R (5, 5) OBP: 0.600, SLG: 0.333										1	0	0	0	1	1	0
Mike Lamb, L (1, 5) OBP: 0.250, SLG: 0.250	G4-3		F8		G4-6-3 1-2f		P2		HBP 65 HBP 73 SF8 1B	3	0	0	0	0	0	6
68 Paul Estrada, R (5, 1)										0	0	0	0	0	0	0
1 Mike Rodriguez, L (7, PH) OBP: 0.500, SLG: 0.500										1	0	0	0	0	0	1
Ezequiel Astacio, R (7, 1)										0	0	0	0	0	0	0
66 Jimmy Barthmaier, R (8, 1)										0	0	0	0	0	0	0
20 Josh Anderson, L (9, PH) OBP: 0.333, SLG: 0.333										1	1	1	0	0	0	0
Richard Hidalgo, R (1, 9)		K		F8		E3 16 F8 2 1B 4 1B	1-3 2B		1-2 HBP 73 SF8 HBP	3	1	0	0	0	1	0
65 Hunter Pence, R (6, 9) OBP: 0.714, SLG: 1.333										1	0	1	0	0	0	0
2 Chris Burke, R (1, 8) OBP: 0.111, SLG: 0.111		G4-3		K		4 S 4 1B 1-2 1B	K		1-2 2-3 HBP	3	1	1	0	0	1	0
Charlton Jimerson, R (6, 8)										1	0	0	0	0	1	2
55 Humberto Quintero, R (1, 2)		G5-3		HBP	K			F8 SF8 2-3 3-H		2	0	0	0	0	1	2
73 Kevin Davidson, R (7, 2)										1	0	0	1	0	0	0
23 Jason Jennings, L (1, 1)			F9 45 1B 1B	K	F8 2-3			HR	K	0	0	0	0	0	0	0
Orlando Palmeiro, L (3, PH) OBP: 0.667, SLG: 0.667										1	1	1	0	0	0	0
58 Dave Borkowski, R (3, 1)										1	0	0	0	0	1	1
16 Jason Lane, R (5, 7) OBP: 0.333, SLG: 1.000										3	1	1	1	0	1	4
62 Mark McLemore, L (9, 1)										0	0	0	0	0	0	0
Inning Stats	R: 0 E: 0 K: 0 S: 5 H: 2 LOB: 2 BB: 0 P: 5	R: 0 E: 0 K: 1 S: 5 H: 0 LOB: 0 BB: 0 P: 5	R: 1 E: 0 K: 1 S: 8 H: 3 LOB: 2 BB: 0 P: 8	R: 0 E: 0 K: 2 S: 7 H: 0 LOB: 1 BB: 0 P: 8	R: 1 E: 0 K: 1 S: 6 H: 2 LOB: 2 BB: 1 P: 10	R: 2 E: 1 K: 1 S: 8 H: 3 LOB: 2 BB: 0 P: 9	R: 0 E: 0 K: 1 S: 6 H: 1 LOB: 2 BB: 1 P: 10	R: 1 E: 1 K: 0 S: 5 H: 2 LOB: 1 BB: 0 P: 6	R: 1 E: 0 K: 2 S: 8 H: 1 LOB: 2 BB: 0 P: 10	1B: 12 2B: 1 3B: 0 HR: 1 SF: 1 SAC: 0 DP: 1 HBP: 3							

AB	39
R	6
H	14
RBI	6
BB	2
SO	9
LOB	23

WP: 0 PB: 0 SB: 1 CS: 1 PA: 45

PITCHER		IP	WLS	BF	H	R	ER	SO	BB	IBB	HBP	BLK	WP	HR	S	P	ERA	WHIP
15 Tim Hudson, R ERA:	(1, 1)	2.0		8	2	0	0	1	0	0	0	0	0	0	10	10	0.00	1.000
50 Anthony Lerew, R ERA: 4.5	(3, 1)	2.0		10	3	1	1	3	0	0	1	0	0	0	15	16	4.50	1.500
46 Jonathan Johnson, R ERA: 4.5	(5, 1)	2.0	L	11	5	3	1	2	1	0	0	0	0	0	14	19	4.50	3.000
30 Kevin Barry, R ERA:	(7, 1)	1.0		5	1	0	0	1	1	0	0	0	0	0	6	10	0.00	2.000
60 Jose Ascanio, R ERA: 9.0	(8, 1)	1.0		5	2	1	1	0	0	0	0	0	0	1	5	6	9.00	2.000

PITCHER		IP	WLS	BF	H	R	ER	SO	BB	IBB	HBP	BLK	WP	HR	S	P	ERA	WHIP
34 Joey Devine, R ERA: 9.0	(9, 1)	1.0		6	1	1	1	2	0	0	2	0	0	0	8	10	9.00	1.000

BOTTOM

Houston Astros @ Atlanta Braves

Sat Mar 03 2007, 1:05 PM EST
Att. 8,378 - Cloudy - 63 F

Ballpark at Disney's Wide World of Sports, Lake Buena Vista, FL

livebaseballscorecards.com

Batter	1	2	3	4	5	6	7	8	9	AB	R	H	RBI	BB	SO	LOB
4 Pete Orr, L (1, 4) OBP: 0.400, SLG: 0.600 24 Martín Prado, R (6, 4) OBP: 0.400, SLG: 0.400	L6		G1-3		11 G5-4-3 1B			K		3 0 1 0 0 0 0 1 0 0 0 0 1 0						
11 Edgar Renteria, R (1, 6) 72 Yunel Escobar, R (6, 6) OBP: 0.600, SLG: 0.600	L6		10 1B 1B BB		G5-4-3 1-2f			G5-3		2 1 0 0 1 0 1 1 0 0 0 0 0 0						
10 Chipper Jones, S (1, 5) OBP: 0.286, SLG: 0.167 Tony Pena Jr., R (6, 5)	BB		16 BB 1B 1-3 1B		K			G6-3		2 0 1 0 1 1 0 1 0 0 0 0 0 0						
Andruw Jones, R (1, 8) OBP: 0.286, SLG: 0.167 63 Corky Miller, R (7, 2) OBP: 0.500, SLG: 0.333	K		16 BB 1-2 3-H 1B			F7			91 G3-1 BB	3 0 1 1 0 1 1 0 0 0 0 1 0 0						
16 Brian McCann, L (1, 2) 30 Kevin Barry, R (7, 1) 27 T.J. Bohn, R (8, 9)		L3	FC6-4 1-2 2-3 BB			K			K	2 0 0 0 1 1 0 0 0 0 0 0 0 0 1 0 0 0 0 1 1						
Craig Wilson, R (1, 3) 91 J.J. Jurries, R (4, 3) OBP: 0.250, SLG: 0.500		BB	FC6-4 1-2f			K			G3-1 1-2	1 0 0 0 1 0 3 2 0 0 0 0 1 1						
23 Matt Diaz, R (1, 7) OBP: 0.400, SLG: 0.400 22 Willie Harris, L (8, 7)		F9		68 G6-3 1B			K2-3		P5	3 0 1 0 0 1 1 1 0 0 0 0 0 1						
Ryan Langerhans, L (1, 9) OBP: 0.200, SLG: 0.200 60 Jose Ascanio, R (8, 1) 34 Joey Devine, R (9, 1)		K		K			K 61 G6-4-3			3 0 0 0 0 3 2 0 0 0 0 0 0 0 0 0 0 0 0 0 0						
15 Tim Hudson, R (1, 1) 50 Anthony Lerew, L (3, 1) 68 Jarrod Saltalamacchia, C (5 PH) OBP: 0.333, SLG: 0.333 46 Jonathan Johnson, R (5, 1) 61 Grégor Blanco, L (7, 8)			G4-3	G6-3 1-2f			G6-4-3 1-2f			0 0 0 0 0 0 0 1 0 0 0 0 0 0 1 0 0 0 0 0 1 0 0 0 0 0 0 0 1 0 0 0 0 0 1						

Inning Stats	1	2	3	4	5	6	7	8	9
	R: 0 H: 0 E: 0 LOB: 1 K: 1 BB: 1 S: 5 P: 9	R: 0 H: 0 E: 0 LOB: 1 K: 1 BB: 1 S: 5 P: 9	R: 1 H: 2 E: 0 LOB: 3 K: 0 BB: 2 S: 5 P: 13	R: 0 H: 1 E: 0 LOB: 0 K: 1 BB: 0 S: 5 P: 5	R: 0 H: 1 E: 0 LOB: 0 K: 1 BB: 0 S: 5 P: 5	R: 0 H: 0 E: 0 LOB: 0 K: 2 BB: 0 S: 7 P: 7	R: 0 H: 0 E: 0 LOB: 0 K: 2 BB: 0 S: 7 P: 7	R: 0 H: 0 E: 0 LOB: 0 K: 1 BB: 0 S: 5 P: 5	R: 0 H: 0 E: 0 LOB: 1 K: 1 BB: 1 S: 5 P: 9

	AB	29
	R	1
	H	4
	RBI	1
	BB	5
	SO	10
	LOB	13

1B: 4 SF: 0
2B: 0 SAC: 0
3B: 0 DP: 3
HR: 0 HBP: 0

WP: 1 PA: 34
PB: 0
SB: 0
CS: 0

PITCHER	IP	WLS	BF	H	R	ER	SO	BB	IBB	HBP	BLK	WP	HR	S	P	ERA	WHIP
23 Jason Jennings, R (1, 1) ERA:	2.0		8	0	0	0	2	2	0	0	0	0	0	10	18	0.00	1.000
58 Dave Borkowski, R (3, 1) ERA: 4.5	2.0	W	10	3	1	1	1	2	0	0	0	0	0	10	18	4.50	2.500
68 Paul Estrada, R (5, 1) ERA:	2.0	H	6	1	0	0	3	0	0	0	0	0	0	12	12	0.00	0.500
Ezequiel Astacio, R (7, 1) ERA:	1.0	H	3	0	0	0	2	0	0	0	0	1	0	7	7	0.00	0.000
66 Jimmy Barthmaier, R (8, 1) ERA:	1.0		3	0	0	0	1	0	0	0	0	0	0	5	5	0.00	0.000

PITCHER	IP	WLS	BF	H	R	ER	SO	BB	IBB	HBP	BLK	WP	HR	S	P	ERA	WHIP
62 Mark McLemore, L (9, 1) ERA:	1.0		4	0	0	0	1	1	0	0	0	0	0	5	9	0.00	1.000

Washington Nationals @ Houston Astros

Osceola County Stadium, Kissimmee, FL

Sun Mar 04 2007, 1:05 PM EST

Att. 2,980 - Sunny - 70 F

TOP

livebaseballscorecards.com

Batter	1	2	3	4	5	6	7	8	9	AB	R	H	RBI	BB	SO	LOB
Felipe Lopez, S (1, 4) OBP: 0.375, SLG: 0.286	K		1B		G6-3		E5 5 FC3-6 73 BB		P3	3	0	1	0	0	1	0
Joe Thurston, L (5, 4)										2	0	0	0	0	0	0
4 D'Angelo Jimenez, S (1, 6) OBP: 0.500, SLG: 0.400	K		F8		K		5 1-2 FC3-6 BB		G6-3	3	0	0	0	0	2	1
73 Melvin Dorta, R (5, 6)										0	0	0	0	1	0	0
Dan DeMent, R (9, PH)										1	0	0	0	0	0	0
5 Kory Casto, L (1, 5) OBP: 0.500, SLG: 0.250	BB			FC3-6 44 1B BB		F9	FC3-6 1-2f 2-3			2	0	0	0	2	0	2
44 Alex Escobar, R (1, 10) OBP: 0.429, SLG: 0.429	G5-3			FC3-6 1-2 1B		G3-1 21 BB 1B	K2-3			4	1	2	0	0	1	3
29 Michael Restovich, R (1, 9)		G5-3		K		G3-1 1-2 1B BB		13 G4-6-3 WP 1B		2	0	0	0	0	1	2
21 George Lombard, L (4, 9) OBP: 1.000, SLG: 1.000										1	1	1	0	1	0	0
Chris Snelling, L (1, 7) OBP: 0.400, SLG: 0.250		P5		FC3-6 81 FC5 1-2f 2-3 BB		G3-1 1-2 2-3		13 G4-6-3 1-2 BB		3	0	0	0	1	0	4
Jorge Toca, R (1, 3) OBP: 0.500, SLG: 0.333		G6-3		81 FC5 1-2 BB		2-H 3-H 1B		G4-6-3 1-2f 2-3		2	0	1	2	1	0	0
13 Robert Fick, L (8, PH)										1	0	0	0	0	0	2
(8, 3)																
81 Darnell McDonald, R (1, 8)			L9	FC5 1-2 2-3f		K		K		3	0	0	0	0	1	4
Wayne Lydon, S (6, 8)										1	0	0	0	0	1	1
10 Brandon Harper, R (1, 2)			G6-3		G6-3		F7		K	2	0	0	0	0	0	0
Danny Ardoin, R (5, 2)										2	0	0	0	0	1	0
Inning Stats	R: 0 E: 0 K: 2 S: 7 H: 0 LOB: 1 BB: 1 P: 11	R: 0 E: 0 K: 0 S: 3 H: 0 LOB: 0 BB: 0 P: 3	R: 0 E: 0 K: 0 S: 4 H: 1 LOB: 1 BB: 0 P: 4	R: 0 E: 0 K: 1 S: 6 H: 1 LOB: 3 BB: 2 P: 14	R: 0 E: 0 K: 1 S: 5 H: 0 LOB: 0 BB: 0 P: 5	R: 2 E: 0 K: 1 S: 7 H: 2 LOB: 1 BB: 1 P: 11	R: 0 E: 1 K: 1 S: 6 H: 0 LOB: 2 BB: 1 P: 10	R: 0 E: 0 K: 1 S: 5 H: 1 LOB: 1 BB: 1 P: 9	R: 0 E: 0 K: 1 S: 5 H: 0 LOB: 0 BB: 0 P: 5	1B: 5 2B: 0 3B: 0 HR: 0 SF: 0 SAC: 0 DP: 1 HBP: 0						

AB	32
R	2
H	5
RBI	2
BB	6
SO	8
LOB	19

WP: 1	PA: 38
PB: 0	
SB: 0	
CS: 0	

PITCHER		IP	WLS	BF	H	R	ER	SO	BB	IBB	HBP	BLK	WP	HR	S	P	ERA	WHIP
51 Wandy Rodriguez, L ERA:	(1, 1)	2.0		7	0	0	0	2	1	0	0	0	0	0	10	14	0.00	0.500
37 Matt Albers, R ERA:	(3, 1)	2.0		10	2	0	0	1	2	0	0	0	0	0	10	18	0.00	2.000
54 Brad Lidge, R ERA: 18.0	(5, 1)	1.0	H	3	0	0	0	1	0	0	0	0	0	0	5	5	0.00	0.000
43 Chris Sampson, R ERA: 10.8	(6, 1)	1.2	W	10	2	2	2	1	2	0	0	0	0	0	10	18	10.80	2.400
Lincoln Holdzkom, R ERA: 22.5	(7, 1)	1.1		5	1	0	0	2	1	0	0	0	1	0	8	12	0.00	1.500

PITCHER		IP	WLS	BF	H	R	ER	SO	BB	IBB	HBP	BLK	WP	HR	S	P	ERA	WHIP
Trever Miller, L ERA:	(9, 1)	1.0		3	0	0	0	1	0	0	0	0	0	0	5	5	0.00	0.000

Batter	1	2	3	4	5	6	7	8	9	AB	R	H	RBI	BB	SO	LOB
Craig Biggio, R (1, 10) OBP: 0.444, SLG: 0.375	P6		G6-3 BB		45 1B BB 1B	2B 1B	F7			2	1	1	0	1	0	0
Orlando Palmeiro, L (6, PH) (7, 10) OBP: 0.750, SLG: 0.750										1	1	1	0	0	0	0
1 Mike Rodriguez, L (7, PH) (8, 10) OBP: 0.400, SLG: 0.400										1	0	0	0	0	0	0
Mark Loretta, R (1, 4) OBP: 0.545, SLG: 0.375	G5-3		G6-3		G5-3 45 1B BB	65 2B 2B		F7		2	0	0	0	1	0	2
Mike Lamb, L (6, 3) OBP: 0.300, SLG: 0.400										2	1	1	3	0	0	0
17 Lance Berkman, S (1, 3) OBP: 0.333, SLG: 0.250	P5		BB		P3	G1-3		65 WP BB		2	0	0	0	1	0	2
4 Eric Bruntlett, R (6, 4) (7, 6) OBP: 0.333, SLG: 0.143										1	0	0	0	1	0	1
45 Carlos Lee, R (1, 7) OBP: 0.667, SLG: 0.667		16 1B 1B	F7		G5-3 1B	10 3B 2B		G5-3		3	0	2	1	0	0	2
65 Hunter Pence, R (5, PR) (6, 7) OBP: 0.667, SLG: 1.250										2	1	1	1	0	0	1
Morgan Ensberg, R (1, 5) OBP: 0.500, SLG: 1.000		P4		G3-1 2 28 SH5-3 2B	G5-3	2 E 3B		G4-3		3	1	1	0	0	0	3
10 Cody Ransom, R (6, 5) OBP: 0.571, SLG: 0.800										2	1	1	1	0	0	1
2 Chris Burke, R (1, 8) OBP: 0.154, SLG: 0.308		K		G3-1		16 2B 3B E6				4	1	1	0	0	1	2
20 Josh Anderson, L (7, 9) OBP: 0.333, SLG: 0.333										0	0	0	0	0	0	0
16 Jason Lane, R (1, 9) OBP: 0.462, SLG: 1.000		1-2 1B		28 SH5-3 BB		1B 2B 3-H 2B F7				3	1	2	1	1	0	1
23 Danny Klassen, R (7, 4)										0	0	0	0	0	0	0
28 Adam Everett, R (1, 6) OBP: 0.429, SLG: 0.200	F8			SH5-3 1-2 3-H	K	P3				2	0	0	1	0	1	3
Richard Hidalgo, R (7, 8)										1	0	0	0	0	0	0
Brad Ausmus, R (1, 2) OBP: 0.500, SLG: 0.500			G6-3 BB 1B	K	1B 2B HBP	F9				2	0	1	0	0	1	1
55 Humberto Quintero, R (6, 2)										1	1	0	0	0	0	0
Inning Stats	R: 0 E: 0 K: 0 S: 3 H: 0 LOB: 0 BB: 0 P: 3	R: 0 E: 0 K: 1 S: 7 H: 2 LOB: 2 BB: 0 P: 7	R: 0 E: 0 K: 0 S: 3 H: 1 LOB: 2 BB: 2 P: 11	R: 1 E: 0 K: 1 S: 6 H: 1 LOB: 1 BB: 1 P: 10	R: 1 E: 0 K: 0 S: 4 H: 2 LOB: 2 BB: 1 P: 8	R: 7 E: 1 K: 1 S: 12 H: 6 LOB: 1 BB: 0 P: 13	R: 0 E: 0 K: 0 S: 3 H: 0 LOB: 0 BB: 0 P: 3	R: 0 E: 0 K: 0 S: 3 H: 0 LOB: 1 BB: 1 P: 8		1B: 6 2B: 4 3B: 2 HR: 0	SF: 0 SAC: 1 DP: 2 HBP: 1					

PITCHER		IP	WLS	BF	H	R	ER	SO	BB	IBB	HBP	BLK	WP	HR	S	P	ERA	WHIP
57 Jason Bergmann, R ERA:	(1, 1)	2.0		8	2	0	0	1	0	0	0	0	0	0	10	10	0.00	1.000
54 Beltran Perez, R ERA: 4.5	(3, 1)	2.0		10	2	1	1	1	3	0	0	0	0	0	9	21	4.50	2.500
75 Mike Bacsik, L ERA: 37.8	(5, 1)	1.2	L	13	7	7	7	1	1	0	1	0	0	0	13	18	37.80	4.800
63 Winston Abreu, R ERA:	(6, 1)	1.1		6	1	1	0	0	0	0	0	0	0	0	6	6	0.00	0.750
37 Jermaine Van Buren, R ERA:	(8, 1)	1.0		4	0	0	0	0	1	0	0	0	1	0	3	8	0.00	1.000

PITCHER	IP	WLS	BF	H	R	ER	SO	BB	IBB	HBP	BLK	WP	HR	S	P	ERA	WHIP

BOTTOM

Washington Nationals @ Houston Astros

Osceola County Stadium, Kissimmee, FL

Sun Mar 04 2007, 1:05 PM EST

Att. 2,980 - Sunny - 70 F

livebaseballscorecards.com

AB	34
R	9
H	12
RBI	8
BB	5
SO	3
LOB	19

WP: 1 PA: 41
PB: 0
SB: 0
CS: 0

Houston Astros @ St. Louis Cardinals

Roger Dean Stadium, Jupiter, FL

Mon Mar 05 2007, 1:05 PM EST

Att. 5,715 - Sunny - 67 F

TOP

livebaseballscorecards.com

Batter	1	2	3	4	5	6	7	8	9	AB	R	H	RBI	BB	SO	LOB
2 Chris Burke, R (1, 8) OBP: 0.250, SLG: 0.286	B B B B 4-0 28 F7-3 BB			B B B B 4-0 28 CS BB		X 0-0 ① G4-3	X 0-0 16 S 16 1B 1B		X 0-0 2B	1	0	0	0	2	0	0
65 Hunter Pence, R (6, 8) OBP: 0.727, SLG: 1.300										2	1	2	0	0	0	0
28 Adam Everett, R (1, 6) OBP: 0.333, SLG: 0.143	X 0-0 ① ② F7-3 1-1			B X 1-0 ① ② G6-3 1-2		C S C 0-3 ② K	B X 1-0 1-H 1B		X 0-0 ③ L7	2	0	0	0	0	0	2
16 Jason Lane, R (4, 3) OBP: 0.438, SLG: 0.857										3	0	1	1	0	1	1
Mike Lamb, L (1, 3) OBP: 0.250, SLG: 0.333	X 0-0 ③ F7			X 0-0 ③ G3-1		X 0-0 1B 2B	X 0-0 ③ F7			2	0	0	0	0	0	0
87 Tommy Manzella, R (4, 6) OBP: 0.750, SLG: 1.000										2	1	1	0	0	0	1
Morgan Ensberg, R (1, 5) OBP: 0.455, SLG: 0.800		X 0-0 ① P3			X 0-0 E7 1B SF9	X 0-0 2-H 1B		X 0-0 ① G3		3	1	1	1	0	0	0
20 Josh Anderson, L (6, 9) OBP: 0.250, SLG: 0.250										1	0	0	0	0	0	0
Luke Scott, L (1, 9) OBP: 0.500, SLG: 0.333		B C B C C 2-3 ② K			X 0-0 13 F8 SF9 2-3 1B	X 0-0 ③ F9		X 0-0 1B		3	0	1	0	0	1	1
72 Lou Santangelo, R (6, 2) OBP: 0.500, SLG: 0.333										1	0	1	0	0	0	0
Richard Hidalgo, R (1, 7)		X 0-0 ③ F9			X 0-0 ① SF9 1-2 3-H		X 0-0 ① G5-3	X 0-0 ② F7		2	0	0	1	0	0	0
Charlton Jimerson, R (7, 7)										1	0	0	0	0	0	1
4 Eric Bruntlett, R (1, 4) OBP: 0.417, SLG: 0.125			X 0-0 ① F9		B H 2-0 HBP		B B B B 4-0 13 G4-3 13 E 1 HR BB	X 0-0 ③ F9		1	0	0	0	1	0	0
10 Cody Ransom, R (7, PR) OBP: 0.500, SLG: 0.667										1	1	0	0	0	0	1
(7, 4)																
13 Eric Munson, L (1, 2) OBP: 0.273, SLG: 0.200			X 0-0 ② P5		X 0-0 ② F8 2-3		B 1 SAFE X 1-0 ② G4-3 1-3		X 0-0 ① L4	4	0	0	0	0	0	3
(6, 5)																
1 Mike Rodriguez, L (1, 10) OBP: 0.333, SLG: 0.667			X 0-0 ③ G3		X 0-0 ③ G3		X 0-0 3-H HR		X 0-0 ② G3-1	4	1	1	2	0	0	2

	AB	R	H	RBI	BB	SO	LOB
	33	5	8	5	3	2	12

Inning Stats																												
	R: 0 E: 0 K: 0 S: 2	H: 0 LOB: 0 BB: 1 P: 6		R: 0 E: 0 K: 1 S: 5	H: 0 LOB: 0 BB: 0 P: 7		R: 0 E: 0 K: 0 S: 3	H: 0 LOB: 0 BB: 0 P: 3		R: 0 E: 0 K: 0 S: 2	H: 0 LOB: 0 BB: 1 P: 7		R: 1 E: 1 K: 0 S: 5	H: 1 LOB: 2 BB: 0 P: 7		R: 1 E: 0 K: 1 S: 7	H: 2 LOB: 1 BB: 0 P: 7		R: 3 E: 1 K: 0 S: 6	H: 3 LOB: 1 BB: 1 P: 12		R: 0 E: 0 K: 0 S: 4	H: 1 LOB: 1 BB: 0 P: 4		R: 0 E: 0 K: 0 S: 4	H: 1 LOB: 1 BB: 0 P: 4		1B: 5 2B: 3 3B: 0 HR: 1	SF: 1 SAC: 0 DP: 1 HBP: 1		WP: 0 PB: 0 SB: 1 CS: 1	PA: 38

PITCHER	IP	WLS	BF	H	R	ER	SO	BB	IBB	HBP	BLK	WP	HR	S	P	ERA	WHIP
50 Adam Wainwright, R (1, 1) ERA:	4.0		12	0	0	0	1	2	0	0	0	0	0	12	23	0.00	0.500
62 Mike Smith, R (5, 1) ERA: 2.25	2.0	L	11	3	2	1	1	0	0	1	0	0	0	12	14	4.50	1.500
52 Josh Kinney, R (7, 1) ERA: 27.0	1.0		7	3	3	3	0	1	0	0	0	0	1	6	12	27.00	4.000
Ricardo Rincon, L (8, 1) ERA:	1.0		4	1	0	0	0	0	0	0	0	0	0	4	4	0.00	1.000
78 Kelvin Jimenez, R (9, 1) ERA:	1.0		4	1	0	0	0	0	0	0	0	0	0	4	4	0.00	1.000

PITCHER	IP	WLS	BF	H	R	ER	SO	BB	IBB	HBP	BLK	WP	HR	S	P	ERA	WHIP

BOTTOM

Houston Astros @ St. Louis Cardinals

Roger Dean Stadium, Jupiter, FL

Mon Mar 05 2007, 1:05 PM EST

Att. 5,715 - Sunny - 67 F

livebaseballscorecards.com

Batter	1	2	3	4	5	6	7	8	9	AB	R	H	RBI	BB	SO	LOB
26 Scott Spiezio, S (1, 4) OBP: 0.688, SLG: 0.900 (7, 5) 76 Travis Hanson, L (7, PH) OBP: 0.333, SLG: 0.143 (8, 5)	BBBB 4-0 BB		x 0-0 1-3 1B		x 0-0 1-3 1B		BBBB 4-0 BB		x 0-0 F7 ③	2 1	0 0	2 0	0 0	1 1	0 0	0 1
16 Chris Duncan, L (1, 7) OBP: 0.294, SLG: 0.471 63 Ryan Ludwick, R (8, 9) OBP: 0.333, SLG: 0.333	x 0-0 F7 ①		BBSSC 2-3 K ②		x 0-0 G4-3 ③		CSS 0-3 K ③			4 0	0 0	0 0	0 0	0 0	2 0	6 0
5 Albert Pujols, R (1, 3) OBP: 0.333, SLG: 0.286 55 Skip Schumaker, L (6, PR) OBP: 0.429, SLG: 0.385 (7, 9) (8, 7)	x 0-0 P5 ②		x 0-0 F8 ③			x 0-0 49 1B 1B		x 0-0 G6-3 ①		3 1	0 0	1 0	0 0	0 0	0 0	3 0
27 Scott Rolen, R (1, 5) OBP: 0.462, SLG: 0.333 70 Tagg Bozied, R (7, 3) OBP: 0.429, SLG: 0.500	x 0-0 F9 ③			x 0-0 F9 ①		x 0-0 F7 ①		x 0-0 1B		3 1	0 0	0 1	0 0	0 0	0 0	2 0
49 Rick Ankiel, L (1, 9) OBP: 0.385, SLG: 0.333 Aaron Miles, S (7, 4) OBP: 0.231, SLG: 0.273		BBBB 4-0 4 G5-4-3 BB		x 0-0 F8 ②		x 0-0 1-2 1B		x 0-0 F9 ②		2 1	0 0	1 0	0 0	1 0	0 0	0 1
3 Preston Wilson, R (1, 10) OBP: 0.111, SLG: 0.111 84 Colby Rasmus, L (8, PH) OBP: 0.500, SLG: 0.667 (9, 10)		CSC 0-3 K ①		x 0-0 F7 ③		CSS 0-3 K ②		x 0-0 G4-3 ③		3 1	0 0	0 0	0 0	0 0	2 0	3 1
4 Yadier Molina, R (1, 2) OBP: 0.500, SLG: 0.556 Gary Bennett, R (6, 2) OBP: 0.364, SLG: 0.125		x 0-0 G5-4-3 ②③ 1-2f			BBBB 4-0 L7-3 BB	x 0-0 F8 ③			x 0-0 G4-3 ①	1 2	0 0	0 0	0 0	1 0	0 0	1 2
So Taguchi, R (1, 8) OBP: 0.083, SLG: 0.083 Miguel Negron, L (7, PH) OBP: 0.333, SLG: 0.167 (8, 8)			x 0-0 E6 26 1B		x 0-0 L7-3 ①② 1-1		x 0-0 G6-3 ①		x 0-0 75 FC5-4 1B	2 2	0 0	0 1	0 0	0 0	0 0	1 0
19 Jolbert Cabrera, R (1, 6) OBP: 0.250, SLG: 0.182 53 John Rodriguez, L (7, PH) OBP: 0.571, SLG: 0.455 75 Brendan Ryan, R (8, 6) OBP: 0.308, SLG: 0.333			x 0-0 P4 ①		x 0-0 26 1B 1B		x 0-0 G4-3 ②		x 0-0 FC5-4 ② 1-2f	2 1 1	0 0 0	1 0 1	0 0 0	0 0 0	0 0 0	1 0 1
Inning Stats	R: 0 H: 0 E: 0 LOB: 1 K: 0 BB: 1 S: 3 P: 7	R: 0 H: 0 E: 0 LOB: 0 K: 1 BB: 1 S: 4 P: 8	R: 0 H: 1 E: 1 LOB: 2 K: 1 BB: 0 S: 7 P: 9	R: 0 H: 0 E: 0 LOB: 0 K: 0 BB: 0 S: 3 P: 3	R: 0 H: 2 E: 0 LOB: 2 K: 0 BB: 1 S: 4 P: 8	R: 0 H: 2 E: 0 LOB: 2 K: 1 BB: 0 S: 7 P: 7	R: 0 H: 0 E: 0 LOB: 1 K: 1 BB: 1 S: 5 P: 9	R: 0 H: 1 E: 0 LOB: 1 K: 0 BB: 0 S: 4 P: 4	R: 0 H: 1 E: 0 LOB: 1 K: 0 BB: 0 S: 4 P: 4	1B: 7 2B: 1 3B: 0 HR: 0	SF: 0 SAC: 0 DP: 2 HBP: 0			WP: 0 PB: 0 SB: 0 CS: 0	PA: 37		

	AB	33
	R	0
	H	7
	RBI	0
	BB	4
	SO	4
	LOB	23

PITCHER		IP	WLS	BF	H	R	ER	SO	BB	IBB	HBP	BLK	WP	HR	S	P	ERA	WHIP
64 Fernando Nieve, R ERA:	(1, 1)	2.0		7	0	0	0	1	2	0	0	0	0	0	7	15	0.00	1.000
71 Juan Gutierrez, R ERA: 4.5	(3, 1)	2.0	W	8	1	0	0	1	0	0	0	0	0	0	10	12	0.00	0.500
Chad Qualls, R ERA:	(5, 1)	1.0	H	5	2	0	0	0	1	0	0	0	0	0	4	8	0.00	3.000
59 Miguel Asencio, R ERA:	(6, 1)	1.0	H	5	2	0	0	1	0	0	0	0	0	0	7	7	0.00	2.000
21 Rick White, R ERA:	(7, 1)	2.0		8	1	0	0	1	1	0	0	0	0	0	9	13	0.00	1.000

PITCHER		IP	WLS	BF	H	R	ER	SO	BB	IBB	HBP	BLK	WP	HR	S	P	ERA	WHIP
55 Felipe Paulino, R ERA:	(9, 1)	1.0		4	1	0	0	0	0	0	0	0	0	0	4	4	0.00	1.000

Batter	1	2	3	4	5	6	7	8	9	AB	R	H	RBI	BB	SO	LOB
3 Damion Easley, R (1, 4) (7, 5) OBP: 0.286, SLG: 0.231	F7		F7		1B		G6-3		P4	5	0	1	0	0	0	1
16 Paul Lo Duca, R (1, 10) OBP: 0.308, SLG: 0.273 61 Carlos Gómez, R (9, PH) (9, 10) OBP: 0.500, SLG: 2.000	15 G6-4-3 1B			G3-1	F9		G5-3		HR	4 1	0 1	1 1	0 1	0 0	0 0	1 0
15 Carlos Beltrán, S (1, 8) OBP: 0.313, SLG: 0.429 17 David Newhan, L (6, 7) OBP: 0.250, SLG: 0.385	G6-4-3 1-2f			18 2B BB	P4		K		P5	2 2	1 0	0 0	0 0	1 0	0 1	2 0
18 Moises Alou, R (1, 7) OBP: 0.143, SLG: 0.154 44 Lastings Milledge, R (6, 9) OBP: 0.455, SLG: 0.556		G5-3		1B 64 2B 2B 1-H	K			K	10 FC6-4 HBP	3 1	1 0	1 0	1 0	0 0	1 1	1 0
20 Shawn Green, L (1, 9) 10 Endy Chavez, L (6, 8) OBP: 0.429, SLG: 0.538		G3		F9		G4-3		K2-3	FC6-4 1-2f	3 2	0 0	0 0	0 0	0 0	0 1	1 1
Julio Franco, R (1, 5) OBP: 0.533, SLG: 0.417 6 Ruben Gotay, S (7, 4) OBP: 0.500, SLG: 0.667		F9		19 BB 64 2B 1B 2-3		19 E 1B		64 2B 2B		3 1	1 1	2 1	0 0	0 0	0 0	0 0
19 Sandy Alomar Jr., R (1, 2) 11 Ramon Castro, R (6, 2) OBP: 0.571, SLG: 0.500			K	64 2B BB 1-2		E8 1-3		64 2B BB		2 0	1 1	0 0	0 0	1 1	1 0	1 0
64 Mike Carp, L (1, 3) OBP: 0.385, SLG: 0.455			F8	1-H 2-H 3-H 2B		G4-3		1-H 2-H 2B		4	0	2	5	0	0	2
1 Anderson Hernandez, S (1, 6) OBP: 0.222, SLG: 0.125			1B	F7		K2-3		F8		4	0	1	0	0	1	4
Inning Stats	R: 0 E: 0 K: 0 S: 3 / H: 1 LOB: 0 BB: 0 P: 3	R: 0 E: 0 K: 0 S: 3 / H: 0 LOB: 0 BB: 0 P: 3	R: 0 E: 0 K: 1 S: 6 / H: 1 LOB: 1 BB: 0 P: 6	R: 4 E: 0 K: 0 S: 6 / H: 3 LOB: 1 BB: 2 P: 14	R: 0 E: 0 K: 1 S: 6 / H: 1 LOB: 1 BB: 0 P: 6	R: 0 E: 1 K: 1 S: 7 / H: 1 LOB: 2 BB: 0 P: 7	R: 0 E: 0 K: 1 S: 5 / H: 0 LOB: 0 BB: 0 P: 5	R: 2 E: 0 K: 2 S: 9 / H: 2 LOB: 1 BB: 1 P: 13	R: 1 E: 0 K: 0 S: 4 / H: 1 LOB: 1 BB: 0 P: 5	1B: 5 2B: 4 3B: 0 HR: 1	SF: 0 SAC: 0 DP: 1 HBP: 1						

PITCHER	IP	WLS	BF	H	R	ER	SO	BB	IBB	HBP	BLK	WP	HR	S	P	ERA	WHIP
36 Brian Moehler, R (1, 1) ERA: 6.75	3.0		10	2	0	0	1	0	0	0	0	0	0	12	12	0.00	0.667
58 Dave Borkowski, R (4, 1) ERA: 11.25	2.0	L	12	4	4	4	1	2	0	0	0	0	0	12	20	18.00	3.000
68 Paul Estrada, R (6, 1) ERA:	1.0		5	1	0	0	1	0	0	0	0	0	0	7	7	0.00	1.000
48 Scott Sauerbeck, L (7, 1) ERA: 15.43	1.0		3	0	0	0	1	0	0	0	0	0	0	5	5	0.00	0.000
53 Kevin Walker, L (8, 1) ERA: 13.5	1.0		6	2	2	2	2	1	0	0	0	0	0	9	13	18.00	3.000

PITCHER	IP	WLS	BF	H	R	ER	SO	BB	IBB	HBP	BLK	WP	HR	S	P	ERA	WHIP
63 Stephen Randolph, L (9, 1) ERA: 3.86	1.0		5	1	1	1	0	0	0	1	0	0	1	4	5	9.00	1.000

TOP

New York Mets @ Houston Astros

Osceola County Stadium, Kissimmee, FL

Tue Mar 06 2007, 1:05 PM EST

Att. 4,810 - Sunny - 66 F

livebaseballscorecards.com

AB	37
R	7
H	10
RBI	7
BB	3
SO	6
LOB	14

BOTTOM

New York Mets @ Houston Astros

Osceola County Stadium, Kissimmee, FL

Tue Mar 06 2007, 1:05 PM EST

Att. 4,810 - Sunny - 66 F

livebaseballscorecards.com

Batter	1	2	3	4	5	6	7	8	9	AB	R	H	RBI	BB	SO	LOB
Craig Biggio, R (1, 4) OBP: 0.333, SLG: 0.273	G5-3		G5-4-3 1-2f		F8		G5-3		1B	3	0	0	0	0	0	1
4 Eric Bruntlett, R (6, 4) OBP: 0.429, SLG: 0.200										2	0	1	0	0	0	0
65 Hunter Pence, R (1, 7) OBP: 0.786, SLG: 1.417	45 1B		3B		BB			F7	P4	2	0	2	0	1	0	0
16 Jason Lane, R (6, 7) OBP: 0.389, SLG: 0.750	1B									2	0	0	0	0	0	1
17 Lance Berkman, S (1, 3) OBP: 0.333, SLG: 0.200	P6		BB		K			13 1B 20 E BLK	F8	2	0	0	0	1	1	2
Mike Lamb, L (6, 3) OBP: 0.286, SLG: 0.357								1B		2	1	1	0	0	0	1
(7, 5)																
45 Carlos Lee, R (1, 10) OBP: 0.556, SLG: 0.556	1-3 1B		P3			F9		13 1B 20 E 1-2 BB		3	0	1	0	0	0	2
Orlando Palmeiro, L (8, PH) OBP: 0.800, SLG: 0.750										0	1	0	0	1	0	0
(9, 10)																
Morgan Ensberg, R (1, 5) OBP: 0.500, SLG: 0.833	K			2B		BB		20 E 1-2 2-3 1B		2	0	1	0	1	1	2
13 Eric Munson, L (7, 3) OBP: 0.333, SLG: 0.273										1	0	1	0	0	0	0
Luke Scott, L (1, 9) OBP: 0.400, SLG: 0.250		G1-3		P6		P4		K		2	0	0	0	0	0	1
Richard Hidalgo, R (6, PH)										2	0	0	0	0	1	4
(7, 9)																
2 Chris Burke, R (1, 8) OBP: 0.211, SLG: 0.235		P3		P3		F9		E3 1-3 2-H 3-H		3	0	0	0	0	0	2
20 Josh Anderson, L (7, 8) OBP: 0.200, SLG: 0.200										1	0	0	0	0	0	1
28 Adam Everett, R (1, 6) OBP: 0.250, SLG: 0.100	K			F8			P3	F9		3	0	0	0	0	1	1
10 Cody Ransom, R (8, 6) OBP: 0.444, SLG: 0.571										1	0	0	0	0	0	2
Brad Ausmus, R (1, 2) OBP: 0.500, SLG: 0.500			G5-4-3 1B		F7		G3		G4-3	2	0	1	0	0	0	0
55 Humberto Quintero, R (6, 2)										2	0	0	0	0	0	0

	AB	35
	R	2
	H	8
	RBI	0
	BB	4
	SO	4
	LOB	20

Inning Stats	1	2	3	4	5	6	7	8	9	1B: 6	SF: 0	WP: 0	PA: 39
	R: 0 E: 0 K: 1 S: 7	H: 2 LOB: 2 BB: 0 P: 7	R: 0 E: 0 K: 1 S: 5	H: 0 LOB: 0 BB: 0 P: 5	R: 0 E: 0 K: 0 S: 4	H: 2 LOB: 2 BB: 1 P: 8	R: 0 E: 0 K: 0 S: 4	H: 1 LOB: 1 BB: 0 P: 4	R: 0 E: 0 K: 1 S: 5	H: 0 LOB: 1 BB: 1 P: 9	R: 0 E: 0 K: 0 S: 3	H: 0 LOB: 1 BB: 1 P: 7	R: 0 E: 0 K: 0 S: 3	H: 0 LOB: 0 BB: 0 P: 3	R: 2 E: 1 K: 1 S: 8	H: 2 LOB: 2 BB: 1 P: 12	R: 0 E: 0 K: 0 S: 4	H: 1 LOB: 1 BB: 0 P: 4	2B: 1 3B: 1 HR: 0	SAC: 0 DP: 1 HBP: 0	PB: 0 SB: 0 CS: 0	

PITCHER		IP	WLS	BF	H	R	ER	SO	BB	IBB	HBP	BLK	WP	HR	S	P	ERA	WHIP
Tom Glavine, L ERA:	(1, 1)	3.0	W	13	4	0	0	2	1	0	0	0	0	0	16	20	0.00	1.667
29 Jorge Sosa, R ERA: 4.5	(4, 1)	2.0		8	1	0	0	1	1	0	0	0	0	0	9	13	0.00	1.000
13 Billy Wagner, L ERA: 3.0	(6, 1)	1.0		4	0	0	0	0	1	0	0	0	0	0	3	7	0.00	1.000
Aaron Heilman, R ERA: 2.25	(7, 1)	1.0		3	0	0	0	0	0	0	0	0	0	0	3	3	0.00	0.000
39 Jon Adkins, R ERA: 9.0	(8, 1)	1.0		7	2	2	0	1	1	0	0	1	0	0	8	12	0.00	3.000

PITCHER		IP	WLS	BF	H	R	ER	SO	BB	IBB	HBP	BLK	WP	HR	S	P	ERA	WHIP
71 Willie Collazo, L ERA:	(9, 1)	1.0		4	1	0	0	0	0	0	0	0	0	0	4	4	0.00	1.000

Batter	1	2	3	4	5	6	7	8	9	AB	R	H	RBI	BB	SO	LOB
Felipe Lopez, S (1, 4) OBP: 0.286, SLG: 0.231 10 Ronnie Belliard, R (5, 4) OBP: 0.182, SLG: 0.200	E4 5 E 25 WP	G3		F7			F8		5 BB BB	3 1	1 0	0 0	0 0	0 1	0 0	4 1
5 Kory Casto, L (1, 10) OBP: 0.429, SLG: 0.200	F7 1-3	F7	11 G1-3 1B				K		1-2 BB	4	0	1	0	1	1	2
11 Ryan Zimmerman, R (1, 5) OBP: 0.571, SLG: 0.750 Jose Macias, S (5, 5)	K	G5-3		G1-3 1-2			F8		K	3 2	0 0	0 0	0 0	0 0	1 1	2 3
25 Austin Kearns, R (1, 9) OBP: 0.357, SLG: 0.462 29 Michael Restovich, R (5, 9)	K 3-H	2B		K				10 BB BB	K	3 1	0 0	1 0	0 0	0 1	2 1	1 2
Ryan Church, L (1, 7) OBP: 0.313, SLG: 0.231 Chris Snelling, L (8, PH) OBP: 0.300, SLG: 0.333 (8, 7)	K	G6-3		G4-3				K		3 1	0 0	0 0	0 0	0 0	1 1	2 1
Brian Schneider, L (1, 2) OBP: 0.625, SLG: 1.143 10 Brandon Harper, R (6, 2) OBP: 0.500, SLG: 0.333	4 33 1B 1B			F7		4 G3-6-3 1B		1-2 BB		3 0	1 0	2 0	0 0	0 1	0 0	0 0
4 D'Angelo Jimenez, S (1, 6) OBP: 0.538, SLG: 0.545 Josh Wilson, R (6, 6) OBP: 0.417, SLG: 0.333	33 1B 1-2 1B			7 1B 1B		G3-6-3 1-2f		F7		3 1	0 0	2 0	0 0	0 0	0 0	1 2
33 Larry Broadway, L (1, 3) OBP: 0.417, SLG: 0.364 13 Robert Fick, L (8, PH) OBP: 0.200, SLG: 0.444 (8, 3)	1-3 2-H 1B			L4		K		F7		3 1	0 0	1 0	1 0	0 0	1 0	1 2
7 Nook Logan, S (1, 8) OBP: 0.294, SLG: 0.200 77 Abraham Nunez, S (8, 8) OBP: 0.250, SLG: 0.143	K			1-2 1B			1B		K	3 1	0 0	2 0	0 0	0 0	1 1	2 0
Inning Stats	R: 1 E: 1 K: 2 S: 9 H: 0 LOB: 0 BB: 0 P: 10	R: 1 E: 0 K: 2 S: 10 H: 3 LOB: 2 BB: 0 P: 10	R: 0 E: 0 K: 0 S: 4 H: 1 LOB: 1 BB: 0 P: 4	R: 0 E: 0 K: 0 S: 5 H: 2 LOB: 2 BB: 0 P: 5	R: 0 E: 0 K: 1 S: 6 H: 1 LOB: 1 BB: 0 P: 6	R: 0 E: 0 K: 1 S: 5 H: 1 LOB: 0 BB: 0 P: 5	R: 0 E: 0 K: 1 S: 6 H: 1 LOB: 1 BB: 0 P: 6	R: 0 E: 0 K: 1 S: 5 H: 0 LOB: 2 BB: 2 P: 13	R: 0 E: 0 K: 3 S: 9 H: 0 LOB: 2 BB: 2 P: 17	1B: 8 2B: 1 3B: 0 HR: 0 SF: 0 SAC: 0 DP: 1 HBP: 0						

PITCHER		IP	WLS	BF	H	R	ER	SO	BB	IBB	HBP	BLK	WP	HR	S	P	ERA	WHIP
44 Roy Oswalt, R ERA: 3.6	(1, 1)	3.0		14	4	2	1	4	0	0	0	0	1	0	23	24	3.00	1.333
37 Matt Albers, R ERA:	(4, 1)	2.0		9	3	0	0	1	0	0	0	0	0	0	11	11	0.00	1.500
54 Brad Lidge, R ERA: 12.0	(6, 1)	1.0	W	3	1	0	0	1	0	0	0	0	0	0	5	5	0.00	1.000
84 Troy Patton, L ERA:	(7, 1)	1.0	H	4	1	0	0	1	0	0	0	0	0	0	6	6	0.00	1.000
Ezequiel Astacio, R ERA:	(8, 1)	1.0	H	5	0	0	0	1	2	0	0	0	0	0	5	13	0.00	2.000

PITCHER		IP	WLS	BF	H	R	ER	SO	BB	IBB	HBP	BLK	WP	HR	S	P	ERA	WHIP
66 Jimmy Barthmaier, R ERA:	(9, 1)	1.0	S	5	0	0	0	3	2	0	0	0	0	0	9	17	0.00	2.000

TOP

Washington Nationals @ Houston Astros

Osceola County Stadium, Kissimmee, FL

Wed Mar 07 2007, 1:05 PM EST

Att. 2,204 - Sunny - 72 F

livebaseballscorecards.com

AB	36
R	2
H	9
RBI	1
BB	4
SO	11
LOB	26

WP: 1 PA: 40
PB: 0
SB: 0
CS: 0

Batter	1	2	3	4	5	6	7	8	9	AB	R	H	RBI	BB	SO	LOB
Craig Biggio, R (1, 4) OBP: 0.400, SLG: 0.643	F7 17 1B 2B		G4-3			HR	FC3-6 1-2f 2-3			3	2	2	1	0	0	0
Mike Lamb, L (7, 5) OBP: 0.267, SLG: 0.333										1	0	0	0	0	0	2
Mark Loretta, R (1, 6) OBP: 0.429, SLG: 0.273	F7 2-3		G5-3			G6-3	K			3	0	0	0	0	0	1
4 Eric Bruntlett, R (7, 4) OBP: 0.400, SLG: 0.182										1	0	0	0	0	1	2
17 Lance Berkman, S (1, 3) OBP: 0.467, SLG: 0.333	45 G5-4-3 3-H 1B			BB G5-4-3		45 1B HR 1B		BB 73 CS		2	1	2	1	1	0	0
16 Jason Lane, R (7, 9) OBP: 0.421, SLG: 0.750										0	0	0	0	1	0	0
45 Carlos Lee, R (1, 10) OBP: 0.500, SLG: 0.500	G5-4-3 1-2f			P6		HR 1-2		L6 1-2 S 1 SAFE X		3	1	1	0	0	0	2
73 Kevin Davidson, R (8, PH) (9, 10)						1B				1	0	0	0	0	0	1
Morgan Ensberg, R (1, 5) OBP: 0.529, SLG: 1.000		1B		G5-4-3 1-2f		HR 1-H 2-H		3B		3	1	2	3	0	0	1
13 Eric Munson, L (7, 3) OBP: 0.385, SLG: 0.500										1	0	1	0	0	0	0
Luke Scott, L (1, 9) OBP: 0.308, SLG: 0.182	K C C C				L3	G3		F8		3	0	0	0	0	1	1
10 Cody Ransom, R (7, 6) OBP: 0.400, SLG: 0.500										1	0	0	0	0	0	1
Richard Hidalgo, R (1, 7) OBP: 0.059, SLG: 0.063	K C C C				F8		FC3-6 1B 1B			3	0	1	0	0	1	1
Charlton Jimerson, R (7, PR) (8, 7)										0	0	0	0	0	0	0
2 Chris Burke, R (1, 8) OBP: 0.182, SLG: 0.200	F8				F7		P4			3	0	0	0	0	0	2
55 Humberto Quintero, R (8, 2)										0	0	0	0	0	0	0
Brad Ausmus, R (1, 2) OBP: 0.429, SLG: 0.429			F7			G5-3	FC3-6 1-2 1B			3	0	1	0	0	0	0
65 Hunter Pence, R (7, PR) OBP: 0.786, SLG: 1.417										0	0	0	0	0	0	0
(8, 8)																
Inning Stats	R: 1 H: 2 E: 0 LOB: 0 K: 0 BB: 0 S: 4 P: 4	R: 0 H: 1 E: 0 LOB: 1 K: 2 BB: 0 S: 8 P: 8	R: 0 H: 0 E: 0 LOB: 0 K: 0 BB: 0 S: 3 P: 3	R: 0 H: 0 E: 0 LOB: 0 K: 0 BB: 1 S: 2 P: 6	R: 0 H: 0 E: 0 LOB: 0 K: 0 BB: 0 S: 3 P: 3	R: 4 H: 4 E: 0 LOB: 0 K: 0 BB: 0 S: 7 P: 7	R: 0 H: 2 E: 0 LOB: 2 K: 1 BB: 0 S: 7 P: 7	R: 0 H: 1 E: 0 LOB: 1 K: 0 BB: 1 S: 4 P: 8		1B: 6 SF: 0 2B: 1 SAC: 0 3B: 1 DP: 2 HR: 2 HBP: 0						

PITCHER	IP	WLS	BF	H	R	ER	SO	BB	IBB	HBP	BLK	WP	HR	S	P	ERA	WHIP
41 Shawn Hill, R (1, 1) ERA: 1.8	3.0		11	3	1	1	2	0	0	0	0	0	0	15	15	3.00	1.000
45 Chris Schroder, R (4, 1) ERA: 9.0	2.0	H	6	0	0	0	0	1	0	0	0	0	0	5	9	0.00	0.500
52 Saul Rivera, R (6, 1) ERA: 18.0	1.0	L	7	4	4	4	0	0	0	0	0	0	2	7	7	36.00	4.000
Jon Rauch, R (7, 1) ERA:	1.0		5	2	0	0	1	0	0	0	0	0	0	7	7	0.00	2.000
67 Arnie Munoz, L (8, 1) ERA:	1.0		4	1	0	0	0	1	0	0	0	0	0	4	8	0.00	2.000

PITCHER	IP	WLS	BF	H	R	ER	SO	BB	IBB	HBP	BLK	WP	HR	S	P	ERA	WHIP

BOTTOM

Washington Nationals @ Houston Astros

Osceola County Stadium, Kissimmee, FL

Wed Mar 07 2007, 1:05 PM EST
Att. 2,204 - Sunny - 72 F

livebaseballscorecards.com

AB	31
R	5
H	10
RBI	5
BB	2
SO	3
LOB	14

1B: 6 SF: 0
2B: 1 SAC: 0
3B: 1 DP: 2
HR: 2 HBP: 0

WP: 0 PA: 33
PB: 0
SB: 0
CS: 1

Batter	1	2	3	4	5	6	7	8	9	AB	R	H	RBI	BB	SO	LOB
28 Adam Everett, R (1, 6) OBP: 0.267, SLG: 0.083	B B B H 4-0 17 HBP HBP		S S C 0-3 ① K		x 0-0 ② F9		x 0-0 1B		x 0-0 ③ F9	2	0	0	0	0	1	0
10 Cody Ransom, R (5, 5) OBP: 0.417, SLG: 0.500										2	0	1	0	0	0	0
Mark Loretta, R (1, 5) OBP: 0.412, SLG: 0.286	x 0-0 ① F9		x 0-0 ② F9		x 0-0 1B		S S S 0-3 ③ K			3	0	1	0	0	0	1
23 Danny Klassen, R (5, PR) (5, 6)										1	0	0	0	0	1	1
17 Lance Berkman, S (1, 10) OBP: 0.474, SLG: 0.400	H 1-0 G4-6-3 1-2 HBP		x 0-0 ③ P5		x 0-0 G3			x 0-0 65 HR 2B		3	1	1	0	0	0	1
Mike Lamb, L (1, 3) OBP: 0.278, SLG: 0.333	x 0-0 ② ③ G4-6-3 1-2f			x 0-0 16 HR 1B		x 0-0 ① L3		x 0-0 2-H HR		3	1	1	0	0	0	2
65 Hunter Pence, R (6, 7) OBP: 0.800, SLG: 1.615										1	1	1	2	0	0	0
Charlton Jimerson, R (1, 9)		S S S 0-3 ① K		S S S 0-3 ① K		S S S 0-3 K2-3		x 0-0 ① F7		3	0	0	0	0	3	1
Luke Scott, L (6, 9) OBP: 0.286, SLG: 0.167										1	0	0	0	0	0	0
16 Jason Lane, R (1, 7) OBP: 0.478, SLG: 0.950		x 0-0 4 2B 1B		x 0-0 1-H HR		x 0-0 2B		x 0-0 ② L4		4	2	3	2	0	0	0
(6, 3)																
Richard Hidalgo, R (1, 8) OBP: 0.050, SLG: 0.053		S S S 0-3 ② K		x 0-0 ② P3		x 0-0 ③ F8		x 0-0 ③ G5-3		3	0	0	0	0	1	2
20 Josh Anderson, L (6, 8) OBP: 0.167, SLG: 0.167										1	0	0	0	0	0	0
4 Eric Bruntlett, R (1, 4) OBP: 0.389, SLG: 0.286		x 0-0 1-H 2B		x 0-0 ③ G6-3			x 0-0 ① G6-3		x 0-0 ① P6	3	0	1	1	0	0	0
Jonathan Ash, L (7, 4)										1	0	0	0	0	0	0
55 Humberto Quintero, R (1, 2)		x 0-0 ③ F7			x 0-0 ① F8		x 0-0 ② F8		x 0-0 ② P2	3	0	0	0	0	0	1
13 Eric Munson, L (7, 2) OBP: 0.357, SLG: 0.462										1	0	0	0	0	0	0
Inning Stats	R: 0 E: 0 K: 0 S: 2 H: 0 LOB: 1 BB: 0 P: 7	R: 1 E: 0 K: 2 S: 9 H: 2 LOB: 1 BB: 0 P: 9	R: 0 E: 0 K: 1 S: 5 H: 0 LOB: 0 BB: 0 P: 5	R: 2 E: 0 K: 1 S: 7 H: 2 LOB: 0 BB: 0 P: 7	R: 0 E: 0 K: 0 S: 4 H: 1 LOB: 1 BB: 0 P: 4	R: 0 E: 0 K: 1 S: 6 H: 1 LOB: 1 BB: 0 P: 6	R: 0 E: 0 K: 1 S: 6 H: 1 LOB: 1 BB: 0 P: 6	R: 2 E: 0 K: 0 S: 5 H: 2 LOB: 0 BB: 0 P: 5	R: 0 E: 0 K: 0 S: 3 H: 0 LOB: 0 BB: 0 P: 3	1B: 4 2B: 3 3B: 0 HR: 2 SF: 0 SAC: 0 DP: 1 HBP: 2						

PITCHER		IP	WLS	BF	H	R	ER	SO	BB	IBB	HBP	BLK	WP	HR	S	P	ERA	WHIP
50 Jason Simontacchi, R ERA: 6.43	(1, 1)	4.0	W	17	4	3	3	4	0	0	2	0	0	1	23	28	6.75	1.000
57 Jason Bergmann, R ERA:	(5, 1)	3.0	H	12	3	0	0	2	0	0	0	0	0	0	16	16	0.00	1.000
34 Ray King, L ERA: 9.0	(8, 1)	1.0		5	2	2	2	0	0	0	0	0	0	1	5	5	18.00	2.000
32 Chad Cordero, R ERA:	(9, 1)	1.0		3	0	0	0	0	0	0	0	0	0	0	3	3	0.00	0.000

PITCHER	IP	WLS	BF	H	R	ER	SO	BB	IBB	HBP	BLK	WP	HR	S	P	ERA	WHIP

TOP

Houston Astros @ Washington Nationals

Space Coast Stadium, Viera, FL

Thu Mar 08 2007, 1:05 PM EST

Att. 2,555 - Sunny - 74 F

livebaseballscorecards.com

AB	35
R	5
H	9
RBI	5
BB	0
SO	6
LOB	9

WP: 0 PA: 37
PB: 0
SB: 0
CS: 0

BOTTOM

Houston Astros @ Washington Nationals

Space Coast Stadium, Viera, FL

Thu Mar 08 2007, 1:05 PM EST

Att. 2,555 - Sunny - 74 F

livebaseballscorecards.com

Batter	1	2	3	4	5	6	7	8	9	AB	R	H	RBI	BB	SO	LOB
Felipe Lopez, S (1, 4) OBP: 0.222, SLG: 0.176	F9	K			G4-3	K		13 1B 10 FC5-4 1-2 2-3 1B		4	0	0	0	0	2	3
Bernie Castro, S (8, 4) OBP: 0.714, SLG: 0.667										1	1	1	0	0	0	0
15 Cristian Guzman, S (1, 10) OBP: 0.333, SLG: 0.286	25 2B 11 1B BB	11 S 2-H 2B			G4-3	K		10 FC5-4 1-3 2-H 3-H 1B		2	1	1	1	1	0	0
13 Robert Fick, L (6, PH) OBP: 0.250, SLG: 0.455										2	0	1	2	0	1	2
(7, 10)																
11 Ryan Zimmerman, R (1, 5) OBP: 0.500, SLG: 0.625	25 2B 1-2 1B	K 2-3			G6-3		F9	FC5-4 77 HR 1-2f 3-H		4	1	1	0	0	1	1
10 Ronnie Belliard, R (8, 5) OBP: 0.167, SLG: 0.182										1	1	0	1	0	0	1
25 Austin Kearns, R (1, 9) OBP: 0.412, SLG: 0.533	1B 1-3 2-H 2B		G4-3			1B 1B BB BB	K	HR 1-H		2	2	1	1	1	0	0
77 Abraham Nunez, S (7, 9) OBP: 0.300, SLG: 0.556										2	1	1	2	0	1	0
Brian Schneider, L (1, 2) OBP: 0.545, SLG: 0.900	K		G1-3			BB 1B 1-2 1B	BB	F8		3	1	1	0	0	1	2
3 Jesus Flores, R (7, 2) OBP: 0.375, SLG: 0.429										1	0	0	0	1	0	0
Chris Snelling, L (1, 7) OBP: 0.385, SLG: 0.417	2-H 3-H 1B		G4-3			BB 1-2 2-3 1B	P4			3	1	2	2	0	0	0
Jose Macias, S (7, PH)										1	0	0	0	0	0	1
(8, 7)																
Travis Lee, L (1, 3) OBP: 0.500, SLG: 0.500	G6-3			K		7 S 1B 7 FC4-2-5-1 1-2 2-3 3-H BB		1B BB 13 1B BB		2	0	0	1	1	1	1
33 Larry Broadway, L (7, 3) OBP: 0.462, SLG: 0.364										0	1	0	0	1	0	0
Josh Wilson, R (1, 6) OBP: 0.563, SLG: 0.500		7 SH1-3 15 2B 1B		7 G4-3 1B		7 FC4-2-5-1 1-2 2-H 3-H 1B		1B 13 1B 1-2 BB		3	2	3	2	1	0	0
7 Nook Logan, S (1, 8) OBP: 0.250, SLG: 0.167		SH1-3 1-2		G4-3 1-2f		FC4-2-5-1 1-2 2-H		K		3	0	0	0	0	1	5
Inning Stats	R: 3 H: 3 E: 0 LOB: 1 K: 1 BB: 1 S: 8 P: 12	R: 1 H: 2 E: 0 LOB: 1 K: 2 BB: 0 S: 9 P: 10	R: 0 H: 0 E: 0 LOB: 0 K: 0 BB: 0 S: 3 P: 3	R: 0 H: 1 E: 0 LOB: 0 K: 1 BB: 0 S: 5 P: 5	R: 0 H: 0 E: 0 LOB: 0 K: 0 BB: 0 S: 3 P: 3	R: 3 H: 3 E: 0 LOB: 2 K: 2 BB: 2 S: 10 P: 19	R: 0 H: 0 E: 0 LOB: 1 K: 1 BB: 1 S: 5 P: 9	R: 5 H: 3 E: 0 LOB: 0 K: 1 BB: 2 S: 8 P: 16		1B: 9 SF: 0 2B: 2 SAC: 1 3B: 0 DP: 1 HR: 1 HBP: 0						

	AB	34
	R	12
	H	12
	RBI	12
	BB	6
	SO	8
	LOB	16

WP: 0 PA: 41
PB: 0
SB: 2
CS: 0

PITCHER		IP	WLS	BF	H	R	ER	SO	BB	IBB	HBP	BLK	WP	HR	S	P	ERA	WHIP
23 Jason Jennings, R ERA: 7.2	(1, 1)	3.0	L	15	5	4	4	3	1	0	0	0	0	0	20	25	12.00	2.000
43 Chris Sampson, R ERA: 4.91	(4, 1)	2.0		6	1	0	0	1	0	0	0	0	0	0	8	8	0.00	0.500
Chad Qualls, R ERA: 13.5	(6, 1)	1.0		8	3	3	3	2	2	0	0	0	0	0	10	19	27.00	5.000
Trever Miller, L ERA:	(7, 1)	1.0		4	0	0	0	1	1	0	0	0	0	0	5	9	0.00	1.000
55 Felipe Paulino, R ERA: 16.88	(8, 1)	1.0		8	3	5	5	1	2	0	0	0	0	1	8	16	45.00	5.000

PITCHER	IP	WLS	BF	H	R	ER	SO	BB	IBB	HBP	BLK	WP	HR	S	P	ERA	WHIP

Houston Astros @ Toronto Blue Jays

Knology Park, Dunedin, FL

Fri Mar 09 2007, 1:05 PM EST

Att. 3,162 - Sunny - 74 F

TOP

livebaseballscorecards.com

Batter	1	2	3	4	5	6	7	8	9	AB	R	H	RBI	BB	SO	LOB
Orlando Palmeiro, L (1, 10) OBP: 0.750, SLG: 0.600	G4-3		BBBB 4-0 2 CS BB		BBBB 4-0 2 BB BB	X 0-0 55 SF9 1-3 2-H 3-H 2B		X 0-0 G5-3		1	0	0	0	2	0	0
Richard Hidalgo, R (6, PH) OBP: 0.095, SLG: 0.150										1	0	1	2	0	0	0
(6, 10)																
72 Lou Santangelo, R (8, PH) OBP: 0.400, SLG: 0.250										1	0	0	0	0	0	1
(8, 10)																
2 Chris Burke, R (1, 4) OBP: 0.200, SLG: 0.182	P4		SX 0-1 F8 1-2		BBBB 4-0 1-2 BB	X 0-0 SF9 2-3 3-H		X 0-0 G5-3		2	0	0	0	1	0	1
55 Humberto Quintero, R (5, 2)										1	0	0	1	0	0	1
Mike Lamb, L (1, 3) OBP: 0.286, SLG: 0.381	1B 2B		X 0-0 G1-3		X 0-0 G4-3	CCC 0-3 K			X 0-0 G1-6-3	3	1	1	0	0	0	3
23 Danny Klassen, R (5, 4)										2	0	0	0	0	1	2
Morgan Ensberg, R (1, 5) OBP: 0.550, SLG: 0.941	2B 2-H 1B			CCC 0-3 K		BBBB 4-0 16 FC6-4 65 1B BB	X 0-0 F8		X 0-0 G5-3	2	0	1	1	1	1	0
10 Cody Ransom, R (6, PR) OBP: 0.357, SLG: 0.417										2	1	0	0	0	0	0
(6, 5)																
Luke Scott, L (1, 9) OBP: 0.353, SLG: 0.286	1-3 2B			X 0-0 G3		BBBB 4-0 16 FC6-4 1-2 BB	SSS 0-3 K		X 0-0 20 S 65 E 1B	2	0	1	0	1	0	0
Charlton Jimerson, R (6, PR) OBP: 0.273, SLG: 0.111										2	1	1	0	0	1	0
(6, 9)																
16 Jason Lane, R (1, 8) OBP: 0.423, SLG: 0.826	F9			X 0-0 G5-3		X 0-0 FC6-4 65 1B 1-2f 2-3 13 1B	SSS 0-3 K		CBBBB 4-1 65 E 1-2 13 1B BB	3	0	0	0	0	0	4
20 Josh Anderson, L (6, PR) OBP: 0.250, SLG: 0.143										1	2	0	0	1	1	0
(6, 8)																
65 Hunter Pence, R (1, 7) OBP: 0.750, SLG: 1.389		SSS 0-3 K			X 0-0 13 G4-3 2B	X 0-0 4 BB 13 1B 1-3 3-H 2B 1B		X 0-0 87 2B 1B	X 0-0 E6 13 1B 1-3 2-H	5	2	3	1	0	1	1
13 Eric Munson, L (1, 2) OBP: 0.368, SLG: 0.444		X 0-0 G3-1			X 0-0 G4-3 2-3	X 0-0 4 BB 1-2 2B 3-H 1B		SSS 0-3 K	X 0-0 1-3 3-H 1B	5	1	2	2	0	1	2
(5, 3)																
4 Eric Bruntlett, R (1, 6) OBP: 0.381, SLG: 0.250		X 0-0 G5-3			X 0-0 P3	BBBB 4-0 2B 55 SF9 1-2 2-3 BB		X 0-0 1-H 2B	X 0-0 P3	2	0	0	0	1	0	1
87 Tommy Manzella, R (6, PR) OBP: 0.667, SLG: 1.000										2	1	1	1	0	0	2
(6, 6)																

	AB	37
	R	9
	H	11
	RBI	8
	BB	7
	SO	6
	LOB	18

Inning Stats	1	2	3	4	5	6	7	8	9
	R: 1 H: 3 E: 0 LOB: 2 K: 0 BB: 0 S: 6 P: 6	R: 0 H: 0 E: 0 LOB: 0 K: 1 BB: 0 S: 5 P: 5	R: 0 H: 0 E: 0 LOB: 0 K: 0 BB: 1 S: 3 P: 7	R: 0 H: 0 E: 0 LOB: 0 K: 1 BB: 0 S: 5 P: 5	R: 0 H: 1 E: 0 LOB: 3 K: 0 BB: 2 S: 4 P: 12	R: 5 H: 3 E: 0 LOB: 2 K: 1 BB: 3 S: 8 P: 20	R: 0 H: 0 E: 0 LOB: 0 K: 2 BB: 0 S: 7 P: 7	R: 1 H: 2 E: 0 LOB: 1 K: 1 BB: 0 S: 7 P: 7	R: 2 H: 2 E: 1 LOB: 2 K: 0 BB: 1 S: 7 P: 11

| | | | | | | | | | | | | | | | |

BOTTOM

Houston Astros @ Toronto Blue Jays

Knology Park, Dunedin, FL

Fri Mar 09 2007, 1:05 PM EST

Att. 3,162 - Sunny - 74 F

Batter	1	2	3	4	5	6	7	8	9	AB	R	H	RBI	BB	SO	LOB
3 Reed Johnson, R (1, 7) OBP: 0.333, SLG: 0.667	G6-3		17 G4-3 2B	P3			67 PO 1B		3-H 1B	3	0	1	0	0	0	2
43 Kevin Barker, L (5, 7) OBP: 0.429, SLG: 0.583										2	0	2	1	0	0	0
17 Lyle Overbay, L (1, 3) OBP: 0.357, SLG: 0.615	10 HR 1B		G4-3 2-3	1-H 3-H HR			L9		CCC K	3	2	2	3	0	0	1
Jason Phillips, R (6, 3) OBP: 0.267, SLG: 0.286										2	0	0	0	0	1	2
10 Vernon Wells, R (1, 8) OBP: 0.375, SLG: 0.800	1-H HR		BBB BB BB	P2			CCC K			2	1	1	2	1	0	0
57 Jeff Duncan, L (6, 8) OBP: 0.438, SLG: 0.733										1	0	0	0	0	1	1
Frank Thomas, R (1, 10) OBP: 0.667, SLG: 0.500	L8		BBB 1-2 BB		25 G4-6-3 1B		BSC 1 SAFE 1-2 PO		F7	2	0	1	0	1	0	0
67 John-Ford Griffin, L (5, PR) OBP: 0.357, SLG: 0.667 (6, 10)										1	0	0	0	0	0	0
25 Troy Glaus, R (1, 5) OBP: 0.250, SLG: 0.545	SSS K		G4-3		G4-6-3 1-2f				L7	3	0	0	0	0	1	4
23 John Hattig, S (6, 5) OBP: 0.333, SLG: 0.385										1	0	0	0	0	0	0
15 Alex Rios, R (1, 9) OBP: 0.455, SLG: 1.000		F8		HR	G5-3			P4		2	1	1	1	0	0	0
16 Rob Cosby, R (5, 9) OBP: 0.364, SLG: 0.455										2	0	0	0	0	0	1
9 Gregg Zaun, S (1, 2) OBP: 0.300, SLG: 0.125		CCC K		F9		6 G4-6-3 1B			E6 G1-3 43 1B	3	0	1	0	0	1	0
59 Curtis Thigpen, R (6, PR) OBP: 0.133, SLG: 0.333 (7, 2)										1	1	0	0	0	0	0
2 Aaron Hill, R (1, 4) OBP: 0.364, SLG: 0.727		L9		1B 17 HR 2B		G4-6-3 1-2f			F8	2	1	1	0	0	0	0
6 John McDonald, R (5, 4) OBP: 0.333, SLG: 0.250 (8, 6)										2	0	0	0	0	0	2
Royce Clayton, R (1, 6) OBP: 0.286, SLG: 0.308			CCC K	2-3 17 HR 1B		G1-3			G1-3 2-3	3	1	1	0	0	1	1
Jason Smith, L (7, 6) OBP: 0.462, SLG: 1.154 (8, 4)										1	0	0	0	0	0	1

	AB	36
	R	7
	H	11
	RBI	7
	BB	2
	SO	5
	LOB	15

Inning Stats	1	2	3	4	5	6	7	8	9	1B: 6	SF: 0	WP: 0	PA: 39
R:	2	0	0	4	0	0	0	0	1	2B: 2	SAC: 0	PB: 0	
E:	0	0	0	0	0	0	0	0	1	3B: 0	DP: 2	SB: 0	
K:	1	1	1	0	0	1	1	0	1	HR: 3	HBP: 0	CS: 0	
S:	7	5	6	7	3	3	7	3	7				
LOB:	0	0	3	0	1	1	0	0	1				
BB:	0	0	2	0	0	0	0	0	0				
P:	7	5	14	7	3	3	8	3	7				

PITCHER		IP	WLS	BF	H	R	ER	SO	BB	IBB	HBP	BLK	WP	HR	S	P	ERA	WHIP
51 Wandy Rodriguez, L	(1, 1)	3.0		14	3	2	2	3	2	0	0	0	0	1	18	26	6.00	1.667
ERA: 3.6																		
71 Juan Gutierrez, R	(4, 1)	1.0		7	4	4	4	0	0	0	0	0	0	2	7	7	36.00	4.000
ERA: 10.8																		
Dan Wheeler, R	(5, 1)	1.0		3	1	0	0	0	0	0	0	0	0	0	3	3	0.00	1.000
ERA: 9.0																		
48 Scott Sauerbeck, L	(6, 1)	1.0		3	1	0	0	0	0	0	0	0	0	0	3	3	0.00	1.000
ERA: 10.8																		
21 Rick White, R	(7, 1)	1.0	W	3	1	0	0	1	0	0	0	0	0	0	7	8	0.00	1.000
ERA:																		

PITCHER		IP	WLS	BF	H	R	ER	SO	BB	IBB	HBP	BLK	WP	HR	S	P	ERA	WHIP
62 Mark McLemore, L	(8, 1)	1.0	H	3	0	0	0	0	0	0	0	0	0	0	3	3	0.00	0.000
ERA:																		
68 Paul Estrada, R	(9, 1)	1.0	S	5	1	1	0	1	0	0	0	0	0	0	7	7	0.00	1.000
ERA:																		

livebaseballscorecards.com

Batter	1	2	3	4	5	6	7	8	9	10	AB	R	H	RBI	BB	SO	LOB
8 Shane Victorino, S (1, 8) OBP: 0.483, SLG: 0.462	SH1-3 S 2B		BB CS		F7		1-3 1B		F9		4	1	2	0	1	0	0
Abraham Nunez, S (1, 6) (8, 5) OBP: 0.480, SLG: 0.474	SH1-3 2-3		1-2 BB		F8		F8			G6-3	3	0	0	0	1	0	2
19 Greg Dobbs, L (1, 3) OBP: 0.552, SLG: 1.000	HBP		F7			HR		F8		G6-3 1B	4	1	2	1	0	0	1
Wes Helms, R (1, 5) OBP: 0.375, SLG: 0.667	K 3-H		K			G5-3		97 F9 E 1B		G6-3 1-2f	4	0	1	0	0	2	2
Carlos Leon, S (8, PR) (8, 4)											1	0	0	0	0	0	1
Karim Garcia, L (1, 9) OBP: 0.320, SLG: 0.440	P3			28 FC6-4 1B		G4-3		E9 1-2			4	0	1	0	0	0	2
28 Jayson Werth, R (1, 7) OBP: 0.400, SLG: 0.250		K		FC6-4 1-2f		K		F9 2-3			3	0	0	0	0	2	1
97 Jim Rushford, L (7, 7)											1	0	0	0	0	0	2
4 Danny Sandoval, S (1, 4) OBP: 0.250, SLG: 0.286		G3-1		F7			B1-3	K2-3			4	0	0	0	0	1	3
(8, 6)																	
27 Chris Coste, R (1, 2) OBP: 0.353, SLG: 0.400		1B		G4-3			60 FC6-4 HBP		G4-3		2	0	1	0	0	0	1
37 Ryan Budde, R (7, 2) OBP: 0.333, SLG: 0.200											1	0	0	0	0	0	0
60 Ronald Calloway, L (1, 10) OBP: 0.308, SLG: 0.583		G3			G6-3		FC6-4 8 1B 1-2f		K		4	0	0	0	0	1	2
Inning Stats	R: 1 E: 0 K: 1 S: 6 H: 1 LOB: 1 BB: 0 P: 7	R: 0 E: 0 K: 1 S: 6 H: 1 LOB: 1 BB: 0 P: 6	R: 0 E: 0 K: 1 S: 5 H: 0 LOB: 1 BB: 2 P: 13	R: 0 E: 0 K: 0 S: 4 H: 1 LOB: 1 BB: 0 P: 4	R: 0 E: 0 K: 0 S: 3 H: 0 LOB: 0 BB: 0 P: 3	R: 1 E: 0 K: 1 S: 6 H: 1 LOB: 0 BB: 0 P: 6	R: 0 E: 0 K: 0 S: 4 H: 1 LOB: 2 BB: 0 P: 5	R: 0 E: 1 K: 1 S: 7 H: 1 LOB: 2 BB: 0 P: 7	R: 0 E: 0 K: 1 S: 5 H: 0 LOB: 0 BB: 0 P: 5	R: 0 E: 0 K: 0 S: 3 H: 1 LOB: 0 BB: 0 P: 3	1B: 5 2B: 1 3B: 0 HR: 1 SF: 0 SAC: 1 DP: 1 HBP: 2						

PITCHER	IP	WLS	BF	H	R	ER	SO	BB	IBB	HBP	BLK	WP	HR	S	P	ERA	WHIP
64 Fernando Nieve, R (1, 1) ERA: 1.8	3.0		13	2	1	1	3	2	0	1	0	0	0	17	26	3.00	1.333
58 Dave Borkowski, R (4, 1) ERA: 7.5	2.0		7	1	0	0	0	0	0	0	0	0	0	7	7	0.00	0.500
54 Brad Lidge, R (6, 1) ERA: 11.25	1.0		4	1	1	1	1	0	0	0	0	0	1	6	6	9.00	1.000
59 Miguel Asencio, R (7, 1) ERA:	1.0		5	1	0	0	0	0	0	1	0	0	0	4	5	0.00	1.000
63 Stephen Randolph, L (8, 1) ERA: 2.7	1.0		5	1	0	0	1	0	0	0	0	0	0	7	7	0.00	1.000

PITCHER	IP	WLS	BF	H	R	ER	SO	BB	IBB	HBP	BLK	WP	HR	S	P	ERA	WHIP
53 Kevin Walker, L (9, 1) ERA: 6.75	2.0	W	6	1	0	0	1	0	0	0	0	0	0	8	8	0.00	0.500

TOP

Philadelphia Phillies @ Houston Astros

Osceola County Stadium, Kissimmee, FL

Sat Mar 10 2007, 1:05 PM EST
Att. 4,627 - Sunny - 80 F

livebaseballscorecards.com

AB	35
R	2
H	7
RBI	1
BB	2
SO	6
LOB	17

WP: 0 PB: 0 SB: 1 CS: 1
PA: 40

Batter	1	2	3	4	5	6	7	8	9	10	AB	R	H	RBI	BB	SO	LOB
Craig Biggio, R (1, 4) OBP: 0.389, SLG: 0.588 4 Eric Bruntlett, R (5, PR) OBP: 0.348, SLG: 0.222 (6, 4) (8, 6)	0-0 FC4-6 1B		0-0 ② FC6-4 1B 1-2f		0-0 E6 FC6		0-0 ② G6-3		0-0 ③ F7		3 0 1 0 0 0 1 2 0 0 0 0 0 1						
Orlando Palmeiro, L (1, 7) OBP: 0.636, SLG: 0.500 65 Hunter Pence, R (6, 7) OBP: 0.773, SLG: 1.368 (7, 8)	0-0 ① FC4-6 1-2f		0-0 1-2 1B		0-0 ③ FC6 1-2f		BBB 4-0 BB			0-0 G3 10 1B 1B	3 0 1 0 0 0 2 1 1 1 0 1 0 0						
17 Lance Berkman, S (1, 3) OBP: 0.455, SLG: 0.389 Mike Lamb, L (6, PR) OBP: 0.261, SLG: 0.348 (7, 3)	0-0 ② F7		CCC 0-3 ③ K			0-0 45 2B 1B	0-0 ③ F7			0-0 ① G3 1-2	3 0 1 0 0 1 3 2 1 0 0 0 0 3						
45 Carlos Lee, R (1, 10) OBP: 0.500, SLG: 0.533 1 Mike Rodriguez, L (10, PH) OBP: 0.300, SLG: 0.600	0-0 ③ F8			BBB 4-0 G6-4-3 BB		0-0 G4-3 1-H 2B		0-0 ① G6-3		CCC 0-3 ② K	3 0 1 1 1 0 1 1 0 0 0 0 1 1						
Mark Loretta, R (1, 5) OBP: 0.350, SLG: 0.235 20 Josh Anderson, L (7, 7) OBP: 0.400, SLG: 0.500		SSS 0-3 ① K		0-0 ①② G6-4-3 1-2f		0-0 ① G4-3 2-3		0-0 3B		BBBI 4-0 10 1B IBB	3 0 0 0 0 1 3 1 0 1 0 1 0 0						
Luke Scott, L (1, 9) OBP: 0.400, SLG: 0.529 10 Cody Ransom, R (7, 5) OBP: 0.375, SLG: 0.429 (8, 4)	0-0 2 G4-6-3 1B		0-0	0-0 HR		0-0 ② G4-3		SSS 0-3 ② K		0-0 1-2 1B 2-H	3 1 2 1 0 0 2 2 0 1 1 0 1 1						
2 Chris Burke, R (1, 8) OBP: 0.179, SLG: 0.160 Charlton Jimerson, R (7, 9) OBP: 0.250, SLG: 0.100	0-0 ②③ G4-6-3 1-2f			0-0 ③ P6		0-0 ③ F7		0-0 ③ F8			3 0 0 0 0 0 3 1 0 0 0 0 0 1						
28 Adam Everett, R (1, 6) OBP: 0.222, SLG: 0.067 13 Eric Munson, L (8, 5) OBP: 0.400, SLG: 0.444			0-0 ① G6-3		0-0 ① F8		0-0 ① G6-3		BBB 4-0 55 B3-6-3 BB		3 0 0 0 0 0 0 0 0 0 0 1 0 0						
Brad Ausmus, R (1, 2) OBP: 0.500, SLG: 0.700 55 Humberto Quintero, R (8, 2)			0-0 FC6-4 1B		0-0 ② G4-3		0-0 3B		0-0 ①② B3-6-3 1-2f		3 0 2 0 0 0 0 1 0 0 0 0 0 1						
Inning Stats	R: 0 H: 1 E: 0 LOB: 1 K: 0 BB: 0 S: 4 P: 4	R: 0 H: 1 E: 0 LOB: 0 K: 1 BB: 0 S: 5 P: 5	R: 0 H: 2 E: 0 LOB: 2 K: 1 BB: 0 S: 7 P: 7	R: 1 H: 1 E: 0 LOB: 0 K: 0 BB: 1 S: 3 P: 7	R: 0 H: 0 E: 1 LOB: 1 K: 0 BB: 0 S: 4 P: 4	R: 1 H: 2 E: 0 LOB: 2 K: 0 BB: 0 S: 5 P: 5	R: 0 H: 1 E: 0 LOB: 2 K: 0 BB: 1 S: 4 P: 8	R: 0 H: 1 E: 0 LOB: 1 K: 1 BB: 0 S: 6 P: 6	R: 0 H: 0 E: 0 LOB: 0 K: 0 BB: 1 S: 2 P: 6	R: 1 H: 2 E: 0 LOB: 2 K: 1 BB: 1 S: 6 P: 10	1B: 7 SF: 0 2B: 1 SAC: 0 3B: 2 DP: 3 HR: 1 HBP: 0						

PITCHER		IP	WLS	BF	H	R	ER	SO	BB	IBB	HBP	BLK	WP	HR	S	P	ERA	WHIP
21 Jon Lieber, R ERA: 1.5	(1, 1)	4.0		16	5	1	1	2	1	0	0	0	0	1	19	23	2.25	1.500
48 Brian Sanches, R ERA: 8.44	(5, 1)	2.0		9	2	1	1	0	0	0	0	0	0	0	9	9	4.50	1.000
55 Clay Condrey, R ERA:	(7, 1)	1.0		5	1	0	0	0	1	0	0	0	0	0	4	8	0.00	2.000
45 Tom Gordon, R ERA:	(8, 1)	1.0		4	1	0	0	1	0	0	0	0	0	0	6	6	0.00	1.000
59 John Ennis, R ERA: 9.0	(9, 1)	1.0		3	0	0	0	0	1	0	0	0	0	0	2	6	0.00	1.000

PITCHER		IP	WLS	BF	H	R	ER	SO	BB	IBB	HBP	BLK	WP	HR	S	P	ERA	WHIP
80 Jeff Farnsworth, R ERA: 15.0	(10, 1)	0.2	L	5	2	1	1	1	0	1	0	0	0	0	6	10	13.50	3.000

BOTTOM

Philadelphia Phillies @ Houston Astros

Osceola County Stadium, Kissimmee, FL

Sat Mar 10 2007, 1:05 PM EST

Att. 4,627 - Sunny - 80 F

livebaseballscorecards.com

AB	38
R	3
H	11
RBI	3
BB	4
SO	4
LOB	23

1B: 7	SF: 0	WP: 0	PA: 42
2B: 1	SAC: 0	PB: 0	
3B: 2	DP: 3	SB: 0	
HR: 1	HBP: 0	CS: 0	

TOP

Houston Astros @ Tampa Bay Devil Rays

Progress Energy Park, Home of Al Lang Field, St. Petersburg, FL

Sun Mar 11 2007, 1:05 PM EDT

Att. 3,879 - Sunny - 75 F

livebaseballscorecards.com

Batter	1	2	3	4	5	6	7	8	9	AB	R	H	RBI	BB	SO	LOB
2 Chris Burke, R (1, 8) OBP: 0.194, SLG: 0.148 65 Hunter Pence, R (5, 8) OBP: 0.708, SLG: 1.238	F9		K		28 G6-3 1B, BB	G5-3		G5-3		2	1	0	0	1	1	0
										2	0	0	0	0	0	3
28 Adam Everett, R (1, 6) OBP: 0.238, SLG: 0.111 13 Eric Munson, L (5, 3) OBP: 0.409, SLG: 0.450	E5 E 1B		G6-3		G6-3 1-2 2-3		20 G6-3 1B		G4-3	3	1	1	0	0	0	2
										2	0	1	0	0	0	0
Mike Lamb, L (1, 3) OBP: 0.346, SLG: 0.400 20 Josh Anderson, L (5, 7) OBP: 0.333, SLG: 0.400	E8 1B 2-H 1B		BB		HBP 2-H 3-H 1B		G6-3 1-2f		K2-3	2	1	2	3	1	0	0
										2	0	0	0	0	1	1
Luke Scott, L (1, 9) OBP: 0.435, SLG: 0.526 Charlton Jimerson, R (5, PR) OBP: 0.357, SLG: 0.417 (5, 9)	FC5-4 2-H 1B		K		HBP 1-2		2B		2B	2	0	1	1	0	1	1
										2	0	2	0	0	0	0
Richard Hidalgo, R (1, 7) OBP: 0.083, SLG: 0.130 87 Tommy Manzella, R (5, 6) OBP: 0.500, SLG: 0.750	FC5-4 1-2f			G5-3	F9		F9		G4-3	3	0	0	0	0	0	3
										2	0	0	0	0	0	2
4 Eric Bruntlett, R (1, 4) OBP: 0.308, SLG: 0.190 67 Brooks Conrad, S (6, 4) OBP: 0.333, SLG: 0.667	K			F8		K		1 1B 2B		3	0	0	0	0	2	1
										1	1	1	0	0	0	0
1 Mike Rodriguez, L (1, 10) OBP: 0.357, SLG: 0.643		K		F9		55 1B 2B		73 G1-3 2-H 1B		4	0	2	1	0	1	0
55 Humberto Quintero, R (1, 2) OBP: 0.250, SLG: 0.125 73 Kevin Davidson, R (6, PR) (6, 2)		G6-3			10 FC4-6 1B	2-3 1B		G1-3 1-2		3	0	2	0	0	0	0
										1	0	0	0	0	0	1
10 Cody Ransom, R (1, 5) OBP: 0.300, SLG: 0.333		K			FC4-6 28 G6-3 2 BB 1B 1-2f	K		K		4	1	0	0	0	3	4
Inning Stats	R: 2 E: 2 K: 1 S: 8 H: 3 LOB: 1 BB: 0 P: 8	R: 0 E: 0 K: 2 S: 7 H: 0 LOB: 0 BB: 0 P: 7	R: 0 E: 0 K: 2 S: 7 H: 0 LOB: 1 BB: 1 P: 11	R: 0 E: 0 K: 0 S: 3 H: 0 LOB: 0 BB: 0 P: 3	R: 2 E: 0 K: 0 S: 5 H: 2 LOB: 2 BB: 1 P: 10	R: 0 E: 0 K: 2 S: 9 H: 2 LOB: 2 BB: 0 P: 9	R: 0 E: 0 K: 0 S: 4 H: 2 LOB: 1 BB: 0 P: 4	R: 1 E: 0 K: 1 S: 7 H: 2 LOB: 1 BB: 0 P: 7	R: 0 E: 0 K: 1 S: 6 H: 1 LOB: 1 BB: 0 P: 6	1B: 8 2B: 4 3B: 0 HR: 0 SF: 0 SAC: 0 DP: 1 HBP: 1							

AB	38
R	5
H	12
RBI	5
BB	2
SO	9
LOB	18

WP: 0 PB: 0 SB: 0 CS: 0 PA: 41

PITCHER		IP	WLS	BF	H	R	ER	SO	BB	IBB	HBP	BLK	WP	HR	S	P	ERA	WHIP
33 James Shields, R ERA: 1.29	(1, 1)	4.0	L	16	3	2	1	5	1	0	0	0	0	0	25	29	2.25	1.000
37 Seth McClung, R ERA: 6.0	(5, 1)	1.0		7	2	2	2	0	1	0	1	0	0	0	5	10	18.00	3.000
54 Chad Orvella, R ERA:	(6, 1)	1.0		5	2	0	0	2	0	0	0	0	0	0	9	9	0.00	2.000
45 Ruddy Lugo, R ERA: 9.0	(7, 1)	1.0		4	2	0	0	0	0	0	0	0	0	0	4	4	0.00	2.000
22 Shawn Camp, R ERA: 2.25	(8, 1)	1.0		5	2	1	1	1	0	0	0	0	0	0	7	7	9.00	2.000

PITCHER		IP	WLS	BF	H	R	ER	SO	BB	IBB	HBP	BLK	WP	HR	S	P	ERA	WHIP
51 Mitch Talbot, R ERA: 4.5	(9, 1)	1.0		4	1	0	0	1	0	0	0	0	0	0	6	6	0.00	1.000

Batter	1	2	3	4	5	6	7	8	9	AB	R	H	RBI	BB	SO	LOB
5 Rocco Baldelli, R (1, 8) OBP: 0.235, SLG: 0.313	F8			F9		FC5-4 35 S 1-2f			G4-3	3	0	0	0	0	0	1
2 B.J. Upton, R (7, 8) OBP: 0.273, SLG: 0.333										1	0	0	0	0	0	0
35 Elijah Dukes, R (1, 7) OBP: 0.364, SLG: 0.263	P3			14 G4-3 BB 1B		G1-3 1-2			23 F8 E 29 2B 1B	3	0	1	0	0	0	1
31 Jonny Gomes, R (7, 7) OBP: 0.250, SLG: 0.522										1	1	1	0	0	0	0
Delmon Young, R (1, 9) OBP: 0.227, SLG: 0.190	G5-3			14 G4-3 1-2 BB		G3-1			E5 29 2B 43 1B 1-2	3	1	0	0	1	0	2
14 Greg Norton, S (1, 10) OBP: 0.300, SLG: 0.333		K		G4-3 1-2 2-3			G5-3		F8 2-3	3	0	0	0	0	1	2
23 Carlos Pena, L (9, PH) OBP: 0.200, SLG: 0.286										1	0	0	0	0	0	2
3 Jorge Cantu, R (1, 4) OBP: 0.316, SLG: 0.444		F9		G6-3			K		43 1B 1-3 3-H 2B	3	0	0	0	0	1	2
29 Joel Guzman, R (8, 5) OBP: 0.167, SLG: 0.471										1	1	1	1	0	0	0
1 Akinori Iwamura, L (1, 5) OBP: 0.176, SLG: 0.067		G6-3			F7		P4		2-H 3-H 1B	3	0	0	0	0	0	0
43 Elliot Johnson, S (8, 4) OBP: 0.200, SLG: 0.200										1	0	1	2	0	0	0
58 Hee-Seop Choi, L (1, 3) OBP: 0.125, SLG: 0.071			K		P4			F8	K	2	0	0	0	0	1	0
24 Wes Bankston, R (8, 3) OBP: 0.429, SLG: 0.500										2	0	0	0	0	1	1
32 Shawn Riggans, R (1, 2) OBP: 0.571, SLG: 0.600		K			F9			G6-3		3	0	0	0	0	1	0
3 Jorge Velandia, R (9, 6)										0	0	0	0	0	0	0
Brendan Harris, R (1, 6) OBP: 0.261, SLG: 0.348			F9			5 FC5-4 1B		G6-3		3	0	1	0	0	0	0
66 Josh Arhart, R (9, 2)										0	0	0	0	0	0	0
Inning Stats	R: 0 E: 0 K: 0 S: 3 H: 0 LOB: 0 BB: 0 P: 3	R: 0 E: 0 K: 1 S: 5 H: 0 LOB: 0 BB: 0 P: 5	R: 0 E: 0 K: 2 S: 7 H: 0 LOB: 0 BB: 0 P: 7	R: 0 E: 0 K: 0 S: 4 H: 1 LOB: 2 BB: 1 P: 8	R: 0 E: 0 K: 0 S: 3 H: 0 LOB: 0 BB: 0 P: 3	R: 0 E: 0 K: 0 S: 5 H: 1 LOB: 1 BB: 0 P: 5	R: 0 E: 0 K: 1 S: 5 H: 0 LOB: 0 BB: 0 P: 5	R: 0 E: 0 K: 0 S: 3 H: 0 LOB: 0 BB: 0 P: 3	R: 3 E: 1 K: 1 S: 9 H: 3 LOB: 1 BB: 0 P: 9	1B: 4 2B: 1 3B: 0 HR: 0	SF: 0 SAC: 0 DP: 0 HBP: 0						

BOTTOM

Houston Astros @ Tampa Bay Devil Rays

Sun Mar 11 2007, 1:05 PM EDT
Att. 3,879 - Sunny - 75 F

Progress Energy Park, Home of Al Lang Field, St. Petersburg, FL

livebaseballscorecards.com

AB	33
R	3
H	5
RBI	3
BB	1
SO	5
LOB	11

WP: 0 PB: 0 SB: 1 CS: 0 PA: 34

PITCHER	IP	WLS	BF	H	R	ER	SO	BB	IBB	HBP	BLK	WP	HR	S	P	ERA	WHIP
36 Brian Moehler, R (1, 1) ERA: 3.38	4.0	W	14	1	0	0	3	1	0	0	0	0	0	19	23	0.00	0.500
Ezequiel Astacio, R (5, 1) ERA:	2.0	H	7	1	0	0	0	0	0	0	0	0	0	8	8	0.00	0.500
Trever Miller, L (7, 1) ERA:	1.0		3	0	0	0	1	0	0	0	0	0	0	5	5	0.00	0.000
66 Jimmy Barthmaier, R (8, 1) ERA:	1.0		3	0	0	0	0	0	0	0	0	0	0	3	3	0.00	0.000
68 Paul Estrada, R (9, 1) ERA:	1.0		7	3	3	0	1	0	0	0	0	0	0	9	9	0.00	3.000

PITCHER	IP	WLS	BF	H	R	ER	SO	BB	IBB	HBP	BLK	WP	HR	S	P	ERA	WHIP

Batter	1	2	3	4	5	6	7	8	9	10	AB	R	H	RBI	BB	SO	LOB
2 Chris Burke, R (1, 8) OBP: 0.171, SLG: 0.129	F9	F8	G5-3			G5-3			K		4	0	0	0	0	0	3
65 Hunter Pence, R (8, 8) OBP: 0.680, SLG: 1.182											1	0	0	0	0	1	0
Mark Loretta, R (1, 6) OBP: 0.375, SLG: 0.250	F8		1B, BB, 1B	CS, BB		K			G5-3		3	1	1	0	1	1	0
13 Eric Munson, L (6, 3) OBP: 0.391, SLG: 0.429											1	0	0	0	0	0	0
Mike Lamb, L (1, 3) OBP: 0.400, SLG: 0.464	2B		1B, BB	SAFE, FC5-4, 1B		K			K		3	1	2	0	1	1	0
48 Scott Sauerbeck, R (6, 1)											0	0	0	0	0	0	0
Dan Wheeler, R (8, 1)											0	0	0	0	0	0	0
Luke Scott, L (9, PH) OBP: 0.417, SLG: 0.500											1	0	0	0	0	1	0
21 Rick White, R (9, 1)											0	0	0	0	0	0	0
Morgan Ensberg, R (1, 5) OBP: 0.500, SLG: 0.810	F7		1B, 16, 2B, 1B	P6			K			B2-3	4	1	1	0	0	1	2
20 Josh Anderson, L (7, 9) OBP: 0.308, SLG: 0.364											1	0	0	0	0	0	0
Richard Hidalgo, R (1, 9) OBP: 0.143, SLG: 0.154		4, G4-3, 4, S, 55, 1B, BB	16, 2B, 1B	FC5-4			K			16, L5-3, BB	3	2	1	2	1	1	1
10 Cody Ransom, R (7, 5) OBP: 0.333, SLG: 0.333											0	0	0	0	1	0	0
16 Jason Lane, R (1, 7) OBP: 0.419, SLG: 0.786		P3	4, G6-3, 55, 1B, 2B		4, S, 1B		K			L5-3	5	1	2	2	0	1	2
4 Eric Bruntlett, R (1, 4) OBP: 0.300, SLG: 0.167		G4-3	G6-3		K			55, B3-6-4, HBP			3	0	0	0	0	1	3
(6, 6)																	
55 Humberto Quintero, R (1, 2) OBP: 0.292, SLG: 0.200		37, BB, 1B	37, SH1-4, 1B		L8			B3-6-4			4	0	2	2	0	0	2
72 Lou Santangelo, R (8, 2) OBP: 0.400, SLG: 0.250											0	0	0	0	0	0	0
37 Matt Albers, L (1, 1)		BB	SH1-4		K			G6-3			0	0	0	0	1	0	0
43 Chris Sampson, R (4, 1)											1	0	0	0	0	1	1
67 Brooks Conrad, S (6, 4) OBP: 0.250, SLG: 0.500											1	0	0	0	0	0	0
Inning Stats	R: 0 E: 0 K: 0 S: 4 H: 1 LOB: 1 BB: 0 P: 4	R: 1 E: 0 K: 0 S: 4 H: 1 LOB: 2 BB: 2 P: 13	R: 5 E: 0 K: 0 S: 8 H: 5 LOB: 1 BB: 1 P: 12	R: 0 E: 0 K: 0 S: 3 H: 1 LOB: 1 BB: 1 P: 7	R: 0 E: 0 K: 2 S: 8 H: 1 LOB: 1 BB: 0 P: 8	R: 0 E: 0 K: 2 S: 7 H: 0 LOB: 0 BB: 0 P: 7	R: 0 E: 0 K: 3 S: 9 H: 0 LOB: 0 BB: 0 P: 9	R: 0 E: 0 K: 0 S: 2 H: 0 LOB: 0 BB: 0 P: 6	R: 0 E: 0 K: 2 S: 7 H: 0 LOB: 0 BB: 0 P: 7	R: 0 E: 0 K: 0 S: 2 H: 0 LOB: 0 BB: 1 P: 6	1B: 7 2B: 3 3B: 0 HR: 0	SF: 0 SAC: 1 DP: 2 HBP: 1	WP: 0 PB: 0 SB: 2 CS: 1	PA: 42				

PITCHER	IP	WLS	BF	H	R	ER	SO	BB	IBB	HBP	BLK	WP	HR	S	P	ERA	WHIP
66 J.A. Happ, L (1, 1) ERA: 8.22	2.0		15	6	6	6	0	3	0	0	0	0	0	12	25	27.00	4.500
Geoff Geary, R (3, 1) ERA: 4.26	2.0		8	2	0	0	0	1	0	0	0	0	0	7	11	0.00	1.500
40 Matt Smith, L (5, 1) ERA: 16.62	2.0		7	1	0	0	4	0	0	0	0	0	0	15	15	0.00	0.500
63 Ryan Madson, R (7, 1) ERA: 6.0	1.0		3	0	0	0	3	0	0	0	0	0	0	9	9	0.00	0.000
77 Yoel Hernandez, R (8, 1) ERA:	1.0		3	0	0	0	0	0	0	1	0	0	0	2	6	0.00	0.000

PITCHER	IP	WLS	BF	H	R	ER	SO	BB	IBB	HBP	BLK	WP	HR	S	P	ERA	WHIP
67 Joe Bisenius, R (9, 1) ERA:	1.0		3	0	0	0	2	0	0	0	0	0	0	7	7	0.00	0.000
Jim Ed Warden, R (10, 1) ERA: 10.8	1.0		3	0	0	0	0	1	0	0	0	0	0	2	6	0.00	1.000

TOP

Houston Astros @ Philadelphia Phillies

Bright House Networks Field, Clearwater, FL

Mon Mar 12 2007, 1:05 PM EDT
Att. 7,107 - Sunny - 76 F

livebaseballscorecards.com

AB	35
R	6
H	9
RBI	6
BB	5
SO	9
LOB	14

Houston Astros @ Philadelphia Phillies

Bright House Networks Field, Clearwater, FL

Mon Mar 12 2007, 1:05 PM EDT

Att. 7,107 - Sunny - 76 F

livebaseballscorecards.com

Batter	1	2	3	4	5	6	7	8	9	10	AB	R	H	RBI	BB	SO	LOB
11 Jimmy Rollins, S (1, 6) OBP: 0.448, SLG: 0.286	0-0 9 FC6-4 1B		4-0 9 1B 26 HR BB	4-0 1-2 BB		4-2 1-3 3-H BB		0-3 ③ K			1	1	1	0	3	0	0
73 Brent Abernathy, R (7, 4) OBP: 0.333, SLG: 0.267											1	0	0	0	0	1	0
9 Michael Bourn, L (1, 9) OBP: 0.355, SLG: 0.448	0-0 ① FC6-4 26 S 1-2f		0-0 26 HR 1-3 2-H 1B	0-3 ③ K2-3		0-0 ② SF8 3-H			0-0 ① G3		4	1	1	2	0	1	3
26 Chase Utley, L (1, 4) OBP: 0.400, SLG: 0.593	0-3 ② K 1-2		0-0 1-H 3-H HR		0-3 ① K	0-3 ③ K			0-0 ② G3-1		4	1	1	3	0	3	2
63 Ryan Madson, L (7, 1)											0	0	0	0	0	0	0
77 Yoel Hernandez, R (8, 1)											0	0	0	0	0	0	0
67 Joe Bisenius, R (9, 1)											0	0	0	0	0	0	0
Karim Garcia, L (9, PH) OBP: 0.333, SLG: 0.444											1	0	0	0	0	0	0
Jim Ed Warden, R (10, 1)											0	0	0	0	0	0	0
6 Ryan Howard, L (1, 3) OBP: 0.448, SLG: 0.682	0-3 ③ K		4-0 BB BB		0-0 ② F7		0-3 ① K		0-0 ③ F9		3	0	0	0	1	2	1
27 Chris Coste, R (8, 3) OBP: 0.333, SLG: 0.375											1	0	0	0	0	0	0
Pat Burrell, R (1, 7) OBP: 0.391, SLG: 0.579		0-3 ① K	4-0 19 G4-6-3 1-2 BB		0-0 2B		4-0 78 G5-3 BB			0-0 78 BB 1B	2	0	1	0	2	1	0
60 Ronald Calloway, L (7, PR) OBP: 0.357, SLG: 0.615											1	0	1	0	0	0	0
(8, 7)																	
19 Greg Dobbs, L (1, 5) OBP: 0.472, SLG: 0.800		0-0 ② G3	0-0 ②③ G4-6-3 1-2f		0-0 ③ G4-3		0-0 ② G5-3 1-2			4-0 51 G4-6-3 1-2 BB	3	0	0	0	0	0	3
78 Brennan King, R (7, PH) OBP: 0.435, SLG: 0.619											1	0	0	0	1	0	1
(8, 5)																	
Aaron Rowand, R (1, 8) OBP: 0.133, SLG: 0.172		0-0 ③ G4-3		0-0 11 BB 1B		0-0 ① F8	0-0 ③ F9			0-0 ① F8	5	0	1	0	0	0	4
51 Carlos Ruiz, R (1, 2) OBP: 0.333, SLG: 0.471			0-0 9 1B SH3-4 1B	0-0 ① F9		4-0 28 1B 28 WP 11 WP BB		0-0 ① F9		0-0 ②③ G4-6-3 1-2f	4	2	1	0	1	0	3
66 J.A. Happ, L (1, 1)											0	0	0	0	0	0	0
Geoff Geary, R (3, 1)											0	0	0	0	0	0	0
Randall Simon, L (4, PH) OBP: 0.211, SLG: 0.263											1	0	0	0	0	0	1
40 Matt Smith, L (5, 1)											0	0	0	0	0	0	0
28 Jayson Werth, R (6, PH) OBP: 0.425, SLG: 0.286											1	1	1	0	0	0	0
4 Danny Sandoval, S (7, 6) OBP: 0.222, SLG: 0.250			0-0 ① SH3-4 1-2	0-0 ② F7		1-0 11 WP 9 SF8 1-3 1B		0-0 ② F8			1	0	0	0	0	0	0
Inning Stats	R: 0 E: 0 K: 2 S: 8 H: 1 LOB: 1 BB: 0 P: 8	R: 0 E: 0 K: 1 S: 5 H: 0 LOB: 0 BB: 0 P: 5	R: 4 E: 0 K: 0 S: 5 H: 3 LOB: 1 BB: 3 P: 17	R: 0 E: 0 K: 1 S: 6 H: 1 LOB: 2 BB: 1 P: 10	R: 0 E: 0 K: 1 S: 6 H: 1 LOB: 1 BB: 0 P: 6	R: 2 E: 0 K: 1 S: 8 H: 1 LOB: 1 BB: 2 P: 17	R: 0 E: 0 K: 1 S: 5 H: 0 LOB: 2 BB: 1 P: 9	R: 0 E: 0 K: 1 S: 5 H: 0 LOB: 0 BB: 0 P: 5	R: 0 E: 0 K: 0 S: 3 H: 0 LOB: 0 BB: 0 P: 3	R: 0 E: 0 K: 0 S: 3 H: 1 LOB: 1 BB: 1 P: 7	1B: 6 2B: 1 3B: 0 HR: 1	SF: 1 SAC: 1 DP: 2 HBP: 0						

PITCHER		IP	WLS	BF	H	R	ER	SO	BB	IBB	HBP	BLK	WP	HR	S	P	ERA	WHIP
37 Matt Albers, R ERA: 5.14	(1, 1)	3.0		15	4	4	4	3	3	0	0	0	0	1	18	30	12.00	2.333
43 Chris Sampson, R ERA: 3.18	(4, 1)	2.0	H	9	2	0	0	2	1	0	0	0	0	0	12	16	0.00	1.500
48 Scott Sauerbeck, L ERA: 10.13	(6, 1)	2.0	B	10	1	2	2	2	3	0	0	0	2	0	13	26	9.00	2.000
Dan Wheeler, R ERA: 6.0	(8, 1)	1.0		3	0	0	0	1	0	0	0	0	0	0	5	5	0.00	0.000
21 Rick White, R ERA:	(9, 1)	2.0		7	1	0	0	0	1	0	0	0	0	0	6	10	0.00	1.000

PITCHER		IP	WLS	BF	H	R	ER	SO	BB	IBB	HBP	BLK	WP	HR	S	P	ERA	WHIP

AB	34
R	6
H	8
RBI	5
BB	8
SO	8
LOB	18

WP: 3 PA: 44
PB: 0
SB: 1
CS: 0

Houston Astros @ Atlanta Braves

Ballpark at Disney's Wide World of Sports, Lake Buena Vista, FL

Tue Mar 13 2007, 7:05 PM EDT

Att. 11,230 - Clear - 72 F

livebaseballscorecards.com

Batter	1	2	3	4	5	6	7	8	9	AB	R	H	RBI	BB	SO	LOB
Craig Biggio, R (1, 4) OBP: 0.381, SLG: 0.600	x 0-0 17 G4-3 45 2B 2B		x 0-0 ① G6-3		x 0-0 ③ L7			C C C 0-3 ② K	x 0-0 20 F9 65 1B 13 1B 1B 1-2 2-3 1B	3	1	1	0	0	0	0
58 Dave Borkowski, R (5, 1)										0	0	0	0	0	0	0
54 Brad Lidge, R (7, 1)										0	0	0	0	0	0	0
16 Jason Lane, R (8, PH) OBP: 0.406, SLG: 0.759										1	0	0	0	0	1	0
Trever Miller, R (8, 1)										0	0	0	0	0	0	0
Orlando Palmeiro, L (9, PH) OBP: 0.667, SLG: 0.556										1	1	1	0	0	0	0
71 Juan Gutierrez, R (9, 1)										0	0	0	0	0	0	0
2 Chris Burke, R (1, 8) OBP: 0.158, SLG: 0.118	x 0-0 ① L3		x 0-0 ② F9			S S S 0-3 ① K		S S S 0-3 ③ K	C C C 0-3 ① K	3	0	0	0	0	1	1
Mike Lamb, L (6, 3) OBP: 0.375, SLG: 0.433										2	0	0	0	0	2	3
(7, 5)																
4 Eric Bruntlett, R (9, 5) OBP: 0.300, SLG: 0.167										0	0	0	0	0	0	0
17 Lance Berkman, S (1, 3) OBP: 0.400, SLG: 0.333	x 0-0 ② G4-3 2-3		x 0-0 ③ G4-3			x 0-0 ② G6-3			20 1B BB x 0-0 13 1B 1B 1-2 2-3	3	0	0	0	0	0	1
65 Hunter Pence, R (6, 7) OBP: 0.704, SLG: 1.174										1	2	1	2	1	0	0
45 Carlos Lee, R (1, 7) OBP: 0.474, SLG: 0.556	x 0-0 3-H 2B			x 0-0 ① P2		x 0-0 ③ F9			1B 13 1B 1B 1-2 x 0-0 F9 2-3	3	0	1	1	0	0	0
20 Josh Anderson, L (6, 8) OBP: 0.333, SLG: 0.385										2	1	1	0	0	0	2
Morgan Ensberg, R (1, 5) OBP: 0.519, SLG: 0.783	x 0-0 ③ G6-3			x 0-0 1B			B B B B 4-0 28 G1-5-3 BB		1B 13 1B 1B 1-3 2-H 4-0 10 PB 13 1B BB 1-2	2	0	1	0	1	0	1
Richard Hidalgo, R (7, 9) OBP: 0.200, SLG: 0.185										1	1	1	1	1	0	0
Luke Scott, L (1, 9) OBP: 0.407, SLG: 0.565		x 0-0 28 1B 3B		x 0-0 ② F9			x 0-0 ① F8		x 0-0 72 BB 67 1B 10 1B 1B 1-2 3-H x 0-0 10 PB 1B 1-2 2-H 3-H	3	1	1	0	0	0	2
13 Eric Munson, L (7, 3) OBP: 0.440, SLG: 0.478										2	1	2	3	0	0	0
28 Adam Everett, R (1, 6) OBP: 0.250, SLG: 0.143		x 0-0 CS 3-H 1B		x 0-0 ③ F9			x 0-0 ② G1-5-3 1-2		x 0-0 72 BB 67 1B 1B 1-2 2-H 4-0 BB 1-2 2-3	3	0	1	1	0	0	2
10 Cody Ransom, R (7, 6) OBP: 0.391, SLG: 0.368										1	1	1	1	1	0	0
Brad Ausmus, R (1, 2) OBP: 0.385, SLG: 0.538	B x 1-0 ① ② F8 1-2				S S S 0-3 ① K		x 0-0 ③ F8		4-0 1B 67 1B 65 1B BB 1-2 2-3 x 0-0 F8 ③	3	0	0	0	0	1	2
72 Lou Santangelo, R (7, 2) OBP: 0.429, SLG: 0.200										1	1	0	0	1	0	3
44 Roy Oswalt, R (1, 1)		x 0-0 ③ F8			C C C 0-3 ② K			S S S 0-3 ① K	x 0-0 1B 65 1B 1B 1-2 2-H 3-H	1	0	0	0	0	0	0
Mark Loretta, R (5, PH) OBP: 0.360, SLG: 0.238										1	0	0	0	0	1	0
67 Brooks Conrad, S (5, 4) OBP: 0.333, SLG: 0.500										2	1	1	2	0	1	0
Inning Stats	R: 1 E: 0 K: 0 S: 5 / H: 2 LOB: 1 BB: 0 P: 5	R: 1 E: 0 K: 0 S: 4 / H: 2 LOB: 0 BB: 0 P: 5	R: 0 E: 0 K: 0 S: 3 / H: 0 LOB: 0 BB: 0 P: 3	R: 0 E: 0 K: 0 S: 4 / H: 1 LOB: 1 BB: 0 P: 4	R: 0 E: 0 K: 2 S: 7 / H: 0 LOB: 0 BB: 0 P: 7	R: 0 E: 0 K: 1 S: 5 / H: 0 LOB: 0 BB: 0 P: 5	R: 0 E: 0 K: 0 S: 3 / H: 0 LOB: 1 BB: 1 P: 7	R: 0 E: 0 K: 3 S: 9 / H: 0 LOB: 0 BB: 0 P: 9	R: 9 E: 0 K: 1 S: 13 / H: 8 LOB: 3 BB: 4 P: 29	1B: 10 2B: 2 3B: 1 HR: 0 / SF: 0 SAC: 0 DP: 0 HBP: 0						

	AB	39
	R	11
	H	13
	RBI	11
	BB	5
	SO	7
	LOB	17

WP: 0 PB: 1 SB: 0 CS: 1 PA: 44

PITCHER		IP	WLS	BF	H	R	ER	SO	BB	IBB	HBP	BLK	WP	HR	S	P	ERA	WHIP
15 Tim Hudson, R ERA: 2.7	(1, 1)	4.0		16	5	2	2	0	0	0	0	0	0	0	16	17	4.50	1.250
39 Rafael Soriano, R ERA:	(5, 1)	1.0		3	0	0	0	2	0	0	0	0	0	0	7	7	0.00	0.000
54 Chad Paronto, R ERA:	(6, 1)	1.2		6	0	0	0	1	1	0	0	0	0	0	7	11	0.00	0.600
49 Macay McBride, L ERA: 7.11	(7, 1)	1.1		4	0	0	0	3	0	0	0	0	0	0	10	10	0.00	0.000
62 Manny Acosta, R ERA: 24.75	(9, 1)	0.0	L	8	6	8	8	0	2	0	0	0	0	0	6	14	∞	∞

PITCHER		IP	WLS	BF	H	R	ER	SO	BB	IBB	HBP	BLK	WP	HR	S	P	ERA	WHIP
98 Zach Schreiber, R ERA: 9.0	(9, 1)	1.0		7	2	1	1	1	2	0	0	0	0	0	7	15	9.00	4.000

BOTTOM

Houston Astros @ Atlanta Braves

Tue Mar 13 2007, 7:05 PM EDT
Att. 11,230 - Clear - 72 F

Ballpark at Disney's Wide World of Sports, Lake Buena Vista, FL

livebaseballscorecards.com

Batter	1	2	3	4	5	6	7	8	9	AB	R	H	RBI	BB	SO	LOB
24 Martín Prado, R (1, 4) OBP: 0.385, SLG: 0.400	G4-3	G4-3		G3-1			FC6-4 (10 S; 10 1B) 1-2f		L7	5	1	0	0	0	0	3
11 Edgar Renteria, R (1, 6) OBP: 0.308, SLG: 0.318	G4-3		F8		L9		K			3	0	0	0	0	0	0
27 T.J. Bohn, R (6, 8) OBP: 0.385, SLG: 0.318										1	0	0	0	0	1	1
10 Chipper Jones, S (1, 5) OBP: 0.385, SLG: 0.318	K		7 1B; 1B 1B		L7		49 S 1B 1-H			4	0	2	1	0	1	0
4 Pete Orr, L (7, PR) OBP: 0.474, SLG: 0.438 (8, 5)										0	0	0	0	0	0	0
Andruw Jones, R (1, 8) OBP: 0.393, SLG: 0.435		F7	7 1B 1B 1-2		16 S HBP		G6-3 1-2			2	0	1	0	0	0	0
54 Chad Paronto, R (6, 1)										0	0	0	0	0	0	0
49 Macay McBride, L (7, 1)										1	0	0	0	0	0	1
62 Manny Acosta, R (9, 1)										0	0	0	0	0	0	0
98 Zach Schreiber, R (9, 1)										0	0	0	0	0	0	0
16 Brian McCann, L (1, 2) OBP: 0.360, SLG: 0.478		7 1B; 1B 23 1B 1B	K		G3-1 1-2			P5		4	1	1	0	0	1	3
63 Corky Miller, R (9, 2) OBP: 0.300, SLG: 0.556										0	0	0	0	0	0	0
7 Jeff Francoeur, R (1, 9) OBP: 0.379, SLG: 0.615		1B; 23 1B 1-2 1B	1-2 2-3 1B			F7		P6		3	1	2	0	0	0	0
22 Willie Harris, L (7, 9) OBP: 0.368, SLG: 0.375										1	0	0	0	0	0	0
Craig Wilson, R (1, 3) OBP: 0.364, SLG: 0.619		15 SH5-4; 23 1B 1-2 2-3 1B	F9				K	F8		4	0	1	0	0	1	3
23 Matt Diaz, R (1, 7) OBP: 0.333, SLG: 0.385		15 SH5-4 1-2 2-H 3-H 1B		G4-3			K		G6-3	4	0	1	2	0	1	0
15 Tim Hudson, R (1, 1)							24 FC6-4 BB		G4-3	1	0	0	0	0	1	0
39 Rafael Soriano, R (5, 1)										0	0	0	0	0	0	0
72 Yunel Escobar, R (6, 6) OBP: 0.500, SLG: 0.632		SH5-4 1-2 2-3		K						1	0	0	0	1	0	0
Inning Stats	R: 0 E: 0 K: 1 S: 5 H: 0 LOB: 0 BB: 0 P: 5	R: 2 E: 0 K: 0 S: 7 H: 4 LOB: 2 BB: 0 P: 7	R: 0 E: 0 K: 1 S: 8 H: 3 LOB: 3 BB: 0 P: 8	R: 0 E: 0 K: 1 S: 5 H: 0 LOB: 0 BB: 0 P: 5	R: 0 E: 0 K: 0 S: 3 H: 0 LOB: 1 BB: 0 P: 5	R: 0 E: 0 K: 2 S: 7 H: 0 LOB: 0 BB: 0 P: 7	R: 1 E: 0 K: 1 S: 6 H: 1 LOB: 2 BB: 1 P: 12	R: 0 E: 0 K: 0 S: 3 H: 0 LOB: 0 BB: 0 P: 3	R: 0 E: 0 K: 0 S: 3 H: 0 LOB: 0 BB: 0 P: 3	1B: 8 2B: 0 3B: 0 HR: 0	SF: 0 SAC: 1 DP: 0 HBP: 1		WP: 0 PB: 0 SB: 3 CS: 0	PA: 37			

	AB	34
	R	3
	H	8
	RBI	3
	BB	1
	SO	6
	LOB	11

PITCHER		IP	WLS	BF	H	R	ER	SO	BB	IBB	HBP	BLK	WP	HR	S	P	ERA	WHIP
44 Roy Oswalt, R ERA: 4.0	(1, 1)	4.0		19	7	2	2	3	0	0	0	0	0	0	25	25	4.50	1.750
58 Dave Borkowski, R ERA: 5.63	(5, 1)	2.0		7	0	0	0	2	0	0	1	0	0	0	10	12	0.00	0.000
54 Brad Lidge, R ERA: 10.8	(7, 1)	1.0		5	1	1	1	1	1	0	0	0	0	0	6	12	9.00	2.000
Trever Miller, L ERA:	(8, 1)	1.0	W	3	0	0	0	0	0	0	0	0	0	0	3	3	0.00	0.000
71 Juan Gutierrez, R ERA: 9.0	(9, 1)	1.0		3	0	0	0	0	0	0	0	0	0	0	3	3	0.00	0.000

PITCHER	IP	WLS	BF	H	R	ER	SO	BB	IBB	HBP	BLK	WP	HR	S	P	ERA	WHIP

Batter	1	2	3	4	5	6	7	8	9	AB	R	H	RBI	BB	SO	LOB
2 Kelly Johnson, L (1, 4) OBP: 0.233, SLG: 0.414	G4-3	FC4-6 1-2f			72 FC1-6 1B	G4-3			P5	3	0	1	0	0	0	1
22 Willie Harris, L (5, 4) OBP: 0.333, SLG: 0.333										2	0	0	0	0	0	3
72 Yunel Escobar, R (1, 5) OBP: 0.481, SLG: 0.583	7 1B 20 2B 1B	K			FC1-6 7 1B 1-2f CS	G5-3			1-2 1B	5	1	2	0	0	1	1
7 Jeff Francoeur, R (1, 9) OBP: 0.406, SLG: 0.621	20 2B 1-2 1B	K			1-3 1B	G6-3			P3	3	0	2	0	0	1	0
27 T.J. Bohn, R (5, 8) OBP: 0.357, SLG: 0.292										2	0	0	0	0	0	2
Andruw Jones, R (1, 8) OBP: 0.387, SLG: 0.400 28 Bob Wickman, R (5, 1) 51 Michael Gonzalez, R (6, 1) 23 Matt Diaz, R (7, PH) OBP: 0.321, SLG: 0.370 Blaine Boyer, R (7, 1) 71 Carlos Mendez, R (9, PH) OBP: 0.375, SLG: 0.625	P2	HBP			G5-3 3-H	K			K	2 0 0 1 0 1	0 0 0 0 0 0	0 0 0 0 0 0	0 0 0 0 0 0	0 0 0 0 0 0	0 0 0 1 0 1	4 0 0 0 0 2
20 Scott Thorman, L (1, 3) OBP: 0.290, SLG: 0.310	1-3 2-H 2B	K2-3				8 F8 1B 2B		G4-3		4	1	2	1	0	1	1
8 Brayan Peña, S (1, 2) OBP: 0.235, SLG: 0.294	G4-3			L9		F8 2-3		G4-3		4	0	0	0	0	0	3
Ryan Langerhans, L (1, 7) OBP: 0.448, SLG: 0.667 91 Bill McCarthy, R (8, 7) OBP: 0.333, SLG: 0.500		K		2B		K		1B		4 0	0 0	2 0	0 0	0 0	2 0	1 0
Tony Pena Jr., R (1, 6) OBP: 0.259, SLG: 0.333 74 Brent Lillibridge, R (8, 6) OBP: 0.308, SLG: 0.250	L7	F8				90 1B 3-H 1B		G4-3		4 0	0 0	1 0	1 0	0 0	0 0	2 0
36 Chuck James, L (1, 1) OBP: 0.250, SLG: 0.250 90 Brandon Jones, L (5, 9) OBP: 1.000, SLG: 1.000	2 FC4-6 1B	G3-1				1-3 1B			72 1B BB	2 1	0 0	1 1	0 0	0 1	0 0	1 0
Inning Stats	R: 1 E: 0 K: 0 S: 6 H: 3 LOB: 2 BB: 0 P: 6	R: 0 E: 0 K: 1 S: 6 H: 1 LOB: 1 BB: 0 P: 6	R: 0 E: 0 K: 3 S: 9 H: 0 LOB: 1 BB: 0 P: 11	R: 0 E: 0 K: 0 S: 4 H: 1 LOB: 1 BB: 0 P: 4	R: 0 E: 0 K: 0 S: 4 H: 2 LOB: 1 BB: 0 P: 5	R: 1 E: 0 K: 1 S: 8 H: 3 LOB: 2 BB: 0 P: 8	R: 0 E: 0 K: 1 S: 5 H: 0 LOB: 0 BB: 0 P: 5	R: 0 E: 0 K: 0 S: 4 H: 1 LOB: 1 BB: 0 P: 4	R: 0 E: 0 K: 1 S: 6 H: 1 LOB: 2 BB: 1 P: 10	1B: 9 2B: 3 3B: 0 HR: 0 SF: 0 SAC: 0 DP: 0 HBP: 1						

TOP

Atlanta Braves @ Houston Astros

Osceola County Stadium, Kissimmee, FL

Wed Mar 14 2007, 1:05 PM EDT

Att. 6,111 - Partly Cloudy - 76 F

livebaseballscorecards.com

AB	38
R	2
H	12
RBI	2
BB	1
SO	7
LOB	21

WP: 0 PB: 0 SB: 0 CS: 1 PA: 40

PITCHER		IP	WLS	BF	H	R	ER	SO	BB	IBB	HBP	BLK	WP	HR	S	P	ERA	WHIP
23 Jason Jennings, R ERA: 5.0	(1, 1)	4.0	W	18	5	1	1	4	0	0	1	0	0	0	25	27	2.25	1.250
59 Miguel Asencio, R ERA: 2.25	(5, 1)	2.0	H	10	5	1	1	1	0	0	0	0	0	0	12	13	4.50	2.500
Dan Wheeler, R ERA: 4.5	(7, 1)	1.0	H	3	0	0	0	1	0	0	0	0	0	0	5	5	0.00	0.000
Chad Qualls, R ERA: 9.0	(8, 1)	1.0	H	4	1	0	0	0	0	0	0	0	0	0	4	4	0.00	1.000
Ezequiel Astacio, R ERA:	(9, 1)	1.0	S	5	1	0	0	1	1	0	0	0	0	0	6	10	0.00	2.000

PITCHER	IP	WLS	BF	H	R	ER	SO	BB	IBB	HBP	BLK	WP	HR	S	P	ERA	WHIP

BOTTOM

Atlanta Braves @ Houston Astros

Osceola County Stadium, Kissimmee, FL

Wed Mar 14 2007, 1:05 PM EDT
Att. 6,111 - Partly Cloudy - 76 F

Batter	1	2	3	4	5	6	7	8	9	AB	R	H	RBI	BB	SO	LOB
Craig Biggio, R (1, 4) OBP: 0.391, SLG: 0.571 Charlton Jimerson, R (4, 8) OBP: 0.313, SLG: 0.357	BBBB 4-0 BB		x 0-0 ① G5-3	CSS 0-3 ③ K			CSS 0-3 ① K			1 2	0 0	0 0	0 0	1 0	0 2	0 0
Mark Loretta, R (1, 6) OBP: 0.357, SLG: 0.250 16 Jason Lane, R (6, 7) OBP: 0.394, SLG: 0.733	x 0-0 ① F9		x 0-0 45 2B 1B		x 0-0 ① F8		x 0-0 ② L8			3 1	1 0	1 0	0 0	0 0	0 0	1 0
17 Lance Berkman, S (1, 3) OBP: 0.393, SLG: 0.458 13 Eric Munson, L (6, 3) OBP: 0.423, SLG: 0.458	x 0-0 ② F8		x 0-0 ② P4		x 0-0 HR		x 0-0 ③ P5			3 1	1 0	1 0	1 0	0 0	0 0	2 0
45 Carlos Lee, R (1, 7) OBP: 0.455, SLG: 0.571 10 Cody Ransom, R (6, 6) OBP: 0.417, SLG: 0.400	x 0-0 ③ L6		x 0-0 1-H 1B 2B		x 0-0 ② F8			x 0-0 FC3-6 4 BB 1B		3 1	1 0	1 1	1 0	0 0	0 0	1 0
Morgan Ensberg, R (1, 5) OBP: 0.517, SLG: 0.760 4 Eric Bruntlett, R (4, 5) OBP: 0.313, SLG: 0.160		x 0-0 ① P3	x 0-0 3-H FC6-4 1B		CSC 0-3 ③ K			BBBB 4-0 1-2 FC3-6 BB		2 1	0 0	1 0	1 0	0 1	0 1	0 0
Richard Hidalgo, R (1, 9) OBP: 0.182, SLG: 0.167 Dan Wheeler, R (7, 1) Chad Qualls, R (8, 1) Orlando Palmeiro, L (8, PH) OBP: 0.615, SLG: 0.500 Ezequiel Astacio, R (9, 1)		x 0-0 ② F9	x 0-0 ③ FC6-4 1-2f			x 0-0 ① G5-3		x 0-0 ① FC3-6 55 G5-4-3 1-2f 2-3		3 0 0 1 0	0 0 0 0 0	0 0 0 0 0	0 0 0 0 0	0 0 0 0 0	0 0 0 0 0	1 0 0 2 0
2 Chris Burke, R (1, 8) OBP: 0.200, SLG: 0.250 (4, 4) 55 Humberto Quintero, R (5, 2) OBP: 0.269, SLG: 0.182		x 0-0 BB 1B	x 0-0 HR			x 0-0 ② P4		x 0-0 ② ③ G5-4-3 1-2f		2 2	1 0	2 0	1 0	0 0	0 0	0 2
Brad Ausmus, R (1, 2) OBP: 0.400, SLG: 0.500 59 Miguel Asencio, R (5, 1) 65 Hunter Pence, R (6, PH) OBP: 0.714, SLG: 0.174 (7, 9)	BBBB 4-0 1-2 BB		x 0-0 ① G4-3			BH 2-0 67 S HBP				1 0 0	0 0 0	0 0 0	0 0 0	1 0 0	0 0 0	0 0 0
23 Jason Jennings, L (1, 1) 67 Brooks Conrad, S (4, PH) OBP: 0.250, SLG: 0.375 (5, 4)	x 0-0 ③ G3		x 0-0 ② G5-3			BCSS 1-3 ③ 1-2 K				1 2	0 0	0 0	0 0	0 0	0 1	2 1
Inning Stats	R: 0 E: 0 K: 0 S: 3 H: 0 LOB: 1 BB: 1 P: 7	R: 0 E: 0 K: 0 S: 4 H: 1 LOB: 2 BB: 1 P: 8	R: 2 E: 0 K: 0 S: 6 H: 3 LOB: 1 BB: 0 P: 6	R: 1 E: 0 K: 1 S: 6 H: 1 LOB: 0 BB: 0 P: 6	R: 1 E: 0 K: 1 S: 6 H: 1 LOB: 0 BB: 0 P: 6	R: 0 E: 0 K: 1 S: 5 H: 0 LOB: 1 BB: 0 P: 8	R: 0 E: 0 K: 1 S: 5 H: 0 LOB: 0 BB: 0 P: 5	R: 0 E: 0 K: 0 S: 3 H: 1 LOB: 1 BB: 1 P: 7		1B: 4 2B: 1 3B: 0 HR: 2	SF: 0 SAC: 0 DP: 1 HBP: 1			WP: 0 PB: 0 SB: 1 CS: 0	PA: 34	

livebaseballscorecards.com

AB	30
R	4
H	7
RBI	4
BB	3
SO	4
LOB	12

PITCHER		IP	WLS	BF	H	R	ER	SO	BB	IBB	HBP	BLK	WP	HR	S	P	ERA	WHIP
36 Chuck James, L ERA: 4.0	(1, 1)	4.0	L	19	5	3	3	1	2	0	0	0	0	1	19	27	6.75	1.750
28 Bob Wickman, R ERA: 1.8	(5, 1)	1.0		4	1	1	1	1	0	0	0	0	0	1	6	6	9.00	1.000
51 Michael Gonzalez, L ERA: 9.0	(6, 1)	1.0		4	0	0	0	1	0	0	1	0	0	0	5	8	0.00	0.000
Blaine Boyer, R ERA:	(7, 1)	2.0		7	1	0	0	1	1	0	0	0	0	0	8	12	0.00	1.000

PITCHER	IP	WLS	BF	H	R	ER	SO	BB	IBB	HBP	BLK	WP	HR	S	P	ERA	WHIP

Florida Marlins @ Houston Astros

Osceola County Stadium, Kissimmee, FL

Thu Mar 15 2007, 1:05 PM EDT

Att. 5,556 - Partly Cloudy - 82 F

TOP

livebaseballscorecards.com

Batter	1	2	3	4	5	6	7	8	9	AB	R	H	RBI	BB	SO	LOB
2 Hanley Ramirez, R (1, 6) OBP: 0.268, SLG: 0.459	0-0 6 G6-4-3 1B		0-0 HR	0-0 ② FC5-2 6 E 1-2 2-3 3-Hf		0-0 3-H 3B	0-3 ② K		0-0 ① F9	4	1	3	2	0	0	3
4 Alfredo Amezaga, S (6, 6) OBP: 0.192, SLG: 0.160										2	0	0	0	0	1	2
6 Dan Uggla, R (1, 4) OBP: 0.243, SLG: 0.219	0-0 ① ② G6-4-3 1-2f		0-0 ① F7	B 1 SAFE 1 SAFE B B B 4-0 8 HBP 1-3 2-H 3-H BB		0-0 ① P6	0-3 ③ K		0-0 29 1B 13 1B 1B	4	0	0	0	1	1	4
3 Zach Sorensen, S (7, 4) OBP: 0.217, SLG: 0.182										1	0	1	0	0	0	0
8 Aaron Boone, R (1, 5) OBP: 0.205, SLG: 0.171	0-0 ③ G5-3		B B B B 4-0 FC6-4 BB	B H 2-0 1-2 HBP		0-0 ② F9		0-0 9 S 31 2B 2B	0-0 ② P4	3	0	1	0	1	0	1
Alex Sanchez, L (8, PR) OBP: 0.214, SLG: 0.357 (8, 8)										1	1	0	0	0	0	1
14 Josh Willingham, R (1, 7) OBP: 0.306, SLG: 0.179		B B B B 4-0 12 BB 28 1B BB	0-0 ② F7	0-0 ③ F9		0-0 ③ P5		B B B 0-0 9 BB 31 2B BB	0-0 13 1B 1-2 1B	3	0	0	0	2	0	5
29 Scott Seabol, R (8, PR) OBP: 0.160, SLG: 0.125 (8, 5)										1	1	1	0	0	0	0
Miguel Olivo, R (1, 2) OBP: 0.250, SLG: 0.379	S S S 0-3 ① K	0-0 ③ FC6-4 1-2f			S S S 0-3 ① K		0-0 28 2B 28 E 1B	0-0 ① F8	0-0 1-2 2-H 1B	4	0	1	0	0	2	2
1 Eric Reed, L (7, PR) OBP: 0.391, SLG: 0.409										0	1	0	0	0	0	0
13 Paul Hoover, R (7, 2) OBP: 0.300, SLG: 0.222										2	0	1	0	0	0	2
28 Jason Wood, R (1, 3) OBP: 0.483, SLG: 0.852	0-0 12 BB 1-2 1B		0-0 ① F8	0-0 ② L5		0-0 E6 31 1B 7 SF7 1-H 2B	B B B B 4-0 1-2 2-3 31 2B BB			4	1	2	0	0	0	0
9 Joe Dillon, R (7, 3) OBP: 0.333, SLG: 0.231										0	1	0	0	1	0	0
31 John Gall, R (1, 9) OBP: 0.269, SLG: 0.385	0-0 ② F9		0-0 7 1B 2 FC5-2 2B	0-0 1B		0-0 12 HBP 2-3 1B	0-0 1-H 2-H 3-H 2B			5	0	4	3	0	0	2
(8, 7)																
12 Cody Ross, R (1, 10) OBP: 0.235, SLG: 0.138	B B B B 4-0 7 FC4-6 1-2 2-3 BB		B B B B 4-0 2 7 FC5-2 6 1B E BB	0-0 ③ L7		B H 2-0 1-2 HBP	0-0 ② P4			2	1	0	0	2	0	3
7 Alejandro De Aza, L (1, 8) OBP: 0.375, SLG: 0.545 (8, 9)	0-0 ③ FC4-6 1-2f		0-0 2 FC5-2 6 E 1-2 2-3 1B		0-0 2 3B 3B	0-0 ① SF7 3-H	0-0 ③ G4-3			4	2	2	1	0	0	5

| | | | | | | | | | | | | | | | |

BOTTOM

Florida Marlins @ Houston Astros

Osceola County Stadium, Kissimmee, FL

Thu Mar 15 2007, 1:05 PM EDT

Att. 5,556 - Partly Cloudy - 82 F

livebaseballscorecards.com

Batter	1	2	3	4	5	6	7	8	9	AB	R	H	RBI	BB	SO	LOB
Craig Biggio, R (1, 4) OBP: 0.385, SLG: 0.542 4 Eric Bruntlett, R (6, 6) OBP: 0.294, SLG: 0.148	17 S 17 HR 1B		F8		G4-6-3 1-2f		FC5-4 1-2f		FC6 67 1B 1-2 2-H	3 1 1 0 0 0 1 2 0 0 0 0 0 2						
Mark Loretta, R (1, 6) OBP: 0.355, SLG: 0.370 67 Brooks Conrad, S (6, 4) OBP: 0.400, SLG: 0.600	P5		HR		K			1B 2B	1-3 2-H	3 1 1 1 0 1 1 2 1 2 1 0 0 0						
17 Lance Berkman, S (1, 3) OBP: 0.433, SLG: 0.615 Charlton Jimerson, R (5, 8) OBP: 0.368, SLG: 0.412	1-H HR		1B			45 G5-3 E 1B		13 S 2-H 1B	K	2 1 2 2 0 0 0 3 1 2 1 0 1 2						
45 Carlos Lee, R (1, 7) OBP: 0.400, SLG: 0.500 16 Jason Lane, R (7, 9) OBP: 0.371, SLG: 0.688	G6-3		G5-3			G5-3 1-2		F9	P4	3 0 0 0 0 0 2 2 0 0 0 0 0 3						
Morgan Ensberg, R (1, 5) OBP: 0.469, SLG: 0.679 65 Hunter Pence, R (7, 7) OBP: 0.690, SLG: 1.125	P4			L7		G5-3 2-H		F9		3 0 0 0 0 0 0 1 0 0 0 0 0 1						
Luke Scott, L (1, 9) OBP: 0.400, SLG: 0.654 13 Eric Munson, L (7, 3) OBP: 0.407, SLG: 0.440		F7		HR		F9		G3-1 1-2		3 1 1 1 0 0 0 1 0 0 0 0 0 1						
2 Chris Burke, R (1, 8) OBP: 0.190, SLG: 0.237 Mike Lamb, L (5, 3) OBP: 0.382, SLG: 0.419 (7, 5)		F7		K			F8		4 FC6 4 E 1B BB	2 0 0 0 0 1 0 1 1 0 0 1 0 0						
Brad Ausmus, R (1, 2) OBP: 0.353, SLG: 0.438 55 Humberto Quintero, R (5, 2) OBP: 0.296, SLG: 0.217 72 Lou Santangelo, R (9, 2) OBP: 0.375, SLG: 0.167		G5-3		F8			4 FC5-4 1B		F9	2 0 0 0 0 0 0 1 0 1 0 0 0 0 1 0 0 0 0 0 1						
Orlando Palmeiro, L (1, 10) OBP: 0.588, SLG: 0.500			G4-3		G4-6-3 1B		P6		4 E 67 1B 1-2 1B	4 1 2 0 0 0 1						
Inning Stats	R: 2 E: 0 K: 0 S: 5 H: 2 LOB: 0 BB: 0 P: 6	R: 0 E: 0 K: 0 S: 3 H: 0 LOB: 0 BB: 0 P: 3	R: 1 E: 0 K: 0 S: 5 H: 2 LOB: 1 BB: 0 P: 5	R: 1 E: 0 K: 1 S: 6 H: 1 LOB: 0 BB: 0 P: 6	R: 0 E: 0 K: 1 S: 5 H: 1 LOB: 0 BB: 0 P: 5	R: 1 E: 0 K: 0 S: 4 H: 1 LOB: 0 BB: 0 P: 5	R: 0 E: 0 K: 0 S: 4 H: 1 LOB: 1 BB: 0 P: 4	R: 1 E: 0 K: 0 S: 5 H: 2 LOB: 1 BB: 0 P: 6	R: 2 E: 1 K: 1 S: 8 H: 2 LOB: 2 BB: 1 P: 12	1B: 8 2B: 1 3B: 0 HR: 3 SF: 0 SAC: 0 DP: 1 HBP: 0						

	AB	39
	R	8
	H	12
	RBI	6
	BB	1
	SO	3
	LOB	15

WP: 0 PB: 0 SB: 2 CS: 0 PA: 40

PITCHER		IP	WLS	BF	H	R	ER	SO	BB	IBB	HBP	BLK	WP	HR	S	P	ERA	WHIP
47 Ricky Nolasco, R ERA: 4.66	(1, 1)	5.0		20	6	4	4	2	0	0	0	0	0	3	24	25	7.20	1.200
48 Lee Gardner, R ERA:	(6, 1)	2.0	W	8	2	1	0	0	0	0	0	0	0	0	8	9	0.00	1.000
40 Nate Field, R ERA: 4.05	(8, 1)	1.0		5	2	1	1	0	0	0	0	0	0	0	5	6	9.00	2.000
Mike Koplove, R ERA: 6.0	(9, 1)	1.0	S	7	2	2	1	1	1	0	0	0	0	0	8	12	9.00	3.000

PITCHER		IP	WLS	BF	H	R	ER	SO	BB	IBB	HBP	BLK	WP	HR	S	P	ERA	WHIP

New York Yankees @ Houston Astros

Osceola County Stadium, Kissimmee, FL

Fri Mar 16 2007, 1:05 PM EDT

Att. 6,846 - Cloudy - 75 F

livebaseballscorecards.com

TOP

Batter	1	2	3	4	5	6	7	8	9	AB	R	H	RBI	BB	SO	LOB
18 Johnny Damon, L (1, 8) OBP: 0.382, SLG: 0.357	BBBB 4-0 28 E 24 HR BB	x 0-0 ②③ G6-3 1-2f			x 0-0 28 1B 1B			x 0-0 ① G5-3		2	1	1	0	1	0	2
64 Kevin Reese, L (5, PR) OBP: 0.375, SLG: 0.545 (5, 8)										1	0	0	0	0	0	0
28 Melky Cabrera, S (1, 7) OBP: 0.190, SLG: 0.195	x 0-0 E4 24 HR 1-2	x 0-0 ① P6			x 0-0 1-3 1B			x 0-0 ② G5-3		3	1	1	0	0	0	1
27 Kevin Thompson, R (5, PR) OBP: 0.391, SLG: 0.600 (5, 7)										1	0	0	0	0	0	0
24 Robinson Canó, L (1, 4) OBP: 0.333, SLG: 0.487	x 0-0 1-H 2-H HR	x 0-0 ② P5			x 0-0 ③ F9			x 0-0 ③ G6-3		3	1	1	3	0	0	2
90 Angel Chavez, R (5, 4) OBP: 0.118, SLG: 0.063										1	0	0	0	0	0	0
13 Alex Rodriguez, R (1, 5) OBP: 0.432, SLG: 0.355	x 0-0 P2-3 1B	x 0-0 ③ F8				C C S 0-3 ① K			x 0-0 ① G6-3	3	0	1	0	0	1	0
93 Chris Basak, R (6, 5) OBP: 0.435, SLG: 0.739										1	0	0	0	0	0	0
75 Bronson Sardinha, L (1, 9) OBP: 0.345, SLG: 0.483	C C C 0-3 ① K			x 0-0 ① P4		C C S 0-3 ② K			C C S 0-3 ② K	4	0	0	0	0	3	1
Todd Pratt, R (1, 2) OBP: 0.182, SLG: 0.182	x 0-0 ②③ P2-3 1-1f			x 0-0 E5 11 G6-3		x 0-0 ③ G6-3			x 0-0 ③ L3	3	0	0	0	0	0	1
17 Ben Davis, S (6, 2) OBP: 0.250, SLG: 0.625										1	0	0	0	0	0	0
11 Doug Mientkiewicz, L (1, 3) OBP: 0.241, SLG: 0.045		x 0-0 E4 1B		x 0-0 ②③ G6-3 1-2f			C C S 0-3 ① K			3	0	0	0	0	1	1
79 Eduardo Núñez, R (7, 6)										0	0	0	0	0	0	0
Miguel Cairo, R (1, 6) OBP: 0.444, SLG: 0.333		x 0-0 18 G6-3 1-2 1B			x 0-0 40 B5-6-4 1B		C C S 0-3 ② K			3	0	2	0	0	1	0
47 Ron Villone, L (7, 1)										0	0	0	0	0	0	0
Colter Bean, R (8, 1)										0	0	0	0	0	0	0
81 Ben Kozlowski, L (9, 1)										0	0	0	0	0	0	0
40 Chien-Ming Wang, R (1, 1)		C C T 0-2 ① K			x 0-0 ①② B5-6-4 1-2f		C C S 0-3 ③ K			2	0	0	0	0	1	3
Luis Vizcaino, R (6, 1)										0	0	0	0	0	0	0
12 Andy Phillips, R (7, PH) OBP: 0.200, SLG: 0.200										1	0	0	0	0	1	0
(7, 3)																

	AB	32
	R	3
	H	6
	RBI	3
	BB	1
	SO	8
	LOB	11

Inning Stats	1	2	3	4	5	6	7	8	9	1B: 5	SF: 0	WP: 0	PA: 33
R:	3	0	0	0	0	0	0	0	0	2B: 1	SAC: 0	PB: 0	
E:	1	1	0	0	2	0	0	0	0	3B: 0	DP: 4	SB: 0	
K:	1	1	0	0	0	2	3	3	1	HR: 1	HBP: 0	CS: 0	
S:	7	6	3	3	5	7	9	3	5				
H:	2	1	0	0	3	0	0	0	0				
LOB:	0	1	0	0	2	0	0	0	0				
BB:	1	0	0	0	0	0	0	0	0				
P:	11	6	3	3	5	7	9	3	5				

PITCHER		IP	WLS	BF	H	R	ER	SO	BB	IBB	HBP	BLK	WP	HR	S	P	ERA	WHIP
Woody Williams, R ERA: 5.14	(1, 1)	5.0		21	6	3	2	2	1	0	0	0	0	1	24	28	3.60	1.400
43 Chris Sampson, R ERA: 2.35	(6, 1)	2.0		6	0	0	0	5	0	0	0	0	0	0	16	16	0.00	0.000
Chad Qualls, R ERA: 6.75	(8, 1)	1.0		3	0	0	0	0	0	0	0	0	0	0	3	3	0.00	0.000
21 Rick White, R ERA:	(9, 1)	1.0	W	3	0	0	0	1	0	0	0	0	0	0	5	5	0.00	0.000

PITCHER		IP	WLS	BF	H	R	ER	SO	BB	IBB	HBP	BLK	WP	HR	S	P	ERA	WHIP

BOTTOM

New York Yankees @ Houston Astros

Osceola County Stadium, Kissimmee, FL

Fri Mar 16 2007, 1:05 PM EDT

Att. 6,846 - Cloudy - 75 F

Batter	1	2	3	4	5	6	7	8	9	AB	R	H	RBI	BB	SO	LOB
Craig Biggio, R (1, 4) OBP: 0.379, SLG: 0.519 Mike Lamb, L (7, 3) OBP: 0.400, SLG: 0.438 (8, 5)	G4-6-3 1B		G3			G5-3		4 B2-3 1B		3 1	0 0	1 1	0 0	0 0	0 0	0 0
Brad Ausmus, R (1, 2) OBP: 0.350, SLG: 0.389 4 Eric Bruntlett, R (7, 4) OBP: 0.286, SLG: 0.143 (8, 6)	G4-6-3 1-2f		K			BB		B2-3 1-2		2 1	0 0	0 0	0 0	1 0	1 0	1 1
17 Lance Berkman, S (1, 3) OBP: 0.394, SLG: 0.552 72 Lou Santangelo, R (7, 2) OBP: 0.333, SLG: 0.143	G1-3			G3-1		K		K		3 1	0 0	0 0	0 0	0 0	1 1	1 1
45 Carlos Lee, R (1, 7) OBP: 0.407, SLG: 0.538 16 Jason Lane, R (5, 7) OBP: 0.351, SLG: 0.647 21 Rick White, R (9, 1)		2B 2B		G6-3		K		K		2 2 0	1 0 0	1 0 0	0 0 0	0 0 0	0 2 0	0 2 0
Morgan Ensberg, R (1, 5) OBP: 0.457, SLG: 0.742 Chad Qualls, R (8, 1) Orlando Palmeiro, L (9, 7) OBP: 0.611, SLG: 0.600		F7		K			HR		67 2B 2B	3 0 1	1 0 1	1 0 1	1 0 0	0 0 0	1 0 0	1 0 0
Luke Scott, L (1, 9) OBP: 0.394, SLG: 0.655 13 Eric Munson, L (8, 3) OBP: 0.429, SLG: 0.440		2-H 2B			G6-3		K		67 2B BB	3 0	0 0	1 0	1 0	0 1	1 0	0 0
28 Adam Everett, R (1, 6) OBP: 0.259, SLG: 0.292 67 Brooks Conrad, S (8, 4) OBP: 0.455, SLG: 0.727		F9			G5-3		HR		1-3 2-H 2B	3 1	1 0	1 1	1 1	0 0	0 0	1 0
2 Chris Burke, R (1, 8) OBP: 0.222, SLG: 0.268 Charlton Jimerson, R (8, 9) OBP: 0.368, SLG: 0.412		G6-3			FC6-4 1B		65 CS 1B			3 0	0 0	2 0	0 0	0 0	0 0	1 0
Woody Williams, R (1, 1) Mark Loretta, R (5, PH) OBP: 0.344, SLG: 0.357 43 Chris Sampson, R (6, 1) 65 Hunter Pence, R (7, PH) OBP: 0.667, SLG: 1.080 (8, 8)			K		FC6-4 1-2f		F9 1-2			1 1 0 1	0 0 0 0	0 0 0 0	0 0 0 0	0 0 0 0	1 0 0 0	0 1 0 1
Inning Stats	R: 0 E: 0 K: 0 S: 3 H: 1 LOB: 0 BB: 0 P: 3	R: 1 E: 0 K: 0 S: 5 H: 2 LOB: 1 BB: 0 P: 5	R: 0 E: 0 K: 2 S: 7 H: 0 LOB: 0 BB: 0 P: 7	R: 0 E: 0 K: 1 S: 5 H: 0 LOB: 0 BB: 0 P: 5	R: 0 E: 0 K: 0 S: 4 H: 1 LOB: 1 BB: 0 P: 4	R: 0 E: 0 K: 2 S: 7 H: 0 LOB: 1 BB: 1 P: 11	R: 2 E: 0 K: 1 S: 7 H: 3 LOB: 0 BB: 0 P: 8	R: 0 E: 0 K: 2 S: 8 H: 1 LOB: 1 BB: 0 P: 8	R: 1 E: 0 K: 0 S: 2 H: 2 LOB: 2 BB: 1 P: 6	1B: 4 2B: 4 3B: 0 HR: 2 SF: 0 SAC: 0 DP: 1 HBP: 0						

livebaseballscorecards.com

	AB	32
	R	4
	H	10
	RBI	4
	BB	2
	SO	8
	LOB	11

WP: 0 PB: 0 SB: 0 CS: 1 PA: 34

PITCHER		IP	WLS	BF	H	R	ER	SO	BB	IBB	HBP	BLK	WP	HR	S	P	ERA	WHIP
40 Chien-Ming Wang, R ERA: 2.57	(1, 1)	5.0		18	4	1	1	3	0	0	0	0	0	0	24	24	1.80	0.800
Luis Vizcaino, R ERA: 3.0	(6, 1)	1.0	H	4	0	0	0	2	1	0	0	0	0	0	7	11	0.00	1.000
47 Ron Villone, L ERA: 3.86	(7, 1)	1.0	B	6	4	2	2	1	0	0	0	0	0	2	8	9	18.00	4.000
Colter Bean, R ERA:	(8, 1)	1.0		3	0	0	0	2	0	0	0	0	0	0	7	7	0.00	0.000
81 Ben Kozlowski, L ERA: 18.0	(9, 1)	0.0	L	3	2	1	1	0	1	0	0	0	0	0	2	6	∞	∞

PITCHER	IP	WLS	BF	H	R	ER	SO	BB	IBB	HBP	BLK	WP	HR	S	P	ERA	WHIP

Houston Astros @ Los Angeles Dodgers

Holman Stadium, Vero Beach, FL

Sat Mar 17 2007, 1:05 PM EDT

Att. 5,734 - Sunny - 66 F

TOP

livebaseballscorecards.com

Batter	1	2	3	4	5	6	7	8	9	AB	R	H	RBI	BB	SO	LOB
Mark Loretta, R (1, 6) OBP: 0.400, SLG: 0.419	BB 45 1B		G4-6-3	FC6-4 1-2 2-H 3-H		K			23 G5-4-3	3	1	3	2	0	0	0
37 Matt Albers, L (5, 1)			1B	1B					BB	1	0	0	0	0	1	0
Kelly Wunsch, L (8, 1)										0	0	0	0	0	0	0
Charlton Jimerson, R (8, 8) OBP: 0.400, SLG: 0.412										0	0	0	0	1	0	0
Mike Lamb, L (1, 5) OBP: 0.395, SLG: 0.412	45 1B 1-2		G4-6-3 1-2f	FC6-4 1-2f			F9		G5-4-3 1-2f	2	0	0	0	1	0	3
23 Danny Klassen, R (4, 5)	BB									2	0	0	0	0	0	1
(5, 6)																
16 Jason Lane, R (1, 8) OBP: 0.317, SLG: 0.579	K		F9		F8		F8			4	0	0	0	0	1	2
(8, 3)																
45 Carlos Lee, R (1, 7) OBP: 0.448, SLG: 0.679	1-2 2-H			HR	67 FC3-6 1B		K			2	1	2	2	0	0	0
65 Hunter Pence, R (4, 7) OBP: 0.656, SLG: 1.038	1B				BB					1	0	0	0	1	1	0
Luke Scott, L (1, 9) OBP: 0.371, SLG: 0.613	F7			K	67 FC3-6 1-2			F8		2	0	0	0	0	1	2
Richard Hidalgo, R (4, 9) OBP: 0.200, SLG: 0.188					1B					2	0	1	0	0	0	0
67 Brooks Conrad, S (1, 4) OBP: 0.333, SLG: 0.533	K			G6-3	FC3-6 1-2f 2-3			K		4	0	0	0	0	2	4
4 Eric Bruntlett, R (1, 3) OBP: 0.282, SLG: 0.188		P4		36 1B 1B	G4-3			P3		4	1	1	0	0	0	2
(5, 5)				2B												
58 Dave Borkowski, R (8, 1)										0	0	0	0	0	0	0
13 Eric Munson, L (1, 2) OBP: 0.438, SLG: 0.536		F8		36 1B 1B		G6-3			HR	3	2	1	1	1	0	0
(5, 3)				BB												
(8, 5)																
36 Brian Moehler, R (1, 1) OBP: 0.500, SLG: 0.500		G1		1B 1-2 2-3		G4-3			K	2	0	1	0	0	0	0
55 Humberto Quintero, R (5, 2) OBP: 0.276, SLG: 0.200				1B						2	0	0	0	0	1	0
Inning Stats	R: 1 E: 0 K: 2 S: 9 H: 2 LOB: 2 BB: 1 P: 13	R: 0 E: 0 K: 0 S: 3 H: 0 LOB: 0 BB: 0 P: 3	R: 0 E: 0 K: 0 S: 3 H: 1 LOB: 0 BB: 0 P: 3	R: 3 E: 0 K: 1 S: 9 H: 4 LOB: 2 BB: 1 P: 13	R: 0 E: 0 K: 0 S: 4 H: 1 LOB: 2 BB: 1 P: 8	R: 0 E: 0 K: 1 S: 5 H: 0 LOB: 0 BB: 0 P: 5	R: 0 E: 0 K: 1 S: 5 H: 0 LOB: 0 BB: 0 P: 5	R: 0 E: 0 K: 1 S: 5 H: 0 LOB: 0 BB: 0 P: 5	R: 1 E: 0 K: 1 S: 5 H: 1 LOB: 0 BB: 1 P: 9	1B: 6 2B: 1 3B: 0 HR: 2 SF: 0 SAC: 0 DP: 2 HBP: 0						

AB	34
R	5
H	9
RBI	5
BB	4
SO	7
LOB	14

WP: 0 PA: 38
PB: 0
SB: 0
CS: 0

PITCHER		IP	WLS	BF	H	R	ER	SO	BB	IBB	HBP	BLK	WP	HR	S	P	ERA	WHIP
Brett Tomko, R ERA: 1.8	(1, 1)	3.0		12	3	1	1	2	1	0	0	0	0	0	15	19	3.00	1.333
75 Joe Mays, R ERA: 4.5	(4, 1)	3.0		16	5	3	3	2	2	0	0	0	0	1	18	26	9.00	2.333
54 D.J. Houlton, R ERA: 1.35	(7, 1)	2.0	W	6	0	0	0	2	0	0	0	0	0	0	10	10	0.00	0.000
63 Matt White, L ERA: 1.23	(9, 1)	1.0	S	4	1	1	1	1	1	0	0	0	0	1	5	9	9.00	2.000

PITCHER	IP	WLS	BF	H	R	ER	SO	BB	IBB	HBP	BLK	WP	HR	S	P	ERA	WHIP

Batter	1	2	3	4	5	6	7	8	9	AB	R	H	RBI	BB	SO	LOB
15 Rafael Furcal, S (1, 6) OBP: 0.455, SLG: 0.727	9 3B 1B	9 1B 2B		L6		G6-3 2-3 3-H		G3 2-3		3	2	2	0	0	0	1
18 Ramon Martinez, R (5, 6) OBP: 0.294, SLG: 0.250 (6, 4)										2	0	0	1	0	0	2
9 Juan Pierre, L (1, 8) OBP: 0.467, SLG: 0.567	5 1B 3B 1-H	2-H 1B		G4-3		P4		E5 3-H		3	1	2	2	0	0	1
27 Matt Kemp, R (6, 8) OBP: 0.297, SLG: 0.273										2	0	0	0	0	0	1
5 Nomar Garciaparra, R (1, 3) OBP: 0.240, SLG: 0.600	7 WP 1B 1B 3-H	P4			L7		L9	G3		3	0	1	1	0	0	1
49 Delwyn Young, S (6, 7) OBP: 0.400, SLG: 0.556										2	0	0	0	0	0	1
12 Jeff Kent, R (1, 4) OBP: 0.409, SLG: 0.474	F7		K		G5-3		G5-3			3	0	0	0	0	1	1
88 Larry Barnes, L (6, 3) OBP: 0.333, SLG: 0.333										1	0	0	0	0	0	0
Luis Gonzalez, L (1, 7) OBP: 0.417, SLG: 0.579	F9	F7			BB		77 CS 1B			2	0	0	0	1	0	1
65 Tony Abreu, S (5, PR) OBP: 0.382, SLG: 0.727 (6, 6)										1	0	1	0	0	0	0
13 Wilson Valdez, R (8, 6) OBP: 0.385, SLG: 0.684										0	0	0	0	0	0	0
Mike Lieberthal, R (1, 2) OBP: 0.278, SLG: 0.294	1-2 1B	E7			K		CS 1-2	57 1B 2B BB		3	0	1	0	0	1	1
77 Kelly Stinnett, R (6, 2) OBP: 0.333, SLG: 0.368										0	1	0	0	1	0	0
7 James Loney, L (1, 9) OBP: 0.524, SLG: 0.528	F8 2-3	K				F7		2B 13 SF7 1B 1-2		3	0	0	0	0	1	3
57 Larry Bigbie, L (7, 9) OBP: 0.400, SLG: 0.625										1	1	1	0	0	0	0
Wilson Betemit, S (1, 5) OBP: 0.314, SLG: 0.313		G4-3		75 SH3 1B		2B 18 G6-3 BB		18 G3 27 E 2B 1-3 2-H		3	2	2	1	1	0	0
Brett Tomko, R (1, 1)										1	0	0	0	0	0	0
75 Joe Mays, S (4, 1)										0	0	0	0	0	0	0
Olmedo Saenz, R (6, PH) OBP: 0.333, SLG: 0.458										1	0	1	0	0	0	0
54 D.J. Houlton, R (7, 1)										0	0	0	0	0	0	0
13 Choo Freeman, R (8, PH) OBP: 0.214, SLG: 0.160										0	0	0	1	0	0	0
63 Matt White, R (9, 1)		G1-3		SH3 1-2		18 G6-3 1-3		SF7 3-H		0	0	0	0	0	0	0
Inning Stats	R: 2 E: 0 K: 0 S: 7 H: 4 LOB: 2 BB: 0 P: 8	R: 1 E: 0 K: 0 S: 5 H: 2 LOB: 1 BB: 0 P: 5	R: 0 E: 1 K: 2 S: 8 H: 0 LOB: 1 BB: 0 P: 8	R: 0 E: 0 K: 0 S: 4 H: 1 LOB: 1 BB: 0 P: 4	R: 0 E: 0 K: 1 S: 5 H: 0 LOB: 1 BB: 1 P: 9	R: 1 E: 0 K: 0 S: 4 H: 1 LOB: 1 BB: 1 P: 8	R: 0 E: 0 K: 0 S: 5 H: 1 LOB: 0 BB: 0 P: 6	R: 3 E: 1 K: 0 S: 6 H: 2 LOB: 1 BB: 1 P: 10		1B: 7 2B: 3 3B: 1 HR: 0	SF: 1 SAC: 1 DP: 0 HBP: 0						

PITCHER		IP	WLS	BF	H	R	ER	SO	BB	IBB	HBP	BLK	WP	HR	S	P	ERA	WHIP
36 Brian Moehler, R ERA: 4.5	(1, 1)	4.0		20	7	3	3	2	0	0	0	0	1	0	24	25	6.75	1.750
37 Matt Albers, R ERA: 4.5	(5, 1)	3.0		12	2	1	1	1	2	0	0	0	0	0	14	23	3.00	1.333
Kelly Wunsch, L ERA: 54.0	(8, 1)	0.1	L	4	2	3	2	0	1	0	0	0	0	0	3	7	54.00	9.000
58 Dave Borkowski, R ERA: 5.19	(8, 1)	0.2		3	0	0	0	0	0	0	0	0	0	0	3	3	0.00	0.000

PITCHER	IP	WLS	BF	H	R	ER	SO	BB	IBB	HBP	BLK	WP	HR	S	P	ERA	WHIP

BOTTOM

Houston Astros @ Los Angeles Dodgers

Holman Stadium, Vero Beach, FL

Sat Mar 17 2007, 1:05 PM EDT

Att. 5,734 - Sunny - 66 F

livebaseballscorecards.com

AB	34
R	7
H	11
RBI	6
BB	3
SO	3
LOB	13

WP: 1 PA: 40
PB: 0
SB: 0
CS: 1

Toronto Blue Jays @ Houston Astros

Osceola County Stadium, Kissimmee, FL

Sun Mar 18 2007, 1:05 PM EDT

Att. 3,986 - Sunny - 65 F

TOP

livebaseballscorecards.com

Batter	1	2	3	4	5	6	7	8	9	AB	R	H	RBI	BB	SO	LOB
3 Reed Johnson, R (1, 7) OBP: 0.364, SLG: 0.810	H 1-0 15 G6-4-3 HBP			X 0-0 ① P3		X 0-0 G3-1 15 1B 1-3 2-H 2B		B B B B 4-0 BB		2	1	1	1	0	0	0
(6, 8)										0	0	0	0	1	0	0
Chad Mottola, R (7, 9) OBP: 0.278, SLG: 0.313																
Jason Smith, L (1, 5) OBP: 0.469, SLG: 0.857	S S S 0-3 ① K			S S S 0-3 ② K		X 0-0 ② G3-1 2-3 3-H		X 0-0 ③ F8		3	0	0	1	0	2	2
4 Ryan Roberts, R (6, 5) OBP: 0.524, SLG: 0.471										1	0	0	0	0	0	1
15 Alex Rios, R (1, 9) OBP: 0.344, SLG: 0.483	X 0-0 ② ③ G6-4-3 1-2f			X 0-0 ③ G6-3		X 0-0 3-H 1B			X 0-0 ① G5-3	3	0	1	1	0	0	1
67 John-Ford Griffin, L (7, 7) OBP: 0.250, SLG: 0.429										1	0	0	0	0	0	0
43 Kevin Barker, L (1, 3) OBP: 0.240, SLG: 0.304		S S C 0-3 ① K			X 0-0 ① P4	S S C 0-3 ③ K			S S S 0-3 ② K	3	0	0	0	0	2	1
63 Erik Kratz, R (7, 3) OBP: 0.200, SLG: 0.250										1	0	0	0	0	1	0
Jason Phillips, R (1, 2) OBP: 0.250, SLG: 0.231		X 0-0 ② G3			X 0-0 ② G1-4-3		X 0-0 ① G4-3		X 0-0 ③ P4	3	0	0	0	0	0	0
59 Curtis Thigpen, R (7, 2) OBP: 0.091, SLG: 0.227										1	0	0	0	0	0	0
6 John McDonald, R (1, 6) OBP: 0.296, SLG: 0.250		X 0-0 ③ G1-3			X 0-0 ③ G6-3		S S S 0-3 ② K			3	0	0	0	0	1	0
Ryan Klosterman, R (7, 4)										0	0	0	0	0	0	0
57 Jeff Duncan, L (1, 8) OBP: 0.391, SLG: 0.591			X 0-0 ① G6-3			H 1-0 1 BB 3 2B HBP	X 0-0 ③ G4-3			1	0	0	0	0	0	0
62 Mike Vento, R (6, PH) OBP: 0.273, SLG: 0.211										1	1	0	0	0	0	0
(6, 7)																
(7, 8)																
1 Ray Olmedo, S (1, 4)			X 0-0 ② G3-1			B B B B 4-0 3 2B 1-2 G3-1 BB		X 0-0 ① G6-3		2	1	0	0	1	0	0
(7, 6)																
34 A.J. Burnett, R (1, 1)			S S C 0-3 ③ K			S S C 0-3 ① K		X 0-0 ② F8		1	0	0	0	0	1	0
44 Casey Janssen, R (5, 1)										1	0	0	0	0	1	2
83 Carlo Cota, R (8, PH)										1	0	0	0	0	0	0
56 Brian Tallet, L (8, 1)										0	0	0	0	0	0	0

	AB	28
	R	3
	H	2
	RBI	3
	BB	2
	SO	8
	LOB	7

Inning Stats	1	2	3	4	5	6	7	8	9
	R: 0 E: 0 K: 1 S: 4	R: 0 E: 0 K: 1 S: 5	R: 0 E: 0 K: 1 S: 5	R: 0 E: 0 K: 1 S: 5	R: 0 E: 0 K: 0 S: 3	R: 3 E: 0 K: 2 S: 9	R: 0 E: 0 K: 1 S: 5	R: 0 E: 0 K: 1 S: 3	R: 0 E: 0 K: 1 S: 5
	H: 0 LOB: 0 BB: 0 P: 5	H: 0 LOB: 0 BB: 0 P: 5	H: 0 LOB: 0 BB: 0 P: 5	H: 0 LOB: 0 BB: 0 P: 5	H: 0 LOB: 0 BB: 0 P: 3	H: 2 LOB: 1 BB: 1 P: 14	H: 0 LOB: 0 BB: 0 P: 5	H: 0 LOB: 1 BB: 1 P: 7	H: 0 LOB: 0 BB: 0 P: 5

1B: 1 SF: 0
2B: 1 SAC: 0
3B: 0 DP: 1
HR: 0 HBP: 2

WP: 0 PA: 32
PB: 0
SB: 0
CS: 0

PITCHER		IP	WLS	BF	H	R	ER	SO	BB	IBB	HBP	BLK	WP	HR	S	P	ERA	WHIP
44 Roy Oswalt, R ERA: 4.3	(1, 1)	5.2	W	20	1	3	3	5	1	0	2	0	0	0	27	33	4.76	0.353
Dan Wheeler, R ERA: 4.15	(6, 1)	0.1	H	2	1	0	0	1	0	0	0	0	0	0	4	4	0.00	3.000
Ezequiel Astacio, R ERA:	(7, 1)	1.0	H	3	0	0	0	1	0	0	0	0	0	0	5	5	0.00	0.000
48 Scott Sauerbeck, L ERA: 8.53	(8, 1)	1.0	H	4	0	0	0	0	1	0	0	0	0	0	3	7	0.00	1.000
59 Miguel Asencio, R ERA: 1.8	(9, 1)	1.0	S	3	0	0	0	1	0	0	0	0	0	0	5	5	0.00	0.000

PITCHER	IP	WLS	BF	H	R	ER	SO	BB	IBB	HBP	BLK	WP	HR	S	P	ERA	WHIP

BOTTOM

Toronto Blue Jays @ Houston Astros

Osceola County Stadium, Kissimmee, FL

Sun Mar 18 2007, 1:05 PM EDT

Att. 3,986 - Sunny - 65 F

Batter	1	2	3	4	5	6	7	8	9	AB	R	H	RBI	BB	SO	LOB
Craig Biggio, R (1, 4) OBP: 0.375, SLG: 0.483 4 Eric Bruntlett, R (6, 4) OBP: 0.275, SLG: 0.182	G6-3		G5-4-3 1-2f		28 FC6-4 BB		K			2 0 0 0 1 0 2 1 0 0 0 0 1 0						
28 Adam Everett, R (1, 6) OBP: 0.233, SLG: 0.259 67 Brooks Conrad, S (5, PR) OBP: 0.313, SLG: 0.500 (6, 6)	G5-3			G6-3	FC6-4 17 BB 45 1B 1-2f 2-3 3-H		G3-1			3 0 0 1 0 0 2 1 1 0 0 0 0 0						
17 Lance Berkman, S (1, 3) OBP: 0.389, SLG: 0.516 65 Hunter Pence, R (5, PR) OBP: 0.667, SLG: 1.111 (6, 7)	G6-3			G5-3	45 1B 1-2 BB			3B		2 0 0 0 1 0 0 1 0 1 0 0 0 0						
45 Carlos Lee, R (1, 7) OBP: 0.469, SLG: 0.667 16 Jason Lane, R (5, PR) OBP: 0.310, SLG: 0.564 (6, 3)		K		BB	1-2 2-H 3-H 1B			G3		2 0 1 2 1 1 0 1 0 0 0 0 0 1						
Morgan Ensberg, R (1, 5) OBP: 0.421, SLG: 0.676 Mike Lamb, L (6, 5) OBP: 0.385, SLG: 0.400		F7		F8	K			F7		3 0 0 0 0 1 3 1 0 0 0 0 0 1						
Luke Scott, L (1, 9) OBP: 0.368, SLG: 0.588 Charlton Jimerson, R (7, 9) OBP: 0.381, SLG: 0.389		F8			2 1B 2B 1B		K	K		3 1 1 0 0 1 0 1 0 0 0 0 1 1						
2 Chris Burke, R (1, 8) OBP: 0.234, SLG: 0.279 Richard Hidalgo, R (6, 8) OBP: 0.194, SLG: 0.182			F8		2B 28 FC6-4 1-2 1B		G5-3			2 1 1 0 0 0 0 1 0 0 0 0 0 0						
Brad Ausmus, R (1, 2) OBP: 0.391, SLG: 0.476			44 S 1B		28 FC6-4 45 1B 1-3 2-H 2B		K			3 1 2 1 0 1 0						
44 Roy Oswalt, R (1, 1) Dan Wheeler, R (6, 1) Ezequiel Astacio, R (7, 1) Orlando Palmeiro, L (7, PH) OBP: 0.579, SLG: 0.563 48 Scott Sauerbeck, R (8, 1) 59 Miguel Asencio, R (9, 1)			G5-4-3 1-2 BB		K		K			1 0 0 0 1 1 2 0 0 0 0 0 0 0 0 0 0 0 0 0 0 1 0 0 0 0 1 0 0 0 0 0 0 0 0 0 0 0 0 0 0 0						
Inning Stats	R: 0 E: 0 K: 0 S: 3 H: 0 LOB: 0 BB: 0 P: 3	R: 0 E: 0 K: 1 S: 5 H: 0 LOB: 0 BB: 0 P: 5	R: 0 E: 0 K: 0 S: 3 H: 1 LOB: 1 BB: 1 P: 7	R: 0 E: 0 K: 0 S: 3 H: 0 LOB: 1 BB: 1 P: 7	R: 4 E: 0 K: 2 S: 11 H: 4 LOB: 2 BB: 2 P: 19	R: 0 E: 0 K: 2 S: 7 H: 0 LOB: 0 BB: 0 P: 7	R: 0 E: 0 K: 2 S: 7 H: 0 LOB: 0 BB: 0 P: 7	R: 0 E: 0 K: 1 S: 6 H: 1 LOB: 1 BB: 0 P: 6		1B: 4 2B: 1 3B: 1 HR: 0 SF: 0 SAC: 0 DP: 1 HBP: 0						

livebaseballscorecards.com

AB	29
R	4
H	6
RBI	4
BB	4
SO	8
LOB	12

WP: 0 PB: 0 SB: 1 CS: 0 PA: 33

PITCHER		IP	WLS	BF	H	R	ER	SO	BB	IBB	HBP	BLK	WP	HR	S	P	ERA	WHIP
34 A.J. Burnett, R ERA: 4.35	(1, 1)	4.1	L	19	4	4	4	2	3	0	0	0	0	0	20	32	8.31	1.615
44 Casey Janssen, R ERA: 1.17	(5, 1)	2.2		10	1	0	0	5	1	0	0	0	0	0	19	23	0.00	0.750
56 Brian Tallet, L ERA: 9.0	(8, 1)	1.0		4	1	0	0	1	0	0	0	0	0	0	6	6	0.00	1.000

PITCHER	IP	WLS	BF	H	R	ER	SO	BB	IBB	HBP	BLK	WP	HR	S	P	ERA	WHIP

Batter	1	2	3	4	5	6	7	8	9	AB	R	H	RBI	BB	SO	LOB
28 Adam Everett, R (1, 6) OBP: 0.242, SLG: 0.241	B X 1-0 P3 ①		B B B 4-0 1B BB		S S S 0-3 K ③		X 0-0 1-2 1B			2	0	0	0	1	1	1
21 Rick White, R (5, 1)										0	0	0	0	0	0	0
87 Tommy Manzella, R (7, PH) OBP: 0.556, SLG: 0.778										1	0	1	0	0	0	0
(7, 6)																
Orlando Palmeiro, L (1, 7) OBP: 0.571, SLG: 0.556	X 0-0 L6 ②		X 0-0 17 FC6-4 1-2 1B			X 0-0 G4-3 ① S S S	0-3 K ②			2	0	1	0	0	0	0
Charlton Jimerson, R (4, 7) OBP: 0.348, SLG: 0.350										2	0	0	0	0	1	2
17 Lance Berkman, S (1, 3) OBP: 0.385, SLG: 0.485	S S C 0-3 K ③		X 0-0 FC6-4 ③ 1-2f			B B B B 4-0 16 HR 1B BB	X 0-0 P3 ③			2	0	0	0	1	1	2
67 Brooks Conrad, S (6, PR) OBP: 0.294, SLG: 0.471										1	1	0	0	0	0	2
(6, 5)																
Morgan Ensberg, R (1, 5) OBP: 0.415, SLG: 0.649		S S S 0-3 K ①		S S S 0-3 K ①		X 0-0 16 HR 1-2 1B		X 0-0 G5-3 ①		3	1	1	0	0	2	0
65 Hunter Pence, R (6, 8) OBP: 0.647, SLG: 1.071										1	0	0	0	0	0	0
Richard Hidalgo, R (1, 9) OBP: 0.179, SLG: 0.167		X 0-0 F8 ②		X 0-0 P4 ②		S S C 0-3 K ②		S S S 0-3 K ②		3	0	0	0	0	1	2
Luke Scott, L (6, 9) OBP: 0.359, SLG: 0.571										1	0	0	0	0	1	0
16 Jason Lane, R (1, 8) OBP: 0.333, SLG: 0.714		X 0-0 HR		X 0-0 P6 ③		X 0-0 1-H 2-H HR		S S S 0-3 K ③		3	2	2	4	0	0	0
13 Eric Munson, L (6, 3)										1	0	0	0	0	1	0
(7, 2)																
(9, 3)																
2 Chris Burke, R (1, 4) OBP: 0.240, SLG: 0.304		X 0-0 F9 ③			X 0-0 55 G6-3 2B	S S C 0-3 K ③			X 0-0 F7 ①	3	0	1	0	0	1	1
86 Edwin Maysonet, R (7, 4)										1	0	0	0	0	0	0
55 Humberto Quintero, R (1, 2) OBP: 0.250, SLG: 0.179			X 0-0 F8 ①		X 0-0 G6-3 ① 2-3		X 0-0 G5-3 ①		X 0-0 G4-3 ②	3	0	0	0	0	0	1
43 Chris Sampson, R (7, 1)										0	0	0	0	0	0	0
Trever Miller, R (8, 1)										0	0	0	0	0	0	0
72 Lou Santangelo, R (9, PH) OBP: 0.300, SLG: 0.125										1	0	0	0	0	0	0
(9, 2)																
64 Fernando Nieve, R (1, 1)			S S C 0-3 K ②		X 0-0 G5-3 ②		X 0-0 87 1B 1B		S S C 0-3 K ③	1	0	0	0	0	1	0
4 Eric Bruntlett, R (5, PH) OBP: 0.279, SLG: 0.194										3	0	1	0	0	1	1
(5, 6)																
(7, 3)																
58 Dave Borkowski, R (9, 1)										0	0	0	0	0	0	0
Inning Stats	R: 0 E: 0 K: 1 S: 5 H: 0 LOB: 0 BB: 0 P: 6	R: 1 E: 0 K: 1 S: 6 H: 1 LOB: 0 BB: 0 P: 6	R: 0 E: 0 K: 1 S: 6 H: 1 LOB: 2 BB: 1 P: 10	R: 0 E: 0 K: 1 S: 5 H: 0 LOB: 0 BB: 0 P: 5	R: 0 E: 0 K: 1 S: 6 H: 1 LOB: 1 BB: 0 P: 6	R: 3 E: 0 K: 2 S: 9 H: 2 LOB: 1 BB: 1 P: 13	R: 0 E: 0 K: 1 S: 7 H: 2 LOB: 2 BB: 0 P: 7	R: 0 E: 0 K: 2 S: 7 H: 0 LOB: 0 BB: 0 P: 7	R: 0 E: 0 K: 1 S: 5 H: 0 LOB: 0 BB: 0 P: 5	1B: 4 2B: 1 3B: 0 HR: 2 SF: 0 SAC: 0 DP: 0 HBP: 0						

PITCHER		IP	WLS	BF	H	R	ER	SO	BB	IBB	HBP	BLK	WP	HR	S	P	ERA	WHIP
Scott Olsen, L ERA: 4.0	(1, 1)	5.1	L	22	4	3	3	5	2	0	0	0	0	1	30	39	5.06	1.125
Mike Koplove, R ERA: 6.75	(6, 1)	0.2		3	1	1	1	2	0	0	0	0	0	0	7	7	13.50	1.500
37 Renyel Pinto, L ERA: 6.14	(7, 1)	1.0		5	2	0	0	1	0	0	0	0	0	0	7	7	0.00	2.000
Kevin Gregg, R ERA: 2.16	(8, 1)	1.0		3	0	0	0	2	0	0	0	0	0	0	7	7	0.00	0.000
48 Lee Gardner, R ERA:	(9, 1)	1.0		3	0	0	0	1	0	0	0	0	0	0	5	5	0.00	0.000

PITCHER	IP	WLS	BF	H	R	ER	SO	BB	IBB	HBP	BLK	WP	HR	S	P	ERA	WHIP

TOP

Houston Astros @ Florida Marlins

Roger Dean Stadium, Jupiter, FL

Mon Mar 19 2007, 1:05 PM EDT

Att. 4,527 - Partly Cloudy - 73 F

livebaseballscorecards.com

AB	34
R	4
H	7
RBI	4
BB	2
SO	11
LOB	12



WP: 0 PA: 36
PB: 0
SB: 0
CS: 0

Houston Astros @ Florida Marlins

Roger Dean Stadium, Jupiter, FL

Mon Mar 19 2007, 1:05 PM EDT

Att. 4,527 - Partly Cloudy - 73 F

BOTTOM

livebaseballscorecards.com

Batter	1	2	3	4	5	6	7	8	9	AB	R	H	RBI	BB	SO	LOB
2 Hanley Ramirez, R (1, 6) OBP: 0.283, SLG: 0.521	0-0 6 S 14 1B 1B	0-0 G5-3			0-0 F8		0-0 SF7 3-H		0-0 P4	3	1	1	1	0	0	2
3 Zach Sorensen, S (8, 4) OBP: 0.208, SLG: 0.174										1	0	0	0	0	0	2
6 Dan Uggla, R (1, 4) OBP: 0.245, SLG: 0.227	1-0 G6-3 1-2		0-0 P5		0-0 1B		0-1 F9			4	0	1	0	0	0	2
Kevin Gregg, R (8, 1)										0	0	0	0	0	0	0
9 Joe Dillon, R (9, 5) OBP: 0.333, SLG: 0.231										0	0	0	0	0	0	0
Miguel Cabrera, R (1, 5) OBP: 0.438, SLG: 0.636	0-0 P3		0-0 1B		0-0 F8			0-0 F8		4	0	1	0	0	0	2
7 Alejandro De Aza, L (9, 7) OBP: 0.345, SLG: 0.481										0	0	0	0	0	0	0
14 Josh Willingham, R (1, 7) OBP: 0.292, SLG: 0.158	0-0 2-H 1B		0-0 F9			0-0 F9		0-0 L6		4	0	1	1	0	0	1
48 Lee Gardner, R (9, 1)										0	0	0	0	0	0	0
17 Mike Jacobs, L (1, 3) OBP: 0.277, SLG: 0.381	0-0 P5		0-0 F7			0-0 G5-3		0-3 K		4	0	0	0	0	1	2
21 Joe Borchard, S (1, 9) OBP: 0.400, SLG: 0.382		0-3 K		0-0 F8		0-3 K			0-0 E7	4	0	0	0	0	2	0
Miguel Olivo, R (1, 2) OBP: 0.256, SLG: 0.343		0-0 1B 1B		0-0 G5-3			1-0 31 S 2 SF7 G4-3 HBP		0-0 P4	3	1	1	0	0	0	1
Alex Sanchez, L (1, 8) OBP: 0.194, SLG: 0.286		0-3 K		0-0 G4-3			0-0 G4-3 1-2		4-0 BB	3	0	0	0	1	1	2
Scott Olsen, L (1, 1) OBP: 0.500, SLG: 0.500		0-0 1-2 1B			0-3 K		4-0 2-3 BB		0-0 F9	2	0	1	0	0	1	0
Mike Koplove, R (6, 1)										0	0	0	0	0	0	0
37 Renyel Pinto, L (7, 1)										0	0	0	0	0	0	0
31 John Gall, R (7, PH) OBP: 0.375, SLG: 0.414										0	0	0	0	1	0	0
4 Alfredo Amezaga, S (8, 6) OBP: 0.156, SLG: 0.129										1	0	0	0	0	0	2
Inning Stats	R: 1 E: 0 K: 0 S: 5 H: 2 LOB: 1 BB: 0 P: 6	R: 0 E: 0 K: 2 S: 9 H: 2 LOB: 2 BB: 0 P: 9	R: 0 E: 0 K: 0 S: 4 H: 1 LOB: 1 BB: 0 P: 4	R: 0 E: 0 K: 0 S: 3 H: 0 LOB: 0 BB: 0 P: 3	R: 0 E: 0 K: 1 S: 6 H: 1 LOB: 1 BB: 0 P: 6	R: 0 E: 0 K: 1 S: 5 H: 0 LOB: 0 BB: 0 P: 5	R: 1 E: 0 K: 0 S: 4 H: 0 LOB: 1 BB: 1 P: 9	R: 0 E: 0 K: 1 S: 5 H: 0 LOB: 0 BB: 0 P: 5	R: 0 E: 1 K: 0 S: 4 H: 0 LOB: 2 BB: 1 P: 8	1B: 6 2B: 0 3B: 0 HR: 0	SF: 1 SAC: 0 DP: 0 HBP: 1						

AB	33
R	2
H	6
RBI	2
BB	2
SO	5
LOB	16

WP: 0 PB: 0 SB: 2 CS: 0 PA: 37

PITCHER		IP	WLS	BF	H	R	ER	SO	BB	IBB	HBP	BLK	WP	HR	S	P	ERA	WHIP
64 Fernando Nieve, R ERA: 3.75	(1, 1)	4.0		17	5	1	1	2	0	0	0	0	0	0	21	22	2.25	1.250
21 Rick White, R ERA:	(5, 1)	2.0	W	7	1	0	0	2	0	0	0	0	0	0	11	11	0.00	0.500
43 Chris Sampson, R ERA: 3.12	(7, 1)	1.0	H	5	0	1	1	0	1	0	1	0	0	0	4	9	9.00	1.000
Trever Miller, L ERA:	(8, 1)	1.0	H	3	0	0	0	1	0	0	0	0	0	0	5	5	0.00	0.000
58 Dave Borkowski, R ERA: 4.66	(9, 1)	1.0	S	5	0	0	0	0	1	0	0	0	0	0	4	8	0.00	1.000

PITCHER	IP	WLS	BF	H	R	ER	SO	BB	IBB	HBP	BLK	WP	HR	S	P	ERA	WHIP

Tampa Bay Devil Rays @ Houston Astros

Osceola County Stadium, Kissimmee, FL

Wed Mar 21 2007, 7:05 PM EDT

Att. 3,254 - Partly Cloudy - 70 F

livebaseballscorecards.com

TOP

Batter	1	2	3	4	5	6	7	8	9	AB	R	H	RBI	BB	SO	LOB
13 Carl Crawford, L (1, 7) OBP: 0.326, SLG: 0.395	G4-3		2B		1B		G5-3			4	2	3	2	0	0	0
3 Jorge Cantu, R (5, 4) OBP: 0.263, SLG: 0.324			3-H 2B		18 1B 1B					1	0	0	0	0	0	0
18 Ben Zobrist, S (1, 6) OBP: 0.395, SLG: 0.444	B5-3		G6-3		1-H 2B 1B		1B			3	1	1	1	1	0	1
23 Carlos Pena, L (5, 3) OBP: 0.241, SLG: 0.296					BB					1	0	1	0	0	0	0
Ty Wigginton, R (1, 3) OBP: 0.417, SLG: 0.619	E5		1B		1-H 3B 2B		L5			4	2	2	2	0	0	3
3 Jorge Velandia, R (5, 6) OBP: 0.438, SLG: 0.500			2-H 2B		F8					1	0	0	0	0	0	1
Delmon Young, R (1, 9) OBP: 0.311, SLG: 0.364	G5-3		2-H 1B		2 1B 3-H 3B	G6-3		G3-1		4	1	2	2	0	0	1
61 Dustan Mohr, R (7, 9) OBP: 0.200, SLG: 0.222										1	0	0	0	0	0	0
1 Akinori Iwamura, L (1, 5) OBP: 0.250, SLG: 0.250		E3 2 CS	G5-3		35 1B 2 1B 32 G6-4-3 BB	35 BB 2 1B BB		F8		2	1	0	0	2	0	1
Brendan Harris, R (7, 5) OBP: 0.244, SLG: 0.256										1	0	0	0	0	0	0
2 B.J. Upton, R (1, 4) OBP: 0.333, SLG: 0.372		G4-3 1-2		K	32 G6-4-3 35 1B 13 1B 1-2 3-H 1B	35 BB 1-2 1B		F9		5	1	2	1	0	1	1
(5, 8)																
35 Elijah Dukes, R (1, 8) OBP: 0.385, SLG: 0.343									K	3	0	3	0	1	0	0
(5, 7)										0	0	0	0	0	0	0
37 Seth McClung, L (6, 1)										0	0	0	0	0	0	0
54 Chad Orvella, R (8, 1)										1	0	0	0	0	1	0
14 Greg Norton, S (9, PH) OBP: 0.286, SLG: 0.282		32 CS			32 G6-4-3	32 L4-3				0	0	0	0	0	0	0
Brian Stokes, R (9, 1)		1B		2B	1-2 2-3 1B	1-2 2-3 BB										
32 Shawn Riggans, R (1, 2) OBP: 0.357, SLG: 0.440	CS		33 G4-3 13 2B	F9	G6-4-3	L4-3			F7	4	1	1	0	0	0	6
64 Raul Casanova, S (7, 2)	1-2		2B		1-2f 2-3 3-H	1-1				1	0	0	0	0	0	0
33 James Shields, R (1, 1)										2	0	0	0	1	0	2
31 Jonny Gomes, R (6, 7) OBP: 0.244, SLG: 0.389			G4-3	G6-3	18 BB 13 1B		K		K	2	0	0	0	0	2	0
			2-3		BB											

Inning Stats	1	2	3	4	5	6	7	8	9
	R: 0 E: 1 K: 0 S: 4	R: 0 E: 1 K: 0 S: 3	R: 3 E: 0 K: 0 S: 7	R: 0 E: 0 K: 1 S: 6	R: 6 E: 0 K: 0 S: 9	R: 0 E: 0 K: 0 S: 3	R: 0 E: 0 K: 1 S: 6	R: 0 E: 0 K: 0 S: 3	R: 0 E: 0 K: 2 S: 7
	H: 0 LOB: 1 BB: 0 P: 4	H: 1 LOB: 0 BB: 0 P: 5	H: 4 LOB: 1 BB: 0 P: 7	H: 1 LOB: 1 BB: 0 P: 6	H: 7 LOB: 3 BB: 3 P: 22	H: 1 LOB: 2 BB: 2 P: 11	H: 1 LOB: 1 BB: 0 P: 6	H: 0 LOB: 0 BB: 0 P: 3	H: 0 LOB: 0 BB: 0 P: 7

1B: 9	SF: 0	WP: 0	PA: 46
2B: 6	SAC: 0	PB: 0	
3B: 1	DP: 2	SB: 1	
HR: 0	HBP: 0	CS: 2	

	AB	40
	R	9
	H	15
	RBI	8
	BB	5
	SO	4
	LOB	16

PITCHER		IP	WLS	BF	H	R	ER	SO	BB	IBB	HBP	BLK	WP	HR	S	P	ERA	WHIP
Woody Williams, R ERA: 10.64	(1, 1)	4.0	L	25	12	9	9	1	1	0	0	0	0	0	26	33	20.25	3.250
37 Matt Albers, R ERA: 3.75	(5, 1)	2.0		10	2	0	0	0	4	0	0	0	0	0	6	22	0.00	3.000
54 Brad Lidge, R ERA: 11.57	(7, 1)	1.0		4	1	0	0	1	0	0	0	0	0	0	6	6	0.00	1.000
Dan Wheeler, R ERA: 3.38	(8, 1)	1.0		3	0	0	0	0	0	0	0	0	0	0	3	3	0.00	0.000
Trever Miller, L ERA:	(9, 1)	1.0		3	0	0	0	2	0	0	0	0	0	0	7	7	0.00	0.000

PITCHER	IP	WLS	BF	H	R	ER	SO	BB	IBB	HBP	BLK	WP	HR	S	P	ERA	WHIP

BOTTOM

Tampa Bay Devil Rays @ Houston Astros

Osceola County Stadium, Kissimmee, FL

Wed Mar 21 2007, 7:05 PM EDT

Att. 3,254 - Partly Cloudy - 70 F

livebaseballscorecards.com

Batter	1	2	3	4	5	6	7	8	9	AB	R	H	RBI	BB	SO	LOB
Craig Biggio, R (1, 4) OBP: 0.371, SLG: 0.467	BBBB 4-0 BB		x 0-0 ② SF8 3-H		CCC 0-3 ① K	x 0-0 ② L9		x 0-0 ③ F7		1	0	0	1	1	1	0
Mark Loretta, R (6, 6) OBP: 0.378, SLG: 0.394										2	0	0	0	0	0	4
28 Adam Everett, R (1, 6) OBP: 0.278, SLG: 0.233	SSS 0-3 ① K		BBBB 4-0 45 1B 17 1B BB		BBBB 4-0 45 1B BB	CCC 0-3 ③ K			x 0-0 13 BB 16 E 1B	1	0	0	0	2	1	1
Mike Lamb, L (6, 5) OBP: 0.375, SLG: 0.389										1	0	0	0	0	1	2
54 Brad Lidge, R (7, 1)										0	0	0	0	0	0	0
Dan Wheeler, R (8, 1)										0	0	0	0	0	0	0
Charlton Jimerson, R (9, 7) OBP: 0.375, SLG: 0.381										1	0	1	0	0	0	0
17 Lance Berkman, S (1, 3) OBP: 0.381, SLG: 0.472	x 0-0 ② F7		x 0-0 45 1B 1-2 1B		x 0-0 ② F9		SSS 0-3 ① K		x 0-0 FC1 13 BB 1-2	3	0	1	0	0	0	2
16 Jason Lane, R (6, 7) OBP: 0.319, SLG: 0.682										2	0	0	0	0	1	1
(7, 3)																
45 Carlos Lee, R (1, 7) OBP: 0.486, SLG: 0.667	x 0-0 ③ F9		x 0-0 1-2 2-3 1B		x 0-0 1-2 1B		x 0-0 ② G6-3		SSS 0-3 ① K	3	0	2	0	0	0	1
Richard Hidalgo, R (6, 9) OBP: 0.171, SLG: 0.158										2	0	0	0	0	1	2
Morgan Ensberg, R (1, 5) OBP: 0.386, SLG: 0.600		x 0-0 ① L5	SSS 0-3 ③ K		x 0-0 ③ F8		x 0-0 ③ G4-3		BBBB 4-0 1-2 2-3 BB	3	0	0	0	0	1	5
13 Eric Munson, L (6, 3) OBP: 0.429, SLG: 0.500										1	0	0	0	1	0	0
(7, 5)																
Luke Scott, L (1, 9) OBP: 0.366, SLG: 0.556		x 0-0 ② F9		BBBB 4-0 BB		x 0-0 55 1B 1B 1B		H 1-0 BB HBP	x 0-0 ② L3	1	0	0	0	1	0	0
4 Eric Bruntlett, R (6, 4) OBP: 0.304, SLG: 0.211										2	1	1	0	0	0	3
2 Chris Burke, R (1, 8) OBP: 0.218, SLG: 0.275		x 0-0 ③ G6-3		x 0-0 ① P6	SSS 0-3 ① K			CCC 0-3 ① K	x 0-0 ③ P6	5	0	0	0	0	2	6
Brad Ausmus, R (1, 2) OBP: 0.400, SLG: 0.522			x 0-0 SH1-4 SF8 2B	SSS 0-3 ② K	x 0-0 1B 1-2 1B			x 0-0 ② F9		2	1	1	0	0	1	1
55 Humberto Quintero, R (6, 2) OBP: 0.265, SLG: 0.200										2	0	1	0	0	0	1
Woody Williams, R (1, 1)			x 0-0 ① SH1-4 2-3	SSS 0-3 ③ K	x 0-0 1-2 2-H 1B			BBBB 4-0 1-2 BB		1	0	0	0	0	1	1
37 Matt Albers, L (5, 1)										0	0	0	0	0	0	0
Orlando Palmeiro, L (6, PH) OBP: 0.609, SLG: 0.579										1	0	1	1	1	0	0
(7, 7)																
Trever Miller, R (9, 1)										0	0	0	0	0	0	0

	AB	34
	R	2
	H	8
	RBI	2
	BB	6
	SO	10
	LOB	30

Inning Stats	1	2	3	4	5	6	7	8	9
	R: 0 E: 0 K: 1 S: 5	H: 0 LOB: 1 BB: 1 P: 9	R: 0 E: 0 K: 0 S: 3	H: 0 LOB: 0 BB: 0 P: 3	R: 1 E: 0 K: 1 S: 8	H: 3 LOB: 3 BB: 1 P: 12	R: 0 E: 0 K: 2 S: 7	H: 0 LOB: 1 BB: 1 P: 11	R: 0 E: 0 K: 1 S: 6	H: 1 LOB: 2 BB: 1 P: 10
	R: 1 E: 0 K: 2 S: 10	H: 3 LOB: 2 BB: 0 P: 10	R: 0 E: 0 K: 1 S: 5	H: 0 LOB: 0 BB: 0 P: 5	R: 0 E: 0 K: 1 S: 5	H: 0 LOB: 2 BB: 1 P: 10	R: 0 E: 1 K: 1 S: 7	H: 1 LOB: 3 BB: 1 P: 11		

	1B: 7	SF: 1	WP: 0	PA: 43
	2B: 1	SAC: 1	PB: 0	
	3B: 0	DP: 0	SB: 0	
	HR: 0	HBP: 1	CS: 0	

PITCHER		IP	WLS	BF	H	R	ER	SO	BB	IBB	HBP	BLK	WP	HR	S	P	ERA	WHIP
33 James Shields, R ERA: 2.6	(1, 1)	5.1	W	26	6	2	2	6	4	0	0	0	0	0	34	50	3.38	1.875
37 Seth McClung, R ERA: 9.95	(6, 1)	1.2		6	1	0	0	2	0	0	0	0	0	0	10	10	0.00	0.600
54 Chad Orvella, R ERA: 1.13	(8, 1)	1.0		5	0	0	0	1	1	0	1	0	0	0	5	10	0.00	1.000
Brian Stokes, R ERA: 1.86	(9, 1)	1.0		6	1	0	0	1	1	0	0	0	0	0	7	11	0.00	2.000

PITCHER		IP	WLS	BF	H	R	ER	SO	BB	IBB	HBP	BLK	WP	HR	S	P	ERA	WHIP

Washington Nationals @ Houston Astros

Osceola County Stadium, Kissimmee, FL

Thu Mar 22 2007, 7:05 PM EDT

Att. 3,144 - Partly Cloudy - 71 F

TOP

livebaseballscorecards.com

Batter	1	2	3	4	5	6	7	8	9	AB	R	H	RBI	BB	SO	LOB
Felipe Lopez, S (1, 4) OBP: 0.239, SLG: 0.310	11 2B 1B		G4-3 1-2 3-H	SF8 3-H		10 2B HR 1-2 2-3 1B		K		3	1	2	2	0	0	1
Josh Wilson, R (6, PH) OBP: 0.487, SLG: 0.500										2	1	1	0	0	1	0
(6, 5)	15 1B 1-2 1B															
15 Cristian Guzman, S (1, 6) OBP: 0.469, SLG: 0.517	11 2B 1-3 2B		11 1B 2-H 2B	K		K		F7		4	2	3	1	0	1	0
4 D'Angelo Jimenez, S (5, 6) OBP: 0.368, SLG: 0.333										2	0	0	0	0	1	3
	11 FC6-4 1B 1-2 2-3															
11 Ryan Zimmerman, R (1, 5) OBP: 0.429, SLG: 0.660	25 FC3-6 2B 2-H 3-H		25 WP 1B 2-H 1B		G6-3	HR 1-3 2-H 3-H 2B		E8		4	2	2	3	0	0	3
10 Ronnie Belliard, R (6, PH) OBP: 0.281, SLG: 0.433										2	1	1	2	0	0	0
(6, 4)	FC6-4 1-2f															
25 Austin Kearns, R (1, 9) OBP: 0.413, SLG: 0.395	E5 FC3-6 2-3	G6-3	K2-3 1-2		G4-3	K		K		4	0	0	0	0	1	2
Chris Snelling, L (5, 7) OBP: 0.400, SLG: 0.571										2	0	0	0	0	2	3
Ryan Church, L (1, 7) OBP: 0.294, SLG: 0.326	FC3-6 77 G4-3 1B 1-2f 3-H	G4-3	77 WP 1B 2-H		77 1B 1B	HR 2-H 3-H			C C C	5	2	3	5	0	0	1
(5, 8)										1	0	0	0	0	1	0
7 Nook Logan, S (8, 8) OBP: 0.340, SLG: 0.275																
77 Abraham Nunez, S (1, 8) OBP: 0.308, SLG: 0.364	G4-3 1-2	BB	BB 1-2		1B 1-2	K			C C C	4	0	1	0	2	2	1
(5, 9)																
Travis Lee, L (1, 3) OBP: 0.419, SLG: 0.538	3 HR 1B 2-H	G6-3	G1-3		F9		F8		C C C	4	1	1	1	0	0	5
5 Kory Casto, L (5, 3) OBP: 0.441, SLG: 0.429										2	0	0	0	0	1	0
3 Jesus Flores, R (1, 2) OBP: 0.524, SLG: 0.850	HR 1-H		26 1B G4-3 1B	26 G6-3 SF8 2B		E4 1B 26 1B 10 2B		K2-3		5	4	3	2	0	1	0
61 Juan Brito, R (9, 2) OBP: 0.286, SLG: 0.417										0	0	0	0	0	0	0
26 Jerome Williams, R (1, 1) OBP: 0.429, SLG: 0.429	15 1B 1B 1B		15 2B G4-3 1B 1-3	G6-3 2-3		10 2B 1B 1-2 1B		K		4	2	3	0	0	0	1
36 Levale Speigner, R (6, 1)										1	0	0	0	0	1	0
35 Ryan Wagner, R (9, 1)										0	0	0	0	0	0	0
Inning Stats	R: 6 E: 1 K: 0 S: 12 H: 8 LOB: 3 BB: 0 P: 12	R: 0 E: 0 K: 0 S: 3 H: 0 LOB: 1 BB: 1 P: 7	R: 4 E: 0 K: 1 S: 10 H: 5 LOB: 2 BB: 1 P: 15	R: 1 E: 0 K: 1 S: 6 H: 1 LOB: 0 BB: 0 P: 6	R: 0 E: 0 K: 0 S: 5 H: 2 LOB: 2 BB: 0 P: 5	R: 5 E: 1 K: 3 S: 14 H: 4 LOB: 0 BB: 0 P: 14	R: 0 E: 0 K: 2 S: 7 H: 0 LOB: 0 BB: 0 P: 7	R: 0 E: 1 K: 2 S: 8 H: 0 LOB: 1 BB: 0 P: 8	R: 0 E: 0 K: 3 S: 9 H: 0 LOB: 0 BB: 0 P: 9	1B: 13 2B: 5 3B: 0 HR: 2	SF: 1 SAC: 0 DP: 0 HBP: 0						

AB	49
R	16
H	20
RBI	16
BB	2
SO	12
LOB	20

WP: 2 PB: 0 SB: 0 CS: 0 PA: 52

PITCHER		IP	WLS	BF	H	R	ER	SO	BB	IBB	HBP	BLK	WP	HR	S	P	ERA	WHIP
43 Chris Sampson, R ERA: 7.36	(1, 1)	2.1	L	21	12	10	6	0	1	0	0	0	0	1	20	24	23.14	5.571
36 Brian Moehler, R ERA: 4.6	(3, 1)	3.2		21	8	6	2	5	1	0	0	0	2	1	30	35	4.91	2.455
Ezequiel Astacio, R ERA:	(7, 1)	1.0		3	0	0	0	2	0	0	0	0	0	0	7	7	0.00	0.000
Ezequiel Astacio, R ERA:	(7, 1)	1.0		3	0	0	0	2	0	0	0	0	0	0	7	7	0.00	0.000
Chad Qualls, R ERA: 5.4	(8, 1)	1.0		4	0	0	0	2	0	0	0	0	0	0	8	8	0.00	0.000

PITCHER		IP	WLS	BF	H	R	ER	SO	BB	IBB	HBP	BLK	WP	HR	S	P	ERA	WHIP
21 Rick White, R ERA:	(9, 1)	1.0		3	0	0	0	3	0	0	0	0	0	0	9	9	0.00	0.000

BOTTOM

Washington Nationals @ Houston Astros

Osceola County Stadium, Kissimmee, FL

Thu Mar 22 2007, 7:05 PM EDT

Att. 3,144 - Partly Cloudy - 71 F

livebaseballscorecards.com

Batter	1	2	3	4	5	6	7	8	9	AB	R	H	RBI	BB	SO	LOB
Craig Biggio, R (1, 4) OBP: 0.368, SLG: 0.455	x 0-0 28 G1-6-3 1B		x 0-0 ② F9		x 0-0 E6 28 DI 2-H 3-H		x 0-0 ②③ G3-6-1 1-2f		x 0-0 ③ G5-3	3	0	1	0	0	0	0
4 Eric Bruntlett, R (6, 4) OBP: 0.292, SLG: 0.200										2	0	0	0	0	0	3
28 Adam Everett, R (1, 6) OBP: 0.250, SLG: 0.206	x 0-0 ①② G1-6-3 1-2f		x 0-0 ③ P5		B x 1-0 ③ P6 1-2			x 0-0 ① G4-3		4	0	0	0	0	0	2
17 Lance Berkman, S (1, 3) OBP: 0.356, SLG: 0.436	x 0-0 ③ F7			x 0-0 ① P6		x 0-0 ① F7		B B B B 4-0 BB		3	0	0	0	0	0	0
Ezequiel Astacio, R (7, 1)										0	0	0	0	0	0	0
Chad Qualls, R (8, 1)										0	0	0	0	0	0	0
Orlando Palmeiro, L (8, PH) OBP: 0.625, SLG: 0.579										0	0	0	0	1	0	0
21 Rick White, R (9, 1)										0	0	0	0	0	0	0
45 Carlos Lee, R (1, 7) OBP: 0.474, SLG: 0.639		x 0-0 ① P5		x 0-0 ② P3		x 0-0 1B 1B		x 0-0 ② F8		3	0	1	0	0	0	0
Richard Hidalgo, R (6, PR) OBP: 0.167, SLG: 0.154										1	0	0	0	0	0	1
(7, 9)																
Luke Scott, L (1, 9) OBP: 0.341, SLG: 0.513		x 0-0 ② F9		x 0-0 ③ F7		x 0-0 ② F7		C C C 0-3 ③ K		3	0	0	0	0	0	1
Ezequiel Astacio, R (7, 1)										0	0	0	0	0	0	0
Charlton Jimerson, R (7, 7) OBP: 0.360, SLG: 0.364										1	0	0	0	0	1	1
Morgan Ensberg, R (1, 5) OBP: 0.400, SLG: 0.600		H 1-0 16 BB HBP			x 0-0 ① F9	x 0-0 1-2 1B			x 0-0 55 FC1-5 16 E 1B	0	0	0	0	0	0	0
Mark Loretta, R (3, 5) OBP: 0.400, SLG: 0.417										3	0	2	0	0	0	0
16 Jason Lane, R (1, 8) OBP: 0.333, SLG: 0.660		B B B 4-0 1-2 BB			x 0-0 36 SH1-4 E E 1B	x 0-0 ③ L5			x 0-0 FC5 55 FC1-5 1-2	3	1	1	0	1	0	3
Brad Ausmus, R (1, 2) OBP: 0.357, SLG: 0.462		C C C 0-3 ③ K			x 0-0 E9 36 SH1-4 1-2 E		x 0-0 ① G6-3		x 0-0 ① FC1-5 1-2 2-3f	3	1	0	0	0	1	3
55 Humberto Quintero, R (8, 2) OBP: 0.257, SLG: 0.194										1	0	0	0	0	0	2
43 Chris Sampson, R (1, 1)			x 0-0 ① G5-3		x 0-0 ② SH1-4 1-2 2-3		B B B B 4-0 4 G3-6-1 BB		x 0-0 ② F7	0	0	0	0	0	0	0
36 Brian Moehler, R (3, 1) OBP: 0.333, SLG: 0.333										1	0	0	0	0	0	0
Mike Lamb, L (7, 3) OBP: 0.381, SLG: 0.378										1	0	0	0	1	0	2
Inning Stats	R: 0 H: 1 E: 0 LOB: 0 K: 0 BB: 0 S: 3 P: 3	R: 0 H: 0 E: 0 LOB: 2 K: 1 BB: 1 S: 5 P: 10	R: 0 H: 0 E: 0 LOB: 0 K: 0 BB: 0 S: 3 P: 3	R: 0 H: 0 E: 0 LOB: 0 K: 0 BB: 0 S: 3 P: 3	R: 2 H: 1 E: 2 LOB: 1 K: 0 BB: 0 S: 6 P: 7	R: 0 H: 2 E: 0 LOB: 2 K: 0 BB: 0 S: 5 P: 5	R: 0 H: 0 E: 0 LOB: 0 K: 0 BB: 1 S: 2 P: 6	R: 0 H: 0 E: 0 LOB: 1 K: 1 BB: 1 S: 5 P: 9	R: 0 H: 1 E: 1 LOB: 2 K: 0 BB: 0 S: 5 P: 5	1B: 5 SF: 0 2B: 0 SAC: 1 3B: 0 DP: 2 HR: 0 HBP: 1						

	AB	32
	R	2
	H	5
	RBI	0
	BB	3
	SO	2
	LOB	18

WP: 0 PB: 0 SB: 0 CS: 0 PA: 37

PITCHER	IP	WLS	BF	H	R	ER	SO	BB	IBB	HBP	BLK	WP	HR	S	P	ERA	WHIP
26 Jerome Williams, R (1, 1) ERA: 3.38	5.0	W	20	2	2	0	1	1	0	1	0	0	0	20	26	0.00	0.600
36 Levale Speigner, R (6, 1) ERA:	3.0	H	12	2	0	0	1	2	0	0	0	0	0	12	20	0.00	1.333
35 Ryan Wagner, R (9, 1) ERA: 3.0	1.0		5	1	0	0	0	0	0	0	0	0	0	5	5	0.00	1.000

PITCHER	IP	WLS	BF	H	R	ER	SO	BB	IBB	HBP	BLK	WP	HR	S	P	ERA	WHIP

Batter	1	2	3	4	5	6	7	8	9	AB	R	H	RBI	BB	SO	LOB
Orlando Palmeiro, L (1, 10) OBP: 0.552, SLG: 0.500	F B C X 1-2 G3 ①		C B X 1-1 G3 ①	F X 0-1 FC4-6 ③ 1-2f		X 0-0 F8 ①		X 0-0 2-H 1B		5	0	1	1	0	0	2
Mark Loretta, R (1, 6) OBP: 0.409, SLG: 0.450 Charlton Jimerson, R (7, 9) OBP: 0.346, SLG: 0.348	F B X 1-1 BB 1B		F X 0-1 G6-3 ②		X 0-0 1B 2B	C B F X 1-2 G1-3 ②		F C S 0-3 K ③		4 1	1 0	2 0	0 0	0 0	0 1	0 1
Mike Lamb, L (1, 5) OBP: 0.404, SLG: 0.390	B B C B B 4-1 2 G5-4-3 1-2 BB		X 0-0 2 1B 1B		X 0-0 E HR 2-H 1B	X 0-0 G3 ③			F B B F X 2-2 L7 ①	4	1	2	1	1	0	0
2 Chris Burke, R (1, 8) OBP: 0.233, SLG: 0.286	B X 1-0 G5-4-3 ② ③ 1-2f		X 0-0 1-2 1B		X 0-0 P5 ①		C F S 0-3 K ①		X 0-0 86 S 1B	5	0	2	0	0	1	3
Luke Scott, L (1, 9) OBP: 0.354, SLG: 0.500 86 Edwin Maysonet, R (7, 6)		X 0-0 13 2B 55 SF8 1B	X 0-0 G5-3 ③		X 0-0 FC4 1-2 HR		H 1-0 G4-6-3 HBP		B C S C 1-3 K ② 1-2	3 1	2 0	1 0	0 0	0 0	0 1	3 1
Richard Hidalgo, R (1, 7) OBP: 0.170, SLG: 0.227		F C S 0-3 K ①		F S X 0-2 P2 ①	X 0-0 1-H 2-H HR		X 0-0 G4-6-3 ② ③ 1-2f		F S T 0-2 K ③	5	1	1	3	0	2	3
13 Eric Munson, L (1, 3) OBP: 0.462, SLG: 0.559 (7, 2)		B S B F X 2-2 55 SF8 1-3 2B		F S X 0-2 4 1B 55 S 1B	X 0-0 1B			X 0-0 F7 ①		4	0	3	0	0	0	0
55 Humberto Quintero, R (1, 2) OBP: 0.237, SLG: 0.182 16 Jason Lane, R (7, 3) OBP: 0.327, SLG: 0.646		X 0-0 SF8 ② 2-3 3-H		S X 0-1 P6 ② 1-2	X 0-0 F7 ②			X 0-0 P4 ②		2 1	0 0	0 0	1 0	0 0	0 0	2 0
4 Eric Bruntlett, R (1, 4) OBP: 0.308, SLG: 0.250		F B F X 1-2 F9 ③		X 0-0 FC4-6 2-3 1B	X 0-0 F7 ③			X 0-0 1B 2B		4	1	2	0	0	0	2
Inning Stats	R: 0 E: 0 K: 0 S: 7 H: 1 LOB: 1 BB: 1 P: 14	R: 1 E: 0 K: 1 S: 11 H: 2 LOB: 1 BB: 0 P: 14	R: 0 E: 0 K: 0 S: 7 H: 2 LOB: 2 BB: 0 P: 8	R: 0 E: 0 K: 0 S: 11 H: 2 LOB: 2 BB: 0 P: 11	R: 4 E: 1 K: 0 S: 8 H: 4 LOB: 1 BB: 0 P: 8	R: 0 E: 0 K: 0 S: 5 H: 0 LOB: 0 BB: 0 P: 6	R: 0 E: 0 K: 1 S: 4 H: 0 LOB: 0 BB: 0 P: 5	R: 1 E: 0 K: 1 S: 7 H: 2 LOB: 1 BB: 0 P: 7	R: 0 E: 0 K: 2 S: 10 H: 1 LOB: 1 BB: 0 P: 13	1B: 10 2B: 3 3B: 0 HR: 1 SF: 1 SAC: 0 DP: 2 HBP: 1						

TOP

Houston Astros @ Cleveland Indians

Chain of Lakes Park, Winter Haven, FL

Fri Mar 23 2007, 7:05 PM EDT
Att. 5,086 - Clear - 81 F

livebaseballscorecards.com

AB	39
R	6
H	14
RBI	6
BB	1
SO	5
LOB	17

PITCHER		IP	WLS	BF	H	R	ER	SO	BB	IBB	HBP	BLK	WP	HR	S	P	ERA	WHIP
Paul Byrd, R ERA: 2.4	(1, 1)	4.0	L	19	7	1	1	1	1	0	0	0	0	0	36	47	2.25	2.000
47 Joe Borowski, R ERA: 4.5	(5, 1)	1.0		8	4	4	3	0	0	0	0	0	0	1	8	8	27.00	4.000
46 Aaron Fultz, L ERA: 5.91	(6, 1)	2.0		6	0	0	0	1	0	0	1	0	0	0	9	11	0.00	0.000
Roberto Hernandez, R ERA: 1.29	(8, 1)	1.0		5	2	1	1	1	0	0	0	0	0	0	7	7	9.00	2.000
63 Rafael Betancourt, R ERA: 7.0	(9, 1)	1.0		4	1	0	0	2	0	0	0	0	0	0	10	13	0.00	1.000

PITCHER	IP	WLS	BF	H	R	ER	SO	BB	IBB	HBP	BLK	WP	HR	S	P	ERA	WHIP

Batter	1	2	3	4	5	6	7	8	9	AB	R	H	RBI	BB	SO	LOB
24 Grady Sizemore, L (1, 8) OBP: 0.152, SLG: 0.256	B B S X 2-1 G4-3 ①		X 0-0 F7 ③			X 0-0 G1-6-3 ①	X 0-0 G4-3 ③			4	0	0	0	0	0	2
Jason Michaels, R (1, 7) OBP: 0.409, SLG: 0.513	X 0-0 WP F9-2 2B			F B C F B B F B 4-2 25 G5-3 41 1B BB		X 0-0 G5-3 ②	F S C 0-3 K ①			3	0	1	0	1	1	0
Casey Blake, R (1, 9) OBP: 0.231, SLG: 0.447	B X 1-0 F9-2 ② ③ 2-H			F B F F C 1-3 K ①		B C C S 1-3 K ③		X 0-0 F9 ②		4	0	0	0	0	2	2
41 Victor Martinez, S (1, 2) OBP: 0.342, SLG: 0.639		B B S X 2-1 G4-3 ①		F B X 1-1 25 G5-3 1-2 1B			F S C 0-3 K ①	C F S 0-3 K ③		4	0	1	0	0	2	0
25 Ryan Garko, R (1, 3) OBP: 0.280, SLG: 0.380		F B F F B C 2-3 K ②		B F S B B F F X 3-2 G5-3 ② 1-2 2-3			F C B B B X 3-2 30 1B 16 1B 1B		X 0-0 16 FC3-6 1B	4	1	2	0	0	1	2
30 Andy Marte, R (1, 10) OBP: 0.304, SLG: 0.415		C S B B B B B 4-2 BB		C X 0-1 P3 ③			X 0-0 16 1B 15 1B 1-3 1B		X 0-0 F9 ①	3	1	1	0	1	0	3
16 Keith Ginter, R (1, 5) OBP: 0.444, SLG: 0.385	B X 1-0 F7 ③				F F S 0-3 K ①		X 0-0 15 1B 11 FC5-2 1-2 3-H 1B		F B B F X 2-2 FC3-6 ② 15 1B 1-2f	4	0	1	1	0	1	2
15 Mike Rouse, L (1, 6) OBP: 0.421, SLG: 0.606			X 0-0 27 G6-4-3 1B		F C S 0-3 K ②		X 0-0 11 FC5-2 1-3 2-H 1B		X 0-0 11 FC6-4 1-3 1B	4	0	3	1	0	1	0
27 Hector Luna, R (1, 4) OBP: 0.405, SLG: 0.310 11 Luis Rivas, R (6, 4) OBP: 0.216, SLG: 0.294			X 0-0 ① ② G6-4-3 1-2f		X 0-0 G3 ③		X 0-0 FC5-2 ② 1-2 3-H		X 0-0 FC6-4 ③ 1-2f	2 2	0 0	0 0	0 0	0 0	0 0	1 4
Inning Stats	R: 0 E: 0 K: 0 S: 4 H: 1 LOB: 0 BB: 0 P: 7	R: 0 E: 0 K: 1 S: 9 H: 0 LOB: 1 BB: 1 P: 18	R: 0 E: 0 K: 0 S: 3 H: 1 LOB: 0 BB: 0 P: 3	R: 0 E: 0 K: 1 S: 17 H: 1 LOB: 2 BB: 1 P: 26	R: 0 E: 0 K: 2 S: 7 H: 0 LOB: 0 BB: 0 P: 7	R: 0 E: 0 K: 1 S: 5 H: 0 LOB: 0 BB: 0 P: 6	R: 2 E: 0 K: 1 S: 11 H: 4 LOB: 2 BB: 0 P: 14	R: 0 E: 0 K: 2 S: 7 H: 0 LOB: 0 BB: 0 P: 7	R: 0 E: 0 K: 0 S: 7 H: 2 LOB: 2 BB: 0 P: 9	1B: 8 2B: 2 3B: 0 HR: 0	SF: 0 SAC: 0 DP: 2 HBP: 0						

PITCHER	IP	WLS	BF	H	R	ER	SO	BB	IBB	HBP	BLK	WP	HR	S	P	ERA	WHIP
44 Roy Oswalt, R (1, 1) ERA: 3.05	6.0	W	21	3	0	0	5	2	0	0	0	1	0	45	67	0.00	0.833
54 Brad Lidge, R (7, 1) ERA: 12.38	1.0		7	4	2	2	1	0	0	0	0	0	0	11	14	18.00	4.000
Dan Wheeler, R (8, 1) ERA: 2.84	1.0		3	0	0	0	2	0	0	0	0	0	0	7	7	0.00	0.000
58 Dave Borkowski, R (9, 1) ERA: 4.22	1.0		5	2	0	0	0	0	0	0	0	0	0	7	9	0.00	2.000

PITCHER	IP	WLS	BF	H	R	ER	SO	BB	IBB	HBP	BLK	WP	HR	S	P	ERA	WHIP

BOTTOM

Houston Astros @ Cleveland Indians

Chain of Lakes Park, Winter Haven, FL

Fri Mar 23 2007, 7:05 PM EDT

Att. 5,086 - Clear - 81 F

livebaseballscorecards.com

AB	34
R	2
H	9
RBI	2
BB	2
SO	8
LOB	16

1B: 8 2B: 2 3B: 0 HR: 0 SF: 0 SAC: 0 DP: 2 HBP: 0

WP: 1 PB: 0 SB: 0 CS: 0 PA: 36

Batter	1	2	3	4	5	6	7	8	9	AB	R	H	RBI	BB	SO	LOB
Ivan Rodriguez, R (1, 2) OBP: 0.396, SLG: 0.612	G1-3		1B 2B	P4			K		SH1-4 1-2 2-3	3	1	1	0	0	0	1
70 Dane Sardinha, R (5, 2) OBP: 0.154, SLG: 0.091										1	0	0	0	0	1	0
Craig Monroe, R (1, 7) OBP: 0.357, SLG: 0.538	HR		30 2B 31 SF9 2-H 1B	G5-3			P6		10 3B IBB	4	2	2	2	0	0	1
Matt Joyce, L (7, 9)										0	1	0	0	1	0	0
30 Magglio Ordonez, R (1, 9) OBP: 0.333, SLG: 0.404	F7		74 1B 1-3 2B		F7		G5-3		1-H 2-H 3-H 3B	3	1	1	0	0	0	0
31 Zach Miner, R (5, 1)										1	0	0	0	0	0	0
10 Brennan Boesch, L (9, PH) OBP: 0.500, SLG: 1.000										1	0	1	3	0	0	0
Felix Heredia, L (9, 1)										0	0	0	0	0	0	0
31 Chris Shelton, R (1, 3) OBP: 0.442, SLG: 0.652	2B		SF9 3-H		K			BB 20 FC3-6	P6	3	0	1	1	1	1	1
20 Omar Infante, R (1, 5) OBP: 0.192, SLG: 0.286	P5		F7		P3			FC3-6 74 FC5-4 1-2f	F7	5	0	0	0	0	0	4
74 Timo Perez, L (1, 8) OBP: 0.409, SLG: 0.615		G4-3	2-H 1B			F8		FC5-4 1-2f		4	0	1	1	0	0	1
8 Neifi Perez, S (1, 6) OBP: 0.457, SLG: 0.417		39 CS 1B	K			P5		G6-3		4	0	1	0	0	1	2
39 Ramon Santiago, S (1, 4) OBP: 0.450, SLG: 0.500		BB 1-2		E1 SH3-4 1B		68 S 1B			E4 70 SH1-4 68 1B 10 3B	3	1	2	0	1	0	0
Chad Durbin, R (1, 1)		G3		SH3-4 2-3		K 1-2			70 SH1-4 10 3B 1-2 1B	1	0	0	0	0	0	1
68 Ryan Raburn, R (5, 9) OBP: 0.481, SLG: 0.591										2	1	1	0	0	1	1
(7, 7)																
Inning Stats	R: 1 H: 2 E: 0 LOB: 1 K: 0 BB: 0 S: 5 P: 5	R: 0 H: 1 E: 0 LOB: 1 K: 0 BB: 1 S: 4 P: 8	R: 3 H: 4 E: 0 LOB: 1 K: 1 BB: 0 S: 9 P: 9	R: 0 H: 1 E: 1 LOB: 1 K: 0 BB: 0 S: 4 P: 4	R: 0 H: 0 E: 0 LOB: 0 K: 1 BB: 0 S: 5 P: 5	R: 0 H: 1 E: 0 LOB: 1 K: 1 BB: 0 S: 6 P: 7	R: 0 H: 0 E: 0 LOB: 0 K: 1 BB: 0 S: 5 P: 5	R: 0 H: 0 E: 0 LOB: 1 K: 0 BB: 1 S: 3 P: 7	R: 3 H: 2 E: 1 LOB: 1 K: 0 BB: 1 S: 6 P: 10	1B: 6 SF: 1 2B: 3 SAC: 2 3B: 1 DP: 0 HR: 1 HBP: 0						

PITCHER		IP	WLS	BF	H	R	ER	SO	BB	IBB	HBP	BLK	WP	HR	S	P	ERA	WHIP
23 Jason Jennings, R ERA: 5.79	(1, 1)	5.0		23	8	4	4	2	1	0	0	0	0	1	27	31	7.20	1.800
Chad Qualls, R ERA: 4.5	(6, 1)	1.0		4	1	0	0	1	0	0	0	0	0	0	6	7	0.00	1.000
Trever Miller, L ERA:	(7, 1)	1.0		3	0	0	0	1	0	0	0	0	0	0	5	5	0.00	0.000
70 Jose Rodriguez, R ERA:	(8, 1)	1.0		4	0	0	0	0	1	0	0	0	0	0	3	7	0.00	1.000
Ezequiel Astacio, R ERA: 2.25	(9, 1)	1.0	L	7	2	3	2	0	0	1	0	0	0	0	6	10	18.00	2.000

PITCHER	IP	WLS	BF	H	R	ER	SO	BB	IBB	HBP	BLK	WP	HR	S	P	ERA	WHIP

TOP

Detroit Tigers @ Houston Astros

Osceola County Stadium, Kissimmee, FL

Sat Mar 24 2007, 1:05 PM EDT
Att. 4,898 - Partly Cloudy - 78 F

livebaseballscorecards.com

AB	35
R	7
H	11
RBI	7
BB	3
SO	4
LOB	12

BOTTOM

Detroit Tigers @ Houston Astros

Osceola County Stadium, Kissimmee, FL

Sat Mar 24 2007, 1:05 PM EDT

Att. 4,898 - Partly Cloudy - 78 F

Batter	1	2	3	4	5	6	7	8	9	AB	R	H	RBI	BB	SO	LOB
Craig Biggio, R (1, 4) OBP: 0.357, SLG: 0.432	x 0-0 ① G5-3		x 0-0 ③ 2B 1B		x 0-0 ③ G5-3		x 0-0 ③ FC5-4 1-2f		S S S 0-3 ③ K	4	1	1	0	0	0	1
70 Jose Rodriguez, R (8, 1)										0	0	0	0	0	0	0
13 Eric Munson, L (9, 2) OBP: 0.450, SLG: 0.543										1	0	0	0	0	1	0
Brad Ausmus, R (1, 2) OBP: 0.344, SLG: 0.467	x 0-0 ② G6-3		x 0-0 1-H 2B			x 0-0 ① F8		x 0-0 ① F9		4	0	1	1	0	0	0
Ezequiel Astacio, R (9, 1)										0	0	0	0	0	0	0
17 Lance Berkman, S (1, 3) OBP: 0.347, SLG: 0.442	x 0-0 ③ P5		x 0-0 ③ G4-3			x 0-0 ② G2-3		x 0-0 2B		4	1	1	0	0	0	1
45 Carlos Lee, R (1, 7) OBP: 0.452, SLG: 0.590		x 0-0 ① L3		x 0-0 ① G5-3		x 0-0 ③ G4-3		B B B B 4-0 2B BB		3	1	0	0	1	0	0
Luke Scott, L (1, 9) OBP: 0.365, SLG: 0.522		x 0-0 ② G3		x 0-0 ② P6			x 0-0 16 BB 28 FC6-4 1B 1B	x 0-0 1-H 2-H 2B		4	1	2	2	0	0	0
Morgan Ensberg, R (1, 5) OBP: 0.408, SLG: 0.581	B B B B 4-0 BB			x 0-0 E5			x 0-0 28 FC6-4 16 BB 1-2 SF8 1B	x 0-0 ② F7		3	1	1	0	1	0	1
16 Jason Lane, R (1, 8) OBP: 0.321, SLG: 0.608	x 0-0 ③ P6			x 0-0 ③ P5			B B B B 4-0 28 FC6-4 1-2 2-3 BB	x 0-0 ③ G4-3		3	0	0	0	1	0	3
28 Adam Everett, R (1, 6) OBP: 0.227, SLG: 0.184			x 0-0 ① P4		x 0-0 ① F8		x 0-0 ① FC6-4 FC5-4 1-2f 2-3 3-H		x 0-0 ① F7	4	0	0	1	0	0	2
23 Jason Jennings, L (1, 1)			x 0-0 ② F9		S S S 0-3 ② K		x 0-0 ② SF8 3-H		x 0-0 ② L6	1	0	0	0	0	0	0
Orlando Palmeiro, L (5, PH) OBP: 0.533, SLG: 0.480										1	0	0	0	0	1	0
Chad Qualls, R (6, 1)										0	0	0	0	0	0	0
Trever Miller, R (7, 1)										0	0	0	0	0	0	0
Mark Loretta, R (7, PH) OBP: 0.400, SLG: 0.450										0	0	0	1	0	0	0
2 Chris Burke, R (8, 4) OBP: 0.230, SLG: 0.281										1	0	0	0	0	0	0

Inning Stats	1	2	3	4	5	6	7	8	9
	R: 0 E: 0 K: 0 S: 3	H: 0 LOB: 0 BB: 0 P: 3	R: 0 E: 0 K: 0 S: 3	H: 0 LOB: 1 BB: 1 P: 7	R: 1 E: 0 K: 0 S: 5	H: 2 LOB: 1 BB: 0 P: 5	R: 0 E: 1 K: 0 S: 4	H: 0 LOB: 1 BB: 0 P: 4	R: 0 E: 0 K: 1 S: 5	H: 0 LOB: 0 BB: 0 P: 5	R: 0 E: 0 K: 0 S: 3	H: 0 LOB: 0 BB: 0 P: 3	R: 2 E: 0 K: 0 S: 5	H: 2 LOB: 1 BB: 1 P: 9	R: 2 E: 0 K: 0 S: 5	H: 2 LOB: 1 BB: 1 P: 9	R: 0 E: 0 K: 1 S: 5	H: 0 LOB: 0 BB: 0 P: 5

	AB	R	H	RBI	BB	SO	LOB
	33	5	6	5	3	2	8

1B: 3	SF: 1
2B: 3	SAC: 0
3B: 0	DP: 0
HR: 0	HBP: 0

WP: 0	PA: 37
PB: 0	
SB: 0	
CS: 0	

livebaseballscorecards.com

PITCHER	IP	WLS	BF	H	R	ER	SO	BB	IBB	HBP	BLK	WP	HR	S	P	ERA	WHIP
Chad Durbin, R (1, 1) ERA: 2.81	4.0		16	2	1	1	0	1	0	0	0	0	0	15	19	2.25	0.750
31 Zach Miner, R (5, 1) ERA: 5.79	4.0	W	18	4	4	4	1	2	0	0	0	0	0	18	26	9.00	1.500
Felix Heredia, L (9, 1) ERA: 2.0	1.0	S	3	0	0	0	1	0	0	0	0	0	0	5	5	0.00	0.000

PITCHER	IP	WLS	BF	H	R	ER	SO	BB	IBB	HBP	BLK	WP	HR	S	P	ERA	WHIP

Houston Astros @ New York Mets

Tradition Field, Port St. Lucie, FL

Sun Mar 25 2007, 1:10 PM EDT

Att. 6,286 - Sunny - 81 F

TOP

livebaseballscorecards.com

Batter	1	2	3	4	5	6	7	8	9	AB	R	H	RBI	BB	SO	LOB
Orlando Palmeiro, L (1, 7) OBP: 0.543, SLG: 0.533	G5-3		BB, 2B, 1B		WP, SF9, 2B	K	23, 1B, 1B; 1-2			5	2	3	0	0	1	2
Mark Loretta, R (1, 4) OBP: 0.396, SLG: 0.429 23 Danny Klassen, R (5, 5) OBP: 0.286, SLG: 0.286	G5-3		1-2, 2B, BB		K; 2-3		FC3-6, 4, BB, 1B, 1B 1-3, 2-H, 1B			2 2	1 1	0 2	0 1	1 0	1 0	1 0
Mike Lamb, L (1, 3) OBP: 0.423, SLG: 0.444	1B		G4-3, WP; 1-H, 2-H, 2B		SF9; 3-H		FC3-6, 1-2, 1B G5-3			4	1	3	3	0	0	2
Morgan Ensberg, R (1, 5) OBP: 0.385, SLG: 0.543 Wade Robinson, L (5, 4) OBP: 0.500, SLG: 0.500	G3-1		G4-3; 2-3		F7		FC3-6, 4, BB, 2, S, 13, 1B; 1-2f, 2-3	16, G5-4-3, 1B		3 2	0 1	0 1	0 0	0 0	0 0	2 2
Luke Scott, L (1, 9) OBP: 0.345, SLG: 0.490 16 Jason Lane, R (6, 9) OBP: 0.310, SLG: 0.585		F9	P4; 3-H			F8	P4	G5-4-3; 1-2f		3 2	0 0	0 0	0 0	0 0	0 0	0 3
2 Chris Burke, R (1, 8) OBP: 0.258, SLG: 0.295		4, G5-3, 1B		G5-3		4, 1B, 13, 1B, 1B	4, BB, 13, 1B; 1-2, BB	P5		4	2	2	0	1	0	0
4 Eric Bruntlett, R (1, 6) OBP: 0.333, SLG: 0.271	G5-3; 1-2			G6-3	64, SH1-3, 13, 1B; 1-2, 1B	13, 1B, 64, WP; 1-2, 2-3, 3-H, BB			13, G4-6-3, 1B	4	1	2	1	1	0	1
55 Humberto Quintero, R (1, 2) OBP: 0.250, SLG: 0.200 13 Eric Munson, L (5, 2) OBP: 0.465, SLG: 0.553	G3-1			1B	64, SH1-3, 1B; 1-2, 2-H	64, WP, 64, 1B, 1B; 1-3, 2-H, 3-H			G4-6-3; 1-2f	2 3	0 1	1 2	0 3	0 0	0 0	1 1
51 Wandy Rodriguez, S (1, 1) 64 Fernando Nieve, R (4, 1) OBP: 0.500, SLG: 0.500 37 Matt Albers, L (8, 1)			K	F7	SH1-3; 1-2, 2-3	1B, 23, 1B; 1-H, 3-H, 1B			G5-3	2 1 1	0 1 0	0 1 0	0 1 0	0 0 0	1 0 0	1 0 0
Inning Stats	R: 0 E: 0 K: 0 S: 4 H: 1 LOB: 1 BB: 0 P: 4	R: 0 E: 0 K: 0 S: 4 H: 1 LOB: 1 BB: 0 P: 4	R: 3 E: 0 K: 1 S: 7 H: 2 LOB: 0 BB: 1 P: 12	R: 0 E: 0 K: 0 S: 4 H: 1 LOB: 1 BB: 0 P: 4	R: 1 E: 0 K: 1 S: 6 H: 1 LOB: 0 BB: 0 P: 6	R: 1 E: 0 K: 1 S: 8 H: 3 LOB: 2 BB: 0 P: 8	R: 6 E: 0 K: 0 S: 10 H: 6 LOB: 2 BB: 2 P: 19	R: 0 E: 0 K: 0 S: 3 H: 1 LOB: 0 BB: 0 P: 3	R: 0 E: 0 K: 0 S: 3 H: 1 LOB: 0 BB: 0 P: 3	1B: 15 2B: 2 3B: 0 HR: 0 SF: 1 SAC: 1 DP: 2 HBP: 0						

PITCHER		IP	WLS	BF	H	R	ER	SO	BB	IBB	HBP	BLK	WP	HR	S	P	ERA	WHIP
34 Mike Pelfrey, R ERA: 2.84	(1, 1)	5.0	L	22	6	4	4	2	1	0	0	0	2	0	25	30	7.20	1.400
39 Jon Adkins, R ERA: 8.18	(6, 1)	1.0		6	3	1	1	1	0	0	0	0	0	0	8	8	9.00	3.000
29 Jorge Sosa, R ERA: 8.53	(7, 1)	0.2		8	4	6	6	0	2	0	0	0	1	0	7	16	81.00	9.000
Brandon Nall, R ERA:	(7, 1)	0.1		3	2	0	0	0	0	0	0	0	0	0	3	3	0.00	6.000
Aaron Heilman, R ERA: 5.63	(8, 1)	1.0		3	1	0	0	0	0	0	0	0	0	0	3	3	0.00	1.000

PITCHER		IP	WLS	BF	H	R	ER	SO	BB	IBB	HBP	BLK	WP	HR	S	P	ERA	WHIP
13 Billy Wagner, L ERA: 6.3	(9, 1)	1.0		3	1	0	0	0	0	0	0	0	0	0	3	3	0.00	1.000

AB	40
R	11
H	17
RBI	9
BB	3
SO	3
LOB	16

WP: 3	PA: 45		
PB: 0			
SB: 1			
CS: 0			

BOTTOM

Batter	1	2	3	4	5	6	7	8	9	AB	R	H	RBI	BB	SO	LOB
7 José Reyes, S (1, 6) OBP: 0.423, SLG: 0.641 1 Anderson Hernandez, S (8, 6) OBP: 0.271, SLG: 0.186	5 F9 5 BLK 1B		G3-4-1	K			G4-3		BB	4 0	0 0	1 0	0 0	0 1	1 0	0 0
5 David Wright, R (1, 5) OBP: 0.412, SLG: 0.404 Aaron Heilman, R (8, 1) 13 Billy Wagner, L (9, 1) 64 Mike Carp, L (9, PH) OBP: 0.302, SLG: 0.289	F9 1-3		F7	K			P6		G4-3	4 0 0 1	0 0 0 0	0 0 0 0	0 0 0 0	0 0 0 0	1 0 0 0	1 0 0 2
16 Paul Lo Duca, R (1, 2) OBP: 0.261, SLG: 0.262 30 Mike DiFelice, R (5, 2) OBP: 0.250, SLG: 0.250	K		18 2B 22 2B BB	L9			F7			2 1	1 0	0 0	0 0	1 0	1 0	1 0
18 Moises Alou, R (1, 7) OBP: 0.216, SLG: 0.250 17 David Newhan, L (8, 7) OBP: 0.286, SLG: 0.442	L8		22 2B 1-3 2B		F8			F7		3 1	1 0	1 0	0 0	0 0	0 0	1 0
Julio Franco, R (1, 3) OBP: 0.410, SLG: 0.303 6 Ruben Gotay, S (6, 4) OBP: 0.333, SLG: 0.412		22 FC4-6 1B	22 2B 44 E BB		F9			G6-3		2 1	1 0	1 0	0 0	1 0	0 0	0 0
22 Jose Valentin, S (1, 4) OBP: 0.404, SLG: 0.625 39 Jon Adkins, L (6, 1) 29 Jorge Sosa, R (7, 1) Brandon Nall, R (7, 1) 3 Damion Easley, R (8, 5) OBP: 0.250, SLG: 0.268		FC4-6 44 G1-3 1-2f	44 E 1-3 2-H 3-H 2B		G3			G5-3		3 0 0 0 1	0 0 0 0 0	1 0 0 0 0	2 0 0 0 0	0 0 0 0 0	0 0 0 0 0	1 0 0 0 0
44 Lastings Milledge, R (1, 9) OBP: 0.444, SLG: 0.519 10 Endy Chavez, L (9, PR) OBP: 0.367, SLG: 0.372		G1-3 1-2	E5 4 BB 2-3 3-H			F8			4 FC5-4 HBP	3 0	0 0	0 0	0 0	0 0	0 0	2 0
4 Ben Johnson, R (1, 8) OBP: 0.328, SLG: 0.373		BB	BB 1-2			G6-3			FC5-4 20 G3 1-2f	2	0	0	0	2	0	1
34 Mike Pelfrey, R (1, 1) 20 Shawn Green, L (6, 3) OBP: 0.177, SLG: 0.271		K	G1-3			K			G3 2-3	2 2	0 0	0 0	0 0	0 0	1 1	5 2
Inning Stats	R: 0 E: 0 K: 1 S: 6 H: 1 LOB: 1 BB: 0 P: 6	R: 0 E: 0 K: 1 S: 6 H: 1 LOB: 2 BB: 1 P: 10	R: 3 E: 1 K: 0 S: 6 H: 2 LOB: 3 BB: 3 P: 18	R: 0 E: 0 K: 2 S: 7 H: 0 LOB: 0 BB: 0 P: 7	R: 0 E: 0 K: 0 S: 3 H: 0 LOB: 0 BB: 0 P: 3	R: 0 E: 0 K: 1 S: 5 H: 0 LOB: 0 BB: 0 P: 5	R: 0 E: 0 K: 0 S: 3 H: 0 LOB: 0 BB: 0 P: 3	R: 0 E: 0 K: 0 S: 3 H: 0 LOB: 0 BB: 0 P: 3	R: 0 E: 1 K: 0 S: 3 H: 0 LOB: 2 BB: 1 P: 8	1B: 2 2B: 2 3B: 0 HR: 0	SF: 0 SAC: 0 DP: 0 HBP: 1						

PITCHER	IP	WLS	BF	H	R	ER	SO	BB	IBB	HBP	BLK	WP	HR	S	P	ERA	WHIP
51 Wandy Rodriguez, L (1, 1) ERA: 5.4	3.0		18	4	3	2	2	4	0	0	1	0	0	18	34	6.00	2.667
64 Fernando Nieve, R (4, 1) ERA: 2.81	4.0	W	12	0	0	0	3	0	0	0	0	0	0	18	18	0.00	0.000
37 Matt Albers, R (8, 1) ERA: 3.21	2.0		8	0	0	0	0	1	0	1	0	0	0	6	11	0.00	0.500

PITCHER	IP	WLS	BF	H	R	ER	SO	BB	IBB	HBP	BLK	WP	HR	S	P	ERA	WHIP

Houston Astros @ New York Mets

Tradition Field, Port St. Lucie, FL

Sun Mar 25 2007, 1:10 PM EDT

Att. 6,286 - Sunny - 81 F

livebaseballscorecards.com

AB	32
R	3
H	4
RBI	2
BB	5
SO	5
LOB	16

WP: 0 PA: 38
PB: 0
SB: 0
CS: 0

Atlanta Braves @ Houston Astros

Osceola County Stadium, Kissimmee, FL

Mon Mar 26 2007, 1:05 PM EDT

Att. 3,427 - Sunny - 76 F

TOP

livebaseballscorecards.com

Batter	1	2	3	4	5	6	7	8	9	AB	R	H	RBI	BB	SO	LOB
4 Pete Orr, L (1, 5) OBP: 0.405, SLG: 0.405	F7		G4-3		SF7 2-H	G4-3			P4	2	0	0	1	0	0	0
72 Yunel Escobar, R (5, 5) OBP: 0.380, SLG: 0.447										2	0	0	0	0	0	1
22 Willie Harris, L (1, 9) OBP: 0.362, SLG: 0.341 (7, 8)	BB			1B 2B BB	K	K			G4-3	3	1	0	0	2	2	0
Chris Woodward, R (1, 6) OBP: 0.217, SLG: 0.304	F8			2B 24 SF7 1-3 1B	G5-3	2B				4	1	2	0	0	0	1
Diory Hernandez, R (7, PR) (7, 6)										0	0	0	0	0	0	0
Andruw Jones, R (1, 8) OBP: 0.396, SLG: 0.429	K			1-3 3-H 2B		K	K			4	0	1	1	0	3	2
91 Bill McCarthy, R (7, 9) OBP: 0.417, SLG: 0.455										0	0	0	0	0	0	0
Craig Wilson, R (1, 3) OBP: 0.259, SLG: 0.404		P3		HBP		64 2B 24 1B 1B	G4-3			2	1	1	0	0	0	0
20 Scott Thorman, L (6, 3) OBP: 0.328, SLG: 0.421										1	0	0	0	0	0	1
64 Doug Clark, L (1, 7) OBP: 0.483, SLG: 0.536		F8		K		24 1B 1-3 2B		24 G4-6-3 1B		4	1	2	0	0	1	3
24 Martín Prado, R (1, 4) OBP: 0.413, SLG: 0.488		F9		SF7 3-H		2B 2-H 3-H 1B		G4-6-3 1-2f 1-H 1-2		3	1	1	3	0	0	1
Tyler Yates, R (8, 1)										0	0	0	0	0	0	0
77 Ryan Basner, R (9, 1)										0	0	0	0	0	0	0
98 J.B. Miadich, R (9, 1)										0	0	0	0	0	0	0
63 Corky Miller, R (1, 2) OBP: 0.321, SLG: 0.400			G6-3	P3		F9		G3		4	0	0	0	0	0	3
40 Lance Cormier, R (1, 1)			K2-3		4 WP 4 SF7 2B	2B			K	0	0	0	0	0	0	0
97 Rich Scalamandre, R (2, 1)										1	0	0	0	0	1	0
58 Peter Moylan, R (4, 1) OBP: 1.000, SLG: 2.000										1	1	1	0	0	0	0
Ryan Langerhans, L (6, PH) OBP: 0.451, SLG: 0.578										1	0	1	1	0	0	0
37 Steve Colyer, L (6, 1)										0	0	0	0	0	0	0
Wes Timmons, R (8, 4) OBP: 0.500, SLG: 0.500										1	0	0	0	0	1	0
Inning Stats	R: 0 E: 0 K: 1 S: 5 H: 0 LOB: 1 BB: 1 P: 9	R: 0 E: 0 K: 0 S: 3 H: 0 LOB: 0 BB: 0 P: 3	R: 0 E: 0 K: 1 S: 5 H: 0 LOB: 0 BB: 0 P: 5	R: 2 E: 0 K: 1 S: 7 H: 2 LOB: 2 BB: 1 P: 13	R: 1 E: 0 K: 1 S: 6 H: 1 LOB: 0 BB: 0 P: 7	R: 3 E: 0 K: 1 S: 9 H: 4 LOB: 1 BB: 0 P: 9	R: 0 E: 0 K: 2 S: 8 H: 1 LOB: 1 BB: 0 P: 8	R: 0 E: 0 K: 0 S: 3 H: 1 LOB: 0 BB: 0 P: 3	R: 0 E: 0 K: 1 S: 5 H: 0 LOB: 0 BB: 0 P: 5	1B: 4 2B: 5 3B: 0 HR: 0 SF: 2 SAC: 0 DP: 1 HBP: 1	WP: 1 PB: 0 SB: 0 CS: 0 PA: 38					

	AB	33
	R	6
	H	9
	RBI	6
	BB	2
	SO	8
	LOB	12

PITCHER		IP	WLS	BF	H	R	ER	SO	BB	IBB	HBP	BLK	WP	HR	S	P	ERA	WHIP
Woody Williams, R ERA: 9.92	(1, 1)	5.1	L	24	5	5	5	5	2	0	1	0	1	0	31	42	8.44	1.312
70 Jose Rodriguez, R ERA: 5.4	(6, 1)	0.2		4	2	1	1	0	0	0	0	0	0	0	4	4	13.50	3.000
Chad Qualls, R ERA: 3.86	(7, 1)	1.0		4	1	0	0	2	0	0	0	0	0	0	8	8	0.00	1.000
58 Dave Borkowski, R ERA: 3.55	(8, 1)	2.0		6	1	0	0	1	0	0	0	0	0	0	8	8	0.00	0.500

PITCHER	IP	WLS	BF	H	R	ER	SO	BB	IBB	HBP	BLK	WP	HR	S	P	ERA	WHIP

BOTTOM

Atlanta Braves @ Houston Astros

Osceola County Stadium, Kissimmee, FL

Mon Mar 26 2007, 1:05 PM EDT

Att. 3,427 - Sunny - 76 F

Batter	1	2	3	4	5	6	7	8	9	AB	R	H	RBI	BB	SO	LOB
Craig Biggio, R (1, 4) OBP: 0.333, SLG: 0.400	G6-3		L5			F7			HR	3	0	0	0	0	0	0
Chad Qualls, R (7, 1)										0	0	0	0	0	0	0
4 Eric Bruntlett, R (8, 7) OBP: 0.345, SLG: 0.347										1	1	1	1	0	0	0
28 Adam Everett, R (1, 6) OBP: 0.229, SLG: 0.190	G6-3			17 S 17 1B 1B		P3			G6-3	4	1	1	0	0	0	0
17 Lance Berkman, S (1, 3) OBP: 0.358, SLG: 0.468	F7			1-0 45 G6-4-3 1-H 1B			K 45 G4-6-3		HBP 16 BB 2B	4	1	2	1	0	1	0
45 Carlos Lee, R (1, 7) OBP: 0.422, SLG: 0.548		F9		G6-4-3 1-2f			G4-6-3 1-2f		16 BB 13 BB HBP BB	3	0	0	0	0	0	2
58 Dave Borkowski, R (8, 1)										0	0	0	0	0	0	0
Orlando Palmeiro, L (9, PH) OBP: 0.556, SLG: 0.533										0	1	0	0	1	0	0
Luke Scott, L (1, 9) OBP: 0.322, SLG: 0.453		G3-1		G3			G4-3		F8	4	0	0	0	0	0	2
Morgan Ensberg, R (1, 5) OBP: 0.375, SLG: 0.510		E6 16 2B 2-1			G5-3			K 13 BB 16 BB 1-2 2-3 HBP		3	0	0	0	0	1	0
16 Jason Lane, R (1, 8) OBP: 0.323, SLG: 0.589		1-3 2B			G5-3			K 1-2 2-3 3-H BB	13 BB	3	0	1	1	1	1	0
Brad Ausmus, R (1, 2) OBP: 0.343, SLG: 0.455	2-1 3-H		P3		F8			1B	1-2 2-3 3-H BB	3	0	1	0	0	0	0
13 Eric Munson, L (9, 2) OBP: 0.477, SLG: 0.553										0	0	0	1	1	0	0
Woody Williams, R (1, 1)			F9			K		F9	F8	1	0	0	0	0	0	0
70 Jose Rodriguez, R (6, 1)										0	0	0	0	0	0	0
2 Chris Burke, R (6, PH) (7, 4) OBP: 0.246, SLG: 0.281										3	0	0	0	0	1	4
Inning Stats	R: 0 E: 0 K: 0 S: 3 H: 0 LOB: 0 BB: 0 P: 3	R: 0 E: 1 K: 0 S: 4 H: 1 LOB: 2 BB: 0 P: 5	R: 0 E: 0 K: 0 S: 3 H: 0 LOB: 0 BB: 0 P: 3	R: 1 E: 0 K: 0 S: 4 H: 2 LOB: 0 BB: 0 P: 5	R: 0 E: 0 K: 0 S: 3 H: 0 LOB: 0 BB: 0 P: 3	R: 0 E: 0 K: 1 S: 5 H: 0 LOB: 0 BB: 0 P: 5	R: 0 E: 0 K: 1 S: 5 H: 0 LOB: 0 BB: 0 P: 5	R: 0 E: 0 K: 2 S: 8 H: 1 LOB: 1 BB: 0 P: 8	R: 3 E: 0 K: 0 S: 5 H: 2 LOB: 3 BB: 3 P: 19	1B: 3 2B: 2 3B: 0 HR: 1 SF: 0 SAC: 0 DP: 2 HBP: 1						

livebaseballscorecards.com

AB	32
R	4
H	6
RBI	4
BB	3
SO	4
LOB	8

WP: 1 PB: 0 SB: 1 CS: 0 PA: 36

PITCHER		IP	WLS	BF	H	R	ER	SO	BB	IBB	HBP	BLK	WP	HR	S	P	ERA	WHIP
40 Lance Cormier, R ERA: 1.15	(1, 1)	1.2		6	0	0	0	0	0	0	0	0	0	0	6	6	0.00	0.000
97 Rich Scalamandre, R ERA:	(2, 1)	1.1	W	5	1	0	0	0	0	0	0	0	0	0	4	5	0.00	0.750
58 Peter Moylan, R ERA: 3.6	(4, 1)	2.0	H	7	2	1	1	0	0	0	0	0	0	0	7	8	4.50	1.000
37 Steve Colyer, L ERA: 3.6	(6, 1)	2.0		6	0	0	0	2	0	0	0	0	1	0	10	10	0.00	0.000
Tyler Yates, R ERA: 5.0	(8, 1)	1.0		4	1	0	0	2	0	0	0	0	0	0	8	8	0.00	1.000

PITCHER		IP	WLS	BF	H	R	ER	SO	BB	IBB	HBP	BLK	WP	HR	S	P	ERA	WHIP
77 Ryan Basner, R ERA: 40.5	(9, 1)	0.2		7	2	3	3	0	2	0	1	0	0	1	4	14	40.50	6.000
98 J.B. Miadich, R ERA:	(9, 1)	0.1	S	2	0	0	0	0	1	0	0	0	0	0	1	5	0.00	3.000

Batter	1	2	3	4	5	6	7	8	9	10	AB	R	H	RBI	BB	SO	LOB
Jason Michaels, R (1, 8) OBP: 0.388, SLG: 0.465	B B B B 4-0 29 WP 29 1B BB	x 0-0 ③ F8			x 0-0 ② G5-3		x 0-0 ① G5-4-3 1-2f 2-3 3-H	S S S 0-3 ③ K			4	1	0	0	1	1	5
29 Josh Barfield, R (1, 4) OBP: 0.358, SLG: 0.327	D x 1-0 41 G4-6-3 1-H 1B			x 0-0 ① G6-3		x 0-0 ③ G6-3		S S S 0-3 ③ K		x 0-0 ① G6-3	5	0	1	1	0	1	1
20 David Dellucci, L (1, 7) OBP: 0.360, SLG: 0.558 17 Shin-Soo Choo, L (7, 9) OBP: 0.359, SLG: 0.333	S S S 0-3 ① K			x 0-0 ② L8			S S S 0-3 ① K		B B B B 4-0 11 FC1-5 23 1B BB	x 0-0 E3 23 BB	3 1	0 0	0 0	0 0	0 1	2 0	1 0
41 Victor Martinez, S (1, 2) OBP: 0.367, SLG: 0.638 23 Mike Rose, S (7, 2) OBP: 0.346, SLG: 0.480	x 0-0 ② ③ G4-6-3 1-2f			x 0-0 ③ 1B			S S S 0-3 ② K		x 0-0 25 BB 84 2B 11 FC1-5 1-2 1B	1 SAFE B B B B 4-0 ② 11 HR 1-2 BB	3 1	0 2	1 1	0 0	0 1	1 0	1 0
Casey Blake, R (1, 9) OBP: 0.277, SLG: 0.533 Fernando Cabrera, R (7, 1) 11 Luis Rivas, R (8, 6) OBP: 0.233, SLG: 0.400		x 0-0 ① F7	x 0-0 25 S 1B		x 0-0 25 S 1B		x 0-0 HR		x 0-0 ① FC1-5 25 BB 84 2B 1-2 2-3f	x 0-0 HR 1-H	3 0 2	1 0 2	2 0 1	1 0 2	0 0 0	0 0 2	0 0 2
25 Ryan Garko, R (1, 3) OBP: 0.302, SLG: 0.410		x 0-0 ② G6-3	S S S 0-3 ① K 1-2		S S S 0-3 ① K 1-2		S S S 0-3 ③ K		B B B B 4-0 84 2B 1-2 2-3 BB	x 0-0 93 1B 1B	4	0	1	0	1	2	1
2 Jhonny Peralta, R (1, 6) OBP: 0.306, SLG: 0.326 Roberto Hernandez, R (8, 1) 84 Pat Osborn, R (9, PH) OBP: 1.000, SLG: 2.000 58 Juan Lara, R (9, 1) 93 Keoni DeRenne, S (10, PH) OBP: 1.000, SLG: 1.000 89 Mariano Gomez, L (10, 1)		x 0-0 ③ G3-1	S S S 0-3 ② K					x 0-0 65 BB 30 1B G5-4-3 1B	x 0-0 1-3 2-H 3-H 2B	x 0-0 1-2 1B	3 0 1 0 1 0	1 0 0 0 0 0	1 0 1 0 0 0	0 0 2 0 0 0	1 0 0 0 0 0	1 0 0 0 0 0	0 0 0 0 0 0
30 Andy Marte, R (1, 5) OBP: 0.333, SLG: 0.451		x 0-0 ① F7	x 0-0 ③ G5-3					x 0-0 G5-4-3 65 BB 1-2 1B	B B B I 4-0 IBB	x 0-0 ③ F9	4	0	1	0	1	0	3
Paul Byrd, R (1, 1) 40 Tom Mastny, R (6, 1) 65 Ben Francisco, R (7, 7) OBP: 0.333, SLG: 0.561		x 0-0 ② B1-3				x 0-0 ① B1-3		B B B B 4-0 G5-4-3 1-2 2-3 BB	x 0-0 ② P4		2 0 1	0 0 0	0 0 0	0 0 0	0 0 1	0 0 0	0 0 3
Inning Stats	R: 1 E: 0 K: 1 S: 5 H: 1 LOB: 0 BB: 1 P: 10	R: 0 E: 0 K: 0 S: 3 H: 0 LOB: 0 BB: 0 P: 3	R: 0 E: 0 K: 0 S: 3 H: 0 LOB: 0 BB: 0 P: 3	R: 0 E: 0 K: 0 S: 3 H: 1 LOB: 1 BB: 0 P: 3	R: 0 E: 0 K: 2 S: 8 H: 1 LOB: 1 BB: 0 P: 8	R: 0 E: 0 K: 0 S: 3 H: 0 LOB: 0 BB: 0 P: 3	R: 1 E: 0 K: 3 S: 10 H: 1 LOB: 0 BB: 0 P: 10	R: 1 E: 0 K: 1 S: 6 H: 2 LOB: 1 BB: 1 P: 10	R: 2 E: 0 K: 1 S: 7 H: 2 LOB: 3 BB: 3 P: 19	R: 2 E: 1 K: 0 S: 6 H: 3 LOB: 2 BB: 1 P: 10	1B: 8 2B: 1 3B: 0 HR: 2	SF: 0 SAC: 0 DP: 2 HBP: 0	WP: 1 PB: 0 SB: 1 CS: 0	PA: 44			

PITCHER		IP	WLS	BF	H	R	ER	SO	BB	IBB	HBP	BLK	WP	HR	S	P	ERA	WHIP
43 Chris Sampson, R ERA: 5.63	(1, 1)	5.0		17	3	1	1	3	1	0	0	0	1	0	22	27	1.80	0.800
Chad Qualls, R ERA: 3.38	(6, 1)	1.0		3	0	0	0	0	0	0	0	0	0	0	3	3	0.00	0.000
Trever Miller, L ERA: 1.0	(7, 1)	1.0		4	1	1	1	3	0	0	0	0	0	1	10	10	9.00	1.000
63 Stephen Randolph, L ERA: 7.71	(8, 1)	1.1	H	9	3	3	3	1	3	0	0	0	0	0	8	20	20.25	4.500
Chad Reineke, R ERA:	(9, 1)	0.2	B	4	1	0	0	1	0	1	0	0	0	0	5	9	0.00	1.500

PITCHER		IP	WLS	BF	H	R	ER	SO	BB	IBB	HBP	BLK	WP	HR	S	P	ERA	WHIP
53 Kevin Walker, L ERA: 9.0	(10, 1)	1.0	W	7	3	2	2	0	1	0	0	0	0	1	6	10	18.00	4.000

TOP

Cleveland Indians @ Houston Astros

Osceola County Stadium, Kissimmee, FL

Tue Mar 27 2007, 1:05 PM EDT

Att. 3,588 - Cloudy - 72 F

livebaseballscorecards.com

AB	38
R	7
H	11
RBI	6
BB	6
SO	8
LOB	18

Cleveland Indians @ Houston Astros

Tue Mar 27 2007, 1:05 PM EDT
Att. 3,588 - Cloudy - 72 F

Osceola County Stadium, Kissimmee, FL

livebaseballscorecards.com

BOTTOM

Batter	1	2	3	4	5	6	7	8	9	10	AB	R	H	RBI	BB	SO	LOB
Craig Biggio, R (1, 4) OBP: 0.327, SLG: 0.372	F9		G4-3	BB		P2			F7		3	0	0	0	1	0	1
63 Stephen Randolph, L (8, 1)											0	0	0	0	0	0	0
Chad Reineke, R (9, 1)											0	0	0	0	0	0	0
13 Eric Munson, L (9, PH) OBP: 0.467, SLG: 0.538											1	0	0	0	0	0	1
53 Kevin Walker, L (10, 1)											0	0	0	0	0	0	0
Morgan Ensberg, R (1, 5) OBP: 0.373, SLG: 0.558	HR		F7	P4			G6-3		G4-3		3	1	1	1	0	0	2
Mark Loretta, R (7, 6) OBP: 0.380, SLG: 0.409											2	0	0	0	0	0	1
17 Lance Berkman, S (1, 3) OBP: 0.379, SLG: 0.490	F8			1B 28 1B BB	G4-3 2B		G3			45 G4-6-3 1B	4	1	2	0	1	0	0
45 Carlos Lee, R (1, 7) OBP: 0.420, SLG: 0.522	1B			P5	G4-3 BB		K			G4-6-3 1-2f	4	0	1	0	1	1	2
Luke Scott, L (1, 9) OBP: 0.323, SLG: 0.446	F7			2 BB 28 1B 1-3 1B	G4-3 1-2f 2-3			F9		2 1B BB 55 2B 1B	3	1	1	0	0	0	3
16 Jason Lane, R (8, 9) OBP: 0.328, SLG: 0.586											2	1	1	0	0	0	0
2 Chris Burke, R (1, 8) OBP: 0.257, SLG: 0.279	B1-3			28 1B 1-2 1B BB	K			F8		BB 55 2B 1-2 1B	4	2	1	0	1	1	
(8, 4)																	
28 Adam Everett, R (1, 6) OBP: 0.235, SLG: 0.200	F7			43 E 1B 1-3 2-H 3-H 1B		B5-3		F7		55 2B 1-2 2-3 BB	3	1	1	2	0	0	0
Mike Lamb, L (7, 5) OBP: 0.426, SLG: 0.435											1	1	0	0	1	0	0
Brad Ausmus, R (1, 2) OBP: 0.351, SLG: 0.457	K			43 FC6-4 1-2 3-H 1B		2B			4 FC5-6 BB	1-H 2-H 3-H 2B	2	0	1	1	0	1	0
55 Humberto Quintero, R (6, 2) OBP: 0.302, SLG: 0.297											2	0	2	3	1	0	0
43 Chris Sampson, R (1, 1)			P4	FC6-4 1-2f 2-H		P5			FC5-6 1-2f		2	0	0	0	0	0	1
Chad Qualls, R (6, 1)											0	0	0	0	0	0	0
Orlando Palmeiro, L (6, PH) OBP: 0.541, SLG: 0.516											1	0	0	0	0	0	1
Trever Miller, R (7, 1)											0	0	0	0	0	0	0
4 Eric Bruntlett, R (8, 8) OBP: 0.339, SLG: 0.340											1	0	0	0	0	0	1
Inning Stats	R: 1 E: 0 K: 0 S: 5 / H: 2 LOB: 1 BB: 0 P: 5		R: 0 E: 0 K: 1 S: 5 / H: 0 LOB: 0 BB: 0 P: 5	R: 0 E: 0 K: 0 S: 3 / H: 0 LOB: 0 BB: 0 P: 3	R: 4 E: 1 K: 0 S: 6 / H: 3 LOB: 2 BB: 3 P: 18	R: 0 E: 0 K: 0 S: 4 / H: 1 LOB: 1 BB: 0 P: 4	R: 0 E: 0 K: 1 S: 5 / H: 0 LOB: 0 BB: 0 P: 5	R: 0 E: 0 K: 0 S: 3 / H: 0 LOB: 0 BB: 0 P: 3	R: 0 E: 0 K: 0 S: 3 / H: 0 LOB: 1 BB: 1 P: 7	R: 3 E: 0 K: 0 S: 5 / H: 4 LOB: 1 BB: 1 P: 9	1B: 7 2B: 3 3B: 0 HR: 1	SF: 0 SAC: 0 DP: 2 HBP: 0						

PITCHER	IP	WLS	BF	H	R	ER	SO	BB	IBB	HBP	BLK	WP	HR	S	P	ERA	WHIP
Paul Byrd, R (1, 1) ERA: 3.48	5.2		27	7	5	4	2	4	0	0	0	0	1	27	43	6.35	1.941
40 Tom Mastny, R (6, 1) ERA: 1.46	0.1		1	0	0	0	0	0	0	0	0	0	0	1	1	0.00	0.000
Fernando Cabrera, R (7, 1) ERA: 4.09	1.0		3	0	0	0	1	0	0	0	0	0	0	5	5	0.00	0.000
Roberto Hernandez, R (8, 1) ERA: 3.0	1.0		3	0	0	0	0	0	0	0	0	0	0	3	3	0.00	0.000
58 Juan Lara, L (9, 1) ERA: 0.73	1.0		4	0	0	0	0	1	0	0	0	0	0	3	7	0.00	1.000

PITCHER	IP	WLS	BF	H	R	ER	SO	BB	IBB	HBP	BLK	WP	HR	S	P	ERA	WHIP
89 Mariano Gomez, L (10, 1) ERA: 40.5	0.2	L	6	4	3	3	0	1	0	0	0	0	0	5	9	40.50	7.500

AB	38
R	8
H	11
RBI	7
BB	6
SO	3
LOB	14

WP: 0 PA: 44
PB: 0
SB: 0
CS: 0

Batter	1	2	3	4	5	6	7	8	9	AB	R	H	RBI	BB	SO	LOB
Orlando Palmeiro, L (1, 7) OBP: 0.550, SLG: 0.545	B B B B 4-0 G5-4-3 BB	0-0 E7 1-H 1B 2B		0-0 G4-3	B B B 4-0 1B BB		0-0 1-H 2-H 2B			2	1	1	0	1	0	1
16 Jason Lane, R (5, PH) OBP: 0.348, SLG: 0.610 (5, 7)										1	0	1	2	1	0	0
Mark Loretta, R (1, 3) OBP: 0.382, SLG: 0.408	0-0 G5-4-3 1-2f	0-0 2-H 1B			F8		0-0 G3			5	0	2	2	0	0	2
91 Neil Sellers, R (7, 3)					1-2 3-H 1B					0	0	0	0	0	0	0
Mike Lamb, L (1, 5) OBP: 0.407, SLG: 0.412	0-0 1B	0-0 F8			G3		0-0 G3-1			5	0	1	0	0	0	4
86 Edwin Maysonet, R (7, 4)					G4-3					0	0	0	0	0	0	0
Luke Scott, L (1, 9) OBP: 0.318, SLG: 0.483	F S C 0-3 K		0-0 F8		0-0 HR	F C S 0-3 K		0-0 G4-3		4	1	1	1	0	2	1
90 Tim Raines, S (6, 9)										1	0	0	0	0	0	0
2 Chris Burke, R (1, 8) OBP: 0.266, SLG: 0.329		0-0 13 G4-3 3B	F S C 0-3 K		0-0 4 2B	S F C 0-3 K		F C S 0-3 K		5	2	2	0	0	3	0
4 Eric Bruntlett, R (1, 4) OBP: 0.344, SLG: 0.352	B B B B 4-0 13 G4-3 13 S 55 1B BB		0-0 F8		0-0 55 1B 2-H 2B	0-0 G5-3		0-0 L5		4	2	1	1	1	0	0
(7, 5)																
13 Eric Munson, L (1, 2) OBP: 0.480, SLG: 0.535	B X 1-0 G4-3 1-3 3-H			0-0 1B	B B B 4-0 55 1B 87 3B BB		0-0 55 1B 16 2B 1B		0-0 P4	4	2	2	1	1	0	1
55 Humberto Quintero, R (1, 10) OBP: 0.333, SLG: 0.333	0-0 2B E 3-H 1B			0-0 F8	0-0 87 3B 1-2 2-H 1B		0-0 16 2B 1-2 1B		0-0 F7	5	3	3	2	0	0	1
87 Tommy Manzella, R (1, 6) OBP: 0.429, SLG: 0.714	0-0 L6			0-0 F8	0-0 1B 1-H 2-H 3B		F S C 0-3 K		0-0 F8	5	1	1	2	0	1	4
Inning Stats	R: 0 H: 1 E: 0 LOB: 1 K: 1 BB: 1 S: 5 P: 9	R: 4 H: 4 E: 1 LOB: 1 K: 0 BB: 1 S: 7 P: 12	R: 0 H: 0 E: 0 LOB: 0 K: 1 BB: 0 S: 5 P: 5	R: 0 H: 1 E: 0 LOB: 1 K: 0 BB: 0 S: 4 P: 4	R: 6 H: 6 E: 0 LOB: 2 K: 0 BB: 2 S: 9 P: 17	R: 0 H: 0 E: 0 LOB: 0 K: 2 BB: 0 S: 7 P: 7	R: 2 H: 3 E: 0 LOB: 1 K: 1 BB: 0 S: 8 P: 8	R: 0 H: 0 E: 0 LOB: 0 K: 1 BB: 0 S: 5 P: 5	R: 0 H: 0 E: 0 LOB: 0 K: 0 BB: 0 S: 3 P: 3	1B: 8 SF: 0 2B: 4 SAC: 0 3B: 2 DP: 1 HR: 1 HBP: 0						

TOP

Houston Astros @ New York Yankees

Legends Field, Tampa, FL

Wed Mar 28 2007, 7:15 PM EDT

Att. 10,301 - Clear - 77 F

livebaseballscorecards.com

AB	41
R	12
H	15
RBI	11
BB	4
SO	6
LOB	14

WP: 0 PA: 45
PB: 0
SB: 1
CS: 0

PITCHER		IP	WLS	BF	H	R	ER	SO	BB	IBB	HBP	BLK	WP	HR	S	P	ERA	WHIP
27 Darrell Rasner, R ERA: 4.86	(1, 1)	4.2	L	24	9	7	7	2	2	0	0	0	0	1	26	35	13.50	2.357
47 Ron Villone, L ERA: 14.4	(5, 1)	0.0		3	2	2	2	0	1	0	0	0	0	0	2	6	∞	∞
34 Sean Henn, L ERA: 3.0	(5, 1)	1.1		6	1	1	1	2	1	0	0	0	0	0	9	13	6.75	1.500
33 Brian Bruney, R ERA: 3.86	(7, 1)	1.0		6	3	2	2	1	0	0	0	0	0	0	8	8	18.00	3.000
Kyle Farnsworth, R ERA: 2.0	(8, 1)	1.0		3	0	0	0	1	0	0	0	0	0	0	5	5	0.00	0.000

PITCHER		IP	WLS	BF	H	R	ER	SO	BB	IBB	HBP	BLK	WP	HR	S	P	ERA	WHIP
Luis Vizcaino, R ERA: 1.64	(9, 1)	1.0		3	0	0	0	0	0	0	0	0	0	0	3	3	0.00	0.000

BOTTOM

Batter	1	2	3	4	5	6	7	8	9	AB	R	H	RBI	BB	SO	LOB
18 Johnny Damon, L (1, 8) OBP: 0.306, SLG: 0.259	L3		F9-3 1-1			F7	P4			4	0	0	0	0	0	4
64 Kevin Reese, L (8, 8) OBP: 0.333, SLG: 0.400										0	0	0	0	0	0	0
2 Derek Jeter, R (1, 6) OBP: 0.369, SLG: 0.328	1B 2B			G6-3		E5		K		4	1	1	0	0	1	0
93 Chris Basak, R (9, 6) OBP: 0.357, SLG: 0.525										0	0	0	0	0	0	0
Bobby Abreu, L (1, 9) OBP: 0.476, SLG: 0.895	2-H 1B			13 G6-4-3 1B		K		K		3	0	2	1	0	1	1
27 Kevin Thompson, R (7, 9) OBP: 0.371, SLG: 0.516										1	0	0	0	0	1	0
13 Alex Rodriguez, R (1, 5) OBP: 0.361, SLG: 0.527	F9			G6-4-3 1-2f		F9		G5-3		4	0	0	0	0	0	2
79 Eduardo Núñez, R (9, 5)										0	0	0	0	0	0	0
25 Jason Giambi, L (1, 10) OBP: 0.298, SLG: 0.440		F7			55 1B 20 FC4-6 2B		G4-3		E6 55 G6-3	3	1	1	0	0	0	0
Josh Phelps, R (9, PH) OBP: 0.459, SLG: 0.727										1	0	0	0	0	0	0
55 Hideki Matsui, L (1, 7) OBP: 0.393, SLG: 0.474		BB 20 G3-6-1			2-3 20 FC4-6 1B		11 BB 24 E BB		G6-3 1-2f	2	0	1	0	2	0	1
20 Jorge Posada, S (1, 2) OBP: 0.350, SLG: 0.457		G3-6-1 1-2f			FC4-6 1-2f 3-H		K		G6-3	2	0	0	1	0	0	2
26 Wil Nieves, R (5, PR) OBP: 0.150, SLG: 0.150 (6, 2)										2	0	0	0	0	1	1
24 Robinson Canó, L (1, 4) OBP: 0.348, SLG: 0.522			G6-3		K		E3 11 BB 1-2			3	0	0	0	0	1	2
Miguel Cairo, R (8, 4) OBP: 0.375, SLG: 0.317										0	0	0	0	0	0	0
11 Doug Mientkiewicz, L (1, 3) OBP: 0.300, SLG: 0.225			18 F9-3 1B		P4		BB 1-2 2-3			2	0	1	0	1	0	1

Inning Stats	1	2	3	4	5	6	7	8	9
R:	1	0	0	0	1	0	0	0	0
H:	2	0	1	1	2	0	0	0	0
E:	0	0	0	0	0	1	1	0	1
LOB:	0	0	0	0	1	1	0	0	0
K:	0	0	0	0	0	1	1	2	0
BB:	0	1	0	0	0	0	2	0	0
S:	4	2	3	3	7	6	6	7	3
P:	4	6	3	3	7	6	14	7	3

1B:	4
2B:	3
3B:	0
HR:	0
SF:	0
SAC:	0
DP:	4
HBP:	0

WP:	0
PB:	0
SB:	0
CS:	0
PA:	34

PITCHER		IP	WLS	BF	H	R	ER	SO	BB	IBB	HBP	BLK	WP	HR	S	P	ERA	WHIP
36 Brian Moehler, R ERA: 4.15	(1, 1)	6.0	W	22	6	2	2	2	1	0	0	0	0	0	25	29	3.00	1.167
70 Jose Rodriguez, R ERA: 3.38	(7, 1)	1.0		6	0	0	0	1	2	0	0	0	0	0	6	14	0.00	2.000
Dan Wheeler, R ERA: 2.45	(8, 1)	1.0		3	0	0	0	2	0	0	0	0	0	0	7	7	0.00	0.000
83 Philip Barzilla, L ERA:	(9, 1)	1.0		3	0	0	0	0	0	0	0	0	0	0	3	3	0.00	0.000

PITCHER		IP	WLS	BF	H	R	ER	SO	BB	IBB	HBP	BLK	WP	HR	S	P	ERA	WHIP

Houston Astros @ New York Yankees

Legends Field, Tampa, FL

Wed Mar 28 2007, 7:15 PM EDT

Att. 10,301 - Clear - 77 F

livebaseballscorecards.com

AB	31
R	2
H	6
RBI	2
BB	3
SO	5
LOB	14

Houston Astros @ Detroit Tigers

Joker Marchant Stadium, Lakeland, FL

Thu Mar 29 2007, 1:05 PM EDT

Att. 4,663 - Sunny - 78 F

livebaseballscorecards.com

Batter	1	2	3	4	5	6	7	8	9	AB	R	H	RBI	BB	SO	LOB
90 Tim Raines, S (1, 8)	B B B B 4-0 86 G3-6-3 BB		B X 1-0 ② ③ G6-3 1-2			X 0-0 ① G4-3		B B B B 4-0 86 CS BB		2	0	0	0	2	0	1
86 Drew Sutton, S (1, 5)	X 0-0 ① ② G3-6-3 1-2f			X 0-0 ① F9		C C C 0-3 ② K		B X 1-0 ② ③ F7 1-2		4	0	0	0	0	1	2
Jonathan Ash, L (1, 4) OBP: 0.400, SLG: 0.400	X 0-0 1B			X 0-0 G5-4-3 1B		C C C 0-3 ③ K			X 0-0 ① L5	4	0	2	0	0	1	0
Noochie Varner, R (1, 10) Beau Torbert, R (7, PH) OBP: 1.000, SLG: 1.000 (7, 10)	X 0-0 ③ F7			X 0-0 ② ③ G5-4-3 1-2f			B B B B 4-0 G3 BB G6-3 BB		X 0-0 1B	2 1	0 1	0 1	0 0	0 1	0 0	2 0
72 Lou Santangelo, R (1, 2) OBP: 0.250, SLG: 0.100 Jeffrey Mackor, R (5, 2)		X 0-0 ① F8			X 0-0 G6-3		B B B B 4-0 G6-3 G3 1-2 BB		X 0-0 ② F7	2 1	0 0	0 0	0 1	0 0	0 1	0 1
Ray Sadler, R (1, 7) OBP: 0.250, SLG: 0.250		C C S 0-3 ② K			X 0-0 91 BB 86 F7-2 1B		X 0-0 ① G3 1-2 2-3		C C S 0-3 ③ K	4	0	1	0	0	2	3
Francisco Caraballo, R (1, 9) OBP: 0.333, SLG: 0.333		X 0-0 ③ G6-3			X 0-0 91 BB 1-2 1B		X 0-0 ② G6-3 2-3 3-H			3	0	1	1	0	0	1
91 Neil Sellers, R (1, 3) Edwin Maldonado, R (5, 3)			X 0-0 ① P4		B B B B 4-0 1-2 2-3 BB		X 0-0 ③ F8			1 1	0 0	0 0	0 0	1 0	0 0	0 1
86 Edwin Maysonet, R (1, 6) OBP: 0.250, SLG: 0.250 Osvaldo Fernando, R (6, 6)			X 0-0 90 CS 1B		X 0-0 ② ③ F7-2 3-H			C C S 0-3 ① K		2 1	0 0	1 0	0 0	0 0	0 1	3 0
Inning Stats	R: 0 E: 0 K: 0 S: 3 H: 1 LOB: 1 BB: 1 P: 7	R: 0 E: 0 K: 1 S: 5 H: 0 LOB: 0 BB: 0 P: 5	R: 0 E: 0 K: 0 S: 3 H: 1 LOB: 0 BB: 0 P: 4	R: 0 E: 0 K: 0 S: 3 H: 1 LOB: 0 BB: 0 P: 3	R: 0 E: 0 K: 0 S: 4 H: 2 LOB: 2 BB: 1 P: 8	R: 0 E: 0 K: 2 S: 7 H: 0 LOB: 0 BB: 0 P: 7	R: 1 E: 0 K: 0 S: 3 H: 0 LOB: 1 BB: 2 P: 11	R: 0 E: 0 K: 1 S: 4 H: 0 LOB: 0 BB: 1 P: 9	R: 0 E: 0 K: 1 S: 6 H: 1 LOB: 1 BB: 0 P: 6	1B: 6 2B: 1 3B: 0 HR: 0	SF: 0 SAC: 0 DP: 3 HBP: 0						

AB	28
R	1
H	6
RBI	1
BB	5
SO	5
LOB	14

WP: 0 PB: 0 SB: 0 CS: 2 PA: 33

PITCHER		IP	WLS	BF	H	R	ER	SO	BB	IBB	HBP	BLK	WP	HR	S	P	ERA	WHIP
Chad Durbin, R ERA: 2.08	(1, 1)	5.2	W	20	5	0	0	2	2	0	0	0	0	0	22	31	0.00	1.235
Vic Darensbourg, L ERA:	(6, 1)	0.1	H	1	0	0	0	1	0	0	0	0	0	0	3	3	0.00	0.000
56 Fernando Rodney, R ERA: 4.82	(7, 1)	1.0	H	5	0	1	1	0	2	0	0	0	0	0	3	11	9.00	2.000
44 Bobby Seay, L ERA: 2.31	(8, 1)	1.0	H	3	0	0	0	1	1	0	0	0	0	0	4	9	0.00	1.000
59 Todd Jones, R ERA: 1.59	(9, 1)	1.0	S	4	1	0	0	1	0	0	0	0	0	0	6	6	0.00	1.000

PITCHER	IP	WLS	BF	H	R	ER	SO	BB	IBB	HBP	BLK	WP	HR	S	P	ERA	WHIP

Houston Astros @ Detroit Tigers

Joker Marchant Stadium, Lakeland, FL

Thu Mar 29 2007, 1:05 PM EDT

Att. 4,663 - Sunny - 78 F

BOTTOM

Batter	1	2	3	4	5	6	7	8	9	AB	R	H	RBI	BB	SO	LOB
28 Curtis Granderson, L (1, 8) OBP: 0.347, SLG: 0.530 Andres Torres, S (2, 8)	3B	G3 2-3		FC6-4 1-2f 2-3		K		K		1 4	0 0	1 0	0 0	0 0	0 2	0 8
14 Placido Polanco, R (1, 4) OBP: 0.590, SLG: 0.647 Michael Hollimon, S (2, 4) OBP: 0.167, SLG: 0.167	G5-3	F8		G3		K				1 3	0 0	0 0	0 0	0 0	0 1	1 6
3 Gary Sheffield, R (1, 10) OBP: 0.469, SLG: 0.600 13 Vance Wilson, R (3, PH) OBP: 0.341, SLG: 0.447 (4, 10)	P6		F9		G6-3		F9			1 3	0 0	0 0	0 0	0 0	0 0	1 0
30 Magglio Ordonez, R (1, 9) OBP: 0.344, SLG: 0.411 Matt Joyce, L (2, 9) OBP: 0.800, SLG: 1.000	F8		2B		63 G5-3 1B		K			1 3	0 0	0 2	0 0	0 0	0 1	1 0
9 Carlos Guillen, S (1, 6) OBP: 0.293, SLG: 0.353 63 Brent Dlugach, R (3, 6) OBP: 0.304, SLG: 0.409		F9	K		G5-3 1-2		K			1 3	0 0	0 0	0 0	0 0	0 2	0 2
Ivan Rodriguez, R (1, 2) OBP: 0.424, SLG: 0.629 72 Steve Torrealba, R (3, 2) OBP: 0.294, SLG: 0.375		1B BB 15 2B 1B	P3		G4-3			1B 1B		1 3	1 0	1 1	0 0	0 0	0 0	0 2
Sean Casey, L (1, 3) OBP: 0.309, SLG: 0.404 Jeff Larish, L (2, PR) OBP: 0.200, SLG: 0.200 (3, 3)	BBBB 1B 15 2B 1-2 BB			FC6-4 1B 1B		E4 G4-3 1B		F7		0 3	0 1	0 1	0 0	1 0	0 0	0 1
Craig Monroe, R (1, 7) OBP: 0.414, SLG: 0.520 Clete Thomas, L (3, 7) OBP: 0.800, SLG: 0.750	15 2B 1-2 2-3 1B			FC6-4 1-2 1B		G4-3 1-2 1B		1-3 1B		1 3	1 0	1 3	0 0	0 0	0 0	0 0
15 Brandon Inge, R (1, 5) OBP: 0.371, SLG: 0.373 Nick McIntyre, S (3, 5) OBP: 0.333, SLG: 0.333	G3 1-H 2-H 3-H 2B			F9		G4-3 1-2 2-3		F7		1 3	0 0	1 0	3 0	0 0	0 0	0 6
Inning Stats	R: 0 E: 0 K: 0 S: 4 H: 1 LOB: 1 BB: 0 P: 4	R: 3 E: 0 K: 0 S: 6 H: 3 LOB: 2 BB: 1 P: 10	R: 0 E: 0 K: 1 S: 6 H: 1 LOB: 1 BB: 0 P: 6	R: 0 E: 0 K: 0 S: 5 H: 2 LOB: 2 BB: 0 P: 5	R: 0 E: 0 K: 0 S: 4 H: 1 LOB: 1 BB: 0 P: 4	R: 0 E: 1 K: 2 S: 9 H: 1 LOB: 2 BB: 0 P: 9	R: 0 E: 0 K: 2 S: 7 H: 0 LOB: 0 BB: 0 P: 7	R: 0 E: 0 K: 1 S: 7 H: 2 LOB: 2 BB: 0 P: 7		1B: 8 2B: 2 3B: 1 HR: 0 SF: 0 SAC: 0 DP: 0 HBP: 0						

livebaseballscorecards.com

AB	36
R	3
H	11
RBI	3
BB	1
SO	6
LOB	28

WP: 0 PB: 0 SB: 0 CS: 0 PA: 37

PITCHER	IP	WLS	BF	H	R	ER	SO	BB	IBB	HBP	BLK	WP	HR	S	P	ERA	WHIP
64 Fernando Nieve, R (1, 1) ERA: 3.6	4.0	L	20	7	3	3	1	1	0	0	0	0	0	21	25	6.75	2.000
Matt Albers, R (5, 1) ERA: 2.5	4.0		17	4	0	0	5	0	0	0	0	0	0	27	27	0.00	1.000

PITCHER	IP	WLS	BF	H	R	ER	SO	BB	IBB	HBP	BLK	WP	HR	S	P	ERA	WHIP

Houston Astros @ Round Rock Express

The Dell Diamond, Round Rock, TX

Thu Mar 29 2007, 8:05 PM EDT

Att. 10,252 - Drizzle - 72 F

livebaseballscorecards.com

TOP

Batter	1	2	3	4	5	6	7	8	9	AB	R	H	RBI	BB	SO	LOB
Craig Biggio, R (1, 4)	BBBCFB 4-2 17 G4-6-3 BB		BCBBCC 3-3 ① K	BBBCX 3-1 ② F8		BFBX 2-1 WP 1B		CTFBBFFX 2-2 ②③ G6-4-3 1-2f		2	0	0	0	1	1	2
Mike Lamb, L (5, 5)										2	0	1	0	0	0	2
Morgan Ensberg, R (1, 5) OBP: 0.333, SLG: 0.667	BFX 1-1 ① F8		BX 1-0 ② G6-3	DBFCX 2-2 1-H 2-H 2B		SBX 1-1 ② F7 1-2			FBBX 2-1 16 F9 2B	3	0	1	2	0	0	1
Mike Lamb, L (5, 5) OBP: 0.500, SLG: 1.000										2	0	1	0	0	0	1
17 Lance Berkman, S (1, 3)	SBBX 2-1 ②③ G4-6-3 1-2f		CCBBS 2-3 ③ K	FBBSX 2-2 ③ F7		BBFCS 2-3 ③ K			BFBFFFX 2-2 ① F9 2-3	3	0	0	0	0	1	2
16 Jason Lane, R (5, 9)										2	0	0	0	0	1	2
45 Carlos Lee, R (1, 7) OBP: 0.667, SLG: 1.000		CBFBFFBX 3-2 2B 2B		BBSBX 3-1 2 BB 28 2B S 1B	FBBBSFX 3-2 ① P5		CX 0-1 ① P3		X 0-0 ② G4-3	3	2	2	0	0	0	0
4 Eric Bruntlett, R (5, 6)										2	0	0	0	0	0	1
Luke Scott, L (1, 9) OBP: 0.667, SLG: 1.000		BCBBX 2-1 2-H 2B		BSCBBFB 4-2 2 BB 28 2B 1-2 BB	BFX 1-1 ② G3		BBSCBFT 3-2 ② K		BCBBBB 4-1 2 BB BB	2	1	1	1	1	0	0
13 Eric Munson, L (5, 3)										1	0	0	0	1	1	0
2 Chris Burke, R (1, 8) OBP: 0.800, SLG: 1.000		BFBBB 4-1 BB		BBBCB 4-1 28 2B 1-2 2-3 FC5-4 BB	FFFX 0-2 2B		BX 1-0 ③ G1-3		BBBBB 4-0 1-2 BB	2	1	1	0	3	0	0
28 Adam Everett, R (1, 6) OBP: 0.667, SLG: 1.000		DCFS 1-3 ① K		X 0-0 FC5-4 1-3 2-H 3-H 2B	BDBB 4-0 BB			BCFS 1-3 ① K	CX 0-1 ③ F9	2	0	1	2	1	1	2
55 Humberto Quintero, R (5, 2)										2	0	0	0	0	1	3
Brad Ausmus, R (1, 2)		DBCBFFS 3-3 ② K		X 0-0 ① FC5-4 23 1B 2B 2-2 3-H	X 0-0 ③ F8			X 0-0 1B 1B		3	1	0	1	0	1	5
54 Brad Lidge, R (5, 1)										0	0	0	0	0	0	0
Trever Miller, R (6, 1)										0	0	0	0	0	0	0
58 Dave Borkowski, R (7, 1) OBP: 1.000, SLG: 1.000										1	0	1	0	0	0	0
23 Jason Jennings, L (1, 1) OBP: 0.500, SLG: 0.500		FCBC 1-3 ③ K		1 SAFE BBB 1 SAFE FX 2-1 1-2 2B 1B		BSBFX 2-2 ① G6-3		X 0-0 1-2 G6-4-3 1B		2	1	1	0	0	1	2
Orlando Palmeiro, L (5, 7) OBP: 0.500, SLG: 0.500										2	0	1	0	0	0	0
Inning Stats	R: 0 E: 0 K: 0 S: 6 H: 0 LOB: 0 BB: 1 P: 13	R: 1 E: 0 K: 3 S: 19 H: 2 LOB: 2 BB: 1 P: 33	R: 0 E: 0 K: 2 S: 7 H: 0 LOB: 0 BB: 0 P: 13	R: 5 E: 0 K: 0 S: 18 H: 4 LOB: 1 BB: 2 P: 38	R: 0 E: 0 K: 0 S: 11 H: 1 LOB: 2 BB: 1 P: 19	R: 0 E: 0 K: 1 S: 10 H: 1 LOB: 1 BB: 0 P: 17	R: 0 E: 0 K: 1 S: 7 H: 0 LOB: 0 BB: 0 P: 11	R: 0 E: 0 K: 1 S: 11 H: 2 LOB: 1 BB: 0 P: 14	R: 0 E: 0 K: 0 S: 12 H: 1 LOB: 3 BB: 2 P: 24	1B: 5 2B: 6 3B: 0 HR: 0 SF: 0 SAC: 0 DP: 2 HBP: 0							

AB	36
R	6
H	11
RBI	6
BB	7
SO	8
LOB	23

WP: 1 PB: 0 SB: 1 CS: 0 PA: 43

PITCHER		IP	WLS	BF	H	R	ER	SO	BB	IBB	HBP	BLK	WP	HR	S	P	ERA	WHIP
Chance Douglass, R	(1, 1)	3.2	L	20	6	6	6	5	4	0	0	0	0	0	47	92	14.73	2.727
ERA: 14.73																		
Paul Estrada, R	(4, 1)	2.1		10	2	0	0	1	1	0	0	0	1	0	24	41	0.00	1.286
ERA:																		
39 Chad Reineke, R	(7, 1)	0.0		0	0	0	0	0	0	0	0	0	0	0	0	0	∞	∞
ERA:																		
Kevin Walker, L	(9, 1)	0.0		0	0	0	0	0	0	0	0	0	0	0	0	0	∞	∞
ERA:																		

PITCHER	IP	WLS	BF	H	R	ER	SO	BB	IBB	HBP	BLK	WP	HR	S	P	ERA	WHIP

BOTTOM

Batter	1	2	3	4	5	6	7	8	9	AB	R	H	RBI	BB	SO	LOB
Josh Anderson, L (1, 7) OBP: 0.500, SLG: 0.500	1-2 1B BB 1B	0-0 G3-1			1-2 HR 1B		1-2 G3-1			4	2	2	0	0	0	0
2 Danny Klassen, R (1, 10) Mike Rodriguez, L (5, PH) (6, 10)	0-0 E6 1-2		0-3 K		1-3 K		2-1 P6			2 2	0 0	0 0	0 0	0 0	1 1	1 1
Hunter Pence, R (1, 8) OBP: 0.500, SLG: 1.500	1-3 K		3-2 2B		0-1 1-H HR			0-3 K		4	0	2	2	0	2	2
Brooks Conrad, S (1, 4) OBP: 0.250, SLG: 0.250	2-1 1-2 2-3 1B		0-0 F9 2-3		1-3 K			0-2 G4-3		4	0	1	0	0	1	1
Todd Self, L (1, 9) (6, 3)	4-1 FC6-4 1-2 2-3 3-H BB		1-1 F7			1-3 K		3-1 F8		3	0	0	1	1	1	1
Cody Ransom, R (1, 5) Barry Wesson, R (6, 9) OBP: 0.500, SLG: 0.500	2-2 SF7 3-H			1-0 G5-3		1-2 1B			1-3 K	1 2	0 0	0 1	1 0	0 0	0 1	0 0
Mark Saccomanno, R (1, 3) (6, 5)	1-2 FC6-4 1-2f			1-2 K		1-3 K			0-0 L9	4	0	0	0	0	2	3
Danny Ardoin, R (1, 2) Kevin Davidson, R (7, 2)		0-0 F8		2-3 K		1-1 G6-3			1-1 G4-3	3 1	0 0	0 0	0 0	0 0	1 0	1 0
Jesse Garcia, R (1, 6)		1-0 L8			0-1 G6-3		0-1 G6-3			3	0	0	0	0	0	0
Inning Stats	R: 2 E: 1 K: 1 S: 18 H: 2 LOB: 2 BB: 1 P: 29	R: 0 E: 0 K: 0 S: 3 H: 0 LOB: 0 BB: 0 P: 4	R: 0 E: 0 K: 1 S: 12 H: 1 LOB: 1 BB: 0 P: 16	R: 0 E: 0 K: 2 S: 7 H: 0 LOB: 0 BB: 0 P: 11	R: 2 E: 0 K: 2 S: 14 H: 2 LOB: 0 BB: 0 P: 17	R: 0 E: 0 K: 2 S: 12 H: 1 LOB: 1 BB: 0 P: 16	R: 0 E: 0 K: 0 S: 7 H: 0 LOB: 0 BB: 0 P: 10	R: 0 E: 0 K: 1 S: 8 H: 0 LOB: 0 BB: 0 P: 11	R: 0 E: 0 K: 1 S: 6 H: 0 LOB: 0 BB: 0 P: 8	1B: 4 2B: 1 3B: 0 HR: 1 SF: 1 SAC: 0 DP: 0 HBP: 0							

PITCHER	IP	WLS	BF	H	R	ER	SO	BB	IBB	HBP	BLK	WP	HR	S	P	ERA	WHIP
23 Jason Jennings, R (1, 1) ERA: 2.25	4.0		17	3	2	1	4	1	0	0	0	0	0	40	60	2.25	1.000
54 Brad Lidge, R (5, 1) ERA: 18.0	1.0		5	2	2	2	2	0	0	0	0	0	1	14	17	18.00	2.000
Trever Miller, L (6, 1) ERA:	1.0	H	4	1	0	0	2	0	0	0	0	0	0	12	16	0.00	1.000
58 Dave Borkowski, R (7, 1) ERA:	3.0	W	9	0	0	0	2	0	0	0	0	0	0	21	29	0.00	0.000

PITCHER	IP	WLS	BF	H	R	ER	SO	BB	IBB	HBP	BLK	WP	HR	S	P	ERA	WHIP

Houston Astros @ Round Rock Express

The Dell Diamond, Round Rock, TX

Thu Mar 29 2007, 8:05 PM EDT

Att. 10,252 - Drizzle - 72 F

livebaseballscorecards.com

AB	33
R	2
H	6
RBI	4
BB	1
SO	10
LOB	10



WP: 0	PB: 0	SB: 0	CS: 0
PA: 35			

Kansas City Royals @ Houston Astros

Minute Maid Park, Houston, TX

Fri Mar 30 2007, 7:05 PM CDT

Att. 28,220 - Cloudy - 75 F

livebaseballscorecards.com

TOP

Batter	1	2	3	4	5	6	7	8	9	AB	R	H	RBI	BB	SO	LOB
9 David DeJesus, L (1, 8) OBP: 0.308, SLG: 0.480	B C X 1-1 ① L6		B B B X 3-0 15 1B 1-H 2B			B B B X 3-0 15 G5-4-3 1B		S B B X 2-1 ③ F9		3	1	2	1	0	0	0
Todd Wellemeyer, R (6, 1)										0	0	0	0	0	0	0
16 Reggie Sanders, R (7, 9) OBP: 0.333, SLG: 0.447										1	0	0	0	0	0	0
15 Mark Grudzielanek, R (1, 4) OBP: 0.308, SLG: 0.250	C S F B X 1-2 ② G1-3		B F F B X 2-2 2-H 1B			1 SAFE M 1 SAFE X 0-1 ① ② G5-4-3 1-2f			C X 0-1 ① F8	4	0	1	1	0	0	1
24 Mark Teahen, L (1, 9) OBP: 0.395, SLG: 0.574	B C C C 1-3 ③ K		C X 0-1 ③ L7			B S X 1-1 ③ G3-1			B X 1-0 29 G6-4-3 1B	4	0	1	0	0	1	1
(6, 8)																
43 Ryan Shealy, R (1, 3) OBP: 0.375, SLG: 0.422		C B S X 1-2 ① P4		C B B C B X 3-2 ① P6			B X 1-0 11 CS 1B		F F B X 1-2 ② ③ G6-4-3 1-2f	3	0	1	0	0	0	0
57 Joel Peralta, R (7, 1)										0	0	0	0	0	0	0
41 Jimmy Gobble, L (7, 1)										0	0	0	0	0	0	0
29 Mike Sweeney, R (9, PH) OBP: 0.333, SLG: 0.545										1	0	0	0	0	0	1
4 Alex Gordon, L (1, 5) OBP: 0.431, SLG: 0.574		F B B S F B F F X 3-2 ② L8		S X 0-1 ② G3-1			C C B 1 SAFE S 1-3 ① K			3	0	0	0	0	1	1
11 Ross Gload, L (1, 7) OBP: 0.424, SLG: 0.643		B C F X 1-2 ③ L4		S X 0-1 ③ F7			1 SAFE S 1 SAFE B S B B X 2-2 ② E5 1-2			3	0	0	0	0	0	1
(6, 9)																
(7, 3)																
6 Jason LaRue, R (1, 2) OBP: 0.325, SLG: 0.605			B C B X 2-1 ① F8		X 0-0 ① G1-3		1 SAFE B S S X 1-2 ③ P5			3	0	0	0	0	0	1
1 Tony Pena Jr., R (1, 6) OBP: 0.305, SLG: 0.386			F B F B B X 3-2 23 FC3-6 1B		C S F B F F X 1-2 ② G4-3			C B B X 2-1 ① G6-3		2	0	1	0	0	0	0
Esteban German, R (7, 6) OBP: 0.387, SLG: 0.435										1	0	0	0	0	0	0
23 Zack Greinke, R (1, 1) OBP: 0.333, SLG: 0.333			F B X 1-1 ② FC3-6 9 2B 1-2f		S X 0-1 ③ G4-3			B F B C F C 2-3 ② K		2	1	0	0	0	0	1
Emil Brown, R (6, 7) OBP: 0.362, SLG: 0.429										1	0	0	0	0	1	0

Inning Stats										
	R: 0 E: 0 K: 1 S: 9	H: 0 LOB: 0 BB: 0 P: 12	R: 0 E: 0 K: 0 S: 12	H: 0 LOB: 0 BB: 0 P: 17	R: 2 E: 0 K: 0 S: 13	H: 3 LOB: 1 BB: 0 P: 24	R: 0 E: 0 K: 0 S: 7	H: 0 LOB: 0 BB: 0 P: 10	R: 0 E: 0 K: 0 S: 9	H: 0 LOB: 0 BB: 0 P: 10
	R: 0 E: 0 K: 0 S: 5	H: 1 LOB: 0 BB: 0 P: 9	R: 0 E: 1 K: 1 S: 10	H: 1 LOB: 1 BB: 0 P: 15	R: 0 E: 0 K: 1 S: 8	H: 0 LOB: 0 BB: 0 P: 14	R: 0 E: 0 K: 0 S: 6	H: 1 LOB: 0 BB: 0 P: 8		

	AB	31
	R	2
	H	6
	RBI	2
	BB	0
	SO	3
	LOB	7

1B: 5	SF: 0	WP: 0	PA: 31
2B: 1	SAC: 0	PB: 0	
3B: 0	DP: 2	SB: 0	
HR: 0	HBP: 0	CS: 1	

PITCHER		IP	WLS	BF	H	R	ER	SO	BB	IBB	HBP	BLK	WP	HR	S	P	ERA	WHIP
Woody Williams, R ERA: 8.85	(1, 1)	4.0		15	3	2	2	1	0	0	0	0	0	0	41	63	4.50	0.750
Chad Qualls, R ERA: 3.0	(5, 1)	1.0		3	0	0	0	0	0	0	0	0	0	0	9	10	0.00	0.000
Trever Miller, L ERA: 0.9	(6, 1)	1.0		3	1	0	0	0	0	0	0	0	0	0	5	9	0.00	1.000
Dan Wheeler, R ERA: 1.93	(7, 1)	2.0	W	7	1	0	0	2	0	0	0	0	0	0	18	29	0.00	0.500
21 Rick White, R ERA:	(9, 1)	1.0	S	3	1	0	0	0	0	0	0	0	0	0	6	8	0.00	1.000

PITCHER		IP	WLS	BF	H	R	ER	SO	BB	IBB	HBP	BLK	WP	HR	S	P	ERA	WHIP

BOTTOM

Kansas City Royals @ Houston Astros

Minute Maid Park, Houston, TX

Fri Mar 30 2007, 7:05 PM CDT

Att. 28,220 - Cloudy - 75 F

livebaseballscorecards.com

Batter	1	2	3	4	5	6	7	8	9	AB	R	H	RBI	BB	SO	LOB
Craig Biggio, R (1, 4) OBP: 0.308, SLG: 0.348	B B X 2-0 G3 ①		S F B B S 2-3 K ①		B C F S 1-3 K ③		B C 1 SAFE F S 1-3 K ③			3	0	0	0	0	2	0
Trever Miller, R (6, 1)										0	0	0	0	0	0	0
Mike Lamb, L (7, 5) OBP: 0.400, SLG: 0.404										1	0	0	0	0	1	1
Morgan Ensberg, R (1, 5) OBP: 0.371, SLG: 0.545	F B C X 1-2 17 2B 1B		B B X 2-0 L7 ②			F B X 1-1 G4-3 ①		X 0-0 L7 ①		3	1	1	0	0	0	0
16 Jason Lane, R (7, 8) OBP: 0.343, SLG: 0.600										1	0	0	0	0	0	0
17 Lance Berkman, S (1, 3) OBP: 0.393, SLG: 0.519	B X 1-0 1-H 2B		F B F X 1-2 G6-3 ③			B F B F B F X 3-2 FC4-6 1B		C B B X 2-1 G4-3 ②		3	0	2	1	0	0	0
Brad Ausmus, R (7, 3) OBP: 0.342, SLG: 0.444										1	0	0	0	0	0	0
45 Carlos Lee, R (1, 7) OBP: 0.396, SLG: 0.490	S S B F S 1-3 K ②			B B F X 2-1 F8 ①		F F F B S 1-3 K ②		C B X 1-1 HR 1B		3	0	0	0	0	2	2
Dan Wheeler, R (7, 1)										0	0	0	0	0	0	0
4 Eric Bruntlett, R (8, PH) OBP: 0.354, SLG: 0.364										1	1	1	0	0	0	0
(9, 4)																
Luke Scott, L (1, 9) OBP: 0.329, SLG: 0.547	C F C 0-3 K ③			C B S F B F X 2-2 2B		D B B F X 3-1 FC4-6 ③ 1-2f		C X 0-1 1-H HR		4	1	2	2	0	1	2
(6, 8)																
(7, 9)																
2 Chris Burke, R (1, 8) OBP: 0.265, SLG: 0.338		B F B B F F C 3-3 K ①		B B S S S 2 SAFE S 2-3 K ②			F F B X 1-2 G4-3 55 SF7 2B	X 0-0 G3 ③		4	1	1	0	0	2	1
(6, 4)																
21 Rick White, R (9, 1)										0	0	0	0	0	0	0
28 Adam Everett, R (1, 6) OBP: 0.245, SLG: 0.213		X 0-0 1B		B X 1-0 G6-3 ③			S B B C B X 3-2 G4-3 ① 2-3			2	0	1	0	0	0	1
Mark Loretta, R (7, 6) OBP: 0.375, SLG: 0.400										1	0	0	0	0	0	1
55 Humberto Quintero, R (1, 2) OBP: 0.314, SLG: 0.318		C F F B 1 SAFE X 1-2 F9 ②			X 0-0 F8 ①		F S B X 1-2 SF7 ② 3-H			2	0	0	1	0	0	1
Woody Williams, R (1, 1)		D X 1-0 F7 ③			C B X 1-1 G3-1 ②		B C B F X 2-2 1B			1	0	0	0	0	0	1
Chad Qualls, R (5, 1)										0	0	0	0	0	0	0
Orlando Palmeiro, L (5, PH) OBP: 0.548, SLG: 0.543										2	0	1	0	0	0	0
(6, 9)																
(7, 7)																
Inning Stats	R: 1 E: 0 K: 2 S: 12 H: 2 LOB: 1 BB: 0 P: 17	R: 0 E: 0 K: 1 S: 10 H: 1 LOB: 1 BB: 0 P: 15	R: 0 E: 0 K: 1 S: 7 H: 0 LOB: 0 BB: 0 P: 12	R: 0 E: 0 K: 1 S: 11 H: 1 LOB: 1 BB: 0 P: 18	R: 0 E: 0 K: 1 S: 6 H: 0 LOB: 0 BB: 0 P: 8	R: 0 E: 0 K: 1 S: 12 H: 1 LOB: 1 BB: 0 P: 20	R: 1 E: 0 K: 1 S: 15 H: 2 LOB: 1 BB: 0 P: 23	R: 2 E: 0 K: 0 S: 8 H: 2 LOB: 0 BB: 0 P: 11		1B: 5 2B: 3 3B: 0 HR: 1	SF: 1 SAC: 0 DP: 0 HBP: 0					

	AB	32
	R	4
	H	9
	RBI	4
	BB	0
	SO	8
	LOB	10

WP: 0 PB: 0 SB: 0 CS: 0 PA: 33

PITCHER		IP	WLS	BF	H	R	ER	SO	BB	IBB	HBP	BLK	WP	HR	S	P	ERA	WHIP
23 Zack Greinke, R ERA: 3.0	(1, 1)	5.0		19	4	1	1	6	0	0	0	0	0	0	46	70	1.80	0.800
Todd Wellemeyer, R ERA: 6.75	(6, 1)	1.0	H	4	1	0	0	1	0	0	0	0	0	0	12	20	0.00	1.000
57 Joel Peralta, R ERA: 3.86	(7, 1)	0.2	B	4	2	1	1	0	0	0	0	0	0	0	12	19	13.50	3.000
41 Jimmy Gobble, L ERA: 3.46	(7, 1)	1.1	L	6	2	2	2	1	0	0	0	0	0	1	11	15	13.50	1.500

PITCHER	IP	WLS	BF	H	R	ER	SO	BB	IBB	HBP	BLK	WP	HR	S	P	ERA	WHIP

Batter	1	2	3	4	5	6	7	8	9	AB	R	H	RBI	BB	SO	LOB
9 David DeJesus, L (1, 8) OBP: 0.345, SLG: 0.509	F C B B X 2-2 15 1B 1B		F B X 1-1 1B			F X 0-1 16 2B 1B 1B	B B F C F C 2-3 ② K		B X 1-0 ③ P6	3	0	3	0	0	0	0
93 Adam Greenberg, L (6, PR) OBP: 0.231, SLG: 0.100 (6, 8)										2	1	0	0	0	1	1
15 Mark Grudzielanek, R (1, 4) OBP: 0.333, SLG: 0.286	C F 1 SAFE B D X 2-2 ① 24 G4-6-3 1-2 1B		1 SAFE X 0-0 ③ P4			B X 1-0 16 2B 1-2 1B	X 0-0 2-H 1B			2	0	1	0	0	0	1
Esteban German, R (3, 4) OBP: 0.403, SLG: 0.451 (7, 7)										2	1	2	1	0	0	0
24 Mark Teahen, L (1, 9) OBP: 0.385, SLG: 0.557	X 0-0 ② ③ G4-6-3 1-2f			S F B F X 1-2 ① G6-3		B C M X 1-2 29 1B FC5-2 1-H 2-H 2B	C C D B S 2-3 ③ K			2	0	0	0	0	0	1
16 Reggie Sanders, R (4, 9) OBP: 0.341, SLG: 0.475										2	0	1	2	0	1	1
68 Fernando Cortez, L (7, 4) OBP: 0.500, SLG: 0.464										0	0	0	0	0	0	0
29 Mike Sweeney, R (1, 10) OBP: 0.333, SLG: 0.532		B S F S 1-3 ① K		F X 0-1 ② G5-3		C X 0-1 FC5-2 2-3 1B		C F F X 0-2 ① P3		3	0	1	0	0	1	0
12 Paul Phillips, R (6, PR) OBP: 0.105, SLG: 0.111 (6, 10)										1	0	0	0	0	0	0
4 Alex Gordon, L (1, 5) OBP: 0.419, SLG: 0.556		C B S C 1-3 ② K		F B B X 2-1 ③ F8		X 0-0 ① P4		C B B X 2-1 ② L7		2	0	0	0	0	1	0
84 Mike Aviles, R (4, 5)										2	0	0	0	0	0	2
Emil Brown, R (1, 7) OBP: 0.387, SLG: 0.453		F B C F X 1-2 1B			X 0-0 14 43 G6-4-3 1B 1B	F F F B F 1 SAFE 1 SAFE X 1-2 ② FC5-2 1-2 3-H		F X 0-1 1B		4	0	3	0	0	0	2
(7, 9)																
43 Ryan Shealy, R (1, 3) OBP: 0.373, SLG: 0.418	B S X 1-1 ③ L4				C C F B F B F B F 3-2 X 14 G6-4-3 1-2 1B	B F X 1-1 ③ G6-3		X 0-0 ③ P5		3	0	1	0	0	0	3
65 Graham Koonce, L (8, PH) (8, 3)										1	0	0	0	0	0	1
14 John Buck, R (1, 2) OBP: 0.409, SLG: 0.514			S X 0-1 ① P2		B F C B X 2-2 ① ② G6-4-3 1-2f 2-3		X 0-0 1B 2B		B X 1-0 ① P6	4	1	1	0	0	0	2
1 Tony Pena Jr., R (1, 6) OBP: 0.286, SLG: 0.361			B C S B B X 3-2 ② G5-3		C S X 0-2 ③ G6-3		X 0-0 ① B3		X 0-0 ② G6-3	4	0	0	0	0	0	2

Inning Stats																				
	R: 0	H: 2	R: 0	H: 1	R: 0	H: 1	R: 0	H: 0	R: 0	H: 2	R: 2	H: 4	R: 1	H: 2	R: 0	H: 1	R: 0	H: 0	1B: 11	SF: 0	WP: 0	PA: 37
	E: 0	LOB: 0	E: 0	LOB: 1	E: 0	LOB: 1	E: 0	LOB: 0	E: 0	LOB: 1	E: 0	LOB: 2	E: 0	LOB: 1	E: 0	LOB: 1	E: 0	LOB: 0	2B: 2	SAC: 0	PB: 0	
	K: 0	BB: 0	K: 2	BB: 0	K: 0	BB: 0	K: 0	BB: 0	K: 0	BB: 0	K: 0	BB: 0	K: 2	BB: 0	K: 0	BB: 0	K: 0	BB: 0	3B: 0	DP: 2	SB: 0	
	S: 7	P: 11	S: 12	P: 16	S: 8	P: 12	S: 8	P: 11	S: 14	P: 19	S: 16	P: 20	S: 10	P: 14	S: 9	P: 11	S: 3	P: 5	HR: 0	HBP: 0	CS: 0	

PITCHER		IP	WLS	BF	H	R	ER	SO	BB	IBB	HBP	BLK	WP	HR	S	P	ERA	WHIP
51 Wandy Rodriguez, L ERA: 4.58	(1, 1)	6.0		25	10	2	2	2	0	0	0	0	0	0	65	89	3.00	1.667
21 Rick White, R ERA: 0.69	(7, 1)	1.0	W	5	2	1	1	2	0	0	0	0	0	0	10	14	9.00	2.000
43 Chris Sampson, R ERA: 5.29	(8, 1)	1.0	H	4	1	0	0	0	0	0	0	0	0	0	9	11	0.00	1.000
54 Brad Lidge, R ERA: 11.0	(9, 1)	1.0	S	3	0	0	0	0	0	0	0	0	0	0	3	5	0.00	0.000

PITCHER	IP	WLS	BF	H	R	ER	SO	BB	IBB	HBP	BLK	WP	HR	S	P	ERA	WHIP

TOP

Kansas City Royals @ Houston Astros

Minute Maid Park, Houston, TX

Sat Mar 31 2007, 1:05 PM CDT
Att. 29,551 - Roof Closed - 72 F

livebaseballscorecards.com

AB	37
R	3
H	13
RBI	3
BB	0
SO	4
LOB	16

BOTTOM

Kansas City Royals @ Houston Astros
Minute Maid Park, Houston, TX
Sat Mar 31 2007, 1:05 PM CDT
Att. 29,551 - Roof Closed - 72 F

livebaseballscorecards.com

Batter	1	2	3	4	5	6	7	8	9	AB	R	H	RBI	BB	SO	LOB
Craig Biggio, R (1, 10) OBP: 0.315, SLG: 0.375	B F X 1-1 P4 ①		B B X 2-0 2B		C B C S 1-3 K ②		D B C B B 4-1 HR 1-2 BB			2	0	1	0	0	0	0
44 Roy Oswalt, R (5, PH) (6, 10)										1	0	0	0	0	1	1
23 Jason Jennings, L (7, PH) (8, 10)										0	1	0	0	1	0	0
Mark Loretta, R (1, 4) OBP: 0.373, SLG: 0.396	C S B X 1-2 1B		C C C D X 2-2 G6-3 ③		D B X 2-0 G5-3 ③		B X 1-0 1-H 2-H HR			3	0	1	0	0	0	2
Eric Bruntlett, R (6, 6) OBP: 0.364, SLG: 0.429										1	1	1	3	0	0	0
17 Lance Berkman, S (1, 3) OBP: 0.397, SLG: 0.518	S B T F C 1-3 K ②			B B F S X 2-2 S 1B		B C B F B B 4-2 BB	B C C C 1-3 K ②			2	0	1	0	0	1	1
Orlando Palmeiro, L (5, 7) OBP: 0.545, SLG: 0.528										1	0	0	0	1	1	0
45 Carlos Lee, R (1, 7) OBP: 0.382, SLG: 0.471	S B X 1-1 P6 ③			B S X 1-1 F7 ①		S C B B T 2-2 K ①	C B B B F B 4-2 BB			2	0	0	0	0	0	2
Mike Lamb, L (5, 5) OBP: 0.403, SLG: 0.396										1	0	0	0	1	1	1
Morgan Ensberg, R (1, 5) OBP: 0.359, SLG: 0.526		B C X 1-1 G4-3 ①		B C B C B S 3-3 K ② 1-2		B C C F 1 SAFE S 1-3 K ②	C B C S 1-3 K ③			2	0	0	0	0	1	1
13 Eric Munson, L (5, 3) OBP: 0.462, SLG: 0.511										2	0	0	0	0	2	2
Luke Scott, L (1, 9) OBP: 0.324, SLG: 0.529		B X 1-0 P6 ②		B T F X 1-2 P6 ③		B X 1-0 F7 ③		C X 0-1 16 F8 2 1B 1B		4	0	1	0	0	0	2
2 Chris Burke, R (1, 8) OBP: 0.287, SLG: 0.370	S F B B F X 2-2 28 PO 1B				B S F B B X 3-2 2B 2B		B S F B B X 3-2 P4 ①	B S X 1-1 55 G5-4-3 1-2 1B		4	1	3	0	0	0	0
(6, 4)																
28 Adam Everett, R (1, 6) OBP: 0.236, SLG: 0.204	B B F 1 SAFE 2-1 PO ③ 1-2	B C F F X 1-2 F7 ①			C C B S 1-3 K ①		F B X 1-1 HR	F F X 0-2 F8 ① 2-3		2	0	0	0	0	1	1
16 Jason Lane, R (6, 8) OBP: 0.348, SLG: 0.645										2	1	1	1	0	0	2
Brad Ausmus, R (1, 2) OBP: 0.350, SLG: 0.474		B F B X 2-1 G6-3 ②			B C B X 2-1 2-H 2B		C B B X 2-1 23 BB HR 1B	F 1 SAFE B 1 SAFE X 1-1 G5-4-3 ② ③ 1-2f		2	0	1	1	0	0	0
55 Humberto Quintero, R (7, 2) OBP: 0.321, SLG: 0.326										2	1	1	0	0	0	2
Inning Stats	R: 0 E: 0 K: 1 S: 11 H: 1 LOB: 1 BB: 0 P: 15	R: 0 E: 0 K: 0 S: 8 H: 1 LOB: 0 BB: 0 P: 14	R: 0 E: 0 K: 0 S: 10 H: 1 LOB: 1 BB: 0 P: 17	R: 0 E: 0 K: 1 S: 11 H: 1 LOB: 1 BB: 0 P: 18	R: 1 E: 0 K: 2 S: 12 H: 2 LOB: 1 BB: 0 P: 21	R: 0 E: 0 K: 2 S: 9 H: 0 LOB: 1 BB: 1 P: 17	R: 4 E: 0 K: 2 S: 17 H: 3 LOB: 1 BB: 2 P: 34	R: 0 E: 0 K: 0 S: 9 H: 2 LOB: 1 BB: 0 P: 11		1B: 6 2B: 3 3B: 0 HR: 2	SF: 0 SAC: 0 DP: 1 HBP: 0						

AB	33
R	5
H	11
RBI	5
BB	3
SO	8
LOB	17

WP: 0 PB: 0 SB: 1 CS: 0 PA: 37

PITCHER		IP	WLS	BF	H	R	ER	SO	BB	IBB	HBP	BLK	WP	HR	S	P	ERA	WHIP
Brandon Duckworth, R ERA: 4.02	(1, 1)	4.1		18	6	1	1	3	0	0	0	0	0	0	48	78	2.08	1.385
48 Joakim Soria, R ERA: 3.12	(5, 1)	1.1		5	0	0	0	3	1	0	0	0	0	0	12	22	0.00	0.750
47 Ryan Braun, R ERA: 3.48	(6, 1)	0.2	L	5	2	3	3	0	1	0	0	0	0	1	9	20	40.50	4.500
David Riske, R ERA: 4.15	(7, 1)	0.2	B	4	1	1	1	2	1	0	0	0	0	1	9	16	13.50	3.000
61 Matt Wright, R ERA:	(8, 1)	1.0		4	2	0	0	0	0	0	0	0	0	0	9	11	0.00	2.000

PITCHER	IP	WLS	BF	H	R	ER	SO	BB	IBB	HBP	BLK	WP	HR	S	P	ERA	WHIP

Pittsburgh Pirates @ Houston Astros

Minute Maid Park, Houston, TX

Mon Apr 02 2007, 6:05 PM CDT
Att. 43,803 - Roof Closed - 73 F

TOP

livebaseballscorecards.com

Batter	1	2	3	4	5	6	7	8	9	10	AB	R	H	RBI	BB	SO	LOB
6 Chris Duffy, L (1, 8) OBP: 0.400, SLG: 0.250	BBCBB 4-1 BB		X 0-0 ① F8			CCX 0-2 G5-4-3 2E 1B	BFX 1-1 ② G6-3		BCFX 1-2 ① G6-3	4	0	1	0	1	0	1
2 Jack Wilson, R (1, 6) OBP: 0.400, SLG: 0.400	CB1 SAFE CCBFB1FB SAFE 3-2 FFF1 SAFE X ① F8		CDX 1-1 ② F8			BLX 1-1 E5 G5-4-3 1-2	CFX 0-2 1B		FBFX 1-2 HR 1B	5	1	2	0	0	0	3
Jason Bay, R (1, 7) OBP: 0.200, SLG: 0.800	CCDC 1-3 ② K		SX 0-1 ③ FC6-4 1-2f			CFBBX 2-2 ①② G5-4-3 1-2f 2-3	1 SAFE FF 1 SAFE 1 SAFE BX 1-1 ③ G3-1		1 SAFE CFX 0-2 1-H HR	5	1	1	2	0	1	5
25 Adam LaRoche, L (1, 3)	BX 1-0 ③ F7			BFSS 1-3 ① K		CSFS 0-3 ③ K2-3			CSC 0-3 ① K	CSS 0-3 ② K	5	0	0	0	0	4	2
26 Ronny Paulino, R (1, 2)		SBX 1-1 ① G4-3		FCFX 0-2 ② G1-3			X 0-0 ① G6-3		BBX 2-0 ② G6-3	SCS 0-3 ③ K	5	0	0	0	0	1	0
Xavier Nady, R (1, 9) OBP: 0.250, SLG: 1.000		BBFX 2-1 ② F7		CBX 1-1 ③ F8			CFX 0-2 ② G5-3		X 0-0 HR		4	1	1	1	0	0	0
José Bautista, R (1, 5) OBP: 0.500, SLG: 0.750		X 0-0 1B	CCX 0-2 ① G5-3				CX 0-1 ③ G3		SBSX 1-2 2B		4	0	2	0	0	0	0
Jose Castillo, R (1, 4) 41 Ryan Doumit, S (9, PH) 55 Matt Capps, R (9, 1) 16 Salomon Torres, R (10, 1)		FX 0-1 ③ G4-3		BFX 1-1 ② F9				CBFX 1-2 ① G1-3	BCDSFBB 4-2 BB		3 0 0 0	0 0 0 0	0 0 0 0	0 1 0 0	0 0 0 0	0 0 0 0	1 0 0 0
57 Zach Duke, L (1, 1) OBP: 0.500, SLG: 0.500 13 Nate McLouth, L (8, PH) OBP: 1.000, SLG: 4.000 54 Jonah Bayliss, R (8, 1) Damaso Marte, L (8, 1) Don Kelly, L (9, PH) (9, 4)			CBX 1-1 FC6-4 1B		X 0-0 ③ G1-3			CCBFX 1-2 HR	CSSDBFFBX SAFE 3-2 ③ P6		2 1 0 0 1	0 1 0 0 0	1 1 0 0 0	0 1 0 0 0	0 0 0 0 0	0 0 0 0 0	0 0 0 0 2
Inning Stats	R: 0 E: 0 K: 1 S: 13 H: 0 LOB: 1 BB: 1 P: 22	R: 0 E: 0 K: 0 S: 7 H: 1 LOB: 1 BB: 0 P: 10	R: 0 E: 0 K: 0 S: 7 H: 1 LOB: 1 BB: 0 P: 9	R: 0 E: 0 K: 1 S: 9 H: 0 LOB: 0 BB: 0 P: 11	R: 0 E: 0 K: 0 S: 6 H: 0 LOB: 0 BB: 0 P: 7	R: 0 E: 1 K: 1 S: 12 H: 1 LOB: 1 BB: 0 P: 15	R: 0 E: 0 K: 0 S: 6 H: 0 LOB: 0 BB: 0 P: 6	R: 1 E: 0 K: 0 S: 14 H: 2 LOB: 1 BB: 0 P: 18	R: 1 E: 0 K: 1 S: 16 H: 2 LOB: 2 BB: 1 P: 26	R: 2 E: 0 K: 2 S: 15 H: 2 LOB: 0 BB: 0 P: 17	1B: 5 2B: 1 3B: 0 HR: 3	SF: 0 SAC: 0 DP: 1 HBP: 0						

AB	39
R	4
H	9
RBI	4
BB	2
SO	6
LOB	14

WP: 0 PB: 0 SB: 0 CS: 0 PA: 41

PITCHER		IP	WLS	BF	H	R	ER	SO	BB	IBB	HBP	BLK	WP	HR	S	P	ERA	WHIP
44 Roy Oswalt, R ERA: 1.17	(1, 1)	7.2		29	5	1	1	3	1	0	0	0	0	1	72	95	1.17	0.783
Dan Wheeler, R ERA:	(8, 1)	0.1	H	1	0	0	0	0	0	0	0	0	0	0	2	3	0.00	0.000
54 Brad Lidge, R ERA: 9.0	(9, 1)	1.0	B	6	2	1	1	1	1	0	0	0	0	1	16	26	9.00	3.000
Chad Qualls, R ERA: 18.0	(10, 1)	1.0	L	5	2	2	2	2	0	0	0	0	0	1	15	17	18.00	2.000

PITCHER	IP	WLS	BF	H	R	ER	SO	BB	IBB	HBP	BLK	WP	HR	S	P	ERA	WHIP

Pittsburgh Pirates @ Houston Astros

Minute Maid Park, Houston, TX

Mon Apr 02 2007, 6:05 PM CDT
Att. 43,803 - Roof Closed - 73 F

livebaseballscorecards.com

BOTTOM

Batter	1	2	3	4	5	6	7	8	9	10	AB	R	H	RBI	BB	SO	LOB
Craig Biggio, R (1, 4) OBP: 0.250, SLG: 0.250 54 Brad Lidge, R (9, 1) Chad Qualls, R (10, 1)	P3		G5-4-3 1-2f		G5-3			1B			4 0 0	0 0 0	1 0 0	0 0 0	0 0 0	0 0 0	3 0 0
28 Adam Everett, R (1, 6) OBP: 0.250, SLG: 0.500	P4			L4		45 L4-6 2B		F9			4	0	1	0	0	0	1
17 Lance Berkman, S (1, 3) OBP: 0.500, SLG: 0.333	G6-3			45 G5-4-3 1B		BB		G1-3			3	0	1	0	1	0	1
45 Carlos Lee, R (1, 7)		F7		G5-4-3 1-2f		L4-6 2-2			P3		4	0	0	0	0	0	3
Morgan Ensberg, R (1, 5) OBP: 0.250, SLG: 0.250		G2-3			HR 1B	P4			L5		4	1	1	0	0	0	1
Luke Scott, L (1, 9) OBP: 0.500, SLG: 1.250		1B			HR 1-H		F7		L3		4	1	2	2	0	0	0
2 Chris Burke, R (1, 8) OBP: 0.500, SLG: 1.000			2B		2B		G5-3			K	4	0	2	0	0	1	0
Brad Ausmus, R (1, 2)			G5-4-3 HBP		L5		G5-3			G1-3	3	0	0	0	0	0	1
44 Roy Oswalt, R (1, 1) OBP: 0.500, SLG: 0.500 Dan Wheeler, R (8, 1) Orlando Palmeiro, L (8, PH) Mark Loretta, R (9, 4)		B2			2-H 1B			P4		L1	2 0 1 1	0 0 0 0	1 0 0 0	0 0 0 0	0 0 0 0	0 0 0 0	2 0 0 0

Inning Stats																						
	R: 0 E: 0 K: 0 S: 4	H: 0 LOB: 0 BB: 0 P: 8	R: 0 E: 0 K: 0 S: 6	H: 1 LOB: 1 BB: 0 P: 9	R: 0 E: 0 K: 0 S: 8	H: 1 LOB: 1 BB: 0 P: 12	R: 0 E: 0 K: 0 S: 8	H: 1 LOB: 0 BB: 0 P: 11	R: 2 E: 0 K: 0 S: 12	H: 4 LOB: 1 BB: 0 P: 16	R: 0 E: 0 K: 0 S: 6	H: 1 LOB: 1 BB: 1 P: 15	R: 0 E: 0 K: 0 S: 5	H: 0 LOB: 0 BB: 0 P: 9	R: 0 E: 0 K: 0 S: 8	H: 1 LOB: 1 BB: 0 P: 11	R: 0 E: 0 K: 0 S: 6	H: 0 LOB: 0 BB: 0 P: 7	R: 0 E: 0 K: 1 S: 8	H: 0 LOB: 0 BB: 0 P: 13

1B: 5	SF: 0
2B: 4	SAC: 0
3B: 0	DP: 3
HR: 1	HBP: 1

WP: 0	PA: 36
PB: 0	
SB: 0	
CS: 0	

PITCHER		IP	WLS	BF	H	R	ER	SO	BB	IBB	HBP	BLK	WP	HR	S	P	ERA	WHIP
57 Zach Duke, L ERA: 2.57	(1, 1)	7.0		26	8	2	2	0	1	0	1	0	0	1	49	80	2.57	1.286
54 Jonah Bayliss, R ERA:	(8, 1)	0.2		3	1	0	0	0	0	0	0	0	0	0	7	10	0.00	1.500
Damaso Marte, L ERA:	(8, 1)	0.1		1	0	0	0	0	0	0	0	0	0	0	1	1	0.00	0.000
55 Matt Capps, R ERA:	(9, 1)	1.0	W	3	0	0	0	0	0	0	0	0	0	0	6	7	0.00	0.000
16 Salomon Torres, R ERA:	(10, 1)	1.0	S	3	0	0	0	1	0	0	0	0	0	0	8	13	0.00	0.000

PITCHER	IP	WLS	BF	H	R	ER	SO	BB	IBB	HBP	BLK	WP	HR	S	P	ERA	WHIP

AB	34
R	2
H	9
RBI	2
BB	1
SO	1
LOB	12

Batter	1	2	3	4	5	6	7	8	9	AB	R	H	RBI	BB	SO	LOB
6 Chris Duffy, L (1, 8) OBP: 0.300, SLG: 0.222	C B F S 1-3 ① K		M B B F B S 3-3 ③ K			S C X 0-2 G6-3 2 G6-3 1B		C B S B X 2-2 ① F7	B X 1-0 ③ P5	5	0	1	0	0	2	0
2 Jack Wilson, R (1, 6) OBP: 0.444, SLG: 0.556	C F B X 1-2 ② L4			C X 0-1 25 F9 2B		1 SAFE 1 SAFE B B X 2-0 ① G6-3 1-2		X 0-0 BB 26 1B 1B		4	1	2	0	0	0	1
Jason Bay, R (1, 7) OBP: 0.333, SLG: 0.625	X 0-0 ③ G4-3			X 0-0 26 G6-3 1B		B B F X 2-1 ② G6-3 2-3		1 SAFE B B B 1 SAFE B C 1 B 4-1 26 1B 1B 1-2 BB		3	1	1	0	1	0	1
25 Adam LaRoche, L (1, 3)		B B S F F C 2-3 ① K		C X 0-1 ① F9 2-3		B B C S B F F B 4-2 BB		S C D F B X 2-2 ② L8		3	0	0	0	1	1	4
26 Ronny Paulino, R (1, 2) OBP: 0.111, SLG: 0.111		B B B C X 3-1 ② F7		B X 1-0 ② ③ G6-3 1-2f		F B F C 1-3 ③ K		C D C B B X 3-2 1B 1-3 2-H 1B		4	0	1	1	0	1	4
Xavier Nady, R (1, 9) OBP: 0.375, SLG: 1.125		B B X 2-0 HR			B B B C S S 3-3 ① K		C S S 0-3 ① K	X 0-0 1-3 3-H 1B		4	1	2	2	0	2	0
José Bautista, R (1, 5) OBP: 0.375, SLG: 0.500		C B B F X 2-2 ③ L6			F B B B X 3-1 ② P3		C C X 0-2 G5-3 1B	C B 1 SAFE 1 SAFE F 1 SAFE F X 1-2 ③ L8		4	0	1	0	0	0	2
Jose Castillo, R (1, 4) OBP: 0.143, SLG: 0.143			C S B B C 2-3 ① K		C X 0-1 1B		X 0-0 ② G5-3 1-2		C F B F B F T 2-2 ① K	4	0	1	0	0	2	1
45 Ian Snell, R (1, 1) 13 Nate McLouth, L (7, PH) OBP: 0.500, SLG: 2.000 37 John Wasdin, R (7, 1) 36 Juan Pablo Perez, R (7, 1) 54 Jonah Bayliss, R (7, 1) 55 Matt Capps, R (8, 1) 41 Ryan Doumit, S (9, PH) 16 Salomon Torres, R (9, 1)			C B B F C 2-3 ② K		X 0-0 ③ P4		C B B S F X 2-2 ③ P6		B B X 2-0 ② G4-3	2 1 0 0 0 0 0 1 0	0 0 0 0 0 0 0 0 0	0 0 0 0 0 0 0 0 0	0 0 0 0 0 0 0 0 0	1 0 0 0 0 0 0 0 0	1 1 0 0 0 0 0 0 0	1 1 0 0 0 0 0 0 0
Inning Stats	R: 0 E: 0 K: 1 S: 7 H: 0 LOB: 0 BB: 0 P: 9	R: 1 E: 0 K: 1 S: 10 H: 1 LOB: 0 BB: 0 P: 19	R: 0 E: 0 K: 3 S: 9 H: 0 LOB: 0 BB: 0 P: 16	R: 0 E: 0 K: 0 S: 6 H: 2 LOB: 1 BB: 0 P: 7	R: 0 E: 0 K: 1 S: 8 H: 1 LOB: 1 BB: 0 P: 14	R: 0 E: 0 K: 1 S: 13 H: 1 LOB: 2 BB: 1 P: 22	R: 0 E: 0 K: 1 S: 11 H: 1 LOB: 1 BB: 0 P: 13	R: 2 E: 0 K: 0 S: 17 H: 3 LOB: 2 BB: 1 P: 29	R: 0 E: 0 K: 1 S: 7 H: 0 LOB: 0 BB: 0 P: 12	1B: 7 2B: 1 3B: 0 HR: 1	SF: 0 SAC: 0 DP: 1 HBP: 0						

TOP

Pittsburgh Pirates @ Houston Astros

Minute Maid Park, Houston, TX

Tue Apr 03 2007, 7:05 PM CDT

Att. 31,238 - Cloudy - 81 F

livebaseballscorecards.com

AB	35
R	3
H	9
RBI	3
BB	2
SO	9
LOB	15

WP: 0 PB: 0 SB: 0 CS: 0 PA: 37

PITCHER		IP	WLS	BF	H	R	ER	SO	BB	IBB	HBP	BLK	WP	HR	S	P	ERA	WHIP
23 Jason Jennings, R ERA: 1.5	(1, 1)	6.0		23	5	1	1	7	1	0	0	0	0	1	53	87	1.50	1.000
Chad Qualls, R ERA: 9.0	(7, 1)	1.0	H	4	1	0	0	1	0	0	0	0	0	0	11	13	0.00	1.000
Dan Wheeler, R ERA: 13.5	(8, 1)	1.0	L	7	3	2	2	0	1	0	0	0	0	0	17	29	18.00	4.000
21 Rick White, R ERA:	(9, 1)	1.0		3	0	0	0	1	0	0	0	0	0	0	7	12	0.00	0.000

PITCHER	IP	WLS	BF	H	R	ER	SO	BB	IBB	HBP	BLK	WP	HR	S	P	ERA	WHIP

Pittsburgh Pirates @ Houston Astros

Minute Maid Park, Houston, TX

Tue Apr 03 2007, 7:05 PM CDT

Att. 31,238 - Cloudy - 81 F

livebaseballscorecards.com

BOTTOM

Batter	1	2	3	4	5	6	7	8	9	AB	R	H	RBI	BB	SO	LOB
Craig Biggio, R (1, 4) OBP: 0.125, SLG: 0.125	B F S F B S 2-3 K ①		F F C 0-3 K ③			C B S B 1 SAFE D S 3-3 K ①	S X 0-1 F8 ③			4	0	0	0	0	3	4
2 Chris Burke, R (1, 8) OBP: 0.250, SLG: 0.500	B B S B S X 3-2 P2 ②			B B S F B C 3-3 K ①		B B X 2-0 G6-3 ② 1-2		S X 0-1 F8 ①		4	0	0	0	0	1	1
17 Lance Berkman, S (1, 3) OBP: 0.375, SLG: 0.167	S B X 1-1 F8 ③			C X 0-1 F9 ②		I I I I 4-0 45 1B IBB		B C C B S 2-3 K ②		3	0	0	0	1	1	0
45 Carlos Lee, R (1, 7) OBP: 0.125, SLG: 0.125		B F S F S 1-3 K ①		B C B F F S 2-3 K ③		C S X 0-2 FC5-4 1B 1-2 2-H		F S X 0-2 F8 ③		4	0	1	1	0	2	0
Morgan Ensberg, R (1, 5) OBP: 0.125, SLG: 0.125		C B F S 1-3 K ②			C S S 0-3 K ①	C X 0-1 FC5-4 ③ 1-2f			F B F B B X 3-2 G5-3 ①	4	0	0	0	0	2	2
16 Jason Lane, R (1, 9) OBP: 0.500, SLG: 1.250		S F B F F S 1-3 K ③			X 0-0 HR		B F X 1-1 28 FC1-6 1B		B B X 2-0 F9 ②	4	1	2	1	0	1	0
28 Adam Everett, R (1, 6) OBP: 0.286, SLG: 0.571 Luke Scott, L (9, PH) OBP: 0.400, SLG: 1.000			X 0-0 2B		B X 1-0 F8 ②	X 0-0 FC1-6 CS ① 1-2f			S B B X 2-1 G3 ③	3 1	0 0	1 0	0 0	0 0	0 0	1 0
Brad Ausmus, R (1, 2) OBP: 0.286, SLG: 0.167			B C C S 1-3 K ①		F B C F S 1-3 K ③		1 SAFE 1 SAFE B B S F F X 2-2 1B 1-2			3	0	1	0	0	2	1
23 Jason Jennings, L (1, 1) Orlando Palmeiro, L (6, PH) OBP: 0.500, SLG: 0.500 Chad Qualls, R (7, 1) Mike Lamb, L (7, PH) OBP: 1.000, SLG: 1.000 Dan Wheeler, R (8, 1) 21 Rick White, R (9, 1)			C X 0-1 L8 ②			B F X 1-1 2 G6-3 45 1B 1B	B B B F X 3-1 1-2			1 1 0 1 0 0	0 1 0 0 0 0	0 1 0 1 0 0	0 0 0 0 0 0	0 0 0 0 0 0	0 0 0 0 0 0	1 0 0 0 0 0
Inning Stats	R: 0 E: 0 K: 1 S: 9 H: 0 LOB: 0 BB: 0 P: 15	R: 0 E: 0 K: 3 S: 12 H: 0 LOB: 0 BB: 0 P: 15	R: 0 E: 0 K: 2 S: 9 H: 1 LOB: 1 BB: 0 P: 10	R: 0 E: 0 K: 2 S: 9 H: 0 LOB: 0 BB: 0 P: 14	R: 1 E: 0 K: 2 S: 9 H: 1 LOB: 0 BB: 0 P: 11	R: 1 E: 0 K: 1 S: 11 H: 2 LOB: 2 BB: 1 P: 21	R: 0 E: 0 K: 0 S: 11 H: 3 LOB: 2 BB: 0 P: 17	R: 0 E: 0 K: 1 S: 8 H: 0 LOB: 0 BB: 0 P: 10	R: 0 E: 0 K: 0 S: 6 H: 0 LOB: 0 BB: 0 P: 13	1B: 5 2B: 1 3B: 0 HR: 1		SF: 0 SAC: 0 DP: 0 HBP: 0				WP: 0 PB: 0 SB: 0 CS: 1	PA: 34

	AB	R	H	RBI	BB	SO	LOB
AB	33						
R	2						
H	7						
RBI	2						
BB	1						
SO	12						
LOB	10						

PITCHER		IP	WLS	BF	H	R	ER	SO	BB	IBB	HBP	BLK	WP	HR	S	P	ERA	WHIP
45 Ian Snell, R ERA: 3.0	(1, 1)	6.0		23	4	2	2	11	0	1	0	0	0	1	59	86	3.00	0.667
37 John Wasdin, R ERA:	(7, 1)	0.2		3	2	0	0	0	0	0	0	0	0	0	7	10	0.00	3.000
36 Juan Pablo Perez, L ERA:	(7, 1)	0.0		1	1	0	0	0	0	0	0	0	0	0	2	5	∞	∞
54 Jonah Bayliss, R ERA:	(7, 1)	0.1	W	1	0	0	0	0	0	0	0	0	0	0	2	2	0.00	0.000
55 Matt Capps, R ERA:	(8, 1)	1.0	H	3	0	0	0	1	0	0	0	0	0	0	8	10	0.00	0.000

PITCHER		IP	WLS	BF	H	R	ER	SO	BB	IBB	HBP	BLK	WP	HR	S	P	ERA	WHIP
16 Salomon Torres, R ERA:	(9, 1)	1.0	S	3	0	0	0	0	0	0	0	0	0	0	6	13	0.00	0.000

Batter	1	2	3	4	5	6	7	8	9	AB	R	H	RBI	BB	SO	LOB
6 Chris Duffy, L (1, 8) OBP: 0.267, SLG: 0.286	C F B B X 2-2 2 SH3-4 2B	B X 1-0 ③ P6		C B X 1-1 ② F9	B 2 SAFE B X 2-0 E6 1-2 2-H			C S B S 1-3 ① K		5	0	1	0	0	1	3
2 Jack Wilson, R (1, 6) OBP: 0.462, SLG: 0.538	B F X 1-1 ① SH3-4 2-3		F C B X 1-2 25 1B G5-3 1B	B B C C F X 2-2 ③ F9	F C D S 1-3 ③ K			C X 0-1 FC5-4 1B		4	0	2	0	0	1	3
Jason Bay, R (1, 7) OBP: 0.286, SLG: 0.462	B C F B X 2-2 ② G6-3		X 0-0 ① G5-3 1-2		B C S B F X 2-2 26 2B 1B	B B C F S 2-3 ① K		B B X 2-0 ② FC5-4 1-2f		5	1	1	0	0	1	3
25 Adam LaRoche, L (1, 3) OBP: 0.214, SLG: 0.083	B B F B B 4-1 26 FC4-6 BB		B X 1-0 HBP 2-3 1B		B F X 1-1 ① F8	F B C S 1-3 ② K		C C B F B F C 2-3 ③ K		4	0	1	0	1	2	2
26 Ronny Paulino, R (1, 2) OBP: 0.143, SLG: 0.214	X 0-0 ③ FC4-6 1-2f	C S B D B F F X 3-2 ② F9			1 SAFE X 0-0 E 1-H 1B 2B	B C B F X 2-2 ③ G5-3			S F B B X 2-2 ① G5-3	5	1	1	1	0	0	4
Xavier Nady, R (1, 9) OBP: 0.385, SLG: 0.917		F X 0-1 2B 2B	B C H 2-1 1-2 HBP		C B S X 1-2 E8 2-3 1B		C B B X 2-1 ① L4		C X 0-1 ② G6-3	4	2	1	0	0	0	1
José Bautista, R (1, 5) OBP: 0.462, SLG: 0.615		C F B X 1-2 2-H 2B	F C X 0-2 ③ F9		X 0-0 6 E G5-3 6 E 2-H 3-H 1B		B F B B X 3-1 1B		B C F B X 2-2 ③ L7	5	1	3	3	0	0	3
Jose Castillo, R (1, 4) OBP: 0.091, SLG: 0.091		S B C X 1-2 ① F8		C B X 1-1 ① G6-3	C C F B F 1 SAFE 1 D X 2-2 ② G5-3 1-2		S 1 SAFE 1 SAFE X 0-1 ② F8			4	0	0	0	0	0	3
24 Tom Gorzelanny, R (1, 1) Shawn Chacon, R (6, 1) 55 Matt Capps, R (8, 1) 16 Salomon Torres, R (9, 1)		F B X 1-1 ② F7		C C F H 1-2 HBP	B B C B B 4-1 6 E BB		C X 0-1 ③ F9			1 1 0 0	0 0 0 0	0 0 0 0	0 0 0 0	1 0 0 0	0 0 0 0	1 1 0 0
Inning Stats	R: 0 H: 1 E: 0 LOB: 2 K: 0 BB: 1 S: 10 P: 19	R: 1 H: 2 E: 0 LOB: 1 K: 0 BB: 0 S: 11 P: 15	R: 0 H: 2 E: 0 LOB: 3 K: 0 BB: 0 S: 14 P: 21	R: 0 H: 0 E: 0 LOB: 1 K: 0 BB: 0 S: 11 P: 16	R: 4 H: 3 E: 2 LOB: 2 K: 1 BB: 1 S: 21 P: 34	R: 0 H: 0 E: 0 LOB: 0 K: 2 BB: 0 S: 9 P: 14	R: 0 H: 1 E: 0 LOB: 1 K: 0 BB: 0 S: 8 P: 13	R: 0 H: 1 E: 0 LOB: 1 K: 2 BB: 0 S: 11 P: 16	R: 0 H: 0 E: 0 LOB: 0 K: 0 BB: 0 S: 8 P: 12	1B: 6 SF: 0 2B: 4 SAC: 1 3B: 0 DP: 0 HR: 0 HBP: 2						WP: 0 PA: 43 PB: 0 SB: 0 CS: 0

PITCHER	IP	WLS	BF	H	R	ER	SO	BB	IBB	HBP	BLK	WP	HR	S	P	ERA	WHIP
Woody Williams, R (1, 1) ERA: 5.79	4.2	L	27	8	5	3	0	2	0	2	0	0	0	63	98	5.79	2.143
Dave Borkowski, R (5, 1) ERA:	1.1		5	0	0	0	3	0	0	0	0	0	0	13	21	0.00	0.000
43 Chris Sampson, R (7, 1) ERA:	3.0		11	2	0	0	2	0	0	0	0	0	0	27	41	0.00	0.667

PITCHER	IP	WLS	BF	H	R	ER	SO	BB	IBB	HBP	BLK	WP	HR	S	P	ERA	WHIP

TOP

Pittsburgh Pirates @ Houston Astros

Minute Maid Park, Houston, TX

Wed Apr 04 2007, 7:05 PM CDT
Att. 25,961 - Cloudy - 65 F

livebaseballscorecards.com

AB	38
R	5
H	10
RBI	4
BB	2
SO	5
LOB	24

Pittsburgh Pirates @ Houston Astros

Minute Maid Park, Houston, TX

Wed Apr 04 2007, 7:05 PM CDT
Att. 25,961 - Cloudy - 65 F

BOTTOM

livebaseballscorecards.com

Batter	1	2	3	4	5	6	7	8	9	AB	R	H	RBI	BB	SO	LOB
Craig Biggio, R (1, 4) OBP: 0.308, SLG: 0.538	C B X 1-1 2 FC4-6 1B		S X 0-1 2 1B 17 SF9 1B	B B C F F B X 3-2 ② P3		F B B X 2-1 ③ G5-3			X 0-0 HR	5	2	3	1	0	0	3
2 Chris Burke, R (1, 8) OBP: 0.308, SLG: 0.417	B C X 1-1 ① FC4-6 45 S 45 1B 1-2f		X 0-0 17 E 1-3 1B	C T B H 2-2 17 FC6-4 1-2 2-3 3-H HBP			F X 0-1 ① F8		B C F F S 1-3 ③ K	4	1	1	1	0	1	1
17 Lance Berkman, S (1, 3) OBP: 0.250, SLG: 0.111	1 SAFE F S S 0-3 ② K		S B F X 1-2 ① SF9 1-2 3-H	X 0-0 ③ FC6-4 1-2f			B S X 1-1 ② L9			3	0	0	1	0	1	4
45 Carlos Lee, R (1, 7) OBP: 0.167, SLG: 0.167	C 1 SAFE S B X 1-2 S 1-H 1B		S F B F F S 1-3 ② K	B C F B X 2-2 ① G5-3			F F X 0-2 ③ G4-3			4	0	1	1	0	1	1
Morgan Ensberg, R (1, 5) OBP: 0.167, SLG: 0.167	S S F F F S 0-3 ③ K 1-2		F B S F F S 1-3 ③ K	B B X 2-0 1B				F B F X 1-2 ① F8		4	0	1	0	0	2	2
16 Jason Lane, R (1, 9) OBP: 0.250, SLG: 0.625		F B B X 2-1 ① L8		B S B X 2-1 E4 1B 2 HBP	C F X 0-2 ② P3			C F X 0-2 ② F9		4	1	0	0	0	0	1
28 Adam Everett, R (1, 6) OBP: 0.364, SLG: 0.500		C B B B B 4-1 BB		S C F F X 0-2 2 HBP 1B 1B	1 SAFE C X 0-1 ③ L9			C B B X 2-1 ③ G5-3		3	0	1	0	1	0	1
Humberto Quintero, R (1, 2) OBP: 0.333, SLG: 0.333 Mark Loretta, R (9, PH)	C F F 1 SAFE B B 1 SAFE 1 SAFE X 2-2 ② F9			F B X 1-1 2 HBP 1-2 2-3 1B		C X 0-1 ① G6-3			C B S B C 2-3 ① K	3 1	0 0	1 0	0 0	0 0	0 1	1 0
Woody Williams, R (1, 1) Dave Borkowski, R (5, 1) Orlando Palmeiro, L (6, PH) OBP: 0.333, SLG: 0.333 43 Chris Sampson, R (7, 1) Mike Lamb, L (9, PH) OBP: 0.500, SLG: 0.500	X 0-0 ③ F8			B B F F X 2-2 ① P4		B F B X 2-2 ② G6-3			X 0-0 ② P4	2 0 0 1 0 1	0 0 0 0 0 0	0 0 0 0 0 0	0 0 0 0 0 0	0 0 0 0 0 0	0 0 0 0 0 0	4 0 0 0 0 0
Inning Stats	R: 1 E: 0 K: 2 S: 16 H: 2 LOB: 1 BB: 0 P: 19	R: 0 E: 0 K: 0 S: 8 H: 0 LOB: 1 BB: 1 P: 16	R: 1 E: 1 K: 2 S: 15 H: 2 LOB: 1 BB: 0 P: 18	R: 1 E: 1 K: 0 S: 19 H: 2 LOB: 3 BB: 0 P: 29	R: 0 E: 0 K: 0 S: 9 H: 1 LOB: 1 BB: 0 P: 13	R: 0 E: 0 K: 0 S: 7 H: 0 LOB: 0 BB: 0 P: 11	R: 0 E: 0 K: 0 S: 7 H: 0 LOB: 0 BB: 0 P: 8	R: 0 E: 0 K: 0 S: 8 H: 0 LOB: 0 BB: 0 P: 11	R: 1 E: 0 K: 2 S: 9 H: 1 LOB: 0 BB: 0 P: 12	1B: 7 2B: 0 3B: 0 HR: 1	SF: 1 SAC: 0 DP: 0 HBP: 1				WP: 0 PB: 0 SB: 2 CS: 0	PA: 38	

	AB	35
	R	4
	H	8
	RBI	4
	BB	1
	SO	6
	LOB	18

PITCHER		IP	WLS	BF	H	R	ER	SO	BB	IBB	HBP	BLK	WP	HR	S	P	ERA	WHIP
24 Tom Gorzelanny, L ERA: 3.6	(1, 1)	5.0	W	25	7	3	2	4	1	0	1	0	0	0	67	95	3.60	1.600
Shawn Chacon, R ERA:	(6, 1)	2.0	H	6	0	0	0	0	0	0	0	0	0	0	14	19	0.00	0.000
55 Matt Capps, R ERA:	(8, 1)	1.0	H	3	0	0	0	0	0	0	0	0	0	0	8	11	0.00	0.000
16 Salomon Torres, R ERA: 3.0	(9, 1)	1.0	S	4	1	1	1	2	0	0	0	0	0	1	9	12	9.00	1.000

PITCHER	IP	WLS	BF	H	R	ER	SO	BB	IBB	HBP	BLK	WP	HR	S	P	ERA	WHIP

Batter	1	2	3	4	5	6	7	8	9	AB	R	H	RBI	BB	SO	LOB
22 David Eckstein, R (1, 6) OBP: 0.438, SLG: 0.385	F B X 1-1 G1-3		C S F F B B X 2-2 F9 2-3			C B C F B F F X 2-2 G6-3		1 SAFE B B C B F F X 3-2 16 2B 1-2 1B		4	0	1	0	0	0	1
16 Chris Duncan, L (1, 7) OBP: 0.500, SLG: 1.000 31 Ryan Franklin, R (8, 1) 34 Randy Flores, L (8, 1) 44 Jason Isringhausen, R (9, 1)	C C B B B S 3-3 K		B C B B X 2-1 3-H HR			C B S B B X 3-2 2B		B C C F X 1-2 1-3 2-H 2B		4 0 0 0	1 0 0 0	3 0 0 0	3 0 0 0	0 0 0 0	1 0 0 0	0 0 0 0
5 Albert Pujols, R (1, 3) OBP: 0.250, SLG: 0.154	C C F B X 1-2 F9		C X 0-1 G5-3			B C X 1-1 G3		I I I I 4-0 IBB		3	0	0	0	1	0	0
27 Scott Rolen, R (1, 5) OBP: 0.267, SLG: 0.385		C B B F X 2-2 F7		B B S B X 3-1 P2			F B B F S 2-3 K	C C B C 1-3 K		4	0	0	0	0	2	3
3 Preston Wilson, R (1, 9) OBP: 0.083, SLG: 0.083		F S S 0-3 K		B C B X 2-1 G4-3			X 0-0 G3-1		F B F B F X 2-2 G5-3	4	0	0	0	0	1	0
4 Yadier Molina, R (1, 2) OBP: 0.143, SLG: 0.143		C S B B S 2-3 K		F X 0-1 F9			B X 1-0 F8		X 0-0 P6	4	0	0	0	0	1	0
So Taguchi, R (1, 8) OBP: 0.200, SLG: 0.200			C B F B F X 2-2 50 2B 1B		X 0-0 P3			B F C 1-3 K	C B F F B F X 2-2 G5-3	4	1	1	0	0	1	0
7 Adam Kennedy, L (1, 4) OBP: 0.100, SLG: 0.300			C 1 SAFE F B S 1-3 K		C X 0-1 P6			B F X 1-1 F7		3	0	0	0	0	1	1
50 Adam Wainwright, R (1, 1) OBP: 0.500, SLG: 1.000 26 Scott Spiezio, S (8, PH) OBP: 0.667, SLG: 0.500 55 Skip Schumaker, L (8, 7) OBP: 0.250, SLG: 0.250			1 SAFE B X 1-0 22 F9 16 HR 1-H 2B		B C F X 1-2 P3			S S B F B B F B 4-2 22 1B 16 2B BB		2 0 0	1 1 0	1 0 0	1 0 0	0 1 0	0 0 0	0 0 0
Inning Stats	R: 0 E: 0 K: 1 S: 9 H: 0 LOB: 0 BB: 0 P: 14	R: 0 E: 0 K: 2 S: 9 H: 0 LOB: 0 BB: 0 P: 13	R: 3 E: 0 K: 1 S: 17 H: 3 LOB: 0 BB: 0 P: 25	R: 0 E: 0 K: 0 S: 6 H: 0 LOB: 0 BB: 0 P: 11	R: 0 E: 0 K: 0 S: 6 H: 0 LOB: 0 BB: 0 P: 7	R: 0 E: 0 K: 0 S: 12 H: 1 LOB: 0 BB: 0 P: 18	R: 0 E: 0 K: 1 S: 5 H: 0 LOB: 0 BB: 0 P: 8	R: 1 E: 0 K: 2 S: 20 H: 2 LOB: 3 BB: 2 P: 35	R: 0 E: 0 K: 0 S: 10 H: 0 LOB: 0 BB: 0 P: 14	1B: 2 2B: 3 3B: 0 HR: 1	SF: 0 SAC: 0 DP: 0 HBP: 0						

PITCHER	IP	WLS	BF	H	R	ER	SO	BB	IBB	HBP	BLK	WP	HR	S	P	ERA	WHIP
51 Wandy Rodriguez, L (1, 1) ERA: 3.86	7.0	L	24	4	3	3	5	0	0	0	0	0	1	64	96	3.86	0.571
Trever Miller, L (8, 1) ERA: 13.5	0.2		6	2	1	1	1	1	1	0	0	0	0	17	31	13.50	4.500
21 Rick White, R (8, 1) ERA:	1.1		4	0	0	0	1	0	0	0	0	0	0	13	18	0.00	0.000

PITCHER	IP	WLS	BF	H	R	ER	SO	BB	IBB	HBP	BLK	WP	HR	S	P	ERA	WHIP

TOP

St. Louis Cardinals @ Houston Astros

Minute Maid Park, Houston, TX

Fri Apr 06 2007, 7:05 PM CDT

Att. 43,430 - Clear - 67 F

livebaseballscorecards.com

AB	32
R	4
H	6
RBI	4
BB	2
SO	7
LOB	5

WP: 0 PB: 0 SB: 0 CS: 0 PA: 34

St. Louis Cardinals @ Houston Astros

Minute Maid Park, Houston, TX

Fri Apr 06 2007, 7:05 PM CDT

Att. 43,430 - Clear - 67 F

livebaseballscorecards.com

BOTTOM

Batter	1	2	3	4	5	6	7	8	9	AB	R	H	RBI	BB	SO	LOB
Craig Biggio, R (1, 4) OBP: 0.294, SLG: 0.471	P2		G1-3		G3-6-1 1B			G6-3		4	0	1	0	0	0	0
Mike Lamb, L (1, 5) OBP: 0.500, SLG: 0.250	17 FC4-6 BB			17 1B 45 SF8 BB	G3-6-1 1-2f			G3		2	1	0	0	2	0	2
17 Lance Berkman, S (1, 3) OBP: 0.250, SLG: 0.154	FC4-6 1-2f			1B 1-3 1B		G3		K		4	0	1	0	0	1	1
45 Carlos Lee, R (1, 7) OBP: 0.188, SLG: 0.200	F9			SF8 3-H		G6-3			G4-3 1B 1B	3	1	1	1	0	0	1
Luke Scott, L (1, 9) OBP: 0.333, SLG: 0.667		G4-3		1-2 1B		K			G4-3 1-2	4	0	1	0	0	1	1
2 Chris Burke, R (1, 8) OBP: 0.294, SLG: 0.438		K		K			28 1B FC1-2-3 2B		K	4	0	1	0	0	3	3
28 Adam Everett, R (1, 6) OBP: 0.357, SLG: 0.462 Orlando Palmeiro, L (9, PH) OBP: 0.500, SLG: 0.500	G1-3			G1-3			FC1-2-3 2-3 1B		2-H 1B	3 1	0 0	1 1	0 1	0 0	0 0	2 0
Brad Ausmus, R (1, 2) OBP: 0.300, SLG: 0.125 16 Jason Lane, R (9, PH) OBP: 0.222, SLG: 0.556		G5-3		51 FC5-6 BB			FC1-2-3 1-2 3-H		F9	2 1	0 0	0 0	0 0	1 0	0 0	2 1
51 Wandy Rodriguez, S (1, 1) Mark Loretta, R (7, PH) Trever Miller, R (8, 1) 21 Rick White, R (8, 1)		K		FC5-6 1-2f			G1-3			2 1 0 0	0 0 0 0	0 0 0 0	0 0 0 0	1 0 0 0	1 0 0 0	1 1 0 0
Inning Stats	R: 0 E: 0 K: 0 S: 13 H: 0 LOB: 1 BB: 1 P: 20	R: 0 E: 0 K: 1 S: 11 H: 0 LOB: 0 BB: 0 P: 16	R: 0 E: 0 K: 1 S: 8 H: 0 LOB: 0 BB: 0 P: 9	R: 1 E: 0 K: 1 S: 12 H: 2 LOB: 2 BB: 1 P: 19	R: 0 E: 0 K: 0 S: 5 H: 1 LOB: 1 BB: 1 P: 9	R: 0 E: 0 K: 1 S: 7 H: 0 LOB: 0 BB: 0 P: 10	R: 0 E: 0 K: 0 S: 11 H: 2 LOB: 1 BB: 0 P: 18	R: 0 E: 0 K: 1 S: 7 H: 0 LOB: 0 BB: 0 P: 9	R: 1 E: 0 K: 1 S: 13 H: 2 LOB: 1 BB: 0 P: 18	1B: 6 2B: 2 3B: 0 HR: 0	SF: 1 SAC: 0 DP: 2 HBP: 0						

	AB	31
	R	2
	H	7
	RBI	2
	BB	3
	SO	6
	LOB	15

PITCHER		IP	WLS	BF	H	R	ER	SO	BB	IBB	HBP	BLK	WP	HR	S	P	ERA	WHIP
50 Adam Wainwright, R ERA: 1.29	(1, 1)	7.0	W	27	5	1	1	4	3	0	0	0	0	0	67	101	1.29	1.143
31 Ryan Franklin, R ERA:	(8, 1)	0.2	H	2	0	0	0	0	0	0	0	0	0	0	4	4	0.00	0.000
34 Randy Flores, L ERA:	(8, 1)	0.1	H	1	0	0	0	1	0	0	0	0	0	0	3	5	0.00	0.000
44 Jason Isringhausen, R ERA: 4.5	(9, 1)	1.0	S	5	2	1	1	1	0	0	0	0	0	0	13	18	9.00	2.000

PITCHER	IP	WLS	BF	H	R	ER	SO	BB	IBB	HBP	BLK	WP	HR	S	P	ERA	WHIP

WP: 0 PB: 0 SB: 0 CS: 0 PA: 35

Batter	1	2	3	4	5	6	7	8	9	AB	R	H	RBI	BB	SO	LOB
22 David Eckstein, R (1, 6) OBP: 0.350, SLG: 0.294	G3-1		G6-3 2-3		G3-1			G1-6-3 1-2f		4	0	0	0	0	0	4
16 Chris Duncan, L (1, 7) OBP: 0.438, SLG: 0.800	G6-3		K			L4			5 G6-4-3 BB	3	0	0	0	1	1	1
5 Albert Pujols, R (1, 3) OBP: 0.200, SLG: 0.118	G6-3			E5 15 G4-6-3		G3			G6-4-3 1-2f	4	0	0	0	0	0	1
27 Scott Rolen, R (1, 5) OBP: 0.211, SLG: 0.294		G6-3		F7		G6-3			G6-3	4	0	0	0	0	0	1
15 Jim Edmonds, L (1, 8) OBP: 0.333, SLG: 0.200		K		G4-6-3 1-2f			F8			3	0	0	0	0	1	1
26 Scott Spiezio, S (1, 9) OBP: 0.500, SLG: 0.600		G4-3			7 1B 2B		G2-0			3	0	1	0	0	0	0
7 Adam Kennedy, L (1, 4) OBP: 0.231, SLG: 0.462			1B 2B		G1-3 2-3 1B		K			3	1	2	0	0	1	0
Gary Bennett, R (1, 2) OBP: 0.400, SLG: 0.400			22 G6-3 23 SH1-4 2-H 1B		G1-3 1-2			55 FC4-6 1B		3	0	2	1	0	0	2
23 Anthony Reyes, R (1, 1)			SH1-4 1-2		K			FC4-6 22 G1-6-3 1-2f		1	0	0	0	0	1	2
48 Brad Thompson, R (6, 1)										0	0	0	0	0	0	0
Tyler Johnson, S (7, 1)										0	0	0	0	0	0	0
55 Skip Schumaker, L (8, PH) OBP: 0.200, SLG: 0.200										1	0	0	0	0	0	1
36 Russ Springer, R (8, 1)										0	0	0	0	0	0	0
Inning Stats	R: 0 E: 0 K: 0 S: 5 H: 0 LOB: 0 BB: 0 P: 8	R: 0 E: 0 K: 1 S: 8 H: 0 LOB: 0 BB: 0 P: 10	R: 1 E: 0 K: 1 S: 10 H: 2 LOB: 1 BB: 0 P: 14	R: 0 E: 1 K: 0 S: 7 H: 0 LOB: 0 BB: 0 P: 9	R: 0 E: 0 K: 1 S: 9 H: 2 LOB: 2 BB: 0 P: 11	R: 0 E: 0 K: 0 S: 6 H: 0 LOB: 0 BB: 0 P: 9	R: 0 E: 0 K: 1 S: 9 H: 0 LOB: 0 BB: 0 P: 15	R: 0 E: 0 K: 0 S: 9 H: 1 LOB: 0 BB: 0 P: 10	R: 0 E: 0 K: 0 S: 3 H: 0 LOB: 0 BB: 1 P: 8	1B: 3 2B: 2 3B: 0 HR: 0 SF: 0 SAC: 1 DP: 3 HBP: 0						

PITCHER	IP	WLS	BF	H	R	ER	SO	BB	IBB	HBP	BLK	WP	HR	S	P	ERA	WHIP
44 Roy Oswalt, R (1, 1) ERA: 1.08	9.0	W	31	5	1	1	4	1	0	0	0	0	0	66	94	1.00	0.667

PITCHER	IP	WLS	BF	H	R	ER	SO	BB	IBB	HBP	BLK	WP	HR	S	P	ERA	WHIP

TOP

St. Louis Cardinals @ Houston Astros

Minute Maid Park, Houston, TX

Sat Apr 07 2007, 6:05 PM CDT
Att. 41,885 - Roof Closed - 70 F

livebaseballscorecards.com

AB	29
R	1
H	5
RBI	1
BB	1
SO	4
LOB	13

WP: 0	PA: 31																
PB: 0																	
SB: 0																	
CS: 0																	

Batter	1	2	3	4	5	6	7	8	9	AB	R	H	RBI	BB	SO	LOB
Craig Biggio, R (1, 4) OBP: 0.273, SLG: 0.455 16 Jason Lane, R (9, 8) OBP: 0.222, SLG: 0.556	B B C F F X 2-2 P3 ①	B S X 1-1 2B 2-H 3-H			B C B B X 3-1 F8 ①		B C X 1-1 P4 ①	B X 1-0 G5-3 ③		5 0	0 0	1 0	2 0	0 0	0 0	1 0
Morgan Ensberg, R (1, 5) OBP: 0.188, SLG: 0.188	C F F F F F B X 2-2 17 1B 45 SF8 1B	B C F F B B X 3-2 P4 ③			B F B B B C X 3-2 L7 ②		F B B B X 2-1 P6 ②			4	1	1	0	0	0	1
17 Lance Berkman, S (1, 3) OBP: 0.300, SLG: 0.412	C F F B F F X 1-2 1-3 1B		B S B F F S 2-3 K ①		C B S S 1-3 K ③		B B X 2-0 HR			4	1	2	1	0	2	0
45 Carlos Lee, R (1, 7) OBP: 0.250, SLG: 0.444	F B F X 1-2 SF8 ② 3-H		F F X 0-2 G6-3 ②			X 0-0 HR	X 0-0 BB 1B			3	1	2	2	0	0	0
Luke Scott, L (1, 9) OBP: 0.308, SLG: 0.500	S B S T 1-2 K ③		B B F B F X 3-2 G3-1 ③			C B X 1-1 P6 ①	C B B F B B 4-2 1-2 BB			3	0	0	0	1	1	1
2 Chris Burke, R (1, 8) OBP: 0.333, SLG: 0.389 (9, 4)		B B B B 4-0 28 1B BB		F X 0-1 P2 ①		S B F B F B B 4-2 28 G5-4-3 BB	F F X 0-2 G5-3 ③			2	0	0	0	2	0	2
28 Adam Everett, R (1, 6) OBP: 0.333, SLG: 0.412		F F B B B 1 SAFE X 2-2 1B 1-2 2B 1B ①		C C X 0-2 F9 ②		1 SAFE B B B 1 SAFE 1 SAFE S X 2-1 1-2 G5-4-3 ②		B F X 1-1 L5 ①		4	1	1	0	0	0	1
Brad Ausmus, R (1, 2) OBP: 0.500, SLG: 0.300		C C X 0-2 1-3 2B 1B		B F H 2-1 HBP		B S B B B H 4-1 44 FC6-4 HBP		F B F B B B F F X 3-2 44 SH3 1B		2	1	2	0	0	0	0
44 Roy Oswalt, R (1, 1) OBP: 0.200, SLG: 0.200		B C X 1-1 G6-3 ②		C C F X 0-2 F8 ③		F S B F X 1-2 1-2f FC6-4 ③		X 0-0 1-2 SH3 ②		3	0	0	0	0	0	5
Inning Stats	R: 1 H: 2 E: 0 LOB: 1 K: 1 BB: 0 S: 21 P: 28	R: 2 H: 3 E: 0 LOB: 1 K: 0 BB: 1 S: 14 P: 25	R: 0 H: 0 E: 0 LOB: 0 K: 1 BB: 0 S: 10 P: 15	R: 0 H: 0 E: 0 LOB: 1 K: 0 BB: 0 S: 10 P: 12	R: 0 H: 0 E: 0 LOB: 0 K: 1 BB: 0 S: 8 P: 15	R: 1 H: 1 E: 0 LOB: 2 K: 0 BB: 1 S: 13 P: 25	R: 1 H: 2 E: 0 LOB: 2 K: 0 BB: 1 S: 11 P: 20	R: 0 H: 1 E: 0 LOB: 1 K: 0 BB: 0 S: 9 P: 14		1B: 6 SF: 1 2B: 1 SAC: 1 3B: 0 DP: 0 HR: 2 HBP: 2				WP: 0 PA: 37 PB: 0 SB: 0 CS: 0		

PITCHER		IP	WLS	BF	H	R	ER	SO	BB	IBB	HBP	BLK	WP	HR	S	P	ERA	WHIP
23 Anthony Reyes, R ERA: 5.4	(1, 1)	5.0	L	21	5	3	3	3	1	0	1	0	0	0	63	95	5.40	1.200
48 Brad Thompson, R ERA: 6.23	(6, 1)	1.2		10	3	2	2	0	1	0	1	0	0	2	19	36	10.80	2.400
Tyler Johnson, L ERA:	(7, 1)	0.1		2	0	0	0	0	1	0	0	0	0	0	5	9	0.00	3.000
36 Russ Springer, R ERA: 16.2	(8, 1)	1.0		4	1	0	0	0	0	0	0	0	0	0	9	14	0.00	1.000

PITCHER	IP	WLS	BF	H	R	ER	SO	BB	IBB	HBP	BLK	WP	HR	S	P	ERA	WHIP

BOTTOM

St. Louis Cardinals @ Houston Astros

Minute Maid Park, Houston, TX

Sat Apr 07 2007, 6:05 PM CDT
Att. 41,885 - Roof Closed - 70 F

livebaseballscorecards.com

AB	30
R	5
H	9
RBI	5
BB	3
SO	3
LOB	11

Batter	1	2	3	4	5	6	7	8	9	AB	R	H	RBI	BB	SO	LOB
22 David Eckstein, R (1, 6) OBP: 0.320, SLG: 0.273	F7		L1		L9		FC4 1-2f		5 E 27 2B BB 1B	5	1	1	0	0	0	1
16 Chris Duncan, L (1, 7) OBP: 0.450, SLG: 0.722 So Taguchi, R (8, PR) OBP: 0.273, SLG: 0.200 (8, 7)	K		5 HR BB		K			5 1B 27 1B 1B	5 E 27 2B BB	3 1 1 0 1 2 0 0 2 0 0 1 0 0						
5 Albert Pujols, R (1, 3) OBP: 0.240, SLG: 0.318	K		1-H HR		G5-3			3 F1 4 1B 27 1B 1B	E6 1-2 2-3	5	3	2	2	0	1	2
27 Scott Rolen, R (1, 5) OBP: 0.250, SLG: 0.364		L5	P4			K		4 1B 1-2 3-H 1B	4 2B 1-H 2-H 3-H 2B	5	1	2	4	0	1	0
15 Jim Edmonds, L (1, 8) OBP: 0.353, SLG: 0.214		4 G3-1 3 1B WP 1B	3 CS BB			F7		K	G5-3	4	1	1	0	1	1	3
3 Preston Wilson, R (1, 9) OBP: 0.188, SLG: 0.188 31 Ryan Franklin, R (8, 1) 26 Scott Spiezio, S (9, PH) OBP: 0.571, SLG: 0.600 Josh Hancock, R (9, 1)	WP 4 G3-1 1-2 1B	SAFE 1-2	CS 1-2	4 1B CS 1B		K		F1 2-3	4 2B IBB	4 0 2 0 0 1 2 0 0 0 0 0 0 0 0 1 0 0 1 0 0 0 0 0 0 0 0 0						
4 Yadier Molina, R (1, 2) OBP: 0.263, SLG: 0.316	G3-1 1-2 2-3			CS 1-3 1B			K	SAFE 1-3 3-H 1B	1-H 2-H 2B	5 0 3 3 0 1 2						
7 Adam Kennedy, L (1, 4) OBP: 0.222, SLG: 0.353	WP IBB			F9			G4-3	G3	G4-3	4 0 0 0 1 0 5						
Kip Wells, R (1, 1) OBP: 0.250, SLG: 0.250 55 Skip Schumaker, L (8, 9) OBP: 0.167, SLG: 0.167	G4-3 1-2 2-3 3-H			G5-3 1-2 3-H			22 FC4 1B		G4-3	3 0 1 0 0 0 4 1 0 0 0 0 0 0						
Inning Stats	R: 0 H: 0 E: 0 LOB: 0 K: 2 BB: 0 S: 8 P: 12	R: 1 H: 2 E: 0 LOB: 2 K: 0 BB: 1 S: 9 P: 17	R: 2 H: 1 E: 0 LOB: 0 K: 0 BB: 2 S: 10 P: 22	R: 0 H: 2 E: 0 LOB: 1 K: 0 BB: 0 S: 11 P: 12	R: 0 H: 0 E: 0 LOB: 0 K: 1 BB: 0 S: 9 P: 14	R: 0 H: 0 E: 0 LOB: 0 K: 2 BB: 0 S: 8 P: 11	R: 0 H: 1 E: 0 LOB: 1 K: 1 BB: 0 S: 13 P: 18	R: 2 H: 4 E: 0 LOB: 2 K: 1 BB: 0 S: 19 P: 22	R: 5 H: 3 E: 1 LOB: 1 K: 0 BB: 2 S: 17 P: 36	1B: 10 SF: 0 2B: 2 SAC: 0 3B: 0 DP: 0 HR: 1 HBP: 0						

PITCHER		IP	WLS	BF	H	R	ER	SO	BB	IBB	HBP	BLK	WP	HR	S	P	ERA	WHIP
23 Jason Jennings, R ERA: 3.0	(1, 1)	6.0	L	24	5	3	3	5	2	1	0	0	1	1	55	88	4.50	1.167
Brian Moehler, R ERA: 18.0	(7, 1)	1.0		7	4	2	2	1	0	0	0	0	0	0	19	25	18.00	4.000
Trever Miller, L ERA: 9.0	(8, 1)	0.1		1	0	0	0	1	0	0	0	0	0	0	4	4	0.00	0.000
Dan Wheeler, R ERA: 9.0	(8, 1)	0.2		3	1	0	0	0	0	0	0	0	0	0	9	11	0.00	1.500
54 Brad Lidge, R ERA: 16.2	(9, 1)	0.2		8	3	5	2	0	1	1	0	0	0	0	15	33	27.00	6.000

PITCHER		IP	WLS	BF	H	R	ER	SO	BB	IBB	HBP	BLK	WP	HR	S	P	ERA	WHIP
Dave Borkowski, R ERA:	(9, 1)	0.1		1	0	0	0	0	0	0	0	0	0	0	2	3	0.00	0.000

TOP

St. Louis Cardinals @ Houston Astros

Minute Maid Park, Houston, TX

Sun Apr 08 2007, 1:05 PM CDT
Att. 36,273 - Roof Closed - 57 F

livebaseballscorecards.com

AB	39
R	10
H	13
RBI	9
BB	5
SO	7
LOB	19

WP: 1 PA: 45
PB: 0
SB: 0
CS: 3

BOTTOM

Batter	1	2	3	4	5	6	7	8	9	AB	R	H	RBI	BB	SO	LOB
Craig Biggio, R (1, 4) OBP: 0.231, SLG: 0.385	B B B C X 3-1 G5-3 ①		C F B S 1-3 K ②			M B S B S 2-3 K ②			C B S S 1-3 K ①	4	0	0	0	0	3	0
Morgan Ensberg, R (1, 5) OBP: 0.200, SLG: 0.158	B C C B B C 3-3 K2-3 ②		C B F B X 2-2 F7 ③			B C B F S 2-3 K ③			B C B F B 4-2 17 G2-3 2B BB	3	1	0	0	1	2	0
17 Lance Berkman, S (1, 3) OBP: 0.250, SLG: 0.333	C F F B B B S 3-3 K ③			B F S F B X 2-2 P5 ①			X 0-0 P2 ①		C X 0-1 G2-3 ② 1-2	4	0	0	0	0	1	1
45 Carlos Lee, R (1, 7) OBP: 0.292, SLG: 0.400		C B B C B B 4-2 CS BB		C B X 1-1 G5-3 ②			C B X 1-1 F9 ②		C B F B B B 4-2 2B BB	2	0	0	0	2	0	0
Luke Scott, L (1, 9) OBP: 0.294, SLG: 0.500		C 1 F B D S SAFE 2-3 K ① ② 1-2		X 0-0 G4-3 ③			B F X 1-1 G4-3 ③		X 0-0 1-3 2-H 2B	4	0	1	1	0	1	1
Mark Loretta, R (1, 6) OBP: 0.143, SLG: 0.143		B B F X 2-1 2 HBP 1B	B C F F S 1-3 K ①					C B B X 2-1 G5-3 ①	F F F X 0-2 G6-3 ③	4	0	1	0	0	1	2
2 Chris Burke, R (1, 8) OBP: 0.333, SLG: 0.350		C H 1-1 1-2 HBP	B X 1-0 F8 ②					S X 0-1 F7 ②		2	0	0	0	0	0	0
Brad Ausmus, R (1, 2) OBP: 0.471, SLG: 0.308		B X 1-0 G1-3 ③	B C X 1-1 G3 ③					C X 0-1 1B		3	0	1	0	0	0	2
23 Jason Jennings, L (1, 1)			C S F X 0-2 G4-3 ①			C B X 1-1 F8 ①		S S F B F B X 2-2 P6 ③		1	0	0	0	0	0	0
Orlando Palmeiro, L (6, PH) OBP: 0.400, SLG: 0.400										1	0	0	0	0	0	0
Brian Moehler, R (7, 1)										0	0	0	0	0	0	0
Trever Miller, R (8, 1)										0	0	0	0	0	0	0
Dan Wheeler, R (8, 1)										0	0	0	0	0	0	0
Mike Lamb, L (8, PH) OBP: 0.400, SLG: 0.200										1	0	0	0	0	0	1
54 Brad Lidge, R (9, 1)										0	0	0	0	0	0	0
Dave Borkowski, R (9, 1)										0	0	0	0	0	0	0
Inning Stats	R: 0 E: 0 K: 2 S: 9 H: 0 LOB: 0 BB: 0 P: 18	R: 0 E: 0 K: 1 S: 9 H: 1 LOB: 2 BB: 1 P: 19	R: 0 E: 0 K: 1 S: 10 H: 0 LOB: 0 BB: 0 P: 13	R: 0 E: 0 K: 0 S: 7 H: 0 LOB: 0 BB: 0 P: 10	R: 0 E: 0 K: 1 S: 7 H: 0 LOB: 0 BB: 0 P: 10	R: 0 E: 0 K: 2 S: 8 H: 0 LOB: 0 BB: 0 P: 13	R: 0 E: 0 K: 0 S: 5 H: 0 LOB: 0 BB: 0 P: 7	R: 0 E: 0 K: 0 S: 11 H: 1 LOB: 1 BB: 0 P: 15	R: 1 E: 0 K: 1 S: 14 H: 1 LOB: 2 BB: 2 P: 23	1B: 2 2B: 2 3B: 0 HR: 0	SF: 0 SAC: 0 DP: 1 HBP: 1					

PITCHER		IP	WLS	BF	H	R	ER	SO	BB	IBB	HBP	BLK	WP	HR	S	P	ERA	WHIP
Kip Wells, R ERA: 1.38	(1, 1)	7.0	W	23	1	0	0	7	1	0	1	0	0	0	55	90	0.00	0.286
31 Ryan Franklin, R ERA:	(8, 1)	1.0		4	1	0	0	0	0	0	0	0	0	0	11	15	0.00	1.000
Josh Hancock, R ERA: 16.2	(9, 1)	1.0		6	1	1	1	1	2	0	0	0	0	0	14	23	9.00	3.000

PITCHER	IP	WLS	BF	H	R	ER	SO	BB	IBB	HBP	BLK	WP	HR	S	P	ERA	WHIP

St. Louis Cardinals @ Houston Astros

Minute Maid Park, Houston, TX

Sun Apr 08 2007, 1:05 PM CDT
Att. 36,273 - Roof Closed - 57 F

livebaseballscorecards.com

AB	29
R	1
H	3
RBI	1
BB	3
SO	8
LOB	7

HOUSTON ASTROS

WP: 0 PB: 0 SB: 0 CS: 1 PA: 33

Batter	1	2	3	4	5	6	7	8	9	AB	R	H	RBI	BB	SO	LOB
Craig Biggio, R (1, 4) OBP: 0.267, SLG: 0.467	X 0-0 2 2B 2B		B S F C 1-3 ② K		X 0-0 2 SH2-4 17 SF9 2B		X 0-0 ① SH1-4 1-2 2-3	B C B X 2-1 ③ G6-3		4	2	2	0	0	1	1
2 Chris Burke, R (1, 8) OBP: 0.321, SLG: 0.375	L L B D X 2-2 17 G1-3 2-H 2B		B F X 1-1 ③ P2		X 0-0 ① SH2-4 2-3		C S C 0-3 ② K		X 0-0 ① F7	4	0	1	1	0	1	2
17 Lance Berkman, S (1, 3) OBP: 0.241, SLG: 0.292	X 0-0 ① G1-3 2-3			C B B F S 2-3 ① K	C X 0-1 ② SF9 3-H		I I I I 4-0 IBB		C S S 0-3 ② K	3	0	0	1	1	2	1
45 Carlos Lee, R (1, 7) OBP: 0.276, SLG: 0.400	X 0-0 ② G5-3			S B B F F X 2-2 1B 2B	X 0-0 ③ F7		F D D C D X 3-2 G6-3		B F C S 1-3 ③ K	5	1	1	0	0	1	4
Morgan Ensberg, R (1, 5) OBP: 0.250, SLG: 0.261	B C F B S 2-3 ③ K			F B F F B F X 2-2 HBP 28 BB 2-H 1B		F B B B X 3-1 ① F8		B F C F B B X 3-2 28 WP 28 HR 2B		4	1	2	1	0	1	1
16 Jason Lane, R (1, 9) OBP: 0.154, SLG: 0.385		X 0-0 ① F9		B 1 SAFE X 1-0 ② P3		B B X 2-0 ② P4		C F S 0-3 ① K		4	0	0	0	0	1	2
28 Adam Everett, R (1, 6) OBP: 0.364, SLG: 0.550		C B X 1-1 ② L6		B B B C F B 4-2 HBP 1-2 BB		C F B X 1-2 ③ F7		F T F B F B F B X 3-2 2-H HR		3	1	1	2	1	0	0
Humberto Quintero, R (1, 2) OBP: 0.286, SLG: 0.167		B F X 1-1 ③ P3		S C H 1-2 1-2 2-3 HBP			F F S 0-3 K SH1-4 1B	X 0-0 ② G4-3		3	0	0	0	0	1	0
Woody Williams, R (1, 1) OBP: 0.200, SLG: 0.200			C B F B S 2-3 ① K	B C B F X 2-2 ③ P2			1 SAFE B B L X 2-1 SH1-4 1-2 1B	X 0-0 2B		3	0	1	0	0	1	3
Chad Qualls, R (7, 1)										0	0	0	0	0	0	0
Luke Scott, L (8, PH) OBP: 0.333, SLG: 0.588										1	0	1	0	0	0	0
21 Rick White, R (8, 1)										0	0	0	0	0	0	0
Dan Wheeler, R (9, 1)										0	0	0	0	0	0	0
Inning Stats	R: 1 E: 0 K: 1 S: 9 H: 2 LOB: 1 BB: 0 P: 13	R: 0 E: 0 K: 0 S: 5 H: 0 LOB: 0 BB: 0 P: 7	R: 0 E: 0 K: 2 S: 8 H: 0 LOB: 0 BB: 0 P: 12	R: 1 E: 0 K: 1 S: 20 H: 2 LOB: 3 BB: 1 P: 34	R: 1 E: 0 K: 0 S: 5 H: 1 LOB: 0 BB: 0 P: 5	R: 0 E: 0 K: 0 S: 6 H: 0 LOB: 0 BB: 0 P: 12	R: 0 E: 0 K: 2 S: 12 H: 1 LOB: 3 BB: 1 P: 21	R: 2 E: 0 K: 1 S: 17 H: 3 LOB: 1 BB: 0 P: 25	R: 0 E: 0 K: 2 S: 7 H: 0 LOB: 0 BB: 0 P: 8	1B: 2 2B: 6 3B: 0 HR: 1	SF: 1 SAC: 2 DP: 0 HBP: 1						

PITCHER		IP	WLS	BF	H	R	ER	SO	BB	IBB	HBP	BLK	WP	HR	S	P	ERA	WHIP
30 Ted Lilly, L ERA: 2.77	(1, 1)	6.0		27	6	3	3	5	1	0	1	0	1	0	58	90	4.50	1.167
43 Michael Wuertz, R ERA:	(7, 1)	1.0		4	0	0	0	1	0	1	0	0	0	0	7	14	0.00	0.000
Bob Howry, R ERA: 7.36	(8, 1)	1.0	L	6	3	2	2	1	0	0	0	0	1	1	17	25	18.00	3.000
46 Ryan Dempster, R ERA:	(9, 1)	1.0		3	0	0	0	2	0	0	0	0	0	0	7	8	0.00	0.000

PITCHER	IP	WLS	BF	H	R	ER	SO	BB	IBB	HBP	BLK	WP	HR	S	P	ERA	WHIP

TOP

Houston Astros @ Chicago Cubs

Wrigley Field, Chicago, IL

Mon Apr 09 2007, 1:20 PM CDT

Att. 41,388 - Overcast - 39 F

livebaseballscorecards.com

AB	34
R	5
H	9
RBI	5
BB	2
SO	9
LOB	14

WP: 2	PA: 40					
PB: 0						
SB: 0						
CS: 0						

BOTTOM

Batter	1	2	3	4	5	6	7	8	9	AB	R	H	RBI	BB	SO	LOB
12 Alfonso Soriano, R (1, 8) OBP: 0.242, SLG: 0.344	C F B X 1-2 25 1B 1B		C B F F F B F S 2-3 ② K		C B X 1-1 ③ F9		X 0-0 ② FC5-4 S E 1-2f			4	1	1	0	0	1	1
Jacque Jones, L (1, 9) OBP: 0.310, SLG: 0.231	C C X 0-2 ① L7		B B B F F B X 3-2 ③ F8			C X 0-1 25 G5-3 16 1B 1B	B F C X 1-2 E4 1-H 1B			4	1	2	0	0	0	1
25 Derrek Lee, R (1, 3) OBP: 0.469, SLG: 0.517	B 1 SAFE 1 SAFE 1 SAFE C B 1 SAFE C X 1-3 1B			X 0-0 E6 15 FC4-6		B C X 1-1 ① G5-3 1-2	B C B B C C X 3-2 ③ F9			4	0	1	0	0	0	2
16 Aramis Ramirez, R (1, 5) OBP: 0.467, SLG: 0.571	C F S 0-3 ② K			B C X 1-1 ① F9		C F D X 1-2 2B 2-H 1B		B B B C B 4-1 15 G6-3 BB		3	1	1	1	1	1	3
15 Cliff Floyd, L (1, 7) OBP: 0.308, SLG: 0.417 46 Ryan Dempster, R (9, 1)	B X 1-0 ③ P2			C B F X 1-2 ② FC4-6 FC5 BB 1-2f		F D C X 1-2 ② L9		B C X 1-1 ①② G6-3 1-2f		4 0	0 0	0 0	0 0	0 0	0 0	5 0
Michael Barrett, R (1, 2) OBP: 0.320, SLG: 0.273		B X 1-0 G6-3 1B		B B B C F B F B 4-2 FC5 1-2 BB		B X 1-0 1-H 2B		B C B C B X 3-2 ③ G1-3		3	0	2	1	1	0	0
Mark DeRosa, R (1, 4) OBP: 0.346, SLG: 0.625 Bob Howry, L (8, 1) 19 Matt Murton, R (9, 7) OBP: 0.333, SLG: 0.286		B C F B B X 3-2 ①② G6-3 1-2f		C F X 0-2 ③ FC5 1-2 2-3f		C B X 1-1 ③ G6-3			B B B C C C X 3-2 ① F7	3 0 1	0 0 0	0 0 0	0 0 0	0 0 0	0 0 0	4 0 0
Cesar Izturis, S (1, 6) OBP: 0.320, SLG: 0.435		B X 1-0 ③ F7			B C F F B B X 3-2 ① G6-3		B B C C B B B 4-2 12 FC5-4 BB		C B X 1-1 ② G3-1	3	0	0	0	1	0	0
30 Ted Lilly, L (1, 1) 43 Michael Wuertz, R (7, 1) 2 Ryan Theriot, R (7, 4) 32 Daryle Ward, L (9, PH) OBP: 0.500, SLG: 0.333			X 0-0 ① L8		B C B C F X 2-2 ② L6		C 1 SAFE L S 0-3 ① K		B B C X 2-1 ③ L6	2 0 1 1	0 0 0 0	0 0 0 0	0 0 0 0	0 0 1 0	0 0 1 0	0 0 1 0
Inning Stats	R: 0 H: 2 E: 0 LOB: 2 K: 1 BB: 0 S: 13 P: 17	R: 0 H: 1 E: 0 LOB: 0 K: 0 BB: 0 S: 5 P: 10	R: 0 H: 0 E: 0 LOB: 0 K: 1 BB: 0 S: 12 P: 17	R: 0 H: 0 E: 1 LOB: 2 K: 0 BB: 1 S: 12 P: 18	R: 0 H: 0 E: 0 LOB: 0 K: 0 BB: 0 S: 10 P: 16	R: 2 H: 3 E: 0 LOB: 1 K: 0 BB: 0 S: 13 P: 18	R: 1 H: 1 E: 1 LOB: 1 K: 1 BB: 1 S: 12 P: 20	R: 0 H: 0 E: 0 LOB: 0 K: 0 BB: 1 S: 6 P: 14	R: 0 H: 0 E: 0 LOB: 0 K: 0 BB: 0 S: 7 P: 13	1B: 6 SF: 0 2B: 1 SAC: 0 3B: 0 DP: 2 HR: 0 HBP: 0						WP: 0 PA: 36 PB: 0 SB: 1 CS: 0	

PITCHER		IP	WLS	BF	H	R	ER	SO	BB	IBB	HBP	BLK	WP	HR	S	P	ERA	WHIP
Woody Williams, R ERA: 4.22	(1, 1)	6.0		25	6	2	2	2	1	0	0	0	0	0	65	96	3.00	1.167
Chad Qualls, R ERA: 6.0	(7, 1)	1.0	W	5	1	1	0	1	1	0	0	0	0	0	12	20	0.00	2.000
21 Rick White, R ERA:	(8, 1)	1.0	H	3	0	0	0	0	1	0	0	0	0	0	6	14	0.00	1.000
Dan Wheeler, R ERA: 6.0	(9, 1)	1.0	S	3	0	0	0	0	0	0	0	0	0	0	7	13	0.00	0.000

PITCHER	IP	WLS	BF	H	R	ER	SO	BB	IBB	HBP	BLK	WP	HR	S	P	ERA	WHIP

Houston Astros @ Chicago Cubs

Wrigley Field, Chicago, IL

Mon Apr 09 2007, 1:20 PM CDT

Att. 41,388 - Overcast - 39 F

livebaseballscorecards.com

AB	33
R	3
H	7
RBI	2
BB	3
SO	3
LOB	17

Batter	1	2	3	4	5	6	7	8	9	AB	R	H	RBI	BB	SO	LOB
Craig Biggio, R (1, 4) OBP: 0.229, SLG: 0.400	X 0-0 ① G6-3	C F B S 1-3 ③ K			X 0-0 E6 45 BB G6-3 G4-3	C S S 0-3 ② K		D X 1-0 ③ F8		5	1	0	0	0	2	3
Morgan Ensberg, R (1, 5) OBP: 0.241, SLG: 0.286	C B X 1-1 17 1B 45 1B 2B		S B B X 2-1 ① F7		1 SAFE S B 1 SAFE 1 SAFE 1 SAFE C B B 3-2 F X ① G6-3 1-2	D F B X 2-1 ③ G6-3			B B S C S 2-3 ① K	5	1	1	0	0	1	2
17 Lance Berkman, S (1, 3) OBP: 0.294, SLG: 0.296	C X 0-1 45 1B 2B 2-3 1B		B B C B B 4-1 BB		C B D B B 4-1 G4-3 45 BB BB		B S B C B F S 3-3 ① K		X 0-0 ② G4-3	3	1	1	0	2	1	0
45 Carlos Lee, R (1, 7) OBP: 0.324, SLG: 0.414	S B B X 2-1 2B 1-3 1B 3-H		F F B B S 2-3 ② K		C B D C B D 4-2 G4-3 1-2 2-3 BB		B C S B X 2-2 G4-6-3 1B		B B F X 2-1 ③ F9	4	1	2	1	1	1	1
Luke Scott, L (1, 9) OBP: 0.318, SLG: 0.571	B B X 2-0 1-H 3-H 2B		B B C X 2-1 ③ G6-3		C B X 1-1 ② G4-3 1-2 2-3 3-H		F X 0-1 ② ③ G4-6-3 1-2f			4	0	1	3	0	0	4
2 Chris Burke, R (1, 8) OBP: 0.313, SLG: 0.333	D C C B T 2-2 ② K			B C B B X 3-1 E6 G4-3 28 E	F B B B B 4-1 BB			S X 0-1 ① G5-3		3	0	0	0	1	1	1
28 Adam Everett, R (1, 6) OBP: 0.346, SLG: 0.500	B B C X 2-1 ③ G6-3			1 SAFE C 1 SAFE X 0-1 FC1 G4-3 1-2	C X 0-1 ③ P3			X 0-0 WP 1B		4	0	1	0	0	0	5
Brad Ausmus, R (1, 2) OBP: 0.429, SLG: 0.353		C B B X 2-1 ① G4-3		B X 1-0 ① ② G4-3 1-2f 2-3		X 0-0 G4-3 2B		1 SAFE 1 SAFE P C B X 2-1 ② L6 1-2		4	0	1	0	0	0	3
43 Chris Sampson, R (1, 1) Orlando Palmeiro, L (6, PH) OBP: 0.333, SLG: 0.333 21 Rick White, R (6, 1) Mike Lamb, L (8, PH) OBP: 0.500, SLG: 0.200 Chad Qualls, R (8, 1) Dan Wheeler, R (9, 1)		C B X 1-1 ② F7		B X 1-0 ③ G6-3		L B X 1-1 ① G4-3 2-3		C B C B B B 4-2 BB		2 1 0 0 0 0 0	0 0 0 0 0 0 0	0 0 0 0 1 0 0	0 0 0 0 0 0 0	0 0 0 0 0 0 0	0 0 0 0 0 0 0	1 1 0 0 0 0 0
Inning Stats	R: 3 H: 4 E: 0 LOB: 1 K: 1 BB: 0 S: 13 P: 22	R: 0 H: 0 E: 0 LOB: 0 K: 1 BB: 0 S: 7 P: 11	R: 0 H: 0 E: 0 LOB: 0 K: 1 BB: 1 S: 8 P: 18	R: 0 H: 0 E: 2 LOB: 1 K: 0 BB: 0 S: 6 P: 11	R: 1 H: 0 E: 1 LOB: 3 K: 0 BB: 3 S: 13 P: 29	R: 0 H: 1 E: 0 LOB: 1 K: 1 BB: 0 S: 8 P: 11	R: 0 H: 1 E: 0 LOB: 0 K: 1 BB: 0 S: 9 P: 14	R: 0 H: 1 E: 0 LOB: 2 K: 0 BB: 1 S: 9 P: 15	R: 0 H: 0 E: 0 LOB: 0 K: 1 BB: 0 S: 6 P: 10	1B: 4 SF: 0 2B: 3 SAC: 0 3B: 0 DP: 2 HR: 0 HBP: 0						

PITCHER		IP	WLS	BF	H	R	ER	SO	BB	IBB	HBP	BLK	WP	HR	S	P	ERA	WHIP
Jason Marquis, R ERA: 3.27	(1, 1)	5.0	L	25	4	4	3	3	4	0	0	0	0	0	47	91	5.40	1.600
37 Angel Guzman, R ERA: 3.38	(6, 1)	3.0		12	3	0	0	2	1	0	0	0	1	0	26	40	0.00	1.333
47 Scott Eyre, L ERA: 15.0	(9, 1)	1.0		3	0	0	0	1	0	0	0	0	0	0	6	10	0.00	0.000

PITCHER	IP	WLS	BF	H	R	ER	SO	BB	IBB	HBP	BLK	WP	HR	S	P	ERA	WHIP

Houston Astros @ Chicago Cubs

Wrigley Field, Chicago, IL

Tue Apr 10 2007, 1:20 PM CDT

Att. 35,924 - Sunny - 47 F

TOP

livebaseballscorecards.com

AB	35
R	4
H	7
RBI	4
BB	5
SO	6
LOB	21

WP: 1	PA: 40																	
PB: 0																		
SB: 0																		
CS: 0																		

Houston Astros @ Chicago Cubs

Wrigley Field, Chicago, IL

Tue Apr 10 2007, 1:20 PM CDT

Att. 35,924 - Sunny - 47 F

livebaseballscorecards.com

BOTTOM

Batter	1	2	3	4	5	6	7	8	9	AB	R	H	RBI	BB	SO	LOB
12 Alfonso Soriano, R (1, 8) OBP: 0.243, SLG: 0.314	B F S H 2-2 G4-6-3 HBP		S F X 0-2 ③ F8		C F B D F B S 3-3 ③ K			C F F X 0-2 ③ G3		3	0	0	0	0	1	1
Jacque Jones, L (1, 9) OBP: 0.303, SLG: 0.267	1 SAFE B B X 2-0 ①② G4-6-3 1-2f			B B X 2-0 ① G3		C S X 0-2 ① G4-3			B B B C X 3-1 25 1B 2B	4	1	1	0	0	0	1
25 Derrek Lee, R (1, 3) OBP: 0.472, SLG: 0.515	C B B X 2-1 ③ P3			B X 1-0 15 1B 1B		B C B S B C 3-3 ② K			C B X 1-1 15 1B 1B 2-H	4	1	2	1	0	1	0
16 Aramis Ramirez, R (1, 5) OBP: 0.441, SLG: 0.531		C C B B F X 2-2 15 FC4-6 1B		D C B 1 SAFE X 2-1 ② F8		S X 0-1 ③ G6-3			C B C F F F 1 SAFE F S 1-3 ① K	4	0	1	0	0	1	2
15 Cliff Floyd, L (1, 7) OBP: 0.353, SLG: 0.438		B X 1-0 ① FC4-6 1-2f		X 0-0 1-2 1B			B B X 2-0 ① L8		C S D X 1-2 1B 1-2	4	0	2	0	0	0	1
Michael Barrett, R (1, 2) OBP: 0.276, SLG: 0.231		C S X 0-2 ② F9		X 0-0 ③ F9			C B C X 1-2 ② G1-3		C F F D C 1-3 ② K	4	0	0	0	0	1	5
Mark DeRosa, R (1, 4) OBP: 0.333, SLG: 0.571		S B F C 1-3 ③ K			C F X 0-2 ① G6-3		C X 0-1 ③ L1		C X 0-1 1-2 2-H 1B	4	0	1	1	0	1	1
Cesar Izturis, S (1, 6) OBP: 0.321, SLG: 0.400 19 Matt Murton, R (9, PH) OBP: 0.313, SLG: 0.267			B C C X 1-2 ① G6-3		B B B B 4-0 2 G6-3 BB			C B X 1-1 E4 32 G4-6-3	F F X 0-2 ③ P3	2 1	0 0	0 0	0 0	1 0	0 0	0 2
Jason Marquis, L (1, 1) 2 Ryan Theriot, R (5, PH) 37 Angel Guzman, R (6, 1) 32 Daryle Ward, L (8, PH) OBP: 0.400, SLG: 0.250 47 Scott Eyre, L (9, 1)			C C S 0-3 ② K		C B X 1-1 ② G6-3 1-2			B B C S B X 3-2 ①② G4-6-3 1-2f		1 1 0 1 0	0 0 0 0 0	0 0 0 0 0	0 0 0 0 0	1 0 0 0 0	0 1 0 1 0	0 1 0 1 0
Inning Stats	R: 0 E: 0 K: 0 S: 5 H: 0 LOB: 0 BB: 0 P: 11	R: 0 E: 0 K: 1 S: 11 H: 1 LOB: 1 BB: 0 P: 15	R: 0 E: 0 K: 1 S: 9 H: 0 LOB: 0 BB: 0 P: 10	R: 0 E: 0 K: 0 S: 6 H: 2 LOB: 2 BB: 0 P: 11	R: 0 E: 0 K: 1 S: 9 H: 0 LOB: 1 BB: 1 P: 17	R: 0 E: 0 K: 1 S: 8 H: 0 LOB: 0 BB: 0 P: 11	R: 0 E: 0 K: 0 S: 6 H: 0 LOB: 0 BB: 0 P: 9	R: 0 E: 1 K: 0 S: 9 H: 0 LOB: 0 BB: 0 P: 13	R: 2 E: 0 K: 2 S: 23 H: 4 LOB: 2 BB: 0 P: 30	1B: 6 2B: 1 3B: 0 HR: 0	SF: 0 SAC: 0 DP: 2 HBP: 1			WP: 0 PB: 0 SB: 0 CS: 0		PA: 35	

	AB	R	H	RBI	BB	SO	LOB
	33	2	7	2	1	6	15

PITCHER		IP	WLS	BF	H	R	ER	SO	BB	IBB	HBP	BLK	WP	HR	S	P	ERA	WHIP
43 Chris Sampson, R ERA:	(1, 1)	5.0	W	19	3	0	0	3	1	0	1	0	0	0	40	64	0.00	0.800
21 Rick White, R ERA:	(6, 1)	2.0		6	0	0	0	1	0	0	0	0	0	0	14	20	0.00	0.000
Chad Qualls, R ERA: 4.5	(8, 1)	1.0		3	0	0	0	0	0	0	0	0	0	0	9	13	0.00	0.000
Dan Wheeler, R ERA: 9.0	(9, 1)	1.0		7	4	2	2	2	0	0	0	0	0	0	23	30	18.00	4.000

PITCHER	IP	WLS	BF	H	R	ER	SO	BB	IBB	HBP	BLK	WP	HR	S	P	ERA	WHIP

Houston Astros @ Philadelphia Phillies

Citizens Bank Park, Philadelphia, PA

Fri Apr 13 2007, 7:05 PM EDT

Att. 44,336 - Cloudy - 49 F

TOP

livebaseballscorecards.com

Batter	1	2	3	4	5	6	7	8	9	AB	R	H	RBI	BB	SO	LOB
Craig Biggio, R (1, 4) OBP: 0.225, SLG: 0.400 Dan Wheeler, R (9, 1)	C S B F B B X 3-2 ① F7		X 0-0 ② G4-3 2-3	X 0-0 ② L1		B S S X 1-2 2B		B F B X 2-1 ③ FC6-4 1-2f		5 0	0 0	1 0	0 0	0 0	0 0	5 0
Morgan Ensberg, R (1, 5) OBP: 0.265, SLG: 0.375	C B F B F B F X 3-2 ② F8		B B B C B 4-1 17 BB 45 HR BB	B X 1-0 2-H 3-H HR		C F B B D F X 3-2 ③ P3			B B B C X 3-1 ① F8	4	2	1	3	1	0	1
17 Lance Berkman, S (1, 3) OBP: 0.333, SLG: 0.276	C B B B C C 3-3 ③ K		D B B C F F B 4-2 45 HR 1-2 BB	B B C B B 4-1 BB			B F B B B 4-1 G4-6-3 BB		C C B B S 2-3 ② K	2	1	0	0	3	2	0
45 Carlos Lee, R (1, 7) OBP: 0.359, SLG: 0.706		B C B B X 3-1 HR	B X 1-0 1-H 2-H 3-H HR	C X 0-1 ③ F9			X 0-0 ① P3		C X 0-1 HR	5	3	3	6	0	0	2
Luke Scott, L (1, 9) OBP: 0.333, SLG: 0.520		C C F X 0-2 ① G4-3	B C B B B 4-1 BB		F C B X 1-2 2 G6-3 1B		1 SAFE X 0-0 ②③ G4-6-3 1-2f		S S S 0-3 ③ K	4	0	1	0	1	1	1
2 Chris Burke, R (1, 8) OBP: 0.306, SLG: 0.355 (9, 4)		C B F S 1-3 ② K	B F X 1-1 ③ L8		L 1 SAFE F B X 1-2 ①② G6-3 1-2f			S B X 1-1 28 S 2B		4	0	1	0	0	1	2
28 Adam Everett, R (1, 6) OBP: 0.333, SLG: 0.444	C F B F F S 1-3 ③ K			C B C B B B 4-2 44 SH3-4 S HR BB	B C B X 2-1 ③ G6-3			B B C L B X 3-2 ① G6-3 2-3		3	1	0	0	1	1	1
Brad Ausmus, R (1, 2) OBP: 0.440, SLG: 0.400			C C B X 1-2 G4-3 45 HR 2B	1 SAFE C B B F F B F B 4-2 44 SH3-4 1-2 HR BB		C B B F C 2-3 ① K		B B B C F C 3-3 ② K		3	2	1	0	1	2	1
44 Roy Oswalt, R (1, 1) OBP: 0.167, SLG: 0.167 Orlando Palmeiro, L (6, PH) OBP: 0.286, SLG: 0.286 54 Brad Lidge, R (6, 1) 21 Rick White, R (7, 1) Mike Lamb, L (8, PH) OBP: 0.556, SLG: 0.200 Trever Miller, R (8, 1) Chad Qualls, R (8, 1) 16 Jason Lane, R (9, 8) OBP: 0.154, SLG: 0.385			L C F D S 1-3 ① K	C X 0-1 ① SH3-4 1-2 2-3		F B B S S 2-3 ② K		I I I 4-0 FC6-4 IBB		1 1 0 0 0 0 0 0 0	0 0 0 0 0 0 0 0 0	0 0 0 0 0 0 0 0 0	0 0 0 0 1 0 0 0 0	0 0 0 0 0 0 0 0 0	1 1 0 0 0 0 0 0 0	1 0 0 0 0 0 0 0 0
Inning Stats	R: 0 E: 0 K: 1 S: 12 H: 0 LOB: 0 BB: 0 P: 21	R: 1 E: 0 K: 2 S: 14 H: 1 LOB: 0 BB: 0 P: 19	R: 4 E: 0 K: 1 S: 16 H: 2 LOB: 1 BB: 3 P: 32	R: 3 E: 0 K: 0 S: 13 H: 1 LOB: 1 BB: 3 P: 26	R: 0 E: 0 K: 0 S: 8 H: 1 LOB: 0 BB: 0 P: 12	R: 0 E: 0 K: 2 S: 13 H: 1 LOB: 1 BB: 0 P: 21	R: 0 E: 0 K: 0 S: 3 H: 0 LOB: 0 BB: 1 P: 7	R: 0 E: 0 K: 1 S: 10 H: 1 LOB: 2 BB: 1 P: 23	R: 1 E: 0 K: 2 S: 10 H: 1 LOB: 0 BB: 0 P: 15	1B: 1 2B: 3 3B: 0 HR: 4 SF: 0 SAC: 1 DP: 2 HBP: 0						

	AB	32
	R	9
	H	8
	RBI	9
	BB	8
	SO	9
	LOB	14

PITCHER		IP	WLS	BF	H	R	ER	SO	BB	IBB	HBP	BLK	WP	HR	S	P	ERA	WHIP
39 Brett Myers, R ERA: 9.39	(1, 1)	3.1	L	18	3	7	7	4	5	0	0	0	0	2	50	88	18.90	2.400
21 Jon Lieber, R ERA: 11.57	(4, 1)	1.2		7	2	1	1	0	1	0	0	0	0	1	13	22	5.40	1.800
Geoff Geary, R ERA: 3.38	(6, 1)	2.0		7	1	0	0	2	1	0	0	0	0	0	16	28	0.00	1.000
Antonio Alfonseca, R ERA: 1.69	(8, 1)	1.0		5	1	0	0	1	0	1	0	0	0	0	10	23	0.00	1.000
63 Ryan Madson, R ERA: 7.71	(9, 1)	1.0		4	1	1	1	2	0	0	0	0	0	1	10	15	9.00	1.000

PITCHER	IP	WLS	BF	H	R	ER	SO	BB	IBB	HBP	BLK	WP	HR	S	P	ERA	WHIP

BOTTOM

Houston Astros @ Philadelphia Phillies

Citizens Bank Park, Philadelphia, PA

Fri Apr 13 2007, 7:05 PM EDT

Att. 44,336 - Cloudy - 49 F

livebaseballscorecards.com

Batter	1	2	3	4	5	6	7	8	9	AB	R	H	RBI	BB	SO	LOB
11 Jimmy Rolls, S (1, 6) OBP: 0.420, SLG: 0.756	K	26 FC3-6 1B		26 FC6-4 6 1B 8 1B 1-2	K 1-2 3-H		G4-3			5	1	2	0	0	2	2
8 Shane Victorino, S (1, 9) OBP: 0.366, SLG: 0.333	G6-3	1 SAFE 1 SAFE F7		26 FC6-4 1-2 2-3		F9		26 BB 6 1B 1-2		5	0	2	0	0	0	1
26 Chase Utley, L (1, 4) OBP: 0.327, SLG: 0.390	6 BB 1B BB	FC3-6 1-2f		FC6-4 6 1B 1-2f 2-3 3-H		E 1B HBP		1 SAFE 1 SAFE 6 1B 1-2 BB		2	1	0	1	2	0	3
6 Ryan Howard, L (1, 3) OBP: 0.429, SLG: 0.378	1B 1B 1-2 BB	1 SAFE K		F7 1-3 3-H	1 SAFE F7			G5-4-3 1-3 2-H		4	1	2	1	1	1	2
Wes Helms, R (1, 5) OBP: 0.389, SLG: 0.367	28 BB 2 1B 1B 1-3 2-H		G6-3 F9		E6 1-3			G5-4-3 1-2f		5	1	2	1	0	0	4
28 Jayson Werth, R (1, 7) OBP: 0.353, SLG: 0.286	2 1B 1B 1-2 BB	K	K	K	K			K	K	4	0	0	0	1	4	2
Aaron Rowand, R (1, 8) OBP: 0.442, SLG: 0.353	2 1B 1-2 2-3 3-H	F7	19 FC3-6 2 BB 11 BLK BB			G5-3 2 G5-3 1B			K	4	1	2	1	1	1	0
2 Rod Barajas, R (1, 2) OBP: 0.368, SLG: 0.077	1-2 2-3 3-H 1B		21 FC1-6 BB	19 FC3-6 1-2 BB			G5-3 1-2		K	3	0	1	1	2	1	1
39 Brett Myers, R (1, 1) 21 Jon Lieber, L (4, 1) 19 Greg Dobbs, L (5, PH) OBP: 0.200, SLG: 0.400 Geoff Geary, R (6, 1) Pat Burrell, R (7, PH) OBP: 0.450, SLG: 0.469 Antonio Alfonseca, R (8, 1) 63 Ryan Madson, L (9, 1)	K			FC1-6 8 1B 11 1B 26 FC6-4 1-2f	FC3-6 11 BLK 1-2f 2-3		G5-3 2-3			1 1 1 0 1 0 0 0	0 1 0 0 0 0 0 0	0 0 0 0 0 0 0 0	0 0 0 0 0 0 0 0	0 0 0 0 0 0 0 0	1 1 0 0 1 0 0 0	3 1 2 0 1 0 0 0
Inning Stats	R: 3 E: 0 K: 2 S: 28 H: 3 LOB: 3 BB: 3 P: 46	R: 0 E: 0 K: 1 S: 9 H: 1 LOB: 1 BB: 0 P: 12	R: 0 E: 0 K: 1 S: 7 H: 0 LOB: 0 BB: 0 P: 10	R: 2 E: 0 K: 0 S: 16 H: 3 LOB: 2 BB: 1 P: 24	R: 1 E: 0 K: 2 S: 15 H: 0 LOB: 1 BB: 2 P: 28	R: 0 E: 1 K: 1 S: 14 H: 1 LOB: 2 BB: 0 P: 20	R: 0 E: 0 K: 0 S: 13 H: 1 LOB: 1 BB: 0 P: 21	R: 0 E: 0 K: 0 S: 7 H: 2 LOB: 1 BB: 1 P: 15	R: 0 E: 0 K: 3 S: 10 H: 0 LOB: 0 BB: 0 P: 16	1B: 11 2B: 0 3B: 0 HR: 0	SF: 0 SAC: 0 DP: 1 HBP: 1		WP: 0 PB: 0 SB: 0 CS: 0	PA: 44			

	AB	36
	R	6
	H	11
	RBI	5
	BB	7
	SO	10
	LOB	22

PITCHER		IP	WLS	BF	H	R	ER	SO	BB	IBB	HBP	BLK	WP	HR	S	P	ERA	WHIP
44 Roy Oswalt, R ERA: 3.32	(1, 1)	5.0	W	28	7	6	6	6	6	0	0	1	0	0	75	120	10.80	2.600
54 Brad Lidge, R ERA: 10.13	(6, 1)	1.0	H	5	1	0	0	1	0	0	1	0	0	0	14	20	0.00	1.000
21 Rick White, R ERA:	(7, 1)	1.0	H	4	1	0	0	0	0	0	0	0	0	0	13	21	0.00	1.000
Trever Miller, L ERA: 6.75	(8, 1)	0.1	H	3	2	0	0	0	1	0	0	0	0	0	6	14	0.00	9.000
Chad Qualls, R ERA: 3.86	(8, 1)	0.2	H	1	0	0	0	0	0	0	0	0	0	0	1	1	0.00	0.000

PITCHER		IP	WLS	BF	H	R	ER	SO	BB	IBB	HBP	BLK	WP	HR	S	P	ERA	WHIP
Dan Wheeler, R ERA: 7.2	(9, 1)	1.0	S	3	0	0	0	3	0	0	0	0	0	0	10	16	0.00	0.000

Batter	1	2	3	4	5	6	7	8	9	AB	R	H	RBI	BB	SO	LOB
Craig Biggio, R (1, 4) OBP: 0.222, SLG: 0.378	B X 1-0 ① F7		D C S F X 1-2 2 1B 2-H 1B		B C F X 1-2 ② G5-3		B F B B X 3-1 ② G5-3		B D F X 2-1 ②③ G6-4-3 1-2f	5	0	1	1	0	0	2
2 Chris Burke, R (1, 8) OBP: 0.325, SLG: 0.353 Dave Borkowski, R (7, 1)	B B C B X 3-1 ② P3		D B C X 2-1 ③ 2-H 1B		C T B B F F X 2-2 ③ F9		H 1-0 17 S HBP			3 0	0 0	1 0	0 0	0 0	0 0	0 0
17 Lance Berkman, S (1, 3) OBP: 0.349, SLG: 0.281	C S F X 0-2 ③ G6-3			S B F X 1-2 1B 16 HR 1B		B F B B H 4-1 1B 16 G4-3 45 G5-3 HBP	B 1 SAFE B D S S S 3-3 ③ K 1-2			3	2	1	0	0	1	1
45 Carlos Lee, R (1, 7) OBP: 0.349, SLG: 0.658		B C F F B X 2-2 ① F9		F S 1 SAFE D X 1-2 ① F8		C S B X 1-2 ① G5-3 1-2		B F X 1-1 G5-4-3 1B		4	0	1	0	0	0	2
Morgan Ensberg, R (1, 5) OBP: 0.316, SLG: 0.417		B C F F X 1-2 16 F8-4 16 WP 1B		B S X 1-1 16 HR 1-3 1B		B F B X 2-1 28 1B 16 G4-3 2-3 1B		B B X 2-0 ①② G5-4-3 1-2f		4	1	3	0	0	0	1
16 Jason Lane, R (1, 9) OBP: 0.176, SLG: 0.529 (7, 8)		S B 1 SAFE B B S F X 3-2 ②③ F8-4 1-2		F B S F 1 SAFE B X 2-2 1-H 3-H HR		F X 0-1 ② G4-3 1-2 3-H		X 0-0 ③ G5-3		4	1	1	4	0	0	2
28 Adam Everett, R (1, 6) OBP: 0.353, SLG: 0.433			F B B B X 2-1 ① G5-3 B X 1-0 ② F8		C F X 0-2 2-3 1B				B B B B 4-0 DI BB	3	0	1	0	1	0	0
Humberto Quintero, R (1, 2) OBP: 0.300, SLG: 0.333 Mark Loretta, R (9, PH) OBP: 0.125, SLG: 0.125			F B B F X 2-2 1B 2B F X 0-1 ③ G4-3		F F S 0-3 ③ K				B D C X 2-1 ① F8	3 1	1 0	1 0	0 0	0 0	1 0	2 1
Woody Williams, R (1, 1) OBP: 0.143, SLG: 0.143 Trever Miller, R (6, 1) 54 Brad Lidge, R (6, 1) Orlando Palmeiro, L (7, PH) OBP: 0.333, SLG: 0.250 (7, 9)			C D B S S 2-3 ② K2-3		F B C C 1-3 ① K		C B F B B X 3-2 ① L8		B B C F B F D 4-2 1-2 G6-4-3 BB	2 0 0 1	0 0 0 0	0 0 0 0	0 0 0 1	2 0 0 0	1 0 0 0	
Inning Stats	R: 0 E: 0 K: 0 S: 7 H: 0 LOB: 0 BB: 0 P: 11	R: 0 E: 0 K: 0 S: 13 H: 1 LOB: 0 BB: 0 P: 19	R: 1 E: 0 K: 1 S: 14 H: 3 LOB: 2 BB: 0 P: 23	R: 3 E: 0 K: 0 S: 15 H: 3 LOB: 0 BB: 0 P: 21	R: 0 E: 0 K: 1 S: 11 H: 0 LOB: 0 BB: 0 P: 15	R: 1 E: 0 K: 1 S: 14 H: 2 LOB: 2 BB: 0 P: 21	R: 0 E: 0 K: 1 S: 8 H: 0 LOB: 1 BB: 0 P: 18	R: 0 E: 0 K: 0 S: 4 H: 1 LOB: 0 BB: 0 P: 7	R: 0 E: 0 K: 0 S: 7 H: 0 LOB: 1 BB: 2 P: 19	1B: 8 2B: 2 3B: 0 HR: 1 SF: 0 SAC: 0 DP: 3 HBP: 2						

PITCHER		IP	WLS	BF	H	R	ER	SO	BB	IBB	HBP	BLK	WP	HR	S	P	ERA	WHIP
35 Cole Hamels, L ERA: 3.32	(1, 1)	6.0	W	26	9	5	5	3	0	0	1	0	1	1	74	110	7.50	1.500
54 Francisco Del Rosario, R ERA:	(7, 1)	1.0	H	4	0	0	0	1	0	0	1	0	0	0	8	18	0.00	0.000
Antonio Alfonseca, R ERA: 1.42	(8, 1)	1.0	H	3	1	0	0	0	0	0	0	0	0	0	4	7	0.00	1.000
45 Tom Gordon, R ERA: 4.5	(9, 1)	1.0	S	4	0	0	0	0	2	0	0	0	0	0	7	19	0.00	2.000

PITCHER	IP	WLS	BF	H	R	ER	SO	BB	IBB	HBP	BLK	WP	HR	S	P	ERA	WHIP

TOP

Houston Astros @ Philadelphia Phillies

Citizens Bank Park, Philadelphia, PA

Sat Apr 14 2007, 3:55 PM EDT

Att. 35,387 - Partly Cloudy - 55 F

livebaseballscorecards.com

AB	33
R	5
H	10
RBI	5
BB	2
SO	4
LOB	12

Batter	1	2	3	4	5	6	7	8	9	AB	R	H	RBI	BB	SO	LOB
11 Jimmy Rollins, S (1, 6) OBP: 0.411, SLG: 0.766	B B C C X 2-2 F9 ①		C X 0-1 26 G4-3 8 BB 1B	C F B F X 1-2 3-H HR		B B X 2-0 P5 ①	S B F X 1-2 G1-6-3 ② 2-3	C X 0-1 P6 ③		6	1	2	2	0	0	4
8 Shane Victorino, S (1, 9) OBP: 0.370, SLG: 0.324	C B B C B S 3-3 K ②		B B 1 SAFE B C 1 F B 4-2 26 G4-3 1-2 BB	B C C C 1-3 K ③		1 SAFE 1 B B B C C X 3-2 F7 ②	C B F D X 2-2 26 2B 3-H 1B			4	0	1	1	1	2	1
26 Chase Utley, L (1, 4) OBP: 0.352, SLG: 0.522	B C X 1-1 HR		B F X 1-1 G4-3 ② 1-2 2-3		C X 0-1 G3-1 ①	X 0-0 1-H 1B 2B	1 SAFE F X 0-1 1-3 2B			5	2	3	2	0	0	2
6 Ryan Howard, L (1, 3) OBP: 0.463, SLG: 0.368	B B C B B 4-1 BB		I I I I 4-0 IBB		C B F F B F X 2-2 F7 ②	I I I I 4-0 BB 1B IBB	I I I I 4-0 IBB			1	0	0	0	4	0	0
Pat Burrell, R (1, 7) OBP: 0.455, SLG: 0.472 9 Michael Bourn, L (6, PR) OBP: 0.286, SLG: 0.167 (7, 7)	B F B B B C S 3-3 K ③		X 0-0 F9 ③		X 0-0 E 1B 1B	X 0-0 1-2 2-H BB 1B	C S S 0-3 K ③			4 1	1 0	2 0	1 0	0 0	1 1	4 3
Aaron Rowand, R (1, 8) OBP: 0.458, SLG: 0.368		B C F B B X 3-2 G6-3 ①		B B C C X 2-2 51 2B 1B	X 0-0 E5 1B 1-2	B S B B B 4-1 1-2 2-3 BB		B B X 2-0 FC6-4 1B		4	1	2	0	1	0	1
Abraham Nunez, S (1, 5) OBP: 0.250, SLG: 0.182		B X 1-0 G1-3 ②		C B C B 1 SAFE F X 2-2 P2 ①	X 0-0 1-2 2-H 1B	F B S X 1-2 G5-3 ③		F B T X 1-2 FC6-4 51 WP 1-2f ①		5	0	1	1	0	0	5
51 Carlos Ruiz, R (1, 2) OBP: 0.333, SLG: 0.483		X 0-0 F8 ③		B C B X 2-1 11 HR 1-H 2B	B F X 1-1 L6 ③		C F X 0-2 11 19 G1-6-3 8 1B 1B	F 1 SAFE F D B F B B 4-2 1-2 BB		4	2	2	1	1	0	2
35 Cole Hamels, L (1, 1) OBP: 0.143, SLG: 0.143 28 Jayson Werth, R (6, PH) OBP: 0.389, SLG: 0.333 54 Francisco Del Rosario, R (7, 1) 19 Greg Dobbs, L (7, PH) OBP: 0.182, SLG: 0.364 Antonio Alfonseca, R (8, 1) Wes Helms, R (8, PH) OBP: 0.378, SLG: 0.355 45 Tom Gordon, R (9, 1)			C F S 0-3 K ①	C F X 0-2 G4-3 ②		B B C B S F X 3-2 26 2B 1B	B B S X 2-1 F8 ① 1-2	X 0-0 F6 ②		2 1 0 1 0 1 0	0 1 0 0 0 0 0	0 1 0 0 0 0 0	0 1 0 0 0 0 0	0 0 0 0 0 0 0	1 0 0 0 0 0 0	1 1 0 1 0 2 0
Inning Stats	R: 1 E: 0 K: 2 S: 12 H: 1 LOB: 1 BB: 1 P: 25	R: 0 E: 0 K: 0 S: 5 H: 0 LOB: 0 BB: 0 P: 9	R: 0 E: 0 K: 1 S: 10 H: 1 LOB: 3 BB: 2 P: 19	R: 3 E: 0 K: 1 S: 19 H: 3 LOB: 0 BB: 0 P: 27	R: 1 E: 1 K: 0 S: 12 H: 2 LOB: 2 BB: 0 P: 15	R: 2 E: 0 K: 0 S: 14 H: 3 LOB: 3 BB: 2 P: 31	R: 1 E: 0 K: 1 S: 16 H: 3 LOB: 3 BB: 1 P: 25	R: 0 E: 0 K: 0 S: 10 H: 1 LOB: 2 BB: 1 P: 17		1B: 9 2B: 3 3B: 0 HR: 2		SF: 0 SAC: 0 DP: 0 HBP: 0				

BOTTOM

Houston Astros @ Philadelphia Phillies

Citizens Bank Park, Philadelphia, PA

Sat Apr 14 2007, 3:55 PM EDT

Att. 35,387 - Partly Cloudy - 55 F

livebaseballscorecards.com

AB	39
R	8
H	14
RBI	8
BB	7
SO	5
LOB	26

PITCHER		IP	WLS	BF	H	R	ER	SO	BB	IBB	HBP	BLK	WP	HR	S	P	ERA	WHIP
Woody Williams, R ERA: 5.63	(1, 1)	5.1	L	28	8	6	5	4	2	1	0	0	0	2	63	105	8.44	1.875
Trever Miller, L ERA: 10.8	(6, 1)	0.1		3	1	0	0	0	0	1	0	0	0	0	4	11	0.00	3.000
54 Brad Lidge, R ERA: 9.0	(6, 1)	0.1		3	1	1	1	0	1	0	0	0	0	0	5	10	27.00	6.000
Dave Borkowski, R ERA: 2.45	(7, 1)	2.0		12	4	1	1	1	1	1	0	0	1	0	26	42	4.50	2.500

PITCHER	IP	WLS	BF	H	R	ER	SO	BB	IBB	HBP	BLK	WP	HR	S	P	ERA	WHIP

WP: 1 PA: 46
PB: 0
SB: 1
CS: 0

Batter	1	2	3	4	5	6	7	8	9	AB	R	H	RBI	BB	SO	LOB
2 Hanley Ramirez, R (1, 6) OBP: 0.450, SLG: 0.629	0-1 ① 3B		3-3 ③ K		1-2 2-3 1B		4-2 6 1B BB		3-2 ③ G5-3	4	0	2	0	1	1	1
6 Dan Uggla, R (1, 4) OBP: 0.357, SLG: 0.447	4-2 G5-4-3 BB			1-1 ① G4-3	3-3 ③ K		0-1 1-2 2-H 1B			3	0	1	1	1	1	2
Miguel Cabrera, R (1, 5) OBP: 0.481, SLG: 0.744	1-0 ②③ G5-4-3 1-2f			1-1 ② G3-1		2-2 ① G5-3	3-2 ③ F9			4	0	0	0	0	0	3
14 Josh Willingham, R (1, 7) OBP: 0.292, SLG: 0.444		3-1 ① F8		4-2 BB		0-1 ② G5-3		3-2 ① F8		3	0	0	0	1	0	0
17 Mike Jacobs, L (1, 3) OBP: 0.426, SLG: 0.610		4-1 12 G5-4-3 BB		1-2 ③ F8		0-0 ③ G3-1		0-1 1B		3	0	1	0	1	0	1
12 Cody Ross, R (1, 8) OBP: 0.345, SLG: 0.556		2-2 ②③ G5-4-3 1-2f			1-0 2B 1B		1-2 G1-6-3 1B 2B	2-3 ② K		4	2	2	0	0	1	2
Miguel Olivo, R (1, 2) OBP: 0.262, SLG: 0.325			2-3 ① K		1 SAFE 0-0 2 1B 1-H 2B		1-1 ① G1-6-3 2-3	0-3 ③ K		4	0	1	1	0	2	2
Joe Borchard, S (1, 9) OBP: 0.357, SLG: 0.351			1-0 36 SH2-4 1B		0-3 ① K		1-1 8 G5-3 6 1B 3-H 1B		2-1 ① G1-3	4	1	2	1	0	1	1
36 Aníbal Sánchez, R (1, 1)			0-2 ② SH2-4 1-2		1-3 ② K		2-2 ② G5-3 1-2		0-3 ② K	1	0	0	0	0	1	1
22 Matt Lindstrom, R (6, 1)										0	0	0	0	0	0	0
8 Aaron Boone, R (7, PH) OBP: 0.308, SLG: 0.300										1	0	0	0	0	0	1
37 Renyel Pinto, L (7, 1)										0	0	0	0	0	0	0
Randy Messenger, R (7, 1)										0	0	0	0	0	0	0
Jason Wood, R (9, PH) OBP: 0.143, SLG: 0.286										1	0	0	0	0	1	0
Kevin Gregg, R (9, 1)										0	0	0	0	0	0	0
Inning Stats	R: 0 E: 0 K: 0 S: 6 / H: 1 LOB: 0 BB: 1 P: 11	R: 0 E: 0 K: 0 S: 6 / H: 0 LOB: 0 BB: 1 P: 15	R: 0 E: 0 K: 2 S: 14 / H: 1 LOB: 1 BB: 0 P: 20	R: 0 E: 0 K: 0 S: 9 / H: 0 LOB: 1 BB: 1 P: 16	R: 1 E: 0 K: 3 S: 14 / H: 3 LOB: 2 BB: 0 P: 20	R: 0 E: 0 K: 0 S: 9 / H: 0 LOB: 0 BB: 0 P: 11	R: 2 E: 0 K: 0 S: 17 / H: 3 LOB: 2 BB: 1 P: 29	R: 0 E: 0 K: 2 S: 12 / H: 1 LOB: 1 BB: 0 P: 17	R: 0 E: 0 K: 1 S: 9 / H: 0 LOB: 0 BB: 0 P: 14	1B: 6 2B: 2 3B: 1 HR: 0	SF: 0 SAC: 1 DP: 2 HBP: 0						

PITCHER		IP	WLS	BF	H	R	ER	SO	BB	IBB	HBP	BLK	WP	HR	S	P	ERA	WHIP
51 Wandy Rodriguez, L ERA: 2.77	(1, 1)	6.0		23	5	1	1	5	3	0	0	0	0	0	58	93	1.50	1.333
21 Rick White, R ERA: 2.35	(7, 1)	1.1	B	8	3	2	2	0	1	0	0	0	0	0	20	35	13.50	3.000
Trever Miller, L ERA: 10.8	(8, 1)	0.0		1	1	0	0	0	0	0	0	0	0	0	2	2	∞	∞
Chad Qualls, R ERA: 2.84	(8, 1)	1.2	W	5	0	0	0	3	0	0	0	0	0	0	16	23	0.00	0.000

PITCHER	IP	WLS	BF	H	R	ER	SO	BB	IBB	HBP	BLK	WP	HR	S	P	ERA	WHIP

TOP

Florida Marlins @ Houston Astros

Minute Maid Park, Houston, TX

Mon Apr 16 2007, 7:05 PM CDT

Att. 30,665 - Cloudy - 68 F

livebaseballscorecards.com

AB	32
R	3
H	9
RBI	3
BB	4
SO	8
LOB	14

1B: 6	SF: 0	WP: 0	PA: 37
2B: 2	SAC: 1	PB: 0	
3B: 1	DP: 2	SB: 0	
HR: 0	HBP: 0	CS: 0	

BOTTOM

Florida Marlins @ Houston Astros

Minute Maid Park, Houston, TX

Mon Apr 16 2007, 7:05 PM CDT

Att. 30,665 - Cloudy - 68 F

livebaseballscorecards.com

Batter	1	2	3	4	5	6	7	8	9	AB	R	H	RBI	BB	SO	LOB
Craig Biggio, R (1, 4) OBP: 0.240, SLG: 0.380	B F F F X 1-2 45 G5-3 17 1B 1B		B B B C X 3-1 ① P4		C X 0-1 45 F9 1B 1B	B B F X 2-1 ② G3-1 1-2 2-3		B F F B C 2-3 ③ K		5	0	2	0	0	1	2
28 Adam Everett, R (9, 6) OBP: 0.353, SLG: 0.433										0	0	0	0	0	0	0
Mark Loretta, R (1, 6) OBP: 0.308, SLG: 0.250 (9, 4)	C 1 SAFE B B X 2-1 ① F8		B C X 1-1 ② P4		B 1 SAFE B F 1 SAFE 1 SAFE D C F 3-2 1 SAFE X 1-2 BB 1B	B X 1-0 2-H 3-H 1B			B B B B 4-0 45 1B 17 BB 1B BB	4	1	2	2	1	0	1
17 Lance Berkman, S (1, 3) OBP: 0.396, SLG: 0.294	1 SAFE C F D B F 1 SAFE F X 2-2 1-2 1B		B B F B B 4-1 45 S BB		B B F S B F C 3-3 ① K	I I I I 4-0 IBB			B B F C B F B 4-2 1B 45 1B 1-2 BB	2	0	1	0	3	1	2
45 Carlos Lee, R (1, 7) OBP: 0.333, SLG: 0.605	B X 1-0 ②③ G5-3 2-3f		C S B X 1-2 ③ L4 1-2		D B X 2-0 ② F9 2-3	F C F X 0-2 ③ G5-3			F B F F F X 1-2 1B 1-2 2-3 1B	5	0	1	0	0	0	7
Morgan Ensberg, R (1, 5) OBP: 0.372, SLG: 0.421		C C B B B B 4-2 BB BB		F B F B B B 4-2 2 F9 BB SF8 BB	S B B B F B 4-2 1-2 BB		X 0-0 ① F8		B B F C B F F F X 3-2 1-2 2-3 3-H 1B	2	1	1	1	3	0	0
Luke Scott, L (1, 9) OBP: 0.323, SLG: 0.464	D B X 2-0 ① F8		B B B S B 4-1 1-2 BB		S B S B F C 2-3 ③ K		B B X 2-0 ② F8			3	0	0	0	1	1	4
2 Chris Burke, R (1, 8) OBP: 0.318, SLG: 0.342	1 SAFE C 1 SAFE B X 1-1 ② F9		B C X 1-1 ① F9 2-3			S F F X 0-2 G3-1 S 1B 1B	S S S 0-3 ③ K			4	1	1	0	0	1	3
Brad Ausmus, R (1, 2) OBP: 0.414, SLG: 0.364	1 SAFE B B B C B 4-1 1-2 BB		B 1 SAFE B 1 SAFE 1 SAFE X 2-0 ② SF8 3-H		1 SAFE L B B F S 2-3 ① K 1-2			B L B C X 2-1 ① P4		2	0	0	1	1	1	1
51 Wandy Rodriguez, S (1, 1) Orlando Palmeiro, L (6, PH) OBP: 0.400, SLG: 0.250 21 Rick White, R (7, 1) Trever Miller, R (8, 1) Chad Qualls, R (8, 1) 16 Jason Lane, R (8, 8) OBP: 0.167, SLG: 0.500	B C F S 1-3 ③ K		C X 0-1 ③ G3			B F D B B 4-1 G3-1 1B BB		B F B X 2-1 ② P3		2 0 0 0 0 1	0 1 0 0 0 0	0 0 0 0 0 0	0 1 0 0 0 0	0 0 0 0 0 0	1 0 0 0 0 0	3 0 0 0 0 0
Inning Stats	R: 0 E: 0 K: 0 S: 12 H: 2 LOB: 1 BB: 0 P: 18	R: 0 E: 0 K: 1 S: 9 H: 0 LOB: 2 BB: 2 P: 21	R: 0 E: 0 K: 0 S: 8 H: 0 LOB: 1 BB: 1 P: 17	R: 1 E: 0 K: 0 S: 8 H: 0 LOB: 1 BB: 2 P: 19	R: 0 E: 0 K: 2 S: 17 H: 2 LOB: 3 BB: 1 P: 31	R: 2 E: 0 K: 1 S: 15 H: 2 LOB: 2 BB: 2 P: 28	R: 0 E: 0 K: 1 S: 5 H: 0 LOB: 0 BB: 0 P: 7	R: 0 E: 0 K: 1 S: 7 H: 0 LOB: 0 BB: 0 P: 13	R: 1 E: 0 K: 0 S: 14 H: 2 LOB: 3 BB: 2 P: 26	1B: 8 2B: 0 3B: 0 HR: 0	SF: 1 SAC: 0 DP: 1 HBP: 0						

	AB	30
	R	4
	H	8
	RBI	4
	BB	10
	SO	6
	LOB	23

WP: 0 PB: 0 SB: 2 CS: 0 PA: 41

PITCHER		IP	WLS	BF	H	R	ER	SO	BB	IBB	HBP	BLK	WP	HR	S	P	ERA	WHIP
36 Aníbal Sánchez, R ERA: 4.32	(1, 1)	5.0		24	4	1	1	3	6	0	0	0	0	0	54	106	1.80	2.000
22 Matt Lindstrom, R ERA: 3.6	(6, 1)	1.0		7	2	2	2	1	1	1	0	0	0	0	15	28	18.00	3.000
37 Renyel Pinto, L ERA: 3.86	(7, 1)	0.2		2	0	0	0	0	0	0	0	0	0	0	2	4	0.00	0.000
Randy Messenger, R ERA:	(7, 1)	1.1		4	0	0	0	2	0	0	0	0	0	0	10	16	0.00	0.000
Kevin Gregg, R ERA: 2.84	(9, 1)	0.0	L	4	2	1	1	0	2	0	0	0	0	0	14	26	∞	∞

PITCHER	IP	WLS	BF	H	R	ER	SO	BB	IBB	HBP	BLK	WP	HR	S	P	ERA	WHIP

Batter	1	2	3	4	5	6	7	8	9	AB	R	H	RBI	BB	SO	LOB
2 Hanley Ramirez, R (1, 6) OBP: 0.467, SLG: 0.692	F B X 1-1 HR		X 0-0 ① G6-3		C X 0-1 ①② G5-4-3 1-2f		C F D B B F B B 4-2 6 FC5-4 1-2 BB		C B C X 1-2 1B	4	1	2	1	1	0	1
6 Dan Uggla, R (1, 4) OBP: 0.328, SLG: 0.404	S S X 0-2 ① F8		C C S 0-3 ② K		S C X 0-2 ③ P4		C X 0-1 ② FC5-4 1-2f 2-3		B F F S 1-3 ② K	5	0	0	0	0	2	3
Miguel Cabrera, R (1, 5) OBP: 0.441, SLG: 0.667	C X 0-1 ② G6-3		C S B T S 1-3 ③ K			B C X 1-1 ① G4-3	F X 0-1 ③ F8		B B C F X 2-2 ③ G6-3	5	0	0	0	0	1	3
17 Mike Jacobs, L (1, 3) OBP: 0.412, SLG: 0.578	B F F C 1-3 ③ K			X 0-0 ① G3		B X 1-0 14 1B 1B		S X 0-1 ① P6		4	0	1	0	0	1	0
14 Josh Willingham, R (1, 7) OBP: 0.346, SLG: 0.468		X 0-0 4 BB 1B		B H 2-0 FC6-4 1B HBP		S C X 0-2 1-2 1B		F B B B B 4-1 1B BB		2	0	2	0	1	0	0
Joe Borchard, S (1, 9) OBP: 0.348, SLG: 0.341		C B X 1-1 ① P6		B X 1-0 FC6-4 1-2 1B		B F F S 1-3 ② K		S X 0-1 ② P5		4	0	1	0	0	1	4
Miguel Olivo, R (1, 2) OBP: 0.261, SLG: 0.318		B C C C 1-3 ② K		B F X 1-1 ② FC6-4 4 PB 1-2f 2-3		B F X 1-1 ③ G3		B S X 1-1 1-2 1B		4	0	1	0	0	1	5
4 Alfredo Amezaga, S (1, 8) OBP: 0.345, SLG: 0.481 77 Henry Owens, R (8, 1)		C B B B F F B 4-2 1-2 BB		M B X 1-1 ③ G1-3 1-2			B F F B F F F F F 3-2 B F X 6 FC5-4 2 BB 1B	B C B X 2-1 ③ P5		3 0	0 0	1 0	0 0	1 0	0 0	4 0
52 Sergio Mitre, R (1, 1) OBP: 0.333, SLG: 0.333 Kevin Gregg, R (1, 1) 50 Jorge Julio, R (4, 1) 37 Renyel Pinto, L (5, 1) 8 Aaron Boone, R (7, PH) OBP: 0.286, SLG: 0.273 57 Taylor Tankersley, L (7, 1) 12 Cody Ross, R (8, 8) OBP: 0.333, SLG: 0.536		B C C C 1-3 ③ K			C B F B B B 4-2 2 G5-4-3 BB		L F S 0-3 ① K		C F C 0-3 ① K	0 1 0 0 1 0 0 1	0 0 0 0 0 0 0 0	0 0 0 0 0 0 0 0	0 0 0 0 0 0 0 0	0 1 0 0 0 0 0 0	0 2 0 0 0 1 0 0	0 0 0 0 0 1 0 0
Inning Stats	R: 1 H: 1 E: 0 LOB: 0 K: 1 BB: 0 S: 10 P: 12	R: 0 H: 1 E: 0 LOB: 2 K: 2 BB: 1 S: 12 P: 19	R: 0 H: 0 E: 0 LOB: 0 K: 2 BB: 0 S: 8 P: 9	R: 0 H: 1 E: 0 LOB: 2 K: 0 BB: 0 S: 6 P: 11	R: 0 H: 0 E: 0 LOB: 0 K: 0 BB: 1 S: 8 P: 12	R: 0 H: 2 E: 0 LOB: 2 K: 1 BB: 0 S: 11 P: 15	R: 0 H: 1 E: 0 LOB: 2 K: 1 BB: 1 S: 19 P: 26	R: 0 H: 1 E: 0 LOB: 2 K: 0 BB: 1 S: 9 P: 16	R: 0 H: 1 E: 0 LOB: 1 K: 2 BB: 0 S: 14 P: 18	1B: 7 SF: 0 2B: 0 SAC: 0 3B: 0 DP: 1 HR: 1 HBP: 1						

PITCHER		IP	WLS	BF	H	R	ER	SO	BB	IBB	HBP	BLK	WP	HR	S	P	ERA	WHIP
44 Roy Oswalt, R ERA: 2.89	(1, 1)	6.1	W	28	6	1	1	7	3	0	1	0	0	1	70	100	1.42	1.421
Chad Qualls, R ERA: 2.57	(7, 1)	0.2		2	0	0	0	0	0	0	0	0	0	0	4	4	0.00	0.000
Trever Miller, L ERA: 9.0	(8, 1)	0.1		1	0	0	0	0	0	0	0	0	0	0	2	2	0.00	0.000
54 Brad Lidge, R ERA: 7.36	(8, 1)	0.2		4	1	0	0	0	1	0	0	0	0	0	7	14	0.00	3.000
Dave Borkowski, R ERA: 1.93	(9, 1)	1.0		4	1	0	0	2	0	0	0	0	0	0	14	18	0.00	1.000

PITCHER	IP	WLS	BF	H	R	ER	SO	BB	IBB	HBP	BLK	WP	HR	S	P	ERA	WHIP

TOP

Florida Marlins @ Houston Astros

Minute Maid Park, Houston, TX

Tue Apr 17 2007, 7:05 PM CDT
Att. 38,106 - Roof Closed - 73 F

livebaseballscorecards.com

AB	34
R	1
H	8
RBI	1
BB	4
SO	9
LOB	23

1B: 7	SF: 0	WP: 0	PA: 39
2B: 0	SAC: 0	PB: 1	
3B: 0	DP: 1	SB: 0	
HR: 1	HBP: 1	CS: 0	

Batter	1	2	3	4	5	6	7	8	9	AB	R	H	RBI	BB	SO	LOB
Craig Biggio, R (1, 4) OBP: 0.273, SLG: 0.407	S T F F B F S 1-3 ① K		F B S B X 2-2 FC6-4 1B		H 1-0 17 BB 1B 45 2B HBP	B C S X 1-2 ① G6-3		B F B F B X 3-2 2B		4	1	2	0	0	1	0
16 Jason Lane, R (9, 8) OBP: 0.167, SLG: 0.500										0	0	0	0	0	0	0
Morgan Ensberg, R (1, 5) OBP: 0.354, SLG: 0.395	I B C T F B S 2-3 ② K		B C 1 SAFE 1 SAFE X 1-1 ③ FC6-4 1-2f		X 0-0 17 BB 45 2B 1B 1-2	B B X 2-0 ② G5-3		B C B S X 2-2 ② F8		5	1	1	0	0	1	2
17 Lance Berkman, S (1, 3) OBP: 0.377, SLG: 0.263	B S C X 1-2 ③ G4-3			B B B C X 3-1 E6 45 HR	B B F D B 4-1 45 2B 28 1B BB 1-2 2-3	C S B X 1-2 ③ F9		B F X 1-1 ③ G3		4	2	0	0	1	0	1
Dave Borkowski, R (9, 1)										0	0	0	0	0	0	0
45 Carlos Lee, R (1, 7) OBP: 0.365, SLG: 0.702		B S S S 1-3 ① K		B F 1 SAFE X 1-1 1-H HR	B C B X 2-1 28 1B FC4-6 2B 1-3 2-H 3-H		C B B C F X 2-2 28 FC6-4 1B 1B			4	2	3	4	0	1	0
Luke Scott, L (1, 9) OBP: 0.314, SLG: 0.438		S S B X 1-2 ② P6		X 0-0 ① G4-3	S C B S 1-3 ① K		C B C B X 2-2 28 FC6-4 1B 1-2			4	0	1	0	0	1	2
2 Chris Burke, R (1, 8) OBP: 0.333, SLG: 0.325		B C B B B 4-1 BB		B X 1-0 ② F7	I 4-0 FC4-6 28 1B IBB		B C F S 1-3 ① K			2	0	0	0	2	1	2
(9, 4)																
28 Adam Everett, R (1, 6) OBP: 0.368, SLG: 0.441	C 1 SAFE X 0-1 ③ L8			B F B X 2-1 1B 1B	C X 0-1 FC4-6 1-2 2-3 3-H		C X 0-1 ② FC6-4 1-2f 2-3			4	0	2	1	0	0	3
Brad Ausmus, R (1, 2) OBP: 0.394, SLG: 0.346			F B B F B X 3-2 ① F9	1 SAFE C 1 SAFE 1 SAFE S S B 1 SAFE X 1-2 44 S 1-3 1B	F S B X 1-2 ② FC4-6 1-2f 2-3 3-H		B 1 SAFE F B B X 3-1 ③ F9			4	0	1	1	0	0	4
44 Roy Oswalt, R (1, 1) OBP: 0.111, SLG: 0.111			B C F F F B F X 3-2 ② G4-3	C B F B B C 3-3 ③ K 1-2	C S C 0-3 ③ K			B C C T F B X 2-2 ① G3-1		3	0	0	0	0	2	4
Chad Qualls, R (7, 1)										0	0	0	0	0	0	0
Trever Miller, R (8, 1)										0	0	0	0	0	0	0
54 Brad Lidge, R (8, 1)										0	0	0	0	0	0	0
Mike Lamb, L (8, PH) OBP: 0.500, SLG: 0.167										1	0	0	0	0	0	0
(9, 3)																
Inning Stats	R: 0 E: 0 K: 2 S: 14 H: 0 LOB: 0 BB: 0 P: 18	R: 0 E: 0 K: 1 S: 9 H: 0 LOB: 1 BB: 1 P: 15	R: 0 E: 0 K: 0 S: 14 H: 1 LOB: 1 BB: 0 P: 23	R: 2 E: 1 K: 1 S: 14 H: 3 LOB: 2 BB: 0 P: 25	R: 4 E: 0 K: 2 S: 15 H: 3 LOB: 2 BB: 2 P: 28	R: 0 E: 0 K: 0 S: 7 H: 0 LOB: 0 BB: 0 P: 11	R: 0 E: 0 K: 1 S: 14 H: 2 LOB: 2 BB: 0 P: 22	R: 0 E: 0 K: 0 S: 13 H: 1 LOB: 1 BB: 0 P: 21		1B: 7 2B: 2 3B: 0 HR: 1 SF: 0 SAC: 0 DP: 0 HBP: 1						

PITCHER		IP	WLS	BF	H	R	ER	SO	BB	IBB	HBP	BLK	WP	HR	S	P	ERA	WHIP
52 Sergio Mitre, R ERA: 3.97	(1, 1)	0.1		1	0	0	0	1	0	0	0	0	0	0	6	7	0.00	0.000
Kevin Gregg, R ERA: 2.0	(1, 1)	2.2		10	1	0	0	2	1	0	0	0	0	0	31	49	0.00	0.750
50 Jorge Julio, R ERA: 19.06	(4, 1)	1.0	L	11	5	6	5	1	1	0	1	0	0	1	18	36	45.00	6.000
37 Renyel Pinto, L ERA: 2.7	(5, 1)	2.0		8	1	0	0	2	0	1	0	0	0	0	18	28	0.00	0.500
57 Taylor Tankersley, L ERA: 4.5	(7, 1)	1.0		5	2	0	0	1	0	0	0	0	0	0	14	22	0.00	2.000

PITCHER		IP	WLS	BF	H	R	ER	SO	BB	IBB	HBP	BLK	WP	HR	S	P	ERA	WHIP
77 Henry Owens, R ERA:	(8, 1)	1.0		4	1	0	0	0	0	0	0	0	0	0	13	21	0.00	1.000

BOTTOM

Florida Marlins @ Houston Astros

Minute Maid Park, Houston, TX

Tue Apr 17 2007, 7:05 PM CDT
Att. 38,106 - Roof Closed - 73 F

livebaseballscorecards.com

AB	35
R	6
H	10
RBI	6
BB	3
SO	7
LOB	18

PA: 39
WP: 0
PB: 0
SB: 1
CS: 0

Batter	1	2	3	4	5	6	7	8	9	AB	R	H	RBI	BB	SO	LOB
Craig Biggio, R (1, 4) OBP: 0.250, SLG: 0.373	B C F F B X 2-2 ① F9		F B F X 1-2 ③ F9		F B B C S 2-3 ③ K			C L B L 1-3 ① K	C X 0-1 ① FC6-4 G4-6-3 1-2f	5	0	0	0	0	2	2
Mike Lamb, L (1, 5) OBP: 0.467, SLG: 0.364	C X 0-1 ② G6-3			F X 0-1 BB 17 G4-3 1B		C F F X 0-2 17 G4-3 45 G4-3 2B		B B X 2-0 ② G5-3 1-2	1 SAFE B C B X 2-1 ②③ G4-6-3 1-2f	5	1	2	0	0	0	2
17 Lance Berkman, S (1, 3) OBP: 0.368, SLG: 0.262	S F B C 1-3 ③ K			B F B B S F F X 3-2 ① G4-3 1-2		B S F B B D X 3-2 ① G4-3 2-3		X 0-0 45 BB 1B 2-H 1B		4	1	1	1	0	1	2
45 Carlos Lee, R (1, 7) OBP: 0.375, SLG: 0.673		B C B F F X 2-2 ① F8		B B C B B 4-1 BB BB		B F F D D F X 3-2 ② G4-3 3-H		B B C S B B 4-2 16 HR 1B 1-2 BB		2	1	0	1	2	0	0
Luke Scott, L (1, 9) OBP: 0.316, SLG: 0.412 Mark Loretta, R (8, PH) OBP: 0.357, SLG: 0.308 Dan Wheeler, R (8, 1)		B B X 2-0 ② F9		B S B F B 4-2 1-2 2-3 BB		F F B B B F S 3-3 ③ K		C B X 1-1 16 HR 1B 1-2 2-H		2 1 0	0 1 0	0 1 0	0 1 0	1 0 0	1 0 0	0 0 0
16 Jason Lane, R (1, 8) OBP: 0.227, SLG: 0.682		C X 0-1 2B		C F F S 0-3 ② K			B B X 2-0 ① G6-3	X 0-0 1-H 2-H HR		4	1	2	3	0	1	3
28 Adam Everett, R (1, 6) OBP: 0.333, SLG: 0.395		C B B S S 2-3 ③ K		C B B S S 2-3 ③ K			C B B F X 2-2 ② P4	B F X 1-1 ③ G5-3		4	0	0	0	0	2	4
Brad Ausmus, R (1, 2) OBP: 0.378, SLG: 0.367		X 0-0 ① F8			C B X 1-1 ① G4-3		B C C B C 2-3 ③ K		C X 0-1 E 2B	4	1	1	0	0	1	0
43 Chris Sampson, R (1, 1) Orlando Palmeiro, L (8, PH) (8, 9) OBP: 0.500, SLG: 0.333		C F S 0-3 ② K			S C S 0-3 ② K			B F F H 2-2 G5-3 17 1B HBP	X 0-0 E5 FC6-4 2-H 1B	2 1	0 1	0 1	0 0	0 0	2 0	0 0
Inning Stats	R: 0 H: 0 E: 0 LOB: 0 K: 1 BB: 0 S: 9 P: 12	R: 0 H: 1 E: 0 LOB: 1 K: 1 BB: 0 S: 10 P: 16	R: 0 H: 0 E: 0 LOB: 0 K: 1 BB: 0 S: 7 P: 8	R: 0 H: 1 E: 0 LOB: 3 K: 2 BB: 2 S: 17 P: 30	R: 0 H: 0 E: 0 LOB: 0 K: 2 BB: 0 S: 8 P: 11	R: 1 H: 1 E: 0 LOB: 0 K: 1 BB: 0 S: 15 P: 24	R: 0 H: 0 E: 0 LOB: 0 K: 1 BB: 0 S: 7 P: 13	R: 5 H: 3 E: 0 LOB: 0 K: 1 BB: 1 S: 14 P: 25	R: 1 H: 2 E: 1 LOB: 0 K: 0 BB: 0 S: 7 P: 9	1B: 4 SF: 0 2B: 3 SAC: 0 3B: 0 DP: 1 HR: 1 HBP: 1						WP: 0 PA: 38 PB: 0 SB: 0 CS: 0	

PITCHER		IP	WLS	BF	H	R	ER	SO	BB	IBB	HBP	BLK	WP	HR	S	P	ERA	WHIP
39 Aaron Harang, R ERA: 4.37	(1, 1)	6.0		23	3	1	1	8	2	0	0	0	0	0	66	101	1.50	0.833
Victor Santos, R ERA: 1.5	(7, 1)	1.0	H	3	0	0	0	1	0	0	0	0	0	0	7	13	0.00	0.000
56 Todd Coffey, R ERA: 8.64	(8, 1)	0.2	L	5	1	3	3	1	1	0	1	0	0	0	9	18	40.50	3.000
Rheal Cormier, L ERA: 9.0	(8, 1)	1.1		7	4	3	3	0	0	0	0	0	0	1	12	16	20.25	3.000

PITCHER	IP	WLS	BF	H	R	ER	SO	BB	IBB	HBP	BLK	WP	HR	S	P	ERA	WHIP

TOP

Houston Astros @ Cincinnati Reds

Great American Ball Park, Cincinnati, OH

Wed Apr 18 2007, 7:10 PM EDT
Att. 13,772 - Cloudy - 61 F

livebaseballscorecards.com

AB	34
R	7
H	8
RBI	6
BB	3
SO	10
LOB	13

BOTTOM

Houston Astros @ Cincinnati Reds

Great American Ball Park, Cincinnati, OH

Wed Apr 18 2007, 7:10 PM EDT

Att. 13,772 - Cloudy - 61 F

livebaseballscorecards.com

Batter	1	2	3	4	5	6	7	8	9	AB	R	H	RBI	BB	SO	LOB
6 Ryan Freel, R (1, 5) OBP: 0.386, SLG: 0.360	F X 0-1 ① G5-3		C C B X 1-2 ③ G6-3			C B F F F B F F B 3-2 X 33 G2-3 1B		B B C B B 4-1 BB		3	0	1	0	1	0	0
33 Josh Hamilton, L (1, 8) OBP: 0.419, SLG: 0.808	X 0-0 ② G4-3			B B S C F F B X 3-2 HR		X 0-0 ① G2-3 1-2		C 1 B S 1 S SAFE SAFE 1-3 ① K		4	1	1	1	0	1	2
Adam Dunn, L (1, 7) OBP: 0.371, SLG: 0.561	C F B S 1-3 ③ K			B F B B F F X 3-2 ① F8		X 0-0 ② L5		B F S B 1 B S SAFE 3-3 ② K		4	0	0	0	0	2	2
Ken Griffey Jr., L (1, 9) OBP: 0.383, SLG: 0.340		X 0-0 ① F8		C X 0-1 ② F8		B B 2 I I SAFE 4-0 IBB		C X 0-1 ③ G3		3	0	0	0	1	0	1
4 Brandon Phillips, R (1, 4) OBP: 0.303, SLG: 0.431		C B F B X 2-2 HR		X 0-0 ③ P4		C X 0-1 ③ F9			B C F B F F X 2-2 ① P3	4	1	1	1	0	0	2
Scott Hatteberg, L (1, 3) OBP: 0.368, SLG: 0.364		C B X 1-1 2 G5-4-3 1B			C B X 1-1 ① G4-3		C C X 0-2 1B		B B C F X 2-2 ② G4-3	4	0	2	0	0	0	0
2 Alex Gonzalez, R (1, 6) OBP: 0.364, SLG: 0.316		C F B X 1-2 ②③ G5-4-3 1-2f			X 0-0 ② F9		X 0-0 ① P3		C C B S 1-3 ③ K	4	0	0	0	0	1	2
26 David Ross, R (1, 2) OBP: 0.118, SLG: 0.097			B C B F S 2-3 ① K		F B B B B 4-1 BB		B X 1-0 ② P3			2	0	0	0	1	1	1
39 Aaron Harang, R (1, 1)			X 0-0 ② F9		F D X 1-1 ③ G1-3		F B X 1-1 ③			2	0	0	0	0	0	1
Victor Santos, R (7, 1)										0	0	0	0	0	0	0
12 Edwin Encarnación, R (7, PH) OBP: 0.294, SLG: 0.205										1	0	0	0	0	0	1
56 Todd Coffey, R (8, 1)										0	0	0	0	0	0	0
Rheal Cormier, L (8, 1)										0	0	0	0	0	0	0
Inning Stats	R: 0 E: 0 K: 1 S: 6 H: 0 LOB: 0 BB: 0 P: 7	R: 1 E: 0 K: 0 S: 9 H: 2 LOB: 0 BB: 0 P: 13	R: 0 E: 0 K: 1 S: 7 H: 0 LOB: 0 BB: 0 P: 10	R: 1 E: 0 K: 0 S: 12 H: 1 LOB: 0 BB: 0 P: 18	R: 0 E: 0 K: 0 S: 6 H: 0 LOB: 1 BB: 1 P: 12	R: 0 E: 0 K: 0 S: 11 H: 1 LOB: 2 BB: 1 P: 18	R: 0 E: 0 K: 0 S: 7 H: 1 LOB: 1 BB: 0 P: 9	R: 0 E: 0 K: 2 S: 9 H: 0 LOB: 1 BB: 1 P: 17	R: 0 E: 0 K: 1 S: 11 H: 0 LOB: 0 BB: 0 P: 16	1B: 3 2B: 0 3B: 0 HR: 2	SF: 0 SAC: 0 DP: 1 HBP: 0					

	AB	31
	R	2
	H	5
	RBI	2
	BB	3
	SO	5
	LOB	12

WP: 0 PB: 0 SB: 0 CS: 0 PA: 34

PITCHER		IP	WLS	BF	H	R	ER	SO	BB	IBB	HBP	BLK	WP	HR	S	P	ERA	WHIP
43 Chris Sampson, R ERA: 1.2	(1, 1)	7.0	W	27	5	2	2	2	1	1	0	0	0	2	58	87	2.57	0.857
Dan Wheeler, R ERA: 5.14	(8, 1)	2.0		7	0	0	0	3	1	0	0	0	0	0	20	33	0.00	0.500

PITCHER	IP	WLS	BF	H	R	ER	SO	BB	IBB	HBP	BLK	WP	HR	S	P	ERA	WHIP

Batter	1	2	3	4	5	6	7	8	9	AB	R	H	RBI	BB	SO	LOB
2 Chris Burke, R (1, 8) OBP: 0.340, SLG: 0.356 Dan Wheeler, R (9, 1)	C F F B S 1-3 ① K	F B X 1-1 2B	B B X 2-0 ① F7	F B B B F S 3-3 ① K	L S B X 1-2 17 1B 1B	5 0 2 0 0 2 1 0 0 0 0 0 0 0										
Mark Loretta, R (1, 4) OBP: 0.316, SLG: 0.278	C X 0-1 ② F9	C X 0-1 ③ F9	C F B X 1-2 ② F9	B B C B S X 3-2 45 E 17 1B 1-3 E 1B	1 SAFE C 1 SAFE B C 1 SAFE S 1-3 ② K	5 1 1 0 0 1 2										
17 Lance Berkman, S (1, 3) OBP: 0.371, SLG: 0.277	C B X 1-1 ③ P5	B S B B X 3-1 ① F8	F B C X 1-2 ③ F9	S S B F B 1 F X SAFE 2-2 45 E E 1-2 3-H 1B	B F 1 B X SAFE 2-1 1-3 1B	5 1 2 1 0 0 0										
45 Carlos Lee, R (1, 7) OBP: 0.344, SLG: 0.611	C F X 0-2 ① G6-3	X 0-0 ② P3			B F B X 2-1 ① F7	B B F F F B X 3-2 E6 E 1-2 2-3	S S S 0-3 ③ K	5 1 0 0 0 1 4								
Luke Scott, L (1, 9) OBP: 0.357, SLG: 0.541	B B C B B 4-1 G1-3 BB	C F F B B X 2-2 ③ P5				B B F B S F X 3-2 HR	F B B F F X 2-2 E4 SF9 1-H 2-H 3-H 2B	3 2 2 4 1 0 0								
Morgan Ensberg, R (1, 5) OBP: 0.346, SLG: 0.413	C X 0-1 ② G1-3 1-2		C X 0-1 28 1B G4-6-3 2B		F B B X 2-1 ② G6-3	C B B C X 2-2 ② SF9 3-H	3 1 1 1 0 0 1									
28 Adam Everett, R (1, 6) OBP: 0.348, SLG: 0.405	B C X 1-1 ③ L8		S F B F X 1-2 G4-6-3 2-3 1B		C X 0-1 1B	F F F B F S 1-3 ③ K	4 0 2 0 0 1 1									
Humberto Quintero, R (1, 2) OBP: 0.214, SLG: 0.231	S B B S S 2-3 ① K		C S X 0-2 ① ② G4-6-3 1-2f 3-H		B S S S 1-3 ③ K	C B S B X 2-2 ① F7	4 0 0 0 0 2 2									
Woody Williams, R (1, 1) OBP: 0.111, SLG: 0.111 54 Brad Lidge, R (7, 1) Craig Biggio, R (8, PH) OBP: 0.262, SLG: 0.373 Trever Miller, R (8, 1) Chad Qualls, R (8, 1) 16 Jason Lane, R (9, PH) OBP: 0.261, SLG: 0.826 (9, 8)	C B B X 2-1 ② F9		B C B F C 2-3 ③ K		B B B B 4-0 1B 17 1B BB	B F X 1-1 HR	2 0 0 0 0 1 0 0 0 0 0 0 0 0 0 1 0 0 1 0 0 0 0 0 0 0 0 0 0 0 0 0 0 0 0 1 1 1 1 0 0 0									
Inning Stats	R: 0 E: 0 K: 1 S: 8 H: 0 LOB: 0 BB: 0 P: 10	R: 0 E: 0 K: 0 S: 8 H: 0 LOB: 1 BB: 1 P: 13	R: 0 E: 0 K: 1 S: 9 H: 1 LOB: 1 BB: 0 P: 14	R: 0 E: 0 K: 0 S: 7 H: 0 LOB: 0 BB: 0 P: 12	R: 1 E: 0 K: 1 S: 12 H: 2 LOB: 0 BB: 0 P: 15	R: 0 E: 0 K: 0 S: 7 H: 0 LOB: 0 BB: 0 P: 11	R: 1 E: 0 K: 1 S: 13 H: 2 LOB: 1 BB: 0 P: 21	R: 5 E: 2 K: 2 S: 27 H: 3 LOB: 0 BB: 1 P: 47	R: 1 E: 0 K: 2 S: 16 H: 3 LOB: 2 BB: 0 P: 23	1B: 6 2B: 3 3B: 0 HR: 2	SF: 1 SAC: 0 DP: 1 HBP: 0						

PITCHER		IP	WLS	BF	H	R	ER	SO	BB	IBB	HBP	BLK	WP	HR	S	P	ERA	WHIP
61 Bronson Arroyo, R ERA: 3.25	(1, 1)	7.0		26	5	2	2	4	1	0	0	0	0	1	64	96	2.57	0.857
35 Kirk Saarloos, R ERA: 4.7	(8, 1)	0.1		3	1	2	2	1	1	0	0	0	0	0	6	16	54.00	6.000
29 Mike Stanton, L ERA: 1.69	(8, 1)	0.0		1	1	0	0	0	0	0	0	0	0	0	5	7	∞	∞
25 David Weathers, R ERA: 2.25	(8, 1)	0.2	L	4	1	3	1	1	0	0	0	0	0	0	16	24	13.50	1.500
40 Jon Coutlangus, L ERA: 5.06	(9, 1)	1.0		6	3	1	1	2	0	0	0	0	0	1	16	23	9.00	3.000

PITCHER	IP	WLS	BF	H	R	ER	SO	BB	IBB	HBP	BLK	WP	HR	S	P	ERA	WHIP

TOP

Houston Astros @ Cincinnati Reds

Great American Ball Park, Cincinnati, OH

Thu Apr 19 2007, 7:10 PM EDT

Att. 14,222 - Cloudy - 58 F

livebaseballscorecards.com

AB	37
R	8
H	11
RBI	7
BB	2
SO	8
LOB	11

Houston Astros @ Cincinnati Reds

Great American Ball Park, Cincinnati, OH

Thu Apr 19 2007, 7:10 PM EDT

Att. 14,222 - Cloudy - 58 F

BOTTOM

Batter	1	2	3	4	5	6	7	8	9	AB	R	H	RBI	BB	SO	LOB
6 Ryan Freel, R (1, 8) OBP: 0.393, SLG: 0.358	4-2 4 HR BB	1-1 G5-3			3-2 33 HR BB 1B		2-3 K2-3			3	2	1	0	1	1	0
Adam Dunn, L (1, 7) OBP: 0.379, SLG: 0.550	1-3 K	2-3 K			4-1 33 HR 1-2 BB		0-0 4 G5-4-3 1B			3	1	1	0	1	2	1
35 Kirk Saarloos, R (8, 1)										0	0	0	0	0	0	0
29 Mike Stanton, L (8, 1)										0	0	0	0	0	0	0
25 David Weathers, R (8, 1)										0	0	0	0	0	0	0
40 Jon Coutlangus, L (9, 1)	1 SAFE									0	0	0	0	0	0	0
4 Brandon Phillips, R (1, 4) OBP: 0.300, SLG: 0.468	1-0 1-H HR		2-1 G1-3		3-2 F9		1-0 G5-4-3 1-2f			4	1	1	2	0	0	3
33 Josh Hamilton, L (1, 9) OBP: 0.429, SLG: 0.900	1-0 12 G4-3 2B 2B		0-0 F8		0-0 1-H 2-H HR			1-0 F7		4	2	2	3	0	0	0
12 Edwin Encarnación, R (1, 5) OBP: 0.273, SLG: 0.188	0-1 G4-3 2-3			3-1 P6	2-1 F7			0-3 K		4	0	0	0	0	1	1
Scott Hatteberg, L (1, 3) OBP: 0.357, SLG: 0.378	2-1 3-H 2B			3-1 P5		0-1 F8		2-1 G6-3		4	0	1	1	0	0	0
2 Alex Gonzalez, R (1, 6) OBP: 0.354, SLG: 0.310	1-1 G5-3			2-0 1B		1-2 P6			0-1 G6-3	4	0	1	0	0	0	1
26 David Ross, R (1, 2) OBP: 0.162, SLG: 0.121		0-0 61 B1-6-4 1B		0-0 F8					0-3 K	2	0	1	0	1	0	1
9 Juan Castro, R (9, PH) OBP: 0.200, SLG: 0.167						4-2 BB				1	0	0	0	0	1	0
61 Bronson Arroyo, R (1, 1) OBP: 0.100, SLG: 0.100		0-0 B1-6-4 1-2f			2-1 G1-3	1-0 F7			2-1 F8	3	0	0	0	0	0	2
30 Norris Hopper, R (8, 7)										1	0	0	0	0	0	0

Inning Stats	1	2	3	4	5	6	7	8	9
	R: 3 H: 3 E: 0 LOB: 1 K: 1 BB: 1 S: 13 P: 23	R: 0 H: 1 E: 0 LOB: 0 K: 0 BB: 0 S: 4 P: 5	R: 0 H: 0 E: 0 LOB: 0 K: 1 BB: 0 S: 6 P: 10	R: 0 H: 1 E: 0 LOB: 1 K: 0 BB: 0 S: 6 P: 14	R: 3 H: 2 E: 0 LOB: 0 K: 0 BB: 1 S: 15 P: 29	R: 0 H: 0 E: 0 LOB: 1 K: 0 BB: 0 S: 10 P: 16	R: 0 H: 1 E: 0 LOB: 0 K: 1 BB: 0 S: 5 P: 8	R: 0 H: 0 E: 0 LOB: 0 K: 1 BB: 0 S: 6 P: 9	R: 0 H: 0 E: 0 LOB: 0 K: 1 BB: 0 S: 7 P: 9

1B: 4	SF: 0
2B: 2	SAC: 0
3B: 0	DP: 2
HR: 2	HBP: 0

WP: 0	PA: 36
PB: 0	
SB: 0	
CS: 0	

livebaseballscorecards.com

AB	33
R	6
H	8
RBI	6
BB	3
SO	5
LOB	9

PITCHER		IP	WLS	BF	H	R	ER	SO	BB	IBB	HBP	BLK	WP	HR	S	P	ERA	WHIP
Woody Williams, R ERA: 6.55	(1, 1)	6.0		27	7	6	6	2	3	0	0	0	0	2	54	97	9.00	1.667
54 Brad Lidge, R ERA: 5.79	(7, 1)	1.0	W	3	1	0	0	1	0	0	0	0	0	0	5	8	0.00	1.000
Trever Miller, L ERA: 7.71	(8, 1)	0.1	H	1	0	0	0	0	0	0	0	0	0	0	1	2	0.00	0.000
Chad Qualls, R ERA: 2.35	(8, 1)	0.2	H	2	0	0	0	1	0	0	0	0	0	0	5	7	0.00	0.000
Dan Wheeler, R ERA: 4.5	(9, 1)	1.0	S	3	0	0	0	1	0	0	0	0	0	0	7	9	0.00	0.000

PITCHER	IP	WLS	BF	H	R	ER	SO	BB	IBB	HBP	BLK	WP	HR	S	P	ERA	WHIP

Houston Astros @ Milwaukee Brewers

Miller Park, Milwaukee, WI

Fri Apr 20 2007, 7:05 PM CDT

Att. 41,522 - Roof Closed - 66 F

TOP

livebaseballscorecards.com

Batter	1	2	3	4	5	6	7	8	9	AB	R	H	RBI	BB	SO	LOB
Craig Biggio, R (1, 4) OBP: 0.273, SLG: 0.413	B C T F B B F B 4-2 E 17 S G4-3 BB		X 0-0 ① F9		C X 0-1 ② F8		C F F B X 1-2 ② L9		B B F X 2-1 1-H 2-H 3-H HR	4	2	1	4	1	0	1
16 Jason Lane, R (9, 8) OBP: 0.261, SLG: 0.826										0	0	0	0	0	0	0
Morgan Ensberg, R (1, 5) OBP: 0.333, SLG: 0.392	S B C B 1 B C SAFE 3-3 ① K 1-3		C F X 0-2 1B		B S B X 2-1 ③ G6-3		B F B S B X 3-2 F9		C X 0-1 ② F8	5	0	1	0	0	1	2
54 Brad Lidge, R (9, 1)										0	0	0	0	0	0	0
Trever Miller, R (9, 1)										0	0	0	0	0	0	0
Chad Qualls, R (9, 1)										0	0	0	0	0	0	0
17 Lance Berkman, S (1, 3) OBP: 0.358, SLG: 0.269	S X 0-1 ② G4-3 3-H		B 1 SAFE 1 SAFE S F 1 SAFE B B C 3-3 ② K			F X 0-1 BB 1B		S B B B X 3-1 ① F9	B C X 1-1 ③ G4-3	5	0	1	1	0	1	1
45 Carlos Lee, R (1, 7) OBP: 0.338, SLG: 0.586	X 0-0 S 1B		C B X 1-1 ③ F7			B 1 SAFE C X 1-1 ① F8		F C S 0-3 ② K		4	0	1	0	0	1	2
Luke Scott, L (1, 9) OBP: 0.348, SLG: 0.500	C S 1 SAFE D D F X 2-2 ③ P5 1-2			X 0-0 ① G2-3		C 1 B B B B 4-1 2 G5-4-3 1-2 BB		C S B B F B C 3-3 ③ K		3	0	0	0	1	1	1
2 Chris Burke, R (1, 8) OBP: 0.351, SLG: 0.367		C C C 0-3 ① K		C X 0-1 S 1B		F S F X 0-2 ②③ G5-4-3 1-2f			B F X 1-1 SH 28 BB HR 1B	4	1	2	0	0	1	2
(9, 4)																
28 Adam Everett, R (1, 6) OBP: 0.360, SLG: 0.422		X 0-0 ② P4	C B X 1-1 ② F8				C X 0-1 2B 2B		1 SAFE B 1 SAFE B B B 4-0 SH 1-2 HR BB	3	2	1	0	1	0	1
Brad Ausmus, R (1, 2) OBP: 0.400, SLG: 0.424		X 0-0 1B	1 SAFE 1 SAFE 1 SAFE C S B D F F 2-3 S K 1-2				B L B F F F X 2-2 2-H 2B		X 0-0 SH HR 1-2 2-3	3	1	2	1	0	1	1
37 Matt Albers, L (1, 1)		B C B S X 2-2 ③ G5-3			B C F B X 2-2 ① G1-3		X 0-0 ① B5		C S D B C 2-3 ① K	2	0	0	0	0	0	1
Orlando Palmeiro, L (7, PH) OBP: 0.462, SLG: 0.300										1	0	0	0	0	0	1
21 Rick White, R (7, 1)										0	0	0	0	0	0	0
Mike Lamb, L (9, PH) OBP: 0.438, SLG: 0.333										1	0	0	0	0	1	3
(9, 5)																

	AB	35
	R	6
	H	9
	RBI	6
	BB	3
	SO	7
	LOB	16

Inning Stats																																
	R: 1	H: 1		R: 0	H: 1		R: 0	H: 1		R: 0	H: 1		R: 0	H: 0		R: 0	H: 1		R: 1	H: 2		R: 0	H: 0		R: 4	H: 2		1B: 6	SF: 0		WP: 0	PA: 39	
	E: 0	LOB: 1		E: 0	LOB: 1		E: 0	LOB: 0		E: 0	LOB: 1		E: 0	LOB: 0		E: 0	LOB: 1		E: 0	LOB: 1		E: 0	LOB: 0		E: 0	LOB: 0		2B: 2	SAC: 1		PB: 0		
	K: 1	BB: 1		K: 1	BB: 0		K: 1	BB: 0		K: 1	BB: 0		K: 0	BB: 0		K: 0	BB: 1		K: 0	BB: 0		K: 2	BB: 0		K: 1	BB: 1		3B: 0	DP: 1		SB: 3		
	S: 15	P: 24		S: 8	P: 10		S: 9	P: 13		S: 10	P: 13		S: 7	P: 11		S: 9	P: 14		S: 15	P: 21		S: 9	P: 15		S: 12	P: 22		HR: 1	HBP: 0		CS: 0		

PITCHER		IP	WLS	BF	H	R	ER	SO	BB	IBB	HBP	BLK	WP	HR	S	P	ERA	WHIP
15 Ben Sheets, R ERA: 5.0	(1, 1)	7.0		29	7	2	2	4	2	0	0	0	0	0	73	106	2.57	1.286
Matt Wise, R ERA: 3.68	(8, 1)	1.0	L	4	1	1	1	2	0	0	0	0	0	0	11	18	9.00	1.000
41 Greg Aquino, R ERA: 5.87	(9, 1)	1.0		6	1	3	3	1	1	0	0	0	0	1	10	19	27.00	2.000

PITCHER	IP	WLS	BF	H	R	ER	SO	BB	IBB	HBP	BLK	WP	HR	S	P	ERA	WHIP

Batter	1	2	3	4	5	6	7	8	9	AB	R	H	RBI	BB	SO	LOB
23 Rickie Weeks Jr., R (1, 4) OBP: 0.384, SLG: 0.607	B B B C F F F X 3-2 P5 ① B B D C B 4-1 BB	C S B B S 2-3 K ③					B F B S B F F B 4-2 7 G4-6-3 BB		B B B 4-0 28 HR 1-2 BB	2	1	0	0	3	1	2
7 J.J. Hardy, R (1, 6) OBP: 0.333, SLG: 0.455	C B X 1-1 2 WP 28 BB 2 1B 1B C F X 1-2 L9 ③				C X 0-1 HR		C C X 0-2 G4-6-3 ① ② 1-2f		C B S S 1-3 K ①	5	2	2	1	0	1	5
28 Prince Fielder, L (1, 3) OBP: 0.392, SLG: 0.459	B B B B 4-0 WP 2 1B 1-2 BB	F C F X 0-2 F8 ①			S B B B X 3-1 G3 ①		B F B B B 4-1 2 BB BB		B F F X 1-2 1-H 2-H HR	3	1	1	3	2	0	0
2 Bill Hall, R (1, 8) OBP: 0.355, SLG: 0.509	D D B C X 3-1 WP 1-2 2-H 1B	S X 0-1 G6-3 ②			B B B S B 4-1 1B BB		B 1 SAFE D B B 4-0 1-2 BB		C B X 1-1 G5-3 ②	3	0	1	1	2	0	0
Johnny Estrada, S (1, 2) OBP: 0.310, SLG: 0.393 9 Tony Graffanino, R (9, PR) OBP: 0.333, SLG: 0.226	X 0-0 L9 ②	C B F F B F X 2-2 G3 ③			F X 0-1 G1-6-3 1-3 1B		X 0-0 G6-3 ③		X 0-0 2B	5 0	0 0	2 0	0 0	0 0	0 0	4 0
Geoff Jenkins, L (1, 7) OBP: 0.375, SLG: 0.568 1 Corey Hart, R (9, PH) OBP: 0.378, SLG: 0.447	B B X 2-0 F8 ③ 1-2 2-3	F X 0-1 15 SH5-4 HBP 1B	B F S F B F X 2-2 G1-6-3 ② ③ 1-2f					S B S B S 3-3 K ①	B B I 4-0 IBB	4 0	0 0	1 0	0 0	0 1	1 0	4 0
Kevin Mench, R (1, 9) OBP: 0.383, SLG: 0.543 18 Gabe Gross, L (9, PH) OBP: 0.389, SLG: 0.571		B F B F X 2-2 F7 ①	C X 0-1 L4 ①			B B F F F X 2-2 F7 ①		B S X 1-1 G4-3 ②	C B B B F X 3-2 G4-3 ③	4 1	0 0	0 0	0 0	0 0	0 0	1 2
Craig Counsell, L (1, 5) OBP: 0.316, SLG: 0.394		X 0-0 15 SH3-4 1B	H 1-0 15 SH5-4 1-2 HBP			C B B X 2-1 G1-3 ②		B B C C X 3-2 P6 ③		3	0	1	0	0	0	0
15 Ben Sheets, R (1, 1) Matt Wise, R (8, 1) 41 Greg Aquino, R (9, 1) 22 Tony Gwynn Jr., L (9, PH) OBP: 0.500, SLG: 0.455		1 SAFE L X 0-1 SH3-4 ② 1-2	X 0-0 SH5-4 ② 1-2 2-3			X 0-0 G5-3 ③			B B C B B 4-1 23 S 28 HR BB	1 0 0 0	0 0 0 1	0 0 0 0	0 0 0 0	0 0 0 1	0 0 0 0	0 0 0 0
Inning Stats	R: 1 H: 2 E: 0 LOB: 2 K: 0 BB: 1 S: 12 P: 25	R: 0 H: 1 E: 0 LOB: 2 K: 0 BB: 1 S: 10 P: 17	R: 0 H: 0 E: 0 LOB: 0 K: 0 BB: 0 S: 11 P: 13	R: 0 H: 1 E: 0 LOB: 2 K: 1 BB: 0 S: 8 P: 11	R: 1 H: 2 E: 0 LOB: 1 K: 0 BB: 1 S: 12 P: 21	R: 0 H: 0 E: 0 LOB: 0 K: 0 BB: 0 S: 7 P: 11	R: 0 H: 0 E: 0 LOB: 2 K: 0 BB: 3 S: 9 P: 21	R: 0 H: 0 E: 0 LOB: 0 K: 1 BB: 0 S: 8 P: 15	R: 3 H: 2 E: 0 LOB: 2 K: 1 BB: 3 S: 13 P: 31	1B: 5 2B: 1 3B: 0 HR: 2		SF: 0 SAC: 2 DP: 2 HBP: 1				WP: 2 PA: 43 PB: 0 SB: 1 CS: 0	

PITCHER		IP	WLS	BF	H	R	ER	SO	BB	IBB	HBP	BLK	WP	HR	S	P	ERA	WHIP
37 Matt Albers, R ERA: 3.0	(1, 1)	6.0		27	6	2	2	1	3	0	1	0	2	1	60	98	3.00	1.500
21 Rick White, R ERA: 1.86	(7, 1)	2.0	W	8	0	0	0	1	3	0	0	0	0	0	17	36	0.00	1.500
54 Brad Lidge, R ERA: 10.13	(9, 1)	0.2		6	2	3	3	1	2	0	0	0	0	1	10	21	40.50	6.000
Trever Miller, L ERA: 7.71	(9, 1)	0.0		1	0	0	0	0	0	1	0	0	0	0	0	4	∞	∞
Chad Qualls, R ERA: 2.25	(9, 1)	0.1	S	1	0	0	0	0	0	0	0	0	0	0	3	6	0.00	0.000

PITCHER	IP	WLS	BF	H	R	ER	SO	BB	IBB	HBP	BLK	WP	HR	S	P	ERA	WHIP

BOTTOM

Houston Astros @ Milwaukee Brewers

Miller Park, Milwaukee, WI

Fri Apr 20 2007, 7:05 PM CDT
Att. 41,522 - Roof Closed - 66 F

livebaseballscorecards.com

AB	31
R	5
H	8
RBI	5
BB	9
SO	3
LOB	18

Batter	1	2	3	4	5	6	7	8	9	AB	R	H	RBI	BB	SO	LOB
Craig Biggio, R (1, 4) OBP: 0.268, SLG: 0.388	B C C F B S 2-3 ① K		B B B B 4-0 17 BB BB		C 1 SAFE B B B F 1 SAFE F X 2-2 ① FC6-4 1-2f		C F S 0-3 ① K		B C X 1-1 ① P4	4	0	0	0	1	2	5
2 Chris Burke, R (1, 8) OBP: 0.361, SLG: 0.377 Luke Scott, L (9, PH) OBP: 0.340, SLG: 0.488	C C F B X 1-2 17 BB 1B		C X 0-1 ② B1		F B B X 2-1 ② F8		X 0-0 45 1B 1B 1-2 2-3 3-H		C B B C C 2-3 ② K	4 1	0 0	2 0	1 0	0 0	0 1	2 1
17 Lance Berkman, S (1, 3) OBP: 0.375, SLG: 0.259	1 SAFE B 1 SAFE B 1 SAFE 1 SAFE B B 4-0 45 G6-4-3 1-2 BB		B B 1 SAFE B B B 4-0 1-2 BB		B C F F S 1-3 ③ K2-3		B B F B C 3-3 ② K		C B S D B F B 4-2 1-2 BB	2	0	0	0	3	2	4
45 Carlos Lee, R (1, 7) OBP: 0.329, SLG: 0.556	B X 1-0 ② ③ G6-4-3 1-2f		B S D C C 2-3 ③ K			F F B T 1-2 ① K	B B S F X 2-2 1-2 2-H 3-H 1B		B F B B X 3-1 ③ G5-3	5	0	1	2	0	2	6
Morgan Ensberg, R (1, 5) OBP: 0.344, SLG: 0.444 Brian Moehler, R (7, 1)		X 0-0 HR	B B B B 4-0 BB			B C F B X 2-2 ② G6-3	C S D X 1-2 ③ G4-3			3 0	1 0	1 0	1 0	1 0	0 0	2 0
16 Jason Lane, R (1, 9) OBP: 0.259, SLG: 0.731		B B F B X 3-1 ① G5-3	C 1 SAFE B X 1-1 ① F8			B F F X 2-2 ③ F9		B C C B B B 4-2 28 FC1-6 BB		3	0	0	0	1	0	1
28 Adam Everett, R (1, 6) OBP: 0.352, SLG: 0.396		C X 0-1 ② P4	F F 1 SAFE S 0-3 ② K				B B B C B 4-1 2B 2 1B BB	B C F 1 SAFE F F B X 2-2 ① FC1-6 G6-4-3 1-2f		3	1	0	0	1	1	2
Brad Ausmus, R (1, 2) OBP: 0.386, SLG: 0.432		C C B B X 2-2 ③ G6-3	B C B X 2-1 ③ F9				C F X 0-2 2 1B 45 1B 1-3 2B	X 0-0 ② ③ G6-4-3 1-2f		4	1	1	0	0	0	2
51 Wandy Rodriguez, S (1, 1) OBP: 0.167, SLG: 0.167 Mike Lamb, L (7, PH) OBP: 0.500, SLG: 0.333 (7, 5)			C C S 0-3 ① K		B C X 1-1 FC6-4 1B		B B C F F B B 4-2 2 1B 45 1B BB		B C F B B B B 4-2 17 DI BB	2 0	0 1	1 0	0 0	0 2	1 0	0 0
Inning Stats	R: 0 E: 0 K: 1 S: 9 H: 1 LOB: 1 BB: 1 P: 17	R: 1 E: 0 K: 0 S: 8 H: 1 LOB: 0 BB: 0 P: 13	R: 0 E: 0 K: 2 S: 8 H: 0 LOB: 2 BB: 2 P: 18	R: 0 E: 0 K: 1 S: 7 H: 0 LOB: 1 BB: 1 P: 14	R: 0 E: 0 K: 1 S: 12 H: 1 LOB: 1 BB: 0 P: 18	R: 0 E: 0 K: 1 S: 9 H: 0 LOB: 0 BB: 0 P: 14	R: 3 E: 0 K: 2 S: 20 H: 3 LOB: 2 BB: 2 P: 34	R: 0 E: 0 K: 0 S: 8 H: 0 LOB: 0 BB: 1 P: 14	R: 0 E: 0 K: 1 S: 12 H: 0 LOB: 2 BB: 2 P: 26	1B: 4 2B: 1 3B: 0 HR: 1 SF: 0 SAC: 0 DP: 2 HBP: 0						

TOP

Houston Astros @ Milwaukee Brewers

Miller Park, Milwaukee, WI

Sat Apr 21 2007, 6:05 PM CDT

Att. 41,209 - Clear - 71 F

livebaseballscorecards.com

AB	31
R	4
H	6
RBI	4
BB	9
SO	9
LOB	25

PITCHER		IP	WLS	BF	H	R	ER	SO	BB	IBB	HBP	BLK	WP	HR	S	P	ERA	WHIP
39 Chris Capuano, L ERA: 3.68	(1, 1)	6.0	W	27	4	4	4	6	6	0	0	0	0	1	60	109	6.00	1.667
12 Carlos Villanueva, R ERA: 6.75	(7, 1)	1.0	H	5	2	0	0	2	0	0	0	0	0	0	13	19	0.00	2.000
Derrick Turnbow, R ERA: 2.0	(8, 1)	1.0	H	3	0	0	0	0	1	0	0	0	0	0	8	14	0.00	1.000
Francisco Cordero, R ERA:	(9, 1)	1.0	S	5	0	0	0	1	2	0	0	0	0	0	12	26	0.00	2.000

PITCHER	IP	WLS	BF	H	R	ER	SO	BB	IBB	HBP	BLK	WP	HR	S	P	ERA	WHIP

WP: 0	PB: 0	SB: 0	CS: 0	PA: 40													

BOTTOM

Houston Astros @ Milwaukee Brewers

Miller Park, Milwaukee, WI

Sat Apr 21 2007, 6:05 PM CDT
Att. 41,209 - Clear - 71 F

livebaseballscorecards.com

Batter	1	2	3	4	5	6	7	8	9	AB	R	H	RBI	BB	SO	LOB
23 Rickie Weeks Jr., R (1, 4) OBP: 0.385, SLG: 0.606 Francisco Cordero, R (9, 1)	G6-3		7 HR 2B	F9		7 S 1B		K		5 0	1 0	2 0	0 0	0 0	1 0	3 0
7 J.J. Hardy, R (1, 6) OBP: 0.355, SLG: 0.551	28 FC4-6 BB		2-H HR		HR	F7 1-2				3	2	2	3	1	0	1
28 Prince Fielder, L (1, 3) OBP: 0.385, SLG: 0.462	FC4-6 1-2f		G4-3		2 WP 1B 2B	K				4	1	1	0	0	1	2
2 Bill Hall, R (1, 8) OBP: 0.333, SLG: 0.475 Derrick Turnbow, R (8, 1) Craig Counsell, L (9, 4) OBP: 0.316, SLG: 0.394	K		G6-3		K 2-3		G6-3			4 0 0	0 0 0	0 0 0	0 0 0	0 0 0	2 0 0	2 0 0
Kevin Mench, R (1, 7) OBP: 0.373, SLG: 0.520		K		F7	1 G1-3 1B 3-H		K			4	1	1	1	0	2	0
1 Corey Hart, R (1, 9) OBP: 0.367, SLG: 0.429		L5		S 9 SF7 1B	G1-3 1-2		P6			4	1	1	0	0	0	1
Damian Miller, R (1, 2) OBP: 0.400, SLG: 0.471		2B		9 S BB 1-3	2-H 1B			22 G3 9 G1-4-3 1B		3	0	3	1	1	0	0
9 Tony Graffanino, R (1, 5) OBP: 0.300, SLG: 0.206		K		SF7 1-2 3-H	K			G1-4-3 1-2		3	0	0	1	0	2	3
39 Chris Capuano, L (1, 1) OBP: 0.200, SLG: 0.111 12 Carlos Villanueva, R (7, 1) 22 Tony Gwynn Jr., L (8, 8) OBP: 0.462, SLG: 0.417			G6-3	BB		K		G3 2-3		2 0 1	0 0 0	0 0 0	0 0 0	1 0 0	1 0 0	0 0 1
Inning Stats	R: 0 E: 0 K: 1 S: 11 H: 0 LOB: 1 BB: 1 P: 20	R: 0 E: 0 K: 2 S: 11 H: 1 LOB: 1 BB: 0 P: 18	R: 2 E: 0 K: 0 S: 9 H: 2 LOB: 0 BB: 0 P: 14	R: 1 E: 0 K: 0 S: 8 H: 1 LOB: 2 BB: 2 P: 20	R: 3 E: 0 K: 2 S: 15 H: 4 LOB: 1 BB: 0 P: 26	R: 0 E: 0 K: 2 S: 13 H: 1 LOB: 1 BB: 0 P: 19	R: 0 E: 0 K: 1 S: 7 H: 0 LOB: 0 BB: 0 P: 13	R: 0 E: 0 K: 1 S: 9 H: 1 LOB: 1 BB: 0 P: 17		1B: 5 2B: 3 3B: 0 HR: 2	SF: 1 SAC: 0 DP: 0 HBP: 0			WP: 1 PB: 0 SB: 4 CS: 0	PA: 37		

PITCHER	IP	WLS	BF	H	R	ER	SO	BB	IBB	HBP	BLK	WP	HR	S	P	ERA	WHIP
51 Wandy Rodriguez, L (1, 1) ERA: 4.74	6.0	L	30	9	6	6	7	3	0	0	0	1	2	67	117	9.00	2.000
Brian Moehler, R (7, 1) ERA: 6.0	2.0		7	1	0	0	2	0	0	0	0	0	0	16	30	0.00	0.500

PITCHER	IP	WLS	BF	H	R	ER	SO	BB	IBB	HBP	BLK	WP	HR	S	P	ERA	WHIP

AB	33
R	6
H	10
RBI	6
BB	3
SO	9
LOB	13

Houston Astros @ Milwaukee Brewers

Miller Park, Milwaukee, WI

Sun Apr 22 2007, 1:05 PM CDT

Att. 31,985 - Sunny - 76 F

livebaseballscorecards.com

Batter	1	2	3	4	5	6	7	8	9	AB	R	H	RBI	BB	SO	LOB
2 Chris Burke, R (1, 8) OBP: 0.354, SLG: 0.386	C B B C S 2-3 ① K		F X 0-1 ③ G5-3			F X 0-1 ② G5-3			C X 0-1 17 2B 2B	4	1	1	0	0	1	0
Mark Loretta, R (1, 4) OBP: 0.348, SLG: 0.333	B B X 2-0 17 G3 2B			B C B F X 2-2 ① G6-3		B X 1-0 ③ G6-3			C B B F B B 4-2 17 2B 1B BB	3	1	1	0	1	0	0
17 Lance Berkman, S (1, 3) OBP: 0.368, SLG: 0.276	C X 0-1 ② G3 2-3			C F B S 1-3 ② K			C B X 1-1 ① G3		B B S B X 3-1 1B 28 BB 2B 1-3 2-H	4	1	1	1	0	1	1
45 Carlos Lee, R (1, 7) OBP: 0.324, SLG: 0.530	C B C X 1-2 ③ L8			S X 0-1 ③ G6-3			C X 0-1 ② L8		F S B F B F F F F 4-2 28 BB 1B BB	3	0	0	0	1	0	1
Luke Scott, L (1, 9) OBP: 0.314, SLG: 0.444		C B X 1-1 ① F8			F B F B F S 2-3 ① K		F C F B B C 2-3 ③ K		B B C F C 2-3 ① K	4	0	0	0	0	3	3
Morgan Ensberg, R (1, 5) OBP: 0.354, SLG: 0.448		B F F B C 2-3 ② K			F S F X 0-2 1B			C C X 0-2 ① G6-3	S B X 1-1 28 BB 1B 1-2 2-3 3-H	4	0	2	1	0	1	0
28 Adam Everett, R (1, 6) OBP: 0.362, SLG: 0.412		C B X 1-1 ③ G6-3			C S B 1 SAFE F X 1-2 ② F8			B C F X 1-2 2B	B F B B B 4-1 1-2 2-3 3-H BB	3	0	1	1	1	0	1
Brad Ausmus, R (1, 2) OBP: 0.362, SLG: 0.400 Orlando Palmeiro, L (9, PH) OBP: 0.429, SLG: 0.273			S C F X 0-2 ① G6-3		C C F B S 1-3 ③ K			C B X 1-1 ② F7	C F F S 0-3 ② K	3	0	0	0	0	1	2
										1	0	0	0	0	1	3
44 Roy Oswalt, R (1, 1) OBP: 0.091, SLG: 0.091 Mike Lamb, L (8, PH) OBP: 0.474, SLG: 0.308 54 Brad Lidge, R (8, 1) Trever Miller, R (8, 1) Craig Biggio, R (9, PH) OBP: 0.264, SLG: 0.382			C B C B C 2-3 ② K			B X 1-0 ① P4		X 0-0 ③ L6	S F X 0-2 ③ P3	2	0	0	0	0	1	0
										1	0	0	0	0	0	1
										0	0	0	0	0	0	0
										0	0	0	0	0	0	0
										1	0	0	0	0	0	3

TOP

AB	33
R	3
H	6
RBI	3
BB	3
SO	9
LOB	15

Inning Stats	1	2	3	4	5	6	7	8	9
	R: 0 E: 0 K: 1 S: 9	H: 1 LOB: 1 BB: 0 P: 14	R: 0 E: 0 K: 1 S: 7	H: 0 LOB: 0 BB: 0 P: 11	R: 0 E: 0 K: 1 S: 9	H: 0 LOB: 0 BB: 0 P: 11	R: 0 E: 0 K: 1 S: 8	H: 0 LOB: 0 BB: 0 P: 11	R: 0 E: 0 K: 2 S: 16	H: 1 LOB: 1 BB: 0 P: 20	R: 0 E: 0 K: 0 S: 4	H: 0 LOB: 0 BB: 0 P: 6	R: 0 E: 0 K: 1 S: 8	H: 0 LOB: 0 BB: 0 P: 11	R: 0 E: 0 K: 0 S: 9	H: 1 LOB: 1 BB: 0 P: 11	R: 3 E: 0 K: 2 S: 26	H: 3 LOB: 3 BB: 3 P: 44

PITCHER		IP	W/L/S	BF	H	R	ER	SO	BB	IBB	HBP	BLK	WP	HR	S	P	ERA	WHIP	PITCHER		IP	W/L/S	BF	H	R	ER	SO	BB	IBB	HBP	BLK	WP	HR	S	P	ERA	WHIP
31 Dave Bush, R ERA: 5.04	(1, 1)	8.0	W	30	5	3	3	7	1	0	0	0	0	0	76	108	3.38	0.750																			
Francisco Cordero, R ERA:	(9, 1)	1.0	S	6	1	0	0	2	2	0	0	0	0	0	20	31	0.00	3.000																			

1B: 2	SF: 0	WP: 0	PA: 36		
2B: 4	SAC: 0	PB: 0			
3B: 0	DP: 0	SB: 0			
HR: 0	HBP: 0	CS: 0			

Batter	1	2	3	4	5	6	7	8	9	AB	R	H	RBI	BB	SO	LOB
23 Rickie Weeks Jr., R (1, 4) OBP: 0.378, SLG: 0.588	C B B X 2-1 G5-3 ①		B B B C F F B 4-2 BB		S C B X 1-2 G4-3 ②		S X 0-1 SF8 ② 3-H			2	0	0	1	1	0	0
7 J.J. Hardy, R (1, 6) OBP: 0.350, SLG: 0.534	B C X 1-1 F8 ②		C B B X 2-1 F7 ②		C B X 1-1 P6 ③		C C B D X 2-2 1B 1-3 2-H			4	0	1	1	0	0	1
28 Prince Fielder, L (1, 3) OBP: 0.366, SLG: 0.435	B B C S F F X 2-2 G6-3 ③		1 SAFE X 0-0 F7 ③			B C S X 1-2 G4-3 ①	S F S 0-3 K ③			4	0	0	0	0	1	3
2 Bill Hall, R (1, 8) OBP: 0.357, SLG: 0.556		B F F F X 1-2 G4-3 2B 1B		B C C B B X 3-2 HR		F X 0-1 G6-3 ②		S X 0-1 2B		4	2	3	1	0	0	0
Johnny Estrada, S (1, 2) OBP: 0.290, SLG: 0.367		1 SAFE 1 SAFE X 0-0 G4-3 ① 1-2		F S S 0-3 K ①		X 0-0 F7 ③		F C F B S 1-3 K ①		4	0	0	0	0	2	2
Geoff Jenkins, L (1, 7) OBP: 0.404, SLG: 0.625		F B X 1-1 2B 2-H		C F B F F B X 2-2 18 1B 1B			B X 1-0 31 HBP 23 SF8 2B	F X 0-1 F9 ②		4	1	3	1	0	0	1
18 Gabe Gross, L (1, 9) OBP: 0.409, SLG: 0.529		C B C B F X 2-2 F7 ②		B C 1 SAFE X 1-1 G4-6-3 1-2 1B			B B B B 4-0 31 HBP 7 1B BB	B S C K 1-3 ③		3	1	1	0	1	1	2
Craig Counsell, L (1, 5) OBP: 0.293, SLG: 0.361		C F X 0-2 G4-3 ③		X 0-0 G4-6-3 ② ③ 1-2f			C F F D D F B F X 3-2 F6 ①			3	0	0	0	0	0	5
31 Dave Bush, R (1, 1) OBP: 0.333, SLG: 0.375 Francisco Cordero, R (9, 1) 22 Tony Gwynn Jr., L (9, 9) OBP: 0.462, SLG: 0.417			F B B X 2-1 P3 ①		B X 1-0 G1-3 ①		H 1-0 7 1B 1-2 2-3 HBP			2 0 0	0 0 0	0 0 0	0 0 0	0 0 0	0 0 0	0 0 0
Inning Stats	R: 0 H: 0 E: 0 LOB: 0 K: 0 BB: 0 S: 9 P: 14	R: 1 H: 2 E: 0 LOB: 1 K: 0 BB: 0 S: 14 P: 18	R: 0 H: 0 E: 0 LOB: 1 K: 0 BB: 1 S: 8 P: 16	R: 1 H: 3 E: 0 LOB: 1 K: 1 BB: 0 S: 14 P: 20	R: 0 H: 0 E: 0 LOB: 0 K: 0 BB: 0 S: 6 P: 9	R: 0 H: 0 E: 0 LOB: 0 K: 0 BB: 0 S: 6 P: 7	R: 2 H: 2 E: 0 LOB: 2 K: 1 BB: 1 S: 15 P: 26	R: 0 H: 1 E: 0 LOB: 1 K: 2 BB: 0 S: 11 P: 13		1B: 4 SF: 1 2B: 3 SAC: 0 3B: 0 DP: 1 HR: 1 HBP: 1						

PITCHER		IP	WLS	BF	H	R	ER	SO	BB	IBB	HBP	BLK	WP	HR	S	P	ERA	WHIP
44 Roy Oswalt, R ERA: 3.34	(1, 1)	7.0	L	30	7	4	4	2	2	0	1	0	0	1	72	110	5.14	1.286
54 Brad Lidge, R ERA: 10.13	(8, 1)	0.0		1	1	0	0	0	0	0	0	0	0	0	2	2	∞	∞
Trever Miller, L ERA: 5.4	(8, 1)	1.0		3	0	0	0	2	0	0	0	0	0	0	9	11	0.00	0.000

PITCHER	IP	WLS	BF	H	R	ER	SO	BB	IBB	HBP	BLK	WP	HR	S	P	ERA	WHIP

BOTTOM

Houston Astros @ Milwaukee Brewers

Miller Park, Milwaukee, WI

Sun Apr 22 2007, 1:05 PM CDT
Att. 31,985 - Sunny - 76 F

livebaseballscorecards.com

AB	30
R	4
H	8
RBI	4
BB	2
SO	4
LOB	14

Batter	1	2	3	4	5	6	7	8	9	AB	R	H	RBI	BB	SO	LOB
Craig Biggio, R (1, 4) OBP: 0.273, SLG: 0.417	HR	BB			G6-3		K		FC5-4	4	1	1	1	1	1	2
Mark Loretta, R (1, 6) OBP: 0.333, SLG: 0.360	L9	2B			G5-3		G6-4-3			4	0	1	2	0	0	1
17 Lance Berkman, S (1, 3) OBP: 0.375, SLG: 0.328	K		HR		BB			F7		3	1	1	1	1	1	0
45 Carlos Lee, R (1, 7) OBP: 0.321, SLG: 0.529	2B		G5-3		F9			F9		4	0	1	0	0	0	1
Luke Scott, L (1, 9) OBP: 0.309, SLG: 0.429	K		K			K		1B		4	0	1	0	0	3	1
Mike Lamb, L (1, 5) OBP: 0.478, SLG: 0.353		1B	K			G4-3		G6-3		4	0	2	0	0	1	1
2 Chris Burke, R (1, 8) OBP: 0.333, SLG: 0.361		K		P3		G4-3			K	4	0	0	0	0	2	2
Brad Ausmus, R (1, 2) OBP: 0.353, SLG: 0.386		1B		F9		K			F8	4	1	1	0	0	1	1
43 Chris Sampson, R (1, 1)		FC1-5		F9			G6-4-3		FC5-4	2	1	0	0	0	0	2
21 Rick White, R (5, 1)										0	0	0	0	0	0	0
Morgan Ensberg, R (7, PH) OBP: 0.364, SLG: 0.448										0	0	0	0	1	0	0
Dave Borkowski, R (7, 1)										0	0	0	0	0	0	0
54 Brad Lidge, R (8, 1)										0	0	0	0	0	0	0
Orlando Palmeiro, L (9, PH) OBP: 0.467, SLG: 0.333										1	0	1	0	0	0	0
Inning Stats	R: 1 E: 0 K: 2 S: 10 H: 2 LOB: 1 BB: 0 P: 15	R: 2 E: 0 K: 1 S: 14 H: 3 LOB: 2 BB: 1 P: 27	R: 1 E: 0 K: 2 S: 17 H: 1 LOB: 0 BB: 0 P: 20	R: 0 E: 0 K: 0 S: 3 H: 0 LOB: 0 BB: 0 P: 5	R: 0 E: 0 K: 0 S: 7 H: 0 LOB: 1 BB: 1 P: 13	R: 0 E: 0 K: 2 S: 9 H: 1 LOB: 1 BB: 0 P: 15	R: 0 E: 0 K: 1 S: 7 H: 0 LOB: 0 BB: 1 P: 13	R: 0 E: 0 K: 0 S: 7 H: 1 LOB: 1 BB: 0 P: 10	R: 0 E: 0 K: 1 S: 8 H: 1 LOB: 1 BB: 0 P: 11	1B: 5 2B: 2 3B: 0 HR: 2 SF: 0 SAC: 0 DP: 1 HBP: 0	WP: 0 PB: 0 SB: 0 CS: 0 PA: 37					

PITCHER	IP	WLS	BF	H	R	ER	SO	BB	IBB	HBP	BLK	WP	HR	S	P	ERA	WHIP
23 Adam Eaton, R (1, 1) ERA: 6.46	6.0	W	27	7	4	4	7	3	0	0	0	0	2	63	102	6.00	1.667
Geoff Geary, R (7, 1) ERA: 2.7	1.0	H	2	0	0	0	1	0	0	0	0	0	0	4	6	0.00	0.000
63 Ryan Madson, R (8, 1) ERA: 4.63	1.0		4	1	0	0	0	0	0	0	0	0	0	7	10	0.00	1.000
54 Francisco Del Rosario, R (9, 1) ERA: 5.4	1.0		4	1	0	0	1	0	0	0	0	0	0	8	11	0.00	1.000

PITCHER	IP	WLS	BF	H	R	ER	SO	BB	IBB	HBP	BLK	WP	HR	S	P	ERA	WHIP

TOP

Houston Astros @ Philadelphia Phillies

Citizens Bank Park, Philadelphia, PA

Mon Apr 23 2007, 7:05 PM EDT
Att. 32,517 - Partly Cloudy - 76 F

livebaseballscorecards.com

AB	34
R	4
H	9
RBI	4
BB	3
SO	9
LOB	11

Batter	1	2	3	4	5	6	7	8	9	AB	R	H	RBI	BB	SO	LOB
11 Jimmy Rollins, S (1, 6) OBP: 0.396, SLG: 0.675	C C B X 1-2 HR	X 0-0 8 G4-3 1-H 3B		B C S F F B X 2-2 8 1B 26 FC4-6 1B	B B B C X 3-1 ② FC4-6 1-2f		X 0-0 8 2B 1-2 1B			5	4	4	2	0	0	1
8 Shane Victorino, S (1, 9) OBP: 0.407, SLG: 0.406	F B X 1-1 6 1B 26 G3 1B 1B	C X 0-1 ② G4-3 3-H		B 1 SAFE 1 SAFE 1 SAFE X 1-0 26 FC4-6 1-3 1B	P 1 P X SAFE 2-0 ③ G4-3		D F B S F X 2-2 26 HR 1-H 2-H 2B			5	2	3	3	0	0	1
26 Chase Utley, L (1, 4) OBP: 0.364, SLG: 0.548	1 SAFE C F 1 SAFE X 0-2 ① G3 1-2	B X 1-0 ③ F7		F X 0-1 ① FC4-6 1B 1-2f 3-H 1B		C F X 0-2 ① G4-3	B T B F F X 2-2 2-H HR			5	2	1	3	0	0	2
6 Ryan Howard, L (1, 3) OBP: 0.413, SLG: 0.382	X 0-0 1B 2-3 1B		B B X 2-0 ① G4-3	C B F S 1-3 ② K		S B B S S 2-3 ② K	C C S 0-3 ③ K			5	0	1	0	0	3	1
Pat Burrell, R (1, 7) OBP: 0.449, SLG: 0.439 9 Michael Bourn, L (6, PR) OBP: 0.231, SLG: 0.167 (7, 7)	B B X 2-0 1-2 3-H 1B	B C B B S C 3-3 ② K	1 SAFE 1 SAFE C X 0-1 1B 1-3 1B	F X 0-1 FC5 2B	B F B X 2-1 2B 1B				4 1	1 0	3 1	1 0	0 0	1 0	0 0
Wes Helms, R (1, 5) OBP: 0.353, SLG: 0.377	F B B F S 2-3 ② K	C X 0-1 2B 1B	B X 1-0 1B 1-2 3-H 1B	B X 1-0 ③ FC5 2-3	S X 0-1 1-3 2B				5	0	3	1	0	1	3
Aaron Rowand, R (1, 8) OBP: 0.456, SLG: 0.515	C D X 1-1 ③ F9	B X 1-0 1-3 2B	D X 1-0 ③ 1-3 2-H 1B			C F B H 2-2 11 1B 8 2B HBP	C F S S 0-3 ① K			4	1	2	1	0	1	4
2 Rod Barajas, R (1, 2) OBP: 0.379, SLG: 0.182		C B X 1-1 ① P3	C F D D B B 4-2 BB	F F X 0-2 23 FC1-6 1B		B B C 1 SAFE F B S 3-3 ① K	C S D S 1-3 ② K2-3			4	0	1	0	1	2	3
23 Adam Eaton, R (1, 1) OBP: 0.200, SLG: 0.300 Geoff Geary, R (7, 1) 19 Greg Dobbs, L (7, PH) OBP: 0.208, SLG: 0.273 63 Ryan Madson, L (8, 1) 28 Jayson Werth, R (8, PH) OBP: 0.364, SLG: 0.316 54 Francisco Del Rosario, R (9, 1)		C X 0-1 11 3B 1B	C B S S 1-3 ③ K	X 0-0 ① FC1-6 11 FC4-6 1-2f		1 SAFE F X 0-1 ② P3	F T S 0-3 ③ K			3 0 1 0 1 0	1 0 0 0 0 0	1 0 0 0 0 0	0 0 0 0 0 0	1 0 0 0 1 0	4 0 1 0 2 0	
Inning Stats	R: 2 E: 0 K: 1 S: 15 H: 4 LOB: 2 BB: 0 P: 22	R: 2 E: 0 K: 0 S: 8 H: 2 LOB: 0 BB: 0 P: 10	R: 0 E: 0 K: 2 S: 12 H: 2 LOB: 3 BB: 1 P: 23	R: 3 E: 0 K: 1 S: 15 H: 5 LOB: 2 BB: 0 P: 21	R: 0 E: 0 K: 0 S: 9 H: 1 LOB: 1 BB: 0 P: 12	R: 0 E: 0 K: 1 S: 9 H: 1 LOB: 1 BB: 0 P: 12	R: 4 E: 0 K: 2 S: 19 H: 3 LOB: 0 BB: 0 P: 28	R: 0 E: 0 K: 3 S: 14 H: 2 LOB: 2 BB: 0 P: 17		1B: 13 2B: 4 3B: 1 HR: 2	SF: 0 SAC: 0 DP: 0 HBP: 1					

PITCHER		IP	WLS	BF	H	R	ER	SO	BB	IBB	HBP	BLK	WP	HR	S	P	ERA	WHIP
43 Chris Sampson, R ERA: 4.26	(1, 1)	4.0	L	26	14	7	7	4	1	0	0	0	0	1	53	79	15.75	3.750
21 Rick White, R ERA: 1.54	(5, 1)	2.0		7	1	0	0	1	0	0	0	0	0	0	15	21	0.00	0.500
Dave Borkowski, R ERA: 7.94	(7, 1)	1.0		7	3	4	4	2	0	0	1	0	0	1	19	28	36.00	3.000
54 Brad Lidge, R ERA: 8.53	(8, 1)	1.0		5	2	0	0	3	0	0	0	0	0	0	14	17	0.00	2.000

PITCHER	IP	WLS	BF	H	R	ER	SO	BB	IBB	HBP	BLK	WP	HR	S	P	ERA	WHIP

BOTTOM

Houston Astros @ Philadelphia Phillies

Citizens Bank Park, Philadelphia, PA

Mon Apr 23 2007, 7:05 PM EDT

Att. 32,517 - Partly Cloudy - 76 F

livebaseballscorecards.com

AB	43
R	11
H	20
RBI	11
BB	1
SO	10
LOB	22

Houston Astros @ Pittsburgh Pirates

PNC Park, Pittsburgh, PA

Tue Apr 24 2007, 7:05 PM EDT

Att. 13,062 - Clear - 67 F

TOP

livebaseballscorecards.com

Batter	1	2	3	4	5	6	7	8	9	AB	R	H	RBI	BB	SO	LOB
Craig Biggio, R (1, 4) OBP: 0.284, SLG: 0.421	X 0-0 2 G6-3 1B			B C F X 1-2 2 CS 1B		B B F C B S 3-3 ② K			F B X 1-1 ② G6-3	4	0	2	0	0	1	1
2 Chris Burke, R (1, 8) OBP: 0.315, SLG: 0.338	C T F F X 0-2 ① ② G6-3 1-2f			C B B S X 2-2 ① ② F9 1-2		F B X 1-1 ③ F8			F C X 0-2 ③ F7	4	0	0	0	0	0	3
17 Lance Berkman, S (1, 3) OBP: 0.373, SLG: 0.317	X 0-0 ③ G3			B B B C B 4-1 BB			X 0-0 ① G1-3			2	0	0	0	1	0	0
45 Carlos Lee, R (1, 7) OBP: 0.309, SLG: 0.507		F B X 1-1 ① G5-3		B B S F B X 3-2 ③ G5-3			C B S X 1-2 ② G6-3			3	0	0	0	0	0	1
Mark Loretta, R (1, 5) OBP: 0.300, SLG: 0.321		C B F C 1-3 ② K			B C X 1-1 ① G4-3		B B C F C 2-3 ③ K			3	0	0	0	0	2	0
16 Jason Lane, R (1, 9) OBP: 0.233, SLG: 0.655		C B X 1-1 ③ G5-3			B X 1-0 ② F7			B X 1-0 ① F8		3	0	0	0	0	0	0
28 Adam Everett, R (1, 6) OBP: 0.344, SLG: 0.389			B C C F X 1-2 ① G6-3		B C X 1-1 ③ P4			B C F B X 2-2 ② G6-3		3	0	0	0	0	0	0
Humberto Quintero, R (1, 2) OBP: 0.235, SLG: 0.250			B X 1-0 ② G5-3			X 0-0 FC2-6 1B		B S X 1-1 ③ F8		3	0	1	0	0	0	0
Woody Williams, R (1, 1) OBP: 0.091, SLG: 0.091 Dan Wheeler, R (8, 1) Morgan Ensberg, R (9, PH) OBP: 0.358, SLG: 0.441			S B B C C 2-3 ③ K			X 0-0 ① FC2-6 1-2f			F B B B X 3-1 ① P2	2 0 1	0 0 0	0 0 0	0 0 0	0 0 0	1 0 0	1 0 0
Inning Stats	R: 0 H: 1 E: 0 LOB: 0 K: 0 BB: 0 S: 7 P: 7	R: 0 H: 0 E: 0 LOB: 0 K: 1 BB: 0 S: 7 P: 10	R: 0 H: 0 E: 0 LOB: 0 K: 1 BB: 0 S: 8 P: 12	R: 0 H: 1 E: 0 LOB: 1 K: 0 BB: 1 S: 10 P: 20	R: 0 H: 0 E: 0 LOB: 0 K: 0 BB: 0 S: 5 P: 8	R: 0 H: 1 E: 0 LOB: 1 K: 1 BB: 0 S: 7 P: 11	R: 0 H: 0 E: 0 LOB: 0 K: 1 BB: 0 S: 7 P: 10	R: 0 H: 0 E: 0 LOB: 0 K: 0 BB: 0 S: 6 P: 10	R: 0 H: 0 E: 0 LOB: 0 K: 0 BB: 0 S: 7 P: 11	1B: 3 SF: 0 2B: 0 SAC: 0 3B: 0 DP: 1 HR: 0 HBP: 0						

	AB	28
	R	0
	H	3
	RBI	0
	BB	1
	SO	4
	LOB	6

WP: 0 PA: 29
PB: 0
SB: 0
CS: 1

PITCHER	IP	WLS	BF	H	R	ER	SO	BB	IBB	HBP	BLK	WP	HR	S	P	ERA	WHIP
28 Paul Maholm, L (1, 1) ERA: 3.96	9.0	W	29	3	0	0	4	1	0	0	0	0	0	64	99	0.00	0.444

PITCHER	IP	WLS	BF	H	R	ER	SO	BB	IBB	HBP	BLK	WP	HR	S	P	ERA	WHIP

Houston Astros @ Pittsburgh Pirates

PNC Park, Pittsburgh, PA

Tue Apr 24 2007, 7:05 PM EDT

Att. 13,062 - Clear - 67 F

livebaseballscorecards.com

BOTTOM

Batter	1	2	3	4	5	6	7	8	9	AB	R	H	RBI	BB	SO	LOB
6 Chris Duffy, L (1, 8) OBP: 0.355, SLG: 0.397	C C B H 2-2 2 CS HBP	C X 0-1 ③ G4-3			C X 0-1 ① G3		B C C B F X 2-2 ① F9			3	0	0	0	0	0	1
2 Jack Wilson, R (1, 6) OBP: 0.354, SLG: 0.459	B C 1 SAFE C F F B F X 1-2 2-2 ① 2B 2B	B B C X 2-1 1B 2B			X 0-0 ② F8		C B C F X 1-2 ② F8			4	2	2	0	0	0	0
12 Freddy Sanchez, R (1, 4) OBP: 0.296, SLG: 0.333	C X 0-1 ② G6-3	B F F X 1-2 ① G1-3			C F B X 1-2 ③ F9		C C B X 1-2 ③ G4-3			4	0	0	0	0	0	2
Jason Bay, R (1, 7) OBP: 0.380, SLG: 0.507	B B F B F X 3-2 2-H 2B	F X 0-1 2-H 1B				C F B X 1-2 26 1B 1B		C B F F X 1-2 ① F8		4	0	3	2	0	0	0
25 Adam LaRoche, L (1, 3) OBP: 0.247, SLG: 0.262	F B B F C 2-3 ③ K	B C X 1-1 ② F9				1 SAFE C B B B C F 1 X 3-2 ① F8		B B F F S 2-3 ② K		4	0	0	0	0	2	3
José Bautista, R (1, 5) OBP: 0.319, SLG: 0.465		C X 0-1 ① G5-3	1 SAFE 1 SAFE C X 0-1 ③ F7			B X 1-0 26 1B 1-2 1B		C C X 0-2 ③ G3-1		4	0	1	0	0	0	1
35 Brad Eldred, R (1, 9) OBP: 0.100, SLG: 0.300 13 Nate McLouth, L (7, 9) OBP: 0.471, SLG: 0.600		C X 0-1 ② F9		B X 1-0 ① F9		S B S C 1-3 ② K				3 0	0 0	0 0	0 0	0 0	1 0	2 0
26 Ronny Paulino, R (1, 2) OBP: 0.233, SLG: 0.293		B B B C C F X 3-2 HR		C B B X 2-1 ② G1-3		C B B F X 2-2 1-2 2-3 1B				3	1	2	1	0	0	0
28 Paul Maholm, L (1, 1) OBP: 0.111, SLG: 0.111		B X 1-0 1B		X 0-0 ③ F9		B X 1-0 ③ G5-3				3	0	1	0	0	0	3
Inning Stats	R: 1 H: 2 E: 0 LOB: 1 K: 1 BB: 0 S: 16 P: 25	R: 1 H: 2 E: 0 LOB: 1 K: 0 BB: 0 S: 11 P: 15	R: 1 H: 2 E: 0 LOB: 1 K: 0 BB: 0 S: 11 P: 15	R: 0 H: 0 E: 0 LOB: 0 K: 0 BB: 0 S: 4 P: 7	R: 0 H: 0 E: 0 LOB: 0 K: 0 BB: 0 S: 6 P: 7	R: 0 H: 3 E: 0 LOB: 3 K: 1 BB: 0 S: 15 P: 24	R: 0 H: 0 E: 0 LOB: 0 K: 0 BB: 0 S: 11 P: 15	R: 0 H: 0 E: 0 LOB: 0 K: 1 BB: 0 S: 10 P: 13		1B: 5 SF: 0 2B: 3 SAC: 0 3B: 0 DP: 0 HR: 1 HBP: 1					WP: 0 PA: 33 PB: 0 SB: 0 CS: 1	

	AB	32
	R	3
	H	9
	RBI	3
	BB	0
	SO	3
	LOB	12

PITCHER		IP	WLS	BF	H	R	ER	SO	BB	IBB	HBP	BLK	WP	HR	S	P	ERA	WHIP
Woody Williams, R ERA: 5.9	(1, 1)	7.0	L	30	9	3	3	2	0	0	1	0	0	1	74	108	3.86	1.286
Dan Wheeler, R ERA: 4.0	(8, 1)	1.0		3	0	0	0	1	0	0	0	0	0	0	10	13	0.00	0.000

PITCHER	IP	WLS	BF	H	R	ER	SO	BB	IBB	HBP	BLK	WP	HR	S	P	ERA	WHIP

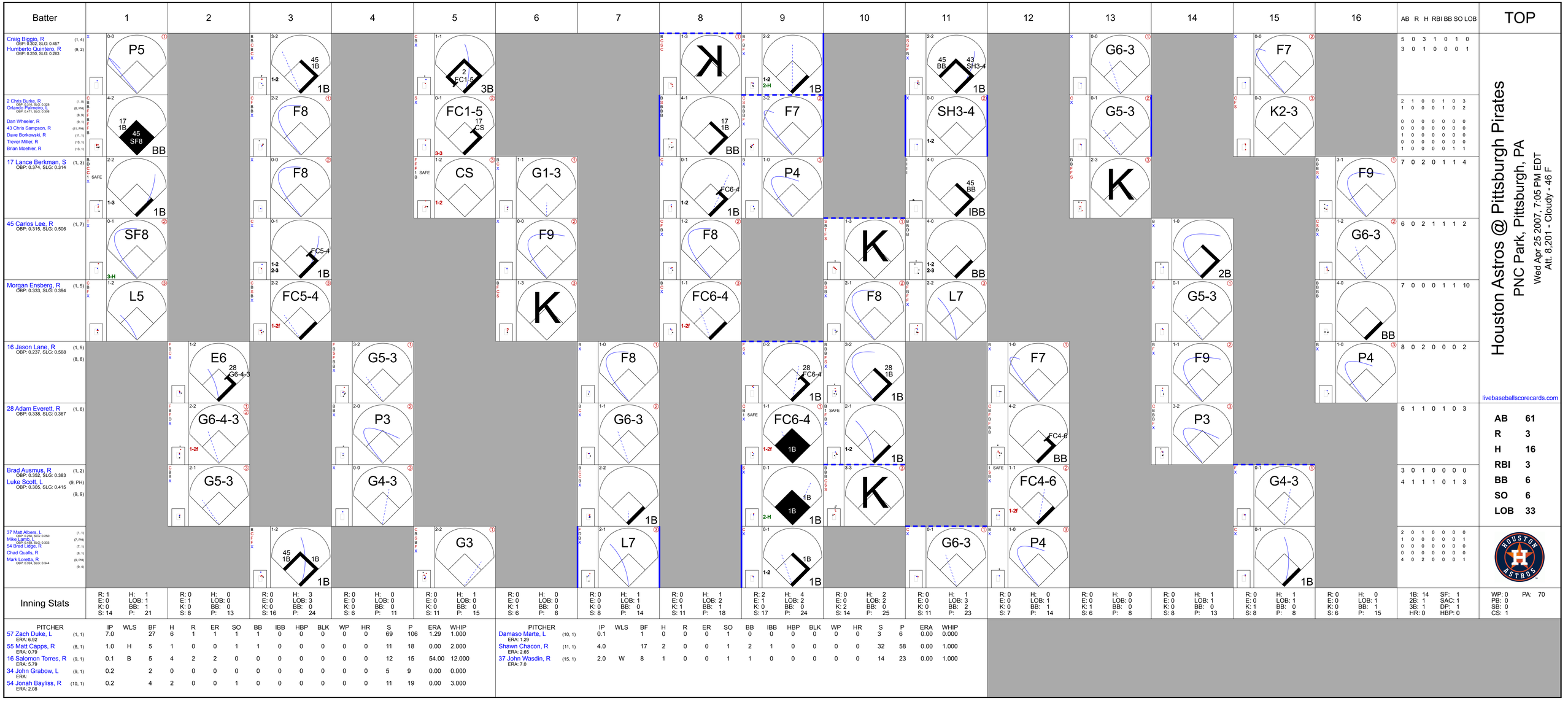
Batter
1
2
3
4
5
6
7
8
9
10
11
12
13
14
15
16
AB R H RBI BB SO LOB
TOP
Houston Astros @ Pittsburgh Pirates
PNC Park, Pittsburgh, PA
Wed Apr 25 2007, 7:05 PM EDT
Att. 8,201 - Cloudy - 46 F
livebaseballscorecards.com
Craig Biggio, R (1, 4)
OBP: 0.302, SLG: 0.457
Humberto Quintero, R (9, 2)
OBP: 0.250, SLG: 0.263
2 Chris Burke, R (1, 6)
OBP: 0.316, SLG: 0.328
Orlando Palmeiro, L (8, PH)
OBP: 0.471, SLG: 0.308
Dan Wheeler, R (9, 1)
43 Chris Sampson, R (11, PH)
Dave Borkowski, R (11, 1)
Trever Miller, R (13, 1)
Brian Moehler, R (13, 1)
17 Lance Berkman, S (1, 3)
OBP: 0.374, SLG: 0.314
45 Carlos Lee, R (1, 7)
OBP: 0.315, SLG: 0.506
Morgan Ensberg, R (1, 5)
OBP: 0.333, SLG: 0.394
16 Jason Lane, R (1, 9)
OBP: 0.237, SLG: 0.568
(8, 8)
28 Adam Everett, R (1, 6)
OBP: 0.338, SLG: 0.367
Brad Ausmus, R (1, 2)
OBP: 0.352, SLG: 0.383
Luke Scott, L (9, PH)
OBP: 0.305, SLG: 0.415
(9, 9)
37 Matt Albers, L (1, 1)
OBP: 0.250, SLG: 0.250
Mike Lamb, L (7, PH)
OBP: 0.409, SLG: 0.333
54 Brad Lidge, R (7, 1)
Chad Qualls, R (8, 1)
Mark Loretta, R (9, PH)
OBP: 0.324, SLG: 0.344
(9, 4)
Inning Stats
R: 1 H: 1
E: 0
K: 0
LOB: 1
S: 14 BB: 1
P: 21
R: 0 H: 0
E: 1
K: 0
LOB: 0
S: 8 BB: 0
P: 13
R: 0 H: 3
E: 0
K: 0
LOB: 3
S: 16 BB: 0
P: 24
R: 0 H: 0
E: 0
K: 0
LOB: 0
S: 6 BB: 0
P: 11
R: 0 H: 1
E: 0
K: 0
LOB: 0
S: 11 BB: 0
P: 15
R: 0 H: 0
E: 0
K: 1
LOB: 0
S: 6 BB: 0
P: 8
R: 0 H: 1
E: 0
K: 0
LOB: 1
S: 8 BB: 0
P: 14
R: 0 H: 1
E: 0
K: 1
LOB: 2
S: 11 BB: 1
P: 18
R: 2 H: 4
E: 1
K: 0
LOB: 2
S: 17 BB: 0
P: 24
R: 0 H: 2
E: 0
K: 2
LOB: 2
S: 14 BB: 0
P: 25
R: 0 H: 1
E: 0
K: 0
LOB: 3
S: 11 BB: 2
P: 23
R: 0 H: 0
E: 0
K: 0
LOB: 1
S: 7 BB: 1
P: 14
R: 0 H: 0
E: 0
K: 1
LOB: 0
S: 6 BB: 0
P: 8
R: 0 H: 1
E: 0
K: 0
LOB: 1
S: 8 BB: 1
P: 13
R: 0 H: 1
E: 0
K: 1
LOB: 1
S: 8 BB: 0
P: 8
R: 0 H: 0
E: 0
K: 0
LOB: 1
S: 6 BB: 1
P: 15
1B: 14 SF: 1
2B: 1 SAC: 1
3B: 1 DP: 1
HR: 0 HBP: 0
AB 61
R 3
H 16
RBI 3
BB 6
SO 6
LOB 33
WP: 0 PA: 70
PB: 0
SB: 0
CS: 1
PITCHER IP WLS BF H R ER SO BB IBB HBP BLK WP HR S P ERA WHIP
57 Zach Duke, L (1, 1) 7.0 27 6 1 1 1 1 0 0 0 0 0 0 69 106 1.29 1.000
ERA: 6.92
55 Matt Capps, R (8, 1) 1.0 H 5 1 0 0 1 1 0 0 0 0 0 0 11 18 0.00 2.000
ERA: 0.79
16 Salomon Torres, R (9, 1) 0.1 B 5 4 2 2 0 0 0 0 0 0 0 0 12 15 54.00 12.000
ERA: 5.79
34 John Grabow, L (9, 1) 0.2 2 0 0 0 0 0 0 0 0 0 0 0 5 9 0.00 0.000
ERA:
54 Jonah Bayliss, R (10, 1) 0.2 4 2 0 0 1 0 0 0 0 0 0 0 11 19 0.00 3.000
ERA: 2.08
PITCHER IP WLS BF H R ER SO BB IBB HBP BLK WP HR S P ERA WHIP
Damaso Marte, L (10, 1) 0.1 1 0 0 0 0 0 0 0 0 0 0 0 1 0 0.00 0.000
ERA: 1.29
Shawn Chacon, R (11, 1) 4.0 17 2 0 0 1 2 1 0 0 0 0 0 32 58 0.00 1.000
ERA: 2.65
37 John Wasdin, R (15, 1) 2.0 W 8 1 0 0 1 1 0 0 0 0 0 0 14 23 0.00 1.000
ERA: 7.0

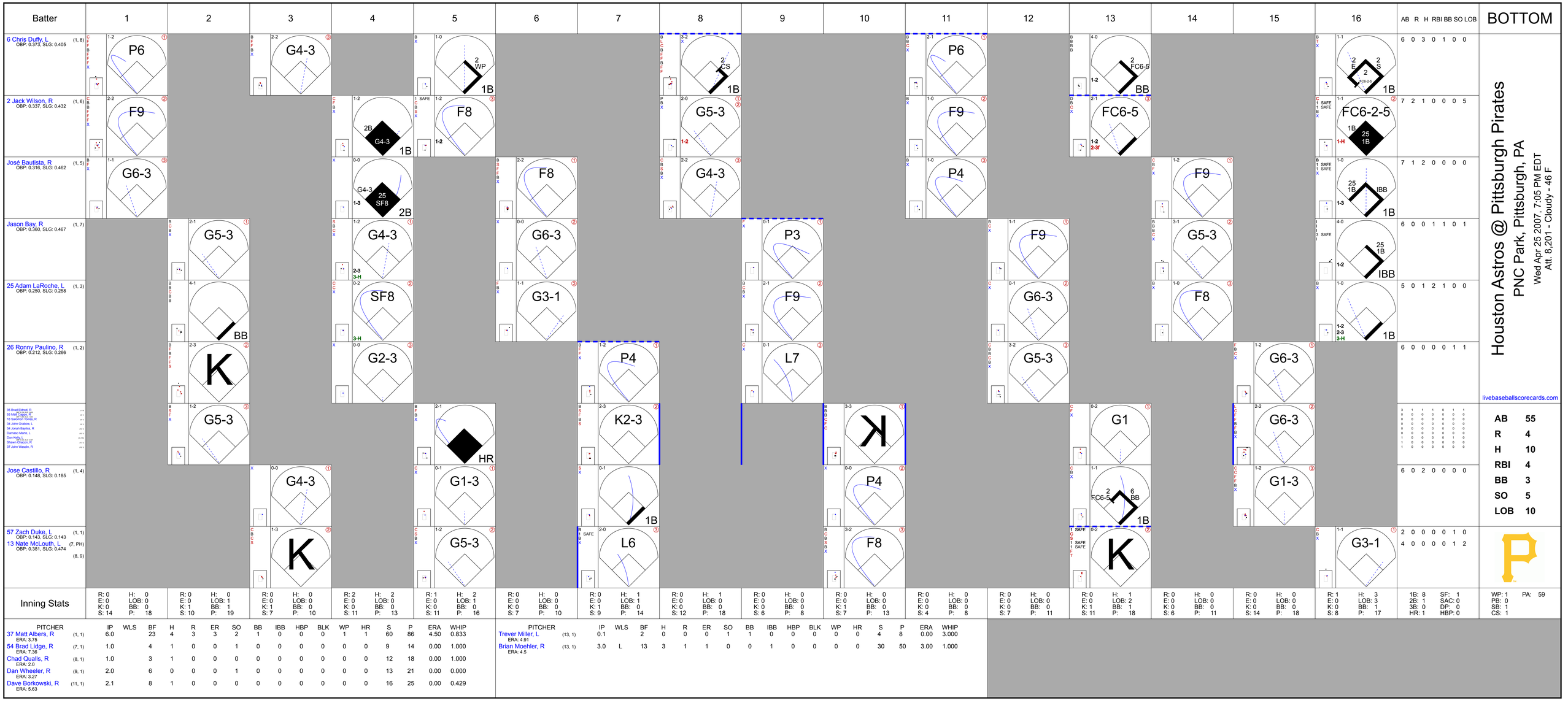
Batter
1
2
3
4
5
6
7
8
9
10
11
12
13
14
15
16
AB R H RBI BB SO LOB
BOTTOM
6 Chris Duffy, L (1, 8) OBP: 0.373, SLG: 0.405
2 Jack Wilson, R (1, 6) OBP: 0.337, SLG: 0.432
José Bautista, R (1, 5) OBP: 0.316, SLG: 0.462
Jason Bay, R (1, 7) OBP: 0.360, SLG: 0.467
25 Adam LaRoche, L (1, 3) OBP: 0.250, SLG: 0.258
26 Ronny Paulino, R (1, 2) OBP: 0.212, SLG: 0.266
35 Brad Eldred, R
55 Matt Capps, R
16 Salomon Torres, R
34 John Grabow, L
54 Jonah Bayliss, R
Damaso Marte, L
Don Kelly, 3
Shawn Chacon, R
37 John Wasdin, R
Jose Castillo, R (1, 4) OBP: 0.148, SLG: 0.185
57 Zach Duke, L (1, 1) OBP: 0.143, SLG: 0.143
13 Nate McLouth, L (7, PH) (8, 9) OBP: 0.381, SLG: 0.474
Inning Stats
Houston Astros @ Pittsburgh Pirates
PNC Park, Pittsburgh, PA
Wed Apr 25 2007, 7:05 PM EDT
Att. 8,201 - Cloudy - 46 F
livebaseballscorecards.com
AB 55
R 4
H 10
RBI 4
BB 3
SO 5
LOB 10
PITCHER IP WLS BF H R ER SO BB IBB HBP BLK WP HR S P ERA WHIP
37 Matt Albers, R (1, 1) ERA: 3.75 6.0 23 4 3 3 2 1 0 0 0 1 0 60 86 4.50 0.833
54 Brad Lidge, R (7, 1) ERA: 7.36 1.0 4 1 0 0 1 0 0 0 0 0 0 9 14 0.00 1.000
Chad Qualls, R (8, 1) ERA: 2.0 1.0 3 1 0 0 0 0 0 0 0 0 0 12 18 0.00 1.000
Dan Wheeler, R (9, 1) ERA: 3.27 2.0 6 0 0 0 1 0 0 0 0 0 0 13 21 0.00 0.000
Dave Borkowski, R (11, 1) ERA: 5.63 2.1 8 1 0 0 0 0 0 0 0 0 0 16 25 0.00 0.429
Trever Miller, L (13, 1) ERA: 4.91 0.1
Brian Moehler, R (13, 1) ERA: 4.5 3.0 L 13 3 1 1 0 0 1 0 0 0 0 30 50 3.00 1.000

Houston Astros @ Pittsburgh Pirates

PNC Park, Pittsburgh, PA

Thu Apr 26 2007, 12:35 PM EDT

Att. 12,056 - Partly Cloudy - 58 F

livebaseballscorecards.com

Batter	1	2	3	4	5	6	7	8	9	AB	R	H	RBI	BB	SO	LOB
2 Chris Burke, R (1, 8) OBP: 0.321, SLG: 0.338	0-1 1B 17 SF9 2B		0-1 ① L6		0-0 ② G6-3		0-0 ① F7		4-1 17 BB 45 SF9 1B BB	4	2	1	0	1	0	0
Mark Loretta, R (1, 4) OBP: 0.410, SLG: 0.417	0-1 S 2-3 1B		0-2 17 FC4-6 1B		1-1 17 1B 1B		4-2 17 1B BB		2-1 17 BB 1B 1-2 1B	4	1	4	0	1	0	0
17 Lance Berkman, S (1, 3) OBP: 0.385, SLG: 0.329	2-2 ① SF9 3-H		1-2 ② FC4-6 1-2f		1-1 45 FC6-4 1-2 1B		1-0 45 G5-4-3 1-2 1B		4-2 BB 1B 1-2 2-3 BB	3	0	2	1	1	0	1
45 Carlos Lee, R (1, 7) OBP: 0.298, SLG: 0.482	1-2 ② P5		0-2 ③ G1-3		3-0 ③ FC6-4 1-2f		0-0 ②③ G5-4-3 1-2f		0-1 ② SF9 3-H	4	0	0	1	0	0	6
Mike Lamb, L (1, 5) OBP: 0.483, SLG: 0.391	3-3 ③ K 1-2			3-3 ① K		2-2 28 BB BB 1B		0-0 G4-1 1B	0-0 BB 1-2 2-H 1B	5	0	3	1	0	2	1
Luke Scott, L (1, 9) OBP: 0.333, SLG: 0.407 Stephen Randolph, L (8, 1) Morgan Ensberg, R (9, PH) OBP: 0.342, SLG: 0.394		4-2 BB		4-2 BB		4-0 28 BB 1-2 BB		0-1 ① G4-1 1-2	4-1 28 FC5-4 1-2 2-3 BB	1 0 0	0 0 0	0 0 0	0 0 0	3 0 1	0 0 0	1 0 0
28 Adam Everett, R (1, 6) OBP: 0.329, SLG: 0.344		2-1 ① F8		0-3 ② K		4-2 51 G6-4-3 1-2 2-3 BB		2-3 ② K	1-1 ③ FC5-4 1-2f	4	0	0	0	1	2	6
Brad Ausmus, R (1, 2) OBP: 0.333, SLG: 0.360 Orlando Palmeiro, L (8, PH) OBP: 0.444, SLG: 0.286 Humberto Quintero, R (8, 2) OBP: 0.250, SLG: 0.263		0-0 ② F9		2-2 ③ G1-3		2-2 ① P4		0-1 ③ F7		3 1 0	0 0 0	0 0 0	0 0 0	0 0 0	0 0 0	5 1 0
51 Wandy Rodriguez, S (1, 1) OBP: 0.111, SLG: 0.111 Chad Qualls, R (8, 1) 16 Jason Lane, R (8, 9) OBP: 0.231, SLG: 0.553		1-3 ③ K			3-2 ① F7	0-2 ②③ G6-4-3 1-2f			0-1 ① G5-3	3 0 1	0 0 0	0 0 0	0 0 0	0 0 0	1 0 0	4 0 0
Inning Stats	R: 1 E: 0 K: 1 S: 15 H: 2 LOB: 1 BB: 0 P: 21	R: 0 E: 0 K: 1 S: 12 H: 0 LOB: 1 BB: 1 P: 19	R: 0 E: 0 K: 0 S: 12 H: 1 LOB: 1 BB: 0 P: 13	R: 0 E: 0 K: 2 S: 12 H: 0 LOB: 1 BB: 1 P: 21	R: 0 E: 0 K: 0 S: 12 H: 2 LOB: 2 BB: 0 P: 20	R: 0 E: 0 K: 0 S: 16 H: 1 LOB: 2 BB: 2 P: 28	R: 0 E: 0 K: 0 S: 5 H: 1 LOB: 1 BB: 1 P: 10	R: 0 E: 0 K: 1 S: 10 H: 1 LOB: 1 BB: 0 P: 12	R: 2 E: 0 K: 0 S: 13 H: 2 LOB: 3 BB: 3 P: 28	1B: 9 2B: 1 3B: 0 HR: 0	SF: 2 SAC: 0 DP: 2 HBP: 0						

PITCHER	IP	WLS	BF	H	R	ER	SO	BB	IBB	HBP	BLK	WP	HR	S	P	ERA	WHIP
Tony Armas, R (1, 1) ERA: 11.57	5.0		25	6	1	1	4	4	0	0	0	0	0	72	113	1.80	2.000
54 Jonah Bayliss, R (6, 1) ERA: 1.69	2.0	W	6	1	0	0	0	1	0	0	0	0	0	12	19	0.00	1.000
55 Matt Capps, R (8, 1) ERA: 0.73	1.0	H	4	1	0	0	1	0	0	0	0	0	0	10	12	0.00	1.000
16 Salomon Torres, R (9, 1) ERA: 7.2	0.2		5	1	2	2	0	2	0	0	0	0	0	9	19	27.00	4.500
34 John Grabow, L (9, 1) ERA:	0.1	S	3	1	0	0	0	1	0	0	0	0	0	4	9	0.00	6.000

PITCHER	IP	WLS	BF	H	R	ER	SO	BB	IBB	HBP	BLK	WP	HR	S	P	ERA	WHIP

AB	33
R	3
H	10
RBI	3
BB	8
SO	5
LOB	25

WP: 0 PB: 0 SB: 1 CS: 0 PA: 43

BOTTOM

Houston Astros @ Pittsburgh Pirates

PNC Park, Pittsburgh, PA

Thu Apr 26 2007, 12:35 PM EDT
Att. 12,056 - Partly Cloudy - 58 F

livebaseballscorecards.com

Batter	1	2	3	4	5	6	7	8	9	AB	R	H	RBI	BB	SO	LOB
6 Chris Duffy, L (1, 8) OBP: 0.379, SLG: 0.395	B B C X 2-1 G4-3 ①		B F C F B X 2-2 F9 ③			B 1 SAFE 1 SAFE B B B C T 1 SAFE B 4-2 12 E 1B 1-2 BB		B F S F B B B 4-2 12 SH5-4 2 1B HBP BB		2	2	0	0	2	0	1
2 Jack Wilson, R (1, 6) OBP: 0.333, SLG: 0.424	C F X 0-2 G5-3 ②			B C B B C F X 3-2 F7 ①		L L X 0-2 L6 ①		1 SAFE B C 1 SAFE B F X 2-2 HBP 12 SH5-4 41 1B 1-2 1B		4	1	1	0	0	0	2
12 Freddy Sanchez, R (1, 4) OBP: 0.281, SLG: 0.314	C B C X 1-2 G4-3 ③			B F X 1-1 G5-3 ②		D C X 1-1 E5 E 1B 1-2 2-3		X 0-0 SH5-4 ① 1-2 2-3		3	0	0	0	0	0	2
Jason Bay, R (1, 7) OBP: 0.378, SLG: 0.474		C X 0-1 35 G4-6-3 1B		X 0-0 F7 ③		D S B F D X 3-2 E9 1-3 2-H 3-H 1B		I I I I 4-0 HBP 41 1B IBB		3	1	2	2	1	0	0
35 Brad Eldred, R (1, 9) OBP: 0.115, SLG: 0.385 55 Matt Capps, R (8, 1) OBP: 1.000, SLG: 1.000 Xavier Nady, R (8, PH) OBP: 0.320, SLG: 0.467 45 Ian Snell, R (8, PR) OBP: 0.333, SLG: 0.250 16 Salomon Torres, R (9, 1) 34 John Grabow, L (9, 1)		C C 1 SAFE X 0-2 G4-6-3 ① ② 1-2f			C S B S 1-3 K ①	F S B S 1-3 K ②		C S F H 1-2 41 1B 1-2 2-3 3-H HBP		3 0 0 0 0 0	0 0 0 0 0 0	0 0 0 0 0 0	0 0 1 0 0 0	0 0 0 0 0 0	2 0 0 0 0 0	3 0 0 0 0 0
25 Adam LaRoche, L (1, 3) OBP: 0.250, SLG: 0.257		C X 0-1 G3-1 ③			X 0-0 1B	C B B C 1-3 K ③		S F S 0-3 K ②		4	0	1	0	0	2	5
41 Ryan Doumit, S (1, 2) OBP: 0.375, SLG: 0.429			X 0-0 2B		C F F F X 0-2 F8 ②		B B X 2-0 G5-3 ①	S B C D X 2-2 1-2 2-H 3-H 1B		4	0	2	2	0	0	1
José Bautista, R (1, 5) OBP: 0.309, SLG: 0.450			C B C C 1-3 K ①		D C 1 SAFE 1 SAFE C S 1-3 K ③		X 0-0 F8 ②	B B C F F B C 3-3 K ③		2	0	0	0	0	2	2
Tony Armas, R (1, 1) OBP: 0.500, SLG: 0.500 54 Jonah Bayliss, R (6, 1) Jose Castillo, R (6, 5) OBP: 0.172, SLG: 0.207 13 Nate McLouth, L (7, PH) OBP: 0.348, SLG: 0.429 (8, 9)			C F S 0-3 K ②			C X 0-1 12 E 6 BB 1B 1B	C B F B S 2-3 K ③			1 0 2 2	0 0 1 0	0 0 1 0	0 0 0 0	0 0 1 0	1 0 0 1	1 0 0 2
Inning Stats	R: 0 E: 0 K: 0 S: 8 H: 0 LOB: 0 BB: 0 P: 11	R: 0 E: 0 K: 0 S: 7 H: 1 LOB: 0 BB: 0 P: 7	R: 0 E: 0 K: 2 S: 11 H: 1 LOB: 1 BB: 0 P: 14	R: 0 E: 0 K: 0 S: 7 H: 0 LOB: 0 BB: 0 P: 11	R: 0 E: 0 K: 2 S: 12 H: 1 LOB: 1 BB: 0 P: 14	R: 2 E: 2 K: 2 S: 18 H: 2 LOB: 2 BB: 1 P: 28	R: 0 E: 0 K: 1 S: 5 H: 0 LOB: 0 BB: 0 P: 9	R: 3 E: 0 K: 2 S: 20 H: 2 LOB: 2 BB: 2 P: 36		1B: 6 2B: 1 3B: 0 HR: 0		SF: 0 SAC: 1 DP: 1 HBP: 1		WP: 0 PB: 0 SB: 0 CS: 0	PA: 35	

	AB	30
	R	5
	H	7
	RBI	5
	BB	3
	SO	9
	LOB	19

PITCHER		IP	WLS	BF	H	R	ER	SO	BB	IBB	HBP	BLK	WP	HR	S	P	ERA	WHIP
51 Wandy Rodriguez, L ERA: 4.5	(1, 1)	7.0	L	28	5	3	3	7	2	0	0	0	0	0	71	101	3.86	1.000
Chad Qualls, R ERA: 3.72	(8, 1)	0.2		6	2	2	2	1	0	1	1	0	0	0	13	22	27.00	3.000
Stephen Randolph, L ERA:	(8, 1)	0.1		1	0	0	0	1	0	0	0	0	0	0	4	7	0.00	0.000

PITCHER	IP	WLS	BF	H	R	ER	SO	BB	IBB	HBP	BLK	WP	HR	S	P	ERA	WHIP

Batter	1	2	3	4	5	6	7	8	9	AB	R	H	RBI	BB	SO	LOB
23 Rickie Weeks Jr., R (1, 4) OBP: 0.340, SLG: 0.523	B F C X 1-2 G6-3		X 0-0 F8		B X 1-0 G6-3		B C B F X 2-2 G6-3 1-2 2-3 3-H		1 SAFE C 1 SAFE 1 SAFE X 0-1 28 1B 1-3 1B	5	0	1	1	0	0	3
7 J.J. Hardy, R (1, 6) OBP: 0.350, SLG: 0.549	B X 1-0 28 G3 2B		1 SAFE C C C 0-3 K		C C X 0-2 G4-3		C X 0-1 2-H 3-H 2B		C C D B 1 SAFE S 2-3 K	5	0	2	2	0	2	2
28 Prince Fielder, L (1, 3) OBP: 0.353, SLG: 0.506	C S B B F B X 3-2 G3 2-3			C S X 0-2 G4-3		X 0-0 F9	X 0-0 G4-3		1 SAFE 1 SAFE B X 1-0 1-2 1B	5	0	1	0	0	0	2
2 Bill Hall, R (1, 8) OBP: 0.311, SLG: 0.444	B X 1-0 G6-3			B B B F B 4-1 18 WP 1B BB		C B C F X 1-2 F8		S B S S 1-3 K	C F C 0-3 K	4	0	0	0	1	2	3
Johnny Estrada, S (1, 2) OBP: 0.329, SLG: 0.429		X 0-0 G6-3		1 SAFE X 1-0 18 WP 1-2 1B		B X 1-0 G4-3		C B X 1-1 HR		4	1	2	1	0	0	0
Geoff Jenkins, L (1, 7) OBP: 0.403, SLG: 0.586		C F F B X 1-2 1B		S S T 0-2 K			F F B F F X 1-2 18 2B 23 G6-3 1B	B S S F B S 2-3 K		4	1	2	0	0	2	2
18 Gabe Gross, L (1, 9) OBP: 0.452, SLG: 0.500		C X 0-1 F7		C B B B C B 4-2 1-2 2-3 BB			C C 1 SAFE B X 1-2 23 G6-3 1-3 7 2B 2B	B B C S B B 4-2 BB		2	1	1	0	2	0	0
Craig Counsell, L (1, 5) OBP: 0.308, SLG: 0.370			C B B B F B 4-2 BB	D B F C F D X 3-2 F9			B F F F F F T 1-2 K	C C B F 1 SAFE S 1-3 K		3	0	0	0	1	2	6
39 Chris Capuano, L (1, 1) OBP: 0.167, SLG: 0.091 22 Tony Gwynn Jr., L (7, PH) OBP: 0.500, SLG: 0.429 50 Chris Spurling, R (7, 1) Brian Shouse, L (7, 1) Matt Wise, R (7, 1) Derrick Turnbow, R (8, 1) 1 Corey Hart, R (9, PH) OBP: 0.379, SLG: 0.440 Francisco Cordero, R (9, 1)			1 SAFE M 1 SAFE M C 0-3 K		C F B S 1-3 K		B B B C B 4-1 23 G6-3 7 2B BB		C F B B B B B 4-2 23 1B BB	2 0 0 0 0 0 0 0 0	0 1 0 0 0 0 0 0 0	0 0 0 0 0 0 0 0 0	0 0 0 0 0 0 0 0 1	0 1 0 0 0 0 0 0 0	2 0 0 0 0 0 0 0 0	1 0 0 0 0 0 0 0 0
Inning Stats	R: 0 E: 0 K: 0 S: 9 H: 1 LOB: 1 BB: 0 P: 15	R: 0 E: 0 K: 0 S: 7 H: 1 LOB: 0 BB: 0 P: 8	R: 0 E: 0 K: 2 S: 9 H: 0 LOB: 1 BB: 1 P: 13	R: 0 E: 0 K: 1 S: 14 H: 1 LOB: 3 BB: 2 P: 26	R: 0 E: 0 K: 1 S: 7 H: 0 LOB: 0 BB: 0 P: 9	R: 0 E: 0 K: 0 S: 6 H: 0 LOB: 0 BB: 0 P: 8	R: 3 E: 0 K: 1 S: 21 H: 3 LOB: 1 BB: 1 P: 30	R: 1 E: 0 K: 3 S: 15 H: 1 LOB: 1 BB: 1 P: 24	R: 0 E: 0 K: 2 S: 11 H: 2 LOB: 2 BB: 1 P: 18	1B: 5 2B: 3 3B: 0 HR: 1	SF: 0 SAC: 0 DP: 0 HBP: 0					

TOP

Milwaukee Brewers @ Houston Astros

Minute Maid Park, Houston, TX

Fri Apr 27 2007, 7:05 PM CDT

Att. 40,530 - Cloudy - 72 F

livebaseballscorecards.com

AB	34
R	4
H	9
RBI	4
BB	6
SO	10
LOB	19

WP: 1 PA: 40
PB: 0
SB: 0
CS: 0

PITCHER		IP	WLS	BF	H	R	ER	SO	BB	IBB	HBP	BLK	WP	HR	S	P	ERA	WHIP
44 Roy Oswalt, R ERA: 3.43	(1, 1)	7.0	L	30	6	3	3	5	4	0	0	0	1	0	73	109	3.86	1.429
54 Brad Lidge, R ERA: 7.04	(8, 1)	0.1		1	0	0	0	1	0	0	0	0	0	0	3	4	0.00	0.000
Stephen Randolph, L ERA: 9.0	(8, 1)	0.2		4	1	1	1	2	1	0	0	0	0	1	12	20	13.50	3.000
Dave Borkowski, R ERA: 5.0	(9, 1)	1.0		5	2	0	0	2	1	0	0	0	0	0	11	18	0.00	3.000

PITCHER	IP	WLS	BF	H	R	ER	SO	BB	IBB	HBP	BLK	WP	HR	S	P	ERA	WHIP

BOTTOM

Milwaukee Brewers @ Houston Astros

Minute Maid Park, Houston, TX

Fri Apr 27 2007, 7:05 PM CDT
Att. 40,530 - Cloudy - 72 F

Batter	1	2	3	4	5	6	7	8	9	AB	R	H	RBI	BB	SO	LOB
Craig Biggio, R (1, 4) OBP: 0.300, SLG: 0.459	C B X 1-1 17 G1-4-3 45 1B 2B	B B C B X 3-1 ③ F8			F L X 0-2 ① F8		B F 1 SAFE S B F 1 SAFE F X 2-2 ② F9			4	1	1	0	0	0	2
2 Chris Burke, R (1, 8) OBP: 0.329, SLG: 0.329	B H 2-0 17 G1-4-3 HBP		B X 1-0 ① L9		B B B C B B B 4-1 17 G4-3 17 WP BB		C 1 SAFE F D X 1-2 ③ FC5-4 1-2f			2	0	0	0	1	0	1
17 Lance Berkman, S (1, 3) OBP: 0.380, SLG: 0.325	X 0-0 ① ② G1-4-3 1-2f 2-3		X 0-0 ② 1B		B B X 2-0 ② G4-3 1-3			B C B F S 2-3 ① K2-3		4	0	1	0	0	1	3
45 Carlos Lee, R (1, 7) OBP: 0.296, SLG: 0.471	C B B B X 3-1 WP 3-H 1B		C C B X 1-2 ③ G1-3		B X 1-0 ③ G6-3			F B F S 1-3 ② K		4	0	1	1	0	1	1
Morgan Ensberg, R (1, 5) OBP: 0.350, SLG: 0.391	S D C 1 SAFE F B B B B 4-2 1-2 BB			C X 0-1 F9 16 1B 1B		C B B X 2-1 ① G6-3		S S B F B F B F X 3-2 ③ L8		3	0	1	0	1	0	0
16 Jason Lane, R (1, 9) OBP: 0.238, SLG: 0.537 Orlando Palmeiro, L (9, PH) OBP: 0.421, SLG: 0.267	S D X 1-1 ③ G4-3			B X 1-0 1-2 1B		F S F B F B X 2-2 ② P6			C B F B F B F X 2-2 ① G4-3	3 1	0 0	1 0	0 0	0 0	0 0	2 0
28 Adam Everett, R (1, 6) OBP: 0.325, SLG: 0.328		B B B B 4-0 44 SH1-4 BB		F 2 SAFE X 0-1 ① F9		B X 1-0 ③ G1-3			C C B S 1-3 ② K	3	0	0	0	1	1	2
Brad Ausmus, R (1, 2) OBP: 0.328, SLG: 0.352		1 SAFE X 0-0 ① F8		C B S B B F X 3-2 ② F9 2-3			B X 1-0 2 FC5-4 1B		C B C B S 2-3 ③ K	4	0	1	0	0	1	3
44 Roy Oswalt, R (1, 1) OBP: 0.083, SLG: 0.083 Mike Lamb, L (7, PH) OBP: 0.467, SLG: 0.375 54 Brad Lidge, R (8, 1) Stephen Randolph, L (8, 1) Dave Borkowski, R (9, 1)		X 0-0 ② SH1-4 1-2		X 0-0 ③ G6-3			B X 1-0 ① F7			1 1 0 0 0	0 0 0 0 0	0 0 0 0 0	0 0 0 0 0	0 0 0 0 0	0 0 0 0 0	2 1 0 0 0
Inning Stats	R: 1 H: 2 E: 0 LOB: 2 K: 0 BB: 1 S: 11 P: 22	R: 0 H: 0 E: 0 LOB: 1 K: 0 BB: 1 S: 4 P: 11	R: 0 H: 1 E: 0 LOB: 0 K: 0 BB: 0 S: 5 P: 7	R: 0 H: 2 E: 0 LOB: 2 K: 0 BB: 0 S: 10 P: 14	R: 0 H: 0 E: 0 LOB: 1 K: 0 BB: 1 S: 6 P: 13	R: 0 H: 0 E: 0 LOB: 0 K: 0 BB: 0 S: 8 P: 13	R: 0 H: 1 E: 0 LOB: 1 K: 0 BB: 0 S: 10 P: 15	R: 0 H: 0 E: 0 LOB: 0 K: 2 BB: 0 S: 12 P: 18	R: 0 H: 0 E: 0 LOB: 0 K: 2 BB: 0 S: 10 P: 15	1B: 5 SF: 0 2B: 1 SAC: 1 3B: 0 DP: 1 HR: 0 HBP: 1						WP: 2 PA: 35 PB: 0 SB: 0 CS: 0

livebaseballscorecards.com

AB	30
R	1
H	6
RBI	1
BB	3
SO	4
LOB	17

PITCHER		IP	WLS	BF	H	R	ER	SO	BB	IBB	HBP	BLK	WP	HR	S	P	ERA	WHIP
39 Chris Capuano, L ERA: 3.21	(1, 1)	6.0	W	25	5	1	1	0	3	0	1	0	2	0	44	80	1.50	1.333
50 Chris Spurling, R ERA: 13.5	(7, 1)	0.0		1	1	0	0	0	0	0	0	0	0	0	1	2	∞	∞
Brian Shouse, L ERA: 4.05	(7, 1)	0.1	H	1	0	0	0	0	0	0	0	0	0	0	1	2	0.00	0.000
Matt Wise, R ERA: 3.48	(7, 1)	0.2	H	2	0	0	0	0	0	0	0	0	0	0	8	11	0.00	0.000
Derrick Turnbow, R ERA: 2.31	(8, 1)	1.0	H	3	0	0	0	2	0	0	0	0	0	0	12	18	0.00	0.000

PITCHER		IP	WLS	BF	H	R	ER	SO	BB	IBB	HBP	BLK	WP	HR	S	P	ERA	WHIP
Francisco Cordero, R ERA:	(9, 1)	1.0	S	3	0	0	0	2	0	0	0	0	0	0	10	15	0.00	0.000

Batter	1	2	3	4	5	6	7	8	9	AB	R	H	RBI	BB	SO	LOB
23 Rickie Weeks Jr., R (1, 4) OBP: 0.343, SLG: 0.516	B C F S 1-3 ① K		B C S B S 2-3 ② K		C B S S 1-3 ② K		C B X 1-1 2-3 1B		C B B X 2-1 1-3 7 DI 1B	5	0	2	0	0	3	0
7 J.J. Hardy, R (1, 6) OBP: 0.343, SLG: 0.531	C B C X 1-2 2 BB 1B		C X 0-1 ③ P5		C B F X 1-2 ③ L6		B C X 1-1 ③ F8		F F F B B X 2-2 ③ F9 1-2	5	0	1	0	0	0	4
28 Prince Fielder, L (1, 3) OBP: 0.349, SLG: 0.495	1 SAFE X 0-0 ② P6			B C F B X 2-2 FC4-6 2 1B 1B 1B		C B X 1-1 ① F8		B C B F F S 2-3 ① K		4	1	1	0	0	1	1
2 Bill Hall, R (1, 8) OBP: 0.319, SLG: 0.440	F B F B 1 F B B SAFE 4-2 1-2 BB			S C X 0-2 FC4-6 1-2 1B		F B F C 1-3 ② K		B C B F B S 3-3 ② K		3	0	1	0	1	2	0
Johnny Estrada, S (1, 2) OBP: 0.338, SLG: 0.446	X 0-0 ③ P6			B X 1-0 ① FC4-6 1B 1-2f 2-3		X 0-0 1B		F S B F B X 2-2 2B		4	0	2	0	0	0	4
Geoff Jenkins, L (1, 7) OBP: 0.394, SLG: 0.565		B C X 1-1 ① G1		X 0-0 1-2 3-H 1B		C X 0-1 ③ L9		B S F S 1-3 ③ K		4	0	1	1	0	1	2
1 Corey Hart, R (1, 9) OBP: 0.355, SLG: 0.407		X 0-0 ② G6-3		S B C S 1-3 ② K			C X 0-1 ① G6-3		X 0-0 ① L8	4	0	0	0	0	1	2
Craig Counsell, L (1, 5) OBP: 0.304, SLG: 0.347	C B B S S 2-3 ③ K			C B C S 1-3 ③ K			C F B B B B 4-2 23 1B 22 G3 BB		C F F S 0-3 ② K	3	0	0	0	1	3	2
31 Dave Bush, R (1, 1) 50 Chris Spurling, R (6, 1) 22 Tony Gwynn Jr., L (7, PH) OBP: 0.471, SLG: 0.400 45 Elmer Dessens, R (7, 1) 9 Tony Graffanino, R (9, PH) OBP: 0.320, SLG: 0.233			C B S S 1-3 ① K		C X 0-1 ① G5-3		X 0-0 ② G3 1-2		B B B B 4-0 23 1B 23 DI BB	2 0 1 0 0	0 0 0 0 0	0 0 0 0 0	0 0 0 0 0	0 0 0 0 1	1 0 0 0 0	0 0 1 0 0
Inning Stats	R: 0 H: 1 E: 0 LOB: 2 K: 1 BB: 1 S: 11 P: 17	R: 0 H: 0 E: 0 LOB: 0 K: 1 BB: 0 S: 6 P: 9	R: 0 H: 0 E: 0 LOB: 0 K: 2 BB: 0 S: 8 P: 11	R: 1 H: 3 E: 0 LOB: 2 K: 2 BB: 0 S: 14 P: 19	R: 0 H: 0 E: 0 LOB: 0 K: 1 BB: 0 S: 8 P: 10	R: 0 H: 1 E: 0 LOB: 1 K: 1 BB: 0 S: 8 P: 10	R: 0 H: 1 E: 0 LOB: 2 K: 0 BB: 1 S: 9 P: 15	R: 0 H: 1 E: 0 LOB: 1 K: 3 BB: 0 S: 14 P: 22	R: 0 H: 1 E: 0 LOB: 2 K: 1 BB: 1 S: 11 P: 19	1B: 7 2B: 1 3B: 0 HR: 0	SF: 0 SAC: 0 DP: 0 HBP: 0				WP: 0 PB: 0 SB: 0 CS: 0	PA: 38	

PITCHER		IP	WLS	BF	H	R	ER	SO	BB	IBB	HBP	BLK	WP	HR	S	P	ERA	WHIP
43 Chris Sampson, R ERA: 3.55	(1, 1)	6.1	W	26	5	1	1	8	2	0	0	0	0	0	59	84	1.42	1.105
54 Brad Lidge, R ERA: 5.79	(7, 1)	1.2		7	2	0	0	3	0	0	0	0	0	0	19	29	0.00	1.200
Trever Miller, L ERA: 3.86	(9, 1)	1.0		5	1	0	0	1	1	0	0	0	0	0	11	19	0.00	2.000

PITCHER		IP	WLS	BF	H	R	ER	SO	BB	IBB	HBP	BLK	WP	HR	S	P	ERA	WHIP

TOP

Milwaukee Brewers @ Houston Astros

Minute Maid Park, Houston, TX

Sat Apr 28 2007, 6:05 PM CDT

Att. 41,004 - Partly Cloudy - 81 F

livebaseballscorecards.com

AB	35
R	1
H	8
RBI	1
BB	3
SO	12
LOB	16

Batter	1	2	3	4	5	6	7	8	9	AB	R	H	RBI	BB	SO	LOB
Craig Biggio, R (1, 4) OBP: 0.305, SLG: 0.477 Trever Miller, R (9, 1)	B F F F B C 2-3 K ①		X 0-0 SF7 ② 3-H		C F B D F B B 4-2 1B 17 1B BB ① 1-2 2-3	C C B X 1-2 1B 3B ① 1-H 3-H		T B B S C 2-3 K ③		3 0	2 0	1 0	3 0	1 0	2 0	0 0
Mark Loretta, R (1, 5) OBP: 0.419, SLG: 0.425 (9, 4)	C F B F B F S 2-3 K ②		B X 1-0 G6-3 ③		X 0-0 17 1B 17 1B 1B ① 1-2 2-3 3-H	B C S B B X 3-2 17 1B 1B ① 3-H				4	1	2	2	0	1	1
17 Lance Berkman, S (1, 3) OBP: 0.394, SLG: 0.346 Mike Lamb, L (8, 3) OBP: 0.467, SLG: 0.375	B C F B C 2-3 K ③			C B F B F B X 3-2 45 G5-4-3 1B ① 1-2f	C X 0-1 1B ③ 1-H 2-H 3-H	S X 0-1 1B ① 1-2				4 0	0 0	3 0	2 0	0 0	1 0	0 0
45 Carlos Lee, R (1, 7) OBP: 0.294, SLG: 0.462 16 Jason Lane, R (8, 7) OBP: 0.238, SLG: 0.537		X 0-0 CS 1B ① 1-2f		C 1 SAFE C F F F 1 SAFE B B X 2-2 G5-4-3 ①② 1-2f		x 0-0 F9 ① a x 1-1 G6-3 ③				4 0	0 0	1 0	0 0	0 0	0 0	3 0
Luke Scott, L (1, 9) OBP: 0.328, SLG: 0.386		F B B X 2-1 F7 ①② 1-2		B X 1-0 F9 ③		C B B B B 4-1 9 1B 28 2B BB ①	F B F X 1-2 F9 ①			3	1	0	0	1	0	1
9 Hunter Pence, R (1, 8) OBP: 0.500, SLG: 0.333	C F F F B B F B B F 3-3 K ③				F H 1-1 28 FC5-4 HBP ①	C B B S F X 2-2 28 2B 1B ① 1-3	X 0-0 G5-3 ②			3	1	1	0	0	1	0
28 Adam Everett, R (1, 6) OBP: 0.333, SLG: 0.366			C C X 0-2 1B SF7 2B		C B F X 1-2 FC5-4 1B 43 1B ① 1-2f	X 0-0 43 E 3B 2B ① 1-H 3-H	C C B F B B F X 3-2 G5-3 ③			4	2	2	2	0	0	1
Brad Ausmus, R (1, 2) OBP: 0.338, SLG: 0.362			T B F F B F F B X 3-2 43 SH1-4 1B 2-3		X 0-0 BB 43 1B 1B 1B 1-2	B F B F S 2-3 K ②		B C B B X 3-1 G4-3 ①		4	1	2	0	0	1	1
43 Chris Sampson, R (1, 1) OBP: 0.125, SLG: 0.125 54 Brad Lidge, R (7, 1) Morgan Ensberg, R (8, PH) OBP: 0.346, SLG: 0.386 (9, 5)			X 0-0 SH1-4 ① 1-2		X 0-0 1B BB 17 1B 1B ② 1-2 2-H	B F B X 2-1 E1 3B 2-3		B B C B S S 3-3 K ②		2 0 1	2 0 0	1 0 0	0 0 0	0 0 0	0 0 1	1 0 0
Inning Stats	R: 0 H: 0 E: 0 LOB: 0 K: 3 BB: 0 S: 12 P: 18	R: 0 H: 1 E: 0 LOB: 0 K: 1 BB: 0 S: 12 P: 17	R: 1 H: 2 E: 0 LOB: 1 K: 0 BB: 0 S: 12 P: 16	R: 0 H: 1 E: 0 LOB: 0 K: 0 BB: 0 S: 10 P: 16	R: 4 H: 4 E: 0 LOB: 1 K: 0 BB: 1 S: 12 P: 18	R: 5 H: 5 E: 1 LOB: 2 K: 1 BB: 1 S: 22 P: 37	R: 0 H: 0 E: 0 LOB: 0 K: 0 BB: 0 S: 9 P: 13	R: 0 H: 0 E: 0 LOB: 0 K: 2 BB: 0 S: 8 P: 16		1B: 10 SF: 1 2B: 2 SAC: 1 3B: 1 DP: 1 HR: 0 HBP: 1						

BOTTOM

Milwaukee Brewers @ Houston Astros

Minute Maid Park, Houston, TX

Sat Apr 28 2007, 6:05 PM CDT
Att. 41,004 - Partly Cloudy - 81 F

livebaseballscorecards.com

AB	32
R	10
H	13
RBI	9
BB	2
SO	7
LOB	8

WP: 0 PA: 37
PB: 0
SB: 0
CS: 1

PITCHER		IP	WLS	BF	H	R	ER	SO	BB	IBB	HBP	BLK	WP	HR	S	P	ERA	WHIP
31 Dave Bush, R ERA: 6.23	(1, 1)	5.1	L	25	10	8	7	4	2	0	1	0	0	0	65	98	11.81	2.250
50 Chris Spurling, R ERA: 9.0	(6, 1)	0.2		6	3	2	0	1	0	0	0	0	0	0	15	24	0.00	4.500
45 Elmer Dessens, R ERA: 4.91	(7, 1)	2.0		6	0	0	0	2	0	0	0	0	0	0	17	29	0.00	0.000

PITCHER	IP	WLS	BF	H	R	ER	SO	BB	IBB	HBP	BLK	WP	HR	S	P	ERA	WHIP

Batter	1	2	3	4	5	6	7	8	9	AB	R	H	RBI	BB	SO	LOB
22 Tony Gwynn Jr., L (1, 8) OBP: 0.455, SLG: 0.368	B C X 1-1 ① G6-3		B B F C B X 3-2 ② G4-3 2-3		B B F X 2-1 7 BB 9 HBP 1B		B C F B X 2-2 ① G3-1		B B B C B 4-1 9 S BB	4	0	1	0	1	0	1
9 Tony Graffanino, R (1, 4) OBP: 0.327, SLG: 0.234	C X 0-1 ② F9		B C X 1-1 7 2B 1B 3-H		C P H 2-1 7 BB HBP 1-2		S B C B B S 3-3 ② K		F 1 B S B C SAFE 2-3 ③ K 1-2	4	1	1	1	0	2	2
7 J.J. Hardy, R (1, 6) OBP: 0.349, SLG: 0.535	B C B B C X 3-2 ③ G5-3		B C C B B F X 2-2 2B 1-H		B C F F B B B 4-2 BB 1-2 2-3		C X 0-1 ③ F9			3	0	1	1	1	0	0
28 Prince Fielder, L (1, 3) OBP: 0.345, SLG: 0.479		B B C X 2-1 ① P5	C B B X 2-1 ③ F9		F F F F S 0-3 ② K			B B B C B 4-1 CS BB		3	0	0	0	1	1	4
Geoff Jenkins, L (1, 7) OBP: 0.386, SLG: 0.591		X 0-0 HR		C X 0-1 ① P5	F X 0-1 ③ G1-3			F B B S 1-3 ① K		4	1	1	1	0	1	4
Kevin Mench, R (1, 9) OBP: 0.344, SLG: 0.508		F X 0-1 ② G2-3		B F F B X 2-2 E5		B B C X 2-1 ① F8		B B C X 2-1 ② ③ G1-3 1-2		4	0	0	0	0	0	1
Damian Miller, R (1, 2) OBP: 0.355, SLG: 0.346		X 0-0 ③ F8		C B C B B B 1 SAFE X 3-2 ② F9		B X 1-0 ② F8			B X 1-0 18 G1-3 SH1-3 1B	4	0	1	0	0	0	1
Craig Counsell, L (1, 5) OBP: 0.322, SLG: 0.353			C X 0-1 22 G4-3 46 G4-3 9 1B 1B	F B 1 SAFE X 1-1 ③ F8		C B C B F B B 4-2 BB			X 0-0 ① SH1-3 1-2	2	1	1	0	1	0	1
46 Claudio Vargas, R (1, 1) OBP: 0.143, SLG: 0.143			L B X 1-1 ① G4-3 1-2		C B X 1-1 ① G6-3	B X 1-0 ③ F8			B X 1-0 ② G1-3 2-3	2	0	0	0	0	0	1
2 Bill Hall, R (6, PH) OBP: 0.316, SLG: 0.435										1	0	0	0	0	0	1
12 Carlos Villanueva, R (6, 1)										0	0	0	0	0	0	0
Derrick Turnbow, R (8, 1)										0	0	0	0	0	0	0
18 Gabe Gross, L (9, PH) OBP: 0.438, SLG: 0.478										1	0	0	0	0	0	1
Francisco Cordero, R (9, 1)										0	0	0	0	0	0	0

TOP

Milwaukee Brewers @ Houston Astros

Minute Maid Park, Houston, TX

Sun Apr 29 2007, 1:05 PM CDT
Att. 37,114 - Cloudy - 83 F

livebaseballscorecards.com

AB	32
R	3
H	6
RBI	3
BB	4
SO	4
LOB	17

Inning Stats	1	2	3	4	5	6	7	8	9
	R: 0 E: 0 K: 0 S: 7	H: 0 LOB: 0 BB: 0 P: 11	R: 1 E: 0 K: 0 S: 6	H: 1 LOB: 0 BB: 0 P: 8	R: 2 E: 0 K: 0 S: 15	H: 3 LOB: 1 BB: 0 P: 24	R: 0 E: 1 K: 0 S: 10	H: 0 LOB: 1 BB: 0 P: 16	R: 0 E: 0 K: 1 S: 16	H: 1 LOB: 3 BB: 1 P: 24
	R: 0 E: 0 K: 0 S: 7	H: 0 LOB: 1 BB: 1 P: 15	R: 0 E: 0 K: 1 S: 8	H: 0 LOB: 0 BB: 0 P: 13	R: 0 E: 0 K: 1 S: 6	H: 0 LOB: 0 BB: 1 P: 13	R: 0 E: 0 K: 1 S: 7	H: 1 LOB: 2 BB: 1 P: 15	1B: 4 2B: 1 3B: 0 HR: 1	SF: 0 SAC: 1 DP: 0 HBP: 1	WP: 0 PB: 0 SB: 1 CS: 1	PA: 38

PITCHER		IP	WLS	BF	H	R	ER	SO	BB	IBB	HBP	BLK	WP	HR	S	P	ERA	WHIP
Woody Williams, R ERA: 5.66	(1, 1)	6.0	L	27	5	3	3	1	2	0	1	0	0	1	61	98	4.50	1.167
Chad Qualls, R ERA: 3.09	(7, 1)	2.0		6	0	0	0	2	1	0	0	0	0	0	14	26	0.00	0.500
Dan Wheeler, R ERA: 3.0	(9, 1)	1.0		5	1	0	0	1	1	0	0	0	0	0	7	15	0.00	2.000

PITCHER	IP	WLS	BF	H	R	ER	SO	BB	IBB	HBP	BLK	WP	HR	S	P	ERA	WHIP

BOTTOM

Batter	1	2	3	4	5	6	7	8	9	AB	R	H	RBI	BB	SO	LOB
Craig Biggio, R (1, 4) OBP: 0.300, SLG: 0.457	X 0-0 P3 ①		C B S D B F B 4-2 FC1-6 1-2 BB	B D X 2-0 FC6-4 ③ 1-2f		B B C F S 2-3 K ②		B B C F C 2-3 K ②		4	0	0	0	1	2	4
Morgan Ensberg, R (1, 5) OBP: 0.349, SLG: 0.370 Dan Wheeler, R (9, 1)	C C B B F F S 2-3 K ②		D B B C X 3-1 FC1-6 17 BB ② 1-2f 2-3		B B B B 4-0 E 45 1B BB	B B B C B 4-1 BB		C B B F B F F X 3-2 G6-3 ③		3	0	0	0	2	1	2
										0	0	0	0	0	0	0
17 Lance Berkman, S (1, 3) OBP: 0.404, SLG: 0.337	B S S B F B B 4-2 BB		B B B B 4-0 1-2 BB		X 0-0 P5 ①	B B F C X 2-2 F8 ③			B B B B 4-0 45 G4-6-3 BB	2	0	0	0	3	0	3
45 Carlos Lee, R (1, 7) OBP: 0.290, SLG: 0.448	X 0-0 G4-3 ③		C F T 0-2 K ③		B F S X 1-2 E 1-2 1B		F B X 1-1 G5-3 ①		B B B C X 3-1 G4-6-3 ① ② 1-2f	5	0	1	0	0	1	5
Luke Scott, L (1, 9) OBP: 0.306, SLG: 0.355		B F B X 2-1 P2 ①		B F F X 1-2 G3 ①	B S X 1-1 FC1 1-2 2-3		C S C 0-3 K ②		B B F X 2-1 G4-3 ③	5	0	0	0	0	1	2
9 Hunter Pence, R (1, 8) OBP: 0.500, SLG: 0.429		B F X 1-1 F8 ②		C B X 1-1 28 1B 1B	F F D B F S 2-3 K ②		F S B X 1-2 1B			4	0	2	0	0	1	3
28 Adam Everett, R (1, 6) OBP: 0.329, SLG: 0.360		B C B X 2-1 F8 ③		X 0-0 S 1-3 1B	B B B C X 3-1 F8 ③		S S 1 SAFE C 0-3 K ③			4	0	1	0	0	1	4
Humberto Quintero, R (1, 2) OBP: 0.304, SLG: 0.286 Orlando Palmeiro, L (8, PH) OBP: 0.400, SLG: 0.250 Brad Ausmus, R (9, 2) OBP: 0.338, SLG: 0.362			C B S F X 1-2 FC1-6 BB 1B	B S F D D F B 4-2 FC6-4 1-2 BB		X 0-0 P4 ①		B C B X 2-1 F7 ①		2	0	1	0	1	0	0
										1	0	0	0	0	0	0
										0	0	0	0	0	0	0
Woody Williams, R (1, 1) OBP: 0.077, SLG: 0.077 2 Chris Burke, R (6, PH) OBP: 0.337, SLG: 0.351 Chad Qualls, R (7, 1) Mike Lamb, L (8, PH) OBP: 0.484, SLG: 0.520 (9, 5)			C C L 0-3 K ①	C S S 0-3 K ②		B S C B X 2-2 2B		B X 1-0 HR		2	0	0	0	0	2	4
										1	0	1	0	0	0	0
										0	0	0	0	0	0	0
										1	1	1	1	0	0	0
Inning Stats	R: 0 E: 0 K: 1 S: 10 H: 0 LOB: 1 BB: 1 P: 16	R: 0 E: 0 K: 0 S: 6 H: 0 LOB: 0 BB: 0 P: 11	R: 0 E: 0 K: 2 S: 15 H: 1 LOB: 3 BB: 2 P: 27	R: 0 E: 0 K: 1 S: 13 H: 2 LOB: 3 BB: 1 P: 21	R: 0 E: 1 K: 1 S: 12 H: 1 LOB: 3 BB: 1 P: 23	R: 0 E: 0 K: 1 S: 11 H: 1 LOB: 2 BB: 1 P: 21	R: 0 E: 0 K: 2 S: 11 H: 1 LOB: 1 BB: 0 P: 13	R: 1 E: 0 K: 1 S: 11 H: 1 LOB: 0 BB: 0 P: 19	R: 0 E: 0 K: 0 S: 4 H: 0 LOB: 0 BB: 1 P: 13	1B: 5 2B: 1 3B: 0 HR: 1 SF: 0 SAC: 0 DP: 1 HBP: 0							

PITCHER	IP	WLS	BF	H	R	ER	SO	BB	IBB	HBP	BLK	WP	HR	S	P	ERA	WHIP
46 Claudio Vargas, R (1, 1) ERA: 3.68	5.0	W	25	4	0	0	5	5	0	0	0	0	0	56	98	0.00	1.800
12 Carlos Villanueva, R (6, 1) ERA: 4.15	2.1	H	11	3	1	1	3	1	0	0	0	0	1	25	40	3.86	1.714
Derrick Turnbow, R (8, 1) ERA: 2.19	0.2	H	2	0	0	0	1	0	0	0	0	0	0	8	13	0.00	0.000
Francisco Cordero, R (9, 1) ERA:	1.0	S	3	0	0	0	0	1	0	0	0	0	0	4	13	0.00	1.000

PITCHER	IP	WLS	BF	H	R	ER	SO	BB	IBB	HBP	BLK	WP	HR	S	P	ERA	WHIP

Milwaukee Brewers @ Houston Astros

Minute Maid Park, Houston, TX

Sun Apr 29 2007, 1:05 PM CDT

Att. 37,114 - Cloudy - 83 F

livebaseballscorecards.com

AB	34
R	1
H	7
RBI	1
BB	7
SO	9
LOB	27

WP: 0 PB: 0 SB: 1 CS: 0 PA: 41

Batter	1	2	3	4	5	6	7	8	9	AB	R	H	RBI	BB	SO	LOB
33 Josh Hamilton, L (1, 8) OBP: 0.375, SLG: 0.588	F B B B X 3-1 ① G6-3	S F B H 2-2 4 E 1-2 HBP	X 0-0 1-2 2-H 1B			C B F F B B B 4-2 4 G6-4-3 BB	S S X 0-2 ③ F8		F F B B S 2-3 ① K	4	0	1	1	1	1	1
4 Brandon Phillips, R (1, 4) OBP: 0.319, SLG: 0.448	F B X 1-1 S 1B	B X 1-0 E5 1-2 2-H 3-H	X 0-0 ② F8			F X 0-1 ①② G6-4-3 1-2f		B B F S B X 3-2 ① G6-3	S F X 0-2 ②③ L1-3 1-1	6	0	1	0	0	0	5
Scott Hatteberg, L (1, 3) OBP: 0.377, SLG: 0.452	B B 1 SAFE 1 SAFE B C X 3-1 ② F7 1-2	C B C X 1-2 ③ G5-3	C B C X 1-2 ③ G4-3			X 0-0 1B 2B		H 1-0 BB 30 1B 12 HBP HBP		4	2	1	0	0	0	5
Ken Griffey Jr., L (1, 9) OBP: 0.413, SLG: 0.468 30 Norris Hopper, R (8, PH) OBP: 0.143, SLG: 0.143 (8, 9)	B B C C B B 4-2 BB	F B F B X 2-2 HR	C X 0-1 2 G4-6-3 1B			X 0-0 2 2B HR 2-H 1B		S F X 0-2 12 HBP BB 1-2 1B		3	2	3	2	1	0	0
										1	0	1	0	0	0	0
2 Alex Gonzalez, R (1, 6) OBP: 0.374, SLG: 0.560 53 Brad Salmon, L (9, 1)	B C X 1-1 ③ F9	C B X 1-1 HR	B X 1-0 ①② G4-6-3 1-2f			C B B S B F X 3-2 1-3 HR 2B		B B B C F F F S 3-3 ② K		5	2	2	1	0	1	5
										0	0	0	0	0	0	0
Adam Dunn, L (1, 7) OBP: 0.374, SLG: 0.554		B B X 2-0 12 1B 4 E 2B	X 0-0 E3 12 S 26 1B	C S B B S 2-3 ③ K		X 0-0 2-H 3-H HR		B C B S B B 4-2 12 HBP 1-2 2-3 BB		4	3	2	3	1	1	0
12 Edwin Encarnación, R (1, 5) OBP: 0.300, SLG: 0.259		C X 0-1 33 HBP 4 E 2-3 1B	C S B B C 2-3 ① K 1-2		X 0-0 ① G5-3	X 0-0 ③ F8		H 1-0 1-2 2-3 3-H HBP		4	1	1	1	0	1	1
26 David Ross, R (1, 2) OBP: 0.212, SLG: 0.230		B S S F B 1 SAFE F D X 3-2 ① P3	D B B X 3-0 61 1B 33 1B 2-H 1B		C S S 0-3 ② K		C B S B B S 3-3 ① K	S B B S S 2-3 ③ K		5	1	1	1	0	3	5
61 Bronson Arroyo, R (1, 1) OBP: 0.125, SLG: 0.125 40 Jon Coutlangus, L (8, 1) 56 Todd Coffey, R (8, 1) 9 Juan Castro, R (9, PH) OBP: 0.185, SLG: 0.160 (9, 6)		C 1 SAFE L M 0-3 ② K	C L X 0-2 33 1B 1-2 1B	F B C F B X 2-2 ③ F8			C C C 0-3 ② K		C B C X 1-2 4 L1-3 1B	4	0	1	0	0	2	2
										0	0	0	0	0	0	0
										0	0	0	0	0	0	0
										1	0	1	0	0	0	0

Cincinnati Reds @ Houston Astros

Minute Maid Park, Houston, TX

Tue May 01 2007, 7:05 PM CDT

Att. 30,361 - Roof Closed - 72 F

TOP

livebaseballscorecards.com

AB	41
R	11
H	15
RBI	9
BB	3
SO	9
LOB	24

Inning Stats	1	2	3	4	5	6	7	8	9	1B: 9	SF: 0	WP: 0	PA: 47
	R: 0 E: 0 K: 0 S: 10	H: 1 LOB: 2 BB: 1 P: 22	R: 2 E: 1 K: 1 S: 17	H: 2 LOB: 2 BB: 0 P: 26	R: 4 E: 1 K: 1 S: 18	H: 5 LOB: 2 BB: 0 P: 27	R: 0 E: 0 K: 1 S: 6	H: 1 LOB: 0 BB: 0 P: 9	R: 0 E: 0 K: 1 S: 8	H: 0 LOB: 0 BB: 0 P: 10	R: 4 E: 0 K: 0 S: 13	H: 4 LOB: 0 BB: 1 P: 20	R: 0 E: 0 K: 2 S: 9	H: 0 LOB: 0 BB: 0 P: 12	R: 1 E: 0 K: 2 S: 16	H: 1 LOB: 3 BB: 1 P: 30	R: 0 E: 0 K: 1 S: 9	H: 1 LOB: 0 BB: 0 P: 12	2B: 4 3B: 0 HR: 3	SAC: 0 DP: 3 HBP: 3	PB: 0 SB: 2 CS: 0	

PITCHER		IP	WLS	BF	H	R	ER	SO	BB	IBB	HBP	BLK	WP	HR	S	P	ERA	WHIP
37 Matt Albers, R ERA: 5.02	(1, 1)	2.1	L	19	8	6	3	2	1	0	1	0	0	2	41	70	11.57	3.857
Brian Moehler, R ERA: 3.12	(3, 1)	2.2		8	1	0	0	2	0	0	0	0	0	0	18	24	0.00	0.375
Trever Miller, L ERA: 9.53	(6, 1)	1.0		7	4	4	4	0	1	0	0	0	0	1	13	20	36.00	5.000
54 Brad Lidge, R ERA: 5.73	(7, 1)	1.2		8	1	1	1	3	1	0	1	0	0	0	22	36	5.40	1.200
Dave Borkowski, R ERA: 4.35	(8, 1)	1.1		5	1	0	0	2	0	0	1	0	0	0	12	18	0.00	0.750

PITCHER	IP	WLS	BF	H	R	ER	SO	BB	IBB	HBP	BLK	WP	HR	S	P	ERA	WHIP

Cincinnati Reds @ Houston Astros

Minute Maid Park, Houston, TX

Tue May 01 2007, 7:05 PM CDT
Att. 30,361 - Roof Closed - 72 F

livebaseballscorecards.com

BOTTOM

Batter	1	2	3	4	5	6	7	8	9	AB	R	H	RBI	BB	SO	LOB
Craig Biggio, R (1, 4) OBP: 0.308, SLG: 0.474	C B X 1-1 F9 ①			C F B B F B F B 4-2 17 FC3-6 1B SF7 BB	B F X 1-1 F9 ②			F X 0-1 17 1B 3B		3	2	1	0	1	0	2
Mike Lamb, L (1, 5) OBP: 0.486, SLG: 0.500	B C X 1-1 F8 ②			D X 1-0 17 FC3-6 1-2 1B	C B X 1-1 F9 ③			F B B B B 4-1 45 FC6 17 1B BB		3	0	1	0	1	0	2
17 Lance Berkman, S (1, 3) OBP: 0.407, SLG: 0.337	B B C X 2-1 F7 ③			B F X 1-1 FC3-6 ① 45 BB 1-2f 2-3		B B B C B 4-1 FC4-6 BB		B X 1-0 45 FC6 1-2 3-H 1B		3	0	1	1	1	0	2
45 Carlos Lee, R (1, 7) OBP: 0.288, SLG: 0.434		C B S X 1-2 G6-3 ①		C B B C B F B 4-2 1-2 BB	X 0-0 P4 ①			C B D X 2-1 FC6 ① ② BB 1-2 2-3		3	0	0	0	1	0	3
Luke Scott, L (1, 9) OBP: 0.293, SLG: 0.344 54 Brad Lidge, R (7, 1) Orlando Palmeiro, L (8, 9) OBP: 0.429, SLG: 0.250		B C B C C 2-3 K ②		X 0-0 SF7 ② 3-H		C S X 0-2 FC4-6 ② 1-2f		B C B B C B 4-2 1-2 BB		2 0 0	0 0 0	0 0 0	1 0 0	0 0 1	1 0 0	1 0 0
9 Hunter Pence, R (1, 8) OBP: 0.333, SLG: 0.273 (7, 9) (8, 8)		F B X 1-1 F8 ③		S F T 0-2 K ③		B X 1-0 P6 ③		B S B S T S 2-3 K ③		4	0	0	0	0	2	5
28 Adam Everett, R (1, 6) OBP: 0.315, SLG: 0.342			C X 0-1 P4 ①		C B B C F X 2-2 P2 ①		B X 1-0 P2 ①		S B B C X 2-2 P2 ①	4	0	0	0	0	0	0
Brad Ausmus, R (1, 2) OBP: 0.348, SLG: 0.361			C B S B C 2-3 K ②		C X 0-1 16 1B 1B		B B F F C 2-3 K ②		F B B B B 4-1 G6-4-3 BB	3	0	1	0	1	2	0
37 Matt Albers, L (1, 1) OBP: 0.250, SLG: 0.250 Brian Moehler, R (3, 1) 16 Jason Lane, R (5, PH) OBP: 0.256, SLG: 0.548 Trever Miller, R (6, 1) 2 Chris Burke, R (7, 8) OBP: 0.333, SLG: 0.347 Dave Borkowski, R (8, 1) Mark Loretta, R (9, PH) OBP: 0.409, SLG: 0.415			C B C B C 2-3 K ③		X 0-0 1-2 1B		C B X 1-1 P2 ③		X 0-0 G6-4-3 ② ③ 1-2f	0 1 1 0 1 0 1	0 0 0 0 0 0 0	0 0 1 0 0 0 0	0 0 0 0 0 0 0	0 1 0 0 0 0 0	0 0 0 0 0 0 0	0 0 0 0 0 0 1
Inning Stats	R: 0 E: 0 K: 0 S: 6 H: 0 LOB: 0 BB: 0 P: 10	R: 0 E: 0 K: 1 S: 8 H: 0 LOB: 0 BB: 0 P: 12	R: 0 E: 0 K: 2 S: 8 H: 0 LOB: 0 BB: 0 P: 12	R: 1 E: 0 K: 1 S: 15 H: 1 LOB: 2 BB: 2 P: 25	R: 0 E: 0 K: 0 S: 11 H: 2 LOB: 2 BB: 0 P: 15	R: 0 E: 0 K: 0 S: 6 H: 0 LOB: 1 BB: 1 P: 11	R: 0 E: 0 K: 1 S: 6 H: 0 LOB: 0 BB: 0 P: 10	R: 1 E: 0 K: 1 S: 12 H: 2 LOB: 2 BB: 2 P: 25	R: 0 E: 0 K: 0 S: 5 H: 0 LOB: 0 BB: 1 P: 11	1B: 4 2B: 0 3B: 1 HR: 0	SF: 1 SAC: 0 DP: 2 HBP: 0						

	AB	29
	R	2
	H	5
	RBI	2
	BB	6
	SO	6
	LOB	16

WP: 0 PB: 0 SB: 0 CS: 0 PA: 36

PITCHER		IP	WLS	BF	H	R	ER	SO	BB	IBB	HBP	BLK	WP	HR	S	P	ERA	WHIP
61 Bronson Arroyo, R ERA: 2.59	(1, 1)	7.0	W	27	3	1	1	5	3	0	0	0	0	0	60	95	1.29	0.857
40 Jon Coutlangus, L ERA: 5.63	(8, 1)	0.2		5	2	1	1	0	2	0	0	0	0	0	8	19	13.50	6.000
56 Todd Coffey, R ERA: 6.39	(8, 1)	0.1		1	0	0	0	1	0	0	0	0	0	0	4	6	0.00	0.000
53 Brad Salmon, R ERA:	(9, 1)	1.0		3	0	0	0	0	1	0	0	0	0	0	5	11	0.00	1.000

PITCHER		IP	WLS	BF	H	R	ER	SO	BB	IBB	HBP	BLK	WP	HR	S	P	ERA	WHIP

Batter	1	2	3	4	5	6	7	8	9	AB	R	H	RBI	BB	SO	LOB
6 Ryan Freel, R (1, 5) OBP: 0.327, SLG: 0.307	C F B X 1-2 G6-3 ①		F X 0-1 G5-3 ③		C C B F B C 2-3 K ③			X 0-0 P3 ①		4	0	0	0	0	1	2
Scott Hatteberg, L (1, 3) OBP: 0.356, SLG: 0.424	C C X 0-2 F8 ②			C S B X 1-2 F8 ①		C B X 1-1 F7 ①		B F B C X 2-2 P5 ②		4	0	0	0	0	0	0
4 Brandon Phillips, R (1, 4) OBP: 0.317, SLG: 0.440	F B B C X 2-2 G3-1 ③			C S F F X 0-2 F9 ②		S F X 0-2 2 1B 1B		F F X 0-2 G4-3 ③		4	0	1	0	0	0	0
Ken Griffey Jr., L (1, 9) OBP: 0.405, SLG: 0.446		F C B X 1-2 G3 ①		B C B B B 4-1 BB		X 0-0 L5 ②			B C X 1-1 G6-3 ①	3	0	0	0	1	0	1
2 Alex Gonzalez, R (1, 6) OBP: 0.368, SLG: 0.545		X 0-0 G6-3 ②		X 0-0 P3 ③		1 SAFE C F X 0-2 1-3 1B			C F F F F B F F F 1-3 S K ②	4	0	1	0	0	1	1
Adam Dunn, L (1, 7) OBP: 0.369, SLG: 0.573		C C S 0-3 K ③			C F X 0-2 HR	C B X 1-1 G3 ③			X 0-0 G3-1 ③	4	1	1	1	0	1	2
33 Josh Hamilton, L (1, 8) OBP: 0.361, SLG: 0.563			B C F F X 1-2 G6-3 ①		B C B X 2-1 G1-3 ①		B S C B F X 2-2 G4-3 ①			3	0	0	0	0	0	0
Javier Valentin, S (1, 2) OBP: 0.359, SLG: 0.313			X 0-0 E6 SH1-4		X 0-0 F8 ②		B C F X 1-2 G4-3 ②			3	0	0	0	0	0	0
Kyle Lohse, R (1, 1) OBP: 0.300, SLG: 0.222			X 0-0 SH1-4 ② 1-2		C S X 0-2 1B		C X 0-1 G3-1 ③			1	0	1	0	0	0	0
30 Norris Hopper, R (7, PH) OBP: 0.125, SLG: 0.125										1	0	0	0	0	0	0
Victor Santos, R (7, 1)										0	0	0	0	0	0	0
29 Mike Stanton, L (8, 1)										0	0	0	0	0	0	0
Inning Stats	R: 0 E: 0 K: 0 S: 9 H: 0 LOB: 0 BB: 0 P: 12	R: 0 E: 0 K: 1 S: 7 H: 0 LOB: 0 BB: 0 P: 8	R: 0 E: 1 K: 0 S: 8 H: 0 LOB: 1 BB: 0 P: 9	R: 0 E: 0 K: 0 S: 10 H: 0 LOB: 1 BB: 1 P: 15	R: 1 E: 0 K: 1 S: 13 H: 2 LOB: 1 BB: 0 P: 17	R: 0 E: 0 K: 0 S: 11 H: 2 LOB: 2 BB: 0 P: 13	R: 0 E: 0 K: 0 S: 9 H: 0 LOB: 0 BB: 0 P: 12	R: 0 E: 0 K: 0 S: 7 H: 0 LOB: 0 BB: 0 P: 9	R: 0 E: 0 K: 1 S: 12 H: 0 LOB: 0 BB: 0 P: 14	1B: 3 2B: 0 3B: 0 HR: 1	SF: 0 SAC: 1 DP: 0 HBP: 0					

PITCHER	IP	WLS	BF	H	R	ER	SO	BB	IBB	HBP	BLK	WP	HR	S	P	ERA	WHIP
44 Roy Oswalt, R (1, 1) ERA: 3.06	8.0	W	30	4	1	1	2	1	0	0	0	0	1	74	95	1.12	0.625
Dan Wheeler, R (9, 1) ERA: 2.77	1.0	S	3	0	0	0	1	0	0	0	0	0	0	12	14	0.00	0.000

PITCHER	IP	WLS	BF	H	R	ER	SO	BB	IBB	HBP	BLK	WP	HR	S	P	ERA	WHIP

TOP

Cincinnati Reds @ Houston Astros

Minute Maid Park, Houston, TX

Wed May 02 2007, 7:05 PM CDT
Att. 29,468 - Partly Cloudy - 78 F

livebaseballscorecards.com

AB	31
R	1
H	4
RBI	1
BB	1
SO	3
LOB	6

Inning Stats	1B: 3 2B: 0 3B: 0 HR: 1	SF: 0 SAC: 1 DP: 0 HBP: 0	WP: 0 PB: 0 SB: 0 CS: 0	PA: 33													

Cincinnati Reds @ Houston Astros

Minute Maid Park, Houston, TX

Wed May 02 2007, 7:05 PM CDT
Att. 29,468 - Partly Cloudy - 78 F

livebaseballscorecards.com

BOTTOM

Batter	1	2	3	4	5	6	7	8	9	AB	R	H	RBI	BB	SO	LOB
Craig Biggio, R (1, 4) OBP: 0.312, SLG: 0.480 Dan Wheeler, R (9, 1)	0-0: 9 3B 2B	2-2: F8		3-3: K		3-2: 1B (2-H)		0-1: FC1-5, 9 FC5-4 (1-2, 2-3f)		5	1	2	1	0	1	4
										0	0	0	0	0	0	0
9 Hunter Pence, R (1, 8) OBP: 0.353, SLG: 0.400	0-1: 17 1B 3B (2-H)	3-3: K		4-0: BB		0-0: F7		3-2: FC5-4, 17 PO (1-2f, 2-3)		4	1	1	1	1	1	3
17 Lance Berkman, S (1, 3) OBP: 0.402, SLG: 0.333	0-0: BB 1B (3-H)		0-0: F7	2-2: G1-3			3-2: G4-3	0-0: PO (1-2)	1 SAFE	4	0	1	1	0	0	2
45 Carlos Lee, R (1, 7) OBP: 0.304, SLG: 0.447	1-1: F7		1-0: 1B 1B		0-2: 28 FC6-4 1B		2-1: G6-3 1B			4	0	3	0	0	0	1
Mark Loretta, R (1, 5) OBP: 0.396, SLG: 0.386 (9, 4)	4-2: BB (1-2)		1-0: F7		1-1: P5		1-2: G6-3 (1-2)			3	0	0	0	1	0	3
Luke Scott, L (1, 9) OBP: 0.304, SLG: 0.343	0-0: P5		3-1: 1B (1-3)		3-3: K		4-0: IBB			3	0	1	0	1	1	3
28 Adam Everett, R (1, 6) OBP: 0.301, SLG: 0.325	1-1: P1		0-3: K		0-0: FC6-4 (1-2f)		2-3: K			4	0	0	0	0	2	7
Brad Ausmus, R (1, 2) OBP: 0.370, SLG: 0.365		2-1: F8		3-2: 44 SH3 HBP		4-1: 44 SH3-4 1B BB		3-1: FC1-5 PB 1B		2	1	1	0	1	0	0
44 Roy Oswalt, R (1, 1) OBP: 0.154, SLG: 0.231 Morgan Ensberg, R (8, PH) (9, 5) OBP: 0.356, SLG: 0.370		1-1: 2B		0-0: SH3 (1-2)		0-0: SH3-4 (1-2)		4-1: 9 FC5-4 FC1-5 (1-2) BB	1 SAFE	1	0	1	0	0	0	0
										0	0	0	0	1	0	0
Inning Stats	R: 2 E: 0 K: 0 S: 12 H: 3 LOB: 2 BB: 1 P: 18	R: 0 E: 0 K: 1 S: 11 H: 1 LOB: 1 BB: 0 P: 19	R: 0 E: 0 K: 1 S: 8 H: 2 LOB: 2 BB: 0 P: 13	R: 0 E: 0 K: 1 S: 9 H: 0 LOB: 2 BB: 1 P: 21	R: 0 E: 0 K: 1 S: 14 H: 1 LOB: 1 BB: 0 P: 18	R: 1 E: 0 K: 0 S: 6 H: 1 LOB: 0 BB: 1 P: 13	R: 0 E: 0 K: 1 S: 12 H: 1 LOB: 2 BB: 1 P: 24	R: 0 E: 0 K: 0 S: 8 H: 1 LOB: 1 BB: 1 P: 18		1B: 7 2B: 2 3B: 1 HR: 0	SF: 0 SAC: 2 DP: 0 HBP: 1					

AB	30
R	3
H	10
RBI	3
BB	5
SO	5
LOB	23

WP: 0 PB: 1 SB: 0 CS: 0 PA: 39

PITCHER		IP	WLS	BF	H	R	ER	SO	BB	IBB	HBP	BLK	WP	HR	S	P	ERA	WHIP
Kyle Lohse, R ERA: 3.12	(1, 1)	6.0	L	29	8	3	3	4	3	0	1	0	0	0	60	102	4.50	1.833
Victor Santos, R ERA: 2.08	(7, 1)	1.2		9	2	0	0	1	1	1	0	0	0	0	20	42	0.00	1.800
29 Mike Stanton, L ERA: 4.7	(8, 1)	0.1		0	0	0	0	0	0	0	0	0	0	0	0	0	0.00	0.000

PITCHER	IP	WLS	BF	H	R	ER	SO	BB	IBB	HBP	BLK	WP	HR	S	P	ERA	WHIP

Cincinnati Reds @ Houston Astros

Minute Maid Park, Houston, TX

Thu May 03 2007, 7:05 PM CDT

Att. 29,931 - Roof Closed - 72 F

TOP

livebaseballscorecards.com

Batter	1	2	3	4	5	6	7	8	9	AB	R	H	RBI	BB	SO	LOB
6 Ryan Freel, R (1, 8) (8, 5) OBP: 0.330, SLG: 0.304	F8		F9			K		4 3B BB	G6-4-3 1B	4	1	1	0	1	1	1
4 Brandon Phillips, R (1, 4) OBP: 0.320, SLG: 0.456	P3			1B		K		1-H 1B 3B	F9	5	1	2	1	0	1	3
Ken Griffey Jr., L (1, 9) OBP: 0.417, SLG: 0.500	HR			P4		1-3 1B		E S SF8 1B 3-H	G6-4-3 1-2f	5	2	3	2	0	0	3
Jeff Conine, R (1, 3) OBP: 0.296, SLG: 0.510	G6-3			F7		K		SF8 1-H		3	0	0	1	0	1	3
2 Alex Gonzalez, R (1, 6) OBP: 0.364, SLG: 0.527		G5-3		G5-3			L1	12 1B HBP		3	0	0	0	0	0	1
Adam Dunn, L (1, 7) OBP: 0.365, SLG: 0.560		G4-3			K		26 2B 1B	K		4	1	1	0	0	2	1
12 Edwin Encarnación, R (1, 5) OBP: 0.298, SLG: 0.259		F9			K			K		4	0	1	0	0	2	1
26 David Ross, R (1, 2) OBP: 0.214, SLG: 0.246			G6-3		K		1-H 2B	K	1-2 1B	4	0	1	1	0	2	2
22 Eric Milton, L (1, 1)			K			1B 1B	F9		4 6 F9 1B 1B	1	0	0	0	0	1	0
30 Norris Hopper, R (6, PH) OBP: 0.222, SLG: 0.222										1	0	1	0	0	0	0
35 Kirk Saarloos, R (6, 1)										0	0	0	0	0	0	0
9 Juan Castro, R (7, PH) OBP: 0.179, SLG: 0.154										1	0	0	0	0	0	1
56 Todd Coffey, R (7, 1)										0	0	0	0	0	0	0
29 Mike Stanton, L (8, 1)										0	0	0	0	0	0	0
25 David Weathers, R (8, 1)										0	0	0	0	0	0	0
33 Josh Hamilton, L (8, 8) OBP: 0.369, SLG: 0.569										1	0	1	0	0	0	0
Inning Stats	R: 1 E: 0 K: 0 S: 11 H: 1 LOB: 0 BB: 0 P: 16	R: 0 E: 0 K: 0 S: 5 H: 0 LOB: 0 BB: 0 P: 9	R: 0 E: 0 K: 1 S: 10 H: 0 LOB: 0 BB: 0 P: 18	R: 0 E: 0 K: 0 S: 4 H: 1 LOB: 1 BB: 0 P: 6	R: 0 E: 0 K: 3 S: 10 H: 0 LOB: 0 BB: 0 P: 13	R: 0 E: 0 K: 3 S: 15 H: 2 LOB: 2 BB: 0 P: 21	R: 1 E: 0 K: 1 S: 12 H: 2 LOB: 1 BB: 0 P: 20	R: 3 E: 0 K: 2 S: 19 H: 3 LOB: 2 BB: 1 P: 29	R: 0 E: 0 K: 0 S: 10 H: 2 LOB: 1 BB: 0 P: 13	1B: 8 2B: 1 3B: 1 HR: 1	SF: 1 SAC: 0 DP: 1 HBP: 1						

AB	36
R	5
H	11
RBI	5
BB	1
SO	10
LOB	16

WP: 0 PB: 0 SB: 1 CS: 0 PA: 39

PITCHER		IP	WLS	BF	H	R	ER	SO	BB	IBB	HBP	BLK	WP	HR	S	P	ERA	WHIP
51 Wandy Rodriguez, L ERA: 4.09	(1, 1)	7.0		27	6	2	2	8	0	0	0	0	0	1	67	103	2.57	0.857
Chad Qualls, R ERA: 4.97	(8, 1)	1.0	W	8	3	3	3	2	1	0	1	0	0	0	19	29	27.00	4.000
Dan Wheeler, R ERA: 2.57	(9, 1)	1.0	S	4	2	0	0	0	0	0	0	0	0	0	10	13	0.00	2.000

PITCHER	IP	WLS	BF	H	R	ER	SO	BB	IBB	HBP	BLK	WP	HR	S	P	ERA	WHIP

BOTTOM

Cincinnati Reds @ Houston Astros

Minute Maid Park, Houston, TX

Thu May 03 2007, 7:05 PM CDT
Att. 29,931 - Roof Closed - 72 F

livebaseballscorecards.com

Batter	1	2	3	4	5	6	7	8	9	AB	R	H	RBI	BB	SO	LOB
Craig Biggio, R (1, 4) OBP: 0.307, SLG: 0.476	0-2 E6 (17 1B, 45 2B, BB)	0-0 F9 ②		0-2 F7 ②		2-1 P4 ③		1-1 2B (2-H)		5	1	1	1	0	0	2
Morgan Ensberg, R (1, 5) OBP: 0.359, SLG: 0.377	4-1 BB (17 1B, 45 2B, 1-2)	2-3 K ③		0-0 2B (2-H)			2-3 K ①	3-2 G5-3 ②		4	1	1	1	1	2	2
17 Lance Berkman, S (1, 3) OBP: 0.418, SLG: 0.337 Dan Wheeler, R (9, 1)	0-1 1B (45 2B, 9 1B, 1-2, 2-3)		4-2 BB (9 F8, 45 1B)	4-1 BB			4-0 BB (45 1B)	2-3 K ③		2	1	1	0	3	1	1
										0	0	0	0	0	0	0
45 Carlos Lee, R (1, 7) OBP: 0.319, SLG: 0.467	0-0 2B (9 1B, 1-3, 2-H, 3-H)		2-2 1B (1-2)	0-1 L8 ③			0-0 1B (16 G6-3, 1-2)			4	0	3	2	0	0	2
16 Jason Lane, R (1, 9) OBP: 0.234, SLG: 0.500 Chad Qualls, R (8, 1) Humberto Quintero, R (9, 2) OBP: 0.304, SLG: 0.286	0-1 F8 ①		0-0 F7 ①		2-0 F8 ①		3-2 G6-3 ②③ (1-2f)			4	0	0	0	0	0	6
										0	0	0	0	0	0	0
										0	0	0	0	0	0	0
9 Hunter Pence, R (1, 8) OBP: 0.333, SLG: 0.368	0-0 1B (28 G6-4-3, 2-3, 3-H)		0-0 F8 ② (2-3)		0-0 P5 ②			3-2 P6 ①		4	0	1	1	0	0	2
28 Adam Everett, R (1, 6) OBP: 0.292, SLG: 0.314 Mike Lamb, L (8, PH) OBP: 0.500, SLG: 0.517 (9, 3)	1-0 G6-4-3 ②③ (1-2f)		1-1 P3 ③		1-2 G6-3 ③			0-0 1B (2B) 1B		3	0	0	0	0	0	4
										1	1	1	0	0	0	0
Brad Ausmus, R (1, 2) OBP: 0.382, SLG: 0.379 Mark Loretta, R (8, PH) OBP: 0.408, SLG: 0.400 (9, 6)		1-1 E9 (51 SH1-4) 1B		0-0 2B (51 SH1-4) 1B		2-3 K ①		0-1 2B (1-2) 1B		3	1	2	0	0	1	0
										1	1	1	0	0	0	0
51 Wandy Rodriguez, S (1, 1) OBP: 0.100, SLG: 0.100 Luke Scott, L (8, 9) OBP: 0.313, SLG: 0.368		0-1 SH1-4 ① (2-3)		1-2 SH1-4 ① (1-2)		0-0 L3 ②		3-1 2B (1-H, 2-H) 2B		1	0	0	0	0	0	0
										1	1	1	2	0	0	0
Inning Stats	R: 3 E: 1 K: 0 S: 11 H: 3 LOB: 1 BB: 1 P: 16	R: 0 E: 1 K: 1 S: 8 H: 1 LOB: 1 BB: 0 P: 11	R: 0 E: 0 K: 0 S: 11 H: 1 LOB: 2 BB: 1 P: 18	R: 1 E: 0 K: 0 S: 11 H: 2 LOB: 2 BB: 1 P: 16	R: 0 E: 0 K: 0 S: 5 H: 0 LOB: 0 BB: 0 P: 8	R: 0 E: 0 K: 1 S: 7 H: 0 LOB: 0 BB: 0 P: 11	R: 0 E: 0 K: 1 S: 8 H: 1 LOB: 1 BB: 1 P: 17	R: 3 E: 0 K: 1 S: 19 H: 4 LOB: 1 BB: 0 P: 31		1B: 8 2B: 4 3B: 0 HR: 0	SF: 0 SAC: 2 DP: 2 HBP: 0			WP: 0 PB: 0 SB: 0 CS: 0	PA: 39		

	AB	33
	R	7
	H	12
	RBI	7
	BB	4
	SO	4
	LOB	19

PITCHER		IP	WLS	BF	H	R	ER	SO	BB	IBB	HBP	BLK	WP	HR	S	P	ERA	WHIP
22 Eric Milton, L ERA: 4.85	(1, 1)	5.0		25	7	4	3	1	3	0	0	0	0	0	46	69	5.40	2.000
35 Kirk Saarloos, R ERA: 4.38	(6, 1)	1.0		3	0	0	0	1	0	0	0	0	0	0	7	11	0.00	0.000
56 Todd Coffey, R ERA: 5.79	(7, 1)	1.1		5	1	0	0	1	1	0	0	0	0	0	14	26	0.00	1.500
29 Mike Stanton, L ERA: 8.22	(8, 1)	0.0	L	3	3	2	2	0	0	0	0	0	0	0	5	8	∞	∞
25 David Weathers, R ERA: 2.53	(8, 1)	0.2		3	1	1	1	1	0	0	0	0	0	0	8	14	13.50	1.500

PITCHER	IP	WLS	BF	H	R	ER	SO	BB	IBB	HBP	BLK	WP	HR	S	P	ERA	WHIP

Houston Astros @ St. Louis Cardinals

Busch Stadium, St. Louis, MO

Fri May 04 2007, 7:10 PM CDT

Att. 44,117 - Drizzle - 67 F

TOP

livebaseballscorecards.com

Batter	1	2	3	4	5	6	7	8	9	AB	R	H	RBI	BB	SO	LOB
Craig Biggio, R (1, 4) OBP: 0.311, SLG: 0.473	C FF 94 F FF 95 B CU 76 B FA 94 F FF 95 X FF 94 2-2 ① G1-3		B SI 90 B FF 92 C SI 91 B FA 87 X SI 92 3-1 1B		S 1-2 ① G2-3 F B F X		C 1-1 1B B X		B 2-3 ③ K B C F C	5	0	2	0	0	1	0
Morgan Ensberg, R (1, 5) OBP: 0.365, SLG: 0.388 54 Brad Lidge, R (7, 1)	B FF 94 C SI 94 C FF 93 B FA 93 F FF 94 B CU 74 B FF 95 4-2 17 1B 45 SF8 BB		B FA 86 1 SAFE B FA 92 X FA 92 2-0 ① L7		S 1-1 2B B X		F 3-3 ③ K S D F B B 1 SAFE S			3	1	1	0	1	1	2
										0	0	0	0	0	0	0
17 Lance Berkman, S (1, 3) OBP: 0.429, SLG: 0.340	B SI 93 C SI 85 X FA 94 1-1 1B 1-3 1B		C CU 74 B FF 93 C SI 92 F CU 75 B FF 93 1 SAFE T SI 86 2-2 ② K		F 4-1 45 G6-4-3 BB B B D B			C 4-1 9 FC3-6 45 1B BB B B B B B		2	0	1	0	2	1	1
45 Carlos Lee, R (1, 7) OBP: 0.317, SLG: 0.464	X SL 87 0-0 ② SF8 3-H		B B S X 2-1 ③ L9		B 1-0 ② ③ G6-4-3 X 1-2f			C 0-1 9 FC3-6 1-2 1B X		3	0	1	1	0	0	3
Luke Scott, L (1, 9) OBP: 0.321, SLG: 0.389	C FF 94 B FF 95 X CH 85 1-1 1-2 1B			C 1-1 1B 2B B X		F 0-1 ① G1-3 X		B 2-3 ① K B C B F S		4	1	2	0	0	1	2
9 Hunter Pence, R (1, 8) OBP: 0.320, SLG: 0.391	C CU 72 B SI 92 F CU 74 X CU 75 1-2 ③ G6-3			B 1-0 ① P4 X		X 0-0 28 CS 2B		F 0-2 ② FC3-6 C X 1-2f 2-3		4	0	1	0	0	0	5
28 Adam Everett, R (1, 6) OBP: 0.283, SLG: 0.303 Mark Loretta, R (8, PH) OBP: 0.400, SLG: 0.391 (8, 6)		C SI 91 X SI 89 0-1 ① G5-3		X 0-0 ② G6-3		C 3-2 ② ③ P3 C B B B X 2-3		B 1-2 ③ F7 C F X		3	0	0	0	0	0	2
										1	0	0	0	0	0	2
Humberto Quintero, R (1, 2) OBP: 0.308, SLG: 0.292 2 Chris Burke, R (9, PH) OBP: 0.330, SLG: 0.342		F F X 0-2 ② G5-3		B B X 2-0 2-H 1B			F 2-3 ① K F B B B F S		B 2-3 ① K B C C S	3	0	1	1	0	1	0
										1	0	0	0	0	1	0
Woody Williams, R (1, 1) OBP: 0.067, SLG: 0.067 Mike Lamb, L (7, PH) OBP: 0.474, SLG: 0.484 (7, 5)		C SI 91 C SI 91 B FA 92 B B X 3-2 ③ F9		F X 0-1 ③ F8			C 1-3 ② K F F B C		B 1-0 ② G4-3 B X	2	0	0	0	0	0	1
										2	0	0	0	0	1	0

Inning Stats	1	2	3	4	5	6	7	8	9
	R: 1 E: 0 K: 0 S: 15	R: 0 E: 0 K: 0 S: 8	R: 0 E: 0 K: 1 S: 9	R: 1 E: 0 K: 0 S: 7	R: 0 E: 0 K: 0 S: 8	R: 0 E: 0 K: 0 S: 6	R: 0 E: 0 K: 3 S: 14	R: 0 E: 0 K: 1 S: 12	R: 0 E: 0 K: 2 S: 7
	H: 2 LOB: 2 BB: 1 P: 24	H: 0 LOB: 0 BB: 0 P: 11	H: 1 LOB: 1 BB: 0 P: 18	H: 2 LOB: 1 BB: 0 P: 11	H: 1 LOB: 1 BB: 1 P: 15	H: 1 LOB: 0 BB: 0 P: 9	H: 1 LOB: 1 BB: 0 P: 21	H: 1 LOB: 2 BB: 1 P: 19	H: 0 LOB: 0 BB: 0 P: 12

	1B: 6	SF: 1	WP: 0	PA: 37
	2B: 3	SAC: 0	PB: 0	
	3B: 0	DP: 1	SB: 0	
	HR: 0	HBP: 0	CS: 1	

AB	33
R	2
H	9
RBI	2
BB	3
SO	7
LOB	18

PITCHER		IP	WLS	BF	H	R	ER	SO	BB	IBB	HBP	BLK	WP	HR	S	P	ERA	WHIP
50 Adam Wainwright, R ERA: 5.6	(1, 1)	6.0	W	25	7	2	2	1	2	0	0	0	0	0	53	88	3.00	1.500
31 Ryan Franklin, R ERA: 1.38	(7, 1)	1.0	H	4	1	0	0	3	0	0	0	0	0	0	14	21	0.00	1.000
34 Randy Flores, L ERA: 2.79	(8, 1)	0.1	H	3	1	0	0	1	1	0	0	0	0	0	6	12	0.00	6.000
44 Jason Isringhausen, R ERA: 2.38	(8, 1)	1.2	S	5	0	0	0	2	0	0	0	0	0	0	13	19	0.00	0.000

PITCHER		IP	WLS	BF	H	R	ER	SO	BB	IBB	HBP	BLK	WP	HR	S	P	ERA	WHIP

BOTTOM

Batter	1	2	3	4	5	6	7	8	9	AB	R	H	RBI	BB	SO	LOB
3 Preston Wilson, R (1, 9) OBP: 0.269, SLG: 0.317	C S X 0-2 ① G6-3		C X 0-1 1B		B B C D B 4-1 16 1B 5 2B BB		B B X 2-0 ③ G5-3			3	1	1	0	1	0	0
34 Randy Flores, L (8, 1)										0	0	0	0	0	0	0
44 Jason Isringhausen, R (8, 1)										0	0	0	0	0	0	0
16 Chris Duncan, L (1, 7) OBP: 0.382, SLG: 0.548	B CU 74 B CU 73 X FA 88 2-0 2B		D S B 1 SAFE F B X 3-2 ② F7		F S X 0-2 1-2 2-H 5 2B 1B			X 0-0 ① P2		4	1	2	1	0	0	1
15 Jim Edmonds, L (9, 8) OBP: 0.294, SLG: 0.289										0	0	0	0	0	0	0
5 Albert Pujols, R (1, 3) OBP: 0.376, SLG: 0.510	B CU 74 B SI 89 B SI 89 B FA 85 4-0 BB		B C B 1 SAFE C X 2-2 ③ F7		B C S D B F X 3-2 1-H 2-H 2B			B B B C B 4-1 BB		2	0	1	2	2	0	1
27 Scott Rolen, R (1, 5) OBP: 0.280, SLG: 0.349	C SI 89 B SI 88 B SL 86 X FA 90 2-1 ② F7			C B X 1-1 ① F8	C B F X 1-2 ③ F7			C 1 SAFE B D D X 3-1 ② P3		4	0	0	0	0	0	4
So Taguchi, R (1, 8) OBP: 0.333, SLG: 0.368 (9, 7)	B CU 76 F CU 78 B FA 88 X FA 88 2-1 ③ P4			B C B F F B X 3-2 ② G6-3		C B F F F B X 2-2 ① F8		F X 0-1 ③ G4-3		4	0	0	0	0	0	3
7 Adam Kennedy, L (1, 4) OBP: 0.259, SLG: 0.289		B SI 91 C CH 84 F CU 75 B SI 92 X SI 91 2-2 ① F7		B B F F F X 2-2 ③ G4-3		F F F B B F X 2-2 ② G4-3				3	0	0	0	0	0	0
31 Ryan Franklin, R (7, 1)										0	0	0	0	0	0	0
55 Skip Schumaker, L (8, 9) OBP: 0.273, SLG: 0.293										0	0	0	0	0	0	0
4 Yadier Molina, R (1, 2) OBP: 0.341, SLG: 0.310		F SI 87 F SI 87 X FA 88 0-2 ② F7			C X 0-1 22 E 1B	B B X 2-0 ③ G5-3				3	0	1	0	0	0	0
22 David Eckstein, R (1, 6) OBP: 0.279, SLG: 0.245		C FA 88 X CU 75 0-1 ③ B1-3			F F X 0-2 ① FC9-6 50 SH2-3 16 1B 1-3		C X 0-1 ① G4-3			3	1	0	0	0	0	1
50 Adam Wainwright, R (1, 1) OBP: 0.300, SLG: 0.400			C X 0-1 ① G5-3		C X 0-1 ② SH2-3 1-2		B F X 1-1 ② G3-1			1	0	0	0	0	0	0
Aaron Miles, S (7, 4) OBP: 0.275, SLG: 0.292										1	0	0	0	0	0	0
Inning Stats	R: 0 E: 0 K: 0 S: 8 H: 1 LOB: 2 BB: 1 P: 18	R: 0 E: 0 K: 0 S: 8 H: 0 LOB: 0 BB: 0 P: 10	R: 0 E: 0 K: 0 S: 10 H: 1 LOB: 1 BB: 0 P: 15	R: 0 E: 0 K: 0 S: 10 H: 0 LOB: 0 BB: 0 P: 16	R: 3 E: 1 K: 0 S: 18 H: 3 LOB: 1 BB: 1 P: 26	R: 0 E: 0 K: 0 S: 11 H: 0 LOB: 0 BB: 0 P: 17	R: 0 E: 0 K: 0 S: 5 H: 0 LOB: 0 BB: 0 P: 8	R: 0 E: 0 K: 0 S: 6 H: 0 LOB: 1 BB: 1 P: 13		1B: 3 2B: 2 3B: 0 HR: 0	SF: 0 SAC: 1 DP: 0 HBP: 0			WP: 0 PB: 0 SB: 0 CS: 0	PA: 32		

PITCHER	IP	WLS	BF	H	R	ER	SO	BB	IBB	HBP	BLK	WP	HR	S	P	ERA	WHIP
Woody Williams, R (1, 1) ERA: 5.49	6.0	L	25	5	3	3	0	2	0	0	0	0	0	65	102	4.50	1.167
54 Brad Lidge, R (7, 1) ERA: 4.85	2.0		7	0	0	0	0	1	0	0	0	0	0	11	21	0.00	0.500

PITCHER	IP	WLS	BF	H	R	ER	SO	BB	IBB	HBP	BLK	WP	HR	S	P	ERA	WHIP

Houston Astros @ St. Louis Cardinals

Busch Stadium, St. Louis, MO

Fri May 04 2007, 7:10 PM CDT

Att. 44,117 - Drizzle - 67 F

livebaseballscorecards.com

AB	28
R	3
H	5
RBI	3
BB	3
SO	0
LOB	10

Houston Astros @ St. Louis Cardinals

Busch Stadium, St. Louis, MO

Sat May 05 2007, 12:10 PM CDT

Att. 44,881 - Overcast - 72 F

TOP

livebaseballscorecards.com

Batter	1	2	3	4	5	6	7	8	9	AB	R	H	RBI	BB	SO	LOB
Morgan Ensberg, R (1, 5) OBP: 0.373, SLG: 0.388	C B B C X 2-2 1B 17 1B 1B		B F S X 1-2 ② P5		D B B B 4-0 17 BB 1B 45 2B BB	B B C X 2-1 1B 17 1B 3-H 1B		B B B C X 3-1 ① F7 C B B F X 2-2 ③ P4		5	3	2	1	1	0	0
Mark Loretta, R (1, 4) (7, 3) (8, 6) OBP: 0.436, SLG: 0.451	B F B 1 X SAFE 2-1 17 1B 1-3 1B		X 0-0 ③ P6		F X 0-1 17 BB 45 2B 1-2 2-H 1B	C B X 1-1 17 1B 1-2 1B		B C C B F X 2-2 2 1B FC3-2 2B		5	1	4	1	0	0	0
17 Lance Berkman, S (1, 3) OBP: 0.438, SLG: 0.351 2 Chris Burke, R (7, 4) OBP: 0.337, SLG: 0.351	X 0-0 G3-6-3 1-2 3-H 1B			C X 0-1 ① F7	B C F B F B 4-2 45 2B 1-2 2-3 BB	F B B X 2-1 1-3 2-H 1B		B B B C F X 3-2 FC3-2 BB 9 HR 2-3 1B		3 1	1 1	2 1	2 1	1 0	0 0	0 0
45 Carlos Lee, R (1, 7) OBP: 0.323, SLG: 0.469 Orlando Palmeiro, L (8, PH) (8, 7) OBP: 0.455, SLG: 0.250	C F S 0-3 ① K			F B B B 4-1 E BB	X 0-0 2B 1-H 2-H 3-H 2B	X 0-0 ② F8		B D B C B 4-1 FC3-2 9 HR 1-2 BB		3 0	2 1	1 0	3 0	1 1	1 0	4 0
Luke Scott, L (1, 9) OBP: 0.326, SLG: 0.416	X 0-0 ②③ G3-6-3 1-2f			C B B X 2-1 E8 1-H 2B	C X 0-1 3-H 2B	B S X 1-1 ③ F8		B X 1-0 ② FC3-2 9 HR 1-2 2-3 3-Hf		5	1	2	2	0	0	7
9 Hunter Pence, R (1, 8) OBP: 0.300, SLG: 0.464		F B B C S 2-3 ① K		X 0-0 ② G4-3	B S X 1-1 ② G6-3		B F B X 2-1 ① G6-3	B X 1-0 1-H 2-H 3-H HR		5	1	1	4	0	1	2
28 Adam Everett, R (1, 6) OBP: 0.269, SLG: 0.287 Humberto Quintero, R (8, 2) OBP: 0.308, SLG: 0.292	C S B X 1-2 ② G5-3			C S X 0-2 ③ G5-3	B F B F F F F F F D 3-2 ③ X G6-3		C B B X 2-1 E6	X 0-0 ③ G5-3		5 0	0 0	0 0	0 0	0 0	0 0	2 0
Brad Ausmus, R (1, 2) (8, 3) OBP: 0.383, SLG: 0.386	C S B X 1-2 ③ G4-3				B B B C B 4-1 37 SH1-3 1B BB	B B X 2-0 37 SH1-4 1B 2B	B X 1-0 ② L4		B C F T 1-2 ① K	4	2	1	0	1	1	1
37 Matt Albers, L (1, 1) OBP: 0.167, SLG: 0.167 Trever Miller, R (8, 1) 16 Jason Lane, R (9, PH) OBP: 0.229, SLG: 0.489 Dave Borkowski, R (9, 1)			B C F S 1-3 ① K		X 0-0 ① SH1-3 1-2	X 0-0 ① SH1-4 2-3	C S F S 0-3 ③ K		B F X 1-1 ② P3	2 0 1 0	0 0 0 0	0 0 0 0	0 0 0 0	0 0 0 0	2 0 0 0	1 0 0 0

Inning Stats	1	2	3	4	5	6	7	8	9
	R: 1 E: 0 K: 1 S: 10	R: 0 E: 0 K: 1 S: 9	R: 0 E: 0 K: 1 S: 7	R: 1 E: 1 K: 0 S: 9	R: 5 E: 0 K: 0 S: 19	R: 2 E: 0 K: 0 S: 11	R: 0 E: 1 K: 1 S: 9	R: 4 E: 0 K: 0 S: 13	R: 0 E: 0 K: 1 S: 8
	H: 3 LOB: 1 BB: 0 P: 14	H: 0 LOB: 0 BB: 0 P: 13	H: 0 LOB: 0 BB: 0 P: 9	H: 1 LOB: 1 BB: 1 P: 15	H: 3 LOB: 1 BB: 3 P: 35	H: 4 LOB: 2 BB: 0 P: 19	H: 0 LOB: 1 BB: 0 P: 14	H: 3 LOB: 0 BB: 1 P: 27	H: 0 LOB: 0 BB: 0 P: 12

	AB	39
	R	13
	H	14
	RBI	13
	BB	5
	SO	5
	LOB	17

| | | | |

BOTTOM

Houston Astros @ St. Louis Cardinals

Busch Stadium, St. Louis, MO

Sat May 05 2007, 12:10 PM CDT
Att. 44,881 - Overcast - 72 F

livebaseballscorecards.com

Batter	1	2	3	4	5	6	7	8	9	AB	R	H	RBI	BB	SO	LOB
26 Scott Spiezio, S (1, 9) OBP: 0.339, SLG: 0.283 36 Russ Springer, R (9, 1)	C X 0-1 ① F9		B X 1-0 ③ G4-3			B B B C F X 3-2 ① F8		F B X 1-1 1-3 1B		4 0 1 0 0 0 0 0 0 0 0 0 0 0						
16 Chris Duncan, L (1, 7) OBP: 0.387, SLG: 0.542	C B B B B 4-1 BB			B F S X 1-2 5 G4-3 1B		B S C B X 2-2 ② G4-3		B B B C S S 3-3 ③ K		3 0 1 0 1 1 2						
5 Albert Pujols, R (1, 3) OBP: 0.364, SLG: 0.491	C D 1 SAFE B C S 2-3 ② K			C D B 1 SAFE X 2-1 ① G4-3 1-2		X 0-0 ③ L8			C S B X 1-2 ① G5-3	4 0 0 0 0 1 2						
15 Jim Edmonds, L (1, 8) OBP: 0.281, SLG: 0.275	C B B X 2-1 ③ F7			X 0-0 ② F7			C B C X 1-2 ① G4-3		B C B F B X 3-2 ② F7	4 0 0 0 0 0 2						
27 Scott Rolen, R (1, 5) OBP: 0.268, SLG: 0.333		B F F X 1-2 ① F8		C X 0-1 ③ G4-3			X 0-0 ② G6-3		C X 0-1 ③ L5	4 0 0 0 0 0 1						
Aaron Miles, S (1, 4) OBP: 0.259, SLG: 0.275		S S C 0-3 ② K			X 0-0 ① G4-3		C B X 1-1 ③ F9			3 0 0 0 0 1 0						
4 Yadier Molina, R (1, 2) OBP: 0.345, SLG: 0.315 Gary Bennett, R (8, 2) OBP: 0.333, SLG: 0.320		F B B X 2-1 ③ G6-3			C B B X 2-1 1B			X 0-0 ① P5		2 0 1 0 0 0 0 1 0 0 0 0 0 0						
22 David Eckstein, R (1, 6) OBP: 0.280, SLG: 0.247			B B B C C X 3-2 ① G5-3		C F B B X 2-2 ② L7			C B X 1-1 26 1B 1B		3 0 1 0 0 0 1						
Kip Wells, R (1, 1) OBP: 0.273, SLG: 0.545 Tyler Johnson, S (5, 1) Preston Wilson, R (5, PH) OBP: 0.286, SLG: 0.313 56 Kelvin Jimenez, R (6, 1) 59 Dennis Dove, R (8, 1) 55 Skip Schumaker, L (8, PH) OBP: 0.267, SLG: 0.286 (9, 9)			C S B B B F B F X 3-2 ② F8		B B X 2-0 ③ G5-3			C X 0-1 ② F8		1 0 0 0 0 0 0 0 0 0 0 0 0 0 1 0 0 0 0 0 1 0 0 0 0 0 0 0 0 0 0 0 0 0 0 1 0 0 0 0 0 1						
Inning Stats	R: 0 E: 0 K: 1 S: 8 H: 0 LOB: 1 BB: 1 P: 16	R: 0 E: 0 K: 1 S: 8 H: 0 LOB: 0 BB: 0 P: 11	R: 0 E: 0 K: 0 S: 9 H: 0 LOB: 0 BB: 0 P: 16	R: 0 E: 0 K: 0 S: 8 H: 1 LOB: 1 BB: 0 P: 11	R: 0 E: 0 K: 0 S: 7 H: 1 LOB: 1 BB: 0 P: 13	R: 0 E: 0 K: 0 S: 7 H: 0 LOB: 0 BB: 0 P: 12	R: 0 E: 0 K: 0 S: 6 H: 0 LOB: 0 BB: 0 P: 8	R: 0 E: 0 K: 1 S: 10 H: 2 LOB: 2 BB: 0 P: 15	R: 0 E: 0 K: 0 S: 8 H: 0 LOB: 0 BB: 0 P: 12	1B: 4 2B: 0 3B: 0 HR: 0	SF: 0 SAC: 0 DP: 0 HBP: 0						

	AB	31
	R	0
	H	4
	RBI	0
	BB	1
	SO	3
	LOB	10

WP: 0 PA: 32
PB: 0
SB: 0
CS: 0

PITCHER		IP	WLS	BF	H	R	ER	SO	BB	IBB	HBP	BLK	WP	HR	S	P	ERA	WHIP
37 Matt Albers, R ERA: 3.32	(1, 1)	7.1	W	26	3	0	0	2	1	0	0	0	0	0	56	91	0.00	0.545
Trever Miller, L ERA: 8.53	(8, 1)	0.2		3	1	0	0	1	0	0	0	0	0	0	7	11	0.00	1.500
Dave Borkowski, R ERA: 3.97	(9, 1)	1.0		3	0	0	0	0	0	0	0	0	0	0	8	12	0.00	0.000

PITCHER		IP	WLS	BF	H	R	ER	SO	BB	IBB	HBP	BLK	WP	HR	S	P	ERA	WHIP

Batter	1	2	3	4	5	6	7	8	9	AB	R	H	RBI	BB	SO	LOB
Craig Biggio, R (1, 4) OBP: 0.315, SLG: 0.465	X 0-0 ① G5-3		B C F X 1-2 1B	B C B B B 4-1 BB		C S F S 0-3 ③ K		C B S S 1-3 ③ K	4	0	1	0	1	2	2
Morgan Ensberg, R (1, 5) OBP: 0.368, SLG: 0.375	B C B C F B B B 4-2 17 G6-3 45 1B BB		C 1 SAFE B B B C F F 1 SAFE 3-2 ② F F8	C X 0-1 ③ F9			X 0-0 ① F7		3	1	0	0	1	0	2
17 Lance Berkman, S (1, 3) OBP: 0.433, SLG: 0.347	F B S X 1-2 ② G6-3 **1-2**		C D C 1 SAFE B B T 3-2 ③ K			X 0-0 ① G3-1		X 0-0 G3 45 1B 1B	4	0	1	0	0	1	2
45 Carlos Lee, R (1, 7) OBP: 0.336, SLG: 0.479	C F B D D X 3-2 **2-H** 1B			F X 0-1 9 G6-4-3 1B 1B		B B C X 2-1 ② P4		C B B C X 2-2 G3 **1-2** 1B	4	0	3	1	0	0	0
Luke Scott, L (1, 9) OBP: 0.333, SLG: 0.432	B F 1 SAFE B C C 2-3 ③ K			C F B D B F X 3-2 9 G6-4-3 **1-2** 1B		B C S B X 2-2 2B		C B F X 1-2 ② G3 **1-2** **2-3**	4	0	2	0	0	1	3
9 Hunter Pence, R (1, 8) OBP: 0.265, SLG: 0.406		B X 1-0 ① G5-3		B B F B F X 3-2 ① ② G6-4-3 **1-2f** **2-3**		C D X 1-1 ③ G6-3		C F F D B B X 3-2 ③ F8	4	0	0	0	0	0	5
28 Adam Everett, R (1, 6) OBP: 0.271, SLG: 0.289 Orlando Palmeiro, L (9, PH) OBP: 0.435, SLG: 0.235		B C F B X 2-2 G4-6-3 1B	S B X 1-1 ③ G3				C T B B F F F F B X 2-2 ① L7		C B B F F F F F B X 3-2 ① F9	3	0	1	0	0	0	1
										1	0	0	0	0	0	0
Brad Ausmus, R (1, 2) OBP: 0.388, SLG: 0.392		B B X 2-0 ② ③ G4-6-3 **1-2f**			X 0-0 ① G6-3		B X 1-0 S 1B		C X 0-1 DI 1B	4	0	2	0	0	0	1
43 Chris Sampson, R (1, 1) OBP: 0.100, SLG: 0.100 Trever Miller, R (5, 1) Mike Lamb, L (7, PH) OBP: 0.462, SLG: 0.469 54 Brad Lidge, R (7, 1) Chad Qualls, R (8, 1) Mark Loretta, R (9, PH) OBP: 0.429, SLG: 0.442			B C F X 1-2 ① F9		B C S B S 2-3 ② K		B B B C F F 1 SAFE F 3-3 F F F C ② K **1-2**		C C F B T 1-2 ② K **1-2**	2	0	0	0	0	1	0
										0	0	0	0	0	0	0
										1	0	0	0	0	1	1
										0	0	0	0	0	0	0
										0	0	0	0	0	0	0
										1	0	0	0	0	1	1
Inning Stats	R: 1 H: 1 E: 0 LOB: 1 K: 1 BB: 1 S: 13 P: 23	R: 0 H: 1 E: 0 LOB: 0 K: 0 BB: 0 S: 5 P: 10	R: 0 H: 1 E: 0 LOB: 1 K: 1 BB: 0 S: 15 P: 23	R: 0 H: 2 E: 0 LOB: 1 K: 0 BB: 0 S: 11 P: 18	R: 0 H: 0 E: 0 LOB: 1 K: 1 BB: 1 S: 7 P: 13	R: 0 H: 1 E: 0 LOB: 1 K: 0 BB: 0 S: 8 P: 13	R: 0 H: 1 E: 0 LOB: 1 K: 2 BB: 0 S: 21 P: 27	R: 0 H: 2 E: 0 LOB: 2 K: 0 BB: 0 S: 12 P: 18	R: 0 H: 1 E: 0 LOB: 1 K: 2 BB: 0 S: 15 P: 20	1B: 9 SF: 0 2B: 1 SAC: 0 3B: 0 DP: 2 HR: 0 HBP: 0						

PITCHER		IP	WLS	BF	H	R	ER	SO	BB	IBB	HBP	BLK	WP	HR	S	P	ERA	WHIP
41 Braden Looper, R ERA: 2.66	(1, 1)	6.0	W	24	6	1	1	3	2	0	0	0	0	0	59	100	1.50	1.333
36 Russ Springer, R ERA: 2.79	(7, 1)	1.0	H	4	1	0	0	2	0	0	0	0	0	0	21	27	0.00	1.000
31 Ryan Franklin, R ERA: 1.29	(8, 1)	1.0	H	5	2	0	0	0	0	0	0	0	0	0	12	18	0.00	2.000
44 Jason Isringhausen, R ERA: 2.19	(9, 1)	1.0	S	4	1	0	0	2	0	0	0	0	0	0	15	20	0.00	1.000

PITCHER	IP	WLS	BF	H	R	ER	SO	BB	IBB	HBP	BLK	WP	HR	S	P	ERA	WHIP

TOP

Houston Astros @ St. Louis Cardinals

Busch Stadium, St. Louis, MO

Sun May 06 2007, 1:15 PM CDT
Att. 44,483 - Cloudy - 73 F

livebaseballscorecards.com

AB	35
R	1
H	10
RBI	1
BB	2
SO	7
LOB	18

WP: 0	PA: 37
PB: 0	
SB: 1	
CS: 0	

BOTTOM

Batter	1	2	3	4	5	6	7	8	9	AB	R	H	RBI	BB	SO	LOB
7 Adam Kennedy, L (1, 4) OBP: 0.282, SLG: 0.313	B B F F F X 2-2 F8 ①			B F X 1-1 16 2B 27 1B 1B	B C X 1-1 1B			C X 0-1 15 G4-3 16 WP 1B		4	1	3	0	0	0	0
16 Chris Duncan, L (1, 7) OBP: 0.391, SLG: 0.545	C C B F B F X 2-2 F8 ②			1 SAFE B 1 SAFE X 1-0 27 1B 1-3 2B	B S S 1 SAFE F 1 SAFE 1 SAFE C 1-3 K ③			C S B B B B 4-2 15 G4-3 1-2 BB		3	1	1	0	1	1	1
5 Albert Pujols, R (1, 3) OBP: 0.352, SLG: 0.473	C X 0-1 P4 ③			F B B X 2-1 P4 ①		B X 1-0 G1-3 ①		B C X 1-1 P3 ①		4	0	0	0	0	0	4
15 Jim Edmonds, L (1, 8) OBP: 0.280, SLG: 0.265		C X 0-1 F7 ①		B B B B 4-0 27 1B 47 G6-3 BB		B X 1-0 F7 ②		C B X 1-1 G4-3 ② 1-2 2-3		3	1	0	0	1	0	2
27 Scott Rolen, R (1, 5) OBP: 0.277, SLG: 0.333		B C B S B X 3-2 G1-3 ②		C B F F B X 2-2 47 G6-3 1-3 2-H 3-H 1B		C B B C F F X 2-2 G6-3 ③		I I I I 4-0 IBB		3	0	1	2	1	0	0
47 Ryan Ludwick, R (1, 9)		X 0-0 G6-3 ③		C X 0-1 G6-3 ② 2-3 3-H			B F F F S 1-3 K ①	X 0-0 F8 ③		4	0	0	1	0	1	4
Gary Bennett, R (1, 2) OBP: 0.333, SLG: 0.321		C X 0-1 G5-3 ①		F X 0-1 F8 ③			B B F S B X 3-2 1B			3	0	1	0	0	0	1
22 David Eckstein, R (1, 6) OBP: 0.282, SLG: 0.250		C X 0-1 41 G4-6-3 1B			B F X 1-1 F9 ①		P F X 1-1 F7 ②			3	0	1	0	0	0	1
41 Braden Looper, R (1, 1) OBP: 0.154, SLG: 0.154 36 Russ Springer, R (7, 1) 26 Scott Spiezio, S (7, PH) OBP: 0.333, SLG: 0.278 31 Ryan Franklin, R (8, 1) 44 Jason Isringhausen, R (9, 1)		1 SAFE X 0-0 G4-6-3 ② ③ 1-2f			B C B F B C 3-3 K ②		B F B S F B S 3-3 K ③			2 0 1 0 0	0 0 0 0 0	0 0 0 0 0	0 0 0 0 0	0 0 1 0 0	1 0 1 0 0	1 0 1 0 0
Inning Stats	R: 0 E: 0 K: 0 S: 11 H: 0 LOB: 0 BB: 0 P: 15	R: 0 E: 0 K: 0 S: 6 H: 0 LOB: 0 BB: 0 P: 9	R: 0 E: 0 K: 0 S: 5 H: 1 LOB: 0 BB: 0 P: 5	R: 3 E: 0 K: 0 S: 13 H: 3 LOB: 1 BB: 1 P: 23	R: 0 E: 0 K: 2 S: 11 H: 1 LOB: 1 BB: 0 P: 17	R: 0 E: 0 K: 0 S: 7 H: 0 LOB: 0 BB: 0 P: 11	R: 0 E: 0 K: 2 S: 14 H: 1 LOB: 1 BB: 0 P: 21	R: 0 E: 0 K: 0 S: 9 H: 1 LOB: 3 BB: 2 P: 19		1B: 6 2B: 1 3B: 0 HR: 0	SF: 0 SAC: 0 DP: 1 HBP: 0					

PITCHER		IP	WLS	BF	H	R	ER	SO	BB	IBB	HBP	BLK	WP	HR	S	P	ERA	WHIP
43 Chris Sampson, R ERA: 3.9	(1, 1)	4.2	L	19	5	3	3	1	1	0	0	0	0	0	42	64	5.79	1.286
Trever Miller, L ERA: 7.04	(5, 1)	1.1		4	0	0	0	1	0	0	0	0	0	0	11	16	0.00	0.000
54 Brad Lidge, R ERA: 4.5	(7, 1)	1.0		4	1	0	0	2	0	0	0	0	0	0	14	21	0.00	1.000
Chad Qualls, R ERA: 4.61	(8, 1)	1.0		6	1	0	0	0	1	1	0	0	1	0	9	19	0.00	2.000

PITCHER	IP	WLS	BF	H	R	ER	SO	BB	IBB	HBP	BLK	WP	HR	S	P	ERA	WHIP

Houston Astros @ St. Louis Cardinals

Busch Stadium, St. Louis, MO

Sun May 06 2007, 1:15 PM CDT

Att. 44,483 - Cloudy - 73 F

livebaseballscorecards.com

AB	30
R	3
H	7
RBI	3
BB	3
SO	4
LOB	15

WP: 1 PB: 0 SB: 0 CS: 0 PA: 33

Batter	1	2	3	4	5	6	7	8	9	AB	R	H	RBI	BB	SO	LOB
Craig Biggio, R (1, 4) OBP: 0.313, SLG: 0.458	C B F X 1-2 G5-3 ①		C X 0-1 G6-3 ②		X 0-0 G6-3 ①			B B X 2-0 45 F9 SH1-4 HR 1B		4	1	1	0	0	0	0
Morgan Ensberg, R (1, 5) OBP: 0.358, SLG: 0.363	F B C B X 2-2 F8 ②		C C B B X 2-2 L7 ③		B X 1-0 F7 ②			B X 1-0 SH1-4 ① 1-2		3	0	0	0	0	0	0
17 Lance Berkman, S (1, 3) OBP: 0.435, SLG: 0.375	B F C X 1-2 P5 ③			S F X 0-2 HR	S S B F X 1-2 P5 ③			B F B B B 4-1 HR BB		3	2	1	1	1	0	0
45 Carlos Lee, R (1, 7) OBP: 0.333, SLG: 0.479		C C X 0-2 G4-3 ①		C B B X 2-1 9 2B 2B		X 0-0 G5-3 ①		X 0-0 F9 ② 2-3		4	1	1	0	0	0	2
Luke Scott, L (1, 9) OBP: 0.351, SLG: 0.476		C B X 1-1 9 1B 1B		B B B F B 4-1 9 2B BB		C B B X 2-1 P5 ②		B B C F B X 3-2 1-H 3-H HR		3	1	2	3	1	0	0
9 Hunter Pence, R (1, 8) OBP: 0.289, SLG: 0.444		B X 1-0 1-2 1B		X 0-0 28 1B 1-H 2-H 2B ①		B C X 1-1 F7 ③		C F S 0-3 K ③		4	0	2	1	0	1	0
28 Adam Everett, R (1, 6) OBP: 0.270, SLG: 0.287		C B B C F X 2-2 P2 ②		C F B F F X 1-2 44 L7 BB 2-3 1B			C B C X 1-2 P5 ①		F B B C C 2-3 K ①	4	0	1	0	0	1	2
Brad Ausmus, R (1, 2) OBP: 0.382, SLG: 0.377		B B S C X 2-2 F8 ③		B F B B B 4-1 1-2 BB			C F B B B X 3-2 F8 ②		B X 1-0 G4-3 ②	3	0	0	0	1	0	2
44 Roy Oswalt, R (1, 1) OBP: 0.125, SLG: 0.188 Trever Miller, R (8, 1) Chad Qualls, R (8, 1) Mike Lamb, L (9, PH) OBP: 0.450, SLG: 0.455 Dan Wheeler, R (9, 1)			C C F F B S 1-3 K2-3 ①	P 2 SAFE C C X 1-2 L7 ②③ 2-3			F C F S 0-3 K ③		B C B X 2-1 G6-3 ③	3 0 0 1 0	0 0 0 0 0	0 0 0 0 0	0 0 0 0 0	0 0 0 0 0	2 0 0 0 0	3 0 0 0 0
Inning Stats	R: 0 H: 0 E: 0 LOB: 0 K: 0 BB: 0 S: 9 P: 13	R: 0 H: 2 E: 0 LOB: 2 K: 0 BB: 0 S: 13 P: 19	R: 0 H: 0 E: 0 LOB: 0 K: 1 BB: 0 S: 10 P: 13	R: 2 H: 4 E: 0 LOB: 2 K: 0 BB: 2 S: 17 P: 28	R: 0 H: 0 E: 0 LOB: 0 K: 0 BB: 0 S: 6 P: 8	R: 0 H: 0 E: 0 LOB: 0 K: 0 BB: 0 S: 5 P: 8	R: 0 H: 0 E: 0 LOB: 0 K: 1 BB: 0 S: 10 P: 14	R: 3 H: 2 E: 0 LOB: 0 K: 1 BB: 1 S: 10 P: 20	R: 0 H: 0 E: 0 LOB: 0 K: 1 BB: 0 S: 6 P: 11	1B: 4 2B: 2 3B: 0 HR: 2	SF: 0 SAC: 1 DP: 0 HBP: 0					

PITCHER		IP	WLS	BF	H	R	ER	SO	BB	IBB	HBP	BLK	WP	HR	S	P	ERA	WHIP
Kyle Lohse, R ERA: 3.21	(1, 1)	7.1	L	29	7	3	3	2	2	0	0	0	0	1	72	108	3.68	1.227
29 Mike Stanton, L ERA: 8.1	(8, 1)	0.0		1	0	0	0	0	1	0	0	0	0	0	1	5	∞	∞
56 Todd Coffey, R ERA: 6.06	(8, 1)	0.2		3	1	2	2	1	0	0	0	0	0	1	7	10	27.00	1.500
Victor Santos, R ERA: 3.77	(9, 1)	1.0		3	0	0	0	1	0	0	0	0	0	0	6	11	0.00	0.000

PITCHER	IP	WLS	BF	H	R	ER	SO	BB	IBB	HBP	BLK	WP	HR	S	P	ERA	WHIP

TOP

Houston Astros @ Cincinnati Reds

Great American Ball Park, Cincinnati, OH

Mon May 07 2007, 7:10 PM EDT

Att. 17,362 - Clear - 75 F

livebaseballscorecards.com

AB	32
R	5
H	8
RBI	5
BB	3
SO	4
LOB	9

Houston Astros @ Cincinnati Reds

Great American Ball Park, Cincinnati, OH

Mon May 07 2007, 7:10 PM EDT

Att. 17,362 - Clear - 75 F

BOTTOM

Batter	1	2	3	4	5	6	7	8	9	AB	R	H	RBI	BB	SO	LOB
6 Ryan Freel, R (1, 5) OBP: 0.353, SLG: 0.362	G5-3		E5 L9-3		K SAFE		F7		K	5	0	0	0	0	2	2
Scott Hatteberg, L (1, 3) OBP: 0.378, SLG: 0.425	G1-3		L9-3 1-1		FC4-6 1-2f			FC5-4 1B		4	0	1	0	0	0	2
Ken Griffey Jr., L (1, 9) OBP: 0.427, SLG: 0.523	K			G6-4-3 1B		K		F7		4	0	1	0	0	2	1
4 Brandon Phillips, R (1, 4) OBP: 0.321, SLG: 0.441		F9		G6-4-3 1-2f		2B		FC5-4 1-2f		4	0	1	0	0	0	2
33 Josh Hamilton, L (1, 8) OBP: 0.382, SLG: 0.640		G3-1		E3 BB		G1-3		F7		4	0	0	0	0	0	2
Adam Dunn, L (1, 7) OBP: 0.373, SLG: 0.565		HR		BB 1-2		K			2 HR BB	2	2	1	1	2	1	1
2 Alex Gonzalez, R (1, 6) OBP: 0.356, SLG: 0.574		HR		P2			K		HR 1-H	4	2	2	3	0	1	2
Javier Valentin, S (1, 2) OBP: 0.318, SLG: 0.270		F9			G6-3		P6		F8	4	0	0	0	0	0	0
Kyle Lohse, R (1, 1) OBP: 0.385, SLG: 0.333			L8		FC4-6 1B		1B		F8	3	0	2	0	0	0	0
29 Mike Stanton, L (8, 1)										0	0	0	0	0	0	0
56 Todd Coffey, R (8, 1)										0	0	0	0	0	0	0
Victor Santos, R (9, 1)										0	0	0	0	0	0	0
Jeff Conine, R (9, PH) OBP: 0.298, SLG: 0.500										1	0	0	0	0	0	0
Inning Stats	R: 0 E: 0 K: 1 S: 9 H: 0 LOB: 0 BB: 0 P: 12	R: 2 E: 0 K: 0 S: 10 H: 2 LOB: 0 BB: 0 P: 14	R: 0 E: 1 K: 0 S: 8 H: 0 LOB: 0 BB: 0 P: 8	R: 0 E: 1 K: 0 S: 11 H: 1 LOB: 2 BB: 1 P: 18	R: 0 E: 0 K: 1 S: 9 H: 1 LOB: 1 BB: 0 P: 15	R: 0 E: 0 K: 2 S: 12 H: 1 LOB: 1 BB: 0 P: 18	R: 0 E: 0 K: 1 S: 8 H: 1 LOB: 1 BB: 0 P: 11	R: 0 E: 0 K: 0 S: 6 H: 1 LOB: 1 BB: 0 P: 11	R: 2 E: 0 K: 1 S: 11 H: 1 LOB: 0 BB: 1 P: 18	1B: 4 2B: 2 3B: 0 HR: 3	SF: 0 SAC: 0 DP: 2 HBP: 0					

livebaseballscorecards.com

AB	35
R	4
H	8
RBI	4
BB	2
SO	6
LOB	12

PITCHER		IP	WLS	BF	H	R	ER	SO	BB	IBB	HBP	BLK	WP	HR	S	P	ERA	WHIP
44 Roy Oswalt, R ERA: 3.0	(1, 1)	7.0	W	28	6	2	2	5	1	0	0	0	0	2	67	96	2.57	1.000
Trever Miller, L ERA: 6.75	(8, 1)	0.1	H	2	1	0	0	0	0	0	0	0	0	0	4	6	0.00	3.000
Chad Qualls, R ERA: 4.4	(8, 1)	0.2	H	2	0	0	0	0	0	0	0	0	0	0	2	5	0.00	0.000
Dan Wheeler, R ERA: 3.6	(9, 1)	1.0	S	5	1	2	2	1	1	0	0	0	0	1	11	18	18.00	2.000

PITCHER		IP	WLS	BF	H	R	ER	SO	BB	IBB	HBP	BLK	WP	HR	S	P	ERA	WHIP

Houston Astros @ Cincinnati Reds

Great American Ball Park, Cincinnati, OH

Tue May 08 2007, 7:10 PM EDT

Att. 16,264 - Clear - 82 F

TOP

livebaseballscorecards.com

Batter	1	2	3	4	5	6	7	8	9	AB	R	H	RBI	BB	SO	LOB
Craig Biggio, R (1, 4) OBP: 0.316, SLG: 0.451 Dan Wheeler, R (9, 1)	B B C C F F F B F 3-2 X P6 ①		X 0-0 17 1B 16 2B 1B	C F F B B B F X 3-2 G4-3 ③			B F F B B F B 4-2 17 HR BB		C F C 0-3 K ②	4 0	2 0	1 0	0 0	1 0	1 0	2 0
Morgan Ensberg, R (1, 5) OBP: 0.351, SLG: 0.365	C B C C 1-3 K ②		X 0-0 L6 ①		B B X 2-0 P4 ①		T B B F F F B C 3-3 K ②		B B C X 2-1 1-H 2B	5	0	1	1	0	2	2
17 Lance Berkman, S (1, 3) OBP: 0.441, SLG: 0.407	F B F B B B 4-2 45 HR BB		B X 1-0 16 2B 1-3 1B		B B C F T 2-2 K ②		S X 0-1 1-H HR		B B F F X 2-2 G4-3 ③	4	2	2	2	1	1	1
45 Carlos Lee, R (1, 7) OBP: 0.331, SLG: 0.496	B X 1-0 1-H HR		X 0-0 P4 ②		B F B B X 3-1 P5 ③		C C B B F X 2-2 F9 ③			4	1	1	2	0	0	2
16 Jason Lane, R (1, 9) OBP: 0.250, SLG: 0.529 (8, 8)	F F C 0-3 K ③		B X 1-0 1-3 3-H 2B			B C B C B X 3-2 2B		F X 0-1 F9 ①		4	0	2	1	0	1	0
9 Hunter Pence, R (1, 8) OBP: 0.286, SLG: 0.475 Chad Qualls, R (8, 1) 2 Chris Burke, R (9, 4) OBP: 0.337, SLG: 0.351		F T B F X 1-2 28 G5-3 3B	F X 0-1 L5 ③			B B X 2-0 G1-3 ①		B S S F X 1-2 G6-3 ②		4 0 0	1 0 0	1 0 0	0 0 0	0 0 0	0 0 0	3 0 0
28 Adam Everett, R (1, 6) OBP: 0.261, SLG: 0.276		C F B X 1-2 G5-3 ① 3-H	T X 0-1 L7 ①			C B X 1-1 F8 ②		C B X 1-1 G6-3 ③		4	0	0	1	0	0	1
Brad Ausmus, R (1, 2) OBP: 0.366, SLG: 0.358		B X 1-0 G5-3 ②	C F C 0-3 K ②			F X 0-1 G6-3 ③			X 0-0 F9 ①	4	0	0	0	0	1	1
51 Wandy Rodriguez, S (1, 1) OBP: 0.167, SLG: 0.250 54 Brad Lidge, R (6, 1) Orlando Palmeiro, L (7, PH) OBP: 0.417, SLG: 0.222 Dave Borkowski, R (7, 1) Trever Miller, R (7, 1) Luke Scott, L (8, 9) OBP: 0.357, SLG: 0.476		C C X 0-2 G2-3 ③	B F B X 2-1 2B				B B B C X 3-1 G4-3 ①		B F B B B 4-1 S 2B BB	2 0 0 1 0 0 0	0 0 0 0 0 0 1	1 0 0 0 0 0 0	0 0 0 0 0 0 1	0 0 0 0 0 0 0	0 0 0 0 0 0 0	0 0 0 0 0 0 0
Inning Stats	R: 2 E: 0 K: 2 S: 16 H: 1 LOB: 0 BB: 1 P: 25	R: 1 E: 0 K: 0 S: 11 H: 1 LOB: 0 BB: 0 P: 14	R: 1 E: 0 K: 0 S: 7 H: 3 LOB: 2 BB: 0 P: 9	R: 0 E: 0 K: 1 S: 12 H: 1 LOB: 1 BB: 0 P: 17	R: 0 E: 0 K: 1 S: 6 H: 0 LOB: 0 BB: 0 P: 13	R: 0 E: 0 K: 0 S: 8 H: 1 LOB: 1 BB: 0 P: 14	R: 2 E: 0 K: 1 S: 16 H: 1 LOB: 0 BB: 1 P: 28	R: 0 E: 0 K: 0 S: 8 H: 0 LOB: 0 BB: 0 P: 10	R: 1 E: 0 K: 1 S: 10 H: 1 LOB: 1 BB: 1 P: 18	1B: 2 2B: 4 3B: 1 HR: 2	SF: 0 SAC: 0 DP: 0 HBP: 0					

	AB	36
	R	7
	H	9
	RBI	7
	BB	3
	SO	6
	LOB	12

WP: 0 PA: 39
PB: 0
SB: 1
CS: 0

PITCHER		IP	WLS	BF	H	R	ER	SO	BB	IBB	HBP	BLK	WP	HR	S	P	ERA	WHIP
22 Eric Milton, L ERA: 5.17	(1, 1)	5.1		24	7	4	4	4	1	0	0	0	0	1	56	87	6.75	1.500
35 Kirk Saarloos, R ERA: 3.31	(6, 1)	0.2	H	2	0	0	0	0	0	0	0	0	0	0	4	5	0.00	0.000
53 Brad Salmon, R ERA: 4.91	(7, 1)	1.0	L	5	1	2	2	1	1	0	0	0	0	1	16	28	18.00	2.000
56 Todd Coffey, R ERA: 5.71	(8, 1)	1.0		3	0	0	0	0	0	0	0	0	0	0	8	10	0.00	0.000
25 David Weathers, R ERA: 2.7	(9, 1)	1.0		5	1	1	1	1	1	0	0	0	0	0	10	18	9.00	2.000

PITCHER	IP	WLS	BF	H	R	ER	SO	BB	IBB	HBP	BLK	WP	HR	S	P	ERA	WHIP

Houston Astros @ Cincinnati Reds

Great American Ball Park, Cincinnati, OH

Tue May 08 2007, 7:10 PM EDT

Att. 16,264 - Clear - 82 F

BOTTOM

Batter	1	2	3	4	5	6	7	8	9	AB	R	H	RBI	BB	SO	LOB
6 Ryan Freel, R (1, 8) (9, 5) OBP: 0.347, SLG: 0.364	G6-3		4 G1-3 2-H 2B	F8		K 1-2			L6	5	0	1	1	0	1	2
4 Brandon Phillips, R (1, 4) OBP: 0.324, SLG: 0.462	G3		G1-3 2-3		HR 1B		L8		HR	5	2	2	1	0	0	1
Ken Griffey Jr., L (1, 9) OBP: 0.444, SLG: 0.562	FC4-6 1B		BB		1 SAFE 1 SAFE 1 SAFE 1 SAFE HR 1-H		1B BB		L8	3	1	2	2	2	0	0
Jeff Conine, R (1, 3) OBP: 0.290, SLG: 0.474	FC4-6 1-2f		F9		L5		1 SAFE 1 SAFE 1B 1-2		K	5	0	1	0	0	1	3
2 Alex Gonzalez, R (1, 6) OBP: 0.344, SLG: 0.554		G5-3		K	K		L9			4	0	0	0	0	2	2
Adam Dunn, L (1, 7) OBP: 0.370, SLG: 0.563		K	26 G3 22 1B 2B		K		K			4	1	1	0	0	3	2
12 Edwin Encarnación, R (1, 5) OBP: 0.303, SLG: 0.289 25 David Weathers, R (9, 1)		F8		26 G3 22 1B BB		P2		G5-3		3 0	1 0	0 0	0 0	1 0	0 0	0 0
26 David Ross, R (1, 2) OBP: 0.224, SLG: 0.288 33 Josh Hamilton, L (8, PH) OBP: 0.379, SLG: 0.633 (9, 8)			22 SH3-4 6 2B 1B	G3 1-2 2-3		K		G3		3 1	1 0	1 0	0 0	0 0	1 0	2 0
22 Eric Milton, L (1, 1) OBP: 0.143, SLG: 0.143 35 Kirk Saarloos, R (6, 1) 30 Norris Hopper, R (6, PH) OBP: 0.385, SLG: 0.385 53 Brad Salmon, L (7, 1) 56 Todd Coffey, R (8, 1) Javier Valentin, S (8, PH) OBP: 0.311, SLG: 0.263 (9, 2)			SH3-4 1-2	2-H 3-H 1B		6 S 1B			F8	1 0 1 0 0 0 1	0 0 0 0 0 0 0	1 0 1 0 0 0 0	2 0 0 0 0 0 0	0 0 0 0 0 0 0	0 0 0 0 0 0 0	0 0 0 0 0 0 0
Inning Stats	R: 0 E: 0 K: 0 S: 10 H: 1 LOB: 1 BB: 0 P: 18	R: 0 E: 0 K: 1 S: 11 H: 0 LOB: 0 BB: 0 P: 15	R: 1 E: 0 K: 0 S: 10 H: 2 LOB: 2 BB: 1 P: 20	R: 2 E: 0 K: 1 S: 16 H: 2 LOB: 1 BB: 1 P: 27	R: 2 E: 0 K: 2 S: 16 H: 2 LOB: 0 BB: 0 P: 22	R: 0 E: 0 K: 2 S: 11 H: 1 LOB: 1 BB: 0 P: 16	R: 0 E: 0 K: 1 S: 14 H: 1 LOB: 2 BB: 1 P: 22	R: 0 E: 0 K: 0 S: 7 H: 0 LOB: 0 BB: 0 P: 11	R: 1 E: 0 K: 1 S: 14 H: 1 LOB: 0 BB: 0 P: 18	1B: 6 2B: 2 3B: 0 HR: 2	SF: 0 SAC: 1 DP: 0 HBP: 0						

	AB	
	R	6
	H	10
	RBI	6
	BB	3
	SO	8
	LOB	12

WP: 0 PB: 0 SB: 1 CS: 0 PA: 40

livebaseballscorecards.com

PITCHER		IP	WLS	BF	H	R	ER	SO	BB	IBB	HBP	BLK	WP	HR	S	P	ERA	WHIP
51 Wandy Rodriguez, L ERA: 4.66	(1, 1)	5.2		27	8	5	5	5	2	0	0	0	0	1	71	113	7.94	1.765
54 Brad Lidge, R ERA: 4.4	(6, 1)	0.1	W	1	0	0	0	1	0	0	0	0	0	0	3	5	0.00	0.000
Dave Borkowski, R ERA: 3.75	(7, 1)	0.2	H	4	1	0	0	0	1	0	0	0	0	0	9	15	0.00	3.000
Trever Miller, L ERA: 6.48	(7, 1)	0.1	H	1	0	0	0	1	0	0	0	0	0	0	5	7	0.00	0.000
Chad Qualls, R ERA: 4.11	(8, 1)	1.0	H	3	0	0	0	0	0	0	0	0	0	0	7	11	0.00	0.000

PITCHER		IP	WLS	BF	H	R	ER	SO	BB	IBB	HBP	BLK	WP	HR	S	P	ERA	WHIP
Dan Wheeler, R ERA: 3.94	(9, 1)	1.0	S	4	1	1	1	1	0	0	0	0	0	1	14	18	9.00	1.000

Batter	1	2	3	4	5	6	7	8	9	AB	R	H	RBI	BB	SO	LOB
Craig Biggio, R (1, 4) OBP: 0.312, SLG: 0.449 Dan Wheeler, R (9, 1)	C S F X 0-2 2B		B X 1-0 ② P4	F F B X 1-2 ③ G1-3			X 0-0 ② L1		B F B X 2-1 ③ FC6-4 1-2f	5 0	0 0	1 0	0 0	0 0	0 0	3 0
Morgan Ensberg, R (1, 5) OBP: 0.339, SLG: 0.350	C B S F F S 1-3 ① K		B C C B X 2-2 E5 17 HR		B C X 1-1 ① G6-3		X 0-0 ③ F9			4	1	0	0	0	1	1
17 Lance Berkman, S (1, 3) OBP: 0.442, SLG: 0.432	S F B F F S 1-3 ② K		B X 1-0 2-H HR		F S B B C 2-3 ② K			S B B B B 4-1 45 G1-6-3 BB		3	1	1	2	1	2	1
45 Carlos Lee, R (1, 7) OBP: 0.322, SLG: 0.481	C C X 0-2 ③ G5-3		C B B F X 2-2 ③ G4-3		X 0-0 ③ P2			B F F F X 1-2 ① ② G1-6-3 1-2f		4	0	0	0	0	0	2
Luke Scott, L (1, 9) OBP: 0.353, SLG: 0.466		C B B F X 2-2 ① G4-1		C F S 0-3 ① K		S B B X 2-1 ① G3		C C B X 1-2 1B		4	0	1	0	0	1	0
9 Hunter Pence, R (1, 8) OBP: 0.283, SLG: 0.455		X 0-0 ② G4-3		C S X 0-2 ② F7		X 0-0 28 1B 1B		X 0-0 ③ P6		4	0	1	0	0	0	1
28 Adam Everett, R (1, 6) OBP: 0.269, SLG: 0.284		B C C B B F X 3-2 1B		C B B X 2-1 E5 S E		1 SAFE B B C 1 B X 2-1 1-3 CS 1B			B B X 2-0 ① P5	4	1	2	0	0	0	0
Humberto Quintero, R (1, 2) OBP: 0.300, SLG: 0.259		B F C F 1 SAFE S 1-3 ③ K		B I I I 4-0 E 1-2 IBB		F 1 B P F S 2-3 ② ③ K 1-2			F L B S 1-3 ② K	3	0	0	0	1	3	3
Woody Williams, R (1, 1) OBP: 0.111, SLG: 0.111 54 Brad Lidge, R (7, 1) Mike Lamb, L (9, PH) OBP: 0.463, SLG: 0.471 2 Chris Burke, R (9, PR) OBP: 0.337, SLG: 0.351 (9, 4)			B S C B S 2-3 ① K	B X 1-0 E8 1-3 2-H 1B			B X 1-0 ① F7		B X 1-0 FC6-4 1B	3 0 1 0 0	0 0 0 0 0	1 0 1 0 0	1 0 0 0 0	0 0 0 0 0	1 0 0 0 0	0 0 0 0 0
Inning Stats	R: 0 H: 1 E: 0 LOB: 1 K: 2 BB: 0 S: 17 P: 19	R: 0 H: 1 E: 0 LOB: 1 K: 1 BB: 0 S: 12 P: 18	R: 2 H: 1 E: 1 LOB: 0 K: 1 BB: 0 S: 11 P: 19	R: 1 H: 1 E: 2 LOB: 2 K: 1 BB: 1 S: 12 P: 20	R: 0 H: 0 E: 0 LOB: 0 K: 1 BB: 0 S: 6 P: 9	R: 0 H: 2 E: 0 LOB: 1 K: 1 BB: 0 S: 9 P: 14	R: 0 H: 0 E: 0 LOB: 0 K: 0 BB: 0 S: 3 P: 4	R: 0 H: 1 E: 0 LOB: 1 K: 0 BB: 1 S: 9 P: 15	R: 0 H: 1 E: 0 LOB: 1 K: 1 BB: 0 S: 7 P: 13	1B: 6 2B: 1 3B: 0 HR: 1	SF: 0 SAC: 0 DP: 1 HBP: 0						

PITCHER		IP	WLS	BF	H	R	ER	SO	BB	IBB	HBP	BLK	WP	HR	S	P	ERA	WHIP
31 Matt Belisle, R ERA: 3.45	(1, 1)	7.0	L	29	6	3	0	7	0	1	0	0	0	1	70	103	0.00	0.857
40 Jon Coutlangus, L ERA: 4.35	(8, 1)	1.0		4	1	0	0	0	1	0	0	0	0	0	9	15	0.00	2.000
35 Kirk Saarloos, R ERA: 3.12	(9, 1)	1.0		4	1	0	0	1	0	0	0	0	0	0	7	13	0.00	1.000

PITCHER	IP	WLS	BF	H	R	ER	SO	BB	IBB	HBP	BLK	WP	HR	S	P	ERA	WHIP

Houston Astros @ Cincinnati Reds

Great American Ball Park, Cincinnati, OH

Wed May 09 2007, 7:10 PM EDT
Att. 16,278 - Partly Cloudy - 79 F

TOP

AB	35
R	3
H	8
RBI	3
BB	2
SO	8
LOB	11

WP: 0 PA: 37
PB: 0
SB: 1
CS: 1

livebaseballscorecards.com

Houston Astros @ Cincinnati Reds

Great American Ball Park, Cincinnati, OH

Wed May 09 2007, 7:10 PM EDT
Att. 16,278 - Partly Cloudy - 79 F

livebaseballscorecards.com

BOTTOM

Batter	1	2	3	4	5	6	7	8	9	AB	R	H	RBI	BB	SO	LOB
Scott Hatteberg, L (1, 3) OBP: 0.372, SLG: 0.417	B C F X 1-2 F8 4 1B 1B	C B B F X 3-2 ③ G3		C X 0-1 ③ G4-3			B B C B X 3-1 ② G4-3			4	0	1	0	0	0	2
4 Brandon Phillips, R (1, 4) OBP: 0.329, SLG: 0.478	B F F F B X 2-2 F8 1-2 1B	C B X 1-1 HR 3B			B X 1-0 ① F9		B F X 1-1 ③ G4-3			4	1	2	0	0	0	0
Ken Griffey Jr., L (1, 9) OBP: 0.429, SLG: 0.538	C B 2 B F F B T SAFE 3-2 ① K	F X 0-1 ① L4			X 0-0 ② G3-1			B X 1-0 ① F9		4	0	0	0	0	1	3
Adam Dunn, L (1, 7) OBP: 0.373, SLG: 0.582	S B B X 2-1 ② F8 1-2 2-3		F T F D X 1-2 3-H HR		C B B C B F B 4-2 BB			B B C S S 2-3 ② K		3	1	1	2	1	1	2
2 Alex Gonzalez, R (1, 6) OBP: 0.341, SLG: 0.539	D B C D D 4-1 BB		C B F X 1-2 ② P4		F X 0-1 ③ G2-3			X 0-0 ③ G6-3		3	0	0	0	1	0	1
33 Josh Hamilton, L (1, 8) OBP: 0.364, SLG: 0.606	X 0-0 ③ G6-3		F B F B C 2-3 ③ K			X 0-0 ① F7			B X 1-0 ① F8	4	0	0	0	0	1	3
12 Edwin Encarnación, R (1, 5) OBP: 0.301, SLG: 0.287		C F X 0-2 ① G5-3		C B X 1-1 26 G5-3 1B		B X 1-0 ② F8			C B X 1-1 ② L7	4	0	1	0	0	0	0
26 David Ross, R (1, 2) OBP: 0.227, SLG: 0.289 Javier Valentin, S (9, PH) OBP: 0.326, SLG: 0.263		F X 0-1 31 SH3-4 1B		X 0-0 ① G5-3 1-2		B F B S F F B F F 3-2 F F X ③ F8			B B B B 4-0 BB	3 0	0 0	1 0	0 0	0 1	0 0	1 0
31 Matt Belisle, R (1, 1) 6 Ryan Freel, R (7, PH) OBP: 0.344, SLG: 0.360 40 Jon Coutlangus, L (8, 1) 35 Kirk Saarloos, R (9, 1) Jeff Conine, R (9, PH) OBP: 0.286, SLG: 0.466		X 0-0 ② SH3-4 1-2		C C C 0-3 ② K			F C X 0-2 ① P3		C F 1 S SAFE 0-3 ③ K	1 1 0 0 1	0 0 0 0 0	0 0 0 0 0	0 0 0 0 0	1 0 0 0 1	1 0 0 0 1	1 0 0 0 1
Inning Stats	R: 0 H: 2 E: 0 LOB: 3 K: 1 BB: 1 S: 15 P: 27	R: 0 H: 1 E: 0 LOB: 1 K: 0 BB: 0 S: 9 P: 12	R: 2 H: 2 E: 0 LOB: 0 K: 1 BB: 0 S: 14 P: 19	R: 0 H: 1 E: 0 LOB: 1 K: 1 BB: 0 S: 8 P: 9	R: 0 H: 0 E: 0 LOB: 1 K: 0 BB: 1 S: 7 P: 12	R: 0 H: 0 E: 0 LOB: 0 K: 0 BB: 0 S: 11 P: 15	R: 0 H: 0 E: 0 LOB: 0 K: 0 BB: 0 S: 7 P: 11	R: 0 H: 0 E: 0 LOB: 0 K: 1 BB: 0 S: 5 P: 8	R: 0 H: 0 E: 0 LOB: 1 K: 1 BB: 1 S: 6 P: 12	1B: 4 SF: 0 2B: 0 SAC: 1 3B: 1 DP: 0 HR: 1 HBP: 0						WP: 0 PA: 36 PB: 0 SB: 0 CS: 0

PITCHER		IP	WLS	BF	H	R	ER	SO	BB	IBB	HBP	BLK	WP	HR	S	P	ERA	WHIP
Woody Williams, R ERA: 5.1	(1, 1)	6.2	W	28	6	2	2	3	2	0	0	0	0	1	69	102	2.70	1.200
54 Brad Lidge, R ERA: 4.02	(7, 1)	1.1	H	4	0	0	0	1	0	0	0	0	0	0	7	11	0.00	0.000
Dan Wheeler, R ERA: 3.71	(9, 1)	1.0	S	4	0	0	0	1	1	0	0	0	0	0	6	12	0.00	1.000

PITCHER	IP	WLS	BF	H	R	ER	SO	BB	IBB	HBP	BLK	WP	HR	S	P	ERA	WHIP

AB	32
R	2
H	6
RBI	2
BB	3
SO	5
LOB	14

Batter	1	2	3	4	5	6	7	8	9	AB	R	H	RBI	BB	SO	LOB
Orlando Palmeiro, L (1, 9) OBP: 0.345, SLG: 0.174	T B F B F F F X 2-2 ① G4-3		F F B B B X 3-2 ② G6-3		C B F B X 2-2 ② G6-3		B B B C C X 3-2 ① F7		C B X 1-1 ① P4	5	0	0	0	0	0	1
Mark Loretta, R (1, 6) OBP: 0.426, SLG: 0.429	B X 1-0 ② F8		C C C X 0-2 ③ F9		X 0-0 17 BB 45 1B 1B		C F F X 0-2 ② FC5-4 1-2f		B B B B C B 4-1 BB	4	1	1	0	1	0	1
17 Lance Berkman, S (1, 3) OBP: 0.447, SLG: 0.435	C X 0-1 1B			B X 1-0 2 HR 1B 1B	B B B C B F B 4-2 45 1B 1-2 1B BB		B B F C X 2-2 ③ P4		X 0-0 ② P6	4	2	2	0	1	0	2
45 Carlos Lee, R (1, 7) OBP: 0.324, SLG: 0.478	F B C T 1-2 ③ K			B F C X 1-2 ① F7	B F F F X 1-2 1B 1-2 2-H 1B			X 0-0 2 HBP 1B 1B	C F C 0-3 ③ K	5	0	2	1	0	2	3
Luke Scott, L (1, 8) OBP: 0.349, SLG: 0.457		X 0-0 ① F8		X 0-0 ② F8	X 0-0 ③ 1-3 2-H 1B			C X 0-1 ① P5		4	0	1	1	0	0	2
Mike Lamb, L (1, 5) OBP: 0.489, SLG: 0.500		C F B B F X 2-2 2 G6-3 1B		B C X 1-1 2 HR 1-2 1B		C T X 0-2 ① L9		C F F B X 1-2 2 HBP 1-2 1B		4	1	3	0	0	0	0
2 Chris Burke, R (1, 4) OBP: 0.344, SLG: 0.388	C X 0-1 ② G6-3 1-2			C B F D X 2-2 1-H 2-H HR		B C F F X 1-2 ② L4		B T B F H 3-2 1-2 2-3 HBP		3	1	1	3	0	0	1
Brad Ausmus, R (1, 2) OBP: 0.351, SLG: 0.341		X 0-0 ③ G6-3		F B C X 1-2 ③ F9		S X 0-1 ③ G4-3		X 0-0 ② F3		4	0	0	0	0	0	4
37 Matt Albers, L (1, 1) OBP: 0.143, SLG: 0.143			C X 0-1 ① L3		B C C F C 1-3 ① K		B X 1-0 FC5-4 1B		S F B F B B F C 3-3 ③ K	1	0	0	0	0	0	0
Brian Moehler, R (4, 1) OBP: 0.250, SLG: 0.250										2	0	1	0	0	1	0
Morgan Ensberg, R (8, PH) OBP: 0.336, SLG: 0.347										1	0	0	0	0	1	3
Trever Miller, R (8, 1)										0	0	0	0	0	0	0
Dave Borkowski, R (8, 1)										0	0	0	0	0	0	0
Inning Stats	R: 0 H: 1 E: 0 LOB: 1 K: 1 BB: 0 S: 13 P: 17	R: 0 H: 1 E: 0 LOB: 1 K: 0 BB: 0 S: 8 P: 10	R: 0 H: 0 E: 0 LOB: 0 K: 0 BB: 0 S: 8 P: 11	R: 3 H: 3 E: 0 LOB: 0 K: 0 BB: 0 S: 13 P: 19	R: 2 H: 3 E: 0 LOB: 2 K: 1 BB: 1 S: 16 P: 24	R: 0 H: 0 E: 0 LOB: 0 K: 0 BB: 0 S: 9 P: 10	R: 0 H: 1 E: 0 LOB: 1 K: 0 BB: 0 S: 11 P: 17	R: 0 H: 2 E: 0 LOB: 3 K: 1 BB: 0 S: 15 P: 22	R: 0 H: 0 E: 0 LOB: 1 K: 1 BB: 1 S: 7 P: 12	1B: 10 SF: 0 2B: 0 SAC: 0 3B: 0 DP: 0 HR: 1 HBP: 1						

TOP

Houston Astros @ Cincinnati Reds

Great American Ball Park, Cincinnati, OH

Thu May 10 2007, 12:35 PM EDT
Att. 25,796 - Partly Cloudy - 78 F

livebaseballscorecards.com

AB	37
R	5
H	11
RBI	5
BB	2
SO	4
LOB	17

WP: 0 PA: 40
PB: 0
SB: 0
CS: 0

PITCHER		IP	WLS	BF	H	R	ER	SO	BB	IBB	HBP	BLK	WP	HR	S	P	ERA	WHIP
39 Aaron Harang, R ERA: 5.04	(1, 1)	6.2	W	29	9	5	5	2	1	0	0	0	0	1	75	103	6.75	1.500
40 Jon Coutlangus, L ERA: 4.22	(7, 1)	0.1		1	0	0	0	0	0	0	0	0	0	0	3	5	0.00	0.000
29 Mike Stanton, L ERA: 7.84	(8, 1)	0.1		4	2	0	0	0	0	0	1	0	0	0	9	13	0.00	6.000
25 David Weathers, R ERA: 2.4	(8, 1)	1.2	S	6	0	0	0	2	1	0	0	0	0	0	13	21	0.00	0.600

PITCHER	IP	WLS	BF	H	R	ER	SO	BB	IBB	HBP	BLK	WP	HR	S	P	ERA	WHIP

BOTTOM

Houston Astros @ Cincinnati Reds

Great American Ball Park, Cincinnati, OH

Thu May 10 2007, 12:35 PM EDT

Att. 25,796 - Partly Cloudy - 78 F

livebaseballscorecards.com

Batter	1	2	3	4	5	6	7	8	9	AB	R	H	RBI	BB	SO	LOB
6 Ryan Freel, R (1, 5) OBP: 0.357, SLG: 0.377	1-2 1B SF8 1B	1-2 S HR 2B		4-2 BB 1-2 BB	0-2 G3			0-0 SH5-4 2-3		3	2	2	0	1	0	1
Scott Hatteberg, L (1, 3) OBP: 0.367, SLG: 0.409 Jeff Conine, R (8, PH) OBP: 0.297, SLG: 0.466 (9, 3)	0-0 4 1B HR 1-3 1B	2-0 F7 2-3		1-3 K		0-1 L1		4-2 BB		4 0	1 0	1 0	0 0	0 1	1 0	3 0
Ken Griffey Jr., L (1, 9) OBP: 0.436, SLG: 0.573	1-0 SF8 3-H	1-1 3-H HR		4-2 1-2 2-3 BB		0-0 4 1B 1B		1-3 K		3	1	2	3	1	1	2
4 Brandon Phillips, R (1, 4) OBP: 0.331, SLG: 0.475	1-2 HR 1-2 1B	1-1 G6-3		1-0 G1-2-3 3-Hf		B SAFE 3-1 G3-6-1 1-2 1B		0-0 L5		5	1	2	0	0	0	5
Adam Dunn, L (1, 7) OBP: 0.384, SLG: 0.635 30 Norris Hopper, R (9, 7) OBP: 0.385, SLG: 0.385	3-2 1-H 2-H HR	1-1 33 SF8 3B		2-2 26 HR 2B		2-1 G3-6-1 1-2f				4 0	3 0	3 0	3 0	0 0	0 0	2 0
33 Josh Hamilton, L (1, 8) OBP: 0.351, SLG: 0.588	1-1 G1-3	0-0 SF8 3-H		2-2 F8			1-3 K			3	0	0	1	0	1	1
9 Juan Castro, R (1, 6) OBP: 0.188, SLG: 0.167 25 David Weathers, R (8, 1)	2-0 1B	1-0 G4-3		0-3 K			0-1 F9			4 0	0 0	1 0	0 0	0 0	1 0	1 0
26 David Ross, R (1, 2) OBP: 0.228, SLG: 0.322	1 SAFE 2-3 K	1-0 F9		2-1 2-H HR			0-3 K			4	1	1	2	0	2	1
39 Aaron Harang, R (1, 1) OBP: 0.211, SLG: 0.222 40 Jon Coutlangus, L (7, 1) 29 Mike Stanton, L (8, 1) 2 Alex Gonzalez, R (8, 6) OBP: 0.346, SLG: 0.552		1-3 K		0-1 BB 6 BB 4 G1-2-3 1B	0-2 1B			1-0 6 SH5-4 2B		3 0 0 1	0 0 0 0	2 0 0 1	0 0 0 0	0 0 0 0	1 0 0 0	0 0 0 0
Inning Stats	R: 4 E: 0 K: 1 S: 18 H: 5 LOB: 1 BB: 0 P: 29	R: 2 E: 0 K: 1 S: 13 H: 2 LOB: 0 BB: 0 P: 19	R: 1 E: 0 K: 0 S: 5 H: 1 LOB: 0 BB: 0 P: 8	R: 0 E: 0 K: 1 S: 15 H: 1 LOB: 2 BB: 2 P: 25	R: 2 E: 0 K: 1 S: 21 H: 3 LOB: 1 BB: 0 P: 27	R: 0 E: 0 K: 0 S: 7 H: 2 LOB: 1 BB: 0 P: 12	R: 0 E: 0 K: 2 S: 8 H: 0 LOB: 0 BB: 0 P: 9	R: 0 E: 0 K: 1 S: 8 H: 1 LOB: 2 BB: 1 P: 14		1B: 8 2B: 3 3B: 1 HR: 3	SF: 2 SAC: 1 DP: 2 HBP: 0					

	AB	34
	R	9
	H	15
	RBI	9
	BB	3
	SO	7
	LOB	16

PITCHER		IP	WLS	BF	H	R	ER	SO	BB	IBB	HBP	BLK	WP	HR	S	P	ERA	WHIP
37 Matt Albers, R ERA: 5.47	(1, 1)	3.0	L	19	9	7	7	2	1	0	0	0	0	2	44	68	21.00	3.333
Brian Moehler, R ERA: 3.55	(4, 1)	4.0		16	5	2	2	4	1	0	0	0	0	1	43	61	4.50	1.500
Trever Miller, L ERA: 6.0	(8, 1)	0.2		4	1	0	0	1	1	0	0	0	0	0	7	13	0.00	3.000
Dave Borkowski, R ERA: 3.65	(8, 1)	0.1		1	0	0	0	0	0	0	0	0	0	0	1	1	0.00	0.000

PITCHER	IP	WLS	BF	H	R	ER	SO	BB	IBB	HBP	BLK	WP	HR	S	P	ERA	WHIP

Batter	1	2	3	4	5	6	7	8	9	AB	R	H	RBI	BB	SO	LOB
24 Chris Young, R (1, 8) OBP: 0.292, SLG: 0.475	C F B F F X 1-2 6 K 2B		B B X 2-0 HR		C B C B X 2-2 ② G5-3		C B X 1-1 HR			4	2	3	2	0	0	0
6 Stephen Drew, L (1, 6) OBP: 0.306, SLG: 0.307	M 2 SAFE C F S 0-3 ① ② K 2-3		X 0-0 ② F8		B B B B 4-0 BB		X 0-0 ② G3-1			3	0	0	0	1	1	1
1 Orlando Hudson, S (1, 4) OBP: 0.387, SLG: 0.507	C B X 1-1 ③ G4-3		B B B B 4-0 BB		F B X 1-1 ③ G6-3		C B C F S 1-3 ③ K			3	0	0	0	1	1	1
22 Eric Byrnes, R (1, 7) OBP: 0.367, SLG: 0.486		B X 1-0 2B 1B	C B 1 SAFE F F 1 SAFE X 1-2 ③ F8			X 0-0 ① F8		B B C B C X 3-2 ① G6-3		4	1	1	0	0	0	1
Chad Tracy, L (1, 5) OBP: 0.395, SLG: 0.505		1 SAFE C 1 SAFE B X 1-1 1-H 2B		B B B C F X 3-2 34 FC1-6-5 2B		C X 0-1 19 1B 2B		X 0-0 ② F7		4	0	3	1	0	0	0
34 Conor Jackson, R (1, 3) OBP: 0.359, SLG: 0.274		B B B B 4-0 19 G6-4-3 BB	C X 0-1 ① FC1-6-5 2-3			B D B C B 4-1 19 1B BB		B F C F X 1-2 ③ G4-3		2	0	0	0	2	0	1
7 Carlos Quentin, R (1, 9) OBP: 0.306, SLG: 0.311		S X 0-1 ① P5	F X 0-1 ② F8			B X 1-0 ② F7			C B S F B F F B S 3-3 ① K	4	0	0	0	0	1	5
19 Chris Snyder, R (1, 2) OBP: 0.316, SLG: 0.323		B C X 1-1 ② ③ G6-4-3 1-2f	B B F 1 SAFE B X 3-1 ③ F9			D X 1-0 ③ 1-2 2-H 1B			C B C B X 2-2 ② G2-3	4	0	1	0	0	0	3
17 Brandon Webb, R (1, 1) OBP: 0.045, SLG: 0.045			C S X 0-2 ① G5-3		B C X 1-1 ① F8		C X 0-1 ① G5-3		C C C 0-3 ③ K	4	0	0	0	0	1	0
Inning Stats	R: 0 H: 1 E: 0 LOB: 0 K: 1 BB: 0 S: 11 P: 13	R: 1 H: 2 E: 0 LOB: 1 K: 0 BB: 1 S: 7 P: 14	R: 1 H: 1 E: 0 LOB: 1 K: 0 BB: 1 S: 9 P: 16	R: 0 H: 1 E: 0 LOB: 1 K: 0 BB: 0 S: 9 P: 15	R: 0 H: 0 E: 0 LOB: 1 K: 0 BB: 1 S: 7 P: 15	R: 0 H: 2 E: 0 LOB: 2 K: 0 BB: 1 S: 6 P: 12	R: 1 H: 1 E: 0 LOB: 0 K: 1 BB: 0 S: 9 P: 11	R: 0 H: 0 E: 0 LOB: 0 K: 0 BB: 0 S: 8 P: 12	R: 0 H: 0 E: 0 LOB: 0 K: 2 BB: 0 S: 12 P: 17	1B: 2 SF: 0 2B: 4 SAC: 0 3B: 0 DP: 1 HR: 2 HBP: 0						

TOP

Arizona Diamondbacks @ Houston Astros

Minute Maid Park, Houston, TX

Fri May 11 2007, 7:05 PM CDT

Att. 36,080 - Roof Closed - 74 F

livebaseballscorecards.com

AB	32
R	3
H	8
RBI	3
BB	4
SO	4
LOB	12

WP: 0 PA: 36
PB: 0
SB: 0
CS: 0

PITCHER		IP	WLS	BF	H	R	ER	SO	BB	IBB	HBP	BLK	WP	HR	S	P	ERA	WHIP
43 Chris Sampson, R ERA: 3.89	(1, 1)	7.0	L	30	8	3	3	2	4	0	0	0	0	2	58	96	3.86	1.714
21 Rick White, R ERA: 1.32	(8, 1)	2.0		6	0	0	0	2	0	0	0	0	0	0	20	29	0.00	0.000

PITCHER	IP	WLS	BF	H	R	ER	SO	BB	IBB	HBP	BLK	WP	HR	S	P	ERA	WHIP

BOTTOM

Arizona Diamondbacks @ Houston Astros

Minute Maid Park, Houston, TX

Fri May 11 2007, 7:05 PM CDT
Att. 36,080 - Roof Closed - 74 F

livebaseballscorecards.com

Batter	1	2	3	4	5	6	7	8	9	AB	R	H	RBI	BB	SO	LOB
Craig Biggio, R (1, 4) OBP: 0.303, SLG: 0.435	C X 0-1 G6-3 ①		C S S 0-3 K ②		F X 0-1 G6-3 ③			F X 0-1 G6-3 ①		4	0	0	0	0	1	2
Morgan Ensberg, R (1, 5) OBP: 0.325, SLG: 0.333	F C B F F S 1-3 K ②		C S B B B C 2-3 K ③			B X 1-0 L6 ①		S B X 1-1 F9 ②		4	0	0	0	0	2	0
17 Lance Berkman, S (1, 3) OBP: 0.436, SLG: 0.420	B F B F X 2-2 F7 ③			B B F C X 2-2 F9 ①		B F X 1-1 G4-3 ②		B F F S 1-3 K ③		4	0	0	0	0	1	0
45 Carlos Lee, R (1, 7) OBP: 0.336, SLG: 0.500		X 0-0 9 FC5-4 2B		C X 0-1 F8 ②		F B C X 1-2 2B 1B			C X 0-1 G3 9 G4-3 2B	4	1	3	0	0	0	0
Luke Scott, L (1, 9) OBP: 0.355, SLG: 0.463		C D B B B 4-1 9 FC5-4 BB		B C C B B F X 3-2 G4-1 ③		B F B F 1 SAFE X 1-3 2-2 2B			X 0-0 G3 2-3 ①	3	0	1	0	1	0	1
9 Hunter Pence, R (1, 8) OBP: 0.260, SLG: 0.417		C B B X 2-1 FC5-4 28 S 1-2f 2-3 ①			S F S 0-3 K ①	C B X 1-1 F8 ③			X 0-0 G4-3 3-H ②	4	0	0	1	0	1	4
28 Adam Everett, R (1, 6) OBP: 0.268, SLG: 0.283		1 SAFE B S 1 SAFE C F S 1-3 K ② 1-2			B B C B F X 3-2 43 1B 1B		C F B S 1-3 K ①		C S S 0-3 K ③	4	0	1	0	0	3	2
Brad Ausmus, R (1, 2) OBP: 0.350, SLG: 0.333		C F B S 1-3 K ③			C 1 SAFE X 0-1 L4 ②		C H 1-1 G6-4-3 HBP			2	0	0	0	0	1	3
43 Chris Sampson, R (1, 1) OBP: 0.167, SLG: 0.167			C F C 0-3 K ①		F B S X 1-2 1-3 1B		B B C B X 3-1 G6-4-3 1-2f ② ③			2	0	1	0	0	1	0
Mark Loretta, R (7, PH) OBP: 0.419, SLG: 0.421										1	0	0	0	0	0	1
21 Rick White, R (8, 1)										0	0	0	0	0	0	0
Inning Stats	R: 0 E: 0 K: 1 S: 10 H: 0 LOB: 0 BB: 0 P: 13	R: 0 E: 0 K: 2 S: 11 H: 1 LOB: 2 BB: 1 P: 19	R: 0 E: 0 K: 3 S: 9 H: 0 LOB: 0 BB: 0 P: 11	R: 0 E: 0 K: 0 S: 9 H: 0 LOB: 0 BB: 0 P: 14	R: 0 E: 0 K: 1 S: 13 H: 2 LOB: 2 BB: 0 P: 17	R: 0 E: 0 K: 0 S: 11 H: 2 LOB: 2 BB: 0 P: 17	R: 0 E: 0 K: 1 S: 6 H: 0 LOB: 0 BB: 0 P: 11	R: 0 E: 0 K: 1 S: 7 H: 0 LOB: 0 BB: 0 P: 9	R: 1 E: 0 K: 1 S: 7 H: 1 LOB: 0 BB: 0 P: 7	1B: 3 2B: 3 3B: 0 HR: 0	SF: 0 SAC: 0 DP: 1 HBP: 1					

PITCHER	IP	WLS	BF	H	R	ER	SO	BB	IBB	HBP	BLK	WP	HR	S	P	ERA	WHIP
17 Brandon Webb, R (1, 1) ERA: 3.32	9.0	W	34	6	1	1	10	1	0	1	0	0	0	83	118	1.00	0.778

PITCHER	IP	WLS	BF	H	R	ER	SO	BB	IBB	HBP	BLK	WP	HR	S	P	ERA	WHIP

AB	32
R	1
H	6
RBI	1
BB	1
SO	10
LOB	13

WP: 0 PA: 34
PB: 0
SB: 1
CS: 0

Arizona Diamondbacks @ Houston Astros

Minute Maid Park, Houston, TX

Sat May 12 2007, 6:05 PM CDT

Att. 36,142 - Clear - 88 F

TOP

livebaseballscorecards.com

Batter	1	2	3	4	5	6	7	8	9	AB	R	H	RBI	BB	SO	LOB
24 Chris Young, R (1, 8) OBP: 0.304, SLG: 0.476	C B X 1-1 BB 22 1B 2B 1B	B C B B B 4-1 1-2 BB		F X 0-1 1-2 3-H 1B		B C F B F S 2-3 ② K		C S S 0-3 ③ K		4	1	2	1	1	2	1
22 Eric Byrnes, R (1, 7) (5, 9) OBP: 0.362, SLG: 0.476	X 0-0 1-2 BB 2B 1B	F C B F X 1-2 ② F3		C B F S 1-3 ② K		B C C F S 1-3 ③ K			C C B F X 1-2 ① G1-3	5	1	1	0	0	2	4
1 Orlando Hudson, S (1, 4) OBP: 0.377, SLG: 0.493 Donnie Sadler, R (8, 4)	C B S B B T 3-2 ① K	S B S X 1-2 ③ G3-1		B C S X 1-2 ③ G4-3			B B X 2-0 ① P4		C B B S X 2-2 ② F8	4 1	0 0	0 0	0 0	0 0	1 0	6 0
Chad Tracy, L (1, 5) OBP: 0.398, SLG: 0.510 28 Brandon Medders, R (7, 1) 56 Ramon Pena, R (8, 1) 34 Conor Jackson, R (9, PH) OBP: 0.365, SLG: 0.274	C B B B C B 4-2 2B 1-2 2-3 BB	X 0-0 ① G5-3	C X 0-1 7 FC6-4 2B			B S C C 1-3 ② K		B B B C F B 4-2 BB	3 0 0 0	0 0 0 0	1 0 0 0	0 0 0 0	1 0 0 1	1 0 0 0	0 0 0 0
Tony Clark, S (1, 3) OBP: 0.277, SLG: 0.517	X 0-0 1-3 2-H 3-H 2B	C B C S 1-3 ② K	S B X 1-1 ① F7				S S C 0-3 ③ K		F P S S 1-3 ③ K	5	0	1	2	0	3	2
6 Stephen Drew, L (1, 6) OBP: 0.311, SLG: 0.321	C B B B F S 2-3 ② K	S B X 1-1 ③ P6	B B F F X 2-2 7 FC6-4 1B					B C S X 1-2 5 1B PB 2B		4	1	2	0	0	1	2
7 Carlos Quentin, R (1, 9) OBP: 0.295, SLG: 0.299 37 Juan Cruz, R (5, 1) 5 Robby Hammock, R (7, 5) OBP: 0.350, SLG: 0.294	B S B F D X 3-2 ③ G6-3			C S X 0-2 ① G5-3	C B B X 2-2 ② FC6-4 1-2f 2-3			B C F B B X 3-2 PB 26 WP 1B 2-3		3 0 1	0 0 0	0 0 1	0 0 0	0 0 0	0 0 0	4 0 0
26 Miguel Montero, L (1, 2) OBP: 0.300, SLG: 0.377		B X 1-0 ① G6-3		F B X 1-1 1B 24 1B 1B	S F F B F C 1-3 ③ K			C F F S 0-3 ① 1-2 K		4	1	1	0	0	2	4
Livan Hernandez, R (1, 1) OBP: 0.263, SLG: 0.278 Scott Hairston, R (5, 7) OBP: 0.286, SLG: 0.348		B X 1-0 E8 24 BB		B B B C F X 3-2 24 1B 1-3 1B		C X 0-1 ① G6-3		B S F S 1-3 ② 2-3 3-H K		2 2	0 0	1 0	0 0	0 0	0 1	0 1
Inning Stats	R: 2 H: 3 E: 0 LOB: 2 K: 2 BB: 1 S: 15 P: 28	R: 0 H: 0 E: 1 LOB: 2 K: 0 BB: 1 S: 10 P: 18	R: 0 H: 0 E: 0 LOB: 0 K: 1 BB: 0 S: 6 P: 8	R: 1 H: 3 E: 0 LOB: 2 K: 1 BB: 0 S: 16 P: 22	R: 0 H: 2 E: 0 LOB: 2 K: 1 BB: 0 S: 15 P: 21	R: 0 H: 0 E: 0 LOB: 0 K: 2 BB: 0 S: 11 P: 14	R: 0 H: 0 E: 0 LOB: 0 K: 2 BB: 0 S: 7 P: 10	R: 1 H: 2 E: 0 LOB: 1 K: 3 BB: 0 S: 16 P: 21	R: 0 H: 0 E: 0 LOB: 1 K: 1 BB: 1 S: 14 P: 21	1B: 7 SF: 0 2B: 3 SAC: 0 3B: 0 DP: 0 HR: 0 HBP: 0					WP: 1 PA: 41 PB: 1 SB: 0 CS: 0	

	AB	38
	R	4
	H	10
	RBI	3
	BB	3
	SO	13
	LOB	24

PITCHER	IP	WLS	BF	H	R	ER	SO	BB	IBB	HBP	BLK	WP	HR	S	P	ERA	WHIP
44 Roy Oswalt, R (1, 1) ERA: 3.14	6.0	W	29	8	3	3	7	2	0	0	0	0	0	73	111	4.50	1.667
Trever Miller, L (7, 1) ERA: 5.4	1.0		3	0	0	0	2	0	0	0	0	0	0	7	10	0.00	0.000
54 Brad Lidge, R (8, 1) ERA: 3.78	1.0		5	2	1	0	3	0	0	0	0	1	0	16	21	0.00	2.000
Chad Qualls, R (9, 1) ERA: 3.86	1.0		4	0	0	0	1	1	0	0	0	0	0	14	21	0.00	1.000

PITCHER	IP	WLS	BF	H	R	ER	SO	BB	IBB	HBP	BLK	WP	HR	S	P	ERA	WHIP

Batter	1	2	3	4	5	6	7	8	9	AB	R	H	RBI	BB	SO	LOB
Craig Biggio, R (1, 4) OBP: 0.299, SLG: 0.434 Chad Qualls, R (9, 1)	C X 0-1 ① G5-3		S S B B F X 3-2 1B 9 2B 2B	C C B X 1-2 ② G3		B S B C X 2-2 ① F9		B B X 2-0 ① P4		5 0	1 0	1 0	0 0	0 0	0 0	1 0
Mike Lamb, L (1, 5) OBP: 0.500, SLG: 0.581	B B C X 2-1 HR		B C C X 1-2 17 BB 9 2B 2-3 1B	C B F B X 2-2 17 1B 45 1B 3-H 1B		C F X 0-2 ② G1-3		X 0-0 ② G5-3		5	3	3	2	0	0	0
17 Lance Berkman, S (1, 3) OBP: 0.438, SLG: 0.418 54 Brad Lidge, R (8, 1) Mark Loretta, R (8, PH) OBP: 0.413, SLG: 0.414 (9, 4)	C B B S S 2-3 ② K		C B B B S B 4-2 9 2B 1-2 BB	B S C B X 2-2 45 1B HR 1-3 1B		F S B F X 1-2 G4-3		B B X 2-0 ③ G6-3		3 0 1	1 0 0	1 0 0	0 0 0	1 0 0	1 0 0	0 0 0
45 Carlos Lee, R (1, 7) OBP: 0.340, SLG: 0.521 Humberto Quintero, R (8, 2) OBP: 0.300, SLG: 0.259	B F X 1-1 ③ G6-3		B S F D B S 3-3 ① K	F X 0-1 HR 1-2 3-H 1B			B B C B X 3-1 HR			4 0	2 0	2 0	2 0	0 0	1 0	3 0
Luke Scott, L (1, 9) OBP: 0.351, SLG: 0.485		C B B S X 2-2 ① G4-3	B B D C F C 3-3 ② K	X 0-0 HR 1-H 2-H			B S B C S 2-3 ① K			4	1	1	3	0	2	3
9 Hunter Pence, R (1, 8) OBP: 0.296, SLG: 0.519		S X 0-1 28 1B 1B	S B B S X 2-2 1-3 2-H 3-H 2B	B S X 1-1 ③ F9			C S X 0-2 HR			4	1	3	3	0	0	0
28 Adam Everett, R (1, 6) OBP: 0.268, SLG: 0.282		B F 1 SAFE X 1-1 1-2 1B	C C B F X 1-2 ③ G6-3		S B C B X 2-2 ① G6-3		X 0-0 ② P4			4	0	1	0	0	0	2
Brad Ausmus, R (1, 2) OBP: 0.356, SLG: 0.352 (8, 3)		B X 1-0 ② F8		C X 0-1 44 SH3-4 1B 2B	B C C X 1-2 ② P3		S B F B X 2-2 1B			4	1	2	0	0	0	2
44 Roy Oswalt, R (1, 1) OBP: 0.111, SLG: 0.167 Trever Miller, R (7, 1) 16 Jason Lane, R (7, PH) OBP: 0.245, SLG: 0.519 (8, 7)		C X 0-1 ③ G1-3		L X 0-1 ① SH3-4 2-3	C S C 0-3 ③ K		S C B F S 1-3 ③ K			2 0 1	0 0 0	0 0 0	0 0 0	0 0 1	1 0 1	2 0 1
Inning Stats	R: 1 H: 1 E: 0 LOB: 0 K: 1 BB: 0 S: 9 P: 14	R: 0 H: 2 E: 0 LOB: 2 K: 0 BB: 0 S: 10 P: 14	R: 2 H: 3 E: 0 LOB: 2 K: 2 BB: 1 S: 24 P: 41	R: 5 H: 5 E: 0 LOB: 0 K: 0 BB: 0 S: 18 P: 24	R: 0 H: 0 E: 0 LOB: 0 K: 1 BB: 0 S: 9 P: 12	R: 0 H: 0 E: 0 LOB: 0 K: 0 BB: 0 S: 10 P: 13	R: 2 H: 3 E: 0 LOB: 1 K: 2 BB: 0 S: 16 P: 24	R: 0 H: 0 E: 0 LOB: 0 K: 0 BB: 0 S: 3 P: 7		1B: 7 SF: 0 2B: 3 SAC: 1 3B: 0 DP: 0 HR: 4 HBP: 0						

PITCHER	IP	WLS	BF	H	R	ER	SO	BB	IBB	HBP	BLK	WP	HR	S	P	ERA	WHIP
Livan Hernandez, R (1, 1) ERA: 4.41	4.0	L	24	11	8	8	3	1	0	0	0	0	2	61	93	18.00	3.000
37 Juan Cruz, R (5, 1) ERA: 2.61	2.0		6	0	0	0	1	0	0	0	0	0	0	19	25	0.00	0.000
28 Brandon Medders, R (7, 1) ERA: 5.4	1.0		6	3	2	2	2	0	0	0	0	0	2	16	24	18.00	3.000
56 Ramon Pena, R (8, 1) ERA: 1.33	1.0		3	0	0	0	0	0	0	0	0	0	0	3	7	0.00	0.000

PITCHER	IP	WLS	BF	H	R	ER	SO	BB	IBB	HBP	BLK	WP	HR	S	P	ERA	WHIP

BOTTOM

Arizona Diamondbacks @ Houston Astros

Minute Maid Park, Houston, TX

Sat May 12 2007, 6:05 PM CDT

Att. 36,142 - Clear - 88 F

livebaseballscorecards.com

AB	37
R	10
H	14
RBI	10
BB	1
SO	6
LOB	14

Arizona Diamondbacks @ Houston Astros

Minute Maid Park, Houston, TX

Sun May 13 2007, 1:05 PM CDT

Att. 37,230 - Roof Closed - 73 F

TOP

livebaseballscorecards.com

Batter	1	2	3	4	5	6	7	8	9	AB	R	H	RBI	BB	SO	LOB
24 Chris Young, R (1, 8) OBP: 0.302, SLG: 0.469	C X 0-1 ① P4		C B B X 2-1 1 BB 34 S 1B		C C X 0-2 ② P3			C F S 0-3 ② K		4	0	1	0	0	1	0
34 Conor Jackson, R (1, 3) OBP: 0.370, SLG: 0.276	B B C C X 2-2 1 G1-6-3 1B		B B F 1 SAFE 1 SAFE B F B 4-2 1 BB 1-2 BB		C B F B F B X 3-2 ③ F9			B F F S 1-3 ③ K		3	0	1	0	1	1	0
1 Orlando Hudson, S (1, 4) OBP: 0.380, SLG: 0.510	C F 1 SAFE X 0-2 ② ③ G1-6-3 1-2f		B B B C F F F D 4-2 22 FC5-4 1-2 2-3 BB			B B C X 2-1 ① F7			C X 0-1 HR	3	1	1	1	1	0	1
22 Eric Byrnes, R (1, 9) OBP: 0.359, SLG: 0.470		C B B F X 2-2 ① G5-3	B C B X 2-1 ③ FC5-4 1-2f			X 0-0 6 PO 1B			F B F S 1-3 ① K	4	0	1	0	0	1	3
Scott Hairston, R (1, 7) OBP: 0.296, SLG: 0.397		C X 0-1 HR		B X 1-0 19 FC4-6 1B		C B X 1-1 ② P3			C X 0-1 ② F8	4	1	2	1	0	0	1
6 Stephen Drew, L (1, 6) OBP: 0.303, SLG: 0.311		B C B F B X 3-2 ② P6		C F B F 1 SAFE 1 SAFE B C 2-3 ① K		1 SAFE 0-0 ③ PO 1-2	C F B B B X 3-2 ① F9		C C B F S 1-3 ③ K	4	0	0	0	0	2	1
5 Robby Hammock, R (1, 5) OBP: 0.304, SLG: 0.250		B F C B B X 3-2 ③ G5-3		B C C 1 SAFE X 1-2 ② P5			C S B F F C 1-3 ② K			3	0	0	0	0	1	1
19 Chris Snyder, R (1, 2) OBP: 0.304, SLG: 0.309 Brandon Lyon, R (7, 1) Jose Valverde, R (8, 1)			F C B S 1-3 ① K	B B B X 3-0 ③ FC4-6 1-2f			C B C B F B S 3-3 ③ K			3 0 0	0 0 0	0 0 0	0 0 0	0 0 0	2 0 0	1 0 0
49 Doug Davis, R (1, 1) 44 Micah Owings, R (5, 1) OBP: 0.111, SLG: 0.125 26 Miguel Montero, L (7, 2) OBP: 0.295, SLG: 0.370			C B B S B F X 3-2 ② G4-3		F B F S 1-3 ① K			C F B S 1-3 ① K		2 0 1	0 0 0	0 0 0	0 0 0	0 0 0	1 0 1	0 0 0
Inning Stats	R: 0 E: 0 K: 0 S: 8 H: 1 LOB: 0 BB: 0 P: 10	R: 1 E: 0 K: 0 S: 12 H: 1 LOB: 0 BB: 0 P: 20	R: 0 E: 0 K: 1 S: 17 H: 1 LOB: 3 BB: 2 P: 33	R: 0 E: 0 K: 1 S: 9 H: 1 LOB: 1 BB: 0 P: 16	R: 0 E: 0 K: 1 S: 10 H: 0 LOB: 0 BB: 0 P: 14	R: 0 E: 0 K: 0 S: 5 H: 1 LOB: 0 BB: 0 P: 8	R: 0 E: 0 K: 2 S: 12 H: 0 LOB: 0 BB: 0 P: 19	R: 0 E: 0 K: 3 S: 9 H: 0 LOB: 0 BB: 0 P: 11	R: 1 E: 0 K: 2 S: 11 H: 1 LOB: 0 BB: 0 P: 13	1B: 4 2B: 0 3B: 0 HR: 2 SF: 0 SAC: 0 DP: 1 HBP: 0						

	AB	31
	R	2
	H	6
	RBI	2
	BB	2
	SO	10
	LOB	8

WP: 0 PB: 0 SB: 1 CS: 0 PA: 34

PITCHER		IP	WLS	BF	H	R	ER	SO	BB	IBB	HBP	BLK	WP	HR	S	P	ERA	WHIP
51 Wandy Rodriguez, L ERA: 4.33	(1, 1)	5.0	W	20	4	1	1	3	2	0	0	0	0	1	56	93	1.80	1.200
21 Rick White, R ERA: 1.23	(6, 1)	1.0	H	3	1	0	0	0	0	0	0	0	0	0	5	8	0.00	1.000
54 Brad Lidge, R ERA: 3.57	(7, 1)	1.0		3	0	0	0	2	0	0	0	0	0	0	12	19	0.00	0.000
Chad Qualls, R ERA: 3.63	(8, 1)	1.0		3	0	0	0	3	0	0	0	0	0	0	9	11	0.00	0.000
Dan Wheeler, R ERA: 4.0	(9, 1)	1.0		4	1	1	1	2	0	0	0	0	0	1	11	13	9.00	1.000

PITCHER	IP	WLS	BF	H	R	ER	SO	BB	IBB	HBP	BLK	WP	HR	S	P	ERA	WHIP

Batter	1	2	3	4	5	6	7	8	9	AB	R	H	RBI	BB	SO	LOB
Craig Biggio, R (1, 4) OBP: 0.309, SLG: 0.450	B B F S X 2-2 E1 17 G4-6-3 45 1B BB		X 0-0 ② F7	B D C S B B 4-2 1B BB		X 0-0 G4-3 17 1B 2B		F X 0-1 S 2B		4	2	2	0	1	0	0
Dan Wheeler, R (9, 1)										0	0	0	0	0	0	0
Mark Loretta, R (1, 5) OBP: 0.412, SLG: 0.403	B B C 1 B B SAFE 1-2 4-1 17 G4-6-3 BB		C X 0-1 E5 45 HBP 17 BB	C F F X 1-3 3-H 0-2 1B		B S B X 2-3 2-1 ① G4-3		F C F F D X 2-3 1-2 ② G4-3		4	0	1	1	1	0	2
(9, 4)																
17 Lance Berkman, S (1, 3) OBP: 0.436, SLG: 0.413	X 1-2f 2-3 0-0 ① ② G4-6-3		B B B B 1-2 4-0 45 HBP BB	F F B B X 3-2 ③ P3		B B X 3-H 2-0 16 FC6-4 1B		B F X 1-1 ③ G4-3		4	0	1	1	1	0	5
45 Carlos Lee, R (1, 7) OBP: 0.350, SLG: 0.524	C B B D C X 3-H 3-2 1B		H 1-2 2-3 1-0 HBP		B X 1-0 9 28 2B BB 1B	B B 1 SAFE C B F X 3-2 ② F8				3	1	2	1	0	0	1
16 Jason Lane, R (1, 9) OBP: 0.228, SLG: 0.482	1 SAFE B B F B B F F F X 3-2 ③ F7		B F S B B F F F F X 3-2 ③ F7		X 0-0 ① F8	B B F 1 SAFE C X 1-2f 2-2 ③ FC6-4				4	0	0	0	0	0	6
9 Hunter Pence, R (1, 8) OBP: 0.310, SLG: 0.509		C B B X 2-1 ① G1-3		X 2B 1B 0-0	B B B C B 1-2 4-1 28 2B BB		X 0-0 ① F8			3	1	1	0	1	0	0
28 Adam Everett, R (1, 6) OBP: 0.267, SLG: 0.289		C B X 1-1 ② G6-3		B C 1 SAFE 1 SAFE B B B F 1 SAFE S 3-3 ① K	X 1-3 2-H 0-0 2B		C B C X 1-2 ② G4-3			4	0	1	1	0	1	1
Brad Ausmus, R (1, 2) OBP: 0.361, SLG: 0.362		X 0-0 ③ G5-3		C 1 SAFE F F X 1-H 0-2 51 G6-3 1B 2B	B 3 SAFE D C F H 3-2 G4-6-3 HBP		X 0-0 ③ F9			3	1	1	1	0	0	0
51 Wandy Rodriguez, S (1, 1) OBP: 0.143, SLG: 0.214			C C B B F F F B C 3-3 ① K	F B X 2-3 1-1 ② G6-3	B B F S F X 1-2f 2-2 ② ③ G4-6-3			B B C C C C 2-3 ① K		2	0	0	0	0	1	1
Orlando Palmeiro, L (5, PH) OBP: 0.333, SLG: 0.167										1	0	0	0	0	0	3
21 Rick White, R (6, 1)										0	0	0	0	0	0	0
54 Brad Lidge, R (7, 1)										0	0	0	0	0	0	0
Chad Qualls, R (8, 1)										0	0	0	0	0	0	0
Morgan Ensberg, R (8, PH) OBP: 0.323, SLG: 0.330										1	0	0	0	0	1	0
(9, 5)																
Inning Stats	R: 1 E: 1 K: 0 S: 13 H: 1 LOB: 1 BB: 1 P: 25	R: 0 E: 0 K: 0 S: 5 H: 0 LOB: 0 BB: 0 P: 8	R: 0 E: 1 K: 1 S: 18 H: 0 LOB: 3 BB: 1 P: 29	R: 2 E: 0 K: 1 S: 19 H: 3 LOB: 2 BB: 1 P: 30	R: 1 E: 0 K: 0 S: 10 H: 2 LOB: 2 BB: 1 P: 20	R: 1 E: 0 K: 0 S: 10 H: 2 LOB: 1 BB: 0 P: 19	R: 0 E: 0 K: 0 S: 5 H: 0 LOB: 0 BB: 0 P: 6	R: 0 E: 0 K: 1 S: 13 H: 1 LOB: 1 BB: 0 P: 17		1B: 5 2B: 4 3B: 0 HR: 0	SF: 0 SAC: 0 DP: 2 HBP: 2					

PITCHER		IP	WLS	BF	H	R	ER	SO	BB	IBB	HBP	BLK	WP	HR	S	P	ERA	WHIP
49 Doug Davis, L ERA: 2.72	(1, 1)	4.1	L	25	6	4	3	2	4	0	1	0	0	0	59	101	6.23	2.308
44 Micah Owings, R ERA: 3.3	(5, 1)	1.2		7	2	1	1	0	0	0	1	0	0	0	16	30	5.40	1.200
Brandon Lyon, R ERA: 1.59	(7, 1)	1.0		3	0	0	0	0	0	0	0	0	0	0	5	6	0.00	0.000
Jose Valverde, R ERA: 3.52	(8, 1)	1.0		4	1	0	0	1	0	0	0	0	0	0	13	17	0.00	1.000

PITCHER	IP	WLS	BF	H	R	ER	SO	BB	IBB	HBP	BLK	WP	HR	S	P	ERA	WHIP

BOTTOM

Arizona Diamondbacks @ Houston Astros

Minute Maid Park, Houston, TX

Sun May 13 2007, 1:05 PM CDT
Att. 37,230 - Roof Closed - 73 F

livebaseballscorecards.com

AB	33
R	5
H	9
RBI	5
BB	4
SO	3
LOB	19

WP: 0 PB: 0 SB: 1 CS: 0 PA: 39

Batter	1	2	3	4	5	6	7	8	9	10	AB	R	H	RBI	BB	SO	LOB
2 Randy Winn, S (1, 8) OBP: 0.345, SLG: 0.457	C X 0-1 35 1B 1B		C B X 1-1 ③ G4-3			S F B X 1-2 HR	X 0-0 2-H 1B		C F B F B B F F C 3-3 ② K		5	1	3	2	0	1	0
14 Fred Lewis, L (1, 9) OBP: 0.500, SLG: 0.789	C S X 0-2 ① F7			X 0-0 BB 1B		B B F B X 3-1 35 FC5-4 1B	1 SAFE 1 SAFE C B B X 2-1 ③ G6-3		B B C X 2-1 ③ G4-3		5	0	2	0	0	0	2
35 Rich Aurilia, R (1, 3) OBP: 0.301, SLG: 0.376 53 Jonathan Sánchez, L (10, 1)	B 1 SAFE C X 1-1 G3-6-1 1-2 1B			C P F S 1-3 ① K		B 1 SAFE X 1-0 ① FC5-4 G3-1 BLK 1-2f HR		X 0-0 ① F8	B B C X 2-1 ① G4-3		5 0	1 0	1 0	0 0	0 0	1 0	2 0
Barry Bonds, L (1, 7) OBP: 0.511, SLG: 0.711 40 Daniel Ortmeier, S (8, PR) OBP: 0.357, SLG: 0.462 (8, 7)	X 0-0 ② ③ G3-6-1 1-2f			B B B B 4-0 G4-6-3 1-2 BB		B B B C C X 3-2 ② G3-1 1-3		C F F F B B B B 4-2 1 1B BB BB	B B F B F X 3-2 ② F7		2 1	0 1	0 0	0 0	2 0	0 0	3 0
Ray Durham, S (1, 4) OBP: 0.336, SLG: 0.417		C F F B B S 2-3 ① K		C B B C X 2-2 ② ③ G4-6-3 1-2f		X 0-0 3-H HR		C F B B F F F D F 4-2 F 1 SAFE 1 SAFE B 1 1B 1-2 BB	F B B F X 2-2 ③ F8		4	1	1	2	1	1	2
1 Bengie Molina, R (1, 2) OBP: 0.339, SLG: 0.466		C F B X 1-2 ② G4-3			C X 0-1 ① P4	F B F F B B X 3-2 ③ G4-3		F X 0-1 13 FC6-4 1-3 2-H 1B			4	0	1	1	0	0	0
Pedro Feliz, R (1, 5) OBP: 0.283, SLG: 0.475 Armando Benitez, R (8, 1) Ryan Klesko, L (10, 3) OBP: 0.370, SLG: 0.394		F C F B S 1-3 ③ K			F B X 1-1 ② G1-3		C B X 1-1 2 1B 2B	B C S F X 1-2 ② L7			4 0 0	1 0 0	1 0 0	0 0 0	1 0 0	2 0 0	2 0 0
13 Omar Vizquel, S (1, 6) OBP: 0.304, SLG: 0.302			B B B C C C 3-3 ① K		C B S F B B X 2-2 1B		X 0-0 ① G3	C F P F B X 2-2 ③ FC6-4 1-2f			4	0	1	0	0	1	3
Matt Morris, R (1, 1) OBP: 0.176, SLG: 0.125 Mark Sweeney, L (7, PH) OBP: 0.290, SLG: 0.464 32 Kevin Correia, R (7, 1) OBP: 1.000, SLG: 1.000 Jack Taschner, L (7, 1) 19 Kevin Frandsen, R (8, 5) OBP: 0.474, SLG: 0.611			S B F B X 2-2 ② G1-3		C F B S 1-3 ③ K		C X 0-1 ② F9		C B C F X 1-2 ① G4-3		2 1 0 0 1	0 0 0 0 0	0 0 0 0 0	0 0 0 0 0	0 0 0 0 0	1 0 0 0 0	1 1 0 0 0
Inning Stats	R: 0 H: 2 E: 0 LOB: 1 K: 0 BB: 0 S: 8 P: 9	R: 0 H: 0 E: 0 LOB: 0 K: 2 BB: 0 S: 11 P: 15	R: 0 H: 0 E: 0 LOB: 0 K: 1 BB: 0 S: 8 P: 14	R: 0 H: 1 E: 0 LOB: 1 K: 1 BB: 1 S: 8 P: 14	R: 0 H: 1 E: 0 LOB: 1 K: 1 BB: 0 S: 11 P: 15	R: 3 H: 3 E: 0 LOB: 0 K: 0 BB: 0 S: 14 P: 25	R: 1 H: 2 E: 0 LOB: 1 K: 0 BB: 0 S: 8 P: 11	R: 1 H: 1 E: 0 LOB: 2 K: 0 BB: 2 S: 23 P: 33	R: 0 H: 0 E: 0 LOB: 0 K: 1 BB: 0 S: 12 P: 18	R: 0 H: 0 E: 0 LOB: 0 K: 0 BB: 0 S: 8 P: 15	1B: 7 SF: 0 2B: 1 SAC: 0 3B: 0 DP: 2 HR: 2 HBP: 0						

PITCHER		IP	WLS	BF	H	R	ER	SO	BB	IBB	HBP	BLK	WP	HR	S	P	ERA	WHIP
Woody Williams, R ERA: 5.1	(1, 1)	7.0		29	9	4	4	5	1	0	0	1	0	2	68	103	5.14	1.429
21 Rick White, R ERA: 1.69	(8, 1)	1.1		7	1	1	1	0	2	0	0	0	0	0	27	38	6.75	2.250
Trever Miller, L ERA: 5.06	(9, 1)	0.2		2	0	0	0	1	0	0	0	0	0	0	8	13	0.00	0.000
Chad Qualls, R ERA: 3.44	(10, 1)	1.0	W	3	0	0	0	0	0	0	0	0	0	0	8	15	0.00	0.000

PITCHER	IP	WLS	BF	H	R	ER	SO	BB	IBB	HBP	BLK	WP	HR	S	P	ERA	WHIP

TOP

San Francisco Giants @ Houston Astros

Minute Maid Park, Houston, TX

Tue May 15 2007, 7:05 PM CDT
Att. 33,490 - Roof Closed - 73 F

livebaseballscorecards.com

AB	38
R	5
H	10
RBI	5
BB	3
SO	6
LOB	16

WP: 0	PA: 41		
PB: 0			
SB: 0			
CS: 0			

Batter	1	2	3	4	5	6	7	8	9	10	AB	R	H	RBI	BB	SO	LOB
Craig Biggio, R (1, 4) OBP: 0.299, SLG: 0.434	P2		G5-3		G5-3		F9		K2-3		5	0	0	0	0	1	1
Mike Lamb, L (1, 5) OBP: 0.455, SLG: 0.521	G3		P6		F8		K		K2-3		5	0	0	0	0	2	1
17 Lance Berkman, S (1, 3) OBP: 0.424, SLG: 0.397	G4-3		P4		F8			G5-3		K	5	0	0	0	0	1	0
45 Carlos Lee, R (1, 7) OBP: 0.370, SLG: 0.577		9 2B BB		HR		9 1B 1B		9 HR 1B		HR	4	4	4	2	1	0	0
Luke Scott, L (1, 9) OBP: 0.339, SLG: 0.466		P2		G3		F9		L7			4	0	0	0	0	0	3
9 Hunter Pence, R (1, 8) OBP: 0.355, SLG: 0.603		1 SAFE 1-H 2B		1B BB		FC4-6 1-2 1B		2-1 1-H HR			3	1	3	3	1	0	0
28 Adam Everett, R (1, 6) OBP: 0.259, SLG: 0.280		F8		1 SAFE F9		F9		P4			4	0	0	0	0	0	4
Humberto Quintero, R (1, 2) OBP: 0.303, SLG: 0.267 Orlando Palmeiro, L (9, PH) OBP: 0.355, SLG: 0.167 Chad Qualls, R (10, 1)		G5-3		1B		FC4-6 1-2f				SH1-4 BB	3 0 0	0 0 0	1 0 0	0 0 0	0 1 0	0 0 0	3 0 0
Woody Williams, R (1, 1) OBP: 0.150, SLG: 0.300 Morgan Ensberg, R (7, PH) OBP: 0.320, SLG: 0.327 21 Rick White, R (8, 1) Trever Miller, R (9, 1) Brad Ausmus, R (9, PH) OBP: 0.361, SLG: 0.362 (10, 2)			HR		K		K			SH1-4 1-2	2 1 0 0 0	1 0 0 0 0	1 0 0 0 0	1 0 0 0 0	0 0 0 0 0	1 1 0 0 0	2 0 0 0 0
Inning Stats	R: 0 H: 0 E: 0 LOB: 0 K: 0 BB: 0 S: 4 P: 7	R: 1 H: 1 E: 0 LOB: 1 K: 0 BB: 1 S: 12 P: 20	R: 1 H: 1 E: 0 LOB: 0 K: 0 BB: 0 S: 9 P: 16	R: 1 H: 2 E: 0 LOB: 2 K: 1 BB: 1 S: 16 P: 28	R: 0 H: 0 E: 0 LOB: 0 K: 0 BB: 0 S: 7 P: 10	R: 0 H: 2 E: 0 LOB: 2 K: 0 BB: 0 S: 7 P: 10	R: 0 H: 0 E: 0 LOB: 0 K: 2 BB: 0 S: 8 P: 15	R: 2 H: 2 E: 0 LOB: 0 K: 0 BB: 0 S: 17 P: 26	R: 0 H: 0 E: 0 LOB: 1 K: 2 BB: 1 S: 8 P: 15	R: 1 H: 1 E: 0 LOB: 0 K: 1 BB: 0 S: 5 P: 6	1B: 4 SF: 0 2B: 1 SAC: 1 3B: 0 DP: 0 HR: 4 HBP: 0						

PITCHER		IP	WLS	BF	H	R	ER	SO	BB	IBB	HBP	BLK	WP	HR	S	P	ERA	WHIP
Matt Morris, R ERA: 3.27	(1, 1)	6.0		26	6	3	3	1	2	0	0	0	0	2	55	91	4.50	1.333
32 Kevin Correia, R ERA: 4.34	(7, 1)	0.2	H	2	0	0	0	1	0	0	0	0	0	0	5	11	0.00	0.000
Jack Taschner, L ERA: 3.97	(7, 1)	1.0	H	4	1	1	1	1	0	0	0	0	0	0	14	19	9.00	1.000
Armando Benitez, R ERA: 3.55	(8, 1)	1.1	B	6	1	1	1	2	1	0	0	0	0	1	14	26	6.75	1.500
53 Jonathan Sánchez, L ERA: 5.68	(10, 1)	0.1	L	2	1	1	1	1	0	0	0	0	0	1	5	6	27.00	3.000

PITCHER	IP	WLS	BF	H	R	ER	SO	BB	IBB	HBP	BLK	WP	HR	S	P	ERA	WHIP

BOTTOM

San Francisco Giants @ Houston Astros

Minute Maid Park, Houston, TX

Tue May 15 2007, 7:05 PM CDT
Att. 33,490 - Roof Closed - 73 F

livebaseballscorecards.com

AB	36
R	6
H	9
RBI	6
BB	3
SO	6
LOB	14

1B: 4	SF: 0	WP: 0	PA: 40
2B: 1	SAC: 1	PB: 0	
3B: 0	DP: 0	SB: 0	
HR: 4	HBP: 0	CS: 0	

Batter	1	2	3	4	5	6	7	8	9	AB	R	H	RBI	BB	SO	LOB
2 Randy Winn, S (1, 8) OBP: 0.350, SLG: 0.459	C X 0-1 ① G3-1		C X 0-1 1B		C C F F B X 1-2 1-2 1B		X 0-0 ③ G4-3			4	0	2	0	0	0	0
14 Fred Lewis, L (1, 9) OBP: 0.458, SLG: 0.783	C B X 1-1 2B 3B		S 1 SAFE LC 0-3 ② K		C F F C 0-3 ③ K			X 0-0 ① F9		4	1	1	0	0	2	3
Ryan Klesko, L (1, 3) OBP: 0.364, SLG: 0.400	B B X 2-0 3-H 2B		1 SAFE B B X 2-0 ③ L4			B S F F X 1-2 ① P5		B B C F F T 2-2 ② K		4	0	1	1	0	1	1
Barry Bonds, L (1, 7) OBP: 0.511, SLG: 0.699	B B C B C B 4-2 G4-6-3 BB			C T B S 1-3 ① K		C B C X 1-2 1 F9 1B 1B		C B X 1-1 ③ P6		3	0	1	0	1	1	0
Ray Durham, S (1, 4) OBP: 0.333, SLG: 0.412	B C C F X 1-2 ② ③ G4-6-3 1-2f			B X 1-0 ② G1-3		X 0-0 1-2 1B			B X 1-0 ① P6	4	0	1	0	0	0	2
1 Bengie Molina, R (1, 2) OBP: 0.328, SLG: 0.451		X 0-0 ① F9		B F B X 2-1 ③ L5		S X 0-1 ② F9 2-3			B S F C 1-3 ② K	4	0	0	0	0	1	2
Pedro Feliz, R (1, 5) OBP: 0.275, SLG: 0.460		C B B B X 3-1 ② F9			X 0-0 ① G6-3	B F F X 1-2 ③ G5-3			C B X 1-1 ③ P5	4	0	0	0	0	0	2
13 Omar Vizquel, S (1, 6) OBP: 0.298, SLG: 0.296		C X 0-1 ③ P6			B B F B C X 3-2 ② G3-1		X 0-0 ① P6			3	0	0	0	0	0	0
51 Noah Lowry, R (1, 1) OBP: 0.158, SLG: 0.167			C S X 0-2 ① F7		C X 0-1 2 1B 1B		C F T 0-2 ② K			3	0	1	0	0	1	0
Inning Stats	R: 1 H: 2 E: 0 LOB: 1 K: 0 BB: 1 S: 11 P: 19	R: 0 H: 0 E: 0 LOB: 0 K: 0 BB: 0 S: 5 P: 8	R: 0 H: 1 E: 0 LOB: 1 K: 1 BB: 0 S: 9 P: 11	R: 0 H: 0 E: 0 LOB: 0 K: 1 BB: 0 S: 6 P: 10	R: 0 H: 2 E: 0 LOB: 2 K: 1 BB: 0 S: 15 P: 19	R: 0 H: 2 E: 0 LOB: 2 K: 0 BB: 0 S: 13 P: 16	R: 0 H: 0 E: 0 LOB: 0 K: 1 BB: 0 S: 5 P: 5	R: 0 H: 0 E: 0 LOB: 0 K: 1 BB: 0 S: 8 P: 11	R: 0 H: 0 E: 0 LOB: 0 K: 1 BB: 0 S: 6 P: 9	1B: 5 SF: 0 2B: 1 SAC: 0 3B: 1 DP: 1 HR: 0 HBP: 0						

TOP

San Francisco Giants @ Houston Astros

Minute Maid Park, Houston, TX

Wed May 16 2007, 7:05 PM CDT

Att. 33,533 - Cloudy - 81 F

livebaseballscorecards.com

AB	33
R	1
H	7
RBI	1
BB	1
SO	6
LOB	10

WP: 0 PA: 34
PB: 0
SB: 0
CS: 0

PITCHER		IP	WLS	BF	H	R	ER	SO	BB	IBB	HBP	BLK	WP	HR	S	P	ERA	WHIP
43 Chris Sampson, R ERA: 3.56	(1, 1)	6.0	W	25	7	1	1	3	1	0	0	0	0	0	59	83	1.50	1.333
54 Brad Lidge, R ERA: 3.38	(7, 1)	1.0	H	3	0	0	0	1	0	0	0	0	0	0	5	5	0.00	0.000
Trever Miller, L ERA: 4.63	(8, 1)	1.0	H	3	0	0	0	1	0	0	0	0	0	0	8	11	0.00	0.000
Dan Wheeler, R ERA: 3.79	(9, 1)	1.0	S	3	0	0	0	1	0	0	0	0	0	0	6	9	0.00	0.000

PITCHER	IP	WLS	BF	H	R	ER	SO	BB	IBB	HBP	BLK	WP	HR	S	P	ERA	WHIP

Batter	1	2	3	4	5	6	7	8	9	AB	R	H	RBI	BB	SO	LOB
Craig Biggio, R (1, 4) OBP: 0.292, SLG: 0.423	C F B X 1-2 G4-3 ①		X 0-0 G5-3 ②		C C X 0-2 E4 17 G6-4-3		B F X 1-1 G5-3 ①			4	0	0	0	0	0	1
Mark Loretta, R (1, 5) OBP: 0.403, SLG: 0.394	C B X 1-1 G1-3 ②		B F B F X 2-2 17 BB 2-H 1B		C X 0-1 F9 ①		X 0-0 G6-3 ②			4	0	1	1	0	0	1
17 Lance Berkman, S (1, 3) OBP: 0.425, SLG: 0.396	X 0-0 G1-3 ③		B F C B F B B 4-2 1-2 BB		X 0-0 G6-4-3 ② ③ 1-2f		C B X 1-1 45 FC6-4 1B			3	0	1	0	1	0	1
45 Carlos Lee, R (1, 7) OBP: 0.361, SLG: 0.562		B B C S B X 3-2 F8 ①	C X 0-1 G1-3 ③			F C B B C 2-3 K ①	F B F B X 2-2 FC6-4 ③ 1-2f			4	0	0	0	0	1	3
16 Jason Lane, R (1, 9) OBP: 0.213, SLG: 0.450		X 0-0 L9 ②		B X 1-0 F9 ①		X 0-0 G6-3 ②		B C S B X 2-2 F7 ①		4	0	0	0	0	0	0
9 Hunter Pence, R (1, 8) OBP: 0.394, SLG: 0.677		C F B F X 1-2 28 FC5-4 1B		X 0-0 HR		F X 0-1 28 1B 1B		S B S B X 2-2 S 1B		4	1	4	1	0	0	0
28 Adam Everett, R (1, 6) OBP: 0.266, SLG: 0.281		C F B 1 SAFE B 1 SAFE X 2-2 FC5-4 ③ 1-2f		C B B B B 4-1 G1-3 BB		B X 1-0 BB 1-3 1B		1 SAFE C B D F C 2-3 K ②		3	0	1	0	1	1	2
Brad Ausmus, R (1, 2) OBP: 0.375, SLG: 0.365			B B X 2-0 43 SH3-4 1B 1B	C B 1 SAFE X 1-1 G1-3 ② 1-2		C C D F B D B 4-2 1-2 BB		1 SAFE B B B C C F F B 4-2 1-2 BB		2	1	1	0	2	0	1
43 Chris Sampson, R (1, 1) OBP: 0.154, SLG: 0.154			X 0-0 SH3-4 ① 1-2	C B S S D S 2-3 K ③		C F X 0-2 F9 ③		C B S S X 1-2 G3 ③		1	0	0	0	0	1	1
Morgan Ensberg, R (6, PH) OBP: 0.317, SLG: 0.324										1	0	0	0	0	0	3
54 Brad Lidge, R (7, 1)										0	0	0	0	0	0	0
Trever Miller, R (8, 1)										0	0	0	0	0	0	0
Luke Scott, L (8, PH) OBP: 0.336, SLG: 0.462										1	0	0	0	0	0	2
Dan Wheeler, R (9, 1)										0	0	0	0	0	0	0
Inning Stats	R: 0 E: 0 K: 0 S: 6 H: 0 LOB: 0 BB: 0 P: 8	R: 0 E: 0 K: 0 S: 11 H: 1 LOB: 1 BB: 0 P: 17	R: 1 E: 0 K: 0 S: 11 H: 2 LOB: 2 BB: 1 P: 19	R: 1 E: 0 K: 1 S: 8 H: 1 LOB: 1 BB: 1 P: 16	R: 0 E: 1 K: 0 S: 6 H: 0 LOB: 0 BB: 0 P: 6	R: 0 E: 0 K: 1 S: 13 H: 2 LOB: 3 BB: 1 P: 20	R: 0 E: 0 K: 0 S: 8 H: 1 LOB: 1 BB: 0 P: 12	R: 0 E: 0 K: 1 S: 16 H: 1 LOB: 2 BB: 1 P: 27		1B: 7 2B: 0 3B: 0 HR: 1	SF: 0 SAC: 1 DP: 1 HBP: 0			WP: 0 PB: 0 SB: 1 CS: 0	PA: 36	

PITCHER	IP	WLS	BF	H	R	ER	SO	BB	IBB	HBP	BLK	WP	HR	S	P	ERA	WHIP
51 Noah Lowry, L (1, 1) ERA: 3.04	8.0	L	36	8	2	2	3	4	0	0	0	0	1	79	125	2.25	1.500

PITCHER	IP	WLS	BF	H	R	ER	SO	BB	IBB	HBP	BLK	WP	HR	S	P	ERA	WHIP

BOTTOM

San Francisco Giants @ Houston Astros

Minute Maid Park, Houston, TX

Wed May 16 2007, 7:05 PM CDT

Att. 33,533 - Cloudy - 81 F

livebaseballscorecards.com

AB	31
R	2
H	8
RBI	2
BB	4
SO	3
LOB	15

Batter	1	2	3	4	5	6	7	8	9	10	11	12	AB	R	H	RBI	BB	SO	LOB
2 Randy Winn, S (1, 8) OBP: 0.356, SLG: 0.460	C C B F F F B F B 3-2 X G3-1 ①			C F B C 1-3 K ①		C B B X 2-1 14 1B 1B		S X 0-1 14 E 14 E 1B		B C F X 1-2 G4-3 ②		B C B C F B F X 3-2 3-H 1B	6	1	3	1	0	1	0
14 Fred Lewis, L (1, 9) OBP: 0.433, SLG: 0.679	C B B B B 4-1 G6-3 BB			F B F X 1-2 G4-3 ②		B C 1 SAFE B F F X 2-2 1-2 1B		C 1 SAFE 1 SAFE X 0-1 FC5 G4-3 1-H		C B F C 1-3 K ③		S C F B S 1-3 K ③	5	0	1	0	1	2	1
Ryan Klesko, L (1, 3) OBP: 0.354, SLG: 0.378	C 1 SAFE S F B F B 1 SAFE X 2-2 G6-3 1-2f ② ③			B B B B 4-0 BB		B F X 1-1 L9 ③		B X 1-0 G4-3 2-3 ②			F B F X 1-2 P2 ①		4	0	0	0	1	0	4
Barry Bonds, L (1, 7) OBP: 0.507, SLG: 0.677		B B X 2-0 P5 ①		C C D X 1-2 G4-3 ③			B C B B B C C 3-3 K ①	I I I 4-0 IBB			B F B F B B 4-2 BB		3	0	0	0	2	1	1
Ray Durham, S (1, 4) 19 Kevin Frandsen, R (5, 4) 41 Brad Hennessey, R (8, 1) 32 Kevin Correia, R (10, 1) 40 Daniel Ortmeier, S (11, PH) 31 Vinnie Chulk, R (11, 1) Armando Benitez, R (12, 1) OBP: 0.329, SLG: 0.406 OBP: 0.429, SLG: 0.550 OBP: 1.000, SLG: 1.000 OBP: 0.333, SLG: 0.429	C B B B B F S 3-3 K ②				B C F X 1-2 G6-3 ①		F B X 1-1 G6-3 ②	X 0-0 F8 ③			1 SAFE B C 1 SAFE F F S 1-3 K ②		2 0 0 0 0 1 0 2 0 0 0 0 0 0 2 0 0 0 0 0 0 0 0 0 0 0 0 0 0 0 0 1 0 0 0 0 1 1 0 0 0 0 0 0 0 0 0 0 0 0 0 0 0 0						
1 Bengie Molina, R (1, 2) OBP: 0.323, SLG: 0.441	C B F X 1-2 G3-1 ③			F B X 1-1 F9 ②		C F X 0-2 1B 1B			B X 1-0 F8 ①		S F B S 1-3 K ③		5	0	1	0	0	1	1
Pedro Feliz, R (1, 5) OBP: 0.279, SLG: 0.458	X 0-0 F8 ①			C X 0-1 G6-3 ③		X 0-0 1-2 1B			B X 1-0 G6-3 ②			B F X 1-1 35 G4-3 13 SH1-4 2 1B 1B	5	1	2	0	0	0	0
13 Omar Vizquel, S (1, 6) OBP: 0.290, SLG: 0.288	C B X 1-1 G3 ②			C F B C 1-3 K ①		B C X 1-1 G3-1 ③			C X 0-1 G4-3 ③			1 SAFE B B C X 2-1 SH1-4 1-2 ①	4	0	0	0	0	1	2
55 Tim Lincecum, L (1, 1) Mark Sweeney, L (8, PH) OBP: 0.290, SLG: 0.464 35 Rich Aurilia, R (8, PH) OBP: 0.295, SLG: 0.368 (8, 4)	C F B B C 2-3 K ③			S F C 0-3 K ②				B B B F X 2-2 P3 ①		C X 0-1 G4-3 ①		B D X 2-0 2-3 G4-3 ②	2 0 0 0 0 2 0 0 0 0 0 0 0 0 3 0 0 0 0 0 1						
Inning Stats	R: 0 H: 0 E: 0 LOB: 0 K: 0 BB: 1 S: 13 P: 22	R: 0 H: 0 E: 0 LOB: 0 K: 1 BB: 0 S: 7 P: 13	R: 0 H: 0 E: 0 LOB: 0 K: 1 BB: 0 S: 6 P: 9	R: 0 H: 0 E: 0 LOB: 0 K: 1 BB: 0 S: 9 P: 16	R: 0 H: 0 E: 0 LOB: 1 K: 0 BB: 1 S: 7 P: 9	R: 0 H: 2 E: 0 LOB: 2 K: 2 BB: 0 S: 14 P: 20	R: 0 H: 2 E: 0 LOB: 2 K: 1 BB: 0 S: 11 P: 16	R: 1 H: 1 E: 1 LOB: 2 K: 0 BB: 1 S: 10 P: 17	R: 0 H: 0 E: 0 LOB: 0 K: 0 BB: 0 S: 4 P: 6	R: 0 H: 0 E: 0 LOB: 0 K: 1 BB: 0 S: 8 P: 10	R: 0 H: 0 E: 0 LOB: 1 K: 2 BB: 1 S: 12 P: 19	R: 1 H: 2 E: 0 LOB: 1 K: 1 BB: 0 S: 14 P: 23	1B: 7 SF: 0 2B: 0 SAC: 1 3B: 0 DP: 1 HR: 0 HBP: 0				WP: 0 PA: 47 PB: 0 SB: 0 CS: 0		

PITCHER		IP	WLS	BF	H	R	ER	SO	BB	IBB	HBP	BLK	WP	HR	S	P	ERA	WHIP
44 Roy Oswalt, R ERA: 2.83	(1, 1)	7.0		26	4	0	0	6	2	0	0	0	0	0	67	105	0.00	0.857
Trever Miller, L ERA: 4.38	(8, 1)	0.2	B	5	1	1	0	0	0	1	0	0	0	0	9	16	0.00	1.500
Chad Qualls, R ERA: 3.2	(8, 1)	1.1		4	0	0	0	0	0	0	0	0	0	0	5	7	0.00	0.000
Dan Wheeler, R ERA: 3.43	(10, 1)	2.0		7	0	0	0	3	1	0	0	0	0	0	20	29	0.00	0.500
54 Brad Lidge, R ERA: 3.66	(12, 1)	1.0	L	5	2	1	1	1	0	0	0	0	0	0	14	23	9.00	2.000

PITCHER	IP	WLS	BF	H	R	ER	SO	BB	IBB	HBP	BLK	WP	HR	S	P	ERA	WHIP

TOP

San Francisco Giants @ Houston Astros

Minute Maid Park, Houston, TX

Thu May 17 2007, 7:05 PM CDT

Att. 36,815 - Partly Cloudy - 80 F

livebaseballscorecards.com

AB	42
R	2
H	7
RBI	1
BB	4
SO	10
LOB	13

Batter	1	2	3	4	5	6	7	8	9	10	11	12	AB	R	H	RBI	BB	SO	LOB
Craig Biggio, R (1, 4) OBP: 0.283, SLG: 0.409	B C S S 1-3 K ①		B B C C B C 3-3 K ③			S S B F B S 2-3 K ①			S B S F B F B S 3-3 K ①		C X 0-1 L1 ②		5	0	0	0	0	4	0
Mike Lamb, L (1, 5) OBP: 0.417, SLG: 0.472	C B F F B X 2-2 G3-1 ②			C S T F S 1-3 K ①		B B S X 2-1 G3 ②			F B S B S 2-3 K ②		C B B X 2-1 F8 ③		5	0	0	0	0	2	0
17 Lance Berkman, S (1, 3) OBP: 0.430, SLG: 0.394	B C B C X 2-2 1B			B B B F B 4-1 45 E 45 S 45 SF8 BB		B C B C S 2-3 K ③			C B B B B 4-1 45 1B BB			X 0-0 F7 ①	3	1	1	0	2	1	0
45 Carlos Lee, R (1, 7) OBP: 0.356, SLG: 0.554	X 0-0 F9 ③			D B X 2-0 SF8 ② 1-H			X 0-0 P2 ①		C B X 1-1 FC6-4 1-2 1B			C B S 1-3 K ②	4	0	1	1	0	1	1
Luke Scott, L (1, 9) OBP: 0.328, SLG: 0.449 Chad Qualls, R (8, 1) Orlando Palmeiro, L (9, PH) OBP: 0.344, SLG: 0.160 Dan Wheeler, R (10, 1) 54 Brad Lidge, R (12, 1) Morgan Ensberg, R (12, PH) OBP: 0.315, SLG: 0.321		B C F B S 2-3 K ①		X 0-0 G3-1 ③			C B S B B X 3-2 F9 ②		B D F X 2-1 FC6-4 ③ 1-2f			F B S S 1-3 K ③	3 0 1 0 0 1	0 0 0 0 0 0	0 0 0 0 0 0	0 0 0 0 0 0	0 0 0 0 0 0	1 0 0 0 0 1	0 0 2 0 0 0
9 Hunter Pence, R (1, 8) OBP: 0.386, SLG: 0.652		C F B S 1-3 K ②			B S B F X 2-2 1B		X 0-0 G6-3 ③			C X 0-1 G4-3 ①			4	0	1	0	0	1	0
28 Adam Everett, R (1, 6) OBP: 0.259, SLG: 0.273		B B X 2-0 F7 ③			C X 0-1 F8 ①			X 0-0 F7 ①		C B X 1-1 F8 ②			4	0	0	0	0	1	1
Brad Ausmus, R (1, 2) OBP: 0.362, SLG: 0.350			B C B F C 2-3 K ①		1 SAFE F X 0-1 F7 ②			C B B B S 2-3 K ②		X 0-0 G4-3 ③			4	0	0	0	0	2	1
44 Roy Oswalt, R (1, 1) OBP: 0.100, SLG: 0.150 Trever Miller, R (8, 1) 16 Jason Lane, R (8, 9) OBP: 0.206, SLG: 0.435			C F C 0-3 K ②		B B C F C 2-3 K ③			S F F B S 1-3 K ③			C B F B B X 3-2 F8 ①		2 0 2	0 0 0	0 0 0	0 0 0	0 0 0	2 0 1	1 0 0
Inning Stats	R: 0 H: 1 E: 0 LOB: 1 K: 1 BB: 0 S: 11 P: 16	R: 0 H: 0 E: 0 LOB: 0 K: 2 BB: 0 S: 7 P: 12	R: 0 H: 0 E: 0 LOB: 0 K: 3 BB: 0 S: 9 P: 14	R: 1 H: 0 E: 0 LOB: 1 K: 1 BB: 1 S: 8 P: 15	R: 0 H: 1 E: 0 LOB: 1 K: 1 BB: 0 S: 10 P: 14	R: 0 H: 0 E: 0 LOB: 0 K: 2 BB: 0 S: 10 P: 16	R: 0 H: 0 E: 0 LOB: 0 K: 0 BB: 0 S: 5 P: 8	R: 0 H: 0 E: 0 LOB: 0 K: 2 BB: 0 S: 9 P: 12	R: 0 H: 1 E: 0 LOB: 2 K: 2 BB: 1 S: 13 P: 25	R: 0 H: 0 E: 0 LOB: 0 K: 0 BB: 0 S: 5 P: 6	R: 0 H: 0 E: 0 LOB: 0 K: 0 BB: 0 S: 7 P: 12	R: 0 H: 0 E: 0 LOB: 0 K: 2 BB: 0 S: 7 P: 9	1B: 3 SF: 1 2B: 0 SAC: 0 3B: 0 DP: 0 HR: 0 HBP: 0						

PITCHER	IP	WLS	BF	H	R	ER	SO	BB	IBB	HBP	BLK	WP	HR	S	P	ERA	WHIP
55 Tim Lincecum, R (1, 1) ERA: 3.44	7.0		24	2	1	0	10	1	0	0	0	0	0	60	95	0.00	0.429
41 Brad Hennessey, R (8, 1) ERA: 2.65	2.0		8	1	0	0	4	1	0	0	0	0	0	22	37	0.00	1.000
32 Kevin Correia, R (10, 1) ERA: 4.12	1.0		3	0	0	0	0	0	0	0	0	0	0	5	6	0.00	0.000
31 Vinnie Chulk, R (11, 1) ERA: 3.57	1.0	W	3	0	0	0	0	0	0	0	0	0	0	7	12	0.00	0.000
Armando Benitez, R (12, 1) ERA: 3.29	1.0	S	3	0	0	0	2	0	0	0	0	0	0	7	9	0.00	0.000

PITCHER	IP	WLS	BF	H	R	ER	SO	BB	IBB	HBP	BLK	WP	HR	S	P	ERA	WHIP

BOTTOM

San Francisco Giants @ Houston Astros

Minute Maid Park, Houston, TX

Thu May 17 2007, 7:05 PM CDT
Att. 36,815 - Partly Cloudy - 80 F

livebaseballscorecards.com

AB	38
R	1
H	3
RBI	1
BB	2
SO	16
LOB	6

Batter	1	2	3	4	5	6	7	8	9	AB	R	H	RBI	BB	SO	LOB
Kenny Lofton, L (1, 8) OBP: 0.315, SLG: 0.358	C B B F B B 4-2 23 G6-3 23 S BB		B B C B X 3-1 10 BB 2B 1B	B C B X 3-1 E8 10 1B		B D C C X 2-2 2-H 1B			B X 1-0 ② G4-3	4	2	2	1	1	0	0
10 Michael Young, R (1, 6) OBP: 0.272, SLG: 0.380	C B F S 1-3 ① K		B B B B 4-0 1-2 2B BB	B X 1-0 23 G6-3 3-H 1B		C F S 0-3 ③ K			C C B B B X 3-2 2B	4	1	2	1	1	2	2
23 Mark Teixeira, S (1, 3) OBP: 0.385, SLG: 0.497	1 SAFE 1 SAFE B C B B X 3-1 ② G6-3 1-3		C B S S S 1-3 ① K	X 0-0 ② ③ G6-3 1-2f			B F X 1-1 ① L4		I I I I 4-0 IBB	4	0	0	0	1	1	4
Sammy Sosa, R (1, 9) OBP: 0.323, SLG: 0.510 Eric Gagne, R (9, 1)	B F X 1-1 ③ F9		C F B X 1-2 17 HR 1-H 2-H 2B		S B B S X 2-2 ① L5		C B S F S 1-3 ② K		C X 0-1 ③ F9	5 0	1 0	1 0	2 0	0 0	1 0	3 0
17 Nelson Cruz, R (1, 7) OBP: 0.265, SLG: 0.306		C B F B X 2-2 ① G5-3	C B X 1-1 2-H HR		X 0-0 ② G6-3		B X 1-0 ③ G6-3			4	1	1	2	0	0	0
Ramón Vázquez, L (1, 5) OBP: 0.750, SLG: 1.500	C B B F X 2-2 5 1B 1B		B B B C X 3-1 HR		C F F C 0-3 ③ K			C B B X 2-1 35 G4-6-3 1B		4	1	3	1	0	1	0
35 Chris Stewart, R (1, 2) OBP: 0.296, SLG: 0.320	C D F D C 2-3 ② K		B B B C F X 3-2 ② F8			C C B F B F F X 2-2 5 FC5-4 1B		C C B X 1-2 ① ② G4-6-3 1-2f		4	0	1	0	0	1	2
5 Ian Kinsler, R (1, 4) OBP: 0.307, SLG: 0.485	C X 0-1 1-3 1B		B B B C C X 3-2 ③ G5-3			B X 1-0 ① FC5-4 55 SH3-4 1-2f 1B		C X 0-1 ③ F8		4	1	1	0	0	0	1
55 Robinson Tejeda, R (1, 1) 39 Scott Feldman, L (6, 1) 50 Frank Francisco, R (7, 1) 14 Victor Diaz, R (9, PH) OBP: 0.265, SLG: 0.576 57 Kevin Mahar, R (9, 9) OBP: 0.222, SLG: 0.333		B L B S F S 2-3 ③ K		F S C 0-3 ① K		X 0-0 ② SH3-4 1-2			F B X 1-1 ① F8	2 0 0 1 0	0 0 0 0 0	0 0 0 0 0	0 0 0 0 0	2 0 0 0 0	0 0 0 0 0	2 0 0 0 0
Inning Stats	R: 0 H: 0 E: 0 LOB: 1 K: 1 BB: 1 S: 10 P: 19	R: 0 H: 2 E: 0 LOB: 2 K: 2 BB: 0 S: 15 P: 23	R: 5 H: 4 E: 0 LOB: 0 K: 1 BB: 1 S: 19 P: 38	R: 1 H: 1 E: 1 LOB: 0 K: 1 BB: 0 S: 7 P: 11	R: 0 H: 0 E: 0 LOB: 0 K: 1 BB: 0 S: 8 P: 10	R: 1 H: 2 E: 0 LOB: 1 K: 1 BB: 0 S: 14 P: 19	R: 0 H: 0 E: 0 LOB: 0 K: 1 BB: 0 S: 7 P: 10	R: 0 H: 1 E: 0 LOB: 0 K: 0 BB: 0 S: 7 P: 10	R: 0 H: 1 E: 0 LOB: 2 K: 0 BB: 1 S: 8 P: 17	1B: 7 SF: 0 2B: 2 SAC: 1 3B: 0 DP: 2 HR: 2 HBP: 0						WP: 0 PA: 40 PB: 0 SB: 1 CS: 0

PITCHER		IP	WLS	BF	H	R	ER	SO	BB	IBB	HBP	BLK	WP	HR	S	P	ERA	WHIP
37 Matt Albers, R ERA: 6.51	(1, 1)	3.0	L	17	6	5	5	4	2	0	0	0	0	2	44	80	15.00	2.667
Dave Borkowski, R ERA: 3.31	(4, 1)	4.0		15	3	2	1	4	0	0	0	0	0	0	36	50	2.25	0.750
21 Rick White, R ERA: 1.5	(8, 1)	2.0		8	2	0	0	0	0	1	0	0	0	0	15	27	0.00	1.000

PITCHER	IP	WLS	BF	H	R	ER	SO	BB	IBB	HBP	BLK	WP	HR	S	P	ERA	WHIP

Texas Rangers @ Houston Astros

Minute Maid Park, Houston, TX

Fri May 18 2007, 7:05 PM CDT

Att. 37,634 - Partly Cloudy - 79 F

TOP

livebaseballscorecards.com

AB	36
R	7
H	11
RBI	7
BB	3
SO	8
LOB	14

Texas Rangers @ Houston Astros

Minute Maid Park, Houston, TX

Fri May 18 2007, 7:05 PM CDT
Att. 37,634 - Partly Cloudy - 79 F

livebaseballscorecards.com

BOTTOM

Batter	1	2	3	4	5	6	7	8	9	AB	R	H	RBI	BB	SO	LOB
Craig Biggio, R (1, 4) OBP: 0.288, SLG: 0.418	F7		F7			1B		2B		4	1	2	0	0	0	0
Mike Lamb, L (1, 5) OBP: 0.438, SLG: 0.491	K			BB		BB		2B		2	2	1	1	2	1	0
17 Lance Berkman, S (1, 3) OBP: 0.432, SLG: 0.393	HBP			K		1B		G5-3		3	0	1	0	0	1	2
45 Carlos Lee, R (1, 7) OBP: 0.348, SLG: 0.540	F9			K		G1-2-3		G6-3		4	0	0	1	0	1	5
Luke Scott, L (1, 9) OBP: 0.325, SLG: 0.436		G1-3		BB		K		F8		3	0	0	0	1	1	1
9 Hunter Pence, R (1, 8) OBP: 0.392, SLG: 0.652		BB		FC5-4			2B		K	3	1	1	0	1	1	2
28 Adam Everett, R (1, 6) OBP: 0.252, SLG: 0.265		K			G6-3		G5-3		K	4	0	0	0	0	2	2
Brad Ausmus, R (1, 2) OBP: 0.367, SLG: 0.350			P4		G6-3		L5-3		BB	3	0	1	1	1	0	0
37 Matt Albers, L (1, 1) OBP: 0.143, SLG: 0.143 Woody Williams, R (3, PH) OBP: 0.143, SLG: 0.286 Dave Borkowski, R (4, 1) Mark Loretta, R (7, PH) OBP: 0.397, SLG: 0.388 21 Rick White, R (8, 1) Orlando Palmeiro, L (9, PH) OBP: 0.333, SLG: 0.154			K		K		L5-3		F9	0 1 1 1 0 0 1	0 0 0 0 0 0 0	0 0 0 0 0 0 0	0 0 0 0 0 0 0	0 1 0 0 0 0 0	0 0 1 0 1 0 0	0 0 0 0 0 1 1
Inning Stats	R: 0 E: 0 K: 1 S: 11 H: 0 LOB: 1 BB: 0 P: 17	R: 0 E: 0 K: 1 S: 9 H: 0 LOB: 0 BB: 1 P: 16	R: 0 E: 0 K: 1 S: 6 H: 0 LOB: 0 BB: 0 P: 11	R: 0 E: 0 K: 2 S: 14 H: 0 LOB: 2 BB: 2 P: 26	R: 0 E: 0 K: 1 S: 8 H: 0 LOB: 0 BB: 0 P: 14	R: 1 E: 0 K: 1 S: 10 H: 2 LOB: 1 BB: 1 P: 19	R: 1 E: 0 K: 0 S: 8 H: 2 LOB: 0 BB: 0 P: 13	R: 2 E: 0 K: 0 S: 9 H: 2 LOB: 0 BB: 0 P: 13	R: 0 E: 0 K: 2 S: 8 H: 0 LOB: 1 BB: 1 P: 18	1B: 3 2B: 4 3B: 0 HR: 0 SF: 0 SAC: 0 DP: 2 HBP: 1			WP: 2 PB: 0 SB: 1 CS: 1		PA: 36	

	AB	30
	R	4
	H	6
	RBI	3
	BB	5
	SO	9
	LOB	14

PITCHER		IP	WLS	BF	H	R	ER	SO	BB	IBB	HBP	BLK	WP	HR	S	P	ERA	WHIP
55 Robinson Tejeda, R ERA: 4.53	(1, 1)	5.0	W	21	2	1	1	6	4	0	1	0	2	0	53	95	1.80	1.200
39 Scott Feldman, R ERA: 6.61	(6, 1)	1.1		5	2	1	1	1	0	0	0	1	0	0	10	15	6.75	1.500
50 Frank Francisco, R ERA: 2.03	(7, 1)	1.2		6	2	2	2	0	0	0	0	0	0	0	12	19	10.80	1.200
Eric Gagne, R ERA:	(9, 1)	1.0	S	4	0	0	0	2	1	0	0	0	0	0	8	18	0.00	1.000

PITCHER	IP	WLS	BF	H	R	ER	SO	BB	IBB	HBP	BLK	WP	HR	S	P	ERA	WHIP

Batter	1	2	3	4	5	6	7	8	9	AB	R	H	RBI	BB	SO	LOB
5 Ian Kinsler, R (1, 4) OBP: 0.312, SLG: 0.486	S S B X 1-2 10 FC6-4 1B		B C F X 1-2 10 S 1B		T F F B X 1-2 ③ F8			C B S X 1-2 ② F9		4	0	2	0	0	0	2
10 Michael Young, R (1, 6) OBP: 0.277, SLG: 0.385	B D F X 2-1 ① FC6-4 FC6-4 1-2f		1 SAFE 1 SAFE B C B 1 SAFE B S X 3-2 ③ F9 1-2			C B B B X 3-1 F8 17 1B 2B		C B B B B 4-1 BB		3	1	1	0	1	0	2
23 Mark Teixeira, S (1, 3) OBP: 0.376, SLG: 0.484	B C D S S 2-3 ② K			B C F B S 2-3 ① K		C B X 1-1 ① G5-3		F B C S S 1-3 ③ K		4	0	0	0	0	3	3
Sammy Sosa, R (1, 9) OBP: 0.314, SLG: 0.497	B 1 SAFE F B X 2-1 ③ FC6-4 1-2f			B F F F B B S 3-3 K		C B X 1-1 ② F8 2-3			B C S S 1-3 ① K	4	0	0	0	0	2	2
17 Nelson Cruz, R (1, 7) OBP: 0.267, SLG: 0.306 36 C.J. Wilson, L (6, 1) 51 Willie Eyre, R (8, 1) Ramón Vázquez, L (9, PH) OBP: 0.600, SLG: 1.200		B B S X 2-1 ① F9		C F S 0-3 ③ K2-3		B B X 2-0 15 CS 1B 3-H			C B B X 2-1 ② F8	3 0 0 1	0 0 0 0	1 0 0 0	1 0 0 0	0 0 0 0	1 0 0 0	0 0 0 0
15 Gerald Laird, R (1, 2) OBP: 0.299, SLG: 0.280		S X 0-1 ② F7			B F B B B 4-1 30 BB BB	B B 2-0 ③ CS 1-2	B C B X 2-1 ① G5-3		C B S X 1-2 57 1B 1B	3	0	1	0	1	0	0
57 Kevin Mahar, R (1, 8) OBP: 0.231, SLG: 0.308		B X 1-0 ③ F8			1 SAFE F 1 SAFE S B B S 2-3 ① K		B C B S X 2-2 ② F9		C X 0-1 1-2 1B	4	0	1	0	0	1	1
30 Travis Metcalf, R (1, 5) Matt Kata, S (9, PH) OBP: 0.309, SLG: 0.412			C B X 1-1 ① P5		B F 1 SAFE 1 SAFE B F B F B 4-2 1-2 BB		B C S B S 2-3 ③ K		B C B F X 2-2 ③ G1-3	2 1	0 0	0 0	0 0	1 0	1 0	0 2
41 John Koronka, L (1, 1) 39 Scott Feldman, L (6, 1) 14 Victor Diaz, R (6, 7) OBP: 0.257, SLG: 0.559			C C S 0-3 ② K		B C L C 1-3 ② K			B C S X 1-2 ① G1-3		2 0 1	0 0 0	0 0 0	0 0 0	0 0 0	2 0 0	2 0 0
Inning Stats	R: 0 E: 0 K: 1 S: 10 H: 1 LOB: 1 BB: 0 P: 17	R: 0 E: 0 K: 0 S: 5 H: 0 LOB: 0 BB: 0 P: 8	R: 0 E: 0 K: 1 S: 11 H: 1 LOB: 1 BB: 0 P: 16	R: 0 E: 0 K: 3 S: 10 H: 0 LOB: 0 BB: 0 P: 15	R: 0 E: 0 K: 2 S: 14 H: 0 LOB: 2 BB: 2 P: 26	R: 1 E: 0 K: 0 S: 7 H: 2 LOB: 0 BB: 0 P: 16	R: 0 E: 0 K: 1 S: 8 H: 0 LOB: 0 BB: 0 P: 14	R: 0 E: 0 K: 1 S: 10 H: 0 LOB: 1 BB: 1 P: 17	R: 0 E: 0 K: 1 S: 13 H: 2 LOB: 2 BB: 0 P: 19	1B: 5 2B: 1 3B: 0 HR: 0 SF: 0 SAC: 0 DP: 0 HBP: 0						

TOP

Texas Rangers @ Houston Astros

Minute Maid Park, Houston, TX

Sat May 19 2007, 6:05 PM CDT

Att. 41,990 - Clear - 82 F

livebaseballscorecards.com

AB	32
R	1
H	6
RBI	1
BB	3
SO	10
LOB	14

WP: 0 PB: 0 SB: 1 CS: 1 PA: 36

PITCHER		IP	WLS	BF	H	R	ER	SO	BB	IBB	HBP	BLK	WP	HR	S	P	ERA	WHIP
51 Wandy Rodriguez, L ERA: 3.99	(1, 1)	6.0	W	23	4	1	1	7	2	0	0	0	0	0	57	98	1.50	1.000
54 Brad Lidge, R ERA: 3.32	(7, 1)	2.0		7	0	0	0	2	1	0	0	0	0	0	18	31	0.00	0.500
Chad Qualls, R ERA: 3.05	(9, 1)	1.0		5	2	0	0	1	0	0	0	0	0	0	13	19	0.00	2.000

PITCHER	IP	WLS	BF	H	R	ER	SO	BB	IBB	HBP	BLK	WP	HR	S	P	ERA	WHIP

Texas Rangers @ Houston Astros

Minute Maid Park, Houston, TX

Sat May 19 2007, 6:05 PM CDT

Att. 41,990 - Clear - 82 F

livebaseballscorecards.com

BOTTOM

Batter	1	2	3	4	5	6	7	8	9	AB	R	H	RBI	BB	SO	LOB
Craig Biggio, R (1, 4) OBP: 0.291, SLG: 0.417 Chad Qualls, R (9, 1)	C F X 0-2 ① F8		B B X 2-0 9 1B SH5-3 1B	B B X 2-0 ③ F7		C B X 1-1 17 1B 1B 1-2 3-H 1B		B X 1-0 ② P4		5 2 2 1 0 0 1 0 0 0 0 0 0 0						
Mark Loretta, R (1, 6) OBP: 0.403, SLG: 0.386 (9, 4)	C B B C F B B 4-2 BB		X 0-0 ① SH5-3 1-2		C C X 0-2 ① F8	C X 0-1 17 1B 45 1B 1-2 2-3 1B		B X 1-0 ③ F9		3 1 1 0 1 0 0						
17 Lance Berkman, S (1, 3) OBP: 0.428, SLG: 0.389	C X 0-1 ② P4		C B S S 1-3 ② K		B F F B C 2-3 ② K	F D F B F B F X 3-2 45 1B 1-3 2-H 3-H 1B				4 0 1 2 0 2 2						
45 Carlos Lee, R (1, 7) OBP: 0.352, SLG: 0.537	B C X 1-1 ③ G5-3		S F H 1-2 9 1B HBP		C S X 0-2 ③ G6-3	S F B F F 1 SAFE X 1-2 3-H 1B				3 0 1 1 0 0 1						
9 Hunter Pence, R (1, 8) OBP: 0.397, SLG: 0.644		B B F F X 2-2 ① F9	B F B B F X 3-2 1-3 2-H 1B			X 1-0 16 1B 1B G6-4-3 1B				4 1 2 1 0 0 2						
Morgan Ensberg, R (1, 5) OBP: 0.321, SLG: 0.321		B C F B F B B 4-2 BB BB	F B B C B X 3-2 ③ P4			1 SAFE D X 1-0 16 1B G6-4-3 1-2 1B		X 0-0 ① G1-3		3 1 1 0 1 0 2						
16 Jason Lane, R (1, 9) OBP: 0.209, SLG: 0.424		B 1 SAFE B B S S F 1 SAFE X 3-2 ② P6		B F B C X 2-2 ① G6-3		B X 1-0 G6-4-3 1-2 2-3 1B		C X 0-1 ② P3		4 0 1 0 0 0 1						
Brad Ausmus, R (1, 2) OBP: 0.363, SLG: 0.340		1 SAFE C B B B S F B 4-2 1-2 BB		C G B B F X 2-2 ② G4-3		X 0-0 ① ② G6-4-3 1-2f 2-3 3-H		C B F B X 2-2 ③ G6-3		3 0 0 0 1 0 2						
51 Wandy Rodriguez, S (1, 1) OBP: 0.188, SLG: 0.250 Mike Lamb, L (6, PH) OBP: 0.446, SLG: 0.491 54 Brad Lidge, R (7, 1) 28 Adam Everett, R (8, PH) OBP: 0.250, SLG: 0.263 (9, 6)		B C F B F X 2-2 ③ G6-3		B C F B F X 2-2 1B		B B B 4-0 1B 17 1B 1B BB		C F F B S 1-3 ① K		2 0 1 0 0 0 2 0 1 0 0 1 0 0 0 0 0 0 0 0 0 1 0 0 0 0 1 0						
Inning Stats	R: 0 E: 0 K: 0 S: 10 H: 0 LOB: 1 BB: 1 P: 15	R: 0 E: 0 K: 0 S: 16 H: 0 LOB: 2 BB: 2 P: 31	R: 1 E: 0 K: 1 S: 13 H: 2 LOB: 2 BB: 0 P: 23	R: 0 E: 0 K: 0 S: 12 H: 1 LOB: 1 BB: 0 P: 20	R: 0 E: 0 K: 1 S: 10 H: 0 LOB: 0 BB: 0 P: 12	R: 5 E: 0 K: 0 S: 24 H: 7 LOB: 2 BB: 1 P: 39	R: 0 E: 0 K: 0 S: 6 H: 0 LOB: 0 BB: 0 P: 8	R: 0 E: 0 K: 1 S: 6 H: 0 LOB: 0 BB: 0 P: 9		1B: 10 2B: 0 3B: 0 HR: 0	SF: 0 SAC: 1 DP: 1 HBP: 1			WP: 0 PB: 0 SB: 0 CS: 0	PA: 38		

PITCHER		IP	WLS	BF	H	R	ER	SO	BB	IBB	HBP	BLK	WP	HR	S	P	ERA	WHIP
41 John Koronka, L ERA: 5.4	(1, 1)	5.0	L	25	6	4	4	2	3	0	1	0	0	0	64	107	7.20	1.800
39 Scott Feldman, R ERA: 7.94	(6, 1)	0.2		4	2	0	0	0	1	0	0	0	0	0	5	10	0.00	4.500
36 C.J. Wilson, L ERA: 2.25	(6, 1)	1.1		6	2	2	2	0	0	0	0	0	0	0	22	31	13.50	1.500
51 Willie Eyre, R ERA: 4.7	(8, 1)	1.0		3	0	0	0	1	0	0	0	0	0	0	6	9	0.00	0.000

PITCHER	IP	WLS	BF	H	R	ER	SO	BB	IBB	HBP	BLK	WP	HR	S	P	ERA	WHIP

AB	32
R	6
H	10
RBI	5
BB	4
SO	3
LOB	13

Texas Rangers @ Houston Astros

Minute Maid Park, Houston, TX

Sun May 20 2007, 1:05 PM CDT
Att. 39,938 - Roof Closed - 72 F

TOP

livebaseballscorecards.com

Batter	1	2	3	4	5	6	7	8	9	AB	R	H	RBI	BB	SO	LOB
Kenny Lofton, L (1, 8) OBP: 0.323, SLG: 0.377	0-2 E5 10 CS	4-1 10 CS 10 S BB		4-1 BB		1-1 P5		1-1 FC4-6 23 1B 14 1B 1-2 2-3	1-0 2-H HR	4	2	1	2	2	0	2
10 Michael Young, R (1, 6) OBP: 0.268, SLG: 0.372	3-3 K 1-2	3-2 CS 1-3	1-0 F9	1-0 L3		2-0 L6		3-3 K	0-2 G5-3	6	0	0	0	0	2	6
23 Mark Teixeira, S (1, 3) OBP: 0.385, SLG: 0.527	2-1 HR		0-0 14 1B 1B	2-3 K		1-1 G1-3		0-1 14 1B 1-2 3-H	0-0 HR	6	2	4	3	0	1	3
14 Victor Diaz, R (1, 9) OBP: 0.325, SLG: 0.744 58 Wes Littleton, R (8, 1)	1-3 K		0-0 1-3 1B		2-2 HR		0-0 HR	1-2 1-2 2-H 1B	0-3 K	5 1	2 0	4 0	3 0	0 0	1 1	0 0
17 Nelson Cruz, R (1, 7) OBP: 0.264, SLG: 0.310		0-0 5 SH1-3 15 2B 2B	0-3 K		0-1 P6		0-0 G5-3	0-0 L7		5	1	1	0	0	1	4
5 Ian Kinsler, R (1, 4) OBP: 0.317, SLG: 0.486		0-1 SH1-3 2-3	1-1 P5		1-2 15 BB 1B 1B		0-1 G5-3		1-0 15 1B 2B 1B	4	2	2	0	0	0	2
15 Gerald Laird, R (1, 2) OBP: 0.317, SLG: 0.303	1-2 HR 3-H 2B		0-1 20 SH3-4 BB 1B	4-1 1B 1-2 BB		1-2 G6-3			0-2 1-2 2B 1B	4	2	3	1	1	0	0
Ramón Vázquez, L (1, 5) OBP: 0.800, SLG: 1.625	3-2 2-H HR		4-1 20 SH3-4 1-2 BB	3-2 20 1-3 2-H 1B				4-2 FC4-6 30 BB 23 1B BB	3-2 1-H 2-H HR 2B	3	3	3	5	2	0	0
20 Brandon McCarthy, R (1, 1) 53 Joaquín Benoit, R (7, 1) 30 Travis Metcalf, R (8, PH) 57 Kevin Mahar, R (8, 9) OBP: 0.214, SLG: 0.286	1-3 K		0-0 SH3-4 1-2 2-3	1-3 1-2				4-2 FC4-6 1-2 BB	0-0 F7	2 0 0 1	0 0 0 0	0 0 0 0	0 0 1 0	0 0 0 0	2 0 0 0	2 0 0 1
Inning Stats	R: 1 E: 1 K: 2 S: 12 H: 1 LOB: 0 BB: 0 P: 18	R: 3 E: 0 K: 1 S: 17 H: 3 LOB: 0 BB: 1 P: 29	R: 0 E: 0 K: 1 S: 8 H: 2 LOB: 2 BB: 0 P: 10	R: 0 E: 0 K: 1 S: 9 H: 1 LOB: 3 BB: 2 P: 20	R: 2 E: 0 K: 1 S: 16 H: 3 LOB: 2 BB: 1 P: 27	R: 0 E: 0 K: 0 S: 5 H: 0 LOB: 0 BB: 0 P: 9	R: 1 E: 0 K: 0 S: 7 H: 1 LOB: 0 BB: 0 P: 8	R: 2 E: 0 K: 1 S: 15 H: 2 LOB: 2 BB: 2 P: 28	R: 5 E: 0 K: 1 S: 17 H: 5 LOB: 0 BB: 0 P: 22	1B: 9 2B: 3 3B: 0 HR: 6	SF: 0 SAC: 2 DP: 0 HBP: 0						

	AB	41
	R	14
	H	18
	RBI	14
	BB	6
	SO	8
	LOB	20

WP: 0 PB: 0 SB: 1 CS: 2 PA: 50

PITCHER		IP	WLS	BF	H	R	ER	SO	BB	IBB	HBP	BLK	WP	HR	S	P	ERA	WHIP
Woody Williams, R ERA: 5.52	(1, 1)	4.0	L	22	8	5	5	5	3	0	0	0	0	3	49	82	11.25	2.750
21 Rick White, R ERA: 2.14	(5, 1)	3.0		12	3	2	2	1	1	0	0	0	0	1	25	39	6.00	1.333
Trever Miller, L ERA: 5.54	(8, 1)	0.2		5	1	2	2	1	2	0	0	0	0	0	11	23	27.00	4.500
Brian Moehler, R ERA: 6.43	(8, 1)	1.1		10	6	5	5	1	0	0	0	0	0	2	21	27	33.75	4.500

PITCHER	IP	WLS	BF	H	R	ER	SO	BB	IBB	HBP	BLK	WP	HR	S	P	ERA	WHIP

Texas Rangers @ Houston Astros

Minute Maid Park, Houston, TX

Sun May 20 2007, 1:05 PM CDT
Att. 39,938 - Roof Closed - 72 F

BOTTOM

livebaseballscorecards.com

Batter	1	2	3	4	5	6	7	8	9	AB	R	H	RBI	BB	SO	LOB
Craig Biggio, R (1, 4) OBP: 0.285, SLG: 0.407	B X 1-0 ① F9		C X 0-1 ② F8		F X 0-1 ② F8			B C B B C X 3-2 ① G1-3		4	0	0	0	0	0	1
28 Adam Everett, R (9, 6) OBP: 0.250, SLG: 0.263										0	0	0	0	0	0	0
Mark Loretta, R (1, 6) OBP: 0.395, SLG: 0.392	C F B T X 1-2 ② G1-4-3		B F B B X 3-1 2B		B F F X 1-2 ③ F9			B C S F B X 2-2 ② G4-3		4	0	1	0	0	0	1
(9, 4)																
17 Lance Berkman, S (1, 3) OBP: 0.424, SLG: 0.381	B C F B B T B 4-2 BB		B B B C S X 3-2 ③ P5			X 0-0 ① G4-3		X 0-0 E4		3	0	0	0	1	0	1
45 Carlos Lee, R (1, 7) OBP: 0.349, SLG: 0.527	B S T D X 2-2 ③ F7			C X 0-1 ① F7		B S B B B 4-1 FC4-6 BB		B B X 2-0 ③ G1-3		3	0	0	0	1	0	2
Mike Lamb, L (1, 5) OBP: 0.435, SLG: 0.475		B B C T B X 3-2 ① P5		X 0-0 ② G3-1		B X 1-0 ② FC4-6 1-2f			B X 1-0 9 FC5-4 1B	4	0	1	0	0	0	1
9 Hunter Pence, R (1, 8) OBP: 0.402, SLG: 0.675		C B X 1-1 G4-3 3B		B C X 1-1 2B		S B F D B F F X 3-2 ③ P5			C C B F B X 2-2 ① FC5-4 G6-3 1B 1-2f	4	1	2	0	0	0	2
Luke Scott, L (1, 9) OBP: 0.323, SLG: 0.430		F F B F X 1-2 ② G4-3 3-H		B B S F X 2-2 ③ G5-3			C B F S 1-3 ① K		B S B X 2-1 G6-3 1-2 1B	4	0	1	1	0	1	1
Humberto Quintero, R (1, 2) OBP: 0.297, SLG: 0.265		F S B F B B F F X 3-2 ③ L9			B X 1-0 1B		S B C S 1-3 ② K		C S X 0-2 ② G6-3 1-2 2-3	4	0	1	0	0	1	2
Woody Williams, R (1, 1) OBP: 0.136, SLG: 0.273			S B S F F S 1-3 ① K		B L C L 1-3 ① K		C F B B B S 3-3 ③ K		B C B F F X 2-2 ③ F7	1	0	0	0	0	1	0
21 Rick White, R (5, 1)										1	0	0	0	0	1	1
16 Jason Lane, R (7, PH) OBP: 0.206, SLG: 0.418										1	0	0	0	0	1	0
Trever Miller, R (8, 1)										0	0	0	0	0	0	0
Brian Moehler, R (8, 1) OBP: 0.250, SLG: 0.250										0	0	0	0	0	0	0
Orlando Palmeiro, L (9, PH) OBP: 0.324, SLG: 0.148										1	0	0	0	0	0	2
Inning Stats	R: 0 E: 0 K: 0 S: 11 H: 0 LOB: 1 BB: 1 P: 19	R: 1 E: 0 K: 0 S: 15 H: 1 LOB: 0 BB: 0 P: 23	R: 0 E: 0 K: 1 S: 12 H: 1 LOB: 1 BB: 0 P: 19	R: 0 E: 0 K: 0 S: 8 H: 1 LOB: 1 BB: 0 P: 11	R: 0 E: 0 K: 1 S: 9 H: 1 LOB: 1 BB: 0 P: 12	R: 0 E: 0 K: 0 S: 8 H: 0 LOB: 1 BB: 1 P: 16	R: 0 E: 0 K: 3 S: 9 H: 0 LOB: 0 BB: 0 P: 14	R: 0 E: 1 K: 0 S: 9 H: 0 LOB: 1 BB: 0 P: 16	R: 0 E: 0 K: 0 S: 13 H: 2 LOB: 2 BB: 0 P: 20	1B: 3 2B: 2 3B: 1 HR: 0	SF: 0 SAC: 0 DP: 0 HBP: 0						

	AB	34
	R	1
	H	6
	RBI	1
	BB	2
	SO	5
	LOB	14

WP: 0 PB: 0 SB: 0 CS: 0 PA: 36

PITCHER		IP	WLS	BF	H	R	ER	SO	BB	IBB	HBP	BLK	WP	HR	S	P	ERA	WHIP
20 Brandon McCarthy, R ERA: 5.82	(1, 1)	6.0	W	24	4	1	1	2	2	0	0	0	0	0	63	100	1.50	1.000
53 Joaquín Benoit, R ERA: 3.74	(7, 1)	1.0		3	0	0	0	3	0	0	0	0	0	0	9	14	0.00	0.000
58 Wes Littleton, R ERA:	(8, 1)	2.0		9	2	0	0	0	0	0	0	0	0	0	22	36	0.00	1.000

PITCHER	IP	WLS	BF	H	R	ER	SO	BB	IBB	HBP	BLK	WP	HR	S	P	ERA	WHIP

Batter	1	2	3	4	5	6	7	8	9	AB	R	H	RBI	BB	SO	LOB
Craig Biggio, R (1, 4) OBP: 0.290, SLG: 0.406	G5-4-3 BB		BB 1B		F9		FC6-4 1B			3	0	1	0	1	0	2
Mark Loretta, R (1, 5) OBP: 0.400, SLG: 0.390	G5-4-3		17 FC6-4 BB		G5-3		1B			3	0	1	0	1	0	2
17 Lance Berkman, S (1, 3) OBP: 0.415, SLG: 0.371	K		FC6-4			G4-3	G6-3			4	0	0	0	0	1	5
45 Carlos Lee, R (1, 7) OBP: 0.353, SLG: 0.538		G5-3		16 FC6-5-2 2B		2B		L3		4	0	2	0	0	0	0
9 Hunter Pence, R (1, 8) OBP: 0.384, SLG: 0.642		G6-3		G6-3		E5		G6-3		4	0	0	0	0	0	2
16 Jason Lane, R (1, 9) OBP: 0.194, SLG: 0.394		G5-3		FC6-5-2 2-H		P3		G5-3		4	0	0	0	0	0	3
Brad Ausmus, R (1, 2) OBP: 0.352, SLG: 0.327			K	F9		P3			G6-3	4	0	0	0	0	1	3
28 Adam Everett, R (1, 6) OBP: 0.252, SLG: 0.264 Orlando Palmeiro, L (9, PH) OBP: 0.314, SLG: 0.143			F8		43 SH3 1B		K		F7	3 1	0 0	1 0	0 0	0 0	1 0	0 0
43 Chris Sampson, R (1, 1) OBP: 0.214, SLG: 0.214 Luke Scott, L (7, PH) OBP: 0.328, SLG: 0.430 Trever Miller, R (7, 1) 54 Brad Lidge, R (8, 1) Mike Lamb, L (9, PH) OBP: 0.429, SLG: 0.467			BB 1B 1B		SH3		FC6-4 BB		K	1 0 0 0 1	0 0 0 0 0	1 0 0 0 0	0 0 0 0 0	0 1 0 0 1	0 0 0 0 0	0 0 0 0 0
Inning Stats	R: 0 E: 0 K: 1 S: 8 H: 0 LOB: 0 BB: 1 P: 14	R: 0 E: 0 K: 0 S: 8 H: 0 LOB: 0 BB: 0 P: 10	R: 0 E: 0 K: 1 S: 7 H: 2 LOB: 3 BB: 1 P: 14	R: 0 E: 0 K: 0 S: 7 H: 1 LOB: 1 BB: 0 P: 10	R: 0 E: 0 K: 0 S: 5 H: 1 LOB: 1 BB: 0 P: 8	R: 0 E: 1 K: 0 S: 16 H: 1 LOB: 2 BB: 0 P: 22	R: 0 E: 0 K: 1 S: 14 H: 1 LOB: 2 BB: 1 P: 21	R: 0 E: 0 K: 0 S: 6 H: 0 LOB: 0 BB: 0 P: 10	R: 0 E: 0 K: 1 S: 8 H: 0 LOB: 0 BB: 0 P: 12	1B: 4 2B: 2 3B: 0 HR: 0 SF: 0 SAC: 1 DP: 1 HBP: 0						

PITCHER	IP	WLS	BF	H	R	ER	SO	BB	IBB	HBP	BLK	WP	HR	S	P	ERA	WHIP
51 Noah Lowry, L (1, 1) ERA: 2.69	7.0	W	30	6	0	0	3	3	0	0	0	0	0	65	99	0.00	1.286
41 Brad Hennessey, R (8, 1) ERA: 2.5	1.0	H	3	0	0	0	0	0	0	0	0	0	0	6	10	0.00	0.000
Armando Benitez, R (9, 1) ERA: 3.07	1.0		3	0	0	0	1	0	0	0	0	0	0	8	12	0.00	0.000

PITCHER	IP	WLS	BF	H	R	ER	SO	BB	IBB	HBP	BLK	WP	HR	S	P	ERA	WHIP

TOP

Houston Astros @ San Francisco Giants

AT&T Park, San Francisco, CA

Mon May 21 2007, 7:15 PM PDT

Att. 35,768 - Clear - 58 F

livebaseballscorecards.com

AB	32
R	0
H	6
RBI	0
BB	3
SO	4
LOB	17

WP: 0 PB: 0 SB: 0 CS: 0 PA: 36

BOTTOM

Houston Astros @ San Francisco Giants

AT&T Park, San Francisco, CA

Mon May 21 2007, 7:15 PM PDT

Att. 35,768 - Clear - 58 F

livebaseballscorecards.com

Batter	1	2	3	4	5	6	7	8	9	AB	R	H	RBI	BB	SO	LOB
2 Randy Winn, S (1, 8) OBP: 0.353, SLG: 0.478	B F S X 1-2 G6-3 ①		C B X 1-1 G3-1 ③			C C B B F X 2-2 SH1-3 FC3-2 2B	C B F B S 2-3 K ③			4	0	1	0	0	1	0
Ryan Klesko, L (1, 3) OBP: 0.355, SLG: 0.429	B B C X 2-1 G4-3 ②			B C C X 1-2 35 G6-3 G5-3 2B		X 0-0 SH1-3 ① 2-3		C B X 1-1 HR		3	2	2	1	0	0	0
35 Rich Aurilia, R (1, 5) OBP: 0.290, SLG: 0.375	C B F X 1-2 F8 ③			B S C B B F X 3-2 G6-3 ① 2-3		C H 1-1 FC3-2 E 1 1B HBP		X 0-0 G6-3 ①		3	1	0	0	0	0	1
Barry Bonds, L (1, 7) OBP: 0.503, SLG: 0.630 40 Daniel Ortmeier, S (8, PR) OBP: 0.417, SLG: 0.500 (9, 7)		B C F B X 2-2 F9 ①		B B B C B 4-1 G5-3 BB		X 0-0 E3 FC3-2 1 1B 1-2		C B B B C B 4-2 BB		2 0	1 0	0 0	0 0	2 0	0 0	2 0
Ray Durham, S (1, 4) OBP: 0.321, SLG: 0.394		X 0-0 G3-1 ②		C S X 0-2 G5-3 ② 1-2 3-H		F X 0-1 FC3-2 1 1B ② 1-2 2-3 3-Hf		B B X 2-0 F9 ②		4	0	0	1	0	0	5
1 Bengie Molina, R (1, 2) OBP: 0.333, SLG: 0.464		C F F B B F X 2-2 1B		C X 0-1 F8 ③		F X 0-1 1-3 2-H 3-H 1B		1 SAFE C 1 SAFE F C 0-3 K ③		4	0	2	2	0	1	2
14 Fred Lewis, L (1, 9) OBP: 0.356, SLG: 0.500		C X 0-1 G5-3 ③			C B B X 2-1 13 G4-3 1B	C F X 0-2 G1 ③				3	0	1	0	0	0	3
13 Omar Vizquel, S (1, 6) OBP: 0.274, SLG: 0.272			B X 1-0 F8 ①		1 SAFE P 1 SAFE C X 1-1 G4-3 ① ② 1-2f		C C B F X 1-2 G5-3 ①			3	0	0	0	0	0	1
51 Noah Lowry, R (1, 1) OBP: 0.143, SLG: 0.150 19 Kevin Frandsen, R (7, PH) OBP: 0.314, SLG: 0.382 41 Brad Hennessey, R (8, 1) Armando Benitez, R (9, 1)			B X 1-0 F8 ②		X 0-0 G6-3 ③		S X 0-1 G5-3 ②			2 1 0 0	0 0 0 0	0 0 0 0	0 0 0 0	0 0 0 0	0 0 0 0	0 0 0 0
Inning Stats	R: 0 E: 0 K: 0 S: 8 H: 0 LOB: 0 BB: 0 P: 12	R: 0 E: 0 K: 0 S: 11 H: 1 LOB: 1 BB: 0 P: 15	R: 0 E: 0 K: 0 S: 4 H: 0 LOB: 0 BB: 0 P: 7	R: 1 E: 0 K: 0 S: 13 H: 1 LOB: 1 BB: 1 P: 21	R: 0 E: 0 K: 0 S: 6 H: 1 LOB: 0 BB: 0 P: 8	R: 2 E: 1 K: 0 S: 14 H: 2 LOB: 2 BB: 0 P: 17	R: 0 E: 0 K: 1 S: 9 H: 0 LOB: 0 BB: 0 P: 12	R: 1 E: 0 K: 1 S: 9 H: 1 LOB: 1 BB: 1 P: 16		1B: 3 2B: 2 3B: 0 HR: 1	SF: 0 SAC: 1 DP: 1 HBP: 1					

PITCHER		IP	WLS	BF	H	R	ER	SO	BB	IBB	HBP	BLK	WP	HR	S	P	ERA	WHIP
43 Chris Sampson, R ERA: 3.31	(1, 1)	6.0	L	25	5	3	1	0	1	0	1	0	0	0	56	80	1.50	1.000
Trever Miller, L ERA: 5.79	(7, 1)	1.0		4	1	1	1	1	0	0	0	0	0	1	11	15	9.00	1.000
54 Brad Lidge, R ERA: 3.18	(8, 1)	1.0		4	0	0	0	1	1	0	0	0	0	0	7	13	0.00	1.000

PITCHER	IP	WLS	BF	H	R	ER	SO	BB	IBB	HBP	BLK	WP	HR	S	P	ERA	WHIP

AB	29
R	4
H	6
RBI	4
BB	2
SO	2
LOB	14

WP: 0 PA: 33
PB: 0
SB: 0
CS: 0

Batter	1	2	3	4	5	6	7	8	9	AB	R	H	RBI	BB	SO	LOB
Mike Lamb, L (1, 5) OBP: 0.419, SLG: 0.469	C B X 1-1 ① G3			S B B X 2-1 3B 2B	C B B B F F S 3-3 ③ K			C B F X 1-2 ② G6-3		4	1	1	0	0	1	1
Mark Loretta, R (1, 4) OBP: 0.393, SLG: 0.407	C F X 0-2 ② G5-3			B C B X 2-1 2-H 45 1B 3B		C F F B X 1-2 ① F7		B C X 1-1 ③ L4		4	1	1	1	0	0	0
17 Lance Berkman, S (1, 3) OBP: 0.412, SLG: 0.368	C X 0-1 ③ G1-6-3			X 0-0 ① G3		B B C F C 2-3 ② K			B F X 1-1 1B	4	0	1	0	0	1	1
45 Carlos Lee, R (1, 7) OBP: 0.351, SLG: 0.531		X 0-0 ① G4-3		C S B X 1-2 3-H 1B S 1B		F X 0-1 ③ F9			C X 0-1 ① F8	4	0	1	1	0	0	1
Luke Scott, L (1, 9) OBP: 0.326, SLG: 0.424		B C B B C X 3-2 ② F8		1 SAFE B X 1-0 1-3 9 G6-4-3 1B			B C B B X 3-1 ① G6-3		X 0-0 ② P6	4	0	1	0	0	0	1
9 Hunter Pence, R (1, 8) OBP: 0.367, SLG: 0.612		S C F B F S 1-3 ③ K		C X 0-1 ②③ 1-2f G6-4-3			B C S X 1-2 ② G3-1		S D S X 1-2 ③ G5-3	4	0	0	0	0	1	3
Brad Ausmus, R (1, 2) OBP: 0.351, SLG: 0.321			C X 0-1 ① G6-3		F B X 1-1 ① F8		C F B B F B B 4-2 28 S BB			2	0	0	0	1	0	0
28 Adam Everett, R (1, 6) OBP: 0.253, SLG: 0.266			C B F S 1-3 ② K		F X 0-1 44 SH3-4 1B		S C B B X 2-2 ③ 1-2 G4-3			3	0	1	0	0	1	1
44 Roy Oswalt, R (1, 1) OBP: 0.095, SLG: 0.143 Orlando Palmeiro, L (8, PH) OBP: 0.306, SLG: 0.138 Dan Wheeler, R (8, 1)			C B X 1-1 ③ G1-3		1 SAFE X 0-0 ② 1-2 SH3-4			F F B X 1-2 ① G5-3		1 1 0	0 0 0	0 0 0	0 0 0	0 0 0	0 0 0	0 0 0
Inning Stats	R: 0 E: 0 K: 0 S: 7 H: 0 LOB: 0 BB: 0 P: 8	R: 0 E: 0 K: 1 S: 9 H: 0 LOB: 0 BB: 0 P: 13	R: 0 E: 0 K: 1 S: 7 H: 0 LOB: 0 BB: 0 P: 9	R: 2 E: 0 K: 0 S: 11 H: 4 LOB: 1 BB: 0 P: 17	R: 0 E: 0 K: 1 S: 9 H: 1 LOB: 1 BB: 0 P: 13	R: 0 E: 0 K: 1 S: 9 H: 0 LOB: 0 BB: 0 P: 12	R: 0 E: 0 K: 0 S: 11 H: 0 LOB: 1 BB: 1 P: 21	R: 0 E: 0 K: 0 S: 8 H: 0 LOB: 0 BB: 0 P: 11	R: 0 E: 0 K: 0 S: 8 H: 1 LOB: 1 BB: 0 P: 10	1B: 4 2B: 1 3B: 1 HR: 0	SF: 0 SAC: 1 DP: 1 HBP: 0						

TOP

Houston Astros @ San Francisco Giants

AT&T Park, San Francisco, CA

Tue May 22 2007, 7:15 PM PDT

Att. 35,134 - Clear - 61 F

livebaseballscorecards.com

AB	31
R	2
H	6
RBI	2
BB	1
SO	4
LOB	8

PITCHER		IP	WLS	BF	H	R	ER	SO	BB	IBB	HBP	BLK	WP	HR	S	P	ERA	WHIP
55 Tim Lincecum, R ERA: 3.08	(1, 1)	8.0	W	29	5	2	2	4	1	0	0	0	0	0	71	104	2.25	0.750
Armando Benitez, R ERA: 2.87	(9, 1)	1.0	S	4	1	0	0	0	0	0	0	0	0	0	8	10	0.00	1.000

PITCHER	IP	WLS	BF	H	R	ER	SO	BB	IBB	HBP	BLK	WP	HR	S	P	ERA	WHIP

BOTTOM

Houston Astros @ San Francisco Giants

AT&T Park, San Francisco, CA

Tue May 22 2007, 7:15 PM PDT

Att. 35,134 - Clear - 61 F

livebaseballscorecards.com

Batter	1	2	3	4	5	6	7	8	9	AB	R	H	RBI	BB	SO	LOB
2 Randy Winn, S (1, 8) OBP: 0.345, SLG: 0.466	C F F X 0-2 G6-3 ①			C X 0-1 G3-1 ①	X 0-0 G6-3 ③		B F F F B S 2-3 K ①			4	0	0	0	0	1	1
14 Fred Lewis, L (1, 9) OBP: 0.367, SLG: 0.500	C B B X 2-1 F8 ②			C X 0-1 2B SF8 1B		B C B F C 2-3 K ①	B C B F F X 2-2 1B 1B			4	1	2	0	0	1	0
Ryan Klesko, L (1, 3) OBP: 0.371, SLG: 0.466	B C F B X 2-2 G6-3 ③			F 1 SAFE T B X 1-2 SF8 1-3 2B		B X 1-0 1B 2B	C X 0-1 1-2 1B			4	1	3	0	0	0	0
Barry Bonds, L (1, 7) OBP: 0.503, SLG: 0.618 40 Daniel Ortmeier, S (8, 7) OBP: 0.417, SLG: 0.500		C B B F B C 3-3 K ①		I I I I 4-0 IBB		I I I I 4-0 1 1B 1B 2B IBB	F B S F B X 2-2 P4 ②			2 0	1 0	0 0	0 0	2 0	1 0	2 0
Ray Durham, S (1, 4) OBP: 0.319, SLG: 0.393		C X 0-1 G4-3 ②		F B B B B F F X 3-2 SF8 2-3 3-H ②		F F B F F F X 1-2 1 1B 1-2 2-H 2B 1B	X 0-0 L8 ③			3	1	1	2	0	0	2
1 Bengie Molina, R (1, 2) OBP: 0.331, SLG: 0.458		B S B X 2-1 G5-3 ③		1 SAFE F X 0-1 P4 ③		C F X 0-2 2B 13 FC1-2 1-2 2-3 1B		C S B S 1-3 K ①		4	0	1	0	0	1	2
Pedro Feliz, R (1, 5) OBP: 0.296, SLG: 0.455			C F X 0-2 G6-3 ①		X 0-0 13 G6-3 1B	C X 0-1 13 FC1-2 1-3 2-H 3-H 2B		C X 0-1 F8 ②		4	0	2	2	0	0	0
13 Omar Vizquel, S (1, 6) OBP: 0.273, SLG: 0.278			X 0-0 G3-1 ②		B C B C B X 3-2 G6-3 1-2 ①	B F X 1-1 FC1-2 2-3 3-H ②		C B F B X 2-2 2B		4	0	1	0	0	0	3
55 Tim Lincecum, L (1, 1) Mark Sweeney, L (8, PH) OBP: 0.257, SLG: 0.406 Armando Benitez, R (9, 1)			X 0-0 G6-3 ③		C F F S 0-3 K ②	X 0-0 G5-3 ③		C B O F F S 2-3 K ③		3 1 0	0 0 0	0 0 0	0 0 0	0 0 0	1 1 0	3 1 0
Inning Stats	R: 0 E: 0 K: 0 S: 9 H: 0 LOB: 0 BB: 0 P: 13	R: 0 E: 0 K: 1 S: 7 H: 0 LOB: 0 BB: 0 P: 12	R: 0 E: 0 K: 0 S: 5 H: 0 LOB: 0 BB: 0 P: 5	R: 1 E: 0 K: 0 S: 13 H: 2 LOB: 2 BB: 1 P: 21	R: 0 E: 0 K: 1 S: 9 H: 1 LOB: 1 BB: 0 P: 12	R: 3 E: 0 K: 1 S: 17 H: 4 LOB: 2 BB: 1 P: 26	R: 0 E: 0 K: 1 S: 16 H: 2 LOB: 2 BB: 0 P: 22	R: 0 E: 0 K: 2 S: 12 H: 1 LOB: 1 BB: 0 P: 17		1B: 6 2B: 4 3B: 0 HR: 0	SF: 1 SAC: 0 DP: 0 HBP: 0					

	AB	33
	R	4
	H	10
	RBI	4
	BB	2
	SO	6
	LOB	14

PITCHER		IP	WLS	BF	H	R	ER	SO	BB	IBB	HBP	BLK	WP	HR	S	P	ERA	WHIP
44 Roy Oswalt, R ERA: 3.04	(1, 1)	7.0	L	32	9	4	4	4	0	2	0	0	0	0	76	111	5.14	1.286
Dan Wheeler, R ERA: 3.27	(8, 1)	1.0		4	1	0	0	2	0	0	0	0	0	0	12	17	0.00	1.000

PITCHER	IP	WLS	BF	H	R	ER	SO	BB	IBB	HBP	BLK	WP	HR	S	P	ERA	WHIP

Houston Astros @ San Francisco Giants

AT&T Park, San Francisco, CA

Wed May 23 2007, 7:15 PM PDT

Att. 35,521 - Clear - 63 F

TOP

livebaseballscorecards.com

Batter	1	2	3	4	5	6	7	8	9	AB	R	H	RBI	BB	SO	LOB
Craig Biggio, R (1, 4) OBP: 0.289, SLG: 0.399	X 0-0 ① G6-3		B C F F F F F F X 1-2 ③ G1-3			B B B C B 4-1 G5-4-3 BB		C F B X 1-2 ② G6-3		3	0	0	0	1	0	1
Morgan Ensberg, R (1, 5) OBP: 0.319, SLG: 0.345	C C C 0-3 ② K			B F B B B X 3-1 HR		F X 0-1 ① ② G5-4-3 1-2f		F B B B C X 3-2 ③ G6-3		4	1	1	1	0	1	1
Mark Loretta, R (1, 3) OBP: 0.387, SLG: 0.400	B C C B B F X 3-2 ③ F8			B C X 1-1 ① G5-3		C B X 1-1 1B			C X 0-1 ① G6-3	4	0	1	0	0	0	0
45 Carlos Lee, R (1, 7) OBP: 0.343, SLG: 0.520		C B F F X 1-2 ① G1-3		C X 0-1 ② L4		X 0-0 ③ L7			F S F X 0-2 ② L9	4	0	0	0	0	0	1
9 Hunter Pence, R (1, 8) OBP: 0.383, SLG: 0.614		C B F B X 2-2 ② G6-3		F F X 0-2 1B			S B F B F F F B B 4-2 FC6-4 BB		S B B B X 2-1 1B	3	0	2	0	1	0	0
16 Jason Lane, R (1, 9) OBP: 0.187, SLG: 0.378 21 Rick White, R (7, 1) Brian Moehler, R (8, 1) OBP: 0.250, SLG: 0.250 Mike Lamb, L (9, PH) OBP: 0.413, SLG: 0.462		C B B B X 2-1 ③ P6		B B S X 2-1 ③ F7			B 1 SAFE B C X 2-1 ① F8		C X 0-1 ③ L1	3 0 0 1	0 0 0 0	0 0 0 0	0 0 0 0	0 0 0 0	0 0 0 0	2 0 0 1
28 Adam Everett, R (1, 6) OBP: 0.248, SLG: 0.260			B X 1-0 ① P4		B C X 1-1 ① P4		B F B F X 2-2 ② L9			3	0	0	0	0	0	1
Humberto Quintero, R (1, 2) OBP: 0.275, SLG: 0.243			C F X 0-2 ② G1-3		C B X 1-1 ② F8		C F 1 SAFE F F X 0-2 ③ FC6-4 1-2f			3	0	0	0	0	0	1
37 Matt Albers, L (1, 1) OBP: 0.222, SLG: 0.222 Orlando Palmeiro, L (7, 9) OBP: 0.297, SLG: 0.133			C B F B F X 2-2 1B		C S C 0-3 ③ K			B S B B X 3-1 ① G6-3		2 1	0 0	1 0	0 0	0 0	1 0	0 0
Inning Stats	R: 0 E: 0 K: 1 S: 8 H: 0 LOB: 0 BB: 0 P: 11	R: 0 E: 0 K: 0 S: 9 H: 0 LOB: 0 BB: 0 P: 14	R: 0 E: 0 K: 0 S: 16 H: 1 LOB: 1 BB: 0 P: 20	R: 1 E: 0 K: 0 S: 11 H: 2 LOB: 1 BB: 0 P: 17	R: 0 E: 0 K: 1 S: 7 H: 0 LOB: 0 BB: 0 P: 9	R: 0 E: 0 K: 0 S: 6 H: 1 LOB: 1 BB: 1 P: 11	R: 0 E: 0 K: 0 S: 14 H: 0 LOB: 1 BB: 1 P: 22	R: 0 E: 0 K: 0 S: 8 H: 0 LOB: 0 BB: 0 P: 15	R: 0 E: 0 K: 0 S: 10 H: 1 LOB: 1 BB: 0 P: 12	1B: 4 2B: 0 3B: 0 HR: 1	SF: 0 SAC: 0 DP: 1 HBP: 0						

	AB	31
	R	1
	H	5
	RBI	1
	BB	2
	SO	2
	LOB	8

WP: 0 PB: 0 SB: 0 CS: 0 PA: 33

PITCHER	IP	WLS	BF	H	R	ER	SO	BB	IBB	HBP	BLK	WP	HR	S	P	ERA	WHIP
75 Barry Zito, L (1, 1) ERA: 4.7	7.0	W	26	4	1	1	2	2	0	0	0	0	1	71	104	1.29	0.857
41 Brad Hennessey, R (8, 1) ERA: 2.37	1.0		3	0	0	0	0	0	0	0	0	0	0	8	15	0.00	0.000
48 Russ Ortiz, R (9, 1) ERA: 6.23	1.0		4	1	0	0	0	0	0	0	0	0	0	10	12	0.00	1.000

PITCHER	IP	WLS	BF	H	R	ER	SO	BB	IBB	HBP	BLK	WP	HR	S	P	ERA	WHIP

Batter	1	2	3	4	5	6	7	8	9	AB	R	H	RBI	BB	SO	LOB
2 Randy Winn, S (1, 8) OBP: 0.358, SLG: 0.476	BBCBCB 4-2 1 WP 14 BB 1 1B BB	X 0-0 ③ G3			BBBCB 4-1 14 FC4-6 BB		CX 0-1 1B 1B 1B	X 0-0 14 G4-3 19 E 1-H 3-H 2B		3	3	2	2	2	0	1
14 Fred Lewis, L (1, 9) OBP: 0.370, SLG: 0.469	B 1 SAFE BBCFB 4-2 1 WP 1 1B 1-2 BB		BSBBFB 4-2 1B SF9 BB		X 0-0 ① FC4-6 S G1-3 1-2f		SX 0-1 ② F8	CFDDX 2-2 ② G4-3 2-3		3	2	0	0	2	0	3
Ryan Klesko, L (1, 7) OBP: 0.376, SLG: 0.467 41 Brad Hennessey, R (8, 1) 19 Kevin Frandsen, R (8, PH) OBP: 0.333, SLG: 0.400 (9, 6)	SBCBS 2-3 ① K	X 0-0 1-3 1B			1 SAFE BC 1 SAFE X 1-1 ② G1-3 1-2		X 0-0 1B 1 3B 1-3 1B	BFBCBBX 3-2 E5 3-H 1B		4 0 1	1 0 0	2 0 1	0 0 1	0 0 1	1 0 0	3 0 0
Ray Durham, S (1, 4) OBP: 0.316, SLG: 0.389	DBX 2-0 ② L7	X 0-0 ① SF9 3-H			CBBBSFFBS 3-3 ③ K 2-3		BBX 2-0 1-3 1 3B 3-H 1B	BX 1-0 ③ L8		4	1	1	2	0	1	4
1 Bengie Molina, R (1, 2) OBP: 0.336, SLG: 0.473	CSX 0-2 1-H 2-H 1B	CFB 1 SAFE FX 1-2 ② F9			BX 1-0 ① G5-3		BX 1-0 1-H 3-H 3B			4	0	2	4	0	0	1
Pedro Feliz, R (1, 5) OBP: 0.295, SLG: 0.446	CDX 1-1 ③ F9	FSC 0-3 ③ K			BBSSBSB 4-2 BB		BCX 1-1 ③ G4-3			3	0	0	0	1	1	3
35 Rich Aurilia, R (1, 3) OBP: 0.283, SLG: 0.365		BX 1-0 ① G5-3		CFBX 1-2 ① F8		X 0-0 ② F8	CX 0-1 ① G6-3			4	0	0	0	0	0	1
13 Omar Vizquel, S (1, 6) OBP: 0.273, SLG: 0.283 48 Russ Ortiz, R (9, 1) OBP: 0.182, SLG: 0.273		BX 1-0 ② F8		BBCX 2-1 ② G6-3		TBCX 1-2 ③ L5		CBFFBBX 3-2 40 1B 2 2B 2B		4 0	1 0	1 0	0 0	0 0	0 0	1 0
75 Barry Zito, L (1, 1) OBP: 0.105, SLG: 0.105 Mark Sweeney, L (7, PH) OBP: 0.250, SLG: 0.394 40 Daniel Ortmeier, S (8, 7) OBP: 0.440, SLG: 0.522		BBBCFX 3-2 1B		BCCCS 1-3 ③ K			BBBCX 3-1 ① F9	BBSBSX 3-2 2 2B 2-3 1B		2 1 1	0 0 1	1 0 1	0 0 0	0 0 0	1 0 0	0 0 0
Inning Stats	R: 2 E: 0 K: 1 S: 13 H: 1 LOB: 1 BB: 2 P: 26	R: 0 E: 0 K: 0 S: 6 H: 1 LOB: 1 BB: 0 P: 11	R: 1 E: 0 K: 1 S: 11 H: 1 LOB: 1 BB: 1 P: 16	R: 0 E: 0 K: 1 S: 8 H: 0 LOB: 0 BB: 0 P: 12	R: 0 E: 0 K: 1 S: 9 H: 0 LOB: 1 BB: 1 P: 17	R: 0 E: 0 K: 0 S: 7 H: 0 LOB: 1 BB: 1 P: 13	R: 3 E: 0 K: 0 S: 11 H: 4 LOB: 1 BB: 0 P: 18	R: 3 E: 1 K: 0 S: 18 H: 4 LOB: 1 BB: 0 P: 30		1B: 8 2B: 2 3B: 1 HR: 0 SF: 1 SAC: 0 DP: 0 HBP: 0						

PITCHER		IP	WLS	BF	H	R	ER	SO	BB	IBB	HBP	BLK	WP	HR	S	P	ERA	WHIP
37 Matt Albers, R ERA: 6.35	(1, 1)	6.1	L	28	4	4	4	4	5	0	0	0	1	0	58	102	5.68	1.421
21 Rick White, R ERA: 2.91	(7, 1)	0.2		5	3	2	2	0	0	0	0	0	0	0	7	11	27.00	4.500
Brian Moehler, R ERA: 7.8	(8, 1)	1.0		7	4	3	3	0	0	0	0	0	0	0	18	30	27.00	4.000

PITCHER	IP	WLS	BF	H	R	ER	SO	BB	IBB	HBP	BLK	WP	HR	S	P	ERA	WHIP

BOTTOM

Houston Astros @ San Francisco Giants

AT&T Park, San Francisco, CA

Wed May 23 2007, 7:15 PM PDT

Att. 35,521 - Clear - 63 F

livebaseballscorecards.com

AB	34
R	9
H	11
RBI	9
BB	5
SO	4
LOB	17

WP: 1 PB: 0 SB: 1 CS: 0 PA: 40

Houston Astros @ Arizona Diamondbacks

Chase Field, Phoenix, AZ

Thu May 24 2007, 6:40 PM MST

Att. 18,138 - Clear - 92 F

TOP

livebaseballscorecards.com

Batter	1	2	3	4	5	6	7	8	9	AB	R	H	RBI	BB	SO	LOB
Craig Biggio, R (1, 4) OBP: 0.288, SLG: 0.395	B C X 1-1 CS 1B	X 0-0 F9 ③			B B C X 2-1 F8 ①		B X 1-0 P6 ③			4	0	1	0	0	0	1
Mike Lamb, L (1, 5) (8, 3) OBP: 0.392, SLG: 0.435	C B 1 F B B S SAFE 3-3 K ① ② 1-2		S T S 0-3 K ①		B C F B S 2-3 K ②			B X 1-0 G4-3 ①		4	0	0	0	0	3	1
17 Lance Berkman, S (1, 3) (8, 9) OBP: 0.409, SLG: 0.361	B B B B 4-0 9 WP 45 1B BB		B B B C F C C 3-3 K ②		F X 0-1 F8 ③			F B B X 2-1 F9 ②		3	0	0	0	1	1	0
45 Carlos Lee, R (1, 7) OBP: 0.347, SLG: 0.525 62 Mark McLemore, L (8, 1)	B B F X 2-1 9 WP 1-2 1B		S B X 1-1 9 1B 2B			C X 0-1 F9 ①		F X 0-1 L7 ③		4 0	0 0	2 0	0 0	0 0	0 0	0 0
9 Hunter Pence, R (1, 8) OBP: 0.388, SLG: 0.609	C B B F B F S 3-3 K ③ 1-2 2-3		X 0-0 ③ 2-H 1B			C C F B X 1-2 1B			F S X 0-2 G4-3 ①	4	0	2	0	0	1	2
Orlando Palmeiro, L (1, 9) (8, 7) OBP: 0.293, SLG: 0.176		C S B X 1-2 L6 ①		X 0-0 28 PB 2B		F 1 B X SAFE 1-1 F7 ②			B B B C C X 3-2 G5-3 ②	4	0	1	0	0	0	1
Brad Ausmus, R (1, 2) OBP: 0.356, SLG: 0.336		X 0-0 51 CS 2B		C C S 0-3 K ①		X 0-0 P4 ③			X 0-0 1B	4	0	2	0	0	1	2
28 Adam Everett, R (1, 6) OBP: 0.248, SLG: 0.255		C T B H 2-2 51 CS 51 1B HBP		F S B F F F X 1-2 G3 ② 2-3			X 0-0 P2 ①		C S B S 1-3 K ③	3	1	0	0	0	1	2
51 Wandy Rodriguez, S (1, 1) OBP: 0.222, SLG: 0.278 Brian Moehler, R (6, 1) OBP: 0.250, SLG: 0.250 16 Jason Lane, R (7, PH) OBP: 0.184, SLG: 0.373 Dave Borkowski, R (7, 1) Morgan Ensberg, R (8, 5) OBP: 0.319, SLG: 0.345		S 2 SAFE X 0-1 ② 1-H 2-3 1B		F F F F B B F S 2-3 K ③			C B F X 1-2 G4-3 ②			2 0 1 0 0	0 0 0 0 0	1 0 0 0 0	1 0 0 0 0	0 0 0 0 0	1 0 0 0 0	1 0 0 0 0
Inning Stats	R: 0 H: 2 E: 0 LOB: 2 K: 2 BB: 1 S: 11 P: 24	R: 1 H: 2 E: 0 LOB: 1 K: 0 BB: 0 S: 9 P: 12	R: 0 H: 2 E: 0 LOB: 2 K: 2 BB: 0 S: 9 P: 13	R: 0 H: 1 E: 0 LOB: 1 K: 2 BB: 0 S: 15 P: 18	R: 0 H: 0 E: 0 LOB: 0 K: 1 BB: 0 S: 7 P: 11	R: 0 H: 1 E: 0 LOB: 1 K: 0 BB: 0 S: 9 P: 11	R: 0 H: 0 E: 0 LOB: 0 K: 0 BB: 0 S: 5 P: 7	R: 0 H: 0 E: 0 LOB: 0 K: 0 BB: 0 S: 5 P: 8	R: 0 H: 1 E: 0 LOB: 1 K: 1 BB: 0 S: 10 P: 14	1B: 6 SF: 0 2B: 4 SAC: 0 3B: 0 DP: 1 HR: 0 HBP: 1						WP: 1 PA: 35 PB: 1 SB: 0 CS: 3

PITCHER	IP	WLS	BF	H	R	ER	SO	BB	IBB	HBP	BLK	WP	HR	S	P	ERA	WHIP
44 Micah Owings, R (1, 1) ERA: 4.1	9.0	W	35	9	1	1	8	1	0	1	0	1	0	80	118	1.00	1.111

PITCHER	IP	WLS	BF	H	R	ER	SO	BB	IBB	HBP	BLK	WP	HR	S	P	ERA	WHIP

AB	33
R	1
H	9
RBI	1
BB	1
SO	8
LOB	10

BOTTOM

Houston Astros @ Arizona Diamondbacks

Chase Field, Phoenix, AZ

Thu May 24 2007, 6:40 PM MST

Att. 18,138 - Clear - 92 F

livebaseballscorecards.com

Batter	1	2	3	4	5	6	7	8	9	AB	R	H	RBI	BB	SO	LOB
24 Chris Young, R (1, 8) OBP: 0.310, SLG: 0.465 Scott Hairston, R (4, 7) OBP: 0.320, SLG: 0.381	C B B X 2-1 34 2B 1 G4-3 1B	B F S C 1-3 ② K			S X 0-1 ① G6-3	B B B 4-0 34 1B BB				2	1	1	0	0	1	0
										1	0	0	0	1	0	0
34 Conor Jackson, R (1, 3) OBP: 0.375, SLG: 0.353	B B X 2-0 1 G4-3 22 3B 1-3 2B	B B C X 2-1 ③ P4			H 1-0 27 E 1 1B 7 HBP HBP	X 0-0 1 G6-4-3 1-2 1B				3	2	2	0	0	0	0
1 Orlando Hudson, S (1, 4) OBP: 0.366, SLG: 0.473 13 Alberto Callaspo, S (8, 4) OBP: 0.262, SLG: 0.253	D X 1-0 ① G4-3 2-3 3-H		X 0-0 22 1B 3B		1 SAFE F B X 1-1 7 HBP 27 E 6 1B 1-2 1B	C D C X 1-2 ②③ G6-4-3 1-2f				4	2	2	1	0	0	3
										0	0	0	0	0	0	0
22 Eric Byrnes, R (1, 7) OBP: 0.368, SLG: 0.492 (4, 8)	X 0-0 27 2B 3B 3-H		C D D F B F F X 3-2 7 CS 3-H 1B		X 0-0 ② F8		C F X 0-2 27 G6-4-3 1B			4	1	3	2	0	0	2
27 Mark Reynolds, R (1, 5) OBP: 0.417, SLG: 0.625	D B B F X 3-1 7 G4-3 6 2B 3-H 2B		1 SAFE B X 1-0 ① F9		B D B X 3-0 E5 7 HBP 6 1B 1-2 2-3		B X 1-0 ①② G6-4-3 1-2f			4	2	1	1	0	0	4
7 Carlos Quentin, R (1, 9) OBP: 0.296, SLG: 0.333	C X 0-1 ② G4-3 2-3		B B B 1 SAFE C X 3-1 ②③ G5-3 1-2		H 1-0 6 1B 1-2 2-3 3-H HBP		B B F F T 2-2 ③ K			3	0	0	1	0	1	2
6 Stephen Drew, L (1, 6) OBP: 0.304, SLG: 0.314	B F X 1-1 3-H 2B			B S F B S 2-3 ① K	B B B C X 3-1 ③ 1-3 2-H 3-H 1B			C C S 0-3 ① K		4	0	2	3	0	2	0
19 Chris Snyder, R (1, 2) OBP: 0.308, SLG: 0.340	F C B S 1-3 ③ K			C B X 1-1 ② G5-3		B B X 2-0 HR		B C X 1-1 ② G5-3		4	1	1	1	0	1	1
44 Micah Owings, R (1, 1) OBP: 0.143, SLG: 0.154		S F X 0-2 ① G6-3		C B B F X 2-2 ③ F9		T S B F S 1-3 ① K		S S S 0-3 ③ K		4	0	0	0	0	2	0
Inning Stats	R: 4 E: 0 K: 1 S: 14 H: 5 LOB: 1 BB: 0 P: 24	R: 0 E: 0 K: 1 S: 8 H: 0 LOB: 0 BB: 0 P: 11	R: 1 E: 0 K: 0 S: 10 H: 2 LOB: 0 BB: 0 P: 17	R: 0 E: 0 K: 1 S: 8 H: 0 LOB: 0 BB: 0 P: 13	R: 3 E: 1 K: 0 S: 8 H: 2 LOB: 2 BB: 0 P: 17	R: 1 E: 0 K: 1 S: 9 H: 2 LOB: 1 BB: 1 P: 17	R: 0 E: 0 K: 1 S: 7 H: 1 LOB: 0 BB: 0 P: 10	R: 0 E: 0 K: 2 S: 8 H: 0 LOB: 0 BB: 0 P: 9		1B: 6 2B: 3 3B: 2 HR: 1	SF: 0 SAC: 0 DP: 2 HBP: 2			WP: 0 PB: 0 SB: 0 CS: 1	PA: 36		

	AB	33
	R	9
	H	12
	RBI	9
	BB	1
	SO	7
	LOB	12

PITCHER	IP	WLS	BF	H	R	ER	SO	BB	IBB	HBP	BLK	WP	HR	S	P	ERA	WHIP
51 Wandy Rodriguez, L (1, 1) ERA: 4.45	5.0	L	25	9	8	5	3	0	0	2	0	0	0	48	82	9.00	1.800
Brian Moehler, R (6, 1) ERA: 7.88	1.0		5	2	1	1	1	1	0	0	0	0	1	9	17	9.00	3.000
Dave Borkowski, R (7, 1) ERA: 3.12	1.0		3	1	0	0	1	0	0	0	0	0	0	7	10	0.00	1.000
62 Mark McLemore, L (8, 1) ERA:	1.0		3	0	0	0	2	0	0	0	0	0	0	8	9	0.00	0.000

PITCHER	IP	WLS	BF	H	R	ER	SO	BB	IBB	HBP	BLK	WP	HR	S	P	ERA	WHIP

Batter	1	2	3	4	5	6	7	8	9	AB	R	H	RBI	BB	SO	LOB
Mike Lamb, L (1, 3) (6, 5) OBP: 0.381, SLG: 0.419	B C F F X 1-2 F7 ①		B X 1-0 G6-3 ①		B F B C F B X 3-2 1B		B T C B F B X 3-2 G6-3 ①		X 0-0 F7 ②	5	0	1	0	0	0	0
Mark Loretta, R (1, 5) (6, 6) OBP: 0.388, SLG: 0.411	C F B B X 2-2 45 2B 9 1B 1B		C B X 1-1 F8 ②		B B X 2-0 F9 ③		B F X 1-1 G5-3 ②		B B B C F X 3-2 1B 2B	5	1	2	0	0	0	1
17 Lance Berkman, S (1, 9) (6, 3) OBP: 0.406, SLG: 0.358 Humberto Quintero, R (8, 2) OBP: 0.293, SLG: 0.263	F F B B 1 SAFE F S 2-3 K ②		B S C B F X 2-2 G4-3 ③			B C F B X 2-2 G5-3 ①	X 0-0 1B		X 0-0 2-3 1B	4 1	0 0	1 1	0 0	0 0	1 0	1 0
45 Carlos Lee, R (1, 7) OBP: 0.350, SLG: 0.535 16 Jason Lane, R (7, 9) OBP: 0.182, SLG: 0.368	X 0-0 9 1B 1-3 2B			C B F S 1-3 K ①		B X 1-0 9 1B 2B	B B S X 2-1 P3 ③		C X 0-1 F9 ③	4 1	1 0	2 0	0 0	0 0	1 0	1 2
9 Hunter Pence, R (1, 8) OBP: 0.392, SLG: 0.604	B D X 2-0 2-3 3-H 1B			X 0-0 G5-3 ②		B B X 2-0 BB BB 2-H 1B		C B X 1-1 G4-3 ①		4	0	2	2	0	0	0
Craig Biggio, R (1, 4) OBP: 0.287, SLG: 0.389	B C X 1-1 P3 ③			B F B F X 2-2 E4		C B 1 SAFE 1 SAFE B B 1 SAFE B 4-1 BB 1-2 BB		T B S X 1-2 G6-3 ②		3	0	0	0	1	0	2
Brad Ausmus, R (1, 2) (8, 3) OBP: 0.345, SLG: 0.325		C F X 0-2 G4-3 ①		S F 1 SAFE X 0-2 F8 ③		C S 0-3 K ②		F C X 0-2 G6-3 ③		4	0	0	0	0	1	3
28 Adam Everett, R (1, 6) OBP: 0.245, SLG: 0.252 Orlando Palmeiro, L (6, PH) (6, 9) (7, 7) OBP: 0.302, SLG: 0.171		B C C B F X 2-2 G6-3 ②			C S F X 0-2 P5 ①	B B B B 4-0 1-2 2-3 BB			B B C X 2-1 G6-3 ①	2 1	0 0	0 0	0 0	0 1	0 0	0 0
Woody Williams, R (1, 1) OBP: 0.125, SLG: 0.250 Luke Scott, L (6, PH) OBP: 0.324, SLG: 0.420 21 Rick White, R (6, 1) Dave Borkowski, R (6, 1) Chad Qualls, R (8, 1) Morgan Ensberg, R (9, PH) OBP: 0.324, SLG: 0.376		B B C S S S 2-3 K ③			B B C F C 2-3 K ②	B C X 1-1 G6-3 ③			B B B C F X 3-2 HR	2 1 0 0 0 1	0 0 0 0 0 1	0 0 0 0 0 1	0 0 0 0 0 1	2 0 0 0 0 0	0 0 0 0 0 0	0 3 0 0 0 0
Inning Stats	R: 1 H: 3 E: 0 LOB: 2 K: 1 BB: 0 S: 15 P: 23	R: 0 H: 0 E: 0 LOB: 0 K: 1 BB: 0 S: 10 P: 14	R: 0 H: 0 E: 0 LOB: 0 K: 0 BB: 0 S: 7 P: 11	R: 0 H: 0 E: 1 LOB: 1 K: 1 BB: 0 S: 10 P: 13	R: 0 H: 1 E: 0 LOB: 1 K: 1 BB: 0 S: 12 P: 19	R: 1 H: 2 E: 0 LOB: 3 K: 1 BB: 2 S: 11 P: 25	R: 0 H: 1 E: 0 LOB: 1 K: 0 BB: 0 S: 9 P: 15	R: 0 H: 0 E: 0 LOB: 0 K: 0 BB: 0 S: 8 P: 10	R: 1 H: 3 E: 0 LOB: 2 K: 0 BB: 0 S: 12 P: 20	1B: 6 SF: 0 2B: 3 SAC: 0 3B: 0 DP: 0 HR: 1 HBP: 0						

PITCHER		IP	WLS	BF	H	R	ER	SO	BB	IBB	HBP	BLK	WP	HR	S	P	ERA	WHIP
31 Edgar Gonzalez, R ERA: 4.42	(1, 1)	5.0	W	20	4	1	1	4	0	0	0	0	0	0	54	80	1.80	0.800
37 Juan Cruz, R ERA: 2.35	(6, 1)	0.2	H	6	2	1	1	1	2	0	0	0	0	0	9	22	13.50	6.000
56 Ramon Pena, R ERA: 2.08	(6, 1)	1.1	H	5	1	0	0	0	0	0	0	0	0	0	11	18	0.00	0.750
Brandon Lyon, R ERA: 2.05	(8, 1)	1.0		3	0	0	0	0	0	0	0	0	0	0	8	10	0.00	0.000
45 Doug Slaten, L ERA: 2.19	(9, 1)	1.0		6	3	1	1	0	0	0	0	0	0	1	12	20	9.00	3.000

PITCHER	IP	WLS	BF	H	R	ER	SO	BB	IBB	HBP	BLK	WP	HR	S	P	ERA	WHIP

TOP

Houston Astros @ Arizona Diamondbacks

Chase Field, Phoenix, AZ

Fri May 25 2007, 6:40 PM MST

Att. 23,325 - Clear - 94 F

livebaseballscorecards.com

AB	38
R	3
H	10
RBI	3
BB	2
SO	5
LOB	13

Batter	1	2	3	4	5	6	7	8	9	AB	R	H	RBI	BB	SO	LOB
22 Eric Byrnes, R (1, 8) OBP: 0.364, SLG: 0.495	B S X 1-1 ① G6-3			X 0-0 ① G5-3	C B X 1-1 ① F8	B B B C F F X 3-2 56 1B 1-H 2-H 3B	B C F F S 1-3 ② K			5	1	1	2	0	1	2
5 Robby Hammock, R (9, 7) OBP: 0.351, SLG: 0.303										0	0	0	0	0	0	0
34 Conor Jackson, R (1, 3) OBP: 0.374, SLG: 0.361	C C B F B F B 4-2 X ② G6-3			B B C X 2-1 1 1B 27 1B 2B	C B B X 2-1 ② F9	X 0-0 27 HR 3-H 1B	X 0-0 ③ G5-3			3	1	1	0	0	0	0
56 Ramon Pena, R (6, 1) OBP: 0.500, SLG: 0.500										1	1	1	1	0	0	0
44 Micah Owings, R (7, PH) OBP: 0.133, SLG: 0.143										1	0	0	0	0	0	2
Brandon Lyon, R (8, 1)										0	0	0	0	0	0	0
45 Doug Slaten, L (9, 1)										0	0	0	0	0	0	0
1 Orlando Hudson, S (1, 4) OBP: 0.364, SLG: 0.468	B X 1-0 ③ F8			2 SAFE B B B C B F X 3-2 6 BB 27 1B 7 2B 2-3 1B	B F F B F C 2-3 ③ K	C X 0-1 ② F7		C S B F X 1-2 ① F7		4	1	1	0	0	1	1
13 Alberto Callaspo, S (7, 4) OBP: 0.259, SLG: 0.250										1	0	0	0	0	0	0
27 Mark Reynolds, R (1, 5) OBP: 0.488, SLG: 0.892		C B X 1-1 6 G6-4-3 1B		D X 1-0 6 BB 7 2B 1-2 3-H 1B		X 0-1 1B 3B 0-0 1-H HR		S S X 0-2 HR		5	4	5	4	0	0	0
6 Stephen Drew, L (1, 6) OBP: 0.311, SLG: 0.318		B C F X 1-2 ① ② G6-4-3 1-2f		B B B C B 4-1 7 2B 1-2 2-3 BB		1-2 G3 0-1 1B		B B X 2-0 7 1B 1B 1B		4	1	2	0	1	0	2
Scott Hairston, R (1, 7) OBP: 0.324, SLG: 0.382		B B F F B X 3-2 ③ G6-3		B F C B F F D S 3-3 ② K		0-2 7 2B 1B 3-H 1B 3-2 G5-3		X 0-0 7 1B 1-2 1B		5	1	2	1	0	1	4
(9, 8)																
7 Carlos Quentin, R (1, 9) OBP: 0.315, SLG: 0.366			F X 0-1 ① G5-3	D X 1-0 1-H 2-H 3-H 2B		X 0-0 1-3 1B 2B	C S F F F B H 2-2 26 BB HBP	C S F X 0-2 26 G3-6-1 1-2 2-3 1B		4	1	3	3	0	0	0
26 Miguel Montero, L (1, 2) OBP: 0.269, SLG: 0.299			C B B X 2-1 ② F9	I I I 4-0 IBB		I I I 4-0 1B 22 3B IBB	B S C F B B F B 4-2 1-2 BB	B C X 1-1 ② ③ G3-6-1 1-2f		2	1	0	0	3	0	3
31 Edgar Gonzalez, R (1, 1) OBP: 0.273, SLG: 0.273			C C S 0-3 ③ K	X 0-0 ③ G1-3		C B B X 2-1 22 3B 1-2 2-H 3-H 1B	C B S F B S 2-3 ① K			2	0	0	0	0	1	2
37 Juan Cruz, R (6, 1)										0	0	0	0	0	0	0
Tony Clark, S (6, 3) OBP: 0.308, SLG: 0.577										2	1	1	2	0	1	2
Inning Stats	R: 0 E: 0 K: 0 S: 9 H: 0 LOB: 0 BB: 0 P: 15	R: 0 E: 0 K: 0 S: 8 H: 1 LOB: 0 BB: 0 P: 13	R: 0 E: 0 K: 1 S: 7 H: 0 LOB: 0 BB: 0 P: 9	R: 4 E: 0 K: 1 S: 15 H: 4 LOB: 2 BB: 2 P: 33	R: 0 E: 0 K: 1 S: 8 H: 0 LOB: 0 BB: 0 P: 13	R: 8 E: 0 K: 0 S: 26 H: 8 LOB: 1 BB: 1 P: 39	R: 0 E: 0 K: 2 S: 18 H: 0 LOB: 2 BB: 1 P: 27	R: 1 E: 0 K: 0 S: 15 H: 4 LOB: 2 BB: 0 P: 19		1B: 10 2B: 3 3B: 2 HR: 2	SF: 0 SAC: 0 DP: 2 HBP: 1					

PITCHER	IP	WLS	BF	H	R	ER	SO	BB	IBB	HBP	BLK	WP	HR	S	P	ERA	WHIP
Woody Williams, R (1, 1) ERA: 5.65	5.0	L	21	5	4	4	3	1	1	0	0	0	0	47	83	7.20	1.200
21 Rick White, R (6, 1) ERA: 5.73	0.1		8	6	7	7	0	0	1	0	0	0	0	17	27	189.00	18.000
Dave Borkowski, R (6, 1) ERA: 3.32	1.2		9	2	1	1	2	1	0	1	0	0	1	27	39	5.40	1.800
Chad Qualls, R (8, 1) ERA: 3.32	1.0		6	4	1	1	0	0	0	0	0	0	1	15	19	9.00	4.000

PITCHER	IP	WLS	BF	H	R	ER	SO	BB	IBB	HBP	BLK	WP	HR	S	P	ERA	WHIP

BOTTOM

Houston Astros @ Arizona Diamondbacks

Chase Field, Phoenix, AZ

Fri May 25 2007, 6:40 PM MST

Att. 23,325 - Clear - 94 F

livebaseballscorecards.com

AB	39
R	13
H	17
RBI	13
BB	4
SO	5
LOB	18

Batter	1	2	3	4	5	6	7	8	9	AB	R	H	RBI	BB	SO	LOB
Mike Lamb, L (1, 3) OBP: 0.375, SLG: 0.410	B C X 1-1 1B 17 FC3-6 1B		C F S 0-3 ② K		B X 1-0 ③ F7			X 0-0 ① G5-3		4	1	1	0	0	1	1
Mark Loretta, R (1, 5) OBP: 0.402, SLG: 0.436	B 1 SAFE 1 SAFE X 1-0 17 FC3-6 1-3 1B		C X 0-1 1B			C X 0-1 17 G1-6-3 45 SF8 2B		C S B X 1-2 ② F8		4	1	3	0	0	0	0
17 Lance Berkman, S (1, 9) (8, 8) OBP: 0.403, SLG: 0.352	B F F X 1-2 ① FC3-6 9 CS 1-2f 3-H		X 0-0 ③ G4-3			X 0-0 ① G1-6-3 2-3		B B F B B 4-1 45 HR BB		3	1	0	1	1	0	3
45 Carlos Lee, R (1, 7) OBP: 0.348, SLG: 0.547	C 1 SAFE B B F F F C 2-3 ② K			S F F F X 0-2 ① L5		B X 1-0 ② SF8 3-H		X 0-0 1-H HR		3	1	1	3	0	1	1
9 Hunter Pence, R (1, 8) OBP: 0.396, SLG: 0.600 Trever Miller, R (8, 1) Dan Wheeler, R (8, 1)	C 1 SAFE C 1 SAFE 0-2 ③ CS 1-2	C B C B X 2-2 G6-3 43 PB CS 1B		B F S B X 2-2 ② G6-3		X 0-0 S 1B		C X 0-1 ③ G3		4 0 0	0 0 0	2 0 0	0 0 0	0 0 0	0 0 0	0 0 0
Craig Biggio, R (1, 4) OBP: 0.281, SLG: 0.380		1 SAFE C F F F S 0-3 ① K 1-2		C F F B F S 1-3 ③ K		1 SAFE F F P 1 SAFE F 1 SAFE F B B 3-3 S ③ K 1-2			C S F F F S 0-3 ① K	4	0	0	0	0	4	2
Brad Ausmus, R (1, 2) OBP: 0.336, SLG: 0.315		X 0-0 ② G6-3 2-3			C C S 0-3 ① K		C B B S F F F X 2-2 ① L1		B X 1-0 ② P4	4	0	0	0	0	1	1
28 Adam Everett, R (1, 6) OBP: 0.253, SLG: 0.261 Morgan Ensberg, R (9, PH) OBP: 0.321, SLG: 0.373		B B C B B 4-1 BB			C B F X 1-2 2B		X 0-0 ② G6-3		F B F S 1-3 ③ K	2 1	0 0	1 0	0 0	1 0	0 1	0 0
43 Chris Sampson, R (1, 1) OBP: 0.188, SLG: 0.188 Luke Scott, L (7, PH) OBP: 0.321, SLG: 0.417 Chad Qualls, R (7, 1) Orlando Palmeiro, L (8, 9) OBP: 0.302, SLG: 0.171		B 1-0 ③ CS 3-H	C S B B S 2-3 ① K		X 0-0 ② G5-3		C B B C 1-3 ③ K			2 1 0 0	0 0 0 0	0 0 0 0	0 0 0 0	0 0 0 0	1 1 0 0	1 0 0 0
Inning Stats	R: 1 H: 2 E: 0 LOB: 0 K: 1 BB: 0 S: 14 P: 19	R: 0 H: 1 E: 0 LOB: 1 K: 1 BB: 1 S: 10 P: 17	R: 0 H: 1 E: 0 LOB: 1 K: 2 BB: 0 S: 9 P: 11	R: 0 H: 0 E: 0 LOB: 0 K: 1 BB: 0 S: 13 P: 16	R: 0 H: 1 E: 0 LOB: 1 K: 1 BB: 0 S: 8 P: 10	R: 1 H: 2 E: 0 LOB: 1 K: 1 BB: 0 S: 10 P: 13	R: 0 H: 0 E: 0 LOB: 0 K: 1 BB: 0 S: 10 P: 13	R: 2 H: 1 E: 0 LOB: 0 K: 0 BB: 1 S: 8 P: 13	R: 0 H: 0 E: 0 LOB: 0 K: 2 BB: 0 S: 11 P: 13	1B: 5 SF: 1 2B: 2 SAC: 0 3B: 0 DP: 0 HR: 1 HBP: 0						WP: 0 PA: 37 PB: 1 SB: 1 CS: 2

PITCHER		IP	WLS	BF	H	R	ER	SO	BB	IBB	HBP	BLK	WP	HR	S	P	ERA	WHIP
17 Brandon Webb, R ERA: 3.74	(1, 1)	7.0	W	27	7	2	2	8	1	0	0	0	0	0	74	99	2.57	1.143
56 Ramon Pena, R ERA: 2.67	(8, 1)	1.0	H	5	1	2	2	0	1	0	0	0	0	1	8	13	18.00	2.000
Jose Valverde, R ERA: 2.53	(9, 1)	1.0	S	3	0	0	0	2	0	0	0	0	0	0	11	13	0.00	0.000

PITCHER	IP	WLS	BF	H	R	ER	SO	BB	IBB	HBP	BLK	WP	HR	S	P	ERA	WHIP

TOP

Houston Astros @ Arizona Diamondbacks

Chase Field, Phoenix, AZ

Sat May 26 2007, 6:40 PM MST

Att. 27,863 - Clear - 95 F

livebaseballscorecards.com

AB	32
R	4
H	8
RBI	4
BB	2
SO	10
LOB	9

Batter	1	2	3	4	5	6	7	8	9	AB	R	H	RBI	BB	SO	LOB
24 Chris Young, R (1, 8) OBP: 0.314, SLG: 0.466	B B B B 4-0 1 G3-6-1 BB		C B X 1-1 ② SF8 3-H		C X 0-1 ③ P3		S X 0-1 22 2B 1-2 2-3 1B			2	0	1	1	1	0	0
22 Eric Byrnes, R (1, 7) OBP: 0.362, SLG: 0.495	B B C X 2-1 ① P3		X 0-0 ③ G6-3			C B B X 2-1 ① G5-3	B C F X 1-2 1-3 2-H 3-H 2B			4	0	1	2	0	0	1
1 Orlando Hudson, S (1, 4) OBP: 0.367, SLG: 0.476	1 SAFE B C X 1-1 ② ③ G3-6-1 1-2f			B F C B X 2-2 ① G1-3		X 0-0 ① SF8 3B	I I I I 4-0 IBB			3	1	1	0	1	0	1
27 Mark Reynolds, R (1, 5) OBP: 0.489, SLG: 0.846		F X 0-1 ① G6-3		C B B B B 4-1 6 1B BB		F C B B B F B 4-2 BB	X 0-0 ② L6			2	0	0	0	2	0	3
Tony Clark, S (1, 3) OBP: 0.293, SLG: 0.554		B F C X 1-2 ② G3		X 0-0 ② F7		1 SAFE B X 1-0 ② SF8 3-H	B S S F B B S 3-3 ③ K			3	0	0	1	0	1	4
6 Stephen Drew, L (1, 6) OBP: 0.310, SLG: 0.316		F B X 1-1 ③ G3-1		B X 1-0 1-3 1B		C C B S 1-3 ③ K		B B C C X 2-2 ① F7		4	0	1	0	0	1	1
7 Carlos Quentin, R (1, 9) OBP: 0.313, SLG: 0.362			B X 1-0 19 2B 1B	S X 0-1 ③ F8			S S F B X 1-2 ① L1-3	B F X 1-1 ② G5-3		4	1	1	0	0	0	2
19 Chris Snyder, R (1, 2) OBP: 0.315, SLG: 0.357			C X 0-1 17 SH3 24 SF8 1-H 2B		X 0-0 ① F8		C X 0-1 24 1B 22 2B BB 1B	B F F F F B S 2-3 ③ K		4	2	2	1	0	1	0
17 Brandon Webb, R (1, 1) OBP: 0.038, SLG: 0.038 Scott Hairston, R (7, PH) OBP: 0.330, SLG: 0.382 56 Ramon Pena, R (8, 1) OBP: 0.500, SLG: 0.500 Jose Valverde, R (9, 1)			X 0-0 ① SH3 2-3		B C C S 1-3 ② K		B F C B B F B 4-2 24 1B 22 2B 1-2 BB			1 0 0 0	0 1 0 0	0 0 0 0	0 0 0 0	0 1 0 0	1 0 0 0	0 0 0 0
Inning Stats	R: 0 H: 0 E: 0 LOB: 0 K: 0 BB: 1 S: 4 P: 11	R: 0 H: 0 E: 0 LOB: 0 K: 0 BB: 0 S: 7 P: 9	R: 2 H: 2 E: 0 LOB: 0 K: 0 BB: 0 S: 7 P: 9	R: 0 H: 1 E: 0 LOB: 2 K: 0 BB: 1 S: 8 P: 15	R: 0 H: 0 E: 0 LOB: 0 K: 1 BB: 0 S: 6 P: 7	R: 1 H: 1 E: 0 LOB: 1 K: 1 BB: 1 S: 10 P: 18	R: 2 H: 3 E: 0 LOB: 3 K: 1 BB: 2 S: 19 P: 32	R: 0 H: 0 E: 0 LOB: 0 K: 1 BB: 0 S: 11 P: 16		1B: 4 SF: 2 2B: 2 SAC: 1 3B: 1 DP: 1 HR: 0 HBP: 0						

PITCHER		IP	WLS	BF	H	R	ER	SO	BB	IBB	HBP	BLK	WP	HR	S	P	ERA	WHIP
43 Chris Sampson, R ERA: 3.44	(1, 1)	6.0	L	24	4	3	3	2	3	0	0	0	0	0	42	69	4.50	1.167
Chad Qualls, R ERA: 3.97	(7, 1)	1.0		8	3	2	2	1	1	1	0	0	0	0	19	32	18.00	4.000
Trever Miller, L ERA: 5.65	(8, 1)	0.1		1	0	0	0	0	0	0	0	0	0	0	3	5	0.00	0.000
Dan Wheeler, R ERA: 3.18	(8, 1)	0.2		2	0	0	0	1	0	0	0	0	0	0	8	11	0.00	0.000

PITCHER	IP	WLS	BF	H	R	ER	SO	BB	IBB	HBP	BLK	WP	HR	S	P	ERA	WHIP

BOTTOM

Houston Astros @ Arizona Diamondbacks

Chase Field, Phoenix, AZ

Sat May 26 2007, 6:40 PM MST

Att. 27,863 - Clear - 95 F

livebaseballscorecards.com

AB	27
R	5
H	7
RBI	5
BB	5
SO	4
LOB	12

Batter	1	2	3	4	5	6	7	8	9	AB	R	H	RBI	BB	SO	LOB
Mike Lamb, L (1, 3) OBP: 0.355, SLG: 0.386	C B B X 2-1 G6-3		X 0-0 ② ③ G4-6-3 1-2f		B B X 2-0 ③ G3-1			F B B C F B F X 3-2 ① F7	B C C B X 2-2 ③ F7	5	0	0	0	0	0	4
Mark Loretta, R (1, 4) OBP: 0.387, SLG: 0.418	C B S S 1-3 ② K			C B F X 1-2 ① P4		F X 0-1 ① G1-3		C X 0-1 ② F9		4	0	0	0	0	1	0
17 Lance Berkman, S (1, 9) OBP: 0.400, SLG: 0.349	F B X 1-1 ③ F7			B C B B F X 3-2 E9 45 SF9 1B		C C X 0-2 ② F9		X 0-0 ③ F8		4	1	1	0	0	0	0
45 Carlos Lee, R (1, 7) OBP: 0.341, SLG: 0.539		C X 0-1 ① F9		X 0-0 ② SF9 3-H		B B B C X 3-1 ③ F8			X 0-0 ① F8	3	0	0	1	0	0	0
9 Hunter Pence, R (1, 8) OBP: 0.400, SLG: 0.606		C X 0-1 ② G1-3		S B B X 2-1 1B 1B			C X 0-1 F8 G6-3 2B		C B S F S 1-3 ② K2-3	4	1	2	0	0	1	0
Morgan Ensberg, R (1, 5) OBP: 0.326, SLG: 0.402		X 0-0 ③ P5		C D 1 SAFE 1 SAFE C B 1 SAFE X 2-2 1-2 1B			B B X 2-0 ① F8 2-3		C B B B X 3-1 HR	4	1	2	1	0	0	1
Brad Ausmus, R (1, 2) OBP: 0.333, SLG: 0.313			X 0-0 ① G5-3	C F B B X 2-2 ③ F9			X 0-0 ② G6-3 3-H		X 0-0 28 1B 1B 1B	4	1	1	1	0	0	2
28 Adam Everett, R (1, 6) OBP: 0.265, SLG: 0.274			B B C X 2-1 44 1B 1B		B B C F F X 2-2 ① F8		C C X 0-2 1B		X 0-0 1-3 1B 1B	4	0	3	0	0	0	0
44 Roy Oswalt, R (1, 1) OBP: 0.125, SLG: 0.167 21 Rick White, R (7, 1) Dave Borkowski, R (8, 1) Orlando Palmeiro, L (9, PH) OBP: 0.318, SLG: 0.194			L X 0-1 G4-6-3 1-2 1B		C X 0-1 ② G4-3		B C X 1-1 ③ G6-3		C X 0-1 1-2 3-H 1B	3 0 0 1	0 0 0 0	1 0 0 1	0 0 0 1	0 0 0 0	0 0 0 0	1 0 0 0
Inning Stats	R: 0 H: 0 E: 0 LOB: 0 K: 1 BB: 0 S: 7 P: 11	R: 0 H: 0 E: 0 LOB: 0 K: 0 BB: 0 S: 5 P: 5	R: 0 H: 2 E: 0 LOB: 1 K: 0 BB: 0 S: 6 P: 8	R: 1 H: 3 E: 1 LOB: 2 K: 0 BB: 0 S: 15 P: 25	R: 0 H: 0 E: 0 LOB: 0 K: 0 BB: 0 S: 8 P: 12	R: 0 H: 0 E: 0 LOB: 0 K: 0 BB: 0 S: 7 P: 10	R: 1 H: 2 E: 0 LOB: 1 K: 0 BB: 0 S: 9 P: 12	R: 0 H: 0 E: 0 LOB: 0 K: 0 BB: 0 S: 8 P: 11	R: 2 H: 4 E: 0 LOB: 2 K: 1 BB: 0 S: 14 P: 20	1B: 9 SF: 1 2B: 1 SAC: 0 3B: 0 DP: 1 HR: 1 HBP: 0						

PITCHER	IP	WLS	BF	H	R	ER	SO	BB	IBB	HBP	BLK	WP	HR	S	P	ERA	WHIP
Livan Hernandez, R (1, 1) ERA: 3.58	9.0	W	37	11	4	3	2	0	0	0	0	0	1	79	114	3.00	1.222

PITCHER	IP	WLS	BF	H	R	ER	SO	BB	IBB	HBP	BLK	WP	HR	S	P	ERA	WHIP

TOP

Houston Astros @ Arizona Diamondbacks

Chase Field, Phoenix, AZ

Sun May 27 2007, 1:40 PM MST
Att. 26,671 - Roof Closed - 75 F

livebaseballscorecards.com

AB	36
R	4
H	11
RBI	4
BB	0
SO	2
LOB	8

WP: 0	PA: 37					
PB: 0						
SB: 0						
CS: 0						

Batter	1	2	3	4	5	6	7	8	9	AB	R	H	RBI	BB	SO	LOB
24 Chris Young, R (1, 8) OBP: 0.317, SLG: 0.470	C S S 0-3 K ①		C X 0-1 G5-3 ②		C X 0-1 13 1B 1B 3-H		C B B F B X 3-2 13 1B 22 1B 1-3 2B	F F B B F B C 3-3 K ①		5	1	2	1	0	2	0
13 Alberto Callaspo, S (1, 4) OBP: 0.274, SLG: 0.260	X 0-0 F8 ②		C B X 1-1 P5 ③		1 SAFE X 0-0 1-2 1B		B B X 2-0 22 1B 27 1B 2-3 3-H 1B	C B F F F B F B B 4-2 22 WP 27 1B BB		4	2	2	1	1	0	0
22 Eric Byrnes, R (1, 7) OBP: 0.363, SLG: 0.493	X 0-0 27 BB 1B			B C X 1-1 F8 ①	C B B X 2-1 F9 ②		B X 1-0 27 1B 34 1B 1-2 3-H 1B	B F B X 2-1 F8 ② 1-2		5	1	2	1	0	0	3
27 Mark Reynolds, R (1, 5) OBP: 0.500, SLG: 0.814	B F F 1 SAFE B 1 SAFE 1 SAFE B B 4-2 1-2 BB			B C S F X 1-2 G4-3 ②	S C F B S 1-3 K ③		F F X 0-2 34 E 34 1B 1-2 2-H 1B	F X 0-1 2-H 1B		4	0	2	2	1	1	2
6 Stephen Drew, L (1, 6) OBP: 0.307, SLG: 0.319	B C X 1-1 G1-3 ③			X 0-0 F8 ③		C F B B F X 2-2 7 1B 2B	X 0-0 P4 ①	F S B X 1-2 G1-3 ③		5	0	1	0	0	0	5
34 Conor Jackson, R (1, 3) OBP: 0.384, SLG: 0.368		C B X 1-1 7 FC5-4 1B			C C B B B B 4-2 7 HR BB	L X 0-1 G5-3 ①	D X 1-0 E7 1-3 2-H 1B			3	1	2	1	1	0	1
7 Carlos Quentin, R (1, 9) OBP: 0.326, SLG: 0.395		B C B X 2-1 FC5-4 26 L4-3 ① 1-2f			X 0-0 1-H HR	F C F X 0-2 26 G1-6-3 2-3 1B	I I I I 4-0 IBB			3	1	2	2	1	0	1
26 Miguel Montero, L (1, 2) OBP: 0.268, SLG: 0.310		F X 0-1 L4-3 ② ③ 1-1			S F F X 0-2 G2-4 24 1B 2B	F S F X 0-2 G1-6-3 ② ③ 1-2f	C B F B B F F S 3-3 K ②			4	1	1	0	0	1	6
Livan Hernandez, R (1, 1) OBP: 0.267, SLG: 0.276			B B F C F X 2-2 G6-3 ①		C X 0-1 G2-4 ① 2-3		F B B X 3-2 E6 24 2B 13 1B C X 0-1 P3 ①			4	1	0	0	0	0	4
Inning Stats	R: 0 E: 0 K: 1 S: 9 H: 1 LOB: 2 BB: 1 P: 14	R: 0 E: 0 K: 0 S: 6 H: 1 LOB: 0 BB: 0 P: 9	R: 0 E: 0 K: 0 S: 8 H: 0 LOB: 0 BB: 0 P: 11	R: 0 E: 0 K: 0 S: 7 H: 0 LOB: 0 BB: 0 P: 9	R: 3 E: 0 K: 1 S: 18 H: 4 LOB: 2 BB: 1 P: 25	R: 0 E: 0 K: 0 S: 15 H: 2 LOB: 1 BB: 0 P: 17	R: 4 E: 2 K: 1 S: 22 H: 5 LOB: 3 BB: 1 P: 39	R: 1 E: 0 K: 1 S: 16 H: 1 LOB: 1 BB: 1 P: 26		1B: 10 2B: 4 3B: 0 HR: 1 SF: 0 SAC: 0 DP: 2 HBP: 0						

BOTTOM

Houston Astros @ Arizona Diamondbacks

Chase Field, Phoenix, AZ

Sun May 27 2007, 1:40 PM MST

Att. 26,671 - Roof Closed - 75 F

livebaseballscorecards.com

AB	37
R	8
H	14
RBI	8
BB	4
SO	4
LOB	22

WP: 1 PB: 0 SB: 0 CS: 0 PA: 41

PITCHER		IP	WLS	BF	H	R	ER	SO	BB	IBB	HBP	BLK	WP	HR	S	P	ERA	WHIP
44 Roy Oswalt, R ERA: 3.36	(1, 1)	6.0	L	29	10	6	5	2	2	0	0	0	0	1	71	101	7.50	2.000
21 Rick White, R ERA: 5.87	(7, 1)	1.0		7	3	1	1	1	0	1	0	0	0	0	14	23	9.00	3.000
Dave Borkowski, R ERA: 3.6	(8, 1)	1.0		5	1	1	1	1	1	0	0	0	1	0	16	26	9.00	2.000

PITCHER	IP	WLS	BF	H	R	ER	SO	BB	IBB	HBP	BLK	WP	HR	S	P	ERA	WHIP

Cincinnati Reds @ Houston Astros

Minute Maid Park, Houston, TX

Tue May 29 2007, 7:05 PM CDT
Att. 33,565 - Roof Closed - 72 F

livebaseballscorecards.com

TOP

Batter	1	2	3	4	5	6	7	8	9	AB	R	H	RBI	BB	SO	LOB
30 Norris Hopper, R (1, 8) (9, 7) OBP: 0.286, SLG: 0.347	G4-6-3 BB 1B		FC5-4 G5-3 1-2f			1B SF8 2B		CS 1B		4	1	3	0	0	0	1
Scott Hatteberg, L (1, 3) OBP: 0.390, SLG: 0.488	SAFE SAFE G4-6-3 BB 1-2		G5-3 1-2			SF8 BB 1B 2-3		HR 1-2		3	1	2	1	1	0	1
Ken Griffey Jr., L (1, 9) OBP: 0.395, SLG: 0.528	G4-6-3 1-2f 2-3		G3			SAFE SAFE SF8 BB 1-2		K		3	0	0	0	1	1	3
4 Brandon Phillips, R (1, 4) OBP: 0.330, SLG: 0.486	BB			P3		K		K		3	0	0	0	1	2	3
Adam Dunn, L (1, 7) OBP: 0.364, SLG: 0.555	G5-3			K		SF8 1-2 2-3 3-H			F8	3	0	0	1	0	1	2
9 Juan Castro, R (9, 5) OBP: 0.189, SLG: 0.200				F8		F9			K	0	0	0	0	0	0	0
28 Edwin Encarnación, R (1, 5) OBP: 0.318, SLG: 0.341		G6-3								4	0	0	0	0	1	2
25 David Weathers, R (9, 1)										0	0	0	0	0	0	0
2 Alex Gonzalez, R (1, 6) OBP: 0.322, SLG: 0.503		G6-3 1B			P5		G4-3		K	4	0	1	0	0	1	0
Chad Moeller, R (1, 2) OBP: 0.240, SLG: 0.360		SAFE SAFE G6-3 1-2f			K		K			3	0	0	0	0	2	1
31 Matt Belisle, R (1, 1) OBP: 0.167, SLG: 0.063										3	0	1	0	0	2	0
40 Jon Coutlangus, L (8, 1)			FC5-4 30 1B		K		K			0	0	0	0	0	0	0
Dewayne Wise, L (9, 8)										0	0	0	0	0	0	0
Inning Stats	R: 0 E: 0 K: 0 S: 15 H: 1 LOB: 2 BB: 2 P: 28	R: 0 E: 0 K: 0 S: 10 H: 1 LOB: 0 BB: 0 P: 13	R: 0 E: 0 K: 0 S: 8 H: 1 LOB: 1 BB: 0 P: 12	R: 0 E: 0 K: 1 S: 5 H: 0 LOB: 0 BB: 0 P: 7	R: 0 E: 0 K: 2 S: 13 H: 0 LOB: 0 BB: 0 P: 19	R: 1 E: 0 K: 1 S: 12 H: 2 LOB: 2 BB: 1 P: 23	R: 0 E: 0 K: 2 S: 9 H: 0 LOB: 0 BB: 0 P: 12	R: 1 E: 0 K: 2 S: 12 H: 2 LOB: 0 BB: 0 P: 17	R: 0 E: 0 K: 2 S: 8 H: 0 LOB: 0 BB: 0 P: 13	1B: 5 2B: 1 3B: 0 HR: 1	SF: 1 SAC: 0 DP: 2 HBP: 0					

	AB	30
	R	2
	H	7
	RBI	2
	BB	3
	SO	10
	LOB	13

WP: 0 PB: 0 SB: 0 CS: 1 PA: 34

PITCHER		IP	WLS	BF	H	R	ER	SO	BB	IBB	HBP	BLK	WP	HR	S	P	ERA	WHIP
23 Jason Jennings, R ERA: 2.12	(1, 1)	5.0		18	3	0	0	3	2	0	0	0	0	0	51	79	0.00	1.000
21 Rick White, R ERA: 6.26	(6, 1)	0.0		2	2	1	1	0	0	0	0	0	0	0	3	4	∞	∞
Trever Miller, L ERA: 5.65	(6, 1)	0.0		1	0	0	0	0	1	0	0	0	0	0	3	7	∞	∞
54 Brad Lidge, R ERA: 3.04	(6, 1)	1.0	B	3	0	0	0	1	0	0	0	0	0	0	6	12	0.00	0.000
Chad Qualls, R ERA: 4.01	(7, 1)	2.0	L	7	2	1	1	4	0	0	0	0	0	1	21	29	4.50	1.000

PITCHER		IP	WLS	BF	H	R	ER	SO	BB	IBB	HBP	BLK	WP	HR	S	P	ERA	WHIP
Dan Wheeler, R ERA: 3.04	(9, 1)	1.0		3	0	0	0	2	0	0	0	0	0	0	8	13	0.00	0.000

Batter	1	2	3	4	5	6	7	8	9	AB	R	H	RBI	BB	SO	LOB
Morgan Ensberg, R (1, 5) OBP: 0.326, SLG: 0.400	C B F B B C 3-3 K ①		C B C F X 1-2 FC4 1B			F C B B B C 3-3 K ②			X 0-0 SH1-4 ① 1-2	3	0	1	0	0	2	0
Mark Loretta, R (1, 3) (9, 6) OBP: 0.382, SLG: 0.406	C B F B X 2-2 G6-3 ②		C F X 0-2 FC4 ③ 1-2f			F X 0-1 F9 ③			B F B B C F F F B 4-2 17 BB BB	3	0	0	0	1	0	1
17 Lance Berkman, S (1, 9) OBP: 0.397, SLG: 0.343	B B X 2-0 G4-3 ③			S B B C F S 2-3 K ①			X 0-0 L4 ①		B S B S B B 4-2 45 G6-3 BB 1-2 2-3	3	0	0	0	1	1	0
45 Carlos Lee, R (1, 7) OBP: 0.339, SLG: 0.533		B X 1-0 F7 ①		B F B X 2-1 G6-3 ②			B B C X 2-1 9 G6-3 1B		C X 0-1 G6-3 ②③ 1-2f	4	0	1	0	0	0	3
9 Hunter Pence, R (1, 8) OBP: 0.389, SLG: 0.589		B C B F S 2-3 K ②		B B C F B F F T 3-2 K ③			C B X 1-1 G6-3 ②③ 1-2f			3	0	0	0	0	2	1
Craig Biggio, R (1, 4) OBP: 0.282, SLG: 0.385		B X 1-0 28 3B 2B			C B B X 2-1 G5-3 ①			C S X 0-2 P4 ①		3	1	1	0	0	0	0
28 Adam Everett, R (1, 6) OBP: 0.266, SLG: 0.288 Humberto Quintero, R (9, 2) OBP: 0.293, SLG: 0.263		C B B F B X 2-2 2-H 3B ③			F C B F S 1-3 K ②			F C S 0-3 K2-3 ②		3 0	0 0	1 0	1 0	0 0	2 0	0 0
Brad Ausmus, R (1, 2) OBP: 0.329, SLG: 0.308 Luke Scott, L (8, PH) OBP: 0.321, SLG: 0.417 16 Jason Lane, R (8, PH) OBP: 0.179, SLG: 0.364 Dan Wheeler, R (9, 1)			B X 1-0 F9 ① B C S S S 1-3 K ②		B C F X 1-2 P2 ③			S B F S 1-3 K ③		2 0 1 0	0 0 0 0	0 0 0 0	0 0 0 0	0 0 1 0	0 0 0 0	0 0 0 0
23 Jason Jennings, L (1, 1) 21 Rick White, R (6, 1) Trever Miller, R (6, 1) 54 Brad Lidge, R (6, 1) Orlando Palmeiro, L (6, PH) OBP: 0.311, SLG: 0.189 Chad Qualls, R (7, 1) Mike Lamb, L (9, 3) OBP: 0.351, SLG: 0.381						C B B B C X 3-2 L1 ①			B C X 1-1 17 BB E4 SH1-4	1 0 0 0 1 0 0 1	0 0 0 0 0 0 0 0	0 0 0 0 0 0 0 0	0 0 0 0 0 0 0 0	0 0 0 0 0 0 0 0	1 0 0 0 0 0 0 0	0 0 0 0 0 0 0 0
Inning Stats	R: 0 H: 0 E: 0 LOB: 0 K: 1 BB: 0 S: 7 P: 14	R: 1 H: 2 E: 0 LOB: 1 K: 1 BB: 0 S: 9 P: 15	R: 0 H: 1 E: 0 LOB: 1 K: 1 BB: 0 S: 11 P: 14	R: 0 H: 0 E: 0 LOB: 0 K: 2 BB: 0 S: 11 P: 18	R: 0 H: 0 E: 0 LOB: 0 K: 1 BB: 0 S: 9 P: 13	R: 0 H: 0 E: 0 LOB: 0 K: 1 BB: 0 S: 8 P: 14	R: 0 H: 1 E: 0 LOB: 0 K: 0 BB: 0 S: 5 P: 8	R: 0 H: 0 E: 0 LOB: 0 K: 2 BB: 0 S: 9 P: 10	R: 0 H: 0 E: 1 LOB: 2 K: 0 BB: 2 S: 12 P: 21	1B: 2 SF: 0 2B: 1 SAC: 1 3B: 1 DP: 2 HR: 0 HBP: 0						

PITCHER		IP	WLS	BF	H	R	ER	SO	BB	IBB	HBP	BLK	WP	HR	S	P	ERA	WHIP
31 Matt Belisle, R ERA: 4.26	(1, 1)	7.2	W	25	4	1	1	8	0	0	0	0	0	0	66	102	1.17	0.522
40 Jon Coutlangus, L ERA: 4.91	(8, 1)	0.1	H	1	0	0	0	1	0	0	0	0	0	0	3	4	0.00	0.000
25 David Weathers, R ERA: 4.13	(9, 1)	1.0	S	5	0	0	0	0	2	0	0	0	0	0	12	21	0.00	2.000

PITCHER	IP	WLS	BF	H	R	ER	SO	BB	IBB	HBP	BLK	WP	HR	S	P	ERA	WHIP

BOTTOM

Cincinnati Reds @ Houston Astros

Minute Maid Park, Houston, TX

Tue May 29 2007, 7:05 PM CDT
Att. 33,565 - Roof Closed - 72 F

livebaseballscorecards.com

AB	28
R	1
H	4
RBI	1
BB	2
SO	9
LOB	5

1B: 2	SF: 0	WP: 0	PA: 31
2B: 1	SAC: 1	PB: 0	
3B: 1	DP: 2	SB: 0	
HR: 0	HBP: 0	CS: 0	

Batter	1	2	3	4	5	6	7	8	9	AB	R	H	RBI	BB	SO	LOB
30 Norris Hopper, R (1, 8) (9, 7) OBP: 0.333, SLG: 0.415	C F F X 0-2 2 1B 2B	X 0-0 2B		C S F X 0-2 2 1B 1B		C S B F B B F B 4-2 2 2B BB			F F B F S 1-3 ① K	4	2	3	0	1	1	0
2 Alex Gonzalez, R (1, 6) OBP: 0.328, SLG: 0.511	C C F B X 1-2 2B 2-H 1B	B C B F S 2-3 ③ K		1 SAFE B 1 SAFE 1 SAFE B 1 SAFE 1 SAFE X 2-0 1-2 1B		C X 0-1 ③ 1-H 2B			T S B S 1-3 ② K	5	1	3	2	0	2	1
Ken Griffey Jr., L (1, 9) OBP: 0.395, SLG: 0.527	C B B S F B X 3-2 F8 1B 1-H 2B		B F S B B B 4-2 28 E BB BB	F B B B C S 3-3 ② K			S B X 1-1 ① G4-3		B B B C X 3-1 ③ G4-3	4	1	1	1	1	1	2
Jeff Conine, R (1, 3) OBP: 0.333, SLG: 0.412	B B D C C X 3-2 ① F8 2-3		B F B B 1 SAFE B 4-1 28 E 1-2 BB	X 0-0 ③ L7			F B F B B X 3-2 ② F8			3	0	0	0	1	0	3
Adam Dunn, L (1, 7) OBP: 0.362, SLG: 0.548 Dewayne Wise, L (9, 8)	C X 0-1 9 CS 1B 3-H		C D X 1-1 ① F9		C X 0-1 ① F7		S F F X 0-2 ③ P5			4 0	0 0	1 0	1 0	0 0	0 0	2 0
28 Edwin Encarnación, R (1, 5) OBP: 0.309, SLG: 0.331	1 SAFE D B B C X 3-1 ② P4		C X 0-1 E4 1-2 2-3		X 0-0 ② F9			B S F X 1-2 E4		4	0	0	0	0	0	3
9 Juan Castro, R (1, 4) OBP: 0.175, SLG: 0.185	C B 1 SAFE 1 SAFE X 1-1 ③ G4-1 1-2		X 0-0 ② P6		C F X 0-2 ③ G6-3			F S S 0-3 ① K		4	0	0	0	0	1	5
26 David Ross, R (1, 2) OBP: 0.261, SLG: 0.366		F B C B X 2-2 ① F8	B S B B F T 3-2 ③ K			C B S B X 2-2 ① G5-3		C F B B X 2-2 ② F9		4	0	0	0	0	1	4
39 Aaron Harang, R (1, 1) OBP: 0.148, SLG: 0.154		C X 0-1 ② L9		B C S S 1-3 ① K		F B S X 1-2 ② G6-3		S B F B S 2-3 ③ K2-3		4	0	0	0	0	2	1
Inning Stats	R: 3 H: 4 E: 0 LOB: 1 K: 0 BB: 0 S: 21 P: 32	R: 0 H: 1 E: 0 LOB: 1 K: 1 BB: 0 S: 9 P: 13	R: 0 H: 0 E: 1 LOB: 3 K: 1 BB: 2 S: 11 P: 23	R: 0 H: 2 E: 0 LOB: 2 K: 2 BB: 0 S: 12 P: 18	R: 0 H: 0 E: 0 LOB: 0 K: 0 BB: 0 S: 6 P: 6	R: 1 H: 1 E: 0 LOB: 1 K: 0 BB: 1 S: 12 P: 19	R: 0 H: 0 E: 0 LOB: 0 K: 0 BB: 0 S: 9 P: 13	R: 0 H: 0 E: 1 LOB: 1 K: 2 BB: 0 S: 12 P: 17	R: 0 H: 0 E: 0 LOB: 0 K: 2 BB: 0 S: 9 P: 14	1B: 4 SF: 0 2B: 4 SAC: 0 3B: 0 DP: 0 HR: 0 HBP: 0						

PITCHER	IP	WLS	BF	H	R	ER	SO	BB	IBB	HBP	BLK	WP	HR	S	P	ERA	WHIP
51 Wandy Rodriguez, L (1, 1) ERA: 4.53	5.0	L	25	7	3	3	4	2	0	0	0	0	0	59	92	5.40	1.800
Dave Borkowski, R (6, 1) ERA: 3.68	2.0		7	1	1	1	0	1	0	0	0	0	0	21	32	4.50	1.000
Chad Qualls, R (8, 1) ERA: 3.86	1.0		4	0	0	0	2	0	0	0	0	0	0	12	17	0.00	0.000
54 Brad Lidge, R (9, 1) ERA: 2.92	1.0		3	0	0	0	2	0	0	0	0	0	0	9	14	0.00	0.000

PITCHER	IP	WLS	BF	H	R	ER	SO	BB	IBB	HBP	BLK	WP	HR	S	P	ERA	WHIP

TOP

Cincinnati Reds @ Houston Astros

Minute Maid Park, Houston, TX

Wed May 30 2007, 7:05 PM CDT
Att. 31,904 - Roof Closed - 73 F

livebaseballscorecards.com

AB	36
R	4
H	8
RBI	4
BB	3
SO	8
LOB	21

Cincinnati Reds @ Houston Astros

Minute Maid Park, Houston, TX

Wed May 30 2007, 7:05 PM CDT
Att. 31,904 - Roof Closed - 73 F

livebaseballscorecards.com

BOTTOM

Batter	1	2	3	4	5	6	7	8	9	AB	R	H	RBI	BB	SO	LOB
Craig Biggio, R (1, 4) OBP: 0.282, SLG: 0.387	P3		K			G5-3		F8 17 G5-3 2B		4	1	1	0	0	1	0
Morgan Ensberg, R (1, 5) OBP: 0.324, SLG: 0.395	45 2B 1B		P4			L5		F8 2-3		4	1	1	0	0	0	1
17 Lance Berkman, S (1, 3) OBP: 0.390, SLG: 0.335	K		G4-3			G6-3		G5-3 3-H		4	0	0	1	0	1	1
45 Carlos Lee, R (1, 7) OBP: 0.342, SLG: 0.537	1-H 2B			G4-3			28 1B 9 E 1B	P3		4	1	2	1	0	0	0
9 Hunter Pence, R (1, 8) OBP: 0.376, SLG: 0.568	K			K			E4 28 1B 1-2		L3	4	0	0	0	0	2	2
Luke Scott, L (1, 9) OBP: 0.312, SLG: 0.403		F8		G6-3			P5		G5-3	4	0	0	0	0	0	2
28 Adam Everett, R (1, 6) OBP: 0.271, SLG: 0.293		G1-3 1B	K				1-2 2-H 1B		G6-3	4	0	2	1	0	1	0
Brad Ausmus, R (1, 2) OBP: 0.325, SLG: 0.303		G1-3 1-2	K2-3				P6			2	0	0	0	0	1	1
Mike Lamb, L (7, PH) OBP: 0.347, SLG: 0.376										1	0	0	0	0	0	2
Chad Qualls, R (8, 1)										0	0	0	0	0	0	0
54 Brad Lidge, R (9, 1)										0	0	0	0	0	0	0
51 Wandy Rodriguez, S (1, 1) OBP: 0.211, SLG: 0.263		G4-3	K				L6			1	0	0	0	0	0	1
16 Jason Lane, R (5, PH) OBP: 0.177, SLG: 0.359										1	0	0	0	0	1	0
Dave Borkowski, R (6, 1)										0	0	0	0	0	0	0
Orlando Palmeiro, L (7, PH) OBP: 0.304, SLG: 0.184										1	0	0	0	0	0	2
Humberto Quintero, R (8, 2) OBP: 0.293, SLG: 0.263										0	0	0	0	0	0	0
Inning Stats	R: 1 E: 0 K: 2 S: 13 H: 2 LOB: 1 BB: 0 P: 17	R: 0 E: 0 K: 0 S: 6 H: 1 LOB: 1 BB: 0 P: 10	R: 0 E: 0 K: 1 S: 7 H: 0 LOB: 0 BB: 0 P: 10	R: 0 E: 0 K: 1 S: 7 H: 0 LOB: 0 BB: 0 P: 10	R: 0 E: 0 K: 3 S: 9 H: 0 LOB: 0 BB: 0 P: 14	R: 0 E: 0 K: 0 S: 7 H: 0 LOB: 0 BB: 0 P: 11	R: 1 E: 1 K: 0 S: 14 H: 2 LOB: 2 BB: 0 P: 19	R: 1 E: 0 K: 0 S: 7 H: 1 LOB: 0 BB: 0 P: 8	R: 0 E: 0 K: 0 S: 5 H: 0 LOB: 0 BB: 0 P: 7	1B: 4 2B: 2 3B: 0 HR: 0	SF: 0 SAC: 0 DP: 0 HBP: 0						

	AB	34
	R	3
	H	6
	RBI	3
	BB	0
	SO	7
	LOB	12

WP: 0 PB: 0 SB: 0 CS: 0 PA: 34

PITCHER	IP	WLS	BF	H	R	ER	SO	BB	IBB	HBP	BLK	WP	HR	S	P	ERA	WHIP
39 Aaron Harang, R (1, 1) ERA: 4.22	9.0	W	34	6	3	2	7	0	0	0	0	0	0	75	106	2.00	0.667

PITCHER	IP	WLS	BF	H	R	ER	SO	BB	IBB	HBP	BLK	WP	HR	S	P	ERA	WHIP

Batter	1	2	3	4	5	6	7	8	9	AB	R	H	RBI	BB	SO	LOB
30 Norris Hopper, R (1, 8) OBP: 0.339, SLG: 0.414	B B C C B F F C 3-3 ① K		C B F X 1-2 CS 1B		F F F B F F X 1-2 P5 ①	C F F D X 1-2 BB 1B		B C S S 1-3 K ②		5	0	2	0	0	2	2
Scott Hatteberg, L (1, 3) OBP: 0.390, SLG: 0.488	B C F C 1-3 K ②		B B B C 1 SAFE X 3-1 P6 ①		C B B B F X 3-2 F7 4 1B 2B	B B B C C F B 1-2 2-3 4-2 BB		C B X 1-1 L9 ③		4	1	1	0	1	1	3
Ken Griffey Jr., L (1, 9) OBP: 0.395, SLG: 0.524	C X 0-1 1B		S B S B F T 1-2 2-2 ② ③ K		B C 2 SAFE F X 2-3 1-2 ② F7	B B B C F X 3-2 ③ F8			F B B B X 3-1 DI 1B	5	0	2	0	0	1	5
4 Brandon Phillips, R (1, 4) OBP: 0.332, SLG: 0.482	C C F F 1 SAFE B B S 2-3 ③ K			F B C B H 28 1B 3-2 HBP	C S F B B X 3-H 2-2 2B 1B		C S B S 1-3 K ①		X 0-0 P3 ①	4	1	1	1	0	2	2
Adam Dunn, L (1, 7) OBP: 0.359, SLG: 0.545		B B X 2-0 F8 ①		C 1 SAFE C F B F 1 SAFE B B S 2-3 K ①	S C F F F B X 1-H 1-2 2B		S S B B S 2-3 K ②		C F S 1-2 0-3 K ②	5	0	1	1	0	3	2
2 Alex Gonzalez, R (1, 6) OBP: 0.321, SLG: 0.497		B S C C 1-3 K ②		X 0-0 P4 ②	C B F C 1-3 K ③		X 0-0 G6-3 ③		C X 0-1 G6-3 ③	5	0	0	0	0	2	3
28 Edwin Encarnación, R (1, 5) OBP: 0.327, SLG: 0.357		B B X 2-0 2B		B C C X 1-3 1-2 1B		C S X BB 30 1B 0-2 1B		C X E 0-1 1B		4	0	4	0	0	0	0
26 David Ross, R (1, 2) OBP: 0.268, SLG: 0.360	S B B F B B 4-2 BB		I I I 4-0 IBB		B C F F B B S 3-3 ① K			C C S 0-3 ① K		2	0	0	0	2	2	2
61 Bronson Arroyo, R (1, 1) OBP: 0.111, SLG: 0.077 Chad Moeller, R (6, PH) OBP: 0.231, SLG: 0.346 53 Brad Salmon, L (6, 1) 51 Jared Burton, R (7, 1) 29 Mike Stanton, L (7, 1) Dewayne Wise, L (8, PH) 38 Gary Majewski, R (8, 1)		C C C 0-3 ③ K		B C B C F S 2-3 ③ K		B F C C S 1-3 ② K		S B X 1-2 1-1 FC4		2 1 0 0 0 1 0	0 0 0 0 0 0 0	0 0 0 0 0 0 0	0 0 0 0 0 0 0	0 0 0 0 0 0 0	2 1 0 0 0 0 0	5 1 0 0 0 1 0
Inning Stats	R: 0 H: 1 E: 0 LOB: 1 K: 3 BB: 0 S: 16 P: 22	R: 0 H: 1 E: 0 LOB: 2 K: 2 BB: 1 S: 10 P: 19	R: 0 H: 1 E: 0 LOB: 0 K: 1 BB: 0 S: 9 P: 15	R: 0 H: 1 E: 0 LOB: 3 K: 2 BB: 1 S: 15 P: 27	R: 2 H: 3 E: 0 LOB: 1 K: 1 BB: 0 S: 25 P: 34	R: 0 H: 2 E: 0 LOB: 3 K: 2 BB: 1 S: 21 P: 33	R: 0 H: 0 E: 0 LOB: 0 K: 2 BB: 0 S: 7 P: 10	R: 0 H: 1 E: 1 LOB: 2 K: 2 BB: 0 S: 12 P: 15	R: 0 H: 1 E: 0 LOB: 1 K: 1 BB: 0 S: 8 P: 11	1B: 8 2B: 3 3B: 0 HR: 0	SF: 0 SAC: 0 DP: 0 HBP: 1			WP: 0 PB: 0 SB: 0 CS: 1	PA: 42		

PITCHER		IP	WLS	BF	H	R	ER	SO	BB	IBB	HBP	BLK	WP	HR	S	P	ERA	WHIP
Woody Williams, R ERA: 5.5	(1, 1)	5.0	W	24	7	2	2	9	1	1	1	0	0	0	75	117	3.60	1.600
21 Rick White, R ERA: 6.0	(6, 1)	1.0		6	2	0	0	2	1	0	0	0	0	0	21	33	0.00	3.000
54 Brad Lidge, R ERA: 2.81	(7, 1)	1.0		3	0	0	0	2	0	0	0	0	0	0	7	10	0.00	0.000
Dave Borkowski, R ERA: 3.52	(8, 1)	1.0		5	1	0	0	2	0	0	0	0	0	0	12	15	0.00	1.000
Brian Moehler, R ERA: 7.41	(9, 1)	1.0		4	1	0	0	1	0	0	0	0	0	0	8	11	0.00	1.000

PITCHER	IP	WLS	BF	H	R	ER	SO	BB	IBB	HBP	BLK	WP	HR	S	P	ERA	WHIP

Cincinnati Reds @ Houston Astros

Minute Maid Park, Houston, TX

Thu May 31 2007, 7:05 PM CDT

Att. 30,336 - Roof Closed - 73 F

TOP

livebaseballscorecards.com

AB	38
R	2
H	11
RBI	2
BB	3
SO	16
LOB	26

Cincinnati Reds @ Houston Astros

Minute Maid Park, Houston, TX

Thu May 31 2007, 7:05 PM CDT
Att. 30,336 - Roof Closed - 73 F

livebaseballscorecards.com

BOTTOM

Batter	1	2	3	4	5	6	7	8	9	AB	R	H	RBI	BB	SO	LOB
Craig Biggio, R (1, 4) OBP: 0.289, SLG: 0.398 Humberto Quintero, R (9, 2) OBP: 0.293, SLG: 0.263	P5		45 2B 1B 3-H 1B		17 HR 1B 1B	K		1B 2B		5 0	2 0	3 0	1 0	0 0	1 0	0 0
Mark Loretta, R (1, 5) OBP: 0.400, SLG: 0.425 (9, 4)	F9		45 2B 1-2 1B		SAFE 17 HR 1-3 1B		45 17 FC4-6 BB 1B 1B	17 G5-6-3 2-3 1B		5	3	4	0	0	0	0
17 Lance Berkman, S (1, 3) OBP: 0.390, SLG: 0.350 Brian Moehler, R (9, 1) OBP: 0.250, SLG: 0.250	P2		F4		SAFE 1-H HR 3-H		45 FC4-6 1-2 BB	G5-6-3 1-2f		4 0	1 0	1 0	3 0	1 0	0 0	4 0
45 Carlos Lee, R (1, 7) OBP: 0.345, SLG: 0.541 Mike Lamb, L (9, 3) OBP: 0.347, SLG: 0.376		P3	9 2B 1-H 2B 2-H		3B 1B		FC4-6 9 WP 1B 28 1B 1-2f 2-3			4 0	3 0	2 0	2 0	0 0	0 0	2 0
9 Hunter Pence, R (1, 8) OBP: 0.380, SLG: 0.583		G3-1 2B	2B 2-H 2B		P4		K 1-2			4	0	2	1	0	1	3
Luke Scott, L (1, 9) OBP: 0.317, SLG: 0.422		G3-1 2-3		G3 1B 1B	3B 1-H 3B		28 1B 2-3 3-H 1B			4	0	2	2	0	0	1
28 Adam Everett, R (1, 6) OBP: 0.271, SLG: 0.292	K			L5 2B	F8 3B					4	0	1	1	0	1	2
Brad Ausmus, R (1, 2) OBP: 0.323, SLG: 0.316 16 Jason Lane, R (9, 7) OBP: 0.177, SLG: 0.359			1B 3B	K		G6-3	G4-3			4 0	1 0	1 0	0 0	0 0	1 0	2 0
Woody Williams, R (1, 1) OBP: 0.120, SLG: 0.240 Orlando Palmeiro, L (5, PH) OBP: 0.286, SLG: 0.179 21 Rick White, R (6, 1) 23 Jason Jennings, L (6, PH) 54 Brad Lidge, R (7, 1) Dave Borkowski, R (8, 1) Morgan Ensberg, R (8, PH) OBP: 0.322, SLG: 0.392 (9, 5)			G1-3		G4-3	K		L7		1 1 0 1 0 0 0	0 0 0 0 0 0 0	0 0 0 0 0 0 0	0 0 0 0 0 0 0	0 0 0 1 0 0 0	0 0 0 0 0 0 0	1 0 0 0 0 0 0
Inning Stats	R: 0 E: 0 K: 0 S: 6 H: 0 LOB: 0 BB: 0 P: 7	R: 0 E: 0 K: 1 S: 12 H: 1 LOB: 1 BB: 0 P: 17	R: 4 E: 0 K: 0 S: 17 H: 5 LOB: 1 BB: 0 P: 25	R: 0 E: 0 K: 1 S: 7 H: 0 LOB: 0 BB: 0 P: 10	R: 4 E: 0 K: 0 S: 18 H: 5 LOB: 1 BB: 0 P: 24	R: 0 E: 0 K: 2 S: 8 H: 0 LOB: 0 BB: 0 P: 12	R: 2 E: 0 K: 1 S: 13 H: 3 LOB: 2 BB: 1 P: 23	R: 0 E: 0 K: 0 S: 9 H: 2 LOB: 1 BB: 0 P: 12		1B: 9 2B: 4 3B: 2 HR: 1	SF: 0 SAC: 0 DP: 1 HBP: 0			WP: 1 PB: 0 SB: 0 CS: 0	PA: 39		

	AB	38
	R	10
	H	16
	RBI	10
	BB	1
	SO	5
	LOB	15

PITCHER		IP	WLS	BF	H	R	ER	SO	BB	IBB	HBP	BLK	WP	HR	S	P	ERA	WHIP
61 Bronson Arroyo, R ERA: 4.73	(1, 1)	5.0	L	25	11	8	8	2	0	0	0	0	0	1	60	83	14.40	2.200
53 Brad Salmon, R ERA: 4.5	(6, 1)	1.0		3	0	0	0	2	0	0	0	0	0	0	8	12	0.00	0.000
51 Jared Burton, R ERA: 4.15	(7, 1)	0.2		4	1	2	2	1	1	0	0	0	1	0	9	18	27.00	3.000
29 Mike Stanton, L ERA: 5.3	(7, 1)	0.1		3	2	0	0	0	0	0	0	0	0	0	4	5	0.00	6.000
38 Gary Majewski, R ERA: 6.75	(8, 1)	1.0		4	2	0	0	0	0	0	0	0	0	0	9	12	0.00	2.000

PITCHER		IP	WLS	BF	H	R	ER	SO	BB	IBB	HBP	BLK	WP	HR	S	P	ERA	WHIP

St. Louis Cardinals @ Houston Astros

Minute Maid Park, Houston, TX

Fri Jun 01 2007, 7:05 PM CDT

Att. 36,784 - Roof Closed - 73 F

livebaseballscorecards.com

TOP

Batter	1	2	3	4	5	6	7	8	9	AB	R	H	RBI	BB	SO	LOB
22 David Eckstein, R (1, 6) OBP: 0.337, SLG: 0.331 Aaron Miles, S (7, PH) OBP: 0.292, SLG: 0.315 (7, 6)	C X 0-1 ① F9		B X 1-0 1-2 1B		S H 1-1 HBP		F S B X 1-2 ③ G4-3		S S S 0-3 ① K 1-2	2 0 1 0 0 0 0 2 0 0 0 0 1 2						
26 Scott Spiezio, S (1, 7) OBP: 0.339, SLG: 0.373 (3, 5)	F S B X 1-2 ② G6-3		B B X 2-0 ③ G4-3		F C S 0-3 ③ K			B S B F B X 3-2 FC6-4 1B X 0-0 15 F8 1B 2B 2-H 3-H		5 1 2 2 0 1 4						
5 Albert Pujols, R (1, 3) OBP: 0.384, SLG: 0.492	B B C X 2-1 ③ G6-3			F X 0-1 15 E 2B		B C F B B X 3-2 ① G4-3		F F 1 SAFE S 0-3 ① K I I I I 4-0 1B 2B IBB		4 2 1 0 1 1 1						
15 Jim Edmonds, L (1, 8) OBP: 0.311, SLG: 0.380		C S B F B B F X 3-2 ① F7		X 0-0 ① SH2-3 2-H		B C F B B B 4-2 1B BB		1 SAFE B F C C 1-3 ② K S X 0-1 ② F8 2-3		3 0 0 0 1 1 3						
27 Scott Rolen, R (1, 5) OBP: 0.348, SLG: 0.390 So Taguchi, R (3, 7) OBP: 0.324, SLG: 0.348 31 Ryan Franklin, R (8, 1) Kip Wells, R (9, PH) OBP: 0.300, SLG: 0.500 36 Russ Springer, R (9, 1)	C C X 0-2 ② G4-3			C B B X 2-1 ② F9		B 1 SAFE 1 SAFE X 1-0 FC5-4 1-3 1B		1 SAFE 1 SAFE C B B X 2-1 ③ FC6-4 1-2f C 1 SAFE X 0-1 43 BB 2B 1-3 3-H 1B		1 0 0 0 0 0 0 3 0 1 0 0 0 1 0 0 0 0 0 0 0 1 1 1 1 0 0 0 0 0 0 0 0 0 0						
43 Juan Encarnacion, R (1, 9) OBP: 0.246, SLG: 0.328		B F F C 1-3 ③ K		X 0-0 ③ G5-3		F F F 1 SAFE D S 1-3 ② K			3-2 HR B F B S X 4-2 2B 1-2 BB	4 1 1 1 1 2 2						
Gary Bennett, R (1, 2) OBP: 0.271, SLG: 0.351		C C X 0-2 ① P6			X 0-0 ① G6-3	X 0-0 ③ FC5-4 1-2f			0-0 HR B F B S X 1-2 1-3 2H 3H 2B	5 1 2 3 0 0 2						
7 Adam Kennedy, L (1, 4) OBP: 0.293, SLG: 0.287		B C F S 1-3 ② K			B F B F B B 4-2 50 SH2-4 BB		F B F B F F X 2-2 ① G4-3		1-2 47 SH 47 WP 26 2B HBP C B B 0-3 ③ K	3 1 0 0 1 2 2						
50 Adam Wainwright, R (1, 1) OBP: 0.350, SLG: 0.421 47 Ryan Ludwick, R (8, 7) OBP: 0.255, SLG: 0.265		B C X 1-1 22 1B 1B			X 0-0 ② SH2-4 1-2		X 0-0 ② F9		B B L X 2-1 SH S 26 2B 1-3	2 0 1 0 0 0 0 0 1 0 0 0 0 0						
Inning Stats	R: 0 H: 0 E: 0 LOB: 0 K: 0 BB: 0 S: 7 P: 10	R: 0 H: 0 E: 0 LOB: 0 K: 1 BB: 0 S: 11 P: 15	R: 0 H: 2 E: 0 LOB: 2 K: 1 BB: 0 S: 10 P: 15	R: 1 H: 1 E: 1 LOB: 0 K: 0 BB: 0 S: 6 P: 8	R: 0 H: 0 E: 0 LOB: 2 K: 1 BB: 1 S: 8 P: 13	R: 0 H: 1 E: 0 LOB: 2 K: 1 BB: 1 S: 12 P: 21	R: 0 H: 0 E: 0 LOB: 0 K: 0 BB: 0 S: 9 P: 12	R: 0 H: 1 E: 0 LOB: 1 K: 2 BB: 0 S: 11 P: 17	R: 7 H: 5 E: 0 LOB: 2 K: 2 BB: 2 S: 25 P: 40	1B: 5 SF: 0 2B: 3 SAC: 3 3B: 0 DP: 0 HR: 2 HBP: 2						

	AB	35
	R	8
	H	10
	RBI	7
	BB	4
	SO	8
	LOB	17

WP: 1 PA: 44
PB: 0
SB: 1
CS: 0

PITCHER		IP	WLS	BF	H	R	ER	SO	BB	IBB	HBP	BLK	WP	HR	S	P	ERA	WHIP
44 Roy Oswalt, R ERA: 3.2	(1, 1)	7.0		28	4	1	1	4	2	0	1	0	0	0	63	94	1.29	0.857
Chad Qualls, R ERA: 4.39	(8, 1)	1.0	L	6	3	2	2	2	0	0	0	0	0	2	15	24	18.00	3.000
Trever Miller, L ERA: 6.91	(9, 1)	0.0		2	0	0	0	0	0	0	1	0	1	0	4	7	∞	∞
Dan Wheeler, R ERA: 4.07	(9, 1)	0.2		7	3	5	5	1	1	1	0	0	0	0	14	23	67.50	6.000
Brian Moehler, R ERA: 7.27	(9, 1)	0.1		1	0	0	0	1	0	0	0	0	0	0	3	3	0.00	0.000

PITCHER	IP	WLS	BF	H	R	ER	SO	BB	IBB	HBP	BLK	WP	HR	S	P	ERA	WHIP

Batter	1	2	3	4	5	6	7	8	9	AB	R	H	RBI	BB	SO	LOB
Craig Biggio, R (1, 4) OBP: 0.288, SLG: 0.392	C F B X 1-2 P4 ①		X 0-0 P2 ①		C B B X 2-1 G5-3 ③		B B C C B B 4-2 1-2 BB			3	0	0	0	1	0	0
9 Hunter Pence, R (1, 8) OBP: 0.384, SLG: 0.588	X 0-0 BB 2B		C S F S 0-3 K ②			S X 0-1 45 S 45 2B 1B	S C D B S 2-3 K ③			4	1	2	0	0	2	2
17 Lance Berkman, S (1, 3) OBP: 0.388, SLG: 0.348	B B B C C F S 3-3 K ②		C B B X 2-2 G4-3 ③			C 1 S D S SAFE 1-3 K ①		B C X 1-1 BB 1B		4	0	1	0	0	2	2
45 Carlos Lee, R (1, 7) OBP: 0.348, SLG: 0.543	B B B B 4-0 BB BB			X 0-0 G6-3 ①		B C F 1 F B F F D SAFE 3-2 F F F 2 SAFE F F X G3-1 1-H 2B		X 0-0 F8 ①		3	0	1	1	1	0	1
Luke Scott, L (1, 9) OBP: 0.322, SLG: 0.415	B B B B C B 4-1 1-2 2-3 BB			C B X 1-1 G4-3 ②		X 0-0 G3-1 ② 2-3		C B B B D 4-1 G6-4-3 1-2 BB		2	0	0	0	2	0	1
Morgan Ensberg, R (1, 5) OBP: 0.320, SLG: 0.383 Brian Moehler, R (9, 1) OBP: 0.250, SLG: 0.250	C F S 0-3 K ③			C B B F B B 4-2 28 FC6-4 BB		B X 1-0 G6-3 ③		B F B B F X 3-2 G6-4-3 ② ③ 1-2f		3 0	0 0	0 0	0 0	1 0	1 0	6 0
28 Adam Everett, R (1, 6) OBP: 0.265, SLG: 0.285		C F C 0-3 K ①		X 0-0 FC6-4 ③ 1-2f			B C B F X 2-2 P4 ①		C B X 1-1 P6 ①	4	0	0	0	0	1	1
Brad Ausmus, R (1, 2) OBP: 0.321, SLG: 0.314		F B B X 2-1 L8 ②			X 0-0 G5-3 ①		C B X 1-1 BB 1B		F F B S 1-3 K ②	4	0	1	0	0	1	0
44 Roy Oswalt, R (1, 1) OBP: 0.115, SLG: 0.154 Mike Lamb, L (7, PH) OBP: 0.344, SLG: 0.372 Chad Qualls, R (8, 1) Trever Miller, R (9, 1) Dan Wheeler, R (9, 1) Mark Loretta, R (9, 5) OBP: 0.397, SLG: 0.421		C B C B X 2-2 F9 ③			C C X 0-2 F8 ②		X 0-0 P4 ②		F B F B B F B X 3-2 F9 ③	2 1 0 0 0 1	0 0 0 0 0 0	0 0 0 0 0 0	0 0 0 0 0 0	0 0 0 0 0 0	0 1 0 0 0 0	0 1 0 0 0 0
Inning Stats	R: 0 H: 1 E: 0 LOB: 3 K: 2 BB: 2 S: 12 P: 24	R: 0 H: 0 E: 0 LOB: 0 K: 1 BB: 0 S: 8 P: 12	R: 0 H: 0 E: 0 LOB: 0 K: 1 BB: 0 S: 8 P: 10	R: 0 H: 0 E: 0 LOB: 1 K: 0 BB: 1 S: 6 P: 11	R: 0 H: 0 E: 0 LOB: 0 K: 0 BB: 0 S: 6 P: 8	R: 1 H: 2 E: 0 LOB: 1 K: 1 BB: 0 S: 18 P: 23	R: 0 H: 1 E: 0 LOB: 2 K: 1 BB: 1 S: 11 P: 20	R: 0 H: 1 E: 0 LOB: 1 K: 0 BB: 1 S: 7 P: 15	R: 0 H: 0 E: 0 LOB: 0 K: 1 BB: 0 S: 10 P: 15	1B: 3 2B: 2 3B: 0 HR: 0	SF: 0 SAC: 0 DP: 1 HBP: 0			WP: 0 PB: 0 SB: 1 CS: 0	PA: 36		

PITCHER	IP	WLS	BF	H	R	ER	SO	BB	IBB	HBP	BLK	WP	HR	S	P	ERA	WHIP
50 Adam Wainwright, R (1, 1) ERA: 5.12	7.0		29	4	1	1	6	4	0	0	0	0	0	69	108	1.29	1.143
31 Ryan Franklin, R (8, 1) ERA: 1.21	1.0	W	4	1	0	0	0	1	0	0	0	0	0	7	15	0.00	2.000
36 Russ Springer, R (9, 1) ERA: 3.0	1.0		3	0	0	0	1	0	0	0	0	0	0	10	15	0.00	0.000

PITCHER	IP	WLS	BF	H	R	ER	SO	BB	IBB	HBP	BLK	WP	HR	S	P	ERA	WHIP

BOTTOM

St. Louis Cardinals @ Houston Astros

Minute Maid Park, Houston, TX

Fri Jun 01 2007, 7:05 PM CDT

Att. 36,784 - Roof Closed - 73 F

livebaseballscorecards.com

AB	31
R	1
H	5
RBI	1
BB	5
SO	7
LOB	14

Batter	1	2	3	4	5	6	7	8	9	AB	R	H	RBI	BB	SO	LOB
7 Adam Kennedy, L (1, 4) OBP: 0.292, SLG: 0.286	F7		26 G3 1B		P6			F7		4	0	1	0	0	0	0
26 Scott Spiezio, S (1, 5) OBP: 0.336, SLG: 0.368	F9		G3 1-2		F9			5 FC6-4 1B		4	0	1	0	0	0	1
5 Albert Pujols, R (1, 3) OBP: 0.377, SLG: 0.482	G5-3		G5-3			G4-3		FC6-4 1-2f		4	0	0	0	0	0	2
15 Jim Edmonds, L (1, 8) OBP: 0.310, SLG: 0.396		HR	G1-3			G4-3			F7	4	1	1	1	0	0	1
43 Juan Encarnacion, R (1, 9) OBP: 0.262, SLG: 0.344		BB		2B		G6-3			K	3	2	1	0	1	1	0
47 Ryan Ludwick, R (1, 7) OBP: 0.273, SLG: 0.302		2B		1B			G5-3		K	4	0	2	0	0	1	0
Gary Bennett, R (1, 2) OBP: 0.258, SLG: 0.339 35 Brian Esposito, R (8, 2)		G5-3		SF7 3-H			G5-3			2 0	0 0	0 0	1 0	0 0	0 0	2 0
Aaron Miles, S (1, 6) OBP: 0.284, SLG: 0.309 56 Kelvin Jimenez, R (7, 1)		SF9 2-3 3-H		G6-3			G5-3			2 0	0 0	0 0	1 0	0 0	0 0	0 0
Kip Wells, R (1, 1) OBP: 0.273, SLG: 0.455 Tyler Johnson, S (6, 1) 63 Brendan Ryan, R (7, 6)		G6-3			F9			G6-3		2 0 1	0 0 0	0 0 0	0 0 0	0 0 0	0 0 0	1 0 0
Inning Stats	R: 0 H: 0 E: 0 LOB: 0 K: 0 BB: 0 S: 4 P: 10	R: 2 H: 2 E: 0 LOB: 1 K: 0 BB: 1 S: 9 P: 15	R: 0 H: 1 E: 0 LOB: 1 K: 0 BB: 0 S: 5 P: 11	R: 1 H: 2 E: 0 LOB: 0 K: 0 BB: 0 S: 8 P: 14	R: 0 H: 0 E: 0 LOB: 0 K: 0 BB: 0 S: 7 P: 11	R: 0 H: 0 E: 0 LOB: 0 K: 0 BB: 0 S: 5 P: 8	R: 0 H: 0 E: 0 LOB: 0 K: 0 BB: 0 S: 5 P: 9	R: 0 H: 1 E: 0 LOB: 1 K: 0 BB: 0 S: 9 P: 12	R: 0 H: 0 E: 0 LOB: 0 K: 2 BB: 0 S: 8 P: 12	1B: 3 SF: 2 2B: 2 SAC: 0 3B: 0 DP: 0 HR: 1 HBP: 0						

PITCHER		IP	WLS	BF	H	R	ER	SO	BB	IBB	HBP	BLK	WP	HR	S	P	ERA	WHIP
43 Chris Sampson, R ERA: 3.43	(1, 1)	8.0	W	30	6	3	3	0	1	0	0	0	0	1	52	90	3.38	0.875
54 Brad Lidge, R ERA: 2.7	(9, 1)	1.0		3	0	0	0	2	0	0	0	0	0	0	8	12	0.00	0.000

PITCHER	IP	WLS	BF	H	R	ER	SO	BB	IBB	HBP	BLK	WP	HR	S	P	ERA	WHIP

TOP

St. Louis Cardinals @ Houston Astros

Minute Maid Park, Houston, TX

Sat Jun 02 2007, 2:55 PM CDT
Att. 39,234 - Roof Closed - 73 F

livebaseballscorecards.com

AB	30
R	3
H	6
RBI	3
BB	1
SO	2
LOB	7

WP: 0 PA: 33
PB: 0
SB: 0
CS: 0

Batter	1	2	3	4	5	6	7	8	9	AB	R	H	RBI	BB	SO	LOB
Craig Biggio, R (1, 4) OBP: 0.286, SLG: 0.387 54 Brad Lidge, R (9, 1)	C F X 0-2 17 FC6-4 9 1B 45 SF8 1B	B B B C F F S 3-3 ① K	B X 1-0 ① FC5-2 9 2B 17 G4-3 1-2 2-3 3-Hf	B C 2 F D B S SAFE 3-3 ③ K	X 0-0 ③ G1-3					5 0	2 0	1 0	0 0	0 0	2 0	5 0
9 Hunter Pence, R (1, 8) OBP: 0.388, SLG: 0.593	F B X 1-1 17 FC6-4 1-2 1B	B S S B S 2-3 ② K	B D F X 2-1 17 G4-3 1-3 2-H 3-H 2B	B X 1-0 ① P6						4	0	2	2	0	1	0
17 Lance Berkman, S (1, 3) OBP: 0.386, SLG: 0.342	B S B B X 3-1 ① FC6-4 1-2f 2-3	X 0-0 ③ G6-3	F X 0-1 ② G4-3 2-3 3-H	B F B B B 4-1 45 HR BB						3	1	0	1	1	0	3
45 Carlos Lee, R (1, 7) OBP: 0.355, SLG: 0.560	C B X 1-1 ② SF8 3-H	B B B B 4-0 L4-3 BB	B C F B B F B 4-2 FC4-6 BB	S B B B X 3-1 1-H HR						1	1	1	3	2	0	0
Mark Loretta, R (1, 5) OBP: 0.383, SLG: 0.405 (9, 4)	X 0-0 ③ F8	C X 0-1 ①② L4-3 1-1	B S X 1-1 ③ FC4-6 1-2f	S C B C 1-3 ② K						4	0	0	0	0	1	4
Luke Scott, L (1, 9) OBP: 0.320, SLG: 0.433	B X 1-0 ① F7	C F B B B X 2-2 ③ F7	B B X 2-0 HR	B X 1-0 ③ G3						4	1	1	1	0	0	0
Eric Munson, L (1, 2) OBP: 0.500, SLG: 0.333	B F X 1-1 ② F7	B C F F X 1-2 28 1B FC5-2 1B	S B B B B 4-1 43 SH1-3 BB	F X 0-1 ① P5						3	0	1	0	1	0	0
28 Adam Everett, R (1, 6) OBP: 0.275, SLG: 0.313	X 0-0 HR	X 0-0 FC5-2 43 SH 9 2B 1-3 1B	B X 1-0 ① P6	X 0-0 1B						4	2	3	1	0	0	1
43 Chris Sampson, R (1, 1) OBP: 0.176, SLG: 0.176 Mike Lamb, L (8, PH) (9, 5) OBP: 0.340, SLG: 0.368	F S B F B X 2-2 ③ F8	L S X 0-2 SH FC5-2 9 2B 1-2	X 0-0 ② SH1-3 1-2	B S C C S 2-3 ② K						1 1	1 0	0 0	0 0	0 0	0 1	0 1
Inning Stats	R: 1 E: 0 K: 0 S: 10 H: 2 LOB: 1 BB: 0 P: 15	R: 1 E: 0 K: 0 S: 8 H: 1 LOB: 0 BB: 0 P: 12	R: 0 E: 0 K: 2 S: 9 H: 0 LOB: 0 BB: 0 P: 14	R: 0 E: 0 K: 0 S: 5 H: 0 LOB: 0 BB: 1 P: 11	R: 3 E: 1 K: 0 S: 18 H: 3 LOB: 2 BB: 1 P: 27	R: 1 E: 0 K: 1 S: 7 H: 1 LOB: 1 BB: 1 P: 17	R: 2 E: 0 K: 1 S: 8 H: 1 LOB: 0 BB: 1 P: 18	R: 0 E: 0 K: 1 S: 8 H: 1 LOB: 1 BB: 0 P: 10		1B: 5 2B: 2 3B: 0 HR: 3	SF: 1 SAC: 2 DP: 1 HBP: 0					

St. Louis Cardinals @ Houston Astros

Minute Maid Park, Houston, TX

Sat Jun 02 2007, 2:55 PM CDT
Att. 39,234 - Roof Closed - 73 F

livebaseballscorecards.com

BOTTOM

AB	30
R	8
H	9
RBI	8
BB	4
SO	5
LOB	14

WP: 0 PB: 0 SB: 0 CS: 0 PA: 37

PITCHER		IP	WLS	BF	H	R	ER	SO	BB	IBB	HBP	BLK	WP	HR	S	P	ERA	WHIP
Kip Wells, R ERA: 6.4	(1, 1)	5.0	L	25	7	6	5	2	3	0	0	0	0	2	52	87	9.00	2.000
Tyler Johnson, L ERA: 1.86	(6, 1)	1.0		3	0	0	0	1	0	0	0	0	0	0	5	9	0.00	0.000
56 Kelvin Jimenez, R ERA: 7.88	(7, 1)	2.0		9	2	2	2	2	1	0	0	0	0	1	16	28	9.00	1.500

PITCHER	IP	WLS	BF	H	R	ER	SO	BB	IBB	HBP	BLK	WP	HR	S	P	ERA	WHIP

Batter	1	2	3	4	5	6	7	8	9	10	AB	R	H	RBI	BB	SO	LOB
22 David Eckstein, R (1, 6) OBP: 0.339, SLG: 0.352	C F X 0-2 HR	C B S B X 2-2 ③ G6-3	D D B C X 3-1 ③ F7			B B C S X 2-2 ① P3		B B X 2-0 5 HR 1B		5	2	2	1	0	0	1
26 Scott Spiezio, S (1, 5) OBP: 0.339, SLG: 0.378	B X 1-0 ① F9			X 0-0 5 G5-4-3 1B		B F B B X 3-1 5 F8 15 1B 2B		F S F B X 1-2 ② G4-3		1 SAFE B 1 SAFE S C 1 SAFE B B 1 SAFE 3-3 F S ② K	5	1	2	0	0	1	1
5 Albert Pujols, R (1, 3) OBP: 0.378, SLG: 0.510	B B C X 2-1 ② F8			C F B X 1-2 ①② G5-4-3 1-2f		C C X 0-2 ① F8 2-3		C X 0-1 HR		B B B C S F F X 3-2 1-H HR	5	2	2	3	0	0	2
15 Jim Edmonds, L (1, 8) OBP: 0.307, SLG: 0.390	C B X 1-1 ③ G4-3			X 0-0 ③ F8		X 0-0 3-H 1B		S B B B X 3-1 ③ G4-3		B C S S 1-3 ③ K	5	0	1	1	0	1	0
43 Juan Encarnacion, R (1, 9) OBP: 0.261, SLG: 0.385		C B X 1-1 ① G5-3	B B B C X 3-1 HR			B 1 SAFE S D B X 3-1 ② L6			C C B C 1-3 ① K		4	1	1	1	0	1	1
47 Ryan Ludwick, R (1, 7) OBP: 0.271, SLG: 0.316 44 Jason Isringhausen, R (9, 1)		S B B B X 2-1 ② P4	B S X 1-1 2B 2B			B B F F B X 3-2 ③ P6			C F T 0-2 ② K		4 0	1 0	1 0	0 0	0 0	1 0	1 0
Gary Bennett, R (1, 2) OBP: 0.258, SLG: 0.349		B C B F S 2-3 ③ K	D X 1-0 41 G1-3 2-H 2B				C B F X 1-2 ① F9		C F F X 0-2 ③ G6-3		4	0	1	1	0	1	0
63 Brendan Ryan, R (1, 4) Aaron Miles, S (10, PH) OBP: 0.282, SLG: 0.306 (10, 4)			X 0-0 ① F8		C S S 0-3 ① K		B C X 1-1 ② G6-3			F B F X 1-2 ① G6-3	3 1	0 0	0 0	0 0	0 0	1 0	1 0
41 Braden Looper, R (1, 1) OBP: 0.217, SLG: 0.190 34 Randy Flores, L (7, 1) 31 Ryan Franklin, R (7, 1) So Taguchi, R (9, 7) OBP: 0.330, SLG: 0.387			X 0-0 ② G6-3		B C F F F X 1-2 ② G1-3 2-3		C B F X 1-2 ③ G1-3			X 0-0 HR	3 0 0 1	0 0 0 1	0 0 0 1	0 0 0 1	0 0 0 0	0 0 0 0	1 0 0 0
Inning Stats	R: 1 E: 0 K: 0 S: 8 H: 1 LOB: 0 BB: 0 P: 12	R: 0 E: 0 K: 1 S: 7 H: 0 LOB: 0 BB: 0 P: 12	R: 0 E: 0 K: 0 S: 5 H: 0 LOB: 0 BB: 0 P: 7	R: 0 E: 0 K: 0 S: 5 H: 1 LOB: 0 BB: 0 P: 6	R: 2 E: 0 K: 1 S: 15 H: 3 LOB: 1 BB: 0 P: 24	R: 1 E: 0 K: 0 S: 11 H: 2 LOB: 1 BB: 0 P: 20	R: 0 E: 0 K: 0 S: 8 H: 0 LOB: 0 BB: 0 P: 11	R: 1 E: 0 K: 0 S: 11 H: 1 LOB: 0 BB: 0 P: 17	R: 0 E: 0 K: 2 S: 10 H: 0 LOB: 0 BB: 0 P: 11	R: 3 E: 0 K: 2 S: 17 H: 3 LOB: 0 BB: 0 P: 27	1B: 3 2B: 3 3B: 0 HR: 5	SF: 0 SAC: 0 DP: 1 HBP: 0					

PITCHER	IP	WLS	BF	H	R	ER	SO	BB	IBB	HBP	BLK	WP	HR	S	P	ERA	WHIP
23 Jason Jennings, R (1, 1) ERA: 3.13	6.0		24	7	4	4	2	0	0	0	0	0	2	51	81	6.00	1.167
Dave Borkowski, R (7, 1) ERA: 3.38	1.0		3	0	0	0	0	0	0	0	0	0	0	8	11	0.00	0.000
Chad Qualls, R (8, 1) ERA: 4.55	1.0		4	1	1	1	0	0	0	0	0	0	1	11	17	9.00	1.000
Dan Wheeler, R (9, 1) ERA: 4.85	1.2	L	8	3	3	3	3	0	0	0	0	0	2	24	34	16.20	1.800
Trever Miller, L (10, 1) ERA: 6.75	0.1		1	0	0	0	1	0	0	0	0	0	0	3	4	0.00	0.000

PITCHER	IP	WLS	BF	H	R	ER	SO	BB	IBB	HBP	BLK	WP	HR	S	P	ERA	WHIP

TOP

St. Louis Cardinals @ Houston Astros

Minute Maid Park, Houston, TX

Sun Jun 03 2007, 1:05 PM CDT
Att. 40,483 - Roof Closed - 73 F

livebaseballscorecards.com

AB	40
R	8
H	11
RBI	8
BB	0
SO	6
LOB	8

WP: 0 PA: 40
PB: 0
SB: 0
CS: 0

Batter	1	2	3	4	5	6	7	8	9	10	AB	R	H	RBI	BB	SO	LOB
Mark Loretta, R (1, 4) (9, 5) OBP: 0.376, SLG: 0.422	G5-3		L6			B1-3	FC9-6			HR	5	1	1	2	0	0	2
Mike Lamb, L (1, 3) OBP: 0.337, SLG: 0.363	P5			9 G5-3 1B		G3-1	G4-3			F8	4	0	1	0	0	0	2
Chad Qualls, R (8, 1)											0	0	0	0	0	0	0
Craig Biggio, R (9, 4) OBP: 0.285, SLG: 0.385											1	0	0	0	0	0	0
9 Hunter Pence, R (1, 8) OBP: 0.403, SLG: 0.625	1B			G5-3		45 S 1B		HR		45 FC4-6 1B	5	1	4	2	0	0	1
45 Carlos Lee, R (1, 7) OBP: 0.347, SLG: 0.547	G6-3			G5-3		G6-3		F9		FC4-6 BB	5	0	0	0	0	0	4
Luke Scott, L (1, 9) OBP: 0.323, SLG: 0.435		K		G3			1B 2B	G4-3		BB	4	1	1	0	1	1	1
Morgan Ensberg, R (1, 5) OBP: 0.325, SLG: 0.387	F7		G6-4-3 1B			28 SH 17 FC5-4 1B		F9		F9	4	1	2	1	0	0	0
Dan Wheeler, R (9, 1)											0	0	0	0	0	0	0
Trever Miller, R (10, 1)											0	0	0	0	0	0	0
16 Jason Lane, R (10, PH) OBP: 0.175, SLG: 0.354											1	0	0	0	0	0	2
Eric Munson, L (1, 2) OBP: 0.375, SLG: 0.286	G4-3		G6-4-3			17 FC5-4 28 SH FC9-6 1B			G3		4	1	1	0	0	0	1
Brad Ausmus, R (10, 2) OBP: 0.321, SLG: 0.314											0	0	0	0	0	0	0
28 Adam Everett, R (1, 6) OBP: 0.271, SLG: 0.307			G5-3				SH 17 FC5-4		F7		3	0	0	0	0	0	0
23 Jason Jennings, L (1, 1)			G3			G3-1 B1-3 9 1B 1B	FC5-4 FC9-6		F7		1	0	0	0	0	0	0
Orlando Palmeiro, L (6, PH) OBP: 0.313, SLG: 0.200											1	1	1	0	0	0	0
Dave Borkowski, R (7, 1)											0	0	0	0	0	0	0
17 Lance Berkman, S (7, PH) OBP: 0.382, SLG: 0.339											2	0	0	1	0	0	2
(8, 3)																	
Inning Stats	R: 0 E: 0 K: 0 S: 10 H: 1 LOB: 1 BB: 0 P: 18	R: 0 E: 0 K: 1 S: 8 H: 0 LOB: 0 BB: 0 P: 13	R: 0 E: 0 K: 0 S: 7 H: 0 LOB: 0 BB: 0 P: 11	R: 0 E: 0 K: 0 S: 5 H: 1 LOB: 1 BB: 0 P: 9	R: 0 E: 0 K: 0 S: 6 H: 1 LOB: 0 BB: 0 P: 9	R: 1 E: 0 K: 0 S: 12 H: 2 LOB: 1 BB: 0 P: 20	R: 3 E: 0 K: 0 S: 13 H: 3 LOB: 1 BB: 0 P: 18	R: 1 E: 0 K: 0 S: 7 H: 1 LOB: 0 BB: 0 P: 11	R: 0 E: 0 K: 0 S: 3 H: 0 LOB: 0 BB: 0 P: 6	R: 1 E: 0 K: 0 S: 11 H: 2 LOB: 2 BB: 1 P: 19	1B: 8 2B: 1 3B: 0 HR: 2	SF: 0 SAC: 1 DP: 1 HBP: 0		WP: 0 PB: 0 SB: 1 CS: 0	PA: 42			

PITCHER	IP	WLS	BF	H	R	ER	SO	BB	IBB	HBP	BLK	WP	HR	S	P	ERA	WHIP
41 Braden Looper, R (1, 1) ERA: 3.72	6.0		24	7	3	3	1	0	0	0	0	0	0	52	87	4.50	1.167
34 Randy Flores, L (7, 1) ERA: 4.05	0.1	H	3	1	0	0	0	0	0	0	0	0	0	4	4	0.00	3.000
31 Ryan Franklin, R (7, 1) ERA: 1.5	1.2	B	6	1	2	2	0	0	0	0	0	0	1	12	18	10.80	0.600
44 Jason Isringhausen, R (9, 1) ERA: 1.64	2.0	W	9	2	1	1	0	1	0	0	0	0	1	14	25	4.50	1.500

PITCHER	IP	WLS	BF	H	R	ER	SO	BB	IBB	HBP	BLK	WP	HR	S	P	ERA	WHIP

BOTTOM

St. Louis Cardinals @ Houston Astros

Minute Maid Park, Houston, TX

Sun Jun 03 2007, 1:05 PM CDT
Att. 40,483 - Roof Closed - 73 F

livebaseballscorecards.com

AB	40
R	6
H	11
RBI	6
BB	1
SO	1
LOB	15

Batter	1	2	3	4	5	6	7	8	9	AB	R	H	RBI	BB	SO	LOB
Craig Biggio, R (1, 4) OBP: 0.280, SLG: 0.378	B B C T X 2-2 G6-3 ①			S F S 0-3 K ①		C F B B S K ①		F B X 1-1 G4-3 ①		4	0	0	0	0	2	2
9 Hunter Pence, R (1, 8) OBP: 0.391, SLG: 0.606	C C X 0-2 P4 ②			C B X 1-1 L5 ②		X 0-0 L5 ②		S F B S 1-3 K ②		4	0	0	0	0	1	2
17 Lance Berkman, S (1, 3) OBP: 0.380, SLG: 0.342 Morgan Ensberg, R (8, 5) OBP: 0.325, SLG: 0.387	C B B F C 2-3 K ③			X 0-0 G4-3 ③		D S B B X 3-1 1-H 3-H 2B		B B C F B S 3-3 K ③		4 0	0 0	1 0	2 0	0 0	2 0	0 0
45 Carlos Lee, R (1, 7) OBP: 0.350, SLG: 0.542		X 0-0 G4-3 ①			B B B C X 3-1 P4 ①	I 4-0 IBB			H 1-0 HR HBP	2	1	0	0	1	0	0
Mark Loretta, R (1, 5) OBP: 0.364, SLG: 0.408 (8, 3)		C X 0-1 F9 ②			C B B C X 2-2 F7 ②	S B C X 1-2 G1-3 ③			F 1 SAFE B X 1-1 F9 ①	4	0	0	0	0	0	3
Luke Scott, L (1, 9) OBP: 0.333, SLG: 0.472		B B X 2-0 F8 ③			B S B C X 2-2 2B		B B X 2-0 28 2B 28 WP CS 1B		1 SAFE B B X 2-0 1-H HR	4	1	3	2	0	0	0
28 Adam Everett, R (1, 6) OBP: 0.270, SLG: 0.311			C F X 0-2 P5 ①		B B X 2-0 F9 ③		F 1 SAFE B 1 SAFE 1 SAFE F B F B 3-2 F X 1-3 2B		F C X 0-2 P5 ②	4	0	1	0	0	0	1
Brad Ausmus, R (1, 2) OBP: 0.325, SLG: 0.310			S X 0-1 G4-3 ②			B C B B B 4-1 1B 17 2B BB	B S D B 3 SAFE B 4-1 G4-6-3 BB ①		B B X 2-0 G1-3 ③	2	1	0	0	2	0	0
51 Wandy Rodriguez, S (1, 1) OBP: 0.200, SLG: 0.250 Orlando Palmeiro, L (6, PH) OBP: 0.327, SLG: 0.220 Dave Borkowski, R (6, 1) Mike Lamb, L (7, PH) OBP: 0.333, SLG: 0.359 Chad Qualls, R (7, 1) 54 Brad Lidge, R (8, 1) Dan Wheeler, R (9, 1)			C B S B C 2-3 K ③			B X 1-0 1-3 17 2B 1B	B C X 1-1 3-H 1-2f G4-6-3 ② ③			1 1 0 1 0 0 0	0 1 0 0 0 0 0	0 1 0 0 0 0 0	0 0 0 0 0 0 0	1 0 0 0 0 0 0	0 0 0 2 0 0 0	0 0 0 0 0 0 0
Inning Stats	R: 0 E: 0 K: 1 S: 9 H: 0 LOB: 0 BB: 0 P: 13	R: 0 E: 0 K: 0 S: 4 H: 0 LOB: 0 BB: 0 P: 6	R: 0 E: 0 K: 1 S: 8 H: 0 LOB: 0 BB: 0 P: 10	R: 0 E: 0 K: 1 S: 6 H: 0 LOB: 0 BB: 0 P: 7	R: 0 E: 0 K: 0 S: 9 H: 1 LOB: 1 BB: 0 P: 18	R: 2 E: 0 K: 1 S: 11 H: 2 LOB: 2 BB: 2 P: 26	R: 0 E: 0 K: 0 S: 9 H: 2 LOB: 1 BB: 1 P: 19	R: 0 E: 0 K: 2 S: 8 H: 0 LOB: 0 BB: 0 P: 13	R: 2 E: 0 K: 0 S: 7 H: 1 LOB: 0 BB: 0 P: 13	1B: 2 2B: 3 3B: 0 HR: 1 SF: 0 SAC: 0 DP: 1 HBP: 1							

TOP

Houston Astros @ Colorado Rockies

Coors Field, Denver, CO

Tue Jun 05 2007, 7:05 PM MDT

Att. 27,101 - Cloudy - 77 F

livebaseballscorecards.com

AB	31
R	4
H	6
RBI	4
BB	3
SO	6
LOB	10

WP: 1 PB: 0 SB: 0 CS: 1 PA: 35

PITCHER		IP	WLS	BF	H	R	ER	SO	BB	IBB	HBP	BLK	WP	HR	S	P	ERA	WHIP
48 Jason Hirsh, R ERA: 4.92	(1, 1)	6.0	L	25	5	2	2	4	1	1	0	0	1	0	53	91	3.00	1.000
50 Jorge Julio, R ERA: 8.22	(7, 1)	0.1		1	0	0	0	0	1	0	0	0	0	0	1	5	0.00	3.000
Jeremy Affeldt, L ERA: 3.18	(7, 1)	0.2		1	0	0	0	0	0	0	0	0	0	0	2	3	0.00	0.000
LaTroy Hawkins, R ERA: 4.97	(8, 1)	1.0		3	0	0	0	2	0	0	0	0	0	0	8	13	0.00	0.000
60 Manny Corpas, R ERA: 3.1	(9, 1)	1.0		5	1	2	2	0	0	0	1	0	0	1	7	13	18.00	1.000

Houston Astros @ Colorado Rockies

Coors Field, Denver, CO

Tue Jun 05 2007, 7:05 PM MDT

Att. 27,101 - Cloudy - 77 F

BOTTOM

Batter	1	2	3	4	5	6	7	8	9	AB	R	H	RBI	BB	SO	LOB
3 Willy Taveras, R (1, 8) OBP: 0.383, SLG: 0.363	BFX 1-1 FC6-5-4-1 2B		CBBLC 2-3 K ②		FBBX 2-1 F9 ①		LFX 0-2 G4-3 ③			4	0	1	0	0	1	0
Kazuo Matsui, S (1, 4) OBP: 0.345, SLG: 0.440	BCLFDFBFX 3-2 FC6-5-4-1 ① 2-3		BBX 2-0 G5-3 ③		BBBCX 3-1 17 CS 1B			BSX 1-1 L9 ①		4	0	1	0	0	0	1
5 Matt Holliday, R (1, 7) OBP: 0.375, SLG: 0.581	BBBCFX 3-2 P4 ②			X 0-0 27 2B 3B	X 0-0 P4 ②			FFBX 1-2 F9 ②		4	1	1	0	0	0	2
17 Todd Helton, L (1, 3) OBP: 0.461, SLG: 0.523	BCBFC 2-3 K ③			FCS 0-3 K ①	1 SAFE 1 SAFE 0-0 CS ③ 1-2	BFBSBBFFX 3-2 3B		BSBBBX 3-1 3B		4	0	2	0	0	2	2
27 Garrett Atkins, R (1, 5) OBP: 0.313, SLG: 0.374		CBBBFX 2-2 2B		BX 1-0 11 E 3-H 2B		BX 1-0 P4 ①		BBBFFBS 3-3 K ③		4	0	2	1	0	1	2
11 Brad Hawpe, L (1, 9) OBP: 0.403, SLG: 0.508		SFX 0-2 F8 ①		CFX 0-2 E4 8 BB 2-3		FSX 0-2 G3 ②			BBSCTFX 2-2 G3 ①	4	0	0	0	0	0	3
2 Troy Tulowitzki, R (1, 6) OBP: 0.341, SLG: 0.363		BBBCCSS 3-3 K ②		BFBBFFSS 3-3 K ②		BX 1-0 F8 ③			X 0-0 F9 ②	4	0	0	0	0	2	4
8 Yorvit Torrealba, R (1, 2) OBP: 0.279, SLG: 0.266		BCDDFC 3-3 K ③		F 1 SAFE BCBFBB 4-2 1-2 BB			BSBX 2-1 F9 ①		CSBFS 1-3 K ③	3	0	0	0	1	2	1
48 Jason Hirsh, R (1, 1) OBP: 0.045, SLG: 0.045 50 Jorge Julio, R (7, 1) Jeremy Affeldt, L (7, 1) 10 Jeff Baker, R (7, PH) OBP: 0.286, SLG: 0.377 LaTroy Hawkins, R (8, 1) 60 Manny Corpas, R (9, 1)			CSBX 1-2 G3 ①	BCCFS 1-3 K ③			BCBX 2-1 F7 ②			2 0 0 1 0 0	0 0 0 0 0 0	0 0 0 0 0 0	0 0 0 0 0 0	0 0 0 0 0 0	1 0 0 0 0 0	3 0 0 0 0 0
Inning Stats	R: 0 E: 0 K: 1 S: 14 H: 1 LOB: 1 BB: 0 P: 23	R: 0 E: 0 K: 2 S: 12 H: 1 LOB: 1 BB: 0 P: 20	R: 0 E: 0 K: 1 S: 7 H: 0 LOB: 0 BB: 0 P: 12	R: 1 E: 1 K: 3 S: 19 H: 2 LOB: 3 BB: 1 P: 28	R: 0 E: 0 K: 0 S: 5 H: 1 LOB: 0 BB: 0 P: 10	R: 0 E: 0 K: 0 S: 10 H: 1 LOB: 1 BB: 0 P: 15	R: 0 E: 0 K: 0 S: 7 H: 0 LOB: 0 BB: 0 P: 11	R: 0 E: 0 K: 1 S: 10 H: 1 LOB: 1 BB: 0 P: 18	R: 0 E: 0 K: 1 S: 9 H: 0 LOB: 0 BB: 0 P: 12	1B: 1 2B: 3 3B: 3 HR: 0	SF: 0 SAC: 0 DP: 0 HBP: 0						

livebaseballscorecards.com

AB	34
R	1
H	7
RBI	1
BB	1
SO	9
LOB	18

PITCHER	IP	WLS	BF	H	R	ER	SO	BB	IBB	HBP	BLK	WP	HR	S	P	ERA	WHIP
51 Wandy Rodriguez, L (1, 1) ERA: 4.31	5.0	W	21	5	1	1	7	1	0	0	0	0	0	57	93	1.80	1.200
Dave Borkowski, R (6, 1) ERA: 3.24	1.0	H	4	1	0	0	0	0	0	0	0	0	0	10	15	0.00	1.000
Chad Qualls, R (7, 1) ERA: 4.4	1.0	H	3	0	0	0	0	0	0	0	0	0	0	7	11	0.00	0.000
54 Brad Lidge, R (8, 1) ERA: 2.6	1.0	H	4	1	0	0	1	0	0	0	0	0	0	10	18	0.00	1.000
Dan Wheeler, R (9, 1) ERA: 4.67	1.0	S	3	0	0	0	1	0	0	0	0	0	0	9	12	0.00	0.000

PITCHER	IP	WLS	BF	H	R	ER	SO	BB	IBB	HBP	BLK	WP	HR	S	P	ERA	WHIP

Batter	1	2	3	4	5	6	7	8	9	AB	R	H	RBI	BB	SO	LOB
Craig Biggio, R (1, 4) OBP: 0.278, SLG: 0.374	B S X 1-1 ① G1-3			C B X 1-1 ① P2	F B X 1-1 9 1B 17 G6-4-3 1-2 1B		S X 0-1 ② G6-3		B B F X 2-1 ③ G6-3	5	1	1	0	0	0	0
9 Hunter Pence, R (1, 8) OBP: 0.394, SLG: 0.610	F F F B X 1-2 ② G1-3			B X 1-0 17 1B 2B	S B X 1-1 17 G6-4-3 1-3 2-H 1B		C B F F S 1-3 ③ K			4	1	2	1	0	1	0
17 Lance Berkman, S (1, 3) OBP: 0.382, SLG: 0.360	B F B X 2-1 ③ G4-3			2 SAFE B X 1-0 2-H 1B 1B	1 SAFE C 1 SAFE B B X 2-1 ① ② G6-4-3 1-2f 3-H			X 0-0 HR		4	2	2	2	0	0	1
45 Carlos Lee, R (1, 7) OBP: 0.348, SLG: 0.534		S T F B X 1-2 ① F9		B B B C B 4-1 1B 28 1B BB	F X 0-1 ③ F9			X 0-0 ① F9		3	1	0	0	1	0	0
Mark Loretta, R (1, 5) OBP: 0.368, SLG: 0.407		C B C F B F B X 3-2 ② L3		C B S D B F F F X 3-2 28 1B G3 1-3 2-H 1B		B B B B 4-0 FC3-6 BB		C X 0-1 ② G6-3		3	0	1	1	1	0	0
Luke Scott, L (1, 9) OBP: 0.325, SLG: 0.459 54 Brad Lidge, R (8, 1)		C F B B B F F F C 3-3 ③ K		B X 1-0 ② G3 1-2		B B B C C X 3-2 ① FC3-6 28 FC4-6 1-2f		F C B S 1-3 ③ K		4 0	0 0	0 0	0 0	0 0	2 0	3 0
28 Adam Everett, R (1, 6) OBP: 0.270, SLG: 0.310			F C X 0-2 ① G5-3	X 0-0 2-3 3-H 1B		B 1 SAFE X 1-0 ② FC4-6 1-2f			C B X 1-1 ① G6-3	4	0	1	1	0	0	1
Brad Ausmus, R (1, 2) OBP: 0.319, SLG: 0.303 Morgan Ensberg, R (9, PH) OBP: 0.329, SLG: 0.413			S X 0-1 ② G1-3	1 SAFE B C X 1-1 ③ G1-3		1 SAFE C 1 SAFE B 1 SAFE X 1-1 ③ G6-3			B C X 1-1 HR	3 1	0 1	0 1	0 1	0 0	0 0	3 0
Woody Williams, R (1, 1) OBP: 0.143, SLG: 0.250 Trever Miller, R (7, 1) Chad Qualls, R (7, 1) Chris Burke, R (8, 9) OBP: 0.340, SLG: 0.383			C B F T F X 1-2 ③ G5-3		B F X 1-1 9 1B 1B 1B		F X 0-1 ① F9		C B C B B X 3-2 ② G6-3	3 0 0 1	1 0 0 0	1 0 0 0	0 0 0 0	0 0 0 0	0 0 0 0	0 0 0 0

Inning Stats										
	R: 0 E: 0 K: 0 S: 8	H: 0 LOB: 0 BB: 0 P: 12	R: 0 E: 0 K: 1 S: 15	H: 0 LOB: 0 BB: 0 P: 22	R: 0 E: 0 K: 0 S: 10	H: 0 LOB: 0 BB: 0 P: 11	R: 3 E: 0 K: 0 S: 15	H: 4 LOB: 2 BB: 1 P: 27	R: 2 E: 0 K: 0 S: 10	H: 3 LOB: 0 BB: 0 P: 15
	R: 0 E: 0 K: 0 S: 6	H: 0 LOB: 1 BB: 1 P: 15	R: 0 E: 0 K: 1 S: 8	H: 0 LOB: 0 BB: 0 P: 9	R: 1 E: 0 K: 1 S: 7	H: 1 LOB: 0 BB: 0 P: 8	R: 1 E: 0 K: 0 S: 9	H: 1 LOB: 0 BB: 0 P: 16	1B: 6 2B: 1 3B: 0 HR: 2	SF: 0 SAC: 0 DP: 1 HBP: 0

PITCHER	IP	WLS	BF	H	R	ER	SO	BB	IBB	HBP	BLK	WP	HR	S	P	ERA	WHIP
28 Aaron Cook, R (1, 1) ERA: 4.54	6.0		26	7	5	5	1	2	0	0	0	0	0	64	102	7.50	1.500
35 Taylor Buchholz, R (7, 1) ERA: 5.44	1.0	W	3	0	0	0	1	0	0	0	0	0	0	8	9	0.00	0.000
LaTroy Hawkins, R (8, 1) ERA: 5.27	1.0	H	4	1	1	1	1	0	0	0	0	0	1	7	8	9.00	1.000
40 Brian Fuentes, L (9, 1) ERA: 2.22	1.0	S	4	1	1	1	0	0	0	0	0	0	1	9	16	9.00	1.000

PITCHER	IP	WLS	BF	H	R	ER	SO	BB	IBB	HBP	BLK	WP	HR	S	P	ERA	WHIP

TOP

Houston Astros @ Colorado Rockies

Coors Field, Denver, CO

Wed Jun 06 2007, 7:05 PM MDT

Att. 22,471 - Cloudy - 68 F

livebaseballscorecards.com

AB	35
R	7
H	9
RBI	6
BB	2
SO	3
LOB	8

BOTTOM

Houston Astros @ Colorado Rockies

Coors Field, Denver, CO

Wed Jun 06 2007, 7:05 PM MDT

Att. 22,471 - Cloudy - 68 F

livebaseballscorecards.com

Batter	1	2	3	4	5	6	7	8	9	AB	R	H	RBI	BB	SO	LOB
3 Willy Taveras, R (1, 8) OBP: 0.378, SLG: 0.358	F9		G1-3	1B 1-2 2-H 1B		F7-2 3-H	FC6-2 1-2 2-3 3-Hf			5	0	1	1	0	0	4
Kazuo Matsui, S (1, 4) OBP: 0.359, SLG: 0.477	F8		5 S 5 2B BB	5 BB 1-3 2-H 1B			HR K			4	2	2	2	1	1	3
5 Matt Holliday, R (1, 7) OBP: 0.387, SLG: 0.594	1B		1-H 2B	1 SAFE 1 SAFE 1-2 BB			17 FC6-4 HBP	17 G4-3 2B		3	0	3	1	1	0	0
17 Todd Helton, L (1, 3) OBP: 0.451, SLG: 0.510	1 SAFE F7		L7	F7			FC6-4 27 1B 11 3B 1-2f	G4-3 2-3		5	1	0	0	0	0	7
27 Garrett Atkins, R (1, 5) OBP: 0.315, SLG: 0.374		L8		8 S 8 1B 1B	F9		1 SAFE 1 SAFE 11 3B 1-2 1B	G1-3		5	2	2	0	0	0	1
11 Brad Hawpe, L (1, 9) OBP: 0.403, SLG: 0.514		L3		F9	F7		2 1B 1-H 2-H 3B	IBB		4	1	1	2	1	0	1
2 Troy Tulowitzki, R (1, 6) OBP: 0.342, SLG: 0.369		2B		F9	F8		14 HBP 8 1B 3 FC6-2 3-H 1B	K2-3		5	0	2	1	0	1	3
8 Yorvit Torrealba, R (1, 2) OBP: 0.293, SLG: 0.281		G4-3		28 1B 3 1B 1-H 1B		SH1-4 28 28 BLK 3 F7-2 1B	3 FC6-2 14 HBP 1-2 1B			4	1	3	1	0	0	1
28 Aaron Cook, R (1, 1) OBP: 0.333, SLG: 0.409			L4	3 1B 1-2 1B		SH1-4 1-3	3 FC6-2 1-2 2-3 HBP			2	1	1	0	0	0	0
35 Taylor Buchholz, R (7, 1) OBP: 0.250, SLG: 0.143										0	0	0	0	0	0	0
14 Sean Barker, R (7, PH)										0	0	0	0	0	0	0
LaTroy Hawkins, R (8, 1)										0	0	0	0	0	0	0
40 Brian Fuentes, L (9, 1)										0	0	0	0	0	0	0
Inning Stats	R: 0 E: 0 K: 0 S: 9 H: 1 LOB: 1 BB: 0 P: 16	R: 0 E: 0 K: 0 S: 16 H: 1 LOB: 1 BB: 0 P: 24	R: 1 E: 0 K: 0 S: 13 H: 1 LOB: 1 BB: 1 P: 25	R: 3 E: 0 K: 0 S: 20 H: 5 LOB: 3 BB: 1 P: 30	R: 0 E: 0 K: 0 S: 7 H: 0 LOB: 0 BB: 0 P: 8	R: 0 E: 0 K: 0 S: 5 H: 1 LOB: 0 BB: 0 P: 7	R: 4 E: 0 K: 1 S: 19 H: 5 LOB: 3 BB: 0 P: 30	R: 0 E: 0 K: 1 S: 8 H: 1 LOB: 2 BB: 1 P: 17		1B: 10 2B: 4 3B: 1 HR: 1 SF: 0 SAC: 1 DP: 1 HBP: 2						

AB	37
R	8
H	15
RBI	8
BB	3
SO	2
LOB	20

WP: 0 PA: 43
PB: 0
SB: 2
CS: 0

PITCHER		IP	WLS	BF	H	R	ER	SO	BB	IBB	HBP	BLK	WP	HR	S	P	ERA	WHIP
Woody Williams, R ERA: 5.79	(1, 1)	6.0	L	30	10	6	6	0	2	0	1	1	0	1	74	118	9.00	2.000
Trever Miller, L ERA: 7.8	(7, 1)	0.1		3	2	1	1	0	0	0	0	0	0	0	7	8	27.00	6.000
Chad Qualls, R ERA: 4.3	(7, 1)	0.2		5	2	1	1	1	0	0	1	0	0	0	8	14	13.50	3.000
54 Brad Lidge, R ERA: 2.51	(8, 1)	1.0		5	1	0	0	1	0	1	0	0	0	0	8	17	0.00	1.000

PITCHER	IP	WLS	BF	H	R	ER	SO	BB	IBB	HBP	BLK	WP	HR	S	P	ERA	WHIP

Batter	1	2	3	4	5	6	7	8	9	AB	R	H	RBI	BB	SO	LOB
Mark Loretta, R (1, 4) OBP: 0.370, SLG: 0.402	B C S F S 1-3 ① K		F B B F X 2-2 ① G6-3	F D B B X 3-1 2-3 1B		B X 1-0 ① G4-3		B B B C B 4-1 BB		4	0	1	0	1	1	0
9 Hunter Pence, R (1, 8) OBP: 0.395, SLG: 0.610	B B S F X 2-2 17 G3 2B		B F F F B X 2-2 17 HR 1B	X 0-0 ② P3		S B B B F S 3-3 ② K2-3		F F S 0-3 ② K		5	1	2	0	0	2	3
17 Lance Berkman, S (1, 3) OBP: 0.382, SLG: 0.373	C B X 1-1 ② G3 2-3		X 0-0 1-H HR	X 0-0 ③ F9		F B F B B B 4-2 BB		B F C B X 2-2 ③ L4		4	1	1	2	1	0	4
45 Carlos Lee, R (1, 7) OBP: 0.353, SLG: 0.538	B B C B C S 3-3 ③ K		B F F F B F F X 2-2 3B 2B		B X 1-0 28 1B 28 S 2B 1B	B 1 SAFE D B C X 3-1 ③ P6			C H 1-1 FC5-4 HBP	4	2	2	0	0	1	2
Luke Scott, L (1, 9) OBP: 0.327, SLG: 0.470		B B X 2-0 28 WP BB 28 G5-3 1B	B X 1-0 2-H 3B		F B X 1-1 ① F8		C F B X 1-2 ① F9		B C B C S 2-3 ① K	5	1	2	1	0	1	2
Morgan Ensberg, R (1, 5) OBP: 0.325, SLG: 0.401		B B B B 4-0 28 G5-3 28 WP 1-2 BB	X 0-0 ② G6-3		C B F S 1-3 ② K		X 0-0 ② G6-3		B C C D X 2-2 ② FC5-4 28 BB 1-2f	4	0	0	0	1	1	3
28 Adam Everett, R (1, 6) OBP: 0.278, SLG: 0.314		F B F F F X 1-2 ① G5-3 1-3 2-H	C B B X 2-1 ③ F8		C B B F D X 3-2 1-3 2B 1B		C B X 1-1 1B		B B B C B 4-1 1-2 BB	4	1	2	1	1	0	2
Brad Ausmus, R (1, 2) OBP: 0.322, SLG: 0.313	B C X 1-1 ② G4-3			C X 0-1 1B 44 SH3 1B	X 0-0 1-H 3-H 2B		X 0-0 ③ F9		C C S 0-3 ③ K	5	0	2	2	0	1	4
44 Roy Oswalt, R (1, 1) OBP: 0.107, SLG: 0.143 Trever Miller, R (7, 1) Chad Qualls, R (7, 1) Craig Biggio, R (8, PH) OBP: 0.277, SLG: 0.372 54 Brad Lidge, R (8, 1) Dan Wheeler, R (9, 1)	B C C F F F B X 2-2 ③ F9			X 0-0 ① SH3 1-2	C C F B C 1-3 ③ K			S B S S 1-3 ① K		2 0 0 0 0 1 2 0 0 0 0 0 0 0 0 0 0 0 0 0 0 1 0 0 0 0 1 0 0 0 0 0 0 0 0 0 0 0 0 0 0 0						
Inning Stats	R: 0 H: 1 E: 0 LOB: 1 K: 2 BB: 0 S: 12 P: 19	R: 1 H: 1 E: 0 LOB: 1 K: 0 BB: 1 S: 14 P: 24	R: 3 H: 4 E: 0 LOB: 1 K: 0 BB: 0 S: 19 P: 28	R: 0 H: 2 E: 0 LOB: 2 K: 0 BB: 0 S: 7 P: 10	R: 2 H: 3 E: 0 LOB: 1 K: 2 BB: 0 S: 14 P: 21	R: 0 H: 0 E: 0 LOB: 1 K: 1 BB: 1 S: 8 P: 19	R: 0 H: 1 E: 0 LOB: 1 K: 0 BB: 0 S: 7 P: 9	R: 0 H: 0 E: 0 LOB: 1 K: 2 BB: 1 S: 10 P: 17	R: 0 H: 0 E: 0 LOB: 2 K: 2 BB: 1 S: 11 P: 20	1B: 7 SF: 0 2B: 3 SAC: 1 3B: 1 DP: 0 HR: 1 HBP: 1						

TOP

Houston Astros @ Colorado Rockies

Coors Field, Denver, CO

Thu Jun 07 2007, 1:05 PM MDT

Att. 22,103 - Cloudy - 66 F

livebaseballscorecards.com

AB	38
R	6
H	12
RBI	6
BB	4
SO	9
LOB	22

PITCHER		IP	WLS	BF	H	R	ER	SO	BB	IBB	HBP	BLK	WP	HR	S	P	ERA	WHIP
Josh Fogg, R ERA: 5.06	(1, 1)	5.0		27	11	6	6	4	1	0	0	0	1	1	66	102	10.80	2.400
50 Jorge Julio, R ERA: 7.71	(6, 1)	1.0		4	0	0	0	1	1	0	0	0	0	0	8	19	0.00	1.000
Tom Martin, L ERA: 3.55	(7, 1)	1.0		4	1	0	0	0	0	0	0	0	0	0	7	9	0.00	1.000
60 Manny Corpas, R ERA: 3.0	(8, 1)	1.0		4	0	0	0	2	1	0	0	0	0	0	10	17	0.00	1.000
Jeremy Affeldt, L ERA: 3.04	(9, 1)	1.0	W	5	0	0	0	2	1	0	1	0	0	0	11	20	0.00	1.000

PITCHER	IP	WLS	BF	H	R	ER	SO	BB	IBB	HBP	BLK	WP	HR	S	P	ERA	WHIP

WP: 1	PA: 44		
PB: 0			
SB: 1			
CS: 0			

Batter	1	2	3	4	5	6	7	8	9	AB	R	H	RBI	BB	SO	LOB
3 Willy Taveras, R (1, 8) OBP: 0.378, SLG: 0.376	C B X 1-1 HR	C F X 0-2 ③ G1-3		B X 1-0 ③ G4-3		X 0-0 1-2 1B		B B C F X 2-2 ③ F9		5	1	2	1	0	0	1
Kazuo Matsui, S (1, 4) OBP: 0.351, SLG: 0.473	X 0-0 ① B1-3		B F X 1-1 ① F7		C B B F X 2-2 ① F9	C B B X 2-1 ③ L6			B F C X 1-2 5 1B 2B	5	1	1	0	0	0	2
5 Matt Holliday, R (1, 7) OBP: 0.395, SLG: 0.607	B F X 1-1 27 BB 2B		B X 1-0 2B		B F F X 1-2 ② P3		F X 0-1 11 1B 1B		F B F F D X 2-2 17 1B 11 SF9 2-H 1B	5	1	4	1	0	0	0
17 Todd Helton, L (1, 3) OBP: 0.450, SLG: 0.505 Jamey Carroll, R (9, PR) OBP: 0.301, SLG: 0.200	B B B B 4-0 2 FC5 27 BB BB	F C C 0-3 ② K			X 0-0 ③ G6-3		B B X 2-0 ① F9		B 1 SAFE X 1-0 11 SF9 27 BB 2 1B 1-3 1B	4 0	0 1	1 0	0 0	1 0	1 0	2 0
27 Garrett Atkins, R (1, 5) OBP: 0.321, SLG: 0.371	C B B B B 4-1 2 FC5 1-2 2-3 BB	C B B X 1-2 ③ G5-3				C B F B F B B 4-2 2 HR BB	C B F 1 SAFE S 1-3 ② K		F B B B S B D 4-2 2 1B 1-2 BB	2	1	0	0	3	1	2
11 Brad Hawpe, L (1, 9) OBP: 0.398, SLG: 0.508	C S X 0-2 ② F4			F F F C 0-3 ① K		X 0-0 ① F8	C B C B X 2-2 1-2 1B		S S B X 1-2 ① SF9 2-3 3-H	4	0	1	1	0	1	4
2 Troy Tulowitzki, R (1, 6) OBP: 0.347, SLG: 0.393	C F B F B X 2-2 ③ FC5 1-2 2-3f			C F B X 1-2 20 1B 2B		B B X 2-0 1-H HR	B B C B X 3-1 ③ G6-3		S S D X 1-2 1-2 3-H 1B	5	2	3	3	0	0	5
20 Chris Iannetta, R (1, 2) OBP: 0.324, SLG: 0.319		B B B C F S 3-3 ① K		S C F F X 0-2 G6-3 2-H 1B		S F B B X 2-2 3 1B 1B		B X 1-0 ① F8		4	0	2	1	0	1	0
Josh Fogg, R (1, 1) OBP: 0.150, SLG: 0.150 50 Jorge Julio, R (6, 1) 19 Ryan Spilborghs, R (6, PH) OBP: 0.333, SLG: 0.444 Tom Martin, L (7, 1) 60 Manny Corpas, R (8, 1) 10 Jeff Baker, R (8, PH) OBP: 0.282, SLG: 0.372 Jeremy Affeldt, L (9, 1)		C B X 1-1 ② P3		B B L X 2-1 ② G6-3 1-2		C C B B F F C 2-3 ② K		S S F S 0-3 ② K		2 0 1 0 0 0 1 0	0 0 0 0 0 0 0 0	0 0 0 0 0 0 0 0	0 0 0 0 0 0 0 0	0 0 1 0 0 0 1 0	0 0 1 0 0 0 0 0	1 0 1 0 0 0 0 0
Inning Stats	R: 1 H: 2 E: 0 LOB: 3 K: 0 BB: 2 S: 13 P: 25	R: 0 H: 0 E: 0 LOB: 0 K: 1 BB: 0 S: 8 P: 12	R: 0 H: 1 E: 0 LOB: 1 K: 1 BB: 0 S: 9 P: 12	R: 1 H: 2 E: 0 LOB: 1 K: 1 BB: 0 S: 15 P: 19	R: 0 H: 0 E: 0 LOB: 0 K: 0 BB: 0 S: 7 P: 10	R: 2 H: 3 E: 0 LOB: 2 K: 1 BB: 1 S: 16 P: 28	R: 0 H: 2 E: 0 LOB: 2 K: 1 BB: 0 S: 11 P: 19	R: 0 H: 0 E: 0 LOB: 0 K: 1 BB: 0 S: 8 P: 11	R: 3 H: 4 E: 0 LOB: 2 K: 0 BB: 1 S: 16 P: 26	1B: 8 2B: 4 3B: 0 HR: 2	SF: 1 SAC: 0 DP: 0 HBP: 0			WP: 0 PB: 0 SB: 0 CS: 0		PA: 43	

PITCHER		IP	WLS	BF	H	R	ER	SO	BB	IBB	HBP	BLK	WP	HR	S	P	ERA	WHIP
44 Roy Oswalt, R ERA: 3.38	(1, 1)	6.0		30	9	4	4	4	3	0	0	0	0	2	70	108	6.00	2.000
Trever Miller, L ERA: 7.63	(7, 1)	0.1	H	1	0	0	0	0	0	0	0	0	0	0	1	3	0.00	0.000
Chad Qualls, R ERA: 4.2	(7, 1)	0.2	H	3	1	0	0	1	0	0	0	0	0	0	8	14	0.00	1.500
54 Brad Lidge, R ERA: 2.43	(8, 1)	1.0	H	3	0	0	0	1	0	0	0	0	0	0	8	11	0.00	0.000
Dan Wheeler, R ERA: 5.6	(9, 1)	0.1	L	6	4	3	3	0	1	0	0	0	0	0	16	26	81.00	15.000

PITCHER	IP	WLS	BF	H	R	ER	SO	BB	IBB	HBP	BLK	WP	HR	S	P	ERA	WHIP

BOTTOM

Houston Astros @ Colorado Rockies

Coors Field, Denver, CO

Thu Jun 07 2007, 1:05 PM MDT

Att. 22,103 - Cloudy - 66 F

livebaseballscorecards.com

AB	38
R	7
H	14
RBI	7
BB	4
SO	6
LOB	18

Batter	1	2	3	4	5	6	7	8	9	AB	R	H	RBI	BB	SO	LOB
Craig Biggio, R (1, 10) OBP: 0.275, SLG: 0.382	B X 1-0 HR		C FA 90 X FA 90 0-1 ② F7		B FA 89 B CH 81 C FA 90 F FA 90 C FA 90 2-3 ② K	1 SAFE C FA 92 B CU 79 S FA 92 F FA 93 X SL 81 1-2 ③ G6-3 1-2		B SL 82 C SL 83 S SL 82 B SL 83 F SL 82 C SL 83 2-3 ② K		5	1	1	1	0	2	2
9 Hunter Pence, R (1, 8) OBP: 0.391, SLG: 0.607 Mike Lamb, L (7, 3) OBP: 0.330, SLG: 0.355	B S B T F S 2-3 ① K		C CH 82 F FA 90 F FA 89 C SL 78 0-3 ③ K		X CH 82 0-0 1B 2B		B SL 80 X FA 92 1-0 ① G6-3	B SL 83 S SL 83 B SL 85 F SL 84 X SL 84 2-2 ③ G4-3		4 1	1 0	1 0	0 0	0 0	2 0	1 0
17 Lance Berkman, S (1, 9) OBP: 0.379, SLG: 0.369 Luke Scott, L (4, 9) OBP: 0.333, SLG: 0.474	B X 1-0 ② P4			B FA 89 F FA 90 F FA 90 B SL 80 F SL 79 C CH 83 2-3 ① K	B SL 77 B SL 76 B FA 89 C FA 90 X FA 90 3-1 2-H 1B		B FA 88 F FA 93 X FA 92 1-1 WP 1B 1B		X FA 93 0-0 ① G3	2 3	0 1	0 2	0 1	0 0	1 0	0 0
45 Carlos Lee, R (1, 7) OBP: 0.354, SLG: 0.537	B B C X 2-1 ③ G5-3			B FA 89 X FA 90 1-0 FC6-4 2B 2B	I IN 60 I IN 60 I IN 57 4-0 FC5-4 IBB		X FA 93 0-0 ② F8		C FA 94 X SL 87 0-1 ② G5-3	4	1	1	0	1	0	1
Mark Loretta, R (1, 3) OBP: 0.378, SLG: 0.400 (7, 4)		B FA 89 C CH 81 B CH 82 F CH 81 B FA 91 B 4-2 G5-4-3 BB		B FA 91 B FA 90 B FA 89 B FA 90 4-0 FC6-4 BB	C CH 75 F FA 89 X SL 78 0-2 ③ FC5-4 1-2f		B FA 92 D SL 80 X FF 93 2-0 E 1-H 1B		F FA 94 C CU 79 S FA 91 0-3 ③ K	3	0	1	1	2	1	2
Morgan Ensberg, R (1, 5) OBP: 0.323, SLG: 0.393		B FA 91 F CH 82 C FA 91 B FA 91 B CH 84 X CH 83 3-2 ①② G5-4-3 1-2f		X CH 82 0-0 ② FC6-4 2B 1-2f 2-3	B X 1-0 E8 G3-6-1 28 1B 1B		B CU 81 B FA 92 B FA 93 B FA 93 4-0 E BB			3	1	0	0	1	0	3
Chris Burke, R (1, 4) OBP: 0.347, SLG: 0.400 (7, 8)		C SL 77 C SL 77 B FA 90 B CH 82 X CH 83 2-2 ③ G6-3		C CH 82 B FA 90 X CH 83 1-1 1-3 3-H 2B	1 SAFE 1 SAFE X FA 88 0-0 G3-6-1 1-2 1B		B FA 93 B FA 88 B FF 92 C FA 93 X FA 93 3-1 E6 1-2 2-3			4	0	2	1	0	0	2
Eric Munson, L (1, 2) OBP: 0.333, SLG: 0.200			B SL 75 B FA 89 B FA 89 C FA 90 B FA 90 4-1 28 FC4-6 BB	X 0-0 ③ G3		X FA 89 0-0 ①② G3-6-1 1-2f 2-3	X SL 84 0-0 ③ F7			3	0	0	0	1	0	7
28 Adam Everett, R (1, 6) OBP: 0.278, SLG: 0.313			C FA 89 B CH 83 1 SAFE X CH 82 1-1 ① FC4-6 1-2f		B FA 88 C CH 81 X FA 90 1-1 ① G4-3	X FA 90 0-0 S 3-H 1B		C SL 85 B SL 84 C SL 83 S SL 84 1-3 ① K		4	0	1	1	0	1	1
Inning Stats	R: 1 E: 0 K: 1 S: 9 H: 1 LOB: 0 BB: 0 P: 15	R: 0 E: 0 K: 0 S: 8 H: 0 LOB: 0 BB: 1 P: 17	R: 0 E: 0 K: 1 S: 9 H: 0 LOB: 1 BB: 1 P: 14	R: 1 E: 0 K: 1 S: 9 H: 2 LOB: 2 BB: 1 P: 17	R: 1 E: 0 K: 1 S: 11 H: 2 LOB: 2 BB: 1 P: 21	R: 1 E: 1 K: 0 S: 8 H: 2 LOB: 3 BB: 1 P: 10	R: 1 E: 1 K: 0 S: 8 H: 2 LOB: 3 BB: 1 P: 19	R: 0 E: 0 K: 2 S: 10 H: 0 LOB: 0 BB: 0 P: 15	R: 0 E: 0 K: 1 S: 6 H: 0 LOB: 0 BB: 0 P: 6	1B: 5 2B: 3 3B: 0 HR: 1 SF: 0 SAC: 0 DP: 2 HBP: 0						

TOP

Houston Astros @ Chicago White Sox

U.S. Cellular Field, Chicago, IL

Fri Jun 08 2007, 8:11 PM EDT

Att. 33,212 - Clear - 69 F

livebaseballscorecards.com

AB	36
R	5
H	9
RBI	5
BB	5
SO	7
LOB	19

WP: 1 PB: 0 SB: 1 CS: 0 PA: 41

PITCHER		IP	WLS	BF	H	R	ER	SO	BB	IBB	HBP	BLK	WP	HR	S	P	ERA	WHIP
50 John Danks, L ERA: 4.38	(1, 1)	5.2	L	27	7	4	3	4	3	1	0	0	0	1	50	89	4.76	1.765
46 Nick Masset, R ERA: 6.91	(6, 1)	1.0		7	2	1	1	0	1	0	0	0	1	0	11	23	9.00	3.000
60 Dewon Day, R ERA: 3.86	(7, 1)	1.1		4	0	0	0	2	0	0	0	0	0	0	11	16	0.00	0.000
45 Bobby Jenks, R ERA: 2.38	(9, 1)	1.0		3	0	0	0	1	0	0	0	0	0	0	6	6	0.00	0.000

PITCHER	IP	WLS	BF	H	R	ER	SO	BB	IBB	HBP	BLK	WP	HR	S	P	ERA	WHIP

BOTTOM

Batter	1	2	3	4	5	6	7	8	9	AB	R	H	RBI	BB	SO	LOB
7 Jerry Owens, L (1, 8) OBP: 0.182, SLG: 0.242	C FA 86 C FA 88 X FA 88 0-2 G4-3	C CH 81 B FA 86 F CH 80 X FA 87 1-2 L6		B FA 86 B CH 82 X FA 87 2-0 G6-3			C CU 74 B FA 88 X FA 86 1-1 G1-3			3	0	0	0	0	0	3
26 Andy González, R (6, 9)										1	0	0	0	0	0	0
Tadahito Iguchi, R (1, 4) OBP: 0.343, SLG: 0.361	C FA 88 F FA 89 X SL 85 0-2 HR		B FA 84 B CU 75 C FA 86 X FA 86 2-1 F8		B FA 85 F FA 86 F CH 77 B FA 86 F FA 87 F FA 88 B CU 76 B FF 89 4-2 25 FC6-5 BB		B FF 87 F FA 87 F FA 88 X CU 77 1-2 1B			3	1	2	1	1	0	0
25 Jim Thome, L (1, 10) OBP: 0.470, SLG: 0.556	C SI 86 B FA 88 B FA 85 X FA 87 2-1 14 BB 1B		X FA 86 0-0 G3-1		X CH 85 0-0 FC6-5 1-2f		B FA 86 C SL 74 B SL 74 S SL 72 F FA 86 B FA 86 F FA 85 S FA 85 3-3 K			4	0	1	0	0	1	2
14 Paul Konerko, R (1, 3) OBP: 0.326, SLG: 0.397	B FF 88 B SL 83 B FA 88 C FA 88 B FA 88 4-1 1-2 BB		F FA 86 B CH 82 X FF 87 1-1 L8		C SL 82 C FA 86 B FA 87 F FA 87 B CH 82 F FA 88 B FA 87 S FA 88 3-3 K			B FA 94 B FA 95 B FA 96 C FA 95 B FA 95 4-1 12 G3-6-1 BB		2	0	0	0	2	1	1
12 A.J. Pierzynski, L (1, 2) OBP: 0.296, SLG: 0.426	B FA 88 C SL 77 F FA 88 B FA 87 X FA 84 2-2 L7			B CU 75 X FA 86 1-0 22 G3-1 1B 2B	F CU 76 X FA 88 0-1 F9			B FA 94 B FA 95 B FA 94 C FA 94 C FA 95 F FA 96 X FA 96 3-2 G3-6-1 1-2f		4	1	1	0	0	0	4
22 Josh Fields, R (1, 5)	C CU 75 F FA 88 D FC 84 X FA 84 1-2 P4			B SL 76 C FA 86 F FA 87 B CH 83 X FA 87 2-2 G3-1 2-3		C CU 75 X FA 85 0-1 F8		C FA 95 S SL 88 S SL 87 0-3 K		4	0	0	0	0	1	3
Rob Mackowiak, L (1, 7) OBP: 0.320, SLG: 0.331		B SI 85 B FA 85 X FA 86 2-0 F8		X CH 80 0-0 30 HBP 3-H 1B		C FA 87 B FA 87 F FA 86 S FA 86 1-3 K			C FA 92 S FA 93 B FA 92 F FA 92 F FA 92 X FA 87 1-2 G3-1	4	0	1	1	0	1	0
30 Luis Terrero, R (1, 9) (6, 8) OBP: 0.361, SLG: 0.533		F FA 86 B CH 81 X FC 85 1-1 5 WP 1B		1 SAFE H FA 87 1-0 1-2 HBP		S CU 76 B FA 87 X FA 89 1-1 G3			B FF 93 B FA 91 B FA 90 C FF 90 C FF 90 C FF 91 3-3 K	3	0	1	0	0	1	0
5 Juan Uribe, R (1, 6) OBP: 0.279, SLG: 0.331		D CU 76 F CU 75 X CH 79 1-1 P2 1-2		B SI 87 X FA 87 1-0 F3			C FA 85 B FA 85 X FA 86 1-1 G5-3		B SL 82 C FA 91 F FA 89 S FA 90 1-3 K	4	0	0	0	0	1	3
Inning Stats	R: 1 H: 2 E: 0 LOB: 2 K: 0 BB: 1 S: 15 P: 24	R: 0 H: 1 E: 0 LOB: 1 K: 0 BB: 0 S: 8 P: 13	R: 0 H: 0 E: 0 LOB: 0 K: 0 BB: 0 S: 5 P: 8	R: 1 H: 2 E: 0 LOB: 2 K: 0 BB: 0 S: 7 P: 14	R: 0 H: 0 E: 0 LOB: 1 K: 1 BB: 1 S: 12 P: 19	R: 0 H: 0 E: 0 LOB: 0 K: 1 BB: 0 S: 7 P: 9	R: 0 H: 1 E: 0 LOB: 1 K: 1 BB: 0 S: 12 P: 18	R: 0 H: 0 E: 0 LOB: 0 K: 1 BB: 1 S: 8 P: 15	R: 0 H: 0 E: 0 LOB: 0 K: 2 BB: 0 S: 11 P: 16	1B: 4 SF: 0 2B: 1 SAC: 0 3B: 0 DP: 1 HR: 1 HBP: 1						

PITCHER		IP	WLS	BF	H	R	ER	SO	BB	IBB	HBP	BLK	WP	HR	S	P	ERA	WHIP
43 Chris Sampson, R ERA: 3.36	(1, 1)	6.2	W	29	6	2	2	2	2	0	1	0	1	1	61	97	2.70	1.200
Trever Miller, L ERA: 7.47	(7, 1)	0.1	H	1	0	0	0	1	0	0	0	0	0	0	5	8	0.00	0.000
54 Brad Lidge, R ERA: 2.35	(8, 1)	1.0	H	3	0	0	0	1	1	0	0	0	0	0	8	15	0.00	1.000
Dan Wheeler, R ERA: 5.4	(9, 1)	1.0	S	3	0	0	0	2	0	0	0	0	0	0	11	16	0.00	0.000

PITCHER	IP	WLS	BF	H	R	ER	SO	BB	IBB	HBP	BLK	WP	HR	S	P	ERA	WHIP

Houston Astros @ Chicago White Sox
U.S. Cellular Field, Chicago, IL
Fri Jun 08 2007, 8:11 PM EDT
Att. 33,212 - Clear - 69 F

livebaseballscorecards.com

AB	32
R	2
H	6
RBI	2
BB	3
SO	6
LOB	16

WP: 1 PA: 36
PB: 0
SB: 0
CS: 0

Batter	1	2	3	4	5	6	7	8	9	AB	R	H	RBI	BB	SO	LOB
Orlando Palmeiro, L (1, 7) OBP: 0.333, SLG: 0.239	C FA 87 B FA 88 F FA 88 F FA 90 X CH 77 1-2 G6-3 1B		C FA 89 C FA 89 X FA 89 0-2 17 CS 1B		1 SAFE C SI 89 C SI 89 X FA 89 0-2 ② FC4-6 1B 1-2f		C FA 89 X SL 80 0-1 ③ G3		F FA 93 X FA 93 0-1 ① B5	5	0	2	0	0	0	2
Mark Loretta, R (1, 4) OBP: 0.385, SLG: 0.403 (8, 3)	1 SAFE F FA 89 F FA 88 X FA 88 0-2 ① G6-3 1-2		1 SAFE C SL 79 B FA 90 1 SAFE B SL 81 X SL 80 2-1 ② F8		B FA 89 B SL 82 B FA 90 C SI 89 1 SAFE F SI 90 F SL 80 F FF 90 X FA 88 3-2 1-3 1B			B SL 79 B FF 90 B FA 89 B FA 88 4-0 17 2B FC4-2 BB	B FA 92 F FA 94 B FA 94 1 SAFE 1 SAFE F FA 92 X FA 89 2-2 17 1B 1-3 1B	4	0	2	0	1	0	2
17 Lance Berkman, S (1, 3) OBP: 0.384, SLG: 0.380 (8, 9)	C FA 90 B FA 89 S CH 78 B FA 91 B FA 90 C FA 91 3-3 ② K		C CH 77 B FA 89 S CH 76 1-2 ③ CS 1-2	X FA 88 0-0 45 CS 1B	B FA 90 B FA 89 B CH 77 F FA 89 C FA 90 C SL 79 3-3 ③ K			B FA 90 B FA 89 X FA 90 2-0 FC4-2 1-3 SF7 2B	S FA 93 X FA 94 0-1 45 G5-4-3 1-2 3-H 1B	5	1	3	1	0	2	3
45 Carlos Lee, R (1, 10) OBP: 0.351, SLG: 0.528	B FA 90 B FA 90 F FA 91 S FA 90 F FA 92 B SL 80 X SL 80 3-2 ③ G6-3			B FA 88 C FA 89 B FA 89 F FA 90 B FA 90 S FA 90 3-3 ①② K 1-2		X SL 77 0-0 ① F7		I I I I 4-0 SF7 FC4-2 IBB	S SL 88 F SL 87 F FA 93 X CU 81 0-2 ②③ G5-4-3 1-2f	4	0	0	0	1	1	4
Luke Scott, L (1, 9) OBP: 0.331, SLG: 0.475 Craig Biggio, R (8, PR) OBP: 0.275, SLG: 0.382 (8, 4)		B CH 69 B FA 88 X FA 88 2-0 ① F8		B CH 78 F CH 77 B CH 76 B CH 76 F FA 90 X CH 76 3-2 2B		C FA 86 X CH 69 0-1 ② P6		B FA 88 C FA 88 B SL 79 B SL 77 X FA 91 3-1 ① FC4-2 BB 1-2 2-3 3-Hf		4 0	0 0	1 0	0 0	0 0	0 0	3 0
Mike Lamb, L (1, 5) OBP: 0.336, SLG: 0.368		C CH 79 C SL 79 F FA 89 B FA 89 F CH 79 B FA 89 F FA 90 F FA 90 X CH 74 2-2 ② F7		C SL 79 B FA 90 C FA 90 B FA 90 B SL 83 B FA 90 4-2 BB		C FA 88 S SL 79 X FA 90 0-2 2B		C SL 78 X FA 93 0-1 ② SF7 2-3 3-H		2	0	1	1	1	0	0
Chris Burke, R (1, 8) OBP: 0.343, SLG: 0.386		B SL 81 C FA 90 X FA 90 1-1 ③ G4-3		B SL 82 F FA 90 B FA 90 C SL 79 F FF 90 X FA 91 2-2 ③ L8		C SL 81 B FA 90 X FA 90 1-1 ③ G5-3		B SL 87 B SL 84 S FA 93 T FA 94 B FA 94 B FA 94 4-2 1-2 BB		3	0	0	0	1	0	3
Eric Munson, L (1, 2) OBP: 0.313, SLG: 0.429 Brad Ausmus, R (9, 2) OBP: 0.322, SLG: 0.313			B SI 88 X FA 88 1-0 HR		C CH 69 C FA 88 X CH 77 0-2 ① L9		X FA 86 0-0 ① L8	B FA 92 F FA 93 F CH 85 S CH 86 1-3 ③ K		4 0	1 0	1 0	1 0	0 0	1 0	3 0
28 Adam Everett, R (1, 6) OBP: 0.282, SLG: 0.317			C SL 80 X FA 89 0-1 ① G4-3		X FA 88 0-0 FC4-6 1B		B FA 88 C SL 78 F FA 90 F FA 91 F FA 91 B CH 79 B SL 82 S FA 89 3-3 ② K		X FA 94 0-0 1B 17 1B 1B	4	1	2	0	0	1	0
Inning Stats	R: 0 E: 0 K: 1 S: 14 H: 1 LOB: 1 BB: 0 P: 21	R: 0 E: 0 K: 0 S: 10 H: 0 LOB: 0 BB: 0 P: 15	R: 1 E: 0 K: 0 S: 10 H: 2 LOB: 0 BB: 0 P: 14	R: 0 E: 0 K: 1 S: 13 H: 2 LOB: 2 BB: 1 P: 25	R: 0 E: 0 K: 1 S: 15 H: 2 LOB: 2 BB: 0 P: 21	R: 0 E: 0 K: 0 S: 8 H: 1 LOB: 1 BB: 0 P: 9	R: 0 E: 0 K: 1 S: 8 H: 0 LOB: 0 BB: 0 P: 11	R: 1 E: 0 K: 1 S: 10 H: 1 LOB: 3 BB: 3 P: 28	R: 1 E: 0 K: 0 S: 12 H: 3 LOB: 1 BB: 0 P: 14	1B: 8 2B: 4 3B: 0 HR: 1 SF: 1 SAC: 0 DP: 2 HBP: 0						

PITCHER		IP	WLS	BF	H	R	ER	SO	BB	IBB	HBP	BLK	WP	HR	S	P	ERA	WHIP
Jon Garland, R ERA: 3.42	(1, 1)	7.0		28	8	1	1	4	1	0	0	0	0	1	78	116	1.29	1.286
Bret Prinz, R ERA: 20.25	(8, 1)	0.0		3	1	1	1	0	1	1	0	0	0	0	1	11	∞	∞
57 Boone Logan, L ERA: 4.0	(8, 1)	0.2		2	0	0	0	0	0	0	0	0	0	0	4	7	0.00	0.000
Ryan Bukvich, R ERA: 20.25	(8, 1)	0.1		2	0	0	0	1	1	0	0	0	0	0	5	10	0.00	3.000
45 Bobby Jenks, R ERA: 2.66	(9, 1)	1.0	L	5	3	1	1	0	0	0	0	0	0	0	12	14	9.00	3.000

PITCHER	IP	WLS	BF	H	R	ER	SO	BB	IBB	HBP	BLK	WP	HR	S	P	ERA	WHIP

TOP

Houston Astros @ Chicago White Sox

U.S. Cellular Field, Chicago, IL

Sat Jun 09 2007, 3:55 PM EDT

Att. 36,616 - Sunny - 73 F

livebaseballscorecards.com

AB	35
R	3
H	12
RBI	3
BB	4
SO	5
LOB	20

Batter	1	2	3	4	5	6	7	8	9	AB	R	H	RBI	BB	SO	LOB
Rob Mackowiak, L (1, 7) OBP: 0.316, SLG: 0.321	C SL 84 B CH 84 S CH 79 X SL 78 1-2 G6-3 ①		B FA 85 B FA 86 C FA 85 F CH 84 T SL 79 2-2 K ②		X FA 86 0-0 F7 ② 2-3			F FA 85 H FA 85 1-1 SH1-4 25 2B 1-2 HBP	S SL 87 B FA 93 B FA 90 S SL 87 S SL 88 2-3 K ③	4	1	0	0	0	2	4
Tadahito Iguchi, R (1, 4) OBP: 0.343, SLG: 0.366	C SL 84 B FA 85 F SI 85 X SL 78 1-2 2B ②		1 SAFE C SL 79 B SL 84 B CH 82 S FA 86 C SL 86 2-3 K ③		B SL 86 C FA 87 1 SAFE F FA 86 F SL 78 D SL 80 X FA 86 2-2 F9 ③			L SL 74 B FA 84 B FA 85 X FA 84 2-1 SH1-4 ① 1-2 2-3		3	0	1	0	0	1	3
25 Jim Thome, L (1, 10) OBP: 0.464, SLG: 0.554 8 Alex Cintron, S (8, PR) OBP: 0.236, SLG: 0.246 (9, 10)	B CH 84 F FA 86 B FA 86 B FA 85 X FA 85 3-1 G4-3 ③			C SL 77 F CH 78 C SL 78 0-3 K ①		B FA 85 C FA 86 B SL 80 X FA 85 2-1 L6 ①		X FA 84 0-0 2B 2-H 3-H		4 0	0 0	1 0	2 0	0 0	1 0	0 0
14 Paul Konerko, R (1, 3) OBP: 0.329, SLG: 0.396		C FA 84 B CH 78 X SL 79 1-1 F8 ①		B SL 80 C CH 79 B SL 86 X CH 81 2-1 1B		C SL 80 B SI 86 B FA 85 X FA 86 2-1 G6-3 ②		I IN 79 I IN 79 I IN 79 I 4-0 IBB		3	0	1	0	1	0	0
12 A.J. Pierzynski, L (1, 2) OBP: 0.290, SLG: 0.417		B CH 85 X CH 85 1-0 F7 ②		X CH 81 0-0 F8 ②		S SL 79 F FA 86 SL 80 B FA 86 X SL 78 1-2 G3 ③		B SL 75 S SL 73 S SL 72 D SL 74 F FA 85 F FA 86 T FA 86 2-2 K ②		4	0	0	0	0	1	3
23 Jermaine Dye, R (1, 9) OBP: 0.285, SLG: 0.415		C FA 86 X SL 80 0-1 1B		C FA 86 C SL 85 B FA 86 S SL 81 1-3 K ③			X FA 85 0-0 L7 ①	B FA 94 B FA 91 X FA 92 2-0 P2 ③		4	0	1	0	0	1	3
5 Juan Uribe, R (1, 6) OBP: 0.279, SLG: 0.325		F SL 79 S SL 80 B SL 81 B FA 85 X SL 80 2-2 F7 ③			B CH 83 C CH 83 X FA 84 1-1 F8 ①		C CH 84 B SL 80 B SL 80 F FA 86 S SL 80 2-3 K ②		B SL 84 B FA 90 B FA 90 B FA 91 4-0 22 G3 30 SH1-3 BB	3	0	0	0	1	1	1
30 Luis Terrero, R (1, 8) OBP: 0.359, SLG: 0.515			B C L B X FA 86 2-2 F8 ①		B FA 85 S CH 79 X CH 80 1-1 F7 22 1B 1B		B FA 85 F SL 85 F SL 79 B FA 87 T FA 86 2-2 K ③		X FA 91 0-0 SH1-3 ① 1-2	3	0	1	0	0	1	0
22 Josh Fields, R (1, 5) OBP: 0.200, SLG: 0.143			B SL 85 B SL 79 B FA 85 B FA 86 4-0 BB		C SL 78 1 SAFE 1 SAFE 1 SAFE X FA 86 0-1 1-2 1B			B SL 77 X SL 78 1-0 SH1-4 HBP 25 2B 1B	C SL 84 F FA 93 X FA 91 0-2 G3 ② 2-3	3	1	2	0	1	0	1
Inning Stats	R: 0 H: 1 E: 0 LOB: 0 K: 0 BB: 0 S: 8 P: 13	R: 0 H: 1 E: 0 LOB: 1 K: 0 BB: 0 S: 8 P: 12	R: 0 H: 0 E: 0 LOB: 1 K: 2 BB: 1 S: 9 P: 19	R: 0 H: 1 E: 0 LOB: 1 K: 2 BB: 0 S: 9 P: 12	R: 0 H: 2 E: 0 LOB: 2 K: 0 BB: 0 S: 11 P: 15	R: 0 H: 0 E: 0 LOB: 0 K: 0 BB: 0 S: 8 P: 13	R: 0 H: 0 E: 0 LOB: 0 K: 2 BB: 0 S: 7 P: 11	R: 2 H: 2 E: 0 LOB: 2 K: 1 BB: 1 S: 11 P: 23	R: 0 H: 0 E: 0 LOB: 1 K: 1 BB: 1 S: 7 P: 13	1B: 5 SF: 0 2B: 2 SAC: 2 3B: 0 DP: 0 HR: 0 HBP: 1						WP: 0 PA: 37 PB: 0 SB: 0 CS: 0

PITCHER		IP	WLS	BF	H	R	ER	SO	BB	IBB	HBP	BLK	WP	HR	S	P	ERA	WHIP
23 Jason Jennings, R ERA: 2.7	(1, 1)	7.0		27	6	1	1	6	1	0	0	0	0	0	61	97	1.29	1.000
Trever Miller, L ERA: 7.71	(8, 1)	0.2	B	5	1	1	1	1	0	1	1	0	0	0	9	18	13.50	1.500
Chad Qualls, R ERA: 4.02	(8, 1)	1.1	W	5	0	0	0	1	1	0	0	0	0	0	8	16	0.00	0.750

PITCHER	IP	WLS	BF	H	R	ER	SO	BB	IBB	HBP	BLK	WP	HR	S	P	ERA	WHIP

BOTTOM

Houston Astros @ Chicago White Sox

U.S. Cellular Field, Chicago, IL

Sat Jun 09 2007, 3:55 PM EDT

Att. 36,616 - Sunny - 73 F

livebaseballscorecards.com

AB	31
R	2
H	7
RBI	2
BB	3
SO	8
LOB	15

Batter	1	2	3	4	5	6	7	8	9	AB	R	H	RBI	BB	SO	LOB
Craig Biggio, R (1, 10) OBP: 0.271, SLG: 0.375	C FA 86 F FC 82 F FA 86 S FA 87 0-3 ① **K**		F FA 86 S FC 81 B FA 86 B FA 86 F FC 82 X CH 71 2-2 ② **FC6-4** 1-2f 2-3		C FA 86 X FC 82 0-1 ③ **P6**			M SL 79 F FA 85 B CU 68 F FA 84 F FA 83 X FA 86 1-2 ① **P5**		4	0	0	0	0	1	3
Chris Burke, R (1, 8) OBP: 0.330, SLG: 0.370	C X 0-1 ② **F8**		C FC 83 S FA 87 X FA 86 0-2 ③ **P3**			C FA 82 B CH 69 F SL 80 X FA 85 1-2 ① **P2**		F CH 76 B FA 84 F FC 79 B FA 84 B CH 76 X FA 84 3-2 ② **P6**		4	0	0	0	0	0	2
17 Lance Berkman, S (1, 9) OBP: 0.382, SLG: 0.382	C SL 81 B CH 70 F FA 87 B CH 70 X SL 80 2-2 ③ **P5**			B CH 76 S FC 80 S CH 76 F FA 86 X FA 87 1-2 45 1B **2B**		S CH 76 B FA 86 B CH 76 S CH 76 C FA 86 2-3 ② **K**		B FA 86 F FA 85 S FA 84 S CH 73 1-3 ③ **K**		4	0	1	0	0	2	0
45 Carlos Lee, R (1, 7) OBP: 0.350, SLG: 0.523		X 0-0 ① **F7**		F FA 88 F CH 77 B FA 87 F FC 84 F FA 85 X CH 77 1-2 P6-3 2-3 **1B**		B FA 85 C FA 87 X CH 77 1-1 ③ **G5-3**			B FA 91 B FF 92 C FA 92 X FF 92 2-1 ① **L6**	4	0	1	0	0	0	0
Mark Loretta, R (1, 4) OBP: 0.382, SLG: 0.394		B FA 84 C FA 84 B CH 71 F FA 83 F FC 82 B FA 85 X SL 82 3-2 ② **F7**		C FA 86 X FA 85 0-1 ① ② **P6-3** 1-1f			B FA 82 C FA 83 X CU 67 1-1 ① **G6-3**		B FA 92 B FA 92 B FA 93 B FF 90 4-0 BB BB WP BB	3	1	0	0	1	0	2
Morgan Ensberg, R (1, 5) OBP: 0.322, SLG: 0.385		C FA 85 S CH 70 B FA 85 X FA 85 1-2 ③ **G6-3**		F FA 87 C FC 83 F FA 88 B FA 86 X FA 88 1-2 ③ **G6-3**			S SL 80 B FA 86 S CH 76 S FA 86 1-3 ② **K**		B FA 92 B FA 91 B FA 92 B FA 91 4-0 WP BB G4-3 1-2 BB	3	1	0	0	1	1	1
Mike Lamb, L (1, 3) OBP: 0.342, SLG: 0.398			C X 0-1 ① **F7**		B SL 78 B FA 82 X FA 85 2-0 ① **G3-1**		C CH 74 B FA 85 X CH 75 1-1 **HR**		B B B C B 4-1 G4-3 WP 1-2 2-3 BB	3	1	1	1	1	0	0
Brad Ausmus, R (1, 2) OBP: 0.331, SLG: 0.327			C SL 80 C FA 85 B CU 70 B FA 86 B FC 82 B FA 86 4-2 FC6-4 28 1B BB		B CH 82 X FA 82 1-0 28 G6-3 **1B**		B FA 85 C CH 76 B FC 80 S FA 86 X FC 82 2-2 **2B**		B FA 96 C FA 95 B SL 89 X FA 94 2-1 ② **G4-3** 1-3 2-H 3-H	3	0	2	1	1	0	1
28 Adam Everett, R (1, 6) OBP: 0.282, SLG: 0.317 Luke Scott, L (9, PH) OBP: 0.330, SLG: 0.472			C FC 82 F CU 72 F FA 85 X CH 70 0-2 FC6-4 1-2 **1B**		B CH 74 F CH 76 D CU 71 X FC 81 2-1 ② **G6-3** 1-2		B SL 81 B FA 83 X FC 82 2-0 ③ **G5-3**		S FA 95 S FA 96 B FA 96 C CU 84 1-3 ③ **K**	3 1	0 0	1 0	0 0	0 0	0 1	2 1
Inning Stats	R: 0 H: 0 E: 0 LOB: 0 K: 1 BB: 0 S: 9 P: 11	R: 0 H: 0 E: 0 LOB: 0 K: 0 BB: 0 S: 8 P: 12	R: 0 H: 1 E: 0 LOB: 2 K: 0 BB: 1 S: 15 P: 21	R: 0 H: 2 E: 0 LOB: 1 K: 0 BB: 0 S: 15 P: 18	R: 0 H: 1 E: 0 LOB: 1 K: 0 BB: 0 S: 6 P: 11	R: 0 H: 0 E: 0 LOB: 0 K: 1 BB: 0 S: 8 P: 12	R: 1 H: 2 E: 0 LOB: 1 K: 1 BB: 0 S: 11 P: 18	R: 0 H: 0 E: 0 LOB: 0 K: 1 BB: 0 S: 11 P: 16	R: 2 H: 0 E: 0 LOB: 1 K: 1 BB: 3 S: 8 P: 25	1B: 3 SF: 0 2B: 3 SAC: 0 3B: 0 DP: 1 HR: 1 HBP: 0						WP: 1 PA: 36 PB: 0 SB: 0 CS: 0

PITCHER		IP	WLS	BF	H	R	ER	SO	BB	IBB	HBP	BLK	WP	HR	S	P	ERA	WHIP
56 Mark Buehrle, L ERA: 3.69	(1, 1)	8.0	W	30	6	1	1	4	1	0	0	0	0	1	83	119	1.12	0.875
60 Dewon Day, R ERA: 6.14	(9, 1)	0.1		3	0	2	2	0	2	0	0	0	0	0	2	12	54.00	6.000
57 Boone Logan, L ERA: 4.0	(9, 1)	0.0		1	0	0	0	0	1	0	0	0	0	0	1	5	∞	∞
45 Bobby Jenks, R ERA: 2.59	(9, 1)	0.2	S	2	0	0	0	1	0	0	0	0	1	0	5	8	0.00	0.000

PITCHER	IP	WLS	BF	H	R	ER	SO	BB	IBB	HBP	BLK	WP	HR	S	P	ERA	WHIP

TOP

Houston Astros @ Chicago White Sox

U.S. Cellular Field, Chicago, IL

Sun Jun 10 2007, 2:05 PM EDT
Att. 33,433 - Partly Cloudy - 77 F

livebaseballscorecards.com

AB	32
R	3
H	6
RBI	2
BB	4
SO	5
LOB	12

BOTTOM

Houston Astros @ Chicago White Sox

U.S. Cellular Field, Chicago, IL

Sun Jun 10 2007, 2:05 PM EDT
Att. 33,433 - Partly Cloudy - 77 F

livebaseballscorecards.com

Batter	1	2	3	4	5	6	7	8	9	AB	R	H	RBI	BB	SO	LOB
Tadahito Iguchi, R (1, 4) OBP: 0.341, SLG: 0.364	C FA 87 B CU 71 B FA 88 B FA 88 X FA 87 3-1 ① F8		M FA 89 C FA 90 B FA 89 B FA 89 B SL 76 X FA 88 3-2 ② G5-3		B CU 74 B CH 82 F FA 87 C FA 87 F CU 74 X FA 86 2-2 ② P4		F FA 89 S FA 90 X FA 90 0-2 26 S 26 2B 1B			4	1	1	0	0	0	0
26 Andy González, R (1, 7) OBP: 0.273, SLG: 0.300	B FA 89 B FA 88 C FA 88 B FA 83 C FA 88 X FA 88 3-2 14 CS 1B		B CU 74 B FA 84 B FA 89 C FA 88 X FA 87 3-1 ③ F7		C FA 85 X FA 85 0-1 E1 25 BB 14 1B		F FA 89 S CH 86 X FA 89 0-2 1-H 2B			4	1	2	1	0	0	0
25 Jim Thome, L (1, 10) OBP: 0.465, SLG: 0.544	C FA 88 B FA 88 X FA 89 1-1 ② L4			C FA 90 B CU 74 S FA 89 F FA 90 C FA 89 1-3 ① K	B FA 88 B FA 88 F FA 87 B FA 88 S FA 88 B FA 89 4-2 14 1B 1-2 BB		I IN 74 I IN 76 I IN 76 I IN 76 I IN 76 4-0 14 G6-4-3 IBB			2	0	0	0	2	1	1
14 Paul Konerko, R (1, 3) OBP: 0.336, SLG: 0.422	C CU 72 B FA 88 B FA 89 1 SAFE 2-1 ③ CS 1-2	X CH 82 0-0 30 E 2B		B FA 91 B CU 76 B FA 86 C FA 87 F FA 89 X FA 89 3-2 HR	X CH 73 0-0 1-2 2-H 1B		B CH 79 C CH 79 B FF 89 X SI 88 2-1 ②③ G6-4-3 1-2f			4	2	3	2	0	0	2
23 Jermaine Dye, R (1, 9) OBP: 0.280, SLG: 0.407		B FA 89 C FA 88 X CH 72 1-1 ① G6-3		B CH 82 B FA 88 B FA 88 C FA 88 X FA 88 3-1 ② G1-3	B FA 87 D CH 81 X FA 87 2-0 ③ L5			C FA 89 X FA 88 0-1 E5		4	0	0	0	0	0	3
22 Josh Fields, R (1, 5) OBP: 0.158, SLG: 0.111		B CU 74 B FA 89 C FA 88 F CU 74 B FA 88 S 3-3 ② K		F CH 82 F FA 83 S FA 89 0-3 ③ K		C FF 87 B FA 89 B FA 88 F FA 86 X FA 89 2-2 ① G5-3		C CH 85 F SL 78 T CH 86 0-2 ① K		4	0	0	0	0	3	2
30 Luis Terrero, R (1, 8) OBP: 0.372, SLG: 0.595		X FA 89 0-0 E7 2-H 1B			B SL 74 C SL 75 X FA 84 1-1 HR	B FA 88 B FA 89 C FA 88 F FA 89 F FA 90 X FA 89 2-2 ② G5-3		C FA 90 C FA 90 B FA 88 S FA 88 1-3 ② K		4	1	2	2	0	1	1
Toby Hall, R (1, 2) OBP: 0.158, SLG: 0.211		C CU 73 B FA 88 X FA 87 1-1 ③ P5			X FA 89 0-0 ① G6-3	C FF 88 S SL 76 X FA 90 0-2 ③ F7		X FA 86 0-0 ③ F7		4	0	0	0	0	0	2
5 Juan Uribe, R (1, 6) OBP: 0.280, SLG: 0.343			C FA 88 X CU 72 0-1 ① F8		B FA 88 C FA 87 B FA 88 B FA 86 F FA 86 X FA 87 3-2 HR		B FA 89 X FA 88 1-0 ① F8			3	1	1	1	0	0	0
Inning Stats	R: 0 H: 1 E: 0 LOB: 0 K: 0 BB: 0 S: 8 P: 17	R: 1 H: 2 E: 1 LOB: 1 K: 1 BB: 0 S: 9 P: 14	R: 0 H: 0 E: 0 LOB: 0 K: 0 BB: 0 S: 7 P: 13	R: 1 H: 1 E: 0 LOB: 0 K: 2 BB: 0 S: 12 P: 19	R: 3 H: 3 E: 1 LOB: 2 K: 0 BB: 1 S: 16 P: 28	R: 0 H: 0 E: 0 LOB: 0 K: 0 BB: 0 S: 10 P: 14	R: 1 H: 2 E: 0 LOB: 1 K: 0 BB: 1 S: 9 P: 16	R: 0 H: 0 E: 1 LOB: 1 K: 2 BB: 0 S: 9 P: 10		1B: 4 SF: 0 2B: 2 SAC: 0 3B: 0 DP: 1 HR: 3 HBP: 0					WP: 0 PA: 36 PB: 0 SB: 1 CS: 1	

	AB	33
	R	6
	H	9
	RBI	6
	BB	2
	SO	5
	LOB	11

PITCHER	IP	WLS	BF	H	R	ER	SO	BB	IBB	HBP	BLK	WP	HR	S	P	ERA	WHIP
51 Wandy Rodriguez, L (1, 1) ERA: 4.52	5.0	L	23	7	5	4	3	1	0	0	0	0	3	52	91	7.20	1.600
Brian Moehler, R (6, 1) ERA: 6.64	3.0		12	2	1	1	2	0	1	0	0	0	0	28	40	3.00	0.667

PITCHER	IP	WLS	BF	H	R	ER	SO	BB	IBB	HBP	BLK	WP	HR	S	P	ERA	WHIP

Batter	1	2	3	4	5	6	7	8	9	AB	R	H	RBI	BB	SO	LOB
Craig Biggio, R (1, 4) OBP: 0.266, SLG: 0.368	F S B S 1-3 ① K		B C F B C 2-3 ② K			F S B F B X 2-2 ② P4		B F D B X 3-1 ③ F7		4	0	0	0	0	2	2
9 Hunter Pence, R (1, 8) OBP: 0.381, SLG: 0.591	C B S F B B F X 3-2 ② F9		B F T F B B F S 3-3 ③ K			B X 1-0 ③ F9			B X 1-0 ① F8	4	0	0	0	0	1	1
17 Lance Berkman, S (1, 9) OBP: 0.383, SLG: 0.381	F B S B B B F X 3-2 ③ G4-3			B B X 2-0 ① G4-3			B B C S B X 3-2 45 G6-4-3 1B		B F B C B B 4-2 45 G6-3 BB	3	0	1	0	1	0	0
45 Carlos Lee, R (1, 7) OBP: 0.344, SLG: 0.515		F X 0-1 ① F8		C B F B S 2-3 ② K			B X 1-0 ① ② G6-4-3 1-2f		X 0-0 ② ③ G6-3 1-2f	4	0	0	0	0	1	2
Mark Loretta, R (1, 5) (8, 6) OBP: 0.381, SLG: 0.388		C B F H 2-2 G4-3 HBP		B F C F S 1-3 ③ K			F X 0-1 ③ F9			2	0	0	0	0	1	0
Mike Lamb, L (1, 3) OBP: 0.342, SLG: 0.390		B B F S F B X 3-2 ② G4-3 1-2			B F B F F F X 2-2 ① G6-3			B B B B 4-0 1B E BB		2	1	0	0	1	0	1
28 Adam Everett, R (1, 6) OBP: 0.280, SLG: 0.314 Luke Scott, L (8, PH) OBP: 0.333, SLG: 0.475 Morgan Ensberg, R (8, PR) OBP: 0.322, SLG: 0.385 (8, 5)		C F C 0-3 ③ K			C B F F B B X 3-2 ② F8			S X 0-1 FC5-4 1-2 1B		2	0	0	0	0	1	1
										1	0	1	0	0	0	0
										0	0	0	0	0	0	0
Brad Ausmus, R (1, 2) OBP: 0.331, SLG: 0.327			B X 1-0 SH1-4 1B		C B B C B X 3-2 ③ G4-3			C L F X 0-2 ① FC5-4 1-2f 2-H		3	0	1	0	0	0	1
Woody Williams, R (1, 1) OBP: 0.138, SLG: 0.241 Orlando Palmeiro, L (8, PH) OBP: 0.327, SLG: 0.234 Dan Wheeler, R (8, 1)			X 0-0 ① SH1-4 1-2			F C B B C 2-3 ① K		B B C C F C 2-3 ② K		1	0	0	0	0	1	0
										1	0	0	0	0	1	1
										0	0	0	0	0	0	0

TOP

Houston Astros @ Chicago Cubs
Wrigley Field, Chicago, IL
Mon Jun 11 2007, 7:05 PM CDT
Att. 37,947 - Clear - 75 F

livebaseballscorecards.com

	AB	R	H	RBI	BB	SO	LOB
	27	1	3	0	2	8	9

Inning Stats	1	2	3	4	5	6	7	8	9	1B	SF	WP	PA
R	0	0	0	0	0	0	0	1	0	3	0	0	31
E	0	0	0	0	0	0	0	0	0	2B 0	SAC 1	PB 0	
K	1	1	2	2	0	1	0	1	0	3B 0	DP 2	SB 0	
S	12	11	10	8	12	8	6	12	4	HR 0	HBP 1	CS 0	
H	0	0	1	0	0	0	1	1	0				
LOB	0	1	0	0	0	0	0	1	0				
BB	0	0	0	0	0	0	0	1	0				
P	19	16	16	13	20	13	10	21	9				

PITCHER	IP	WLS	BF	H	R	ER	SO	BB	IBB	HBP	BLK	WP	HR	S	P	ERA	WHIP
38 Carlos Zambrano, R (1, 1) ERA: 4.89	8.0	W	28	3	1	0	8	1	0	1	0	0	0	79	128	0.00	0.500
46 Ryan Dempster, R (9, 1) ERA: 3.94	1.0	S	3	0	0	0	0	1	0	0	0	0	0	4	9	0.00	1.000

PITCHER	IP	WLS	BF	H	R	ER	SO	BB	IBB	HBP	BLK	WP	HR	S	P	ERA	WHIP

Batter	1	2	3	4	5	6	7	8	9	AB	R	H	RBI	BB	SO	LOB
12 Alfonso Soriano, R (1, 7) OBP: 0.360, SLG: 0.542	F F X 0-2 P6 ①		B X 1-0 P6 ①		C B B X 2-1 F8 ③			B X 1-0 F9 ③		4	0	0	0	0	0	0
20 Felix Pie, L (1, 8) OBP: 0.301, SLG: 0.425	B X 1-0 P3 ②		B B B B 4-0 S BB			B F F B B X 3-2 F7 ①				2	0	0	0	1	0	0
25 Derrek Lee, R (1, 3) OBP: 0.402, SLG: 0.498	C C B C 1-3 K ③		B F 1 SAFE F S 1-3 K ②			C B B F F B F B 4-2 L3 BB				2	0	0	0	1	2	1
Jacque Jones, L (1, 9) OBP: 0.293, SLG: 0.321		F F T 0-2 K ①	B S B B B C X 3-2 F7 ③ 1-2			1 SAFE F 1 SAFE F B X 1-2 L3 ②③ 1-1				3	0	0	0	0	1	2
Mark DeRosa, R (1, 5) OBP: 0.347, SLG: 0.444		C B C B X 2-2 F7 ②		X 0-0 G6-3 ①			B X 1-0 F8 ①			3	0	0	0	0	0	0
17 Mike Fontenot, L (1, 4) OBP: 0.462, SLG: 1.000		B B C X 2-1 2 1B 2B		C F B S 1-3 K ②			S X 0-1 2 G1-6-3 1B			3	1	2	0	0	1	0
2 Ryan Theriot, R (1, 6) OBP: 0.333, SLG: 0.347		C B X 1-1 2-H 1B		B C C B B X 3-2 G6-3 ③			X 0-0 G1-6-3 ②③ 1-2f			3	0	1	1	0	0	1
Koyie Hill, S (1, 2) OBP: 0.176, SLG: 0.067		B X 1-0 G3-1 ③			S B X 1-1 G4-3 ①			C B X 1-1 F7 ①		3	0	0	0	0	0	1
38 Carlos Zambrano, S (1, 1) OBP: 0.310, SLG: 0.552 29 Ángel Pagán, S (8, PH) OBP: 0.357, SLG: 0.510 46 Ryan Dempster, R (9, 1)			B F X 1-1 HR		F F C 0-3 K ②			B C F X 1-2 F8 ②		2 1 0	1 0 0	1 0 0	1 0 0	0 0 0	1 0 0	0 0 0
Inning Stats	R: 0 H: 0 E: 0 LOB: 0 K: 1 BB: 0 S: 7 P: 9	R: 1 H: 2 E: 0 LOB: 1 K: 1 BB: 0 S: 11 P: 17	R: 1 H: 1 E: 0 LOB: 1 K: 1 BB: 1 S: 9 P: 19	R: 0 H: 0 E: 0 LOB: 0 K: 1 BB: 0 S: 7 P: 11	R: 0 H: 0 E: 0 LOB: 0 K: 1 BB: 0 S: 7 P: 10	R: 0 H: 0 E: 0 LOB: 0 K: 0 BB: 1 S: 10 P: 18	R: 0 H: 1 E: 0 LOB: 0 K: 0 BB: 0 S: 4 P: 5	R: 0 H: 0 E: 0 LOB: 0 K: 0 BB: 0 S: 6 P: 9		1B: 2 SF: 0 2B: 2 SAC: 0 3B: 0 DP: 2 HR: 1 HBP: 0						

BOTTOM

Houston Astros @ Chicago Cubs

Wrigley Field, Chicago, IL

Mon Jun 11 2007, 7:05 PM CDT

Att. 37,947 - Clear - 75 F

livebaseballscorecards.com

AB	26
R	2
H	4
RBI	2
BB	2
SO	5
LOB	5

PITCHER		IP	WLS	BF	H	R	ER	SO	BB	IBB	HBP	BLK	WP	HR	S	P	ERA	WHIP
Woody Williams, R ERA: 5.51	(1, 1)	7.0	L	25	4	2	2	5	2	0	0	0	0	1	55	89	2.57	0.857
Dan Wheeler, R ERA: 5.22	(8, 1)	1.0		3	0	0	0	0	0	0	0	0	0	0	6	9	0.00	0.000

PITCHER	IP	WLS	BF	H	R	ER	SO	BB	IBB	HBP	BLK	WP	HR	S	P	ERA	WHIP

Oakland Athletics @ Houston Astros

Minute Maid Park, Houston, TX

Tue Jun 12 2007, 7:05 PM CDT

Att. 33,637 - Roof Closed - 72 F

TOP

Batter	1	2	3	4	5	6	7	8	9	10	11	AB	R	H	RBI	BB	SO	LOB
21 Mark Kotsay, L (1, 8) OBP: 0.279, SLG: 0.366	2-1 2B	1-1 14 1B 2-3 1B		1-3 K			2-1 3 F9 BB 1B		0-2 HR	4-0 IBB		5	1	4	1	1	1	0
14 Mark Ellis, R (1, 4) OBP: 0.332, SLG: 0.394	0-0 B5	0-0 1-3 3-H 1B		1-3 K			1-3 K SAFE		0-1 WP 2B	1-2 F7		6	0	2	1	0	2	4
Nick Swisher, S (1, 9) OBP: 0.421, SLG: 0.490	1-3 K	3-2 G3			1-3 K		4-1 1-2 BB		3-3 K 2-3		2-3 K	5	0	0	0	1	4	4
3 Eric Chavez, L (1, 5) OBP: 0.299, SLG: 0.433	3-3 K		2-2 G4-3		0-3 K		1-1 F9 2-3		0-3 K		1-3 K	6	0	0	0	0	4	4
29 Dan Johnson, L (1, 3) OBP: 0.386, SLG: 0.434		4-2 1B 2B BB	2-2 F7		4-2 BB		1-3 K SAFE		4-0 IBB		1-3 K	3	1	0	0	3	2	2
7 Bobby Crosby, R (1, 6) OBP: 0.287, SLG: 0.368		1-3 K	0-2 32 E 1B		1-0 G5-3			0-2 L5	0-2 P6			5	0	1	0	0	1	4
32 Jack Cust, L (1, 7) OBP: 0.397, SLG: 0.537 47 Ron Flores, L (10, 1)	2-3 K	4-1 1 SAFE 1-2 BB		2-3 K				0-0 FC6-4 1B		2-3 K		4 0	0 0	1 0	0 0	1 0	3 0	1 0
Jason Kendall, R (1, 2) OBP: 0.240, SLG: 0.214 (10, 7)	0-1 1-2 2B 1B	2-1 P3		1-2 K				0-1 F7		0-0 2B		5	1	2	0	0	1	3
Joe Kennedy, R (1, 1) OBP: 0.500, SLG: 1.000 12 Donnie Murphy, R (6, PH) Colby Lewis, R (6, 1) Marco Scutaro, R (8, PH) OBP: 0.276, SLG: 0.348 50 Kiko Calero, R (8, 1) 44 Santiago Casilla, R (9, 1) 8 Kurt Suzuki, R (10, PH) (10, 2)	2-0 21 1B 14 1B 1-H 2-H 2B	1-1 G4-3			2-2 G5-3			1-1 FC6-4 1-2f		0-0 G5-3		2 1 0 1 0 0 1	1 0 0 0 0 0 0	1 0 0 0 0 0 0	2 0 0 0 0 0 0	0 0 0 0 0 0 0	0 0 0 0 0 0 0	0 0 0 1 0 0 1
Inning Stats	R: 0 E: 0 K: 2 S: 12 H: 1 LOB: 1 BB: 0 P: 18	R: 3 E: 0 K: 2 S: 17 H: 4 LOB: 2 BB: 1 P: 30	R: 0 E: 1 K: 0 S: 12 H: 1 LOB: 2 BB: 1 P: 22	R: 0 E: 0 K: 2 S: 9 H: 0 LOB: 0 BB: 0 P: 12	R: 0 E: 0 K: 2 S: 9 H: 0 LOB: 0 BB: 1 P: 15	R: 0 E: 0 K: 2 S: 9 H: 0 LOB: 0 BB: 0 P: 14	R: 0 E: 0 K: 2 S: 14 H: 1 LOB: 2 BB: 1 P: 23	R: 0 E: 0 K: 0 S: 8 H: 1 LOB: 1 BB: 0 P: 9	R: 1 E: 0 K: 2 S: 14 H: 2 LOB: 2 BB: 1 P: 21	R: 0 E: 0 K: 1 S: 8 H: 1 LOB: 2 BB: 1 P: 15	R: 0 E: 0 K: 3 S: 13 H: 0 LOB: 0 BB: 0 P: 17							

PITCHER	IP	WLS	BF	H	R	ER	SO	BB	IBB	HBP	BLK	WP	HR	S	P	ERA	WHIP
44 Roy Oswalt, R (1, 1) ERA: 3.44	6.0		27	6	3	3	10	3	0	0	0	0	0	68	111	4.50	1.500
Chad Qualls, R (7, 1) ERA: 3.98	0.1	H	3	1	0	0	1	1	0	0	0	0	0	8	15	0.00	6.000
Trever Miller, L (7, 1) ERA: 7.41	0.2	H	2	0	0	0	1	0	0	0	0	0	0	6	8	0.00	0.000
Dan Wheeler, R (8, 1) ERA: 5.04	1.0	H	4	1	0	0	0	0	0	0	0	0	0	8	9	0.00	1.000
54 Brad Lidge, R (9, 1) ERA: 2.56	1.0	B	6	2	1	1	2	0	1	0	0	1	1	14	21	9.00	2.000

PITCHER	IP	WLS	BF	H	R	ER	SO	BB	IBB	HBP	BLK	WP	HR	S	P	ERA	WHIP
Dave Borkowski, R (10, 1) ERA: 3.0	2.0	W	8	1	0	0	4	0	1	0	0	0	0	21	32	0.00	0.500

AB	44
R	4
H	11
RBI	4
BB	6
SO	18
LOB	24

1B: 6	SF: 0	WP: 1	PA: 50
2B: 4	SAC: 0	PB: 0	
3B: 0	DP: 0	SB: 0	
HR: 1	HBP: 0	CS: 0	

livebaseballscorecards.com

Batter	1	2	3	4	5	6	7	8	9	10	11	AB	R	H	RBI	BB	SO	LOB
Craig Biggio, R (1, 4) OBP: 0.273, SLG: 0.382	C B F X 1-2 9 FC5-4 45 SF4 BB 1B	B F X 1-1 1-3 2B	B C B X 2-1 ③ G6-3				X 0-0 ② G5-3			B B X 2-0 9 FC5-4 2B		5	1	3	0	0	0	0
Mark Loretta, R (1, 3) OBP: 0.381, SLG: 0.380	B B 1 B C B SAFE 4-1 9 FC5-4 1-2 BB	C B X 1-1 ③ F9			C C F B F B X 2-2 ① G1-3		B C X 1-1 ③ F7			B S F B D B 4-2 9 FC5-4 BB		3	0	0	0	2	0	2
9 Hunter Pence, R (1, 8) OBP: 0.375, SLG: 0.578	C B B F B F D X 3-2 ① FC5-4 1-2f 2-3		S F B X 1-2 ① P3		F X 0-1 1B			C B F B S 2-3 ① K		X 0-0 ② FC5-4 45 IBB 1-2f 2-3		5	0	1	0	0	1	4
45 Carlos Lee, R (1, 7) OBP: 0.342, SLG: 0.508	F X 0-1 ② SF4 3-H		B B X 2-0 ② G6-3		X 0-0 ② F9			C B B B X 2-2 ② P6		I I I I 4-0 1-2 IBB		3	0	0	1	1	0	1
Morgan Ensberg, R (1, 5) OBP: 0.313, SLG: 0.373	1 B X SAFE 1-0 ③ L9		B C C B F S 2-3 ③ K		C B X 1-1 ③ P3			F B B B F X 3-2 ③ G6-3		B X 1-0 ③ G2-3		5	0	0	0	0	1	5
Chris Burke, R (1, 9) OBP: 0.336, SLG: 0.368 Dave Borkowski, R (10, 1) Mike Lamb, L (11, PH) OBP: 0.339, SLG: 0.386		B C F B B B 4-2 28 G6-3 1B BB	B C B X 2-1 HR 1B		B C B F B B X 3-2 ① L7			B B C L S 2-3 ① K		B C B X 2-1 ① G2-3		3 0 1	2 0 0	1 0 0	0 0 0	1 0 0	1 0 0	0 0 0
28 Adam Everett, R (1, 6) OBP: 0.278, SLG: 0.316	C B S B D X 3-2 ① G6-3 1-2	1 X SAFE 0-0 ① P3	C C X 0-2 ② G6-3		B B C X 2-1 ② P4		X 0-0 1B 2B					5	1	1	0	0	0	2
Brad Ausmus, R (1, 2) OBP: 0.339, SLG: 0.354	C B B X 2-1 2B 2-H 1B	C C 1 X SAFE 0-2 1-H HR	B F B F B F F X 3-2 ③ F9		S X 0-1 ③ F9		B B B X 3-0 2-H 1B					5	1	3	4	0	0	0
44 Roy Oswalt, R (1, 1) OBP: 0.100, SLG: 0.133 Chad Qualls, R (7, 1) Trever Miller, R (7, 1) Luke Scott, L (7, PH) OBP: 0.331, SLG: 0.472 Dan Wheeler, R (8, 1) 54 Brad Lidge, R (9, 1) Orlando Palmeiro, L (10, 9) OBP: 0.321, SLG: 0.229	S L B F S 1-3 ② K	C B X 1-1 ② G5-3		F S B T 1-2 ① K			C B B X 2-1 ① F7					2 0 0 1 0 0 1	0 0 0 0 0 0 0	0 0 0 0 0 0 0	0 0 0 0 0 0 0	0 0 0 1 0 0 0	1 0 0 0 0 0 0	1 0 0 0 0 0 0
Inning Stats	R: 1 H: 1 E: 0 LOB: 1 K: 0 BB: 1 S: 11 P: 20	R: 1 H: 2 E: 0 LOB: 2 K: 1 BB: 1 S: 15 P: 27	R: 0 H: 0 E: 0 LOB: 0 K: 1 BB: 0 S: 8 P: 13	R: 2 H: 2 E: 0 LOB: 0 K: 0 BB: 0 S: 10 P: 15	R: 0 H: 1 E: 0 LOB: 1 K: 0 BB: 0 S: 10 P: 13	R: 0 H: 0 E: 0 LOB: 0 K: 0 BB: 0 S: 11 P: 17	R: 0 H: 0 E: 0 LOB: 0 K: 1 BB: 0 S: 6 P: 8	R: 0 H: 0 E: 0 LOB: 0 K: 1 BB: 0 S: 9 P: 16	R: 0 H: 0 E: 0 LOB: 0 K: 1 BB: 0 S: 7 P: 11	R: 0 H: 1 E: 0 LOB: 3 K: 0 BB: 2 S: 7 P: 20	R: 1 H: 2 E: 0 LOB: 1 K: 0 BB: 0 S: 4 P: 9	1B: 5 2B: 3 3B: 0 HR: 1	SF: 1 SAC: 0 DP: 0 HBP: 0		WP: 0 PB: 0 SB: 0 CS: 0	PA: 44		

PITCHER		IP	WLS	BF	H	R	ER	SO	BB	IBB	HBP	BLK	WP	HR	S	P	ERA	WHIP
Joe Kennedy, L ERA: 3.5	(1, 1)	5.0		23	6	4	4	2	2	0	0	0	0	1	54	88	7.20	1.600
Colby Lewis, R ERA: 7.5	(6, 1)	2.0		6	0	0	0	1	0	0	0	0	0	0	17	25	0.00	0.000
50 Kiko Calero, R ERA: 5.79	(8, 1)	1.0		3	0	0	0	1	0	0	0	0	0	0	9	16	0.00	0.000
44 Santiago Casilla, R ERA:	(9, 1)	1.0		3	0	0	0	1	0	0	0	0	0	0	7	11	0.00	0.000
47 Ron Flores, L ERA: 0.96	(10, 1)	1.1	L	9	3	1	1	0	1	1	0	0	0	0	11	29	6.75	3.000

PITCHER	IP	WLS	BF	H	R	ER	SO	BB	IBB	HBP	BLK	WP	HR	S	P	ERA	WHIP

BOTTOM

Oakland Athletics @ Houston Astros

Minute Maid Park, Houston, TX

Tue Jun 12 2007, 7:05 PM CDT
Att. 33,637 - Roof Closed - 72 F

livebaseballscorecards.com

AB	39
R	5
H	9
RBI	5
BB	4
SO	5
LOB	15

Batter	1	2	3	4	5	6	7	8	9	AB	R	H	RBI	BB	SO	LOB
21 Mark Kotsay, L (1, 8) OBP: 0.277, SLG: 0.378	G6-3			G4-3		G3-1		2B		4	1	1	1	0	0	0
14 Mark Ellis, R (1, 4) OBP: 0.330, SLG: 0.396	G6-3			F8		F9		2B		4	1	1	2	0	0	0
Nick Swisher, S (1, 9) OBP: 0.418, SLG: 0.483	G4-3			P5			G3-1	IBB		3	1	0	0	1	0	0
3 Eric Chavez, L (1, 5) OBP: 0.302, SLG: 0.447		G5-3			HR		F8	1B		4	1	2	3	0	0	0
29 Dan Johnson, L (1, 3) OBP: 0.378, SLG: 0.423		G4-3			G4-3		G1-3	K		4	0	0	0	0	1	1
7 Bobby Crosby, R (1, 6) OBP: 0.282, SLG: 0.361		G1-3			K			K	G5-3	4	0	0	0	0	2	0
32 Jack Cust, L (1, 7) OBP: 0.387, SLG: 0.520			G3-1		G4-3			K	K2-3	3	0	0	0	0	1	0
44 Santiago Casilla, R (8, 1)										0	0	0	0	0	0	0
12 Donnie Murphy, R (9, PH)										1	0	0	0	0	1	0
Alan Embree, L (9, 1)										0	0	0	0	0	0	0
Jason Kendall, R (1, 2) OBP: 0.249, SLG: 0.238			B1-6-4 1B			HR		1B	G6-3	4	2	3	1	0	0	0
Joe Blanton, R (1, 1)										2	0	0	0	0	1	1
Marco Scutaro, R (8, PH) OBP: 0.283, SLG: 0.355			B1-6-4 1-2f		K			1B		1	1	1	0	0	0	0
(8, 7)																

| Inning Stats | | | | | | | | | | | | | | | |

Batter	1	2	3	4	5	6	7	8	9	AB	R	H	RBI	BB	SO	LOB
Craig Biggio, R (1, 4) OBP: 0.272, SLG: 0.382	K		F9		L4		BLK 2B 3-H		K	5	0	1	1	0	2	1
Mike Lamb, L (1, 3) OBP: 0.328, SLG: 0.371	L8		P5		G4-3		G4-3 2-3			4	0	0	0	0	0	2
9 Hunter Pence, R (1, 8) OBP: 0.378, SLG: 0.582	F9		1-H 2B			K		45 G6-4-3 1B		4	0	2	1	0	1	0
45 Carlos Lee, R (1, 7) OBP: 0.344, SLG: 0.512		G6-3 2B 2B	G6-3			G6-3 1B		G6-4-3 1-2f		4	1	2	0	0	0	2
Mark Loretta, R (1, 5) OBP: 0.384, SLG: 0.390		K		G6-3 2B		G6-3 1-2		1B		4	0	2	0	0	1	2
Chris Burke, R (1, 9) OBP: 0.333, SLG: 0.364		G6-3 2-3		G6-3 2-3		L3		1-2		4	0	1	0	0	0	3
Eric Munson, L (1, 2) OBP: 0.350, SLG: 0.471		3-H 2B		28 G6-4-3 BB			G6-3	G4-3		3	0	1	1	1	0	2
28 Adam Everett, R (1, 6) OBP: 0.278, SLG: 0.319		G4-3		G6-4-3 1-2f			G6-3 2B 2B		F8	4	1	1	0	0	0	3
43 Chris Sampson, R (1, 1) OBP: 0.211, SLG: 0.211 Orlando Palmeiro, L (7, PH) OBP: 0.316, SLG: 0.224 Dan Wheeler, R (8, 1) Trever Miller, R (8, 1) Brian Moehler, R (9, 1) OBP: 0.250, SLG: 0.250 Morgan Ensberg, R (9, PH) OBP: 0.311, SLG: 0.370			9 2B 1B		G6-3		G6-3 2-3		F9	2 1 0 0 0 0 1	1 0 0 0 0 0 0	1 0 0 0 0 0 0	0 0 0 0 0 0 0	0 0 0 0 0 0 0	0 1 0 0 0 0 0	0 1 0 0 0 0 0
Inning Stats	R: 0 E: 0 K: 1 S: 7 H: 0 LOB: 0 BB: 0 P: 10	R: 1 E: 0 K: 1 S: 13 H: 2 LOB: 1 BB: 0 P: 21	R: 1 E: 0 K: 0 S: 13 H: 2 LOB: 1 BB: 0 P: 18	R: 0 E: 0 K: 0 S: 7 H: 1 LOB: 1 BB: 1 P: 13	R: 0 E: 0 K: 0 S: 7 H: 0 LOB: 0 BB: 0 P: 8	R: 0 E: 0 K: 1 S: 8 H: 1 LOB: 1 BB: 0 P: 16	R: 1 E: 0 K: 0 S: 9 H: 2 LOB: 1 BB: 0 P: 12	R: 0 E: 0 K: 0 S: 10 H: 3 LOB: 2 BB: 0 P: 14	R: 0 E: 0 K: 1 S: 7 H: 0 LOB: 0 BB: 0 P: 13	1B: 5 2B: 6 3B: 0 HR: 0	SF: 0 SAC: 0 DP: 2 HBP: 0						

PITCHER		IP	WLS	BF	H	R	ER	SO	BB	IBB	HBP	BLK	WP	HR	S	P	ERA	WHIP
Joe Blanton, R ERA: 3.62	(1, 1)	7.0	W	29	8	3	3	3	1	0	0	1	0	0	64	98	3.86	1.286
44 Santiago Casilla, R ERA:	(8, 1)	1.0		5	3	0	0	0	0	0	0	0	0	0	10	14	0.00	3.000
Alan Embree, L ERA: 3.07	(9, 1)	1.0		3	0	0	0	1	0	0	0	0	0	0	7	13	0.00	0.000

PITCHER	IP	WLS	BF	H	R	ER	SO	BB	IBB	HBP	BLK	WP	HR	S	P	ERA	WHIP

BOTTOM

Oakland Athletics @ Houston Astros

Minute Maid Park, Houston, TX

Wed Jun 13 2007, 7:05 PM CDT
Att. 34,611 - Roof Closed - 73 F

livebaseballscorecards.com

AB	36
R	3
H	11
RBI	3
BB	1
SO	4
LOB	16

1B: 5	SF: 0	WP: 0	PA: 37
2B: 6	SAC: 0	PB: 0	
3B: 0	DP: 2	SB: 0	
HR: 0	HBP: 0	CS: 0	

Oakland Athletics @ Houston Astros

Minute Maid Park, Houston, TX

Thu Jun 14 2007, 1:05 PM CDT

Att. 42,024 - Roof Closed - 74 F

TOP

livebaseballscorecards.com

Batter	1	2	3	4	5	6	7	8	9	10	11	AB	R	H	RBI	BB	SO	LOB
21 Mark Kotsay, L (1, 8) OBP: 0.278, SLG: 0.340	4-0 14 E BB	0-1 E6 2-3		0-0 G4-3		4-0 1B BB	0-3 K			1-3 K	2-1 G3-1	5	1	0	0	2	2	6
14 Mark Ellis, R (1, 4) OBP: 0.339, SLG: 0.403	0-1 E6 SF9 1-H 2B	2-2 F8			4-2 29 2B 32 PB BB	0-1 F9		4-1 3 G4-6-3 1B BB		0-0 S 1B		4	2	2	1	2	0	3
Nick Swisher, S (1, 9) OBP: 0.420, SLG: 0.483	1-0 SF9 3-H		0-1 F9		2-3 S K	3-2 3 BB 1-3 1B		0-0 3 G4-6-3 1-2 1B		4-1 1-2 IBB		4	0	2	1	1	1	1
3 Eric Chavez, L (1, 5) OBP: 0.307, SLG: 0.458	2-2 HR		3-1 29 2B 7 F7-2 1B		2-3 K	4-1 1-2 BB		1-2 G4-6-3 1-2f 2-3		1-3 K		5	1	2	1	1	2	5
29 Dan Johnson, L (1, 3) OBP: 0.377, SLG: 0.432	3-1 G4-3		1-2 1-3 2B		0-1 32 PB 1-3 2B	0-3 K		0-3 K			1-3 K	6	0	2	0	0	3	4
7 Bobby Crosby, R (1, 6) OBP: 0.287, SLG: 0.359	0-2 G6-3		1-0 F7-2 3-H		4-0 32 PB IBB		4-2 2B FC4-2 BB		1-0 F9		1-1 8 1B 1B	4	1	1	0	2	0	2
32 Jack Cust, L .AVP: 0.179, SLG: 0.500 Colby Lewis, R 12 Donnie Murphy, R 47 Ron Flores, L 50 Kiko Calero, R Shannon Stewart, R .AVP: 0.000, SLG: 0.000 Alan Embree, L 8 Kurt Suzuki, R .AVP: 0.500, SLG: 0.500		2-3 K		1-2 G4-3	3-3 K 1-2 2-3 3-H		1-2 K		3-2 F9		0-2 1B 1-3 1B	3 0 0 1 0 0 0 1 0 0	0 0 0 0 0 0 0 0 0 0	0 0 0 0 0 0 0 1 0 1	0 0 0 0 0 0 0 0 0 0	0 0 0 0 0 0 0 0 0 0	2 0 0 0 0 0 0 0 0 0	2 0 1 0 0 0 0 0 0 0
Jason Kendall, R (1, 2) OBP: 0.260, SLG: 0.256 (11, 7)	4-2 21 E 57 SH1-4 BB		3-2 2B			0-3 K	0-0 1-3 2B		1-0 F8		0-1 1-2 3-H 1B	5	0	3	1	1	1	0
57 Chad Gaudin, R (1, 1) Jay Marshall, L (5, 1) Marco Scutaro, R (5, 7) OBP: 0.282, SLG: 0.381 44 Santiago Casilla, R (11, 1)	0-0 SH1-4 1-2		1-2 P6			1-1 HR	0-0 FC4-2 3-H			0-2 G6-3	1-0 F8	1 0 4 0	0 0 1 0	0 0 1 0	0 0 0 0	0 0 0 0	0 0 0 0	1 0 4 0
Inning Stats	R: 3 E: 1 K: 0 S: 16 H: 2 LOB: 0 BB: 1 P: 26	R: 0 E: 1 K: 1 S: 12 H: 0 LOB: 2 BB: 1 P: 20	R: 0 E: 0 K: 0 S: 8 H: 2 LOB: 1 BB: 0 P: 13	R: 0 E: 0 K: 0 S: 10 H: 1 LOB: 1 BB: 0 P: 15	R: 1 E: 0 K: 3 S: 15 H: 1 LOB: 2 BB: 2 P: 30	R: 1 E: 0 K: 2 S: 16 H: 2 LOB: 3 BB: 2 P: 28	R: 0 E: 0 K: 2 S: 14 H: 1 LOB: 2 BB: 1 P: 19	R: 0 E: 0 K: 1 S: 8 H: 1 LOB: 1 BB: 1 P: 13	R: 0 E: 0 K: 0 S: 7 H: 0 LOB: 0 BB: 0 P: 12	R: 0 E: 0 K: 2 S: 12 H: 1 LOB: 2 BB: 1 P: 18	R: 1 E: 0 K: 1 S: 14 H: 3 LOB: 2 BB: 0 P: 19	1B: 7 2B: 6 3B: 0 HR: 2 SF: 1 SAC: 1 DP: 2 HBP: 0				WP: 0 PB: 1 SB: 1 CS: 0	PA: 55	

PITCHER		IP	WLS	BF	H	R	ER	SO	BB	IBB	HBP	BLK	WP	HR	S	P	ERA	WHIP
23 Jason Jennings, R ERA: 3.18	(1, 1)	4.0		19	5	3	3	1	2	0	0	0	0	1	46	74	6.75	1.750
62 Mark McLemore, L ERA:	(5, 1)	1.0		6	1	1	0	3	1	1	0	0	0	0	15	30	0.00	2.000
Dave Borkowski, R ERA: 3.25	(6, 1)	0.2	B	6	2	1	1	1	2	0	0	0	0	1	13	25	13.50	6.000
Trever Miller, L ERA: 7.64	(6, 1)	0.1		2	0	0	0	1	1	0	0	0	0	0	5	9	0.00	3.000
Chad Qualls, R ERA: 3.74	(7, 1)	2.0		8	2	0	0	3	1	0	0	0	0	0	20	26	0.00	1.500

PITCHER		IP	WLS	BF	H	R	ER	SO	BB	IBB	HBP	BLK	WP	HR	S	P	ERA	WHIP
54 Brad Lidge, R ERA: 2.41	(9, 1)	2.0		8	1	0	0	2	0	1	0	0	0	0	19	30	0.00	0.500
Brian Moehler, R ERA: 6.45	(11, 1)	1.0	L	6	3	1	1	1	0	0	0	0	0	0	14	19	9.00	3.000

AB	44
R	6
H	14
RBI	5
BB	9
SO	12
LOB	29

Oakland Athletics @ Houston Astros

Minute Maid Park, Houston, TX

Thu Jun 14 2007, 1:05 PM CDT

Att. 42,024 - Roof Closed - 74 F

livebaseballscorecards.com

BOTTOM

Batter	1	2	3	4	5	6	7	8	9	10	11	AB	R	H	RBI	BB	SO	LOB
Mark Loretta, R (1, 5) (4, 6) OBP: 0.376, SLG: 0.382	G1-3	G6-3		G4-6-3 1-2f	F9			9 FC6-4 1B		F9		6	0	1	0	0	0	5
9 Hunter Pence, R (1, 8) OBP: 0.371, SLG: 0.579	K		K	3B		K		FC6-4 1-2f			K	6	0	1	0	0	4	1
17 Lance Berkman, S (1, 9) OBP: 0.382, SLG: 0.382	45 1B 1B BB		45 2B 2B	F7		K			G6-3		P6	5	2	1	0	1	1	1
45 Carlos Lee, R (1, 7) OBP: 0.344, SLG: 0.512	BB 1B 1-3 1B		1B 2-H 2B		G4-3	F8			F9		F9	6	1	2	1	0	0	0
Mike Lamb, L (1, 3) OBP: 0.339, SLG: 0.382	BB 1-2 3-H 1B		G4-3 2-H 1B		1B 1B		P4		K			5	1	3	2	0	1	0
Eric Munson, L (1, 2) OBP: 0.360, SLG: 0.429	1-2 2-3 BB		G4-3 2-3		1B HBP FC4-6 1-3 1B		P2				K	4	1	1	0	1	1	1
Chris Burke, R (1, 4) OBP: 0.345, SLG: 0.363	P3		BB		FC4-6 1B 1-2 HBP		K			1B		3	0	1	0	1	1	3
28 Adam Everett, R (1, 6) OBP: 0.275, SLG: 0.316		F9	G4-3		FC4-6 1-2 2-3 3-H 1B			F8		F9		2	0	0	0	0	0	2
Morgan Ensberg, R (4, 5) OBP: 0.311, SLG: 0.369												3	0	1	1	0	0	1
23 Jason Jennings, L (1, 1) 62 Mark McLemore, L (6, 1) Luke Scott, L (5, PH) 51 Wandy Rodriguez, S (5, PH) Dave Borkowski, R (6, 1) Trever Miller, R (6, 1) Chad Qualls, R (7, 1) Orlando Palmeiro, L (8, PH) 54 Brad Lidge, R (9, 1) Craig Biggio, R (10, PH) Brian Moehler, R (H, 1)	F8			G4-6-3 BB	FC4-6 1-2f 2-3 3-H			P5		1-2 1B		1 0 0 0 1 0 0 0 0 0 0 0 0 0 1 0 0 1 0 0 2 0 0 0 0 0 0 0 0 0 0 0 0 0 0 0 0 0 0 0 0 0 1 0 0 0 0 0 0 0 0 0 0 0 0 0 0 0 1 0 0 0 0						
Inning Stats	R: 1 H: 2 E: 0 LOB: 3 K: 1 BB: 2 S: 21 P: 32	R: 0 H: 0 E: 0 LOB: 0 K: 0 BB: 0 S: 6 P: 7	R: 2 H: 3 E: 0 LOB: 2 K: 1 BB: 1 S: 19 P: 32	R: 0 H: 1 E: 0 LOB: 1 K: 0 BB: 1 S: 5 P: 10	R: 2 H: 3 E: 0 LOB: 2 K: 0 BB: 0 S: 15 P: 21	R: 0 H: 0 E: 0 LOB: 0 K: 2 BB: 0 S: 10 P: 14	R: 0 H: 0 E: 0 LOB: 0 K: 1 BB: 0 S: 11 P: 17	R: 0 H: 1 E: 0 LOB: 1 K: 0 BB: 0 S: 6 P: 10	R: 0 H: 0 E: 0 LOB: 0 K: 1 BB: 0 S: 9 P: 12	R: 0 H: 2 E: 0 LOB: 2 K: 1 BB: 0 S: 9 P: 14	R: 0 H: 0 E: 0 LOB: 0 K: 1 BB: 0 S: 8 P: 10	1B: 9 2B: 2 3B: 1 HR: 0	SF: 0 SAC: 0 DP: 1 HBP: 1					

	AB	44
	R	5
	H	12
	RBI	5
	BB	4
	SO	8
	LOB	16

WP: 0 PA: 49
PB: 0
SB: 0
CS: 0

PITCHER		IP	WLS	BF	H	R	ER	SO	BB	IBB	HBP	BLK	WP	HR	S	P	ERA	WHIP
57 Chad Gaudin, R ERA: 2.85	(1, 1)	4.1		26	9	5	5	2	4	0	1	0	0	0	60	95	10.38	3.000
Jay Marshall, L ERA: 5.48	(5, 1)	0.1		1	0	0	0	0	0	0	0	0	0	0	2	3	0.00	0.000
Colby Lewis, R ERA: 6.75	(5, 1)	1.1		4	0	0	0	2	0	0	0	0	0	0	14	18	0.00	0.000
47 Ron Flores, L ERA: 0.9	(7, 1)	0.2		2	0	0	0	0	0	0	0	0	0	0	7	10	0.00	0.000
50 Kiko Calero, R ERA: 5.47	(7, 1)	1.1		5	1	0	0	1	0	0	0	0	0	0	10	17	0.00	0.750

PITCHER		IP	WLS	BF	H	R	ER	SO	BB	IBB	HBP	BLK	WP	HR	S	P	ERA	WHIP
Alan Embree, L ERA: 2.87	(9, 1)	2.0	W	8	2	0	0	2	0	0	0	0	0	0	18	26	0.00	1.000
44 Santiago Casilla, R ERA:	(11, 1)	1.0	S	3	0	0	0	1	0	0	0	0	0	0	8	10	0.00	0.000

Seattle Mariners @ Houston Astros

Minute Maid Park, Houston, TX

Fri Jun 15 2007, 7:05 PM CDT

Att. 37,322 - Roof Closed - 73 F

TOP

livebaseballscorecards.com

Batter	1	2	3	4	5	6	7	8	9	AB	R	H	RBI	BB	SO	LOB
51 Ichiro Suzuki, L (1, 8) OBP: 0.397, SLG: 0.456	P4		G4-3			1B		1B		4	0	2	0	0	0	0
4 Jose Lopez, R (1, 4) OBP: 0.326, SLG: 0.421	G6-4-3 1B			F7		F9		K		4	0	1	0	0	1	3
Jose Guillen, R (1, 9) OBP: 0.333, SLG: 0.417	G6-4-3 1-2f			P4		P3			L6	4	0	0	0	0	0	2
Raul Ibanez, L (1, 7) OBP: 0.337, SLG: 0.429		L8		K			K		2 DI BB	3	0	0	0	1	2	0
Richie Sexson, R (1, 3) OBP: 0.289, SLG: 0.390		1B			K		P5		F8	4	0	1	0	0	1	1
2 Kenji Johjima, R (1, 2) OBP: 0.346, SLG: 0.505		F7			L7		G4-3		G5-3 1-2	4	0	0	0	0	0	2
7 Yuniesky Betancourt, R (1, 6) OBP: 0.319, SLG: 0.413		G1-3			L8			51 1B 1B		3	0	1	0	0	0	1
16 Willie Bloomquist, R (1, 5) OBP: 0.293, SLG: 0.314			G6-3			IHR		K		3	1	1	1	0	1	1
34 Félix Hernández, R (1, 1) OBP: 0.250, SLG: 0.250			K			K		K		2	0	0	0	0	2	0
Jason Davis, R (7, 1)										0	0	0	0	0	0	0
59 Eric O'Flaherty, L (7, 1)										0	0	0	0	0	0	0
Jose Vidro, S (8, PH) OBP: 0.345, SLG: 0.359										1	0	0	0	0	1	1
Sean Green, R (8, 1)										0	0	0	0	0	0	0
Inning Stats	R: 0 E: 0 K: 0 S: 9 H: 1 LOB: 0 BB: 0 P: 12	R: 0 E: 0 K: 0 S: 8 H: 1 LOB: 1 BB: 0 P: 13	R: 0 E: 0 K: 1 S: 8 H: 0 LOB: 0 BB: 0 P: 13	R: 0 E: 0 K: 1 S: 8 H: 0 LOB: 0 BB: 0 P: 13	R: 0 E: 0 K: 1 S: 6 H: 0 LOB: 0 BB: 0 P: 11	R: 1 E: 0 K: 1 S: 10 H: 2 LOB: 1 BB: 0 P: 14	R: 0 E: 0 K: 1 S: 7 H: 0 LOB: 0 BB: 0 P: 8	R: 0 E: 0 K: 3 S: 17 H: 2 LOB: 2 BB: 0 P: 22	R: 0 E: 0 K: 0 S: 8 H: 0 LOB: 1 BB: 1 P: 16	1B: 5 2B: 0 3B: 0 HR: 1 SF: 0 SAC: 0 DP: 1 HBP: 0						

	AB	32
	R	1
	H	6
	RBI	1
	BB	1
	SO	8
	LOB	11

WP: 0 PB: 0 SB: 0 CS: 0 PA: 33

PITCHER		IP	WLS	BF	H	R	ER	SO	BB	IBB	HBP	BLK	WP	HR	S	P	ERA	WHIP
51 Wandy Rodriguez, L ERA: 4.19	(1, 1)	7.2	W	28	6	1	1	7	0	0	0	0	0	0	70	102	1.17	0.783
Dan Wheeler, R ERA: 6.03	(8, 1)	0.1	H	1	0	0	0	1	0	0	0	0	0	0	3	4	0.00	0.000
54 Brad Lidge, R ERA: 2.34	(9, 1)	1.0		4	0	0	0	0	1	0	0	0	0	0	8	16	0.00	1.000

PITCHER	IP	WLS	BF	H	R	ER	SO	BB	IBB	HBP	BLK	WP	HR	S	P	ERA	WHIP

BOTTOM

Seattle Mariners @ Houston Astros

Minute Maid Park, Houston, TX

Fri Jun 15 2007, 7:05 PM CDT
Att. 37,322 - Roof Closed - 73 F

livebaseballscorecards.com

Batter	1	2	3	4	5	6	7	8	9	AB	R	H	RBI	BB	SO	LOB
Craig Biggio, R (1, 4) OBP: 0.281, SLG: 0.393 54 Brad Lidge, R (9, 1)	T F X 0-2 9 G6-4-3 1B		C S X 0-2 ① G6-3	F C X 0-2 ③ F8		S F B X 1-2 ③ 2-3 1B		B B C X 2-1 3-H 2B		5 0 3 1 0 0 2 0 0 0 0 0 0 0						
9 Hunter Pence, R (1, 8) OBP: 0.360, SLG: 0.562	X 0-0 ①② G6-4-3 1-2f		C F X 0-2 ② G1-3		B F S X 1-3 ① K		B F B X 2-1 ① G4-3	X 0-0 ③ G5-3		5 0 0 0 0 1 3						
17 Lance Berkman, S (1, 3) OBP: 0.384, SLG: 0.388	X 0-0 45 1B 2B		F B X 1-1 45 FC4-6 1B		C B X 1-1 ② G3-1		S S B B F B F S 3-3 ② K			4 0 2 0 0 1 0						
45 Carlos Lee, R (1, 7) OBP: 0.346, SLG: 0.512	F B X 1-1 ③ 2-H 1B		C S B B X 2-2 ③ FC4-6 1-2f		F S S 0-3 ③ K		F B B C F B X 3-2 1B 1B			4 0 2 0 0 1 1						
Mark Loretta, R (1, 6) OBP: 0.379, SLG: 0.385 (9, 4)		F B X 1-1 2B 1B		L B B F B F X 3-2 ① G5-3		F B X 1-1 ① G6-3	B X 1-0 1-2 1B			4 1 2 0 0 0 0						
Luke Scott, L (1, 9) OBP: 0.333, SLG: 0.467		B S C F B 1 SAFE C 2-3 ① K		S F F B B F F F B 4-2 B 1B 1B BB		C C B X 1-2 HR 1B	B B S S S B C 3-3 ③ K			3 2 1 0 1 2 3						
Mike Lamb, L (1, 5) OBP: 0.359, SLG: 0.439 Eric Bruntlett, R (8, PR) (9, 6)		B B X 2-0 1-H 2B		1 SAFE 1 SAFE B X 1-0 1B 1-2 1B		C C X 0-2 1-H HR		B C F F X 1-2 G4-3 SH1-3 2B 1B		4 1 4 3 0 0 0 0 1 0 0 0 0 0						
Brad Ausmus, R (1, 2) OBP: 0.344, SLG: 0.360		C S C 0-3 ② K		F B F B X 2-2 1-2 2-H 1B		B X 1-0 1B 51 SH3-4 1B		1 SAFE X 0-0 ① SH1-3 1-2		3 0 2 1 0 1 1						
51 Wandy Rodriguez, S (1, 1) OBP: 0.182, SLG: 0.227 Dan Wheeler, R (8, 1) Orlando Palmeiro, L (8, PH) OBP: 0.305, SLG: 0.216 Morgan Ensberg, R (9, 5) OBP: 0.311, SLG: 0.369		S C F C 0-3 ③ K		L L 0-3 ② K		X 0-0 ② SH3-4 1-2		C B B F X 2-2 ② G4-3 2-3		2 0 0 0 0 2 3 0 0 0 0 0 0 0 1 0 0 0 0 0 2 0 0 0 0 0 0 0						
Inning Stats	R: 0 E: 0 K: 0 S: 7 H: 3 LOB: 2 BB: 0 P: 8	R: 1 E: 0 K: 3 S: 14 H: 2 LOB: 1 BB: 0 P: 19	R: 0 E: 0 K: 0 S: 12 H: 1 LOB: 1 BB: 0 P: 15	R: 1 E: 0 K: 1 S: 20 H: 2 LOB: 2 BB: 1 P: 30	R: 0 E: 0 K: 2 S: 8 H: 0 LOB: 0 BB: 0 P: 10	R: 2 E: 0 K: 0 S: 13 H: 4 LOB: 2 BB: 0 P: 17	R: 0 E: 0 K: 2 S: 15 H: 2 LOB: 2 BB: 0 P: 27	R: 1 E: 0 K: 0 S: 11 H: 2 LOB: 2 BB: 0 P: 16		1B: 12 2B: 3 3B: 0 HR: 1 SF: 0 SAC: 2 DP: 1 HBP: 0				WP: 0 PB: 0 SB: 0 CS: 0 PA: 38		

PITCHER	IP	WLS	BF	H	R	ER	SO	BB	IBB	HBP	BLK	WP	HR	S	P	ERA	WHIP
34 Félix Hernández, R (1, 1) ERA: 4.58	6.0	L	28	12	4	4	6	1	0	0	0	0	1	74	99	6.00	2.167
Jason Davis, R (7, 1) ERA: 4.01	0.2		4	2	0	0	1	0	0	0	0	0	0	12	21	0.00	3.000
59 Eric O'Flaherty, L (7, 1) ERA: 2.49	0.1		1	0	0	0	1	0	0	0	0	0	0	3	6	0.00	0.000
Sean Green, R (8, 1) ERA: 3.1	1.0		5	2	1	1	0	0	0	0	0	0	0	11	16	9.00	2.000

PITCHER	IP	WLS	BF	H	R	ER	SO	BB	IBB	HBP	BLK	WP	HR	S	P	ERA	WHIP

AB	35
R	5
H	16
RBI	5
BB	1
SO	8
LOB	15

Batter	1	2	3	4	5	6	7	8	9	AB	R	H	RBI	BB	SO	LOB
51 Ichiro Suzuki, L (1, 8) OBP: 0.402, SLG: 0.460	C B X 1-1 P2 ①		F B S B B F X 3-2 S 3-H 1B		X 0-0 S 1B		B C X 1-1 BB 1-2 1B			4	0	3	1	0	0	0
Jose Vidro, S (1, 4) OBP: 0.344, SLG: 0.354	F C C 0-3 K ②		B C B B B X 3-1 G4-3 ③ 1-2		1 SAFE B 1 SAFE F C X 1-2 F9 ③ 1-2		C F B F F F B B 4-2 1-2 2-3 BB			3	0	0	0	1	1	2
Jose Guillen, R (1, 9) OBP: 0.332, SLG: 0.427	B C B X 2-1 G6-3 ③			S C B B C 2-3 K ①		B B C X 2-1 HR	C B B C F B X 3-2 F8 ③			4	1	1	1	0	1	3
Raul Ibanez, L (1, 7) OBP: 0.332, SLG: 0.421		B B X 2-0 F7 ①		C X 0-1 P5 ②		B X 1-0 P2 ①		C B F S 1-3 K ①		4	0	0	0	0	1	0
Richie Sexson, R (1, 3) OBP: 0.284, SLG: 0.383		C X 0-1 F9 ②		B C F B B S 3-3 K ③		X 0-0 P3 ②		B B B B C X 3-1 G5-3 ②		4	0	0	0	0	1	0
2 Kenji Johjima, R (1, 2) OBP: 0.344, SLG: 0.500		B B X 2-0 G6-3 ③			C X 0-1 4 2B 7 1B 1B	B B X 2-0 G5-3 ③		C C B F F S 1-3 K ③		4	1	1	0	0	1	0
4 Jose Lopez, R (1, 5) OBP: 0.333, SLG: 0.431			C B F X 1-2 F7 ①		B C B F F X 2-2 7 1B 1-3 2B		C B S X 1-2 BB 51 1B 1B		C X 0-1 7 G1-6-3 1B	4	1	3	0	0	0	0
7 Yuniesky Betancourt, R (1, 6) OBP: 0.322, SLG: 0.415			C F X 0-2 E1 58 S 51 1B 1B		X 0-0 ① 2-H 3-H 1B		F D X 1-1 F8 ①		B C X 1-1 ① ② G1-6-3 1-2f	4	1	2	2	0	0	2
58 Cha Seung Baek, R (1, 1) Jason Ellison, R (5, PH) OBP: 0.185, SLG: 0.154 31 Ryan Feierabend, L (5, 1) Jamie Burke, R (7, PH) OBP: 0.468, SLG: 0.524 59 Eric O'Flaherty, L (7, 1) Jason Davis, R (8, 1) Ben Broussard, L (9, PH) OBP: 0.325, SLG: 0.420			B C B C F S 2-3 K ② 2-3		B C B F F B X 3-2 G5-3 ②		B X 1-0 F9 ②		C F X 0-2 G6-3 ③	1 1 0 1 0 0 0 1	0 0 0 0 0 0 0 0	0 0 0 0 0 0 0 0	0 0 0 0 0 0 0 0	0 0 0 0 0 0 0 0	1 0 0 0 0 0 0 0	1 0 0 1 0 0 0 0
Inning Stats	R: 0 E: 0 K: 1 S: 7 H: 0 LOB: 0 BB: 0 P: 10	R: 0 E: 0 K: 0 S: 4 H: 0 LOB: 0 BB: 0 P: 8	R: 1 E: 1 K: 1 S: 16 H: 2 LOB: 1 BB: 0 P: 25	R: 0 E: 0 K: 2 S: 8 H: 0 LOB: 0 BB: 0 P: 13	R: 2 E: 0 K: 0 S: 15 H: 4 LOB: 1 BB: 0 P: 21	R: 1 E: 0 K: 0 S: 5 H: 1 LOB: 0 BB: 0 P: 10	R: 0 E: 0 K: 0 S: 17 H: 2 LOB: 3 BB: 1 P: 28	R: 0 E: 0 K: 2 S: 10 H: 0 LOB: 0 BB: 0 P: 15	R: 0 E: 0 K: 0 S: 7 H: 1 LOB: 0 BB: 0 P: 8	1B: 8 2B: 1 3B: 0 HR: 1	SF: 0 SAC: 0 DP: 1 HBP: 0				WP: 0 PB: 0 SB: 3 CS: 0	PA: 36	

PITCHER		IP	WLS	BF	H	R	ER	SO	BB	IBB	HBP	BLK	WP	HR	S	P	ERA	WHIP
Woody Williams, R ERA: 5.5	(1, 1)	6.2	W	27	8	4	4	4	0	0	0	0	0	1	61	96	5.40	1.200
Trever Miller, L ERA: 7.64	(7, 1)	0.0		1	1	0	0	0	0	0	0	0	0	0	2	3	∞	∞
Dave Borkowski, R ERA: 3.21	(7, 1)	0.1	H	2	0	0	0	0	1	0	0	0	0	0	9	16	0.00	3.000
Chad Qualls, R ERA: 3.63	(8, 1)	1.0	H	3	0	0	0	2	0	0	0	0	0	0	10	15	0.00	0.000
Brian Moehler, R ERA: 6.17	(9, 1)	1.0		3	1	0	0	0	0	0	0	0	0	0	7	8	0.00	1.000

PITCHER	IP	WLS	BF	H	R	ER	SO	BB	IBB	HBP	BLK	WP	HR	S	P	ERA	WHIP

Seattle Mariners @ Houston Astros

Minute Maid Park, Houston, TX

Sat Jun 16 2007, 6:05 PM CDT

Att. 41,974 - Roof Closed - 72 F

TOP

livebaseballscorecards.com

AB	35
R	4
H	10
RBI	4
BB	1
SO	6
LOB	9

Seattle Mariners @ Houston Astros

Minute Maid Park, Houston, TX

Sat Jun 16 2007, 6:05 PM CDT

Att. 41,974 - Roof Closed - 72 F

livebaseballscorecards.com

BOTTOM

Batter	1	2	3	4	5	6	7	8	9	AB	R	H	RBI	BB	SO	LOB
Craig Biggio, R (1, 4) OBP: 0.279, SLG: 0.402 Brian Moehler, R (9, 1) OBP: 0.250, SLG: 0.250	E5 9 3B	2-H 3-H HR		K	G5-3			L8		5 0	2 0	1 0	3 0	0 0	1 0	1 0
9 Hunter Pence, R (1, 8) OBP: 0.356, SLG: 0.563	1-H 45 1B 3B	G6-3		K		G1-3		G4-3		5	1	1	1	0	1	0
17 Lance Berkman, S (1, 3) OBP: 0.384, SLG: 0.386	F9-5 45 1B HBP	G4-3		45 BB 2B 1B		P3		F8		4	1	1	0	0	0	0
45 Carlos Lee, R (1, 7) OBP: 0.352, SLG: 0.514	F9-5 1-2 3-H 1B		P6	2B 1-2 BB		CS 1B				3	0	2	1	1	0	0
Mark Loretta, R (1, 6) OBP: 0.388, SLG: 0.403 (9, 4)	F9-5 1-2 2-3		1B 2B	1-3 2-H 2B		CS 1-2	1 SAFE	CS BB		3	1	2	1	1	0	2
Luke Scott, L (1, 9) OBP: 0.326, SLG: 0.456	L3		K	F7				F7		4	0	0	0	0	1	5
Mike Lamb, L (1, 5) OBP: 0.371, SLG: 0.453 Chad Qualls, R (8, 1) Eric Bruntlett, R (9, 6)		SH1-4 1B HR 1B	1B IBB		F8 2B		F7			3 0 0	1 0 0	2 0 0	0 0 0	1 0 0	0 0 0	1 0 0
Brad Ausmus, R (1, 2) OBP: 0.353, SLG: 0.369		SH1-4 1-2 HR 1B	1-2 2-H 1B	P5			CS 1-2	E1 HR 1B		4	2	3	1	0	0	1
Woody Williams, R (1, 1) OBP: 0.129, SLG: 0.226 Trever Miller, R (7, 1) Dave Borkowski, R (7, 1) Morgan Ensberg, R (8, 5) OBP: 0.315, SLG: 0.392		SH1-4 1-2 2-3	K2-3	F8 2-3				2-H HR		2 0 0 1	0 0 0 1	0 0 0 1	0 0 0 2	0 0 0 0	1 0 0 0	3 0 0 0
Inning Stats	R: 2 E: 1 K: 0 S: 10 H: 2 LOB: 1 BB: 0 P: 16	R: 3 E: 0 K: 0 S: 14 H: 3 LOB: 0 BB: 0 P: 18	R: 1 E: 0 K: 2 S: 13 H: 2 LOB: 2 BB: 1 P: 23	R: 1 E: 0 K: 2 S: 19 H: 2 LOB: 2 BB: 1 P: 29	R: 0 E: 0 K: 0 S: 7 H: 1 LOB: 1 BB: 0 P: 12	R: 0 E: 0 K: 0 S: 3 H: 1 LOB: 0 BB: 0 P: 5	R: 0 E: 0 K: 0 S: 6 H: 0 LOB: 0 BB: 1 P: 10	R: 2 E: 1 K: 0 S: 13 H: 2 LOB: 0 BB: 0 P: 22		1B: 7 2B: 4 3B: 1 HR: 2 SF: 0 SAC: 1 DP: 1 HBP: 1					WP: 0 PB: 0 SB: 0 CS: 2 PA: 41	

	AB	34
	R	9
	H	13
	RBI	9
	BB	3
	SO	4
	LOB	13

PITCHER		IP	WLS	BF	H	R	ER	SO	BB	IBB	HBP	BLK	WP	HR	S	P	ERA	WHIP
58 Cha Seung Baek, R ERA: 5.74	(1, 1)	4.0	L	24	9	7	6	4	1	1	1	0	0	1	56	86	13.50	2.500
31 Ryan Feierabend, L ERA: 4.5	(5, 1)	2.0		7	2	0	0	0	0	0	0	0	0	0	10	17	0.00	1.000
59 Eric O'Flaherty, L ERA: 2.38	(7, 1)	1.0		3	0	0	0	0	1	0	0	0	0	0	6	10	0.00	1.000
Jason Davis, R ERA: 4.56	(8, 1)	1.0		5	2	2	2	0	0	0	0	0	0	1	13	22	18.00	2.000

PITCHER	IP	WLS	BF	H	R	ER	SO	BB	IBB	HBP	BLK	WP	HR	S	P	ERA	WHIP

Batter	1	2	3	4	5	6	7	8	9	AB	R	H	RBI	BB	SO	LOB
51 Ichiro Suzuki, L (1, 8) OBP: 0.408, SLG: 0.466	F F S 0-3 K2-3	C B B X 2-1 1-2 2-H 3-H 1B		B X 1-0 1B		B B F X 2-1 1-2 1B 1B		X 0-0 1-2 1B		5	0	4	1	0	1	0
4 Jose Lopez, R (1, 5) OBP: 0.328, SLG: 0.424	C X 0-1 P6		B X 1-0 G5-3	B C F S 1-3 K		C X 0-1 F8		C F S 0-3 K		4	0	0	0	0	1	3
Sean Green, R (6, 1)										0	0	0	0	0	0	0
Jose Guillen, R (8, PH) OBP: 0.331, SLG: 0.426										1	0	0	0	0	1	2
35 Brandon Morrow, R (8, 1)										0	0	0	0	0	0	0
George Sherrill, L (8, 1)										0	0	0	0	0	0	0
Jose Vidro, S (1, 4) OBP: 0.348, SLG: 0.364	C C X 0-2 1B		B C B X 2-1 1B 2B		B B B C F X 3-2 G6-3	B S B F F X 2-2 1-2 2-H 1B		B B C B X 3-1 G6-3		5	1	3	1	0	0	2
Raul Ibanez, L (1, 7) OBP: 0.333, SLG: 0.423	B C F S 1-3 K	C B F B B B 4-2 1B BB			S F F F B B X 2-2 1B 2B	C B F B S 2-3 K			C F B F B F B F X 3-2 L8	4	0	1	0	1	2	3
Richie Sexson, R (1, 3) OBP: 0.286, SLG: 0.383		C X 0-1 56 BB 51 1B 1B 1B	C D X 1-1 1-2 2-H 1B		C X 0-1 G5-3		X 0-0 F8		C F X 0-2 F8	5	1	2	1	0	0	1
Ben Broussard, L (1, 9) OBP: 0.341, SLG: 0.432		C X 0-1 56 BB 1-2 51 1B 1B	B S F C 1-3 K		B B B C X 3-1 2-3 1B		C F B B S 2-3 K		F B B B X 2-1 2 DI 1B	5	0	3	0	0	2	2
2 Kenji Johjima, R (1, 2) OBP: 0.336, SLG: 0.488		B S S C 1-3 K	C B X 1-1 P4		F X 0-1 F9		C F S 0-3 K		C B F F B F X 2-2 G5-3 1-2	5	0	0	0	0	2	7
7 Yuniesky Betancourt, R (1, 6) OBP: 0.321, SLG: 0.412		F D S X 1-2 P3		C B B X 2-1 G5-3		B F X 1-1 G6-3		C S B X 1-2 51 1B 1B		4	0	1	0	0	0	2
56 Jarrod Washburn, L (1, 1) OBP: 0.667, SLG: 0.500		B B C F D B 4-2 51 1B 1-2 2-3 BB		C C B C 1-3 K		F B F B B F F F X 3-2 51 1B 1B 1B		1 SAFE C F S 0-3 K		0	0	0	0	1	0	0
Jason Ellison, R (4, PH) OBP: 0.179, SLG: 0.148										1	0	0	0	0	1	0
Jason Davis, R (4, 1)										0	0	0	0	0	0	0
16 Willie Bloomquist, R (6, PH) OBP: 0.299, SLG: 0.319										2	1	1	0	0	1	1
(6, 5)																
Inning Stats	R: 0 E: 0 K: 2 S: 11 H: 1 LOB: 1 BB: 0 P: 12	R: 1 E: 0 K: 1 S: 14 H: 3 LOB: 2 BB: 1 P: 22	R: 1 E: 0 K: 1 S: 12 H: 2 LOB: 2 BB: 1 P: 22	R: 0 E: 0 K: 2 S: 9 H: 1 LOB: 1 BB: 0 P: 14	R: 0 E: 0 K: 0 S: 14 H: 2 LOB: 2 BB: 0 P: 22	R: 1 E: 0 K: 1 S: 19 H: 3 LOB: 2 BB: 0 P: 29	R: 0 E: 0 K: 2 S: 7 H: 0 LOB: 0 BB: 0 P: 9	R: 0 E: 0 K: 2 S: 12 H: 2 LOB: 2 BB: 0 P: 16	R: 0 E: 0 K: 0 S: 16 H: 1 LOB: 1 BB: 0 P: 23	1B: 13 2B: 2 3B: 0 HR: 0 SF: 0 SAC: 0 DP: 0 HBP: 0						

PITCHER		IP	WLS	BF	H	R	ER	SO	BB	IBB	HBP	BLK	WP	HR	S	P	ERA	WHIP
44 Roy Oswalt, R ERA: 3.51	(1, 1)	5.2	W	30	12	3	3	6	2	0	0	0	0	0	76	116	4.76	2.471
Trever Miller, L ERA: 7.5	(6, 1)	0.1	H	1	0	0	0	1	0	0	0	0	0	0	3	5	0.00	0.000
Dave Borkowski, R ERA: 3.1	(7, 1)	1.0		3	0	0	0	2	0	0	0	0	0	0	7	9	0.00	0.000
Chad Qualls, R ERA: 3.53	(8, 1)	1.0		5	2	0	0	2	0	0	0	0	0	0	12	16	0.00	2.000
Rick White, R ERA: 5.76	(9, 1)	1.0		4	1	0	0	0	0	0	0	0	0	0	16	23	0.00	1.000

PITCHER	IP	WLS	BF	H	R	ER	SO	BB	IBB	HBP	BLK	WP	HR	S	P	ERA	WHIP

TOP

Seattle Mariners @ Houston Astros

Minute Maid Park, Houston, TX

Sun Jun 17 2007, 1:05 PM CDT
Att. 42,019 - Roof Closed - 72 F

livebaseballscorecards.com

AB	41
R	3
H	15
RBI	3
BB	2
SO	11
LOB	23

WP: 0	PB: 0	SB: 0	CS: 0
PA: 43			

BOTTOM

Seattle Mariners @ Houston Astros

Minute Maid Park, Houston, TX

Sun Jun 17 2007, 1:05 PM CDT
Att. 42,019 - Roof Closed - 72 F

livebaseballscorecards.com

Batter	1	2	3	4	5	6	7	8	9	AB	R	H	RBI	BB	SO	LOB
Chris Burke, R (1, 9) OBP: 0.350, SLG: 0.377	G5-3	0-1 1B 2B	P3			K 1B		SH5-4		4	1	2	0	0	0	2
Mark Loretta, R (1, 4) OBP: 0.393, SLG: 0.401	HR BB	0-1 FC4 1B		G5-3		1 SAFE 1 SAFE K		9 1B BB		3	1	1	2	2	1	1
9 Hunter Pence, R (1, 8) OBP: 0.362, SLG: 0.564	HR 1B	FC4		45 G6-4-3 1B		K				5	1	3	2	0	1	1
45 Carlos Lee, R (1, 7) OBP: 0.346, SLG: 0.504 Rick White, R (9, 1)	L4	F9		G6-4-3			L4	F7		5 0	0 0	0 0	0 0	0 0	0 0	6 0
Morgan Ensberg, R (1, 5) OBP: 0.317, SLG: 0.385	HR BB		E6 2B		G3-6-1 BB		G5-3	K		3	2	0	0	2	1	2
Mike Lamb, L (1, 3) OBP: 0.382, SLG: 0.492	HR		44 SH3-4 2B		G3-6-1 BB		L3			3	1	2	5	1	0	0
Brad Ausmus, R (1, 2) OBP: 0.351, SLG: 0.372	G4-3		G5-3		G3-6-1			1B 2B		4	1	1	0	0	0	3
Eric Bruntlett, R (1, 6) OBP: 0.750, SLG: 0.500		G6-3	44 SH3-4 BB		IBB			SH5-4 9 1B 1B		2	1	1	0	2	0	0
44 Roy Oswalt, R (1, 1) OBP: 0.125, SLG: 0.156 Trever Miller, R (6, 1) Dave Borkowski, R (7, 1) Chad Qualls, R (8, 1) Orlando Palmeiro, L (8, PH) OBP: 0.317, SLG: 0.231 (9, 7)		2B 1B	SH3-4		P4			9 1B SH5-4		2 0 0 0 1	1 0 0 0 1	1 0 0 0 1	0 0 0 0 1	0 0 0 0 0	0 0 0 0 0	2 0 0 0 0
Inning Stats	R: 4 E: 0 K: 0 S: 13 H: 2 LOB: 0 BB: 2 P: 28	R: 2 E: 0 K: 0 S: 17 H: 3 LOB: 1 BB: 0 P: 26	R: 1 E: 1 K: 0 S: 13 H: 1 LOB: 2 BB: 1 P: 23	R: 0 E: 0 K: 0 S: 7 H: 1 LOB: 0 BB: 0 P: 11	R: 0 E: 0 K: 0 S: 8 H: 0 LOB: 2 BB: 3 P: 24	R: 0 E: 0 K: 2 S: 9 H: 1 LOB: 0 BB: 0 P: 12	R: 0 E: 0 K: 0 S: 9 H: 0 LOB: 0 BB: 0 P: 18	R: 3 E: 0 K: 1 S: 22 H: 4 LOB: 2 BB: 1 P: 35		1B: 8 2B: 3 3B: 0 HR: 1	SF: 0 SAC: 2 DP: 2 HBP: 0					

PITCHER	IP	WLS	BF	H	R	ER	SO	BB	IBB	HBP	BLK	WP	HR	S	P	ERA	WHIP
56 Jarrod Washburn, L (1, 1) ERA: 4.38	3.0	L	19	6	7	6	0	3	0	0	0	0	1	43	77	18.00	3.000
Jason Davis, R (4, 1) ERA: 4.23	2.0		8	1	0	0	0	2	1	0	0	0	0	15	35	0.00	1.500
Sean Green, R (6, 1) ERA: 2.82	2.0		6	1	0	0	2	0	0	0	0	0	0	18	30	0.00	0.500
35 Brandon Morrow, R (8, 1) ERA: 3.51	0.1		6	4	3	3	0	1	0	0	0	0	0	17	27	81.00	15.000
George Sherrill, L (8, 1) ERA: 1.61	0.2		2	0	0	0	1	0	0	0	0	0	0	5	8	0.00	0.000

PITCHER	IP	WLS	BF	H	R	ER	SO	BB	IBB	HBP	BLK	WP	HR	S	P	ERA	WHIP

AB	32
R	10
H	12
RBI	10
BB	7
SO	3
LOB	17

WP: 0 PB: 0 SB: 0 CS: 0 PA: 41

TOP

Houston Astros @ Los Angeles Angels

Angel Stadium of Anaheim, Anaheim, CA

Mon Jun 18 2007, 7:05 PM PDT

Att. 42,232 - Clear - 74 F

livebaseballscorecards.com

Batter	1	2	3	4	5	6	7	8	9	AB	R	H	RBI	BB	SO	LOB
Craig Biggio, R (1, 4) OBP: 0.277, SLG: 0.396	C FA 91 F FA 92 T CU 80 0-2 ① K	X 0-0 ③ F9			C FA 90 B SL 85 S FA 91 F CU 81 F FA 94 B SL 85 F FC 90 B FA 93 X FA 91 3-2 45 BB 17 1B 2B 1B	B FA 89 S CH 82 S CH 84 X FA 91 1-2 ① G4-3	S X 0-1 ③ F8		B FA 95 D FA 95 C FA 95 F FA 94 S CU 82 2-3 ③ K	6	1	1	0	0	2	5
9 Hunter Pence, R (1, 8) OBP: 0.358, SLG: 0.560	F FA 93 B SL 84 X SL 84 1-1 45 WP 2B		B FA 92 B SL 84 B FA 93 F FC 91 X FA 92 2-1 ① P2		S CH 82 F CH 83 T FA 91 0-2 ② K	C CH 84 B CH 86 S CH 84 X CH 85 1-2 ② F7		C FA 94 B FA 93 X FA 93 1-1 ① G4-3		5	0	1	0	0	1	1
17 Lance Berkman, S (1, 10) OBP: 0.388, SLG: 0.385	B FA 93 D FA 87 B CH 85 B FA 92 4-0 BB		C FA 93 F FA 93 B FA 93 B SL 84 B CU 82 B FA 94 4-2 CS BB		X FA 89 0-0 45 BB 1-2 2B 1B	X FA 92 0-0 ③ G6-3		B CU 80 F FA 93 S FA 93 B FA 94 C FA 93 2-3 ② K		3	1	1	0	2	1	0
45 Carlos Lee, R (1, 7) OBP: 0.347, SLG: 0.507	C FA 92 F FA 92 B SL 86 S SL 83 1-3 ② K 2-3		B FA 91 F FA 92 F SL 82 F FA 92 B FA 92 D SL 85 X FA 92 3-2 ② L7		B SL 83 B FA 91 B SL 83 B FA 89 4-0 2B HR 1-2 2-3 BB		C CH 79 B FA 87 B CU 74 X CU 76 2-1 1B 3B	C CU 81 C FA 92 F FA 95 X CU 78 0-2 ③ L5		4	2	1	0	1	1	3
Mark Loretta, R (1, 6) OBP: 0.404, SLG: 0.419 Eric Bruntlett, R (9, PR) OBP: 0.750, SLG: 0.500 (9, 6)	C FA 93 X FA 92 0-1 ③ G4-3		B FA 90 S FA 92 B FA 92 C FA 90 2-2 ③ CS 1-2	X 0-0 1B	D FA 92 B FC 91 B FC 90 C FC 89 F FA 91 F FA 87 F FC 89 X FA 88 3-2 HR 1-3 2-H 3-H 2B		X 0-0 1B E 3-H 1B		L FA 91 B FA 92 C FA 92 F FA 93 B CU 81 X FA 92 2-2 BB S 1B	5 0	2 0	4 0	3 0	0 0	0 0	2 0
Mike Lamb, L (1, 3) OBP: 0.383, SLG: 0.512		B FA 92 C FA 91 B CU 79 X FA 92 2-1 ① G6-3		C FA 91 F FA 90 B FA 91 F FA 91 S CU 82 1-3 ① K	D CU 79 B FA 92 C CU 79 F CH 83 X CH 83 2-2 2-H 3-H HR		C X 0-1 E 1-3 SF8 1B		C FA 93 B FA 92 F FA 91 F FA 92 C FA 93 1-3 ① K	5	2	2	3	0	2	2
Luke Scott, L (1, 9) OBP: 0.333, SLG: 0.471		F FA 93 B CU 78 X CU 79 1-1 HR		B FA 90 B FA 90 C FA 90 X FA 91 2-1 ② F7	F FA 90 H FA 92 1-1 WP 1B HBP		D FA 90 C CH 83 X 1-1 FC4 1-3 3-H		B FA 92 F FA 91 B FA 92 B FA 92 B CU 80 4-1 BB 1-2 BB	3	1	1	1	1	0	2
Eric Munson, L (1, 2) OBP: 0.367, SLG: 0.400		C FA 93 B FA 93 X FA 92 1-1 ② F7		X FA 91 0-0 ③ F7	C FA 90 B FA 91 1 SAFE F FA 90 1 SAFE B CU 80 X FA 91 2-2 WP 1-2 1B		D FA 92 F FA 91 S CH 84 B D S 3-3 ① K		F CU 82 D CU 82 B CU 80 F CU 80 D CU 81 D FA 95 4-2 1-2 2-3 BB	4	0	1	0	1	1	3
Morgan Ensberg, R (1, 5) OBP: 0.314, SLG: 0.378		F FA 92 B FA 93 F CU 79 B CU 82 B FA 93 B FA 93 4-2 BB		X FA 90 0-0 F8 C CH 81 C CH 83 B CH 83 B FA 91 S CH 84 2-3 ③ K 1-2 2-3			X SL 82 0-0 ② SF8 3-H		B CU 82 B CU 80 X CU 80 2-0 ② L5	3	0	0	1	1	1	5
Inning Stats	R: 0 E: 0 K: 2 S: 10 H: 1 LOB: 2 BB: 1 P: 16	R: 1 E: 0 K: 0 S: 9 H: 1 LOB: 1 BB: 1 P: 17	R: 0 E: 0 K: 0 S: 10 H: 0 LOB: 0 BB: 1 P: 21	R: 0 E: 0 K: 1 S: 8 H: 1 LOB: 1 BB: 0 P: 11	R: 5 E: 0 K: 2 S: 26 H: 5 LOB: 2 BB: 1 P: 43	R: 0 E: 0 K: 0 S: 7 H: 0 LOB: 0 BB: 0 P: 9	R: 3 E: 1 K: 1 S: 13 H: 3 LOB: 1 BB: 0 P: 19	R: 0 E: 0 K: 1 S: 9 H: 0 LOB: 0 BB: 0 P: 12	R: 0 E: 0 K: 2 S: 15 H: 1 LOB: 3 BB: 2 P: 30	1B: 7 2B: 2 3B: 1 HR: 2 SF: 1 SAC: 0 DP: 0 HBP: 1						

	AB	38
	R	9
	H	12
	RBI	8
	BB	6
	SO	9
	LOB	23

WP: 2 PB: 0 SB: 1 CS: 1 PA: 47

PITCHER		IP	WLS	BF	H	R	ER	SO	BB	IBB	HBP	BLK	WP	HR	S	P	ERA	WHIP
41 John Lackey, R ERA: 2.96	(1, 1)	4.2		26	8	6	6	4	4	0	1	0	1	2	60	103	11.57	2.571
Hector Carrasco, R ERA: 6.25	(5, 1)	1.2		9	3	3	1	2	0	0	0	0	1	0	20	30	5.40	1.800
49 Chris Bootcheck, R ERA: 4.44	(7, 1)	0.2		2	0	0	0	0	0	0	0	0	0	0	3	3	0.00	0.000
62 Scot Shields, R ERA: 2.11	(8, 1)	1.1		6	1	0	0	2	1	0	0	0	0	0	18	28	0.00	1.500
Francisco Rodríguez, R ERA: 2.37	(9, 1)	0.2	W	3	0	0	0	1	1	0	0	0	0	0	6	14	0.00	1.500

PITCHER		IP	WLS	BF	H	R	ER	SO	BB	IBB	HBP	BLK	WP	HR	S	P	ERA	WHIP

Batter	1	2	3	4	5	6	7	8	9	AB	R	H	RBI	BB	SO	LOB
77 Reggie Willits, S (1, 7) OBP: 0.430, SLG: 0.384	C FA 87 B FA 88 B CH 84 F FA 88 X FA 90 2-2 ① F7	B CU 77 B CU 77 D FA 88 C FA 89 B FA 88 4-1 9 1B BB		C FA 87 C FA 88 B SL 83 X SL 83 1-2 ① F9		B FA 90 B FA 90 C FA 89 C FA 88 X SL 87 2-2 ② G4-3	B FA 93 C FA 92 1 SAFE C FA 94 F SL 90 F FA 95 B SL 89 X FA 95 2-2 ② SF9 1-3 3-H		C FA 91 B FA 91 B FA 91 X FA 91 2-1 9 3B 1B	4	1	1	1	1	0	0
9 Chone Figgins, S (1, 5) OBP: 0.328, SLG: 0.367	B FA 88 F FA 88 C FA 89 X FA 84 1-2 1B 1B	B CU 77 B FA 88 X CH 87 2-0 1-3 3-H 1B		X CH 83 0-0 2B 1B		X SL 87 0-0 2B	B FA 95 S FA 93 C SL 88 B SL 88 X FA 95 2-2 S 3-H 1B		1 SAFE 1 SAFE 1 SAFE B FA 85 C FA 87 1 SAFE X FA 86 1-1 1-H 3B	6	1	6	3	0	0	0
Orlando Cabrera, R (1, 6) OBP: 0.383, SLG: 0.457	X SL 83 0-0 1-3 1B	C SL 85 B FA 89 B FA 89 1 SAFE X FA 87 2-1 ③ L8		1 SAFE X SL 82 0-0 27 S 1-H 2B		X FA 91 0-0 ③ F8	1 SAFE 1 SAFE B SL 89 1 SAFE C FA 93 X SI 92 1-1 ③ G3-1 1-2			5	0	2	1	0	0	4
27 Vladimir Guerrero, R (1, 9) OBP: 0.437, SLG: 0.560	X FA 88 0-0 ② P6		B CH 86 B SL 84 X FA 88 2-0 ① G5-3	B FA 87 D CU 78 B FA 89 B FA 89 4-0 24 G6-3 2-3 BB			B B X 2-0 47 BB 24 1B 1B 1B	F SL 84 B FA 90 F FA 90 B SL 84 B SL 84 B FA 91 4-2 47 FC3-5 24 BB BB		3	1	1	0	2	0	2
24 Gary Matthews, S (1, 8) OBP: 0.340, SLG: 0.455	1 SAFE X CU 78 0-0 ③ F7		F FA 89 B CU 77 F CU 79 F FA 88 B FA 89 S SL 84 2-3 ② K	B FA 90 B FA 88 C FA 88 D CH 84 F FA 88 1 SAFE X FA 89 3-2 ②③ G6-3 1-2f			X 0-0 47 BB 1-2 1B 1B	B CU 74 B FA 91 B FA 91 C FA 91 B FA 91 4-1 47 FC3-5 1-2 BB		4	1	1	0	1	1	4
47 Howie Kendrick, R (1, 10) OBP: 0.322, SLG: 0.413		C FA 87 F FA 87 X SL 85 0-2 1B 1B 1B	B CU 77 X CH 87 1-0 1B 1B 1B		B FA 89 B FA 89 C FA 89 X FA 89 2-1 ① G5-3		B B F B F F B 4-2 FC6-4 32 1B 1-2 2-3 BB	X FA 90 0-0 ① FC3-5 G1-6-3 1-2 2-3f		4	3	2	0	1	0	2
Shea Hillenbrand, R (1, 3) OBP: 0.277, SLG: 0.332		B CH 86 1 SAFE B CH 87 X FA 88 2-0 32 G6-3 9 1B 1-3 1B	P PO 83 X FA 89 1-0 1B 1-2 1B		C SL 86 F FA 90 B FA 90 F SL 86 X FA 90 1-2 ② L5		C B X SI 93 1-1 FC6-4 1-2 2-H 3-H 1B	B FA 91 X FA 91 1-0 ②③ G1-6-3 1-2f		5	1	3	2	0	0	2
Mike Napoli, R (1, 2) OBP: 0.342, SLG: 0.452		B CU 78 X FA 87 1-0 32 G6-3 1-2 3-H 1B	C CU 76 F SL 83 X SL 83 0-2 1-3 2-H 1B		C SL 86 F CU 80 B FA 91 X FA 91 1-2 ③ G6-3		C SL 87 S SL 90 F SL 89 B SL 90 X FA 94 1-2 ① FC6-4 32 1B 77 SF9 1-2f 2-3		C FA 90 B CU 73 X SL 82 1-1 ① F8	5	1	2	2	0	0	2
32 Erick Aybar, S (1, 4) OBP: 0.286, SLG: 0.271		X FA 88 0-0 ①② G6-3 1-2f 2-3	C B CU 77 B CH 87 F SL 86 X SL 85 2-2 ③ P2			L FA 88 B FA 90 F CH 84 F SL 85 B CU 78 B FA 90 F FA 90 X FA 90 3-2 ① G3	X FA 94 0-0 77 SF9 77 WP 9 1B 1-3 3-H 1B		L FA 89 F FA 90 X SL 82 0-2 ② F9	5	1	1	1	0	0	4
Inning Stats	R: 0 E: 0 K: 0 S: 9 H: 2 LOB: 2 BB: 0 P: 12	R: 2 E: 0 K: 0 S: 10 H: 4 LOB: 2 BB: 1 P: 21	R: 1 E: 0 K: 1 S: 14 H: 3 LOB: 2 BB: 0 P: 21	R: 1 E: 0 K: 0 S: 8 H: 2 LOB: 1 BB: 1 P: 16	R: 0 E: 0 K: 0 S: 9 H: 0 LOB: 0 BB: 0 P: 13	R: 0 E: 0 K: 0 S: 10 H: 1 LOB: 1 BB: 0 P: 15	R: 5 E: 0 K: 0 S: 22 H: 5 LOB: 1 BB: 1 P: 35	R: 0 E: 0 K: 0 S: 5 H: 0 LOB: 1 BB: 2 P: 14	R: 1 E: 0 K: 0 S: 9 H: 2 LOB: 1 BB: 0 P: 13	1B: 16 2B: 2 3B: 1 HR: 0 SF: 1 SAC: 0 DP: 3 HBP: 0						WP: 1 PB: 0 SB: 2 CS: 0 PA: 47

PITCHER		IP	WLS	BF	H	R	ER	SO	BB	IBB	HBP	BLK	WP	HR	S	P	ERA	WHIP
43 Chris Sampson, R ERA: 3.7	(1, 1)	6.0		32	14	6	6	1	2	0	0	0	0	0	62	102	9.00	2.667
Chad Qualls, R ERA: 4.17	(7, 1)	1.0	B	7	3	3	3	0	1	0	0	0	1	0	20	31	27.00	4.000
Dave Borkowski, R ERA: 3.23	(8, 1)	1.2	L	7	1	1	1	0	2	0	0	0	0	0	12	24	5.40	1.800
Trever Miller, L ERA: 7.5	(9, 1)	0.0		1	1	0	0	0	0	0	0	0	0	0	2	3	∞	∞

PITCHER	IP	WLS	BF	H	R	ER	SO	BB	IBB	HBP	BLK	WP	HR	S	P	ERA	WHIP

BOTTOM

Houston Astros @ Los Angeles Angels

Angel Stadium of Anaheim, Anaheim, CA

Mon Jun 18 2007, 7:05 PM PDT

Att. 42,232 - Clear - 74 F

livebaseballscorecards.com

AB	41
R	10
H	19
RBI	10
BB	5
SO	1
LOB	20

Houston Astros @ Los Angeles Angels

Angel Stadium of Anaheim, Anaheim, CA

Tue Jun 19 2007, 7:05 PM PDT
Att. 42,156 - Clear - 80 F

TOP

livebaseballscorecards.com

Batter	1	2	3	4	5	6	7	8	9	AB	R	H	RBI	BB	SO	LOB
Craig Biggio, R (1, 4) OBP: 0.278, SLG: 0.395 Eric Bruntlett, R (9, 6) OBP: 0.750, SLG: 0.500	C FA 91 S SL 85 S SL 87 0-3 K ①		B SL 83 X FA 90 1-0 F8 ①	C FA 95 B FA 92 X SL 86 1-1 9 FC5-2-5-1 45 SF7 1B 2-3 3-H		C FA 91 F FA 91 F SL 85 X SL 85 0-2 9 HR 1B	F CU 77 C CU 78 B FA 92 B FA 92 S CH 83 2-3 K ③		C FA 94 B FA 94 F FA 95 F CU 84 F SL 85 X 1-2 L7 ②	6 0	2 0	2 0	1 0	0 0	2 0	2 0
9 Hunter Pence, R (1, 8) OBP: 0.367, SLG: 0.582	C FA 90 F FA 95 B FA 92 F FA 93 B SL 88 B FA 93 B 4-2 17 1B BB		S SL 84 X FA 90 0-1 45 HR 1-2 1B	F FA 92 S SL 86 X SL 86 0-2 FC5-2-5-1 45 E 1-3 3-H ①		X SL 84 0-0 1-H HR		B SL 83 F FA 94 F FA 95 X SL 82 1-2 1B 2B	B FA 94 X FA 94 1-0 P3 ③	5	2	3	2	1	0	3
17 Lance Berkman, S (1, 3) OBP: 0.388, SLG: 0.383	C FA 89 1 SAFE 1 SAFE X FA 88 0-1 S 1-3 1B		B FA 94 C FA 93 B FA 95 S FA 94 B SL 87 F FA 95 X FA 93 3-2 P6 ②	S FA 97 F FA 95 F FA 97 H SL 88 1-2 45 E HBP		X FA 94 0-0 G4-3 ①		B SL 95 B FA 91 T FA 94 B FA 95 C FA 91 F FA 95 X FA 91 3-2 P6 ①		4	0	1	0	0	0	3
45 Carlos Lee, R (1, 10) OBP: 0.344, SLG: 0.515	B FA 91 S FA 90 B FA 90 F FA 89 X SL 86 2-2 P3 ②		X SL 88 0-0 1-H 2-H HR	X FA 93 0-0 SF7 ② 1-2 2-3 3-H		B FA 94 F FA 92 X FA 92 1-1 G6-3 ②		F SL 95 F SL 83 X FA 96 0-2 L8 ②		4	1	1	4	0	0	3
Mark Loretta, R (1, 6) OBP: 0.409, SLG: 0.427 (9, 4)	C FA 91 F FA 90 B FA 95 F FA 91 B FA 91 S SL 87 2-3 K ③ 1-2		F FA 93 B FA 96 X FA 94 1-1 2B	S FA 96 B FA 96 C FA 93 X FA 94 1-2 P4 ③		C FA 95 F FA 93 B FA 95 F SL 86 B FA 92 X 2-2 1B ③		F FA 94 B FA 96 F FA 95 D SL 85 B FA 95 B FA 94 4-2 1B BB		4	0	2	0	1	1	4
Mike Lamb, L (1, 5) OBP: 0.390, SLG: 0.512		B FA 91 F FA 91 B FA 94 X FA 92 2-1 F7 ①	B SL 84 B FA 96 B SL 86 B FA 94 4-0 BB		B FA 92 B FA 92 C FA 92 X FA 92 2-1 F7 ①		B FA 90 X FA 91 1-0 G4-3 WP 2B 1B	B FA 94 C FA 95 S FA 91 X FA 95 1-2 1-2 2-3 1B		4	1	2	0	1	0	0
Luke Scott, L (1, 9) OBP: 0.333, SLG: 0.474 Chris Burke, R (5, PR) OBP: 0.344, SLG: 0.370 (5, 9)	C FA 92 C SL 87 B FA 92 S FA 95 1-3 K ②	S FA 95 X FA 96 0-1 F7 ③	X FA 93 0-0 G6-3 2B			L CU 77 B FA 91 1 SAFE B FA 91 1 SAFE 1 SAFE F CU 78 B FA 92 X 3-2 G4-3 ① 1-3	B FA 94 S FA 95 B FA 95 B FA 94 C FA 94 T FA 94 3-2 K ③		3 2	0 0	1 0	0 0	0 0	1 1	2 4
Eric Munson, L (1, 2) OBP: 0.371, SLG: 0.414	X CH 84 0-0 G5-3 ③		B FA 92 C FA 92 B SL 83 F FA 94 B FA 92 F FA 94 F FA 92 B FA 92 4-2 2B 1B BB	B CH 84 X FA 94 1-0 G6-3 ② 2-3			S CH 82 D CH 82 X FA 91 1-1 1B 3-H 2B		F FA 93 X FA 87 0-1 F8 ①	4	2	1	1	1	0	1
Orlando Palmeiro, L (1, 7) OBP: 0.354, SLG: 0.316			B FA 90 C FA 91 C SL 84 B SL 83 B FA 92 X FA 91 3-2 9 1B 45 HR 1B	C FA 91 B FA 90 B FA 91 X FA 90 2-1 1B 9 1-3 FC5-2-5-1 2B	C FA 95 X FA 95 0-1 G6-3 ③		B CH 82 B FA 91 C FA 90 X CH 82 2-1 2-H 1B ②		X FA 93 0-0 2B	5	1	4	1	0	0	2

Inning Stats																				
	R: 0 E: 0 K: 2 S: 15	H: 1 LOB: 2 BB: 1 P: 23	R: 0 E: 0 K: 1 S: 6	H: 0 LOB: 0 BB: 0 P: 9	R: 3 E: 0 K: 0 S: 15	H: 4 LOB: 2 BB: 1 P: 27	R: 2 E: 1 K: 0 S: 18	H: 2 LOB: 2 BB: 1 P: 27	R: 0 E: 0 K: 0 S: 6	H: 1 LOB: 2 BB: 0 P: 9	R: 2 E: 0 K: 0 S: 12	H: 3 LOB: 1 BB: 0 P: 15	R: 2 E: 0 K: 1 S: 11	H: 3 LOB: 0 BB: 0 P: 20	R: 0 E: 0 K: 1 S: 18	H: 2 LOB: 3 BB: 1 P: 30	R: 0 E: 0 K: 0 S: 9	H: 1 LOB: 1 BB: 0 P: 11	1B: 9 2B: 6 3B: 0 HR: 2	SF: 1 SAC: 0 DP: 0 HBP: 1	WP: 1 PB: 0 SB: 1 CS: 0	PA: 47

PITCHER		IP	WLS	BF	H	R	ER	SO	BB	IBB	HBP	BLK	WP	HR	S	P	ERA	WHIP
40 Bartolo Colon, R ERA: 6.17	(1, 1)	6.0	L	32	11	7	7	3	3	0	1	0	0	2	72	110	10.50	2.333
58 Dustin Moseley, R ERA: 2.63	(7, 1)	1.0		5	3	2	2	1	0	0	0	0	1	0	11	20	18.00	3.000
49 Chris Bootcheck, R ERA: 4.13	(8, 1)	2.0		10	3	0	0	1	1	0	0	0	0	0	27	41	0.00	2.000

PITCHER	IP	WLS	BF	H	R	ER	SO	BB	IBB	HBP	BLK	WP	HR	S	P	ERA	WHIP

AB	41
R	9
H	17
RBI	9
BB	4
SO	5
LOB	24

Batter	1	2	3	4	5	6	7	8	9	AB	R	H	RBI	BB	SO	LOB
77 Reggie Willits, S (1, 7) OBP: 0.434, SLG: 0.392	C SL 84 B FA 86 X SL 86 1-1 1B 9 S 27 SF8 1B	D SL 81 B SL 80 C SL 86 B FA 86 X FA 86 3-1 ② SF7 3-H		C FA 85 X SL 87 0-1 9 1B 1B		B SL 86 B SL 86 C FA 85 X SL 86 2-1 9 S 1B			C FA 92 B CU 79 B FA 93 F FA 92 X CH 87 2-2 ① G4-3	4	1	3	1	0	0	0
9 Chone Figgins, S (1, 5) OBP: 0.335, SLG: 0.370	C SL 86 B FA 86 F FA 86 F SL 80 1 SAFE T SL 80 1-2 ① K 1-2	B SL 79 1 SAFE F FA 86 1 SAFE B CH 82 F FA 86 S SL 80 2-3 ③ K		1 SAFE B FA 85 X FA 85 1-0 1-2 1B		1 SAFE C CH 81 B CH 82 B CH 82 B SL 81 B SL 87 4-1 1-2 BB			C FA 91 B SL 83 B SL 82 F FA 90 X FS 86 2-2 1B	4	0	2	0	1	2	2
Orlando Cabrera, R (1, 6) OBP: 0.380, SLG: 0.453	L SL 86 X SL 81 0-1 2-3 1B		C FA 85 B FA 87 B SL 80 X FA 86 2-1 ① G6-3	X SL 81 0-0 ② F7		B FA 94 X FA 90 1-0 ③ G4-3			B FA 92 B FA 90 C FA 91 1 SAFE F FA 90 S FA 91 2-3 ② K	5	0	1	0	0	1	5
27 Vladimir Guerrero, R (1, 9) OBP: 0.433, SLG: 0.559	X SL 80 0-0 ② SF8 3-H		B FA 86 F FA 86 X CH 81 1-1 24 1B 2B	B FA 88 X SL 85 1-0 ③ G5-3			B FA 95 B FA 94 X FA 94 2-0 ① F9		X FA 91 0-0 ③ G5-3	4	1	1	1	0	0	3
24 Gary Matthews, S (1, 8) OBP: 0.339, SLG: 0.452	C FA 86 F FA 86 B FA 86 D SL 80 F FA 87 1 SAFE S FA 86 2-3 ③ K		B CH 81 B CH 81 X CH 82 2-0 47 2B 1B 2-H		B CH 78 X SL 79 1-0 ① F7		B CU 81 B FA 94 B FA 95 C FA 94 X FA 93 3-1 ② G3			4	1	1	1	0	1	1
47 Howie Kendrick, R (1, 4) OBP: 0.327, SLG: 0.430		C CH 85 X SL 85 0-1 1B 39 E 2B	B SL 80 X SL 81 1-0 2-H 2B		C SL 80 B SL 86 B SL 85 S SL 81 F SL 81 X SL 86 2-2 ② G5-3		C FA 95 C CU 81 S FA 93 0-3 ③ K			4	1	2	1	0	1	0
Shea Hillenbrand, R (1, 10) OBP: 0.277, SLG: 0.330	B SL 80 X SL 86 1-0 FC3-6 39 E 77 SF7 2-3 1B	B SL 84 F SL 86 2 SAFE F FA 87 S SL 80 1-3 ② K			C FA 86 X CH 82 0-1 ③ F8			C FA 93 B FA 92 B FA 92 S FA 94 B CU 82 X FA 95 3-2 ① G5-3		4	1	1	0	0	1	1
39 Robb Quinlan, R (1, 3) OBP: 0.304, SLG: 0.480	C FA 86 T SL 82 F CH 82 X SL 81 0-2 E6 FC3-6 1-2 3-H	C CH 81 S SL 86 B SL 81 B FA 87 X SL 80 2-2 ③ F8				L FA 84 F SL 79 B SL 81 X SL 81 1-2 G5-4-3 1B		B FA 94 C FA 94 F FA 93 X SL 82 1-2 ② P2		4	0	1	1	0	0	2
José Molina, R (1, 2) OBP: 0.258, SLG: 0.287	F FA 86 F FA 87 D SL 82 F CU 81 X SL 81 1-2 ① FC3-6 1-2f 2-3			X FA 85 0-0 ① F9		C CU 78 F FA 85 X SL 81 0-2 ①② G5-4-3 1-2f		C FA 95 F CU 81 F FA 93 F FA 93 F CH 82 B FA 93 C FA 94 1-3 ③ K		4	0	0	0	0	1	3
Inning Stats	R: 1 H: 2 E: 0 LOB: 1 K: 2 BB: 0 S: 13 P: 17	R: 2 H: 2 E: 1 LOB: 1 K: 1 BB: 0 S: 16 P: 23	R: 2 H: 3 E: 0 LOB: 1 K: 1 BB: 0 S: 12 P: 21	R: 0 H: 2 E: 0 LOB: 2 K: 0 BB: 0 S: 6 P: 8	R: 0 H: 0 E: 0 LOB: 0 K: 0 BB: 0 S: 7 P: 10	R: 0 H: 2 E: 0 LOB: 2 K: 0 BB: 1 S: 10 P: 18	R: 0 H: 0 E: 0 LOB: 0 K: 1 BB: 0 S: 6 P: 11	R: 0 H: 0 E: 0 LOB: 0 K: 1 BB: 0 S: 12 P: 17	R: 0 H: 1 E: 0 LOB: 1 K: 1 BB: 0 S: 10 P: 16	1B: 9 SF: 2 2B: 3 SAC: 0 3B: 0 DP: 1 HR: 0 HBP: 0						

PITCHER	IP	WLS	BF	H	R	ER	SO	BB	IBB	HBP	BLK	WP	HR	S	P	ERA	WHIP
23 Jason Jennings, R (1, 1) ERA: 3.63	5.2	W	29	11	5	4	4	1	0	0	0	0	0	63	95	6.35	2.118
Rick White, R (6, 1) ERA: 5.27	2.1	H	7	0	0	0	2	0	0	0	0	0	0	19	30	0.00	0.000
Dan Wheeler, R (9, 1) ERA: 5.85	1.0		4	1	0	0	1	0	0	0	0	0	0	10	16	0.00	1.000

PITCHER	IP	WLS	BF	H	R	ER	SO	BB	IBB	HBP	BLK	WP	HR	S	P	ERA	WHIP

BOTTOM

Houston Astros @ Los Angeles Angels

Angel Stadium of Anaheim, Anaheim, CA

Tue Jun 19 2007, 7:05 PM PDT

Att. 42,156 - Clear - 80 F

AB	37
R	5
H	12
RBI	5
BB	1
SO	7
LOB	17

livebaseballscorecards.com

Batter	1	2	3	4	5	6	7	8	9	AB	R	H	RBI	BB	SO	LOB
Craig Biggio, R (1, 4) OBP: 0.273, SLG: 0.387	X FA 92 0-0 ① F8	B SL 82 S SL 80 S CU 81 S SL 80 1-3 ② K		F CU 76 C FA 94 F CU 80 D SL 81 1 SAFE X CU 80 1-2 ② FC6-4 9 S 9 1B 1-2f			S CU 78 2-1 ① G5-3	B CU 80 F FA 93 S CU 81 S CU 83 1-3 ③ K		5	1	0	0	0	2	6
9 Hunter Pence, R (1, 8) OBP: 0.373, SLG: 0.598	B FA 94 B FA 92 C CU 78 T FA 95 B SL 84 X FA 96 3-2 HR	B SL 82 B FA 95 F SL 81 B SL 84 C FA 95 X SL 86 3-2 17 1B 1-3 2-H 1B		B FA 96 B CH 83 B CH 86 C CH 84 X FA 94 3-1 1-H 1B			C FA 93 F CH 84 B FA 91 B CH 85 B CU 82 X CU 81 3-2 ② F8		B CU 82 C CU 83 S CU 83 B FA 96 F FA 96 F FA 96 B CU 84 S CU 82 3-3 ① K	5	1	3	3	0	1	0
17 Lance Berkman, S (1, 3) OBP: 0.389, SLG: 0.383	B FA 93 B FA 93 C FA 93 X FA 94 2-1 ② F8	F FA 93 S FA 94 X FA 95 0-2 45 FC5-4 1-2 3-H 1B		1 SAFE C FA 92 B CH 83 B FA 91 F CH 83 S CH 84 2-3 ③ K			S CH 83 B FA 92 B FA 94 F CU 77 X CH 84 2-2 45 FC6-4 1B		C CH 82 S CH 84 B CH 88 C FA 96 1-3 ② K	5	0	2	1	0	2	1
45 Carlos Lee, R (1, 7) OBP: 0.342, SLG: 0.507	B FA 94 B CH 82 B FA 96 F FA 95 B FA 96 4-1 2B BB	B SL 82 F FA 96 X FA 96 1-1 ③ FC5-4 1-2f			B CU 79 C CU 77 X FA 93 1-1 ① P5		C CH 82 B FA 91 X CH 82 1-1 ③ FC6-4 1-2f		C FA 96 B FA 96 B FA 96 F FA 95 X FA 96 2-2 ③ G5-3	4	0	0	0	1	0	3
Mark Loretta, R (1, 10) OBP: 0.411, SLG: 0.434	B FA 93 F FA 92 B X FA 92 2-1 1-3 2B		F FA 91 B SL 81 C SL 78 F FA 91 F CU 83 X FA 93 1-2 ① F8		F FA 93 B FA 91 F CU 79 B FA 89 T CH 84 2-2 ② K			C B FA 92 X FA 91 1-1 1B 1B 1B		4	0	2	0	0	1	0
Mike Lamb, L (1, 5) OBP: 0.387, SLG: 0.504	B FA 93 X 1-0 ③ P6		X FA 92 0-0 ② G4-3		C CU 73 B FA 93 T CU 77 B FA 94 S CU 81 2-3 ③ K			C FA 93 B FA 93 B FA 92 B FA 92 X FA 92 3-1 1B 1-2 1B		4	0	1	0	0	1	2
Luke Scott, L (1, 9) OBP: 0.332, SLG: 0.469		C FA 92 B FA 91 B CH 83 X FA 91 2-1 9 1B 1B 1B	B FA 93 F CH 83 B FA 94 X CH 85 2-1 ③ G1-4-3			S CH 81 B CH 82 T FA 93 X CH 86 1-2 ① G4-3		B CU 81 B FA 92 F FA 92 X FA 92 2-1 ① F8		4	1	1	0	0	0	2
Brad Ausmus, R (1, 2) OBP: 0.348, SLG: 0.369		C FA 92 C CU 78 S SL 80 0-3 ① K		F FA 90 B CU 79 X FA 91 1-1 ① F8		C CU 75 X CU 77 0-1 ② F7		B FA 93 C FA 93 X FA 92 1-1 1-2 2-3 1B		4	0	1	0	0	1	1
Eric Bruntlett, R (1, 6) OBP: 0.625, SLG: 0.500		C FA 92 B FA 93 F FA 92 X CU 79 1-2 9 1B 17 1B 1-2 1B		C CU 76 B FA 90 C CU 75 X FA 92 1-2 FC6-4 1B		C FA 91 X CU 78 0-1 ③ G4-3		F FA 93 F CU 81 B FA 92 C FA 94 1-3 ② K		4	1	2	0	0	1	3
Inning Stats	R: 1 E: 0 K: 0 S: 10 H: 2 LOB: 2 BB: 1 P: 22	R: 2 E: 0 K: 2 S: 19 H: 4 LOB: 2 BB: 0 P: 27	R: 0 E: 0 K: 0 S: 8 H: 0 LOB: 0 BB: 0 P: 11	R: 1 E: 0 K: 1 S: 14 H: 2 LOB: 1 BB: 0 P: 22	R: 0 E: 0 K: 2 S: 8 H: 0 LOB: 0 BB: 0 P: 13	R: 0 E: 0 K: 0 S: 7 H: 0 LOB: 0 BB: 0 P: 8	R: 0 E: 0 K: 0 S: 10 H: 1 LOB: 1 BB: 0 P: 18	R: 0 E: 0 K: 2 S: 14 H: 3 LOB: 3 BB: 0 P: 23	R: 0 E: 0 K: 2 S: 11 H: 0 LOB: 0 BB: 0 P: 17	1B: 10 2B: 1 3B: 0 HR: 1 SF: 0 SAC: 0 DP: 0 HBP: 0	WP: 0 PB: 0 SB: 1 CS: 0 PA: 40					

PITCHER		IP	WLS	BF	H	R	ER	SO	BB	IBB	HBP	BLK	WP	HR	S	P	ERA	WHIP
54 Ervin Santana, R ERA: 5.06	(1, 1)	6.2		30	9	4	4	5	1	0	0	0	0	1	74	118	5.40	1.500
Hector Carrasco, R ERA: 6.19	(7, 1)	0.1	W	1	0	0	0	0	0	0	0	0	0	0	2	3	0.00	0.000
62 Scot Shields, R ERA: 2.06	(8, 1)	1.0		6	3	0	0	2	0	0	0	0	0	0	14	23	0.00	3.000
Francisco Rodríguez, R ERA: 2.3	(9, 1)	1.0		3	0	0	0	2	0	0	0	0	0	0	11	17	0.00	0.000

PITCHER	IP	WLS	BF	H	R	ER	SO	BB	IBB	HBP	BLK	WP	HR	S	P	ERA	WHIP

TOP

Houston Astros @ Los Angeles Angels

Angel Stadium of Anaheim, Anaheim, CA

Wed Jun 20 2007, 7:05 PM PDT

Att. 40,761 - Clear - 82 F

livebaseballscorecards.com

AB	39
R	4
H	12
RBI	4
BB	1
SO	9
LOB	18

Batter	1	2	3	4	5	6	7	8	9	AB	R	H	RBI	BB	SO	LOB
77 Reggie Willits, S (1, 7) OBP: 0.435, SLG: 0.391	B FA 87 C FA 88 B FA 89 X FA 89 2-1 9 1B 1B	C FA 90 B FA 90 C CU 75 B CU 74 X FA 86 2-2 P3 ③			C FA 90 C CU 75 B CU 77 B FA 91 X FA 91 2-2 G5-3 ③		C FA 91 B FA 91 B SL 83 F FA 90 B FA 91 F FA 91 B FA 91 4-2 9 27 HR BB 1-2 2-3 3-H			3	1	1	1	1	0	0
9 Chone Figgins, S (1, 5) OBP: 0.344, SLG: 0.375	1 SAFE X FA 88 0-0 24 FC4 1B 1-2		X FA 89 0-0 F9 ①			B CH 83 C FA 90 F FA 86 B CU 74 B CH 72 F FA 90 F FA 91 X FA 90 3-2 24 FC5-4 G6-3 1B	B SL 83 B SL 83 B FA 89 B FA 89 4-0 27 HR BB 1-2 2-3 3-H			3	1	2	1	1	0	0
Orlando Cabrera, R (1, 6) OBP: 0.375, SLG: 0.448	B CU 78 C FA 91 C CU 77 S CU 76 1-3 K ①		B FA 91 B FA 90 C FA 91 F FA 90 B FA 90 X FA 91 3-2 G6-3 ②			X CU 76 0-0 G6-3 ① 1-2	C SL 86 F FA 91 X FA 92 0-2 SF7 ② 3-H			3	0	0	1	0	1	3
27 Vladimir Guerrero, R (1, 10) OBP: 0.431, SLG: 0.566	X FA 91 0-0 F9 ②		B CU 76 X FA 90 1-0 G6-3 ③			B FA 91 X FA 89 1-0 P6 ②	B FA 90 X SL 85 1-0 HR 1-H 2-H			4	1	1	3	0	0	3
24 Gary Matthews, S (1, 8) OBP: 0.334, SLG: 0.445	C CU 75 B FA 90 B FA 90 B CU 76 S FA 84 F FA 91 X FA 91 3-2 FC4 ③ 1-2f			X FA 84 0-0 G5-3 ①		S CU 76 B CU 76 S CU 76 B CU 76 X FA 90 2-2 FC5-4 ③ 2-3	B CH 82 B FA 92 F FA 90 F FA 92 S CU 82 2-3 K ③			4	0	0	0	0	1	3
39 Robb Quinlan, R (1, 3) OBP: 0.301, SLG: 0.462		B FA 90 C FA 88 X CH 83 1-1 G5-3 ①		B FA 91 X FA 84 1-0 F7 ②			C FA 90 F CU 74 F CU 76 B FA 91 X CU 74 1-2 G5-3 ①	C FA 91 B FA 91 B CH 81 F CH 82 B SL 84 B FA 90 4-2 47 1B BB		3	0	0	0	1	0	0
47 Howie Kendrick, R (1, 4) OBP: 0.325, SLG: 0.425		C CU 74 B CU 74 F FA 90 B FA 89 B CU 75 X FA 91 3-2 G6-3 ②		B FA 91 X FA 85 1-0 L5 ③			X FA 90 0-0 E6 64 BB BB 77 BB	1 SAFE C FA 91 X FA 91 0-1 64 G6-4-3 1-2 1B		4	1	1	0	0	0	0
Mike Napoli, R (1, 2) OBP: 0.346, SLG: 0.450	B FA 91 S FA 85 B FA 89 F FA 89 B CU 75 X FA 90 3-2 64 HR 1B				S FA 83 F CH 83 F FA 90 S FA 90 0-3 K ①		C CU 75 B FA 90 B FA 91 F FA 90 1 SAFE F CU 75 B FA 86 1 SAFE 1 SAFE 4-2 77 BB 64 BB 9 BB BB 1-2	S CH 81 T FA 91 F SL 85 S CH 80 0-3 K ①		3	2	1	0	1	2	2
64 Terry Evans, R (1, 9) OBP: 0.400, SLG: 1.000		1 SAFE C CU 74 B FA 89 B FA 90 B FA 85 X FA 90 3-1 HR 1-H			B FA 90 B FA 84 X FA 91 2-0 P6 ②		B FA 91 B FA 91 B FA 91 C FA 91 B FA 90 4-1 9 BB 77 BB SF7 BB 1-2 2-3	S SL 83 S CH 80 D SL 83 X CH 79 1-2 G6-4-3 ②③ 1-2f		3	2	1	2	1	0	2
Inning Stats	R: 0 E: 0 K: 1 S: 11 H: 2 LOB: 2 BB: 0 P: 17	R: 2 E: 0 K: 0 S: 13 H: 2 LOB: 0 BB: 0 P: 25	R: 0 E: 0 K: 0 S: 5 H: 0 LOB: 0 BB: 0 P: 9	R: 0 E: 0 K: 0 S: 3 H: 0 LOB: 0 BB: 0 P: 5	R: 0 E: 0 K: 1 S: 8 H: 0 LOB: 0 BB: 0 P: 12	R: 0 E: 0 K: 0 S: 10 H: 1 LOB: 1 BB: 0 P: 16	R: 6 E: 1 K: 1 S: 19 H: 1 LOB: 0 BB: 4 P: 39	R: 0 E: 0 K: 1 S: 11 H: 1 LOB: 1 BB: 1 P: 16		1B: 5 2B: 0 3B: 0 HR: 2	SF: 1 SAC: 0 DP: 1 HBP: 0					

BOTTOM

Houston Astros @ Los Angeles Angels

Angel Stadium of Anaheim, Anaheim, CA

Wed Jun 20 2007, 7:05 PM PDT

Att. 40,761 - Clear - 82 F

livebaseballscorecards.com

AB	30
R	8
H	7
RBI	8
BB	5
SO	4
LOB	13

PITCHER		IP	WLS	BF	H	R	ER	SO	BB	IBB	HBP	BLK	WP	HR	S	P	ERA	WHIP
51 Wandy Rodriguez, L ERA: 4.2	(1, 1)	6.1		26	5	4	4	2	1	0	0	0	0	1	58	97	5.68	0.947
Dave Borkowski, R	(7, 1)	0.1	L	5	1	4	3	0	3	0	0	0	0	1	8	21	81.00	12.000
Stephen Randolph, L ERA: 3.86	(7, 1)	1.1		5	1	0	0	2	1	0	0	0	0	0	14	21	0.00	1.500

PITCHER	IP	WLS	BF	H	R	ER	SO	BB	IBB	HBP	BLK	WP	HR	S	P	ERA	WHIP

Houston Astros @ Texas Rangers

Rangers Ballpark in Arlington, Arlington, TX

Fri Jun 22 2007, 8:35 PM EDT

Att. 37,847 - Cloudy - 82 F

TOP

livebaseballscorecards.com

Batter	1	2	3	4	5	6	7	8	9	AB	R	H	RBI	BB	SO	LOB
Craig Biggio, R (1, 10) OBP: 0.272, SLG: 0.384	C F FA 89 D SL 84 X SL 84 1-2 P6 ①	F SL 86 X SL 84 0-1 G1-3 ③			X FA 91 0-0 9 2B 1B	X FC 88 0-0 F7 ③			B CU 77 B SL 82 B FA 93 C FA 92 F FA 93 X FA 93 3-2 F8 ③	5	1	1	0	0	0	2
9 Hunter Pence, R (1, 8) OBP: 0.371, SLG: 0.596	B FA 90 F FA 89 B FC 91 C FA 90 B SL 84 F FA 89 X FA 90 3-2 F9 ②		X SL 86 0-0 G6-3 ①		B SL 85 X SL 84 1-0 17 1B 1-H 2B		C CH 80 F SL 86 X 0-2 G5-3 ①			4	1	1	1	0	0	0
17 Lance Berkman, S (1, 3) OBP: 0.390, SLG: 0.398 Eric Bruntlett, R (7, 6) OBP: 0.625, SLG: 0.500	F FA 90 F SL 86 D CU 71 B FA 90 F FA 88 B CU 70 X FA 91 3-2 HR		B FA 91 C FA 92 B FA 87 X FA 86 2-1 E1 1B		B FA 91 B SL 85 B FA 90 X FA 86 3-0 FC2-6 2-H 1B		C FA 92 F FA 92 X FA 92 0-2 F8 ②			4 0	1 0	2 0	2 0	0 0	0 0	0 0
45 Carlos Lee, R (1, 7) OBP: 0.341, SLG: 0.504	C FA 90 X SL 86 0-1 1B		B FA 85 C SL 84 B FA 86 F FA 90 S CU 74 2-3 K ②		F SL 86 B FA 90 X SL 86 1-1 F9 ①		B CH 82 X FA 91 1-0 G6-3 ③			4	0	1	0	0	1	2
Mark Loretta, R (1, 6) OBP: 0.410, SLG: 0.433 Morgan Ensberg, R (7, 5) OBP: 0.313, SLG: 0.376	C FC 89 C FA 87 X FA 87 1-1 P3 ③		B SL 86 C FA 88 F CU 72 B FA 90 X FA 92 2-2 1-3 1B		1 SAFE B SL 85 B FA 88 F CH 84 1 SAFE B SL 86 X SL 85 3-1 FC2-6 1B 1-2f ②			S SL 84 S CH 78 D CH 82 B FA 91 B SL 84 X SL 86 3-2 L5 ①		3 1	0 0	1 0	0 0	0 0	0 0	2 0
Mike Lamb, L (1, 5) OBP: 0.390, SLG: 0.504 (7, 3)		B FA 88 B SL 83 X FA 89 2-0 G4-3 1B 1B	B FA 87 F CH 85 F FA 92 B FA 90 X SL 86 2-2 G3 ③		X FA 86 0-0 1-2 1B			B CH 75 B FA 90 B FA 90 C FA 89 F FA 90 X FA 91 3-2 P2 ②		4	0	2	0	0	0	2
Luke Scott, L (1, 9) OBP: 0.330, SLG: 0.464		B FA 87 F FA 87 F FC 88 X CU 69 1-2 G4-3 1-2 1B		C FA 90 B FA 86 B CH 84 B FA 89 F FA 89 X SL 86 3-2 G3 ①	C SL 85 S CU 74 C FA 90 0-3 K ③			S CH 79 F CH 81 S CH 83 0-3 K ③		4	0	1	0	0	2	2
Chris Burke, R (1, 4) OBP: 0.333, SLG: 0.357		C FA 89 F FA 91 B SL 83 X CU 72 1-2 F7 ①		C FA 90 F FA 91 F CU 74 D CU 73 B SL 87 X SL 86 2-2 G6-3 ②		B FA 90 F FA 90 B SL 86 B FA 91 F FA 90 X FA 91 3-2 F7 ①			B FA 91 B FA 92 C FA 92 B FA 92 F FA 92 X CH 84 3-2 G5-3 ①	4	0	0	0	0	0	2
Brad Ausmus, R (1, 2) OBP: 0.342, SLG: 0.361		C SL 84 X SL 84 0-1 G4-3 1-2 2-3 ②		F FA 92 B FA 91 S FA 92 X FA 93 1-2 G3 ③		C FA 91 X SL 87 0-1 G6-3 ②			X SL 80 0-0 G6-3 ②	4	0	0	0	0	0	2
Inning Stats	R: 1 E: 0 K: 0 S: 15 H: 2 LOB: 1 BB: 0 P: 23	R: 0 E: 0 K: 0 S: 11 H: 2 LOB: 2 BB: 0 P: 15	R: 0 E: 1 K: 1 S: 12 H: 1 LOB: 2 BB: 0 P: 20	R: 0 E: 0 K: 0 S: 10 H: 0 LOB: 0 BB: 0 P: 16	R: 2 E: 0 K: 1 S: 11 H: 4 LOB: 2 BB: 0 P: 19	R: 0 E: 0 K: 0 S: 6 H: 0 LOB: 0 BB: 0 P: 9	R: 0 E: 0 K: 0 S: 7 H: 0 LOB: 0 BB: 0 P: 8	R: 0 E: 0 K: 1 S: 9 H: 0 LOB: 0 BB: 0 P: 15	R: 0 E: 0 K: 0 S: 7 H: 0 LOB: 0 BB: 0 P: 13	1B: 7 2B: 1 3B: 0 HR: 1 SF: 0 SAC: 0 DP: 0 HBP: 0						

	AB	37
	R	3
	H	9
	RBI	3
	BB	0
	SO	3
	LOB	14

WP: 0 PB: 0 SB: 0 CS: 0 PA: 37

PITCHER	IP	WLS	BF	H	R	ER	SO	BB	IBB	HBP	BLK	WP	HR	S	P	ERA	WHIP
33 Kevin Millwood, R (1, 1) ERA: 7.31	6.0	W	28	9	3	3	2	0	0	0	0	0	1	65	102	4.50	1.500
53 Joaquín Benoit, R (7, 1) ERA: 3.86	2.0		6	0	0	0	1	0	0	0	0	0	0	16	23	0.00	0.000
50 Frank Francisco, R (9, 1) ERA: 4.33	1.0		3	0	0	0	0	0	0	0	0	0	0	7	13	0.00	0.000

PITCHER	IP	WLS	BF	H	R	ER	SO	BB	IBB	HBP	BLK	WP	HR	S	P	ERA	WHIP

Houston Astros @ Texas Rangers

Rangers Ballpark in Arlington, Arlington, TX

Fri Jun 22 2007, 8:35 PM EDT

Att. 37,847 - Cloudy - 82 F

BOTTOM

livebaseballscorecards.com

Batter	1	2	3	4	5	6	7	8	9	AB	R	H	RBI	BB	SO	LOB
Kenny Lofton, L (1, 8) OBP: 0.363, SLG: 0.387	C CH 81 F CH 82 C CH 82 0-3 ① K	B CH 83 B CU 72 C SL 83 B CH 80 S SL 83 F SL 84 X SL 83 3-2 1-H 2B		X CU 71 0-0 ② F8	C CH 82 B FA 89 C FA 88 X FA 89 1-2 10 BB 5 BB 1B 1B	S CH 80 B FA 90 C FA 88 X CH 82 1-2 ③ G3		C FA 88 D SL 87 X CH 81 1-1 1-2 5 1B 1B		5	1	2	1	0	1	1
3 Jerry Hairston, R (7, 8) OBP: 0.310, SLG: 0.377										1	0	1	0	0	0	0
5 Ian Kinsler, R (1, 4) OBP: 0.326, SLG: 0.444	B FA 83 B FA 83 C FA 84 X CU 71 2-1 10 1B 2B	B FA 85 X CH 78 1-0 ③ F7		B SL 81 X FA 83 1-0 ③ P2	S CH 82 B CH 78 B CH 78 B CH 82 B FA 89 4-1 10 BB 1B 1-2 2-3 BB		C FA 88 B SL 86 B SL 86 X FA 86 2-1 ① F8	B FA 86 C FA 86 B FA 85 X CH 79 2-1 1-2 2-H 1B		5	2	2	1	1	0	1
10 Michael Young, R (1, 6) OBP: 0.337, SLG: 0.411	F CH 83 B SL 85 F FA 84 F FA 84 F FA 84 X CH 83 1-2 22 1B 2-H 1B		X FA 82 0-0 ① P3		C FA 83 1-2 B SL 80 X FA 88 HR 1B B FA 89 C CH 82 B CH 80 B FA 80 B FA 90 4-1 22 FB 1B 1-2 2-3 3-H BB		C FA 88 C FA 89 B FA 90 F FA 90 S SL 85 1-3 ② K	C FA 86 C CH 75 B FA 85 F FA 86 X FA 86 1-2 ③ F9		4	1	2	2	1	1	0
30 Travis Metcalf, R (8, 5) OBP: 0.296, SLG: 0.417										1	0	0	0	0	0	2
Sammy Sosa, R (1, 10) OBP: 0.307, SLG: 0.473	B FA 82 C FA 83 C CU 71 1 SAFE X CU 71 1-2 ② F8		B FA 83 B FA 83 B SL 80 S FA 84 F FA 85 B FA 86 4-2 BB 22 BB BB		C FA 83 3-1 B FA 86 1 SAFE B SL 81 B SL 80 X FA 85 1-H HR C FA 90 S CH 85 B CH 83 B FA 80 X FA 91 1-2 22 FB 1B 1-2 2-H 3-H		C CU 77 S SL 86 B SL 85 B FA 87 B SL 86 B SL 85 4-2 22 E BB			3	1	2	4	2	0	1
22 Marlon Byrd, R (1, 9) OBP: 0.416, SLG: 0.489	B SL 78 F SL 80 C FA 83 B CH 83 1 SAFE F FA 84 X CH 83 2-2 1-2 1B		D CH 84 B SL 80 B SL 80 C FA 83 F SL 82 B CH 74 4-2 BB 1-2 BB		C FA 90 1-2 S SL 80 F SL 80 X FA 94 HR B FA 90 X FA 88 1-0 ② F9 1-2 2-3 C FA 90 B FA 88 C FA 90 B FA 89 1-2 HR BB B CH 82 C FA 89 S CH 82 S CU 82 1-3 ③ K		C FA 89 S FA 88 X FA 88 0-2 E5 1-2			4	1	2	1	1	0	3
Frank Catalanotto, L (1, 7) OBP: 0.295, SLG: 0.385	B CU 70 C CU 73 C CH 84 F CU 72 B CH 84 X CH 78 2-2 ③ G3-1		B CH 83 B CH 78 C FA 84 F FA 85 B SL 83 F FA 84 F CU 73 B CU 73 4-2 1-2 2-3 BB				B FA 90 C SL 87 C SL 87 S FA 90 1-3 ③ K			3	1	0	0	2	2	6
15 Gerald Laird, R (1, 2) OBP: 0.301, SLG: 0.349		C FA 83 C FA 83 F FA 83 X CH 82 0-2 ① F8	D SL 81 S SL 82 F FA 85 B SL 82 F FA 84 X SL 81 2-2 ② F2		B FA 89 1 SAFE C CH 78 C FA 88 S CH 82 1-3 ① K	B FA 87 B FA 88 F FA 87 B CH 81 F FA 89 C CU 80 3-3 ① K		B FA 88 F FA 85 F SL 86 F SL 86 F FA 89 S FA 90 1-3 ① K		5	0	0	0	0	3	4
Brad Wilkerson, L (1, 3) OBP: 0.307, SLG: 0.450		B CU 71 X CU 71 1-0 ② F9	B FA 85 B FA 85 C CH 80 B FA 85 F FA 85 F FA 86 X FA 86 3-2 ③ G4-3		B FA 89 1 SAFE 1 SAFE X FA 88 1-0 1-H HR	B FA 89 B CH 80 C CH 79 F CH 82 D CH 81 F FA 90 S CH 81 3-3 ② K		B FA 89 S FA 89 X FA 89 1-1 ② F8		5	1	1	2	0	1	3
Ramón Vázquez, L (1, 5) (8, 6) OBP: 0.337, SLG: 0.440		B FA 84 F CH 82 B FA 83 B CH 78 F FA 84 B FA 85 4-2 2B BB		C CU 71 F FA 83 S SL 78 0-3 ① K	X FA 89 0-0 5 BB 10 BB 2B	B FA 90 B FA 89 C FA 88 B CH 79 C FA 89 F FA 90 B FA 89 4-2 BB		B CH 81 X FA 84 1-0 3 1B 5 1B 1B		3	3	2	0	2	1	0
Inning Stats	R: 1 E: 0 K: 1 S: 21 H: 3 LOB: 2 BB: 0 P: 29	R: 1 E: 0 K: 0 S: 12 H: 1 LOB: 1 BB: 1 P: 21	R: 0 E: 0 K: 0 S: 17 H: 0 LOB: 3 BB: 3 P: 34	R: 0 E: 0 K: 1 S: 5 H: 0 LOB: 0 BB: 0 P: 6	R: 8 E: 0 K: 2 S: 28 H: 7 LOB: 2 BB: 3 P: 51	R: 0 E: 0 K: 2 S: 13 H: 0 LOB: 1 BB: 1 P: 24	R: 0 E: 1 K: 2 S: 14 H: 0 LOB: 2 BB: 1 P: 22	R: 1 E: 0 K: 1 S: 16 H: 3 LOB: 2 BB: 0 P: 23		1B: 8 2B: 3 3B: 0 HR: 3		SF: 0 SAC: 0 DP: 0 HBP: 0		WP: 0 PB: 0 SB: 0 CS: 0	PA: 48	

	AB	39
	R	11
	H	14
	RBI	11
	BB	9
	SO	9
	LOB	21

PITCHER		IP	WLS	BF	H	R	ER	SO	BB	IBB	HBP	BLK	WP	HR	S	P	ERA	WHIP
Woody Williams, R ERA: 5.75	(1, 1)	4.0	L	23	7	5	5	2	4	0	0	0	0	2	63	103	11.25	2.750
Stephen Randolph, L ERA: 12.46	(5, 1)	2.0		14	4	5	5	4	4	0	0	0	0	1	33	62	22.50	4.000
Brian Moehler, R ERA: 6.12	(7, 1)	1.2		9	2	1	1	3	1	0	0	0	0	0	24	36	5.40	1.800
Trever Miller, L ERA: 7.36	(8, 1)	0.1		2	1	0	0	0	0	0	0	0	0	0	6	9	0.00	3.000

PITCHER	IP	WLS	BF	H	R	ER	SO	BB	IBB	HBP	BLK	WP	HR	S	P	ERA	WHIP

TOP

Houston Astros @ Texas Rangers

Rangers Ballpark in Arlington, Arlington, TX

Sat Jun 23 2007, 3:55 PM EDT

Att. 42,315 - Sunny - 91 F

livebaseballscorecards.com

Batter	1	2	3	4	5	6	7	8	9	AB	R	H	RBI	BB	SO	LOB
Orlando Palmeiro, L (1, 7) OBP: 0.371, SLG: 0.317	B FA 87 B FA 86 C FA 86 B SL 84 B CH 86 4-1 9 G6-4-3 BB BB		F FA 86 B SL 84 C SL 84 F FA 88 X CU 76 1-2 ② G4-3		B SL 86 B FA 89 C FA 88 B FA 90 C FA 90 F SI 91 B FA 89 4-2 BB		X FA 90 0-0 45 G1-3 G5-3 1B		B FA 89 B FA 89 C FA 88 F FA 88 X CH 81 2-2 ② G5-3	3	0	1	0	2	0	0
Mark Loretta, R (1, 4) OBP: 0.405, SLG: 0.423	B FA 90 B C 1 SAFE B F B 4-2 9 G6-4-3 1-2 BB		B SL 85 F SL 85 F FA 88 S SI 77 1-3 ③ K		1 SAFE 1 SAFE C FA 89 F FA 90 B FA 88 B FA 90 B SL 87 X SL 87 3-2 ② F8		F FA 91 B SL 80 S SL 82 F FA 93 B FA 92 F FA 92 X FA 93 2-2 ① G5-3 1-2		B CU 65 B FA 89 F FA 88 X FA 89 2-1 ③ F9	4	0	0	0	1	1	2
9 Hunter Pence, R (1, 8) OBP: 0.368, SLG: 0.587	F SL 86 F FA 88 B SL 76 X SI 89 1-2 ①② G6-4-3 1-2f 2-3			X SL 85 0-0 ① P4	C FA 90 X FA 91 0-1 ③ L3		D SL 85 B SL 77 B CH 85 C FA 92 B FA 93 4-1 45 G1-3 BB			3	0	0	0	1	0	3
45 Carlos Lee, R (1, 10) OBP: 0.336, SLG: 0.496	C SL 85 B FA 89 X SL 85 1-1 ③ L9			C FA 89 F FA 88 S CU 76 0-3 ② K		B SL 86 X SL 86 1-0 ① P3	S FA 92 C FA 93 B FA 94 F FA 93 X SL 86 1-2 ② G1-3 1-2 2-3			4	0	0	0	0	1	3
Mike Lamb, L (1, 3) OBP: 0.392, SLG: 0.500		C CH 86 S CH 83 B FA 87 F FA 87 C CU 74 2-3 ① K		B CU 73 S CH 84 X SI 89 1-1 BB 2B 1B		F FA 88 B CU 75 C FA 89 F CU 77 H FA 88 2-2 G4-3 1B HBP	F FA 92 F FA 92 S FA 92 0-3 ③ K			3	2	1	0	0	2	2
Luke Scott, L (1, 9) OBP: 0.333, SLG: 0.459		B CU 73 B FA 87 F FA 88 B SL 85 B SI 90 4-1 BB		B SI 88 B SI 88 1 SAFE B FA 89 B SI 88 4-0 2B 1-2 BB		B CU 74 1 SAFE C CU 74 X SI 89 1-1 ② G4-3 1-2		X SL 80 0-0 E1 FC2-6		2	0	0	0	2	0	1
Morgan Ensberg, R (1, 5) OBP: 0.316, SLG: 0.381		B FA 88 F SI 88 B SI 88 F FA 89 C CU 75 2-3 ② K		C CU 75 X CU 77 0-1 ① 1-3 2-H 2B		C FA 89 F FA 91 B FA 92 B SL 88 B SL 87 B SI 91 4-2 E 1B BB		X SL 81 0-0 ① FC2-6 CS 1-2f		3	0	1	1	1	1	2
Brad Ausmus, R (1, 2) OBP: 0.340, SLG: 0.359		X FA 87 0-0 ③ G4-3		C FA 90 F SL 86 S FA 91 0-3 ③ K		X SL 88 0-0 E9 1-3 2-H 1B		B FA 88 S SL 83 B FA 88 B SL 82 X FA 89 3-1 ②③ F8 1-2		4	0	1	1	0	1	4
Eric Bruntlett, R (1, 6) OBP: 0.455, SLG: 0.333 Craig Biggio, R (9, PH) OBP: 0.271, SLG: 0.382			C CH 81 X FA 87 0-1 ① G4-3		B SL 87 C SL 84 X FA 89 1-1 ① G4-3	C FA 92 F FA 92 F CU 76 B FA 92 X SL 77 1-2 ③ L8			B SL 81 S FA 89 C FA 89 B CH 81 F CH 81 X CH 80 2-2 ① L5	3 1	0 0	0 0	0 0	0 0	0 0	2 0

Inning Stats	1	2	3	4	5	6	7	8	9
	R: 0 E: 0 K: 0 S: 8	H: 0 LOB: 1 BB: 2 P: 18	R: 0 E: 0 K: 2 S: 8	H: 0 LOB: 1 BB: 1 P: 16	R: 0 E: 0 K: 1 S: 9	H: 0 LOB: 0 BB: 0 P: 11	R: 1 E: 0 K: 2 S: 11	H: 2 LOB: 2 BB: 1 P: 16	R: 0 E: 0 K: 0 S: 10	H: 0 LOB: 1 BB: 1 P: 18	R: 1 E: 1 K: 0 S: 13	H: 1 LOB: 2 BB: 1 P: 22	R: 0 E: 0 K: 1 S: 14	H: 1 LOB: 2 BB: 1 P: 21	R: 0 E: 1 K: 0 S: 4	H: 0 LOB: 0 BB: 0 P: 7	R: 0 E: 0 K: 0 S: 9	H: 0 LOB: 0 BB: 0 P: 15

	AB	30
	R	2
	H	4
	RBI	2
	BB	7
	SO	6
	LOB	19

1B: 3 SF: 0 PA: 38
2B: 1 SAC: 0
3B: 0 DP: 1
HR: 0 HBP: 1

WP: 0
PB: 0
SB: 0
CS: 1

PITCHER		IP	WLS	BF	H	R	ER	SO	BB	IBB	HBP	BLK	WP	HR	S	P	ERA	WHIP
Jamey Wright, R ERA: 7.43	(1, 1)	5.2	W	26	3	2	2	5	6	0	1	0	0	0	55	96	3.18	1.588
50 Frank Francisco, R ERA: 4.18	(6, 1)	1.0	H	5	1	0	0	0	1	0	0	0	0	0	15	23	0.00	2.000
36 C.J. Wilson, L ERA: 2.02	(7, 1)	0.1	H	1	0	0	0	1	0	0	0	0	0	0	3	3	0.00	0.000
40 Akinori Otsuka, R ERA: 1.88	(8, 1)	1.0	H	3	0	0	0	0	0	0	0	0	0	0	4	7	0.00	0.000
Eric Gagne, R ERA: 0.45	(9, 1)	1.0		3	0	0	0	0	0	0	0	0	0	0	9	15	0.00	0.000

PITCHER	IP	WLS	BF	H	R	ER	SO	BB	IBB	HBP	BLK	WP	HR	S	P	ERA	WHIP

BOTTOM

Houston Astros @ Texas Rangers

Rangers Ballpark in Arlington, Arlington, TX

Sat Jun 23 2007, 3:55 PM EDT

Att. 42,315 - Sunny - 91 F

Batter	1	2	3	4	5	6	7	8	9	AB	R	H	RBI	BB	SO	LOB
Kenny Lofton, L (1, 8) OBP: 0.375, SLG: 0.408	C FA 91 X SL 86 0-1 10 L8 2B		B FA 92 B FA 90 C FA 91 X CH 84 2-1 3B		X CU 72 0-0 5 2B 10 1B 1-2 1B		B FA 91 C FA 91 B FA 92 F FA 93 B SL 80 B FA 91 4-2 10 BB 5 BB BB	B FA 85 B CH 75 B CH 74 C FA 85 B SL 76 4-1 5 BB 10 1B BB		3	2	3	0	2	0	0
5 Ian Kinsler, R (1, 4) OBP: 0.331, SLG: 0.447	B FA 91 C FA 91 F FA 91 B FA 93 F FA 92 C FA 92 2-3 K ①		B FA 91 B FA 91 F FA 91 C FA 91 F FA 93 B FA 92 F FA 91 X SL 86 3-2 G1-3 ②		C SL 84 F FA 92 X FA 93 0-2 10 1B 1-3 2-H 2B		1 SAFE B SL 83 B SL 82 B FA 90 C FA 90 B FA 88 4-1 10 BB 1-2 BB	B SI 91 B SI 89 S FA 92 S SL 84 F SI 92 B SL 85 B SL 84 4-2 10 1B 22 1B 1-2 2-3 BB		3	2	1	1	2	1	2
10 Michael Young, R (1, 10) OBP: 0.341, SLG: 0.412	X FA 92 0-0 L8 ② 2-3		F FA 93 X FA 92 0-1 G6-3 ③		B SL 87 X FA 92 1-0 22 1B 2-H 3-H 1B		D SL 85 D SL 85 B FA 91 C FA 90 S FA 90 F FA 90 B FA 89 4-2 1-2 2-3 BB	B SL 84 X FA 92 1-0 22 1B 1-2 2-H 3-H 1B		4	0	2	4	1	0	2
22 Marlon Byrd, R (1, 9) OBP: 0.415, SLG: 0.485	F FA 92 F FA 91 X FA 92 0-2 G1-3 ③			B SL 85 C SL 85 S FA 93 F FA 93 B FA 92 X FA 92 2-2 G6-3 ①	F FA 92 B FA 92 X SL 85 1-1 1-2 1B		B FA 90 X FA 90 1-0 F8 ②	X SI 92 0-0 1-2 2-H 1B		5	0	2	1	0	0	4
Frank Catalanotto, L (1, 7) OBP: 0.292, SLG: 0.378 3 Jerry Hairston, R (9, 7) OBP: 0.310, SLG: 0.377		B FA 90 B FA 90 B FA 90 C FA 89 X FA 88 3-1 30 FC6-4 1B		S CU 68 C SL 86 B CU 68 X FA 92 1-2 F7 ②	D SL 83 B FA 93 X FA 92 2-0 G6-3 ③		C FA 90 B CU 78 C CU 78 F FA 91 B FA 92 X CU 79 2-2 G6-3 ③	F FA 91 S SL 84 S SL 86 0-3 K ③		5 0	0 0	1 0	0 0	0 0	1 0	7 0
15 Gerald Laird, R (1, 2) OBP: 0.300, SLG: 0.362		L SL 84 F FA 91 S FA 92 0-3 K ①		B CU 71 F FA 92 C SL 86 X FA 92 1-2 F9 ③		C FA 92 X FA 92 0-1 F9 ①		X FA 89 0-0 HR		4	1	1	1	0	1	1
Brad Wilkerson, L (1, 3) OBP: 0.312, SLG: 0.447		B CH 81 S FA 92 X FA 92 1-1 F9 ②			B FA 91 C FA 91 F CH 81 F SL 82 B FA 93 X FA 93 2-2 F7 ①	B FA 92 C CH 81 F FA 91 B SL 86 F FA 92 B SL 85 B SL 84 4-2 30 G5-4-3 BB		X FA 91 0-0 5 BB 30 SH1-4 10 1B 1B		3	1	1	0	1	0	1
30 Travis Metcalf, R (1, 5) OBP: 0.300, SLG: 0.407		1 SAFE C SL 84 1 SAFE S FA 90 F FA 91 X CU 66 0-2 FC6-4 ③ 1-2f			C FA 92 C FA 91 X FA 91 0-2 1B 5 2B 1B	1 SAFE B FA 88 1 SAFE F SL 82 X CU 70 1-1 G5-4-3 ② ③ 1-2f		X FA 90 0-0 SH1-4 ① 1-2		3	1	1	0	0	0	2
Ramón Vázquez, L (1, 6) OBP: 0.323, SLG: 0.420			C FA 92 X FA 92 0-1 L9 ①		B CU 69 1 SAFE 1 SAFE X FA 90 1-0 L9 ②		C CH 79 B SL 85 X SL 85 1-1 G5-3 ①	B SL 74 S CH 74 F FA 84 S SL 75 1-3 K ②		4	0	0	0	0	1	2
Inning Stats	R: 0 E: 0 K: 1 S: 10 H: 1 LOB: 1 BB: 0 P: 12	R: 0 E: 0 K: 1 S: 11 H: 1 LOB: 1 BB: 0 P: 15	R: 0 E: 0 K: 0 S: 11 H: 1 LOB: 1 BB: 0 P: 16	R: 0 E: 0 K: 0 S: 10 H: 0 LOB: 0 BB: 0 P: 14	R: 3 E: 0 K: 0 S: 16 H: 5 LOB: 2 BB: 0 P: 23	R: 0 E: 0 K: 0 S: 7 H: 0 LOB: 0 BB: 1 P: 12	R: 0 E: 0 K: 0 S: 13 H: 0 LOB: 3 BB: 3 P: 29	R: 4 E: 0 K: 2 S: 15 H: 4 LOB: 2 BB: 2 P: 25		1B: 8 2B: 2 3B: 1 HR: 1 SF: 0 SAC: 1 DP: 1 HBP: 0		WP: 0 PB: 0 SB: 0 CS: 0 PA: 41				

livebaseballscorecards.com

AB	34
R	7
H	12
RBI	7
BB	6
SO	4
LOB	21

PITCHER		IP	WLS	BF	H	R	ER	SO	BB	IBB	HBP	BLK	WP	HR	S	P	ERA	WHIP
44 Roy Oswalt, R ERA: 3.55	(1, 1)	6.1	L	30	8	3	3	2	4	0	0	0	0	0	73	113	4.26	1.895
Rick White, R ERA: 5.72	(7, 1)	1.0		5	2	2	2	0	0	0	0	0	0	1	8	11	18.00	2.000
Trever Miller, L ERA: 7.71	(8, 1)	0.1		2	0	0	0	1	1	0	0	0	0	0	4	9	0.00	3.000
Chad Qualls, R ERA: 4.38	(8, 1)	0.1		4	2	2	2	1	1	0	0	0	0	0	8	13	54.00	9.000

PITCHER	IP	WLS	BF	H	R	ER	SO	BB	IBB	HBP	BLK	WP	HR	S	P	ERA	WHIP

Batter	1	2	3	4	5	6	7	8	9	10	AB	R	H	RBI	BB	SO	LOB
Craig Biggio, R (1, 10) OBP: 0.279, SLG: 0.390	0-2 17 HR 9 1B 1B		0-1 P3 ①	4-2 9 E 1-2 2-3 3-H BB		1-1 9 FC4-6 1B		0-0 G6-4-3 ② ③ 1-2f		1-2 9 1B 17 1B 2-H 2B	5	2	3	2	1	0	1
9 Hunter Pence, R (1, 8) OBP: 0.377, SLG: 0.609	1-1 17 HR 1-2 1B		3-1 HR	0-0 FC5 1-3 2-H 3-H		1-2 FC4-6 ② 17 FC6-4 1-2f			1-1 45 F8 2B 2B	1-1 45 BB 17 1B FC6-4 2-3 1B	6	4	4	1	0	0	2
17 Lance Berkman, S (1, 3) OBP: 0.392, SLG: 0.410	0-1 1-H 2-H HR		2-3 K ②	3-2 P4 ③		2-1 FC6-4 ③ 1-2f			4-1 2B BB	1-2 FC6-4 45 BB 1-2 3-H 1B	5	2	2	4	1	1	3
45 Carlos Lee, R (1, 7) OBP: 0.339, SLG: 0.495	3-2 CS 1B		0-2 G5-3 ③		3-1 2B 1B		0-1 F8 ①		2-0 F8 ① 2-3	4-2 FC6-4 1-2 2-3 BB	5	0	2	0	1	0	2
Mark Loretta, R (1, 4) OBP: 0.408, SLG: 0.433	3-1 P2 ①			4-2 BB BB BB BB	1-2 1-3 2B		2-2 G4-3 ②		3-2 1-H 3-H 2B	2-1 FC6-4 ② 1-2f 2-3 3-H	5	1	2	3	1	0	3
Mike Lamb, L (1, 5) OBP: 0.387, SLG: 0.490 Brad Ausmus, R (9, 2) OBP: 0.338, SLG: 0.357	3-3 S K ② ③ 1-2			0-0 F8 ①	0-0 G6-3 ①		2-1 1B		0-0 L6 ②	1-3 K ③	5 1	0 0	1 0	0 0	0 0	1 1	5 2
Luke Scott, L (1, 9) OBP: 0.330, SLG: 0.450		0-1 F8 ①		4-0 BB 9 FC5 BB 1-2 BB	1-2 P4 ②		1-1 F7 ③		0-1 G4-3 ③		4	1	0	0	1	0	4
Eric Munson, L (1, 2) OBP: 0.333, SLG: 0.364 Morgan Ensberg, R (9, 5) OBP: 0.320, SLG: 0.385		2-2 F9 ②		2-3 K ②	1-2 G4-3 ③			0-3 K ①		1-0 SH1-4 2B 1B	4 1	0 1	0 1	0 0	0 0	2 0	4 0
Eric Bruntlett, R (1, 6) OBP: 0.467, SLG: 0.333		0-3 K ③		4-2 9 FC5 9 E BB 1-2 2-3 BB		0-2 G4-3 ①		2-1 G6-4-3 1B		2-0 SH1-4 ① 1-2	3	1	1	0	1	1	0
Inning Stats	R: 3 E: 0 K: 1 S: 18 H: 4 LOB: 1 BB: 0 P: 28	R: 0 E: 0 K: 1 S: 8 H: 0 LOB: 0 BB: 0 P: 10	R: 1 E: 0 K: 1 S: 12 H: 1 LOB: 0 BB: 0 P: 17	R: 3 E: 1 K: 1 S: 18 H: 0 LOB: 2 BB: 4 P: 39	R: 0 E: 0 K: 0 S: 14 H: 2 LOB: 2 BB: 0 P: 20	R: 0 E: 0 K: 0 S: 11 H: 1 LOB: 1 BB: 0 P: 15	R: 0 E: 0 K: 0 S: 10 H: 1 LOB: 1 BB: 0 P: 15	R: 0 E: 0 K: 1 S: 6 H: 1 LOB: 0 BB: 0 P: 8	R: 2 E: 0 K: 0 S: 10 H: 2 LOB: 1 BB: 1 P: 20	R: 3 E: 0 K: 1 S: 19 H: 4 LOB: 2 BB: 1 P: 32	1B: 10 2B: 5 3B: 0 HR: 2 SF: 0 SAC: 1 DP: 2 HBP: 0						

PITCHER		IP	WLS	BF	H	R	ER	SO	BB	IBB	HBP	BLK	WP	HR	S	P	ERA	WHIP
55 Robinson Tejeda, R ERA: 6.57	(1, 1)	3.2		20	5	7	5	4	4	0	0	0	0	2	53	88	12.27	2.455
Ron Mahay, L ERA: 2.59	(4, 1)	3.1		14	4	0	0	0	0	0	0	0	0	0	38	56	0.00	1.200
53 Joaquín Benoit, R ERA: 3.76	(8, 1)	1.0		3	1	0	0	1	0	0	0	0	0	0	6	8	0.00	1.000
Eric Gagne, R ERA: 1.29	(9, 1)	1.0		6	2	2	2	0	1	0	0	0	0	0	10	20	18.00	3.000
36 C.J. Wilson, L ERA: 2.75	(10, 1)	0.1	L	6	4	3	3	0	1	0	0	0	0	0	14	24	81.00	15.000

PITCHER		IP	WLS	BF	H	R	ER	SO	BB	IBB	HBP	BLK	WP	HR	S	P	ERA	WHIP
51 Willie Eyre, R ERA: 3.0	(10, 1)	0.2		2	0	0	0	1	0	0	0	0	0	0	5	8	0.00	0.000

TOP

Houston Astros @ Texas Rangers

Rangers Ballpark in Arlington, Arlington, TX

Sun Jun 24 2007, 8:35 PM EDT

Att. 31,560 - Cloudy - 84 F

livebaseballscorecards.com

AB	44
R	12
H	16
RBI	10
BB	6
SO	6
LOB	26

WP: 0 PB: 0 SB: 0 CS: 1 PA: 51

Batter	1	2	3	4	5	6	7	8	9	10	AB	R	H	RBI	BB	SO	LOB
Kenny Lofton, L (1, 8) OBP: 0.375, SLG: 0.421	C B B X 2-1 G3-1 ①		X 0-0 2-H HR		B B F B F F X 3-2 L5 ①			B B B C X 3-1 WP 5 1B 1B 1B	C S F F B B X 2-2 F7 ②		5	2	2	2	0	0	0
5 Ian Kinsler, R (1, 4) OBP: 0.332, SLG: 0.458	C B F B B F C 3-3 K ②		C X 0-1 F7 ②		X 0-0 F8 ②			C F F 1 B X SAFE 1-2 WP 1B 1-2 1B	C X 0-1 HR		5	2	2	1	0	1	0
10 Michael Young, R (1, 6) OBP: 0.336, SLG: 0.405	C X 0-1 G4-3 ③		B X 1-0 G4-3 ③		C B X 1-1 G4-3 ③			F C B S 1-3 K ①	F S F F D F S 1-3 K ③		5	0	0	0	0	2	2
Sammy Sosa, R (1, 10) OBP: 0.305, SLG: 0.467		F S B S 1-3 K ①		C S X 0-2 G6-3 ①		X 0-0 P2 ①		B D S F X 2-2 1-H 2-H HR 1B		S B X 1-1 F8 ①	5	1	1	2	0	1	0
Frank Catalanotto, L (1, 7) OBP: 0.295, SLG: 0.409		C X 0-1 G4-3 ②		B X 1-0 F7 ②		C C B X 1-2 G3-1 ②		1 B F X SAFE 1-1 1-H HR		B X 1-0 2B	5	1	2	2	0	0	0
15 Gerald Laird, R (1, 2) OBP: 0.303, SLG: 0.359	F B B B F X 3-2 1B			C F H 1-2 1B 3 1B HBP		X 0-0 G5-3 ③		X 0-0 G6-3 ②		C B F X 1-2 G6-3 ②	4	1	1	0	0	0	1
Brad Wilkerson, L (1, 3) OBP: 0.308, SLG: 0.438	B F B F F C 2-3 K ③			F C F B F X 1-2 3 1B 1-3 1B				B C F B X 1-2 G3-1 ①	C S S S 1-3 K ③	D X 1-0 G6-3 ③	5	0	1	0	0	2	2
3 Jerry Hairston, R (1, 9) OBP: 0.311, SLG: 0.375			C B X 1-1 G1-3 ①	B S C X 1-2 1-3 3-H 1B				C B F B B F F X 3-2 G6-3 ②	X 0-0 HR		3	0	1	1	0	0	0
22 Marlon Byrd, R (9, PH) OBP: 0.421, SLG: 0.520 (10, 9)											1	1	1	1	0	0	0
Ramón Vázquez, L (1, 5) OBP: 0.320, SLG: 0.424			L X 0-1 HR 2B	C 1 B X SAFE 1-1 G3-1 ③				B B C C C 2-3 K ③	C F D B X 2-2 G3-1 ①		4	1	1	0	0	1	2
Inning Stats	R: 0 E: 0 K: 1 S: 8 H: 0 LOB: 0 BB: 0 P: 13	R: 0 E: 0 K: 2 S: 12 H: 1 LOB: 1 BB: 0 P: 18	R: 2 E: 0 K: 0 S: 8 H: 2 LOB: 0 BB: 0 P: 10	R: 1 E: 0 K: 0 S: 16 H: 2 LOB: 2 BB: 0 P: 21	R: 0 E: 0 K: 0 S: 7 H: 0 LOB: 0 BB: 0 P: 11	R: 0 E: 0 K: 0 S: 5 H: 0 LOB: 0 BB: 0 P: 6	R: 0 E: 0 K: 1 S: 11 H: 0 LOB: 0 BB: 0 P: 17	R: 4 E: 0 K: 2 S: 18 H: 4 LOB: 0 BB: 0 P: 27	R: 2 E: 0 K: 1 S: 17 H: 2 LOB: 0 BB: 0 P: 22	R: 0 E: 0 K: 0 S: 7 H: 1 LOB: 1 BB: 0 P: 11	1B: 6 2B: 2 3B: 0 HR: 4	SF: 0 SAC: 0 DP: 0 HBP: 1					

PITCHER	IP	WLS	BF	H	R	ER	SO	BB	IBB	HBP	BLK	WP	HR	S	P	ERA	WHIP
43 Chris Sampson, R (1, 1) ERA: 3.71	7.0		27	5	3	3	4	0	0	1	0	0	1	67	96	3.86	0.714
Rick White, R (8, 1) ERA: 6.35	0.0		2	2	2	2	0	0	0	0	0	0	0	6	10	∞	∞
Dan Wheeler, R (8, 1) ERA: 6.55	2.0	W	10	4	4	4	3	0	0	0	0	1	3	29	39	18.00	2.000
Chad Qualls, R (10, 1) ERA: 4.26	1.0	S	4	1	0	0	0	0	0	0	0	0	0	7	11	0.00	1.000

PITCHER	IP	WLS	BF	H	R	ER	SO	BB	IBB	HBP	BLK	WP	HR	S	P	ERA	WHIP

BOTTOM

Houston Astros @ Texas Rangers

Rangers Ballpark in Arlington, Arlington, TX

Sun Jun 24 2007, 8:35 PM EDT
Att. 31,560 - Cloudy - 84 F

livebaseballscorecards.com

AB	42
R	9
H	12
RBI	9
BB	0
SO	7
LOB	7

WP: 1 PA: 43
PB: 0
SB: 0
CS: 0

Batter	1	2	3	4	5	6	7	8	9	AB	R	H	RBI	BB	SO	LOB
Mark Loretta, R (1, 5) OBP: 0.398, SLG: 0.422	B C F X 1-2 ① L9	B S X 1-1 ③ G6-3			C C F D B S 2-3 ① K		C F B X 1-2 ③ P3		B F C S 1-3 ③ K	5	0	0	0	0	2	5
9 Hunter Pence, R (1, 8) OBP: 0.379, SLG: 0.605	B B B C S F B 4-2 17 S BB	X 0-0 45 L4-3 1B			S X 0-1 ② P3			S F B S 1-3 K 17 G1-3		3	0	1	0	1	1	1
17 Lance Berkman, S (1, 9) OBP: 0.387, SLG: 0.403	1 SAFE F B 1 SAFE C B B C 3-3 ② K 1-2	B B B F F F X 3-2 ① P5			C B S F F F F S 1-3 ③ K			X 0-0 ① G1-3 1-2		4	0	0	0	0	2	4
45 Carlos Lee, R (1, 7) OBP: 0.341, SLG: 0.503	B F B B B 4-1 BB	1 SAFE F X 0-1 ② ③ L4-3 1-1				F B B F B F X 3-2 HR		C S F B D C 2-3 ② K		3	1	1	1	1	1	2
Mike Lamb, L (1, 3) OBP: 0.377, SLG: 0.477	C F B B X 2-2 ③ F8			C F F B X 1-2 ① F7		B F B B S X 2-2 ① F7		B B X 2-0 ③ P6		4	0	0	0	0	0	3
Chris Burke, R (1, 4) OBP: 0.331, SLG: 0.353		C C X 0-2 23 1B 1B		B C X 1-1 ② F9		S B B B F F X 2-2 ② G6-3			C X 0-1 ① P4	4	0	1	0	0	0	0
Eric Munson, L (1, 2) OBP: 0.326, SLG: 0.351		B 1 SAFE 1 SAFE 1 SAFE X 1-0 ① F8		X 0-0 1B		B F B S X 2-2 ③ F7			C X 0-1 ② P4	4	0	1	0	0	0	1
Eric Bruntlett, R (1, 6) OBP: 0.389, SLG: 0.267 Orlando Palmeiro, L (9, PH) OBP: 0.380, SLG: 0.328		1 SAFE 1 SAFE B S 1 SAFE F S 1-3 ② K		B F 1 SAFE B B F B F S 3-3 ③ K			C B C B F B F C 3-3 ① K		C B F B X 2-2 WP 1B	3 1	0 0	0 1	0 0	0 0	3 0	2 0
23 Jason Jennings, L (1, 1) OBP: 0.300, SLG: 0.125 Stephen Randolph, L (8, 1) Dave Borkowski, R (8, 1) Luke Scott, L (9, PH) OBP: 0.333, SLG: 0.450		B 1 SAFE X 1-0 1-3 1B			C B B B F B 4-2 BB		B C F B S 2-3 ② K		B C B F B F F F B 4-2 1-2 BB	2 0 0 0	0 0 0 0	1 0 0 0	0 0 0 0	1 0 0 1	1 0 0 0	0 0 0 0
Inning Stats	R: 0 E: 0 K: 1 S: 13 H: 0 LOB: 2 BB: 2 P: 27	R: 0 E: 0 K: 1 S: 10 H: 2 LOB: 2 BB: 0 P: 14	R: 0 E: 0 K: 0 S: 6 H: 1 LOB: 0 BB: 0 P: 9	R: 0 E: 0 K: 1 S: 11 H: 1 LOB: 1 BB: 0 P: 16	R: 0 E: 0 K: 2 S: 16 H: 0 LOB: 1 BB: 1 P: 23	R: 1 E: 0 K: 0 S: 14 H: 1 LOB: 0 BB: 0 P: 23	R: 0 E: 0 K: 2 S: 11 H: 0 LOB: 0 BB: 0 P: 17	R: 0 E: 0 K: 2 S: 9 H: 0 LOB: 1 BB: 0 P: 14	R: 0 E: 0 K: 1 S: 14 H: 1 LOB: 2 BB: 1 P: 21	1B: 5 2B: 1 3B: 0 HR: 1 SF: 0 SAC: 0 DP: 1 HBP: 0						

PITCHER		IP	WLS	BF	H	R	ER	SO	BB	IBB	HBP	BLK	WP	HR	S	P	ERA	WHIP
15 Ben Sheets, R ERA: 3.09	(1, 1)	6.0	W	25	5	1	1	5	3	0	0	0	0	1	70	112	1.50	1.333
12 Carlos Villanueva, R ERA: 2.79	(7, 1)	1.0	H	3	0	0	0	2	0	0	0	0	0	0	11	17	0.00	0.000
Derrick Turnbow, R ERA: 3.89	(8, 1)	1.0	H	4	0	0	0	2	0	0	0	0	1	0	9	14	0.00	0.000
50 Chris Spurling, R ERA: 3.33	(9, 1)	1.0		5	1	0	0	1	1	0	0	0	1	0	14	21	0.00	2.000

PITCHER	IP	WLS	BF	H	R	ER	SO	BB	IBB	HBP	BLK	WP	HR	S	P	ERA	WHIP

TOP

Houston Astros @ Milwaukee Brewers

Miller Park, Milwaukee, WI

Mon Jun 25 2007, 7:05 PM CDT
Att. 28,786 - Partly Cloudy - 80 F

livebaseballscorecards.com

AB	33
R	1
H	6
RBI	1
BB	4
SO	10
LOB	18

WP: 2 PA: 37
PB: 0
SB: 1
CS: 0

BOTTOM

Houston Astros @ Milwaukee Brewers

Miller Park, Milwaukee, WI

Mon Jun 25 2007, 7:05 PM CDT
Att. 28,786 - Partly Cloudy - 80 F

livebaseballscorecards.com

Batter	1	2	3	4	5	6	7	8	9	AB	R	H	RBI	BB	SO	LOB
1 Corey Hart, R (1, 9) OBP: 0.391, SLG: 0.531	C B B F B F S 3-3 K ①		S X 0-1 7 G6-3 7 S 8 2B 1B 3-H		C B C S 1-3 K ③		F B C S 1-3 K ② 1-2 2-3	C B B X 2-1 G6-3 ③		5	1	1	1	0	3	3
7 J.J. Hardy, R (1, 6) OBP: 0.340, SLG: 0.521	B B B C X 3-1 HR		B 1 SAFE 1 SAFE C B X 2-1 G6-3 ② 1-3			C F B F B X 2-2 L9 ① I I I I 4-0 8 FC6-4 IBB				3	1	1	1	1	0	1
8 Ryan Braun, R (1, 5) OBP: 0.369, SLG: 0.582	S C B X 1-2 F8 ②		D B X 2-0 2B 3-H			B B X 2-0 2 S 1B X 0-0 FC6-4 ③ 1-2f				4	0	2	1	0	0	3
28 Prince Fielder, L (1, 3) OBP: 0.374, SLG: 0.629	B S F B S 2-3 K ③		C X 0-1 G4-3 ③			1 SAFE B B B X 2-0 P6 ②		S T F X 0-2 HR		4	1	1	1	0	1	2
2 Bill Hall, R (1, 8) OBP: 0.337, SLG: 0.451		X 0-0 F9 ①		X 0-0 G5-3 ①		C D 1 SAFE P 1 SAFE B B 4-1 1-2 BB		X 0-0 2B 2B		3	1	1	0	1	0	0
Johnny Estrada, S (1, 2) OBP: 0.301, SLG: 0.423		B B X 2-0 F9 ②		C B X 1-1 F7 ②		X 0-0 G3 ③		B S F D X 2-2 2B 9 SF8 2-H 2B		4	1	1	1	0	0	2
Geoff Jenkins, L (1, 7) OBP: 0.342, SLG: 0.510		B F C S 1-3 K ③		S B B S B B 4-2 CS BB			B F X 1-1 E3 1 WP 18 WP F X 0-1 9 SF8 2-3 2B			3	0	1	0	1	1	0
Craig Counsell, L (1, 4) OBP: 0.344, SLG: 0.319			B B B C C X 3-2 15 SH3-4 15 S 1 1B 1B	C 0-1 CS ③ 1-2	C S B B X 2-2 G3 ①		1 SAFE C S B S X 1-2 F9 ① D B F F S 2-3 K ①			4	1	1	0	0	1	3
15 Ben Sheets, R (1, 1) OBP: 0.097, SLG: 0.097 12 Carlos Villanueva, R (7, 1) 18 Gabe Gross, L (7, PH) OBP: 0.345, SLG: 0.386 Derrick Turnbow, R (8, 1) 9 Tony Graffanino, R (8, PH) OBP: 0.310, SLG: 0.379 50 Chris Spurling, R (9, 1)			1 SAFE B X 1-0 SH3-4 ① 1-3		S X 0-1 F7 ②		B S F F B B B 4-2 1 WP 1-2 BB	X 0-0 SF8 ② 2-3 3-H		1 0 0 0 0 0	0 0 0 0 0 0	0 0 0 0 1 0	0 0 0 0 0 0	0 0 1 0 0 0	0 0 0 0 0 0	0 0 0 0 0 0
Inning Stats	R: 1 H: 1 E: 0 LOB: 0 K: 2 BB: 0 S: 12 P: 21	R: 0 H: 0 E: 0 LOB: 0 K: 1 BB: 0 S: 5 P: 8	R: 2 H: 3 E: 0 LOB: 1 K: 0 BB: 0 S: 11 P: 19	R: 0 H: 0 E: 0 LOB: 0 K: 0 BB: 1 S: 6 P: 11	R: 0 H: 0 E: 0 LOB: 0 K: 1 BB: 0 S: 8 P: 11	R: 0 H: 1 E: 0 LOB: 2 K: 0 BB: 1 S: 9 P: 18	R: 0 H: 0 E: 1 LOB: 3 K: 1 BB: 2 S: 12 P: 23	R: 3 H: 4 E: 0 LOB: 1 K: 1 BB: 0 S: 16 P: 22		1B: 3 SF: 1 2B: 4 SAC: 1 3B: 0 DP: 0 HR: 2 HBP: 0						

AB	31
R	6
H	9
RBI	6
BB	4
SO	6
LOB	14

WP: 2 PA: 38
PB: 0
SB: 3
CS: 1

PITCHER		IP	WLS	BF	H	R	ER	SO	BB	IBB	HBP	BLK	WP	HR	S	P	ERA	WHIP
23 Jason Jennings, R ERA: 3.66	(1, 1)	7.0	L	30	5	3	3	5	3	1	0	0	2	1	63	111	3.86	1.143
Stephen Randolph, L ERA: 17.36	(8, 1)	0.1		5	4	3	3	1	0	0	0	0	0	1	13	17	81.00	12.000
Dave Borkowski, R ERA: 4.26	(8, 1)	0.2		2	0	0	0	0	0	0	0	0	0	0	3	5	0.00	0.000

PITCHER	IP	WLS	BF	H	R	ER	SO	BB	IBB	HBP	BLK	WP	HR	S	P	ERA	WHIP

Batter	1	2	3	4	5	6	7	8	9	AB	R	H	RBI	BB	SO	LOB
Craig Biggio, R (1, 4) OBP: 0.279, SLG: 0.388 Eric Bruntlett, R (7, 6) OBP: 0.368, SLG: 0.250	B C S C 1-3 K ①		X 0-0 9 G5-3 1B		X 0-0 F9 ②		X 0-0 G5-3 ①		C X 0-1 L3 ③	4 0 1 0 0 1 0 1 0 0 0 0 0 0						
9 Hunter Pence, R (1, 8) OBP: 0.377, SLG: 0.596	B B S S F B B 4-2 17 S BB		C 1 S B B B F F X SAFE 3-2 G5-3 ① 1-2		B C F S 1-3 K ③		B C B F X 2-2 F8 ②			3 0 0 0 1 1 1						
17 Lance Berkman, S (1, 3) OBP: 0.385, SLG: 0.398 Brian Moehler, R (7, 1) OBP: 0.250, SLG: 0.250	B B C B X 3-1 F7 ② 1-2		B B F B X 3-1 F8 ②			S B C T B F F F B B 4-2 45 HR BB	C B B C F B X 3-2 G4-3 ③			3 1 0 0 1 0 2 0 0 0 0 0 0 0						
45 Carlos Lee, R (1, 7) OBP: 0.340, SLG: 0.510 Orlando Palmeiro, L (8, 7) OBP: 0.380, SLG: 0.328	B C X 1-1 F7 ③		S X 0-1 G4-3 ③			C B X 1-1 1-H HR		B B C X 2-1 G4-3 ①		4 1 1 2 0 0 2 0 0 0 0 0 0 0						
Mark Loretta, R (1, 6) OBP: 0.400, SLG: 0.421 (7, 3) Eric Munson, L (8, 2) OBP: 0.326, SLG: 0.351		C B F B X 2-2 G1-4-3 ①		B C B B B 4-1 BB		X 0-0 G4-6-3 E 1B		C B S B B S 3-3 K ②		3 0 1 0 1 1 0 0 0 0 0 0 0 0						
Mike Lamb, L (1, 5) OBP: 0.368, SLG: 0.464		B X 1-0 P6 ②		B 1 S F B 1 S F S SAFE SAFE 2-3 K ①		B 1 S B F F X SAFE 2-2 FC3 G4-6-3 1-2		F B C X 1-2 F9 ③		4 0 0 0 0 1 2						
Luke Scott, L (1, 9) OBP: 0.336, SLG: 0.482		C B X 1-1 HR		D B C C C 2-3 K ②		X 0-0 G4-6-3 ① ② 1-2f 2-3			C B F X 1-2 HR	4 2 2 2 0 1 3						
Brad Ausmus, R (1, 2) OBP: 0.341, SLG: 0.372 (8, 3)		B C X 1-1 HR		C S 1 B F C SAFE 1-3 K ③		I I I I 4-0 51 FC5-4 IBB			F B X 1-1 F9 ①	3 1 1 1 1 1 1						
51 Wandy Rodriguez, S (1, 1) OBP: 0.160, SLG: 0.200 Rick White, R (6, 1) Chris Burke, R (7, 4) OBP: 0.328, SLG: 0.350		B C C X 1-2 G5-3 ③			F F S 0-3 K ①	B S X 1-1 FC5-4 ③ 1-2f			C C X 0-2 F8 ②	3 0 0 0 0 1 2 0 0 0 0 0 0 0 1 0 0 0 0 0 0						
Inning Stats	R: 0 H: 0 E: 0 LOB: 1 K: 1 BB: 1 S: 10 P: 19	R: 2 H: 2 E: 0 LOB: 0 K: 0 BB: 0 S: 11 P: 17	R: 0 H: 1 E: 0 LOB: 1 K: 0 BB: 0 S: 10 P: 16	R: 0 H: 0 E: 0 LOB: 1 K: 3 BB: 1 S: 12 P: 21	R: 0 H: 0 E: 0 LOB: 0 K: 2 BB: 0 S: 7 P: 8	R: 2 H: 2 E: 1 LOB: 2 K: 0 BB: 2 S: 15 P: 27	R: 0 H: 0 E: 0 LOB: 0 K: 0 BB: 0 S: 8 P: 13	R: 0 H: 0 E: 0 LOB: 0 K: 1 BB: 0 S: 8 P: 14	R: 1 H: 1 E: 0 LOB: 0 K: 0 BB: 0 S: 10 P: 12	1B: 2 SF: 0 2B: 0 SAC: 0 3B: 0 DP: 1 HR: 4 HBP: 0						

PITCHER		IP	WLS	BF	H	R	ER	SO	BB	IBB	HBP	BLK	WP	HR	S	P	ERA	WHIP
46 Claudio Vargas, R ERA: 4.29	(1, 1)	5.0		24	5	4	4	6	3	0	0	0	0	3	62	100	7.20	1.600
Matt Wise, R ERA: 3.06	(6, 1)	1.0	W	3	0	0	0	0	0	1	0	0	0	0	3	8	0.00	0.000
12 Carlos Villanueva, R ERA: 2.68	(7, 1)	2.0		6	0	0	0	1	0	0	0	0	0	0	16	27	0.00	0.000
Jose Capellan, R ERA: 4.5	(9, 1)	1.0		4	1	1	1	0	0	0	0	0	0	1	10	12	9.00	1.000

PITCHER	IP	WLS	BF	H	R	ER	SO	BB	IBB	HBP	BLK	WP	HR	S	P	ERA	WHIP

TOP

Houston Astros @ Milwaukee Brewers

Miller Park, Milwaukee, WI

Tue Jun 26 2007, 7:05 PM CDT

Att. 30,713 - Cloudy - 87 F

livebaseballscorecards.com

AB	33
R	5
H	6
RBI	5
BB	4
SO	7
LOB	13

WP: 0 PA: 37
PB: 0
SB: 1
CS: 0

BOTTOM

Houston Astros @ Milwaukee Brewers

Miller Park, Milwaukee, WI

Tue Jun 26 2007, 7:05 PM CDT
Att. 30,713 - Cloudy - 87 F

livebaseballscorecards.com

Batter	1	2	3	4	5	6	7	8	9	AB	R	H	RBI	BB	SO	LOB
1 Corey Hart, R (1, 9) OBP: 0.396, SLG: 0.530	1-0 7 FC5-4 1B	4-2 7 S BB		2-1 F7 ③		1-3 ① K	0-1 7 1B 1B			4	0	2	0	1	1	1
7 J.J. Hardy, R (1, 6) OBP: 0.344, SLG: 0.519	1-2 ① FC5-4 8 HR 1-2f	1 SAFE 2 SAFE 2-3 ③ K2-3 1-2			4-2 8 CS BB	4-1 8 2B HR BB	3-2 8 BB 1-3 1B			3	2	1	0	2	1	2
8 Ryan Braun, R (1, 5) OBP: 0.386, SLG: 0.632	0-2 1-H HR		0-0 2 S 2B		1-1 ① ② G6-3 1-2	1-1 HR 1-3 2B	4-2 1-2 BB			4	2	3	2	1	0	1
28 Prince Fielder, L (1, 3) OBP: 0.374, SLG: 0.624	1-1 2 FC1-4 1B		0-3 ① K		2-0 ③ P6	4-0 HR IBB	0-1 ③ G4-3			4	1	1	0	1	1	4
2 Bill Hall, R (1, 8) OBP: 0.334, SLG: 0.444	2-2 ② FC1-4 1B 1-2f		2-3 ② K 2-3			4-0 1B 23 1B BB 0-3 ② K		X 0-0 ① G4-3		4	1	0	0	1	2	5
Johnny Estrada, S (1, 2) OBP: 0.307, SLG: 0.437	1-0 FC5-4 1-2 1B		0-1 ③ G6-3			1 SAFE 4-0 23 1B 23 1B 1-2 BB 0-2 1-H 2-H 3-H HR		X 0-0 ② G6-3		4	2	2	4	1	0	1
Kevin Mench, R (1, 7) OBP: 0.273, SLG: 0.405	1-0 ③ FC5-4 1-2f			1-3 ① K		0-2 23 E 23 E 1B 0-1 ③ G1-3	2-1 ③ L9			5	1	1	0	0	1	2
23 Rickie Weeks Jr., R (1, 4) OBP: 0.351, SLG: 0.446		2-3 ① K2-3		H 1-0 46 SH1 HBP		0-1 9 E9 1B 1-H 2-H 3-H	1-1 ① L1			3	1	1	1	0	1	0
46 Claudio Vargas, R (1, 1) OBP: 0.095, SLG: 0.143 Matt Wise, R (6, 1) 9 Tony Graffanino, R (6, PH) OBP: 0.314, SLG: 0.399 12 Carlos Villanueva, R (7, 1) Jose Capellan, R (9, 1)		1-2 ② G1-3		0-0 ② SH1 1-2		0-0 3-H HR	1-2 ② G1-3			1 0 1 1 0	0 0 1 0 0	0 0 1 0 0	0 0 2 0 0	0 0 0 0 0	0 0 0 0 0	0 0 0 0 0
Inning Stats	R: 2 E: 0 K: 0 S: 14 H: 4 LOB: 2 BB: 0 P: 21	R: 0 E: 0 K: 2 S: 13 H: 0 LOB: 1 BB: 1 P: 22	R: 0 E: 0 K: 2 S: 9 H: 1 LOB: 1 BB: 0 P: 11	R: 0 E: 0 K: 1 S: 7 H: 0 LOB: 1 BB: 0 P: 11	R: 0 E: 0 K: 0 S: 7 H: 0 LOB: 0 BB: 1 P: 14	R: 9 E: 1 K: 2 S: 20 H: 5 LOB: 0 BB: 4 P: 38	R: 0 E: 0 K: 0 S: 16 H: 2 LOB: 3 BB: 1 P: 25	R: 0 E: 0 K: 0 S: 4 H: 0 LOB: 0 BB: 0 P: 6		1B: 7 2B: 2 3B: 0 HR: 3	SF: 0 SAC: 1 DP: 0 HBP: 1			WP: 0 PB: 0 SB: 2 CS: 1	PA: 43	

	AB	34
	R	11
	H	12
	RBI	9
	BB	7
	SO	7
	LOB	16

PITCHER		IP	WLS	BF	H	R	ER	SO	BB	IBB	HBP	BLK	WP	HR	S	P	ERA	WHIP
51 Wandy Rodriguez, L ERA: 4.57	(1, 1)	5.0	L	26	7	6	6	5	4	0	1	0	0	1	55	92	10.80	2.200
Rick White, R ERA: 7.67	(6, 1)	1.0		8	3	5	5	2	1	1	0	0	0	2	15	25	45.00	4.000
Brian Moehler, R ERA: 5.67	(7, 1)	2.0		9	2	0	0	0	1	0	0	0	0	0	20	31	0.00	1.500

PITCHER	IP	WLS	BF	H	R	ER	SO	BB	IBB	HBP	BLK	WP	HR	S	P	ERA	WHIP

Houston Astros @ Milwaukee Brewers

Miller Park, Milwaukee, WI

Wed Jun 27 2007, 1:05 PM CDT

Att. 31,862 - Roof Closed - 84 F

TOP

livebaseballscorecards.com

Batter	1	2	3	4	5	6	7	8	9	10	11	AB	R	H	RBI	BB	SO	LOB
Mark Loretta, R (1, 4) OBP: 0.400, SLG: 0.417	G5-3				G5-3		G6-3			9 1B 17 FC1-2 BB		4	0	1	1	1	0	0
Chris Burke, R (10, PR)												0	0	0	0	0	0	0
OBP: 0.328, SLG: 0.350 (10, 4)			2-H 1B															
9 Hunter Pence, R (1, 8) OBP: 0.373, SLG: 0.587	F8		F9		K			K2-3		1-3 17 FC1-2 1B		5	0	1	0	0	2	1
17 Lance Berkman, S (1, 3) OBP: 0.386, SLG: 0.410	P5			F9 45 1B 1B		HR		K		1-2 3-H FC1-2 45 FC5-4		5	2	2	1	0	1	2
45 Carlos Lee, R (1, 7) OBP: 0.344, SLG: 0.513		K		1B 1-2 1B		G5-3 2B		BB		1-2f FC5-4		4	0	2	0	1	1	3
Luke Scott, L (1, 9) OBP: 0.333, SLG: 0.472		L9		F9 2-3		K		K			FC6-4 BB	4	0	0	0	1	2	4
Morgan Ensberg, R (1, 5) OBP: 0.313, SLG: 0.376		G6-3		K		G5-3 2-3			G1-3		B3	4	0	0	0	0	1	3
Dan Wheeler, R (9, 1)												0	0	0	0	0	0	0
Craig Biggio, R (11, PH) OBP: 0.278, SLG: 0.387												1	0	0	0	0	0	1
Trever Miller, R (11, 1)												0	0	0	0	0	0	0
Dave Borkowski, R (11, 1)												0	0	0	0	0	0	0
Eric Bruntlett, R (1, 6) OBP: 0.375, SLG: 0.286			SH1 1B	FC6-4 1-3 3-H 1B		K			K		FC6-4 CS 1-2f	5	1	2	1	0	2	2
Brad Ausmus, R (1, 2) OBP: 0.335, SLG: 0.365			K	FC6-4 1-2f			F9		K		CS 1-2	4	0	0	0	0	2	3
Woody Williams, R (1, 1) OBP: 0.125, SLG: 0.219			SH1 1-2		K		F9			G4-3		1	0	0	0	0	1	0
Orlando Palmeiro, L (7, PH) OBP: 0.375, SLG: 0.323							K					1	0	0	0	0	1	0
Chad Qualls, R (7, 1)												0	0	0	0	0	0	0
Mike Lamb, L (9, 5) OBP: 0.366, SLG: 0.461												1	0	0	0	0	0	0
Inning Stats	R: 0 E: 0 K: 0 S: 7 / H: 0 LOB: 0 BB: 0 P: 10	R: 0 E: 0 K: 1 S: 10 / H: 0 LOB: 0 BB: 0 P: 15	R: 1 E: 0 K: 1 S: 11 / H: 2 LOB: 1 BB: 0 P: 15	R: 1 E: 0 K: 1 S: 17 / H: 3 LOB: 2 BB: 0 P: 28	R: 0 E: 0 K: 2 S: 10 / H: 0 LOB: 0 BB: 0 P: 14	R: 1 E: 0 K: 2 S: 12 / H: 2 LOB: 1 BB: 0 P: 16	R: 0 E: 0 K: 1 S: 8 / H: 0 LOB: 0 BB: 0 P: 14	R: 0 E: 0 K: 3 S: 9 / H: 0 LOB: 1 BB: 1 P: 18	R: 0 E: 0 K: 2 S: 8 / H: 0 LOB: 0 BB: 0 P: 9	R: 0 E: 0 K: 0 S: 11 / H: 1 LOB: 3 BB: 1 P: 18	R: 0 E: 0 K: 0 S: 7 / H: 0 LOB: 0 BB: 1 P: 12	1B: 6 2B: 1 3B: 0 HR: 1	SF: 0 SAC: 1 DP: 0 HBP: 0			WP: 0 PB: 0 SB: 0 CS: 1	PA: 44		

PITCHER		IP	WLS	BF	H	R	ER	SO	BB	IBB	HBP	BLK	WP	HR	S	P	ERA	WHIP
37 Jeff Suppan, R ERA: 4.88	(1, 1)	6.0		25	7	3	3	7	0	0	0	0	0	1	67	98	4.50	1.167
Matt Wise, R ERA: 2.97	(7, 1)	1.0		3	0	0	0	1	0	0	0	0	0	0	8	14	0.00	0.000
Derrick Turnbow, R ERA: 3.79	(8, 1)	1.0		4	0	0	0	3	1	0	0	0	0	0	9	18	0.00	1.000
Francisco Cordero, R ERA: 2.16	(9, 1)	1.0		3	0	0	0	2	0	0	0	0	0	0	8	9	0.00	0.000
31 Dave Bush, R ERA: 5.06	(10, 1)	2.0	W	8	1	0	0	0	2	0	0	0	0	0	18	30	0.00	1.500

PITCHER	IP	WLS	BF	H	R	ER	SO	BB	IBB	HBP	BLK	WP	HR	S	P	ERA	WHIP

AB	39
R	3
H	8
RBI	3
BB	3
SO	13
LOB	19

Batter	1	2	3	4	5	6	7	8	9	10	11	AB	R	H	RBI	BB	SO	LOB
1 Corey Hart, R (1, 9) OBP: 0.391, SLG: 0.527	C B B B X 3-1 F8 ①	B X 1-0 P3 ③			B F X 1-1 8 E 28 SF8 2B		B S S C 1-3 K ①			B X 1-0 G5-3 ①		5	1	1	0	0	1	2
7 J.J. Hardy, R (1, 6) OBP: 0.339, SLG: 0.510	C B S X 1-2 L3 ②		C B S X 1-2 F7 ①		X 0-0 G1-3 ①		X 0-0 P4 ②			B F B C B F F X 3-2 G6-3 ②		5	0	0	0	0	0	1
8 Ryan Braun, R (1, 5) OBP: 0.371, SLG: 0.605	C C F B F X 1-2 F9 ③		L B F B X 2-2 F7 ②		X 0-0 E5 28 SF8 2-3		B S S X 1-1 G4-3 ③			S B S C 1-3 K ③		5	0	0	0	0	1	1
28 Prince Fielder, L (1, 3) OBP: 0.372, SLG: 0.622		C F X 0-2 2 2B 2B	F C C X 1-2 G3 ③		B B F F F X 2-2 SF8 ② 1-2 3-H			C B F B X 2-2 L4 ①			F X 0-1 G4-3 ①	4	1	1	1	0	0	0
2 Bill Hall, R (1, 8) OBP: 0.339, SLG: 0.455		F B B F B X 3-2 2B ② 2-H 2B		C B X 1-1 23 HBP 1B	B B F X 2-1 F9 ③			B S F S 1-3 K ②			B C X 1-1 HR 2B	5	2	3	1	0	1	1
Geoff Jenkins, L (1, 7) OBP: 0.344, SLG: 0.505		F C B F C 1-3 K ①		X 0-0 L9 ①		B F B F S 2-3 K ①		S S B B X 2-2 CS 1B			I I I I 4-0 HR IBB	4	1	1	0	1	2	2
Damian Miller, R (1, 2) OBP: 0.303, SLG: 0.354	X 0-0 37 G6-3 2-H 2B			C B 1 SAFE 1 SAFE 1 SAFE C B 1 SAFE X 2-2 P2 ②		S S B F B B X 3-2 1B	1 SAFE 0-0 CS ③ 1-2	X 0-0 G6-3 ①		F F B X 1-2 1-H 2-H HR		5	1	3	4	0	0	1
23 Rickie Weeks Jr., R (1, 4) OBP: 0.354, SLG: 0.441		B B B C B 4-1 37 G6-3 BB		F H 1-1 1-2 HBP		F F B C 1-3 K ②		C B B B F X 3-2 F9 ②				2	0	0	0	1	1	1
37 Jeff Suppan, R (1, 1) OBP: 0.147, SLG: 0.094	X 0-0 G6-3 ② 1-2 2-3		C X 0-1 G4-3 ③			C F F S 0-3 K ③		X 0-0 L4 ③				2	0	0	0	0	0	4
18 Gabe Gross, L (6, PH) OBP: 0.341, SLG: 0.380												1	0	0	0	0	1	1
Matt Wise, R (7, 1)												0	0	0	0	0	0	0
Derrick Turnbow, R (8, 1)												0	0	0	0	0	0	0
Francisco Cordero, R (9, 1)												0	0	0	0	0	0	0
9 Tony Graffanino, R (9, PH) OBP: 0.313, SLG: 0.086												1	0	0	0	0	0	0
31 Dave Bush, R (10, 1) OBP: 0.154, SLG: 0.200												0	0	0	0	0	0	0
Inning Stats	R: 0 E: 0 K: 0 S: 10 H: 0 LOB: 0 BB: 0 P: 15	R: 2 E: 0 K: 1 S: 14 H: 3 LOB: 2 BB: 1 P: 23	R: 0 E: 0 K: 0 S: 9 H: 0 LOB: 0 BB: 0 P: 13	R: 0 E: 0 K: 0 S: 9 H: 1 LOB: 2 BB: 0 P: 13	R: 1 E: 1 K: 0 S: 10 H: 1 LOB: 1 BB: 0 P: 15	R: 0 E: 0 K: 3 S: 14 H: 1 LOB: 1 BB: 0 P: 20	R: 0 E: 0 K: 1 S: 6 H: 0 LOB: 0 BB: 0 P: 8	R: 0 E: 0 K: 1 S: 9 H: 1 LOB: 0 BB: 0 P: 14	R: 0 E: 0 K: 0 S: 5 H: 0 LOB: 0 BB: 0 P: 8	R: 0 E: 0 K: 1 S: 9 H: 0 LOB: 0 BB: 0 P: 14	R: 3 E: 0 K: 0 S: 7 H: 2 LOB: 0 BB: 1 P: 13	1B: 3 2B: 5 3B: 0 HR: 1 SF: 1 SAC: 0 DP: 0 HBP: 1						

PITCHER		IP	WLS	BF	H	R	ER	SO	BB	IBB	HBP	BLK	WP	HR	S	P	ERA	WHIP
Woody Williams, R ERA: 5.58	(1, 1)	6.0		27	6	3	2	4	1	0	1	0	0	0	66	99	3.00	1.167
Chad Qualls, R ERA: 4.05	(7, 1)	2.0		6	1	0	0	2	0	0	0	0	0	0	15	22	0.00	0.500
Dan Wheeler, R ERA: 6.19	(9, 1)	2.0		6	0	0	0	1	0	0	0	0	0	0	14	22	0.00	0.000
Trever Miller, L ERA: 7.58	(11, 1)	0.1		1	0	0	0	0	0	0	0	0	0	0	2	2	0.00	0.000
Dave Borkowski, R ERA: 5.12	(11, 1)	0.0	L	3	2	3	3	0	0	1	0	0	0	1	5	11	∞	∞

PITCHER	IP	WLS	BF	H	R	ER	SO	BB	IBB	HBP	BLK	WP	HR	S	P	ERA	WHIP

Houston Astros @ Milwaukee Brewers

Miller Park, Milwaukee, WI

Wed Jun 27 2007, 1:05 PM CDT
Att. 31,862 - Roof Closed - 84 F

livebaseballscorecards.com

BOTTOM

AB	39
R	6
H	9
RBI	6
BB	2
SO	7
LOB	14

WP: 0 PA: 44
PB: 0
SB: 0
CS: 1

Batter	1	2	3	4	5	6	7	8	9	10	11	AB	R	H	RBI	BB	SO	LOB
3 Willy Taveras, R (1, 8) OBP: 0.358, SLG: 0.375	C X 0-1 5 1B 1B		X 0-0 ① 5 1B 1-3 1B		C B X 1-1 ① G4-3		F B C B F B T 3-2 ① K		C F B S 1-3 ① K		C B F F F X 1-2 ③ G1-3	6	0	2	0	0	2	0
Kazuo Matsui, S (1, 4) OBP: 0.339, SLG: 0.462	C X 0-1 ① F8		B C X 1-1 ② F8		C F B F B F X 2-2 3B		B C B F F F X 2-2 ② F8		C B B F F F F X 2-2 ② L7			5	0	1	0	0	0	2
5 Matt Holliday, R (1, 7) OBP: 0.397, SLG: 0.581	B 1 SAFE S 1 SAFE 1 SAFE B 1 SAFE X 2-1 17 G6-3 1-3 1B		F 1 SAFE F X 0-2 1-3 1B		S F B B B X 3-2 ② G1-3		S S X 0-2 ③ G4-3		B F B X 2-1 ③ G4-3			5	0	2	0	0	0	1
17 Todd Helton, L (1, 3) OBP: 0.436, SLG: 0.460	B C F X 1-2 ② ③ G6-3 1-2f		C X 0-1 ③ F9		F B C B S 2-3 ③ K			C X 0-1 ① P5		B C B B T F F S 3-3 ① K		5	0	0	0	0	2	5
27 Garrett Atkins, R (1, 5) OBP: 0.324, SLG: 0.408		C B X 1-1 ① G6-3		C F B X 1-2 ① L5		X 0-0 ① G1-3		B X 1-0 19 HR 2B		C C B C 1-3 ② K		5	1	1	0	0	1	0
11 Brad Hawpe, L (1, 9) OBP: 0.384, SLG: 0.528 19 Ryan Spilborghs, R (8, PH) OBP: 0.338, SLG: 0.500 (8, 9)		B F S X 1-2 ② G6-3		X 0-0 ② 2B		X 0-0 ② G3-1		B X 1-0 2-H HR		C S B B B F S 2-3 ③ K		3 2	0 1	1 1	0 2	0 0	0 1	0 0
2 Troy Tulowitzki, R (1, 6) OBP: 0.347, SLG: 0.426		F F B S 1-3 ③ K		C F B F B F X 1-2 ② F8		C S F X 0-2 20 BB 1B		X 0-0 20 S 20 1B 1B			B C X 1-1 HR	5	2	3	1	0	1	1
20 Chris Iannetta, R (1, 2) OBP: 0.331, SLG: 0.353			X 0-0 HR	S S B B B F B 4-2 28 FC6-4 BB		B F 1 SAFE B B B S B 4-2 1-2 BB		F S D B F X 2-2 10 G4-6-3 1-H 1B			C X 0-1 ① G4-3	3	1	2	2	2	0	0
28 Aaron Cook, R (1, 1) OBP: 0.310, SLG: 0.370 10 Jeff Baker, R (8, PH) OBP: 0.304, SLG: 0.366 LaTroy Hawkins, R (8, 1) 60 Manny Corpas, R (8, 1) Jeremy Affeldt, L (9, 1) 50 Jorge Julio, R (10, 1) 18 Cory Sullivan, L (11, PH) OBP: 0.444, SLG: 0.444 40 Brian Fuentes, L (11, 1)			F B B F X 2-2 3 1B 1B	C B X 1-1 ③ FC6-4 1-2f		M S B B C 2-3 ③ K		B S F B F X 2-2 ② ③ G4-6-3 1-2f			C B S T 1-2 ② K	3 1 0 0 0 0 1 0	0 0 0 0 0 0 0 0	1 0 0 0 0 0 0 0	0 0 0 0 0 0 1 0	0 0 0 0 0 0 0 0	1 1 0 0 0 0 0 0	4 1 0 0 0 0 0 0
Inning Stats	R: 0 E: 0 K: 0 S: 9 H: 2 LOB: 1 BB: 0 P: 12	R: 0 E: 0 K: 1 S: 8 H: 0 LOB: 0 BB: 0 P: 11	R: 1 E: 0 K: 0 S: 12 H: 4 LOB: 2 BB: 0 P: 15	R: 0 E: 0 K: 0 S: 15 H: 1 LOB: 2 BB: 1 P: 22	R: 0 E: 0 K: 1 S: 13 H: 1 LOB: 1 BB: 0 P: 21	R: 0 E: 0 K: 1 S: 11 H: 1 LOB: 2 BB: 1 P: 17	R: 0 E: 0 K: 1 S: 11 H: 0 LOB: 0 BB: 0 P: 16	R: 3 E: 0 K: 0 S: 13 H: 4 LOB: 0 BB: 0 P: 19	R: 0 E: 0 K: 1 S: 11 H: 0 LOB: 0 BB: 0 P: 16	R: 0 E: 0 K: 3 S: 12 H: 0 LOB: 0 BB: 0 P: 18	R: 1 E: 0 K: 1 S: 12 H: 1 LOB: 0 BB: 0 P: 15	1B: 8 2B: 2 3B: 1 HR: 3	SF: 0 SAC: 0 DP: 2 HBP: 0				WP: 0 PB: 0 SB: 1 CS: 0	PA: 46	

PITCHER		IP	WLS	BF	H	R	ER	SO	BB	IBB	HBP	BLK	WP	HR	S	P	ERA	WHIP
44 Roy Oswalt, R ERA: 3.42	(1, 1)	7.0		30	9	1	1	4	2	0	0	0	0	1	79	114	1.29	1.571
Trever Miller, L ERA: 7.91	(8, 1)	0.1		2	1	1	1	0	0	0	0	0	0	0	3	4	27.00	3.000
Chad Qualls, R ERA: 4.5	(8, 1)	0.0		3	3	2	2	0	0	0	0	0	0	1	6	9	∞	∞
Dave Borkowski, R ERA: 5.01	(8, 1)	0.2		1	0	0	0	0	0	0	0	0	0	0	4	6	0.00	0.000
Dan Wheeler, R ERA: 5.87	(9, 1)	2.0		6	0	0	0	4	0	0	0	0	0	0	23	34	0.00	0.000

PITCHER		IP	WLS	BF	H	R	ER	SO	BB	IBB	HBP	BLK	WP	HR	S	P	ERA	WHIP
Brian Moehler, R ERA: 5.79	(11, 1)	1.0	W	4	1	1	1	1	0	0	0	0	0	1	12	15	9.00	1.000

TOP

Colorado Rockies @ Houston Astros

Minute Maid Park, Houston, TX

Thu Jun 28 2007, 7:05 PM CDT

Att. 42,537 - Roof Closed - 72 F

livebaseballscorecards.com

AB	44
R	5
H	14
RBI	5
BB	2
SO	9
LOB	14

Batter	1	2	3	4	5	6	7	8	9	10	11	AB	R	H	RBI	BB	SO	LOB
Craig Biggio, R (1, 4) OBP: 0.289, SLG: 0.396	G5-3		9 G1-3 1B 1-2		E5 9 G6-3 1B		2-H 1B		9 FC6-4 1B		9 2B 45 HR 1B	6	1	5	1	0	0	0
9 Hunter Pence, R (1, 8) OBP: 0.368, SLG: 0.580	G6-3		G1-3 1-2 2-3		G6-3 2-3			G5-3	1 SAFE FC6-4 17 CS 1-2f		45 HR 2B 1-3	6	1	1	0	0	0	4
17 Lance Berkman, S (1, 9) (9, 3) OBP: 0.385, SLG: 0.417	F8		P6		G3			HR	K 1-2		45 HR HBP	5	2	1	1	0	1	4
45 Carlos Lee, R (1, 7) OBP: 0.344, SLG: 0.520		G6-3		S 1B		F9		P4		G5-3	45 HR 1-H 2-H 3-H	6	1	2	4	0	0	0
Mark Loretta, R (1, 5) (9, 6) OBP: 0.404, SLG: 0.422		FC6-4 1B		K 1-2		L9		HR 1B		1B		5	1	3	0	0	1	1
Mike Lamb, L (1, 3) (9, 5) OBP: 0.367, SLG: 0.475		F7		BB		L4		HR 1-H		K		4	1	1	2	1	1	2
Brad Ausmus, R (1, 2) OBP: 0.336, SLG: 0.365		FC6-4 1-2f		K			SH2-4 1B 1B	BB 1B		K		5	1	2	0	0	2	4
Eric Bruntlett, R (1, 6) OBP: 0.346, SLG: 0.261 Luke Scott, L (8, PH) (9, 9) OBP: 0.335, SLG: 0.470			L9	G1-3			SH2-4 1-2	BB 1-2			K	2	0	0	0	0	0	2
			9 G1-3 1B 1B		G5-3		G1-3	G4-3			F9	1	0	0	0	1	1	0

44 Roy Oswalt, R. (1, 1)
OBP: 0.167, SLG: 0.176
Orlando Palmeiro, L (7, PH)
OBP: 0.333, SLG: 0.357
Trever Miller, R (8, 1)
Chad Qualls, R (8, 1)
Dave Borkowski, R (8, 1)
Morgan Ensberg, R (8, PH)
OBP: 0.250, SLG: 0.375
Dan Wheeler, R (9, 1)
Brian Moehler, R (7, 1)
Chris Burke, R (11, PH)
OBP: 0.308, SLG: 0.347

Inning Stats	1	2	3	4	5	6	7	8	9	10	11
	R: 0 H: 0 E: 0 LOB: 0 K: 0 BB: 0 S: 3 P: 6	R: 0 H: 1 E: 0 LOB: 1 K: 0 BB: 0 S: 13 P: 18	R: 0 H: 2 E: 0 LOB: 2 K: 0 BB: 0 S: 13 P: 24	R: 0 H: 1 E: 0 LOB: 2 K: 2 BB: 1 S: 10 P: 17	R: 0 H: 1 E: 1 LOB: 1 K: 0 BB: 0 S: 10 P: 14	R: 0 H: 0 E: 0 LOB: 0 K: 0 BB: 0 S: 7 P: 13	R: 1 H: 2 E: 0 LOB: 1 K: 0 BB: 0 S: 6 P: 10	R: 3 H: 4 E: 0 LOB: 2 K: 0 BB: 1 S: 10 P: 18	R: 0 H: 1 E: 0 LOB: 1 K: 1 BB: 0 S: 6 P: 12	R: 0 H: 1 E: 0 LOB: 1 K: 2 BB: 0 S: 16 P: 20	R: 4 H: 3 E: 0 LOB: 0 K: 1 BB: 0 S: 11 P: 17

1B: 12 SF: 0
2B: 2 SAC: 1
3B: 0 DP: 1
HR: 3 HBP: 1

WP: 0 PA: 49
PB: 0
SB: 1
CS: 1

PITCHER		IP	WLS	BF	H	R	ER	SO	BB	IBB	HBP	BLK	WP	HR	S	P	ERA	WHIP
28 Aaron Cook, R ERA: 4.7	(1, 1)	7.0		28	7	1	1	2	1	0	0	0	0	0	62	102	1.29	1.143
LaTroy Hawkins, R ERA: 4.87	(8, 1)	0.2	B	6	4	3	3	0	0	0	0	0	0	2	8	10	40.50	6.000
60 Manny Corpas, R ERA: 2.77	(8, 1)	0.2		4	1	0	0	0	1	0	0	0	0	0	5	14	0.00	3.000
Jeremy Affeldt, L ERA: 2.81	(9, 1)	0.2		1	0	0	0	1	0	0	0	0	0	0	3	6	0.00	0.000
50 Jorge Julio, R ERA: 6.08	(10, 1)	1.0		4	1	0	0	2	0	0	0	0	0	0	16	20	0.00	1.000

PITCHER		IP	WLS	BF	H	R	ER	SO	BB	IBB	HBP	BLK	WP	HR	S	P	ERA	WHIP
40 Brian Fuentes, L ERA: 3.34	(11, 1)	0.2	L	6	3	4	4	1	0	0	1	0	0	1	11	17	54.00	4.500

BOTTOM

Colorado Rockies @ Houston Astros

Minute Maid Park, Houston, TX

Thu Jun 28 2007, 7:05 PM CDT
Att. 42,537 - Roof Closed - 72 F

livebaseballscorecards.com

AB	45
R	8
H	16
RBI	8
BB	2
SO	6
LOB	20

Batter	1	2	3	4	5	6	7	8	9	AB	R	H	RBI	BB	SO	LOB
3 Willy Taveras, R (1, 8) OBP: 0.361, SLG: 0.374	E6		5 F8 S BB	2-H 3-H 1B		H 1-0 E 5 S 1B HBP	P3		G1-3	4	1	1	2	1	0	4
Kazuo Matsui, S (1, 4) OBP: 0.335, SLG: 0.450	C 1 SAFE L F 1 SAFE P 1 SAFE 1 SAFE X E4 5 CS 1-2		1 SAFE C F 1 SAFE B C K 1-2	1 SAFE P X G3-1		B B 1 B B SAFE 17 BB 5 1B 1-3 BB	C B F B S K			4	0	0	0	1	2	5
5 Matt Holliday, R (1, 7) OBP: 0.394, SLG: 0.575	C B P F B C K 1-2		X F8 2-3		B C C X F9	B B B S 1 SAFE S X 17 BB 1-2 3-H 1B		F X P3		5	0	1	1	0	1	2
17 Todd Helton, L (1, 3) OBP: 0.438, SLG: 0.471		C C X 27 HR 1B	X G5-3		B B B C X HR	B F B B B 1-2 2-3 BB		B C F B X G3-1		4	2	2	1	1	0	1
27 Garrett Atkins, R (1, 5) OBP: 0.325, SLG: 0.429		C X 1-H HR		X HR	B C B X P4	C S S X F8		F X P6		5	2	2	3	0	0	3
11 Brad Hawpe, L (1, 9) OBP: 0.388, SLG: 0.530		C F B B B X F7		C S B X P6	B B B S B X 1B		B C X 19 1B 2 1B 1B		C X 2 FC1-6 1B	5	1	3	0	0	0	0
2 Troy Tulowitzki, R (1, 6) OBP: 0.351, SLG: 0.427		X F9-6 20 BB 1B		B B C B B 20 1B 3 1B BB	C F B 1 D F B C SAFE K		B S L X 19 1B 1-2 1B		X FC1-6 20 BB 1-2f	4	1	2	0	1	1	2
20 Chris Iannetta, R (1, 2) OBP: 0.340, SLG: 0.353		D B B B 4-0 1-2 BB		1 SAFE S S B B X 1-2 SH1 3 1B 1-3 1B		F X F8	X B2		P S 1 SAFE B 1 SAFE 1 SAFE F 1 SAFE B 4-2 B 1-2 BB	3	1	1	0	2	0	2
Josh Fogg, R (1, 1) OBP: 0.125, SLG: 0.125 35 Taylor Buchholz, R (5, 1) OBP: 0.222, SLG: 0.125 19 Ryan Spilborghs, R (7, PH) OBP: 0.347, SLG: 0.507 50 Jorge Julio, R (7, 1) 60 Manny Corpas, R (8, 1) 18 Cory Sullivan, L (9, PH) OBP: 0.400, SLG: 0.400 40 Brian Fuentes, L (9, 1)		X F9-6 2-2		C P X SH1 1-2		B F B F S K	X 0-0 1-2 2-H 1B		C B F X P5	1 0 0 0 0 0 2 1 0 0 0 0 1 0 1 0 1 1 0 0 0 0 0 0 0 0 0 0 0 0 0 0 0 0 0 1 0 0 0 0 0 2 0 0 0 0 0 0 0							

Inning Stats									
	R: 0 H: 0 E: 2 LOB: 0 K: 1 BB: 0 S: 10 P: 13	R: 2 H: 3 E: 0 LOB: 1 K: 0 BB: 1 S: 11 P: 17	R: 0 H: 0 E: 0 LOB: 1 K: 1 BB: 1 S: 9 P: 14	R: 3 H: 3 E: 0 LOB: 1 K: 0 BB: 1 S: 14 P: 22	R: 1 H: 2 E: 0 LOB: 1 K: 1 BB: 0 S: 14 P: 26	R: 1 H: 1 E: 0 LOB: 3 K: 1 BB: 2 S: 12 P: 27	R: 1 H: 3 E: 0 LOB: 2 K: 1 BB: 0 S: 13 P: 17	R: 0 H: 0 E: 0 LOB: 0 K: 0 BB: 0 S: 7 P: 9	R: 0 H: 1 E: 0 LOB: 2 K: 0 BB: 1 S: 10 P: 14

| | | | | | | | | |

Colorado Rockies @ Houston Astros

Minute Maid Park, Houston, TX

Fri Jun 29 2007, 7:05 PM CDT

Att. 42,861 - Roof Closed - 72 F

BOTTOM

livebaseballscorecards.com

Batter	1	2	3	4	5	6	7	8	9	AB	R	H	RBI	BB	SO	LOB
Craig Biggio, R (1, 4) OBP: 0.290, SLG: 0.392 Dave Borkowski, R (9, 1)	P6	K			9 1B 17 3B HBP	BB		G3-1		3	1	0	0	1	1	3
										0	0	0	0	0	0	0
9 Hunter Pence, R (1, 8) OBP: 0.364, SLG: 0.572	G3		P3		17 3B 1-2 1B	G1-3			G4-3	5	1	1	0	0	0	1
17 Lance Berkman, S (1, 3) OBP: 0.385, SLG: 0.435 (6, 9) (9, 3)	K		HR		45 SF8 1-H 2-H 3B		F8		K	5	2	2	3	0	2	0
45 Carlos Lee, R (1, 7) OBP: 0.348, SLG: 0.519 Chris Burke, R (9, PR) OBP: 0.326, SLG: 0.347		G3-1 HBP 2B BB	CS 1B		SF8 3-H		P6		HR BB	2	1	1	1	2	0	0
										0	1	0	0	0	0	0
Mark Loretta, R (1, 6) OBP: 0.413, SLG: 0.440 (6, 3) (9, 4)		G3-1 1-2 2B HBP	G4-3 1-2		2B 1B		BB		1-H HR	3	3	2	2	1	0	1
Mike Lamb, L (1, 5) OBP: 0.365, SLG: 0.475		G3-1 1-2 2-3	G4-3		1-H 2B		G4-3			4	0	1	1	0	0	3
Luke Scott, L (1, 9) OBP: 0.335, SLG: 0.465 62 Mark McLemore, L (6, 1) Orlando Palmeiro, L (8, PH) OBP: 0.365, SLG: 0.313 (9, 9)		2B IBB	F9		G6-3			G4-3		2	0	0	0	1	0	1
										0	0	0	0	0	0	0
										1	0	0	0	0	0	0
Eric Munson, L (1, 2) OBP: 0.340, SLG: 0.390 Brad Ausmus, R (8, PR) OBP: 0.336, SLG: 0.365 (9, 2)		1-3 2-H 3-H 2B	L8			P4		G6-3 1B		4	0	2	2	0	0	0
										0	0	0	0	0	0	0
43 Chris Sampson, R (1, 1) OBP: 0.190, SLG: 0.190 Eric Bruntlett, R (6, 6) OBP: 0.321, SLG: 0.240	K				G1-3	G4-3		SAFE G6-3 1-2		2	0	0	0	0	1	2
										2	0	0	0	0	0	1

	AB	33
	R	9
	H	9
	RBI	9
	BB	5
	SO	4
	LOB	12

Inning Stats	1	2	3	4	5	6	7	8	9	1B: 4	SF: 1	WP: 0	PA: 41
	R: 0 E: 0 K: 1 S: 6	H: 0 LOB: 0 BB: 0 P: 7	R: 2 E: 0 K: 2 S: 14	H: 1 LOB: 2 BB: 2 P: 30	R: 1 E: 0 K: 0 S: 9	H: 2 LOB: 0 BB: 0 P: 14	R: 0 E: 0 K: 0 S: 7	H: 0 LOB: 0 BB: 0 P: 10	R: 4 E: 0 K: 0 S: 15	H: 4 LOB: 1 BB: 0 P: 26	R: 0 E: 0 K: 0 S: 7	H: 0 LOB: 1 BB: 1 P: 14	R: 0 E: 0 K: 0 S: 11	H: 0 LOB: 1 BB: 1 P: 22	R: 0 E: 0 K: 0 S: 10	H: 1 LOB: 1 BB: 0 P: 15	R: 2 E: 0 K: 1 S: 9	H: 1 LOB: 1 BB: 1 P: 17	2B: 2 3B: 1 HR: 2	SAC: 0 DP: 0 HBP: 2	PB: 0 SB: 0 CS: 1	

PITCHER		IP	WLS	BF	H	R	ER	SO	BB	IBB	HBP	BLK	WP	HR	S	P	ERA	WHIP
Josh Fogg, R ERA: 5.31	(1, 1)	4.2		24	7	7	7	3	1	1	2	0	0	1	47	80	13.50	1.714
35 Taylor Buchholz, R ERA: 4.66	(5, 1)	1.1		5	0	0	0	0	1	0	0	0	0	0	11	21	0.00	0.750
50 Jorge Julio, R ERA: 5.84	(7, 1)	1.0	H	4	0	0	0	0	1	0	0	0	0	0	11	22	0.00	1.000
60 Manny Corpas, R ERA: 2.7	(8, 1)	1.0	H	4	1	0	0	0	0	0	0	0	0	0	10	15	0.00	1.000
40 Brian Fuentes, L ERA: 3.79	(9, 1)	0.2	L	4	1	2	2	1	1	0	0	0	0	1	9	17	27.00	3.000

PITCHER	IP	WLS	BF	H	R	ER	SO	BB	IBB	HBP	BLK	WP	HR	S	P	ERA	WHIP

Batter	1	2	3	4	5	6	7	8	9	AB	R	H	RBI	BB	SO	LOB
19 Ryan Spilborghs, R (1, 8) OBP: 0.350, SLG: 0.500	C C X 0-2 ① F8		C B F B S 2-3 ③ K		B S S D X 2-2 S 3-H 1B		B F X 1-1 ③ G6-3		X 0-0 5 G5-4-3 1B 1B	5	0	2	1	0	1	1
Kazuo Matsui, S (1, 4) OBP: 0.343, SLG: 0.461	C C S 0-3 ② K			L X 0-1 5 WP 5 2B 1B	B F X 1-1 ③ G3-1 1-2			B B C F X 2-2 5 G4-3 27 1B 2B	S X 1-1 5 G5-4-3 1-2 1B	5	2	3	0	0	1	1
5 Matt Holliday, R (1, 7) OBP: 0.394, SLG: 0.576	F B B F B X 3-2 ③ L4			S B X 1-1 17 F8 27 SF8 1-H 2B		C B B X 2-1 11 F9 17 BB 1B		B X 1-0 ① G4-3 2-3	B B S C F X 2-2 ① ② G5-4-3 1-2f 2-3	5	1	2	1	0	0	3
17 Todd Helton, L (1, 3) OBP: 0.438, SLG: 0.466		B B X 2-0 ① G6-3		B B B C X 3-1 ① F8 2-3		B B B B 4-0 1-2 BB		B D B B 4-0 27 1B 11 2B BB	B B X 2-0 ③ F8	3	1	0	0	2	0	2
27 Garrett Atkins, R (1, 5) OBP: 0.324, SLG: 0.428		C B C B S 2-3 ② K		B F B B B X 3-1 ② SF8 3-H		X 0-0 ① F7		F B X 1-1 11 2B 1-2 3-H 1B		3	0	1	2	0	1	2
11 Brad Hawpe, L (1, 9) OBP: 0.386, SLG: 0.529		B C X 1-1 ③ F9		C S S 0-3 ③ K		S B B X 2-1 ② F9 2-3		C X 0-1 1-3 2-H 2B		4	0	1	1	0	1	2
2 Troy Tulowitzki, R (1, 6) OBP: 0.356, SLG: 0.427			B C F B B B 4-2 26 SH2-3 BB		C B C B X 2-2 26 G3 20 G6-3 19 1B 1B	X 0-0 ③ F7		I I I I 4-0 10 FC6-4 IBB		2	1	1	0	2	0	2
20 Chris Iannetta, R (1, 2) OBP: 0.331, SLG: 0.341			S F 1 SAFE B S 1-3 ① K		1 SAFE B C F 1 SAFE 1 SAFE B B X 3-2 ① G6-3 1-2		F B C X 1-2 ① P4	F F B F C 1-3 ② K		4	0	0	0	0	2	5
26 Jeff Francis, L (1, 1) OBP: 0.172, SLG: 0.148			B 1 SAFE B X 2-0 ② SH2-3 1-2		B X 1-0 ② G3 2-3		B C C B B C 3-3 ② K	X 0-0 ③ FC6-4 1-2f		2	0	0	0	0	1	1
10 Jeff Baker, R (8, PH) OBP: 0.301, SLG: 0.362										1	0	0	0	0	0	3
LaTroy Hawkins, R (8, 1)										0	0	0	0	0	0	0
Jeremy Affeldt, L (9, 1)										0	0	0	0	0	0	0

TOP

Colorado Rockies @ Houston Astros

Minute Maid Park, Houston, TX

Sat Jun 30 2007, 6:05 PM CDT
Att. 43,071 - Roof Closed - 74 F

livebaseballscorecards.com

AB	34
R	5
H	10
RBI	5
BB	4
SO	7
LOB	22

Inning Stats	1	2	3	4	5	6	7	8	9
	R: 0 E: 0 K: 1 S: 9	H: 0 LOB: 0 BB: 0 P: 12	R: 0 E: 0 K: 1 S: 6	H: 0 LOB: 0 BB: 0 P: 11	R: 0 E: 0 K: 2 S: 9	H: 0 LOB: 1 BB: 1 P: 18	R: 2 E: 0 K: 1 S: 11	H: 2 LOB: 0 BB: 0 P: 18	R: 1 E: 0 K: 0 S: 12	H: 2 LOB: 1 BB: 0 P: 21	R: 0 E: 0 K: 0 S: 6	H: 1 LOB: 2 BB: 1 P: 14	R: 0 E: 0 K: 1 S: 8	H: 0 LOB: 0 BB: 0 P: 13	R: 2 E: 0 K: 1 S: 13	H: 3 LOB: 3 BB: 2 P: 26	R: 0 E: 0 K: 0 S: 8	H: 2 LOB: 1 BB: 0 P: 13

1B: 7	SF: 1	WP: 1
2B: 3	SAC: 1	PB: 0
3B: 0	DP: 1	SB: 1
HR: 0	HBP: 0	CS: 0

PA: 40

PITCHER		IP	WLS	BF	H	R	ER	SO	BB	IBB	HBP	BLK	WP	HR	S	P	ERA	WHIP
23 Jason Jennings, R ERA: 3.69	(1, 1)	7.0	L	28	5	3	3	6	2	0	0	0	1	0	61	107	3.86	1.000
Matt Albers, R ERA: 6.5	(8, 1)	2.0		12	5	2	2	1	1	1	0	0	0	0	21	39	9.00	3.000

PITCHER	IP	WLS	BF	H	R	ER	SO	BB	IBB	HBP	BLK	WP	HR	S	P	ERA	WHIP

Colorado Rockies @ Houston Astros

Minute Maid Park, Houston, TX

Sat Jun 30 2007, 6:05 PM CDT

Att. 43,071 - Roof Closed - 74 F

BOTTOM

Batter	1	2	3	4	5	6	7	8	9	AB	R	H	RBI	BB	SO	LOB
Craig Biggio, R (1, 4) OBP: 0.293, SLG: 0.393	P3		1B		1B		K			4	0	2	0	0	1	0
9 Hunter Pence, R (1, 8) OBP: 0.358, SLG: 0.562	G6-3		K		F3			G6-3		4	0	0	0	0	1	3
17 Lance Berkman, S (1, 3) OBP: 0.386, SLG: 0.434	45 BB		P2		K			1B		3	0	1	0	1	1	3
45 Carlos Lee, R (1, 7) OBP: 0.346, SLG: 0.514	BB			F7		G4-3		P4		3	0	0	0	1	0	1
Mark Loretta, R (1, 6) OBP: 0.410, SLG: 0.441	F9			F8 2B		F9		F7		4	0	1	0	0	0	3
Morgan Ensberg, R (1, 5) OBP: 0.311, SLG: 0.367		K		F8		BB			F9	3	0	0	0	1	1	1
Chris Burke, R (1, 9) OBP: 0.317, SLG: 0.336		P3		F7		F9			F9	4	0	0	0	0	0	2
Eric Munson, L (1, 2) OBP: 0.314, SLG: 0.356		F8			G5-3		G1-3		G3-1	4	0	0	0	0	0	0
23 Jason Jennings, L (1, 1) OBP: 0.333, SLG: 0.111			G4-3		BB		G4-3			1	0	0	0	1	0	0
Eric Bruntlett, R (7, PH) OBP: 0.310, SLG: 0.231										1	0	0	0	0	0	0
Matt Albers, L (8, 1) OBP: 0.222, SLG: 0.222										0	0	0	0	0	0	0

	AB	31
	R	0
	H	4
	RBI	0
	BB	4
	SO	4
	LOB	13

livebaseballscorecards.com

Inning Stats	1	2	3	4	5	6	7	8	9
	R: 0 E: 0 K: 0 S: 9	H: 0 LOB: 2 BB: 2 P: 22	R: 0 E: 0 K: 1 S: 9	H: 0 LOB: 0 BB: 0 P: 15	R: 0 E: 0 K: 1 S: 13	H: 1 LOB: 1 BB: 0 P: 20	R: 0 E: 0 K: 0 S: 9	H: 1 LOB: 1 BB: 0 P: 18	R: 0 E: 0 K: 1 S: 13	H: 1 LOB: 2 BB: 1 P: 20	R: 0 E: 0 K: 0 S: 6	H: 0 LOB: 1 BB: 1 P: 12	R: 0 E: 0 K: 1 S: 9	H: 0 LOB: 0 BB: 0 P: 12	R: 0 E: 0 K: 0 S: 10	H: 1 LOB: 1 BB: 0 P: 17	R: 0 E: 0 K: 0 S: 6	H: 0 LOB: 0 BB: 0 P: 10

1B: 3	SF: 0	WP: 0	PA: 35
2B: 1	SAC: 0	PB: 0	
3B: 0	DP: 0	SB: 0	
HR: 0	HBP: 0	CS: 0	

PITCHER		IP	WLS	BF	H	R	ER	SO	BB	IBB	HBP	BLK	WP	HR	S	P	ERA	WHIP
26 Jeff Francis, L ERA: 3.56	(1, 1)	7.0	W	28	3	0	0	4	4	0	0	0	0	0	68	119	0.00	1.000
LaTroy Hawkins, R ERA: 4.64	(8, 1)	1.0		4	1	0	0	0	0	0	0	0	0	0	10	17	0.00	1.000
Jeremy Affeldt, L ERA: 2.73	(9, 1)	1.0		3	0	0	0	0	0	0	0	0	0	0	6	10	0.00	0.000

PITCHER	IP	WLS	BF	H	R	ER	SO	BB	IBB	HBP	BLK	WP	HR	S	P	ERA	WHIP

Batter	1	2	3	4	5	6	7	8	9	AB	R	H	RBI	BB	SO	LOB
19 Ryan Spilborghs, R (1, 8) (8, 7) OBP: 0.345, SLG: 0.487	S B B B F F X 2-2 ① G4-3		C C B F X 1-2 G4-3 1B			F B B B C F F F X 3-2 ① G6-3		B B X 2-0 ② G6-3 1-3		4	0	1	0	0	0	1
Kazuo Matsui, S (1, 4) OBP: 0.335, SLG: 0.450	C T B B B F F F 3-3 ② K		S 1 SAFE X 0-1 ②③ G4-3 1-2			C B B F F B F X 3-2 ② F7		C B F B X 2-2 ③ F9		4	0	0	0	0	1	2
5 Matt Holliday, R (1, 7) OBP: 0.397, SLG: 0.578 40 Brian Fuentes, L (8, 1) 20 Chris Iannetta, R (9, PH) OBP: 0.329, SLG: 0.339	B B B C S F B 4-2 BB			C F B F X 1-2 ① L9		X 0-0 2B			C X 0-1 ① F9	2 0 1	0 0 0	1 0 0	0 0 0	1 0 0	0 0 0	0 0 0
17 Todd Helton, L (1, 3) OBP: 0.434, SLG: 0.461 10 Jeff Baker, R (6, 3) OBP: 0.298, SLG: 0.358	C C X 0-2 ③ G4-3			B B C C F X 2-2 ② G4-3		B C X 1-1 ③ L4			F X 0-1 ② G4-3	3 1	0 0	0 0	0 0	0 0	0 0	2 0
27 Garrett Atkins, R (1, 5) OBP: 0.323, SLG: 0.424		C B F B B B 4-2 11 FC4-6 BB		S B F B B F F F X 2-2 ③ F9			S B B B F C 2-3 ① K		C B F B X 2-2 ③ G6-3	3	0	0	0	1	1	0
11 Brad Hawpe, L (1, 9) OBP: 0.382, SLG: 0.523		F X 0-1 ① FC4-6 1-2f			C B X 1-1 ① G6-3		C X 0-1 ② P2			3	0	0	0	0	0	1
8 Yorvit Torrealba, R (1, 2) OBP: 0.301, SLG: 0.322		1 SAFE X 0-0 ② F8			C C F B S 1-3 ② K		B X 1-0 ③ G6-3			3	0	0	0	0	1	1
Jamey Carroll, R (1, 6) OBP: 0.315, SLG: 0.268		1 SAFE 1 SAFE C X 0-1 ③ F9			C F B F B B X 3-2 1B			C X 0-1 ① F8		3	0	1	0	0	0	1
31 Rodrigo Lopez, R (1, 1) OBP: 0.125, SLG: 0.067 3 Willy Taveras, R (5, PH) OBP: 0.360, SLG: 0.372 Tom Martin, L (5, 1) 18 Cory Sullivan, L (8, PH) OBP: 0.455, SLG: 0.455 (8, 8)			C B S C 1-3 ① K		X 0-0 ③ F9			C S B B X 2-2 19 G6-3 19 DI 1B		1 1 0 1	0 0 0 0	0 0 0 1	0 0 0 0	0 0 0 0	1 0 0 0	0 1 0 0
Inning Stats	R: 0 H: 0 E: 0 LOB: 1 K: 1 BB: 1 S: 21 P: 30	R: 0 H: 0 E: 0 LOB: 1 K: 0 BB: 1 S: 7 P: 11	R: 0 H: 1 E: 0 LOB: 0 K: 1 BB: 0 S: 9 P: 11	R: 0 H: 0 E: 0 LOB: 0 K: 0 BB: 0 S: 14 P: 19	R: 0 H: 1 E: 0 LOB: 1 K: 1 BB: 0 S: 11 P: 16	R: 0 H: 1 E: 0 LOB: 1 K: 0 BB: 0 S: 14 P: 21	R: 0 H: 0 E: 0 LOB: 0 K: 1 BB: 0 S: 6 P: 9	R: 0 H: 1 E: 0 LOB: 1 K: 0 BB: 0 S: 9 P: 15	R: 0 H: 0 E: 0 LOB: 0 K: 0 BB: 0 S: 7 P: 9	1B: 3 SF: 0 2B: 1 SAC: 0 3B: 0 DP: 0 HR: 0 HBP: 0						WP: 0 PA: 32 PB: 0 SB: 0 CS: 0

PITCHER		IP	WLS	BF	H	R	ER	SO	BB	IBB	HBP	BLK	WP	HR	S	P	ERA	WHIP
51 Wandy Rodriguez, L ERA: 4.23	(1, 1)	7.0	W	25	3	0	0	4	2	0	0	0	0	0	82	117	0.00	0.714
Trever Miller, L ERA: 7.52	(8, 1)	1.0		4	1	0	0	0	0	0	0	0	0	0	9	15	0.00	1.000
Brian Moehler, R ERA: 5.59	(9, 1)	1.0		3	0	0	0	0	0	0	0	0	0	0	7	9	0.00	0.000

PITCHER	IP	WLS	BF	H	R	ER	SO	BB	IBB	HBP	BLK	WP	HR	S	P	ERA	WHIP

TOP

Colorado Rockies @ Houston Astros

Minute Maid Park, Houston, TX

Sun Jul 01 2007, 1:05 PM CDT
Att. 35,260 - Roof Closed - 73 F

livebaseballscorecards.com

AB	30
R	0
H	4
RBI	0
BB	2
SO	4
LOB	9

BOTTOM

Colorado Rockies @ Houston Astros

Minute Maid Park, Houston, TX

Sun Jul 01 2007, 1:05 PM CDT
Att. 35,260 - Roof Closed - 73 F

livebaseballscorecards.com

Batter	1	2	3	4	5	6	7	8	9	AB	R	H	RBI	BB	SO	LOB
Chris Burke, R (1, 4) OBP: 0.313, SLG: 0.331	G6-3		FC2-5 9 2B 45 SF8 1-2 2-3f	9 1B 17 2B 2-H 1B	P2			P3		5	2	1	1	0	0	2
9 Hunter Pence, R (1, 8) OBP: 0.367, SLG: 0.571	G6-3		45 SF8 1-3 2-H 2B	1 SAFE 1 SAFE 1 SAFE 1 SAFE 17 2B 1-2 1B		17 HR 1B		BB BB 1B 1B		5	3	4	1	0	0	0
17 Lance Berkman, S (1, 3) OBP: 0.391, SLG: 0.451 Orlando Palmeiro, L (7, 7) OBP: 0.373, SLG: 0.313	G4-3		IBB	45 1B 1-H 2-H 2B		1-H HR		BB 1-2 1B BB		3 0	1 1	2 0	4 0	1 1	0 0	0 0
45 Carlos Lee, R (1, 7) OBP: 0.345, SLG: 0.513 Eric Bruntlett, R (7, 6) OBP: 0.333, SLG: 0.231		F8	SF8 2-3 3-H	2-3 1B		G6-3		1B 1-2 2-3 BB		3 0	0 0	1 0	1 0	0 1	0 0	0 0
Mark Loretta, R (1, 6) OBP: 0.403, SLG: 0.433 (7, 3) Trever Miller, R (8, 1) Eric Munson, L (8, PH) OBP: 0.308, SLG: 0.348 (9, 2)	G1-3	P4		G4-3		P6		K		4 0 1	0 0 0	0 0 0	0 0 0	0 0 1	0 0 1	4 0 3
Mike Lamb, L (1, 5) OBP: 0.376, SLG: 0.494 (8, 3) Brian Moehler, R (9, 1) OBP: 0.250, SLG: 0.250	FC4-6 1B		G6-3 3B	HR HBP		F9		1-3 2-H 3-H 1B		4 0	2 0	3 0	2 0	0 0	0 0	0 0
Luke Scott, L (1, 9) OBP: 0.332, SLG: 0.473	FC4-6 1-2f		G6-3 3-H	HR 1-H		F8	P4			5	1	1	3	0	0	3
Brad Ausmus, R (1, 2) OBP: 0.339, SLG: 0.365 (9, 3)			FC2-5 51 BB BB	51 SH1-4 1B 1B	L6		F8			3	1	1	0	1	0	0
51 Wandy Rodriguez, S (1, 1) OBP: 0.185, SLG: 0.192 Morgan Ensberg, R (7, PH) OBP: 0.309, SLG: 0.365 (8, 5)			1 SAFE 9 2B FC2-5 1-2 BB	SH1-4 1-2	K		G5-3			1 1	1 0	0 0	0 0	1 0	1 0	0 0
Inning Stats	R: 0 E: 0 K: 0 S: 8 H: 0 LOB: 0 BB: 0 P: 12	R: 0 E: 0 K: 0 S: 9 H: 1 LOB: 1 BB: 0 P: 14	R: 2 E: 0 K: 0 S: 13 H: 1 LOB: 2 BB: 3 P: 26	R: 4 E: 0 K: 0 S: 26 H: 6 LOB: 2 BB: 0 P: 39	R: 2 E: 0 K: 1 S: 16 H: 1 LOB: 0 BB: 0 P: 25	R: 2 E: 0 K: 0 S: 12 H: 2 LOB: 0 BB: 0 P: 20	R: 0 E: 0 K: 0 S: 9 H: 0 LOB: 0 BB: 0 P: 13	R: 2 E: 0 K: 1 S: 22 H: 2 LOB: 2 BB: 2 P: 35		1B: 8 2B: 2 3B: 1 HR: 2 SF: 1 SAC: 1 DP: 0 HBP: 1						

	AB	35
	R	12
	H	13
	RBI	12
	BB	5
	SO	2
	LOB	12

WP: 0 PA: 43
PB: 0
SB: 0
CS: 0

PITCHER		IP	WLS	BF	H	R	ER	SO	BB	IBB	HBP	BLK	WP	HR	S	P	ERA	WHIP
31 Rodrigo Lopez, R ERA: 4.77	(1, 1)	4.0	L	23	8	6	6	0	2	1	0	0	0	0	56	91	13.50	2.500
Tom Martin, L ERA: 4.91	(5, 1)	3.0		13	3	4	4	1	0	0	1	0	0	2	37	58	12.00	1.000
40 Brian Fuentes, L ERA: 4.17	(8, 1)	1.0		7	2	2	2	1	2	0	0	0	0	0	22	35	18.00	4.000

PITCHER	IP	WLS	BF	H	R	ER	SO	BB	IBB	HBP	BLK	WP	HR	S	P	ERA	WHIP

Batter	1	2	3	4	5	6	7	8	9	AB	R	H	RBI	BB	SO	LOB
11 Jimmy Rollins, S (1, 6) OBP: 0.329, SLG: 0.514	1-0 8 1B SF9-2-5-6 1B		2-2 ① P6			2-2 ① G1-3		1-2 2B	2-2 ③ F8	5	1	2	0	0	0	2
8 Shane Victorino, S (1, 9) OBP: 0.340, SLG: 0.420	0-1 SF9-2-5-6 26 G1-3 1-3 1B		0-1 ② G4-3			1-2 HR		3-3 ② K		4	1	2	1	0	1	1
26 Chase Utley, L (1, 4) OBP: 0.402, SLG: 0.572	1 SAFE 1 SAFE 1-1 ① G1-3 1-2		1-0 ③ F8			1-1 ② G4-3		0-1 ③ P5		4	0	0	0	0	0	3
6 Ryan Howard, L (1, 3) OBP: 0.387, SLG: 0.555	4-0 IBB			0-0 G5-4-3 1B		3-0 ③ G3-1			3-1 HBP 51 2B 2B	3	1	2	0	1	0	0
Aaron Rowand, R (1, 8) OBP: 0.385, SLG: 0.474	3-1 ② ③ SF9-2-5-6 2-3 3-H			2-1 ① ② G5-4-3 1-2f			1-2 ① G1-3		1-1 ① P6	3	0	0	1	0	0	2
Pat Burrell, R (1, 7) OBP: 0.371, SLG: 0.378		0-0 HR		2-1 ③ P6			2-3 ② K		4-0 HBP 51 2B BB	3	2	1	1	1	1	0
Abraham Nunez, S (1, 5) OBP: 0.324, SLG: 0.331 Jose Mesa, R (7, 1) Wes Helms, R (9, PH) OBP: 0.304, SLG: 0.330		0-1 ① G1-3			0-1 ① G3-1		3-2 1B		2-2 51 2B 1-2 2-3 HBP	3 0 0	0 0 0	1 0 0	0 0 0	0 0 0	0 0 0	0 0 0
51 Carlos Ruiz, R (1, 2) OBP: 0.329, SLG: 0.405 9 Michael Bourn, L (9, PR) OBP: 0.365, SLG: 0.328		3-0 ② F7			2-2 ② F9		2-0 ③ F8		1-0 1-3 2-H 3-H 2B	4 0	0 0	1 0	2 0	0 0	0 0	1 0
Jamie Moyer, L (1, 1) OBP: 0.158, SLG: 0.184 48 Brian Sanches, R (7, 1) 19 Greg Dobbs, L (7, 5) OBP: 0.320, SLG: 0.532 27 Chris Coste, R (9, PH) OBP: 0.400, SLG: 0.667		1-0 ③ G4-3			1-1 ③ G1-3			0-0 ① G4-3	1-2 ② G5-3	2 0 1 1	0 0 0 0	0 0 0 0	0 0 0 0	0 0 0 0	0 0 0 0	0 0 0 2
Inning Stats	R: 1 E: 0 K: 0 S: 7 H: 2 LOB: 1 BB: 1 P: 16	R: 1 E: 0 K: 0 S: 5 H: 1 LOB: 0 BB: 0 P: 9	R: 0 E: 0 K: 0 S: 8 H: 0 LOB: 0 BB: 0 P: 11	R: 0 E: 0 K: 0 S: 5 H: 1 LOB: 0 BB: 0 P: 9	R: 0 E: 0 K: 0 S: 7 H: 0 LOB: 0 BB: 0 P: 10	R: 1 E: 0 K: 0 S: 12 H: 1 LOB: 0 BB: 0 P: 19	R: 0 E: 0 K: 1 S: 11 H: 1 LOB: 1 BB: 0 P: 19	R: 0 E: 0 K: 1 S: 13 H: 1 LOB: 1 BB: 0 P: 17	R: 2 E: 0 K: 0 S: 13 H: 2 LOB: 2 BB: 1 P: 27	1B: 4 2B: 4 3B: 0 HR: 2 SF: 1 SAC: 0 DP: 2 HBP: 1						

PITCHER		IP	WLS	BF	H	R	ER	SO	BB	IBB	HBP	BLK	WP	HR	S	P	ERA	WHIP
Woody Williams, R ERA: 5.47	(1, 1)	7.0	W	26	6	3	3	1	0	1	0	0	0	2	55	93	3.86	0.857
Chad Qualls, R ERA: 4.39	(8, 1)	1.0	H	4	1	0	0	1	0	0	0	0	0	0	13	17	0.00	1.000
Dan Wheeler, R ERA: 6.28	(9, 1)	0.1		5	2	2	2	0	1	0	1	0	0	0	7	18	54.00	9.000
Trever Miller, L ERA: 7.29	(9, 1)	0.2	S	2	0	0	0	0	0	0	0	0	0	0	6	9	0.00	0.000

PITCHER	IP	WLS	BF	H	R	ER	SO	BB	IBB	HBP	BLK	WP	HR	S	P	ERA	WHIP

TOP

Philadelphia Phillies @ Houston Astros

Minute Maid Park, Houston, TX

Mon Jul 02 2007, 7:05 PM CDT
Att. 28,973 - Roof Closed - 72 F

livebaseballscorecards.com

AB	33
R	5
H	9
RBI	5
BB	2
SO	2
LOB	11

BOTTOM

Philadelphia Phillies @ Houston Astros

Minute Maid Park, Houston, TX

Mon Jul 02 2007, 7:05 PM CDT
Att. 28,973 - Roof Closed - 72 F

livebaseballscorecards.com

Batter	1	2	3	4	5	6	7	8	9	AB	R	H	RBI	BB	SO	LOB
Craig Biggio, R (1, 4) OBP: 0.298, SLG: 0.403	C X 0-1 45 1B 2B		B B C F F B S 3-3 ① K		X 0-0 9 HR 2B	B B C X 2-1 ② 2-3 1B	C X 0-1 ③ G5-3			5	2	3	0	0	1	3
Chad Qualls, R (8, 1)										0	0	0	0	0	0	0
Dan Wheeler, R (9, 1)										0	0	0	0	0	0	0
Trever Miller, R (9, 1)										0	0	0	0	0	0	0
9 Hunter Pence, R (1, 8) OBP: 0.368, SLG: 0.580	X 0-0 ① G5-3		C B X 1-1 17 2B 1B		B B B C F X 3-2 2-H HR	F B X 1-1 ③ F8		B C X 1-1 ① P4		5	2	2	2	0	0	2
17 Lance Berkman, S (1, 3) OBP: 0.391, SLG: 0.452	X 0-0 ② L5		X 0-0 1-H E1 2B		X 0-0 ① G5-3		B F S B B B 4-2 BB 1B BB BB	X 0-0 ② G6-3		4	1	1	1	1	0	1
45 Carlos Lee, R (1, 7) OBP: 0.349, SLG: 0.522	B C B X 2-1 FC6-4 2-H 1B		C B X 1-1 ② P3		B F B B B 4-1 HBP BB		B X 1-0 ① P3	B C B X 2-1 HR		4	1	2	2	1	0	2
Mike Lamb, L (1, 5) OBP: 0.382, SLG: 0.491	B C F F F F F X 2-2 ③ FC6-4 1-2f		T B B X 2-1 ③ E1 2-H		F H 1-1 1-2 HBP		B B 1 B X SAFE 3-0 BB BB BB 1-2 1B	B C B B B 4-1 BB		3	1	1	0	1	0	2
Chris Burke, R (1, 9) OBP: 0.302, SLG: 0.318		B C X 1-1 ① F9		B B B C X 3-1 ① L9	C F B B B X 3-2 ② F7		D S B F X 2-2 ② P4	X 0-0 ③ P4		5	0	0	0	0	0	5
Brad Ausmus, R (1, 2) OBP: 0.338, SLG: 0.360		B X 1-0 ② G1		C B C F B F X 2-2 ② G5-3	F C F S 0-3 ③ K		D B B B C B 4-1 BB BB 1-2 2-3 BB			3	0	0	0	1	1	2
Eric Bruntlett, R (1, 6) OBP: 0.412, SLG: 0.286		B B B B 4-0 BB		X 0-0 1B		C B B C X 2-2 CS SH1-4 1B	B B F B F F F F B 4-2 BB 1-2 2-3 3-H BB			2	0	2	1	2	0	0
Woody Williams, R (1, 1) OBP: 0.118, SLG: 0.206		F B C F X 1-2 ③ G5-3		X 0-0 ③ F8		1 SAFE X 0-0 ① SH1-4 1-2	C S F B B B F F B 4-2 1-2 2-3 3-H BB			2	0	0	0	0	0	2
Mark Loretta, R (7, PH) OBP: 0.406, SLG: 0.433 (8, 4)										0	0	0	1	1	0	0
Inning Stats	R: 1 E: 0 K: 0 S: 13 H: 2 LOB: 1 BB: 0 P: 17	R: 0 E: 0 K: 0 S: 7 H: 0 LOB: 1 BB: 1 P: 14	R: 1 E: 1 K: 1 S: 11 H: 2 LOB: 2 BB: 0 P: 18	R: 0 E: 0 K: 0 S: 9 H: 1 LOB: 1 BB: 0 P: 14	R: 2 E: 0 K: 1 S: 14 H: 2 LOB: 2 BB: 1 P: 25	R: 0 E: 0 K: 0 S: 8 H: 2 LOB: 1 BB: 0 P: 13	R: 2 E: 0 K: 0 S: 20 H: 1 LOB: 3 BB: 4 P: 42	R: 1 E: 0 K: 0 S: 7 H: 1 LOB: 1 BB: 1 P: 14		1B: 6 2B: 3 3B: 0 HR: 2 SF: 0 SAC: 1 DP: 0 HBP: 1						

AB	33
R	7
H	11
RBI	7
BB	7
SO	2
LOB	19

WP: 0 PB: 0 SB: 0 CS: 1 PA: 42

PITCHER		IP	WLS	BF	H	R	ER	SO	BB	IBB	HBP	BLK	WP	HR	S	P	ERA	WHIP
Jamie Moyer, L ERA: 4.25	(1, 1)	6.0	L	29	9	4	4	2	2	0	1	0	0	1	62	101	6.00	1.833
48 Brian Sanches, R ERA: 3.86	(7, 1)	0.2		6	1	2	2	0	3	0	0	0	0	0	13	31	27.00	6.000
Jose Mesa, R ERA: 7.99	(7, 1)	1.1		7	1	1	1	0	2	0	0	0	0	1	14	25	6.75	2.250

PITCHER	IP	WLS	BF	H	R	ER	SO	BB	IBB	HBP	BLK	WP	HR	S	P	ERA	WHIP

Batter	1	2	3	4	5	6	7	8	9	10	11	12	13	AB	R	H	RBI	BB	SO	LOB
11 Jimmy Rollins, S (1, 6) OBP: 0.326, SLG: 0.507	B B B C F C 3-3 ① K		B X 1-0 ① 9 1B 6 2B 1B		X 0-0 ① F8		C C S 0-3 ② K		X 0-0 ② F9		B C B X 2-1 ③ F8		C F X 0-2 ③ G3-1	7	1	1	0	0	2	6
9 Michael Bourn, L (1, 8) (8, 7) OBP: 0.375, SLG: 0.357	F X 0-2 ② G1-3		C X 0-1 1-2 6 2B 1B		C C B B X 2-2 ② G5-3		C X 0-1 1-3 2-H 2B		B C X 1-1 ③ 2-H 1B			C C X 0-2 ① G2-3		6	1	3	1	0	0	0
26 Chase Utley, L (1, 4) OBP: 0.398, SLG: 0.567	B B X 2-0 ③ F8		C X 0-1 ② F7		B C B C X 2-2 ③ G6-3		F B B X 2-1 ③ G3-1			C B X 1-1 FC5-4 2B		B B B X 3-0 ② F8		6	0	1	0	0	0	4
6 Ryan Howard, L (1, 3) OBP: 0.383, SLG: 0.549		B S F B C 2-3 ① K	X 0-0 1-H 2-H 2B			B C B F S 2-3 ① K		C C B X 1-2 ① F8		F C B X 1-2 ① F8		S S B X 1-2 ③ F8		6	0	1	2	0	2	1
8 Shane Victorino, S (1, 9) OBP: 0.346, SLG: 0.426		C X 0-1 2B 2B	C X 0-1 ③ G1-3			X 0-0 ② G6-3		C F B X 1-2 FC5 S 1B		B F F H 2-2 FC5-4 HBP			B B B C C X 3-2 1B S 1B	5	1	3	0	0	0	1
19 Greg Dobbs, L (1, 7) OBP: 0.320, SLG: 0.528 Aaron Rowand, R (8, PH) (8, 8) OBP: 0.385, SLG: 0.472		B F X 1-1 ② G5-3		B F S X 2-2 2 G5-4-3 1B 1B		B C S B X 2-2 ③ F8		1 SAFE F C B F S 1-3 ② K 1-2		F B S X 1-2 ② FC5-4 1-2f 2-3			1 SAFE F 1 SAFE 1 C B X 1-2 1-3 G6-3 1B	3 3	0 0	1 1	0 0	0 0	0 1	1 3
Wes Helms, R (1, 5) OBP: 0.313, SLG: 0.350 Abraham Nunez, S (8, 5) OBP: 0.320, SLG: 0.327		B X 1-0 2-H 2B		B D X 2-0 2 G5-4-3 1-2 1B			C C B B B F F X 2-2 2 FC3-5 2B	C S B F B B X 3-2 FC5 2-3		B B X 2-0 ③ G1-3			F X 0-1 ① G6-3 1-2	4 2	0 0	3 0	1 0	0 0	0 4	1 4
2 Rod Barajas, R (1, 2) OBP: 0.344, SLG: 0.394 51 Carlos Ruiz, R (9, PR) (9, 2) OBP: 0.330, SLG: 0.403		F C X 0-2 ③ L9		X 0-0 ① ② G5-4-3 1-2f 2-3			L X 0-1 ① FC3-5 27 1B 9 2B 2-3		B C B X 2-1 9 1B 2B		C X 0-1 ① G6-3		B B B I 4-0 IBB	4 1	1 0	1 0	0 0	0 1	0 0	4 0
23 Adam Eaton, R (1, 1) 27 Chris Coste, R (7, PH) 63 Ryan Madson, L (7, 1) 16 J.C. Romero, S (8, 1) Pat Burrell, R (8, PH) Antonio Alfonseca, R (8, 1) 59 Mike Zagurski, L (10, 1) 35 Cole Hamels, L (10, PH) 58 J.D. Durbin, R (10, 1) Jamie Moyer, L (12, PH) Jose Mesa, R (12, 1)			B C F B C 2-3 ① K	B F S 2-3 ③ K			C X 0-1 1-2 9 2B 1B		C F B F O X 2-2 ① F8		B N N X 1-2 ② F7		S C S 0-3 ② K	2 1 0 0 1 0 0 1 0 1 0	0 0 0 0 0 0 0 0 0 0 0	0 1 0 0 0 0 0 0 0 0 0	0 0 0 0 0 0 0 0 0 0 0	2 0 0 0 0 0 0 0 0 1 0	1 0 0 0 1 0 0 0 0 3 0
Inning Stats	R: 0 E: 0 K: 1 S: 8 — H: 0 LOB: 0 BB: 0 P: 13	R: 1 E: 0 K: 1 S: 11 — H: 2 LOB: 1 BB: 0 P: 15	R: 2 E: 0 K: 1 S: 12 — H: 3 LOB: 1 BB: 0 P: 15	R: 0 E: 0 K: 1 S: 8 — H: 2 LOB: 1 BB: 0 P: 14	R: 0 E: 0 K: 0 S: 7 — H: 0 LOB: 0 BB: 0 P: 11	R: 0 E: 0 K: 1 S: 7 — H: 0 LOB: 0 BB: 0 P: 11	R: 1 E: 0 K: 1 S: 16 — H: 3 LOB: 2 BB: 0 P: 20	R: 0 E: 0 K: 1 S: 15 — H: 1 LOB: 1 BB: 0 P: 21	R: 0 E: 0 K: 0 S: 9 — H: 2 LOB: 2 BB: 0 P: 14	R: 0 E: 0 K: 0 S: 11 — H: 1 LOB: 2 BB: 0 P: 18	R: 0 E: 0 K: 0 S: 7 — H: 0 LOB: 0 BB: 0 P: 10	R: 0 E: 0 K: 0 S: 7 — H: 0 LOB: 0 BB: 0 P: 11	R: 0 E: 0 K: 1 S: 14 — H: 2 LOB: 3 BB: 1 P: 22	1B: 9 2B: 7 3B: 0 HR: 0	SF: 0 SAC: 0 DP: 1 HBP: 1		WP: 0 PB: 0 SB: 2 CS: 0	PA: 55		

PITCHER		IP	WLS	BF	H	R	ER	SO	BB	IBB	HBP	BLK	WP	HR	S	P	ERA	WHIP
44 Roy Oswalt, R ERA: 3.52	(1, 1)	7.0		30	10	4	4	6	0	0	0	0	0	0	69	99	5.14	1.429
Trever Miller, L ERA: 7.17	(8, 1)	0.1		2	1	0	0	0	0	0	0	0	0	0	7	9	0.00	3.000
Chad Qualls, R ERA: 4.32	(8, 1)	0.2		2	0	0	0	1	0	0	0	0	0	0	8	12	0.00	0.000
Dan Wheeler, R ERA: 6.13	(9, 1)	1.0		4	2	0	0	0	0	0	0	0	0	0	9	14	0.00	2.000
62 Mark McLemore, L ERA: 1.93	(10, 1)	0.1		3	1	0	0	0	0	0	1	0	0	0	7	11	0.00	3.000

PITCHER		IP	WLS	BF	H	R	ER	SO	BB	IBB	HBP	BLK	WP	HR	S	P	ERA	WHIP
Dave Borkowski, R ERA: 4.63	(10, 1)	1.2		5	0	0	0	0	0	0	0	0	0	0	11	17	0.00	0.000
Matt Albers, R ERA: 6.16	(12, 1)	2.0	W	9	2	0	0	1	0	1	0	0	0	0	21	33	0.00	1.000

TOP

Philadelphia Phillies @ Houston Astros

Minute Maid Park, Houston, TX

Tue Jul 03 2007, 7:05 PM CDT

Att. 37,993 - Roof Closed - 73 F

livebaseballscorecards.com

AB	53
R	4
H	16
RBI	4
BB	1
SO	8
LOB	30

Batter	1	2	3	4	5	6	7	8	9	10	11	12	13	AB	R	H	RBI	BB	SO	LOB
Craig Biggio, R (1, 4) OBP: 0.302, SLG: 0.403	C F B B B T 3-2 ① K	B C S F X 1-2 3-H 1B			X 0-0 ① F8		X 0-0 ① SH3 1-2		F X 0-1 9 1B 45 FC6-4 1B	B D B B 2 SAFE C B 4-1 1-2 2-3 BB		X 0-0 ③ F8		5	1	2	1	1	1	0
9 Hunter Pence, R (1, 8) OBP: 0.373, SLG: 0.590	B C X 1-1 ② G5-3	S C F C 0-3 ③ K			C B B F X 2-2 1B		B C B B B 4-1 45 1B BB		B F X 1-1 45 FC6-4 17 BB 1-3 1B	B B C C S 2-3 ③ K			X 0-0 HR	6	1	3	1	1	2	4
17 Lance Berkman, S (1, 3) OBP: 0.393, SLG: 0.447	B B F F F F B B 4-2 BB	B B C B B 4-1 BB			S F 1 SAFE B 1 SAFE X 1-2 ② F7		B C F B S 2-3 ② K		B C B B B 4-1 45 FC6-4 1-2 BB		C B C F S 1-3 ① K			3	0	0	0	3	2	3
45 Carlos Lee, R (1, 7) OBP: 0.349, SLG: 0.517	X 0-0 ③ P4	C B F 1 SAFE S 1-3 ① K			F F X 0-2 ③ F8		X 0-0 ③ 1-2 2-H 1B		F B B F F X 2-2 ② FC6-4 1-2f 2-3 3-H		B B B B 4-0 1B BB			5	0	1	1	1	1	5
Mark Loretta, R (1, 6) 62 Mark McLemore, L (10, 1) Dave Borkowski, R (10, 1) Chris Burke, R (11, PH) OBP: 0.307, SLG: 0.323 (12, 9)	B C S F X 1-2 BB BB 1B 1B	1 SAFE C B S C 1-3 ② K			B B F F F H 3-2 FC6 HBP			C F F X 0-2 ① L9	F B B F F X 2-2 ③ G5-3		B F X 1-2 1B			4 0 0 1	1 0 0 0	1 0 0 0	0 0 0 0	0 0 0 0	1 0 0 0	3 0 0 0
Mike Lamb, L (1, 5) OBP: 0.381, SLG: 0.483	F B F F X 1-2 BB BB 44 G4-3 1-2 1B	C F 1 SAFE B B B X 2-2 ③ F8			F X 0-1 ① F7			B B B B 4-0 WP WP BB	C X 0-1 ① G6-3	B B C B X 3-1 ② F7				5	1	1	0	1	0	4
Luke Scott, L (1, 9) OBP: 0.328, SLG: 0.462 Matt Albers, L (12, 1) OBP: 0.222, SLG: 0.222	B B B B 4-0 44 G4-3 BB 1B 1-2 2-3 BB			X 0-0 ① G3	S F B S 1-3 ② K			C F B S 1-3 ② K 1-2	C B B S B S 3-3 ② K	B D B F C X 3-2 ③ F8				5 0	1 0	0 0	0 0	1 0	3 0	4 0
Brad Ausmus, R (1, 2) OBP: 0.338, SLG: 0.356	C B C B F B B 4-2 44 G4-3 1-2 2-3 3-H BB			C F B C 1-3 ② K	1 SAFE X 0-0 ③ FC6 1-2f		B F B B B X 3-1 ③ G4-3 2-3		S X 0-1 BB BB 1B			F B F X 1-2 ① G3-1		5	0	1	1	1	1	2
44 Roy Oswalt, R (1, 1) OBP: 0.139, SLG: 0.167 Morgan Ensberg, R (7, PH) OBP: 0.313, SLG: 0.369 Trever Miller, R (8, 1) Chad Qualls, R (8, 1) Dan Wheeler, R (9, 1) Orlando Palmeiro, L (9, PH) OBP: 0.368, SLG: 0.508 Eric Bruntlett, R (10, 6) OBP: 0.417, SLG: 0.276	C C X 0-2 ① ② G4-3 1-2f 2-3 3-H			C B B C S 2-3 ③ K			B X 1-0 45 SH3 1B		C X 0-1 ① G4-3	F 1 B S C B 4-2 SAFE BB 1-2		C S C 0-3 ② K		2 1 0 0 0 1 1	0 0 0 0 0 0 0	0 1 0 0 0 0 0	0 0 0 0 0 0 0	1 0 0 0 0 0 1	0 0 0 0 0 0 1	2 0 0 0 0 0 0
Inning Stats	R: 0 H: 0 E: 0 LOB: 1 K: 1 BB: 1 S: 10 P: 18	R: 3 H: 3 E: 0 LOB: 1 K: 1 BB: 2 S: 21 P: 32	R: 0 H: 0 E: 0 LOB: 1 K: 2 BB: 1 S: 10 P: 18	R: 0 H: 0 E: 0 LOB: 0 K: 2 BB: 0 S: 7 P: 10	R: 0 H: 1 E: 0 LOB: 1 K: 0 BB: 0 S: 10 P: 13	R: 0 H: 0 E: 0 LOB: 1 K: 1 BB: 0 S: 8 P: 12	R: 0 H: 2 E: 0 LOB: 2 K: 1 BB: 1 S: 7 P: 14	R: 0 H: 0 E: 0 LOB: 1 K: 1 BB: 1 S: 9 P: 17	R: 1 H: 2 E: 0 LOB: 2 K: 0 BB: 1 S: 15 P: 24	R: 0 H: 1 E: 0 LOB: 3 K: 2 BB: 2 S: 14 P: 27	R: 0 H: 1 E: 0 LOB: 2 K: 1 BB: 1 S: 12 P: 24	R: 0 H: 0 E: 0 LOB: 0 K: 1 BB: 0 S: 7 P: 8	R: 1 H: 1 E: 0 LOB: 0 K: 0 BB: 0 S: 1 P: 1	1B: 10 2B: 0 3B: 0 HR: 1	SF: 0 SAC: 1 DP: 1 HBP: 1	WP: 2 PB: 0 SB: 0 CS: 0	PA: 56			

PITCHER		IP	WLS	BF	H	R	ER	SO	BB	IBB	HBP	BLK	WP	HR	S	P	ERA	WHIP
23 Adam Eaton, R ERA: 5.67	(1, 1)	6.0		26	4	3	3	7	4	0	1	0	0	0	66	103	4.50	1.333
63 Ryan Madson, R ERA: 3.8	(7, 1)	1.1	H	6	2	0	0	1	1	0	0	0	0	0	11	18	0.00	2.250
16 J.C. Romero, L ERA: 2.82	(8, 1)	0.2	H	3	0	0	0	1	1	0	0	0	2	0	5	13	0.00	1.500
Antonio Alfonseca, R ERA: 3.74	(9, 1)	1.0	B	6	2	1	1	0	1	0	0	0	0	0	15	24	9.00	3.000
59 Mike Zagurski, L ERA: 4.61	(10, 1)	1.0		6	1	0	0	2	2	0	0	0	0	0	14	27	0.00	3.000

PITCHER		IP	WLS	BF	H	R	ER	SO	BB	IBB	HBP	BLK	WP	HR	S	P	ERA	WHIP
58 J.D. Durbin, R ERA: 15.95	(11, 1)	2.0		8	1	0	0	2	1	0	0	0	0	0	19	32	0.00	1.000
Jose Mesa, R ERA: 8.37	(13, 1)	0.0	L	1	1	1	1	0	0	0	0	0	0	1	1	1	∞	∞

Philadelphia Phillies @ Houston Astros

Minute Maid Park, Houston, TX

Tue Jul 03 2007, 7:05 PM CDT

Att. 37,993 - Roof Closed - 73 F

livebaseballscorecards.com

BOTTOM

AB	44
R	5
H	11
RBI	4
BB	10
SO	13
LOB	27

Batter	1	2	3	4	5	6	7	8	9	AB	R	H	RBI	BB	SO	LOB
11 Jimmy Rollins, S (1, 6) OBP: 0.324, SLG: 0.511	F8		G4-3		HR		G5-3	F7		5	1	1	1	0	0	2
9 Michael Bourn, L (1, 8) (8, 7) OBP: 0.353, SLG: 0.333	K		G3-1		G6-3		K		F9	5	0	0	0	0	2	1
26 Chase Utley, L (1, 4) OBP: 0.403, SLG: 0.579	G4-3			8 BB 1B		6 1B 3B		6 PB 6 HR 2B	8 BB	4	2	3	0	1	0	0
6 Ryan Howard, L (1, 3) OBP: 0.383, SLG: 0.558		G4-3		K		3-H 1B		2-H HR	K	5	1	2	3	0	2	2
8 Shane Victorino, S (1, 9) OBP: 0.346, SLG: 0.422		K		1 SAFE G5-4-3 1-2 BB		K		K	1-2 BB	3	0	0	0	2	3	1
Pat Burrell, R (1, 7) OBP: 0.371, SLG: 0.392		2B 1B		G5-4-3 1-2f		L6		HR	G6-3	4	2	2	1	0	0	3
63 Ryan Madson, L (8, 1)										0	0	0	0	0	0	0
19 Greg Dobbs, L (9, PH) OBP: 0.318, SLG: 0.525										1	0	0	0	0	0	2
48 Brian Sanches, R (9, 1)										0	0	0	0	0	0	0
Wes Helms, R (1, 5) OBP: 0.322, SLG: 0.380		1-H 2B			HR	G1-3		27 1B WP 1B		4	2	3	2	0	0	1
Aaron Rowand, R (8, 8) OBP: 0.385, SLG: 0.472										0	0	0	0	0	0	0
27 Chris Coste, R (1, 2) OBP: 0.467, SLG: 0.643		F9			F8		35 SH1-4 1B	G4-3 WP 1-3 1B		4	0	2	0	0	0	1
35 Cole Hamels, L (1, 1) OBP: 0.190, SLG: 0.225			G3-1		G4-3		SH1-4 1-2	G4-3 1-3 3-H		2	0	0	0	0	0	0
Abraham Nunez, S (8, PH) (8, 5) OBP: 0.318, SLG: 0.325										1	0	0	0	0	0	1
Inning Stats	R: 0 E: 0 K: 1 S: 11 H: 0 LOB: 0 BB: 0 P: 16	R: 1 E: 0 K: 1 S: 17 H: 2 LOB: 1 BB: 0 P: 24	R: 0 E: 0 K: 0 S: 7 H: 0 LOB: 0 BB: 0 P: 11	R: 0 E: 0 K: 1 S: 10 H: 1 LOB: 1 BB: 1 P: 15	R: 2 E: 0 K: 0 S: 9 H: 2 LOB: 0 BB: 0 P: 11	R: 1 E: 0 K: 1 S: 13 H: 2 LOB: 1 BB: 0 P: 20	R: 0 E: 0 K: 1 S: 11 H: 1 LOB: 1 BB: 0 P: 13	R: 4 E: 0 K: 1 S: 25 H: 5 LOB: 1 BB: 0 P: 40	R: 0 E: 0 K: 1 S: 8 H: 0 LOB: 2 BB: 2 P: 19	1B: 6 2B: 2 3B: 1 HR: 4	SF: 0 SAC: 1 DP: 1 HBP: 0						

TOP

Philadelphia Phillies @ Houston Astros

Minute Maid Park, Houston, TX

Wed Jul 04 2007, 1:05 PM CDT

Att. 39,993 - Roof Closed - 73 F

livebaseballscorecards.com

AB	38
R	8
H	13
RBI	7
BB	3
SO	7
LOB	14

PITCHER		IP	WLS	BF	H	R	ER	SO	BB	IBB	HBP	BLK	WP	HR	S	P	ERA	WHIP
43 Chris Sampson, R ERA: 4.25	(1, 1)	6.1	L	27	8	4	4	4	1	0	0	0	0	2	74	105	5.68	1.421
Trever Miller, L ERA: 6.95	(7, 1)	0.2		2	0	0	0	1	0	0	0	0	0	0	4	5	0.00	0.000
62 Mark McLemore, L ERA: 7.94	(8, 1)	1.0		8	5	4	4	1	0	0	0	0	1	2	25	40	36.00	5.000
Brian Moehler, R ERA: 5.4	(9, 1)	1.0		5	0	0	0	1	2	0	0	0	0	0	8	19	0.00	2.000

PITCHER	IP	WLS	BF	H	R	ER	SO	BB	IBB	HBP	BLK	WP	HR	S	P	ERA	WHIP

BOTTOM

Batter	1	2	3	4	5	6	7	8	9	AB	R	H	RBI	BB	SO	LOB
Chris Burke, R (1, 4) OBP: 0.303, SLG: 0.319	C B T X 1-2 F9 ①		F B B B X 3-1 F8 ②		L F X 0-2 9 E 1-2 1B		F S F B B F S 2-3 K ②	C C B F F F S 1-3 K ③		5	0	1	0	0	2	2
9 Hunter Pence, R (1, 8) OBP: 0.374, SLG: 0.598	B S S F S 1-3 K ②		X 0-0 E6		F F B X 1-2 E4 1-2 2-3		X 0-0 17 1B 1B		B B B C B S X 3-2 HR	5	1	2	1	0	1	2
17 Lance Berkman, S (1, 9) OBP: 0.393, SLG: 0.446	F B X 1-1 G6-3 ③		B F X 1-1 F9 ③		X 0-0 P2 ③		F F X 0-2 1-2 1B		C X 0-1 45 G5-4-3 1B	5	0	2	0	0	0	4
45 Carlos Lee, R (1, 7) OBP: 0.347, SLG: 0.512		C C B X 1-2 P4 S 1B		F F F X 0-2 G6-3 ①		C B B B X 3-1 F9 ①	F F B B X 2-2 F9 ③		B C C F X 1-2 G5-4-3 ① ② 1-2f	5	0	1	0	0	0	3
Mark Loretta, R (1, 3) OBP: 0.406, SLG: 0.433		B C F B B X 2-2 P3 ①		C X 0-1 G1-3 ②		X 0-0 1B 1B		B C F B B B X 3-2 1B SF8 2B	B C X 1-1 G5-3 ③	5	1	2	0	0	0	1
Morgan Ensberg, R (1, 5) OBP: 0.307, SLG: 0.361		B C C B X 2-2 P4 1-3 ②		S X 0-1 P6 ③		B S B C S 2-3 K ②		C B S X 1-2 F8 ①		4	0	0	0	0	1	3
Eric Bruntlett, R (1, 6) OBP: 0.425, SLG: 0.303	C F D T 1-2 K ③				C S C 0-3 K ①	B C X 1-1 1-2 1B		C F B X 1-2 1B 2-3 1B		4	0	2	0	0	2	1
Eric Munson, L (1, 2) OBP: 0.321, SLG: 0.429			F B X 1-1 HR		S S X 0-2 9 E 1B 1B	B C S F B D C 3-3 K ③		C B B B B X 3-1 SF8 ② 3-H		3	1	2	2	0	1	2
43 Chris Sampson, R (1, 1) OBP: 0.174, SLG: 0.174 Trever Miller, R (7, 1) Craig Biggio, R (7, PH) OBP: 0.301, SLG: 0.402 62 Mark McLemore, L (8, 1) Orlando Palmeiro, L (8, PH) OBP: 0.377, SLG: 0.318 Brian Moehler, R (9, 1) OBP: 0.250, SLG: 0.250			C B S B S 2-3 K ①		B L X 1-1 B3 ②		B B C F F B S 3-3 K ①	C F B X 1-2 1B		2 0 1 0 1 0	0 0 0 0 0 0	0 0 0 0 1 0	0 0 0 0 0 0	0 0 0 0 0 0	1 0 1 0 0 0	1 0 0 0 0 0
Inning Stats	R: 0 E: 0 K: 1 S: 8 H: 0 LOB: 0 BB: 0 P: 11	R: 0 E: 0 K: 1 S: 12 H: 1 LOB: 1 BB: 0 P: 18	R: 1 E: 1 K: 1 S: 10 H: 1 LOB: 1 BB: 0 P: 17	R: 0 E: 0 K: 0 S: 8 H: 0 LOB: 0 BB: 0 P: 8	R: 0 E: 1 K: 1 S: 15 H: 2 LOB: 3 BB: 0 P: 17	R: 0 E: 0 K: 2 S: 12 H: 2 LOB: 2 BB: 0 P: 21	R: 0 E: 0 K: 2 S: 16 H: 2 LOB: 2 BB: 0 P: 23	R: 1 E: 0 K: 1 S: 20 H: 3 LOB: 2 BB: 0 P: 30	R: 1 E: 0 K: 0 S: 11 H: 2 LOB: 0 BB: 0 P: 16	1B: 10 2B: 1 3B: 0 HR: 2		SF: 1 SAC: 0 DP: 1 HBP: 0		WP: 0 PB: 0 SB: 1 CS: 0		PA: 41

PITCHER		IP	WLS	BF	H	R	ER	SO	BB	IBB	HBP	BLK	WP	HR	S	P	ERA	WHIP
35 Cole Hamels, L ERA: 3.72	(1, 1)	7.0	W	31	8	1	1	8	0	0	0	0	0	1	81	115	1.29	1.143
63 Ryan Madson, R ERA: 3.92	(8, 1)	1.0		6	3	1	1	1	0	0	0	0	0	0	20	30	9.00	3.000
48 Brian Sanches, R ERA: 4.35	(9, 1)	1.0		4	2	1	1	0	0	0	0	0	0	1	11	16	9.00	2.000

PITCHER	IP	WLS	BF	H	R	ER	SO	BB	IBB	HBP	BLK	WP	HR	S	P	ERA	WHIP

Philadelphia Phillies @ Houston Astros

Minute Maid Park, Houston, TX

Wed Jul 04 2007, 1:05 PM CDT

Att. 39,993 - Roof Closed - 73 F

livebaseballscorecards.com

AB	40
R	3
H	13
RBI	3
BB	0
SO	9
LOB	19

Batter	1	2	3	4	5	6	7	8	9	AB	R	H	RBI	BB	SO	LOB
7 José Reyes, S (1, 6) OBP: 0.391, SLG: 0.447	B X 1-0 1B 3B	B B C B B 4-1 S BB		B X 1-0 G4-3 ①		B C B X 2-1 P6 ②		F F X 0-2 G3 ③		4	1	1	0	1	0	2
Ricky Ledee, L (1, 7) OBP: 0.333, SLG: 0.433	S S D X 1-2 5 G3 21 1B 1B 3-H	B B B B 4-0 1-2 BB		X 0-0 G5-3 ②		X 0-0 15 S 1B 2-H			C C B S 1-3 K ①	4	1	2	2	1	1	0
15 Carlos Beltrán, S (1, 8) OBP: 0.341, SLG: 0.476	F S S 0-3 K ①	C F S 0-3 K ③		C F F B B C 2-3 K ③		B C D X 2-1 G4-3 ③ 1-2			B X 1-0 HR	5	1	1	1	0	3	5
5 David Wright, R (1, 5) OBP: 0.376, SLG: 0.506	B X 1-0 G3 ② 1-2		B X 1-0 G6-3 ①		C S F X 0-2 F9 ①		S B C B S 2-3 K ①		C B C B S 2-3 K ②	5	0	0	0	0	2	1
21 Carlos Delgado, L (1, 3) OBP: 0.304, SLG: 0.431	C F F X 0-2 2-H 1B		C X 0-1 11 2B 2B		S X 0-1 FC4-6 1B		B B C B B 4-1 22 G4-6-3 BB		C F B F F F F F X 1-2 1B	4	1	4	1	1	0	0
22 Jose Valentin, S (1, 4) OBP: 0.301, SLG: 0.403	B B B C X 3-1 G4-3 ③		B B B B 4-0 11 2B BB		B X 1-0 F9 ②		1 SAFE X 0-0 G4-6-3 ②③ 1-2f		F F F S 0-3 K ③	4	1	0	0	1	1	4
Shawn Green, L (1, 9) OBP: 0.331, SLG: 0.439		B C F B X 3-2 11 G6-3 2B	B C F F X 1-2 F7 ②	F X 0-1 FC4-6 ③ 1-2f				B C X 1-1 33 B3-6 11 1B 1B		4	0	2	0	0	0	3
11 Ramon Castro, R (1, 2) OBP: 0.354, SLG: 0.554		C C D X 1-2 G6-3 ① 2-3	C X 0-1 1-H 2-H 2B			B X 1-0 33 SH2-3 1B 1B		B C B X 2-1 1-2 1B		4	1	3	2	0	0	1
33 John Maine, R (1, 1) OBP: 0.194, SLG: 0.097 35 Joe Smith, R (8, 1) 25 Pedro Feliciano, L (8, 1) 13 Billy Wagner, L (9, 1)		C S S 0-3 K ②	B C F B X 2-2 G6-3 ③			C L B X 1-2 SH2-3 ① 1-2		L X 0-1 B3-6 ①② 2-2f		3 0 0 0	0 0 0 0	0 0 0 0	0 0 0 0	1 0 0 0	4 0 0 0	
Inning Stats	R: 2 E: 0 K: 1 S: 14 H: 3 LOB: 1 BB: 0 P: 20	R: 0 E: 0 K: 2 S: 13 H: 1 LOB: 3 BB: 2 P: 25	R: 2 E: 0 K: 0 S: 13 H: 2 LOB: 1 BB: 1 P: 21	R: 0 E: 0 K: 1 S: 6 H: 0 LOB: 0 BB: 0 P: 9	R: 0 E: 0 K: 0 S: 9 H: 1 LOB: 1 BB: 0 P: 10	R: 1 E: 0 K: 0 S: 9 H: 2 LOB: 1 BB: 0 P: 15	R: 0 E: 0 K: 1 S: 5 H: 0 LOB: 0 BB: 1 P: 11	R: 0 E: 0 K: 0 S: 9 H: 2 LOB: 1 BB: 0 P: 12	R: 1 E: 0 K: 3 S: 19 H: 2 LOB: 1 BB: 0 P: 24	1B: 8 2B: 4 3B: 1 HR: 1	SF: 0 SAC: 1 DP: 2 HBP: 0					

New York Mets @ Houston Astros

Minute Maid Park, Houston, TX

Thu Jul 05 2007, 7:05 PM CDT

Att. 35,430 - Roof Closed - 73 F

TOP

livebaseballscorecards.com

AB	37
R	6
H	13
RBI	6
BB	4
SO	8
LOB	20

PITCHER		IP	WLS	BF	H	R	ER	SO	BB	IBB	HBP	BLK	WP	HR	S	P	ERA	WHIP
23 Jason Jennings, R ERA: 4.07	(1, 1)	6.0	L	30	9	5	5	4	3	0	0	0	0	0	64	100	7.50	2.000
Matt Albers, R ERA: 6.0	(7, 1)	1.0		3	0	0	0	1	1	0	0	0	0	0	5	11	0.00	1.000
Dave Borkowski, R ERA: 4.62	(8, 1)	2.0		9	4	1	1	3	0	0	0	0	0	1	28	36	4.50	2.000

PITCHER	IP	WLS	BF	H	R	ER	SO	BB	IBB	HBP	BLK	WP	HR	S	P	ERA	WHIP

WP: 0 PB: 0 SB: 2 CS: 0 PA: 42

New York Mets @ Houston Astros

Minute Maid Park, Houston, TX

Thu Jul 05 2007, 7:05 PM CDT
Att. 35,430 - Roof Closed - 73 F

livebaseballscorecards.com

BOTTOM

Batter	1	2	3	4	5	6	7	8	9	AB	R	H	RBI	BB	SO	LOB
Craig Biggio, R (1, 4) OBP: 0.302, SLG: 0.405	F S F S 0-3 K ①		C X 0-1 P6 ②			F S B B X 2-2 9 1B 1B		C X 0-1 45 2B 2B	B F B C S 2-3 1-2 K ③	5	1	2	0	0	2	2
9 Hunter Pence, R (1, 8) OBP: 0.372, SLG: 0.593	C B F B S 2-3 K ②		C B F F S 1-3 K ③			B F X 1-1 1-2 1B		C X 0-1 G6-3 ①		4	0	1	0	0	2	2
17 Lance Berkman, S (1, 3) OBP: 0.388, SLG: 0.440	C F B B B S 3-3 K ③			X 0-0 L4 ①		B S S S 1-3 K ①		X 0-0 F7 ②		4	0	0	0	0	2	3
45 Carlos Lee, R (1, 7) OBP: 0.348, SLG: 0.515		F B S B X 2-2 P6 ①		B C B C B X 3-2 1B		S B C S 1-3 K ②		B F B S F B X 3-2 2-H 1B 2B		4	1	2	1	0	1	2
Mark Loretta, R (1, 6) OBP: 0.407, SLG: 0.434		B F X 1-1 1B		B F B B B X 3-1 F7 ②		B B C B X 2-1 P4 ③		F C B X 1-2 2-H 1B		4	0	2	1	0	0	3
Mike Lamb, L (1, 5) OBP: 0.375, SLG: 0.475 Morgan Ensberg, R (8, PH) OBP: 0.305, SLG: 0.359 (9, 5)		C B C B S 2-3 K ②		C S B F B F X 2-2 F7 ③			X 0-0 F7 ①	B C C B C 2-3 K ③		3 1	0 0	0 0	0 0	0 0	1 1	2 1
Luke Scott, L (1, 9) OBP: 0.328, SLG: 0.458 Chris Burke, R (9, PH) OBP: 0.301, SLG: 0.317		F F B S 1-3 K ③			B S X 1-1 G4-3 ①		C B B B B 4-1 BB		C S S B S 1-3 K2-3 ①	2 1	0 0	0 0	0 0	1 0	1 1	1 0
Eric Munson, L (1, 2) OBP: 0.322, SLG: 0.412 Brad Ausmus, R (9, PH) OBP: 0.336, SLG: 0.354			B B B B C F B 4-2 BB		B C B S F X 2-2 G3-1 ②		F C F X 0-2 P5 ②		C C C X 0-2 G4-3 ②	2 1	0 0	0 0	0 0	1 0	0 0	1 0
23 Jason Jennings, L (1, 1) OBP: 0.286, SLG: 0.091 Matt Albers, L (7, 1) OBP: 0.222, SLG: 0.222 Orlando Palmeiro, L (7, PH) OBP: 0.372, SLG: 0.313 Dave Borkowski, R (8, 1) Eric Bruntlett, R (9, PH) OBP: 0.439, SLG: 0.303			L L B C 1-3 K ①		X 0-0 G6-3 ③		X 0-0 F7 ③		C C B B B B B 4-2 DI BB	2 0 1 0 0	0 0 0 0 0	0 0 0 0 0	0 0 0 0 0	0 0 0 0 1	1 0 0 0 0	1 0 1 0 0
Inning Stats	R: 0 H: 0 E: 0 LOB: 0 K: 3 BB: 0 S: 10 P: 15	R: 0 H: 1 E: 0 LOB: 1 K: 2 BB: 0 S: 11 P: 17	R: 0 H: 0 E: 0 LOB: 1 K: 2 BB: 1 S: 11 P: 17	R: 0 H: 1 E: 0 LOB: 1 K: 0 BB: 0 S: 11 P: 19	R: 0 H: 0 E: 0 LOB: 0 K: 0 BB: 0 S: 7 P: 10	R: 0 H: 2 E: 0 LOB: 2 K: 2 BB: 0 S: 13 P: 20	R: 0 H: 0 E: 0 LOB: 1 K: 0 BB: 1 S: 7 P: 11	R: 2 H: 3 E: 0 LOB: 1 K: 1 BB: 0 S: 15 P: 21	R: 0 H: 0 E: 0 LOB: 1 K: 2 BB: 1 S: 11 P: 18							

AB	34
R	2
H	7
RBI	2
BB	3
SO	12
LOB	19

1B: 5 SF: 0
2B: 2 SAC: 0
3B: 0 DP: 0
HR: 0 HBP: 0

WP: 0 PA: 37
PB: 0
SB: 0
CS: 0

PITCHER		IP	WLS	BF	H	R	ER	SO	BB	IBB	HBP	BLK	WP	HR	S	P	ERA	WHIP
33 John Maine, R ERA: 2.71	(1, 1)	7.2	W	31	6	2	2	9	2	0	0	0	0	0	79	121	2.35	1.043
35 Joe Smith, R ERA: 2.94	(8, 1)	0.0		1	1	0	0	0	0	0	0	0	0	0	3	4	∞	∞
25 Pedro Feliciano, L ERA: 2.53	(8, 1)	0.1	H	1	0	0	0	1	0	0	0	0	0	0	3	5	0.00	0.000
13 Billy Wagner, L ERA: 1.69	(9, 1)	1.0		4	0	0	0	2	1	0	0	0	0	0	11	18	0.00	1.000

PITCHER	IP	WLS	BF	H	R	ER	SO	BB	IBB	HBP	BLK	WP	HR	S	P	ERA	WHIP

Batter	1	2	3	4	5	6	7	8	9	AB	R	H	RBI	BB	SO	LOB
7 José Reyes, S (1, 6) OBP: 0.387, SLG: 0.442	B S C X 1-2 G6-3 ①		C C B X 1-2 F8 ②			B C S X 1-2 G6-3 ①		C B X 1-1 G5-3 ③		4	0	0	0	0	0	1
Aaron Heilman, R (8, 1)										0	0	0	0	0	0	0
22 Jose Valentin, S (1, 4) OBP: 0.306, SLG: 0.401	B X 1-0 P6 ②		B C B B X 3-1 F9 ③			C B X 1-1 1B			B B B B 4-0 5 FC5-4 BB	3	0	1	0	1	0	1
15 Carlos Beltrán, S (1, 8) OBP: 0.340, SLG: 0.476	X 0-0 2B			X 0-0 F9 ①		B C D C B S 3-3 K ②			B X 1-0 F9 ①	4	0	1	0	0	1	2
5 David Wright, R (1, 5) OBP: 0.372, SLG: 0.500	C B X 1-1 L3 ③			B B F X 2-1 G5-3 ②		1 SAFE 1 SAFE 1 SAFE F F C 0-3 K ③			B F X 1-1 FC5-4 21 2-6 1-2f ②	4	0	0	0	0	1	3
21 Carlos Delgado, L (1, 3) OBP: 0.301, SLG: 0.427		C C C 0-3 K ①		S S X 0-2 F9 ③			S C B S 1-3 K ①		B 1-0 2-6 1-2 ③	3	0	0	0	0	2	0
3 Damion Easley, R (1, 7) OBP: 0.339, SLG: 0.456		B C B S B X 3-2 L8 ②			C X 0-1 11 FC6-4 1B		C B C X 1-2 G5-3 ②			3	0	1	0	0	0	0
Shawn Green, L (1, 9) OBP: 0.327, SLG: 0.434		X 0-0 G4-3 ③			C 1 SAFE C B 1 SAFE 1 SAFE B C 2-3 K ①		X 0-0 P2 ③			3	0	0	0	0	1	1
11 Ramon Castro, R (1, 2) OBP: 0.353, SLG: 0.545			B C X 1-1 1B		B B B 1 SAFE C F X 3-2 FC6-4 1-2f ②			B C B F C 2-3 K ①		3	0	1	0	0	1	1
34 Mike Pelfrey, R (1, 1) OBP: 0.083, SLG: 0.083			C D L M 1-3 K ①		B F C S 1-3 K ③			X 0-0 F9 ②		2	0	0	0	0	2	2
59 Guillermo Mota, R (7, 1)										0	0	0	0	0	0	0
Julio Franco, R (8, PH) OBP: 0.317, SLG: 0.245										1	0	0	0	0	0	0
Ruben Gotay, S (8, 6) OBP: 0.368, SLG: 0.508										0	0	0	0	0	0	0
Inning Stats	R: 0 E: 0 K: 0 S: 7 H: 1 LOB: 1 BB: 0 P: 10	R: 0 E: 0 K: 1 S: 7 H: 0 LOB: 0 BB: 0 P: 10	R: 0 E: 0 K: 1 S: 10 H: 1 LOB: 1 BB: 0 P: 16	R: 0 E: 0 K: 0 S: 6 H: 0 LOB: 0 BB: 0 P: 8	R: 0 E: 0 K: 2 S: 11 H: 1 LOB: 1 BB: 0 P: 17	R: 0 E: 0 K: 2 S: 11 H: 1 LOB: 1 BB: 0 P: 16	R: 0 E: 0 K: 1 S: 7 H: 0 LOB: 0 BB: 0 P: 9	R: 0 E: 0 K: 1 S: 6 H: 0 LOB: 0 BB: 0 P: 9	R: 0 E: 0 K: 0 S: 3 H: 0 LOB: 1 BB: 1 P: 10	1B: 3 2B: 1 3B: 0 HR: 0	SF: 0 SAC: 0 DP: 0 HBP: 0					

TOP

New York Mets @ Houston Astros
Minute Maid Park, Houston, TX
Fri Jul 06 2007, 7:05 PM CDT
Att. 38,812 - Roof Closed - 73 F

livebaseballscorecards.com

AB	30
R	0
H	4
RBI	0
BB	1
SO	8
LOB	11

PITCHER	IP	WLS	BF	H	R	ER	SO	BB	IBB	HBP	BLK	WP	HR	S	P	ERA	WHIP
51 Wandy Rodriguez, L (1, 1) ERA: 3.87	9.0	W	32	4	0	0	8	1	0	0	0	0	0	68	105	0.00	0.556

PITCHER	IP	WLS	BF	H	R	ER	SO	BB	IBB	HBP	BLK	WP	HR	S	P	ERA	WHIP

WP: 0 PB: 0 SB: 0 CS: 0 PA: 31

BOTTOM

Batter	1	2	3	4	5	6	7	8	9	AB	R	H	RBI	BB	SO	LOB
Craig Biggio, R (1, 4) OBP: 0.301, SLG: 0.403	B S S F C 1-3 ① K		B S C X 1-2 9 1B 2-H 1B		F F B B F B F C 3-3 ② K		C C B B X 2-2 G5-3			4	0	1	1	0	2	1
Eric Bruntlett, R (9, 6) OBP: 0.439, SLG: 0.303										0	0	0	0	0	0	0
9 Hunter Pence, R (1, 8) OBP: 0.374, SLG: 0.595	C F C 0-3 ② K		X 0-0 1-2 1B		X 0-0 17 HR 2-H 2B		B S X 1-1 ② F9			4	1	2	1	0	1	0
17 Lance Berkman, S (1, 3) OBP: 0.390, SLG: 0.449	B B B F C B 4-2 BB		B C F B B S 3-3 ② K		B F B B S S X 3-2 2-H HR		S B B B S S S 3-3 ③ K			3	1	1	2	1	2	2
45 Carlos Lee, R (1, 7) OBP: 0.347, SLG: 0.515	B X 1-0 ③ F9		C B X 1-1 ③ P6		X 0-0 2B			B X 1-0 ① G5-3		4	0	1	0	0	0	3
Mark Loretta, R (1, 6) (9, 4) OBP: 0.401, SLG: 0.427		F B C F C 1-3 ① K		B C B X 2-1 ① L4	X 0-0 ③ L3			F S B B X 2-2 ② L5		4	0	0	0	0	1	1
Mike Lamb, L (1, 5) OBP: 0.373, SLG: 0.470		B B F B X 3-1 ② G5-3		F F B B X 2-2 ② G4-3		B B X 2-0 F8 WP 1B		B C F B S 2-3 ③ K		4	0	1	0	0	1	0
Luke Scott, L (1, 9) OBP: 0.324, SLG: 0.451		B X 1-0 ③ P6		B F X 1-1 ③ F8		B B X 2-0 ① F8 1-3				3	0	0	0	0	0	1
Brad Ausmus, R (1, 2) OBP: 0.340, SLG: 0.355			B B F C X 2-2 51 SH3-4 S 1B 1B		B B B C B S B 4-2 51 SH1-4 9 2B BB		B F P X 2-1 ② G6-3			2	2	1	0	1	0	1
51 Wandy Rodriguez, S (1, 1) OBP: 0.179, SLG: 0.185			1 SAFE 1 SAFE X 0-0 ① SH3-4 1-2		1 SAFE L X 0-1 ① SH1-4 1-2	X 0-0 ③ G1-3				1	0	0	0	0	0	1
Inning Stats	R: 0 H: 0 E: 0 LOB: 1 K: 2 BB: 1 S: 10 P: 16	R: 0 H: 0 E: 0 LOB: 0 K: 1 BB: 0 S: 7 P: 12	R: 1 H: 3 E: 0 LOB: 2 K: 1 BB: 0 S: 13 P: 20	R: 0 H: 0 E: 0 LOB: 0 K: 0 BB: 0 S: 7 P: 12	R: 3 H: 3 E: 0 LOB: 1 K: 1 BB: 1 S: 15 P: 25	R: 0 H: 1 E: 0 LOB: 1 K: 0 BB: 0 S: 6 P: 11	R: 0 H: 0 E: 0 LOB: 0 K: 1 BB: 0 S: 8 P: 14	R: 0 H: 0 E: 0 LOB: 0 K: 1 BB: 0 S: 7 P: 12		1B: 4 SF: 0 2B: 2 SAC: 2 3B: 0 DP: 0 HR: 1 HBP: 0						

PITCHER		IP	WLS	BF	H	R	ER	SO	BB	IBB	HBP	BLK	WP	HR	S	P	ERA	WHIP
34 Mike Pelfrey, R ERA: 6.1	(1, 1)	6.0	L	27	7	4	4	5	2	0	0	0	1	1	58	96	6.00	1.500
59 Guillermo Mota, R ERA: 7.32	(7, 1)	1.0		3	0	0	0	1	0	0	0	0	0	0	8	14	0.00	0.000
Aaron Heilman, R ERA: 3.98	(8, 1)	1.0		3	0	0	0	1	0	0	0	0	0	0	7	12	0.00	0.000

PITCHER	IP	WLS	BF	H	R	ER	SO	BB	IBB	HBP	BLK	WP	HR	S	P	ERA	WHIP

New York Mets @ Houston Astros

Minute Maid Park, Houston, TX

Fri Jul 06 2007, 7:05 PM CDT

Att. 38,812 - Roof Closed - 73 F

livebaseballscorecards.com

AB	29
R	4
H	7
RBI	4
BB	2
SO	7
LOB	10

1B: 4 SF: 0
2B: 2 SAC: 2
3B: 0 DP: 0
HR: 1 HBP: 0

WP: 1 PA: 33
PB: 0
SB: 1
CS: 0

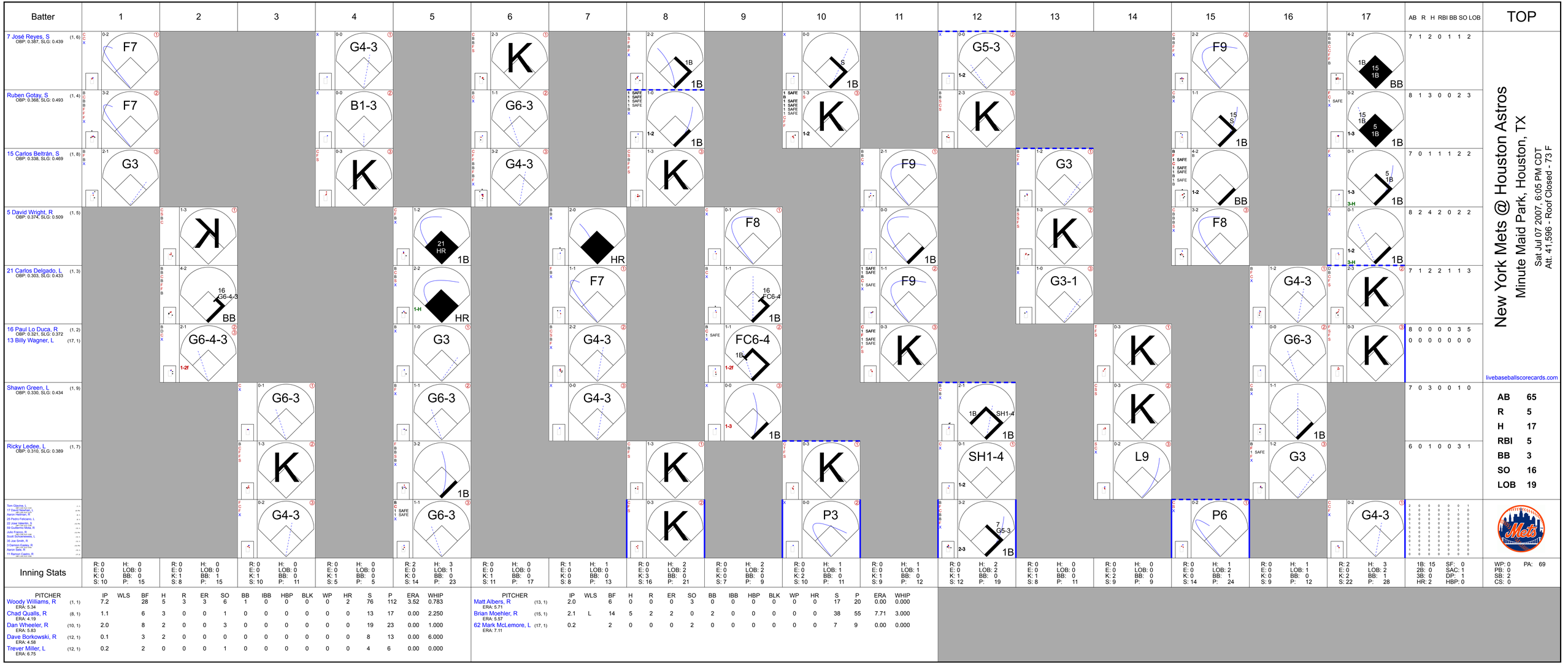
Batter
1
2
3
4
5
6
7
8
9
10
11
12
13
14
15
16
17
AB R H RBI BB SO LOB
TOP
7 José Reyes, S (1, 6) OBP: 0.387, SLG: 0.439
Ruben Gotay, S (1, 4) OBP: 0.368, SLG: 0.493
15 Carlos Beltrán, S (1, 8) OBP: 0.338, SLG: 0.469
5 David Wright, R (1, 5) OBP: 0.374, SLG: 0.509
21 Carlos Delgado, L (1, 3) OBP: 0.303, SLG: 0.433
16 Paul Lo Duca, R (1, 2) OBP: 0.321, SLG: 0.372
13 Billy Wagner, L (17, 1)
Shawn Green, L (1, 9) OBP: 0.330, SLG: 0.434
Ricky Ledee, L (1, 7) OBP: 0.310, SLG: 0.389
Tom Glavine, L
17 David Newhan, L
Aaron Heilman, R
29 Pedro Feliciano, L
22 Jose Valentin, S
59 Duaner Sanchez, R
Jules Franco, R
Scott Schoeneweis, L
39 Joe Smith, R
3 Damion Easley, R
Aaron Sele, R
11 Ramon Castro, R
New York Mets @ Houston Astros
Minute Maid Park, Houston, TX
Sat Jul 07 2007, 6:05 PM CDT
Att. 41,596 - Roof Closed - 73 F
livebaseballscorecards.com
AB 65
R 5
H 17
RBI 5
BB 3
SO 16
LOB 19
Inning Stats
PITCHER IP WLS BF H R ER SO BB IBB HBP BLK WP HR S P ERA WHIP
Woody Williams, R (1, 1) ERA: 5.34 7.2 28 5 3 3 6 1 0 0 0 0 0 2 76 112 3.52 0.783
Chad Qualls, R (8, 1) ERA: 4.19 1.1 6 3 0 0 1 0 0 0 0 0 0 0 13 17 0.00 2.250
Dan Wheeler, R (10, 1) ERA: 5.83 2.0 8 2 0 0 3 0 0 0 0 0 0 0 19 23 0.00 1.000
Dave Borkowski, R (12, 1) ERA: 4.58 0.1 3 2 0 0 0 0 0 0 0 0 0 0 8 13 0.00 6.000
Trever Miller, L (12, 1) ERA: 6.75 0.2 2 0 0 0 1 0 0 0 0 0 0 0 4 6 0.00 0.000
PITCHER IP WLS BF H R ER SO BB IBB HBP BLK WP HR S P ERA WHIP
Matt Albers, R (13, 1) ERA: 5.71 2.0 6 0 0 0 3 0 0 0 0 0 0 0 17 20 0.00 0.000
Brian Moehler, R (15, 1) ERA: 5.57 2.1 L 14 5 2 2 0 2 0 0 0 0 0 0 38 55 7.71 3.000
62 Mark McLemore, L (17, 1) ERA: 7.11 0.2 2 0 0 0 2 0 0 0 0 0 0 0 7 9 0.00 0.000
1B: 15 SF: 0
2B: 0 SAC: 1
3B: 0 DP: 1
HR: 2 HBP: 0
WP: 0 PA: 69
PB: 0
SB: 2
CS: 0

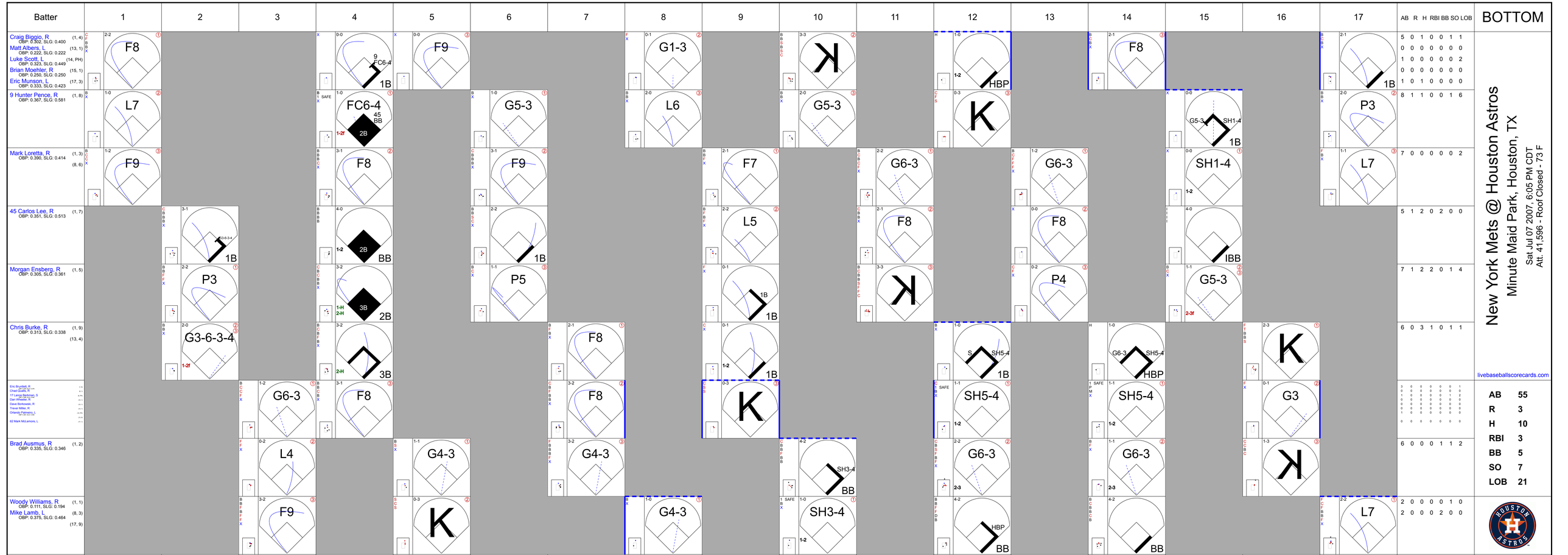

New York Mets @ Houston Astros

Minute Maid Park, Houston, TX

Sat Jul 07 2007, 6:05 PM CDT
Att. 41,596 - Roof Closed - 73 F

livebaseballscorecards.com

Batter	1	2	3	4	5	6	7	8	9	10	11	12	13	14	15	16	17	AB	R	H	RBI	BB	SO	LOB
Craig Biggio, R (1, 4) OBP: 0.302, SLG: 0.400	F8			9 FC6-4 1B	F9			G1-3		K		HBP		F8			1B	5	0	1	0	0	1	1
Matt Albers, L (13, 1) OBP: 0.222, SLG: 0.222																		0	0	0	0	0	0	0
Luke Scott, L (14, PH) OBP: 0.323, SLG: 0.449																		1	0	0	0	0	0	2
Brian Moehler, R (15, 1) OBP: 0.250, SLG: 0.250																		0	0	0	0	0	0	0
Eric Munson, L (17, 3) OBP: 0.333, SLG: 0.423																		1	0	1	0	0	0	0
9 Hunter Pence, R (1, 8) OBP: 0.367, SLG: 0.581	L7			FC6-4 45 BB 2B		G5-3		L6		G5-3		K			G5-3 SH1-4 1B		P3	8	1	1	0	0	1	6
Mark Loretta, R (1, 3) OBP: 0.390, SLG: 0.414 (8, 6)	F9			F8		F9			F7		G6-3		G6-3		SH1-4		L7	7	0	0	0	0	0	2
45 Carlos Lee, R (1, 7) OBP: 0.351, SLG: 0.513		3-6-3-4 1B		2B BB		1B			L5		F8		F8		IBB			5	1	2	0	2	0	0
Morgan Ensberg, R (1, 5) OBP: 0.305, SLG: 0.361		P3		3B 2B		P5			1B		K		P4		G5-3			7	1	2	2	0	1	4
Chris Burke, R (1, 9) OBP: 0.313, SLG: 0.338 (13, 4)		G3-6-3-4		3B			F8		1B			S SH5-4 1B		G6-3 SH5-4 HBP		K		6	0	3	1	0	1	1
Eric Bruntlett, R; Chad Qualls, R; 17 Lance Berkman, S; Dan Wheeler, R; Dave Borkowski, R; Trevor Miller, R; Orlando Palmeiro, L; 62 Mark McLemore, L			G6-3	F8			F8		K			SH5-4		SH5-4		G3		3	0	0	0	0	0	1
Brad Ausmus, R (1, 2) OBP: 0.335, SLG: 0.346			L4		G4-3		G4-3			SH3-4 BB		G6-3		G6-3		K		6	0	0	0	1	1	2
Woody Williams, R (1, 1) OBP: 0.111, SLG: 0.194			F9		K			G4-3		SH3-4		HBP BB		BB			L7	2	0	0	0	0	1	0
Mike Lamb, L (8, 3) OBP: 0.375, SLG: 0.464 (17, 9)																		2	0	0	0	2	0	0

Inning Stats	1	2	3	4	5	6	7	8	9	10	11	12	13	14	15	16	17	1B: 8	SF: 0	WP: 0	PA: 66
	R: 0 H: 0 E: 0 LOB: 0 K: 0 BB: 0 S: 7 P: 11	R: 0 H: 1 E: 0 LOB: 0 K: 0 BB: 0 S: 6 P: 13	R: 0 H: 0 E: 0 LOB: 0 K: 0 BB: 0 S: 11 P: 15	R: 3 H: 3 E: 0 LOB: 1 K: 0 BB: 1 S: 12 P: 29	R: 0 H: 0 E: 0 LOB: 0 K: 1 BB: 0 S: 6 P: 7	R: 0 H: 1 E: 0 LOB: 1 K: 0 BB: 0 S: 8 P: 15	R: 0 H: 0 E: 0 LOB: 0 K: 0 BB: 0 S: 8 P: 16	R: 0 H: 0 E: 0 LOB: 0 K: 0 BB: 0 S: 4 P: 7	R: 0 H: 2 E: 0 LOB: 2 K: 1 BB: 0 S: 12 P: 16	R: 0 H: 0 E: 0 LOB: 1 K: 1 BB: 1 S: 7 P: 17	R: 0 H: 0 E: 0 LOB: 0 K: 1 BB: 0 S: 11 P: 18	R: 0 H: 1 E: 0 LOB: 3 K: 1 BB: 1 S: 13 P: 22	R: 0 H: 0 E: 0 LOB: 0 K: 0 BB: 0 S: 9 P: 10	R: 0 H: 0 E: 0 LOB: 2 K: 0 BB: 1 S: 9 P: 17	R: 0 H: 1 E: 0 LOB: 1 K: 0 BB: 1 S: 4 P: 9	R: 0 H: 0 E: 0 LOB: 0 K: 2 BB: 0 S: 8 P: 11	R: 0 H: 1 E: 0 LOB: 1 K: 0 BB: 0 S: 10 P: 17	1B: 8 SF: 0 2B: 1 SAC: 4 3B: 1 DP: 2 HR: 0 HBP: 2	WP: 0 PA: 66 PB: 0 SB: 1 CS: 0

PITCHER		IP	WLS	BF	H	R	ER	SO	BB	IBB	HBP	BLK	WP	HR	S	P	ERA	WHIP
Tom Glavine, L ERA: 4.36	(1, 1)	7.0		26	5	3	3	1	1	0	0	0	0	0	58	106	3.86	0.857
Aaron Heilman, R ERA: 3.83	(8, 1)	1.2		7	2	0	0	0	0	0	0	0	0	0	13	20	0.00	1.200
25 Pedro Feliciano, L ERA: 2.51	(9, 1)	0.1		1	0	0	0	1	0	0	0	0	0	0	3	3	0.00	0.000
59 Guillermo Mota, R ERA: 6.65	(10, 1)	2.0		7	0	0	0	2	1	0	0	0	0	0	18	35	0.00	0.500
Scott Schoeneweis, L ERA: 5.57	(12, 1)	0.2		4	1	0	0	0	1	0	0	0	0	0	10	18	0.00	3.000

PITCHER		IP	WLS	BF	H	R	ER	SO	BB	IBB	HBP	BLK	WP	HR	S	P	ERA	WHIP
35 Joe Smith, R ERA: 2.75	(12, 1)	2.1		10	0	0	0	1	1	0	2	0	0	0	21	31	0.00	0.429
Aaron Sele, R ERA: 4.8	(15, 1)	2.0	W	7	1	0	0	2	0	1	0	0	0	0	12	20	0.00	0.500
13 Billy Wagner, L ERA: 1.64	(17, 1)	1.0	S	4	1	0	0	0	0	0	0	0	0	0	10	17	0.00	1.000

AB	55
R	3
H	10
RBI	3
BB	5
SO	7
LOB	21

Batter	1	2	3	4	5	6	7	8	9	AB	R	H	RBI	BB	SO	LOB
7 José Reyes, S (1, 6) OBP: 0.387, SLG: 0.439	F S F F B F X 1-2 17 1B 17 S 1B		B C C X 1-2 ① G4-3			F B B X 2-1 ① G6-3	X 0-0 17 S 3-H 1B		B C F S 1-3 ③ K	5	0	2	1	0	1	1
17 David Newhan, L (1, 7) OBP: 0.306, SLG: 0.291	B C X 1-1 21 BB 1-3 1B		C C B B X 1-2 ② F8			F B X 1-1 15 HR 1B	C 1 SAFE B F C 1-3 ③ K 1-2			4	1	2	0	0	1	1
15 Carlos Beltrán, S (1, 8) OBP: 0.340, SLG: 0.477	S S B 1 SAFE B C 2-3 ① K		F C B X 1-2 ③ G3			C X 0-1 1-H HR		C B C B B B 4-2 21 F8 5 1B BB		3	1	1	2	1	1	2
5 David Wright, R (1, 5) OBP: 0.373, SLG: 0.506	1 SAFE X 0-0 ② F8			C F X 0-2 ① G5-3		C S B B B F X 2-2 ② G6-3		1 SAFE S C 1 SAFE X 0-2 22 G4-6-3 1-2 1B		4	0	1	0	0	0	2
21 Carlos Delgado, L (1, 3) OBP: 0.305, SLG: 0.435	B B B B C B 4-1 1-2 BB			C X 0-1 ② G3		C X 0-1 2B		X 0-0 ① F8 2-3		3	0	1	0	1	0	2
22 Jose Valentin, S (1, 4) OBP: 0.297, SLG: 0.388	S T D S 1-3 ③ K			B C S F B S 2-3 ③ K		B B C B X 3-1 ③ G6-3		F X 0-1 ② ③ G4-6-3 1-2f		4	0	0	0	0	2	6
Shawn Green, L (1, 9) OBP: 0.325, SLG: 0.428		B X 1-0 ① L7			C T F B X 1-2 ① G6-3		S B B X 2-1 ① F8		C B T X 1-2 ① P3	4	0	0	0	0	0	0
Sandy Alomar Jr., R (1, 2) OBP: 0.250, SLG: 0.500		C X 0-1 ② G4-3			S B F X 1-2 ② F8		X 0-0 11 G3 7 1B 2B		B B C C F S 2-3 ② K	4	1	1	0	0	1	0
Dave Williams, L (1, 1) Aaron Sele, R (4, 1) 11 Ramon Castro, R (7, PH) OBP: 0.349, SLG: 0.538 Scott Schoeneweis, L (7, 1) Ruben Gotay, S (9, PH) OBP: 0.377, SLG: 0.514		B B C C C 2-3 ③ K			B X 1-0 ③ G3-1		C S F X 0-2 ② G3 2-3		B F F B X 2-2 2B	1 1 1 0 1	0 0 0 0 0	0 0 0 0 1	0 0 0 0 0	0 0 0 0 0	1 0 0 0 0	0 0 1 0 0
Inning Stats	R: 0 E: 0 K: 2 S: 16 H: 2 LOB: 3 BB: 1 P: 25	R: 0 E: 0 K: 1 S: 6 H: 0 LOB: 0 BB: 0 P: 9	R: 0 E: 0 K: 0 S: 9 H: 0 LOB: 0 BB: 0 P: 12	R: 0 E: 0 K: 1 S: 10 H: 0 LOB: 0 BB: 0 P: 12	R: 0 E: 0 K: 0 S: 8 H: 0 LOB: 0 BB: 0 P: 11	R: 2 E: 0 K: 0 S: 14 H: 3 LOB: 1 BB: 0 P: 22	R: 1 E: 0 K: 1 S: 11 H: 2 LOB: 1 BB: 0 P: 14	R: 0 E: 0 K: 0 S: 8 H: 1 LOB: 1 BB: 1 P: 12	R: 0 E: 0 K: 2 S: 13 H: 1 LOB: 1 BB: 0 P: 19	1B: 5 2B: 3 3B: 0 HR: 1 SF: 0 SAC: 0 DP: 1 HBP: 0						

TOP

New York Mets @ Houston Astros

Minute Maid Park, Houston, TX

Sun Jul 08 2007, 1:05 PM CDT

Att. 40,708 - Roof Closed - 74 F

livebaseballscorecards.com

AB	35
R	3
H	9
RBI	3
BB	2
SO	7
LOB	15

WP: 0 PB: 0 SB: 2 CS: 0 PA: 37

PITCHER		IP	WLS	BF	H	R	ER	SO	BB	IBB	HBP	BLK	WP	HR	S	P	ERA	WHIP
44 Roy Oswalt, R ERA: 3.53	(1, 1)	7.0	W	29	7	3	3	5	1	0	0	0	0	1	74	105	3.86	1.143
Chad Qualls, R ERA: 4.09	(8, 1)	1.0		4	1	0	0	0	1	0	0	0	0	0	8	12	0.00	2.000
Dan Wheeler, R ERA: 5.7	(9, 1)	1.0		4	1	0	0	2	0	0	0	0	0	0	13	19	0.00	1.000

PITCHER	IP	WLS	BF	H	R	ER	SO	BB	IBB	HBP	BLK	WP	HR	S	P	ERA	WHIP

BOTTOM

New York Mets @ Houston Astros

Minute Maid Park, Houston, TX

Sun Jul 08 2007, 1:05 PM CDT

Att. 40,708 - Roof Closed - 74 F

livebaseballscorecards.com

Batter	1	2	3	4	5	6	7	8	9	AB	R	H	RBI	BB	SO	LOB
Chris Burke, R (1, 4) OBP: 0.321, SLG: 0.362	4-2 BB 1B 17 G1-4-3	1-2 1B 9 3B		1-2 HR 1-H	0-1 E6			X 0-0 ① F8		4	3	2	2	1	0	0
9 Hunter Pence, R (1, 8) OBP: 0.367, SLG: 0.589	1 SAFE 1-3 ① K	1 SAFE 0-1 3B 17 SF7 1-H		0-2 ① G1-3	3-2 ③ L7			X 0-0 2B 45 WP		5	1	2	1	0	1	2
17 Lance Berkman, S (1, 9) OBP: 0.389, SLG: 0.450	2-1 ② G1-4-3 1-2	0-1 ② SF7 3-H		X 0-0 2B 45 2B		4-0 BB		C 1-3 ② K F B F S		3	1	1	1	1	1	2
45 Carlos Lee, R (1, 7) OBP: 0.354, SLG: 0.515	4-0 BB 1B IBB	1-1 ③ F8		3-2 2B 1B 2-H		B 1 SAFE 1-3 ① K C		I 4-0 I 2-3 IBB I		3	1	1	1	2	1	1
Mark Loretta, R (1, 3) OBP: 0.394, SLG: 0.416	4-2 BB 1B 1B 1-2 2-3	C 1-1 1B 1B		0-1 1B 2-3		X 0-0 ② P6		B 1-0 ③ F7 X		4	1	2	0	1	0	3
Morgan Ensberg, R (1, 5) OBP: 0.304, SLG: 0.359	2-2 1B 1-3 2-H 3-H 1B	F 0-1 ① P4 X		X 0-0 ② F7		3-2 ③ F8				4	0	1	2	0	0	4
Eric Bruntlett, R (1, 6) OBP: 0.417, SLG: 0.300	1-2 1-2 3-H 1B	C 1-1 G4-6-3 1-2 1B		X 0-0 ③ G4-3			B 3-2 ① F7 F			4	0	2	1	0	0	2
Brad Ausmus, R (1, 2) OBP: 0.329, SLG: 0.339	2-2 ③ P6	C 1-1 ② ③ G4-6-3 1-2f			B 3-2 ① F9 F		F 1-3 ② K F			4	0	0	0	0	1	4
44 Roy Oswalt, R (1, 1) OBP: 0.154, SLG: 0.158 Luke Scott, L (7, PH) OBP: 0.321, SLG: 0.447 Chad Qualls, R (8, 1) Dan Wheeler, R (9, 1)		B 3-3 ① K C		B 4-2 HR C BB S	C 2-2 ② G4-3 C		C 0-3 ③ K S			2 1 0 0	1 0 0 0	0 0 0 0	0 0 0 0	1 0 0 0	1 1 0 0	0 0 0 0
Inning Stats	R: 3 H: 2 E: 0 LOB: 2 K: 1 BB: 3 S: 23 P: 43	R: 2 H: 2 E: 0 LOB: 0 K: 1 BB: 0 S: 12 P: 17	R: 0 H: 2 E: 0 LOB: 1 K: 0 BB: 0 S: 8 P: 11	R: 3 H: 4 E: 0 LOB: 2 K: 0 BB: 1 S: 21 P: 29	R: 0 H: 0 E: 1 LOB: 1 K: 0 BB: 0 S: 11 P: 19	R: 0 H: 0 E: 0 LOB: 1 K: 1 BB: 1 S: 9 P: 17	R: 0 H: 0 E: 0 LOB: 0 K: 2 BB: 0 S: 12 P: 16	R: 0 H: 1 E: 0 LOB: 2 K: 1 BB: 1 S: 8 P: 14		1B: 6 SF: 1 2B: 3 SAC: 0 3B: 1 DP: 1 HR: 1 HBP: 0						WP: 1 PA: 41 PB: 0 SB: 0 CS: 0

	AB	34
	R	8
	H	11
	RBI	8
	BB	6
	SO	6
	LOB	18

PITCHER		IP	WLS	BF	H	R	ER	SO	BB	IBB	HBP	BLK	WP	HR	S	P	ERA	WHIP
Dave Williams, L ERA: 21.6	(1, 1)	3.1	L	23	10	8	8	2	3	1	0	0	0	1	62	98	21.60	3.900
Aaron Sele, R ERA: 4.41	(4, 1)	2.2		10	0	0	0	1	1	0	0	0	0	0	22	38	0.00	0.375
Scott Schoeneweis, L ERA: 5.24	(7, 1)	2.0		8	1	0	0	3	0	1	0	0	1	0	20	30	0.00	0.500

PITCHER		IP	WLS	BF	H	R	ER	SO	BB	IBB	HBP	BLK	WP	HR	S	P	ERA	WHIP

Batter	1	2	3	4	5	6	7	8	9	AB	R	H	RBI	BB	SO	LOB
Craig Biggio, R (1, 4) OBP: 0.299, SLG: 0.395	B CH 87 F FA 88 B FA 88 X FA 90 2-1 ① F7		B SL 82 X FA 93 1-0 ③ G5-3			C FA 91 D SL 82 B FA 91 S FC 88 X FC 89 2-2 ② F8		C SL 82 X FA 94 0-1 ② G6-3		4	0	0	0	0	0	1
9 Hunter Pence, R (1, 8) OBP: 0.366, SLG: 0.584	B FA 90 B SL 81 B FA 91 C FA 88 F FA 92 S FA 91 3-3 ② K			B CU 79 S FA 89 B SL 80 F SI 88 B FA 93 X FA 92 3-2 17 L4-3 1B		B CU 76 F FA 91 C FA 93 F FA 91 B SL 82 S SL 80 2-3 ③ K		B SL 82 S SL 83 X SL 83 1-1 ③ G6-3		4	0	1	0	0	2	1
17 Lance Berkman, S (1, 3) OBP: 0.387, SLG: 0.446	B CH 85 B FA 93 S FA 92 B CH 86 B SI 91 4-1 BB			X FA 88 0-0 ① ② L4-3 1-1			C FA 88 F CH 82 B FA 91 B FA 89 C CH 83 2-3 ① K		X FA 93 0-0 ① F7	3	0	0	0	1	1	1
45 Carlos Lee, R (1, 7) OBP: 0.356, SLG: 0.514	C SL 80 S SL 82 B FA 93 F FA 92 S FA 91 1-3 ③ K			C FA 94 B FA 96 B FA 95 B SL 82 S FA 93 X SI 92 3-2 ③ G6-3			S FC 90 B SL 84 F FA 92 B FA 93 X FA 92 2-2 BB BB 1B		B FA 94 C FA 94 F SL 85 X FA 95 1-2 1B 1B	4	0	2	0	0	1	1
Mark Loretta, R (1, 6) OBP: 0.396, SLG: 0.415		B CH 86 C FA 90 F SI 90 F SL 82 F FA 93 X FA 90 1-2 ① L8			C FA 90 F CH 82 X CH 87 0-2 ① L3		C SL 80 B FA 90 D CH 84 F FA 90 B FA 90 B FA 90 4-2 BB 1-2 BB		B SL 82 C FA 94 B FA 93 S FA 92 F FA 93 X SL 82 2-2 1-2 1B	3	0	1	0	1	0	0
Mike Lamb, L (1, 5) OBP: 0.368, SLG: 0.455		F FA 91 B FA 92 C FA 93 B FA 92 B CH 87 C FA 92 3-3 ② K			B FA 89 B FA 89 C FA 89 X FA 92 2-1 ② F7		B X SL 79 1-0 ② L7		C FA 94 X FA 93 0-1 ② L7	4	0	0	0	0	1	4
Luke Scott, L (1, 9) OBP: 0.320, SLG: 0.441		F FA 92 B FA 93 B FA 93 F CH 84 S CH 87 2-3 ③ K			B SL 80 F FA 92 X FA 92 1-1 ③ G1-3		B CH 86 C FA 89 B SL 81 B FA 92 S FA 90 B FA 93 4-2 1-2 2-3 BB		D SL 85 F FA 94 S FA 93 F FA 93 S FA 88 1-3 ③ K	3	0	0	0	1	2	2
Eric Munson, L (1, 2) OBP: 0.333, SLG: 0.418			B FA 90 B CH 86 F CH 87 C FA 91 B FA 93 X FA 93 3-2 ① G1			C CU 74 B CH 87 B FA 90 B FA 92 X FA 88 3-1 23 FC3-6 1B	B CU 78 C SL 82 X FA 95 1-1 ③ F8			3	0	1	0	0	0	3
23 Jason Jennings, L (1, 1) OBP: 0.250, SLG: 0.077 Chad Qualls, R (6, 1) Brad Lidge, R (7, 1) Orlando Palmeiro, L (8, PH) OBP: 0.383, SLG: 0.304 Matt Albers, L (8, 1) OBP: 0.222, SLG: 0.222 Trever Miller, R (8, 1)			B FA 90 F FA 92 F FA 94 B FA 93 S CH 86 2-3 ② K			X CH 86 0-0 ① FC3-6 1-2f		B FA 94 C FA 94 B SL 82 F FA 93 B CU 78 S FA 94 3-3 ① K		2 0 0 0 0 1 1 0 0 0 0 0 0 0 0 0 0 0 0 0 0 1 0 0 0 0 1 0 0 0 0 0 0 0 0 0 0 0 0 0 0 0						
Inning Stats	R: 0 E: 0 K: 2 S: 10 H: 0 LOB: 1 BB: 1 P: 20	R: 0 E: 0 K: 2 S: 11 H: 0 LOB: 0 BB: 0 P: 17	R: 0 E: 0 K: 1 S: 7 H: 0 LOB: 0 BB: 0 P: 13	R: 0 E: 0 K: 0 S: 7 H: 1 LOB: 0 BB: 0 P: 13	R: 0 E: 0 K: 0 S: 7 H: 0 LOB: 0 BB: 0 P: 10	R: 0 E: 0 K: 1 S: 10 H: 1 LOB: 1 BB: 0 P: 17	R: 0 E: 0 K: 1 S: 13 H: 1 LOB: 3 BB: 2 P: 27	R: 0 E: 0 K: 1 S: 7 H: 0 LOB: 0 BB: 0 P: 11	R: 0 E: 0 K: 1 S: 14 H: 2 LOB: 2 BB: 0 P: 18	1B: 5 2B: 1 3B: 0 HR: 0 SF: 0 SAC: 0 DP: 1 HBP: 0						

TOP

Houston Astros @ Chicago Cubs

Wrigley Field, Chicago, IL

Fri Jul 13 2007, 1:20 PM CDT

Att. 41,593 - Sunny - 67 F

livebaseballscorecards.com

AB	31
R	0
H	5
RBI	0
BB	3
SO	9
LOB	14

PITCHER		IP	WLS	BF	H	R	ER	SO	BB	IBB	HBP	BLK	WP	HR	S	P	ERA	WHIP
38 Carlos Zambrano, R ERA: 3.83	(1, 1)	6.2	W	25	3	0	0	7	3	0	0	0	0	0	63	114	0.00	0.900
49 Carlos Marmol, R ERA: 0.92	(7, 1)	1.1	H	4	0	0	0	1	0	0	0	0	0	0	9	14	0.00	0.000
Bob Howry, R ERA: 4.57	(9, 1)	1.0		5	2	0	0	1	0	0	0	0	0	0	14	18	0.00	2.000

PITCHER	IP	WLS	BF	H	R	ER	SO	BB	IBB	HBP	BLK	WP	HR	S	P	ERA	WHIP

WP: 0 PB: 0 SB: 0 CS: 0 PA: 34

BOTTOM

Houston Astros @ Chicago Cubs

Wrigley Field, Chicago, IL

Fri Jul 13 2007, 1:20 PM CDT

Att. 41,593 - Sunny - 67 F

Batter	1	2	3	4	5	6	7	8	9	AB	R	H	RBI	BB	SO	LOB
12 Alfonso Soriano, R (1, 7) OBP: 0.353, SLG: 0.533	B FA 86 F FA 84 F SL 79 F SL 79 S FA 86 1-3 ① K		C SL 80 S SL 81 B SL 80 S SL 80 1-3 ② K	C FA 86 F FA 85 S SL 80 0-3 ② K		X 0-0 16 BB 1-3 2B		B FA 91 B FA 91 X FA 94 2-0 25 WP 2 BB 25 2B 1B		5	1	2	0	0	3	1
2 Ryan Theriot, R (1, 6) OBP: 0.343, SLG: 0.356	B FA 86 X CH 85 1-0 1B		B FA 85 C FA 86 F CH 80 B FA 86 B FA 87 B FA 87 F FA 87 X FA 87 3-2 25 S 1B	C SL 79 B FA 86 C FA 86 F CH 80 B FA 87 F CH 79 X FA 86 2-2 ③ F8		C SL 80 S FA 92 D SL 87 F SL 86 X FA 94 1-2 ② G6-3		B CU 76 P PO 82 B FA 92 C FA 91 B FA 93 4-1 25 WP 25 2B 1-2 BB		4	1	2	0	1	0	3
25 Derrek Lee, R (1, 3) OBP: 0.414, SLG: 0.481	1 SAFE C FA 85 P PO 83 X FA 85 1-1 ② F7		C SL 79 B FA 86 C FA 86 B FA 87 B CH 79 F SL 81 B FA 87 4-2 1-2 BB		B CH 84 F FA 86 B SL 79 C FA 87 C FA 87 2-3 ① K	B SL 84 F FA 90 B FA 92 B FA 95 I IN 75 4-1 16 BB IBB		B CU 77 B FA 93 S FA 93 F FA 93 B CU 79 X FA 94 3-2 E 1-H FC3-2 2-H 2B		3	0	1	2	2	1	1
16 Aramis Ramirez, R (1, 5) OBP: 0.354, SLG: 0.548	C SL 80 1 SAFE 1 SAFE X CH 81 0-1 ③ F7		C FA 87 B FA 86 F CH 83 X SL 81 1-2 ③ F8		X SL 80 0-0 ② F7	C FA 93 B FA 92 B SL 84 B FA 94 B FA 92 4-1 1-2 2-3 3-H BB		S FA 93 T FA 94 B FA 94 F CU 80 X CU 79 1-2 ① F8		4	0	0	1	1	0	4
15 Cliff Floyd, L (1, 9) OBP: 0.370, SLG: 0.400 Bob Howry, L (9, 1)		B CH 84 B FA 85 X FA 86 2-0 ① G3		X CH 77 0-0 1B SF7 1B	C FA 86 S SL 81 X CH 81 0-2 1B 1B	B SL 85 S FA 90 B FA 93 T FA 91 X FA 93 2-2 ③ F8		I IN 63 I I I 4-0 FC3-2 E IBB		4 0	1 0	2 0	0 0	1 0	0 0	3 0
Mark DeRosa, R (1, 4) OBP: 0.365, SLG: 0.451		F FA 85 B FA 86 X FA 86 1-1 ② F9		B FA 85 B FA 85 F FA 85 1 SAFE X FA 86 2-1 SF7 58 E 1-3 1B	S CH 79 1 SAFE X CH 79 0-1 1-3 1B		B SL 85 S SL 86 F FA 94 B SL 86 B SL 86 S FA 96 3-3 ① K	B CH 73 X 1-0 E6 FC3-2 1-2 2-3		5	1	2	0	0	1	2
Jacque Jones, L (1, 8) OBP: 0.292, SLG: 0.333		B SL 79 C CU 78 B FA 85 X FA 86 2-1 1B		X FA 86 0-0 ① SF7 1-2 3-H	X CH 79 0-0 ③ G3		S SL 85 F FA 95 F FA 94 B SL 86 B SL 85 C SL 85 2-3 ② K	X CH 78 0-0 ② FC3-2 1-2 2-3 3-Hf		4	0	1	1	0	1	5
58 Geovany Soto, R (1, 2)		B SL 78 C FA 86 S FA 86 1 SAFE C FA 86 1-3 ③ K		B SL 80 F CH 80 D SL 80 B FA 86 S SL 81 F FA 86 F FA 86 X SL 80 3-2 E5 38 1B 2-H		C B B B S C 3-3 ① K	C FA 94 B FA 95 S SL 86 B SL 85 B FA 95 X FA 96 3-2 E6	B X FA 87 1-0 ③ L5		5	1	0	0	0	2	4
38 Carlos Zambrano, S (1, 1) OBP: 0.267, SLG: 0.422 49 Carlos Marmol, R (7, 1) 29 Ángel Pagán, S (9, 9) OBP: 0.313, SLG: 0.429			B CH 84 L FA 85 B FA 87 B FA 86 S FA 86 S FA 86 3-3 ① K	S CU 78 B CH 79 X SL 86 1-1 3-H 1B		X 0-0 12 2B 16 BB 1B	X FA 94 0-0 G6-3			3 1 0	1 0 0	2 0 0	1 0 0	0 0 0	1 1 0	0 1 0
Inning Stats	R: 0 E: 0 K: 1 S: 10 H: 1 LOB: 1 BB: 0 P: 12	R: 0 E: 0 K: 1 S: 8 H: 1 LOB: 1 BB: 0 P: 14	R: 0 E: 0 K: 2 S: 17 H: 1 LOB: 2 BB: 1 P: 29	R: 3 E: 1 K: 1 S: 19 H: 3 LOB: 1 BB: 0 P: 27	R: 0 E: 0 K: 1 S: 10 H: 2 LOB: 2 BB: 0 P: 12	R: 1 E: 0 K: 1 S: 14 H: 2 LOB: 3 BB: 2 P: 28	R: 0 E: 1 K: 2 S: 11 H: 0 LOB: 1 BB: 0 P: 19	R: 2 E: 1 K: 0 S: 13 H: 2 LOB: 3 BB: 2 P: 28		1B: 10 2B: 2 3B: 0 HR: 0 SF: 1 SAC: 0 DP: 0 HBP: 0						

PITCHER		IP	WLS	BF	H	R	ER	SO	BB	IBB	HBP	BLK	WP	HR	S	P	ERA	WHIP
23 Jason Jennings, R ERA: 4.15	(1, 1)	5.1	L	28	10	4	3	7	1	0	0	0	0	0	69	102	5.06	2.062
Chad Qualls, R ERA: 4.03	(6, 1)	0.2		4	0	0	0	0	1	1	0	0	0	0	9	20	0.00	1.500
Brad Lidge, R ERA: 2.27	(7, 1)	1.0		4	0	0	0	2	0	0	0	0	0	0	11	19	0.00	0.000
Matt Albers, R ERA: 6.1	(8, 1)	0.1		6	2	2	2	0	1	1	0	0	1	0	11	25	54.00	9.000
Trever Miller, L ERA: 6.56	(8, 1)	0.2		2	0	0	0	0	0	0	0	0	0	0	2	3	0.00	0.000

PITCHER	IP	WLS	BF	H	R	ER	SO	BB	IBB	HBP	BLK	WP	HR	S	P	ERA	WHIP

livebaseballscorecards.com

AB	38
R	6
H	12
RBI	5
BB	5
SO	9
LOB	24

WP: 1 PA: 44
PB: 0
SB: 1
CS: 0

Batter	1	2	3	4	5	6	7	8	9	AB	R	H	RBI	BB	SO	LOB
Chris Burke, R (1, 4) OBP: 0.320, SLG: 0.373	C FA 85 F FA 87 X CU 70 0-2 9 G4-3 3B		C FC 83 F FC 82 X FA 89 0-2 ② P4		X FA 89 0-0 ③ F9			B CH 78 B FA 87 F CH 82 F CH 79 B FA 89 X FA 90 3-2 ② P4		4	1	1	0	0	0	2
9 Hunter Pence, R (1, 8) OBP: 0.361, SLG: 0.576	C FA 87 B CU 71 F CH 79 F FA 90 X CU 73 1-2 ① G4-3 3-H		B FA 88 F CH 78 S FA 88 B CU 71 S FA 91 2-3 ③ K			B FA 87 C FC 82 B FA 88 X FC 80 2-1 ① G6-3		B CU 69 C FC 83 B FA 89 F FA 90 S FA 91 2-3 ③ K		4	0	0	1	0	2	0
Mark Loretta, R (1, 3) OBP: 0.394, SLG: 0.416	B FA 90 F FA 88 B FC 82 F FA 88 B CU 65 X SL 81 3-2 ② F9			C FA 84 X CU 67 0-1 ① G5-3		F FA 85 B CH 76 F FA 85 X FA 90 1-2 ② G4-3			B FA 90 X FA 90 1-0 2B 2B	4	1	1	0	0	0	0
45 Carlos Lee, R (1, 7) OBP: 0.355, SLG: 0.510	B FA 88 B CH 78 B CH 80 B FA 88 4-0 BB			B FA 89 X FA 89 1-0 ② F8		F FA 90 B FA 91 F FA 91 X FA 91 1-2 ③ G6-3			X FA 92 0-0 ① F9	3	0	0	0	1	0	1
17 Lance Berkman, S (1, 9) OBP: 0.383, SLG: 0.440	1 SAFE C FA 88 F FA 89 B FA 92 F FA 91 B CU 73 F FA 91 B FC 84 S FC 84 3-3 ③ K			B CH 79 C FA 88 F FC 83 F FA 89 F FA 90 F CU 73 S FA 90 1-3 ③ K			X FA 87 0-0 ① F7		B FA 91 B FA 90 F FA 91 F FA 90 S SL 86 2-3 ② K	4	0	0	0	0	3	2
Morgan Ensberg, R (1, 5) OBP: 0.311, SLG: 0.372		X 0-0 ① F7			S FA 87 B CU 71 B CH 77 X FC 84 2-1 44 FC1-5 1B 1B		B FA 88 B FA 88 C CH 84 B FA 89 F FA 85 X FC 80 3-2 1B		B FA 91 S FA 91 F FA 90 D SL 87 B SL 86 X FA 91 3-2 2-H 2B 2B	4	1	3	1	0	0	0
Eric Bruntlett, R (1, 6) OBP: 0.404, SLG: 0.318		C FA 85 X CU 66 0-1 ② G6-3			C FC 82 C FC 84 B FA 91 S FA 90 1-3 ① K		F FA 87 F CH 78 C FA 90 0-3 ② K		X FA 92 0-0 2-H 2B	4	0	1	1	0	2	2
Brad Ausmus, R (1, 2) OBP: 0.328, SLG: 0.338		C CH 81 X FC 84 0-1 ③ F7			F FC 83 X FC 81 0-1 44 FC1-5 1-2 1B		C FA 89 X CU 66 0-1 ③ L9		C CH 85 B FA 91 B SL 85 F FA 91 C FA 91 2-3 ③ K	4	0	1	0	0	1	2
44 Roy Oswalt, R (1, 1) OBP: 0.146, SLG: 0.150			C FA 84 B CU 66 S FA 86 S FA 88 1-3 ① K		L FA 90 L FA 90 X FA 91 0-2 ② FC1-5 1-2 2-3f			B FA 87 C CH 75 X CH 79 1-1 ① F8		2	0	0	0	0	1	2
Dave Borkowski, R (6, 1)										0	0	0	0	0	0	0
Craig Biggio, R (8, PH) OBP: 0.298, SLG: 0.394										1	0	0	0	0	0	0
Dan Wheeler, R (8, 1)										0	0	0	0	0	0	0
Inning Stats	R: 1 E: 0 K: 1 S: 15 H: 1 LOB: 1 BB: 1 P: 26	R: 0 E: 0 K: 0 S: 5 H: 0 LOB: 0 BB: 0 P: 5	R: 0 E: 0 K: 2 S: 9 H: 0 LOB: 0 BB: 0 P: 12	R: 0 E: 0 K: 1 S: 9 H: 0 LOB: 0 BB: 0 P: 11	R: 0 E: 0 K: 1 S: 11 H: 2 LOB: 2 BB: 0 P: 14	R: 0 E: 0 K: 0 S: 8 H: 0 LOB: 0 BB: 0 P: 12	R: 0 E: 0 K: 1 S: 9 H: 1 LOB: 1 BB: 0 P: 12	R: 0 E: 0 K: 1 S: 8 H: 0 LOB: 0 BB: 0 P: 14	R: 2 E: 0 K: 2 S: 12 H: 3 LOB: 1 BB: 0 P: 20	1B: 3 2B: 3 3B: 1 HR: 0 SF: 0 SAC: 0 DP: 0 HBP: 0						

TOP

Houston Astros @ Chicago Cubs

Wrigley Field, Chicago, IL

Sat Jul 14 2007, 2:55 PM CDT

Att. 41,448 - Partly Cloudy - 80 F

livebaseballscorecards.com

	AB	34
	R	3
	H	7
	RBI	3
	BB	1
	SO	9
	LOB	11

PITCHER		IP	WLS	BF	H	R	ER	SO	BB	IBB	HBP	BLK	WP	HR	S	P	ERA	WHIP
30 Ted Lilly, L ERA: 3.51	(1, 1)	8.0	W	29	4	1	1	7	1	0	0	0	0	0	74	106	1.12	0.625
43 Michael Wuertz, R ERA: 3.76	(9, 1)	1.0		6	3	2	2	2	0	0	0	0	0	0	12	20	18.00	3.000

PITCHER	IP	WLS	BF	H	R	ER	SO	BB	IBB	HBP	BLK	WP	HR	S	P	ERA	WHIP

Houston Astros @ Chicago Cubs

Wrigley Field, Chicago, IL

Sat Jul 14 2007, 2:55 PM CDT

Att. 41,448 - Partly Cloudy - 80 F

livebaseballscorecards.com

BOTTOM

Batter	1	2	3	4	5	6	7	8	9	AB	R	H	RBI	BB	SO	LOB
12 Alfonso Soriano, R (1, 7) OBP: 0.353, SLG: 0.539	C FA 91 B FA 91 F FA 92 S CU 77 1-3 ① K			X SL 86 0-0 ① G4-3	C FA 94 X FA 93 0-1 25 BB BB 16 1B 1B	F B S X 1-2 1-H 2-H HR		C SL 82 S FA 90 F SL 83 D SL 82 F FA 88 F FA 90 S FA 90 1-3 ① K		5	2	2	3	0	2	1
Cesar Izturis, S (1, 6) OBP: 0.299, SLG: 0.305	B FA 91 C FA 91 X CU 72 1-1 ② G3-1			C FA 91 C SL 86 F FA 93 F SL 65 F FA 95 B SL 64 B FA 93 X FA 93 2-2 25 2B 16 2B 1B	C FA 91 1 SAFE B SL 85 1 SAFE 1 SAFE 1 SAFE B FA 91 C FA 91 B CH 71 4-2 F FA 92 B FA 91 1-2 25 BB 16 1B BB	F FA 91 B FA 91 C FA 90 X CU 72 1-2 16 1B 1B		B CU 76 X FA 89 1-0 ② G3 2-3	4	2	2	0	1	0	1
25 Derrek Lee, R (1, 3) OBP: 0.414, SLG: 0.481	B SL 85 B FA 92 X FA 92 2-0 ③ G1-3			B FA 91 X FA 93 1-0 16 2B 1-3 2B	C FA 93 B CU 71 B FA 93 B FA 92 F FA 92 B FA 94 4-2 16 1B 1-2 2-3 BB	B FA 92 B SL 85 F FA 90 B CH 84 C FA 92 T FA 91 3-2 ② K		F FA 92 X FA 91 0-1 ③ F9		4	1	1	0	1	1	2
16 Aramis Ramirez, R (1, 5) OBP: 0.359, SLG: 0.555 29 Ángel Pagán, S (9, 9) OBP: 0.313, SLG: 0.429		B FA 92 F FA 91 B FA 93 X FA 92 2-1 ① F8		B FA 93 X FA 94 1-0 E 2-H 3-H 2B	C SL 87 X FA 96 0-1 1-2 2-H 3-H 1B	X SL 86 0-0 1-3 1B				4 0	1 0	3 0	4 0	0 0	0 0	0 0
15 Cliff Floyd, L (1, 9) OBP: 0.370, SLG: 0.400 17 Mike Fontenot, L (2, 4) OBP: 0.363, SLG: 0.556		C FA 91 X FA 89 0-1 ② L8		C CU 72 B SL 84 S CU 70 B SL 85 F FA 92 S CU 71 2-3 ② K	C FA 94 B FA 93 B SL 85 F CU 69 S FA 94 2-3 ③ K	S FA 92 S FA 92 F FA 92 B SL 86 B FA 92 S CU 73 2-3 ③ K				0 4	0 0	0 0	0 0	0 3	0 5	0 5
Mark DeRosa, R (1, 4) OBP: 0.367, SLG: 0.452 (2, 9) (9, 5)		C FA 92 B SL 85 F FA 91 B FA 94 B CU 72 S FA 94 3-3 ③ K		F SL 85 B SL 85 B FA 92 X SL 86 2-1 2-H E2 1B		S B S X 1-2 1B 30 1B 1B	B FA 91 S SL 84 C FA 90 X SL 83 1-2 ① G5-3			4	1	2	0	0	1	0
Jacque Jones, L (1, 8) OBP: 0.291, SLG: 0.332			C CU 70 B FA 92 X FA 92 1-1 ① G4-3	F FA 94 F FA 93 D CU 68 X FA 93 1-2 ③ G3		C S X 0-2 30 1B 12 HR 1-3 1B	C FA 91 S SL 84 B SL 83 B FA 91 F FA 91 F SL 84 F FA 91 X 2-2 ② G4-3			4	1	1	0	0	0	1
Rob Bowen, S (1, 2) OBP: 0.316, SLG: 0.345			C FA 93 C CU 71 B CU 77 X FA 94 1-2 ② L5		X CU 70 0-0 ① B2-3	S C S 0-3 ① K	F CH 84 S FA 90 S FA 91 0-3 ③ K			4	0	0	0	0	2	2
30 Ted Lilly, L (1, 1) OBP: 0.146, SLG: 0.146 32 Daryle Ward, L (8, PH) OBP: 0.449, SLG: 0.446 43 Michael Wuertz, R (9, 1)			B FA 92 C FA 90 B FA 94 X FA 92 2-1 ③ P6		C FA 91 B CU 72 B FA 91 F FA 92 F FA 92 B CU 71 F FA 92 C FA 92 3-3 ② K	X 0-0 1-2 3-H 12 HR 1B		B FA 90 X FA 90 1-0 G3 2B		3 1 0	1 0 0	1 1 0	1 0 0	0 0 0	1 0 0	0 0 0
Inning Stats	R: 0 E: 0 K: 1 S: 6 H: 0 LOB: 0 BB: 0 P: 10	R: 0 E: 0 K: 1 S: 7 H: 0 LOB: 0 BB: 0 P: 12	R: 0 E: 0 K: 0 S: 7 H: 0 LOB: 0 BB: 0 P: 11	R: 3 E: 1 K: 1 S: 18 H: 4 LOB: 1 BB: 0 P: 27	R: 2 E: 0 K: 2 S: 18 H: 2 LOB: 2 BB: 2 P: 31	R: 4 E: 0 K: 3 S: 24 H: 6 LOB: 2 BB: 0 P: 32	R: 0 E: 0 K: 1 S: 12 H: 0 LOB: 0 BB: 0 P: 15	R: 0 E: 0 K: 1 S: 10 H: 1 LOB: 1 BB: 0 P: 13		1B: 9 2B: 3 3B: 0 HR: 1 SF: 0 SAC: 0 DP: 0 HBP: 0				WP: 0 PB: 0 SB: 0 CS: 0 PA: 39		

	AB	37
	R	9
	H	13
	RBI	8
	BB	2
	SO	10
	LOB	12

PITCHER		IP	WLS	BF	H	R	ER	SO	BB	IBB	HBP	BLK	WP	HR	S	P	ERA	WHIP
44 Roy Oswalt, R ERA: 3.91	(1, 1)	5.1	L	28	10	9	8	6	2	0	0	0	0	1	69	106	13.50	2.250
Dave Borkowski, R ERA: 4.38	(6, 1)	1.2		7	2	0	0	3	0	0	0	0	0	0	23	32	0.00	1.200
Dan Wheeler, R ERA: 5.56	(8, 1)	1.0		4	1	0	0	1	0	0	0	0	0	0	10	13	0.00	1.000

PITCHER	IP	WLS	BF	H	R	ER	SO	BB	IBB	HBP	BLK	WP	HR	S	P	ERA	WHIP

Houston Astros @ Chicago Cubs

Wrigley Field, Chicago, IL

Sun Jul 15 2007, 1:20 PM CDT

Att. 41,757 - Partly Cloudy - 72 F

livebaseballscorecards.com

Batter	1	2	3	4	5	6	7	8	9	AB	R	H	RBI	BB	SO	LOB
Chris Burke, R (1, 4) OBP: 0.316, SLG: 0.363	C C B B C 2-3 ① K	C FA 90 D FA 89 B FA 90 B CH 79 B FA 89 4-1 17 2B BB		X CH 80 0-0 ①② G1-6-3 1-2f		B FA 95 F FA 93 B FA 95 B FA 94 F FA 95 X SL 81 3-2 ① P6	C SL 86 C SL 86 D SL 87 D SL 87 B SL 84 S SL 86 3-3 ③ K			4	1	0	0	1	2	4
9 Hunter Pence, R (1, 8) OBP: 0.361, SLG: 0.575	C X 0-1 17 1B 2B	C FA 90 T FA 90 B FA 90 X FA 91 1-2 ② F9		B FA 87 B FA 90 T FA 91 S FA 85 B FA 86 B SL 86 4-2 17 S BB		C SL 83 C SL 82 B FA 95 S SL 82 1-3 ② K		B SL 85 B FA 90 F FA 90 F SL 86 S FA 91 2-3 ① K		4	1	1	0	1	2	2
17 Lance Berkman, S (1, 3) OBP: 0.388, SLG: 0.445	B C B X 2-1 S 2-H 1B	B SL 84 C FA 90 B FA 91 B FA 90 F CH 84 X FA 91 3-2 1-H 2-H 2B		B FA 89 B FA 89 C FA 89 B FA 89 B FA 89 4-1 1-2 BB		B FA 96 B SL 84 B SL 84 B FA 94 4-0 BB		S SL 84 S B B F B FA 92 F SL 85 X SL 85 3-2 ② P4		3	0	2	3	2	0	0
45 Carlos Lee, R (1, 7) OBP: 0.350, SLG: 0.503	C C F B S 1-3 ② K	X FA 90 0-0 ③ L6		X FA 89 0-0 ③ L5		B SL 82 1 SAFE B SL 82 C FA 94 S FA 95 X FA 94 2-2 ③ F7		S CH 86 B SL 88 X SL 88 1-1 ③ G6-3		5	0	0	0	0	1	5
Mark Loretta, R (1, 6) OBP: 0.392, SLG: 0.413 Eric Bruntlett, R (7, PR) OBP: 0.396, SLG: 0.311 (7, 6)	C F FA 90 F FA 90 X FA 91 1-2 ③ G6-3 1-2		C FA 90 F SL 85 X FA 90 0-2 ① F9		C CU 80 C FA 92 X FA 91 0-2 ① G5-3		B FA 93 C SL 80 X CU 81 1-1 F9 1B 1B		X FA 93 0-0 ① F9	4 1	0 0	1 0	0 0	0 0	0 0	1 0
Mike Lamb, L (1, 5) OBP: 0.373, SLG: 0.474		C FA 88 B FA 89 B FA 89 F FA 89 X FA 90 2-2 2B 1B	C FA 90 F SL 87 B FA 90 F CH 82 F FA 91 X FA 91 1-2 HR		C CU 80 X FA 88 0-1 ② P4		C CU 80 B CH 81 B CU 80 B FA 90 X FA 90 3-1 1-2 F9 1B		C FA 94 F FA 92 B FA 93 F FA 93 T FA 93 1-2 ② K	5	2	3	1	0	1	0
Luke Scott, L (1, 9) OBP: 0.322, SLG: 0.442		B FA 85 C FA 90 X FA 91 1-1 1-H 1B 2B	B FA 90 B CH 81 B CH 81 F FA 88 X FA 90 3-1 ② G2-3		C FA 93 B FA 92 B FA 92 B CU 81 T CH 85 F CH 85 B FA 91 4-2 1B BB		S CH 81 X SL 82 0-1 ① F9 1-2 2-3		F FA 93 B FA 94 B FA 92 C FA 93 X FA 94 2-2 ③ F7	4	1	1	1	1	0	2
Brad Ausmus, R (1, 2) OBP: 0.331, SLG: 0.341		B FA 91 B FA 90 X FA 89 2-0 51 SH3-4 17 2B 2-H 1B	B FA 89 C FA 88 X FA 90 1-1 ③ G6-3		B FA 90 1 SAFE B FA 91 S FA 90 F FA 91 1 SAFE F FA 92 D FA 86 X FA 88 3-2 1-2 1B		B SL 82 S CH 82 X CH 82 1-1 ② L5			4	1	2	1	0	0	2
51 Wandy Rodriguez, S (1, 1) OBP: 0.207, SLG: 0.214 Dave Borkowski, R (4, 1) Craig Biggio, R (5, PH) OBP: 0.297, SLG: 0.393 Matt Albers, L (5, 1) OBP: 0.222, SLG: 0.222 Morgan Ensberg, R (7, PH) OBP: 0.314, SLG: 0.372 Chad Qualls, R (7, 1)		X FA 90 0-0 ① SH3-4 1-2		C FA 89 S FA 88 B FA 89 X FA 90 1-2 G1-6-3 1B	D SL 83 F SL 82 S SL 82 S SL 83 1-3 ③ K		B SL 86 S SL 86 B SL 88 D SL 88 B SL 86 4-1 BB			1 0 1 0 0 0	0 0 0 0 0 0	1 0 0 0 0 0	0 0 0 0 1 0	0 0 0 0 0 0	0 0 1 0 0 0	0 0 2 0 0 0
Inning Stats	R: 1 E: 0 K: 2 S: 14 H: 2 LOB: 1 BB: 0 P: 20	R: 4 E: 0 K: 0 S: 15 H: 4 LOB: 1 BB: 1 P: 28	R: 1 E: 0 K: 0 S: 12 H: 1 LOB: 0 BB: 0 P: 17	R: 0 E: 0 K: 0 S: 8 H: 1 LOB: 2 BB: 2 P: 17	R: 0 E: 0 K: 1 S: 15 H: 1 LOB: 2 BB: 1 P: 23	R: 0 E: 0 K: 1 S: 9 H: 0 LOB: 1 BB: 1 P: 19	R: 0 E: 0 K: 1 S: 12 H: 2 LOB: 3 BB: 1 P: 24	R: 0 E: 0 K: 1 S: 10 H: 0 LOB: 0 BB: 0 P: 16	R: 0 E: 0 K: 1 S: 8 H: 0 LOB: 0 BB: 0 P: 11	1B: 7 2B: 3 3B: 0 HR: 1	SF: 0 SAC: 1 DP: 1 HBP: 0			WP: 0 PB: 0 SB: 2 CS: 0	PA: 43		

PITCHER		IP	WLS	BF	H	R	ER	SO	BB	IBB	HBP	BLK	WP	HR	S	P	ERA	WHIP
Jason Marquis, R ERA: 4.03	(1, 1)	4.0		22	8	6	6	2	3	0	0	0	0	1	49	82	13.50	2.750
47 Scott Eyre, L ERA: 6.46	(5, 1)	0.2		4	1	0	0	0	1	0	0	0	0	0	12	19	0.00	3.000
49 Carlos Marmol, R ERA: 0.88	(5, 1)	1.1	H	6	1	0	0	2	1	0	0	0	0	0	14	26	0.00	1.500
13 Will Ohman, L ERA: 4.05	(7, 1)	0.2	H	3	1	0	0	0	0	0	0	0	0	0	6	10	0.00	1.500
43 Michael Wuertz, R ERA: 3.64	(7, 1)	1.1	W	5	0	0	0	2	1	0	0	0	0	0	14	27	0.00	0.750

PITCHER		IP	WLS	BF	H	R	ER	SO	BB	IBB	HBP	BLK	WP	HR	S	P	ERA	WHIP
Bob Howry, R ERA: 4.47	(9, 1)	1.0	S	3	0	0	0	1	0	0	0	0	0	0	8	11	0.00	0.000

AB	36
R	6
H	11
RBI	6
BB	6
SO	7
LOB	18

Houston Astros @ Chicago Cubs

Wrigley Field, Chicago, IL

Sun Jul 15 2007, 1:20 PM CDT

Att. 41,757 - Partly Cloudy - 72 F

livebaseballscorecards.com

BOTTOM

Batter	1	2	3	4	5	6	7	8	9	AB	R	H	RBI	BB	SO	LOB
2 Ryan Theriot, R (1, 6) OBP: 0.344, SLG: 0.368 (5, 4)	P4	25 HR 17 G1-3 1B		HR		K		L3		5	2	2	1	0	1	1
17 Mike Fontenot, L (1, 4) OBP: 0.353, SLG: 0.541	K	G1-3		G3		K				3	0	0	0	0	1	2
49 Carlos Marmol, R (5, 1)										1	0	0	0	0	1	0
13 Will Ohman, L (7, 1)										0	0	0	0	0	0	0
43 Michael Wuertz, R (7, 1)										0	0	0	0	0	0	0
Koyie Hill, S (9, 2) OBP: 0.217, SLG: 0.230										0	0	0	0	0	0	0
25 Derrek Lee, R (1, 3) OBP: 0.420, SLG: 0.495	1B	HR		16 L1-3 BB			E S 1B			3	1	3	3	1	0	0
16 Aramis Ramirez, R (1, 5) OBP: 0.358, SLG: 0.550	G2-3	1B		L1-3			F9			4	0	1	0	0	0	3
12 Alfonso Soriano, R (1, 7) OBP: 0.350, SLG: 0.533		P6 F9			G1-3		K			4	0	0	0	0	1	2
Mark DeRosa, R (1, 9) OBP: 0.369, SLG: 0.454		58 1B 2B	BB		F8		K			3	1	1	0	1	1	1
58 Geovany Soto, R (1, 2) OBP: 0.250, SLG: 0.143		29 HR 1B	K		BB			G1-3		2	1	1	1	1	1	1
Jacque Jones, L (8, PH) OBP: 0.290, SLG: 0.330										1	0	0	0	0	0	0
Bob Howry, L (9, 1)										0	0	0	0	0	0	0
29 Ángel Pagán, S (1, 8) OBP: 0.319, SLG: 0.459		HR	F8		G3			SH2-3 1B		4	1	2	2	0	0	2
Jason Marquis, L (1, 1) OBP: 0.190, SLG: 0.293		25 HR 17 G1-3 2 1B 1B	G3			G4-3		SH2-3		2	1	1	0	0	0	1
47 Scott Eyre, L (5, 1)										0	0	0	0	0	0	0
Cesar Izturis, S (5, 6) OBP: 0.298, SLG: 0.304										1	0	0	0	0	0	0
Inning Stats	R: 0 E: 0 K: 1 S: 10 H: 1 LOB: 1 BB: 0 P: 16	R: 6 E: 0 K: 0 S: 21 H: 7 LOB: 1 BB: 0 P: 32	R: 0 E: 0 K: 1 S: 12 H: 0 LOB: 1 BB: 1 P: 20	R: 1 E: 0 K: 0 S: 7 H: 1 LOB: 0 BB: 1 P: 12	R: 0 E: 0 K: 0 S: 9 H: 0 LOB: 1 BB: 1 P: 15	R: 0 E: 0 K: 2 S: 10 H: 0 LOB: 0 BB: 0 P: 14	R: 0 E: 0 K: 2 S: 12 H: 1 LOB: 1 BB: 0 P: 17	R: 0 E: 0 K: 0 S: 10 H: 1 LOB: 1 BB: 0 P: 15		1B: 7 2B: 2 3B: 0 HR: 3	SF: 0 SAC: 1 DP: 1 HBP: 0						

	AB	33
	R	7
	H	11
	RBI	7
	BB	3
	SO	6
	LOB	13

WP: 0 PB: 0 SB: 1 CS: 0 PA: 37

PITCHER		IP	WLS	BF	H	R	ER	SO	BB	IBB	HBP	BLK	WP	HR	S	P	ERA	WHIP
51 Wandy Rodriguez, L ERA: 4.33	(1, 1)	3.1	L	21	9	7	7	2	2	0	0	0	0	3	48	77	18.90	3.300
Dave Borkowski, R ERA: 4.31	(4, 1)	0.2		1	0	0	0	0	0	0	0	0	0	0	2	3	0.00	0.000
Matt Albers, R ERA: 5.82	(5, 1)	2.0		7	0	0	0	2	1	0	0	0	0	0	19	29	0.00	0.500
Chad Qualls, R ERA: 3.86	(7, 1)	2.0		8	2	0	0	2	0	0	0	0	0	0	22	32	0.00	1.000

PITCHER	IP	WLS	BF	H	R	ER	SO	BB	IBB	HBP	BLK	WP	HR	S	P	ERA	WHIP

Houston Astros @ Washington Nationals

Robert F. Kennedy Memorial Stadium, Washington, DC

Mon Jul 16 2007, 7:05 PM EDT

Att. 22,392 - Overcast - 87 F

TOP

livebaseballscorecards.com

Batter	1	2	3	4	5	6	7	8	9	AB	R	H	RBI	BB	SO	LOB
Craig Biggio, R (1, 4) OBP: 0.295, SLG: 0.390	C F B X 1-2 ① F8		B C B X 2-1 ③ G6-3		C X 0-1 ③ G4-3		F S B B F X 2-2 9 G6-4-3 1B		C F C 0-3 ③ K	5	0	1	0	0	1	0
9 Hunter Pence, R (1, 8) OBP: 0.360, SLG: 0.570	F S B X 1-2 1B			F C X 0-2 ① G5-3		C B B X 2-1 E6 17 1B 45 1B	S X 0-1 ②③ G6-4-3 1-2f			4	1	1	0	0	0	1
17 Lance Berkman, S (1, 9) OBP: 0.390, SLG: 0.446	C C 1 SAFE D B F 1 SAFE 1 SAFE X 2-2 ② F9			S X 0-1 45 BB FC9-4-5 1B		B B F X 2-1 45 1B SF8 2-3 1B		B S B B C F X 3-2 ① P6		4	1	2	0	0	0	1
45 Carlos Lee, R (1, 7) OBP: 0.354, SLG: 0.513	F B B X 2-1 ③ F7			B D B F B 4-1 1B FC9-4-5 1-2 BB		B X 1-0 1B 1-3 3-H 1B		X 0-0 HR		3	1	2	2	1	0	1
Mark Loretta, R (1, 3) (8, 6) OBP: 0.390, SLG: 0.412		C B X 1-1 ① F9		B X 1-0 ② FC9-4-5 1B 1-2 2-3f		C X 0-1 ① SF8 3-H		C X 0-1 1B		3	0	1	1	0	0	2
Morgan Ensberg, R (1, 5) OBP: 0.318, SLG: 0.374		X 0-0 L9-3 1B		X 0-0 1-2 2-3 1B		B X 1-0 ② F8		C X 0-1 ② F8		4	0	2	0	0	0	2
Eric Bruntlett, R (1, 6) OBP: 0.393, SLG: 0.313 Mike Lamb, L (8, PH) OBP: 0.372, SLG: 0.472 (8, 3)		1 SAFE B C B 1 B F X 3-2 ②③ L9-3 1-1		C B X 1-1 ③ G3-1		X 0-0 FC6-4 1-3 1B		B B B C C S 3-3 ③ K		3	0	1	0	0	0	4
										1	0	0	0	0	1	1
Brad Ausmus, R (1, 2) OBP: 0.326, SLG: 0.335			C F B S 1-3 ① K		C B X 1-1 ① G5-3	B X 1-0 ③ FC6-4 1-2f			F X 0-1 ① G2-3	4	0	0	0	0	1	2
Woody Williams, R (1, 1) OBP: 0.105, SLG: 0.184 Orlando Palmeiro, L (7, PH) OBP: 0.358, SLG: 0.300 Trever Miller, R (7, 1) Chad Qualls, R (7, 1) Brad Lidge, R (8, 1) Luke Scott, L (9, PH) OBP: 0.320, SLG: 0.440			B C C B C 2-3 ② K		S B C F F F F X 1-2 ② F9		B B C F X 2-2 ① F7		B F F F F C 1-3 ② K	2	0	0	0	0	1	0
										1	0	0	0	0	0	0
										0	0	0	0	0	0	0
										0	0	0	0	0	0	0
										0	0	0	0	0	0	0
										1	0	0	0	0	1	0
Inning Stats	R: 0 E: 0 K: 0 S: 12 H: 1 LOB: 1 BB: 0 P: 18	R: 0 E: 0 K: 0 S: 6 H: 1 LOB: 0 BB: 0 P: 10	R: 0 E: 0 K: 2 S: 8 H: 0 LOB: 0 BB: 0 P: 13	R: 0 E: 0 K: 0 S: 10 H: 2 LOB: 3 BB: 1 P: 16	R: 0 E: 0 K: 0 S: 11 H: 0 LOB: 0 BB: 0 P: 13	R: 2 E: 1 K: 0 S: 10 H: 3 LOB: 2 BB: 0 P: 17	R: 0 E: 0 K: 0 S: 9 H: 1 LOB: 0 BB: 0 P: 13	R: 1 E: 0 K: 1 S: 12 H: 2 LOB: 1 BB: 0 P: 18	R: 0 E: 0 K: 2 S: 10 H: 0 LOB: 0 BB: 0 P: 11	1B: 9 2B: 1 3B: 0 HR: 1	SF: 1 SAC: 0 DP: 2 HBP: 0					

	AB	35
	R	3
	H	10
	RBI	3
	BB	1
	SO	5
	LOB	14

WP: 0 PB: 0 SB: 0 CS: 0 PA: 37

PITCHER		IP	WLS	BF	H	R	ER	SO	BB	IBB	HBP	BLK	WP	HR	S	P	ERA	WHIP
Mike Bacsik, L ERA: 4.87	(1, 1)	5.2		25	7	2	1	2	1	0	0	0	0	0	56	85	1.59	1.412
52 Saul Rivera, R ERA: 3.52	(6, 1)	1.1	W	4	1	0	0	0	0	0	0	0	0	0	10	15	0.00	0.750
Jon Rauch, R ERA: 4.07	(8, 1)	1.0	H	5	2	1	1	1	0	0	0	0	0	1	12	18	9.00	2.000
32 Chad Cordero, R ERA: 2.86	(9, 1)	1.0	S	3	0	0	0	2	0	0	0	0	0	0	10	11	0.00	0.000

PITCHER	IP	WLS	BF	H	R	ER	SO	BB	IBB	HBP	BLK	WP	HR	S	P	ERA	WHIP

Batter	1	2	3	4	5	6	7	8	9	AB	R	H	RBI	BB	SO	LOB
Nook Logan, S (1, 8) OBP: 0.290, SLG: 0.322	C B X 1-2 G4-3 ①		B X 1-0 G6-3 ③			C X 0-1 G4-3 ①	S C D B X 2-2 L7 ③			4	0	0	0	0	0	1
10 Ronnie Belliard, R (1, 4) OBP: 0.345, SLG: 0.423	B B B C F F F C 3-3 K ②			X 0-0 F8 ①		B C S F B B X 3-2 21 HR 11 1B 1B		C X 0-1 F9 ①		4	1	1	0	0	1	0
11 Ryan Zimmerman, R (1, 5) OBP: 0.310, SLG: 0.432	X 0-0 G3 ③			B B C X 2-1 21 1B FC6-4 1B		B C 1 SAFE X 1-1 21 HR 1-2 1B		C S B B C 2-3 K ②		4	2	2	0	0	1	0
21 Dmitri Young, S (1, 3) OBP: 0.388, SLG: 0.520 Robert Fick, L (8, 3) OBP: 0.288, SLG: 0.245		B B S X 2-1 G3-1 ①		1 SAFE S F 1 SAFE B B B X 2-2 FC6-4 1-3 1B		2 SAFE B X 1-0 HR 1-H 2-H		S T B S 1-3 K ③		3 1	1 0	2 0	3 0	0 1	0 0	0 0
Ryan Church, L (1, 7) OBP: 0.344, SLG: 0.414 Ryan Langerhans, L (8, 7) OBP: 0.279, SLG: 0.292		C X 0-1 F9 ②		C X 0-1 FC6-4 25 FC6-4 ② 1-2f 3-H		B C C F S 1-3 K ②				3 0	0 0	0 0	1 0	0 0	1 0	1 0
25 Austin Kearns, R (1, 9) OBP: 0.324, SLG: 0.365		F F B B B X 3-2 1B		C 1 SAFE X 0-1 FC6-4 ③ 1-2f		B B B C X 3-1 L8 ③				3	0	1	0	0	0	1
Felipe Lopez, S (1, 6) OBP: 0.296, SLG: 0.343		B C D X 2-1 G4-3 ③			C B X 1-1 B3 ①		C F X 0-2 P3 ①			3	0	0	0	0	0	1
Brian Schneider, L (1, 2) OBP: 0.306, SLG: 0.315			C B X 1-1 G4-3 ①		B X 1-0 F7 ②		C B S F F X 1-2 F7 ②			3	0	0	0	0	0	0
Mike Bacsik, L (1, 1) OBP: 0.071, SLG: 0.071 52 Saul Rivera, S (6, 1) Tony Batista, R (7, PH) OBP: 0.294, SLG: 0.227 Jon Rauch, R (8, 1) 32 Chad Cordero, R (9, 1)			C C X 0-2 G3-1 ②		C C B F X 1-2 G6-3 ③		C S B X 1-2 1B			2 0 1 0 0	0 0 0 0 0	0 0 1 0 0	0 0 0 0 0	0 0 0 0 0	0 0 0 0 0	0 0 0 0 0
Inning Stats	R: 0 E: 0 K: 1 S: 9 H: 0 LOB: 0 BB: 0 P: 13	R: 0 E: 0 K: 0 S: 9 H: 1 LOB: 1 BB: 0 P: 16	R: 0 E: 0 K: 0 S: 6 H: 0 LOB: 0 BB: 0 P: 8	R: 1 E: 0 K: 0 S: 10 H: 2 LOB: 1 BB: 0 P: 14	R: 0 E: 0 K: 0 S: 7 H: 0 LOB: 0 BB: 0 P: 10	R: 3 E: 0 K: 1 S: 15 H: 3 LOB: 0 BB: 0 P: 24	R: 0 E: 0 K: 0 S: 14 H: 1 LOB: 1 BB: 0 P: 18	R: 0 E: 0 K: 2 S: 8 H: 0 LOB: 0 BB: 0 P: 11		1B: 6 2B: 0 3B: 0 HR: 1 SF: 0 SAC: 0 DP: 0 HBP: 0						

PITCHER		IP	WLS	BF	H	R	ER	SO	BB	IBB	HBP	BLK	WP	HR	S	P	ERA	WHIP
Woody Williams, R ERA: 5.37	(1, 1)	6.0	L	24	6	4	4	2	0	0	0	0	0	1	56	85	6.00	1.000
Trever Miller, L ERA: 6.38	(7, 1)	0.2		2	0	0	0	0	0	0	0	0	0	0	8	9	0.00	0.000
Chad Qualls, R ERA: 3.83	(7, 1)	0.1		2	1	0	0	0	0	0	0	0	0	0	6	9	0.00	3.000
Brad Lidge, R ERA: 2.21	(8, 1)	1.0		3	0	0	0	2	0	0	0	0	0	0	8	11	0.00	0.000

PITCHER	IP	WLS	BF	H	R	ER	SO	BB	IBB	HBP	BLK	WP	HR	S	P	ERA	WHIP

BOTTOM

Houston Astros @ Washington Nationals

Robert F. Kennedy Memorial Stadium, Washington, DC

Mon Jul 16 2007, 7:05 PM EDT

Att. 22,392 - Overcast - 87 F

livebaseballscorecards.com

AB	31
R	4
H	7
RBI	4
BB	0
SO	4
LOB	4

WP: 0 PA: 31
PB: 0
SB: 0
CS: 0

Batter	1	2	3	4	5	6	7	8	9	AB	R	H	RBI	BB	SO	LOB
Chris Burke, R (1, 4) (8, 9) OBP: 0.313, SLG: 0.358	0-1 P4		3-1 G5-3	1-0 G6-3			2-2 9 CS 1B		1-0 P6	5	0	1	0	0	0	2
9 Hunter Pence, R (1, 8) OBP: 0.360, SLG: 0.578	2-1 F8		2-1 17 FC3-6 1B		2-2 HR		SAFE 2-1 F8 1-2		1-0 P3	5	1	2	1	0	0	1
17 Lance Berkman, S (1, 3) OBP: 0.387, SLG: 0.440	1-0 F7		0-2 FC3-6 45 HR 1-2f		1-0 L4			2-2 BB BB SF8 HBP	1-0 G4-3	4	2	0	0	0	0	1
45 Carlos Lee, R (1, 7) OBP: 0.356, SLG: 0.521		1-0 G5-4-3 1B	SAFE 1-0 HR 1-H		1-1 F9			2-1 P4		4	1	2	2	0	0	1
Mark Loretta, R (1, 6) (8, 4) OBP: 0.388, SLG: 0.408		1-0 G5-4-3 1-2f	0-2 F8		0-1 G6-3			4-2 SF8 BB 1-2 BB		3	0	0	0	1	0	1
Mike Lamb, L (1, 5) OBP: 0.374, SLG: 0.467 Eric Bruntlett, R (8, 6) OBP: 0.393, SLG: 0.313		4-0 2B BB		0-1 F7		1-1 F7		4-0 SF8 BB 1-2 2-3		2 0	0 0	0 0	0 0	2 0	0 0	0 0
Luke Scott, L (1, 9) OBP: 0.324, SLG: 0.445 Craig Biggio, R (8, PH) OBP: 0.295, SLG: 0.390 Dan Wheeler, R (8, 1) Brad Lidge, R (9, 1)		0-0 1-3 2B		4-2 43 SH1-3 1B BB		1-3 K		1-0 SF8 1-2 2-3 3-H		2 0 0 0	0 0 0 0	1 0 0 0	0 1 0 0	1 0 0 0	1 0 0 0	0 0 0 0
Eric Munson, L (1, 2) OBP: 0.358, SLG: 0.421		4-0 43 FC6-4 IBB		2-1 43 SH1-3 1-2 1B		3-2 G4-3		4-1 BB		2	0	1	0	2	0	0
43 Chris Sampson, R (1, 1) OBP: 0.160, SLG: 0.160 44 Roy Oswalt, R (7, 1) OBP: 0.146, SLG: 0.150 Morgan Ensberg, R (8, PH) OBP: 0.316, SLG: 0.373 (8, 5)		1-1 FC6-4 1-2f		1-2 SH1-3 1-2 2-3			3-3 K	2-2 F8		2 0 1	0 0 0	0 0 0	0 0 0	0 0 0	1 0 0	3 0 3
Inning Stats	R: 0 E: 0 K: 0 S: 5 H: 0 LOB: 0 BB: 0 P: 8	R: 0 E: 0 K: 0 S: 5 H: 2 LOB: 3 BB: 2 P: 16	R: 2 E: 0 K: 0 S: 11 H: 2 LOB: 0 BB: 0 P: 17	R: 0 E: 0 K: 0 S: 10 H: 1 LOB: 2 BB: 1 P: 18	R: 1 E: 0 K: 0 S: 8 H: 1 LOB: 0 BB: 0 P: 12	R: 0 E: 0 K: 1 S: 8 H: 0 LOB: 0 BB: 0 P: 13	R: 0 E: 0 K: 1 S: 9 H: 1 LOB: 0 BB: 0 P: 15	R: 1 E: 0 K: 0 S: 11 H: 0 LOB: 3 BB: 3 P: 30	R: 0 E: 0 K: 0 S: 3 H: 0 LOB: 0 BB: 0 P: 6	1B: 4 2B: 1 3B: 0 HR: 2	SF: 1 SAC: 1 DP: 1 HBP: 1						

TOP

Houston Astros @ Washington Nationals

Robert F. Kennedy Memorial Stadium, Washington, DC

Tue Jul 17 2007, 7:05 PM EDT

Att. 22,362 - Clear - 90 F

livebaseballscorecards.com

AB	30
R	4
H	7
RBI	4
BB	6
SO	2
LOB	12

WP: 0 PB: 0 SB: 0 CS: 1 PA: 39

PITCHER		IP	WLS	BF	H	R	ER	SO	BB	IBB	HBP	BLK	WP	HR	S	P	ERA	WHIP
Tim Redding, R ERA: 4.0	(1, 1)	7.0	L	29	7	3	3	2	2	1	0	0	0	2	56	99	3.86	1.286
Luis Ayala, R ERA: 4.0	(8, 1)	0.1		4	0	1	1	0	2	0	1	0	0	0	6	18	27.00	6.000
40 Billy Traber, L ERA: 4.5	(8, 1)	0.1		2	0	0	0	0	1	0	0	0	0	0	2	7	0.00	3.000
49 Chris Schroder, R ERA: 1.32	(8, 1)	1.1		4	0	0	0	0	0	0	0	0	0	0	6	11	0.00	0.000

PITCHER	IP	WLS	BF	H	R	ER	SO	BB	IBB	HBP	BLK	WP	HR	S	P	ERA	WHIP

BOTTOM

Houston Astros @ Washington Nationals

Robert F. Kennedy Memorial Stadium, Washington, DC

Tue Jul 17 2007, 7:05 PM EDT

Att. 22,362 - Clear - 90 F

livebaseballscorecards.com

Batter	1	2	3	4	5	6	7	8	9	AB	R	H	RBI	BB	SO	LOB
Nook Logan, S (1, 8) OBP: 0.281, SLG: 0.312	C S B S 1-3 K ①		C F B S 1-3 K ②		C B S B X 2-2 G6-3 ③			C F B B X 2-2 G4-3 ①		4	0	0	0	0	2	0
10 Ronnie Belliard, R (1, 4) OBP: 0.351, SLG: 0.438	C B F X 1-2 HR		C X 0-1 G6-3 ③			B F X 1-1 11 G6-4-3 1B		C B B C B B 4-2 11 G6-4-3 BB		3	1	2	1	1	0	0
11 Ryan Zimmerman, R (1, 5) OBP: 0.310, SLG: 0.438	C B C B B F F X 3-2 L9 ②			B X 1-0 HR		B S 1 SAFE X 1-1 G6-4-3 ① ② 1-2f		1 SAFE C 1 X 0-1 G6-4-3 ② ③ 1-2f		4	1	1	1	0	0	2
21 Dmitri Young, S (1, 3) OBP: 0.389, SLG: 0.523	C B B X 2-1 G4-3 ③			X 0-0 25 G3-1 2B		B S X 1-1 1B			B F X 1-1 F8 ①	4	0	2	0	0	0	0
Ryan Church, L (1, 7) OBP: 0.343, SLG: 0.415		B B X 2-0 G6-3 2B		C X 0-1 G1-3 ①		F C B F B X 2-2 G1-3 ③			C B S B B F F F S 2-3 K ②	4	0	1	0	0	1	2
25 Austin Kearns, R (1, 9) OBP: 0.324, SLG: 0.362		B B B B C F X 3-2 G5-3 ①		C X 0-1 G3-1 ② 2-3			F X 0-1 G6-3 ①		C B C B B F F B 4-2 DI BB	3	0	0	0	1	0	2
Felipe Lopez, S (1, 6) OBP: 0.293, SLG: 0.339		C X 0-1 G6-3 ② 2-3		B S X 1-1 G3-1 ③			B C F B F B X 3-2 G6-3 ②		S F F B S 1-3 K2-3 ③ 1-2	4	0	0	0	0	1	3
Brian Schneider, L (1, 2) OBP: 0.306, SLG: 0.313 3 Jesus Flores, R (9, 2) OBP: 0.318, SLG: 0.321		S B B D X 2-1 G3-1 ③			B B X 2-0 G3-1 ①		S H 1-1 HBP			2 0	0 0	0 0	0 0	0 0	0 0	1 0
Tim Redding, R (1, 1) OBP: 0.200, SLG: 0.200 Robert Fick, L (7, PH) OBP: 0.286, SLG: 0.243 Luis Ayala, R (8, 1) 40 Billy Traber, L (8, 1) 49 Chris Schroder, R (8, 1)			C B S C 1-3 K ①		B C B X 2-1 F8 ②		C F X 0-2 F9 ③			2 1 0 0 0	0 0 0 0 0	0 0 0 0 0	0 0 0 0 0	1 0 0 0 0	0 0 0 0 0	0 1 0 0 0

Inning Stats	1	2	3	4	5	6	7	8	9
	R: 1 H: 1 E: 0 LOB: 0 K: 1 BB: 0 S: 13 P: 20	R: 0 H: 1 E: 0 LOB: 1 K: 0 BB: 0 S: 8 P: 15	R: 0 H: 0 E: 0 LOB: 0 K: 2 BB: 0 S: 8 P: 10	R: 1 H: 2 E: 0 LOB: 1 K: 0 BB: 0 S: 8 P: 10	R: 0 H: 0 E: 0 LOB: 0 K: 0 BB: 0 S: 6 P: 12	R: 0 H: 2 E: 0 LOB: 1 K: 0 BB: 0 S: 10 P: 15	R: 0 H: 0 E: 0 LOB: 1 K: 0 BB: 0 S: 10 P: 14	R: 0 H: 0 E: 0 LOB: 0 K: 0 BB: 1 S: 7 P: 13	R: 0 H: 0 E: 0 LOB: 1 K: 2 BB: 1 S: 17 P: 25

AB	31	
R	2	
H	6	
RBI	2	
BB	2	
SO	5	
LOB	11	

1B: 2 SF: 0
2B: 2 SAC: 0
3B: 0 DP: 2
HR: 2 HBP: 1

WP: 0 PA: 34
PB: 0
SB: 0
CS: 0

PITCHER		IP	WLS	BF	H	R	ER	SO	BB	IBB	HBP	BLK	WP	HR	S	P	ERA	WHIP
43 Chris Sampson, R ERA: 4.15	(1, 1)	6.2	W	26	6	2	2	3	0	0	1	0	0	2	60	93	2.70	0.900
44 Roy Oswalt, R ERA: 3.9	(7, 1)	0.1	H	1	0	0	0	0	0	0	0	0	0	0	3	3	0.00	0.000
Dan Wheeler, R ERA: 5.44	(8, 1)	1.0	H	3	0	0	0	0	1	0	0	0	0	0	7	13	0.00	1.000
Brad Lidge, R ERA: 2.15	(9, 1)	1.0	S	4	0	0	0	2	1	0	0	0	0	0	17	25	0.00	1.000

PITCHER	IP	WLS	BF	H	R	ER	SO	BB	IBB	HBP	BLK	WP	HR	S	P	ERA	WHIP

Houston Astros @ Washington Nationals

Robert F. Kennedy Memorial Stadium, Washington, DC

Wed Jul 18 2007, 1:05 PM EDT

Att. 27,119 - Overcast - 90 F

livebaseballscorecards.com

TOP

Batter	1	2	3	4	5	6	7	8	9	AB	R	H	RBI	BB	SO	LOB
Chris Burke, R (1, 4) OBP: 0.321, SLG: 0.358	C B B C B B 4-2 BB		C B C X 1-2 ① G4-3		B B S F X 2-2 ③ L6		B C B B C B 4-2 17 2B 45 1B 2-3 BB		C F B F B X 2-2 E5 9 WP 1B	3	1	1	0	2	0	0
9 Hunter Pence, R (1, 8) OBP: 0.358, SLG: 0.571	C X 0-1 ① F8		X 0-0 ② G6-3			C F B F F F X 1-2 45 FC5-4 1B	B F F F S 1-3 ② K		C B F F B X 2-2 ③ G6-3 2-3	5	0	1	0	0	1	5
17 Lance Berkman, S (1, 3) OBP: 0.386, SLG: 0.441	1 SAFE B F F 1 SAFE F S 1-3 ② K		B F F F S 1-3 ③ K2-3			S B X 1-1 ① P4	C B B X 2-1 45 1B 1-3 3-H 2B			4	0	1	1	0	2	2
45 Carlos Lee, R (1, 7) OBP: 0.355, SLG: 0.518	C X 0-1 ③ P1			C F B F S 1-3 ① K		S X 0-1 ② FC5-4 1-2f	X 0-0 ③ 2-H 3-H 1B			4	0	1	1	0	1	2
Mark Loretta, R (1, 6) OBP: 0.383, SLG: 0.402		B C X 1-1 ① L5		X 0-0 ② P4		S X 0-1 ③ G5-3		X 0-0 ① F9		4	0	0	0	0	0	1
Mike Lamb, L (1, 5) OBP: 0.376, SLG: 0.482		C B X 1-1 HR		B C F X 1-2 ③ G1-3			C B X 1-1 1B 2B 1B	B B F B X 3-1 ② P4		4	2	2	1	0	0	0
Luke Scott, L (1, 9) OBP: 0.327, SLG: 0.459 Dan Wheeler, R (8, 1)		X 0-0 ② F7			B B F X 2-1 HR		B F B X 2-1 2B SF7 1-3 1B	B F F B B F X 3-2 ③ F8		4 0	2 0	2 0	1 0	0 0	0 0	0 0
Eric Munson, L (1, 2) OBP: 0.380, SLG: 0.459 Eric Bruntlett, R (9, PR) OBP: 0.393, SLG: 0.313		B X 1-0 1B			F C B X 1-2 ① G4-3		C X 0-1 WP 17 2B 1-3 3-H 2B		B X 1-0 G4-6-3 1B	4 0	1 0	3 0	1 0	0 0	0 0	0 0
23 Jason Jennings, L (1, 1) OBP: 0.222, SLG: 0.067 Matt Albers, L (6, 1) OBP: 0.222, SLG: 0.222 Craig Biggio, R (7, PH) OBP: 0.294, SLG: 0.390 Trever Miller, R (7, 1) Orlando Palmeiro, L (8, 9) OBP: 0.354, SLG: 0.296		B S B X 2-1 ③ P5			B X 1-0 ② F7		S B F B F X 2-2 ① SF7 3-H		B 1 SAFE L 1 SAFE L 1 SAFE D F F 2-2 ① ② F 1 SAFE X G4-6-3 1-2f	2 0 0 0 1	0 0 0 0 0	0 0 0 0 1	0 0 1 0 0	0 0 0 0 0	0 0 0 0 0	1 0 0 0 1

	AB	35
	R	6
	H	11
	RBI	6
	BB	2
	SO	4
	LOB	12

Inning Stats																								
	R: 0	H: 0	R: 1	H: 2	R: 0	H: 0	R: 0	H: 0	R: 1	H: 1	R: 0	H: 1	R: 4	H: 5	R: 0	H: 0	R: 0	H: 2	1B: 7	SF: 1	WP: 2	PA: 38
	E: 0	LOB: 1	E: 0	LOB: 1	E: 0	LOB: 0	E: 0	LOB: 0	E: 0	LOB: 0	E: 0	LOB: 1	E: 0	LOB: 2	E: 0	LOB: 0	E: 1	LOB: 2	2B: 2	SAC: 0	PB: 0	
	K: 1	BB: 1	K: 0	BB: 0	K: 0	BB: 0	K: 1	BB: 0	K: 0	BB: 0	K: 0	BB: 0	K: 1	BB: 1	K: 0	BB: 0	K: 0	BB: 0	3B: 0	DP: 1	SB: 0	
	S: 9	P: 14	S: 8	P: 13	S: 8	P: 10	S: 8	P: 10	S: 9	P: 15	S: 12	P: 14	S: 19	P: 31	S: 7	P: 13	S: 15	P: 22	HR: 2	HBP: 0	CS: 0	

PITCHER		IP	WLS	BF	H	R	ER	SO	BB	IBB	HBP	BLK	WP	HR	S	P	ERA	WHIP
57 Jason Bergmann, R ERA: 4.46	(1, 1)	6.0	W	25	6	4	4	3	1	0	0	0	0	2	58	83	6.00	1.167
34 Ray King, L ERA: 5.4	(7, 1)	0.0		1	1	0	0	0	0	0	0	0	0	0	2	2	∞	∞
52 Saul Rivera, R ERA: 3.62	(7, 1)	1.0	H	5	2	2	2	1	1	0	0	0	1	0	13	22	18.00	3.000
Jon Rauch, R ERA: 3.99	(8, 1)	1.0	H	3	0	0	0	0	0	0	0	0	0	0	7	13	0.00	0.000
32 Chad Cordero, R ERA: 2.8	(9, 1)	1.0	S	4	2	0	0	0	0	0	0	0	1	0	15	22	0.00	2.000

PITCHER	IP	WLS	BF	H	R	ER	SO	BB	IBB	HBP	BLK	WP	HR	S	P	ERA	WHIP

BOTTOM

Houston Astros @ Washington Nationals

Robert F. Kennedy Memorial Stadium, Washington, DC

Wed Jul 18 2007, 1:05 PM EDT

Att. 27,119 - Overcast - 90 F

livebaseballscorecards.com

Batter	1	2	3	4	5	6	7	8	9	AB	R	H	RBI	BB	SO	LOB
Felipe Lopez, S (1, 6) OBP: 0.292, SLG: 0.337	F7	G3		10 E 10 FC4 1B	P6			G3		5	0	1	0	0	0	2
10 Ronnie Belliard, R (1, 4) OBP: 0.348, SLG: 0.438	F8	3-H 2B		FC4 1-3		P4		K		5	0	1	1	0	1	1
11 Ryan Zimmerman, R (1, 5) OBP: 0.309, SLG: 0.435	21 BB 2B BB	G6-3		G6-3		F8				3	1	0	0	1	0	3
21 Dmitri Young, S (1, 3) OBP: 0.393, SLG: 0.523 Robert Fick, L (8, 3) OBP: 0.286, SLG: 0.243	2B 25 2B 1-2 BB	1B			25 BB HR BB	F7				2 0	2 0	1 0	0 0	2 0	0 0	0 0
Ryan Church, L (1, 7) OBP: 0.345, SLG: 0.420 Jon Rauch, R (8, 1) 32 Chad Cordero, R (9, 1)	25 2B 1-3 2-H 2B	P5			F8		1B			4 0 0	1 0 0	2 0 0	1 0 0	0 0 0	0 0 0	2 0 0
25 Austin Kearns, R (1, 9) OBP: 0.326, SLG: 0.365	2-H 3-H 2B	P2			HR 1-2 BB		K			3	1	1	2	1	1	2
Ryan Langerhans, L (1, 8) OBP: 0.278, SLG: 0.309 (8, 7)	G3	L6			1-H 2-H HR		P4			4	1	1	3	0	0	3
3 Jesus Flores, R (1, 2) OBP: 0.315, SLG: 0.317		G3 57 SH3 10 2B 1B		K	F7		K			4	1	1	0	0	2	1
57 Jason Bergmann, R (1, 1) OBP: 0.160, SLG: 0.125 34 Ray King, L (7, 1) 52 Saul Rivera, S (7, 1) Nook Logan, S (8, 8) OBP: 0.279, SLG: 0.310		SH3 1-2		K	1B			F8		2 0 0 1	0 0 0 0	1 0 0 0	0 0 0 0	0 0 0 0	1 0 0 0	0 0 0 0
Inning Stats	R: 3 H: 2 E: 0 LOB: 1 K: 0 BB: 2 S: 13 P: 28	R: 1 H: 2 E: 0 LOB: 1 K: 0 BB: 0 S: 13 P: 17	R: 0 H: 1 E: 0 LOB: 1 K: 0 BB: 0 S: 7 P: 9	R: 0 H: 1 E: 1 LOB: 2 K: 2 BB: 0 S: 12 P: 15	R: 3 H: 2 E: 0 LOB: 1 K: 0 BB: 2 S: 10 P: 21	R: 0 H: 0 E: 0 LOB: 0 K: 0 BB: 0 S: 5 P: 6	R: 0 H: 1 E: 0 LOB: 1 K: 2 BB: 0 S: 9 P: 11	R: 0 H: 0 E: 0 LOB: 0 K: 1 BB: 0 S: 10 P: 12		1B: 5 SF: 0 2B: 3 SAC: 1 3B: 0 DP: 0 HR: 1 HBP: 0				WP: 0 PA: 38 PB: 0 SB: 0 CS: 0		

PITCHER	IP	WLS	BF	H	R	ER	SO	BB	IBB	HBP	BLK	WP	HR	S	P	ERA	WHIP
23 Jason Jennings, R (1, 1) ERA: 4.76	5.0	L	28	8	7	7	2	4	0	0	0	0	1	55	90	12.60	2.400
Matt Albers, R (6, 1) ERA: 5.68	1.0		3	0	0	0	0	0	0	0	0	0	0	5	6	0.00	0.000
Trever Miller, L (7, 1) ERA: 6.12	1.0		4	1	0	0	2	0	0	0	0	0	0	9	11	0.00	1.000
Dan Wheeler, R (8, 1) ERA: 5.32	1.0		3	0	0	0	1	0	0	0	0	0	0	10	12	0.00	0.000

PITCHER	IP	WLS	BF	H	R	ER	SO	BB	IBB	HBP	BLK	WP	HR	S	P	ERA	WHIP

Houston Astros @ Pittsburgh Pirates

PNC Park, Pittsburgh, PA

Fri Jul 20 2007, 7:05 PM EDT

Att. 33,541 - Partly Cloudy - 72 F

TOP

livebaseballscorecards.com

Batter	1	2	3	4	5	6	7	8	9	AB	R	H	RBI	BB	SO	LOB
Craig Biggio, R (1, 4) OBP: 0.290, SLG: 0.384 Brad Lidge, R (9, 1)	F8		G5-3		G6-3		K		FC6-4 (1-2f)	5 0	0 0	0 0	0 0	0 0	1 0	6 0
Chris Burke, R (1, 9) OBP: 0.325, SLG: 0.361	45 HR 1B		P4			G4-6-3 9 1B		P2		4	1	2	0	0	0	0
9 Hunter Pence, R (1, 8) OBP: 0.353, SLG: 0.564	K			G6-3		G4-6-3 (1-2f)		G3		4	0	0	0	0	1	2
45 Carlos Lee, R (1, 7) OBP: 0.354, SLG: 0.523	1-H HR			G1-3		G6-3		E5		4	1	1	2	0	0	0
Mark Loretta, R (1, 3) OBP: 0.384, SLG: 0.407 (9, 4)	F8			2B			FC1-6 44 FC9-2 BB 1B	SAFE K		4	0	2	0	0	1	1
Morgan Ensberg, R (1, 5) OBP: 0.324, SLG: 0.377		G6-4-3 1B		P3			1-2 FC1-6 BB		SH1-3 1B	3	0	2	0	1	0	1
Eric Bruntlett, R (1, 6) OBP: 0.390, SLG: 0.300		F8			S HBP		1-2f 2-3 FC1-6 44 FC9-2 BB		1-2 SH1-3	2	0	0	0	0	0	3
Brad Ausmus, R (1, 2) OBP: 0.325, SLG: 0.331	1-2f G6-4-3				K		1-2 44 FC9-2 BB		K	3	0	0	0	1	2	3
44 Roy Oswalt, R (1, 1) OBP: 0.136, SLG: 0.140 Dan Wheeler, R (7, 1) Mike Lamb, L (9, PH) OBP: 0.379, SLG: 0.482 (9, 3)			K		F9		1-2 2-3 3-Hf FC9-2		FC6-4 IBB	3 0 0	0 0 0	0 0 0	0 0 0	0 0 1	1 0 0	4 0 0
Inning Stats	R: 2 E: 0 K: 1 S: 11 H: 2 LOB: 0 BB: 0 P: 20	R: 0 E: 0 K: 0 S: 6 H: 1 LOB: 0 BB: 0 P: 10	R: 0 E: 0 K: 1 S: 10 H: 0 LOB: 0 BB: 0 P: 15	R: 0 E: 0 K: 0 S: 9 H: 1 LOB: 1 BB: 0 P: 12	R: 0 E: 0 K: 1 S: 8 H: 0 LOB: 1 BB: 0 P: 13	R: 0 E: 0 K: 0 S: 5 H: 1 LOB: 0 BB: 0 P: 8	R: 0 E: 0 K: 1 S: 22 H: 1 LOB: 3 BB: 2 P: 34	R: 0 E: 1 K: 1 S: 14 H: 0 LOB: 1 BB: 0 P: 18	R: 0 E: 0 K: 1 S: 11 H: 1 LOB: 2 BB: 1 P: 19	1B: 5 2B: 1 3B: 0 HR: 1 SF: 0 SAC: 1 DP: 2 HBP: 1							

	AB	32
	R	2
	H	7
	RBI	2
	BB	3
	SO	6
	LOB	20

WP: 0 PB: 0 SB: 1 CS: 0 PA: 37

PITCHER		IP	WLS	BF	H	R	ER	SO	BB	IBB	HBP	BLK	WP	HR	S	P	ERA	WHIP
24 Tom Gorzelanny, L ERA: 3.2	(1, 1)	7.0	L	28	6	2	2	4	2	0	1	0	0	1	71	112	2.57	1.143
Shawn Chacon, R ERA: 3.53	(8, 1)	1.0		4	0	0	0	1	0	0	0	0	0	0	14	18	0.00	0.000
55 Matt Capps, R ERA: 2.28	(9, 1)	1.0		5	1	0	0	1	0	1	0	0	0	0	11	19	0.00	1.000

PITCHER	IP	WLS	BF	H	R	ER	SO	BB	IBB	HBP	BLK	WP	HR	S	P	ERA	WHIP

Houston Astros @ Pittsburgh Pirates

PNC Park, Pittsburgh, PA

Fri Jul 20 2007, 7:05 PM EDT

Att. 33,541 - Partly Cloudy - 72 F

livebaseballscorecards.com

BOTTOM

Batter	1	2	3	4	5	6	7	8	9	AB	R	H	RBI	BB	SO	LOB
13 Nate McLouth, L (1, 8) OBP: 0.311, SLG: 0.388	B X 1-0 P6 ①		B C S S 1-3 K ②		B F F B X 2-2 2B		D C X 1-1 G4-6-3 ②③ 1-2f		T C H 1-2 HBP 1-2 2-3	4	0	1	0	0	1	3
Matt Kata, S (1, 5) OBP: 0.244, SLG: 0.300	C F X 1-2 G6-3 ②		F X 0-1 FC4-6 ③ 1-2f		F B B C X 2-2 G1-3 ③			B S S F X 1-2 2B	F S S 0-3 K ②	5	0	1	0	0	1	5
12 Freddy Sanchez, R (1, 4) OBP: 0.324, SLG: 0.403	C C X 0-2 F9 ③			X 0-0 1B 2B		X 0-0 F7 ①		C F X 0-2 F9 ①	C F S 0-3 K ③	5	1	1	0	0	1	4
25 Adam LaRoche, L (1, 3) OBP: 0.322, SLG: 0.437		C B X 1-1 41 G3-1 2B		B B F X 2-1 P4 ①		B B X 2-0 41 FC3-6 1B		B B B B 4-0 BB		3	0	2	0	1	0	1
41 Ryan Doumit, S (1, 9) OBP: 0.369, SLG: 0.500		S B X 1-1 G3-1 ① 2-3		B S B F F B S 3-3 K ②		B B B X 3-0 FC3-6 ② 1-2f FC5-4		F B F F S 1-3 K ②		4	0	0	0	0	2	5
Jason Bay, R (1, 7) OBP: 0.326, SLG: 0.415		C F S 0-3 K ②		B X 1-0 1B ① 2-H		C B C F X 1-2 FC5-4 ③ 1-2f		D F F B S 2-3 K ③		4	0	1	1	0	2	4
26 Ronny Paulino, R (1, 2) OBP: 0.285, SLG: 0.360 Rajai Davis, R (9, PR) OBP: 0.358, SLG: 0.333		C B S X 1-2 G4-3 ③		F C 1 SAFE D X 1-2 F7 ③			C C B X 1-2 2B		C B X 1-1 13 HBP 2 SH3 1B	4 0	0 0	2 0	0 0	0 0	0 0	2 0
2 Jack Wilson, R (1, 6) OBP: 0.306, SLG: 0.348			B X 1-0 G6-3 ①		C X 0-1 F8 ①		L M L 0-3 K ①		1 SAFE X 0-0 SH3 ① 1-2	3	0	0	0	0	1	1
24 Tom Gorzelanny, R (1, 1) OBP: 0.125, SLG: 0.079 Josh Phelps, R (7, PH) OBP: 0.349, SLG: 0.351 Shawn Chacon, R (8, 1) OBP: 0.273, SLG: 0.273 55 Matt Capps, R (9, 1) OBP: 1.000, SLG: 1.000 Xavier Nady, R (9, PH) OBP: 0.336, SLG: 0.487			T B B X 2-1 FC4-6 1B		C C S 0-3 K ②		C B B S H 3-2 13 G4-6-3 HBP		S D C D D B 4-1 13 HBP BB	2 0 0 0 0	0 0 0 0 0	1 0 0 0 0	0 0 0 0 0	0 0 0 0 1	1 0 0 0 0	0 0 0 0 0
Inning Stats	R: 0 E: 0 K: 0 S: 7 H: 0 LOB: 0 BB: 0 P: 9	R: 0 E: 0 K: 1 S: 10 H: 1 LOB: 1 BB: 0 P: 13	R: 0 E: 0 K: 1 S: 8 H: 1 LOB: 1 BB: 0 P: 12	R: 1 E: 0 K: 1 S: 11 H: 2 LOB: 1 BB: 0 P: 18	R: 0 E: 0 K: 1 S: 11 H: 1 LOB: 1 BB: 0 P: 15	R: 0 E: 0 K: 0 S: 7 H: 1 LOB: 1 BB: 0 P: 13	R: 0 E: 0 K: 1 S: 10 H: 1 LOB: 1 BB: 0 P: 15	R: 0 E: 0 K: 2 S: 14 H: 1 LOB: 2 BB: 1 P: 22	R: 0 E: 0 K: 2 S: 12 H: 1 LOB: 3 BB: 1 P: 18	1B: 4 2B: 5 3B: 0 HR: 0		SF: 0 SAC: 1 DP: 1 HBP: 2		WP: 0 PB: 0 SB: 0 CS: 0	PA: 39	

	AB	34
	R	1
	H	9
	RBI	1
	BB	2
	SO	9
	LOB	25

PITCHER		IP	WLS	BF	H	R	ER	SO	BB	IBB	HBP	BLK	WP	HR	S	P	ERA	WHIP
44 Roy Oswalt, R ERA: 3.8	(1, 1)	6.0	W	25	7	1	1	4	0	0	0	0	0	0	57	84	1.50	1.167
Dan Wheeler, R ERA: 5.1	(7, 1)	2.0	H	8	1	0	0	3	1	0	1	0	0	0	21	33	0.00	1.000
Brad Lidge, R ERA: 2.09	(9, 1)	1.0	S	6	1	0	0	2	1	0	1	0	0	0	12	18	0.00	2.000

PITCHER	IP	WLS	BF	H	R	ER	SO	BB	IBB	HBP	BLK	WP	HR	S	P	ERA	WHIP

Houston Astros @ Pittsburgh Pirates

PNC Park, Pittsburgh, PA

Sat Jul 21 2007, 7:15 PM EDT

Att. 32,068 - Partly Cloudy - 74 F

TOP

livebaseballscorecards.com

Batter	1	2	3	4	5	6	7	8	9	AB	R	H	RBI	BB	SO	LOB
Chris Burke, R (1, 9) OBP: 0.316, SLG: 0.351	C X 0-1 F7 ①		B F B F B X 3-2 L4 ②		B B X 2-0 L4 ②		B F F T 1-2 K ②		B C F B B S 3-3 K ①	5	0	0	0	0	2	4
9 Hunter Pence, R (1, 8) OBP: 0.354, SLG: 0.565	S X 0-1 1B 1B		F C B B B X 2-2 F8 ③		C C B B B X 2-2 F9 ③		C X 0-1 1-3 3-H 2B		B C S S X 1-2 G4-3 ②	5	0	2	1	0	0	2
Mark Loretta, R (1, 4) OBP: 0.384, SLG: 0.404	C B F F 1 SAFE X 1-2 1B			B C B C X 2-2 G1-3 ①		C F B F X 1-2 G4-3 ①	B F F F B F F X 2-2 G5-3 ③		B B B B 4-0 45 DI BB	4	0	1	0	1	0	2
45 Carlos Lee, R (1, 7) OBP: 0.352, SLG: 0.519	D C S C 1-3 K ②			X 0-0 1B		B X 1-0 G1-3 ②		C F B F F X 1-2 G3 ①	C B F B D F T 3-2 1-2 K ③	5	0	1	0	0	2	3
Morgan Ensberg, R (1, 5) OBP: 0.322, SLG: 0.374	B B B C F S 3-3 K ③			C F B B C 2-3 K ②		C S B C 2-3 K ③		B B X 2-0 1B 1B 1B		4	1	1	0	0	3	3
Mike Lamb, L (1, 3) OBP: 0.385, SLG: 0.502		B X 1-0 G3-6-3 1B		1 SAFE F X 0-1 G3 ③			C B X 1-1 HR	X 0-0 1-3 1B 1B		4	1	3	1	0	0	1
Eric Bruntlett, R (1, 6) OBP: 0.413, SLG: 0.333		C D C X 1-2 G3-6-3 ① ② 1-2f			B X 1-0 51 SH2-4 BB 1B		X 0-0 FC6-4 9 2B BB 1B	X 0-0 1-2 3-H 1B		4	1	3	1	0	0	1
Brad Ausmus, R (1, 2) OBP: 0.327, SLG: 0.328		B X 1-0 F9 ③			B D D B 4-0 51 SH2-4 1-2 BB		B B B B 4-0 FC6-4 1-2 BB	B D B C F C 3-3 K ②		2	0	0	0	2	1	2
51 Wandy Rodriguez, S (1, 1) OBP: 0.200, SLG: 0.207			C X 0-1 G1-3 ①		X 0-0 SH2-4 ① 1-2 2-3		F X 0-1 FC6-4 9 2B ① 1-2f 2-3	S F B F B F F F S 2-3 K ③		1	0	0	0	0	0	0
Chad Qualls, R (6, 1)										0	0	0	0	0	0	0
Craig Biggio, R (7, PH) OBP: 0.289, SLG: 0.383										1	0	0	0	0	0	2
Matt Albers, L (7, 1) OBP: 0.222, SLG: 0.222										0	0	0	0	0	0	0
17 Lance Berkman, S (8, PH) OBP: 0.385, SLG: 0.440										1	0	0	0	0	1	2
Dave Borkowski, R (8, 1)										0	0	0	0	0	0	0

	AB	36
	R	3
	H	11
	RBI	3
	BB	3
	SO	9
	LOB	22

Inning Stats	1	2	3	4	5	6	7	8	9
	R: 0 E: 0 K: 2 S: 14 H: 2 LOB: 2 BB: 0 P: 19	R: 0 E: 0 K: 0 S: 5 H: 1 LOB: 0 BB: 0 P: 8	R: 0 E: 0 K: 0 S: 8 H: 0 LOB: 0 BB: 0 P: 13	R: 0 E: 0 K: 1 S: 9 H: 1 LOB: 1 BB: 0 P: 13	R: 0 E: 0 K: 0 S: 6 H: 1 LOB: 2 BB: 1 P: 15	R: 0 E: 0 K: 1 S: 8 H: 0 LOB: 0 BB: 0 P: 12	R: 2 E: 0 K: 1 S: 16 H: 3 LOB: 2 BB: 1 P: 24	R: 1 E: 0 K: 2 S: 18 H: 3 LOB: 2 BB: 0 P: 26	R: 0 E: 0 K: 2 S: 10 H: 0 LOB: 1 BB: 1 P: 21

1B: 9	SF: 0	WP: 0	PA: 40
2B: 1	SAC: 1	PB: 0	
3B: 0	DP: 1	SB: 0	
HR: 1	HBP: 0	CS: 0	

PITCHER		IP	WLS	BF	H	R	ER	SO	BB	IBB	HBP	BLK	WP	HR	S	P	ERA	WHIP
28 Paul Maholm, L ERA: 4.57	(1, 1)	6.2	W	29	8	2	2	5	2	0	0	0	0	1	60	96	2.70	1.500
16 Salomon Torres, R ERA: 5.12	(7, 1)	1.0	H	6	3	1	1	1	0	0	0	0	0	0	17	25	9.00	3.000
Damaso Marte, L ERA: 1.53	(8, 1)	0.1	H	1	0	0	0	1	0	0	0	0	0	0	7	9	0.00	0.000
Shawn Chacon, R ERA: 3.48	(9, 1)	1.0		4	0	0	0	2	1	0	0	0	0	0	10	21	0.00	1.000

PITCHER	IP	WLS	BF	H	R	ER	SO	BB	IBB	HBP	BLK	WP	HR	S	P	ERA	WHIP

Houston Astros @ Pittsburgh Pirates

PNC Park, Pittsburgh, PA

Sat Jul 21 2007, 7:15 PM EDT

Att. 32,068 - Partly Cloudy - 74 F

livebaseballscorecards.com

BOTTOM

Batter	1	2	3	4	5	6	7	8	9	AB	R	H	RBI	BB	SO	LOB
Matt Kata, S (1, 5) OBP: 0.256, SLG: 0.321	B C F B F S 2-3 ① K			C B F F X 1-2 25 1B 12 1B HBP 1B	C B X 1-1 25 1B 1-3 3-H 2B		X 0-0 ① G3-1			4	2	2	1	0	1	0
12 Freddy Sanchez, R (1, 4) OBP: 0.329, SLG: 0.414	F B S F F S 1-3 ② K			X 0-0 HBP 25 1B 1-2 SF9 1B	I I I I 4-0 25 1B SF9 IBB		B B B C X 3-1 HR			3	3	2	1	1	1	0
25 Adam LaRoche, L (1, 3) OBP: 0.326, SLG: 0.441	B C B B F X 3-2 ③ G4-3			X 0-0 HBP 1-2 2-3 1B	B X 1-0 SF9 1-3 2-H 3-H 1B		B C S X 1-2 G5-4-3 1B			4	0	3	2	0	0	0
Xavier Nady, R (1, 8) (9, 9) OBP: 0.335, SLG: 0.482		S B B S X 2-2 ① P4		F B B H 3-1 1-2 2-3 3-H HBP	B F B S 2-3 ① K		B S B B X 3-1 ②③ G5-4-3 1-2f			3	0	0	1	0	1	3
Jason Bay, R (1, 7) OBP: 0.323, SLG: 0.412		B B S S X 2-2 ② G5-3		C X 0-1 ① SF9 3-H	B X 1-0 ② SF9 1-2 3-H			C F B F T 1-2 ① K		2	0	0	2	0	1	0
41 Ryan Doumit, S (1, 9) OBP: 0.367, SLG: 0.500 Shawn Chacon, R (9, 1) OBP: 0.273, SLG: 0.273		B F C F B S 2-3 ③ K		S X 0-1 ② L8	B S S C 1-3 ③ K			S B B B T F X 3-2 26 G1-3 2B		4 0	0 0	1 0	0 0	0 0	2 0	3 0
26 Ronny Paulino, R (1, 2) OBP: 0.285, SLG: 0.359		X 0-0 ① P4		F C F D F B B X 3-2 ③ F7		B X 1-0 2 G6-4-3 1 1B		X 0-0 ② G1-3 2-3		4	0	1	0	0	0	3
2 Jack Wilson, R (1, 6) OBP: 0.305, SLG: 0.347		B C C B F X 2-2 ② P4		X 0-0 28 E 28 FC5 2B 1B	F X 0-1 ①② G6-4-3 1-2f			B F X 1-1 ③ P4		4	1	1	0	0	0	2
28 Paul Maholm, L (1, 1) OBP: 0.184, SLG: 0.162 16 Salomon Torres, R (7, 1) Damaso Marte, L (8, 1) 13 Nate McLouth, L (9, 8) OBP: 0.311, SLG: 0.388		S C S 0-3 ③ K		1 SAFE 1 SAFE L B 1 SAFE X 1-1 FC5 2B 25 1B 1-3	S B C F S 1-3 ③ K					3 0 0 0	1 0 0 0	0 0 0 0	0 0 0 0	0 0 0 0	2 0 0 0	1 0 0 0
Inning Stats	R: 0 E: 0 K: 2 S: 12 H: 0 LOB: 0 BB: 0 P: 18	R: 0 E: 0 K: 1 S: 10 H: 0 LOB: 0 BB: 0 P: 16	R: 0 E: 0 K: 1 S: 8 H: 0 LOB: 0 BB: 0 P: 10	R: 2 E: 0 K: 0 S: 16 H: 3 LOB: 2 BB: 0 P: 23	R: 4 E: 1 K: 2 S: 13 H: 3 LOB: 1 BB: 1 P: 24	R: 0 E: 0 K: 1 S: 7 H: 1 LOB: 0 BB: 0 P: 9	R: 1 E: 0 K: 0 S: 8 H: 2 LOB: 0 BB: 0 P: 15	R: 0 E: 0 K: 1 S: 11 H: 1 LOB: 1 BB: 0 P: 16		1B: 7 2B: 2 3B: 0 HR: 1	SF: 2 SAC: 0 DP: 2 HBP: 1			WP: 0 PB: 0 SB: 0 CS: 0	PA: 35		

	AB	31
	R	7
	H	10
	RBI	7
	BB	1
	SO	8
	LOB	12

PITCHER		IP	WLS	BF	H	R	ER	SO	BB	IBB	HBP	BLK	WP	HR	S	P	ERA	WHIP
51 Wandy Rodriguez, L ERA: 4.46	(1, 1)	5.0	L	25	7	6	4	6	0	1	1	0	0	0	60	93	7.20	1.400
Chad Qualls, R ERA: 3.75	(6, 1)	1.0		2	0	0	0	1	0	0	0	0	0	0	6	7	0.00	0.000
Matt Albers, R ERA: 5.76	(7, 1)	1.0		4	2	1	1	0	0	0	0	0	0	1	8	15	9.00	2.000
Dave Borkowski, R ERA: 4.2	(8, 1)	1.0		4	1	0	0	1	0	0	0	0	0	0	11	16	0.00	1.000

PITCHER	IP	WLS	BF	H	R	ER	SO	BB	IBB	HBP	BLK	WP	HR	S	P	ERA	WHIP

Batter	1	2	3	4	5	6	7	8	9	AB	R	H	RBI	BB	SO	LOB
Chris Burke, R (1, 9) (4, 8) OBP: 0.315, SLG: 0.345	C X 0-1 F8			B B X 2-0 P4		F X 0-1 G6-3 2-3		C B S F D B D 4-2 BB		3	0	0	0	1	0	1
9 Hunter Pence, R (1, 8) OBP: 0.355, SLG: 0.564 Luke Scott, L (4, 9) OBP: 0.328, SLG: 0.459	S B X 1-1 G5-4-3 1B			L X 0-1 P3		X 0-0 3-H 1B		S S F B S 1-3 K		2	0	1	0	0	0	0
										2	0	1	1	0	1	2
Mark Loretta, R (1, 4) OBP: 0.383, SLG: 0.400	C B X 1-1 G5-4-3 1-2f			B B B C B 4-1 BB		C F 1 B F D D F X SAFE 3-2 G5-3			X 0-0 G1-3	3	0	0	0	1	0	2
45 Carlos Lee, R (1, 7) OBP: 0.349, SLG: 0.513		B B C X 2-1 F7		X 0-0 L8			C X 0-1 F7		C B X 1-1 P4	4	0	0	0	0	0	1
Morgan Ensberg, R (1, 5) OBP: 0.317, SLG: 0.367		B X 1-0 F7			B X 1-0 G4-3		B B B F F F X 3-2 F7		B B B C F B F S 3-3 K	4	0	0	0	0	1	0
Mike Lamb, L (1, 3) OBP: 0.380, SLG: 0.495		C C B S 1-3 K			B X 1-0 F8		S B F B F X 2-2 F8			3	0	0	0	0	1	0
Eric Bruntlett, R (1, 6) OBP: 0.394, SLG: 0.316			C S F B X 1-2 F9		C B X 1-1 F8			B F X 1-1 F8		3	0	0	0	0	0	0
Brad Ausmus, R (1, 2) OBP: 0.331, SLG: 0.332			B F X 1-1 G5-3			F F B B B X 2-2 G6-3 G6-3 1B 1B		F F B B B F X 2-2 SH1-4 1B		3	1	2	0	0	0	0
Woody Williams, R (1, 1) OBP: 0.100, SLG: 0.175 Brad Lidge, R (9, 1)			C B F F S 1-3 K			X 0-0 G6-3 1-2		D C X 1-1 SH1-4 1-2		2	0	0	0	0	1	1
										0	0	0	0	0	0	0

TOP

Houston Astros @ Pittsburgh Pirates

PNC Park, Pittsburgh, PA

Sun Jul 22 2007, 1:35 PM EDT

Att. 22,404 - Partly Cloudy - 75 F

livebaseballscorecards.com

AB	29
R	1
H	4
RBI	1
BB	2
SO	4
LOB	7

Inning Stats	1	2	3	4	5	6	7	8	9
	R: 0 E: 0 K: 0 S: 6	R: 0 E: 0 K: 1 S: 6	R: 0 E: 0 K: 1 S: 10	R: 0 E: 0 K: 0 S: 5	R: 0 E: 0 K: 0 S: 4	R: 1 E: 0 K: 0 S: 12	R: 0 E: 0 K: 0 S: 10	R: 0 E: 0 K: 1 S: 15	R: 0 E: 0 K: 1 S: 7
	H: 1 LOB: 0 BB: 0 P: 8	H: 0 LOB: 0 BB: 0 P: 10	H: 0 LOB: 0 BB: 0 P: 13	H: 0 LOB: 1 BB: 1 P: 11	H: 0 LOB: 0 BB: 0 P: 7	H: 2 LOB: 1 BB: 0 P: 17	H: 0 LOB: 0 BB: 0 P: 15	H: 1 LOB: 2 BB: 1 P: 24	H: 0 LOB: 0 BB: 0 P: 11

| | | | | | | | | | |

Batter	1	2	3	4	5	6	7	8	9	AB	R	H	RBI	BB	SO	LOB
13 Nate McLouth, L (1, 8) OBP: 0.303, SLG: 0.377	C F B B S 2-3 ① K		B C X 1-1 ③ P5			C B F B X 2-2 ① P6		B X 1-0 ③ F8		4	0	0	0	0	1	0
Matt Kata, S (1, 5) OBP: 0.266, SLG: 0.341	B C F X 1-2 2B			X 0-0 25 G3-6 1B		C B X 1-1 ② G4-3			C C S 0-3 ① K	4	0	2	0	0	1	0
12 Freddy Sanchez, R (1, 4) OBP: 0.326, SLG: 0.409	C F X 0-2 ② L9			B X 1-0 ① P4		X 0-0 ③ G1-3			C B S F F S 1-3 ② K	4	0	0	0	0	1	2
25 Adam LaRoche, L (1, 3) OBP: 0.326, SLG: 0.439 Rajai Davis, R (9, PR) OBP: 0.358, SLG: 0.333	C X 0-1 ③ G3-1			1 SAFE X 0-0 ②③ G3-6 1-2f			B B X 2-0 ① L7		B B X 2-0 1B	4 0	0 0	1 0	0 0	0 0	0 0	2 0
Xavier Nady, R (1, 9) OBP: 0.334, SLG: 0.479		C B B X 2-1 ① G6-3			B X 1-0 ① G5-3		B C C X 1-2 FC6-4 1B		B S B S S 2-3 ③ K 1-2	4	0	1	0	0	1	1
Jason Bay, R (1, 7) OBP: 0.323, SLG: 0.412		F F X 0-2 ② G6-3			B C B X 2-1 1B 1B		B B C X 2-1 ② FC6-4 1-2f			3	0	1	0	0	0	1
41 Ryan Doumit, S (1, 2) OBP: 0.362, SLG: 0.492		X 0-0 ③ F8			C B F F B B X 3-2 ② F8		B F C B B F F C 3-3 ③			3	0	0	0	0	1	2
Cesar Izturis, S (1, 6) OBP: 0.298, SLG: 0.304			B X 1-0 ① G6-3		1 SAFE 1 SAFE B F X 1-1 1-2 1B			C F B F B F X 2-2 ① L1		3	0	1	0	0	0	0
Shane Youman, L (1, 1) OBP: 0.143, SLG: 0.143 Josh Phelps, R (8, PH) OBP: 0.346, SLG: 0.347 55 Matt Capps, R (9, 1) OBP: 1.000, SLG: 1.000			B S C S S 1-3 ② K		C X 0-1 ③ P2			C X 0-1 ② F7		2 1 0	0 0 0	0 0 0	0 0 0	0 0 0	1 0 0	2 0 0
Inning Stats	R: 0 H: 1 E: 0 LOB: 1 K: 1 BB: 0 S: 11 P: 14	R: 0 H: 0 E: 0 LOB: 0 K: 0 BB: 0 S: 6 P: 8	R: 0 H: 0 E: 0 LOB: 0 K: 1 BB: 0 S: 6 P: 9	R: 0 H: 1 E: 0 LOB: 0 K: 0 BB: 0 S: 3 P: 4	R: 0 H: 2 E: 0 LOB: 2 K: 0 BB: 0 S: 11 P: 18	R: 0 H: 0 E: 0 LOB: 0 K: 0 BB: 0 S: 6 P: 9	R: 0 H: 1 E: 0 LOB: 1 K: 1 BB: 0 S: 11 P: 19	R: 0 H: 0 E: 0 LOB: 0 K: 0 BB: 0 S: 8 P: 11	R: 0 H: 1 E: 0 LOB: 1 K: 3 BB: 0 S: 12 P: 17	1B: 5 2B: 1 3B: 0 HR: 0	SF: 0 SAC: 0 DP: 1 HBP: 0		WP: 1 PB: 0 SB: 0 CS: 0	PA: 32			

PITCHER		IP	WLS	BF	H	R	ER	SO	BB	IBB	HBP	BLK	WP	HR	S	P	ERA	WHIP
Woody Williams, R ERA: 5.03	(1, 1)	8.0	W	28	5	0	0	3	0	0	0	0	0	0	62	92	0.00	0.625
Brad Lidge, R ERA: 2.04	(9, 1)	1.0	S	4	1	0	0	3	0	0	0	0	1	0	12	17	0.00	1.000

PITCHER	IP	WLS	BF	H	R	ER	SO	BB	IBB	HBP	BLK	WP	HR	S	P	ERA	WHIP

BOTTOM

Houston Astros @ Pittsburgh Pirates

PNC Park, Pittsburgh, PA

Sun Jul 22 2007, 1:35 PM EDT

Att. 22,404 - Partly Cloudy - 75 F

livebaseballscorecards.com

AB	32
R	0
H	6
RBI	0
BB	0
SO	6
LOB	10

Los Angeles Dodgers @ Houston Astros

Minute Maid Park, Houston, TX

Mon Jul 23 2007, 7:05 PM CDT

Att. 38,245 - Roof Closed - 73 F

livebaseballscorecards.com

Batter	1	2	3	4	5	6	7	8	9	AB	R	H	RBI	BB	SO	LOB
15 Rafael Furcal, S (1, 6) OBP: 0.344, SLG: 0.377	C B X 1-1 55 F8 9 SH1-3 12 1B 1B		C B B X 2-1 ② G1-3		C B X 1-1 12 1B 9 1B 1B 1B	B B C F X 2-2 ③ L1		S B B F S 2-3 ① K		5	2	2	0	0	1	1
9 Juan Pierre, L (1, 8) OBP: 0.317, SLG: 0.341	L P 1 SAFE 1 SAFE X 1-1 ① SH1-3 1-2		B X 1-0 ③ G4-3		B 1 SAFE B X 2-0 12 1B 1-2 1B 1B		C X 0-1 ① F7	C X 0-1 ② G4-3		4	1	1	0	0	0	0
55 Russell Martin, R (1, 2) OBP: 0.371, SLG: 0.470	B S B B X 3-1 ② F8 2-3			B C C X 1-2 ① P5	F X 0-1 ② F8		B B C X 2-1 12 2B 2B	B F B B F X 3-2 ③ F8		5	1	1	0	0	0	3
12 Jeff Kent, R (1, 4) OBP: 0.375, SLG: 0.488 Ramon Martinez, R (7, PR) (7, 4) OBP: 0.232, SLG: 0.203	F B B X 2-1 3-H 1B			X 0-0 G4-3 5 WP 2B	B X 1-0 1B 1-2 2-3 1B		B B C S X 2-2 2B 2-H 2B		B B X 2-0 5 1B 7 HR 2B	4 1	1 2	4 1	2 0	0 0	0 0	0 0
Luis Gonzalez, L (1, 7) OBP: 0.376, SLG: 0.463 27 Matt Kemp, R (8, 9) OBP: 0.413, SLG: 0.586	C X 0-1 ③ G3-1			B B F B X 3-1 ② G4-3 2-3	B X 1-0 5 FC6-4 1-3 2-H 3-H 1B		B F F F X 1-2 5 1B 2-H 2B		B X 1-0 ① F9	4 1	1 0	2 0	3 0	0 0	0 0	2 1
5 Nomar Garciaparra, R (1, 5) OBP: 0.327, SLG: 0.356		B C X 1-1 ① G5-3		B B X 2-0 7 HBP 3-H 1B	C B S B X 2-2 ③ FC6-4 1-2f		C B D S X 2-2 2-H 1B		B X 1-0 7 HR 2-3 1B	5	1	3	1	0	0	2
7 James Loney, L (1, 3) OBP: 0.412, SLG: 0.545		C B X 1-1 ② G1-3		C H 1-1 1-2 HBP		C B B F F X 2-2 ① G5-3	F X 0-1 ② P3		F X 0-1 1-H 3-H HR	4	1	1	3	0	0	1
16 Andre Ethier, L (1, 9) (8, 7) OBP: 0.367, SLG: 0.448		C B B F B X 3-2 ③ G6-3		C C X 0-2 ③ F8		B F X 1-1 58 G5-3 1B	I I I I 4-0 IBB		C X 0-1 58 G6-4-3 1B	4	0	2	0	1	0	2
58 Chad Billingsley, R (1, 1) OBP: 0.154, SLG: 0.231			C B X 1-1 ① G6-3		X 0-0 ① G6-3	X 0-0 ② G5-3 1-2	F S C 0-3 ③ K		B X 1-0 ② ③ G6-4-3 1-2f	5	0	0	0	0	1	4
Inning Stats	R: 1 H: 2 E: 0 LOB: 1 K: 0 BB: 0 S: 11 P: 17	R: 0 H: 0 E: 0 LOB: 0 K: 0 BB: 0 S: 7 P: 12	R: 0 H: 0 E: 0 LOB: 0 K: 0 BB: 0 S: 5 P: 9	R: 1 H: 2 E: 0 LOB: 2 K: 0 BB: 0 S: 11 P: 18	R: 2 H: 4 E: 0 LOB: 2 K: 0 BB: 0 S: 11 P: 18	R: 0 H: 1 E: 0 LOB: 1 K: 0 BB: 0 S: 10 P: 15	R: 3 H: 4 E: 0 LOB: 2 K: 1 BB: 1 S: 20 P: 31	R: 0 H: 0 E: 0 LOB: 0 K: 1 BB: 0 S: 8 P: 13	R: 3 H: 4 E: 0 LOB: 0 K: 0 BB: 0 S: 8 P: 13	1B: 11 SF: 0 2B: 5 SAC: 1 3B: 0 DP: 1 HR: 1 HBP: 1						

TOP	
AB	42
R	10
H	17
RBI	9
BB	1
SO	2
LOB	16

WP: 1 PA: 45
PB: 0
SB: 0
CS: 0

PITCHER		IP	WLS	BF	H	R	ER	SO	BB	IBB	HBP	BLK	WP	HR	S	P	ERA	WHIP
43 Chris Sampson, R (1, 1) ERA: 4.29		5.0	L	24	8	4	4	0	0	0	1	0	1	0	45	74	7.20	1.600
Dave Borkowski, R (6, 1) ERA: 4.64		2.0		12	5	3	3	1	0	1	0	0	0	0	30	46	13.50	2.500
Trever Miller, L (8, 1) ERA: 5.88		1.0		3	0	0	0	1	0	0	0	0	0	0	8	13	0.00	0.000
Brian Moehler, R (9, 1) ERA: 6.21		1.0		6	4	3	3	0	0	0	0	0	0	1	8	13	27.00	4.000

Batter	1	2	3	4	5	6	7	8	9	AB	R	H	RBI	BB	SO	LOB
Craig Biggio, R (1, 4) OBP: 0.288, SLG: 0.379	X 0-0 E5 G4-6-3		B C X 1-1 F7 ②		F B 1 SAFE S B S 2-3 K ② ③ 1-2			F B B B C B 4-2 BB		3	0	0	0	1	1	3
Mark Loretta, R (1, 6) OBP: 0.378, SLG: 0.394	C B 1 SAFE B X 2-1 G4-6-3 ① ② 1-2f		B B X 2-0 L5 ③			L F F B B X 2-2 F7 ①		X 0-0 G4-3 ③		4	0	0	0	0	0	3
Brian Moehler, R (9, 1) OBP: 0.250, SLG: 0.250										0	0	0	0	0	0	0
17 Lance Berkman, S (1, 3) OBP: 0.381, SLG: 0.434	C X 0-1 P6 ③			C X 0-1 L9 ①		B B X 2-0 G4-3 ②			B F B F S 2-3 K ①	4	0	0	0	0	1	0
45 Carlos Lee, R (1, 7) OBP: 0.346, SLG: 0.508		B F F X 1-2 F8 ①		B C F F S 1-3 K ②		X 0-0 G5-3 ③			B C F X 1-2 F8 ②	4	0	0	0	0	1	0
Mike Lamb, L (1, 5) OBP: 0.382, SLG: 0.495		B B X 2-0 F7 ②		C X 0-1 1B			C B X 1-1 F8 ①		B B C X 2-1 HR 1B	4	1	2	0	0	0	0
Luke Scott, L (1, 9) OBP: 0.331, SLG: 0.473 (9, 8)		B X 1-0 1B		X 0-0 P6 ③			S B S C 1-3 K ②		X 0-0 1-H HR	4	1	2	2	0	1	1
Eric Munson, L (1, 2) OBP: 0.373, SLG: 0.446	C D C X 1-2 P5 ③				C B S X 1-2 BB 1B		B X 1-0 G3 ③		F C F S 0-3 K ③	4	0	1	0	0	1	1
Eric Bruntlett, R (1, 8) OBP: 0.406, SLG: 0.310 (9, 6)			B B C B B 4-1 43 SH3-4 BB		B D B B 4-0 K 1-2 BB			X 0-0 P6 ①		1	0	0	0	2	0	0
43 Chris Sampson, R (1, 1) OBP: 0.160, SLG: 0.160			L X 0-1 SH3-4 ① 1-2		F B C X 1-2 F7 ①			B B C F S 2-3 K ②		0	0	0	0	0	0	0
Morgan Ensberg, R (5, PH) OBP: 0.316, SLG: 0.366										1	0	0	0	0	0	2
Dave Borkowski, R (6, 1)										0	0	0	0	0	0	0
Trever Miller, R (8, 1)										0	0	0	0	0	0	0
Orlando Palmeiro, L (8, PH) OBP: 0.349, SLG: 0.292 (9, 9)										1	0	0	0	0	1	0
Inning Stats	R: 0 E: 1 K: 0 S: 5 H: 0 LOB: 0 BB: 0 P: 7	R: 0 E: 0 K: 0 S: 8 H: 1 LOB: 1 BB: 0 P: 13	R: 0 E: 0 K: 0 S: 6 H: 0 LOB: 1 BB: 1 P: 13	R: 0 E: 0 K: 1 S: 9 H: 1 LOB: 1 BB: 0 P: 10	R: 0 E: 0 K: 1 S: 9 H: 1 LOB: 1 BB: 1 P: 17	R: 0 E: 0 K: 0 S: 6 H: 0 LOB: 0 BB: 0 P: 10	R: 0 E: 0 K: 1 S: 6 H: 0 LOB: 0 BB: 0 P: 9	R: 0 E: 0 K: 1 S: 7 H: 0 LOB: 1 BB: 1 P: 13	R: 2 E: 0 K: 2 S: 13 H: 2 LOB: 0 BB: 0 P: 18	1B: 4 2B: 0 3B: 0 HR: 1	SF: 0 SAC: 1 DP: 1 HBP: 0						

PITCHER	IP	WLS	BF	H	R	ER	SO	BB	IBB	HBP	BLK	WP	HR	S	P	ERA	WHIP
58 Chad Billingsley, R (1, 1) ERA: 3.38	9.0	W	34	5	2	2	6	3	0	0	0	0	1	69	110	2.00	0.889

PITCHER	IP	WLS	BF	H	R	ER	SO	BB	IBB	HBP	BLK	WP	HR	S	P	ERA	WHIP

BOTTOM

Los Angeles Dodgers @ Houston Astros

Minute Maid Park, Houston, TX

Mon Jul 23 2007, 7:05 PM CDT

Att. 38,245 - Roof Closed - 73 F

livebaseballscorecards.com

AB	30
R	2
H	5
RBI	2
BB	3
SO	6
LOB	10

1B: 4	SF: 0	WP: 0	PA: 34
2B: 0	SAC: 1	PB: 0	
3B: 0	DP: 1	SB: 0	
HR: 1	HBP: 0	CS: 0	

Batter	1	2	3	4	5	6	7	8	9	AB	R	H	RBI	BB	SO	LOB
15 Rafael Furcal, S (1, 6) OBP: 0.343, SLG: 0.373	B SL 85 C SL 85 S CH 81 B SL 79 C FA 86 2-3 ① K	X CH 82 0-0 ③ F7			B FA 85 C FA 85 B SL 80 F FA 86 F SL 81 F SL 80 B SL 88 B FA 88 4-2 9 S BB			B FA 91 X FA 90 1-0 ① F8	B FA 95 B FA 94 S SL 86 F F SL 87 D SL 87 F SL 86 X SL 87 3-2 ③ G3	4	0	0	0	1	1	3
9 Juan Pierre, L (1, 8) OBP: 0.317, SLG: 0.339	B FA 85 C SL 85 X SL 86 1-1 ② G1-4-3		C FA 85 F SL 81 B SL 80 X FA 88 1-2 ① G3		B CH 82 1 SAFE B SL 84 1 SAFE 1 SAFE T FA 86 X FA 87 2-1 ③ F9 1-2			C FA 90 B CU 76 L FA 91 B FS 87 B CU 75 B FA 90 4-2 55 2B BB		3	1	0	0	1	0	1
55 Russell Martin, R (1, 2) OBP: 0.370, SLG: 0.470 Mike Lieberthal, R (8, 2) OBP: 0.321, SLG: 0.300	B FA 85 X FA 86 1-0 ③ P2		S SL 80 F FA 87 B FA 88 B SL 82 S SL 82 2-3 ② K			C FA 86 B SI 87 B FA 88 C FA 87 S SL 82 2-3 ① K		1 SAFE 1 SAFE F FA 89 1 SAFE X FA 90 0-1 12 G4-3 1-H 2B		4 0	0 0	1 0	1 0	0 0	2 0	0 0
12 Jeff Kent, R (1, 4) OBP: 0.373, SLG: 0.494		B FA 85 B FA 85 B FA 86 X FA 85 3-0 HR	B FA 87 B SL 82 C SL 81 X FA 87 2-1 ③ F9			X FA 87 0-0 ② P3		X SL 82 0-0 ② G4-3 2-3		4	1	1	1	0	0	1
Luis Gonzalez, L (1, 7) OBP: 0.375, SLG: 0.461		B FA 85 F SL 79 B FA 85 X FA 87 2-1 5 S 7 2B 1B		B FA 85 S FA 86 X FA 87 1-1 ① F8		C CH 81 S FA 87 X FA 87 1-1 ③ F9		C FA 92 C FA 90 B FA 90 X FS 86 1-2 ③ G1		4	1	1	0	0	0	1
5 Nomar Garciaparra, R (1, 5) OBP: 0.326, SLG: 0.353		B FA 87 S SL 80 B FA 87 B FA 88 C FA 87 D 4-2 7 2B 16 G4-3 1-2 BB		X FA 87 0-0 ② P3			C CH 78 B CH 76 B CH 75 B FA 86 C FA 86 X FA 87 3-2 ① L6		C FA 96 X SL 88 0-1 ① G5-3	3	1	0	0	1	0	0
7 James Loney, L (1, 3) OBP: 0.414, SLG: 0.551		C SL 79 F CH 82 D SL 80 F FA 87 X SL 81 1-2 16 G4-3 1-3 2-H 2B		X SL 78 0-0 ③ F7			F FA 86 B FA 86 X FA 86 1-1 ② F7		B FA 95 B FA 96 X 2-0 16 BB 1B	4	0	2	1	0	0	0
16 Andre Ethier, L (1, 9) OBP: 0.369, SLG: 0.450		X SL 80 0-0 ① G4-3 2-3 3-H			X CH 84 0-0 ① G6-3		B CH 78 B B C X 3-1 2B		B FA 95 B FA 96 B FA 96 B 4-0 1-2 BB	3	0	1	1	1	0	1
Mark Hendrickson, L (1, 1) Rudy Seanez, R (6, 1) Olmedo Saenz, R (7, PH) OBP: 0.326, SLG: 0.378 57 Eric Hull, R (7, 1) Wilson Betemit, S (9, PH) OBP: 0.368, SLG: 0.493		D SL 80 S SL 81 S SL 80 C SL 81 1-3 ② K			X FA 85 0-0 ② G4-3		B S C SL 86 B FA 95 F SL 88 F SL 88 F FA 95 F SL 88 X FA 94 2-2 ③ L5		S SL 87 C SL 86 B FA 96 B SL 87 S SL 86 2-3 ② K	2 0 1 0 1	0 0 0 0 0	0 0 0 0 0	0 0 0 0 0	0 0 0 0 0	1 0 0 0 1	1 0 1 0 2
Inning Stats	R: 0 E: 0 K: 1 S: 6 H: 0 LOB: 0 BB: 0 P: 10	R: 3 E: 0 K: 1 S: 14 H: 3 LOB: 1 BB: 1 P: 25	R: 0 E: 0 K: 1 S: 8 H: 0 LOB: 0 BB: 0 P: 13	R: 0 E: 0 K: 0 S: 4 H: 0 LOB: 0 BB: 0 P: 5	R: 0 E: 0 K: 0 S: 8 H: 0 LOB: 1 BB: 1 P: 14	R: 0 E: 0 K: 1 S: 6 H: 0 LOB: 0 BB: 0 P: 9	R: 0 E: 0 K: 0 S: 14 H: 1 LOB: 1 BB: 0 P: 23	R: 1 E: 0 K: 0 S: 9 H: 1 LOB: 1 BB: 1 P: 15	R: 0 E: 0 K: 1 S: 11 H: 1 LOB: 2 BB: 1 P: 22	1B: 2 2B: 3 3B: 0 HR: 1 SF: 0 SAC: 0 DP: 0 HBP: 0						WP: 0 PB: 0 SB: 2 CS: 0 PA: 37	

TOP

Los Angeles Dodgers @ Houston Astros

Minute Maid Park, Houston, TX

Tue Jul 24 2007, 7:05 PM CDT

Att. 38,247 - Roof Closed - 71 F

livebaseballscorecards.com

AB	33
R	4
H	6
RBI	4
BB	4
SO	5
LOB	11

PITCHER		IP	WLS	BF	H	R	ER	SO	BB	IBB	HBP	BLK	WP	HR	S	P	ERA	WHIP
23 Jason Jennings, R ERA: 4.74	(1, 1)	6.0	W	23	3	3	3	4	2	0	0	0	0	1	46	76	4.50	0.833
Trever Miller, L ERA: 5.74	(7, 1)	0.2		3	1	0	0	0	0	0	0	0	0	0	7	14	0.00	1.500
Chad Qualls, R ERA: 3.72	(7, 1)	0.1		1	0	0	0	0	0	0	0	0	0	0	7	9	0.00	0.000
Dan Wheeler, R ERA: 5.18	(8, 1)	1.0		5	1	1	1	0	1	0	0	0	0	0	9	15	9.00	2.000
Brad Lidge, R ERA: 1.99	(9, 1)	1.0	S	5	1	0	0	1	1	0	0	0	0	0	11	22	0.00	2.000

PITCHER		IP	WLS	BF	H	R	ER	SO	BB	IBB	HBP	BLK	WP	HR	S	P	ERA	WHIP

Batter	1	2	3	4	5	6	7	8	9	AB	R	H	RBI	BB	SO	LOB
Craig Biggio, R (1, 4) OBP: 0.291, SLG: 0.390	C FA 85 B CH 80 X FA 87 1-1 ① P3		C FA 86 F CH 81 B FA 87 S CU 74 1-3 ① K		F CU 73 B FA 86 X FA 86 1-1 1B	X SL 83 0-0 1-H 2-H 3-H HR				4	1	2	4	0	1	0
Mark Loretta, R (1, 3) OBP: 0.376, SLG: 0.396	C FA 86 B FA 87 X FA 87 1-1 17 G4-3 WP 2B		C FA 85 B CU 74 B FA 87 B CH 80 X FA 87 3-1 ② G6-3		C FA 87 D CU 74 B CH 81 X FA 86 2-1 ③ G5-3	F FA 94 B FA 92 X 1-1 ③ F7				4	1	1	0	0	0	1
17 Lance Berkman, S (1, 9) OBP: 0.382, SLG: 0.435	C CU 71 X FA 87 0-1 ② G4-3 2-3		B FA 86 B FA 87 C CH 80 B FA 87 C FA 87 X FA 87 3-2 1B			F FA 85 X FA 86 0-1 45 2B 2B 1B	F FA 90 X CH 84 0-1 ① L4			4	1	2	0	0	0	1
45 Carlos Lee, R (1, 7) OBP: 0.347, SLG: 0.509	B FA 88 B FA 88 B CH 81 B CH 82 4-0 WP BB		F FA 87 B FA 88 F CH 82 D CH 82 D CU 74 X CH 82 3-2 ③ G5-3			D CU 72 X FA 87 1-0 1-3 2B 2B	B FA 91 B FA 92 C FA 92 B FA 92 F F S 3-3 ② K			3	1	1	0	1	1	1
Morgan Ensberg, R (1, 5) OBP: 0.315, SLG: 0.368	B FA 88 T CH 81 B FA 89 B FA 89 X CH 80 3-1 ③ G5-3 1-2 3-H			C CU 71 F FA 86 S CH 81 0-3 ① K		S SL 84 C SL 84 D SL 84 X SL 82 1-2 FC1-5 2-H 3-H 2B	B FA 92 C FA 92 B FA 92 F CU 79 B FA 93 X 3-2 ③ F8			4	0	1	2	0	1	1
16 Jason Lane, R (1, 8) OBP: 0.190, SLG: 0.346		C FA 87 F FA 87 B CH 81 F FA 86 F CH 81 F FA 87 F CU 72 F FA 88 S CH 82 1-3 ① K		B FA 87 C CH 81 B X CH 81 2-1 ② P4		B FA 94 B FA 93 B B 4-0 BB FC1-5 HR BB		C FA 90 B FA 91 B FA 90 B FA 91 B 4-1 SH2-3 BB		2	1	0	0	2	1	0
Eric Bruntlett, R (1, 6) OBP: 0.403, SLG: 0.311		B FA 87 F FA 87 B CH 82 X CH 81 2-1 23 FC6-4 1B		C FA 86 B CU 73 B CH 81 X FA 85 2-1 ③ G3		X FA 93 0-0 ① FC1-5 BB HR 1-2 2-3f		X FA 89 0-0 ① SH2-3 1-2		3	1	1	0	0	0	2
Eric Munson, L (1, 2) OBP: 0.354, SLG: 0.420 Brad Ausmus, R (9, 2) OBP: 0.331, SLG: 0.332		B FA 87 X FA 86 1-0 ② P6			C FA 85 B CH 81 B FA 86 X FA 85 2-1 ① P6	B FA 94 B FA 87 X FA 93 2-0 ② P5		C CH 77 X 0-1 ② P6		4 0	0 0	0 0	0 0	0 0	0 0	4 0
23 Jason Jennings, L (1, 1) OBP: 0.200, SLG: 0.059 Mike Lamb, L (6, PH) OBP: 0.365, SLG: 0.495 Trever Miller, R (7, 1) Chad Qualls, R (7, 1) Dan Wheeler, R (8, 1) Orlando Palmeiro, L (8, PH) OBP: 0.345, SLG: 0.288 Brad Lidge, R (9, 1)		B CU 71 F FA 87 X FA 88 1-1 ③ FC6-4 1-2f			X FA 86 0-0 ② P3	B SL 84 S CH 87 B SL 82 F SL 83 B SL 83 B FA 86 4-2 HR BB 1-2 2-3		C FA 90 B FA 90 X CH 79 1-1 ③ F7		2 0 0 0 0 0 1 0	0 1 0 0 0 0 0 0	0 0 0 0 0 0 0 0	0 1 0 0 0 0 0 0	0 0 0 0 1 0 0 0	0 0 0 0 0 0 0 0	1 0 0 0 0 0 1 0
Inning Stats	R: 1 E: 0 K: 0 S: 8 H: 1 LOB: 1 BB: 1 P: 17	R: 0 E: 0 K: 1 S: 13 H: 1 LOB: 1 BB: 0 P: 18	R: 0 E: 0 K: 1 S: 11 H: 1 LOB: 1 BB: 0 P: 21	R: 0 E: 0 K: 1 S: 7 H: 0 LOB: 0 BB: 0 P: 11	R: 0 E: 0 K: 0 S: 7 H: 1 LOB: 1 BB: 0 P: 12	R: 6 E: 0 K: 0 S: 13 H: 4 LOB: 0 BB: 2 P: 26	R: 0 E: 0 K: 1 S: 9 H: 0 LOB: 0 BB: 0 P: 15	R: 0 E: 0 K: 0 S: 6 H: 0 LOB: 1 BB: 1 P: 11		1B: 4 2B: 3 3B: 0 HR: 1	SF: 0 SAC: 1 DP: 0 HBP: 0				WP: 1 PB: 0 SB: 0 CS: 0	PA: 36	

PITCHER		IP	WLS	BF	H	R	ER	SO	BB	IBB	HBP	BLK	WP	HR	S	P	ERA	WHIP
Mark Hendrickson, L ERA: 4.58	(1, 1)	5.0		22	6	3	3	3	1	0	0	0	1	0	49	83	5.40	1.400
Rudy Seanez, R ERA: 4.21	(6, 1)	1.0	L	7	2	4	4	0	2	0	0	0	0	1	10	22	36.00	4.000
57 Eric Hull, R ERA:	(7, 1)	2.0		7	0	0	0	1	1	0	0	0	0	0	15	26	0.00	0.500

PITCHER	IP	WLS	BF	H	R	ER	SO	BB	IBB	HBP	BLK	WP	HR	S	P	ERA	WHIP

BOTTOM

Los Angeles Dodgers @ Houston Astros

Minute Maid Park, Houston, TX

Tue Jul 24 2007, 7:05 PM CDT

Att. 38,247 - Roof Closed - 71 F

livebaseballscorecards.com

AB	31
R	7
H	8
RBI	6
BB	4
SO	4
LOB	12

Batter	1	2	3	4	5	6	7	8	9	AB	R	H	RBI	BB	SO	LOB
15 Rafael Furcal, S (1, 6) OBP: 0.340, SLG: 0.369	B FA 92 F FA 92 B CU 76 X FA 92 2-1 ① G1-6-3		B CU 81 C SL 81 S CU 79 B FA 95 F FA 95 F CU 79 B FA 94 F FA 95 F CU 80 3-2 ③ G4-3			C FA 91 C FA 91 F FA 91 X SL 84 0-2 ① G3		B FA 90 S FA 90 1 SAFE S FA 90 1 SAFE X FA 91 1-2 ②③ G4-6-3 1-2f		4	0	0	0	0	0	2
9 Juan Pierre, L (1, 8) OBP: 0.314, SLG: 0.336	C FA 94 F FA 93 X CU 78 0-2 ② G4-3			C FA 94 X CU 78 0-1 ① F7		C SL 83 F FA 91 B SL 83 X CU 74 1-2 ② G3-1			C FA 95 X FA 95 0-1 ① G4-3	4	0	0	0	0	0	0
55 Russell Martin, R (1, 2) OBP: 0.369, SLG: 0.468	C FA 95 S CU 78 B FA 94 S FA 94 1-3 ③ K			B CU 79 B CU 79 C FA 94 B FA 94 C FA 94 F FA 94 F FA 94 X FA 95 3-2 12 BB 1B		C SL 86 B FA 90 C FA 92 F SL 84 B FA 92 X SL 86 2-2 ③ G6-3			S SL 87 B FA 96 F FA 96 S SL 87 1-3 ② K	4	0	1	0	0	2	0
12 Jeff Kent, R (1, 4) OBP: 0.377, SLG: 0.504		B FA 94 S FA 93 X CH 80 1-1 ① 1B		1 SAFE F FA 93 S FA 93 1 SAFE B CU 78 B FA 93 1 SAFE 1 SAFE B FA 94 4-2 B FA 93 1-2 BB			F B X 1-1 HR		S SL 88 B SL 87 B SL 87 X SL 88 2-1 ③ F7	3	1	2	1	1	0	0
Luis Gonzalez, L (1, 7) OBP: 0.375, SLG: 0.460		C FA 94 B FA 95 B FA 95 F FA 94 F FA 94 X FA 94 2-2 ② G4-3		C SL 80 C FA 93 S CU 80 0-3 ② K			B X 1-0 FC5-4 1B			3	0	1	0	0	1	2
Wilson Betemit, S (1, 5) OBP: 0.362, SLG: 0.484 Roberto Hernandez, R (8, 1)		B CU 79 C FA 93 B FA 94 C FA 94 F FA 95 F CU 78 X FA 94 2-2 ③ G5-3		S CU 80 S CU 79 B FA 93 B FA 94 T CU 80 2-2 ③ K			B B F X 2-1 ① FC5-4 7 G6-4-3 1-2f			3 0	0 0	0 0	0 0	0 0	1 0	3 0
7 James Loney, L (1, 3) OBP: 0.413, SLG: 0.562			B FA 93 F FA 94 B FA 94 X FA 95 2-1 3B		B CH 79 X FA 94 1-0 ① G4-3		1 SAFE B F B X 2-1 ②③ G6-4-3 1-2f			3	0	1	0	0	0	1
27 Matt Kemp, R (1, 9) OBP: 0.403, SLG: 0.571			C CU 78 D CU 78 S FA 94 B FA 93 F CU 79 S FA 95 2-3 ① K		C FA 93 F FA 93 B CU 81 F FA 93 F CU 79 F FA 94 F CU 78 B FA 93 X FA 94 2-2 ② F8			C B SL 81 X 1-1 ① F8		3	0	0	0	0	1	1
Derek Lowe, R (1, 1) OBP: 0.250, SLG: 0.158 54 D.J. Houlton, R (5, 1) Joe Beimel, L (7, 1) 5 Nomar Garciaparra, R (7, 5) OBP: 0.328, SLG: 0.354			C CU 79 C FA 94 F CU 77 B FA 94 S FA 94 1-3 ② K		B FA 94 C FA 92 X FA 92 1-1 ③ G9-3			X FA 92 0-0 15 G4-6-3 1B		2 0 0 1	0 0 0 0	0 0 0 1	0 0 0 0	0 0 0 0	1 0 0 0	1 0 0 0
Inning Stats	R: 0 E: 0 K: 1 S: 8 H: 0 LOB: 0 BB: 0 P: 11	R: 0 E: 0 K: 0 S: 11 H: 1 LOB: 0 BB: 0 P: 16	R: 0 E: 0 K: 2 S: 17 H: 1 LOB: 1 BB: 0 P: 25	R: 0 E: 0 K: 2 S: 15 H: 1 LOB: 2 BB: 1 P: 24	R: 0 E: 0 K: 0 S: 10 H: 0 LOB: 0 BB: 0 P: 14	R: 0 E: 0 K: 0 S: 11 H: 0 LOB: 0 BB: 0 P: 14	R: 1 E: 0 K: 0 S: 7 H: 2 LOB: 0 BB: 0 P: 13	R: 0 E: 0 K: 0 S: 6 H: 1 LOB: 0 BB: 0 P: 8	R: 0 E: 0 K: 1 S: 7 H: 0 LOB: 0 BB: 0 P: 10	1B: 4 2B: 0 3B: 1 HR: 1 SF: 0 SAC: 0 DP: 2 HBP: 0						

PITCHER		IP	WLS	BF	H	R	ER	SO	BB	IBB	HBP	BLK	WP	HR	S	P	ERA	WHIP
Matt Albers, R ERA: 5.19	(1, 1)	5.0		18	3	0	0	5	1	0	0	0	0	0	61	90	0.00	0.800
Dave Borkowski, R ERA: 4.53	(6, 1)	1.0	H	3	0	0	0	0	0	0	0	0	0	0	11	14	0.00	0.000
Chad Qualls, R ERA: 3.83	(7, 1)	1.0	W	4	2	1	1	0	0	0	0	0	0	1	7	13	9.00	2.000
Dan Wheeler, R ERA: 5.07	(8, 1)	1.0	H	3	1	0	0	0	0	0	0	0	0	0	6	8	0.00	1.000
Brad Lidge, R ERA: 1.94	(9, 1)	1.0	S	3	0	0	0	1	0	0	0	0	0	0	7	10	0.00	0.000

PITCHER	IP	WLS	BF	H	R	ER	SO	BB	IBB	HBP	BLK	WP	HR	S	P	ERA	WHIP

TOP

Los Angeles Dodgers @ Houston Astros

Minute Maid Park, Houston, TX

Wed Jul 25 2007, 7:05 PM CDT
Att. 31,498 - Roof Closed - 74 F

livebaseballscorecards.com

AB	30
R	1
H	6
RBI	1
BB	1
SO	6
LOB	10

WP: 0	PA: 31		
PB: 0			
SB: 0			
CS: 0			

Batter	1	2	3	4	5	6	7	8	9	AB	R	H	RBI	BB	SO	LOB
Craig Biggio, R (1, 4) OBP: 0.290, SLG: 0.388 Brad Lidge, R (9, 1)	B FA 91 B FA 91 C FA 91 F FA 91 X FA 91 2-2 ① G6-3		C FA 91 X 0-1 ③ F8			C FA 91 S CU 74 X CU 69 0-2 ① G6-3		X FA 92 0-0 G5-4-3 1B		4 0	0 0	1 0	0 0	0 0	0 0	0 0
Mark Loretta, R (1, 6) OBP: 0.372, SLG: 0.390 (9, 4)	C FA 91 X FA 91 0-1 ② G3			L FA 88 B FA 90 X SL 83 1-1 ① F8		C FA 91 B FA 90 F FA 90 B CU 72 F CH 81 X FA 89 2-2 ② P2		X FA 92 0-0 ②③ G5-4-3 1-2f		4	0	0	0	0	0	1
17 Lance Berkman, S (1, 3) OBP: 0.379, SLG: 0.431	S FA 90 B FA 90 B SL 85 X SL 84 2-1 ③ G4-3			S FA 84 B CH 85 X SL 83 1-1 ② G3-1		B CU 76 B FA 91 C CH 81 F FA 89 S CU 75 2-3 ③ K				3	0	0	0	0	1	0
45 Carlos Lee, R (1, 7) OBP: 0.349, SLG: 0.518		B FA 90 B FA 90 B FA 90 C FA 90 F FA 91 F SL 84 X FA 91 3-2 ① G6-3		B SL 82 C FA 90 S SL 84 X FA 90 1-2 1B S 1B			B B X 2-0 HR			3	1	2	1	0	0	0
Mike Lamb, L (1, 5) OBP: 0.384, SLG: 0.493		C SL 83 B FA 91 F SL 84 S CH 86 1-3 ② K		1 SAFE C FA 90 B SL 84 F CH 86 X SL 56 1-2 1-3 1B			C FA 90 B FA 91 X FA 90 1-1 ① F7			3	0	1	0	0	1	0
Luke Scott, L (1, 9) OBP: 0.331, SLG: 0.469		B FA 91 F FA 91 S FA 91 B CH 86 B CH 85 S FA 91 3-3 ③ K		S CU 86 X CH 85 0-1 ③ G3			B FA 92 B FA 90 F FA 90 F FA 91 B FA 92 B FA 88 4-2 BB			2	0	0	0	1	1	2
16 Jason Lane, R (1, 8) OBP: 0.195, SLG: 0.345			C FA 89 C FA 90 F SL 83 X SL 84 0-2 ① G6-3		S FA 89 B SL 83 X FA 90 1-1 G1-6-3 1B		B FA 87 1 SAFE B FA 88 X FA 89 2-0 ② F8			3	0	1	0	0	0	1
Eric Munson, L (1, 2) OBP: 0.354, SLG: 0.458 Dan Wheeler, R (8, 1) Eric Bruntlett, R (9, 6) OBP: 0.403, SLG: 0.311			B FA 91 B SL 83 X FA 90 2-0 HR		B FA 90 S FA 88 X CH 78 1-1 ① F8		1 SAFE B FA 90 C FA 90 S FA 88 B SL 78 B FA 87 F FA 91 X FA 90 3-2 ③ F7			3 0 0	1 0 0	1 0 0	1 0 0	0 0 0	0 0 0	2 0 0
Matt Albers, L (1, 1) OBP: 0.200, SLG: 0.200 Morgan Ensberg, R (5, PH) OBP: 0.313, SLG: 0.367 Dave Borkowski, R (6, 1) Chad Qualls, R (7, 1) Brad Ausmus, R (8, 2) OBP: 0.330, SLG: 0.331			C FA 91 B FA 91 F SL 84 S CH 85 1-3 ② K		D CU 75 C FA 91 F FA 90 X CU 72 1-2 ②③ G1-6-3 1-2f			S FA 92 B SL 86 B FA 92 F FA 92 S SL 86 2-3 ① K		1 1 0 0 1	0 0 0 0 0	0 0 0 0 0	0 0 0 0 0	1 0 0 0 1	0 0 0 0 0	0 1 0 0 0
Inning Stats	R: 0 E: 0 K: 0 S: 7 H: 0 LOB: 0 BB: 0 P: 11	R: 0 E: 0 K: 2 S: 10 H: 0 LOB: 0 BB: 0 P: 17	R: 1 E: 0 K: 1 S: 10 H: 1 LOB: 0 BB: 0 P: 13	R: 0 E: 0 K: 0 S: 12 H: 2 LOB: 2 BB: 0 P: 16	R: 0 E: 0 K: 0 S: 7 H: 1 LOB: 0 BB: 0 P: 10	R: 0 E: 0 K: 1 S: 10 H: 0 LOB: 0 BB: 0 P: 14	R: 1 E: 0 K: 0 S: 10 H: 1 LOB: 1 BB: 1 P: 22	R: 0 E: 0 K: 1 S: 5 H: 1 LOB: 0 BB: 0 P: 7		1B: 4 2B: 0 3B: 0 HR: 2	SF: 0 SAC: 0 DP: 2 HBP: 0				WP: 0 PB: 0 SB: 1 CS: 0	PA: 29

PITCHER		IP	WLS	BF	H	R	ER	SO	BB	IBB	HBP	BLK	WP	HR	S	P	ERA	WHIP
Derek Lowe, R ERA: 3.45	(1, 1)	4.0		16	4	1	1	3	0	0	0	0	0	1	41	60	2.25	1.000
54 D.J. Houlton, R ERA: 4.3	(5, 1)	2.0	L	6	1	1	1	1	0	0	0	0	0	1	16	24	4.50	0.500
Joe Beimel, L ERA: 3.89	(7, 1)	1.0		4	0	0	0	0	1	0	0	0	0	0	9	19	0.00	1.000
Roberto Hernandez, R ERA: 6.3	(8, 1)	1.0		3	1	0	0	1	0	0	0	0	0	0	5	7	0.00	1.000

PITCHER	IP	WLS	BF	H	R	ER	SO	BB	IBB	HBP	BLK	WP	HR	S	P	ERA	WHIP

BOTTOM

Los Angeles Dodgers @ Houston Astros

Minute Maid Park, Houston, TX

Wed Jul 25 2007, 7:05 PM CDT
Att. 31,498 - Roof Closed - 74 F

livebaseballscorecards.com

AB	28
R	2
H	6
RBI	2
BB	1
SO	5
LOB	7

Batter	1	2	3	4	5	6	7	8	9	AB	R	H	RBI	BB	SO	LOB
24 Brian Giles, L (1, 9) OBP: 0.388, SLG: 0.382	B FA 90 C FA 90 B FA 91 X FA 90 2-1 2B 1B		C FA 90 B CU 74 C CU 74 B FA 90 X FA 90 2-2 G5-4-3 1B		B FA 90 F FA 90 B FA 90 C FA 91 X FA 92 2-2 ② G4-3			C FA 93 X SL 85 0-1 F8		4	1	2	0	0	0	0
Mike Cameron, R (1, 8) OBP: 0.320, SLG: 0.435	**B FA 91** **F FA 86** **C CU 76** 1 SAFE 1 SAFE X FA 91 1-2 23 G3-1 **1-H** 2B		C FA 89 C FA 90 B FA 91 X CU 76 1-2 ①② G5-4-3 **1-2f**		F FA 84 B FA 90 S CH 82 F CU 74 S CH 82 1-3 ③ K			B FA 95 B FA 92 B FA 93 C FA 93 C FA 92 X FA 94 3-2 ② F9		4	0	1	1	0	1	1
Milton Bradley, S (1, 7) OBP: 0.398, SLG: 0.504	C CU 75 B FA 88 C FA 89 B CU 75 C FA 91 2-3 ① K		B FA 90 C FA 91 B FA 84 X 2-1 ③ G5-3			X CH 81 0-0 ① F7		C FA 94 F FS 86 B SL 87 F FA 94 X SL 88 1-2 ③ G3-1		4	0	0	0	0	1	1
23 Adrián González, L (1, 3) OBP: 0.333, SLG: 0.466	F CU 77 B FA 90 B FA 90 X FA 90 2-1 ② G3-1 **2-3**			C FA 89 B FA 90 C FA 90 S FA 91 1-3 ① K		S CH 82 C FA 90 B CU 77 X FA 90 1-2 1B			C FA 87 B CH 81 F CH 80 C FA 86 1-3 ① K	4	0	1	0	0	2	1
28 Josh Bard, S (1, 2) OBP: 0.337, SLG: 0.373	S FA 88 F CU 75 B CU 75 B CU 77 B FA 91 F FA 91 F FA 86 B FA 86 4-2 BB			B FA 91 C FA 91 B FA 83 B FA 90 B FA 89 4-1 5 1B BB		C FA 89 B FA 89 B CU 75 B FA 90 X FA 90 3-1 ② F9			B FA 88 F FA 88 C FA 88 C FA 86 1-3 ② K	2	0	0	0	2	1	1
3 Khalil Greene, R (1, 6) OBP: 0.267, SLG: 0.445 Geoff Blum, S (9, PH) OBP: 0.314, SLG: 0.336	C FA 92 S CU 76 D CU 76 B FA 91 F FA 90 F CU 77 C FA 91 2-3 ③ K			X FA 90 0-0 ② F8		B CU 75 B FA 83 X FA 89 2-0 ③ F8			C FA 90 B FA 89 X CH 80 1-1 ③ G4-3	3 1	0 0	0 0	0 0	0 0	1 0	4 0
5 Kevin Kouzmanoff, R (1, 5) OBP: 0.287, SLG: 0.405		C CU 73 B CU 73 F FA 88 B CU 75 X FA 90 2-2 ① G6-3		X FA 84 0-0 **1-2** 1B			B FA 89 C FA 89 X CU 74 1-1 ① G6-3			3	0	1	0	0	0	0
22 Marcus Giles, R (1, 4) OBP: 0.306, SLG: 0.323		B FA 90 C FA 90 X FA 84 1-1 ② F8		B CU 77 X CU 77 1-0 ③ G5-3			B FA 90 F FA 89 B FA 90 F FA 90 F FA 90 X CU 76 2-2 ② G5-3			3	0	0	0	0	0	2
David Wells, L (1, 1) OBP: 0.114, SLG: 0.114 52 Clay Hensley, R (4, 1) OBP: 0.182, SLG: 0.182 José Cruz Jr., S (7, PH) OBP: 0.316, SLG: 0.378 50 Joe Thatcher, L (7, 1) 26 Doug Brocail, L (8, 1) OBP: 0.500, SLG: 0.500		C FA 90 B FA 89 F FA 91 S CU 75 1-3 ③ K			C FA 89 B FA 90 F FA 89 B CU 76 F FA 91 X FA 91 2-2 ① F8		B CU 74 X FA 89 1-0 ③ F9			1 1 1 0 0	0 0 0 0 0	0 0 0 0 0	0 0 0 0 0	1 0 0 0 0	0 0 0 0 0	0 0 0 0 0
Inning Stats	R: 1 E: 0 K: 2 S: 19 H: 2 LOB: 2 BB: 1 P: 32	R: 0 E: 0 K: 1 S: 8 H: 0 LOB: 0 BB: 0 P: 12	R: 0 E: 0 K: 0 S: 8 H: 1 LOB: 0 BB: 0 P: 13	R: 0 E: 0 K: 1 S: 7 H: 1 LOB: 2 BB: 1 P: 13	R: 0 E: 0 K: 1 S: 11 H: 0 LOB: 0 BB: 0 P: 16	R: 0 E: 0 K: 0 S: 7 H: 1 LOB: 1 BB: 0 P: 13	R: 0 E: 0 K: 0 S: 7 H: 0 LOB: 0 BB: 0 P: 11	R: 0 E: 0 K: 0 S: 9 H: 0 LOB: 0 BB: 0 P: 13	R: 0 E: 0 K: 2 S: 8 H: 0 LOB: 0 BB: 0 P: 11	1B: 4 2B: 1 3B: 0 HR: 0	SF: 0 SAC: 0 DP: 1 HBP: 0			WP: 0 PB: 0 SB: 0 CS: 0	PA: 33	

PITCHER		IP	WLS	BF	H	R	ER	SO	BB	IBB	HBP	BLK	WP	HR	S	P	ERA	WHIP
51 Wandy Rodriguez, L ERA: 4.28	(1, 1)	7.0	W	27	5	1	1	5	2	0	0	0	0	0	67	110	1.29	1.000
Chad Qualls, R ERA: 3.75	(8, 1)	1.0		3	0	0	0	0	0	0	0	0	0	0	9	13	0.00	0.000
Brian Moehler, R ERA: 6.03	(9, 1)	1.0		3	0	0	0	2	0	0	0	0	0	0	8	11	0.00	0.000

PITCHER	IP	WLS	BF	H	R	ER	SO	BB	IBB	HBP	BLK	WP	HR	S	P	ERA	WHIP

TOP

San Diego Padres @ Houston Astros

Minute Maid Park, Houston, TX

Thu Jul 26 2007, 7:05 PM CDT

Att. 33,718 - Roof Closed - 73 F

livebaseballscorecards.com

AB	31
R	1
H	5
RBI	1
BB	2
SO	7
LOB	10

BOTTOM

San Diego Padres @ Houston Astros

Minute Maid Park, Houston, TX

Thu Jul 26 2007, 7:05 PM CDT

Att. 33,718 - Roof Closed - 73 F

livebaseballscorecards.com

Batter	1	2	3	4	5	6	7	8	9	AB	R	H	RBI	BB	SO	LOB
Craig Biggio, R (1, 4) OBP: 0.292, SLG: 0.397 Brian Moehler, R (9, 1) OBP: 0.250, SLG: 0.250	B FA 86 C FA 86 X FA 87 1-1 ① G5-3	B FA 88 B FA 88 C FA 87 C SL 84 X SL 82 2-2 17 S 17 2B 1B 1B	X FA 86 0-0 HR		B CH 79 S CH 80 F FA 90 S CU 74 1-3 ③ K			X SL 88 0-0 ③ G5-3		5 0	2 0	2 0	1 0	0 0	1 0	0 0
Mark Loretta, R (1, 3) OBP: 0.373, SLG: 0.390	C FA 87 B FA 88 B CU 71 F FA 86 F SL 85 C FA 85 2-3 ② K	C FA 84 F SL 83 F FA 86 X FA 85 0-2 17 2B 1-2 BB 1B	C SL 83 X CU 69 0-1 ③ G6-3			B FA 88 B CH 80 B CH 86 C FA 87 B FA 88 4-1 45 G6-4-3 BB				3	1	1	0	1	1	0
17 Lance Berkman, S (1, 9) OBP: 0.380, SLG: 0.438	B CU 71 B FA 87 X CH 78 2-0 45 HR 2B	S CU 70 C CU 69 D CU 71 B SL 84 X CU 70 2-2 BB 16 SF7 1-3 2-H 2B		B FA 89 X CH 81 1-0 ① G3		B FA 88 F FA 88 B CH 82 F FA 87 X FA 89 2-2 ① F8				4	2	2	1	0	0	1
45 Carlos Lee, R (1, 7) OBP: 0.350, SLG: 0.524 Orlando Palmeiro, L (9, 7) OBP: 0.345, SLG: 0.288	C FA 85 X CH 71 0-1 2-H HR	I IN 56 I I I 4-0 BB IBB		C FA 90 X FA 91 0-1 ② G4-3		S FA 91 B FA 91 X FA 89 1-1 ②③ G6-4-3 1-2f				3 0	1 0	1 0	2 0	1 0	0 0	1 0
Morgan Ensberg, R (1, 5) OBP: 0.320, SLG: 0.381	X FA 86 0-0 HR	B CU 70 C CU 68 B SL 85 S SL 81 B CU 70 F FA 86 B FA 86 4-2 1-2 2-3 3-H BB		B FA 91 B CH 83 S FA 90 B FA 91 B FA 90 4-1 FC5 16 1B BB			C FA 89 B FA 88 F SL 81 C 1-3 ① K			2	1	1	2	2	1	0
16 Jason Lane, R (1, 8) OBP: 0.209, SLG: 0.349	C FA 85 B CU 70 B FA 88 B FA 87 B FA 87 4-1 BB BB	X SL 84 0-0 ② SF7 3-H		B FA 90 F FA 91 B FA 90 X 2-1 FC5 1-2 1B			C SL 88 F SL 77 B SL 89 B FA 88 F SL 78 B FA 89 X FA 88 3-2 ② G6-3			2	0	1	1	1	0	0
Eric Bruntlett, R (1, 6) OBP: 0.395, SLG: 0.297	B FA 87 1 SAFE 1 SAFE C FA 85 B SL 84 B FA 85 B FA 84 4-1 1-2 BB	X FA 86 0-0 ③ G6-3		B SL 87 B FA 90 X FA 88 2-0 ③ FC5 1-2 2-3f			C FA 89 B SL 79 X FA 88 1-1 ③ G6-3			3	0	0	0	1	0	4
Brad Ausmus, R (1, 2) OBP: 0.325, SLG: 0.325	X SL 84 0-0 ③ F8		F FA 85 X FA 86 0-1 ① G4-3		B CH 86 B CH 87 X FA 87 2-0 ① F9			F FA 91 S SL 88 B SL 89 C FA 93 1-3 ① K		4	0	0	0	0	1	2
51 Wandy Rodriguez, S (1, 1) OBP: 0.182, SLG: 0.188 Chad Qualls, R (8, 1) Chris Burke, R (8, PH) OBP: 0.313, SLG: 0.343 (9, 4)		C FA 86 S FA 86 B CU 70 F FA 87 B SL 84 C SL 82 2-3 ① K	F FA 86 X 0-1 ② G4-3		F FA 88 X FA 89 0-1 ② P3			B CU 76 F FA 92 B CU 79 X FA 92 2-1 ② G6-3		3 0 1	0 0 0	0 0 0	0 0 0	0 0 0	1 0 0	0 0 0
Inning Stats	R: 3 H: 3 E: 0 LOB: 2 K: 1 BB: 2 S: 13 P: 26	R: 3 H: 3 E: 0 LOB: 2 K: 1 BB: 2 S: 19 P: 33	R: 1 H: 1 E: 0 LOB: 0 K: 0 BB: 0 S: 7 P: 7	R: 0 H: 1 E: 0 LOB: 2 K: 0 BB: 1 S: 7 P: 16	R: 0 H: 0 E: 0 LOB: 0 K: 1 BB: 0 S: 6 P: 9	R: 0 H: 0 E: 0 LOB: 0 K: 0 BB: 1 S: 6 P: 13	R: 0 H: 0 E: 0 LOB: 0 K: 1 BB: 0 S: 9 P: 14	R: 0 H: 0 E: 0 LOB: 0 K: 1 BB: 0 S: 6 P: 9		1B: 3 SF: 1 2B: 2 SAC: 0 3B: 0 DP: 1 HR: 3 HBP: 0					WP: 0 PA: 37 PB: 0 SB: 1 CS: 0	

	AB	30
	R	7
	H	8
	RBI	7
	BB	6
	SO	5
	LOB	8

PITCHER		IP	WLS	BF	H	R	ER	SO	BB	IBB	HBP	BLK	WP	HR	S	P	ERA	WHIP
David Wells, L ERA: 5.02	(1, 1)	3.0	L	20	7	7	7	2	3	1	0	0	0	3	39	66	21.00	3.333
52 Clay Hensley, R ERA: 6.89	(4, 1)	3.0		11	1	0	0	1	2	0	0	0	0	0	19	38	0.00	1.000
50 Joe Thatcher, L ERA:	(7, 1)	1.0		3	0	0	0	1	0	0	0	0	0	0	9	14	0.00	0.000
26 Doug Brocail, R ERA: 4.53	(8, 1)	1.0		3	0	0	0	1	0	0	0	0	0	0	6	9	0.00	0.000

PITCHER	IP	WLS	BF	H	R	ER	SO	BB	IBB	HBP	BLK	WP	HR	S	P	ERA	WHIP

Batter	1	2	3	4	5	6	7	8	9	AB	R	H	RBI	BB	SO	LOB
24 Brian Giles, L (1, 9) OBP: 0.388, SLG: 0.382	C FA 87 C FA 87 B CU 74 F FA 88 B CU 75 S SL 86 2-3 ① **K**	1 SAFE B CU 76 F FA 88 X SL 86 1-1 ③ 1-3 3-H 1B			B FA 86 C FA 86 B FA 86 F FA 88 C SL 85 2-3 ① **K**		C FA 86 B FA 88 B FA 85 X FA 85 2-1 ① **G4-3**	C FA 91 X FA 92 0-1 1-3 2-H 3-H 1B		5	0	2	3	0	2	1
Mike Cameron, R (1, 8) OBP: 0.317, SLG: 0.429	C FA 89 F CU 76 B SL 85 B SL 83 C FA 90 2-3 ② **K**		F FA 87 F FA 86 B FA 85 B FC 88 B FA 88 X FA 88 3-2 ① **G6-3**		1 SAFE C SL 83 C SL 83 C FA 88 0-3 ② **K**		F FA 87 S CH 79 B FA 86 X FA 88 1-2 ② **G4-3**	S SL 86 C FA 91 F FA 91 B S FA 90 1-3 ③ **K**		5	0	0	0	0	3	3
Milton Bradley, S (1, 7) OBP: 0.399, SLG: 0.521	B FA 89 B FA 88 B FA 88 B FA 89 4-0 **BB**		C FA 87 B FC 87 X CU 76 1-1 **HR**		B FA 87 C FA 87 B FA 88 S FA 88 X FA 88 2-2 ③ **F9**		F FA 88 X FA 87 0-1 ③ **F7**		B FA 90 C FA 90 B CU 73 S CH 85 S FA 90 2-3 ① **K**	4	1	1	1	1	1	1
23 Adrián González, L (1, 3) OBP: 0.334, SLG: 0.468	1 SAFE C FA 88 F FA 88 F SL 84 1 SAFE F CU 76 X 0-2 ③ **L6**		C CU 75 X FC 87 0-1 ② **P5**			F CH 79 F CH 79 F CU 76 X SL 85 0-2 28 2B 5 1B 1B		C SL 75 F FA 86 S FA 88 0-3 ① **K**	X FA 90 0-0 3 PB 3 SF8 2B	5	2	2	0	0	1	1
3 Khalil Greene, R (1, 6) OBP: 0.266, SLG: 0.446		B FA 84 X FA 85 1-0 ① **G6-3**	C FA 87 X FA 87 0-1 ③ **P3**			D SL 84 C SL 84 B FA 88 B F FA 89 X FA 88 3-2 ① **P3**		C FA 91 B FA 90 X FA 90 1-1 5 FC1-4 1B 2B	B SL 84 C FA 90 B FA 91 B FA 91 X SL 86 3-1 ② **SF8** 2-H	4	1	1	1	0	0	1
28 Josh Bard, S (1, 2) OBP: 0.343, SLG: 0.379		B FA 86 C FA 86 B SL 85 B FA 87 C FA 86 X FA 88 3-2 5 FC5-4 1B		X FA 85 0-0 ① **G4-3**		1 SAFE C SL 85 1 SAFE B SL 85 F FA 88 1 SAFE F FA 88 X CU 77 1-2 5 1B SF8 1-3 2B		I IN 77 I IN 79 I IN 77 I IN 78 4-0 5 FC1-4 IBB	C FA 91 B CU 75 C CU 74 F FA 89 F FA 91 B SL 84 X FA 90 2-2 ③ **G4-3**	4	1	2	0	1	0	0
5 Kevin Kouzmanoff, R (1, 5) OBP: 0.287, SLG: 0.403		F CU 75 B FA 87 C FA 88 D CU 76 B FA 88 X FA 88 3-2 ② FC5-4 BB 44 1B 1-2f	C FA 85 X SL 81 0-1 ② **F9**		X FA 88 0-0 2-3 3-H 1B		B FA 91 B SL 86 C FA 91 B FA 91 C FA 91 X SL 86 3-2 ② FC1-4 1B 24 1B 1-2f 2-3		4	2	1	1	0	0	3
Geoff Blum, S (1, 4) OBP: 0.319, SLG: 0.339		B FA 88 B FA 88 B C S FA 88 F CU 77 D CU 76 4-2 44 1B 24 1B 1-2 BB	C FA 86 X CH 80 0-1 ③ **F8**			F SL 85 1 SAFE F SL 83 F SL 85 1 SAFE B FA 88 F FA 88 X 1-2 ② **SF8** 3-H		C FA 91 B CH 85 X FA 90 1-1 BB 24 1B 1-3 3-H 1B		2	2	1	2	1	0	0
44 Jake Peavy, R (1, 1) OBP: 0.238, SLG: 0.341 José Cruz Jr., S (8, PH) OBP: 0.318, SLG: 0.378 43 Cla Meredith, R (8, 1) 50 Joe Thatcher, L (9, 1) 21 Heath Bell, R (9, 1)		D SL 84 C SL 84 B FA 88 B FA 89 C FA 89 X FA 89 3-2 24 1B 1-3 2-H 1B			C FA 86 F FA 86 B FA 87 X CU 74 1-2 1B	B FA 88 C CU 75 X CU 77 1-1 ③ **G1**		C FA 91 B SL 85 S CH 85 D CU 76 B FA 91 B CH 85 4-2 24 1B 1-2 BB		3 0 0 0 0	0 0 0 0 0	2 0 0 0 0	1 0 0 0 0	0 1 0 0 0	0 0 0 0 0	1 0 0 0 0

| Inning Stats | | |

San Diego Padres @ Houston Astros

Minute Maid Park, Houston, TX

Fri Jul 27 2007, 7:05 PM CDT

Att. 39,996 - Roof Closed - 73 F

BOTTOM

livebaseballscorecards.com

Batter	1	2	3	4	5	6	7	8	9	AB	R	H	RBI	BB	SO	LOB
Craig Biggio, R (1, 4) OBP: 0.291, SLG: 0.394	C X SL 86 0-1 G6-3		F FA 92 S CH 85 S FA 95 0-3 K		X SL 85 0-0 G6-3			C SL 80 X 0-1 1B 1B	B CU 84 S CU 85 S CU 85 B CU 86 C FA 96 2-3 1-2 K	5	0	1	0	0	2	2
Mark Loretta, R (1, 6) OBP: 0.373, SLG: 0.390	B FA 94 B FA 94 F FA 93 C SL 86 B FA 95 F FA 94 X FA 94 3-2 45 1B 17 1B 1B		C FA 94 F SL 82 B SL 82 B SL 83 S SL 88 2-3 K			C FA 92 B CH 85 B SL 86 F FA 93 X FA 86 2-2 G3-1		C FA 88 X FA 89 0-1 17 G4-6-3 1-2 1B	B CU 83 B FA 95 X FA 95 2-0 F9	5	1	2	0	0	1	2
17 Lance Berkman, S (1, 3) OBP: 0.379, SLG: 0.436	F FA 94 B FA 95 C FA 94 X FA 95 1-2 45 1B 1-2 1B		C B SL 90 B FA 95 S CH 87 X CU 82 2-2 F9			B FA 93 C SL 87 B SL 88 X FA 94 2-1 G6-3		X FA 89 0-0 G4-6-3 1-2f		4	0	1	0	0	0	2
45 Carlos Lee, R (1, 7) OBP: 0.354, SLG: 0.529	C FA 95 B FA 95 F SL 88 F FA 96 X FA 96 1-2 1-3 2-H 1B			B FA 91 C FA 92 S SL 85 F FA 95 B CU 78 F FA 95 B CU 81 F FA 94 X SL 88 3-2 G4-6-3 2B		C FA 92 B SL 87 C FA 92 S FA 94 1-3 K			B SL 86 X SL 87 1-0 E E 1B	4	1	3	1	0	1	0
Mike Lamb, L (1, 5) OBP: 0.382, SLG: 0.486	F FA 95 B SL 88 F CH 87 F FA 94 1 SAFE S CU 80 1-3 K			B FA 93 C SL 87 F FA 93 F FA 94 B CU 81 F FA 93 F SL 86 F SL 86 B FA 94 4-2 D CU 82 G4-6-3 BB			C X 0-1 F8		C SL 77 F SL 88 B SL 78 X FA 88 1-2 E1 1-3 E	3	1	0	0	1	1	3
Luke Scott, L (1, 9) OBP: 0.330, SLG: 0.463 (8, 8)	C SL 90 1 SAFE F S 0-3 K			F FA 94 F SL 86 X 0-2 G4-6-3 1-2f 2-3			B SL 86 C FA 94 X 1-1 F8		B SL 77 S SL 87 B SL 87 B SL 87 B SL 88 4-1 E 1B BB	3	1	0	0	1	1	4
16 Jason Lane, R (1, 8) OBP: 0.213, SLG: 0.341 Dave Borkowski, R (8, 1) Chris Burke, R (9, PH) OBP: 0.312, SLG: 0.341		B FA 86 B FA 93 C FA 91 X SL 87 2-1 F8		X SL 87 0-0 G5-3			B B SL 80 B SL 87 B FA 90 4-0 FC6-4 BB		B SL 88 F FA 89 C SL 87 B SL 78 F SL 88 X SL 88 2-2 F7	2 0 1	0 0 0	0 0 0	0 0 0	1 0 0	0 0 0	1 0 3
Brad Ausmus, R (1, 2) OBP: 0.320, SLG: 0.320		F FA 93 C FA 93 S CU 80 0-3 K			C SL 86 B SL 79 C FA 94 S CU 81 1-3 K		C FA 94 X SL 86 0-1 FC6-4 1-2f		C SL 87 C SL 88 B SL 89 X CU 78 1-2 E1 1B S 1-3 2-H 3-H	4	0	0	1	0	2	2
Woody Williams, R (1, 1) OBP: 0.095, SLG: 0.167 Trever Miller, R (7, 1) Orlando Palmeiro, L (8, 9) OBP: 0.341, SLG: 0.284 Morgan Ensberg, R (9, PH) OBP: 0.323, SLG: 0.384		B CU 79 F FA 94 B CU 80 C SL 81 X CU 80 2-2 G4-3			C C FA 93 F SL 83 F FA 91 B CH 86 B FA 94 F SL 87 S FA 94 2-3 K			C FA 88 B CU 76 B FA 88 X FA 87 2-1 G4-3	B CU 84 C B FA 96 B FA 96 X FA 95 3-1 WP 1-3 3-H 1B	2 0 1	0 0 0	0 0 0	0 0 1	0 0 0	1 0 0	0 0 0
Inning Stats	R: 1 E: 0 K: 2 S: 20 H: 3 LOB: 2 BB: 0 P: 26	R: 0 E: 0 K: 1 S: 8 H: 0 LOB: 0 BB: 0 P: 12	R: 0 E: 0 K: 2 S: 9 H: 0 LOB: 0 BB: 0 P: 13	R: 0 E: 0 K: 0 S: 16 H: 1 LOB: 1 BB: 1 P: 23	R: 0 E: 0 K: 2 S: 10 H: 0 LOB: 0 BB: 0 P: 13	R: 0 E: 0 K: 1 S: 8 H: 0 LOB: 0 BB: 0 P: 13	R: 0 E: 0 K: 0 S: 6 H: 0 LOB: 1 BB: 1 P: 11	R: 0 E: 0 K: 0 S: 7 H: 2 LOB: 1 BB: 0 P: 9	R: 3 E: 2 K: 1 S: 18 H: 2 LOB: 2 BB: 1 P: 34	1B: 7 2B: 1 3B: 0 HR: 0 SF: 0 SAC: 0 DP: 2 HBP: 0						

	AB	35
	R	4
	H	8
	RBI	3
	BB	3
	SO	9
	LOB	19

WP: 1 PB: 0 SB: 1 CS: 0 PA: 38

PITCHER		IP	WLS	BF	H	R	ER	SO	BB	IBB	HBP	BLK	WP	HR	S	P	ERA	WHIP
44 Jake Peavy, R ERA: 2.41	(1, 1)	7.0	W	26	4	1	1	8	2	0	0	0	0	0	77	111	1.29	0.857
43 Cla Meredith, R ERA: 3.58	(8, 1)	1.0		4	2	0	0	0	0	0	0	0	0	0	7	9	0.00	2.000
50 Joe Thatcher, L ERA:	(9, 1)	0.1		5	1	3	0	0	1	0	0	0	0	0	12	21	0.00	6.000
21 Heath Bell, R ERA: 2.04	(9, 1)	0.2		3	1	0	0	1	0	0	0	0	1	0	6	13	0.00	1.500

PITCHER	IP	WLS	BF	H	R	ER	SO	BB	IBB	HBP	BLK	WP	HR	S	P	ERA	WHIP

San Diego Padres @ Houston Astros

Minute Maid Park, Houston, TX

Sat Jul 28 2007, 2:55 PM CDT

Att. 42,651 - Roof Closed - 74 F

TOP

livebaseballscorecards.com

Batter	1	2	3	4	5	6	7	8	9	AB	R	H	RBI	BB	SO	LOB
24 Brian Giles, L (1, 9) OBP: 0.383, SLG: 0.376	C FA 94 X FA 95 0-1 E6 23 1B 1B	B CH 86 B CU 74 X FA 95 2-0 ③ F7			B CH 86 S CH 84 C FA 94 B SL 86 B CU 71 X CU 70 3-2 ② F7			B FA 93 X FA 91 1-0 ① L7		4	1	0	0	0	0	0
Mike Cameron, R (1, 8) OBP: 0.314, SLG: 0.424	C SL 87 X FA 94 0-1 ① F9		F FA 96 B SL 89 B SL 87 B FA 93 X FA 93 3-1 ① F9		C FA 96 F SL 84 B CU 81 B CU 78 F FA 94 S SL 86 2-3 ③ K			C SL 83 B SL 86 S SL 87 B SL 88 X FA 95 2-2 ② G6-3		4	0	0	0	0	1	1
Milton Bradley, S (1, 7) OBP: 0.401, SLG: 0.516	B FA 94 X FA 94 1-0 23 1B 1-2 1B		C FA 94 F CU 73 S CU 68 0-3 ② K			F FA 94 B SL 88 C FA 96 B CU 69 B SL 85 B FA 94 4-2 4 G5-3 BB		B FA 94 B FA 93 C FA 93 X FA 94 2-1 ③ G3-1		3	0	1	0	1	1	0
23 Adrián González, L (1, 3) OBP: 0.336, SLG: 0.468	C CU 72 B FA 94 S CU 68 X SL 87 1-2 5 HBP 1-3 2-H 1B		F FA 95 C SL 87 F CU 70 B FA 95 B CU 68 X FA 96 2-2 1B			B FA 93 1 SAFE C FA 92 D CU 70 S CU 71 1 SAFE S CU 69 2-3 ① K			B FA 94 X FA 94 1-0 ① G4-3	4	0	2	1	0	1	1
4 Michael Barrett, R (1, 2) OBP: 0.292, SLG: 0.397	B FA 95 D CU 70 S SL 88 F FA 94 S SL 86 2-3 ② K		S FA 96 B FA 94 F FA 88 X FA 94 1-2 ③ P3			B SL 85 1 SAFE X FA 91 1-0 ② G5-3 1-2			C X 0-1 ② F8	4	0	0	0	0	1	4
5 Kevin Kouzmanoff, R (1, 5) OBP: 0.289, SLG: 0.402	H FA 93 1-0 1-2 HBP			S SL 86 F FA 93 B CU 71 F CU 74 F SL 86 B FA 94 F FA 95 B FA 95 C FA 95 3-3 ① K		X FA 93 0-0 ③ G6-3			S SL 87 F SL 88 X FA 96 0-2 1B	3	0	1	0	0	1	1
Geoff Blum, S (1, 6) OBP: 0.311, SLG: 0.328	B FA 95 B CU 73 F FA 95 X FA 95 2-1 ③ G4-3			X CH 84 0-0 ② L9			F FA 94 B CU 70 C SL 86 B CU 81 S CU 70 2-3 ① K		X FA 95 0-0 ③ F8	4	0	0	0	0	1	4
22 Marcus Giles, R (1, 4) OBP: 0.303, SLG: 0.320		B S FA 94 S SL 86 B CU 70 X SL 86 2-2 ① L6		C FA 94 S CU 72 B FA 94 C FA 92 1-3 ③			C FA 94 B FA 93 B CU 72 B SL 84 S FA 93 F FA 93 S FA 93 3-3 ② K			3	0	0	0	0	2	0
Greg Maddux, R (1, 1) OBP: 0.103, SLG: 0.079 14 Scott Hairston, R (7, PH) OBP: 0.299, SLG: 0.356 26 Doug Brocail, L (7, 1) OBP: 0.500, SLG: 0.500 41 Kevin Cameron, R (8, 1)		S FA 95 F FA 96 S FA 95 0-3 ② K			S FA 95 F FA 95 C SL 88 0-3 ① K		B FA 95 X FA 93 1-0 ③ P6			2 1 0 0	0 0 0 0	0 0 0 0	0 0 0 0	0 0 0 0	2 0 0 0	0 0 0 0

	AB	32
	R	1
	H	4
	RBI	1
	BB	1
	SO	10
	LOB	11

Inning Stats																																
	R: 1 E: 1 K: 1 S: 13		H: 2 LOB: 3 BB: 0 P: 20		R: 0 E: 0 K: 1 S: 7		H: 0 LOB: 0 BB: 0 P: 11		R: 0 E: 0 K: 1 S: 12		H: 1 LOB: 1 BB: 0 P: 18		R: 0 E: 0 K: 2 S: 10		H: 0 LOB: 0 BB: 0 P: 14		R: 0 E: 0 K: 2 S: 10		H: 0 LOB: 0 BB: 0 P: 15		R: 0 E: 0 K: 1 S: 7		H: 0 LOB: 1 BB: 1 P: 14		R: 0 E: 0 K: 2 S: 8		H: 0 LOB: 0 BB: 0 P: 14		R: 0 E: 0 K: 0 S: 6		H: 0 LOB: 0 BB: 0 P: 11		R: 0 E: 0 K: 0 S: 7		H: 1 LOB: 1 BB: 0 P: 8		1B: 4 2B: 0 3B: 0 HR: 0		SF: 0 SAC: 0 DP: 0 HBP: 1		WP: 0 PB: 0 SB: 0 CS: 0		PA: 34

PITCHER		IP	WLS	BF	H	R	ER	SO	BB	IBB	HBP	BLK	WP	HR	S	P	ERA	WHIP
44 Roy Oswalt, R ERA: 3.63	(1, 1)	7.0	W	27	3	1	0	10	1	0	1	0	0	0	67	106	0.00	0.571
Chad Qualls, R ERA: 3.68	(8, 1)	1.0	H	3	0	0	0	0	0	0	0	0	0	0	6	11	0.00	0.000
Brad Lidge, R ERA: 1.9	(9, 1)	1.0	S	4	1	0	0	0	0	0	0	0	0	0	7	8	0.00	1.000

PITCHER	IP	WLS	BF	H	R	ER	SO	BB	IBB	HBP	BLK	WP	HR	S	P	ERA	WHIP

Batter	1	2	3	4	5	6	7	8	9	AB	R	H	RBI	BB	SO	LOB
Craig Biggio, R (1, 4) OBP: 0.288, SLG: 0.390	C FA 87 X FA 87 0-1 ① L9	X SL 85 0-0 ② F8			C SL 78 X FA 85 0-1 ① G5-3		T FA 91 X FA 92 0-1 ③ F8			4	0	0	0	0	0	1
Chris Burke, R (9, 4) OBP: 0.312, SLG: 0.341										0	0	0	0	0	0	0
Eric Bruntlett, R (1, 6) OBP: 0.400, SLG: 0.299	B FA 87 B FA 87 B FA 86 B FA 86 4-0 17 S 17 1B BB	B FA 86 D SL 80 X FA 85 2-0 ③ FC4-6 1-2f			C FA 85 X FA 84 0-1 ② G6-3			C CU 77 X FC 91 0-1 17 FC6 1B		3	1	1	0	1	0	1
17 Lance Berkman, S (1, 3) OBP: 0.378, SLG: 0.434	1 SAFE B FA 86 B FA 87 B FC 86 F FA 86 X FA 86 3-1 45 HR 1-H 1B	B SL 83 X FA 84 1-0 ① G4-3			X 0-0 ③ G6-3			B FC 90 F SL 90 S CU 76 X FC 91 1-2 ① FC6 45 1B 1-2f		4	1	1	1	0	0	1
45 Carlos Lee, R (1, 7) OBP: 0.355, SLG: 0.536	F FA 86 X SL 81 0-1 1-H HR	C FC 85 B FA 84 B FC 84 X FA 84 2-1 ② F9				C FA 85 B FA 85 X 1-1 ① G6-3		C SL 90 F SL 80 X FA 93 0-2 G1-6-3 1-2 1B		4	1	2	2	0	0	0
Mike Lamb, L (1, 5) OBP: 0.376, SLG: 0.477	B FA 86 B SL 79 C FC 85 B SL 85 C FA 85 X CH 80 3-2 ② F8	B SL 84 B SL 83 B FA 84 C FA 84 X SL 83 3-1 ③ P4				C FA 85 S CH 80 X CH 80 0-2 ② G1-3		X SL 79 0-0 ② ③ G1-6-3 1-2f		4	0	0	0	0	0	2
Brad Lidge, R (9, 1)										0	0	0	0	0	0	0
Luke Scott, L (1, 9) OBP: 0.337, SLG: 0.478	X FA 86 0-0 2B	F FA 84 B SL 84 X SL 79 1-1 16 G4-3 2B				B X 1-0 1B				3	0	3	0	0	0	0
16 Jason Lane, R (1, 8) OBP: 0.206, SLG: 0.330	C FA 85 X SL 84 0-1 ③ F9	F FA 85 C FC 85 X FA 86 0-2 ① G4-3 2-3				P PO 81 C FA 85 F SL 80 X FA 86 1-2 ③ F9				3	0	0	0	0	0	3
Brad Ausmus, R (1, 2) OBP: 0.317, SLG: 0.316		F FA 85 X FA 85 0-1 ① G4-3			B FC 86 B FC 86 C SL 86 C FA 86 X FA 86 2-2 ② G1-3		B FA 89 X FA 90 1-0 ① G6-3			3	0	0	0	0	0	1
44 Roy Oswalt, R (1, 1) OBP: 0.152, SLG: 0.136		B FC 85 C FA 85 B FC 85 F FC 84 B FA 86 B FA 85 4-2 FC4-6 BB			C FA 86 X FA 86 0-1 ③ G1-3		B FA 90 F FA 90 F CU 76 X CH 86 1-2 ② G1-3			1	0	0	0	1	0	1
Orlando Palmeiro, L (7, PH) OBP: 0.337, SLG: 0.280										1	0	0	0	0	0	0
Chad Qualls, R (8, 1)										0	0	0	0	0	0	0
Morgan Ensberg, R (9, 5) OBP: 0.323, SLG: 0.384										0	0	0	0	0	0	0
Inning Stats	R: 3 E: 0 K: 0 S: 12 H: 3 LOB: 1 BB: 1 P: 22	R: 0 E: 0 K: 0 S: 6 H: 0 LOB: 1 BB: 1 P: 12	R: 0 E: 0 K: 0 S: 5 H: 0 LOB: 0 BB: 0 P: 11		R: 0 E: 0 K: 0 S: 10 H: 1 LOB: 1 BB: 0 P: 13	R: 0 E: 0 K: 0 S: 10 H: 1 LOB: 1 BB: 0 P: 12	R: 0 E: 0 K: 0 S: 6 H: 0 LOB: 0 BB: 0 P: 8	R: 0 E: 0 K: 0 S: 9 H: 2 LOB: 1 BB: 0 P: 10		1B: 4 2B: 2 3B: 0 HR: 1	SF: 0 SAC: 0 DP: 1 HBP: 0					

BOTTOM

San Diego Padres @ Houston Astros
Minute Maid Park, Houston, TX
Sat Jul 28 2007, 2:55 PM CDT
Att. 42,651 - Roof Closed - 74 F

livebaseballscorecards.com

AB	30
R	3
H	7
RBI	3
BB	2
SO	0
LOB	10

WP: 0 PB: 0 SB: 1 CS: 0 PA: 32

PITCHER		IP	WLS	BF	H	R	ER	SO	BB	IBB	HBP	BLK	WP	HR	S	P	ERA	WHIP
Greg Maddux, R ERA: 4.2	(1, 1)	6.0	L	25	5	3	3	0	2	0	0	0	0	1	48	75	4.50	1.167
26 Doug Brocail, R ERA: 4.43	(7, 1)	1.0		3	0	0	0	0	0	0	0	0	0	0	6	8	0.00	0.000
41 Kevin Cameron, R ERA: 0.96	(8, 1)	1.0		4	2	0	0	0	0	0	0	0	0	0	9	10	0.00	2.000

PITCHER	IP	WLS	BF	H	R	ER	SO	BB	IBB	HBP	BLK	WP	HR	S	P	ERA	WHIP

San Diego Padres @ Houston Astros

Minute Maid Park, Houston, TX

Sun Jul 29 2007, 1:05 PM CDT

Att. 39,350 - Roof Closed - 73 F

TOP

livebaseballscorecards.com

Batter	1	2	3	4	5	6	7	8	9	AB	R	H	RBI	BB	SO	LOB
24 Brian Giles, L (1, 9) OBP: 0.385, SLG: 0.381	BB; 1-0 HR 2B	2-2 2B 1B		0-2 G4-3	2-0 F8			2-1 L9		5	2	2	2	1	0	4
Mike Cameron, R (1, 8) OBP: 0.319, SLG: 0.440	BB; 1-0 HR	0-0 2B			3-2 1B 2B	1-2 P2		2-0 G5-3		5	3	3	3	1	0	0
Milton Bradley, S (1, 7) OBP: 0.405, SLG: 0.523	0-1 2B; 2-2 HR 1B	1-0 F8			2-2 2B	3-2 F7			1-2 F7	6	3	3	2	0	0	2
23 Adrián González, L (1, 3) OBP: 0.336, SLG: 0.477	SF7; 0-0 HR		1-2 P5		1-2 E4 5 G4-3	0-0 F8			2-2 2B	5	3	2	3	0	0	1
3 Khalil Greene, R (1, 6) OBP: 0.270, SLG: 0.445	1B; 4-1 BB		1-0 P3		1-2 5 G4-3 1B		0-3 K		2-3 K	5	1	2	0	1	2	1
28 Josh Bard, S (1, 2) OBP: 0.346, SLG: 0.387	1B; 0-2 FC5-4		1-1 G6-3		2-2 E1 5 G4-3		0-0 1B		2-1 5 HR 2B	6	2	3	2	0	0	3
5 Kevin Kouzmanoff, R (1, 5) OBP: 0.290, SLG: 0.411	0-1 F9	0-0 2B 1B		3-3 K	0-0 G4-3		0-3 K		2-H HR	6	2	2	3	0	2	5
Geoff Blum, S (1, 4) OBP: 0.318, SLG: 0.326	4-0 2B BB	1-1 P4		1-0 1B	4-0 IBB		1-3 K		1-2 G4-3	4	1	1	0	2	1	2
54 Tim Stauffer, R (1, 1) OBP: 0.333, SLG: 0.333	0-1 2B 1B	1-3 K		1-3 K	3-3 K		0-1 G3-1			3	1	1	2	0	2	2
52 Clay Hensley, R (4, 1) OBP: 0.182, SLG: 0.182										0	0	0	0	0	0	0
14 Scott Hairston, R (5, PH) OBP: 0.298, SLG: 0.354										1	0	0	0	0	1	3
45 Justin Hampson, L (5, 1)										0	0	0	0	0	0	0
26 Doug Brocail, L (5, 1) OBP: 0.500, SLG: 0.500										0	0	0	0	0	0	0
43 Cla Meredith, R (7, 1)										0	0	0	0	0	0	0
José Cruz Jr., S (8, PH) OBP: 0.317, SLG: 0.376										1	0	0	0	0	0	0
21 Heath Bell, R (8, 1)										0	0	0	0	0	0	0

	AB	R	H	RBI	BB	SO	LOB
	47	18	19	17	5	8	23

Inning Stats	1	2	3	4	5	6	7	8	9	1B: 10	SF: 1	WP: 1	PA: 53
R:	11	1	0	0	3	0	0	0	3	2B: 6	SAC: 0	PB: 0	
E:	0	0	0	0	0	0	0	0	0	3B: 0	DP: 0	SB: 0	
K:	0	1	0	2	1	3	11	0	1	HR: 3	HBP: 0	CS: 0	
S:	25	12	6	10	23	7	11	5	16				
H:	8	3	0	1	3	0	1	0	3				
LOB:	1	2	0	1	3	0	0	0	0				
BB:	4	0	0	0	1	0	0	0	0				
P:	47	17	9	15	41	11	12	9	24				

PITCHER		IP	WLS	BF	H	R	ER	SO	BB	IBB	HBP	BLK	WP	HR	S	P	ERA	WHIP
23 Jason Jennings, R (1, 1) ERA: 5.99	(1, 1)	0.2	L	13	8	11	11	0	3	0	0	0	0	2	21	39	148.50	16.500
Mark McLemore, L (1, 1) ERA: 7.04	(1, 1)	1.1		8	3	1	1	1	1	0	0	0	0	0	16	25	6.75	3.000
Matt Albers, R (3, 1) ERA: 4.99	(3, 1)	2.0		7	1	0	0	2	0	0	0	0	0	0	16	24	0.00	0.500
Dave Borkowski, R (5, 1) ERA: 5.05	(5, 1)	1.0		9	3	3	1	1	0	1	0	0	0	0	23	41	9.00	3.000
Trever Miller, L (6, 1) ERA: 5.28	(6, 1)	1.0		3	0	0	0	0	0	0	0	0	0	0	7	11	0.00	0.000

PITCHER		IP	WLS	BF	H	R	ER	SO	BB	IBB	HBP	BLK	WP	HR	S	P	ERA	WHIP
Chad Qualls, R (7, 1) ERA: 3.61	(7, 1)	1.0		4	1	0	0	3	0	0	0	0	0	0	11	12	0.00	1.000
Brad Lidge, R (8, 1) ERA: 2.44	(8, 1)	1.2		8	3	3	3	1	0	0	0	0	1	1	17	28	16.20	1.800
Brian Moehler, R (9, 1) ERA: 5.97	(9, 1)	0.1		1	0	0	0	0	0	0	0	0	0	0	4	5	0.00	0.000

Batter	1	2	3	4	5	6	7	8	9	AB	R	H	RBI	BB	SO	LOB
Chris Burke, R (1, 4) OBP: 0.309, SLG: 0.353	B FA 90 C FA 91 S SL 85 F FA 93 X SL 86 1-2 ① G5-3		B FA 92 S SL 84 X FA 89 1-1 ③ F8	X FA 91 0-0 1-H 2-H HR	C CU 78 S FA 94 F FA 95 B FA 94 X CU 80 1-2 ③ P6		B SL 81 F FA 87 S SL 80 F SL 80 B SL 80 S FA 88 2-3 ③ K			5	1	1	3	0	1	5
Mark Loretta, R (1, 6) OBP: 0.371, SLG: 0.385	C FA 92 C SL 87 F CU 78 B FA 94 X SL 87 1-2 ② F9			S CH 76 4-Q S SL 85 S FA 89 B FA 89 17 HR BB X FA 88 0-0 ③ L4		C FA 90 X FA 92 0-1 ① L4		C CU 82 C FA 97 S CU 85 0-3 ① K2-3		4	1	0	0	1	1	0
17 Lance Berkman, S (1, 3) OBP: 0.376, SLG: 0.439	C FA 94 C SL 86 S SL 85 0-3 ③ K			S SL 85 F FA 90 B SL 83 B FA 89 B FA 89 X FA 90 3-2 1-H HR	F FA 87 B CU 73 B CU 73 S FA 87 X SL 85 2-2 ① G5-3	X CU 76 0-0 ② G6-3		S CU 84 B FA 96 B CU 83 X FA 97 2-1 ② G4-3		5	1	1	2	0	1	0
45 Carlos Lee, R (1, 7) OBP: 0.354, SLG: 0.534 Brian Moehler, R (9, 1) OBP: 0.250, SLG: 0.250		F FA 92 S SL 86 B SL 86 B FA 92 F SL 85 X FA 93 2-2 ① F8		C FA 92 B SL 85 S SL 84 B FA 90 F SL 84 X FA 91 2-2 ① F8	C FA 88 F FA 88 X SL 84 0-2 21 1B 1B 2B	C FA 92 B FA 90 C FA 93 X FA 93 1-2 ③ F8		C FA 96 B FA 94 X FA 96 1-1 ③ P2		5 0	1 0	1 0	0 0	0 0	0 0	0 0
21 Ty Wigginton, R (1, 5) OBP: 0.329, SLG: 0.457		C FA 92 C FA 93 S SL 85 0-3 ② K		F SL 85 C FA 92 X SL 84 0-2 ② F9	F FA 86 B FA 86 S CH 79 B SL 85 F SL 89 F SL 85 F FA 88 B CH 80 X FA 88 3-2 E 16 1B 1B 2-3 1B		F FA 88 B FA 88 C FA 88 S SL 80 1-3 ① K		C FA 95 X CU 85 0-1 1B	5	1	2	0	0	2	0
Luke Scott, L (1, 9) OBP: 0.341, SLG: 0.492		B FA 93 B FA 92 B FA 91 C FA 90 F FA 90 F FA 92 F FA 91 F FA 93 F FA 92 3-2 X FA 91 ③ G4-3		F FA 91 B SL 84 S SL 84 X SL 85 1-2 HR	X SL 84 0-0 E3 16 1B 1-3 3-H 1B		X FA 89 0-0 16 FC5-4 1B		F FA 95 B FA 96 S CU 83 B FA 97 S FA 97 2-3 ① K	5	2	3	2	0	1	1
16 Jason Lane, R (1, 8) OBP: 0.216, SLG: 0.326			B FA 91 C FA 90 X SL 84 1-1 ① P4	B FA 92 B FA 91 B FA 90 C FA 90 B FA 90 4-1 BB 1B BB	S CH 80 S CH 80 B FA 88 X SL 85 1-2 1B 1-2 3-H 1B		X FA 88 0-0 ② FC5-4 1B 1B 1-2f		C FA 96 S CU 86 B FA 97 C FA 96 1-3 ② K	4	1	1	1	1	1	2
Eric Munson, L (1, 2) OBP: 0.379, SLG: 0.513			C FA 92 B CU 76 B CU 77 X FA 91 2-1 HR	C FA 88 B FA 90 B FA 88 B FA 88 B FA 88 4-1 1B HR 1-2 BB	C SL 85 X CU 75 0-1 1-3 2-H 1B		C FA 87 S CH 75 B SL 74 B FA 88 X CH 74 2-2 1B 1-2 1B		B FA 97 S FA 96 S FA 97 S FA 98 1-3 ③ K	4	2	3	2	1	1	1
23 Jason Jennings, L (1, 1) OBP: 0.263, SLG: 0.421 Mark McLemore, L (1, 1) Matt Albers, L (3, 1) OBP: 0.182, SLG: 0.182 Orlando Palmeiro, L (4, PH) OBP: 0.364, SLG: 0.455 Dave Borkowski, R (5, 1) Craig Biggio, R (6, PH) OBP: 0.267, SLG: 0.308 Trever Miller, R (6, 1) Chad Qualls, R (7, 1) Mike Lamb, L (7, PH) OBP: 0.278, SLG: 0.400 Brad Lidge, R (8, 1) Eric Bruntlett, R (8, 1) OBP: 0.400, SLG: 0.250			C FA 92 F FA 91 B SL 85 S SL 84 1-3 ② K2-3	F SL 85 B FA 90 C FA 89 F FA 91 D CU 77 F FA 92 F FA 92 F SL 84 B FA 91 3-2 X FA 82 1-2 2-H HR 1B	B SL 86 F FA 92 B FA 93 C FA 92 F FA 94 X FA 94 2-2 ② P3		C FA 88 X FA 88 0-1 1-2 2-3 1B			0 0 1 1 0 1 0 0 0 0 1 0	0 0 0 1 1 0 0 0 0 0 0 0	0 0 0 0 1 0 0 0 0 0 0 0	0 0 0 0 0 0 0 0 0 0 0 0	0 0 0 0 0 1 0 0 0 0 0 0	0 0 0 0 0 0 2 0 0 0 0 0	0 0 0 0 0 0 0 0 0 0 0 0
Inning Stats	R: 0 E: 0 K: 1 S: 11 H: 0 LOB: 0 BB: 0 P: 13	R: 0 E: 0 K: 1 S: 14 H: 0 LOB: 0 BB: 0 P: 19	R: 1 E: 0 K: 1 S: 9 H: 1 LOB: 0 BB: 0 P: 14	R: 7 E: 0 K: 0 S: 24 H: 4 LOB: 0 BB: 3 P: 45	R: 3 E: 1 K: 0 S: 26 H: 5 LOB: 2 BB: 0 P: 35	R: 0 E: 0 K: 0 S: 6 H: 0 LOB: 0 BB: 0 P: 7	R: 0 E: 0 K: 2 S: 14 H: 3 LOB: 3 BB: 0 P: 19	R: 0 E: 0 K: 1 S: 7 H: 0 LOB: 0 BB: 0 P: 10	R: 0 E: 0 K: 3 S: 11 H: 1 LOB: 1 BB: 0 P: 15	1B: 9 2B: 1 3B: 0 HR: 4 SF: 0 SAC: 0 DP: 0 HBP: 0						WP: 0 PB: 0 SB: 0 CS: 0 PA: 44

PITCHER		IP	WLS	BF	H	R	ER	SO	BB	IBB	HBP	BLK	WP	HR	S	P	ERA	WHIP
54 Tim Stauffer, R ERA: 17.18	(1, 1)	3.2		18	4	7	7	3	3	0	0	0	0	3	56	89	17.18	1.909
52 Clay Hensley, R ERA: 7.11	(4, 1)	0.1		2	1	1	1	0	0	0	0	0	0	1	2	2	27.00	3.000
45 Justin Hampson, L ERA: 2.87	(5, 1)	0.1		6	5	3	3	0	0	0	0	0	0	0	18	24	81.00	15.000
26 Doug Brocail, R ERA: 4.27	(5, 1)	1.2	W	5	0	0	0	0	0	0	0	0	0	0	14	18	0.00	0.000
43 Cla Meredith, R ERA: 3.51	(7, 1)	1.0		6	3	0	0	2	0	0	0	0	0	0	14	19	0.00	3.000

PITCHER		IP	WLS	BF	H	R	ER	SO	BB	IBB	HBP	BLK	WP	HR	S	P	ERA	WHIP
21 Heath Bell, R ERA: 1.97	(8, 1)	2.0		7	1	0	0	4	0	0	0	0	0	0	18	25	0.00	0.500

BOTTOM

San Diego Padres @ Houston Astros

Minute Maid Park, Houston, TX

Sun Jul 29 2007, 1:05 PM CDT

Att. 39,350 - Roof Closed - 73 F

livebaseballscorecards.com

AB	41
R	11
H	14
RBI	11
BB	3
SO	9
LOB	11

Houston Astros @ Atlanta Braves

Turner Field, Atlanta, GA

Tue Jul 31 2007, 7:35 PM EDT

Att. 32,315 - Partly Cloudy - 86 F

livebaseballscorecards.com

Batter	1	2	3	4	5	6	7	8	9	AB	R	H	RBI	BB	SO	LOB
Craig Biggio, R (1, 4) OBP: 0.286, SLG: 0.390	B FA 86 B FA 87 X FA 87 2-0 ① F7		B CH 78 B FA 88 C FA 87 F CH 79 F CH 78 F FA 90 F CH 79 X CH 77 2-2 ② F7		C FA 89 X FA 89 0-1 17 G4-3 2B 1-H 2-H		B SL 89 C FA 96 F SL 88 S SL 90 1-3 ② K			4	0	1	2	0	1	0
Mark Loretta, R (1, 3) OBP: 0.367, SLG: 0.380	C FA 89 F CH 77 B FA 90 C FA 89 1-3 ② K		F CH 78 X CH 78 0-1 ③ F7		B FA 89 X CH 78 1-0 ① G1-3		C SL 89 X FA 97 0-1 ③ G4-3			4	0	0	0	0	1	1
17 Lance Berkman, S (1, 9) OBP: 0.375, SLG: 0.445	S FA 90 X FA 90 0-1 HR			B FA 88 X CH 77 1-0 ① G4-3	F CH 78 B FA 91 B FA 90 X CH 78 2-1 ② G4-3 2-3			B FA 93 F FA 93 F FA 94 F FA 96 B FA 94 F FA 94 X FA 96 2-2 ① F7		4	1	1	1	0	0	1
45 Carlos Lee, R (1, 7) OBP: 0.351, SLG: 0.529	B FA 90 S CH 78 B FA 90 S CH 79 F FA 91 F CH 78 X CH 79 2-2 ③ G5-3			F FA 87 X CH 77 0-1 ② F7	X CH 79 0-0 ③ F7			F FA 96 B SL 86 F SL 83 X FA 96 1-2 ② F9		4	0	0	0	0	0	1
21 Ty Wigginton, R (1, 5) OBP: 0.331, SLG: 0.460 Brian Moehler, R (8, 1) OBP: 0.250, SLG: 0.250		X CH 76 0-0 16 S 1B		B FA 89 B FA 89 B CH 78 C FA 89 F FA 88 F FA 89 X CH 78 3-2 2B		F FA 92 C FA 93 S SL 78 0-3 ① K		X FA 95 0-0 ③ F8		4	0	2	0	0	1	0
										0	0	0	0	0	0	0
16 Jason Lane, R (1, 8) OBP: 0.208, SLG: 0.313		B FA 88 B FA 87 F FA 88 B FA 88 S FA 88 S FA 88 3-3 ① K 1-2		C FA 88 F CH 78 X CH 78 0-2 ③ G4-3		B CU 76 F FA 92 X FA 94 1-1 ② G5-3			B FA 94 C FA 94 C CH 86 B SL 82 S SL 81 2-3 ① K	4	0	0	0	0	2	2
Eric Bruntlett, R (1, 6) OBP: 0.405, SLG: 0.290		B FA 88 C FA 88 X CH 77 1-1 ② P3			B FA 87 B FA 87 C FA 86 S FA 86 B CH 77 B FA 87 4-2 1B 1B BB	B FA 95 B FA 94 B FA 93 B FA 93 4-0 E E4 BB			B FA 96 C FA 94 X CH 86 1-1 ② F7	2	1	0	0	2	0	1
Eric Munson, L (1, 2) OBP: 0.374, SLG: 0.500		B FA 89 F CH 77 F FA 89 F FA 90 F FA 90 B CH 79 X FA 90 2-2 ③ P5			B B X 2-0 1B 2B 1B 1-2	1 SAFE C FA 92 1 SAFE B FA 92 1 SAFE 1 SAFE B FA 93 X FA 93 2-1 ③ E4 1-H			B FA 95 C FA 94 B FA 88 X FA 95 2-1 ③ F8	4	1	1	0	0	0	2
43 Chris Sampson, R (1, 1) OBP: 0.154, SLG: 0.154 Chris Burke, R (5, PH) OBP: 0.313, SLG: 0.357 Mark McLemore, L (5, 1) Orlando Palmeiro, L (7, PH) OBP: 0.341, SLG: 0.286 Matt Albers, L (7, 1) OBP: 0.182, SLG: 0.182 Mike Lamb, L (8, 5) OBP: 0.378, SLG: 0.480			B FA 86 C C FA 86 S FA 89 1-3 ① K		C CH 77 B FA 89 X CH 76 1-1 1-2 2-H 2B 1B		X FA 96 0-0 ① G3			1	0	0	0	0	1	0
										1	1	1	1	0	0	0
										0	0	0	0	0	0	0
										1	0	0	0	0	0	0
										0	0	0	0	0	0	0
										0	0	0	0	0	0	0

AB	33
R	4
H	6
RBI	4
BB	2
SO	6
LOB	8

Inning Stats	1	2	3	4	5	6	7	8	9
	R: 1 E: 0 K: 1 S: 11	R: 0 E: 0 K: 1 S: 11	R: 0 E: 0 K: 1 S: 11	R: 0 E: 0 K: 0 S: 10	R: 3 E: 0 K: 0 S: 11	R: 0 E: 1 K: 1 S: 7	R: 0 E: 0 K: 1 S: 6	R: 0 E: 0 K: 0 S: 9	R: 0 E: 0 K: 1 S: 7
	H: 1 LOB: 0 BB: 0 P: 16	H: 1 LOB: 1 BB: 0 P: 17	H: 0 LOB: 0 BB: 0 P: 14	H: 1 LOB: 1 BB: 0 P: 14	H: 3 LOB: 1 BB: 1 P: 21	H: 0 LOB: 2 BB: 1 P: 14	H: 0 LOB: 0 BB: 0 P: 7	H: 0 LOB: 0 BB: 0 P: 12	H: 0 LOB: 0 BB: 0 P: 12

| | | | | | | | | | |

Batter	1	2	3	4	5	6	7	8	9	AB	R	H	RBI	BB	SO	LOB
Willie Harris, L (1, 7) OBP: 0.395, SLG: 0.424	C CH 86 X CU 76 0-1 ① F7		B CU 76 F CH 87 B CU 75 X CH 86 2-1 ① F7	B CU 76 C CH 80 X CH 82 1-1 1-2 1B		X SL 80 0-0 ③ F8		F FA 88 F CU 80 B SL 88 B CH 79 X FA 91 2-2 ① F7		5	0	1	0	0	0	1
11 Edgar Renteria, R (1, 6) OBP: 0.391, SLG: 0.483	S FA 88 X FA 88 0-1 10 G4-6-3 1B		C CU 75 X CH 87 0-1 10 1B SF9-2-6 1B	D FA 88 X SL 83 1-0 ③ F7			F FA 94 B FA 93 C FA 92 X CU 80 1-2 BB 10 BB 16 SF8 1B	C FA 91 X FA 90 0-1 E6 E 16 2B		5	3	3	0	0	0	2
10 Chipper Jones, S (1, 5) OBP: 0.430, SLG: 0.587	1 SAFE B CH 86 B CH 86 C CH 87 1 SAFE B FA 90 X CH 87 3-1 ②③ G4-6-3 1-2f		1 SAFE C CU 75 F FA 89 B SL 84 B CU 76 X CH 87 2-2 SF9-2-6 1-3 1B		X FA 88 0-0 ① G4-3		B CU 78 C CU 79 B FA 94 B CH 80 B FA 94 4-1 7 F8 BB 2 HR 1-2 BB	C CH 80 S FA 89 F SL 87 B SL 89 B CU 77 T FA 90 2-2 ② K		4	1	1	0	1	1	2
Andruw Jones, R (1, 8) OBP: 0.317, SLG: 0.425		B SL 83 B CH 87 F SL 85 X CU 76 2-1 ① F8	X SL 84 0-0 ②③ SF9-2-6 1-2 3-H		C CH 77 B FA 91 S CH 78 B CH 79 F CH 76 B SL 81 S CH 77 3-3 ② K		B CU 79 B FA 95 B FA 95 S FA 94 B FA 95 4-1 2 HR 1-2 2-3 BB	B SL 87 X SL 88 1-0 E6 16 2B 1-2		3	2	0	1	1	1	1
16 Brian McCann, L (1, 2) OBP: 0.316, SLG: 0.461		B FA 88 F FA 87 B FA 89 B FA 88 X FA 90 3-1 HR	C CU 76 B FA 88 X CH 83 1-1 ① G1-3	C SL 81 X SL 83 0-1 ③ F9			B CU 78 F CH 80 D FA 94 X CH 81 2-1 ① SF8 3-H	S SL 80 B FA 90 X CH 81 1-1 1-H 2-H 2B		4	1	2	4	0	0	0
7 Jeff Francoeur, R (1, 9) OBP: 0.342, SLG: 0.449		C SL 85 F SL 83 B FA 90 B FA 90 X CU 79 2-2 2 1B SF8 1B	B SL 83 C CH 82 F SL 84 F FA 88 B FA 89 X SL 87 2-2 2 HR 1B			S CH 77 F SL 80 F FA 90 B CH 79 B CH 78 X FA 90 2-2 HR	B FA 95 X CU 79 1-0 ② F8 2-3	F SL 88 F FA 91 S CU 80 0-3 ③ K		5	3	3	1	0	1	3
2 Kelly Johnson, L (1, 4) OBP: 0.392, SLG: 0.499		C FA 88 P PO 80 B CU 76 B CH 86 F FA 88 X FA 88 3-2 1-3 1B	C CH 82 B FA 88 B CU 76 1 SAFE 1 SAFE F CH 81 X FA 87 2-2 1-H HR			B FA 89 S FA 87 F FA 89 B SL 82 B FA 90 X FA 90 3-2 F9 1B	F CH 80 B FA 94 B CH 82 X FA 92 2-1 1-H 3-H HR			4	2	4	5	0	0	0
Julio Franco, R (1, 3) OBP: 0.324, SLG: 0.291		C FA 88 B FA 89 1 SAFE B SL 84 F FA 88 B FA 88 F SL 86 X SL 84 3-2 ② SF8 3-H	B CU 77 B CU 77 X FA 90 2-0 ② F9			X FA 86 0-0 ① F9 1-2 1B	B FA 95 B CU 78 F FA 94 X FA 94 2-1 1B			3	0	1	1	0	0	1
36 Chuck James, L (1, 1) OBP: 0.205, SLG: 0.189 58 Peter Moylan, R (6, 1) 23 Matt Diaz, R (6, PH) OBP: 0.383, SLG: 0.462 Tyler Yates, R (7, 1) 19 Yunel Escobar, R (7, PH) OBP: 0.358, SLG: 0.400 39 Rafael Soriano, R (8, 1) 57 Jose Ascanio, R (9, 1)		B FA 87 X CH 86 1-0 ③ G4-3	F FA 91 F CH 87 B CU 75 X CH 87 1-2 E6 1B			B CH 77 S FA 89 B FA 90 F CH 77 S CH 77 2-3 ② K	C FA 94 S CU 78 X FA 93 0-2 ③ G4-3			2 0 1 0 1 0 0	0 0 0 0 0 0 0	0 0 0 0 0 0 0	0 0 0 0 0 0 0	0 0 0 0 1 0 1	0 0 0 0 1 0 0	1 0 1 0 1 0 0
Inning Stats	R: 0 E: 0 K: 0 S: 6 H: 1 LOB: 0 BB: 0 P: 9	R: 2 E: 0 K: 0 S: 16 H: 3 LOB: 1 BB: 0 P: 29	R: 1 E: 0 K: 0 S: 8 H: 2 LOB: 0 BB: 0 P: 12	R: 2 E: 1 K: 0 S: 16 H: 3 LOB: 2 BB: 0 P: 26	R: 0 E: 0 K: 1 S: 7 H: 0 LOB: 0 BB: 0 P: 10	R: 1 E: 0 K: 1 S: 12 H: 2 LOB: 1 BB: 0 P: 19	R: 4 E: 0 K: 0 S: 15 H: 3 LOB: 1 BB: 2 P: 31	R: 2 E: 2 K: 2 S: 15 H: 1 LOB: 1 BB: 0 P: 21		1B: 10 2B: 2 3B: 0 HR: 4 SF: 3 SAC: 0 DP: 2 HBP: 0					WP: 0 PB: 0 SB: 0 CS: 0 PA: 42	

PITCHER		IP	WLS	BF	H	R	ER	SO	BB	IBB	HBP	BLK	WP	HR	S	P	ERA	WHIP
43 Chris Sampson, R ERA: 4.53	(1, 1)	4.0	L	20	9	5	5	0	0	0	0	0	0	2	46	76	11.25	2.250
Mark McLemore, L ERA: 6.52	(5, 1)	2.0		8	2	1	1	2	0	0	0	0	0	1	19	29	4.50	1.000
Matt Albers, R ERA: 5.57	(7, 1)	1.0		8	3	4	4	0	2	0	0	0	0	1	15	31	36.00	5.000
Brian Moehler, R ERA: 5.8	(8, 1)	1.0		6	1	2	0	2	0	0	0	0	0	0	15	21	0.00	1.000

PITCHER	IP	WLS	BF	H	R	ER	SO	BB	IBB	HBP	BLK	WP	HR	S	P	ERA	WHIP

BOTTOM

Houston Astros @ Atlanta Braves

Turner Field, Atlanta, GA

Tue Jul 31 2007, 7:35 PM EDT

Att. 32,315 - Partly Cloudy - 86 F

livebaseballscorecards.com

AB	37
R	12
H	15
RBI	12
BB	2
SO	4
LOB	13

Batter	1	2	3	4	5	6	7	8	9	AB	R	H	RBI	BB	SO	LOB
Chris Burke, R (1, 4) OBP: 0.311, SLG: 0.353	C FA 88 B FA 89 F FA 88 B FA 91 B FA 91 X FA 88 3-2 ① F7		C SL 90 D CU 80 B SL 87 X FA 92 2-1 ② SF8 3-H		B FA 89 F FA 89 F CU 77 B FA 92 F FA 90 X CU 78 2-2 ② F8		S CH 83 B FA 92 B CH 78 B CH 88 B FA 88 4-1 BB			2	0	0	1	1	0	0
Mark Loretta, R (1, 6) (8, 5) OBP: 0.362, SLG: 0.375	F FA 90 X CU 74 0-1 ② G5-3		F FA 91 C FA 91 X FA 91 0-2 ③ F8		F FA 89 B SL 79 X FA 88 1-1 ③ P5		C FA 91 X SL 85 0-1 ③ F9			4	0	0	0	0	0	2
17 Lance Berkman, S (1, 9) OBP: 0.377, SLG: 0.455 Eric Bruntlett, R (8, PH) OBP: 0.400, SLG: 0.286 (8, 6)	C FA 90 B CH 83 F FA 91 C FA 93 1-3 ③ K			X SL 86 0-0 HR		B FA 90 F CH 84 X FA 91 1-1 1B 21 SF7 1B		B FA 91 C FA 92 B FA 92 X FA 90 2-1 ① G4-3		3 1	2 0	2 0	1 0	0 0	1 0	0 0
45 Carlos Lee, R (1, 7) OBP: 0.350, SLG: 0.528 Luke Scott, L (7, 7) OBP: 0.340, SLG: 0.490		B FA 88 C FA 88 F SL 86 X FA 92 1-2 21 G6-3 1B		B FA 91 F FA 88 X CU 78 1-1 ① G4-3		C FA 92 S SL 86 X SL 82 0-2 ① P2		F FA 92 F SL 84 F FA 92 B SL 83 S SL 85 1-3 ② K		3 1	0 0	1 0	0 0	0 0	0 1	1 0
Mike Lamb, L (1, 3) OBP: 0.380, SLG: 0.478		B FA 89 C FA 88 D FA 89 X FA 90 2-1 ① F8		B FA 89 F CH 80 B CU 74 B FA 89 X FA 88 3-1 ② F8		B CH 83 F FA 91 B CH 84 B CH 84 X FA 91 3-1 1-3 1B		B SL 84 B FA 91 B FA 91 B FA 90 4-0 BB		3	0	1	0	1	0	1
21 Ty Wigginton, R (1, 5) (8, 9) OBP: 0.330, SLG: 0.458		B FA 90 X FA 90 1-0 ② ③ G6-3 1-2f		H FA 91 1-0 16 1B HBP		B FA 89 X FA 89 1-0 ② SF7 3-H		B FA 91 X FA 90 1-0 ③ G6-3		2	0	0	1	0	0	2
16 Jason Lane, R (1, 8) OBP: 0.218, SLG: 0.320			C FA 88 X CU 76 0-1 51 SH3 1B SF8 1B	C FA 90 B FA 90 X SL 86 1-1 1-2 1B		F FA 92 X SL 88 0-1 ③ G3			B FA 94 C FA 93 S FA 95 S FA 94 1-3 ① K	4	1	2	0	0	1	1
Brad Ausmus, R (1, 2) OBP: 0.316, SLG: 0.315			F FA 90 B FA 90 C FA 89 F FA 89 B FA 89 X FA 90 2-2 51 SH3 1-2 1B	C CU 75 F FA 91 S CU 79 0-3 ③ K			B CH 84 B FA 89 X FA 88 2-0 ① F8		X FA 93 0-0 ② G5-3	4	0	1	0	0	1	2
51 Wandy Rodriguez, S (1, 1) OBP: 0.182, SLG: 0.198 Orlando Palmeiro, L (5, PH) OBP: 0.337, SLG: 0.282 Matt Albers, L (5, 1) OBP: 0.182, SLG: 0.182 Trever Miller, R (6, 1) Craig Biggio, R (7, PH) OBP: 0.286, SLG: 0.389 23 Jason Jennings, L (7, 1) OBP: 0.200, SLG: 0.059 Brian Moehler, R (8, 1) OBP: 0.250, SLG: 0.250 Eric Munson, L (9, PH) OBP: 0.370, SLG: 0.494			C FA 88 C FA 89 B FA 92 B SL 87 B FA 90 X FA 89 3-2 ① SH3 1-2 2-3		C FA 88 B SL 88 X CU 71 1-1 ① G5-3		X CH 83 0-0 ② G2-3		F FA 96 X SL 78 0-1 ③ L6	0 1 0 0 1 0 0 1	0 0 0 0 0 0 0 0	0 0 0 0 0 0 0 0	0 0 0 0 0 0 0 0	0 0 0 0 0 0 0 0	0 0 0 0 0 0 0 0	0 0 0 0 0 0 0 0
Inning Stats	R: 0 E: 0 K: 1 S: 8 H: 0 LOB: 0 BB: 0 P: 12	R: 0 E: 0 K: 0 S: 6 H: 1 LOB: 0 BB: 0 P: 10	R: 1 E: 0 K: 0 S: 14 H: 2 LOB: 1 BB: 0 P: 21	R: 1 E: 0 K: 1 S: 10 H: 2 LOB: 2 BB: 0 P: 16	R: 0 E: 0 K: 0 S: 8 H: 0 LOB: 0 BB: 0 P: 12	R: 1 E: 0 K: 0 S: 10 H: 2 LOB: 1 BB: 0 P: 15	R: 0 E: 0 K: 0 S: 5 H: 0 LOB: 1 BB: 1 P: 11	R: 0 E: 0 K: 1 S: 7 H: 0 LOB: 1 BB: 1 P: 15	R: 0 E: 0 K: 1 S: 6 H: 0 LOB: 0 BB: 0 P: 7	1B: 6 2B: 0 3B: 0 HR: 1	SF: 2 SAC: 1 DP: 1 HBP: 1		WP: 0 PB: 0 SB: 0 CS: 0	PA: 36		

PITCHER		IP	WLS	BF	H	R	ER	SO	BB	IBB	HBP	BLK	WP	HR	S	P	ERA	WHIP
38 Buddy Carlyle, R ERA: 4.2	(1, 1)	5.0	W	20	5	2	2	2	0	0	1	0	0	1	46	71	3.60	1.000
Oscar Villarreal, R ERA: 3.73	(6, 1)	2.0		9	2	1	1	0	1	0	0	0	0	0	15	26	4.50	1.500
Ron Mahay, L ERA: 2.7	(8, 1)	1.0		4	0	0	0	1	1	0	0	0	0	0	7	15	0.00	1.000
26 Octavio Dotel, R ERA: 3.75	(9, 1)	1.0		3	0	0	0	1	0	0	0	0	0	0	6	7	0.00	0.000

PITCHER	IP	WLS	BF	H	R	ER	SO	BB	IBB	HBP	BLK	WP	HR	S	P	ERA	WHIP

TOP

Houston Astros @ Atlanta Braves

Turner Field, Atlanta, GA

Wed Aug 01 2007, 7:35 PM EDT
Att. 30,785 - Partly Cloudy - 87 F

livebaseballscorecards.com

AB	30
R	3
H	7
RBI	3
BB	2
SO	4
LOB	9

Houston Astros @ Atlanta Braves

Turner Field, Atlanta, GA

Wed Aug 01 2007, 7:35 PM EDT

Att. 30,785 - Partly Cloudy - 87 F

BOTTOM

Batter	1	2	3	4	5	6	7	8	9	AB	R	H	RBI	BB	SO	LOB
19 Yunel Escobar, R (1, 4) (7, 6) OBP: 0.365, SLG: 0.414	1-2 10 BB BB 2B; 2-0 1B			B FA 87 B FA 89 C FA 89 X FA 87 2-1 G6-3 ①		B FA 90 S FA 92 S FA 92 S CU 78 1-3 K ①	D SL 80 C SL 88 B SL 89 F SL 89 F FA 89 X SL 82 2-2 2 1B 1-3 F8-2 1B			5	1	3	2	0	1	0
11 Edgar Renteria, R (1, 6) OBP: 0.394, SLG: 0.490 2 Kelly Johnson, L (7, 4) OBP: 0.393, SLG: 0.500	4-2 BB 10 BB 1B BB; 2-3 K ③			B CH 82 X CH 81 1-0 HR		C FA 94 F FA 90 B FA 93 B FA 91 B FA 93 F FA 92 B FA 94 4-2 10 BB HR BB	S FA 88 X SL 82 0-1 1-3 3-H 1B			2	3	1	1	2	1	1
										1	0	1	1	0	0	0
10 Chipper Jones, S (1, 5) OBP: 0.433, SLG: 0.585 Chris Woodward, R (7, 5) OBP: 0.252, SLG: 0.312	C FA 91 B FA 91 D FA 84 B FA 85 B FA 91 4-1 1B BB 7 BB 1-2 2-3 BB	B FA 87 C FA 88 S CU 73 B FA 87 X CU 72 2-2 G4-3 ①		B CH 81 C FA 87 B FA 89 S FA 88 B CU 75 F FA 89 B FA 88 4-2 BB		B FA 92 D CU 79 B FA 92 C FA 94 B FA 93 4-1 1-2 HR BB	B FA 89 X SL 88 1-0 F8-2 ① ② 3-H			1	2	0	0	3	0	0
										1	0	0	0	0	0	2
Mark Teixeira, S (1, 3) OBP: 0.397, SLG: 0.531 26 Octavio Dotel, R (9, 1)	B CU 79 C FA 91 C FA 90 D CU 79 B FA 92 B FA 92 4-2 7 BB 23 2B 1B 1-2 2-3 3-H BB	S FA 86 B FA 88 C FA 88 B CU 75 F FA 88 X FA 88 2-2 G6-3 ②		C FA 86 F CU 75 S FA 89 0-3 K ②		B CH 79 C FA 93 B FA 93 X FA 93 2-1 1-H 2-H HR	B SL 88 B SL 89 C FA 88 C SL 82 F SL 82 D SI 89 S SL 89 3-3 K ③			4	2	1	4	1	2	2
										0	0	0	0	0	0	0
Andruw Jones, R (1, 8) OBP: 0.319, SLG: 0.425 Ron Mahay, L (8, 1) Scott Thorman, L (8, PH) (9, 3) OBP: 0.261, SLG: 0.400	F CU 75 C FA 91 B CU 79 B FA 90 F FA 91 B FA 91 F FA 91 X FA 91 3-2 7 BB 23 2B 1B 1-2 2-3 3-H	F CH 80 C FA 86 B FA 88 B FA 88 F CU 73 X CH 81 2-2 P4 ③		F FA 87 C FA 89 X FA 89 0-2 F7 ③		C CU 78 B CH 80 X CH 79 1-1 7 1B 1B		C CU 79 F FA 90 F SL 87 B FA 91 X CH 81 1-2 G4-3 ①		4	1	2	1	0	0	1
										0	0	0	0	0	0	0
										1	0	0	0	0	0	0
7 Jeff Francoeur, R (1, 9) OBP: 0.347, SLG: 0.451	S FA 90 B FA 89 F FA 90 B FA 90 D CU 75 B CU 76 4-2 23 2B 19 1B 1-2 2-3 3-H BB		C CU 72 B CU 74 X CH 78 1-1 G6-3 ①		B FA 92 B FA 92 F FA 93 X FA 94 2-1 16 G3-1 1B	X CH 80 0-0 1-2 1B		B FA 90 B FA 90 B FA 92 C FA 91 F FA 91 B FA 92 4-2 16 FC4-6 BB		3	1	2	1	2	0	0
16 Brian McCann, L (1, 2) OBP: 0.312, SLG: 0.454	C FA 90 B FA 90 D FA 84 B FA 89 F FA 92 T FA 90 3-2 K ①		F CH 81 C FA 90 F FA 88 F CU 73 X CU 76 0-2 G6-3 ②		C FA 91 X CH 80 0-1 G3-1 ① 1-2	B SL 77 F FA 86 F FA 85 F FA 87 B SL 77 X SL 77 2-2 F5 ②		X FA 90 0-0 FC4-6 ② 23 FC6-4 1-2f		5	0	0	0	0	1	7
23 Matt Diaz, R (1, 7) OBP: 0.364, SLG: 0.465	X FA 90 0-0 19 1B 1-3 2-H 3-H 2B		X CH 80 0-0 1B		X CU 77 0-0 F7 ②	F CH 80 F FA 88 B FA 88 F FA 87 C FA 86 1-3 K ③		C FA 91 B FA 91 B SL 90 B SL 90 X FA 91 3-1 FC6-4 ③ 1-2f		5	1	2	2	0	1	4
38 Buddy Carlyle, L (1, 1) OBP: 0.120, SLG: 0.120 Oscar Villarreal, L (6, 1) Willie Harris, L (7, PH) OBP: 0.398, SLG: 0.424 (8, 8)	C CH 57 F FA 90 X CU 76 0-2 G1-3 ②		B FA 89 C FA 89 F FA 89 C FA 90 1-3 K ③		S CU 77 B FA 93 B FA 93 S FA 92 C FA 92 2-3 K ③		B FA 89 B FA 90 B FA 90 B FA 87 4-0 19 1B 2 1B BB			3	0	0	0	0	2	4
										0	0	0	0	0	0	0
										0	1	0	0	1	0	0
Inning Stats	R: 7 E: 0 K: 2 S: 28 H: 4 LOB: 1 BB: 4 P: 55	R: 0 E: 0 K: 0 S: 11 H: 0 LOB: 0 BB: 0 P: 17	R: 0 E: 0 K: 1 S: 11 H: 1 LOB: 1 BB: 0 P: 13	R: 1 E: 0 K: 1 S: 12 H: 1 LOB: 1 BB: 1 P: 19	R: 0 E: 0 K: 1 S: 8 H: 1 LOB: 1 BB: 0 P: 12	R: 3 E: 0 K: 2 S: 20 H: 3 LOB: 2 BB: 2 P: 35	R: 1 E: 0 K: 1 S: 11 H: 2 LOB: 1 BB: 1 P: 21	R: 0 E: 0 K: 0 S: 9 H: 0 LOB: 1 BB: 1 P: 17		1B: 8 2B: 3 3B: 0 HR: 2	SF: 0 SAC: 0 DP: 1 HBP: 0					

livebaseballscorecards.com

AB	35
R	12
H	12
RBI	12
BB	9
SO	8
LOB	21

WP: 0 PB: 0 SB: 0 CS: 0 PA: 44

PITCHER		IP	WLS	BF	H	R	ER	SO	BB	IBB	HBP	BLK	WP	HR	S	P	ERA	WHIP
51 Wandy Rodriguez, L ERA: 4.72	(1, 1)	4.0	L	23	6	8	8	4	5	0	0	0	0	1	62	104	18.00	2.750
Matt Albers, R ERA: 5.93	(5, 1)	1.1		8	2	3	3	2	2	0	0	0	0	1	17	32	20.25	3.000
Trever Miller, L ERA: 5.16	(6, 1)	0.2		4	2	0	0	1	0	0	0	0	0	0	11	15	0.00	3.000
23 Jason Jennings, R ERA: 6.03	(7, 1)	1.0		5	2	1	1	1	1	0	0	0	0	0	11	21	9.00	3.000
Brian Moehler, R ERA: 5.65	(8, 1)	1.0		4	0	0	0	0	1	0	0	0	0	0	9	17	0.00	1.000

PITCHER	IP	WLS	BF	H	R	ER	SO	BB	IBB	HBP	BLK	WP	HR	S	P	ERA	WHIP

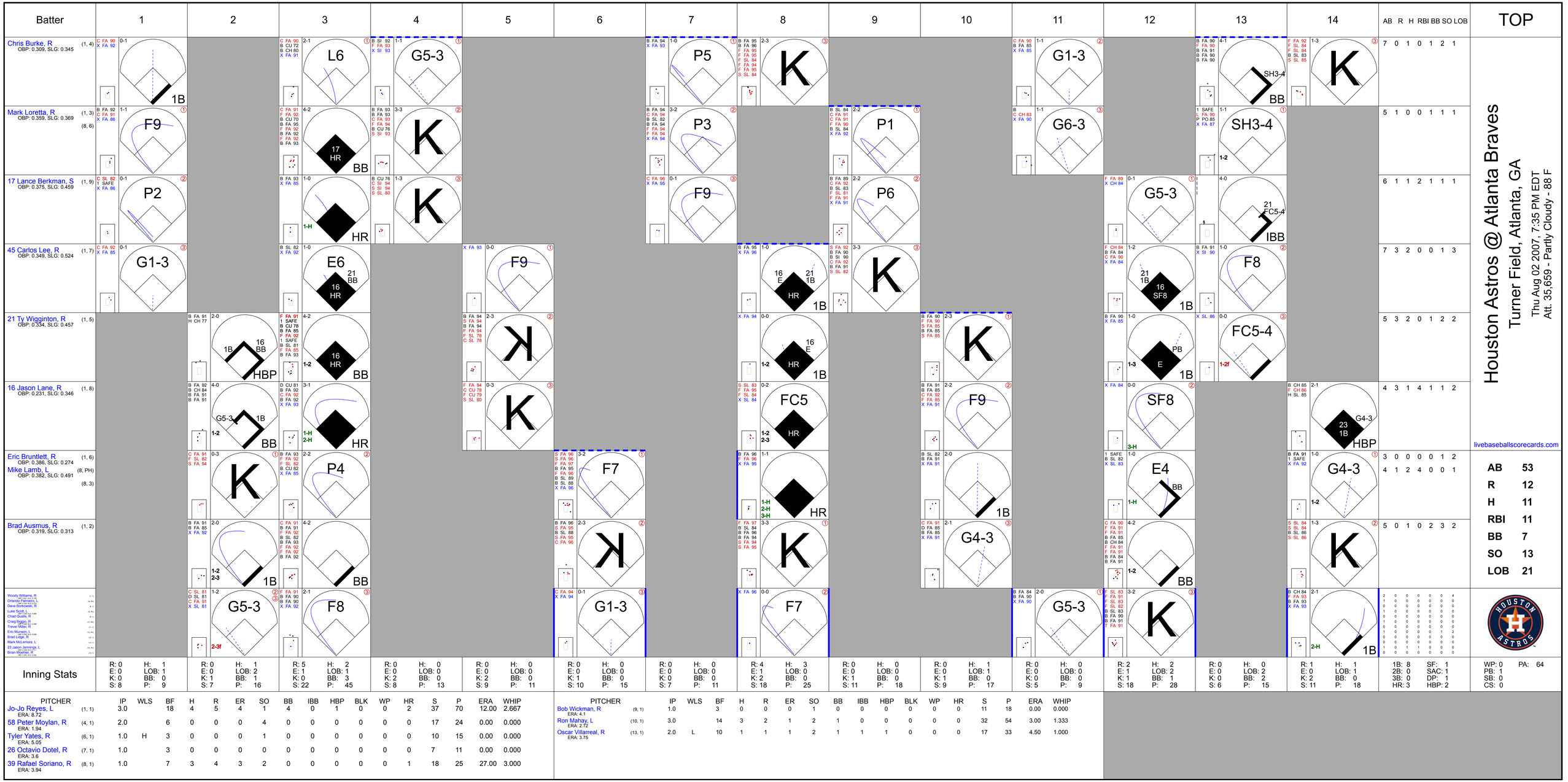
Batter
1
2
3
4
5
6
7
8
9
10
11
12
13
14
AB R H RBI BB SO LOB
TOP
Chris Burke, R (1, 4) OBP: 0.309, SLG: 0.345
Mark Loretta, R (1, 3) (8, 6) OBP: 0.359, SLG: 0.369
17 Lance Berkman, S (1, 9) OBP: 0.375, SLG: 0.459
45 Carlos Lee, R (1, 7) OBP: 0.349, SLG: 0.524
21 Ty Wigginton, R (1, 5) OBP: 0.334, SLG: 0.457
16 Jason Lane, R (1, 8) OBP: 0.231, SLG: 0.346
Eric Bruntlett, R (1, 6) OBP: 0.386, SLG: 0.274
Mike Lamb, L (8, PH) (8, 3) OBP: 0.382, SLG: 0.491
Brad Ausmus, R (1, 2) OBP: 0.319, SLG: 0.313
Woody Williams, R
Chad Qualls, R
Dave Borkowski, R
Luke Scott, L
Chad Qualls, R
Craig Biggio, R
Trever Miller, R
Eric Munson, L
Brad Lidge, R
Mark McLemore, L
23 Jason Jennings, L
Brian Moehler, R
Houston Astros @ Atlanta Braves
Turner Field, Atlanta, GA
Thu Aug 02 2007, 7:35 PM EDT
Att. 35,659 - Partly Cloudy - 88 F
livebaseballscorecards.com
AB 53
R 12
H 11
RBI 11
BB 7
SO 13
LOB 21
Inning Stats
PITCHER IP WLS BF H R ER SO BB IBB HBP BLK WP HR S P ERA WHIP
Jo-Jo Reyes, L (1, 1) ERA: 8.72 3.0 18 4 5 4 1 4 0 1 0 0 2 37 70 12.00 2.667
58 Peter Moylan, R (4, 1) ERA: 1.94 2.0 6 0 0 0 4 0 0 0 0 0 0 17 24 0.00 0.000
Tyler Yates, R (6, 1) ERA: 5.05 1.0 H 3 0 0 0 1 0 0 0 0 0 0 10 15 0.00 0.000
26 Octavio Dotel, R (7, 1) ERA: 3.6 1.0 3 0 0 0 0 0 0 0 0 0 0 7 11 0.00 0.000
39 Rafael Soriano, R (8, 1) ERA: 3.94 1.0 7 3 4 3 2 0 0 0 0 0 1 18 25 27.00 3.000
PITCHER IP WLS BF H R ER SO BB IBB HBP BLK WP HR S P ERA WHIP
Bob Wickman, R (9, 1) ERA: 4.1 1.0 3 0 0 0 1 0 0 0 0 0 0 11 18 0.00 0.000
Ron Mahay, L (10, 1) ERA: 2.72 3.0 14 3 2 1 2 1 0 0 0 0 0 32 54 3.00 1.333
Oscar Villarreal, R (13, 1) ERA: 3.75 2.0 L 10 1 1 1 2 1 1 1 0 0 0 17 33 4.50 1.000
1B: 8 SF: 1
2B: 0 SAC: 1
3B: 0 DP: 1
HR: 3 HBP: 2
WP: 0 PA: 64
PB: 1
SB: 0
CS: 0

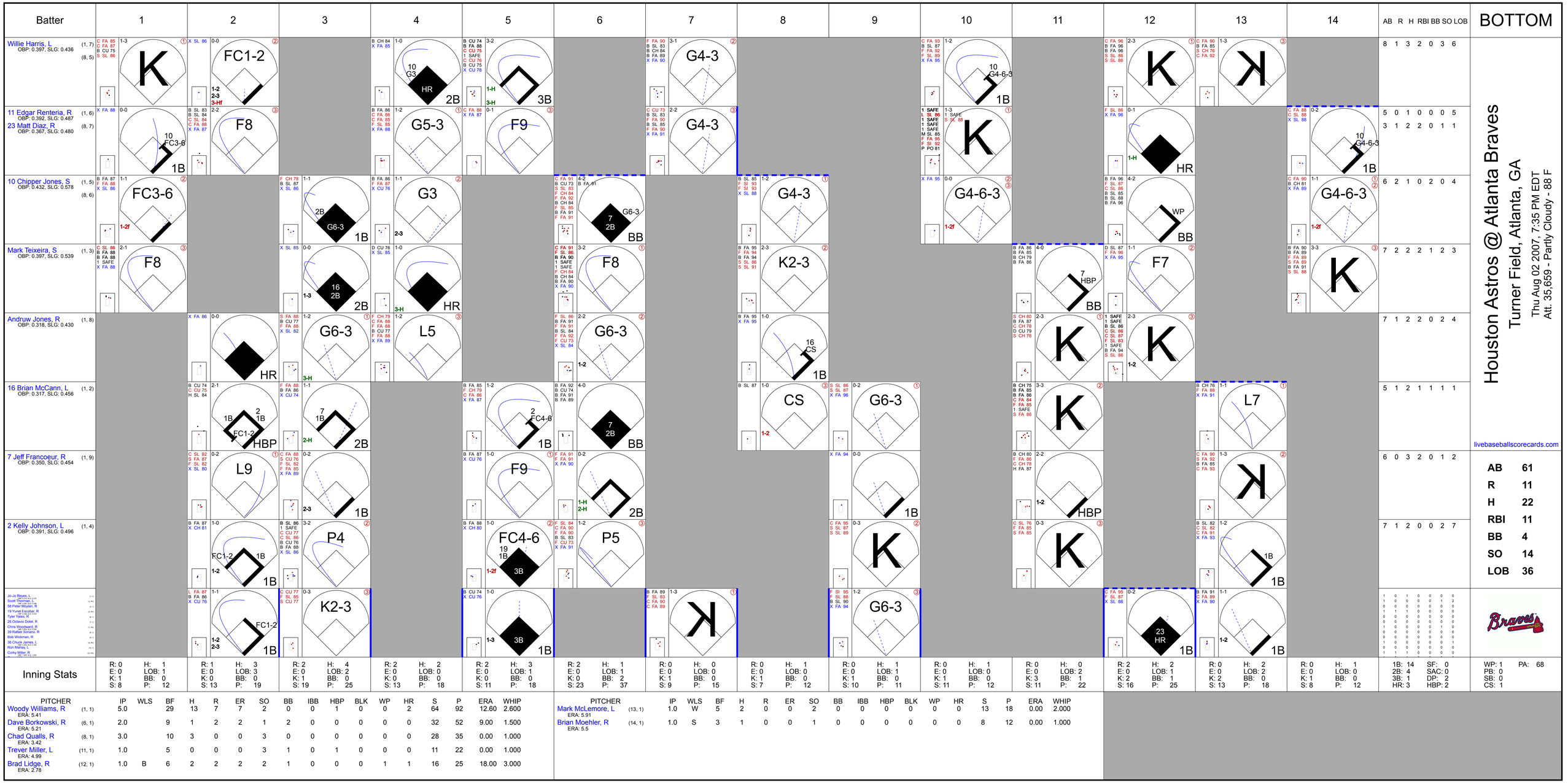
Batter
1
2
3
4
5
6
7
8
9
10
11
12
13
14
AB R H RBI BB SO LOB
BOTTOM
Willie Harris, L (1, 7) OBP: 0.397, SLG: 0.436
11 Edgar Renteria, R (1, 6) OBP: 0.392, SLG: 0.487
23 Matt Diaz, R (8, 7) OBP: 0.367, SLG: 0.480
10 Chipper Jones, S (1, 5) OBP: 0.432, SLG: 0.578 (8, 6)
Mark Teixeira, S (1, 3) OBP: 0.397, SLG: 0.539
Andruw Jones, R (1, 8) OBP: 0.318, SLG: 0.430
16 Brian McCann, L (1, 2) OBP: 0.317, SLG: 0.456
7 Jeff Francoeur, R (1, 9) OBP: 0.350, SLG: 0.454
2 Kelly Johnson, L (1, 4) OBP: 0.391, SLG: 0.496
Houston Astros @ Atlanta Braves
Turner Field, Atlanta, GA
Thu Aug 02 2007, 7:35 PM EDT
Att. 35,659 - Partly Cloudy - 88 F
livebaseballscorecards.com
AB 61
R 11
H 22
RBI 11
BB 4
SO 14
LOB 36
Inning Stats
PITCHER IP WLS BF H R ER SO BB IBB HBP BLK WP HR S P ERA WHIP
Woody Williams, R (1, 1) ERA: 5.41
Dave Borkowski, R (6, 1) ERA: 5.21
Chad Qualls, R (8, 1) ERA: 3.42
Trever Miller, L (11, 1) ERA: 4.99
Brad Lidge, R (12, 1) ERA: 2.78
Mark McLemore, L (13, 1) ERA: 5.91
Brian Moehler, R (14, 1) ERA: 5.5
1B: 14 SF: 0
2B: 4 SAC: 0
3B: 1 DP: 2
HR: 3 HBP: 2
WP: 1 PA: 68
PB: 0
SB: 0
CS: 1

Batter	1	2	3	4	5	6	7	8	9	AB	R	H	RBI	BB	SO	LOB
Craig Biggio, R (1, 4) OBP: 0.285, SLG: 0.386 Luke Scott, L (8, 9) OBP: 0.341, SLG: 0.494	B S X 1-1 SH1-3 1B		B C F S 1-3 ② K			F C S 0-3 ① K		S S B S 1-3 ① K	F X 0-1 HR 2B	4 1	0 1	1 1	0 0	0 0	3 0	0 0
Chris Burke, R (1, 9) OBP: 0.317, SLG: 0.374 (8, 4) (9, 7)	X 0-0 ① SH1-3 1-2		B C B X 2-1 1B			S X 0-1 ② G5-3		S S B B B X 3-2 21 BB 16 BB 2B	F F X 0-2 2-H HR	4	2	3	2	0	0	0
17 Lance Berkman, S (1, 3) OBP: 0.371, SLG: 0.453 Mark Loretta, R (9, 4) OBP: 0.359, SLG: 0.369	X 0-0 ② F9		F F X 0-2 ③ G5-3			X 0-0 ③ G6-3		B F F B S 2-3 ② K2-3	F X 0-1 ② F7	5 0	0 0	0 0	0 0	0 0	1 0	3 0
45 Carlos Lee, R (1, 7) OBP: 0.350, SLG: 0.521 Brian Moehler, R (9, 1) OBP: 0.250, SLG: 0.250	B D B C X 3-1 ③ F8			X 0-0 ① P3			F F X 0-2 21 2B 2B 1B	I I I 4-0 16 BB 21 BB 2B IBB	X 0-0 ③ G4-3	4 0	2 0	1 0	0 0	1 0	0 0	1 0
21 Ty Wigginton, R (1, 5) OBP: 0.338, SLG: 0.460		B B F B B 4-1 PB BB		C B F X 1-2 ② F8			C F D F F F F B X 2-2 1-3 2B 2B	B B B C B 4-1 16 BB 1-2 2-3 2B BB		2	2	1	0	2	0	0
16 Jason Lane, R (1, 8) OBP: 0.231, SLG: 0.336		B X 1-0 ① P4		B X 1-0 ③ F9			F B F B B F C 3-3 ① K	C B B D B 4-1 2B 1-2 2-3 3-H BB		3	0	0	1	1	1	3
Eric Bruntlett, R (1, 6) OBP: 0.402, SLG: 0.325		B B X 2-0 ② F9			B X 1-0 G6-3 1B		X 0-0 2-H 3-H 1B 2B	S S X 0-2 1-3 2-H 3-H 2B		4	1	3	4	0	0	1
Brad Ausmus, R (1, 2) OBP: 0.314, SLG: 0.308		1 SAFE 1 SAFE C F B F F F B X 2-2 ③ F8 1-2			F C D X 1-2 ① ② G6-3 1-2f		C 2 SAFE S F B S 1-3 ② K	C C S 0-3 ③ K		4	0	0	0	0	2	5
44 Roy Oswalt, R (1, 1) OBP: 0.146, SLG: 0.130 Orlando Palmeiro, L (7, PH) OBP: 0.341, SLG: 0.288 Dave Borkowski, R (7, 1) Trever Miller, R (8, 1) Mike Lamb, L (9, PH) OBP: 0.381, SLG: 0.489 (9, 3)			C B F S 1-3 ① K		F B S F C 1-3 ③ K		X 0-0 ③ 2-H 1B		C B C S 1-3 ① K	2 1 0 0 1	0 0 0 0 0	0 1 0 0 0	0 1 0 0 0	0 0 0 0 0	2 0 0 0 1	0 0 0 0 0

Inning Stats	1	2	3	4	5	6	7	8	9
	R: 0 E: 0 K: 0 S: 6	R: 0 E: 0 K: 0 S: 8	R: 0 E: 0 K: 2 S: 11	R: 0 E: 0 K: 0 S: 5	R: 0 E: 0 K: 1 S: 8	R: 0 E: 0 K: 1 S: 6	R: 3 E: 0 K: 2 S: 20	R: 3 E: 0 K: 3 S: 17	R: 2 E: 0 K: 1 S: 11
	H: 1 LOB: 1 BB: 0 P: 10	H: 0 LOB: 1 BB: 1 P: 17	H: 1 LOB: 1 BB: 0 P: 15	H: 0 LOB: 0 BB: 0 P: 7	H: 1 LOB: 0 BB: 0 P: 11	H: 0 LOB: 0 BB: 0 P: 6	H: 4 LOB: 1 BB: 0 P: 26	H: 2 LOB: 2 BB: 3 P: 35	H: 2 LOB: 0 BB: 0 P: 12

1B: 5 SF: 0
2B: 5 SAC: 1
3B: 0 DP: 1
HR: 1 HBP: 0

WP: 0 PA: 40
PB: 1
SB: 0
CS: 0

PITCHER		IP	WLS	BF	H	R	ER	SO	BB	IBB	HBP	BLK	WP	HR	S	P	ERA	WHIP
Dontrelle Willis, L ERA: 4.91	(1, 1)	6.1	L	25	6	3	3	5	1	0	0	0	0	0	59	86	4.26	1.105
22 Matt Lindstrom, R ERA: 3.71	(7, 1)	0.2		2	1	0	0	1	0	0	0	0	0	0	5	6	0.00	1.500
32 Justin Miller, R ERA: 2.63	(8, 1)	1.0		8	2	3	3	3	2	1	0	0	0	0	17	35	27.00	4.000
60 Carlos Martinez, R ERA: 18.0	(9, 1)	1.0		5	2	2	2	1	0	0	0	0	0	1	11	12	18.00	2.000

PITCHER	IP	WLS	BF	H	R	ER	SO	BB	IBB	HBP	BLK	WP	HR	S	P	ERA	WHIP

TOP

Houston Astros @ Florida Marlins

Dolphin Stadium, Miami, FL

Fri Aug 03 2007, 7:05 PM EDT
Att. 15,226 - Partly Cloudy - 88 F

livebaseballscorecards.com

AB	35
R	8
H	11
RBI	8
BB	4
SO	10
LOB	13

Batter	1	2	3	4	5	6	7	8	9	AB	R	H	RBI	BB	SO	LOB
2 Hanley Ramirez, R (1, 6) OBP: 0.395, SLG: 0.565	X 0-0 14 HBP 1B 1B		B B F F X 2-2 ① G1-3		X 0-0 2B		B B F C X 2-2 1-2 1B			4	0	3	0	0	0	0
6 Dan Uggla, R (1, 4) OBP: 0.325, SLG: 0.502	C C C B 1 SAFE C 2-3 ① K		B X 1-0 ② P5		C X 0-1 ③ F8		C B S S 1-3 ② K			4	0	0	0	0	2	4
Miguel Cabrera, R (1, 5) OBP: 0.408, SLG: 0.614	1 SAFE C X 0-1 14 HBP 1-2 1B		C F B X 1-2 ③ G5-3			S F F S 0-3 ① K2-3	C F B S 1-3 ③ K			4	0	1	0	0	2	2
Mike Jacobs, L (1, 3) OBP: 0.313, SLG: 0.428	F F B D X 2-2 ② F6			S B C S 1-3 ① K		F B F F S 1-3 ② K		C B X 1-1 ① F9		4	0	0	0	0	2	2
14 Josh Willingham, R (1, 7) OBP: 0.376, SLG: 0.478	C S F B B H 2-2 1-2 2-3 HBP			C F B B X 2-2 ② F8		F F F B B H 2-2 HBP		C B X 1-1 ② P6		2	0	0	0	0	0	0
27 Jeremy Hermida, L (1, 9) OBP: 0.348, SLG: 0.452	C X 0-1 ③ F9			C B B X 2-1 HR		C S B S 1-3 ③ K		C C B F F X 1-2 ③ G3		4	1	1	1	0	1	4
20 Matt Treanor, R (1, 2) OBP: 0.374, SLG: 0.425		B C X 1-1 ① G3		F X 0-1 ③ F8			C B C X 1-2 ① G1-4-3		X 0-0 ① F8	4	0	0	0	0	0	0
4 Alfredo Amezaga, S (1, 8) OBP: 0.324, SLG: 0.373		C B B B C B 4-2 G1-6-3 BB			X 0-0 ① F7		B F B L F F X 2-2 1B 2B		B C B X 2-1 ② G3-1	3	1	1	0	1	0	0
Dontrelle Willis, L (1, 1) OBP: 0.214, SLG: 0.184 22 Matt Lindstrom, R (7, 1) Todd Linden, S (7, PH) OBP: 0.299, SLG: 0.296 32 Justin Miller, R (8, 1) 60 Carlos Martinez, R (9, 1) Joe Borchard, S (9, PH) OBP: 0.290, SLG: 0.316		1 SAFE X 0-0 ② ③ G1-6-3 1-2f			B B C F X 2-2 ② G1-3		B B X 2-0 2 1B 2-H 1B		B F X 1-1 ③ L9	2 0 1 0 0 1	0 0 0 0 0 0	0 0 1 0 0 0	0 0 1 0 0 0	0 0 0 0 0 0	0 0 0 0 0 0	1 0 0 0 0 0
Inning Stats	R: 0 H: 2 E: 0 LOB: 3 K: 1 BB: 0 S: 14 P: 20	R: 0 H: 0 E: 0 LOB: 0 K: 0 BB: 1 S: 5 P: 10	R: 0 H: 0 E: 0 LOB: 0 K: 0 BB: 0 S: 7 P: 11	R: 1 H: 1 E: 0 LOB: 0 K: 1 BB: 0 S: 10 P: 15	R: 0 H: 1 E: 0 LOB: 1 K: 0 BB: 0 S: 7 P: 9	R: 0 H: 0 E: 0 LOB: 1 K: 3 BB: 0 S: 14 P: 18	R: 1 H: 3 E: 0 LOB: 2 K: 2 BB: 0 S: 18 P: 27	R: 0 H: 0 E: 0 LOB: 0 K: 0 BB: 0 S: 9 P: 12	R: 0 H: 0 E: 0 LOB: 0 K: 0 BB: 0 S: 5 P: 8	1B: 4 2B: 2 3B: 0 HR: 1	SF: 0 SAC: 0 DP: 1 HBP: 2			WP: 0 PB: 0 SB: 0 CS: 0	PA: 36		

PITCHER		IP	WLS	BF	H	R	ER	SO	BB	IBB	HBP	BLK	WP	HR	S	P	ERA	WHIP
44 Roy Oswalt, R ERA: 3.55	(1, 1)	6.0	W	24	4	1	1	5	1	0	2	0	0	1	57	83	1.50	0.833
Dave Borkowski, R ERA: 5.29	(7, 1)	1.0	H	6	3	1	1	2	0	0	0	0	0	0	18	27	9.00	3.000
Trever Miller, L ERA: 4.83	(8, 1)	1.0		3	0	0	0	0	0	0	0	0	0	0	9	12	0.00	0.000
Brian Moehler, R ERA: 5.35	(9, 1)	1.0		3	0	0	0	0	0	0	0	0	0	0	5	8	0.00	0.000

PITCHER	IP	WLS	BF	H	R	ER	SO	BB	IBB	HBP	BLK	WP	HR	S	P	ERA	WHIP

Houston Astros @ Florida Marlins

Dolphin Stadium, Miami, FL

Fri Aug 03 2007, 7:05 PM EDT
Att. 15,226 - Partly Cloudy - 88 F

BOTTOM

livebaseballscorecards.com

AB	33
R	2
H	7
RBI	2
BB	1
SO	7
LOB	13

Batter	1	2	3	4	5	6	7	8	9	10	11	12	AB	R	H	RBI	BB	SO	LOB
Chris Burke, R (1, 4) OBP: 0.313, SLG: 0.368	C F X 0-2 G3 ①		C B X 1-1 1B		X 0-0 G6-3 ②		F B B B F X 3-2 F7 ①		X 0-0 L6-3 ② ③ 1-1			B C F B B X 3-2 P3 ③	6	0	1	0	0	0	1
Mike Lamb, L (1, 5) OBP: 0.377, SLG: 0.481	C F F S 0-3 K ②		X 0-0 G4-3 ③		B B C C C B B 4-2 BB		B C F T 1-2 K ②			C B B F F F B X 3-2 F7 ①			4	0	0	0	1	2	1
17 Lance Berkman, S (1, 3) OBP: 0.369, SLG: 0.449	F B F B F S 2-3 K ③			S X 0-1 45 G4-3 2B 1B	S B 1 SAFE S T S S 1-3 K ③		C F B F S 1-3 K ③			S B F B F F X 2-2 L3 ②			5	1	1	0	0	3	1
45 Carlos Lee, R (1, 7) OBP: 0.351, SLG: 0.522		C B F B F X 2-2 E7 2B		C C X 0-2 G4-3 ① 1-2		F X 0-1 BB 16 HR 1B		B B S F B F X 3-2 F9 ①		B X 1-0 F9 ③			5	2	2	0	0	0	1
Luke Scott, L (1, 9) OBP: 0.346, SLG: 0.496		B B F F F F F X 2-2 F9 ①		B F X 1-1 1B 2-H 2B		S D D D C F T D 4-2 16 HR 1-2 BB		B B B B 4-0 BB			C T X 1-2 G4-3 ①		3	1	1	1	2	0	0
16 Jason Lane, R (1, 8) OBP: 0.232, SLG: 0.360 Mark McLemore, L (8, 1) Chad Qualls, R (10, 1) Orlando Palmeiro, L (11, PH) OBP: 0.337, SLG: 0.284 63 Stephen Randolph, L (11, 1)		B S X 1-1 F8 ②		B C X 1-1 F8 ②		B X 1-0 1-H 2-H HR		B B C 1 SAFE B S F S 3-3 K ②			C B B B X 3-1 G4-3 ②		4 0 0 1 0	1 0 0 0 0	1 0 0 0 0	3 0 0 0 0	0 0 0 0 0	1 0 0 0 0	2 0 0 0 0
Eric Bruntlett, R (1, 6) OBP: 0.392, SLG: 0.317 (8, 8)		C B B X 2-1 F7 ③		X 0-0 2-3 1B		C X 0-1 G6-3 ①		B B B S S S 3-3 K ③			C B X 1-1 G6-3 ③		5	0	1	0	0	1	1
Eric Munson, L (1, 2) OBP: 0.347, SLG: 0.460			B X 1-0 F8 ①	B B C B C X 3-2 G3 ③		B B S S S X 2-2 G3 ②			X 0-0 P4 ①			B X 1-0 G3-1 ①	5	0	0	0	0	0	2
23 Jason Jennings, L (1, 1) OBP: 0.208, SLG: 0.095 Trever Miller, R (7, 1) Mark Loretta, R (8, 6) OBP: 0.360, SLG: 0.369			C B X 1-1 G4-3 ②		C B F S 1-3 K ①	X 0-0 G3-1 ③			C B X 1-1 L6-3 1B			C F S 0-3 K ②	3 0 2	0 0 0	0 0 1	0 0 0	0 0 1	1 0 0	0 0 0
Inning Stats	R: 0 E: 0 K: 2 S: 11 H: 0 LOB: 0 BB: 0 P: 13	R: 1 E: 1 K: 0 S: 14 H: 1 LOB: 0 BB: 0 P: 21	R: 0 E: 0 K: 0 S: 6 H: 1 LOB: 1 BB: 0 P: 9	R: 1 E: 0 K: 0 S: 13 H: 3 LOB: 2 BB: 0 P: 18	R: 0 E: 0 K: 2 S: 10 H: 0 LOB: 1 BB: 1 P: 16	R: 3 E: 0 K: 0 S: 13 H: 2 LOB: 0 BB: 1 P: 20	R: 0 E: 0 K: 2 S: 10 H: 0 LOB: 0 BB: 0 P: 15	R: 0 E: 0 K: 2 S: 11 H: 0 LOB: 1 BB: 1 P: 24	R: 0 E: 0 K: 0 S: 4 H: 1 LOB: 0 BB: 0 P: 5	R: 0 E: 0 K: 0 S: 11 H: 0 LOB: 0 BB: 0 P: 17	R: 0 E: 0 K: 0 S: 7 H: 0 LOB: 0 BB: 0 P: 12	R: 0 E: 0 K: 1 S: 7 H: 0 LOB: 0 BB: 0 P: 11	1B: 5 2B: 3 3B: 0 HR: 1	SF: 0 SAC: 0 DP: 1 HBP: 0	WP: 0 PB: 0 SB: 0 CS: 0	PA: 46			

PITCHER		IP	WLS	BF	H	R	ER	SO	BB	IBB	HBP	BLK	WP	HR	S	P	ERA	WHIP
52 Sergio Mitre, R ERA: 3.67	(1, 1)	6.0		27	7	5	4	4	2	0	0	0	0	1	67	97	6.00	1.500
Armando Benitez, R ERA: 5.48	(7, 1)	1.0		3	0	0	0	2	0	0	0	0	0	0	10	15	0.00	0.000
57 Taylor Tankersley, L ERA: 5.04	(8, 1)	1.0		4	0	0	0	2	1	0	0	0	0	0	11	24	0.00	1.000
Kevin Gregg, R ERA: 3.29	(9, 1)	2.0		6	1	0	0	0	0	0	0	0	0	0	15	22	0.00	0.500
32 Justin Miller, R ERA: 2.56	(11, 1)	1.0		3	0	0	0	0	0	0	0	0	0	0	7	12	0.00	0.000

PITCHER		IP	WLS	BF	H	R	ER	SO	BB	IBB	HBP	BLK	WP	HR	S	P	ERA	WHIP
48 Lee Gardner, R ERA: 2.6	(12, 1)	1.0	W	3	0	0	0	1	0	0	0	0	0	0	7	11	0.00	0.000

TOP

Houston Astros @ Florida Marlins

Dolphin Stadium, Miami, FL

Sat Aug 04 2007, 7:05 PM EDT

Att. 22,112 - Clear - 86 F

livebaseballscorecards.com

AB	43
R	5
H	8
RBI	4
BB	3
SO	9
LOB	9

Batter	1	2	3	4	5	6	7	8	9	10	11	12	AB	R	H	RBI	BB	SO	LOB
2 Hanley Ramirez, R (1, 6) OBP: 0.394, SLG: 0.569	B S F B X 2-2 HR	X 0-0 6 HBP 2-H 3-H 1B		X 0-0 P2 ③		C X 0-1 G6-3 ③			C S S 0-3 K ②			C X 0-1 F8 ①	6	1	2	3	0	1	0
6 Dan Uggla, R (1, 4) OBP: 0.325, SLG: 0.506	B S X 1-1 F7 ①	F B 1 SAFE B 1 SAFE 1 SAFE F H 3-2 1-2 HBP			B C X 1-1 HR		C S B X 1-2 F8 ①		B B C S 2-3 K ③			S S S B B X 3-2 L6 ②	5	1	1	1	0	1	0
Miguel Cabrera, R (1, 5) OBP: 0.409, SLG: 0.619	F X 0-1 FC4-6 1B	X 0-0 F8 ③			C B S X 1-2 P6 ①		F B B S X 2-2 HR			S F X 0-2 G4-3 ①		I I I I 4-0 WP IBB	5	2	2	1	1	0	2
Mike Jacobs, L (1, 3) OBP: 0.307, SLG: 0.419	X 0-0 FC4-6 ② 1-2f		C F S 0-3 K ①		S B B X 2-1 G4-3 ②		F S F B B B F L C 3-3 K			S X 0-1 F8 ②		B D F B 3-1 WP 1-H	6	0	0	0	0	2	1
14 Josh Willingham, R (1, 7) OBP: 0.377, SLG: 0.479 32 Justin Miller, R (11, 1) 48 Lee Gardner, R (12, 1)	C F B X 1-2 L8 ③		C F B B B X 2-2 27 WP 2B	X 0-0 27 2B 1B			B F S B B B X 3-2 L7 ③			B X 1-0 F8 ③			5 0 0	0 0 0	2 0 0	0 0 0	0 0 0	0 0 0	1 0 0
27 Jeremy Hermida, L (1, 9) OBP: 0.348, SLG: 0.455 12 Cody Ross, R (8, PH) OBP: 0.398, SLG: 0.570 (9, 8)	B X 1-0 G3-1 ①	B F B B C X 3-2 L4 ② 2-3		1 SAFE C B X 1-1 1-3 2B				B B B C F F F X 3-2 F8 ①			B B C B B 4-1 S BB		3 1	0 0	1 0	0 0	0 1	0 0	1 0
Miguel Olivo, R (1, 2) OBP: 0.250, SLG: 0.380	B X 1-0 52 SH2-4 4 2 1B 1B	C D B D F X 3-2 F7 ③		S B X 1-1 G6-3 ③				B B B F F F F X 3-2 F9 ②			M M S 0-3 K ①		5	1	1	0	0	1	4
4 Alfredo Amezaga, S (1, 8) OBP: 0.324, SLG: 0.371 Kevin Gregg, R (9, 1) Jason Wood, R (11, 7) OBP: 0.326, SLG: 0.459	C 1 SAFE B X 1-1 52 SH2-4 2 1B 1-2 1B		C B F F X 1-2 F8 ①			B B C F F X 2-2 G5-3 ①		L X 0-1 B3 ③			1 SAFE S B 1 SAFE 1 SAFE T S 1-3 K ② 1-2		4 0 1	1 0 0	1 0 0	0 0 0	0 0 0	0 0 1	0 0 1
52 Sergio Mitre, R (1, 1) OBP: 0.133, SLG: 0.138 Joe Borchard, S (6, PH) OBP: 0.289, SLG: 0.315 Armando Benitez, R (7, 1) 57 Taylor Tankersley, L (8, 1) Todd Linden, S (9, 9) OBP: 0.295, SLG: 0.291	X 0-0 SH2-4 ② 1-2 2-3		C F X 0-2 P3 ②			B X 1-0 P4 ②			C B X 1-1 F7 ①			B S B B X 3-1 F8 ③	1 1 0 0 2	0 0 0 0 0	0 0 0 0 0	0 0 0 0 0	0 0 0 0 0	0 0 0 0 1	0 0 0 0 1
Inning Stats	R: 1 H: 2 E: 0 LOB: 1 K: 0 BB: 0 S: 11 P: 15	R: 2 H: 3 E: 0 LOB: 2 K: 0 BB: 0 S: 9 P: 15	R: 0 H: 1 E: 0 LOB: 1 K: 1 BB: 0 S: 12 P: 20	R: 0 H: 0 E: 0 LOB: 0 K: 0 BB: 0 S: 8 P: 9	R: 1 H: 3 E: 0 LOB: 2 K: 0 BB: 0 S: 12 P: 18	R: 0 H: 0 E: 0 LOB: 0 K: 0 BB: 0 S: 6 P: 9	R: 1 H: 1 E: 0 LOB: 0 K: 1 BB: 0 S: 14 P: 23	R: 0 H: 0 E: 0 LOB: 0 K: 0 BB: 0 S: 11 P: 17	R: 0 H: 0 E: 0 LOB: 0 K: 2 BB: 0 S: 8 P: 11	R: 0 H: 0 E: 0 LOB: 0 K: 0 BB: 0 S: 6 P: 7	R: 0 H: 0 E: 0 LOB: 0 K: 2 BB: 1 S: 9 P: 17	R: 1 H: 0 E: 0 LOB: 0 K: 0 BB: 1 S: 6 P: 16						

PITCHER	IP	WLS	BF	H	R	ER	SO	BB	IBB	HBP	BLK	WP	HR	S	P	ERA	WHIP
23 Jason Jennings, R (1, 1) ERA: 6.11	6.1		30	10	5	5	1	0	0	1	0	1	3	64	95	7.11	1.579
Trever Miller, L (7, 1) ERA: 4.73	0.2		2	0	0	0	1	0	0	0	0	0	0	8	14	0.00	0.000
Mark McLemore, L (8, 1) ERA: 4.97	2.0		6	0	0	0	2	0	0	0	0	0	0	19	28	0.00	0.000
Chad Qualls, R (10, 1) ERA: 3.36	1.0		3	0	0	0	0	0	0	0	0	0	0	6	7	0.00	0.000
63 Stephen Randolph, L (11, 1) ERA: 14.21	1.2	L	8	0	1	1	2	1	1	0	0	1	0	15	33	5.40	0.600

PITCHER	IP	WLS	BF	H	R	ER	SO	BB	IBB	HBP	BLK	WP	HR	S	P	ERA	WHIP

BOTTOM

Houston Astros @ Florida Marlins

Dolphin Stadium, Miami, FL

Sat Aug 04 2007, 7:05 PM EDT

Att. 22,112 - Clear - 86 F

livebaseballscorecards.com

AB	45
R	6
H	10
RBI	5
BB	2
SO	6
LOB	11

1B: 5	SF: 0	WP: 4	PA: 49
2B: 2	SAC: 1	PB: 0	
3B: 0	DP: 0	SB: 1	
HR: 3	HBP: 1	CS: 0	

Batter	1	2	3	4	5	6	7	8	9	AB	R	H	RBI	BB	SO	LOB
Chris Burke, R (1, 4) OBP: 0.312, SLG: 0.365	B B B C T X 3-2 ① F9		C B B X 2-1 ① F8		B C X 1-1 ③ G6-3			X 0-0 17 BB 45 HR 1B		4	1	1	0	0	0	0
Mark Loretta, R (1, 3) OBP: 0.361, SLG: 0.371	C B B X 2-1 17 1B 45 2B 1B		C S S 0-3 ② K			F X 0-1 45 G6-4-3 17 1B 1B		B F F B F S 2-3 ② K		4	1	2	0	0	2	1
17 Lance Berkman, S (1, 9) OBP: 0.373, SLG: 0.451	X 0-0 45 2B 21 SF8 1-2 1B		F C B S 1-3 ③ K			B B F X 2-1 45 G6-4-3 1-2 1B		S F B D B B 4-2 45 HR 1-2 BB		3	2	2	0	1	1	0
45 Carlos Lee, R (1, 7) OBP: 0.352, SLG: 0.531	B B F X 2-1 21 SF8 1-3 2-H 2B			C B T B S 2-3 ① K		F F X 0-2 ①② G6-4-3 1-2f 2-3		F X 0-1 1-H 2-H HR		4	1	2	4	0	1	2
21 Ty Wigginton, R (1, 5) OBP: 0.337, SLG: 0.457	S C X 0-2 ② SF8 2-3 3-H			B C S B B B 4-2 BB		B B F B S X 3-2 ③ F7		C B B S X 2-2 ③ F9		2	0	0	1	1	0	1
16 Jason Lane, R (1, 8) OBP: 0.225, SLG: 0.347	C X 0-1 ③ G5-3			C F S 0-3 ② K			B B C T S 2-3 ① K		C X 0-1 ① P4	4	0	0	0	0	2	2
Eric Bruntlett, R (1, 6) OBP: 0.380, SLG: 0.306 Mike Lamb, L (9, PH) OBP: 0.380, SLG: 0.483		C B C B B F X 3-2 ① G4-3	C 1 SAFE F S	0-3 ③ K			B B C S S 2-3 ② K		B S B B C F X 3-2 G1-5-3 1B	3 1	0 0	0 1	0 0	0 0	2 0	1 0
Brad Ausmus, R (1, 2) OBP: 0.311, SLG: 0.305 Mark McLemore, L (7, 1) Luke Scott, L (9, PH) OBP: 0.345, SLG: 0.494		X 0-0 ② F8			B C X 1-1 ① F8		F S X 0-2 ③ F9		C X 0-1 ② G1-5-3 1-2	3 0 1	0 0 0	0 0 0	0 0 0	0 0 0	0 0 1	0 0 1
Matt Albers, L (1, 1) OBP: 0.154, SLG: 0.154 63 Stephen Randolph, L (5, 1) Woody Williams, R (6, 1) OBP: 0.091, SLG: 0.159 Eric Munson, L (7, 2) OBP: 0.340, SLG: 0.449		C F F S 0-3 ③ K			C X 0-1 ② L4			T B C B F B F X 3-2 ① F8	B C B X 2-1 ③ P5	2 0 0 2	0 0 0 0	0 0 0 0	0 0 0 0	0 0 0 0	1 0 0 0	0 0 0 1
Inning Stats	R: 2 H: 3 E: 0 LOB: 1 K: 0 BB: 0 S: 13 P: 20	R: 0 H: 0 E: 0 LOB: 0 K: 1 BB: 0 S: 9 P: 12	R: 0 H: 0 E: 0 LOB: 0 K: 2 BB: 0 S: 8 P: 11	R: 0 H: 0 E: 0 LOB: 1 K: 3 BB: 1 S: 11 P: 17	R: 0 H: 0 E: 0 LOB: 0 K: 0 BB: 0 S: 6 P: 8	R: 0 H: 2 E: 0 LOB: 1 K: 0 BB: 0 S: 10 P: 15	R: 0 H: 0 E: 0 LOB: 0 K: 2 BB: 0 S: 9 P: 13	R: 3 H: 2 E: 0 LOB: 0 K: 1 BB: 1 S: 17 P: 28	R: 0 H: 1 E: 0 LOB: 1 K: 0 BB: 0 S: 10 P: 15	1B: 6 SF: 1 2B: 1 SAC: 0 3B: 0 DP: 1 HR: 1 HBP: 0						

TOP

Houston Astros @ Florida Marlins

Dolphin Stadium, Miami, FL

Sun Aug 05 2007, 1:05 PM EDT
Att. 14,622 - Sunny - 91 F

livebaseballscorecards.com

AB	33
R	5
H	8
RBI	5
BB	2
SO	9
LOB	9

		WP: 0	PA: 36
		PB: 0	
		SB: 0	
		CS: 0	

PITCHER		IP	WLS	BF	H	R	ER	SO	BB	IBB	HBP	BLK	WP	HR	S	P	ERA	WHIP
Scott Olsen, L ERA: 5.43	(1, 1)	7.1	W	28	6	3	3	8	1	0	0	0	0	0	72	105	3.68	0.955
22 Matt Lindstrom, R ERA: 4.06	(8, 1)	0.2		4	1	2	2	1	1	0	0	0	0	1	11	19	27.00	3.000
Kevin Gregg, R ERA: 3.19	(9, 1)	1.0	S	4	1	0	0	0	0	0	0	0	0	0	10	15	0.00	1.000

PITCHER		IP	WLS	BF	H	R	ER	SO	BB	IBB	HBP	BLK	WP	HR	S	P	ERA	WHIP

Houston Astros @ Florida Marlins

Dolphin Stadium, Miami, FL

Sun Aug 05 2007, 1:05 PM EDT

Att. 14,622 - Sunny - 91 F

livebaseballscorecards.com

BOTTOM

Batter	1	2	3	4	5	6	7	8	9	AB	R	H	RBI	BB	SO	LOB
2 Hanley Ramirez, R (1, 6) OBP: 0.394, SLG: 0.573	K		HR	F9		12 E 12 S 12 SF8 BB		P3		4	2	1	1	1	1	1
6 Dan Uggla, R (1, 4) OBP: 0.328, SLG: 0.506	P4		HBP 1B		12 2B HBP	F9		12 1B 1B		4	1	2	0	0	0	1
Miguel Cabrera, R (1, 5) OBP: 0.409, SLG: 0.618 12 Cody Ross, R (4, 8) OBP: 0.406, SLG: 0.593	G6-3		HBP		1B 2B	SF8		1B		1 2	0 1	0 2	0 2	0 0	0 0	0 0
Mike Jacobs, L (1, 3) OBP: 0.301, SLG: 0.410		K	K		P2	F7		K		5	0	0	0	0	3	5
Todd Linden, S (1, 7) OBP: 0.301, SLG: 0.298		20 BB 27 BB 4 FC3-6 1B	F7		20 HBP 27 1B 4 SF7 1B		F8			4	2	2	1	0	0	2
27 Jeremy Hermida, L (1, 9) OBP: 0.353, SLG: 0.455		4 FC3-6 20 BB BB	K		20 HBP 1B		20 FC5-4 BB			2	0	1	0	2	1	2
20 Matt Treanor, R (1, 2) OBP: 0.379, SLG: 0.416 Miguel Olivo, R (9, 2) OBP: 0.250, SLG: 0.380		4 FC3-6 BB	G5-3		HBP		FC5-4			2 0	0 0	0 0	0 0	1 0	0 0	1 0
4 Alfredo Amezaga, S (1, 8) OBP: 0.325, SLG: 0.375 (4, 5)		FC3-6	BB		SF7		2B			2	0	1	2	1	0	2
Scott Olsen, L (1, 1) OBP: 0.231, SLG: 0.263 22 Matt Lindstrom, R (8, 1) Joe Borchard, S (8, PH) OBP: 0.287, SLG: 0.313 Kevin Gregg, R (9, 1)		K	K		F8			K		3 0 1 0	0 0 0 0	0 0 0 0	0 0 0 0	0 0 0 0	2 0 1 0	5 0 0 0
Inning Stats	R: 0 E: 0 K: 1 S: 8 H: 0 LOB: 0 BB: 0 P: 13	R: 1 E: 0 K: 2 S: 11 H: 1 LOB: 2 BB: 2 P: 23	R: 1 E: 0 K: 2 S: 18 H: 2 LOB: 2 BB: 0 P: 28	R: 0 E: 0 K: 1 S: 9 H: 0 LOB: 1 BB: 1 P: 16	R: 3 E: 0 K: 0 S: 17 H: 3 LOB: 2 BB: 0 P: 29	R: 1 E: 0 K: 0 S: 13 H: 0 LOB: 0 BB: 1 P: 20	R: 0 E: 0 K: 0 S: 7 H: 1 LOB: 2 BB: 1 P: 11	R: 0 E: 0 K: 2 S: 14 H: 2 LOB: 2 BB: 0 P: 25		1B: 6 2B: 2 3B: 0 HR: 1	SF: 2 SAC: 0 DP: 0 HBP: 3			WP: 0 PB: 0 SB: 1 CS: 0	PA: 40		

	AB	30
	R	6
	H	9
	RBI	6
	BB	5
	SO	8
	LOB	19

PITCHER		IP	WLS	BF	H	R	ER	SO	BB	IBB	HBP	BLK	WP	HR	S	P	ERA	WHIP
Matt Albers, R ERA: 6.25	(1, 1)	4.1	L	23	5	5	5	6	3	0	2	0	0	1	54	96	10.38	1.846
63 Stephen Randolph, L ERA: 12.86	(5, 1)	0.2		5	1	1	0	0	1	0	1	0	0	0	11	19	0.00	3.000
Woody Williams, R ERA: 5.37	(6, 1)	1.0		3	0	0	0	0	0	0	0	0	0	0	11	14	0.00	0.000
Mark McLemore, L ERA: 4.3	(7, 1)	2.0		9	3	0	0	2	1	0	0	0	0	0	21	36	0.00	2.000

PITCHER	IP	WLS	BF	H	R	ER	SO	BB	IBB	HBP	BLK	WP	HR	S	P	ERA	WHIP

Batter	1	2	3	4	5	6	7	8	9	10	AB	R	H	RBI	BB	SO	LOB
2 Ryan Theriot, R (1, 6) OBP: 0.348, SLG: 0.369	C FA 88 X FA 89 0-1 F9 ①		B FA 91 X CH 82 1-0 5 S 2B		X FA 89 0-0 5 G5-3 25 G4-3 2B		C FA 90 B CU 78 F CU 78 X FA 91 1-2 G1-3 ③			B FA 98 X FA 98 1-0 F8 ② 2-3	5	1	2	0	0	0	1
5 Ronny Cedeno, R (1, 4) OBP: 0.163, SLG: 0.283 15 Cliff Floyd, L (10, PH) OBP: 0.363, SLG: 0.386 (10, 9)	C FA 90 X FA 89 0-1 E4 25 1B		C CH 84 B FA 83 B CU 76 F FA 91 S CU 78 2-3 K ② 2-3		L FA 89 X CU 76 0-1 G5-3 ① 2-3			L CU 70 C FA 88 F CU 76 F CU 76 S FA 91 0-3 K ①		B SL 88 S CH 86 S SL 87 S SL 88 1-3 K ③	4 1	0 0	0 0	0 0	0 0	2 1	2 1
25 Derrek Lee, R (1, 3) OBP: 0.412, SLG: 0.513	B FA 89 C FA 89 B FA 84 B CU 76 X FA 88 3-1 1-3 1B		B FA 91 B FA 85 B FA 84 X FA 90 3-0 F8 ③		B CU 78 B FA 90 X CU 78 2-0 G4-3 3-H			B FA 89 C FA 89 C CU 76 F FA 89 B CU 78 S CU 79 2-3 K ②			4	0	1	1	0	1	1
16 Aramis Ramirez, R (1, 5) OBP: 0.356, SLG: 0.541	F FA 89 1 SAFE F FA 91 1 SAFE S CU 79 0-3 K ②			B CH 82 F FA 90 S CU 76 B FA 92 X CU 77 2-2 G5-3 ①	B FA 88 C FA 90 B FA 90 F FA 89 X CU 76 2-2 G4-3 ③			B FA 90 F CU 78 F FA 92 F FA 92 B CU 79 S CU 78 2-3 K ③			4	0	0	0	0	2	2
19 Matt Murton, R (1, 7) OBP: 0.336, SLG: 0.338 17 Mike Fontenot, L (9, PH) OBP: 0.358, SLG: 0.463 Bob Howry, L (9, 1) 43 Michael Wuertz, R (10, 1)	S FA 90 B FA 91 1 SAFE 1 SAFE B CU 76 F FA 90 F FA 91 S CU 77 2-3 K ③			X FA 84 0-0 BB BB 1B		C CU 74 X FA 89 0-1 G4-3 ①		C SL 85 S SL 88 S SL 89 0-3 K ①		3 1 0 0	0 0 0 0	1 0 0 0	0 0 0 0	0 0 0 0	1 1 0 0	2 0 0 0
Mark DeRosa, R (1, 9) OBP: 0.363, SLG: 0.421 (10, 4)		C FA 89 C CU 76 B FA 89 B CU 77 F FA 91 X CU 77 2-2 G4-3 ①		1 SAFE B FA 90 F FA 91 B FA 91 1 SAFE B FA 89 C FA 90 B FA 91 4-2 BB 1-2 BB		C S CU 77 C 0-3 K ②			C SL 86 F FA 94 F SL 89 C FA 96 0-3 K ②		3	0	0	0	1	2	0
29 Ángel Pagán, S (1, 8) OBP: 0.308, SLG: 0.442		C FA 90 B FA 91 X FA 90 1-1 G1-3 ②		C FA 91 X 0-1 F8 ②		B FA 90 B FA 84 B FA 89 C FA 89 X FA 90 3-1 F9 ③			C SL 87 S SL 87 B FA 95 S SL 88 1-3 K ③		4	0	0	0	0	1	2
Jason Kendall, R (1, 2) OBP: 0.279, SLG: 0.291		B FA 91 C FA 91 B CU 75 F FA 90 F CU 77 F FA 91 B FA 91 X FA 90 3-2 P2 ③		C CU 76 B CU 77 B FA 89 B B FA 90 4-1 1-2 2-3 BB			C FA 88 B FA 88 B FA 90 B FA 89 C FA 89 X FA 90 3-2 P6 ①			S FA 96 X FA 96 0-1 2 F8 3 SH3-4 1B	3	0	1	0	1	0	0
53 Rich Hill, L (1, 1) OBP: 0.140, SLG: 0.167 49 Carlos Marmol, R (8, 1) 3 Eric Patterson, L (9, 7)			C FA 89 S FA 90 S CU 75 0-3 K ①	C CU 78 C FA 91 C CU 77 0-3 K ③			S FA 90 X FA 90 0-1 B1-3 ②			B FA 95 L FA 94 B FA 95 1 SAFE B FA 95 X FA 95 3-1 SH3-4 ① 1-2	3 0 0	0 0 0	0 0 0	0 0 0	0 0 0	2 0 0	3 0 0
Inning Stats	R: 0 H: 1 E: 1 LOB: 2 K: 2 BB: 0 S: 13 P: 18	R: 0 H: 0 E: 0 LOB: 0 K: 0 BB: 0 S: 11 P: 17	R: 0 H: 1 E: 0 LOB: 1 K: 2 BB: 0 S: 8 P: 14	R: 0 H: 1 E: 0 LOB: 3 K: 1 BB: 2 S: 12 P: 22	R: 1 H: 1 E: 0 LOB: 0 K: 0 BB: 0 S: 7 P: 11	R: 0 H: 0 E: 0 LOB: 0 K: 1 BB: 0 S: 7 P: 10	R: 0 H: 0 E: 0 LOB: 0 K: 0 BB: 0 S: 8 P: 12	R: 0 H: 0 E: 0 LOB: 0 K: 3 BB: 0 S: 13 P: 17	R: 0 H: 0 E: 0 LOB: 0 K: 3 BB: 0 S: 10 P: 11	R: 0 H: 1 E: 0 LOB: 1 K: 1 BB: 0 S: 8 P: 13	1B: 3 2B: 2 3B: 0 HR: 0	SF: 0 SAC: 1 DP: 0 HBP: 0					

PITCHER		IP	WLS	BF	H	R	ER	SO	BB	IBB	HBP	BLK	WP	HR	S	P	ERA	WHIP
51 Wandy Rodriguez, L ERA: 4.5	(1, 1)	8.0		31	4	1	1	9	2	0	0	0	0	0	79	121	1.12	0.750
Chad Qualls, R ERA: 3.3	(9, 1)	1.0		3	0	0	0	3	0	0	0	0	0	0	10	11	0.00	0.000
Brad Lidge, R ERA: 2.72	(10, 1)	1.0	W	4	1	0	0	1	0	0	0	0	0	0	8	13	0.00	1.000

PITCHER	IP	WLS	BF	H	R	ER	SO	BB	IBB	HBP	BLK	WP	HR	S	P	ERA	WHIP

TOP

Chicago Cubs @ Houston Astros
Minute Maid Park, Houston, TX

Mon Aug 06 2007, 7:05 PM CDT
Att. 36,459 - Roof Closed - 73 F

livebaseballscorecards.com

AB	35
R	1
H	5
RBI	1
BB	2
SO	13
LOB	14

1B: 3 SF: 0
2B: 2 SAC: 1
3B: 0 DP: 0
HR: 0 HBP: 0

WP: 0 PA: 38
PB: 0
SB: 1
CS: 0

Chicago Cubs @ Houston Astros

Minute Maid Park, Houston, TX

Mon Aug 06 2007, 7:05 PM CDT

Att. 36,459 - Roof Closed - 73 F

livebaseballscorecards.com

BOTTOM

Batter	1	2	3	4	5	6	7	8	9	10	AB	R	H	RBI	BB	SO	LOB
Craig Biggio, R (1, 4) OBP: 0.284, SLG: 0.383	B FA 91 F FA 91 C CU 74 F CU 73 B FA 92 B CU 74 F FA 91 B FA 93 4-2 G6-4-3 BB		C CU 74 B FA 89 C FA 92 S CU 75 1-3 ③ K			X FA 86 0-0 ① G3-1		C CU 82 X CU 80 0-1 ③ F8			3	0	0	0	1	1	0
Chad Qualls, R (9, 1)											0	0	0	0	0	0	0
Brad Lidge, R (10, 1)											0	0	0	0	0	0	0
Mark Loretta, R (1, 3) OBP: 0.357, SLG: 0.366	B FA 91 B FA 92 B FA 92 C FA 92 F FA 92 1 SAFE X FA 92 3-2 ① ② G6-4-3 1-2f			C CU 74 F FA 92 F FA 92 C 0-3 ① K		B FA 91 B FA 91 C FA 92 X FA 85 2-1 ② G6-3			C FA 96 B FA 95 X FA 94 1-1 ① P2		4	0	0	0	0	1	1
(9, 4)																	
17 Lance Berkman, S (1, 9) OBP: 0.369, SLG: 0.446	F FA 92 B FA 86 C CU 74 C FA 92 1-3 ③ K			B CU 76 S FA 87 B CU 72 X FA 92 2-1 ② P3		C CU 74 S CU 74 F FA 92 B FA 92 B CU 74 B FA 91 X FA 91 3-2 ③ P2			S FA 95 S FA 95 F FA 95 B FA 94 S FA 94 1-3 ② K		4	0	0	0	0	2	0
45 Carlos Lee, R (1, 7) OBP: 0.355, SLG: 0.539		B FA 92 B FA 92 S FA 84 C CU 75 X FA 93 2-2 21 S 1B		B FA 92 C FA 89 X 1-1 HR			B B B C B 4-1 16 FC5-4 BB		B FA 95 B FA 95 B FA 94 X FA 96 3-0 ③ F9		3	1	2	1	1	0	0
21 Ty Wigginton, R (1, 5) OBP: 0.336, SLG: 0.454		B FA 91 C FA 85 C B CU 74 F FA 85 S FA 92 2-3 ① K 1-2		S FA 93 C CU 74 B FA 92 S CU 74 1-3 ③ K			1 SAFE B FA 91 1 SAFE X FA 91 1-0 ① F8			S SL 84 S SL 85 B SL 86 B FA 92 B SL 86 B SL 87 4-2 WP 16 SH2-4 1B BB	3	1	0	0	1	2	2
16 Jason Lane, R (1, 8) OBP: 0.220, SLG: 0.339		C FA 92 X CU 74 0-1 ② F7			S FA 92 C FA 91 F FA 93 B CU 73 F CU 74 X FA 92 1-2 ① P4		C FA 91 X CU 75 0-1 ② FC5-4 1-2f			1 SAFE L FA 89 X SL 85 0-1 ① SH2-4 1-2	3	0	0	0	0	0	2
Eric Bruntlett, R (1, 6) OBP: 0.365, SLG: 0.292		B CU 74 B FA 91 B FA 91 C FA 91 F FA 91 X FA 92 3-2 ③ L3			X FA 85 0-0 ② P4		T FA 91 B CU 75 F FA 91 B FA 91 X CU 73 2-2 ③ G4-3			C SL 85 X SL 85 0-1 ② F7	4	0	0	0	0	0	3
Brad Ausmus, R (1, 2) OBP: 0.313, SLG: 0.306 Orlando Palmeiro, L (8, PH) OBP: 0.333, SLG: 0.280 Eric Munson, L (9, 2) OBP: 0.347, SLG: 0.456			B FA 90 X FA 90 1-0 ① F8		B FA 93 B FA 92 X FA 92 2-0 1B			B FA 95 B FA 94 C FA 94 C FA 94 B FA 95 F CU 79 S CU 80 3-3 ① K		B SL 87 B SL 86 C SL 86 B S SL 87 X SL 87 3-2 2-H 1B	2	0	1	0	0	0	0
											1	0	0	0	1	0	0
											1	0	1	1	0	0	0
51 Wandy Rodriguez, S (1, 1) OBP: 0.171, SLG: 0.176 Mike Lamb, L (8, PH) OBP: 0.378, SLG: 0.481			C FA 91 S FA 92 X CU 73 0-2 ② G5-3		S FA 91 S FA 92 B FA 93 C FA 92 1-3 ③ K			S FA 96 B CU 81 C FA 96 F CU 80 F FA 95 X CU 79 1-2 ② G3			2	0	0	0	0	1	1
(9, 3)											1	0	0	0	0	0	0

Inning Stats	1	2	3	4	5	6	7	8	9	10
R:	0	0	0	1	0	0	0	0	0	1
E:	0	0	0	0	0	0	0	0	0	0
K:	1	1	1	2	1	0	0	1	1	0
S:	10	12	7	11	10	7	7	11	7	9
H:	0	1	0	1	1	0	0	0	0	1
LOB:	0	1	0	0	0	0	0	0	0	1
BB:	1	0	0	0	0	0	1	0	0	1
P:	18	19	9	15	14	12	14	15	12	16

1B:	3	SF: 0
2B:	0	SAC: 1
3B:	0	DP: 1
HR:	1	HBP: 0

PITCHER		IP	WLS	BF	H	R	ER	SO	BB	IBB	HBP	BLK	WP	HR	S	P	ERA	WHIP
53 Rich Hill, L	(1, 1)	7.0		25	3	1	1	6	2	0	0	0	0	1	64	101	1.29	0.714
ERA: 3.54																		
49 Carlos Marmol, R	(8, 1)	1.0		3	0	0	0	1	0	0	0	0	0	0	11	15	0.00	0.000
ERA: 1.67																		
Bob Howry, R	(9, 1)	1.0		3	0	0	0	1	0	0	0	0	0	0	7	12	0.00	0.000
ERA: 3.88																		
43 Michael Wuertz, R	(10, 1)	0.2	L	4	1	1	1	0	1	0	0	0	1	0	9	16	13.50	3.000
ERA: 3.46																		

PITCHER		IP	WLS	BF	H	R	ER	SO	BB	IBB	HBP	BLK	WP	HR	S	P	ERA	WHIP

WP:	1
PB:	0
SB:	1
CS:	0
PA:	35

AB	31
R	2
H	4
RBI	2
BB	3
SO	8
LOB	9

Batter	1	2	3	4	5	6	7	8	9	AB	R	H	RBI	BB	SO	LOB
2 Ryan Theriot, R (1, 6) OBP: 0.349, SLG: 0.368	B B B B 4-0 17 1B 15 BB BB	X FA 85 0-0 ② P3		C F B C 1-3 ② K			C SL 83 F FA 90 B FA 91 X FA 90 1-2 E9 25 WP 1B		C FA 96 S SL 88 S SL 87 0-3 ③ K2-3	4	1	1	0	1	2	1
17 Mike Fontenot, L (1, 4) OBP: 0.356, SLG: 0.457	C FA 86 C FA 86 1 SAFE F FA 86 X 0-2 15 BB 25 BB 1-3 1B	B X 1-0 ③ G3		B B F X 2-1 ③ F7			F FA 91 F FA 91 C SL 86 0-3 ① K			4	0	1	0	0	1	2
25 Derrek Lee, R (1, 3) OBP: 0.411, SLG: 0.509	B CU 76 B FA 86 B FA 87 B FA 87 4-0 15 BB 1-2 BB		C CH 84 C CH 84 B CU 72 B FC 85 B FA 86 F FA 87 C FA 87 3-3 ① K		C CH 77 F SL 80 S FA 86 0-3 ① K		C FA 91 C FA 92 B SL 86 C FA 92 1-3 ② K 2-3			3	0	0	0	1	3	1
15 Cliff Floyd, L (1, 9) OBP: 0.366, SLG: 0.385	B SL 86 F FA 87 S FA 88 B FA 88 B SL 83 B SL 84 4-2 1-2 2-3 3-H BB		F FA 87 B FA 86 X FA 86 1-1 BB 1B 1B		C SL 83 B FA 86 F SL 72 B SL 86 B FA 88 F CH 79 X 3-2 ② G3		C FA 92 C FA 91 F FA 92 B SL 86 B SL 85 X FA 91 2-2 ③ G6-3			3	0	1	1	1	0	1
Mark DeRosa, R (1, 5) OBP: 0.361, SLG: 0.419	C SL 84 C FA 87 F FA 87 F FA 86 D SL 83 F SL 83 B CU 77 S FA 87 2-3 ① K		C FA 86 D SL 83 X FA 86 1-1 BB 1-2 1B		B FA 86 B FC 86 F FA 87 F FA 86 B FA 88 X FA 88 3-2 ③ F9			C SL 84 F FA 94 C SL 88 0-3 ① K		4	0	1	0	0	2	3
Jacque Jones, L (1, 8) OBP: 0.310, SLG: 0.345	X CU 76 0-0 ② P6		B SL 84 B FA 86 S SL 85 F CU 75 F FA 86 F SL 85 F CU 76 X CU 76 2-2 ② F7			C CH 84 C CH 85 X FA 85 0-2 ① F8		B FA 93 B FA 93 X FA 92 2-0 ② G3		4	0	0	0	0	0	5
Jason Kendall, R (1, 2) OBP: 0.278, SLG: 0.289	C CU 76 B FA 86 B FA 87 C FA 86 F FA 86 D FA 87 F FA 86 X FA 87 3-2 ③ F9		B FA 86 B SL 83 C FA 87 D FC 87 B 4-1 1-2 2-3 BB			C CU 88 F FA 87 X FA 86 0-2 ② G6-3		C FA 93 X FA 94 0-1 ③ G6-3		3	0	0	0	1	0	3
3 Eric Patterson, L (1, 7) OBP: 0.333, SLG: 0.333 34 Kerry Wood, R (6, 1) 46 Ryan Dempster, R (8, 1) 29 Ángel Pagán, S (9, PH) OBP: 0.306, SLG: 0.439		B CH 84 F CH 85 C FA 86 B SL 85 X SL 84 2-2 45 SH5-3 1B	B CU 76 B FA 87 S FA 87 F FA 88 S FA 89 2-3 ③ K			F CH 78 F FA 86 B FA 87 F FA 87 B FA 87 F CU 77 S FA 88 2-3 ③ K			L FA 95 C SL 86 B SL 88 F SL 87 F SL 86 F SL 87 B FA 95 F SL 86 S FA 95 2-3 ① K	3 0 0 1	0 0 0 0	1 0 0 0	0 0 0 0	0 0 0 0	2 0 0 1	3 0 0 0
45 Sean Marshall, L (1, 1) OBP: 0.091, SLG: 0.095 19 Matt Murton, R (6, 7) OBP: 0.338, SLG: 0.363		X FA 85 0-0 ① SH5-3 1-2		C S B S 1-3 ① K			S FA 90 B FA 91 X FA 90 1-1 HR		F FA 96 B FA 96 S FA 97 S SL 87 1-3 ② K	1 2	0 1	0 1	0 1	0 0	1 1	0 0
Inning Stats	R: 1 E: 0 K: 1 S: 18 H: 1 LOB: 3 BB: 3 P: 35	R: 0 E: 0 K: 0 S: 6 H: 1 LOB: 1 BB: 0 P: 9	R: 0 E: 0 K: 2 S: 18 H: 2 LOB: 3 BB: 1 P: 31	R: 0 E: 0 K: 2 S: 8 H: 0 LOB: 0 BB: 0 P: 12	R: 0 E: 0 K: 1 S: 10 H: 0 LOB: 0 BB: 0 P: 16	R: 0 E: 0 K: 1 S: 11 H: 0 LOB: 0 BB: 0 P: 13	R: 1 E: 1 K: 2 S: 15 H: 2 LOB: 1 BB: 0 P: 20	R: 0 E: 0 K: 1 S: 6 H: 0 LOB: 0 BB: 0 P: 8	R: 0 E: 0 K: 3 S: 13 H: 0 LOB: 0 BB: 0 P: 16	1B: 5 2B: 0 3B: 0 HR: 1 SF: 0 SAC: 1 DP: 0 HBP: 0						

Chicago Cubs @ Houston Astros

Minute Maid Park, Houston, TX

Tue Aug 07 2007, 7:05 PM CDT

Att. 37,561 - Roof Closed - 73 F

TOP

livebaseballscorecards.com

AB	32
R	2
H	6
RBI	2
BB	4
SO	13
LOB	19

PITCHER		IP	WLS	BF	H	R	ER	SO	BB	IBB	HBP	BLK	WP	HR	S	P	ERA	WHIP
Woody Williams, R ERA: 5.21	(1, 1)	6.0	W	26	4	1	1	7	4	0	0	0	0	0	71	116	1.50	1.333
Dave Borkowski, R ERA: 5.36	(7, 1)	1.0		5	2	1	1	2	0	0	0	0	1	1	15	20	9.00	2.000
Chad Qualls, R ERA: 3.24	(8, 1)	1.0	H	3	0	0	0	1	0	0	0	0	0	0	6	8	0.00	0.000
Brad Lidge, R ERA: 2.66	(9, 1)	1.0	S	3	0	0	0	3	0	0	0	0	0	0	13	16	0.00	0.000

PITCHER	IP	WLS	BF	H	R	ER	SO	BB	IBB	HBP	BLK	WP	HR	S	P	ERA	WHIP

WP: 1 PB: 0 SB: 0 CS: 0 PA: 37

BOTTOM

Batter	1	2	3	4	5	6	7	8	9	AB	R	H	RBI	BB	SO	LOB
Craig Biggio, R (1, 4) OBP: 0.284, SLG: 0.382 Chad Qualls, R (8, 1) Brad Lidge, R (9, 1)	B SL 85 X FA 85 1-0 G5-3 ①		C C B B S 2-3 K ②			X CH 78 0-0 SH2-4 ① 2-3	B CU 74 F FA 91 B FA 92 X FA 92 2-1 F8 ②			4 0 0	1 0 0	1 0 0	1 0 0	0 0 0	1 0 0	0 0 0
Mark Loretta, R (1, 3) OBP: 0.359, SLG: 0.368 (8, 4)	C SL 86 B CH 81 F CH 82 B FA 88 X SL 81 2-2 G5-3 ②		C X 0-1 L6 ③			S CU 74 B SL 83 X SL 82 1-1 1B 17 1B 3-H 1B	S SL 82 B CU 76 S CU 82 B FA 93 B CU 76 S FA 92 3-3 K ③			4	1	2	0	0	0	0
17 Lance Berkman, S (1, 9) OBP: 0.368, SLG: 0.444	B FA 87 S SL 82 X FA 88 1-1 F8 ③			C CH 80 X CU 72 0-1 G4-3 ①		F CH 81 X CU 72 0-1 17 1B 45 2B 1-2 1B		C SL 84 X FA 91 0-1 45 BB 1B		4	1	1	1	0	1	1
45 Carlos Lee, R (1, 7) OBP: 0.358, SLG: 0.542		B SL 86 C SL 82 B CH 83 X SL 85 2-1 21 G6-4-3 1B		B CU 74 X CH 82 1-0 G3-1 ②		B CH 82 F CH 83 B SL 81 X CH 81 2-1 45 2B 21 1B 1-2 2-H 1B		C FA 91 S CH 83 S CH 82 0-3 K ①		3	0	2	1	1	0	0
21 Ty Wigginton, R (1, 5) OBP: 0.336, SLG: 0.452		F FA 87 X CH 81 0-1 G6-4-3 ①② 1-2f		B CU 74 S SL 82 X CU 75 1-1 G3-1 ③		B CH 87 X SL 84 1-0 21 1B 1-3 2-H 2B		B SL 84 B SL 85 B CH 82 B FA 91 4-0 1-2 BB		4	0	1	1	0	0	3
16 Jason Lane, R (1, 8) OBP: 0.221, SLG: 0.360		X FA 87 0-0 HR ①			B SL 82 B FA 86 X 2-0 G3 ①	B CU 76 S CU 76 B CU 76 S CU 83 B FA 94 F CU 76 X FA 93 3-2 2-3 3-H 1B		D SL 86 X SL 85 1-0 F8 ②		4	1	1	1	0	1	4
Eric Bruntlett, R (1, 6) OBP: 0.364, SLG: 0.293		B FA 87 B CH 82 C FA 87 F FA 87 X SL 82 2-2 S S 1B			B FA 88 F CH 84 S CU 74 C CU 75 1-3 K ②	B FA 93 B CU 76 S FA 94 B CU 75 X FA 92 3-1 F9 ②		X SL 85 0-0 G1-3 ③		3	0	1	0	0	0	2
Brad Ausmus, R (1, 2) OBP: 0.313, SLG: 0.310		B SL 86 C FA 86 B CH 81 1 SAFE 2-1 S ③ 1-3			C SL 82 S SL 84 B SL 80 B CU 75 B SL 83 F SL 83 X SL 87 3-2 G1-3 ③	C FA 92 X CU 76 0-1 L6 ③				4	1	1	0	0	0	1
Woody Williams, R (1, 1) OBP: 0.089, SLG: 0.156 Chris Burke, R (6, PH) OBP: 0.312, SLG: 0.365 Dave Borkowski, R (7, 1) Mike Lamb, L (7, PH) OBP: 0.377, SLG: 0.479 (8, 3)			B FA 87 C SL 84 B CU 75 X CU 74 2-1 G6-3 ①			X SL 84 0-0 SH2-4 1B 2B	B FA 92 B SL 82 B FA 91 C FA 91 X FA 92 3-1 G6-3 ①			1 0 0 1	0 0 0 0	0 0 0 0	0 0 0 0	0 0 0 0	1 0 0 0	0 0 0 0
Inning Stats	R: 0 E: 0 K: 0 S: 6 H: 0 LOB: 0 BB: 0 P: 10	R: 1 E: 0 K: 0 S: 9 H: 3 LOB: 1 BB: 0 P: 15	R: 0 E: 0 K: 1 S: 7 H: 0 LOB: 0 BB: 0 P: 11	R: 0 E: 0 K: 0 S: 5 H: 0 LOB: 0 BB: 0 P: 7	R: 0 E: 0 K: 1 S: 8 H: 0 LOB: 0 BB: 0 P: 14	R: 4 E: 0 K: 0 S: 17 H: 6 LOB: 2 BB: 0 P: 27	R: 0 E: 0 K: 1 S: 7 H: 0 LOB: 0 BB: 0 P: 15	R: 0 E: 0 K: 1 S: 7 H: 1 LOB: 2 BB: 1 P: 12		1B: 7 2B: 2 3B: 0 HR: 1 SF: 0 SAC: 1 DP: 1 HBP: 0				WP: 0 PB: 0 SB: 1 CS: 0 PA: 34		

PITCHER		IP	WLS	BF	H	R	ER	SO	BB	IBB	HBP	BLK	WP	HR	S	P	ERA	WHIP
45 Sean Marshall, L ERA: 4.17	(1, 1)	5.1	L	22	7	5	5	2	0	0	0	0	0	1	43	68	8.44	1.312
34 Kerry Wood, R ERA:	(6, 1)	1.2		7	2	0	0	1	0	0	0	0	0	0	16	31	0.00	1.200
46 Ryan Dempster, R ERA: 3.8	(8, 1)	1.0		5	1	0	0	1	1	0	0	0	0	0	7	12	0.00	2.000

PITCHER	IP	WLS	BF	H	R	ER	SO	BB	IBB	HBP	BLK	WP	HR	S	P	ERA	WHIP

Chicago Cubs @ Houston Astros

Minute Maid Park, Houston, TX

Tue Aug 07 2007, 7:05 PM CDT

Att. 37,561 - Roof Closed - 73 F

livebaseballscorecards.com

AB	32
R	5
H	10
RBI	5
BB	1
SO	4
LOB	11

Batter	1	2	3	4	5	6	7	8	9	AB	R	H	RBI	BB	SO	LOB
2 Ryan Theriot, R (1, 6) OBP: 0.352, SLG: 0.371	C FA 94 C FA 93 B FA 94 X SL 82 1-2 G6-3		C FA 93 B FA 94 S FA 92 X FA 93 1-2 25 BB 1B	C FA 94 B X 1-1 L4			C FA 90 X SL 85 0-1 2B 25 G5-3 1B	B FA 92 B FA 93 B FA 93 C FA 91 X FA 91 3-1 1B DI 1-H 1B		5	1	3	1	0	0	3
Jacque Jones, L (1, 8) OBP: 0.315, SLG: 0.351	B CU 71 B CU 71 B FA 94 B FA 92 4-0 25 BB BB		1 SAFE X FA 92 0-0 L6		C FA 95 X CU 73 0-1 P6		B FA 90 B SL 84 X FA 90 2-0 1-3 2B	B CU 77 B FA 93 X FA 93 2-0 25 FC6-4 1-3 1B		4	0	2	0	1	0	1
25 Derrek Lee, R (1, 3) OBP: 0.411, SLG: 0.505	B FA 93 F FA 94 C SL 79 B CU 65 B CU 79 F FA 93 F FA 93 B FA 93 4-2 15 G4-6-3 1-2 BB		B FA 92 C CU 79 B FA 93 B FA 92 B SL 82 4-1 1-2 BB		S CU 84 B FA 95 T FA 95 F CU 82 B CU 84 X FA 95 2-2 L9		C FA 90 B FA 91 B CU 76 B FA 91 X FA 90 3-1 G5-3 3-H	C FA 93 D CU 80 B CU 79 F FA 93 X FA 94 2-2 FC6-4 1-2f		3	0	0	1	2	0	3
15 Cliff Floyd, L (1, 9) OBP: 0.366, SLG: 0.382	X FA 94 0-0 G4-6-3 1-2f		C FA 94 C SL 86 B CU 66 B CH 85 X CU 68 2-2 F7		C SL 86 S FA 95 S CU 81 0-3 K2-3		B SL 76 B FA 86 B FA 86 B FA 86 4-0 BB		B FA 88 S FA 88 C SL 87 B FA 89 X SL 87 2-2 G6-4-3 1B	4	0	1	0	1	1	4
Mark DeRosa, R (1, 5) OBP: 0.362, SLG: 0.421		F FA 94 B CU 81 B FA 93 T FA 92 F FA 93 F X 2-2 17 G4-3 19 FC6-2 2B	C SL 82 F FA 93 X FA 93 0-2 BB 17 1B 1B		B FA 92 X CU 83 1-0 G3-1		B FA 87 F FA 86 X FA 87 1-1 F7		S FA 90 B FA 88 C SL 86 B FA 91 X SL 88 2-2 G6-4-3 1-2f	5	0	2	0	0	0	3
17 Mike Fontenot, L (1, 4) OBP: 0.351, SLG: 0.450		B FA 93 X CU 70 1-0 G4-3 2-3	F B C X 1-2 BB 1B		B SL 82 C FA 93 S CU 70 B CU 69 B CU 69 X FA 93 3-2 F8		C FA 86 F SL 75 B CU 73 B FA 87 B FA 87 X FA 85 3-2 G3		X FA 89 0-0 G4-3	5	0	1	0	0	0	3
19 Matt Murton, R (1, 7) OBP: 0.342, SLG: 0.367		C FA 92 B X 1-1 FC6-2 3-H	F X FA 93 0-1 F8		B CU 71 F FA 94 F FA 94 X FA 95 1-2 1B 1B			C FA 92 B CU 77 X FA 93 1-1 20 FC3-6 1B		4	0	2	0	0	0	3
Koyie Hill, S (1, 2) OBP: 0.232, SLG: 0.273		1 SAFE B C FA 94 B FA 92 S FA 94 1 SAFE F CU 70 B FA 93 X 3-2 G6-3	C SL 84 D CU 69 B FA 93 B FA 91 C FA 91 B FA 91 4-2 1-2 2-3 BB		C FA 93 B FA 93 B FA 92 X FA 93 2-1 1-2 1B			F FA 90 X CH 82 0-1 F7		3	0	1	0	1	0	2
38 Carlos Zambrano, S (1, 1) OBP: 0.267, SLG: 0.383 47 Scott Eyre, L (6, 1) 43 Michael Wuertz, R (6, 1) 20 Felix Pie, L (8, PH) OBP: 0.270, SLG: 0.343 36 Sean Gallagher, R (8, 1)			F FA 94 S CU 71 B FA 95 S CU 69 1-3 K 0-3 K		S FA 94 B FA 94 C FA 92 F FA 94 S CU 67 1-3 K			X FA 92 0-0 FC3-6 2 DI 2 1B 1-2f		3 0 0 1 0	0 0 0 1 0	0 0 0 1 0	0 0 0 0 0	3 0 0 0 0	5 0 0 1 0
Inning Stats	R: 0 E: 0 K: 0 S: 8 H: 0 LOB: 1 BB: 2 P: 17	R: 0 E: 0 K: 0 S: 12 H: 1 LOB: 1 BB: 0 P: 19	R: 0 E: 0 K: 1 S: 11 H: 1 LOB: 2 BB: 1 P: 19	R: 0 E: 0 K: 1 S: 15 H: 2 LOB: 3 BB: 1 P: 21	R: 0 E: 0 K: 1 S: 9 H: 0 LOB: 0 BB: 0 P: 11	R: 0 E: 0 K: 1 S: 13 H: 2 LOB: 2 BB: 0 P: 21	R: 1 E: 0 K: 0 S: 10 H: 2 LOB: 2 BB: 1 P: 23	R: 1 E: 0 K: 0 S: 11 H: 3 LOB: 2 BB: 0 P: 19	R: 0 E: 0 K: 0 S: 7 H: 1 LOB: 0 BB: 0 P: 11	1B: 10 2B: 2 3B: 0 HR: 0 SF: 0 SAC: 0 DP: 2 HBP: 0						

PITCHER		IP	WLS	BF	H	R	ER	SO	BB	IBB	HBP	BLK	WP	HR	S	P	ERA	WHIP
44 Roy Oswalt, R ERA: 3.42	(1, 1)	6.0	W	27	6	0	0	4	4	0	0	0	0	0	68	108	0.00	1.667
Dave Borkowski, R ERA: 5.51	(7, 1)	0.1		3	2	1	1	0	0	0	0	0	0	0	5	10	27.00	6.000
Trever Miller, L ERA: 4.64	(7, 1)	0.2		3	0	0	0	0	1	0	0	0	0	0	5	13	0.00	1.500
Matt Albers, R ERA: 6.3	(8, 1)	1.0		6	3	1	1	0	0	0	0	0	0	0	11	19	9.00	3.000
Brian Moehler, R ERA: 5.22	(9, 1)	1.0		3	1	0	0	0	0	0	0	0	0	0	7	11	0.00	1.000

PITCHER	IP	WLS	BF	H	R	ER	SO	BB	IBB	HBP	BLK	WP	HR	S	P	ERA	WHIP

TOP

Chicago Cubs @ Houston Astros

Minute Maid Park, Houston, TX

Wed Aug 08 2007, 7:05 PM CDT
Att. 41,655 - Roof Closed - 73 F

livebaseballscorecards.com

AB	37
R	2
H	12
RBI	2
BB	5
SO	4
LOB	28

PA: 42
WP: 0
PB: 0
SB: 0
CS: 0

Chicago Cubs @ Houston Astros

Minute Maid Park, Houston, TX

Wed Aug 08 2007, 7:05 PM CDT

Att. 41,655 - Roof Closed - 73 F

BOTTOM

Batter	1	2	3	4	5	6	7	8	9	AB	R	H	RBI	BB	SO	LOB
Craig Biggio, R (1, 4) OBP: 0.283, SLG: 0.387	B FA 88 X FC 88 1-0 F8 ①		B FA 91 B CU 82 C SL 79 X SL 89 2-1 HR	C FA 92 X FA 93 0-1 FC4 1-2		C FA 90 X SL 82 0-1 G6-3 ② 1-2 2-3	S SL 87 S CH 84 B SL 87 F SL 85 S SL 86 1-3 K ③			5	1	1	1	0	1	3
Matt Albers, L (8, 1) OBP: 0.154, SLG: 0.154										0	0	0	0	0	0	0
Brian Moehler, R (9, 1) OBP: 0.250, SLG: 0.250										0	0	0	0	0	0	0
Mike Lamb, L (1, 5) OBP: 0.374, SLG: 0.477	C FA 90 B FA 91 X FA 89 1-1 F8 ②		B FA 94 C FA 93 S FA 91 F SL 86 F CH 86 F FA 93 F FA 93 X CU 64 1-2 G3-1 ②	X FA 92 0-0 F8 ③		F FC 89 S FA 92 F FA 90 X CU 85 0-2 45 1B BB 2-H 3-H 2B		F FA 93 B FA 93 B CU 72 S CU 73 F FA 93 F CU 73 X 2-2 G5-3 ①		5	1	1	2	0	0	2
17 Lance Berkman, S (1, 3) OBP: 0.371, SLG: 0.451	C FA 91 B FA 89 F SL 77 S FA 92 1-3 K ③		C FA 92 B CU 85 B CH 82 B FA 90 B FC 91 4-1 45 1B 3B BB		X 0-0 HR	C B FA 90 B FA 88 B FA 89 F SL 82 F SL 83 D 4-2 BB 45 1B BB		B CU 73 C FA 94 X FA 94 1-1 G6-3 ②		3	2	1	1	2	1	0
45 Carlos Lee, R (1, 7) OBP: 0.361, SLG: 0.546		C FA 92 B FC 91 B X FA 93 2-1 1B 2B	B CU 81 C FA 92 F FA 93 F FA 94 F CH 85 X CH 86 1-2 3B 1-3 1B		B SL 82 B FA 92 X FA 92 2-0 G5-3 ①	C FA 91 X CH 80 0-1 BB 1-2 2-3 1B		B CU 78 B FA 93 B FA 94 C FA 93 F FA 94 X 3-2 2B		4	1	3	0	0	0	0
Dave Borkowski, R (7, 1)										0	0	0	0	0	0	0
Trever Miller, R (7, 1)										0	0	0	0	0	0	0
Chris Burke, R (8, 4) OBP: 0.315, SLG: 0.373										1	0	1	0	0	0	0
Luke Scott, L (1, 9) OBP: 0.349, SLG: 0.500		B B FC 88 B FC 88 S FC 87 C FA 92 S CU 82 3-3 K ①	1 SAFE F FC 90 B FA 91 B FA 92 S SL 84 X FA 91 2-2 1-H 3-H 3B		C FA 93 S CU 85 S CH 85 0-3 K ②	B SL 83 S SL 81 D SL 83 B FA 90 S FA 89 B FA 89 4-2 16 FC6-4 1-2 2-3 3-H BB		B FA 90 B CU 73 B CU 73 C FA 91 B FA 93 4-1 16 FC6-4 BB		3	0	1	3	2	2	1
16 Jason Lane, R (1, 8) OBP: 0.213, SLG: 0.346	B FA 91 B FA 92 C FA 92 C FA 91 F FA 93 S SL 86 2-3 K2-3 ②	B FA 91 X FA 92 1-0 G6-3 ③	B FA 92 B FA 91 F FA 93 F CU 84 B FA 89 S SL 85 3-3 K2-3 ③		X SL 86 0-0 FC6-4 ③ 1-2f		D CU 75 X FA 94 1-0 FC6-4 ③ 1-2f			5	0	0	0	0	2	7
Eric Bruntlett, R (1, 6) OBP: 0.369, SLG: 0.295	X FA 92 0-0 2-3 1B			C FA 88 B CH 86 X SL 83 1-1 G6-3 ①		C CH 85 B CH 84 B FA 89 B CH 86 B FA 89 4-1 G6-3 SH2-4 2B BB	F FA 90 B CH 84 F FA 90 B FA 92 B SL 87 X FA 91 3-2 G5-3 ①			3	1	1	0	1	0	0
Brad Ausmus, R (1, 2) OBP: 0.313, SLG: 0.321	C FC 91 B FA 90 B FC 84 C SL 83 C FA 92 2-3 K ③			S FC 88 X SL 82 0-1 G6-3 ②		M CH 77 X CH 82 0-1 SH2-4 ① 1-2	S FA 92 S SL 85 B FA 92 B SL 88 F FA 92 B FA 91 F FA 92 X FA 93 3-2 HR			3	1	1	1	0	1	2
44 Roy Oswalt, R (1, 1) OBP: 0.160, SLG: 0.146			B SL 86 B FC 86 B FA 88 C FC 88 X CH 87 3-1 P5 ①	B FA 90 B FA 90 C FA 91 F FA 92 F FA 91 B SI 90 X FC 90 3-2 E 1B		2 SAFE B CH 88 B CH 87 C FA 90 F CU 81 B SL 88 B FA 90 4-2 G6-3 2B BB	B FA 92 C SL 85 X SL 86 1-1 F8 ②			2	0	1	0	0	0	0
Orlando Palmeiro, L (6, PH) OBP: 0.337, SLG: 0.277 (7, 7)										1	1	0	0	1	0	0
Inning Stats	R: 0 E: 0 K: 1 S: 6 H: 0 LOB: 0 BB: 0 P: 9	R: 0 E: 0 K: 3 S: 13 H: 2 LOB: 2 BB: 0 P: 22	R: 3 E: 0 K: 0 S: 21 H: 3 LOB: 1 BB: 1 P: 35	R: 0 E: 1 K: 0 S: 11 H: 1 LOB: 2 BB: 0 P: 15	R: 1 E: 0 K: 2 S: 8 H: 1 LOB: 0 BB: 0 P: 13	R: 3 E: 0 K: 0 S: 19 H: 2 LOB: 3 BB: 4 P: 35	R: 1 E: 0 K: 1 S: 14 H: 1 LOB: 0 BB: 0 P: 22	R: 0 E: 0 K: 0 S: 12 H: 1 LOB: 2 BB: 1 P: 23		1B: 4 2B: 3 3B: 1 HR: 3 SF: 0 SAC: 1 DP: 0 HBP: 0						

livebaseballscorecards.com

AB	35
R	8
H	11
RBI	8
BB	6
SO	7
LOB	15

WP: 0 PA: 42
PB: 0
SB: 0
CS: 0

PITCHER	IP	WLS	BF	H	R	ER	SO	BB	IBB	HBP	BLK	WP	HR	S	P	ERA	WHIP
38 Carlos Zambrano, R (1, 1) ERA: 3.69	5.2	L	29	8	7	7	6	3	0	0	0	0	2	70	113	11.12	1.941
47 Scott Eyre, L (6, 1) ERA: 5.45	0.0		3	1	0	0	0	2	0	0	0	0	0	7	15	∞	∞
43 Michael Wuertz, R (6, 1) ERA: 3.54	1.1		5	1	1	1	1	0	0	0	0	0	1	15	23	6.75	0.750
36 Sean Gallagher, R (8, 1) ERA: 5.25	1.0		5	1	0	0	0	1	0	0	0	0	0	12	23	0.00	2.000

PITCHER	IP	WLS	BF	H	R	ER	SO	BB	IBB	HBP	BLK	WP	HR	S	P	ERA	WHIP

Batter	1	2	3	4	5	6	7	8	9	10	11	AB	R	H	RBI	BB	SO	LOB
23 Rickie Weeks Jr., R (1, 4) OBP: 0.337, SLG: 0.360	G5-3		BB			28 HBP 1 S 2 2B BB	1 SH5-4 BB				1 3B BB	2	2	0	0	4	1	0
1 Corey Hart, R (1, 9) OBP: 0.345, SLG: 0.510	F7		G6-3			28 HBP 2 2B HBP	SH5-4		K		1-H 3B	4	1	1	1	0	1	1
8 Ryan Braun, R (1, 5) OBP: 0.390, SLG: 0.655	F9		G5-3			K	P4		1B		G4-3	6	0	1	0	0	1	5
28 Prince Fielder, L (1, 3) OBP: 0.382, SLG: 0.612		G6-3	HR			2 2B HBP	IBB		G1-3			3	1	1	1	1	0	1
2 Bill Hall, R (1, 8) OBP: 0.323, SLG: 0.424		K	F9			1-3 2-H 3-H 2B	K			K		5	0	1	2	0	3	3
Geoff Jenkins, L (1, 7) OBP: 0.344, SLG: 0.488 Chris Spurling, R (10, 1) Francisco Cordero, R (11, 1)		G3-1	K			K		2B		G3-6 1B		5 0 0	0 0 0	2 0 0	0 0 0	0 0 0	2 0 0	2 0 0
Johnny Estrada, S (1, 2) OBP: 0.303, SLG: 0.421			G3		7 G4-6-3 1B	IBB		F9		G3-6 1-2f		4	0	1	0	1	0	2
7 J.J. Hardy, R (1, 6) OBP: 0.321, SLG: 0.453			HR		G4-6-3 1-2f	P3		K			G4-3	5	1	1	1	0	1	5
31 Dave Bush, R (1, 1) OBP: 0.158, SLG: 0.189 27 Joe Dillon, R (7, PH) OBP: 0.667, SLG: 0.889 Scott Linebrink, R (7, 1) Craig Counsell, L (8, PH) OBP: 0.340, SLG: 0.321 Derrick Turnbow, R (8, 1) Kevin Mench, R (10, 7) OBP: 0.297, SLG: 0.421			F8		G5-3		1 SH5-4 23 BB 1B	K			G6-3	2 1 0 0 1 0 1	0 0 0 0 0 0 0	0 1 0 0 0 0 0	0 0 0 0 0 0 0	0 0 0 0 1 0 0	0 0 0 0 0 0 0	0 0 0 0 1 0 0
Inning Stats	R: 0 E: 0 K: 0 S: 8 H: 0 LOB: 0 BB: 0 P: 13	R: 0 E: 0 K: 1 S: 7 H: 0 LOB: 0 BB: 0 P: 12	R: 1 E: 0 K: 0 S: 6 H: 1 LOB: 1 BB: 1 P: 13	R: 1 E: 0 K: 1 S: 13 H: 1 LOB: 0 BB: 0 P: 19	R: 0 E: 0 K: 0 S: 6 H: 1 LOB: 0 BB: 0 P: 9	R: 2 E: 0 K: 2 S: 16 H: 1 LOB: 3 BB: 2 P: 35	R: 0 E: 0 K: 1 S: 12 H: 1 LOB: 3 BB: 2 P: 24	R: 0 E: 0 K: 2 S: 10 H: 1 LOB: 1 BB: 0 P: 10	R: 0 E: 0 K: 2 S: 10 H: 1 LOB: 1 BB: 0 P: 14	R: 0 E: 0 K: 1 S: 6 H: 1 LOB: 0 BB: 0 P: 7	R: 1 E: 0 K: 0 S: 12 H: 1 LOB: 1 BB: 1 P: 18	1B: 4 2B: 2 3B: 1 HR: 2	SF: 0 SAC: 1 DP: 2 HBP: 2			WP: 0 PB: 0 SB: 1 CS: 0	PA: 48	

PITCHER		IP	WLS	BF	H	R	ER	SO	BB	IBB	HBP	BLK	WP	HR	S	P	ERA	WHIP
23 Jason Jennings, R ERA: 6.15	(1, 1)	5.1		21	3	4	4	3	2	0	1	0	0	2	48	83	6.75	0.938
Trever Miller, L ERA: 4.64	(6, 1)	0.0		1	0	0	0	0	0	0	1	0	0	0	0	1	∞	∞
Dave Borkowski, R ERA: 5.44	(6, 1)	0.2	B	4	1	0	0	1	0	1	0	0	0	0	8	17	0.00	1.500
Matt Albers, R ERA: 6.2	(7, 1)	1.0		6	1	0	0	1	1	1	0	0	0	0	12	24	0.00	2.000
Chad Qualls, R ERA: 3.13	(8, 1)	2.0		8	2	0	0	4	0	0	0	0	0	0	20	24	0.00	1.000

PITCHER		IP	WLS	BF	H	R	ER	SO	BB	IBB	HBP	BLK	WP	HR	S	P	ERA	WHIP
Brad Lidge, R ERA: 2.61	(10, 1)	1.0		3	1	0	0	1	0	0	0	0	0	0	6	7	0.00	1.000
Brian Moehler, R ERA: 5.31	(11, 1)	1.0	L	5	1	1	1	0	1	0	0	0	0	0	12	18	9.00	2.000

TOP

Milwaukee Brewers @ Houston Astros
Minute Maid Park, Houston, TX
Fri Aug 10 2007, 7:05 PM CDT
Att. 40,211 - Roof Closed - 73 F

livebaseballscorecards.com

AB	39
R	5
H	9
RBI	5
BB	6
SO	10
LOB	20

Milwaukee Brewers @ Houston Astros

Minute Maid Park, Houston, TX

Fri Aug 10 2007, 7:05 PM CDT

Att. 40,211 - Roof Closed - 73 F

livebaseballscorecards.com

BOTTOM

Batter	1	2	3	4	5	6	7	8	9	10	11	AB	R	H	RBI	BB	SO	LOB
Craig Biggio, R (1, 4) OBP: 0.284, SLG: 0.386	C FA 90 B SL 86 F FA 90 B FA 90 X FA 90 2-2 17 G3-6-1 45 1B 1B 1B	C FA 84 B FA 91 S FA 90 X CU 73 1-2 ② F3		X FA 83 0-0 ③ F8		C SL 87 X SL 88 0-1 1B			X FA 96 0-0 ② P3		F FA 96 B FA 97 S SL 90 S SL 89 1-3 ③ K	6	1	2	0	0	1	4
Mark Loretta, R (1, 6) (8, 5) OBP: 0.359, SLG: 0.369	B FA 89 B FA 82 C FA 89 X FA 83 2-1 17 G3-6-1 1-2 1B	B CU 71 C FA 90 C FA 90 B FA 92 X FA 85 2-2 ③ G6-3			B FA 89 S FA 89 F FA 89 F CH 84 X CH 81 1-2 21 2B HR 1B	B FA 90 F FA 90 B FA 90 C CU 72 X SL 86 2-2 ③ L7			B FA 96 B FA 96 X FA 95 2-0 ③ F7			5	1	2	0	0	0	4
17 Lance Berkman, S (1, 3) (11, 9) OBP: 0.367, SLG: 0.445	B CU 72 C FA 82 X SL 86 1-1 ①② G3-6-1 1-2f 2-3		B CH 85 B CH 86 C CH 86 S CH 80 B CU 66 X FA 89 3-2 ① F8		D CU 71 S CU 70 C CH 81 B FA 90 F SL 86 1 SAFE F CU 71 F FA 90 C CH 81 2-3 ① K		C FA 93 L CH 82 B FA 94 S CH 81 1-3 ① K			C FA 94 X SL 87 0-1 ① P6		5	0	0	0	0	2	3
45 Carlos Lee, R (1, 7) OBP: 0.360, SLG: 0.542	C SL 86 X SL 85 0-1 3-H 1B		C FA 90 F FA 90 X FA 91 0-2 ② F8		S CU 70 X FA 89 0-1 ② L5		C FA 94 C FA 93 F FA 94 X FA 95 0-2 ② G6-3			B SL 91 C FA 93 F SL 85 X FA 93 1-2 ② G5-3		5	0	1	1	0	0	1
21 Ty Wigginton, R (1, 5) OBP: 0.337, SLG: 0.455 Chad Qualls, R (8, 1) Brad Lidge, R (10, 1) Mike Lamb, L (10, PH) OBP: 0.376, SLG: 0.483 (11, 3)	B FA 90 B FA 90 D CU 83 C FA 90 X FA 90 3-1 ③ P3		S CU 71 F CU 72 B FA 91 B FA 90 X SL 87 2-2 1B		F FA 90 F FA 89 D CU 72 B FA 90 X FA 90 2-2 1-3 HR 2B		S FA 94 B FA 94 F CH 81 F FA 93 S CU 80 1-3 ③ K			B FA 94 X FA 93 1-0 2B		4 0 0 1	1 0 0 0	2 0 0 1	0 0 0 0	1 0 0 0	1 0 0 0	1 0 0 0
Luke Scott, L (1, 9) OBP: 0.353, SLG: 0.511 Brian Moehler, R (11, 1) OBP: 0.250, SLG: 0.250		B FA 89 B FA 89 F FA 90 S SL 88 F SL 87 X FA 84 2-2 16 BB 1B 1B	X SL 85 0-0 ③ P6		X CH 82 0-0 2-H 3-H HR		B FA 96 C FA 96 B CU 84 C CU 83 F FA 96 B CU 84 S SL 83 3-3 ① K2-3			I I I IN 68 I IN 70 4-0 IBB		4 0	1 0	2 0	3 0	1 0	1 0	1 0
16 Jason Lane, R (1, 8) OBP: 0.219, SLG: 0.356		X FA 86 0-0 BB 1-2 1B		C FA 89 B CU 71 C FA 89 F FA 90 X CU 72 1-2 2B	C FA 90 X FA 90 0-1 ③ G6-3		B FA 96 B FA 95 F FA 96 F FA 95 F CU 82 C CU 83 2-3 ② K			C FA 91 X SL 88 0-1 ③ F8		5	0	2	0	0	1	2
Eric Munson, L (1, 2) OBP: 0.343, SLG: 0.441 Brad Ausmus, R (9, 2) OBP: 0.312, SLG: 0.320		C SL 87 B FA 90 B FA 90 D CU 72 B SL 88 4-1 1-2 2-3 BB		X SL 87 0-0 ① F9		B FA 89 F SL 86 X CH 82 1-1 ① F8		C S X 0-2 F7			C FA 95 C FA 96 F FA 97 C 0-3 ① K	3 1	0 0	0 0	0 0	1 0	0 1	1 0
23 Jason Jennings, L (1, 1) OBP: 0.192, SLG: 0.087 Trever Miller, R (6, 1) Dave Borkowski, R (6, 1) Orlando Palmeiro, L (6, PH) OBP: 0.333, SLG: 0.274 Matt Albers, L (7, 1) OBP: 0.154, SLG: 0.154 Eric Bruntlett, R (8, 6) OBP: 0.363, SLG: 0.289		F SL 88 B FA 90 F FA 87 B CU 72 S FA 90 2-3 ① K		B FA 86 F FA 90 B SL 87 F SL 86 C CU 71 2-3 ② K		B FA 89 C FA 82 B FA 87 C FA 90 X CU 73 2-2 ② G6-3			S FA 95 F FA 96 B CU 86 C 1-3 ① K		B SL 88 C FA 96 B SL 89 F FA 97 S FA 95 2-3 ② K	2 0 0 1 0 2	0 0 0 0 0 0	0 0 0 0 0 0	0 0 0 0 0 0	2 0 0 0 0 2	4 0 0 0 0 0	
Inning Stats	R: 1 H: 3 E: 0 LOB: 1 K: 0 BB: 0 S: 11 P: 19	R: 0 H: 2 E: 0 LOB: 3 K: 1 BB: 1 S: 15 P: 26	R: 0 H: 1 E: 0 LOB: 1 K: 0 BB: 0 S: 10 P: 15	R: 0 H: 1 E: 0 LOB: 1 K: 1 BB: 0 S: 9 P: 12	R: 3 H: 3 E: 0 LOB: 0 K: 1 BB: 0 S: 18 P: 23	R: 0 H: 1 E: 0 LOB: 0 K: 0 BB: 0 S: 10 P: 15	R: 0 H: 0 E: 0 LOB: 0 K: 2 BB: 0 S: 11 P: 13	R: 0 H: 0 E: 0 LOB: 0 K: 2 BB: 0 S: 11 P: 16	R: 0 H: 0 E: 0 LOB: 0 K: 1 BB: 0 S: 5 P: 8	R: 0 H: 1 E: 0 LOB: 2 K: 0 BB: 1 S: 8 P: 14	R: 0 H: 0 E: 0 LOB: 0 K: 3 BB: 0 S: 10 P: 13	1B: 8 2B: 3 3B: 0 HR: 1	SF: 0 SAC: 0 DP: 1 HBP: 0						

	AB	44
	R	4
	H	12
	RBI	4
	BB	2
	SO	11
	LOB	21

WP: 0 PA: 46
PB: 0
SB: 0
CS: 0

PITCHER		IP	WLS	BF	H	R	ER	SO	BB	IBB	HBP	BLK	WP	HR	S	P	ERA	WHIP
31 Dave Bush, R ERA: 5.07	(1, 1)	6.0		29	11	4	4	3	1	0	0	0	0	1	73	110	6.00	2.000
Scott Linebrink, R ERA: 3.53	(7, 1)	1.0		3	0	0	0	2	0	0	0	0	0	0	11	13	0.00	0.000
Derrick Turnbow, R ERA: 3.74	(8, 1)	2.0		6	0	0	0	3	0	0	0	0	0	0	16	24	0.00	0.000
Chris Spurling, R ERA: 4.38	(10, 1)	1.0	W	5	1	0	0	0	0	1	0	0	0	0	8	14	0.00	1.000
Francisco Cordero, R ERA: 3.21	(11, 1)	1.0	S	3	0	0	0	3	0	0	0	0	0	0	10	13	0.00	0.000

PITCHER	IP	WLS	BF	H	R	ER	SO	BB	IBB	HBP	BLK	WP	HR	S	P	ERA	WHIP

Batter	1	2	3	4	5	6	7	8	9	AB	R	H	RBI	BB	SO	LOB
23 Rickie Weeks Jr., R (1, 4) OBP: 0.338, SLG: 0.362	B FA 90 B FA 88 C FA 89 C FA 90 X FA 90 2-2 ① P3		B CU 77 B FA 90 B FA 90 B FA 90 4-0 1 S BB		C FA 90 B FA 90 X FA 90 1-1 ③ G5-3			F FA 93 F FA 93 B SL 89 F SL 87 F SL 89 B SI 95 X SI 92 2-2 1 3B 2B	B FA 96 X FA 95 1-0 ① FC1-5 8 HR 1-2 2-3f	4	2	1	0	1	0	3
1 Corey Hart, R (1, 9) (6, 8) OBP: 0.343, SLG: 0.511	C FA 90 B CU 76 B FA 89 X FA 90 2-1 ② L9		B FA 89 1 SAFE 1 SAFE S FA 89 B FA 90 F FA 84 S CU 78 2-3 ② K 1-2			B FA 87 F FA 88 X 1-1 ① F8		X SI 92 0-0 8 1B 3B 2-H	B FA 96 B FA 97 S FA 98 S CH 88 F SL 89 B FA 97 C SL 88 3-3 ② K	5	1	1	1	0	2	4
8 Ryan Braun, R (1, 5) OBP: 0.390, SLG: 0.661	F FA 90 S CU 75 X FA 90 0-2 ③ P4		X CU 78 0-0 ③ G6-3			C FA 89 B C CU 75 C FA 90 1-3 ② K		B FA 95 C FA 94 X SL 86 1-1 1B 1B 1B 3-H	C SL 87 B FA 97 X SL 87 1-1 1-H 2-H HR	5	1	2	4	0	1	2
28 Prince Fielder, L (1, 3) OBP: 0.384, SLG: 0.619		C FA 90 X CU 75 0-1 2 BB 1B		B CU 78 C FA 90 C FA 90 F FA 91 F FA 90 X FA 90 1-2 ① G6-3		X 0-0 1B		F FA 94 F SL 87 F FA 95 F SL 89 B FA 94 S SL 90 1-3 ① K	S SL 87 X SL 86 0-1 HR	5	1	3	1	0	1	1
2 Bill Hall, R (1, 8) OBP: 0.326, SLG: 0.423 Matt Wise, R (6, 1) OBP: 1.000, SLG: 1.000 Craig Counsell, L (8, PH) OBP: 0.342, SLG: 0.324 Scott Linebrink, R (8, 1) Geoff Jenkins, L (9, PH) OBP: 0.343, SLG: 0.487 Francisco Cordero, R (9, 1)		C FA 90 B FA 90 C FA 89 B FA 89 B CU 77 B FA 91 4-2 G6-4-3 1-2 BB	B CH 84 C FA 84 B FA 90 F FA 90 F FA 91 B CU 79 B FA 91 4-2 CS BB			B B FA 89 F FA 89 B FA 90 C FA 90 X FA 90 3-2 ③ F7		X FA 92 0-0 1B 1-2	S FA 94 X FA 95 0-1 ③ L4	1 0 1 0 1 0	0 0 0 0 0 0	0 0 1 0 0 0	0 0 0 0 0 0	2 0 0 0 0 0	0 0 0 0 0 0	1 0 0 0 0 0
Kevin Mench, R (1, 7) (6, 9) OBP: 0.300, SLG: 0.427		C CU 75 B CU 77 C FA 90 F FA 89 F CU 77 C FA 88 1-3 ① K	B FA 91 F FA 89 1 SAFE X FA 90 1-1 ②③ F8 1-2				C FA 89 C FA 89 B FA 89 F CU 78 X FA 90 1-2 1B 7 G5-4-3 2B	X SL 87 0-0 ② 1-2 2-H 1B		4	1	2	0	0	1	3
Johnny Estrada, S (1, 2) OBP: 0.303, SLG: 0.419		X CU 75 0-0 ②③ G6-4-3 1-2f			C FA 88 S CH 83 F CU 76 C FA 89 0-3 ① K		X FA 84 0-0 7 G5-4-3 1B 2-3	S SL 88 S SL 90 F SL 89 X SL 88 0-2 ③ F8		4	0	1	0	0	1	4
7 J.J. Hardy, R (1, 6) OBP: 0.325, SLG: 0.460			C FA 89 B FA 88 X CH 82 1-1 37 SH5-4 2B		X FA 88 0-0 2B		C FA 90 B CU 78 C FA 89 B FA 90 X FA 91 2-2 ①② G5-4-3 1-2f 3-H		C SL 87 F FA 97 F SL 88 B SL 86 B SL 88 X SL 88 2-2 23 FC1-5 27 1B 1B	4	0	3	0	0	0	1
37 Jeff Suppan, R (1, 1) OBP: 0.130, SLG: 0.091 27 Joe Dillon, R (6, 7) OBP: 0.636, SLG: 0.818			B FA 88 X FA 88 1-0 ① SH5-4 2-3		C CU 77 F CU 77 B FA 90 F FA 90 F CU 75 F FA 90 F CU 77 D CU 79 X FA 90 2-2 ② F8		B FA 89 X FA 89 1-0 ③ F8		S SL 87 B FA 96 D SL 88 F FA 97 F FA 97 F SL 86 1 SAFE X SL 87 2-2 23 FC1-5 8 HR 1B 1-2	1 2	0 1	0 1	0 0	0 0	0 0	1 0
Inning Stats	R: 0 E: 0 K: 0 S: 8 H: 0 LOB: 0 BB: 0 P: 12	R: 0 E: 0 K: 1 S: 10 H: 1 LOB: 1 BB: 1 P: 15	R: 0 E: 0 K: 1 S: 7 H: 1 LOB: 2 BB: 1 P: 15	R: 0 E: 0 K: 0 S: 10 H: 0 LOB: 0 BB: 1 P: 16	R: 0 E: 0 K: 1 S: 14 H: 1 LOB: 1 BB: 0 P: 17	R: 0 E: 0 K: 1 S: 9 H: 1 LOB: 1 BB: 0 P: 14	R: 1 E: 0 K: 0 S: 9 H: 2 LOB: 0 BB: 0 P: 13	R: 2 E: 0 K: 1 S: 19 H: 5 LOB: 2 BB: 0 P: 23	R: 4 E: 0 K: 1 S: 20 H: 4 LOB: 0 BB: 0 P: 29	1B: 8 2B: 4 3B: 1 HR: 2 SF: 0 SAC: 1 DP: 2 HBP: 0						

PITCHER		IP	WLS	BF	H	R	ER	SO	BB	IBB	HBP	BLK	WP	HR	S	P	ERA	WHIP
51 Wandy Rodriguez, L ERA: 4.34	(1, 1)	7.0		27	6	1	1	4	3	0	0	0	0	0	67	102	1.29	1.286
Chad Qualls, R ERA: 3.38	(8, 1)	1.0	H	7	5	2	2	1	0	0	0	0	0	0	19	23	18.00	5.000
Brad Lidge, R ERA: 3.28	(9, 1)	1.0	L	7	4	4	4	1	0	0	0	0	0	2	20	29	36.00	4.000

PITCHER	IP	WLS	BF	H	R	ER	SO	BB	IBB	HBP	BLK	WP	HR	S	P	ERA	WHIP

TOP

Milwaukee Brewers @ Houston Astros

Minute Maid Park, Houston, TX

Sat Aug 11 2007, 6:05 PM CDT
Att. 41,461 - Roof Closed - 73 F

livebaseballscorecards.com

AB	37
R	7
H	15
RBI	6
BB	3
SO	6
LOB	20

PA: 41

WP: 0
PB: 0
SB: 1
CS: 1

Milwaukee Brewers @ Houston Astros

Minute Maid Park, Houston, TX

Sat Aug 11 2007, 6:05 PM CDT
Att. 41,461 - Roof Closed - 73 F

livebaseballscorecards.com

BOTTOM

Batter	1	2	3	4	5	6	7	8	9	AB	R	H	RBI	BB	SO	LOB
Craig Biggio, R (1, 4) OBP: 0.286, SLG: 0.390 Eric Bruntlett, R (7, 6) OBP: 0.360, SLG: 0.286	F FC 86 F FC 86 B SL 83 X SL 83 1-2 FC6-4 1B	B CU 73 C FA 90 F FA 88 B SL 85 X FA 90 2-2 1-3 2-H 2B			C SL 83 B FA 86 F FA 88 B SL 82 B SL 85 F FA 89 X SL 85 3-2 ① G5-3	F FA 88 B FA 88 F SL 83 F SL 84 S FA 88 1-3 ② K		C FA 93 C CU 80 B FA 94 F CH 80 F FA 93 1 SAFE X CH 81 1-2 ② P6		4 1	0 0	2 0	1 0	0 0	1 0	0 1
Mark Loretta, R (1, 6) OBP: 0.360, SLG: 0.375 (7, 4)	1 SAFE C FA 86 B CH 79 F FA 86 D CH 80 X CU 81 2-2 ① FC6-4 45 2B 1-2f	C FA 88 F FA 88 X SL 82 0-2 ③ P6			B SL 85 B CH 82 C FA 88 F FA 88 F FA 89 X CH 80 2-2 45 2B 3B	C SL 85 F FA 89 X FA 88 0-2 17 1B 1B		X FA 92 0-0 ③ F9		5	1	2	0	0	0	4
17 Lance Berkman, S (1, 3) OBP: 0.369, SLG: 0.446	C CU 72 F FA 88 B SL 83 F FA 88 C CH 80 1-3 ② K	X CH 80 0-0 1B			B FA 87 B FC 87 I I 4-0 45 2B IBB	S FA 86 B CH 79 B CH 79 S CH 75 F FA 85 X CH 80 2-2 1-3 1B			C FA 94 B FA 95 S FA 95 S CH 88 1-3 ① K	4	1	2	0	1	2	1
45 Carlos Lee, R (1, 7) OBP: 0.360, SLG: 0.545	B FA 87 B SL 83 F FC 87 S CH 84 X FA 88 2-2 1-3 2B	C FA 88 B FA 87 X SL 83 1-1 ① F7			X SL 86 0-0 21 1B 1-H FC4-6 3-H 2B	C FA 85 B FA 86 S FA 86 X FA 86 1-2 ③ F7			X FA 96 0-0 ② P4	5	1	2	2	0	0	3
21 Ty Wigginton, R (1, 5) OBP: 0.335, SLG: 0.452	D SL 86 B FA 89 F SL 84 X FA 88 2-1 ③ G5-3	F FA 86 F CH 80 B SL 83 D CU 70 S SL 83 2-3 ② K			B FA 88 B FA 89 F SL 85 F FA 90 B SL 84 X CU 73 3-2 FC4-6 2-3 1B		B FA 86 S CH 76 S CH 76 S FA 88 1-3 ① K		S FA 95 F FA 94 F FA 96 B SL 91 S FA 96 1-3 ③ K	5	0	1	0	0	3	3
Luke Scott, L (1, 9) OBP: 0.352, SLG: 0.506		F CH 85 B FA 86 B CU 72 C FA 88 B CH 78 B CU 72 4-2 51 BB 2B BB	S CU 74 B CH 79 C FA 87 1 SAFE B FA 88 B CU 72 S CH 81 3-3 ③ K		C FA 88 B FA 88 X CH 81 1-1 ② FC4-6 16 1B 1-2f 3-H		B FA 86 C CH 77 F CH 78 X FA 86 1-2 ② P6			3	1	0	1	1	1	2
16 Jason Lane, R (1, 8) OBP: 0.220, SLG: 0.353		X SL 85 0-0 ① F9		X FA 86 0-0 ① F9	1 SAFE F SL 83 F CU 74 F FA 88 B SL 84 B CH 82 X SL 84 2-2 1-2 1B		B CH 78 B FA 86 F CH 77 X CH 78 2-1 ③ F7			4	0	1	0	0	0	1
Brad Ausmus, R (1, 2) OBP: 0.311, SLG: 0.319		C FA 86 F FA 87 B CU 81 F FA 90 B SL 83 1 SAFE F SL 81 C FA 87 2-3 ② K		F FA 88 B FA 87 B SL 85 F FA 89 C FA 89 2-3 ② K	C FA 88 F FA 88 C SL 84 0-3 ③ K			B FA 93 B FA 92 F FA 92 S FA 93 B FA 93 X FA 92 3-2 FC5-6 1B		4	0	1	0	0	3	3
51 Wandy Rodriguez, S (1, 1) OBP: 0.184, SLG: 0.167 Chad Qualls, R (8, 1) Orlando Palmeiro, L (8, PH) OBP: 0.330, SLG: 0.271 Brad Lidge, R (9, 1)		C FA 88 S CU 73 B FA 88 B CU 73 B FA 89 F FA 87 D FA 89 4-2 2B 1-2 BB		F FA 88 B CU 73 B FA 88 C FA 88 B FA 88 X FA 87 3-2 ③ G1-3		F FA 86 X FA 87 0-1 ① G6-3		1 SAFE L FA 92 X FA 93 0-1 ① FC5-6 1-2f		2 0 1 0	0 0 0 0	0 0 0 0	0 0 0 0	1 0 0 0	0 0 0 0	0 0 1 0

	AB	R	H	RBI	BB	SO	LOB
	38	4	11	4	3	10	19

Inning Stats	1	2	3	4	5	6	7	8	9
	R: 0 E: 0 K: 1 S: 15 H: 2 LOB: 2 BB: 0 P: 23	R: 1 E: 0 K: 1 S: 17 H: 1 LOB: 2 BB: 2 P: 29	R: 0 E: 0 K: 2 S: 9 H: 1 LOB: 1 BB: 0 P: 15	R: 0 E: 0 K: 1 S: 7 H: 0 LOB: 0 BB: 0 P: 12	R: 3 E: 0 K: 1 S: 21 H: 4 LOB: 2 BB: 1 P: 36	R: 0 E: 0 K: 1 S: 16 H: 2 LOB: 2 BB: 0 P: 20	R: 0 E: 0 K: 1 S: 8 H: 0 LOB: 0 BB: 0 P: 12	R: 0 E: 0 K: 0 S: 11 H: 1 LOB: 1 BB: 0 P: 15	R: 0 E: 0 K: 2 S: 8 H: 0 LOB: 0 BB: 0 P: 10

	1B	SF	WP	PA
	7	0	0	41
	2B: 3	SAC: 0	PB: 0	
	3B: 1	DP: 0	SB: 0	
	HR: 0	HBP: 0	CS: 0	

PITCHER		IP	WLS	BF	H	R	ER	SO	BB	IBB	HBP	BLK	WP	HR	S	P	ERA	WHIP
37 Jeff Suppan, R ERA: 4.9	(1, 1)	5.2		29	9	4	4	7	2	1	0	0	0	0	78	125	6.35	1.941
Matt Wise, R ERA: 3.45	(6, 1)	1.1		5	1	0	0	1	0	0	0	0	0	0	15	22	0.00	0.750
Scott Linebrink, R ERA: 3.46	(8, 1)	1.0	W	4	1	0	0	0	0	0	0	0	0	0	11	15	0.00	1.000
Francisco Cordero, R ERA: 3.14	(9, 1)	1.0	S	3	0	0	0	2	0	0	0	0	0	0	8	10	0.00	0.000

PITCHER	IP	WLS	BF	H	R	ER	SO	BB	IBB	HBP	BLK	WP	HR	S	P	ERA	WHIP

Milwaukee Brewers @ Houston Astros

Minute Maid Park, Houston, TX

Sun Aug 12 2007, 1:05 PM CDT
Att. 43,578 - Roof Closed - 73 F

TOP

livebaseballscorecards.com

Batter	1	2	3	4	5	6	7	8	9	AB	R	H	RBI	BB	SO	LOB
23 Rickie Weeks Jr., R (1, 4) OBP: 0.336, SLG: 0.358	F FA 86 C FC 86 B FA 86 S CU 75 1-3 ① **K**	C SL 84 B SL 84 B FA 86 S FA 88 X FA 88 2-2 ③ **FC6-4** 1-2f			H FA 85 1-0 **HBP**		C CH 80 B FA 88 X 1-1 ③ **P4**			3	0	0	0	0	1	1
1 Corey Hart, R (1, 9) OBP: 0.340, SLG: 0.505	X CU 73 0-0 ② **G1-3**		C FA 85 B FA 86 B FA 87 F CH 81 X SL 83 2-2 ① **L9**		**C CU 74** **1 SAFE** **B SL 84** **1 SAFE** **1 SAFE** **S FA 87** **F FA 87** 1 SAFE 1 SAFE 1-2 ① **F9**			B FA 88 S CH 79 S CH 80 X FA 88 1-2 ① **F8**		4	0	0	0	0	0	1
8 Ryan Braun, R (1, 5) OBP: 0.392, SLG: 0.666	C FA 87 B FA 88 C FA 88 B FA 88 X SL 83 2-2 **28 BB 1B**		C FA 87 F FA 87 B FA 86 B CU 77 F FA 87 X FA 88 2-2 **3B**		C CH 80 X 0-1 ② **F8**			B FA 89 B FA 89 C FA 90 B FA 88 F FA 90 X CH 79 3-2 ② **F7**		4	0	2	0	0	0	1
28 Prince Fielder, L (1, 3) OBP: 0.383, SLG: 0.614 27 Joe Dillon, R (8, 3) OBP: 0.636, SLG: 0.818	B FA 87 B FA 87 C FA 86 B FA 88 C FA 88 B FA 87 4-2 **1-2 BB**		X CU 76 0-0 ② **P5**		F CU 77 B SL 84 B FA 87 C CU 74 F FA 88 1 SAFE X SL 85 2-2 ③ **P6**			B F S FA 90 C FA 92 1-3 ③ **K**		3 0	0 0	0 0	0 0	1 0	1 0	2 0
2 Bill Hall, R (1, 8) OBP: 0.325, SLG: 0.424	X CU 76 0-0 ③ **P4**		C FA 87 S FA 87 B FA 87 B FA 87 F FA 87 B FA 88 X FA 88 3-2 ③ **P3**			B CU 77 C FA 87 C CU 76 B SL 83 X FA 87 2-2 ① **G1-3**			C FA 85 X FA 85 0-1 **7 HR 2B**	4	1	1	0	0	0	3
Geoff Jenkins, L (1, 7) OBP: 0.345, SLG: 0.507		C CH 84 S FA 85 F SL 83 X FA 87 0-2 **HR**		B SL 83 X SL 84 1-0 **HR**		B FA 87 B CU 74 B FA 87 F FA 88 C FA 88 X FA 88 3-2 ② **F7**			B SL 76 B FA 85 S FA 85 F FA 84 B FA 85 X FA 85 3-2 ① **F7**	4	2	2	2	0	0	1
Damian Miller, R (1, 2) OBP: 0.311, SLG: 0.366		X FA 87 0-0 ① **F9**		C FA 86 B CU 75 X CU 75 1-1 ① **G1-3**		F FA 89 C CH 82 B FA 89 F FA 88 B FA 89 F CH 73 F SL 83 B FA 89 F CH 81 3-2 X FA 89 ③ **G6-3**			X CH 80 0-0 ② **G5-3**	4	0	0	0	0	0	1
7 J.J. Hardy, R (1, 6) OBP: 0.326, SLG: 0.468		C FA 87 X SL 82 0-1 **23 FC6-4 1B**		C FA 88 B FA 88 C FA 88 X FA 88 1-2 ② **L9**			B CU 75 C FA 87 X SL 82 1-1 ① **G6-3**		C FA 86 B FA 86 C FA 85 F CH 76 F FA 86 X 1-2 **2-H HR**	4	1	2	2	0	0	0
46 Claudio Vargas, R (1, 1) OBP: 0.114, SLG: 0.143 Craig Counsell, L (7, PH) OBP: 0.341, SLG: 0.323 12 Carlos Villanueva, R (7, 1) OBP: 0.200, SLG: 0.200 Chris Spurling, R (8, 1) Kevin Mench, R (9, PH) OBP: 0.299, SLG: 0.425		D CU 77 B CU 76 F FA 87 C FA 88 1 SAFE L 2-3 ② **K**		C FA 88 B SL 82 F FA 88 B FA 89 X CU 75 2-2 ③ **G6-3**			S FA 87 F SL 83 F CU 76 B CH 72 X FA 88 1-2 ② **F9**		B F FA 96 X FA 96 1-1 ③ **F9**	2 1 0 0 1	0 0 0 0 0	0 0 0 0 0	0 0 0 0 0	1 0 0 0 0	1 0 0 0 0	1 0 0 0 0
Inning Stats	R: 0 E: 0 K: 1 S: 10 H: 1 LOB: 2 BB: 1 P: 17	R: 1 E: 0 K: 1 S: 13 H: 2 LOB: 1 BB: 0 P: 17	R: 0 E: 0 K: 0 S: 12 H: 1 LOB: 1 BB: 0 P: 19	R: 1 E: 0 K: 0 S: 9 H: 1 LOB: 0 BB: 0 P: 14	R: 0 E: 0 K: 0 S: 11 H: 0 LOB: 1 BB: 0 P: 15	R: 0 E: 0 K: 0 S: 13 H: 0 LOB: 0 BB: 0 P: 21	R: 0 E: 0 K: 0 S: 8 H: 0 LOB: 0 BB: 0 P: 11	R: 0 E: 0 K: 1 S: 9 H: 0 LOB: 0 BB: 0 P: 14	R: 2 E: 0 K: 0 S: 13 H: 2 LOB: 0 BB: 0 P: 18	1B: 2 2B: 1 3B: 1 HR: 3 SF: 0 SAC: 0 DP: 0 HBP: 1						

PITCHER		IP	WLS	BF	H	R	ER	SO	BB	IBB	HBP	BLK	WP	HR	S	P	ERA	WHIP
Woody Williams, R ERA: 5.09	(1, 1)	7.0		28	5	2	2	2	1	0	1	0	0	2	76	114	2.57	0.857
Mark McLemore, L ERA: 4.02	(8, 1)	1.0	W	3	0	0	0	1	0	0	0	0	0	0	9	14	0.00	0.000
Trever Miller, L ERA: 5.08	(9, 1)	0.2		4	2	2	2	0	0	0	0	0	0	1	11	15	27.00	3.000
Brad Lidge, R ERA: 3.26	(9, 1)	0.1	S	1	0	0	0	0	0	0	0	0	0	0	2	3	0.00	0.000

PITCHER	IP	WLS	BF	H	R	ER	SO	BB	IBB	HBP	BLK	WP	HR	S	P	ERA	WHIP

AB	34
R	4
H	7
RBI	4
BB	1
SO	3
LOB	11

WP: 0 PA: 36
PB: 0
SB: 0
CS: 0

Milwaukee Brewers @ Houston Astros

Minute Maid Park, Houston, TX

Sun Aug 12 2007, 1:05 PM CDT
Att. 43,578 - Roof Closed - 73 F

livebaseballscorecards.com

BOTTOM

Batter	1	2	3	4	5	6	7	8	9	AB	R	H	RBI	BB	SO	LOB
Craig Biggio, R (1, 4) OBP: 0.285, SLG: 0.396	X FA 90 0-0 G5-3 ①		C FA 90 F FA 91 B SL 82 B FA 91 F CH 81 B FA 92 S FA 92 3-3 K ①		B SL 81 B SL 81 X FA 90 2-0 HR		C FA 90 S SL 82 B SL 84 S SL 82 1-3 K ②	F FA 92 B FA 93 F FA 91 F SL 88 F FA 91 F SL 86 X FA 93 1-2 1-2 2-H 3-H 1B		4	1	1	1	0	2	0
Eric Bruntlett, R (8, 6) OBP: 0.365, SLG: 0.293										1	0	1	2	0	0	0
Mark Loretta, R (1, 6) OBP: 0.358, SLG: 0.371 (8, 4)	C FA 92 B SL 81 B SL 81 F FA 92 F FA 91 B SL 82 X FA 92 3-2 F8 ②		C SL 81 S CH 82 B FA 91 X FA 91 1-2 F7 ②		B FA 91 B CH 82 B FA 89 B FA 91 4-0 BB		C FA 90 B CH 82 X SL 83 1-1 G5-3 ③	C FA 89 B SL 83 X SL 82 1-1 P6 ③		4	0	0	0	1	0	2
17 Lance Berkman, S (1, 3) OBP: 0.370, SLG: 0.454	S CH 82 F FA 91 F FA 91 B CH 80 X CH 82 1-2 45 BB 1B		C FA 91 C FA 92 B FA 90 B FA 92 B CH 82 F FA 92 X CH 82 3-2 G1-6-3 ③		S CH 81 B CH 82 S FA 90 S FA 90 1-3 K ②			X SL 81 0-0 HR		4	1	2	1	0	1	1
45 Carlos Lee, R (1, 7) OBP: 0.359, SLG: 0.542	C CH 82 B FA 92 S CH 82 D SL 82 B SL 81 F CH 80 B FA 92 4-2 1-2 BB			C FA 91 F FA 92 B FA 93 X FA 92 1-2 G6-3 ①	X CH 83 0-0 P3 ③			F CH 83 X 0-1 P4 ①		3	0	0	0	1	0	1
Luke Scott, L (1, 9) OBP: 0.354, SLG: 0.504	F FA 90 B SL 82 B SL 83 B FA 91 C CH 83 X SL 82 3-2 G4-3 ③			F FA 91 B CH 82 S FA 92 B SL 83 B FA 92 X FA 92 3-2 16 HBP 21 1B 1B		X SL 81 0-0 L3 ①		C CU 72 B SL 83 B FA 90 C FA 89 B SL 81 F SL 82 B SL 82 4-2 16 S 2B BB		3	1	1	0	1	0	2
21 Ty Wigginton, R (1, 5) OBP: 0.337, SLG: 0.459		B FA 91 X FA 91 1-0 G6-3 ①		D SL 83 S SL 82 B FA 89 X FA 91 2-1 16 HBP 1-2 1B	B SL 81 X FA 91 1-0 HR			C FA 90 B FA 89 1 SAFE X SL 82 1-1 F9 ②		4	1	2	1	0	0	1
16 Jason Lane, R (1, 8) OBP: 0.234, SLG: 0.350		S FA 91 B FA 93 B SL 81 B FA 93 B FA 92 4-1 BB		C FA 92 B FA 92 S FA 90 H FA 91 2-2 G6-3 1-2 2-3 HBP	B FA 92 B CH 82 F CH 82 C FA 91 C FA 92 2-3 K ②			B FA 90 B CU 75 F CH 82 B SL 82 F SL 83 B FA 89 4-2 2B 1B 1-2 BB		1	1	0	0	2	1	0
Brad Ausmus, R (1, 2) OBP: 0.310, SLG: 0.322		B FA 91 X FA 91 1-0 F8 ②		F FA 91 B FA 92 F FA 92 B FA 93 B FA 94 X FA 90 3-2 G6-3 ② ③ 1-2f		B FA 91 X FA 91 1-0 G6-3 ③		C FA 91 D SL 85 X FA 90 1-1 1-3 2-H 1B 2B		4	1	1	1	0	0	4
Woody Williams, R (1, 1) OBP: 0.085, SLG: 0.149 Orlando Palmeiro, L (7, PH) OBP: 0.327, SLG: 0.267 Mark McLemore, L (8, 1) Mike Lamb, L (8, PH) OBP: 0.378, SLG: 0.483 Trever Miller, R (9, 1) Brad Lidge, R (9, 1)		C FA 90 C FA 92 F SL 82 S FA 92 0-3 K ③			B FA 91 B FA 90 C FA 91 X FA 91 2-1 F8 ①		X FA 89 0-0 F7 ①	I IN 68 I IN 67 4-0 1B IBB		2 1 0 0 0 0 0	0 0 0 0 0 0 0	0 0 0 0 0 0 0	0 0 0 0 1 0 0	1 0 0 0 0 0 0	1 0 0 0 0 0 0	
Inning Stats	R: 0 E: 0 K: 0 S: 15 H: 1 LOB: 2 BB: 1 P: 26	R: 0 E: 0 K: 1 S: 7 H: 0 LOB: 1 BB: 1 P: 13	R: 0 E: 0 K: 1 S: 11 H: 0 LOB: 0 BB: 0 P: 18	R: 0 K: 0 S: 13 H: 2 LOB: 2 BB: 0 P: 24	R: 1 E: 0 K: 1 S: 7 H: 1 LOB: 1 BB: 1 P: 16	R: 1 E: 0 K: 1 S: 6 H: 1 LOB: 0 BB: 0 P: 10	R: 0 E: 0 K: 1 S: 6 H: 0 LOB: 0 BB: 0 P: 8	R: 4 E: 0 K: 0 S: 20 H: 3 LOB: 2 BB: 3 P: 36		1B: 4 2B: 1 3B: 0 HR: 3 SF: 0 SAC: 0 DP: 1 HBP: 1						

	AB	31
	R	6
	H	8
	RBI	6
	BB	6
	SO	5
	LOB	12

WP: 0 PB: 0 SB: 1 CS: 0 PA: 38

PITCHER		IP	WLS	BF	H	R	ER	SO	BB	IBB	HBP	BLK	WP	HR	S	P	ERA	WHIP
46 Claudio Vargas, R ERA: 4.87	(1, 1)	6.0		26	5	2	2	4	3	0	1	0	0	2	59	107	3.00	1.333
12 Carlos Villanueva, R ERA: 4.72	(7, 1)	1.2	L	8	1	3	3	1	2	0	0	0	0	1	16	27	16.20	1.800
Chris Spurling, R ERA: 4.58	(8, 1)	0.1		4	2	1	1	0	0	1	0	0	0	0	10	17	27.00	6.000

PITCHER	IP	WLS	BF	H	R	ER	SO	BB	IBB	HBP	BLK	WP	HR	S	P	ERA	WHIP

Batter	1	2	3	4	5	6	7	8	9	AB	R	H	RBI	BB	SO	LOB
Chris Burke, R (1, 4) OBP: 0.308, SLG: 0.364	C B T B S 2-3 K	B FA 93 F FA 92 C FA 94 F FA 93 X CU 81 1-2 P3		D X FA 91 1-0 G4-3 2-3 3-H		B FA 92 C FA 92 X FA 91 1-1 B1-3		C FA 98 B FA 97 F FA 98 F FA 97 B CH 87 S SL 87 2-3 K		5	0	0	1	0	2	4
Mike Lamb, L (1, 5) OBP: 0.375, SLG: 0.478	C B FA 93 B FA 94 F X 2-2 G6-3		B FA 91 C FA 90 F FA 92 X CU 80 1-2 F7 17 BB 1B	X CU 78 0-0 F8		F FA 93 B CH 82 B FA 93 S FA 92 F SL 83 F FA 93 S SL 83 2-3 K			B FA 93 S FA 92 S SL 83 F FA 93 S CU 79 2-3 K	5	0	1	0	0	2	1
17 Lance Berkman, S (1, 3) OBP: 0.373, SLG: 0.457	C FA 93 S CU 81 B FA 93 S CU 82 1-3 K		B FA 92 B FA 91 F FA 93 C CU 79 B CU 80 B FA 92 4-2 1-2 BB		B FA 91 B FA 91 C FA 88 F FA 92 F CU 80 B FA 88 F FA 94 F FC 88 F CU 80 3-2 X SL 88 45 L9 1B 2B		S FA 88 B FA 89 S FA 87 B FA 87 B FA 86 X FA 86 3-2 45 FC5-4 1B		S FA 93 S FA 93 F FA 93 B CU 78 B FA 94 X FA 93 2-2 F7	4	1	2	0	1	1	0
45 Carlos Lee, R (1, 7) OBP: 0.356, SLG: 0.536	B FA 93 C CU 80 B FA 92 B FA 93 C CU 80 F FA 93 F FA 94 X CU 80 3-2 P3		X FA 91 0-0 L5		B CU 80 B FC 91 X FA 91 2-0 L9 2-3		X FA 87 0-0 FC5-4 16 BB 1-2f		F FA 95 F FA 95 S 0-3	5	0	0	0	0	1	5
Luke Scott, L (1, 9) OBP: 0.355, SLG: 0.507		B FA 90 C FA 91 F CU 79 B CH 86 B CU 80 X FA 92 3-2 44 BB 2B	X FA 93 0-0 F7 2-3		D FC 90 C CU 80 B FA 92 X CU 79 2-1 16 HR 3-H 1B		B FA 89 F FA 89 S FA 88 S SL 77 1-3 K			4	1	2	1	0	1	3
16 Jason Lane, R (1, 8) OBP: 0.241, SLG: 0.371		S FA 93 C FA 92 D CU 80 B FA 87 F FA 93 F CU 80 C FA 94 2-3 K	S FA 92 C FA 92 D SL 87 S SL 88 1-3 K		C FA 92 B FA 92 X SL 86 1-1 1-H HR		F FA 86 S FA 85 B FA 87 D FA 87 D FA 88 D FA 91 4-2 1-2 BB			3	1	1	2	1	2	3
Eric Bruntlett, R (1, 6) OBP: 0.361, SLG: 0.291		B FA 92 S FA 93 S FA 94 B FA 95 C FA 92 2-3 K	B FA 91 F FA 91 S FA 91 B FA 92 F FA 93 F CU 81 X FA 92 2-2 44 SH3-4 BB G4-3 1B	B FA 92 C FA 92 B FA 91 C FA 92 B FA 92 S FA 92 3-3 K		B FA 86 B FA 86 B FA 90 C FA 88 C FA 88 X FA 86 3-2 G1-3				4	1	1	0	0	2	3
Brad Ausmus, R (1, 2) OBP: 0.313, SLG: 0.319		D CU 81 F FA 94 B FA 93 B FA 93 B CU 80 4-1 44 BB BB	B FA 91 S FA 90 B FA 91 B FA 93 B FA 92 4-1 G4-3 44 SH3-4 1-2 BB	F FA 91 F FC 89 S CU 80 0-3 K2-3				B FA 96 C FA 96 C FA 97 F FA 98 B SL 86 X SL 85 2-2 G5-3		2	0	0	0	2	1	0
44 Roy Oswalt, R (1, 1) OBP: 0.170, SLG: 0.140 Chad Qualls, R (9, 1)		C FA 93 B FA 94 B FA 93 B FA 93 B FA 93 4-1 1-2 2-3 BB	X FA 92 0-0 SH3-4 1-2 2-3			C FA 92 C FA 92 B SL 85 X FA 92 1-2 G3		C FA 95 F FA 97 F FA 97 F FA 97 B SL 86 S SL 86 1-3 K		2 0	0 0	0 0	0 0	1 0	1 0	0 0
Inning Stats	R: 0 E: 0 K: 2 S: 14 H: 0 LOB: 1 BB: 0 P: 22	R: 0 E: 0 K: 2 S: 17 H: 1 LOB: 3 BB: 2 P: 33	R: 0 E: 0 K: 1 S: 10 H: 1 LOB: 2 BB: 1 P: 16	R: 1 E: 0 K: 0 S: 9 H: 1 LOB: 1 BB: 1 P: 16	R: 3 E: 0 K: 2 S: 18 H: 3 LOB: 0 BB: 0 P: 29	R: 0 E: 0 K: 1 S: 10 H: 0 LOB: 0 BB: 0 P: 14	R: 0 E: 0 K: 1 S: 12 H: 1 LOB: 2 BB: 1 P: 23	R: 0 E: 0 K: 2 S: 13 H: 0 LOB: 0 BB: 0 P: 18	R: 0 E: 0 K: 2 S: 10 H: 0 LOB: 0 BB: 0 P: 14	1B: 4 2B: 2 3B: 0 HR: 1	SF: 0 SAC: 1 DP: 0 HBP: 0					

PITCHER		IP	WLS	BF	H	R	ER	SO	BB	IBB	HBP	BLK	WP	HR	S	P	ERA	WHIP
58 Chad Billingsley, R ERA: 3.54	(1, 1)	5.0	L	26	6	4	4	7	4	0	0	0	1	1	68	116	7.20	2.000
Roberto Hernandez, R ERA: 5.4	(6, 1)	1.0		3	0	0	0	1	0	0	0	0	0	0	10	14	0.00	0.000
Joe Beimel, L ERA: 4.06	(7, 1)	1.0		5	1	0	0	1	1	0	0	0	0	0	12	23	0.00	2.000
51 Jonathan Broxton, R ERA: 2.43	(8, 1)	1.0		3	0	0	0	2	0	0	0	0	0	0	13	18	0.00	0.000
44 Takashi Saito, R ERA: 1.58	(9, 1)	1.0		3	0	0	0	2	0	0	0	0	0	0	10	14	0.00	0.000

PITCHER	IP	WLS	BF	H	R	ER	SO	BB	IBB	HBP	BLK	WP	HR	S	P	ERA	WHIP

TOP

Houston Astros @ Los Angeles Dodgers

Dodger Stadium, Los Angeles, CA

Mon Aug 13 2007, 7:10 PM PDT

Att. 49,511 - Clear - 82 F

livebaseballscorecards.com

AB	34
R	4
H	7
RBI	4
BB	5
SO	13
LOB	19

WP: 1 PA: 40
PB: 0
SB: 0
CS: 0

Batter	1	2	3	4	5	6	7	8	9	AB	R	H	RBI	BB	SO	LOB
15 Rafael Furcal, S (1, 6) OBP: 0.339, SLG: 0.368	B FA 93 B FA 92 C FA 93 T FA 93 X CU 67 2-2 7 FC3 1B		C CU 68 F FA 92 B FA 93 C SL 84 1-3 K ①		B CU 71 C FA 92 C FA 93 F FA 92 X SL 63 1-2 SF7 ② 1-2 3-H		1 SAFE X FA 92 0-0 B5-3 ③			3	0	1	1	0	1	1
55 Russell Martin, R (1, 2) OBP: 0.361, SLG: 0.454	B FA 93 B FA 92 T FA 92 1 SAFE F SL 84 F FA 93 B FA 93 X FA 92 3-2 F9 ①		F SL 85 B CU 72 B FA 94 F FA 94 X FA 91 2-2 G1-3 ②		B FA 93 B FA 92 X FA 92 2-0 G6-3 ③			B FA 92 S FA 92 B FA 92 X FA 91 2-1 G6-3 ①		4	0	0	0	0	0	2
7 James Loney, L (1, 3) OBP: 0.377, SLG: 0.495	F FA 93 F FA 94 X CU 66 0-2 FC3 12 G6-4-3 1-2		B CH 83 X CH 82 1-0 G4-3 ③			B FA 93 F FA 93 X FA 93 1-1 BB 1B		F FA 93 B SL 86 X FA 93 1-1 P6 ②		4	0	1	0	0	0	1
12 Jeff Kent, R (1, 4) OBP: 0.364, SLG: 0.482	B CU 79 B FA 93 X FA 94 2-0 G6-4-3 ②③ 1-2f			F FA 94 B FA 93 F FA 92 B FA 93 X SL 82 2-2 G5-3 ①		F FA 91 C FA 93 C FA 94 0-3 K ①		X SL 85 0-0 G5-3 ③		4	0	0	0	0	1	3
Luis Gonzalez, L (1, 7) OBP: 0.353, SLG: 0.424		C FA 94 B FA 94 S FA 94 B FA 94 B SL 85 X FA 94 3-2 G5-3 ①		F SL 82 X FA 93 0-1 G5-3 ②		B FA 91 B FA 93 B FA 92 B FA 92 4-0 G4-6-3 1-2 BB			B FA 92 B FA 93 C FA 92 F FA 91 S SL 89 2-3 K ①	3	0	0	0	1	1	0
5 Nomar Garciaparra, R (1, 5) OBP: 0.326, SLG: 0.363 Shea Hillenbrand, R (5, 5) OBP: 0.272, SLG: 0.322		X SL 85 0-0 F8 ②		B CU 78 S FA 93 F FA 93 B CU 74 C FA 94 2-3 K ③		C FA 91 D CU 70 B FA 92 X FA 92 2-1 G4-6-3 ②③ 1-2f			C SL 89 C B X 1-2 G5-3 ②	2 2	0 0	0 0	0 0	0 0	1 0	0 2
9 Juan Pierre, L (1, 8) OBP: 0.320, SLG: 0.337		C FA 93 X CU 70 0-1 16 S 1B			C FA 90 B FA 92 B FA 91 X FA 91 2-1 1B 15 SF7 1B		B FA 91 L FA 91 B CU 71 B FA 91 C FA 91 X FA 90 3-2 1B		C FA 94 X SL 86 0-1 F7 ③	4	1	3	0	0	0	0
16 Andre Ethier, L (1, 9) OBP: 0.364, SLG: 0.469		B FA 94 B CU 70 B FA 93 I IN 68 4-0 1-2 IBB			C FA 91 1 SAFE X FA 92 0-1 L4 ①		F SL 84 X FA 92 0-1 L6 ①			2	0	0	0	1	0	2
58 Chad Billingsley, R (1, 1) OBP: 0.105, SLG: 0.158 Mark Sweeney, L (5, PH) OBP: 0.364, SLG: 0.404 Roberto Hernandez, R (6, 1) Joe Beimel, L (7, 1) 27 Matt Kemp, R (7, PH) OBP: 0.352, SLG: 0.480 51 Jonathan Broxton, R (8, 1) 44 Takashi Saito, L (9, 1)		F FA 93 F FA 93 X CU 78 0-2 G4-3 ③			B FA 93 B CU 69 C FA 93 1 SAFE 1 SAFE X FA 91 2-1 15 SF7 1-3 1B		S FA 93 1 SAFE B SL 85 X FA 93 1-1 F9 ②			1 1 0 0 1 0 0 0	0 0 0 0 0 0 0 0	0 1 0 0 0 0 0 0	0 0 0 0 0 0 0 0	0 0 0 0 0 0 0 0	0 0 0 0 1 0 0 0	2 0 0 0 1 0 0 0
Inning Stats	R: 0 E: 0 K: 0 S: 11 H: 1 LOB: 1 BB: 0 P: 18	R: 0 E: 0 K: 0 S: 9 H: 1 LOB: 2 BB: 1 P: 16	R: 0 E: 0 K: 1 S: 7 H: 0 LOB: 0 BB: 0 P: 11	R: 0 E: 0 K: 1 S: 8 H: 0 LOB: 0 BB: 0 P: 12	R: 1 E: 0 K: 0 S: 11 H: 2 LOB: 1 BB: 0 P: 18	R: 0 E: 0 K: 1 S: 7 H: 1 LOB: 1 BB: 1 P: 14	R: 0 E: 0 K: 0 S: 8 H: 1 LOB: 1 BB: 0 P: 12	R: 0 E: 0 K: 0 S: 5 H: 0 LOB: 0 BB: 0 P: 8	R: 0 E: 0 K: 1 S: 8 H: 0 LOB: 0 BB: 0 P: 11	1B: 6 2B: 0 3B: 0 HR: 0	SF: 1 SAC: 0 DP: 2 HBP: 0	WP: 0 PB: 0 SB: 1 CS: 0	PA: 34				

PITCHER		IP	WLS	BF	H	R	ER	SO	BB	IBB	HBP	BLK	WP	HR	S	P	ERA	WHIP
44 Roy Oswalt, R ERA: 3.32	(1, 1)	8.0	W	31	6	1	1	3	1	1	0	0	0	0	66	109	1.12	0.875
Chad Qualls, R ERA: 3.32	(9, 1)	1.0	S	3	0	0	0	1	0	0	0	0	0	0	8	11	0.00	0.000

PITCHER	IP	WLS	BF	H	R	ER	SO	BB	IBB	HBP	BLK	WP	HR	S	P	ERA	WHIP

BOTTOM

Houston Astros @ Los Angeles Dodgers

Dodger Stadium, Los Angeles, CA

Mon Aug 13 2007, 7:10 PM PDT

Att. 49,511 - Clear - 82 F

livebaseballscorecards.com

AB	31
R	1
H	6
RBI	1
BB	2
SO	4
LOB	14

Batter	1	2	3	4	5	6	7	8	9	AB	R	H	RBI	BB	SO	LOB
Chris Burke, R (1, 4) OBP: 0.310, SLG: 0.370	C FA 91 F FA 89 X FA 93 0-2 ① F9		B SL 79 X FA 90 1-0 ② F9		C FA 88 F SL 87 B SL 81 F FA 90 S SL 87 1-3 ③ K	C SL 82 C FA 91 X SL 82 0-2 2-H 3-H 1B			F FA 88 X CU 76 0-1 FC1 2B	5	0	2	2	0	1	0
Mark Loretta, R (1, 6) OBP: 0.359, SLG: 0.372 Eric Bruntlett, R (8, 6) OBP: 0.358, SLG: 0.288	C FA 92 B FA 91 X CH 80 1-1 E9 1B		C FA 90 B FA 90 F SL 82 B SL 87 F SL 85 X FA 89 2-2 ③ G6-3			B FA 92 B FA 92 C CH 86 C FA 92 C SL 82 F FA 88 X FA 90 3-2 45 1B 17 BB 1B 1B B FA 92 B FA 92 C FA 92 C FA 92 C SL 82 2-3 ③ K			C FA 90 X FA 90 0-1 FC1 45 G4-6-3 2-3	4 1	1 0	2 0	0 0	0 0	1 0	1 1
17 Lance Berkman, S (1, 3) OBP: 0.373, SLG: 0.455	B CU 72 B CH 87 X CH 86 2-0 ② F7			S FA 91 B SL 82 B CH 87 X FA 89 2-1 BB 45 1B FC3-6 1B		B CH 84 B SL 84 1 SAFE B FA 89 B FA 92 4-0 1B 45 1B 1-2 SF8 BB	B FA 91 F FA 91 S CH 81 X FA 91 1-2 ① F9		S FA 89 C FA 90 B CH 83 S FA 91 1-3 ① K	4	2	1	0	1	1	3
45 Carlos Lee, R (1, 7) OBP: 0.358, SLG: 0.535	B SL 82 B SL 83 B FA 90 C SL 81 B FA 92 4-1 BB			C CH 87 F FA 94 B FA 93 X SL 85 1-2 FC3-6 BB 1-2 1B		C FA 90 X FA 90 0-1 SF8 1B 16 1B 1-2 2-3 1B	S SL 83 B FA 92 S SL 83 F FA 92 S SL 82 1-3 ② K		B FA 90 X FA 91 1-0 ② ③ G4-6-3 1-2f	4	1	2	0	1	1	2
Luke Scott, L (1, 9) OBP: 0.357, SLG: 0.505	C SL 86 F FA 88 D CH 82 S FA 95 1-3 ③ K			B CH 81 B FA 90 B CH 86 B FA 91 4-0 FC3-6 1-2 2-3 BB		S CH 78 F SL 86 F CH 80 B FA 92 B CH 79 F SL 86 B FA 94 F SL 84 X CH 78 3-2 16 1B 1B 1-2 2-3 3-H 1B	F FA 91 S SL 82 B FA 91 S SL 82 1-3 ③ K			3	1	1	1	1	2	2
Mike Lamb, L (1, 5) OBP: 0.370, SLG: 0.472		C FA 90 X CH 87 0-1 ① G4-3		X CH 87 0-0 ① FC3-6 16 G5-4-3 1-2f 2-3 3-H		S FA 88 X FA 88 0-1 ① SF8 2-3 3-H		X CU 75 0-0 ① F7		3	0	0	2	0	0	2
16 Jason Lane, R (1, 8) OBP: 0.253, SLG: 0.372		B FA 92 B FA 88 B FA 90 B FA 93 4-0 G3-6-3 BB		X FA 92 0-0 ② ③ G5-4-3 1-2f		B FA 87 C FA 86 1 SAFE B FA 86 X FA 85 2-1 1B 1B 1-2 3-H 1B		B FA 94 B FA 93 F FA 94 B FA 94 T FA 93 B FA 95 4-2 BB		2	1	1	1	2	0	2
Eric Munson, L (1, 2) OBP: 0.339, SLG: 0.433 Brad Ausmus, R (9, 2) OBP: 0.313, SLG: 0.319	B CH 87 B CH 87 F FA 90 X FA 88 2-1 ② ③ G3-6-3 1-2f				C FA 91 F CH 79 B FA 90 B SL 86 S CH 78 2-3 ① K	C FA 88 D SL 77 F FA 88 B SL 75 B FA 89 F FA 87 F FA 88 X FA 87 3-2 SH1-4 1B 1-3 2-H 1B		X FA 93 0-0 ② F7	4 0	1 0	1 0	1 0	0 0	1 0	2 0
Matt Albers, L (1, 1) OBP: 0.133, SLG: 0.133 Trever Miller, R (7, 1) Dave Borkowski, R (7, 1) 21 Ty Wigginton, R (8, PH) OBP: 0.336, SLG: 0.458 Mark McLemore, L (8, 1) Brad Lidge, R (9, 1)			C FA 92 B CU 76 S FA 93 B FA 94 F CH 87 S FA 94 2-3 ① K		C FA 92 B FA 93 S FA 92 S FA 93 1-3 ② K	B FA 87 P PO 81 X FA 87 2-1 ② SH1-4 1-2		C SL 85 C FA 95 B FA 95 B SL 84 B FA 94 X FA 94 3-2 ③ P6		2 0 0 1 0 0	0 0 0 0 0 0	0 0 0 0 0 0	0 0 0 0 0 0	2 0 0 0 0 0	0 0 0 1 0 0
Inning Stats	R: 0 E: 1 K: 1 S: 10 H: 1 LOB: 2 BB: 1 P: 18	R: 0 E: 0 K: 0 S: 4 H: 0 LOB: 0 BB: 1 P: 10	R: 0 E: 0 K: 1 S: 9 H: 0 LOB: 0 BB: 0 P: 14	R: 1 E: 0 K: 0 S: 7 H: 2 LOB: 1 BB: 1 P: 14	R: 0 E: 0 K: 3 S: 10 H: 0 LOB: 0 BB: 0 P: 14	R: 6 E: 0 K: 1 S: 29 H: 6 LOB: 1 BB: 1 P: 47	R: 0 E: 0 K: 2 S: 10 H: 0 LOB: 0 BB: 0 P: 13	R: 0 E: 0 K: 0 S: 7 H: 0 LOB: 1 BB: 1 P: 14	R: 0 E: 0 K: 1 S: 8 H: 1 LOB: 1 BB: 0 P: 10	1B: 9 2B: 1 3B: 0 HR: 0 SF: 1 SAC: 1 DP: 3 HBP: 0						

TOP

Houston Astros @ Los Angeles Dodgers

Dodger Stadium, Los Angeles, CA

Tue Aug 14 2007, 7:10 PM PDT

Att. 49,399 - Partly Cloudy - 85 F

livebaseballscorecards.com

AB	33
R	7
H	10
RBI	7
BB	5
SO	9
LOB	16

PITCHER		IP	WLS	BF	H	R	ER	SO	BB	IBB	HBP	BLK	WP	HR	S	P	ERA	WHIP
Brett Tomko, R ERA: 5.67	(1, 1)	5.0	L	23	6	5	5	5	4	0	0	0	0	0	51	91	9.00	2.000
Joe Beimel, L ERA: 4.35	(6, 1)	0.2		4	2	0	0	0	0	0	0	0	0	0	12	18	0.00	3.000
Rudy Seanez, R ERA: 3.75	(6, 1)	1.1		5	1	2	2	3	0	0	0	0	0	0	16	21	13.50	0.750
45 Scott Proctor, R ERA: 3.6	(8, 1)	1.0		4	0	0	0	0	1	0	0	0	0	0	7	14	0.00	1.000
57 Eric Hull, R ERA: 6.23	(9, 1)	1.0		4	1	0	0	1	0	0	0	0	0	0	8	10	0.00	1.000

PITCHER	IP	WLS	BF	H	R	ER	SO	BB	IBB	HBP	BLK	WP	HR	S	P	ERA	WHIP

Batter	1	2	3	4	5	6	7	8	9	AB	R	H	RBI	BB	SO	LOB
15 Rafael Furcal, S (1, 6) OBP: 0.339, SLG: 0.365	B FA 90 C FA 92 F FA 92 F SL 79 B FA 93 B CU 78 F FA 92 X FA 93 3-2 ① G4-3		B CU 79 B FA 95 F FA 94 B FA 93 B FA 92 4-1 9 S BB		X CU 79 0-0 ③ G4-3		B CH 81 B FA 94 B FA 92 B FA 92 4-0 9 1B BB		L FA 96 B SL 86 B FA 96 F FA 96 S SL 86 2-3 ① K	3	0	0	0	2	1	3
9 Juan Pierre, L (1, 8) OBP: 0.320, SLG: 0.337	B FA 92 B FA 93 B FA 92 C FA 92 C FA 92 X FA 93 3-2 ② G4-3		B FA 91 C FA 92 S FA 93 F FA 93 X CU 80 1-2 ③ G6-3 1-2			C FA 91 B CU 78 X FA 93 1-1 12 2B 1B	C FA 85 C SL 75 X FA 86 0-2 27 FC6-4 1B 1-2		B FA 96 B FA 96 C FA 96 X FA 95 2-1 ②③ P2-3 1-1f	5	1	2	0	0	0	3
27 Matt Kemp, R (1, 9) OBP: 0.356, SLG: 0.500	X FA 94 0-0 HR			C CU 78 X CU 77 0-1 12 G5-4-3 1B		B FA 92 S FA 92 1 SAFE X CU 77 1-1 ① F9	B SL 84 X SL 85 1-0 ③ FC6-4 1-2f			4	1	2	1	0	0	3
12 Jeff Kent, R (1, 4) OBP: 0.363, SLG: 0.483	B FA 93 F CU 78 X FA 95 1-1 ③ G5-3			X FA 92 0-0 ①② G5-4-3 1-2f		C FA 92 S CH 78 D CU 77 B FA 93 B CH 80 X FA 93 3-2 1-H 2B		B FA 89 B FA 89 T FA 90 F FA 89 X CH 81 2-2 ① F7		4	0	1	1	0	0	1
7 James Loney, L (1, 3) OBP: 0.374, SLG: 0.489		C CU 77 X FA 94 0-1 ① G4-3		B FA 93 C CH 81 B CU 78 X FA 94 2-1 1B		X SL 78 0-0 ② P5		S SL 83 B FA 90 B CH 80 F FA 90 F FA 90 F SL 83 S CH 80 2-3 ② K		4	0	1	0	0	1	1
55 Russell Martin, R (1, 2) OBP: 0.357, SLG: 0.450		C FA 94 B FA 93 B FA 92 B CU 78 F FA 93 C FA 94 3-3 ② K		B CU 78 B FA 91 X FA 94 2-0 ③ G5-3		F FA 92 X FA 92 0-1 ③ G6-3		C CH 79 C CH 80 S SL 84 0-3 ③ K		4	0	0	0	0	2	2
16 Andre Ethier, L (1, 7) OBP: 0.366, SLG: 0.473		C FA 92 S CU 80 X FA 94 0-2 ③ G4-3			C FA 94 X CU 78 0-1 SH1-4 1B		F FA 93 B CH 79 B FA 93 F FA 93 F FA 94 X CU 79 2-2 ① G6-3		C FA 89 X CH 81 0-1 WP 1B 2B	4	1	2	0	0	0	0
Shea Hillenbrand, R (1, 5) OBP: 0.276, SLG: 0.332			B FA 94 X FA 94 1-0 ① G4-3		X FA 93 0-0 ① F9		B CU 79 C FA 93 S FA 92 F FA 94 F FA 93 F CU 79 X FA 93 1-2 G5-3 3B		C FA 90 B FA 89 B FA 89 B FA 89 B FA 90 4-1 1B 2-3 BB	3	1	1	0	1	0	1
Brett Tomko, R (1, 1) Joe Beimel, L (6, 1) Rudy Seanez, R (6, 1) Olmedo Saenz, R (7, PH) OBP: 0.300, SLG: 0.326 45 Scott Proctor, R (8, 1) 57 Eric Hull, R (9, 1) Mark Sweeney, L (9, PH) OBP: 0.369, SLG: 0.411			C FA 93 C CU 78 B CU 78 X FA 93 1-2 ② G4-3		L FA 89 1 SAFE B FA 91 L FA 92 X FA 91 1-2 ② SH1-4 1-2		C CU 77 B CU 79 X FA 93 1-1 ② G5-3 3-H		X CH 79 0-0 9 P2-3 1B 1-2 3-H	1 0 0 1 0 0 0 1	0 0 0 0 0 0 0 0	0 0 0 0 0 0 0 1	0 0 0 1 0 0 0 1	0 0 0 0 0 0 0 1	0 0 0 0 0 0 0 1	0 0 0 0 0 0 0 1
Inning Stats	R: 1 H: 1 E: 0 LOB: 0 K: 0 BB: 0 S: 11 P: 18	R: 0 H: 0 E: 0 LOB: 0 K: 1 BB: 0 S: 8 P: 11	R: 0 H: 0 E: 0 LOB: 1 K: 0 BB: 1 S: 9 P: 16	R: 0 H: 2 E: 0 LOB: 1 K: 0 BB: 0 S: 6 P: 10	R: 0 H: 1 E: 0 LOB: 1 K: 0 BB: 0 S: 7 P: 8	R: 1 H: 2 E: 0 LOB: 1 K: 0 BB: 0 S: 10 P: 15	R: 1 H: 2 E: 0 LOB: 2 K: 0 BB: 1 S: 16 P: 25	R: 0 H: 0 E: 0 LOB: 0 K: 2 BB: 0 S: 11 P: 15	R: 1 H: 2 E: 0 LOB: 1 K: 1 BB: 1 S: 9 P: 17	1B: 6 SF: 0 2B: 3 SAC: 1 3B: 1 DP: 2 HR: 1 HBP: 0						

PITCHER		IP	WLS	BF	H	R	ER	SO	BB	IBB	HBP	BLK	WP	HR	S	P	ERA	WHIP
Matt Albers, R ERA: 5.99	(1, 1)	6.2	W	28	7	3	3	1	2	0	0	0	0	1	63	98	4.05	1.350
Trever Miller, L ERA: 5.08	(7, 1)	0.0		1	1	0	0	0	0	0	0	0	0	0	3	3	∞	∞
Dave Borkowski, R ERA: 5.4	(7, 1)	0.1	H	1	0	0	0	0	0	0	0	0	0	0	1	2	0.00	0.000
Mark McLemore, L ERA: 4.32	(8, 1)	1.0		6	2	1	1	2	1	0	0	0	1	0	15	23	9.00	3.000
Brad Lidge, R ERA: 3.2	(9, 1)	1.0	S	2	0	0	0	1	0	0	0	0	0	0	5	9	0.00	0.000

PITCHER	IP	WLS	BF	H	R	ER	SO	BB	IBB	HBP	BLK	WP	HR	S	P	ERA	WHIP

BOTTOM

Houston Astros @ Los Angeles Dodgers

Dodger Stadium, Los Angeles, CA

Tue Aug 14 2007, 7:10 PM PDT

Att. 49,399 - Partly Cloudy - 85 F

livebaseballscorecards.com

AB	34
R	4
H	10
RBI	4
BB	3
SO	4
LOB	14

WP: 1 PA: 38
PB: 0
SB: 1
CS: 0

Batter	1	2	3	4	5	6	7	8	9	AB	R	H	RBI	BB	SO	LOB
Chris Burke, R (1, 4) OBP: 0.308, SLG: 0.366	C FA 92 B FA 93 C FA 95 F FA 95 S CH 87 1-3 K ①		B FS 84 X FA 94 1-0 FC6-4 1-2 1B		B FA 90 F FA 92 F FA 93 T FA 94 1-2 K ①	F FA 96 B FA 95 S CH 85 F FA 96 S CH 87 1-3 K ③			F C B F SL 82 B FA 93 C FA 94 2-3 K ①	5	0	1	0	0	4	3
Mark Loretta, R (1, 6) OBP: 0.357, SLG: 0.370	F FA 93 B FA 94 B CU 76 F FA 94 F FA 95 B CH 86 X FA 95 3-2 F8 ②		F FA 95 D FS 86 X CH 85 1-1 FC6-4 17 1B 1-2f 2-3 ②		B FA 94 X FA 94 1-0 45 FC4-6 17 1B 1B		B FA 92 C FA 92 C SL 84 B CU 74 B FA 93 X FA 92 3-2 F7 ①		C SL 82 F FA 92 B FA 93 F SL 83 B SL 82 1 SAFE X FA 93 2-2 G5-4-3 1-2f ②③	5	0	1	0	0	0	3
17 Lance Berkman, S (1, 3) OBP: 0.374, SLG: 0.455	C FA 94 B FA 94 F FA 94 T FA 96 1-2 K ③		X FS 86 0-0 1-2 3-H 1B		X FA 94 0-0 45 FC4-6 1-2 1B		B CU 74 F FA 93 B CU 74 B FA 94 S FA 93 F FA 93 S FA 93 3-3 K ②			4	0	2	1	0	2	0
45 Carlos Lee, R (1, 7) OBP: 0.357, SLG: 0.535		X FA 93 0-0 21 1B 2B	B FA 95 X FS 84 1-0 G5-3 ③		X FA 95 0-0 FC4-6 1-2f 2-3 ②		B FA 94 X FA 94 1-0 F7 ③			4	1	1	0	0	0	4
21 Ty Wigginton, R (1, 5) OBP: 0.338, SLG: 0.461		C FA 92 D CH 86 B FA 94 F CH 86 F FA 95 B FA 95 X FA 96 3-2 16 G6-4-3 2-H 1B		F FA 93 B FA 94 X CU 76 1-1 1B 16 SF7 2B	B FA 95 F FA 95 F FA 94 B FA 96 F FA 96 X FA 95 2-2 P6 ③			F FA 95 S FA 95 C SL 88 0-3 K ①		4	1	2	1	0	1	2
Luke Scott, L (1, 9) OBP: 0.359, SLG: 0.509 Eric Munson, L (8, 2) OBP: 0.339, SLG: 0.433		F FA 94 C FS 85 T CH 85 0-2 K ①	T FA 95 C FA 95 D CH 87 X FA 96 1-2 2-3 1B			X FA 92 0-0 23 SH3-4 2B		C CH 86 F FA 96 B CH 88 F CH 87 F FA 97 S SL 88 1-3 K ②		4 0	0 0	2 0	0 0	0 0	2 0	1 0
16 Jason Lane, R (1, 8) OBP: 0.259, SLG: 0.381		B FA 95 B FS 85 F FA 96 X FA 95 2-1 G6-4-3 1-2f ②③	D CH 87 F FA 95 F FA 94 X FS 86 1-2 SF7 3-H ①			B FA 95 B FA 95 D SL 86 S FA 96 B FA 96 4-1 23 SH3-4 BB		B FA 95 C FA 95 F FA 95 F FA 96 X SL 88 1-2 2B		2	0	1	1	1	0	1
Brad Ausmus, R (1, 2) OBP: 0.313, SLG: 0.320 Orlando Palmeiro, L (8, PH) OBP: 0.323, SLG: 0.264 (8, 9)			X FA 93 0-0 23 FC2-6 1B	C CU 77 B FA 95 C CU 78 B FA 95 C FA 95 2-3 K ②		C CU 78 B FA 94 F CU 79 F FA 96 X CU 80 2-2 L6 ①		B FA 97 F FA 94 B FA 95 F FA 94 X FA 96 2-2 G6-3 ③		3 1	0 0	1 0	0 0	0 0	1 0	3 1
23 Jason Jennings, L (1, 1) OBP: 0.179, SLG: 0.080 Dave Borkowski, R (6, 1) Trever Miller, R (7, 1) 63 Stephen Randolph, L (8, 1) Mike Lamb, L (9, PH) OBP: 0.372, SLG: 0.472			M FA 91 X FA 93 0-1 FC2-6 FC6-4 17 1B 1B 1-2f ①	X FA 93 0-0 P2 ③		B FA 95 M FA 94 X FA 95 1-1 SH3-4 1-2 2-3 ②			B FA 92 B SL 82 F FA 94 B B 4-1 G5-4-3 BB	2 0 0 0 0	1 0 0 0 0	0 0 0 0 1	0 0 0 0 0	0 0 0 0 0	0 0 0 0 0	2 0 0 0 0
Inning Stats	R: 0 E: 0 K: 2 S: 11 H: 0 LOB: 0 BB: 0 P: 16	R: 1 E: 0 K: 1 S: 10 H: 2 LOB: 0 BB: 0 P: 15	R: 1 E: 0 K: 0 S: 8 H: 3 LOB: 2 BB: 0 P: 11	R: 1 E: 0 K: 1 S: 12 H: 2 LOB: 1 BB: 0 P: 17	R: 0 E: 0 K: 1 S: 11 H: 2 LOB: 2 BB: 0 P: 15	R: 0 E: 0 K: 1 S: 13 H: 1 LOB: 2 BB: 1 P: 21	R: 0 E: 0 K: 1 S: 8 H: 0 LOB: 0 BB: 0 P: 15	R: 0 E: 0 K: 2 S: 15 H: 1 LOB: 1 BB: 0 P: 19	R: 0 E: 0 K: 1 S: 9 H: 0 LOB: 0 BB: 1 P: 17	1B: 7 2B: 4 3B: 0 HR: 0 SF: 1 SAC: 1 DP: 2 HBP: 0						

PITCHER		IP	WLS	BF	H	R	ER	SO	BB	IBB	HBP	BLK	WP	HR	S	P	ERA	WHIP
31 Brad Penny, R ERA: 2.61	(1, 1)	6.0	W	28	10	3	3	6	1	0	0	0	0	0	65	95	4.50	1.833
45 Scott Proctor, R ERA: 3.55	(7, 1)	1.0	H	3	0	0	0	1	0	0	0	0	0	0	8	15	0.00	0.000
51 Jonathan Broxton, R ERA: 2.39	(8, 1)	1.0	H	4	1	0	0	2	0	0	0	0	0	0	15	19	0.00	1.000
44 Takashi Saito, R ERA: 1.54	(9, 1)	1.0	S	3	0	0	0	1	1	0	0	0	0	0	9	17	0.00	1.000

PITCHER	IP	WLS	BF	H	R	ER	SO	BB	IBB	HBP	BLK	WP	HR	S	P	ERA	WHIP

TOP

Houston Astros @ Los Angeles Dodgers

Dodger Stadium, Los Angeles, CA

Wed Aug 15 2007, 7:10 PM PDT

Att. 49,098 - Clear - 78 F

livebaseballscorecards.com

AB	34
R	3
H	11
RBI	3
BB	2
SO	10
LOB	20

BOTTOM

Batter	1	2	3	4	5	6	7	8	9	AB	R	H	RBI	BB	SO	LOB
15 Rafael Furcal, S (1, 6) OBP: 0.339, SLG: 0.367	C SL 85 F SL 78 B SL 86 S SL 86 1-3 ① K		C SL 79 B SL 82 B FA 88 B FA 87 C FA 87 F SL 88 X SL 87 3-2 ② G3		B FA 87 X CH 80 1-0 ③ F8		C SL 84 F CH 84 F CU 74 B FA 90 F FA 90 B FA 90 F FA 90 X SL 84 2-2 9 1B 2B			4	1	1	0	0	1	1
9 Juan Pierre, L (1, 8) OBP: 0.324, SLG: 0.341	B SL 86 C SL 86 X FA 86 1-1 ② G1-3		B FA 88 L SL 87 B FA 87 X SL 87 2-1 27 S 1B			C FA 87 B SL 81 B SL 80 X FA 87 2-1 27 1B 7 SF8 1B	C SL 75 B FA 85 X SL 75 1-1 27 S 27 2B 2-H 1B			4	2	3	1	0	0	0
27 Matt Kemp, R (1, 9) OBP: 0.359, SLG: 0.506	C FA 86 S SL 81 X SL 86 0-2 ③ F9		S SL 81 S SL 81 X SL 88 0-2 ③ F9 1-2			1 SAFE C FA 87 X SL 82 0-1 55 S 1-3 55 HR 1B	B CH 80 B FA 87 1 SAFE C FA 86 D CH 79 X FA 88 3-1 1-H 2B			4	1	2	1	0	0	1
12 Jeff Kent, R (1, 4) OBP: 0.362, SLG: 0.479		F FA 86 B SL 87 B FA 87 B SL 79 X SL 87 3-1 ① F8		B SL 81 B SL 80 C SL 87 X FA 89 2-1 ① P3		F FA 87 X SL 82 0-1 ① F8	B SL 79 C CH 80 B FA 86 B FA 86 F FA 87 F FA 87 B FA 87 4-2 BB			3	0	0	0	1	0	2
7 James Loney, L (1, 3) OBP: 0.367, SLG: 0.481		C CH 82 F SL 87 X FA 87 0-2 ② G4-3		C SL 81 X FA 88 0-1 ② F9		1 SAFE C FA 88 1 SAFE 1 SAFE 1 SAFE F FA 88 X FA 88 0-2 ② SF8 3-H	X FA 85 0-0 ③ P5			3	0	0	1	0	0	2
55 Russell Martin, R (1, 2) OBP: 0.359, SLG: 0.464		X FA 87 0-0 HR		F SL 82 B SL 82 B SL 88 X SL 81 2-1 ③ F7		1 SAFE 1 SAFE B SL 82 D SL 83 X SL 82 2-0 1-H HR		X 0-0 ① F8		4	2	2	3	0	0	0
Luis Gonzalez, L (1, 7) OBP: 0.355, SLG: 0.429 45 Scott Proctor, R (7, 1) 51 Jonathan Broxton, R (8, 1) Olmedo Saenz, R (8, PH) OBP: 0.306, SLG: 0.333 44 Takashi Saito, L (9, 1)	C FA 86 B CH 79 F SL 86 B FA 88 X FA 87 2-2 2B				B FA 87 C FA 86 X SL 88 1-1 FC5-4 1B	B FA 90 C FA 90 C SL 84 F FA 90 F FA 91 S FA 90 1-3 ③ K		X FA 92 0-0 16 FC6-4 1B		3 0 0 1 0	0 0 0 0 0	2 0 0 1 0	0 0 0 0 0	1 0 0 0 0	0 0 0 0 0
Shea Hillenbrand, R (1, 5) OBP: 0.272, SLG: 0.327 Ramon Martinez, R (8, 5) OBP: 0.229, SLG: 0.198	B SL 80 F FA 87 S SL 81 D SL 81 C FA 87 2-3 ③ K				B FA 88 F FA 88 S SL 82 B FA 88 X FA 87 2-2 ① FC5-4 1-2f		C FA 90 B SL 85 B X 2-1 ① L7	C CH 81 C CH 80 B CH 80 S FA 87 1-3 ② K		3 1	0 0	0 0	0 0	0 0	1 1	2 1
31 Brad Penny, R (1, 1) OBP: 0.300, SLG: 0.354 16 Andre Ethier, L (7, 7) OBP: 0.364, SLG: 0.470			F SL 86 F SL 80 F FA 88 S CH 80 0-3 ① K		F SL 81 S SL 81 S SL 81 0-3 ② K2-3		B SL 84 C FA 90 B FA 90 X SL 84 2-1 ② F8	F FA 92 F FA 93 X FA 92 0-2 ③ FC6-4 1-2f		2 2	0 0	0 0	0 0	0 0	2 0	1 1
Inning Stats	R: 0 E: 0 K: 1 S: 8 H: 0 LOB: 0 BB: 0 P: 10	R: 1 E: 0 K: 1 S: 12 H: 2 LOB: 1 BB: 0 P: 19	R: 0 E: 0 K: 1 S: 13 H: 1 LOB: 1 BB: 0 P: 18	R: 0 E: 0 K: 0 S: 6 H: 0 LOB: 0 BB: 0 P: 10	R: 0 E: 1 K: 1 S: 9 H: 1 LOB: 1 BB: 0 P: 13	R: 3 E: 0 K: 1 S: 15 H: 3 LOB: 0 BB: 1 P: 20	R: 2 E: 0 K: 0 S: 18 H: 3 LOB: 2 BB: 1 P: 32	R: 0 E: 0 K: 1 S: 8 H: 1 LOB: 1 BB: 0 P: 9		1B: 6 2B: 3 3B: 0 HR: 2 SF: 1 SAC: 0 DP: 0 HBP: 0				WP: 0 PB: 0 SB: 3 CS: 0 PA: 36	

PITCHER	IP	WLS	BF	H	R	ER	SO	BB	IBB	HBP	BLK	WP	HR	S	P	ERA	WHIP
23 Jason Jennings, R (1, 1) ERA: 6.16	5.2	L	24	7	4	4	4	0	0	0	0	0	2	58	84	6.35	1.235
Dave Borkowski, R (6, 1) ERA: 5.47	1.0		4	1	1	1	1	0	0	0	0	0	0	15	22	9.00	1.000
Trever Miller, L (7, 1) ERA: 5.29	0.1		4	2	1	1	0	1	0	0	0	0	0	8	16	27.00	9.000
63 Stephen Randolph, L (8, 1) ERA: 11.25	1.0		4	1	0	0	1	0	0	0	0	0	0	8	9	0.00	1.000

PITCHER	IP	WLS	BF	H	R	ER	SO	BB	IBB	HBP	BLK	WP	HR	S	P	ERA	WHIP

Houston Astros @ Los Angeles Dodgers

Dodger Stadium, Los Angeles, CA

Wed Aug 15 2007, 7:10 PM PDT

Att. 49,098 - Clear - 78 F

livebaseballscorecards.com

AB	34
R	6
H	11
RBI	6
BB	1
SO	6
LOB	11

Batter	1	2	3	4	5	6	7	8	9	AB	R	H	RBI	BB	SO	LOB
Craig Biggio, R (1, 4) OBP: 0.287, SLG: 0.397	C X FA 90 0-1 ① G4-3			X FA 89 0-0 FC4-6 1B			C CH 84 X FA 90 0-1 G6-3 1B		B SL 85 X FA 92 1-0 ① P2	4	0	2	0	0	0	0
Mark Loretta, R (1, 6) OBP: 0.356, SLG: 0.366	C FA 90 B FA 91 F FA 91 X FA 92 1-2 ② F9			C FA 89 F FA 89 D SL 82 X FA 90 1-2 ① FC4-6 17 CS 1-2f			C FA 90 F SL 82 F CH 85 B FA 90 B FA 90 F SL 82 F F FA 88 F FA 90 3-2 ①② G6-3 1-2f		B FA 92 B FA 94 S FA 92 F FA 92 B SL 85 F FA 91 B FA 92 4-2 17 BB 45 2B BB	3	1	0	0	1	0	2
17 Lance Berkman, S (1, 9) OBP: 0.375, SLG: 0.454	F FA 91 C SL 84 S CH 86 0-3 ③ K			B CH 85 B FA 89 B CH 82 F FA 90 F FA 91 C FA 90 3-3 ②③ K 1-2			X FA 90 0-0 45 FC6-4 1B		F FA 93 B SL 84 B FA 93 F FA 92 B FA 93 B FA 94 4-2 45 2B E 1-2 BB	3	1	1	0	1	2	1
45 Carlos Lee, R (1, 7) OBP: 0.356, SLG: 0.535		F FA 91 F SL 82 B FA 90 F CH 86 X 1-2 ① L5			F S CH 85 F X CH 84 0-2 ① G5-3		C CH 84 B SL 83 B CH 85 F FA 90 X SL 82 2-2 ③ FC6-4 1-2f		F FA 92 B FA 92 F FA 93 X SL 84 1-2 E 1-3 2-H 2B	4	0	1	1	0	0	1
Mike Lamb, L (1, 3) OBP: 0.374, SLG: 0.472		C FA 91 B CH 86 B FA 91 B SL 83 X FA 91 3-1 21 G5-4-3 1B			C SL 83 X CH 86 0-1 21 G6-4-3 1B			X SL 83 0-0 ① F8	B FA 94 X FA 94 1-0 E4 2-3 3-H	4	0	2	1	0	0	1
21 Ty Wigginton, R (1, 5) OBP: 0.337, SLG: 0.458		B FA 91 B FA 90 X FA 89 2-0 ②③ G5-4-3 1-2f			B FA 91 B FA 90 C FA 90 X FA 91 2-1 ②③ G6-4-3 1-2f			B FA 92 F FA 92 B FA 92 S FA 92 F FA 92 B FA 92 B SL 84 4-2 BB BB	B FA 93 X 1-0 ② F9	3	0	0	0	1	0	4
16 Jason Lane, R (1, 8) OBP: 0.253, SLG: 0.371			B FA 90 C FA 91 B FA 91 X 2-1 ① G4-3			C FA 89 X CH 84 0-1 ① G6-3		C FA 93 B FA 93 S SL 83 B FA 92 F FA 93 X FA 92 2-2 ② F8	B FA 93 F FA 93 B FA 93 S FA 94 S FA 94 2-3 ③ K	4	0	0	0	0	1	3
Brad Ausmus, R (1, 2) OBP: 0.313, SLG: 0.317			B SL 83 X FA 91 1-0 ② G6-3			B SL 83 F FA 89 C FA 89 X SL 82 1-2 ② G4-3		B FA 92 F FA 92 S SL 82 B FA 92 B FA 91 B FA 92 4-2 1-2 BB		2	0	0	0	1	0	0
51 Wandy Rodriguez, S (1, 1) OBP: 0.179, SLG: 0.162 Chris Burke, R (6, PH) OBP: 0.307, SLG: 0.364 63 Stephen Randolph, L (6, 1) Trever Miller, R (6, 1) Brian Moehler, R (7, 1) OBP: 0.250, SLG: 0.250 Luke Scott, L (8, PH) OBP: 0.358, SLG: 0.507 Mark McLemore, L (8, 1)			B FA 91 C FA 90 X FA 91 1-1 ③ G1-3			B FA 89 C FA 90 B FA 90 B FA 90 F FA 89 X FA 90 3-2 ③ G6-3		F FA 92 B SL 83 F SL 82 X CH 86 1-2 ③ P5		1 1 0 0 0 0 1 0	0 0 0 0 0 0 0 0	0 0 0 0 0 0 0 0	0 0 0 0 0 0 0 2	0 0 0 0 0 0 0 0	0 0 0 0 0 0 0 0	0 0 0 0 0 0 0 0
Inning Stats	R: 0 E: 0 K: 1 S: 8 H: 0 LOB: 0 BB: 0 P: 9	R: 0 E: 0 K: 0 S: 7 H: 1 LOB: 0 BB: 0 P: 13	R: 0 E: 0 K: 0 S: 5 H: 0 LOB: 0 BB: 0 P: 9	R: 0 E: 0 K: 1 S: 7 H: 1 LOB: 1 BB: 0 P: 11	R: 0 E: 0 K: 0 S: 8 H: 1 LOB: 0 BB: 0 P: 10	R: 0 E: 0 K: 0 S: 8 H: 0 LOB: 0 BB: 0 P: 12	R: 0 E: 0 K: 0 S: 15 H: 2 LOB: 1 BB: 0 P: 20	R: 0 E: 0 K: 0 S: 13 H: 0 LOB: 2 BB: 2 P: 24	R: 2 E: 1 K: 1 S: 14 H: 1 LOB: 2 BB: 2 P: 28	1B: 5 2B: 2 3B: 0 HR: 0 SF: 0 SAC: 0 DP: 4 HBP: 0						

PITCHER		IP	WLS	BF	H	R	ER	SO	BB	IBB	HBP	BLK	WP	HR	S	P	ERA	WHIP
Derek Lowe, R ERA: 3.45	(1, 1)	7.0	W	22	5	0	0	2	0	0	0	0	0	0	58	84	0.00	0.714
Rudy Seanez, R ERA: 3.68	(8, 1)	1.0		5	0	0	0	0	2	0	0	0	0	0	13	24	0.00	2.000
Roberto Hernandez, R ERA: 5.84	(9, 1)	0.1		5	1	2	2	0	2	0	0	0	0	0	10	21	54.00	9.000
44 Takashi Saito, R ERA: 1.52	(9, 1)	0.2	S	2	0	0	0	1	0	0	0	0	0	0	4	7	0.00	0.000

PITCHER	IP	WLS	BF	H	R	ER	SO	BB	IBB	HBP	BLK	WP	HR	S	P	ERA	WHIP

TOP

Houston Astros @ Los Angeles Dodgers

Dodger Stadium, Los Angeles, CA

Thu Aug 16 2007, 7:10 PM PDT

Att. 48,128 - Clear - 85 F

livebaseballscorecards.com

AB	30
R	2
H	6
RBI	2
BB	4
SO	3
LOB	14

Batter	1	2	3	4	5	6	7	8	9	AB	R	H	RBI	BB	SO	LOB
15 Rafael Furcal, S (1, 6) OBP: 0.340, SLG: 0.368	C FA 90 B FA 92 F FA 91 S CU 77 1-3 K ①		C CU 76 B FA 90 X FA 90 1-1 P3 ①		C FA 90 X FA 91 0-1 9 E 27 SF9 1B	C FA 86 X SL 78 0-1 E9 2-H 3-H 1B				4	1	2	2	0	1	0
9 Juan Pierre, L (1, 8) OBP: 0.323, SLG: 0.340	B FA 92 X 1-0 27 1B 12 2B 1B		B FA 90 C FA 91 X CU 77 1-1 G5-3 ②		C FA 90 C CU 76 1 SAFE X FA 90 0-2 E3 12 S 1-3	B FA 86 X FA 85 1-0 F8 ③				4	1	1	0	0	0	2
27 Matt Kemp, R (1, 9) OBP: 0.357, SLG: 0.503	1 SAFE 1 SAFE X FA 88 0-0 12 2B 1-3 1B		C FA 89 F CU 76 F CU 78 B CU 77 F CU 78 B CU 77 F FA 91 F FA 91 B 3-2 X G6-3 ③		X FA 90 0-0 SF9 ② 3-H		C FA 88 B FA 86 B FA 89 F CH 80 X FA 89 2-2 G5-3 ①			3	1	1	1	0	0	0
12 Jeff Kent, R (1, 4) OBP: 0.368, SLG: 0.491 Ramon Martinez, R (7, PR) OBP: 0.229, SLG: 0.198 (8, 4)	B FA 85 B FA 90 C CU 78 B X 3-1 1-H 3-H 2B			B S B X 2-1 55 G6-3 16 E 2B	B CU 75 C FA 87 1 SAFE 1 SAFE B CH 82 B B 4-1 1-2 BB		X FA 88 0-0 2B			3 0	1 0	3 0	2 0	1 0	0 0	0 0
7 James Loney, L (1, 3) OBP: 0.360, SLG: 0.472	F FA 90 B FA 90 X 1-1 P5 ②			B CU 78 X FA 89 1-0 F8 ①	C CU 77 C CU 77 D FA 90 X 1-2 G3-1 ③		C FA 89 F FA 88 B SL 86 B SL 87 B FA 90 S CH 80 3-3 K ②			4	0	0	0	0	1	5
55 Russell Martin, R (1, 2) OBP: 0.358, SLG: 0.461	X FA 90 0-0 F8 ③			B CU 77 F FA 90 C CU 78 B FA 90 X FA 90 2-2 G6-3 ② 2-3		B FA 89 B FA 90 B CH 80 C FA 92 F CH 84 F B 4-2 SH1-5-4 15 E 1B BB	C FA 89 B FA 88 B FA 91 X CH 80 2-1 P6 ③			3	1	0	0	1	0	3
16 Andre Ethier, L (1, 7) OBP: 0.360, SLG: 0.464			C FA 90 C CU 74 F FA 89 X CU 77 0-2 G3 ①	B CU 76 C CU 78 X CU 77 1-1 E3 3-H	S FA 92 B FA 90 S SL 84 B FA 92 1 SAFE S 2-3 K ①			B FA 88 C CH 80 X 1-1 F9 ①		4	0	0	0	0	1	1
Shea Hillenbrand, R (1, 5) OBP: 0.272, SLG: 0.325			C FA 90 B FA 91 F FA 90 X CU 77 1-2 L5 ②	X FA 88 0-0 F7 ③	1 SAFE 1 SAFE B CH 80 S CH 80 B FA 84 X 2-1 SH1-5-4 15 E 1-2 1B			C FA 91 S SL 82 F FA 90 X CH 80 0-2 G6-3 ②		4	1	1	0	0	0	1
Derek Lowe, R (1, 1) OBP: 0.224, SLG: 0.140 Rudy Seanez, R (8, 1) Olmedo Saenz, R (8, PH) OBP: 0.304, SLG: 0.330 Roberto Hernandez, R (9, 1) 44 Takashi Saito, L (9, 1)			B FA 91 C FA 90 F FA 91 C 1-3 K ③		F FA 89 X 0-1 L9 ①	B FA 90 X 1-0 SH1-5-4 ② 1-2 2-3		X FA 90 0-0 G6-3 ③		2 0 0 1 0 0	0 0 0 0 0 0	0 0 0 0 0 0	0 0 0 0 0 0	1 0 0 0 0 0	0 0 0 0 0 0	0 0 0 0 0 0
Inning Stats	R: 2 E: 0 K: 1 S: 10 H: 3 LOB: 1 BB: 0 P: 16		R: 0 E: 0 K: 1 S: 10 H: 0 LOB: 0 BB: 0 P: 12	R: 0 E: 0 K: 0 S: 11 H: 0 LOB: 0 BB: 0 P: 16	R: 1 E: 1 K: 0 S: 9 H: 1 LOB: 1 BB: 0 P: 15	R: 1 E: 1 K: 0 S: 12 H: 1 LOB: 2 BB: 1 P: 17	R: 2 E: 1 K: 1 S: 12 H: 2 LOB: 1 BB: 1 P: 22	R: 0 E: 0 K: 1 S: 9 H: 1 LOB: 1 BB: 0 P: 16	R: 0 E: 0 K: 0 S: 7 H: 0 LOB: 0 BB: 0 P: 8			1B: 5 2B: 3 3B: 0 HR: 0 SF: 1 SAC: 1 DP: 0 HBP: 0						

PITCHER		IP	WLS	BF	H	R	ER	SO	BB	IBB	HBP	BLK	WP	HR	S	P	ERA	WHIP
51 Wandy Rodriguez, L ERA: 4.31	(1, 1)	5.0	L	23	5	4	2	2	1	0	0	0	0	0	52	76	3.60	1.200
63 Stephen Randolph, L ERA: 12.46	(6, 1)	0.2		4	1	2	2	1	1	0	0	0	0	0	9	18	27.00	3.000
Trever Miller, L ERA: 5.24	(6, 1)	0.1		2	1	0	0	0	0	0	0	0	0	0	3	4	0.00	3.000
Brian Moehler, R ERA: 5.18	(7, 1)	1.0		4	1	0	0	1	0	0	0	0	0	0	9	16	0.00	1.000
Mark McLemore, L ERA: 4.08	(8, 1)	1.0		3	0	0	0	0	0	0	0	0	0	0	7	8	0.00	0.000

PITCHER	IP	WLS	BF	H	R	ER	SO	BB	IBB	HBP	BLK	WP	HR	S	P	ERA	WHIP

BOTTOM

Houston Astros @ Los Angeles Dodgers

Dodger Stadium, Los Angeles, CA

Thu Aug 16 2007, 7:10 PM PDT

Att. 48,128 - Clear - 85 F

livebaseballscorecards.com

AB	32
R	6
H	8
RBI	5
BB	2
SO	4
LOB	12

WP: 0 PA: 36
PB: 0
SB: 1
CS: 0

Batter	1	2	3	4	5	6	7	8	9	AB	R	H	RBI	BB	SO	LOB
Craig Biggio, R (1, 4) OBP: 0.265, SLG: 0.393	C FA 93 F FA 94 B FA 95 S SL 83 1-3 K		F SL 87 F SL 83 S FA 96 0-3 K		F SL 83 X SL 87 0-1 L8			C SL 88 X SL 87 0-1 G6-3	B SL 74 B FA 88 B FA 88 C FA 88 C FA 88 F FA 88 X FA 88 3-2 G6-3	4	0	0	0	0	2	0
Chad Qualls, R (8, 1)										0	0	0	0	0	0	0
Orlando Palmeiro, L (9, PH) OBP: 0.320, SLG: 0.261										1	0	0	0	0	0	2
Brad Lidge, R (9, 1)										0	0	0	0	0	0	0
Mark Loretta, R (1, 6) OBP: 0.358, SLG: 0.368	F FA 94 C FA 95 F SL 83 X SL 88 0-2 1B		C FA 94 X CH 87 0-1 G5-3			C FF 93 X CH 86 0-1 G3-1		C CU 85 S SL 87 B SL 89 X CU 87 1-2 17 HR 1B		4	0	2	0	0	0	0
Eric Bruntlett, R (8, PR) OBP: 0.358, SLG: 0.288										0	1	0	0	0	0	0
17 Lance Berkman, S (1, 9) OBP: 0.378, SLG: 0.470	F FA 95 B FA 96 X FA 89 1-1 F9		B FA 96 S FA 96 C FA 90 F FA 96 F SL 83 B FA 96 X CU 73 2-2 HR			B FA 95 F FA 94 B FA 95 B FA 95 F FC 90 B SL 88 4-2 1B BB		B FA 96 1 SAFE B FA 96 X CU 84 2-0 1-H HR		3	2	2	3	1	0	1
45 Carlos Lee, R (1, 7) OBP: 0.354, SLG: 0.530	C FA 96 B FA 96 F FA 96 S SL 84 1-3 K		B FA 95 F FA 94 B FA 95 S FA 95 X SL 85 2-2 L8			B FA 95 S SL 88 1 SAFE F FA 95 F FA 97 D SL 83 F SL 84 F FA 96 S CU 84 2-3 K		F FA 97 X FA 97 0-1 G6-3		4	0	0	0	0	2	3
Mike Lamb, L (1, 3) OBP: 0.375, SLG: 0.471		B FA 92 C CH 85 B SL 88 B FA 94 F FA 94 B FA 96 4-2 16 1B BB	C FF 93 X CH 85 0-1 G3-1			1 SAFE F FA 96 X FA 96 0-1 1-2 1B		C FA 98 B FA 97 B FA 96 X FA 96 2-1 L4		3	0	1	0	1	0	1
21 Ty Wigginton, R (1, 5) OBP: 0.334, SLG: 0.453		C FA 95 F SL 89 S SL 85 0-3 K	B FA 92 S CH 86 S SL 84 B SL 84 B SL 84 S SL 84 3-3 K			B FA 96 S SL 84 B FA 96 S SL 84 X SL 85 2-2 F7			F FA 88 S SL 80 B SL 80 F SL 80 X FA 87 1-2 G4-3	4	0	0	0	0	2	3
16 Jason Lane, R (1, 8) OBP: 0.259, SLG: 0.370		X FC 89 0-0 1-2 1B	F SL 83 B FA 95 F FA 95 B SL 83 F FA 96 X FA 96 2-2 P5				S SL 83 F SL 84 B SL 82 F SL 84 F FF 95 S SL 83 1-3 K		B SL 81 H FA 87 2-0 CS HBP	3	0	1	0	0	1	0
Brad Ausmus, R (1, 2) OBP: 0.312, SLG: 0.316		F FA 96 B SL 85 B FA 95 X SL 88 2-1 F9			C FA 93 S FA 95 F SL 82 S SL 81 0-3 K		S FA 94 S SL 82 S SL 82 0-3 K		S PO 82 B SL 79 X FA 87 2-0 1-2 1B	4	0	1	0	0	2	2
Woody Williams, R (1, 1) OBP: 0.080, SLG: 0.140		B SL 84 B FA 95 B FA 95 C FA 94 S FA 95 S FA 96 3-3 K			S FA 95 B FA 94 S FA 95 X FA 96 1-2 G3		B FA 94 F FA 94 F SL 84 F FA 96 S FA 96 1-3 K		X FA 89 0-0 1-2 1B	3	0	0	0	0	2	2
Chris Burke, R (8, 4) OBP: 0.310, SLG: 0.367										1	0	1	0	0	0	0
Inning Stats	R: 0 E: 0 K: 2 S: 12 H: 1 LOB: 1 BB: 0 P: 15	R: 0 E: 0 K: 2 S: 11 H: 1 LOB: 2 BB: 1 P: 20	R: 1 E: 0 K: 1 S: 13 H: 1 LOB: 0 BB: 0 P: 17	R: 0 E: 0 K: 1 S: 9 H: 0 LOB: 0 BB: 0 P: 14	R: 0 E: 0 K: 1 S: 9 H: 0 LOB: 0 BB: 0 P: 10	R: 0 E: 0 K: 1 S: 15 H: 1 LOB: 2 BB: 1 P: 23	R: 0 E: 0 K: 3 S: 12 H: 0 LOB: 0 BB: 0 P: 14	R: 2 E: 0 K: 0 S: 10 H: 2 LOB: 1 BB: 0 P: 15	R: 0 E: 0 K: 0 S: 11 H: 2 LOB: 2 BB: 0 P: 18	1B: 6 2B: 0 3B: 0 HR: 2 SF: 0 SAC: 0 DP: 0 HBP: 1						

TOP

Houston Astros @ San Diego Padres

PETCO Park, San Diego, CA

Fri Aug 17 2007, 10:05 PM EDT

Att. 32,063 - Clear - 73 F

livebaseballscorecards.com

AB	34
R	3
H	8
RBI	3
BB	2
SO	11
LOB	14

WP: 0 PB: 0 SB: 0 CS: 1 PA: 37

PITCHER		IP	WLS	BF	H	R	ER	SO	BB	IBB	HBP	BLK	WP	HR	S	P	ERA	WHIP
44 Jake Peavy, R ERA: 2.19	(1, 1)	7.0		27	4	1	1	11	2	0	0	0	0	1	81	113	1.29	0.857
21 Heath Bell, R ERA: 2.47	(8, 1)	1.0	L	5	2	2	2	0	0	0	0	0	0	1	10	15	18.00	2.000
43 Cla Meredith, R ERA: 3.38	(9, 1)	1.0		5	2	0	0	0	0	0	1	0	0	0	11	18	0.00	2.000

PITCHER	IP	WLS	BF	H	R	ER	SO	BB	IBB	HBP	BLK	WP	HR	S	P	ERA	WHIP

Houston Astros @ San Diego Padres

PETCO Park, San Diego, CA

Fri Aug 17 2007, 10:05 PM EDT

Att. 32,063 - Clear - 73 F

livebaseballscorecards.com

BOTTOM

Batter	1	2	3	4	5	6	7	8	9	AB	R	H	RBI	BB	SO	LOB
24 Brian Giles, L (1, 9) OBP: 0.386, SLG: 0.427	C FA 85 F CU 73 B CU 74 X CU 74 1-2 ① L1		X FA 87 0-0 ① P2		B FA 89 X CH 82 1-0 ② F7		C FA 90 B FA 90 X FA 90 1-1 2B		C FA 97 B SL 88 B FA 97 F FA 96 X FA 98 2-2 3B	5	0	2	0	0	0	0
Geoff Blum, S (1, 4) OBP: 0.333, SLG: 0.350	B FA 87 X FA 88 1-0 ② F7		C CH 79 X CH 79 0-1 ② F9		B FA 89 C FA 88 B FC 88 X CU 77 2-1 HBP 1B		B CH 81 F FA 89 F FA 90 C FA 89 1-3 ③ K		B SL 89 S SL 89 S SL 89 S SL 88 1-3 ③ K	5	0	1	0	0	2	2
Mike Cameron, R (1, 8) OBP: 0.323, SLG: 0.434	B FA 89 F FA 90 S SL 84 X FA 89 1-2 ③ P4		S CH 80 B SL 83 X FA 88 1-1 ③ P2		H FA 88 1-0 **1-2** HBP			B SL 88 S FA 95 F SL 88 B FA 92 B FA 96 X FA 95 3-2 ① G5-3		3	0	0	0	0	0	0
23 Adrián González, L (1, 3) OBP: 0.342, SLG: 0.477		B CU 73 X FA 87 1-0 1B BB 1B		B CH 79 T FA 87 B CH 80 T FA 88 B FC 85 X FA 89 3-2 3 1B G4-3 1B	C FC 87 X CH 80 0-1 ③ F7			B FA 95 B FA 95 X FA 95 2-0 3 1B 1B		4	1	3	0	0	0	2
Morgan Ensberg, R (1, 5) OBP: 0.321, SLG: 0.412		C CU 76 B FA 87 B FA 87 F FA 88 B FA 90 F FA 89 F CU 78 B SL 85 4-2 1B **1-2** BB	C CH 81 C CH 82 B FA 86 B FA 89 C CU 78 2-3 ① K		F FA 86 C CH 81 F SL 84 B FA 88 X CU 77 1-2 ① G5-3			F FA 96 D FA 96 X FA 96 1-1 ② F8		3	0	0	0	1	1	2
3 Khalil Greene, R (1, 6) OBP: 0.276, SLG: 0.448		B FA 88 C FA 88 X FA 88 1-1 ① F9	B FA 89 X CU 76 1-0 G4-3 **1-3** 1B		B CU 75 B FA 89 C FA 89 X FA 89 2-1 ② F8			S SL 90 S FA 91 X FA 92 0-2 **1-2** 1B		4	0	2	0	0	0	2
Terrmel Sledge, L (1, 7) OBP: 0.309, SLG: 0.372		B CU 75 X FC 86 1-0 44 FC6-4 **1-2** **2-3** 1B	B FA 89 X CH 82 1-0 ② G4-3 **1-2** 3-H		B FA 89 C CH 81 X CH 81 1-1 ③ F7			C FA 91 D FA 98 F SL 88 B FA 98 S SL 90 2-3 ③ K		4	0	1	1	0	1	3
28 Josh Bard, S (1, 2) OBP: 0.343, SLG: 0.372		F FC 87 B FA 89 F FA 89 B CH 81 C FA 88 2-3 ② K	X CH 80 0-0 ③ G1-3				X CH 80 0-0 ① F7		B FA 98 C FA 97 B FA 98 F FA 98 B SL 88 F FA 98 F FA 97 F FA 99 X FA 98 3-2 ① G4-3	4	0	0	0	0	1	4
44 Jake Peavy, R (1, 1) OBP: 0.208, SLG: 0.314 Rob Mackowiak, L (7, PH) OBP: 0.337, SLG: 0.393 21 Heath Bell, R (8, 1) 43 Cla Meredith, R (9, 1) Pete Laforest, L (9, PH) OBP: 0.500, SLG: 0.600		B CU 78 F FA 89 B SL 84 F FA 90 F FA 89 X CU 78 2-2 ③ FC6-4 **1-2f**			F FA 86 F FA 86 B FA 87 S SL 84 1-3 ① K		F CU 74 B FA 89 S FA 89 X FA 87 1-2 ② L7		S SL 88 B SL 87 S SL 88 B FA 97 S SL 88 2-3 ② K	2 1 0 0 1	0 0 0 0 0	0 0 0 0 0	0 0 0 0 0	0 0 0 0 0	1 0 0 0 1	3 0 0 0 0
Inning Stats	R: 0 E: 0 K: 0 S: 7 H: 0 LOB: 0 BB: 0 P: 10	R: 0 E: 0 K: 1 S: 15 H: 2 LOB: 3 BB: 1 P: 26	R: 0 E: 0 K: 0 S: 5 H: 0 LOB: 0 BB: 0 P: 6	R: 1 E: 0 K: 1 S: 9 H: 2 LOB: 1 BB: 0 P: 16	R: 0 E: 0 K: 1 S: 8 H: 1 LOB: 2 BB: 0 P: 13	R: 0 E: 0 K: 0 S: 8 H: 0 LOB: 0 BB: 0 P: 12	R: 0 E: 0 K: 1 S: 9 H: 1 LOB: 1 BB: 0 P: 12	R: 0 E: 0 K: 1 S: 12 H: 2 LOB: 2 BB: 0 P: 20	R: 0 E: 0 K: 2 S: 15 H: 1 LOB: 1 BB: 0 P: 23	1B: 7 2B: 1 3B: 1 HR: 0 SF: 0 SAC: 0 DP: 0 HBP: 1						

	AB	R	H	RBI	BB	SO	LOB
	36	1	9	1	1	7	18

WP: 0 PB: 0 SB: 0 CS: 0 PA: 38

PITCHER		IP	WLS	BF	H	R	ER	SO	BB	IBB	HBP	BLK	WP	HR	S	P	ERA	WHIP
Woody Williams, R ERA: 4.92	(1, 1)	7.0	W	29	6	1	1	4	1	0	1	0	0	0	61	95	1.29	1.000
Chad Qualls, R ERA: 3.27	(8, 1)	1.0	H	5	2	0	0	1	0	0	0	0	0	0	12	20	0.00	2.000
Brad Lidge, R ERA: 3.14	(9, 1)	1.0	S	4	1	0	0	2	0	0	0	0	0	0	15	23	0.00	1.000

PITCHER	IP	WLS	BF	H	R	ER	SO	BB	IBB	HBP	BLK	WP	HR	S	P	ERA	WHIP

Houston Astros @ San Diego Padres

PETCO Park, San Diego, CA

Sat Aug 18 2007, 10:05 PM EDT

Att. 44,272 - Clear - 74 F

livebaseballscorecards.com

Batter	1	2	3	4	5	6	7	8	9	AB	R	H	RBI	BB	SO	LOB
Chris Burke, R (1, 4) (3, 7) OBP: 0.307, SLG: 0.364	C CH 83 C FA 87 B FA 88 X CU 70 1-2 SH5-3 45 1B 1B	C FA 90 B FA 91 X CH 81 1-1 ③ F8		C CU 69 B FA 89 X CH 80 1-1 ③ L8			B FA 89 C FA 89 X FA 90 1-1 ② FC5-4 S 1-2f		B FA 94 F FA 92 S SL 80 B FA 95 X FA 93 2-2 ③ F8	5	1	1	0	0	0	3
Eric Bruntlett, R (1, 6) OBP: 0.358, SLG: 0.283	L FA 87 1 SAFE X FA 86 0-1 ① SH5-3 1-2		C CH 86 B FA 87 F FA 88 B FF 91 X CU 71 2-2 ① L8		C CU 66 B FA 86 X FA 87 1-1 ① G5-3		1 SAFE B FA 94 B FA 89 B FA 94 D FA 95 4-0 1-2 BB			2	0	0	0	1	0	0
17 Lance Berkman, S (1, 9) OBP: 0.377, SLG: 0.467	F FA 86 B FA 88 B CH 80 D CH 79 B FA 88 4-1 FC4-6 21 1B 45 1B BB		X FA 89 0-0 ② F7		B FA 87 B CH 80 C CH 83 S CU 67 B FA 88 X FA 89 3-2 ② G4-3		S FA 91 B FA 95 X SL 89 1-1 ③ G1-3			3	1	0	0	1	0	2
45 Carlos Lee, R (1, 7) OBP: 0.355, SLG: 0.531 Mark Loretta, R (3, PH) (3, 4) OBP: 0.355, SLG: 0.365	C CU 68 X FA 87 0-1 FC4-6 1-2 2-H 1B		C FA 89 B CU 70 S CU 68 S FA 90 1-3 ③ K		B FA 89 X FA 86 1-0 ③ G4-3			B FA 93 C FA 92 F FA 92 T FA 95 1-2 ① K		1 3	0 0	1 0	1 0	0 0	0 2	0 0
Mike Lamb, L (1, 3) OBP: 0.370, SLG: 0.464	C CH 84 X FA 88 0-1 ② FC4-6 21 1B 1-2f 2-3			B CU 65 C CH 83 F CU 66 C FA 89 1-3 ① K		B CH 84 B CH 77 S CH 84 F CH 85 B FA 87 X CU 68 3-2 ① G4-3		C FA 93 X FA 94 0-1 ② F8		4	0	0	0	0	1	2
21 Ty Wigginton, R (1, 5) OBP: 0.337, SLG: 0.455	F CH 78 X CU 77 0-1 1-2 3-H 1B			B FA 89 B FA 88 C FA 87 B CH 79 B FA 88 4-1 16 FC1-6 BB		B CH 78 B CH 77 C FA 88 S CU 69 F CU 69 X FA 88 2-2 ② G5-3		S SL 81 B FA 93 F FA 92 X SL 84 1-2 1B		3	0	2	1	1	0	0
16 Jason Lane, R (1, 8) OBP: 0.253, SLG: 0.361	B FA 89 B FA 87 F FA 89 F CH 79 C FA 92 2-3 ③ K			X FA 90 0-0 ② FC1-6 1B 44 1B 1-2f		B FA 88 C CU 69 X FA 88 1-1 ③ P4		D FA 93 X FA 91 1-0 ③ F9		4	1	0	0	0	1	4
Brad Ausmus, R (1, 2) OBP: 0.312, SLG: 0.316		C CH 86 C FA 88 B FA 89 B FA 90 B FA 90 X FA 89 3-2 ① L8		1 SAFE 1 SAFE B CU 68 C FA 88 F CH 80 P PO 80 F FA 90 F FA 89 X FA 90 2-2 44 1B 1-3 1B			C FA 93 X SL 89 0-1 ① G4-3		B FA 92 B FA 91 F FA 92 F FA 92 B FA 94 X FA 93 3-2 ① G6-3	4	0	1	0	0	0	0
44 Roy Oswalt, R (1, 1) OBP: 0.182, SLG: 0.154 Dave Borkowski, R (5, 1) Craig Biggio, R (7, PH) OBP: 0.286, SLG: 0.395 Trever Miller, R (7, 1) Chad Qualls, R (8, 1) Luke Scott, L (9, PH) OBP: 0.357, SLG: 0.505 Brad Lidge, R (9, 1)		C FA 90 F FA 90 B CU 71 X CU 69 1-2 ② G5-3		B CU 68 B FA 89 B FA 88 C CH 86 C CH 86 X FA 86 3-2 1-2 3-H 1B			C FA 92 B FA 93 F FA 94 B FA 95 X FA 95 2-2 FC5-4 1B		X FA 93 0-0 ② G3-1	2 0 1 0 0 0 0	0 0 0 0 0 0 0	1 0 1 0 0 0 0	1 0 0 0 0 0 0	0 0 0 0 0 0 0	0 0 0 0 0 0 0	0 0 0 0 0 0 0

TOP	
AB	33
R	3
H	7
RBI	3
BB	3
SO	4
LOB	11

Inning Stats	1	2	3	4	5	6	7	8	9	1B: 7	SF: 0	WP: 0	PA: 37
	R: 2 E: 0 K: 1 S: 15 H: 3 LOB: 2 BB: 1 P: 22	R: 0 E: 0 K: 0 S: 8 H: 0 LOB: 0 BB: 0 P: 13	R: 0 E: 0 K: 1 S: 7 H: 0 LOB: 0 BB: 0 P: 10	R: 1 E: 0 K: 1 S: 16 H: 2 LOB: 2 BB: 1 P: 26	R: 0 E: 0 K: 0 S: 6 H: 0 LOB: 0 BB: 0 P: 11	R: 0 E: 0 K: 0 S: 9 H: 0 LOB: 0 BB: 0 P: 15	R: 0 E: 0 K: 0 S: 9 H: 1 LOB: 2 BB: 1 P: 17	R: 0 E: 0 K: 1 S: 9 H: 1 LOB: 1 BB: 0 P: 12	R: 0 E: 0 K: 0 S: 7 H: 0 LOB: 0 BB: 0 P: 12	2B: 0 3B: 0 HR: 0	SAC: 1 DP: 0 HBP: 0	PB: 0 SB: 1 CS: 0	

PITCHER		IP	WLS	BF	H	R	ER	SO	BB	IBB	HBP	BLK	WP	HR	S	P	ERA	WHIP
Justin Germano, R ERA: 4.18	(1, 1)	6.0	L	25	5	3	3	3	2	0	0	0	0	0	61	97	4.50	1.167
Doug Brocail, R ERA: 3.9	(7, 1)	1.0		5	1	0	0	0	1	0	0	0	0	0	9	17	0.00	2.000
41 Kevin Cameron, R ERA: 1.33	(8, 1)	2.0		7	1	0	0	1	0	0	0	0	0	0	16	24	0.00	0.500

PITCHER	IP	WLS	BF	H	R	ER	SO	BB	IBB	HBP	BLK	WP	HR	S	P	ERA	WHIP

BOTTOM

Batter	1	2	3	4	5	6	7	8	9	AB	R	H	RBI	BB	SO	LOB
24 Brian Giles, L (1, 9) OBP: 0.387, SLG: 0.434	C FA 95 B FA 89 B FA 96 X FA 96 2-1 F8 ①		B CU 72 C FA 96 B SL 87 X FA 87 2-1 3B		F FA 89 C CU 68 X CU 66 0-2 1B 2-H 1B		F FA 88 B FA 89 C FA 88 B FA 89 F FA 89 X FA 88 2-2 L7 ③			4	1	2	1	0	0	1
Geoff Blum, S (1, 4) OBP: 0.336, SLG: 0.358	C FA 96 B CU 73 C FA 94 X FA 96 1-2 2B		X CU 72 0-0 L9 ③		B FA 91 X FA 92 1-0 2-H 1B			X FA 95 0-0 L6 ①		4	0	2	1	0	0	1
Mike Cameron, R (1, 8) OBP: 0.323, SLG: 0.432	S FA 96 C FA 95 C FA 95 0-3 K ②			F SL 82 F FA 92 F CU 66 X CU 76 0-2 G6-3 23 G3-4-3 1B	B SL 87 B FA 93 X FA 92 2-0 F7 ③			B FA 95 C FA 96 B FA 96 X FA 95 2-1 G5-3 ②		4	0	1	0	0	1	2
23 Adrián González, L (1, 3) OBP: 0.340, SLG: 0.473	C CU 73 X CU 73 0-1 G3 ③			C CH 81 C FA 91 X FA 91 0-2 G3-4-3 ① 1-2		S CH 85 S CH 86 C FA 93 0-3 K ①		F FA 96 S FA 96 X FA 96 0-2 G4-3 ③		4	0	0	0	0	1	2
Morgan Ensberg, R (1, 5) OBP: 0.317, SLG: 0.405		S FA 96 F SL 84 B CU 67 X FA 96 1-2 G6-3 ①		S CU 68 X FA 90 0-1 G6-3 ② 2-3		C FA 93 B FA 93 B CU 77 C FA 93 B FA 93 F FA 93 X FA 94 3-2 F7 ②			B FA 97 C FA 97 B SL 89 F FA 97 X FA 98 2-2 G5-3 ①	4	0	0	0	0	0	1
3 Khalil Greene, R (1, 6) OBP: 0.273, SLG: 0.444		B FA 97 S FA 96 C FA 95 S FA 97 1-3 K ②		X SL 80 0-0 G5-3 ③		C FA 94 B FA 93 F FA 92 B FA 92 S FA 92 2-3 K ③			C SL 88 F FA 97 S SL 88 0-3 K ②	4	0	0	0	0	3	1
Terrmel Sledge, L (1, 7) OBP: 0.302, SLG: 0.363		B FA 96 X CH 87 1-0 G3 ③			B FA 88 C CU 68 B FA 90 B FA 90 X FA 87 3-1 G3 ①		B FA 87 C FA 87 F SL 78 F SL 78 S SL 80 1-3 K ①		C SL 88 B FA 97 B FA 97 C SL 87 S SL 88 2-3 K ③	4	0	0	0	0	2	0
Pete Laforest, L (1, 2) OBP: 0.500, SLG: 0.571 5 Kevin Kouzmanoff, R (7, PH) OBP: 0.293, SLG: 0.416 41 Kevin Cameron, R (8, 1)			B FA 95 C FA 96 C SL 87 B CU 80 S FA 95 2-3 K ①		C CU 68 C FA 92 B CU 64 B FA 90 B FA 91 F FA 90 B FA 92 4-2 24 1B SH1-4 BB		T FA 88 F FA 83 F FA 89 C FA 89 0-3 K ②			1 1 0	1 0 0	0 0 0	0 0 0	1 0 0	1 1 0	0 0 0
Justin Germano, R (1, 1) OBP: 0.231, SLG: 0.240 Doug Brocail, L (7, 1) OBP: 0.500, SLG: 0.500 28 Josh Bard, S (7, PH) OBP: 0.345, SLG: 0.372 (8, 2)			S FA 96 S FA 95 F FA 96 S CU 80 0-3 K ②		L FA 88 C FA 89 X FA 90 0-2 SH1-4 ② 1-2		B FA 88 F FA 89 S CH 81 B FA 89 B FA 90 B FA 90 4-2 BB			1 0 0	0 0 0	0 0 0	0 0 0	0 0 1	1 0 0	0 0 0
Inning Stats	R: 0 E: 0 K: 1 S: 10 H: 1 LOB: 1 BB: 0 P: 13	R: 0 E: 0 K: 1 S: 7 H: 0 LOB: 0 BB: 0 P: 10	R: 0 E: 0 K: 2 S: 10 H: 1 LOB: 1 BB: 0 P: 14	R: 0 E: 0 K: 0 S: 10 H: 1 LOB: 1 BB: 0 P: 10	R: 2 E: 0 K: 0 S: 13 H: 2 LOB: 1 BB: 1 P: 23	R: 0 E: 0 K: 2 S: 10 H: 0 LOB: 0 BB: 0 P: 15	R: 0 E: 0 K: 2 S: 14 H: 0 LOB: 1 BB: 1 P: 21	R: 0 E: 0 K: 0 S: 6 H: 0 LOB: 0 BB: 0 P: 8	R: 0 E: 0 K: 2 S: 9 H: 0 LOB: 0 BB: 0 P: 13	1B: 3 2B: 1 3B: 1 HR: 0	SF: 0 SAC: 1 DP: 0 HBP: 0			WP: 0 PB: 0 SB: 0 CS: 0	PA: 34		

PITCHER		IP	WLS	BF	H	R	ER	SO	BB	IBB	HBP	BLK	WP	HR	S	P	ERA	WHIP
44 Roy Oswalt, R ERA: 3.33	(1, 1)	4.2		20	5	2	2	4	1	0	0	0	0	0	49	67	3.86	1.286
Dave Borkowski, R ERA: 5.33	(5, 1)	1.1	W	4	0	0	0	2	0	0	0	0	0	0	11	18	0.00	0.000
Trever Miller, L ERA: 5.09	(7, 1)	1.0	H	4	0	0	0	2	1	0	0	0	0	0	14	21	0.00	1.000
Chad Qualls, R ERA: 3.22	(8, 1)	1.0	H	3	0	0	0	0	0	0	0	0	0	0	6	8	0.00	0.000
Brad Lidge, R ERA: 3.08	(9, 1)	1.0	S	3	0	0	0	2	0	0	0	0	0	0	9	13	0.00	0.000

PITCHER	IP	WLS	BF	H	R	ER	SO	BB	IBB	HBP	BLK	WP	HR	S	P	ERA	WHIP

Houston Astros @ San Diego Padres

PETCO Park, San Diego, CA

Sat Aug 18 2007, 10:05 PM EDT

Att. 44,272 - Clear - 74 F

livebaseballscorecards.com

AB	31
R	2
H	5
RBI	2
BB	2
SO	10
LOB	8

Batter	1	2	3	4	5	6	7	8	9	AB	R	H	RBI	BB	SO	LOB
Chris Burke, R (1, 7) OBP: 0.303, SLG: 0.357	C FA 86 F SI 87 X FA 88 0-2 ① G4-3		B FA 88 X FA 87 1-0 ③ G6-3			C SI 87 B FA 88 F FA 87 B FA 87 X FA 87 2-2 ② G1-3		X SL 85 0-0 ②③ G4-6-3 1-2f		4	0	0	0	0	0	1
Mark Loretta, R (1, 4) OBP: 0.354, SLG: 0.364	B FA 87 C SI 88 F FA 88 X FA 88 1-2 ② G1-3			C FA 86 B FA 87 T SL 82 X FA 88 1-2 ① G4-3		C FA 86 F FA 87 C SI 87 0-3 ③ K			X FA 85 0-0 E5 1B 1B	4	1	1	0	0	1	0
17 Lance Berkman, S (1, 9) OBP: 0.378, SLG: 0.474	X FA 86 0-0 HR			X SI 87 0-0 ② G6-3			B FA 89 B FA 88 X SL 85 2-0 16 1B 21 G5-3 1B		C FC 86 S CH 75 B CH 74 S CH 74 1-3 ① K	4	2	2	1	0	1	1
Mike Lamb, L (1, 3) OBP: 0.369, SLG: 0.460	B FA 87 B FA 87 B FA 86 C FA 87 F SI 86 X SL 82 3-2 ③ L4			C FA 87 B FA 87 B SL 82 X SL 82 2-1 ③ F7			X SL 84 0-0 ① P6		C FC 87 X CH 74 0-1 2-H 16 BB 1B	4	0	1	1	0	0	1
21 Ty Wigginton, R (1, 5) OBP: 0.335, SLG: 0.452 45 Carlos Lee, R (9, PH) OBP: 0.354, SLG: 0.530		F FA 87 X FC 84 0-1 ① F8			B CH 81 F FA 86 X CH 82 1-1 ① G6-3		1 SAFE S FA 88 F SL 79 X FA 87 0-2 ② G5-3 1-2		X FC 87 0-0 ② P5	3 1	0 0	0 0	0 0	0 0	0 0	1 1
16 Jason Lane, R (1, 8) OBP: 0.258, SLG: 0.360		C FA 87 B FA 87 C FA 87 S FA 88 1-3 ② K			B FA 88 F FA 82 F FA 88 B FA 87 X FA 87 2-2 ② F7		X FA 89 0-0 S 2-H 1B		B FA 87 C FC 87 F FA 89 F CH 75 D CH 75 D CH 75 D CH 76 4-2 1-2 BB	3	0	1	1	1	1	0
Eric Bruntlett, R (1, 6) OBP: 0.354, SLG: 0.282		C FA 88 B SI 88 B CH 82 C SI 88 X FA 88 2-2 ③ G4-3			C FA 87 F SL 82 B FC 87 F FA 86 B CH 82 X CH 81 2-2 S 1B		C SL 80 C FA 88 D SL 81 B FA 88 S FA 88 2-3 ③ K 1-2		S FA 87 B CH 75 S FC 88 B CH 76 F FA 88 F CH 75 S CH 75 2-3 ③ K	4	0	1	0	0	2	3
Eric Munson, L (1, 2) OBP: 0.339, SLG: 0.424			C FA 85 F FC 85 X SL 81 0-2 ① P4		S FA 87 1 SAFE B CH 81 F FA 87 X CH 82 1-2 ③ G4-3 1-2			B FA 97 B FA 97 B FA 97 B FA 97 4-0 G4-6-3 BB		2	0	0	0	1	0	1
Matt Albers, L (1, 1) OBP: 0.118, SLG: 0.118 Mark McLemore, L (6, 1) Luke Scott, L (8, PH) OBP: 0.356, SLG: 0.504 71 Juan Gutierrez, R (8, 1)			B FA 86 B SL 81 C FA 86 X SL 80 2-1 ② F7			C FC 85 B FA 86 F FC 86 C FA 86 1-3 ① K		S FA 97 B FA 97 S CU 85 F FA 98 F CU 84 S FA 97 1-3 ① K		2 0 1 0	0 0 0 0	0 0 0 0	0 0 0 0	1 0 1 0	0 0 1 0	0 0 1 0
Inning Stats	R: 1 E: 0 K: 0 S: 10 H: 1 LOB: 0 BB: 0 P: 14	R: 0 E: 0 K: 1 S: 8 H: 0 LOB: 0 BB: 0 P: 11	R: 0 E: 0 K: 0 S: 6 H: 0 LOB: 0 BB: 0 P: 9	R: 0 E: 0 K: 0 S: 6 H: 0 LOB: 0 BB: 0 P: 9	R: 0 E: 0 K: 0 S: 12 H: 1 LOB: 1 BB: 0 P: 18	R: 0 E: 0 K: 2 S: 9 H: 0 LOB: 0 BB: 0 P: 12	R: 1 E: 0 K: 1 S: 9 H: 2 LOB: 1 BB: 0 P: 13	R: 0 E: 0 K: 1 S: 6 H: 0 LOB: 0 BB: 1 P: 11	R: 1 E: 1 K: 2 S: 15 H: 2 LOB: 2 BB: 1 P: 22	1B: 5 2B: 0 3B: 0 HR: 1	SF: 0 SAC: 0 DP: 1 HBP: 0			WP: 0 PB: 0 SB: 2 CS: 0	PA: 34	

TOP

Houston Astros @ San Diego Padres

PETCO Park, San Diego, CA

Sun Aug 19 2007, 4:05 PM EDT

Att. 37,628 - Sunny - 78 F

livebaseballscorecards.com

AB	32
R	3
H	6
RBI	3
BB	2
SO	7
LOB	10

PITCHER		IP	WLS	BF	H	R	ER	SO	BB	IBB	HBP	BLK	WP	HR	S	P	ERA	WHIP
Greg Maddux, R ERA: 3.9	(1, 1)	6.0	W	20	2	1	1	3	0	0	0	0	0	1	51	73	1.50	0.333
45 Justin Hampson, L ERA: 3.62	(7, 1)	0.1		2	1	1	1	0	0	0	0	0	0	0	2	4	27.00	3.000
43 Cla Meredith, R ERA: 3.34	(7, 1)	0.2		3	1	0	0	1	0	0	0	0	0	0	7	9	0.00	1.500
21 Heath Bell, R ERA: 2.43	(8, 1)	1.0	H	3	0	0	0	1	1	0	0	0	0	0	6	11	0.00	1.000
Trevor Hoffman, R ERA: 2.09	(9, 1)	1.0	S	6	2	1	0	2	1	0	0	0	0	0	15	22	0.00	3.000

PITCHER	IP	WLS	BF	H	R	ER	SO	BB	IBB	HBP	BLK	WP	HR	S	P	ERA	WHIP

BOTTOM

Houston Astros @ San Diego Padres

PETCO Park, San Diego, CA

Sun Aug 19 2007, 4:05 PM EDT

Att. 37,628 - Sunny - 78 F

livebaseballscorecards.com

Batter	1	2	3	4	5	6	7	8	9	AB	R	H	RBI	BB	SO	LOB
24 Brian Giles, L (1, 8) (7, 9) OBP: 0.391, SLG: 0.441	X FA 94 0-0 2B		C FA 95 F FA 96 B CU 80 B FA 96 X FA 96 2-2 22 G6-4-3 1-3 1B		F FA 95 B FA 96 C CU 81 X FA 95 1-2 ② FC6-4 22 FC6-4 1-2f	B FA 91 C SL 81 F FA 90 B CH 80 X FA 92 2-2 ③ 1-3 2-H 3-H 1B				4	0	3	1	0	0	1
22 Marcus Giles, R (1, 4) OBP: 0.293, SLG: 0.307	B FA 92 B FA 92 B FA 93 C FA 94 C FA 95 S FA 94 3-3 ① K		B FA 96 X CU 81 1-0 ②③ G6-4-3 1-2f		1 SAFE 1 SAFE F FA 94 X FA 95 0-1 ③ FC6-4 1-2f		C FA 90 X CH 81 0-1 ① F9			4	0	0	0	0	1	4
23 Adrián González, L (1, 3) OBP: 0.341, SLG: 0.479	S CU 80 X FA 95 0-1 ② L3			C FA 96 B CH 83 B FA 96 B FA 96 X FA 96 3-1 3 2B G3 1B		C CH 83 X FA 94 0-1 HR	C FA 91 B SL 84 X FA 91 1-1 ② P6			4	2	2	1	0	0	1
3 Khalil Greene, R (1, 6) OBP: 0.273, SLG: 0.444	B FA 96 X FA 95 1-0 ③ G5-3			C FA 95 X FA 96 0-1 G3 1-3 SF8 2B		C CU 81 X FA 96 0-1 ① G5-3	B FA 92 B FA 91 B FA 91 C FA 90 X FA 90 3-1 ③ F7			4	1	1	0	0	0	1
Rob Mackowiak, L (1, 9) (7, 7) OBP: 0.332, SLG: 0.387		S CU 78 S FA 95 B FA 94 S SL 82 1-3 ① K		B CH 84 F FA 94 X CH 84 1-1 ① G3 2-3 3-H		X CU 79 0-0 ② L3		C FA 94 S CH 82 B FA 96 B FA 95 F FA 93 C FA 94 2-3 ① K		4	0	0	1	0	2	1
Termel Sledge, L (1, 7) OBP: 0.308, SLG: 0.363 45 Justin Hampson, L (7, 1) 43 Cla Meredith, R (7, 1) 21 Heath Bell, R (8, 1) Milton Bradley, S (8, PH) OBP: 0.418, SLG: 0.539 Trevor Hoffman, R (9, 1)		B FA 94 B CH 83 S FA 94 S CH 82 B CU 81 F FA 93 B FA 97 4-2 5 G5-4-3 BB		B CH 82 B FA 96 X CH 83 2-0 ② SF8 3-H		B FA 96 B CH 84 B FA 95 B FA 94 4-0 28 BB 5 HBP BB BB		B FA 96 F CH 84 B FA 96 S FA 94 X FA 96 2-2 ② G3-1		0 0 0 0 0 1 0	1 0 0 0 0 0 0	0 0 0 0 0 0 0	1 0 0 0 0 0 0	2 0 0 0 0 0 0	0 0 0 0 0 0 0	0 0 0 0 0 0 0
5 Kevin Kouzmanoff, R (1, 5) OBP: 0.293, SLG: 0.412		C FA 94 F FA 94 1 SAFE B CU 81 1 SAFE 1 SAFE F FA 94 B FA 94 F FA 95 2-2 ②③ G5-4-3 1-2f		B CU 81 S FA 95 X CU 80 1-1 ③ F7		F FA 94 1 SAFE H FA 95 1-1 BB 28 BB 24 1B 1-2 HBP		F FA 94 X CU 76 0-1 ③ L5		3	1	0	0	0	0	1
28 Josh Bard, S (1, 2) OBP: 0.345, SLG: 0.369			B FA 93 B CH 83 F FA 95 C FA 95 F FA 96 C CU 82 2-3 ① K		C CU 79 C FA 95 F FA 96 X CU 80 0-2 ① G3-1	B FA 94 C CU 81 B FA 95 B CH 82 F FA 94 F FA 95 B FA 97 4-2 BB 24 1B 1-2 2-3 BB				2	0	0	0	1	1	0
Greg Maddux, R (1, 1) OBP: 0.174, SLG: 0.178 Mike Cameron, R (6, PH) OBP: 0.324, SLG: 0.432 (7, 8)			X FA 95 0-0 24 1B 1B		X FA 94 0-0 24 FC6-4 1B	B CH 77 B CH 77 B FA 90 B FA 90 4-0 24 1B 1-2 2-3 3-H BB				2 0	0 0	2 0	0 1	0 1	0 0	0 0

Inning Stats	1	2	3	4	5	6	7	8	9
	R: 0 E: 0 K: 1 S: 7 H: 1 LOB: 1 BB: 0 P: 11	R: 0 E: 0 K: 1 S: 12 H: 0 LOB: 0 BB: 1 P: 19	R: 0 E: 0 K: 1 S: 9 H: 2 LOB: 1 BB: 0 P: 14	R: 2 E: 0 K: 0 S: 9 H: 2 LOB: 0 BB: 0 P: 16	R: 0 E: 0 K: 0 S: 10 H: 1 LOB: 1 BB: 0 P: 11	R: 3 E: 0 K: 0 S: 12 H: 2 LOB: 3 BB: 3 P: 27	R: 0 E: 0 K: 0 S: 6 H: 0 LOB: 0 BB: 0 P: 10	R: 0 E: 0 K: 1 S: 9 H: 0 LOB: 0 BB: 0 P: 13	

1B: 5 SF: 1
2B: 2 SAC: 0
3B: 0 DP: 2
HR: 1 HBP: 1

WP: 0 PA: 34
PB: 0
SB: 0
CS: 0

	AB	28
	R	5
	H	8
	RBI	5
	BB	4
	SO	4
	LOB	9

PITCHER		IP	WLS	BF	H	R	ER	SO	BB	IBB	HBP	BLK	WP	HR	S	P	ERA	WHIP
Matt Albers, R ERA: 6.14	(1, 1)	5.2	L	26	7	5	5	3	3	0	1	0	0	1	56	89	7.94	1.765
Mark McLemore, L ERA: 3.79	(6, 1)	1.1		5	1	0	0	0	1	0	0	0	0	0	9	19	0.00	1.500
71 Juan Gutierrez, R ERA:	(8, 1)	1.0		3	0	0	0	1	0	0	0	0	0	0	9	13	0.00	0.000

PITCHER	IP	WLS	BF	H	R	ER	SO	BB	IBB	HBP	BLK	WP	HR	S	P	ERA	WHIP

Washington Nationals @ Houston Astros

Minute Maid Park, Houston, TX

Mon Aug 20 2007, 7:05 PM CDT

Att. 30,374 - Roof Closed - 73 F

TOP

livebaseballscorecards.com

Batter	1	2	3	4	5	6	7	8	9	AB	R	H	RBI	BB	SO	LOB
Felipe Lopez, S (1, 6) OBP: 0.306, SLG: 0.358	C CU 74 B CU 72 B B C X 3-2 ① L8		B C X 1-1 11 S 21 HR 1B	C SL 88 F CH 83 S CH 81 0-3 ② K		C FA 87 F FA 88 F CU 80 X SL 87 0-2 ① G1		C CU 72 B FA 89 C FA 90 S FA 91 1-3 ① K		5	1	1	0	0	2	0
10 Ronnie Belliard, R (1, 4) OBP: 0.328, SLG: 0.405	B B C X 2-1 2B		C 1 SAFE 1 SAFE S B B 1 SAFE 1 SAFE 1 SAFE 2-2 ② X F8	B SL 88 X SL 81 1-0 1B		F FA 89 B FA 90 B SL 87 B SL 87 C FA 91 X FA 90 3-2 1B		B FA 91 C FA 90 B SL 84 C FA 91 B SL 85 F FA 91 F FA 91 F FA 91 B FA 91 4-2 11 FC5-4 BB		4	0	3	0	1	0	1
11 Ryan Zimmerman, R (1, 5) OBP: 0.321, SLG: 0.453 Jesus Colome, R (8, 1)	B C F S 1-3 ② K		B B B B 4-0 21 HR 1-2 BB	B SL 88 C CU 81 B SL 88 1 SAFE B SL 88 S SL 87 S SL 88 3-3 ③ K		X CU 77 0-0 ② P4		C FA 90 C FA 90 F FA 91 F SL 85 X FA 91 0-2 ② FC5-4 1-2f		4 0	1 0	0 0	0 0	1 0	2 0	4 0
21 Dmitri Young, S (1, 3) OBP: 0.381, SLG: 0.512 Robert Fick, L (8, PH) OBP: 0.278, SLG: 0.254 (8, 3)	B X 1-0 ③ F8		B FA 89 C CH 84 S FA 93 X CH 83 1-2 1-H 2-H HR		B FA 92 C FA 92 F CH 82 X FA 92 1-2 25 2B SF7 1B	B CH 81 B FA 89 X CH 81 2-0 ③ G3		B FA 92 F FA 91 S CU 74 F SL 84 F FA 91 D CU 75 F FA 91 X FA 91 2-2 ③ G4-3		4 1	2 0	2 0	3 0	0 0	0 0	2 1
25 Austin Kearns, R (1, 9) OBP: 0.339, SLG: 0.390		S B C F S 1-3 ① K	B B B CU 80 C SL 88 B SL 88 4-1 2B BB		B FA 91 F FA 91 X CU 74 1-1 1-3 2B		X CU 78 0-0 1B 1B		B CH 80 B FA 87 X FA 87 2-0 26 1B 2B	4	1	3	0	1	1	0
Ryan Church, L (1, 8) OBP: 0.340, SLG: 0.432 Nook Logan, S (8, 8) OBP: 0.322, SLG: 0.357		B FA 93 F B F S 2-3 ② K	B B SL 88 C SL 88 B FA 88 F CH 82 X 3-2 1-H 26 1B 2B		F FA 93 B FA 94 B CH 84 F FA 93 S CU 76 2-3 ① K		X 0-0 1-2 1B		S FA 87 D CH 80 B FA 87 F CH 80 F FA 88 F FA 88 F CH 78 X CH 78 2-2 ① F8	4 1	1 0	2 0	1 0	0 0	2 0	2 1
26 Wily Mo Peña, R (1, 7) OBP: 0.312, SLG: 0.431		S X 0-1 HR	X 0-0 2-H 1B		I IN 62 4-0 IBB		B FA 90 X SL 87 1-0 ① F8		S FA 86 X FA 87 0-1 2-3 FC6-4 1B	4	1	3	2	1	0	2
Brian Schneider, L (1, 2) OBP: 0.315, SLG: 0.328		C X 0-1 ③ G6-3	D B CH 84 1 SAFE F FA 88 B SL 88 X SL 88 3-1 ③ F7		B CH 82 F FA 92 B FA 93 X FA 93 2-1 ② SF7 3-H		B CH 82 X FA 90 1-0 ② F8		B CU 76 C CU 77 S CU 75 F S 1-3 ② K	4	0	0	1	0	1	5
Tim Redding, R (1, 1) OBP: 0.105, SLG: 0.158 Tony Batista, R (8, 5) OBP: 0.369, SLG: 0.300			B C F T 1-2 ① K	B SL 80 B SL 88 C SL 87 C SL 88 X SL 88 2-2 ① F9	S FA 92 S FA 93 B FA 93 C CU 76 1-3 ③ K		C FA 90 B SL 88 F CU 78 C FA 91 1-3 ③ K		B S CH 79 X CU 78 1-1 ③ FC6-4 1-2f	4 1	0 0	0 0	0 0	0 0	3 0	4 2
Inning Stats	R: 0 E: 0 K: 1 S: 9 H: 1 LOB: 1 BB: 0 P: 16	R: 1 E: 0 K: 2 S: 11 H: 1 LOB: 0 BB: 0 P: 14	R: 5 E: 0 K: 1 S: 18 H: 4 LOB: 1 BB: 2 P: 37	R: 0 E: 0 K: 2 S: 10 H: 1 LOB: 1 BB: 0 P: 16	R: 1 E: 0 K: 2 S: 13 H: 2 LOB: 2 BB: 1 P: 24	R: 0 E: 0 K: 0 S: 9 H: 1 LOB: 1 BB: 0 P: 14	R: 0 E: 0 K: 1 S: 7 H: 2 LOB: 2 BB: 0 P: 10	R: 0 E: 0 K: 1 S: 19 H: 0 LOB: 1 BB: 1 P: 26	R: 0 E: 0 K: 1 S: 15 H: 2 LOB: 2 BB: 0 P: 21	1B: 8 2B: 4 3B: 0 HR: 2 SF: 1 SAC: 0 DP: 0 HBP: 0						

PITCHER		IP	WLS	BF	H	R	ER	SO	BB	IBB	HBP	BLK	WP	HR	S	P	ERA	WHIP
23 Jason Jennings, R ERA: 6.45	(1, 1)	4.0	L	21	7	6	6	6	2	0	0	0	0	2	48	83	13.50	2.250
71 Juan Gutierrez, R ERA: 4.5	(5, 1)	1.0		6	2	1	1	2	0	1	0	0	0	0	13	24	9.00	2.000
Brian Moehler, R ERA: 4.95	(6, 1)	2.0		9	3	0	0	1	0	0	0	0	0	0	16	24	0.00	1.500
Dave Borkowski, R ERA: 5.24	(8, 1)	1.0		4	0	0	0	1	1	0	0	0	0	0	19	26	0.00	1.000
Trever Miller, L ERA: 4.95	(9, 1)	1.0		5	2	0	0	1	0	0	0	0	0	0	15	21	0.00	2.000

PITCHER	IP	WLS	BF	H	R	ER	SO	BB	IBB	HBP	BLK	WP	HR	S	P	ERA	WHIP

AB	40
R	7
H	14
RBI	7
BB	4
SO	11
LOB	24

WP: 0	PA: 45		
PB: 0			
SB: 1			
CS: 0			

BOTTOM

Washington Nationals @ Houston Astros

Minute Maid Park, Houston, TX

Mon Aug 20 2007, 7:05 PM CDT
Att. 30,374 - Roof Closed - 73 F

livebaseballscorecards.com

Batter	1	2	3	4	5	6	7	8	9	AB	R	H	RBI	BB	SO	LOB
Craig Biggio, R (1, 4) OBP: 0.286, SLG: 0.393	C F B B X 2-2 G6-4-3 1B		B FA 92 S FA 91 B SL 84 S FA 91 B FC 83 X FA 92 3-2 ② F9		F SL 83 S CU 77 X SL 85 0-2 ① F9			B FA 93 B FA 94 C FA 93 F FA 94 X SL 86 2-2 ① G5-3		4	0	1	0	0	0	2
Mark Loretta, R (1, 6) OBP: 0.353, SLG: 0.361	C X 0-1 ① ② G6-4-3 1-2f		B FA 91 B FA 90 X FA 90 2-0 ③ G6-3		F SL 84 X FA 90 0-1 ② ③ G5-4-3 1-2f			C FA 95 B SL 84 B FA 95 B FA 95 B FA 95 4-1 17 1B BB		3	0	0	0	1	0	3
17 Lance Berkman, S (1, 3) OBP: 0.383, SLG: 0.478	B F B B F B 4-2 45 FC6 BB			S B X 1-1 45 1B 1B		S FA 90 X CH 82 0-1 45 G6-3 1B		B FA 96 F FA 95 B FA 95 F FA 95 F SL 88 X FA 96 2-2 1-2 1B		3	0	3	0	1	0	0
45 Carlos Lee, R (1, 7) OBP: 0.354, SLG: 0.528 Trever Miller, R (9, 1)	X 0-0 ③ FC6 1-2f			B FA 92 B SL 84 B FA 90 F FA 89 C FA 91 X FA 90 3-2 1-2 1B		C FA 91 S SL 83 X SL 85 0-2 ① ② G6-3 1-2f		B FA 95 X FA 94 1-0 ② P6		4	0	1	0	0	0	4
										0	0	0	0	0	0	0
Luke Scott, L (1, 9) OBP: 0.354, SLG: 0.498		C B B F B F F X 3-2 ① G4-3		F FA 91 F CU 76 B FA 93 B CH 82 F FA 92 B FA 92 C FA 92 3-3 ① K		S SL 84 S FA 91 B FA 91 B CU 76 F FA 92 B FA 93 F CH 84 B FA 91 4-2 21 WP BB		X FA 95 0-0 ③ F8		3	0	0	0	1	1	4
21 Ty Wigginton, R (1, 5) OBP: 0.333, SLG: 0.448 (9, 7)		F X 0-1 ② G6-3		B CU 75 S SL 84 S SL 83 B SL 83 B FA 91 S SL 84 3-3 ② K		F SL 84 S SL 84 B SL 86 X CU 78 1-2 ③ F8 1-2			B FA 93 F FA 94 X SL 84 1-1 ① P4	4	0	0	0	0	1	3
16 Jason Lane, R (1, 8) OBP: 0.258, SLG: 0.354		B B B C B 4-1 BB		F SL 83 X SL 84 0-1 ③ P3			B FA 90 S FA 89 F SL 82 F CU 75 X FA 92 1-2 ① L8		F SL 85 X FA 95 0-1 ② F8	3	0	0	0	1	0	2
Eric Munson, L (1, 2) OBP: 0.336, SLG: 0.417		F D B B C F X 3-2 ③ G3			B FA 88 B FA 89 C FA 90 B FA 90 X FA 90 3-1 1B 1B		F FA 92 X CH 82 0-1 ② F9		C FA 96 B CH 86 B CH 86 B X FA 95 3-1 ③ F8	4	0	1	0	0	0	1
23 Jason Jennings, L (1, 1) OBP: 0.172, SLG: 0.027 71 Juan Gutierrez, R (5, 1) Orlando Palmeiro, L (5, PH) OBP: 0.327, SLG: 0.270 Brian Moehler, R (6, 1) OBP: 0.250, SLG: 0.250 Eric Bruntlett, R (7, PH) OBP: 0.352, SLG: 0.279 Dave Borkowski, R (8, 1) Mike Lamb, L (9, 5) OBP: 0.369, SLG: 0.460			C FC 90 C SL 82 B SL 88 B FA 89 X 2-2 ① L6		F FA 89 B CU 76 X FA 89 1-1 G5-4-3 1-3 1B		C FA 91 C FA 92 B SL 84 B FA 91 X CU 75 2-2 ③ F8			1	0	0	0	0	0	0
										0	0	0	0	0	0	0
										1	0	1	0	0	0	0
										0	0	0	0	0	0	0
										1	0	0	0	0	0	0
										0	0	0	0	0	0	0
										0	0	0	0	0	0	0

	AB	31
	R	0
	H	7
	RBI	0
	BB	4
	SO	2
	LOB	19

Inning Stats	1	2	3	4	5	6	7	8	9
	R: 0 E: 0 K: 0 S: 8	H: 1 LOB: 1 BB: 1 P: 14	R: 0 E: 0 K: 0 S: 12	H: 0 LOB: 1 BB: 1 P: 22	R: 0 E: 0 K: 0 S: 7	H: 0 LOB: 0 BB: 0 P: 14	R: 0 E: 0 K: 2 S: 14	H: 2 LOB: 2 BB: 0 P: 24	R: 0 E: 0 K: 0 S: 9	H: 2 LOB: 1 BB: 0 P: 13	R: 0 E: 0 K: 0 S: 12	H: 1 LOB: 1 BB: 1 P: 17	R: 0 E: 0 K: 0 S: 9	H: 0 LOB: 0 BB: 0 P: 12	R: 0 E: 0 K: 0 S: 10	H: 1 LOB: 2 BB: 1 P: 19	R: 0 E: 0 K: 0 S: 6	H: 0 LOB: 0 BB: 0 P: 10

	1B: 7	SF: 0	WP: 1	PA: 35
	2B: 0	SAC: 0	PB: 0	
	3B: 0	DP: 3	SB: 0	
	HR: 0	HBP: 0	CS: 0	

PITCHER		IP	WLS	BF	H	R	ER	SO	BB	IBB	HBP	BLK	WP	HR	S	P	ERA	WHIP
Tim Redding, R ERA: 2.53	(1, 1)	7.0	W	27	6	0	0	2	3	0	0	0	1	0	71	116	0.00	1.286
Jesus Colome, R ERA: 2.64	(8, 1)	2.0		8	1	0	0	0	1	0	0	0	0	0	16	29	0.00	1.000

PITCHER	IP	WLS	BF	H	R	ER	SO	BB	IBB	HBP	BLK	WP	HR	S	P	ERA	WHIP

Washington Nationals @ Houston Astros

Minute Maid Park, Houston, TX

Tue Aug 21 2007, 7:05 PM CDT

Att. 34,073 - Roof Closed - 73 F

livebaseballscorecards.com

Batter	1	2	3	4	5	6	7	8	9	AB	R	H	RBI	BB	SO	LOB
Felipe Lopez, S (1, 6) OBP: 0.305, SLG: 0.355	B FA 89 F FA 89 S FA 90 S CU 77 1-3 ① K		C CU 76 B FA 85 X CU 75 1-1 ③ G6-3		B FA 88 C FA 89 B CU 77 C FA 89 X FA 89 2-2 ② G6-3	C FA 87 S SL 78 X SL 79 0-2 ② FC5 (11, 1B) 1-2 2-3f	I IN 74 I IN 73 I IN 72 4-0 1B E IBB		C FA 88 S CH 78 B CH 79 B CH 77 C FA 88 2-3 ② K	5	2	0	0	1	2	4
Nook Logan, S (1, 8) OBP: 0.335, SLG: 0.375	C FA 91 C CU 76 X FA 90 0-2 ② P6			X FA 90 0-0 11 3B 2B	C FA 90 S CU 75 F CU 78 X CU 78 0-2 11 HR S 1B 2-H	B FA 86 X FA 87 1-0 11 1B 1B 1-2 2-H	B SL 86 F SL 86 B FA 92 S SL 86 B CU 75 F FA 91 F FA 91 X FA 91 3-2 E7 11 FC5-4 1B 1-H 2-H		X FA 88 0-0 11 BB 1B 1-2	6	2	5	3	0	0	0
11 Ryan Zimmerman, R (1, 5) OBP: 0.324, SLG: 0.464	X FA 90 0-0 ③ G6-3			B CU 76 B FA 87 B FA 90 C FA 90 X FA 89 3-1 26 FC6-4 3B 2-H	B FA 89 1 SAFE S SL 85 1 SAFE X FA 88 1-0 1-H HR	B FA 92 F FA 91 S SL 85 X FA 92 1-2 21 BB 1B 1-3 2-H	X SL 87 0-0 ③ FC5-4 1-2f		B CH 77 B SL 82 F FA 89 B FA 88 S FA 89 B FA 89 4-2 BB 1-2 2-3	5	2	3	4	1	0	1
21 Dmitri Young, S (1, 3) OBP: 0.384, SLG: 0.512 Jesus Colome, R (6, 1) 34 Ray King, L (7, 1) 3 Jesus Flores, R (8, PH) OBP: 0.304, SLG: 0.344 Luis Ayala, R (8, 1) Ryan Church, L (9, PH) OBP: 0.339, SLG: 0.431 49 Chris Schroder, R (9, 1)		C FA 90 B FA 90 B FA 89 F FA 91 X FA 91 2-2 26 FC6-4 1B		B FA 84 C CU 75 B FA 90 B FA 89 F FA 91 F CU 78 F FA 91 C FA 91 3-3 ① K	B FA 88 B FA 88 S FA 83 F FA 88 B CU 77 B FA 90 4-2 BB	B FA 92 B CH 84 S CH 84 B FA 91 B FA 91 4-1 1-2 BB		B F FA 88 B CH 77 F FA 88 F CH 78 X FA 89 2-2 ① G6-3	C SL 80 B FA 90 X FA 90 1-1 ③ F8	2 0 0 1 0 0 1 0	0 0 0 0 0 0 0 0	1 0 0 0 0 0 0 0	0 0 0 0 0 0 0 0	2 0 0 0 0 0 0 0	1 0 0 0 0 0 3 0	1 0 0 0 0 0 0 0
25 Austin Kearns, R (1, 9) OBP: 0.340, SLG: 0.388		B FA 90 F FA 89 F CU 76 F CU 77 B FA 92 F CU 78 C FA 91 2-3 ① K		B CU 77 S CU 79 B CU 78 B FA 91 B FA 90 4-1 26 FC6-4 BB	F FA 89 C CU 76 B FA 90 B FA 89 X CU 74 2-2 ③ G1-3	C FA 91 C SL 87 F FA 91 S FA 91 0-3 ③ K		C CH 78 B CH 79 B FA 89 F FA 88 F FA 90 F FA 89 B B 4-2 BB		3	0	0	0	2	2	5
26 Wily Mo Peña, R (1, 7) OBP: 0.309, SLG: 0.424		B B CU 77 B FA 91 C FA 90 X FA 90 3-1 ② FC6-4 1-2f		B FA 90 D CU 78 X FA 90 2-0 ② FC6-4 1-2f 3-H		F FA 87 F FA 88 C FA 89 0-3 ① K	B SL 85 F SL 89 X FA 90 1-1 10 2B 1B	X FA 87 0-0 ② F8		5	1	1	1	0	1	3
10 Ronnie Belliard, R (1, 4) OBP: 0.329, SLG: 0.406		C FA 90 B FA 90 C FA 90 F CU 76 S CU 79 1-3 ③ K		1 SAFE 1 SAFE B CH 83 B FA 90 X FA 88 2-0 ③ P3		B FA 85 C FA 87 C FA 89 B CU 76 B FA 88 B FA 89 4-2 BB	C FA 90 C FA 90 B FA 91 1 SAFE 1 SAFE F SL 86 X FA 90 1-2 1-H 1B 2B	C FA 88 S CH 78 X FA 91 0-2 ③ F9		4	2	1	1	1	1	3
Brian Schneider, L (1, 2) OBP: 0.319, SLG: 0.333			B FA 90 X FA 90 1-0 ① P5		B FA 88 X FA 89 1-0 1B 2B	D CU 76 1 SAFE B FA 86 F FA 88 F FA 88 B FA 89 1 SAFE B FA 89 4-2 FC5 1B 1-2 BB	B CU 74 B CH 84 C FA 90 X FA 90 2-1 ① G6-3		X FA 87 0-0 11 BB 1B 1B	4	1	2	0	1	0	1
38 Joel Hanrahan, R (1, 1) OBP: 0.333, SLG: 0.778 Tony Batista, R (6, PH) OBP: 0.368, SLG: 0.301 (6, 3)			C FA 90 S CU 76 F CU 75 S FA 91 0-3 ② K		D CU 76 C FA 89 B C S 2-3 ① K	C CH 78 B FA 86 C FA 86 F FA 86 X CH 76 1-2 FC5 1B 1-2 2-H	C SL 86 F FA 87 B CU 73 F FA 90 T FA 90 1-2 ② K		C FA 87 B FA 86 C CH 79 F FA 89 X SL 80 1-2 ① F9	2 3	0 1	0 1	0 1	0 0	2 1	1 2
Inning Stats	R: 0 E: 0 K: 1 S: 7 H: 0 LOB: 0 BB: 0 P: 8	R: 0 E: 0 K: 2 S: 14 H: 1 LOB: 1 BB: 0 P: 22	R: 0 E: 0 K: 1 S: 7 H: 0 LOB: 0 BB: 0 P: 9	R: 2 E: 0 K: 1 S: 11 H: 2 LOB: 1 BB: 1 P: 25	R: 3 E: 0 K: 1 S: 17 H: 3 LOB: 1 BB: 1 P: 29	R: 3 E: 0 K: 2 S: 23 H: 3 LOB: 3 BB: 3 P: 38	R: 3 E: 1 K: 1 S: 18 H: 3 LOB: 1 BB: 1 P: 30	R: 0 E: 0 K: 0 S: 12 H: 0 LOB: 1 BB: 1 P: 18	R: 0 E: 0 K: 1 S: 13 H: 2 LOB: 3 BB: 1 P: 21	1B: 9 2B: 3 3B: 1 HR: 1	SF: 0 SAC: 0 DP: 0 HBP: 0		WP: 0 PB: 0 SB: 1 CS: 0	PA: 49			

TOP	
AB	41
R	11
H	14
RBI	10
BB	8
SO	10
LOB	24

PITCHER		IP	WLS	BF	H	R	ER	SO	BB	IBB	HBP	BLK	WP	HR	S	P	ERA	WHIP
51 Wandy Rodriguez, L ERA: 4.58	(1, 1)	5.1	L	26	6	7	7	7	4	0	0	0	0	1	63	108	11.81	1.875
Trever Miller, L ERA: 5.15	(6, 1)	0.1		3	2	0	0	0	0	0	0	0	0	0	8	10	0.00	6.000
Dave Borkowski, R ERA: 5.43	(6, 1)	1.1		10	4	4	3	2	1	1	0	0	0	0	26	43	20.25	3.750
Mark McLemore, L ERA: 3.43	(8, 1)	2.0		10	2	0	0	1	2	0	0	0	0	0	25	39	0.00	2.000

PITCHER	IP	WLS	BF	H	R	ER	SO	BB	IBB	HBP	BLK	WP	HR	S	P	ERA	WHIP

BOTTOM

Washington Nationals @ Houston Astros

Minute Maid Park, Houston, TX

Tue Aug 21 2007, 7:05 PM CDT

Att. 34,073 - Roof Closed - 73 F

livebaseballscorecards.com

Batter	1	2	3	4	5	6	7	8	9	AB	R	H	RBI	BB	SO	LOB
Craig Biggio, R (1, 4) OBP: 0.289, SLG: 0.404	X FA 90 0-0 HR	C X SL 84 0-1 ③ G5-3		X SL 82 0-0 9 1B 2-H 1B		C FA 94 X SL 85 0-1 ① F8 2-3		F SL 83 X SL 84 0-1 ① G5-3	X FA 92 0-0 1-H 2-H 2B	6	2	3	4	0	0	3
9 Hunter Pence, R (1, 8) OBP: 0.352, SLG: 0.557	B FA 92 X FA 92 1-0 ① G5-3		F FA 91 X SL 83 0-1 ① F9	B FA 92 B FA 92 C SL 83 S FA 93 X FA 93 2-2 2-H 1B		C FA 94 X SL 86 0-1 ② P5		B FA 91 B FA 92 S SL 84 C FA 91 F FA 91 F FA 90 F SL 84 F CH 84 F FA 92 3-3 ② K	B SL 84 C FA 91 F FA 89 B SL 85 F FA 88 B SL 83 S FA 90 3-3 ③ K	6	0	1	1	0	2	3
17 Lance Berkman, S (1, 3) OBP: 0.385, SLG: 0.477 21 Ty Wigginton, R (9, 5) OBP: 0.333, SLG: 0.448	B FA 91 B FA 92 B FA 92 C FA 92 C FA 92 F FA 93 F FA 92 F CH 82 X FA 94 3-2 ② G3-1		C FA 93 B FA 92 B CH 83 F FA 93 B FA 94 B FA 94 4-2 FC6-4 45 1B BB	S CH 79 X FA 92 0-1 ③ F8		S CH 84 B SL 87 B FA 96 B CH 87 X FA 96 3-1 1-2 3-H 1B		B CH 85 B SL 85 C FA 91 F FA 90 B CH 85 B SL 84 4-2 45 1B BB		3 0	0 0	1 0	1 0	2 0	0 0	1 0
45 Carlos Lee, R (1, 7) OBP: 0.356, SLG: 0.528 16 Jason Lane, R (8, PR) OBP: 0.258, SLG: 0.354 (9, 7)	S FA 92 B SL 84 B FA 93 B SL 83 B FA 94 4-1 1B BB		X FA 93 0-0 FC6-4 1-2 1B		B FA 90 X FA 91 1-0 ① G1-3	F SL 85 C FA 95 B FA 96 S SL 88 1-3 ③ K		C SL 83 S SL 84 B FA 91 B FA 92 B SL 86 F SL 85 X FA 92 3-2 1-2 1B		4 0	0 0	2 0	0 0	1 0	1 0	2 0
Mike Lamb, L (1, 5) OBP: 0.366, SLG: 0.456 (9, 3)	F FA 92 B CH 82 B FA 92 B FA 94 F SL 84 X SL 84 2-2 1-2 1B		B SL 83 C FA 93 B CH 81 F FA 93 F FA 93 X FA 93 2-2 ② FC6-4 1-2f 2-3		B FA 91 C CH 82 X FA 91 1-1 ② F9		B FA 89 B SL 81 X 2-0 ① G6-3	B FA 90 F CH 88 F FA 91 B SL 79 B FA 90 F FA 90 X FA 89 3-2 ③ P5		5	0	1	0	0	0	4
Luke Scott, L (1, 9) OBP: 0.355, SLG: 0.500	B CH 79 B FA 93 C FA 93 S FA 93 T FA 94 2-2 ③ K		F FA 94 F CH 82 F FA 93 F SL 86 B FA 94 B SL 85 B FA 94 F CH 83 F FA 94 3-3 ③ S FA 84 K		X FA 91 0-0 2B		C SL 82 B FA 90 C SL 80 F FA 90 X SL 81 1-2 ② G4-3		F FA 91 B FA 91 X FA 90 1-1 G6-4-3 1B	5	0	2	0	0	2	4
Mark Loretta, R (1, 6) OBP: 0.353, SLG: 0.359 Dave Borkowski, R (6, 1) Chris Burke, R (7, PH) OBP: 0.304, SLG: 0.356 (8, 6)		C FA 90 B FA 91 B FA 93 F FA 92 F SL 83 X FA 92 2-2 ① G5-3		B FA 90 F FA 92 B FA 92 B FA 92 B FA 91 4-1 G5-3 1B BB	S SL 82 C FA 92 X SL 85 0-2 ③ G6-3		C FA 88 B CH 80 F FA 89 B FA 89 F SL 81 B SL 81 B FA 90 4-2 BB BB		F FA 91 F CH 84 B FA 87 F FA 91 B SL 84 X FA 91 2-2 ① ② G6-4-3 1-2f	2 0 1	1 0 0	0 0 0	0 0 1	1 0 0	0 0 1	1 0 1
Brad Ausmus, R (1, 2) OBP: 0.319, SLG: 0.325		C FA 92 B SL 84 X FA 93 1-1 51 SH2-4 1B		X SL 81 0-0 ① G5-3 1-2		X FA 92 0-0 F8 17 1B 1B 1B	B FA 90 B FA 89 B FA 90 B FA 89 4-0 1-2 BB		C FA 92 B FA 85 X FA 91 1-1 2B 2B	4	2	3	0	1	0	1
51 Wandy Rodriguez, S (1, 1) OBP: 0.175, SLG: 0.158 Trever Miller, R (6, 1) Eric Bruntlett, R (6, 6) OBP: 0.354, SLG: 0.283 Mark McLemore, L (8, 1) Orlando Palmeiro, L (9, PH) OBP: 0.333, SLG: 0.270		C FA 91 X FA 91 0-1 ② SH2-4 1-2		C SL 79 C SL 82 X SL 82 0-2 ② P4		X FA 92 0-0 17 1B 1-2 1B	C SL 81 C SL 81 X SL 80 0-2 ③ F9		C FA 91 B CH 83 F FA 91 F FA 91 B SL 85 F FA 92 F FA 91 B FA 91 F FA 92 4-2 B FA 91 2B BB	1 0 2 0 0	0 0 0 0 1	0 0 1 0 0	0 0 0 0 1	0 0 0 0 0	0 0 2 0 0	1 0 2 0 0
Inning Stats	R: 1 E: 0 K: 1 S: 16 H: 2 LOB: 2 BB: 1 P: 28	R: 0 E: 0 K: 0 S: 10 H: 1 LOB: 1 BB: 0 P: 13	R: 0 E: 0 K: 1 S: 16 H: 1 LOB: 2 BB: 1 P: 25	R: 2 E: 0 K: 0 S: 11 H: 2 LOB: 1 BB: 1 P: 17	R: 0 E: 0 K: 0 S: 7 H: 1 LOB: 1 BB: 0 P: 9	R: 1 E: 0 K: 1 S: 11 H: 3 LOB: 2 BB: 0 P: 15	R: 0 E: 0 K: 0 S: 11 H: 0 LOB: 2 BB: 2 P: 22	R: 0 E: 0 K: 1 S: 20 H: 1 LOB: 2 BB: 1 P: 33	R: 2 E: 0 K: 1 S: 19 H: 3 LOB: 1 BB: 1 P: 30	1B: 10 2B: 3 3B: 0 HR: 1 SF: 0 SAC: 1 DP: 1 HBP: 0						

	AB	39
	R	6
	H	14
	RBI	6
	BB	7
	SO	5
	LOB	23

WP: 0 PA: 47
PB: 0
SB: 0
CS: 0

PITCHER		IP	WLS	BF	H	R	ER	SO	BB	IBB	HBP	BLK	WP	HR	S	P	ERA	WHIP
38 Joel Hanrahan, R ERA: 3.42	(1, 1)	5.0	W	25	7	3	3	2	3	0	0	0	0	1	60	92	5.40	2.000
Jesus Colome, R ERA: 2.77	(6, 1)	1.0		6	3	1	1	1	0	0	0	0	0	0	11	15	9.00	3.000
34 Ray King, L ERA: 4.99	(7, 1)	1.0		5	0	0	0	0	2	0	0	0	0	0	11	22	0.00	2.000
Luis Ayala, R ERA: 2.45	(8, 1)	1.0		5	1	0	0	1	1	0	0	0	0	0	20	33	0.00	2.000
49 Chris Schroder, R ERA: 2.76	(9, 1)	1.0		6	3	2	2	1	1	0	0	0	0	0	19	30	18.00	4.000

PITCHER	IP	WLS	BF	H	R	ER	SO	BB	IBB	HBP	BLK	WP	HR	S	P	ERA	WHIP

Washington Nationals @ Houston Astros

Minute Maid Park, Houston, TX

Wed Aug 22 2007, 7:05 PM CDT

Att. 32,023 - Roof Closed - 73 F

TOP

livebaseballscorecards.com

Batter	1	2	3	4	5	6	7	8	9	AB	R	H	RBI	BB	SO	LOB
Felipe Lopez, S (1, 6) OBP: 0.306, SLG: 0.358	C CU 73 B FA 85 F FA 86 X FA 86 1-2 ① 2B		X FA 88 0-0 F8 1-2 1B		C SL 84 X CU 76 0-1 ③ G4-3		C FA 92 B FA 94 X FA 93 1-1 ②③ G4-6-3 1-2f			4	0	2	0	0	0	2
Nook Logan, S (1, 8) OBP: 0.333, SLG: 0.373	B FA 87 B FA 87 F FA 87 B SL 83 C X FA 88 3-2 11 S 1B		C CU 75 B CU 75 C FA 87 F SL 84 D SL 83 X FA 87 2-2 ② F8 1-2 2-3			C SL 82 T FA 86 B FA 87 S FA 87 1-3 ① K		C FA 93 S SL 86 B SL 90 S SL 88 1-3 ① K		4	0	1	0	0	2	2
11 Ryan Zimmerman, R (1, 5) OBP: 0.324, SLG: 0.462	B SL 84 B FA 87 C FA 88 F FA 88 1 SAFE B SL 84 S CH 80 3-3 ② K 1-2		C CH 80 B FA 88 F FA 89 D CU 78 F FA 88 C SL 86 2-3 ③ K			B FA 86 F FA 87 S FA 87 F FA 87 S 1-3 ② K		C SL 86 X FA 94 0-1 25 BB 1B		4	0	1	0	0	3	3
21 Dmitri Young, S (1, 3) OBP: 0.383, SLG: 0.512	B F B F B SL 85 C FA 89 3-3 ③ K			X CH 78 0-0 ① G4-3		S FA 87 S CU 77 B FA 86 F SL 85 B CH 72 B FA 88 X FA 87 3-2 25 HR 2B		F FA 94 F FA 94 S SL 89 0-3 ② K		4	1	1	0	0	2	2
25 Austin Kearns, R (1, 9) OBP: 0.343, SLG: 0.396		F SL 82 C FA 86 B SL 82 X FA 86 1-2 ① P6		C CH 79 B SL 83 X SL 82 1-1 1B		B FA 86 B FA 80 B FC 87 C FA 86 X FA 86 3-1 2-H HR		C SL 88 1 SAFE C FA 94 F SL 90 1 SAFE F SL 88 B FA 95 B FA 95 B SL 90 4-2 F SL 80 F FA 94 F FA 94 B SL 90 1-2 BB		3	1	2	2	1	0	0
26 Wily Mo Peña, R (1, 7) OBP: 0.303, SLG: 0.415		X FA 87 0-0 ② G6-3		B FA 87 X FA 86 1-0 ② P5		C SL 82 S B C 1-3 ③ K		B FA 94 S SL 89 S FA 94 S FA 93 1-3 ③ K		4	0	0	0	0	2	3
10 Ronnie Belliard, R (1, 4) OBP: 0.326, SLG: 0.402		C FA 88 X CH 80 0-1 ③ G5-3		C CH 80 B FA 87 C FA 87 B FA 88 F FA 88 B SL 83 T CH 80 3-2 ③ K			B FA 85 C FA 86 X FA 87 1-1 ① G1-3		C SL 87 X FA 96 0-1 ① G5-3	4	0	0	0	0	1	1
Brian Schneider, L (1, 2) OBP: 0.321, SLG: 0.331			B CU 74 B CU 74 B FA 87 C FA 87 C FA 87 B FA 88 4-2 F8 1B BB		B FA 85 S CH 79 F SL 84 X FA 87 1-2 ① F7		B CU 76 B FA 86 B FA 87 C FA 87 B FA 86 4-1 1B BB		S FA 95 S SL 87 B SL 88 B SL 87 F SL 87 B SL 88 S SL 86 3-3 ② K	2	0	0	0	2	1	0
Mike Bacsik, L (1, 1) OBP: 0.154, SLG: 0.160 Ryan Church, L (7, PH) OBP: 0.341, SLG: 0.432 52 Saul Rivera, S (7, 1) Jon Rauch, R (8, 1) Robert Fick, L (9, PH) OBP: 0.277, SLG: 0.252			L FA 87 C FA 86 B FA 88 S CU 74 1-3 ① K		C FA 87 X SL 85 0-1 ② F7		B FA 92 C SL 86 S SL 85 B FA 94 F FA 94 X SL 89 2-2 G4-6-3 1-2 1B		S SL 88 B FA 97 B FA 97 C SL 88 B SL 88 X SL 87 3-2 ③ G4-3	2 1 0 0 1	0 0 0 0 0	0 1 0 0 0	0 0 0 0 0	0 0 0 0 0	1 0 0 0 0	1 0 0 0 0
Inning Stats	R: 0 E: 0 K: 2 S: 12 H: 2 LOB: 1 BB: 0 P: 22	R: 0 E: 0 K: 0 S: 6 H: 0 LOB: 0 BB: 0 P: 7	R: 0 E: 0 K: 2 S: 14 H: 1 LOB: 2 BB: 1 P: 23	R: 0 E: 0 K: 1 S: 8 H: 1 LOB: 1 BB: 0 P: 13	R: 0 E: 0 K: 0 S: 7 H: 0 LOB: 0 BB: 0 P: 8	R: 2 E: 0 K: 3 S: 16 H: 2 LOB: 0 BB: 0 P: 25	R: 0 E: 0 K: 0 S: 9 H: 1 LOB: 1 BB: 1 P: 17	R: 0 E: 0 K: 3 S: 18 H: 1 LOB: 2 BB: 1 P: 24	R: 0 E: 0 K: 1 S: 9 H: 0 LOB: 0 BB: 0 P: 15	1B: 5 2B: 2 3B: 0 HR: 1 SF: 0 SAC: 0 DP: 1 HBP: 0						

	AB	33
	R	2
	H	8
	RBI	2
	BB	3
	SO	12
	LOB	14

WP: 0 PA: 36
PB: 0
SB: 1
CS: 0

PITCHER		IP	WLS	BF	H	R	ER	SO	BB	IBB	HBP	BLK	WP	HR	S	P	ERA	WHIP
Woody Williams, R ERA: 4.84	(1, 1)	6.1	W	26	6	2	2	8	2	0	0	0	0	1	66	106	2.84	1.263
Chad Qualls, R ERA: 3.14	(7, 1)	1.2	H	7	2	0	0	3	1	0	0	0	0	0	24	33	0.00	1.800
Brad Lidge, R ERA: 3.02	(9, 1)	1.0	S	3	0	0	0	1	0	0	0	0	0	0	9	15	0.00	0.000

PITCHER		IP	WLS	BF	H	R	ER	SO	BB	IBB	HBP	BLK	WP	HR	S	P	ERA	WHIP

BOTTOM

Batter	1	2	3	4	5	6	7	8	9	AB	R	H	RBI	BB	SO	LOB
Craig Biggio, R (1, 4) OBP: 0.291, SLG: 0.405 Brad Lidge, R (9, 1)	B CH 83 C CH 77 X CH 84 1-1 G5-3 ①		X 0-0 17 3B 1B		C CU 75 F CH 79 B CH 75 F CH 79 B FA 86 X CH 79 2-2 1B		C CU 83 S SL 85 X SL 85 0-2 G1-3 ③			4 0	1 0	2 0	0 0	0 0	0 0	0 0
9 Hunter Pence, R (1, 8) OBP: 0.350, SLG: 0.559	B CH 85 X CH 78 1-0 17 SF8 3B		B CH 84 B CH 85 X CH 83 2-0 F9 ②		F FA 86 C CU 76 D CU 77 B FA 86 X FA 86 2-2 F9 ②			F FA 89 B FA 90 S FA 91 X FA 90 1-2 G6-3 ①		4	1	1	0	0	0	2
17 Lance Berkman, S (1, 3) OBP: 0.384, SLG: 0.480	C CH 84 F CH 85 B CH 85 F CH 85 X CU 74 1-2 SF8 ② 3-H		B CH 85 X CH 79 1-0 1-H 3B		1 SAFE X CH 85 0-0 F8 ③			X FA 92 0-0 P2 ②		3	0	1	2	0	0	1
45 Carlos Lee, R (1, 7) OBP: 0.357, SLG: 0.527	B CH 85 X CH 85 1-0 1B		B CH 79 B CH 79 B CH 85 C FA 85 C CH 84 F CH 80 X CH 85 3-2 G5-3 ③			C CH 83 B CH 83 B CH 78 B CH 84 B CH 84 4-1 BB		C FA 91 B FA 91 S FA 92 X SL 84 1-2 F9 ③		3	0	1	0	1	0	1
21 Ty Wigginton, R (1, 5) OBP: 0.333, SLG: 0.454	B CU 73 B CH 78 S CH 79 F CH 85 B CU 76 T CH 80 3-2 K ③			B CH 84 X CH 84 1-0 HR		B CH 80 F CH 80 X CH 79 1-1 F7 ①				3	1	1	1	0	1	2
Luke Scott, L (1, 9) OBP: 0.352, SLG: 0.495		C CH 84 B CH 84 B CH 85 F CU 73 S CU 75 2-3 K ①		C CU 74 B CU 75 C CH 85 S CU 76 1-3 K2-3 ①		C CU 74 C FA 86 B CU 76 B FA 86 B CU 76 S CU 75 3-3 K ②				3	0	0	0	0	3	1
Mark Loretta, R (1, 6) OBP: 0.353, SLG: 0.358 Chad Qualls, R (7, 1) Chris Burke, R (9, 4) OBP: 0.304, SLG: 0.356		C CH 85 X CU 76 0-1 F8 ②		B CH 85 B CH 79 C CH 79 F CH 78 F CH 85 F CH 79 B FA 86 F CH 85 X CU 75 3-2 G6-4-3 1B		C FA 86 C FA 86 B FA 86 F FA 86 F CH 80 B FA 87 F FA 87 X CH 80 2-2 G4-3 ③				3 0 0	0 0 0	1 0 0	0 0 0	0 0 0	0 0 0	1 0 0
Brad Ausmus, R (1, 2) OBP: 0.316, SLG: 0.321		B CH 85 X CH 79 1-0 P3 ③		1 SAFE S CU 74 F CH 85 D CU 76 B CH 85 X CH 79 2-2 G6-4-3 ② ③ 1-2f			B FC 89 X CU 84 1-0 F9 ①			3	0	0	0	0	0	1
Woody Williams, R (1, 1) OBP: 0.077, SLG: 0.135 Eric Bruntlett, R (7, 6) OBP: 0.351, SLG: 0.281			C CH 83 B CU 74 B CH 83 X CH 84 2-1 G5-3 ①		C CH 83 X CU 73 0-1 G6-3 ①		X SL 90 0-0 F9 ②			2 1	0 0	0 0	0 0	0 0	0 0	0 0
Inning Stats	R: 1 E: 0 K: 1 S: 11 H: 2 LOB: 1 BB: 0 P: 18	R: 0 E: 0 K: 1 S: 6 H: 0 LOB: 0 BB: 0 P: 9	R: 1 E: 0 K: 0 S: 9 H: 2 LOB: 1 BB: 0 P: 17	R: 1 E: 0 K: 1 S: 13 H: 2 LOB: 0 BB: 0 P: 20	R: 0 E: 0 K: 0 S: 10 H: 1 LOB: 1 BB: 0 P: 14	R: 0 E: 0 K: 1 S: 12 H: 0 LOB: 1 BB: 1 P: 22	R: 0 E: 0 K: 0 S: 5 H: 0 LOB: 0 BB: 0 P: 6	R: 0 E: 0 K: 0 S: 7 H: 0 LOB: 0 BB: 0 P: 9		1B: 4 2B: 0 3B: 2 HR: 1 SF: 1 SAC: 0 DP: 1 HBP: 0						

PITCHER		IP	WLS	BF	H	R	ER	SO	BB	IBB	HBP	BLK	WP	HR	S	P	ERA	WHIP
Mike Bacsik, L ERA: 4.61	(1, 1)	6.0	L	25	7	3	3	4	1	0	0	0	0	1	61	100	4.50	1.333
52 Saul Rivera, R ERA: 3.79	(7, 1)	1.0		3	0	0	0	0	0	0	0	0	0	0	5	6	0.00	0.000
Jon Rauch, R ERA: 4.19	(8, 1)	1.0		3	0	0	0	0	0	0	0	0	0	0	7	9	0.00	0.000

PITCHER	IP	WLS	BF	H	R	ER	SO	BB	IBB	HBP	BLK	WP	HR	S	P	ERA	WHIP

Washington Nationals @ Houston Astros

Minute Maid Park, Houston, TX

Wed Aug 22 2007, 7:05 PM CDT

Att. 32,023 - Roof Closed - 73 F

livebaseballscorecards.com

AB	29
R	3
H	7
RBI	3
BB	1
SO	4
LOB	9

WP: 0 PA: 31
PB: 0
SB: 0
CS: 0

Washington Nationals @ Houston Astros

Minute Maid Park, Houston, TX

Thu Aug 23 2007, 7:05 PM CDT

Att. 36,407 - Roof Closed - 73 F

livebaseballscorecards.com

Batter	1	2	3	4	5	6	7	8	9	AB	R	H	RBI	BB	SO	LOB
Felipe Lopez, S (1, 6) OBP: 0.305, SLG: 0.355	C FA 89 X FA 90 0-1 F8 ①	C CU 72 S CH 82 B FA 92 F FA 91 B B S 3-3 K ①		B FA 92 C FA 90 F FA 91 X CH 80 1-2 G1-3 ①		B CH 77 X CH 78 1-0 F9 ②		B FA 90 B SL 84 B FA 90 C FA 90 C FA 90 F FA 90 B FA 90 4-2 FC6-4 BB		4	0	0	0	1	1	1
Nook Logan, S (1, 8) OBP: 0.335, SLG: 0.373	X FA 91 0-0 11 2B 1B	B F B FA 92 B FA 92 F FA 90 X FA 91 3-2 F7 ②		B CH 82 X FA 92 1-0 2-3 1B		C CH 78 X 0-1 L6 ③		1 SAFE B FA 89 X SL 85 1-0 FC6-4 ② 1-2f		5	1	2	0	0	0	1
11 Ryan Zimmerman, R (1, 5) OBP: 0.325, SLG: 0.463	C FA 91 X FA 91 0-1 1-H 21 2B 2B	B FA 91 C CH 81 C FA 90 B CU 76 S CH 79 2-3 K ③		X CU 74 0-0 3-H SF8 ②			S FA 88 F FA 89 B SL 83 F FA 89 F CH 78 B CH 79 B FA 88 B FA 89 4-2 21 2B SF8 BB	P PO 82 F SL 85 S FA 90 B CH 84 X FA 91 2-2 G4-3 ③		3	2	1	2	1	1	1
21 Dmitri Young, S (1, 3) OBP: 0.384, SLG: 0.516 Robert Fick, L (7, PR) OBP: 0.281, SLG: 0.252 (7, 3)	X FA 92 0-0 2-H 25 2B 2B	X 0-0 F9 ①	B FA 90 X CH 82 1-0 G4-3 ③				X CH 77 0-0 1-3 2B		B CU 77 C CU 76 B FA 88 B SL 88 B FA 88 4-1 25 FC6-4 BB	4 0	1 0	2 0	1 0	0 1	0 0	1 0
25 Austin Kearns, R (1, 9) OBP: 0.347, SLG: 0.401	C CU 73 B FA 93 S FA 92 X CU 75 1-2 2-H 10 HR 2B	B FA 89 B CH 80 B FA 92 C FA 91 X FA 90 3-1 10 1B 1B			C FA 90 X CH 82 0-1 FC3-6 1B		I IN 66 I IN 63 I IN 59 I IN 58 4-0 IBB		B FA 89 C FA 89 F SL 86 B CU 82 X FA 90 2-2 1-2f FC6-4 ①	4	1	3	1	1	0	1
Ryan Church, L (1, 7) OBP: 0.337, SLG: 0.428	B CH 82 C FA 92 S CH 80 F CH 82 S CH 82 1-3 K ②	C FA 89 1 SAFE B CH 79 S CH 78 S FA 92 1-3 K ②			X FA 89 0-0 1-2f FC3-6 ①		B FA 90 B CH 78 F FA 89 C FA 90 X SL 79 2-2 3-H SF8 ①		B CU 77 B FA 88 S CH 82 C SL 87 X SL 88 2-2 F7 ②	4	0	0	1	0	2	4
10 Ronnie Belliard, R (1, 4) OBP: 0.327, SLG: 0.409	X FA 93 0-0 2-H HR	B FA 91 S CH 82 X FA 91 1-1 1-3 1B			B FA 89 B FA 90 S CH 80 F FA 91 F CH 79 1 SAFE B CH 78 X FA 92 3-2 F8 ②		B CH 78 S CH 77 B F X CH 77 2-2 F3 ②		C FA 88 B FA 88 X FA 88 1-1 G5-3 ③	5	1	2	2	0	0	4
Brian Schneider, L (1, 2) OBP: 0.320, SLG: 0.330	B CU 71 F FA 90 B CH 82 X FA 91 2-1 1B	S CH 81 F FA 93 X CH 79 0-2 P6 ③			F CH 82 B FA 92 X CH 78 1-1 G4-3 ③		B SL 80 B FA 88 B FA 89 C FA 88 X FA 88 3-1 P4 ③			4	0	1	0	0	0	5
26 John Lannan, L (1, 1) OBP: 0.154, SLG: 0.231 D'Angelo Jimenez, S (6, PH) OBP: 0.338, SLG: 0.196 Jesus Colome, R (6, 1) Luis Ayala, R (7, 1) 34 Ray King, L (7, 1) 26 Wily Mo Peña, R (8, PH) OBP: 0.301, SLG: 0.412 Jon Rauch, R (8, 1) 32 Chad Cordero, R (9, 1)	B FA 90 B FA 91 C FA 91 S FA 90 F FA 91 B FA 91 X 3-2 G4-3 ③			C FA 89 B CU 73 F FA 90 B CU 74 X FA 90 2-2 1B 11 SF8 2B		B FA 88 F CH 78 X FA 89 1-1 F8 ①		X SL 84 0-0 F9 ①	2 1 0 0 0 1 0 0	1 0 0 0 0 0 0 0	1 0 0 0 0 0 0 0	0 0 0 0 0 0 0 0	0 0 0 0 0 0 0 0	0 0 0 0 0 0 0 0	1 0 0 0 0 0 0 0
Inning Stats	R: 5 E: 0 K: 1 S: 20 H: 6 LOB: 1 BB: 0 P: 27	R: 0 E: 0 K: 2 S: 10 H: 0 LOB: 0 BB: 0 P: 18	R: 0 E: 0 K: 1 S: 11 H: 2 LOB: 2 BB: 0 P: 16	R: 1 E: 0 K: 0 S: 10 H: 2 LOB: 1 BB: 0 P: 15	R: 0 E: 0 K: 0 S: 9 H: 1 LOB: 1 BB: 0 P: 13	R: 0 E: 0 K: 0 S: 5 H: 0 LOB: 0 BB: 0 P: 7	R: 1 E: 0 K: 0 S: 13 H: 1 LOB: 2 BB: 2 P: 28	R: 0 E: 0 K: 0 S: 9 H: 0 LOB: 1 BB: 1 P: 15	R: 0 E: 0 K: 0 S: 9 H: 0 LOB: 1 BB: 1 P: 18	1B: 6 2B: 5 3B: 0 HR: 1 SF: 2 SAC: 0 DP: 0 HBP: 0						

	AB	37
	R	7
	H	12
	RBI	7
	BB	4
	SO	4
	LOB	19

WP: 0 PB: 0 SB: 0 CS: 0 PA: 43

PITCHER		IP	WLS	BF	H	R	ER	SO	BB	IBB	HBP	BLK	WP	HR	S	P	ERA	WHIP
71 Juan Gutierrez, R ERA: 9.0	(1, 1)	5.0	L	26	11	6	6	4	0	0	0	0	0	1	60	89	10.80	2.200
Mark McLemore, L ERA: 3.52	(6, 1)	2.0		9	1	1	1	0	1	1	0	0	0	0	18	35	4.50	1.000
Dave Borkowski, R ERA: 5.34	(8, 1)	1.0		4	0	0	0	0	1	0	0	0	0	0	9	15	0.00	1.000
Brian Moehler, R ERA: 4.84	(9, 1)	1.0		4	0	0	0	0	1	0	0	0	0	0	9	18	0.00	1.000

PITCHER	IP	WLS	BF	H	R	ER	SO	BB	IBB	HBP	BLK	WP	HR	S	P	ERA	WHIP

Batter	1	2	3	4	5	6	7	8	9	AB	R	H	RBI	BB	SO	LOB
Craig Biggio, R (1, 4) OBP: 0.290, SLG: 0.403	C FA 86 X CU 72 0-1 ① F8		C FA 86 F CU 74 B CU 73 X CH 82 1-2 ① G6-3		B FA 88 X FA 87 1-0 17 PB 9 BB 17 G4-3 1B		B SL 83 B SL 82 C FA 89 X CH 83 2-1 ① F7		F SL 82 F SL 82 B SL 81 F SL 83 B SL 84 B FA 92 F FA 92 X FA 91 3-2 ① F8	5	1	1	0	0	0	0
9 Hunter Pence, R (1, 8) OBP: 0.354, SLG: 0.561	B FA 85 F FA 85 F FA 88 X CU 74 1-2 ② G6-3		B FA 88 F CU 74 X FA 88 1-1 17 BB 1B		B FA 87 B CH 74 B FA 87 B FA 86 4-0 17 G4-3 45 HR 17 PB 1-2 BB		C FA 89 B FA 90 F SL 82 X FA 90 1-2 ② P3		C FA 91 F FA 91 B FA 92 B SL 83 X FA 91 2-2 17 BLK 45 HR 2B	4	2	2	0	1	0	0
17 Lance Berkman, S (1, 3) OBP: 0.386, SLG: 0.482	B FA 87 B FA 85 B FA 87 C FA 87 B FA 87 4-1 45 FC5-4 BB		C FA 87 S CU 74 D CU 74 B FA 87 B FA 87 B FA 88 4-2 ② 1-2 BB		B CU 76 B FA 88 C FA 82 X CU 73 2-1 ② G4-3 1-3 2-H		B FA 90 X SL 82 1-0 45 1B 2B		F FA 91 X FA 91 0-1 ② P4 2-3	3	1	1	1	2	0	2
45 Carlos Lee, R (1, 7) OBP: 0.359, SLG: 0.539	C FA 87 F CH 80 B FA 87 B CU 75 X FA 87 2-2 ③ FC5-4 1-2f		B FA 86 X CU 73 1-0 ③ G5-3		X CU 75 0-0 HR 3-H		B SL 84 S FA 91 F SL 84 X FA 92 1-2 2-H 1B		C FA 91 B FA 90 X FA 91 1-1 HR 3-H	5	2	3	5	0	0	2
21 Ty Wigginton, R (1, 5) OBP: 0.333, SLG: 0.452 Mark McLemore, L (6, 1) Luke Scott, L (7, PH) OBP: 0.351, SLG: 0.493 Dave Borkowski, R (8, 1) Brian Moehler, R (9, 1) OBP: 0.250, SLG: 0.250 Orlando Palmeiro, L (9, PH) OBP: 0.330, SLG: 0.267		S FA 86 X CH 80 0-1 ① G1-3		B FA 85 B CH 80 C FA 86 B CH 82 C FA 88 F FA 88 B FA 88 4-2 BB BB	F FA 82 X FA 87 0-1 ③ F9		X SL 80 0-0 ③ F8		C FA 90 C FA 90 B FA 91 B SL 82 F FA 90 X FA 89 2-2 ③ F7	2 0 1 0 0 1	0 0 0 0 0 0	0 0 0 0 0 0	0 0 0 0 0 0	1 0 0 0 0 0	0 0 1 0 0 0	0 0 1 0 0 0
Mark Loretta, R (1, 6) OBP: 0.354, SLG: 0.358 (6, 5) (9, 6)		C FA 86 B FA 86 C CH 80 F FA 86 X FA 88 1-2 F8 1B 1B		B FA 87 B FA 87 C FA 87 B CH 82 B FA 87 4-1 G3-6-1 1-2 BB		B SL 82 C FA 92 B SL 82 B SL 87 X FA 94 3-1 ① F9		B FA 89 F FA 90 C SL 84 F SL 85 X CU 74 1-2 ① G5-3		3	0	1	0	1	0	0
Chris Burke, R (1, 9) OBP: 0.311, SLG: 0.357		B FA 86 B CH 79 F FA 87 B FA 86 F FA 86 X FA 88 3-2 1-2 1B		C CU 73 F CU 74 B FA 87 T CH 82 1-2 ① K		C SL 85 S SL 84 B SL 84 B SL 85 F FA 95 B SL 85 B FA 95 4-2 BB		B SL 83 B FA 91 C FA 91 B FA 92 B FA 91 4-1 BB		2	0	1	0	2	1	2
Eric Munson, L (1, 2) OBP: 0.325, SLG: 0.402		B CU 73 X FA 87 1-0 ② F8 2-3		X CU 73 0-0 ② ③ G3-6-1 1-2f		B FA 95 B CH 85 F FA 95 X FA 94 2-1 ② F9		C FA 90 B CH 83 F FA 91 F CU 76 F FA 91 S SL 81 1-3 ② K		4	0	0	0	0	1	6
71 Juan Gutierrez, R (1, 1) Eric Bruntlett, R (5, PH) OBP: 0.346, SLG: 0.276 (6, 6) Mike Lamb, L (8, PH) OBP: 0.365, SLG: 0.454 (9, 5)		C CU 74 S CU 73 S CU 72 0-3 ③ K			B FA 86 B FA 85 F FA 86 F FA 87 F CU 75 X CH 82 2-2 ① F8		1 SAFE C SL 85 B SL 85 C FA 95 S SL 87 1-3 ③ K		F FA 91 F FA 90 B SL 83 F SL 83 F FA 90 B FA 90 B FA 91 X FA 91 3-2 ③ G6-3	1 2 1	0 0 0	0 0 0	0 0 0	0 0 0	1 1 0	2 1 1
Inning Stats	R: 0 E: 0 K: 0 S: 9 H: 0 LOB: 1 BB: 1 P: 16	R: 0 E: 0 K: 1 S: 13 H: 2 LOB: 2 BB: 0 P: 18	R: 0 E: 0 K: 0 S: 8 H: 1 LOB: 1 BB: 1 P: 15	R: 0 E: 0 K: 1 S: 8 H: 0 LOB: 1 BB: 2 P: 17	R: 3 E: 0 K: 0 S: 10 H: 2 LOB: 0 BB: 1 P: 19	R: 0 E: 0 K: 1 S: 10 H: 0 LOB: 1 BB: 1 P: 20	R: 1 E: 0 K: 0 S: 10 H: 2 LOB: 1 BB: 0 P: 15	R: 0 E: 0 K: 1 S: 15 H: 0 LOB: 1 BB: 1 P: 24	R: 2 E: 0 K: 0 S: 16 H: 2 LOB: 0 BB: 0 P: 24	1B: 5 2B: 2 3B: 0 HR: 2 SF: 0 SAC: 0 DP: 1 HBP: 0						WP: 0 PB: 1 SB: 0 CS: 0 PA: 41	

PITCHER		IP	WLS	BF	H	R	ER	SO	BB	IBB	HBP	BLK	WP	HR	S	P	ERA	WHIP
26 John Lannan, L ERA: 4.15	(1, 1)	5.0	W	23	5	3	3	2	5	0	0	0	0	1	48	85	5.40	2.000
Jesus Colome, R ERA: 2.72	(6, 1)	1.0	H	4	0	0	0	1	1	0	0	0	0	0	10	20	0.00	1.000
Luis Ayala, R ERA: 2.73	(7, 1)	0.2		4	2	1	1	0	0	0	0	0	0	0	9	14	13.50	3.000
34 Ray King, L ERA: 4.94	(7, 1)	0.1	H	1	0	0	0	0	0	0	0	0	0	0	1	1	0.00	0.000
Jon Rauch, R ERA: 4.13	(8, 1)	1.0	H	4	0	0	0	1	1	0	0	0	0	0	15	24	0.00	1.000

PITCHER		IP	WLS	BF	H	R	ER	SO	BB	IBB	HBP	BLK	WP	HR	S	P	ERA	WHIP
32 Chad Cordero, R ERA: 2.8	(9, 1)	1.0	S	5	2	2	2	0	0	0	0	1	0	1	16	24	18.00	2.000

BOTTOM

Washington Nationals @ Houston Astros

Minute Maid Park, Houston, TX

Thu Aug 23 2007, 7:05 PM CDT

Att. 36,407 - Roof Closed - 73 F

livebaseballscorecards.com

AB	34
R	6
H	9
RBI	6
BB	7
SO	4
LOB	17

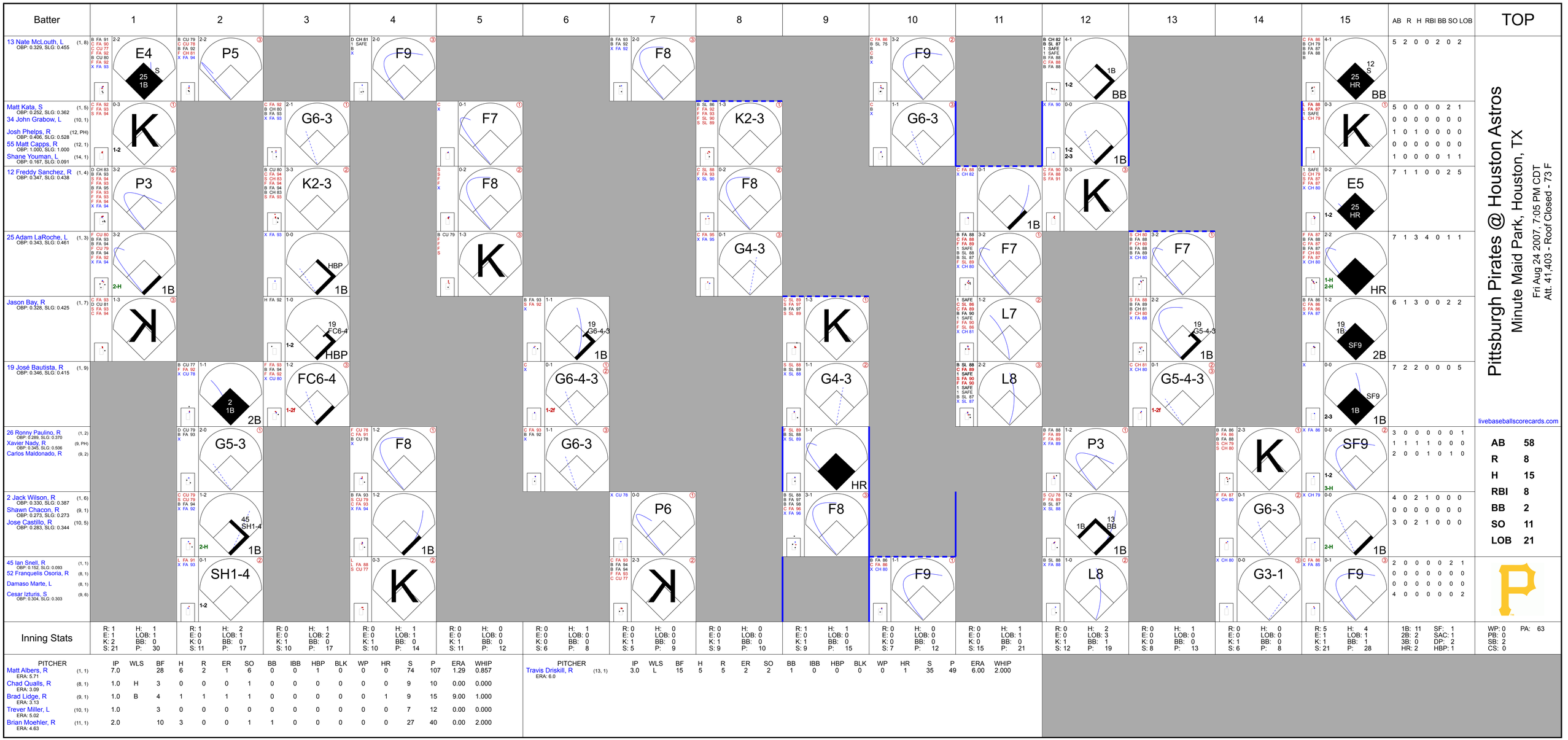

Pittsburgh Pirates @ Houston Astros

Minute Maid Park, Houston, TX

Fri Aug 24 2007, 7:05 PM CDT
Att. 41,403 - Roof Closed - 73 F

livebaseballscorecards.com

Batter	1	2	3	4	5	6	7	8	9	10	11	12	13	14	15	AB	R	H	RBI	BB	SO	LOB
13 Nate McLouth, L (1, 8) OBP: 0.329, SLG: 0.455	E4	P5		F9			F8			F9		1B BB			25 HR BB	5	2	0	0	2	0	2
Matt Kata, S (1, 5) OBP: 0.252, SLG: 0.362	K		G6-3		F7			K2-3		G6-3		1B			K	5	0	0	0	0	2	1
34 John Grabow, L (10, 1)																0	0	0	0	0	0	0
Josh Phelps, R (12, PH) OBP: 0.406, SLG: 0.528																1	0	1	0	0	0	0
55 Matt Capps, R (12, 1) OBP: 1.000, SLG: 1.000																0	0	0	0	0	0	0
Shane Youman, L (14, 1) OBP: 0.167, SLG: 0.091																1	0	0	0	0	1	1
12 Freddy Sanchez, R (1, 4) OBP: 0.347, SLG: 0.438	P3		K2-3		F8			F8			1B	K			E5	7	1	1	0	0	2	5
25 Adam LaRoche, L (1, 3) OBP: 0.343, SLG: 0.461	1B		HBP 1B		K			G4-3			F7		F7		HR	7	1	3	4	0	1	1
Jason Bay, R (1, 7) OBP: 0.328, SLG: 0.425	K		19 FC6-4 HBP			19 G6-4-3 1B			K		L7		19 G5-4-3 1B		19 1B SF9 2B	6	1	3	0	0	2	2
19 José Bautista, R (1, 9) OBP: 0.346, SLG: 0.415		2 1B 2B	FC6-4			G6-4-3			G4-3		L8		G5-4-3		SF9 1B 1B	7	2	2	0	0	0	5
26 Ronny Paulino, R (1, 2) OBP: 0.289, SLG: 0.370		G5-3		F8		G6-3			HR			P3		K	SF9	3	0	0	0	0	0	1
Xavier Nady, R (9, PH) OBP: 0.345, SLG: 0.506																1	1	1	1	0	0	0
Carlos Maldonado, R (9, 2)																2	0	0	1	0	1	0
2 Jack Wilson, R (1, 6) OBP: 0.330, SLG: 0.387		45 SH1-4 1B		1B			P6		F8			1B 13 BB 1B		G6-3	1B	4	0	2	1	0	0	0
Shawn Chacon, R (9, 1) OBP: 0.273, SLG: 0.273																0	0	0	0	0	0	0
Jose Castillo, R (10, 5) OBP: 0.283, SLG: 0.344																3	0	2	1	0	0	0
45 Ian Snell, R (1, 1) OBP: 0.152, SLG: 0.093		SH1-4		K			K			F9		L8		G3-1	F9	2	0	0	0	0	2	1
52 Franquelis Osoria, R (8, 1)																0	0	0	0	0	0	0
Damaso Marte, L (8, 1)																0	0	0	0	0	0	0
Cesar Izturis, S (9, 6) OBP: 0.304, SLG: 0.303																4	0	0	0	0	0	2

Inning Stats	1	2	3	4	5	6	7	8	9	10	11	12	13	14	15	
	R: 1 E: 1 K: 2 S: 21	H: 1 LOB: 1 BB: 0 P: 30	R: 1 E: 0 K: 0 S: 11	H: 2 LOB: 1 BB: 0 P: 17	R: 0 E: 0 K: 1 S: 10	H: 1 LOB: 2 BB: 0 P: 17	R: 0 E: 0 K: 1 S: 10	H: 1 LOB: 1 BB: 0 P: 14	R: 0 E: 0 K: 1 S: 11	H: 0 LOB: 0 BB: 0 P: 12	R: 0 E: 0 K: 0 S: 6	H: 1 LOB: 0 BB: 0 P: 8	R: 0 E: 0 K: 1 S: 5	H: 0 LOB: 0 BB: 0 P: 9	R: 0 E: 0 K: 1 S: 9	H: 0 LOB: 0 BB: 0 P: 10	R: 1 E: 0 K: 1 S: 9	H: 1 LOB: 0 BB: 0 P: 15	R: 0 E: 0 K: 0 S: 7	H: 0 LOB: 0 BB: 0 P: 12	R: 0 E: 0 K: 0 S: 15	H: 1 LOB: 1 BB: 0 P: 21	R: 0 E: 0 K: 1 S: 12	H: 2 LOB: 3 BB: 1 P: 19	R: 0 E: 0 K: 0 S: 8	H: 1 LOB: 0 BB: 0 P: 13	R: 0 E: 0 K: 1 S: 6	H: 0 LOB: 0 BB: 0 P: 8	R: 5 E: 1 K: 1 S: 21	H: 4 LOB: 1 BB: 1 P: 28	1B: 11 2B: 2 3B: 0 HR: 2	SF: 1 SAC: 1 DP: 2 HBP: 1	WP: 0 PB: 0 SB: 2 CS: 0	PA: 63

PITCHER	IP	WLS	BF	H	R	ER	SO	BB	IBB	HBP	BLK	WP	HR	S	P	ERA	WHIP
Matt Albers, R (1, 1) ERA: 5.71	7.0		28	6	2	1	6	0	0	1	0	0	0	74	107	1.29	0.857
Chad Qualls, R (8, 1) ERA: 3.09	1.0	H	3	0	0	0	1	0	0	0	0	0	0	9	10	0.00	0.000
Brad Lidge, R (9, 1) ERA: 3.13	1.0	B	4	1	1	1	1	0	0	0	0	0	1	9	15	9.00	1.000
Trever Miller, L (10, 1) ERA: 5.02	1.0		3	0	0	0	0	0	0	0	0	0	0	7	12	0.00	0.000
Brian Moehler, R (11, 1) ERA: 4.63	2.0		10	3	0	0	1	1	0	0	0	0	0	27	40	0.00	2.000

PITCHER	IP	WLS	BF	H	R	ER	SO	BB	IBB	HBP	BLK	WP	HR	S	P	ERA	WHIP
Travis Driskill, R (13, 1) ERA: 6.0	3.0	L	15	5	5	2	2	1	0	0	0	0	1	35	49	6.00	2.000

AB	58
R	8
H	15
RBI	8
BB	2
SO	11
LOB	21

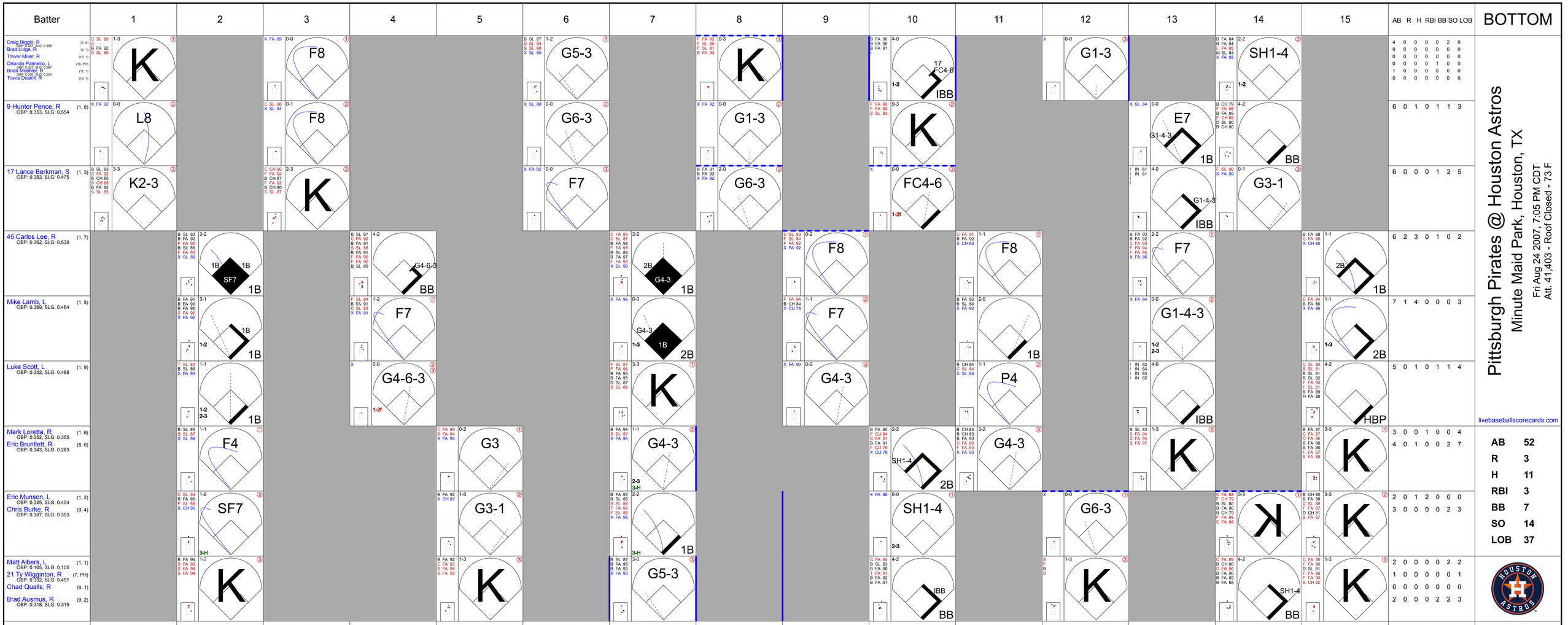
Batter
1
2
3
4
5
6
7
8
9
10
11
12
13
14
15
AB R H RBI BB SO LOB
BOTTOM
Craig Biggio, R (1, 4) OBP: 0.357, SLG: 0.399
Brad Lidge, R (9, 1)
Trever Miller, R (10, 1)
Orlando Palmeiro, L (10, PH) OBP: 0.357, SLG: 0.267
Brian Moehler, R (11, 1) OBP: 0.200, SLG: 0.200
Travis Driskill, R (13, 1)
9 Hunter Pence, R (1, 8) OBP: 0.353, SLG: 0.554
17 Lance Berkman, S (1, 3) OBP: 0.383, SLG: 0.475
45 Carlos Lee, R (1, 7) OBP: 0.362, SLG: 0.539
Mike Lamb, L (1, 5) OBP: 0.369, SLG: 0.464
Luke Scott, L (1, 9) OBP: 0.352, SLG: 0.488
Mark Loretta, R (1, 6) OBP: 0.352, SLG: 0.355
Eric Bruntlett, R (8, 6) OBP: 0.343, SLG: 0.283
Eric Munson, L (1, 2) OBP: 0.325, SLG: 0.404
Chris Burke, R (9, 4) OBP: 0.307, SLG: 0.353
Matt Albers, L (1, 1) OBP: 0.105, SLG: 0.105
21 Ty Wigginton, R (7, PH) OBP: 0.332, SLG: 0.451
Chad Qualls, R (8, 1)
Brad Ausmus, R (9, 2) OBP: 0.318, SLG: 0.319
Inning Stats
R: 0 H: 0 E: 0 LOB: 0 K: 2 BB: 0 S: 7 P: 11
R: 1 H: 3 E: 0 LOB: 2 K: 1 BB: 0 S: 15 P: 25
R: 0 H: 0 E: 0 LOB: 0 K: 1 BB: 0 S: 7 P: 9
R: 0 H: 0 E: 0 LOB: 0 K: 0 BB: 0 S: 8 P: 13
R: 0 H: 0 E: 0 LOB: 0 K: 1 BB: 1 S: 7 P: 9
R: 0 H: 0 E: 0 LOB: 0 K: 0 BB: 0 S: 5 P: 6
R: 2 H: 3 E: 0 LOB: 1 K: 1 BB: 0 S: 16 P: 28
R: 0 H: 0 E: 0 LOB: 0 K: 1 BB: 0 S: 6 P: 8
R: 0 H: 0 E: 0 LOB: 0 K: 1 BB: 0 S: 7 P: 8
R: 0 H: 0 E: 0 LOB: 0 K: 0 BB: 0 S: 7 P: 8
R: 0 H: 1 E: 0 LOB: 3 K: 0 BB: 2 S: 11 P: 21
R: 0 H: 1 E: 0 LOB: 1 K: 0 BB: 0 S: 8 P: 15
R: 0 H: 0 E: 0 LOB: 0 K: 1 BB: 0 S: 5 P: 6
R: 0 H: 1 E: 1 LOB: 3 K: 1 BB: 2 S: 9 P: 20
R: 0 H: 0 E: 0 LOB: 2 K: 1 BB: 2 S: 13 P: 26
R: 0 H: 2 E: 0 LOB: 3 K: 3 BB: 0 S: 20 P: 33
1B: 8 SF: 1 2B: 3 SAC: 2 3B: 0 DP: 1 HR: 0 HBP: 1
WP: 0 PA: 63 PB: 0 SB: 0 CS: 0
Pittsburgh Pirates @ Houston Astros
Minute Maid Park, Houston, TX
Fri Aug 24 2007, 7:05 PM CDT
Att. 41,403 - Roof Closed - 73 F
livebaseballscorecards.com
AB 52
R 3
H 11
RBI 3
BB 7
SO 14
LOB 37
PITCHER IP WLS BF H R ER SO BB IBB HBP BLK WP HR S P ERA WHIP
45 Ian Snell, R (1, 1) ERA: 3.93 7.0 27 6 3 3 6 1 0 0 0 0 0 65 101 3.86 1.000
52 Franquelis Osoria, R (8, 1) ERA: 2.7 0.2 2 0 0 0 1 0 0 0 0 0 0 5 5 0.00 0.000
Damaso Marte, L (8, 1) ERA: 1.85 0.1 1 0 0 0 0 0 0 0 0 0 0 1 3 0.00 0.000
Shawn Chacon, R (9, 1) ERA: 4.09 1.2 8 1 0 0 1 1 1 0 0 0 0 17 28 0.00 1.200
34 John Grabow, L (10, 1) ERA: 3.73 1.1 5 1 0 0 0 0 0 0 0 0 0 9 16 0.00 0.750
PITCHER IP WLS BF H R ER SO BB IBB HBP BLK WP HR S P ERA WHIP
55 Matt Capps, R (12, 1) ERA: 2.18 2.0 9 1 0 0 2 0 0 2 0 0 0 0 14 26 0.00 0.500
Shane Youman, L (14, 1) ERA: 5.59 2.0 W 11 2 0 0 4 2 0 1 0 0 0 0 33 59 0.00 2.000

Batter	1	2	3	4	5	6	7	8	9	AB	R	H	RBI	BB	SO	LOB
13 Nate McLouth, L (1, 8) OBP: 0.330, SLG: 0.456	X FA 87 0-0 ① P4		C FA 88 B SL 77 F FA 88 X CH 77 1-2 ② F9		B SL 77 B FA 87 C FA 87 X FA 87 2-1 2B		D CU 74 B CH 84 B FA 91 B FA 90 4-0 12 FC5 BB		L FA 86 B SL 77 C SL 76 B SL 76 B FA 87 F FA 86 C FA 87 3-3 ② K	4	0	1	0	1	1	0
2 Jack Wilson, R (1, 6) OBP: 0.329, SLG: 0.384 Cesar Izturis, S (7, 6) OBP: 0.303, SLG: 0.302	B FA 88 B FA 87 B FA 90 B 4-0 BB		F CH 76 B FA 89 B CH 78 B FA 89 F FA 89 F FA 91 T FA 89 3-2 ③ K		C FA 87 B SL 78 S CU 76 C FA 89 1-3 ③ K		F SL 85 S FA 93 B FA 95 S SL 89 1-3 ② K		F CH 82 X FA 88 0-1 ③ G4-3	3 1	0 0	0 0	0 0	1 0	3 0	3 0
12 Freddy Sanchez, R (1, 4) OBP: 0.346, SLG: 0.436	B CU 75 X FA 87 1-0 ② P5			C FA 89 B CU 76 C CU 77 B FA 88 B FA 89 X FA 90 3-2 25 FC3-6 1B		B CH 75 X FA 87 1-0 ① L7	C FA 94 D SL 88 B SL 88 X SL 89 2-1 ③ FC5 1-2 2-3f			4	0	1	0	0	0	3
25 Adam LaRoche, L (1, 3) OBP: 0.342, SLG: 0.458	C CH 86 F SL 78 B CH 67 B CH 76 S 2-3 ③ K			C CH 75 B FA 90 D SL 77 F FA 87 F FA 90 F FA 88 X CU 77 2-2 ① FC3-6 19 HR 1-2f		F CH 76 X SL 80 0-1 ② P6		F FA 93 S FA 93 B SL 90 B SL 88 B SL 89 F FA 93 F FA 94 B FA 94 4-2 19 G1-6-3 BB		3	1	0	0	1	1	2
19 José Bautista, R (1, 9) OBP: 0.348, SLG: 0.430		C C FA 89 X SL 77 0-2 ① F9		F CH 77 B FA 87 B FA 88 X CH 77 2-1 1-H HR		F CU 75 B FA 88 F FA 87 B FA 88 F X 2-2 HR		B SL 88 C FA 93 X SL 89 1-1 ①② G1-6-3 1-2f		4	2	2	3	0	0	1
26 Ronny Paulino, R (1, 2) OBP: 0.296, SLG: 0.375		B CH 74 B CH 74 X FA 88 2-0 1B		B FA 90 B CH 78 S FA 89 B CH 80 S FA 88 X FA 88 3-2 G4-6-3 1B		F B B CH 78 B CH 76 B FA 88 4-1 BB		B SL 90 F FA 94 B FA 95 X FA 94 2-1 1B		3	0	3	0	1	0	0
Jose Castillo, R (1, 5) OBP: 0.277, SLG: 0.337		C FA 88 F FA 89 F FA 89 S SL 78 0-3 ② K		F CH 78 B FA 88 F CH 79 B FA 88 X FA 90 2-2 ②③ G4-6-3 1-2f		X SL 85 0-0 ③ F9		X FA 95 0-0 ③ G4-3		4	0	0	0	0	1	4
Matt Kata, S (1, 7) OBP: 0.252, SLG: 0.358		B CH 76 C FA 89 B SL 77 B FA 89 X FA 86 3-1 ③ P3			B CH 85 B CH 86 F FA 87 X CH 76 2-1 ① F7		F FA 90 F FA 90 B SL 84 X CU 74 1-2 12 FC5 SH3-4 1B		F FA 86 F FA 87 T FA 86 0-2 ① K	4	0	1	0	0	1	1
Matt Morris, R (1, 1) OBP: 0.224, SLG: 0.313 34 John Grabow, L (7, 1) 52 Franquelis Osoria, R (7, 1) Josh Phelps, R (9, PH) OBP: 0.410, SLG: 0.556 55 Matt Capps, R (9, 1) OBP: 1.000, SLG: 1.000			C FA 87 X CU 74 0-1 ① G6-3		F FA 87 B FA 88 B FA 89 X CH 85 2-1 ② L5		B FA 89 X FA 90 1-0 ① SH3-4 1-2		B CH 81 F FA 88 X FA 88 1-1 HR	2 0 0 1 0	0 0 0 1 0	0 0 0 1 0	0 0 0 1 0	0 0 0 0 0	0 0 0 0 0	0 0 0 0 0
Inning Stats	R: 0 E: 0 K: 1 S: 5 H: 0 LOB: 1 BB: 1 P: 12	R: 0 E: 0 K: 1 S: 10 H: 1 LOB: 1 BB: 0 P: 15	R: 0 E: 0 K: 1 S: 9 H: 0 LOB: 0 BB: 0 P: 13	R: 2 E: 0 K: 0 S: 16 H: 3 LOB: 0 BB: 0 P: 28	R: 0 E: 0 K: 1 S: 9 H: 1 LOB: 1 BB: 0 P: 16	R: 1 E: 0 K: 0 S: 9 H: 1 LOB: 1 BB: 1 P: 16	R: 0 E: 0 K: 1 S: 9 H: 1 LOB: 2 BB: 1 P: 18	R: 0 E: 0 K: 0 S: 9 H: 1 LOB: 1 BB: 1 P: 16	R: 1 E: 0 K: 2 S: 11 H: 1 LOB: 0 BB: 0 P: 15	1B: 5 2B: 1 3B: 0 HR: 3 SF: 0 SAC: 1 DP: 2 HBP: 0						

PITCHER		IP	WLS	BF	H	R	ER	SO	BB	IBB	HBP	BLK	WP	HR	S	P	ERA	WHIP
Troy Patton, L ERA: 4.76	(1, 1)	5.2	L	24	6	3	3	4	2	0	0	0	0	2	57	99	4.76	1.412
Dave Borkowski, R ERA: 5.28	(6, 1)	0.2		4	1	0	0	0	1	0	0	0	0	0	5	11	0.00	3.000
Chad Qualls, R ERA: 3.01	(7, 1)	1.2		6	1	0	0	1	1	0	0	0	0	0	14	24	0.00	1.200
Trever Miller, L ERA: 5.12	(9, 1)	1.0		4	1	1	1	2	0	0	0	0	0	1	11	15	9.00	1.000

PITCHER	IP	WLS	BF	H	R	ER	SO	BB	IBB	HBP	BLK	WP	HR	S	P	ERA	WHIP

TOP

Pittsburgh Pirates @ Houston Astros

Minute Maid Park, Houston, TX

Sat Aug 25 2007, 6:05 PM CDT
Att. 41,109 - Roof Closed - 74 F

livebaseballscorecards.com

AB	33
R	4
H	9
RBI	4
BB	4
SO	7
LOB	14

PA: 38

WP: 0
PB: 0
SB: 0
CS: 0

BOTTOM

Pittsburgh Pirates @ Houston Astros
Minute Maid Park, Houston, TX
Sat Aug 25 2007, 6:05 PM CDT
Att. 41,109 - Roof Closed - 74 F

livebaseballscorecards.com

Batter	1	2	3	4	5	6	7	8	9	AB	R	H	RBI	BB	SO	LOB
Craig Biggio, R (1, 4) OBP: 0.287, SLG: 0.398	F SL 81 X 0-1 ① G4-3		C CU 69 X FA 88 0-1 ② G5-3			B CH 84 F FA 88 S CU 70 X FA 87 1-2 17 G4-6-3 9 FC5 1B 1-3		B SL 80 F FA 90 X FA 91 1-1 ① G4-3		4	0	1	0	0	0	0
9 Hunter Pence, R (1, 8) OBP: 0.351, SLG: 0.551	C SL 80 B CU 70 B FA 88 X FA 88 2-1 1B		B CU 72 B SL 82 F FA 89 B CU 72 X FA 88 3-1 ③ G1-3			B CU 71 X CH 84 1-0 FC5 17 G4-6-3 1-2		C FA 92 S FA 92 B FA 91 S FA 92 1-3 ② K		4	0	1	0	0	1	2
17 Lance Berkman, S (1, 9) OBP: 0.380, SLG: 0.471 (7, 3)	B FA 86 B SL 81 F SL 80 1 SAFE X CU 71 2-1 ② F9			X CU 70 0-0 ① G3-1		B SL 83 C FA 87 B SL 83 X SL 81 2-1 ①② G4-6-3 1-2f 2-3 3-H		S FA 92 B CH 88 S FA 86 F FA 87 B FA 92 C FA 93 2-3 ③ K		4	0	0	0	0	1	3
45 Carlos Lee, R (1, 7) OBP: 0.363, SLG: 0.538	C FA 87 F SL 82 S FA 89 0-3 ③ K			C CU 70 B CH 86 F FA 89 X CH 86 1-2 ② F8		B FA 86 C FA 89 D CU 75 B FA 89 B FA 90 4-1 BB			C FA 92 X FA 93 0-1 1B 1B	3	0	1	0	1	1	1
Mike Lamb, L (1, 3) OBP: 0.369, SLG: 0.461 Chad Qualls, R (7, 1) Trever Miller, R (9, 1) Orlando Palmeiro, L (9, PH) OBP: 0.343, SLG: 0.275		B FA 86 C SL 81 B SL 82 B CU 69 F SL 82 B FA 88 4-2 G1-3 BB		B CU 71 B SL 82 B FA 88 C FA 86 F SL 82 X FA 89 3-2 ③ G4-3		B SL 82 F SL 82 X FA 86 1-1 ③ P3			C FA 91 X FA 92 0-1 G4-6-3 1-2 1B	2 0 0 1	0 0 0 0	0 0 0 1	0 0 0 0	1 0 0 0	0 0 0 0	2 0 0 0
21 Ty Wigginton, R (1, 5) OBP: 0.331, SLG: 0.449	F FA 88 S CU 71 B CH 86 B FA 90 B SL 83 X SL 83 3-2 ① L7		B FA 87 C CU 70 X FA 86 1-1 ① F8			B SL 81 C CH 86 X CU 70 1-1 FC3-6 1B			F FA 92 B FA 94 C FA 94 T FA 94 1-2 ① K	4	0	1	0	0	1	3
Eric Bruntlett, R (1, 6) OBP: 0.338, SLG: 0.279 Dave Borkowski, R (6, 1) Luke Scott, L (7, 9) OBP: 0.350, SLG: 0.485	F FA 87 B CH 85 X SL 83 1-1 ② G1-3 1-2		B SL 82 C FA 88 X FA 89 1-1 ② G4-3			B SL 83 C FA 92 B SL 83 S SL 82 F FA 84 X CH 84 2-2 ① FC3-6 1-2f		X FA 94 0-0 ②③ G4-6-3 1-2f	2 0 2	0 0 0	0 0 0	0 0 0	0 0 0	0 0 0	1 0 3
Brad Ausmus, R (1, 2) OBP: 0.315, SLG: 0.316	C CH 86 B FA 88 C FA 88 S FA 90 1-3 ③ K		B FA 86 F FA 88 B CU 66 B FA 88 X FA 87 3-1 ③ P4			B FA 91 F FA 91 B CH 83 B FA 92 X FA 92 3-1 ② F9				3	0	0	0	0	1	2
Troy Patton, S (1, 1) Mark Loretta, R (6, 6) OBP: 0.352, SLG: 0.356			B CH 86 C CH 85 B CU 69 X CH 86 2-1 ① G6-3			C FA 87 B CH 85 B FA 87 F FA 88 X CU 72 2-2 1B 17 G4-6-3 1B	B FA 88 C FA 88 X SL 78 1-1 ③ F9			1 2	0 1	0 1	0 0	0 0	0 0	0 1
Inning Stats	R: 0 E: 0 K: 1 S: 9 H: 1 LOB: 1 BB: 0 P: 13	R: 0 E: 0 K: 1 S: 10 H: 0 LOB: 1 BB: 1 P: 19	R: 0 E: 0 K: 0 S: 6 H: 0 LOB: 0 BB: 0 P: 11	R: 0 E: 0 K: 0 S: 7 H: 0 LOB: 0 BB: 0 P: 11	R: 0 E: 0 K: 0 S: 6 H: 0 LOB: 0 BB: 0 P: 11	R: 1 E: 0 K: 0 S: 12 H: 2 LOB: 2 BB: 1 P: 23	R: 0 E: 0 K: 0 S: 10 H: 1 LOB: 1 BB: 0 P: 17	R: 0 E: 0 K: 2 S: 9 H: 0 LOB: 0 BB: 0 P: 13	R: 0 E: 0 K: 1 S: 8 H: 2 LOB: 1 BB: 0 P: 9	1B: 6 2B: 0 3B: 0 HR: 0 SF: 0 SAC: 0 DP: 2 HBP: 0						

	AB	32
	R	1
	H	6
	RBI	0
	BB	2
	SO	5
	LOB	18

	WP: 0	PA: 34
	PB: 0	
	SB: 0	
	CS: 0	

PITCHER		IP	WLS	BF	H	R	ER	SO	BB	IBB	HBP	BLK	WP	HR	S	P	ERA	WHIP
Matt Morris, R ERA: 4.4	(1, 1)	6.0	W	24	4	1	1	2	2	0	0	0	0	0	52	91	1.50	1.000
34 John Grabow, L ERA: 3.67	(7, 1)	0.2	H	2	0	0	0	0	0	0	0	0	0	0	6	11	0.00	0.000
52 Franquelis Osoria, R ERA: 2.38	(7, 1)	1.1	H	4	0	0	0	2	0	0	0	0	0	0	11	16	0.00	0.000
55 Matt Capps, R ERA: 2.15	(9, 1)	1.0	S	4	2	0	0	1	0	0	0	0	0	0	8	9	0.00	2.000

PITCHER	IP	WLS	BF	H	R	ER	SO	BB	IBB	HBP	BLK	WP	HR	S	P	ERA	WHIP

Batter	1	2	3	4	5	6	7	8	9	AB	R	H	RBI	BB	SO	LOB
13 Nate McLouth, L (1, 8) OBP: 0.331, SLG: 0.455	C FA 89 C F S 0-3 K ①		C FA 88 X FA 87 0-1 P3 ①	B FA 91 X FA 90 1-0 19 CS 1B			B FA 86 B FA 87 X FA 88 2-0 1B		B SL 87 B FA 97 C FA 97 S SL 87 B FA 96 S FA 97 3-3 K ②	5	0	2	0	0	2	1
19 José Bautista, R (1, 9) OBP: 0.346, SLG: 0.426	C F B B F F F 3-2 F T K ②		B FA 87 F FA 88 F CH 82 B FA 90 F FA 90 B CU 77 B FA 90 4-2 BB 12 S 25 1B BB	1 SAFE C FA 90 1 SAFE B FA 91 1 SAFE 1-1 CS ③ 1-2	S CH 81 B CH 83 F FA 89 S CU 77 1-3 K ①		1 SAFE B FA 86 C CH 75 F FA 87 S SL 83 1-3 K ①		C FA 97 S FA 96 F SL 88 B SL 87 S SL 87 1-3 K ③	4	1	0	0	1	4	2
12 Freddy Sanchez, R (1, 4) OBP: 0.348, SLG: 0.442	F X 0-1 F7 ③		C FA 89 B FA 90 B FA 88 B F B 4-2 BB 25 1B 1-2 BB		C FA 90 B FA 90 F FA 91 F CU 76 B FA 91 B CU 76 X FA 90 3-2 HR		B FA 90 1 SAFE B FA 89 C CH 78 1 SAFE F FA 87 X SL 83 2-2 P4 ②			3	2	1	1	1	0	1
Josh Phelps, R (1, 2) OBP: 0.412, SLG: 0.550 Carlos Maldonado, R (7, 2)		X 0-0 L6 ①	C CU 75 S FA 88 B CU 78 B CU 78 B FA 90 F FA 89 B FA 90 4-2 25 1B 1-2 2-3 BB		F CH 83 B FA 90 X FA 84 1-1 FC5-4 1B		1 SAFE 1 SAFE B FA 87 B FA 87 1 SAFE F FA 88 F FA 87 1 SAFE S FA 88 2-3 K ③			3 0	0 0	1 0	0 0	1 0	1 0	1 0
Jason Bay, R (1, 7) OBP: 0.327, SLG: 0.425		B FA 89 C B CU 76 C FA 89 B FA 91 X FA 88 3-2 25 1B 1B 2B	S CH 82 F CU 77 B CU 78 S FA 90 1-3 K ②		C FA 90 C FA 90 B CU 78 X CU 78 1-2 FC5-4 ② 1-2f			B CH 77 X CH 76 1-0 P3 ①		4	1	1	0	0	1	4
25 Adam LaRoche, L (1, 3) OBP: 0.344, SLG: 0.459		X FA 89 0-0 1B 2-3 1B	C CU 78 X CU 78 0-1 1-3 2-H 3-H 1B		B FA 90 B CU 78 F FA 89 X FA 91 2-1 F8 ③			S SL 81 C FA 90 B SL 83 B SL 82 X FA 89 2-2 F8 ②		4	0	2	2	0	0	1
Jose Castillo, R (1, 5) OBP: 0.272, SLG: 0.330		C CU 75 F CU 76 F FA 90 D CU 78 F FA 91 B FA 90 C FA 90 2-3 K ②	F FA 86 B FA 88 F CU 77 D FA 90 F CU 77 B FA 89 X CH 82 3-2 F9 ③			B FA 91 X FA 91 1-0 F9 ①		B CH 79 T FA 87 F SL 82 S FA 91 1-3 K ③		4	0	0	0	0	2	4
Cesar Izturis, S (1, 6) OBP: 0.302, SLG: 0.301		F B FA 89 B FA 89 D CU 78 X FA 89 3-1 1-2 3-H 1B		C CH 81 B FA 90 C FA 88 X FA 90 1-2 G6-3 ①		B FA 91 F FA 91 F FA 92 F FA 91 X CU 74 1-2 F7 ②			B FA 95 C FA 96 B FA 96 F FA 96 X SL 88 2-2 F8 ①	4	0	1	1	0	0	0
Tony Armas, R (1, 1) OBP: 0.158, SLG: 0.211 52 Franquelis Osoria, R (6, 1) 58 Romulo Sanchez, R (7, 1) Damaso Marte, L (7, 1) Shawn Chacon, R (8, 1) OBP: 0.273, SLG: 0.273 Xavier Nady, R (9, PH) OBP: 0.347, SLG: 0.506 45 Ian Snell, R (9, PR) OBP: 0.152, SLG: 0.093		B FA 91 F FA 91 F FA 89 D CU 76 S FA 90 2-3 K ③		C FA 90 F FA 90 C FA 91 0-3 K ②		C FA 92 B FA 91 X SL 87 1-1 G1-3 ③			F FA 97 B FA 96 B FA 97 B FA 96 F SL 88 B FA 97 4-2 BB	3 0 0 0 0 0 0 0	0 0 0 0 0 0 0 0	0 0 0 0 0 0 0 0	0 0 0 0 0 1 0 0	0 0 0 0 0 0 0 0	2 0 0 0 0 0 0 0	2 0 0 0 0 0 0 0
Inning Stats	R: 0 E: 0 K: 2 S: 14 H: 0 LOB: 0 BB: 0 P: 17	R: 1 E: 0 K: 2 S: 15 H: 3 LOB: 2 BB: 0 P: 25	R: 2 E: 0 K: 1 S: 19 H: 1 LOB: 2 BB: 3 P: 35	R: 0 E: 0 K: 1 S: 8 H: 1 LOB: 0 BB: 0 P: 11	R: 1 E: 0 K: 1 S: 14 H: 2 LOB: 1 BB: 0 P: 22	R: 0 E: 0 K: 0 S: 7 H: 0 LOB: 0 BB: 0 P: 10	R: 0 E: 0 K: 2 S: 10 H: 1 LOB: 1 BB: 0 P: 17	R: 0 E: 0 K: 1 S: 7 H: 0 LOB: 0 BB: 0 P: 11	R: 0 E: 0 K: 2 S: 12 H: 0 LOB: 1 BB: 1 P: 22	1B: 6 2B: 1 3B: 0 HR: 1 SF: 0 SAC: 0 DP: 0 HBP: 0						

Pittsburgh Pirates @ Houston Astros

Minute Maid Park, Houston, TX

Sun Aug 26 2007, 1:05 PM CDT
Att. 42,564 - Roof Closed - 74 F

TOP

livebaseballscorecards.com

AB	34
R	4
H	8
RBI	4
BB	4
SO	12
LOB	16

PITCHER		IP	WLS	BF	H	R	ER	SO	BB	IBB	HBP	BLK	WP	HR	S	P	ERA	WHIP
51 Wandy Rodriguez, L ERA: 4.67	(1, 1)	5.0		24	7	4	4	7	3	0	0	0	0	1	70	110	7.20	2.000
Dave Borkowski, R ERA: 5.19	(6, 1)	1.0		3	0	0	0	0	0	0	0	0	0	0	7	10	0.00	0.000
Mark McLemore, L ERA: 3.24	(7, 1)	2.0	W	7	1	0	0	3	0	0	0	0	0	0	17	28	0.00	0.500
Brad Lidge, R ERA: 3.07	(9, 1)	1.0	S	4	0	0	0	2	1	0	0	0	0	0	12	22	0.00	1.000

PITCHER	IP	WLS	BF	H	R	ER	SO	BB	IBB	HBP	BLK	WP	HR	S	P	ERA	WHIP

WP: 0 PB: 0 SB: 1 CS: 1 PA: 39

BOTTOM

Pittsburgh Pirates @ Houston Astros

Minute Maid Park, Houston, TX

Sun Aug 26 2007, 1:05 PM CDT
Att. 42,564 - Roof Closed - 74 F

Batter	1	2	3	4	5	6	7	8	9	AB	R	H	RBI	BB	SO	LOB
Chris Burke, R (1, 4) OBP: 0.310, SLG: 0.350	C FA 87 H FA 86 1-1 9 S 17 1B HBP		B FA 87 C CH 82 F FA 88 X CU 77 1-2 ① F8		C CU 77 F FA 90 B FA 89 B SL 84 F SL 85 B CU 80 X FA 91 3-2 ② F9		B FA 95 F FA 95 B CU 77 F FA 95 B FA 96 F FA 94 B CU 80 4-2 9 G1-6-3 BB			2	1	0	0	1	0	0
9 Hunter Pence, R (1, 8) OBP: 0.347, SLG: 0.544	B FA 88 1 SAFE B SL 81 F FA 89 1 SAFE F SL 82 1 SAFE 1 SAFE S CU 79 2-3 ① K 1-2		C FA 89 S CH 84 B SL 84 S CU 77 1-3 ② K		B SL 84 C FA 90 X SL 84 1-1 ③ L4		C CU 78 X FA 95 0-1 ① ② G1-6-3 1-2f			4	0	0	0	0	2	2
17 Lance Berkman, S (1, 3) OBP: 0.383, SLG: 0.476	C SL 82 F FA 90 X SL 84 0-2 45 G1-3 1B 2-H 1B		B FA 90 X CU 75 1-0 2B			B FA 88 B FA 88 X FA 88 2-0 45 2B G4-3 1B	S SL 80 S FA 93 S FA 92 0-3 ③ K			4	1	3	1	0	1	0
45 Carlos Lee, R (1, 7) OBP: 0.362, SLG: 0.537	C FA 89 F FA 90 B CU 79 F FA 90 X SL 84 1-2 ② G1-3 1-2		B FA 90 S SL 84 B FA 89 F FA 90 F CU 80 S SL 83 2-3 ③ K			B SL 83 S FA 90 F FA 89 B FA 90 X SL 83 2-2 G4-3 1B 1-3 2B		B S C F F F B S 2-3 ① K		4	1	1	0	0	2	2
Luke Scott, L (1, 9) OBP: 0.355, SLG: 0.492	F FA 90 F FA 90 X SL 85 0-2 ③ 2-H 1B			B C X CH 83 1-1 G6-3 21 G1-3 1B		X SL 80 0-0 ① G4-3 2-3 3-H		B B T F B F X 3-2 21 HR 2B		4	1	3	1	0	0	1
21 Ty Wigginton, R (1, 5) OBP: 0.333, SLG: 0.455		F SL 81 B FA 89 X FA 89 1-1 ① F7		S SL 82 F FA 90 D SL 79 B SL 84 F CU 79 F FA 91 F FA 90 X SL 85 2-2 ① G1-3 1-2		F FA 91 B SL 83 B FA 89 B SL 83 B FA 90 4-1 WP 1B BB		X 0-0 2-H HR		3	1	1	2	1	0	1
Mark Loretta, R (1, 6) OBP: 0.351, SLG: 0.355 Eric Bruntlett, R (9, 6) OBP: 0.338, SLG: 0.279		C FA 89 B SL 85 B SL 83 F FA 89 X CU 77 2-2 ② G5-3		B CU 78 S FA 90 F FA 91 F FA 90 F CU 81 X SL 84 1-2 ② G6-3 2-3		F FA 90 S FA 90 X FA 90 0-2 WP 1-2 3-H 1B		B B X 2-0 ② G5-3		4 0	0 0	1 0	1 0	0 0	0 0	1 0
Brad Ausmus, R (1, 2) OBP: 0.315, SLG: 0.315		B FA 90 B FA 91 F FA 90 F FA 90 F FA 90 X SL 84 2-2 1B		S FA 91 F SL 79 S FA 91 0-3 ③ K		B FA 91 X FA 91 1-0 ② F8		S FA 92 F FA 93 S FA 94 0-3 ③ K		4	0	1	0	0	2	3
51 Wandy Rodriguez, S (1, 1) OBP: 0.171, SLG: 0.154 Orlando Palmeiro, L (5, PH) OBP: 0.340, SLG: 0.272 Dave Borkowski, R (6, 1) Craig Biggio, R (6, PH) OBP: 0.286, SLG: 0.397 Mark McLemore, L (7, 1) Brad Lidge, R (9, 1)		C FA 90 X FA 89 0-1 ③ P6			C FA 87 F SL 82 B FA 88 F CU 77 B FA 90 X CU 78 2-2 ① L4	C SL 78 B SL 83 S FA 93 X FA 93 1-2 ③ P6 1-2 2-3				1 1 0 1 0 0 0	0 0 0 0 0 0 0	0 0 0 0 0 0 0	0 0 0 0 0 0 0	0 0 0 0 0 0 0	0 0 0 2 0 0 0	1 0 0 0 0 0 0
Inning Stats	R: 1 H: 2 E: 0 LOB: 2 K: 1 BB: 0 S: 14 P: 18	R: 0 H: 1 E: 0 LOB: 1 K: 0 BB: 0 S: 11 P: 16	R: 0 H: 1 E: 0 LOB: 1 K: 2 BB: 0 S: 11 P: 16	R: 0 H: 1 E: 0 LOB: 1 K: 1 BB: 0 S: 16 P: 20	R: 0 H: 0 E: 0 LOB: 0 K: 0 BB: 0 S: 10 P: 16	R: 2 H: 3 E: 0 LOB: 2 K: 0 BB: 1 S: 13 P: 23	R: 0 H: 0 E: 0 LOB: 0 K: 1 BB: 1 S: 8 P: 12	R: 2 H: 2 E: 0 LOB: 0 K: 2 BB: 0 S: 15 P: 22		1B: 6 SF: 0 2B: 3 SAC: 0 3B: 0 DP: 1 HR: 1 HBP: 1						

livebaseballscorecards.com

AB	32
R	5
H	10
RBI	5
BB	2
SO	7
LOB	13

WP: 1 PA: 35
PB: 0
SB: 1
CS: 0

PITCHER		IP	WLS	BF	H	R	ER	SO	BB	IBB	HBP	BLK	WP	HR	S	P	ERA	WHIP
Tony Armas, R ERA: 6.93	(1, 1)	5.1		24	7	3	3	4	1	0	1	0	0	0	68	100	5.06	1.500
52 Franquelis Osoria, R ERA: 2.25	(6, 1)	0.2	H	3	1	0	0	0	0	0	0	0	1	0	7	9	0.00	1.500
58 Romulo Sanchez, R ERA:	(7, 1)	0.2	H	2	0	0	0	0	1	0	0	0	0	0	5	9	0.00	1.500
Damaso Marte, L ERA: 2.04	(7, 1)	0.2	H	3	1	1	1	2	0	0	0	0	0	0	13	18	13.50	1.500
Shawn Chacon, R ERA: 4.16	(8, 1)	0.2	L	3	1	1	1	1	0	0	0	0	0	1	5	7	13.50	1.500

PITCHER		IP	WLS	BF	H	R	ER	SO	BB	IBB	HBP	BLK	WP	HR	S	P	ERA	WHIP

Batter	1	2	3	4	5	6	7	8	9	AB	R	H	RBI	BB	SO	LOB
David Eckstein, R (1, 6) OBP: 0.339, SLG: 0.350	C FA 85 B SL 81 B SL 82 S FC 87 B FC 88 S FC 88 3-3 K ①	F FA 87 F FA 87 B FA 86 F FA 88 F SL 82 X FA 87 1-2 F8 ②			C CH 84 F CH 83 F FA 86 F FA 86 F FA 86 B CU 71 F CU 71 F FA 87 F FA 86 2-2 G4-3 ①	X CH 80 0-0 G6-3 ① 2-3		C FA 87 F FA 86 X FA 87 0-2 5 1B 1B		5	0	1	0	0	1	2
24 Rick Ankiel, L (1, 9) OBP: 0.352, SLG: 0.612 (8, 8)	B SL 86 B CH 80 F FC 88 C CU 77 X SL 87 2-2 16 HR 1B 1B	B CU 75 F CH 80 D CU 74 B FA 86 C FA 87 C FA 88 3-3 K ③			X FA 86 0-0 BB 16 1B 5 1B 1B	B CH 80 S CH 80 S CH 80 D CH 81 X FA 87 2-2 3-H 2B		B FA 86 B CH 80 S CH 78 C FA 86 F CH 79 X FA 86 2-2 F7 ②		5	2	3	1	0	1	2
5 Albert Pujols, R (1, 3) OBP: 0.422, SLG: 0.569 So Taguchi, R (8, PR) OBP: 0.355, SLG: 0.366 (8, 7)	C FA 88 C FA 88 F SL 84 F FA 88 B FA 89 F FA 89 B X 2-2 L9 ②		C CU 74 X SL 82 0-1 G1-3 1B		C FA 87 C FA 87 X CH 85 0-2 16 1B BB 27 1B 1B 1-2	B FA 87 C FA 88 F FA 86 F CH 80 X FA 87 1-2 F8 ②		C CH 79 C FA 86 B FA 87 X FA 87 1-2 1B		5 0	1 0	3 0	0 0	0 0	0 0	2 0
Jim Edmonds, L (1, 8) OBP: 0.325, SLG: 0.395 36 Russ Springer, R (8, 1) Troy Percival, R (9, 1)	X FA 87 0-0 16 HR 1-2 1B		X FA 85 0-0 G1-3 ① 1-2		C CH 78 B SL 84 B FA 87 B SL 84 T FA 86 B FA 88 4-2 27 1B 16 1B BB 1-2 2-3	C FA 87 X CH 80 0-1 F8 ③		C FA 88 F FA 86 C CH 80 0-3 K ③		4 0 0	1 0 0	1 0 0	0 0 0	1 0 0	1 0 0	4 0 0
16 Chris Duncan, L (1, 7) OBP: 0.365, SLG: 0.512 (8, 3)	S SL 87 B FA 88 B CU 78 C SL 86 D CH 80 F X 3-2 1-H 2-H HR		X CU 74 0-0 G1-3 ②		B CH 78 C FA 86 B SL 79 F SL 80 B CH 77 X FA 90 3-2 27 1B 1-2 2-3 3-H 1B		B FA 86 S CH 79 C FA 86 B FA 87 F CH 79 B FA 88 C FA 87 3-3 K ①		X FA 88 0-0 4 G6-4-3 1B	5	1	3	4	0	1	1
27 Scott Rolen, R (1, 5) OBP: 0.331, SLG: 0.398 13 Brendan Ryan, R (9, PH) OBP: 0.387, SLG: 0.485 (9, 5)	X FA 88 0-0 G5-3 ③		C FA 87 C SL 83 B FA 87 F FA 87 X FA 88 1-2 G5-3 ③		X FA 88 0-0 1-2 2-3 3-H 1B		B FA 88 C FA 87 B FA 87 C FA 87 B FA 86 X FA 87 3-2 F9 ②		B FA 89 X SL 86 1-0 P6 ①	4 1	0 0	1 0	1 0	0 0	0 0	1 1
4 Yadier Molina, R (1, 2) OBP: 0.359, SLG: 0.368		B CH 84 C FA 86 B CH 79 X CH 78 2-1 SH2-4 2B 1B		B CU 74 C FA 86 B SL 81 X FA 86 2-1 G6-3 ①	F SL 82 S FA 90 C FA 91 0-3 K ②		F CH 81 B FA 86 X FA 86 1-1 1B		S FA 89 X FA 90 0-1 1-2f G6-4-3 ②③	5	1	2	0	0	1	4
Braden Looper, R (1, 1) OBP: 0.255, SLG: 0.233 47 Ryan Ludwick, R (8, 9) OBP: 0.306, SLG: 0.481		L FA 85 F FA 86 X SL 82 0-2 SH2-4 ① 1-2		X FA 86 0-0 G5-3 ②	B FA 90 B FA 88 S FA 89 C FA 90 S FA 92 2-3 K ③		X FA 87 0-0 F8 ③			3 0	0 0	0 0	0 0	0 0	1 0	4 0
Aaron Miles, S (1, 4) OBP: 0.337, SLG: 0.356		F FA 86 C FA 86 F FA 86 X SL 82 0-2 2-H 2B		C CH 85 F CH 79 B SL 84 F FA 87 F FA 87 F CH 78 X CH 78 1-2 P4 ③		C FA 86 B FA 86 F FA 86 F CH 79 X CH 79 1-2 G6-3 24 2B 2B		F CH 80 B FA 87 X FA 85 1-1 L7 ①		4	1	2	1	0	0	0
Inning Stats	R: 3 E: 0 K: 1 S: 18 H: 3 LOB: 0 BB: 0 P: 28	R: 1 E: 0 K: 1 S: 17 H: 2 LOB: 1 BB: 0 P: 23	R: 0 E: 0 K: 0 S: 8 H: 1 LOB: 1 BB: 0 P: 9	R: 0 E: 0 K: 0 S: 9 H: 0 LOB: 0 BB: 0 P: 12	R: 2 E: 0 K: 2 S: 27 H: 4 LOB: 3 BB: 1 P: 38	R: 1 E: 0 K: 0 S: 14 H: 2 LOB: 1 BB: 0 P: 18	R: 0 E: 0 K: 1 S: 10 H: 1 LOB: 1 BB: 0 P: 17	R: 0 E: 0 K: 1 S: 15 H: 2 LOB: 2 BB: 0 P: 19	R: 0 E: 0 K: 0 S: 4 H: 1 LOB: 0 BB: 0 P: 5	1B: 12 2B: 3 3B: 0 HR: 1 SF: 0 SAC: 1 DP: 1 HBP: 0						

PITCHER		IP	WLS	BF	H	R	ER	SO	BB	IBB	HBP	BLK	WP	HR	S	P	ERA	WHIP
Woody Williams, R ERA: 5.04	(1, 1)	4.1	L	22	8	6	6	2	1	0	0	0	0	1	69	95	12.46	2.077
Mark McLemore, L ERA: 3.16	(5, 1)	0.2		4	2	0	0	2	0	0	0	0	0	0	10	15	0.00	3.000
Travis Driskill, R ERA: 4.5	(6, 1)	3.0		14	5	1	1	2	0	0	0	0	0	0	39	54	3.00	1.667
Brian Moehler, R ERA: 4.53	(9, 1)	1.0		3	1	0	0	0	0	0	0	0	0	0	4	5	0.00	1.000

PITCHER	IP	WLS	BF	H	R	ER	SO	BB	IBB	HBP	BLK	WP	HR	S	P	ERA	WHIP

TOP

St. Louis Cardinals @ Houston Astros

Minute Maid Park, Houston, TX

Tue Aug 28 2007, 7:05 PM CDT
Att. 37,915 - Roof Closed - 73 F

livebaseballscorecards.com

AB	41
R	7
H	16
RBI	7
BB	1
SO	6
LOB	21

BOTTOM

St. Louis Cardinals @ Houston Astros

Minute Maid Park, Houston, TX

Tue Aug 28 2007, 7:05 PM CDT
Att. 37,915 - Roof Closed - 73 F

Batter	1	2	3	4	5	6	7	8	9	AB	R	H	RBI	BB	SO	LOB
Craig Biggio, R (1, 4) OBP: 0.286, SLG: 0.395	B FA 89 C FA 89 F FA 89 X SL 85 1-2 9 BB 1B		B FA 90 S FA 89 F FA 90 B FA 89 X SL 85 2-2 ② G3			B SL 83 C FA 88 X FA 90 1-1 ① G6-3		B FA 94 F FA 93 F SL 88 B SL 88 X SL 87 2-2 ② P4		4	0	1	0	0	0	0
9 Hunter Pence, R (1, 8) OBP: 0.349, SLG: 0.542	B FA 91 B FA 90 B FA 90 B FA 90 4-0 1-2 BB		S SL 85 X SL 84 0-1 ③ G6-3			B FA 90 B FA 90 C FS 88 X FS 87 2-1 17 G6-3 1B		B SL 85 S FA 93 F FA 93 S SL 88 1-3 ③ K		3	0	1	0	1	1	0
17 Lance Berkman, S (1, 3) OBP: 0.383, SLG: 0.476	C FA 90 F SL 85 B FA 91 S CH 82 1-3 ① K			X FA 90 0-0 21 HBP 1B		B FA 88 B FA 88 C FA 88 S CH 78 F FA 89 B CH 79 F FA 88 F FA 88 X CH 77 3-2 ② G6-3 1-2			B FA 92 C FA 93 B FA 93 X FA 93 2-1 45 FC6-4 1B	4	0	2	0	0	1	3
45 Carlos Lee, R (1, 7) OBP: 0.359, SLG: 0.533	B FA 90 C SL 86 B SL 85 S FA 91 S FA 91 2-3 ② K			C SL 85 B CU 77 F FA 90 B SL 85 F CH 80 X FA 90 2-2 ① F9		F SL 86 C FA 90 B CH 87 F FA 91 D CH 80 X FA 89 2-2 ③ F9			F FA 94 B SL 87 C SL 89 X FA 93 1-2 ① FC6-4 21 1B 1-2f	4	0	0	0	0	1	5
21 Ty Wigginton, R (1, 5) OBP: 0.334, SLG: 0.454	D FS 79 C FA 91 B FA 92 X SL 84 2-1 ③ L7			H FA 90 1-0 G3-6-3 1-2 HBP			C FA 88 F FA 89 B FA 89 T FS 82 1-2 ① K		B FA 94 C FA 95 X FA 94 1-1 FC5-4 1-2 1B	3	0	1	0	0	1	2
Luke Scott, L (1, 9) OBP: 0.351, SLG: 0.486		B FA 89 B FA 90 F FA 89 F FA 89 T CH 80 2-2 ① K		B CH 79 X CH 79 1-0 ②③ G3-6-3 1-2f			F FA 90 B CH 81 X FA 90 1-1 ② F8		C B F CU 76 B FA 93 B FA 94 T FA 94 3-2 ② K	4	0	0	0	0	2	4
Mark Loretta, R (1, 6) OBP: 0.350, SLG: 0.357		C FA 90 B FA 91 X FA 91 1-1 ② F9			B FA 89 C FS 88 C FS 87 F SL 84 X FA 89 1-2 ① G5-3		S FA 88 F FA 89 F FA 91 B FA 92 F CH 81 X CH 81 1-2 2B		C FA 92 B FA 94 X FA 94 1-1 ③ FC5-4 1-2f	4	0	1	0	0	0	2
Brad Ausmus, R (1, 2) OBP: 0.312, SLG: 0.313		F FA 90 X FA 90 0-1 ③ G5-3			X FA 90 0-0 ② F9		B SL 84 F FA 88 X SL 84 1-1 ③ P4			3	0	0	0	0	0	1
Woody Williams, R (1, 1) OBP: 0.075, SLG: 0.132 Mark McLemore, L (5, 1) Orlando Palmeiro, L (5, PH) OBP: 0.336, SLG: 0.269 Travis Driskill, R (6, 1) Chris Burke, R (8, PH) OBP: 0.309, SLG: 0.348 Brian Moehler, R (9, 1) OBP: 0.200, SLG: 0.200			B FA 89 S FA 88 F FA 89 F CH 80 F SL 86 X FA 90 1-2 ① P4		B FA 90 X FA 89 1-0 ③ L8			S FA 92 S SL 87 B FA 92 B SL 87 F FA 93 B FA 93 F FA 94 S FA 94 3-3 ① K		1 0 1 0 1 0	0 0 0 0 0 0	0 0 0 0 1 0	0 0 0 0 0 0	0 0 0 0 1 0	0 0 0 0 0 0	0 0 0 0 0 0
Inning Stats	R: 0 E: 0 K: 2 S: 11 H: 1 LOB: 2 BB: 1 P: 21	R: 0 E: 0 K: 1 S: 7 H: 0 LOB: 0 BB: 0 P: 10	R: 0 E: 0 K: 0 S: 10 H: 0 LOB: 0 BB: 0 P: 13	R: 0 E: 0 K: 0 S: 6 H: 1 LOB: 1 BB: 0 P: 10	R: 0 E: 0 K: 0 S: 6 H: 0 LOB: 0 BB: 0 P: 8	R: 0 E: 0 K: 0 S: 14 H: 1 LOB: 1 BB: 0 P: 22	R: 0 E: 0 K: 1 S: 12 H: 1 LOB: 1 BB: 0 P: 16	R: 0 E: 0 K: 2 S: 11 H: 0 LOB: 0 BB: 0 P: 17	R: 0 E: 0 K: 1 S: 12 H: 2 LOB: 2 BB: 0 P: 20	1B: 5 2B: 1 3B: 0 HR: 0 SF: 0 SAC: 0 DP: 1 HBP: 1						

PITCHER		IP	WLS	BF	H	R	ER	SO	BB	IBB	HBP	BLK	WP	HR	S	P	ERA	WHIP
Braden Looper, R ERA: 4.66	(1, 1)	7.0	W	26	4	0	0	4	1	0	1	0	0	0	66	100	0.00	0.714
36 Russ Springer, R ERA: 2.63	(8, 1)	1.0		3	0	0	0	2	0	0	0	0	0	0	11	17	0.00	0.000
Troy Percival, R ERA: 2.39	(9, 1)	1.0		5	2	0	0	1	0	0	0	0	0	0	12	20	0.00	2.000

PITCHER	IP	WLS	BF	H	R	ER	SO	BB	IBB	HBP	BLK	WP	HR	S	P	ERA	WHIP

livebaseballscorecards.com

AB	32
R	0
H	6
RBI	0
BB	1
SO	7
LOB	17

Batter	1	2	3	4	5	6	7	8	9	AB	R	H	RBI	BB	SO	LOB
David Eckstein, R (1, 6) OBP: 0.335, SLG: 0.346	C FA 94 F SL 85 X CU 77 0-2 ① G6-3		F FA 92 F FA 94 X FA 92 0-2 ③ G4-3			C FA 93 B CU 73 F FA 90 C FA 92 1-3 ① K		X FA 95 0-0 ③ G6-3		4	0	0	0	0	1	2
24 Rick Ankiel, L (1, 9) OBP: 0.362, SLG: 0.604 (8, 8)	F FA 95 S FA 95 B CU 68 X FA 95 1-2 5 G4-6-3 1B			B CU 70 S FA 92 B FA 92 X FA 92 2-1 ① G3-1		C FA 94 S CU 78 B CU 67 S CU 77 1-3 ② K			X 0-0 FC1-6 1B	4	0	2	0	0	1	0
5 Albert Pujols, R (1, 3) OBP: 0.421, SLG: 0.566	B CH 72 C FA 92 D FA 94 X CU 78 2-1 ② ③ G4-6-3 1-2f			B FA 94 X FA 93 1-0 1B		B SL 84 B FA 93 C FA 95 F FA 92 F FA 93 B CU 79 X FA 92 3-2 ③ G6-3			C B C F X 1-2 ① F9	4	0	1	0	0	0	2
Jim Edmonds, L (1, 8) OBP: 0.322, SLG: 0.391 34 Randy Flores, L (8, 1) So Taguchi, R (9, PH) OBP: 0.354, SLG: 0.365		S CU 71 B FA 94 B FA 94 S FA 94 F FA 94 S SL 84 2-3 ① K		B FA 94 X SL 83 1-0 ② F8			C CU 68 C SL 83 F CU 76 S FA 94 0-3 ① K		S CH 80 D FA 87 X CH 81 1-1 ② FC1-6 1-2f	3 0 1	0 0 0	0 0 0	0 0 0	0 0 0	2 0 0	1 0 1
16 Chris Duncan, L (1, 7) OBP: 0.361, SLG: 0.506		C FA 94 B CU 72 C CU 71 F FA 94 B CU 77 B SL 83 S FA 94 3-3 ② K		C CU 68 B CU 64 S FA 94 F FA 94 F FA 93 S CU 78 1-3 ③ K			B FA 93 F FA 93 C CU 70 X CU 79 1-2 ② G4-3		C SL 77 C FA 87 F FA 87 C 0-3 ③ K	4	0	0	0	0	3	2
4 Yadier Molina, R (1, 2) OBP: 0.356, SLG: 0.364 Gary Bennett, R (8, 2) OBP: 0.260, SLG: 0.296		F FA 94 X FA 93 0-1 ③ G5-3			B SL 82 F FA 90 B FA 92 B FA 92 X FA 92 3-1 ① F8		F FA 92 C SL 84 F FA 95 F CU 77 S FA 92 0-3 ③ K			3 0	0 0	0 0	0 0	0 0	1 0	0 0
13 Brendan Ryan, R (1, 5) OBP: 0.377, SLG: 0.471			B FA 94 B FA 91 C FA 91 X FA 91 2-1 ① G6-3		B SL 82 B FA 93 B FA 93 C FA 93 F FA 92 X FA 93 3-2 ② G3-1			B FA 94 B FA 92 C FA 93 B FA 94 C FA 94 F FA 92 S FA 94 3-3 ① K		3	0	0	0	0	1	0
Kip Wells, R (1, 1) OBP: 0.340, SLG: 0.426 19 Tyler Johnson, S (7, 1) 47 Ryan Ludwick, R (8, PH) OBP: 0.304, SLG: 0.479 (8, 9)			B FA 94 T FA 94 F FA 92 S CU 78 1-3 ② K2-3		F FA 94 X CU 71 0-1 1B			X SL 89 0-0 ② G5-3		2 0 1	0 0 0	1 0 0	0 0 0	0 0 0	1 0 0	0 0 0
Aaron Miles, S (1, 4) OBP: 0.340, SLG: 0.362			B CU 70 B FA 92 C FA 92 X CH 83 2-1 2B		C FA 94 F FA 93 F CU 65 S CU 78 0-3 ③ K			B FA 94 X FA 93 1-0 1B		3	0	2	0	0	1	1
Inning Stats	R: 0 E: 0 K: 0 S: 8 H: 1 LOB: 0 BB: 0 P: 11	R: 0 E: 0 K: 2 S: 10 H: 0 LOB: 0 BB: 0 P: 15	R: 0 E: 0 K: 1 S: 10 H: 1 LOB: 0 BB: 0 P: 15	R: 0 E: 0 K: 1 S: 9 H: 1 LOB: 1 BB: 0 P: 14	R: 0 E: 0 K: 1 S: 11 H: 1 LOB: 1 BB: 0 P: 17	R: 0 E: 0 K: 2 S: 10 H: 0 LOB: 0 BB: 0 P: 15	R: 0 E: 0 K: 2 S: 12 H: 0 LOB: 0 BB: 0 P: 13	R: 0 E: 0 K: 1 S: 7 H: 1 LOB: 1 BB: 0 P: 11	R: 0 E: 0 K: 1 S: 11 H: 1 LOB: 0 BB: 0 P: 13	1B: 5 2B: 1 3B: 0 HR: 0 SF: 0 SAC: 0 DP: 1 HBP: 0						

TOP

St. Louis Cardinals @ Houston Astros

Minute Maid Park, Houston, TX

Wed Aug 29 2007, 7:05 PM CDT
Att. 33,422 - Roof Closed - 73 F

livebaseballscorecards.com

AB	32
R	0
H	6
RBI	0
BB	0
SO	11
LOB	9

PITCHER		IP	WLS	BF	H	R	ER	SO	BB	IBB	HBP	BLK	WP	HR	S	P	ERA	WHIP
44 Roy Oswalt, R ERA: 3.21	(1, 1)	7.0	W	24	4	0	0	9	0	0	0	0	0	0	70	100	0.00	0.571
Chad Qualls, R ERA: 2.97	(8, 1)	1.0		4	1	0	0	1	0	0	0	0	0	0	7	11	0.00	1.000
Trever Miller, L ERA: 4.99	(9, 1)	1.0		4	1	0	0	1	0	0	0	0	0	0	11	13	0.00	1.000

PITCHER	IP	WLS	BF	H	R	ER	SO	BB	IBB	HBP	BLK	WP	HR	S	P	ERA	WHIP

BOTTOM

Batter	1	2	3	4	5	6	7	8	9	AB	R	H	RBI	BB	SO	LOB
9 Hunter Pence, R (1, 8) OBP: 0.353, SLG: 0.542	B FA 91 B FA 92 F FA 93 C FA 93 B FA 93 F X 3-2 FC1-4 1B	D CU 79 B FA 92 F FA 91 B SL 85 B FA 91 4-1 1-2 BB		S SL 84 B CU 77 S SL 83 S FA 92 1-3 ① K 1-2		X SL 84 0-0 ③ G5-3		X SL 81 0-0 FC3 1-2 2-3 3-H 1B		4	0	2	1	1	1	1
Craig Biggio, R (1, 4) OBP: 0.286, SLG: 0.396 Chad Qualls, R (8, 1) Eric Bruntlett, R (8, PH) OBP: 0.336, SLG: 0.276 Trever Miller, R (9, 1)	1 SAFE S FA 90 C FA 92 X SL 86 0-2 ① FC1-4 17 2B 1-2f	X FA 92 0-0 ②③ G5-3 2-3f		B SL 83 F FA 90 B FA 91 F SL 85 X FA 91 2-2 ② G5-3			X FA 89 0-0 17 WP 45 1B 2B	B FA 88 X FA 89 1-0 ① FC3 17 G5-4-3 1-2f 2-3 3-H		4 0 1 0	2 0 0 0	1 0 0 0	0 0 1 0	0 0 0 0	0 0 2 0	4 0 2 0
17 Lance Berkman, S (1, 3) OBP: 0.385, SLG: 0.486	S CU 80 C FA 93 F FA 94 B CU 80 X SL 86 1-2 45 S 1-H 2B		S FA 91 B CU 81 B CH 87 C FA 91 F CU 82 X FA 90 2-2 HR	C FA 91 B FA 93 B FA 92 S CH 85 X CH 84 2-2 ③ G4-3			S CU 77 B CU 78 X CU 78 1-1 G6-4-3 45 1B 2-3 1B	X FA 88 0-0 ②③ G5-4-3 1-2f		5	1	3	2	0	0	3
45 Carlos Lee, R (1, 7) OBP: 0.360, SLG: 0.533	B FA 94 B FA 93 X FA 93 2-0 ② G6-3 2-3		F FA 91 X FA 94 0-1 BB 1B		X FA 89 0-0 ① F8		X FA 91 0-0 G6-4-3 1-2 3-H 1B			4	0	2	1	0	0	1
Mark Loretta, R (1, 6) OBP: 0.349, SLG: 0.358	F FA 92 F FA 92 F SL 86 X FA 93 0-2 ③ F9		C SL 83 X CU 77 0-1 ① F9		C FA 91 B FA 93 B FA 92 X FA 92 2-1 G3 2B		C FA 90 F CU 77 X CU 77 0-2 ①② G6-4-3 1-2f 2-3			4	0	1	0	0	0	4
Luke Scott, L (1, 9) OBP: 0.353, SLG: 0.494		C CU 79 B CU 82 F FA 92 X CH 86 1-2 HR	B CU 78 D FA 90 B CU 77 C FA 91 F FA 89 B CU 79 4-2 FC4-6 1-2 BB		B CU 80 F FA 92 X CU 80 1-1 ② G3 2-3		F FA 90 S SL 78 X SL 79 0-2 ③ G4-3			3	1	1	1	1	0	2
21 Ty Wigginton, R (1, 5) OBP: 0.333, SLG: 0.452		X FA 92 0-0 ① P4	C FA 91 S SL 85 F SL 85 B FA 92 S SL 86 1-3 ② K		S FA 93 B FA 93 B FA 93 B CH 87 X SL 84 3-1 ③ G5-3			X FA 89 0-0 BB WP 9 1B 1B		4	1	1	0	0	1	3
Brad Ausmus, R (1, 2) OBP: 0.314, SLG: 0.319	F FA 92 B FA 92 C FA 92 B FA 93 F SL 86 F FA 92 B CU 80 X FA 92 3-2 44 1B 3B	C SL 85 B FA 93 X CU 80 1-1 ③ FC4-6 1-2f			C SL 82 B SL 86 B FA 90 X SL 84 2-1 ① F7			B CU 77 C FA 89 D SL 83 B FA 88 F FA 89 F SL 81 B FA 89 4-2 9 1B BB 1-2 FC3 BB		3	2	1	0	1	0	2
44 Roy Oswalt, R (1, 1) OBP: 0.190, SLG: 0.164 Chris Burke, R (8, 4) OBP: 0.312, SLG: 0.348		B FA 92 D SL 86 X FA 92 2-0 G5-3 9 BB 3-H 1B		C FA 88 X FA 90 0-1 E5 9 WP		F FA 92 B FA 93 S SL 84 B SL 86 F FA 92 S FA 92 2-3 ② K		B CU 77 F FA 88 F CU 77 B FC 88 D SL 83 B CU 76 4-2 FC3 9 1B 1-2 2-3 BB		3 0	0 0	1 0	1 0	0 0	1 0	0 0
Inning Stats	R: 1 E: 0 K: 0 S: 16 H: 2 LOB: 1 BB: 0 P: 22	R: 2 E: 0 K: 0 S: 12 H: 3 LOB: 1 BB: 1 P: 22	R: 1 E: 0 K: 1 S: 16 H: 2 LOB: 2 BB: 1 P: 24	R: 0 E: 1 K: 1 S: 11 H: 0 LOB: 1 BB: 0 P: 16	R: 0 E: 0 K: 0 S: 7 H: 1 LOB: 1 BB: 0 P: 13	R: 0 E: 0 K: 1 S: 7 H: 0 LOB: 0 BB: 0 P: 11	R: 1 E: 0 K: 0 S: 10 H: 3 LOB: 1 BB: 0 P: 11	R: 2 E: 0 K: 0 S: 9 H: 2 LOB: 1 BB: 2 P: 18		1B: 7 2B: 3 3B: 1 HR: 2 SF: 0 SAC: 0 DP: 3 HBP: 0						

PITCHER		IP	WLS	BF	H	R	ER	SO	BB	IBB	HBP	BLK	WP	HR	S	P	ERA	WHIP
Kip Wells, R ERA: 5.5	(1, 1)	6.0	L	29	9	5	5	3	2	0	0	0	1	2	70	109	7.50	1.833
19 Tyler Johnson, L ERA: 4.2	(7, 1)	1.0		4	2	0	0	0	0	0	0	0	1	0	9	10	0.00	2.000
34 Randy Flores, L ERA: 4.87	(8, 1)	1.0		6	2	2	2	0	2	0	0	0	1	0	9	18	18.00	4.000

PITCHER	IP	WLS	BF	H	R	ER	SO	BB	IBB	HBP	BLK	WP	HR	S	P	ERA	WHIP

St. Louis Cardinals @ Houston Astros

Minute Maid Park, Houston, TX

Wed Aug 29 2007, 7:05 PM CDT

Att. 33,422 - Roof Closed - 73 F

livebaseballscorecards.com

AB	35
R	7
H	13
RBI	7
BB	4
SO	3
LOB	22

1B: 7 SF: 0
2B: 3 SAC: 0
3B: 1 DP: 3
HR: 2 HBP: 0

WP: 3 PA: 39
PB: 0
SB: 1
CS: 0

St. Louis Cardinals @ Houston Astros

Minute Maid Park, Houston, TX

Thu Aug 30 2007, 1:05 PM CDT
Att. 37,520 - Roof Closed - 73 F

livebaseballscorecards.com

TOP

Batter	1	2	3	4	5	6	7	8	9	AB	R	H	RBI	BB	SO	LOB
David Eckstein, R (1, 6) OBP: 0.334, SLG: 0.345	B FA 92 C FA 92 F FA 91 X FA 92 1-2 43 WP 1B		B FA 91 X FA 92 1-0 ① G6-3 2-3 3-H		B FA 93 C FA 94 B CU 78 F FA 93 X FA 94 2-2 E6 24 BB		1 SAFE F FA 91 F FA 90 F FA 93 1 SAFE X CU 78 0-2 ③ P3			4	0	1	1	0	0	2
24 Rick Ankiel, L (1, 8) OBP: 0.371, SLG: 0.589	B FA 91 C FA 91 1 SAFE X FA 92 1-1 ① F9		S CH 80 X CU 79 0-1 ② L3		B FA 92 1 SAFE B CH 81 B FA 93 B FA 92 4-0 1-2 BB			X 0-0 47 1B 1B		3	0	1	0	1	0	2
5 Albert Pujols, R (1, 3) OBP: 0.419, SLG: 0.562	C FA 92 X FA 92 0-1 ② F8		B FA 94 B CU 80 I I 4-0 IBB		C FA 93 B FA 93 F FA 93 F FA 94 F CU 80 S FA 94 1-3 ③ K			X FA 93 0-0 ① F9		3	0	0	0	1	1	4
43 Juan Encarnacion, R (1, 9) OBP: 0.324, SLG: 0.445	B FA 92 C CU 78 F FA 92 D CU 79 B FA 93 S CU 80 3-3 ③ K 1-2		B FA 92 X CU 79 1-0 ③ G2-3			B CU 78 C CU 78 B FA 92 B FA 93 B FA 93 4-1 4 CS BB		X SL 88 0-0 ② F8		3	0	0	0	1	1	4
47 Ryan Ludwick, R (1, 7) OBP: 0.303, SLG: 0.475		C C B X 1-2 ① G5-3		X FA 91 0-0 ① G5-3		X CU 79 0-0 ① F8		1 SAFE B FA 95 X SL 90 1-0 1-3 1B		4	0	1	0	0	0	1
4 Yadier Molina, R (1, 2) OBP: 0.352, SLG: 0.359		X 0-0 ② P2		C FA 93 B FA 91 B CH 80 B CU 78 C FA 93 X CU 78 3-2 ② F7		1 SAFE B 1 SAFE S FA 91 X 1-1 ②③ G4-3 1-2		1 SAFE X FA 96 0-0 ③ G1-3		4	0	0	0	0	0	3
Aaron Miles, S (1, 4) OBP: 0.336, SLG: 0.358		B C F X 1-2 ③ G6-3		F X FA 91 0-1 ③ G4-3			C FA 91 X FA 93 0-1 ① P6		B FA 96 C FA 97 B FA 96 X FA 97 2-1 ① G4-3	4	0	0	0	0	0	0
35 Joel Pineiro, R (1, 1) OBP: 0.182, SLG: 0.100 16 Chris Duncan, L (7, PH) OBP: 0.360, SLG: 0.504 19 Tyler Johnson, S (7, 1) 36 Russ Springer, R (8, 1) Jim Edmonds, L (9, PH) OBP: 0.321, SLG: 0.389			B FA 91 C FA 91 X 1-1 13 2B G6-3 1B		C FA 91 S CU 78 S CU 78 0-3 ① K		C CU 78 B CU 77 B FA 92 S CH 81 X FA 94 2-2 ② G4-3		B SL 88 B SL 87 S FA 96 X FA 95 2-1 ② F7	2 1 0 0 1	1 0 0 0 0	1 0 0 0 0	0 0 0 0 0	0 0 0 0 0	1 0 0 0 0	0 0 0 0 0
13 Brendan Ryan, R (1, 5) OBP: 0.381, SLG: 0.477			B FA 91 B FA 92 C FA 92 X FA 92 2-1 G6-3 1-3 2B		C CU 79 X FA 93 0-1 ② F9		B CU 77 B FA 92 B FA 93 B FA 92 4-0 BB		T FA 97 C SL 88 S SL 86 0-3 ③ K	3	0	1	0	1	1	0

Inning Stats										
	R: 0 E: 0 K: 1 S: 10	H: 1 LOB: 1 BB: 0 P: 15	R: 0 E: 0 K: 0 S: 7	H: 0 LOB: 0 BB: 0 P: 9	R: 1 E: 0 K: 0 S: 8	H: 2 LOB: 2 BB: 1 P: 17	R: 0 E: 0 K: 0 S: 6	H: 0 LOB: 0 BB: 0 P: 9	R: 0 E: 1 K: 2 S: 13	H: 0 LOB: 2 BB: 1 P: 20
	R: 0 E: 0 K: 0 S: 4	H: 0 LOB: 0 BB: 1 P: 9	R: 0 E: 0 K: 0 S: 9	H: 0 LOB: 1 BB: 1 P: 15	R: 0 E: 0 K: 0 S: 5	H: 2 LOB: 2 BB: 0 P: 6	R: 0 E: 0 K: 1 S: 7	H: 0 LOB: 0 BB: 0 P: 11	1B: 4 2B: 1 3B: 0 HR: 0	SF: 0 SAC: 0 DP: 0 HBP: 0

	AB	32
	R	1
	H	5
	RBI	1
	BB	4
	SO	4
	LOB	16

WP: 1 PA: 36
PB: 0
SB: 0
CS: 1

PITCHER		IP	WLS	BF	H	R	ER	SO	BB	IBB	HBP	BLK	WP	HR	S	P	ERA	WHIP
Matt Albers, R ERA: 5.36	(1, 1)	7.0	W	28	3	1	1	3	3	1	0	0	1	0	57	94	1.29	0.857
Chad Qualls, R ERA: 2.93	(8, 1)	1.0	H	5	2	0	0	0	0	0	0	0	0	0	5	6	0.00	2.000
Brad Lidge, R ERA: 3.02	(9, 1)	1.0	S	3	0	0	0	1	0	0	0	0	0	0	7	11	0.00	0.000

PITCHER	IP	WLS	BF	H	R	ER	SO	BB	IBB	HBP	BLK	WP	HR	S	P	ERA	WHIP

Batter	1	2	3	4	5	6	7	8	9	AB	R	H	RBI	BB	SO	LOB
9 Hunter Pence, R (1, 8) OBP: 0.354, SLG: 0.540	C FA 92 F FA 92 B SL 87 F FA 90 S CH 85 1-3 ① K		X SL 86 0-0 ② G6-3			F SL 85 X CU 78 0-1 E 1B		B SL 88 B FA 93 B FA 93 C FA 94 1 SAFE C FA 93 B FA 94 4-2 SH2-4 1-2 BB		3	0	1	0	1	1	1
Chris Burke, R (1, 4) OBP: 0.312, SLG: 0.348	C FA 92 C SL 86 B FA 90 F FA 91 X SL 87 1-2 45 CS 1B		B FA 91 B CU 77 F FA 92 C SL 87 X FA 90 2-2 ③ F7			1 SAFE 1 SAFE F FA 92 T FA 90 B FA 90 B SL 85 X FA 91 2-2 ① P4 1-3		X FC 88 0-0 ① SH2-4 1-2 2-3		3	0	1	0	0	0	2
17 Lance Berkman, S (1, 3) OBP: 0.386, SLG: 0.491	C CU 76 1 SAFE X SL 88 0-1 ② P5			X CH 83 0-0 HR		F FA 92 F FA 91 F SL 86 X 0-2 ② G1-3		I IN 73 I IN 68 I IN 68 I IN 68 I IN 66 4-0 IBB		3	1	1	1	1	0	2
45 Carlos Lee, R (1, 7) OBP: 0.358, SLG: 0.529	B C 1-1 ③ CS 1-2	C B C B B F X 3-2 ① G5-3		X SL 85 0-0 ① F8		B C F B B X 3-2 ③ G5-3		S SL 89 B SL 88 F FA 93 F FC 89 S SL 88 1-3 ② K		4	0	0	0	0	1	4
Mike Lamb, L (1, 5) OBP: 0.371, SLG: 0.459		B B B C B 4-1 2B BB		B FA 91 C FA 91 B CH 84 X SL 88 2-1 ② F7			C CU 77 B CU 77 F FA 89 F SL 78 B FA 88 X CU 77 2-2 FC3-6 1B	X CU 79 0-0 ③ F7		3	1	1	0	1	0	3
Luke Scott, L (1, 9) OBP: 0.352, SLG: 0.495		S B CU 78 D CU 77 X FA 90 2-1 ② 1-H 2B		B FA 91 F X FA 91 1-1 ③ F7			M FA 89 L CU 77 X CU 79 0-2 ① FC3-6 1-2f			3	0	1	1	0	0	1
Eric Bruntlett, R (1, 6) OBP: 0.329, SLG: 0.270		C FA 92 B FA 90 X FA 91 1-1 ③ G3		C FA 91 B SL 85 B FA 89 X FA 91 2-1 ① L1			F FA 89 C CU 77 F CU 76 X FA 90 0-2 ② F9			3	0	0	0	0	0	1
Eric Munson, L (1, 2) OBP: 0.325, SLG: 0.402			B FA 90 F CH 83 B FA 90 B FA 90 F FA 89 X FA 90 3-2 PB 1B	B FA 91 S FA 90 B CU 78 C CU 76 F CU 77 B FA 91 X FA 90 3-2 ② P6			C FA 89 1 SAFE F CU 77 1 SAFE X 0-2 ③ F8			3	0	1	0	0	0	1
Matt Albers, L (1, 1) OBP: 0.095, SLG: 0.095 Chad Qualls, R (8, 1) Craig Biggio, R (8, PH) OBP: 0.287, SLG: 0.398 Brad Lidge, R (9, 1)			L FA 89 L CU 76 B SL 85 M 1-3 ① K 1-2	C FA 91 B CU 76 S FA 90 F FA 91 T SL 84 1-2 ③ K				C FA 93 S SL 85 B FA 93 F FA 94 X SL 87 1-2 SH2-4 9 BB 1B		2 0 1 0	0 0 0 0	0 0 1 0	0 0 0 0	2 0 0 0	0 0 0 0	1 0 0 0
Inning Stats	R: 0 E: 0 K: 1 S: 11 H: 1 LOB: 0 BB: 0 P: 14	R: 1 E: 0 K: 0 S: 9 H: 1 LOB: 0 BB: 1 P: 19	R: 0 E: 0 K: 1 S: 10 H: 1 LOB: 1 BB: 0 P: 16	R: 1 E: 0 K: 0 S: 6 H: 1 LOB: 0 BB: 0 P: 9		R: 0 E: 1 K: 0 S: 12 H: 1 LOB: 1 BB: 0 P: 17	R: 0 E: 0 K: 0 S: 14 H: 1 LOB: 1 BB: 0 P: 16	R: 0 E: 0 K: 1 S: 12 H: 1 LOB: 3 BB: 2 P: 22		1B: 5 2B: 1 3B: 0 HR: 1	SF: 0 SAC: 1 DP: 0 HBP: 0					

PITCHER		IP	WLS	BF	H	R	ER	SO	BB	IBB	HBP	BLK	WP	HR	S	P	ERA	WHIP
35 Joel Pineiro, R ERA: 4.37	(1, 1)	6.0	L	22	5	2	2	3	1	0	0	0	0	1	58	91	3.00	1.000
19 Tyler Johnson, L ERA: 4.06	(7, 1)	1.0		4	1	0	0	0	0	0	0	0	0	0	14	16	0.00	1.000
36 Russ Springer, R ERA: 2.58	(8, 1)	1.0		6	1	0	0	1	1	1	0	0	0	0	12	22	0.00	2.000

PITCHER	IP	WLS	BF	H	R	ER	SO	BB	IBB	HBP	BLK	WP	HR	S	P	ERA	WHIP

BOTTOM

St. Louis Cardinals @ Houston Astros

Minute Maid Park, Houston, TX

Thu Aug 30 2007, 1:05 PM CDT
Att. 37,520 - Roof Closed - 73 F

livebaseballscorecards.com

AB	28
R	2
H	7
RBI	2
BB	3
SO	4
LOB	16

Houston Astros @ Chicago Cubs

Wrigley Field, Chicago, IL

Fri Aug 31 2007, 1:20 PM CDT

Att. 41,297 - Sunny - 71 F

TOP

livebaseballscorecards.com

Batter	1	2	3	4	5	6	7	8	9	AB	R	H	RBI	BB	SO	LOB
9 Hunter Pence, R (1, 8) OBP: 0.358, SLG: 0.556	B FA 87 B FA 86 B FA 87 C B 4-1 17 2B BB	B FA 87 B FA 83 S FA 87 S FA 83 C FA 88 2-3 ③ K		B FA 82 F CH 84 X FA 87 1-1 2-H 3-H HR		B CH 85 C SL 84 X SL 86 1-1 1-H HR		B FA 91 C FA 92 F FA 91 F CU 82 B FA 94 F FA 93 S CU 74 2-3 ① K		4	3	2	5	1	2	0
Craig Biggio, R (1, 4) OBP: 0.288, SLG: 0.398 Luke Scott, L (8, 9) OBP: 0.352, SLG: 0.495	B FA 88 B CH 82 C FA 88 S FA 86 D CU 74 S FA 84 3-3 ① K		B FA 87 F FA 86 F FA 83 F CU 73 F CH 82 F CU 72 B FA 86 X CU 73 2-2 17 G5-3 1B	X CH 81 0-0 45 CS 17 BB 1B		C SL 86 B FA 92 F SL 86 B FA 92 B FA 92 S SL 85 3-3 ② K		B FA 94 C FA 93 C FA 92 B FA 94 B CU 80 X FA 92 3-2 ② F9		5 0	0 0	2 0	0 0	0 0	2 0	1 0
17 Lance Berkman, S (1, 3) OBP: 0.388, SLG: 0.496	1 SAFE B FA 88 X FA 84 1-0 21 WP 1-H 2B		B FA 86 X CH 81 1-0 ① G5-3 1-2	B CH 81 S FA 84 B CH 82 B FA 84 B CU 84 4-1 1-2 BB		B SL 83 X FA 90 1-0 2B		B FA 92 B FA 93 C FA 92 C FA 92 B FA 93 X FA 92 3-2 ③ G4-3		4	0	2	1	1	0	1
45 Carlos Lee, R (1, 7) OBP: 0.358, SLG: 0.526	B FA 87 B CU 72 B FA 88 I 4-0 21 WP IBB		B FA 86 X FA 85 1-0 ② G5-3	B SL 85 C FA 89 1-1 ③ CS 2-3	X FA 91 0-0 ① F8	F SL 86 B SL 86 C FA 92 B SL 85 B FA 92 F SL 85 D SL 86 4-2 BB			B B X 2-0 ① F8	3	0	0	0	2	0	1
Mark Loretta, R (1, 6) OBP: 0.348, SLG: 0.359	C FA 83 F FA 83 S CU 74 0-3 ② K		B FA 84 F FA 83 S CH 80 F FA 87 B CU 72 X CU 72 2-2 ③ G4-3		B FA 91 F FA 91 B FA 91 B FA 91 X FA 90 3-1 21 WP 2B	B FA 90 X FA 90 1-0 ③ L8			C FA 90 B FA 86 C FA 86 F FA 91 F C 1-3 ② K	5	0	1	0	0	2	5
21 Ty Wigginton, R (1, 5) OBP: 0.332, SLG: 0.448	F FA 85 B CU 72 B CU 72 F FA 86 B CU 75 B CU 73 4-2 1-2 2-3 BB			B FA 85 B CH 84 X FA 84 2-0 E5 F9 9 HR 1B	F CH 84 B SL 86 S SL 84 S SL 86 1-3 ② K 2-3		C FA 92 S SL 82 B SL 82 C FA 94 1-3 ① K		C FA 92 S F S 0-3 ③ K	4	1	0	0	1	3	1
Chris Burke, R (1, 9) OBP: 0.311, SLG: 0.347 (8, 4)	B FA 85 B FA 86 B FA 88 C FA 88 X FA 89 3-1 ③ P4			L FA 83 1 SAFE B CH 78 X CH 80 1-1 51 SH3-4 9 HR 1-2 1B	B SL 87 B SL 83 C SL 85 B FA 92 F SL 85 X SL 86 3-2 ③ F7		X FA 94 0-0 ② F7			4	1	1	0	0	0	4
Brad Ausmus, R (1, 2) OBP: 0.316, SLG: 0.317		B FA 85 B FA 86 F FA 86 F FA 87 X FA 84 2-2 ① G6-3		F SL 83 X CH 81 0-1 ① F9 2-3		B FA 92 B FA 91 B FA 91 B FA 91 4-0 9 S 9 HR BB	B FA 93 B SL 89 F FA 93 B B FA 93 4-1 BB			2	1	0	0	2	0	2
51 Wandy Rodriguez, S (1, 1) OBP: 0.163, SLG: 0.146 Orlando Palmeiro, L (7, PH) OBP: 0.333, SLG: 0.266 Dave Borkowski, R (7, 1) Trever Miller, R (8, 1)		B FA 87 C FA 87 S FA 87 B CU 79 X FA 84 2-2 ② G5-3		1 SAFE M FA 85 L FA 85 X FA 85 0-2 ② SH3-4 1-2		B C L B X 2-2 ① B5	F FA 94 C FA 94 B CU 80 F CU 80 X FA 95 1-2 ③ F7			2 1 0 0	0 0 0 0	0 0 0 0	0 0 0 0	0 0 0 0	0 0 0 0	1 1 0 0

	AB	34
	R	6
	H	8
	RBI	6
	BB	7
	SO	9
	LOB	17

Inning Stats																		
	R: 1	H: 1	R: 0	H: 0	R: 0	H: 1	R: 3	H: 3	R: 0	H: 1	R: 2	H: 2	R: 0	H: 0	R: 0	H: 0	R: 0	H: 0
	E: 0	LOB: 3	E: 0	LOB: 0	E: 0	LOB: 1	E: 1	LOB: 1	E: 0	LOB: 1	E: 0	LOB: 2	E: 0	LOB: 1	E: 0	LOB: 0	E: 0	LOB: 0
	K: 2	BB: 3	K: 1	BB: 0	K: 0	BB: 0	K: 0	BB: 1	K: 1	BB: 0	K: 1	BB: 2	K: 1	BB: 1	K: 1	BB: 0	K: 2	BB: 0
	S: 12	P: 31	S: 9	P: 15	S: 12	P: 18	S: 13	P: 22	S: 9	P: 16	S: 13	P: 29	S: 9	P: 15	S: 11	P: 19	S: 10	P: 13

	1B: 3	SF: 0	WP: 2	PA: 43
	2B: 3	SAC: 1	PB: 0	
	3B: 0	DP: 0	SB: 1	
	HR: 2	HBP: 0	CS: 1	

PITCHER		IP	WLS	BF	H	R	ER	SO	BB	IBB	HBP	BLK	WP	HR	S	P	ERA	WHIP
45 Sean Marshall, L ERA: 3.98	(1, 1)	3.2	L	21	5	4	1	3	3	1	0	0	1	1	45	84	2.46	2.182
43 Michael Wuertz, R ERA: 3.77	(4, 1)	2.1		11	3	2	2	2	2	0	0	0	1	1	23	47	7.71	2.143
34 Kerry Wood, R ERA: 3.18	(7, 1)	2.0		7	0	0	0	2	1	0	0	0	0	0	20	34	0.00	0.500
47 Scott Eyre, L ERA: 5.02	(9, 1)	1.0		3	0	0	0	2	0	0	0	0	0	0	10	13	0.00	0.000

PITCHER		IP	WLS	BF	H	R	ER	SO	BB	IBB	HBP	BLK	WP	HR	S	P	ERA	WHIP

BOTTOM

Houston Astros @ Chicago Cubs

Wrigley Field, Chicago, IL

Fri Aug 31 2007, 1:20 PM CDT

Att. 41,297 - Sunny - 71 F

Batter	1	2	3	4	5	6	7	8	9	AB	R	H	RBI	BB	SO	LOB
2 Ryan Theriot, R (1, 6) OBP: 0.342, SLG: 0.365	P4		E9 BB		1B		G1-3		L7	5	0	1	0	0	0	0
Mark DeRosa, R (1, 4) OBP: 0.361, SLG: 0.417	L7		BB 1-2		F8			K		3	0	0	0	1	1	1
25 Derrek Lee, R (1, 3) OBP: 0.393, SLG: 0.482	F8		F7			K		K		4	0	0	0	0	2	2
16 Aramis Ramirez, R (1, 5) OBP: 0.366, SLG: 0.538		G6-4-3 1B		F8		19 BB 1B		33 1B 1B		4	1	3	0	0	0	0
Craig Monroe, R (1, 9) OBP: 0.268, SLG: 0.374 (7, 7)		G6-4-3 1-2f		BB		P4		33 1B 1-2 1B		3	0	1	0	1	0	2
19 Matt Murton, R (1, 7) OBP: 0.343, SLG: 0.402 34 Kerry Wood, R (7, 1) 33 Daryle Ward, L (8, PH) OBP: 0.429, SLG: 0.511 47 Scott Eyre, L (9, 1)		1B		K		BB 1-2		1B 1-2 2-H		2 0 1 0	0 0 0 0	1 0 1 0	0 0 1 0	1 0 1 0	1 0 0 0	1 0 0 0
24 Henry Blanco, R (1, 2) OBP: 0.222, SLG: 0.262 Cliff Floyd, L (8, PH) OBP: 0.358, SLG: 0.386 Jason Kendall, R (9, 2) OBP: 0.304, SLG: 0.320		L9		K		P6		P6		3 1 0	0 0 0	0 0 0	0 0 0	0 0 0	1 0 0	4 2 0
Jacque Jones, L (1, 8) OBP: 0.327, SLG: 0.393 (7, 9)			P6		G4-3		G5-3		K	4	0	0	0	0	1	0
45 Sean Marshall, L (1, 1) OBP: 0.103, SLG: 0.107 43 Michael Wuertz, R (4, 1) 20 Felix Pie, L (7, 8) OBP: 0.269, SLG: 0.335			K		K		F8		K	1 1 2	0 0 0	0 0 0	0 0 0	0 0 0	1 1 1	0 0 0
Inning Stats	R: 0 E: 0 K: 0 S: 5 H: 0 LOB: 0 BB: 0 P: 9	R: 0 E: 0 K: 0 S: 11 H: 2 LOB: 1 BB: 0 P: 16	R: 0 E: 1 K: 1 S: 10 H: 0 LOB: 2 BB: 1 P: 17	R: 0 E: 0 K: 2 S: 11 H: 0 LOB: 1 BB: 1 P: 22	R: 0 E: 0 K: 1 S: 9 H: 1 LOB: 1 BB: 0 P: 17	R: 0 E: 0 K: 1 S: 12 H: 1 LOB: 2 BB: 1 P: 21	R: 0 E: 0 K: 0 S: 8 H: 0 LOB: 0 BB: 0 P: 11	R: 1 E: 0 K: 2 S: 16 H: 3 LOB: 2 BB: 0 P: 21	R: 0 E: 0 K: 2 S: 10 H: 0 LOB: 0 BB: 0 P: 17	1B: 7 2B: 0 3B: 0 HR: 0 SF: 0 SAC: 0 DP: 1 HBP: 0						

PITCHER	IP	WLS	BF	H	R	ER	SO	BB	IBB	HBP	BLK	WP	HR	S	P	ERA	WHIP
51 Wandy Rodriguez, L (1, 1) ERA: 4.49	6.0	W	25	4	0	0	5	3	0	0	0	0	0	58	102	0.00	1.167
Dave Borkowski, R (7, 1) ERA: 5.19	1.2		8	3	1	1	2	0	0	0	0	0	0	22	30	5.40	1.800
Trever Miller, L (8, 1) ERA: 4.83	1.1		4	0	0	0	2	0	0	0	0	0	0	12	19	0.00	0.000

PITCHER	IP	WLS	BF	H	R	ER	SO	BB	IBB	HBP	BLK	WP	HR	S	P	ERA	WHIP

AB	34
R	1
H	7
RBI	1
BB	3
SO	9
LOB	12

WP: 0 PA: 37
PB: 0
SB: 0
CS: 0

livebaseballscorecards.com

Batter	1	2	3	4	5	6	7	8	9	AB	R	H	RBI	BB	SO	LOB
9 Hunter Pence, R (1, 8) OBP: 0.356, SLG: 0.552	C FA 89 B SL 87 F SL 85 B FA 91 F FA 91 B SI 87 T FA 91 3-2 ① **K**		C FA 86 S FA 86 B SI 87 B FA 91 B SL 87 D SL 86 4-2 **1-2** **BB**			C FA 86 F FA 90 X FA 90 0-2 ① **F7**		C FA 95 S FA 94 B FA 93 B FA 95 F FA 95 F FA 95 X SL 84 2-2 ② **F8**		3	0	0	0	1	1	0
Chris Burke, R (1, 4) OBP: 0.307, SLG: 0.341	F FA 91 X SL 85 0-1 ② **G3-1**		B FA 90 X SI 86 1-0 ② ③ **G5-3** **2-3f**			C FA 86 F FA 86 B FA 90 C FA 90 1-3 ② **K**		X FA 94 0-0 ③ **F7**		4	0	0	0	0	1	2
17 Lance Berkman, S (1, 3) OBP: 0.385, SLG: 0.492	C FA 90 X FA 85 0-1 ③ **L3**			B FA 85 S CH 82 F FA 85 T FA 90 1-2 ① **K**		C CH 83 S FA 86 B CH 85 B CH 85 F FA 85 B FA 86 X CH 85 3-2 ③ **F7**			X FA 90 0-0 ① **F9**	4	0	0	0	0	1	0
45 Carlos Lee, R (1, 7) OBP: 0.359, SLG: 0.533		B FA 89 B SL 85 X FA 89 2-0 ① **F9**		C FA 86 S FA 86 C FA 86 0-3 ② **K**			X FA 84 0-0 G6-3 G4-3 **2B**		C FA 90 B CH 82 S CH 82 X CH 82 1-2 **HR**	4	2	2	1	0	1	0
Mark Loretta, R (1, 6) OBP: 0.345, SLG: 0.355		X FA 89 0-0 ② **L8**		X CH 85 0-0 ③ **G3-1**			C FA 89 X SL 84 0-1 ① **G6-3** **2-3**		B SL 86 C SL 86 B FA 93 B FA 93 X FA 92 3-1 ② **L4**	4	0	0	0	0	0	1
Luke Scott, L (1, 9) OBP: 0.351, SLG: 0.502		X FA 89 0-0 **HR**			B FA 86 X CH 82 1-0 ① **F9**		B FA 86 S SL 85 X FA 86 1-1 ② **G4-3** **3-H**		S CH 83 S CH 83 B CH 84 F CH 83 B CH 84 X CH 84 2-2 ③ **G6-3**	4	1	1	2	0	0	0
21 Ty Wigginton, R (1, 5) OBP: 0.334, SLG: 0.450		C FA 89 X FA 90 0-1 ③ **G4-3**			F SL 86 C FA 91 B FA 90 X FA 86 1-2 **G6-3** **1B**		F FA 86 C FA 90 F FA 90 B FA 89 F CH 83 X FA 91 1-2 **1B**			3	0	2	0	0	0	0
Brad Ausmus, R (1, 2) OBP: 0.314, SLG: 0.315 Mike Lamb, L (7, PH) OBP: 0.370, SLG: 0.458 43 Chris Sampson, R (7, 1) OBP: 0.154, SLG: 0.154			B FA 88 B FA 89 C FA 88 F FA 88 X SL 85 2-2 ① **G5-3**		F FA 91 B FA 90 X FA 84 1-1 ② **G6-3** **1-2**		C SL 80 F FA 92 B CU 77 X CU 78 1-2 ③ **F9**			2 1 0	0 0 0	0 0 0	0 0 0	0 0 0	0 0 0	1 1 0
Troy Patton, S (1, 1) OBP: 0.333, SLG: 0.333 Eric Munson, L (7, 2) OBP: 0.323, SLG: 0.398			B FA 88 X FA 88 1-0 G5-3 9 BB **1B**		B FA 85 C CH 84 C FA 90 B FA 91 C FA 85 2-3 ③ **K**			B FA 94 X FA 94 1-0 ① **F7**		2 1	0 0	1 0	0 0	0 0	1 0	1 0
Inning Stats	R: 0 E: 0 K: 1 S: 8 H: 0 LOB: 0 BB: 0 P: 11	R: 1 E: 0 K: 0 S: 5 H: 1 LOB: 0 BB: 0 P: 7	R: 0 E: 0 K: 0 S: 7 H: 1 LOB: 1 BB: 1 P: 15	R: 0 E: 0 K: 2 S: 7 H: 0 LOB: 0 BB: 0 P: 8	R: 0 E: 0 K: 1 S: 9 H: 1 LOB: 1 BB: 0 P: 14	R: 0 E: 0 K: 1 S: 10 H: 0 LOB: 0 BB: 0 P: 14	R: 1 E: 0 K: 0 S: 13 H: 2 LOB: 1 BB: 0 P: 16	R: 0 E: 0 K: 0 S: 8 H: 0 LOB: 0 BB: 0 P: 11	R: 1 E: 0 K: 0 S: 10 H: 1 LOB: 0 BB: 0 P: 16	1B: 3 2B: 1 3B: 0 HR: 2 SF: 0 SAC: 0 DP: 1 HBP: 0						

PITCHER		IP	WLS	BF	H	R	ER	SO	BB	IBB	HBP	BLK	WP	HR	S	P	ERA	WHIP
Jason Marquis, R ERA: 4.2	(1, 1)	6.2	W	25	5	2	2	5	1	0	0	0	0	1	56	81	2.70	0.900
49 Carlos Marmol, R ERA: 1.46	(7, 1)	0.1	H	1	0	0	0	0	0	0	0	0	0	0	3	4	0.00	0.000
Bob Howry, R ERA: 3.61	(8, 1)	1.0	H	3	0	0	0	0	0	0	0	0	0	0	8	11	0.00	0.000
46 Ryan Dempster, R ERA: 3.4	(9, 1)	1.0	S	4	1	1	1	0	0	0	0	0	0	1	10	16	9.00	1.000

PITCHER	IP	WLS	BF	H	R	ER	SO	BB	IBB	HBP	BLK	WP	HR	S	P	ERA	WHIP

TOP

Houston Astros @ Chicago Cubs

Wrigley Field, Chicago, IL

Sat Sep 01 2007, 12:05 PM CDT

Att. 40,606 - Sunny - 75 F

livebaseballscorecards.com

AB	32
R	3
H	6
RBI	3
BB	1
SO	5
LOB	6

PA: 33

BOTTOM

Batter	1	2	3	4	5	6	7	8	9	AB	R	H	RBI	BB	SO	LOB
12 Alfonso Soriano, R (1, 7) OBP: 0.334, SLG: 0.507	S FA 86 S FA 88 X FA 87 0-2 ① P6		B CU 77 F FA 90 B FA 89 B FA 89 B FA 89 4-1 2 2B 2 E BB		B FA 88 B FA 88 C FA 88 F CU 76 X FA 88 2-2 ③ P2		F CH 87 F FA 90 X CU 80 0-2 1B			3	1	1	0	1	0	1
2 Ryan Theriot, R (1, 6) OBP: 0.341, SLG: 0.367	C FA 88 B CU 76 X FC 79 1-1 ② P2		B FA 88 B FA 87 X FA 88 2-0 E8 1-H 2B			B CH 86 F FA 86 B FA 87 B CH 86 F FA 88 X FA 90 3-2 ① F9	F FA 89 F FA 91 S FA 87 0-3 ③ K			4	0	1	0	0	1	1
25 Derrek Lee, R (1, 3) OBP: 0.394, SLG: 0.488	F FA 90 F FA 90 F FA 91 F FC 81 X FA 90 0-2 ③ L4		F FA 89 B FA 89 C CU 77 C FA 90 1-3 ③ K			B FA 89 B CH 77 B FA 89 C FA 88 X FA 88 3-1 16 HR 1B		B FA 88 F FA 90 X CH 87 1-1 HR		4	2	2	1	0	1	1
16 Aramis Ramirez, R (1, 5) OBP: 0.367, SLG: 0.545		B FA 88 F FA 88 X CU 77 1-1 E3		X CH 76 0-0 ① L7		1 SAFE B FA 87 X FA 87 1-0 1-H HR		B SL 88 B FA 90 X FA 90 2-0 K 33 1B 1B		4	1	2	2	0	0	0
Craig Monroe, R (1, 9) OBP: 0.266, SLG: 0.371 33 Daryle Ward, L (8, PH) OBP: 0.434, SLG: 0.517 20 Felix Pie, L (8, PR) OBP: 0.269, SLG: 0.335 (9, 8)		B FA 88 F CH 77 B CU 75 X FA 88 2-1 ① F7		S CH 77 X CH 78 0-1 ② G2-3		F CU 77 C FA 89 B FA 89 F CU 75 S CU 78 1-3 ② K		C FA 90 X FA 88 0-1 1-2 1B		3 1 0	0 0 0	0 1 0	0 0 0	0 0 0	1 0 0	1 0 0
Mark DeRosa, R (1, 4) OBP: 0.360, SLG: 0.414		C FA 88 C CU 78 F FA 89 X CU 78 0-2 ② F9		F CH 77 B FA 89 B FA 89 S FA 89 S CU 77 2-3 ③ K		F CH 78 F FA 89 H CU 78 1-2 HBP		B CU 76 L FA 88 M 2 SAFE 1 SAFE B SL 86 F FA 88 1 SAFE F FA 88 2-3 ① ② 1 SAFE S SL 85 K 2-3		3	0	0	0	0	2	3
Jason Kendall, R (1, 2) OBP: 0.303, SLG: 0.318		B FA 90 C FA 88 F FA 89 B FA 89 X FA 88 2-2 ③ G3			C FA 88 H FA 89 1-1 SH5-3 HBP	C FA 87 B FA 87 D CU 76 F FA 88 B FA 88 X FA 88 3-2 ③ F9		B FA 90 B CH 86 1 SAFE C FA 89 F FA 88 B FA 89 X FA 89 3-2 ③ G6-3		3	0	0	0	0	0	3
Jacque Jones, L (1, 8) OBP: 0.324, SLG: 0.390 (9, 9)			C FA 90 X FA 89 0-1 ① G4-3		B FA 87 F CU 76 1 SAFE S CU 75 X FA 90 1-2 ① F7		M FA 89 X FA 90 0-1 ① F9			3	0	0	0	0	0	1
Jason Marquis, L (1, 1) OBP: 0.164, SLG: 0.250 49 Carlos Marmol, R (7, 1) 17 Mike Fontenot, L (7, PH) OBP: 0.341, SLG: 0.420 Bob Howry, L (8, 1) 46 Ryan Dempster, R (9, 1)			S FA 90 F FA 90 B CU 79 X FC 81 1-2 ② F9		X FA 88 0-0 ② SH5-3 1-2		B CH 86 X FA 90 1-0 ② G4-3			1 0 1 0 0	0 0 0 0 0	0 0 0 0 0	0 0 0 0 0	0 0 0 0 0	0 0 0 0 0	0 0 0 0 0
Inning Stats	R: 0 E: 0 K: 0 S: 10 H: 0 LOB: 0 BB: 0 P: 11	R: 0 E: 1 K: 0 S: 11 H: 0 LOB: 1 BB: 0 P: 16	R: 1 E: 1 K: 1 S: 10 H: 1 LOB: 1 BB: 1 P: 18	R: 0 E: 0 K: 1 S: 6 H: 0 LOB: 0 BB: 0 P: 8	R: 0 E: 0 K: 0 S: 8 H: 0 LOB: 1 BB: 0 P: 12	R: 2 E: 0 K: 1 S: 15 H: 2 LOB: 1 BB: 0 P: 27	R: 0 E: 0 K: 1 S: 9 H: 1 LOB: 1 BB: 0 P: 10	R: 1 E: 0 K: 1 S: 13 H: 3 LOB: 1 BB: 0 P: 21		1B: 4 2B: 1 3B: 0 HR: 2	SF: 0 SAC: 1 DP: 0 HBP: 2		WP: 0 PB: 0 SB: 0 CS: 0	PA: 34	

PITCHER		IP	WLS	BF	H	R	ER	SO	BB	IBB	HBP	BLK	WP	HR	S	P	ERA	WHIP
Troy Patton, L ERA: 3.86	(1, 1)	6.0	L	25	3	3	2	3	1	0	2	0	0	1	60	92	3.00	0.667
43 Chris Sampson, R ERA: 4.53	(7, 1)	2.0		9	4	1	1	2	0	0	0	0	0	1	22	31	4.50	2.000

PITCHER	IP	WLS	BF	H	R	ER	SO	BB	IBB	HBP	BLK	WP	HR	S	P	ERA	WHIP

Houston Astros @ Chicago Cubs

Wrigley Field, Chicago, IL

Sat Sep 01 2007, 12:05 PM CDT

Att. 40,606 - Sunny - 75 F

livebaseballscorecards.com

AB	30
R	4
H	7
RBI	3
BB	1
SO	5
LOB	11

Batter	1	2	3	4	5	6	7	8	9	AB	R	H	RBI	BB	SO	LOB
9 Hunter Pence, R (1, 8) OBP: 0.360, SLG: 0.553	S B B B S FA 92 B FA 92 4-2 17 HR BB	C CU 72 X 0-1 1-H 2B		B FA 90 B CH 82 B FA 90 C FA 90 F FA 90 B FA 89 4-2 S BB		B SL 87 F SL 79 X FA 94 1-1 ② G6-3			S SL 87 B SL 88 F SL 87 B SL 87 B X 3-2 ① G4-3	3	1	1	1	2	0	0
Craig Biggio, R (1, 4) OBP: 0.286, SLG: 0.394 Mark McLemore, L (6, 1) Dave Borkowski, R (6, 1) Trever Miller, R (7, 1) Luke Scott, L (8, 9) OBP: 0.350, SLG: 0.500	1 SAFE F FA 93 B FA 84 B FA 91 1 SAFE S FA 91 F FA 90 C CU 75 2-3 ① K	X FA 89 0-0 ② P3		1 SAFE C CU 72 F FA 89 X CU 73 0-2 ③ F8 1-2		B CH 79 S S B B S 3-3 ③ K			S FA 94 B CH 83 S CH 83 S CH 84 1-3 ② K	4 0 0 0 1	0 0 0 0 0	0 0 0 0 0	0 0 0 0 0	0 0 0 0 1	2 0 0 0 0	3 0 0 0 0
17 Lance Berkman, S (1, 3) OBP: 0.387, SLG: 0.497	B FA 92 1 SAFE X FA 91 1-0 1-H HR	B CH 83 B FA 90 C FA 89 B CH 82 B FA 88 4-1 BB			B H 2-0 21 2B HBP		C SL 87 X FA 93 0-1 ① F8		C SL 89 S CH 84 S CH 86 0-3 ③ K2-3	3	2	1	2	1	1	0
45 Carlos Lee, R (1, 7) OBP: 0.357, SLG: 0.529	F FA 91 S CU 75 F CU 74 B FA 91 F FA 92 B CU 80 B CU 74 X FA 90 3-2 ② P3	F FA 88 F CU 73 X FA 90 0-2 ③ G4-3			X 0-0 ① F7		B SL 81 F FA 94 B FA 94 F FA 94 B FA 95 F SL 84 X FA 95 3-2 ② P4			4	0	0	0	0	0	3
21 Ty Wigginton, R (1, 5) OBP: 0.335, SLG: 0.452	X FA 92 0-0 S 1B		F FA 88 B CU 71 F CH 80 B FA 90 C CU 72 2-3 ① K		F 1 SAFE B B F F F B F 3-2 X 1-H 2B		B CU 82 F FA 94 B SL 82 B SL 83 X FA 93 3-1 ③ F8			4	1	2	1	0	1	0
Chris Burke, R (1, 9) OBP: 0.306, SLG: 0.337 (6, 4)	C FA 90 1 SAFE B CU 73 B B B 4-1 1-2 BB		B F F F F F F C 1-3 ② K		B B B X 3-0 ② F7			B SL 83 X FA 92 1-0 ① F7		3	0	0	0	1	1	1
Eric Bruntlett, R (1, 6) OBP: 0.333, SLG: 0.279	F B S FA 90 B CU 74 F FA 89 C CU 72 2-3 ③ K		C FA 85 F C CU 73 0-3 ③ K		D F F B F X 2-2 2-H 2B			F FA 93 B FA 95 B SL 84 B FA 95 F FA 94 B FA 95 4-2 S BB		3	0	1	1	1	2	2
Eric Munson, L (1, 2) OBP: 0.313, SLG: 0.385		B B S B X 3-1 ① F7		T FA 89 C CU 72 B CU 74 X CU 80 1-2 ① G4-3	X 0-0 ③ G3			1 SAFE B CH 85 B FA 92 C FA 92 S CH 84 F FA 92 B FA 92 F FA 86 X FA 92 3-2 ② L8 1-2		4	0	0	0	0	0	2
Woody Williams, R (1, 1) OBP: 0.091, SLG: 0.145 Josh Anderson, L (6, PH) (6, 9) Mark Loretta, R (8, PH) OBP: 0.344, SLG: 0.354 Chad Qualls, R (8, 1)		X CU 73 0-0 9 2B 1B		S FA 90 B SL 82 T FA 88 B CU 72 X FA 89 2-2 ② G4-3		B FA 92 F FA 93 B FA 86 F SL 85 S SL 84 2-3 ① K		D SL 81 X FA 92 1-0 ③ F8		2 1 1 0 0	1 0 0 0 0	1 0 0 0 0	0 0 0 0 0	0 0 0 0 0	0 1 0 0 0	0 0 1 0 0
Inning Stats	R: 2 E: 0 K: 2 S: 18 H: 2 LOB: 2 BB: 2 P: 34	R: 1 E: 0 K: 0 S: 10 H: 2 LOB: 2 BB: 1 P: 17	R: 0 E: 0 K: 3 S: 13 H: 0 LOB: 0 BB: 0 P: 16	R: 0 E: 0 K: 0 S: 11 H: 0 LOB: 1 BB: 1 P: 18	R: 2 E: 0 K: 0 S: 13 H: 2 LOB: 1 BB: 0 P: 23	R: 0 E: 0 K: 2 S: 8 H: 0 LOB: 0 BB: 0 P: 14	R: 0 E: 0 K: 0 S: 8 H: 0 LOB: 0 BB: 0 P: 14	R: 0 E: 0 K: 0 S: 9 H: 0 LOB: 1 BB: 1 P: 18	R: 0 E: 0 K: 2 S: 9 H: 0 LOB: 0 BB: 0 P: 13	1B: 2 2B: 3 3B: 0 HR: 1	SF: 0 SAC: 0 DP: 0 HBP: 1			WP: 0 PB: 0 SB: 3 CS: 0	PA: 39	

PITCHER		IP	WLS	BF	H	R	ER	SO	BB	IBB	HBP	BLK	WP	HR	S	P	ERA	WHIP
53 Rich Hill, L ERA: 3.84	(1, 1)	5.0		26	6	5	5	5	4	0	1	0	0	1	65	108	9.00	2.000
43 Michael Wuertz, R ERA: 3.71	(6, 1)	1.0		3	0	0	0	2	0	0	0	0	0	0	8	14	0.00	0.000
34 Kerry Wood, R ERA: 2.84	(7, 1)	1.1		5	0	0	0	0	1	0	0	0	0	0	11	22	0.00	0.750
47 Scott Eyre, L ERA: 4.98	(8, 1)	0.1		1	0	0	0	0	0	0	0	0	0	0	5	8	0.00	0.000
49 Carlos Marmol, R ERA: 1.46	(8, 1)	0.1	W	1	0	0	0	0	0	0	0	0	0	0	1	2	0.00	0.000

PITCHER		IP	WLS	BF	H	R	ER	SO	BB	IBB	HBP	BLK	WP	HR	S	P	ERA	WHIP
46 Ryan Dempster, R ERA: 3.33	(9, 1)	1.0	S	3	0	0	0	2	0	0	0	0	0	0	9	13	0.00	0.000

TOP

Houston Astros @ Chicago Cubs

Wrigley Field, Chicago, IL

Sun Sep 02 2007, 1:20 PM CDT

Att. 41,415 - Sunny - 80 F

livebaseballscorecards.com

AB	33
R	5
H	6
RBI	5
BB	5
SO	9
LOB	12

Batter	1	2	3	4	5	6	7	8	9	AB	R	H	RBI	BB	SO	LOB
12 Alfonso Soriano, R (1, 7) OBP: 0.335, SLG: 0.509	X 0-0 2 G3 2B		C F F F F F S 0-3 ② K		B X 1-0 ① F8	F SL 85 F FA 90 X CU 75 0-2 ① SF8 3-H		S FA 95 X 0-1 25 HR 1B		4	1	2	1	0	1	0
2 Ryan Theriot, R (1, 6) OBP: 0.342, SLG: 0.365	C X SL 81 0-1 ① G3 2-3		B B B B 4-0 25 E 25 S 25 1B BB		C SL 82 C FA 87 B CU 73 F F X 1-2 ② P6	B FA 91 C FA 92 F SL 86 X FA 92 1-2 1-2 2-H 1B		1 SAFE C SL 88 1 SAFE X SL 87 0-1 ② F9		4	1	1	1	1	0	2
25 Derrek Lee, R (1, 3) OBP: 0.398, SLG: 0.497	F FA 86 H FA 86 1-1 HBP		C F FA 89 F FA 84 F FA 86 B CU 75 B CU 74 X 2-2 16 1B 1-H 1B		F SL 83 B SL 81 X 1-1 BB 16 BB 1B	F FA 92 X FA 92 0-1 ② F8		F FA 95 1 SAFE X 0-1 1-H HR		4	1	3	3	0	0	2
16 Aramis Ramirez, R (1, 5) OBP: 0.369, SLG: 0.544 17 Mike Fontenot, L (7, 4) OBP: 0.339, SLG: 0.417	C FA 86 C FA 87 B FA 86 1 SAFE S CH 79 1-3 ② K		S F FA 85 F CH 78 F CH 79 B FA 86 F FA 84 X SL 82 1-2 1-2 1B		B FA 87 B CH 80 F CH 79 B SL 84 B SL 84 4-1 FC5 BB 1-2 BB	B FA 92 C CH 85 C FA 92 B SL 86 F FA 92 F FA 93 C FA 93 3-3 ③ K		S SL 88 F SI 93 B SL 91 F FA 94 X SL 90 1-2 ③ F8		3 1	0 0	1 0	0 0	1 0	2 0	4 0
Cliff Floyd, L (1, 9) OBP: 0.358, SLG: 0.383 19 Matt Murton, R (7, PH) OBP: 0.346, SLG: 0.421 (8, 9) 20 Felix Pie, L (9, 8) OBP: 0.269, SLG: 0.335	B FA 85 F FA 86 F FA 85 1 SAFE D CU 76 B CU 76 F CU 77 S CH 80 3-3 ③ K		B CU 73 X SL 85 1-0 ③ P6		B CU 74 S CU 75 B FA 86 F SL 86 B CU 74 B CU 76 4-2 FC5 1-2 2-3 BB		B CH 78 S CH 81 X FA 88 1-1 HR		2 1 0	0 1 0	0 1 0	0 1 0	1 0 0	1 0 0	4 0 0
Mark DeRosa, R (1, 4) OBP: 0.357, SLG: 0.410 (7, 5)		C CU 72 B FA 85 X 1-1 ① F8		B X 1-0 ① G5-3	B SL 82 X SL 82 1-0 ③ FC5 1-2 2-3f		B CH 81 B FA 87 F FA 86 F FA 86 X 2-2 ① F9		4	0	0	0	0	0	3
Jacque Jones, L (1, 8) OBP: 0.324, SLG: 0.387 (9, 9)		B CU 74 C CU 73 S SL 85 B CU 78 F SL 85 C CU 75 2-3 ② K		B B B C S X 3-2 ② P3	B B B C B 4-1 BB E 12 SF8 BB	F CH 77 C CH 76 S SL 76 0-3 ② K		3	1	0	0	1	2	0
Jason Kendall, R (1, 2) OBP: 0.303, SLG: 0.316		C FA 87 F FA 87 B FA 86 X SL 80 1-2 ③ G5-3		C F H FA 86 1-2 HBP	C B B C FA 88 X FA 84 2-2 E6 BB 2 1B 1-2	C FA 87 B FA 88 S CH 79 X CH 78 1-2 ③ F7		3	1	0	0	0	0	1
53 Rich Hill, L (1, 1) OBP: 0.151, SLG: 0.173 43 Michael Wuertz, R (6, 1) Craig Monroe, R (6, PH) OBP: 0.268, SLG: 0.371 34 Kerry Wood, R (7, 1) 47 Scott Eyre, L (8, 1) 49 Carlos Marmol, R (8, 1) 3 Eric Patterson, L (8, PH) OBP: 0.143, SLG: 0.143 46 Ryan Dempster, R (9, 1)			X 0-0 ① G3-1	B C S X 1-2 ③ G6-3		B CH 77 B CH 78 B FA 89 B FA 88 4-0 2 1B 1-2 2-3 BB		B SL 86 C SI 93 C FA 94 S SL 89 1-3 ① K		2 0 0 0 0 0 1 0	0 0 0 0 0 0 0 0	0 0 0 0 0 0 0 0	0 0 1 0 0 0 0 1	0 0 0 0 0 0 1 0	1 0 0 0 0 0 0 0	0 0 0 0 0 0 0 0
Inning Stats	R: 0 E: 0 K: 2 S: 11 H: 1 LOB: 2 BB: 0 P: 16	R: 0 E: 0 K: 1 S: 9 H: 0 LOB: 0 BB: 0 P: 13	R: 1 E: 0 K: 1 S: 20 H: 2 LOB: 2 BB: 1 P: 28	R: 0 E: 0 K: 0 S: 9 H: 0 LOB: 1 BB: 0 P: 15	R: 0 E: 0 K: 0 S: 12 H: 1 LOB: 3 BB: 2 P: 24	R: 2 E: 1 K: 1 S: 18 H: 1 LOB: 2 BB: 2 P: 32	R: 1 E: 0 K: 1 S: 11 H: 1 LOB: 0 BB: 0 P: 15	R: 2 E: 0 K: 1 S: 13 H: 2 LOB: 0 BB: 0 P: 15		1B: 5 2B: 1 3B: 0 HR: 2	SF: 1 SAC: 0 DP: 0 HBP: 2		WP: 0 PB: 0 SB: 1 CS: 0	PA: 40		

PITCHER		IP	WLS	BF	H	R	ER	SO	BB	IBB	HBP	BLK	WP	HR	S	P	ERA	WHIP
Woody Williams, R ERA: 4.95	(1, 1)	5.0		24	4	1	1	4	3	0	2	0	0	0	61	96	1.80	1.400
Mark McLemore, L ERA: 3.51	(6, 1)	0.0		3	0	2	1	0	2	0	0	0	0	0	4	14	∞	∞
Dave Borkowski, R ERA: 5.11	(6, 1)	1.0	H	4	1	0	0	1	0	0	0	0	0	0	14	18	0.00	1.000
Trever Miller, L ERA: 4.93	(7, 1)	1.0	H	4	1	1	1	1	0	0	0	0	0	1	11	15	9.00	1.000
Chad Qualls, R ERA: 3.14	(8, 1)	1.0	L	5	2	2	2	1	0	0	0	0	0	1	13	15	18.00	2.000

PITCHER	IP	WLS	BF	H	R	ER	SO	BB	IBB	HBP	BLK	WP	HR	S	P	ERA	WHIP

BOTTOM

Houston Astros @ Chicago Cubs

Wrigley Field, Chicago, IL

Sun Sep 02 2007, 1:20 PM CDT

Att. 41,415 - Sunny - 80 F

livebaseballscorecards.com

AB	32
R	6
H	8
RBI	6
BB	5
SO	7
LOB	17

Houston Astros @ Milwaukee Brewers

Miller Park, Milwaukee, WI

Mon Sep 03 2007, 1:05 PM CDT

Att. 31,226 - Sunny - 84 F

livebaseballscorecards.com

TOP

Batter	1	2	3	4	5	6	7	8	9	AB	R	H	RBI	BB	SO	LOB
9 Hunter Pence, R (1, 8) OBP: 0.365, SLG: 0.563	F F B B F F X 2-2 ① L6		C CU 79 C CU 81 X FA 87 0-2 P6 1B		X FA 89 0-0 SH1-4 2B		B FA 96 C FA 97 B SL 89 F FA 97 B CU 83 B FA 97 4-2 17 E 1B BB	F FA 91 C CH 84 B CH 82 B CH 83 X FA 93 2-2 1-H 2-H PB 3B		4	2	3	2	1	0	0
Chris Burke, R (1, 4) OBP: 0.308, SLG: 0.337 Brad Lidge, R (8, 1) Josh Anderson, L (9, 7)	B B B B 4-0 45 BB BB		1 SAFE 1 SAFE B FA 93 X FA 93 1-0 ②③ P6 1-2		X CU 74 0-0 ① SH1-4 2-3		C FA 96 B CU 79 F FA 97 B SL 86 F CU 77 B FA 96 F FA 96 F FA 97 F FA 98 3-2 F FA 97 X CU 78 17 FC6-4 1B 1-2	C FA 92 B FA 92 B FA 91 X FA 92 2-1 ③ G4-3 3-H		3 0 0	0 0 0	1 0 0	0 0 0	1 0 0	0 0 0	2 0 0
17 Lance Berkman, S (1, 3) OBP: 0.387, SLG: 0.501	1 SAFE B 1 SAFE 1 SAFE C F 1 SAFE S 1-3 ② K			C FA 93 B FA 92 B FA 91 B CU 80 S FA 92 X FA 93 3-2 ① F7	F FA 91 B FA 91 B CU 81 S FA 92 B FA 91 F FA 92 B CU 80 4-2 45 G5-4-3 BB		B CH 81 C FA 93 B FA 93 F FA 92 D CH 81 X FA 92 3-2 ① FC6-4 45 G6-4-3 1-2f 2-H		S FA 90 B FA 92 X SL 84 1-1 HR	4	1	1	1	1	1	2
45 Carlos Lee, R (1, 7) OBP: 0.357, SLG: 0.529 Trever Miller, R (9, 1) Chad Qualls, R (9, 1)	F FA 94 B B B F F B 4-2 1-2 BB			F CU 78 F FA 91 X FA 93 0-2 1B 2B	S CH 82 F FA 93 D CH 83 F FA 93 F CU 81 B FA 90 X FA 92 2-2 ②③ G5-4-3 1-2f		F CU 78 B FA 93 D CH 82 S CH 81 X FA 92 2-2 ②③ G6-4-3 1-2f		X FA 91 0-0 ① G5-3	4 0 0	1 0 0	1 0 0	0 0 0	1 0 0	0 0 0	3 0 0
Mark Loretta, R (1, 6) OBP: 0.342, SLG: 0.352 (8, 4)	F FA 93 C FA 94 X FA 95 0-2 ③ P3			F FA 93 B FA 93 X FA 92 1-1 BB 3B 2-H 1B		L CH 82 F FA 93 B X 1-2 ① F9		B FA 95 B FA 93 C FA 94 X FA 95 2-1 ① P4	C FA 91 F FA 91 B SL 85 B SL 85 X FA 90 2-2 ② L4	5	1	1	1	0	0	2
Luke Scott, L (1, 9) OBP: 0.351, SLG: 0.495		B FA 92 F FA 92 B FA 88 B FA 93 F FA 89 C FA 92 3-3 ① K		B CU 79 S FA 92 B FA 93 F FA 92 B CU 80 F FA 92 1 SAFE F FA 92 F FA 91 4-2 F FA 93 B FA 93 3B 1-2 BB		S B C C C 2-3 ② K		C FA 95 F FA 96 B SL 87 B SL 87 B FA 94 B FA 95 4-2 BB 21 1B SF9 BB	F FA 92 B FA 90 B FA 91 X FA 90 2-1 ③ G4-3	3	2	0	0	2	2	0
21 Ty Wigginton, R (1, 5) OBP: 0.336, SLG: 0.451		B CU 76 B CU 78 X FA 93 2-0 ② P6		F FA 93 F CU 79 S CU 81 0-3 ② K		S FA 92 B FA 94 F CU 81 F CU 80 B FA 94 B FA 93 F FA 93 B 4-2 WP BB		C FA 95 S FA 96 B FA 96 B FA 96 X FA 95 2-2 9 WP BB 9 3B 1-2 1B		3	1	1	0	1	1	2
Brad Ausmus, R (1, 2) OBP: 0.317, SLG: 0.322 Mike Lamb, L (8, PH) OBP: 0.372, SLG: 0.458 41 Brandon Backe, R (8, PR) Eric Bruntlett, R (8, 6) OBP: 0.333, SLG: 0.279		C FA 92 B FA 94 F FA 92 F FA 94 S FA 94 1-3 ③ K		X FA 94 0-0 1-H 2-H 3B		1 SAFE B B I I 4-0 1-2 IBB		S FA 94 S FA 95 F FA 95 D SL 87 2 SAFE B FA 94 B FA 94 B FA 92 4-2 9 WP 9 3B 1-2 2-3 BB		2 0 0 0	0 0 1 0	1 0 0 0	2 0 0 0	1 1 0 0	1 0 0 0	0 0 0 0
44 Roy Oswalt, R (1, 1) OBP: 0.180, SLG: 0.155 43 Chris Sampson, R (6, 1) OBP: 0.154, SLG: 0.154 Dave Borkowski, R (7, 1) Orlando Palmeiro, L (8, PH) OBP: 0.333, SLG: 0.266 Craig Biggio, R (8, PH) OBP: 0.286, SLG: 0.394 Eric Munson, L (8, 2) OBP: 0.313, SLG: 0.385			C FA 92 F FA 93 X FA 94 0-2 ① P3	B FA 93 X FA 92 1-0 ③ F8		C FA 91 C CU 79 F FA 94 B CU 80 B CU 81 X FA 93 2-2 ③ F9		F CU 77 X CU 77 0-1 ② SF9 3-H		3 0 0 0 0 0	0 0 0 0 0 0	0 0 0 0 1 0	0 0 0 0 0 0	0 0 0 0 0 0	0 0 0 0 0 0	3 0 0 0 0 0
Inning Stats	R: 0 E: 0 K: 1 S: 14 H: 0 LOB: 2 BB: 2 P: 25	R: 0 E: 0 K: 2 S: 8 H: 0 LOB: 0 BB: 0 P: 14	R: 0 E: 0 K: 0 S: 7 H: 1 LOB: 0 BB: 0 P: 8	R: 3 E: 0 K: 1 S: 19 H: 3 LOB: 1 BB: 1 P: 28	R: 0 E: 0 K: 0 S: 10 H: 1 LOB: 1 BB: 1 P: 16	R: 0 E: 0 K: 1 S: 14 H: 0 LOB: 2 BB: 2 P: 27	R: 1 E: 1 K: 0 S: 16 H: 1 LOB: 0 BB: 1 P: 28	R: 4 E: 0 K: 0 S: 17 H: 2 LOB: 1 BB: 2 P: 33	R: 1 E: 0 K: 0 S: 8 H: 1 LOB: 0 BB: 0 P: 13	1B: 4 2B: 2 3B: 2 HR: 1 SF: 1 SAC: 1 DP: 2 HBP: 0						

	AB	31
	R	9
	H	9
	RBI	7
	BB	9
	SO	5
	LOB	14

WP: 2 PB: 1 SB: 0 CS: 0 PA: 42

PITCHER		IP	WLS	BF	H	R	ER	SO	BB	IBB	HBP	BLK	WP	HR	S	P	ERA	WHIP
15 Ben Sheets, R ERA: 3.36	(1, 1)	6.0		27	5	3	3	5	5	1	0	0	1	0	72	118	4.50	1.667
73 Seth McClung, R ERA: 6.23	(7, 1)	0.0		2	1	1	0	0	1	0	0	0	0	0	10	17	∞	∞
Scott Linebrink, R ERA: 3.86	(7, 1)	1.0	H	2	0	0	0	0	0	0	0	0	0	0	6	11	0.00	0.000
Derrick Turnbow, R ERA: 4.3	(8, 1)	0.1	H	4	1	3	3	0	2	0	0	0	0	0	10	22	81.00	9.000
Brian Shouse, L ERA: 2.27	(8, 1)	0.1	H	1	0	0	0	0	0	0	0	0	0	0	2	2	0.00	0.000

PITCHER		IP	WLS	BF	H	R	ER	SO	BB	IBB	HBP	BLK	WP	HR	S	P	ERA	WHIP
Greg Aquino, R ERA: 5.63	(8, 1)	0.1	L	2	1	1	0	0	0	0	0	0	1	0	5	9	0.00	3.000
Chris Spurling, R ERA: 5.01	(9, 1)	1.0		4	1	1	1	0	0	0	0	0	0	1	8	13	9.00	1.000

Houston Astros @ Milwaukee Brewers

Miller Park, Milwaukee, WI

Mon Sep 03 2007, 1:05 PM CDT

Att. 31,226 - Sunny - 84 F

livebaseballscorecards.com

BOTTOM

Batter	1	2	3	4	5	6	7	8	9	AB	R	H	RBI	BB	SO	LOB
Gabe Gross, L (1, 9) OBP: 0.340, SLG: 0.485	B FA 92 B FA 90 F FA 91 X 2-1 ① P5		S CH 82 C CU 72 B FA 94 B CU 80 X FA 93 2-2 7 G4-6-3 1B		C FA 94 B CH 84 B CH 84 X FA 94 2-1 7 G5-4-3 1B		B CH 87 B CH 83 B FA 88 B FA 89 4-0 8 WP 7 SH1-3 8 2B BB	X FA 96 0-0 1-3 2B		3	1	2	0	1	0	0
Kevin Mench, R OBP: 0.308, SLG: 0.446 (8, 7)										1	0	1	0	0	0	0
7 J.J. Hardy, R (1, 6) OBP: 0.324, SLG: 0.464	C FA 93 B SL 82 F FA 93 X 1-2 ② G6-3		C CU 72 F FA 92 B FA 94 F CH 66 1 SAFE X FA 92 1-2 ②③ G4-6-3 1-2f		C FA 94 F FA 94 1 SAFE X FA 93 0-2 ②③ G5-4-3 1-2f		1 SAFE B FA 88 1 SAFE L FA 88 1 SAFE 1 SAFE L CH 87 X SL 85 1-2 ① SH1-3 1-2	D SL 86 S SL 87 X SL 86 1-1 ② P2		4	0	0	0	0	0	4
8 Ryan Braun, R OBP: 0.379, SLG: 0.637 (1, 5) Derrick Turnbow, R (8, 1) Brian Shouse, L (8, 1) Greg Aquino, R (8, 1) 10 Vinny Rottino, R (8, PH) Chris Spurling, R (9, 1)	F FA 94 C CU 77 B SL 63 B CU 79 B FA 94 B FA 93 4-2 28 FC4-6 BB			B FA 93 S FA 93 B FA 92 S FA 94 B FA 93 F FA 93 X FA 93 3-2 ① F7		X CU 73 0-0 28 1B 1 FC6-4 1B	C S CH 87 B SL 87 B FA 90 X FA 89 2-2 1 1B 2 SF9 2-H 2B	C SL 87 S SL 88 B FA 96 X CH 88 1-2 ③ G4-3	3 0 0 0 1 0	2 0 0 0 0 0	2 0 0 0 0 0	1 0 0 0 0 0	1 0 0 0 0 0	0 0 0 0 0 0	0 0 0 0 2 0
28 Prince Fielder, L (1, 3) OBP: 0.382, SLG: 0.601	B FA 93 C FA 94 F FA 93 B CU 76 X FA 94 2-2 ③ FC4-6 1-2f			B CU 70 B FA 95 X FA 93 2-0 ② G4-3		F FA 94 B CH 69 F FA 94 B SL 84 B FA 94 X FA 93 3-2 1 FC6-4 1-3 1B	I IN 67 I IN 71 I IN 69 I IN 71 4-0 2 SF9 1 1B IBB		S SL 75 B SL 75 F CH 78 F FA 85 X CH 76 1-2 ① F9	4	0	1	0	1	0	1
1 Corey Hart, R (1, 8) OBP: 0.349, SLG: 0.517 (5, 9)		X FA 91 0-0 ① F7		C F FA 95 F FA 95 B CU 79 F FA 95 X FA 94 1-2 1B 2B		B FA 94 F FA 93 S FA 94 B FA 94 X FA 93 2-2 ① FC6-4 2 S 3B 1-2f 3-H	T FA 86 B FA 85 X FA 89 1-1 1-2 2-3 1B		C FA 94 F FA 94 S SL 92 0-3 ② K	5	2	2	1	0	1	1
Geoff Jenkins, L (1, 7) OBP: 0.327, SLG: 0.490 2 Bill Hall, R (4, PR) OBP: 0.320, SLG: 0.432 (5, 8)		C FA 92 T FA 93 X SL 87 0-2 ② L7		F FA 96 X FA 95 0-1 1B 1B 2-H 1B		1 SAFE 1 SAFE 1 SAFE 1 SAFE B FA 95 B FA 92 C CH 86 1 SAFE 1 SAFE 2-3 ② K 1-2	B FA 92 B FA 91 F FA 91 C FA 92 F FA 91 X FA 92 2-2 SF9 2-3 3-H		S SL 89 S FA 94 B FS 86 B X 2-2 DI 1B	2 2	0 1	1 1	1 1	0 0	0 1	0 1
Johnny Estrada, S (1, 2) OBP: 0.303, SLG: 0.403		X CH 71 0-0 1B		X CH 68 0-0 1B 1-2 1B		I IN 72 I IN 69 I IN 76 I IN 73 4-0 3B IBB	X CH 83 0-0 G4-1		F B F X 1-2 ③ F9	4	1	2	0	1	0	3
Craig Counsell, L (1, 4) OBP: 0.325, SLG: 0.319 (8, 5)		X FA 93 0-0 ③ P4		B CU 72 C CU 69 S FA 94 D CU 76 F FA 94 F FA 94 F FA 94 B CU 69 F CH 67 3-2 ③ F CU 78 X FA 95 1-3 2-H 1B		B SL 84 F FA 92 F FA 94 D CU 76 F CU 68 F SL 82 F FA 94 F CU 80 F CH 68 2-2 X FA 93 1-H 2-H 3B		X FA 95 0-0 ① B3		4	0	2	3	0	0	1
15 Ben Sheets, R (1, 1) OBP: 0.071, SLG: 0.071 27 Joe Dillon, R (6, PH) OBP: 0.415, SLG: 0.550 73 Seth McClung, L (7, 1) Scott Linebrink, R (7, 1) 23 Rickie Weeks Jr., R (8, 4) OBP: 0.359, SLG: 0.383			C FA 94 S FA 94 B FA 94 C FA 93 1-3 ① K		S FA 93 B FA 93 S FA 93 C FA 93 1-3 ① K	D CH 86 X FA 89 1-0 ③ F8		C SL 86 S SL 86 B SL 87 X SL 86 1-2 2B 1B		2 1 0 0 1	0 0 0 0 0	0 0 0 0 1	0 0 0 0 0	2 1 0 0 0	0 0 0 0 0	0 1 0 0 0

Inning Stats																												
	R: 0	E: 0	K: 0	S: 10	H: 0	LOB: 1	BB: 1	P: 19	R: 0	E: 0	K: 0	S: 6	H: 1	LOB: 1	BB: 0	P: 6	R: 0	E: 0	K: 1	S: 10	H: 1	LOB: 0	BB: 0	P: 14	R: 2	E: 0	K: 0	S: 21
	H: 4	LOB: 2	BB: 0	P: 30	R: 0	E: 0	K: 1	S: 8	H: 1	LOB: 0	BB: 0	P: 11	R: 3	E: 0	K: 1	S: 21	H: 3	LOB: 1	BB: 1	P: 35	R: 2	E: 0	K: 0	S: 13	H: 2	LOB: 2	BB: 2	P: 27
	R: 0	E: 0	K: 1	S: 10	H: 2	LOB: 2	BB: 0	P: 13	R: 0	E: 0	K: 1	S: 13	H: 1	LOB: 1	BB: 0	P: 17	1B: 11	2B: 3	3B: 1	HR: 0	SF: 1	SAC: 1	DP: 2	HBP: 0	WP: 1	PB: 0	SB: 1	CS: 0	PA: 43

PITCHER		IP	WLS	BF	H	R	ER	SO	BB	IBB	HBP	BLK	WP	HR	S	P	ERA	WHIP
44 Roy Oswalt, R ERA: 3.35	(1, 1)	5.2		26	10	5	5	3	1	1	0	0	0	0	75	113	7.94	1.941
43 Chris Sampson, R ERA: 4.65	(6, 1)	0.2		6	2	2	2	0	1	1	0	0	1	0	9	22	27.00	4.500
Dave Borkowski, R ERA: 5.05	(7, 1)	0.2	W	2	0	0	0	0	0	0	0	0	0	0	5	7	0.00	0.000
Brad Lidge, R ERA: 2.97	(8, 1)	1.0	H	5	2	0	0	0	0	0	0	0	0	0	10	13	0.00	2.000
Trever Miller, L ERA: 4.89	(9, 1)	0.1	H	1	0	0	0	0	0	0	0	0	0	0	4	5	0.00	0.000

PITCHER		IP	WLS	BF	H	R	ER	SO	BB	IBB	HBP	BLK	WP	HR	S	P	ERA	WHIP
Chad Qualls, R ERA: 3.11	(9, 1)	0.2	S	3	1	0	0	1	0	0	0	0	0	0	9	12	0.00	1.500

AB	37
R	7
H	15
RBI	7
BB	4
SO	4
LOB	14

Houston Astros @ Milwaukee Brewers

Miller Park, Milwaukee, WI

Tue Sep 04 2007, 7:05 PM CDT

Att. 25,854 - Clear - 83 F

livebaseballscorecards.com

Batter	1	2	3	4	5	6	7	8	9	AB	R	H	RBI	BB	SO	LOB
9 Hunter Pence, R (1, 8) OBP: 0.366, SLG: 0.561	B FA 87 B FA 87 F FA 87 B CH 84 X FA 88 3-1 ① F8		C CH 82 X SL 82 0-1 ①② G4-3 1-2f		F CU 75 B CH 80 X CH 83 1-1 1B		F FA 93 B CH 81 X FA 91 1-1 17 BB 45 FC6-4 1B 2-H		F FA 95 S SL 88 X SL 88 0-2 ① FC6-4 1B 1-2f	5	1	2	1	0	0	2
Chris Burke, R (1, 4) OBP: 0.313, SLG: 0.353 (8, 9)	B FA 89 C FA 89 F FA 90 X FA 89 1-2 ② F7		X FA 88 0-0 HR		P PO 85 1 SAFE L SL 83 F FA 89 B SL 82 1 SAFE 1 SAFE F FA 89 S SL 81 2-3 ② K		1 SAFE S CH 80 F FA 92 X FA 93 0-2 45 FC6-4 17 BB 1B 1-2		C FA 96 X SL 89 0-1 1-2 1B	5	1	3	1	0	1	1
17 Lance Berkman, S (1, 3) OBP: 0.388, SLG: 0.501	F FA 88 B FA 89 C CU 74 S SL 83 1-3 ③ K		B FA 89 X FA 89 1-0 2B		C FA 88 1 SAFE B CU 75 1 SAFE X CH 81 1-1 ③ G4-3		B FA 92 C FA 91 B FA 92 B CH 82 B CH 79 4-1 45 FC6-4 1-2 2-3 BB		F FA 96 F FA 94 S SL 88 0-3 ② K	4	0	1	0	1	2	3
45 Carlos Lee, R (1, 7) OBP: 0.354, SLG: 0.524		F FA 88 B FA 88 B FA 88 C CH 82 F SL 83 X FA 90 2-2 ① P6	F FA 88 F CH 83 B SL 83 F SL 83 X CH 82 1-2 ③ L6			S SL 80 F CH 82 S CU 74 0-3 ① K	F FA 91 B FA 92 B FA 91 X FA 91 2-1 ② FC6-4 1-2f 2-3 3-H		F SL 87 F FA 96 X FA 96 0-2 ③ G5-3	5	0	0	1	0	1	5
Mark Loretta, R (1, 6) OBP: 0.339, SLG: 0.349 (8, 4)		X FA 89 0-0 E4 21 1B		C FA 88 B CH 81 F CH 81 X FA 89 1-2 ① F7		C CH 80 X FA 88 0-1 ② P5	F CH 82 B FA 92 X FA 90 1-1 ③ G5-3			4	0	0	0	0	0	2
Luke Scott, L (1, 9) OBP: 0.354, SLG: 0.498 Craig Biggio, R (8, PH) OBP: 0.287, SLG: 0.396 Mark McLemore, L (8, 1)		D CU 75 X FA 88 1-0 ② F9		C CU 75 B FA 89 X FA 91 1-1 2B		B FA 90 B FA 89 S SL 80 C CU 73 F FA 89 B SL 83 F CH 83 B FA 89 4-2 BB		B CU 81 F FA 80 X CU 80 1-1 G6-3 1B		2 1 0	0 0 0	1 1 0	0 0 0	1 0 0	0 0 0	1 0 0
21 Ty Wigginton, R (1, 5) OBP: 0.336, SLG: 0.451 Brian Moehler, R (6, 1) OBP: 0.200, SLG: 0.200 Cody Ransom, R (8, PH) (8, 6)		X FA 87 0-0 1-2 1B		S SL 82 B SL 82 B CH 80 F FA 89 F FA 89 B SL 83 S CH 82 3-3 ② K		F CH 81 F FA 89 B FA 89 F SL 83 B FA 89 C CH 80 2-3 ③ K		F CU 81 F CU 81 B SL 74 B CU 82 X CU 80 2-2 ① F9		3 0 1	0 0 0	1 0 0	0 0 0	0 0 0	2 0 0	2 0 1
Eric Munson, L (1, 2) OBP: 0.304, SLG: 0.372		X FA 88 0-0 ③ F8		C CU 76 B FA 89 F CU 77 F SL 83 X FA 89 1-2 ③ G6-3			B FA 90 C FA 90 F CH 81 B CH 81 B FA 90 X 3-2 E4 9 1B G6-3	B SL 74 X CU 81 1-0 ②③ G6-3 1-2f		4	1	0	0	0	0	4
41 Brandon Backe, R (1, 1) Mike Lamb, L (6, 5) OBP: 0.372, SLG: 0.458			B FA 87 B FA 88 B FA 88 B FA 86 4-0 9 G4-3 BB		C FA 88 C CU 73 B SL 83 B SL 83 B FA 90 F FA 89 S CH 82 3-3 ① K		B CH 82 F CH 82 S FA 92 X FA 93 1-2 ① G6-3 1-2		B FA 95 F FA 95 B FA 96 S FA 96 F FA 96 X FA 95 2-2 9 FC6-4 1B	1 2	0 0	0 1	0 0	1 0	1 0	0 1
Inning Stats	R: 0 E: 0 K: 1 S: 8 H: 0 LOB: 0 BB: 0 P: 13	R: 0 E: 1 K: 0 S: 8 H: 1 LOB: 2 BB: 0 P: 11	R: 1 E: 0 K: 0 S: 8 H: 2 LOB: 1 BB: 1 P: 14	R: 0 E: 0 K: 1 S: 13 H: 1 LOB: 1 BB: 0 P: 19	R: 0 E: 0 K: 2 S: 13 H: 1 LOB: 1 BB: 0 P: 19	R: 0 E: 0 K: 2 S: 13 H: 0 LOB: 1 BB: 1 P: 19	R: 2 E: 1 K: 0 S: 16 H: 2 LOB: 2 BB: 1 P: 28	R: 0 E: 0 K: 0 S: 6 H: 1 LOB: 0 BB: 0 P: 10	R: 0 E: 0 K: 1 S: 15 H: 2 LOB: 2 BB: 0 P: 17	1B: 7 2B: 2 3B: 0 HR: 1	SF: 0 SAC: 0 DP: 2 HBP: 0					WP: 0 PB: 0 SB: 0 CS: 0	PA: 40

	AB	37
	R	3
	H	10
	RBI	3
	BB	3
	SO	7
	LOB	22

PITCHER		IP	WLS	BF	H	R	ER	SO	BB	IBB	HBP	BLK	WP	HR	S	P	ERA	WHIP
12 Carlos Villanueva, R ERA: 4.47	(1, 1)	6.0	W	25	5	1	1	6	2	0	0	0	0	1	63	95	1.50	1.167
Scott Linebrink, R ERA: 3.79	(7, 1)	1.0	H	7	2	2	0	0	1	0	0	0	0	0	16	28	0.00	3.000
Brian Shouse, L ERA: 2.22	(8, 1)	1.0	H	3	1	0	0	0	0	0	0	0	0	0	6	10	0.00	1.000
Francisco Cordero, R ERA: 2.96	(9, 1)	1.0	S	5	2	0	0	1	0	0	0	0	0	0	15	17	0.00	2.000

PITCHER		IP	WLS	BF	H	R	ER	SO	BB	IBB	HBP	BLK	WP	HR	S	P	ERA	WHIP

BOTTOM

Houston Astros @ Milwaukee Brewers

Miller Park, Milwaukee, WI

Tue Sep 04 2007, 7:05 PM CDT

Att. 25,854 - Clear - 83 F

livebaseballscorecards.com

Batter	1	2	3	4	5	6	7	8	9	AB	R	H	RBI	BB	SO	LOB
23 Rickie Weeks Jr., R (1, 4) OBP: 0.362, SLG: 0.381	B FA 88 B FA 88 C FA 88 X FA 88 2-1 F7 ① B SL 83 B SL 82 B FA 89 B FA 88 4-0 E 1-2 BB			C CU 75 X CU 73 0-1 G6-3 ③		B FA 89 B FA 89 B FA 89 B FA 88 4-0 BB		C FA 90 B CH 80 B CH 78 B FA 89 B FA 90 4-1 BB		2	0	0	0	3	0	0
Gabe Gross, L (1, 9) OBP: 0.344, SLG: 0.486 Scott Linebrink, R (7, 1) Craig Counsell, L (8, 5) OBP: 0.324, SLG: 0.317	C FA 90 B CU 76 X FA 91 1-1 G3-1 ② C CU 75 F FA 89 F SL 82 F FA 89 X CH 69 0-2 E3 1-3 2-H 1B				S SL 79 B FA 91 B FA 90 B FA 90 X FA 90 3-1 1 2B 1B	1 SAFE 1 SAFE X CH 86 0-0 G4-3 ③		X FA 89 0-0 F9 ②		4 0 1	1 0 0	2 0 0	0 0 0	0 0 0	0 0 0	1 0 1
8 Ryan Braun, R (1, 5) OBP: 0.380, SLG: 0.644 Brian Shouse, L (8, 1) 27 Joe Dillon, R (8, PH) OBP: 0.405, SLG: 0.537 Francisco Cordero, R (9, 1)	B FA 91 X SL 82 1-0 HR B CU 76 X FA 90 1-0 G5-3 ③				B FA 88 X CH 78 1-0 P5 ①		X CU 77 0-0 1 SH5-4 28 BB SF8 1B	C CH 77 F FA 91 B FA 92 1 SAFE B FA 91 S FA 90 2-3 K ③		4 0 1 0	2 0 0 0	2 0 0 0	1 0 0 0	0 0 1 0	0 0 1 0	3 0 1 0
28 Prince Fielder, L (1, 3) OBP: 0.383, SLG: 0.600	X FA 90 0-0 1 2B 1B		F FA 90 B FA 90 X CH 82 1-1 F8 ①		B CH 80 F FA 88 X SL 81 1-1 F7 ②		B FA 87 C CH 80 B FA 88 B FA 87 F FA 88 F FA 88 B CU 79 4-2 1 SH5-4 1-2 BB			3	0	1	0	1	0	1
1 Corey Hart, R (1, 8) OBP: 0.351, SLG: 0.523 (7, 9)	X FA 89 0-0 1-3 2B		B FA 92 B FA 93 X FA 90 2-0 G5-3 ②		X SL 82 0-0 1-H 1B 2B		X CU 77 0-0 SH5-4 ① 1-2 2-3			3	1	2	1	0	0	0
Geoff Jenkins, L (1, 7) OBP: 0.331, SLG: 0.494	T FA 88 B FA 89 S CH 81 B FA 89 X SL 82 2-2 P5 ③		C CU 77 F SL 83 B FA 91 B SL 84 B FA 92 X FA 93 3-2 2B		B CH 80 X CU 74 1-0 3-H 1B		I IN 78 I IN 79 I IN 80 I IN 81 4-0 7 FC6-4 IBB			3	0	2	1	1	0	2
Johnny Estrada, S (1, 2) OBP: 0.300, SLG: 0.400		B CH 82 F FA 90 X FA 91 1-1 F7 ① F CH 80 B FA 90 X CH 82 1-1 G6-3 ③			B FA 89 1 SAFE X CH 81 1-0 F9 ③		X CH 80 0-0 SF8 ② 3-H			3	0	0	1	0	0	2
7 J.J. Hardy, R (1, 6) OBP: 0.324, SLG: 0.462		B FA 91 C FA 91 B FA 92 B SL 85 B FA 90 4-1 12 FC1-6 BB		C CU 75 B SL 81 C FA 90 F SL 83 X FA 91 1-2 L9 ①		F SL 81 B FA 89 B FA 90 X CH 79 2-1 P4 ① B SL 87 X CU 80 1-0 FC6-4 ③ 1-2f				3	0	0	0	1	0	2
12 Carlos Villanueva, R (1, 1) OBP: 0.125, SLG: 0.125 10 Vinny Rottino, R (6, PH) 2 Bill Hall, R (7, 8) OBP: 0.319, SLG: 0.431		X FA 87 0-0 FC1-6 ② 1B 23 BB E 1-2f		B FA 89 B FA 89 C FA 88 X FA 90 2-1 F8 ②		B FA 89 C SL 81 F FA 90 B FA 91 F CU 73 X SL 84 2-2 G6-3 ②		X SL 80 0-0 P3 ①		2 1 1	1 0 0	0 0 0	0 0 0	0 0 0	0 0 0	1 0 0
Inning Stats	R: 1 E: 0 K: 0 S: 10 H: 3 LOB: 2 BB: 0 P: 16	R: 1 E: 1 K: 0 S: 10 H: 1 LOB: 2 BB: 2 P: 20	R: 0 E: 0 K: 0 S: 8 H: 1 LOB: 1 BB: 0 P: 15	R: 0 E: 0 K: 0 S: 8 H: 0 LOB: 0 BB: 0 P: 11	R: 2 E: 0 K: 0 S: 8 H: 3 LOB: 1 BB: 0 P: 15	R: 0 E: 0 K: 0 S: 7 H: 0 LOB: 1 BB: 1 P: 15	R: 1 E: 0 K: 0 S: 7 H: 1 LOB: 2 BB: 2 P: 16	R: 0 E: 0 K: 1 S: 6 H: 0 LOB: 1 BB: 1 P: 12		1B: 5 2B: 3 3B: 0 HR: 1	SF: 1 SAC: 1 DP: 0 HBP: 0		WP: 0 PB: 0 SB: 0 CS: 0	PA: 39	

	AB	31
	R	5
	H	9
	RBI	4
	BB	6
	SO	1
	LOB	14

PITCHER		IP	WLS	BF	H	R	ER	SO	BB	IBB	HBP	BLK	WP	HR	S	P	ERA	WHIP
41 Brandon Backe, R ERA: 4.76	(1, 1)	5.2	L	28	8	4	3	0	3	0	0	0	0	1	50	91	4.76	1.941
Brian Moehler, R ERA: 4.59	(6, 1)	1.1		7	1	1	1	0	1	1	0	0	0	0	8	17	6.75	1.500
Mark McLemore, L ERA: 3.38	(8, 1)	1.0		4	0	0	0	1	1	0	0	0	0	0	6	12	0.00	1.000

PITCHER	IP	WLS	BF	H	R	ER	SO	BB	IBB	HBP	BLK	WP	HR	S	P	ERA	WHIP

Batter	1	2	3	4	5	6	7	8	9	AB	R	H	RBI	BB	SO	LOB
9 Hunter Pence, R (1, 8) OBP: 0.367, SLG: 0.560	X FA 90 0-0 G6-4-3 1B		B CU 78 F FA 92 X SL 82 1-1 ③ G4-3			F CH 88 B SL 83 S C 1-3 ① K		F FA 84 C FA 86 X FA 86 0-2 1B		4	0	2	0	0	1	0
Chris Burke, R (1, 4) OBP: 0.313, SLG: 0.356	C FA 90 1 SAFE F SL 82 B FA 91 X FA 91 1-2 ① ② G6-4-3 1-2f			B FA 91 C FA 89 B SL 81 X SL 83 2-1 ① F8		C F X 0-2 17 G3 2B		C FA 85 B CH 77 S CH 77 B FA 87 F CH 78 S CH 77 2-3 ① K		4	0	1	0	0	1	2
17 Lance Berkman, S (1, 3) OBP: 0.387, SLG: 0.500 46 J.R. Towles, R (6, 2)	B FA 91 C CU 77 S FA 92 X FA 93 1-2 ③ G3-1			S CU 77 B CH 84 F CH 83 B FA 92 F FA 92 B FA 92 X FA 92 3-2 45 G6-4-3 1B		C X 0-1 ② G3 2-3		B FA 85 X FA 85 1-0 ② F7		3 1	0 0	1 0	0 0	0 0	0 0	1 1
45 Carlos Lee, R (1, 7) OBP: 0.355, SLG: 0.524 Josh Anderson, L (6, PH) (6, 7)		X FA 91 0-0 1B		C SL 82 B SL 83 F FA 92 B FA 92 X SL 84 2-2 ② ③ G6-4-3 1-2f		B F B C B B 4-2 BB		C CH 78 X CH 77 0-1 ③ F7		2 1	0 0	1 0	0 0	0 1	0 0	1 1
Mike Lamb, L (1, 5) OBP: 0.369, SLG: 0.453 Eric Bruntlett, R (6, 5) OBP: 0.338, SLG: 0.279		C FA 90 X CU 78 0-1 ① F7			C FA 89 F CH 83 F FA 91 S CU 80 0-3 ① K	B C F B X 2-2 ③ G6-3			S FA 89 B FA 89 B FA 89 B FA 89 B FA 88 4-1 HR BB	3 0	0 1	0 0	0 0	0 1	1 0	3 0
Luke Scott, L (1, 9) OBP: 0.355, SLG: 0.511		B FA 90 X FA 89 1-0 ② F7			C FA 90 C FA 92 B CU 80 X FA 92 1-2 ② L9		X FA 88 0-0 1B 2B		X SL 83 0-0 1-H HR	4	1	2	2	0	0	1
Cody Ransom, R (1, 6)		F SL 83 S FA 91 B FA 90 S SL 82 1-3 ③ K			B FA 90 X FA 90 1-0 E4 PB		F SL 83 X SL 83 0-1 ① G5-3		B FA 90 F SL 83 F SL 83 F SL 85 S FA 90 1-3 ① K	4	0	0	0	0	2	2
Eric Munson, L (1, 2) OBP: 0.309, SLG: 0.371 (6, 3)			C FA 91 X CU 79 0-1 ① F8		B CU 77 B FA 89 B SL 89 B FA 88 4-0 1-2 BB		D CU 76 X FA 91 1-0 G5-4-3 2-3 1B		B FA 89 C SL 84 B FA 89 C SL 83 T SL 83 2-2 ② K	3	0	1	0	1	1	0
Matt Albers, L (1, 1) OBP: 0.091, SLG: 0.091 52 Felipe Paulino, R (4, 1) Jason Lane, R (7, PH) OBP: 0.257, SLG: 0.352 Mark McLemore, L (7, 1) Brian Moehler, R (8, 1) OBP: 0.200, SLG: 0.200 Humberto Quintero, R (9, PH) OBP: 0.286, SLG: 0.256			B FA 92 B FA 91 C CH 88 F FA 91 S FA 92 2-3 ② K		C FA 91 S SL 83 S SL 82 0-3 ③ K		F SL 83 F FA 90 F FA 91 F FA 91 X SL 83 0-2 ② ③ G5-4-3 1-2f		B FA 89 S SL 81 S SL 83 S SL 85 1-3 ③ K	1 1 1 0 0 1	0 0 0 0 0 0	0 0 0 0 0 0	0 0 0 0 0 0	1 0 0 0 0 1	0 2 2 0 0 0	0 1 2 0 0 0
Inning Stats	R: 0 E: 0 K: 0 S: 7 H: 1 LOB: 0 BB: 0 P: 9	R: 0 E: 0 K: 1 S: 7 H: 1 LOB: 1 BB: 0 P: 9	R: 0 E: 0 K: 1 S: 7 H: 0 LOB: 0 BB: 0 P: 10	R: 0 E: 0 K: 0 S: 9 H: 1 LOB: 0 BB: 0 P: 16	R: 0 E: 1 K: 2 S: 11 H: 0 LOB: 2 BB: 1 P: 17	R: 0 E: 0 K: 1 S: 13 H: 1 LOB: 2 BB: 1 P: 20	R: 0 E: 0 K: 0 S: 9 H: 2 LOB: 1 BB: 0 P: 10	R: 0 E: 0 K: 1 S: 10 H: 1 LOB: 1 BB: 0 P: 13	R: 2 E: 0 K: 3 S: 12 H: 1 LOB: 0 BB: 1 P: 20	1B: 5 2B: 2 3B: 0 HR: 1 SF: 0 SAC: 0 DP: 3 HBP: 0						

PITCHER		IP	WLS	BF	H	R	ER	SO	BB	IBB	HBP	BLK	WP	HR	S	P	ERA	WHIP
49 Yovani Gallardo, R ERA: 4.27	(1, 1)	7.0	W	27	6	0	0	5	2	0	0	0	0	0	63	91	0.00	1.143
Matt Wise, R ERA: 3.68	(8, 1)	1.0		4	1	0	0	1	0	0	0	0	0	0	10	13	0.00	1.000
Ray King, L ERA: 4.93	(9, 1)	1.0		5	1	2	2	3	1	0	0	0	0	1	12	20	18.00	2.000

PITCHER	IP	WLS	BF	H	R	ER	SO	BB	IBB	HBP	BLK	WP	HR	S	P	ERA	WHIP

TOP

Houston Astros @ Milwaukee Brewers

Miller Park, Milwaukee, WI

Wed Sep 05 2007, 7:05 PM CDT

Att. 28,988 - Clear - 83 F

livebaseballscorecards.com

AB	33
R	2
H	8
RBI	2
BB	3
SO	9
LOB	16

1B: 5	SF: 0	WP: 0	PA: 36
2B: 2	SAC: 0	PB: 1	
3B: 0	DP: 3	SB: 0	
HR: 1	HBP: 0	CS: 0	

BOTTOM

Houston Astros @ Milwaukee Brewers

Miller Park, Milwaukee, WI

Wed Sep 05 2007, 7:05 PM CDT

Att. 28,988 - Clear - 83 F

livebaseballscorecards.com

Batter	1	2	3	4	5	6	7	8	9	AB	R	H	RBI	BB	SO	LOB
23 Rickie Weeks Jr., R (1, 4) OBP: 0.365, SLG: 0.378	C FA 92 B FA 90 B FA 91 B FA 93 B FA 92 4-1 8 FC1-6 28 HR BB BB 3-3 ② K	S CU 79 S FA 91 D CU 78 B FA 93 B FA 92 C CU 80		C FA 95 B CU 73 F FA 96 B SL 87 B FA 96 B FA 95 4-2 28 WP 1 HR BB	D CU 73 C FA 93 D SL 84 F FA 94 C FA 93 2-3 ② K		B FA 89 B FA 89 B FA 89 B FA 87 4-0 BB 10 2B BB		2	3	0	0	3	2	2
Gabe Gross, L (1, 9) OBP: 0.352, SLG: 0.479	B CU 78 1 SAFE B FA 91 F FA 92 1 SAFE 1 SAFE 1 SAFE B FA 90 B FA 92 4-1 8 FC1-6 1-2 BB 4-2 8 HR BB	B CU 78 C FA 93 S CH 81 F FA 93 B CU 80 B FA 92 B CU 78		B FA 95 B FA 94 C FA 94 X FA 94 2-1 ① F7	C FA 93 B CH 83 B CU 73 X FA 94 2-1 ③ G4-3		C SL 82 B FA 90 S SL 82 B FA 91 B FA 90 B FA 90 4-2 10 2B 1-2 BB		2	2	0	0	3	0	2
8 Ryan Braun, R (1, 5) OBP: 0.379, SLG: 0.649 27 Joe Dillon, R (6, 5) OBP: 0.386, SLG: 0.512	C CU 78 F CU 78 B FA 93 F FA 93 X FA 92 1-2 ① FC1-6 28 HR 1-2f 2-3	F FA 92 X FA 93 0-1 1-H 2-H HR		B CU 72 B FA 96 B FA 96 C FA 93 S FA 95 X FA 95 3-2 ② F7		C B X 1-1 ① G6-3	C FA 89 B FA 90 F FA 89 S FA 90 1-3 ② K		3 2	2 0	1 0	3 0	0 0	0 1	3 2
28 Prince Fielder, L (1, 3) OBP: 0.384, SLG: 0.605 10 Vinny Rottino, R (6, 3) OBP: 0.200, SLG: 0.400	1 SAFE B CH 82 F FA 93 B FA 93 X CH 82 2-1 1-H 3-H HR	C CU 79 X FA 94 0-1 ③ F7		B FA 96 B FA 95 B CH 84 C FA 95 B FA 96 4-1 1 HR 1-2 BB		X 0-0 ② G6-3	C CH 77 B FA 90 X CH 78 1-1 1-H 2-H 2B		2 2	2 0	1 1	3 2	1 0	0 0	0 0
1 Corey Hart, R (1, 8) OBP: 0.353, SLG: 0.533 2 Bill Hall, R (6, PH) OBP: 0.320, SLG: 0.439 (7, 8)	F CU 79 F FA 94 F CU 78 X FA 94 0-2 ② G3	B X 1-0 G2-3 2B 2B		F FA 96 X CU 72 0-1 1-H 2-H HR		F FA 95 X FA 95 0-1 HR	B FA 89 B FA 89 C FA 88 B FA 88 F FA 89 X FA 89 3-2 ③ P4		3 2	2 1	2 1	3 1	0 0	0 0	0 1
Geoff Jenkins, L (1, 7) OBP: 0.335, SLG: 0.506 11 Mike Rivera, R (8, 2)	B FA 94 C FA 92 X FA 94 1-1 S 1B	X FA 92 0-0 ① G2-3 2-3 C FA 94 B CH 83 S FA 96 X SL 88 1-2 HR		X FA 94 0-0 1B 1B		C FA 89 S FA 88 S FA 90 0-3 ① K		4 1	1 0	3 0	1 0	0 0	0 1	1 0
Johnny Estrada, S (1, 2) OBP: 0.302, SLG: 0.403 Matt Wise, R (8, 1) OBP: 1.000, SLG: 1.000 Kevin Mench, R (8, PH) OBP: 0.307, SLG: 0.445 Ray King, L (9, 1)	C CU 78 B FA 93 X CH 82 1-1 ③ G4-3 1-2	B FA 92 X FA 91 1-0 3-H 2B		X FA 94 0-0 ③ G6-3		X CH 83 0-0 1-2 1B	C FA 91 X SL 86 0-1 ② F9		4 0 1 0	0 0 0 0	2 0 0 0	1 0 0 0	0 0 0 0	0 0 0 0	1 0 0 0
7 J.J. Hardy, R (1, 6) OBP: 0.322, SLG: 0.460 Craig Counsell, L (5, PH) OBP: 0.328, SLG: 0.323 (6, 6)	B FA 92 X FA 92 1-0 ① L6	C CU 79 B FA 93 C FA 93 S CU 78 1-3 ② K		B FA 92 F FA 92 B FA 94 B FA 94 C FA 93 X FA 94 3-2 2B		B FA 93 X FA 91 1-0 ③ G4-3		B FA 90 F FA 89 F CH 82 F SL 86 B CU 79 B FA 90 B FA 90 4-2 BB	2 2	0 0	0 1	0 0	0 1	1 0	1 2
49 Yovani Gallardo, R (1, 1) OBP: 0.303, SLG: 0.531 52 Mel Stocker, S (7, PH) (8, 7)	C FA 92 B CU 76 F FA 92 X CU 78 1-2 8 HR 2B	B FA 94 F FA 90 X FA 92 1-1 ③ L6		B FA 94 B FA 92 S FA 91 S FA 92 F FA 93 F FA 92 B FA 92 F FA 92 X FA 93 3-2 ① L7		C FA 88 X FA 88 0-1 ① L3	B FA 89 X FA 89 1-0 ③ G3		3 2	1 0	1 0	0 0	0 0	0 0	2 1
Inning Stats	R: 3 E: 0 K: 0 S: 16 H: 2 LOB: 1 BB: 2 P: 29	R: 3 E: 0 K: 1 S: 14 H: 2 LOB: 0 BB: 1 P: 23	R: 1 E: 0 K: 1 S: 8 H: 2 LOB: 1 BB: 0 P: 12	R: 4 E: 0 K: 0 S: 14 H: 2 LOB: 0 BB: 2 P: 28	R: 0 E: 0 K: 1 S: 14 H: 1 LOB: 1 BB: 0 P: 24	R: 1 E: 0 K: 0 S: 8 H: 3 LOB: 2 BB: 0 P: 10	R: 2 E: 0 K: 1 S: 12 H: 1 LOB: 1 BB: 2 P: 25	R: 0 E: 0 K: 1 S: 9 H: 0 LOB: 1 BB: 1 P: 14		1B: 3 2B: 5 3B: 0 HR: 5	SF: 0 SAC: 0 DP: 0 HBP: 0					

| | | | | |

Batter	1	2	3	4	5	6	7	8	9	AB	R	H	RBI	BB	SO	LOB
9 Hunter Pence, R (1, 8) OBP: 0.368, SLG: 0.558	F S B B B S 3-3 ① K		B B F S B X 3-2 ① G6-3	B B C F X 2-2 FC6-4 1B		F X 0-1 1-2 2-3 1B		B S S B F S 2-3 ② K		5	0	2	0	0	2	0
Craig Biggio, R (1, 4) OBP: 0.285, SLG: 0.392 Josh Anderson, L (7, 7)	B B C F S 2-3 ② K		B F F B S 2-3 ② K	1 SAFE X 0-0 ③ FC6-4 1-2f		S F B B F B X 3-2 ② L9		C X 0-1 ③ L7		4 1	0 0	0 0	0 0	0 0	2 0	4 0
17 Lance Berkman, S (1, 3) OBP: 0.388, SLG: 0.506 Chris Burke, R (7, 6) OBP: 0.315, SLG: 0.358	X 0-0 HR		F B X 1-1 45 1B 1B		X 0-0 ① F8	C B F B B S 3-3 ③ K			B C X 1-1 FC5-4 1B	4 1	2 0	2 1	1 0	0 0	1 0	3 0
45 Carlos Lee, R (1, 7) OBP: 0.354, SLG: 0.522 Cody Ransom, R (7, 4)	C X 0-1 ③ G5-3		C B F X 1-2 1B 1-2 1B		B F C X 1-2 ② F9		C S F X 0-2 ① L7		S B X 1-1 ① FC5-4 1-2f	4 1	0 0	1 0	0 0	0 0	0 1	0 1
Mark Loretta, R (1, 6) OBP: 0.341, SLG: 0.350 Eric Munson, L (7, 3) OBP: 0.307, SLG: 0.368		B B C X 2-1 ① G4-3	B F F F D X 2-2 1-3 2-H 1B		B B C B F X 3-2 1B		C X 0-1 ② P4		S X 0-1 ② F9	4 1	0 0	2 0	1 0	0 0	0 1	0 1
Luke Scott, L (1, 9) OBP: 0.358, SLG: 0.510		B B X 2-0 HBP 21 S 1B	B F B F B B 4-2 BB		X 0-0 ③ P6		C B X 1-1 21 2B 1B		C B X 1-1 ③ G1-3	4	1	2	0	1	0	2
21 Ty Wigginton, R (1, 5) OBP: 0.340, SLG: 0.454		F B 1 B B S B SAFE 4-2 HBP 1-2 BB	X 0-0 ③ G4-3			B X 1-0 FC6-4 1B	C F B X 1-2 1-H 2B			3	0	2	1	1	0	3
Humberto Quintero, R (1, 2) OBP: 0.283, SLG: 0.238		F H 1-1 51 G4-3 1-2 2-3 HBP		X 0-0 ① G6-3		B F F F F B F X 2-2 ① FC6-4 9 1B 1B 1-2f	C B X 1-1 ③ F9			3	0	0	0	0	0	2
51 Wandy Rodriguez, S (1, 1) OBP: 0.156, SLG: 0.140 43 Chris Sampson, R (5, 1) OBP: 0.154, SLG: 0.154 Orlando Palmeiro, L (6, PH) OBP: 0.339, SLG: 0.274 Dave Borkowski, R (6, 1) Juan Gutierrez, R (6, 1) Jason Lane, R (8, PH) OBP: 0.255, SLG: 0.349 Troy Patton, S (8, 1) OBP: 0.333, SLG: 0.333		C X 0-1 ② ③ G4-3 1-2f	C X 0-1 ② L7			B B C X 2-1 9 1B 1-2 1B		B X 1-0 ① G5-3		2 0 1 0 0 1 0	0 0 0 0 0 0 0	0 0 1 0 0 0 0	0 0 0 0 0 0 0	0 0 0 0 0 0 0	0 0 0 0 0 0 0	3 0 0 0 0 0 0
Inning Stats	R: 1 H: 1 E: 0 LOB: 0 K: 2 BB: 0 S: 9 P: 14	R: 0 H: 1 E: 0 LOB: 2 K: 0 BB: 1 S: 8 P: 17	R: 1 H: 3 E: 0 LOB: 3 K: 1 BB: 1 S: 18 P: 31	R: 0 H: 1 E: 0 LOB: 1 K: 0 BB: 0 S: 7 P: 9	R: 0 H: 1 E: 0 LOB: 1 K: 0 BB: 0 S: 8 P: 12	R: 0 H: 3 E: 0 LOB: 3 K: 1 BB: 0 S: 19 P: 30	R: 1 H: 2 E: 0 LOB: 1 K: 0 BB: 0 S: 13 P: 16	R: 0 H: 0 E: 0 LOB: 0 K: 1 BB: 0 S: 7 P: 10	R: 0 H: 1 E: 0 LOB: 1 K: 0 BB: 0 S: 8 P: 11	1B: 11 SF: 0 2B: 1 SAC: 0 3B: 0 DP: 1 HR: 1 HBP: 1						

PITCHER		IP	WLS	BF	H	R	ER	SO	BB	IBB	HBP	BLK	WP	HR	S	P	ERA	WHIP
34 Mike Pelfrey, R ERA: 5.25	(1, 1)	5.1	W	28	10	2	2	3	2	0	1	0	0	1	61	99	3.38	2.250
Jorge Sosa, R ERA: 4.19	(6, 1)	1.2	H	7	2	1	1	1	0	0	0	0	0	0	21	30	5.40	1.200
59 Guillermo Mota, R ERA: 5.76	(8, 1)	1.0		3	0	0	0	1	0	0	0	0	0	0	7	10	0.00	0.000
36 Willie Collazo, L ERA:	(9, 1)	1.0		4	1	0	0	0	0	0	0	0	0	0	8	11	0.00	1.000

PITCHER	IP	WLS	BF	H	R	ER	SO	BB	IBB	HBP	BLK	WP	HR	S	P	ERA	WHIP

TOP

Houston Astros @ New York Mets

Shea Stadium, Flushing, NY

Fri Sep 07 2007, 7:10 PM EDT

Att. 51,113 - Clear - 78 F

livebaseballscorecards.com

AB	39
R	3
H	13
RBI	3
BB	2
SO	5
LOB	19

WP: 0 PA: 42
PB: 0
SB: 1
CS: 0

Houston Astros @ New York Mets

Shea Stadium, Flushing, NY

Fri Sep 07 2007, 7:10 PM EDT

Att. 51,113 - Clear - 78 F

BOTTOM

Batter	1	2	3	4	5	6	7	8	9	AB	R	H	RBI	BB	SO	LOB
7 José Reyes, S (1, 6) OBP: 0.363, SLG: 0.433	K		K	G5-3		3B	G4-3			5	1	1	0	0	2	3
1 Luis Castillo, S (1, 4) OBP: 0.357, SLG: 0.351	BB		BB	K		1B	L7			3	2	1	1	2	1	2
5 David Wright, R (1, 5) OBP: 0.409, SLG: 0.535	K		E8	L8		BB	G6-3			4	2	1	1	1	1	1
59 Guillermo Mota, R (8, 1)										0	0	0	0	0	0	0
36 Willie Collazo, L (9, 1)										0	0	0	0	0	0	0
15 Carlos Beltrán, S (1, 8) OBP: 0.365, SLG: 0.540	G6-3		1B	HR		K		FC6-4		4	1	2	2	0	1	3
Ruben Gotay, S (8, 5) OBP: 0.375, SLG: 0.458								2B		1	0	1	0	0	0	0
18 Moises Alou, R (1, 7) OBP: 0.390, SLG: 0.519		G6-3	F7		2B	HR		P5		4	2	2	1	0	0	1
Endy Chavez, L (7, 7) OBP: 0.306, SLG: 0.366						2B				1	0	0	0	0	0	1
Jeff Conine, R (1, 3) OBP: 0.322, SLG: 0.397		G5-3	L5		FC5-4	IBB		BB		3	1	1	1	2	0	1
Paul Lo Duca, R (1, 2) OBP: 0.315, SLG: 0.366		BB		FC3-5	FC5-4	SF9		FC6-4		2	0	1	1	1	0	1
Carlos Gómez, R (8, 8) OBP: 0.300, SLG: 0.330					BB					1	0	0	0	0	0	2
Lastings Milledge, R (1, 9) OBP: 0.340, SLG: 0.445		F8		G5-3 FC3-5	BB	HR		K		4	1	2	3	1	1	3
34 Mike Pelfrey, R (1, 1) OBP: 0.111, SLG: 0.059			BB	FC3-5	G5-3	K				2	1	0	0	1	0	4
Jorge Sosa, R (6, 1) OBP: 0.286, SLG: 0.280										1	0	0	0	0	1	0
Mike DiFelice, R (8, 2) OBP: 0.311, SLG: 0.350										0	0	0	0	0	0	0
Inning Stats	R: 0 E: 0 K: 2 S: 10 H: 0 LOB: 1 BB: 1 P: 20	R: 0 E: 0 K: 0 S: 5 H: 0 LOB: 1 BB: 1 P: 12	R: 3 E: 1 K: 1 S: 13 H: 2 LOB: 2 BB: 2 P: 31	R: 0 E: 0 K: 1 S: 15 H: 2 LOB: 2 BB: 0 P: 19	R: 2 E: 0 K: 0 S: 9 H: 3 LOB: 2 BB: 1 P: 17	R: 6 E: 0 K: 2 S: 16 H: 4 LOB: 0 BB: 2 P: 28	R: 0 E: 0 K: 0 S: 4 H: 0 LOB: 0 BB: 0 P: 6	R: 0 E: 0 K: 1 S: 17 H: 1 LOB: 2 BB: 1 P: 25							

livebaseballscorecards.com

AB	35
R	11
H	12
RBI	10
BB	8
SO	7
LOB	22

1B: 5 SF: 1
2B: 4 SAC: 0
3B: 1 DP: 0
HR: 2 HBP: 0

WP: 0 PA: 44
PB: 0
SB: 0
CS: 0

PITCHER	IP	WLS	BF	H	R	ER	SO	BB	IBB	HBP	BLK	WP	HR	S	P	ERA	WHIP
51 Wandy Rodriguez, L (1, 1) ERA: 4.65	4.1	L	23	6	5	5	4	4	0	0	0	0	1	47	89	10.38	2.308
43 Chris Sampson, R (5, 1) ERA: 4.62	0.2		4	1	0	0	0	1	0	0	0	0	0	5	10	0.00	3.000
Dave Borkowski, R (6, 1) ERA: 5.86	0.2		8	4	6	6	1	1	1	0	0	0	1	13	25	81.00	7.500
Juan Gutierrez, R (6, 1) ERA: 7.56	1.1		4	0	0	0	1	0	0	0	0	0	0	7	9	0.00	0.000
Troy Patton, L (8, 1) ERA: 3.55	1.0		5	1	0	0	1	1	0	0	0	0	0	17	25	0.00	2.000

PITCHER	IP	WLS	BF	H	R	ER	SO	BB	IBB	HBP	BLK	WP	HR	S	P	ERA	WHIP

Houston Astros @ New York Mets

Shea Stadium, Flushing, NY

Sat Sep 08 2007, 1:10 PM EDT

Att. 53,061 - Sunny - 86 F

TOP

livebaseballscorecards.com

Batter	1	2	3	4	5	6	7	8	9	AB	R	H	RBI	BB	SO	LOB
9 Hunter Pence, R (1, 8) OBP: 0.364, SLG: 0.552	G6-3			K			F9		G4-3	4	0	0	0	0	1	0
Chris Burke, R (1, 9) (8, 4) OBP: 0.311, SLG: 0.353	L7			P3			G5-3		K	4	0	0	0	0	1	0
17 Lance Berkman, S (1, 3) OBP: 0.385, SLG: 0.502	G5-3			K			F9		G4-3	4	0	0	0	0	1	0
45 Carlos Lee, R (1, 7) OBP: 0.354, SLG: 0.521		F9			G4-3			1B		3	1	1	0	0	0	0
Mark Loretta, R (1, 4) (8, 6) OBP: 0.341, SLG: 0.350		K			G6-3			1-2 1B		3	0	1	0	0	1	0
21 Ty Wigginton, R (1, 5) OBP: 0.340, SLG: 0.453		G5-3			G5-3			1-2 2-H 1B		3	0	1	1	0	0	0
Cody Ransom, R (1, 6) OBP: 0.125, SLG: 0.125			G6-3			G4-6-3 1B		K		2	0	1	0	0	0	0
Luke Scott, L (8, PH) (8, 9) OBP: 0.357, SLG: 0.509										1	0	0	0	0	1	2
Eric Munson, L (1, 2) OBP: 0.301, SLG: 0.359			K			G4-6-3 1-2f		K		3	0	0	0	0	2	3
Woody Williams, R (1, 1) OBP: 0.088, SLG: 0.140			G5-3			L6		K		2	0	0	0	0	0	0
Chad Qualls, R (7, 1)										0	0	0	0	0	0	0
Mike Lamb, L (8, PH) OBP: 0.368, SLG: 0.452										1	0	0	0	0	1	2
Brad Lidge, R (8, 1)										0	0	0	0	0	0	0
Inning Stats	R: 0 E: 0 K: 0 S: 7 H: 0 LOB: 0 BB: 0 P: 13	R: 0 E: 0 K: 1 S: 7 H: 0 LOB: 0 BB: 0 P: 12	R: 0 E: 0 K: 1 S: 7 H: 0 LOB: 0 BB: 0 P: 11	R: 0 E: 0 K: 2 S: 12 H: 0 LOB: 0 BB: 0 P: 17	R: 0 E: 0 K: 0 S: 7 H: 0 LOB: 0 BB: 0 P: 12	R: 0 E: 0 K: 0 S: 4 H: 1 LOB: 0 BB: 0 P: 4	R: 0 E: 0 K: 0 S: 6 H: 0 LOB: 0 BB: 0 P: 9	R: 1 E: 0 K: 3 S: 17 H: 3 LOB: 2 BB: 0 P: 29	R: 0 E: 0 K: 1 S: 8 H: 0 LOB: 0 BB: 0 P: 13	1B: 4 2B: 0 3B: 0 HR: 0	SF: 0 SAC: 0 DP: 1 HBP: 0						

	AB	30
	R	1
	H	4
	RBI	1
	BB	0
	SO	8
	LOB	7

WP: 0 PB: 0 SB: 0 CS: 0 PA: 30

PITCHER		IP	WLS	BF	H	R	ER	SO	BB	IBB	HBP	BLK	WP	HR	S	P	ERA	WHIP
Tom Glavine, L ERA: 3.95	(1, 1)	7.0	W	23	3	1	1	4	0	0	0	0	0	0	54	86	1.29	0.429
Aaron Heilman, R ERA: 3.15	(8, 1)	1.0	H	4	1	0	0	3	0	0	0	0	0	0	13	21	0.00	1.000
13 Billy Wagner, L ERA: 2.54	(9, 1)	1.0	S	3	0	0	0	1	0	0	0	0	0	0	8	13	0.00	0.000

PITCHER	IP	WLS	BF	H	R	ER	SO	BB	IBB	HBP	BLK	WP	HR	S	P	ERA	WHIP

BOTTOM

Houston Astros @ New York Mets

Shea Stadium, Flushing, NY

Sat Sep 08 2007, 1:10 PM EDT

Att. 53,061 - Sunny - 86 F

livebaseballscorecards.com

Batter	1	2	3	4	5	6	7	8	9	AB	R	H	RBI	BB	SO	LOB
7 José Reyes, S (1, 6) OBP: 0.361, SLG: 0.430	F8		B1-3	K			G5-3			4	0	0	0	0	1	2
1 Luis Castillo, S (1, 4) OBP: 0.356, SLG: 0.349	E3 15 F9 5 BB		G3-1		5 G5-3 5 S 15 WP BB		K			3	1	0	0	1	1	0
5 David Wright, R (1, 5) OBP: 0.410, SLG: 0.539	1 SAFE 1 SAFE SAFE 18 FC5-4 1-2 BB		HR		G5-3 1-3		G5-3			3	1	1	1	1	0	1
15 Carlos Beltrán, S (1, 8) OBP: 0.363, SLG: 0.535	F9 2-3		G4-3		F8 3-H			G6-3		4	0	0	0	0	0	2
18 Moises Alou, R (1, 7) OBP: 0.387, SLG: 0.514 13 Billy Wagner, L (9, 1)	FC5-4 1-2f			K	1B			K		4 0	0 0	1 0	0 0	0 0	2 0	2 0
Shawn Green, L (1, 3) OBP: 0.328, SLG: 0.411		G6-3		2B	F8			G6-3		4	1	1	0	0	0	1
Paul Lo Duca, R (1, 2) OBP: 0.315, SLG: 0.368		G6-3		SH1-4 2-H 2B		L9				3	0	1	1	0	0	0
Lastings Milledge, R (1, 9) OBP: 0.346, SLG: 0.446		1B		SH1-4 BB		G5-3				2	0	1	0	1	0	0
Tom Glavine, L (1, 1) OBP: 0.305, SLG: 0.250 Aaron Heilman, R (8, 1) Endy Chavez, L (9, 7) OBP: 0.306, SLG: 0.366		G4-3		SH1-4 1-2 2-3		K				2 0 0	0 0 0	0 0 0	0 0 0	0 0 0	1 0 0	1 0 0
Inning Stats	R: 0 E: 1 K: 0 S: 14 H: 0 LOB: 2 BB: 1 P: 22	R: 0 E: 0 K: 0 S: 6 H: 1 LOB: 1 BB: 0 P: 10	R: 1 E: 0 K: 0 S: 11 H: 1 LOB: 0 BB: 0 P: 18	R: 1 E: 0 K: 2 S: 14 H: 2 LOB: 2 BB: 1 P: 24	R: 1 E: 0 K: 0 S: 8 H: 1 LOB: 1 BB: 1 P: 20	R: 0 E: 0 K: 1 S: 9 H: 0 LOB: 0 BB: 0 P: 11	R: 0 E: 0 K: 1 S: 7 H: 0 LOB: 0 BB: 0 P: 9	R: 0 E: 0 K: 1 S: 8 H: 0 LOB: 0 BB: 0 P: 16		1B: 2 2B: 2 3B: 0 HR: 1	SF: 0 SAC: 1 DP: 0 HBP: 0		WP: 1 PB: 0 SB: 1 CS: 0	PA: 33		

	AB	29
	R	3
	H	5
	RBI	2
	BB	3
	SO	5
	LOB	9

PITCHER		IP	WLS	BF	H	R	ER	SO	BB	IBB	HBP	BLK	WP	HR	S	P	ERA	WHIP
Woody Williams, R ERA: 4.93	(1, 1)	6.0	L	27	5	3	3	3	3	0	0	0	1	1	62	105	4.50	1.333
Chad Qualls, R ERA: 3.07	(7, 1)	1.0		3	0	0	0	1	0	0	0	0	0	0	7	9	0.00	0.000
Brad Lidge, R ERA: 2.91	(8, 1)	1.0		3	0	0	0	1	0	0	0	0	0	0	8	16	0.00	0.000

PITCHER	IP	WLS	BF	H	R	ER	SO	BB	IBB	HBP	BLK	WP	HR	S	P	ERA	WHIP

Batter	1	2	3	4	5	6	7	8	9	AB	R	H	RBI	BB	SO	LOB
9 Hunter Pence, R (1, 8) OBP: 0.359, SLG: 0.545	B C S B B F X 3-2 ① G4-3	S X 0-1 ③ G6-3			X 0-0 ① F8	B F B S S B S 3-3 ① K		C B X 1-1 ① G6-3 1-2		5	0	0	0	0	1	6
Craig Biggio, R (1, 4) OBP: 0.284, SLG: 0.390 Trever Miller, R (8, 1)	C S X 0-2 ② F9		F F B S 1-3 K 1B		C F X 0-2 17 2B 1B	F S B T 1-2 ② K		C F X 0-2 ② G5-3		5 0	0 0	1 0	0 0	0 0	2 0	3 0
17 Lance Berkman, S (1, 3) OBP: 0.387, SLG: 0.504	B F C F F B X 2-2 1B		1 SAFE C B C B S 2-3 ① K		B B F F X 2-2 1-3 2B	B B F B B 4-1 45 FC6-4 1-2 2-3 BB		B B B C X 3-1 ③ G5-3		4	0	2	0	1	1	2
45 Carlos Lee, R (1, 7) OBP: 0.353, SLG: 0.518	B F F F X 1-2 ③ F9		C C S 0-3 ② K		X 0-0 ② P3	B D S X 2-1 ③ FC6-4 1-2f			B X 1-0 G5-3 1B	5	0	1	0	0	1	7
Mark Loretta, R (1, 6) OBP: 0.343, SLG: 0.352 (7, 5)		L B B F X 2-2 ① P4	C 1 SAFE C F F F X 0-2 1-2 1B		B D B B 4-0 BB		C X 0-1 FC6-4 1B		C X 0-1 ① G5-3 1-2	4	0	2	0	1	0	1
Mike Lamb, L (1, 5) OBP: 0.367, SLG: 0.451 Chris Burke, R (7, PH) OBP: 0.309, SLG: 0.350 (7, 6) (8, 4)		B S C X 1-2 2B 1B	B X 1-0 ③ F8		C B X 1-1 ③ F8	B C B F F F X 2-2 ① L8			B C X 1-1 ② F8	3 2	0 0	1 0	0 0	0 0	0 0	5 2
Luke Scott, L (1, 9) OBP: 0.355, SLG: 0.513		B S F T 1-2 ② K		F F X 0-2 ① G6-3		X 0-0 HR X 0-0 ② P3			B S S F S 1-3 ③ K	5	1	1	1	0	2	3
Brad Ausmus, R (1, 2) OBP: 0.319, SLG: 0.327		C S B B X 2-2 1-3 2B		B X 1-0 ② F7		F B B X 2-1 17 BB 44 SH 1B C B X 1-1 ③ FC6-4 1-2f				4	0	2	0	0	0	1
44 Roy Oswalt, R (1, 1) OBP: 0.190, SLG: 0.153 Orlando Palmeiro, L (8, PH) OBP: 0.345, SLG: 0.274 Eric Bruntlett, R (8, 6) OBP: 0.338, SLG: 0.279		C B F B H 3-2 HBP		C C X 0-2 ③ G3		X 0-0 SH 17 BB 1-2		B B B B 4-0 9 G6-3 BB		1 0 0	0 0 0	0 0 0	0 0 0	0 1 0	0 0 0	0 0 0
Inning Stats	R: 0 H: 1 E: 0 LOB: 1 K: 0 BB: 0 S: 16 P: 22	R: 0 H: 2 E: 0 LOB: 3 K: 1 BB: 0 S: 16 P: 25	R: 0 H: 1 E: 0 LOB: 2 K: 3 BB: 0 S: 16 P: 20	R: 0 H: 0 E: 0 LOB: 0 K: 0 BB: 0 S: 7 P: 8	R: 0 H: 2 E: 0 LOB: 3 K: 0 BB: 1 S: 10 P: 17	R: 1 H: 2 E: 0 LOB: 3 K: 2 BB: 1 S: 13 P: 25	R: 0 H: 1 E: 0 LOB: 1 K: 0 BB: 0 S: 10 P: 13	R: 0 H: 0 E: 0 LOB: 1 K: 0 BB: 1 S: 7 P: 15	R: 0 H: 1 E: 0 LOB: 1 K: 1 BB: 0 S: 9 P: 12	1B: 7 SF: 0 2B: 2 SAC: 1 3B: 0 DP: 0 HR: 1 HBP: 1						

TOP

Houston Astros @ New York Mets

Shea Stadium, Flushing, NY

Sun Sep 09 2007, 1:10 PM EDT

Att. 51,847 - Partly Cloudy - 84 F

livebaseballscorecards.com

AB	38
R	1
H	10
RBI	1
BB	3
SO	7
LOB	30

WP: 1 PA: 43
PB: 0
SB: 0
CS: 0

PITCHER		IP	WLS	BF	H	R	ER	SO	BB	IBB	HBP	BLK	WP	HR	S	P	ERA	WHIP
45 Pedro Martinez, R ERA: 1.8	(1, 1)	5.0	W	24	6	0	0	4	1	0	1	0	1	0	65	92	0.00	1.400
59 Guillermo Mota, R ERA: 5.82	(6, 1)	1.0		7	2	1	1	2	1	0	0	0	0	1	13	25	9.00	3.000
25 Pedro Feliciano, L ERA: 2.88	(7, 1)	1.0	H	4	1	0	0	0	0	0	0	0	0	0	10	13	0.00	1.000
Aaron Heilman, R ERA: 3.11	(8, 1)	1.0	H	4	0	0	0	0	1	0	0	0	0	0	7	15	0.00	1.000
13 Billy Wagner, L ERA: 2.49	(9, 1)	1.0	S	4	1	0	0	1	0	0	0	0	0	0	9	12	0.00	1.000

Batter	1	2	3	4	5	6	7	8	9	AB	R	H	RBI	BB	SO	LOB
7 José Reyes, S (1, 6) OBP: 0.360, SLG: 0.428	B X 1-0 ① P6		X 0-0 ① SH1-3 2-3	X 0-0 ③ FC6-4 1-2f		B C B F 1 SAFE S 2-3 ② K				3	0	0	0	0	1	4
1 Luis Castillo, S (1, 4) OBP: 0.357, SLG: 0.351	B C X 1-1 15 1B 2B		B B F B B 4-1 15 SF7 BB		B B C F X 2-2 ① G5-3	1 SAFE F 1 SAFE X 0-1 ③ FC6-4 1-2f				3	1	1	0	1	0	1
15 Carlos Beltrán, S (1, 8) OBP: 0.364, SLG: 0.538	X 0-0 2-H 1B		B B F X 2-1 ② SF7 1-2 3-H		B F C F B F F B F 3-2 X 18 HR 2B		C B B F X 2-2 ① F9			3	1	2	2	0	0	0
18 Moises Alou, R (1, 7) OBP: 0.385, SLG: 0.522 Carlos Gómez, R (8, 7) OBP: 0.300, SLG: 0.330	X 0-0 ② F9		C B F F F F F S 1-3 ③ K		X 0-0 2-H HR		B F X 1-1 ② F8			4 0	1 0	1 0	2 0	0 0	1 0	2 0
Shawn Green, L (1, 3) OBP: 0.330, SLG: 0.415	S X 0-1 ③ P6			C B F B X 2-2 45 E 1B 1B	B X 1-0 ② G3-1		C C X 0-2 2B			4	0	2	0	0	0	1
Paul Lo Duca, R (1, 2) OBP: 0.314, SLG: 0.367		C S B S 1-3 ① K		1 SAFE B 1 SAFE F F X 1-2 ① P3	X 0-0 1B		X 0-0 ③ G5-3			4	0	1	0	0	1	2
Ruben Gotay, S (1, 5) OBP: 0.367, SLG: 0.448		L S X 0-2 ② G3		C X 0-1 ② P6	B B F F S 2-3 ③ K			C B C B X 2-2 ① G4-3		4	0	0	0	0	1	2
Endy Chavez, L (1, 9) OBP: 0.304, SLG: 0.362		X 0-0 ③ F8		1 SAFE 1 SAFE B C 1 SAFE B C B X 3-2 45 E 1B 1-2		C F X 0-2 ① G4-3		C B F F F B X 2-2 ② F7		4	0	1	0	0	0	0
45 Pedro Martinez, R (1, 1) OBP: 0.250, SLG: 0.500 59 Guillermo Mota, R (6, 1) Lastings Milledge, R (6, PH) OBP: 0.350, SLG: 0.446 25 Pedro Feliciano, L (7, 1) Aaron Heilman, R (8, 1) Jeff Conine, R (8, PH) OBP: 0.321, SLG: 0.396 13 Billy Wagner, L (9, 1)			C B X 1-1 7 SH1-3 15 SF7 2B	C X 0-1 E6 7 FC6-4 1-2 2-3		C H 1-1 1 FC6-4 HBP		B X 1-0 ③ G6-3		2 0 0 0 0 0 1 0	1 0 0 0 0 0 0 0	1 0 0 0 0 0 0 0	0 0 0 0 0 0 0 0	0 0 0 0 0 0 0 0	0 0 0 0 0 0 0 0	2 0 0 0 0 0 0 0
Inning Stats	R: 1 E: 0 K: 0 S: 7 H: 2 LOB: 1 BB: 0 P: 9	R: 0 E: 0 K: 1 S: 7 H: 0 LOB: 0 BB: 0 P: 8	R: 1 E: 0 K: 1 S: 13 H: 1 LOB: 1 BB: 1 P: 21	R: 0 E: 1 K: 0 S: 14 H: 2 LOB: 3 BB: 0 P: 20	R: 2 E: 0 K: 1 S: 16 H: 3 LOB: 1 BB: 0 P: 24	R: 0 E: 0 K: 1 S: 9 H: 0 LOB: 1 BB: 0 P: 12	R: 0 E: 0 K: 0 S: 9 H: 1 LOB: 1 BB: 0 P: 12	R: 0 E: 0 K: 0 S: 10 H: 0 LOB: 0 BB: 0 P: 15		1B: 4 2B: 4 3B: 0 HR: 1	SF: 1 SAC: 1 DP: 0 HBP: 1		WP: 0 PB: 0 SB: 0 CS: 0	PA: 36	

PITCHER		IP	WLS	BF	H	R	ER	SO	BB	IBB	HBP	BLK	WP	HR	S	P	ERA	WHIP
44 Roy Oswalt, R ERA: 3.41	(1, 1)	7.0	L	33	9	4	4	4	1	0	1	0	0	1	75	106	5.14	1.429
Trever Miller, L ERA: 4.78	(8, 1)	1.0		3	0	0	0	0	0	0	0	0	0	0	10	15	0.00	0.000

PITCHER	IP	WLS	BF	H	R	ER	SO	BB	IBB	HBP	BLK	WP	HR	S	P	ERA	WHIP

BOTTOM

Houston Astros @ New York Mets

Shea Stadium, Flushing, NY

Sun Sep 09 2007, 1:10 PM EDT
Att. 51,847 - Partly Cloudy - 84 F

livebaseballscorecards.com

AB	32
R	4
H	9
RBI	4
BB	1
SO	4
LOB	14

Chicago Cubs @ Houston Astros

Minute Maid Park, Houston, TX

Tue Sep 11 2007, 7:05 PM CDT

Att. 33,493 - Roof Closed - 72 F

livebaseballscorecards.com

Batter	1	2	3	4	5	6	7	8	9	10	11	AB	R	H	RBI	BB	SO	LOB
12 Alfonso Soriano, R (1, 7) OBP: 0.332, SLG: 0.523	C FA 91 F FA 90 S SL 84 0-3 K ①	C H 1-1 2 BB HBP		B FA 90 B FA 90 3-1 2 G6-3 1B		B FA 90 F FA 89 S B SL 86 S SL 87 B SL 86 F SL 87 X SL 86 3-2 F7 ②		X SL 88 0-0 P6 ②		B FA 96 F SL 87 F FA 96 S SL 86 1-3 K ③		5	0	1	0	0	2	4
2 Ryan Theriot, R (1, 6) OBP: 0.335, SLG: 0.360	B FA 91 B FA 90 B FA 88 B FA 88 4-0 1B BB	B B B FA 90 C FA 90 B FA 91 4-1 1-2 2-3 BB		1 SAFE C 1 SAFE X 0-1 ① ② G6-3 1-2f		F SL 86 C B CU 77 B FA 88 F FA 90 C SL 86 2-3 K ③		X SL 88 0-0 L7 ③			C FA 94 B FA 95 B FA 95 C FA 95 F FA 95 X SL 86 2-2 G6-3 ①	4	0	0	0	2	1	4
25 Derrek Lee, R (1, 3) OBP: 0.399, SLG: 0.498	1 SAFE B SL 82 F SL 82 S SL 81 B FA 89 F CH 80 C FA 89 2-3 K ②	B CU 78 B FA 91 X SL 83 2-0 F9 ③		B FA 90 B FA 89 B FA 90 F FA 90 B FA 92 4-1 BB			B FA 91 F FA 90 B SL 86 B FA 91 S FA 92 F FA 92 F FA 91 X FA 91 3-2 L9 ①		C FA 94 X FA 94 0-1 20 SH5-4 1B		S B FA 94 B SL 87 B SL 88 S SL 86 F FA 94 B SL 88 4-2 16 FC6-4 19 BB BB	4	0	1	0	2	1	4
Cliff Floyd, L (1, 9) OBP: 0.364, SLG: 0.380 20 Felix Pie, L (7, PR) OBP: 0.268, SLG: 0.333 (7, 8) 19 Matt Murton, R (11, PH) OBP: 0.344, SLG: 0.407 (11, 9)	C CU 75 B SL 82 F FA 90 F SL 82 B CH 80 X SL 83 2-2 1-3 1B		B FA 89 B CH 82 B FA 90 B 4-0 16 1B HR BB	B FA 88 B FA 88 X FA 88 2-0 F9 ③			X FA 93 0-0 FC6-4 1B		T FA 92 X FA 93 0-1 ① SH5-4 1-2		B SL 88 B FA 96 B FA 96 B FA 94 4-0 16 FC6-4 1-2 BB	3 0	1 0	2 0	0 0	1 0	0 0	1 0
16 Aramis Ramirez, R (1, 5) OBP: 0.374, SLG: 0.557	C SL 82 B FA 90 F CU 70 X FA 90 1-2 F9 ③		C SL 81 F FA 90 B FA 90 1 SAFE F CU 69 X CU 77 1-2 1-3 HR 1B		F FA 89 X FA 89 0-1 G6-3 ①		C FA 91 1 SAFE F FA 90 B FA 91 S SL 87 1-3 K ②		S SL 90 B SL 89 B FA 94 B SL 88 B SL 89 4-1 G6-4-3 BB		C SL 88 F FA 95 X SL 86 0-2 FC6-4 1-2f 2-3 BB ②	5	1	1	0	1	1	5
Mark DeRosa, R (1, 4) OBP: 0.365, SLG: 0.413		B FA 90 X FA 89 1-0 F8 ① X FA 87 0-0 1-H 3-H HR			F FA 88 B FA 90 B CH 80 C CH 80 B SL 83 F SL 84 X SL 82 3-2 F7 ②		1 SAFE B SL 85 B FA 91 X FA 91 2-0 FC6-4 ③ 1-2f		B FA 95 X FA 95 1-0 G6-4-3 ②③ 1-2f		S SL 87 B SL 94 F FA 96 F SL 86 F SL 85 D SL 86 B SL 86 F FA 95 B FA 95 4-2 1-2 BB	5	1	1	3	1	0	3
Jacque Jones, L (1, 8) OBP: 0.330, SLG: 0.392 (7, 9) (11, 8)		C CU 75 C FA 90 B SL 83 B FA 91 X CU 78 2-2 2B 1B	C FA 90 B FA 91 B SL 85 X FA 91 2-1 G3-1 ①		F CU 72 C CH 82 S FA 90 0-3 K ③			X FA 92 0-0 SH5-4 1B		S FA 94 S SL 87 X SL 87 0-2 SH2-4 1B	B FA 94 B FA 95 X FA 94 2-0 F8 ③	6	1	3	0	0	1	3
Jason Kendall, R (1, 2) OBP: 0.304, SLG: 0.318		1 SAFE C SL 82 F FA 89 F CU 75 X FA 88 0-2 2 BB 1-H 2B	B FA 90 B SL 84 C FA 90 B FA 89 C FA 90 X FA 91 3-2 G6-3 ②			B FA 88 C FA 89 F FA 88 B SL 87 F FA 89 B FA 90 F FA 90 F FA 90 F FA 90 4-2 B FA 91 BB		X FA 92 0-0 SH5-4 ① 1-2		X FA 95 0-0 SH2-4 ① 1-2		2	0	1	1	1	0	0
Jason Marquis, L (1, 1) OBP: 0.152, SLG: 0.231 49 Carlos Marmol, R (6, 1) 33 Daryle Ward, L (8, PH) OBP: 0.448, SLG: 0.516 57 Sam Fuld, L (8, PR) Bob Howry, L (8, 1) 17 Mike Fontenot, L (10, PH) OBP: 0.349, SLG: 0.419 46 Ryan Dempster, R (10, 1)		F B X 1-1 F7 ②	B FA 89 B FA 90 X FA 90 2-0 P5 ③			B FA 88 L FA 88 L FA 86 C CU 78 1-3 K ①		I IN 73 I IN 75 I IN 76 4-0 IBB		C FA 96 S SL 87 B SL 88 B SL 87 S SL 87 2-3 K ②		3 0 0 0 0 1	0 0 0 0 0 0	0 0 0 0 0 0	0 0 1 0 0 0	1 0 0 0 0 1	2 0 0 0 0 1	0 0 0 0 0 1
Inning Stats	R: 0 E: 0 K: 2 S: 14 H: 1 LOB: 2 BB: 1 P: 23	R: 1 E: 0 K: 0 S: 13 H: 2 LOB: 3 BB: 1 P: 24	R: 3 E: 0 K: 0 S: 11 H: 2 LOB: 0 BB: 1 P: 23	R: 0 E: 0 K: 0 S: 6 H: 1 LOB: 1 BB: 1 P: 15	R: 0 E: 0 K: 1 S: 9 H: 0 LOB: 0 BB: 0 P: 12	R: 0 E: 0 K: 2 S: 16 H: 0 LOB: 1 BB: 1 P: 26	R: 0 E: 0 K: 1 S: 10 H: 1 LOB: 1 BB: 0 P: 16	R: 0 E: 0 K: 0 S: 4 H: 1 LOB: 2 BB: 1 P: 8	R: 0 E: 0 K: 0 S: 6 H: 1 LOB: 1 BB: 1 P: 11	R: 0 E: 0 K: 2 S: 10 H: 1 LOB: 1 BB: 0 P: 13	R: 0 E: 0 K: 0 S: 16 H: 0 LOB: 3 BB: 3 P: 32	1B: 8 2B: 1 3B: 0 HR: 1	SF: 0 SAC: 3 DP: 2 HBP: 1	WP: 0 PB: 0 SB: 0 CS: 0	PA: 52			

PITCHER		IP	WLS	BF	H	R	ER	SO	BB	IBB	HBP	BLK	WP	HR	S	P	ERA	WHIP
41 Brandon Backe, R ERA: 5.91	(1, 1)	5.0		25	6	4	4	3	4	0	1	0	0	1	53	97	7.20	2.000
43 Chris Sampson, R ERA: 4.59	(6, 1)	1.0		4	0	0	0	2	1	0	0	0	0	0	16	26	0.00	1.000
Dave Borkowski, R ERA: 5.77	(7, 1)	1.0		4	1	0	0	1	0	0	0	0	0	0	10	16	0.00	1.000
Chad Qualls, R ERA: 2.99	(8, 1)	2.0		9	2	0	0	0	1	1	0	0	0	0	10	19	0.00	1.500
Brad Lidge, R ERA: 2.82	(10, 1)	2.0	W	10	1	0	0	2	3	0	0	0	0	0	26	45	0.00	2.000

PITCHER	IP	WLS	BF	H	R	ER	SO	BB	IBB	HBP	BLK	WP	HR	S	P	ERA	WHIP

AB	38
R	4
H	10
RBI	4
BB	10
SO	8
LOB	27

Batter	1	2	3	4	5	6	7	8	9	10	11	AB	R	H	RBI	BB	SO	LOB
9 Hunter Pence, R (1, 8) OBP: 0.360, SLG: 0.548	B FA 90 X FA 90 1-0 ① P4		C FA 91 S SL 86 F SL 85 B FA 91 X FA 91 1-2 FC7-4 1B		B SL 87 X SI 88 1-0 1-H 3-H 3B		S SL 80 S CU 80 F SL 82 B SL 81 B FA 93 F CU 79 F CU 81 S FA 93 2-3 ① K			B SL 86 X SL 86 1-0 ① F8		5	0	2	2	0	1	0
Craig Biggio, R (1, 4) OBP: 0.283, SLG: 0.390	B FA 90 X FA 90 1-0 17 G3 2B		C SL 85 X CH 84 0-1 ② FC7-4 1-2f		X FA 90 0-0 ② G6-3		C FA 93 S CU 81 S CU 80 0-3 ② K			C FA 92 X SL 86 0-1 ② P4		5	0	1	0	0	1	2
17 Lance Berkman, S (1, 3) OBP: 0.384, SLG: 0.499	B SL 85 S CH 81 F FA 87 X FA 91 1-2 ② G3 2-3		B CH 84 X CH 82 1-0 ③ G1-3		X FA 87 0-0 ③ G3		C CU 80 B FA 91 B CU 80 X CU 80 2-1 ③ P5			X CH 83 0-0 ③ G5-3		5	0	0	0	0	0	3
45 Carlos Lee, R (1, 7) OBP: 0.351, SLG: 0.515	B SL 87 B SL 85 S SL 85 C FA 91 X FA 90 2-2 ③ P3			B SL 86 C FA 90 X SL 87 1-1 ① G6-3		C FA 89 X FA 90 0-1 2B 1B		B FA 95 F FA 95 B FA 96 F FA 96 B FA 94 S FA 95 3-3 ① K			B SL 85 X FA 91 1-0 ① P6	5	1	1	0	0	1	1
Mark Loretta, R (1, 6) OBP: 0.344, SLG: 0.353 Eric Bruntlett, R (11, PR) OBP: 0.338, SLG: 0.279		C FA 89 B SL 83 B SL 84 B SL 84 X FA 89 3-1 ① F8		C FA 91 X FA 90 0-1 ② G6-3		B FA 89 X SL 86 1-0 1-H 2B		B SL 82 F FA 95 C FA 95 X FA 94 1-2 ② G5-3			B FA 92 C SL 86 B SL 86 B FA 92 F FA 92 F FA 91 B SL 86 4-2 3B BB	4 0	0 1	1 0	1 0	1 0	0 0	0 0
Luke Scott, L (1, 9) OBP: 0.356, SLG: 0.517		C CU 74 B FA 86 F SL 85 X FA 90 1-2 WP 21 G5-3 PB 1B		X CH 83 0-0 ③ G4-3		C FA 93 B FA 93 C CU 80 S CU 81 1-3 ① K		B FA 94 F FA 95 S FA 94 S FA 94 1-3 ③ K			B SL 86 1 SAFE B FA 92 X FA 92 2-0 1-H 3B	5	1	2	1	0	2	1
21 Ty Wigginton, R (1, 5) OBP: 0.339, SLG: 0.452		B FA 90 X FA 90 1-0 ② G5-3 1-2			B FA 89 F SL 86 F FA 90 S SL 85 1-3 ① K		B FA 93 C CU 81 F CU 81 F FA 94 X CU 80 1-2 1B		S FA 93 B FA 94 B FA 94 F FA 95 S FA 93 2-3 ① K			4	0	1	0	0	2	1
Humberto Quintero, R (1, 2) OBP: 0.280, SLG: 0.261		B FA 92 B FA 91 C SL 86 B SL 87 S X 3-2 ③ F9 2-H			X FA 91 0-0 1B 9 3B 2B		B SL 82 S SL 81 S FA 92 S CU 80 1-3 ② K		F FA 94 F FF 94 S FA 93 0-3 ② K			4	1	1	0	0	2	2
41 Brandon Backe, R (1, 1) Jason Lane, R (5, PH) OBP: 0.259, SLG: 0.353 43 Chris Sampson, R (6, 1) OBP: 0.154, SLG: 0.154 Orlando Palmeiro, L (6, PH) OBP: 0.342, SLG: 0.271 Dave Borkowski, R (7, 1) Chad Qualls, R (8, 1) Mike Lamb, L (9, PH) OBP: 0.366, SLG: 0.449 Brad Lidge, R (10, 1)			C FA 90 X SL 85 0-1 ① G5-3		C SL 85 X FA 90 0-1 9 3B 2-3 1B		B FA 91 C FA 94 B CU 81 F CU 81 F FA 93 X CU 81 2-2 ③ G3			X FA 94 0-0 ③ G4-3		1 1 0 1 0 0 0 1 0	0 1 0 0 0 0 0 0 0	0 1 0 0 0 0 0 0 0	0 0 0 0 0 0 0 0 0	0 0 0 0 0 0 0 0 0	0 0 0 2 0 0 0 0 0	0 1 0 2 0 0 0 0 0
Inning Stats	R: 0 E: 0 K: 0 S: 8 H: 1 LOB: 1 BB: 0 P: 13	R: 1 E: 0 K: 0 S: 9 H: 1 LOB: 0 BB: 0 P: 17	R: 0 E: 0 K: 0 S: 9 H: 1 LOB: 1 BB: 0 P: 11	R: 0 E: 0 K: 0 S: 5 H: 0 LOB: 0 BB: 0 P: 6	R: 2 E: 0 K: 1 S: 9 H: 3 LOB: 1 BB: 0 P: 11	R: 1 E: 0 K: 2 S: 17 H: 3 LOB: 2 BB: 0 P: 23	R: 0 E: 0 K: 2 S: 11 H: 0 LOB: 0 BB: 0 P: 15	R: 0 E: 0 K: 2 S: 9 H: 0 LOB: 0 BB: 0 P: 14	R: 0 E: 0 K: 2 S: 7 H: 0 LOB: 0 BB: 0 P: 9	R: 0 E: 0 K: 0 S: 4 H: 0 LOB: 0 BB: 0 P: 5	R: 1 E: 0 K: 0 S: 5 H: 1 LOB: 2 BB: 1 P: 12	1B: 5 2B: 3 3B: 2 HR: 0 SF: 0 SAC: 0 DP: 0 HBP: 0						

PITCHER		IP	WLS	BF	H	R	ER	SO	BB	IBB	HBP	BLK	WP	HR	S	P	ERA	WHIP
Jason Marquis, R ERA: 4.17	(1, 1)	5.0		23	8	4	3	1	0	0	0	0	1	0	43	62	5.40	1.600
49 Carlos Marmol, R ERA: 1.36	(6, 1)	2.0		7	1	0	0	4	0	0	0	0	0	0	25	34	0.00	0.500
Bob Howry, R ERA: 3.47	(8, 1)	2.0		6	0	0	0	4	0	0	0	0	0	0	16	23	0.00	0.000
46 Ryan Dempster, R ERA: 3.88	(10, 1)	1.1	L	6	1	1	1	0	1	0	0	0	0	0	9	17	6.75	1.500

PITCHER	IP	WLS	BF	H	R	ER	SO	BB	IBB	HBP	BLK	WP	HR	S	P	ERA	WHIP

BOTTOM

Chicago Cubs @ Houston Astros

Minute Maid Park, Houston, TX

Tue Sep 11 2007, 7:05 PM CDT

Att. 33,493 - Roof Closed - 72 F

livebaseballscorecards.com

AB	41
R	5
H	10
RBI	4
BB	1
SO	9
LOB	12

WP: 1 PA: 42
PB: 1
SB: 0
CS: 0

Batter	1	2	3	4	5	6	7	8	9	AB	R	H	RBI	BB	SO	LOB
12 Alfonso Soriano, R (1, 7) OBP: 0.329, SLG: 0.518	X FA 93 0-0 ① P3	S CU 79 F FA 91 B CU 79 F FA 93 B CU 79 X CU 79 2-2 ③ P6			B F F X 1-2 ① P6		F FA 90 C SL 88 S FA 88 0-3 ② K		C SL 86 B SL 86 F FA 90 1 SAFE B SL 86 F SL 86 X SL 85 2-2 ③ F8 1-2	5	0	0	0	0	1	3
Jacque Jones, L (1, 8) (8, 9) OBP: 0.330, SLG: 0.391	C FA 92 B FA 92 C CU 78 B FA 94 X 2-2 1B		B FA 92 F FA 92 F FA 91 B FA 93 F CU 78 X FA 93 2-2 ① P4		B B B C F X 3-2 ② L6		C SL 87 B FA 88 X FA 88 1-1 ③ G1-3			4	0	1	0	0	0	1
25 Derrek Lee, R (1, 3) OBP: 0.398, SLG: 0.495	B FA 93 F FA 92 C FA 95 B CU 81 S CU 79 2-3 ② K		B CU 79 B FA 93 B FA 93 B FA 94 4-0 16 CS BB		F CH 73 C X 0-2 ③ G5-3			C FA 89 X SL 86 0-1 E4		3	0	0	0	1	1	1
16 Aramis Ramirez, R (1, 5) OBP: 0.371, SLG: 0.552	C FA 93 F CU 80 1 SAFE F FA 93 X FA 92 0-2 ③ F9		1 SAFE C FA 93 B CU 79 C FA 93 B CU 80 F CU 78 X FA 92 2-2 ② ③ G5-3 1-2			X 0-0 ① F8		B SL 87 X SL 87 1-0 ① F9		4	0	0	0	0	0	3
Cliff Floyd, L (1, 9) OBP: 0.366, SLG: 0.402 20 Felix Pie, L (8, 8) OBP: 0.268, SLG: 0.333		C FA 91 B CU 78 X 1-1 HR		B FA 93 F FA 93 X FA 93 2-0 2 1B 3B		B B B C S X 3-2 ② F8		C SL 88 B FA 88 F SL 87 S CU 80 1-3 ② K		4 0	2 0	2 0	1 0	0 0	1 0	1 0
Mark DeRosa, R (1, 4) OBP: 0.366, SLG: 0.416		B FA 92 B FA 93 B FA 93 C FA 93 F FA 93 X FA 93 3-2 1B 2 SF8 1B		S FA 92 X FA 92 0-1 ① G6-3		B F B F B X 3-2 2B		B FA 89 X FA 90 1-0 ③ F9		4	1	2	0	0	0	2
Jason Kendall, R (1, 2) OBP: 0.303, SLG: 0.317		C FA 92 X FA 92 0-1 1-3 1B		P PO 78 B FA 92 C FA 92 F FA 92 F FA 92 X FA 92 2-2 ② F9		C FA 90 F FA 90 B SL 79 X FA 91 1-2 ③ G6-3			X FA 90 0-0 ① F8	4	0	1	0	0	0	2
2 Ryan Theriot, R (1, 6) OBP: 0.336, SLG: 0.361		B FA 93 B CU 80 X FA 93 2-0 ① SF8 3-H		B CU 79 X FA 93 1-0 3-H 1B			C FA 89 B SL 87 C FA 89 F FA 89 B FA 90 X FA 89 2-2 ① G3-1		B FA 91 C FA 90 B SL 85 B FA 91 B FA 90 4-1 12 S BB	2	0	1	2	1	0	0
53 Rich Hill, L (1, 1) OBP: 0.155, SLG: 0.175 Bob Howry, L (8, 1) 33 Daryle Ward, L (9, PH) OBP: 0.444, SLG: 0.510 46 Ryan Dempster, R (9, 1)		L FA 91 L CU 79 B FA 92 L 1-3 ② K		S FA 91 B FA 93 S FA 92 S FA 93 1-3 ③ K			F FA 87 F FA 90 X FA 90 0-2 1B		B FA 90 1 SAFE C FA 90 1 SAFE B FA 90 B FA 90 F FA 90 1 SAFE X 3-2 ② F8	3 0 1 0	0 0 0 0	1 0 0 0	0 0 0 0	0 0 0 0	2 0 0 0	2 0 1 0

TOP

Chicago Cubs @ Houston Astros

Minute Maid Park, Houston, TX

Wed Sep 12 2007, 7:05 PM CDT

Att. 33,115 - Roof Closed - 74 F

livebaseballscorecards.com

AB	34
R	3
H	8
RBI	3
BB	2
SO	5
LOB	16

Inning Stats	1	2	3	4	5	6	7	8	9	1B: 5	SF: 1	WP: 0	PA: 37
R:	0	2	0	1	0	0	0	0	0	2B: 1	SAC: 0	PB: 0	
E:	0	0	0	0	0	0	0	0	0	3B: 1	DP: 0	SB: 1	
K:	1	1	0	0	0	0	1	1	0	HR: 1	HBP: 0	CS: 1	
S:	11	15	8	12	9	10	12	7	9				
H:	1	3	0	2	0	1	1	0	0				
LOB:	1	1	0	1	0	1	1	1	0				
BB:	0	0	1	0	0	0	0	0	1				
P:	15	24	16	17	13	17	15	10	18				

PITCHER		IP	WLS	BF	H	R	ER	SO	BB	IBB	HBP	BLK	WP	HR	S	P	ERA	WHIP
Matt Albers, R ERA: 5.79	(1, 1)	6.0	L	25	7	3	3	3	1	0	0	0	0	1	65	102	4.50	1.333
Brian Moehler, R ERA: 4.33	(7, 1)	2.0		8	1	0	0	2	0	0	0	0	0	0	19	25	0.00	0.500
Dave Borkowski, R ERA: 5.68	(9, 1)	1.0		4	0	0	0	0	1	0	0	0	0	0	9	18	0.00	1.000

PITCHER	IP	WLS	BF	H	R	ER	SO	BB	IBB	HBP	BLK	WP	HR	S	P	ERA	WHIP

BOTTOM

Batter	1	2	3	4	5	6	7	8	9	AB	R	H	RBI	BB	SO	LOB
9 Hunter Pence, R (1, 8) OBP: 0.361, SLG: 0.548	C FA 91 C FA 92 B FA 92 X CU 75 1-2 S 1B		C CU 72 S FA 90 F FA 91 S FA 91 0-3 ① K			C CU 72 C FA 90 F FA 91 X FA 92 0-2 ① F9		C SL 82 X FA 94 0-1 1B 1B		4	0	2	0	0	1	0
Craig Biggio, R (1, 4) OBP: 0.285, SLG: 0.390	C CU 75 F FA 92 1 SAFE B FA 92 S CU 75 1-3 ① K 1-2		F FA 91 B CH 83 X FA 85 1-1 ② G6-3			B CH 83 B FA 91 B CU 74 F FA 89 B FA 91 B FA 89 4-2 17 FC5-4 BB		B FA 93 F FA 94 F FA 94 F FA 93 X SL 83 1-2 ② 17 1B 1-3 1B		3	0	1	0	1	1	1
17 Lance Berkman, S (1, 3) OBP: 0.383, SLG: 0.497	F FA 93 B CU 75 F FA 85 F FA 92 B FA 92 F CU 75 X FA 93 2-2 ② L4		C CU 73 X FA 92 0-1 ③ F8			X CH 82 0-0 ② FC5-4 45 FC5-4 1-2f		B FA 93 X FA 94 1-0 1-2 1B		4	0	1	0	0	0	2
45 Carlos Lee, R (1, 7) OBP: 0.349, SLG: 0.512	B FA 92 S FA 92 F FA 93 F FA 94 D CU 75 F FA 92 F CH 81 X FA 92 2-2 ③ F8			C CU 72 B SL 82 F CU 73 F FA 90 F CU 74 S FA 91 1-3 ① K		C FA 90 F FA 91 F FA 92 X CU 74 0-2 ③ FC5-4 1-2f		X FA 94 0-0 ③ F8		4	0	0	0	0	1	4
Mark Loretta, R (1, 6) OBP: 0.349, SLG: 0.364 Josh Anderson, L (9, PR)		B FA 90 B FA 90 C FA 90 F FA 90 B FA 90 B FA 89 4-2 21 G5-3 BB		B CU 73 X CH 81 1-0 21 G5-4-3 1B			B FA 88 X FA 88 1-0 HR		C SL 86 S SL 86 X FA 93 0-2 3B 1B	3 0	1 1	3 0	1 0	1 0	0 0	0 0
21 Ty Wigginton, R (1, 5) OBP: 0.339, SLG: 0.450 Mike Lamb, L (9, PH) OBP: 0.368, SLG: 0.458		C FA 91 D CU 74 F FA 91 B FA 90 F CU 73 B FA 90 B FA 90 4-2 G5-3 1-2 BB		S FA 91 B FA 91 X CH 80 1-1 ② ③ G5-4-3 1-2f			C CU 72 B CU 73 B FA 88 F CU 73 F FA 90 S CU 72 2-3 ① K		C FA 92 B CH 82 B CH 83 X SL 86 2-1 1-H 3B	2 1	0 0	0 1	0 1	1 0	1 0	1 0
Luke Scott, L (1, 9) OBP: 0.352, SLG: 0.511		C CU 73 F FA 91 S CU 74 0-3 ① K	B X 1-0 ① G4-3			S FA 90 C CU 74 F FA 90 F CU 74 B SL 84 F FA 90 X CU 73 1-2 ② F9		X CH 84 0-0 ① G5-3		4	0	0	0	0	1	4
Humberto Quintero, R (1, 2) OBP: 0.264, SLG: 0.245 Orlando Palmeiro, L (9, PH) OBP: 0.348, SLG: 0.271 Eric Bruntlett, R (9, PR) OBP: 0.338, SLG: 0.279		F FA 90 B FA 91 S CU 73 X FA 91 1-2 ② G5-3 1-2 2-3	C CU 72 B CU 74 B FA 90 X FA 89 2-1 ② F8			S FA 91 F FA 91 F FA 93 S CU 75 0-3 ③ K2-3		C SL 87 B SL 87 B FA 93 F CH 84 B CH 84 D SL 87 4-2 G3-6-1 BB	3 0 0	0 0 0	0 0 0	0 0 0	0 1 0	1 0 0	2 0 0
Matt Albers, L (1, 1) OBP: 0.083, SLG: 0.083 Brian Moehler, R (7, 1) OBP: 0.200, SLG: 0.200 Chris Burke, R (8, PH) OBP: 0.308, SLG: 0.349 Dave Borkowski, R (9, 1) Eric Munson, L (9, PH) OBP: 0.299, SLG: 0.357		B FA 90 C FA 90 B FA 89 F FA 91 F CU 73 C FA 90 2-3 ③ K	S FA 90 F FA 90 B FA 91 B CU 73 X FA 88 2-2 ③ L5					B FA 95 C FA 94 X FA 94 1-1 ① P3	C SL 86 B SL 87 D CH 83 X CH 85 2-1 ② ③ G3-6-1 1-2f	2 0 1 0 1	0 0 0 0 0	0 0 0 0 0	0 0 0 0 0	1 0 0 0 0	2 0 0 0 0	2 0 0 0 2
Inning Stats	R: 0 H: 1 E: 0 LOB: 1 K: 1 BB: 0 S: 17 P: 23	R: 0 H: 0 E: 0 LOB: 2 K: 2 BB: 2 S: 15 P: 26	R: 0 H: 0 E: 0 LOB: 0 K: 1 BB: 0 S: 8 P: 9	R: 0 H: 1 E: 0 LOB: 0 K: 1 BB: 0 S: 8 P: 11	R: 0 H: 0 E: 0 LOB: 0 K: 0 BB: 0 S: 6 P: 11	R: 0 H: 0 E: 0 LOB: 1 K: 0 BB: 1 S: 12 P: 16	R: 1 H: 1 E: 0 LOB: 0 K: 2 BB: 0 S: 16 P: 20	R: 0 H: 3 E: 0 LOB: 2 K: 0 BB: 0 S: 10 P: 13	R: 1 H: 2 E: 0 LOB: 2 K: 0 BB: 1 S: 10 P: 18	1B: 6 2B: 0 3B: 1 HR: 1	SF: 0 SAC: 0 DP: 2 HBP: 0			WP: 0 PB: 0 SB: 1 CS: 0	PA: 36		

PITCHER		IP	WLS	BF	H	R	ER	SO	BB	IBB	HBP	BLK	WP	HR	S	P	ERA	WHIP
53 Rich Hill, L ERA: 3.91	(1, 1)	7.0	W	26	3	1	1	7	3	0	0	0	0	1	82	116	1.29	0.857
Bob Howry, R ERA: 3.42	(8, 1)	1.0	H	5	3	0	0	0	0	0	0	0	0	0	10	13	0.00	3.000
46 Ryan Dempster, R ERA: 3.97	(9, 1)	1.0	S	5	2	1	1	0	1	0	0	0	0	0	10	18	9.00	3.000

PITCHER	IP	WLS	BF	H	R	ER	SO	BB	IBB	HBP	BLK	WP	HR	S	P	ERA	WHIP

Chicago Cubs @ Houston Astros

Minute Maid Park, Houston, TX

Wed Sep 12 2007, 7:05 PM CDT

Att. 33,115 - Roof Closed - 74 F

livebaseballscorecards.com

AB	32
R	2
H	8
RBI	2
BB	4
SO	7
LOB	18

Batter	1	2	3	4	5	6	7	8	9	AB	R	H	RBI	BB	SO	LOB
12 Alfonso Soriano, R (1, 7) OBP: 0.328, SLG: 0.520	HR	F8		F8	K	G6-4-3 1-2f				5	1	1	1	0	1	6
17 Mike Fontenot, L (1, 4) OBP: 0.350, SLG: 0.423	BB, 16 HR, 1B	16 G4-3, 2B		G4-3	P6				P6	5	1	2	0	0	0	2
Cliff Floyd, L (1, 9) OBP: 0.367, SLG: 0.412 20 Felix Pie, L (7, 8) OBP: 0.267, SLG: 0.331	16 HR, BB	P6			G4-3		HR		F9	3 1	2 0	1 0	1 0	1 0	0 0	1 0
16 Aramis Ramirez, R (1, 5) OBP: 0.369, SLG: 0.554	HR	G4-3			F9		F9		G6-3	5	1	1	3	0	0	1
33 Daryle Ward, L (1, 3) OBP: 0.446, SLG: 0.540	G4-3	P4			HR		1B			4	1	2	1	0	0	1
Jason Kendall, R (1, 2) OBP: 0.303, SLG: 0.317	E 1B, 1B		F8		F9		F7			4	0	1	0	0	0	1
Jacque Jones, L (1, 8) OBP: 0.331, SLG: 0.392 (7, 9)	E3		G3-1			1B, 2 G4-3, 1B	P2			4	0	2	0	0	0	1
2 Ryan Theriot, R (1, 6) OBP: 0.335, SLG: 0.359	IBB		F8			G4-3		E5 12 G6-4-3		3	0	0	0	1	0	1
52 Steve Trachsel, R (1, 1) OBP: 0.100, SLG: 0.100 Craig Monroe, R (6, PH) OBP: 0.270, SLG: 0.371 47 Scott Eyre, L (6, 1) 34 Kerry Wood, R (7, 1) 19 Matt Murton, R (8, PH) OBP: 0.342, SLG: 0.405 49 Carlos Marmol, R (8, 1)	K			F8		2-3 1B		K		2 1 0 0 1 0	0 0 0 0 0 0	0 1 0 0 0 0	0 0 0 0 0 0	1 0 0 0 1 0	0 0 0 0 0 0	3 0 0 0 1 0
Inning Stats	R: 4 E: 1 K: 1 S: 19 H: 5 LOB: 3 BB: 2 P: 32	R: 0 E: 0 K: 0 S: 12 H: 1 LOB: 1 BB: 0 P: 18	R: 0 E: 0 K: 0 S: 5 H: 0 LOB: 0 BB: 0 P: 8	R: 0 E: 0 K: 0 S: 6 H: 0 LOB: 0 BB: 0 P: 10	R: 1 E: 0 K: 0 S: 8 H: 1 LOB: 0 BB: 0 P: 11	R: 0 E: 0 K: 1 S: 9 H: 2 LOB: 2 BB: 0 P: 14	R: 1 E: 0 K: 0 S: 12 H: 2 LOB: 1 BB: 0 P: 16	R: 0 E: 1 K: 1 S: 7 H: 0 LOB: 0 BB: 0 P: 11	R: 0 E: 0 K: 0 S: 9 H: 0 LOB: 0 BB: 0 P: 13	1B: 6 2B: 1 3B: 0 HR: 4 SF: 0 SAC: 0 DP: 1 HBP: 0						

Chicago Cubs @ Houston Astros

Minute Maid Park, Houston, TX

Thu Sep 13 2007, 7:05 PM CDT

Att. 34,234 - Roof Closed - 73 F

TOP

livebaseballscorecards.com

AB	38
R	6
H	11
RBI	6
BB	2
SO	3
LOB	18

PITCHER		IP	WLS	BF	H	R	ER	SO	BB	IBB	HBP	BLK	WP	HR	S	P	ERA	WHIP
Woody Williams, R ERA: 5.04	(1, 1)	7.0	L	34	11	6	6	2	1	1	0	0	0	4	71	109	7.71	1.714
Trever Miller, L ERA: 4.67	(8, 1)	1.0		3	0	0	0	1	0	0	0	0	0	0	7	11	0.00	0.000
Dennis Sarfate, R ERA:	(9, 1)	1.0		3	0	0	0	0	0	0	0	0	0	0	9	13	0.00	0.000

PITCHER	IP	WLS	BF	H	R	ER	SO	BB	IBB	HBP	BLK	WP	HR	S	P	ERA	WHIP

1B: 6	SF: 0	WP: 0	PA: 40
2B: 1	SAC: 0	PB: 0	
3B: 0	DP: 1	SB: 0	
HR: 4	HBP: 0	CS: 0	

Batter	1	2	3	4	5	6	7	8	9	AB	R	H	RBI	BB	SO	LOB
9 Hunter Pence, R (1, 8) OBP: 0.363, SLG: 0.550	X CH 84 0-0 SH3 2B		C CH 82 S FS 82 B FA 88 B CH 81 B CH 84 T CH 82 3-2 ① K		B CU 75 B CH 79 S FA 86 X CH 81 2-1 17 BB 1B		C SL 82 F CU 82 F FA 94 X FA 94 0-2 ② F9			4	0	2	0	0	1	1
Craig Biggio, R (1, 4) OBP: 0.285, SLG: 0.389	X FA 85 0-0 ① SH3 2-3		B CH 81 B CU 77 B CH 80 C FA 87 X FA 87 3-1 1-2 1B		B CH 81 1 SAFE X FA 87 1-0 ① F8		F FA 93 C FA 93 F FA 94 C FA 94 0-3 ③ K			3	0	1	0	0	1	1
17 Lance Berkman, S (1, 3) OBP: 0.382, SLG: 0.494	X CH 79 0-0 ② P6		B FA 88 X CH 82 1-0 ②③ L4-6 2-2		1 SAFE B CU 77 1 SAFE 1 SAFE F CH 79 B CH 81 1 SAFE B CH 82 B FA 86 4-1 1-2 BB			F FA 93 C CU 79 F CU 81 S CU 79 0-3 ① K		3	0	0	0	1	1	3
45 Carlos Lee, R (1, 7) OBP: 0.349, SLG: 0.515	B FA 86 F D X CH 78 2-1 ③ P5			B CU 74 C CU 76 X CH 81 1-1 HR	C CU 76 B FA 86 C CU 77 S CH 81 1-3 ② K			X FA 94 0-0 ② F8		4	1	1	1	0	1	3
Mike Lamb, L (1, 5) OBP: 0.364, SLG: 0.452		C FA 86 B CH 80 B CH 78 S F CH 80 F FA 86 F CH 79 S CH 81 2-3 ① K		B FA 88 B CU 75 C FA 85 X 2-1 ① G4-3	S CH 80 D CH 81 B CH 82 X CU 75 2-1 ③ G1-3			C CU 80 F FA 93 B CU 77 B CU 81 F CU 79 B FA 93 S FA 93 3-3 ③ K		4	0	0	0	0	2	2
Luke Scott, L (1, 9) OBP: 0.354, SLG: 0.517		B CH 80 X CH 80 1-0 3B		B B C B F X 3-2 ② G1-3		C CU 77 S SL 84 X SL 82 0-2 G4-3 1B			B CU 79 X FA 92 1-0 ① F9	4	0	2	0	0	0	0
Mark Loretta, R (1, 6) OBP: 0.351, SLG: 0.371		C CU 78 D CH 82 B FA 87 D CH 81 C FA 86 B CH 78 4-2 G4-6-3 BB		B C X 1-1 HR	C FA 90 S CH 80 B FA 91 C FA 90 1-3 ① K				C CU 81 F FA 92 X CU 79 0-2 ② G3-1	3	1	1	1	1	1	1
Eric Munson, L (1, 2) OBP: 0.301, SLG: 0.354 Cody Ransom, R (6, PH) OBP: 0.111, SLG: 0.111 Humberto Quintero, R (7, 2) OBP: 0.264, SLG: 0.245 Josh Anderson, L (9, PH)		X CH 81 0-0 ②③ G4-6-3 1-2f		B CH 82 B CU 76 B CH 80 C FA 86 B FA 85 4-1 BB		C SL 84 X FA 90 0-1 ②③ G4-3 1-2f			B FA 93 B CU 77 B CU 79 C FA 91 B FA 93 4-1 BB	1 1 0 0	0 0 0 0	0 0 0 0	0 0 0 0	1 0 0 1	0 0 0 0	2 1 0 0
Woody Williams, R (1, 1) OBP: 0.102, SLG: 0.153 Chris Burke, R (7, PH) OBP: 0.307, SLG: 0.348 Trever Miller, R (8, 1) Dennis Sarfate, R (9, 1) Orlando Palmeiro, L (9, PH) OBP: 0.345, SLG: 0.268			F FA 84 F CU 76 B FA 88 B CH 80 X FA 87 2-2 17 L4-6 1B	B CU 78 C FA 86 S CH 80 F CH 81 B CU 78 S CU 75 2-3 ③ K2-3			C FA 92 B SL 82 S CU 81 B SL 82 B FA 93 F FA 93 X FA 93 3-2 ① F8		C FA 92 S FA 92 S FA 93 0-3 ③ K	2 1 0 0 1	0 0 0 0 0	1 0 0 0 0	0 0 0 0 0	0 0 0 0 1	1 0 0 0 1	1 0 0 0 1
Inning Stats	R: 0 E: 0 K: 0 S: 5 H: 1 LOB: 1 BB: 0 P: 7	R: 0 E: 0 K: 1 S: 10 H: 1 LOB: 1 BB: 1 P: 17	R: 0 E: 0 K: 1 S: 9 H: 2 LOB: 1 BB: 0 P: 18	R: 2 E: 0 K: 1 S: 14 H: 2 LOB: 1 BB: 1 P: 27	R: 0 E: 0 K: 1 S: 9 H: 1 LOB: 2 BB: 1 P: 19	R: 0 E: 0 K: 1 S: 8 H: 1 LOB: 0 BB: 0 P: 9	R: 0 E: 0 K: 1 S: 12 H: 0 LOB: 0 BB: 0 P: 15	R: 0 E: 0 K: 2 S: 9 H: 0 LOB: 0 BB: 0 P: 12	R: 0 E: 0 K: 1 S: 8 H: 0 LOB: 1 BB: 1 P: 13	1B: 4 2B: 2 3B: 1 HR: 2 SF: 0 SAC: 1 DP: 3 HBP: 0						WP: 0 PB: 0 SB: 0 CS: 0 PA: 36

PITCHER	IP	WLS	BF	H	R	ER	SO	BB	IBB	HBP	BLK	WP	HR	S	P	ERA	WHIP
52 Steve Trachsel, R (1, 1) ERA: 4.74	5.0	W	23	7	2	2	4	3	0	0	0	0	2	47	88	3.60	2.000
47 Scott Eyre, L (6, 1) ERA: 4.53	1.0	H	3	1	0	0	1	0	0	0	0	0	0	8	9	0.00	1.000
34 Kerry Wood, R (7, 1) ERA: 5.17	1.0		3	0	0	0	1	0	0	0	0	0	0	12	15	0.00	0.000
49 Carlos Marmol, R (8, 1) ERA: 1.31	2.0		7	0	0	0	3	1	0	0	0	0	0	17	25	0.00	0.500

PITCHER	IP	WLS	BF	H	R	ER	SO	BB	IBB	HBP	BLK	WP	HR	S	P	ERA	WHIP

BOTTOM

Chicago Cubs @ Houston Astros

Minute Maid Park, Houston, TX

Thu Sep 13 2007, 7:05 PM CDT

Att. 34,234 - Roof Closed - 73 F

livebaseballscorecards.com

AB	31
R	2
H	8
RBI	2
BB	4
SO	9
LOB	16

Batter	1	2	3	4	5	6	7	8	9	AB	R	H	RBI	BB	SO	LOB
3 Nyjer Morgan, L (1, 8) OBP: 0.269, SLG: 0.265	C FA 92 B FA 93 F FA 92 B CU 78 B FA 94 X FA 91 3-2 ① G4-3		B CU 67 B FA 92 C FA 90 C FA 92 B FA 92 X FA 90 3-2 ① G4-3		C FA 90 B CU 70 X CU 70 1-1 1B		F FA 92 M FA 93 F FA 94 B FA 93 X CU 64 1-2 ② FC4-6 13 S 1-2f	C FA 93 F SL 88 D SL 89 F FA 94 B FA 93 S SL 87 2-3 ③ K		5	0	1	0	0	1	3
13 Nate McLouth, L (1, 7) OBP: 0.341, SLG: 0.450	C CH 83 B FA 92 C FA 93 B FA 90 F FA 93 F CU 67 F CU 72 B FA 94 X FA 90 3-2 12 G1-3 1B		C FA 92 C SL 84 S FA 94 0-3 ② K		1 SAFE X FA 90 0-0 ① F7		C CH 84 B FA 93 F FA 93 B CU 77 S FA 93 2-3 ③ K 1-2		B FA 90 B FA 90 B FA 89 C FA 89 B FA 89 4-1 25 S BB	4	0	1	0	1	2	2
12 Freddy Sanchez, R (1, 4) OBP: 0.353, SLG: 0.457	C FA 93 B FA 90 B FA 91 F FA 92 X FA 91 2-2 ② G1-3 1-2		X SL 83 0-0 25 E 2B		1 SAFE X FA 91 0-0 ② P6			B SL 86 S SL 87 B FA 94 X FA 93 2-1 ① 25 FC3-6 1B	X FA 89 0-0 ① F9	5	1	2	0	0	0	3
25 Adam LaRoche, L (1, 3) OBP: 0.347, SLG: 0.463	S CU 70 C FA 93 X CU 67 0-2 ③ G4-3		C FA 92 S FA 92 F FA 92 X FA 94 0-2 ③ E9 19 FC6-4 2-H 1B		S FA 93 F SL 86 F CU 64 D CU 75 X CU 64 1-2 ③ F8			X FA 93 0-0 ① FC3-6 19 HR 1-2f	C FA 89 B FA 90 B FA 90 B C B 4-2 1-2 BB	4	1	1	0	1	0	3
19 José Bautista, R (1, 5) OBP: 0.350, SLG: 0.433		C FA 91 C CU 68 F FA 93 F FA 92 B FA 92 B CU 68 B FA 93 F FA 93 X FA 93 3-2 3B	X SL 84 0-0 ③ FC6-4 1-2f			C FA 92 F FA 91 F CU 66 B FA 92 X FA 92 1-2 ① G5-3		B FA 93 B SL 87 B FA 93 C FA 93 X FA 93 3-1 1-H HR	B C F SL 86 B FA 92 F FA 91 X SL 85 2-2 ② F9	5	1	2	2	0	0	3
51 Steve Pearce, R (1, 9) OBP: 0.348, SLG: 0.419		X CU 71 0-0 ① G1-3	C SL 69 X SL 83 0-1 ① G5-3			C SL 81 X CU 71 0-1 ② F7		B SL 87 B SL 87 B FA 94 C FA 93 X FA 93 3-1 26 S 26 1B 1B	B FA 90 B C S F FA 91 S FA 91 2-3 ③ K	5	1	1	0	0	1	3
26 Ronny Paulino, R (1, 2) OBP: 0.313, SLG: 0.391		C FA 92 C FA 95 F FA 93 B CU 80 F FA 93 B FA 95 S FA 95 2-3 ② K	F FA 93 F FA 93 B SL 85 S CU 70 1-3 ② K			F SL 82 S SL 84 F FA 93 B FA 92 X FA 93 1-2 ③ G6-3		F FA 93 C SL 89 B SL 89 B SL 88 B FA 94 X SL 88 3-2 2 BB 1-H 1B		4	0	1	1	0	2	1
2 Jack Wilson, R (1, 6) OBP: 0.348, SLG: 0.418		I IN 76 I IN 73 I IN 79 I IN 76 4-0 IBB	X SL 83 0-0 1B				F FA 92 F FA 94 X FA 92 0-2 ① G6-3	C FA 93 B FA 91 B SL 88 B FA 93 F FA 92 B FA 92 4-2 1-2 BB		2	0	1	0	2	0	0
45 Ian Snell, R (1, 1) OBP: 0.145, SLG: 0.096 Matt Kata, S (7, PH) OBP: 0.266, SLG: 0.371 52 Franquelis Osoria, R (7, 1) Damaso Marte, L (7, 1) 58 Romulo Sanchez, R (7, 1) Josh Phelps, R (8, PH) OBP: 0.405, SLG: 0.531 Shawn Chacon, R (8, 1) OBP: 0.273, SLG: 0.273 55 Matt Capps, R (9, 1) OBP: 1.000, SLG: 1.000		C FA 93 S FA 90 D CU 77 C FA 93 1-3 ③ K	S FA 91 C FA 92 C FA 91 0-3 ③ K			B CH 84 X FA 93 1-0 3 FC4-6 1B	S SL 86 B FA 95 B FA 93 B FA 93 F FA 94 C FA 93 3-3 ② K		2 0 0 0 0 2 3 1 0 1 0 0 0 0 0 0 0 0 0 0 0 0 0 0 0 0 0 0 0 0 0 0 0 0 0 1 0 0 0 0 1 2 0 0 0 0 0 0 0 0 0 0 0 0 0 0						
Inning Stats	R: 0 E: 0 K: 0 S: 15 H: 1 LOB: 1 BB: 0 P: 23	R: 0 E: 0 K: 2 S: 15 H: 1 LOB: 2 BB: 1 P: 25	R: 1 E: 1 K: 1 S: 12 H: 2 LOB: 1 BB: 0 P: 15	R: 0 E: 0 K: 2 S: 9 H: 1 LOB: 1 BB: 0 P: 10	R: 0 E: 0 K: 0 S: 8 H: 1 LOB: 1 BB: 0 P: 10	R: 0 E: 0 K: 0 S: 10 H: 0 LOB: 0 BB: 0 P: 12	R: 0 E: 0 K: 1 S: 11 H: 1 LOB: 1 BB: 0 P: 15	R: 3 E: 0 K: 2 S: 19 H: 4 LOB: 2 BB: 1 P: 39	R: 0 E: 0 K: 1 S: 12 H: 0 LOB: 2 BB: 2 P: 24	1B: 8 2B: 1 3B: 1 HR: 1 SF: 0 SAC: 0 DP: 0 HBP: 0						

PITCHER		IP	WLS	BF	H	R	ER	SO	BB	IBB	HBP	BLK	WP	HR	S	P	ERA	WHIP
44 Roy Oswalt, R ERA: 3.29	(1, 1)	7.0		29	7	1	0	6	0	1	0	0	0	0	80	110	0.00	1.000
Chad Qualls, R ERA: 3.3	(8, 1)	1.0	L	8	4	3	3	2	1	0	0	0	0	1	19	39	27.00	5.000
Mark McLemore, L ERA: 3.86	(9, 1)	0.1		3	0	0	0	0	2	0	0	0	0	0	4	12	0.00	6.000
Dave Borkowski, R ERA: 5.62	(9, 1)	0.2		2	0	0	0	1	0	0	0	0	0	0	8	12	0.00	0.000

PITCHER	IP	WLS	BF	H	R	ER	SO	BB	IBB	HBP	BLK	WP	HR	S	P	ERA	WHIP

TOP

Pittsburgh Pirates @ Houston Astros

Minute Maid Park, Houston, TX

Fri Sep 14 2007, 7:05 PM CDT
Att. 35,352 - Roof Closed - 72 F

livebaseballscorecards.com

AB	38
R	4
H	11
RBI	3
BB	4
SO	9
LOB	23

BOTTOM

Pittsburgh Pirates @ Houston Astros

Minute Maid Park, Houston, TX

Fri Sep 14 2007, 7:05 PM CDT
Att. 35,352 - Roof Closed - 72 F

Batter	1	2	3	4	5	6	7	8	9	AB	R	H	RBI	BB	SO	LOB
Josh Anderson, L (1, 8) OBP: 0.400, SLG: 0.250	C FA 92 S CH 82 B FA 93 B SL 87 B SL 82 C FA 92 3-3 ① K	B FA 91 F FA 93 F SL 87 B SL 88 F FA 94 B FA 93 X FA 93 3-2 ① 17 WP SH3 1B	S CH 81 B FA 92 X CH 82 1-1 ① G6-3	F FA 92 X FA 92 0-1 ② FC4-6 1-2f 2-3	X 0-0 2-3 3-H 1B	5	0	2	1	0	1	2
Craig Biggio, R (1, 4) OBP: 0.283, SLG: 0.387 Chris Burke, R (8, 4) OBP: 0.306, SLG: 0.346	C SL 84 S CH 81 B SL 82 S SL 82 1-3 ② K	1 SAFE B FA 90 X FA 90 1-0 ① SH3 1-2	S SL 84 B FA 92 S CH 82 B SL 86 F SL 82 F FA 95 F CH 82 F FA 94 S CH 83 2-3 ② K	C FA 93 B FA 91 X FA 95 1-1 ③ F8	B F B FA 91 S FA 91 S FA 91 2-3 ② K	3	0	0	0	0	2	2
						1	0	0	0	0	1	3
9 Hunter Pence, R (1, 9) OBP: 0.363, SLG: 0.547	B FA 90 B FA 90 B FA 93 B FA 92 4-0 BB	S SL 88 F SL 86 X FA 92 0-2 ② F9	S SL 83 B SL 87 X FA 91 1-1 17 BB 1B	C FA 92 X FA 92 0-1 ① G1-3	X FA 92 0-0 ③ F9	4	0	1	0	1	0	4
17 Lance Berkman, S (1, 3) OBP: 0.386, SLG: 0.501	X FA 92 0-0 ③ P6	F SL 84 B SL 88 B FA 94 S SL 87 B FA 94 B SL 89 4-2 2-3 BB BB	B FA 92 F FA 93 B SL 87 B FA 92 C FA 93 B SL 86 4-2 1-2 BB	C FA 91 F SL 83 B FA 92 X FA 92 1-2 HR	B B F X 2-1 21 G5-4-3 1B	3	1	2	1	2	0	1
Luke Scott, L (1, 7) OBP: 0.352, SLG: 0.511	C FA 92 B FA 91 F SL 85 F SL 88 C SL 88 1-3 ① K	B FA 92 B SL 84 B SL 84 S FA 93 B FA 94 4-1 1-2 BB	F SL 88 B FA 93 F SL 84 B FA 94 D SL 85 S SL 86 3-3 ③ K	B FA 91 X FA 92 1-0 ② F7	1 SAFE S CH 86 S FA 93 F FA 95 T SL 85 0-2 ① K	4	0	0	0	1	3	3
21 Ty Wigginton, R (1, 5) OBP: 0.339, SLG: 0.453	C SL 84 X SL 89 0-1 WP 2B	B FA 94 X FA 94 1-0 ③ F8		S SL 85 B FA 89 B CH 82 X FA 94 2-1 1B 44 E 2B	B CU 79 B FA 93 B FA 94 C FA 94 F CU 78 F CH 84 S FA 94 3-3 ③ K	X FA 94 0-0 ② ③ G5-4-3 1-2f	5	1	2	0	0	1	4
Cody Ransom, R (1, 6) OBP: 0.231, SLG: 0.091	S FA 93 B FA 93 B SL 87 F SL 83 B FA 96 B FA 95 4-2 2-3 BB	B F X 1-1 ① L8	B FA 93 D SL 85 X FA 89 2-0 ① G5-3	H FA 90 1-0 45 2B 1B HBP	2	1	0	0	1	0	1
Brad Ausmus, R (1, 2) OBP: 0.319, SLG: 0.327 Mike Lamb, L (8, PH) OBP: 0.363, SLG: 0.450 Humberto Quintero, R (9, 2) OBP: 0.264, SLG: 0.245	C FA 93 F SL 83 B SL 84 C FA 95 1-3 ② K	F FA 92 C SL 86 S SL 83 0-3 ② K	C FA 88 F FA 93 D SL 83 X SL 87 1-2 FC4-6 44 E 2-3 1B	F FA 91 B FA 92 D CH 84 X FA 92 2-1 ① F7	3	0	1	0	0	2	2
					1	0	0	0	0	0	1
					0	0	0	0	0	0	0
44 Roy Oswalt, R (1, 1) OBP: 0.182, SLG: 0.145 Chad Qualls, R (8, 1) 45 Carlos Lee, R (8, PH) OBP: 0.350, SLG: 0.518 Eric Bruntlett, R (8, PR) OBP: 0.338, SLG: 0.279 Mark McLemore, L (9, 1) Dave Borkowski, R (9, 1)	C FA 93 C SL 83 C FA 95 0-3 ③ K	B FA 92 X FA 92 1-0 ③ F8	C FA 93 F FA 94 X SL 86 0-2 E4 FC4-6 1-2 3-H	X 0-0 1B 1-3 2B	3	0	0	1	0	1	3
					0	0	0	0	0	0	0
					1	0	1	0	0	0	0
					0	0	0	0	0	0	0
					0	0	0	0	0	0	0
					0	0	0	0	0	0	0

Inning Stats	1	2	3	4	5	6	7	8	9
	R: 0 E: 0 K: 2 S: 7	R: 0 E: 0 K: 3 S: 14	R: 0 E: 0 K: 0 S: 12	R: 0 E: 0 K: 1 S: 6	R: 0 E: 0 K: 2 S: 16	R: 1 E: 1 K: 0 S: 13	R: 1 E: 0 K: 1 S: 10	R: 1 E: 0 K: 1 S: 8	R: 0 E: 0 K: 1 S: 7
	H: 0 LOB: 1 BB: 1 P: 15	H: 1 LOB: 2 BB: 1 P: 20	H: 1 LOB: 3 BB: 2 P: 25	H: 0 LOB: 0 BB: 0 P: 8	H: 1 LOB: 2 BB: 1 P: 27	H: 2 LOB: 2 BB: 0 P: 19	H: 1 LOB: 0 BB: 0 P: 15	H: 2 LOB: 3 BB: 0 P: 13	H: 1 LOB: 0 BB: 0 P: 9

1B: 5	SF: 0
2B: 3	SAC: 1
3B: 0	DP: 1
HR: 1	HBP: 1

WP: 2	PA: 42
PB: 0	
SB: 0	
CS: 0	

AB	35
R	3
H	9
RBI	3
BB	5
SO	11
LOB	26

livebaseballscorecards.com

PITCHER	IP	WLS	BF	H	R	ER	SO	BB	IBB	HBP	BLK	WP	HR	S	P	ERA	WHIP
45 Ian Snell, R (1, 1) ERA: 3.92	6.0		29	5	1	1	8	5	0	0	0	2	0	68	114	1.50	1.667
52 Franquelis Osoria, R (7, 1) ERA: 4.29	0.1		1	0	0	0	0	0	0	0	0	0	0	2	2	0.00	0.000
Damaso Marte, L (7, 1) ERA: 2.23	0.1		2	1	1	1	0	0	0	0	0	0	1	4	6	27.00	3.000
58 Romulo Sanchez, R (7, 1) ERA: 1.8	0.1	W	1	0	0	0	1	0	0	0	0	0	0	4	7	0.00	0.000
Shawn Chacon, R (8, 1) ERA: 3.98	1.0	H	6	2	1	1	1	0	0	1	0	0	0	8	13	9.00	2.000

PITCHER	IP	WLS	BF	H	R	ER	SO	BB	IBB	HBP	BLK	WP	HR	S	P	ERA	WHIP
55 Matt Capps, R (9, 1) ERA: 2.04	1.0	S	3	1	0	0	1	0	0	0	0	0	0	7	9	0.00	1.000

Pittsburgh Pirates @ Houston Astros

Minute Maid Park, Houston, TX

Sat Sep 15 2007, 6:05 PM CDT

Att. 40,425 - Roof Closed - 73 F

TOP

livebaseballscorecards.com

Batter	1	2	3	4	5	6	7	8	9	AB	R	H	RBI	BB	SO	LOB
3 Nyjer Morgan, L (1, 8) OBP: 0.281, SLG: 0.302	L B F C 1-3 ① K	B B S B B 4-1 BB		F C B X 1-2 ① G4-3		X 0-0 ② FC6-4 1-2f		B S B X 2-1 3B		4	0	1	0	1	1	1
19 José Bautista, R (1, 5) OBP: 0.348, SLG: 0.430	B C T B F B B 4-2 12 FC1-4 BB	S F S 0-3 ③ K		C X 0-1 ② F7		B C B S B F S 3-3 ③ K		B C X 1-1 ③ G1-3		4	0	0	0	1	2	4
12 Freddy Sanchez, R (1, 4) OBP: 0.352, SLG: 0.454	C 1 F 1 SAFE X SAFE 0-2 ② FC1-4 PB 1-2f		X 0-0 51 G6-3 26 HR HBP 1B	C B B S X 2-2 ③ F8			B B C F X 2-2 ① G5-3		F B C S 1-3 ① K	5	1	1	0	0	1	1
Jason Bay, R (1, 7) OBP: 0.332, SLG: 0.421	B B B B 4-0 1-2 BB		S S H 1-2 51 G6-3 26 HR 1-2 HBP		C C X 0-2 ① G5-3		C X 0-1 ② G5-3		F F B S 1-3 ② K	3	1	0	0	1	1	0
Xavier Nady, R (1, 9) OBP: 0.338, SLG: 0.484	B F B F S 2-3 ③ K		F S T 0-2 ① K		C B B X 2-1 ② L9		B C S S 1-3 ③ K		S F B X 1-2 ③ P4	5	0	0	0	0	3	4
51 Steve Pearce, R (1, 3) 57 Zach Duke, L (5, 1) Matt Kata, S (8, PH) Juan Pablo Perez, R (1, 1) OBP: 0.367, SLG: 0.444		B X 1-0 26 1B 2B	C B F F F F X 1-2 ② G6-3 1-2 2-3		B B C B B 4-1 BB			B S S S B B S 3-3 ① K		2 0 1 0	1 0 0 0	1 0 0 0	0 0 0 0	1 0 0 0	0 0 1 0	2 0 0 0
26 Ronny Paulino, R (1, 2) OBP: 0.316, SLG: 0.400		B X 1-0 2 FC3-6 2-H 1B	X 0-0 2-H 3-H HR		C X 0-1 ③ F9			C B B B B 4-1 2 HR BB		3	2	2	4	1	0	1
2 Jack Wilson, R (1, 6) OBP: 0.351, SLG: 0.434		X 0-0 ① FC3-6 SH1-4 1-2f	B X 1-0 HR			B F B X 2-1 3 FC6-4 1B		C B X 1-1 1-H HR		4	2	3	3	0	0	1
Matt Morris, R (1, 1) OBP: 0.222, SLG: 0.302 Salomon Torres, R (4, 1) Josh Phelps, R (5, 3) OBP: 0.400, SLG: 0.524		X 0-0 ② SH1-4 1-2	C B S S 1-3 ③ K			C S B C 1-3 ① K		B C X 1-1 ② P4		1 0 2	0 0 0	0 0 0	0 0 0	0 0 0	1 0 1	0 0 1
Inning Stats	R: 0 H: 0 E: 0 LOB: 2 K: 2 BB: 2 S: 12 P: 23	R: 1 H: 2 E: 0 LOB: 2 K: 1 BB: 1 S: 8 P: 14	R: 4 H: 3 E: 0 LOB: 0 K: 2 BB: 0 S: 17 P: 21	R: 0 H: 0 E: 0 LOB: 0 K: 0 BB: 0 S: 8 P: 11	R: 0 H: 0 E: 0 LOB: 1 K: 0 BB: 1 S: 8 P: 14	R: 0 H: 1 E: 0 LOB: 1 K: 2 BB: 0 S: 10 P: 16	R: 0 H: 0 E: 0 LOB: 0 K: 1 BB: 0 S: 8 P: 11	R: 2 H: 2 E: 0 LOB: 1 K: 1 BB: 1 S: 12 P: 24	R: 0 H: 0 E: 0 LOB: 0 K: 2 BB: 0 S: 10 P: 13						

	AB	34
	R	7
	H	8
	RBI	7
	BB	5
	SO	11
	LOB	15

1B: 3 SF: 0
2B: 1 SAC: 1
3B: 1 DP: 0
HR: 3 HBP: 1

WP: 0 PA: 41
PB: 1
SB: 0
CS: 0

PITCHER		IP	WLS	BF	H	R	ER	SO	BB	IBB	HBP	BLK	WP	HR	S	P	ERA	WHIP
51 Wandy Rodriguez, L ERA: 4.83	(1, 1)	3.0		18	5	5	5	5	3	0	1	0	0	2	37	58	15.00	2.667
Juan Gutierrez, R ERA: 6.1	(4, 1)	2.0	W	7	0	0	0	0	1	0	0	0	0	0	16	25	0.00	0.500
52 Felipe Paulino, R ERA: 11.25	(6, 1)	1.0	H	4	1	0	0	2	0	0	0	0	0	0	10	16	0.00	1.000
Dennis Sarfate, R ERA:	(7, 1)	1.0	H	3	0	0	0	1	0	0	0	0	0	0	8	11	0.00	0.000
Stephen Randolph, L ERA: 13.5	(8, 1)	0.2		5	2	2	2	1	1	0	0	0	0	1	10	21	27.00	4.500

PITCHER		IP	WLS	BF	H	R	ER	SO	BB	IBB	HBP	BLK	WP	HR	S	P	ERA	WHIP
Chad Qualls, R ERA: 3.29	(8, 1)	0.1	H	1	0	0	0	0	0	0	0	0	0	0	2	3	0.00	0.000
Brad Lidge, R ERA: 2.77	(9, 1)	1.0	S	3	0	0	0	2	0	0	0	0	0	0	10	13	0.00	0.000

BOTTOM

Pittsburgh Pirates @ Houston Astros

Minute Maid Park, Houston, TX

Sat Sep 15 2007, 6:05 PM CDT

Att. 40,425 - Roof Closed - 73 F

livebaseballscorecards.com

Batter	1	2	3	4	5	6	7	8	9	AB	R	H	RBI	BB	SO	LOB
Josh Anderson, L (1, 8) OBP: 0.400, SLG: 0.385	B X 1-0 SH1-3 2B		X 0-0 ① L7	B B F F F B X 3-2 17 HBP 45 1B 1B 1-2 2-H 1B	C X 0-1 ② F8			X 0-0 ① B1-3		5	1	2	1	0	0	3
Craig Biggio, R (1, 4) OBP: 0.283, SLG: 0.386 Brad Lidge, R (9, 1)	F X 0-1 ① SH1-3 2-3		X 0-0 ② F8	C S X 0-2 17 HBP 45 1B 1B 1-2 2-3	C X 0-1 ③ G6-3			B F B C B F C 3-3 ② K		4 0	1 0	1 0	0 0	0 0	1 0	3 0
17 Lance Berkman, S (1, 3) OBP: 0.386, SLG: 0.499	B X 1-0 1B		B X 1-0 ③ FC6-4 1-2f	H 1-0 45 1B HBP 1-2 2-3 3-H		B B X 2-0 ① G6-3		X 0-0 ③ P6		4	0	1	1	0	0	1
45 Carlos Lee, R (1, 7) OBP: 0.351, SLG: 0.523	X 0-0 ② P3			B B X 2-2 HR C B X 2-2 9 G6-4-3 1-2 2-H 3-H 1B		B X 1-0 ② G5-6-3				4	1	2	3	0	0	2
9 Hunter Pence, R (1, 9) OBP: 0.362, SLG: 0.544	S X 0-1 ③ G1-3			C B X 1-1 21 HR G4-3 1B B X 1-1 G6-4-3 1-2f		B F F B X 2-2 ③ G5-3				4	1	1	0	0	0	4
Mark Loretta, R (1, 6) OBP: 0.352, SLG: 0.372 (9, 4)		C X 0-1 21 G6-4-3 1B	X 0-0 ① G4-3 1-2	C B B C F F F B X 3-2 46 1B 21 E G3 1B			C B X 1-1 ① F9			4	1	2	0	0	0	1
21 Ty Wigginton, R (1, 5) OBP: 0.341, SLG: 0.466		C B F X 1-2 ① ② G6-4-3 1-2f	X 0-0 HR 2-H	B X 1-0 E5 G3 46 1B 1-2			C X 0-1 HR			4	2	2	3	0	0	2
46 J.R. Towles, R (1, 2) OBP: 0.400, SLG: 0.400		C B X 1-1 ③ G4-3	B B C X 2-1 SH 1B 1B F X 0-1 G3 1-2 2-3 1B				B B B C F X 3-2 ② F9			4	1	2	0	0	0	0
51 Wandy Rodriguez, S (1, 1) ERA: 3.68, SLG: 0.140 Cody Ransom, R (3, PH) OBP: 0.269, SLG: 0.500 Juan Gutierrez, R (4, 1) Jason Lane, R (5, PH) OBP: 0.259, SLG: 0.391 52 Felipe Paulino, R (6, 1) Dennis Sarfate, R (7, 1) Chris Burke, R (7, PH) OBP: 0.304, SLG: 0.348 Stephen Randolph, L (8, 1) Chad Qualls, R (8, 1) Eric Bruntlett, R (9, 6) OBP: 0.308, SLG: 0.279			C F B B B B 4-2 17 FC6-4 BB	X 0-0 SH 1B 1B 17 HBP 1-2	C F D X 1-2 ① G3 1-2 2-3 3-H		B F B X 2-1 ③ P6			0 0 0 1 0 1 0 0 0 0 0 0 0	0 0 0 0 1 0 0 0 0 0 0 0 0	0 0 0 0 0 0 0 0 0 0 0 0 0	0 0 0 0 0 0 0 0 0 0 0 0 0	0 0 0 1 0 0 2 0 0 0 0 0 0	0 0 0 0 0 0 0 0 0 0 0 0 0	0 0 0 0 0 0 0 0 0 0 0 0 0
Inning Stats	R: 0 E: 0 K: 0 S: 7 H: 2 LOB: 2 BB: 0 P: 9	R: 0 E: 0 K: 0 S: 7 H: 1 LOB: 0 BB: 0 P: 9	R: 0 E: 0 K: 0 S: 5 H: 0 LOB: 1 BB: 1 P: 10	R: 7 E: 0 K: 0 S: 22 H: 7 LOB: 1 BB: 0 P: 34	R: 1 E: 1 K: 0 S: 16 H: 2 LOB: 2 BB: 0 P: 21	R: 0 E: 0 K: 0 S: 5 H: 0 LOB: 0 BB: 0 P: 10	R: 1 E: 0 K: 0 S: 9 H: 1 LOB: 0 BB: 0 P: 15	R: 0 E: 0 K: 1 S: 6 H: 0 LOB: 0 BB: 0 P: 9		1B: 9 2B: 1 3B: 0 HR: 3	SF: 0 SAC: 2 DP: 2 HBP: 1		WP: 0 PB: 0 SB: 0 CS: 0	PA: 39	

	AB	35
	R	9
	H	13
	RBI	9
	BB	1
	SO	1
	LOB	18

PITCHER		IP	WLS	BF	H	R	ER	SO	BB	IBB	HBP	BLK	WP	HR	S	P	ERA	WHIP
Matt Morris, R ERA: 4.84	(1, 1)	3.1	L	21	9	7	7	0	1	0	1	0	0	2	36	54	18.90	3.000
Salomon Torres, R ERA: 5.32	(4, 1)	0.2		2	1	0	0	0	0	0	0	0	0	0	5	8	0.00	1.500
57 Zach Duke, L ERA: 5.7	(5, 1)	3.0		13	3	2	1	0	0	0	0	0	0	1	30	46	3.00	1.000
Juan Pablo Perez, L ERA: 3.12	(8, 1)	1.0		3	0	0	0	1	0	0	0	0	0	0	6	9	0.00	0.000

PITCHER	IP	WLS	BF	H	R	ER	SO	BB	IBB	HBP	BLK	WP	HR	S	P	ERA	WHIP

Pittsburgh Pirates @ Houston Astros

Minute Maid Park, Houston, TX

Sun Sep 16 2007, 1:05 PM CDT

Att. 35,715 - Roof Closed - 73 F

TOP

livebaseballscorecards.com

Batter	1	2	3	4	5	6	7	8	9	AB	R	H	RBI	BB	SO	LOB
3 Nyjer Morgan, L (1, 8) OBP: 0.279, SLG: 0.286	B FA 89 B FA 87 B FA 88 C FA 89 B FA 88 4-1 19 FC6-4 BB		C FA 88 C FA 89 B SL 82 F SL 82 B FA 90 F CU 72 X FA 90 2-2 ① F7		C CH 84 X CH 86 0-1 ② F7			F FA 84 X FA 85 0-1 ① G6-3		3	0	0	0	1	0	0
19 José Bautista, R (1, 5) OBP: 0.346, SLG: 0.427 49 Bryan Bullington, R (5, 1) OBP: 0.500, SLG: 0.500 13 Nate McLouth, L (8, PH) OBP: 0.340, SLG: 0.449 (8, 7)	C FA 89 C SL 82 1 SAFE 1 SAFE F FA 90 F FA 89 F FA 89 1 SAFE F CU 70 0-2 ① FC6-4 1-2f		B FA 90 C FA 90 X FA 90 1-1 ② F8		C FA 88 X FA 88 0-1 ③ F9			C FA 85 B SL 75 B FA 85 F FA 85 X FA 86 2-2 ② G4-3		3 0 1	0 0 0	0 0 0	0 0 0	0 0 0	0 0 0	1 0 0
12 Freddy Sanchez, R (1, 4) OBP: 0.351, SLG: 0.453 Jose Castillo, R (6, PH) OBP: 0.266, SLG: 0.325 (6, 4)	B FA 89 S CH 80 F FA 88 1 SAFE X CU 76 1-2 ② F9		C FA 90 X FA 89 0-1 ③ G5-3			B FA 89 X CH 85 1-0 ① P3		C FA 86 S FA 86 B FA 85 F FA 86 B CH 78 S CH 79 2-3 ③ K		2 2	0 0	0 0	0 0	0 0	0 1	1 0
25 Adam LaRoche, L (1, 3) OBP: 0.345, SLG: 0.461 Josh Phelps, R (8, 3) OBP: 0.398, SLG: 0.520	X FA 87 0-0 ③ P6			X FA 86 0-0 ① F9		F CH 76 F FA 86 B CH 78 B FA 90 S 2-3 ② K			C FA 90 F SL 89 B FA 89 F SL 88 B CU 81 X FA 91 2-2 ① F8	3 1	0 0	0 0	0 0	0 0	1 0	1 0
Xavier Nady, R (1, 9) OBP: 0.336, SLG: 0.480 51 Steve Pearce, R (8, 9) OBP: 0.360, SLG: 0.435		C FA 90 B FA 90 B FA 90 S FA 90 X FA 90 2-2 ① G6-3		C FA 87 B CU 72 B FA 89 B FA 90 F FA 88 F FA 90 F FA 90 S SL 84 3-3 ② K		X FA 88 0-0 ③ P6			C FA 88 B SL 88 F FA 91 F FA 90 X CU 79 1-2 ② P6	3 1	0 0	0 0	0 0	0 0	1 0	0 0
Jason Bay, R (1, 7) OBP: 0.332, SLG: 0.426 50 David Davidson, L (8, 1) 26 Ronny Paulino, R (9, PH) OBP: 0.316, SLG: 0.400		B FA 90 B FA 90 S SL 84 B SL 84 C FA 90 X FA 91 3-2 ② G5-3		C FA 90 F CU 73 B FA 90 B FA 90 F SL 83 B FA 90 F FA 91 X SL 84 3-2 HR			F FA 88 F SL 83 S FA 91 0-3 ① K		S FA 92 C FA 92 X 0-2 ③ L9	3 0 1	1 0 0	1 0 0	1 0 0	0 0 0	1 0 0	0 0 0
2 Jack Wilson, R (1, 6) OBP: 0.354, SLG: 0.445 Cesar Izturis, S (6, 6) OBP: 0.303, SLG: 0.303		B FA 87 C FA 89 X FA 90 1-1 HR		B FA 89 C FA 89 B FA 90 B FA 90 X FA 91 3-1 2B			X FA 89 0-0 ② P3			2 1	1 0	2 0	1 0	0 0	0 0	0 0
Carlos Maldonado, R (1, 2) OBP: 0.350, SLG: 0.429		C FA 89 B FA 90 B CU 76 B FA 90 F FA 90 B FA 90 4-2 BB		C FA 88 X FA 89 0-1 ③ G1-3			B FA 90 B FA 89 X FA 89 2-0 HR			2	1	1	1	1	0	1
28 Paul Maholm, L (1, 1) OBP: 0.190, SLG: 0.193 Juan Pablo Perez, R (3, 1) Tony Armas, R (4, 1) OBP: 0.120, SLG: 0.160 Matt Kata, S (5, PH) OBP: 0.261, SLG: 0.363 (5, 5)		F FA 86 X FA 88 0-1 ③ G1-3			C CH 86 X FA 88 0-1 ① F7		F FA 90 B FA 90 B CH 80 B FA 90 F FA 88 X FA 90 3-2 ③ P5			1 0 0 2	0 0 0 0	0 0 0 0	0 0 0 0	0 0 0 0	0 0 0 0	1 0 0 0
Inning Stats	R: 0 E: 0 K: 0 S: 14 H: 0 LOB: 1 BB: 1 P: 19	R: 1 E: 0 K: 0 S: 12 H: 1 LOB: 1 BB: 1 P: 22	R: 0 E: 0 K: 0 S: 9 H: 0 LOB: 0 BB: 0 P: 12	R: 1 E: 0 K: 1 S: 15 H: 2 LOB: 1 BB: 0 P: 24	R: 0 E: 0 K: 0 S: 6 H: 0 LOB: 0 BB: 0 P: 6	R: 0 E: 0 K: 1 S: 5 H: 0 LOB: 0 BB: 0 P: 8	R: 1 E: 0 K: 1 S: 8 H: 1 LOB: 0 BB: 0 P: 13	R: 0 E: 0 K: 1 S: 9 H: 0 LOB: 0 BB: 0 P: 13	R: 0 E: 0 K: 0 S: 11 H: 0 LOB: 0 BB: 0 P: 14	1B: 0 2B: 1 3B: 0 HR: 3	SF: 0 SAC: 0 DP: 0 HBP: 0					

	AB	31
	R	3
	H	4
	RBI	3
	BB	2
	SO	4
	LOB	5

WP: 0 PB: 0 SB: 0 CS: 0 PA: 33

PITCHER		IP	WLS	BF	H	R	ER	SO	BB	IBB	HBP	BLK	WP	HR	S	P	ERA	WHIP
41 Brandon Backe, R ERA: 4.86	(1, 1)	6.0	W	23	3	2	2	2	2	0	0	0	0	2	61	91	3.00	0.833
Mark McLemore, L ERA: 4.03	(7, 1)	1.0		4	1	1	1	1	0	0	0	0	0	1	8	13	9.00	1.000
Trever Miller, L ERA: 4.57	(8, 1)	1.0		3	0	0	0	1	0	0	0	0	0	0	9	13	0.00	0.000
Brian Moehler, R ERA: 4.25	(9, 1)	1.0		3	0	0	0	0	0	0	0	0	0	0	11	14	0.00	0.000

PITCHER	IP	WLS	BF	H	R	ER	SO	BB	IBB	HBP	BLK	WP	HR	S	P	ERA	WHIP

BOTTOM

Pittsburgh Pirates @ Houston Astros

Minute Maid Park, Houston, TX

Sun Sep 16 2007, 1:05 PM CDT

Att. 35,715 - Roof Closed - 73 F

livebaseballscorecards.com

Batter	1	2	3	4	5	6	7	8	9	AB	R	H	RBI	BB	SO	LOB
Chris Burke, R (1, 6) OBP: 0.313, SLG: 0.361	C FA 87 X FA 84 0-1 S 2B 1B	X FA 89 0-0 ① SH5-3 2-3	C CH 75 D CH 80 B SL 77 F FA 89 X FA 89 2-2 9 1B 45 1B 1B 2-H 3-H	B SL 81 B SL 81 S FA 88 S SL 81 F SL 80 B FA 90 B SL 82 4-2 1B 1-2 BB		F FA 88 C SL 83 X CU 77 0-2 ② FC5-4 1B 1-2f		B FA 86 S SL 86 B SL 87 S FA 87 B CU 78 X FA 89 3-2 1-H HR		4	3	3	4	1	0	1
Josh Anderson, L (1, 8) OBP: 0.571, SLG: 0.611	B FA 89 L FA 90 B CU 78 L FA 89 D CU 75 X FA 91 3-2 1-H 1B 2B	B FA 89 B FA 90 X FA 90 2-0 3-H 1B	B SL 77 C SL 79 F SL 81 X 1-2 9 45 1B 1-2 1B	C SL 82 X CU 78 0-1 9 FC6-4 1-2 2-H 1B		B FA 90 X FA 88 1-0 1-2 1B		C CU 79 H CU 78 1-1 1B 9 BB HBP		5	2	5	3	0	0	0
9 Hunter Pence, R (1, 9) OBP: 0.362, SLG: 0.540	X CH 82 0-0 ① F9	B CH 81 B FA 89 S CH 80 X CH 80 2-1 ② F8	C FA 93 B CH 84 B SL 80 C SL 79 X SL 81 2-2 45 1B 1-2 2-3 1B	C FA 89 B FA 90 X SL 82 1-1 ③ FC6-4 1-2f		C SL 82 S SL 84 S SL 84 0-3 ③ K		B FA 86 S FA 86 F FA 86 F FA 88 B CH 80 F CH 80 F FA 90 B CU 79 F FA 87 4-2 B SL 87 1B 1-2 BB		5	0	1	0	1	1	6
45 Carlos Lee, R (1, 7) OBP: 0.350, SLG: 0.521 Eric Bruntlett, R (6, 7) OBP: 0.347, SLG: 0.285	C FA 91 B FA 90 X FA 92 1-1 ② F9	C FA 88 F FA 90 S SL 78 0-3 ③ K	B FA 93 B FA 93 X FA 93 2-0 1-2 2-H 3-H 1B		C FA 89 B FA 89 F SL 82 X FA 91 1-2 ① F9		C FC 88 B SL 82 B FC 89 B FA 89 C FC 88 B FA 89 4-2 FC6-4 BB	B FA 86 C FA 89 B FA 86 X FA 86 2-1 FC6-4 1-2 2-3 1B		4 1	0 0	1 1	2 0	0 1	1 0	2 0
Mark Loretta, R (1, 3) OBP: 0.353, SLG: 0.374 Mark McLemore, L (7, 1) Humberto Quintero, R (7, PH) OBP: 0.259, SLG: 0.240 Brad Ausmus, R (8, 5) OBP: 0.318, SLG: 0.326	C FA 86 F CH 80 B FA 90 X CU 76 1-2 21 2B HR 2-H 1B	C FA 84 X CU 70 0-1 46 1B 1B B FA 93 B FA 92 F FA 93 X CH 86 2-1 ③ F9	B FA 90 B FA 89 X FA 89 2-0 ② F9		F FA 89 X SL 82 0-1 ① FC6-4 21 G6-4-3 1-2f	B FA 88 X FA 86 1-0 FC6-4 1-2f			4 0 1 1	2 0 0 0	2 0 0 0	1 0 0 0	0 0 0 0	0 0 0 0	2 0 1 3
21 Ty Wigginton, R (1, 5) OBP: 0.343, SLG: 0.475 Trever Miller, R (8, 1) Brian Moehler, R (9, 1) OBP: 0.200, SLG: 0.200	B FA 88 F CU 72 B SL 82 B FA 89 X 3-1 1-3 HR 2B	F FA 87 S CH 81 X FA 90 0-2 ① F8	B FA 88 B FA 87 B FA 88 C FA 88 S SL 79 F SL 81 X FA 88 3-2 HR	B FA 90 S SL 82 X SL 82 1-1 1B		X FA 90 0-0 ② ③ G6-4-3 1-2f				5 0 0	2 0 0	3 0 0	1 0 0	0 0 0	0 0 0	2 0 0
Cody Ransom, R (1, 4) OBP: 0.316, SLG: 0.375	B CU 73 B FA 91 C FA 90 F SL 82 B SL 80 X FA 90 3-2 2-H 3-H HR	B FA 88 X CH 79 1-0 41 F8 46 1B 1-2 1B	C FA 89 B SL 81 X SL 82 1-1 ① G6-3	B FA 90 F FA 88 S SL 84 B SL 84 X CU 77 2-2 ③ F8				F FA 86 S CH 85 X FA 86 0-2 ① G5-3		5	2	2	3	0	0	1
46 J.R. Towles, R (1, 2) OBP: 0.300, SLG: 0.300	C FA 89 B CU 72 F FA 88 X FA 90 1-2 ③ F7		C CU 71 B FA 86 X FA 89 1-1 41 F8 1-2 2-H 1B	C SL 82 B SL 82 B X 2-1 ② F8		X FA 89 0-0 ① P5		F FA 86 B CH 78 X FA 90 1-1 ② F9		5	1	1	1	0	0	0
41 Brandon Backe, R (1, 1) OBP: 0.500, SLG: 0.600 Eric Munson, L (6, PH) (7, 3) OBP: 0.311, SLG: 0.359		B FA 86 F FA 87 X FA 88 1-1 SH5-3 1B 2B	X FA 87 0-0 ② F8 1-2 2-3	C FA 88 X FA 88 0-1 BB 1B 1B		B FA 89 X FA 90 1-0 FC5-4 1B		B FA 90 B CU 78 B SL 85 C FA 89 B FA 90 4-1 HR BB		3 1	2 1	2 1	0 1	0 0	0 0	2 0

Inning Stats	1	2	3	4	5	6	7	8	9
	R: 5 E: 0 K: 0 S: 19 H: 5 LOB: 0 BB: 0 P: 31	R: 1 E: 0 K: 1 S: 9 H: 2 LOB: 1 BB: 0 P: 14	R: 5 E: 0 K: 0 S: 21 H: 7 LOB: 2 BB: 0 P: 32	R: 2 E: 0 K: 0 S: 17 H: 3 LOB: 2 BB: 1 P: 28	R: 0 E: 0 K: 0 S: 9 H: 1 LOB: 1 BB: 0 P: 15	R: 0 E: 1 K: 1 S: 9 H: 2 LOB: 2 BB: 0 P: 11	R: 0 E: 0 K: 0 S: 5 H: 0 LOB: 0 BB: 1 P: 9	R: 2 E: 0 K: 0 S: 19 H: 2 LOB: 3 BB: 2 P: 35	

| | | | |

Batter	1	2	3	4	5	6	7	8	9	AB	R	H	RBI	BB	SO	LOB
23 Rickie Weeks Jr., R (1, 4) OBP: 0.370, SLG: 0.391	C FA 93 B CU 79 C FA 92 B FA 94 B FA 93 F B 4-2 27 E 27 S 27 FC6-2 BB		B C FA 92 X FA 93 1-1 ① F8	C FA 91 X FA 91 0-1 ③ G1-3			C FA 88 F FA 91 B FA 91 S FA 91 1-3 ① K		F C B X FA 91 1-2 ② F8	4	0	0	0	1	1	1
27 Joe Dillon, R (1, 7) OBP: 0.393, SLG: 0.537 Craig Counsell, L (7, 5) OBP: 0.330, SLG: 0.321	B FA 93 C FA 93 X CU 80 1-1 ① FC6-2 8 HBP 1 2B 1-H		B FA 94 C CH 78 C FA 93 X FA 93 1-2 ② G5-3		B FA 91 X FA 90 1-0 ① G5-3		F FA 91 B FA 92 B CH 81 B FA 91 B FA 91 4-1 BB		C SL 82 F FA 90 B FA 90 X SL 80 1-2 ③ G3	3 1	1 0	0 0	0 0	1 0	0 0	1 0
8 Ryan Braun, R (1, 5) OBP: 0.369, SLG: 0.628 2 Bill Hall, R (7, 8) OBP: 0.317, SLG: 0.430	H FA 94 1-0 1 2B 1-2 HBP		C B F B F C 2-3 ③ K		C FA 91 B FA 91 B SL 86 B FA 91 F FA 90 H FA 91 4-2 28 FC4-6 HBP		S FA 92 B FA 92 S FA 92 1 SAFE S FA 91 1-3 ② K			2 0	1 0	0 0	0 0	0 0	2 0	1 0
28 Prince Fielder, L (1, 3) OBP: 0.388, SLG: 0.618	S CU 78 F FA 93 B FA 93 F CU 80 B FA 94 F FA 92 S CU 80 2-3 ② K			S CH 80 F FA 92 B FA 93 X FA 93 1-2 1 1B 1 E 1B	C FA 91 B SL 84 X FA 90 1-1 ② FC4-6 1-2f		B SL 85 C FA 92 S FA 91 B FA 92 S SL 84 2-3 ③ K			4	1	1	0	0	2	4
1 Corey Hart, R (1, 8) OBP: 0.355, SLG: 0.535 (7, 9)	F FA 94 B FA 94 B FA 92 X FA 94 2-1 1-H 2-H 2B			F CU 79 S FA 92 B FA 93 B FA 93 X CU 78 2-2 E9 2B 1-H 1B	B FA 90 C FA 92 F FA 91 S FA 91 1-3 ③ K			X FA 87 0-0 ① P3		4	1	2	2	0	1	1
Gabe Gross, L (1, 9) OBP: 0.339, SLG: 0.455 Geoff Jenkins, L (7, 7) OBP: 0.322, SLG: 0.482	F FA 92 X FA 92 0-1 ③ P5			X FA 93 0-0 WP SF9 3-H 2B		C FA 90 S FA 92 S SL 84 0-3 ① K		C FA 88 C FA 90 F FA 92 B FA 90 B SL 84 C SL 80 2-3 ② K		3 1	1 0	1 0	1 0	0 0	1 1	1 0
Johnny Estrada, S (1, 2) OBP: 0.297, SLG: 0.400		C FA 92 B FA 93 S CU 78 X CU 78 1-2 ① G3		S FA 92 F FA 93 B SL 80 F CU 80 F FA 92 B FA 91 F CH 79 X CU 78 2-2 ① SF9 2-H		B FA 90 B FA 89 X FA 92 2-0 ② F9		F FA 89 B FA 90 S FA 90 X CH 79 1-2 ③ P4		3	0	0	1	0	0	0
7 J.J. Hardy, R (1, 6) OBP: 0.324, SLG: 0.469		B FA 92 C FA 92 F FA 92 B FA 94 B CU 80 F FA 93 X FA 94 3-2 ② G5-3		C FA 93 S CU 78 B CU 78 B FA 93 X FA 94 2-2 1B		B FA 92 F CH 81 C FA 92 X SL 83 1-2 1B			B FA 89 B FA 89 F FA 90 C FA 89 F CH 79 S 2-3 ① K	4	0	2	0	0	1	0
49 Yovani Gallardo, R (1, 1) OBP: 0.289, SLG: 0.514 Kevin Mench, R (9, PH) OBP: 0.312, SLG: 0.452 Chris Spurling, R (9, 1)		B FA 93 C FA 94 B FA 94 S FA 92 S FA 93 2-3 ③ K		L FA 90 F SL 83 B FA 90 B FA 91 F FA 90 F FA 91 X FA 90 3-2 ② P4		C FA 92 S FA 91 B FA 92 F SL 85 B FA 91 S FA 91 2-3 ③ K			B B F B C X 3-2 HR	3 1 0	0 1 0	0 1 0	0 1 0	0 0 0	2 0 0	2 0 0
Inning Stats	R: 2 E: 0 K: 1 S: 14 H: 1 LOB: 1 BB: 1 P: 24	R: 0 E: 0 K: 1 S: 10 H: 0 LOB: 0 BB: 0 P: 16	R: 0 E: 0 K: 1 S: 9 H: 0 LOB: 0 BB: 0 P: 13	R: 3 E: 1 K: 0 S: 23 H: 4 LOB: 1 BB: 0 P: 33	R: 0 E: 0 K: 1 S: 8 H: 0 LOB: 1 BB: 0 P: 15	R: 0 E: 0 K: 2 S: 11 H: 1 LOB: 1 BB: 0 P: 16	R: 0 E: 0 K: 3 S: 10 H: 0 LOB: 1 BB: 1 P: 18	R: 0 E: 0 K: 1 S: 8 H: 0 LOB: 0 BB: 0 P: 11	R: 1 E: 0 K: 1 S: 13 H: 1 LOB: 0 BB: 0 P: 20	1B: 4 2B: 2 3B: 0 HR: 1 SF: 1 SAC: 0 DP: 0 HBP: 2						

PITCHER		IP	WLS	BF	H	R	ER	SO	BB	IBB	HBP	BLK	WP	HR	S	P	ERA	WHIP
Matt Albers, R ERA: 6.05	(1, 1)	3.1	L	17	5	5	5	3	1	0	1	0	1	0	49	76	13.50	1.800
Dave Borkowski, R ERA: 5.48	(4, 1)	1.2		6	0	0	0	1	0	0	1	0	0	0	15	25	0.00	0.000
Stephen Randolph, L ERA: 11.12	(6, 1)	2.0		8	1	0	0	5	1	0	0	0	0	0	21	34	0.00	1.000
Mark McLemore, L ERA: 4.06	(8, 1)	2.0		7	1	1	1	2	0	0	0	0	0	1	21	31	4.50	0.500

PITCHER	IP	WLS	BF	H	R	ER	SO	BB	IBB	HBP	BLK	WP	HR	S	P	ERA	WHIP

Milwaukee Brewers @ Houston Astros

Minute Maid Park, Houston, TX

Mon Sep 17 2007, 7:05 PM CDT

Att. 32,578 - Roof Closed - 73 F

TOP

livebaseballscorecards.com

AB	33
R	6
H	7
RBI	5
BB	2
SO	11
LOB	11

WP: 1 PA: 38
PB: 0
SB: 1
CS: 0

Batter	1	2	3	4	5	6	7	8	9	AB	R	H	RBI	BB	SO	LOB
Josh Anderson, L (1, 8) OBP: 0.600, SLG: 0.619	B FA 90 F FA 90 X CU 79 1-1 17 G3-1 G3 1B		C FA 93 F FA 92 B FA 93 F CU 80 B FA 93 B FA 92 B FA 92 4-2 1-2 BB		C FA 91 X FA 92 0-1 1-2 1B		C FA 90 C FA 92 F CU 79 B FA 91 S CU 79 1-3 ③ K			3	0	2	0	1	1	0
Craig Biggio, R (1, 4) OBP: 0.281, SLG: 0.383	X FA 90 0-0 ① G3 1-2		B CU 81 C FA 91 S CH 84 F FA 93 X FA 93 1-2 ② L4		B FA 93 X FA 92 1-0 ③ G6-3			F FA 90 C SL 82 B FA 92 S SL 82 1-3 ① K		4	0	0	0	0	1	5
17 Lance Berkman, S (1, 3) OBP: 0.386, SLG: 0.498	C FA 92 B FA 93 X FA 92 1-1 ② G3-1 2-3		C CU 79 S CH 85 C FA 94 0-3 ③ K			B FA 91 C FA 91 X SL 82 1-1 1B 1B		F FA 91 B FA 92 F SL 84 B CU 80 B FA 93 B FA 91 4-2 45 1B BB		3	0	1	0	1	1	3
45 Carlos Lee, R (1, 7) OBP: 0.349, SLG: 0.519	B FA 93 B CU 82 X FA 93 2-0 ③ G1-3			B FA 92 X 1-0 ① G4-3		B SL 82 X FA 90 1-0 ① F7		B SL 80 C FA 90 F SL 81 X FA 91 1-2 1-3 1B		4	0	1	0	0	0	2
9 Hunter Pence, R (1, 9) OBP: 0.358, SLG: 0.535		B SL 81 S FA 92 F FA 93 X SL 82 1-2 ① L9		F FA 92 F SL 84 B FA 92 F CU 84 X FA 93 1-2 ② F9		B FA 91 C FA 92 S SL 82 S CU 81 1-3 ② K		F CU 80 F FA 92 B FA 93 S SL 81 1-3 ② K		4	0	0	0	0	2	3
Mark Loretta, R (1, 6) OBP: 0.352, SLG: 0.372		B FA 92 C FA 92 B SL 86 X FA 93 2-1 ② F9		C CU 80 X FA 93 0-1 ③ L8		L FA 91 D SL 85 X FA 92 1-1 1-2 1B		B FA 92 X FA 91 1-0 ③ G4-3		4	0	1	0	0	0	2
21 Ty Wigginton, R (1, 5) OBP: 0.342, SLG: 0.473		C FA 93 B CU 81 F CU 80 B FA 94 X FA 92 2-2 ③ F8			X FA 91 0-0 G5-4-3 1B	C SL 83 B FA 92 X SL 83 1-1 ③ P5			B FA 90 B C FA 88 S F SL 82 S SL 82 2-3 ① K	4	0	1	0	0	1	2
Humberto Quintero, R (1, 2) OBP: 0.268, SLG: 0.250 Chris Burke, R (7, PH) OBP: 0.312, SLG: 0.360 46 J.R. Towles, R (8, 2) OBP: 0.273, SLG: 0.273			C FA 92 F CU 82 B SL 84 B FA 93 F FA 92 X SL 82 2-2 FC1-6 1B		F SL 84 S FA 92 F FA 92 X SL 83 0-2 ①② G5-4-3 1-2f		C FA 91 X SL 83 0-1 ① F7		S FA 89 C FA 90 X SL 87 0-2 ② P4	2 1 1	0 0 0	1 0 0	0 0 0	0 0 0	0 0 0	1 0 0
Matt Albers, L (1, 1) OBP: 0.080, SLG: 0.080 Dave Borkowski, R (4, 1) Cody Ransom, R (5, PH) OBP: 0.350, SLG: 0.375 Stephen Randolph, L (6, 1) Orlando Palmeiro, L (7, PH) OBP: 0.342, SLG: 0.265 Mark McLemore, L (8, 1) Luke Scott, L (9, PH) OBP: 0.351, SLG: 0.510			X FA 91 0-0 ① FC1-6 BB 1-2f		B CU 80 B FA 93 B FA 92 B FA 90 4-0 1B BB		X FA 91 0-0 ② F9		S FA 91 S SL 83 F SL 82 S FA 91 0-3 ③ K	1 0 0 0 1 0 1	0 0 0 0 0 0 0	0 0 0 0 0 0 0	0 0 1 0 0 0 0	0 0 0 0 0 0 0	0 0 0 0 0 0 1	1 0 0 0 0 0 0
Inning Stats	R: 0 H: 1 E: 0 LOB: 1 K: 0 BB: 0 S: 6 P: 10	R: 0 H: 0 E: 0 LOB: 0 K: 0 BB: 0 S: 8 P: 13	R: 0 H: 1 E: 0 LOB: 2 K: 1 BB: 1 S: 15 P: 22	R: 0 H: 0 E: 0 LOB: 0 K: 0 BB: 0 S: 7 P: 9	R: 0 H: 2 E: 0 LOB: 2 K: 0 BB: 1 S: 8 P: 13	R: 0 H: 2 E: 0 LOB: 2 K: 1 BB: 0 S: 10 P: 15	R: 0 H: 0 E: 0 LOB: 0 K: 1 BB: 0 S: 7 P: 8	R: 0 H: 1 E: 0 LOB: 2 K: 2 BB: 1 S: 12 P: 20	R: 0 H: 0 E: 0 LOB: 0 K: 2 BB: 0 S: 11 P: 13	1B: 7 2B: 0 3B: 0 HR: 0	SF: 0 SAC: 0 DP: 1 HBP: 0					

PITCHER	IP	WLS	BF	H	R	ER	SO	BB	IBB	HBP	BLK	WP	HR	S	P	ERA	WHIP
49 Yovani Gallardo, R (1, 1) ERA: 3.66	8.0	W	33	7	0	0	5	3	0	0	0	0	0	73	110	0.00	1.250
Chris Spurling, R (9, 1) ERA: 4.7	1.0		3	0	0	0	2	0	0	0	0	0	0	11	13	0.00	0.000

PITCHER	IP	WLS	BF	H	R	ER	SO	BB	IBB	HBP	BLK	WP	HR	S	P	ERA	WHIP

BOTTOM

Milwaukee Brewers @ Houston Astros

Minute Maid Park, Houston, TX

Mon Sep 17 2007, 7:05 PM CDT

Att. 32,578 - Roof Closed - 73 F

livebaseballscorecards.com

AB	33
R	0
H	7
RBI	0
BB	3
SO	7
LOB	19

Batter	1	2	3	4	5	6	7	8	9	AB	R	H	RBI	BB	SO	LOB
23 Rickie Weeks Jr., R (1, 4) OBP: 0.368, SLG: 0.396	C FA 96 X SL 87 0-1 ① G6-3		C FA 97 B FA 95 X FA 97 1-1 ③ F8	C SL 85 B FA 94 B FA 93 C SL 87 F FA 96 B FS 87 F FA 95 F SL 86 X SL 88 3-2 ③ G5-3		C CU 80 S FA 97 B FA 96 B CH 86 S FA 98 2-3 ③ K			C FA 88 F FA 88 X FA 89 0-2 HR	5	1	1	1	0	1	1
27 Joe Dillon, R (1, 7) (9, 5) OBP: 0.393, SLG: 0.534	B FA 97 X FA 96 1-0 2B			B CU 74 B FA 94 C FA 92 B FA 96 X FA 96 3-1 ① G6-3	C FA 85 C FA 86 F CH 78 B SL 77 F FA 86 F FA 87 B FA 87 B CH 80 B FA 86 4-2 8 HR BB		B FA 96 F FA 95 F FA 95 C FA 98 1-3 ① K		C FA 88 F FA 90 F FA 88 B CU 79 B FA 86 F FA 89 B SL 81 X SL 87 3-2 ② F7	4	1	1	0	1	1	0
8 Ryan Braun, R (1, 5) OBP: 0.370, SLG: 0.637 Greg Aquino, R (9, 1)	B CU 75 F FA 97 F FA 95 B FA 96 D SL 86 F FA 96 F FA 96 F FA 97 F FA 97 3-3 ② S SL 87 K			S SL 87 X FA 97 0-1 28 1B 3B	B F F FA 85 D SL 76 B FA 86 X FA 86 3-2 1-H HR		B FA 96 S FA 97 C FA 96 B FA 98 B CU 80 S FA 96 3-3 ② K		X FA 90 0-0 ③ F9	5	2	2	2	0	2	1
28 Prince Fielder, L (1, 3) OBP: 0.387, SLG: 0.615	B CU 75 C FA 96 B FA 96 S CU 77 S SL 86 2-3 ③ K			B FA 95 X FA 96 1-0 1 2B HR 3-H 1B	C SL 77 B CH 73 F FA 86 X FA 85 1-2 ① G3-1		C FA 98 S FA 97 F CH 85 F FA 97 B FA 97 B FA 98 F S 2-3 ③ K			4	1	1	1	0	2	1
1 Corey Hart, R (1, 8) OBP: 0.356, SLG: 0.536		C SL 86 B FA 96 X FA 97 1-1 ① F9		B FA 95 B SL 86 C FA 95 D SL 86 X FA 94 3-1 1-3 HR 2B	S CH 79 B FA 84 B FA 84 S CH 79 B CH 75 B FA 85 4-2 FC5-4 BB			C FA 87 X CH 86 0-1 ① G6-3		3	1	1	0	1	0	0
Gabe Gross, L (1, 9) OBP: 0.340, SLG: 0.452 Kevin Mench, R (5, PH) (5, 9) OBP: 0.310, SLG: 0.449		B FA 97 C FA 95 X CH 87 1-1 ② G3-1		I IN 83 I IN 82 I IN 84 I IN 83 4-0 HR IBB	1 SAFE C FA 85 F CH 78 F FA 84 1 SAFE B CH 77 X CH 79 1-2 ② FC5-4 1-2f			X FA 84 0-0 ② G5-3		1	1	0	0	1	0	0
										2	0	0	0	0	0	1
Johnny Estrada, S (1, 2) OBP: 0.296, SLG: 0.405		X 0-0 ③ F8		B CU 75 F CU 76 F FA 96 B SL 86 X SL 87 2-2 1-H 2-H 3-H HR	F FA 85 F CH 77 F FA 84 F FA 83 X CH 79 0-2 ③ G6-3			C FA 85 B FA 88 X CH 81 1-1 ③ G3		4	1	1	4	0	0	1
7 J.J. Hardy, R (1, 6) OBP: 0.322, SLG: 0.466 Craig Counsell, L (7, 6) OBP: 0.329, SLG: 0.320			C FA 95 C FA 95 B FA 97 F FA 97 S SL 87 1-3 ① K	X FA 94 0-0 E5 SH1-4		C FA 97 F FA 97 F SL 85 C 0-3 ① K			F FA 87 B CU 79 C CH 81 S FA 88 1-3 ① K	3	0	0	0	0	2	0
										1	0	0	0	0	1	0
15 Ben Sheets, R (1, 1) OBP: 0.067, SLG: 0.067 Claudio Vargas, R (2, 1) OBP: 0.132, SLG: 0.158 22 Tony Gwynn Jr., L (6, PH) OBP: 0.339, SLG: 0.313 73 Seth McClung, L (6, 1) Derrick Turnbow, R (8, 1) Geoff Jenkins, L (9, PH) OBP: 0.323, SLG: 0.491 (9, 7)			B FA 95 C FA 93 X FA 95 1-1 ② G5-3	B FA 92 L FA 91 X FA 93 1-1 ② SH1-4 1-2		C FA 98 B FA 97 F FA 97 X CU 80 1-2 ② G3-1			X CH 80 0-0 HR	0	0	0	0	0	0	0
										1	0	0	0	0	0	0
										1	0	0	0	0	0	0
										0	0	0	0	0	0	0
										0	0	0	0	0	0	0
										1	1	1	1	0	0	0
Inning Stats	R: 0 E: 0 K: 2 S: 13 H: 1 LOB: 1 BB: 0 P: 19	R: 0 E: 0 K: 0 S: 5 H: 0 LOB: 0 BB: 0 P: 7	R: 0 E: 0 K: 1 S: 8 H: 0 LOB: 0 BB: 0 P: 11	R: 5 E: 1 K: 0 S: 19 H: 4 LOB: 1 BB: 1 P: 36	R: 2 E: 0 K: 0 S: 23 H: 1 LOB: 1 BB: 2 P: 36	R: 0 E: 0 K: 2 S: 10 H: 0 LOB: 0 BB: 0 P: 13	R: 0 E: 0 K: 3 S: 12 H: 0 LOB: 0 BB: 0 P: 18	R: 0 E: 0 K: 0 S: 5 H: 0 LOB: 0 BB: 0 P: 6	R: 2 E: 0 K: 1 S: 13 H: 2 LOB: 0 BB: 0 P: 17	1B: 1 2B: 2 3B: 1 HR: 4 SF: 0 SAC: 1 DP: 0 HBP: 0						

PITCHER		IP	WLS	BF	H	R	ER	SO	BB	IBB	HBP	BLK	WP	HR	S	P	ERA	WHIP
52 Felipe Paulino, R ERA: 11.25	(1, 1)	4.0	L	19	5	5	5	3	0	1	0	0	0	1	45	73	11.25	1.250
Trever Miller, L ERA: 4.86	(5, 1)	1.0		6	1	2	2	0	2	0	0	0	0	1	23	36	18.00	3.000
Dennis Sarfate, R ERA:	(6, 1)	2.0		6	0	0	0	5	0	0	0	0	0	0	22	31	0.00	0.000
Brian Moehler, R ERA: 4.42	(8, 1)	2.0		8	2	2	2	1	0	0	0	0	0	2	18	23	9.00	1.000

PITCHER	IP	WLS	BF	H	R	ER	SO	BB	IBB	HBP	BLK	WP	HR	S	P	ERA	WHIP

TOP

Milwaukee Brewers @ Houston Astros

Minute Maid Park, Houston, TX

Tue Sep 18 2007, 7:05 PM CDT
Att. 32,866 - Roof Closed - 73 F

livebaseballscorecards.com

AB	35
R	9
H	8
RBI	9
BB	3
SO	9
LOB	5

BOTTOM

Milwaukee Brewers @ Houston Astros

Minute Maid Park, Houston, TX

Tue Sep 18 2007, 7:05 PM CDT

Att. 32,866 - Roof Closed - 73 F

livebaseballscorecards.com

Batter	1	2	3	4	5	6	7	8	9	AB	R	H	RBI	BB	SO	LOB
Josh Anderson, L (1, 8) OBP: 0.552, SLG: 0.600	B FA 93 F FA 93 F FA 95 B CU 81 B CU 82 X FA 94 3-2 SH1-3 17 1B 2B		F SL 81 F FA 91 F SL 82 B SL 81 F FA 90 F SL 82 X CH 83 1-2 ① G3-1		X SL 80 0-0 ③ F7			X FA 94 0-0 ① G3-1 1-2		4	1	1	0	0	0	1
Craig Biggio, R (1, 4) OBP: 0.279, SLG: 0.380	S FA 94 X FA 94 0-1 ① SH1-3 2-3		B SL 84 C FA 92 F FA 93 X FA 93 1-2 ② P3			X 0-0 ① G6-3		S FA 96 X FA 96 0-1 ② G1-3 2-3		3	0	0	0	0	0	1
17 Lance Berkman, S (1, 3) OBP: 0.387, SLG: 0.497	S CU 81 X FA 94 0-1 45 G4-6-3 3-H 1B		B FA 89 C FA 89 B FA 92 B FA 93 B FA 89 4-1 BB			F CU 80 B FA 98 F FA 98 B CU 80 B FA 98 C 3-3 ② K		X FA 95 0-0 ③ F7		3	0	1	1	1	1	1
45 Carlos Lee, R (1, 7) OBP: 0.347, SLG: 0.515	C FA 96 X FA 95 0-1 ②③ G4-6-3 1-2f		S FA 92 X FA 92 0-1 ③ G6-3			F FA 98 X FA 97 0-1 ③ F9			F FA 93 B SL 84 F CU 82 B SL 81 F FA 94 F CH 82 X FA 94 2-2 ① G6-3	4	0	0	0	0	0	2
Luke Scott, L (1, 9) OBP: 0.350, SLG: 0.506		C FA 89 X SL 80 0-1 ① P4	B FA 89 C FA 89 X SL 82 1-1 ① F8				B FA 98 F FA 95 B CU 79 F FA 96 B FA 98 B FA 98 B FA 97 4-2 BB		F FA 93 B FA 94 C CH 86 F SL 84 F FA 94 F CU 83 X FA 94 1-2 ② F7	3	0	0	0	1	0	0
Mark Loretta, R (1, 6) OBP: 0.352, SLG: 0.371		C FA 90 F FA 90 F FA 92 B SL 82 X CH 81 1-2 1B 1B	B SL 83 X FA 90 1-0 ② G5-6-3				B FA 96 B FA 95 X FA 95 2-0 ① F8		C FA 93 S FA 94 B FA 94 F FA 93 B SL 84 B CU 82 X FA 92 3-2 ③ L5	4	0	1	0	0	0	1
21 Ty Wigginton, R (1, 5) OBP: 0.340, SLG: 0.471 Brian Moehler, R (8, 1) OBP: 0.200, SLG: 0.200		S SL 81 D SL 83 1 SAFE B FA 90 C FA 88 S SL 82 2-3 ② K	C FA 92 X SL 82 0-1 ③ G6-3				C SL 85 F FA 97 S FA 97 0-3 ② K			3 0	0 0	0 0	0 0	0 0	2 0	2 0
Brad Ausmus, R (1, 2) OBP: 0.319, SLG: 0.326		C FA 92 D FA 90 X FA 90 1-1 1-2 1B			B FA 89 B FA 91 B FA 91 C FA 91 C FA 92 X FA 93 3-2 ① F7		B FA 96 B FA 95 F FA 95 F FA 96 B FA 96 S FA 95 3-3 ③ K			3	0	1	0	0	1	1
52 Felipe Paulino, R (1, 1) Trever Miller, R (5, 1) Chris Burke, R (5, PH) OBP: 0.311, SLG: 0.359 Dennis Sarfate, R (6, 1) Cody Ransom, R (8, 5) OBP: 0.381, SLG: 0.375		C FA 92 S SL 83 D SL 84 S FA 93 1-3 ③ K			B FA 90 B FA 90 B FA 92 C FA 91 S FA 91 F FA 91 F FA 91 X FA 89 3-2 ② G5-3			S FA 95 B FA 95 F B FA 95 F SL 84 F FA 95 B FA 95 3-2 G1-3 G3-1 BB		1 0 1 0 0	0 0 0 0 0	0 0 0 0 0	0 0 0 0 0	0 0 0 0 1	1 0 0 0 0	2 0 0 0 0
Inning Stats	R: 1 E: 0 K: 0 S: 9 H: 2 LOB: 0 BB: 0 P: 12	R: 0 E: 0 K: 2 S: 14 H: 2 LOB: 2 BB: 0 P: 19	R: 0 E: 0 K: 0 S: 12 H: 0 LOB: 1 BB: 1 P: 18	R: 0 E: 0 K: 0 S: 5 H: 0 LOB: 0 BB: 0 P: 7	R: 0 E: 0 K: 0 S: 9 H: 0 LOB: 0 BB: 0 P: 15	R: 0 E: 0 K: 1 S: 6 H: 0 LOB: 0 BB: 0 P: 9	R: 0 E: 0 K: 2 S: 10 H: 0 LOB: 1 BB: 1 P: 19	R: 0 E: 0 K: 0 S: 8 H: 0 LOB: 1 BB: 1 P: 11	R: 0 E: 0 K: 0 S: 15 H: 0 LOB: 0 BB: 0 P: 21	1B: 3 2B: 1 3B: 0 HR: 0 SF: 0 SAC: 1 DP: 1 HBP: 0						

	AB	29
	R	1
	H	4
	RBI	1
	BB	3
	SO	5
	LOB	11

WP: 0 PB: 0 SB: 0 CS: 0 PA: 33

PITCHER	IP	WLS	BF	H	R	ER	SO	BB	IBB	HBP	BLK	WP	HR	S	P	ERA	WHIP
15 Ben Sheets, R (1, 1) ERA: 3.82	1.0		4	2	1	1	0	0	0	0	0	0	0	9	12	9.00	2.000
Claudio Vargas, R (2, 1) ERA: 4.89	4.0	W	15	2	0	0	2	1	0	0	0	0	0	40	59	0.00	0.750
73 Seth McClung, R (6, 1) ERA: 4.91	2.0		7	0	0	0	3	1	0	0	0	0	0	16	28	0.00	0.500
Derrick Turnbow, R (8, 1) ERA: 4.36	1.0		4	0	0	0	0	1	0	0	0	0	0	8	11	0.00	1.000
Greg Aquino, R (9, 1) ERA: 5.73	1.0		3	0	0	0	0	0	0	0	0	0	0	15	21	0.00	0.000

PITCHER	IP	WLS	BF	H	R	ER	SO	BB	IBB	HBP	BLK	WP	HR	S	P	ERA	WHIP

Batter	1	2	3	4	5	6	7	8	9	10	AB	R	H	RBI	BB	SO	LOB
23 Rickie Weeks Jr., R (1, 4) OBP: 0.369, SLG: 0.404	B FA 89 C FA 91 X FA 92 1-1 8 WP 27 E 1B	F CU 72 B CU 78 B FA 92 S FA 91 B FA 93 F FA 93 S FA 92 3-3 ① K	C CU 75 B FA 90 T FA 91 B CU 78 F FA 91 F FA 91 X CU 77 2-2 ① FC4-6 8 S 1-2f		C FA 91 B FA 91 F FA 91 B FA 85 S SL 84 2-3 ② K	B SL 88 B SL 86 B SL 86 C FA 96 C FA 98 X 3-2 2-H HR	5	1	2	2	0	2	2
27 Joe Dillon, R (1, 7) OBP: 0.385, SLG: 0.532 Geoff Jenkins, L (7, 7) OBP: 0.322, SLG: 0.490	1 SAFE 1 SAFE C FA 91 X FA 91 0-1 E6 8 WP 1-2	B FA 91 X FA 92 1-0 ② P3	C CU 76 1 SAFE 1 SAFE 1 SAFE F FA 91 X FA 92 0-2 ② F9		B CH 82 C FA 92 X CH 80 1-1 1-3 2B	X FA 91 0-0 ② P3	4	0	1	0	0	0	2
8 Ryan Braun, R (1, 5) OBP: 0.369, SLG: 0.632 Scott Linebrink, R (7, 1) Brian Shouse, L (7, 1) Derrick Turnbow, R (8, 1) 22 Tony Gwynn Jr., L (9, PH) OBP: 0.336, SLG: 0.310 Chris Spurling, R (9, 1) 57 Mitch Stetter, L (9, 1) 2 Bill Hall, R (10, 8) OBP: 0.317, SLG: 0.430	T FA 94 B FA 93 S FA 93 F FA 93 F FA 94 F CH 75 F FA 93 S CU 79 1-3 ① K 1-2 2-3	C FA 92 S CH 80 C CU 81 0-3 ③ K	1 SAFE 1 SAFE F CU 78 1 SAFE B FA 92 B FA 92 B FA 93 S FA 92 B FA 94 4-2 1-2 BB		B FA 91 B FA 92 X FA 91 2-0 ③ P3	B FA 96 C FA 94 C SL 86 F SL 86 X SL 86 1-2 F9	3	0	0	0	1	2	4
											0	0	0	0	0	0	0
											0	0	0	0	0	0	0
											0	0	0	0	0	0	0
											1	0	0	0	0	0	0
											0	0	0	0	0	0	0
											0	0	0	0	0	0	0
28 Prince Fielder, L (1, 3) OBP: 0.388, SLG: 0.619	I I IN 69 I IN 65 I 4-0 IBB	X FA 90 0-0 HR	B CH 82 C CU 76 X FA 92 1-1 ③ F9		C FA 92 S FA 93 F SL 88 F SL 90 B FA 94 B SL 91 B FA 94 B FA 94 4-2 1 SH1-4 BB	B SL 84 S SL 87 B FA 94 X SL 85 2-1 ① F9	3	1	1	1	2	0	2
1 Corey Hart, R (1, 8) OBP: 0.357, SLG: 0.538 (10, 9)	B FA 94 X FA 94 1-0 ② P3	C FA 90 B CU 78 B CH 79 B FA 92 X FA 90 3-1 F8 SF8 2B	B FA 89 F FA 91 B CH 79 X FA 90 2-1 CS 1B		X SL 87 0-0 ① SH1-4 1-2	S FA 95 F SL 87 F FA 94 B FA 95 S SL 86 1-3 ② K	4	1	2	0	0	1	3
Gabe Gross, L (1, 9) OBP: 0.332, SLG: 0.439 Matt Wise, R (10, 1) OBP: 1.000, SLG: 1.000	B FA 94 B FA 93 F FA 94 F FA 94 S CH 80 2-3 ③ K	X FA 91 0-0 ① F8 2-3	1 SAFE P PO 86 S CH 79 B FA 92 B FA 92 F FA 90 X CH 79 3-2 ①② G3 1-2		B SI 88 B SL 90 B FA 93 C FA 94 S FA 94 S SL 89 3-3 ② K	C FA 95 B FA 94 S SL 86 B FA 95 C SL 86 2-3 ③ K	5	0	0	0	0	3	6
											0	0	0	0	0	0	0
Johnny Estrada, S (1, 2) OBP: 0.294, SLG: 0.402		F FA 89 F FA 92 F FA 92 X CU 75 0-2 ① F8	F CH 82 F FA 93 B FA 93 X CH 80 1-2 ② SF8 3-H		C FA 91 X FA 93 0-1 ③ F8	F FA 94 F SL 90 X SI 95 0-2 ③ G6-3	3	0	0	1	0	0	1
Craig Counsell, L (1, 6) OBP: 0.325, SLG: 0.315 (7, 5)		C FA 92 C FA 93 X FA 92 0-2 ② G4-3	X FA 90 0-0 ③ F7		C FA 91 B SL 84 S SL 83 B SL 85 B FA 91 X FA 91 3-2 ① G4-3	B FA 96 B FA 96 C FA 96 B FA 96 C FA 95 C FA 97 3-3 ① K	4	0	0	0	0	1	0
31 Dave Bush, R (1, 1) OBP: 0.157, SLG: 0.180 7 J.J. Hardy, R (7, 6) OBP: 0.323, SLG: 0.469		C FA 92 C FA 92 S CU 78 0-3 ③ K	F FA 89 C FA 91 B X FA 90 1-2 23 FC4-6 1B		B FA 91 S FA 91 X 1-1 27 2B 1B	B SL 88 C FA 95 X FA 96 1-1 23 HR 2B	3	0	2	0	0	1	0
							1	1	1	0	0	0	0
Inning Stats	R: 0 H: 1 E: 1 LOB: 3 K: 2 BB: 1 S: 15 P: 24	R: 0 H: 0 E: 0 LOB: 0 K: 1 BB: 0 S: 10 P: 10	R: 0 H: 0 E: 0 LOB: 0 K: 2 BB: 0 S: 8 P: 12	R: 2 H: 2 E: 0 LOB: 0 K: 0 BB: 0 S: 8 P: 12	R: 0 H: 1 E: 0 LOB: 2 K: 0 BB: 1 S: 15 P: 23	R: 0 H: 1 E: 0 LOB: 0 K: 0 BB: 0 S: 8 P: 12	R: 0 H: 2 E: 0 LOB: 2 K: 1 BB: 0 S: 11 P: 20	R: 0 H: 0 E: 0 LOB: 1 K: 1 BB: 1 S: 11 P: 18	R: 2 H: 2 E: 0 LOB: 0 K: 1 BB: 0 S: 13 P: 21	R: 0 H: 0 E: 0 LOB: 0 K: 2 BB: 0 S: 9 P: 14	1B: 4 SF: 1 2B: 3 SAC: 1 3B: 0 DP: 0 HR: 2 HBP: 0						

PITCHER		IP	WLS	BF	H	R	ER	SO	BB	IBB	HBP	BLK	WP	HR	S	P	ERA	WHIP
Juan Gutierrez, R ERA: 4.96	(1, 1)	6.0		25	5	2	2	5	1	1	0	0	1	1	64	93	3.00	1.000
Stephen Randolph, L ERA: 10.5	(7, 1)	0.2		4	2	0	0	1	0	0	0	0	0	0	10	17	0.00	3.000
Dave Borkowski, R ERA: 5.45	(7, 1)	0.1		1	0	0	0	0	0	0	0	0	0	0	1	3	0.00	0.000
Chad Qualls, R ERA: 3.24	(8, 1)	1.0		4	0	0	0	1	1	0	0	0	0	0	11	18	0.00	1.000
Brad Lidge, R ERA: 2.97	(9, 1)	2.0	W	8	2	2	2	3	0	0	0	0	0	1	22	35	9.00	1.000

PITCHER	IP	WLS	BF	H	R	ER	SO	BB	IBB	HBP	BLK	WP	HR	S	P	ERA	WHIP

TOP

Milwaukee Brewers @ Houston Astros

Minute Maid Park, Houston, TX

Wed Sep 19 2007, 7:05 PM CDT
Att. 36,981 - Roof Closed - 74 F

livebaseballscorecards.com

AB	37
R	4
H	9
RBI	4
BB	3
SO	10
LOB	20

WP: 1	PA: 42		
PB: 0			
SB: 1			
CS: 1			

Milwaukee Brewers @ Houston Astros

Minute Maid Park, Houston, TX

Wed Sep 19 2007, 7:05 PM CDT
Att. 36,981 - Roof Closed - 74 F

livebaseballscorecards.com

Batter	1	2	3	4	5	6	7	8	9	10	AB	R	H	RBI	BB	SO	LOB
Josh Anderson, L (1, 8) OBP: 0.500, SLG: 0.533	G6-3		F9			B5-3		SH3-4	L6		5	1	1	0	0	0	1
Craig Biggio, R (1, 4) OBP: 0.279, SLG: 0.380 Brad Lidge, R (9, 1) Orlando Palmeiro, L (10, PH) OBP: 0.348, SLG: 0.265 41 Brandon Backe, R (10, PR) OBP: 0.500, SLG: 0.600	G4-6-3			F8		G5-3		SH3-4		BB	3 0 0 0	0 0 0 1	1 0 0 0	0 0 1 0	0 0 0 0	0 0 0 0	0 0 0 0
17 Lance Berkman, S (1, 3) OBP: 0.387, SLG: 0.495	G4-6-3			F8		F8		IBB		G6-3	4	1	1	0	1	0	1
45 Carlos Lee, R (1, 7) OBP: 0.349, SLG: 0.521		F9		HR			L4-3			F8	5	1	3	2	0	0	2
9 Hunter Pence, R (1, 9) OBP: 0.359, SLG: 0.534				K			L4-3	SF7			4	0	2	2	0	1	1
21 Ty Wigginton, R (1, 5) OBP: 0.340, SLG: 0.469		G5-3	G6-3				WP	G6-3			4	1	1	0	0	0	2
Cody Ransom, R (1, 6) OBP: 0.400, SLG: 0.368		K					BB		P6		3	0	1	0	1	1	1
46 J.R. Towles, R (1, 2) OBP: 0.231, SLG: 0.231 Luke Scott, L (7, PH) OBP: 0.350, SLG: 0.506 Mark Loretta, R (7, PH) OBP: 0.353, SLG: 0.373 Brad Ausmus, R (8, 2) OBP: 0.318, SLG: 0.326			G6-3		F7					K	2 0 1 1	0 0 0 0	0 0 1 0	0 0 1 0	0 0 0 0	0 0 0 1	1 0 0 0
Juan Gutierrez, R (1, 1) Stephen Randolph, L (7, 1) Dave Borkowski, R (7, 1) Jason Lane, R (7, PH) OBP: 0.257, SLG: 0.349 Chad Qualls, R (8, 1) Chris Burke, R (9, 4) OBP: 0.313, SLG: 0.365			F9		K			F8		P	2 0 0 1 0 1	0 0 0 0 0 0	0 0 0 0 0 0	0 0 0 0 0 0	0 0 0 0 0 0	1 0 0 0 0 0	1 0 0 2 0 0
Inning Stats	R: 0 H: 1 E: 0 LOB: 0 K: 0 BB: 0 S: 8 P: 12	R: 0 H: 1 E: 0 LOB: 1 K: 1 BB: 0 S: 8 P: 13	R: 0 H: 0 E: 0 LOB: 0 K: 0 BB: 0 S: 5 P: 7	R: 1 H: 1 E: 0 LOB: 0 K: 1 BB: 0 S: 13 P: 20	R: 0 H: 1 E: 0 LOB: 1 K: 1 BB: 0 S: 7 P: 10	R: 0 H: 0 E: 0 LOB: 0 K: 0 BB: 0 S: 11 P: 16	R: 1 H: 3 E: 0 LOB: 2 K: 0 BB: 1 S: 18 P: 30	R: 2 H: 2 E: 0 LOB: 1 K: 0 BB: 1 S: 7 P: 17	R: 0 H: 1 E: 0 LOB: 1 K: 1 BB: 0 S: 10 P: 13	R: 1 H: 2 E: 0 LOB: 2 K: 0 BB: 1 S: 11 P: 19	1B: 10 SF: 1 2B: 2 SAC: 1 3B: 0 DP: 2 HR: 1 HBP: 0						

PITCHER		IP	WLS	BF	H	R	ER	SO	BB	IBB	HBP	BLK	WP	HR	S	P	ERA	WHIP
31 Dave Bush, R ERA: 5.2	(1, 1)	6.0		21	4	1	1	3	0	0	0	0	1	1	52	78	1.50	0.667
Scott Linebrink, R ERA: 3.66	(7, 1)	0.2	H	4	2	1	1	0	1	0	0	0	1	0	11	19	13.50	4.500
Brian Shouse, L ERA: 3.02	(7, 1)	0.2	B	5	2	2	2	0	0	1	0	0	0	0	10	18	27.00	3.000
Derrick Turnbow, R ERA: 4.32	(8, 1)	0.2		3	1	0	0	0	0	0	0	0	0	0	4	10	0.00	1.500
Chris Spurling, R ERA: 4.63	(9, 1)	0.2		3	1	0	0	1	0	0	0	0	0	0	7	9	0.00	1.500

PITCHER		IP	WLS	BF	H	R	ER	SO	BB	IBB	HBP	BLK	WP	HR	S	P	ERA	WHIP
57 Mitch Stetter, L ERA: 3.86	(9, 1)	0.1		1	0	0	0	0	0	0	0	0	1	0	3	4	0.00	0.000
Matt Wise, R ERA: 4.19	(10, 1)	0.1	L	4	2	1	1	0	1	0	0	0	0	0	11	19	27.00	9.000

BOTTOM

AB	36
R	5
H	12
RBI	5
BB	3
SO	4
LOB	12

WP: 3 PA: 41
PB: 0
SB: 3
CS: 0

Batter	1	2	3	4	5	6	7	8	9	AB	R	H	RBI	BB	SO	LOB
Josh Anderson, L (1, 8) OBP: 0.512, SLG: 0.528	B FA 90 S FA 89 X CH 82 1-1 ① F7		C FA 88 X 0-1 G4-6-3 1B	C FA 90 X CH 80 0-1 ③ G4-3		B FA 89 B FA 89 F FA 89 F CH 80 B CH 79 B FA 87 4-2 BB	B FA 94 B FA 94 X 2-0 E 1B 1-2 2-H 3-H	B B X 2-0 ② G6-3 1-3 2-H 3-H	B KN 70 F KN 70 X KN 72 1-1 G6-4-3 1-2	6	0	3	3	1	0	3
Craig Biggio, R (1, 4) OBP: 0.279, SLG: 0.378 Brad Ausmus, R (7, 5) OBP: 0.319, SLG: 0.327	B FA 92 S FA 90 B FA 90 X 2-1 ② F8		X FA 88 0-0 ① ② G4-6-3 1-2f		B SL 85 X 1-0 ① F8	B X 1-0 ③ G4-3	B SL 88 B SL 89 C FA 95 X FA 96 2-1 E9 1-3 2-H	F FA 93 C CU 79 F CU 80 X SL 85 0-2 1B 1B 1B 3-H	C KN 70 S KN 72 X KN 74 0-2 ① ② G6-4-3 1-2f 2-3	5	0	1	1	0	0	3
										2	1	1	1	0	0	2
17 Lance Berkman, S (1, 3) OBP: 0.386, SLG: 0.494 Adam Everett, R (7, 6) OBP: 0.277, SLG: 0.318	B FA 91 B CH 84 B FA 90 X FA 90 3-0 ③ F7		C FA 89 F CH 82 B FA 90 X FA 90 1-2 ③ G6-3		B FA 90 F FA 91 B FA 90 X CH 79 2-1 2B	X FA 93 0-0 ① G3 B FA 94 X SL 82 X FA 96 1-1 G1-3		B FA 93 B FA 92 X FA 92 2-0 1B 1B 1-2 1B	B KN 71 B KN 72 B KN 71 C KN 70 F KN 72 X KN 72 3-2 ③ P6	5	0	1	0	0	0	2
										2	0	1	0	0	0	1
45 Carlos Lee, R (1, 7) OBP: 0.352, SLG: 0.522 Eric Bruntlett, R (7, 7) OBP: 0.349, SLG: 0.288		B FA 87 C FA 89 F FA 88 B FA 90 B SL 85 B CH 81 4-2 1B 46 2B BB		C SL 85 F CH 81 F FA 91 F FA 90 B FA 91 X CH 83 1-2 2B 46 1B 1B	C FA 90 B FA 90 X FA 89 1-1 ② G5-3		B FA 92 B FA 92 B FA 93 C FA 92 F FA 93 X FA 92 3-2 1B 1B	2-2 E4 1B 46 BB BB X FA 89 0-0 1B 1-2 2-3		3	3	2	0	1	0	1
										2	1	1	0	0	0	0
Mike Lamb, L (1, 5) OBP: 0.368, SLG: 0.456 (7, 3)		C FA 90 1 SAFE X CH 81 0-1 ① F8		X FA 89 0-0 46 1B 2B 1-3	C FA 90 B FA 90 B FA 89 X CH 81 2-1 ③ F7		B SL 79 C FA 85 B FA 92 B CH 85 F FA 92 F FA 92 X CH 86 3-2 1B E 1-2	B FA 92 B FA 94 B FA 93 B FA 94 B 4-1 46 BB 51 1B 1B BB 1-2 C CU 78 F FA 93 X FA 93 1-1 1B 1-2 2-3 3-H		5	3	3	1	1	0	2
Chris Burke, R (1, 9) OBP: 0.310, SLG: 0.361		S FA 89 B FA 89 S FA 91 B FA 90 B FA 90 1 SAFE F SL 85 X 3-2 ② F9		C SL 85 X FA 89 0-1 ① G6-3		X 0-0 ① P3	C SL 81 X 0-1 E7 46 HBP 1-H 2-H	C FA 95 F FA 90 C 0-3 K C CU 78 F FA 93 X FA 93 0-1 G4-3		6	1	1	1	0	1	8
Cody Ransom, R (1, 6) OBP: 0.516, SLG: 0.500 (7, 4)		C FA 89 B SL 84 X 1-1 46 2B 1-2 1B		I IN 67 I IN 68 I IN 68 I IN 67 4-0 51 SH1-4 46 1B IBB		C FA 89 X SL 84 0-1 46 2B 2B	B FA 92 F FA 91 B FA 86 B FA 92 F FA 92 B SL 79 4-2 46 HBP 1B BB	B SL 88 B FA 95 X FA 95 2-0 51 1B 46 BB WP 1B 1-2 2-3	H KN 68 1-0 46 HR HBP	3	5	3	0	2	0	0
46 J.R. Towles, R (1, 2) OBP: 0.474, SLG: 0.706		F SL 84 C FA 89 B FA 86 X SL 79 1-2 1-H 2-H 2B		B FA 89 B FA 90 F FA 90 F FA 91 F CH 80 F FA 89 F CH 82 X CH 81 2-2 51 SH1-4 1-2 2-H 3-H 1B		C FA 90 B FA 91 X FA 90 1-1 2-H 2B	B SL 86 H FA 92 2-0 1B 1B 1-2 2-3 HBP	B CU 76 B FA 91 C FA 91 F SL 88 F SL 89 B B 4-2 WP 51 1B G6-3 1-2 2-3 3-H BB	X KN 67 0-0 1-H HR	4	3	4	8	1	0	0
51 Wandy Rodriguez, S (1, 1) OBP: 0.163, SLG: 0.149 Humberto Quintero, R (9, PH) OBP: 0.281, SLG: 0.264 Mark McLemore, L (9, 1)		C FA 90 B FA 91 F FA 89 X 1-2 ③ G6-3		T FA 90 X FA 90 0-1 ② SH1-4 1-2 2-3		F FA 90 S SL 83 S SL 84 0-3 ② K	B FA 93 F FA 93 F FA 94 C 1-3 ② K	C X 0-1 G6-3 WP 1B 1-2 2-3 3-H	F KN 68 X KN 69 0-1 G6-4-3 1B	4	1	1	1	0	2	5
										1	0	1	0	0	0	0
										0	0	0	0	0	0	0

| Inning Stats | | | | | | | | | |

BOTTOM

Houston Astros @ St. Louis Cardinals

Busch Stadium, St. Louis, MO

Thu Sep 20 2007, 7:10 PM CDT

Att. 42,171 - Clear - 86 F

livebaseballscorecards.com

Batter	1	2	3	4	5	6	7	8	9	AB	R	H	RBI	BB	SO	LOB
David Eckstein, R (1, 6) OBP: 0.349, SLG: 0.370 Russell Branyan, L (8, 3) OBP: 0.317, SLG: 0.428 (9, 5)	B FA 88 B FA 90 C FA 88 X FA 91 2-1 G3-5 2B		B FA 92 X FA 91 1-0 ③ F7			C CU 77 X FA 91 0-1 G6-4-3 1-2 1B		B FA 92 X FA 91 1-0 ② F9 2-3		3 1	0 0	2 0	0 0	0 0	0 0	0 1
So Taguchi, R (1, 7) OBP: 0.349, SLG: 0.364 56 Kelvin Jimenez, R (7, 1) Aaron Miles, S (8, 7) OBP: 0.335, SLG: 0.361 (9, 1)	F FA 90 C CU 76 X FA 92 0-2 ①② G3-5 2-3f			B FA 90 F FA 90 C CU 78 X CU 78 1-2 ① L5		B FA 90 C FA 91 S CU 77 X CU 79 1-2 ①② G6-4-3 1-2f 2-3		X FA 92 0-0 ③ G4-3		3 0 1	0 0 0	0 0 0	0 0 0	0 0 0	0 0 0	3 0 1
24 Rick Ankiel, L (1, 8) OBP: 0.320, SLG: 0.538	B FA 91 X FA 91 1-0 ③ G4-3			C CU 76 X FA 91 0-1 ② F8		B FA 91 X FA 92 1-0 ③ G4-3			F FA 88 B FA 90 B FA 90 B FA 89 X FA 89 3-1 2B	4	0	1	0	0	0	1
Scott Spiezio, S (1, 3) OBP: 0.339, SLG: 0.367 62 Brian Barden, R (8, 6) OBP: 0.207, SLG: 0.185		C FA 90 B CU 74 X CU 75 1-1 ① F8		B FA 91 C FA 91 B CU 75 X FA 91 2-1 ③ F9			F FA 90 B CU 74 B CU 74 X FA 90 2-1 ① F9		B FA 89 X FA 88 1-0 ① F7	3 1	0 0	0 0	0 0	0 0	0 0	0 1
47 Ryan Ludwick, R (1, 9) OBP: 0.319, SLG: 0.481 60 Brian Falkenborg, R (8, 1) Kelly Stinnett, R (9, 2) OBP: 0.203, SLG: 0.286		F FA 90 X FA 90 0-1 2B			B FA 92 B FA 91 X FA 90 2-0 4 FC4-6 1B		B B CU 76 X FA 90 2-0 ② F8		S FA 90 F FA 90 B FA 91 B FA 90 T FA 90 2-2 ② K	3 0 1	0 0 0	2 0 0	0 0 0	0 0 1	0 0 1	0 0 1
4 Yadier Molina, R (1, 2) OBP: 0.344, SLG: 0.374 Gary Bennett, R (7, 2) OBP: 0.261, SLG: 0.285 (9, 3)	B CU 76 X FA 90 1-0 ② G1-3			B FA 91 S FA 92 F CU 78 F FA 92 X CU 77 1-2 ① FC4-6 1B WP CS 1-2f			B FA 89 B FA 90 X FA 90 2-0 ③ F8		F FA 90 F FA 90 B SL 80 X SL 83 1-2 ③ P4	2 2	0 0	0 0	0 0	0 0	0 0	2 1
Miguel Cairo, R (1, 5) OBP: 0.305, SLG: 0.336 (9, 7)		B FA 86 C CU 76 B CU 78 X FA 85 2-1 ③ L3			B CU 77 B FA 91 X FA 90 2-0 CS 1-3 1B			X FA 89 0-0 E8 55 1B 1B		3	1	2	0	0	0	1
Braden Looper, R (1, 1) OBP: 0.268, SLG: 0.235 Andy Cavazos, R (6, 1) 55 Skip Schumaker, L (7, 7) OBP: 0.346, SLG: 0.441 (8, 9)			C FA 89 B FA 91 C FA 91 S CU 76 1-3 ① K		S FA 91 B CU 78 M FA 90 B FA 92 C CU 78 2-3 ②③ K 1-2 3-H			F CU 77 B FA 90 X CU 77 1-1 F9 13 WP 3-H 1B		2 0 1	0 0 0	0 0 1	0 0 1	2 0 0	0 0 0	2 0 0
13 Brendan Ryan, R (1, 4) OBP: 0.354, SLG: 0.426			C FA 92 X FA 92 0-1 ② G4-3			X FA 90 0-0 E6 G6-4-3 1B		C FA 90 S CU 78 B CU 77 F CU 78 F FA 92 F CU 76 F FA 91 X CU 76 1-2 ① G6-3 1-2		3	0	0	0	0	0	1
Inning Stats	R: 0 E: 0 K: 0 S: 6 H: 1 LOB: 0 BB: 0 P: 9	R: 0 E: 0 K: 0 S: 7 H: 1 LOB: 1 BB: 0 P: 11	R: 0 E: 0 K: 1 S: 6 H: 0 LOB: 0 BB: 0 P: 8	R: 0 E: 0 K: 0 S: 7 H: 0 LOB: 0 BB: 0 P: 10	R: 0 E: 0 K: 1 S: 9 H: 2 LOB: 1 BB: 0 P: 16	R: 0 E: 1 K: 0 S: 7 H: 1 LOB: 1 BB: 0 P: 9	R: 0 E: 0 K: 0 S: 4 H: 0 LOB: 0 BB: 0 P: 10	R: 1 E: 1 K: 0 S: 12 H: 2 LOB: 1 BB: 0 P: 15	R: 0 E: 0 K: 1 S: 9 H: 1 LOB: 1 BB: 0 P: 16	1B: 5 2B: 4 3B: 0 HR: 0 SF: 0 SAC: 0 DP: 2 HBP: 0						

	AB	33
	R	1
	H	8
	RBI	1
	BB	0
	SO	3
	LOB	15

PITCHER	IP	WLS	BF	H	R	ER	SO	BB	IBB	HBP	BLK	WP	HR	S	P	ERA	WHIP
51 Wandy Rodriguez, L (1, 1) ERA: 4.66	8.0	W	29	7	1	1	2	0	0	0	0	2	0	58	88	1.12	0.875
Mark McLemore, L (9, 1) ERA: 3.94	1.0		4	1	0	0	1	0	0	0	0	0	0	9	16	0.00	1.000

PITCHER	IP	WLS	BF	H	R	ER	SO	BB	IBB	HBP	BLK	WP	HR	S	P	ERA	WHIP

Houston Astros @ St. Louis Cardinals

Busch Stadium, St. Louis, MO

Fri Sep 21 2007, 7:10 PM CDT

Att. 43,677 - Clear - 82 F

TOP

livebaseballscorecards.com

Batter	1	2	3	4	5	6	7	8	9	AB	R	H	RBI	BB	SO	LOB
Josh Anderson, L (1, 8) OBP: 0.500, SLG: 0.512	C FA 92 F FA 92 B CU 79 X CH 85 1-2 **G4-3** ①	C FA 91 X CH 84 0-1 CS 1B			B FA 91 F FA 91 B FA 90 X FA 91 2-1 **G1-3** ①	B CU 78 C SL 78 X CU 78 1-1 **G3** ③		F SL 83 B FA 90 1 SAFE X SL 83 1-1 FC6-4 1B 1-2 3-H		5	0	2	1	0	0	2
Chris Burke, R (1, 4) OBP: 0.308, SLG: 0.361	B FA 91 F FA 92 F FA 93 B FA 92 X 2-2 17 HR 2B	1 SAFE C FA 91 0-1 CS ③ 1-2	B SL 86 B FA 92 X 2-0 **G5-3** ①		F SL 86 X CH 85 0-1 **P4** ②		C FA 93 X SL 86 0-1 **B1-3** ①	B FA 90 S SL 83 B SL 84 F FA 92 F X 2-2 FC6-4 ② 1-2f 2-3		5	1	1	0	0	0	2
17 Lance Berkman, S (1, 3) OBP: 0.386, SLG: 0.498	C CU 79 B FA 92 X FA 93 1-1 HR 2-H		F FA 91 S CU 78 F CU 79 B FA 91 X FA 91 1-2 **G1-3** ②		S CU 79 S CH 84 B CU 79 B FA 91 B CH 84 B CH 84 4-2 45 1B BB		B FA 93 B FA 92 F FA 94 B FA 93 F FA 94 S FA 94 3-3 **K** ②	X 0-0 **G4-3** ③		4	1	1	2	1	1	2
45 Carlos Lee, R (1, 7) OBP: 0.352, SLG: 0.523	C FA 91 B SL 86 B FA 90 X SL 87 2-1 21 1B 2B		C FA 91 F FA 88 B FA 92 B FA 91 S FA 89 2-3 **K** ③		B SL 87 C SL 86 X FA 93 1-1 1-2 1B		X FA 94 0-0 **F9** ③		B FA 85 B FA 85 B FA 87 C CH 81 F X 3-2 **F9** ①	5	1	2	0	0	1	0
9 Hunter Pence, R (1, 9) OBP: 0.360, SLG: 0.534 Eric Bruntlett, R (8, 9) OBP: 0.353, SLG: 0.288	B FA 90 F SL 85 B FA 90 F FA 91 B SL 85 S SL 86 3-3 **K** ②			X FA 92 0-0 46 FC5-4 21 G1-3 1B	X SL 86 0-0 **F9** ③			X SL 87 0-0 2B 46 2B 1B	B FA 85 B FA 88 F FA 84 B CH 78 B FA 86 4-1 21 CS BB	4 0	1 0	2 0	0 0	0 1	1 0	3 0
21 Ty Wigginton, R (1, 5) OBP: 0.339, SLG: 0.466	B SL 89 F FA 92 B B X 3-1 2-H 1B			C SL 87 B FA 88 B FA 89 1 SAFE 1 SAFE B FA 89 1 SAFE F X 3-2 **G1-3** ① 1-2	S SL 86 C FA 92 B FA 93 S 1-3 **K** ①			1 SAFE B 1 SAFE X 1-0 **F9** ①	S CH 77 D CH 77 D SL 82 B FA 88 S CH 82 F FA 85 1 SAFE S CH 76 3-3 **K** ②③ 1-2	5	0	1	1	0	2	3
Cody Ransom, R (1, 6) OBP: 0.514, SLG: 0.520	B FA 92 T SL 88 C CU 79 F FA 92 X SL 84 1-2 **G5-3** ③			B SL 87 B FA 92 F SL 87 B FA 91 B FA 90 4-1 46 FC5-4 BB	S FA 94 B SL 86 C FA 85 B FA 94 X FA 94 2-2 **F8** ②			B SL 88 1 SAFE F SL 87 1 SAFE F FA 92 X SL 87 1-2 46 2B 2B 1-3		3	1	1	0	1	0	1
46 J.R. Towles, R (1, 2) OBP: 0.478, SLG: 0.700		C FA 91 B FA 89 B SL 87 X FA 92 2-1 **F9** ①		F FA 90 F CU 78 X 0-2 **FC5-4** ② 1-2f 2-3	B FA 94 B FA 92 B FA 92 C FA 92 F FA 91 D FA 93 4-2 41 1B BB			F FA 92 X FA 93 0-1 1B 1B 2B 2-H 3-H		3	1	1	2	1	0	2
41 Brandon Backe, R (1, 1) OBP: 0.444, SLG: 0.500 Dennis Sarfate, R (7, 1) Orlando Palmeiro, L (8, PH) OBP: 0.353, SLG: 0.273 Chad Qualls, R (8, 1) Stephen Randolph, L (9, 1) Brad Lidge, R (9, 1)		C FA 92 C CU 78 B SL 83 B FA 92 B FA 90 X 3-2 **P4** ②		F SL 86 F CU 78 D SL 87 F FA 94 C FA 93 1-3 **K** ③	C SL 87 X SL 86 0-1 1-2 1B			C CU 75 B FC 90 X 1-1 FC6-4 1B 1B 2-3		3 0 1 0 0 0	0 0 0 0 0 0	1 0 1 0 0 0	0 0 0 0 0 0	0 0 0 0 0 0	1 0 0 0 0 0	2 0 0 0 0 0
Inning Stats	R: 3 E: 0 K: 1 S: 19 H: 4 LOB: 1 BB: 0 P: 32	R: 0 E: 0 K: 0 S: 8 H: 1 LOB: 0 BB: 0 P: 13	R: 0 E: 0 K: 1 S: 8 H: 0 LOB: 0 BB: 0 P: 13	R: 0 E: 0 K: 1 S: 12 H: 1 LOB: 2 BB: 1 P: 20	R: 0 E: 0 K: 0 S: 9 H: 1 LOB: 2 BB: 1 P: 16	R: 0 E: 0 K: 1 S: 12 H: 1 LOB: 1 BB: 1 P: 20	R: 0 E: 0 K: 1 S: 6 H: 0 LOB: 0 BB: 0 P: 9	R: 3 E: 0 K: 0 S: 16 H: 5 LOB: 2 BB: 0 P: 22	R: 0 E: 0 K: 1 S: 8 H: 0 LOB: 1 BB: 1 P: 18	1B: 8 2B: 5 3B: 0 HR: 1 SF: 0 SAC: 0 DP: 1 HBP: 0						

AB	38
R	6
H	13
RBI	6
BB	4
SO	6
LOB	17

WP: 0 PB: 0 SB: 0 CS: 2 PA: 43

PITCHER		IP	WLS	BF	H	R	ER	SO	BB	IBB	HBP	BLK	WP	HR	S	P	ERA	WHIP
35 Joel Pineiro, R ERA: 4.72	(1, 1)	5.2	L	27	8	3	3	4	3	0	0	0	0	1	66	111	4.76	1.941
19 Tyler Johnson, L ERA: 3.41	(6, 1)	0.1		1	0	0	0	0	0	0	0	0	0	0	2	3	0.00	0.000
36 Russ Springer, R ERA: 2.14	(7, 1)	1.0		3	0	0	0	1	0	0	0	0	0	0	6	9	0.00	0.000
31 Ryan Franklin, R ERA: 2.79	(8, 1)	0.1		5	4	3	3	0	0	0	0	0	0	0	9	12	81.00	12.000
34 Randy Flores, L ERA: 4.39	(8, 1)	0.2		3	1	0	0	0	0	0	0	0	0	0	7	10	0.00	1.500

PITCHER		IP	WLS	BF	H	R	ER	SO	BB	IBB	HBP	BLK	WP	HR	S	P	ERA	WHIP
Mike Maroth, L ERA: 6.95	(9, 1)	1.0		3	0	0	0	1	1	0	0	0	0	0	8	18	0.00	1.000

Batter	1	2	3	4	5	6	7	8	9	AB	R	H	RBI	BB	SO	LOB
David Eckstein, R (1, 6) OBP: 0.354, SLG: 0.374	B FA 85 B FA 87 C FA 86 X FA 88 2-1 24 FC1-6 1B		B FA 87 B FA 88 B FA 89 C FA 88 C FA 88 D FA 91 4-2 BB		C CU 73 1 SAFE D CU 76 1 SAFE 1 SAFE X SL 80 1-1 1-3 24 FC1-6 1B		C FA 97 X CU 80 0-1 1-3 1B		C FA 92 F FA 92 B FA 91 B FA 92 X CH 79 1-2 ② P5	4	0	3	0	1	0	0
24 Rick Ankiel, L (1, 8) OBP: 0.316, SLG: 0.522	X FA 88 0-0 ① FC1-6 47 1B 1-2f SF9		B SL 80 1 SAFE F FA 89 X CH 81 1-1 ① F9		D CH 82 D CH 81 B FA 90 X FA 89 3-0 ② FC1-6 1-2f 3-H		B FA 98 1 SAFE B FA 96 S FA 97 F FA 97 B FA 97 T FA 98 3-2 ② K		B SL 85 B FA 86 B FA 91 C FA 90 F FA 92 B FA 92 4-2 BB 5 BB 47 S BB	4	2	0	1	1	1	5
47 Ryan Ludwick, R (1, 9) OBP: 0.320, SLG: 0.478	F FA 89 X FA 90 0-1 55 1B 1-3 1B		B SL 82 X SL 81 1-0 ② P5		1 SAFE S SL 82 B FA 90 S CH 81 1 SAFE B FA 90 1 SAFE D CU 73 X SL 83 3-2 ③ P3		C FA 97 F FA 98 S FA 98 0-3 ③ K		B FA 91 C FA 92 B FA 92 D FA 92 B FA 92 4-1 5 BB BB 1-2 BB	4	0	1	0	1	1	4
Scott Spiezio, S (1, 3) OBP: 0.340, SLG: 0.363	C FA 89 S SL 82 B FA 89 D CH 81 1 SAFE F FA 90 D CH 82 1 SAFE X FA 92 3-2 ② SF9 3-H		D CH 82 X FA 89 1-0 ③ P4			B CH 78 F FA 86 B SL 78 B CH 86 C FA 89 B FA 90 4-2 BB		C FA 94 B FA 95 X FA 93 1-1 ① G4-3	D CH 81 B FA 90 C FA 91 C FA 92 F FA 90 B FA 93 B FA 93 4-2 5 BB 1-2 2-3 BB	2	0	0	1	2	0	1
55 Skip Schumaker, L (1, 7) OBP: 0.350, SLG: 0.449 5 Albert Pujols, R (9, PH) OBP: 0.423, SLG: 0.560 23 Anthony Reyes, R (9, PR) OBP: 0.077, SLG: 0.077	B FA 90 X FA 91 1-0 4 FC5-4 1-2 1B			C CU 73 X FA 90 0-1 4 FC1-6-3 2B		B CU 72 1 SAFE C CU 74 1 SAFE F SL 80 B FA 88 C SL 81 2-3 ① K		X FA 94 0-0 ② G6-3	B SL 89 B SL 89 B FA 98 B FA 98 4-0 4 FC6-4 1-2 2-3 3-H BB	4 0 0	0 0 0	2 0 0	0 1 0	0 1 0	1 0 0	1 0 0
4 Yadier Molina, R (1, 2) OBP: 0.340, SLG: 0.368	S SL 81 D FA 89 B SL 81 C FA 90 F FA 90 X SL 83 2-2 ③ FC5-4 1-2f			F FA 88 X FA 88 0-1 ① ② FC1-6-3 2-3		1 SAFE X FA 88 0-0 ② L7		B FA 94 C FA 95 F SL 90 X SL 90 1-2 E9 1B	F FA 97 C FA 97 D SL 88 X SL 88 1-2 ③ FC6-4 1-2f	5	0	0	0	0	0	7
Miguel Cairo, R (1, 5) OBP: 0.304, SLG: 0.333		X FA 86 0-0 ① P6		S SL 82 B FA 90 B CU 76 F FA 90 X FA 91 2-2 ③ F7		F FA 89 C FA 89 B FA 90 X CU 69 1-2 ③ F9		L FA 95 F FA 96 X SL 91 0-2 2-3 1B		4	0	1	0	0	0	1
35 Joel Pineiro, R (1, 1) OBP: 0.176, SLG: 0.067 19 Tyler Johnson, S (6, 1) 36 Russ Springer, R (7, 1) 13 Brendan Ryan, R (7, PH) OBP: 0.358, SLG: 0.426 31 Ryan Franklin, R (8, 1) OBP: 0.500, SLG: 0.500 34 Randy Flores, L (8, 1) Jim Edmonds, L (8, PH) OBP: 0.323, SLG: 0.401 Mike Maroth, L (9, 1) OBP: 0.214, SLG: 0.286		C B B F B SL 82 S FA 90 3-3 ② K			C FA 86 C CU 72 X SL 80 0-2 ① F7		B FA 97 B FA 96 B FA 97 B FA 96 4-0 1B BB	S FA 94 B FA 95 B FA 95 X FA 95 2-1 ③ G3		2 0 0 0 0 1 0 0	0 0 0 0 0 0 0 0	0 0 0 0 0 0 0 0	0 0 0 0 0 0 0 0	0 0 0 1 0 0 0 0	1 0 0 0 0 0 0 2	0 0 0 0 0 0 0 0
Aaron Miles, S (1, 4) OBP: 0.334, SLG: 0.359		C FA 90 B FA 90 X FA 89 1-1 ③ F7			X FA 90 0-0 1B 24 FC1-6 1B		1 SAFE 1 SAFE B FA 96 X FA 98 1-0 ① P5		B FA 91 B FA 91 B FA 91 C FA 90 C FA 91 X FA 90 3-2 ① P4	4	1	1	0	0	0	1
Inning Stats	R: 1 E: 0 K: 0 S: 14 H: 3 LOB: 2 BB: 0 P: 22	R: 0 E: 0 K: 1 S: 6 H: 0 LOB: 0 BB: 0 P: 10	R: 0 E: 0 K: 0 S: 6 H: 0 LOB: 1 BB: 1 P: 13	R: 0 E: 0 K: 0 S: 7 H: 1 LOB: 0 BB: 0 P: 9	R: 1 E: 0 K: 0 S: 10 H: 2 LOB: 1 BB: 0 P: 17	R: 0 E: 0 K: 1 S: 9 H: 0 LOB: 1 BB: 1 P: 16	R: 0 E: 0 K: 2 S: 9 H: 1 LOB: 2 BB: 1 P: 17	R: 0 E: 1 K: 0 S: 11 H: 1 LOB: 2 BB: 0 P: 15	R: 1 E: 0 K: 0 S: 15 H: 0 LOB: 3 BB: 4 P: 36	1B: 7 2B: 2 3B: 0 HR: 0 SF: 1 SAC: 0 DP: 1 HBP: 0	WP: 0 PB: 0 SB: 1 CS: 0 PA: 42					

PITCHER		IP	WLS	BF	H	R	ER	SO	BB	IBB	HBP	BLK	WP	HR	S	P	ERA	WHIP
41 Brandon Backe, R ERA: 4.37	(1, 1)	6.0	W	25	6	2	2	2	2	0	0	0	0	0	52	87	3.00	1.333
Dennis Sarfate, R ERA:	(7, 1)	1.0	H	5	1	0	0	2	1	0	0	0	0	0	9	17	0.00	2.000
Chad Qualls, R ERA: 3.2	(8, 1)	1.0		5	1	0	0	0	0	0	0	0	0	0	11	15	0.00	1.000
Stephen Randolph, L ERA: 10.86	(9, 1)	0.2		5	0	1	1	0	3	0	0	0	0	0	12	28	13.50	4.500
Brad Lidge, R ERA: 2.95	(9, 1)	0.1	S	2	0	0	0	0	1	0	0	0	0	0	3	8	0.00	3.000

PITCHER	IP	WLS	BF	H	R	ER	SO	BB	IBB	HBP	BLK	WP	HR	S	P	ERA	WHIP

BOTTOM

Houston Astros @ St. Louis Cardinals

Busch Stadium, St. Louis, MO

Fri Sep 21 2007, 7:10 PM CDT

Att. 43,677 - Clear - 82 F

livebaseballscorecards.com

AB	34
R	3
H	8
RBI	3
BB	7
SO	4
LOB	22

Houston Astros @ St. Louis Cardinals

Busch Stadium, St. Louis, MO

Sat Sep 22 2007, 6:15 PM CDT
Att. 46,237 - Partly Cloudy - 84 F

TOP

livebaseballscorecards.com

Batter	1	2	3	4	5	6	7	8	9	AB	R	H	RBI	BB	SO	LOB
Josh Anderson, L (1, 8) OBP: 0.500, SLG: 0.500	C FA 89 B FA 90 B FA 89 X FA 89 2-1 G5-3			X 0-0 G5-4-3 1B		B FA 89 X FA 89 1-0 G3 2-3			B FA 87 B FA 87 B FA 88 B FA 86 4-0 9 HR 1B BB	3	1	1	0	1	0	1
Chris Burke, R (1, 4) OBP: 0.311, SLG: 0.363	C FA 90 B X 1-1 P2			X FA 89 0-0 G5-4-3 1-2f		B SL 80 F FA 89 B FA 88 B FA 88 S FA 89 X FA 88 3-2 3-H 1B			C FA 88 X 0-1 1-2 9 HR 1B	4	1	2	1	0	0	1
17 Lance Berkman, S (1, 3) OBP: 0.384, SLG: 0.494	C FA 90 B FA 89 F SL 80 B FA 90 X FA 90 2-2 G6-3			B FA 89 X FA 89 1-0 G4-3		1 SAFE B FA 89 X FA 88 1-0 L8			X FA 88 0-0 P6	4	0	0	0	0	0	3
45 Carlos Lee, R (1, 7) OBP: 0.350, SLG: 0.519		B FA 89 X FA 89 1-0 F9			C SL 80 X FA 88 0-1 F9		B FA 92 X FA 93 1-0 G6-3		F CU 76 F CU 77 B FA 88 B CU 76 T FA 88 2-2 K	4	0	0	0	0	1	2
9 Hunter Pence, R (1, 9) OBP: 0.361, SLG: 0.540		C FA 88 B SL 80 F SL 82 B FA 89 C 2-3 K			F CU 80 B FA 89 S FA 89 B X 2-2 G5-3		B CU 77 F FA 93 B FA 93 F FA 93 F SL 86 B FA 93 F FA 93 B 4-2 CS BB		C CU 76 X 0-1 1-H 2-H HR	3	1	1	3	1	1	0
Mark Loretta, R (1, 6) OBP: 0.353, SLG: 0.373 Woody Williams, R (7, 1) OBP: 0.102, SLG: 0.153 Brian Moehler, R (7, 1) OBP: 0.200, SLG: 0.200 Craig Biggio, R (9, PH) OBP: 0.280, SLG: 0.380		X FA 90 0-0 G5-3			C FA 89 X FA 89 0-1 1B		1 SAFE B FA 92 X FA 92 1-0 P6 1-2		B FA 88 B FA 87 C FA 87 X FA 87 2-1 1B	3 0 0 1	0 0 0 0	1 0 0 0	0 0 0 1	0 0 0 0	0 0 0 0	1 0 0 0
21 Ty Wigginton, R (1, 5) OBP: 0.338, SLG: 0.465			C SL 80 B FA 88 B FA 89 X FA 89 2-1 G5-3		X SL 81 0-0 F7			B FA 93 C FA 92 X CU 77 1-1 46 G5-4-3 1B	F FA 91 F FC 91 F CU 80 D CU 80 F FA 92 F SL 90 B FA 92 F FA 92 F CU 80 3-2 B FC 80 X FA 91 L6	4	0	1	0	0	0	2
46 J.R. Towles, R (1, 2) OBP: 0.462, SLG: 0.696			B FA 89 F FA 89 F SL 80 X SL 80 1-2 G6-3			C SL 80 F FA 89 X SL 80 0-2 G3 1B 2B		X FA 93 0-0 G5-4-3 1-2f		3	1	1	0	0	0	1
Matt Albers, L (1, 1) OBP: 0.074, SLG: 0.074 Cody Ransom, R (7, 6) OBP: 0.500, SLG: 0.500			B FA 88 C FA 88 F FA 88 F SL 80 X FA 89 1-2 G3-1			B FA 88 M FA 89 M FA 88 L FA 90 1-3 K		B FA 92 F FA 93 B FA 94 F FA 94 B SL 86 X FA 92 3-2 F8		2 1	0 0	0 0	0 0	0 0	1 0	1 0
Inning Stats	R: 0 E: 0 K: 0 S: 7 H: 0 LOB: 0 BB: 0 P: 12	R: 0 E: 0 K: 1 S: 5 H: 0 LOB: 0 BB: 0 P: 8	R: 0 E: 0 K: 0 S: 9 H: 0 LOB: 0 BB: 0 P: 13	R: 0 E: 0 K: 0 S: 3 H: 1 LOB: 0 BB: 0 P: 4	R: 0 E: 0 K: 0 S: 8 H: 1 LOB: 1 BB: 0 P: 10	R: 1 E: 0 K: 1 S: 11 H: 2 LOB: 1 BB: 0 P: 17	R: 0 E: 0 K: 0 S: 6 H: 0 LOB: 0 BB: 1 P: 12	R: 0 E: 0 K: 0 S: 6 H: 1 LOB: 0 BB: 0 P: 10	R: 3 E: 0 K: 1 S: 18 H: 3 LOB: 1 BB: 1 P: 29	1B: 6 2B: 1 3B: 0 HR: 1 SF: 0 SAC: 0 DP: 2 HBP: 0						

	AB	32
	R	4
	H	8
	RBI	4
	BB	2
	SO	3
	LOB	12

WP: 0 PB: 0 SB: 0 CS: 1 PA: 34

PITCHER		IP	WLS	BF	H	R	ER	SO	BB	IBB	HBP	BLK	WP	HR	S	P	ERA	WHIP
48 Brad Thompson, R ERA: 4.96	(1, 1)	6.0	W	21	4	1	1	2	0	0	0	0	0	0	43	64	1.50	0.667
Troy Percival, R ERA: 1.95	(7, 1)	1.0	H	3	0	0	0	0	1	0	0	0	0	0	6	12	0.00	1.000
60 Brian Falkenborg, R ERA: 5.63	(8, 1)	1.0		3	1	0	0	0	0	0	0	0	0	0	6	10	0.00	1.000
19 Tyler Johnson, L ERA: 4.06	(9, 1)	0.2		6	3	3	3	1	1	0	0	0	0	1	10	18	40.50	6.000
44 Jason Isringhausen, R ERA: 2.2	(9, 1)	0.1	S	1	0	0	0	0	0	0	0	0	0	0	8	11	0.00	0.000

PITCHER		IP	WLS	BF	H	R	ER	SO	BB	IBB	HBP	BLK	WP	HR	S	P	ERA	WHIP

BOTTOM

Houston Astros @ St. Louis Cardinals

Busch Stadium, St. Louis, MO

Sat Sep 22 2007, 6:15 PM CDT

Att. 46,237 - Partly Cloudy - 84 F

livebaseballscorecards.com

Batter	1	2	3	4	5	6	7	8	9	AB	R	H	RBI	BB	SO	LOB
David Eckstein, R (1, 6) OBP: 0.357, SLG: 0.382	C FA 91 X FA 90 0-1 24 1B 55 G1-2-3 1B		C FA 93 X CU 78 0-1 ① G6-3		P PO 85 X FA 92 1-0 24 G3-1 47 2B 1-H 2B		C FA 89 F FA 89 F CU 74 X FA 88 0-2 24 HR 2B	C CU 79 F FA 90 X FA 90 0-2 ① L7		5	2	3	1	0	0	0
24 Rick Ankiel, L (1, 8) OBP: 0.325, SLG: 0.546	B FA 90 B FA 90 1 SAFE X FA 89 2-0 55 G1-2-3 47 BB 1-3 1B		B CU 79 B FA 92 X FA 91 2-0 47 FC6-4 1B		X CH 80 0-0 ② G3-1 2-3		F FA 87 F SL 86 X FA 88 0-2 2-H HR	F FA 90 B CH 83 F CH 82 X SL 88 1-2 ② G5-3		5	1	3	2	0	0	1
47 Ryan Ludwick, R (1, 9) OBP: 0.328, SLG: 0.486	B FA 93 B FA 92 F FA 93 B FA 93 B FA 92 4-1 55 G1-2-3 1-2 BB		B CU 80 B FA 94 F FA 94 1 SAFE C FA 94 1 SAFE X FA 94 2-2 ② FC6-4 55 CS 1-2f		B CU 78 X FA 93 1-0 3-H 2B		C SL 82 B FA 89 F SL 82 B CU 75 F FA 89 X FA 88 2-2 1B 55 1B 5 1B 1B	F FA 91 B FA 91 F SL 88 X SL 81 1-2 55 1B 55 WP 1B		4	1	3	1	1	0	1
55 Skip Schumaker, L (1, 7) OBP: 0.352, SLG: 0.447	X FA 93 0-0 ① ② G1-2-3 1-2 2-3 3-Hf		B FA 93 1-0 ③ CS 1-2	X FA 91 0-0 ① G4-3	B FA 92 X FA 92 1-0 ③ G6-3		X FA 85 0-0 1B 1-2 1B	C CH 82 B FA 89 F FA 90 F FA 88 F SL 81 B FA 89 B FA 90 X FA 92 3-2 FC6 1-3 1B		5	0	2	0	0	0	4
Miguel Cairo, R (1, 3) OBP: 0.306, SLG: 0.342 44 Jason Isringhausen, R (9, 1)	C FA 92 X FA 93 0-1 ③ F9			C FA 93 B CU 80 X CU 79 1-1 1B 2B		C FA 93 X FA 92 0-1 ① G1-3	X CH 79 0-0 ① 5 FC3 1B 1-3 2-3	X FA 91 0-0 ③ FC6 1-2f		5 0	1 0	2 0	0 0	0 0	0 0	4 0
Aaron Miles, S (1, 4) OBP: 0.336, SLG: 0.361		C FA 89 B FA 92 X FA 93 1-1 FC4-6 1B		C FA 92 B CH 81 F FA 92 F FA 94 B FA 94 F CU 79 X FA 94 2-2 G6-3 2-3 1B		B FA 94 C FA 93 F CH 81 F FA 94 X CU 80 1-2 ② L5	X FA 86 0-0 FC3 5 1B 1-2 1B			4	1	2	0	0	0	2
Kelly Stinnett, R (1, 2) OBP: 0.209, SLG: 0.288 5 Albert Pujols, R (7, PH) OBP: 0.424, SLG: 0.561 23 Anthony Reyes, R (7, PR) OBP: 0.077, SLG: 0.077 Gary Bennett, R (8, 2) OBP: 0.261, SLG: 0.285		1 SAFE F FA 93 1 SAFE F CU 79 X FA 94 0-2 ① FC4-6 48 SH1-4 1-2f		X FA 94 0-0 ② ③ G6-3 1-2f		B FA 94 X FA 94 1-0 1B 1B	B CU 76 C CU 76 X FA 89 1-1 1B 1-3 2-H 3-H 1B		3 1 0 0	0 0 0 0	1 1 0 0	0 2 0 0	0 0 0 0	0 0 0 0	3 0 0 0
48 Brad Thompson, R (1, 1) OBP: 0.136, SLG: 0.136 Jim Edmonds, L (6, PH) OBP: 0.325, SLG: 0.403 35 Joel Pineiro, R (6, PR) OBP: 0.176, SLG: 0.067 Troy Percival, R (7, 1) So Taguchi, R (7, PH) OBP: 0.351, SLG: 0.366 60 Brian Falkenborg, R (8, 1) 19 Tyler Johnson, S (9, 1) Russell Branyan, L (9, 3) OBP: 0.317, SLG: 0.428		X FA 92 0-0 ② SH1-4 1-2		C FA 91 C FA 92 S CU 80 0-3 ① K2-3	X FA 94 0-0 1-2 1B	B FA 89 F FA 90 X SL 87 1-1 13 G4-6-3 1-2 3-H 1B		1 1 0 0 1 0 0 0	0 0 0 0 0 0 0 0	0 1 0 0 1 0 0 0	0 0 0 0 0 0 0 0	1 0 0 0 0 0 0 0	0 0 0 0 0 0 0 0	0 0 0 0 0 0 0 0
13 Brendan Ryan, R (1, 5) OBP: 0.356, SLG: 0.422		B CU 80 B FA 92 B FA 93 C FA 93 X FA 95 3-1 ③ G4-3		C CU 79 B FA 94 B FA 93 X FA 94 2-1 S 2B 1B	B FA 93 X FA 94 1-0 ③ F7	B FA 90 X FA 91 1-0 ② ③ G4-6-3 1-2f				4	1	1	0	0	0	5

Inning Stats	1	2	3	4	5	6	7	8	9
	R: 0 E: 0 K: 0 S: 7 H: 2 LOB: 2 BB: 1 P: 13	R: 0 E: 0 K: 0 S: 8 H: 1 LOB: 1 BB: 0 P: 12	R: 0 E: 0 K: 0 S: 6 H: 1 LOB: 0 BB: 0 P: 11	R: 0 E: 0 K: 0 S: 9 H: 2 LOB: 1 BB: 0 P: 12	R: 2 E: 0 K: 1 S: 10 H: 3 LOB: 1 BB: 0 P: 14	R: 0 E: 0 K: 0 S: 9 H: 2 LOB: 2 BB: 0 P: 12	R: 5 E: 0 K: 0 S: 19 H: 7 LOB: 2 BB: 0 P: 24	R: 0 E: 0 K: 0 S: 15 H: 2 LOB: 2 BB: 0 P: 20	

AB	39
R	7
H	20
RBI	7
BB	1
SO	1
LOB	20

1B: 15	SF: 0	WP: 1	PA: 42
2B: 4	SAC: 1	PB: 0	
3B: 0	DP: 3	SB: 1	
HR: 1	HBP: 0	CS: 1	

PITCHER		IP	WLS	BF	H	R	ER	SO	BB	IBB	HBP	BLK	WP	HR	S	P	ERA	WHIP
Matt Albers, R ERA: 5.88	(1, 1)	6.0	L	27	11	2	2	1	1	0	0	0	0	0	49	74	3.00	2.000
Woody Williams, R ERA: 5.27	(7, 1)	0.1		7	6	5	5	0	0	0	0	0	0	1	16	19	135.00	18.000
Brian Moehler, R ERA: 4.29	(7, 1)	1.2		7	3	0	0	0	0	0	0	0	1	0	18	25	0.00	1.800

PITCHER	IP	WLS	BF	H	R	ER	SO	BB	IBB	HBP	BLK	WP	HR	S	P	ERA	WHIP

Houston Astros @ St. Louis Cardinals

Busch Stadium, St. Louis, MO

Sun Sep 23 2007, 7:05 PM CDT

Att. 46,169 - Clear - 87 F

TOP

livebaseballscorecards.com

Batter	1	2	3	4	5	6	7	8	9	AB	R	H	RBI	BB	SO	LOB
Josh Anderson, L (1, 8) OBP: 0.463, SLG: 0.458	B FA 93 F SL 87 C X 1-2 ① G3			B FA 91 B FA 92 X FA 92 2-0 ① F7		B FA 89 F FA 89 S CU 76 F FA 91 C FA 91 1-3 ③ K		C CU 77 S CU 78 D SL 82 B FA 92 B FA 93 X 3-2 ② G5-3 2-3		4	0	0	0	0	1	1
Craig Biggio, R (1, 4) OBP: 0.280, SLG: 0.378 Chad Qualls, R (8, 1) Brad Lidge, R (9, 1)	B FA 94 F SL 86 F F X 1-2 ② F9			S SL 84 B FA 93 F FA 93 B SL 86 F FA 92 F CH 83 S 2-3 ② K			B FA 92 F FA 92 X SL 86 1-1 9 FC5-4 45 1B 1B	B CU 78 X 1-0 ③ F9		4 0 0	1 0 0	1 0 0	0 0 0	0 0 0	1 0 0	2 0 0
17 Lance Berkman, S (1, 3) OBP: 0.383, SLG: 0.493	B FA 94 B FA 94 F FA 94 B FA 95 C FA 95 F FA 95 X SL 86 3-2 ③ P2			B SL 83 B FA 92 C FA 92 B CH 84 F FA 92 F FA 92 X FA 94 3-2 45 FC5-4 1B			F FA 92 F FA 93 C 0-3 ① K		X SL 90 0-0 E6 45 HR	4	1	1	0	0	1	1
45 Carlos Lee, R (1, 7) OBP: 0.352, SLG: 0.525		B FA 92 B SL 85 B FA 92 C FA 92 B FA 94 4-1 G5-3-6 BB		X SL 84 0-0 ③ FC5-4 1-2f			B SL 87 S SL 86 B FA 92 F SL 88 X FA 93 2-2 9 FC5-4 1-2 1B		C FC 89 B CU 80 1 SAFE X CU 78 1-1 1-H HR	3	1	2	2	1	0	1
9 Hunter Pence, R (1, 9) OBP: 0.358, SLG: 0.535		C SL 85 F SL 86 B SL 86 B SL 85 S 2-3 ① K			C SL 82 B FA 91 F CH 84 C FA 92 1-3 ① K		C SL 88 B SL 88 F FA 94 D CU 77 X SL 87 2-2 ② FC5-4 1B 1-2f 2-3		B CU 79 F SL 89 B FA 93 X SL 90 2-1 ① G4-3	4	0	0	0	0	2	3
Mark Loretta, R (1, 6) OBP: 0.352, SLG: 0.371 (8, 4)		1 SAFE C FA 92 B FA 92 X CH 85 1-1 ②③ G5-3-6 1-3f			B FA 92 F FA 92 B FA 93 B SL 84 X FA 91 3-1 ② L5		B FA 92 F FA 93 F SL 87 B FA 92 X SL 88 2-2 21 FC6-4 1-2 3-H 1B		C FA 93 B FA 93 X SL 89 1-1 ② G3	4	0	1	1	0	0	1
21 Ty Wigginton, R (1, 5) OBP: 0.337, SLG: 0.463			B FA 92 X FA 92 1-0 ① F8		C FA 93 F FA 92 B FA 92 C SL 84 1-3 ③ K		F SL 87 B FA 92 B FA 93 F SL 88 X FA 93 2-2 ③ FC6-4 1-2f		S CU 80 F FA 93 B CU 80 X SL 90 1-2 46 1B 1B	4	0	1	0	0	1	2
Brad Ausmus, R (1, 2) OBP: 0.317, SLG: 0.325 Orlando Palmeiro, L (8, PH) OBP: 0.350, SLG: 0.270 46 J.R. Towles, R (8, 2) OBP: 0.481, SLG: 0.708			F FA 92 B FA 93 B FA 92 X 2-1 ② P3			X 0-0 ① L7		C FA 91 F CU 78 F FA 92 F CH 86 X CH 86 0-2 ① G4-3	1 SAFE B FA 92 C FA 93 X SL 83 1-1 1-2 1B	2 1 1	0 0 0	0 0 1	0 0 0	0 0 0	0 0 0	0 0 0
44 Roy Oswalt, R (1, 1) OBP: 0.176, SLG: 0.141 Mike Lamb, L (8, PH) OBP: 0.370, SLG: 0.461 Eric Bruntlett, R (8, PR) OBP: 0.351, SLG: 0.286 (8, 6)			B FA 92 C FA 92 S SL 82 F FA 92 C FA 93 1-3 ③ K			C CU 74 F X 0-2 ② G5-3		B FA 93 X 1-0 G5-3 2B	C SL 86 C FA 94 F FA 92 B SL 86 X SL 86 1-2 ③ P2	2 1 1	0 0 0	0 1 0	0 0 0	0 0 0	1 0 0	0 0 2
Inning Stats	R: 0 E: 0 K: 0 S: 11 H: 0 LOB: 0 BB: 0 P: 16	R: 0 E: 0 K: 1 S: 6 H: 0 LOB: 0 BB: 1 P: 13	R: 0 E: 0 K: 1 S: 7 H: 0 LOB: 0 BB: 0 P: 11	R: 0 E: 0 K: 1 S: 11 H: 1 LOB: 1 BB: 0 P: 18	R: 0 E: 0 K: 2 S: 8 H: 0 LOB: 0 BB: 0 P: 13	R: 0 E: 0 K: 1 S: 8 H: 0 LOB: 0 BB: 0 P: 9	R: 1 E: 0 K: 1 S: 17 H: 3 LOB: 2 BB: 0 P: 26	R: 0 E: 0 K: 0 S: 10 H: 1 LOB: 2 BB: 0 P: 15	R: 2 E: 1 K: 0 S: 16 H: 3 LOB: 2 BB: 0 P: 23	1B: 6 2B: 2 3B: 0 HR: 1	SF: 0 SAC: 0 DP: 1 HBP: 0						

	AB	35
	R	3
	H	8
	RBI	3
	BB	1
	SO	7
	LOB	13

WP: 0 PB: 0 SB: 0 CS: 0 PA: 36

PITCHER		IP	WLS	BF	H	R	ER	SO	BB	IBB	HBP	BLK	WP	HR	S	P	ERA	WHIP
37 Todd Wellemeyer, R ERA: 4.79	(1, 1)	5.0		16	1	0	0	5	1	0	0	0	0	0	43	71	0.00	0.400
Troy Percival, R ERA: 1.89	(6, 1)	1.0	H	3	0	0	0	1	0	0	0	0	0	0	8	9	0.00	0.000
36 Russ Springer, R ERA: 2.25	(7, 1)	1.0	B	6	3	1	1	1	0	0	0	0	0	0	17	26	9.00	3.000
60 Brian Falkenborg, R ERA: 5.29	(8, 1)	1.0		4	1	0	0	0	0	0	0	0	0	0	10	15	0.00	1.000
44 Jason Isringhausen, R ERA: 2.32	(9, 1)	0.2		5	2	2	1	0	0	0	0	0	0	1	10	15	13.50	3.000

PITCHER		IP	WLS	BF	H	R	ER	SO	BB	IBB	HBP	BLK	WP	HR	S	P	ERA	WHIP
56 Kelvin Jimenez, R ERA: 7.65	(9, 1)	0.1	W	2	1	0	0	0	0	0	0	0	0	0	6	8	0.00	3.000

BOTTOM

Houston Astros @ St. Louis Cardinals

Busch Stadium, St. Louis, MO

Sun Sep 23 2007, 7:05 PM CDT

Att. 46,169 - Clear - 87 F

livebaseballscorecards.com

Batter	1	2	3	4	5	6	7	8	9	AB	R	H	RBI	BB	SO	LOB
David Eckstein, R (1, 6) OBP: 0.356, SLG: 0.380	C FA 94 B FA 93 X FA 93 1-1 G4-3 ①	X FA 94 0-0 E5 ① 2-3 3-H		C FA 93 X FA 91 0-1 1B			C FA 91 B SL 85 F FA 91 F CU 68 X SL 83 1-2 G3 ①		S FA 96 B FA 96 X FA 94 1-1 24 3B 1B 1-3 2-H	4	0	1	0	0	0	1
5 Albert Pujols, R (9, PH) OBP: 0.425, SLG: 0.561										1	0	1	1	0	0	0
62 Brian Barden, R (9, PR) OBP: 0.207, SLG: 0.185										0	1	0	0	0	0	0
24 Rick Ankiel, L (1, 8) OBP: 0.333, SLG: 0.562	S CH 84 F FA 95 X CU 79 0-2 E 1B	B FA 94 S FA 94 F FA 94 X CU 75 1-2 G4-3 ③		T FA 93 S CH 84 F CH 82 T FA 94 0-2 K ②			B FA 95 X CH 81 1-0 G1-3 1B		B FA 95 S SL 86 F SL 86 F SL 86 F FA 94 X SL 86 1-2 1-H 3-H 3B	5	0	3	2	0	1	3
So Taguchi, R (1, 7) OBP: 0.350, SLG: 0.364	1 SAFE F FA 93 C FA 93 F FA 92 S CU 66 0-3 K ②		B SL 83 B FA 92 X FA 94 2-0 CS 1B	1 SAFE F SL 86 F FA 93 X FA 94 0-2 F9 ③			B FA 92 1 SAFE B FA 92 X FA 92 2-0 G1-3 ② 1-2			4	0	1	0	0	1	3
Scott Spiezio, S (1, 3) OBP: 0.339, SLG: 0.361	B FA 94 B FA 94 B FA 93 C FA 92 X FA 93 3-1 E7 1-3		S CH 83 C CH 84 X FA 95 0-2 FC4-6 55 1B ① 1-2 1B		B CH 81 X FA 92 1-0 F8 ①		C FA 93 C FA 93 B FA 92 F FA 94 D CU 76 X FA 93 2-2 G6-3 ③			4	0	1	0	0	0	2
55 Skip Schumaker, L (1, 9) OBP: 0.349, SLG: 0.442	C CU 72 X FA 95 0-1 P4 ③		F FA 94 X FA 93 0-1 FC4-6 1-2 1B		C CH 83 F CU 72 X SL 84 0-2 G4-3 ②			C X FA 94 0-1 G4-3 ①		4	0	1	0	0	0	2
Aaron Miles, S (1, 4) OBP: 0.333, SLG: 0.358		X FA 93 0-0 G6-3 ①	B CU 74 X FA 94 1-0 FC4-6 IBB ② 1-2f 2-3		C FA 94 F SL 84 X CH 83 0-2 G1-3 ③			B FA 94 X FA 93 1-0 L8 ②		3	0	0	0	0	0	2
Troy Percival, R (6, 1)										0	0	0	0	0	0	0
36 Russ Springer, R (7, 1)										0	0	0	0	0	0	0
60 Brian Falkenborg, R (8, 1)										0	0	0	0	0	0	0
Jim Edmonds, L (8, PH) OBP: 0.324, SLG: 0.402										1	0	0	0	0	0	0
44 Jason Isringhausen, R (9, 1)										0	0	0	0	0	0	0
56 Kelvin Jimenez, R (9, 1)										0	0	0	0	0	0	0
Kelly Stinnett, R (1, 2) OBP: 0.211, SLG: 0.275	C FA 94 C CU 76 F FA 95 F FA 93 F SL 85 B FA 96 F CU 68 X FA 94 1-2 F7 ②	B FA 95 S FA 95 B FA 95 B FA 94 I IN 81 4-1 1-2 IBB		S FA 94 S FA 94 B FA 94 X FA 94 1-2 F9 ①				X FA 94 0-0 G6-3 ③		3	0	0	0	1	0	0
37 Todd Wellemeyer, R (1, 1) OBP: 0.143, SLG: 0.143	C FA 94 B FA 95 C FA 93 B CU 72 X FA 92 2-2 13 2B E 1B	X FA 93 0-0 G3 ③		X FA 94 0-0 F9 ②					F FA 97 B SL 87 S SL 87 B SL 86 X SL 86 2-2 47 BB 5 1B 1B	2	1	1	0	0	0	3
Miguel Cairo, R (6, 4) OBP: 0.309, SLG: 0.344										2	1	1	0	0	0	0
13 Brendan Ryan, R (1, 5) OBP: 0.355, SLG: 0.426	C SL 82 F FA 92 F FA 92 X CU 65 0-2 E 1-3 2B			X FA 91 0-0 G4-3 ①			B FA 95 B FA 93 C FA 93 F SL 85 B FA 92 X FA 93 3-2 G6-3 ③		B FA 96 C FA 96 B FA 95 B FA 96 B FA 96 4-1 5 1B 24 3B 1-2 BB	3	0	1	0	0	0	0
47 Ryan Ludwick, R (9, PH) OBP: 0.330, SLG: 0.486										0	1	0	0	1	0	0

Inning Stats	1	2	3	4	5	6	7	8	9
	R: 0 E: 1 K: 1 S: 13	R: 1 E: 1 K: 0 S: 19	R: 0 E: 0 K: 0 S: 9	R: 0 E: 0 K: 1 S: 10	R: 0 E: 0 K: 0 S: 7	R: 0 E: 0 K: 0 S: 7	R: 0 E: 0 K: 0 S: 10	R: 0 E: 0 K: 0 S: 4	R: 3 E: 0 K: 0 S: 11
	H: 1 LOB: 2 BB: 0 P: 17	H: 2 LOB: 2 BB: 0 P: 23	H: 3 LOB: 3 BB: 1 P: 16	H: 1 LOB: 1 BB: 0 P: 10	H: 0 LOB: 0 BB: 0 P: 8	H: 0 LOB: 0 BB: 0 P: 11	H: 1 LOB: 1 BB: 0 P: 16	H: 0 LOB: 0 BB: 0 P: 5	H: 3 LOB: 2 BB: 1 P: 19

	AB	36
	R	4
	H	11
	RBI	3
	BB	2
	SO	2
	LOB	16

1B: 9 SF: 0
2B: 1 SAC: 0
3B: 1 DP: 0
HR: 0 HBP: 0

WP: 0 PA: 38
PB: 0
SB: 0
CS: 1

PITCHER		IP	WLS	BF	H	R	ER	SO	BB	IBB	HBP	BLK	WP	HR	S	P	ERA	WHIP
44 Roy Oswalt, R ERA: 3.18	(1, 1)	7.0		31	8	1	0	2	0	1	0	0	0	0	75	101	0.00	1.143
Chad Qualls, R ERA: 3.16	(8, 1)	1.0		3	0	0	0	0	0	0	0	0	0	0	4	5	0.00	0.000
Brad Lidge, R ERA: 3.38	(9, 1)	0.0	L	4	3	3	3	0	1	0	0	0	0	0	11	19	∞	∞

PITCHER	IP	WLS	BF	H	R	ER	SO	BB	IBB	HBP	BLK	WP	HR	S	P	ERA	WHIP

Houston Astros @ Cincinnati Reds

Great American Ball Park, Cincinnati, OH

Tue Sep 25 2007, 7:10 PM EDT

Att. 13,261 - Cloudy - 77 F

TOP

livebaseballscorecards.com

Batter	1	2	3	4	5	6	7	8	9	AB	R	H	RBI	BB	SO	LOB
Josh Anderson, L (1, 8) OBP: 0.458, SLG: 0.451	B FA 94 F FA 92 F FA 92 H FA 94 2-2 PB S SF8 HBP		B FA 90 X FA 89 1-0 ① F7	F FA 91 X SL 83 0-1 ② SF8 3-H		F FA 87 X FA 89 0-1 1B 1-2 3-H 1B		B FA 94 X FA 93 1-0 ② G1-3		3	1	1	2	0	0	0
Craig Biggio, R (1, 4) OBP: 0.281, SLG: 0.378 Chad Qualls, R (8, 1) Brad Lidge, R (9, 1)	B FA 93 B FA 90 X FA 93 2-0 ① SF8 1-H		B FA 95 B FA 90 C FA 92 B CH 82 B FA 92 4-1 17 WP 17 2B BB	B CU 77 B FA 95 C FA 93 S FA 95 S CU 78 2-3 ③ K		X CU 83 0-0 17 BB 1-3 2-H 1B		F FA 94 S SL 86 B SL 86 B SL 85 B FA 94 F FA 94 S SL 86 3-3 ③ K		3 0 0	1 0 0	1 0 0	2 0 0	1 0 0	2 0 0	1 0 0
17 Lance Berkman, S (1, 3) OBP: 0.384, SLG: 0.496	B FA 95 C CH 83 C CU 76 S FA 94 1-3 ② K		B FA 90 B CU 75 X FA 94 2-0 1-H 2B		B FA 90 S FA 93 F SL 89 F FA 93 X CU 78 1-2 ① G4-3	B FA 93 B FA 93 B FA 92 F FA 94 B FA 95 4-1 1-2 BB			F FA 92 B SL 81 B FA 94 S SL 81 F FA 94 X SL 84 2-2 45 1B 9 1B 2B	4	1	2	1	1	1	0
45 Carlos Lee, R (1, 7) OBP: 0.353, SLG: 0.524 Eric Bruntlett, R (9, PR) OBP: 0.351, SLG: 0.286 (9, 7)	X FA 95 0-0 9 BB 1B		B FA 93 F SL 83 X FA 94 1-1 ② P4		B CU 76 C CU 75 F FA 95 F FA 97 B CH 86 F FA 94 X CU 79 2-2 ② F7	B SL 85 X FA 95 1-0 ③ F8			F SL 83 X FA 93 0-1 21 L7 9 1B 2-3 1B	5 0	0 0	2 0	0 0	0 0	0 0	4 0
9 Hunter Pence, R (1, 9) OBP: 0.361, SLG: 0.541	B CU 74 1 SAFE B FA 93 B FA 93 B FA 91 4-0 1-2 BB		C CU 76 S FA 93 B CU 79 S FA 94 1-3 ③ K		S FA 95 X FA 97 0-1 ③ F7		F SL 85 F SL 84 B FA 94 F SL 84 X FA 94 1-2 HR		S SL 82 S SL 83 X SL 84 0-2 1-2 3-H 1B	4	1	2	2	1	1	1
21 Ty Wigginton, R (1, 5) OBP: 0.334, SLG: 0.459	C CU 76 X CU 77 0-1 ③ F7			B FA 92 F FA 92 X FA 91 1-1 E7 46 2B		F CU 76 S FA 94 X FA 95 0-2 ① P3	B FA 93 X SL 84 1-0 ① G6-3		X FA 92 0-0 ① L7 2-3	5	1	0	0	0	0	4
Cody Ransom, R (1, 6) OBP: 0.439, SLG: 0.419		F FA 92 S FA 94 B FA 95 X CU 78 1-2 ① F8		C CU 72 B FA 90 C FA 94 D FA 92 B FA 94 S FA 92 3-3 ① K		B F S F B B X 3-2 ② F8	B CU 78 F FA 93 C FA 93 B CU 79 B CU 84 S FA 94 3-3 ② K		B FA 93 1 SAFE C FA 94 B FA 94 F FA 95 S FA 94 2-3 ② K	5	0	0	0	0	3	3
46 J.R. Towles, R (1, 2) OBP: 0.438, SLG: 0.655		C FA 93 C CU 76 X FA 93 0-2 ② G6-3		B FA 93 B CU 74 B FA 94 X FA 90 3-0 52 FC6 SF8 2-H 2B		B FA 95 C CU 73 X CU 75 1-1 E5 1B 1B	S SL 84 X FA 94 0-1 ③ G5-3		X FA 94 0-0 ③ F8	5	2	1	1	0	0	2
52 Felipe Paulino, R (1, 1) Luke Scott, L (6, PH) OBP: 0.352, SLG: 0.507 Dave Borkowski, R (6, 1) Chris Burke, R (8, PH) OBP: 0.310, SLG: 0.362 (8, 4)		S FA 93 C FA 94 S FA 95 0-3 ③ K		X FA 91 0-0 FC6 2-3		T FA 89 D SL 80 F CU 77 F CU 78 B FA 88 X CU 77 2-2 1B 1-3 1B 1B		C FA 93 C SL 84 B SL 85 F SL 83 S FA 95 1-3 ① K		2 1 0 1	0 1 0 0	0 1 0 0	0 0 0 0	1 0 0 1	1 0 0 0	
Inning Stats	R: 1 E: 0 K: 1 S: 9 H: 1 LOB: 2 BB: 1 P: 18	R: 0 E: 0 K: 1 S: 9 H: 0 LOB: 0 BB: 0 P: 10	R: 1 E: 0 K: 1 S: 8 H: 1 LOB: 1 BB: 1 P: 17	R: 2 E: 1 K: 2 S: 12 H: 1 LOB: 1 BB: 0 P: 21	R: 0 E: 0 K: 0 S: 11 H: 0 LOB: 0 BB: 0 P: 14	R: 2 E: 1 K: 0 S: 18 H: 3 LOB: 3 BB: 1 P: 29	R: 1 E: 0 K: 1 S: 10 H: 1 LOB: 0 BB: 0 P: 15	R: 0 E: 0 K: 2 S: 9 H: 0 LOB: 0 BB: 0 P: 14	R: 1 E: 0 K: 1 S: 14 H: 3 LOB: 2 BB: 0 P: 18	1B: 6 2B: 3 3B: 0 HR: 1 SF: 2 SAC: 0 DP: 0 HBP: 1						WP: 1 PB: 1 SB: 1 CS: 0 PA: 44

PITCHER		IP	WLS	BF	H	R	ER	SO	BB	IBB	HBP	BLK	WP	HR	S	P	ERA	WHIP
34 Homer Bailey, R ERA: 5.67	(1, 1)	5.2		26	3	5	3	5	2	0	1	0	1	0	58	93	4.76	0.882
40 Jon Coutlangus, L ERA: 4.39	(6, 1)	0.0	L	2	2	0	0	0	0	0	0	0	0	0	6	8	∞	∞
38 Gary Majewski, R ERA: 7.66	(6, 1)	1.1		7	2	2	1	1	1	0	0	0	0	1	13	23	6.75	2.250
45 Bill Bray, L ERA: 6.75	(8, 1)	1.0		3	0	0	0	2	0	0	0	0	0	0	9	14	0.00	0.000
58 Marcus McBeth, R ERA: 6.38	(9, 1)	0.1		4	3	1	1	0	0	0	0	0	0	0	10	12	27.00	9.000

PITCHER		IP	WLS	BF	H	R	ER	SO	BB	IBB	HBP	BLK	WP	HR	S	P	ERA	WHIP
Brad Salmon, R ERA: 3.47	(9, 1)	0.2		2	0	0	0	1	0	0	0	0	0	0	4	6	0.00	0.000

AB	38
R	8
H	10
RBI	8
BB	3
SO	9
LOB	16

BOTTOM

Houston Astros @ Cincinnati Reds

Great American Ball Park, Cincinnati, OH

Tue Sep 25 2007, 7:10 PM EDT

Att. 13,261 - Cloudy - 77 F

livebaseballscorecards.com

Batter	1	2	3	4	5	6	7	8	9	AB	R	H	RBI	BB	SO	LOB
30 Norris Hopper, R (1, 8) OBP: 0.379, SLG: 0.399	C FA 96 F FA 96 B FA 97 B SL 89 X FA 98 2-2 27 G6-4-3 1B	C CU 78 X FA 97 0-1 27 G3 2-H 3-H 2B		C FA 97 B CU 78 F CU 78 X SL 90 1-2 G6-3 ③			X SL 85 0-0 G4-3 ②		C FA 98 S SL 88 F SL 86 D SL 88 D SL 88 B FA 97 B FA 98 4-2 27 BB BB	4	0	2	2	1	0	0
27 Jeff Keppinger, R (1, 6) OBP: 0.410, SLG: 0.495	C FA 97 F FA 97 B CU 77 X 1-2 ① ② G6-4-3 1-2f	C CH 86 S SL 88 X SL 89 0-2 ② G3 2-3			B FA 95 X FA 95 1-0 4 FC5-4 1B		B FA 93 B FA 92 B FA 92 B FA 92 4-0 BB		B FA 99 D FA 98 B FA 97 B FA 97 4-0 1-2 2-3 BB	3	0	1	0	2	0	2
19 Joey Votto, L (1, 7) OBP: 0.377, SLG: 0.531	B SL 77 X FA 96 1-0 HR	B FA 96 C FA 95 B CH 88 B FC 88 X FA 95 3-1 ③ G5-3			1 SAFE F FA 95 1 SAFE X FA 95 0-1 ① F8		B FA 92 B CH 85 C FA 92 B FA 92 F FA 93 T FA 92 3-2 ③ K		T SL 87 B FA 97 B SL 88 F SL 88 S SL 88 2-3 ③ K	5	1	1	1	0	2	6
4 Brandon Phillips, R (1, 4) OBP: 0.333, SLG: 0.486	B FA 98 S FA 98 F FA 97 X CU 79 1-2 ③ L9		C SL 89 B FA 97 F FA 96 B SL 89 B FA 97 X 3-2 1B		C CU 77 S SL 88 D SL 87 B FA 95 X SL 90 2-2 ② FC5-4 1-2f			F FA 95 X SL 89 0-1 ① F8		4	0	1	0	0	0	1
28 Edwin Encarnación, R (1, 5) OBP: 0.354, SLG: 0.436		F FA 96 F SL 90 B SL 89 F CU 78 X SL 90 1-2 ① F7	C FA 96 X FA 96 0-1 ① F7		B FC 87 B FA 96 D SL 88 C FA 94 F SL 88 X SL 90 3-2 ③ P3			B SL 88 F FA 95 B FA 95 C FA 95 F SL 91 F SL 90 X FA 95 2-2 ② G6-3		4	0	0	0	0	0	2
Javier Valentin, S (1, 2) OBP: 0.328, SLG: 0.391		B CH 87 F SL 86 X FA 99 1-1 2B 34 2B 1B	C FA 95 1 SAFE B FA 95 B CU 79 F FA 97 F FA 96 S CH 88 2-3 ② K			B FA 93 F FA 93 X CH 85 1-1 ① P5		C FA 95 B FA 95 B FA 95 X FA 96 2-1 ③ G4-3		4	1	1	0	0	1	1
Jorge Cantu, R (1, 3) OBP: 0.339, SLG: 0.365		C CU 76 X CU 78 0-1 34 2B 1-3 2B	F FA 95 F FA 97 B FA 96 X SL 89 1-2 ③ G1			B CU 74 B FA 93 B FA 92 C FA 93 X FA 93 3-1 ② G5-3			B FA 97 C FA 97 H FA 96 2-1 27 BB WP HBP	3	1	1	0	0	0	1
Jason Ellison, R (1, 9) OBP: 0.282, SLG: 0.278		B FA 96 S CU 78 F FA 96 B FA 97 D SL 80 D SL 91 4-2 34 2B 30 2B BB		B FA 96 B FA 96 X FA 96 2-0 ① P6		X FA 93 0-0 ③ P4			C FA 98 S SL 89 S SL 89 0-3 ① K	3	1	0	0	1	1	1
34 Homer Bailey, R (1, 1) OBP: 0.333, SLG: 0.444 40 Jon Coutlangus, L (6, 1) 38 Gary Majewski, R (6, 1) 2 Alex Gonzalez, R (7, PH) OBP: 0.325, SLG: 0.468 45 Bill Bray, L (8, 1) 58 Marcus McBeth, R (9, 1) Brad Salmon, L (9, 1) Buck Coats, L (9, PH) OBP: 0.333, SLG: 0.294		S FA 98 X FA 97 0-1 30 2B 1-3 2-H 3-H 2B		B FA 98 F FA 96 S FA 96 S SL 87 1-3 ② K			C FA 92 X SL 86 0-1 ① F8		B FA 97 B FA 96 F FA 97 F FA 98 S SL 88 2-3 ② K 1-2	2 0 0 1 0 0 0 0 1	1 0 0 0 0 0 0 0 0	1 0 0 0 0 0 0 0 1	2 0 0 0 0 0 0 0 1	0 0 0 0 0 0 0 0 0	1 0 0 0 0 0 0 0 1	0 0 0 0 0 0 0 0 1
Inning Stats	R: 1 E: 0 K: 0 S: 10 H: 2 LOB: 0 BB: 0 P: 15	R: 4 E: 0 K: 0 S: 19 H: 4 LOB: 1 BB: 1 P: 28	R: 0 E: 0 K: 1 S: 12 H: 1 LOB: 1 BB: 0 P: 18	R: 0 E: 0 K: 1 S: 7 H: 0 LOB: 0 BB: 0 P: 11	R: 0 E: 0 K: 0 S: 9 H: 1 LOB: 1 BB: 0 P: 15	R: 0 E: 0 K: 0 S: 5 H: 0 LOB: 0 BB: 0 P: 9	R: 0 E: 0 K: 1 S: 6 H: 0 LOB: 1 BB: 1 P: 13	R: 0 E: 0 K: 0 S: 9 H: 0 LOB: 0 BB: 0 P: 13	R: 0 E: 0 K: 3 S: 13 H: 0 LOB: 3 BB: 2 P: 27	1B: 4 2B: 3 3B: 0 HR: 1 SF: 0 SAC: 0 DP: 1 HBP: 1						

	AB	R	H	RBI	BB	SO	LOB
	34	5	8	5	4	6	15

WP: 1 PB: 0 SB: 0 CS: 0 PA: 39

PITCHER		IP	WLS	BF	H	R	ER	SO	BB	IBB	HBP	BLK	WP	HR	S	P	ERA	WHIP
52 Felipe Paulino, R ERA: 10.38	(1, 1)	5.0	W	23	8	5	5	2	1	0	0	0	0	1	57	87	9.00	1.800
Dave Borkowski, R ERA: 5.3	(6, 1)	2.0	H	7	0	0	0	1	1	0	0	0	0	0	11	22	0.00	0.500
Chad Qualls, R ERA: 3.12	(8, 1)	1.0	H	3	0	0	0	0	0	0	0	0	0	0	9	13	0.00	0.000
Brad Lidge, R ERA: 3.32	(9, 1)	1.0	S	6	0	0	0	3	2	0	1	0	1	0	13	27	0.00	2.000

PITCHER	IP	WLS	BF	H	R	ER	SO	BB	IBB	HBP	BLK	WP	HR	S	P	ERA	WHIP

Houston Astros @ Cincinnati Reds

Great American Ball Park, Cincinnati, OH

Wed Sep 26 2007, 7:10 PM EDT

Att. 13,138 - Partly Cloudy - 72 F

TOP

livebaseballscorecards.com

Batter	1	2	3	4	5	6	7	8	9	AB	R	H	RBI	BB	SO	LOB
Chris Burke, R (1, 4) OBP: 0.307, SLG: 0.361	B FC 90 X FA 89 1-0 1B 17 HR 2B	X SL 88 0-0 ① L5		C FA 85 B CU 77 S SL 83 F CU 77 B FA 87 F SL 85 B FA 87 S SL 84 3-3 ① K		B FA 94 B FA 94 F FA 93 X FA 93 2-1 ① P4	C FA 90 F FA 90 B FA 82 X CH 79 1-2 ③ P4		B FA 89 X FA 89 1-0 ③ F7	6	1	1	0	0	1	3
Adam Everett, R (1, 6) OBP: 0.282, SLG: 0.320 Cody Ransom, R (4, 6) OBP: 0.419, SLG: 0.394	C CU 69 B FC 89 F FA 88 X CU 70 1-2 17 HR 2-3 1B	B FC 88 B FC 87 B FC 87 B FA 87 4-0 17 1B BB		X SL 86 0-0 ② G5-3		S FA 95 C FA 95 B FA 94 S SL 86 1-3 ② K		X FA 93 0-0 ① P6		2 2	1 0	1 0	0 0	1 0	0 1	0 0
17 Lance Berkman, S (1, 3) OBP: 0.388, SLG: 0.510	1 SAFE B CH 80 B FC 89 B CH 82 X FC 90 3-0 1-H 3-H HR	S SL 85 X SL 85 0-1 45 G5-4-3 1-2 1B		B FA 87 S SL 85 B FC 88 B SL 85 X FA 84 3-1 HR		B FA 95 F FA 95 B FA 96 X FA 94 2-1 45 1B 1B		X FA 93 0-0 ② F7		5	2	4	4	0	0	0
45 Carlos Lee, R (1, 7) OBP: 0.354, SLG: 0.531	F FA 90 B CU 71 C SL 83 B CU 70 X FA 90 2-2 HR	C FA 89 X CU 79 0-1 ②③ G5-4-3 1-2f		C SL 84 X SL 84 0-1 ③ G5-3		C FA 95 1 SAFE 1 SAFE D SL 86 F SL 85 1 SAFE X FA 96 1-2 1-2 1B		C FA 94 X FA 95 0-1 9 1B 2B		5	2	3	1	0	0	2
9 Hunter Pence, R (1, 8) OBP: 0.363, SLG: 0.548	C SL 83 B FA 90 X CU 69 1-1 ① G5-3		B CU 77 X SL 87 1-0 HR		F FA 91 B FA 92 B CH 82 B FA 92 F FA 91 F SL 84 B FA 93 4-2 46 1B BB	B FA 94 B FA 94 F FA 93 C SL 85 B SL 86 S SL 84 3-3 ③ K		X SL 87 0-0 2-H 1B		4	1	2	2	1	1	2
Luke Scott, L (1, 9) OBP: 0.352, SLG: 0.507	B CH 83 F FA 88 F CH 83 F CU 70 B SL 81 F CU 70 F FA 90 B FC 88 B FA 88 4-2 BB BB		C FA 84 S SL 84 B CU 79 F FC 88 B SL 85 B FA 84 F SL 84 S SL 84 3-3 ① K		C FA 92 1 SAFE S SL 85 B SL 83 S SL 82 1-3 ① K		X FA 89 0-0 2B	1 SAFE C FA 95 S FA 94 S CH 90 0-3 ③ K		4	0	1	0	1	3	2
21 Ty Wigginton, R (1, 5) OBP: 0.333, SLG: 0.458	B SL 81 B FC 88 C FC 88 B SL 83 F FC 88 X FA 88 3-2 ② F7		X SL 86 0-0 F8 2B		D CH 84 B FA 93 C SL 83 F FA 92 S CH 84 2-3 ② K		C FA 88 B CH 80 D CH 81 S FA 89 B SL 82 X SL 82 3-2 ① F7		B FA 87 X FA 88 1-0 ① F8	5	0	1	0	0	1	3
Eric Munson, L (1, 2) OBP: 0.313, SLG: 0.356 46 J.R. Towles, R (4, 2) OBP: 0.457, SLG: 0.656	B CH 82 B CU 69 F CH 82 B FC 88 B FA 88 4-1 1-2 BB		F FA 84 B FA 87 X SL 84 1-1 ② F8 2-3		X FA 91 0-0 1-2 1B		B FA 89 F FA 88 B FA 89 X SL 83 2-1 ② L7		C FA 89 X SL 84 0-1 1B	1 3	0 0	0 2	0 0	1 0	0 0	1 1
Juan Gutierrez, R (1, 1) Mark McLemore, L (6, 1) Craig Biggio, R (7, PH) OBP: 0.282, SLG: 0.378 Dennis Sarfate, R (7, 1) Orlando Palmeiro, L (9, PH) OBP: 0.347, SLG: 0.267 Chad Qualls, R (9, 1)	S FA 87 C FA 88 B FA 88 B SL 89 F FA 87 B FA 88 F FA 88 F FC 88 S FA 87 3-3 ③ K		C SL 84 T SL 84 B FC 88 X SL 88 1-2 ③ G4-3		B FA 92 F FA 93 F FA 93 D SL 87 B SL 85 F FA 94 F FA 94 S FA 93 3-3 ③ K		B FA 90 B FA 89 B SL 82 B FA 89 4-0 BB		F FA 88 B FA 88 X FA 88 1-1 ② L7	3 0 0 0 1 0	0 0 0 0 0 0	0 0 0 0 0 0	0 0 0 0 0 0	2 0 1 0 0 0	0 0 0 0 0 1	5 0 0 0 1 0
Inning Stats	R: 4 E: 0 K: 1 S: 25 H: 4 LOB: 2 BB: 2 P: 47	R: 0 E: 0 K: 0 S: 5 H: 1 LOB: 1 BB: 1 P: 9	R: 1 E: 0 K: 1 S: 12 H: 2 LOB: 1 BB: 0 P: 18	R: 1 E: 0 K: 1 S: 10 H: 1 LOB: 0 BB: 0 P: 16	R: 0 E: 0 K: 3 S: 15 H: 1 LOB: 2 BB: 1 P: 25	R: 0 E: 0 K: 2 S: 13 H: 2 LOB: 2 BB: 0 P: 22	R: 0 E: 0 K: 0 S: 9 H: 1 LOB: 2 BB: 1 P: 19	R: 1 E: 0 K: 1 S: 8 H: 2 LOB: 1 BB: 0 P: 8	R: 0 E: 0 K: 0 S: 6 H: 1 LOB: 1 BB: 0 P: 9	1B: 7 2B: 4 3B: 0 HR: 4	SF: 0 SAC: 0 DP: 1 HBP: 0					WP: 0 PB: 0 SB: 0 CS: 0	PA: 46	

	AB	41
	R	7
	H	15
	RBI	7
	BB	5
	SO	9
	LOB	20

PITCHER		IP	WLS	BF	H	R	ER	SO	BB	IBB	HBP	BLK	WP	HR	S	P	ERA	WHIP
Tom Shearn, R ERA: 4.96	(1, 1)	0.2		8	4	4	4	0	2	0	0	0	0	2	19	38	54.00	9.000
Kirk Saarloos, R ERA: 7.17	(1, 1)	3.1		14	4	2	2	3	1	0	0	0	0	2	33	52	5.40	1.500
Mike Gosling, L ERA: 4.91	(5, 1)	1.0		5	1	0	0	3	1	0	0	0	0	0	15	25	0.00	2.000
56 Todd Coffey, R ERA: 6.06	(6, 1)	1.0		5	2	0	0	2	0	0	0	0	0	0	13	22	0.00	2.000
Eddie Guardado, L ERA: 7.82	(7, 1)	1.0		5	1	0	0	0	1	0	0	0	0	0	9	19	0.00	2.000

PITCHER		IP	WLS	BF	H	R	ER	SO	BB	IBB	HBP	BLK	WP	HR	S	P	ERA	WHIP
51 Jared Burton, R ERA: 2.51	(8, 1)	1.0	L	5	2	1	1	1	0	0	0	0	0	0	8	8	9.00	2.000
25 David Weathers, R ERA: 3.64	(9, 1)	1.0		4	1	0	0	0	0	0	0	0	0	0	6	9	0.00	1.000

Houston Astros @ Cincinnati Reds

Great American Ball Park, Cincinnati, OH

Wed Sep 26 2007, 7:10 PM EDT
Att. 13,138 - Partly Cloudy - 72 F

livebaseballscorecards.com

BOTTOM

Batter	1	2	3	4	5	6	7	8	9	AB	R	H	RBI	BB	SO	LOB
30 Norris Hopper, R (1, 8) OBP: 0.379, SLG: 0.397	C FA 91 B FA 93 B FA 91 F FA 93 B FA 94 B FA 94 4-2 27 L4-3 BB	X FA 93 0-0 27 G4-6-3 2-3 1B		C FA 92 F FA 93 X CU 76 0-2 ③ G5-3			B FA 98 C FA 96 B FA 98 F FA 97 S FA 99 2-3 ① K		C SL 90 B FA 96 F FA 96 X SL 92 1-2 ② F9	4	0	1	0	1	1	1
27 Jeff Keppinger, R (1, 6) OBP: 0.402, SLG: 0.485	D CU 77 C FA 93 F CH 83 B FA 94 D CU 79 X FA 95 3-2 ①② L4-3 1-1	B CH 83 B FA 93 F SL 83 X FA 94 2-1 ①② G4-6-3 1-2f 3-H			X 0-0 ① G5-3		B SL 84 S FA 97 B FA 98 B FA 98 F FA 97 X 3-2 ② G4-3		S FA 94 S SL 90 X FA 92 0-2 ③ FC4 1-2f	5	0	0	0	0	0	3
19 Joey Votto, L (1, 3) OBP: 0.397, SLG: 0.574	X CU 77 0-0 4 HR 2B	B CH 84 S CH 82 B FA 93 X FA 93 2-1 1B			S FA 93 F FA 94 X FA 93 0-2 ② G4-3		C SL 86 B CU 82 F FA 97 B CH 87 X FA 97 2-2 2B			4	1	3	0	0	0	0
4 Brandon Phillips, R (1, 4) OBP: 0.333, SLG: 0.489	B FA 95 B FA 94 B FA 94 C FA 94 X FA 94 3-1 2-H HR	F CU 78 S SL 83 F FA 96 S CU 77 0-3 ③ K			C FA 93 S SL 82 S SL 80 0-3 ③ K		F FA 98 F FA 97 S FA 99 0-3 ③ K			4	1	1	2	0	3	2
28 Edwin Encarnación, R (1, 5) OBP: 0.355, SLG: 0.438	B CU 76 F FA 93 C FA 95 B CU 80 B FA 94 F FA 94 B FA 94 4-2 BB		C CU 74 B FA 93 F CU 77 X CU 77 1-2 ① F8			X FA 88 0-0 F8 2B		F SL 84 F CU 80 F FA 97 F FA 96 B FA 97 X SL 84 1-2 ① G6-3		3	1	1	0	1	0	0
Javier Valentin, S (1, 2) OBP: 0.323, SLG: 0.385	S SL 83 S SL 82 X FA 94 0-2 ③ P5		B CU 73 B FA 92 B FA 92 C FA 91 X FA 92 3-1 ② G3			C FA 90 F FA 91 B FA 92 F CH 81 B FA 92 F FA 91 X FA 90 2-2 ① F8 2-3		F FA 98 B SL 84 X SL 86 1-1 ② G6-3		4	0	0	0	0	0	2
Buck Coats, L (1, 7) OBP: 0.360, SLG: 0.429		B FA 90 C CH 83 X FA 92 1-1 1B 2B	S SL 83 B CH 83 C FA 92 S CU 78 1-3 ③ K			X SL 83 0-0 G4-3 3-H 2B		C CU 79 F CU 80 C FA 98 0-3 ③ K		4	1	2	1	0	2	0
Jason Ellison, R (1, 9) OBP: 0.292, SLG: 0.280		D FA 92 C FA 93 F CH 80 X FA 95 1-2 2B 2-3 1B		B SL 90 X FA 90 1-0 ① F8		C CH 80 F FA 92 B FA 90 X SL 84 1-2 ② G4-3 2-3			C FA 94 B FA 95 F FA 94 B SL 92 B SL 90 F FA 94 B FA 94 4-2 FC5-4 BB	3	1	1	0	1	0	1
Tom Shearn, R (1, 1) Kirk Saarloos, R (1, 1) OBP: 0.000, SLG: 0.400 Mike Gosling, L (6, 1) 56 Todd Coffey, R (6, 1) 65 Ryan Hanigan, R (6, PH) OBP: 0.286, SLG: 0.333 Eddie Guardado, R (7, 1) 51 Jared Burton, R (8, 1) 25 David Weathers, R (9, 1) Jorge Cantu, R (9, PH) OBP: 0.336, SLG: 0.362		L FA 93 L FA 93 X FA 93 0-2 30 1B 27 G4-6-3 1-H 3-H 2B		B FA 91 F FA 91 B CU 75 X FA 93 2-1 ② L8		C FA 90 B FA 93 C FA 92 B FA 93 F FA 90 F FA 92 B FA 91 X FA 91 3-2 ③ F8			C FA 94 F FA 96 X SL 91 0-2 ① FC5-4 27 FC4 1-2f	0 2 0 0 1 0 0 0 1	0 1 0 0 0 0 0 0 0	0 1 0 0 0 0 0 0 0	0 2 0 0 0 0 1 0 0	0 0 0 0 0 0 0 0 0	0 0 0 0 0 0 0 0 1	0 0 0 0 1 0 0 0 1
Inning Stats	R: 2 E: 0 K: 0 S: 14 H: 2 LOB: 1 BB: 2 P: 28	R: 3 E: 0 K: 1 S: 17 H: 5 LOB: 1 BB: 0 P: 23	R: 0 E: 0 K: 1 S: 8 H: 0 LOB: 0 BB: 0 P: 13	R: 0 E: 0 K: 0 S: 6 H: 0 LOB: 0 BB: 0 P: 9	R: 0 E: 0 K: 1 S: 7 H: 0 LOB: 0 BB: 0 P: 7	R: 1 E: 0 K: 2 S: 15 H: 2 LOB: 1 BB: 0 P: 21	R: 0 E: 0 K: 2 S: 12 H: 1 LOB: 1 BB: 0 P: 19	R: 0 E: 0 K: 1 S: 10 H: 0 LOB: 0 BB: 0 P: 12	R: 0 E: 0 K: 0 S: 12 H: 0 LOB: 1 BB: 1 P: 17	1B: 3 2B: 7 3B: 0 HR: 1	SF: 0 SAC: 0 DP: 2 HBP: 0					

	AB	35
	R	6
	H	10
	RBI	5
	BB	3
	SO	6
	LOB	11

PITCHER		IP	WLS	BF	H	R	ER	SO	BB	IBB	HBP	BLK	WP	HR	S	P	ERA	WHIP
Juan Gutierrez, R ERA: 5.91	(1, 1)	5.0		22	7	5	5	3	2	0	0	0	0	1	52	80	9.00	1.800
Mark McLemore, L ERA: 4.09	(6, 1)	1.0	B	5	2	1	1	0	0	0	0	0	0	0	15	21	9.00	2.000
Dennis Sarfate, R ERA:	(7, 1)	2.0	W	7	1	0	0	3	0	0	0	0	0	0	22	31	0.00	0.500
Chad Qualls, R ERA: 3.09	(9, 1)	1.0	S	4	0	0	0	0	1	0	0	0	0	0	12	17	0.00	1.000

PITCHER	IP	WLS	BF	H	R	ER	SO	BB	IBB	HBP	BLK	WP	HR	S	P	ERA	WHIP

Houston Astros @ Cincinnati Reds

Great American Ball Park, Cincinnati, OH

Thu Sep 27 2007, 7:10 PM EDT

Att. 13,626 - Cloudy - 70 F

TOP

livebaseballscorecards.com

Batter	1	2	3	4	5	6	7	8	9	AB	R	H	RBI	BB	SO	LOB
Josh Anderson, L (1, 8) OBP: 0.444, SLG: 0.436	B FA 90 C FA 91 S FA 92 S FA 94 1-3 ① K			C FA 91 F SL 85 X CU 77 0-2 ① F7			B FA 93 X FA 91 1-0 2B 45 G4-6-3 1B	F FA 93 B SL 87 F SL 86 X FA 95 1-2 ③ FC6-4 1-2f		4	1	1	0	0	1	1
Chris Burke, R (1, 4) OBP: 0.307, SLG: 0.363	B FA 93 X FA 92 1-0 ② G4-3			C FA 93 L CU 76 B FA 94 F CU 77 F CU 76 X FA 94 1-2 ② P6			B FA 92 B FA 92 X FA 92 2-0 45 G4-6-3 9 1B 1-3 2B		X FA 92 0-0 ① P4	4	1	1	0	0	0	0
Cody Ransom, R (1, 5) OBP: 0.413, SLG: 0.371 21 Ty Wigginton, R (7, 5) OBP: 0.334, SLG: 0.461	F FA 93 F FA 92 C FA 76 0-3 ③ K			B CU 75 S SL 85 B FA 95 F FA 94 F FA 95 S CU 78 2-3 ③ K			C CU 75 S FA 94 B CU 79 B CU 79 B CU 78 B CU 78 4-2 45 G4-6-3 BB		B FA 92 F FA 93 B FA 87 B FA 92 X FA 93 3-1 45 E 2B	2 1	0 1	0 1	0 0	1 0	2 0	0 0
45 Carlos Lee, R (1, 7) OBP: 0.354, SLG: 0.529		C FA 91 F SL 81 F FA 93 X FA 94 0-2 ① F9			F FA 93 X SL 83 0-1 ① F8		X FA 94 0-0 ① ② G4-6-3 1-2f 2-3 3-H		X CU 77 0-0 E1 1B 2-H 1B	4	1	1	1	0	0	2
9 Hunter Pence, R (1, 9) OBP: 0.362, SLG: 0.545		B FA 93 C FA 94 X SL 84 1-1 ② L9			C FA 94 F FA 94 B CU 79 S CU 78 1-3 ② K		D CU 77 X FA 95 1-0 3-H 1B		C FA 94 S CU 78 B FA 94 F FA 94 B CU 81 S FA 94 2-3 ② K	4	0	1	1	0	2	1
Mike Lamb, L (1, 3) OBP: 0.369, SLG: 0.456		C FA 93 F FA 94 B CU 76 B CU 76 X FA 93 2-2 ③ F9			B SL 86 F FA 95 X CU 77 1-1 ③ L4		1 SAFE B FA 94 B SL 91 1 SAFE X FA 93 2-0 ③ F7		I IN 73 I IN 77 I IN 79 I IN 76 4-0 1B IBB	3	0	0	0	1	0	1
Eric Bruntlett, R (1, 6) OBP: 0.348, SLG: 0.285			C FA 89 F FA 92 X CU 76 0-2 ① P4			B SL 83 F FA 92 X FA 94 1-1 ① F9		L FA 90 B SL 83 C FA 92 X CH 79 1-2 ① F7	C FA 94 B FA 94 X FA 94 1-1 1-2 3-H 1B	4	0	1	1	0	0	0
46 J.R. Towles, R (1, 2) OBP: 0.436, SLG: 0.611			C FA 92 B SL 82 F FA 95 F SL 82 X CU 75 1-2 ② P6			X FA 94 0-0 ② F9		S B FA 92 S B FA 91 B FA 91 F CH 77 F F X 3-2 FC6-4 1B	X FA 93 0-0 ③ F9	4	0	1	0	0	0	2
51 Wandy Rodriguez, S (1, 1) OBP: 0.157, SLG: 0.143 Orlando Palmeiro, L (8, PH) OBP: 0.347, SLG: 0.267 Craig Biggio, R (8, PH) OBP: 0.282, SLG: 0.377 Dave Borkowski, R (8, 1) Brad Lidge, R (9, 1)			C FA 91 B FA 92 F FA 93 B CU 76 X FA 94 2-2 ③ G4-3			X FA 92 0-0 ③ G3		1 SAFE F FA 91 S FA 91 X 0-2 ② L7		2 0 1 0 0	0 0 0 0 0	0 0 0 0 0	0 0 0 0 0	0 0 0 0 0	0 0 0 0 0	0 0 1 0 0

	AB	33
	R	4
	H	7
	RBI	3
	BB	2
	SO	5
	LOB	8

Inning Stats																				
	R: 0	H: 0	R: 0	H: 0	R: 0	H: 0	R: 0	H: 0	R: 0	H: 0	R: 0	H: 0	R: 2	H: 3	R: 0	H: 1	R: 2	H: 3	1B: 5	SF: 0	WP: 0	PA: 35
	E: 0	LOB: 0	E: 0	LOB: 0	E: 0	LOB: 0	E: 0	LOB: 0	E: 0	LOB: 0	E: 0	LOB: 0	E: 0	LOB: 1	E: 0	LOB: 1	E: 1	LOB: 2	2B: 2	SAC: 0	PB: 0	
	K: 2	BB: 0	K: 0	BB: 0	K: 0	BB: 0	K: 1	BB: 0	K: 1	BB: 0	K: 0	BB: 0	K: 0	BB: 1	K: 0	BB: 0	K: 1	BB: 1	3B: 0	DP: 1	SB: 0	
	S: 7	P: 9	S: 9	P: 12	S: 10	P: 13	S: 12	P: 15	S: 7	P: 9	S: 4	P: 5	S: 7	P: 17	S: 15	P: 20	S: 11	P: 21	HR: 0	HBP: 0	CS: 0	

PITCHER		IP	WLS	BF	H	R	ER	SO	BB	IBB	HBP	BLK	WP	HR	S	P	ERA	WHIP
31 Matt Belisle, R ERA: 5.32	(1, 1)	7.0		24	3	2	2	4	1	0	0	0	0	0	56	80	2.57	0.571
58 Marcus McBeth, R ERA: 6.27	(8, 1)	0.1		2	1	0	0	0	0	0	0	0	0	0	9	13	0.00	3.000
45 Bill Bray, L ERA: 6.43	(8, 1)	0.2		2	0	0	0	0	0	0	0	0	0	0	6	7	0.00	0.000
38 Gary Majewski, R ERA: 8.22	(9, 1)	0.2	L	6	3	2	2	1	0	1	0	0	0	0	10	20	27.00	4.500
Brad Salmon, R ERA: 3.42	(9, 1)	0.1		1	0	0	0	0	0	0	0	0	0	0	1	1	0.00	0.000

PITCHER	IP	WLS	BF	H	R	ER	SO	BB	IBB	HBP	BLK	WP	HR	S	P	ERA	WHIP

Batter	1	2	3	4	5	6	7	8	9	AB	R	H	RBI	BB	SO	LOB
30 Norris Hopper, R (1, 8) OBP: 0.377, SLG: 0.394	C FA 91 X FA 92 0-1 27 FC3-6 1B		F FA 91 S CU 77 B CU 75 X CU 78 1-2 ① G1-3		B CU 76 C FA 90 F CU 76 B FA 92 B FA 92 C FA 90 3-3 ② K		B FA 89 C FA 89 X FA 91 1-1 ③ P6		C FA 95 X FA 95 0-1 ③ FC5 1-2 2-3f	5	0	1	0	0	1	4
27 Jeff Keppinger, R (1, 4) OBP: 0.399, SLG: 0.485	C FA 91 1 SAFE S CU 79 X FA 92 0-2 ① FC3-6 28 HR 1-2f		B FA 84 B FA 90 C FA 91 X FA 92 2-1 19 G3-1 2B		C CU 75 B FA 90 S CU 78 X FA 92 1-2 ③ F9			B FA 91 F FA 91 X FA 91 1-1 ① G1-3		4	1	1	0	0	0	1
19 Joey Votto, L (1, 7) OBP: 0.377, SLG: 0.542	B FA 93 B FA 92 B FA 91 S FA 92 F FA 94 X FA 92 3-2 ② P5		X CU 77 0-0 ② G3-1 2-3			X FA 88 0-0 ① L9		S CH 84 S CH 83 B CH 84 X FA 91 1-2 ② F8		4	0	0	0	0	0	2
28 Edwin Encarnación, R (1, 5) OBP: 0.356, SLG: 0.443	1 SAFE B FA 93 X FA 93 1-0 1-H HR		B FA 91 B FA 91 C FA 86 B CU 76 D FA 86 4-1 BB			B FA 88 B CU 73 F CU 76 C FA 90 F CU 77 F CU 77 F FA 93 F CU 78 S FA 91 2-3 ② K		X SL 87 0-0 ③ F9		3	1	1	2	1	1	0
Jorge Cantu, R (1, 3) OBP: 0.333, SLG: 0.352	B FA 86 X FA 92 1-0 ③ F9		C CU 78 S CU 78 F CU 79 F FA 93 D CU 79 S CU 79 1-3 ③ K			F FA 91 B FA 90 B CU 78 F FA 89 B CU 75 X CU 77 3-2 ③ F9			B FA 95 B FA 96 B FA 96 C FA 96 C FA 96 F FA 96 B FA 96 4-2 SH5-4 26 BB 1B BB	3	1	0	0	1	1	2
26 David Ross, R (1, 2) OBP: 0.271, SLG: 0.401		B FA 92 F FA 90 C CU 77 B CU 79 X CU 78 2-2 ① F8		B FA 89 B FA 90 C FA 90 B FA 84 X FA 90 3-1 ① F9			B FA 89 S FA 89 F CU 76 B CU 78 B FA 92 F FA 89 F FA 90 B FA 91 4-2 SH1-4 BB		B SL 86 B FA 96 B FA 96 C FA 95 B FA 96 4-1 E SH5-4 1-2 FC3 BB	2	0	0	0	2	0	0
Jason Ellison, R (1, 9) OBP: 0.297, SLG: 0.286		B FA 92 C FA 91 X CU 78 1-1 1B		C CU 76 C CU 76 B FA 91 X CU 76 1-2 ② G6-3			L FA 88 X CU 76 0-1 ① SH1-4 1-2		X FA 96 0-0 ① SH5-4 1-2 2-3	2	0	1	0	0	0	0
Pedro Lopez, R (1, 6) OBP: 0.209, SLG: 0.220 Javier Valentin, S (9, PH) OBP: 0.326, SLG: 0.388 Jerry Gil, R (9, PR)		F FA 90 F FA 90 S CU 78 0-3 ② K		F FA 91 B CU 77 F CU 75 B FA 91 F CU 78 S FA 92 2-3 ③ K			B CU 78 B FA 90 X FA 91 2-0 ② G5-3		B FA 96 S SL 86 X SL 85 1-1 E5 30 FC5 FC3 2-3 3-H 1B	3 1 0	0 0 0	0 1 0	0 1 0	0 0 0	2 0 0	2 0 0
31 Matt Belisle, R (1, 1) OBP: 0.113, SLG: 0.080 4 Brandon Phillips, R (7, PH) OBP: 0.334, SLG: 0.489 58 Marcus McBeth, R (8, 1) 45 Bill Bray, L (8, 1) 38 Gary Majewski, R (9, 1) Brad Salmon, L (9, 1) Buck Coats, L (9, PH) OBP: 0.346, SLG: 0.409		B FA 92 X FA 91 1-0 ③ F9			F FA 91 F FA 90 B CU 77 C CU 78 1-3 ① K		I IN 66 I IN 63 I IN 65 I IN 66 4-0 IBB		X FA 96 0-0 ② FC3 30 FC5 1-2 3-H	2 0 0 0 0 0 1	0 0 0 0 0 0 0	0 0 0 0 0 0 0	0 1 0 0 0 0 0	1 0 0 0 0 0 0	1 0 0 0 0 0 2	
Inning Stats	R: 2 H: 2 E: 0 LOB: 0 K: 0 BB: 0 S: 10 P: 15	R: 0 H: 1 E: 0 LOB: 1 K: 1 BB: 0 S: 9 P: 13	R: 0 H: 1 E: 0 LOB: 2 K: 1 BB: 1 S: 12 P: 20	R: 0 H: 0 E: 0 LOB: 0 K: 1 BB: 0 S: 9 P: 15	R: 0 H: 0 E: 0 LOB: 0 K: 2 BB: 0 S: 9 P: 14	R: 0 H: 0 E: 0 LOB: 0 K: 1 BB: 0 S: 11 P: 16	R: 0 H: 0 E: 0 LOB: 2 K: 0 BB: 2 S: 9 P: 20	R: 0 H: 0 E: 0 LOB: 0 K: 0 BB: 0 S: 6 P: 8	R: 1 H: 1 E: 1 LOB: 2 K: 0 BB: 2 S: 10 P: 19	1B: 3 SF: 0 2B: 1 SAC: 2 3B: 0 DP: 0 HR: 1 HBP: 0						

PITCHER	IP	WLS	BF	H	R	ER	SO	BB	IBB	HBP	BLK	WP	HR	S	P	ERA	WHIP
51 Wandy Rodriguez, L (1, 1) ERA: 4.58	7.0		28	4	2	2	6	2	1	0	0	0	1	69	113	2.57	0.857
Dave Borkowski, R (8, 1) ERA: 5.22	1.0	W	3	0	0	0	0	0	0	0	0	0	0	6	8	0.00	0.000
Brad Lidge, R (9, 1) ERA: 3.41	1.0	S	6	1	1	1	0	2	0	0	0	0	0	10	19	9.00	3.000

PITCHER	IP	WLS	BF	H	R	ER	SO	BB	IBB	HBP	BLK	WP	HR	S	P	ERA	WHIP

BOTTOM

Houston Astros @ Cincinnati Reds

Great American Ball Park, Cincinnati, OH

Thu Sep 27 2007, 7:10 PM EDT

Att. 13,626 - Cloudy - 70 F

livebaseballscorecards.com

AB	30
R	3
H	5
RBI	3
BB	5
SO	6
LOB	14

Batter	1	2	3	4	5	6	7	8	9	AB	R	H	RBI	BB	SO	LOB
Willie Harris, L (1, 8) OBP: 0.356, SLG: 0.401	B FA 90 C CH 89 S FA 91 C FA 91 1-3 ① K	C CU 78 F FA 92 S CU 79 0-3 ③ K2-3		F CU 78 B FA 90 S CU 78 B CU 77 F CU 78 S FA 92 2-3 ② K		B SL 81 B FA 92 B FA 91 B FA 90 4-0 19 FC5-4 BB	B FA 89 X FA 89 1-0 ③ F8			4	0	0	0	1	3	2
19 Yunel Escobar, R (1, 6) OBP: 0.391, SLG: 0.457	B FA 91 F FA 91 S FA 91 B CU 79 X FA 92 2-2 10 2B 2B		B CU 77 X FA 92 1-0 BB 7 FC5-4 2B	F FA 92 B CU 78 C FA 92 S CU 78 1-3 ③ K		D CH 81 F FA 90 F FA 90 X FA 86 1-2 ② FC5-4 1B 1-2f 2B		X SL 87 0-0 ① F9		5	2	2	0	0	1	2
10 Chipper Jones, S (1, 5) OBP: 0.427, SLG: 0.609 Chris Woodward, R (5, 5) OBP: 0.255, SLG: 0.284	F FA 92 C FA 92 X FA 93 0-2 2-3 2B		B FA 91 B FA 92 B FA 88 B FA 92 4-0 7 FC5-4 BB 28 FC3-6 BB		B CU 76 B FA 91 B FA 92 C FA 91 X FA 93 3-1 E1 7 HR	1 SAFE B FA 91 X FA 91 1-0 2B 28 2B 1-2 1B		C FA 88 B SL 86 F FA 90 X FA 89 1-2 2B		2 2	2 1	1 2	0 0	1 0	0 0	0 0
Mark Teixeira, S (1, 3) OBP: 0.402, SLG: 0.566 Scott Thorman, L (6, PR) OBP: 0.259, SLG: 0.399 (6, 3)	I IN 62 I IN 58 I IN 59 I IN 58 4-0 IBB		C CU 78 S CU 79 B FA 95 B FA 93 B FA 91 B CU 80 4-2 7 FC5-4 BB 1-2 2-3		B FA 91 S FA 91 C FA 92 X FA 92 1-2 ① F8	C CH 79 B FA 92 F FA 90 D SL 86 X FA 92 2-2 28 2B 2B 1-3 2-H		D FA 90 C CU 79 F SL 87 S SL 86 1-3 ② K		2 1	0 1	1 0	1 0	2 0	0 1	1 1
7 Jeff Francoeur, R (1, 9) OBP: 0.337, SLG: 0.443 23 Matt Diaz, R (6, PR) OBP: 0.369, SLG: 0.500 (6, 9)	F FA 92 B FA 91 S CU 78 S CU 77 1-3 ② K		B FA 94 B FA 94 C FA 93 F FA 93 B FA 92 X FA 94 3-2 ① FC5-4 28 FC3-6 1-2f 2-3 3-H		D SL 79 F FA 91 B FA 92 X FA 92 2-1 1-H HR	I IN 60 I I I 4-0 28 2B IBB		C FA 89 X SL 88 0-1 ③ G6-3		3 1	1 0	1 0	3 0	1 0	1 0	5 1
28 Brandon Jones, L (1, 7) OBP: 0.077, SLG: 0.167	B FA 92 C FA 93 B FA 93 C CU 78 B FA 93 F FA 91 C FA 93 3-3 ③ K		X FA 91 0-0 ② FC3-6 14 FC6-4 1-2f 3-H		C CH 77 B CU 78 B FA 93 X FA 92 2-1 ② F7	S SL 82 B SL 83 D SL 83 D SL 82 X FA 92 3-1 1-3 2-H 3-H 2B			B FA 87 C FA 89 X FA 88 1-1 ① G5-3	5	0	1	3	0	1	4
14 Martín Prado, R (1, 4) OBP: 0.311, SLG: 0.339		X FA 92 0-0 ① F9	C FA 92 1 SAFE B FA 92 B FA 92 X FA 90 2-1 ③ FC6-4 1-2f		X CU 76 0-0 1B	B FA 94 B FA 95 T FA 94 S FA 95 S FA 96 2-3 ③ K			F FA 88 B SL 82 X FA 89 1-1 ② P5	5	0	1	0	0	1	3
Corky Miller, R (1, 2) OBP: 0.310, SLG: 0.444		C FA 93 B CU 78 B FA 92 B FA 94 C FA 92 B FA 92 4-2 BB	C X FA 90 0-1 37 G6-3 2B		C CU 78 F FA 92 1 SAFE F FA 91 F CU 78 S FA 92 0-3 ③ K		X FA 89 0-0 ① F8		C SL 81 F SL 80 X SL 82 0-2 ③ G4-3	4	0	1	0	1	1	1
37 Jo-Jo Reyes, L (1, 1) OBP: 0.158, SLG: 0.158 Joey Devine, R (7, 1) Tyler Yates, R (8, 1) Octavio Dotel, R (9, 1)		B FA 91 M FA 91 L FA 91 T CU 79 1-2 ② K	F FA 92 F FA 90 F CU 78 X FA 92 0-2 ① G6-3 2-3			C FA 91 F FA 92 B FA 91 S FA 90 C FA 91 2-3 ① K	C FA 88 S FA 90 S CU 79 0-3 ② K			4 0 0 0	0 0 0 0	0 0 0 0	0 0 0 0	0 0 0 0	3 0 0 0	2 0 0 0
Inning Stats	R: 0 E: 0 K: 3 S: 16 H: 2 LOB: 3 BB: 1 P: 27	R: 0 E: 0 K: 2 S: 9 H: 0 LOB: 1 BB: 1 P: 14	R: 2 E: 0 K: 0 S: 9 H: 1 LOB: 1 BB: 2 P: 23	R: 0 E: 0 K: 2 S: 13 H: 1 LOB: 1 BB: 0 P: 16	R: 2 E: 1 K: 1 S: 15 H: 2 LOB: 1 BB: 0 P: 23	R: 3 E: 0 K: 2 S: 15 H: 3 LOB: 2 BB: 2 P: 34	R: 0 E: 0 K: 1 S: 5 H: 0 LOB: 0 BB: 0 P: 6	R: 0 E: 0 K: 1 S: 9 H: 1 LOB: 1 BB: 0 P: 11	R: 0 E: 0 K: 0 S: 7 H: 0 LOB: 0 BB: 0 P: 9	1B: 2 2B: 7 3B: 0 HR: 1	SF: 0 SAC: 0 DP: 0 HBP: 0					WP: 0 PB: 0 SB: 0 CS: 0	PA: 44	

PITCHER		IP	WLS	BF	H	R	ER	SO	BB	IBB	HBP	BLK	WP	HR	S	P	ERA	WHIP
Matt Albers, R ERA: 5.86	(1, 1)	5.0	L	26	6	4	3	8	3	1	0	0	0	1	62	103	5.40	1.800
Stephen Randolph, L ERA: 12.15	(6, 1)	0.2		7	3	3	3	1	1	1	0	0	0	0	12	29	40.50	6.000
Dennis Sarfate, R ERA:	(6, 1)	0.1		1	0	0	0	1	0	0	0	0	0	0	3	5	0.00	0.000
Brian Moehler, R ERA: 4.14	(7, 1)	2.0		7	1	0	0	2	0	0	0	0	0	0	14	17	0.00	0.500
Mark McLemore, L ERA: 3.97	(9, 1)	1.0		3	0	0	0	0	0	0	0	0	0	0	7	9	0.00	0.000

PITCHER	IP	WLS	BF	H	R	ER	SO	BB	IBB	HBP	BLK	WP	HR	S	P	ERA	WHIP

TOP

Atlanta Braves @ Houston Astros

Minute Maid Park, Houston, TX

Fri Sep 28 2007, 7:05 PM CDT

Att. 43,011 - Clear - 85 F

livebaseballscorecards.com

AB	38
R	7
H	10
RBI	7
BB	6
SO	12
LOB	22

Atlanta Braves @ Houston Astros

Minute Maid Park, Houston, TX

Fri Sep 28 2007, 7:05 PM CDT

Att. 43,011 - Clear - 85 F

BOTTOM

Batter	1	2	3	4	5	6	7	8	9	AB	R	H	RBI	BB	SO	LOB
Josh Anderson, L (1, 8) OBP: 0.433, SLG: 0.424	B1-3		G4-3		G4-3		BB, 1B			4	0	1	0	0	0	0
Craig Biggio, R (1, 4) OBP: 0.283, SLG: 0.377	17 G5-4-3, 1B		K		G6-3		BB			3	0	1	0	1	1	0
17 Lance Berkman, S (1, 3) OBP: 0.385, SLG: 0.506 Eric Bruntlett, R (8, 5) OBP: 0.348, SLG: 0.285	G5-4-3 1-2f		G5-3		G5-3		F7			4 0	0 0	0 0	0 0	0 0	0 0	4 0
45 Carlos Lee, R (1, 7) OBP: 0.355, SLG: 0.531 Luke Scott, L (8, 7) OBP: 0.351, SLG: 0.505		9 F8, 21 2B, 2B		9 1B, 9 S, 1B		P6		K		3 1	2 0	2 0	0 0	0 0	0 1	0 0
9 Hunter Pence, R (1, 9) OBP: 0.361, SLG: 0.542	F8 2-3			21 F8, 1B 1-3, 1B		F8		G6-3		4	0	1	0	0	0	1
Mark Loretta, R (1, 6) OBP: 0.352, SLG: 0.371 Brian Moehler, R (7, 1) OBP: 0.200, SLG: 0.200 Orlando Palmeiro, L (8, PH) OBP: 0.345, SLG: 0.265 Mark McLemore, L (9, 1)	G1-3			1-2 3-H, 1B		F7		P6		3 0 1 0	0 0 0 0	1 0 0 0	1 0 0 0	0 0 0 0	0 0 0 0	1 0 0 0
21 Ty Wigginton, R (1, 5) OBP: 0.334, SLG: 0.461 (8, 3)	3-H, 2B		F8 2-3				F8			4	0	1	1	0	1	2
46 J.R. Towles, R (1, 2) OBP: 0.419, SLG: 0.564	IBB		F9				G4-3			3	0	0	0	1	1	2
Matt Albers, L (1, 1) OBP: 0.069, SLG: 0.069 Stephen Randolph, L (6, 1) Dennis Sarfate, R (6, 1) Chris Burke, R (7, 6) OBP: 0.308, SLG: 0.362	G6-3		K				1B, BB		P2	2 0 0 1	0 0 0 0	0 0 0 0	0 0 0 1	0 0 0 0	1 0 0 0	4 0 0 0
Inning Stats	R: 0 E: 0 K: 0 S: 3 H: 1 LOB: 0 BB: 0 P: 4	R: 1 E: 0 K: 0 S: 15 H: 2 LOB: 2 BB: 1 P: 26	R: 0 E: 0 K: 1 S: 7 H: 0 LOB: 0 BB: 0 P: 9	R: 1 E: 0 K: 1 S: 16 H: 3 LOB: 2 BB: 0 P: 21	R: 0 E: 0 K: 0 S: 6 H: 0 LOB: 0 BB: 0 P: 9	R: 0 E: 0 K: 0 S: 8 H: 0 LOB: 0 BB: 0 P: 13	R: 0 E: 0 K: 1 S: 18 H: 1 LOB: 3 BB: 2 P: 31	R: 0 E: 0 K: 1 S: 6 H: 0 LOB: 0 BB: 0 P: 9	R: 0 E: 0 K: 1 S: 7 H: 0 LOB: 0 BB: 0 P: 9	1B: 5 2B: 2 3B: 0 HR: 0	SF: 0 SAC: 0 DP: 1 HBP: 0			WP: 0 PB: 0 SB: 1 CS: 0	PA: 36		

livebaseballscorecards.com

AB	33
R	2
H	7
RBI	2
BB	3
SO	5
LOB	14

PITCHER		IP	WLS	BF	H	R	ER	SO	BB	IBB	HBP	BLK	WP	HR	S	P	ERA	WHIP
37 Jo-Jo Reyes, L ERA: 6.22	(1, 1)	6.2	W	28	7	2	2	3	1	1	0	0	0	0	71	106	2.70	1.200
Joey Devine, R ERA: 1.13	(7, 1)	0.1		2	0	0	0	0	1	0	0	0	0	0	2	7	0.00	3.000
Tyler Yates, R ERA: 5.18	(8, 1)	1.0		3	0	0	0	1	0	0	0	0	0	0	6	9	0.00	0.000
Octavio Dotel, R ERA: 4.11	(9, 1)	1.0		3	0	0	0	1	0	0	0	0	0	0	7	9	0.00	0.000

PITCHER	IP	WLS	BF	H	R	ER	SO	BB	IBB	HBP	BLK	WP	HR	S	P	ERA	WHIP

Atlanta Braves @ Houston Astros

Minute Maid Park, Houston, TX

Sat Sep 29 2007, 6:05 PM CDT

Att. 43,624 - Roof Closed - 74 F

TOP

livebaseballscorecards.com

Batter	1	2	3	4	5	6	7	8	9	AB	R	H	RBI	BB	SO	LOB
19 Yunel Escobar, R (1, 6) OBP: 0.390, SLG: 0.457	F FA 90 S CH 79 B FA 90 B SL 84 X CH 80 2-2 10 G4-3 2B		C SL 81 B CU 75 X FA 89 1-1 ① G6-3		B SL 83 C FA 90 L SL 81 X SL 83 1-2 ③ G5-3		F F FA 97 S FA 97 0-3 ③ K			4	0	1	0	0	1	2
2 Kelly Johnson, L (1, 4) OBP: 0.374, SLG: 0.457	B FA 88 C FA 90 C FA 89 B FA 90 S CU 75 2-3 ① K		B FA 88 F FA 89 S CU 76 B CU 71 B SL 83 X FA 89 3-2 ② G4-3			B FA 89 B FA 88 B FA 88 C FA 88 X FA 90 3-1 ① F7		C FA 92 S SL 87 B SL 89 B SL 88 F FA 93 X FA 93 2-2 G1-3 1B		4	0	1	0	0	1	1
10 Chipper Jones, S (1, 5) OBP: 0.426, SLG: 0.608 Chris Woodward, R (6, 5) OBP: 0.253, SLG: 0.281	B FA 88 C CU 75 B FA 88 X CH 80 2-1 ② G4-3 2-3		X CU 77 0-0 1B			C FA 88 F FA 91 B SL 81 F FA 91 S CH 80 1-3 ② K		X FA 94 0-0 ① G1-3 1-2		3 1	0 0	1 0	0 0	0 0	1 0	1 1
Mark Teixeira, S (1, 3) OBP: 0.400, SLG: 0.563 Scott Thorman, L (6, 3) OBP: 0.258, SLG: 0.398	B FA 91 C FA 92 B CU 73 X CH 80 2-1 ③ G3		B FA 89 C FA 90 S SL 81 F FA 90 B CU 76 X SL 82 2-2 ③ F8			X FA 90 0-0 ③ G4-3		S SL 87 B FA 94 F FA 92 S SL 89 1-3 ② K		3 1	0 0	0 0	0 0	0 0	0 1	2 1
7 Jeff Francoeur, R (1, 9) OBP: 0.339, SLG: 0.445 Ron Mahay, L (7, 1) 58 Peter Moylan, R (7, 1) 14 Martín Prado, R (8, PH) OBP: 0.323, SLG: 0.339 46 Manny Acosta, R (8, 1)		B FA 90 X FA 88 1-0 28 1B 5 G5-3 1B		S FA 88 B CH 87 C FA 88 B SL 81 B FA 89 C FA 90 3-3 ① K			B FA 94 X FA 95 1-0 5 1B SF7 2B	F SL 89 B SL 89 F SL 89 B FA 95 B FA 95 B SL 89 4-2 BB		3 0 0 0 0 0	2 0 0 0 0 0	2 0 0 0 1 0	0 0 0 0 0 0	0 0 0 0 0 0	1 0 0 0 0 0	0 0 0 0 0 0
28 Brandon Jones, L (1, 7) OBP: 0.176, SLG: 0.200		B FA 88 B FA 90 F FA 87 F FA 89 B SL 82 X FA 89 3-2 5 G5-3 1-3 1B		S CH 81 B CH 81 C CH 81 H FA 89 2-2 5 FC6-4 HBP			C FA 93 F CU 79 F FA 96 C FA 94 0-3 ① K	S FA 94 B FA 94 B SL 89 S FA 94 B FA 94 F FA 94 S FA 93 3-3 ③ K		3	0	1	0	0	2	3
5 Brayan Peña, S (1, 2) OBP: 0.212, SLG: 0.303		C FA 89 B CH 80 X FA 89 1-1 ① G5-3 1-2 3-H		F FA 88 B SL 80 C FA 89 X CU 71 1-2 ② FC6-4 CS 1-2f			B CH 84 B FA 94 C FA 94 C FA 94 F FA 96 X CU 80 2-2 23 1B 2-3 1B		X FA 94 0-0 ① F7	4	0	1	1	0	0	2
Willie Harris, L (1, 8) OBP: 0.352, SLG: 0.397		X FA 89 0-0 ② F9		C FA 89 B CU 74 S SL 82 1-2 ③ CS 1-2	C FA 87 B CH 80 C SL 82 F SL 84 X FA 91 1-2 ① F8		B CU 77 X FA 95 1-0 ② SF7 3-H		B FA 94 B FA 95 C FA 94 B FA 94 C FA 95 X FA 95 3-2 ② F7	3	0	0	1	0	0	1
30 Jeff Bennett, R (1, 1) 23 Matt Diaz, R (7, PH) OBP: 0.370, SLG: 0.500 (7, 9)		B FA 89 X FA 88 1-0 ③ L3			C FA 88 F SL 81 F SL 82 B FA 91 F FA 91 C CU 71 1-3 ② K		X SL 83 0-0 1-2 1B		C SL 86 S SL 87 F SL 87 F SL 87 S SL 86 0-3 ③ K2-3	2 2	0 0	0 1	0 0	0 0	1 1	1 0
Inning Stats	R: 0 E: 0 K: 1 S: 10 H: 1 LOB: 1 BB: 0 P: 18	R: 1 E: 0 K: 0 S: 8 H: 2 LOB: 1 BB: 0 P: 14	R: 0 E: 0 K: 0 S: 10 H: 1 LOB: 1 BB: 0 P: 16	R: 0 E: 0 K: 1 S: 10 H: 0 LOB: 0 BB: 0 P: 17	R: 0 E: 0 K: 1 S: 12 H: 0 LOB: 0 BB: 0 P: 15	R: 0 E: 0 K: 1 S: 7 H: 0 LOB: 0 BB: 0 P: 11	R: 1 E: 0 K: 2 S: 14 H: 3 LOB: 2 BB: 0 P: 18	R: 0 E: 0 K: 2 S: 14 H: 1 LOB: 2 BB: 1 P: 24	R: 0 E: 0 K: 1 S: 9 H: 0 LOB: 0 BB: 0 P: 12	1B: 6 2B: 2 3B: 0 HR: 0 SF: 1 SAC: 0 DP: 0 HBP: 1						

PITCHER		IP	WLS	BF	H	R	ER	SO	BB	IBB	HBP	BLK	WP	HR	S	P	ERA	WHIP
41 Brandon Backe, R ERA: 3.77	(1, 1)	6.0	W	22	4	1	1	4	0	0	1	0	0	0	57	91	1.50	0.667
Dennis Sarfate, R ERA: 1.08	(7, 1)	1.0	H	6	3	1	1	2	0	0	0	0	0	0	14	18	9.00	3.000
Chad Qualls, R ERA: 3.05	(8, 1)	1.0	H	5	1	0	0	2	1	0	0	0	0	0	14	24	0.00	2.000
Brad Lidge, R ERA: 3.36	(9, 1)	1.0	S	3	0	0	0	1	0	0	0	0	0	0	9	12	0.00	0.000

PITCHER	IP	WLS	BF	H	R	ER	SO	BB	IBB	HBP	BLK	WP	HR	S	P	ERA	WHIP

AB	33
R	2
H	8
RBI	2
BB	1
SO	9
LOB	15

WP: 0 PA: 37
PB: 0
SB: 0
CS: 1

BOTTOM

Batter	1	2	3	4	5	6	7	8	9	AB	R	H	RBI	BB	SO	LOB
Josh Anderson, L (1, 8) OBP: 0.423, SLG: 0.413	C FA 91 F FA 92 B FA 93 B FA 90 B FA 91 X FA 90 3-2 ① **G4-3**		B FA 92 F FA 92 X CH 87 1-1 ② **G4-3**		C FA 93 X CH 85 0-1 1B		X FA 92 0-0 ② **G6-3**			4	0	1	0	0	0	1
Craig Biggio, R (1, 2) OBP: 0.285, SLG: 0.380 (3, 4) Cody Ransom, R (9, 6) OBP: 0.413, SLG: 0.371	B FA 92 X FA 90 1-0 17 HR 2B		B CH 86 B FA 93 C CU 79 C FA 93 C FA 93 2-3 ③ K		1 SAFE F FA 91 1 SAFE P PO 86 F FA 91 1 SAFE X FA 90 1-2 1-3 1B		B FA 90 X FA 92 1-0 ③ **G5-3**			4 0	1 0	2 0	0 0	0 0	1 0	1 0
17 Lance Berkman, S (1, 3) OBP: 0.386, SLG: 0.512 Mike Lamb, L (7, 3) OBP: 0.368, SLG: 0.455	C SL 81 F CU 80 D CU 82 B CU 81 F FA 94 F SL 83 D CH 87 X SL 82 3-2 2-H HR			B B S F CH 84 B FA 91 F CH 84 B FA 92 4-2 BB	B FA 91 F FA 90 B FA 90 F FA 91 B FA 90 C FA 91 3-3 ③ K			B FA 94 F FA 95 B CU 79 X FA 96 2-1 ① **G4-3**		2 1	1 0	1 0	2 0	1 0	1 0	2 0
45 Carlos Lee, R (1, 7) OBP: 0.353, SLG: 0.528 Brad Lidge, R (9, 1)	X FA 94 0-0 ② **G5-3**			B FA 91 X FA 90 1-0 ① **F9**		B FA 89 B CU 77 X FA 90 2-0 ① **G6-3**		C SL 80 B SL 82 F FA 95 X FA 96 1-2 ② **G6-3**		4 0	0 0	0 0	0 0	0 0	0 0	1 0
9 Hunter Pence, R (1, 9) OBP: 0.358, SLG: 0.538	C CU 82 S FA 93 C FA 94 0-3 ③ K			D CU 80 1 SAFE X CU 81 1-0 ② **F8**		F FA 90 B SL 82 X FA 92 1-1 ② **F8**		C FA 96 C SL 82 B FA 96 B FA 97 S CH 83 2-3 ③ K		4	0	0	0	0	2	1
21 Ty Wigginton, R (1, 5) OBP: 0.334, SLG: 0.461		C FA 92 C FA 92 S SL 83 0-3 ① K		B CU 81 1 SAFE X FA 91 1-0 ③ **F8**		F FA 92 B CU 80 X CU 81 1-1 1B				3	0	1	0	0	1	1
Adam Everett, R (1, 6) OBP: 0.281, SLG: 0.318 Chris Burke, R (5, 6) OBP: 0.306, SLG: 0.360 (9, 4)		C FA 93 B FA 93 F FA 92 B FA 92 X FA 92 2-2 ② **G6-3**			C FA 91 B FA 91 X CU 79 1-1 ① **G1-3**	X FA 91 0-0 ③ **F8**				1 2	0 0	0 0	0 0	0 0	0 0	0 1
Brad Ausmus, R (1, 4) OBP: 0.317, SLG: 0.325 (3, 2)		C FA 91 B FA 92 X CH 86 1-1 ③ **G5-3**			C CU 82 B FA 92 F FA 91 B CU 81 X FA 92 2-2 ② **G4-3**		F FA 91 S CH 82 X CU 79 0-2 SH5-3 1B			3	0	1	0	0	0	0
41 Brandon Backe, R (1, 1) OBP: 0.455, SLG: 0.800 Dennis Sarfate, R (7, 1) Eric Bruntlett, R (7, PH) OBP: 0.348, SLG: 0.285 Chad Qualls, R (8, 1) Luke Scott, L (9, 7) OBP: 0.351, SLG: 0.505			S FA 90 B FA 92 B FA 91 F FA 93 C FA 93 2-3 ① K		B FA 91 B FA 91 B FA 91 C FA 91 F FA 91 F FA 91 F FA 91 X FA 91 3-2 HR		C CH 83 X FA 91 0-1 ① **SH5-3** 1-2			2 0 0 0 0	1 0 0 0 0	1 0 0 0 0	1 0 0 0 0	0 0 0 0 0	1 0 0 0 0	0 0 0 0 0
Inning Stats	R: 2 E: 0 K: 1 S: 13 H: 2 LOB: 0 BB: 0 P: 20	R: 0 E: 0 K: 1 S: 8 H: 0 LOB: 0 BB: 0 P: 11	R: 0 E: 0 K: 2 S: 8 H: 0 LOB: 0 BB: 0 P: 13	R: 0 E: 0 K: 0 S: 6 H: 0 LOB: 1 BB: 1 P: 13	R: 1 E: 0 K: 1 S: 19 H: 3 LOB: 2 BB: 0 P: 28	R: 0 E: 0 K: 0 S: 6 H: 1 LOB: 1 BB: 0 P: 10	R: 0 E: 0 K: 0 S: 7 H: 1 LOB: 1 BB: 0 P: 8	R: 0 E: 0 K: 1 S: 8 H: 0 LOB: 0 BB: 0 P: 13		1B: 4 2B: 1 3B: 0 HR: 2	SF: 0 SAC: 1 DP: 0 HBP: 0				WP: 0 PB: 0 SB: 0 CS: 0	PA: 32	

PITCHER		IP	WLS	BF	H	R	ER	SO	BB	IBB	HBP	BLK	WP	HR	S	P	ERA	WHIP
30 Jeff Bennett, R ERA: 3.46	(1, 1)	6.0	L	25	6	3	3	5	1	0	0	0	0	2	60	95	4.50	1.167
Ron Mahay, L ERA: 2.59	(7, 1)	0.2		3	1	0	0	0	0	0	0	0	0	0	6	6	0.00	1.500
58 Peter Moylan, R ERA: 1.8	(7, 1)	0.1		1	0	0	0	0	0	0	0	0	0	0	1	2	0.00	0.000
46 Manny Acosta, R ERA: 2.28	(8, 1)	1.0		3	0	0	0	1	0	0	0	0	0	0	8	13	0.00	0.000

PITCHER	IP	WLS	BF	H	R	ER	SO	BB	IBB	HBP	BLK	WP	HR	S	P	ERA	WHIP

Atlanta Braves @ Houston Astros
Minute Maid Park, Houston, TX
Sat Sep 29 2007, 6:05 PM CDT
Att. 43,624 - Roof Closed - 74 F

livebaseballscorecards.com

AB	30
R	3
H	7
RBI	3
BB	1
SO	6
LOB	8

Batter	1	2	3	4	5	6	7	8	9	AB	R	H	RBI	BB	SO	LOB
19 Yunel Escobar, R (1, 6) OBP: 0.385, SLG: 0.451	X FA 94 0-0 ① F9		F FA 95 X SL 87 0-1 ② G5-3		B FA 94 B SL 87 S FA 94 X FA 95 2-1 ③ F9			S SL 87 B FA 90 X SL 87 1-1 ① F9		4	0	0	0	0	0	3
Willie Harris, L (1, 8) OBP: 0.349, SLG: 0.392	B FA 94 X FA 93 1-0 ② F9		B FA 95 B FA 93 B FA 94 C FA 94 C FA 95 F FA 96 X FA 95 3-2 ③ F7			S CH 82 B CH 87 B SL 82 X FA 95 2-1 ① G6-3		B FA 90 C FA 90 F CH 81 B SL 88 X FA 90 2-2 ② G4-3		4	0	0	0	0	0	1
10 Chipper Jones, S (1, 5) OBP: 0.425, SLG: 0.604 Jose Ascanio, R (8, 1)	B FA 93 B FA 94 B FA 94 C FA 94 B FA 93 4-1 BB			B FA 95 X FA 94 1-0 ① G3-1		C CH 83 B FA 95 X CH 84 1-1 ② L8		X SL 87 0-0 ③ F8		3 0	0 0	0 0	0 0	1 0	0 0	0 0
7 Jeff Francoeur, R (1, 9) OBP: 0.338, SLG: 0.444 23 Matt Diaz, R (4, 9) OBP: 0.368, SLG: 0.497	B CU 76 S FA 94 S FA 93 F SL 87 S SL 88 1-3 ③ K			C FA 96 F FA 96 S FA 96 0-3 ② K		X SL 87 0-0 ③ G5-3			C FA 92 F FA 91 F SL 84 S FA 90 0-3 ① K	2 2	0 0	0 0	0 0	0 0	2 1	1 0
Scott Thorman, L (1, 3) OBP: 0.258, SLG: 0.394		C FA 94 B CU 73 B CU 74 B FA 94 B FA 94 4-1 18 G6-4-3 BB		B SL 86 F FA 96 F FA 96 X FA 96 1-2 ③ P6			C FA 89 C FA 92 F FA 92 F FA 91 X SL 83 0-2 ① G6-3		F FA 92 S FA 92 S FA 91 0-3 ② K	3	0	0	0	1	1	0
28 Brandon Jones, L (1, 7) OBP: 0.190, SLG: 0.211		F FA 95 B FA 95 F FA 94 B SL 88 F FA 94 S SL 86 2-3 ① K			F FA 94 B CU 74 B FA 94 B FA 93 X FA 91 3-1 ① G3-1		X SL 80 0-0 18 2B 1B		C FA 92 S FA 92 B FA 92 F FA 92 B CH 86 F FA 92 F FA 93 S FA 93 2-3 ③ K	4	0	1	0	0	2	1
18 Clint Sammons, R (1, 2) OBP: 0.667, SLG: 1.000		X FA 95 0-0 ②③ G6-4-3 1-2f			B FA 95 F FA 94 X CU 76 1-1 G4-3 1B		B FA 90 S FA 90 F FA 90 B FA 91 X SL 82 2-2 1-3 2B			3	0	2	0	0	0	1
Pete Orr, L (1, 4) OBP: 0.235, SLG: 0.215			F FA 94 S CU 75 F SL 87 B FA 96 X CU 75 1-2 38 SH5-3 1B		C SL 87 X SL 88 0-1 ② G4-3 1-2		B SL 82 S FA 91 F FA 90 B SL 83 S FA 91 2-3 ② K			3	0	1	0	0	1	3
38 Buddy Carlyle, L (1, 1) OBP: 0.139, SLG: 0.139 2 Kelly Johnson, L (5, PH) OBP: 0.375, SLG: 0.457 Oscar Villarreal, L (5, 1) OBP: 0.250, SLG: 0.250 Joey Devine, R (6, 1) Royce Ring, L (6, 1) Chris Woodward, R (7, PH) OBP: 0.252, SLG: 0.279 Ron Mahay, L (7, 1) 14 Martín Prado, R (8, 5) OBP: 0.323, SLG: 0.339			B FA 92 X FA 90 1-0 ① SH5-3 1-2		C FA 95 B SL 86 B FA 94 B CU 76 B FA 94 4-2 BB		B FA 90 F FA 90 S FA 91 F FA 92 S FA 91 1-3 ③ K			0 0 0 0 0 1 0 0	0 0 0 0 0 0 0 0	0 0 0 0 0 0 0 0	0 0 0 0 0 0 0 0	0 1 0 0 0 1 0 0	0 0 0 0 0 2 0 0	0 0 0 0 0 1 0 0
Inning Stats	R: 0 E: 0 K: 1 S: 7 H: 0 LOB: 1 BB: 1 P: 13	R: 0 E: 0 K: 1 S: 6 H: 0 LOB: 0 BB: 1 P: 12	R: 0 E: 0 K: 0 S: 11 H: 1 LOB: 1 BB: 0 P: 16	R: 0 E: 0 K: 1 S: 7 H: 0 LOB: 0 BB: 0 P: 9	R: 0 E: 0 K: 0 S: 10 H: 1 LOB: 2 BB: 1 P: 20	R: 0 E: 0 K: 0 S: 5 H: 0 LOB: 0 BB: 0 P: 8	R: 0 E: 0 K: 2 S: 16 H: 2 LOB: 2 BB: 0 P: 21	R: 0 E: 0 K: 0 S: 6 H: 0 LOB: 0 BB: 0 P: 9	R: 0 E: 0 K: 3 S: 13 H: 0 LOB: 0 BB: 0 P: 15	1B: 3 2B: 1 3B: 0 HR: 0 SF: 0 SAC: 1 DP: 1 HBP: 0						

PITCHER	IP	WLS	BF	H	R	ER	SO	BB	IBB	HBP	BLK	WP	HR	S	P	ERA	WHIP
52 Felipe Paulino, R (1, 1) ERA: 7.11	6.0	W	22	2	0	0	3	3	0	0	0	0	0	46	78	0.00	0.833
Mark McLemore, L (7, 1) ERA: 3.86	1.0	H	5	2	0	0	2	0	0	0	0	0	0	16	21	0.00	2.000
Brian Moehler, R (8, 1) ERA: 4.07	1.0	H	3	0	0	0	0	0	0	0	0	0	0	6	9	0.00	0.000
Dave Borkowski, R (9, 1) ERA: 5.15	1.0	S	3	0	0	0	3	0	0	0	0	0	0	13	15	0.00	0.000

PITCHER	IP	WLS	BF	H	R	ER	SO	BB	IBB	HBP	BLK	WP	HR	S	P	ERA	WHIP

Atlanta Braves @ Houston Astros

Minute Maid Park, Houston, TX

Sun Sep 30 2007, 1:05 PM CDT

Att. 43,823 - Roof Closed - 73 F

TOP

livebaseballscorecards.com

AB	29
R	0
H	4
RBI	0
BB	3
SO	8
LOB	12

PA: 33

WP: 0
PB: 0
SB: 0
CS: 0

Atlanta Braves @ Houston Astros

Minute Maid Park, Houston, TX

Sun Sep 30 2007, 1:05 PM CDT

Att. 43,823 - Roof Closed - 73 F

livebaseballscorecards.com

BOTTOM

Batter	1	2	3	4	5	6	7	8	9	AB	R	H	RBI	BB	SO	LOB
Josh Anderson, L (1, 8) OBP: 0.413, SLG: 0.403	B FA 87 F FA 87 X CH 80 1-1 2B 45 1B 1B	C FA 87 B FA 89 T SL 85 C FA 91 1-3 ① K	C FA 89 F FA 91 F CH 86 B FA 92 X SL 86 1-2 ③ G3-1				B FA 89 X FA 89 1-0 ① F8			4	1	1	0	0	1	0
Craig Biggio, R (1, 4) OBP: 0.285, SLG: 0.381 Cody Ransom, R (8, 6) OBP: 0.413, SLG: 0.371	B FA 89 1 SAFE 1 SAFE X FA 87 1-0 45 1B 1-3 2B	B CU 73 B FA 89 F FA 87 X SL 85 2-1 ② G6-3			F FA 90 S SL 84 B SL 82 X SL 84 1-2 ① F8		B FA 90 B FA 90 F FA 90 F FA 90 X CH 81 2-2 ② G5-3			4	1	1	0	0	0	0
										0	0	0	0	0	0	0
17 Lance Berkman, S (1, 3) OBP: 0.386, SLG: 0.510 Mike Lamb, L (6, 3) OBP: 0.366, SLG: 0.453 Brian Moehler, R (8, 1) OBP: 0.200, SLG: 0.200 Dave Borkowski, R (9, 1)	B CU 74 B CH 84 B FA 89 4-0 45 1B 9 2B IBB	S FA 89 B FA 92 F SL 86 B CH 85 B FA 92 C FA 90 3-3 ③ K			B CH 83 X CH 84 1-0 ② F8		B FA 89 F FA 90 C SL 81 X SL 81 1-2 ③ L3			2	1	0	0	1	1	0
										1	0	0	0	0	0	0
										0	0	0	0	0	0	0
										0	0	0	0	0	0	0
45 Carlos Lee, R (1, 7) OBP: 0.354, SLG: 0.528 Luke Scott, L (6, 7) OBP: 0.351, SLG: 0.504	C SL 85 X FA 90 0-1 9 2B 1-2 2-H 3-H 1B	F SL 83 X FA 90 0-1 ① G6-3	B SL 84 B SL 84 F FA 88 B CH 83 B FA 89 4-1 9 1B BB					S FA 94 F CH 85 B CH 86 F CH 84 B FA 96 B CH 85 X CH 85 3-2 ① F8		2	0	1	2	1	0	0
										1	0	0	0	0	0	0
9 Hunter Pence, R (1, 9) OBP: 0.360, SLG: 0.539	B SL 84 B SL 84 X SL 84 2-0 1-3 2-H 2B	B FA 89 B FA 89 S FA 88 F SL 85 T FA 91 2-2 ② K			X FA 91 0-0 FC5-4 1-2 1B			B CU 75 X FA 95 1-0 ② F7		4	0	2	1	0	1	0
Mark Loretta, R (1, 6) OBP: 0.352, SLG: 0.372 Chris Burke, R (5, 6) OBP: 0.304, SLG: 0.357 (8, 4)	C FA 91 B FA 91 X FA 90 1-1 ① P4	B FA 89 X SL 86 1-0 1B	D SL 85 X FA 88 1-0 ③ FC5-4 1-2f					C CH 85 C SL 85 F FA 96 B FA 96 B CU 79 X FA 96 2-2 ③ G6-3		2	0	1	0	0	0	2
										2	0	0	0	0	0	2
21 Ty Wigginton, R (1, 5) OBP: 0.333, SLG: 0.459 Eric Bruntlett, R (6, 5) OBP: 0.346, SLG: 0.283	B FA 90 X SL 85 1-0 ② G1-3	S FA 90 B SL 87 C FA 90 S FA 92 1-3 ③ K					C FA 93 C FA 95 F FA 95 F FA 96 X CU 83 0-2 ① F7			2	0	0	0	0	1	3
										1	0	0	0	0	0	0
Brad Ausmus, R (1, 2) OBP: 0.318, SLG: 0.324 46 J.R. Towles, R (5, 2) OBP: 0.432, SLG: 0.575	I IN 64 I IN 64 I IN 65 I IN 67 4-0 IBB			F FA 88 B SL 85 F FA 89 B FA 92 F FA 90 X FA 89 2-2 ① G6-3			B FA 95 F FA 94 B SL 83 B FA 94 X FA 94 3-1 CS 1B			1	0	0	0	1	0	0
										1	0	1	0	0	0	0
52 Felipe Paulino, R (1, 1) Orlando Palmeiro, L (6, PH) OBP: 0.342, SLG: 0.262 Mark McLemore, L (7, 1) Eric Munson, L (8, 3) OBP: 0.313, SLG: 0.356	B SL 86 S FA 89 S FA 91 S FA 92 1-3 ③ K			C FA 88 X SL 86 0-1 ② G6-3			B CU 73 B FA 88 C FA 89 C FA 90 X CU 74 2-2 ②③ P4 1-2			2	0	0	0	0	1	3
										1	0	0	0	0	0	1
										0	0	0	0	0	0	0
										0	0	0	0	0	0	0

Inning Stats	1	2	3	4	5	6	7	8	9
	R: 3 H: 4 E: 0 LOB: 3 K: 1 BB: 2 S: 12 P: 27	R: 0 H: 0 E: 0 LOB: 0 K: 2 BB: 0 S: 8 P: 14	R: 0 H: 1 E: 0 LOB: 1 K: 2 BB: 0 S: 9 P: 13	R: 0 H: 0 E: 0 LOB: 0 K: 0 BB: 0 S: 10 P: 13	R: 0 H: 1 E: 0 LOB: 2 K: 0 BB: 1 S: 7 P: 14	R: 0 H: 1 E: 0 LOB: 0 K: 0 BB: 0 S: 10 P: 15	R: 0 H: 0 E: 0 LOB: 0 K: 0 BB: 0 S: 7 P: 11	R: 0 H: 0 E: 0 LOB: 0 K: 0 BB: 0 S: 9 P: 15	

1B: 5	SF: 0
2B: 2	SAC: 0
3B: 0	DP: 0
HR: 0	HBP: 0

WP: 0	PA: 33
PB: 0	
SB: 0	
CS: 1	

AB	30
R	3
H	7
RBI	3
BB	3
SO	5
LOB	11

PITCHER	IP	WLS	BF	H	R	ER	SO	BB	IBB	HBP	BLK	WP	HR	S	P	ERA	WHIP
38 Buddy Carlyle, R (1, 1) ERA: 5.21	4.0	L	19	5	3	3	5	0	2	0	0	0	0	39	67	6.75	1.250
Oscar Villarreal, R (5, 1) ERA: 4.24	1.0		5	1	0	0	0	1	0	0	0	0	0	7	14	0.00	2.000
Joey Devine, R (6, 1) ERA: 1.08	0.1		2	1	0	0	0	0	0	0	0	0	0	7	10	0.00	3.000
Royce Ring, L (6, 1) ERA: 2.7	0.2		1	0	0	0	0	0	0	0	0	0	0	3	5	0.00	0.000
Ron Mahay, L (7, 1) ERA: 2.55	1.0		3	0	0	0	0	0	0	0	0	0	0	7	11	0.00	0.000

PITCHER	IP	WLS	BF	H	R	ER	SO	BB	IBB	HBP	BLK	WP	HR	S	P	ERA	WHIP
Jose Ascanio, R (8, 1) ERA: 5.06	1.0		3	0	0	0	0	0	0	0	0	0	0	9	15	0.00	0.000