

Houston Astros - 2007

Batter	1	2	3	4	5	6	7	8	9	AB	R	H	RBI	BB	SO	LOB	TOP					
2 Chris Burke, R (1.8) 72 Lou Santangelo, R (5.2)	G5-3		F9		K			G5-3		3	0	0	0	0	1	1	Houston Astros @ Cleveland Indians Chain of Lakes Park, Winter Haven, FL Thu Mar 01 2007, 1:05 PM EST Att: 2,853 - Cloudy - 80 F					
Mark Loretta, R (1.4) 67 Brooks Conrad, S (4.4)	K		1B			P4		K		2	0	1	0	0	1	0						
Mike Lamb, L (1.3) 65 Hunter Pence, R (5.8)	G3-1		G1-3			K		E4 1B		2	0	0	0	0	0	1						
Morgan Ensborg, R (1.5) 13 Eric Munson, L (4.5)		G6-4-3 1B		F7				FC5-4 1B		2	1	1	0	0	0	0						
Luke Scott, L (1.9) Richard Hidalgo, R (5.9)		1B		K		P6		FC5-4 1B		1	0	0	0	1	1	0						
16 Jason Lane, R (1.10) OBP: 0.250, SLG: 1.000		BB		K				HR		2	0	0	0	0	0	3						
28 Adam Everett, R (1.6) 4 Enc Bruntlett, R (5.3)		BB								4	1	1	1	0	1	2						
Charlton Jimerson, R (1.7) 20 Josh Anderson, L (5.7)		BB								2	0	1	1	0	0	0						
55 Humberto Quintero, R (1.2) 10 Cody Ransom, R (5.6)										2	0	0	0	0	0	0						
										1	0	0	0	0	0	0						
Inning Stats	R: 0 E: 0 K: 1 S: 5	H: 0 LOB: 0 P: 5	R: 1 E: 0 K: 0 S: 4	H: 2 LOB: 1 BB: 1 P: 8	R: 0 E: 0 K: 0 S: 4	H: 1 LOB: 1 BB: 0 P: 4	R: 0 E: 0 K: 2 S: 7	H: 0 LOB: 0 BB: 0 P: 7	R: 0 E: 0 K: 1 S: 5	H: 0 LOB: 1 BB: 1 P: 9	R: 1 E: 0 K: 0 S: 4	H: 1 LOB: 2 BB: 0 P: 7	R: 0 E: 1 K: 1 S: 7	H: 1 LOB: 0 BB: 0 P: 3	R: 0 E: 0 K: 0 S: 3	H: 0 LOB: 0 BB: 0 P: 3	1B: 4 2B: 0 3B: 0 HR: 1	SF: 0 SAC: 0 DP: 1 HBP: 1	WP: 0 PB: 0 SB: 0 CS: 0	PA: 35		
PITCHER	IP WLS BF H R ER SO BB IBB HBP BLK WP HR S P ERA WHIP	IP WLS BF H R ER SO BB IBB HBP BLK WP HR S P ERA WHIP	IP WLS BF H R ER SO BB IBB HBP BLK WP HR S P ERA WHIP	IP WLS BF H R ER SO BB IBB HBP BLK WP HR S P ERA WHIP	IP WLS BF H R ER SO BB IBB HBP BLK WP HR S P ERA WHIP	IP WLS BF H R ER SO BB IBB HBP BLK WP HR S P ERA WHIP	IP WLS BF H R ER SO BB IBB HBP BLK WP HR S P ERA WHIP	IP WLS BF H R ER SO BB IBB HBP BLK WP HR S P ERA WHIP	IP WLS BF H R ER SO BB IBB HBP BLK WP HR S P ERA WHIP	IP WLS BF H R ER SO BB IBB HBP BLK WP HR S P ERA WHIP	IP WLS BF H R ER SO BB IBB HBP BLK WP HR S P ERA WHIP	IP WLS BF H R ER SO BB IBB HBP BLK WP HR S P ERA WHIP	IP WLS BF H R ER SO BB IBB HBP BLK WP HR S P ERA WHIP	IP WLS BF H R ER SO BB IBB HBP BLK WP HR S P ERA WHIP	IP WLS BF H R ER SO BB IBB HBP BLK WP HR S P ERA WHIP	IP WLS BF H R ER SO BB IBB HBP BLK WP HR S P ERA WHIP	IP WLS BF H R ER SO BB IBB HBP BLK WP HR S P ERA WHIP	IP WLS BF H R ER SO BB IBB HBP BLK WP HR S P ERA WHIP	IP WLS BF H R ER SO BB IBB HBP BLK WP HR S P ERA WHIP	IP WLS BF H R ER SO BB IBB HBP BLK WP HR S P ERA WHIP	IP WLS BF H R ER SO BB IBB HBP BLK WP HR S P ERA WHIP	IP WLS BF H R ER SO BB IBB HBP BLK WP HR S P ERA WHIP

AB	32
R	2
H	5
RBI	2
BB	2
SO	6
LOB	9



Batter	1	2	3	4	5	6	7	8	9	AB	R	H	RBI	BB	SO	LOB	BOTTOM					
24 Grady Sizemore, L (1.8) 62 Trevor Crowe, S (5.8)	K		K	G1-6-3 BB		7B 1B	L6			2	0	0	0	1	2	0	Houston Astros @ Cleveland Indians Chain of Lakes Park, Winter Haven, FL Thu Mar 01 2007, 1:05 PM EST Att: 2,853 - Cloudy - 80 F					
29 Josh Barfield, R (1.4) 7 Joe Inglett, L (5.4)	L9		48S 41HR 1B	G1-6-3		73B 23B 1B	F8			3	1	1	0	0	0	1						
48 Travis Hafner, L (1.10) 73 Max Ramirez, R (6. PH) (7.10)	K		41HR BB	F7		23B 2B 1B	F8			2	1	0	0	1	1	0						
41 Victor Martinez, S (1.2) 23 Mike Rose, S (6.2)		20B 2G5-3 2B	HR		27B 1B	64G1-3 1B		64B 16SF8 2B		3	3	3	3	0	0	0						
20 David Dellucci, L (1.7) 75 Brad Snyder, L (6.7)		25B 1B	G4-3		K	64G1-3 1B		64B 1B		3	1	1	0	0	1	1						
2 Johnny Peralta, R (1.6) 64 Asdrubal Cabrera, S (6.6)		G5-3		25B 1B		G1-3				2	0	1	1	1	0	1						
25 Ryan Garko, R (1.3) Alan Zinter, S (6.3)					27B 1B					2	0	1	0	0	0	2						
27 Hector Luna, R (1.5) 16 Keith Ginter, R (6.5)										3	0	1	1	0	0	3						
38 Franklin Gutierrez, R (1.9) 65 Ben Francisco, R (6. PH) (7.9)										3	1	1	0	0	0	1						
										2	0	0	0	0	1	4						
Inning Stats	R: 0 E: 0 K: 2 S: 7	H: 0 LOB: 0 P: 7	R: 2 E: 0 K: 0 S: 6	H: 3 LOB: 1 BB: 0 P: 6	R: 3 E: 0 K: 1 S: 8	H: 3 LOB: 2 BB: 2 P: 16	R: 1 E: 0 K: 0 S: 3	H: 1 LOB: 0 BB: 1 P: 7	R: 1 E: 0 K: 1 S: 8	H: 3 LOB: 2 BB: 0 P: 8	R: 0 E: 0 K: 0 S: 3	H: 0 LOB: 0 BB: 0 P: 3	R: 1 E: 0 K: 1 S: 7	H: 2 LOB: 2 BB: 1 P: 11	R: 0 E: 0 K: 0 S: 3	H: 0 LOB: 0 BB: 0 P: 3	1B: 11 2B: 4 3B: 0 HR: 1	SF: 1 SAC: 0 DP: 1 HBP: 0	WP: 1 PB: 0 SB: 1 CS: 0	PA: 45		
PITCHER	IP WLS BF H R ER SO BB IBB HBP BLK WP HR S P ERA WHIP	IP WLS BF H R ER SO BB IBB HBP BLK WP HR S P ERA WHIP	IP WLS BF H R ER SO BB IBB HBP BLK WP HR S P ERA WHIP	IP WLS BF H R ER SO BB IBB HBP BLK WP HR S P ERA WHIP	IP WLS BF H R ER SO BB IBB HBP BLK WP HR S P ERA WHIP	IP WLS BF H R ER SO BB IBB HBP BLK WP HR S P ERA WHIP	IP WLS BF H R ER SO BB IBB HBP BLK WP HR S P ERA WHIP	IP WLS BF H R ER SO BB IBB HBP BLK WP HR S P ERA WHIP	IP WLS BF H R ER SO BB IBB HBP BLK WP HR S P ERA WHIP	IP WLS BF H R ER SO BB IBB HBP BLK WP HR S P ERA WHIP	IP WLS BF H R ER SO BB IBB HBP BLK WP HR S P ERA WHIP	IP WLS BF H R ER SO BB IBB HBP BLK WP HR S P ERA WHIP	IP WLS BF H R ER SO BB IBB HBP BLK WP HR S P ERA WHIP	IP WLS BF H R ER SO BB IBB HBP BLK WP HR S P ERA WHIP	IP WLS BF H R ER SO BB IBB HBP BLK WP HR S P ERA WHIP	IP WLS BF H R ER SO BB IBB HBP BLK WP HR S P ERA WHIP	IP WLS BF H R ER SO BB IBB HBP BLK WP HR S P ERA WHIP	IP WLS BF H R ER SO BB IBB HBP BLK WP HR S P ERA WHIP	IP WLS BF H R ER SO BB IBB HBP BLK WP HR S P ERA WHIP	IP WLS BF H R ER SO BB IBB HBP BLK WP HR S P ERA WHIP	IP WLS BF H R ER SO BB IBB HBP BLK WP HR S P ERA WHIP	IP WLS BF H R ER SO BB IBB HBP BLK WP HR S P ERA WHIP

AB	38
R	13
H	16
RBI	12
BB	6
SO	5
LOB	19



Batter	1	2	3	4	5	6	7	8	9	AB	R	H	RBI	BB	SO	LOB	TOP							
Ivan Rodriguez, R (1,2) OBP: 0.833, SLG: 1.400 72 Steve Torrealba, R (5,2)	0-0 HR	0-0 14 1B 1-2 2-H			0-0 9 2B 1B	0-0 E6 63 FC6-4	0-0 G6-3		0-3 K	3 2 3 2 0 0 0 2 0 0 0 0 0 0 1 0 0 0 0 1 1														
67 Mike Hesson, R (9,PH) OBP: 0.286, SLG: 0.571																								
14 Placido Polanco, R (1,4) OBP: 0.714, SLG: 0.833 19 Kevin Hooper, R (5,FR) OBP: 0.500, SLG: 0.500	1-0 9 1B HBP	0-0 1-2 2-H 1B			0-0 9 2B 1B	0-3 K		0-0 24 HR 1B	2 0 2 1 0 0 0 2 2 1 0 0 1 1															
9 Carlos Guillen, S (1,6) OBP: 0.333, SLG: 0.500 63 Brent Dlugach, R (6,PH) OBP: 0.500, SLG: 0.500	0-0 G4-6-3 1B	0-3 K			0-0 G6-3 1-2 2-H 1B 2B	0-0 FC6-4		0-0 F8	3 1 2 2 0 1 2 2 0 0 0 0 0 2															
30 Magglio Ordonez, R (1,9) OBP: 0.500, SLG: 0.600 24 Brent Clevlen, R (6,9) OBP: 0.333, SLG: 1.333	0-3 K				0-0 CS 1B	0-0 G6-3 HBP		0-0 G6-3	2 0 1 0 0 1 2 2 1 1 2 0 0 0															
Sean Casey, L (1,10) OBP: 0.250, SLG: 0.571 73 Brandon Watson, L (7,PH) OBP: 0.286, SLG: 0.167	0-0 G4-6-3 1-2				0-0 F8	0-0 G6-3		4-0 68 WP 2B	3 0 0 0 0 0 5 1 1 0 0 1 0 0															
Craig Monroe, R (1,7) OBP: 0.333, SLG: 0.333 68 Ryan Raburn, R (6,7) OBP: 0.400, SLG: 1.200		0-3 K			0-0 F8	0-0 1-2 2-3 1B		1-0 33 1B 2B	3 0 1 1 0 1 0 2 1 1 1 0 0 1															
33 Marcus Thames, R (1,3) OBP: 0.429, SLG: 0.571 64 Gabe Johnson, R (9,PH) OBP: 0.500, SLG: 1.250		0-0 G5-3			0-0 G5-3	0-0 F8		0-0 2-H 66 HR 1B	4 1 1 1 0 0 1 1 0 0 0 0 1 0								AB 43 R 13 H 17 RBI 13 BB 1 SO 8 LOB 17							
15 Brandon Inge, R (1,5) OBP: 0.333, SLG: 0.200 45 Kody Kirkland, R (6,5)		0-0 20 E 1B			0-0 P4			0-3 K	3 1 1 0 0 0 0 2 0 0 0 0 2 1															
20 Omar Infante, R (1,8) OBP: 0.429, SLG: 1.000 66 Cameron Maybin, R (7,PH) OBP: 0.500, SLG: 1.250		0-0 FC6 14 1B			0-0 P3			0-0 K	3 2 1 1 0 0 1 2 1 2 2 0 0 0															
Inning Stats	R: 1 E: 0 K: 1 S: 6	H: 2 LOB: 1 BB: 0 P: 7	R: 2 E: 1 K: 2 S: 11	H: 3 LOB: 2 BB: 0 P: 11	R: 0 E: 0 K: 0 S: 3	H: 1 LOB: 0 BB: 0 P: 4	R: 0 E: 0 K: 0 S: 3	H: 0 LOB: 0 BB: 0 P: 3	R: 3 E: 0 K: 0 S: 6	H: 4 LOB: 1 BB: 0 P: 7	R: 1 E: 0 K: 1 S: 7	H: 1 LOB: 0 BB: 0 P: 7	R: 4 E: 0 K: 1 S: 8	H: 3 LOB: 0 BB: 1 P: 13	R: 2 E: 1 K: 0 S: 5	H: 2 LOB: 0 BB: 0 P: 5	R: 0 E: 0 K: 3 S: 10	H: 1 LOB: 1 BB: 0 P: 10	1B: 11 2B: 2 3B: 0 HR: 4	SF: 0 SAC: 0 DP: 3 HBP: 2	WP: 1 PB: 0 SB: 0 CS: 1	PA: 46		
PITCHER	IP WLS BF H R ER SO BB IBB HBP BLK WP HR S P ERA WHIP	IP WLS BF H R ER SO BB IBB HBP BLK WP HR S P ERA WHIP	IP WLS BF H R ER SO BB IBB HBP BLK WP HR S P ERA WHIP	IP WLS BF H R ER SO BB IBB HBP BLK WP HR S P ERA WHIP	IP WLS BF H R ER SO BB IBB HBP BLK WP HR S P ERA WHIP	IP WLS BF H R ER SO BB IBB HBP BLK WP HR S P ERA WHIP	IP WLS BF H R ER SO BB IBB HBP BLK WP HR S P ERA WHIP	IP WLS BF H R ER SO BB IBB HBP BLK WP HR S P ERA WHIP	IP WLS BF H R ER SO BB IBB HBP BLK WP HR S P ERA WHIP	IP WLS BF H R ER SO BB IBB HBP BLK WP HR S P ERA WHIP	IP WLS BF H R ER SO BB IBB HBP BLK WP HR S P ERA WHIP	IP WLS BF H R ER SO BB IBB HBP BLK WP HR S P ERA WHIP	IP WLS BF H R ER SO BB IBB HBP BLK WP HR S P ERA WHIP	IP WLS BF H R ER SO BB IBB HBP BLK WP HR S P ERA WHIP	IP WLS BF H R ER SO BB IBB HBP BLK WP HR S P ERA WHIP	IP WLS BF H R ER SO BB IBB HBP BLK WP HR S P ERA WHIP	IP WLS BF H R ER SO BB IBB HBP BLK WP HR S P ERA WHIP	IP WLS BF H R ER SO BB IBB HBP BLK WP HR S P ERA WHIP	IP WLS BF H R ER SO BB IBB HBP BLK WP HR S P ERA WHIP	IP WLS BF H R ER SO BB IBB HBP BLK WP HR S P ERA WHIP	IP WLS BF H R ER SO BB IBB HBP BLK WP HR S P ERA WHIP	IP WLS BF H R ER SO BB IBB HBP BLK WP HR S P ERA WHIP	IP WLS BF H R ER SO BB IBB HBP BLK WP HR S P ERA WHIP	IP WLS BF H R ER SO BB IBB HBP BLK WP HR S P ERA WHIP

Detroit Tigers @ Houston Astros
Osceola County Stadium, Kissimmee, FL
Fri Mar 02 2007, 1:05 PM EST
Att: 3,224 - Cloudy - 82 F

AB 43
R 13
H 17
RBI 13
BB 1
SO 8
LOB 17



Batter	1	2	3	4	5	6	7	8	9	AB	R	H	RBI	BB	SO	LOB	BOTTOM							
Craig Biggio, R (1,10) OBP: 0.333, SLG: 0.333 1 Mike Rodriguez, L (5,FR) OBP: 0.667, SLG: 0.667	0-3 K		0-0 F8		0-0 2 BB 1B	0-0 4 G5-4-3 1B		0-0 4 FC6-4 1B	0-0 P3	3 0 1 0 0 1 0 3 1 2 0 0 0 0														
Mark Loretta, R (1,4) OBP: 0.600, SLG: 0.500 67 Brooks Conrad, S (5,FR) OBP: 0.500, SLG: 0.500	0-3 K				4-0 2 FC5-4 BB	0-0 G5-4-3		0-0 65 HR 1B	4-0 65 1B 1B	2 0 1 0 1 1 0 0 0 0 0 0 0 0 2 2 0 0 1 0 3														
4 Eric Bruntlett, R (6,4)					1-2 2-3 BB	1-2		1-2 65 HR 1B	0-0 65 E BB	3 0 0 0 0 1 4 3 1 2 0 0 0 0														
17 Lance Berkman, S (1,3) OBP: 0.400, SLG: 0.400	0-0 G3		0-0 F9		0-3 K			0-0 G3-1	0-0 65 HR 1B	3 0 0 0 0 1 4 3 1 2 0 0 0 0														
2 Chris Burke, R (1,8) OBP: 0.333, SLG: 1.200		0-0 L5			0-0 P4			0-0 FC5-4 BB BB	0-0 E7 13 G4-6-3 1B	3 0 0 1 0 0 3 3 2 3 3 0 0 0														
Morgan Ensberg, R (1,5) OBP: 0.600, SLG: 1.250 13 Eric Munson, L (6,3) OBP: 0.600, SLG: 0.500		0-0 HR			0-0 G5-3	4-0 BB BB		0-0 E7 10 1B 1B	0-0 F8	2 1 1 1 1 0 0 3 0 1 0 0 0 2														
Luke Scott, L (1,9) OBP: 0.600, SLG: 0.333 72 Lou Santangelo, R (6,2)		0-0 16 S 1B			0-0 F7	4-0 BB BB		0-3 K	4-0 10 BB E BB	2 0 1 1 1 0 0 1 0 0 0 1 1 2														
16 Jason Lane, R (1,7) OBP: 0.500, SLG: 0.500 Orlando Palmeiro, L (5,7) OBP: 0.500, SLG: 0.500 Charlton Jimerson, R (8,7)		1-0 F9			4-0 BB BB	0-3 K		0-0 10 1B 1B	0-0 E5 10 BB BB	1 0 0 0 1 0 1 2 0 1 1 0 1 3 1 0 0 0 0 0 1							AB 40 R 8 H 14 RBI 7 BB 10 SO 7 LOB 29							
28 Adam Everett, R (1,6) OBP: 0.600, SLG: 0.333 10 Cody Ransom, R (6,FR) OBP: 0.667, SLG: 0.500		4-0 BB			0-0 L5			0-0 1 1B BB	4-0 FC6-4 BB	1 0 0 0 2 0 1 1 0 1 0 1 0 0														
55 Humberto Quintero, R (1,2) OBP: 0.500, SLG: 0.500 Richard Hidalgo, R (6,9)		0-3 K			4-0 BB 2 FC5-4 BB			0-3 K	0-0 G6-3	1 1 0 0 1 1 2 3 0 0 0 0 1 7														
Inning Stats	R: 0 E: 0 K: 2 S: 7	H: 0 LOB: 0 BB: 0 P: 7	R: 1 E: 0 K: 1 S: 7	H: 2 LOB: 1 BB: 1 P: 12	R: 0 E: 0 K: 0 S: 4	H: 1 LOB: 1 BB: 0 P: 4	R: 0 E: 0 K: 0 S: 3	H: 0 LOB: 1 BB: 1 P: 7	R: 2 E: 0 K: 2 S: 8	H: 1 LOB: 3 BB: 4 P: 24	R: 0 E: 0 K: 1 S: 5	H: 1 LOB: 2 BB: 1 P: 9	R: 1 E: 1 K: 1 S: 9	H: 4 LOB: 3 BB: 0 P: 9	R: 3 E: 1 K: 0 S: 7	H: 3 LOB: 2 BB: 2 P: 15	R: 1 E: 1 K: 0 S: 4	H: 2 LOB: 1 BB: 1 P: 8	1B: 12 2B: 0 3B: 0 HR: 2	SF: 0 SAC: 0 DP: 2 HBP: 0	WP: 0 PB: 0 SB: 1 CS: 0	PA: 50		
PITCHER	IP WLS BF H R ER SO BB IBB HBP BLK WP HR S P ERA WHIP	IP WLS BF H R ER SO BB IBB HBP BLK WP HR S P ERA WHIP	IP WLS BF H R ER SO BB IBB HBP BLK WP HR S P ERA WHIP	IP WLS BF H R ER SO BB IBB HBP BLK WP HR S P ERA WHIP	IP WLS BF H R ER SO BB IBB HBP BLK WP HR S P ERA WHIP	IP WLS BF H R ER SO BB IBB HBP BLK WP HR S P ERA WHIP	IP WLS BF H R ER SO BB IBB HBP BLK WP HR S P ERA WHIP	IP WLS BF H R ER SO BB IBB HBP BLK WP HR S P ERA WHIP	IP WLS BF H R ER SO BB IBB HBP BLK WP HR S P ERA WHIP	IP WLS BF H R ER SO BB IBB HBP BLK WP HR S P ERA WHIP	IP WLS BF H R ER SO BB IBB HBP BLK WP HR S P ERA WHIP	IP WLS BF H R ER SO BB IBB HBP BLK WP HR S P ERA WHIP	IP WLS BF H R ER SO BB IBB HBP BLK WP HR S P ERA WHIP	IP WLS BF H R ER SO BB IBB HBP BLK WP HR S P ERA WHIP	IP WLS BF H R ER SO BB IBB HBP BLK WP HR S P ERA WHIP	IP WLS BF H R ER SO BB IBB HBP BLK WP HR S P ERA WHIP	IP WLS BF H R ER SO BB IBB HBP BLK WP HR S P ERA WHIP	IP WLS BF H R ER SO BB IBB HBP BLK WP HR S P ERA WHIP	IP WLS BF H R ER SO BB IBB HBP BLK WP HR S P ERA WHIP	IP WLS BF H R ER SO BB IBB HBP BLK WP HR S P ERA WHIP	IP WLS BF H R ER SO BB IBB HBP BLK WP HR S P ERA WHIP	IP WLS BF H R ER SO BB IBB HBP BLK WP HR S P ERA WHIP	IP WLS BF H R ER SO BB IBB HBP BLK WP HR S P ERA WHIP	IP WLS BF H R ER SO BB IBB HBP BLK WP HR S P ERA WHIP

Detroit Tigers @ Houston Astros
Osceola County Stadium, Kissimmee, FL
Fri Mar 02 2007, 1:05 PM EST
Att: 3,224 - Cloudy - 82 F



Batter	1	2	3	4	5	6	7	8	9	AB	R	H	RBI	BB	SO	LOB	TOP										
Felipe Lopez, S OBP: 0.375, SLG: 0.286 Joe Thurston, L (5, 4)										3	0	1	0	0	1	0	Washington Nationals @ Houston Astros Osceola County Stadium, Kissimmee, FL Sun Mar 04 2007, 1:05 PM EST Att: 2,980 - Sunny - 70 F										
4 D'Angelo Jimenez, S OBP: 0.500, SLG: 0.400 73 Melvin Dorta, R Dan DeMent, R (9, PH)										3	0	0	0	0	2	1											
5 Kory Casto, L OBP: 0.500, SLG: 0.250										2	0	0	0	2	0	2											
44 Alex Escobar, R OBP: 0.429, SLG: 0.429										4	1	2	0	0	1	3											
29 Michael Restovich, R 21 George Lombard, L OBP: 1.000, SLG: 1.000										2	0	0	0	0	1	2											
Chris Snelling, L OBP: 0.400, SLG: 0.250										3	0	0	0	1	0	4											
Jorge Toca, R OBP: 0.333, SLG: 0.333 13 Robert Fick, L (8, PH)										2	0	1	2	1	0	0											
81 Darnell McDonald, R Wayne Lydon, S (6, 8)										3	0	0	0	0	1	4											
10 Brandon Harper, R Danny Ardoin, R (5, 2)										2	0	0	0	0	0	0											
										2	0	0	0	0	1	0											
Inning Stats	R: 0 E: 0 K: 2 S: 7	H: 0 LOB: 1 BB: 1 P: 11	R: 0 E: 0 K: 0 S: 3	H: 0 LOB: 0 BB: 0 P: 3	R: 0 E: 0 K: 0 S: 4	H: 1 LOB: 1 BB: 0 P: 4	R: 0 E: 0 K: 1 S: 6	H: 1 LOB: 3 BB: 2 P: 14	R: 0 E: 0 K: 1 S: 5	H: 0 LOB: 0 BB: 0 P: 5	R: 2 E: 0 K: 1 S: 7	H: 2 LOB: 1 BB: 1 P: 11	R: 0 E: 1 K: 1 S: 6	H: 0 LOB: 2 BB: 1 P: 10	R: 0 E: 0 K: 1 S: 5	H: 1 LOB: 1 BB: 1 P: 9	R: 0 E: 0 K: 1 S: 5	H: 0 LOB: 0 BB: 0 P: 5	1B: 5 2B: 0 3B: 0 HR: 0	SF: 0 SAC: 0 DP: 1 HBP: 0	WP: 1 PB: 0 SB: 0 CS: 0	PA: 38					
PITCHER	IP WLS BF H R ER SO BB IBB HBP BLK WP HR S P ERA WHIP																										
51 Wandy Rodriguez, L ERA: 3.1	2.0	7	0	0	0	2	1	0	0	0	0	0	0	10	14	0.00	0.500										
37 Matt Albers, R ERA: 18.0	2.0	10	2	0	0	1	2	0	0	0	0	0	0	10	18	0.00	2.000										
54 Brad Lidge, R ERA: 18.0	1.0	H	3	0	0	0	0	0	0	0	0	0	5	5	0.00	0.000											
43 Chris Sampson, R ERA: 10.8	1.2	W	10	2	2	2	2	0	0	0	0	0	0	10	18	10.80	2.400										
Lincoln Holdzkorn, R ERA: 22.5	1.1		5	1	0	0	2	1	0	0	0	1	0	8	12	0.00	1.500										

Batter	1	2	3	4	5	6	7	8	9	AB	R	H	RBI	BB	SO	LOB	BOTTOM										
Craig Biggio, R OBP: 0.444, SLG: 0.375 Orlando Palmeiro, L (6, PH)										2	1	1	0	1	0	0	Washington Nationals @ Houston Astros Osceola County Stadium, Kissimmee, FL Sun Mar 04 2007, 1:05 PM EST Att: 2,980 - Sunny - 70 F										
1 Mike Rodriguez, L OBP: 0.400, SLG: 0.400										2	0	0	0	1	0	2											
17 Lance Berkman, S OBP: 0.333, SLG: 0.250 4 Eric Bruntlett, R OBP: 0.333, SLG: 0.143										2	0	0	0	1	0	2											
45 Carlos Lee, R OBP: 0.667, SLG: 0.667 65 Hunter Pence, R OBP: 0.667, SLG: 1.250										3	0	2	1	0	0	2											
Morgan Ensberg, R OBP: 0.500, SLG: 1.000 10 Cody Ransom, R OBP: 0.571, SLG: 0.800										3	1	1	0	0	0	3											
2 Chris Burke, R OBP: 0.154, SLG: 0.308 20 Josh Anderson, L OBP: 0.333, SLG: 0.333										4	1	1	0	0	1	2											
16 Jason Lane, R OBP: 0.462, SLG: 1.000 23 Danny Klassen, R (7, 4)										3	1	2	1	1	0	1											
28 Adam Everett, R OBP: 0.429, SLG: 0.200 Richard Hidalgo, R (7, 8)										2	0	0	1	0	1	3											
Brad Ausmus, R OBP: 0.500, SLG: 0.500 55 Humberto Quintero, R (6, 2)										2	0	1	0	0	1	1											
										1	1	0	0	0	0	0											
Inning Stats	R: 0 E: 0 K: 0 S: 3	H: 2 LOB: 2 BB: 0 P: 7	R: 0 E: 0 K: 0 S: 3	H: 1 LOB: 2 BB: 2 P: 11	R: 1 E: 0 K: 1 S: 6	H: 1 LOB: 1 BB: 1 P: 10	R: 1 E: 0 K: 0 S: 4	H: 2 LOB: 2 BB: 1 P: 8	R: 7 E: 1 K: 1 S: 12	H: 6 LOB: 1 BB: 0 P: 13	R: 0 E: 0 K: 0 S: 3	H: 0 LOB: 0 BB: 0 P: 3	R: 0 E: 0 K: 0 S: 3	H: 0 LOB: 1 BB: 1 P: 8	R: 0 E: 0 K: 0 S: 3	H: 0 LOB: 1 BB: 1 P: 8	1B: 6 2B: 4 3B: 2 HR: 0	SF: 0 SAC: 1 DP: 2 HBP: 1	WP: 1 PB: 0 SB: 0 CS: 0	PA: 41							
PITCHER	IP WLS BF H R ER SO BB IBB HBP BLK WP HR S P ERA WHIP																										
57 Jason Bergmann, R ERA: 4.5	2.0	10	2	1	1	1	3	0	0	0	0	0	9	21	4.50	2.500											
75 Mike Bacsik, L ERA: 07.8	1.2	L	13	7	7	7	1	0	1	0	0	0	0	13	18	37.80	4.800										
63 Winston Abreu, R ERA:	1.1		6	1	1	0	0	0	0	0	0	0	0	6	6	0.00	0.750										
37 Jermaine Van Buren, R ERA:	1.0		4	0	0	0	1	0	0	0	1	0	3	8	0.00	1.000											



Batter	1	2	3	4	5	6	7	8	9	AB	R	H	RBI	BB	SO	LOB	TOP										
2 Chris Burke, R OBP: 0.250, SLG: 0.286 65 Hunter Pence, R OBP: 0.727, SLG: 1.300	4-0 BB 28 F7-3			4-0 BB 28 CS		0-0 G4-3	0-0 16 S 1B		0-0 2B	1 0 0 0 2 0 0 2 1 2 0 0 0 0							Houston Astros @ St. Louis Cardinals Roger Dean Stadium, Jupiter, FL Mon Mar 05 2007, 1:05 PM EST Att: 5,715 - Sunny - 67 F										
28 Adam Everett, R OBP: 0.333, SLG: 0.143 16 Jason Lane, R OBP: 0.438, SLG: 0.857	0-0 F7-3 1-1			1-0 G6-3 1-2		0-3 K	1-0 1B		0-0 L7	2 0 0 0 0 0 2 3 0 1 1 0 1 1																	
Mike Lamb, L OBP: 0.250, SLG: 0.333 87 Tommy Manzella, R OBP: 0.750, SLG: 1.000	0-0 F7			0-0 G3-1		0-0 1B	0-0 2B		0-0 F7	2 0 0 0 0 0 0 2 1 1 0 0 0 1																	
Morgan Ennsberg, R OBP: 0.455, SLG: 0.800 20 Josh Anderson, L OBP: 0.250, SLG: 0.250		0-0 P3			0-0 E7 1B SF9	0-0 2H 1B		0-0 G3		3 1 1 1 0 0 0 1 0 0 0 0 0 0																	
Luke Scott, L OBP: 0.500, SLG: 0.333 72 Lou Santangelo, R OBP: 0.500, SLG: 0.333		2-3 K			0-0 13 F8 2-3 1B SF9	0-0 F9		0-0 1B		3 0 1 0 0 1 1 1 0 1 0 0 0 0																	
Richard Hidalgo, R Charlton Jimerson, R		0-0 F9			0-0 SF9 1-2 3H 2-0		0-0 G5-3	0-0 F7		2 0 0 1 0 0 0 1 0 0 0 0 0 1																	
4 Eric Bruntlett, R OBP: 0.417, SLG: 0.125 10 Cody Ransom, R OBP: 0.500, SLG: 0.667			0-0 F9		0-0 HBP		4-0 13 G4-3 1 HR 13 E BB	0-0 F9		1 0 0 0 1 0 0 1 1 0 0 0 0 1																	
13 Eric Munson, L OBP: 0.273, SLG: 0.200			0-0 P5		0-0 F8 2-3		1-0 G4-3	0-0 L4		4 0 0 0 0 0 3																	
1 Mike Rodriguez, L OBP: 0.333, SLG: 0.667			0-0 G3		0-0 G3		0-0 3H HR	0-0 G3-1		4 1 1 2 0 0 2																	
Inning Stats	R: 0 E: 0 K: 0 S: 2	H: 0 LOB: 0 BB: 1 P: 6	R: 0 E: 0 K: 1 S: 5	H: 0 LOB: 0 BB: 0 P: 7	R: 0 E: 0 K: 0 S: 3	H: 0 LOB: 0 BB: 0 P: 3	R: 0 E: 0 K: 0 S: 2	H: 0 LOB: 0 BB: 1 P: 7	R: 1 E: 1 K: 0 S: 5	H: 1 LOB: 2 BB: 0 P: 7	R: 1 E: 0 K: 1 S: 7	H: 2 LOB: 1 BB: 0 P: 7	R: 3 E: 1 K: 0 S: 6	H: 3 LOB: 1 BB: 1 P: 12	R: 0 E: 0 K: 0 S: 4	H: 1 LOB: 1 BB: 0 P: 4		R: 0 E: 0 K: 0 S: 4	H: 1 LOB: 1 BB: 0 P: 4	1B: 5 2B: 3 3B: 0 HR: 1	SF: 1 SAC: 0 DP: 1 HBP: 1	WP: 0 PB: 0 SB: 1 CS: 1	PA: 38				
PITCHER	IP	WLS	BF	H	R	ER	SO	BB	IBB	HBP	BLK	WP	HR	S	P	ERA	WHIP										
50 Adam Wainwright, R ERA: 2.25	4.0		12	3	0	0	1	2	0	0	0	0	0	12	23	0.00	0.500										
62 Mike Smith, R ERA: 2.25	2.0	L	11	3	2	1	1	0	0	1	0	0	0	12	14	4.50	1.500										
52 Josh Kinney, R ERA: 27.0	1.0		7	3	3	3	0	1	0	0	0	0	1	6	12	27.00	4.000										
Ricardo Rincon, L ERA:	1.0		4	1	0	0	0	0	0	0	0	0	0	4	4	0.00	1.000										
78 Kelvin Jimenez, R ERA:	1.0		4	1	0	0	0	0	0	0	0	0	0	4	4	0.00	1.000										

Batter	1	2	3	4	5	6	7	8	9	AB	R	H	RBI	BB	SO	LOB	BOTTOM										
26 Scott Spiezo, S OBP: 0.688, SLG: 0.900	4-0 BB		0-0 F7		0-0 F7		4-0 BB		0-0 F7	2 0 2 0 1 0 0 1 0 0 0 1 0 1							Houston Astros @ St. Louis Cardinals Roger Dean Stadium, Jupiter, FL Mon Mar 05 2007, 1:05 PM EST Att: 5,715 - Sunny - 67 F										
76 Travis Hanson, L OBP: 0.333, SLG: 0.143			1-3 1B		1-3 1B		0-3 BB			4 0 0 0 0 2 6 0 0 0 0 0 0 0																	
16 Chris Duncan, L OBP: 0.294, SLG: 0.471 63 Ryan Ludwick, R OBP: 0.333, SLG: 0.333	0-0 F7		2-3 K		0-0 G4-3		0-3 K			3 0 1 0 0 0 3 1 0 0 0 0 0 0																	
5 Albert Pujols, R OBP: 0.500, SLG: 0.286 55 Skip Schumaker, L OBP: 0.429, SLG: 0.385	0-0 P5		0-0 F8		0-0 F9		0-0 49 1B 1B		0-0 G6-3	3 0 0 0 0 0 2 1 0 1 0 0 0 0																	
27 Scott Rolen, R OBP: 0.462, SLG: 0.333 70 Tagg Bozied, R OBP: 0.429, SLG: 0.500	0-0 F9		0-0 F9		0-0 F7		0-0 F7		0-0 1B	3 0 0 0 0 0 2 1 0 1 0 0 0 0																	
49 Rick Ankiel, L OBP: 0.385, SLG: 0.333 Aaron Miles, S OBP: 0.231, SLG: 0.273		4-0 4 G5-4-3 BB		0-0 F8		0-0 F7		0-0 F9		2 0 1 0 1 0 0 1 0 0 0 0 0 1																	
3 Preston Wilson, R OBP: 0.311, SLG: 0.111 84 Colby Rasmus, L OBP: 0.500, SLG: 0.667		0-3 K		0-0 F7		0-3 K		0-0 G4-3		3 0 0 0 0 2 3 1 0 0 0 0 0 1																	
4 Yadier Molina, R OBP: 0.500, SLG: 0.556 Gary Bennett, R OBP: 0.364, SLG: 0.125		0-0 G5-4-3 1-2		0-0 F8		0-0 L7-3 BB		0-0 G4-3		1 0 0 0 1 0 1 2 0 0 0 0 0 2																	
So Taguchi, R OBP: 0.083, SLG: 0.083 Miguel Negron, L OBP: 0.333, SLG: 0.167			0-0 E6 26 1B		0-0 L7-3		0-0 G6-3		0-0 75 FC5-4 1B	2 0 0 0 0 0 1 2 0 1 0 0 0 0																	
19 Jolbert Cabrera, R OBP: 0.250, SLG: 0.182 53 John Rodriguez, L OBP: 0.571, SLG: 0.455 75 Brendan Ryan, R OBP: 0.308, SLG: 0.333			0-0 P4		0-0 26 1B		0-0 G4-3		0-0 FC5-4	2 0 1 0 0 0 1 1 0 0 0 0 0 0 1 0 0 0 0 0 1																	
Inning Stats	R: 0 E: 0 K: 0 S: 3	H: 0 LOB: 1 BB: 1 P: 7	R: 0 E: 0 K: 1 S: 4	H: 0 LOB: 1 BB: 1 P: 8	R: 0 E: 1 K: 1 S: 7	H: 1 LOB: 2 BB: 0 P: 9	R: 0 E: 0 K: 0 S: 3	H: 0 LOB: 0 BB: 0 P: 3	R: 0 E: 0 K: 0 S: 3	H: 2 LOB: 2 BB: 1 P: 8	R: 0 E: 0 K: 1 S: 7	H: 2 LOB: 1 BB: 0 P: 7	R: 0 E: 0 K: 1 S: 5	H: 0 LOB: 1 BB: 1 P: 9	R: 0 E: 0 K: 0 S: 4	H: 1 LOB: 1 BB: 0 P: 4	R: 0 E: 0 K: 0 S: 4	H: 1 LOB: 1 BB: 0 P: 4	1B: 7 2B: 1 3B: 0 HR: 0	SF: 0 SAC: 0 DP: 2 HBP: 0	WP: 0 PB: 0 SB: 0 CS: 0	PA: 37					
PITCHER	IP	WLS	BF	H	R	ER	SO	BB	IBB	HBP	BLK	WP	HR	S	P	ERA	WHIP										
64 Fernando Nieve, R ERA:	2.0		8	1	0	0	1	0	0	0	0	0	0	10	12	0.00	0.500										
7 Juan Gutierrez, R ERA: 4.5	1.0	W	5	2	0	0	0	1	0	0	0	0	0	4	8	0.00	3.000										
59 Miguel Asencio, R ERA:	1.0	H	5	2	0	0	1	0	0	0	0	0	0	7	7	0.00	2.000										
21 Rick White, R ERA:	2.0		8	1	0	0	1	1	0	0	0	0	0	9	13	0.00	1.000										
PITCHER	IP	WLS	BF	H	R	ER	SO	BB	IBB	HBP	BLK	WP	HR	S	P	ERA	WHIP										
55 Felipe Paulino, R ERA:	1.0		4	1	0	0	0	0	0	0	0	0	0	4	4	0.00	1.000										



Batter	1	2	3	4	5	6	7	8	9	AB	R	H	RBI	BB	SO	LOB	TOP				
3 Damon Easley, R OBP: 0.286, SLG: 0.231 (1, 4) (7, 5)										5	0	1	0	0	0	1					
16 Paul Lo Duca, R OBP: 0.308, SLG: 0.273 61 Carlos Gómez, R OBP: 0.500, SLG: 2.000 (1, 10) (9, PH) (9, 10)										4	0	1	0	0	0	1					
15 Carlos Beltrán, S OBP: 0.313, SLG: 0.429 17 David Newhan, L OBP: 0.250, SLG: 0.385 (1, 8) (6, 7)										2	1	0	0	1	0	2					
18 Moises Alou, R OBP: 0.143, SLG: 0.191 44 Lastings Milledge, R OBP: 0.355, SLG: 0.556 (1, 7) (6, 9)										3	1	1	1	0	1	1					
20 Shawn Green, L 10 Endy Chavez, L OBP: 0.429, SLG: 0.538 (1, 9) (6, 8)										3	0	0	0	0	0	1					
Julio Franco, R OBP: 0.533, SLG: 0.417 6 Ruben Gotay, S OBP: 0.500, SLG: 0.667 (1, 5) (7, 4)										3	1	2	0	0	0	0					
19 Sandy Alomar Jr., R 11 Ramon Castro, R OBP: 0.571, SLG: 0.500 (1, 2) (6, 2)										2	1	0	0	1	1	1					
64 Mike Carp, L OBP: 0.385, SLG: 0.455 (1, 3)										4	0	2	5	0	0	2					
1 Anderson Hernandez, S OBP: 0.222, SLG: 0.125 (1, 6)										4	0	1	0	0	1	4					
Inning Stats	R: 0 E: 0 K: 0 S: 3	H: 1 LOB: 0 BB: 0 P: 3	R: 0 E: 0 K: 0 S: 3	H: 0 LOB: 0 BB: 0 P: 3	R: 0 E: 0 K: 1 S: 6	H: 1 LOB: 1 BB: 0 P: 6	R: 4 E: 0 K: 0 S: 6	H: 3 LOB: 1 BB: 2 P: 14	R: 0 E: 0 K: 1 S: 6	H: 1 LOB: 2 BB: 0 P: 6	R: 0 E: 0 K: 1 S: 5	H: 0 LOB: 0 BB: 0 P: 5	R: 2 E: 0 K: 2 S: 9	H: 2 LOB: 1 BB: 1 P: 13	R: 1 E: 0 K: 0 S: 4	H: 1 LOB: 1 BB: 0 P: 5	1B: 5 2B: 4 3B: 0 HR: 1	SF: 0 SAC: 0 DP: 1 HBP: 1	WP: 0 PB: 0 SB: 0 CS: 0	PA: 41	
PITCHER	IP WLS BF H R ER SO BB IBB HBP BLK WP HR S P ERA WHIP	3.0 L 12 2 4 0 1 0 0 0 0 0 0 12 20 0.00 0.667	3.0 L 12 2 4 0 1 0 0 0 0 0 0 7 20 18.00 3.000	1.0 L 5 1 0 0 1 0 0 0 0 0 0 5 5 0.00 0.000	1.0 L 6 2 2 2 2 1 0 0 0 0 0 9 13 18.00 3.000	1.0 L 5 1 1 1 0 0 0 0 1 1 0 5 5 9.00 1.000															

New York Mets @ Houston Astros
Osceola County Stadium, Kissimmee, FL
Tue Mar 06 2007, 1:05 PM EST
Att. 4,810 - Sunny - 66 F

AB	37
R	7
H	10
RBI	7
BB	3
SO	6
LOB	14



Batter	1	2	3	4	5	6	7	8	9	AB	R	H	RBI	BB	SO	LOB	BOTTOM				
Craig Biggio, R OBP: 0.333, SLG: 0.273 4 Eric Bruntlett, R OBP: 0.429, SLG: 0.200 (1, 4) (6, 4)										3	0	0	0	0	0	1					
65 Hunter Pence, R OBP: 0.786, SLG: 1.417 16 Jason Lane, R OBP: 0.389, SLG: 0.750 (1, 7) (6, 7)										2	0	2	0	1	0	0					
17 Lance Berkman, S Mike Lamb, L OBP: 0.286, SLG: 0.357 (1, 3) (6, 3) (7, 5)										2	0	0	0	1	1	2					
45 Carlos Lee, R OBP: 0.556, SLG: 0.556 Oriando Palmeiro, L OBP: 0.600, SLG: 0.750 (1, 10) (8, PH) (9, 10)										3	0	1	0	0	0	2					
Morgan Ensberg, R OBP: 0.500, SLG: 0.833 13 Eric Munson, L OBP: 0.333, SLG: 0.273 (1, 5) (7, 3)										2	0	1	0	1	1	2					
Luke Scott, L OBP: 0.400, SLG: 0.250 Richard Hidalgo, R (6, PH) (7, 9)										2	0	0	0	0	1	4					
2 Chris Burke, R OBP: 0.211, SLG: 0.235 20 Josh Anderson, L OBP: 0.200, SLG: 0.200 (1, 8) (7, 8)										3	0	0	0	0	0	2					
28 Adam Everett, R OBP: 0.250, SLG: 0.100 10 Cody Ransom, R OBP: 0.444, SLG: 0.571 (1, 6) (8, 6)										3	0	0	0	0	1	1					
Brad Ausmus, R OBP: 0.500, SLG: 0.500 55 Humberto Quintero, R (1, 2) (6, 2)										2	0	1	0	0	0	0					
Inning Stats	R: 0 E: 0 K: 1 S: 7	H: 2 LOB: 2 BB: 0 P: 7	R: 0 E: 0 K: 1 S: 5	H: 0 LOB: 0 BB: 0 P: 5	R: 0 E: 0 K: 0 S: 4	H: 2 LOB: 1 BB: 1 P: 8	R: 0 E: 0 K: 0 S: 4	H: 1 LOB: 1 BB: 0 P: 4	R: 0 E: 0 K: 1 S: 5	H: 0 LOB: 1 BB: 1 P: 9	R: 0 E: 0 K: 0 S: 3	H: 0 LOB: 0 BB: 0 P: 3	R: 2 E: 1 K: 1 S: 8	H: 2 LOB: 2 BB: 1 P: 12	R: 0 E: 0 K: 0 S: 4	H: 1 LOB: 1 BB: 0 P: 4	1B: 6 2B: 1 3B: 1 HR: 0	SF: 0 SAC: 0 DP: 1 HBP: 0	WP: 0 PB: 0 SB: 0 CS: 0	PA: 39	
PITCHER	IP WLS BF H R ER SO BB IBB HBP BLK WP HR S P ERA WHIP	3.0 W 13 4 0 0 2 1 0 0 0 0 0 9 13 0.00 1.667	2.0 L 8 1 0 0 1 1 0 0 0 0 0 9 13 0.00 1.000	1.0 L 4 0 0 0 0 1 0 0 0 0 0 3 7 0.00 1.000	1.0 L 3 0 0 0 0 0 0 0 0 0 0 3 3 0.00 0.000	1.0 L 7 2 2 0 1 1 0 0 1 0 0 8 12 0.00 3.000	1.0 L 4 1 1 1 0 0 0 0 1 1 0 4 4 0.00 1.000														

New York Mets @ Houston Astros
Osceola County Stadium, Kissimmee, FL
Tue Mar 06 2007, 1:05 PM EST
Att. 4,810 - Sunny - 66 F

AB	35
R	2
H	8
RBI	0
BB	4
SO	4
LOB	20



Batter	1	2	3	4	5	6	7	8	9	AB	R	H	RBI	BB	SO	LOB	TOP	
2 Chris Burke, R OBP: 0.194, SLG: 0.148 65 Hunter Pence, R OBP: 0.708, SLG: 1.238	F9		K			G5-3		G5-3		2	1	0	0	1	1	0	Houston Astros @ Tampa Bay Devil Rays	
28 Adam Everett, R OBP: 0.238, SLG: 0.111 13 Eric Munson, L OBP: 0.409, SLG: 0.450	E5		G6-3			G6-3		G4-3		3	1	1	0	0	0	2	Sun Mar 11 2007, 1:05 PM EDT	
Mike Lamb, L OBP: 0.346, SLG: 0.490 20 Josh Anderson, L OBP: 0.333, SLG: 0.400	E8					HBP		K2-3		2	1	2	3	1	0	0	Att: 3,879 - Sunny - 75 F	
Luke Scott, L OBP: 0.435, SLG: 0.526 Charlton Jimerson, R OBP: 0.357, SLG: 0.417	FC5-4							2B		2	0	1	1	0	1	1	livebaseballrecards.com	
Richard Hidalgo, R OBP: 0.083, SLG: 0.130 87 Tommy Manzella, R OBP: 0.500, SLG: 0.750	FC5-4					G5-3		F9		3	0	0	0	0	0	3	Houston Astros	
4 Eric Bruntlett, R OBP: 0.308, SLG: 0.190 67 Brooks Conrad, S OBP: 0.333, SLG: 0.667	K					F8		K		3	0	0	0	0	2	1	AB 38	
1 Mike Rodriguez, L OBP: 0.357, SLG: 0.643			K			F9				4	0	2	1	0	1	0	R 5	
55 Humberto Quintero, R OBP: 0.250, SLG: 0.125 73 Kevin Davidson, R			G6-3							3	0	2	0	0	0	0	H 12	
10 Cody Ransom, R OBP: 0.300, SLG: 0.333			K							1	0	0	0	0	0	1	RBI 5	
										4	1	0	0	0	3	4	BB 2	
																	SO 9	
																	LOB 18	
																	WP: 0 PA: 41	
																	FB: 0	
																	SB: 0	
																	CS: 0	
																	ERA: 0.00 WHIP: 1.000	
																	1B: 8 SF: 0	
																	2B: 4 SAC: 0	
																	3B: 0 DP: 1	
																	HR: 0 HBP: 1	
																	PITCHER	
																	IP WLS BF H R ER SO BB IBB HBP BLK WP HR S P ERA WHIP	
																	33 James Shields, R ERA: 1.29	
																	51 Mitch Talbot, R ERA: 4.5	
																	37 Seth McClung, R ERA: 5.0	
																	54 Chad Orvella, R ERA: 9.0	
																	45 Ruddy Lugo, R ERA: 9.0	
																	22 Shawn Camp, R ERA: 2.25	

Batter	1	2	3	4	5	6	7	8	9	AB	R	H	RBI	BB	SO	LOB	BOTTOM	
5 Rocco Baldelli, R OBP: 0.235, SLG: 0.313 2 B.J. Upton, R OBP: 0.273, SLG: 0.333	F8					FC5-4				3	0	0	0	0	0	1	Houston Astros @ Tampa Bay Devil Rays	
35 Elijah Dukes, R OBP: 0.394, SLG: 0.263 31 Jonny Gomes, R OBP: 0.250, SLG: 0.522	P3					G1-3				3	0	1	0	0	0	1	Sun Mar 11 2007, 1:05 PM EDT	
Delmon Young, R OBP: 0.227, SLG: 0.190	G5-3					G3-1				3	1	0	0	1	0	2	Att: 3,879 - Sunny - 75 F	
14 Greg Norton, S OBP: 0.300, SLG: 0.333 23 Carlos Pena, L OBP: 0.200, SLG: 0.286	K									3	0	0	0	0	1	2	livebaseballrecards.com	
3 Jorge Cantu, R OBP: 0.316, SLG: 0.444 29 Joel Guzman, R OBP: 0.167, SLG: 0.471	F9					G4-3				1	0	0	0	0	0	2	Houston Astros @ Tampa Bay Devil Rays	
1 Akinori Iwamura, L OBP: 0.176, SLG: 0.067 43 Elliot Johnson, S OBP: 0.200, SLG: 0.200	G6-3									3	0	0	0	0	0	0	Sun Mar 11 2007, 1:05 PM EDT	
58 Hee-Seop Choi, L OBP: 0.125, SLG: 0.071 24 Wes Bankston, R										2	0	0	0	0	1	0	Att: 3,879 - Sunny - 75 F	
32 Shawn Riggans, R OBP: 0.429, SLG: 0.500 3 Jorge Velazquez, R OBP: 0.571, SLG: 0.600										3	0	0	0	0	1	0	livebaseballrecards.com	
Brendan Harris, R OBP: 0.261, SLG: 0.348 66 Josh Arhart, R	F9									3	0	1	0	0	0	0	Houston Astros @ Tampa Bay Devil Rays	
										0	0	0	0	0	0	0	Sun Mar 11 2007, 1:05 PM EDT	
																	Att: 3,879 - Sunny - 75 F	
																	livebaseballrecards.com	
																	Houston Astros @ Tampa Bay Devil Rays	
																	Sun Mar 11 2007, 1:05 PM EDT	
																	Att: 3,879 - Sunny - 75 F	
																	livebaseballrecards.com	
																	Houston Astros @ Tampa Bay Devil Rays	
																	Sun Mar 11 2007, 1:05 PM EDT	
																	Att: 3,879 - Sunny - 75 F	
																	livebaseballrecards.com	
																	Houston Astros @ Tampa Bay Devil Rays	
																	Sun Mar 11 2007, 1:05 PM EDT	
																	Att: 3,879 - Sunny - 75 F	
																	livebaseballrecards.com	
																	Houston Astros @ Tampa Bay Devil Rays	
																	Sun Mar 11 2007, 1:05 PM EDT	
																	Att: 3,879 - Sunny - 75 F	
																	livebaseballrecards.com	
																	Houston Astros @ Tampa Bay Devil Rays	
																	Sun Mar 11 2007, 1:05 PM EDT	
																	Att: 3,879 - Sunny - 75 F	
																	livebaseballrecards.com	
																	Houston Astros @ Tampa Bay Devil Rays	
																	Sun Mar 11 2007, 1:05 PM EDT	
																	Att: 3,879 - Sunny - 75 F	
																	livebaseballrecards.com	
																	Houston Astros @ Tampa Bay Devil Rays	
																	Sun Mar 11 2007, 1:05 PM EDT	
																	Att: 3,879 - Sunny - 75 F	
																	livebaseballrecards.com	
																	Houston Astros @ Tampa Bay Devil Rays	
																	Sun Mar 11 2007, 1:05 PM EDT	
																	Att: 3,879 - Sunny - 75 F	
																	livebaseballrecards.com	
																	Houston Astros @ Tampa Bay Devil Rays	
																	Sun Mar 11 2007, 1:05 PM EDT	
																	Att: 3,879 - Sunny - 75 F	
																	livebaseballrecards.com	
																	Houston Astros @ Tampa Bay Devil Rays	
																	Sun Mar 11 2007, 1:05 PM EDT	
																	Att: 3,879 - Sunny - 75 F	
																	livebaseballrecards.com	
																	Houston Astros @ Tampa Bay Devil Rays	
																	Sun Mar 11 2007, 1:05 PM EDT	
																	Att: 3,879 - Sunny - 75 F	
																	livebaseballrecards.com	
																	Houston Astros @ Tampa Bay Devil Rays	
																	Sun Mar 11 2007, 1:05 PM EDT	
																	Att: 3,879 - Sunny - 75 F	
																	livebaseballrecards.com	
																	Houston Astros @ Tampa Bay Devil Rays	
																	Sun Mar 11 2007, 1:05 PM EDT	
																	Att: 3,879 - Sunny - 75 F	
																	livebaseballrecards.com	
																	Houston Astros @ Tampa Bay Devil Rays	
																	Sun Mar 11 2007, 1:05 PM EDT	
																	Att: 3,879 - Sunny - 75 F	
		</																


Batter	1	2	3	4	5	6	7	8	9	10	AB	R	H	RBI	BB	SO	LOB	
2 Chris Burke, R OBP: 0.171, SLG: 0.129 65 Hunter Pence, R OBP: 0.650, SLG: 1.182	F9	F8	G5-3			G5-3			K		4	0	0	0	0	0	3	
Mark Loretta, R OBP: 0.375, SLG: 0.250 13 Eric Munson, L OBP: 0.391, SLG: 0.429	F8		1B BB	CS BB		K			G5-3		3	1	1	0	1	1	0	
Mike Lamb, L OBP: 0.400, SLG: 0.464 48 Scott Sauerbeck, R Dan Wheeler, R Luke Scott, L OBP: 0.417, SLG: 0.500 21 Rick White, R			1B BB	SAFE 0-0		K			K		3	1	2	0	1	1	0	
Morgan Enberg, R OBP: 0.500, SLG: 0.310 20 Josh Anderson, L OBP: 0.308, SLG: 0.364	F7		1B BB			K			K		4	1	1	0	0	1	2	
Richard Hidalgo, R OBP: 0.143, SLG: 0.154 10 Cody Ransom, R OBP: 0.333, SLG: 0.333		4 G4-3 55 1B	1B BB	FC5-4		K			K		3	2	1	2	1	1	1	
16 Jason Lane, R OBP: 0.419, SLG: 0.786	P3		1B BB			K			K		5	1	2	2	0	1	2	
4 Eric Bruntlett, R OBP: 0.300, SLG: 0.167	G4-3	G6-3				K			K		3	0	0	0	0	1	3	
55 Humberto Quintero, R OBP: 0.292, SLG: 0.200 72 Lou Santangelo, R OBP: 0.490, SLG: 0.256		37 BB	1B SH1-4			L8			B3-6-4		4	0	2	2	0	0	2	
37 Matt Albers, L 43 Chris Sampson, R 67 Brooks Conrad, S OBP: 0.250, SLG: 0.500		SH1-4				K			G6-3		0	0	0	0	1	0	0	
Inning Stats	R: 0 E: 0 K: 0 S: 4	H: 1 LOB: 1 BB: 0 P: 4	R: 1 E: 0 K: 0 S: 4	H: 1 LOB: 2 BB: 2 P: 10	R: 5 E: 0 K: 0 S: 8	H: 5 LOB: 1 BB: 1 P: 12	R: 0 E: 0 K: 2 S: 7	H: 0 LOB: 0 BB: 0 P: 7	R: 0 E: 0 K: 3 S: 9	H: 0 LOB: 0 BB: 0 P: 9	R: 0 E: 0 K: 2 S: 7	H: 0 LOB: 0 BB: 1 P: 6	R: 0 E: 0 K: 0 S: 2	H: 0 LOB: 0 BB: 0 P: 7	R: 0 E: 0 K: 0 S: 3	H: 0 LOB: 0 BB: 1 P: 6	1B: 7 2B: 3 3B: 0 HR: 0	SF: 0 SAC: 1 DP: 2 HBP: 1
PITCHER	IP WLS BF H R ER SO BB IBB HBP BLK WP HR S P ERA WHIP	IP WLS BF H R ER SO BB IBB HBP BLK WP HR S P ERA WHIP	IP WLS BF H R ER SO BB IBB HBP BLK WP HR S P ERA WHIP	IP WLS BF H R ER SO BB IBB HBP BLK WP HR S P ERA WHIP	IP WLS BF H R ER SO BB IBB HBP BLK WP HR S P ERA WHIP	IP WLS BF H R ER SO BB IBB HBP BLK WP HR S P ERA WHIP	IP WLS BF H R ER SO BB IBB HBP BLK WP HR S P ERA WHIP	IP WLS BF H R ER SO BB IBB HBP BLK WP HR S P ERA WHIP	IP WLS BF H R ER SO BB IBB HBP BLK WP HR S P ERA WHIP	IP WLS BF H R ER SO BB IBB HBP BLK WP HR S P ERA WHIP	IP WLS BF H R ER SO BB IBB HBP BLK WP HR S P ERA WHIP	IP WLS BF H R ER SO BB IBB HBP BLK WP HR S P ERA WHIP	IP WLS BF H R ER SO BB IBB HBP BLK WP HR S P ERA WHIP	IP WLS BF H R ER SO BB IBB HBP BLK WP HR S P ERA WHIP	IP WLS BF H R ER SO BB IBB HBP BLK WP HR S P ERA WHIP	IP WLS BF H R ER SO BB IBB HBP BLK WP HR S P ERA WHIP	IP WLS BF H R ER SO BB IBB HBP BLK WP HR S P ERA WHIP	IP WLS BF H R ER SO BB IBB HBP BLK WP HR S P ERA WHIP

TOP

Houston Astros @ Philadelphia Phillies
Bright House Networks Field, Clearwater, FL

Mon Mar 12 2007, 1:05 PM EDT
Att: 7,107 - Sunny - 76 F

AB	35
R	6
H	9
RBI	6
BB	5
SO	9
LOB	14



WP: 0 PA: 42
PB: 0
SB: 2
CS: 1

livebaseballscorecards.com

Batter	1	2	3	4	5	6	7	8	9	10	AB	R	H	RBI	BB	SO	LOB			
11 Jimmy Rollins, S OBP: 0.448, SLG: 0.286 73 Brent Abernathy, R OBP: 0.333, SLG: 0.267	FC6-4 1B		9 1B 26 HR	BB		BB			K		1	1	1	0	3	0	0			
9 Michael Bourn, L OBP: 0.355, SLG: 0.448	FC6-4 26 S		26 HR	1B		K2-3			G3		4	1	1	2	0	1	3			
26 Chase Utley, L OBP: 0.400, SLG: 0.593 63 Ryan Madson, L 77 Yoel Hernandez, R 67 Joe Blenisus, R Karim Garcia, L Jim Ed Warden, R	K		HR			K			G3-1		4	1	1	3	0	3	2			
6 Ryan Howard, L OBP: 0.448, SLG: 0.682 27 Chris Coste, R OBP: 0.333, SLG: 0.375	K		BB			F7			F9		3	0	0	0	1	2	1			
Pal Burrell, R OBP: 0.391, SLG: 0.579 60 Ronald Colloway, L (7, PR) OBP: 0.357, SLG: 0.615		K	19 G4-6-3 BB			2B			78 G5-3 BB		2	0	1	0	2	1	0			
19 Greg Dobbs, L OBP: 0.472, SLG: 0.800 78 Brennan King, R OBP: 0.435, SLG: 0.619	G3	G4-6-3				G4-3			G5-3		3	0	0	0	0	3				
Aaron Rowand, R OBP: 0.133, SLG: 0.172	G4-3					11 BB 1B			F8		5	0	1	0	0	0	4			
51 Carlos Ruiz, R OBP: 0.333, SLG: 0.471			9 SH3-4 1B			F9			F9		4	2	1	0	1	0	3			
66 J.A. Happ, L Geoff Geary, R Randall Simon, L 40 Matt Smith, L 28 Jayson Werth, R 4 Danny Sandoval, S	SH3-4					F7			F8		0	0	0	0	0	0	0			
Inning Stats	R: 0 E: 0 K: 2 S: 8	H: 1 LOB: 1 BB: 0 P: 8	R: 0 E: 0 K: 1 S: 5	H: 0 LOB: 0 BB: 0 P: 5	R: 4 E: 0 K: 0 S: 5	H: 3 LOB: 1 BB: 3 P: 17	R: 0 E: 0 K: 1 S: 6	H: 1 LOB: 2 BB: 1 P: 10	R: 0 E: 0 K: 1 S: 6	H: 1 LOB: 1 BB: 0 P: 6	R: 2 E: 0 K: 1 S: 8	H: 1 LOB: 1 BB: 2 P: 17	R: 0 E: 0 K: 1 S: 5	H: 0 LOB: 0 BB: 0 P: 9	R: 0 E: 0 K: 1 S: 5	H: 0 LOB: 0 BB: 0 P: 5	R: 0 E: 0 K: 0 S: 3	H: 0 LOB: 0 BB: 1 P: 7	1B: 6 2B: 1 3B: 0 HR: 1	SF: 1 SAC: 1 DP: 2 HBP: 0
PITCHER	IP WLS BF H R ER SO BB IBB HBP BLK WP HR S P ERA WHIP	IP WLS BF H R ER SO BB IBB HBP BLK WP HR S P ERA WHIP	IP WLS BF H R ER SO BB IBB HBP BLK WP HR S P ERA WHIP	IP WLS BF H R ER SO BB IBB HBP BLK WP HR S P ERA WHIP	IP WLS BF H R ER SO BB IBB HBP BLK WP HR S P ERA WHIP	IP WLS BF H R ER SO BB IBB HBP BLK WP HR S P ERA WHIP	IP WLS BF H R ER SO BB IBB HBP BLK WP HR S P ERA WHIP	IP WLS BF H R ER SO BB IBB HBP BLK WP HR S P ERA WHIP	IP WLS BF H R ER SO BB IBB HBP BLK WP HR S P ERA WHIP	IP WLS BF H R ER SO BB IBB HBP BLK WP HR S P ERA WHIP	IP WLS BF H R ER SO BB IBB HBP BLK WP HR S P ERA WHIP	IP WLS BF H R ER SO BB IBB HBP BLK WP HR S P ERA WHIP	IP WLS BF H R ER SO BB IBB HBP BLK WP HR S P ERA WHIP	IP WLS BF H R ER SO BB IBB HBP BLK WP HR S P ERA WHIP	IP WLS BF H R ER SO BB IBB HBP BLK WP HR S P ERA WHIP	IP WLS BF H R ER SO BB IBB HBP BLK WP HR S P ERA WHIP	IP WLS BF H R ER SO BB IBB HBP BLK WP HR S P ERA WHIP	IP WLS BF H R ER SO BB IBB HBP BLK WP HR S P ERA WHIP		

BOTTOM

Houston Astros @ Philadelphia Phillies
Bright House Networks Field, Clearwater, FL

Mon Mar 12 2007, 1:05 PM EDT
Att: 7,107 - Sunny - 76 F

AB	34
R	6
H	8
RBI	5
BB	8
SO	8
LOB	18



WP: 3 PA: 44
PB: 0
SB: 1
CS: 0

livebaseballscorecards.com

Batter	1	2	3	4	5	6	7	8	9	AB	R	H	RBI	BB	SO	LOB	TOP		
2 Kelly Johnson, L (1,4) OBP: 0.233, SLG: 0.414 22 Willie Harris, L (5,4) OBP: 0.333, SLG: 0.333	G4-3	FC4-6			72 FC1-6 1B	G4-3			P5	3	0	1	0	0	0	1	Atlanta Braves @ Houston Astros Osceola County Stadium, Kissimmee, FL Wed Mar 14 2007, 1:05 PM EDT Att. 6,111 - Partly Cloudy - 76 F		
72 Yunel Escobar, R (1,5) OBP: 0.481, SLG: 0.583	7 1B		K		7 1B CS	G5-3			1B	5	1	2	0	0	1	1			
7 Jeff Francoeur, R (1,9) OBP: 0.406, SLG: 0.621 27 T.J. Boeh, R (5,8) OBP: 0.357, SLG: 0.292	20 2B		K		1-3 1B	G6-3			P3	3	0	2	0	0	1	0			
Andrew Jones, R (1,8) OBP: 0.333, SLG: 0.333 28 Bob Wickman, R (5,1) OBP: 0.333, SLG: 0.333 51 Michael Gonzalez, R (6,1) OBP: 0.333, SLG: 0.333 23 Matt Diaz, R (7,PH) OBP: 0.333, SLG: 0.333 Blaine Boyer, R (7,1) OBP: 0.333, SLG: 0.333 71 Carlos Mendez, R (6,PH) OBP: 0.333, SLG: 0.333	P2				G5-3				K	2	0	0	0	0	0	4			
20 Scott Thorman, L (1,3) OBP: 0.290, SLG: 0.310	1-3 2-H 2B		K2-3		3-H				G4-3	4	1	2	1	0	1	1			
8 Brayan Peña, S (1,2) OBP: 0.235, SLG: 0.294	G4-3				L9				G4-3	4	0	0	0	0	0	3			
Ryan Langerhans, L (1,7) OBP: 0.448, SLG: 0.667 91 Bill McCarthy, R (8,7) OBP: 0.333, SLG: 0.500		K				K				4	0	2	0	0	2	1			
Tony Peña Jr., R (1,6) OBP: 0.259, SLG: 0.333 74 Brent Lillibridge, R (6,6) OBP: 0.508, SLG: 0.250		L7			F8				G4-3	4	0	1	1	0	0	2			
36 Chuck James, L (1,1) OBP: 0.250, SLG: 0.250 90 Brandon Jones, L (5,9) OBP: 1.000, SLG: 1.000					G3-1					2	0	1	0	0	0	1			
										1	0	1	0	1	0	0			
Inning Stats	R: 1 E: 0 K: 0 S: 6	H: 3 LOB: 2 BB: 0 P: 6	R: 0 E: 0 K: 1 S: 6	H: 1 LOB: 1 BB: 0 P: 6	R: 0 E: 0 K: 3 S: 9	H: 0 LOB: 1 BB: 0 P: 11	R: 0 E: 0 K: 0 S: 4	H: 1 LOB: 1 BB: 0 P: 4	R: 0 E: 0 K: 1 S: 8	H: 2 LOB: 1 BB: 0 P: 5	R: 0 E: 0 K: 1 S: 5	H: 0 LOB: 0 BB: 0 P: 5	R: 0 E: 0 K: 0 S: 4	H: 1 LOB: 1 BB: 0 P: 4	R: 0 E: 0 K: 1 S: 6	H: 1 LOB: 2 BB: 1 P: 10	1B: 9 2B: 3 3B: 0 HR: 0	SF: 0 SAC: 0 DP: 0 HBP: 1	WP: 0 PA: 40 PB: 0 SB: 0 CS: 1
PITCHER	IP WLS BF H R ER SO BB IBB HBP BLK WP HR S P ERA WHIP																		
23 Jason Jennings, R (1,1) ERA: 5.0	4.0	W	18	5	1	1	4	0	0	0	0	0	0	25	27	2.25	1.250		
59 Miguel Asencio, R (5,1) ERA: 2.25	2.0	H	10	5	1	1	1	0	0	0	0	0	0	12	13	4.50	2.500		
Dan Wheeler, R (7,1) ERA: 4.5	1.0	H	3	0	0	0	1	0	0	0	0	0	0	5	5	0.00	0.000		
Chad Qualls, R (8,1) ERA: 9.0	1.0	H	4	1	0	0	0	0	0	0	0	0	0	4	4	0.00	1.000		
Ezequiel Astacio, R (9,1) ERA:	1.0	S	5	1	0	0	1	1	0	0	0	0	0	6	10	0.00	2.000		

Batter	1	2	3	4	5	6	7	8	9	AB	R	H	RBI	BB	SO	LOB	BOTTOM		
Craig Biggio, R (1,4) OBP: 0.391, SLG: 0.571 Charlton Jimerson, R (4,8) OBP: 0.313, SLG: 0.357			G5-3	K			K			1	0	0	1	0	0	0	Atlanta Braves @ Houston Astros Osceola County Stadium, Kissimmee, FL Wed Mar 14 2007, 1:05 PM EDT Att. 6,111 - Partly Cloudy - 76 F		
Mark Loretta, R (1,6) OBP: 0.397, SLG: 0.250 16 Jason Lane, R (6,7) OBP: 0.394, SLG: 0.733	BB						L8			3	1	1	0	0	0	1			
17 Lance Berkman, S (1,3) OBP: 0.393, SLG: 0.458 13 Eric Munson, L (6,3) OBP: 0.423, SLG: 0.458	F9		45 2B				F8			1	0	0	0	0	0	0			
45 Carlos Lee, R (1,7) OBP: 0.455, SLG: 0.571 10 Cody Ransom, R (6,6) OBP: 0.417, SLG: 0.490	F8		P4				HR			3	1	1	1	0	0	2			
Morgan Ensberg, R (1,5) OBP: 0.517, SLG: 0.760 4 Eric Bruntlett, R (4,5) OBP: 0.313, SLG: 0.160	L6						F8			1	0	1	0	0	0	0			
Richard Hidalgo, R (1,9) OBP: 0.182, SLG: 0.167 Dan Wheeler, R (7,1) Chad Qualls, R (8,1) Orlando Palmeiro, L (8,PH) OBP: 0.615, SLG: 0.500 Ezequiel Astacio, R (9,1) ERA:	P3		FC6-4 1B				K			2	0	1	1	0	0	0			
2 Chris Burke, R (1,8) OBP: 0.200, SLG: 0.250 55 Humberto Quintero, R (5,2) OBP: 0.289, SLG: 0.182	F9		FC6-4 1B				G5-3			3	0	0	0	0	0	1			
Brad Ausmus, R (1,2) OBP: 0.400, SLG: 0.500 59 Miguel Asencio, R (5,1) 65 Hunter Pence, R (6,PH) OBP: 0.714, SLG: 1.174	L6						F8			1	0	1	1	0	0	0			
23 Jason Jennings, L (1,1) 67 Brooks Conrad, S (4,PH) OBP: 0.250, SLG: 0.375										2	0	1	1	0	0	0			
										1	0	0	0	0	0	0			
Inning Stats	R: 0 E: 0 K: 0 S: 3	H: 0 LOB: 1 BB: 1 P: 7	R: 0 E: 0 K: 0 S: 4	H: 1 LOB: 2 BB: 1 P: 8	R: 2 E: 0 K: 0 S: 6	H: 3 LOB: 1 BB: 0 P: 6	R: 1 E: 0 K: 1 S: 6	H: 1 LOB: 0 BB: 0 P: 6	R: 1 E: 0 K: 1 S: 5	H: 0 LOB: 1 BB: 0 P: 8	R: 0 E: 0 K: 1 S: 5	H: 0 LOB: 0 BB: 0 P: 5	R: 0 E: 0 K: 0 S: 3	H: 1 LOB: 1 BB: 1 P: 7	R: 0 E: 0 K: 1 S: 3	H: 1 LOB: 1 BB: 1 P: 7	1B: 4 2B: 1 3B: 0 HR: 2	SF: 0 SAC: 0 DP: 1 HBP: 1	WP: 0 PA: 34 PB: 0 SB: 1 CS: 0
PITCHER	IP WLS BF H R ER SO BB IBB HBP BLK WP HR S P ERA WHIP																		
36 Chuck James, L (1,1) ERA: 4.0	4.0	L	19	5	3	3	1	2	0	0	0	0	0	1	19	27	6.75	1.750	
28 Bob Wickman, R (5,1) ERA: 1.8	1.0		4	1	1	1	1	0	0	0	0	0	0	1	6	6	9.00	1.000	
51 Michael Gonzalez, L (6,1) ERA: 9.0	1.0		4	0	0	0	1	0	0	0	0	0	0	5	8	0.00	0.000		
Blaine Boyer, R (7,1) ERA:	2.0		7	1	0	0	1	1	0	0	0	0	0	8	12	0.00	1.000		



Batter	1	2	3	4	5	6	7	8	9	AB	R	H	RBI	BB	SO	LOB	TOP								
2 Hanley Ramirez, R OBP: 0.268, SLG: 0.459 4 Alfredo Amezaga, S OBP: 0.192, SLG: 0.160										4	1	3	2	0	0	3									
6 Dan Uggla, R OBP: 0.243, SLG: 0.219 3 Zach Sorensen, S OBP: 0.217, SLG: 0.182										4	0	0	0	1	1	4									
8 Aaron Boone, R OBP: 0.209, SLG: 0.171 Alex Sanchez, L OBP: 0.214, SLG: 0.357										3	0	1	0	1	0	1									
14 Josh Willingham, R OBP: 0.306, SLG: 0.179 29 Scott Seabolt, R OBP: 0.160, SLG: 0.125										3	0	0	0	2	0	5									
Miguel Olivo, R OBP: 0.250, SLG: 0.379 1 Eric Reed, L OBP: 0.391, SLG: 0.409 13 Paul Hoover, R OBP: 0.300, SLG: 0.222										4	0	1	0	0	2	2									
28 Jason Wood, R OBP: 0.483, SLG: 0.852 9 Joe Dillon, R OBP: 0.333, SLG: 0.231										4	1	2	0	0	0	0									
31 John Gall, R OBP: 0.269, SLG: 0.385										5	0	4	3	0	0	2									
12 Cody Ross, R OBP: 0.235, SLG: 0.138										2	1	0	0	2	0	3									
7 Alejandro De Aza, L OBP: 0.375, SLG: 0.545										4	2	2	1	0	0	5									
Inning Stats	R: 0 E: 0 K: 0 S: 3	H: 1 LOB: 0 BB: 0 P: 3	R: 0 E: 0 K: 1 S: 6	H: 1 LOB: 3 BB: 2 P: 14	R: 1 E: 0 K: 0 S: 4	H: 1 LOB: 1 BB: 1 P: 8	R: 2 E: 1 K: 0 S: 5	H: 2 LOB: 3 BB: 2 P: 15	R: 0 E: 0 K: 1 S: 6	H: 1 LOB: 0 BB: 0 P: 6	R: 1 E: 0 K: 0 S: 5	H: 2 LOB: 1 BB: 0 P: 5	R: 2 E: 1 K: 2 S: 10	H: 3 LOB: 2 BB: 0 P: 12	R: 3 E: 0 K: 0 S: 5	H: 2 LOB: 2 BB: 2 P: 13	R: 0 E: 0 K: 0 S: 5	H: 3 LOB: 2 BB: 0 P: 5	1B: 9 2B: 4 3B: 2 HR: 1	SF: 1 SAC: 0 DP: 1 HBP: 2	WP: 0 PB: 0 SB: 1 CS: 0	PA: 50			
PITCHER	IP	WLS	BF	H	R	ER	SO	BB	IBB	HBP	BLK	WP	HR	S	P	ERA	WHIP								
51 Wandy Rodriguez, L ERA: 5.19	3.2		20	5	3	3	1	5	0	0	0	0	1	17	37	7.36	2.727								
68 Paul Estrada, R ERA:	0.1		2	0	0	0	0	0	0	1	0	0	0	1	3	0.00	0.000								
64 Fernando Nieve, R ERA: 4.5	3.0	L	16	6	3	3	3	0	0	1	0	0	0	21	23	9.00	2.000								
54 Brad Lidge, R ERA: 13.5	1.0		7	2	3	3	0	2	0	0	0	0	0	5	13	27.00	4.000								
84 Troy Patton, L ERA:	1.0		5	3	0	0	0	0	0	0	0	0	0	5	5	0.00	3.000								

Florida Marlins @ Houston Astros
Osceola County Stadium, Kissimmee, FL
Thu Mar 15 2007, 1:05 PM EDT
Att: 5,556 - Partly Cloudy - 82 F

AB 40
R 9
H 16
RBI 6
BB 7
SO 4
LOB 30



Batter	1	2	3	4	5	6	7	8	9	AB	R	H	RBI	BB	SO	LOB	BOTTOM								
Craig Biggio, R OBP: 0.385, SLG: 0.542 4 Eric Bruntlett, R OBP: 0.294, SLG: 0.148										3	1	1	0	0	0	1									
Mark Loretta, R OBP: 0.355, SLG: 0.370 67 Brooks Conrad, S OBP: 0.400, SLG: 0.600										3	1	1	1	0	1	1									
17 Lance Berkman, S OBP: 0.433, SLG: 0.615 Charlton Jimerson, R OBP: 0.368, SLG: 0.412										2	1	2	2	0	0	0									
45 Carlos Lee, R OBP: 0.400, SLG: 0.500 16 Jason Lane, R OBP: 0.371, SLG: 0.688										3	0	0	0	0	0	2									
Morgan Ensberg, R OBP: 0.469, SLG: 0.679 65 Hunter Pence, R OBP: 0.690, SLG: 1.125										3	0	0	0	0	0	0									
Luke Scott, L OBP: 0.400, SLG: 0.654 13 Eric Munson, L OBP: 0.407, SLG: 0.440										3	1	1	1	0	0	0									
2 Chris Burke, R OBP: 0.190, SLG: 0.237 Mike Lamb, L OBP: 0.382, SLG: 0.419										2	0	0	0	0	1	0									
Brad Ausmus, R OBP: 0.353, SLG: 0.438 55 Humberto Quintero, R OBP: 0.296, SLG: 0.217 72 Lou Santangelo, R OBP: 0.376, SLG: 0.167										2	0	0	0	0	0	0									
Orlando Palmeiro, L OBP: 0.588, SLG: 0.500										4	1	2	0	0	0	1									
Inning Stats	R: 2 E: 0 K: 0 S: 5	H: 2 LOB: 0 BB: 0 P: 6	R: 0 E: 0 K: 0 S: 3	H: 0 LOB: 0 BB: 0 P: 3	R: 1 E: 0 K: 0 S: 5	H: 2 LOB: 1 BB: 0 P: 5	R: 1 E: 0 K: 1 S: 6	H: 1 LOB: 0 BB: 0 P: 6	R: 0 E: 0 K: 1 S: 5	H: 1 LOB: 0 BB: 0 P: 5	R: 1 E: 0 K: 0 S: 4	H: 1 LOB: 1 BB: 0 P: 4	R: 1 E: 0 K: 0 S: 5	H: 2 LOB: 1 BB: 0 P: 6	R: 2 E: 1 K: 1 S: 8	H: 2 LOB: 2 BB: 1 P: 12	R: 0 E: 0 K: 0 S: 5	H: 2 LOB: 1 BB: 1 P: 5	1B: 8 2B: 1 3B: 0 HR: 3	SF: 0 SAC: 0 DP: 1 HBP: 0	WP: 0 PB: 0 SB: 2 CS: 0	PA: 40			
PITCHER	IP	WLS	BF	H	R	ER	SO	BB	IBB	HBP	BLK	WP	HR	S	P	ERA	WHIP								
47 Ricky Nolasco, R ERA: 4.66	5.0		20	6	4	4	2	0	0	0	0	0	0	8	25	7.20	1.200								
48 Lee Gardner, R ERA:	2.0	W	8	2	1	0	0	0	0	0	0	0	0	8	9	0.00	1.000								
40 Nate Field, R ERA: 4.05	1.0		5	2	1	1	0	0	0	0	0	0	0	5	6	9.00	2.000								
Mike Koplove, R ERA: 6.0	1.0	S	7	2	2	1	1	1	0	0	0	0	0	8	12	9.00	3.000								

Florida Marlins @ Houston Astros
Osceola County Stadium, Kissimmee, FL
Thu Mar 15 2007, 1:05 PM EDT
Att: 5,556 - Partly Cloudy - 82 F

AB 39
R 8
H 12
RBI 6
BB 1
SO 3
LOB 15



Batter	1	2	3	4	5	6	7	8	9	AB	R	H	RBI	BB	SO	LOB	TOP																
3 Reed Johnson, R OBP: 0.364, SLG: 0.810	HBP			P3		G3-1 15 1B		BB		2	1	1	1	0	0	0	Toronto Blue Jays @ Houston Astros Osceola County Stadium, Kissimmee, FL Sun Mar 18 2007, 1:05 PM EDT Att: 3,986 - Sunny - 65 F																
Chad Mottola, R OBP: 0.278, SLG: 0.313										0	0	0	0	1	0	0																	
Jason Smith, L OBP: 0.469, SLG: 0.857										3	0	0	1	0	2	2																	
4 Ryan Roberts, R OBP: 0.524, SLG: 0.471	K			K		G3-1		F8		1	0	0	0	0	0	1																	
15 Alex Rios, R OBP: 0.344, SLG: 0.483										3	0	1	1	0	0	1																	
67 John Ford Griffin, L OBP: 0.250, SLG: 0.429	G6-4-3			G6-3						1	0	0	0	0	0	0																	
43 Kevin Barker, L OBP: 0.240, SLG: 0.304										3	0	0	0	0	2	1																	
63 Erik Kratz, R OBP: 0.200, SLG: 0.250										1	0	0	0	0	1	0																	
Jason Phillips, R OBP: 0.250, SLG: 0.231										3	0	0	0	0	0	0																	
59 Curtis Thigpen, R OBP: 0.091, SLG: 0.227										1	0	0	0	0	0	0																	
6 John McDonald, R OBP: 0.296, SLG: 0.250										3	0	0	0	0	1	0																	
Ryan Klosterman, R										0	0	0	0	0	0	0																	
57 Jeff Duncan, L OBP: 0.391, SLG: 0.591										1	0	0	0	0	0	0																	
62 Mike Vento, R OBP: 0.273, SLG: 0.211										1	1	0	0	0	0	0																	
1 Ray Olmedo, S										2	1	0	0	1	0	0																	
34 A.J. Burnett, R										1	0	0	0	0	1	0																	
44 Casey Janssen, R										1	0	0	0	0	1	2																	
83 Carlo Cota, R										1	0	0	0	0	0	0																	
56 Brian Tallet, L										0	0	0	0	0	0	0																	
Inning Stats	R: 0 E: 0 K: 1 S: 4	H: 0 LOB: 0 BB: 0 P: 5	R: 0 E: 0 K: 1 S: 5	H: 0 LOB: 0 BB: 0 P: 5	R: 0 E: 0 K: 1 S: 5	H: 0 LOB: 0 BB: 0 P: 5	R: 0 E: 0 K: 1 S: 5	H: 0 LOB: 0 BB: 0 P: 5	R: 0 E: 0 K: 0 S: 3	H: 0 LOB: 0 BB: 0 P: 3	R: 3 E: 0 K: 2 S: 9	H: 2 LOB: 1 BB: 1 P: 14	R: 0 E: 0 K: 1 S: 5	H: 0 LOB: 0 BB: 0 P: 5	R: 0 E: 0 K: 0 S: 3	H: 0 LOB: 1 BB: 0 P: 7	R: 0 E: 0 K: 1 S: 5	H: 0 LOB: 0 BB: 0 P: 5	1B: 1 2B: 1 3B: 0 HR: 0	SF: 0 SAC: 0 DP: 1 HBP: 2	WP: 0 PB: 0 SB: 0 CS: 0	PA: 32											
PITCHER	IP WLS BF H R ER SO BB IBB HBP BLK WP HR S P ERA WHIP																																
44 Roy Oswalt, R ERA: 4.3	5.2	W	20	1	3	3	5	1	0	2	0	0	0	27	33	4.76	0.353																
Dan Wheeler, R ERA: 4.15	0.1	H	2	1	0	0	1	0	0	0	0	0	0	4	4	0.00	3.000																
Ezequiel Astacio, R ERA: 8.53	1.0	H	3	0	0	0	1	0	0	0	0	0	0	5	5	0.00	0.000																
48 Scott Sauerbeck, L ERA: 1.8	1.0	S	3	0	0	0	1	0	0	0	0	0	0	3	7	0.00	1.000																
59 Miguel Asencio, R	1.0	S	3	0	0	0	1	0	0	0	0	0	0	5	5	0.00	0.000																

AB	28
R	3
H	2
RBI	3
BB	2
SO	8
LOB	7



Batter	1	2	3	4	5	6	7	8	9	AB	R	H	RBI	BB	SO	LOB	BOTTOM																
Craig Biggio, R OBP: 0.375, SLG: 0.483	G6-3									2	0	0	0	1	0	2	Toronto Blue Jays @ Houston Astros Osceola County Stadium, Kissimmee, FL Sun Mar 18 2007, 1:05 PM EDT Att: 3,986 - Sunny - 65 F																
4 Eric Bruntlett, R OBP: 0.275, SLG: 0.182										1	0	0	0	0	1	0																	
28 Adam Everett, R OBP: 0.233, SLG: 0.259										3	0	0	1	0	0	2																	
67 Brooks Conrad, S OBP: 0.313, SLG: 0.500										1	1	0	0	0	0	0																	
17 Lance Berkman, S OBP: 0.389, SLG: 0.516										2	0	0	0	1	0	0																	
65 Hunter Pence, R OBP: 0.667, SLG: 1.111										1	0	1	0	0	0	0																	
45 Carlos Lee, R OBP: 0.469, SLG: 0.667										2	0	1	2	1	1	0																	
16 Jason Lane, R OBP: 0.310, SLG: 0.564										1	0	0	0	0	0	1																	
Morgan Ensberg, R OBP: 0.421, SLG: 0.676										3	0	0	0	0	1	3																	
Mike Lamb, L OBP: 0.385, SLG: 0.400										1	0	0	0	0	0	1																	
Luke Scott, L OBP: 0.368, SLG: 0.588										3	1	1	0	0	1	0																	
Charlton Jimerson, R OBP: 0.381, SLG: 0.389										1	0	0	0	0	1	1																	
2 Chris Burke, R OBP: 0.234, SLG: 0.279										2	1	1	0	0	0	0																	
Richard Hidalgo, R OBP: 0.194, SLG: 0.182										1	0	0	0	0	0	0																	
Brad Ausmus, R OBP: 0.391, SLG: 0.476										3	1	2	1	0	1	0																	
44 Roy Oswalt, R ERA: 4.35	4.1	L	19	4	4	4	2	3	0	0	0	0	0	20	32	8.31	1.615																
44 Casey Janssen, R ERA: 1.17	2.2		10	1	0	0	5	1	0	0	0	0	0	19	23	0.00	0.750																
56 Brian Tallet, L ERA: 9.0	1.0		4	1	0	0	1	0	0	0	0	0	0	6	6	0.00	1.000																
Inning Stats	R: 0 E: 0 K: 0 S: 3	H: 0 LOB: 0 BB: 0 P: 3	R: 0 E: 0 K: 1 S: 5	H: 0 LOB: 0 BB: 0 P: 5	R: 0 E: 0 K: 0 S: 3	H: 1 LOB: 1 BB: 1 P: 7	R: 0 E: 0 K: 0 S: 3	H: 0 LOB: 1 BB: 1 P: 7	R: 4 E: 0 K: 2 S: 11	H: 4 LOB: 2 BB: 2 P: 19	R: 0 E: 0 K: 2 S: 7	H: 0 LOB: 0 BB: 0 P: 7	R: 0 E: 0 K: 1 S: 6	H: 1 LOB: 1 BB: 0 P: 6	R: 0 E: 0 K: 1 S: 6	H: 0 LOB: 0 BB: 0 P: 6	1B: 4 2B: 1 3B: 1 HR: 0	SF: 0 SAC: 0 DP: 1 HBP: 0	WP: 0 PB: 0 SB: 1 CS: 0	PA: 33													
PITCHER	IP WLS BF H R ER SO BB IBB HBP BLK WP HR S P ERA WHIP																																

AB	29
R	4
H	6
RBI	4
BB	4
SO	8
LOB	12



Batter	1	2	3	4	5	6	7	8	9	AB	R	H	RBI	BB	SO	LOB	TOP										
28 Adam Everett, R OBP: 0.242, SLG: 0.241 21 Rick White, R OBP: 0.556, SLG: 0.778	P3		1B BB			K											2 0 0 0 1 1 1 0 0 0 0 0 0 0 1 0 1 0 0 0 0										
Orlando Palmeiro, L OBP: 0.571, SLG: 0.556 Charlton Jimerson, R OBP: 0.349, SLG: 0.350	L6		17 FC6-4 1B				G4-3		K								2 0 1 1 0 0 0 0 2 0 0 0 0 0 1 2										
17 Lance Berkman, S OBP: 0.385, SLG: 0.485 67 Brooks Conrad, S OBP: 0.294, SLG: 0.471	K		FC6-4 1-2 1B						P3								2 0 0 0 1 1 2 1 1 0 0 0 0 2										
Morgan Ensbarg, R OBP: 0.415, SLG: 0.649 65 Hunter Pence, R OBP: 0.647, SLG: 1.071				K					G5-3								3 1 1 0 0 2 0 1 0 0 0 0 0 0										
Richard Hidalgo, R OBP: 0.179, SLG: 0.167 Luke Scott, L OBP: 0.359, SLG: 0.571	F8			P4					K								3 0 0 0 0 1 2 1 0 0 0 0 1 0										
16 Jason Lane, R OBP: 0.333, SLG: 0.714 13 Eric Munson, L OBP: 0.424, SLG: 0.517				P6					K								3 2 2 4 0 0 0 1 0 0 0 0 1 0										
2 Chris Burke, R OBP: 0.240, SLG: 0.304 86 Edwin Maysonet, R	F9																3 0 1 0 0 1 1 1 0 0 0 0 0 0										
55 Humberto Quintero, R OBP: 0.250, SLG: 0.179 43 Chris Sampson, R OBP: 0.300, SLG: 0.125				F8					G4-3								3 0 0 0 0 0 1 0 0 0 0 0 0 0 0 0 0 0 0 0 0 1 0 0 0 0 0 0										
64 Fernando Nieve, R OBP: 0.279, SLG: 0.194 58 Dave Borkowski, R				K					K								1 0 0 0 0 1 0 3 0 1 0 0 1 1 0 0 0 0 0 0 0										
Inning Stats	R: 0 E: 0 K: 1 S: 5	H: 0 LOB: 0 BB: 0 P: 6	R: 1 E: 0 K: 1 S: 6	H: 1 LOB: 0 BB: 0 P: 6	R: 0 E: 0 K: 1 S: 6	H: 1 LOB: 2 BB: 1 P: 10	R: 0 E: 0 K: 1 S: 5	H: 0 LOB: 0 BB: 0 P: 5	R: 0 E: 0 K: 1 S: 6	H: 1 LOB: 1 BB: 0 P: 6	R: 3 E: 0 K: 2 S: 9	H: 2 LOB: 1 BB: 1 P: 13	R: 0 E: 0 K: 1 S: 7	H: 2 LOB: 2 BB: 0 P: 7	R: 0 E: 0 K: 2 S: 7	H: 0 LOB: 0 BB: 0 P: 7	R: 0 E: 0 K: 1 S: 5	H: 0 LOB: 0 BB: 0 P: 5	1B: 4 2B: 1 3B: 0 HR: 2	SF: 0 SAC: 0 DP: 0 HBP: 0	WP: 0 PB: 0 SB: 0 CS: 0	PA: 36					
PITCHER	IP WLS BF H R ER SO BB IBB HBP BLK WP HR S P ERA WHIP	IP WLS BF H R ER SO BB IBB HBP BLK WP HR S P ERA WHIP	IP WLS BF H R ER SO BB IBB HBP BLK WP HR S P ERA WHIP	IP WLS BF H R ER SO BB IBB HBP BLK WP HR S P ERA WHIP	IP WLS BF H R ER SO BB IBB HBP BLK WP HR S P ERA WHIP	IP WLS BF H R ER SO BB IBB HBP BLK WP HR S P ERA WHIP	IP WLS BF H R ER SO BB IBB HBP BLK WP HR S P ERA WHIP	IP WLS BF H R ER SO BB IBB HBP BLK WP HR S P ERA WHIP	IP WLS BF H R ER SO BB IBB HBP BLK WP HR S P ERA WHIP	IP WLS BF H R ER SO BB IBB HBP BLK WP HR S P ERA WHIP	IP WLS BF H R ER SO BB IBB HBP BLK WP HR S P ERA WHIP	IP WLS BF H R ER SO BB IBB HBP BLK WP HR S P ERA WHIP	IP WLS BF H R ER SO BB IBB HBP BLK WP HR S P ERA WHIP	IP WLS BF H R ER SO BB IBB HBP BLK WP HR S P ERA WHIP	IP WLS BF H R ER SO BB IBB HBP BLK WP HR S P ERA WHIP	IP WLS BF H R ER SO BB IBB HBP BLK WP HR S P ERA WHIP	IP WLS BF H R ER SO BB IBB HBP BLK WP HR S P ERA WHIP	IP WLS BF H R ER SO BB IBB HBP BLK WP HR S P ERA WHIP	IP WLS BF H R ER SO BB IBB HBP BLK WP HR S P ERA WHIP	IP WLS BF H R ER SO BB IBB HBP BLK WP HR S P ERA WHIP	IP WLS BF H R ER SO BB IBB HBP BLK WP HR S P ERA WHIP	IP WLS BF H R ER SO BB IBB HBP BLK WP HR S P ERA WHIP	IP WLS BF H R ER SO BB IBB HBP BLK WP HR S P ERA WHIP	IP WLS BF H R ER SO BB IBB HBP BLK WP HR S P ERA WHIP	IP WLS BF H R ER SO BB IBB HBP BLK WP HR S P ERA WHIP	IP WLS BF H R ER SO BB IBB HBP BLK WP HR S P ERA WHIP	
2 Hanley Ramirez, R OBP: 0.283, SLG: 0.521 3 Zach Sorensen, S OBP: 0.208, SLG: 0.174	6 S 14 1B	G5-3					F8										3 1 1 1 0 0 2 1 0 0 0 0 0 2										
6 Dan Uggla, R OBP: 0.245, SLG: 0.227 Kevin Gregg, R	G6-3																4 0 1 0 0 0 2 0 0 0 0 0 0 0 0 0 0 0 0 0 0										
9 Joe Dillon, R OBP: 0.333, SLG: 0.231	1-2																4 0 1 0 0 0 2 0 0 0 0 0 0 0										
Miguel Cabrera, R OBP: 0.438, SLG: 0.636 7 Alejandro De Aza, L OBP: 0.345, SLG: 0.481	P3																4 0 1 0 0 0 2 0 0 0 0 0 0 0										
14 Josh Willingham, R OBP: 0.292, SLG: 0.158 48 Lee Gardner, R	2H																4 0 1 1 0 0 1 0 0 0 0 0 0 0										
17 Mike Jacobs, L OBP: 0.277, SLG: 0.381	P5																4 0 0 0 0 1 2										
21 Joe Borchard, S OBP: 0.400, SLG: 0.382																	4 0 0 0 0 2 0										
Miguel Olivo, R OBP: 0.256, SLG: 0.343																	3 1 1 0 0 0 1										
Alex Sanchez, L OBP: 0.194, SLG: 0.286																	3 0 0 0 1 1 2										
Scott Olsen, L OBP: 0.500, SLG: 0.500 Mike Koplove, R																	2 0 1 0 0 1 0 0 0 0 0 0 0 0 0 0 0 0 0 0 0 0 0 0 0 1 0 0 1 0 0 0 0 0 2										
37 Renyel Pinto, L OBP: 0.375, SLG: 0.414 4 Alfredo Amezaga, S OBP: 0.156, SLG: 0.129	1-2																2 0 1 0 0 1 0 0 0 0 0 0 0 0 0 0 0 0 0 0 0 0 0 0 0 1 0 0 1 0 0 0 0 0 2										
Inning Stats	R: 1 E: 0 K: 0 S: 5	H: 2 LOB: 1 BB: 0 P: 6	R: 0 E: 0 K: 2 S: 9	H: 2 LOB: 0 BB: 0 P: 9	R: 0 E: 0 K: 0 S: 4	H: 1 LOB: 1 BB: 0 P: 4	R: 0 E: 0 K: 0 S: 3	H: 0 LOB: 0 BB: 0 P: 3	R: 0 E: 0 K: 1 S: 6	H: 1 LOB: 1 BB: 0 P: 6	R: 0 E: 0 K: 1 S: 5	H: 0 LOB: 0 BB: 0 P: 5	R: 1 E: 0 K: 0 S: 4	H: 0 LOB: 1 BB: 1 P: 9	R: 0 E: 0 K: 1 S: 5	H: 0 LOB: 0 BB: 0 P: 5	R: 0 E: 1 K: 0 S: 4	H: 0 LOB: 2 BB: 1 P: 8	1B: 6 2B: 0 3B: 0 HR: 0	SF: 1 SAC: 0 DP: 0 HBP: 1	WP: 0 PB: 0 SB: 2 CS: 0	PA: 37					
PITCHER	IP WLS BF H R ER SO BB IBB HBP BLK WP HR S P ERA WHIP	IP WLS BF H R ER SO BB IBB HBP BLK WP HR S P ERA WHIP	IP WLS BF H R ER SO BB IBB HBP BLK WP HR S P ERA WHIP	IP WLS BF H R ER SO BB IBB HBP BLK WP HR S P ERA WHIP	IP WLS BF H R ER SO BB IBB HBP BLK WP HR S P ERA WHIP	IP WLS BF H R ER SO BB IBB HBP BLK WP HR S P ERA WHIP	IP WLS BF H R ER SO BB IBB HBP BLK WP HR S P ERA WHIP	IP WLS BF H R ER SO BB IBB HBP BLK WP HR S P ERA WHIP	IP WLS BF H R ER SO BB IBB HBP BLK WP HR S P ERA WHIP	IP WLS BF H R ER SO BB IBB HBP BLK WP HR S P ERA WHIP	IP WLS BF H R ER SO BB IBB HBP BLK WP HR S P ERA WHIP	IP WLS BF H R ER SO BB IBB HBP BLK WP HR S P ERA WHIP	IP WLS BF H R ER SO BB IBB HBP BLK WP HR S P ERA WHIP	IP WLS BF H R ER SO BB IBB HBP BLK WP HR S P ERA WHIP	IP WLS BF H R ER SO BB IBB HBP BLK WP HR S P ERA WHIP	IP WLS BF H R ER SO BB IBB HBP BLK WP HR S P ERA WHIP	IP WLS BF H R ER SO BB IBB HBP BLK WP HR S P ERA WHIP	IP WLS BF H R ER SO BB IBB HBP BLK WP HR S P ERA WHIP	IP WLS BF H R ER SO BB IBB HBP BLK WP HR S P ERA WHIP	IP WLS BF H R ER SO BB IBB HBP BLK WP HR S P ERA WHIP	IP WLS BF H R ER SO BB IBB HBP BLK WP HR S P ERA WHIP	IP WLS BF H R ER SO BB IBB HBP BLK WP HR S P ERA WHIP	IP WLS BF H R ER SO BB IBB HBP BLK WP HR S P ERA WHIP	IP WLS BF H R ER SO BB IBB HBP BLK WP HR S P ERA WHIP	IP WLS BF H R ER SO BB IBB HBP BLK WP HR S P ERA WHIP	IP WLS BF H R ER SO BB IBB HBP BLK WP HR S P ERA WHIP	IP WLS BF H R ER SO BB IBB HBP BLK WP HR S P ERA WHIP
64 Fernando Nieve, R ERA: 3.75 21 Rick White, R ERA: 3.12 43 Chris Sampson, R ERA: 3.12 Trever Miller, L ERA: 4.66 58 Dave Borkowski, R ERA: 4.66	IP WLS BF H R ER SO BB IBB HBP BLK WP HR S P ERA WHIP	IP WLS BF H R ER SO BB IBB HBP BLK WP HR S P ERA WHIP	IP WLS BF H R ER SO BB IBB HBP BLK WP HR S P ERA WHIP	IP WLS BF H R ER SO BB IBB HBP BLK WP HR S P ERA WHIP	IP WLS BF H R ER SO BB IBB HBP BLK WP HR S P ERA WHIP	IP WLS BF H R ER SO BB IBB HBP BLK WP HR S P ERA WHIP	IP WLS BF H R ER SO BB IBB HBP BLK WP HR S P ERA WHIP	IP WLS BF H R ER SO BB IBB HBP BLK WP HR S P ERA WHIP	IP WLS BF H R ER SO BB IBB HBP BLK WP HR S P ERA WHIP	IP WLS BF H R ER SO BB IBB HBP BLK WP HR S P ERA WHIP	IP WLS BF H R ER SO BB IBB HBP BLK WP HR S P ERA WHIP	IP WLS BF H R ER SO BB IBB HBP BLK WP HR S P ERA WHIP	IP WLS BF H R ER SO BB IBB HBP BLK WP HR S P ERA WHIP	IP WLS BF H R ER SO BB IBB HBP BLK WP HR S P ERA WHIP	IP WLS BF H R ER SO BB IBB HBP BLK WP HR S P ERA WHIP	IP WLS BF H R ER SO BB IBB HBP BLK WP HR S P ERA WHIP	IP WLS BF H R ER SO BB IBB HBP BLK WP HR S P ERA WHIP	IP WLS BF H R ER SO BB IBB HBP BLK WP HR S P ERA WHIP	IP WLS BF H R ER SO BB IBB HBP BLK WP HR S P ERA WHIP	IP WLS BF H R ER SO BB IBB HBP BLK WP HR S P ERA WHIP	IP WLS BF H R ER SO BB IBB HBP BLK WP HR S P ERA WHIP	IP WLS BF H R ER SO BB IBB HBP BLK WP HR S P ERA WHIP	IP WLS BF H R ER SO BB IBB HBP BLK WP HR S P ERA WHIP	IP WLS BF H R ER SO BB IBB HBP BLK WP HR S P ERA WHIP	IP WLS BF H R ER SO BB IBB HBP BLK WP HR S P ERA WHIP	IP WLS BF H R ER SO BB IBB HBP BLK WP HR S P ERA WHIP	IP WLS BF H R ER SO BB IBB HBP BLK WP HR S P ERA WHIP

Houston Astros @ Florida Marlins
Roger Dean Stadium, Jupiter, FL
Mon Mar 19 2007, 1:05 PM EDT
Att. 4,527 - Partly Cloudy - 73 F

AB 34
R 4
H 7
RBI 4
BB 2
SO 11
LOB 12



Houston Astros @ Florida Marlins
Roger Dean Stadium, Jupiter, FL
Mon Mar 19 2007, 1:05 PM EDT
Att. 4,527 - Partly Cloudy - 73 F

AB 33
R 2
H 6
RBI 2
BB 2
SO 5
LOB 16



Batter	1	2	3	4	5	6	7	8	9	AB	R	H	RBI	BB	SO	LOB	TOP			
13 Carl Crawford, L OBP: 0.326, SLG: 0.395 3 Jorge Cantu, R OBP: 0.263, SLG: 0.324	G4-3		2B				G5-3			4	2	3	2	0	0	0	Tampa Bay Devil Rays @ Houston Astros Osceola County Stadium, Kissimmee, FL Wed Mar 21 2007, 7:05 PM EDT Att: 3,254 - Partly Cloudy - 70 F livebaseballscorecards.com			
18 Ben Zobrist, S OBP: 0.395, SLG: 0.444 23 Carlos Pena, L OBP: 0.241, SLG: 0.296	B5-3		G6-3							3	1	1	1	1	0	1				
Ty Wigginton, R OBP: 0.417, SLG: 0.619 3 Jorge Velandria, R OBP: 0.438, SLG: 0.500	E5		1B				L5			4	2	2	2	0	0	3				
Delmon Young, R OBP: 0.311, SLG: 0.364 61 Dustin Mohr, R OBP: 0.200, SLG: 0.222	G5-3		1B			G6-3		G3-1		4	1	2	2	0	0	1				
1 Akinori Iwamura, L OBP: 0.250, SLG: 0.250 Brendan Harris, R OBP: 0.244, SLG: 0.256	E3		G5-3			BB	BB	F8		2	1	0	0	2	0	1				
2 B.J. Upton, R OBP: 0.333, SLG: 0.372	G4-3			K		BB	BB	F9		5	1	2	1	0	1	1				
35 Elijah Dukes, R OBP: 0.266, SLG: 0.340 37 Seth McClung, L OBP: 0.266, SLG: 0.340 54 Chad Orvella, R OBP: 0.266, SLG: 0.340 14 Greg Norton, S OBP: 0.266, SLG: 0.340 Brian Stokes, R OBP: 0.266, SLG: 0.340	1B		1B			1B	BB	K		3	0	3	0	1	0	0				
32 Shawn Riggans, R OBP: 0.357, SLG: 0.440 64 Raul Casanova, S	CS		2B	F9		G6-4-3	L4-3	F7		4	1	1	0	0	0	6				
33 James Shields, R OBP: 0.244, SLG: 0.389	G4-3		G6-3				K	K		2	0	0	0	1	0	2				
31 Jonny Gomes, R OBP: 0.244, SLG: 0.389	G4-3		G6-3				K	K		2	0	0	0	0	2	0				
Inning Stats	R: 0 E: 1 K: 0 S: 4	H: 0 LOB: 1 BB: 0 P: 4	R: 0 E: 1 K: 0 S: 3	H: 0 LOB: 1 BB: 0 P: 5	R: 3 E: 0 K: 0 S: 7	H: 4 LOB: 1 BB: 0 P: 7	R: 0 E: 0 K: 1 S: 6	H: 1 LOB: 1 BB: 0 P: 6	R: 6 E: 0 K: 0 S: 9	H: 7 LOB: 3 BB: 3 P: 22	R: 0 E: 0 K: 0 S: 3	H: 1 LOB: 1 BB: 0 P: 11	R: 0 E: 0 K: 0 S: 3	H: 0 LOB: 0 BB: 0 P: 3	R: 0 E: 0 K: 2 S: 7	H: 0 LOB: 0 BB: 0 P: 7	1B: 9 2B: 6 3B: 1 HR: 0	SF: 0 SAC: 0 DP: 2 HBP: 0	WP: 0 PB: 0 SB: 1 CS: 2	PA: 46
PITCHER	IP WLS BF H R ER SO	IP WLS BF H R ER SO	IP WLS BF H R ER SO	IP WLS BF H R ER SO	IP WLS BF H R ER SO	IP WLS BF H R ER SO	IP WLS BF H R ER SO	IP WLS BF H R ER SO	IP WLS BF H R ER SO	IP WLS BF H R ER SO	IP WLS BF H R ER SO	IP WLS BF H R ER SO	IP WLS BF H R ER SO	IP WLS BF H R ER SO	IP WLS BF H R ER SO	IP WLS BF H R ER SO	ERA WHIP	ERA WHIP		
Woody Williams, R ERA: 10.64	4.0 L 25 12 9 9 1	2.0 L 10 2 0 0 0	1.0 L 4 1 0 0 1	1.0 L 3 0 0 0 0	1.0 L 3 0 0 0 2	0.0 L 0 0 0 0 0	0.0 L 0 0 0 0 0	0.0 L 0 0 0 0 0	0.0 L 0 0 0 0 0	0.0 L 0 0 0 0 0	0.0 L 0 0 0 0 0	0.0 L 0 0 0 0 0	0.0 L 0 0 0 0 0	0.0 L 0 0 0 0 0	0.0 L 0 0 0 0 0	0.0 L 0 0 0 0 0	20.25 3.250	3.000 1.000	0.000 0.000	0.000 0.000
37 Matt Albers, R ERA: 3.75	2.0 L 10 2 0 0 0	1.0 L 4 1 0 0 1	1.0 L 3 0 0 0 0	1.0 L 3 0 0 0 0	1.0 L 3 0 0 0 2	0.0 L 0 0 0 0 0	0.0 L 0 0 0 0 0	0.0 L 0 0 0 0 0	0.0 L 0 0 0 0 0	0.0 L 0 0 0 0 0	0.0 L 0 0 0 0 0	0.0 L 0 0 0 0 0	0.0 L 0 0 0 0 0	0.0 L 0 0 0 0 0	0.0 L 0 0 0 0 0	0.0 L 0 0 0 0 0	0.00 1.000	0.00 0.000	0.00 0.000	0.00 0.000
54 Brad Lidge, R ERA: 11.57	1.0 L 3 0 0 0 0	1.0 L 3 0 0 0 0	1.0 L 3 0 0 0 0	1.0 L 3 0 0 0 0	1.0 L 3 0 0 0 2	0.0 L 0 0 0 0 0	0.0 L 0 0 0 0 0	0.0 L 0 0 0 0 0	0.0 L 0 0 0 0 0	0.0 L 0 0 0 0 0	0.0 L 0 0 0 0 0	0.0 L 0 0 0 0 0	0.0 L 0 0 0 0 0	0.0 L 0 0 0 0 0	0.0 L 0 0 0 0 0	0.0 L 0 0 0 0 0	0.00 0.000	0.00 0.000	0.00 0.000	0.00 0.000
Dan Wheeler, R ERA: 3.38	1.0 L 3 0 0 0 0	1.0 L 3 0 0 0 0	1.0 L 3 0 0 0 0	1.0 L 3 0 0 0 0	1.0 L 3 0 0 0 2	0.0 L 0 0 0 0 0	0.0 L 0 0 0 0 0	0.0 L 0 0 0 0 0	0.0 L 0 0 0 0 0	0.0 L 0 0 0 0 0	0.0 L 0 0 0 0 0	0.0 L 0 0 0 0 0	0.0 L 0 0 0 0 0	0.0 L 0 0 0 0 0	0.0 L 0 0 0 0 0	0.0 L 0 0 0 0 0	0.00 0.000	0.00 0.000	0.00 0.000	0.00 0.000
Trever Miller, L ERA:	1.0 L 3 0 0 0 0	1.0 L 3 0 0 0 0	1.0 L 3 0 0 0 0	1.0 L 3 0 0 0 0	1.0 L 3 0 0 0 2	0.0 L 0 0 0 0 0	0.0 L 0 0 0 0 0	0.0 L 0 0 0 0 0	0.0 L 0 0 0 0 0	0.0 L 0 0 0 0 0	0.0 L 0 0 0 0 0	0.0 L 0 0 0 0 0	0.0 L 0 0 0 0 0	0.0 L 0 0 0 0 0	0.0 L 0 0 0 0 0	0.0 L 0 0 0 0 0	0.00 0.000	0.00 0.000	0.00 0.000	0.00 0.000

Batter	1	2	3	4	5	6	7	8	9	AB	R	H	RBI	BB	SO	LOB	BOTTOM					
Craig Biggio, R OBP: 0.371, SLG: 0.467 Mark Loretta, R OBP: 0.378, SLG: 0.394	BB		SF8			K		F7		1	0	0	1	1	1	0	Tampa Bay Devil Rays @ Houston Astros Osceola County Stadium, Kissimmee, FL Wed Mar 21 2007, 7:05 PM EDT Att: 3,254 - Partly Cloudy - 70 F livebaseballscorecards.com					
28 Adam Everett, R OBP: 0.278, SLG: 0.233 Mike Lamb, L OBP: 0.375, SLG: 0.389 54 Brad Lidge, R ERA: 11.57 Dan Wheeler, R ERA: 3.38 Charlton Jimerson, R OBP: 0.375, SLG: 0.381	K		BB			BB				1	0	0	0	2	1	1						
17 Lance Berkman, S OBP: 0.381, SLG: 0.472 16 Jason Lane, R OBP: 0.319, SLG: 0.682	F7		1B			F9				3	0	1	0	0	0	2						
45 Carlos Lee, R OBP: 0.486, SLG: 0.667 Richard Hidalgo, R OBP: 0.171, SLG: 0.158	F9		1B			1B				2	0	0	0	0	1	1						
Morgan Ensberg, R OBP: 0.386, SLG: 0.600 13 Eric Munson, L OBP: 0.429, SLG: 0.500	L5		K			F8		G4-3		3	0	0	0	0	1	5						
Luke Scott, L OBP: 0.386, SLG: 0.556 4 Eric Bruntlett, R OBP: 0.304, SLG: 0.211	F9					BB				1	0	0	0	1	0	0						
2 Chris Burke, R OBP: 0.218, SLG: 0.275	G6-3					BB				2	1	1	0	0	0	3						
Brad Ausmus, R OBP: 0.400, SLG: 0.522 55 Humberto Quintero, R OBP: 0.265, SLG: 0.200			SF8			K				5	0	0	0	0	2	6						
Woody Williams, R ERA: 10.64 37 Matt Albers, L ERA: 3.75 Orlando Palmeiro, L OBP: 0.609, SLG: 0.579 Trever Miller, R ERA:			2B			K				1	0	0	0	0	1	1						
			SH1-4			K				2	1	1	1	1	0	0						
			SH1-4			K				1	0	0	0	0	0	0						
			2B			K				0	0	0	0	0	0	0						
			SH1-4			K				1	0	1	1	1	0	0						
			2B			K				0	0	0	0	0	0	0						
Inning Stats	R: 0 E: 0 K: 1 S: 5	H: 0 LOB: 1 BB: 1 P: 9	R: 0 E: 0 K: 0 S: 3	H: 0 LOB: 0 BB: 0 P: 3	R: 1 E: 0 K: 1 S: 8	H: 3 LOB: 1 BB: 1 P: 12	R: 0 E: 0 K: 2 S: 7	H: 0 LOB: 1 BB: 1 P: 11	R: 0 E: 0 K: 1 S: 6	H: 1 LOB: 2 BB: 1 P: 10	R: 1 E: 0 K: 2 S: 10	H: 3 LOB: 2 BB: 0 P: 10	R: 0 E: 0 K: 1 S: 5	H: 0 LOB: 0 BB: 0 P: 5	R: 0 E: 0 K: 1 S: 5	H: 0 LOB: 2 BB: 1 P: 10	R: 0 E: 1 K: 1 S: 7	H: 1 LOB: 3 BB: 1 P: 11	1B: 7 2B: 1 3B: 0 HR: 0	SF: 1 SAC: 1 DP: 0 HBP: 1	WP: 0 PB: 0 SB: 0 CS: 0	PA: 43
PITCHER	IP WLS BF H R ER SO	IP WLS BF H R ER SO	IP WLS BF H R ER SO	IP WLS BF H R ER SO	IP WLS BF H R ER SO	IP WLS BF H R ER SO	IP WLS BF H R ER SO	IP WLS BF H R ER SO	IP WLS BF H R ER SO	IP WLS BF H R ER SO	IP WLS BF H R ER SO	IP WLS BF H R ER SO	IP WLS BF H R ER SO	IP WLS BF H R ER SO	IP WLS BF H R ER SO	IP WLS BF H R ER SO	ERA WHIP	ERA WHIP				
33 James Shields, R ERA: 2.6	5.1 W 26 6 2 2 6	1.2 L 6 1 0 0 2	1.0 L 4 1 0 0 1	1.0 L 3 0 0 0 1	1.0 L 3 0 0 0 1	0.0 L 0 0 0 0 0	0.0 L 0 0 0 0 0	0.0 L 0 0 0 0 0	0.0 L 0 0 0 0 0	0.0 L 0 0 0 0 0	0.0 L 0 0 0 0 0	0.0 L 0 0 0 0 0	0.0 L 0 0 0 0 0	0.0 L 0 0 0 0 0	0.0 L 0 0 0 0 0	0.0 L 0 0 0 0 0	3.38 1.875	0.600 1.000	0.00 1.000	0.00 2.000		
37 Seth McClung, R ERA: 9.55	1.2 L 6 1 0 0 2	1.0 L 4 1 0 0 1	1.0 L 3 0 0 0 1	1.0 L 3 0 0 0 1	1.0 L 3 0 0 0 1	0.0 L 0 0 0 0 0	0.0 L 0 0 0 0 0	0.0 L 0 0 0 0 0	0.0 L 0 0 0 0 0	0.0 L 0 0 0 0 0	0.0 L 0 0 0 0 0	0.0 L 0 0 0 0 0	0.0 L 0 0 0 0 0	0.0 L 0 0 0 0 0	0.0 L 0 0 0 0 0	0.0 L 0 0 0 0 0	0.00 0.600	0.00 1.000	0.00 1.000	0.00 2.000		
54 Chad Orvella, R ERA: 1.13	1.0 L 4 1 0 0 1	1.0 L 3 0 0 0 0	1.0 L 3 0 0 0 0	1.0 L 3 0 0 0 0	1.0 L 3 0 0 0 1	0.0 L 0 0 0 0 0	0.0 L 0 0 0 0 0	0.0 L 0 0 0 0 0	0.0 L 0 0 0 0 0	0.0 L 0 0 0 0 0	0.0 L 0 0 0 0 0	0.0 L 0 0 0 0 0	0.0 L 0 0 0 0 0	0.0 L 0 0 0 0 0	0.0 L 0 0 0 0 0	0.0 L 0 0 0 0 0	0.00 1.000	0.00 1.000	0.00 1.000	0.00 2.000		
Brian Stokes, R ERA: 1.86	1.0 L 3 0 0 0 0	1.0 L 3 0 0 0 0	1.0 L 3 0 0 0 0	1.0 L 3 0 0 0 0	1.0 L 3 0 0 0 1	0.0 L 0 0 0 0 0	0.0 L 0 0 0 0 0	0.0 L 0 0 0 0 0	0.0 L 0 0 0 0 0	0.0 L 0 0 0 0 0	0.0 L 0 0 0 0 0	0.0 L 0 0 0 0 0	0.0 L 0 0 0 0 0	0.0 L 0 0 0 0 0	0.0 L 0 0 0 0 0	0.0 L 0 0 0 0 0	0.00 1.86	0.00 1.000	0.00 1.000	0.00 2.000		

Batter	1	2	3	4	5	6	7	8	9	AB	R	H	RBI	BB	SO	LOB	TOP
Felipe Lopez, S (1, 4) OBP: 0.239, SLG: 0.310 Josh Wilson, R (6, PH) OBP: 0.487, SLG: 0.500 (6, 5)										3	1	2	2	0	0	1	Washington Nationals @ Houston Astros Osceola County Stadium, Kissimmee, FL Thu Mar 22 2007, 7:05 PM EDT Att: 3,144 - Partly Cloudy - 71 F
15 Cristian Guzman, S (1, 6) OBP: 0.459, SLG: 0.660 4 D'Angelo Jimenez, S (5, 6) OBP: 0.368, SLG: 0.333										4	2	3	1	0	1	0	
11 Ryan Zimmerman, R (1, 5) OBP: 0.429, SLG: 0.660 10 Ronnie Belliard, R (6, PH) OBP: 0.281, SLG: 0.433 (6, 4)										4	2	2	3	0	0	3	
25 Austin Kearns, R (1, 9) OBP: 0.413, SLG: 0.395 Chris Snelling, L (5, 7) OBP: 0.400, SLG: 0.571										4	0	0	0	0	1	2	
Ryan Church, L (1, 7) OBP: 0.294, SLG: 0.326 (5, 8) 7 Nook Logan, S (6, 8) OBP: 0.340, SLG: 0.275 (5, 9)										5	2	3	5	0	0	1	
77 Abraham Nunez, S (1, 8) OBP: 0.308, SLG: 0.364 (5, 9)										4	0	1	0	2	2	1	
Travis Lee, L (1, 3) OBP: 0.419, SLG: 0.538 (5, 3) 5 Kory Casto, L (5, 3) OBP: 0.441, SLG: 0.429										4	1	1	1	0	0	5	
3 Jesus Flores, R (1, 2) OBP: 0.524, SLG: 0.850 61 Juan Brito, R (9, 2) OBP: 0.296, SLG: 0.417										5	4	3	2	0	1	0	
26 Jerome Williams, R (1, 1) OBP: 0.429, SLG: 0.429 36 Levale Speigner, R (6, 1) 35 Ryan Wagner, R (9, 1)										4	2	3	0	0	0	1	
Inning Stats R: 6 H: 8 E: 1 LOB: 3 K: 0 BB: 0 S: 12 P: 12	R: 0 H: 0 E: 0 LOB: 1 K: 0 BB: 1 S: 3 P: 7	R: 4 H: 5 E: 0 LOB: 2 K: 1 BB: 1 S: 10 P: 15	R: 1 H: 1 E: 0 LOB: 0 K: 1 BB: 0 S: 6 P: 6	R: 0 H: 2 E: 0 LOB: 2 K: 0 BB: 0 S: 5 P: 5	R: 5 H: 4 E: 1 LOB: 0 K: 3 BB: 0 S: 14 P: 14	R: 0 H: 0 E: 0 LOB: 0 K: 2 BB: 0 S: 7 P: 7	R: 0 H: 0 E: 1 LOB: 1 K: 3 BB: 0 S: 8 P: 8	R: 0 H: 0 E: 0 LOB: 0 K: 3 BB: 0 S: 9 P: 9	1B: 13 SF: 1 2B: 5 SAC: 0 3B: 0 DP: 0 HR: 2 HBP: 0	WP: 2 PA: 52 PB: 2 SB: 0 CS: 0							
PITCHER 43 Chris Sampson, R (1, 1) ERA: 7.36 36 Brian Moehler, R (3, 1) ERA: 4.6 Ezequiel Astacio, R (7, 1) ERA: 4.6 Ezequiel Astacio, R (7, 1) ERA: 4.6 Chad Qualls, R (8, 1) ERA: 5.4	IP: 2.1 WLS: L BF: 21 H: 12 R: 10 ER: 6 SO: 5 BB: 1 IBB: 0 HBP: 0 BLK: 0 WP: 0 HR: 1 S: 20 P: 24 ERA: 23.14 WHIP: 5.571	IP: 1.0 WLS: 3 BF: 3 H: 0 R: 0 ER: 0 SO: 3 BB: 0 IBB: 0 HBP: 0 BLK: 0 WP: 0 HR: 0 S: 9 P: 9 ERA: 0.00 WHIP: 0.000															

Batter	1	2	3	4	5	6	7	8	9	AB	R	H	RBI	BB	SO	LOB	BOTTOM
Craig Biggio, R (1, 4) OBP: 0.368, SLG: 0.455 4 Eric Bruntlett, R (6, 4) OBP: 0.292, SLG: 0.200										3	0	1	0	0	0	0	Washington Nationals @ Houston Astros Osceola County Stadium, Kissimmee, FL Thu Mar 22 2007, 7:05 PM EDT Att: 3,144 - Partly Cloudy - 71 F
28 Adam Everett, R (1, 6) OBP: 0.250, SLG: 0.206 (5, 8)										4	0	0	0	0	0	2	
17 Lance Berkman, S (1, 3) OBP: 0.356, SLG: 0.436 Ezequiel Astacio, R (7, 1) ERA: 4.6 Chad Qualls, R (8, 1) ERA: 5.4 Orlando Palmeiro, L (8, PH) OBP: 0.628, SLG: 0.579 21 Rick White, R (9, 1)										3	0	0	0	0	0	0	
45 Carlos Lee, R (1, 7) OBP: 0.474, SLG: 0.639 Richard Hidalgo, R (6, PR) OBP: 0.197, SLG: 0.154 (7, 9)										3	0	1	0	0	0	0	
Luke Scott, L (1, 9) OBP: 0.341, SLG: 0.513 Ezequiel Astacio, R (7, 1) ERA: 4.6 Charlton Jimerson, R (7, 7) OBP: 0.360, SLG: 0.364										3	0	0	0	0	0	1	
Morgan Ensberg, R (1, 5) OBP: 0.400, SLG: 0.600 Mark Loretta, R (3, 5) OBP: 0.400, SLG: 0.417										0	0	0	0	0	0	0	
16 Jason Lane, R (1, 8) OBP: 0.333, SLG: 0.660 (5, 8)										3	1	1	0	1	0	3	
Brad Ausmus, R (1, 2) OBP: 0.357, SLG: 0.462 55 Humberto Quintero, R (8, 2) OBP: 0.257, SLG: 0.194										3	1	0	0	0	1	3	
43 Chris Sampson, R (1, 1) 36 Brian Moehler, R (3, 1) Mike Lamb, L (7, 3) OBP: 0.381, SLG: 0.378										1	0	0	0	0	0	0	
Inning Stats R: 0 H: 1 E: 0 LOB: 0 K: 0 BB: 0 S: 3 P: 3	R: 0 H: 0 E: 0 LOB: 2 K: 1 BB: 1 S: 5 P: 10	R: 0 H: 0 E: 0 LOB: 0 K: 0 BB: 0 S: 3 P: 3	R: 0 H: 0 E: 0 LOB: 0 K: 0 BB: 0 S: 3 P: 3	R: 2 H: 1 E: 2 LOB: 1 K: 0 BB: 0 S: 6 P: 7	R: 0 H: 2 E: 0 LOB: 2 K: 0 BB: 0 S: 5 P: 5	R: 0 H: 0 E: 0 LOB: 0 K: 0 BB: 1 S: 2 P: 6	R: 0 H: 0 E: 0 LOB: 1 K: 1 BB: 1 S: 5 P: 9	R: 0 H: 1 E: 1 LOB: 2 K: 0 BB: 0 S: 5 P: 5	1B: 5 SF: 0 2B: 0 SAC: 1 3B: 0 DP: 2 HR: 0 HBP: 1	WP: 0 PA: 37 PB: 0 SB: 0 CS: 0							
PITCHER 26 Jerome Williams, R (1, 1) ERA: 3.38 36 Levale Speigner, R (6, 1) ERA: 3.0 35 Ryan Wagner, R (9, 1) ERA: 3.0	IP: 5.0 WLS: W BF: 20 H: 2 R: 2 ER: 0 SO: 1 BB: 1 IBB: 0 HBP: 0 BLK: 0 WP: 0 HR: 0 S: 20 P: 26 ERA: 0.00 WHIP: 0.600	IP: 3.0 WLS: H BF: 12 H: 2 R: 0 ER: 0 SO: 1 BB: 2 IBB: 0 HBP: 0 BLK: 0 WP: 0 HR: 0 S: 12 P: 20 ERA: 0.00 WHIP: 1.333	IP: 1.0 WLS: 5 BF: 1 H: 0 R: 0 ER: 0 SO: 0 BB: 0 IBB: 0 HBP: 0 BLK: 0 WP: 0 HR: 0 S: 5 P: 5 ERA: 0.00 WHIP: 1.000														



Batter	1	2	3	4	5	6	7	8	9	AB	R	H	RBI	BB	SO	LOB	TOP										
4 Pete Orr, L OBP: 0.405, SLG: 0.405 72 Yonel Escobar, R OBP: 0.380, SLG: 0.447	F7		G4-3		SF7	G4-3			P4	2	0	0	1	0	0	0											
22 Willie Harris, L OBP: 0.362, SLG: 0.341	BB			1B 2B	K				G4-3	3	1	0	0	2	2	0											
Chris Woodward, R OBP: 0.217, SLG: 0.304 Diory Hernandez, R OBP: 0.417, SLG: 0.455	F8			2B 24 SF7 1B	G5-3					4	1	2	0	0	0	1											
Andruw Jones, R OBP: 0.396, SLG: 0.429 91 Bill McCarthy, R OBP: 0.417, SLG: 0.455	K			1-3 2B		K	K			4	0	1	1	0	3	2											
Craig Wilson, R OBP: 0.259, SLG: 0.404 20 Scott Thorman, L OBP: 0.328, SLG: 0.421	P3			2B		64 2B 24 1B			G4-3	2	1	1	0	0	0	0											
64 Doug Clark, L OBP: 0.483, SLG: 0.536	F8			HBP		24 1B				4	1	2	0	0	1	3											
24 Martin Prado, R OBP: 0.413, SLG: 0.488 Tyler Yates, R OBP: 0.380, SLG: 0.447 77 Ryan Basner, R OBP: 0.380, SLG: 0.447 98 J.B. Miadich, R OBP: 0.380, SLG: 0.447	F9			K	SF7	2B			G4-6-3	3	1	1	3	0	0	1											
63 Corky Miller, R OBP: 0.321, SLG: 0.400			G6-3	P3		F9			G3	4	0	0	0	0	0	3											
40 Lance Cormier, R OBP: 0.333, SLG: 0.400 97 Rich Scalamandre, R OBP: 0.333, SLG: 0.400 58 Peter Moylan, R OBP: 0.333, SLG: 0.400 Ryan Langerhans, R OBP: 0.333, SLG: 0.400 37 Steve Colyer, L OBP: 0.333, SLG: 0.400 Wes Timmons, R OBP: 0.333, SLG: 0.400	K2-3			4 WP 4 SF7 2B		1-H 2B			K	0	0	0	0	0	0	0											
Inning Stats	R: 0 E: 0 K: 1 S: 5	H: 0 LOB: 1 BB: 1 P: 9	R: 0 E: 0 K: 0 S: 3	H: 0 LOB: 0 BB: 0 P: 3	R: 0 E: 0 K: 1 S: 5	H: 0 LOB: 0 BB: 0 P: 5	R: 2 E: 0 K: 1 S: 7	H: 2 LOB: 2 BB: 1 P: 13	R: 1 E: 0 K: 1 S: 6	H: 1 LOB: 0 BB: 0 P: 7	R: 3 E: 0 K: 1 S: 9	H: 4 LOB: 1 BB: 0 P: 9	R: 0 E: 0 K: 2 S: 8	H: 1 LOB: 1 BB: 0 P: 8	R: 0 E: 0 K: 0 S: 3	H: 1 LOB: 0 BB: 0 P: 3	R: 0 E: 0 K: 1 S: 5	H: 0 LOB: 0 BB: 0 P: 5	1B: 4 2B: 5 3B: 0 HR: 0	SF: 2 SAC: 0 DP: 1 HBP: 1	WP: 1 PA: 38 PB: 0 SB: 0 CS: 0						
PITCHER	IP	WLS	BF	H	R	ER	SO	BB	IBB	HBP	BLK	WP	HR	S	P	ERA	WHIP										
Woody Williams, R ERA: 9.92	5.1	L	24	5	5	5	5	2	0	1	0	1	0	31	42	8.44	1.312										
70 Jose Rodriguez, R ERA: 5.4	0.2		4	2	1	1	0	0	0	0	0	0	0	4	4	13.50	3.000										
Chad Qualls, R ERA: 3.86	1.0		4	1	0	0	2	0	0	0	0	0	0	8	8	0.00	1.000										
58 Dave Borkowski, R ERA: 3.55	2.0		6	1	0	0	1	0	0	0	0	0	0	8	8	0.00	0.500										

Atlanta Braves @ Houston Astros
Osceola County Stadium, Kissimmee, FL
Mon Mar 26 2007, 1:05 PM EDT
Att: 3,427 - Sunny - 76 F

AB 33
R 6
H 9
RBI 6
BB 2
SO 8
LOB 12



Batter	1	2	3	4	5	6	7	8	9	AB	R	H	RBI	BB	SO	LOB	BOTTOM											
Craig Biggio, R OBP: 0.333, SLG: 0.400 Chad Qualls, R OBP: 0.333, SLG: 0.400	G6-3		L5			F7			HR	3	0	0	0	0	0	0												
28 Adam Everett, R OBP: 0.229, SLG: 0.190	G6-3			17 S 17 1B		P3			G6-3	4	1	1	0	0	0	0												
17 Lance Berkman, S OBP: 0.358, SLG: 0.468	F7			45 G6-4-3 1B		K			HBP 16 BB 2B	4	1	2	1	0	1	0												
45 Carlos Lee, R OBP: 0.422, SLG: 0.548 58 Dave Borkowski, R OBP: 0.333, SLG: 0.400 Orlando Palmeiro, L OBP: 0.356, SLG: 0.533	F9			G6-4-3		G4-6-3			16 BB 13 BB BB	3	0	0	0	0	0	2												
Luke Scott, L OBP: 0.322, SLG: 0.453	G3-1			G3		G4-3			F8	4	0	0	0	0	0	2												
Morgan Ensberg, R OBP: 0.375, SLG: 0.510	E6					G5-3			K	3	0	0	0	0	1	0												
16 Jason Lane, R OBP: 0.323, SLG: 0.589						G5-3			K	3	0	1	1	1	1	0												
Brad Ausmus, R OBP: 0.343, SLG: 0.455 13 Eric Munson, L OBP: 0.477, SLG: 0.553	2-1		P3			F8			13 BB BB	3	0	1	1	0	0	0												
Woody Williams, R ERA: 9.92 70 Jose Rodriguez, R ERA: 5.4 2 Chris Burke, R OBP: 0.246, SLG: 0.281	F9					F9			F8	1	0	0	0	0	0	0												
Inning Stats	R: 0 E: 0 K: 0 S: 3	H: 0 LOB: 0 BB: 0 P: 3	R: 0 E: 1 K: 0 S: 4	H: 1 LOB: 2 BB: 0 P: 5	R: 0 E: 0 K: 0 S: 3	H: 0 LOB: 0 BB: 0 P: 3	R: 1 E: 0 K: 0 S: 4	H: 2 LOB: 0 BB: 0 P: 5	R: 0 E: 0 K: 1 S: 5	H: 0 LOB: 0 BB: 0 P: 5	R: 0 E: 0 K: 1 S: 5	H: 0 LOB: 0 BB: 0 P: 5	R: 0 E: 0 K: 2 S: 8	H: 1 LOB: 1 BB: 0 P: 8	R: 3 E: 0 K: 0 S: 5	H: 2 LOB: 3 BB: 3 P: 19	1B: 3 2B: 2 3B: 0 HR: 1	SF: 0 SAC: 0 DP: 2 HBP: 1	WP: 1 PA: 36 PB: 0 SB: 1 CS: 0									
PITCHER	IP	WLS	BF	H	R	ER	SO	BB	IBB	HBP	BLK	WP	HR	S	P	ERA	WHIP											
40 Lance Cormier, R ERA: 1.19	1.2		6	0	0	0	0	0	0	0	0	0	0	6	6	0.00	0.000											
97 Rich Scalamandre, R ERA: 1.19	1.1	W	5	1	0	0	0	0	0	0	0	0	0	4	5	0.00	0.750											
58 Peter Moylan, R ERA: 3.6	2.0	H	7	2	1	1	0	0	0	0	0	0	0	7	8	4.50	1.000											
37 Steve Colyer, L ERA: 3.6	2.0		6	0	0	0	2	0	0	0	0	0	1	0	10	10	0.00	0.000										
Tyler Yates, R ERA: 5.0	1.0		4	1	0	0	2	0	0	0	0	0	0	8	8	0.00	1.000											
PITCHER	IP	WLS	BF	H	R	ER	SO	BB	IBB	HBP	BLK	WP	HR	S	P	ERA	WHIP											
77 Ryan Basner, R ERA: 40.5	0.2		7	2	3	3	0	0	0	0	0	0	0	1	4	14	40.50	6.000										
98 J.B. Miadich, R ERA:	0.1	S	2	0	0	0	0	1	0	0	0	0	0	1	5	0.00	3.000											

Atlanta Braves @ Houston Astros
Osceola County Stadium, Kissimmee, FL
Mon Mar 26 2007, 1:05 PM EDT
Att: 3,427 - Sunny - 76 F

AB 32
R 4
H 6
RBI 4
BB 3
SO 4
LOB 8



Batter	1	2	3	4	5	6	7	8	9	10	AB	R	H	RBI	BB	SO	LOB	TOP				
Jason Michaels, R OBP: 0.388, SLG: 0.465	4-0 29 WP 1B BB		0-0 F8			0-0 G5-3		0-0 G5-4-3	0-3 K		4	1	0	0	1	1	5					
29 Josh Barfield, R OBP: 0.358, SLG: 0.327	1-0 41 1B			0-0 G6-3		0-0 G6-3			0-0 K	0-0 G6-3	5	0	1	1	0	1	1					
20 David Dellucci, L OBP: 0.360, SLG: 0.558	0-3 K			0-0 L8					0-3 K	4-0 FC1-5 23 1B	3	0	0	0	0	2	1					
17 Shin-Soo Choo, L OBP: 0.359, SLG: 0.333	0-0 K			0-0 L8					0-0 K	0-0 E3 23 BB	1	0	0	0	1	0	0					
41 Victor Martinez, S OBP: 0.367, SLG: 0.638	0-0 G4-6-3			0-0 1B					0-3 K	SAFE 4-0 11 HR	3	0	1	0	0	1	1					
23 Mike Rose, S OBP: 0.346, SLG: 0.480	0-0 1-2f			0-0 1B					0-0 K	0-0 25 BB 11 FC1-5 84 2B	1	2	1	0	1	0	0					
Casey Blake, R OBP: 0.277, SLG: 0.533		0-0 F7			0-0 25 S 1B				0-0 HR	0-0 FC1-5 25 BB 84 2B	3	1	2	1	0	0	0					
11 Luis Rivas, R OBP: 0.233, SLG: 0.400		0-0 F7			0-0 1B				0-0 K	0-0 HR	0	0	0	0	0	0	0					
25 Ryan Carko, R OBP: 0.302, SLG: 0.410		0-0 G6-3			0-0 K				0-0 K	4-0 84 2B	4	0	1	0	1	2	1					
2 Jhonny Peralta, R OBP: 0.106, SLG: 0.138		0-0 G6-3			0-0 1-2				0-0 K	0-0 84 2B	2	2	1	2	0	0	2					
84 Pal Osborn, R OBP: 1.000, SLG: 2.000		0-0 G3-1			0-0 K				0-0 K	0-0 1B	3	1	1	0	0	0	1					
58 Juan Lara, R OBP: 0.200, SLG: 0.200		0-0 G3-1			0-0 K				0-0 K	0-0 1B	0	0	0	0	0	0	0					
93 Keoni Delfino, S OBP: 0.100, SLG: 0.100		0-0 G3-1			0-0 K				0-0 K	0-0 1B	0	0	0	0	0	0	0					
89 Mariano Gomez, L		0-0 G3-1			0-0 K				0-0 K	0-0 1B	0	0	0	0	0	0	0					
30 Andy Marte, R OBP: 0.333, SLG: 0.451		0-0 F7			0-0 G5-3				0-0 K	0-0 F9	4	0	1	0	1	0	3					
Paul Byrd, R		0-0 B1-3			0-0 B1-3				0-0 K	0-0 P4	2	0	0	0	0	0	0					
40 Tom Mastny, R		0-0 B1-3			0-0 B1-3				0-0 K	0-0 P4	0	0	0	0	0	0	0					
65 Ben Francisco, R OBP: 0.333, SLG: 0.561		0-0 B1-3			0-0 B1-3				0-0 K	0-0 P4	1	0	0	0	1	0	3					
Inning Stats	R: 1 E: 0 K: 1 S: 5	H: 1 LOB: 0 BB: 1 P: 10	R: 0 E: 0 K: 0 S: 3	H: 0 LOB: 0 BB: 0 P: 3	R: 0 E: 0 K: 0 S: 3	H: 0 LOB: 0 BB: 0 P: 3	R: 0 E: 0 K: 2 S: 8	H: 1 LOB: 1 BB: 0 P: 3	R: 0 E: 0 K: 1 S: 5	H: 1 LOB: 1 BB: 0 P: 8	R: 0 E: 0 K: 3 S: 10	H: 1 LOB: 0 BB: 0 P: 3	R: 1 E: 0 K: 1 S: 6	H: 2 LOB: 1 BB: 1 P: 10	R: 2 E: 0 K: 1 S: 7	H: 2 LOB: 3 BB: 3 P: 19	R: 2 E: 1 K: 0 S: 6	H: 3 LOB: 2 BB: 1 P: 10	1B: 8 2B: 1 3B: 0 HR: 2	SF: 0 SAC: 0 DP: 2 HBP: 0	WP: 1 PB: 0 SB: 1 CS: 0	PA: 44
PITCHER	IP WLS BF H R ER SO BB IBB HBP BLK WP HR S P ERA WHIP	5.0 17 3 1 1 3 1 0 0 0 0 1 0 22 27 1.80 0.800	1.0 3 0 0 0 0 0 0 0 0 0 0 0 3 3 0.00 0.000	1.0 4 1 0 1 3 0 0 0 0 0 0 1 10 10 9.00 1.000	1.1 H 9 3 3 3 1 3 0 0 0 0 0 8 20 20.25 4.500	0.2 B 4 1 0 0 1 0 1 0 0 0 0 5 9 0.00 1.500	PITCHER	IP WLS BF H R ER SO BB IBB HBP BLK WP HR S P ERA WHIP	10.0 7 7 3 2 2 0 1 0 0 0 0 0 1 10 10 18.00 4.000													
43 Chris Sampson, R ERA: 5.63	6.1 Chad Qualls, R ERA: 3.36	7.1 Trever Miller, L ERA: 1.0	8.1 63 Stephen Randolph, L ERA: 7.71	8.1 Chad Reineke, R ERA:	9.1 43 Kevin Walker, L ERA: 9.0																	

Cleveland Indians @ Houston Astros
Osceola County Stadium, Kissimmee, FL
Tue Mar 27 2007, 1:05 PM EDT
Att: 3,588 - Cloudy - 72 F

AB	38
R	7
H	11
RBI	6
BB	6
SO	8
LOB	18



Batter	1	2	3	4	5	6	7	8	9	10	AB	R	H	RBI	BB	SO	LOB	BOTTOM						
Craig Biggio, R OBP: 0.327, SLG: 0.372	0-0 F9		0-0 G4-3	4-0 BB		0-0 P2			0-0 F7		3	0	0	0	1	0	1							
63 Stephen Randolph, L ERA: 7.71	0-0 F9		0-0 G4-3	4-0 BB		0-0 P2			0-0 F7		0	0	0	0	0	0	0							
Chad Reineke, R ERA:	0-0 F9		0-0 G4-3	4-0 BB		0-0 P2			0-0 F7		0	0	0	0	0	0	0							
13 Eric Munson, L OBP: 0.407, SLG: 0.538	0-0 F9		0-0 G4-3	4-0 BB		0-0 P2			0-0 F7		1	0	0	0	0	0	1							
53 Kevin Walker, L ERA: 9.0	0-0 F9		0-0 G4-3	4-0 BB		0-0 P2			0-0 F7		0	0	0	0	0	0	0							
Morgan Ensberg, R OBP: 0.373, SLG: 0.558	0-0 HR		0-0 F7	0-0 P4		0-0 G6-3			0-0 G4-3		3	1	1	1	0	0	2							
Mark Loretta, R OBP: 0.380, SLG: 0.409	0-0 HR		0-0 F7	0-0 P4		0-0 G6-3			0-0 G4-3		2	0	0	0	0	0	1							
17 Lance Berkman, S OBP: 0.379, SLG: 0.490	0-0 F8		0-0 F7	4-0 1B 28 1B BB	0-0 G4-3 2B	0-0 G3			0-0 G4-3		4	1	2	0	1	0	0							
45 Carlos Lee, R OBP: 0.420, SLG: 0.522	0-0 F8		0-0 F7	4-0 1B 28 1B BB	0-0 G4-3 2B	0-0 G3			0-0 G4-3		4	0	1	0	1	1	2							
Luke Scott, L OBP: 0.323, SLG: 0.446	0-0 F7		0-0 F7	4-0 1B 28 1B BB	0-0 G4-3 2B	0-0 K			0-0 G4-3		4	0	1	0	1	1	2							
16 Jason Lane, R OBP: 0.328, SLG: 0.586	0-0 F7		0-0 F7	4-0 1B 28 1B BB	0-0 G4-3 2B	0-0 K			0-0 G4-3		3	1	1	0	0	0	3							
2 Chris Burke, R OBP: 0.257, SLG: 0.279	0-0 B1-3		0-0 F7	4-0 1B 28 1B BB	0-0 K	0-0 F9			0-0 F8		2	1	1	0	0	0	0							
28 Adam Everett, R OBP: 0.235, SLG: 0.200	0-0 B1-3		0-0 F7	4-0 1B 28 1B BB	0-0 K	0-0 F8			0-0 F8		4	2	1	0	1	1	1							
Mike Lamb, L OBP: 0.426, SLG: 0.435	0-0 B1-3		0-0 F7	4-0 1B 28 1B BB	0-0 K	0-0 F8			0-0 F8		4	2	1	0	1	1	1							
Brad Ausmus, R OBP: 0.351, SLG: 0.457	0-0 B1-3		0-0 F7	4-0 1B 28 1B BB	0-0 K	0-0 F8			0-0 F8		3	1	1	2	0	0	0							
55 Humberto Quintero, R OBP: 0.302, SLG: 0.297	0-0 B1-3		0-0 F7	4-0 1B 28 1B BB	0-0 K	0-0 F8			0-0 F8		1	1	0	0	1	0	0							
43 Chris Sampson, R ERA: 5.63	0-0 B1-3		0-0 F7	4-0 1B 28 1B BB	0-0 K	0-0 F8			0-0 F8		0	0	0	0	0	0	0							
Chad Qualls, R ERA: 3.36	0-0 B1-3		0-0 F7	4-0 1B 28 1B BB	0-0 K	0-0 F8			0-0 F8		0	0	0	0	0	0	0							
Orlando Palmeiro, L OBP: 0.241, SLG: 0.516	0-0 B1-3		0-0 F7	4-0 1B 28 1B BB	0-0 K	0-0 F8			0-0 F8		0	0	0	0	0	0	0							
Trever Miller, R ERA: 1.0	0-0 B1-3		0-0 F7	4-0 1B 28 1B BB	0-0 K	0-0 F8			0-0 F8		0	0	0	0	0	0	0							
4 Eric Bruntlett, R OBP: 0.339, SLG: 0.340	0-0 B1-3		0-0 F7	4-0 1B 28 1B BB	0-0 K	0-0 F8			0-0 F8		0	0	0	0	0	0	0							
Inning Stats	R: 1 E: 0 K: 0 S: 5	H: 2 LOB: 1 BB: 5 P: 5	R: 0 E: 0 K: 1 S: 5	H: 0 LOB: 0 BB: 0 P: 5	R: 0 E: 0 K: 0 S: 3	H: 0 LOB: 0 BB: 0 P: 3	R: 4 E: 1 K: 0 S: 6	H: 3 LOB: 2 BB: 3 P: 18	R: 0 E: 0 K: 1 S: 5	H: 1 LOB: 1 BB: 0 P: 9	R: 0 E: 0 K: 0 S: 4	H: 1 LOB: 1 BB: 0 P: 4	R: 0 E: 0 K: 1 S: 5	H: 0 LOB: 0 BB: 0 P: 5	R: 0 E: 0 K: 0 S: 3	H: 0 LOB: 0 BB: 0 P: 3	R: 0 E: 0 K: 0 S: 3	H: 0 LOB: 1 BB: 1 P: 7	R: 3 E: 0 K: 0 S: 5	H: 4 LOB: 1 BB: 1 P: 9	1B: 7 2B: 3 3B: 0 HR: 1	SF: 0 SAC: 0 DP: 2 HBP: 0	WP: 0 PB: 0 SB: 0 CS: 0	PA: 44
PITCHER	IP WLS BF H R ER SO BB IBB HBP BLK WP HR S P ERA WHIP	1.1 5.2 27 5 4 2 4 0 0 0 0 0 0 1 27 4.34 1.941	0.1 1 0 0 0 0 0 0 0 0 0 0 0 0 1 1 0.00 0.000	1.0 3 0 0 0 1 0 0 0 0 0 0 0 5 5 0.00 0.000	1.0 3 0 0 0 0 0 0 0 0 0 0 0 3 3 0.00 0.000	1.0 4 0 0 0 0 1 0 0 0 0 0 0 3 7 0.00 1.000	PITCHER	IP WLS BF H R ER SO BB IBB HBP BLK WP HR S P ERA WHIP	10.0 6 6 4 3 3 0 1 0 0 0 0 0 0 1 10 40.50 7.500															
Paul Byrd, R ERA: 3.48	6.1 40 Tom Mastny, R ERA: 1.46	7.1 Fernando Cabrera, R ERA: 4.09	8.1 Roberto Hernandez, R ERA: 3.0	8.1 58 Juan Lara, L ERA: 0.73	9.1 43 Chris Sampson, R ERA: 5.63																			

Cleveland Indians @ Houston Astros
Osceola County Stadium, Kissimmee, FL
Tue Mar 27 2007, 1:05 PM EDT
Att: 3,588 - Cloudy - 72 F

AB	38
R	8
H	11
RBI	7
BB	6
SO	3
LOB	14



Batter	1	2	3	4	5	6	7	8	9	AB	R	H	RBI	BB	SO	LOB	TOP					
Orlando Palmeiro, L (1, 7) 16 Jason Lane, R (5, PH) OBP: 0.550, SLG: 0.545 OBP: 0.346, SLG: 0.610										2	1	1	0	1	0	1	Houston Astros @ New York Yankees Legends Field, Tampa, FL Wed Mar 28 2007, 7:15 PM EDT Att: 10,301 - Clear - 77 F					
Mark Loretta, R (1, 3) 91 Neil Sellers, R (7, 3)										5	0	2	2	0	0	2						
Mike Lamb, L (1, 5) 86 Edwin Maysonet, R (7, 4)										5	0	1	0	0	0	4						
Luke Scott, L (1, 9) 90 Tim Raines, S (6, 9)										4	1	1	1	0	2	1						
2 Chris Burke, R (1, 8)										5	2	2	0	0	3	0						
4 Eric Bruntlett, R (1, 4) OBP: 0.344, SLG: 0.352										4	2	1	1	1	0	0						
13 Eric Munson, L (1, 2) OBP: 0.480, SLG: 0.535										4	2	2	1	1	0	1						
55 Humberto Quintero, R (1, 10) OBP: 0.333, SLG: 0.333										5	3	3	2	0	0	1						
87 Tommy Manzella, R (1, 6) OBP: 0.429, SLG: 0.714										5	1	1	2	0	1	4						
Inning Stats	R: 0 E: 0 K: 1 S: 5	H: 1 LOB: 1 BB: 1 P: 9	R: 4 E: 1 K: 0 S: 7	H: 4 LOB: 1 BB: 1 P: 12	R: 0 E: 0 K: 1 S: 5	H: 0 LOB: 0 BB: 0 P: 5	R: 0 E: 0 K: 0 S: 4	H: 1 LOB: 1 BB: 0 P: 4	R: 6 E: 0 K: 2 S: 9	H: 6 LOB: 2 BB: 2 P: 17	R: 0 E: 0 K: 1 S: 7	H: 0 LOB: 0 BB: 0 P: 7	R: 2 E: 0 K: 1 S: 8	H: 3 LOB: 1 BB: 0 P: 8	R: 0 E: 0 K: 1 S: 5	H: 0 LOB: 0 BB: 0 P: 5		R: 0 E: 0 K: 0 S: 3	H: 0 LOB: 0 BB: 0 P: 3	1B: 8 2B: 4 3B: 2 HR: 1	SF: 0 SAC: 0 DP: 1 HBP: 0	WP: 0 PB: 0 SB: 1 CS: 0
PITCHER	IP WLS BF H R ER SO BB IBB HBP BLK WP HR S P ERA WHIP	27 Darrell Rasner, R (1, 1) ERA: 4.86	47 Ron Villone, L (5, 1) ERA: 14.4	34 Sean Henn, L (5, 1) ERA: 3.0	33 Brian Bruney, R (7, 1) ERA: 3.86	Kyle Farnsworth, R (8, 1) ERA: 2.0	IP WLS BF H R ER SO BB IBB HBP BLK WP HR S P ERA WHIP	9.1 1.0 3 0 0 0 0 0 0 0 0 0 0 0 5 5 0.00 0.000	PITCHER	IP WLS BF H R ER SO BB IBB HBP BLK WP HR S P ERA WHIP	Luis Vizcaino, R (9, 1) ERA: 1.64	IP WLS BF H R ER SO BB IBB HBP BLK WP HR S P ERA WHIP	1.0 3 0 0 0 0 0 0 0 0 0 0 0 3 3 0.00 0.000	IP WLS BF H R ER SO BB IBB HBP BLK WP HR S P ERA WHIP	1.0 3 0 0 0 0 0 0 0 0 0 0 0 3 3 0.00 0.000	IP WLS BF H R ER SO BB IBB HBP BLK WP HR S P ERA WHIP	1.0 3 0 0 0 0 0 0 0 0 0 0 0 3 3 0.00 0.000	1B: 8 2B: 4 3B: 2 HR: 1	SF: 0 SAC: 0 DP: 1 HBP: 0	WP: 0 PB: 0 SB: 1 CS: 0	PA: 45	
Batter	1	2	3	4	5	6	7	8	9	AB	R	H	RBI	BB	SO	LOB	BOTTOM					
18 Johnny Damon, L (1, 8) 64 Kevin Reese, L (8, 8) OBP: 0.306, SLG: 0.259 OBP: 0.333, SLG: 0.400										4	0	0	0	0	0	4	Houston Astros @ New York Yankees Legends Field, Tampa, FL Wed Mar 28 2007, 7:15 PM EDT Att: 10,301 - Clear - 77 F					
2 Derek Jeter, R (1, 6) 93 Chris Basak, R (9, 6) OBP: 0.369, SLG: 0.328 OBP: 0.357, SLG: 0.525										4	1	1	0	0	1	0						
Bobby Abreu, L (1, 9) 27 Kevin Thompson, R (7, 9) OBP: 0.476, SLG: 0.895 OBP: 0.371, SLG: 0.516										3	0	2	1	0	1	1						
13 Alex Rodriguez, R (1, 5) 79 Eduardo Núñez, R (9, 5)										4	0	0	0	0	0	2						
25 Jason Giambi, L (1, 10) Josh Phelps, R (9, PH) OBP: 0.350, SLG: 0.440 OBP: 0.459, SLG: 0.727										3	1	1	0	0	0	0						
55 Hideki Matsui, L (1, 7) OBP: 0.393, SLG: 0.474										2	0	1	0	2	0	1						
20 Jorge Posada, S (1, 2) 26 Wil Nieves, R (5, PR) OBP: 0.150, SLG: 0.150										2	0	0	1	0	0	2						
24 Robinson Canó, L (1, 4) Miguel Cairo, R (8, 4) OBP: 0.348, SLG: 0.522 OBP: 0.375, SLG: 0.317										3	0	0	0	0	1	2						
11 Doug Mientkiewicz, L (1, 3) OBP: 0.300, SLG: 0.225										2	0	1	0	1	0	1						
Inning Stats	R: 1 E: 0 K: 0 S: 4	H: 2 LOB: 0 BB: 0 P: 4	R: 0 E: 0 K: 0 S: 2	H: 0 LOB: 0 BB: 1 P: 6	R: 0 E: 0 K: 0 S: 3	H: 1 LOB: 0 BB: 0 P: 3	R: 0 E: 0 K: 1 S: 7	H: 2 LOB: 1 BB: 0 P: 7	R: 0 E: 1 K: 1 S: 6	H: 0 LOB: 1 BB: 0 P: 6	R: 0 E: 1 K: 1 S: 6	H: 0 LOB: 3 BB: 2 P: 14	R: 0 E: 0 K: 2 S: 7	H: 0 LOB: 0 BB: 0 P: 7	R: 0 E: 1 K: 0 S: 3	H: 0 LOB: 0 BB: 0 P: 3		1B: 4 2B: 3 3B: 0 HR: 0	SF: 0 SAC: 0 DP: 4 HBP: 0	WP: 0 PB: 0 SB: 0 CS: 0	PA: 34	
PITCHER	IP WLS BF H R ER SO BB IBB HBP BLK WP HR S P ERA WHIP	36 Brian Moehler, R (1, 1) ERA: 4.15	70 Jose Rodriguez, R (7, 1) ERA: 3.39	Dan Wheeler, R (8, 1) ERA: 2.45	83 Philip Barzilla, L (9, 1) ERA:	IP WLS BF H R ER SO BB IBB HBP BLK WP HR S P ERA WHIP	1.0 6 3 0 0 0 0 0 0 0 0 0 0 6 7 0.00 0.000	IP WLS BF H R ER SO BB IBB HBP BLK WP HR S P ERA WHIP	1.0 3 0 0 0 0 0 0 0 0 0 0 0 3 3 0.00 0.000	PITCHER	IP WLS BF H R ER SO BB IBB HBP BLK WP HR S P ERA WHIP	1.0 3 0 0 0 0 0 0 0 0 0 0 0 3 3 0.00 0.000	IP WLS BF H R ER SO BB IBB HBP BLK WP HR S P ERA WHIP	1.0 3 0 0 0 0 0 0 0 0 0 0 0 3 3 0.00 0.000	IP WLS BF H R ER SO BB IBB HBP BLK WP HR S P ERA WHIP	1.0 3 0 0 0 0 0 0 0 0 0 0 0 3 3 0.00 0.000	1B: 4 2B: 3 3B: 0 HR: 0	SF: 0 SAC: 0 DP: 4 HBP: 0	WP: 0 PB: 0 SB: 0 CS: 0	PA: 34		

Batter	1	2	3	4	5	6	7	8	9	AB	R	H	RBI	BB	SO	LOB	TOP			
Craig Biggio, R (1,4) Mark Loretta, R (4,4) OBP: 0.500, SLG: 0.500										2	0	0	0	1	1	2				
Morgan Ensberg, R (1,5) Mike Lamb, L (5,5) OBP: 0.500, SLG: 1.000										3	0	1	2	0	0	1				
17 Lance Berkman, S (1,3) 16 Jason Lane, R (5,9)										3	0	0	0	0	1	2				
45 Carlos Lee, R (1,7) 4 Eric Bruntlett, R (5,6) OBP: 0.667, SLG: 1.000											3	2	2	0	0	0				
Luke Scott, L (1,9) 13 Eric Munson, L (5,3) OBP: 0.667, SLG: 1.000											2	1	1	1	1	0				
2 Chris Burke, R (1,8) OBP: 0.500, SLG: 1.000											2	1	1	0	3	0				
28 Adam Everett, R (1,6) 55 Humberto Quintero, R (5,2) OBP: 0.667, SLG: 1.000											2	0	1	2	1	1				
Brad Ausmus, R (1,2) 54 Brad Lidge, R (5,1) Trever Miller, R (6,1) 58 Dave Borkowski, R (7,1) OBP: 1.000, SLG: 1.000											3	1	0	1	0	1	5			
23 Jason Jennings, L (1,1) Orlando Palmeiro, L (5,7) OBP: 0.500, SLG: 0.500											2	1	1	0	0	1	2			
Inning Stats	R: 0 H: 0 E: 0 K: 0 S: 6	H: 0 LOB: 0 BB: 1 P: 13	R: 1 H: 2 E: 0 K: 3 S: 19	H: 2 LOB: 2 BB: 1 P: 33	R: 0 H: 0 E: 0 K: 2 S: 7	H: 0 LOB: 0 BB: 0 P: 13	R: 5 H: 4 E: 0 K: 0 S: 18	H: 4 LOB: 1 BB: 2 P: 38	R: 0 H: 1 E: 0 K: 1 S: 10	H: 1 LOB: 1 BB: 0 P: 17	R: 0 H: 0 E: 0 K: 1 S: 7	H: 0 LOB: 0 BB: 0 P: 11	R: 0 H: 2 E: 0 K: 1 S: 11	H: 2 LOB: 1 BB: 0 P: 14	R: 0 H: 1 E: 0 K: 0 S: 12	H: 1 LOB: 3 BB: 2 P: 24	1B: 5 2B: 6 3B: 0 HR: 0	SF: 0 SAC: 0 DP: 2 HBP: 0	WP: 1 PB: 0 SB: 1 CS: 0	PA: 43
PITCHER	IP WLS BF H R ER SO BB IBB HBP BLK WP HR S P ERA WHIP	IP WLS BF H R ER SO BB IBB HBP BLK WP HR S P ERA WHIP	IP WLS BF H R ER SO BB IBB HBP BLK WP HR S P ERA WHIP	IP WLS BF H R ER SO BB IBB HBP BLK WP HR S P ERA WHIP	IP WLS BF H R ER SO BB IBB HBP BLK WP HR S P ERA WHIP	IP WLS BF H R ER SO BB IBB HBP BLK WP HR S P ERA WHIP	IP WLS BF H R ER SO BB IBB HBP BLK WP HR S P ERA WHIP	IP WLS BF H R ER SO BB IBB HBP BLK WP HR S P ERA WHIP	IP WLS BF H R ER SO BB IBB HBP BLK WP HR S P ERA WHIP	IP WLS BF H R ER SO BB IBB HBP BLK WP HR S P ERA WHIP	IP WLS BF H R ER SO BB IBB HBP BLK WP HR S P ERA WHIP	IP WLS BF H R ER SO BB IBB HBP BLK WP HR S P ERA WHIP	IP WLS BF H R ER SO BB IBB HBP BLK WP HR S P ERA WHIP	IP WLS BF H R ER SO BB IBB HBP BLK WP HR S P ERA WHIP	IP WLS BF H R ER SO BB IBB HBP BLK WP HR S P ERA WHIP	IP WLS BF H R ER SO BB IBB HBP BLK WP HR S P ERA WHIP	IP WLS BF H R ER SO BB IBB HBP BLK WP HR S P ERA WHIP	IP WLS BF H R ER SO BB IBB HBP BLK WP HR S P ERA WHIP	IP WLS BF H R ER SO BB IBB HBP BLK WP HR S P ERA WHIP	IP WLS BF H R ER SO BB IBB HBP BLK WP HR S P ERA WHIP

Houston Astros @ Round Rock Express
The Dell Diamond, Round Rock, TX
Thu Mar 29 2007, 8:05 PM EDT
Att: 10,252 - Drizzlie - 72 F

AB 36
R 6
H 11
RBI 6
BB 7
SO 8
LOB 23



Batter	1	2	3	4	5	6	7	8	9	AB	R	H	RBI	BB	SO	LOB	BOTTOM			
Josh Anderson, L (1,7) OBP: 0.500, SLG: 0.500										4	2	2	0	0	0	0				
2 Danny Klassen, R (1,10) Mike Rodriguez, L (5, FH) (6,10)										2	0	0	0	0	1	1				
Hunter Pence, R (1,8) OBP: 0.500, SLG: 1.500										4	0	2	2	0	2	2				
Brooks Conrad, S (1,4) OBP: 0.250, SLG: 0.250										4	0	1	0	0	1	1				
Todd Self, L (1,9) (6,3)										3	0	0	1	1	1	1				
Cody Ransom, R (1,5) Barry Wesson, R (6,9) (6,500)											1	0	0	1	0	0				
Mark Saccomanno, R (1,3) (6,5)										4	0	0	0	0	2	3				
Danny Ardoin, R (1,2) Kevin Davidson, R (7,2)										3	0	0	0	0	1	1				
Jesse Garcia, R (1,6)										3	0	0	0	0	0	0				
Inning Stats	R: 2 H: 2 E: 1 K: 1 S: 18	H: 2 LOB: 2 BB: 1 P: 29	R: 0 H: 0 E: 0 K: 0 S: 3	H: 0 LOB: 0 BB: 0 P: 4	R: 0 H: 1 E: 0 K: 1 S: 12	H: 1 LOB: 1 BB: 0 P: 16	R: 0 H: 0 E: 0 K: 2 S: 7	H: 0 LOB: 0 BB: 0 P: 11	R: 2 H: 2 E: 0 K: 2 S: 14	H: 2 LOB: 0 BB: 0 P: 17	R: 0 H: 1 E: 0 K: 2 S: 12	H: 1 LOB: 1 BB: 0 P: 16	R: 0 H: 0 E: 0 K: 1 S: 8	H: 0 LOB: 0 BB: 0 P: 11	R: 0 H: 0 E: 0 K: 1 S: 6	H: 0 LOB: 0 BB: 0 P: 8	1B: 4 2B: 1 3B: 0 HR: 1	SF: 1 SAC: 0 DP: 0 HBP: 0	WP: 0 PB: 0 SB: 0 CS: 0	PA: 35
PITCHER	IP WLS BF H R ER SO BB IBB HBP BLK WP HR S P ERA WHIP	IP WLS BF H R ER SO BB IBB HBP BLK WP HR S P ERA WHIP	IP WLS BF H R ER SO BB IBB HBP BLK WP HR S P ERA WHIP	IP WLS BF H R ER SO BB IBB HBP BLK WP HR S P ERA WHIP	IP WLS BF H R ER SO BB IBB HBP BLK WP HR S P ERA WHIP	IP WLS BF H R ER SO BB IBB HBP BLK WP HR S P ERA WHIP	IP WLS BF H R ER SO BB IBB HBP BLK WP HR S P ERA WHIP	IP WLS BF H R ER SO BB IBB HBP BLK WP HR S P ERA WHIP	IP WLS BF H R ER SO BB IBB HBP BLK WP HR S P ERA WHIP	IP WLS BF H R ER SO BB IBB HBP BLK WP HR S P ERA WHIP	IP WLS BF H R ER SO BB IBB HBP BLK WP HR S P ERA WHIP	IP WLS BF H R ER SO BB IBB HBP BLK WP HR S P ERA WHIP	IP WLS BF H R ER SO BB IBB HBP BLK WP HR S P ERA WHIP	IP WLS BF H R ER SO BB IBB HBP BLK WP HR S P ERA WHIP	IP WLS BF H R ER SO BB IBB HBP BLK WP HR S P ERA WHIP	IP WLS BF H R ER SO BB IBB HBP BLK WP HR S P ERA WHIP	IP WLS BF H R ER SO BB IBB HBP BLK WP HR S P ERA WHIP	IP WLS BF H R ER SO BB IBB HBP BLK WP HR S P ERA WHIP	IP WLS BF H R ER SO BB IBB HBP BLK WP HR S P ERA WHIP	IP WLS BF H R ER SO BB IBB HBP BLK WP HR S P ERA WHIP

Houston Astros @ Round Rock Express
The Dell Diamond, Round Rock, TX
Thu Mar 29 2007, 8:05 PM EDT
Att: 10,252 - Drizzlie - 72 F

AB 33
R 2
H 6
RBI 4
BB 1
SO 10
LOB 10



Batter	1	2	3	4	5	6	7	8	9	AB	R	H	RBI	BB	SO	LOB	TOP										
9 David DeJesus, L (1,8) OBP: 0.308, SLG: 0.480 Todd Wellemeyer, R (6,1) 16 Reggie Sanders, R (7,9) OBP: 0.333, SLG: 0.447	1-1 L6		3-0 15 1B			3-0 15 G5-4-3 1B		2-1 F9		3	1	2	1	0	0	0											
15 Mark Grudzielanek, R (1,4) OBP: 0.336, SLG: 0.250	1-2 G1-3		2-2 2-H 1B			0-1 G5-4-3 1-2f		0-1 F8		4	0	1	1	0	0	1											
24 Mark Teahen, L (1,9) OBP: 0.395, SLG: 0.574	1-3 K		0-1 L7			1-1 G3-1		1-0 29 G6-4-3 1B		4	0	1	0	0	1	1											
43 Ryan Shealy, R (1,3) OBP: 0.375, SLG: 0.422 57 Joel Peralta, R (7,1) 41 Jimmy Gobble, L (7,1) 29 Mike Sweeney, R (9,PH) OBP: 0.333, SLG: 0.545		1-2 P4		3-2 P6		1-0 11 CS 1B		1-2 G6-4-3		3	0	1	0	0	0	0											
4 Alex Gordon, L (1,5)		3-2 L8		0-1 G3-1		1-3 K				3	0	0	0	0	1	1											
11 Ross Cload, L (1,7) OBP: 0.424, SLG: 0.643		1-2 L4		0-1 F7		2-2 E5 1-2				3	0	0	0	0	0	1											
6 Jason LaRue, R (1,2) OBP: 0.325, SLG: 0.605			2-1 F8		0-0 G1-3		1-2 P5			3	0	0	0	0	0	1											
1 Tony Pena Jr., R (1,6) OBP: 0.305, SLG: 0.386 Esteban German, R (7,6) OBP: 0.387, SLG: 0.435			3-2 23 FC3-6 1B		1-2 G4-3		2-1 G6-3			2	0	1	0	0	0	0											
23 Zack Greinke, R (1,1) OBP: 0.333, SLG: 0.333 Emil Brown, R (6,7) OBP: 0.362, SLG: 0.429			1-1 FC3-6 9 2B		0-1 G4-3		2-3 K			2	1	0	0	0	0	1											
Inning Stats	R: 0 H: 0 E: 0 K: 1 S: 9	H: 0 LOB: 0 BB: 0 P: 12	R: 0 H: 0 E: 0 K: 0 S: 12	H: 0 LOB: 0 BB: 0 P: 17	R: 2 H: 3 E: 0 K: 0 S: 13	H: 3 LOB: 1 BB: 0 P: 24	R: 0 H: 0 E: 0 K: 0 S: 7	H: 0 LOB: 0 BB: 0 P: 10	R: 0 H: 1 E: 0 K: 0 S: 5	H: 1 LOB: 1 BB: 0 P: 9	R: 0 H: 1 E: 1 K: 1 S: 10	H: 1 LOB: 1 BB: 0 P: 15	R: 0 H: 0 E: 0 K: 1 S: 8	H: 0 LOB: 0 BB: 0 P: 14	R: 0 H: 1 E: 0 K: 0 S: 6	H: 1 LOB: 0 BB: 0 P: 8	1B: 5 2B: 1 3B: 0 HR: 0	SF: 0 SAC: 0 DP: 2 HBP: 0	WP: 0 PB: 0 SB: 0 CS: 1	PA: 31							
PITCHER	IP	WLS	BF	H	R	ER	SO	BB	IBB	HBP	BLK	WP	HR	S	P	ERA	WHIP										
Woody Williams, R (1,1) ERA: 8.85	4.0		15	3	2	2	1	0	0	0	0	0	0	41	63	4.50	0.750										
Chad Qualls, R (5,1) ERA: 3.0	1.0		3	0	0	0	0	0	0	0	0	0	0	9	10	0.00	0.000										
Trever Miller, L (6,1) ERA: 0.9	1.0		3	1	0	0	0	0	0	0	0	0	0	5	9	0.00	1.000										
Dan Wheeler, R (7,1) ERA: 1.93	2.0	W	7	1	0	0	2	0	0	0	0	0	0	18	29	0.00	0.500										
21 Rick White, R (9,1) ERA:	1.0	S	3	1	0	0	0	0	0	0	0	0	0	6	8	0.00	1.000										

Kansas City Royals @ Houston Astros
Minute Maid Park, Houston, TX
Fri Mar 30 2007, 7:05 PM CDT
Att: 28,220 - Cloudy - 75 F

livebaseballscorecards.com

AB 31
R 2
H 6
RBI 2
BB 0
SO 3
LOB 7



Batter	1	2	3	4	5	6	7	8	9	AB	R	H	RBI	BB	SO	LOB	BOTTOM										
Craig Biggio, R (1,4) OBP: 0.308, SLG: 0.348 Trever Miller, R (6,1) Mike Lamb, L (7,5) OBP: 0.400, SLG: 0.404	2-0 G3		2-3 K			1-3 K		1-3 K		3	0	0	0	0	2	0											
Morgan Ensberg, R (1,5) OBP: 0.371, SLG: 0.545 16 Jason Lane, R (7,8) OBP: 0.343, SLG: 0.600	1-2 17 2B		2-0 L7			1-1 G4-3		0-0 L7		3	1	1	0	0	0	0											
17 Lance Berkman, S (1,3) OBP: 0.363, SLG: 0.519 Brad Ausmus, R (7,3) OBP: 0.342, SLG: 0.444	1-0 1-H 2B		1-2 G6-3			3-2 FC4-6 1B		2-1 G4-3		3	0	2	1	0	0	0											
45 Carlos Lee, R (1,7) OBP: 0.396, SLG: 0.490 Dan Wheeler, R (7,1) 4 Eric Bruntlett, R (8,PH) OBP: 0.354, SLG: 0.364	1-3 K		2-1 F8			1-3 K		1-1 HR 1B		3	0	0	0	0	2	2											
Luke Scott, L (1,9) OBP: 0.329, SLG: 0.547	0-3 K		2-2 2B			3-1 FC4-6 1-2f		0-1 HR		4	1	2	2	0	1	2											
2 Chris Burke, R (1,8) OBP: 0.265, SLG: 0.338 21 Rick White, R (9,1)		3-3 K		2-3 K		1-2 G4-3 55 SF7 2B		0-0 G3		4	1	1	0	0	2	1											
28 Adam Everett, R (1,6) OBP: 0.245, SLG: 0.213 Mark Loretta, R (7,6) OBP: 0.375, SLG: 0.400		0-0 1B		1-0 G6-3		3-2 G4-3		2-3 G4-3		2	0	1	0	0	0	1											
55 Humberto Quintero, R (1,2) OBP: 0.314, SLG: 0.318		1-2 F9		0-0 F8		1-2 SF7		1-1 G3-1		2	0	0	1	0	0	1											
Woody Williams, R (1,1) Chad Qualls, R (5,1) Orlando Palmeiro, L (5,PH) OBP: 0.549, SLG: 0.543		1-0 F7		1-1 G3-1		3-H 2-2 1B				1	0	0	0	0	0	1											
Inning Stats	R: 1 H: 2 E: 0 K: 2 S: 12	H: 2 LOB: 1 BB: 0 P: 17	R: 0 H: 1 E: 0 K: 1 S: 10	H: 1 LOB: 0 BB: 0 P: 15	R: 0 H: 0 E: 0 K: 1 S: 7	H: 0 LOB: 0 BB: 0 P: 12	R: 0 H: 1 E: 0 K: 1 S: 11	H: 1 LOB: 1 BB: 0 P: 18	R: 0 H: 0 E: 0 K: 1 S: 6	H: 0 LOB: 0 BB: 0 P: 8	R: 0 H: 1 E: 0 K: 1 S: 12	H: 1 LOB: 1 BB: 0 P: 20	R: 1 H: 2 E: 0 K: 1 S: 15	H: 2 LOB: 1 BB: 0 P: 23	R: 2 H: 2 E: 0 K: 0 S: 8	H: 2 LOB: 0 BB: 0 P: 11	1B: 5 2B: 3 3B: 0 HR: 1	SF: 1 SAC: 0 DP: 0 HBP: 0	WP: 0 PB: 0 SB: 0 CS: 0	PA: 33							
PITCHER	IP	WLS	BF	H	R	ER	SO	BB	IBB	HBP	BLK	WP	HR	S	P	ERA	WHIP										
23 Zack Greinke, R (1,1) ERA: 3.0	5.0		19	4	1	1	6	0	0	0	0	0	0	46	70	1.80	0.800										
Todd Wellemeyer, R (6,1) ERA: 6.75	1.0	H	4	1	0	0	1	0	0	0	0	0	0	12	20	0.00	1.000										
57 Joel Peralta, R (7,1) ERA: 3.86	0.2	B	4	2	1	1	0	0	0	0	0	0	0	12	19	13.50	3.000										
41 Jimmy Gobble, L (7,1) ERA: 3.46	1.1	L	6	2	2	2	1	0	0	0	0	0	1	11	15	13.50	1.500										

Kansas City Royals @ Houston Astros
Minute Maid Park, Houston, TX
Fri Mar 30 2007, 7:05 PM CDT
Att: 28,220 - Cloudy - 75 F

livebaseballscorecards.com

AB 32
R 4
H 9
RBI 4
BB 0
SO 8
LOB 10



Batter	1	2	3	4	5	6	7	8	9	10	AB	R	H	RBI	BB	SO	LOB	TOP										
6 Chris Duffy, L OBP: 0.400, SLG: 0.250	(1, 8) BB 4-1		X 0-0 F8			X 0-2 G5-4-3 2E 1B		1-1 G6-3		1-2 G6-3	4	0	1	0	1	0	1											
2 Jack Wilson, R OBP: 0.400, SLG: 0.400	(1, 6) C 1 SAFE 3-2 F8		X 1-1 F8			X 1-1 E5		0-2 G5-4-3		1-2 HR 1B	5	1	2	0	0	0	3											
Jason Bay, R OBP: 0.250, SLG: 0.800	(1, 7) C 1 SAFE 1-3 K		X 0-1 FC6-4			X 2-2 G5-4-3		1-1 G3-1		0-2 SAFE 1H HR	5	1	1	2	0	1	5											
25 Adam LaRoche, L (1, 3)	X 1-0 F7					X 0-3 K2-3				0-3 K	5	0	0	0	0	4	2											
26 Ronny Paulino, R (1, 2)		S 1-1 G4-3				X 0-2 G1-3		X 0-0 G6-3		0-3 K	5	0	0	0	0	1	0											
Xavier Nady, R OBP: 0.250, SLG: 1.000	(1, 9) B 2-1 F7		X 1-1 F8			X 0-2 G5-3		X 0-0 HR			4	1	1	1	0	0	0											
José Bautista, R OBP: 0.500, SLG: 0.750	(1, 5) X 0-0 1B		X 0-2 G5-3			X 0-1 G3		X 1-2 HR			4	0	2	0	0	0	0											
Jose Castillo, R OBP: 0.500, SLG: 0.750	(1, 5) X 0-0 1B		X 0-2 G5-3			X 0-1 G3		X 1-2 HR			4	0	2	0	0	0	0											
41 Ryan Doumit, S (9, PH)	F 0-1 G4-3		X 1-1 F9			X 0-0 G1-3		X 1-2 G1-3		4-2 BB	3	0	0	0	0	0	1											
55 Matt Capps, R (9, 1)	F 0-1 G4-3		X 1-1 F9			X 0-0 G1-3		X 1-2 G1-3		4-2 BB	0	0	0	0	0	1	0											
16 Salomon Torres, R (10, 1)	F 0-1 G4-3		X 1-1 F9			X 0-0 G1-3		X 1-2 G1-3		4-2 BB	0	0	0	0	0	0	0											
57 Zach Duke, L OBP: 0.250, SLG: 0.250	(1, 11) C 1 SAFE 1-1 FC6-4 1B		X 1-1 FC6-4 1B			X 0-0 G1-3		X 1-2 HR		3-2 P6	2	0	1	0	0	0	0											
13 Nate McLouth, L OBP: 0.250, SLG: 0.250	(8, PH)		X 1-1 FC6-4 1B			X 0-0 G1-3		X 1-2 HR		3-2 P6	1	1	1	0	0	0	0											
54 Jonah Bayliss, R OBP: 0.250, SLG: 0.250	(8, 1)		X 1-1 FC6-4 1B			X 0-0 G1-3		X 1-2 HR		3-2 P6	0	0	0	0	0	0	0											
Damaso Marte, L OBP: 0.250, SLG: 0.250	(8, 1)		X 1-1 FC6-4 1B			X 0-0 G1-3		X 1-2 HR		3-2 P6	0	0	0	0	0	0	0											
Don Kelly, L OBP: 0.250, SLG: 0.250	(8, 4)		X 1-1 FC6-4 1B			X 0-0 G1-3		X 1-2 HR		3-2 P6	1	0	0	0	0	0	2											
Inning Stats	R: 0 E: 0 K: 1 S: 13	H: 0 LOB: 1 BB: 1 P: 22	R: 0 E: 0 K: 0 S: 7	H: 1 LOB: 1 BB: 0 P: 10	R: 0 E: 0 K: 0 S: 7	H: 1 LOB: 1 BB: 0 P: 9	R: 0 E: 0 K: 0 S: 9	H: 0 LOB: 0 BB: 0 P: 11	R: 0 E: 0 K: 0 S: 6	H: 0 LOB: 0 BB: 0 P: 7	R: 0 E: 1 K: 0 S: 12	H: 1 LOB: 1 BB: 0 P: 15	R: 0 E: 0 K: 0 S: 6	H: 0 LOB: 0 BB: 0 P: 6	R: 1 E: 0 K: 0 S: 14	H: 2 LOB: 1 BB: 0 P: 18	R: 1 E: 0 K: 1 S: 16	H: 2 LOB: 2 BB: 1 P: 26	R: 2 E: 0 K: 2 S: 15	H: 2 LOB: 0 BB: 0 P: 17	1B: 5 2B: 1 3B: 0 HR: 3	SF: 0 SAC: 0 DP: 1 HBP: 0	WP: 0 PA: 41					
PITCHER	IP 7.2	WLS 0	BF 29	H 5	R 1	ER 1	SO 3	BB 1	IBB 0	HBP 0	BLK 0	WP 0	HR 1	S 72	P 95	ERA 1.17	WHIP 0.783											
44 Roy Oswalt, R ERA: 1.17	(1, 1)																											
Dan Wheeler, R ERA: 9.0	(8, 1)	0.1	H 1	0	0	0	0	0	0	0	0	0	0	2	3	0.00	0.000											
54 Brad Lidge, R ERA: 9.0	(9, 1)	1.0	B 6	2	1	1	1	1	0	0	0	0	1	16	26	9.00	3.000											
Chad Qualls, R ERA: 18.0	(10, 1)	1.0	L 5	2	2	2	2	0	0	0	0	0	0	1	15	17	18.00	2.000										

Pittsburgh Pirates @ Houston Astros
Minute Maid Park, Houston, TX
Mon Apr 02 2007, 6:05 PM CDT
Att: 43,803 - Roof Closed - 73 F

AB	39
R	4
H	9
RBI	4
BB	2
SO	6
LOB	14

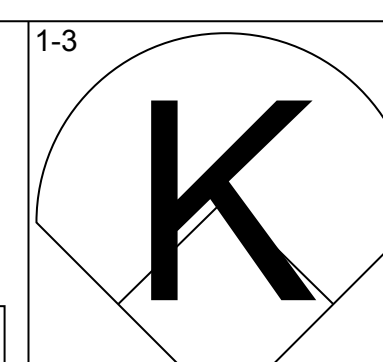
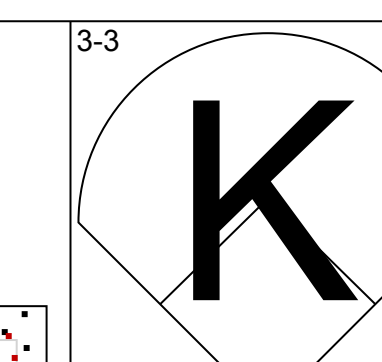
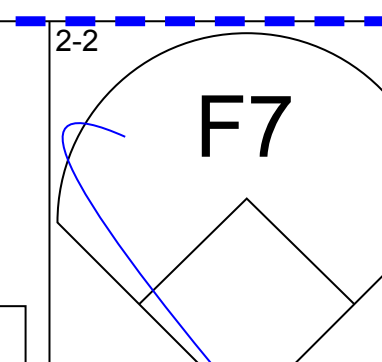
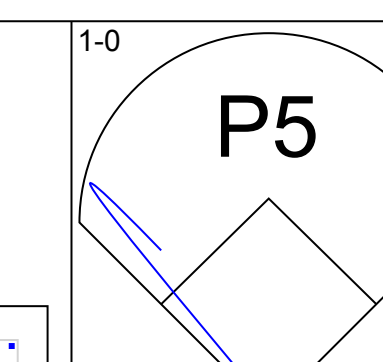
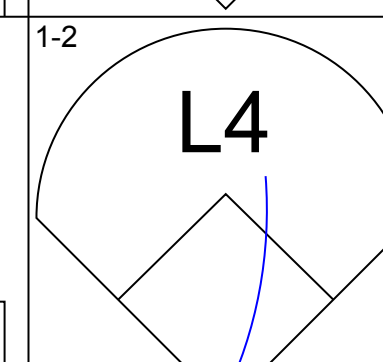
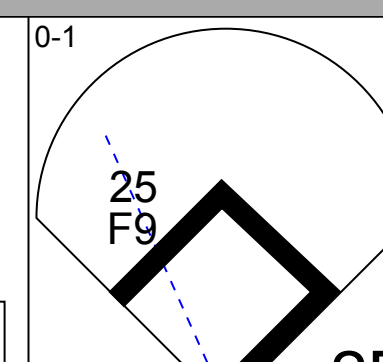
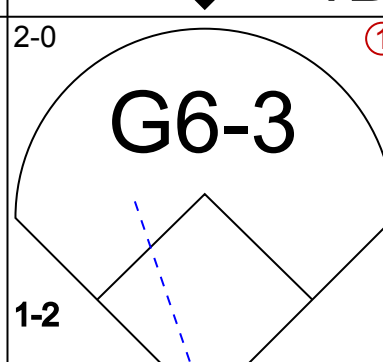
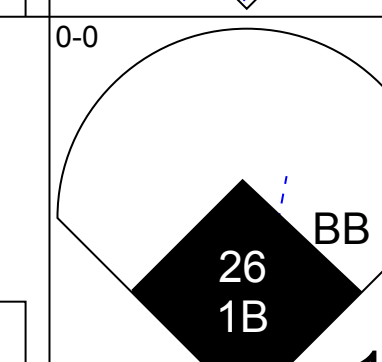
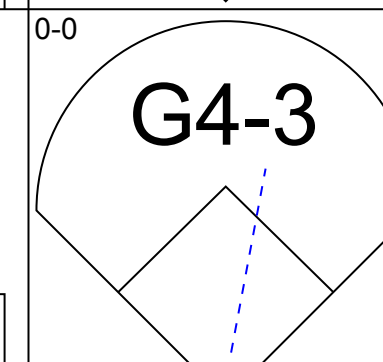
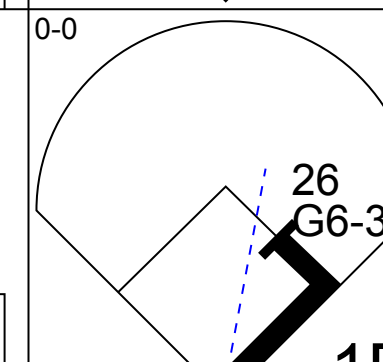
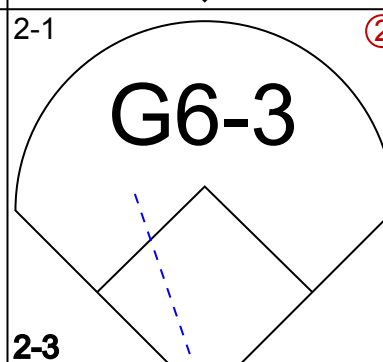
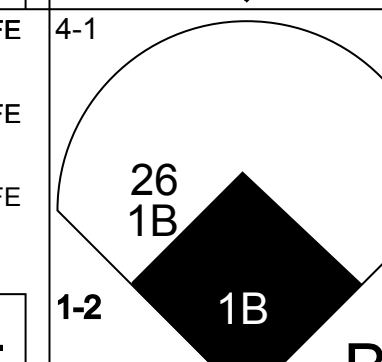
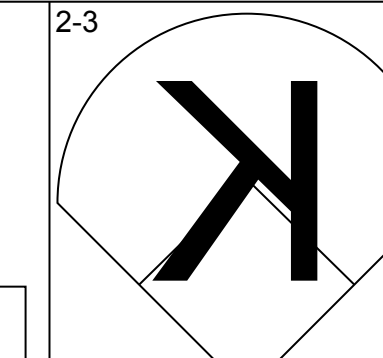
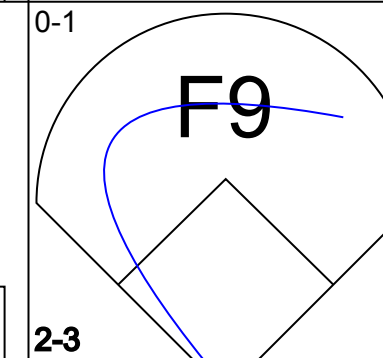
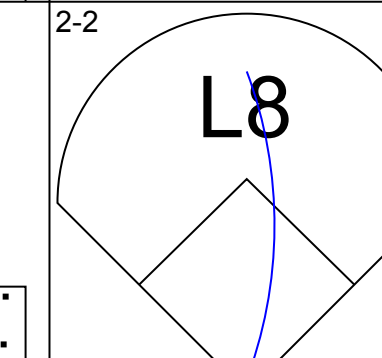
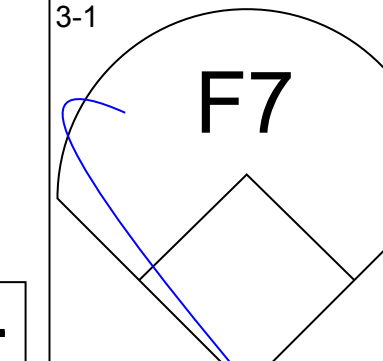
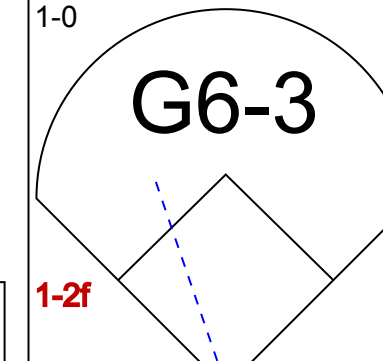
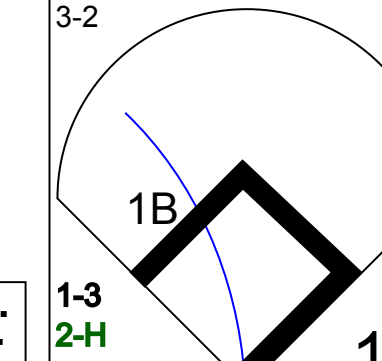
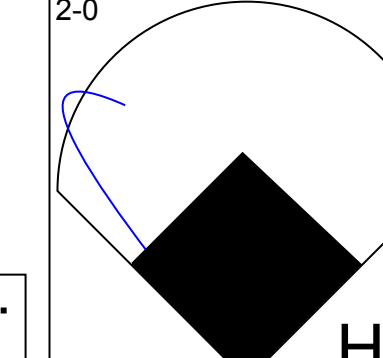
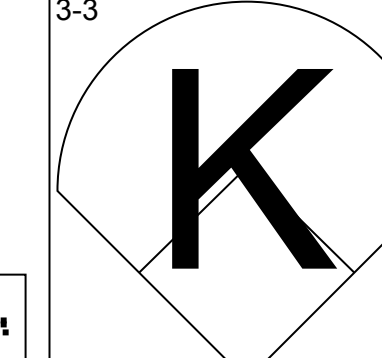
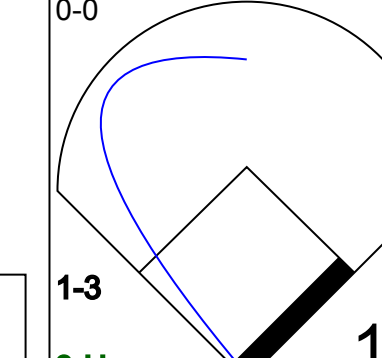
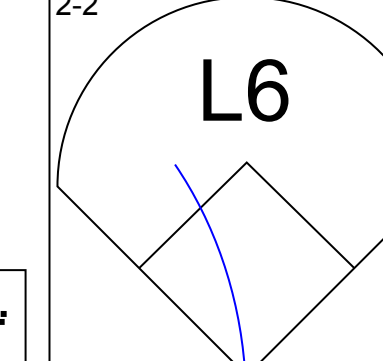
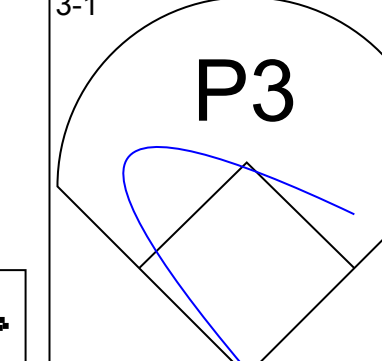
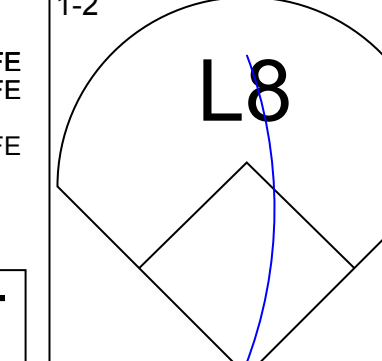
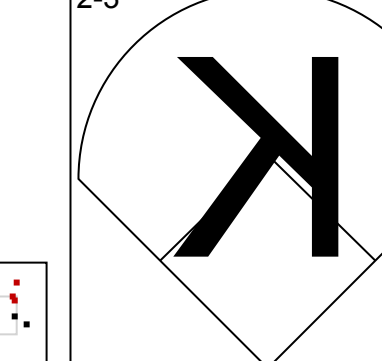
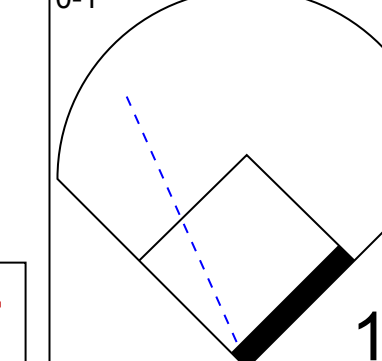

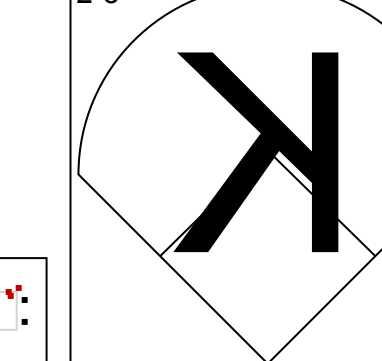
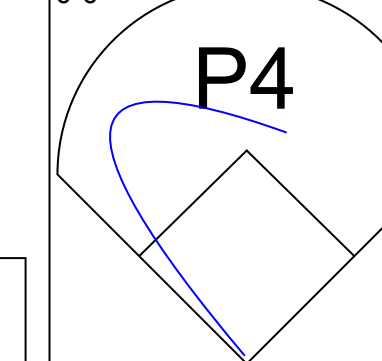



Batter	1	2	3	4	5	6	7	8	9	10	AB	R	H	RBI	BB	SO	LOB	BOTTOM									
Craig Biggio, R OBP: 0.250, SLG: 0.250	(1, 4) B 2-1 P3		X 1-2 G5-4-3			X 1-1 G5-3		1-2 1B			4	0	1	0	0	0	3										
54 Brad Lidge, R (9, 1)	X 1-2 G5-4-3		X 1-2 G5-4-3			X 1-1 G5-3		1-2 1B			0	0	0	0	0	0	0										
Chad Qualls, R (10, 1)	X 1-2 G5-4-3		X 1-2 G5-4-3			X 1-1 G5-3		1-2 1B			0	0	0	0	0	0	0										
28 Adam Everett, R OBP: 0.250, SLG: 0.500	(1, 6) B 1-0 P4		X 0-2 L4			X 1-2 45 L4-6 2B		0-0 F9			4	0	1	0	0	0	1										
17 Lance Berkman, S OBP: 0.500, SLG: 0.333	(1, 3) B 1-0 G6-3		X 2-1 45 G5-4-3 1B			X 4-0 BB		0-0 G1-3			3	0	1	0	1	0	1										
45 Carlos Lee, R (1, 7)	B 1-0 F7		X 1-2 45 G5-4-3 1B			X 1-1 L4-6		0-0 G1-3		0-1 P3	4	0	0	0	0	0	3										
Morgan Ensberg, R OBP: 0.250, SLG: 0.250	(1, 5) B 2-2 G2-3		X 1-0 HR 1B			X 3-0 P4		0-1 L5			4	1	1	0	0	0	1										
Luke Scott, L OBP: 0.500, SLG: 1.250	(1, 9) C 0-1 1B		X 2-2 HR 1B			X 2-2 HR 1B		0-1 F7		1-1 L3	4	1	2	2	0	0	0										
2 Chris Burke, R OBP: 0.500, SLG: 1.000	(1, 8) C 2-1 2B		X 0-1 HR 1B			X 3-1 G5-3		0-1 F7		2-3 K	4	0	2	0	0	1	0										
Brad Ausmus, R (1, 2)	C 1-1 G5-4-3 HBP		X 0-1 L5			X 0-1 L5		1-0 G5-3		2-2 G1-3	3	0	0	0	0	0	1										
44 Roy Oswalt, R OBP: 0.500, SLG: 0.500	(1, 1)		X 0-0 B2			X 0-0 B2		2-2 P4		1-1 L1	2	0	1	0	0	0	2										
Dan Wheeler, R ERA: 9.0	(8, 1)		X 0-0 B2			X 0-0 B2		2-2 P4		1-1 L1	0	0	0	0	0	0	0										
Orlando Palmeiro, L OBP: 0.250, SLG: 0.250	(8, PH)		X 0-0 B2			X 0-0 B2		2-2 P4		1-1 L1	1	0	0	0	0	0	0										
Mark Loretta, R (9, 4)	(9, 4)		X 0-0 B2			X 0-0 B2		2-2 P4		1-1 L1	1	0	0	0	0	0	0										
Inning Stats	R: 0 E: 0 K: 0 S: 4	H: 0 LOB: 0 BB: 0 P: 8	R: 0 E: 0 K: 0 S: 6	H: 1 LOB: 1 BB: 0 P: 9	R: 0 E: 0 K: 0 S: 8	H: 1 LOB: 1 BB: 0 P: 12	R: 0 E: 0 K: 0 S: 8	H: 1 LOB: 0 BB: 0 P: 11	R: 2 E: 0 K: 0 S: 12	H: 4 LOB: 1 BB: 0 P: 16	R: 0 E: 0 K: 0 S: 6	H: 1 LOB: 1 BB: 0 P: 15	R: 0 E: 0 K: 0 S: 5	H: 0 LOB: 0 BB: 0 P: 9	R: 0 E: 0 K: 0 S: 8	H: 1 LOB: 1 BB: 0 P: 11	R: 0 E: 0 K: 0 S: 6	H: 0 LOB: 0 BB: 0 P: 7	R: 0 E: 0 K: 1 S: 8	H: 0 LOB: 0 BB: 0 P: 13	1B: 5 2B: 4 3B: 0 HR: 1	SF: 0 SAC: 0 DP: 3 HBP: 1	WP: 0 PA: 36				
PITCHER	IP 7.0	WLS 0	BF 26	H 8	R 2	ER 2	SO 0	BB 1	IBB 0	HBP 1	BLK 0	WP 0	HR 1	S 49	P 80	ERA 2.57	WHIP 1.286										
57 Zach Duke, L ERA: 2.57	(1, 1)																										
54 Jonah Bayliss, R ERA: 9.0	(8, 1)	0.2	3	1	0	0	0	0	0	0	0	0	0	7	10	0.00	1.500										
Damaso Marte, L ERA: 9.0	(8, 1)	0.1	1	0	0	0	0	0	0	0	0	0	0	1	1	0.00	0.000										
55 Matt Capps, R ERA: 9.0	(9, 1)	1.0	W 3	0	0	0	0	0	0	0	0	0	0	6	7	0.00	0.000										
16 Salomon Torres, R ERA: 9.0	(10, 1)	1.0	S 3	0	0	0	1	0	0	0	0	0	0	8	13	0.00	0.000										

Pittsburgh Pirates @ Houston Astros
Minute Maid Park, Houston, TX
Mon Apr 02 2007, 6:05 PM CDT
Att: 43,803 - Roof Closed - 73 F

AB	34
R	2
H	9
RBI	2
BB	1
SO	1
LOB	12

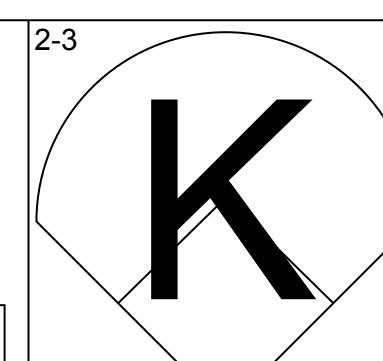
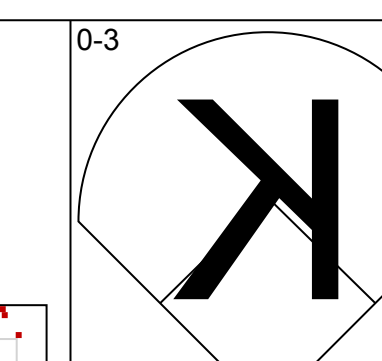
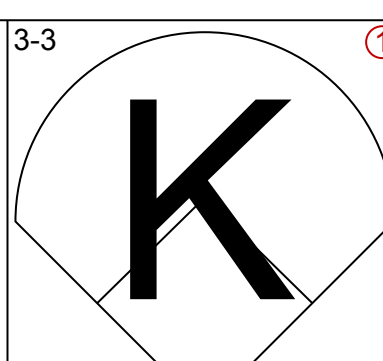
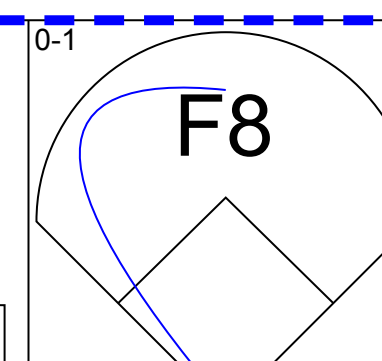
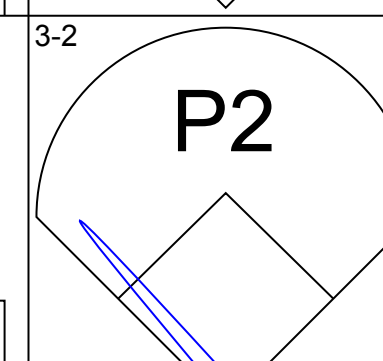
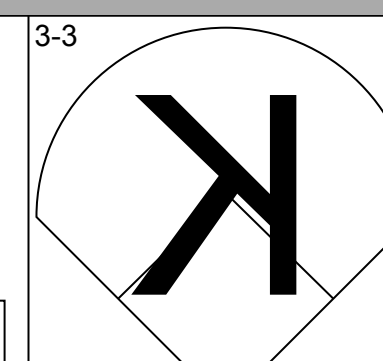
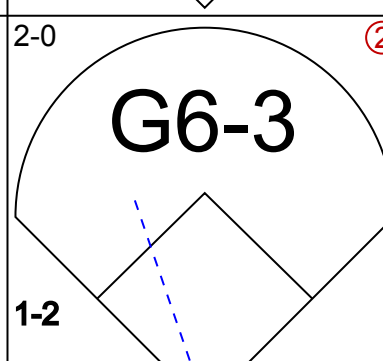
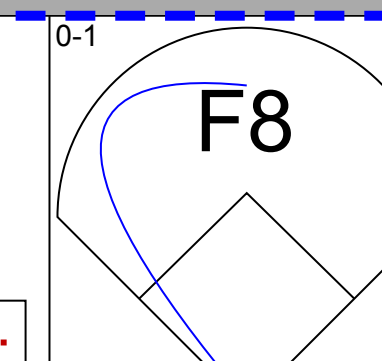
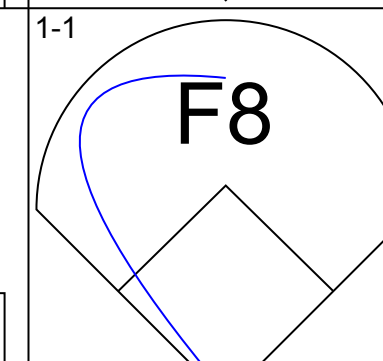
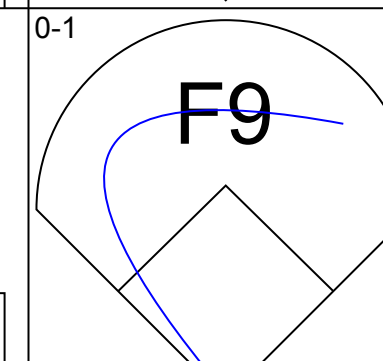
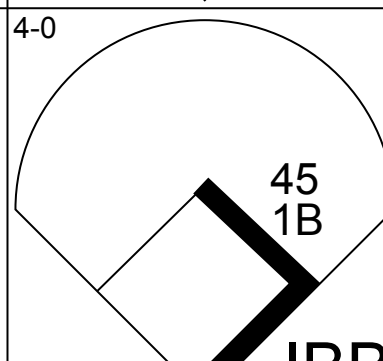
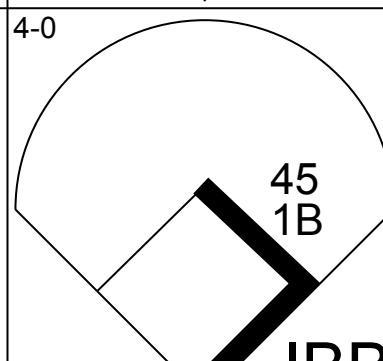
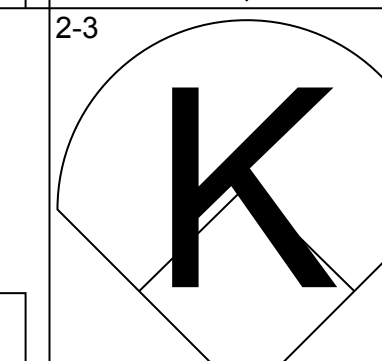
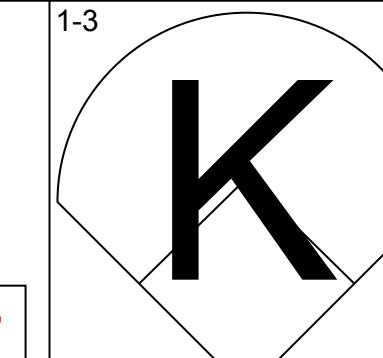
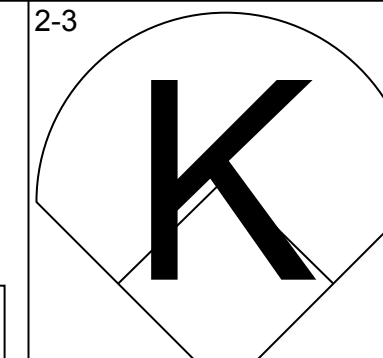
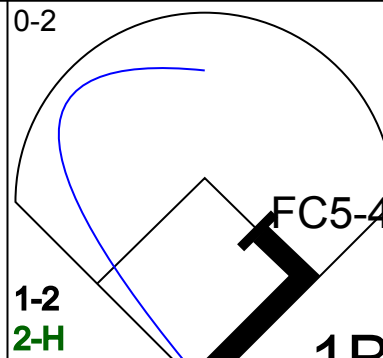
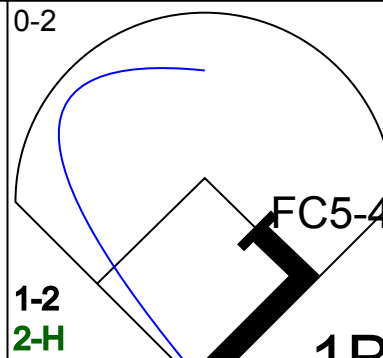
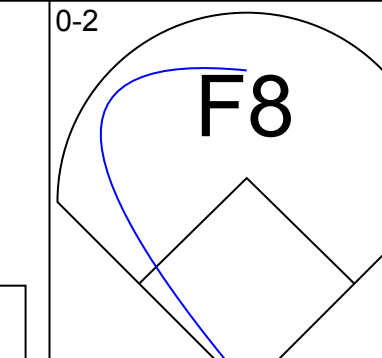
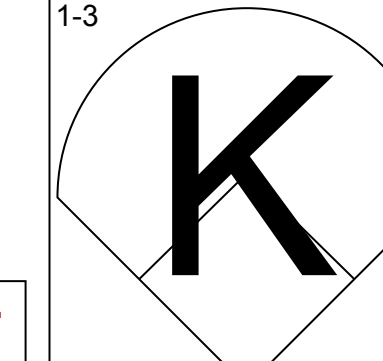
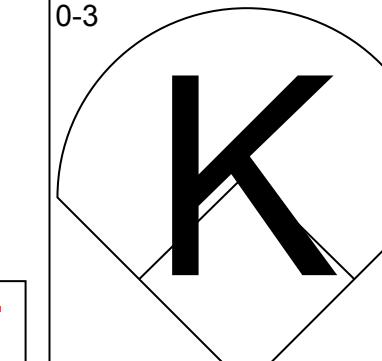
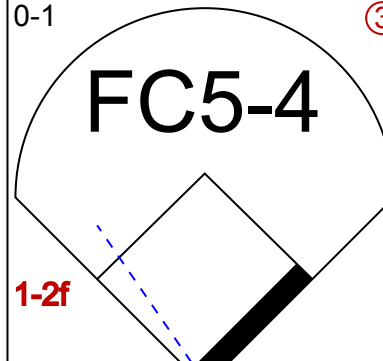

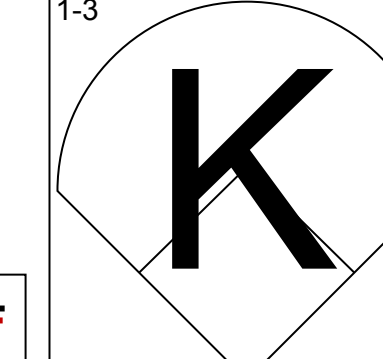
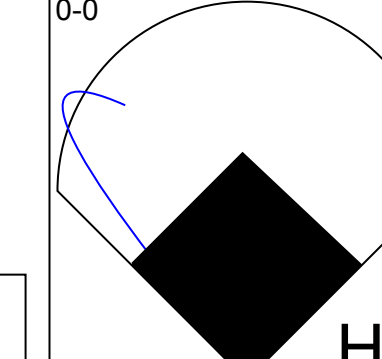
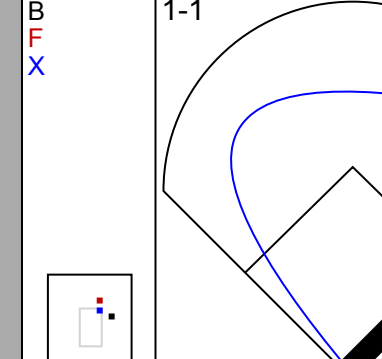

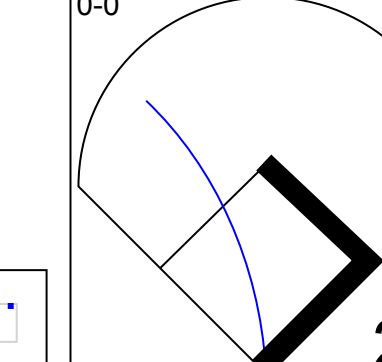
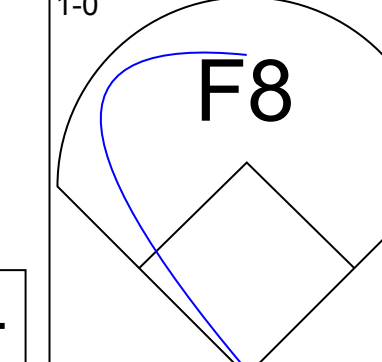
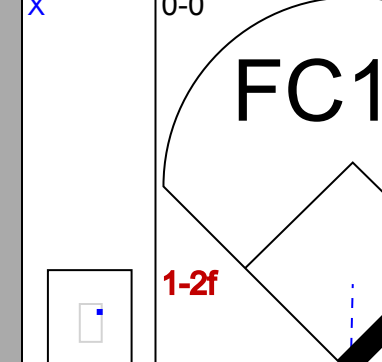

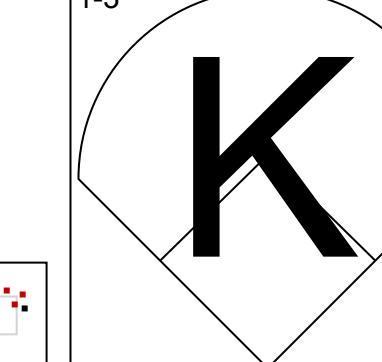
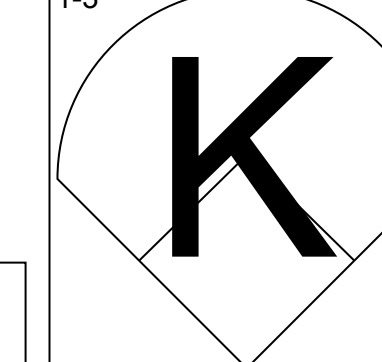
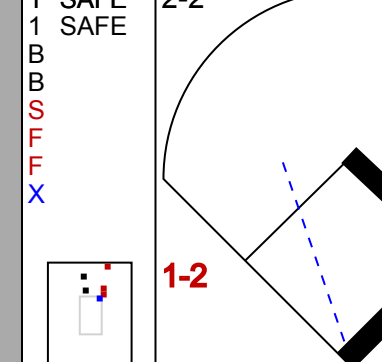

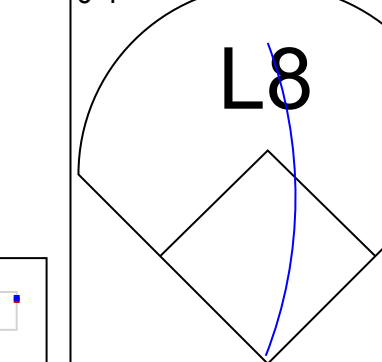
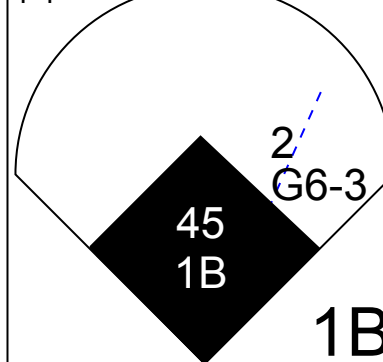
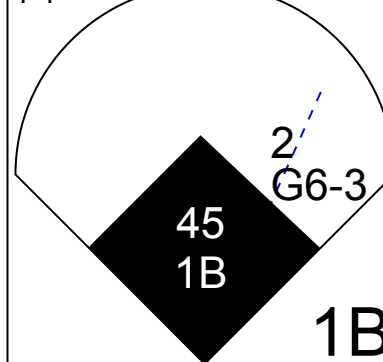



Batter	1	2	3	4	5	6	7	8	9	AB	R	H	RBI	BB	SO	LOB	TOP					
6 Chris Duffy, L (1.8) OBP: 0.300, SLG: 0.222										5	0	1	0	0	2	0						
2 Jack Wilson, R (1.6) OBP: 0.444, SLG: 0.556										4	1	2	0	0	0	1						
Jason Bay, R (1.7) OBP: 0.333, SLG: 0.625										3	1	1	0	1	0	1						
25 Adam LaRoche, L (1.3)										3	0	0	0	1	1	4						
26 Ronny Paulino, R (1.2) OBP: 0.111, SLG: 0.111										4	0	1	1	0	1	4						
Xavier Nady, R (1.9) OBP: 0.375, SLG: 1.125										4	1	2	2	0	2	0						
José Bautista, R (1.5) OBP: 0.375, SLG: 0.500										4	0	1	0	0	0	2						
Jose Castillo, R (1.4) OBP: 0.143, SLG: 0.143										4	0	1	0	0	2	1						
45 Ian Snell, R (1.1) 13 Nate McLouth, L (7. PH) 37 John Wadlin, R (7.1) 36 Juan Pablo Perez, R (7.1) 54 Jonah Bayliss, R (7.1) 55 Matt Capps, R (8.1) 41 Ryan Doumit, S (9. PH) 16 Salomon Torres, R (9.1)										2	0	0	0	0	1	1						
Inning Stats	R: 0 E: 0 K: 1 S: 7	H: 0 LOB: 0 BB: 0 P: 9	R: 1 E: 0 K: 1 S: 10	H: 1 LOB: 0 BB: 0 P: 19	R: 0 E: 0 K: 3 S: 9	H: 0 LOB: 0 BB: 0 P: 16	R: 0 E: 0 K: 0 S: 6	H: 2 LOB: 1 BB: 0 P: 7	R: 0 E: 0 K: 1 S: 8	H: 1 LOB: 1 BB: 0 P: 14	R: 0 E: 0 K: 1 S: 13	H: 1 LOB: 1 BB: 0 P: 22	R: 0 E: 0 K: 1 S: 11	H: 1 LOB: 1 BB: 0 P: 13	R: 2 E: 0 K: 0 S: 17	H: 3 LOB: 2 BB: 1 P: 29	R: 0 E: 0 K: 1 S: 7	H: 0 LOB: 0 BB: 0 P: 12	1B: 7 2B: 1 3B: 0 HR: 1	SF: 0 SAC: 0 DP: 1 HBP: 0	WP: 0 PB: 0 SB: 0 CS: 0	PA: 37
PITCHER	IP WLS BF H R ER SO BB IBB HBP BLK WP HR S P ERA WHIP																					
23 Jason Jennings, R (1.1) ERA: 1.5	6.0	23	5	1	1	7	1	0	0	0	0	0	0	1	53	87	1.50	1.000				
Chad Qualls, R (7.1) ERA: 9.0	1.0	H	4	1	0	1	0	0	0	0	0	0	0	11	13	0.00	1.000					
Dan Wheeler, R (8.1) ERA: 13.5	1.0	L	7	3	2	2	0	0	0	0	0	0	0	17	29	18.00	4.000					
21 Rick White, R (9.1) ERA:	1.0		3	0	0	0	1	0	0	0	0	0	0	7	12	0.00	0.000					

Pittsburgh Pirates @ Houston Astros
Minute Maid Park, Houston, TX
Tue Apr 03 2007, 7:05 PM CDT
Att: 31,238 - Cloudy - 81 F


AB 35
R 3
H 9
RBI 3
BB 2
SO 9
LOB 15





Batter	1	2	3	4	5	6	7	8	9	AB	R	H	RBI	BB	SO	LOB	BOTTOM					
Craig Biggio, R (1.4) OBP: 0.125, SLG: 0.125										4	0	0	0	0	3	4						
2 Chris Burke, R (1.8) OBP: 0.250, SLG: 0.500										4	0	0	0	0	1	1						
17 Lance Berkman, S (1.3) OBP: 0.375, SLG: 0.167										3	0	0	0	1	1	0						
45 Carlos Lee, R (1.7) OBP: 0.125, SLG: 0.125										4	0	1	1	0	2	0						
Morgan Ensberg, R (1.5) OBP: 0.125, SLG: 0.125										4	0	0	0	0	2	2						
16 Jason Lane, R (1.9) OBP: 0.500, SLG: 1.250										4	1	2	1	0	1	0						
28 Adam Everett, R (1.6) OBP: 0.286, SLG: 0.571										3	0	1	0	0	0	1						
Luke Scott, L (9. PH) OBP: 0.400, SLG: 1.000										1	0	0	0	0	0	0						
Brad Ausmus, R (1.2) OBP: 0.286, SLG: 0.167										3	0	1	0	0	2	1						
23 Jason Jennings, L (1.1) Orlando Palmeiro, L (6. PH) Chad Qualls, R (7.1) Mike Lamb, L (7. PH) Dan Wheeler, R (8.1) 21 Rick White, R (9.1)										1	0	0	0	0	0	1						
Inning Stats	R: 0 E: 0 K: 1 S: 9	H: 0 LOB: 0 BB: 0 P: 15	R: 0 E: 0 K: 3 S: 12	H: 0 LOB: 0 BB: 0 P: 15	R: 0 E: 0 K: 2 S: 9	H: 1 LOB: 1 BB: 0 P: 10	R: 0 E: 0 K: 2 S: 9	H: 0 LOB: 0 BB: 0 P: 14	R: 1 E: 0 K: 2 S: 9	H: 1 LOB: 0 BB: 0 P: 11	R: 1 E: 0 K: 1 S: 11	H: 2 LOB: 2 BB: 1 P: 21	R: 0 E: 0 K: 0 S: 11	H: 3 LOB: 2 BB: 0 P: 17	R: 0 E: 0 K: 1 S: 8	H: 0 LOB: 0 BB: 0 P: 10	R: 0 E: 0 K: 0 S: 6	H: 0 LOB: 0 BB: 0 P: 13	1B: 5 2B: 1 3B: 0 HR: 1	SF: 0 SAC: 0 DP: 0 HBP: 0	WP: 0 PB: 0 SB: 0 CS: 1	PA: 34
PITCHER	IP WLS BF H R ER SO BB IBB HBP BLK WP HR S P ERA WHIP																					
45 Ian Snell, R (1.1) ERA: 3.0	6.0	23	4	2	2	11	0	1	0	0	0	0	0	7	10	0.00	3.000					
37 John Wadlin, R (7.1) ERA:	0.2		3	2	0	0	0	0	0	0	0	0	0	2	5	*	*					
36 Juan Pablo Perez, L (7.1) ERA:	0.0		1	1	0	0	0	0	0	0	0	0	0	2	5	*	*					
54 Jonah Bayliss, R (7.1) ERA:	0.1	W	1	0	0	0	0	0	0	0	0	0	0	2	2	0.00	0.000					
55 Matt Capps, R (8.1) ERA:	1.0	H	3	0	0	0	1	0	0	0	0	0	0	8	10	0.00	0.000					
PITCHER	IP WLS BF H R ER SO BB IBB HBP BLK WP HR S P ERA WHIP																					
16 Salomon Torres, R (9.1) ERA:	1.0	S	3	0	0	0	0	0	0	0	0	0	0	6	13	0.00	0.000					

Pittsburgh Pirates @ Houston Astros
Minute Maid Park, Houston, TX
Tue Apr 03 2007, 7:05 PM CDT
Att: 31,238 - Cloudy - 81 F

AB 33
R 2
H 7
RBI 2
BB 1
SO 12
LOB 10




Batter	1	2	3	4	5	6	7	8	9	AB	R	H	RBI	BB	SO	LOB	TOP			
22 David Eckstein, R (1,6) OBP: 0.350, SLG: 0.294	G3-1		G6-3		G3-1			G1-6-3		4	0	0	0	0	0	4	St. Louis Cardinals @ Houston Astros Minute Maid Park, Houston, TX Sat Apr 07 2007, 6:05 PM CDT Att.: 41,885 - Roof Closed - 70 F AB 29 R 1 H 5 RBI 1 BB 1 SO 4 LOB 13 			
16 Chris Duncan, L (1,7) OBP: 0.438, SLG: 0.800	G6-3		K			L4			G6-4-3 BB	3	0	0	0	1	1					
5 Albert Pujols, R (1,3) OBP: 0.200, SLG: 0.118	G6-3			E5		G3			G6-4-3	4	0	0	0	0	1					
27 Scott Rolen, R (1,5) OBP: 0.211, SLG: 0.294		G6-3		F7		G6-3			G6-3	4	0	0	0	0	1					
15 Jim Edmonds, L (1,8) OBP: 0.333, SLG: 0.200		K		G4-6-3			F8			3	0	0	0	0	1					
26 Scott Spiezio, S (1,9) OBP: 0.500, SLG: 0.600		G4-3				G2-3				3	0	1	0	0	0					
7 Adam Kennedy, L (1,4) OBP: 0.231, SLG: 0.462				1B		G1-3				3	1	2	0	0	1					
Gary Bennett, R (1,2) OBP: 0.400, SLG: 0.400				2B		1B				3	0	2	1	0	0					
23 Anthony Reyes, R (1,1) OBP: 0.200, SLG: 0.200				1B		G1-3				1	0	0	0	0	1					
48 Brad Thompson, R (6,1) Tyler Johnson, S (7,1) 55 Skip Schumaker, L (8,PH) 36 Russ Springer, R (8,1)				SH1-4		K			FC4-6	0	0	0	0	0	0					
Inning Stats	R: 0 E: 0 K: 0 S: 5	H: 0 LOB: 0 BB: 0 P: 8	R: 0 E: 0 K: 1 S: 8	H: 0 LOB: 0 BB: 0 P: 10	R: 1 E: 0 K: 1 S: 10	H: 2 LOB: 1 BB: 0 P: 14	R: 0 E: 1 K: 0 S: 7	H: 0 LOB: 0 BB: 0 P: 9	R: 0 E: 0 K: 1 S: 9	H: 2 LOB: 2 BB: 0 P: 11	R: 0 E: 0 K: 1 S: 9	H: 0 LOB: 0 BB: 0 P: 15	R: 0 E: 0 K: 0 S: 9	H: 1 LOB: 0 BB: 0 P: 10	R: 0 E: 0 K: 0 S: 3	H: 0 LOB: 0 BB: 1 P: 8	1B: 3 2B: 2 3B: 0 HR: 0	SF: 0 SAC: 1 DP: 3 HBP: 0	WP: 0 PB: 0 SB: 0 CS: 0	PA: 31
PITCHER	IP WLS BF H R ER SO BB IBB HBP BLK WP HR S P ERA WHIP	44 Roy Oswalt, R (1,1) ERA: 1.08 9.0 W 31 5 1 1 4 1 0 0 0 0 0 0 66 94 1.00 0.667																		

Batter	1	2	3	4	5	6	7	8	9	AB	R	H	RBI	BB	SO	LOB	BOTTOM			
Craig Biggio, R (1,4) OBP: 0.273, SLG: 0.455	P3									5	0	1	2	0	0	1	St. Louis Cardinals @ Houston Astros Minute Maid Park, Houston, TX Sat Apr 07 2007, 6:05 PM CDT Att.: 41,885 - Roof Closed - 70 F AB 30 R 5 H 9 RBI 5 BB 3 SO 3 LOB 11 			
16 Jason Lane, R (9,8) OBP: 0.222, SLG: 0.556		2B			F8		P4	G5-3		0	0	0	0	0	0					
Morgan Ensberg, R (1,5) OBP: 0.188, SLG: 0.188		1B			L7		P6			4	1	1	0	0	1					
17 Lance Berkman, S (1,3) OBP: 0.300, SLG: 0.412					K					4	1	2	1	0	2					
45 Carlos Lee, R (1,7) OBP: 0.250, SLG: 0.444	SF8				G6-3			HR		3	1	2	2	0	0					
Luke Scott, L (1,9) OBP: 0.308, SLG: 0.500					G3-1					3	0	0	0	1	1					
2 Chris Burke, R (1,8) OBP: 0.333, SLG: 0.389					P2					2	0	0	0	2	0					
28 Adam Everett, R (1,6) OBP: 0.333, SLG: 0.412					F9					4	1	1	0	0	1					
Brad Ausmus, R (1,2) OBP: 0.500, SLG: 0.300					HBP					2	1	2	0	0	0					
44 Roy Oswalt, R (1,1) OBP: 0.200, SLG: 0.200					F8					3	0	0	0	0	5					
Inning Stats	R: 1 E: 0 K: 1 S: 21	H: 2 LOB: 1 BB: 0 P: 28	R: 2 E: 0 K: 0 S: 14	H: 3 LOB: 1 BB: 1 P: 25	R: 0 E: 0 K: 1 S: 10	H: 0 LOB: 0 BB: 0 P: 15	R: 0 E: 0 K: 0 S: 10	H: 0 LOB: 1 BB: 0 P: 12	R: 0 E: 0 K: 1 S: 8	H: 0 LOB: 0 BB: 0 P: 15	R: 1 E: 0 K: 0 S: 13	H: 1 LOB: 2 BB: 1 P: 25	R: 1 E: 0 K: 0 S: 11	H: 2 LOB: 2 BB: 1 P: 20	R: 0 E: 0 K: 0 S: 9	H: 1 LOB: 1 BB: 0 P: 14	1B: 6 2B: 1 3B: 0 HR: 2	SF: 1 SAC: 1 DP: 0 HBP: 2	WP: 0 PB: 0 SB: 0 CS: 0	PA: 37
PITCHER	IP WLS BF H R ER SO BB IBB HBP BLK WP HR S P ERA WHIP	23 Anthony Reyes, R (1,1) ERA: 5.4 5.0 L 21 3 2 2 0 1 0 1 0 0 0 2 19 36 10.80 2.400 48 Brad Thompson, R (6,1) ERA: 8.23 1.2 10 3 2 2 0 1 0 0 0 0 0 5 9 0.00 3.000 Tyler Johnson, L (7,1) ERA: 36 Russ Springer, R (8,1) ERA: 16.2 1.0 4 1 0 0 0 0 0 0 0 0 0 9 14 0.00 1.000																		


Batter	1	2	3	4	5	6	7	8	9	AB	R	H	RBI	BB	SO	LOB	TOP						
Craig Biggio, R (1,4) OBP: 0.267, SLG: 0.467										4	2	2	0	0	1	1	Houston Astros @ Chicago Cubs Wrigley Field, Chicago, IL Mon Apr 09 2007, 1:20 PM CDT Att: 41,388 - Overcast - 39 F						
2 Chris Burke, R (1,8) OBP: 0.321, SLG: 0.375										4	0	1	1	0	1	2							
17 Lance Berkman, S (1,3) OBP: 0.241, SLG: 0.292										3	0	0	1	1	2	1							
45 Carlos Lee, R (1,7) OBP: 0.276, SLG: 0.400										5	1	1	0	0	1	4							
Morgan Ensberg, R (1,5) OBP: 0.250, SLG: 0.261										4	1	2	1	0	1	1							
16 Jason Lane, R (1,9) OBP: 0.154, SLG: 0.385										4	0	0	0	0	1	2							
28 Adam Everett, R (1,6) OBP: 0.364, SLG: 0.550										3	1	1	2	1	0	0							
Humberto Quintero, R (1,2) OBP: 0.286, SLG: 0.167										3	0	0	0	0	1	0							
Woody Williams, R (1,1) OBP: 0.200, SLG: 0.200										3	0	1	0	0	1	3							
Chad Qualls, R (7,1)										0	0	0	0	0	0	0							
Luke Scott, L (8,PH) OBP: 0.333, SLG: 0.588										1	0	0	0	0	0	0							
21 Rick White, R (8,1)										0	0	0	0	0	0	0							
Dan Wheeler, R (9,1)										0	0	0	0	0	0	0							
Inning Stats	R: 1 E: 0 K: 1 S: 9	H: 2 LOB: 1 BB: 0 P: 13	R: 0 E: 0 K: 0 S: 5	H: 0 LOB: 0 BB: 0 P: 7	R: 0 E: 0 K: 2 S: 8	H: 0 LOB: 0 BB: 0 P: 12	R: 1 E: 0 K: 1 S: 20	H: 2 LOB: 3 BB: 1 P: 34	R: 1 E: 0 K: 0 S: 5	H: 1 LOB: 0 BB: 0 P: 5	R: 0 E: 0 K: 0 S: 6	H: 0 LOB: 0 BB: 0 P: 12	R: 0 E: 0 K: 2 S: 12	H: 1 LOB: 3 BB: 1 P: 21	R: 2 E: 0 K: 1 S: 17	H: 3 LOB: 1 BB: 0 P: 25		R: 0 E: 0 K: 2 S: 7	H: 0 LOB: 0 BB: 0 P: 8	1B: 2 2B: 6 3B: 0 HR: 1	SF: 1 SAC: 2 DP: 0 HBP: 1	WP: 2 PB: 0 SB: 0 CS: 0	PA: 40
PITCHER	IP	WLS	BF	H	R	ER	SO	BB	IBB	HBP	BLK	WP	HR	S	P	ERA		WHIP					
30 Ted Lilly, L (1,1) ERA: 2.77	6.0		27	6	3	3	5	1	0	1	0	1	0	58	90	4.50	1.167						
43 Michael Wuerz, R (7,1) ERA:	1.0		4	0	0	0	1	0	1	0	0	0	0	7	14	0.00	0.000						
Bob Howry, R (8,1) ERA: 7.36	1.0	L	6	3	2	2	1	0	0	0	0	1	1	17	25	18.00	3.000						
46 Ryan Dempster, R (9,1) ERA:	1.0		3	0	0	0	2	0	0	0	0	0	0	7	8	0.00	0.000						

Batter	1	2	3	4	5	6	7	8	9	AB	R	H	RBI	BB	SO	LOB	BOTTOM					
12 Alfonso Soriano, R (1,8) OBP: 0.242, SLG: 0.344										4	1	1	0	0	1	1	Houston Astros @ Chicago Cubs Wrigley Field, Chicago, IL Mon Apr 09 2007, 1:20 PM CDT Att: 41,388 - Overcast - 39 F					
Jacque Jones, L (1,9) OBP: 0.310, SLG: 0.231										4	1	2	0	0	0	1						
25 Derrek Lee, R (1,3) OBP: 0.469, SLG: 0.517										4	0	1	0	0	0	2						
16 Aramis Ramirez, R (1,5) OBP: 0.467, SLG: 0.571										3	1	1	1	1	1	3						
15 Cliff Floyd, L (1,7) OBP: 0.308, SLG: 0.417										4	0	0	0	0	0	5						
46 Ryan Dempster, R (9,1)										0	0	0	0	0	0	0						
Michael Barrett, R (1,2) OBP: 0.320, SLG: 0.273										3	0	2	1	1	0	0						
Mark DeRosa, R (1,4) OBP: 0.346, SLG: 0.625										3	0	0	0	0	0	4						
Bob Howry, L (8,1)										0	0	0	0	0	0	0						
19 Matt Murton, R (9,7) OBP: 0.333, SLG: 0.286										1	0	0	0	0	0	0						
Cesar Izturis, S (1,6) OBP: 0.320, SLG: 0.435										3	0	0	0	1	0	0						
30 Ted Lilly, L (1,1)										2	0	0	0	0	0	0						
43 Michael Wuerz, R (7,1) ERA:										0	0	0	0	0	0	0						
2 Ryan Theriot, R (7,4)										1	0	0	0	0	1	1						
32 Daryle Ward, L (8,PH) OBP: 0.500, SLG: 0.333										1	0	0	0	0	0	0						
Inning Stats	R: 0 E: 0 K: 1 S: 13	H: 2 LOB: 2 BB: 0 P: 17	R: 0 E: 0 K: 0 S: 5	H: 1 LOB: 0 BB: 0 P: 10	R: 0 E: 0 K: 1 S: 12	H: 0 LOB: 0 BB: 0 P: 17	R: 0 E: 0 K: 0 S: 12	H: 0 LOB: 2 BB: 1 P: 18	R: 0 E: 0 K: 0 S: 10	H: 0 LOB: 0 BB: 0 P: 16	R: 2 E: 0 K: 0 S: 13	H: 3 LOB: 1 BB: 0 P: 18	R: 1 E: 1 K: 1 S: 12	H: 1 LOB: 1 BB: 1 P: 20	R: 0 E: 0 K: 0 S: 6	H: 0 LOB: 0 BB: 1 P: 14	R: 0 E: 0 K: 0 S: 7	H: 0 LOB: 0 BB: 0 P: 13	1B: 6 2B: 1 3B: 0 HR: 0	SF: 0 SAC: 0 DP: 2 HBP: 0	WP: 0 PB: 0 SB: 1 CS: 0	PA: 36
PITCHER	IP	WLS	BF	H	R	ER	SO	BB	IBB	HBP	BLK	WP	HR	S	P	ERA	WHIP					
Woody Williams, R (1,1) ERA: 4.22	6.0		25	6	2	2	2	1	0	0	0	0	0	65	96	3.00	1.167					
Chad Qualls, R (7,1) ERA: 6.0	1.0	W	5	1	1	0	1	1	0	0	0	0	0	12	20	0.00	2.000					
21 Rick White, R (8,1) ERA:	1.0	H	3	0	0	0	0	1	0	0	0	0	0	6	14	0.00	1.000					
Dan Wheeler, R (9,1) ERA: 6.0	1.0	S	3	0	0	0	0	0	0	0	0	0	0	7	13	0.00	0.000					

AB 34
R 5
H 9
RBI 5
BB 2
SO 9
LOB 14



AB 33
R 3
H 7
RBI 2
BB 3
SO 3
LOB 17



AB 33
R 3
H 7
RBI 2
BB 3
SO 3
LOB 17

Batter	1	2	3	4	5	6	7	8	9	AB	R	H	RBI	BB	SO	LOB	TOP				
Craig Biggio, R OBP: 0.228, SLG: 0.400	G6-3	K			E6 45 BB G4-3	K		F8		5	1	0	0	0	2	3					
Morgan Ensberg, R OBP: 0.241, SLG: 0.286	17 1B 45 1B 2B		F7		G6-3	G6-3			K	5	1	1	0	0	1	2					
17 Lance Berkman, S OBP: 0.294, SLG: 0.296	45 1B 2B				G4-3 45 BB				G4-3	3	1	1	0	2	1	0					
45 Carlos Lee, R OBP: 0.313, SLG: 0.414	2B				G4-3				F9	4	1	2	1	1	1	1					
Luke Scott, L OBP: 0.318, SLG: 0.571	1B		G6-3		G4-3					4	0	1	3	0	0	4					
2 Chris Burke, R OBP: 0.313, SLG: 0.333	K				E6 G4-3 28 E				G5-3	3	0	0	0	1	1	1					
28 Adam Everett, R OBP: 0.346, SLG: 0.500	G6-3				FC1 G4-3	P3				4	0	1	0	0	0	5					
Brad Ausmus, R OBP: 0.429, SLG: 0.353			G4-3		G4-3				L6	4	0	1	0	0	0	3					
43 Chris Sampson, R Orlando Palmeiro, L 21 Rick White, R Mike Lamb, L Chad Qualls, R Dan Wheeler, R	F7				G6-3					2	0	0	0	0	0	0					
Inning Stats	R: 3 E: 0 K: 1 S: 13	H: 4 LOB: 1 BB: 0 P: 22	R: 0 E: 0 K: 1 S: 7	H: 0 LOB: 0 BB: 0 P: 11	R: 0 E: 0 K: 1 S: 8	H: 0 LOB: 1 BB: 1 P: 18	R: 0 E: 2 K: 0 S: 6	H: 0 LOB: 1 BB: 0 P: 11	R: 1 E: 0 K: 0 S: 13	H: 0 LOB: 3 BB: 3 P: 29	R: 0 E: 0 K: 1 S: 9	H: 1 LOB: 0 BB: 0 P: 14	R: 0 E: 0 K: 0 S: 9	H: 1 LOB: 2 BB: 1 P: 15	R: 0 E: 0 K: 1 S: 6	H: 0 LOB: 0 BB: 0 P: 10	1B: 4 2B: 3 3B: 0 HR: 0	SF: 0 SAC: 0 DP: 2 HBP: 0	WP: 1 PB: 0 SB: 0 CS: 0	PA: 40	
PITCHER	IP	WLS	BF	H	R	ER	SO	BB	IBB	HBP	BLK	WP	HR	S	P	ERA	WHIP				
Jason Marquis, R ERA: 3.27	5.0	L	25	4	4	3	3	4	0	0	0	0	0	47	91	5.40	1.600				
37 Angel Guzman, R ERA: 3.35	3.0		12	3	0	0	2	1	0	0	0	1	0	26	40	0.00	1.333				
47 Scott Eyre, L ERA: 15.0	1.0		3	0	0	0	1	0	0	0	0	0	0	6	10	0.00	0.000				

Houston Astros @ Chicago Cubs
Wrigley Field, Chicago, IL
Tue Apr 10 2007, 1:20 PM CDT
Att: 35,924 - Sunny - 47 F

AB	35
R	4
H	7
RBI	4
BB	5
SO	6
LOB	21



Batter	1	2	3	4	5	6	7	8	9	AB	R	H	RBI	BB	SO	LOB	BOTTOM					
12 Alfonso Soriano, R OBP: 0.243, SLG: 0.314	G4-6-3 HBP		F8		K			G3		3	0	0	0	0	1	1						
Jacque Jones, L OBP: 0.303, SLG: 0.267	G4-6-3				G3			G4-3		4	1	1	0	0	0	1						
25 Derrek Lee, R OBP: 0.472, SLG: 0.515	P3				15 1B			K		4	1	2	1	0	1	0						
16 Aramis Ramirez, R OBP: 0.441, SLG: 0.531					F8			G6-3		4	0	1	0	0	1	2						
15 Cliff Floyd, L OBP: 0.353, SLG: 0.438	FC4-6							L8		4	0	2	0	0	0	1						
Michael Barrett, R OBP: 0.276, SLG: 0.231	F9				F9			G1-3		4	0	0	0	0	1	5						
Mark DeRosa, R OBP: 0.333, SLG: 0.571	K				G6-3			L1		4	0	1	1	0	1	1						
Cesar Izturis, S OBP: 0.321, SLG: 0.400					G6-3			E4 32 G4-6-3		2	0	0	0	1	0	0						
19 Matt Murton, R OBP: 0.313, SLG: 0.267								P3		1	0	0	0	0	0	2						
Jason Marquis, L OBP: 0.400, SLG: 0.250					K			G4-6-3		1	0	0	0	0	1	0						
2 Ryan Theriot, R OBP: 0.276, SLG: 0.231					G6-3					1	0	0	0	0	0	1						
37 Angel Guzman, R OBP: 0.276, SLG: 0.231										0	0	0	0	0	0	0						
32 Danyele Ward, L OBP: 0.400, SLG: 0.250										1	0	0	0	0	0	1						
47 Scott Eyre, L ERA: 9.0										0	0	0	0	0	0	0						
Inning Stats	R: 0 E: 0 K: 0 S: 5	H: 0 LOB: 0 BB: 0 P: 11	R: 0 E: 0 K: 1 S: 11	H: 1 LOB: 1 BB: 0 P: 15	R: 0 E: 0 K: 1 S: 9	H: 0 LOB: 0 BB: 0 P: 10	R: 0 E: 0 K: 0 S: 6	H: 2 LOB: 2 BB: 0 P: 11	R: 0 E: 0 K: 1 S: 9	H: 0 LOB: 1 BB: 1 P: 17	R: 0 E: 0 K: 1 S: 8	H: 0 LOB: 0 BB: 0 P: 11	R: 0 E: 0 K: 0 S: 6	H: 0 LOB: 0 BB: 0 P: 9	R: 0 E: 1 K: 0 S: 9	H: 0 LOB: 0 BB: 0 P: 13	R: 2 E: 0 K: 2 S: 23	H: 4 LOB: 2 BB: 0 P: 30	1B: 6 2B: 1 3B: 0 HR: 0	SF: 0 SAC: 0 DP: 2 HBP: 1	WP: 0 PB: 0 SB: 0 CS: 0	PA: 35
PITCHER	IP	WLS	BF	H	R	ER	SO	BB	IBB	HBP	BLK	WP	HR	S	P	ERA	WHIP					
43 Chris Sampson, R ERA: 9.0	5.0	W	19	3	0	0	3	1	0	0	0	0	0	40	64	0.00	0.800					
21 Rick White, R ERA: 4.5	2.0		6	0	0	0	1	0	0	0	0	0	0	14	20	0.00	0.000					
Chad Qualls, R ERA: 4.5	1.0		3	0	0	0	0	0	0	0	0	0	0	9	13	0.00	0.000					
Dan Wheeler, R ERA: 9.0	1.0		7	4	2	2	2	0	0	0	0	0	0	23	30	18.00	4.000					

Houston Astros @ Chicago Cubs
Wrigley Field, Chicago, IL
Tue Apr 10 2007, 1:20 PM CDT
Att: 35,924 - Sunny - 47 F

AB	33
R	2
H	7
RBI	2
BB	1
SO	6
LOB	15



Batter	1	2	3	4	5	6	7	8	9	AB	R	H	RBI	BB	SO	LOB	TOP				
Craig Biggio, R OBP: 0.225, SLG: 0.400 Dan Wheeler, R (9.1)	F7		G4-3	L1		2B		FC6-4		5	0	1	0	0	0	5					
Morgan Ensberg, R OBP: 0.285, SLG: 0.375 (1.5)	F8		45 HR	HR		P3		F8		4	2	1	3	1	0	1					
17 Lance Berkman, S OBP: 0.333, SLG: 0.276 (1.3)	K		45 HR	BB				K		2	1	0	0	3	2	0					
45 Carlos Lee, R OBP: 0.359, SLG: 0.706 (1.7)		HR	HR	F9		P3		HR		5	3	3	6	0	0	2					
Luke Scott, L OBP: 0.333, SLG: 0.520 (1.9)	G4-3		BB			G4-6-3		K		4	0	1	0	1	1	1					
2 Chris Burke, R OBP: 0.306, SLG: 0.355 (9.4)	K		L8			G6-3		2B		4	0	1	0	0	1	2					
28 Adam Everett, R OBP: 0.333, SLG: 0.444 (1.6)	K		44 SH3-4	HR		G6-3		G6-3		3	1	0	0	1	1	1					
Brad Ausmus, R OBP: 0.440, SLG: 0.400 (1.2)			45 HR	2B		44 SH3-4		K		3	2	1	0	1	2	1					
44 Roy Oswalt, R OBP: 0.187, SLG: 0.197 Orlando Palmeiro, L OBP: 0.296, SLG: 0.286 54 Brad Lidge, R 21 Rick White, R Mike Lamb, L Trever Miller, R Chad Qualls, R 16 Jason Lane, R			K	SH3-4		K		FC6-4		1	0	0	0	0	1	1					
Inning Stats	R: 0 E: 0 K: 1 S: 12	H: 0 LOB: 0 BB: 0 P: 21	R: 1 E: 0 K: 2 S: 14	H: 1 LOB: 0 BB: 0 P: 19	R: 4 E: 0 K: 1 S: 16	H: 2 LOB: 1 BB: 3 P: 32	R: 3 E: 0 K: 0 S: 13	H: 1 LOB: 0 BB: 0 P: 26	R: 0 E: 0 K: 2 S: 8	H: 1 LOB: 0 BB: 0 P: 12	R: 0 E: 0 K: 0 S: 3	H: 0 LOB: 0 BB: 1 P: 7	R: 0 E: 0 K: 1 S: 10	H: 1 LOB: 2 BB: 1 P: 23	R: 1 E: 0 K: 2 S: 10	H: 1 LOB: 0 BB: 0 P: 15	1B: 1 2B: 3 3B: 0 HR: 4	SF: 0 SAC: 1 DP: 2 HBP: 0	WP: 0 PB: 0 SB: 2 CS: 0	PA: 41	
PITCHER	IP	WLS	BF	H	R	ER	SO	BB	IBB	HBP	BLK	WP	HR	S	P	ERA	WHIP				
39 Brett Myers, R ERA: 3.32	3.1	L	18	3	7	7	4	5	0	0	0	0	2	50	88	18.90	2.400				
21 Jon Lieber, R ERA: 11.57	1.2		7	2	1	1	0	1	0	0	0	0	1	13	22	5.40	1.800				
Geoff Geary, R ERA: 9.38	2.0		7	1	0	0	2	1	0	0	0	0	0	16	28	0.00	1.000				
Antonio Alfonseca, R ERA: 1.69	1.0		5	1	0	0	1	0	1	0	0	0	0	10	23	0.00	1.000				
63 Ryan Madson, R ERA: 7.71	1.0		4	1	1	1	2	0	0	0	0	0	1	10	15	9.00	1.000				

Houston Astros @ Philadelphia Phillies
Citizens Bank Park, Philadelphia, PA
Fri Apr 13 2007, 7:05 PM EDT
Att: 44,336 - Cloudy - 49 F

AB	32
R	9
H	8
RBI	9
BB	8
SO	9
LOB	14



Batter	1	2	3	4	5	6	7	8	9	AB	R	H	RBI	BB	SO	LOB	BOTTOM				
11 Jimmy Rollins, S OBP: 0.420, SLG: 0.756 (1.6)	K			26 FC6-4	K		G4-3			5	1	2	0	0	2	2					
8 Shane Victorino, S OBP: 0.386, SLG: 0.333 (1.9)	G6-3	F7		26 FC6-4		F9		26 BB		5	0	2	0	0	0	1					
26 Chase Utley, L OBP: 0.327, SLG: 0.390 (1.4)	6 BB	FC3-6		6 BB		E		6 BB		2	1	0	1	2	0	3					
6 Ryan Howard, L OBP: 0.429, SLG: 0.378 (1.3)	1B	K		1B		F7		G5-4-3		4	1	2	1	1	1	2					
Wes Helms, R OBP: 0.389, SLG: 0.367 (1.5)	1B			G6-3		E6		G5-4-3		5	1	2	1	0	0	4					
28 Jayson Werth, R OBP: 0.353, SLG: 0.286 (1.7)	2 BB			K		K		K		4	0	0	0	1	4	2					
Aaron Rowand, R OBP: 0.442, SLG: 0.353 (1.8)	2 BB			F7		19 FC3-6		G5-3		4	1	2	1	1	1	0					
2 Rod Barajas, R OBP: 0.368, SLG: 0.077 (1.2)	1B			21 FC1-6		19 FC3-6		G5-3		3	0	1	1	2	1	1					
39 Brett Myers, R ERA: 3.32 21 Jon Lieber, L ERA: 10.13 19 Greg Dobbs, L OBP: 0.200, SLG: 0.400 Geoff Geary, R Pat Burrell, R Antonio Alfonseca, R 63 Ryan Madson, L				FC1-6		FC3-6		G5-3		1	0	0	0	0	1	3					
Inning Stats	R: 3 E: 0 K: 2 S: 28	H: 3 LOB: 3 BB: 3 P: 46	R: 0 E: 0 K: 1 S: 9	H: 1 LOB: 1 BB: 0 P: 12	R: 0 E: 0 K: 1 S: 7	H: 0 LOB: 0 BB: 0 P: 10	R: 2 E: 0 K: 0 S: 16	H: 3 LOB: 2 BB: 1 P: 24	R: 1 E: 0 K: 2 S: 14	H: 0 LOB: 2 BB: 2 P: 28	R: 0 E: 1 K: 1 S: 14	H: 1 LOB: 1 BB: 0 P: 20	R: 0 E: 0 K: 0 S: 7	H: 2 LOB: 1 BB: 1 P: 15	R: 0 E: 0 K: 3 S: 10	H: 0 LOB: 0 BB: 0 P: 16	1B: 11 2B: 0 3B: 0 HR: 0	SF: 0 SAC: 0 DP: 1 HBP: 1	WP: 0 PB: 0 SB: 0 CS: 0	PA: 44	
PITCHER	IP	WLS	BF	H	R	ER	SO	BB	IBB	HBP	BLK	WP	HR	S	P	ERA	WHIP				
44 Roy Oswalt, R ERA: 3.32	5.0		28	7	6	6	6	6	0	0	1	0	0	75	120	10.80	2.600				
54 Brad Lidge, R ERA: 10.13	1.0	H	5	1	0	0	1	0	0	0	0	0	0	14	20	0.00	1.000				
21 Rick White, R ERA:	1.0	H	4	1	0	0	0	0	0	0	0	0	0	13	21	0.00	1.000				
Trever Miller, L ERA: 6.75	0.1	H	3	2	0	0	0	1	0	0	0	0	0	6	14	0.00	9.000				
Chad Qualls, R ERA: 3.86	0.2	H	1	0	0	0	0	0	0	0	0	0	0	1	1	0.00	0.000				

Houston Astros @ Philadelphia Phillies
Citizens Bank Park, Philadelphia, PA
Fri Apr 13 2007, 7:05 PM EDT
Att: 44,336 - Cloudy - 49 F

AB	36
R	6
H	11
RBI	5
BB	7
SO	10
LOB	22



Batter	1	2	3	4	5	6	7	8	9	AB	R	H	RBI	BB	SO	LOB	TOP										
2 Hanley Ramirez, R OBP: 0.450, SLG: 0.629										4	0	2	0	1	1	1	Florida Marlins @ Houston Astros Minute Maid Park, Houston, TX Mon Apr 16 2007, 7:05 PM CDT Att: 30,665 - Cloudy - 68 F										
6 Dan Uggla, R OBP: 0.357, SLG: 0.447										3	0	1	1	1	1	2											
Miguel Cabrera, R OBP: 0.481, SLG: 0.744										4	0	0	0	0	0	3											
14 Josh Willingham, R OBP: 0.292, SLG: 0.444										3	0	0	0	1	0	0											
17 Mike Jacobs, L OBP: 0.426, SLG: 0.610										3	0	1	0	1	0	1											
12 Cody Ross, R OBP: 0.345, SLG: 0.556										4	2	2	0	0	1	2											
Miguel Olivo, R OBP: 0.262, SLG: 0.325										4	0	1	1	0	2	2											
Joe Borchard, S OBP: 0.357, SLG: 0.351										4	1	2	1	0	1	1											
36 Anibal Sánchez, R 22 Matt Lindstrom, R 8 Aaron Boone, R 37 Renyel Pinto, L Randy Messenger, R Jason Wood, R Kevin Gregg, R										1	0	0	0	0	0	1		AB 32 R 3 H 9 RBI 3 BB 4 SO 8 LOB 14									
Inning Stats	R: 0 E: 0 K: 0 S: 6	H: 1 LOB: 0 BB: 1 P: 11	R: 0 E: 0 K: 0 S: 6	H: 0 LOB: 0 BB: 1 P: 15	R: 0 E: 0 K: 2 S: 14	H: 1 LOB: 1 BB: 0 P: 20	R: 0 E: 0 K: 0 S: 9	H: 0 LOB: 1 BB: 1 P: 16	R: 1 E: 0 K: 3 S: 14	H: 3 LOB: 2 BB: 0 P: 20	R: 0 E: 0 K: 0 S: 9	H: 0 LOB: 0 BB: 0 P: 11	R: 2 E: 0 K: 0 S: 17	H: 3 LOB: 2 BB: 1 P: 29	R: 0 E: 0 K: 2 S: 12	H: 1 LOB: 1 BB: 0 P: 17			R: 0 E: 0 K: 1 S: 9	H: 0 LOB: 0 BB: 0 P: 14	1B: 6 2B: 2 3B: 1 HR: 0	SF: 0 SAC: 1 DP: 2 HBP: 0	WP: 0 PA: 37 PB: 0 SB: 0 CS: 0				
PITCHER	IP	WLS	BF	H	R	ER	SO	BB	IBB	HBP	BLK	WP	HR	S	P	ERA	WHIP										
51 Wandy Rodriguez, L ERA: 2.77	6.0		23	5	1	1	5	3	0	0	0	0	0	58	93	1.50	1.333										
21 Rick White, R ERA: 2.35	1.1	B	8	3	2	2	0	1	0	0	0	0	0	20	35	13.50	3.000										
Trever Miller, L ERA: 10.8	0.0		1	1	0	0	0	0	0	0	0	0	0	2	2	∞	∞										
Chad Qualls, R ERA: 2.84	1.2	W	5	0	0	0	3	0	0	0	0	0	0	16	23	0.00	0.000										

Batter	1	2	3	4	5	6	7	8	9	AB	R	H	RBI	BB	SO	LOB	BOTTOM										
Craig Biggio, R OBP: 0.240, SLG: 0.380										5	0	2	0	0	1	2	Florida Marlins @ Houston Astros Minute Maid Park, Houston, TX Mon Apr 16 2007, 7:05 PM CDT Att: 30,665 - Cloudy - 68 F										
28 Adam Everett, R OBP: 0.353, SLG: 0.433										4	1	2	2	1	0	1											
Mark Loretta, R OBP: 0.308, SLG: 0.250										2	0	1	0	3	1	2											
17 Lance Berkman, S OBP: 0.396, SLG: 0.294										5	0	1	0	0	0	7											
45 Carlos Lee, R OBP: 0.333, SLG: 0.605										5	0	1	0	0	0	7											
Morgan Ensberg, R OBP: 0.372, SLG: 0.421										2	1	1	1	3	0	0											
Luke Scott, L OBP: 0.323, SLG: 0.464										3	0	0	0	1	1	4											
2 Chris Burke, R OBP: 0.318, SLG: 0.342										4	1	1	0	0	1	3											
Brad Ausmus, R OBP: 0.414, SLG: 0.364										2	0	0	1	1	1	1											
51 Wandy Rodriguez, S Orlando Palmeiro, L 21 Rick White, R Trever Miller, R Chad Qualls, R 16 Jason Lane, R										2	0	0	0	0	1	3		AB 30 R 4 H 8 RBI 4 BB 10 SO 6 LOB 23									
Inning Stats	R: 0 E: 0 K: 0 S: 12	H: 2 LOB: 1 BB: 0 P: 18	R: 0 E: 0 K: 1 S: 9	H: 0 LOB: 2 BB: 2 P: 21	R: 0 E: 0 K: 0 S: 8	H: 0 LOB: 1 BB: 1 P: 17	R: 1 E: 0 K: 0 S: 8	H: 0 LOB: 2 BB: 2 P: 19	R: 0 E: 0 K: 2 S: 15	H: 2 LOB: 3 BB: 1 P: 31	R: 2 E: 0 K: 1 S: 5	H: 2 LOB: 2 BB: 0 P: 7	R: 0 E: 0 K: 1 S: 7	H: 0 LOB: 0 BB: 0 P: 13	R: 1 E: 0 K: 0 S: 14	H: 2 LOB: 3 BB: 2 P: 26	1B: 8 2B: 0 3B: 0 HR: 0		SF: 1 SAC: 0 DP: 1 HBP: 0	WP: 0 PA: 41 PB: 0 SB: 2 CS: 0							
PITCHER	IP	WLS	BF	H	R	ER	SO	BB	IBB	HBP	BLK	WP	HR	S	P	ERA	WHIP										
36 Anibal Sánchez, R ERA: 4.32	5.0		24	4	1	1	3	6	0	0	0	0	0	54	106	1.80	2.000										
22 Matt Lindstrom, R ERA: 3.6	1.0		7	2	2	2	1	1	1	0	0	0	0	15	28	18.00	3.000										
37 Renyel Pinto, L ERA: 3.86	0.2		2	0	0	0	0	0	0	0	0	0	0	2	4	0.00	0.000										
Randy Messenger, R ERA	1.1		4	0	0	0	2	0	0	0	0	0	0	10	16	0.00	0.000										
Kevin Gregg, R ERA: 2.94	0.0	L	4	2	1	1	0	2	0	0	0	0	0	14	26	∞	∞										

Batter	1	2	3	4	5	6	7	8	9	AB	R	H	RBI	BB	SO	LOB	TOP				
Craig Biggio, R (1,4) OBP: 0.250, SLG: 0.373	F9		F9		K			K	FC6-4	5	0	0	0	0	2	2					
Mike Lamb, L (1,5) OBP: 0.467, SLG: 0.364	G6-3			BB		BB		G5-3	G4-6-3	5	1	2	0	0	0	2					
17 Lance Berkman, S (1,3) OBP: 0.368, SLG: 0.262	K			G4-3		G4-3		BB	BB	4	1	1	1	0	1	2					
45 Carlos Lee, R (1,7) OBP: 0.375, SLG: 0.673		F8		BB		G4-3		BB	BB	2	1	0	1	2	0	0					
Luke Scott, L (1,9) OBP: 0.316, SLG: 0.412	F9			BB				BB	BB	2	0	0	0	1	1	0					
Mark Loretta, R (8,PH) OBP: 0.357, SLG: 0.308										1	1	1	1	0	0	0					
Dan Wheeler, R (8,1)										0	0	0	0	0	0	0					
16 Jason Lane, R (1,8) OBP: 0.227, SLG: 0.682				BB		K				4	1	2	3	0	1	3					
28 Adam Everett, R (1,6) OBP: 0.333, SLG: 0.395						K				4	0	0	0	0	2	4					
Brad Ausmus, R (1,2) OBP: 0.378, SLG: 0.367										4	1	1	0	0	1	0					
43 Chris Sampson, R (1,1) OBP: 0.294, SLG: 0.333										2	0	0	0	0	2	0					
Orlando Palmeiro, L (8,PH) OBP: 0.500, SLG: 0.333										1	1	1	0	0	0	0					
Inning Stats	R: 0 E: 0 K: 1 S: 9	H: 0 LOB: 0 BB: 0 P: 12	R: 0 E: 0 K: 1 S: 10	H: 1 LOB: 1 BB: 0 P: 16	R: 0 E: 0 K: 1 S: 7	H: 0 LOB: 0 BB: 0 P: 8	R: 0 E: 0 K: 2 S: 17	H: 1 LOB: 3 BB: 2 P: 30	R: 0 E: 0 K: 2 S: 8	H: 0 LOB: 0 BB: 0 P: 11	R: 1 E: 0 K: 1 S: 15	H: 1 LOB: 0 BB: 0 P: 24	R: 0 E: 0 K: 1 S: 7	H: 0 LOB: 0 BB: 0 P: 13	R: 5 E: 0 K: 1 S: 14	H: 3 LOB: 0 BB: 1 P: 25	R: 1 E: 1 K: 0 S: 7	H: 2 LOB: 0 BB: 0 P: 9	1B: 4 2B: 3 HR: 1	SF: 0 SAC: 0 DP: 1 HBP: 1	WP: 0 PA: 38 PB: 0 SB: 0 CS: 0
PITCHER	IP	WLS	BF	H	R	ER	SO	BB	IBB	HBP	BLK	WP	HR	S	P	ERA	WHIP				
39 Aaron Harang, R (1,1) ERA: 4.37	6.0		23	3	1	1	8	2	0	0	0	0	0	66	101	1.50	0.833				
Victor Santos, R (7,1) ERA: 1.5	1.0	H	3	0	0	0	1	0	0	0	0	0	0	7	13	0.00	0.000				
56 Todd Coffey, R (8,1) ERA: 8.64	0.2	L	5	1	3	3	1	1	0	1	0	0	0	9	18	40.50	3.000				
Rheal Cormier, L (8,1) ERA: 9.0	1.1		7	4	3	3	0	0	0	0	0	0	1	12	16	20.25	3.000				

Houston Astros @ Cincinnati Reds
Great American Ball Park, Cincinnati, OH
Wed Apr 18 2007, 7:10 PM EDT
Att: 13,772 - Cloudy - 61 F

AB 34
R 7
H 8
RBI 6
BB 3
SO 10
LOB 13



Batter	1	2	3	4	5	6	7	8	9	AB	R	H	RBI	BB	SO	LOB	BOTTOM				
6 Ryan Freel, R (1,5) OBP: 0.386, SLG: 0.360	G5-3		G6-3							3	0	1	0	1	0	0					
33 Josh Hamilton, L (1,8) OBP: 0.419, SLG: 0.808	G4-3			HR		G2-3		BB		4	1	1	1	0	1	2					
Adam Dunn, L (1,7) OBP: 0.371, SLG: 0.561	K			F8		L5		K		4	0	0	0	0	2	2					
Ken Griffey Jr., L (1,9) OBP: 0.383, SLG: 0.340		F8		F8				G3		3	0	0	0	1	0	1					
4 Brandon Phillips, R (1,4) OBP: 0.303, SLG: 0.431		HR		P4		F9				4	1	1	1	0	0	2					
Scott Hatteberg, L (1,3) OBP: 0.388, SLG: 0.364					G4-3			BB		4	0	2	0	0	0	0					
2 Alex Gonzalez, R (1,6) OBP: 0.384, SLG: 0.316					F9			K		4	0	0	0	0	1	2					
26 David Ross, R (1,2) OBP: 0.118, SLG: 0.097										2	0	0	0	1	1	1					
39 Aaron Harang, R (1,1) ERA: 1.2										2	0	0	0	0	0	1					
Victor Santos, R (7,1) ERA: 1.5										0	0	0	0	0	0	0					
12 Edwin Encarnación, R (7,PH) OBP: 0.294, SLG: 0.255										1	0	0	0	0	0	1					
56 Todd Coffey, R (8,1) ERA: 8.64										0	0	0	0	0	0	0					
Rheal Cormier, L (8,1) ERA: 9.0										0	0	0	0	0	0	0					
Inning Stats	R: 0 E: 0 K: 1 S: 6	H: 2 LOB: 0 BB: 0 P: 7	R: 1 E: 0 K: 0 S: 9	H: 2 LOB: 0 BB: 0 P: 13	R: 0 E: 0 K: 1 S: 7	H: 0 LOB: 0 BB: 0 P: 10	R: 1 E: 0 K: 0 S: 12	H: 1 LOB: 0 BB: 0 P: 18	R: 0 E: 0 K: 0 S: 6	H: 0 LOB: 1 BB: 1 P: 12	R: 0 E: 0 K: 0 S: 11	H: 1 LOB: 1 BB: 1 P: 18	R: 0 E: 0 K: 2 S: 9	H: 1 LOB: 1 BB: 0 P: 9	R: 0 E: 0 K: 2 S: 11	H: 0 LOB: 0 BB: 1 P: 16	1B: 3 2B: 0 HR: 2	SF: 0 SAC: 0 DP: 1 HBP: 0	WP: 0 PA: 34 PB: 0 SB: 0 CS: 0		
PITCHER	IP	WLS	BF	H	R	ER	SO	BB	IBB	HBP	BLK	WP	HR	S	P	ERA	WHIP				
43 Chris Sampson, R (1,1) ERA: 1.2	7.0	W	27	5	2	2	2	1	0	0	0	0	0	20	33	0.00	0.500				
Dan Wheeler, R (8,1) ERA: 5.14	2.0		7	0	0	0	3	1	0	0	0	0	0	20	33	0.00	0.500				

Houston Astros @ Cincinnati Reds
Great American Ball Park, Cincinnati, OH
Wed Apr 18 2007, 7:10 PM EDT
Att: 13,772 - Cloudy - 61 F

AB 31
R 2
H 5
RBI 2
BB 3
SO 5
LOB 12



Batter	1	2	3	4	5	6	7	8	9	AB	R	H	RBI	BB	SO	LOB	TOP								
2 Chris Burke, R OBP: 0.340, SLG: 0.356 Dan Wheeler, R (9, 1)	1-3 K		1-1 2B			2-0 F7		3-3 K	1-2 1B	5	0	2	0	0	2	1									
Mark Loretta, R OBP: 0.316, SLG: 0.278 (1, 4)	0-1 F9		0-1 F9			1-2 F9		3-2 E	1-3 K	5	1	1	0	0	1	2									
17 Lance Berkman, S OBP: 0.371, SLG: 0.277 (1, 3)	1-1 P5			3-1 F8		1-2 F9		2-2 E	2-1 1B	5	1	2	1	0	0	0									
45 Carlos Lee, R OBP: 0.344, SLG: 0.611 (1, 7)		0-2 G6-3		0-0 P3			2-1 F7	3-2 E6	0-3 K	5	1	0	0	0	1	4									
Luke Scott, L OBP: 0.357, SLG: 0.541 (1, 9)		4-1 G1-3 BB		2-2 P5			3-2 HR	2-2 E4		3	2	2	4	1	0	0									
Morgan Ensberg, R OBP: 0.346, SLG: 0.413 (1, 5)		0-1 G1-3		0-1 28 1B G4-6-3 2B			2-1 G6-3	2-2 SF9		3	1	1	1	0	0	1									
28 Adam Everett, R OBP: 0.348, SLG: 0.405 (1, 6)		1-1 L8		1-2 G4-6-3 1B			0-1 1B	3-H K		4	0	2	0	0	1	1									
Humberto Quintero, R OBP: 0.214, SLG: 0.231 (1, 2)			2-3 K		0-2 G4-6-3		1-3 K		2-2 F7	4	0	0	0	0	2	2									
Woody Williams, R OBP: 0.111, SLG: 0.111 54 Brad Lidge, R OBP: 0.302, SLG: 0.373 Craig Biggio, R OBP: 0.346, SLG: 0.413 Trever Miller, L OBP: 0.346, SLG: 0.413 Chad Qualls, R OBP: 0.346, SLG: 0.413 16 Jason Lane, R OBP: 0.346, SLG: 0.413 (1, 1) (7, 1) (8, PH) (8, 1) (8, 1) (8, PH)			2-1 F9		1-2 K			4-0 1B 17 1B BB	1-1 HR	2	0	0	0	0	1	0									
Inning Stats	R: 0 E: 0 K: 1 S: 8	H: 0 LOB: 0 BB: 0 P: 10	R: 0 E: 0 K: 0 S: 8	H: 0 LOB: 1 BB: 1 P: 13	R: 0 E: 0 K: 1 S: 9	H: 1 LOB: 1 BB: 0 P: 14	R: 0 E: 0 K: 0 S: 7	H: 0 LOB: 0 BB: 0 P: 12	R: 1 E: 0 K: 1 S: 12	H: 2 LOB: 0 BB: 0 P: 15	R: 0 E: 0 K: 0 S: 7	H: 0 LOB: 0 BB: 0 P: 11	R: 1 E: 0 K: 1 S: 13	H: 2 LOB: 1 BB: 0 P: 21	R: 5 E: 2 K: 2 S: 27	H: 3 LOB: 0 BB: 1 P: 47	R: 1 E: 0 K: 2 S: 16	H: 3 LOB: 2 BB: 0 P: 23	1B: 6 2B: 3 HR: 2	SF: 1 SAC: 0 DP: 1 HBP: 0	WP: 0 PB: 0 SB: 0 CS: 0	PA: 40			
PITCHER	IP	WLS	BF	H	R	ER	SO	BB	IBB	HBP	BLK	WP	HR	S	P	ERA	WHIP								
61 Bronson Arroyo, R ERA: 3.25 (1, 1)	7.0		26	5	2	2	4	1	0	0	0	0	1	64	96	2.57	0.857								
35 Kirk Saarloos, R ERA: 4.7 (8, 1)	0.1		3	1	2	2	1	1	0	0	0	0	0	6	16	54.00	6.000								
29 Mike Stanton, L ERA: 1.69 (8, 1)	0.0	L	1	1	0	0	1	0	0	0	0	0	0	5	7	∞	∞								
25 David Weathers, R ERA: 2.25 (8, 1)	0.2		4	1	3	1	1	0	0	0	0	0	0	16	24	13.50	1.500								
40 Jon Coutangus, L ERA: 5.09 (9, 1)	1.0		6	3	1	1	2	0	0	0	0	0	1	16	23	9.00	3.000								

Houston Astros @ Cincinnati Reds
Great American Ball Park, Cincinnati, OH
Thu Apr 19 2007, 7:10 PM EDT
Att: 14,222 - Cloudy - 58 F

AB 37
R 8
H 11
RBI 7
BB 2
SO 8
LOB 11



Batter	1	2	3	4	5	6	7	8	9	AB	R	H	RBI	BB	SO	LOB	BOTTOM								
6 Ryan Freel, R OBP: 0.393, SLG: 0.358 (1, 8)	4-2 4 HR BB		1-1 G5-3		3-2 33 HR 1B		2-3 K2-3			3	2	1	0	1	1	0									
Adam Dunn, L OBP: 0.379, SLG: 0.550 35 Kirk Saarloos, R (1, 7) (8, 1)	1-3 K		2-3 K		4-1 33 HR BB		0-0 4 G5-4-3 1B			3	1	1	0	1	2	1									
29 Mike Stanton, L (8, 1)					1-2 33 HR BB					0	0	0	0	0	0	0									
25 David Weathers, R (8, 1)										0	0	0	0	0	0	0									
40 Jon Coutangus, L (9, 1)										0	0	0	0	0	0	0									
4 Brandon Phillips, R OBP: 0.300, SLG: 0.468 (1, 4)	1-0 1-H HR		2-1 G1-3		3-2 F9		1-0 G5-4-3			4	1	1	2	0	0	3									
33 Josh Hamilton, L OBP: 0.429, SLG: 0.900 (1, 9)	1-0 12 G4-3 2B		0-0 F8		0-0 1-H 2-H HR			1-0 F7		4	2	2	3	0	0	0									
12 Edwin Encarnación, R OBP: 0.273, SLG: 0.188 (1, 5)	0-1 G4-3			3-1 P6		2-1 F7		0-3 K		4	0	0	0	0	1	1									
Scott Hatteberg, L OBP: 0.357, SLG: 0.378 (1, 3)	2-1 2B			3-1 P5			0-1 F8		2-1 G6-3	4	0	1	1	0	0	0									
2 Alex Gonzalez, R OBP: 0.354, SLG: 0.310 (1, 6)	1-1 G5-3			2-0 1B			1-2 P6		0-1 G6-3	4	0	1	0	0	0	1									
26 David Ross, R OBP: 0.162, SLG: 0.121 9 Juan Castro, R OBP: 0.200, SLG: 0.167 (9, PH)			0-0 61 B1-6-4 1B		0-0 F8		4-2 BB			2	0	1	0	1	0	1									
61 Bronson Arroyo, R OBP: 0.100, SLG: 0.100 30 Norris Hopper, R (8, 7)			0-0 B1-6-4			2-1 G1-3		1-0 F7		3	0	0	0	0	0	2									
Inning Stats	R: 3 E: 0 K: 1 S: 13	H: 3 LOB: 1 BB: 1 P: 23	R: 0 E: 0 K: 0 S: 4	H: 1 LOB: 0 BB: 0 P: 5	R: 0 E: 0 K: 1 S: 6	H: 0 LOB: 0 BB: 0 P: 10	R: 0 E: 0 K: 0 S: 6	H: 1 LOB: 1 BB: 0 P: 14	R: 3 E: 0 K: 0 S: 15	H: 2 LOB: 0 BB: 1 P: 29	R: 0 E: 0 K: 0 S: 10	H: 0 LOB: 0 BB: 1 P: 16	R: 0 E: 0 K: 1 S: 5	H: 1 LOB: 0 BB: 0 P: 8	R: 0 E: 0 K: 1 S: 6	H: 0 LOB: 0 BB: 0 P: 9	R: 0 E: 0 K: 1 S: 7	H: 0 LOB: 0 BB: 0 P: 9	1B: 4 2B: 2 HR: 2	SF: 0 SAC: 0 DP: 2 HBP: 0	WP: 0 PB: 0 SB: 0 CS: 0	PA: 36			
PITCHER	IP	WLS	BF	H	R	ER	SO	BB	IBB	HBP	BLK	WP	HR	S	P	ERA	WHIP								
Woody Williams, R ERA: 6.55 (1, 1)	6.0		27	7	6	6	2	3	0	0	0	0	0	54	97	9.00	1.667								
54 Brad Lidge, R ERA: 5.79 (7, 1)	1.0	W	3	1	0	0	1	0	0	0	0	0	0	5	8	0.00	1.000								
Trever Miller, L ERA: 7.71 (8, 1)	0.1	H	1	0	0	0	0	0	0	0	0	0	0	1	2	0.00	0.000								
Chad Qualls, R ERA: 2.35 (8, 1)	0.2	H	2	0	0	0	1	0	0	0	0	0	0	5	7	0.00	0.000								
Dan Wheeler, R ERA: 4.5 (9, 1)	1.0	S	3	0	0	0	1	0	0	0	0	0	0	7	9	0.00	0.000								

Houston Astros @ Cincinnati Reds
Great American Ball Park, Cincinnati, OH
Thu Apr 19 2007, 7:10 PM EDT
Att: 14,222 - Cloudy - 58 F

AB 33
R 6
H 8
RBI 6
BB 3
SO 5
LOB 9



Batter	1	2	3	4	5	6	7	8	9	AB	R	H	RBI	BB	SO	LOB	TOP									
Craig Biggio, R OBP: 0.273, SLG: 0.413 16 Jason Lane, R OBP: 0.261, SLG: 0.826										4	2	1	4	1	0	1										
Morgan Ensberg, R OBP: 0.333, SLG: 0.392 54 Brad Lidge, R Trever Miller, R Chad Qualls, R										5	0	1	0	0	1	2										
17 Lance Berkman, S OBP: 0.358, SLG: 0.269										5	0	1	1	0	1	1										
45 Carlos Lee, R OBP: 0.338, SLG: 0.586										4	0	1	0	0	1	2										
Luke Scott, L OBP: 0.348, SLG: 0.500										3	0	0	0	1	1	1										
2 Chris Burke, R OBP: 0.351, SLG: 0.367										4	1	2	0	0	1	2										
28 Adam Everett, R OBP: 0.360, SLG: 0.422										3	2	1	0	1	0	1										
Brad Ausmus, R OBP: 0.400, SLG: 0.424										3	1	2	1	0	1	1										
37 Matt Albers, L Orlando Palmeiro, L 21 Rick White, R Mike Lamb, L										2	0	0	0	0	0	1										
Inning Stats	R: 1 E: 0 K: 1 S: 15	H: 1 LOB: 1 BB: 1 P: 24	R: 0 E: 0 K: 1 S: 8	H: 1 LOB: 1 BB: 0 P: 10	R: 0 E: 0 K: 1 S: 9	H: 1 LOB: 1 BB: 0 P: 13	R: 0 E: 0 K: 1 S: 10	H: 1 LOB: 1 BB: 0 P: 13	R: 0 E: 0 K: 0 S: 7	H: 0 LOB: 0 BB: 0 P: 11	R: 0 E: 0 K: 0 S: 9	H: 1 LOB: 1 BB: 1 P: 14	R: 1 E: 0 K: 0 S: 15	H: 2 LOB: 1 BB: 0 P: 21	R: 0 E: 0 K: 2 S: 9	H: 0 LOB: 0 BB: 0 P: 15	R: 4 E: 0 K: 1 S: 12	H: 2 LOB: 0 BB: 1 P: 22	1B: 6 2B: 2 3B: 0 HR: 1	SF: 0 SAC: 1 DP: 1 HBP: 0	WP: 0 PB: 0 SB: 3 CS: 0	PA: 39				
PITCHER	IP	WLS	BF	H	R	ER	SO	BB	IBB	HBP	BLK	WP	HR	S	P	ERA	WHIP									
15 Ben Sheets, R ERA: 5.0	(1, 1)	7.0	L	29	7	2	2	4	2	0	0	0	0	0	73	106	2.57	1.286								
Matt Wise, R ERA: 3.88	(8, 1)	1.0	L	4	1	1	1	2	0	0	0	0	0	11	18	9.00	1.000									
41 Greg Aquino, R ERA: 5.87	(9, 1)	1.0	S	6	1	3	3	1	1	0	0	0	0	1	10	19	27.00	2.000								

Houston Astros @ Milwaukee Brewers
Miller Park, Milwaukee, WI
Fri Apr 20 2007, 7:05 PM CDT
Att. 41,522 - Roof Closed - 66 F

AB	35
R	6
H	9
RBI	6
BB	3
SO	7
LOB	16



Batter	1	2	3	4	5	6	7	8	9	AB	R	H	RBI	BB	SO	LOB	BOTTOM									
23 Rickie Weeks Jr., R OBP: 0.384, SLG: 0.607										2	1	0	0	3	1	2										
7 J.J. Hardy, R OBP: 0.333, SLG: 0.455										5	2	2	1	0	1	5										
28 Prince Fielder, L OBP: 0.392, SLG: 0.459										3	1	1	3	2	0	0										
2 Bill Hall, R OBP: 0.355, SLG: 0.509										3	0	1	1	2	0	0										
Johnny Estrada, S OBP: 0.310, SLG: 0.393 9 Tony Graffanino, R OBP: 0.333, SLG: 0.226										5	0	2	0	0	0	4										
Geoff Jenkins, L OBP: 0.375, SLG: 0.568 1 Corey Hart, R OBP: 0.378, SLG: 0.447										4	0	1	0	0	1	4										
Kevin Mench, R OBP: 0.363, SLG: 0.543 18 Gabe Gross, L OBP: 0.389, SLG: 0.571										4	0	0	0	0	0	1										
Craig Counsell, L OBP: 0.316, SLG: 0.394										3	0	1	0	0	0	0										
15 Ben Sheets, R Matt Wise, R 41 Greg Aquino, R 22 Tony Gwynn Jr., L										1	0	0	0	0	0	0										
Inning Stats	R: 1 E: 0 K: 0 S: 12	H: 2 LOB: 2 BB: 1 P: 25	R: 0 E: 0 K: 0 S: 10	H: 1 LOB: 2 BB: 1 P: 17	R: 0 E: 0 K: 0 S: 11	H: 0 LOB: 0 BB: 0 P: 13	R: 0 E: 0 K: 1 S: 8	H: 1 LOB: 2 BB: 0 P: 11	R: 1 E: 0 K: 0 S: 12	H: 2 LOB: 2 BB: 1 P: 21	R: 0 E: 0 K: 0 S: 7	H: 0 LOB: 0 BB: 0 P: 11	R: 0 E: 0 K: 0 S: 9	H: 0 LOB: 2 BB: 3 P: 21	R: 0 E: 0 K: 1 S: 8	H: 0 LOB: 0 BB: 0 P: 15	R: 3 E: 0 K: 1 S: 13	H: 2 LOB: 2 BB: 3 P: 31	1B: 5 2B: 1 3B: 0 HR: 2	SF: 0 SAC: 2 DP: 2 HBP: 1	WP: 2 PB: 0 SB: 1 CS: 0	PA: 43				
PITCHER	IP	WLS	BF	H	R	ER	SO	BB	IBB	HBP	BLK	WP	HR	S	P	ERA	WHIP									
37 Matt Albers, R ERA: 3.0	(1, 1)	6.0	W	27	6	2	2	1	3	0	0	0	0	60	98	3.00	1.500									
21 Rick White, R ERA: 1.88	(7, 1)	2.0	W	8	0	0	0	1	3	0	0	0	0	17	36	0.00	1.500									
54 Brad Lidge, R ERA: 10.13	(9, 1)	0.2	S	6	2	3	3	1	2	0	0	0	0	1	10	21	40.50	6.000								
Trever Miller, L ERA: 7.71 Chad Qualls, R ERA: 2.25	(9, 1)	0.0	S	1	0	0	0	0	0	1	0	0	0	0	4	∞	∞									
41 Greg Aquino, R 22 Tony Gwynn Jr., L	(9, 1)	0.1	S	1	0	0	0	0	0	0	0	0	0	3	6	0.00	0.000									

Houston Astros @ Milwaukee Brewers
Miller Park, Milwaukee, WI
Fri Apr 20 2007, 7:05 PM CDT
Att. 41,522 - Roof Closed - 66 F

AB	31
R	5
H	8
RBI	5
BB	9
SO	3
LOB	18



Batter	1	2	3	4	5	6	7	8	9	AB	R	H	RBI	BB	SO	LOB	TOP				
Craig Biggio, R (1, 4) OBP: 0.268, SLG: 0.388										4	0	0	0	1	2	5	Houston Astros @ Milwaukee Brewers Miller Park, Milwaukee, WI Sat Apr 21 2007, 6:05 PM CDT Att: 41,209 - Clear - 71 F				
2 Chris Burke, R (1, 8) OBP: 0.361, SLG: 0.377										4	0	2	1	0	0	2					
Luke Scott, L (9, PH) OBP: 0.340, SLG: 0.488										1	0	0	0	0	1	1					
17 Lance Berkman, S (1, 3) OBP: 0.375, SLG: 0.259										2	0	0	0	3	2	4					
45 Carlos Lee, R (1, 7) OBP: 0.329, SLG: 0.556										5	0	1	2	0	2	6					
Morgan Ensberg, R (1, 5) OBP: 0.344, SLG: 0.444										3	1	1	1	1	0	2					
Brian Moehler, R (7, 1)										0	0	0	0	0	0	0					
16 Jason Lane, R (1, 9) OBP: 0.259, SLG: 0.731										3	0	0	0	1	0	1					
28 Adam Everett, R (1, 6) OBP: 0.352, SLG: 0.396										3	1	0	0	1	1	2					
Brad Ausmus, R (1, 2) OBP: 0.386, SLG: 0.432										4	1	1	0	0	0	2					
51 Wandy Rodriguez, S (1, 1) OBP: 0.167, SLG: 0.167										2	0	1	0	0	1	0					
Mike Lamb, L (7, PH) OBP: 0.500, SLG: 0.333										0	1	0	0	2	0	0					
Inning Stats	R: 0 E: 0 K: 1 S: 9	H: 1 LOB: 1 BB: 1 P: 17	R: 1 E: 0 K: 0 S: 8	H: 1 LOB: 0 BB: 0 P: 13	R: 0 E: 0 K: 2 S: 8	H: 0 LOB: 2 BB: 2 P: 18	R: 0 E: 0 K: 1 S: 7	H: 0 LOB: 1 BB: 1 P: 14	R: 0 E: 0 K: 1 S: 12	H: 0 LOB: 0 BB: 0 P: 14	R: 3 E: 0 K: 2 S: 20	H: 3 LOB: 2 BB: 2 P: 34	R: 0 E: 0 K: 0 S: 8	H: 0 LOB: 0 BB: 1 P: 14	R: 0 E: 0 K: 1 S: 12	H: 0 LOB: 2 BB: 2 P: 26	1B: 4 2B: 1 3B: 0 HR: 1	SF: 0 SAC: 0 DP: 2 HBP: 0	WP: 0 PB: 0 SB: 0 CS: 0	PA: 40	
PITCHER	IP	WLS	BF	H	R	ER	SO	BB	IBB	HBP	BLK	WP	HR	S	P	ERA	WHIP				
39 Chris Capuano, L (1, 1) ERA: 3.69	6.0	W	27	4	4	4	6	6	0	0	0	0	1	60	109	6.00	1.667				
12 Carlos Villanueva, R (7, 1) ERA: 6.75	1.0	H	5	2	0	0	2	0	0	0	0	0	0	13	19	0.00	2.000				
Derrick Turnbow, R (8, 1) ERA: 2.0	1.0	H	3	0	0	0	0	1	0	0	0	0	0	8	14	0.00	1.000				
Francisco Cordero, R (9, 1) ERA:	1.0	S	5	0	0	0	1	2	0	0	0	0	0	12	26	0.00	2.000				

AB	31
R	4
H	6
RBI	4
BB	9
SO	9
LOB	25



Batter	1	2	3	4	5	6	7	8	9	AB	R	H	RBI	BB	SO	LOB	BOTTOM				
23 Rickie Weeks Jr., R (1, 4) OBP: 0.385, SLG: 0.606										5	1	2	0	0	1	3	Houston Astros @ Milwaukee Brewers Miller Park, Milwaukee, WI Sat Apr 21 2007, 6:05 PM CDT Att: 41,209 - Clear - 71 F				
7 J.J. Hardy, R (1, 6) OBP: 0.355, SLG: 0.551										3	2	2	3	1	0	1					
28 Prince Fielder, L (1, 3) OBP: 0.385, SLG: 0.462										4	1	1	0	0	1	2					
2 Bill Hall, R (1, 8) OBP: 0.333, SLG: 0.475										4	0	0	0	0	2	2					
Derrick Turnbow, R (8, 1) ERA: 2.0										0	0	0	0	0	0	0					
Craig Counsell, L (9, 4) OBP: 0.316, SLG: 0.394										0	0	0	0	0	0	0					
Kevin Mench, R (1, 7) OBP: 0.373, SLG: 0.520										4	1	1	1	0	2	0					
1 Corey Hart, R (1, 9) OBP: 0.387, SLG: 0.429										4	1	1	0	0	0	1					
Damian Miller, R (1, 2) OBP: 0.400, SLG: 0.471										3	0	3	1	1	0	0					
9 Tony Graffanino, R (1, 5) OBP: 0.300, SLG: 0.206										3	0	0	1	0	2	3					
39 Chris Capuano, L (1, 1) OBP: 0.200, SLG: 0.111										2	0	0	0	1	1	0					
12 Carlos Villanueva, R (7, 1) ERA: 4.74										0	0	0	0	0	0	0					
22 Tony Gwynn Jr., L (8, 8) OBP: 0.482, SLG: 0.417										1	0	0	0	0	0	1					
Inning Stats	R: 0 E: 0 K: 1 S: 11	H: 0 LOB: 1 BB: 1 P: 20	R: 0 E: 0 K: 2 S: 11	H: 1 LOB: 0 BB: 0 P: 18	R: 2 E: 0 K: 0 S: 9	H: 2 LOB: 0 BB: 0 P: 14	R: 1 E: 0 K: 0 S: 8	H: 1 LOB: 2 BB: 2 P: 20	R: 3 E: 0 K: 2 S: 15	H: 4 LOB: 1 BB: 0 P: 26	R: 0 E: 0 K: 2 S: 13	H: 1 LOB: 0 BB: 0 P: 19	R: 0 E: 0 K: 1 S: 7	H: 0 LOB: 0 BB: 0 P: 13	R: 0 E: 0 K: 1 S: 9	H: 1 LOB: 1 BB: 0 P: 17	1B: 5 2B: 3 3B: 0 HR: 2	SF: 1 SAC: 0 DP: 0 HBP: 0	WP: 1 PB: 0 SB: 4 CS: 0	PA: 37	
PITCHER	IP	WLS	BF	H	R	ER	SO	BB	IBB	HBP	BLK	WP	HR	S	P	ERA	WHIP				
51 Wandy Rodriguez, L (1, 1) ERA: 4.74	6.0	L	30	9	6	6	7	3	0	0	0	0	0	67	117	9.00	2.000				
Brian Moehler, R (7, 1) ERA: 6.0	2.0		7	1	0	0	2	0	0	0	0	0	0	16	30	0.00	0.500				

AB	33
R	6
H	10
RBI	6
BB	3
SO	9
LOB	13



Batter	1	2	3	4	5	6	7	8	9	AB	R	H	RBI	BB	SO	LOB	TOP					
Craig Biggio, R OBP: 0.273, SLG: 0.417	0-0 HR	4-2 2B BB			1-0 G6-3		2-3 K		0-1 FC5-4	4	1	1	1	1	1	2						
Mark Loretta, R OBP: 0.333, SLG: 0.360	1-0 L9	1-1 2B			0-1 G5-3		0-0 G6-4-3			4	0	1	2	0	0	1						
17 Lance Berkman, S OBP: 0.375, SLG: 0.328	1-3 K				4-2 BB			0-0 F7		3	1	1	1	1	1	0						
45 Carlos Lee, R OBP: 0.321, SLG: 0.529	2-1 2B				0-1 G5-3			1-1 F9		4	0	1	0	0	0	1						
Luke Scott, L OBP: 0.309, SLG: 0.429	1-3 K				1-3 K			0-0 1B		4	0	1	0	0	3	1						
Mike Lamb, L OBP: 0.478, SLG: 0.353		2-2 FC1-5 1B			0-3 K			2-0 G4-3 1B		4	0	2	0	0	1	1						
2 Chris Burke, R OBP: 0.333, SLG: 0.361		2-3 K			0-0 P3			1-0 G4-3		4	0	0	0	0	2	2						
Brad Ausmus, R OBP: 0.353, SLG: 0.386		3-2 BB FC1-5 2B 1B			2-0 F9			2-3 K		4	1	1	0	0	1	1						
43 Chris Sampson, R 21 Rick White, R Morgan Ensberg, R Dave Borkowski, R 54 Brad Lidge, R Orlando Palmeiro, L	1-0 FC1-5 2B				0-0 F9			4-2 BB G6-4-3		2	1	0	0	0	0	2						
Inning Stats	R: 1 E: 0 K: 2 S: 10	H: 2 LOB: 1 BB: 0 P: 15	R: 2 E: 0 K: 1 S: 14	H: 3 LOB: 2 BB: 1 P: 27	R: 1 E: 0 K: 2 S: 17	H: 1 LOB: 0 BB: 0 P: 20	R: 0 E: 0 K: 0 S: 3	H: 0 LOB: 0 BB: 0 P: 5	R: 0 E: 0 K: 0 S: 7	H: 1 LOB: 1 BB: 1 P: 15	R: 0 E: 0 K: 1 S: 7	H: 0 LOB: 0 BB: 0 P: 13	R: 0 E: 0 K: 0 S: 7	H: 1 LOB: 1 BB: 0 P: 10	R: 0 E: 0 K: 1 S: 8	H: 1 LOB: 1 BB: 0 P: 11	1B: 5 2B: 2 3B: 0 HR: 2	SF: 0 SAC: 0 DP: 1 HBP: 0	WP: 0 PB: 0 SB: 0 CS: 0	PA: 37		
PITCHER	IP	WLS	BF	H	R	ER	SO	BB	IBB	HBP	BLK	WP	HR	S	P	ERA	WHIP					
23 Adam Eaton, R ERA: 6.48	(1, 1)	6.0	W	27	7	4	4	7	3	0	0	0	0	2	63	102	6.00	1.667				
Geoff Gonyea, R ERA: 2.7	(7, 1)	1.0	H	2	0	0	0	1	0	0	0	0	0	0	4	6	0.00	0.000				
63 Ryan Madson, R ERA: 4.63	(8, 1)	1.0		4	1	0	0	0	0	0	0	0	0	7	10	0.00	1.000					
54 Francisco Del Rosario, R ERA: 5.4	(9, 1)	1.0		4	1	0	0	1	0	0	0	0	0	8	11	0.00	1.000					

Houston Astros @ Philadelphia Phillies
Citizens Bank Park, Philadelphia, PA
Mon Apr 23 2007, 7:05 PM EDT
Att: 32,517 - Partly Cloudy - 76 F


AB 34
R 4
H 9
RBI 4
BB 3
SO 9
LOB 11



Batter	1	2	3	4	5	6	7	8	9	AB	R	H	RBI	BB	SO	LOB	BOTTOM					
11 Jimmy Rollins, S OBP: 0.396, SLG: 0.675	1-2 HR	0-0 G4-3 3B			2-2 FC4-6 1B		3-1 FC4-6		0-0 2B 1B	5	4	4	2	0	0	1						
8 Shane Victorino, S OBP: 0.407, SLG: 0.406	1-1 1B 26 G3	0-1 G4-3			1-0 FC4-6 1B		2-0 G4-3		2-2 26 HR 2B	5	2	3	3	0	0	1						
26 Chase Utley, L OBP: 0.364, SLG: 0.548	0-2 G3	1-0 F7			0-1 FC4-6 1B		0-2 G4-3		2-2 HR	5	2	1	3	0	0	2						
6 Ryan Howard, L OBP: 0.413, SLG: 0.382	0-0 1B				2-0 G4-3		2-3 K		0-3 K	5	0	1	0	0	3	1						
Pat Burrell, R OBP: 0.449, SLG: 0.439	2-0 1B				3-3 K		0-1 1B		2-1 2B	4	1	3	1	0	1	0						
9 Michael Bourn, L OBP: 0.231, SLG: 0.167	1-2 1B				1-3 1B				FC5 2B	1	0	1	0	0	0	0						
Wes Helms, R OBP: 0.353, SLG: 0.377	2-3 K				0-1 2B		1-0 FC5		0-1 2B	5	0	3	1	0	1	3						
Aaron Rowand, R OBP: 0.456, SLG: 0.515	1-1 F9				1-0 2B		1-3 2B		0-3 K	4	1	2	1	0	1	4						
2 Rod Barajas, R OBP: 0.379, SLG: 0.182		1-1 P3			4-2 BB		0-2 FC1-5 1B		1-3 K2-3	4	0	1	0	1	2	3						
23 Adam Eaton, R Geoff Gonyea, R	(1, 1)	4.0	L	26	14	7	4	7	1	0	0	0	0	0	0	0						
19 Greg Dobbs, L 63 Ryan Madson, R	(7, 1)	2.0		7	1	0	0	1	0	0	0	0	0	0	0	1						
26 Jayson Werth, R 54 Francisco Del Rosario, R	(8, 1)	1.0		7	3	4	4	2	0	0	1	0	0	1	19	28	36.00	3.000				
54 Brad Lidge, R ERA: 8.53	(8, 1)	1.0		5	2	0	0	3	0	0	0	0	0	0	14	17	0.00	2.000				
Inning Stats	R: 2 E: 0 K: 1 S: 15	H: 4 LOB: 2 BB: 0 P: 22	R: 2 E: 0 K: 0 S: 8	H: 2 LOB: 0 BB: 0 P: 10	R: 0 E: 0 K: 2 S: 12	H: 2 LOB: 3 BB: 1 P: 23	R: 3 E: 0 K: 1 S: 15	H: 5 LOB: 2 BB: 0 P: 21	R: 0 E: 0 K: 0 S: 9	H: 1 LOB: 1 BB: 0 P: 12	R: 0 E: 0 K: 1 S: 9	H: 1 LOB: 1 BB: 0 P: 12	R: 4 E: 0 K: 2 S: 19	H: 3 LOB: 0 BB: 0 P: 28	R: 0 E: 0 K: 3 S: 14	H: 2 LOB: 2 BB: 0 P: 17	1B: 13 2B: 4 3B: 1 HR: 2	SF: 0 SAC: 0 DP: 0 HBP: 1	WP: 0 PB: 0 SB: 0 CS: 0	PA: 45		
PITCHER	IP	WLS	BF	H	R	ER	SO	BB	IBB	HBP	BLK	WP	HR	S	P	ERA	WHIP					
43 Chris Sampson, R ERA: 4.26	(1, 1)	4.0	L	26	14	7	4	7	1	0	0	0	0	0	0	0						
21 Rick White, R ERA: 1.54	(5, 1)	2.0		7	1	0	0	1	0	0	0	0	0	15	21	0.00	0.500					
Dave Borkowski, R ERA: 7.94	(7, 1)	1.0		7	3	4	4	2	0	0	1	0	0	1	19	28	36.00	3.000				
54 Brad Lidge, R ERA: 8.53	(8, 1)	1.0		5	2	0	0	3	0	0	0	0	0	14	17	0.00	2.000					

Houston Astros @ Philadelphia Phillies
Citizens Bank Park, Philadelphia, PA
Mon Apr 23 2007, 7:05 PM EDT
Att: 32,517 - Partly Cloudy - 76 F

AB 43
R 11
H 20
RBI 11
BB 1
SO 10
LOB 22



Batter	1	2	3	4	5	6	7	8	9	AB	R	H	RBI	BB	SO	LOB	TOP			
Craig Biggio, R OBP: 0.284, SLG: 0.421 (1, 4)										4	0	2	0	0	1	1				
2 Chris Burke, R OBP: 0.315, SLG: 0.338 (1, 8)										4	0	0	0	0	0	3				
17 Lance Berkman, S OBP: 0.373, SLG: 0.317 (1, 3)										2	0	0	0	1	0	0				
45 Carlos Lee, R OBP: 0.309, SLG: 0.507 (1, 7)										3	0	0	0	0	0	1				
Mark Loretta, R OBP: 0.300, SLG: 0.321 (1, 5)										3	0	0	0	0	2	0				
16 Jason Lane, R OBP: 0.233, SLG: 0.655 (1, 9)										3	0	0	0	0	0	0				
28 Adam Everett, R OBP: 0.344, SLG: 0.389 (1, 6)										3	0	0	0	0	0	0				
Humberto Quintero, R OBP: 0.235, SLG: 0.250 (1, 2)										3	0	1	0	0	0	0				
Woody Williams, R OBP: 0.091, SLG: 0.091 Dan Wheeler, R OBP: 0.358, SLG: 0.441 (8, 1)										2	0	0	0	0	1	1				
Inning Stats	R: 0 H: 1 E: 0 K: 0 S: 7	H: 1 LOB: 0 BB: 0 P: 7	R: 0 H: 0 E: 0 K: 1 S: 7	H: 0 LOB: 0 BB: 0 P: 10	R: 0 H: 0 E: 0 K: 1 S: 8	H: 0 LOB: 0 BB: 0 P: 12	R: 0 H: 1 E: 0 K: 0 S: 10	H: 1 LOB: 1 BB: 1 P: 20	R: 0 H: 0 E: 0 K: 1 S: 5	H: 0 LOB: 0 BB: 0 P: 8	R: 0 H: 1 E: 0 K: 1 S: 7	H: 1 LOB: 1 BB: 0 P: 11	R: 0 H: 0 E: 0 K: 1 S: 6	H: 0 LOB: 0 BB: 0 P: 10	R: 0 H: 0 E: 0 K: 0 S: 7	H: 0 LOB: 0 BB: 0 P: 11	1B: 3 2B: 0 3B: 0 HR: 0	SF: 0 SAC: 0 DP: 1 HBP: 0	WP: 0 PA: 29 PB: 0 SB: 0 CS: 1	
PITCHER 28 Paul Maholm, L ERA: 3.96 (1, 1)	IP: 9.0 WLS: W BF: 29 H: 3 R: 0 ER: 0 SO: 4 BB: 1 IBB: 0 HBP: 0 BLK: 0 WP: 0 HR: 0 S: 64 P: 99 ERA: 0.00 WHIP: 0.444																			

Houston Astros @ Pittsburgh Pirates
PNC Park, Pittsburgh, PA
Tue Apr 24 2007, 7:05 PM EDT
Att: 13,062 - Clear - 67 F

AB 28
R 0
H 3
RBI 0
BB 1
SO 4
LOB 6



Batter	1	2	3	4	5	6	7	8	9	AB	R	H	RBI	BB	SO	LOB	BOTTOM			
6 Chris Duffy, L OBP: 0.355, SLG: 0.397 (1, 8)										3	0	0	0	0	0	1				
2 Jack Wilson, R OBP: 0.354, SLG: 0.459 (1, 6)										4	2	2	0	0	0	0				
12 Freddy Sanchez, R OBP: 0.296, SLG: 0.333 (1, 4)										4	0	0	0	0	0	2				
Jason Bay, R OBP: 0.380, SLG: 0.507 (1, 7)										4	0	3	2	0	0	0				
25 Adam LaRoche, L OBP: 0.247, SLG: 0.262 (1, 3)										4	0	0	0	0	2	3				
José Bautista, R OBP: 0.319, SLG: 0.465 (1, 5)										4	0	1	0	0	0	1				
35 Brad Eldred, R OBP: 0.100, SLG: 0.300 13 Nate McLouth, L OBP: 0.471, SLG: 0.600 (7, 9)										3	0	0	0	0	1	2				
26 Ronny Paulino, R OBP: 0.233, SLG: 0.293 (1, 2)										3	1	2	1	0	0	0				
28 Paul Maholm, L OBP: 0.111, SLG: 0.111 (1, 1)										3	0	1	0	0	0	3				
Inning Stats	R: 1 H: 2 E: 0 K: 1 S: 16	H: 2 LOB: 1 BB: 0 P: 25	R: 1 H: 2 E: 0 K: 0 S: 11	H: 2 LOB: 1 BB: 0 P: 15	R: 0 H: 0 E: 0 K: 0 S: 4	H: 0 LOB: 0 BB: 0 P: 7	R: 0 H: 3 E: 0 K: 1 S: 15	H: 3 LOB: 3 BB: 0 P: 24	R: 0 H: 0 E: 0 K: 0 S: 11	H: 0 LOB: 0 BB: 0 P: 15	R: 0 H: 0 E: 0 K: 1 S: 10	H: 0 LOB: 0 BB: 0 P: 13	1B: 5 2B: 3 3B: 0 HR: 1	SF: 0 SAC: 0 DP: 0 HBP: 1	WP: 0 PA: 33 PB: 0 SB: 0 CS: 1					
PITCHER Woody Williams, R ERA: 5.9 Dan Wheeler, R ERA: 4.0 (8, 1)	IP: 7.0 WLS: L BF: 30 H: 9 R: 3 ER: 3 SO: 2 BB: 0 IBB: 3 HBP: 1 BLK: 0 WP: 0 HR: 1 S: 74 P: 108 ERA: 3.86 WHIP: 1.286																			

Houston Astros @ Pittsburgh Pirates
PNC Park, Pittsburgh, PA
Tue Apr 24 2007, 7:05 PM EDT
Att: 13,062 - Clear - 67 F

AB 32
R 3
H 9
RBI 3
BB 0
SO 3
LOB 12



Batter	1	2	3	4	5	6	7	8	9	AB	R	H	RBI	BB	SO	LOB	TOP			
2 Chris Burke, R OBP: 0.321, SLG: 0.338										4	2	1	0	1	0	0				
Mark Loretta, R OBP: 0.410, SLG: 0.417										4	1	4	0	1	0	0				
17 Lance Berkman, S OBP: 0.385, SLG: 0.329										3	0	2	1	1	0	1				
45 Carlos Lee, R OBP: 0.298, SLG: 0.482										4	0	0	1	0	0	6				
Mike Lamb, L OBP: 0.483, SLG: 0.391										5	0	3	1	0	2	1				
Luke Scott, L OBP: 0.333, SLG: 0.407										1	0	0	0	3	0	1				
Stephen Randolph, L OBP: 0.342, SLG: 0.394										0	0	0	0	0	0	0				
28 Adam Everett, R OBP: 0.329, SLG: 0.344										4	0	0	0	1	2	6				
Brad Ausmus, R OBP: 0.333, SLG: 0.360										3	0	0	0	0	0	5				
Otlando Palmeiro, L OBP: 0.444, SLG: 0.286										1	0	0	0	0	1					
Humberto Quintero, R OBP: 0.250, SLG: 0.263										0	0	0	0	0	0					
51 Wandy Rodriguez, S OBP: 0.111, SLG: 0.111										3	0	0	0	0	1	4				
Chad Qualls, R OBP: 0.231, SLG: 0.553										0	0	0	0	0	0					
16 Jason Lane, R OBP: 0.231, SLG: 0.553										1	0	0	0	0	0					
Inning Stats	R: 1 E: 0 K: 1 S: 15	H: 2 LOB: 1 BB: 0 P: 21	R: 0 E: 0 K: 1 S: 12	H: 0 LOB: 1 BB: 1 P: 19	R: 0 E: 0 K: 0 S: 12	H: 1 LOB: 1 BB: 0 P: 13	R: 0 E: 0 K: 2 S: 12	H: 0 LOB: 0 BB: 1 P: 21	R: 0 E: 0 K: 0 S: 12	H: 2 LOB: 2 BB: 0 P: 20	R: 0 E: 0 K: 0 S: 16	H: 1 LOB: 1 BB: 1 P: 10	R: 0 E: 0 K: 1 S: 10	H: 1 LOB: 3 BB: 3 P: 12	R: 2 E: 0 K: 0 S: 13	H: 2 LOB: 3 BB: 3 P: 28	1B: 9 2B: 1 3B: 0 HR: 0	SF: 2 SAC: 0 DP: 2 HBP: 0	WP: 0 PB: 0 SB: 1 CS: 0	PA: 43
PITCHER	IP WLS BF H R ER SO BB IBB HBP BLK WP HR S P ERA WHIP																			
Tony Armas, R ERA: 11.57	5.0	W	6	1	0	0	4	4	0	0	0	0	0	0	0	72	113	1.80	2.000	
54 Jonah Bayliss, R ERA: 1.69	2.0	H	4	1	0	0	1	0	0	0	0	0	0	0	0	12	19	0.00	1.000	
55 Matt Capps, R ERA: 0.73	1.0	S	3	1	0	0	0	0	0	0	0	0	0	0	0	10	12	0.00	1.000	
16 Salomon Torres, R ERA: 7.2	0.2		5	1	2	2	0	2	0	0	0	0	0	0	9	19	27.00	4.500		
34 John Grabow, L ERA:	0.1		3	1	0	0	0	1	0	0	0	0	0	0	4	9	0.00	6.000		

Houston Astros @ Pittsburgh Pirates
PNC Park, Pittsburgh, PA
Thu Apr 26 2007, 12:35 PM EDT
Att: 12,056 - Partly Cloudy - 58 F

AB	33
R	3
H	10
RBI	3
BB	8
SO	5
LOB	25



Batter	1	2	3	4	5	6	7	8	9	AB	R	H	RBI	BB	SO	LOB	BOTTOM			
6 Chris Duffy, L OBP: 0.378, SLG: 0.395										2	2	0	0	2	0	1				
2 Jack Wilson, R OBP: 0.333, SLG: 0.424										4	1	1	0	0	0	2				
12 Freddy Sanchez, R OBP: 0.281, SLG: 0.314										3	0	0	0	0	0	2				
Jason Bay, R OBP: 0.378, SLG: 0.474										3	1	2	2	1	0	0				
35 Brad Eldred, R OBP: 0.115, SLG: 0.385										3	0	0	0	0	0	3				
55 Matt Capps, R ERA: 1.69										0	0	0	0	0	0	0				
Xavier Nady, R OBP: 1.000, SLG: 1.000										0	0	0	1	0	0	0				
45 Ian Snell, R OBP: 0.487										0	0	0	0	0	0	0				
16 Salomon Torres, R ERA: 7.2										0	0	0	0	0	0	0				
34 John Grabow, L ERA:										0	0	0	0	0	0	0				
25 Adam LaRoche, L OBP: 0.250, SLG: 0.257										4	0	1	0	0	2	5				
41 Ryan Doumit, S OBP: 0.375, SLG: 0.429										4	0	2	2	0	0	1				
José Bautista, R OBP: 0.309, SLG: 0.450										2	0	0	0	0	2	2				
Tony Armas, R OBP: 0.500, SLG: 0.500										1	0	0	0	0	1	1				
54 Jonah Bayliss, R ERA: 4.5										0	0	0	0	0	0	0				
Jose Castillo, R OBP: 0.172, SLG: 0.207										2	1	1	0	0	1	0				
13 Nate McLouth, L OBP: 0.348, SLG: 0.429										2	0	0	0	0	1	2				
Inning Stats	R: 0 E: 0 K: 0 S: 8	H: 0 LOB: 0 BB: 0 P: 11	R: 0 E: 0 K: 0 S: 7	H: 1 LOB: 0 BB: 0 P: 7	R: 0 E: 0 K: 2 S: 11	H: 1 LOB: 1 BB: 0 P: 14	R: 0 E: 0 K: 0 S: 7	H: 0 LOB: 0 BB: 0 P: 11	R: 0 E: 0 K: 2 S: 12	H: 1 LOB: 1 BB: 0 P: 14	R: 2 E: 2 K: 2 S: 18	H: 2 LOB: 2 BB: 1 P: 28	R: 0 E: 0 K: 1 S: 5	H: 0 LOB: 0 BB: 0 P: 9	R: 3 E: 0 K: 2 S: 20	H: 2 LOB: 2 BB: 2 P: 36	1B: 6 2B: 1 3B: 0 HR: 0	SF: 0 SAC: 1 DP: 1 HBP: 1	WP: 0 PB: 0 SB: 0 CS: 0	PA: 35
PITCHER	IP WLS BF H R ER SO BB IBB HBP BLK WP HR S P ERA WHIP																			
51 Wandy Rodriguez, L ERA: 3.72	7.0	L	28	5	3	3	7	5	3	0	0	0	0	0	71	101	3.86	1.000		
Chad Qualls, R ERA: 3.72	0.2		6	2	2	2	1	0	1	1	0	0	0	13	22	27.00	3.000			
Stephen Randolph, L ERA:	0.1		1	0	0	0	1	0	0	0	0	0	0	4	7	0.00	0.000			

Houston Astros @ Pittsburgh Pirates
PNC Park, Pittsburgh, PA
Thu Apr 26 2007, 12:35 PM EDT
Att: 12,056 - Partly Cloudy - 58 F

AB	30
R	5
H	7
RBI	5
BB	3
SO	9
LOB	19



Batter	1	2	3	4	5	6	7	8	9	AB	R	H	RBI	BB	SO	LOB	TOP			
23 Rickie Weeks Jr. R OBP: 0.343, SLG: 0.516										5	0	2	0	0	3	0	Milwaukee Brewers @ Houston Astros Minute Maid Park, Houston, TX Sat Apr 28 2007, 6:05 PM CDT Att: 41,004 - Partly Cloudy - 81 F			
7 J.J. Hardy R OBP: 0.345, SLG: 0.531			P5		L6		F8		F9	5	0	1	0	0	0	4				
28 Prince Fielder L OBP: 0.349, SLG: 0.495	P6				FC4-6 1B		F8		K	4	1	1	0	0	1	1				
2 Bill Hall R OBP: 0.319, SLG: 0.440					FC4-6 1B		K		K	3	0	1	0	1	2	0				
Johnny Estrada S OBP: 0.338, SLG: 0.446	P6				FC4-6 1B					4	0	2	0	0	0	4				
Geoff Jenkins L OBP: 0.394, SLG: 0.565							L9		K	4	0	1	1	0	1	2				
1 Corey Hart R OBP: 0.355, SLG: 0.407										4	0	0	0	0	1	2				
Craig Counsell L OBP: 0.304, SLG: 0.347										3	0	0	0	1	3	2				
31 Dave Bush R OBP: 0.273, SLG: 0.300										2	0	0	0	0	1	0				
50 Chris Spurling R OBP: 0.471, SLG: 0.400										0	0	0	0	0	0	0				
22 Tony Gwynn Jr. L (7, PH) OBP: 0.471, SLG: 0.400										1	0	0	0	0	0	1				
45 Elmer Dessens R (7, 1) OBP: 0.320, SLG: 0.233										0	0	0	0	0	0	0				
9 Tony Graffanino R (9, PH) OBP: 0.320, SLG: 0.233										0	0	0	0	1	0	0				
Inning Stats	R: 0 E: 0 K: 1 S: 11	H: 1 LOB: 2 BB: 1 P: 17	R: 0 E: 0 K: 1 S: 6	H: 0 LOB: 0 BB: 0 P: 9	R: 0 E: 0 K: 2 S: 8	H: 0 LOB: 0 BB: 0 P: 11	R: 1 E: 0 K: 2 S: 14	H: 3 LOB: 2 BB: 0 P: 19	R: 0 E: 0 K: 1 S: 8	H: 1 LOB: 1 BB: 0 P: 10	R: 0 E: 0 K: 0 S: 9	H: 1 LOB: 2 BB: 1 P: 15	R: 0 E: 0 K: 3 S: 14	H: 1 LOB: 1 BB: 0 P: 22	R: 0 E: 0 K: 1 S: 11	H: 1 LOB: 2 BB: 1 P: 19	1B: 7 2B: 1 3B: 0 HR: 0	SF: 0 SAC: 0 DP: 0 HBP: 0	WP: 0 PB: 0 SB: 0 CS: 0	PA: 38
PITCHER	IP WLS BF H R ER SO BB IBB HBP BLK WP HR S P ERA WHIP																			
43 Chris Sampson R (1, 1) ERA: 3.55	6.1 W 26 5 1 1 8 2 0 0 0 0 0 0 59 84 1.42 1.105																			
54 Brad Lidge R (7, 1) ERA: 5.19	1.2 7 2 0 0 3 0 0 0 0 0 0 0 19 29 0.00 1.200																			
Trever Miller L (9, 1) ERA: 3.86	1.0 5 1 0 0 1 1 0 0 0 0 0 0 11 19 0.00 2.000																			

Batter	1	2	3	4	5	6	7	8	9	AB	R	H	RBI	BB	SO	LOB	BOTTOM			
Craig Biggio R OBP: 0.305, SLG: 0.477			SF7							3	2	1	3	1	2	0	Milwaukee Brewers @ Houston Astros Minute Maid Park, Houston, TX Sat Apr 28 2007, 6:05 PM CDT Att: 41,004 - Partly Cloudy - 81 F			
Mark Loretta R OBP: 0.418, SLG: 0.425			G6-3							4	1	2	2	0	1	1				
17 Lance Berkman S OBP: 0.394, SLG: 0.346										4	0	3	2	0	1	0				
Mike Lamb L OBP: 0.467, SLG: 0.375										0	0	0	0	0	0	0				
45 Carlos Lee R OBP: 0.294, SLG: 0.462										4	0	1	0	0	0	3				
16 Jason Lane R OBP: 0.238, SLG: 0.537										0	0	0	0	0	0	0				
Luke Scott L OBP: 0.328, SLG: 0.386										3	1	0	0	1	0	1				
9 Hunter Pence R OBP: 0.500, SLG: 0.333										3	1	1	0	0	1	0				
28 Adam Everett R OBP: 0.333, SLG: 0.366										4	2	2	2	0	0	1				
Brad Ausmus R OBP: 0.338, SLG: 0.362										4	1	2	0	0	1	1				
43 Chris Sampson R OBP: 0.125, SLG: 0.125										2	2	1	0	0	0	1				
54 Brad Lidge R ERA: 5.0										0	0	0	0	0	0	0				
Morgan Ensberg R (6, PH) OBP: 0.346, SLG: 0.386										1	0	0	0	0	1	0				
Inning Stats	R: 0 E: 0 K: 3 S: 12	H: 0 LOB: 0 BB: 0 P: 18	R: 0 E: 0 K: 1 S: 12	H: 1 LOB: 0 BB: 0 P: 17	R: 1 E: 0 K: 0 S: 12	H: 2 LOB: 1 BB: 0 P: 16	R: 0 E: 0 K: 0 S: 10	H: 1 LOB: 0 BB: 0 P: 16	R: 4 E: 0 K: 1 S: 12	H: 4 LOB: 1 BB: 1 P: 18	R: 5 E: 1 K: 1 S: 22	H: 5 LOB: 2 BB: 1 P: 37	R: 0 E: 0 K: 0 S: 9	H: 0 LOB: 0 BB: 0 P: 13	R: 0 E: 0 K: 2 S: 8	H: 0 LOB: 0 BB: 0 P: 16	1B: 10 2B: 2 3B: 1 HR: 0	SF: 1 SAC: 1 DP: 1 HBP: 1	WP: 0 PB: 0 SB: 0 CS: 1	PA: 37
PITCHER	IP WLS BF H R ER SO BB IBB HBP BLK WP HR S P ERA WHIP																			
31 Dave Bush R (1, 1) ERA: 6.23	5.1 L 25 10 8 7 4 2 0 0 0 0 0 0 65 98 0.00 2.250																			
50 Chris Spurling R (6, 1) ERA: 9.0	0.2 6 3 2 0 1 0 0 0 0 0 0 0 15 24 0.00 4.500																			
45 Elmer Dessens R (7, 1) ERA: 4.91	2.0 6 0 0 0 2 0 0 0 0 0 0 0 17 29 0.00 0.000																			

Batter	1	2	3	4	5	6	7	8	9	AB	R	H	RBI	BB	SO	LOB	TOP					
33 Josh Hamilton, L OBP: 0.375, SLG: 0.588	G6-3	HBP	1B			G6-4-3	F8		K	4	0	1	1	1	1	1						
4 Brandon Phillips, R OBP: 0.319, SLG: 0.448	1B	E5	F8			G6-4-3		G6-3	L1-3	6	0	1	1	0	0	5						
Scott Hatteberg, L OBP: 0.377, SLG: 0.452	F7	G5-3	G4-3			1B		HBP		4	2	1	0	0	0	5						
Ken Griffey Jr., L OBP: 0.413, SLG: 0.468						HR				3	2	3	2	1	0	0						
30 Norris Hopper, R OBP: 0.143, SLG: 0.143						1B				1	0	1	0	0	0	0						
2 Alex Gonzalez, R OBP: 0.374, SLG: 0.560	F9									5	2	2	1	0	1	5						
53 Brad Salmon, L										0	0	0	0	0	0	0						
Adam Dunn, L OBP: 0.374, SLG: 0.554										4	3	2	3	1	1	0						
12 Edwin Encarnación, R OBP: 0.300, SLG: 0.299										4	1	1	1	0	1	1						
26 David Ross, R OBP: 0.212, SLG: 0.230										5	1	1	1	0	3	5						
61 Bronson Arroyo, R OBP: 0.125, SLG: 0.125										4	0	1	0	0	2	2						
40 Jon Coutlangus, L										0	0	0	0	0	0	0						
56 Todd Coffey, R										0	0	0	0	0	0	0						
9 Juan Castro, R OBP: 0.185, SLG: 0.160										1	0	1	0	0	0	0						
Inning Stats	R: 0 E: 0 K: 0 S: 10	H: 1 LOB: 2 BB: 1 P: 22	R: 2 E: 1 K: 1 S: 17	H: 2 LOB: 2 BB: 0 P: 26	R: 4 E: 1 K: 1 S: 18	H: 5 LOB: 2 BB: 0 P: 27	R: 0 E: 0 K: 1 S: 6	H: 1 LOB: 0 BB: 0 P: 9	R: 0 E: 0 K: 1 S: 8	H: 0 LOB: 0 BB: 0 P: 10	R: 4 E: 0 K: 0 S: 13	H: 4 LOB: 0 BB: 1 P: 20	R: 0 E: 0 K: 2 S: 9	H: 0 LOB: 0 BB: 0 P: 12	R: 1 E: 0 K: 2 S: 16	H: 1 LOB: 3 BB: 1 P: 30	R: 0 E: 0 K: 1 S: 9	H: 1 LOB: 0 BB: 0 P: 12	1B: 9 2B: 4 3B: 0 HR: 3	SF: 0 SAC: 0 DP: 3 HBP: 3	WP: 0 PB: 0 SB: 2 CS: 0	PA: 47
PITCHER	IP WLS BF H R ER SO BB IBB HBP BLK WP HR S P ERA WHIP																					
37 Matt Albers, R ERA: 5.02	2.1 L 19 8 6 3 2 1 0 0 0 0 0 2 41 70 11.57 3.857																					
Brian Moehler, R ERA: 3.12	2.2 8 1 0 0 2 0 0 0 0 0 0 1 18 24 0.00 0.375																					
Trevor Miller, L ERA: 9.53	1.0 7 4 4 4 0 1 0 0 0 0 0 1 13 20 36.00 5.000																					
54 Brad Lidge, R ERA: 5.73	1.2 8 1 1 1 3 1 0 1 0 0 0 0 22 36 5.40 1.200																					
Dave Borkowski, R ERA: 4.35	1.1 5 1 0 0 2 0 0 1 0 0 0 0 12 18 0.00 0.750																					

Cincinnati Reds @ Houston Astros
Minute Maid Park, Houston, TX
Tue May 01 2007, 7:05 PM CDT
Att: 30,361 - Roof Closed - 72 F

AB	41
R	11
H	15
RBI	9
BB	3
SO	9
LOB	24



Batter	1	2	3	4	5	6	7	8	9	AB	R	H	RBI	BB	SO	LOB	BOTTOM			
Craig Biggio, R OBP: 0.308, SLG: 0.474	F9									3	2	1	0	1	0	2				
Mike Lamb, L OBP: 0.486, SLG: 0.500	F8									3	0	1	0	1	0	2				
17 Lance Berkman, S OBP: 0.407, SLG: 0.337	F7									3	0	1	1	1	0	2				
45 Carlos Lee, R OBP: 0.288, SLG: 0.434										3	0	0	0	1	0	3				
Luke Scott, L OBP: 0.293, SLG: 0.344										2	0	0	1	0	1	1				
54 Brad Lidge, R										0	0	0	0	0	0	0				
Orlando Palmeiro, L OBP: 0.429, SLG: 0.250										0	0	0	0	1	0	0				
9 Hunter Pence, R OBP: 0.333, SLG: 0.273										4	0	0	0	0	2	5				
28 Adam Everett, R OBP: 0.315, SLG: 0.342										4	0	0	0	0	0	0				
Brad Ausmus, R OBP: 0.348, SLG: 0.361										3	0	1	0	1	2	0				
37 Matt Albers, L ERA: 2.59										0	0	0	0	0	0	0				
Brian Moehler, R ERA: 5.63										1	0	0	0	0	0	0				
16 Jason Lane, R OBP: 0.296, SLG: 0.548										0	0	0	0	0	0	0				
Trevor Miller, R										0	0	0	0	0	0	0				
2 Chris Burke, R OBP: 0.333, SLG: 0.347										1	0	0	0	0	0	0				
Dave Borkowski, R										0	0	0	0	0	0	0				
Mark Loretta, R OBP: 0.260, SLG: 0.415										1	0	0	0	0	0	1				
Inning Stats	R: 0 E: 0 K: 0 S: 6	H: 0 LOB: 0 BB: 0 P: 10	R: 0 E: 0 K: 1 S: 8	H: 0 LOB: 0 BB: 0 P: 12	R: 0 E: 0 K: 2 S: 8	H: 0 LOB: 0 BB: 0 P: 12	R: 1 E: 0 K: 1 S: 15	H: 1 LOB: 2 BB: 2 P: 25	R: 0 E: 0 K: 0 S: 6	H: 2 LOB: 2 BB: 1 P: 11	R: 0 E: 0 K: 1 S: 6	H: 0 LOB: 0 BB: 0 P: 10	R: 1 E: 0 K: 1 S: 12	H: 2 LOB: 2 BB: 2 P: 25	R: 0 E: 0 K: 0 S: 5	H: 0 LOB: 0 BB: 1 P: 11	1B: 4 2B: 0 3B: 1 HR: 0	SF: 1 SAC: 0 DP: 2 HBP: 0	WP: 0 PB: 0 SB: 0 CS: 0	PA: 36
PITCHER	IP WLS BF H R ER SO BB IBB HBP BLK WP HR S P ERA WHIP																			
61 Bronson Arroyo, R ERA: 2.59	7.0 27 3 1 1 5 3 0 0 0 0 0 0 8 60 1.29 0.857																			
40 Jon Coutlangus, L ERA: 5.63	0.2 5 2 1 1 0 2 0 0 0 0 0 0 8 19 13.50 6.000																			
56 Todd Coffey, R ERA: 6.39	0.1 1 0 0 0 1 0 0 0 0 0 0 0 4 6 0.00 0.000																			
53 Brad Salmon, R ERA:	1.0 3 0 0 0 0 1 0 0 0 0 0 0 5 11 0.00 1.000																			

Cincinnati Reds @ Houston Astros
Minute Maid Park, Houston, TX
Tue May 01 2007, 7:05 PM CDT
Att: 30,361 - Roof Closed - 72 F

AB	29
R	2
H	5
RBI	2
BB	6
SO	6
LOB	16



Batter	1	2	3	4	5	6	7	8	9	AB	R	H	RBI	BB	SO	LOB	TOP		
6 Ryan Freel, R OBP: 0.327, SLG: 0.307	1-2 G6-3		0-1 G5-3		2-3 K			0-0 P3		4	0	0	0	0	1	2			
Scott Hatteberg, L OBP: 0.356, SLG: 0.424	0-2 F8			1-2 F8		1-1 F7		2-2 P5		4	0	0	0	0	0	0			
4 Brandon Phillips, R OBP: 0.317, SLG: 0.440	2-2 G3-1			0-2 F9		0-2 1B		0-2 G4-3		4	0	1	0	0	0	0			
Ken Griffey Jr., L OBP: 0.405, SLG: 0.446		1-2 G3		4-1 BB		0-0 L5			1-1 G6-3	3	0	0	0	1	0	1			
2 Alex Gonzalez, R OBP: 0.368, SLG: 0.545	0-0 G6-3			0-0 P3		1 SAFE 1B			1-3 K	4	0	1	0	0	1	1			
Adam Dunn, L OBP: 0.365, SLG: 0.573	0-3 K				0-2 HR		1-1 G3		0-0 G3-1	4	1	1	1	0	1	2			
33 Josh Hamilton, L OBP: 0.361, SLG: 0.563			1-2 G6-3		2-1 G1-3			2-2 G4-3		3	0	0	0	0	0	0			
Javier Valentin, S OBP: 0.359, SLG: 0.313			0-0 E6 SH1-4		0-0 F8			1-2 G4-3		3	0	0	0	0	0	0			
Kyle Lohse, R OBP: 0.300, SLG: 0.222 30 Norris Hopper, R OBP: 0.125, SLG: 0.125 Victor Santos, R 7, 1 29 Mike Stanton, L 8, 1	0-0 SH1-4				0-2 1B			0-1 G3-1		1	0	1	0	0	0	0			
										1	0	0	0	0	0	0			
										0	0	0	0	0	0	0			
										0	0	0	0	0	0	0			
										0	0	0	0	0	0	0			
Inning Stats	R: 0 E: 0 K: 0 S: 9	H: 0 LOB: 0 BB: 0 P: 12	R: 0 E: 0 K: 1 S: 7	H: 0 LOB: 0 BB: 0 P: 8	R: 0 E: 1 K: 0 S: 8	H: 0 LOB: 1 BB: 0 P: 9	R: 0 E: 0 K: 0 S: 10	H: 0 LOB: 1 BB: 1 P: 15	R: 1 E: 0 K: 1 S: 13	H: 2 LOB: 1 BB: 0 P: 17	R: 0 E: 0 K: 0 S: 11	H: 2 LOB: 0 BB: 0 P: 13	R: 0 E: 0 K: 0 S: 9	H: 0 LOB: 0 BB: 0 P: 12	R: 0 E: 0 K: 1 S: 12	H: 0 LOB: 0 BB: 0 P: 14	1B: 3 2B: 0 3B: 0 HR: 1	SF: 0 SAC: 1 DP: 0 HBP: 0	WP: 0 PA: 33 PB: 0 SB: 0 CS: 0
PITCHER	IP WLS BF H R ER SO BB IBB HBP BLK WP HR S P ERA WHIP	IP WLS BF H R ER SO BB IBB HBP BLK WP HR S P ERA WHIP																	
44 Roy Oswalt, R ERA: 3.06	8.0 W 30 4 1 1 2 1 0 0 0 0 1 74 95 1.12 0.625																		
Dan Wheeler, R ERA: 2.77	1.0 S 3 0 0 0 1 0 0 0 0 0 0 12 14 0.00 0.000																		

Cincinnati Reds @ Houston Astros
Minute Maid Park, Houston, TX
Wed May 02 2007, 7:05 PM CDT
Att: 29,468 - Partly Cloudy - 78 F

AB	31
R	1
H	4
RBI	1
BB	1
SO	3
LOB	6



Batter	1	2	3	4	5	6	7	8	9	AB	R	H	RBI	BB	SO	LOB	BOTTOM		
Craig Biggio, R OBP: 0.312, SLG: 0.480 Dan Wheeler, R 9, 1	0-0 9 3B	2-2 F8		3-3 K		3-2 2H 1B		0-1 FC1-5 FC5-4		5	1	2	1	0	1	4			
9 Hunter Pence, R OBP: 0.353, SLG: 0.400	0-1 17 1B	3-3 K		4-0 1B		0-0 F7		3-2 FC5-4 17 PO		4	1	1	1	1	1	3			
17 Lance Berkman, S OBP: 0.402, SLG: 0.533	0-0 BB 1B		0-0 F7	2-2 G1-3		3-2 G4-3		0-0 PO		4	0	1	1	0	0	2			
45 Carlos Lee, R OBP: 0.304, SLG: 0.447	1-1 F7		1-0 1B		0-2 28 FC6-4 1B		2-1 G6-3 1B			4	0	3	0	0	0	1			
Mark Loretta, R OBP: 0.396, SLG: 0.386	4-2 BB		1-0 F7		1 SAFE 1-1 P5		1-2 G6-3			3	0	0	0	1	0	3			
Luke Scott, L OBP: 0.304, SLG: 0.343	1-2 BB		3-1 F7		3-3 K		4-0 IBB			3	0	1	0	1	1	3			
28 Adam Everett, R OBP: 0.301, SLG: 0.325	1-1 P1		0-3 K		0-0 FC6-4		2-3 K			4	0	0	0	0	2	7			
Brad Ausmus, R OBP: 0.370, SLG: 0.365		2-1 F8		3-2 44 SH3 HBP		4-1 44 SH3-4 1B BB		3-1 FC1-5 PB 1B		2	1	1	0	1	0	0			
44 Roy Oswalt, R OBP: 0.154, SLG: 0.231 Morgan Ensberg, R 8, PH 2, 09 29 Mike Stanton, L 8, 1		1-1 2B		0-0 SH3		0-0 SH3-4		4-1 FC5-4 FC1-5 BB		1	0	1	0	0	0	0			
										0	0	0	0	1	0	0			
										0	0	0	0	1	0	0			
										0	0	0	0	0	0	0			
										0	0	0	0	0	0	0			
Inning Stats	R: 2 E: 0 K: 0 S: 12	H: 3 LOB: 2 BB: 1 P: 18	R: 0 E: 0 K: 1 S: 11	H: 1 LOB: 0 BB: 0 P: 19	R: 0 E: 0 K: 1 S: 8	H: 2 LOB: 2 BB: 0 P: 13	R: 0 E: 0 K: 1 S: 9	H: 0 LOB: 1 BB: 1 P: 21	R: 0 E: 0 K: 0 S: 14	H: 1 LOB: 1 BB: 0 P: 18	R: 1 E: 0 K: 0 S: 6	H: 1 LOB: 0 BB: 1 P: 13	R: 0 E: 0 K: 1 S: 12	H: 1 LOB: 2 BB: 1 P: 24	R: 0 E: 0 K: 0 S: 8	H: 1 LOB: 1 BB: 1 P: 18	1B: 7 2B: 2 3B: 1 HR: 0	SF: 0 SAC: 2 DP: 0 HBP: 1	WP: 0 PA: 39 PB: 1 SB: 0 CS: 0
PITCHER	IP WLS BF H R ER SO BB IBB HBP BLK WP HR S P ERA WHIP	IP WLS BF H R ER SO BB IBB HBP BLK WP HR S P ERA WHIP																	
Kyle Lohse, R ERA: 3.12	6.0 L 29 8 3 3 4 3 0 1 0 0 0 20 102 4.50 1.833																		
Victor Santos, R ERA: 2.09	1.2 9 2 0 0 1 1 1 0 0 0 0 0 20 42 0.00 1.800																		
29 Mike Stanton, L ERA: 4.7	0.1 0 0 0 0 0 0 0 0 0 0 0 0 0 0 0 0 0.00 0.000																		

Cincinnati Reds @ Houston Astros
Minute Maid Park, Houston, TX
Wed May 02 2007, 7:05 PM CDT
Att: 29,468 - Partly Cloudy - 78 F

AB	30
R	3
H	10
RBI	3
BB	5
SO	5
LOB	23



Batter	1	2	3	4	5	6	7	8	9	AB	R	H	RBI	BB	SO	LOB	TOP										
Craig Biggio, R (1,4) OBP: 0.311, SLG: 0.473	G1-3		1B		G2-3		1B		K	5	0	2	0	0	1	0	Houston Astros @ St. Louis Cardinals Busch Stadium, St. Louis, MO Fri May 04 2007, 7:10 PM CDT Att: 44,117 - Drizzlie - 67 F										
Morgan Ensberg, R (1,5) OBP: 0.385, SLG: 0.388 54 Brad Lidge, R (7,1)	17 1B 45 SF8 BB		L7		2B		K			3	1	1	0	1	1	2											
17 Lance Berkman, S (1,3) OBP: 0.429, SLG: 0.340	1B		K		45 1B G6-4-3 BB					2	0	1	0	2	1												
45 Carlos Lee, R (1,7) OBP: 0.317, SLG: 0.464	SF8		L9		G6-4-3					3	0	1	1	0	0	3											
Luke Scott, L (1,9) OBP: 0.321, SLG: 0.389	1B				G1-3					4	1	2	0	0	1	2											
9 Hunter Pence, R (1,8) OBP: 0.320, SLG: 0.391	G6-3				P4					4	0	1	0	0	0	5											
28 Adam Everett, R (1,6) Mark Loretta, R (8,PH) OBP: 0.400, SLG: 0.391			G5-3		G6-3					3	0	0	0	0	0	2											
Humberto Quintero, R (1,2) 2 Chris Burke, R (8,PH) OBP: 0.330, SLG: 0.342			G5-3		1B					1	0	0	0	0	1	0											
Woody Williams, R (1,1) Mike Lamb, L (7,PH) OBP: 0.474, SLG: 0.484			F9		F8					2	0	0	0	0	0	1											
Inning Stats	R: 1 E: 0 K: 0 S: 15	H: 2 LOB: 2 BB: 1 P: 24	R: 0 E: 0 K: 0 S: 8	H: 0 LOB: 0 BB: 0 P: 11	R: 0 E: 0 K: 1 S: 9	H: 1 LOB: 1 BB: 0 P: 18	R: 1 E: 0 K: 0 S: 7	H: 2 LOB: 1 BB: 0 P: 11	R: 0 E: 0 K: 0 S: 6	H: 1 LOB: 0 BB: 0 P: 9	R: 0 E: 0 K: 3 S: 14	H: 1 LOB: 1 BB: 0 P: 21	R: 0 E: 0 K: 1 S: 12	H: 1 LOB: 2 BB: 1 P: 19	R: 0 E: 0 K: 2 S: 7	H: 0 LOB: 0 BB: 0 P: 12		1B: 6 2B: 3 3B: 0 HR: 0	SF: 1 SAC: 0 DP: 1 HBP: 0	WP: 0 PB: 0 SB: 0 CS: 1	PA: 37						
PITCHER	IP	WLS	BF	H	R	ER	SO	BB	IBB	HBP	BLK	WP	HR	S	P	ERA	WHIP										
50 Adam Wainwright, R (1,1) ERA: 5.6	6.0	W	25	7	2	2	1	2	0	0	0	0	0	53	88	3.00	1.500										
31 Ryan Franklin, R (7,1) ERA: 1.38	1.0	H	4	1	0	0	3	0	0	0	0	0	0	14	21	0.00	1.000										
34 Randy Flores, L (8,1) ERA: 2.78	0.1	H	3	1	0	0	1	1	0	0	0	0	0	6	12	0.00	6.000										
44 Jason Isringhausen, R (8,1) ERA: 2.38	1.2	S	5	0	0	0	2	0	0	0	0	0	0	13	19	0.00	0.000										

AB 33
R 2
H 9
RBI 2
BB 3
SO 7
LOB 18



Batter	1	2	3	4	5	6	7	8	9	AB	R	H	RBI	BB	SO	LOB	BOTTOM										
3 Preston Wilson, R (1,9) OBP: 0.289, SLG: 0.317 34 Randy Flores, L (8,1) 44 Jason Isringhausen, R (8,1)	G6-3		1B		16 1B 5 2B BB		G5-3			3	1	1	0	1	0	0	Houston Astros @ St. Louis Cardinals Busch Stadium, St. Louis, MO Fri May 04 2007, 7:10 PM CDT Att: 44,117 - Drizzlie - 67 F										
16 Chris Duncan, L (1,7) OBP: 0.382, SLG: 0.548 15 Jim Edmonds, L (9,8)	2B		F7		5 2B 1B					4	1	2	1	0	0	1											
5 Albert Pujols, R (1,3) OBP: 0.376, SLG: 0.510	BB		F7		1H 2H 2B					2	0	1	2	2	0	1											
27 Scott Rolen, R (1,5) OBP: 0.280, SLG: 0.349	F7				F8					4	0	0	0	0	0	4											
So Taguchi, R (1,8) OBP: 0.333, SLG: 0.368	P4				G6-3					4	0	0	0	0	0	3											
7 Adam Kennedy, L (1,4) OBP: 0.259, SLG: 0.289 31 Ryan Franklin, R (7,1) 55 Skip Schumaker, L (8,9) OBP: 0.273, SLG: 0.293	F7				G4-3					3	0	0	0	0	0	0											
4 Yadier Molina, R (1,2) OBP: 0.341, SLG: 0.310	F7				G4-3					3	0	1	0	0	0	0											
22 David Eckstein, R (1,6) OBP: 0.279, SLG: 0.245	B1-3				FC9-6 50 SH2-3 16 1B					3	1	0	0	0	0	1											
50 Adam Wainwright, R (1,1) OBP: 0.300, SLG: 0.400 Aaron Miles, S (7,4) OBP: 0.275, SLG: 0.292	G5-3				SH2-3					1	0	0	0	0	0	0											
Inning Stats	R: 0 E: 0 K: 0 S: 8	H: 1 LOB: 2 BB: 1 P: 18	R: 0 E: 0 K: 0 S: 8	H: 0 LOB: 0 BB: 0 P: 10	R: 0 E: 0 K: 0 S: 10	H: 1 LOB: 1 BB: 0 P: 15	R: 0 E: 0 K: 0 S: 10	H: 0 LOB: 0 BB: 0 P: 16	R: 3 E: 1 K: 0 S: 18	H: 3 LOB: 1 BB: 1 P: 26	R: 0 E: 0 K: 0 S: 11	H: 0 LOB: 0 BB: 0 P: 17	R: 0 E: 0 K: 0 S: 5	H: 0 LOB: 0 BB: 0 P: 8	R: 0 E: 0 K: 0 S: 6	H: 0 LOB: 1 BB: 1 P: 13		1B: 3 2B: 2 3B: 0 HR: 0	SF: 0 SAC: 1 DP: 0 HBP: 0	WP: 0 PB: 0 SB: 0 CS: 0	PA: 32						
PITCHER	IP	WLS	BF	H	R	ER	SO	BB	IBB	HBP	BLK	WP	HR	S	P	ERA	WHIP										
Woody Williams, R (1,1) ERA: 5.49	6.0	L	25	5	3	3	0	2	0	0	0	0	0	65	102	4.50	1.167										
54 Brad Lidge, R (7,1) ERA: 4.85	2.0		7	0	0	0	0	1	0	0	0	0	0	11	21	0.00	0.500										

AB 28
R 3
H 5
RBI 3
BB 3
SO 0
LOB 10



Batter	1	2	3	4	5	6	7	8	9	AB	R	H	RBI	BB	SO	LOB	TOP						
Morgan Ensbarg, R OBP: 0.373, SLG: 0.388	2-2 1B 1B		1-2 P5		4-0 17 BB 45 2B 1B BB	2-1 17 1B 1B		3-1 F7	2-2 P4	5	3	2	1	1	0	0							
Mark Loretta, R OBP: 0.436, SLG: 0.451	2-1 SAFE 17 1B 1B		0-0 P6		0-1 17 BB 45 2B 1B	1-1 17 1B 1B		2-2 2 1B FC3-2 2B		5	1	4	1	0	0	0							
17 Lance Berkman, S OBP: 0.338, SLG: 0.351	0-0 G3-6-3 1B			0-1 F7	4-2 45 2B BB	2-1 1B		3-2 FC3-2 9 BB HR 1B		3	1	2	2	1	0	0							
2 Chris Burke, R OBP: 0.337, SLG: 0.351	1-2 3-H 1B			1-2 2-3 2B	0-0 2B	0-0 2B		2-3 9 HR BB		1	1	1	0	0	0	0							
45 Carlos Lee, R OBP: 0.469, SLG: 0.469	0-3 K			4-1 E BB	0-0 2B	0-0 F8		4-1 9 FC3-2 HR BB		3	2	1	3	1	1	4							
Otlando Palmeiro, L OBP: 0.455, SLG: 0.250	0-3 K			1-1 2B	1-1 2B	1-1 F8		1-2 9 HR BB		0	1	0	0	1	0	0							
Luke Scott, L OBP: 0.326, SLG: 0.416	0-0 G3-6-3			2-1 E8 2B	0-1 2B	1-1 F8		1-0 FC3-2 9 HR		5	1	2	2	0	0	7							
9 Hunter Pence, R OBP: 0.300, SLG: 0.464		2-3 K		0-0 G4-3	1-1 G6-3		2-1 G6-3	1-0 HR		5	1	1	4	0	1	2							
28 Adam Everett, R OBP: 0.397, SLG: 0.292	1-2 G5-3			0-2 G5-3	3-2 G6-3		2-1 E6	0-0 G5-3		5	0	0	0	0	0	2							
Humberto Quintero, R OBP: 0.308, SLG: 0.292	1-2 G5-3			0-2 G5-3	3-2 G6-3		2-1 E6	0-0 G5-3		0	0	0	0	0	0	0							
Brad Ausmus, R OBP: 0.383, SLG: 0.386	1-2 G4-3			4-1 37 SH1-3 1B BB	2-0 37 SH1-4 1B 2B		1-0 L4	1-2 K		4	2	1	0	1	1	1							
37 Matt Albers, L OBP: 0.167, SLG: 0.167			1-3 K		0-0 SH1-3	0-0 SH1-4		0-3 K		2	0	0	0	0	2	1							
Trever Miller, R OBP: 0.228, SLG: 0.489					1-2 K	2-3 K			1-1 P3	0	0	0	0	0	0	0							
Dave Borkowski, R										0	0	0	0	0	0	0							
Inning Stats	R: 1 E: 0 K: 1 S: 10	H: 3 LOB: 1 BB: 0 P: 14	R: 0 E: 0 K: 1 S: 9	H: 0 LOB: 0 BB: 0 P: 13	R: 0 E: 0 K: 1 S: 7	H: 0 LOB: 0 BB: 0 P: 9	R: 1 E: 1 K: 0 S: 9	H: 1 LOB: 1 BB: 1 P: 15	R: 5 E: 0 K: 0 S: 19	H: 3 LOB: 1 BB: 3 P: 35	R: 2 E: 0 K: 0 S: 11	H: 4 LOB: 2 BB: 0 P: 19	R: 0 E: 1 K: 1 S: 9	H: 0 LOB: 1 BB: 0 P: 14	R: 4 E: 0 K: 0 S: 13	H: 3 LOB: 0 BB: 1 P: 27	R: 0 E: 0 K: 1 S: 8	H: 0 LOB: 0 BB: 0 P: 12	1B: 8 2B: 5 3B: 0 HR: 1	SF: 0 SAC: 2 DP: 1 HBP: 0	WP: 0 PB: 0 SB: 0 CS: 0	PA: 46	
PITCHER	IP WLS BF H R ER SO BB IBB HBP BLK WP HR S P ERA WHIP	4.1 L 22 6 7 0 3 4 0 0 0 0 0 0 43 71 14.54 2.308	0.2 3 1 0 0 0 0 0 0 0 0 0 0 0 11 15 0.00 1.500	2.0 11 4 2 2 1 0 0 0 0 0 0 0 0 20 33 9.00 2.000	1.0 7 3 4 4 0 1 0 0 0 0 0 0 1 13 27 36.00 4.000	1.0 3 0 0 0 1 0 0 0 0 0 0 0 0 8 12 0.00 0.000																	

Houston Astros @ St. Louis Cardinals
 Busch Stadium, St. Louis, MO
 Sat May 05 2007, 12:10 PM CDT
 Att: 44,881 - Overcast - 72 F

AB 39
 R 13
 H 14
 RBI 13
 BB 5
 SO 5
 LOB 17



Batter	1	2	3	4	5	6	7	8	9	AB	R	H	RBI	BB	SO	LOB	BOTTOM					
26 Scott Spiezo, S OBP: 0.339, SLG: 0.283	0-1 F9		1-0 G4-3			3-2 F8		1-1 1B		4	0	1	0	0	0	0						
36 Russ Springer, R	0-1 F9		1-0 G4-3			3-2 F8		1-1 1B		0	0	0	0	0	0	0						
16 Chris Duncan, L OBP: 0.387, SLG: 0.542	4-1 BB			1-2 5 G4-3 1B		2-2 G4-3		3-3 K		3	0	1	0	1	1	2						
5 Albert Pujols, R OBP: 0.364, SLG: 0.491	2-3 SAFE K			2-1 G4-3		0-0 L8		1-2 G5-3		4	0	0	0	0	1	2						
15 Jim Edmonds, L OBP: 0.281, SLG: 0.275	2-1 F7			0-0 F7		1-2 G4-3		3-2 F7		4	0	0	0	0	0	2						
27 Scott Rolen, R OBP: 0.268, SLG: 0.333		1-2 F8		0-1 G4-3		0-0 G6-3		0-1 L5		4	0	0	0	0	0	1						
Aaron Miles, S OBP: 0.259, SLG: 0.275		0-3 K			0-0 G4-3		1-1 F9			3	0	0	0	0	1	0						
4 Yadier Molina, R OBP: 0.345, SLG: 0.315		2-1 G6-3			2-1 1B			0-0 P5		2	0	1	0	0	0	0						
Gary Bennett, R OBP: 0.333, SLG: 0.320		2-1 G6-3			2-1 1B			0-0 P5		1	0	0	0	0	0	0						
22 David Eckstein, R OBP: 0.280, SLG: 0.247			3-2 G5-3		2-2 L7			1-1 26 1B 1B		3	0	1	0	0	0	1						
Kip Wells, R OBP: 0.273, SLG: 0.545			3-2 F8		2-0 G5-3			0-1 F8		1	0	0	0	0	0	0						
Tyler Johnson, S OBP: 0.273, SLG: 0.545			3-2 F8		2-0 G5-3			0-1 F8		0	0	0	0	0	0	0						
Preston Wilson, R OBP: 0.273, SLG: 0.545			3-2 F8		2-0 G5-3			0-1 F8		0	0	0	0	0	0	0						
56 Kelvin Jimenez, R OBP: 0.273, SLG: 0.545			3-2 F8		2-0 G5-3			0-1 F8		0	0	0	0	0	0	0						
59 Dennis Dove, R OBP: 0.273, SLG: 0.545			3-2 F8		2-0 G5-3			0-1 F8		0	0	0	0	0	0	0						
55 Skip Schumaker, L OBP: 0.273, SLG: 0.545			3-2 F8		2-0 G5-3			0-1 F8		1	0	0	0	0	0	1						
Inning Stats	R: 0 E: 0 K: 1 S: 8	H: 0 LOB: 1 BB: 1 P: 16	R: 0 E: 0 K: 1 S: 8	H: 0 LOB: 0 BB: 0 P: 11	R: 0 E: 0 K: 0 S: 9	H: 0 LOB: 0 BB: 0 P: 16	R: 0 E: 0 K: 0 S: 8	H: 1 LOB: 1 BB: 0 P: 11	R: 0 E: 0 K: 0 S: 7	H: 1 LOB: 1 BB: 0 P: 13	R: 0 E: 0 K: 0 S: 7	H: 0 LOB: 0 BB: 0 P: 12	R: 0 E: 0 K: 0 S: 6	H: 0 LOB: 0 BB: 0 P: 8	R: 0 E: 0 K: 1 S: 10	H: 2 LOB: 2 BB: 0 P: 15	R: 0 E: 0 K: 0 S: 8	H: 0 LOB: 0 BB: 0 P: 12	1B: 4 2B: 0 3B: 0 HR: 0	SF: 0 SAC: 0 DP: 0 HBP: 0	WP: 0 PB: 0 SB: 0 CS: 0	PA: 32
PITCHER	IP WLS BF H R ER SO BB IBB HBP BLK WP HR S P ERA WHIP	7.1 W 26 3 0 0 2 1 0 0 0 0 0 0 7 11 0.00 1.500	0.2 3 1 0 0 1 0 0 0 0 0 0 0 0 7 11 0.00 1.500	1.0 3 0 0 0 0 0 0 0 0 0 0 0 0 8 12 0.00 0.000																		

Houston Astros @ St. Louis Cardinals
 Busch Stadium, St. Louis, MO
 Sat May 05 2007, 12:10 PM CDT
 Att: 44,881 - Overcast - 72 F

AB 31
 R 0
 H 4
 RBI 0
 BB 1
 SO 3
 LOB 10



Batter	1	2	3	4	5	6	7	8	9	AB	R	H	RBI	BB	SO	LOB	TOP											
Craig Biggio, R (1.4) OBP: 0.316, SLG: 0.451 Dan Wheeler, R (9.1)	P6		17 1B 16 2B	G4-3			17 HR		K	4	2	1	0	1	1	2												
Morgan Ensberg, R (1.5) OBP: 0.351, SLG: 0.365	K		L6		P4		K		2B	5	0	1	1	0	2	2												
17 Lance Berkman, S (1.3) OBP: 0.441, SLG: 0.407	45 HR		16 2B	1B	K		HR		G4-3	4	2	2	2	1	1	1												
45 Carlos Lee, R (1.7) OBP: 0.331, SLG: 0.496	HR		P4		P5		F9			4	1	1	2	0	0	2												
16 Jason Lane, R (1.9) OBP: 0.250, SLG: 0.529 (8.8)	K		2B						F9	4	0	2	1	0	1	0												
9 Hunter Pence, R (1.8) OBP: 0.286, SLG: 0.475 Chad Qualls, R (8.1)			L5		G1-3		G6-3		G6-3	4	1	1	0	0	0	3												
2 Chris Burke, R (9.4) OBP: 0.337, SLG: 0.351			28 G5-3							0	0	0	0	0	0	0												
28 Adam Everett, R (1.6) OBP: 0.261, SLG: 0.276	G5-3		L7		F8		G6-3		G6-3	4	0	0	1	0	0	1												
Brad Ausmus, R (1.2) OBP: 0.366, SLG: 0.358	G5-3		K		G6-3		F9		F9	4	0	0	0	0	1	1												
51 Wandy Rodriguez, S (1.1) ERA: 5.17 54 Brad Lidge, R (6.1) ERA: 3.31 Orlando Palmeiro, L (7. PH) ERA: 4.44 Dave Borkowski, R (7.1) ERA: 3.75 Trever Miller, R (7.1) ERA: 6.48 Luke Scott, L (8.9) ERA: 4.11	G2-3				G4-3				S 2B	2	0	1	0	0	0	0												
Inning Stats	R: 2 E: 0 K: 2 S: 16	H: 1 LOB: 0 BB: 1 P: 25	R: 1 E: 0 K: 0 S: 11	H: 1 LOB: 0 BB: 0 P: 14	R: 1 E: 0 K: 0 S: 7	H: 3 LOB: 2 BB: 0 P: 9	R: 0 E: 0 K: 1 S: 12	H: 1 LOB: 1 BB: 0 P: 17	R: 0 E: 0 K: 1 S: 6	H: 0 LOB: 0 BB: 0 P: 13	R: 0 E: 0 K: 0 S: 8	H: 1 LOB: 1 BB: 0 P: 14	R: 2 E: 0 K: 1 S: 16	H: 1 LOB: 0 BB: 1 P: 28	R: 0 E: 0 K: 0 S: 8	H: 0 LOB: 0 BB: 0 P: 10	R: 1 E: 0 K: 1 S: 10	H: 1 LOB: 1 BB: 1 P: 18	1B: 2 2B: 4 3B: 1 HR: 2	SF: 0 SAC: 0 DP: 0 HBP: 0	WP: 0 PB: 0 SB: 1 CS: 0	PA: 39						
PITCHER	IP	WLS	BF	H	R	ER	SO	BB	IBB	HBP	BLK	WP	HR	S	P	ERA	WHIP											
22 Eric Milton, L (1.1) ERA: 5.17	5.1		24	7	4	4	4	1	0	0	0	0	0	1	56	87	6.75	1.500										
35 Kirk Searloos, R (6.1) ERA: 3.31	0.2	H	2	0	0	0	0	0	0	0	0	0	0	4	5	0.00	0.000											
53 Brad Salmon, R (7.1) ERA: 4.91	1.0	L	5	1	2	2	1	1	0	0	0	0	0	1	16	28	18.00	2.000										
56 Todd Coffey, R (8.1) ERA: 5.71	1.0		3	0	0	0	0	0	0	0	0	0	0	8	10	0.00	0.000											
25 David Weathers, R (9.1) ERA: 2.7	1.0		5	1	1	1	1	1	0	0	0	0	0	10	18	9.00	2.000											

Houston Astros @ Cincinnati Reds
Great American Ball Park, Cincinnati, OH
Tue May 08 2007, 7:10 PM EDT
Att: 16,264 - Clear - 82 F

AB	36
R	7
H	9
RBI	7
BB	3
SO	6
LOB	12



Batter	1	2	3	4	5	6	7	8	9	AB	R	H	RBI	BB	SO	LOB	BOTTOM										
6 Ryan Freel, R (1.8) OBP: 0.347, SLG: 0.364 (9.5)	G6-3		G1-3 2H	F8			K		L6	5	0	1	1	0	1	2											
4 Brandon Phillips, R (1.4) OBP: 0.324, SLG: 0.462	G3		G1-3		HR		L8		HR	5	2	2	1	0	0	1											
Ken Griffey Jr., L (1.9) OBP: 0.444, SLG: 0.562	FC4-6 1B		2-3 BB		HR		BB		L8	3	1	2	2	2	0	0											
Jeff Conine, R (1.3) OBP: 0.290, SLG: 0.474	FC4-6 1-2		F9		L5		L5		K	5	0	1	0	0	1	3											
2 Alex Gonzalez, R (1.6) OBP: 0.344, SLG: 0.554	G5-3		K		K		L9			4	0	0	0	0	2	2											
Adam Dunn, L (1.7) OBP: 0.370, SLG: 0.563	K		26 G3 22 1B		K		K		K	4	1	1	0	0	3	2											
12 Edwin Encarnación, R (1.5) OBP: 0.303, SLG: 0.299 25 David Weathers, R (9.1)	F8		26 G3 22 1B		P2		G5-3			3	1	0	0	1	0	0											
26 David Ross, R (1.2) OBP: 0.224, SLG: 0.288 33 Josh Hamilton, L (8. PH) OBP: 0.379, SLG: 0.633 (9.8)			22 SH3-4 6 2B		G3		G3			3	1	1	0	0	1	2											
22 Eric Milton, L (1.1) ERA: 5.17 35 Kirk Searloos, R (6.1) ERA: 3.31 30 Norris Hopper, R (6. PH) ERA: 4.44 53 Brad Salmon, R (7.1) ERA: 4.91 56 Todd Coffey, R (8.1) ERA: 5.71 Javier Valentin, S (8. PH) ERA: 3.31, SLG: 0.299 (9.2)	SH3-4		22 SH3-4 6 2B		G3		F8			1	0	1	2	0	0	0											
Inning Stats	R: 0 E: 0 K: 0 S: 10	H: 1 LOB: 1 BB: 0 P: 18	R: 0 E: 0 K: 1 S: 11	H: 0 LOB: 0 BB: 0 P: 15	R: 1 E: 0 K: 0 S: 10	H: 2 LOB: 1 BB: 1 P: 20	R: 2 E: 0 K: 1 S: 16	H: 2 LOB: 0 BB: 0 P: 22	R: 0 E: 0 K: 2 S: 11	H: 1 LOB: 1 BB: 0 P: 16	R: 0 E: 0 K: 1 S: 14	H: 1 LOB: 2 BB: 1 P: 22	R: 0 E: 0 K: 0 S: 7	H: 0 LOB: 0 BB: 0 P: 11	R: 1 E: 0 K: 1 S: 14	H: 1 LOB: 0 BB: 0 P: 18	1B: 6 2B: 2 3B: 0 HR: 2	SF: 0 SAC: 1 DP: 0 HBP: 0	WP: 0 PB: 0 SB: 1 CS: 0	PA: 40							
PITCHER	IP	WLS	BF	H	R	ER	SO	BB	IBB	HBP	BLK	WP	HR	S	P	ERA	WHIP										
51 Wandy Rodriguez, L (1.1) ERA: 4.66	5.2		27	8	5	5	5	2	0	0	0	0	0	3	5	0.00	0.000										
54 Brad Lidge, R (6.1) ERA: 4.4	0.1	W	1	0	0	0	1	0	0	0	0	0	0	3	5	0.00	0.000										
Dave Borkowski, R (7.1) ERA: 3.75	0.2	H	4	1	0	0	0	1	0	0	0	0	0	9	15	0.00	3.000										
Trever Miller, L (7.1) ERA: 6.48	0.1	H	1	0	0	0	1	0	0	0	0	0	0	5	7	0.00	0.000										
Chad Qualls, R (8.1) ERA: 4.11	1.0	H	3	0	0	0	0	0	0	0	0	0	0	7	11	0.00	0.000										

Houston Astros @ Cincinnati Reds
Great American Ball Park, Cincinnati, OH
Tue May 08 2007, 7:10 PM EDT
Att: 16,264 - Clear - 82 F

AB	36
R	6
H	10
RBI	6
BB	3
SO	8
LOB	12



Batter	1	2	3	4	5	6	7	8	9	AB	R	H	RBI	BB	SO	LOB	TOP							
Craig Biggio, R (1,4) OBP: 0.312, SLG: 0.449 Dan Wheeler, R (9,1)	0-2 2B		1-0 P4	1-2 G1-3			0-0 L1		2-1 FC6-4	5	0	1	0	0	0	3								
Morgan Ensberg, R (1,5) OBP: 0.338, SLG: 0.350	1-3 K		2-2 E5 17 HR		1-1 G6-3		0-0 F9			4	1	0	0	0	1	1								
17 Lance Berkman, S (1,3) OBP: 0.442, SLG: 0.432	1-3 K		1-0 HR		2-3 K			4-1 45 G1-6-3 BB		3	1	1	2	1	2	1								
45 Carlos Lee, R (1,7) OBP: 0.322, SLG: 0.481	0-2 G5-3		2-2 G4-3		0-0 P2			1-2 G1-6-3		4	0	0	0	0	0	2								
Luke Scott, L (1,9) OBP: 0.353, SLG: 0.466		2-2 G4-1		0-3 K		2-1 G3		1-2 1B		4	0	1	0	0	1	0								
9 Hunter Pence, R (1,8) OBP: 0.283, SLG: 0.455	0-0 G4-3		0-2 F7		0-0 28 1B			0-0 P6		4	0	1	0	0	0	1								
28 Adam Everett, R (1,6) OBP: 0.269, SLG: 0.284	3-2 1B		2-1 E5		2-1 SAFE 1B			2-0 P5		4	1	2	0	0	0	0								
Humberto Quintero, R (1,2) OBP: 0.300, SLG: 0.259	1-3 K		4-0 1B		1-2 IBB			1-3 K		3	0	0	0	1	3	3								
Woody Williams, R (1,1) OBP: 0.111, SLG: 0.111 54 Brad Lidge, R (7,1)			2-3 K		1-0 E8			1-0 F7		3	0	1	1	0	1	0								
Mike Lamb, L (9, PH) OBP: 0.463, SLG: 0.471 2 Chris Burke, R (9, PR) OBP: 0.337, SLG: 0.351			1-3 2-H 1B						1-0 FC6-4 1B	1	0	0	0	0	0	0								
Inning Stats	R: 0 E: 0 K: 2 S: 17	H: 1 LOB: 1 BB: 0 P: 19	R: 0 E: 0 K: 1 S: 12	H: 1 LOB: 1 BB: 0 P: 18	R: 2 E: 1 K: 1 S: 11	H: 1 LOB: 2 BB: 1 P: 19	R: 1 E: 2 K: 1 S: 12	H: 1 LOB: 2 BB: 1 P: 20	R: 0 E: 0 K: 1 S: 6	H: 0 LOB: 0 BB: 0 P: 9	R: 0 E: 0 K: 1 S: 9	H: 2 LOB: 1 BB: 0 P: 14	R: 0 E: 0 K: 0 S: 3	H: 0 LOB: 0 BB: 0 P: 4	R: 0 E: 0 K: 0 S: 9	H: 1 LOB: 1 BB: 1 P: 15	R: 0 E: 0 K: 1 S: 7	H: 1 LOB: 1 BB: 0 P: 13	1B: 6 2B: 1 3B: 0 HR: 1	SF: 0 SAC: 0 DP: 1 HBP: 0	WP: 0 PB: 0 SB: 1 CS: 1	PA: 37		
PITCHER	IP	WLS	BF	H	R	ER	SO	BB	IBB	HBP	BLK	WP	HR	S	P	ERA	WHIP							
31 Matt Belisle, R (1,1) ERA: 3.45	7.0	L	29	6	3	0	7	0	1	0	0	0	1	70	103	0.00	0.857							
40 Jon Coutangus, L (8,1) ERA: 4.35	1.0		4	1	0	0	0	1	0	0	0	0	0	9	15	0.00	2.000							
35 Kirk Saarloos, R (9,1) ERA: 3.12	1.0	S	4	1	0	0	1	0	0	0	0	0	0	7	13	0.00	1.000							

Houston Astros @ Cincinnati Reds
Great American Ball Park, Cincinnati, OH
Wed May 09 2007, 7:10 PM EDT
Att: 16,278 - Partly Cloudy - 79 F

AB	35
R	3
H	8
RBI	3
BB	2
SO	8
LOB	11



Batter	1	2	3	4	5	6	7	8	9	AB	R	H	RBI	BB	SO	LOB	BOTTOM							
Scott Hatteberg, L (1,3) OBP: 0.372, SLG: 0.417	1-2 F8 4 1B	3-2 G3		0-1 G4-3			3-1 G4-3			4	0	1	0	0	0	2								
4 Brandon Phillips, R (1,4) OBP: 0.329, SLG: 0.478	2-2 F8 1B		1-1 HR 3B		1-0 F9		1-1 G4-3			4	1	2	0	0	0	0								
Ken Griffey Jr., L (1,9) OBP: 0.429, SLG: 0.538	3-2 K		0-1 L4		0-0 G3-1			1-0 F9		4	0	0	0	0	1	3								
Adam Dunn, L (1,7) OBP: 0.373, SLG: 0.582	2-1 F8		1-2 HR		4-2 BB			2-3 K		3	1	1	2	1	1	2								
2 Alex Gonzalez, R (1,6) OBP: 0.341, SLG: 0.539	4-1 BB		1-2 P4		0-1 G2-3			0-0 G6-3		3	0	0	0	1	0	1								
33 Josh Hamilton, L (1,8) OBP: 0.384, SLG: 0.606	0-0 G6-3		2-3 K			0-0 F7			1-0 F8	4	0	0	0	0	1	3								
12 Edwin Encarnación, R (1,5) OBP: 0.301, SLG: 0.287		0-2 G5-3		1-1 26 G5-3 1B		1-0 F8			1-1 L7	4	0	1	0	0	0	0								
26 David Ross, R (1,2) OBP: 0.227, SLG: 0.289 Javier Valentin, S (9, PH) OBP: 0.326, SLG: 0.263		0-1 31 SH3-4 1B		0-0 G5-3		3-2 F8			4-0 BB	3	0	1	0	0	0	1								
31 Matt Belisle, R (1,1) 6 Ryan Freel, R (7, PH) OBP: 0.344, SLG: 0.360 40 Jon Coutangus, L (8,1) 35 Kirk Saarloos, R (9,1) Jeff Conine, R (9, PH) OBP: 0.286, SLG: 0.466		0-0 SH3-4		0-3 K			0-2 P3		0-3 SAFE K	1	0	0	0	0	1	1								
Inning Stats	R: 0 E: 0 K: 1 S: 15	H: 2 LOB: 3 BB: 1 P: 27	R: 0 E: 0 K: 0 S: 9	H: 1 LOB: 0 BB: 0 P: 12	R: 2 E: 0 K: 1 S: 14	H: 2 LOB: 0 BB: 0 P: 19	R: 0 E: 0 K: 1 S: 8	H: 1 LOB: 1 BB: 0 P: 9	R: 0 E: 0 K: 0 S: 7	H: 0 LOB: 0 BB: 1 P: 12	R: 0 E: 0 K: 0 S: 11	H: 0 LOB: 0 BB: 0 P: 15	R: 0 E: 0 K: 0 S: 7	H: 0 LOB: 0 BB: 0 P: 11	R: 0 E: 0 K: 1 S: 5	H: 0 LOB: 0 BB: 0 P: 8	R: 0 E: 0 K: 1 S: 6	H: 0 LOB: 1 BB: 1 P: 12	1B: 4 2B: 0 3B: 1 HR: 1	SF: 0 SAC: 1 DP: 0 HBP: 0	WP: 0 PB: 0 SB: 0 CS: 0	PA: 36		
PITCHER	IP	WLS	BF	H	R	ER	SO	BB	IBB	HBP	BLK	WP	HR	S	P	ERA	WHIP							
Woody Williams, R (1,1) ERA: 5.1	6.2	W	28	6	2	2	3	2	0	0	0	0	0	69	102	2.70	1.200							
54 Brad Lidge, R (7,1) ERA: 4.02	1.1	H	4	0	0	0	1	0	0	0	0	0	0	7	11	0.00	0.000							
Dan Wheeler, R (9,1) ERA: 3.71	1.0	S	4	0	0	0	1	1	0	0	0	0	0	6	12	0.00	1.000							

Houston Astros @ Cincinnati Reds
Great American Ball Park, Cincinnati, OH
Wed May 09 2007, 7:10 PM EDT
Att: 16,278 - Partly Cloudy - 79 F

AB	32
R	2
H	6
RBI	2
BB	3
SO	5
LOB	14



Batter	1	2	3	4	5	6	7	8	9	AB	R	H	RBI	BB	SO	LOB	TOP			
24 Chris Young, R OBP: 0.302, SLG: 0.469	0-1 P4		2-1 BB S 1B		0-2 P3			0-3 K		4	0	1	0	0	1	0	Arizona Diamondbacks @ Houston Astros Minute Maid Park, Houston, TX Sun May 13 2007, 1:05 PM CDT Att: 37,230 - Roof Closed - 73 F livebaseballscorecards.com			
34 Conor Jackson, R OBP: 0.370, SLG: 0.276	2-2 G1-6-3 1B		4-2 BB 1B		3-2 F9			1-3 K		3	0	1	0	1	1	0				
1 Orlando Hudson, S OBP: 0.380, SLG: 0.510	0-2 G1-6-3 1-2		4-2 FC5-4 BB		2-1 F7				0-1 HR	3	1	1	1	1	0	1				
22 Eric Byrnes, R OBP: 0.359, SLG: 0.470		2-2 G5-3	2-1 FC5-4 1-2		0-0 PO 1B				1-3 K	4	0	1	0	0	1	3				
Scott Hairston, R OBP: 0.296, SLG: 0.397		0-1 HR		1-0 FC4-6 1B		1-1 P3			0-1 F8	4	1	2	1	0	0	1				
6 Stephen Drew, L OBP: 0.303, SLG: 0.311		3-2 P6		2-3 K		1 SAFE 0-0 PO	3-2 F9		1-3 K	4	0	0	0	0	2	1				
5 Robby Hammock, R OBP: 0.304, SLG: 0.250		3-2 G5-3		1-2 P5			1-3 K			3	0	0	0	0	1	1				
19 Chris Snyder, R OBP: 0.304, SLG: 0.309			1-3 K	3-0 FC4-6			3-3 K			3	0	0	0	0	2	1				
Brandon Lyon, R Jose Valverde, R				1-2						0	0	0	0	0	0	0				
49 Doug Davis, R			3-2 G4-3		1-3 K					2	0	0	0	0	1	0				
44 Micah Owings, R 26 Miguel Montero, L										0	0	0	0	0	0	0				
										1	0	0	0	0	1	0				
Inning Stats	R: 0 E: 0 K: 0 S: 8	H: 1 LOB: 0 BB: 0 P: 10	R: 1 E: 0 K: 0 S: 12	H: 1 LOB: 0 BB: 0 P: 20	R: 0 E: 0 K: 1 S: 17	H: 1 LOB: 3 BB: 2 P: 33	R: 0 E: 0 K: 1 S: 9	H: 1 LOB: 1 BB: 0 P: 16	R: 0 E: 0 K: 1 S: 10	H: 0 LOB: 0 BB: 0 P: 14	R: 0 E: 0 K: 2 S: 12	H: 0 LOB: 0 BB: 0 P: 19	R: 0 E: 0 K: 3 S: 9	H: 0 LOB: 0 BB: 0 P: 11	R: 1 E: 0 K: 2 S: 11	H: 1 LOB: 0 BB: 0 P: 13	1B: 4 2B: 0 3B: 0 HR: 2	SF: 0 SAC: 0 DP: 1 HBP: 0	WP: 0 PB: 0 SB: 1 CS: 1	PA: 34
PITCHER	IP WLS BF H R ER SO BB IBB HBP BLK WP HR S P ERA WHIP																			
51 Wandy Rodriguez, L ERA: 4.33	5.0 W 20 4 1 1 3 2 0 0 0 0 0 1 56 93 1.80 1.200																			
21 Rick White, R ERA: 1.23	1.0 H 3 1 0 0 0 0 0 0 0 0 0 0 5 8 0.00 1.000																			
54 Brad Lidge, R ERA: 3.57	1.0 3 0 0 0 2 0 0 0 0 0 0 0 12 19 0.00 0.000																			
Chad Qualls, R ERA: 3.63	1.0 3 0 0 0 3 0 0 0 0 0 0 0 9 11 0.00 0.000																			
Dan Wheeler, R ERA: 4.0	1.0 4 1 1 1 2 0 0 0 0 0 0 1 11 13 9.00 1.000																			

Batter	1	2	3	4	5	6	7	8	9	AB	R	H	RBI	BB	SO	LOB	BOTTOM			
Craig Biggio, R OBP: 0.309, SLG: 0.450	2-2 E1 G4-6-3 BB 1B		0-0 F7	4-2 1B BB		0-0 G4-3 17 1B 2B		0-1 S 2B		4	2	2	0	1	0	0	Arizona Diamondbacks @ Houston Astros Minute Maid Park, Houston, TX Sun May 13 2007, 1:05 PM CDT Att: 37,230 - Roof Closed - 73 F livebaseballscorecards.com			
Mark Loretta, R OBP: 0.412, SLG: 0.403	4-1 G4-6-3 BB		0-1 E5 HBP BB	0-2 1B		2-1 G4-3		1-2 G4-3		4	0	1	1	1	0	2				
17 Lance Berkman, S OBP: 0.436, SLG: 0.413	0-0 G4-6-3 1-2 2-3		4-0 BB	1-2 P3		2-0 FC6-4 1B		1-1 G4-3		4	0	1	1	1	0	5				
45 Carlos Lee, R OBP: 0.350, SLG: 0.524	3-2 1B		1-0 HBP	1-2 2-3		1-0 BB 2B 1B		3-2 F8		3	1	2	1	0	0	1				
16 Jason Lane, R OBP: 0.228, SLG: 0.482	3-2 F7		3-2 F7		0-0 F8	2-2 FC6-4		2-2 1-2		4	0	0	0	0	0	6				
9 Hunter Pence, R OBP: 0.310, SLG: 0.509		2-1 G1-3		0-0 2B 1B	4-1 BB 2B		0-0 F8			3	1	1	0	1	0	0				
28 Adam Everett, R OBP: 0.267, SLG: 0.289		1-1 G6-3		3-3 SAFE K	0-0 2B		1-2 G4-3			4	0	1	1	0	1	1				
Brad Ausmus, R OBP: 0.361, SLG: 0.362		0-0 G5-3		0-2 G6-3 1B 2B	4-1 HBP		0-0 F9			3	1	1	1	0	0	0				
51 Wandy Rodriguez, S Orlando Palmiero, L 21 Rick White, R 54 Brad Lidge, R Chad Qualls, R Morgan Ensberg, R			3-3 K	1-1 G6-3 1B 2B	2-2 G4-6-3 HBP		2-3 K			2	0	0	0	0	1	1				
				2-3						1	0	0	0	0	0	3				
										0	0	0	0	0	0	0				
										0	0	0	0	0	0	0				
										0	0	0	0	0	0	0				
										1	0	0	0	0	1	0				
Inning Stats	R: 1 E: 1 K: 0 S: 13	H: 1 LOB: 1 BB: 1 P: 25	R: 0 E: 0 K: 0 S: 5	H: 0 LOB: 0 BB: 0 P: 8	R: 0 E: 1 K: 1 S: 18	H: 0 LOB: 3 BB: 1 P: 29	R: 2 E: 0 K: 1 S: 19	H: 3 LOB: 2 BB: 1 P: 30	R: 1 E: 0 K: 0 S: 10	H: 2 LOB: 1 BB: 1 P: 20	R: 0 E: 0 K: 0 S: 10	H: 0 LOB: 0 BB: 0 P: 19	R: 0 E: 0 K: 1 S: 13	H: 1 LOB: 1 BB: 0 P: 17	R: 0 E: 0 K: 1 S: 11	H: 0 LOB: 0 BB: 0 P: 13	1B: 5 2B: 4 3B: 0 HR: 0	SF: 0 SAC: 0 DP: 2 HBP: 2	WP: 0 PB: 0 SB: 1 CS: 0	PA: 39
PITCHER	IP WLS BF H R ER SO BB IBB HBP BLK WP HR S P ERA WHIP																			
49 Doug Davis, L ERA: 2.72	4.1 L 25 6 4 3 2 4 0 1 0 0 0 0 59 101 6.23 2.308																			
44 Micah Owings, R ERA: 3.3	1.2 7 2 1 1 0 0 0 0 1 0 0 0 16 30 5.40 1.200																			
Brandon Lyon, R ERA: 1.59	1.0 3 0 0 0 0 0 0 0 0 0 0 0 5 6 0.00 0.000																			
Jose Valverde, R ERA: 3.52	1.0 4 1 0 0 1 0 0 0 0 0 0 0 13 17 0.00 1.000																			

Batter	1	2	3	4	5	6	7	8	9	10	AB	R	H	RBI	BB	SO	LOB	TOP				
2 Randy Winn, S OBP: 0.345, SLG: 0.457	0-1 1B		G4-3			1-2 HR	0-0 1B		3-3 K		5	1	3	2	0	1	0	San Francisco Giants @ Houston Astros Minute Maid Park, Houston, TX Tue May 15 2007, 7:05 PM CDT Att. 33,490 - Roof Closed - 73 F livebaseballscores.com AB 38 R 5 H 10 RBI 5 BB 3 SO 6 LOB 16				
14 Fred Lewis, L OBP: 0.500, SLG: 0.789	0-2 F7			0-0 1B		3-1 FC5-4 1B	2-1 G6-3		2-1 G4-3		5	0	2	0	0	0	2					
35 Rich Aurilia, R OBP: 0.301, SLG: 0.376 53 Jonathan Sánchez, L OBP: 0.100, SLG: 0.100	1-1 1B			1-3 K		1-0 FC5-4 BLK HR			0-0 F8	2-1 G4-3	5	1	1	0	0	1	2					
Barry Bonds, L OBP: 0.511, SLG: 0.711 40 Daniel Ortmeier, S OBP: 0.357, SLG: 0.462	0-0 G3-6-1			4-0 G4-6-3 1B		3-2 G3-1		4-2 BB 1B BB	3-2 F7	2	0	0	0	2	0	3						
Ray Durham, S OBP: 0.336, SLG: 0.417		2-3 K		2-2 G4-6-3		0-0 HR		4-2 1B SAFE SAFE BB	2-2 F8	4	1	1	2	1	1	2						
1 Bengie Molina, R OBP: 0.239, SLG: 0.466		1-2 G4-3			0-1 P4			1-2 BB			4	0	1	1	0	0	0					
Pedro Feliz, R OBP: 0.283, SLG: 0.475 Armando Benitez, R OBP: 0.370, SLG: 0.394				1-3 K		1-1 G1-3		1-1 2B	1-2 L7		4	1	1	0	0	1	2					
13 Omar Vizquel, S OBP: 0.304, SLG: 0.302			3-3 K		2-2 1B			2-2 FC6-4			4	0	1	0	0	1	3					
Matt Morris, R OBP: 0.176, SLG: 0.125 Mark Sweeney, L OBP: 0.290, SLG: 0.464 32 Kevin Correia, R OBP: 1.000, SLG: 1.000 Jack Taschner, L OBP: 0.474, SLG: 0.611			2-2 G1-3		1-3 K		0-1 F9		1-2 G4-3		2	0	0	0	0	1	1					
Inning Stats	R: 0 E: 0 K: 0 S: 8	H: 2 LOB: 1 BB: 0 P: 9	R: 0 E: 0 K: 2 S: 11	H: 0 LOB: 0 BB: 0 P: 15	R: 0 E: 0 K: 1 S: 8	H: 1 LOB: 1 BB: 1 P: 14	R: 0 E: 0 K: 1 S: 11	H: 1 LOB: 1 BB: 0 P: 15	R: 3 E: 0 K: 0 S: 14	H: 3 LOB: 0 BB: 0 P: 25	R: 1 E: 0 K: 0 S: 8	H: 2 LOB: 1 BB: 0 P: 11	R: 1 E: 0 K: 0 S: 23	H: 1 LOB: 2 BB: 2 P: 33	R: 0 E: 0 K: 1 S: 12	H: 0 LOB: 0 BB: 0 P: 18	R: 0 E: 0 K: 0 S: 8		H: 0 LOB: 0 BB: 0 P: 15	1B: 7 2B: 1 3B: 0 HR: 2	SF: 0 SAC: 0 DP: 2 HBP: 0	WP: 0 PB: 0 SB: 0 CS: 0
PITCHER	IP WLS BF H R ER SO BB IBB HBP BLK WP HR S P ERA WHIP	7.0 1.1 29 9 4 4 5 1 0 0 0 0 2 68 103 5.14 1.429	1.1 0.2 7 1 0 0 0 0 0 0 0 0 0 0 8 13 0.00 0.000	1.0 W 3 0 0 0 0 0 0 0 0 0 0 0 8 15 0.00 0.000	PITCHER																	

Batter	1	2	3	4	5	6	7	8	9	10	AB	R	H	RBI	BB	SO	LOB	BOTTOM					
Craig Biggio, R OBP: 0.299, SLG: 0.434	1-0 P2		G5-3			1-2 G5-3			0-3 K2-3		5	0	0	0	0	1	1	San Francisco Giants @ Houston Astros Minute Maid Park, Houston, TX Tue May 15 2007, 7:05 PM CDT Att. 33,490 - Roof Closed - 73 F livebaseballscores.com AB 36 R 6 H 9 RBI 6 BB 3 SO 6 LOB 14					
Mike Lamb, L OBP: 0.455, SLG: 0.521	1-1 G3		P6			0-0 F8			3-3 K2-3		5	0	0	0	0	2	1						
17 Lance Berkman, S OBP: 0.424, SLG: 0.397	1-0 G4-3		P4			2-2 F8			1-2 G5-3		5	0	0	0	0	1	0						
45 Carlos Lee, R OBP: 0.370, SLG: 0.577		4-2 BB		2-2 HR		0-1 1B			0-2 HR	1-1 HR	4	4	4	2	1	0	0						
Luke Scott, L OBP: 0.339, SLG: 0.466	0-1 P2		P2			2-1 G3			3-2 L7		4	0	0	0	0	0	3						
9 Hunter Pence, R OBP: 0.355, SLG: 0.603		3-2 1B		4-2 1B		0-1 FC4-6 1B			2-1 HR		3	1	3	3	1	0	0						
28 Adam Everett, R OBP: 0.259, SLG: 0.280		0-1 F8		3-1 F9		0-0 F9			3-2 P4		4	0	0	0	0	0	4						
Humberto Quintero, R OBP: 0.303, SLG: 0.267 Orlando Palmeiro, L OBP: 0.350, SLG: 0.167 Chad Qualls, R		1-2 G5-3		0-1 1B		0-0 FC4-6			4-0 SH1-4 BB		3	0	1	0	0	0	3						
Woody Williams, R OBP: 0.189, SLG: 0.280 Morgan Ensberg, R ERA: 4.34 21 Rick White, R ERA: 3.97 Trever Miller, R ERA: 3.55 Brad Ausmus, R OBP: 0.091, SLG: 0.362			2-1 HR		1-3 K		3-3 K		0-0 SH1-4		2	1	1	1	0	1	2						
Inning Stats	R: 0 E: 0 K: 0 S: 4	H: 0 LOB: 0 BB: 0 P: 7	R: 1 E: 0 K: 0 S: 12	H: 1 LOB: 1 BB: 1 P: 20	R: 1 E: 0 K: 0 S: 9	H: 1 LOB: 1 BB: 0 P: 16	R: 1 E: 0 K: 1 S: 16	H: 2 LOB: 2 BB: 1 P: 28	R: 0 E: 0 K: 0 S: 7	H: 0 LOB: 0 BB: 0 P: 10	R: 0 E: 0 K: 2 S: 8	H: 0 LOB: 0 BB: 0 P: 15	R: 2 E: 0 K: 0 S: 17	H: 2 LOB: 0 BB: 0 P: 26	R: 0 E: 0 K: 2 S: 8	H: 0 LOB: 1 BB: 1 P: 15	R: 1 E: 0 K: 1 S: 5		H: 1 LOB: 0 BB: 0 P: 6	1B: 4 2B: 1 3B: 0 HR: 4	SF: 0 SAC: 1 DP: 0 HBP: 0	WP: 0 PB: 0 SB: 0 CS: 0	PA: 40
PITCHER	IP WLS BF H R ER SO BB IBB HBP BLK WP HR S P ERA WHIP	6.0 0.2 26 6 3 3 1 2 0 0 0 0 0 2 55 91 4.50 1.333	0.2 H 2 0 0 0 1 0 0 0 0 0 0 0 5 11 0.00 0.000	1.0 H 4 1 1 1 1 0 0 0 0 0 0 1 14 19 9.00 1.000	1.1 B 6 1 1 1 2 1 0 0 0 0 0 1 14 26 6.75 1.500	0.1 L 2 1 1 1 1 0 0 0 0 0 0 1 5 6 27.00 3.000	PITCHER																

Batter	1	2	3	4	5	6	7	8	9	AB	R	H	RBI	BB	SO	LOB	TOP										
2 Randy Winn, S OBP: 0.350, SLG: 0.459	G3-1		1B		1-2 1B		G4-3			4	0	2	0	0	0	0	San Francisco Giants @ Houston Astros Minute Maid Park, Houston, TX Wed May 16 2007, 7:05 PM CDT Att: 33,533 - Cloudy - 81 F										
14 Fred Lewis, L OBP: 0.458, SLG: 0.783	2B 3B		K		K			F9		4	1	1	0	0	2	3											
Ryan Klesko, L OBP: 0.364, SLG: 0.400	2B		L4			P5		K		4	0	1	1	0	1	1											
Barry Bonds, L OBP: 0.511, SLG: 0.699	G4-6-3 BB			K		F9 1B		P6		3	0	1	0	1	1	0											
Ray Durham, S OBP: 0.333, SLG: 0.412	G4-6-3			G1-3		1B		P6		4	0	1	0	0	0	2											
1 Bengie Molina, R OBP: 0.326, SLG: 0.451		F9		L5		F9		K		4	0	0	0	0	1	2											
Pedro Feliz, R OBP: 0.275, SLG: 0.460	F9				G6-3	G5-3		P5		4	0	0	0	0	0	2											
13 Omar Vizquel, S OBP: 0.298, SLG: 0.296	P6				G3-1		P6			3	0	0	0	0	0	0											
51 Noah Lowry, R OBP: 0.158, SLG: 0.167			F7		1B		K			3	0	1	0	0	1	0											
Inning Stats	R: 1 E: 0 K: 0 S: 11	H: 2 LOB: 1 BB: 1 P: 19	R: 0 E: 0 K: 0 S: 5	H: 0 LOB: 0 BB: 0 P: 8	R: 0 E: 0 K: 1 S: 9	H: 1 LOB: 1 BB: 0 P: 11	R: 0 E: 0 K: 1 S: 6	H: 0 LOB: 0 BB: 0 P: 10	R: 0 E: 0 K: 1 S: 15	H: 2 LOB: 2 BB: 0 P: 19	R: 0 E: 0 K: 1 S: 13	H: 2 LOB: 2 BB: 0 P: 16	R: 0 E: 0 K: 1 S: 5	H: 0 LOB: 0 BB: 0 P: 5	R: 0 E: 0 K: 1 S: 8	H: 0 LOB: 0 BB: 0 P: 11	R: 0 E: 0 K: 1 S: 6	H: 0 LOB: 0 BB: 0 P: 9	1B: 5 2B: 1 3B: 1 HR: 0	SF: 0 SAC: 0 DP: 1 HBP: 0	WP: 0 PB: 0 SB: 0 CS: 0	PA: 34					
PITCHER	IP	WLS	BF	H	R	ER	SO	BB	IBB	HBP	BLK	WP	HR	S	P	ERA	WHIP										
43 Chris Sampson, R ERA: 3.56	6.0	W	25	7	1	1	3	1	0	0	0	0	0	59	83	1.50	1.333										
54 Brad Lidge, R ERA: 3.39	1.0	H	3	0	0	0	1	0	0	0	0	0	0	5	5	0.00	0.000										
Trever Miller, L ERA: 4.63	1.0	H	3	0	0	0	1	0	0	0	0	0	0	8	11	0.00	0.000										
Dan Wheeler, R ERA: 3.79	1.0	S	3	0	0	0	1	0	0	0	0	0	0	6	9	0.00	0.000										

Batter	1	2	3	4	5	6	7	8	9	AB	R	H	RBI	BB	SO	LOB	BOTTOM										
Craig Biggio, R OBP: 0.292, SLG: 0.423	G4-3		G5-3		E4 17 G6-4-3		G5-3			4	0	0	0	0	0	1	San Francisco Giants @ Houston Astros Minute Maid Park, Houston, TX Wed May 16 2007, 7:05 PM CDT Att: 33,533 - Cloudy - 81 F										
Mark Loretta, R OBP: 0.403, SLG: 0.394	G1-3		1B 17 BB		F9		G6-3			4	0	1	1	0	0	1											
17 Lance Berkman, S OBP: 0.425, SLG: 0.396	G1-3		BB		G6-4-3		1B 45 FC6-4			3	0	1	0	1	0	1											
45 Carlos Lee, R OBP: 0.361, SLG: 0.562		F8	G1-3			K	FC6-4			4	0	0	0	0	1	3											
16 Jason Lane, R OBP: 0.213, SLG: 0.450	L9				F9		G6-3		F7	4	0	0	0	0	0	0											
9 Hunter Pence, R OBP: 0.394, SLG: 0.677	1B 28 FC5-4				HR		1B 28 1B		1B	4	1	4	1	0	0	0											
28 Adam Everett, R OBP: 0.266, SLG: 0.281	FC5-4				G1-3 BB		BB 1B		K	3	0	1	0	1	1	2											
Brad Ausmus, R OBP: 0.375, SLG: 0.365			1B 43 SH3-4		G1-3		BB		BB	2	1	1	0	2	0	1											
43 Chris Sampson, R OBP: 0.154, SLG: 0.354			SH3-4				F9		G3	1	0	0	0	0	1	1											
Morgan Lerner, R OBP: 0.197, SLG: 0.324										1	0	0	0	0	0	3											
54 Brad Lidge, R OBP: 0.326, SLG: 0.451										0	0	0	0	0	0	0											
Trever Miller, R OBP: 0.326, SLG: 0.451										0	0	0	0	0	0	0											
Luke Scott, L OBP: 0.326, SLG: 0.451										1	0	0	0	0	0	2											
Dan Wheeler, R OBP: 0.326, SLG: 0.451										0	0	0	0	0	0	0											
Inning Stats	R: 0 E: 0 K: 0 S: 6	H: 0 LOB: 0 BB: 0 P: 8	R: 0 E: 0 K: 0 S: 11	H: 1 LOB: 1 BB: 0 P: 17	R: 1 E: 0 K: 0 S: 11	H: 2 LOB: 2 BB: 1 P: 19	R: 1 E: 0 K: 1 S: 8	H: 1 LOB: 1 BB: 1 P: 16	R: 0 E: 0 K: 0 S: 6	H: 0 LOB: 0 BB: 0 P: 6	R: 0 E: 0 K: 1 S: 13	H: 2 LOB: 3 BB: 1 P: 20	R: 0 E: 0 K: 0 S: 8	H: 1 LOB: 1 BB: 0 P: 12	R: 0 E: 0 K: 1 S: 16	H: 1 LOB: 2 BB: 1 P: 27	R: 0 E: 0 K: 1 S: 6	H: 1 LOB: 1 BB: 1 P: 9	1B: 7 2B: 0 3B: 0 HR: 1	SF: 0 SAC: 1 DP: 1 HBP: 0	WP: 0 PB: 0 SB: 1 CS: 0	PA: 36					
PITCHER	IP	WLS	BF	H	R	ER	SO	BB	IBB	HBP	BLK	WP	HR	S	P	ERA	WHIP										
51 Noah Lowry, L ERA: 3.04	8.0	L	36	8	2	2	3	4	0	0	0	0	1	79	125	2.25	1.500										



Batter	1	2	3	4	5	6	7	8	9	10	11	12	AB	R	H	RBI	BB	SO	LOB	TOP													
2 Randy Winn, S OBP: 0.356, SLG: 0.460	G3-1			K						G4-3			6	1	3	1	0	1	0														
14 Fred Lewis, L OBP: 0.433, SLG: 0.679	G6-3 BB			G4-3						K			5	0	1	0	1	2	1														
Ryan Klecko, L OBP: 0.354, SLG: 0.378	G6-3												4	0	0	0	1	0	4														
Barry Bonds, L OBP: 0.607, SLG: 0.677		P5		G4-3									3	0	0	0	2	1	1														
Ray Durham, S OBP: 0.329, SLG: 0.446 19 Kevin Randolf, R OBP: 0.329, SLG: 0.446 41 Brad Hennessey, R OBP: 0.329, SLG: 0.446 32 Kevin Correia, R OBP: 0.329, SLG: 0.446 40 Jason Ligon, S OBP: 0.329, SLG: 0.446 31 Vinnie Chulk, R OBP: 0.329, SLG: 0.446 Armando Benitez, R OBP: 0.329, SLG: 0.446			K		G6-3			G6-3		F8			2	0	0	0	0	1	0														
1 Bengie Molina, R OBP: 0.323, SLG: 0.441	G3-1				F9								5	0	1	0	0	1	1														
Pedro Feliz, R OBP: 0.279, SLG: 0.458					G6-3								5	1	2	0	0	0	0														
13 Omar Vizquel, S OBP: 0.290, SLG: 0.288				G3									4	0	0	0	0	1	2														
55 Tim Lincecum, L OBP: 0.290, SLG: 0.464 Mark Sweeney, L OBP: 0.290, SLG: 0.464 35 Rich Aurilia, R OBP: 0.290, SLG: 0.464													2	0	0	0	0	2	0														
													0	0	0	0	0	0	0														
													3	0	0	0	0	0	1														
Inning Stats	R: 0 E: 0 K: 13	H: 0 LOB: 1 BB: 1 P: 22	R: 0 E: 0 K: 7	H: 0 LOB: 0 BB: 0 P: 13	R: 0 E: 0 K: 1	H: 0 LOB: 0 BB: 0 P: 9	R: 0 E: 0 K: 1	H: 0 LOB: 1 BB: 1 P: 16	R: 0 E: 0 K: 1	H: 0 LOB: 0 BB: 0 P: 9	R: 0 E: 0 K: 2	H: 2 LOB: 2 BB: 0 P: 20	R: 0 E: 0 K: 1	H: 2 LOB: 2 BB: 0 P: 16	R: 1 E: 1 K: 10	H: 1 LOB: 2 BB: 1 P: 17	R: 0 E: 0 K: 4	H: 0 LOB: 0 BB: 0 P: 6	R: 0 E: 0 K: 1	H: 0 LOB: 0 BB: 0 P: 10	R: 0 E: 0 K: 2	H: 0 LOB: 1 BB: 1 P: 19	R: 1 E: 0 K: 14	H: 2 LOB: 1 BB: 0 P: 23	1B: 7 2B: 0 3B: 0 HR: 0	SF: 0 SAC: 1 DP: 1 HBP: 0	WP: 0 PB: 0 SB: 0 CS: 0	PA: 47					
PITCHER	IP WLS BF H R ER SO BB IBB HBP BLK WP HR S P ERA WHIP	44 Roy Oswalt, R ERA: 2.83 Trever Miller, L ERA: 4.38 Chad Qualls, R ERA: 3.2 Dan Wheeler, R ERA: 3.43 54 Brad Lidge, R ERA: 3.66	7.0 0.2 1.1 2.0 1.0	26 5 4 7 5	4 1 0 0 2	0 1 0 0 1	0 0 0 0 0	0 1 0 0 0	0 0 0 0 0	0 0 0 0 0	0 0 0 0 0	67 9 5 29 14	105 16 7 29 23	0.00 0.00 0.00 0.00 9.00	0.857 1.500 0.000 0.500 2.000	PITCHER	IP WLS BF H R ER SO BB IBB HBP BLK WP HR S P ERA WHIP	44 Roy Oswalt, R ERA: 2.83 Trever Miller, L ERA: 4.38 Chad Qualls, R ERA: 3.2 Dan Wheeler, R ERA: 3.43 54 Brad Lidge, R ERA: 3.66	7.0 0.2 1.1 2.0 1.0	26 5 4 7 5	4 1 0 0 2	0 1 0 0 1	0 0 0 0 0	0 0 0 0 0	0 0 0 0 0	0 0 0 0 0	0 0 0 0 0	0 0 0 0 0	0 0 0 0 0	67 9 5 29 14	105 16 7 29 23	0.00 0.00 0.00 0.00 9.00	0.857 1.500 0.000 0.500 2.000

San Francisco Giants @ Houston Astros
Minute Maid Park, Houston, TX
Thu May 17 2007, 7:05 PM CDT
Att. 36,815 - Partly Cloudy - 80 F

AB 42
R 2
H 7
RBI 1
BB 4
SO 10
LOB 13





Batter	1	2	3	4	5	6	7	8	9	10	11	12	AB	R	H	RBI	BB	SO	LOB	BOTTOM											
Craig Biggio, R OBP: 0.263, SLG: 0.409	K												5	0	0	0	0	4	0												
Mike Lamb, L OBP: 0.417, SLG: 0.472	G3-1												5	0	0	0	0	2	0												
17 Lance Berkman, S OBP: 0.430, SLG: 0.594													3	1	1	0	2	1	0												
45 Carlos Lee, R OBP: 0.356, SLG: 0.554	F9												4	0	1	1	0	1	1												
Luke Scott, L OBP: 0.449 Chad Qualls, R ERA: 3.2 Orlando Palmeiro, L OBP: 0.340 Dan Wheeler, R ERA: 3.43 54 Brad Lidge, R ERA: 3.66 Morgan Ensberg, R OBP: 0.316, SLG: 0.321			K										3	0	0	0	0	1	0												
9 Hunter Pence, R OBP: 0.388, SLG: 0.652													4	0	1	0	0	1	0												
28 Adam Everett, R OBP: 0.259, SLG: 0.273													4	0	0	0	0	0	1												
Brad Ausmus, R OBP: 0.362, SLG: 0.350													4	0	0	0	0	2	1												
44 Roy Oswalt, R OBP: 0.100, SLG: 0.150 Trever Miller, L ERA: 4.12 16 Jason Lane, R OBP: 0.206, SLG: 0.435													2	0	0	0	0	2	1												
													0	0	0	0	0	0	0												
													2	0	0	0	0	1	0												
Inning Stats	R: 0 E: 0 K: 11	H: 1 LOB: 1 BB: 0 P: 16	R: 0 E: 0 K: 2	H: 0 LOB: 0 BB: 0 P: 12	R: 0 E: 0 K: 3	H: 0 LOB: 0 BB: 0 P: 14	R: 1 E: 0 K: 8	H: 0 LOB: 0 BB: 1 P: 15	R: 0 E: 0 K: 10	H: 1 LOB: 1 BB: 0 P: 14	R: 0 E: 0 K: 10	H: 0 LOB: 0 BB: 0 P: 16	R: 0 E: 0 K: 5	H: 1 LOB: 2 BB: 1 P: 25	R: 0 E: 0 K: 5	H: 0 LOB: 0 BB: 0 P: 6	R: 0 E: 0 K: 7	H: 0 LOB: 0 BB: 0 P: 12	R: 0 E: 0 K: 7	H: 0 LOB: 0 BB: 0 P: 9	1B: 3 2B: 0 3B: 0 HR: 0	SF: 1 SAC: 0 DP: 0 HBP: 0	WP: 0 PB: 0 SB: 1 CS: 0	PA: 41							
PITCHER	IP WLS BF H R ER SO BB IBB HBP BLK WP HR S P ERA WHIP	55 Tim Lincecum, R ERA: 3.44 41 Brad Hennessey, R ERA: 2.65 32 Kevin Correia, R ERA: 4.12 31 Vinnie Chulk, R ERA: 3.57 Armando Benitez, R ERA: 3.29	2.0 1.0 1.0 1.0	8 3 0 3	1 0 0 0	0 0 0 0	0 0 0 0	0 0 0 0	0 0 0 0	0 0 0 0	0 0 0 0	0 0 0 0	60 37 5 12 9	0.00 0.00 0.00 0.00 0.00	0.429 1.000 0.000 0.000 0.000	PITCHER	IP WLS BF H R ER SO BB IBB HBP BLK WP HR S P ERA WHIP	55 Tim Lincecum, R ERA: 3.44 41 Brad Hennessey, R ERA: 2.65 32 Kevin Correia, R ERA: 4.12 31 Vinnie Chulk, R ERA: 3.57 Armando Benitez, R ERA: 3.29	2.0 1.0 1.0 1.0	8 3 0 3	1 0 0 0	0 0 0 0	0 0 0 0	0 0 0 0	0 0 0 0	0 0 0 0	0 0 0 0	0 0 0 0	60 37 5 12 9	0.00 0.00 0.00 0.00 0.00	0.429 1.000 0.000 0.000 0.000

San Francisco Giants @ Houston Astros
Minute Maid Park, Houston, TX
Thu May 17 2007, 7:05 PM CDT
Att. 36,815 - Partly Cloudy - 80 F

AB 38
R 1
H 3
RBI 1
BB 2
SO 16
LOB 6



Batter	1	2	3	4	5	6	7	8	9	AB	R	H	RBI	BB	SO	LOB	TOP					
5 Ian Kinsler, R (1,4) OBP: 0.312, SLG: 0.486	1-2 FC6-4 1B		1-2 10 FC6-4 1B		1-2 F8			1-2 F9		4	0	2	0	0	0	2	<p>Texas Rangers @ Houston Astros Minute Maid Park, Houston, TX</p> <p>Sat May 19 2007, 6:05 PM CDT Att: 41,990 - Clear - 82 F</p> <p>livebaseballscores.com</p> <p>AB 32 R 1 H 6 RBI 1 BB 3 SO 10 LOB 14</p> 					
10 Michael Young, R (1,6) OBP: 0.277, SLG: 0.385	2-1 FC6-4 FC6-4		3-2 F9			3-1 F8 17 1B		4-1 BB		3	1	1	0	1	0	2						
23 Mark Teixeira, S (1,3) OBP: 0.376, SLG: 0.484	2-3 K			2-3 K		1-1 G5-3		1-3 K		4	0	0	0	0	3	3						
Sammy Sosa, R (1,9) OBP: 0.314, SLG: 0.497	2-1 FC6-4			3-3 K		1-1 F8		1-3 K		4	0	0	0	0	2	2						
17 Nelson Cruz, R (1,7) OBP: 0.267, SLG: 0.306		2-1 F9		0-3 K2-3		2-0 15 CS 1B		2-1 F8		3	0	1	1	0	1	0						
36 C.J. Wilson, L (6,1)										0	0	0	0	0	0	0						
51 Willie Eyre, R (8,1)										0	0	0	0	0	0	0						
Ramón Vázquez, L (9,PH) OBP: 0.600, SLG: 1.200										1	0	0	0	0	0	0						
15 Gerald Laird, R (1,2) OBP: 0.299, SLG: 0.280	0-1 F7				4-1 30 BB BB		2-1 G5-3		1-2 57 1B	3	0	1	0	1	0	0						
57 Kevin Mahar, R (1,8) OBP: 0.308, SLG: 0.308	1-0 F8				2-3 K		2-2 F9		0-1 1B	4	0	1	0	0	1	1						
30 Travis Metcalf, R (1,5)																						
Matt Kata, S (9,PH) OBP: 0.309, SLG: 0.412			1-1 P5		4-2 BB		2-3 K		2-2 G1-3	2	0	0	0	1	1	0						
41 John Koronka, L (1,1)										1	0	0	0	0	0	2						
39 Scott Feldman, L (6,1)										0	0	0	0	0	0	0						
14 Victor Diaz, R (6,7) OBP: 0.257, SLG: 0.559										1	0	0	0	0	0	0						
Inning Stats	R: 0 E: 0 K: 1 S: 10	H: 1 LOB: 1 BB: 0 P: 17	R: 0 E: 0 K: 0 S: 5	H: 0 LOB: 0 BB: 0 P: 8	R: 0 E: 0 K: 1 S: 11	H: 1 LOB: 1 BB: 0 P: 16	R: 0 E: 0 K: 3 S: 10	H: 0 LOB: 0 BB: 0 P: 15	R: 0 E: 0 K: 2 S: 14	H: 0 LOB: 2 BB: 2 P: 26	R: 1 E: 0 K: 0 S: 7	H: 2 LOB: 0 BB: 0 P: 16	R: 0 E: 0 K: 1 S: 8	H: 0 LOB: 0 BB: 0 P: 14	R: 0 E: 0 K: 1 S: 10	H: 0 LOB: 1 BB: 1 P: 17	R: 0 E: 0 K: 1 S: 13	H: 2 LOB: 2 BB: 0 P: 19	1B: 5 2B: 1 3B: 0 HR: 0	SF: 0 SAC: 0 DP: 0 HBP: 0	WP: 0 PB: 0 SB: 1 CS: 1	PA: 36
PITCHER	IP WLS BF H R ER SO BB IBB HBP BLK WP HR S P ERA WHIP	6.0 W 23 4 1 1 7 2 0 0 0 0 0 0 57 98 1.50 1.000	2.0 7 0 0 0 2 1 0 0 0 0 0 0 18 31 0.00 0.500	1.0 5 2 0 0 1 0 0 0 0 0 0 0 13 19 0.00 2.000	PITCHER										IP WLS BF H R ER SO BB IBB HBP BLK WP HR S P ERA WHIP							

Batter	1	2	3	4	5	6	7	8	9	AB	R	H	RBI	BB	SO	LOB	BOTTOM					
Craig Biggio, R (1,4) OBP: 0.291, SLG: 0.417	0-2 F8		2-0 9 SH5-3 1B		2-0 F7			1-1 17 1B		5	2	2	1	0	0	1	<p>Texas Rangers @ Houston Astros Minute Maid Park, Houston, TX</p> <p>Sat May 19 2007, 6:05 PM CDT Att: 41,990 - Clear - 82 F</p> <p>livebaseballscores.com</p> <p>AB 32 R 6 H 10 RBI 5 BB 4 SO 3 LOB 13</p> 					
Chad Qualls, R (9,1)								1-2 17 1B		0	0	0	0	0	0	0						
Mark Loretta, R (1,6) OBP: 0.403, SLG: 0.386	4-2 BB		0-0 SH5-3			0-2 F8		0-1 17 1B		3	1	1	0	1	0	0						
17 Lance Berkman, S (1,3) OBP: 0.428, SLG: 0.589	0-1 P4		1-3 K		2-3 K		3-2 45 1B		1-0 F9	4	0	1	2	0	2	2						
45 Carlos Lee, R (1,7) OBP: 0.352, SLG: 0.537	1-1 G5-3		1-2 9 1B		0-2 G6-3		1-2 45 1B			3	0	1	1	0	0	1						
9 Hunter Pence, R (1,8) OBP: 0.397, SLG: 0.644		2-2 F9		3-2 1B				1-2 16 1B		4	1	2	1	0	0	2						
Morgan Ensberg, R (1,5) OBP: 0.321, SLG: 0.321		4-2 BB		1-3 2-H 1B				1-2 16 1B		3	1	1	0	1	0	2						
16 Jason Lane, R (1,9) OBP: 0.209, SLG: 0.424		3-2 P6			2-2 G6-3			1-0 16 1B		4	0	1	0	0	0	1						
Brad Ausmus, R (1,2) OBP: 0.363, SLG: 0.340		4-2 BB			2-2 G4-3			1-2 1B		3	0	0	0	1	0	2						
51 Wandy Rodriguez, S (1,1) OBP: 0.188, SLG: 0.250		2-2 G6-3			2-2 G6-3			1-2 1B		2	0	1	0	0	0	2						
Mike Lamb, L (6,PH) OBP: 0.446, SLG: 0.491								1-2 1B		0	1	0	0	1	0	0						
54 Brad Lidge, R (7,1)								2-3 3-H 1B		0	0	0	0	0	0	0						
28 Adam Everett, R (8,PH) OBP: 0.250, SLG: 0.263								4-0 1B		1	0	0	0	0	1	0						
Inning Stats	R: 0 E: 0 K: 0 S: 10	H: 0 LOB: 1 BB: 1 P: 15	R: 0 E: 0 K: 0 S: 16	H: 0 LOB: 2 BB: 2 P: 31	R: 1 E: 0 K: 1 S: 13	H: 2 LOB: 0 BB: 0 P: 23	R: 0 E: 0 K: 0 S: 12	H: 1 LOB: 1 BB: 0 P: 20	R: 0 E: 0 K: 1 S: 10	H: 0 LOB: 0 BB: 0 P: 12	R: 5 E: 0 K: 0 S: 24	H: 7 LOB: 2 BB: 1 P: 39	R: 0 E: 0 K: 0 S: 6	H: 0 LOB: 0 BB: 0 P: 8	R: 0 E: 0 K: 1 S: 6	H: 0 LOB: 0 BB: 0 P: 9	R: 0 E: 0 K: 1 S: 6	H: 0 LOB: 0 BB: 0 P: 9	1B: 10 2B: 0 3B: 0 HR: 0	SF: 0 SAC: 1 DP: 1 HBP: 1	WP: 0 PB: 0 SB: 0 CS: 0	PA: 38
PITCHER	IP WLS BF H R ER SO BB IBB HBP BLK WP HR S P ERA WHIP	5.0 L 25 6 0 0 4 3 0 0 0 0 0 5 10 0.00 4.500	0.2 4 2 0 0 0 1 0 0 0 0 0 0 5 10 0.00 4.500	1.1 6 2 2 2 0 0 0 0 0 0 0 0 22 31 13.50 1.500	1.0 3 0 0 0 1 0 0 0 0 0 0 0 6 9 0.00 0.000	PITCHER										IP WLS BF H R ER SO BB IBB HBP BLK WP HR S P ERA WHIP						

Batter	1	2	3	4	5	6	7	8	9	AB	R	H	RBI	BB	SO	LOB	TOP								
Kenny Lofton, L OBP: 0.323, SLG: 0.377 (1, 8)	E5 10 CS	4-1 10 CS BB		4-1 BB		1-1 P5		1-1 FC4-6 14 1B 23 1B	1-0 HR	4	2	1	2	2	0	2									
10 Michael Young, R OBP: 0.288, SLG: 0.372 (1, 6)	3-3 K	3-2 CS	1-0 F9	1-0 L3		2-0 L6		3-3 K	0-2 G5-3	6	0	0	0	0	2	6									
23 Mark Teixeira, S OBP: 0.385, SLG: 0.527 (1, 3)	2-1 HR		0-0 14 1B 1B	2-3 K		1-1 G1-3		0-1 14 1B 1B	0-0 HR	6	2	4	3	0	1	3									
14 Victor Diaz, R OBP: 0.325, SLG: 0.744 58 Wes Littleton, R (8, 1)	1-3 K		0-0 1B	1-3 1B		2-2 HR		1-2 1B	0-3 K	5	2	4	3	0	1	0									
17 Nelson Cruz, R OBP: 0.264, SLG: 0.310 (1, 7)		0-0 SH1-3 15 2B	0-3 K		0-1 P6		0-0 G5-3	0-0 L7		5	1	1	0	0	1	4									
5 Ian Kinsler, R OBP: 0.317, SLG: 0.486 (1, 4)		0-1 SH1-3	1-1 P5		1-2 15 BB 1B		0-1 G5-3		1-0 15 BB 2B	4	2	2	0	0	0	2									
15 Gerald Laird, R OBP: 0.317, SLG: 0.303 (1, 2)		1-2 HR 2B		0-1 SH3-4 20 SH3-4 1B	4-1 1B BB		1-2 G6-3		0-2 2B 1B	4	2	3	1	1	0	0									
Ramón Vázquez, L OBP: 0.800, SLG: 1.625 (1, 5)		3-2 HR	4-1 20 SH3-4 BB	3-2 1B	3-2 20 BB 1B		4-2 FC4-6 23 1B BB	3-2 HR 2B		3	3	3	5	2	0	0									
20 Brandon McCarthy, R OBP: 0.285, SLG: 0.407 53 Joaquín Benoit, R ERA: 2.14 30 Travis Metcalf, R OBP: 0.214, SLG: 0.286 57 Kevin Mahar, R ERA: 6.43 (8, 1)	1-3 K	1-3 K	0-0 SH3-4	1-2 2-3	0-1 SH3-4 20 SH3-4 1B	1-3 K	4-2 FC4-6 BB	0-0 F7		2	0	0	0	0	2	2									
Inning Stats	R: 1 E: 1 K: 2 S: 12	H: 1 LOB: 0 BB: 0 P: 18	R: 3 E: 0 K: 1 S: 17	H: 3 LOB: 0 BB: 1 P: 29	R: 0 E: 0 K: 1 S: 8	H: 2 LOB: 2 BB: 0 P: 10	R: 0 E: 0 K: 1 S: 9	H: 1 LOB: 3 BB: 2 P: 20	R: 2 E: 0 K: 1 S: 16	H: 3 LOB: 2 BB: 1 P: 27	R: 0 E: 0 K: 0 S: 5	H: 0 LOB: 0 BB: 0 P: 9	R: 1 E: 0 K: 0 S: 7	H: 1 LOB: 0 BB: 0 P: 8	R: 2 E: 0 K: 1 S: 15	H: 2 LOB: 2 BB: 2 P: 28	R: 5 E: 0 K: 1 S: 17	H: 5 LOB: 0 BB: 0 P: 22	1B: 9 2B: 3 3B: 0 HR: 6	SF: 0 SAC: 2 DP: 0 HBP: 0	WP: 0 PB: 0 SB: 1 CS: 2	PA: 50			
PITCHER	IP	WLS	BF	H	R	ER	SO	BB	IBB	HBP	BLK	WP	HR	S	P	ERA	WHIP								
Woody Williams, R ERA: 5.52 21 Rick White, R ERA: 2.14 Trever Miller, L ERA: 5.54 Brian Moehler, R ERA: 6.43	4.0	L	22	8	5	5	5	3	0	0	0	0	3	49	82	11.25	2.750								
	3.0	12	3	2	2	1	1	0	0	0	0	0	1	25	39	6.00	1.333								
	0.2	5	1	2	2	1	2	0	0	0	0	0	0	11	23	27.00	4.500								
	1.1	10	6	5	5	1	0	0	0	0	0	0	2	21	27	33.75	4.500								

Texas Rangers @ Houston Astros
Minute Maid Park, Houston, TX
Sun May 20 2007, 1:05 PM CDT
Att: 39,938 - Roof Closed - 72 F

AB 41
R 14
H 18
RBI 14
BB 6
SO 8
LOB 20



Batter	1	2	3	4	5	6	7	8	9	AB	R	H	RBI	BB	SO	LOB	BOTTOM								
Craig Biggio, R OBP: 0.285, SLG: 0.407 28 Adam Everett, R OBP: 0.250, SLG: 0.263 (1, 4)	1-0 F9		0-1 F8		0-1 F8			3-2 G1-3		4	0	0	0	0	0	1									
Mark Loretta, R OBP: 0.395, SLG: 0.392 (9, 4)	1-2 G1-4-3		3-1 2B		1-2 F9			2-2 G4-3		4	0	1	0	0	0	1									
17 Lance Berkman, S OBP: 0.424, SLG: 0.581 (1, 3)	4-2 BB		3-2 P5			0-0 G4-3		0-0 E4		3	0	0	0	1	0	1									
45 Carlos Lee, R OBP: 0.349, SLG: 0.527 (1, 7)	2-2 F7			0-1 F7		4-1 FC4-6 BB		2-0 G1-3		3	0	0	0	1	0	2									
Mike Lamb, L OBP: 0.435, SLG: 0.475 (1, 5)		3-2 P5		0-0 G3-1		1-0 FC4-6		1-0 FC5-4 1B		4	0	1	0	0	0	1									
9 Hunter Pence, R OBP: 0.402, SLG: 0.675 (1, 8)		1-1 G4-3 3B		1-1 2B		3-2 P5		2-2 FC5-4 1B		4	1	2	0	0	0	2									
Luke Scott, L OBP: 0.323, SLG: 0.430 (1, 9)	1-2 G4-3		1-2 G4-3		2-2 G5-3		1-3 K		2-1 G6-3 1B	4	0	1	1	0	1	1									
Humberto Quintero, R OBP: 0.297, SLG: 0.265 (1, 2)		3-2 L9		1-0 1B		1-3 K		1-2 G6-3		4	0	1	0	0	1	2									
Woody Williams, R ERA: 5.52 21 Rick White, R ERA: 2.14 16 Jason Lane, R OBP: 0.299, SLG: 0.250 Trever Miller, R OBP: 0.235, SLG: 0.145 Brian Moehler, R ERA: 6.43 Orlando Palmeiro, L ERA: 6.43 (8, 1)			1-3 K		1-3 K		3-3 K		2-2 F7	1	0	0	0	0	1	0									
Inning Stats	R: 0 E: 0 K: 0 S: 11	H: 0 LOB: 1 BB: 1 P: 19	R: 1 E: 0 K: 0 S: 15	H: 1 LOB: 0 BB: 0 P: 23	R: 0 E: 0 K: 1 S: 12	H: 1 LOB: 1 BB: 0 P: 19	R: 0 E: 0 K: 0 S: 8	H: 1 LOB: 1 BB: 0 P: 11	R: 0 E: 0 K: 0 S: 9	H: 1 LOB: 1 BB: 0 P: 12	R: 0 E: 0 K: 0 S: 8	H: 0 LOB: 1 BB: 1 P: 16	R: 0 E: 0 K: 3 S: 9	H: 0 LOB: 0 BB: 0 P: 14	R: 0 E: 1 K: 0 S: 9	H: 0 LOB: 1 BB: 0 P: 16	R: 0 E: 0 K: 0 S: 13	H: 2 LOB: 2 BB: 0 P: 20	1B: 3 2B: 2 3B: 1 HR: 0	SF: 0 SAC: 0 DP: 0 HBP: 0	WP: 0 PB: 0 SB: 0 CS: 0	PA: 36			
PITCHER	IP	WLS	BF	H	R	ER	SO	BB	IBB	HBP	BLK	WP	HR	S	P	ERA	WHIP								
20 Brandon McCarthy, R ERA: 5.52 53 Joaquín Benoit, R ERA: 3.74 58 Wes Littleton, R ERA: 6.43	6.0	W	24	4	1	1	2	2	0	0	0	0	0	63	100	1.50	1.000								
	1.0	3	0	0	0	0	3	0	0	0	0	0	0	9	14	0.00	0.000								
	2.0	9	2	0	0	0	0	0	0	0	0	0	0	22	36	0.00	1.000								

Texas Rangers @ Houston Astros
Minute Maid Park, Houston, TX
Sun May 20 2007, 1:05 PM CDT
Att: 39,938 - Roof Closed - 72 F

AB 34
R 1
H 6
RBI 1
BB 2
SO 5
LOB 14



Batter	1	2	3	4	5	6	7	8	9	AB	R	H	RBI	BB	SO	LOB	TOP					
Craig Biggio, R (1, 4) OBP: 0.290, SLG: 0.406										3	0	1	0	1	0	2	Houston Astros @ San Francisco Giants AT&T Park, San Francisco, CA Mon May 21 2007, 7:15 PM PDT Att: 35,768 - Clear - 58 F					
Mark Loretta, R (1, 5) OBP: 0.400, SLG: 0.390										3	0	1	0	1	0	2						
17 Lance Berkman, S (1, 3) OBP: 0.415, SLG: 0.371										4	0	0	0	0	1	5						
45 Carlos Lee, R (1, 7) OBP: 0.353, SLG: 0.538										4	0	2	0	0	0	0						
9 Hunter Pence, R (1, 8) OBP: 0.384, SLG: 0.642										4	0	0	0	0	0	2						
16 Jason Lane, R (1, 9) OBP: 0.194, SLG: 0.394										4	0	0	0	0	0	3						
Brad Ausmus, R (1, 2) OBP: 0.352, SLG: 0.327										4	0	0	0	0	1	3						
28 Adam Everett, R (1, 6) OBP: 0.252, SLG: 0.264										3	0	1	0	0	1	0						
Otlando Palmeiro, L (9, PH) OBP: 0.314, SLG: 0.143										1	0	0	0	0	0	0						
43 Chris Sampson, R (1, 1) OBP: 0.214, SLG: 0.214										1	0	1	0	0	0	0						
Luke Scott, L (7, PH) OBP: 0.326, SLG: 0.430										0	0	0	0	1	0	0						
Trevor Miller, R (7, 1) OBP: 0.326, SLG: 0.430										0	0	0	0	0	0	0						
54 Brad Lidge, R (8, 1) OBP: 0.429, SLG: 0.467										0	0	0	0	0	0	0						
Mike Lamb, L (9, PH) OBP: 0.429, SLG: 0.467										1	0	0	0	0	1	0						
Inning Stats	R: 0 E: 0 K: 1 S: 8	H: 0 LOB: 0 BB: 1 P: 14	R: 0 E: 0 K: 0 S: 8	H: 0 LOB: 0 BB: 0 P: 10	R: 0 E: 0 K: 1 S: 7	H: 2 LOB: 3 BB: 1 P: 14	R: 0 E: 0 K: 0 S: 7	H: 1 LOB: 1 BB: 0 P: 10	R: 0 E: 0 K: 0 S: 5	H: 1 LOB: 1 BB: 0 P: 8	R: 0 E: 1 K: 0 S: 16	H: 1 LOB: 2 BB: 0 P: 22	R: 0 E: 0 K: 1 S: 14	H: 1 LOB: 2 BB: 1 P: 21	R: 0 E: 0 K: 0 S: 6	H: 0 LOB: 0 BB: 0 P: 10	R: 0 E: 0 K: 1 S: 8	H: 0 LOB: 0 BB: 0 P: 12	1B: 4 2B: 2 3B: 0 HR: 0	SF: 0 SAC: 1 DP: 1 HBP: 0	WP: 0 PB: 0 SB: 0 CS: 0	PA: 36
PITCHER	IP	WLS	BF	H	R	ER	SO	BB	IBB	HBP	BLK	WP	HR	S	P	ERA	WHIP					
51 Noah Lowry, L (1, 1) ERA: 2.69	7.0	W	30	6	0	0	3	3	0	0	0	0	0	65	99	0.00	1.286					
41 Brad Hennessey, R (8, 1) ERA: 2.5	1.0	H	3	0	0	0	0	0	0	0	0	0	0	6	10	0.00	0.000					
Armando Benitez, R (9, 1) ERA: 3.07	1.0		3	0	0	0	1	0	0	0	0	0	0	8	12	0.00	0.000					

Batter	1	2	3	4	5	6	7	8	9	AB	R	H	RBI	BB	SO	LOB	BOTTOM				
2 Randy Winn, S (1, 8) OBP: 0.353, SLG: 0.478										4	0	1	0	0	1	0	Houston Astros @ San Francisco Giants AT&T Park, San Francisco, CA Mon May 21 2007, 7:15 PM PDT Att: 35,768 - Clear - 58 F				
Ryan Klesko, L (1, 3) OBP: 0.355, SLG: 0.429										3	2	2	1	0	0	0					
35 Rich Aurilia, R (1, 5) OBP: 0.290, SLG: 0.375										3	1	0	0	0	0	1					
Barry Bonds, L (1, 7) OBP: 0.503, SLG: 0.630										2	1	0	0	2	0	2					
40 Daniel Ortmeier, S (8, PR) OBP: 0.417, SLG: 0.550										0	0	0	0	0	0	0					
Ray Durham, S (1, 4) OBP: 0.321, SLG: 0.394										4	0	0	1	0	0	5					
1 Bengie Molina, R (1, 2) OBP: 0.333, SLG: 0.464										4	0	2	2	0	1	2					
14 Fred Lewis, L (1, 9) OBP: 0.356, SLG: 0.500										3	0	1	0	0	0	3					
13 Omar Vizquel, S (1, 6) OBP: 0.274, SLG: 0.272										3	0	0	0	0	0	1					
51 Noah Lowry, R (1, 1) OBP: 0.143, SLG: 0.150										2	0	0	0	0	0	0					
19 Kevin Frandsen, R (7, PH) OBP: 0.314, SLG: 0.382										1	0	0	0	0	0	0					
41 Brad Hennessey, R (8, 1) ERA: 3.18										0	0	0	0	0	0	0					
Armando Benitez, R (9, 1) ERA: 3.18										0	0	0	0	0	0	0					
Inning Stats	R: 0 E: 0 K: 0 S: 8	H: 0 LOB: 0 BB: 0 P: 12	R: 0 E: 0 K: 0 S: 11	H: 1 LOB: 1 BB: 0 P: 15	R: 0 E: 0 K: 0 S: 4	H: 0 LOB: 0 BB: 0 P: 7	R: 1 E: 0 K: 0 S: 13	H: 1 LOB: 1 BB: 1 P: 21	R: 0 E: 0 K: 0 S: 6	H: 1 LOB: 0 BB: 0 P: 8	R: 2 E: 1 K: 0 S: 14	H: 2 LOB: 2 BB: 0 P: 17	R: 0 E: 0 K: 1 S: 9	H: 0 LOB: 0 BB: 0 P: 12	R: 1 E: 0 K: 1 S: 9	H: 1 LOB: 1 BB: 1 P: 16	1B: 3 2B: 2 3B: 0 HR: 1	SF: 0 SAC: 1 DP: 1 HBP: 1	WP: 0 PB: 0 SB: 0 CS: 0	PA: 33	
PITCHER	IP	WLS	BF	H	R	ER	SO	BB	IBB	HBP	BLK	WP	HR	S	P	ERA	WHIP				
43 Chris Sampson, R (1, 1) ERA: 3.31	6.0	L	25	5	3	1	0	1	0	1	0	0	0	56	80	1.50	1.000				
Trevor Miller, L (7, 1) ERA: 5.79	1.0		4	1	1	1	1	0	0	0	0	0	1	11	15	9.00	1.000				
54 Brad Lidge, R (8, 1) ERA: 3.18	1.0		4	0	0	0	1	1	0	0	0	0	0	7	13	0.00	1.000				



Batter	1	2	3	4	5	6	7	8	9	AB	R	H	RBI	BB	SO	LOB	TOP									
Mike Lamb, L OBP: 0.419, SLG: 0.469 (1, 5)	G3			3B 2B	K			G6-3		4	1	1	0	0	1	1	Houston Astros @ San Francisco Giants AT&T Park, San Francisco, CA Tue May 22 2007, 7:15 PM PDT Att: 35,134 - Clear - 61 F									
Mark Loretta, R OBP: 0.393, SLG: 0.407 (1, 4)	G5-3			45 1B 3B	F7			L4		4	1	1	1	0	0	0										
17 Lance Berkman, S OBP: 0.412, SLG: 0.368 (1, 3)	G1-6-3			G3	K					4	0	1	0	0	1	1										
45 Carlos Lee, R OBP: 0.351, SLG: 0.531 (1, 7)		G4-3		1B S 1B	F9					4	0	1	1	0	0	1										
Luke Scott, L OBP: 0.326, SLG: 0.424 (1, 9)		F8		3-H 1B G6-4-3 1B				G6-3		4	0	1	0	0	0	1										
9 Hunter Pence, R OBP: 0.397, SLG: 0.612 (1, 8)				1B	G6-4-3			G3-1		4	0	0	0	0	1	3										
Brad Ausmus, R OBP: 0.351, SLG: 0.321 (1, 2)				G6-3	F8					2	0	0	0	1	0	0										
28 Adam Everett, R OBP: 0.253, SLG: 0.266 (1, 6)				K	44 SH3-4 1B			G4-3		3	0	1	0	0	1	1										
44 Roy Oswalt, R OBP: 0.095, SLG: 0.143 Orlando Palmeiro, L OBP: 0.336, SLG: 0.138 Dan Wheeler, R (8, 1)				G1-3	SH3-4			G5-3		1	0	0	0	0	0	0										
										1	0	0	0	0	0	0										
										0	0	0	0	0	0	0										
Inning Stats	R: 0 E: 0 K: 0 S: 7	H: 0 LOB: 0 BB: 0 P: 8	R: 0 E: 0 K: 1 S: 9	H: 0 LOB: 0 BB: 0 P: 13	R: 0 E: 0 K: 1 S: 7	H: 0 LOB: 0 BB: 0 P: 9	R: 2 E: 0 K: 0 S: 11	H: 4 LOB: 1 BB: 0 P: 17	R: 0 E: 0 K: 1 S: 9	H: 1 LOB: 1 BB: 0 P: 13	R: 0 E: 0 K: 0 S: 9	H: 0 LOB: 0 BB: 0 P: 12	R: 0 E: 0 K: 0 S: 11	H: 0 LOB: 1 BB: 1 P: 21	R: 0 E: 0 K: 0 S: 8	H: 0 LOB: 0 BB: 0 P: 11	R: 0 E: 0 K: 0 S: 8	H: 1 LOB: 1 BB: 0 P: 10	1B: 4 2B: 1 3B: 1 HR: 0	SF: 0 SAC: 1 DP: 1 HBP: 0	WP: 0 PB: 0 SB: 2 CS: 0	PA: 33				
PITCHER	IP	WLS	BF	H	R	ER	SO	BB	IBB	HBP	BLK	WP	HR	S	P	ERA	WHIP									
55 Tim Lincecum, R ERA: 3.08 Armando Benitez, R ERA: 2.87	(1, 1)	8.0	W	29	5	2	2	4	1	0	0	0	0	0	71	104	2.25	0.750								
(9, 1)	1.0	S	4	1	0	0	0	0	0	0	0	0	0	8	10	0.00	1.000									

Batter	1	2	3	4	5	6	7	8	9	AB	R	H	RBI	BB	SO	LOB	BOTTOM									
2 Randy Winn, S OBP: 0.345, SLG: 0.466 (1, 8)	G6-3			G3-1	G6-3			K		4	0	0	0	0	1	1	Houston Astros @ San Francisco Giants AT&T Park, San Francisco, CA Tue May 22 2007, 7:15 PM PDT Att: 35,134 - Clear - 61 F									
14 Fred Lewis, L OBP: 0.367, SLG: 0.500 (1, 9)	F8			2B SF8 1B			K	1B		4	1	2	0	0	1	0										
Ryan Klesko, L OBP: 0.371, SLG: 0.466 (1, 3)	G6-3			SF8 2B			1B	2B		4	1	3	0	0	0	0										
Barry Bonds, L OBP: 0.503, SLG: 0.618 40 Daniel Ortmeier, S OBP: 0.417, SLG: 0.500 (8, 7)				IBB			1B 1B 2B IBB	P4		2	1	0	0	2	1	2										
Ray Durham, S OBP: 0.319, SLG: 0.393 (1, 4)	G4-3			SF8			1B 1B	L8		3	1	1	2	0	0	2										
1 Bengie Molina, R OBP: 0.331, SLG: 0.458 (1, 2)	G5-3			P4			2B 13 FC1-2 1B			4	0	1	0	0	1	2										
Pedro Feliz, R OBP: 0.296, SLG: 0.455 (1, 5)				G6-3			13 G6-3 1B	F8		4	0	2	2	0	0	0										
13 Omar Vizquel, S OBP: 0.273, SLG: 0.278 (1, 6)				G3-1			G6-3	FC1-2		4	0	1	0	0	0	3										
55 Tim Lincecum, L Mark Sweeney, L OBP: 0.257, SLG: 0.406 Armando Benitez, R (9, 1)				G6-3			K	G5-3		3	0	0	0	0	1	3										
										1	0	0	0	0	1	1										
										0	0	0	0	0	0	0										
Inning Stats	R: 0 E: 0 K: 0 S: 9	H: 0 LOB: 0 BB: 0 P: 13	R: 0 E: 0 K: 1 S: 7	H: 0 LOB: 0 BB: 0 P: 12	R: 0 E: 0 K: 0 S: 5	H: 0 LOB: 0 BB: 0 P: 5	R: 1 E: 0 K: 0 S: 13	H: 2 LOB: 2 BB: 1 P: 21	R: 0 E: 0 K: 1 S: 9	H: 1 LOB: 1 BB: 0 P: 12	R: 3 E: 0 K: 1 S: 17	H: 4 LOB: 2 BB: 1 P: 26	R: 0 E: 0 K: 1 S: 16	H: 2 LOB: 0 BB: 0 P: 22	R: 0 E: 0 K: 2 S: 12	H: 1 LOB: 1 BB: 0 P: 17	1B: 6 2B: 4 3B: 0 HR: 0	SF: 1 SAC: 0 DP: 0 HBP: 0	WP: 0 PB: 0 SB: 0 CS: 0	PA: 36						
PITCHER	IP	WLS	BF	H	R	ER	SO	BB	IBB	HBP	BLK	WP	HR	S	P	ERA	WHIP									
44 Roy Oswalt, R ERA: 3.04 Dan Wheeler, R ERA: 3.27	(1, 1)	7.0	L	32	9	4	4	4	0	0	0	0	0	0	76	111	5.14	1.286								
(8, 1)	1.0		4	1	0	0	2	0	0	0	0	0	0	12	17	0.00	1.000									



Batter	1	2	3	4	5	6	7	8	9	AB	R	H	RBI	BB	SO	LOB	TOP										
Craig Biggio, R OBP: 0.288, SLG: 0.399 (1,4)	G6-3		G1-3			G5-4-3 BB		G6-3		3	0	0	0	1	0	1	Houston Astros @ San Francisco Giants AT&T Park, San Francisco, CA Wed May 23 2007, 7:15 PM PDT Att: 35,521 - Clear - 63 F AB 31 R 1 H 5 RBI 1 BB 2 SO 2 LOB 8										
Morgan Ensberg, R OBP: 0.319, SLG: 0.345 (1,5)	K			HR		G5-4-3 1-2		G6-3		4	1	1	1	0	1	1											
Mark Loretta, R OBP: 0.387, SLG: 0.400 (1,3)	F8			G5-3				G6-3		4	0	1	0	0	0	0											
45 Carlos Lee, R OBP: 0.343, SLG: 0.520 (1,7)		G1-3		L4				L9		4	0	0	0	0	0	1											
9 Hunter Pence, R OBP: 0.383, SLG: 0.614 (1,8)	G6-3			1B				1B		3	0	2	0	1	0	0											
16 Jason Lane, R OBP: 0.187, SLG: 0.378 (7,1)				F7				L1		3	0	0	0	0	0	2											
21 Rick White, R OBP: 0.250, SLG: 0.250 (8,1)										0	0	0	0	0	0	0											
Brian Moehler, R OBP: 0.413, SLG: 0.462 (9, FH)										0	0	0	0	0	0	0											
Mike Lamb, L OBP: 0.413, SLG: 0.462 (9, FH)										1	0	0	0	0	0	1											
28 Adam Everett, R OBP: 0.248, SLG: 0.260 (1,6)			P4					L9		3	0	0	0	0	0	1											
Humberto Quintero, R OBP: 0.275, SLG: 0.243 (1,2)			G1-3					FC6-4		3	0	0	0	0	0	1											
37 Matt Albers, L OBP: 0.222, SLG: 0.222 (1,1)										2	0	1	0	0	1	0											
Orlando Palmeiro, L OBP: 0.297, SLG: 0.133 (7,9)								G6-3		1	0	0	0	0	0	0											
Inning Stats	R: 0 E: 0 K: 1 S: 8	H: 0 LOB: 0 BB: 0 P: 11	R: 0 E: 0 K: 0 S: 9	H: 0 LOB: 0 BB: 0 P: 14	R: 0 E: 0 K: 0 S: 16	H: 1 LOB: 1 BB: 0 P: 20	R: 1 E: 0 K: 0 S: 11	H: 2 LOB: 1 BB: 0 P: 17	R: 0 E: 0 K: 1 S: 7	H: 0 LOB: 0 BB: 0 P: 9	R: 0 E: 0 K: 0 S: 6	H: 1 LOB: 1 BB: 1 P: 11	R: 0 E: 0 K: 0 S: 14	H: 0 LOB: 1 BB: 1 P: 22	R: 0 E: 0 K: 0 S: 8	H: 0 LOB: 0 BB: 0 P: 15	R: 0 E: 0 K: 0 S: 10	H: 1 LOB: 1 BB: 0 P: 12	1B: 4 2B: 0 3B: 0 HR: 1	SF: 0 SAC: 0 DP: 1 HBP: 0	WP: 0 PB: 0 SB: 0 CS: 0	PA: 33					
PITCHER	IP	WLS	BF	H	R	ER	SO	BB	IBB	HBP	BLK	WP	HR	S	P	ERA	WHIP										
75 Barry Zito, L ERA: 4.7 (1,1)	7.0	W	26	4	1	1	2	2	0	0	0	0	1	71	104	1.29	0.857										
41 Brad Hennessey, R ERA: 2.37 (8,1)	1.0		3	0	0	0	0	0	0	0	0	0	0	8	15	0.00	0.000										
48 Russ Ortiz, R ERA: 6.23 (9,1)	1.0		4	1	0	0	0	0	0	0	0	0	0	10	12	0.00	1.000										

Batter	1	2	3	4	5	6	7	8	9	AB	R	H	RBI	BB	SO	LOB	BOTTOM										
2 Randy Winn, S OBP: 0.358, SLG: 0.476 (1,8)	1 WP 14 BB 1B	G3				14 FC4-6 BB		1B		3	3	2	2	2	0	1	Houston Astros @ San Francisco Giants AT&T Park, San Francisco, CA Wed May 23 2007, 7:15 PM PDT Att: 35,521 - Clear - 63 F AB 34 R 9 H 11 RBI 9 BB 5 SO 4 LOB 17										
14 Fred Lewis, L OBP: 0.370, SLG: 0.469 (1,9)	1 WP 1B			1B		FC4-6 S G1-3		G4-3		3	2	0	0	2	0	3											
Ryan Klesko, L OBP: 0.276, SLG: 0.467 (1,7)								E5		4	1	2	0	0	1	3											
41 Brad Hennessey, R OBP: 0.250, SLG: 0.394 (8,1)										0	0	0	0	0	0	0											
19 Kevin Frandsen, R OBP: 0.333, SLG: 0.400 (8, FH)				1B				1B		1	0	1	1	0	0	0											
Ray Durham, S OBP: 0.316, SLG: 0.389 (1,4)	L7			SF9				L8		4	1	1	2	0	1	4											
1 Bengie Molina, R OBP: 0.336, SLG: 0.473 (1,2)				F9						4	0	2	4	0	0	1											
Pedro Feliz, R OBP: 0.295, SLG: 0.446 (1,5)										3	0	0	0	1	1	3											
35 Rich Aurilia, R OBP: 0.283, SLG: 0.365 (1,3)										4	0	0	0	0	0	1											
13 Omar Vizquel, S OBP: 0.273, SLG: 0.283 (1,6)										4	1	1	0	0	0	1											
48 Russ Ortiz, R OBP: 0.162, SLG: 0.273 (9,1)										0	0	0	0	0	0	0											
75 Barry Zito, L OBP: 0.105, SLG: 0.105 (1,1)										2	0	1	0	0	1	0											
Mark Sweeney, L OBP: 0.291, SLG: 0.394 (7, FH)										1	0	0	0	0	0	0											
40 Daniel Ortmeier, S OBP: 0.440, SLG: 0.522 (8,7)										1	1	1	0	0	0	0											
Inning Stats	R: 2 E: 0 K: 1 S: 13	H: 1 LOB: 1 BB: 2 P: 26	R: 0 E: 0 K: 0 S: 6	H: 1 LOB: 1 BB: 0 P: 11	R: 1 E: 0 K: 1 S: 11	H: 1 LOB: 1 BB: 1 P: 16	R: 0 E: 0 K: 1 S: 8	H: 0 LOB: 0 BB: 0 P: 12	R: 0 E: 0 K: 1 S: 9	H: 0 LOB: 1 BB: 1 P: 17	R: 0 E: 0 K: 0 S: 7	H: 0 LOB: 1 BB: 1 P: 13	R: 3 E: 0 K: 0 S: 11	H: 4 LOB: 1 BB: 0 P: 18	R: 3 E: 1 K: 0 S: 18	H: 4 LOB: 1 BB: 0 P: 30	1B: 8 2B: 2 3B: 1 HR: 0	SF: 1 SAC: 0 DP: 0 HBP: 0	WP: 1 PB: 0 SB: 1 CS: 0	PA: 40							
PITCHER	IP	WLS	BF	H	R	ER	SO	BB	IBB	HBP	BLK	WP	HR	S	P	ERA	WHIP										
37 Matt Albers, R ERA: 6.35 (1,1)	6.1	L	28	4	4	4	4	5	0	0	0	0	0	7	11	27.00	4.500										
21 Rick White, R ERA: 2.91 (7,1)	0.2		5	3	2	2	0	0	0	0	0	0	0	7	11	27.00	4.500										
Brian Moehler, R ERA: 7.8 (8,1)	1.0		7	4	3	3	0	0	0	0	0	0	0	18	30	27.00	4.000										



Batter	1	2	3	4	5	6	7	8	9	AB R H RBI BB SO LOB	TOP															
30 Norris Hopper, R OBP: 0.333, SLG: 0.415	0-2 2B	0-0 2B		0-2 2B		4-2 2B BB			1-3 K	4 2 3 0 1 1 0	Cincinnati Reds @ Houston Astros Minute Maid Park, Houston, TX Wed May 30 2007, 7:05 PM CDT Att: 31,904 - Roof Closed - 73 F															
2 Alex Gonzalez, R OBP: 0.328, SLG: 0.511	1-2 2B	2-3 K		2-0 1B		0-1 2B			1-3 K	5 1 3 2 0 2 1																
Ken Griffey Jr., L OBP: 0.395, SLG: 0.527	3-2 F8 1B		4-2 2B BB	3-3 K			1-1 G4-3		3-1 G4-3	4 1 1 1 1 1 2																
Jeff Conine, R OBP: 0.333, SLG: 0.412	3-2 F8		4-1 2B	0-0 L7			3-2 F8			3 0 0 0 1 0 3																
Adam Dunn, L OBP: 0.362, SLG: 0.548 Dewayne Wise, L (9, 8)	0-1 9 CS 1B		1-1 F9		0-1 F7		0-2 P5			4 0 1 1 0 0 2 0 0 0 0 0 0 0																
28 Edwin Encarnación, R OBP: 0.359, SLG: 0.331	1 SAFE 3-1 P4		0-1 E4	1-2 2-3	0-0 F9			1-2 E4		4 0 0 0 0 0 3																
9 Juan Castro, R OBP: 0.175, SLG: 0.185	1 SAFE 1-1 G4-1		0-0 P6		0-2 G6-3			0-3 K		4 0 0 0 0 1 5																
26 David Ross, R OBP: 0.261, SLG: 0.366		2-2 F8	3-2 K			2-2 G5-3		2-2 F9		4 0 0 0 0 1 4																
39 Aaron Harang, R OBP: 0.148, SLG: 0.154		0-1 L9		1-3 K		1-2 G6-3		2-3 K2-3		4 0 0 0 0 2 1																
Inning Stats	R: 3 E: 0 K: 0 S: 21	H: 4 LOB: 1 BB: 0 P: 32	R: 0 E: 0 K: 1 S: 9	H: 1 LOB: 1 BB: 0 P: 13	R: 0 E: 1 K: 1 S: 11	H: 0 LOB: 3 BB: 2 P: 23	R: 0 E: 0 K: 2 S: 12	H: 2 LOB: 2 BB: 0 P: 18	R: 0 E: 0 K: 0 S: 6	H: 0 LOB: 0 BB: 0 P: 6	R: 1 E: 0 K: 0 S: 12	H: 1 LOB: 1 BB: 1 P: 19	R: 0 E: 0 K: 0 S: 9	H: 0 LOB: 0 BB: 0 P: 13	R: 0 E: 1 K: 2 S: 12	H: 0 LOB: 1 BB: 0 P: 17	R: 0 E: 0 K: 2 S: 9	H: 0 LOB: 0 BB: 0 P: 14	1B: 4 2B: 4 3B: 0 HR: 0	SF: 0 SAC: 0 DP: 0 HBP: 0	WP: 0 PB: 0 SB: 0 CS: 1	PA: 39				
PITCHER	IP WLS BF H R ER SO BB IBB HBP BLK WP HR S P ERA WHIP											PITCHER	IP WLS BF H R ER SO BB IBB HBP BLK WP HR S P ERA WHIP													
51 Wandy Rodriguez, L ERA: 4.53	5.0 L	25 7	3 3	3 4	2 0	0 0	0 0	0 0	0 0	0 0	0 0	59 21	92 32	5.40 4.50	1.800 1.000											
Dave Borkowski, R ERA: 3.69	2.0	7	1	1	1	0	1	0	0	0	0	0	21	12	4.50	1.000										
Chad Qualls, R ERA: 3.86	1.0	4	0	0	2	0	0	0	0	0	0	12	17	0.00	0.000											
54 Brad Lidge, R ERA: 2.92	1.0	3	0	0	2	0	0	0	0	0	0	9	14	0.00	0.000											

AB	36
R	4
H	8
RBI	4
BB	3
SO	8
LOB	21



Batter	1	2	3	4	5	6	7	8	9	AB R H RBI BB SO LOB	BOTTOM												
Craig Biggio, R OBP: 0.282, SLG: 0.387	0-1 P3		2-3 K			0-0 G5-3		0-1 F8 17 G6-3 2B		4 1 1 0 0 1 0	Cincinnati Reds @ Houston Astros Minute Maid Park, Houston, TX Wed May 30 2007, 7:05 PM CDT Att: 31,904 - Roof Closed - 73 F												
Morgan Ensberg, R OBP: 0.324, SLG: 0.395	0-2 45 2B 1B		1-0 P4			3-2 L5		0-1 F8		4 1 1 0 0 0 1													
17 Lance Berkman, S OBP: 0.390, SLG: 0.335	2-3 K		0-1 G4-3			1-2 G6-3		1-0 G5-3		4 0 0 1 0 1 1													
45 Carlos Lee, R OBP: 0.342, SLG: 0.537	0-0 1-H 2B			0-1 G4-3			1-2 28 1B 1B	0-1 P3		4 1 2 1 0 0 0													
9 Hunter Pence, R OBP: 0.376, SLG: 0.568	2-3 K			1-3 K			3-1 E4 28 1B		1-1 L3	4 0 0 0 0 2 2													
Luke Scott, L OBP: 0.312, SLG: 0.403		3-1 F8		2-1 G6-3			0-1 P5		0-0 G5-3	4 0 0 0 0 0 2													
28 Adam Everett, R OBP: 0.271, SLG: 0.293			0-0 G1-3 1B				0-1 K		1-1 G6-3	4 0 2 1 0 1 0													
Brad Ausmus, R OBP: 0.325, SLG: 0.303 Mike Lamb, L OBP: 0.347, SLG: 0.376 Chad Qualls, R (8, 1) 54 Brad Lidge, R (9, 1)		0-0 G1-3			0-3 K2-3			1-1 P6		2 0 0 0 0 1 1 1 0 0 0 0 0 2 0 0 0 0 0 0 0 0 0 0 0 0 0 0													
51 Wandy Rodriguez, S OBP: 0.211, SLG: 0.263 16 Jason Lane, R OBP: 0.177, SLG: 0.359 Dave Borkowski, R (6, 1) Orlando Palmeiro, L OBP: 0.304, SLG: 0.184 Humberto Quintero, R OBP: 0.263, SLG: 0.263 (8, 2)		1-1 G4-3			3-3 K			0-2 L6		1 0 0 0 0 0 1 1 0 0 0 0 1 0 0 0 0 0 0 0 0 1 0 0 0 0 0 2 0 0 0 0 0 0 0													
Inning Stats	R: 1 E: 0 K: 2 S: 13	H: 2 LOB: 1 BB: 0 P: 17	R: 0 E: 0 K: 0 S: 6	H: 1 LOB: 1 BB: 0 P: 10	R: 0 E: 0 K: 1 S: 7	H: 0 LOB: 0 BB: 0 P: 10	R: 0 E: 0 K: 1 S: 7	H: 0 LOB: 0 BB: 0 P: 10	R: 0 E: 0 K: 0 S: 9	H: 0 LOB: 0 BB: 0 P: 14	R: 0 E: 0 K: 0 S: 7	H: 0 LOB: 0 BB: 0 P: 11	R: 1 E: 1 K: 0 S: 14	H: 2 LOB: 2 BB: 0 P: 19	R: 1 E: 0 K: 0 S: 7	H: 1 LOB: 0 BB: 0 P: 8	R: 0 E: 0 K: 0 S: 5	H: 0 LOB: 0 BB: 0 P: 7	1B: 4 2B: 2 3B: 0 HR: 0	SF: 0 SAC: 0 DP: 0 HBP: 0	WP: 0 PB: 0 SB: 0 CS: 0	PA: 34	
PITCHER	IP WLS BF H R ER SO BB IBB HBP BLK WP HR S P ERA WHIP											PITCHER	IP WLS BF H R ER SO BB IBB HBP BLK WP HR S P ERA WHIP										
39 Aaron Harang, R ERA: 4.22	9.0 W	34 6	3 3	2 7	0 0	0 0	0 0	0 0	0 0	0 0	0 0	75 106	2.00 0.667										

AB	34
R	3
H	6
RBI	3
BB	0
SO	7
LOB	12



Batter	1	2	3	4	5	6	7	8	9	AB	R	H	RBI	BB	SO	LOB	TOP					
30 Norris Hopper, R OBP: 0.339, SLG: 0.414										5	0	2	0	0	2	2	Cincinnati Reds @ Houston Astros Minute Maid Park, Houston, TX Thu May 31 2007, 7:05 PM CDT Att: 30,336 - Roof Closed - 73 F					
Scott Hatteberg, L OBP: 0.390, SLG: 0.488										4	1	1	0	1	1	3						
Ken Griffey Jr., L OBP: 0.395, SLG: 0.524										5	0	2	0	0	1	5						
4 Brandon Phillips, R OBP: 0.332, SLG: 0.482										4	1	1	1	0	2	2						
Adam Dunn, L OBP: 0.399, SLG: 0.545										5	0	1	1	0	3	2						
2 Alex Gonzalez, R OBP: 0.321, SLG: 0.497										5	0	0	0	0	2	3						
28 Edwin Encarnación, R OBP: 0.327, SLG: 0.357										4	0	4	0	0	0	0						
26 David Ross, R OBP: 0.268, SLG: 0.360										2	0	0	0	2	2							
61 Bronson Arroyo, R Chad Mottershead, R 53 Brad Salmon, L 51 Jared Burton, R 29 Mike Stanton, L Dewayne Wise, L 38 Gary Majewski, R										2	0	0	0	0	2	5						
Inning Stats	R: 0 E: 0 K: 3 S: 16	H: 1 LOB: 1 BB: 0 P: 22	R: 0 E: 0 K: 2 S: 10	H: 1 LOB: 2 BB: 1 P: 19	R: 0 E: 0 K: 1 S: 9	H: 1 LOB: 0 BB: 0 P: 15	R: 0 E: 0 K: 2 S: 15	H: 1 LOB: 3 BB: 1 P: 27	R: 2 E: 0 K: 1 S: 25	H: 3 LOB: 1 BB: 0 P: 34	R: 0 E: 0 K: 2 S: 21	H: 2 LOB: 3 BB: 1 P: 33	R: 0 E: 1 K: 2 S: 12	H: 0 LOB: 0 BB: 0 P: 10	R: 0 E: 1 K: 2 S: 12	H: 1 LOB: 2 BB: 0 P: 15		R: 0 E: 0 K: 1 S: 8	H: 1 LOB: 1 BB: 0 P: 11	1B: 8 2B: 3 3B: 0 HR: 0	SF: 0 SAC: 0 DP: 0 HBP: 1	WP: 0 PB: 0 SB: 0 CS: 1
PITCHER	IP WLS BF H R ER SO BB IBB HBP BLK WP HR S P ERA WHIP																					
Woody Williams, R ERA: 5.5	5.0 W 24 7 2 2 9 1 1 1 0 0 0 0 75 117 3.60 1.600																					
21 Rick White, R ERA: 6.0	1.0 6 2 0 0 2 1 0 0 0 0 0 0 21 33 0.00 3.000																					
54 Brad Lidge, R ERA: 2.81	1.0 3 0 0 0 2 0 0 0 0 0 0 0 7 10 0.00 0.000																					
Dave Borkowski, R ERA: 3.52	1.0 5 1 0 0 2 0 0 0 0 0 0 0 12 15 0.00 1.000																					
Brian Moehler, R ERA: 7.41	1.0 4 1 0 0 1 0 0 0 0 0 0 0 8 11 0.00 1.000																					
Batter	1	2	3	4	5	6	7	8	9	AB	R	H	RBI	BB	SO	LOB	BOTTOM					
Craig Biggio, R Humberto Quintero, R										5	2	3	1	0	1	0	Cincinnati Reds @ Houston Astros Minute Maid Park, Houston, TX Thu May 31 2007, 7:05 PM CDT Att: 30,336 - Roof Closed - 73 F					
Mark Loretta, R										5	3	4	0	0	0							
17 Lance Berkman, S Brian Moehler, R										4	1	1	3	1	0	4						
45 Carlos Lee, R Mike Lamb, L										4	3	2	2	0	0	2						
9 Hunter Pence, R										4	0	2	1	0	1	3						
Luke Scott, L										4	0	2	2	0	0	1						
28 Adam Everett, R										4	0	1	1	0	1	2						
Brad Ausmus, R 16 Jason Lane, R										4	1	1	0	0	1	2						
Woody Williams, R Orlando Palmiero, L 21 Rick White, R 23 Jason Jennings, L 54 Brad Lidge, R Dave Borkowski, R Morgan Ensberg, R										1	0	0	0	0	0	1						
Inning Stats	R: 0 E: 0 K: 0 S: 6	H: 0 LOB: 0 BB: 0 P: 7	R: 0 E: 0 K: 1 S: 12	H: 1 LOB: 1 BB: 0 P: 17	R: 4 E: 0 K: 0 S: 17	H: 5 LOB: 1 BB: 0 P: 25	R: 0 E: 0 K: 1 S: 7	H: 0 LOB: 0 BB: 0 P: 10	R: 4 E: 0 K: 0 S: 18	H: 5 LOB: 1 BB: 0 P: 24	R: 0 E: 0 K: 2 S: 8	H: 0 LOB: 0 BB: 0 P: 12	R: 2 E: 0 K: 1 S: 13	H: 3 LOB: 2 BB: 1 P: 23	R: 0 E: 0 K: 0 S: 9	H: 2 LOB: 1 BB: 0 P: 12		R: 0 E: 0 K: 0 S: 8	H: 0 LOB: 1 BB: 0 P: 11	1B: 9 2B: 4 3B: 2 HR: 1	SF: 0 SAC: 0 DP: 1 HBP: 0	WP: 1 PB: 0 SB: 0 CS: 0
PITCHER	IP WLS BF H R ER SO BB IBB HBP BLK WP HR S P ERA WHIP																					
61 Bronson Arroyo, R 53 Brad Salmon, R 51 Jared Burton, R 29 Mike Stanton, L 38 Gary Majewski, R	5.0 L 25 11 8 8 2 0 0 0 0 0 0 0 8 12 0.00 0.000																					
51 Jared Burton, R 29 Mike Stanton, L 38 Gary Majewski, R	0.2 4 1 2 2 1 1 0 0 0 0 1 0 9 18 27.00 3.000																					
29 Mike Stanton, L 38 Gary Majewski, R	0.1 3 2 0 0 0 0 0 0 0 0 0 0 4 5 0.00 6.000																					
38 Gary Majewski, R ERA: 6.75	1.0 4 2 0 0 0 0 0 0 0 0 0 0 9 12 0.00 2.000																					

Batter	1	2	3	4	5	6	7	8	9	AB	R	H	RBI	BB	SO	LOB	TOP										
22 David Eckstein, R (1.6) OBP: 0.337, SLG: 0.331 Aron Miles, S (7, PH) OBP: 0.292, SLG: 0.315 (7.6)	F9		1-0 1B		1-1 HBP		1-2 G4-3		0-3 K	2	0	1	0	0	0	0											
26 Scott Spiezio, S (1.7) OBP: 0.339, SLG: 0.373 (3.5)	G6-3		2-0 G4-3		0-3 K			3-2 FC6-4 1B	0-0 15 F8 2B	5	1	2	2	0	1	4											
5 Albert Pujols, R (1.3)	G6-3			0-1 15 E 2B		3-2 G4-3		0-3 K	0-0 1B 2B	4	2	1	0	1	1	1											
15 Jim Edmonds, L (1.8)		3-2 F7		0-0 SH2-3		4-2 1B BB		1-3 K	0-1 F8	3	0	0	0	1	1	3											
27 Scott Rolen, R (1.5) OBP: 0.348, SLG: 0.390 So Taguchi, R (3.7) OBP: 0.324, SLG: 0.348 31 Ryan Franklin, R (8.1) Kip Wells, R (9, PH) OBP: 0.300, SLG: 0.500 36 Russ Springer, R (9.1)	G4-3		2-1 F9		1-0 BB		1-3 FC6-4 1B	2-1 FC6-4	0-1 43 BB 2B	1	0	0	0	0	0	0											
43 Juan Encarnacion, R (1.9) OBP: 0.246, SLG: 0.323	K		0-0 G5-3		1-3 K					4	1	1	1	1	2	2											
Gary Bennett, R (1.2) OBP: 0.271, SLG: 0.351		0-2 P6		0-0 G6-3		0-0 FC5-4				5	1	2	3	0	0	2											
7 Adam Kennedy, L (1.4) OBP: 0.293, SLG: 0.287		1-3 K		4-2 50 SH2-4 BB		2-2 G4-3				3	1	0	0	1	2	2											
50 Adam Wainwright, R (1.1) OBP: 0.350, SLG: 0.421 47 Ryan Ludwick, R (8.7) OBP: 0.255, SLG: 0.265		1-1 22 1B		0-0 SH2-4		0-0 F9			2-1 SH 26 2B	2	0	1	0	0	0	0											
Inning Stats	R: 0 E: 0 K: 0 S: 7	H: 0 LOB: 0 BB: 0 P: 10	R: 0 E: 0 K: 1 S: 11	H: 0 LOB: 0 BB: 0 P: 15	R: 0 E: 0 K: 1 S: 10	H: 2 LOB: 2 BB: 0 P: 15	R: 1 E: 1 K: 0 S: 6	H: 1 LOB: 0 BB: 0 P: 8	R: 0 E: 0 K: 1 S: 12	H: 1 LOB: 2 BB: 1 P: 21	R: 0 E: 0 K: 0 S: 9	H: 0 LOB: 0 BB: 0 P: 12	R: 0 E: 0 K: 2 S: 11	H: 1 LOB: 1 BB: 0 P: 17	R: 7 E: 0 K: 2 S: 25	H: 5 LOB: 2 BB: 2 P: 40	1B: 5 2B: 3 3B: 0 HR: 2	SF: 0 SAC: 3 DP: 0 HBP: 2	WP: 1 PA: 44 PB: 0 SB: 1 CS: 0								
PITCHER	IP	WLS	BF	H	R	ER	SO	BB	IBB	HBP	BLK	WP	HR	S	P	ERA	WHIP										
44 Roy Oswalt, R (1.1) ERA: 3.2	7.0		28	4	1	1	4	2	0	0	0	0	0	63	94	1.29	0.857										
Chad Qualls, R (8.1) ERA: 4.39	1.0	L	6	3	2	2	2	0	0	0	0	0	2	15	24	18.00	3.000										
Trever Miller, L (9.1) ERA: 6.91	0.0		2	0	0	0	0	0	0	1	0	0	0	4	7	∞	∞										
Dan Wheeler, R (9.1) ERA: 4.07	0.2		7	3	5	5	1	1	1	0	0	0	0	14	23	67.50	6.000										
Brian Moehler, R (9.1) ERA: 7.27	0.1		1	0	0	0	1	0	0	0	0	0	0	3	3	0.00	0.000										

St. Louis Cardinals @ Houston Astros
Minute Maid Park, Houston, TX
Fri Jun 01 2007, 7:05 PM CDT
Att: 36,784 - Roof Closed - 73 F

AB	35
R	8
H	10
RBI	7
BB	4
SO	8
LOB	17



Batter	1	2	3	4	5	6	7	8	9	AB	R	H	RBI	BB	SO	LOB	BOTTOM										
Craig Biggio, R (1.4) OBP: 0.288, SLG: 0.392	P4		0-0 P2		2-1 G5-3		4-2 BB			3	0	0	0	1	0	0											
9 Hunter Pence, R (1.8) OBP: 0.394, SLG: 0.588	BB 2B		0-3 K			0-1 45 S 2B	2-3 K			4	1	2	0	0	2	2											
17 Lance Berkman, S (1.3) OBP: 0.388, SLG: 0.348	K		2-2 G4-3			1-3 K		1-1 BB 1B		4	0	1	0	0	2	2											
45 Carlos Lee, R (1.7) OBP: 0.348, SLG: 0.543	BB BB			0-0 G6-3		3-2 SAFE G3-1 2B		0-0 F8		3	0	1	1	1	0	1											
Luke Scott, L (1.9) OBP: 0.322, SLG: 0.415	1-2 2-3 BB			1-1 G4-3		0-0 G3-1		4-1 G6-4-3 BB		2	0	0	0	2	0	1											
Morgan Ensberg, R (1.5) OBP: 0.320, SLG: 0.383 Brian Moehler, R (9.1) OBP: 0.250, SLG: 0.250	K			4-2 28 FC6-4 BB		1-0 G6-3		3-2 G6-4-3		3	0	0	0	1	1	6											
28 Adam Everett, R (1.6) OBP: 0.265, SLG: 0.285		0-3 K		0-0 FC6-4		2-2 P4		1-1 P6		4	0	0	0	0	1	1											
Brad Ausmus, R (1.2) OBP: 0.321, SLG: 0.314		2-1 L8			0-0 G5-3		1-1 BB 1B		1-3 K	4	0	1	0	0	1	0											
44 Roy Oswalt, R (1.1) Mike Loretta, L (7, PH) OBP: 0.346, SLG: 0.372 Chad Qualls, R (8.1) Trever Miller, R (9.1) Dan Wheeler, R (9.1) Mark Loretta, R (9.9) OBP: 0.307, SLG: 0.421		2-2 F9			0-2 F8		0-0 P4		3-2 F9	2	0	0	0	0	0	0											
Inning Stats	R: 0 E: 0 K: 2 S: 12	H: 1 LOB: 3 BB: 2 P: 24	R: 0 E: 0 K: 1 S: 8	H: 0 LOB: 0 BB: 0 P: 12	R: 0 E: 0 K: 1 S: 8	H: 0 LOB: 0 BB: 0 P: 10	R: 0 E: 0 K: 0 S: 6	H: 0 LOB: 1 BB: 1 P: 11	R: 0 E: 0 K: 0 S: 18	H: 2 LOB: 1 BB: 0 P: 23	R: 0 E: 0 K: 1 S: 11	H: 1 LOB: 2 BB: 1 P: 20	R: 0 E: 0 K: 0 S: 7	H: 1 LOB: 1 BB: 1 P: 15	R: 0 E: 0 K: 1 S: 10	H: 0 LOB: 0 BB: 0 P: 15	1B: 3 2B: 2 3B: 0 HR: 0	SF: 0 SAC: 0 DP: 1 HBP: 0	WP: 0 PA: 36 PB: 0 SB: 1 CS: 0								
PITCHER	IP	WLS	BF	H	R	ER	SO	BB	IBB	HBP	BLK	WP	HR	S	P	ERA	WHIP										
50 Adam Wainwright, R (1.1) ERA: 5.12	7.0		29	4	1	1	6	4	0	0	0	0	0	69	108	1.29	1.143										
31 Ryan Franklin, R (8.1) ERA: 1.21	1.0	W	4	1	0	0	0	1	0	0	0	0	0	7	15	0.00	2.000										
36 Russ Springer, R (9.1) ERA: 3.0	1.0		3	0	0	0	1	0	0	0	0	0	0	10	15	0.00	0.000										

St. Louis Cardinals @ Houston Astros
Minute Maid Park, Houston, TX
Fri Jun 01 2007, 7:05 PM CDT
Att: 36,784 - Roof Closed - 73 F

AB	31
R	1
H	5
RBI	1
BB	5
SO	7
LOB	14




Batter	1	2	3	4	5	6	7	8	9	AB	R	H	RBI	BB	SO	LOB	TOP											
Craig Biggio, R (1,4) OBP: 0.280, SLG: 0.378	G6-3			K		K		G4-3		4	0	0	0	0	2	2	Houston Astros @ Colorado Rockies Coors Field, Denver, CO Tue Jun 05 2007, 7:05 PM MDT Att: 27,101 - Cloudy - 77 F											
9 Hunter Pence, R (1,8) OBP: 0.391, SLG: 0.606	P4			L5		L5		K		4	0	0	0	0	1	2												
17 Lance Berkman, S (1,3) OBP: 0.360, SLG: 0.342										4	0	1	2	0	2	0												
Morgan Ensberg, R (8,5) OBP: 0.325, SLG: 0.387	K			G4-3				K		0	0	0	0	0	0	0												
45 Carlos Lee, R (1,7) OBP: 0.350, SLG: 0.542										2	1	0	0	1	0	0												
Mark Loretta, R (1,5) OBP: 0.364, SLG: 0.408										4	0	0	0	0	0	3												
Luke Scott, L (1,9) OBP: 0.333, SLG: 0.472										4	1	3	2	0	0	0												
28 Adam Everett, R (1,6) OBP: 0.270, SLG: 0.311										4	0	1	0	0	0	1												
Brad Ausmus, R (1,2) OBP: 0.325, SLG: 0.310										2	1	0	0	2	0	0												
51 Wandy Rodriguez, S (1,1) OBP: 0.290, SLG: 0.290										1	0	0	0	0	0	1												
Dave Borowski, R (6,1) OBP: 0.277, SLG: 0.290										1	1	1	0	0	0	0												
Mike Lamb, L (7,PH) OBP: 0.350, SLG: 0.350										0	0	0	0	0	0	2												
Chad Qualls, R (7,1) OBP: 0.325, SLG: 0.350										0	0	0	0	0	0	0												
54 Brad Lidge, R (8,1) OBP: 0.325, SLG: 0.350										0	0	0	0	0	0	0												
Dan Wheeler, R (9,1) OBP: 0.325, SLG: 0.350										0	0	0	0	0	0	0												
Inning Stats	R: 0 E: 0 K: 1 S: 9	H: 0 LOB: 0 BB: 0 P: 13	R: 0 E: 0 K: 0 S: 4	H: 0 LOB: 0 BB: 0 P: 6	R: 0 E: 0 K: 1 S: 8	H: 0 LOB: 0 BB: 0 P: 10	R: 0 E: 0 K: 1 S: 6	H: 0 LOB: 0 BB: 0 P: 7	R: 0 E: 0 K: 1 S: 9	H: 1 LOB: 1 BB: 0 P: 18	R: 2 E: 0 K: 1 S: 11	H: 2 LOB: 2 BB: 2 P: 26	R: 0 E: 0 K: 0 S: 9	H: 2 LOB: 1 BB: 1 P: 19	R: 0 E: 0 K: 2 S: 8	H: 0 LOB: 0 BB: 0 P: 13	R: 2 E: 0 K: 0 S: 7	H: 1 LOB: 0 BB: 0 P: 13	1B: 2 2B: 3 3B: 0 HR: 1	SF: 0 SAC: 0 DP: 1 HBP: 1	WP: 1 PB: 0 SB: 0 CS: 1	PA: 35						
PITCHER	IP	WLS	BF	H	R	ER	SO	BB	IBB	HBP	BLK	WP	HR	S	P	ERA	WHIP											
48 Jason Hirsh, R (1,1) ERA: 4.92	6.0	L	25	5	2	2	4	1	1	0	0	1	0	53	91	3.00	1.000											
50 Jorge Julio, R (7,1) ERA: 8.22	0.1		1	0	0	0	0	1	0	0	0	0	0	1	5	0.00	3.000											
Jeremy Affeldt, L (7,1) ERA: 3.18	0.2		1	0	0	0	0	0	0	0	0	0	0	2	3	0.00	0.000											
LaTroy Hawkins, R (8,1) ERA: 4.97	1.0		3	0	0	0	2	0	0	0	0	0	0	8	13	0.00	0.000											
60 Manny Corpas, R (9,1) ERA: 3.1	1.0		5	1	2	2	0	0	0	1	0	0	1	7	13	18.00	1.000											
Batter	1	2	3	4	5	6	7	8	9	AB	R	H	RBI	BB	SO	LOB	BOTTOM											
3 Willy Taveras, R (1,8) OBP: 0.383, SLG: 0.363	F9			K				G4-3		4	0	1	0	0	1	0	Houston Astros @ Colorado Rockies Coors Field, Denver, CO Tue Jun 05 2007, 7:05 PM MDT Att: 27,101 - Cloudy - 77 F											
Kazuo Matsui, S (1,4) OBP: 0.345, SLG: 0.440	FC6-5-4-1			G5-3				L9		4	0	1	0	0	0	1												
5 Matt Holliday, R (1,7) OBP: 0.375, SLG: 0.581	P4							F9		4	1	1	0	0	0	2												
17 Todd Helton, L (1,3) OBP: 0.461, SLG: 0.523	K							K		4	0	2	0	0	2	2												
27 Garrett Atkins, R (1,5) OBP: 0.313, SLG: 0.374										4	0	2	1	0	1	2												
11 Brad Hawpe, L (1,9) OBP: 0.403, SLG: 0.508										4	0	0	0	0	0	3												
2 Troy Tulowitzki, R (1,6) OBP: 0.341, SLG: 0.363										4	0	0	0	0	2	4												
8 Yorvit Torrealba, R (1,2) OBP: 0.279, SLG: 0.266										3	0	0	0	1	2	1												
48 Jason Hirsh, R (1,1) ERA: 4.31	5.0	W	21	5	1	1	7	1	0	0	0	0	0	10	15	0.00		1.000										
Dave Borowski, R (6,1) ERA: 3.24	1.0	H	4	1	0	0	0	0	0	0	0	0	0	7	11	0.00		0.000										
Chad Qualls, R (7,1) ERA: 4.4	1.0	H	3	0	0	0	0	0	0	0	0	0	0	10	18	0.00	1.000											
54 Brad Lidge, R (8,1) ERA: 2.6	1.0	H	4	1	0	0	1	0	0	0	0	0	0	10	18	0.00	1.000											
Dan Wheeler, R (9,1) ERA: 4.67	1.0	S	3	0	0	0	1	0	0	0	0	0	0	9	12	0.00	0.000											
Inning Stats	R: 0 E: 0 K: 1 S: 14	H: 1 LOB: 1 BB: 0 P: 23	R: 0 E: 0 K: 2 S: 12	H: 1 LOB: 1 BB: 0 P: 20	R: 0 E: 0 K: 1 S: 7	H: 0 LOB: 0 BB: 0 P: 12	R: 1 E: 1 K: 3 S: 19	H: 2 LOB: 3 BB: 1 P: 28	R: 0 E: 0 K: 0 S: 5	H: 1 LOB: 0 BB: 0 P: 10	R: 0 E: 0 K: 0 S: 10	H: 1 LOB: 1 BB: 0 P: 15	R: 0 E: 0 K: 0 S: 7	H: 0 LOB: 0 BB: 0 P: 11	R: 0 E: 0 K: 1 S: 10	H: 1 LOB: 1 BB: 0 P: 18	R: 0 E: 0 K: 1 S: 9	H: 0 LOB: 0 BB: 0 P: 12	1B: 1 2B: 3 3B: 3 HR: 0	SF: 0 SAC: 0 DP: 0 HBP: 0	WP: 0 PB: 0 SB: 0 CS: 1	PA: 36						
PITCHER	IP	WLS	BF	H	R	ER	SO	BB	IBB	HBP	BLK	WP	HR	S	P	ERA	WHIP											
51 Wandy Rodriguez, L (1,1) ERA: 4.31	5.0	W	21	5	1	1	7	1	0	0	0	0	0	10	15	0.00	1.000											
Dave Borowski, R (6,1) ERA: 3.24	1.0	H	4	1	0	0	0	0	0	0	0	0	0	7	11	0.00	0.000											
Chad Qualls, R (7,1) ERA: 4.4	1.0	H	3	0	0	0	0	0	0	0	0	0	0	10	18	0.00	1.000											
54 Brad Lidge, R (8,1) ERA: 2.6	1.0	H	4	1	0	0	1	0	0	0	0	0	0	10	18	0.00	1.000											
Dan Wheeler, R (9,1) ERA: 4.67	1.0	S	3	0	0	0	1	0	0	0	0	0	0	9	12	0.00	0.000											

Batter	1	2	3	4	5	6	7	8	9	AB	R	H	RBI	BB	SO	LOB	TOP										
Craig Biggio, R (1,4) OBP: 0.278, SLG: 0.374	G1-3			P2	G6-4-3		G6-3		G6-3	5	1	1	0	0	0	0											
9 Hunter Pence, R (1,8) OBP: 0.394, SLG: 0.610	G1-3			17 1B	G6-4-3		K			4	1	2	1	0	1	0											
17 Lance Berkman, S (1,3) OBP: 0.382, SLG: 0.360	G4-3			1B	G6-4-3					4	2	2	2	0	0	1											
45 Carlos Lee, R (1,7) OBP: 0.348, SLG: 0.534		F9		1B	F9				F9	3	1	0	0	1	0	0											
Mark Loretta, R (1,5) OBP: 0.368, SLG: 0.407	L3			28 1B	G3				G6-3	3	0	1	1	1	0	0											
Luke Scott, L (1,9) OBP: 0.325, SLG: 0.459	K			1B	G3				K	4	0	0	0	0	2	3											
54 Brad Lidge, R (8,1)										0	0	0	0	0	0	0											
28 Adam Everett, R (1,6) OBP: 0.270, SLG: 0.310			G5-3		1B				G6-3	4	0	1	1	0	0	1											
Brad Ausmus, R (1,2) OBP: 0.319, SLG: 0.303			G1-3	G1-3						3	0	0	0	0	0	3											
Morgan Ensberg, R (9,PH) OBP: 0.329, SLG: 0.413									HR	1	1	1	1	0	0	0											
Woody Williams, R (1,1) OBP: 0.143, SLG: 0.250			G5-3						G6-3	3	1	1	0	0	0	0											
Trever Miller, R (7,1)										0	0	0	0	0	0	0											
Chad Qualls, R (7,1)										0	0	0	0	0	0	0											
Chris Burke, R (8,9) OBP: 0.340, SLG: 0.383					9 1B					1	0	0	0	0	0	0											
Inning Stats	R: 0 E: 0 K: 0 S: 8	H: 0 LOB: 0 BB: 0 P: 12	R: 0 E: 0 K: 1 S: 15	H: 0 LOB: 0 BB: 0 P: 22	R: 0 E: 0 K: 0 S: 10	H: 0 LOB: 0 BB: 0 P: 11	R: 3 E: 0 K: 0 S: 15	H: 4 LOB: 2 BB: 1 P: 27	R: 2 E: 0 K: 0 S: 10	H: 3 LOB: 0 BB: 0 P: 15	R: 0 E: 0 K: 0 S: 6	H: 0 LOB: 1 BB: 1 P: 15	R: 0 E: 0 K: 1 S: 8	H: 0 LOB: 0 BB: 0 P: 9	R: 1 E: 0 K: 1 S: 7	H: 1 LOB: 0 BB: 0 P: 8	R: 1 E: 0 K: 0 S: 9	H: 1 LOB: 0 BB: 0 P: 16	1B: 6 2B: 1 3B: 0 HR: 2	SF: 0 SAC: 0 DP: 1 HBP: 0	WP: 0 PB: 0 SB: 0 CS: 0	PA: 37					
PITCHER	IP	WLS	BF	H	R	ER	SO	BB	IBB	HBP	BLK	WP	HR	S	P	ERA	WHIP										
28 Aaron Cook, R (1,1) ERA: 4.54	6.0		26	7	5	5	1	2	0	0	0	0	0	64	102	7.50	1.500										
35 Taylor Buchholz, R (7,1) ERA: 5.44	1.0	W	3	0	0	0	1	0	0	0	0	0	0	8	9	0.00	0.000										
LaTroy Hawkins, R (8,1) ERA: 5.27	1.0	H	4	1	1	1	1	0	0	0	0	0	1	7	8	9.00	1.000										
40 Brian Fuentes, L (9,1) ERA: 2.22	1.0	S	4	1	1	1	0	0	0	0	0	0	1	9	16	9.00	1.000										

Houston Astros @ Colorado Rockies
Coors Field, Denver, CO
Wed Jun 06 2007, 7:05 PM MDT
Att: 22,471 - Cloudy - 68 F


AB 35
R 7
H 9
RBI 6
BB 2
SO 3
LOB 8



Batter	1	2	3	4	5	6	7	8	9	AB	R	H	RBI	BB	SO	LOB	BOTTOM										
3 Willy Taveras, R (1,8) OBP: 0.378, SLG: 0.358	F9		G1-3	1B		F7-2	FC6-2			5	0	1	1	0	0	4											
Kazuo Matsui, S (1,4) OBP: 0.359, SLG: 0.477	F8		5 2B	5 2B			HR		K	4	2	2	2	1	1	3											
5 Matt Holliday, R (1,7) OBP: 0.387, SLG: 0.594	1B									3	0	3	1	1	0	0											
17 Todd Helton, L (1,3) OBP: 0.451, SLG: 0.510	F7		L7	F7						5	1	0	0	0	0	7											
27 Garrett Atkins, R (1,5) OBP: 0.315, SLG: 0.374		L8		8 1B	F9					5	2	2	0	0	0	1											
11 Brad Hawpe, L (1,9) OBP: 0.403, SLG: 0.514		L3		F9	F7					4	1	1	2	1	0	1											
2 Troy Tulowitzki, R (1,6) OBP: 0.342, SLG: 0.369					F9					5	0	2	1	0	1	3											
8 Yorvit Torrealba, R (1,2) OBP: 0.293, SLG: 0.281		G4-3		3 1B						4	1	3	1	0	0	1											
2B Aaron Cook, R (1,1) OBP: 0.333, SLG: 0.409										2	1	1	0	0	0	0											
35 Taylor Buchholz, R (7,1) ERA: 7.8										0	0	0	0	0	0	0											
14 Sean Barker, R (7,PH) ERA: 4.3										0	0	0	0	0	0	0											
LaTroy Hawkins, R (8,1)										0	0	0	0	0	0	0											
40 Brian Fuentes, L (9,1) ERA: 2.51										0	0	0	0	0	0	0											
Inning Stats	R: 0 E: 0 K: 0 S: 9	H: 1 LOB: 1 BB: 0 P: 16	R: 0 E: 0 K: 0 S: 16	H: 1 LOB: 1 BB: 0 P: 24	R: 1 E: 0 K: 0 S: 13	H: 1 LOB: 1 BB: 1 P: 25	R: 3 E: 0 K: 0 S: 20	H: 5 LOB: 3 BB: 1 P: 30	R: 0 E: 0 K: 0 S: 7	H: 0 LOB: 0 BB: 0 P: 8	R: 0 E: 0 K: 0 S: 5	H: 1 LOB: 0 BB: 0 P: 7	R: 4 E: 0 K: 1 S: 19	H: 5 LOB: 3 BB: 0 P: 30	R: 0 E: 0 K: 1 S: 8	H: 1 LOB: 2 BB: 1 P: 17	1B: 10 2B: 4 3B: 1 HR: 1	SF: 0 SAC: 1 DP: 1 HBP: 2	WP: 0 PB: 0 SB: 2 CS: 0	PA: 43							
PITCHER	IP	WLS	BF	H	R	ER	SO	BB	IBB	HBP	BLK	WP	HR	S	P	ERA	WHIP										
Woody Williams, R (1,1) ERA: 5.79	6.0	L	30	10	6	6	0	2	0	0	0	0	0	74	118	9.00	2.000										
Trever Miller, L (7,1)	0.1		3	2	1	1	0	0	0	0	0	0	0	7	8	27.00	6.000										
Chad Qualls, R (7,1)	0.2		5	2	1	1	1	0	0	0	1	0	0	8	14	13.50	3.000										
54 Brad Lidge, R (8,1)	1.0		5	1	0	0	1	0	1	0	0	0	0	8	17	0.00	1.000										

Houston Astros @ Colorado Rockies
Coors Field, Denver, CO
Wed Jun 06 2007, 7:05 PM MDT
Att: 22,471 - Cloudy - 68 F

AB 37
R 8
H 15
RBI 8
BB 3
SO 2
LOB 20



Batter	1	2	3	4	5	6	7	8	9	AB	R	H	RBI	BB	SO	LOB	TOP				
Mark Loretta, R (1.4) OBP: 0.370, SLG: 0.402			G6-3			G4-3				4	0	1	0	1	1	0					
9 Hunter Pence, R (1.8) OBP: 0.395, SLG: 0.610					P3		K2-3			5	1	2	0	0	2	3					
17 Lance Berkman, S (1.3) OBP: 0.382, SLG: 0.373	G3				F9			L4		4	1	1	2	1	0	4					
45 Carlos Lee, R (1.7) OBP: 0.353, SLG: 0.538							P6			4	2	2	0	0	1	2					
Luke Scott, L (1.9) OBP: 0.327, SLG: 0.470					F8					5	1	2	1	0	1	2					
Morgan Ensberg, R (1.5) OBP: 0.325, SLG: 0.401			G6-3				G6-3			4	0	0	0	1	1	3					
28 Adam Everett, R (1.6) OBP: 0.278, SLG: 0.314	G5-3		F8							4	1	2	1	1	0	2					
Brad Ausmus, R (1.2) OBP: 0.322, SLG: 0.313	G4-3						F9			5	0	2	2	0	1	4					
44 Roy Oswalt, R (1.1) Trevor Miller, R (7.1) Chad Qualls, R (7.1) Craig Biggio, R (8.9) 54 Brad Lidge, R (8.1) Dan Wheeler, R (9.1)	F9			SH3						2	0	0	0	0	1	2					
Inning Stats	R: 0 E: 0 K: 2 S: 12	H: 1 LOB: 1 BB: 0 P: 19	R: 1 E: 0 K: 0 S: 14	H: 1 LOB: 1 BB: 1 P: 24	R: 3 E: 0 K: 0 S: 19	H: 4 LOB: 1 BB: 0 P: 28	R: 0 E: 0 K: 0 S: 7	H: 2 LOB: 2 BB: 0 P: 10	R: 2 E: 0 K: 2 S: 14	H: 3 LOB: 1 BB: 0 P: 21	R: 0 E: 0 K: 1 S: 8	H: 0 LOB: 1 BB: 1 P: 19	R: 0 E: 0 K: 0 S: 10	H: 1 LOB: 1 BB: 0 P: 9	R: 0 E: 0 K: 2 S: 11	H: 0 LOB: 1 BB: 1 P: 20	1B: 7 2B: 3 3B: 1 HR: 1	SF: 0 SAC: 1 DP: 0 HBP: 1	WP: 1 PB: 0 SB: 1 CS: 0	PA: 44	
PITCHER	IP	WLS	BF	H	R	ER	SO	BB	IBB	HBP	BLK	WP	HR	S	P	ERA	WHIP				
Josh Fogg, R (1.1) ERA: 5.06	5.0		27	11	6	6	4	1	0	0	0	1	1	66	102	10.80	2.400				
50 Jorge Julio, R (6.1) ERA: 7.71	1.0		4	0	0	0	1	1	0	0	0	0	0	8	19	0.00	1.000				
Tom Martin, L (7.1) ERA: 3.55	1.0		4	1	0	0	0	0	0	0	0	0	0	7	9	0.00	1.000				
60 Manny Corpas, R (8.1) ERA: 3.0	1.0		4	0	0	0	2	1	0	0	0	0	0	10	17	0.00	1.000				
Jeremy Affeldt, L (9.1) ERA: 3.04	1.0	W	5	0	0	0	2	1	0	1	0	0	0	11	20	0.00	1.000				

Houston Astros @ Colorado Rockies
Coors Field, Denver, CO
Thu Jun 07 2007, 1:05 PM MDT
Att: 22,103 - Cloudy - 66 F

AB 38
R 6
H 12
RBI 6
BB 4
SO 9
LOB 22



Batter	1	2	3	4	5	6	7	8	9	AB	R	H	RBI	BB	SO	LOB	BOTTOM					
3 Willy Taveras, R (1.8) OBP: 0.378, SLG: 0.376		G1-3		G4-3				F9		5	1	2	1	0	0	1						
Kazuo Matsui, S (1.4) OBP: 0.351, SLG: 0.473	B1-3		F7		F9	L6				5	1	1	0	0	0	2						
5 Matt Holliday, R (1.7) OBP: 0.395, SLG: 0.607					P3					5	1	4	1	0	0	0						
17 Todd Helton, L (1.3) Jamey Carroll, R (9. PR) OBP: 0.301, SLG: 0.200					G6-3		F9			4	0	1	0	1	1	2						
27 Garrett Atkins, R (1.5) OBP: 0.321, SLG: 0.371			G5-3							2	1	0	0	3	1	2						
11 Brad Hawpe, L (1.9) OBP: 0.398, SLG: 0.508	F4					F8			SF9	4	0	1	1	0	1	4						
2 Troy Tulowitzki, R (1.6) OBP: 0.347, SLG: 0.393	FC5							G6-3		5	2	3	3	0	0	5						
20 Chris Iannetta, R (1.2) OBP: 0.324, SLG: 0.319								F8		4	0	2	1	0	1	0						
Josh Fogg, R (1.1) 50 Jorge Julio, R (6.1) 19 Ryan Spilborghs, R (6. PR) Tom Martin, L (7.1) 60 Manny Corpas, R (8.1) 10 Jeff Baker, R (8. PR) Jeremy Affeldt, L (9.1)	P3			G6-3						2	0	0	0	0	0	1						
Inning Stats	R: 1 E: 0 K: 0 S: 13	H: 2 LOB: 3 BB: 2 P: 25	R: 0 E: 0 K: 1 S: 8	H: 0 LOB: 0 BB: 0 P: 12	R: 0 E: 0 K: 1 S: 9	H: 1 LOB: 1 BB: 0 P: 12	R: 1 E: 0 K: 1 S: 15	H: 2 LOB: 1 BB: 0 P: 19	R: 0 E: 0 K: 0 S: 7	H: 0 LOB: 0 BB: 0 P: 10	R: 2 E: 0 K: 1 S: 16	H: 3 LOB: 2 BB: 1 P: 28	R: 0 E: 0 K: 1 S: 11	H: 2 LOB: 2 BB: 0 P: 19	R: 0 E: 0 K: 1 S: 8	H: 0 LOB: 0 BB: 0 P: 11	R: 3 E: 0 K: 0 S: 16	H: 4 LOB: 2 BB: 1 P: 26	1B: 8 2B: 4 3B: 0 HR: 2	SF: 1 SAC: 0 DP: 0 HBP: 0	WP: 0 PB: 0 SB: 0 CS: 0	PA: 43
PITCHER	IP	WLS	BF	H	R	ER	SO	BB	IBB	HBP	BLK	WP	HR	S	P	ERA	WHIP					
44 Roy Oswalt, R (1.1) ERA: 3.38	6.0		30	9	4	4	4	3	0	0	0	0	0	70	108	6.00	2.000					
Trevor Miller, L (7.1) ERA: 7.63	0.1	H	1	0	0	0	0	0	0	0	0	0	0	1	3	0.00	0.000					
Chad Qualls, R (7.1) ERA: 4.2	0.2	H	3	1	0	0	1	0	0	0	0	0	0	8	14	0.00	1.500					
54 Brad Lidge, R (8.1) ERA: 2.43	1.0	H	3	0	0	0	1	0	0	0	0	0	0	8	11	0.00	0.000					
Dan Wheeler, R (9.1) ERA: 5.6	0.1	L	6	4	3	3	0	1	0	0	0	0	0	16	26	81.00	15.000					

Houston Astros @ Colorado Rockies
Coors Field, Denver, CO
Thu Jun 07 2007, 1:05 PM MDT
Att: 22,103 - Cloudy - 66 F

AB 38
R 7
H 14
RBI 7
BB 4
SO 6
LOB 18



Batter	1	2	3	4	5	6	7	8	9	AB	R	H	RBI	BB	SO	LOB	TOP											
Craig Biggio, R OBP: 0.275, SLG: 0.382 (1, 10)										5	1	1	1	0	2	2												
9 Hunter Pence, R OBP: 0.391, SLG: 0.607 Mike Lamb, L OBP: 0.330, SLG: 0.355 (7, 3)										4	1	1	0	0	2	1												
17 Lance Berkman, S OBP: 0.379, SLG: 0.369 Luke Scott, L OBP: 0.333, SLG: 0.474 (4, 9)										2	0	0	0	0	1	0												
45 Carlos Lee, R OBP: 0.354, SLG: 0.537 (1, 7)										4	1	1	0	1	0	1												
Mark Loretta, R OBP: 0.378, SLG: 0.400 (7, 4)										3	0	1	1	2	1	2												
Morgan Ensberg, R OBP: 0.323, SLG: 0.393 (1, 5)										3	1	0	0	1	0	3												
Chris Burke, R OBP: 0.347, SLG: 0.400 (7, 8)										4	0	2	1	0	0	2												
Eric Munson, L OBP: 0.333, SLG: 0.200 (1, 2)										3	0	0	0	1	0	7												
2B Adam Everett, R OBP: 0.278, SLG: 0.313 (1, 6)										4	0	1	1	0	1	1												
Inning Stats	R: 1 E: 0 K: 1 S: 9	H: 1 LOB: 0 BB: 0 P: 15	R: 0 E: 0 K: 0 S: 8	H: 0 LOB: 0 BB: 1 P: 17	R: 0 E: 0 K: 1 S: 9	H: 0 LOB: 1 BB: 1 P: 14	R: 1 E: 0 K: 1 S: 11	H: 2 LOB: 2 BB: 1 P: 21	R: 1 E: 1 K: 0 S: 8	H: 2 LOB: 1 BB: 0 P: 10	R: 1 E: 0 K: 2 S: 10	H: 2 LOB: 0 BB: 0 P: 15	R: 0 E: 0 K: 1 S: 6	H: 0 LOB: 0 BB: 0 P: 6	R: 0 E: 0 K: 1 S: 6	H: 0 LOB: 0 BB: 0 P: 6	1B: 5 2B: 3 3B: 0 HR: 1	SF: 0 SAC: 0 DP: 2 HBP: 0	WP: 1 PB: 0 SB: 1 CS: 0	PA: 41								
PITCHER	IP	WLS	BF	H	R	ER	SO	BB	IBB	HBP	BLK	WP	HR	S	P	ERA	WHIP											
50 John Danks, L ERA: 4.38 46 Nick Masset, R ERA: 6.91 60 Dewon Day, R ERA: 3.86 45 Bobby Jenks, R ERA: 2.38	(1, 1)	5.2	L	27	7	4	3	4	3	1	0	0	0	1	50	89	4.76	1.765										

Houston Astros @ Chicago White Sox
U.S. Cellular Field, Chicago, IL

AB 36
R 5
H 9
RBI 5
BB 5
SO 7
LOB 19



WP: 1 PA: 41
PB: 0
SB: 1
CS: 0

Batter	1	2	3	4	5	6	7	8	9	AB	R	H	RBI	BB	SO	LOB	BOTTOM											
7 Jerry Owens, L OBP: 0.182, SLG: 0.242 26 Andy González, R (6, 9)										3	0	0	0	0	0	3												
Tadahito Iguchi, R OBP: 0.343, SLG: 0.361 (1, 4)										3	1	2	1	1	0	0												
25 Jim Thome, L OBP: 0.470, SLG: 0.556 (1, 10)										4	0	1	0	0	1	2												
14 Paul Konerko, R OBP: 0.326, SLG: 0.397 (1, 3)										2	0	0	0	2	1	1												
12 A.J. Pierzynski, L OBP: 0.296, SLG: 0.426 (1, 2)										4	1	1	0	0	0	4												
22 Josh Fields, R (1, 5)										4	0	0	0	0	1	3												
Rob Mackowiak, L OBP: 0.320, SLG: 0.331 (1, 7)										4	0	1	1	0	1	0												
30 Luis Terrero, R OBP: 0.361, SLG: 0.533 (8, 8)										3	0	1	0	0	1	0												
5 Juan Uribe, R OBP: 0.279, SLG: 0.331 (1, 6)										4	0	0	0	0	1	3												
Inning Stats	R: 1 E: 0 K: 0 S: 15	H: 2 LOB: 2 BB: 1 P: 24	R: 0 E: 0 K: 0 S: 8	H: 1 LOB: 1 BB: 0 P: 13	R: 0 E: 0 K: 0 S: 5	H: 0 LOB: 0 BB: 0 P: 8	R: 1 E: 0 K: 1 S: 12	H: 2 LOB: 2 BB: 0 P: 14	R: 0 E: 0 K: 1 S: 7	H: 0 LOB: 1 BB: 1 P: 9	R: 0 E: 0 K: 1 S: 12	H: 1 LOB: 0 BB: 0 P: 18	R: 0 E: 0 K: 1 S: 8	H: 0 LOB: 0 BB: 1 P: 15	R: 0 E: 0 K: 2 S: 11	H: 0 LOB: 0 BB: 0 P: 16	1B: 4 2B: 1 3B: 0 HR: 1	SF: 0 SAC: 0 DP: 1 HBP: 1	WP: 1 PB: 0 SB: 0 CS: 0	PA: 36								
PITCHER	IP	WLS	BF	H	R	ER	SO	BB	IBB	HBP	BLK	WP	HR	S	P	ERA	WHIP											
43 Chris Sampson, R ERA: 3.36 Trevor Miller, L ERA: 7.47 54 Brad Lidge, R ERA: 2.35 Dan Wheeler, R ERA: 5.4	(1, 1)	6.2	W	29	6	2	2	2	2	0	0	0	0	0	5	8	0.00	0.000										

Houston Astros @ Chicago White Sox
U.S. Cellular Field, Chicago, IL

AB 32
R 2
H 6
RBI 2
BB 3
SO 6
LOB 16



WP: 1 PA: 36
PB: 0
SB: 0
CS: 0

Batter	1	2	3	4	5	6	7	8	9	AB	R	H	RBI	BB	SO	LOB	TOP										
Orlando Palmeiro, L OBP: 0.333, SLG: 0.239										5	0	2	0	0	0	2											
Mark Loretta, R OBP: 0.385, SLG: 0.403										4	0	2	0	1	0	2											
17 Lance Berkman, S OBP: 0.384, SLG: 0.380										5	1	3	1	0	2	3											
45 Carlos Lee, R OBP: 0.351, SLG: 0.528										4	0	0	0	1	1	4											
Luke Scott, L OBP: 0.331, SLG: 0.475										4	0	1	0	0	0	3											
Craig Biggio, R OBP: 0.275, SLG: 0.382										0	0	0	0	0	0	0											
Mike Lamb, L OBP: 0.326, SLG: 0.368										2	0	1	1	1	0	0											
Chris Burke, R OBP: 0.343, SLG: 0.386										3	0	0	0	1	0	3											
Eric Munson, L OBP: 0.313, SLG: 0.429										4	1	1	1	0	1	3											
Brad Ausmus, R OBP: 0.322, SLG: 0.313										0	0	0	0	0	0	0											
2B Adam Everett, R OBP: 0.282, SLG: 0.317										4	1	2	0	0	1	0											
Inning Stats	R: 0 E: 0 K: 1 S: 14	H: 1 LOB: 1 BB: 0 P: 21	R: 0 E: 0 K: 0 S: 10	H: 0 LOB: 0 BB: 0 P: 15	R: 1 E: 0 K: 0 S: 10	H: 2 LOB: 2 BB: 1 P: 14	R: 0 E: 0 K: 1 S: 13	H: 2 LOB: 2 BB: 1 P: 25	R: 0 E: 0 K: 0 S: 8	H: 1 LOB: 1 BB: 0 P: 9	R: 0 E: 0 K: 1 S: 8	H: 0 LOB: 0 BB: 0 P: 11	R: 1 E: 0 K: 1 S: 10	H: 3 LOB: 3 BB: 0 P: 28	R: 1 E: 0 K: 0 S: 12	H: 3 LOB: 1 BB: 0 P: 14	1B: 8 2B: 4 3B: 0 HR: 1	SF: 1 SAC: 0 DP: 2 HBP: 0	WP: 0 PB: 0 SB: 0 CS: 2	PA: 41							
PITCHER	IP	WLS	BF	H	R	ER	SO	BB	IBB	HBP	BLK	WP	HR	S	P	ERA	WHIP										
Jon Garland, R ERA: 3.42	(1, 1)	7.0	28	8	1	1	4	1	0	0	0	0	1	78	116	1.29	1.286										
Bret Prinz, R ERA: 20.25	(8, 1)	0.0	3	1	1	1	0	1	1	0	0	0	0	1	11	∞	∞										
57 Boone Logan, L ERA: 4.0	(8, 1)	0.2	2	0	0	0	0	0	0	0	0	0	0	4	7	0.00	0.000										
Ryan Bukvich, R ERA: 20.25	(8, 1)	0.1	2	0	0	0	1	1	0	0	0	0	0	5	10	0.00	3.000										
45 Bobby Jenks, R ERA: 2.66	(9, 1)	1.0	L	5	3	1	1	0	0	0	0	0	0	12	14	9.00	3.000										

Houston Astros @ Chicago White Sox
U.S. Cellular Field, Chicago, IL
Sat Jun 09 2007, 3:55 PM EDT
Att: 36,616 - Sunny - 73 F

AB 35
R 3
H 12
RBI 3
BB 4
SO 5
LOB 20

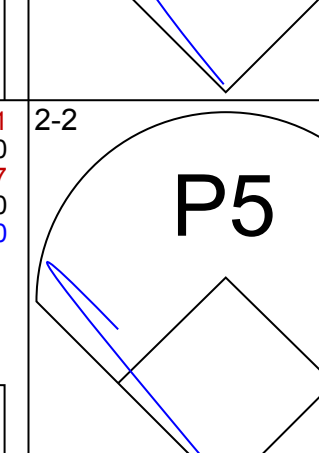
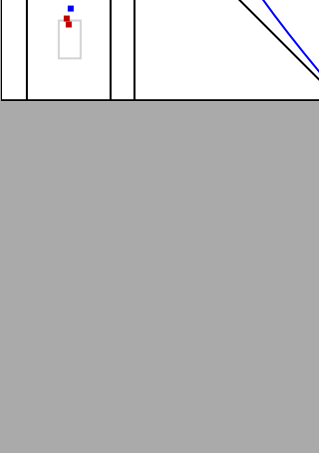

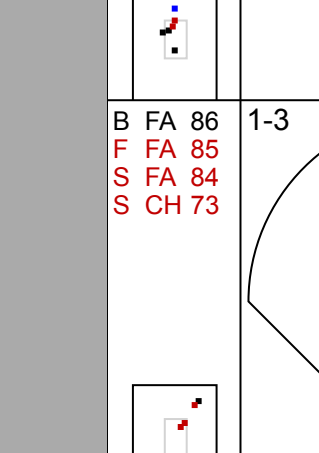





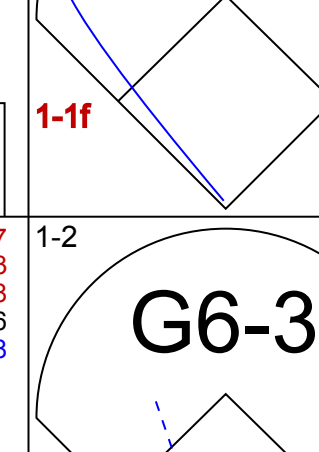
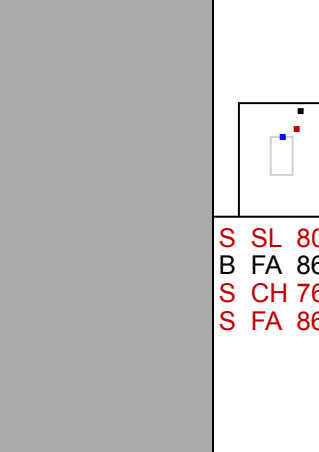
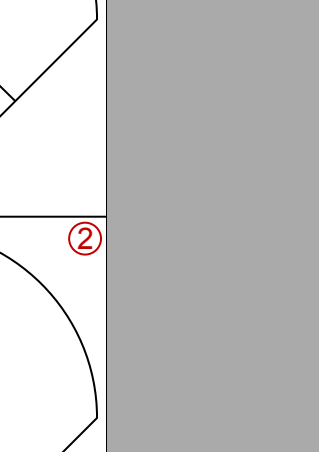

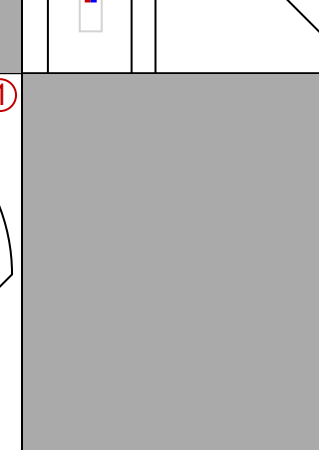
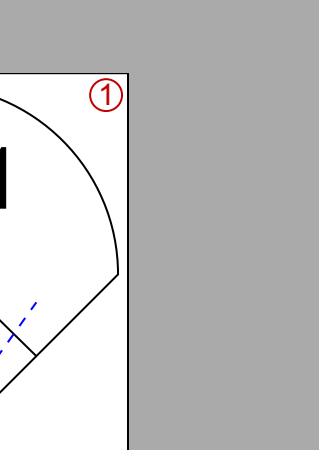



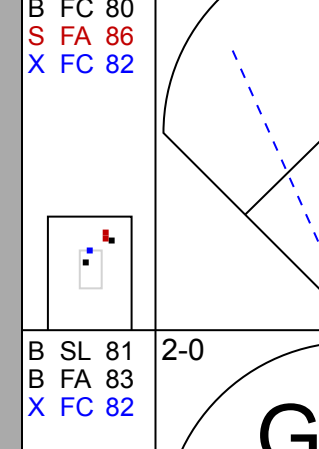
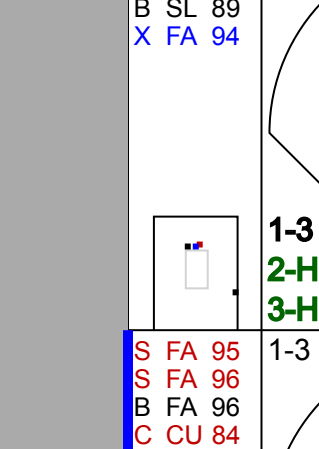
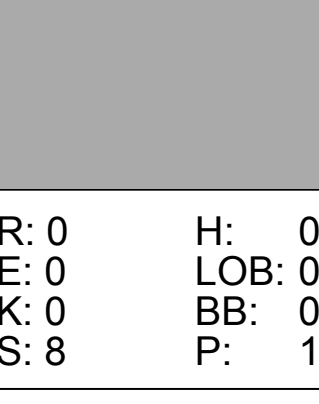
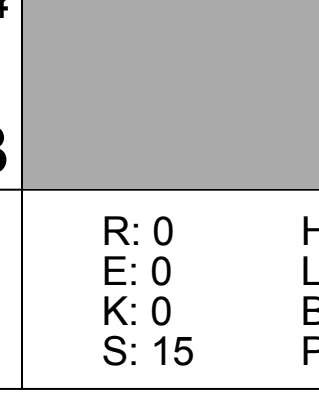
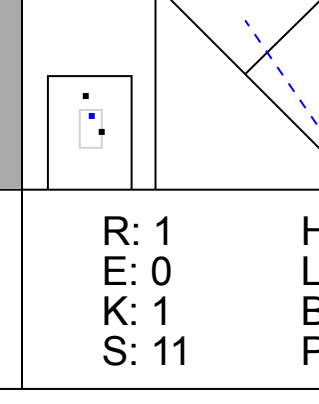
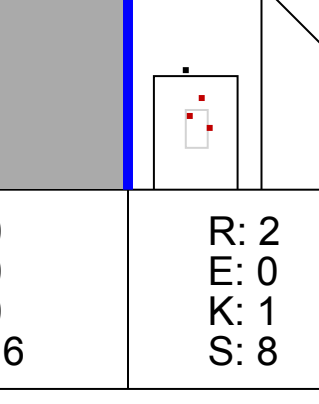
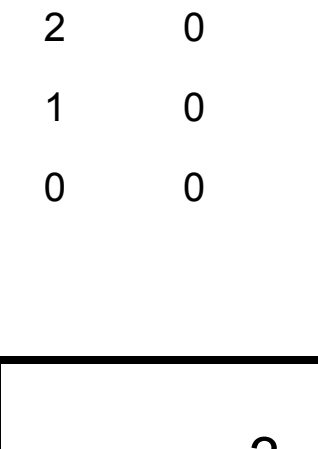
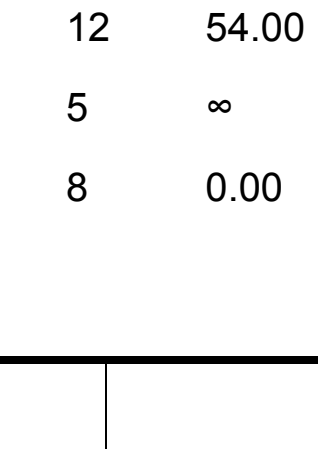


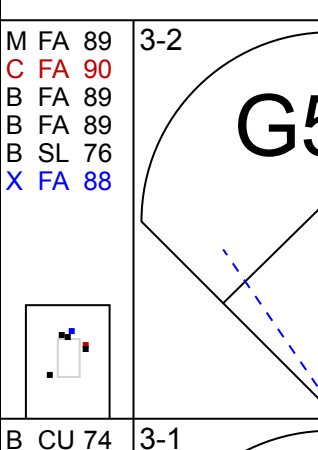
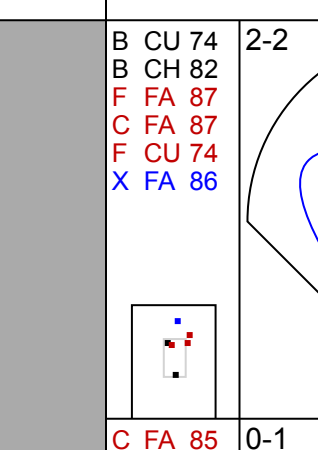
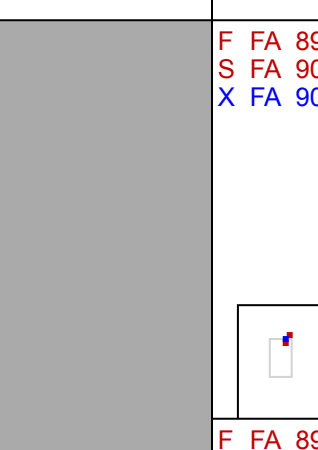

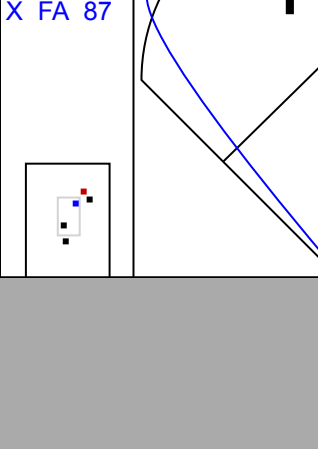
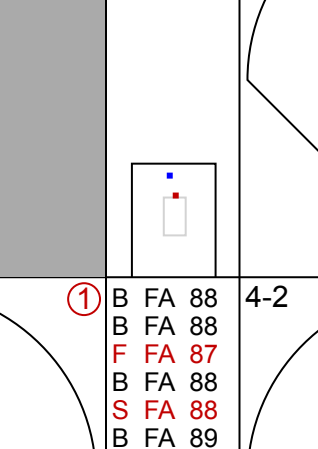
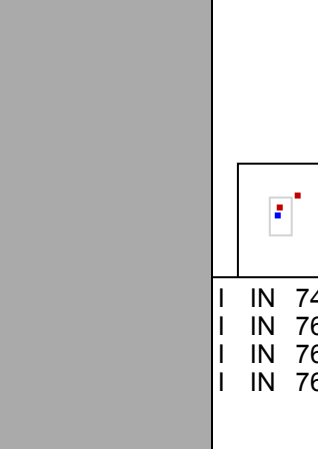



Batter	1	2	3	4	5	6	7	8	9	AB	R	H	RBI	BB	SO	LOB	BOTTOM										
Rob Mackowiak, L OBP: 0.316, SLG: 0.321										4	1	0	0	0	2	4											
Tadahito Iguchi, R OBP: 0.343, SLG: 0.366										3	0	1	0	0	1	3											
25 Jim Thome, L OBP: 0.464, SLG: 0.554										4	0	1	2	0	1	0											
8 Alex Cintron, S OBP: 0.236, SLG: 0.246										0	0	0	0	0	0	0											
14 Paul Konerko, R OBP: 0.329, SLG: 0.396										3	0	1	0	1	0	0											
12 A.J. Pierzynski, L OBP: 0.290, SLG: 0.417										4	0	0	0	0	1	3											
23 Jermaine Dye, R OBP: 0.285, SLG: 0.415										4	0	1	0	0	1	3											
5 Juan Uribe, R OBP: 0.279, SLG: 0.325										3	0	0	0	1	1	1											
30 Luis Terrero, R OBP: 0.359, SLG: 0.515										3	0	1	0	0	1	0											
22 Josh Fields, R OBP: 0.200, SLG: 0.143										3	1	2	0	1	0	1											
Inning Stats	R: 0 E: 0 K: 1 S: 8	H: 1 LOB: 0 BB: 0 P: 13	R: 0 E: 0 K: 0 S: 8	H: 1 LOB: 1 BB: 0 P: 12	R: 0 E: 0 K: 2 S: 9	H: 0 LOB: 1 BB: 1 P: 19	R: 0 E: 0 K: 2 S: 9	H: 1 LOB: 1 BB: 0 P: 12	R: 0 E: 0 K: 0 S: 8	H: 0 LOB: 0 BB: 0 P: 13	R: 0 E: 0 K: 2 S: 7	H: 0 LOB: 0 BB: 0 P: 11	R: 2 E: 0 K: 1 S: 11	H: 2 LOB: 2 BB: 1 P: 23	R: 0 E: 0 K: 1 S: 7	H: 0 LOB: 1 BB: 1 P: 13	1B: 5 2B: 2 3B: 0 HR: 0	SF: 0 SAC: 2 DP: 0 HBP: 1	WP: 0 PB: 0 SB: 0 CS: 0	PA: 37							
PITCHER	IP	WLS	BF	H	R	ER	SO	BB	IBB	HBP	BLK	WP	HR	S	P	ERA	WHIP										
23 Jason Jennings, R ERA: 2.7	(1, 1)	7.0	27	6	1	1	6	1	0	0	0	0	0	61	97	1.29	1.000										
Trever Miller, L ERA: 7.71	(8, 1)	0.2	B	5	1	1	1	0	1	1	0	0	0	9	18	13.50	1.500										
Chad Qualls, R ERA: 4.02	(8, 1)	1.1	W	5	0	0	1	1	0	0	0	0	0	8	16	0.00	0.750										

Houston Astros @ Chicago White Sox
U.S. Cellular Field, Chicago, IL
Sat Jun 09 2007, 3:55 PM EDT
Att: 36,616 - Sunny - 73 F

AB 31
R 2
H 7
RBI 2
BB 3
SO 8
LOB 15

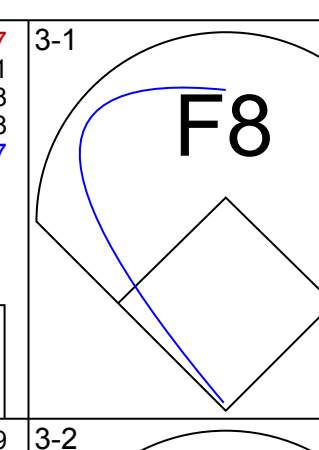
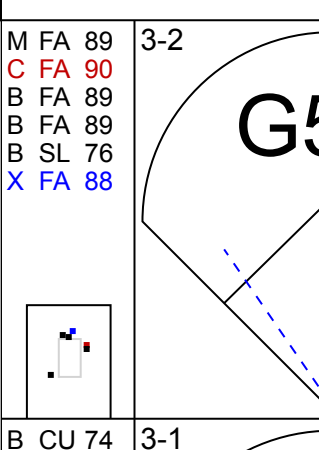
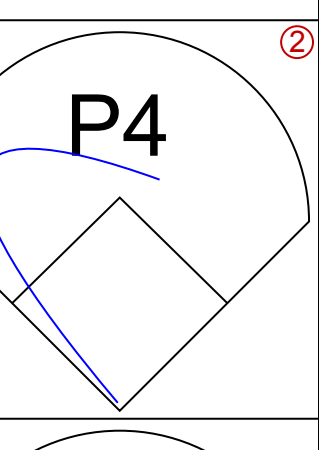
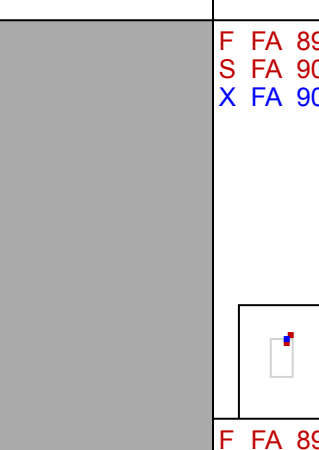
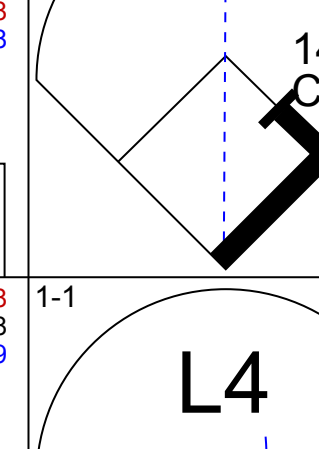
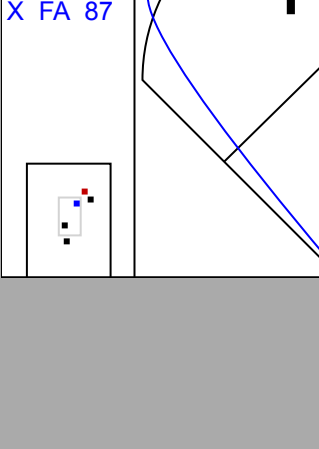
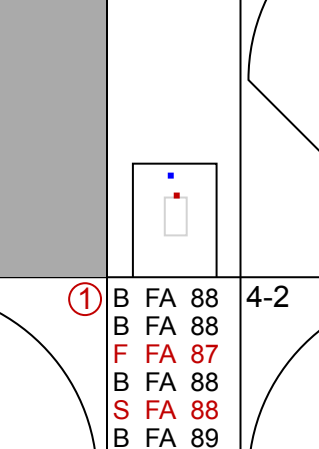
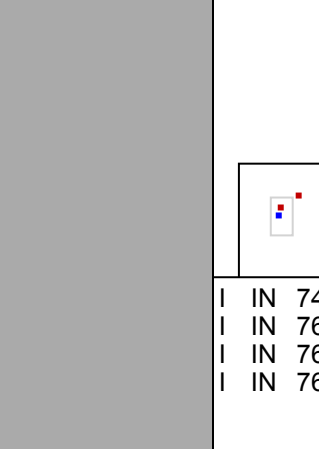
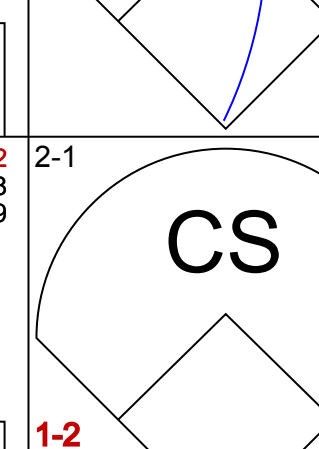
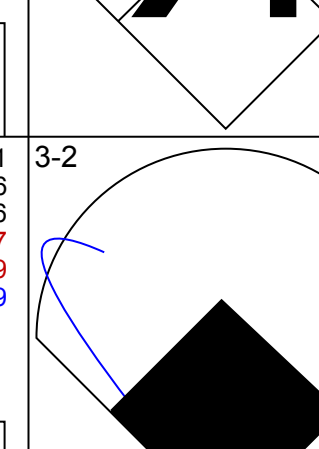
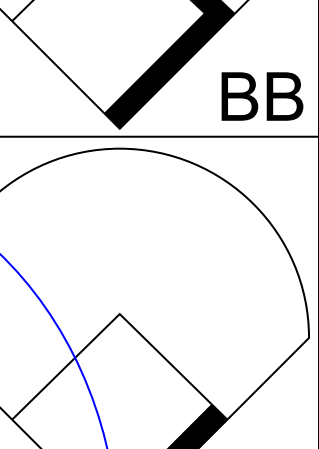
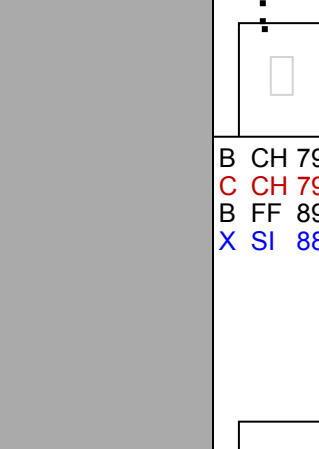

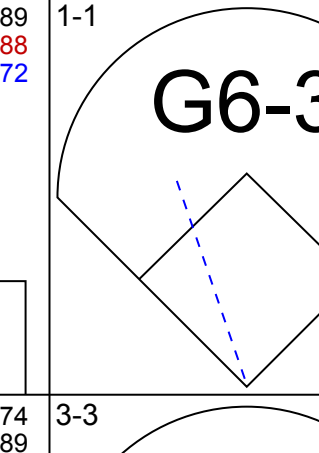
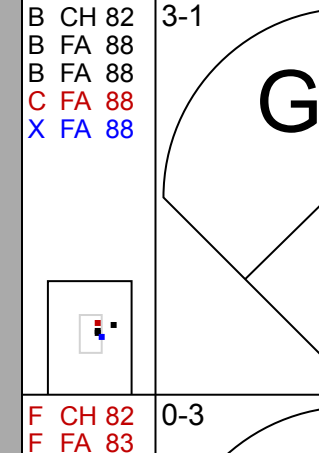
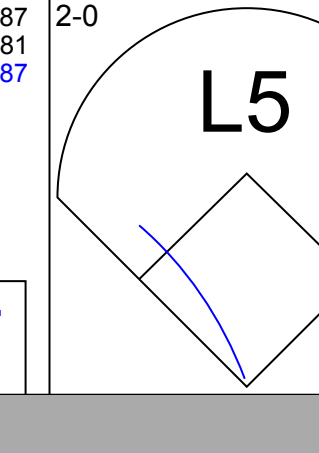

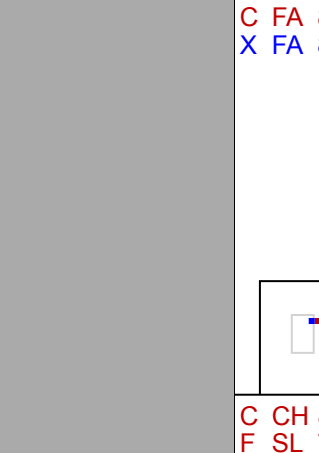
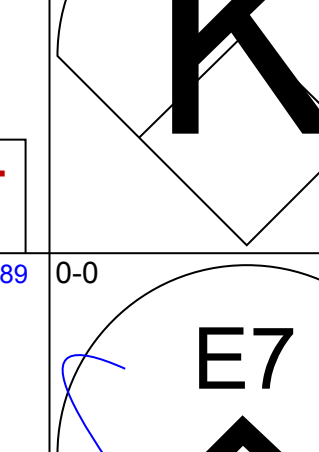
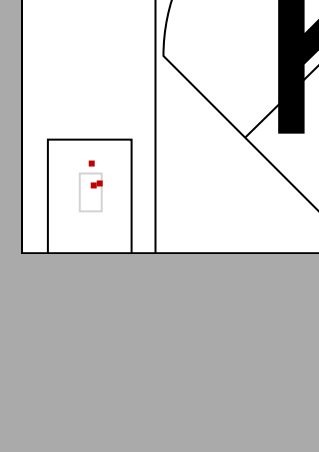
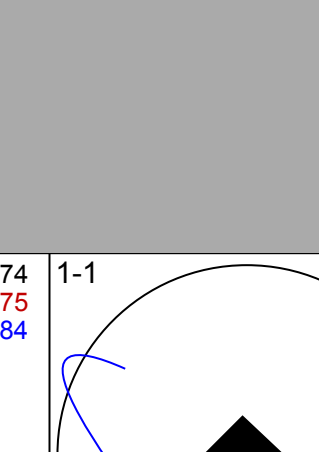
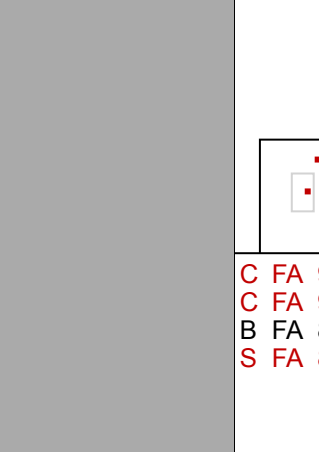
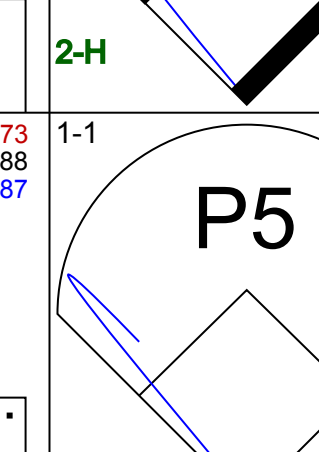

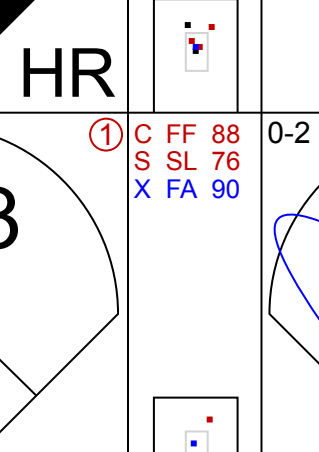



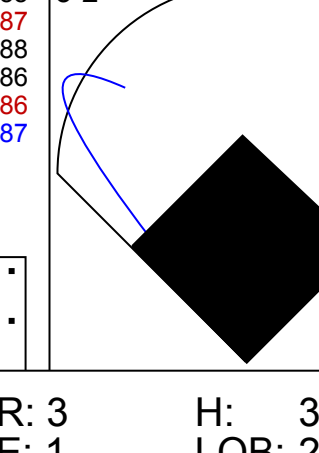

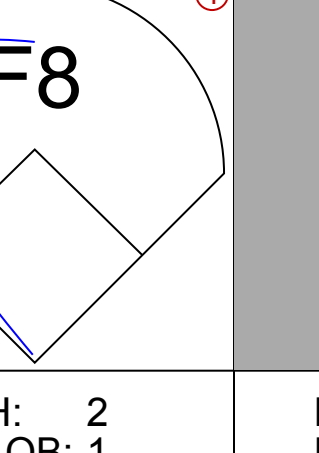
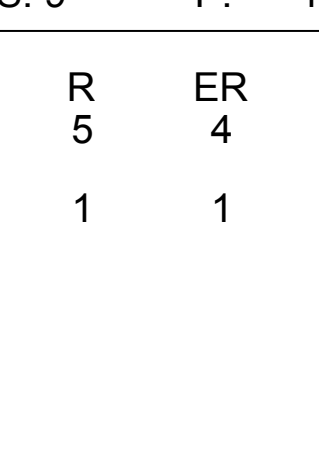
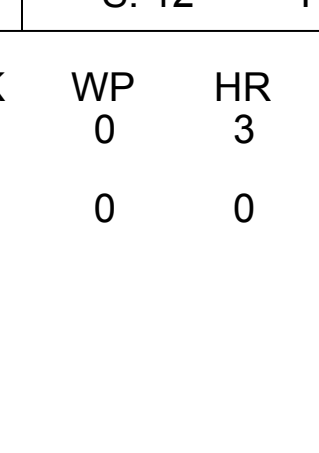


Batter	1	2	3	4	5	6	7	8	9	AB	R	H	RBI	BB	SO	LOB	TOP					
Craig Biggio, R OBP: 0.271, SLG: 0.375 (1, 10)										4	0	0	0	0	1	3						
Chris Burke, R OBP: 0.330, SLG: 0.370 (1, 8)										4	0	0	0	0	0	2						
17 Lance Berkman, S OBP: 0.382, SLG: 0.382 (1, 9)										4	0	1	0	0	2	0						
45 Carlos Lee, R OBP: 0.350, SLG: 0.523 (1, 7)										4	0	1	0	0	0	0						
Mark Loretta, R OBP: 0.282, SLG: 0.394 (1, 4)										3	1	0	0	1	0	2						
Morgan Ensberg, R OBP: 0.322, SLG: 0.385 (1, 5)										3	1	0	0	1	1	1						
Mike Lamb, L OBP: 0.342, SLG: 0.398 (1, 3)										3	1	1	1	1	0	0						
Brad Ausmus, R OBP: 0.331, SLG: 0.327 (1, 2)										3	0	2	1	1	0	1						
2B Adam Everett, R OBP: 0.282, SLG: 0.317 Luke Scott, L OBP: 0.330, SLG: 0.472 (9, PH)										3	0	1	0	0	0	2						
Inning Stats	R: 0 E: 0 K: 1 S: 9	H: 0 LOB: 0 BB: 0 P: 11	R: 0 E: 0 K: 0 S: 8	H: 0 LOB: 0 BB: 0 P: 12	R: 0 E: 0 K: 0 S: 15	H: 1 LOB: 2 BB: 1 P: 21	R: 0 E: 0 K: 0 S: 15	H: 2 LOB: 1 BB: 0 P: 18	R: 0 E: 0 K: 1 S: 6	H: 1 LOB: 1 BB: 0 P: 11	R: 0 E: 0 K: 1 S: 8	H: 0 LOB: 0 BB: 0 P: 12	R: 1 E: 0 K: 1 S: 11	H: 2 LOB: 1 BB: 0 P: 18	R: 0 E: 0 K: 1 S: 11	H: 0 LOB: 0 BB: 0 P: 16	R: 2 E: 0 K: 1 S: 8	H: 0 LOB: 1 BB: 3 P: 25	1B: 3 2B: 3 3B: 0 HR: 1	SF: 0 SAC: 0 DP: 1 HBP: 0	WP: 1 PB: 0 SB: 0 CS: 0	PA: 36
PITCHER	IP	WLS	BF	H	R	ER	SO	BB	IBB	HBP	BLK	WP	HR	S	P	ERA	WHIP					
56 Mark Buehrle, L ERA: 3.69	8.0	W	30	6	1	1	4	1	0	0	0	0	1	83	119	1.12	0.875					
60 Dewon Day, R ERA: 8.14	0.1		3	0	2	2	0	2	0	0	0	0	0	2	12	54.00	6.000					
57 Boone Logan, L ERA: 4.0	0.0		1	0	0	0	0	1	0	0	0	0	0	1	5	∞						
45 Bobby Jenks, R ERA: 2.99	0.2	S	2	0	0	0	1	0	0	0	0	1	0	5	8	0.00	0.000					

Houston Astros @ Chicago White Sox
U.S. Cellular Field, Chicago, IL
Sun Jun 10 2007, 2:05 PM EDT
Att: 33,433 - Partly Cloudy - 77 F

AB 32
R 3
H 6
RBI 2
BB 4
SO 5
LOB 12



Batter	1	2	3	4	5	6	7	8	9	AB	R	H	RBI	BB	SO	LOB	BOTTOM				
Tadahito Iguchi, R OBP: 0.341, SLG: 0.364 (1, 4)										4	1	1	0	0	0	0					
26 Andy González, R OBP: 0.273, SLG: 0.300 (1, 7)										4	1	2	1	0	0	0					
25 Jim Thome, L OBP: 0.465, SLG: 0.544 (1, 10)										2	0	0	0	2	1	1					
14 Paul Konerko, R OBP: 0.336, SLG: 0.422 (1, 3)										4	2	3	2	0	0	2					
23 Jermaine Dye, R OBP: 0.280, SLG: 0.407 (1, 9)										4	0	0	0	0	0	3					
22 Josh Fields, R OBP: 0.158, SLG: 0.111 (1, 5)										4	0	0	0	0	3	2					
30 Luis Terrero, R OBP: 0.372, SLG: 0.595 (1, 8)										4	1	2	2	0	1	1					
Toby Hall, R OBP: 0.158, SLG: 0.211 (1, 2)										4	0	0	0	0	0	2					
5 Juan Uribe, R OBP: 0.280, SLG: 0.343 (1, 6)										3	1	1	1	0	0	0					
Inning Stats	R: 0 E: 0 K: 0 S: 8	H: 1 LOB: 0 BB: 0 P: 17	R: 1 E: 1 K: 1 S: 9	H: 2 LOB: 1 BB: 0 P: 14	R: 0 E: 0 K: 0 S: 7	H: 0 LOB: 0 BB: 0 P: 13	R: 1 E: 0 K: 2 S: 12	H: 1 LOB: 0 BB: 0 P: 19	R: 3 E: 0 K: 0 S: 16	H: 3 LOB: 2 BB: 1 P: 28	R: 0 E: 0 K: 0 S: 10	H: 0 LOB: 0 BB: 0 P: 14	R: 1 E: 0 K: 0 S: 9	H: 2 LOB: 1 BB: 1 P: 16	R: 0 E: 1 K: 2 S: 9	H: 0 LOB: 1 BB: 0 P: 10	1B: 4 2B: 2 3B: 0 HR: 3	SF: 0 SAC: 0 DP: 1 HBP: 0	WP: 0 PB: 0 SB: 1 CS: 1	PA: 36	
PITCHER	IP	WLS	BF	H	R	ER	SO	BB	IBB	HBP	BLK	WP	HR	S	P	ERA	WHIP				
51 Wandy Rodriguez, L ERA: 4.52	5.0	L	23	7	5	4	3	1	0	0	0	0	3	52	91	7.20	1.600				
Brian Moehler, R ERA: 6.64	3.0		12	2	1	1	2	0	1	0	0	0	0	28	40	3.00	0.667				

Houston Astros @ Chicago White Sox
U.S. Cellular Field, Chicago, IL
Sun Jun 10 2007, 2:05 PM EDT
Att: 33,433 - Partly Cloudy - 77 F

AB 33
R 6
H 9
RBI 6
BB 2
SO 5
LOB 11



Batter	1	2	3	4	5	6	7	8	9	AB	R	H	RBI	BB	SO	LOB	TOP					
Craig Biggio, R OBP: 0.266, SLG: 0.368 (1, 4)	1-3 		2-3 			2-2 		3-1 		4	0	0	0	0	2	2						
9 Hunter Pence, R OBP: 0.381, SLG: 0.591 (1, 8)	3-2 		3-3 			1-0 		1-0 		4	0	0	0	0	1	1						
17 Lance Berkman, S OBP: 0.383, SLG: 0.381 (1, 9)	3-2 			2-0 		3-2 		4-2 		3	0	1	0	1	0	0						
45 Carlos Lee, R OBP: 0.344, SLG: 0.515 (1, 7)		0-1 		2-3 		1-0 		0-0 		4	0	0	0	0	1	2						
Mark Loretta, R OBP: 0.381, SLG: 0.388 (8, 6)		2-2 		1-3 		0-1 				2	0	0	0	0	1	0						
Mike Lamb, L OBP: 0.342, SLG: 0.390 (1, 3)		3-2 			2-2 			4-0 		2	1	0	0	1	0	1						
28 Adam Everett, R OBP: 0.290, SLG: 0.314 (8, PH)		0-3 			3-2 			0-1 		2	0	0	0	0	1	1						
Morgan Ensberg, R OBP: 0.322, SLG: 0.385 (8, 5)								1-2 		1	0	1	0	0	0	0						
Brad Ausmus, R OBP: 0.331, SLG: 0.327 (1, 2)				1-0 		3-2 		0-2 		3	0	1	0	0	0	1						
Woody Williams, R OBP: 0.138, SLG: 0.241 (8, PH)				0-0 				2-3 		1	0	0	0	0	1	0						
Orlando Palmeiro, L OBP: 0.327, SLG: 0.234 (8, 1)										1	0	0	0	0	1	1						
Dan Wheeler, R (8, 1)										0	0	0	0	0	0	0						
Inning Stats	R: 0 E: 0 K: 1 S: 12	H: 0 LOB: 0 BB: 0 P: 19	R: 0 E: 0 K: 1 S: 11	H: 0 LOB: 1 BB: 0 P: 16	R: 0 E: 0 K: 2 S: 10	H: 1 LOB: 1 BB: 0 P: 16	R: 0 E: 0 K: 2 S: 8	H: 0 LOB: 0 BB: 0 P: 13	R: 0 E: 0 K: 0 S: 12	H: 0 LOB: 0 BB: 0 P: 20	R: 0 E: 0 K: 1 S: 8	H: 0 LOB: 0 BB: 0 P: 13	R: 0 E: 0 K: 0 S: 6	H: 1 LOB: 0 BB: 0 P: 10	R: 1 E: 1 K: 1 S: 12	H: 1 LOB: 1 BB: 1 P: 21	R: 0 E: 0 K: 0 S: 4	H: 0 LOB: 0 BB: 1 P: 9	1B: 3 2B: 0 3B: 0 HR: 0	SF: 0 SAC: 1 DP: 2 HBP: 1	WP: 0 PB: 0 SB: 0 CS: 0	PA: 31
PITCHER	IP	WLS	BF	H	R	ER	SO	BB	IBB	HBP	BLK	WP	HR	S	P	ERA	WHIP					
38 Carlos Zambrano, R ERA: 4.89 (1, 1)	8.0	W	28	3	1	0	8	1	0	1	0	0	0	79	128	0.00	0.500					
46 Ryan Dempster, R ERA: 3.94 (9, 1)	1.0	S	3	0	0	0	0	1	0	0	0	0	0	4	9	0.00	1.000					

Houston Astros @ Chicago Cubs
Wrigley Field, Chicago, IL
Mon Jun 11 2007, 7:05 PM CDT
Att: 37,947 - Clear - 75 F

AB	27
R	1
H	3
RBI	0
BB	2
SO	8
LOB	9



Batter	1	2	3	4	5	6	7	8	9	AB	R	H	RBI	BB	SO	LOB	BOTTOM				
12 Alfonso Soriano, R OBP: 0.360, SLG: 0.542 (1, 7)	0-2 		1-0 			2-1 		1-0 		4	0	0	0	0	0	0					
20 Felix Pie, L OBP: 0.301, SLG: 0.425 (1, 8)	1-0 		4-0 			3-2 				2	0	0	0	1	0	0					
25 Derrek Lee, R OBP: 0.402, SLG: 0.498 (1, 3)	1-3 		1-3 			4-2 		1-2 		2	0	0	0	1	2	1					
Jacque Jones, L OBP: 0.293, SLG: 0.321 (1, 9)		0-2 		3-2 		1-2 				3	0	0	0	0	1	2					
Mark DeRosa, R OBP: 0.347, SLG: 0.444 (1, 5)		2-2 			0-0 			1-0 		3	0	0	0	0	0	0					
17 Mike Fontenot, L OBP: 0.482, SLG: 1.000 (1, 4)		2-1 		1-3 		0-1 				3	1	2	0	0	1	0					
2 Ryan Theriot, R OBP: 0.333, SLG: 0.347 (1, 6)		1-1 		3-2 		0-0 				3	0	1	1	0	0	1					
Koyie Hill, S OBP: 0.176, SLG: 0.067 (1, 2)		1-0 			1-1 			1-1 		3	0	0	0	0	0	1					
38 Carlos Zambrano, S OBP: 0.310, SLG: 0.552 (8, PH)					1-1 			1-2 		2	1	1	1	0	1	0					
29 Angel Pagán, S OBP: 0.357, SLG: 0.510 (8, PH)										1	0	0	0	0	0	0					
46 Ryan Dempster, R (9, 1)										0	0	0	0	0	0	0					
Inning Stats	R: 0 E: 0 K: 1 S: 7	H: 2 LOB: 1 BB: 0 P: 9	R: 1 E: 0 K: 1 S: 11	H: 2 LOB: 1 BB: 0 P: 17	R: 1 E: 0 K: 1 S: 9	H: 1 LOB: 1 BB: 1 P: 19	R: 0 E: 0 K: 1 S: 7	H: 0 LOB: 0 BB: 0 P: 11	R: 0 E: 0 K: 0 S: 10	H: 0 LOB: 0 BB: 1 P: 18	R: 0 E: 0 K: 0 S: 4	H: 1 LOB: 0 BB: 0 P: 5	R: 0 E: 0 K: 0 S: 6	H: 0 LOB: 0 BB: 0 P: 9	R: 0 E: 0 K: 0 S: 3	H: 0 LOB: 0 BB: 0 P: 9	1B: 2 2B: 2 3B: 0 HR: 1	SF: 0 SAC: 0 DP: 2 HBP: 0	WP: 0 PB: 0 SB: 1 CS: 0	PA: 28	
PITCHER	IP	WLS	BF	H	R	ER	SO	BB	IBB	HBP	BLK	WP	HR	S	P	ERA	WHIP				
Woody Williams, R ERA: 5.51 (1, 1)	7.0	L	25	4	2	2	5	2	0	0	0	0	0	55	89	2.57	0.857				
Dan Wheeler, R ERA: 5.22 (8, 1)	1.0		3	0	0	0	0	0	0	0	0	0	0	6	9	0.00	0.000				

Houston Astros @ Chicago Cubs
Wrigley Field, Chicago, IL
Mon Jun 11 2007, 7:05 PM CDT
Att: 37,947 - Clear - 75 F

AB	26
R	2
H	4
RBI	2
BB	2
SO	5
LOB	5



Batter	1	2	3	4	5	6	7	8	9	AB	R	H	RBI	BB	SO	LOB	TOP										
21 Mark Kotsay, L (1, 8) OBP: 0.277, SLG: 0.378	G6-3			G4-3		G3-1		14 2B		4	1	1	1	0	0	0	Oakland Athletics @ Houston Astros Minute Maid Park, Houston, TX Wed Jun 13 2007, 7:05 PM CDT Att: 34,611 - Roof Closed - 73 F										
14 Mark Ellis, R (1, 4) OBP: 0.330, SLG: 0.396	G6-3			F8		F9		3 1B		4	1	1	2	0	0												
Nick Swisher, S (1, 9)	G4-3			P5			G3-1	3 1B		3	1	0	0	1	0												
3 Eric Chavez, L (1, 5) OBP: 0.302, SLG: 0.447		G5-3				HR	F8	1B		4	1	2	3	0	0												
29 Dan Johnson, L (1, 3) OBP: 0.378, SLG: 0.423		G4-3				G4-3	G1-3	K		4	0	0	0	0	1												
7 Bobby Crosby, R (1, 6) OBP: 0.282, SLG: 0.361		G1-3				K		K	G5-3	4	0	0	0	0	2												
32 Jack Cust, L (1, 7) 44 Santiago Casilla, R (8, 1) 12 Donnie Murphy, R (9, PH) Alan Embree, L (9, 1)				G3-1		G4-3		K	K2-3	3	0	0	0	0	1												
Jason Kendall, R (1, 2) OBP: 0.249, SLG: 0.238								21 1B	G6-3	4	2	3	1	0	0												
Joe Blanton, R (1, 1) Marco Scutaro, R (8, PH) OBP: 0.283, SLG: 0.355				B1-6-4				21 1B		2	0	0	0	0	1												
				B1-6-4				21 1B		1	1	1	0	0	0												
Inning Stats	R: 0 E: 0 K: 0 S: 5	H: 0 LOB: 0 BB: 0 P: 7	R: 0 E: 0 K: 0 S: 6	H: 0 LOB: 0 BB: 0 P: 11	R: 0 E: 0 K: 0 S: 8	H: 1 LOB: 0 BB: 0 P: 12	R: 0 E: 0 K: 0 S: 7	H: 0 LOB: 0 BB: 0 P: 8	R: 1 E: 0 K: 1 S: 10	H: 1 LOB: 0 BB: 0 P: 15	R: 0 E: 0 K: 0 S: 10	H: 0 LOB: 0 BB: 0 P: 18	R: 5 E: 0 K: 3 S: 21	H: 5 LOB: 1 BB: 1 P: 35	R: 0 E: 0 K: 1 S: 8	H: 0 LOB: 0 BB: 0 P: 11	1B: 4 2B: 2 3B: 0 HR: 2	SF: 0 SAC: 0 DP: 1 HBP: 0	WP: 0 PB: 0 SB: 2 CS: 0	PA: 35							
PITCHER	IP	WLS	BF	H	R	ER	SO	BB	IBB	HBP	BLK	WP	HR	S	P	ERA	WHIP										
43 Chris Sampson, R (1, 1) ERA: 3.29	7.0		23	3	2	2	2	0	0	0	0	0	2	55	85	2.57	0.429										
Dan Wheeler, R (8, 1) ERA: 8.1	0.2	L	6	4	4	4	2	0	0	0	0	0	0	15	22	54.00	6.000										
Trever Miller, L (8, 1) ERA: 7.79	0.1		3	1	1	1	1	0	1	0	0	0	0	6	13	27.00	3.000										
Brian Moehler, R (9, 1) ERA: 6.33	1.0		3	0	0	0	1	0	0	0	0	0	0	8	11	0.00	0.000										

Batter	1	2	3	4	5	6	7	8	9	AB	R	H	RBI	BB	SO	LOB	BOTTOM										
Craig Biggio, R (1, 4) OBP: 0.272, SLG: 0.382	K			F9		L4			K	5	0	1	1	0	2	1	Oakland Athletics @ Houston Astros Minute Maid Park, Houston, TX Wed Jun 13 2007, 7:05 PM CDT Att: 34,611 - Roof Closed - 73 F										
Mike Lamb, L (1, 3) OBP: 0.328, SLG: 0.371	L8			P5		G4-3				4	0	0	0	0	2												
9 Hunter Pence, R (1, 8) OBP: 0.378, SLG: 0.582	F9									4	0	2	1	0	1												
45 Carlos Lee, R (1, 7) OBP: 0.344, SLG: 0.512		G6-3		G6-3				45 1B		4	1	2	0	0	2												
Mark Loretta, R (1, 5) OBP: 0.384, SLG: 0.390						G6-3		G6-4-3		4	0	2	0	0	1												
Chris Burke, R (1, 9) OBP: 0.333, SLG: 0.364		G6-3		G6-3		L3				4	0	1	0	0	3												
Eric Munson, L (1, 2) OBP: 0.350, SLG: 0.471										3	0	1	1	1	0												
28 Adam Everett, R (1, 6) OBP: 0.278, SLG: 0.319										4	1	1	0	0	3												
43 Chris Sampson, R (1, 1) Orlando Palmeiro, L (7, PH) Dan Wheeler, R (8, 1) Trever Miller, R (8, 1) Brian Moehler, R (9, 1) Morgan Ensberg, R (9, PH) OBP: 0.311, SLG: 0.376										2	1	1	0	0	0												
										1	0	0	0	0	0												
										0	0	0	0	0	0												
										0	0	0	0	0	0												
										1	0	0	0	0	0												
Inning Stats	R: 0 E: 0 K: 1 S: 7	H: 0 LOB: 0 BB: 0 P: 10	R: 1 E: 0 K: 1 S: 13	H: 2 LOB: 1 BB: 0 P: 21	R: 1 E: 0 K: 0 S: 13	H: 2 LOB: 1 BB: 0 P: 18	R: 0 E: 0 K: 0 S: 7	H: 1 LOB: 1 BB: 1 P: 13	R: 0 E: 0 K: 1 S: 8	H: 1 LOB: 0 BB: 0 P: 16	R: 1 E: 0 K: 0 S: 9	H: 2 LOB: 1 BB: 0 P: 12	R: 0 E: 0 K: 0 S: 10	H: 3 LOB: 2 BB: 0 P: 14	R: 0 E: 0 K: 1 S: 7	H: 0 LOB: 0 BB: 0 P: 13	1B: 5 2B: 6 3B: 0 HR: 0	SF: 0 SAC: 0 DP: 2 HBP: 0	WP: 0 PB: 0 SB: 0 CS: 0	PA: 37							
PITCHER	IP	WLS	BF	H	R	ER	SO	BB	IBB	HBP	BLK	WP	HR	S	P	ERA	WHIP										
Joe Blanton, R (1, 1) ERA: 3.62	7.0	W	29	8	3	3	3	1	0	0	1	0	0	64	98	3.86	1.286										
44 Santiago Casilla, R (8, 1) ERA:	1.0		5	3	0	0	0	0	0	0	0	0	0	10	14	0.00	3.000										
Alan Embree, L (9, 1) ERA: 3.07	1.0		3	0	0	0	1	0	0	0	0	0	0	7	13	0.00	0.000										



Batter	1	2	3	4	5	6	7	8	9	10	11	AB	R	H	RBI	BB	SO	LOB	TOP								
21 Mark Kotsay, L OBP: 0.278, SLG: 0.340	E6	E6	G4-3	G4-3		1B	K			K	G3-1	5	1	0	0	2	2	6									
14 Mark Ellis, R OBP: 0.339, SLG: 0.403	E6	F8			2B	F9				1B		4	2	2	1	2	0	3									
Nick Swisher, S OBP: 0.420, SLG: 0.483	SF9		F9			K				1B		4	0	2	1	1	1	1									
3 Eric Chavez, L OBP: 0.307, SLG: 0.458	HR					K				G4-6-3		5	1	2	1	1	2	5									
29 Dan Johnson, L OBP: 0.377, SLG: 0.432	G4-3					K				K		6	0	2	0	0	3	4									
7 Bobby Crosby, R OBP: 0.237, SLG: 0.359	G6-3		F7-2			K				K		4	1	1	0	2	0	2									
32 Mike Cudd, L 33 Casey Lamm, R 34 Spencer Mearns, R 47 Ron Flores, L 50 Kiko Calero, R 51 Shane Bieber, R 52 Adam Englund, L 53 Matt Joyce, L	K					K				F9		1	0	0	0	0	2	2									
Jason Kendall, R OBP: 0.260, SLG: 0.256						K				F8		5	0	3	1	1	1	0									
57 Chad Gaudin, R Jay Marshall, L Marco Scutaro, R 44 Santiago Casilla, R	SH1-4		P6			HR				G6-3	F8	1	0	0	0	0	0	1									
Inning Stats	R: 3 E: 1 K: 0 S: 16	H: 2 LOB: 0 BB: 1 P: 26	R: 0 E: 1 K: 1 S: 12	H: 0 LOB: 2 BB: 1 P: 20	R: 0 E: 0 K: 0 S: 8	H: 2 LOB: 1 BB: 0 P: 13	R: 0 E: 0 K: 0 S: 10	H: 1 LOB: 1 BB: 0 P: 15	R: 1 E: 0 K: 3 S: 15	H: 1 LOB: 2 BB: 2 P: 30	R: 0 E: 0 K: 2 S: 16	H: 2 LOB: 3 BB: 1 P: 28	R: 0 E: 0 K: 1 S: 8	H: 1 LOB: 1 BB: 0 P: 13	R: 0 E: 0 K: 0 S: 7	H: 0 LOB: 0 BB: 0 P: 12	R: 0 E: 0 K: 2 S: 12	H: 1 LOB: 2 BB: 1 P: 18	R: 1 E: 0 K: 1 S: 14	H: 3 LOB: 2 BB: 0 P: 19	1B: 7 2B: 6 3B: 0 HR: 2	SF: 1 SAC: 1 DP: 2 HBP: 0	WP: 0 PB: 1 SB: 1 CS: 0	PA: 55			
23 Jason Jennings, R ERA: 3.16	IP: 4.0	WLS: 1.0	BF: 6	H: 1	R: 1	ER: 1	SO: 3	BB: 1	IBB: 1	HBP: 0	BLK: 0	WP: 0	HR: 0	S: 15	P: 74	ERA: 6.75	WHIP: 1.750										
62 Mark McLemore, L ERA: 3.25	IP: 1.0	WLS: 0.2	BF: 6	H: 2	R: 2	ER: 1	SO: 1	BB: 2	IBB: 0	HBP: 0	BLK: 0	WP: 0	HR: 1	S: 13	P: 25	ERA: 13.50	WHIP: 6.000										
Dave Borkowski, R ERA: 3.25	IP: 0.1	WLS: 0.0	BF: 2	H: 0	R: 0	ER: 0	SO: 1	BB: 1	IBB: 0	HBP: 0	BLK: 0	WP: 0	HR: 0	S: 9	P: 9	ERA: 0.00	WHIP: 3.000										
Trevor Miller, L ERA: 7.64	IP: 2.0	WLS: 0.2	BF: 8	H: 2	R: 0	ER: 0	SO: 3	BB: 1	IBB: 0	HBP: 0	BLK: 0	WP: 0	HR: 0	S: 20	P: 26	ERA: 0.00	WHIP: 1.500										
Chad Qualls, R ERA: 3.74	IP: 2.0	WLS: 0.2	BF: 8	H: 2	R: 0	ER: 0	SO: 3	BB: 1	IBB: 0	HBP: 0	BLK: 0	WP: 0	HR: 0	S: 20	P: 26	ERA: 0.00	WHIP: 1.500										

Oakland Athletics @ Houston Astros
Minute Maid Park, Houston, TX
Thu Jun 14 2007, 1:05 PM CDT
Att. 42,024 - Roof Closed - 74 F

AB	44
R	6
H	14
RBI	5
BB	9
SO	12
LOB	29





Batter	1	2	3	4	5	6	7	8	9	10	11	AB	R	H	RBI	BB	SO	LOB	BOTTOM								
Mark Loretta, R OBP: 0.376, SLG: 0.382	G1-3	G6-3		G4-6-3	F9					F9		6	0	1	0	0	0	5									
9 Hunter Pence, R OBP: 0.371, SLG: 0.579	K		K			K				FC6-4		6	0	1	0	0	4	1									
17 Lance Berkman, S OBP: 0.382, SLG: 0.382	1B			F7		K				G6-3		5	2	1	0	1	1	1									
45 Carlos Lee, R OBP: 0.344, SLG: 0.512	1B					K				F9		6	1	2	1	0	0	0									
Mike Lamb, L OBP: 0.339, SLG: 0.382	1B					1B				P4		5	1	3	2	0	1	0									
Eric Munson, L OBP: 0.360, SLG: 0.429	BB		G4-3			1B				P2		4	1	1	0	1	1	1									
Chris Burke, R OBP: 0.345, SLG: 0.363	P3					1B				K		3	0	1	0	1	1	3									
28 Adam Everett, R OBP: 0.275, SLG: 0.316	F9		G4-3			1B				F8		2	0	0	0	0	2										
Morgan Ensberg, R OBP: 0.311, SLG: 0.389						1B				F9		3	0	1	1	0	0	1									
23 Jason Jennings, L 32 Mike McLemore, L 33 Luke Spill, L 34 Wangsui Chang, S 35 David Berthiaume, R 36 Ryan Miller, R 37 Chad Qualls, R 38 Orlando Polanco, L 39 Adam Englund, L 40 Casey Lamm, R 41 Brian Minton, R	F8					FC4-6				P5		1	0	0	0	0	0	0									
Inning Stats	R: 0 E: 0 K: 1 S: 21	H: 3 LOB: 3 BB: 2 P: 32	R: 0 E: 0 K: 0 S: 6	H: 0 LOB: 0 BB: 0 P: 7	R: 2 E: 0 K: 1 S: 19	H: 3 LOB: 2 BB: 1 P: 32	R: 0 E: 0 K: 0 S: 5	H: 1 LOB: 1 BB: 1 P: 10	R: 2 E: 0 K: 0 S: 15	H: 3 LOB: 2 BB: 0 P: 21	R: 0 E: 0 K: 2 S: 10	H: 0 LOB: 0 BB: 0 P: 14	R: 0 E: 0 K: 1 S: 11	H: 0 LOB: 0 BB: 0 P: 17	R: 0 E: 0 K: 0 S: 6	H: 1 LOB: 1 BB: 0 P: 10	R: 0 E: 0 K: 1 S: 9	H: 2 LOB: 2 BB: 0 P: 14	R: 0 E: 0 K: 1 S: 8	H: 0 LOB: 0 BB: 0 P: 10	1B: 9 2B: 2 3B: 1 HR: 0	SF: 0 SAC: 0 DP: 1 HBP: 1	WP: 0 PB: 0 SB: 0 CS: 0	PA: 49			
57 Chad Gaudin, R ERA: 2.85	IP: 4.1	WLS: 0.1	BF: 26	H: 9	R: 5	ER: 5	SO: 2	BB: 4	IBB: 0	HBP: 1	BLK: 0	WP: 0	HR: 0	S: 60	P: 95	ERA: 10.38	WHIP: 3.000										
Jay Marshall, L ERA: 5.48	IP: 0.1	WLS: 0.0	BF: 1	H: 0	R: 0	ER: 0	SO: 0	BB: 0	IBB: 0	HBP: 0	BLK: 0	WP: 0	HR: 0	S: 2	P: 3	ERA: 0.00	WHIP: 0.000										
Colby Lewis, R ERA: 0.75	IP: 1.1	WLS: 0.2	BF: 4	H: 0	R: 0	ER: 0	SO: 2	BB: 0	IBB: 0	HBP: 0	BLK: 0	WP: 0	HR: 0	S: 14	P: 18	ERA: 0.00	WHIP: 0.000										
47 Ron Flores, L ERA: 0.9	IP: 0.2	WLS: 0.0	BF: 2	H: 0	R: 0	ER: 0	SO: 0	BB: 0	IBB: 0	HBP: 0	BLK: 0	WP: 0	HR: 0	S: 7	P: 10	ERA: 0.00	WHIP: 0.000										
50 Kiko Calero, R ERA: 5.47	IP: 1.1	WLS: 0.0	BF: 5	H: 1	R: 0	ER: 0	SO: 1	BB: 0	IBB: 0	HBP: 0	BLK: 0	WP: 0	HR: 0	S: 10	P: 17	ERA: 0.00	WHIP: 0.750										

Oakland Athletics @ Houston Astros
Minute Maid Park, Houston, TX
Thu Jun 14 2007, 1:05 PM CDT
Att. 42,024 - Roof Closed - 74 F

AB	44
R	5
H	12
RBI	5
BB	4
SO	8
LOB	16



Batter	1	2	3	4	5	6	7	8	9	AB	R	H	RBI	BB	SO	LOB	TOP					
51 Ichiro Suzuki, L (1, 8) OBP: 0.397, SLG: 0.456	1-1 P4		3-1 G4-3			0-1 1B		1-1 1B		4	0	2	0	0	0	0	Seattle Mariners @ Houston Astros Minute Maid Park, Houston, TX Fri Jun 15 2007, 7:05 PM CDT Att: 37,322 - Roof Closed - 73 F AB 32 R 1 H 6 RBI 1 BB 1 SO 8 LOB 11 					
4 Jose Lopez, R (1, 4) OBP: 0.326, SLG: 0.421	1-2 G6-4-3 1B			3-2 F7		1-1 F9		1-3 K		4	0	1	0	0	1	3						
Jose Guillen, R (1, 9) OBP: 0.333, SLG: 0.417	1-1 G6-4-3 1-2			2-0 P4		0-1 P3			1-2 L6	4	0	0	0	0	0	2						
Raul Ibanez, L (1, 7) OBP: 0.337, SLG: 0.429		1-1 L8		0-3 K			0-3 K		4-2 BB	3	0	0	0	1	2	0						
Richie Sexson, R (1, 3) OBP: 0.289, SLG: 0.390		2-1 1B			2-3 K		0-0 P5		1-0 F8	4	0	1	0	0	1	1						
2 Kenji Johjima, R (1, 2) OBP: 0.346, SLG: 0.505		0-2 F7			1-1 L7		1-2 G4-3		2-0 G5-3 1-2	4	0	0	0	0	0	2						
7 Yuniesky Betancourt, R (1, 6) OBP: 0.319, SLG: 0.413		2-0 G1-3			2-0 L8			0-2 51 1B		3	0	1	0	0	0	1						
16 Willie Bloomquist, R (1, 5) OBP: 0.293, SLG: 0.314			1-2 G6-3			2-0 IHR		2-3 K		3	1	1	1	0	1	1						
34 Félix Hernández, R (1, 1) OBP: 0.250, SLG: 0.250			1-3 K			1-3 K		1-3 K		2	0	0	0	0	0	2						
Jason Davis, R (7, 1)										0	0	0	0	0	0	0						
59 Eric O'Flaherty, L (7, 1)										0	0	0	0	0	0	0						
Jose Vidro, S (8, PH)										1	0	0	0	0	1	1						
Sean Green, R (8, 1)										0	0	0	0	0	0	0						
Inning Stats	R: 0 E: 0 K: 0 S: 9	H: 1 LOB: 1 BB: 0 P: 12	R: 0 E: 0 K: 0 S: 8	H: 1 LOB: 1 BB: 0 P: 13	R: 0 E: 0 K: 1 S: 8	H: 0 LOB: 0 BB: 0 P: 13	R: 0 E: 0 K: 1 S: 8	H: 0 LOB: 0 BB: 0 P: 13	R: 0 E: 0 K: 1 S: 6	H: 0 LOB: 0 BB: 0 P: 11	R: 1 E: 0 K: 1 S: 10	H: 2 LOB: 1 BB: 0 P: 14	R: 0 E: 0 K: 1 S: 7	H: 0 LOB: 0 BB: 0 P: 8	R: 0 E: 0 K: 3 S: 17	H: 2 LOB: 2 BB: 0 P: 22	R: 0 E: 0 K: 0 S: 8	H: 0 LOB: 1 BB: 1 P: 16	1B: 5 2B: 0 3B: 0 HR: 1	SF: 0 SAC: 0 DP: 1 HBP: 0	WP: 0 PB: 0 SB: 0 CS: 0	PA: 33
PITCHER	IP WLS BF H R ER SO BB IBB HBP BLK WP HR S P ERA WHIP																					
51 Wandy Rodriguez, L (1, 1) ERA: 4.19	7.2 W 28 6 1 1 7 0 0 0 0 0 0 70 102 1.17 0.783																					
Dan Wheeler, R (8, 1) ERA: 6.03	0.1 H 1 0 0 0 1 0 0 0 0 0 0 3 4 0.00 0.000																					
54 Brad Lidge, R (9, 1) ERA: 2.34	1.0 4 0 0 0 0 1 0 0 0 0 0 8 16 0.00 1.000																					

Batter	1	2	3	4	5	6	7	8	9	AB	R	H	RBI	BB	SO	LOB	BOTTOM			
Craig Biggio, R (1, 4) OBP: 0.281, SLG: 0.393	0-2 G6-4-3 1B		0-2 G6-3	0-2 F8		1-2 1B		2-1 2B		5	0	3	1	0	0	2	Seattle Mariners @ Houston Astros Minute Maid Park, Houston, TX Fri Jun 15 2007, 7:05 PM CDT Att: 37,322 - Roof Closed - 73 F AB 35 R 5 H 16 RBI 5 BB 1 SO 8 LOB 15 			
54 Brad Lidge, R (9, 1)										0	0	0	0	0	0	0				
9 Hunter Pence, R (1, 8) OBP: 0.360, SLG: 0.562	0-0 G6-4-3 1-2		0-2 G1-3		1-3 K		2-1 G4-3	0-0 G5-3		5	0	0	0	0	1	3				
17 Lance Berkman, S (1, 3) OBP: 0.384, SLG: 0.588	0-0 45 1B		1-1 45 FC4-6 1B		1-1 G3-1		3-3 K			4	0	2	0	0	1	0				
45 Carlos Lee, R (1, 7) OBP: 0.346, SLG: 0.512	1-1 2H 1B		2-2 FC4-6 1-2		0-3 K		3-2 1B			4	0	2	0	0	1	1				
Mark Loretta, R (1, 6) OBP: 0.379, SLG: 0.385		1-1 2B 1B		3-2 G5-3		1-1 G6-3	1-0 1-2 1B			4	1	2	0	0	0	0				
Luke Scott, L (1, 9) OBP: 0.333, SLG: 0.467		2-3 K		4-2 1B BB		1-2 HR 1B	3-3 K			3	2	1	0	1	2	3				
Mike Lamb, L (1, 5) Eric Bruntlett, R (8, PR)	2-0 1H 2B		1-0 1B 1B		1-2 1B		0-2 HR	1-2 G4-3 SH1-3 2B 1B		4	1	4	3	0	0	0				
Brad Ausmus, R (1, 2) OBP: 0.344, SLG: 0.360		0-3 K		2-2 1-2 2H 1B		1-0 51 SH3-4 1B		1-2 SH1-3		3	0	2	1	0	1	1				
51 Wandy Rodriguez, S (1, 1) OBP: 0.182, SLG: 0.227		0-3 K		0-3 K		0-0 SH3-4		2-2 G4-3		2	0	0	0	0	2	3				
Dan Wheeler, R (8, 1)										0	0	0	0	0	0	0				
Orlando Palmeiro, L (8, PH)										1	0	0	0	0	0	2				
Morgan Ensberg, R (9, 5) OBP: 0.311, SLG: 0.369										0	0	0	0	0	0	0				
Inning Stats	R: 0 E: 0 K: 0 S: 7	H: 3 LOB: 2 BB: 0 P: 8	R: 1 E: 0 K: 3 S: 14	H: 2 LOB: 1 BB: 0 P: 19	R: 0 E: 0 K: 0 S: 12	H: 1 LOB: 1 BB: 0 P: 15	R: 1 E: 0 K: 1 S: 20	H: 2 LOB: 2 BB: 1 P: 30	R: 0 E: 0 K: 2 S: 8	H: 0 LOB: 0 BB: 0 P: 10	R: 2 E: 0 K: 0 S: 13	H: 4 LOB: 2 BB: 0 P: 17	R: 0 E: 0 K: 2 S: 15	H: 2 LOB: 2 BB: 0 P: 27	R: 1 E: 0 K: 0 S: 11	H: 2 LOB: 2 BB: 0 P: 16	1B: 12 2B: 3 3B: 0 HR: 1	SF: 0 SAC: 2 DP: 1 HBP: 0	WP: 0 PB: 0 SB: 0 CS: 0	PA: 38
PITCHER	IP WLS BF H R ER SO BB IBB HBP BLK WP HR S P ERA WHIP																			
34 Félix Hernández, R (1, 1) ERA: 4.58	6.0 L 28 12 4 4 6 1 0 0 0 0 0 74 99 6.00 2.167																			
Jason Davis, R (7, 1) ERA: 4.01	0.2 4 2 0 0 1 0 0 0 0 0 0 12 21 0.00 3.000																			
59 Eric O'Flaherty, L (7, 1) ERA: 2.49	0.1 1 0 0 0 0 1 0 0 0 0 0 3 6 0.00 0.000																			
Sean Green, R (8, 1) ERA: 3.1	1.0 5 2 1 1 0 0 0 0 0 0 0 11 16 9.00 2.000																			

Batter	1	2	3	4	5	6	7	8	9	AB	R	H	RBI	BB	SO	LOB	TOP					
51 Ichiro Suzuki, L (1, 8) OBP: 0.402, SLG: 0.460	P2		S 1B		S 1B		BB 1B			4	0	3	1	0	0	0	Seattle Mariners @ Houston Astros Minute Maid Park, Houston, TX Sat Jun 16 2007, 6:05 PM CDT Att. 41,974 - Roof Closed - 72 F livebaseballscores.com					
Jose Vidro, S (1, 4) OBP: 0.344, SLG: 0.354	K		G4-3		F9		BB 1B			3	0	0	0	1	1	2						
Jose Guillen, R (1, 9) OBP: 0.332, SLG: 0.427	G6-3			K		HR	F8			4	1	1	1	0	1	3						
Raul Ibanez, L (1, 7) OBP: 0.332, SLG: 0.421		F7		P5		P2		K		4	0	0	0	0	1	0						
Richie Sexson, R (1, 3) OBP: 0.284, SLG: 0.383	F9			K		P3		G5-3		4	0	0	0	0	1	0						
2 Kenji Johjima, R (1, 2) OBP: 0.344, SLG: 0.500	G6-3				G5-3			K		4	1	1	0	0	1	0						
4 Jose Lopez, R (1, 5) OBP: 0.333, SLG: 0.431			F7		7 1B		BB 51 1B		7 G1-6-3 1B	4	1	3	0	0	0	0						
7 Yuniesky Betancourt, R (1, 6) OBP: 0.322, SLG: 0.415			E1 58 S 51 1B				F8		G1-6-3	4	1	2	2	0	0	2						
58 Cha Seung Baek, R (1, 1) Jason Ellison, R (5, PH) 31 Ryan Feierabend, L (5, PH) Jamie Burke, R (7, PH) 59 Eric O'Flaherty, L (7, PH) Jason Davis, R (8, PH) Ben Broussard, L (9, PH)			K		G5-3		F9		G6-3	1	0	0	0	0	1	1						
Inning Stats	R: 0 E: 0 K: 1 S: 7	H: 0 LOB: 0 BB: 0 P: 10	R: 0 E: 0 K: 0 S: 4	H: 0 LOB: 0 BB: 0 P: 8	R: 1 E: 1 K: 1 S: 16	H: 2 LOB: 1 BB: 0 P: 25	R: 0 E: 0 K: 2 S: 8	H: 0 LOB: 0 BB: 0 P: 13	R: 2 E: 0 K: 0 S: 15	H: 4 LOB: 1 BB: 0 P: 21	R: 1 E: 0 K: 0 S: 5	H: 1 LOB: 0 BB: 0 P: 10	R: 0 E: 0 K: 0 S: 17	H: 2 LOB: 3 BB: 1 P: 28	R: 0 E: 0 K: 2 S: 10	H: 0 LOB: 0 BB: 0 P: 15	R: 0 E: 0 K: 0 S: 7	H: 1 LOB: 0 BB: 0 P: 8	1B: 8 2B: 1 3B: 0 HR: 1	SF: 0 SAC: 0 DP: 1 HBP: 0	WP: 0 PB: 0 SB: 3 CS: 0	PA: 36
PITCHER	IP WLS BF H R ER SO BB IBB HBP BLK WP HR S P ERA WHIP	IP WLS BF H R ER SO BB IBB HBP BLK WP HR S P ERA WHIP																				
Woody Williams, R (1, 1) ERA: 5.5	6.2 W 27 8 4 4 4 0 0 0 0 0 1 61 96 5.40 1.200																					
Trever Miller, L (7, 1) ERA: 7.54	0.0 H 1 1 0 0 0 0 0 0 0 0 0 2 3 ∞ ∞																					
Dave Borkowski, R (7, 1) ERA: 3.21	0.1 H 2 0 0 0 0 1 0 0 0 0 0 9 16 0.00 3.000																					
Chad Qualls, R (8, 1) ERA: 3.63	1.0 H 3 0 0 0 2 0 0 0 0 0 0 10 15 0.00 0.000																					
Brian Moehler, R (9, 1) ERA: 6.17	1.0 H 3 1 0 0 0 0 0 0 0 0 0 7 8 0.00 1.000																					

Batter	1	2	3	4	5	6	7	8	9	AB	R	H	RBI	BB	SO	LOB	BOTTOM			
Craig Biggio, R (1, 4) OBP: 0.279, SLG: 0.402	E5 9 3B			K	G5-3			L8		5	2	1	3	0	1	1	Seattle Mariners @ Houston Astros Minute Maid Park, Houston, TX Sat Jun 16 2007, 6:05 PM CDT Att. 41,974 - Roof Closed - 72 F livebaseballscores.com			
Brian Moehler, R (9, 1) OBP: 0.250, SLG: 0.250		HR								0	0	0	0	0	0	0				
9 Hunter Pence, R (1, 8) OBP: 0.356, SLG: 0.563	G6-3			K		G1-3		G4-3		5	1	1	1	0	1	0				
17 Lance Berkman, S (1, 3) OBP: 0.384, SLG: 0.386	45 1B	G4-3				P3		F8		4	1	1	0	0	0	0				
45 Carlos Lee, R (1, 7) OBP: 0.352, SLG: 0.514	F9-5 1B			P6	2B	BB		CS 1B		3	0	2	1	1	0	0				
Mark Loretta, R (1, 6) OBP: 0.388, SLG: 0.403	F9-5			1B	2B	CS		CS BB		3	1	2	1	1	0	2				
Luke Scott, L (1, 9) OBP: 0.326, SLG: 0.456	L3			K	F7			F7		4	0	0	0	0	1	5				
Mike Lamb, L (1, 5) OBP: 0.371, SLG: 0.453										3	1	2	0	1	0	1				
Chad Qualls, R (8, 1) ERA: 4.5										0	0	0	0	0	0	0				
Eric Bruntlett, R (9, 6)		SH1-4 HR 1B		1B	IBB			F7 2B		0	0	0	0	0	0	0				
Brad Ausmus, R (1, 2) OBP: 0.353, SLG: 0.369		SH1-4 HR 1B				P5		CS E1 HR 1B		4	2	3	1	0	0	1				
Woody Williams, R (1, 1) OBP: 0.129, SLG: 0.226										2	0	0	0	0	1	3				
Trever Miller, R (7, 1) ERA: 4.5										0	0	0	0	0	0	0				
Dave Borkowski, R (7, 1) ERA: 2.38										0	0	0	0	0	0	0				
Morgan Ensberg, R (8, 5) OBP: 0.315, SLG: 0.392								HR		1	1	1	2	0	0	0				
Inning Stats	R: 2 E: 1 K: 0 S: 10	H: 2 LOB: 1 BB: 0 P: 16	R: 3 E: 0 K: 0 S: 14	H: 3 LOB: 0 BB: 0 P: 18	R: 1 E: 0 K: 2 S: 13	H: 2 LOB: 2 BB: 1 P: 23	R: 1 E: 0 K: 2 S: 19	H: 2 LOB: 2 BB: 1 P: 29	R: 0 E: 0 K: 0 S: 7	H: 1 LOB: 1 BB: 0 P: 12	R: 0 E: 0 K: 0 S: 3	H: 1 LOB: 0 BB: 0 P: 5	R: 0 E: 0 K: 0 S: 6	H: 0 LOB: 0 BB: 1 P: 10	R: 2 E: 1 K: 0 S: 13	H: 2 LOB: 0 BB: 0 P: 22	1B: 7 2B: 4 3B: 1 HR: 2	SF: 0 SAC: 1 DP: 1 HBP: 1	WP: 0 PB: 0 SB: 0 CS: 2	PA: 41
PITCHER	IP WLS BF H R ER SO BB IBB HBP BLK WP HR S P ERA WHIP	IP WLS BF H R ER SO BB IBB HBP BLK WP HR S P ERA WHIP																		
58 Cha Seung Baek, R (1, 1) ERA: 5.74	4.0 L 24 9 7 6 4 0 0 0 0 0 0 10 17 0.00 1.000																			
31 Ryan Feierabend, L (5, 1) ERA: 4.5	2.0 H 7 2 0 0 0 0 0 0 0 0 0 6 10 0.00 1.000																			
59 Eric O'Flaherty, L (7, 1) ERA: 2.38	1.0 H 3 0 0 0 0 1 0 0 0 0 0 6 10 0.00 1.000																			
Jason Davis, R (8, 1) ERA: 4.56	1.0 H 5 2 2 2 0 0 0 0 0 0 1 13 22 18.00 2.000																			



Batter	1	2	3	4	5	6	7	8	9	AB	R	H	RBI	BB	SO	LOB	TOP										
51 Ichiro Suzuki, L (1, 8) OBP: 0.408, SLG: 0.466	K2-3	1-2 2-H 3-H	1B	1B	1B	1B	1B	1B	1B	5	0	4	1	0	1	0	Seattle Mariners @ Houston Astros Minute Maid Park, Houston, TX Sun Jun 17 2007, 1:05 PM CDT Att. 42,019 - Roof Closed - 72 F										
4 Jose Lopez, R (1, 5) OBP: 0.328, SLG: 0.424 Sean Green, R (6, 1) Jose Guillen, R (6, PH) 35 Brandon Morrow, R (8, 1) George Sherrill, L (8, 1)	P6		G5-3	K		F8		K		4	0	0	0	0	1	3											
Jose Vidro, S (1, 4) OBP: 0.348, SLG: 0.364	1B		1B	2B		G6-3		G6-3		5	1	3	1	0	0	2											
Raul Ibanez, L (1, 7) OBP: 0.333, SLG: 0.423	K		1B	BB		1B		K		4	0	1	0	1	2	3											
Richie Sexson, R (1, 3) OBP: 0.286, SLG: 0.383		56 BB 51 1B	1B	1-2 2-H		G5-3		F8		5	1	2	1	0	0	1											
Ben Broussard, L (1, 9) OBP: 0.341, SLG: 0.432	56 BB 51 1B		K			3-1		K		5	0	3	0	0	2	2											
2 Kenji Johjima, R (1, 2) OBP: 0.336, SLG: 0.488	K		P4			2-3		1B		5	0	0	0	0	2	7											
7 Yuniesky Betancourt, R (1, 6) OBP: 0.321, SLG: 0.412	P3					G5-3		G6-3		4	0	1	0	0	0	2											
56 Jarrod Washburn, L (1, 1) OBP: 0.667, SLG: 0.500 Jason Ellison, R (4, PH) Jason Davis, R (4, 1) 16 Willie Bloomquist, R (6, PH) OBP: 0.299, SLG: 0.319	51 1B		1-2 2-3	BB		K		51 1B 1B		0	0	0	0	1	0	0											
Inning Stats	R: 0 E: 0 K: 2 S: 11	H: 1 LOB: 1 BB: 0 P: 12	R: 1 E: 0 K: 1 S: 14	H: 3 LOB: 2 BB: 1 P: 22	R: 1 E: 0 K: 1 S: 12	H: 2 LOB: 2 BB: 1 P: 22	R: 0 E: 0 K: 2 S: 9	H: 1 LOB: 1 BB: 0 P: 14	R: 0 E: 0 K: 0 S: 14	H: 2 LOB: 2 BB: 0 P: 22	R: 1 E: 0 K: 1 S: 19	H: 3 LOB: 2 BB: 0 P: 29	R: 0 E: 0 K: 2 S: 7	H: 0 LOB: 0 BB: 0 P: 9	R: 0 E: 0 K: 2 S: 12	H: 2 LOB: 2 BB: 0 P: 16		R: 0 E: 0 K: 0 S: 16	H: 1 LOB: 1 BB: 0 P: 23	1B: 13 2B: 2 3B: 0 HR: 0	SF: 0 SAC: 0 DP: 0 HBP: 0	WP: 0 PB: 0 SB: 0 CS: 0	PA: 43				
PITCHER	IP	WLS	BF	H	R	ER	SO	BB	IBB	HBP	BLK	WP	HR	S	P	ERA	WHIP										
44 Roy Oswalt, R (1, 1) ERA: 3.51	5.2	W	30	12	3	3	6	2	0	0	0	0	0	76	116	4.76	2.471										
Trever Miller, L (6, 1) ERA: 7.5	0.1	H	1	0	0	0	1	0	0	0	0	0	0	3	5	0.00	0.000										
Dave Borkowski, R (7, 1) ERA: 3.1	1.0		3	0	0	0	2	0	0	0	0	0	0	7	9	0.00	0.000										
Chad Qualls, R (8, 1) ERA: 3.53	1.0		5	2	0	0	2	0	0	0	0	0	0	12	16	0.00	2.000										
Rick White, R (9, 1) ERA: 5.79	1.0		4	1	0	0	0	0	0	0	0	0	0	16	23	0.00	1.000										

Batter	1	2	3	4	5	6	7	8	9	AB	R	H	RBI	BB	SO	LOB	BOTTOM										
Chris Burke, R (1, 9) OBP: 0.350, SLG: 0.377	G5-3	1-3 1B 2B	P3			1-2 2-3 1B		SH5-4		4	1	2	0	0	0	2	Seattle Mariners @ Houston Astros Minute Maid Park, Houston, TX Sun Jun 17 2007, 1:05 PM CDT Att. 42,019 - Roof Closed - 72 F										
Mark Loretta, R (1, 4) OBP: 0.393, SLG: 0.401	9 HR BB	9 FC4 1B		G5-3		1-2 2-3 K		9 1B BB		3	1	1	2	2	1	1											
9 Hunter Pence, R (1, 8) OBP: 0.362, SLG: 0.564	BB 1B	FC4		45 G6-4-3 1B		K		1-2 2-H 3-H 1B		5	1	3	2	0	1	1											
45 Carlos Lee, R (1, 7) OBP: 0.346, SLG: 0.504 Rick White, R (9, 1)	L4	F9		G6-4-3		L4		F7		5	0	0	0	0	0	6											
Morgan Ensberg, R (1, 5) OBP: 0.317, SLG: 0.385	HR BB		E6 2B		G3-6-1 BB	G5-3		K		3	2	0	0	2	1	2											
Mike Lamb, L (1, 3) OBP: 0.382, SLG: 0.492	HR		44 SH3-4 2B		G3-6-1 BB	L3				3	1	2	5	1	0	0											
Brad Ausmus, R (1, 2) OBP: 0.351, SLG: 0.372	G4-3		G5-3		G3-6-1			1B 2B		4	1	1	0	0	0	3											
Eric Bruntlett, R (1, 6) OBP: 0.750, SLG: 0.500		G6-3	44 SH3-4 BB					SH5-4 9 1B 1B		2	1	1	0	2	0	0											
44 Roy Oswalt, R (1, 1) OBP: 0.125, SLG: 0.156 Trever Miller, L (6, 1) Dave Borkowski, R (7, 1) Chad Qualls, R (8, 1) Orlando Palmeiro, L (8, PH) OBP: 0.317, SLG: 0.323	2B 1B		SH3-4		P4			9 SH5-4 1B		2	1	1	0	0	0	2											
Inning Stats	R: 4 E: 0 K: 0 S: 13	H: 2 LOB: 0 BB: 2 P: 28	R: 2 E: 0 K: 0 S: 17	H: 3 LOB: 1 BB: 0 P: 26	R: 1 E: 1 K: 0 S: 13	H: 1 LOB: 2 BB: 1 P: 23	R: 0 E: 0 K: 0 S: 7	H: 1 LOB: 0 BB: 0 P: 11	R: 0 E: 0 K: 2 S: 9	H: 0 LOB: 2 BB: 3 P: 24	R: 0 E: 0 K: 2 S: 9	H: 1 LOB: 0 BB: 0 P: 12	R: 0 E: 0 K: 0 S: 9	H: 0 LOB: 0 BB: 0 P: 18	R: 3 E: 0 K: 1 S: 22	H: 4 LOB: 2 BB: 1 P: 35		R: 0 E: 0 K: 0 S: 16	H: 1 LOB: 1 BB: 0 P: 23	1B: 8 2B: 3 3B: 0 HR: 1	SF: 0 SAC: 2 DP: 2 HBP: 0	WP: 0 PB: 0 SB: 0 CS: 0	PA: 41				
PITCHER	IP	WLS	BF	H	R	ER	SO	BB	IBB	HBP	BLK	WP	HR	S	P	ERA	WHIP										
56 Jarrod Washburn, L (1, 1) ERA: 4.38	3.0	L	19	6	7	6	0	3	0	0	0	0	0	1	43	7.7	3.000										
Jason Davis, R (4, 1) ERA: 4.23	2.0		8	1	0	0	0	2	1	0	0	0	0	15	35	0.00	1.500										
Sean Green, R (6, 1) ERA: 2.82	2.0		6	1	0	0	2	0	0	0	0	0	0	18	30	0.00	0.500										
35 Brandon Morrow, R (8, 1) ERA: 3.51	0.1		6	4	3	3	0	1	0	0	0	0	0	17	27	81.00	15.000										
George Sherrill, L (8, 1) ERA: 1.61	0.2		2	0	0	0	1	0	0	0	0	0	0	5	8	0.00	0.000										



Batter	1	2	3	4	5	6	7	8	9	AB	R	H	RBI	BB	SO	LOB	TOP										
Craig Biggio, R OBP: 0.277, SLG: 0.396										6	1	1	0	0	2	5	Houston Astros @ Los Angeles Angels Angel Stadium of Anaheim, Anaheim, CA Mon Jun 18 2007, 7:05 PM PDT Att: 42,232 - Clear - 74 F										
9 Hunter Pence, R OBP: 0.358, SLG: 0.560										5	0	1	0	0	1	1											
17 Lance Berkman, S OBP: 0.388, SLG: 0.385										3	1	1	0	2	1	0											
45 Carlos Lee, R OBP: 0.347, SLG: 0.507										4	2	1	0	1	1	3											
Mark Loretta, R OBP: 0.404, SLG: 0.419										5	2	4	3	0	0	2											
Eric Bruntlett, R OBP: 0.750, SLG: 0.500										0	0	0	0	0	0	0											
Mike Lamb, L OBP: 0.383, SLG: 0.512										5	2	2	3	0	2	2											
Luke Scott, L OBP: 0.333, SLG: 0.471										3	1	1	1	1	0	2											
Eric Munson, L OBP: 0.367, SLG: 0.400										4	0	1	0	1	1	3											
Morgan Ensberg, R OBP: 0.314, SLG: 0.378										3	0	0	1	1	1	5											
Inning Stats	R: 0 E: 0 K: 2 S: 10	H: 1 LOB: 2 BB: 1 P: 16	R: 1 E: 0 K: 0 S: 9	H: 1 LOB: 1 BB: 1 P: 17	R: 0 E: 0 K: 0 S: 10	H: 0 LOB: 0 BB: 1 P: 21	R: 0 E: 0 K: 1 S: 8	H: 1 LOB: 1 BB: 0 P: 11	R: 5 E: 0 K: 2 S: 26	H: 5 LOB: 2 BB: 1 P: 43	R: 0 E: 0 K: 0 S: 7	H: 0 LOB: 0 BB: 0 P: 9	R: 3 E: 1 K: 1 S: 13	H: 3 LOB: 1 BB: 0 P: 19	R: 0 E: 0 K: 1 S: 9	H: 0 LOB: 0 BB: 0 P: 12	R: 0 E: 0 K: 2 S: 15	H: 1 LOB: 3 BB: 2 P: 30	1B: 7 2B: 2 3B: 1 HR: 2	SF: 1 SAC: 0 DP: 0 HBP: 1	WP: 2 PB: 0 SB: 1 CS: 1	PA: 47					
PITCHER	IP	WLS	BF	H	R	ER	SO	BB	IBB	HBP	BLK	WP	HR	S	P	ERA	WHIP										
41 John Lackey, R ERA: 2.96	(1, 1)	4.2		26	8	6	4	4	0	1	0	1	2	60	103	11.57	2.571										
Hector Carrasco, R ERA: 6.25	(5, 1)	1.2		9	3	3	1	2	0	0	0	1	0	20	30	5.40	1.800										
49 Chris Bootcheck, R ERA: 4.44	(7, 1)	0.2		2	0	0	0	0	0	0	0	0	0	3	3	0.00	0.000										
62 Scot Shields, R ERA: 2.11	(8, 1)	1.1		6	1	0	0	2	1	0	0	0	0	18	28	0.00	1.500										
Francisco Rodriguez, R ERA: 2.37	(9, 1)	0.2	W	3	0	0	0	1	1	0	0	0	0	6	14	0.00	1.500										

Batter	1	2	3	4	5	6	7	8	9	AB	R	H	RBI	BB	SO	LOB	BOTTOM										
77 Reggie Willits, S OBP: 0.430, SLG: 0.384										4	1	1	1	1	0	0	Houston Astros @ Los Angeles Angels Angel Stadium of Anaheim, Anaheim, CA Mon Jun 18 2007, 7:05 PM PDT Att: 42,232 - Clear - 74 F										
9 Chone Figgins, S OBP: 0.328, SLG: 0.367										6	1	6	3	0	0	0											
Orlando Cabrera, R OBP: 0.383, SLG: 0.457										5	0	2	1	0	0	4											
27 Vladimir Guerrero, R OBP: 0.437, SLG: 0.560										3	1	1	0	2	0	2											
24 Gary Matthews, S OBP: 0.340, SLG: 0.455										4	1	1	0	1	1	4											
47 Howie Kendrick, R OBP: 0.322, SLG: 0.413										4	3	2	0	1	0	2											
Shea Hillenbrand, R OBP: 0.277, SLG: 0.332										5	1	3	2	0	0	2											
Mike Napoli, R OBP: 0.342, SLG: 0.452										5	1	2	2	0	0	2											
32 Erick Aybar, S OBP: 0.286, SLG: 0.271										5	1	1	1	0	0	4											
Inning Stats	R: 0 E: 0 K: 0 S: 9	H: 2 LOB: 2 BB: 0 P: 12	R: 2 E: 0 K: 0 S: 10	H: 4 LOB: 2 BB: 1 P: 21	R: 1 E: 0 K: 1 S: 14	H: 3 LOB: 2 BB: 1 P: 21	R: 1 E: 0 K: 0 S: 8	H: 2 LOB: 1 BB: 1 P: 16	R: 0 E: 0 K: 0 S: 10	H: 1 LOB: 1 BB: 0 P: 15	R: 5 E: 0 K: 0 S: 22	H: 5 LOB: 1 BB: 1 P: 35	R: 0 E: 0 K: 0 S: 5	H: 0 LOB: 1 BB: 2 P: 14	R: 0 E: 0 K: 0 S: 9	H: 2 LOB: 1 BB: 0 P: 13		1B: 16 2B: 2 3B: 1 HR: 0	SF: 1 SAC: 0 DP: 3 HBP: 0	WP: 1 PB: 0 SB: 2 CS: 0	PA: 47						
PITCHER	IP	WLS	BF	H	R	ER	SO	BB	IBB	HBP	BLK	WP	HR	S	P	ERA	WHIP										
43 Chris Sampson, R ERA: 3.7	(1, 1)	6.0		14	6	6	1	2	0	0	0	0	0	62	102	9.00	2.667										
Chad Qualls, R ERA: 4.17	(7, 1)	1.0	B	7	3	3	3	0	1	0	0	0	0	20	31	27.00	4.000										
Dave Borkowski, R ERA: 3.23	(8, 1)	1.2	L	7	1	1	1	0	2	0	0	0	0	12	24	5.40	1.800										
Trever Miller, L ERA: 7.5	(9, 1)	0.0		1	1	0	0	0	0	0	0	0	0	2	3	∞	∞										

AB	38
R	9
H	12
RBI	8
BB	6
SO	9
LOB	23



Batter	1	2	3	4	5	6	7	8	9	AB	R	H	RBI	BB	SO	LOB	TOP					
Craig Biggio, R OBP: 0.273, SLG: 0.387	F8	K		FC6-4			G5-3	K		5	1	0	0	0	2	6						
9 Hunter Pence, R OBP: 0.373, SLG: 0.598	HR	1B		1B			F8		K	5	1	3	3	0	1	0						
17 Lance Berkman, S OBP: 0.389, SLG: 0.383	F8	1B		K			FC5-4		K	5	0	2	1	0	2	1						
45 Carlos Lee, R OBP: 0.342, SLG: 0.507	2B	FC5-4				P5	FC6-4		G5-3	4	0	0	0	1	0	3						
Mark Loretta, R OBP: 0.411, SLG: 0.434	2B			F8		K		1B	1B	4	0	2	0	0	1	0						
Mike Lamb, L OBP: 0.387, SLG: 0.504	P6			G4-3		K		1B	1B	4	0	1	0	0	1	2						
Luke Scott, L OBP: 0.332, SLG: 0.469		1B		G1-4-3		G4-3		F8		4	1	1	0	0	0	2						
Brad Ausmus, R OBP: 0.348, SLG: 0.369		K				F8		F7		4	0	1	0	0	1	1						
Eric Bruntlett, R OBP: 0.625, SLG: 0.500		1B				G4-3		G4-3		4	1	2	0	0	1	3						
Inning Stats	R: 1 E: 0 K: 0 S: 10	H: 2 LOB: 2 BB: 1 P: 22	R: 2 E: 0 K: 2 S: 19	H: 4 LOB: 2 BB: 0 P: 27	R: 0 E: 0 K: 0 S: 8	H: 0 LOB: 0 BB: 0 P: 11	R: 1 E: 0 K: 1 S: 14	H: 2 LOB: 1 BB: 0 P: 22	R: 0 E: 0 K: 2 S: 8	H: 0 LOB: 0 BB: 0 P: 13	R: 0 E: 0 K: 0 S: 7	H: 0 LOB: 0 BB: 0 P: 8	R: 0 E: 0 K: 0 S: 10	H: 1 LOB: 1 BB: 0 P: 18	R: 0 E: 0 K: 2 S: 14	H: 3 LOB: 3 BB: 0 P: 23	R: 0 E: 0 K: 2 S: 11	H: 0 LOB: 0 BB: 0 P: 17	1B: 10 2B: 1 HR: 1	SF: 0 SAC: 0 DP: 0 HBP: 0	WP: 0 PB: 0 SB: 1 CS: 0	PA: 40
PITCHER	IP	WLS	BF	H	R	ER	SO	BB	IBB	HBP	BLK	WP	HR	S	P	ERA	WHIP					
54 Ervin Santana, R ERA: 5.06	(1, 1)	6.2	30	9	4	4	5	1	0	0	0	0	1	74	118	5.40	1.500					
Hector Carrasco, R ERA: 6.19	(7, 1)	0.1	W	1	0	0	0	0	0	0	0	0	0	2	3	0.00	0.000					
62 Scot Shields, R ERA: 2.06	(8, 1)	1.0		6	3	0	2	0	0	0	0	0	0	14	23	0.00	3.000					
Francisco Rodriguez, R ERA: 2.3	(9, 1)	1.0		3	0	0	2	0	0	0	0	0	0	11	17	0.00	0.000					

Houston Astros @ Los Angeles Angels
Angel Stadium of Anaheim, Anaheim, CA

Wed Jun 20 2007, 7:05 PM PDT
Att: 40,761 - Clear - 82 F



AB 39
R 4
H 12
RBI 4
BB 1
SO 9
LOB 18

Batter	1	2	3	4	5	6	7	8	9	AB	R	H	RBI	BB	SO	LOB	BOTTOM				
77 Reggie Willits, S OBP: 0.435, SLG: 0.391	1B	P3			G5-3		27 HR	BB		3	1	1	1	1	0	0					
9 Chone Figgins, S OBP: 0.344, SLG: 0.375	1B	FC4		F9		FC5-4	27 HR	BB		3	1	2	1	1	0	0					
Orlando Cabrera, R OBP: 0.375, SLG: 0.448	K			G6-3		G6-3	SF7			3	0	0	1	0	1	3					
27 Vladimir Guerrero, R OBP: 0.431, SLG: 0.566	F9			G6-3		P6	HR			4	1	1	3	0	0	3					
24 Gary Matthews, S OBP: 0.334, SLG: 0.445	FC4			G5-3		FC5-4	K			4	0	0	0	0	1	3					
39 Robb Quinlan, R OBP: 0.301, SLG: 0.462	G5-3			F7		G5-3	G5-3	47 1B	BB	3	0	0	0	1	0	0					
47 Howie Kendrick, R OBP: 0.325, SLG: 0.425	G6-3			L5		E6	64 BB	77 BB	64 G6-4-3	4	1	1	0	0	0	0					
Mike Napoli, R OBP: 0.346, SLG: 0.450	64 HR	1B		K		K	77 BB	64 BB	9 BB	3	2	1	0	1	2	2					
64 Terry Evans, R OBP: 0.400, SLG: 1.000	HR			P6		P6	9 BB	77 BB	SF7	3	2	1	2	1	0	2					
Inning Stats	R: 0 E: 0 K: 1 S: 11	H: 2 LOB: 2 BB: 0 P: 17	R: 2 E: 0 K: 0 S: 13	H: 2 LOB: 0 BB: 0 P: 25	R: 0 E: 0 K: 0 S: 5	H: 0 LOB: 0 BB: 0 P: 9	R: 0 E: 0 K: 0 S: 3	H: 0 LOB: 0 BB: 0 P: 5	R: 0 E: 0 K: 1 S: 8	H: 0 LOB: 0 BB: 0 P: 12	R: 0 E: 0 K: 0 S: 10	H: 1 LOB: 1 BB: 0 P: 16	R: 0 E: 0 K: 1 S: 19	H: 1 LOB: 4 BB: 4 P: 39	R: 0 E: 0 K: 1 S: 11	H: 1 LOB: 1 BB: 1 P: 16	1B: 5 2B: 0 3B: 0 HR: 2	SF: 1 SAC: 0 DP: 1 HBP: 0	WP: 0 PB: 0 SB: 0 CS: 0	PA: 36	
PITCHER	IP	WLS	BF	H	R	ER	SO	BB	IBB	HBP	BLK	WP	HR	S	P	ERA	WHIP				
51 Wandy Rodriguez, L ERA: 4.2	(1, 1)	6.1		26	4	4	2	1	0	0	0	0	1	58	97	5.68	0.947				
Dave Borkowski, R ERA: 4.35	(7, 1)	0.1	L	5	1	4	3	3	0	0	0	0	1	8	21	81.00	12.000				
Stephen Randolph, L ERA: 3.86	(7, 1)	1.1		5	1	0	2	1	0	0	0	0	0	14	21	0.00	1.500				

Houston Astros @ Los Angeles Angels
Angel Stadium of Anaheim, Anaheim, CA

Wed Jun 20 2007, 7:05 PM PDT
Att: 40,761 - Clear - 82 F



AB 30
R 8
H 7
RBI 8
BB 5
SO 4
LOB 13

Batter	1	2	3	4	5	6	7	8	9	AB	R	H	RBI	BB	SO	LOB	TOP		
Craig Biggio, R OBP: 0.272, SLG: 0.384 (1, 10)										5	1	1	0	0	0	2	Houston Astros @ Texas Rangers Rangers Ballpark in Arlington, Arlington, TX Fri Jun 22 2007, 8:35 PM EDT Att: 37,847 - Cloudy - 82 F		
9 Hunter Pence, R OBP: 0.371, SLG: 0.596 (1, 8)										4	1	1	1	0	0	0			
17 Lance Berkman, S OBP: 0.390, SLG: 0.398 Eric Bruntlett, R OBP: 0.625, SLG: 0.500 (7, 6)										4	1	2	2	0	0	0			
45 Carlos Lee, R OBP: 0.341, SLG: 0.504 (1, 7)										4	0	1	0	0	1	2			
Mark Loretta, R OBP: 0.410, SLG: 0.433 Morgan Ensberg, R OBP: 0.313, SLG: 0.376 (7, 5)										3	0	1	0	0	0	2			
Mike Lamb, L OBP: 0.390, SLG: 0.504 (7, 3)										4	0	2	0	0	0	2			
Luke Scott, L OBP: 0.330, SLG: 0.464 (1, 9)										4	0	1	0	0	2	2			
Chris Burke, R OBP: 0.333, SLG: 0.357 (1, 4)										4	0	0	0	0	0	2			
Brad Ausmus, R OBP: 0.342, SLG: 0.361 (1, 2)										4	0	0	0	0	0	2			
Inning Stats	R: 1 H: 2 E: 0 K: 0 S: 15	WLS: 2 BF: 28 LOB: 1 P: 23	R: 0 H: 2 E: 0 K: 0 S: 11	H: 2 R: 3 ER: 3 SO: 2	BB: 0 IBB: 0 HBP: 0 BLK: 0	R: 0 H: 0 E: 0 K: 0 S: 10	H: 0 R: 1 ER: 0 SO: 16	R: 2 H: 4 E: 0 K: 1 S: 11	H: 4 R: 0 ER: 0 SO: 19	R: 0 H: 0 E: 0 K: 0 S: 6	H: 0 R: 0 ER: 0 SO: 8	R: 0 H: 0 E: 0 K: 1 S: 9	H: 0 R: 0 ER: 0 SO: 15	R: 0 H: 0 E: 0 K: 0 S: 7	H: 0 R: 0 ER: 0 SO: 13	1B: 7 2B: 1 3B: 0 HR: 1		SF: 0 SAC: 0 DP: 0 HBP: 0	WP: 0 PA: 37 PB: 0 SB: 0 CS: 0
PITCHER	IP	WLS	BF	H	R	ER	SO	BB	IBB	HBP	BLK	WP	HR	S	P	ERA	WHIP		
33 Kevin Millwood, R ERA: 7.31 53 Joaquin Benoit, R ERA: 3.95 50 Frank Francisco, R ERA: 4.33	6.0	W	28	9	3	3	2	0	0	0	0	0	1	65	102	4.50	1.500		
	2.0		6	0	0	0	1	0	0	0	0	0	0	16	23	0.00	0.000		
	1.0		3	0	0	0	0	0	0	0	0	0	0	7	13	0.00	0.000		

Batter	1	2	3	4	5	6	7	8	9	AB	R	H	RBI	BB	SO	LOB	BOTTOM		
Kenny Lofton, L OBP: 0.363, SLG: 0.387 3 Jerry Hairston, R OBP: 0.310, SLG: 0.377 (8, 8)										5	1	2	1	0	1	1	Houston Astros @ Texas Rangers Rangers Ballpark in Arlington, Arlington, TX Fri Jun 22 2007, 8:35 PM EDT Att: 37,847 - Cloudy - 82 F		
5 Ian Kinsler, R OBP: 0.326, SLG: 0.444 (1, 4)										5	2	2	1	1	0	1			
10 Michael Young, R OBP: 0.337, SLG: 0.411 30 Travis Metcalf, R OBP: 0.296, SLG: 0.457 (1, 6)										4	1	2	2	1	1	0			
Sammy Sosa, R OBP: 0.307, SLG: 0.473 (1, 10)										3	1	2	4	2	0	1			
22 Marlon Byrd, R OBP: 0.416, SLG: 0.489 (1, 9)										4	1	2	1	1	0	3			
Frank Catalanotto, L OBP: 0.295, SLG: 0.365 (1, 7)										3	1	0	0	2	2	6			
15 Gerald Laird, R OBP: 0.301, SLG: 0.349 (1, 2)										5	0	0	0	0	3	4			
Brad Wilkerson, L OBP: 0.307, SLG: 0.450 (1, 3)										5	1	1	2	0	1	3			
Ramón Vázquez, L OBP: 0.337, SLG: 0.440 (8, 6)										3	3	2	0	2	1	0			
Inning Stats	R: 1 H: 3 E: 0 K: 1 S: 21	WLS: 3 BF: 23 LOB: 2 P: 29	R: 1 H: 1 E: 0 K: 0 S: 12	H: 1 R: 5 ER: 5 SO: 2	BB: 0 IBB: 0 HBP: 0 BLK: 0	R: 0 H: 0 E: 0 K: 1 S: 5	H: 0 R: 2 ER: 0 SO: 6	R: 8 H: 7 E: 0 K: 2 S: 28	H: 7 R: 0 ER: 2 SO: 51	R: 0 H: 0 E: 0 K: 2 S: 13	H: 0 R: 0 ER: 0 SO: 24	R: 1 H: 3 E: 0 K: 1 S: 16	H: 3 R: 0 ER: 0 SO: 23	R: 0 H: 0 E: 0 K: 0 S: 7	H: 0 R: 0 ER: 0 SO: 13	1B: 8 2B: 3 3B: 0 HR: 3		SF: 0 SAC: 0 DP: 0 HBP: 0	WP: 0 PA: 48 PB: 0 SB: 0 CS: 0
PITCHER	IP	WLS	BF	H	R	ER	SO	BB	IBB	HBP	BLK	WP	HR	S	P	ERA	WHIP		
Woody Williams, R ERA: 5.75 Stephen Randolph, L ERA: 12.46 Brian Moehler, R ERA: 6.12 Treyver Miller, L ERA: 7.36	4.0	L	23	7	5	5	2	4	0	0	0	0	1	33	62	22.50	4.000		
	2.0		14	4	5	5	4	4	0	0	0	0	0	24	36	5.40	1.800		
	0.1		2	1	0	0	0	0	0	0	0	0	0	6	9	0.00	3.000		

AB	37
R	3
H	9
RBI	3
BB	0
SO	3
LOB	14



AB	39
R	11
H	14
RBI	11
BB	9
SO	9
LOB	21



Batter	1	2	3	4	5	6	7	8	9	AB	R	H	RBI	BB	SO	LOB	TOP											
Orlando Palmeiro, L OBP: 0.371, SLG: 0.317	4-1 G6-4-3 BB		1-2 G4-3		4-2 BB		0-0 G1-3 G5-3		2-2 G5-3	3	0	1	0	2	0	0	Houston Astros @ Texas Rangers Rangers Ballpark in Arlington, Arlington, TX Sat Jun 23 2007, 3:55 PM EDT Att: 42,315 - Sunny - 91 F											
Mark Loretta, R OBP: 0.405, SLG: 0.423	4-2 BB		1-3 K		3-2 F8		2-2 G5-3		2-1 F9	4	0	0	0	1	1	2												
9 Hunter Pence, R OBP: 0.368, SLG: 0.587	1-2 G6-4-3			0-0 P4	0-1 L3		4-1 BB			3	0	0	0	1	0	3												
45 Carlos Lee, R OBP: 0.336, SLG: 0.496	1-1 L9			0-3 K		1-0 P3	1-2 G1-3			4	0	0	0	0	1	3												
Mike Lamb, L OBP: 0.392, SLG: 0.500	2-3 K			1-1 BB		2-2 G4-3	0-3 K			3	2	1	0	0	2	2												
Luke Scott, L OBP: 0.333, SLG: 0.459	4-1 BB			4-0 BB		1-1 G4-3		0-0 E1		2	0	0	0	2	0	1												
Morgan Ensberg, R OBP: 0.316, SLG: 0.381	2-3 K			0-1 BB		4-2 BB		0-0 FC2-6		3	0	1	1	1	1	2												
Brad Ausmus, R OBP: 0.340, SLG: 0.359	0-0 G4-3			0-3 K		0-0 E9		3-1 F8		4	0	1	1	0	1	4												
Eric Bruntlett, R OBP: 0.455, SLG: 0.333			0-1 G4-3		1-1 G4-3		1-2 L8			3	0	0	0	0	0	2												
Craig Biggio, R OBP: 0.271, SLG: 0.382								2-2 L5		1	0	0	0	0	0	0												
Inning Stats	R: 0 E: 0 K: 0 S: 8	H: 0 LOB: 1 BB: 2 P: 18	R: 0 E: 0 K: 2 S: 8	H: 0 LOB: 1 BB: 1 P: 16	R: 0 E: 0 K: 1 S: 9	H: 0 LOB: 0 BB: 0 P: 11	R: 1 E: 0 K: 2 S: 11	H: 2 LOB: 2 BB: 1 P: 16	R: 0 E: 0 K: 0 S: 10	H: 0 LOB: 1 BB: 1 P: 18	R: 1 E: 1 K: 0 S: 13	H: 1 LOB: 2 BB: 1 P: 22	R: 0 E: 0 K: 0 S: 14	H: 1 LOB: 0 BB: 0 P: 21	R: 0 E: 0 K: 0 S: 4	H: 0 LOB: 0 BB: 0 P: 7	R: 0 E: 0 K: 0 S: 9	H: 0 LOB: 0 BB: 0 P: 15	1B: 3 2B: 1 3B: 0 HR: 0	SF: 0 SAC: 0 DP: 1 HBP: 1	WP: 0 PB: 0 SB: 0 CS: 1	PA: 38						
PITCHER	IP	WLS	BF	H	R	ER	SO	BB	IBB	HBP	BLK	WP	HR	S	P	ERA	WHIP											
Jamey Wright, R ERA: 7.43	(1, 1)	5.2	W	26	3	2	2	5	6	0	1	0	0	0	55	96	3.18	1.588										
50 Frank Francisco, R ERA: 4.18	(6, 1)	1.0	H	5	1	0	0	0	1	0	0	0	0	0	15	23	0.00	2.000										
36 C.J. Wilson, L ERA: 2.02	(7, 1)	0.1	H	1	0	0	0	1	0	0	0	0	0	0	3	3	0.00	0.000										
40 Akinori Otsuka, R ERA: 1.88	(8, 1)	1.0	H	3	0	0	0	0	0	0	0	0	0	4	7	0.00	0.000											
Eric Gagne, R ERA: 0.45	(9, 1)	1.0		3	0	0	0	0	0	0	0	0	0	9	15	0.00	0.000											

AB 30
R 2
H 4
RBI 2
BB 7
SO 6
LOB 19



Batter	1	2	3	4	5	6	7	8	9	AB	R	H	RBI	BB	SO	LOB	BOTTOM											
Kenny Lofton, L OBP: 0.375, SLG: 0.408	0-1 L8		2-1 BB		0-0 BB		4-2 BB	4-1 BB		3	2	3	0	2	0	0	Houston Astros @ Texas Rangers Rangers Ballpark in Arlington, Arlington, TX Sat Jun 23 2007, 3:55 PM EDT Att: 42,315 - Sunny - 91 F											
5 Ian Kinsler, R OBP: 0.331, SLG: 0.447	2-3 K		3-2 G1-3		0-2 BB		4-1 BB	4-2 BB		3	2	1	1	2	1	2												
10 Michael Young, R OBP: 0.341, SLG: 0.412	0-0 L8		0-1 G6-3		1-0 BB		1-0 BB	1-0 BB		4	0	2	4	1	0	2												
22 Marlon Byrd, R OBP: 0.415, SLG: 0.485	0-2 G1-3			2-2 G6-3		1-1 BB		1-0 F8		5	0	2	1	0	0	4												
Frank Catalanotto, L OBP: 0.292, SLG: 0.378		3-1 BB		1-2 F7		2-0 G6-3		2-2 G6-3		5	0	1	0	0	1	7												
3 Jerry Hairston, R OBP: 0.310, SLG: 0.377								0-3 K		0	0	0	0	0	0	0												
15 Gerald Laird, R OBP: 0.300, SLG: 0.362	0-3 K			1-2 F9		0-1 F9		0-0 HR		4	1	1	1	0	1	1												
Brad Wilkerson, L OBP: 0.312, SLG: 0.447	1-1 F9				2-2 F7		4-2 BB	0-0 HR		3	1	1	0	1	0	1												
30 Travis Metcalf, R OBP: 0.300, SLG: 0.407	0-2 FC6-4				0-2 BB		1-1 G5-4-3	0-0 SH1-4		3	1	1	0	0	0	2												
Ramón Vázquez, L OBP: 0.323, SLG: 0.420			0-1 L9		1-0 L9			1-3 K		4	0	0	0	0	1	2												
Inning Stats	R: 0 E: 0 K: 1 S: 10	H: 1 LOB: 1 BB: 0 P: 12	R: 0 E: 0 K: 1 S: 11	H: 1 LOB: 0 BB: 0 P: 15	R: 0 E: 0 K: 0 S: 11	H: 0 LOB: 0 BB: 0 P: 14	R: 3 E: 0 K: 0 S: 16	H: 5 LOB: 2 BB: 0 P: 23	R: 0 E: 0 K: 0 S: 7	H: 0 LOB: 0 BB: 1 P: 12	R: 0 E: 0 K: 0 S: 13	H: 0 LOB: 3 BB: 3 P: 29	R: 4 E: 0 K: 2 S: 15	H: 4 LOB: 2 BB: 2 P: 25	R: 4 E: 0 K: 2 HR: 1	H: 4 LOB: 0 DP: 1 HBP: 0	1B: 8 2B: 2 3B: 1	SF: 0 SAC: 1 DP: 1 HBP: 0	WP: 0 PB: 0 SB: 0 CS: 0	PA: 41								
PITCHER	IP	WLS	BF	H	R	ER	SO	BB	IBB	HBP	BLK	WP	HR	S	P	ERA	WHIP											
44 Roy Oswalt, R ERA: 3.55	(1, 1)	6.1	L	30	6	3	3	2	4	0	0	0	0	0	73	113	4.26	1.895										
Rick White, R ERA: 5.72	(7, 1)	1.0		5	2	2	2	0	0	0	0	0	1	8	11	18.00	2.000											
Trever Miller, L ERA: 7.71	(8, 1)	0.1		2	0	0	0	1	1	0	0	0	0	4	9	0.00	3.000											
Chad Qualls, R ERA: 4.38	(8, 1)	0.1		4	2	2	2	1	1	0	0	0	0	8	13	54.00	9.000											

AB 34
R 7
H 12
RBI 7
BB 6
SO 4
LOB 21



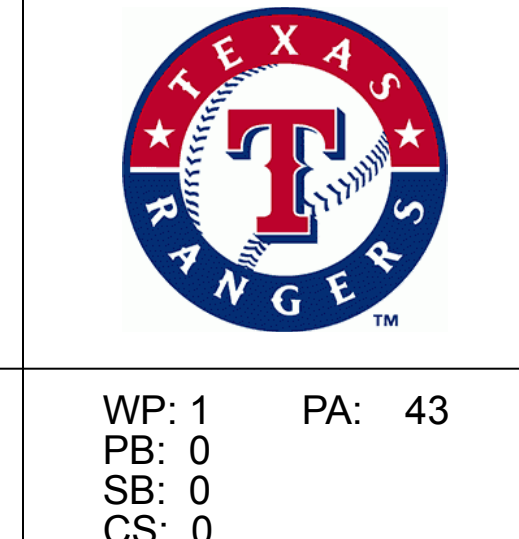
Batter	1	2	3	4	5	6	7	8	9	10	AB	R	H	RBI	BB	SO	LOB	TOP				
Craig Biggio, R OBP: 0.279, SLG: 0.390 (1, 10)	0-2 17 HR 1B		0-1 P3	4-2 BB		1-1 FC4-6 1B		1-2 FC4-6 1B		1-2 17 HR 1B	5	2	3	2	1	0	1	Houston Astros @ Texas Rangers Rangers Ballpark in Arlington, Arlington, TX Sun Jun 24 2007, 8:35 PM EDT Att: 31,560 - Cloudy - 84 F				
9 Hunter Pence, R OBP: 0.377, SLG: 0.609 (1, 8)	1-1 17 HR 1B		3-1 HR	FC5		1-2 FC4-6 1B		1-2 FC6-4 1B	1-1 45 BB 2B	1-1 45 BB 17 HR 1B	6	4	4	1	0	0	2					
17 Lance Berkman, S OBP: 0.362, SLG: 0.410 (1, 3)	0-1 HR		2-3 K	P4		2-1 FC6-4 1B		2-1 FC6-4 1B	4-1 2B	1-2 FC6-4 45 BB 1B	5	2	2	4	1	1	3					
45 Carlos Lee, R OBP: 0.339, SLG: 0.495 (1, 7)	3-2 CS 1B		0-2 G5-3			3-1 2B 1B		0-1 F8	2-0 F8	1-2 FC6-4 BB	5	0	2	0	1	0	2					
Mark Loretta, R OBP: 0.408, SLG: 0.433 (1, 4)	3-1 P2			4-2 BB BB		1-2 2B		2-2 G4-3	3-2 2B	2-1 FC6-4	5	1	2	3	1	0	3					
Mike Lamb, L OBP: 0.387, SLG: 0.490 Brad Ausmus, R OBP: 0.338, SLG: 0.357 (1, 5) (9, 2)	3-3 K			0-0 F8		0-0 G6-3		2-1 1B	0-0 L6	1-3 K	5	0	1	0	0	1	5					
Luke Scott, L OBP: 0.330, SLG: 0.450 (1, 9)				4-0 BB 9 FC5 BB		1-2 P4		1-1 F7	0-1 G4-3		4	1	0	0	1	0	4					
Eric Munson, L OBP: 0.333, SLG: 0.364 Morgan Ensberg, R OBP: 0.320, SLG: 0.385 (1, 2) (9, 5)				2-3 K		1-2 G4-3		0-3 K		1-0 SH1-4 2B 1B	4	0	0	0	0	2	4					
Eric Bruntlett, R OBP: 0.467, SLG: 0.333 (1, 6)				4-2 FC5 9 BB BB		0-2 G4-3		2-1 G6-4-3 1B	2-0 SH1-4	1-2	3	1	1	0	1	1	0					
Inning Stats	R: 3 E: 0 K: 1 S: 18	H: 4 LOB: 1 BB: 0 P: 28	R: 0 E: 0 K: 1 S: 8	H: 0 LOB: 0 BB: 10	R: 1 E: 0 K: 1 S: 12	H: 1 LOB: 0 BB: 0 P: 17	R: 3 E: 1 K: 1 S: 18	H: 0 LOB: 2 BB: 4 P: 39	R: 0 E: 0 K: 0 S: 11	H: 1 LOB: 1 BB: 0 P: 15	R: 0 E: 0 K: 0 S: 10	H: 1 LOB: 1 BB: 0 P: 15	R: 0 E: 0 K: 1 S: 6	H: 1 LOB: 0 BB: 0 P: 8	R: 2 E: 0 K: 0 S: 10	H: 2 LOB: 1 BB: 1 P: 20	R: 3 E: 0 K: 1 S: 19		H: 4 LOB: 2 BB: 1 P: 32	1B: 10 2B: 5 3B: 0 HR: 2	SF: 0 SAC: 1 DP: 2 HBP: 0	WP: 0 PB: 0 SB: 0 CS: 1
PITCHER	IP	WLS	BF	H	R	ER	SO	BB	IBB	HBP	BLK	WP	HR	S	P	ERA	WHIP					
55 Robinson Tejeda, R ERA: 6.57 (1, 1)	3.2		20	5	7	5	4	4	0	0	0	0	0	2	53	88	12.27	2.455				
Ron Mahay, L ERA: 2.99 (4, 1)	3.1		14	4	0	0	0	0	0	0	0	0	0	6	8	0.00	1.200					
53 Joaquin Benoit, R ERA: 3.76 (8, 1)	1.0		3	1	0	0	1	0	0	0	0	0	0	6	8	0.00	1.000					
Eric Gagne, R ERA: 1.29 (9, 1)	1.0		6	2	2	2	0	1	0	0	0	0	0	10	20	18.00	3.000					
36 C.J. Wilson, L ERA: 2.75 (10, 1)	0.1	L	6	4	3	3	0	1	0	0	0	0	0	14	24	81.00	15.000					

AB	44
R	12
H	16
RBI	10
BB	6
SO	6
LOB	26



Batter	1	2	3	4	5	6	7	8	9	10	AB	R	H	RBI	BB	SO	LOB	BOTTOM				
Kenny Lofton, L OBP: 0.375, SLG: 0.421 (1, 8)	2-1 G3-1		0-0 HR		3-2 L5			3-1 WP 5 1B	2-2 F7		5	2	2	2	0	0	0	Houston Astros @ Texas Rangers Rangers Ballpark in Arlington, Arlington, TX Sun Jun 24 2007, 8:35 PM EDT Att: 31,560 - Cloudy - 84 F				
5 Ian Kinsler, R OBP: 0.332, SLG: 0.458 (1, 4)	3-3 K		0-1 F7		0-0 F8		1-2 WP 1B	0-1 HR	0-1 HR		5	2	2	1	0	1	0					
10 Michael Young, R OBP: 0.336, SLG: 0.405 (1, 6)	0-1 G4-3		1-0 G4-3		1-1 G4-3		1-3 K	1-3 K			5	0	0	0	0	2	2					
Sammy Sosa, R OBP: 0.305, SLG: 0.467 (1, 10)		1-3 K		0-2 G6-3		0-0 P2		2-2 HR 1B		1-1 F8	5	1	1	2	0	1	0					
Frank Catalanotto, L OBP: 0.295, SLG: 0.409 (1, 7)		0-1 G4-3		1-0 F7		1-2 G3-1		1-1 HR 1B		1-0 2B	5	1	2	2	0	0	0					
15 Gerald Laird, R OBP: 0.303, SLG: 0.359 (1, 2)		3-2 1B		1-2 1B 3 1B HBP		0-0 G5-3		0-0 G6-3		1-2 G6-3	4	1	1	0	0	0	1					
Brad Wilkerson, L OBP: 0.308, SLG: 0.438 (1, 3)		2-3 K		1-2 3 1B 1B		1-2 G3-1		1-3 K		1-0 G6-3	5	0	1	0	0	2	2					
3 Jerry Hairston, R OBP: 0.311, SLG: 0.375 22 Marlon Byrd, R OBP: 0.421, SLG: 0.520 (1, 9) (9, PH) (10, 9)			1-1 G1-3		1-2 1B		3-2 G6-3		0-0 HR		3	0	1	1	0	0	0					
Ramón Vázquez, L OBP: 0.320, SLG: 0.424 (1, 5)			0-1 HR 2B		1-1 G3-1		2-3 K		2-2 G3-1		4	1	1	0	0	1	2					
Inning Stats	R: 0 E: 0 K: 1 S: 8	H: 0 LOB: 0 BB: 0 P: 13	R: 0 E: 0 K: 2 S: 12	H: 1 LOB: 1 BB: 0 P: 18	R: 2 E: 0 K: 0 S: 8	H: 2 LOB: 2 BB: 0 P: 21	R: 0 E: 0 K: 0 S: 7	H: 0 LOB: 0 BB: 0 P: 11	R: 0 E: 0 K: 1 S: 11	H: 0 LOB: 0 BB: 0 P: 17	R: 4 E: 0 K: 2 S: 18	H: 4 LOB: 0 BB: 0 P: 27	R: 2 E: 0 K: 1 S: 17	H: 2 LOB: 0 BB: 0 P: 22	R: 0 E: 0 K: 0 S: 7	H: 1 LOB: 1 BB: 0 P: 11	1B: 6 2B: 2 3B: 0 HR: 4		SF: 0 SAC: 0 DP: 0 HBP: 1	WP: 1 PB: 0 SB: 0 CS: 0	PA: 43	
PITCHER	IP	WLS	BF	H	R	ER	SO	BB	IBB	HBP	BLK	WP	HR	S	P	ERA	WHIP					
43 Chris Sampson, R ERA: 3.71 (1, 1)	7.0		27	5	3	3	4	0	0	0	0	0	0	1	67	96	3.86	0.714				
Rick White, R ERA: 0.95 (8, 1)	0.0		2	2	2	2	0	0	0	0	0	0	0	6	10	∞	∞					
Dan Wheeler, R ERA: 6.55 (8, 1)	2.0	W	10	4	4	4	3	0	0	0	0	1	3	29	39	18.00	2.000					
Chad Qualls, R ERA: 4.26 (10, 1)	1.0	S	4	1	0	0	0	0	0	0	0	0	0	7	11	0.00	1.000					

AB	42
R	9
H	12
RBI	9
BB	0
SO	7
LOB	7



Batter	1	2	3	4	5	6	7	8	9	AB	R	H	RBI	BB	SO	LOB	TOP								
Mark Loretta, R (1, 5) OBP: 0.398, SLG: 0.422	L9	G6-3			K		P3		K	5	0	0	0	0	2	5	Houston Astros @ Milwaukee Brewers Miller Park, Milwaukee, WI Mon Jun 25 2007, 7:05 PM CDT Att: 28,786 - Partly Cloudy - 80 F								
9 Hunter Pence, R (1, 8) OBP: 0.379, SLG: 0.605	BB			1B	P3			K		3	0	1	0	1	1										
17 Lance Berkman, S (1, 9) OBP: 0.387, SLG: 0.403	K		P5		K			G1-3		4	0	0	0	0	2	4									
45 Carlos Lee, R (1, 7) OBP: 0.341, SLG: 0.503	BB		L4-3			HR		K		3	1	1	1	1	1	2									
Mike Lamb, L (1, 3) OBP: 0.377, SLG: 0.477	F8			F7		F7		P6		4	0	0	0	0	0	3									
Chris Burke, R (1, 4) OBP: 0.331, SLG: 0.353		1B		F9		G6-3			P4	4	0	1	0	0	0	0									
Eric Munson, L (1, 2) OBP: 0.326, SLG: 0.351		F8				F7			P4	4	0	1	0	0	0	1									
Eric Bruntlett, R (1, 6) OBP: 0.389, SLG: 0.267 Orlando Palmeiro, L (9, PH) OBP: 0.380, SLG: 0.328		K			K				WP	3	0	0	0	0	3	2									
23 Jason Jennings, L (1, 1) OBP: 0.300, SLG: 0.125 Stephen Randolph, L (8, 1) Dave Borkowski, R (8, 1) Luke Scott, L (9, PH) OBP: 0.333, SLG: 0.450							K			2	0	1	0	1	1	0									
										0	0	0	0	0	0	0									
										0	0	0	0	0	0	0									
										0	0	0	0	1	0	0									
Inning Stats	R: 0 E: 0 K: 1 S: 13	H: 0 LOB: 2 BB: 2 P: 27	R: 0 E: 0 K: 1 S: 10	H: 2 LOB: 2 BB: 0 P: 14	R: 0 E: 0 K: 0 S: 6	H: 1 LOB: 0 BB: 0 P: 9	R: 0 E: 0 K: 1 S: 11	H: 1 LOB: 1 BB: 0 P: 16	R: 0 E: 0 K: 2 S: 16	H: 0 LOB: 1 BB: 1 P: 23	R: 1 E: 0 K: 0 S: 14	H: 1 LOB: 0 BB: 0 P: 23	R: 0 E: 0 K: 2 S: 11	H: 0 LOB: 0 BB: 0 P: 17	R: 0 E: 0 K: 2 S: 9	H: 0 LOB: 1 BB: 0 P: 14	R: 0 E: 0 K: 1 S: 14	H: 1 LOB: 2 BB: 1 P: 21	1B: 5 2B: 1 3B: 0 HR: 1	SF: 0 SAC: 0 DP: 1 HBP: 0	WP: 2 PB: 0 SB: 1 CS: 0	PA: 37			
PITCHER	IP	WLS	BF	H	R	ER	SO	BB	IBB	HBP	BLK	WP	HR	S	P	ERA	WHIP								
15 Ben Sheets, R (1, 1) ERA: 3.09	6.0	W	25	5	1	1	5	3	0	0	0	0	1	70	112	1.50	1.333								
12 Carlos Villanueva, R (7, 1) ERA: 2.79	1.0	H	3	0	0	0	2	0	0	0	0	0	0	11	17	0.00	0.000								
Derrick Turnbow, R (8, 1) ERA: 0.89	1.0	H	4	0	0	0	2	0	0	0	0	1	0	9	14	0.00	0.000								
50 Chris Spurling, R (9, 1) ERA: 3.33	1.0		5	1	0	0	1	1	0	0	0	1	0	14	21	0.00	2.000								

Batter	1	2	3	4	5	6	7	8	9	AB	R	H	RBI	BB	SO	LOB	BOTTOM								
1 Corey Hart, R (1, 9) OBP: 0.391, SLG: 0.531	K		1B		K		K	G6-3		5	1	1	1	0	3	3	Houston Astros @ Milwaukee Brewers Miller Park, Milwaukee, WI Mon Jun 25 2007, 7:05 PM CDT Att: 28,786 - Partly Cloudy - 80 F								
7 J.J. Hardy, R (1, 6) OBP: 0.340, SLG: 0.521	HR		G6-3			L9	IBB			3	1	1	1	1	0	1									
8 Ryan Braun, R (1, 5) OBP: 0.369, SLG: 0.582	F8		2B				FC6-4			4	0	2	1	0	0	3									
28 Prince Fielder, L (1, 3) OBP: 0.374, SLG: 0.629	K		G4-3			P6		HR		4	1	1	1	0	1	2									
2 Bill Hall, R (1, 8) OBP: 0.337, SLG: 0.451		F9			G5-3			2B	2B	3	1	1	0	1	0	0									
Johnny Estrada, S (1, 2) OBP: 0.301, SLG: 0.423		F9			F7		G3	2B	2B	4	1	1	1	0	0	2									
Geoff Jenkins, L (1, 7) OBP: 0.342, SLG: 0.510		K						2B	SF8	3	0	1	0	1	1	0									
Craig Counsell, L (1, 4) OBP: 0.344, SLG: 0.319			1B		CS		G3		K	4	1	1	0	0	1	3									
15 Ben Sheets, R (1, 1) ERA: 3.09 12 Carlos Villanueva, R (7, 1) ERA: 2.79 18 Gabe Gross, L (8, 1) Derrick Turnbow, R (8, 1) 9 Tony Graffanino, R (8, PH) 50 Chris Spurling, R (9, 1)			1B							1	0	0	0	0	0	0									
										0	0	0	0	0	0	0									
										0	0	0	0	0	0	0									
										0	0	0	0	0	0	0									
										0	0	0	0	0	0	0									
Inning Stats	R: 1 E: 0 K: 2 S: 12	H: 1 LOB: 0 BB: 0 P: 21	R: 0 E: 0 K: 1 S: 5	H: 0 LOB: 0 BB: 0 P: 8	R: 2 E: 0 K: 0 S: 11	H: 3 LOB: 1 BB: 0 P: 19	R: 0 E: 0 K: 0 S: 6	H: 0 LOB: 0 BB: 1 P: 11	R: 0 E: 0 K: 1 S: 8	H: 0 LOB: 0 BB: 0 P: 11	R: 0 E: 0 K: 0 S: 9	H: 1 LOB: 2 BB: 1 P: 18	R: 0 E: 1 K: 1 S: 12	H: 0 LOB: 3 BB: 2 P: 23	R: 3 E: 0 K: 1 S: 16	H: 4 LOB: 1 BB: 0 P: 22	1B: 3 2B: 4 3B: 0 HR: 2	SF: 1 SAC: 1 DP: 0 HBP: 0	WP: 2 PB: 0 SB: 3 CS: 1	PA: 38					
PITCHER	IP	WLS	BF	H	R	ER	SO	BB	IBB	HBP	BLK	WP	HR	S	P	ERA	WHIP								
23 Jason Jennings, R (1, 1) ERA: 3.68	7.0	L	30	5	3	3	5	3	1	0	0	0	1	63	111	3.86	1.143								
Stephen Randolph, L (8, 1) ERA: 17.36	0.1		5	4	3	3	1	0	0	0	0	0	1	13	17	81.00	12.000								
Dave Borkowski, R (8, 1) ERA: 4.26	0.2		2	0	0	0	0	0	0	0	0	0	0	3	5	0.00	0.000								

Batter	1	2	3	4	5	6	7	8	9	AB	R	H	RBI	BB	SO	LOB	TOP								
Craig Biggio, R (1.4) OBP: 0.279, SLG: 0.388 Eric Bruntlett, R (7.6) OBP: 0.368, SLG: 0.250										4	0	1	0	0	1	0	Houston Astros @ Milwaukee Brewers Miller Park, Milwaukee, WI Tue Jun 26 2007, 7:05 PM CDT Att: 30,713 - Cloudy - 87 F								
9 Hunter Pence, R (1.8) OBP: 0.377, SLG: 0.596										3	0	0	0	1	1										
17 Lance Berkman, S (1.3) OBP: 0.385, SLG: 0.398 Brian Moehler, R (7.1) OBP: 0.250, SLG: 0.250										3	1	0	0	1	0	2									
45 Carlos Lee, R (1.7) OBP: 0.340, SLG: 0.510 Otando Palmeiro, L (8.7) OBP: 0.380, SLG: 0.328										4	1	1	2	0	0	2									
Mark Loretta, R (1.6) OBP: 0.400, SLG: 0.421 Eric Munson, L (8.2) OBP: 0.326, SLG: 0.351										3	0	1	0	1	1	0									
Mike Lamb, L (1.5) OBP: 0.388, SLG: 0.464										4	0	0	0	0	1	2									
Luke Scott, L (1.9) OBP: 0.336, SLG: 0.482										4	2	2	2	0	1	3									
Brad Ausmus, R (1.2) OBP: 0.341, SLG: 0.372										3	1	1	1	1	1	1									
51 Wandy Rodriguez, S (1.1) OBP: 0.160, SLG: 0.200 Rick White, R (6.1) ERA: 2.68 Chris Burke, R (7.4) OBP: 0.328, SLG: 0.350										3	0	0	0	0	1	2									
Inning Stats	R: 0 E: 0 K: 1 S: 10	H: 0 LOB: 1 BB: 1 P: 19	R: 2 E: 0 K: 0 S: 11	H: 2 LOB: 0 BB: 0 P: 17	R: 0 E: 0 K: 0 S: 10	H: 1 LOB: 1 BB: 0 P: 16	R: 0 E: 0 K: 3 S: 12	H: 0 LOB: 1 BB: 1 P: 21	R: 0 E: 0 K: 2 S: 7	H: 0 LOB: 0 BB: 0 P: 8	R: 2 E: 1 K: 0 S: 15	H: 2 LOB: 2 BB: 2 P: 27	R: 0 E: 0 K: 0 S: 8	H: 0 LOB: 0 BB: 0 P: 13	R: 0 E: 0 K: 1 S: 8	H: 0 LOB: 0 BB: 0 P: 14		R: 1 E: 0 K: 0 S: 10	H: 1 LOB: 0 BB: 0 P: 12	1B: 2 2B: 0 3B: 0 HR: 4	SF: 0 SAC: 0 DP: 1 HBP: 0	WP: 0 PB: 0 SB: 1 CS: 0	PA: 37		
PITCHER	IP	WLS	BF	H	R	ER	SO	BB	IBB	HBP	BLK	WP	HR	S	P	ERA	WHIP								
46 Claudio Vargas, R (1.1) ERA: 4.29 Matt Wise, R (6.1) ERA: 3.06 12 Carlos Villanueva, R (7.1) ERA: 2.68 Jose Capellan, R (9.1) ERA: 4.5	5.0		24	5	4	4	6	3	0	0	0	0	3	62	100	7.20	1.600								
	1.0	W	3	0	0	0	0	0	1	0	0	0	0	3	8	0.00	0.000								
	2.0		6	0	0	0	1	0	0	0	0	0	0	16	27	0.00	0.000								
	1.0		4	1	1	1	0	0	0	0	0	0	1	10	12	9.00	1.000								

Batter	1	2	3	4	5	6	7	8	9	AB	R	H	RBI	BB	SO	LOB	BOTTOM									
1 Corey Hart, R (1.9) OBP: 0.396, SLG: 0.530										4	0	2	0	1	1	1	Houston Astros @ Milwaukee Brewers Miller Park, Milwaukee, WI Tue Jun 26 2007, 7:05 PM CDT Att: 30,713 - Cloudy - 87 F									
7 J.J. Hardy, R (1.6) OBP: 0.344, SLG: 0.519										3	2	1	0	2	1	2										
8 Ryan Braun, R (1.5) OBP: 0.386, SLG: 0.632										4	2	3	2	1	0	1										
28 Prince Fielder, L (1.3) OBP: 0.374, SLG: 0.624										4	1	1	0	1	1	4										
2 Bill Hall, R (1.8) OBP: 0.334, SLG: 0.444										4	1	0	0	1	2	5										
Johnny Estrada, S (1.2) OBP: 0.307, SLG: 0.437										4	2	2	4	1	0	1										
Kevin Mench, R (1.7) OBP: 0.273, SLG: 0.405										5	1	1	0	0	1	2										
23 Rickie Weeks Jr., R (1.4) OBP: 0.351, SLG: 0.446										3	1	1	1	0	1	0										
46 Claudio Vargas, R (1.1) OBP: 0.096, SLG: 0.143 Matt Wise, R (6.1) ERA: 7.67 9 Tony Graffanino, R (6. PH) 12 Carlos Villanueva, R (7.1) Jose Capellan, R (9.1)										1	0	0	0	0	0	0										
Inning Stats	R: 2 E: 0 K: 0 S: 14	H: 4 LOB: 2 BB: 0 P: 21	R: 0 E: 0 K: 2 S: 13	H: 0 LOB: 1 BB: 1 P: 22	R: 0 E: 0 K: 2 S: 9	H: 1 LOB: 1 BB: 0 P: 11	R: 0 E: 0 K: 1 S: 7	H: 0 LOB: 1 BB: 0 P: 11	R: 0 E: 0 K: 0 S: 7	H: 0 LOB: 0 BB: 1 P: 14	R: 9 E: 1 K: 2 S: 20	H: 5 LOB: 0 BB: 4 P: 38	R: 0 E: 0 K: 0 S: 16	H: 2 LOB: 3 BB: 1 P: 25	R: 0 E: 0 K: 0 S: 4	H: 0 LOB: 0 BB: 0 P: 6		R: 0 E: 0 K: 0 S: 4	H: 0 LOB: 0 BB: 0 P: 6	1B: 7 2B: 2 3B: 0 HR: 3	SF: 0 SAC: 1 DP: 0 HBP: 1	WP: 0 PB: 0 SB: 2 CS: 1	PA: 43			
PITCHER	IP	WLS	BF	H	R	ER	SO	BB	IBB	HBP	BLK	WP	HR	S	P	ERA	WHIP									
51 Wandy Rodriguez, L (1.1) ERA: 4.57 Rick White, R (6.1) ERA: 7.67 Brian Moehler, R (7.1) ERA: 5.67	5.0	L	26	7	6	6	5	4	0	1	0	0	0	1	55	92	10.80	2.200								
	1.0		8	3	5	5	2	1	1	0	0	0	0	2	15	25	45.00	4.000								
	2.0		9	2	0	0	0	1	0	0	0	0	0	0	20	31	0.00	1.500								


Batter	1	2	3	4	5	6	7	8	9	10	11	AB	R	H	RBI	BB	SO	LOB	TOP					
3 Willy Taveras, R OBP: 0.358, SLG: 0.375	0-1 1B		0-0 1B		1-1 G4-3		3-2 K		1-3 K		1-2 G1-3	6	0	2	0	0	2	0						
Kazuo Matsui, S OBP: 0.339, SLG: 0.462	0-1 F8		1-1 F8		2-2 3B		2-2 F8		2-2 L7			5	0	1	0	0	0	2						
5 Matt Holliday, R OBP: 0.397, SLG: 0.581	2-1 1B		0-2 1B		3-2 G1-3		0-2 G4-3		2-1 G4-3			5	0	2	0	0	0	1						
17 Todd Helton, L OBP: 0.436, SLG: 0.460	1-2 G6-3		0-1 F9		2-3 K				0-1 P5		3-3 K	5	0	0	0	0	2	5						
27 Garrett Atkins, R OBP: 0.324, SLG: 0.408		1-1 G6-3		1-2 L5		0-0 G1-3		1-0 2B		1-3 K		5	1	1	0	0	1	0						
11 Brad Hawpe, L OBP: 0.384, SLG: 0.528		1-2 G6-3		0-0 2B		0-0 G3-1		1-0 HR		2-3 K		3	0	1	0	0	0	0						
19 Ryan Spilborghs, R (8, PH) OBP: 0.338, SLG: 0.500								2-H HR				2	1	1	2	0	1	0						
2 Troy Tulowitzki, R OBP: 0.347, SLG: 0.426		1-3 K		1-2 F8		0-2 20 BB		0-0 20 S			1-1 HR	5	2	3	1	0	1	1						
20 Chris Iannetta, R OBP: 0.331, SLG: 0.353			0-0 HR	4-2 28 FC6-4		4-2 BB		2-2 10 G4-6-3			0-1 G4-3	3	1	2	2	2	0	0						
28 Aaron Cook, R OBP: 0.370, SLG: 0.370			2-2 3B	1-1 FC6-4		2-3 K		2-2 1-2F			1-2 K	3	0	1	0	0	1	4						
10 Jeff Baker, R OBP: 0.304, SLG: 0.396												1	0	0	0	0	0	1						
10 Jeff Baker, R OBP: 0.304, SLG: 0.396												0	0	0	0	0	0	0						
60 Manny Corpas, R OBP: 0.338, SLG: 0.500												0	0	0	0	0	0	0						
Jeremy Affeldt, L OBP: 0.338, SLG: 0.500												0	0	0	0	0	0	0						
50 Jorge Julio, R OBP: 0.338, SLG: 0.500												0	0	0	0	0	0	0						
18 Cory Sullivan, L OBP: 0.338, SLG: 0.500												1	0	0	0	0	0	1						
40 Brian Fuentes, L OBP: 0.338, SLG: 0.500												0	0	0	0	0	0	0						
Inning Stats	R: 0 E: 0 K: 0 S: 9	H: 2 LOB: 1 BB: 0 P: 12	R: 0 E: 0 K: 1 S: 8	H: 0 LOB: 0 BB: 0 P: 11	R: 1 E: 0 K: 0 S: 12	H: 4 LOB: 2 BB: 0 P: 15	R: 0 E: 0 K: 1 S: 15	H: 1 LOB: 2 BB: 1 P: 22	R: 0 E: 0 K: 1 S: 11	H: 0 LOB: 0 BB: 0 P: 16	R: 3 E: 0 K: 0 S: 13	H: 4 LOB: 0 BB: 0 P: 19	R: 0 E: 0 K: 3 S: 12	H: 0 LOB: 0 BB: 0 P: 18	R: 0 E: 0 K: 3 S: 16	H: 0 LOB: 0 BB: 0 P: 15	R: 1 E: 0 K: 1 S: 12	H: 1 LOB: 0 BB: 0 P: 15	1B: 8 2B: 2 3B: 1 HR: 3	SF: 0 SAC: 0 DP: 2 HBP: 0	WP: 0 PB: 0 SB: 1 CS: 0	PA: 46		
PITCHER	IP ERA WLS BF H R ER SO BB IBB HBP BLK WP HR S P ERA WHIP	7.0 3.42 0.1 2 1 1 1 0 0 0 0 0 0 0 3 4 27.00 3.000	11.1 5.79 0.0 3 3 2 2 0 0 0 0 0 0 1 6 9 ∞ ∞	8.1 4.5 0.2 1 0 0 0 0 0 0 0 0 0 0 4 6 0.00 0.000	9.1 5.87 2.0 6 0 0 0 4 0 0 0 0 0 0 23 34 0.00 0.000	PITCHER	IP ERA WLS BF H R ER SO BB IBB HBP BLK WP HR S P ERA WHIP	11.1 5.79 1.0 4 1 1 1 1 0 0 0 0 0 0 0 0 6 9 9.00 1.000																
44 Roy Oswalt, R ERA: 3.42																								
Trever Miller, L ERA: 7.91																								
Chad Qualls, R ERA: 4.5																								
Dave Borkowski, R ERA: 5.01																								
Dan Wheeler, R ERA: 5.87																								
Batter	1	2	3	4	5	6	7	8	9	10	11	AB	R	H	RBI	BB	SO	LOB	BOTTOM					
Craig Biggio, R OBP: 0.289, SLG: 0.396	1-0 G5-3		2-2 9 G1-3 1B		0-1 9 G6-3 1B		2-0 2-H 1B		2-1 9 FC6-4 1B		1-2 9 2B 45 HR 1B	6	1	5	1	0	0	0						
9 Hunter Pence, R OBP: 0.369, SLG: 0.580	0-0 G6-3		3-2 G1-3		0-0 G6-3				1-0 FC6-4 17 CS 1B		1-1 45 HR 2B	6	1	1	0	0	0	4						
17 Lance Berkman, S OBP: 0.385, SLG: 0.417	2-0 F8		2-1 P6		3-2 G3				3-3 K		2-1 45 HR HBP	5	2	1	1	0	1	4						
45 Carlos Lee, R OBP: 0.344, SLG: 0.520		3-2 G6-3		0-0 S 1B		3-2 F9		1-0 P4		1-2 G5-3	0-0 1-H 2-H 3-H HR	6	1	2	4	0	0	0						
Mark Loretta, R OBP: 0.404, SLG: 0.422		0-1 FC6-4 1B		1-3 K		2-0 L9		1-1 HR		1-2 1B		5	1	3	0	0	1	1						
Mike Lamb, L OBP: 0.367, SLG: 0.475		0-1 F7		4-1 BB		1-1 L4		0-0 1-H HR		1-3 K		4	1	1	2	1	1	2						
Brad Ausmus, R OBP: 0.336, SLG: 0.365		2-2 FC6-4		2-3 K				2-1 SH2-4 1B		0-1 BB 1B		5	1	2	0	0	2	4						
Eric Bruntlett, R OBP: 0.346, SLG: 0.261			2-1 L9		0-0 G1-3			0-0 SH2-4		4-0 BB		2	0	0	0	0	0	2						
Luke Scott, L OBP: 0.335, SLG: 0.470								1-2 BB			2-3 K	1	0	0	0	1	1	0						
44 Roy Oswalt, R ERA: 3.42			2-2 9 G1-3 1B		1-2 G5-3						0-0 F9	2	0	0	0	0	0	0						
LaTroy Hawkins, R ERA: 4.87												0	0	0	0	0	0	0						
60 Manny Corpas, R ERA: 2.77												0	0	0	0	0	0	0						
Jeremy Affeldt, L ERA: 2.81												0	0	0	0	0	0	0						
50 Jorge Julio, R ERA: 6.08												0	0	0	0	0	0	0						
Inning Stats	R: 0 E: 0 K: 0 S: 3	H: 0 LOB: 0 BB: 0 P: 6	R: 0 E: 0 K: 0 S: 13	H: 1 LOB: 1 BB: 0 P: 18	R: 0 E: 0 K: 0 S: 13	H: 2 LOB: 2 BB: 0 P: 24	R: 0 E: 0 K: 2 S: 10	H: 1 LOB: 2 BB: 1 P: 17	R: 0 E: 0 K: 0 S: 7	H: 2 LOB: 1 BB: 0 P: 13	R: 1 E: 1 K: 0 S: 6	H: 2 LOB: 1 BB: 0 P: 10	R: 3 E: 0 K: 0 S: 10	H: 4 LOB: 2 BB: 1 P: 18	R: 0 E: 0 K: 1 S: 6	H: 1 LOB: 1 BB: 0 P: 12	R: 0 E: 0 K: 2 S: 16	H: 1 LOB: 1 BB: 0 P: 20	R: 4 E: 0 K: 1 S: 11	H: 3 LOB: 0 BB: 0 P: 17	1B: 12 2B: 2 3B: 0 HR: 3	SF: 0 SAC: 1 DP: 1 HBP: 1	WP: 0 PB: 0 SB: 1 CS: 1	PA: 49
PITCHER	IP ERA WLS BF H R ER SO BB IBB HBP BLK WP HR S P ERA WHIP	4.7 4.7 0.2 6 4 3 3 0 0 0 0 0 0 2 8 10 40.50 6.000	8.1 4.87 0.2 4 1 0 0 0 1 0 0 0 0 0 5 14 0.00 3.000	8.1 2.77 0.2 1 0 0 0 1 0 0 0 0 0 3 6 0.00 0.000	9.1 2.81 1.0 4 1 0 0 2 0 0 0 0 0 16 20 0.00 1.000	PITCHER	IP ERA WLS BF H R ER SO BB IBB HBP BLK WP HR S P ERA WHIP	11.1 5.79 0.2 6 3 4 4 1 0 0 1 0 0 0 0 1 17 54.00 4.500																
28 Aaron Cook, R ERA: 4.7																								
LaTroy Hawkins, R ERA: 4.87																								
60 Manny Corpas, R ERA: 2.77																								
Jeremy Affeldt, L ERA: 2.81																								
50 Jorge Julio, R ERA: 6.08																								

Colorado Rockies @ Houston Astros
Minute Maid Park, Houston, TX
Thu Jun 28 2007, 7:05 PM CDT
Att. 42,537 - Roof Closed - 72 F

livebaseballscores.com

AB 44
R 5
H 14
RBI 5
BB 2
SO 9
LOB 14


WP: 0 PA: 46
PB: 0
SB: 1
CS: 0



Colorado Rockies @ Houston Astros
Minute Maid Park, Houston, TX
Thu Jun 28 2007, 7:05 PM CDT
Att. 42,537 - Roof Closed - 72 F

livebaseballscores.com

AB 45
R 8
H 16
RBI 8
BB 2
SO 6
LOB 20



Batter	1	2	3	4	5	6	7	8	9	AB	R	H	RBI	BB	SO	LOB	TOP									
3 Willy Taveras, R OBP: 0.361, SLG: 0.374	E6		F8	2-H 3-H		E 5 S 1B HBP	P3		G1-3	4	1	1	2	1	0	4	Colorado Rockies @ Houston Astros Minute Maid Park, Houston, TX Fri Jun 29 2007, 7:05 PM CDT Att. 42,861 - Roof Closed - 72 F									
Kazu Matsui, S OBP: 0.335, SLG: 0.450	E4		K	G3-1		17 BB 5 1B	K			4	0	0	0	1	2	5										
5 Matt Holliday, R OBP: 0.394, SLG: 0.575	K		F8		F9	17 BB 1B		P3		5	0	1	1	0	1	2										
17 Todd Helton, L OBP: 0.438, SLG: 0.471			G5-3					G3-1		4	2	2	1	1	0	1										
27 Garrett Atkins, R OBP: 0.325, SLG: 0.429					P4	F8		P6		5	2	2	3	0	0	3										
11 Brad Hawpe, L OBP: 0.388, SLG: 0.530			F7		P6					5	1	3	0	0	0	0										
2 Troy Tulowitzki, R OBP: 0.351, SLG: 0.427			F9-6		20 1B 3 1B			FC1-6		4	1	2	0	1	1	2										
20 Chris Iannetta, R OBP: 0.340, SLG: 0.353										3	1	1	0	2	0	2										
Josh Fogg, R ERA: 4.15			F9-6		SH1					1	0	0	0	0	0	2										
35 Taylor Buchholz, R ERA: 4.96					SH1					1	0	0	0	0	1	0										
19 Ryan Schoepfle, R ERA: 4.59										1	0	1	1	0	0	0										
50 Jorge Julio, R ERA: 5.84										0	0	0	0	0	0	0										
60 Manny Corpas, R ERA: 2.7										0	0	0	0	0	0	0										
18 Cory Sullivan, L ERA: 3.79										1	0	0	0	0	0	2										
40 Brian Fuentes, L										0	0	0	0	0	0	0										
Inning Stats	R: 0 E: 2 K: 1 S: 10	H: 0 LOB: 0 BB: 0 P: 13	R: 2 E: 0 K: 0 S: 11	H: 3 LOB: 1 BB: 1 P: 17	R: 0 E: 0 K: 1 S: 9	H: 0 LOB: 1 BB: 1 P: 14	R: 3 E: 0 K: 0 S: 14	H: 3 LOB: 1 BB: 1 P: 22	R: 1 E: 0 K: 1 S: 14	H: 2 LOB: 1 BB: 0 P: 26	R: 1 E: 0 K: 1 S: 12	H: 1 LOB: 3 BB: 2 P: 27	R: 1 E: 0 K: 1 S: 13	H: 3 LOB: 2 BB: 0 P: 17	R: 0 E: 0 K: 0 S: 7	H: 0 LOB: 0 BB: 0 P: 9	R: 0 E: 0 K: 0 S: 10	H: 1 LOB: 2 BB: 1 P: 14	1B: 10 2B: 1 3B: 0 HR: 3	SF: 0 SAC: 1 DP: 1 HBP: 1	WP: 0 PB: 0 SB: 2 CS: 1	PA: 46				
PITCHER	IP	WLS	BF	H	R	ER	SO	BB	IBB	HBP	BLK	WP	HR	S	P	ERA	WHIP									
43 Chris Sampson, R	(1, 1)	5.2		29	8	7	7	4	4	0	1	0	0	3	63	104	11.12	2.118								
62 Mark McLemore, L	(6, 1)	2.1	B	12	4	1	1	1	1	0	0	0	0	0	27	41	3.86	2.143								
Dave Borkowski, R	(9, 1)	1.0	W	5	1	0	0	0	1	0	0	0	0	0	10	14	0.00	2.000								

AB	38
R	8
H	13
RBI	8
BB	6
SO	5
LOB	23



Batter	1	2	3	4	5	6	7	8	9	AB	R	H	RBI	BB	SO	LOB	BOTTOM									
Craig Biggio, R OBP: 0.290, SLG: 0.392	P6							G3-1		3	1	0	0	1	1	3	Colorado Rockies @ Houston Astros Minute Maid Park, Houston, TX Fri Jun 29 2007, 7:05 PM CDT Att. 42,861 - Roof Closed - 72 F									
Dave Borkowski, R										0	0	0	0	0	0	0										
9 Hunter Pence, R OBP: 0.364, SLG: 0.572	G3		P3						G4-3	5	1	1	0	0	0	1										
17 Lance Berkman, S OBP: 0.385, SLG: 0.435	K		HR							5	2	2	3	0	2	0										
45 Carlos Lee, R OBP: 0.348, SLG: 0.519										2	1	1	1	2	0	0										
Chris Burke, R OBP: 0.326, SLG: 0.347										0	1	0	0	0	0	0										
Mark Loretta, R OBP: 0.413, SLG: 0.440										3	3	2	2	1	0	1										
Mike Lamb, L OBP: 0.365, SLG: 0.475										4	0	1	1	0	0	3										
Luke Scott, L OBP: 0.336, SLG: 0.465										2	0	0	0	1	0	1										
62 Mark McLemore, L										0	0	0	0	0	0	0										
Orlando Palmeiro, L OBP: 0.365, SLG: 0.313										1	0	0	0	0	0	0										
Eric Munson, L OBP: 0.340, SLG: 0.390										4	0	2	2	0	0	0										
Brad Ausmus, R OBP: 0.336, SLG: 0.365										0	0	0	0	0	0	0										
43 Chris Sampson, R OBP: 0.190, SLG: 0.190										2	0	0	0	0	1	2										
Eric Bruntlett, R OBP: 0.321, SLG: 0.240										2	0	0	0	0	0	1										
Inning Stats	R: 0 E: 0 K: 1 S: 6	H: 0 LOB: 0 BB: 0 P: 7	R: 2 E: 0 K: 2 S: 14	H: 1 LOB: 2 BB: 2 P: 30	R: 1 E: 0 K: 0 S: 9	H: 2 LOB: 0 BB: 0 P: 14	R: 0 E: 0 K: 0 S: 7	H: 0 LOB: 0 BB: 0 P: 10	R: 4 E: 0 K: 0 S: 15	H: 4 LOB: 1 BB: 0 P: 26	R: 0 E: 0 K: 0 S: 7	H: 0 LOB: 1 BB: 1 P: 14	R: 0 E: 0 K: 0 S: 11	H: 0 LOB: 1 BB: 1 P: 22	R: 0 E: 0 K: 0 S: 10	H: 1 LOB: 0 BB: 0 P: 15	R: 2 E: 0 K: 1 S: 9	H: 1 LOB: 1 BB: 1 P: 17	1B: 4 2B: 2 3B: 1 HR: 2	SF: 1 SAC: 0 DP: 0 HBP: 2	WP: 0 PB: 0 SB: 0 CS: 1	PA: 41				
PITCHER	IP	WLS	BF	H	R	ER	SO	BB	IBB	HBP	BLK	WP	HR	S	P	ERA	WHIP									
Josh Fogg, R	(1, 1)	4.2		24	7	7	3	0	1	2	0	0	0	1	47	80	13.50	1.714								
35 Taylor Buchholz, R	(5, 1)	1.1		5	0	0	0	0	1	0	0	0	0	0	11	21	0.00	0.750								
50 Jorge Julio, R	(7, 1)	1.0	H	4	0	0	0	0	1	0	0	0	0	0	11	22	0.00	1.000								
60 Manny Corpas, R	(8, 1)	1.0	H	4	1	0	0	0	0	0	0	0	0	0	10	15	0.00	1.000								
40 Brian Fuentes, L	(9, 1)	0.2	L	4	1	2	2	1	1	0	0	0	0	1	9	17	27.00	3.000								

AB	33
R	9
H	9
RBI	9
BB	5
SO	4
LOB	12



Batter	1	2	3	4	5	6	7	8	9	AB	R	H	RBI	BB	SO	LOB	TOP								
19 Ryan Spilborghs, R (1.8) OBP: 0.350, SLG: 0.500	F8		K				G6-3		G5-4-3 1B	5	0	2	1	0	1	1									
Kazuo Matsui, S (1.4) OBP: 0.343, SLG: 0.461	K								G4-3 27 1B	5	2	3	0	0	1	1									
5 Matt Holliday, R (1.7) OBP: 0.394, SLG: 0.576	L4								G4-3 1B	5	1	2	1	0	0	3									
17 Todd Helton, L (1.3) OBP: 0.438, SLG: 0.466		G6-3							G5-4-3 1B	3	1	0	0	2	0	2									
27 Garrett Atkins, R (1.5) OBP: 0.324, SLG: 0.428		K							F8	3	0	1	2	0	1	2									
11 Brad Hawpe, L (1.9) OBP: 0.386, SLG: 0.529		F9							F8	4	0	1	1	0	1	2									
2 Troy Tulowitzki, R (1.6) OBP: 0.356, SLG: 0.427									F8	2	1	1	0	2	0	2									
20 Chris Iannetta, R (1.2) OBP: 0.331, SLG: 0.341									F8	4	0	0	0	0	2	5									
26 Jeff Francis, L (1.1) OBP: 0.172, SLG: 0.148									F8	2	0	0	0	0	1	1									
10 Jeff Baker, R (8, PH) OBP: 0.301, SLG: 0.362									F8	1	0	0	0	0	0	3									
LaTroy Hawkins, R (8.1) Jeremy Affeldt, L (9.1)									F8	0	0	0	0	0	0	0									
									F8	0	0	0	0	0	0	0									
Inning Stats	R: 0 H: 0 E: 0 K: 1 S: 9	H: 0 LOB: 0 BB: 0 P: 12	R: 0 H: 0 E: 0 K: 1 S: 6	H: 0 LOB: 0 BB: 0 P: 11	R: 0 H: 0 E: 0 K: 2 S: 9	H: 0 LOB: 1 BB: 1 P: 18	R: 2 H: 2 E: 0 K: 1 S: 11	H: 2 LOB: 0 BB: 0 P: 18	R: 1 H: 2 E: 0 K: 0 S: 12	H: 2 LOB: 1 BB: 0 P: 21	R: 0 H: 1 E: 0 K: 0 S: 6	H: 1 LOB: 2 BB: 1 P: 14	R: 0 H: 0 E: 0 K: 1 S: 8	H: 0 LOB: 0 BB: 0 P: 13	R: 2 H: 3 E: 0 K: 1 S: 13	H: 3 LOB: 3 BB: 2 P: 26	R: 0 H: 2 E: 0 K: 0 S: 8	H: 2 LOB: 1 BB: 0 P: 13	1B: 7 2B: 3 3B: 0 HR: 0	SF: 1 SAC: 1 DP: 1 HBP: 0	WP: 1 PB: 0 SB: 1 CS: 0	PA: 40			
PITCHER	IP WLS BF H R ER SO BB IBB HBP BLK WP HR S P ERA WHIP	IP WLS BF H R ER SO BB IBB HBP BLK WP HR S P ERA WHIP	IP WLS BF H R ER SO BB IBB HBP BLK WP HR S P ERA WHIP	IP WLS BF H R ER SO BB IBB HBP BLK WP HR S P ERA WHIP	IP WLS BF H R ER SO BB IBB HBP BLK WP HR S P ERA WHIP	IP WLS BF H R ER SO BB IBB HBP BLK WP HR S P ERA WHIP	IP WLS BF H R ER SO BB IBB HBP BLK WP HR S P ERA WHIP	IP WLS BF H R ER SO BB IBB HBP BLK WP HR S P ERA WHIP	IP WLS BF H R ER SO BB IBB HBP BLK WP HR S P ERA WHIP	IP WLS BF H R ER SO BB IBB HBP BLK WP HR S P ERA WHIP	IP WLS BF H R ER SO BB IBB HBP BLK WP HR S P ERA WHIP	IP WLS BF H R ER SO BB IBB HBP BLK WP HR S P ERA WHIP	IP WLS BF H R ER SO BB IBB HBP BLK WP HR S P ERA WHIP	IP WLS BF H R ER SO BB IBB HBP BLK WP HR S P ERA WHIP	IP WLS BF H R ER SO BB IBB HBP BLK WP HR S P ERA WHIP	IP WLS BF H R ER SO BB IBB HBP BLK WP HR S P ERA WHIP	IP WLS BF H R ER SO BB IBB HBP BLK WP HR S P ERA WHIP	IP WLS BF H R ER SO BB IBB HBP BLK WP HR S P ERA WHIP	IP WLS BF H R ER SO BB IBB HBP BLK WP HR S P ERA WHIP	IP WLS BF H R ER SO BB IBB HBP BLK WP HR S P ERA WHIP	IP WLS BF H R ER SO BB IBB HBP BLK WP HR S P ERA WHIP	IP WLS BF H R ER SO BB IBB HBP BLK WP HR S P ERA WHIP	IP WLS BF H R ER SO BB IBB HBP BLK WP HR S P ERA WHIP	IP WLS BF H R ER SO BB IBB HBP BLK WP HR S P ERA WHIP	IP WLS BF H R ER SO BB IBB HBP BLK WP HR S P ERA WHIP

Colorado Rockies @ Houston Astros
Minute Maid Park, Houston, TX
Sat Jun 30 2007, 6:05 PM CDT
Att. 43,071 - Roof Closed - 74 F

AB	34
R	5
H	10
RBI	5
BB	4
SO	7
LOB	22



Batter	1	2	3	4	5	6	7	8	9	AB	R	H	RBI	BB	SO	LOB	BOTTOM								
Craig Biggio, R (1.4) OBP: 0.293, SLG: 0.393	P3									4	0	2	0	0	1	0									
9 Hunter Pence, R (1.8) OBP: 0.358, SLG: 0.562	G6-3									4	0	0	0	0	1	3									
17 Lance Berkman, S (1.3) OBP: 0.386, SLG: 0.434	45 BB									3	0	1	0	1	1	3									
45 Carlos Lee, R (1.7) OBP: 0.346, SLG: 0.514										3	0	0	0	1	0	1									
Mark Loretta, R (1.6) OBP: 0.410, SLG: 0.441	F9									4	0	1	0	0	0	3									
Morgan Ensberg, R (1.5) OBP: 0.311, SLG: 0.367										3	0	0	0	1	1	1									
Chris Burke, R (1.9) OBP: 0.317, SLG: 0.336										4	0	0	0	0	0	2									
Eric Munson, L (1.2) OBP: 0.314, SLG: 0.356										4	0	0	0	0	0	0									
23 Jason Jennings, L (1.1) ERA: 3.56										1	0	0	0	1	0	0									
Eric Bruntlett, R (7, PH) OBP: 0.310, SLG: 0.231										1	0	0	0	0	0	0									
Matt Albers, L (8.1) OBP: 0.222, SLG: 0.222										0	0	0	0	0	0	0									
Inning Stats	R: 0 H: 0 E: 0 K: 0 S: 9	H: 0 LOB: 2 BB: 2 P: 22	R: 0 H: 0 E: 0 K: 1 S: 9	H: 0 LOB: 0 BB: 0 P: 15	R: 0 H: 1 E: 0 K: 1 S: 13	H: 1 LOB: 1 BB: 0 P: 20	R: 0 H: 1 E: 0 K: 0 S: 9	H: 1 LOB: 0 BB: 0 P: 18	R: 0 H: 1 E: 0 K: 1 S: 13	H: 1 LOB: 2 BB: 1 P: 20	R: 0 H: 0 E: 0 K: 0 S: 6	H: 0 LOB: 1 BB: 1 P: 12	R: 0 H: 0 E: 0 K: 1 S: 9	H: 0 LOB: 0 BB: 0 P: 12	R: 0 H: 1 E: 0 K: 0 S: 10	H: 1 LOB: 1 BB: 0 P: 17	R: 0 H: 0 E: 0 K: 0 S: 6	H: 0 LOB: 0 BB: 0 P: 10	1B: 3 2B: 1 3B: 0 HR: 0	SF: 0 SAC: 0 DP: 0 HBP: 0	WP: 0 PB: 0 SB: 0 CS: 0	PA: 35			
PITCHER	IP WLS BF H R ER SO BB IBB HBP BLK WP HR S P ERA WHIP	IP WLS BF H R ER SO BB IBB HBP BLK WP HR S P ERA WHIP	IP WLS BF H R ER SO BB IBB HBP BLK WP HR S P ERA WHIP	IP WLS BF H R ER SO BB IBB HBP BLK WP HR S P ERA WHIP	IP WLS BF H R ER SO BB IBB HBP BLK WP HR S P ERA WHIP	IP WLS BF H R ER SO BB IBB HBP BLK WP HR S P ERA WHIP	IP WLS BF H R ER SO BB IBB HBP BLK WP HR S P ERA WHIP	IP WLS BF H R ER SO BB IBB HBP BLK WP HR S P ERA WHIP	IP WLS BF H R ER SO BB IBB HBP BLK WP HR S P ERA WHIP	IP WLS BF H R ER SO BB IBB HBP BLK WP HR S P ERA WHIP	IP WLS BF H R ER SO BB IBB HBP BLK WP HR S P ERA WHIP	IP WLS BF H R ER SO BB IBB HBP BLK WP HR S P ERA WHIP	IP WLS BF H R ER SO BB IBB HBP BLK WP HR S P ERA WHIP	IP WLS BF H R ER SO BB IBB HBP BLK WP HR S P ERA WHIP	IP WLS BF H R ER SO BB IBB HBP BLK WP HR S P ERA WHIP	IP WLS BF H R ER SO BB IBB HBP BLK WP HR S P ERA WHIP	IP WLS BF H R ER SO BB IBB HBP BLK WP HR S P ERA WHIP	IP WLS BF H R ER SO BB IBB HBP BLK WP HR S P ERA WHIP	IP WLS BF H R ER SO BB IBB HBP BLK WP HR S P ERA WHIP	IP WLS BF H R ER SO BB IBB HBP BLK WP HR S P ERA WHIP	IP WLS BF H R ER SO BB IBB HBP BLK WP HR S P ERA WHIP	IP WLS BF H R ER SO BB IBB HBP BLK WP HR S P ERA WHIP	IP WLS BF H R ER SO BB IBB HBP BLK WP HR S P ERA WHIP	IP WLS BF H R ER SO BB IBB HBP BLK WP HR S P ERA WHIP	IP WLS BF H R ER SO BB IBB HBP BLK WP HR S P ERA WHIP

Colorado Rockies @ Houston Astros
Minute Maid Park, Houston, TX
Sat Jun 30 2007, 6:05 PM CDT
Att. 43,071 - Roof Closed - 74 F

AB	31
R	0
H	4
RBI	0
BB	4
SO	4
LOB	13



Batter	1	2	3	4	5	6	7	8	9	AB	R	H	RBI	BB	SO	LOB	TOP										
19 Ryan Spilborghs, R (1, 8) OBP: 0.345, SLG: 0.487	G4-3		G4-3			G6-3		G6-3		4	0	1	0	0	0	1	Colorado Rockies @ Houston Astros Minute Maid Park, Houston, TX Sun Jul 01 2007, 1:05 PM CDT Att: 35,260 - Roof Closed - 73 F										
Kazuo Matsui, S (1, 4) OBP: 0.350, SLG: 0.450	K		G4-3			F7		F9		4	0	0	0	0	1	2											
5 Matt Holliday, R (1, 7) OBP: 0.397, SLG: 0.578 40 Brian Fuentes, L (8, 1)					L9			F9		2	0	1	0	1	0	0											
20 Chris Iannetta, R (8, FH) OBP: 0.329, SLG: 0.339										1	0	0	0	0	0	0											
17 Todd Helton, L (1, 3) OBP: 0.434, SLG: 0.461 10 Jeff Baker, R (6, 3)	G4-3				G4-3			L4		3	0	0	0	0	0	2											
										1	0	0	0	0	0	0											
27 Garrett Atkins, R (1, 5) OBP: 0.323, SLG: 0.424										3	0	0	0	1	1	0											
11 Brad Hawpe, L (1, 9) OBP: 0.382, SLG: 0.523										3	0	0	0	0	0	1											
8 Yorvit Torrealba, R (1, 2) OBP: 0.301, SLG: 0.322										3	0	0	0	0	1	1											
Jamey Carroll, R (1, 6) OBP: 0.315, SLG: 0.268										3	0	1	0	0	0	1											
31 Rodrigo Lopez, R (1, 1) OBP: 0.125, SLG: 0.067 3 Willy Taveras, R (5, FH) OBP: 0.360, SLG: 0.372 Tom Martin, L (5, 1) 18 Cory Sullivan, L (8, FH) OBP: 0.455, SLG: 0.455										1	0	0	0	0	1	0											
										1	0	0	0	0	0	1											
										0	0	0	0	0	0	0											
										1	0	1	0	0	0	0											
Inning Stats	R: 0 E: 0 K: 1 S: 21	H: 0 LOB: 1 BB: 1 P: 30	R: 0 E: 0 K: 0 S: 7	H: 0 LOB: 1 BB: 1 P: 11	R: 0 E: 0 K: 1 S: 9	H: 1 LOB: 0 BB: 0 P: 11	R: 0 E: 0 K: 0 S: 14	H: 0 LOB: 0 BB: 0 P: 19	R: 0 E: 0 K: 1 S: 11	H: 1 LOB: 1 BB: 0 P: 16	R: 0 E: 0 K: 0 S: 14	H: 1 LOB: 1 BB: 0 P: 21	R: 0 E: 0 K: 1 S: 6	H: 0 LOB: 0 BB: 0 P: 9	R: 0 E: 0 K: 0 S: 9	H: 1 LOB: 1 BB: 0 P: 15	R: 0 E: 0 K: 0 S: 7	H: 0 LOB: 0 BB: 0 P: 9	1B: 3 2B: 1 3B: 0 HR: 0	SF: 0 SAC: 0 DP: 0 HBP: 0	WP: 0 PA: 32 PB: 0 SB: 0 CS: 0						
PITCHER	IP	WLS	BF	H	R	ER	SO	BB	IBB	HBP	BLK	WP	HR	S	P	ERA	WHIP										
51 Wandy Rodriguez, L (1, 1) ERA: 4.23	7.0	W	25	3	0	0	4	2	0	0	0	0	0	82	117	0.00	0.714										
Trever Miller, L (8, 1) ERA: 7.52	1.0		4	1	0	0	0	0	0	0	0	0	0	9	15	0.00	1.000										
Brian Moehler, R (9, 1) ERA: 5.59	1.0		3	0	0	0	0	0	0	0	0	0	0	7	9	0.00	0.000										

Batter	1	2	3	4	5	6	7	8	9	AB	R	H	RBI	BB	SO	LOB	BOTTOM										
Chris Burke, R (1, 4) OBP: 0.313, SLG: 0.331	G6-3		FC2-5		P2			P3		5	2	1	1	0	0	2	Colorado Rockies @ Houston Astros Minute Maid Park, Houston, TX Sun Jul 01 2007, 1:05 PM CDT Att: 35,260 - Roof Closed - 73 F										
9 Hunter Pence, R (1, 8) OBP: 0.397, SLG: 0.571	G6-3									5	3	4	1	0	0	0											
17 Lance Berkman, S (1, 3) OBP: 0.391, SLG: 0.491 Orlando Palmeiro, L (7, 7) OBP: 0.373, SLG: 0.313	G4-3									3	1	2	4	1	0	0											
										0	1	0	0	1	0	0											
45 Carlos Lee, R (1, 7) OBP: 0.345, SLG: 0.513 Eric Bruntlett, R (7, 6) OBP: 0.333, SLG: 0.231										3	0	1	1	0	0	0											
										0	0	0	0	1	0	0											
Mark Loretta, R (1, 6) OBP: 0.403, SLG: 0.433										4	0	0	0	0	0	4											
Trever Miller, R (8, 1) OBP: 0.308, SLG: 0.348										0	0	0	0	0	0	0											
Eric Munson, L (8, FH) OBP: 0.308, SLG: 0.348										1	0	0	0	0	1	3											
Mike Lamb, L (1, 5) OBP: 0.376, SLG: 0.494										4	2	3	2	0	0	0											
Brian Moehler, R (9, 1) OBP: 0.250, SLG: 0.250										0	0	0	0	0	0	0											
Luke Scott, L (1, 9) OBP: 0.332, SLG: 0.473										5	1	1	3	0	0	3											
Brad Ausmus, R (1, 2) OBP: 0.339, SLG: 0.365										3	1	1	0	1	0	0											
51 Wandy Rodriguez, S (1, 1) OBP: 0.185, SLG: 0.192 Morgan Ensberg, R (7, FH) OBP: 0.309, SLG: 0.365										1	1	0	0	1	1	0											
										1	0	0	0	0	0	0											
Inning Stats	R: 0 E: 0 K: 0 S: 8	H: 0 LOB: 0 BB: 0 P: 12	R: 0 E: 0 K: 0 S: 9	H: 1 LOB: 1 BB: 0 P: 14	R: 2 E: 0 K: 0 S: 13	H: 1 LOB: 2 BB: 3 P: 26	R: 4 E: 0 K: 0 S: 26	H: 6 LOB: 2 BB: 0 P: 39	R: 2 E: 0 K: 0 S: 12	H: 2 LOB: 0 BB: 0 P: 20	R: 0 E: 0 K: 0 S: 9	H: 0 LOB: 0 BB: 0 P: 13	R: 2 E: 0 K: 1 S: 22	H: 2 LOB: 2 BB: 2 P: 35	R: 2 E: 0 K: 1 S: 22	H: 2 LOB: 2 BB: 2 P: 35	1B: 8 2B: 2 3B: 1 HR: 2	SF: 1 SAC: 1 DP: 0 HBP: 1	WP: 0 PA: 43 PB: 0 SB: 0 CS: 0								
PITCHER	IP	WLS	BF	H	R	ER	SO	BB	IBB	HBP	BLK	WP	HR	S	P	ERA	WHIP										
31 Rodrigo Lopez, R (1, 1) ERA: 4.77	4.0	L	23	8	6	6	0	2	1	0	0	0	0	56	91	13.50	2.500										
Tom Martin, L (5, 1) ERA: 4.51	3.0		13	3	4	4	1	0	0	1	0	0	2	37	58	12.00	1.000										
40 Brian Fuentes, L (8, 1) ERA: 4.17	1.0		7	2	2	2	1	2	0	0	0	0	0	22	35	18.00	4.000										

AB	30
R	0
H	4
RBI	0
BB	2
SO	4
LOB	9



Batter	1	2	3	4	5	6	7	8	9	10	11	12	13	AB R H RBI BB SO LOB	TOP			
11 Jimmy Rollins, S OBP: 0.356, SLG: 0.507														7 1 1 0 0 2 6	Philadelphia Phillies @ Houston Astros Minute Maid Park, Houston, TX Tue Jul 03 2007, 7:05 PM CDT Att. 37,993 - Roof Closed - 73 F			
9 Michael Bourn, L OBP: 0.375, SLG: 0.357														6 1 3 1 0 0 0				
26 Chase Utley, L OBP: 0.395, SLG: 0.567														6 0 1 0 0 0 4				
6 Ryan Howard, L OBP: 0.365, SLG: 0.549														6 0 1 2 0 2 1				
8 Shane Victorino, S OBP: 0.346, SLG: 0.426														5 1 3 0 0 0 1				
19 Greg Dobbs, L OBP: 0.320, SLG: 0.526														3 0 1 0 0 0 1				
Aaron Rowand, R OBP: 0.365, SLG: 0.472														3 0 1 0 0 1 3				
Wes Helms, R OBP: 0.313, SLG: 0.350														4 0 3 1 0 0 1				
Abraham Nunez, S OBP: 0.326, SLG: 0.327														2 0 0 0 0 0 4				
2 Rod Barajas, R OBP: 0.344, SLG: 0.394														4 1 1 0 0 0 4				
51 Carlos Ruiz, R OBP: 0.330, SLG: 0.403														1 0 0 0 1 0 0				
20 Arnie Franco, R OBP: 0.300, SLG: 0.403														1 0 0 0 0 0 2 1				
Inning Stats	R: 0 H: 0 E: 0 K: 1 S: 8		R: 1 H: 2 E: 0 K: 1 S: 11		R: 2 H: 3 E: 0 K: 1 S: 12		R: 0 H: 2 E: 0 K: 1 S: 8		R: 0 H: 1 E: 0 K: 1 S: 7		R: 0 H: 2 E: 0 K: 0 S: 11		R: 0 H: 0 E: 0 K: 0 S: 7		R: 0 H: 2 E: 0 K: 1 S: 14		1B: 9 SF: 0 2B: 7 SAC: 0 3B: 0 DP: 1 HR: 0 HBP: 1	W/P: 0 PA: 55 PB: 0 SB: 2 CS: 0
PITCHER	44 Roy Oswalt, R (1, 1) IP: 7.0 WLS: 30 BF: 30 H: 10 R: 4 ER: 4 SO: 6 BB: 0 IBB: 0 HBP: 0 BLK: 0 WP: 0 HR: 0 S: 69 P: 99 ERA: 5.14 WHIP: 1.429 Traver Miller, L (8, 1) IP: 0.1 WLS: 2 BF: 2 H: 1 R: 0 ER: 0 SO: 0 BB: 0 IBB: 0 HBP: 0 BLK: 0 WP: 0 HR: 0 S: 7 P: 99 ERA: 0.00 WHIP: 3.000 Chad Qualls, R (8, 1) IP: 0.2 WLS: 2 BF: 2 H: 0 R: 0 ER: 0 SO: 1 BB: 0 IBB: 0 HBP: 0 BLK: 0 WP: 0 HR: 0 S: 12 P: 15 ERA: 0.00 WHIP: 0.000 Dan Wheeler, R (8, 1) IP: 1.0 WLS: 4 BF: 4 H: 2 R: 0 ER: 0 SO: 0 BB: 0 IBB: 0 HBP: 0 BLK: 0 WP: 0 HR: 0 S: 14 P: 14 ERA: 6.13 WHIP: 2.000 62 Mark McLemore, L (10, 1) IP: 0.1 WLS: 3 BF: 3 H: 1 R: 0 ER: 0 SO: 0 BB: 0 IBB: 0 HBP: 0 BLK: 0 WP: 0 HR: 0 S: 7 P: 11 ERA: 0.00 WHIP: 3.000													PITCHER Dave Borkowski, R (10, 1) IP: 1.2 WLS: 5 BF: 5 H: 0 R: 0 ER: 0 SO: 0 BB: 0 IBB: 0 HBP: 0 BLK: 0 WP: 0 HR: 0 S: 11 P: 17 ERA: 0.00 WHIP: 0.000 Matt Albers, R (12, 1) IP: 2.0 WLS: 9 BF: 9 H: 2 R: 0 ER: 0 SO: 1 BB: 0 IBB: 0 HBP: 0 BLK: 0 WP: 0 HR: 0 S: 21 P: 33 ERA: 0.00 WHIP: 1.000				

Philadelphia Phillies @ Houston Astros
Minute Maid Park, Houston, TX
Tue Jul 03 2007, 7:05 PM CDT
Att. 37,993 - Roof Closed - 73 F

AB 53
R 4
H 16
RBI 4
BB 1
SO 8
LOB 30



Batter	1	2	3	4	5	6	7	8	9	10	11	12	13	AB R H RBI BB SO LOB	BOTTOM	
Craig Biggio, R OBP: 0.302, SLG: 0.403														5 1 2 1 1 1 0	Philadelphia Phillies @ Houston Astros Minute Maid Park, Houston, TX Tue Jul 03 2007, 7:05 PM CDT Att. 37,993 - Roof Closed - 73 F	
9 Hunter Pence, R OBP: 0.373, SLG: 0.590														6 1 3 1 1 2 4		
17 Lance Berkman, S OBP: 0.393, SLG: 0.447														3 0 0 0 3 2 3		
45 Carlos Lee, R OBP: 0.340, SLG: 0.517														5 0 1 1 1 1 5		
Mark Loretta, R OBP: 0.406, SLG: 0.429														4 1 1 0 0 1 3		
62 Mark McLemore, L OBP: 0.307, SLG: 0.323														0 0 0 0 0 0 0		
Dave Borkowski, R OBP: 0.307, SLG: 0.323														0 0 0 0 0 0 0		
Chris Burke, R OBP: 0.307, SLG: 0.323														1 0 1 0 0 0 0		
Mike Lamb, L OBP: 0.381, SLG: 0.483														5 1 1 0 1 0 4		
Luke Scott, L OBP: 0.328, SLG: 0.462														5 1 1 0 1 0 4		
Matt Albers, L OBP: 0.222, SLG: 0.222														5 1 1 0 1 0 4		
Brad Ausmus, R OBP: 0.338, SLG: 0.356														5 1 1 0 1 0 4		
44 Roy Oswalt, R OBP: 0.393, SLG: 0.447														5 1 1 0 1 0 4		
44 Roy Oswalt, R OBP: 0.393, SLG: 0.447														5 1 1 0 1 0 4		
63 Ryan Matson, R OBP: 0.374, SLG: 0.429														5 1 1 0 1 0 4		
16 J.C. Romero, L OBP: 0.374, SLG: 0.429														5 1 1 0 1 0 4		
Antonio Alfonseca, R OBP: 0.374, SLG: 0.429														5 1 1 0 1 0 4		
50 Mike Zagurski, L OBP: 0.374, SLG: 0.429														5 1 1 0 1 0 4		
Inning Stats	R: 0 H: 0 E: 0 K: 1 S: 10		R: 3 H: 3 E: 0 K: 1 S: 21		R: 0 H: 0 E: 0 K: 2 S: 7		R: 0 H: 1 E: 0 K: 0 S: 10		R: 0 H: 0 E: 0 K: 1 S: 7		R: 1 H: 2 E: 0 K: 0 S: 15		R: 0 H: 1 E: 0 K: 2 S: 12		1B: 10 SF: 0 2B: 0 SAC: 1 3B: 0 DP: 1 HR: 1 HBP: 1	W/P: 2 PA: 56 PB: 0 SB: 0 CS: 0
PITCHER	23 Adam Eaton, R (1, 1) IP: 6.0 WLS: 26 BF: 4 H: 3 R: 3 ER: 3 SO: 7 BB: 4 IBB: 0 HBP: 1 BLK: 0 WP: 0 HR: 0 S: 66 P: 103 ERA: 4.50 WHIP: 1.333 63 Ryan Matson, R (7, 1) IP: 1.1 H: 6 BF: 2 H: 2 R: 0 ER: 0 SO: 1 BB: 1 IBB: 0 HBP: 0 BLK: 0 WP: 0 HR: 0 S: 11 P: 18 ERA: 0.00 WHIP: 2.250 16 J.C. Romero, L (8, 1) IP: 0.2 H: 3 BF: 0 H: 0 R: 0 ER: 0 SO: 1 BB: 0 IBB: 0 HBP: 0 BLK: 0 WP: 0 HR: 0 S: 5 P: 13 ERA: 0.00 WHIP: 1.500 Antonio Alfonseca, R (8, 1) IP: 1.0 B: 6 BF: 2 H: 1 R: 1 ER: 1 SO: 0 BB: 1 IBB: 0 HBP: 0 BLK: 0 WP: 0 HR: 0 S: 15 P: 24 ERA: 9.00 WHIP: 3.000 50 Mike Zagurski, L (10, 1) IP: 1.0 BF: 6 H: 1 R: 0 ER: 0 SO: 2 BB: 2 IBB: 0 HBP: 0 BLK: 0 WP: 0 HR: 0 S: 14 P: 27 ERA: 0.00 WHIP: 3.000													PITCHER 58 J.D. Durbin, R (11, 1) IP: 2.0 WLS: 8 BF: 8 H: 1 R: 0 ER: 0 SO: 2 BB: 1 IBB: 0 HBP: 0 BLK: 0 WP: 0 HR: 0 S: 15 P: 32 ERA: 16.95 WHIP: 1.000 Jose Mesa, R (13, 1) IP: 0.0 L: 1 BF: 1 H: 1 R: 1 ER: 1 SO: 0 BB: 0 IBB: 0 HBP: 0 BLK: 0 WP: 0 HR: 0 S: 1 P: 1 ERA: 8.37 WHIP: 1.000		

Philadelphia Phillies @ Houston Astros
Minute Maid Park, Houston, TX
Tue Jul 03 2007, 7:05 PM CDT
Att. 37,993 - Roof Closed - 73 F

AB 44
R 5
H 11
RBI 4
BB 10
SO 13
LOB 27



Batter	1	2	3	4	5	6	7	8	9	AB	R	H	RBI	BB	SO	LOB	TOP								
11 Jimmy Rollins, S OBP: 0.324, SLG: 0.511	F8		G4-3				G5-3	F7		5	1	1	1	0	0	2	Philadelphia Phillies @ Houston Astros Minute Maid Park, Houston, TX Wed Jul 04 2007, 1:05 PM CDT Att: 39,993 - Roof Closed - 73 F livebaseballscorecards.com								
9 Michael Bourn, L OBP: 0.353, SLG: 0.333	K		G3-1				K		F9	5	0	0	0	0	2	1									
26 Chase Utley, L OBP: 0.403, SLG: 0.579	G4-3									4	2	3	0	1	0	0									
6 Ryan Howard, L OBP: 0.383, SLG: 0.558		G4-3								5	1	2	3	0	2	2									
8 Shane Victorino, S OBP: 0.346, SLG: 0.422		K								3	0	0	0	2	3	1									
Pat Burrell, R OBP: 0.371, SLG: 0.392 63 Ryan Madson, L (8, 1)										4	2	2	1	0	0	3									
19 Greg Dobbs, L OBP: 0.318, SLG: 0.525 48 Brian Sanches, R (9, 1)										0	0	0	0	0	0	0									
Wes Helms, R OBP: 0.322, SLG: 0.380 Aaron Rowand, R OBP: 0.385, SLG: 0.472										4	2	3	2	0	0	1									
27 Chris Coste, R OBP: 0.467, SLG: 0.643										4	0	2	0	0	0	1									
35 Cole Hamels, L OBP: 0.190, SLG: 0.225 Abraham Nunez, S OBP: 0.318, SLG: 0.325										2	0	0	0	0	0	0									
Inning Stats	R: 0 E: 0 K: 1 S: 11	H: 0 LOB: 0 BB: 0 P: 16	R: 1 E: 0 K: 1 S: 17	H: 2 LOB: 1 BB: 0 P: 24	R: 0 E: 0 K: 0 S: 7	H: 0 LOB: 0 BB: 0 P: 11	R: 0 E: 0 K: 1 S: 10	H: 1 LOB: 1 BB: 1 P: 15	R: 2 E: 0 K: 0 S: 9	H: 2 LOB: 0 BB: 0 P: 11	R: 1 E: 0 K: 1 S: 13	H: 2 LOB: 1 BB: 0 P: 20	R: 0 E: 0 K: 1 S: 11	H: 1 LOB: 1 BB: 0 P: 13	R: 4 E: 0 K: 1 S: 25	H: 5 LOB: 1 BB: 0 P: 40	R: 0 E: 0 K: 1 S: 8	H: 0 LOB: 2 BB: 2 P: 19	1B: 6 2B: 2 3B: 1 HR: 4	SF: 0 SAC: 1 DP: 1 HBP: 0	WP: 1 PB: 1 SB: 0 CS: 0	PA: 42			
PITCHER	IP	WLS	BF	H	R	ER	SO	BB	IBB	HBP	BLK	WP	HR	S	P	ERA	WHIP								
43 Chris Sampson, R ERA: 4.25	6.1	L	27	8	4	4	4	1	0	0	0	0	2	74	105	5.68	1.421								
Trever Miller, L ERA: 6.95	0.2		2	0	0	0	1	0	0	0	0	0	0	4	5	0.00	0.000								
62 Mark McLemore, L ERA: 7.94	1.0		8	5	4	4	1	0	0	0	0	1	2	25	40	36.00	5.000								
Brian Moehler, R ERA: 5.4	1.0		5	0	0	0	1	2	0	0	0	0	0	8	19	0.00	2.000								

Batter	1	2	3	4	5	6	7	8	9	AB	R	H	RBI	BB	SO	LOB	BOTTOM								
Chris Burke, R OBP: 0.303, SLG: 0.319	F9		F8							5	0	1	0	0	2	2	Philadelphia Phillies @ Houston Astros Minute Maid Park, Houston, TX Wed Jul 04 2007, 1:05 PM CDT Att: 39,993 - Roof Closed - 73 F livebaseballscorecards.com								
9 Hunter Pence, R OBP: 0.374, SLG: 0.598	K		E6							5	1	2	1	0	1	2									
17 Lance Berkman, S OBP: 0.399, SLG: 0.446	G6-3		F9							5	0	2	0	0	0	4									
45 Carlos Lee, R OBP: 0.347, SLG: 0.512										5	0	1	0	0	0	3									
Mark Loretta, R OBP: 0.406, SLG: 0.433										5	1	2	0	0	0	1									
Morgan Ensberg, R OBP: 0.307, SLG: 0.361										4	0	0	0	0	1	3									
Eric Bruntlett, R OBP: 0.425, SLG: 0.303										4	0	2	0	0	2	1									
Eric Munson, L OBP: 0.321, SLG: 0.429										3	1	2	2	0	1	2									
43 Chris Sampson, R OBP: 0.174, SLG: 0.174 Trever Miller, R (7, PH) Craig Biggio, R OBP: 0.355, SLG: 0.460 62 Mark McLemore, L (8, 1) Orlando Palmeiro, L OBP: 0.377, SLG: 0.375 Brian Moehler, R OBP: 0.250, SLG: 0.250										2	0	0	0	0	1	1									
Inning Stats	R: 0 E: 0 K: 1 S: 8	H: 0 LOB: 0 BB: 0 P: 11	R: 0 E: 0 K: 1 S: 12	H: 1 LOB: 1 BB: 0 P: 18	R: 1 E: 1 K: 1 S: 10	H: 1 LOB: 1 BB: 0 P: 17	R: 0 E: 0 K: 0 S: 8	H: 0 LOB: 0 BB: 0 P: 8	R: 0 E: 1 K: 1 S: 15	H: 2 LOB: 3 BB: 0 P: 17	R: 0 E: 0 K: 2 S: 12	H: 2 LOB: 2 BB: 0 P: 21	R: 0 E: 0 K: 2 S: 16	H: 2 LOB: 2 BB: 0 P: 23	R: 1 E: 0 K: 1 S: 20	H: 3 LOB: 2 BB: 0 P: 30		R: 1 E: 0 K: 0 S: 11	H: 2 LOB: 0 BB: 0 P: 16	1B: 10 2B: 1 3B: 0 HR: 2	SF: 1 SAC: 0 DP: 1 HBP: 0	WP: 0 PB: 0 SB: 1 CS: 0	PA: 41		
PITCHER	IP	WLS	BF	H	R	ER	SO	BB	IBB	HBP	BLK	WP	HR	S	P	ERA	WHIP								
35 Cole Hamels, L ERA: 3.72	7.0	W	31	8	1	1	8	0	0	0	0	0	1	81	115	1.29	1.143								
63 Ryan Madson, R ERA: 3.92	1.0		6	3	1	1	1	0	0	0	0	0	0	20	30	9.00	3.000								
48 Brian Sanches, R ERA: 4.35	1.0		4	2	1	1	0	0	0	0	0	0	1	11	16	9.00	2.000								



Batter	1	2	3	4	5	6	7	8	9	AB	R	H	RBI	BB	SO	LOB	TOP					
7 José Reyes, S OBP: 0.391, SLG: 0.447										4	1	1	0	1	0	2	New York Mets @ Houston Astros Minute Maid Park, Houston, TX Thu Jul 05 2007, 7:05 PM CDT Att: 35,430 - Roof Closed - 73 F					
Ricky Ledes, L OBP: 0.333, SLG: 0.433										4	1	2	2	1	1	0						
15 Carlos Beltrán, S OBP: 0.341, SLG: 0.476										5	1	1	1	0	3	5						
5 David Wright, R OBP: 0.376, SLG: 0.506										5	0	0	0	0	2	1						
21 Carlos Delgado, L OBP: 0.304, SLG: 0.431										4	1	4	1	1	0	0						
22 Jose Valentin, S OBP: 0.301, SLG: 0.403										4	1	0	0	1	1	4						
Shawn Green, L OBP: 0.331, SLG: 0.439										4	0	2	0	0	0	3						
11 Ramon Castro, R OBP: 0.354, SLG: 0.554										4	1	3	2	0	0	1						
33 John Maine, R OBP: 0.194, SLG: 0.097										3	0	0	0	0	1	4						
35 Joe Smith, R OBP: 0.372, SLG: 0.533										0	0	0	0	0	0	0						
25 Pedro Feliciano, L OBP: 0.301, SLG: 0.403										0	0	0	0	0	0	0						
13 Billy Wagner, L OBP: 0.354, SLG: 0.554										0	0	0	0	0	0	0						
Inning Stats	R: 2 E: 0 K: 1 S: 14	H: 3 LOB: 1 BB: 0 P: 20	R: 0 E: 0 K: 2 S: 13	H: 1 LOB: 3 BB: 2 P: 25	R: 2 E: 0 K: 0 S: 13	H: 2 LOB: 1 BB: 1 P: 21	R: 0 E: 0 K: 1 S: 6	H: 0 LOB: 0 BB: 0 P: 9	R: 0 E: 0 K: 0 S: 9	H: 1 LOB: 1 BB: 0 P: 10	R: 1 E: 0 K: 0 S: 9	H: 2 LOB: 1 BB: 0 P: 15	R: 0 E: 0 K: 1 S: 5	H: 0 LOB: 0 BB: 1 P: 11	R: 0 E: 0 K: 0 S: 9	H: 2 LOB: 1 BB: 0 P: 12	R: 1 E: 0 K: 3 S: 19	H: 2 LOB: 1 BB: 0 P: 24	1B: 8 2B: 4 3B: 1 HR: 1	SF: 0 SAC: 1 DP: 2 HBP: 0	WP: 0 PB: 0 SB: 2 CS: 0	PA: 42
PITCHER	IP WLS BF H R ER SO BB IBB HBP BLK WP HR S P ERA WHIP	23 Jason Jennings, R (1, 1) 6.0 L 30 9 5 5 4 3 0 0 0 0 0 0 64 100 7.50 2.000 Matt Albers, R (7, 1) 1.0 3 0 0 0 1 1 0 0 0 0 0 0 5 11 0.00 1.000 Dave Borkowski, R (8, 1) 2.0 9 4 1 1 3 0 0 0 0 0 0 1 28 36 4.50 2.000																				

AB	37
R	6
H	13
RBI	6
BB	4
SO	8
LOB	20



Batter	1	2	3	4	5	6	7	8	9	AB	R	H	RBI	BB	SO	LOB	BOTTOM					
Craig Biggio, R OBP: 0.302, SLG: 0.405										5	1	2	0	0	2	2	New York Mets @ Houston Astros Minute Maid Park, Houston, TX Thu Jul 05 2007, 7:05 PM CDT Att: 35,430 - Roof Closed - 73 F					
9 Hunter Pence, R OBP: 0.372, SLG: 0.593										4	0	1	0	0	2	2						
17 Lance Berkman, S OBP: 0.388, SLG: 0.440										4	0	0	0	0	2	3						
45 Carlos Lee, R OBP: 0.348, SLG: 0.515										4	1	2	1	0	1	2						
Mark Loretta, R OBP: 0.407, SLG: 0.434										4	0	2	1	0	0	3						
Mike Lamb, L OBP: 0.375, SLG: 0.475										3	0	0	0	0	1	2						
Morgan Ensberg, R OBP: 0.305, SLG: 0.359										1	0	0	0	0	1	1						
Luke Scott, L OBP: 0.322, SLG: 0.412										2	0	0	0	1	1	1						
Chris Burke, R OBP: 0.301, SLG: 0.317										1	0	0	0	0	1	0						
Eric Munson, L OBP: 0.322, SLG: 0.412										2	0	0	0	1	0	1						
Brad Ausmus, R OBP: 0.336, SLG: 0.354										1	0	0	0	0	0	0						
23 Jason Jennings, L OBP: 0.286, SLG: 0.091										2	0	0	0	0	1	1						
Matt Albers, L OBP: 0.222, SLG: 0.222										0	0	0	0	0	0	0						
Orlando Palmeiro, L OBP: 0.372, SLG: 0.533										1	0	0	0	0	0	1						
Dave Borkowski, R OBP: 0.305, SLG: 0.359										0	0	0	0	0	0	0						
Eric Bruntlett, R OBP: 0.439, SLG: 0.303										0	0	0	1	0	0	0						
Inning Stats	R: 0 E: 0 K: 3 S: 10	H: 0 LOB: 0 BB: 0 P: 15	R: 0 E: 0 K: 2 S: 11	H: 1 LOB: 1 BB: 0 P: 17	R: 0 E: 0 K: 2 S: 11	H: 0 LOB: 1 BB: 1 P: 17	R: 0 E: 0 K: 0 S: 11	H: 1 LOB: 1 BB: 0 P: 19	R: 0 E: 0 K: 2 S: 13	H: 2 LOB: 2 BB: 0 P: 20	R: 0 E: 0 K: 0 S: 7	H: 0 LOB: 0 BB: 0 P: 10	R: 0 E: 0 K: 2 S: 13	H: 2 LOB: 1 BB: 1 P: 11	R: 2 E: 0 K: 1 S: 15	H: 3 LOB: 1 BB: 0 P: 21	R: 0 E: 0 K: 2 S: 11	H: 0 LOB: 1 BB: 1 P: 18	1B: 5 2B: 2 3B: 0 HR: 0	SF: 0 SAC: 0 DP: 0 HBP: 0	WP: 0 PB: 0 SB: 0 CS: 0	PA: 37
PITCHER	IP WLS BF H R ER SO BB IBB HBP BLK WP HR S P ERA WHIP	33 John Maine, R (1, 1) 7.2 W 31 6 2 2 2 9 2 0 0 0 0 0 0 3 4 2.35 1.043 35 Joe Smith, R (8, 1) 0.0 1 1 0 0 0 0 0 0 0 0 0 0 3 4 0.00 0.000 25 Pedro Feliciano, L (8, 1) 0.1 H 1 0 0 0 1 0 0 0 0 0 0 0 3 5 0.00 0.000 13 Billy Wagner, L (9, 1) 1.0 4 0 0 0 2 1 0 0 0 0 0 0 11 18 0.00 1.000																				



Batter	1	2	3	4	5	6	7	8	9	AB	R	H	RBI	BB	SO	LOB	TOP								
Craig Biggio, R OBP: 0.299, SLG: 0.395	F7		G5-3			F8		G6-3		4	0	0	0	0	0	1									
9 Hunter Pence, R OBP: 0.366, SLG: 0.584	K					K		G6-3		4	0	1	0	0	2	1									
17 Lance Berkman, S OBP: 0.387, SLG: 0.446				L4-3					F7	3	0	0	0	1	1										
45 Carlos Lee, R OBP: 0.356, SLG: 0.514	K			G6-3					1B	4	0	2	0	0	1	1									
Mark Loretta, R OBP: 0.396, SLG: 0.415		L8				L3				3	0	1	0	1	0	0									
Mike Lamb, L OBP: 0.388, SLG: 0.455						F7				4	0	0	0	0	1	4									
Luke Scott, L OBP: 0.320, SLG: 0.441						G1-3				3	0	0	0	1	2	2									
Eric Munson, L OBP: 0.333, SLG: 0.418						G1				3	0	1	0	0	0	3									
23 Jason Jennings, L OBP: 0.286, SLG: 0.377										2	0	0	0	0	0	1									
Chad Qualls, R ERA: 4.03										0	0	0	0	0	0	0									
Brad Lidge, R ERA: 2.27										0	0	0	0	0	0	0									
Orlando Palmeiro, L OBP: 0.255, SLG: 0.334										1	0	0	0	0	0	1									
Matt Albers, R ERA: 6.1										0	0	0	0	0	0	0									
Trever Miller, R ERA: 6.58										0	0	0	0	0	0	0									
Inning Stats	R: 0 E: 0 K: 2 S: 10	H: 0 LOB: 1 BB: 1 P: 20	R: 0 E: 0 K: 2 S: 11	H: 0 LOB: 0 BB: 0 P: 17	R: 0 E: 0 K: 1 S: 7	H: 0 LOB: 0 BB: 0 P: 13	R: 0 E: 0 K: 0 S: 7	H: 1 LOB: 0 BB: 0 P: 13	R: 0 E: 0 K: 0 S: 7	H: 0 LOB: 0 BB: 0 P: 10	R: 0 E: 0 K: 1 S: 10	H: 1 LOB: 1 BB: 0 P: 17	R: 0 E: 0 K: 1 S: 13	H: 1 LOB: 3 BB: 2 P: 27	R: 0 E: 0 K: 1 S: 7	H: 0 LOB: 0 BB: 0 P: 11	R: 0 E: 0 K: 1 S: 14	H: 2 LOB: 2 BB: 0 P: 18	1B: 5 2B: 1 3B: 0 HR: 0	SF: 0 SAC: 0 DP: 1 HBP: 0	WP: 0 PB: 0 SB: 0 CS: 0	PA: 34			
PITCHER	IP	WLS	BF	H	R	ER	SO	BB	IBB	HBP	BLK	WP	HR	S	P	ERA	WHIP								
38 Carlos Zambrano, R ERA: 3.83	6.2	W	25	3	0	0	7	3	0	0	0	0	0	63	114	0.00	0.900								
49 Carlos Marmol, R ERA: 0.92	1.1	H	4	0	0	0	1	0	0	0	0	0	0	9	14	0.00	0.000								
Bob Howry, R ERA: 4.57	1.0		5	2	0	0	1	0	0	0	0	0	0	14	18	0.00	2.000								

Houston Astros @ Chicago Cubs
Wrigley Field, Chicago, IL
Fri Jul 13, 2007, 1:20 PM CDT
Att: 41,593 - Sunny - 67°F

AB	31
R	0
H	5
RBI	0
BB	3
SO	9
LOB	14



Batter	1	2	3	4	5	6	7	8	9	AB	R	H	RBI	BB	SO	LOB	BOTTOM								
12 Alfonso Soriano, R OBP: 0.353, SLG: 0.533	K		K	K						5	1	2	0	0	3	1									
2 Ryan Theriot, R OBP: 0.343, SLG: 0.356										4	1	2	0	1	0	3									
25 Derrek Lee, R OBP: 0.414, SLG: 0.481										3	0	1	2	2	1	1									
16 Aramis Ramirez, R OBP: 0.354, SLG: 0.548										4	0	0	1	1	0	4									
15 Cliff Floyd, L OBP: 0.370, SLG: 0.400										4	1	2	0	1	0	3									
Bob Howry, L ERA: 4.57										0	0	0	0	0	0	0									
Mark DeRosa, R OBP: 0.385, SLG: 0.451										5	1	2	0	0	1	2									
Jacque Jones, L OBP: 0.292, SLG: 0.333										4	0	1	1	0	1	5									
58 Geovany Soto, R OBP: 0.313, SLG: 0.429										5	1	0	0	0	2	4									
38 Carlos Zambrano, S OBP: 0.267, SLG: 0.422										3	1	2	1	0	1	0									
49 Carlos Marmol, R ERA: 0.92										1	0	0	0	0	0	1									
29 Angel Pagán, S OBP: 0.313, SLG: 0.429										0	0	0	0	0	0	0									
Inning Stats	R: 0 E: 0 K: 1 S: 10	H: 1 LOB: 1 BB: 0 P: 12	R: 0 E: 0 K: 1 S: 8	H: 1 LOB: 0 BB: 0 P: 14	R: 0 E: 0 K: 2 S: 17	H: 1 LOB: 2 BB: 1 P: 29	R: 3 E: 1 K: 1 S: 19	H: 3 LOB: 1 BB: 0 P: 27	R: 0 E: 0 K: 1 S: 10	H: 2 LOB: 2 BB: 0 P: 12	R: 1 E: 0 K: 1 S: 14	H: 2 LOB: 3 BB: 2 P: 28	R: 0 E: 1 K: 2 S: 11	H: 0 LOB: 1 BB: 0 P: 19	R: 2 E: 1 K: 0 S: 13	H: 2 LOB: 3 BB: 2 P: 28	1B: 10 2B: 2 3B: 0 HR: 0	SF: 1 SAC: 0 DP: 0 HBP: 0	WP: 1 PB: 0 SB: 1 CS: 0	PA: 44					
PITCHER	IP	WLS	BF	H	R	ER	SO	BB	IBB	HBP	BLK	WP	HR	S	P	ERA	WHIP								
23 Jason Jennings, R ERA: 4.15	5.1	L	28	10	4	3	7	1	1	0	0	0	0	9	20	0.00	1.500								
Chad Qualls, R ERA: 4.03	0.2		4	0	0	0	0	1	1	0	0	0	0	9	20	0.00	1.500								
Brad Lidge, R ERA: 2.27	1.0		4	0	0	0	2	0	0	0	0	0	0	11	19	0.00	0.000								
Matt Albers, R ERA: 6.1	0.1		6	2	2	2	0	1	1	0	0	1	0	11	25	54.00	9.000								
Trever Miller, L ERA: 6.58	0.2		2	0	0	0	0	0	0	0	0	0	0	2	3	0.00	0.000								

Houston Astros @ Chicago Cubs
Wrigley Field, Chicago, IL
Fri Jul 13, 2007, 1:20 PM CDT
Att: 41,593 - Sunny - 67°F

AB	38
R	6
H	12
RBI	5
BB	5
SO	9
LOB	24



Batter	1	2	3	4	5	6	7	8	9	AB	R	H	RBI	BB	SO	LOB	TOP			
Chris Burke, R OBP: 0.320, SLG: 0.373										4	1	1	0	0	0	2	Houston Astros @ Chicago Cubs Wrigley Field, Chicago, IL Sat Jul 14 2007, 2:55 PM CDT Att: 41,448 - Partly Cloudy - 80 F			
9 Hunter Pence, R OBP: 0.361, SLG: 0.576										4	0	0	1	0	2	0				
Mark Loretta, R OBP: 0.394, SLG: 0.416										4	1	1	0	0	0	0				
45 Carlos Lee, R OBP: 0.355, SLG: 0.510										3	0	0	0	1	0	1				
17 Lance Berkman, S OBP: 0.383, SLG: 0.440										4	0	0	0	0	3	2				
Morgan Ensberg, R OBP: 0.311, SLG: 0.372										4	1	3	1	0	0	0				
Eric Bruntlett, R OBP: 0.404, SLG: 0.318										4	0	1	1	0	2	2				
Brad Ausmus, R OBP: 0.328, SLG: 0.338										4	0	1	0	0	1	2				
44 Roy Oswalt, R OBP: 0.146, SLG: 0.150										2	0	0	0	0	1	2				
Craig Biggio, R OBP: 0.298, SLG: 0.394										0	0	0	0	0	0	0				
Dan Wheeler, R OBP: 0.298, SLG: 0.394										0	0	0	0	0	0	0				
Inning Stats	R: 1 H: 1 E: 0 K: 1 S: 15	H: 1 LOB: 1 BB: 1 P: 26	R: 0 H: 0 E: 0 K: 0 S: 5	H: 0 LOB: 0 BB: 0 P: 5	R: 0 H: 0 E: 0 K: 2 S: 9	H: 0 LOB: 0 BB: 0 P: 12	R: 0 H: 0 E: 0 K: 1 S: 9	H: 2 LOB: 2 BB: 0 P: 14	R: 0 H: 0 E: 0 K: 0 S: 8	H: 0 LOB: 0 BB: 0 P: 12	R: 0 H: 1 E: 0 K: 1 S: 9	H: 1 LOB: 1 BB: 0 P: 12	R: 0 H: 0 E: 0 K: 1 S: 8	H: 0 LOB: 0 BB: 0 P: 14	R: 2 H: 3 E: 0 K: 2 S: 12	H: 3 LOB: 1 BB: 0 P: 20	1B: 3 2B: 3 3B: 1 HR: 0	SF: 0 SAC: 0 DP: 0 HBP: 0	WP: 0 PB: 0 SB: 0 CS: 0	PA: 35
PITCHER	IP WLS BF H R ER SO BB IBB HBP BLK WP HR S P ERA WHIP																			
30 Ted Lilly, L ERA: 3.51	8.0 W 29 4 1 1 7 1 0 0 0 0 0 74 106 1.12 0.625																			
43 Michael Wertz, R ERA: 3.76	1.0 6 3 2 2 2 0 0 0 0 0 0 12 20 18.00 3.000																			

Batter	1	2	3	4	5	6	7	8	9	AB	R	H	RBI	BB	SO	LOB	BOTTOM			
12 Alfonso Soriano, R OBP: 0.353, SLG: 0.539										5	2	2	3	0	2	1	Houston Astros @ Chicago Cubs Wrigley Field, Chicago, IL Sat Jul 14 2007, 2:55 PM CDT Att: 41,448 - Partly Cloudy - 80 F			
Cesar Izturis, S OBP: 0.299, SLG: 0.305										4	2	2	0	1	0	1				
25 Derrek Lee, R OBP: 0.414, SLG: 0.481										4	1	1	0	1	1	2				
16 Aramis Ramirez, R OBP: 0.359, SLG: 0.555										4	1	3	4	0	0	0				
29 Angel Pagán, S OBP: 0.313, SLG: 0.429										0	0	0	0	0	0	0				
15 Cliff Floyd, L OBP: 0.370, SLG: 0.400										4	0	0	0	0	3	5				
17 Mike Fontenot, L OBP: 0.363, SLG: 0.556										4	0	0	0	0	3	5				
Mark DeRosa, R OBP: 0.367, SLG: 0.452										4	1	2	0	0	1	0				
Jacque Jones, L OBP: 0.291, SLG: 0.332										4	1	1	0	0	0	1				
Rob Bowen, S OBP: 0.316, SLG: 0.345										4	0	0	0	0	2	2				
30 Ted Lilly, L OBP: 0.146, SLG: 0.146										3	1	1	1	0	1	0				
32 Danyle Ward, L OBP: 0.449, SLG: 0.446										1	0	1	0	0	0	0				
43 Michael Wertz, R ERA: 3.76										0	0	0	0	0	0	0				
Inning Stats	R: 0 H: 0 E: 0 K: 1 S: 6	H: 0 LOB: 0 BB: 0 P: 10	R: 0 H: 0 E: 0 K: 1 S: 7	H: 0 LOB: 0 BB: 0 P: 12	R: 0 H: 0 E: 0 K: 0 S: 7	H: 0 LOB: 0 BB: 0 P: 11	R: 3 H: 4 E: 1 K: 1 S: 18	H: 4 LOB: 1 BB: 0 P: 27	R: 2 H: 2 E: 0 K: 2 S: 18	H: 2 LOB: 2 BB: 2 P: 31	R: 4 H: 6 E: 0 K: 3 S: 24	H: 6 LOB: 2 BB: 0 P: 32	R: 0 H: 0 E: 0 K: 1 S: 12	H: 0 LOB: 0 BB: 0 P: 15	R: 0 H: 1 E: 0 K: 1 S: 10	H: 1 LOB: 1 BB: 0 P: 13	1B: 9 2B: 3 3B: 0 HR: 1	SF: 0 SAC: 0 DP: 0 HBP: 0	WP: 0 PB: 0 SB: 0 CS: 0	PA: 39
PITCHER	IP WLS BF H R ER SO BB IBB HBP BLK WP HR S P ERA WHIP																			
44 Roy Oswalt, R ERA: 3.91	5.1 L 28 10 9 8 0 0 2 0 0 0 0 0 23 32 0.00 1.200																			
Dave Borkowski, R ERA: 4.39	1.2 7 2 0 0 3 0 0 0 0 0 0 0 23 32 0.00 1.200																			
Dan Wheeler, R ERA: 5.56	1.0 4 1 0 0 1 0 0 0 0 0 0 0 10 13 0.00 1.000																			

livebaseballscorecards.com

AB 34
R 3
H 7
RBI 3
BB 1
SO 9
LOB 11

livebaseballscorecards.com

AB 37
R 9
H 13
RBI 8
SO 10
LOB 12

Batter	1	2	3	4	5	6	7	8	9	AB R H RBI BB SO LOB	TOP																									
Craig Biggio, R OBP: 0.295, SLG: 0.390 (1, 4)	F8		G6-3		G4-3		G6-4-3 1B		K	5 0 1 0 0 1 0	Houston Astros @ Washington Nationals Robert F. Kennedy Memorial Stadium, Washington, DC Mon Jul 16 2007, 7:05 PM EDT Att: 22,392 - Overcast - 87 F livebaseballscorecards.com																									
9 Hunter Pence, R OBP: 0.360, SLG: 0.570 (1, 8)	1B			G5-3		E6 17 1B 45 1B	G6-4-3			4 1 1 0 0 0 1																										
17 Lance Berkman, S OBP: 0.390, SLG: 0.446 (1, 9)	F9			45 BB FC9-4-5 1B		45 1B SF8 1B		P6		4 1 2 0 0 0 1																										
45 Carlos Lee, R OBP: 0.354, SLG: 0.513 (1, 7)	F7			1B FC9-4-5 BB		1B 1-3 3-H 1B		HR		3 1 2 2 1 0 1																										
Mark Loretta, R OBP: 0.390, SLG: 0.412 (1, 3) (8, 6)	F9			FC9-4-5 1B		SF8		1B		3 0 1 1 0 0 2																										
Morgan Ensberg, R OBP: 0.318, SLG: 0.374 (1, 5)	L9-3 1B			1-2 2-3 1B		F8		F8		4 0 2 0 0 0 2																										
Eric Bruntlett, R OBP: 0.393, SLG: 0.313 (8, PH)	L9-3			1-2 2-3 1B		F8		F8		3 0 1 0 0 0 4																										
Mike Lamb, L OBP: 0.372, SLG: 0.472 (8, 3)	L9-3			G3-1		FC6-4 1B		K		1 0 0 0 0 1 1																										
Brad Ausmus, R OBP: 0.326, SLG: 0.335 (1, 2)			K		G5-3	FC6-4		G2-3		4 0 0 0 0 1 2																										
Woody Williams, R OBP: 0.106, SLG: 0.184 (7, PH)			K		F9			F7		2 0 0 0 0 0 1 0																										
Trever Miller, L OBP: 0.268, SLG: 0.300 (7, 1)										1 0 0 0 0 0 0 0 0																										
Chad Qualls, R OBP: 0.294, SLG: 0.227 (7, 1)										0 0 0 0 0 0 0 0 0																										
Brad Lidge, R OBP: 0.320, SLG: 0.440 (8, PH)										0 0 0 0 0 0 0 0 0																										
Luke Scott, L OBP: 0.320, SLG: 0.440 (8, PH)										1 0 0 0 0 0 1 0																										
Inning Stats	R: 0 E: 0 K: 0 S: 12	H: 1 LOB: 1 BB: 0 P: 18	R: 0 E: 0 K: 0 S: 6	H: 1 LOB: 0 BB: 0 P: 10	R: 0 E: 0 K: 2 S: 8	H: 0 LOB: 0 BB: 0 P: 13	R: 0 E: 0 K: 0 S: 10	H: 2 LOB: 3 BB: 1 P: 16	R: 0 E: 0 K: 0 S: 11	H: 0 LOB: 0 BB: 0 P: 13	R: 2 E: 1 K: 0 S: 10	H: 3 LOB: 2 BB: 0 P: 17	R: 0 E: 0 K: 0 S: 9	H: 1 LOB: 0 BB: 0 P: 13	R: 1 E: 0 K: 1 S: 12	H: 2 LOB: 1 BB: 0 P: 18	R: 0 E: 0 K: 2 S: 10	H: 0 LOB: 0 BB: 0 P: 11	1B: 9 2B: 1 3B: 0 HR: 1	SF: 1 SAC: 0 DP: 2 HBP: 0	WP: 0 PB: 0 SB: 0 CS: 0	PA: 37														
PITCHER	IP WLS BF H R ER SO BB IBB HBP BLK WP HR S P ERA WHIP																																			
Mike Bacsik, L ERA: 4.87 (1, 1)	5.2	25	7	2	1	2	1	0	0	0	0	0	0	56	85	1.59	1.412																			
52 Saul Rivera, R ERA: 3.52 (8, 1)	1.1	4	1	0	0	0	0	0	0	0	0	0	0	10	15	0.00	0.750																			
Jon Rauch, R ERA: 4.07 (8, 1)	1.0	5	2	1	1	1	0	0	0	0	0	0	1	12	18	9.00	2.000																			
32 Chad Cordero, R ERA: 2.86 (9, 1)	1.0	3	0	0	0	2	0	0	0	0	0	0	0	10	11	0.00	0.000																			

Batter	1	2	3	4	5	6	7	8	9	AB R H RBI BB SO LOB	BOTTOM																							
Nook Logan, S OBP: 0.290, SLG: 0.322 (1, 8)	G4-3		G6-3			G4-3	L7			4 0 0 0 0 0 1	Houston Astros @ Washington Nationals Robert F. Kennedy Memorial Stadium, Washington, DC Mon Jul 16 2007, 7:05 PM EDT Att: 22,392 - Overcast - 87 F livebaseballscorecards.com																							
10 Ronnie Belliard, R OBP: 0.345, SLG: 0.423 (1, 4)	K			F8		11 1B 21 HR 1B		F9		4 1 1 0 0 1 0																								
11 Ryan Zimmerman, R OBP: 0.310, SLG: 0.432 (1, 5)	G3			21 1B FC6-4 1B		21 HR 1B		K		4 2 2 0 0 1 0																								
21 Dmitri Young, S OBP: 0.388, SLG: 0.520 (8, 3)	G3-1			FC6-4 1B		HR		K		3 1 2 3 0 0 0																								
Robert Fick, L OBP: 0.286, SLG: 0.245 (8, 3)	G3-1			FC6-4 1B		HR		K		1 0 0 0 0 1 0																								
Ryan Church, L OBP: 0.344, SLG: 0.414 (8, 7)	F9			FC6-4 25 FC6-4		K		K		3 0 0 1 0 1 1																								
Ryan Langerhans, L OBP: 0.279, SLG: 0.292 (8, 7)	F9			FC6-4 25 FC6-4		K		K		0 0 0 0 0 0 0																								
25 Austin Kearns, R OBP: 0.324, SLG: 0.365 (1, 9)	1B			FC6-4		L8				3 0 1 0 0 0 1																								
Felipe Lopez, S OBP: 0.296, SLG: 0.343 (1, 6)	G4-3					B3		P3		3 0 0 0 0 0 1																								
Brian Schneider, L OBP: 0.306, SLG: 0.315 (1, 2)	G4-3			G4-3		F7		F7		3 0 0 0 0 0 0																								
Mike Bacsik, L OBP: 0.071, SLG: 0.071 (6, 1)	G3-1			G3-1		G6-3		1B		2 0 0 0 0 0 0																								
52 Saul Rivera, S OBP: 0.294, SLG: 0.227 (7, PH)	G3-1			G3-1		G6-3		1B		0 0 0 0 0 0 0																								
Tony Batista, R OBP: 0.294, SLG: 0.227 (8, 1)	G3-1			G3-1		G6-3		1B		1 0 1 0 0 0 0																								
Jon Rauch, R OBP: 0.294, SLG: 0.227 (8, 1)	G3-1			G3-1		G6-3		1B		0 0 0 0 0 0 0																								
32 Chad Cordero, R ERA: 2.21 (9, 1)	G3-1			G3-1		G6-3		1B		0 0 0 0 0 0 0																								
Inning Stats	R: 0 E: 0 K: 1 S: 9	H: 0 LOB: 0 BB: 0 P: 13	R: 0 E: 0 K: 0 S: 9	H: 1 LOB: 1 BB: 0 P: 16	R: 0 E: 0 K: 0 S: 6	H: 0 LOB: 0 BB: 0 P: 8	R: 1 E: 0 K: 0 S: 10	H: 2 LOB: 1 BB: 0 P: 14	R: 0 E: 0 K: 0 S: 7	H: 0 LOB: 0 BB: 0 P: 10	R: 3 E: 0 K: 1 S: 15	H: 3 LOB: 0 BB: 0 P: 24	R: 0 E: 0 K: 0 S: 14	H: 1 LOB: 1 BB: 0 P: 18	R: 0 E: 0 K: 2 S: 8	H: 0 LOB: 0 BB: 0 P: 11	1B: 6 2B: 0 3B: 0 HR: 1	SF: 0 SAC: 0 DP: 0 HBP: 0	WP: 0 PB: 0 SB: 0 CS: 0	PA: 31														
PITCHER	IP WLS BF H R ER SO BB IBB HBP BLK WP HR S P ERA WHIP																																	
Woody Williams, R ERA: 5.37 (7, 1)	0.2	2	0	0	0	0	0	0	0	0	0	8	9	0.00	0.000																			
Trever Miller, L ERA: 6.38 (7, 1)	0.1	2	1	0	0	0	0	0	0	0	0	6	9	0.00	3.000																			
Chad Qualls, R ERA: 3.83 (8, 1)	1.0	3	0	0	0	2	0	0	0	0	0	8	11	0.00	0.000																			

Batter	1	2	3	4	5	6	7	8	9	AB	R	H	RBI	BB	SO	LOB	TOP										
Chris Burke, R OBP: 0.313, SLG: 0.358 (1,4)	P4		G5-3	G6-3			1B		P6	5	0	1	0	0	0	2	Houston Astros @ Washington Nationals Robert F. Kennedy Memorial Stadium, Washington, DC Tue Jul 17 2007, 7:05 PM EDT Att: 22,362 - Clear - 90 F livebaseballscorecards.com										
9 Hunter Pence, R OBP: 0.360, SLG: 0.578 (1,8)	F8		1B		HR		F8		P3	5	1	2	1	0	0	1											
17 Lance Berkman, S OBP: 0.387, SLG: 0.440 (1,3)	F7		FC3-6 45 HR		L4			SF8 HBP	G4-3	4	2	0	0	0	0	1											
45 Carlos Lee, R OBP: 0.356, SLG: 0.521 (1,7)		G5-4-3 1B	HR		F9			P4		4	1	2	2	0	0	1											
Mark Loretta, R OBP: 0.388, SLG: 0.408 (8,4)		G5-4-3 1-2	F8		G6-3			SF8 BB		3	0	0	0	1	0	1											
Mike Lamb, L OBP: 0.374, SLG: 0.467 Eric Bruntlett, R OBP: 0.393, SLG: 0.313 (8,6)	2B BB				F7		F7	SF8 BB		2	0	0	0	2	0	0											
Luke Scott, L OBP: 0.324, SLG: 0.445 Craig Biggio, R OBP: 0.295, SLG: 0.390 Dan Wheeler, R OBP: 0.316, SLG: 0.373 Brad Lidge, R (9,1)			SH1-3 1B BB		K			SF8 BB		2	0	1	0	1	1	0											
Eric Munson, L OBP: 0.358, SLG: 0.421 (1,2)			IBB		G4-3					2	0	1	0	2	0	0											
43 Chris Sampson, R OBP: 0.160, SLG: 0.160 44 Roy Oswalt, R OBP: 0.148, SLG: 0.150 Morgan Ensberg, R OBP: 0.316, SLG: 0.373 (8,5)		FC6-4	SH1-3 1B		SH1-3		K	F8		2	0	0	0	0	1	3											
										0	0	0	0	0	0	0											
										1	0	0	0	0	0	3											
Inning Stats	R: 0 E: 0 K: 0 S: 5	H: 0 LOB: 0 BB: 0 P: 8	R: 2 E: 0 K: 0 S: 11	H: 2 LOB: 3 BB: 2 P: 16	R: 2 E: 0 K: 0 S: 11	H: 2 LOB: 0 BB: 0 P: 17	R: 0 E: 0 K: 0 S: 10	H: 1 LOB: 2 BB: 1 P: 18	R: 1 E: 0 K: 0 S: 8	H: 1 LOB: 0 BB: 0 P: 12	R: 0 E: 0 K: 1 S: 8	H: 0 LOB: 0 BB: 0 P: 13	R: 0 E: 0 K: 1 S: 9	H: 1 LOB: 0 BB: 0 P: 15	R: 1 E: 0 K: 0 S: 11	H: 0 LOB: 3 BB: 3 P: 30		R: 0 E: 0 K: 0 S: 3	H: 0 LOB: 0 BB: 0 P: 6	1B: 4 2B: 1 3B: 0 HR: 2	SF: 1 SAC: 1 DP: 1 HBP: 1	WP: 0 PB: 0 SB: 0 CS: 1	PA: 39				
PITCHER	IP	WLS	BF	H	R	ER	SO	BB	IBB	HBP	BLK	WP	HR	S	P	ERA		WHIP									
Tim Redding, R ERA: 4.0 Luis Ayala, R ERA: 4.0 40 Billy Traber, L ERA: 4.5 49 Chris Schroder, R ERA: 1.32	7.0	L	29	7	3	3	2	2	1	0	0	0	2	56	99	3.86	1.286										

Batter	1	2	3	4	5	6	7	8	9	AB	R	H	RBI	BB	SO	LOB	BOTTOM										
Nook Logan, S OBP: 0.281, SLG: 0.312 (1,8)	K		K		G6-3			G4-3		4	0	0	0	0	2	0	Houston Astros @ Washington Nationals Robert F. Kennedy Memorial Stadium, Washington, DC Tue Jul 17 2007, 7:05 PM EDT Att: 22,362 - Clear - 90 F livebaseballscorecards.com										
10 Ronnie Belliard, R OBP: 0.351, SLG: 0.438 (1,4)	HR		G6-3				1B	BB		3	1	2	1	1	0	0											
11 Ryan Zimmerman, R OBP: 0.310, SLG: 0.438 (1,5)	L9				HR		G6-4-3	G6-4-3		4	1	1	1	0	0	2											
21 Dmitri Young, S OBP: 0.389, SLG: 0.523 (1,3)	G4-3				2B				F8	4	0	2	0	0	0	0											
Ryan Church, L OBP: 0.343, SLG: 0.415 (1,7)		G6-3 2B			G1-3		G1-3		K	4	0	1	0	0	1	2											
25 Austin Kearns, R OBP: 0.324, SLG: 0.362 (1,9)		G5-3			G3-1				BB	3	0	0	0	1	0	2											
Felipe Lopez, S OBP: 0.293, SLG: 0.339 (1,6)		G6-3			G3-1		G6-3		K2-3	4	0	0	0	0	1	3											
Brian Schneider, L OBP: 0.306, SLG: 0.313 3 Jesus Flores, R OBP: 0.316, SLG: 0.321 (1,2)		G3-1			G3-1					2	0	0	0	0	0	1											
Tim Redding, R OBP: 0.200, SLG: 0.200 Robert Fick, L OBP: 0.286, SLG: 0.243 Luis Ayala, R OBP: 0.316, SLG: 0.373 40 Billy Traber, L OBP: 0.316, SLG: 0.373 49 Chris Schroder, R OBP: 0.316, SLG: 0.373 (8,1)					F8		F9			1	0	0	0	0	0	0											
										0	0	0	0	0	0	0											
										0	0	0	0	0	0	0											
Inning Stats	R: 1 E: 0 K: 1 S: 13	H: 1 LOB: 0 BB: 0 P: 20	R: 0 E: 0 K: 0 S: 8	H: 1 LOB: 1 BB: 0 P: 15	R: 0 E: 0 K: 2 S: 8	H: 0 LOB: 0 BB: 0 P: 10	R: 1 E: 0 K: 0 S: 8	H: 2 LOB: 1 BB: 0 P: 10	R: 0 E: 0 K: 0 S: 6	H: 0 LOB: 0 BB: 0 P: 12	R: 0 E: 0 K: 0 S: 10	H: 2 LOB: 1 BB: 0 P: 15	R: 0 E: 0 K: 0 S: 10	H: 0 LOB: 1 BB: 0 P: 14	R: 0 E: 0 K: 0 S: 7	H: 0 LOB: 0 BB: 1 P: 13		R: 0 E: 0 K: 2 S: 17	H: 0 LOB: 1 BB: 1 P: 25	1B: 2 2B: 2 3B: 0 HR: 2	SF: 0 SAC: 0 DP: 2 HBP: 1	WP: 0 PB: 0 SB: 0 CS: 0	PA: 34				
PITCHER	IP	WLS	BF	H	R	ER	SO	BB	IBB	HBP	BLK	WP	HR	S	P	ERA		WHIP									
43 Chris Sampson, R ERA: 4.15 44 Roy Oswalt, R ERA: 3.5 Dan Wheeler, R ERA: 5.44 Brad Lidge, R ERA: 2.15	6.2	W	26	6	2	2	3	0	0	0	0	0	0	3	3	0.00	0.900										

Batter	1	2	3	4	5	6	7	8	9	AB	R	H	RBI	BB	SO	LOB	TOP				
Craig Biggio, R OBP: 0.290, SLG: 0.384 Brad Lidge, R (9, 1)	F8		G5-3		G6-3		K		FC6-4	5	0	0	0	0	1	6					
Chris Burke, R OBP: 0.325, SLG: 0.361 (1, 9)	1B		P4							4	1	2	0	0	0	0					
9 Hunter Pence, R OBP: 0.353, SLG: 0.564 (1, 8)					G6-3					4	0	0	0	0	1	2					
45 Carlos Lee, R OBP: 0.354, SLG: 0.523 (1, 7)	HR				G1-3					4	1	1	2	0	0	0					
Mark Loretta, R OBP: 0.384, SLG: 0.407 (1, 3)	F8									4	0	2	0	0	1	1					
Morgan Ensberg, R OBP: 0.324, SLG: 0.377 (1, 5)										3	0	2	0	1	0	1					
Eric Bruntlett, R OBP: 0.390, SLG: 0.300 (1, 6)	F8									2	0	0	0	0	0	3					
Brad Ausmus, R OBP: 0.325, SLG: 0.331 (1, 2)										3	0	0	0	1	2	3					
44 Roy Oswalt, R OBP: 0.136, SLG: 0.140 Dan Wheeler, R (7, 1)										3	0	0	0	0	1	4					
Mike Lamb, L OBP: 0.379, SLG: 0.482 (9, PH)										0	0	0	0	0	0	0					
										0	0	0	0	1	0	0					
Inning Stats	R: 2 E: 0 K: 1 S: 11	H: 2 LOB: 0 BB: 0 P: 20	R: 0 E: 0 K: 0 S: 6	H: 1 LOB: 0 BB: 0 P: 10	R: 0 E: 0 K: 1 S: 10	H: 0 LOB: 0 BB: 0 P: 15	R: 0 E: 0 K: 0 S: 9	H: 1 LOB: 1 BB: 0 P: 12	R: 0 E: 0 K: 1 S: 8	H: 0 LOB: 1 BB: 0 P: 13	R: 0 E: 0 K: 0 S: 5	H: 1 LOB: 0 BB: 0 P: 8	R: 0 E: 1 K: 1 S: 14	H: 0 LOB: 1 BB: 0 P: 18	R: 0 E: 0 K: 1 S: 11	H: 1 LOB: 2 BB: 1 P: 19	1B: 5 2B: 1 3B: 0 HR: 1	SF: 0 SAC: 1 DP: 2 HBP: 1	WP: 0 PB: 0 SB: 1 CS: 0	PA: 37	
PITCHER	IP	WLS	BF	H	R	ER	SO	BB	IBB	HBP	BLK	WP	HR	S	P	ERA	WHIP				
24 Tom Gorzelanny, L ERA: 3.2	7.0	L	28	6	2	2	4	2	0	1	0	0	1	71	112	2.57	1.143				
Shawn Chacon, R ERA: 3.53	1.0		4	0	0	0	1	0	0	0	0	0	0	14	18	0.00	0.000				
55 Matt Capps, R ERA: 2.28	1.0		5	1	0	0	1	0	1	0	0	0	0	11	19	0.00	1.000				

Houston Astros @ Pittsburgh Pirates
PNC Park, Pittsburgh, PA
Fri Jul 20 2007, 7:05 PM EDT
Att: 33,541 - Partly Cloudy - 72 F

AB 32
R 2
H 7
RBI 2
BB 3
SO 6
LOB 20



Batter	1	2	3	4	5	6	7	8	9	AB	R	H	RBI	BB	SO	LOB	BOTTOM				
13 Nate McLouth, L OBP: 0.311, SLG: 0.388 (1, 8)	P6		K				G4-6-3			4	0	1	0	0	1	3					
Matt Kata, S OBP: 0.244, SLG: 0.300 (1, 5)	G6-3		FC4-6		G1-3					5	0	1	0	0	1	5					
12 Freddy Sanchez, R OBP: 0.324, SLG: 0.403 (1, 4)	F9									5	1	1	0	0	1	4					
25 Adam LaRoche, L OBP: 0.322, SLG: 0.437 (1, 3)										3	0	2	0	1	0	1					
41 Ryan Doumit, S OBP: 0.369, SLG: 0.500 (1, 9)										4	0	0	0	0	2	5					
Jason Bay, R OBP: 0.326, SLG: 0.415 (1, 7)										4	0	1	1	0	2	4					
26 Ronny Paulino, R OBP: 0.269, SLG: 0.360 Rajai Davis, R OBP: 0.358, SLG: 0.333 (9, PR)										4	0	2	0	0	0	2					
2 Jack Wilson, R OBP: 0.306, SLG: 0.348 (1, 6)										3	0	0	0	0	1	1					
24 Tom Gorzelanny, R OBP: 0.125, SLG: 0.079 Josh Phelps, R OBP: 0.349, SLG: 0.351 Shawn Chacon, R OBP: 0.273, SLG: 0.273 55 Matt Capps, R OBP: 1.000, SLG: 1.000 Xavier Nady, R OBP: 0.336, SLG: 0.487 (9, PH)										2	0	1	0	0	1	0					
										0	0	0	0	0	0	0					
										0	0	0	0	0	0	0					
										0	0	0	0	1	0	0					
Inning Stats	R: 0 E: 0 K: 0 S: 7	H: 0 LOB: 0 BB: 0 P: 9	R: 0 E: 0 K: 1 S: 10	H: 1 LOB: 1 BB: 0 P: 13	R: 0 E: 0 K: 1 S: 8	H: 1 LOB: 1 BB: 0 P: 12	R: 1 E: 0 K: 1 S: 11	H: 2 LOB: 1 BB: 0 P: 18	R: 0 E: 0 K: 0 S: 7	H: 1 LOB: 1 BB: 0 P: 13	R: 0 E: 0 K: 1 S: 10	H: 1 LOB: 1 BB: 0 P: 15	R: 0 E: 0 K: 2 S: 14	H: 1 LOB: 2 BB: 1 P: 22	R: 0 E: 0 K: 2 S: 12	H: 1 LOB: 3 BB: 1 P: 18	1B: 4 2B: 5 3B: 0 HR: 0	SF: 0 SAC: 1 DP: 1 HBP: 2	WP: 0 PB: 0 SB: 0 CS: 0	PA: 39	
PITCHER	IP	WLS	BF	H	R	ER	SO	BB	IBB	HBP	BLK	WP	HR	S	P	ERA	WHIP				
44 Roy Oswalt, R ERA: 3.8	6.0	W	25	7	1	1	4	0	0	0	0	0	0	57	84	1.50	1.167				
Dan Wheeler, R ERA: 5.1	2.0	H	8	1	0	0	3	1	0	1	0	0	0	21	33	0.00	1.000				
Brad Lidge, R ERA: 2.09	1.0	S	6	1	0	0	2	1	0	1	0	0	0	12	18	0.00	2.000				

Houston Astros @ Pittsburgh Pirates
PNC Park, Pittsburgh, PA
Fri Jul 20 2007, 7:05 PM EDT
Att: 33,541 - Partly Cloudy - 72 F

AB 34
R 1
H 9
RBI 1
BB 2
SO 9
LOB 25




Batter	1	2	3	4	5	6	7	8	9	AB	R	H	RBI	BB	SO	LOB	TOP					
Chris Burke, R OBP: 0.316, SLG: 0.351	F7		L4		L4		K		K	5	0	0	0	0	2	4						
9 Hunter Pence, R OBP: 0.354, SLG: 0.565	1B		F8		F9		2B		G4-3	5	0	2	1	0	0	2						
Mark Loretta, R OBP: 0.384, SLG: 0.404	1B			G1-3		G4-3	G5-3		45 DI BB	4	0	1	0	1	0	2						
45 Carlos Lee, R OBP: 0.352, SLG: 0.519	K			1B		G1-3		G3	K	5	0	1	0	0	2	3						
Morgan Ensberg, R OBP: 0.322, SLG: 0.374	K			K		K		1B 1B		4	1	1	0	0	3	3						
Mike Lamb, L OBP: 0.385, SLG: 0.502		G3-6-3 1B		G3			HR	1B	1B	4	1	3	1	0	0	1						
Eric Bruntlett, R OBP: 0.413, SLG: 0.333		G3-6-3			51 SH2-4 BB		FC6-4 9 2B	1B	1B	4	1	3	1	0	0	1						
Brad Ausmus, R OBP: 0.327, SLG: 0.328		F9			51 SH2-4 BB		FC6-4		K	2	0	0	0	2	1	2						
51 Wandy Rodriguez, S ERA: 4.57 Chad Qualls, R ERA: 3.75 Craig Biggio, R ERA: 5.76 Matt Albers, R ERA: 5.76 17 Lance Berkman, S ERA: 4.2 Dave Borkowski, R ERA: 4.2			G1-3		SH2-4		FC6-4 9 2B		K	1	0	0	0	0	0	0						
Inning Stats	R: 0 H: 2 E: 0 K: 2 S: 14	H: 2 LOB: 2 BB: 0 P: 19	R: 0 H: 1 E: 0 K: 0 S: 5	LOB: 0 BB: 0 P: 8	R: 0 H: 0 E: 0 K: 0 S: 8	LOB: 0 BB: 0 P: 13	R: 0 H: 1 E: 0 K: 1 S: 9	LOB: 1 BB: 0 P: 13	R: 0 H: 1 E: 0 K: 0 S: 6	LOB: 2 BB: 1 P: 15	R: 0 H: 0 E: 0 K: 1 S: 8	LOB: 0 BB: 0 P: 12	R: 2 H: 3 E: 0 K: 1 S: 16	LOB: 2 BB: 1 P: 24	R: 1 H: 3 E: 0 K: 2 S: 18	LOB: 2 BB: 0 P: 26	R: 0 H: 0 E: 0 K: 2 S: 10	LOB: 1 BB: 1 P: 21	1B: 9 2B: 1 3B: 0 HR: 1	SF: 0 SAC: 1 DP: 1 HBP: 0	WP: 0 PB: 0 SB: 0 CS: 0	PA: 40
PITCHER	IP	WLS	BF	H	R	ER	SO	BB	IBB	HBP	BLK	WP	HR	S	P	ERA	WHIP					
28 Paul Maholm, L ERA: 4.57	6.2	W	29	8	2	2	5	2	0	0	0	0	1	60	96	2.70	1.500					
16 Salomon Torres, R ERA: 5.12	1.0	H	6	3	1	1	1	0	0	0	0	0	0	17	25	9.00	3.000					
Damaso Marte, L ERA: 1.53	0.1	H	1	0	0	0	1	0	0	0	0	0	0	7	9	0.00	0.000					
Shawn Chacon, R ERA: 3.48	1.0		4	0	0	0	2	1	0	0	0	0	0	10	21	0.00	1.000					

Houston Astros @ Pittsburgh Pirates
PNC Park, Pittsburgh, PA
Sat Jul 21 2007, 7:15 PM EDT
Att: 32,068 - Partly Cloudy - 74 F

livebaseballscores.com

AB 36
R 3
H 11
RBI 3
BB 3
SO 9
LOB 22




Batter	1	2	3	4	5	6	7	8	9	AB	R	H	RBI	BB	SO	LOB	BOTTOM				
Matt Kata, S OBP: 0.256, SLG: 0.321	K			HBP 1B	25 1B		G3-1			4	2	2	1	0	1	0					
12 Freddy Sanchez, R OBP: 0.329, SLG: 0.414	K			HBP SF9 1B	25 1B		HR			3	3	2	1	1	1	0					
25 Adam LaRoche, L OBP: 0.326, SLG: 0.441	G4-3			HBP 1B	SF9 1B		G5-4-3 1B			4	0	3	2	0	0	0					
Xavier Nady, R OBP: 0.335, SLG: 0.482		P4		HBP 1B	K		G5-4-3			3	0	0	1	0	1	3					
Jason Bay, R OBP: 0.323, SLG: 0.412		G5-3		SF9 1B	SF9		K			2	0	0	2	0	1	0					
41 Ryan Doumit, S OBP: 0.397, SLG: 0.500 Shawn Chacon, R OBP: 0.273, SLG: 0.273		K		L8	K		26 G1-3 2B			4	0	1	0	0	2	3					
26 Ronny Paulino, R OBP: 0.285, SLG: 0.359			P4	F7		2 G6-4-3 1B		G1-3		4	0	1	0	0	0	3					
2 Jack Wilson, R OBP: 0.305, SLG: 0.347		P4			28 E 2B	28 FC5 1B	G6-4-3	P4		4	1	1	0	0	0	2					
28 Paul Maholm, L OBP: 0.184, SLG: 0.162 16 Salomon Torres, R Damaso Marte, L 13 Nate McLouth, L OBP: 0.311, SLG: 0.388			K		1 SAFE L SAFE K	FC5 2B	K			3	1	0	0	0	2	1					
Inning Stats	R: 0 H: 0 E: 0 K: 2 S: 12	H: 0 LOB: 0 BB: 0 P: 18	R: 0 H: 0 E: 0 K: 1 S: 10	LOB: 0 BB: 0 P: 16	R: 0 H: 0 E: 0 K: 1 S: 8	LOB: 0 BB: 0 P: 10	R: 2 H: 3 E: 0 K: 0 S: 16	H: 3 LOB: 2 BB: 0 P: 23	R: 4 H: 3 E: 1 K: 2 S: 13	LOB: 1 BB: 1 P: 24	R: 0 H: 1 E: 0 K: 1 S: 7	LOB: 0 BB: 0 P: 9	R: 1 H: 2 E: 0 K: 0 S: 8	H: 2 LOB: 0 BB: 0 P: 15	R: 0 H: 1 E: 0 K: 1 S: 11	H: 1 LOB: 1 BB: 0 P: 16	1B: 7 2B: 2 3B: 0 HR: 1	SF: 2 SAC: 0 DP: 2 HBP: 1	WP: 0 PB: 0 SB: 0 CS: 0	PA: 35	
PITCHER	IP	WLS	BF	H	R	ER	SO	BB	IBB	HBP	BLK	WP	HR	S	P	ERA	WHIP				
51 Wandy Rodriguez, L ERA: 4.46	5.0	L	25	7	6	4	6	0	0	0	0	0	0	60	93	7.20	1.400				
Chad Qualls, R ERA: 3.75	1.0		2	0	0	0	1	0	0	0	0	0	0	6	7	0.00	0.000				
Matt Albers, R ERA: 5.76	1.0		4	2	1	1	0	0	0	0	0	0	1	8	15	9.00	2.000				
Dave Borkowski, R ERA: 4.2	1.0		4	1	0	0	1	0	0	0	0	0	0	11	16	0.00	1.000				

Houston Astros @ Pittsburgh Pirates
PNC Park, Pittsburgh, PA
Sat Jul 21 2007, 7:15 PM EDT
Att: 32,068 - Partly Cloudy - 74 F

livebaseballscores.com

AB 31
R 7
H 10
RBI 7
BB 1
SO 8
LOB 12



Batter	1	2	3	4	5	6	7	8	9	AB	R	H	RBI	BB	SO	LOB	TOP										
15 Rafael Furcal, S OBP: 0.340, SLG: 0.369	G1-6-3		G4-3			G3		G4-6-3		4	0	0	0	0	0	2	Los Angeles Dodgers @ Houston Astros Minute Maid Park, Houston, TX Wed Jul 25 2007, 7:05 PM CDT Att: 31,498 - Roof Closed - 74 F										
9 Juan Pierre, L OBP: 0.314, SLG: 0.336	G4-3			F7		G3-1		G4-3		4	0	0	0	0	0	0											
55 Russell Martin, R OBP: 0.369, SLG: 0.468	K			12 BB 1B		G6-3		K		4	0	1	0	0	2	0											
12 Jeff Kent, R OBP: 0.377, SLG: 0.504		1B		BB		HR		F7		3	1	2	1	1	0	0											
Luis Gonzalez, L OBP: 0.375, SLG: 0.460	G4-3			K		FC5-4 1B				3	0	1	0	0	1	2											
Wilson Betemit, S OBP: 0.362, SLG: 0.484 Roberto Hernandez, R	G5-3			K		FC5-4 7 G6-4-3				3	0	0	0	0	1	3											
7 James Loney, L OBP: 0.413, SLG: 0.562						G6-4-3				0	0	0	0	0	0	0											
27 Matt Kemp, R OBP: 0.403, SLG: 0.571						G6-4-3				3	0	1	0	0	0	1											
Derek Lowe, R OBP: 0.250, SLG: 0.158 54 D.J. Houlton, R Joe Beimel, L						F8		F8		3	0	0	0	0	1	1											
5 Nomar Garciaparra, R OBP: 0.328, SLG: 0.354						G9-3		15 G4-6-3 1B		2	0	0	0	0	1	1											
Inning Stats	R: 0 E: 0 K: 1 S: 8	H: 0 LOB: 0 BB: 0 P: 11	R: 0 E: 0 K: 0 S: 11	H: 1 LOB: 0 BB: 0 P: 16	R: 0 E: 0 K: 2 S: 17	H: 1 LOB: 1 BB: 0 P: 25	R: 0 E: 0 K: 2 S: 15	H: 1 LOB: 2 BB: 0 P: 24	R: 0 E: 0 K: 0 S: 10	H: 0 LOB: 0 BB: 0 P: 14	R: 1 E: 0 K: 0 S: 7	H: 2 LOB: 0 BB: 0 P: 13	R: 0 E: 0 K: 0 S: 6	H: 1 LOB: 0 BB: 0 P: 8	R: 0 E: 0 K: 1 S: 7	H: 0 LOB: 0 BB: 0 P: 10	1B: 4 2B: 0 3B: 1 HR: 1	SF: 0 SAC: 0 DP: 2 HBP: 0	WP: 0 PB: 0 SB: 0 CS: 0	PA: 31							
PITCHER	IP	WLS	BF	H	R	ER	SO	BB	IBB	HBP	BLK	WP	HR	S	P	ERA	WHIP										
Matt Albers, R ERA: 5.19	5.0		18	3	0	0	5	1	0	0	0	0	0	61	90	0.00	0.800										
Dave Borkowski, R ERA: 4.53	1.0	H	3	0	0	0	0	0	0	0	0	0	0	11	14	0.00	0.000										
Chad Qualls, R ERA: 3.83	1.0	W	4	2	1	1	0	0	0	0	0	0	1	7	13	9.00	2.000										
Dan Wheeler, R ERA: 5.07	1.0	H	3	1	0	0	0	0	0	0	0	0	0	6	8	0.00	1.000										
Brad Lidge, R ERA: 1.94	1.0	S	3	0	0	0	1	0	0	0	0	0	0	7	10	0.00	0.000										

Batter	1	2	3	4	5	6	7	8	9	AB	R	H	RBI	BB	SO	LOB	BOTTOM										
Craig Biggio, R OBP: 0.290, SLG: 0.388 Brad Lidge, R	G6-3		F8			G6-3		G5-4-3 1B		4	0	1	0	0	0	0	Los Angeles Dodgers @ Houston Astros Minute Maid Park, Houston, TX Wed Jul 25 2007, 7:05 PM CDT Att: 31,498 - Roof Closed - 74 F										
Mark Loretta, R OBP: 0.372, SLG: 0.390	G3			F8		P2		G5-4-3		4	0	0	0	0	1	0											
17 Lance Berkman, S OBP: 0.379, SLG: 0.431	G4-3			G3-1		K				3	0	0	0	0	1	0											
45 Carlos Lee, R OBP: 0.349, SLG: 0.518	G6-3			1B S 1B		HR				3	1	2	1	0	0	0											
Mike Lamb, L OBP: 0.384, SLG: 0.493	K			1B		F7				3	0	1	0	0	1	0											
Luke Scott, L OBP: 0.331, SLG: 0.469	K			G3						2	0	0	0	1	1	2											
16 Jason Lane, R OBP: 0.195, SLG: 0.345	G6-3			G6-3 1B		F8				3	0	1	0	0	0	1											
Eric Munson, L OBP: 0.354, SLG: 0.458 Dan Wheeler, R						F8				3	1	1	1	0	0	2											
Eric Bruntlett, R OBP: 0.403, SLG: 0.311				HR		F7				0	0	0	0	0	0	0											
Matt Albers, L OBP: 0.200, SLG: 0.200 Morgan Ensberg, R OBP: 0.313, SLG: 0.367 Dave Borkowski, R Chad Qualls, R Brad Ausmus, R OBP: 0.330, SLG: 0.331	K			G1-6-3				K		1	0	0	0	0	0	1											
Inning Stats	R: 0 E: 0 K: 0 S: 7	H: 0 LOB: 0 BB: 0 P: 11	R: 0 E: 0 K: 2 S: 10	H: 0 LOB: 0 BB: 0 P: 17	R: 1 E: 0 K: 1 S: 10	H: 1 LOB: 0 BB: 0 P: 13	R: 0 E: 0 K: 0 S: 12	H: 2 LOB: 2 BB: 0 P: 16	R: 0 E: 0 K: 0 S: 7	H: 1 LOB: 0 BB: 0 P: 10	R: 0 E: 0 K: 1 S: 10	H: 0 LOB: 0 BB: 0 P: 14	R: 1 E: 0 K: 0 S: 10	H: 1 LOB: 1 BB: 1 P: 22	R: 0 E: 0 K: 1 S: 5	H: 1 LOB: 0 BB: 0 P: 7	1B: 4 2B: 0 3B: 0 HR: 2	SF: 0 SAC: 0 DP: 2 HBP: 0	WP: 0 PB: 0 SB: 1 CS: 0	PA: 29							
PITCHER	IP	WLS	BF	H	R	ER	SO	BB	IBB	HBP	BLK	WP	HR	S	P	ERA	WHIP										
Derek Lowe, R ERA: 3.45	4.0		16	4	1	1	3	0	0	0	0	0	0	41	60	2.25	1.000										
54 D.J. Houlton, R ERA: 4.3	2.0	L	6	1	1	1	1	0	0	0	0	0	1	16	24	4.50	0.500										
Joe Beimel, L ERA: 3.69	1.0		4	0	0	0	0	1	0	0	0	0	0	9	19	0.00	1.000										
Roberto Hernandez, R ERA: 6.3	1.0		3	1	0	0	1	0	0	0	0	0	0	5	7	0.00	1.000										




Batter	1	2	3	4	5	6	7	8	9	AB	R	H	RBI	BB	SO	LOB	TOP										
24 Brian Giles, L OBP: 0.388, SLG: 0.382										4	1	2	0	0	0	0	San Diego Padres @ Houston Astros Minute Maid Park, Houston, TX Thu Jul 26 2007, 7:05 PM CDT Att: 33,718 - Roof Closed - 73 F AB 31 R 1 H 5 RBI 1 BB 2 SO 7 LOB 10 										
Mike Cameron, R OBP: 0.320, SLG: 0.435										4	0	1	1	0	1	1											
Milton Bradley, S OBP: 0.398, SLG: 0.504										4	0	0	0	0	1	1											
23 Adrián González, L OBP: 0.333, SLG: 0.466										4	0	1	0	0	2	1											
28 Josh Bard, S OBP: 0.337, SLG: 0.373										2	0	0	0	2	1	1											
3 Khalil Greene, R OBP: 0.287, SLG: 0.445										3	0	0	0	0	1	4											
Geoff Blum, S OBP: 0.314, SLG: 0.336										1	0	0	0	0	0	0											
5 Kevin Kouzmanoff, R OBP: 0.297, SLG: 0.495										3	0	1	0	0	0	0											
22 Marcus Giles, R OBP: 0.306, SLG: 0.323										3	0	0	0	0	0	2											
David Wells, L OBP: 0.114, SLG: 0.114										1	0	0	0	0	1	0											
52 Clay Hensley, R OBP: 0.182, SLG: 0.182										1	0	0	0	0	0	0											
José Cruz, Jr., S OBP: 0.316, SLG: 0.378										1	0	0	0	0	0	0											
50 Joe Thatcher, L OBP: 0.500, SLG: 0.500										0	0	0	0	0	0	0											
26 Doug Brocail, L OBP: 0.500, SLG: 0.500										0	0	0	0	0	0	0											
Inning Stats	R: 1 E: 0 K: 2 S: 19	H: 2 LOB: 2 BB: 1 P: 32	R: 0 E: 0 K: 1 S: 8	H: 0 LOB: 0 BB: 0 P: 12	R: 0 E: 0 K: 0 S: 8	H: 1 LOB: 0 BB: 0 P: 13	R: 0 E: 0 K: 1 S: 7	H: 0 LOB: 0 BB: 1 P: 13	R: 0 E: 0 K: 0 S: 11	H: 1 LOB: 1 BB: 0 P: 10	R: 0 E: 0 K: 0 S: 7	H: 0 LOB: 0 BB: 0 P: 11	R: 0 E: 0 K: 0 S: 9	H: 0 LOB: 0 BB: 0 P: 13	R: 0 E: 0 K: 2 S: 8	H: 0 LOB: 0 BB: 0 P: 11	1B: 4 2B: 1 3B: 0 HR: 0	SF: 0 SAC: 0 DP: 1 HBP: 0	WP: 0 PB: 0 SB: 0 CS: 0	PA: 33							
PITCHER	IP	WLS	BF	H	R	ER	SO	BB	IBB	HBP	BLK	WP	HR	S	P	ERA	WHIP										
51 Wandy Rodriguez, L ERA: 4.28	7.0	W	27	5	1	1	5	2	0	0	0	0	0	67	110	1.29	1.000										
Chad Qualls, R ERA: 3.75	1.0		3	0	0	0	0	0	0	0	0	0	0	9	13	0.00	0.000										
Brian Moehler, R ERA: 6.03	1.0		3	0	0	0	2	0	0	0	0	0	0	8	11	0.00	0.000										

Batter	1	2	3	4	5	6	7	8	9	AB	R	H	RBI	BB	SO	LOB	BOTTOM										
Craig Biggio, R OBP: 0.292, SLG: 0.397										5	2	2	1	0	1	0	San Diego Padres @ Houston Astros Minute Maid Park, Houston, TX Thu Jul 26 2007, 7:05 PM CDT Att: 33,718 - Roof Closed - 73 F AB 30 R 7 H 8 RBI 7 BB 6 SO 5 LOB 8 										
Brian Moehler, R OBP: 0.250, SLG: 0.250										0	0	0	0	0	0	0											
Mark Loretta, R OBP: 0.373, SLG: 0.390										3	1	1	0	1	1	0											
17 Lance Berkman, S OBP: 0.380, SLG: 0.438										4	2	2	1	0	0	1											
45 Carlos Lee, R OBP: 0.350, SLG: 0.524										3	1	1	2	1	0	1											
Otniel Palmaire, L OBP: 0.345, SLG: 0.288										0	0	0	0	0	0	0											
Morgan Ensberg, R OBP: 0.320, SLG: 0.381										2	1	1	2	2	1	0											
16 Jason Lane, R OBP: 0.209, SLG: 0.349										2	0	1	1	1	0	0											
Eric Bruntlett, R OBP: 0.395, SLG: 0.297										3	0	0	0	1	0	4											
Brad Ausmus, R OBP: 0.325, SLG: 0.325										4	0	0	0	0	1	2											
51 Wandy Rodriguez, S OBP: 0.182, SLG: 0.188										3	0	0	0	0	1	0											
Chad Qualls, R ERA: 6.89										0	0	0	0	0	0	0											
Chris Burke, R OBP: 0.313, SLG: 0.343										1	0	0	0	0	0	0											
Inning Stats	R: 3 E: 0 K: 1 S: 13	H: 3 LOB: 2 BB: 2 P: 26	R: 3 E: 0 K: 1 S: 19	H: 3 LOB: 2 BB: 2 P: 33	R: 1 E: 0 K: 0 S: 7	H: 1 LOB: 0 BB: 0 P: 7	R: 0 E: 0 K: 0 S: 7	H: 1 LOB: 2 BB: 1 P: 16	R: 0 E: 0 K: 1 S: 6	H: 0 LOB: 0 BB: 0 P: 9	R: 0 E: 0 K: 0 S: 6	H: 0 LOB: 0 BB: 1 P: 13	R: 0 E: 0 K: 1 S: 9	H: 0 LOB: 0 BB: 0 P: 14	R: 0 E: 0 K: 1 S: 6	H: 0 LOB: 0 BB: 0 P: 9	1B: 3 2B: 2 3B: 0 HR: 3	SF: 1 SAC: 0 DP: 1 HBP: 0	WP: 0 PB: 0 SB: 1 CS: 0	PA: 37							
PITCHER	IP	WLS	BF	H	R	ER	SO	BB	IBB	HBP	BLK	WP	HR	S	P	ERA	WHIP										
David Wells, L ERA: 5.02	3.0	L	20	7	0	0	1	3	1	0	0	0	0	39	66	21.00	3.333										
52 Clay Hensley, R ERA: 6.89	3.0		11	1	0	0	1	2	0	0	0	0	0	19	38	0.00	1.000										
50 Joe Thatcher, L ERA: 6.89	1.0		3	0	0	0	1	0	0	0	0	0	0	9	14	0.00	0.000										
26 Doug Brocail, R ERA: 4.53	1.0		3	0	0	0	1	0	0	0	0	0	0	6	9	0.00	0.000										

Batter	1	2	3	4	5	6	7	8	9	AB	R	H	RBI	BB	SO	LOB	TOP		
24 Brian Giles, L OBP: 0.393, SLG: 0.376	E6 23 1B	F7			F7			L7		4	1	0	0	0	0	0	San Diego Padres @ Houston Astros Minute Maid Park, Houston, TX Sat Jul 28 2007, 2:55 PM CDT Att. 42,651 - Roof Closed - 74 F		
Mike Cameron, R OBP: 0.314, SLG: 0.424	F9		F9		K			G6-3		4	0	0	0	0	1	1			
Milton Bradley, S OBP: 0.401, SLG: 0.516	23 1B		K			G5-3 4 BB		G3-1		3	0	1	0	1	1	0			
23 Adrián González, L OBP: 0.336, SLG: 0.468	5 HBP				K			G4-3		4	0	2	1	0	1	1			
4 Michael Barrett, R OBP: 0.292, SLG: 0.397	K				P3			F8		4	0	0	0	0	1	4			
5 Kevin Kouzmanoff, R OBP: 0.269, SLG: 0.402	HBP				K					3	0	1	0	0	1	1			
Geoff Blum, S OBP: 0.311, SLG: 0.328	G4-3				L9			F8		4	0	0	0	0	1	4			
22 Marcus Giles, R OBP: 0.303, SLG: 0.320		L6			K					3	0	0	0	0	2	0			
Greg Maddux, R OBP: 0.103, SLG: 0.079										2	0	0	0	0	2	0			
14 Scott Hairston, R OBP: 0.299, SLG: 0.356					K					1	0	0	0	0	0	0			
26 Doug Brocail, L OBP: 0.500, SLG: 0.500										0	0	0	0	0	0	0			
41 Kevin Cameron, R OBP: 0.312, SLG: 0.341										0	0	0	0	0	0	0			
Inning Stats	R: 1 H: 2 E: 0 K: 1 S: 13	L: 0 R: 1 ER: 0 SO: 10 BB: 0 IBB: 0 HBP: 0 BLK: 0 WP: 0 HR: 0 S: 67 P: 106 ERA: 0.00 WHIP: 0.571	R: 0 H: 0 E: 0 K: 1 S: 7	H: 0 R: 1 ER: 0 SO: 10 BB: 0 IBB: 0 HBP: 0 BLK: 0 WP: 0 HR: 0 S: 67 P: 106 ERA: 0.00 WHIP: 0.571	R: 0 H: 1 E: 0 K: 1 S: 12	H: 0 R: 0 ER: 0 SO: 10 BB: 0 IBB: 0 HBP: 0 BLK: 0 WP: 0 HR: 0 S: 67 P: 106 ERA: 0.00 WHIP: 0.571	R: 0 H: 0 E: 0 K: 2 S: 10	H: 0 R: 0 ER: 0 SO: 10 BB: 0 IBB: 0 HBP: 0 BLK: 0 WP: 0 HR: 0 S: 67 P: 106 ERA: 0.00 WHIP: 0.571	R: 0 H: 0 E: 0 K: 1 S: 7	H: 0 R: 0 ER: 0 SO: 10 BB: 0 IBB: 0 HBP: 0 BLK: 0 WP: 0 HR: 0 S: 67 P: 106 ERA: 0.00 WHIP: 0.571	R: 0 H: 0 E: 0 K: 0 S: 6	H: 0 R: 0 ER: 0 SO: 10 BB: 0 IBB: 0 HBP: 0 BLK: 0 WP: 0 HR: 0 S: 67 P: 106 ERA: 0.00 WHIP: 0.571	R: 0 H: 0 E: 0 K: 0 S: 6	H: 0 R: 0 ER: 0 SO: 10 BB: 0 IBB: 0 HBP: 0 BLK: 0 WP: 0 HR: 0 S: 67 P: 106 ERA: 0.00 WHIP: 0.571	R: 0 H: 1 E: 0 K: 0 S: 7	H: 0 R: 0 ER: 0 SO: 10 BB: 0 IBB: 0 HBP: 0 BLK: 0 WP: 0 HR: 0 S: 67 P: 106 ERA: 0.00 WHIP: 0.571	1B: 4 2B: 0 3B: 0 HR: 0 SF: 0 SAC: 0 DP: 0 HBP: 1	WP: 0 PB: 0 SB: 0 CS: 0	PA: 34
PITCHER	IP	WLS	BF	H	R	ER	SO	BB	IBB	HBP	BLK	WP	HR	S	P	ERA	WHIP		
44 Roy Oswalt, R ERA: 3.63	7.0	W	27	3	1	0	10	1	0	1	0	0	0	67	106	0.00	0.571		
Chad Qualls, R ERA: 3.58	1.0	H	3	0	0	0	0	0	0	0	0	0	0	6	11	0.00	0.000		
Brad Lidge, R ERA: 1.9	1.0	S	4	1	0	0	0	0	0	0	0	0	0	7	8	0.00	1.000		

AB 32
R 1
H 4
RBI 1
BB 1
SO 10
LOB 11



Batter	1	2	3	4	5	6	7	8	9	AB	R	H	RBI	BB	SO	LOB	BOTTOM			
Craig Biggio, R OBP: 0.288, SLG: 0.390	L9	F8			G5-3			F8		4	0	0	0	0	0	1	San Diego Padres @ Houston Astros Minute Maid Park, Houston, TX Sat Jul 28 2007, 2:55 PM CDT Att. 42,651 - Roof Closed - 74 F			
Chris Burke, R OBP: 0.312, SLG: 0.341										0	0	0	0	0	0	0				
Eric Bruntlett, R OBP: 0.400, SLG: 0.299	17 S	FC4-6			G6-3			17 FC6		3	1	1	0	1	0	1				
17 Lance Berkman, S OBP: 0.378, SLG: 0.434	45 HR				G4-3			FC6		4	1	1	1	0	0	1				
45 Carlos Lee, R OBP: 0.355, SLG: 0.536	HR				F9			G1-6-3		4	1	2	2	0	0	0				
Mike Lamb, L OBP: 0.376, SLG: 0.477	F8				P4			1B		4	0	0	0	0	0	2				
Brad Lidge, R								G1-6-3		0	0	0	0	0	0	0				
Luke Scott, L OBP: 0.337, SLG: 0.478	2B				G4-3					3	0	3	0	0	0	0				
16 Jason Lane, R OBP: 0.208, SLG: 0.330	F9				G4-3			F9		3	0	0	0	0	0	3				
Brad Ausmus, R OBP: 0.317, SLG: 0.316		G4-3			G1-3			G6-3		3	0	0	0	0	0	1				
44 Roy Oswalt, R ERA: 4.2	6.0	L	25	5	3	0	0	0	0	1	0	0	0	0	0	1.167				
Orlando Palmeiro, L OBP: 0.337, SLG: 0.290	1.0		3	0	0	0	0	0	0	0	0	0	0	0	0	0.000				
Chad Qualls, R	1.0		4	2	0	0	0	0	0	0	0	0	0	0	0	0.000				
Morgan Ensberg, R OBP: 0.323, SLG: 0.384										0	0	0	0	0	0	0				
Inning Stats	R: 3 H: 3 E: 0 K: 0 S: 12	L: 0 R: 3 ER: 0 SO: 10 BB: 1 IBB: 0 HBP: 0 BLK: 0 WP: 0 HR: 1 S: 22	R: 0 H: 0 E: 0 K: 0 S: 6	H: 0 R: 1 ER: 0 SO: 10 BB: 1 IBB: 0 HBP: 0 BLK: 0 WP: 0 HR: 1 S: 22	R: 0 H: 0 E: 0 K: 0 S: 5	H: 0 R: 0 ER: 0 SO: 10 BB: 0 IBB: 0 HBP: 0 BLK: 0 WP: 0 HR: 0 S: 13	R: 0 H: 1 E: 0 K: 0 S: 10	H: 0 R: 0 ER: 0 SO: 10 BB: 0 IBB: 0 HBP: 0 BLK: 0 WP: 0 HR: 0 S: 13	R: 0 H: 0 E: 0 K: 0 S: 6	H: 0 R: 0 ER: 0 SO: 10 BB: 0 IBB: 0 HBP: 0 BLK: 0 WP: 0 HR: 0 S: 8	R: 0 H: 2 E: 0 K: 0 S: 9	H: 0 R: 0 ER: 0 SO: 10 BB: 0 IBB: 0 HBP: 0 BLK: 0 WP: 0 HR: 0 S: 10	R: 0 H: 0 E: 0 K: 0 S: 9	H: 0 R: 0 ER: 0 SO: 10 BB: 0 IBB: 0 HBP: 0 BLK: 0 WP: 0 HR: 0 S: 10	R: 0 H: 0 E: 0 K: 0 S: 10	R: 0 H: 1 E: 0 K: 0 S: 10	R: 0 H: 0 E: 0 K: 0 S: 10	1B: 4 2B: 2 3B: 0 HR: 1 SF: 0 SAC: 0 DP: 1 HBP: 0	WP: 0 PB: 0 SB: 1 CS: 0	PA: 32
PITCHER	IP	WLS	BF	H	R	ER	SO	BB	IBB	HBP	BLK	WP	HR	S	P	ERA	WHIP			
Greg Maddux, R ERA: 4.2	6.0	L	25	5	3	0	0	0	0	0	0	0	0	0	0	1.167				
26 Doug Brocail, R ERA: 4.43	1.0		3	0	0	0	0	0	0	0	0	0	0	0	0	0.000				
41 Kevin Cameron, R ERA: 0.96	1.0		4	2	0	0	0	0	0	0	0	0	0	9	10	0.00	2.000			

AB 30
R 3
H 7
RBI 3
BB 2
SO 0
LOB 10



Batter	1	2	3	4	5	6	7	8	9	AB	R	H	RBI	BB	SO	LOB	TOP										
Craig Biggio, R OBP: 0.286, SLG: 0.390 (1.4)	F7		F7		G4-3		K			4	0	1	2	0	1	0	Houston Astros @ Atlanta Braves Turner Field, Atlanta, GA Tue Jul 31 2007, 7:35 PM EDT Att: 32,315 - Partly Cloudy - 86 F										
Mark Loretta, R OBP: 0.397, SLG: 0.380 (1.3)	K		F7		G1-3		G4-3			4	0	0	0	0	1	1											
17 Lance Berkman, S OBP: 0.375, SLG: 0.445 (1.9)	HR				G4-3		G4-3		F7	4	1	1	1	0	0	1											
45 Carlos Lee, R OBP: 0.351, SLG: 0.529 (1.7)	G5-3		F7		F7		F7		F9	4	0	0	0	0	0	1											
21 Ty Wigginton, R OBP: 0.331, SLG: 0.460 Brian Moehler, R OBP: 0.250, SLG: 0.250 (8.1)			16 S		2B		K		F8	4	0	2	0	0	1	0											
16 Jason Lane, R OBP: 0.208, SLG: 0.313 (1.8)	K		G4-3		G4-3		G5-3		K	4	0	0	0	0	2	2											
Eric Bruntlett, R OBP: 0.405, SLG: 0.290 (1.6)	P3		1B		BB		E4		F7	2	1	0	0	2	0	1											
Eric Munson, L OBP: 0.374, SLG: 0.500 (1.2)	P5		1B		BB		E4		F8	4	1	1	0	0	0	2											
43 Chris Sampson, R OBP: 0.154, SLG: 0.154 Chris Burke, R OBP: 0.313, SLG: 0.357 Mark McLemore, L ERA: 6.52 Orlando Palmeiro, L OBP: 0.341, SLG: 0.798 Matt Albers, R OBP: 0.162, SLG: 0.162 Mike Lamb, L OBP: 0.376, SLG: 0.490 (11.1)	K		K		2B		G3			1	0	0	0	0	1	0											
Inning Stats	R: 1 E: 0 K: 1 S: 11	H: 1 LOB: 0 BB: 0 P: 16	R: 0 E: 0 K: 1 S: 11	H: 1 LOB: 1 BB: 0 P: 17	R: 0 E: 0 K: 1 S: 11	H: 0 LOB: 0 BB: 0 P: 14	R: 0 E: 0 K: 0 S: 10	H: 1 LOB: 1 BB: 0 P: 14	R: 3 E: 0 K: 0 S: 11	H: 3 LOB: 1 BB: 1 P: 21	R: 0 E: 1 K: 1 S: 7	H: 0 LOB: 2 BB: 1 P: 14	R: 0 E: 0 K: 1 S: 6	H: 0 LOB: 0 BB: 0 P: 7	R: 0 E: 0 K: 0 S: 9	H: 0 LOB: 0 BB: 0 P: 12		R: 0 E: 0 K: 1 S: 7	H: 0 LOB: 0 BB: 0 P: 12	1B: 3 2B: 2 3B: 0 HR: 1	SF: 0 SAC: 0 DP: 0 HBP: 0	WP: 0 PB: 0 SB: 1 CS: 0	PA: 35				
PITCHER	IP	WLS	BF	H	R	ER	SO	BB	IBB	HBP	BLK	WP	HR	S	P	ERA	WHIP										
36 Chuck James, L ERA: 3.7 58 Peter Moylan, R ERA: 2.01 Tyler Yates, R ERA: 5.16 39 Rafael Soriano, R ERA: 3.45 57 Jose Ascanio, R ERA: 1.29	5.0	W	22	6	4	4	3	1	0	0	0	0	1	54	82	7.20	1.400										

Batter	1	2	3	4	5	6	7	8	9	AB	R	H	RBI	BB	SO	LOB	BOTTOM										
Willie Harris, L OBP: 0.395, SLG: 0.424 (1.7)	F7		F7		1B		F8		F7	5	0	1	0	0	0	1	Houston Astros @ Atlanta Braves Turner Field, Atlanta, GA Tue Jul 31 2007, 7:35 PM EDT Att: 32,315 - Partly Cloudy - 86 F										
11 Edgar Renteria, R OBP: 0.391, SLG: 0.483 (1.6)	G4-6-3		10 BB		F7		BB		E6	5	3	3	0	0	0	2											
10 Chipper Jones, S OBP: 0.430, SLG: 0.587 (1.5)	G4-6-3		1B		G4-3		7 F8		K	4	1	1	0	1	1	2											
Andrew Jones, R OBP: 0.317, SLG: 0.425 (1.8)	F8		SF9-2-6		K		2 HR		E6	3	2	0	1	1	1	1											
16 Brian McCann, L OBP: 0.316, SLG: 0.461 (1.2)	HR		G1-3		F9		SF8		2B	4	1	2	4	0	0	0											
7 Jeff Francoeur, R OBP: 0.342, SLG: 0.449 (1.9)	2 SF8		2 HR		1B		HR		K	5	3	3	1	0	1	3											
2 Kelly Johnson, L OBP: 0.392, SLG: 0.499 (1.4)	1B		HR		HR		F9		HR	4	2	4	5	0	0	0											
Julio Franco, R OBP: 0.324, SLG: 0.291 (1.3)	SF8		F9		F9		F9		1B	3	0	1	1	0	0	1											
36 Chuck James, L OBP: 0.205, SLG: 0.289 58 Peter Moylan, R ERA: 6.52 23 Matt Diaz, R OBP: 0.345, SLG: 0.452 Tyler Yates, R ERA: 5.57 19 Yunel Escobar, R 39 Rafael Soriano, R 57 Jose Ascanio, R ERA: 5.8 (11.1)	G4-3		E6		K		G4-3			2	0	0	0	0	0	1											
Inning Stats	R: 0 E: 0 K: 0 S: 6	H: 1 LOB: 0 BB: 0 P: 9	R: 2 E: 0 K: 0 S: 16	H: 3 LOB: 1 BB: 0 P: 29	R: 1 E: 0 K: 0 S: 8	H: 2 LOB: 0 BB: 0 P: 12	R: 2 E: 1 K: 0 S: 16	H: 3 LOB: 2 BB: 0 P: 26	R: 0 E: 0 K: 1 S: 7	H: 0 LOB: 0 BB: 0 P: 10	R: 1 E: 0 K: 1 S: 12	H: 2 LOB: 1 BB: 0 P: 19	R: 4 E: 0 K: 0 S: 15	H: 3 LOB: 1 BB: 2 P: 31	R: 2 E: 2 K: 2 S: 15	H: 1 LOB: 1 BB: 0 P: 21		1B: 10 2B: 2 3B: 0 HR: 4	SF: 3 SAC: 0 DP: 2 HBP: 0	WP: 0 PB: 0 SB: 0 CS: 0	PA: 42						
PITCHER	IP	WLS	BF	H	R	ER	SO	BB	IBB	HBP	BLK	WP	HR	S	P	ERA	WHIP										
43 Chris Sampson, R ERA: 4.53 Mark McLemore, L ERA: 6.52 Matt Albers, R ERA: 5.57 Brian Moehler, R ERA: 5.8	4.0	L	20	9	5	5	0	0	0	0	0	0	1	19	29	4.50	1.000										



Batter	1	2	3	5	6	7	8	9	10	11	12	13	14	AB	R	H	RBI	BB	SO	LOB	TOP					
Chris Burke, R OBP: 0.309, SLG: 0.345														7	0	1	0	1	2	1						
Mark Loretta, R OBP: 0.359, SLG: 0.369 (8, 6)														5	1	0	0	1	1	1						
17 Lance Berkman, S OBP: 0.375, SLG: 0.459														6	1	1	2	1	1	1						
45 Carlos Lee, R OBP: 0.349, SLG: 0.524														7	3	2	0	0	1	3						
21 Ty Wigginton, R OBP: 0.334, SLG: 0.457														5	3	2	0	1	2	2						
16 Jason Lane, R OBP: 0.231, SLG: 0.346														4	3	1	4	1	1	2						
Eric Bruntlett, R OBP: 0.386, SLG: 0.274														3	0	0	0	0	1	2						
Mike Lamb, L OBP: 0.382, SLG: 0.491 (8, 3)														4	1	2	4	0	0	1						
Brad Ausmus, R OBP: 0.319, SLG: 0.313														5	0	1	0	2	3	2						
Woody Williams, R ERA: 5.41														3	0	0	0	0	0	4						
Inning Stats	R: 0 E: 0 K: 0 S: 8	H: 1 LOB: 1 BB: 0 P: 9	R: 0 E: 0 K: 1 S: 7	H: 1 LOB: 2 BB: 1 P: 16	R: 5 E: 1 K: 0 S: 22	H: 2 LOB: 1 BB: 3 P: 45	R: 0 E: 0 K: 2 S: 8	H: 0 LOB: 0 BB: 0 P: 13	R: 0 E: 0 K: 2 S: 9	H: 0 LOB: 0 BB: 0 P: 11	R: 0 E: 0 K: 1 S: 10	H: 0 LOB: 0 BB: 0 P: 15	R: 4 E: 1 K: 1 S: 18	H: 3 LOB: 0 BB: 0 P: 25	R: 0 E: 0 K: 1 S: 11	H: 0 LOB: 0 BB: 0 P: 18	R: 0 E: 0 K: 1 S: 9	H: 0 LOB: 0 BB: 0 P: 9	R: 2 E: 0 K: 1 S: 18	H: 2 LOB: 1 BB: 1 P: 28	R: 0 E: 0 K: 0 S: 6	H: 0 LOB: 2 BB: 2 P: 15	R: 1 E: 0 K: 2 S: 11	H: 1 LOB: 1 BB: 0 P: 18	1B: 8 RBI: 3 SF: 1 DP: 1 HBP: 2	WP: 0 PA: 64

PITCHER	IP	WLS	BF	H	R	ER	SO	BB	IBB	HBP	BLK	WP	HR	S	P	ERA	WHIP	
Jo-Jo Reyes, L ERA: 8.72	3.0		18	4	5	4	0	0	0	0	0	0	0	17	24	0.00	0.000	
58 Peter Moylan, R ERA: 1.94	2.0	6	0	0	0	0	4	0	0	0	0	0	0	10	17	24	0.00	0.000
Tyler Yates, R ERA: 5.05	1.0	H: 3	6	0	0	0	1	0	0	0	0	0	0	17	15	0.00	0.000	
26 Octavio Dotel, R ERA: 3.6	1.0	3	0	0	0	0	0	0	0	0	0	0	0	7	11	0.00	0.000	
39 Rafael Soriano, R ERA: 3.94	1.0	7	3	4	3	2	0	0	0	0	0	0	1	18	25	27.00	3.000	

Batter	1	2	3	4	5	6	7	8	9	10	11	12	13	14	AB	R	H	RBI	BB	SO	LOB	BOTTOM		
Willie Harris, L OBP: 0.397, SLG: 0.436 (8, 5)															8	1	3	2	0	3	6			
11 Edgar Renteria, R OBP: 0.392, SLG: 0.487															5	0	1	0	0	0	5			
23 Matt Diaz, R OBP: 0.307, SLG: 0.480															3	1	2	2	0	1	1			
10 Chipper Jones, S OBP: 0.432, SLG: 0.578 (8, 6)															6	2	1	0	2	0	4			
Mark Teixeira, S OBP: 0.397, SLG: 0.539															7	2	2	2	1	2	3			
Andrew Jones, R OBP: 0.318, SLG: 0.430															7	1	2	2	0	2	4			
16 Brian McCann, L OBP: 0.317, SLG: 0.456															5	1	2	1	1	1	1			
7 Jeff Francoeur, R OBP: 0.350, SLG: 0.454															6	0	3	2	0	1	2			
2 Kelly Johnson, L OBP: 0.391, SLG: 0.496															7	1	2	0	0	2	7			
Ar-John Reynolds, L ERA: 5.21															1	0	0	0	0	0	0			
Inning Stats	R: 0 E: 0 K: 1 S: 8	H: 3 LOB: 3 BB: 0 P: 12	R: 0 E: 0 K: 1 S: 13	H: 3 LOB: 3 BB: 0 P: 19	R: 2 E: 0 K: 1 S: 19	H: 4 LOB: 2 BB: 0 P: 25	R: 2 E: 0 K: 0 S: 13	H: 2 LOB: 0 BB: 0 P: 18	R: 2 E: 0 K: 0 S: 11	H: 3 LOB: 1 BB: 0 P: 18	R: 2 E: 0 K: 0 S: 13	H: 3 LOB: 0 BB: 0 P: 15	R: 0 E: 0 K: 1 S: 10	H: 1 LOB: 1 BB: 0 P: 12	R: 0 E: 0 K: 1 S: 9	H: 0 LOB: 0 BB: 0 P: 9	R: 2 E: 0 K: 2 S: 16	H: 2 LOB: 1 BB: 1 P: 25	R: 0 E: 0 K: 2 S: 13	H: 2 LOB: 1 BB: 0 P: 18	R: 0 E: 0 K: 1 S: 8	H: 1 LOB: 0 BB: 0 P: 12	1B: 14 RBI: 4 SF: 0 3B: 1 DP: 2 HBP: 2	WP: 1 PA: 68

PITCHER	IP	WLS	BF	H	R	ER	SO	BB	IBB	HBP	BLK	WP	HR	S	P	ERA	WHIP
Woody Williams, R ERA: 5.41	5.0		29	13	7	7	2	0	0	0	0	0	0	64	92	12.60	2.600
Dave Borkowski, R ERA: 5.21	2.0	9	1	2	2	1	2	0	0	0	0	0	0	32	52	9.00	1.500
Chad Qualls, R ERA: 3.42	3.0	10	3	0	0	0	3	0	0	0	0	0	0	28	35	0.00	1.000
Trever Miller, L ERA: 4.99	1.0	5	0	0	0	0	3	1	0	1	0	0	0	11	22	0.00	1.000
Brad Lidge, R ERA: 2.76	1.0	B: 6	2	2	2	2	1	0	0	0	0	1	1	16	25	18.00	3.000

Houston Astros @ Atlanta Braves
Turner Field, Atlanta, GA
Thu Aug 02 2007, 7:35 PM EDT
Att: 35,659 - Partly Cloudy - 88 F

AB: 53
R: 12
H: 11
RBI: 11
BB: 7
SO: 13
LOB: 21

WP: 0
PA: 64

Houston Astros @ Atlanta Braves
Turner Field, Atlanta, GA
Thu Aug 02 2007, 7:35 PM EDT
Att: 35,659 - Partly Cloudy - 88 F

AB: 61
R: 11
H: 22
RBI: 11
BB: 4
SO: 14
LOB: 36

Batter	1	2	3	4	5	6	7	8	9	AB	R	H	RBI	BB	SO	LOB	TOP										
Craig Biggio, R (1,4) OBP: 0.285, SLG: 0.386 Luke Scott, L (8,9) OBP: 0.341, SLG: 0.494	1-1 SH1-3 1B		1-3 K			0-3 K		1-3 K	0-1 HR	4	0	1	0	0	3	0											
Chris Burke, R (1,9) OBP: 0.317, SLG: 0.374	0-0 SH1-3		2-1 1B			0-1 G5-3		3-2 2B 16 BB	0-2 HR	4	2	3	2	0	0	0											
17 Lance Berkman, S (1,3) OBP: 0.371, SLG: 0.453 Mark Loretta, R (9,4) OBP: 0.359, SLG: 0.369	0-0 F9		0-2 G5-3			0-0 G6-3		2-3 K2-3	0-1 F7	5	0	0	0	0	1	3											
45 Carlos Lee, R (1,7) OBP: 0.350, SLG: 0.521 Brian Moehler, R (9,1) OBP: 0.250, SLG: 0.250	3-1 F8			0-0 P3				0-2 2B 21 BB	0-0 G4-3	4	2	1	0	1	0	1											
21 Ty Wigginton, R (1,5) OBP: 0.338, SLG: 0.460		4-1 PB BB		1-2 F8				2-2 2B	4-1 16 BB 2B	2	2	1	0	2	0	0											
16 Jason Lane, R (1,8) OBP: 0.231, SLG: 0.336		1-0 P4		1-0 F9				1-3 2B	4-1 2B BB	3	0	0	1	1	1	3											
Eric Bruntlett, R (1,6) OBP: 0.402, SLG: 0.325		2-0 F9			1-0 G6-3 1B			0-0 1B	0-2 2B	4	1	3	4	0	0	1											
Brad Ausmus, R (1,2) OBP: 0.314, SLG: 0.308		2-2 F8			1-2 G6-3			2-H 3-H 1-3 K	0-3 K	4	0	0	0	0	2	5											
44 Roy Oswalt, R (1,1) OBP: 0.146, SLG: 0.150 Orlando Palmeiro, L (7,PH) OBP: 0.241, SLG: 0.290 Dave Borrowski, R (7,1) OBP: 0.259, SLG: 0.326 Trever Miller, R (8,1) OBP: 0.391, SLG: 0.489 Mike Lamb, L (9,PH) OBP: 0.250, SLG: 0.489				1-3 K				0-0 2-H 1B	1-3 K	2	0	0	0	0	2	0											
Inning Stats	R: 0 E: 0 K: 0 S: 6	H: 1 LOB: 1 BB: 0 P: 10	R: 0 E: 0 K: 0 S: 8	H: 0 LOB: 1 BB: 1 P: 17	R: 0 E: 0 K: 2 S: 11	H: 1 LOB: 1 BB: 0 P: 15	R: 0 E: 0 K: 0 S: 5	H: 0 LOB: 0 BB: 0 P: 7	R: 0 E: 0 K: 1 S: 8	H: 1 LOB: 0 BB: 0 P: 11	R: 0 E: 0 K: 1 S: 6	H: 0 LOB: 0 BB: 0 P: 6	R: 3 E: 0 K: 2 S: 20	H: 4 LOB: 1 BB: 0 P: 26	R: 3 E: 0 K: 3 S: 17	H: 2 LOB: 2 BB: 3 P: 35	R: 2 E: 0 K: 1 S: 11	H: 2 LOB: 0 BB: 0 P: 12	1B: 5 2B: 5 3B: 0 HR: 1	SF: 0 SAC: 1 DP: 1 HBP: 0	WP: 0 PB: 1 SB: 0 CS: 0	PA: 40					
PITCHER	IP	WLS	BF	H	R	ER	SO	BB	IBB	HBP	BLK	WP	HR	S	P	ERA	WHIP										
Dontrelle Willis, L (1,1) ERA: 4.91	6.1	L	25	6	3	3	5	1	0	0	0	0	0	59	86	4.26	1.105										
22 Matt Lindstrom, R (7,1) ERA: 3.71	0.2		2	1	0	0	1	0	0	0	0	0	0	5	6	0.00	1.500										
32 Justin Miller, R (8,1) ERA: 2.63	1.0		8	2	3	3	3	2	1	0	0	0	0	17	35	27.00	4.000										
60 Carlos Martinez, R (9,1) ERA: 18.0	1.0		5	2	2	2	1	0	0	0	0	0	1	11	12	18.00	2.000										

Houston Astros @ Florida Marlins
Dolphin Stadium, Miami, FL
Fri Aug 03 2007, 7:05 PM EDT
Att: 15,226 - Partly Cloudy - 88 F

AB	35
R	8
H	11
RBI	8
BB	4
SO	10
LOB	13



Batter	1	2	3	4	5	6	7	8	9	AB	R	H	RBI	BB	SO	LOB	BOTTOM										
2 Hanley Ramirez, R (1,6) OBP: 0.395, SLG: 0.565	0-0 14 HBP 1B		2-2 G1-3							4	0	3	0	0	0	0											
6 Dan Uggla, R (1,4) OBP: 0.325, SLG: 0.502	2-3 K		1-0 P5							4	0	0	0	0	2	4											
Miguel Cabrera, R (1,5) OBP: 0.408, SLG: 0.614	0-1 14 HBP 1B		1-2 G5-3							4	0	1	0	0	2	2											
Mike Jacobs, L (1,3) OBP: 0.313, SLG: 0.428	2-2 F6			1-3 K						4	0	0	0	0	2	2											
14 Josh Willingham, R (1,7) OBP: 0.376, SLG: 0.478	2-2 1-2 2-3 HBP			2-2 F8						2	0	0	0	0	0	0											
27 Jeremy Hermida, L (1,9) OBP: 0.348, SLG: 0.452	0-1 F9			2-1 HR						4	1	1	1	0	1	4											
20 Matt Treanor, R (1,2) OBP: 0.374, SLG: 0.425		1-1 G3			0-1 F8					4	0	0	0	0	0	0											
4 Alfredo Amezaga, S (1,8) OBP: 0.324, SLG: 0.373		4-2 G1-6-3 BB				0-0 F7				3	1	1	0	1	0	0											
Dontrelle Willis, L (1,1) OBP: 0.214, SLG: 0.192 Todd Linden, S (7,PH) OBP: 0.259, SLG: 0.326 32 Justin Miller, R (8,1) OBP: 0.391, SLG: 0.489 60 Carlos Martinez, R (9,1) OBP: 0.250, SLG: 0.316					0-0 G1-6-3					2	0	0	0	0	0	1											
Inning Stats	R: 0 E: 0 K: 1 S: 14	H: 2 LOB: 3 BB: 0 P: 20	R: 0 E: 0 K: 0 S: 5	H: 0 LOB: 0 BB: 1 P: 10	R: 0 E: 0 K: 0 S: 7	H: 0 LOB: 0 BB: 0 P: 11	R: 1 E: 0 K: 1 S: 10	H: 1 LOB: 0 BB: 0 P: 15	R: 0 E: 0 K: 0 S: 7	H: 1 LOB: 1 BB: 0 P: 9	R: 0 E: 0 K: 3 S: 14	H: 0 LOB: 1 BB: 0 P: 18	R: 1 E: 0 K: 2 S: 18	H: 3 LOB: 2 BB: 0 P: 27	R: 0 E: 0 K: 0 S: 9	H: 0 LOB: 0 BB: 0 P: 12	R: 0 E: 0 K: 0 S: 5	H: 0 LOB: 0 BB: 0 P: 8	1B: 4 2B: 2 3B: 0 HR: 1	SF: 0 SAC: 0 DP: 1 HBP: 2	WP: 0 PB: 0 SB: 0 CS: 0	PA: 36					
PITCHER	IP	WLS	BF	H	R	ER	SO	BB	IBB	HBP	BLK	WP	HR	S	P	ERA	WHIP										
44 Roy Oswalt, R (1,1) ERA: 3.55	6.0	W	24	4	1	1	5	1	0	2	0	0	0	18	27	9.00	3.000										
Dave Borrowski, R (7,1) ERA: 5.29	1.0	H	6	3	1	1	2	0	0	0	0	0	0	9	12	0.00	0.000										
Trever Miller, L (8,1) ERA: 4.83	1.0		3	0	0	0	0	0	0	0	0	0	0	5	8	0.00	0.000										
Brian Moehler, R (9,1) ERA: 5.35	1.0		3	0	0	0	0	0	0	0	0	0	0	5	8	0.00	0.000										

Houston Astros @ Florida Marlins
Dolphin Stadium, Miami, FL
Fri Aug 03 2007, 7:05 PM EDT
Att: 15,226 - Partly Cloudy - 88 F

AB	33
R	2
H	7
RBI	2
BB	1
SO	7
LOB	13



Batter	1	2	3	4	5	6	7	8	9	AB	R	H	RBI	BB	SO	LOB	TOP			
Chris Burke, R (1,4) OBP: 0.312, SLG: 0.365	F9		F8		G6-3			45 HR 17 BB 1B		4	1	1	0	0	0	0				
Mark Loretta, R (1,3) OBP: 0.361, SLG: 0.371	45 2B 1B		K			45 G6-4-3 17 BB 1B		K		4	1	2	0	0	2	1				
17 Lance Berkman, S (1,9) OBP: 0.373, SLG: 0.451	45 2B 21 SF8 1B		K			45 G6-4-3 1B		45 HR BB		3	2	2	0	1	1	0				
45 Carlos Lee, R (1,7) OBP: 0.352, SLG: 0.531	21 SF8 1B 2B				K	G6-4-3		HR		4	1	2	4	0	1	2				
21 Ty Wigginton, R (1,5) OBP: 0.337, SLG: 0.457	SF8					F7		F9		2	0	0	1	1	0	1				
16 Jason Lane, R (1,8) OBP: 0.225, SLG: 0.347	G5-3									4	0	0	0	0	2	2				
Eric Bruntlett, R (1,6) OBP: 0.380, SLG: 0.306			G4-3							3	0	0	0	0	2	1				
Mike Lamb, L (9, PH) OBP: 0.380, SLG: 0.483										1	0	1	0	0	0	0				
Brad Ausmus, R (1,2) OBP: 0.311, SLG: 0.305			F8		F8					3	0	0	0	0	0	0				
Mark McLemore, L (7,1) OBP: 0.345, SLG: 0.494								G1-5-3 1B		0	0	0	0	0	0	0				
Luke Scott, L (9, PH) OBP: 0.345, SLG: 0.494										1	0	0	0	0	0	1				
Matt Albers, L (1,1) OBP: 0.154, SLG: 0.154										2	0	0	0	0	1	0				
63 Stephen Randolph, L (5,1) Woody Williams, R (6,1) Eric Munson, L (7,2) OBP: 0.340, SLG: 0.449			K		L4			F8		0	0	0	0	0	0	0				
										2	0	0	0	0	0	1				
Inning Stats	R: 2 E: 0 K: 0 S: 13	H: 3 LOB: 1 BB: 0 P: 20	R: 0 E: 0 K: 1 S: 9	H: 0 LOB: 0 BB: 0 P: 12	R: 0 E: 0 K: 2 S: 8	H: 0 LOB: 0 BB: 0 P: 11	R: 0 E: 0 K: 3 S: 11	H: 0 LOB: 1 BB: 1 P: 17	R: 0 E: 0 K: 0 S: 6	H: 2 LOB: 0 BB: 0 P: 15	R: 0 E: 0 K: 2 S: 9	H: 0 LOB: 0 BB: 0 P: 13	R: 3 E: 0 K: 1 S: 17	H: 2 LOB: 1 BB: 1 P: 28	R: 0 E: 0 K: 0 S: 10	H: 1 LOB: 1 BB: 0 P: 15	1B: 6 2B: 1 3B: 0 HR: 1	SF: 1 SAC: 0 DP: 1 HBP: 0	WP: 0 PB: 0 SB: 0 CS: 0	PA: 36
PITCHER	IP WLS BF H R ER SO BB IBB HBP BLK WP HR S P ERA WHIP																			
Scott Olsen, L (1,1) ERA: 5.43	7.1 W 28 6 3 3 8 1 0 0 0 0 0 72 105 3.68 0.955																			
22 Matt Lindstrom, R (8,1) ERA: 4.09	0.2 4 1 2 2 1 1 0 0 0 0 1 11 19 27.00 3.000																			
Kevin Gregg, R (9,1) ERA: 3.19	1.0 S 4 1 0 0 0 0 0 0 0 0 0 10 15 0.00 1.000																			

Houston Astros @ Florida Marlins
Dolphin Stadium, Miami, FL
Sun Aug 05 2007, 1:05 PM EDT
Att: 14,622 - Sunny - 91 F

AB 33
R 5
H 8
RBI 5
BB 2
SO 9
LOB 9



Batter	1	2	3	4	5	6	7	8	9	AB	R	H	RBI	BB	SO	LOB	BOTTOM			
2 Hanley Ramirez, R (1,6) OBP: 0.394, SLG: 0.573	K		HR		F9			12 E 12 S 12 SF8 BB		4	2	1	1	1	1	1				
6 Dan Uggla, R (1,4) OBP: 0.328, SLG: 0.506	P4		HBP 1B			12 2B HBP		F9		4	1	2	0	0	0	1				
Miguel Cabrera, R (1,5) OBP: 0.409, SLG: 0.618						12 2B HBP		12 BB 1B		1	0	0	0	0	0	0				
12 Cody Ross, R (4,8) OBP: 0.406, SLG: 0.593	G6-3					1B 2B		SF8		2	1	2	2	0	0	0				
Mike Jacobs, L (1,3) OBP: 0.301, SLG: 0.410						P2		F7		5	0	0	0	0	3	5				
Todd Linden, S (1,7) OBP: 0.301, SLG: 0.298								F8		4	2	2	1	0	0	2				
27 Jeremy Hermida, L (1,9) OBP: 0.353, SLG: 0.455						20 BB 4 FC3-6 1B		20 HBP 4 SF7 1B		2	0	1	0	2	1	2				
20 Matt Treanor, R (1,2) OBP: 0.379, SLG: 0.416						20 HBP 4 SF7 1B				2	0	0	0	1	0	1				
Miguel Olivo, R (9,2) OBP: 0.250, SLG: 0.380								FC5-4 4 2B		0	0	0	0	0	0	0				
4 Alfredo Amezaga, S (1,8) OBP: 0.325, SLG: 0.375										2	0	1	2	1	0	2				
Scott Olsen, L (1,1) OBP: 0.231, SLG: 0.263										3	0	0	0	0	2	5				
22 Matt Lindstrom, R (8,1) Joe Borchard, S (6, PH) Kevin Gregg, R (9,1)										0	0	0	0	0	0	0				
										1	0	0	0	0	1	0				
										0	0	0	0	0	0	0				
Inning Stats	R: 0 E: 0 K: 1 S: 8	H: 0 LOB: 0 BB: 0 P: 13	R: 1 E: 0 K: 2 S: 11	H: 1 LOB: 2 BB: 2 P: 23	R: 1 E: 0 K: 2 S: 18	H: 2 LOB: 0 BB: 0 P: 28	R: 0 E: 0 K: 1 S: 9	H: 0 LOB: 1 BB: 1 P: 16	R: 3 E: 0 K: 0 S: 17	H: 3 LOB: 2 BB: 0 P: 29	R: 1 E: 0 K: 0 S: 13	H: 0 LOB: 0 BB: 1 P: 20	R: 0 E: 0 K: 0 S: 7	H: 1 LOB: 2 BB: 1 P: 11	R: 0 E: 0 K: 2 S: 14	H: 2 LOB: 2 BB: 0 P: 25	1B: 6 2B: 2 3B: 0 HR: 1	SF: 2 SAC: 0 DP: 0 HBP: 3	WP: 0 PB: 0 SB: 1 CS: 0	PA: 40
PITCHER	IP WLS BF H R ER SO BB IBB HBP BLK WP HR S P ERA WHIP																			
Matt Albers, R (1,1) ERA: 6.25	4.1 L 23 5 5 5 6 3 0 2 0 0 0 54 96 10.38 1.846																			
63 Stephen Randolph, L (5,1) ERA: 12.86	0.2 5 1 1 0 0 1 0 1 0 0 0 11 19 0.00 3.000																			
Woody Williams, R (6,1) ERA: 5.37	1.0 3 0 0 0 0 0 0 0 0 0 0 11 14 0.00 0.000																			
Mark McLemore, L (7,1) ERA: 4.3	2.0 9 3 0 0 2 1 0 0 0 0 0 21 36 0.00 2.000																			

Houston Astros @ Florida Marlins
Dolphin Stadium, Miami, FL
Sun Aug 05 2007, 1:05 PM EDT
Att: 14,622 - Sunny - 91 F

AB 30
R 6
H 9
RBI 6
BB 5
SO 8
LOB 19



Batter	1	2	3	4	5	6	7	8	9	10	AB	R	H	RBI	BB	SO	LOB	TOP						
2 Ryan Theriot, R OBP: 0.348, SLG: 0.369	F9		G5-3		G5-3		G1-3			F8	5	1	2	0	0	0	1							
5 Ronny Cedeno, R OBP: 0.163, SLG: 0.283	E4		K		G5-3			K		K	4	0	0	0	0	2	2							
15 Cliff Floyd, L OBP: 0.363, SLG: 0.386											1	0	0	0	0	1	1							
25 Derrek Lee, R OBP: 0.412, SLG: 0.513			F8		G4-3			K			4	0	1	1	0	1	1							
16 Aramis Ramirez, R OBP: 0.356, SLG: 0.541	K				G5-3		G4-3				4	0	0	0	0	2	2							
19 Matt Murton, R OBP: 0.336, SLG: 0.338	K						G4-3				3	0	1	0	0	1	2							
17 Mike Fontenot, L OBP: 0.358, SLG: 0.463											1	0	0	0	0	1	0							
Bob Howry, L											0	0	0	0	0	0	0							
43 Michael Wuerzt, R											0	0	0	0	0	0	0							
Mark DeRosa, R OBP: 0.363, SLG: 0.421		G4-3									3	0	0	0	1	2	0							
29 Angel Pagan, S OBP: 0.308, SLG: 0.442		G1-3									4	0	0	0	0	1	2							
Jason Kendall, R OBP: 0.279, SLG: 0.291		P2									3	0	1	0	1	0	0							
53 Rich Hill, L OBP: 0.140, SLG: 0.167											3	0	0	0	0	2	3							
49 Carlos Marmol, R											0	0	0	0	0	0	0							
3 Eric Patterson, L											0	0	0	0	0	0	0							
Inning Stats	R: 0 E: 1 K: 2 S: 13	H: 1 LOB: 2 BB: 0 P: 18	R: 0 E: 0 K: 0 S: 11	H: 0 LOB: 0 BB: 0 P: 17	R: 0 E: 0 K: 2 S: 8	H: 1 LOB: 1 BB: 0 P: 14	R: 0 E: 0 K: 1 S: 12	H: 1 LOB: 3 BB: 2 P: 22	R: 1 E: 0 K: 0 S: 7	H: 1 LOB: 0 BB: 0 P: 11	R: 0 E: 0 K: 1 S: 7	H: 0 LOB: 0 BB: 0 P: 10	R: 0 E: 0 K: 0 S: 8	H: 0 LOB: 0 BB: 0 P: 12	R: 0 E: 0 K: 3 S: 10	H: 0 LOB: 0 BB: 0 P: 11	R: 0 E: 0 K: 1 S: 8	H: 1 LOB: 1 BB: 0 P: 13	1B: 3 2B: 2 3B: 0 HR: 0	SF: 0 SAC: 1 DP: 0 HBP: 0	WP: 0 PB: 0 SB: 1 CS: 0	PA: 38		
PITCHER	IP WLS BF H R ER SO BB IBB HBP BLK WP HR S P ERA WHIP	51 Wandy Rodriguez, L ERA: 4.5	1.0 3 0 0 0 3 0 0 0 0 0 0 0 10 11 0.00 0.000	9.1 3 0 0 0 1 0 0 0 0 0 0 0 8 13 0.00 1.000	10.1 4 1 0 0 1 0 0 0 0 0 0 0 8 13 0.00 1.000																			

Chicago Cubs @ Houston Astros
Minute Maid Park, Houston, TX
Mon Aug 06 2007, 7:05 PM CDT
Att. 36,459 - Roof Closed - 73 F

AB 35
R 1
H 5
RBI 1
BB 2
SO 13
LOB 14



Batter	1	2	3	4	5	6	7	8	9	10	AB	R	H	RBI	BB	SO	LOB	BOTTOM								
Craig Biggio, R OBP: 0.284, SLG: 0.383	G6-4-3		K								3	0	0	0	1	1	0									
Chad Qualls, R ERA: 3.3											0	0	0	0	0	0	0									
Brad Lidge, R ERA: 2.72											0	0	0	0	0	0	0									
Mark Loretta, R OBP: 0.357, SLG: 0.366	G6-4-3										4	0	0	0	0	1	1									
17 Lance Berkman, S OBP: 0.369, SLG: 0.446											4	0	0	0	0	2	0									
45 Carlos Lee, R OBP: 0.355, SLG: 0.539											3	1	2	1	1	0	0									
21 Ty Wigginton, R OBP: 0.336, SLG: 0.454											3	1	0	0	1	2	2									
16 Jason Lane, R OBP: 0.220, SLG: 0.339											3	0	0	0	0	0	2									
Eric Bruntlett, R OBP: 0.365, SLG: 0.292											4	0	0	0	0	0	3									
Brad Ausmus, R OBP: 0.313, SLG: 0.306											2	0	1	0	0	0	0									
Orlando Palmeiro, L OBP: 0.333, SLG: 0.280											1	0	0	0	0	1	0									
Eric Munson, L OBP: 0.347, SLG: 0.456											1	0	1	1	0	0	0									
51 Wandy Rodriguez, S OBP: 0.171, SLG: 0.176											2	0	0	0	0	1	1									
Mike Lamb, L OBP: 0.378, SLG: 0.481											1	0	0	0	0	0	0									
Inning Stats	R: 0 E: 0 K: 1 S: 10	H: 0 LOB: 0 BB: 1 P: 18	R: 0 E: 0 K: 1 S: 12	H: 1 LOB: 1 BB: 0 P: 19	R: 0 E: 0 K: 1 S: 7	H: 0 LOB: 0 BB: 0 P: 9	R: 1 E: 0 K: 2 S: 11	H: 1 LOB: 0 BB: 0 P: 15	R: 0 E: 0 K: 1 S: 10	H: 1 LOB: 1 BB: 0 P: 14	R: 0 E: 0 K: 0 S: 7	H: 0 LOB: 0 BB: 0 P: 12	R: 0 E: 0 K: 0 S: 7	H: 0 LOB: 1 BB: 1 P: 14	R: 0 E: 0 K: 1 S: 11	H: 0 LOB: 0 BB: 0 P: 15	R: 0 E: 0 K: 1 S: 7	H: 0 LOB: 0 BB: 0 P: 12	R: 0 E: 0 K: 0 S: 10	H: 0 LOB: 0 BB: 0 P: 11	R: 0 E: 0 K: 0 S: 8	H: 1 LOB: 1 BB: 0 P: 13	1B: 3 2B: 0 3B: 0 HR: 1	SF: 0 SAC: 1 DP: 0 HBP: 0	WP: 1 PB: 0 SB: 1 CS: 0	PA: 35
PITCHER	IP WLS BF H R ER SO BB IBB HBP BLK WP HR S P ERA WHIP	53 Rich Hill, L ERA: 3.54	1.0 3 0 0 0 1 0 0 0 0 0 0 0 7 12 0.00 0.000	8.1 3 0 0 0 1 0 0 0 0 0 0 0 7 12 0.00 0.000	9.1 3 0 0 0 1 0 0 0 0 0 0 0 7 12 0.00 0.000	10.1 4 1 1 1 0 1 0 0 0 1 0 0 9 16 13.50 3.000																				

Chicago Cubs @ Houston Astros
Minute Maid Park, Houston, TX
Mon Aug 06 2007, 7:05 PM CDT
Att. 36,459 - Roof Closed - 73 F

AB 31
R 2
H 4
RBI 2
BB 3
SO 8
LOB 9



Batter	1	2	3	4	5	6	7	8	9	AB	R	H	RBI	BB	SO	LOB	TOP							
2 Ryan Theriot, R OBP: 0.349, SLG: 0.368										4	1	1	0	1	2	1								
17 Mike Fontenot, L OBP: 0.356, SLG: 0.457										4	0	1	0	0	1	2								
25 Derrek Lee, R OBP: 0.411, SLG: 0.509										3	0	0	0	1	3	1								
15 Cliff Floyd, L OBP: 0.366, SLG: 0.385										3	0	1	1	1	0	1								
Mark DeRosa, R OBP: 0.361, SLG: 0.419										4	0	1	0	0	2	3								
Jacque Jones, L OBP: 0.310, SLG: 0.345										4	0	0	0	0	0	5								
Jason Kendall, R OBP: 0.278, SLG: 0.289										3	0	0	0	1	0	3								
3 Eric Patterson, L OBP: 0.333, SLG: 0.333										3	0	1	0	0	2	3								
34 Kerry Wood, R OBP: 0.310, SLG: 0.345										0	0	0	0	0	0	0								
46 Ryan Dempster, R OBP: 0.306, SLG: 0.439										0	0	0	0	0	0	0								
29 Angel Pagan, S OBP: 0.306, SLG: 0.439										1	0	0	0	0	1	0								
45 Sean Marshall, L OBP: 0.091, SLG: 0.095										1	0	0	0	0	1	0								
19 Matt Murton, R OBP: 0.338, SLG: 0.363											2	1	1	1	0	1								
Inning Stats	R: 1 E: 0 K: 1 S: 18	H: 1 LOB: 3 BB: 3 P: 35	R: 0 E: 0 K: 0 S: 6	H: 1 LOB: 1 BB: 0 P: 9	R: 0 E: 0 K: 2 S: 18	H: 2 LOB: 3 BB: 1 P: 31	R: 0 E: 0 K: 2 S: 8	H: 0 LOB: 0 BB: 0 P: 12	R: 0 E: 0 K: 1 S: 10	H: 0 LOB: 0 BB: 0 P: 16	R: 0 E: 0 K: 1 S: 11	H: 0 LOB: 2 BB: 0 P: 13	R: 1 E: 1 K: 2 S: 15	H: 2 LOB: 1 BB: 0 P: 20	R: 0 E: 0 K: 1 S: 6	H: 0 LOB: 0 BB: 0 P: 8	R: 0 E: 0 K: 3 S: 13	H: 0 LOB: 0 BB: 0 P: 16	1B: 5 2B: 0 3B: 0 HR: 1	SF: 0 SAC: 1 DP: 0 HBP: 0	WP: 1 PB: 0 SB: 0 CS: 0	PA: 37		
PITCHER	IP WLS BF H R ER SO BB IBB HBP BLK WP HR S P ERA WHIP	IP WLS BF H R ER SO BB IBB HBP BLK WP HR S P ERA WHIP	IP WLS BF H R ER SO BB IBB HBP BLK WP HR S P ERA WHIP	IP WLS BF H R ER SO BB IBB HBP BLK WP HR S P ERA WHIP	IP WLS BF H R ER SO BB IBB HBP BLK WP HR S P ERA WHIP	IP WLS BF H R ER SO BB IBB HBP BLK WP HR S P ERA WHIP	IP WLS BF H R ER SO BB IBB HBP BLK WP HR S P ERA WHIP	IP WLS BF H R ER SO BB IBB HBP BLK WP HR S P ERA WHIP	IP WLS BF H R ER SO BB IBB HBP BLK WP HR S P ERA WHIP	IP WLS BF H R ER SO BB IBB HBP BLK WP HR S P ERA WHIP	IP WLS BF H R ER SO BB IBB HBP BLK WP HR S P ERA WHIP	IP WLS BF H R ER SO BB IBB HBP BLK WP HR S P ERA WHIP	IP WLS BF H R ER SO BB IBB HBP BLK WP HR S P ERA WHIP	IP WLS BF H R ER SO BB IBB HBP BLK WP HR S P ERA WHIP	IP WLS BF H R ER SO BB IBB HBP BLK WP HR S P ERA WHIP	IP WLS BF H R ER SO BB IBB HBP BLK WP HR S P ERA WHIP	IP WLS BF H R ER SO BB IBB HBP BLK WP HR S P ERA WHIP	IP WLS BF H R ER SO BB IBB HBP BLK WP HR S P ERA WHIP	IP WLS BF H R ER SO BB IBB HBP BLK WP HR S P ERA WHIP	IP WLS BF H R ER SO BB IBB HBP BLK WP HR S P ERA WHIP	IP WLS BF H R ER SO BB IBB HBP BLK WP HR S P ERA WHIP	IP WLS BF H R ER SO BB IBB HBP BLK WP HR S P ERA WHIP	IP WLS BF H R ER SO BB IBB HBP BLK WP HR S P ERA WHIP	IP WLS BF H R ER SO BB IBB HBP BLK WP HR S P ERA WHIP

Chicago Cubs @ Houston Astros
Minute Maid Park, Houston, TX
Tue Aug 07 2007, 7:05 PM CDT
Att: 37,561 - Roof Closed - 73 F

AB	32
R	2
H	6
RBI	2
BB	4
SO	13
LOB	19



Batter	1	2	3	4	5	6	7	8	9	AB	R	H	RBI	BB	SO	LOB	BOTTOM								
Craig Biggio, R OBP: 0.284, SLG: 0.382										4	1	1	1	0	1	0									
Chad Qualls, R ERA: 5.35										4	1	2	0	0	0	0									
Brad Lidge, R ERA: 3.24										4	1	1	1	0	1	1									
Mark Loretta, R OBP: 0.359, SLG: 0.368										3	0	2	1	1	0	0									
17 Lance Berkman, S OBP: 0.368, SLG: 0.444										4	1	1	1	0	1	1									
45 Carlos Lee, R OBP: 0.358, SLG: 0.542										4	0	1	1	0	0	3									
21 Ty Wigginton, R OBP: 0.336, SLG: 0.452										4	0	1	1	0	0	3									
16 Jason Lane, R OBP: 0.221, SLG: 0.360										4	1	1	1	0	1	4									
Eric Bruntlett, R OBP: 0.364, SLG: 0.293										3	0	1	0	0	0	2									
Brad Ausmus, R OBP: 0.313, SLG: 0.310										4	1	1	0	0	0	1									
Woody Williams, R OBP: 0.089, SLG: 0.156										1	0	0	0	0	1	0									
Chris Burke, R OBP: 0.312, SLG: 0.365										0	0	0	0	0	0	0									
Dave Borkowski, R ERA: 4.17										0	0	0	0	0	0	0									
Mike Lamb, L OBP: 0.377, SLG: 0.479										1	0	0	0	0	0	0									
Inning Stats	R: 0 E: 0 K: 0 S: 6	H: 0 LOB: 0 BB: 0 P: 10	R: 1 E: 0 K: 0 S: 9	H: 3 LOB: 1 BB: 0 P: 15	R: 0 E: 0 K: 1 S: 7	H: 0 LOB: 0 BB: 0 P: 11	R: 0 E: 0 K: 0 S: 5	H: 0 LOB: 0 BB: 0 P: 7	R: 0 E: 0 K: 1 S: 8	H: 0 LOB: 0 BB: 0 P: 14	R: 4 E: 0 K: 0 S: 17	H: 6 LOB: 2 BB: 0 P: 27	R: 0 E: 0 K: 1 S: 7	H: 0 LOB: 0 BB: 0 P: 15	R: 0 E: 0 K: 1 S: 7	H: 1 LOB: 2 BB: 1 P: 12	1B: 7 2B: 2 3B: 0 HR: 1	SF: 0 SAC: 1 DP: 1 HBP: 0	WP: 0 PB: 0 SB: 1 CS: 0	PA: 34					
PITCHER	IP WLS BF H R ER SO BB IBB HBP BLK WP HR S P ERA WHIP	IP WLS BF H R ER SO BB IBB HBP BLK WP HR S P ERA WHIP	IP WLS BF H R ER SO BB IBB HBP BLK WP HR S P ERA WHIP	IP WLS BF H R ER SO BB IBB HBP BLK WP HR S P ERA WHIP	IP WLS BF H R ER SO BB IBB HBP BLK WP HR S P ERA WHIP	IP WLS BF H R ER SO BB IBB HBP BLK WP HR S P ERA WHIP	IP WLS BF H R ER SO BB IBB HBP BLK WP HR S P ERA WHIP	IP WLS BF H R ER SO BB IBB HBP BLK WP HR S P ERA WHIP	IP WLS BF H R ER SO BB IBB HBP BLK WP HR S P ERA WHIP	IP WLS BF H R ER SO BB IBB HBP BLK WP HR S P ERA WHIP	IP WLS BF H R ER SO BB IBB HBP BLK WP HR S P ERA WHIP	IP WLS BF H R ER SO BB IBB HBP BLK WP HR S P ERA WHIP	IP WLS BF H R ER SO BB IBB HBP BLK WP HR S P ERA WHIP	IP WLS BF H R ER SO BB IBB HBP BLK WP HR S P ERA WHIP	IP WLS BF H R ER SO BB IBB HBP BLK WP HR S P ERA WHIP	IP WLS BF H R ER SO BB IBB HBP BLK WP HR S P ERA WHIP	IP WLS BF H R ER SO BB IBB HBP BLK WP HR S P ERA WHIP	IP WLS BF H R ER SO BB IBB HBP BLK WP HR S P ERA WHIP	IP WLS BF H R ER SO BB IBB HBP BLK WP HR S P ERA WHIP	IP WLS BF H R ER SO BB IBB HBP BLK WP HR S P ERA WHIP	IP WLS BF H R ER SO BB IBB HBP BLK WP HR S P ERA WHIP	IP WLS BF H R ER SO BB IBB HBP BLK WP HR S P ERA WHIP	IP WLS BF H R ER SO BB IBB HBP BLK WP HR S P ERA WHIP	IP WLS BF H R ER SO BB IBB HBP BLK WP HR S P ERA WHIP	IP WLS BF H R ER SO BB IBB HBP BLK WP HR S P ERA WHIP

Chicago Cubs @ Houston Astros
Minute Maid Park, Houston, TX
Tue Aug 07 2007, 7:05 PM CDT
Att: 37,561 - Roof Closed - 73 F


AB	32
R	5
H	10
RBI	5
BB	1
SO	4
LOB	11



Batter	1	2	3	4	5	6	7	8	9	AB	R	H	RBI	BB	SO	LOB	TOP			
2 Ryan Theriot, R OBP: 0.352, SLG: 0.371										5	1	3	1	0	0	3				
Jacque Jones, L OBP: 0.315, SLG: 0.351										4	0	2	0	1	0	1				
25 Derrek Lee, R OBP: 0.411, SLG: 0.505										3	0	0	1	2	0	3				
15 Cliff Floyd, L OBP: 0.366, SLG: 0.382										4	0	1	0	1	1	4				
Mark DeRosa, R OBP: 0.362, SLG: 0.421										5	0	2	0	0	0	3				
17 Mike Fontenot, L OBP: 0.311, SLG: 0.450										5	0	1	0	0	0	3				
19 Matt Murton, R OBP: 0.342, SLG: 0.367										4	0	2	0	0	0	3				
Koyie Hill, S OBP: 0.232, SLG: 0.273										3	0	1	0	1	0	2				
38 Carlos Zambrano, S OBP: 0.267, SLG: 0.383										3	0	0	0	0	3	5				
47 Scott Eyre, L (6, 1)										0	0	0	0	0	0	0				
43 Michael Wurtz, R (6, 1)										0	0	0	0	0	0	0				
20 Felix Pie, L OBP: 0.270, SLG: 0.343										1	1	0	0	0	0	1				
36 Sean Gallagher, R (8, 1)										0	0	0	0	0	0	0				
Inning Stats	R: 0 E: 0 K: 0 S: 8	H: 0 LOB: 1 BB: 2 P: 17	R: 0 E: 0 K: 0 S: 12	H: 1 LOB: 1 BB: 0 P: 19	R: 0 E: 0 K: 1 S: 11	H: 1 LOB: 2 BB: 1 P: 19	R: 0 E: 0 K: 1 S: 15	H: 2 LOB: 3 BB: 1 P: 21	R: 0 E: 0 K: 1 S: 13	H: 2 LOB: 0 BB: 0 P: 21	R: 1 E: 0 K: 0 S: 10	H: 2 LOB: 2 BB: 1 P: 23	R: 1 E: 0 K: 0 S: 11	H: 3 LOB: 2 BB: 0 P: 19	R: 0 E: 0 K: 0 S: 7	H: 1 LOB: 0 BB: 0 P: 11	1B: 10 2B: 2 3B: 0 HR: 0	SF: 0 SAC: 0 DP: 2 HBP: 0	WP: 0 PB: 0 SB: 0 CS: 0	PA: 42
PITCHER	IP WLS BF H R ER SO BB IBB HBP BLK WP HR S P ERA WHIP																			
44 Roy Oswalt, R ERA: 3.42	6.0 W 27 6 0 0 4 4 0 0 0 0 0 0 68 108 0.00 1.667																			
Dave Borkowski, R ERA: 5.51	0.1 3 2 1 1 0 0 0 0 0 0 0 0 5 10 27.00 6.000																			
Trever Miller, L ERA: 4.64	0.2 3 0 0 0 0 1 0 0 0 0 0 0 5 13 0.00 1.500																			
Matt Albers, R ERA: 6.3	1.0 6 3 1 1 0 0 0 0 0 0 0 0 11 19 9.00 3.000																			
Brian Moehler, R ERA: 5.22	1.0 3 1 0 0 0 0 0 0 0 0 0 0 7 11 0.00 1.000																			

Chicago Cubs @ Houston Astros
Minute Maid Park, Houston, TX
Wed Aug 08 2007, 7:05 PM CDT
Att. 41,655 - Roof Closed - 73 F


AB 37
R 2
H 12
RBI 2
BB 5
SO 4
LOB 28



Batter	1	2	3	4	5	6	7	8	9	AB	R	H	RBI	BB	SO	LOB	BOTTOM			
Craig Biggio, R OBP: 0.283, SLG: 0.387										5	1	1	1	0	1	3				
Matt Albers, L OBP: 0.154, SLG: 0.154										0	0	0	0	0	0	0				
Brian Moehler, R OBP: 0.250, SLG: 0.250										0	0	0	0	0	0	0				
Mike Lamb, L OBP: 0.374, SLG: 0.477										5	1	1	2	0	0	2				
17 Lance Berkman, S OBP: 0.371, SLG: 0.451										3	2	1	1	2	1	0				
45 Carlos Lee, R OBP: 0.361, SLG: 0.546										4	1	3	0	0	0	0				
Dave Borkowski, R ERA: 5.45										0	0	0	0	0	0	0				
Trever Miller, R OBP: 0.315, SLG: 0.373										1	0	1	0	0	0	0				
Chris Burke, R OBP: 0.315, SLG: 0.373										3	0	1	3	2	2	1				
Luke Scott, L OBP: 0.349, SLG: 0.500										3	0	1	3	2	2	1				
16 Jason Lane, R OBP: 0.213, SLG: 0.346										5	0	0	0	0	2	7				
Eric Bruntlett, R OBP: 0.369, SLG: 0.295										3	1	1	0	1	0	0				
Brad Ausmus, R OBP: 0.313, SLG: 0.321										3	1	1	1	0	1	2				
44 Roy Oswalt, R OBP: 0.160, SLG: 0.146										2	0	1	0	0	0	0				
Orlando Palmeiro, L OBP: 0.337, SLG: 0.277										1	1	0	0	1	0	0				
Inning Stats	R: 0 E: 0 K: 1 S: 6	H: 0 LOB: 0 BB: 0 P: 9	R: 0 E: 0 K: 3 S: 13	H: 2 LOB: 2 BB: 0 P: 22	R: 3 E: 0 K: 0 S: 21	H: 3 LOB: 1 BB: 1 P: 35	R: 0 E: 0 K: 0 S: 11	H: 1 LOB: 2 BB: 0 P: 15	R: 1 E: 0 K: 2 S: 8	H: 1 LOB: 0 BB: 0 P: 13	R: 3 E: 0 K: 0 S: 19	H: 2 LOB: 3 BB: 4 P: 35	R: 1 E: 0 K: 1 S: 14	H: 1 LOB: 0 BB: 0 P: 22	R: 0 E: 0 K: 0 S: 12	H: 1 LOB: 2 BB: 1 P: 23	1B: 4 2B: 3 3B: 1 HR: 3	SF: 0 SAC: 1 DP: 0 HBP: 0	WP: 0 PB: 0 SB: 0 CS: 0	PA: 42
PITCHER	IP WLS BF H R ER SO BB IBB HBP BLK WP HR S P ERA WHIP																			
38 Carlos Zambrano, R ERA: 3.69	5.2 L 29 8 7 7 6 3 0 0 0 0 0 0 70 113 11.12 1.941																			
47 Scott Eyre, L ERA: 5.45	0.0 3 1 0 0 0 2 0 0 0 0 0 0 7 15 ∞ ∞																			
43 Michael Wurtz, R ERA: 3.54	1.1 5 1 1 1 1 0 0 0 0 0 0 1 15 23 6.75 0.750																			
36 Sean Gallagher, R ERA: 5.25	1.0 5 1 0 0 0 1 0 0 0 0 0 0 12 23 0.00 2.000																			

Chicago Cubs @ Houston Astros
Minute Maid Park, Houston, TX
Wed Aug 08 2007, 7:05 PM CDT
Att. 41,655 - Roof Closed - 73 F

AB 35
R 8
H 11
RBI 8
BB 6
SO 7
LOB 15



Batter	1	2	3	4	5	6	7	8	9	AB	R	H	RBI	BB	SO	LOB	TOP										
23 Rickie Weeks Jr. R OBP: 0.343, SLG: 0.562	P3		BB		G5-3			FC1-5	FC1-5	4	2	1	0	1	0	3											
1 Cory Hart R OBP: 0.343, SLG: 0.511	L9		K			F8		8 1B	K	5	1	1	1	1	0	2	4										
8 Ryan Braun, R OBP: 0.390, SLG: 0.661	P4		G6-3			K		1B	K	5	1	2	4	0	1	2											
28 Prince Fielder, L OBP: 0.384, SLG: 0.619		1B	G6-3		G6-3			1B	K	5	1	3	1	0	1	1											
2 Bill Hall, R OBP: 0.328, SLG: 0.423		BB	G6-4-3			F7		1B		1	0	0	0	2	0	1											
Matt Wiase, R OBP: 1.000, SLG: 1.000			BB					1B		0	0	0	0	0	0	0											
Craig Counsell, R OBP: 0.342, SLG: 0.504								1B		0	0	0	0	0	0	0											
Geoff Jenkins, L OBP: 0.363, SLG: 0.487								1B		0	0	0	0	0	0	0											
Francisco Cordero, R OBP: 0.300, SLG: 0.427								1B		0	0	0	0	0	0	0											
Kevin Mench, R OBP: 0.300, SLG: 0.427								1B		4	1	2	0	0	1	3											
Johanny Estrada, S OBP: 0.303, SLG: 0.419								1B		4	0	1	0	0	1	4											
7 J.J. Hardy, R OBP: 0.325, SLG: 0.460								1B		4	0	3	0	0	0	1											
37 Jeff Suppan, R OBP: 0.130, SLG: 0.091								1B		1	0	0	0	0	0	1											
27 Joe Dillon, R OBP: 0.636, SLG: 0.618								1B		2	1	1	0	0	0	0											
Inning Stats	R: 0 E: 0 K: 0 S: 8	H: 0 LOB: 0 BB: 0 P: 12	R: 0 E: 0 K: 1 S: 10	H: 1 LOB: 1 BB: 1 P: 15	R: 0 E: 0 K: 1 S: 7	H: 1 LOB: 2 BB: 1 P: 15	R: 0 E: 0 K: 0 S: 10	H: 0 LOB: 0 BB: 1 P: 16	R: 0 E: 0 K: 1 S: 14	H: 1 LOB: 1 BB: 0 P: 17	R: 0 E: 0 K: 1 S: 9	H: 1 LOB: 1 BB: 0 P: 14	R: 1 E: 0 K: 0 S: 9	H: 2 LOB: 0 BB: 0 P: 13	R: 2 E: 0 K: 1 S: 19	H: 5 LOB: 2 BB: 0 P: 23	R: 4 E: 0 K: 1 S: 20	H: 4 LOB: 0 BB: 0 P: 29	1B: 8 2B: 4 3B: 1 HR: 2	SF: 0 SAC: 1 DP: 2 HBP: 0	WP: 0 PB: 0 SB: 1 CS: 1	PA: 41					
PITCHER	IP	WLS	BF	H	R	ER	SO	BB	IBB	HBP	BLK	WP	HR	S	P	ERA	WHIP										
51 Wandy Rodriguez, L ERA: 4.34	7.0		27	6	1	1	4	3	0	0	0	0	0	67	102	1.29	1.286										
Chad Qualls, R ERA: 3.38	1.0	H	7	5	2	2	1	0	0	0	0	0	0	19	23	18.00	5.000										
Brad Lidge, R ERA: 3.28	1.0	L	7	4	4	4	1	0	0	0	0	0	2	20	29	36.00	4.000										

Milwaukee Brewers @ Houston Astros
Minute Maid Park, Houston, TX
Sat Aug 11 2007, 6:05 PM CDT
Att: 41,461 - Roof Closed - 73 F

AB 37
R 7
H 15
RBI 6
BB 3
SO 6
LOB 20

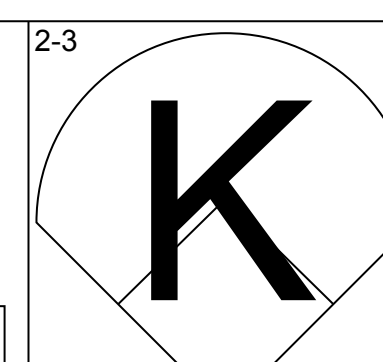
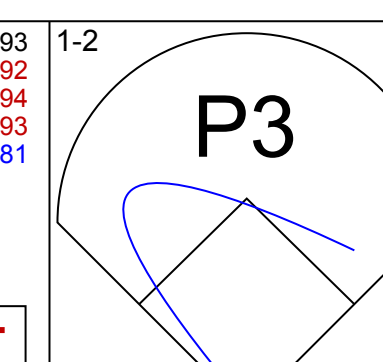
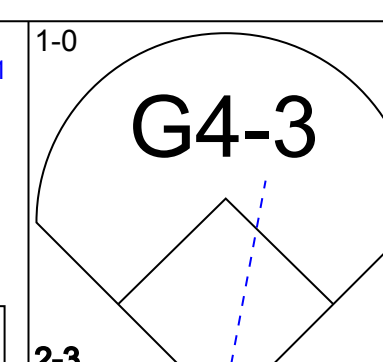
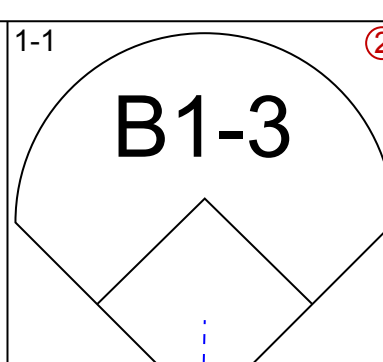
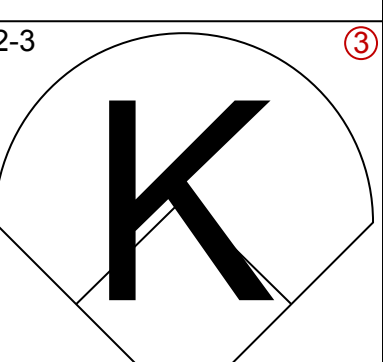
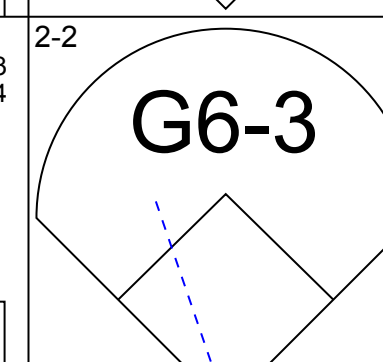
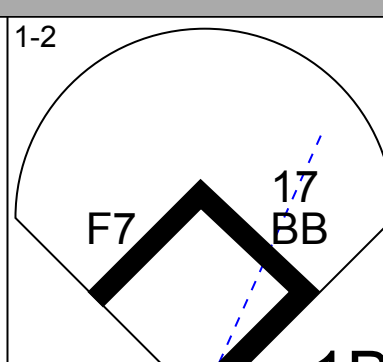
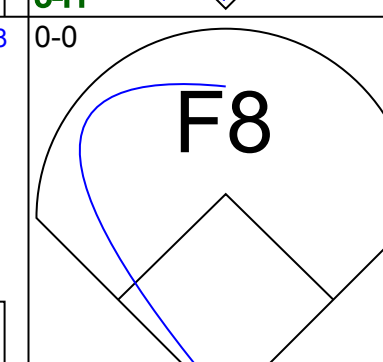
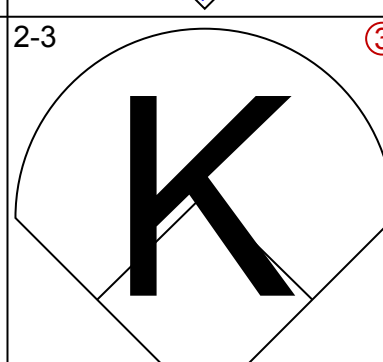

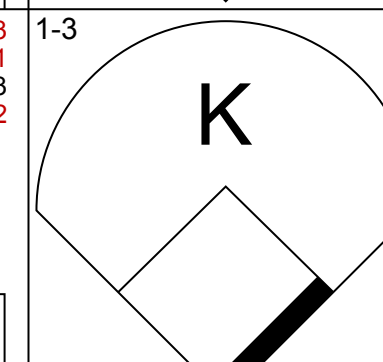
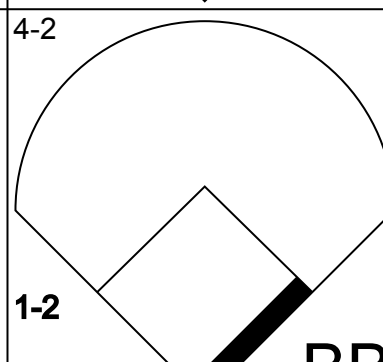
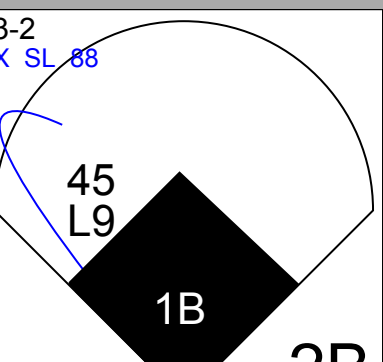
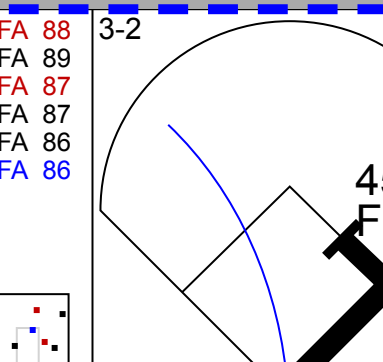
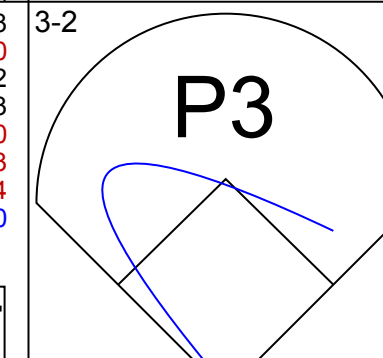
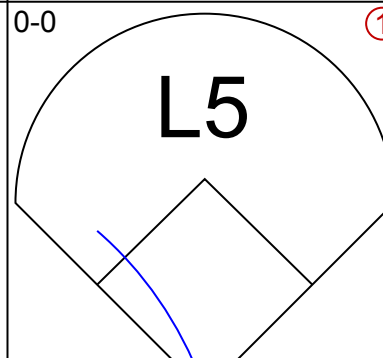

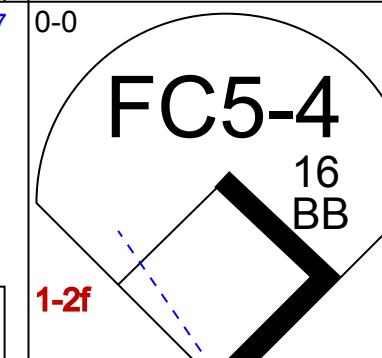

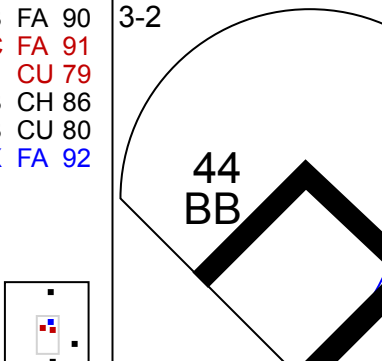
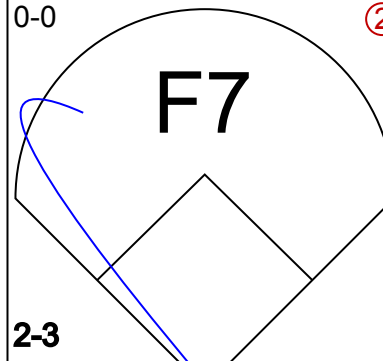
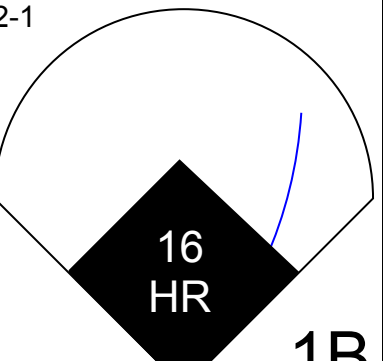
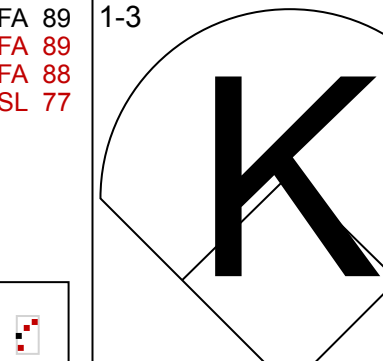
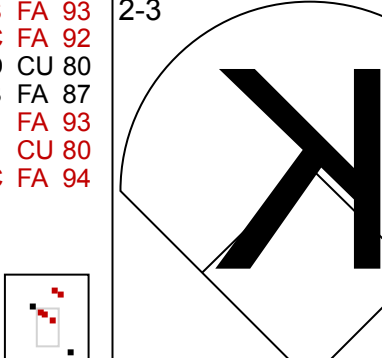
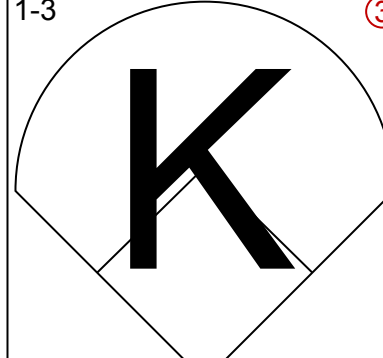
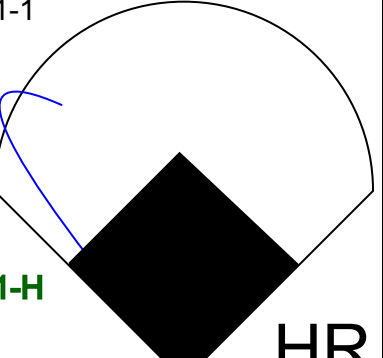
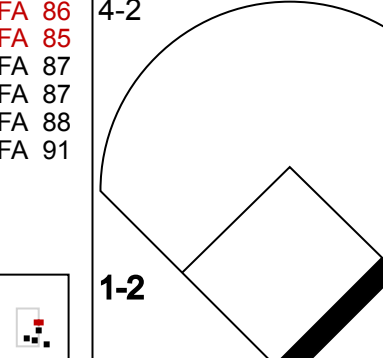
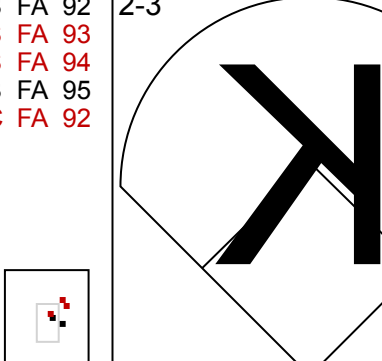
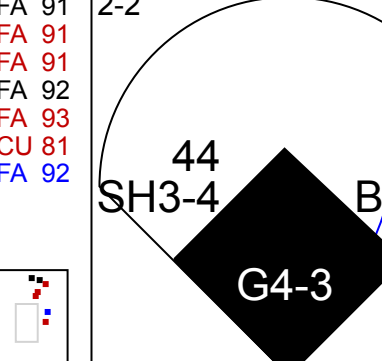
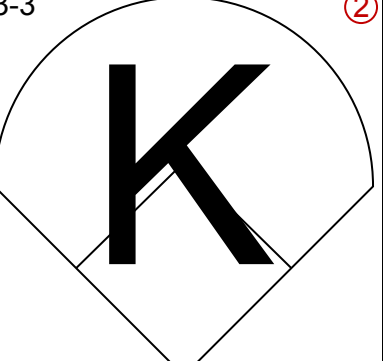
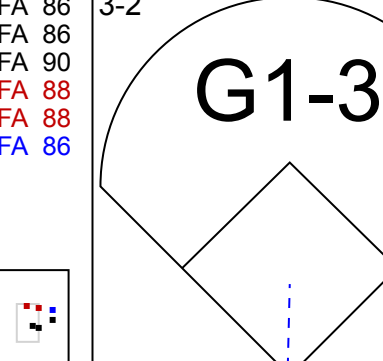
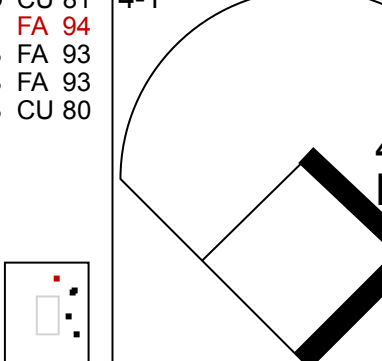
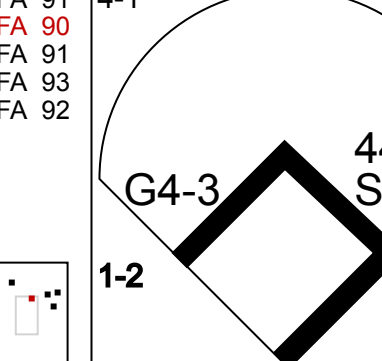
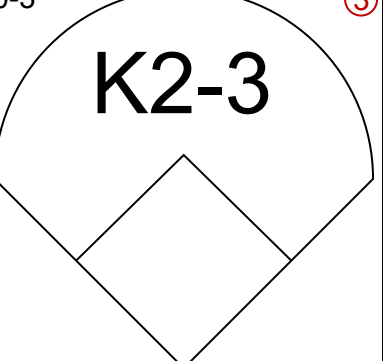

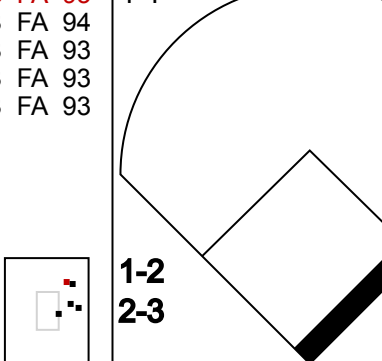
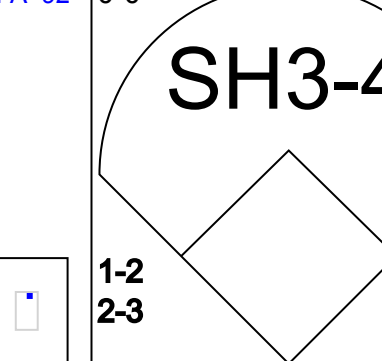
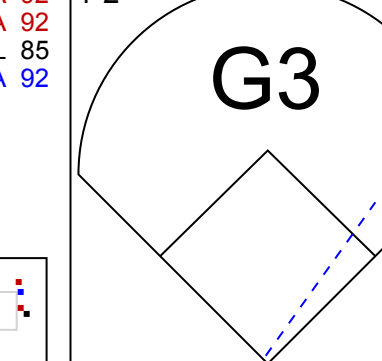
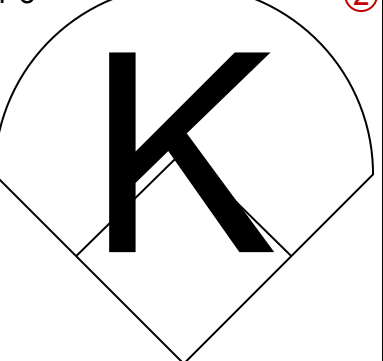


Batter	1	2	3	4	5	6	7	8	9	AB	R	H	RBI	BB	SO	LOB	BOTTOM										
Craig Biggio, R OBP: 0.286, SLG: 0.390	FC6-4				G5-3			P6	P6	4	0	2	1	0	1	0											
Eric Bruntlett, R OBP: 0.360, SLG: 0.286	1B					K				1	0	0	0	0	0	1											
Mark Loretta, R OBP: 0.350, SLG: 0.375	FC6-4							F9		5	1	2	0	0	0	4											
17 Lance Berkman, S OBP: 0.369, SLG: 0.446										4	1	2	0	1	2	1											
45 Carlos Lee, R OBP: 0.360, SLG: 0.545										5	1	2	2	0	0	3											
21 Ty Wigginton, R OBP: 0.335, SLG: 0.452										5	0	1	0	0	3	3											
Luke Scott, L OBP: 0.352, SLG: 0.506										3	1	0	1	1	1	2											
16 Jason Lane, R OBP: 0.220, SLG: 0.353										4	0	1	0	0	0	1											
Brad Ausmus, R OBP: 0.311, SLG: 0.319										4	0	1	0	0	3	3											
51 Wandy Rodriguez, S OBP: 0.184, SLG: 0.167										2	0	0	0	1	0	0											
Chad Qualls, R ERA: 4.9										0	0	0	0	0	0	0											
Orlando Palmeiro, L OBP: 0.330, SLG: 0.271										1	0	0	0	0	0	1											
Brad Lidge, R ERA: 3.14										0	0	0	0	0	0	0											
Inning Stats	R: 0 E: 0 K: 1 S: 15	H: 2 LOB: 2 BB: 0 P: 23	R: 1 E: 0 K: 1 S: 17	H: 1 LOB: 2 BB: 2 P: 29	R: 0 E: 0 K: 2 S: 9	H: 1 LOB: 1 BB: 0 P: 15	R: 0 E: 0 K: 1 S: 7	H: 0 LOB: 0 BB: 0 P: 12	R: 3 E: 0 K: 1 S: 21	H: 4 LOB: 2 BB: 1 P: 36	R: 0 E: 0 K: 1 S: 16	H: 2 LOB: 2 BB: 0 P: 20	R: 0 E: 0 K: 1 S: 8	H: 0 LOB: 0 BB: 0 P: 12	R: 0 E: 0 K: 0 S: 11	H: 1 LOB: 1 BB: 0 P: 15	R: 0 E: 0 K: 2 S: 8	H: 0 LOB: 0 BB: 0 P: 10	1B: 7 2B: 3 3B: 1 HR: 0	SF: 0 SAC: 0 DP: 0 HBP: 0	WP: 0 PB: 0 SB: 0 CS: 0	PA: 41					
PITCHER	IP	WLS	BF	H	R	ER	SO	BB	IBB	HBP	BLK	WP	HR	S	P	ERA	WHIP										
37 Jeff Suppan, R ERA: 4.9	5.2		29	9	4	4	7	2	1	0	0	0	0	15	22	0.00	0.750										
Matt Wiase, R ERA: 3.45	1.1		5	1	0	0	1	0	0	0	0	0	0	11	15	0.00	1.000										
Scott Linebrink, R ERA: 3.46	1.0	W	4	1	0	0	0	0	0	0	0	0	0	8	10	0.00	0.000										
Francisco Cordero, R ERA: 3.14	1.0	S	3	0	0	0	2	0	0	0	0	0	0	8	10	0.00	0.000										

Milwaukee Brewers @ Houston Astros
Minute Maid Park, Houston, TX
Sat Aug 11 2007, 6:05 PM CDT
Att: 41,461 - Roof Closed - 73 F

AB 38
R 4
H 11
RBI 4
BB 3
SO 10
LOB 19

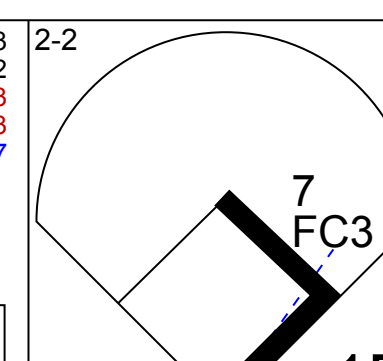
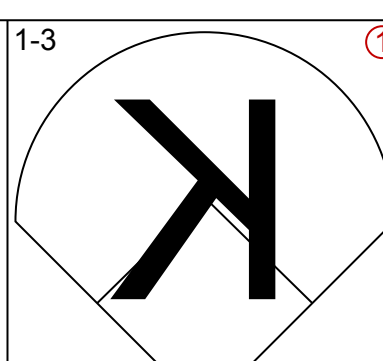
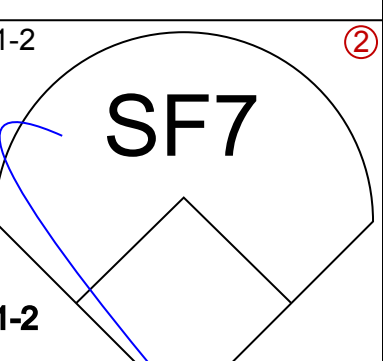
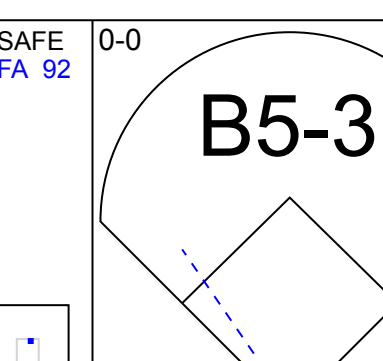
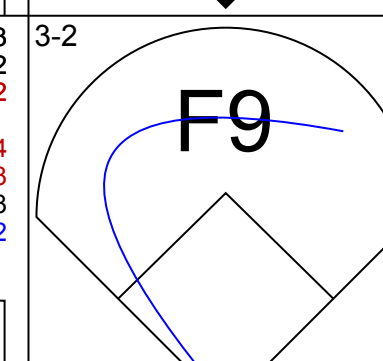
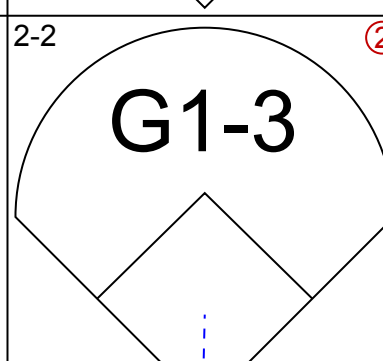
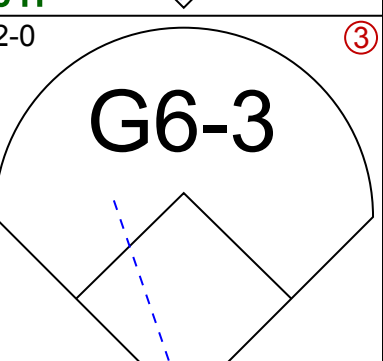

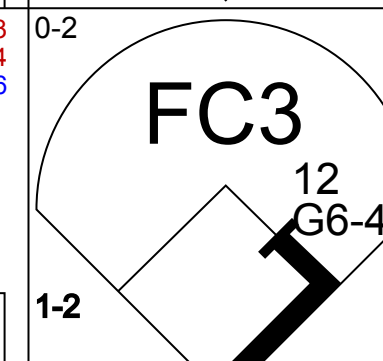
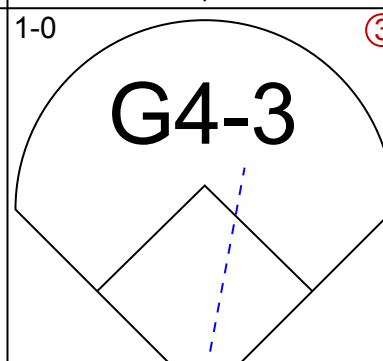
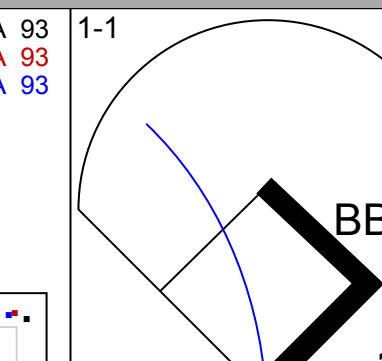
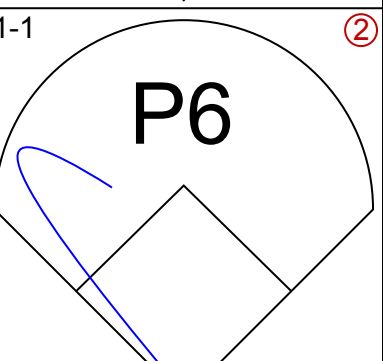
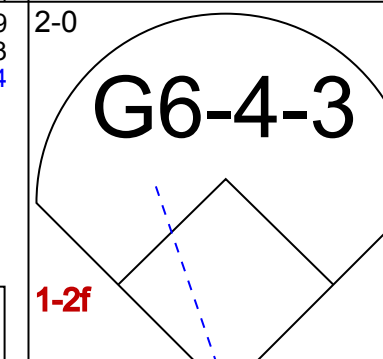
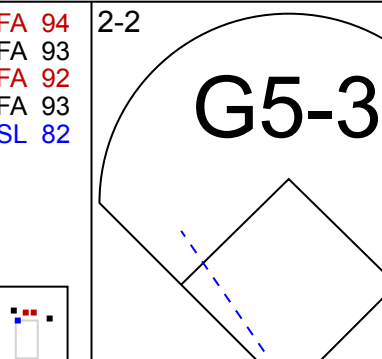
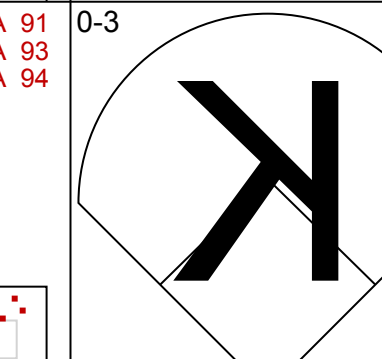
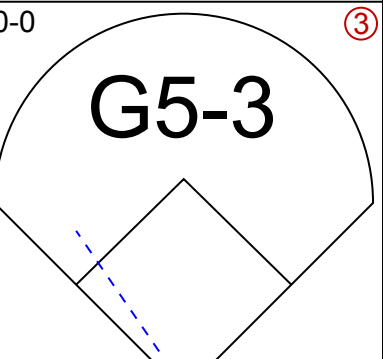
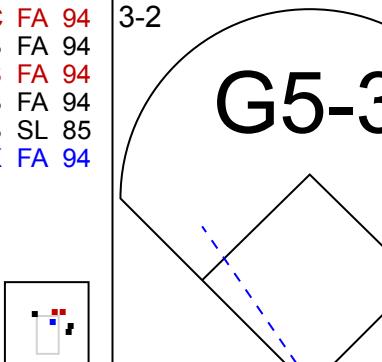
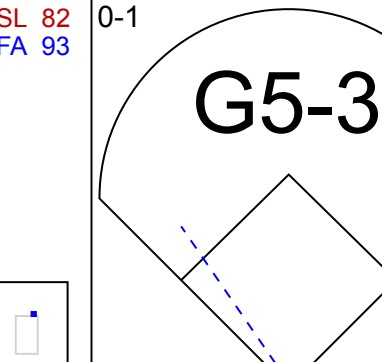
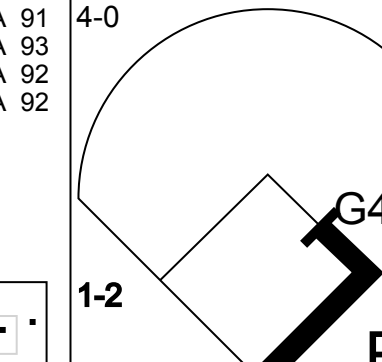

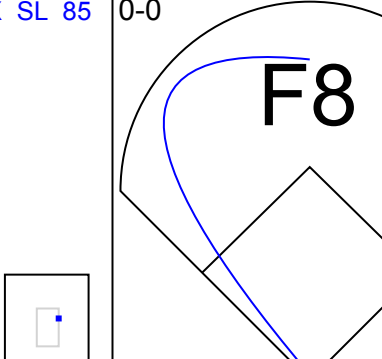
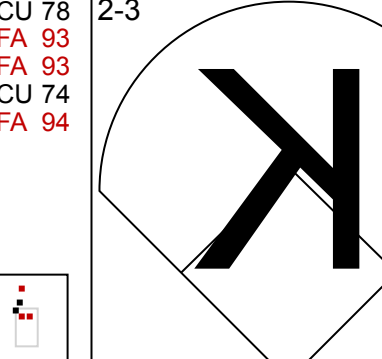
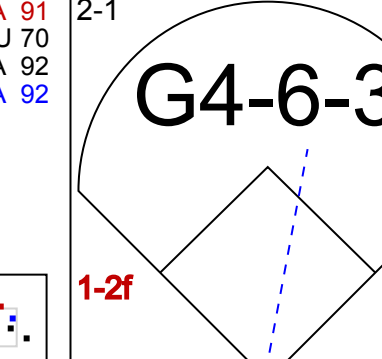

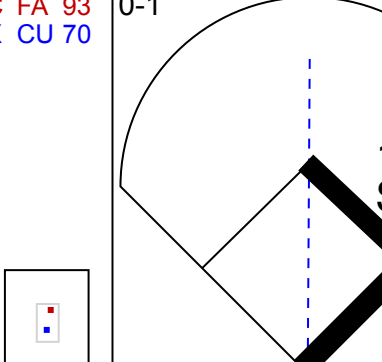
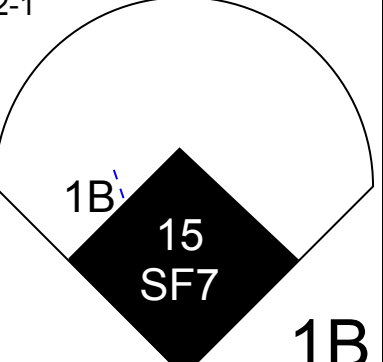
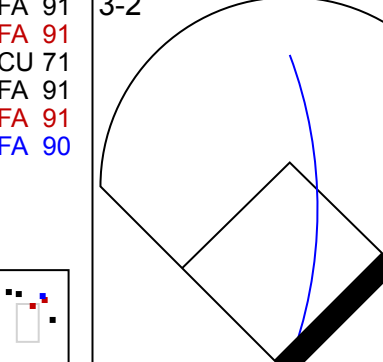

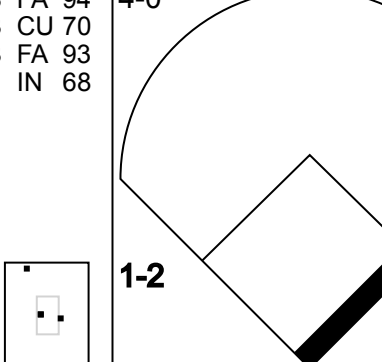
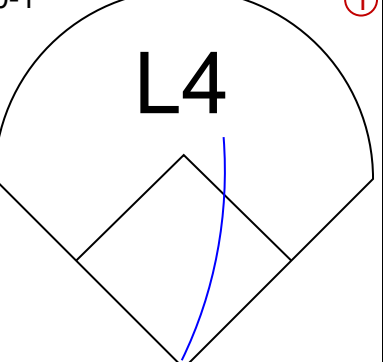
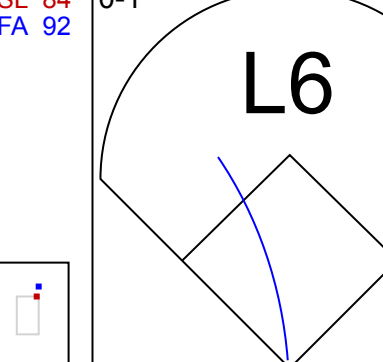
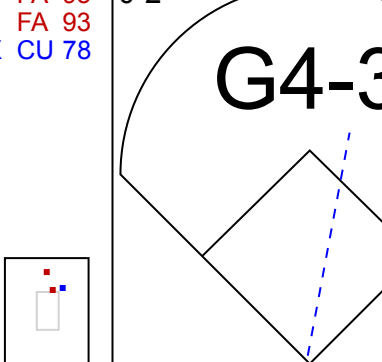
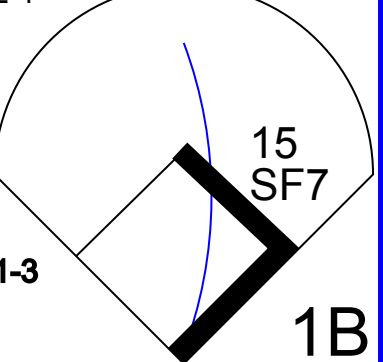
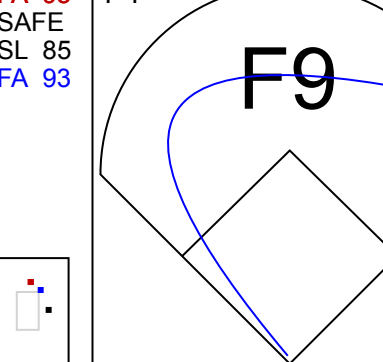


Batter	1	2	3	4	5	6	7	8	9	AB	R	H	RBI	BB	SO	LOB	TOP								
Chris Burke, R OBP: 0.308, SLG: 0.364 (1,4)										5	0	0	1	0	2	4									
Mike Lamb, L OBP: 0.375, SLG: 0.478 (1,5)										5	0	1	0	0	2	1									
17 Lance Berkman, S OBP: 0.373, SLG: 0.457 (1,3)										4	1	2	0	1	1	0									
45 Carlos Lee, R OBP: 0.356, SLG: 0.536 (1,7)										5	0	0	0	0	1	5									
Luke Scott, L OBP: 0.355, SLG: 0.507 (1,9)										4	1	2	1	0	1	3									
16 Jason Lane, R OBP: 0.241, SLG: 0.371 (1,8)										3	1	1	2	1	2	3									
Eric Bruntlett, R OBP: 0.361, SLG: 0.291 (1,6)										4	1	1	0	0	2	3									
Brad Ausmus, R OBP: 0.313, SLG: 0.319 (1,2)										2	0	0	0	2	1	0									
44 Roy Oswalt, R OBP: 0.170, SLG: 0.140 Chad Qualls, R (9,1)										2	0	0	0	1	1	0									
Inning Stats	R: 0 E: 0 K: 2 S: 14	H: 0 LOB: 0 BB: 0 P: 22	R: 0 E: 0 K: 2 S: 17	H: 1 LOB: 3 BB: 2 P: 33	R: 0 E: 0 K: 1 S: 10	H: 1 LOB: 2 BB: 1 P: 16	R: 1 E: 0 K: 0 S: 9	H: 1 LOB: 1 BB: 1 P: 16	R: 3 E: 0 K: 2 S: 18	H: 3 LOB: 0 BB: 0 P: 29	R: 0 E: 0 K: 1 S: 10	H: 0 LOB: 0 BB: 0 P: 14	R: 0 E: 0 K: 1 S: 12	H: 1 LOB: 2 BB: 1 P: 23	R: 0 E: 0 K: 2 S: 13	H: 0 LOB: 0 BB: 0 P: 18	R: 0 E: 0 K: 2 S: 10	H: 0 LOB: 0 BB: 0 P: 14	1B: 4 2B: 2 HR: 1	SF: 0 SAC: 1 DP: 0 HBP: 0	WP: 1 PB: 0 SB: 0 CS: 0	PA: 40			
PITCHER	IP	WLS	BF	H	R	ER	SO	BB	IBB	HBP	BLK	WP	HR	S	P	ERA	WHIP								
58 Chad Billingsley, R ERA: 3.54	5.0	L	26	6	4	4	7	4	0	0	0	1	1	68	116	7.20	2.000								
Roberto Hernandez, R ERA: 5.4	1.0		3	0	0	0	1	0	0	0	0	0	0	10	14	0.00	0.000								
Joe Beimel, L ERA: 4.08	1.0		5	1	0	0	1	1	0	0	0	0	0	12	23	0.00	2.000								
51 Jonathan Broxton, R ERA: 2.43	1.0		3	0	0	0	2	0	0	0	0	0	0	13	18	0.00	0.000								
44 Takashi Saito, R ERA: 1.58	1.0		3	0	0	0	2	0	0	0	0	0	0	10	14	0.00	0.000								

Houston Astros @ Los Angeles Dodgers
Dodger Stadium, Los Angeles, CA
Mon Aug 13 2007, 7:10 PM PDT
Att.: 49,511 - Clear - 82 F

AB	34
R	4
H	7
RBI	4
BB	5
SO	13
LOB	19

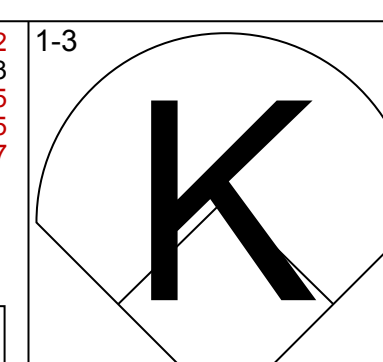
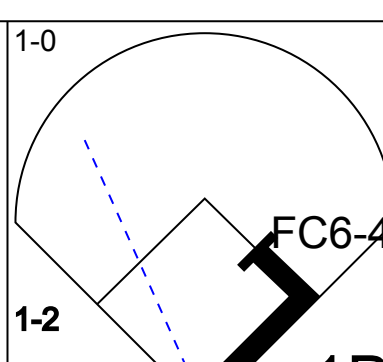
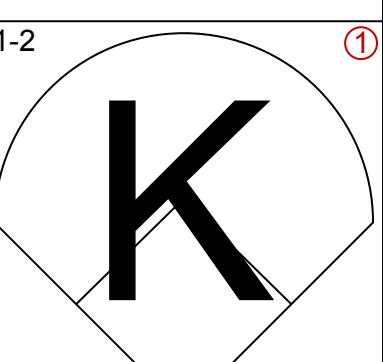
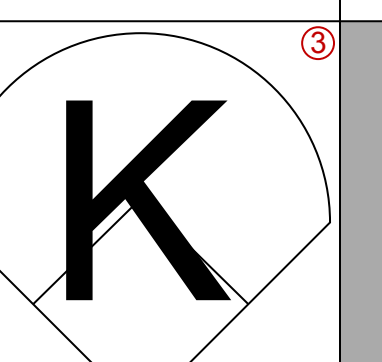
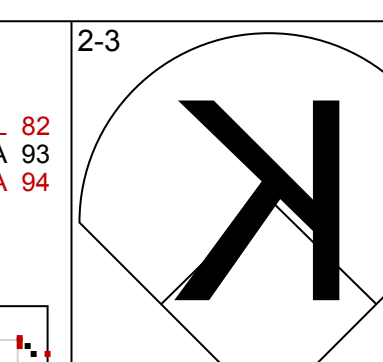
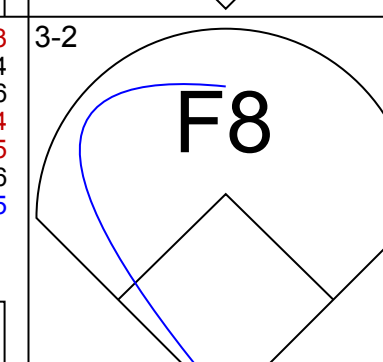
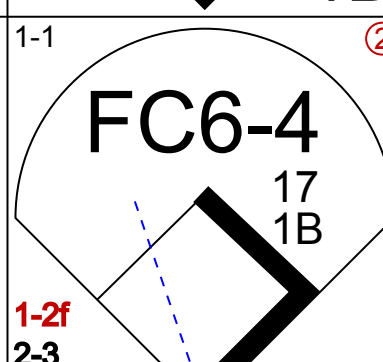
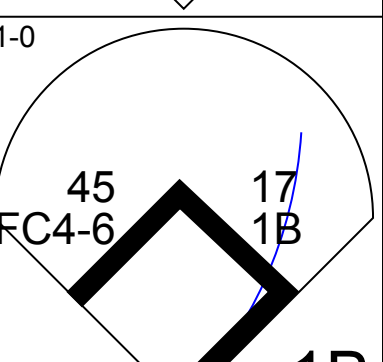
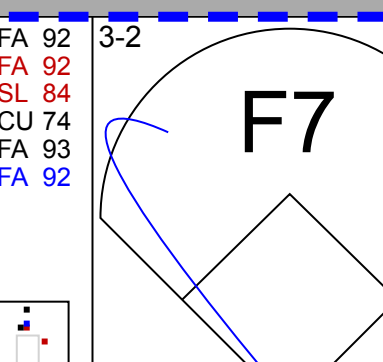
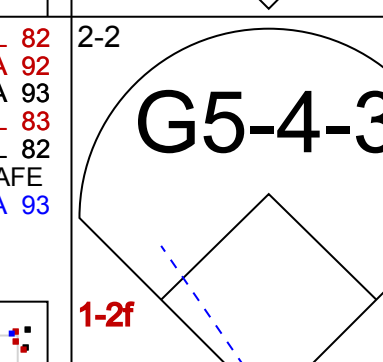
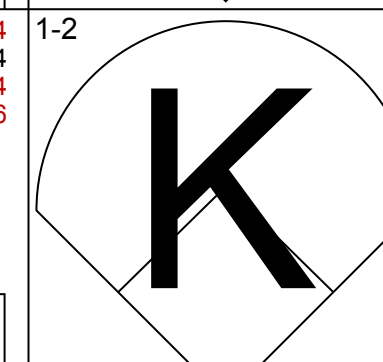
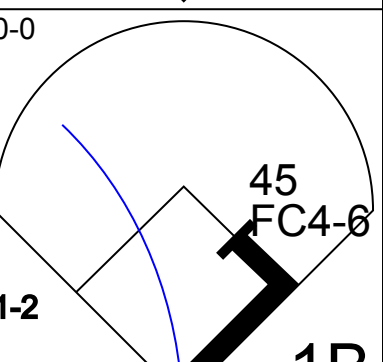
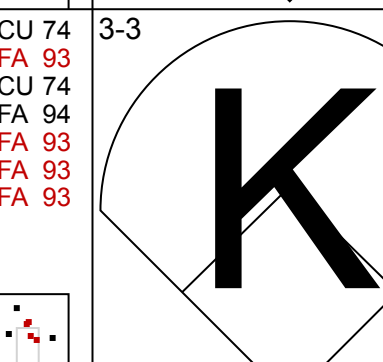
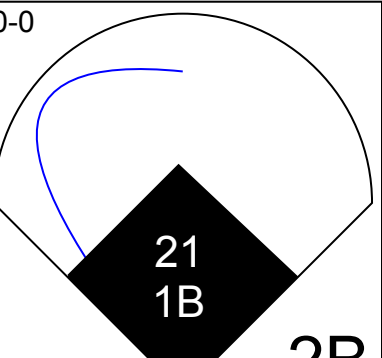
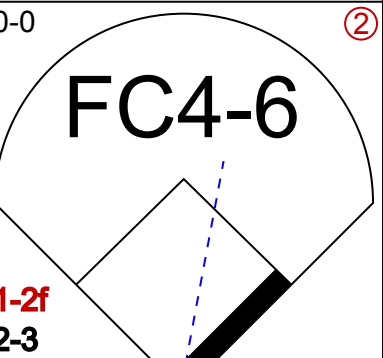

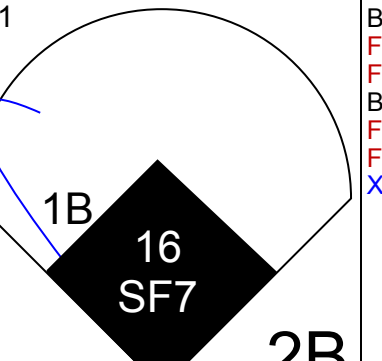
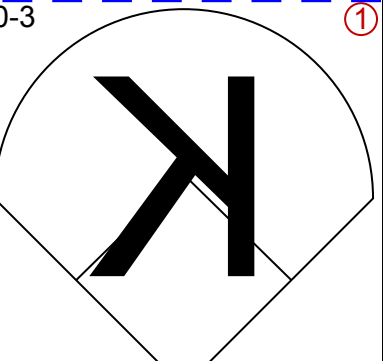

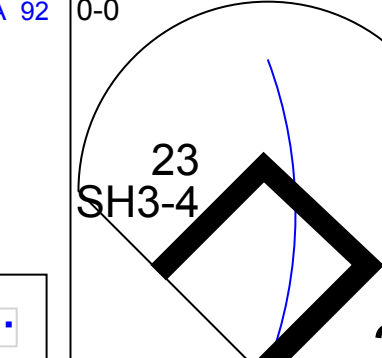
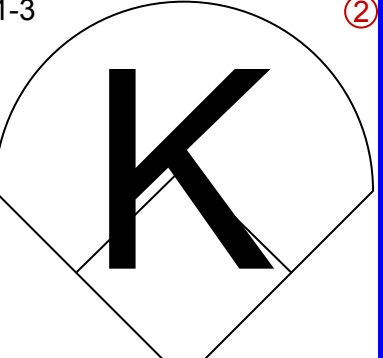

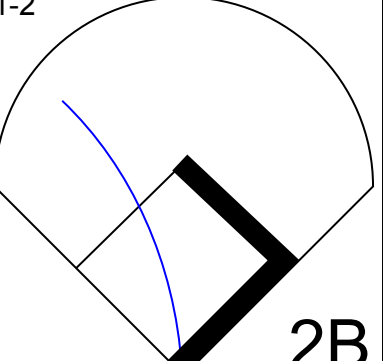


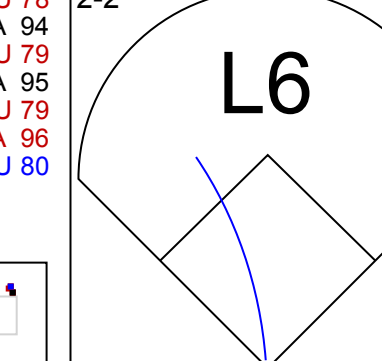
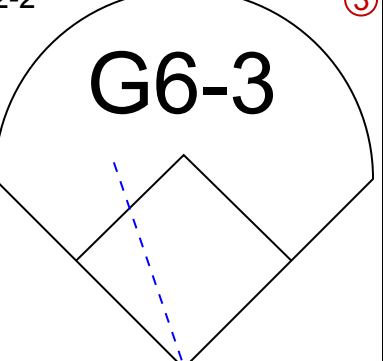
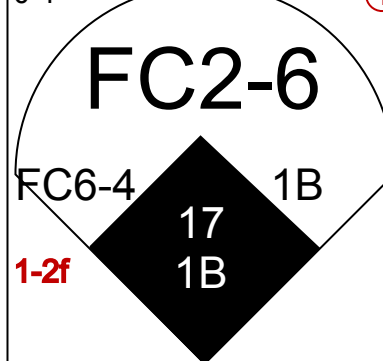
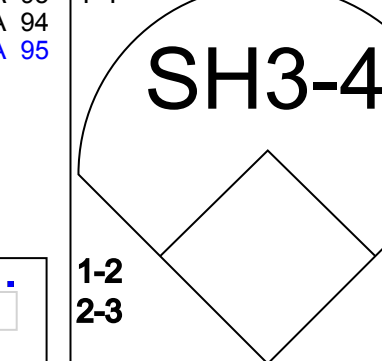

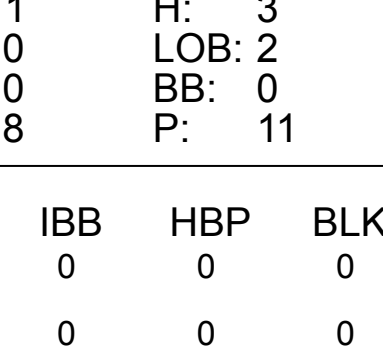
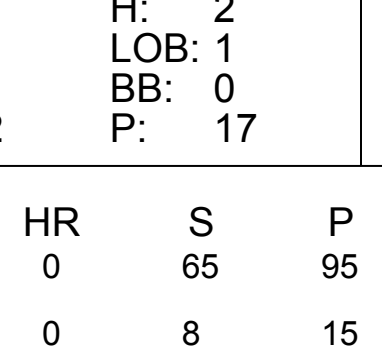
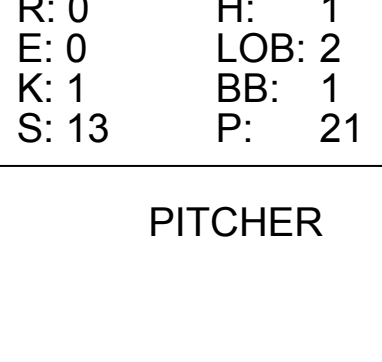
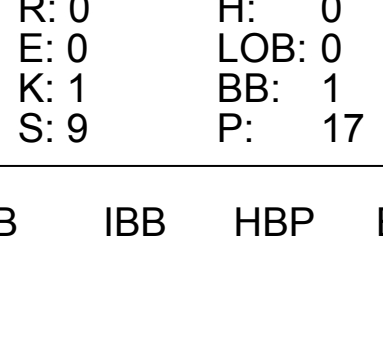


Batter	1	2	3	4	5	6	7	8	9	AB	R	H	RBI	BB	SO	LOB	BOTTOM								
15 Rafael Furcal, S OBP: 0.339, SLG: 0.368 (1,6)										3	0	1	1	0	1	1									
55 Russell Martin, R OBP: 0.381, SLG: 0.454 (1,2)										4	0	0	0	0	0	2									
7 James Loney, L OBP: 0.377, SLG: 0.495 (1,3)										4	0	1	0	0	0	1									
12 Jeff Kent, R OBP: 0.364, SLG: 0.482 (1,4)										4	0	0	0	0	1	3									
Luis Gonzalez, L OBP: 0.353, SLG: 0.424 (1,7)										3	0	0	0	1	1	0									
5 Nomar Garciaparra, R OBP: 0.328, SLG: 0.363 Shea Hillenbrand, R OBP: 0.272, SLG: 0.322 (5,5)										2	0	0	0	0	1	0									
9 Juan Pierre, L OBP: 0.320, SLG: 0.337 (1,8)											4	1	3	0	0	0									
16 Andre Ethier, L OBP: 0.364, SLG: 0.469 (1,9)										2	0	0	0	1	0	2									
58 Chad Billingsley, R OBP: 0.105, SLG: 0.154 Mark Swartz, L OBP: 0.266, SLG: 0.260 Roberto Hernandez, R OBP: 0.373, SLG: 0.457 Joe Beimel, L OBP: 0.375, SLG: 0.478 27 Matt Kemo, R OBP: 0.352, SLG: 0.460 51 Jonathan Broxton, R OBP: 0.373, SLG: 0.457 44 Takashi Saito, L OBP: 0.375, SLG: 0.478 (9,1)										1	0	0	0	0	0	2									
Inning Stats	R: 0 E: 0 K: 0 S: 11	H: 1 LOB: 1 BB: 0 P: 18	R: 0 E: 0 K: 0 S: 9	H: 1 LOB: 1 BB: 1 P: 16	R: 0 E: 0 K: 1 S: 7	H: 0 LOB: 0 BB: 0 P: 11	R: 0 E: 0 K: 1 S: 8	H: 0 LOB: 0 BB: 0 P: 12	R: 1 E: 0 K: 0 S: 11	H: 2 LOB: 1 BB: 0 P: 18	R: 0 E: 0 K: 1 S: 7	H: 1 LOB: 1 BB: 1 P: 14	R: 0 E: 0 K: 0 S: 8	H: 1 LOB: 1 BB: 0 P: 12	R: 0 E: 0 K: 0 S: 5	H: 0 LOB: 0 BB: 0 P: 8	R: 0 E: 0 K: 1 S: 8	H: 0 LOB: 0 BB: 0 P: 11	1B: 6 2B: 0 3B: 0 HR: 0	SF: 1 SAC: 0 DP: 2 HBP: 0	WP: 0 PB: 0 SB: 1 CS: 0	PA: 34			
PITCHER	IP	WLS	BF	H	R	ER	SO	BB	IBB	HBP	BLK	WP	HR	S	P	ERA	WHIP								
44 Roy Oswalt, R ERA: 3.32	8.0	W	31	6	1	1	3	1	1	0	0	0	0	66	109	1.12	0.875								
Chad Qualls, R ERA: 3.32	1.0	S	3	0	0	0	1	0	0	0	0	0	0	8	11	0.00	0.000								

Houston Astros @ Los Angeles Dodgers
Dodger Stadium, Los Angeles, CA
Mon Aug 13 2007, 7:10 PM PDT
Att.: 49,511 - Clear - 82 F

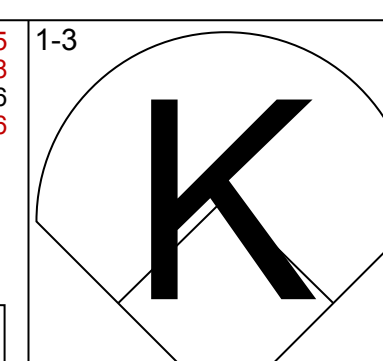
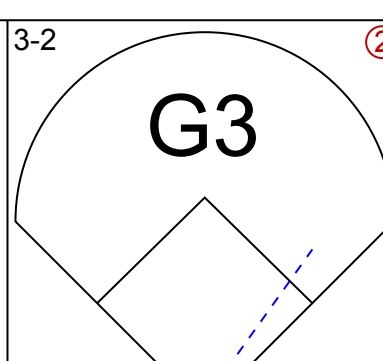
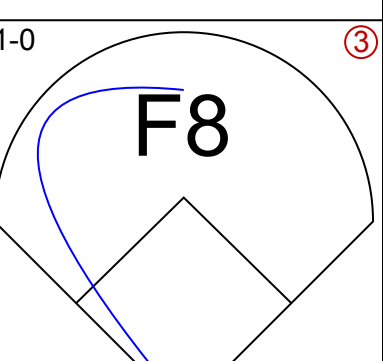
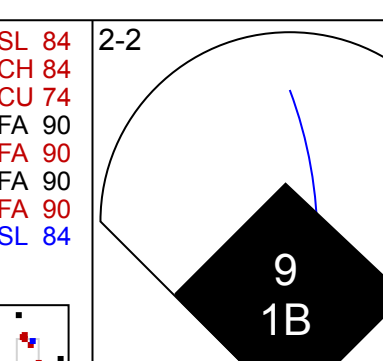
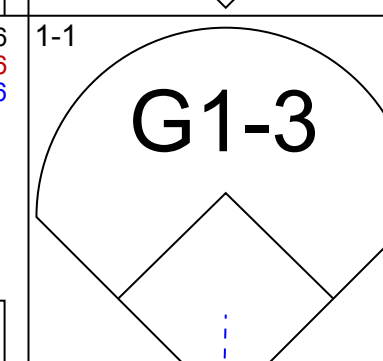
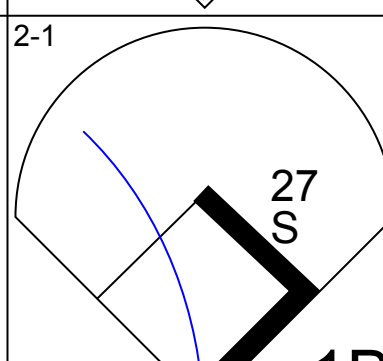
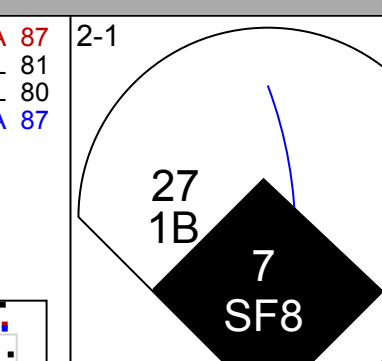

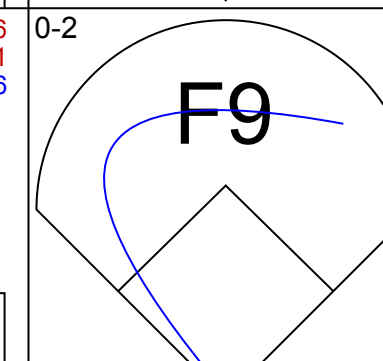
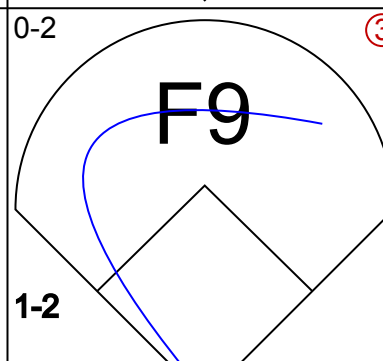
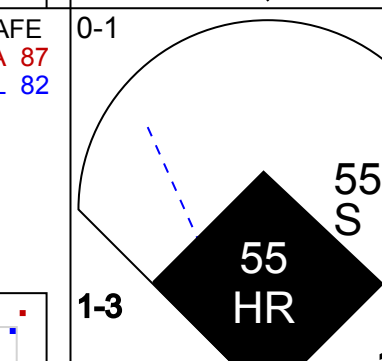


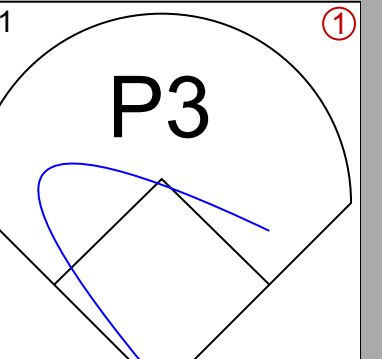
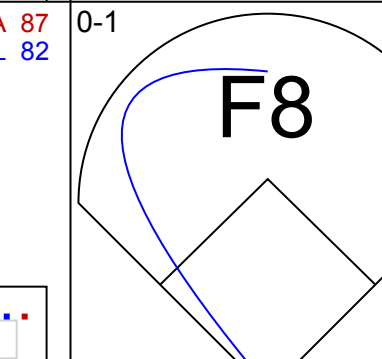

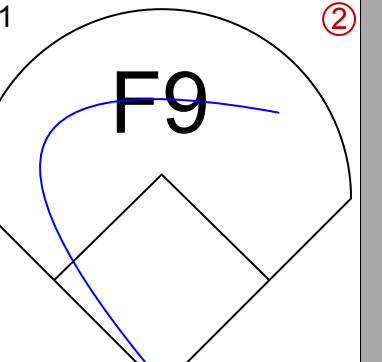
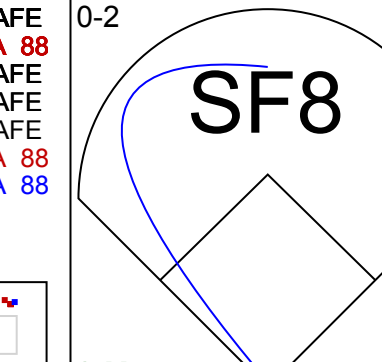


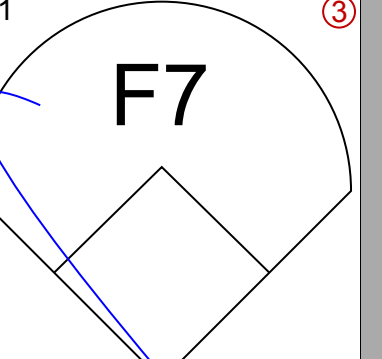
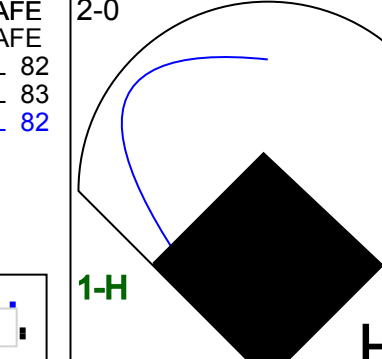


AB	31
R	1
H	6
RBI	1
BB	2
SO	4
LOB	14



Batter	1	2	3	4	5	6	7	8	9	AB	R	H	RBI	BB	SO	LOB	TOP			
Chris Burke, R OBP: 0.308, SLG: 0.366 (1.4)										5	0	1	0	0	4	3	Houston Astros @ Los Angeles Dodgers Dodger Stadium, Los Angeles, CA Wed Aug 15 2007, 7:10 PM PDT Att: 49,098 - Clear - 78 F			
Mark Loretta, R OBP: 0.357, SLG: 0.370 (1.6)										5	0	1	0	0	0	3				
17 Lance Berkman, S OBP: 0.374, SLG: 0.455 (1.3)										4	0	2	1	0	2	0				
45 Carlos Lee, R OBP: 0.357, SLG: 0.535 (1.7)										4	1	1	0	0	0	4				
21 Ty Wigginton, R OBP: 0.338, SLG: 0.461 (1.5)										4	1	2	1	0	1	2				
Luke Scott, L OBP: 0.359, SLG: 0.509 (1.9)										4	0	2	0	0	2	1				
Eric Munson, L OBP: 0.339, SLG: 0.433 (8.2)										0	0	0	0	0	0	0				
16 Jason Lane, R OBP: 0.259, SLG: 0.381 (1.8)										2	0	1	1	1	0	1				
Brad Ausmus, R OBP: 0.313, SLG: 0.320 (1.2)										3	0	1	0	0	1	3				
Otlando Palmeiro, L OBP: 0.323, SLG: 0.264 (8. PH)										1	0	0	0	0	0	1				
23 Jason Jennings, L OBP: 0.179, SLG: 0.090 (1.1)										2	1	0	0	0	0	2				
Dave Borkowski, R (6.1)										0	0	0	0	0	0	0				
Trevar Miller, R (7.1)										0	0	0	0	0	0	0				
63 Stephen Randolph, L (8.1)										0	0	0	0	0	0	0				
Mike Lamb, L OBP: 0.372, SLG: 0.472 (8. PH)										0	0	0	0	1	0	0				
Inning Stats	R: 0 E: 0 K: 2 S: 11	H: 0 LOB: 0 BB: 0 P: 16	R: 1 E: 0 K: 1 S: 10	H: 2 LOB: 0 BB: 0 P: 15	R: 1 E: 0 K: 0 S: 8	H: 3 LOB: 2 BB: 0 P: 11	R: 1 E: 0 K: 1 S: 12	H: 2 LOB: 1 BB: 0 P: 17	R: 0 E: 0 K: 1 S: 13	H: 1 LOB: 2 BB: 1 P: 21	R: 0 E: 0 K: 1 S: 8	H: 0 LOB: 0 BB: 0 P: 15	R: 0 E: 0 K: 2 S: 15	H: 1 LOB: 1 BB: 0 P: 19	R: 0 E: 0 K: 1 S: 9	H: 0 LOB: 0 BB: 0 P: 17	1B: 7 2B: 4 3B: 0 HR: 0	SF: 1 SAC: 1 DP: 2 HBP: 0	WP: 0 PB: 0 SB: 0 CS: 0	PA: 38
PITCHER	IP WLS BF H R ER SO BB IBB HBP BLK WP HR S P ERA WHIP	IP WLS BF H R ER SO BB IBB HBP BLK WP HR S P ERA WHIP	IP WLS BF H R ER SO BB IBB HBP BLK WP HR S P ERA WHIP	IP WLS BF H R ER SO BB IBB HBP BLK WP HR S P ERA WHIP	IP WLS BF H R ER SO BB IBB HBP BLK WP HR S P ERA WHIP	IP WLS BF H R ER SO BB IBB HBP BLK WP HR S P ERA WHIP	IP WLS BF H R ER SO BB IBB HBP BLK WP HR S P ERA WHIP	IP WLS BF H R ER SO BB IBB HBP BLK WP HR S P ERA WHIP	IP WLS BF H R ER SO BB IBB HBP BLK WP HR S P ERA WHIP	IP WLS BF H R ER SO BB IBB HBP BLK WP HR S P ERA WHIP	IP WLS BF H R ER SO BB IBB HBP BLK WP HR S P ERA WHIP	IP WLS BF H R ER SO BB IBB HBP BLK WP HR S P ERA WHIP	IP WLS BF H R ER SO BB IBB HBP BLK WP HR S P ERA WHIP	IP WLS BF H R ER SO BB IBB HBP BLK WP HR S P ERA WHIP	IP WLS BF H R ER SO BB IBB HBP BLK WP HR S P ERA WHIP	IP WLS BF H R ER SO BB IBB HBP BLK WP HR S P ERA WHIP	IP WLS BF H R ER SO BB IBB HBP BLK WP HR S P ERA WHIP			
31 Brad Penny, R ERA: 2.61 (1.1)	6.0	W	28	10	3	3	6	1	0	0	0	0	0	0	65	95	4.50	1.833		
45 Scott Proctor, R ERA: 3.55 (7.1)	1.0	H	3	0	0	0	1	0	0	0	0	0	0	0	8	15	0.00	0.000		
51 Jonathan Broxton, R ERA: 2.25 (8.1)	1.0	H	4	1	0	0	2	0	0	0	0	0	0	0	15	19	0.00	1.000		
44 Takashi Saito, R ERA: 1.54 (9.1)	1.0	S	3	0	0	0	1	1	0	0	0	0	0	9	17	0.00	1.000			

AB	34
R	3
H	11
RBI	3
BB	2
SO	10
LOB	20



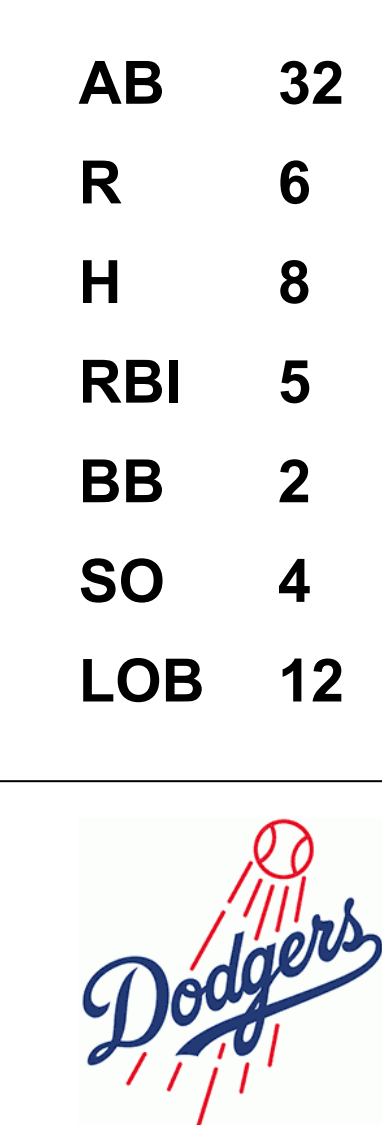
Batter	1	2	3	4	5	6	7	8	9	AB	R	H	RBI	BB	SO	LOB	BOTTOM			
15 Rafael Furcal, S OBP: 0.339, SLG: 0.367 (1.6)										4	1	1	0	0	1	1	Houston Astros @ Los Angeles Dodgers Dodger Stadium, Los Angeles, CA Wed Aug 15 2007, 7:10 PM PDT Att: 49,098 - Clear - 78 F			
9 Juan Pierre, L OBP: 0.324, SLG: 0.341 (1.8)										4	2	3	1	0	0	0				
27 Matt Kemp, R OBP: 0.359, SLG: 0.506 (1.9)										4	1	2	1	0	0	1				
12 Jeff Kent, R OBP: 0.362, SLG: 0.479 (1.4)										3	0	0	0	1	0	2				
7 James Loney, L OBP: 0.367, SLG: 0.481 (1.3)										3	0	0	1	0	0	2				
55 Russell Martin, R OBP: 0.359, SLG: 0.464 (1.2)										4	2	2	3	0	0	0				
Luis Gonzalez, L OBP: 0.352, SLG: 0.429 (1.7)										3	0	2	0	0	1	0				
45 Scott Proctor, R ERA: 3.55 (7.1)										0	0	0	0	0	0	0				
51 Jonathan Broxton, R ERA: 2.25 (8.1)										0	0	0	0	0	0	0				
Olimedo Saenz, R OBP: 0.272, SLG: 0.333 (8. PH)										1	0	1	0	0	0	0				
44 Takashi Saito, L ERA: 1.54 (9.1)										0	0	0	0	0	0	0				
Shea Hillenbrand, R OBP: 0.272, SLG: 0.327 (1.5)										3	0	0	0	0	1	2				
Ramon Martinez, R OBP: 0.229, SLG: 0.198 (8.5)										1	0	0	0	0	1	1				
31 Brad Penny, R OBP: 0.300, SLG: 0.354 (1.1)										2	0	0	0	0	2	1				
16 Andre Ethier, L OBP: 0.364, SLG: 0.470 (7.7)										2	0	0	0	0	0	1				
Inning Stats	R: 0 E: 0 K: 1 S: 8	H: 0 LOB: 0 BB: 0 P: 10	R: 1 E: 0 K: 1 S: 12	H: 2 LOB: 1 BB: 0 P: 19	R: 0 E: 0 K: 1 S: 13	H: 1 LOB: 1 BB: 0 P: 18	R: 0 E: 0 K: 0 S: 6	H: 0 LOB: 0 BB: 0 P: 10	R: 0 E: 1 K: 1 S: 9	H: 1 LOB: 1 BB: 0 P: 13	R: 3 E: 0 K: 1 S: 15	H: 3 LOB: 0 BB: 0 P: 20	R: 2 E: 0 K: 0 S: 18	H: 3 LOB: 2 BB: 1 P: 32	R: 0 E: 0 K: 1 S: 8	H: 1 LOB: 1 BB: 0 P: 9	1B: 6 2B: 3 3B: 0 HR: 2	SF: 1 SAC: 0 DP: 0 HBP: 0	WP: 0 PB: 0 SB: 3 CS: 0	PA: 36
PITCHER	IP WLS BF H R ER SO BB IBB HBP BLK WP HR S P ERA WHIP	IP WLS BF H R ER SO BB IBB HBP BLK WP HR S P ERA WHIP	IP WLS BF H R ER SO BB IBB HBP BLK WP HR S P ERA WHIP	IP WLS BF H R ER SO BB IBB HBP BLK WP HR S P ERA WHIP	IP WLS BF H R ER SO BB IBB HBP BLK WP HR S P ERA WHIP	IP WLS BF H R ER SO BB IBB HBP BLK WP HR S P ERA WHIP	IP WLS BF H R ER SO BB IBB HBP BLK WP HR S P ERA WHIP	IP WLS BF H R ER SO BB IBB HBP BLK WP HR S P ERA WHIP	IP WLS BF H R ER SO BB IBB HBP BLK WP HR S P ERA WHIP	IP WLS BF H R ER SO BB IBB HBP BLK WP HR S P ERA WHIP	IP WLS BF H R ER SO BB IBB HBP BLK WP HR S P ERA WHIP	IP WLS BF H R ER SO BB IBB HBP BLK WP HR S P ERA WHIP	IP WLS BF H R ER SO BB IBB HBP BLK WP HR S P ERA WHIP	IP WLS BF H R ER SO BB IBB HBP BLK WP HR S P ERA WHIP	IP WLS BF H R ER SO BB IBB HBP BLK WP HR S P ERA WHIP	IP WLS BF H R ER SO BB IBB HBP BLK WP HR S P ERA WHIP	IP WLS BF H R ER SO BB IBB HBP BLK WP HR S P ERA WHIP			
23 Jason Jennings, R ERA: 6.15 (1.1)	5.2	L	24	7	4	4	4	0	0	0	0	0	0	0	58	84	6.35	1.235		
Dave Borkowski, R ERA: 5.47 (6.1)	1.0		4	1	1	1	1	0	0	0	0	0	0	15	22	9.00	1.000			
Trevar Miller, L ERA: 5.25 (7.1)	0.1		4	2	1	1	0	1	0	0	0	0	0	8	16	27.00	9.000			
63 Stephen Randolph, L ERA: 11.25 (8.1)	1.0		4	1	0	0	1	0	0	0	0	0	0	8	9	0.00	1.000			

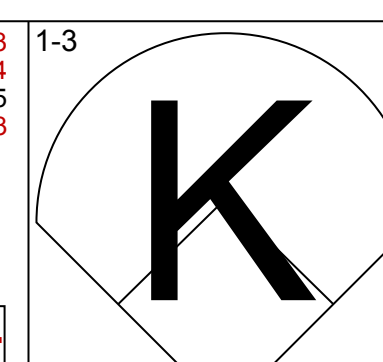
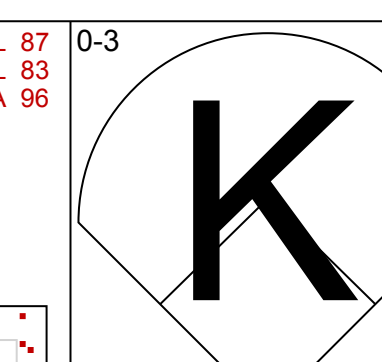
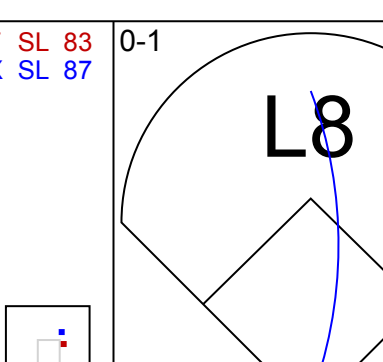
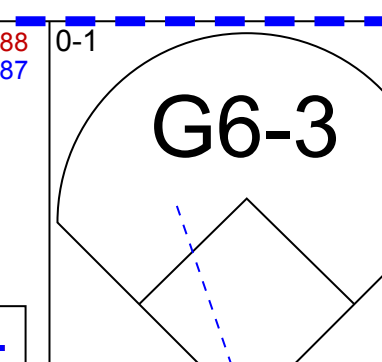
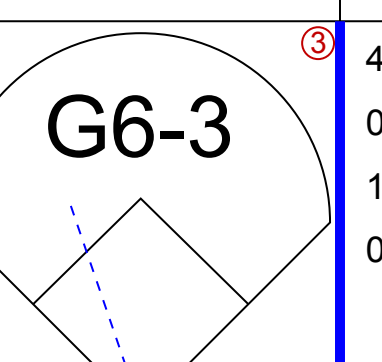
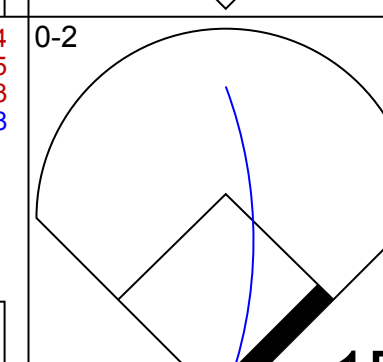
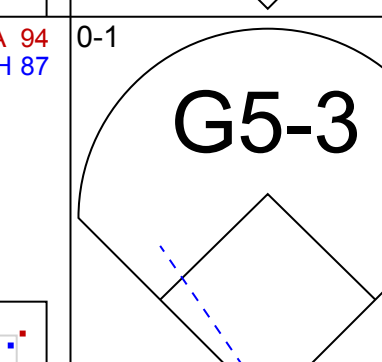

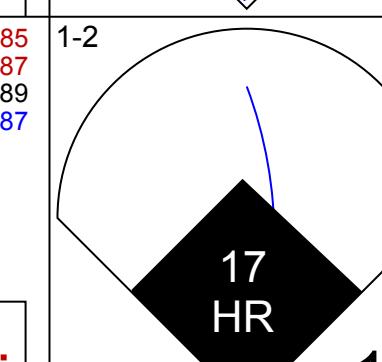
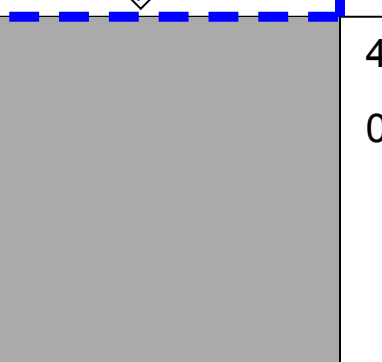
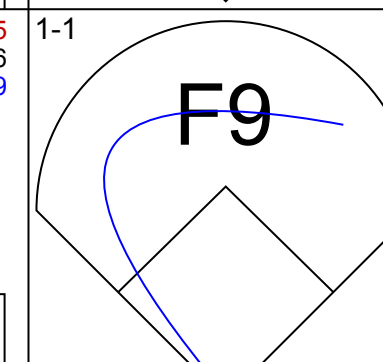
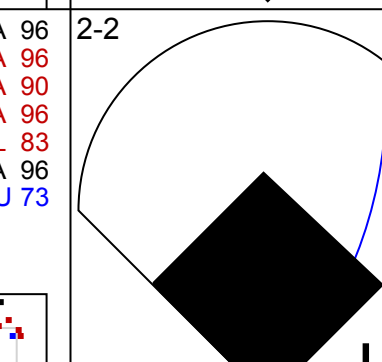

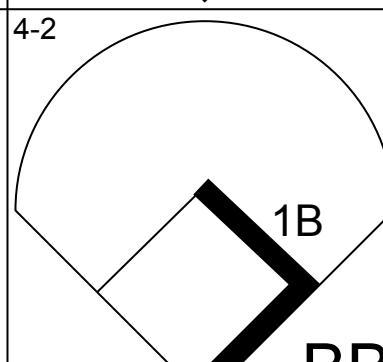
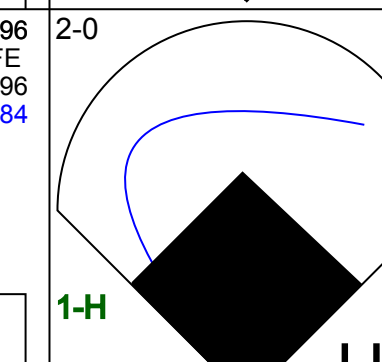
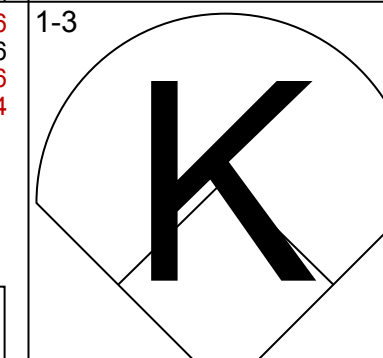
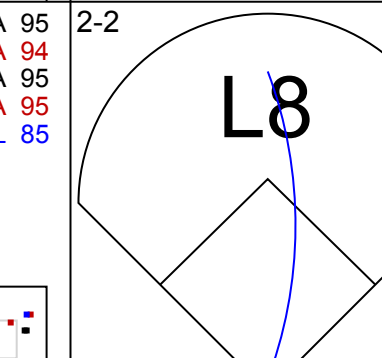

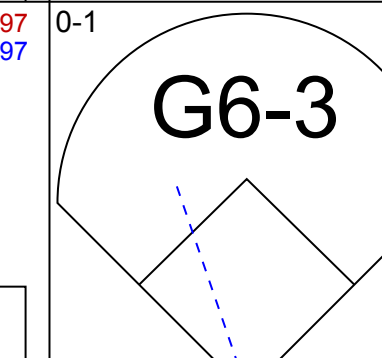
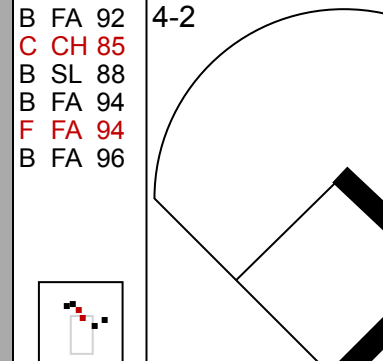
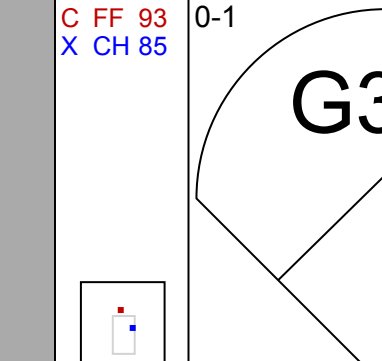
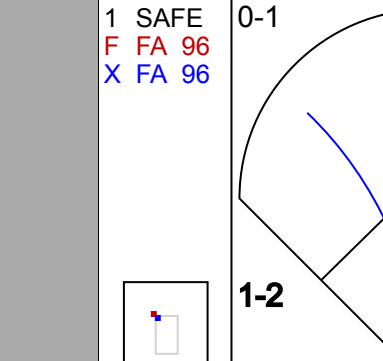
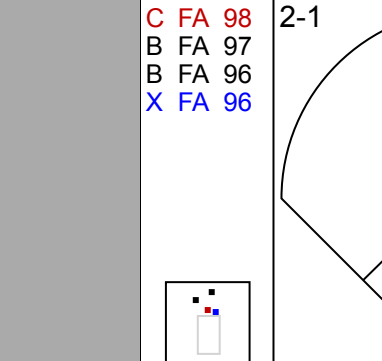








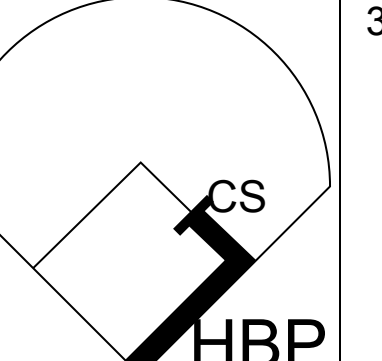


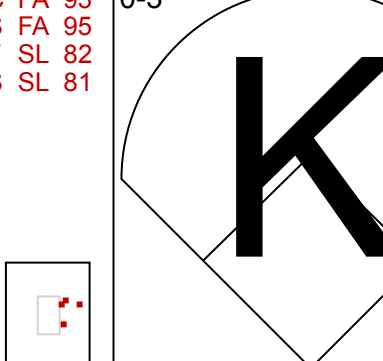

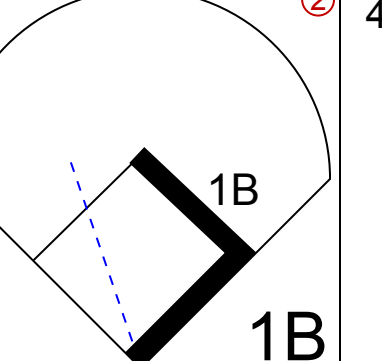


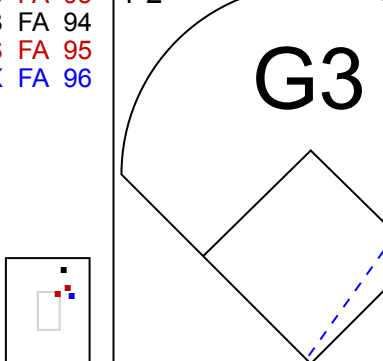



Batter	1	2	3	4	5	6	7	8	9	AB	R	H	RBI	BB	SO	LOB	TOP										
Craig Biggio, R OBP: 0.287, SLG: 0.397 (1, 4)	G4-3			FC4-6 1B			G6-3 1B		P2	4	0	2	0	0	0	0	Houston Astros @ Los Angeles Dodgers Dodger Stadium, Los Angeles, CA Thu Aug 16 2007, 7:10 PM PDT Att. 48,128 - Clear - 85 F										
Mark Loretta, R OBP: 0.356, SLG: 0.366 (1, 6)	F9			FC4-6 17 CS			G6-3		17 BB 45 2B	3	1	0	0	1	0	2											
17 Lance Berkman, S OBP: 0.375, SLG: 0.454 (1, 9)	K			K			45 FC6-4 1B		45 2B E	3	1	1	0	1	2	1											
45 Carlos Lee, R OBP: 0.356, SLG: 0.535 (1, 7)	L5					G5-3		FC6-4	E	4	0	1	1	0	0	1											
Mike Lamb, L OBP: 0.374, SLG: 0.472 (1, 3)	21 G5-4-3 1B			21 G5-4-3 1B					F8	4	0	2	1	0	0	1											
21 Ty Wigginton, R OBP: 0.337, SLG: 0.458 (1, 5)	G5-4-3			G6-4-3					E4	3	0	0	0	1	0	4											
16 Jason Lane, R OBP: 0.253, SLG: 0.371 (1, 8)				G4-3			G6-3		F8	4	0	0	0	0	1	3											
Brad Ausmus, R OBP: 0.313, SLG: 0.317 (1, 2)				G6-3			G4-3		K	2	0	0	0	1	0	0											
51 Wandy Rodriguez, S ERA: 4.76, SLG: 0.162 (5, PH)				G1-3			G6-3		P5	1	0	0	0	0	0	0											
Chris Burke, R ERA: 3.45 (6, PH)										1	0	0	0	0	0	0											
63 Stephen Randolph, L ERA: 12.46 (6, 1)										0	0	0	0	0	0	0											
Trever Miller, R ERA: 5.24 (7, 1)										0	0	0	0	0	0	0											
Brian Moehler, R ERA: 5.16 (8, PH)										1	0	0	0	0	0	2											
Luke Scott, L ERA: 4.08 (8, PH)										0	0	0	0	0	0	0											
Mark McLemore, L ERA: 4.08 (8, 1)										0	0	0	0	0	0	0											
Inning Stats	R: 0 E: 0 K: 1 S: 8	H: 0 LOB: 0 BB: 0 P: 9	R: 0 E: 0 K: 0 S: 7	H: 1 LOB: 0 BB: 0 P: 13	R: 0 E: 0 K: 0 S: 5	H: 0 LOB: 0 BB: 0 P: 9	R: 0 E: 0 K: 1 S: 7	H: 1 LOB: 1 BB: 0 P: 11	R: 0 E: 0 K: 0 S: 8	H: 0 LOB: 0 BB: 0 P: 10	R: 0 E: 0 K: 0 S: 15	H: 2 LOB: 1 BB: 0 P: 20	R: 0 E: 0 K: 0 S: 13	H: 0 LOB: 2 BB: 2 P: 24	R: 2 E: 1 K: 1 S: 14	H: 1 LOB: 2 BB: 2 P: 28	1B: 5 2B: 2 3B: 0 HR: 0	SF: 0 SAC: 0 DP: 4 HBP: 0	WP: 0 PB: 0 SB: 1 CS: 1	PA: 34							
PITCHER	IP	WLS	BF	H	R	ER	SO	BB	IBB	HBP	BLK	WP	HR	S	P	ERA	WHIP										
Derek Lowe, R ERA: 3.45 (1, 1)	7.0	W	22	5	0	0	2	0	0	0	0	0	0	58	84	0.00	0.714										
Rudy Seanez, R ERA: 3.68 (8, 1)	1.0		5	0	0	0	0	2	0	0	0	0	0	13	24	0.00	2.000										
Roberto Hernandez, R ERA: 5.84 (9, 1)	0.1	S	5	1	2	2	0	2	0	0	0	0	0	10	21	54.00	9.000										
44 Takashi Saito, R ERA: 1.52 (9, 1)	0.2	S	2	0	0	0	1	0	0	0	0	0	0	4	7	0.00	0.000										

Batter	1	2	3	4	5	6	7	8	9	AB	R	H	RBI	BB	SO	LOB	BOTTOM										
15 Rafael Furcal, S OBP: 0.340, SLG: 0.368 (1, 6)	K			P3			E9 27 SF9 1B		E9 27 SF9 1B	4	1	2	2	0	1	0	Houston Astros @ Los Angeles Dodgers Dodger Stadium, Los Angeles, CA Thu Aug 16 2007, 7:10 PM PDT Att. 48,128 - Clear - 85 F										
9 Juan Pierre, L OBP: 0.323, SLG: 0.340 (1, 8)	27 1B 12 2B			G5-3			E3 12 S		F8	4	1	1	0	0	0	2											
27 Matt Kemp, R OBP: 0.357, SLG: 0.503 (1, 9)	12 2B 1B			G6-3			SF9		G5-3	3	1	1	1	0	0	0											
12 Jeff Kent, R OBP: 0.368, SLG: 0.491 (1, 4)	1H 3H			G6-3 55 16 E			BB		2B	3	1	3	2	1	0	0											
Ramon Martinez, R OBP: 0.229, SLG: 0.198 (7, PR)	1H 3H			F8			G3-1		K	0	0	0	0	0	0	0											
7 James Loney, L OBP: 0.360, SLG: 0.472 (1, 3)	P5			F8			G6-3		P6	4	0	0	0	0	1	5											
55 Russell Martin, R OBP: 0.358, SLG: 0.461 (1, 2)	F8			G6-3			G6-3		P6	3	1	0	0	1	0	3											
16 Andre Ethier, L OBP: 0.360, SLG: 0.464 (1, 7)	G3			E3			K		F9	4	0	0	0	0	1	1											
Shea Hillenbrand, R OBP: 0.272, SLG: 0.325 (1, 5)	L5			F7			K		G6-3	4	1	1	0	0	0	1											
Derek Lowe, R OBP: 0.224, SLG: 0.140 (1, 1)	K			L9			L9		G6-3	2	0	0	0	0	1	0											
Rudy Seanez, R ERA: 3.68 (8, 1)										0	0	0	0	0	0	0											
Olmedo Saenz, R OBP: 0.304, SLG: 0.330 (8, PH)										1	0	0	0	0	0	0											
Roberto Hernandez, R ERA: 5.84 (9, 1)										0	0	0	0	0	0	0											
44 Takashi Saito, L ERA: 1.52 (9, 1)										0	0	0	0	0	0	0											
Inning Stats	R: 2 E: 0 K: 1 S: 10	H: 3 LOB: 1 BB: 0 P: 16	R: 0 E: 0 K: 1 S: 10	H: 0 LOB: 0 BB: 0 P: 12	R: 0 E: 0 K: 0 S: 11	H: 0 LOB: 0 BB: 0 P: 16	R: 1 E: 1 K: 0 S: 9	H: 1 LOB: 1 BB: 0 P: 15	R: 1 E: 1 K: 0 S: 12	H: 1 LOB: 2 BB: 1 P: 17	R: 2 E: 1 K: 1 S: 12	H: 2 LOB: 1 BB: 1 P: 22	R: 0 E: 0 K: 1 S: 9	H: 1 LOB: 1 BB: 0 P: 16	R: 0 E: 0 K: 0 S: 7	H: 0 LOB: 0 BB: 0 P: 8	1B: 5 2B: 3 3B: 0 HR: 0	SF: 1 SAC: 1 DP: 0 HBP: 0	WP: 0 PB: 0 SB: 1 CS: 0	PA: 36							
PITCHER	IP	WLS	BF	H	R	ER	SO	BB	IBB	HBP	BLK	WP	HR	S	P	ERA	WHIP										
51 Wandy Rodriguez, L ERA: 4.91 (1, 1)	5.0	L	23	5	4	2	2	1	0	0	0	0	0	9	18	27.00	3.000										
63 Stephen Randolph, L ERA: 12.46 (6, 1)	0.2		4	1	2	2	1	1	0	0	0	0	0	3	4	0.00	3.000										
Trever Miller, L ERA: 5.24 (6, 1)	0.1		2	1	0	0	0	0	0	0	0	0	0	9	16	0.00	1.000										
Brian Moehler, R ERA: 5.16 (7, 1)	1.0		4	1	0	0	1	0	0	0	0	0	0	3	4	0.00	3.000										
Mark McLemore, L ERA: 4.08 (8, 1)	1.0		3	0	0	0	0	0	0	0	0	0	0	7	8	0.00	0.000										

AB	30
R	2
H	6
RBI	2
BB	4
SO	3
LOB	14

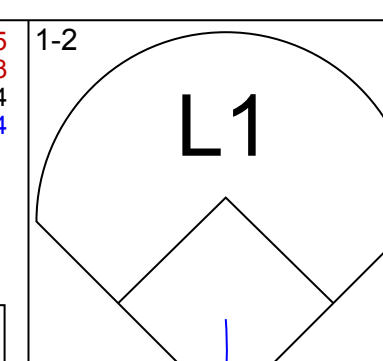
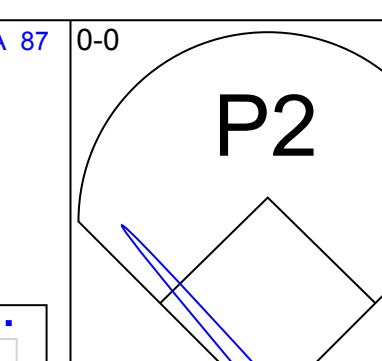
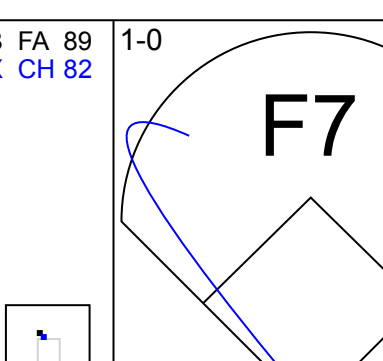
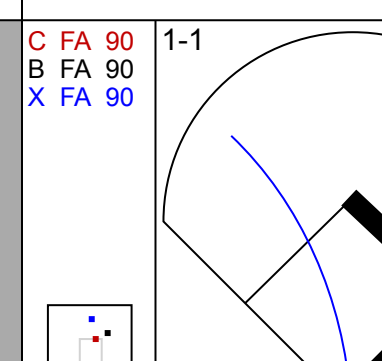
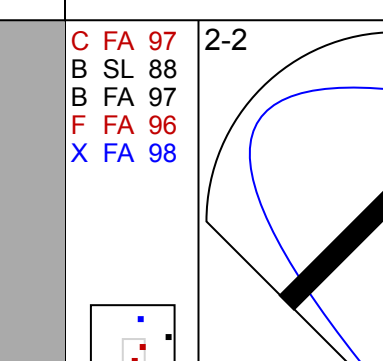
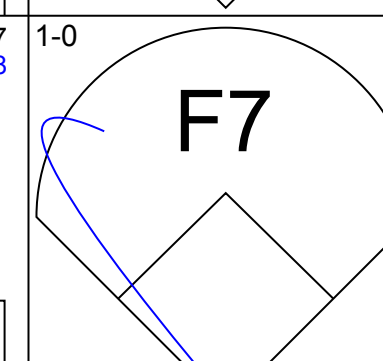
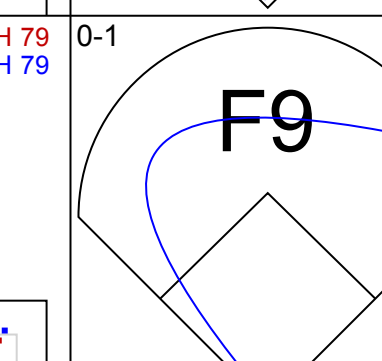
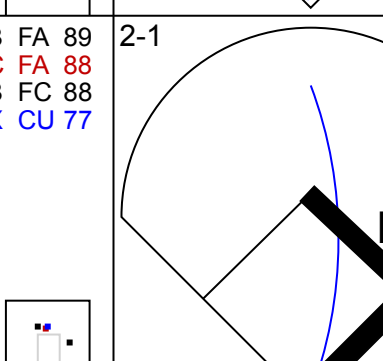

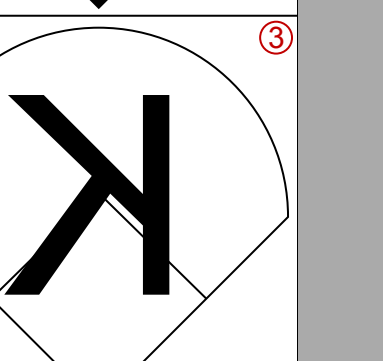
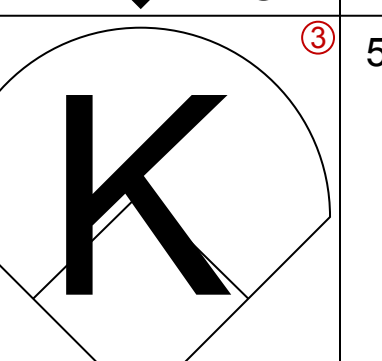
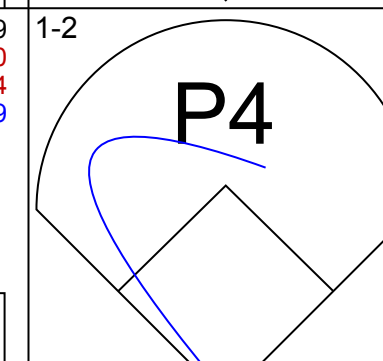
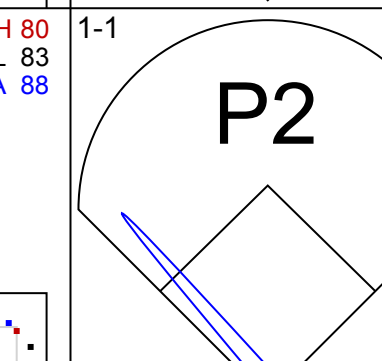
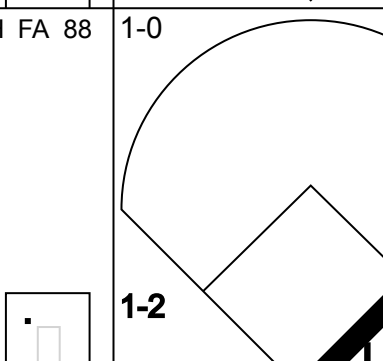

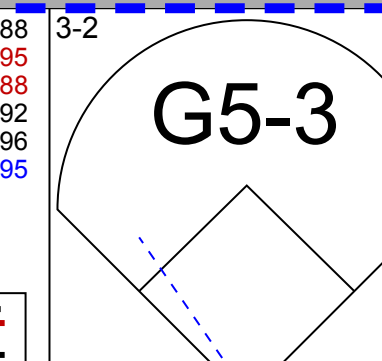

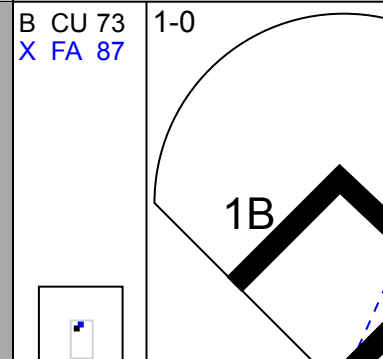

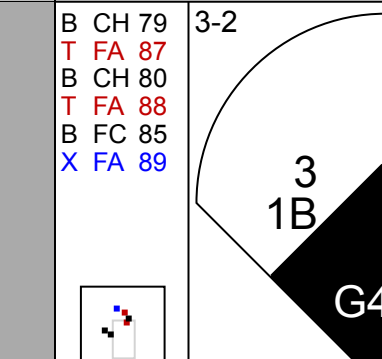

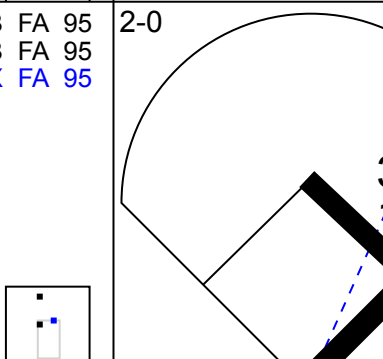

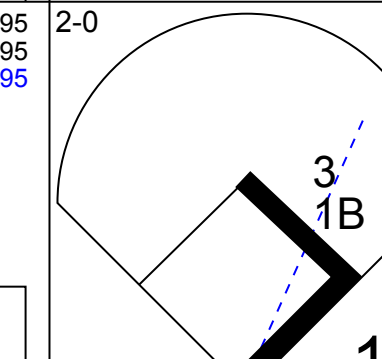

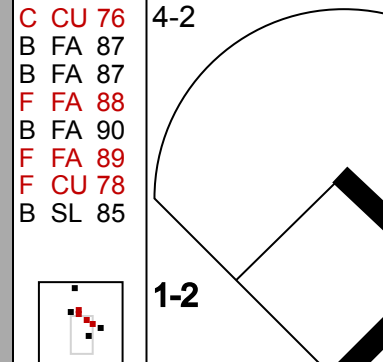

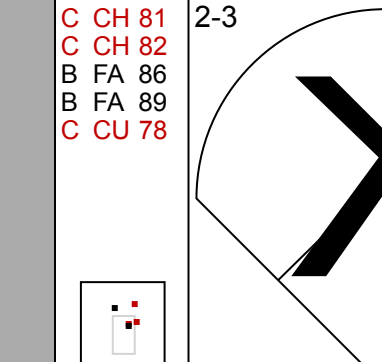
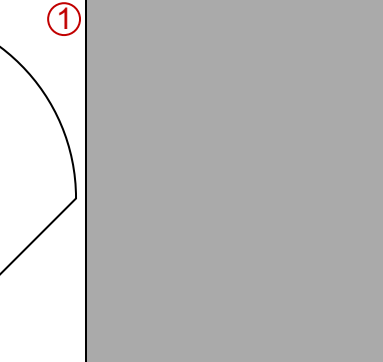
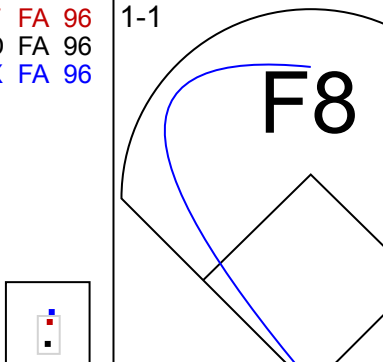

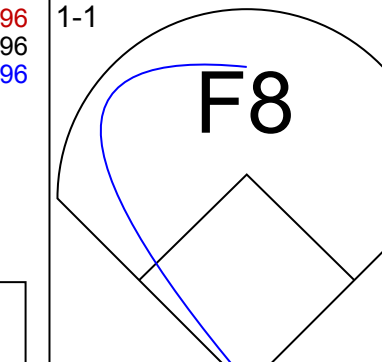


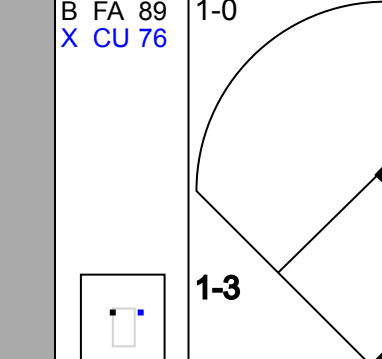

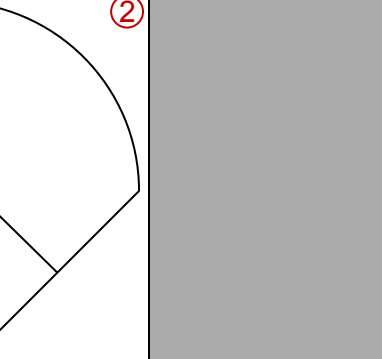
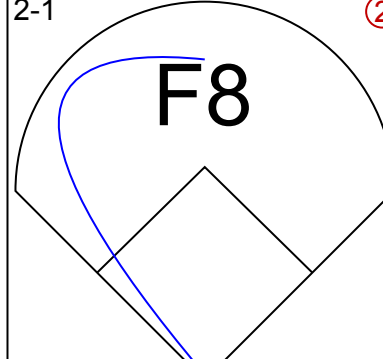
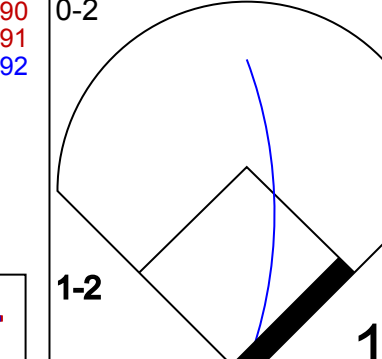

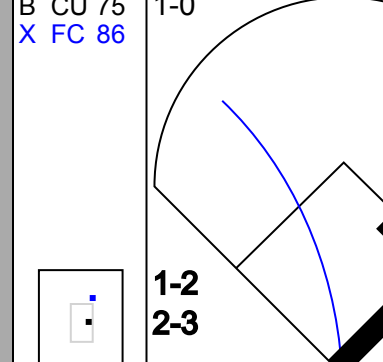

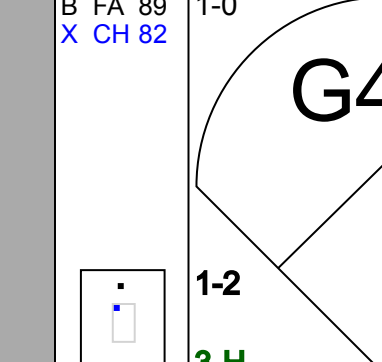
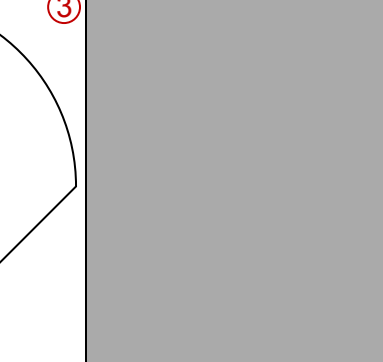
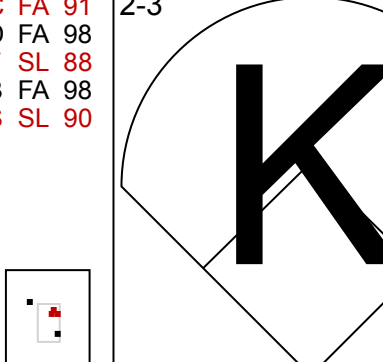
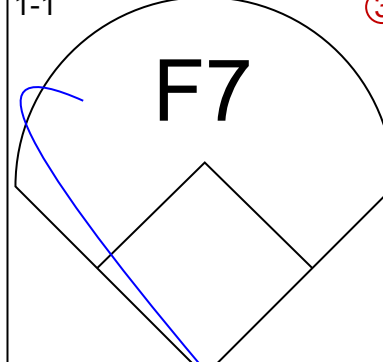
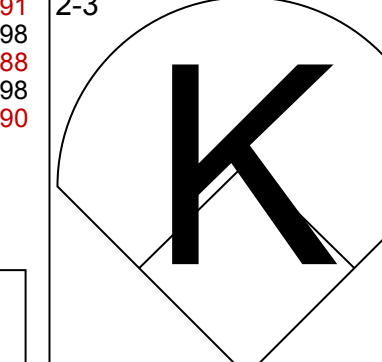


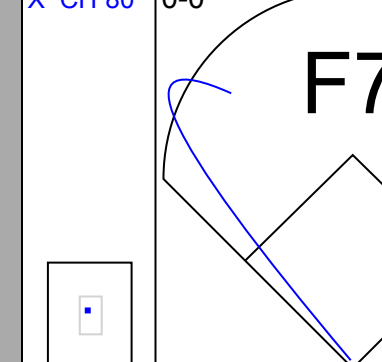
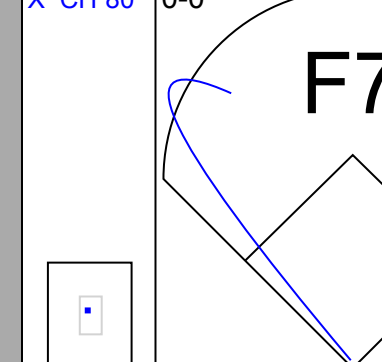
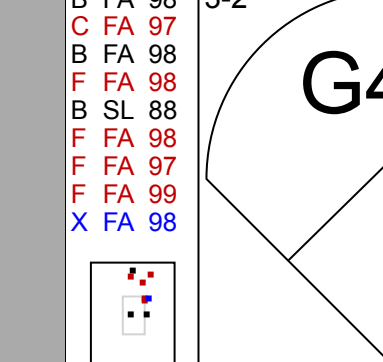


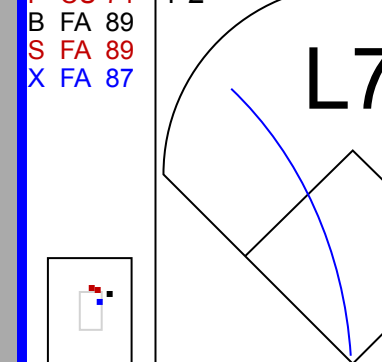
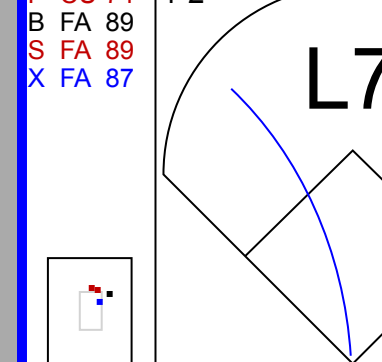


Batter	1	2	3	4	5	6	7	8	9	AB	R	H	RBI	BB	SO	LOB	TOP			
Craig Biggio, R OBP: 0.285, SLG: 0.393 Chad Qualls, R (8, 1)										4	0	0	0	0	2	0				
Mark Loretta, R OBP: 0.358, SLG: 0.368 Eric Bruntlett, R (8, 6)										4	0	2	0	0	0	0				
17 Lance Berkman, S OBP: 0.378, SLG: 0.470										3	2	2	3	1	0	1				
45 Carlos Lee, R OBP: 0.354, SLG: 0.530										4	0	0	0	0	2	3				
Mike Lamb, L OBP: 0.375, SLG: 0.471										3	0	1	0	1	0	1				
21 Ty Wigginton, R OBP: 0.334, SLG: 0.453										4	0	0	0	0	2	3				
16 Jason Lane, R OBP: 0.259, SLG: 0.370										3	0	1	0	0	1	0				
Brad Ausmus, R OBP: 0.312, SLG: 0.316										4	0	1	0	0	2	2				
Woody Williams, R OBP: 0.080, SLG: 0.140 Chris Burke, R OBP: 0.310, SLG: 0.367										3	0	0	0	0	2	2				
Inning Stats	R: 0 E: 0 K: 2 S: 12	H: 1 LOB: 1 BB: 0 P: 15	R: 0 E: 0 K: 2 S: 11	H: 1 LOB: 2 BB: 1 P: 20	R: 1 E: 0 K: 1 S: 13	H: 1 LOB: 0 BB: 0 P: 17	R: 0 E: 0 K: 1 S: 9	H: 0 LOB: 0 BB: 0 P: 14	R: 0 E: 0 K: 1 S: 15	H: 1 LOB: 2 BB: 0 P: 23	R: 0 E: 0 K: 3 S: 12	H: 0 LOB: 0 BB: 0 P: 14	R: 2 E: 0 K: 0 S: 10	H: 2 LOB: 1 BB: 0 P: 15	R: 0 E: 0 K: 0 S: 11	H: 2 LOB: 2 BB: 0 P: 18	1B: 6 HR: 2	SF: 0 SAC: 0 DP: 0 HBP: 1	WP: 0 PB: 0 SB: 0 CS: 1	PA: 37
PITCHER	IP WLS BF H R ER SO BB IBB HBP BLK WP HR S P ERA WHIP	7.0 L 5 2 2 2 0 0 0 0 0 1 10 15 1.29 2.000	1.0 L 5 2 0 0 0 0 0 0 0 0 10 18 0.00 2.000																	

Houston Astros @ San Diego Padres
PETCO Park, San Diego, CA
Fri Aug 17 2007, 10:05 PM EDT
Att: 32,063 - Clear - 73 F

AB 34
R 3
H 8
RBI 3
BB 2
SO 11
LOB 14



Batter	1	2	3	4	5	6	7	8	9	AB	R	H	RBI	BB	SO	LOB	BOTTOM					
24 Brian Giles, L OBP: 0.386, SLG: 0.427										5	0	2	0	0	0	0						
Geoff Blum, S OBP: 0.233, SLG: 0.350										5	0	1	0	0	2	2						
Mike Cameron, R OBP: 0.323, SLG: 0.434										3	0	0	0	0	0	0						
23 Adrián González, L OBP: 0.342, SLG: 0.477										4	1	3	0	0	0	2						
Morgan Ensberg, R OBP: 0.321, SLG: 0.412										3	0	0	0	1	1	2						
3 Khalil Greene, R OBP: 0.276, SLG: 0.448										4	0	2	0	0	0	2						
Termel Sledge, L OBP: 0.309, SLG: 0.372										4	0	1	1	0	1	3						
28 Josh Bard, S OBP: 0.343, SLG: 0.372										4	0	0	0	0	1	4						
44 Jake Peavy, R OBP: 0.208, SLG: 0.314 Rob Mackowiak, L OBP: 0.337, SLG: 0.393 21 Heath Bell, R (8, 1) 43 Cla Meredith, R (8, 1) Pete Laforest, L OBP: 0.500, SLG: 0.600										2	0	0	0	0	1	3						
Inning Stats	R: 0 E: 0 K: 0 S: 7	H: 0 LOB: 0 BB: 0 P: 10	R: 0 E: 0 K: 1 S: 15	H: 2 LOB: 3 BB: 1 P: 26	R: 0 E: 0 K: 0 S: 5	H: 0 LOB: 0 BB: 0 P: 6	R: 1 E: 0 K: 1 S: 9	H: 2 LOB: 1 BB: 0 P: 16	R: 0 E: 0 K: 1 S: 8	H: 1 LOB: 0 BB: 0 P: 13	R: 0 E: 0 K: 0 S: 8	H: 0 LOB: 0 BB: 0 P: 12	R: 0 E: 0 K: 1 S: 9	H: 1 LOB: 1 BB: 0 P: 12	R: 0 E: 0 K: 1 S: 12	H: 2 LOB: 2 BB: 0 P: 20	R: 0 E: 0 K: 2 S: 15	H: 1 LOB: 1 BB: 0 P: 23	1B: 7 HR: 0	SF: 0 SAC: 0 DP: 0 HBP: 1	WP: 0 PB: 0 SB: 0 CS: 0	PA: 38
PITCHER	IP WLS BF H R ER SO BB IBB HBP BLK WP HR S P ERA WHIP	7.0 H 5 2 0 0 1 0 0 0 0 0 12 20 0.00 2.000	1.0 S 4 1 0 0 2 0 0 0 0 0 15 23 0.00 1.000																			

Houston Astros @ San Diego Padres
PETCO Park, San Diego, CA
Fri Aug 17 2007, 10:05 PM EDT
Att: 32,063 - Clear - 73 F

AB 36
R 1
H 9
RBI 1
SO 7
LOB 18



Batter	1	2	3	4	5	6	7	8	9	AB	R	H	RBI	BB	SO	LOB	TOP	
Chris Burke, R OBP: 0.303, SLG: 0.357	G4-3		G6-3			G1-3		G4-6-3		4	0	0	0	0	0	1		
Mark Loretta, R OBP: 0.354, SLG: 0.364	G1-3			G4-3		K			E5 1B	4	1	1	0	0	1	0		
17 Lance Berkman, S OBP: 0.378, SLG: 0.474	HR			G6-3					K	4	2	2	1	0	1	1		
Mike Lamb, L OBP: 0.369, SLG: 0.460	L4			F7					P6 1B	4	0	1	1	0	0	1		
21 Ty Wigginton, R OBP: 0.335, SLG: 0.452	F8					G6-3			P5	3	0	0	0	0	0	1		
45 Carlos Lee, R OBP: 0.354, SLG: 0.530										1	0	0	0	0	0	1		
16 Jason Lane, R OBP: 0.258, SLG: 0.360	K					F7				3	0	1	1	1	1	0		
Eric Bruntlett, R OBP: 0.354, SLG: 0.282	G4-3								BB	4	0	1	0	0	2	3		
Eric Munson, L OBP: 0.339, SLG: 0.424				P4		G4-3				2	0	0	0	1	0	1		
Matt Albers, L OBP: 0.118, SLG: 0.118										2	0	0	0	0	1	0		
Mark McLemore, L										0	0	0	0	0	0	0		
Luke Scott, L OBP: 0.356, SLG: 0.504										1	0	0	0	0	1	1		
71 Juan Gutierrez, R										0	0	0	0	0	0	0		
Inning Stats	R: 1 E: 0 K: 0 S: 10	H: 1 LOB: 0 BB: 0 P: 14	R: 0 E: 0 K: 1 S: 8	H: 0 LOB: 0 BB: 0 P: 11	R: 0 E: 0 K: 0 S: 6	H: 0 LOB: 0 BB: 0 P: 9	R: 0 E: 0 K: 0 S: 6	H: 0 LOB: 1 BB: 0 P: 18	R: 0 E: 0 K: 2 S: 9	H: 2 LOB: 1 BB: 0 P: 13	R: 0 E: 0 K: 1 S: 6	H: 0 LOB: 0 BB: 1 P: 11	R: 1 E: 1 K: 2 S: 15	H: 2 LOB: 2 BB: 1 P: 22	1B: 5 2B: 0 3B: 0 HR: 1	SF: 0 SAC: 0 DP: 1 HBP: 0	WP: 0 PB: 0 SB: 2 CS: 0	PA: 34
PITCHER	IP WLS BF H R ER SO BB IBB HBP BLK WP HR S P ERA WHIP																	
Greg Maddux, R ERA: 3.9	6.0 W 20 2 1 1 3 0 0 0 0 0 1 51 73 1.50 0.333																	
45 Justin Hampson, L ERA: 3.52	0.1 2 1 1 1 0 0 0 0 0 0 0 2 4 27.00 3.000																	
43 Cla Meredith, R ERA: 3.34	0.2 3 1 0 0 1 0 0 0 0 0 0 7 9 0.00 1.500																	
21 Heath Bell, R ERA: 2.43	1.0 H 3 0 0 0 1 1 0 0 0 0 0 6 11 0.00 1.000																	
Trevor Hoffman, R ERA: 2.09	1.0 S 6 2 1 0 2 1 0 0 0 0 0 0 15 22 0.00 3.000																	

Houston Astros @ San Diego Padres
PETCO Park, San Diego, CA
Sun Aug 19 2007, 4:05 PM EDT
Att: 37,628 - Sunny - 78 F

AB	32
R	3
H	6
RBI	3
BB	2
SO	7
LOB	10



Batter	1	2	3	4	5	6	7	8	9	AB	R	H	RBI	BB	SO	LOB	BOTTOM			
24 Brian Giles, L OBP: 0.391, SLG: 0.441	2B		G6-4-3 1B			FC6-4 2B				4	0	3	1	0	0	1				
22 Marcus Giles, R OBP: 0.293, SLG: 0.307	K		G6-4-3			FC6-4			F9	4	0	0	0	0	1	4				
23 Adrián González, L OBP: 0.341, SLG: 0.479	L3			G3 1B					P6	4	2	2	1	0	0	1				
3 Khalil Greene, R OBP: 0.273, SLG: 0.444	G5-3			G3 2B		G5-3			F7	4	1	1	0	0	0	1				
Rob Mackowiak, L OBP: 0.332, SLG: 0.387	K			G3		L3			K	4	0	0	1	0	2	1				
Terrence Long, L OBP: 0.202, SLG: 0.363				SF8					G3-1	0	1	0	1	2	0	0				
45 Justin Hampson, L										0	0	0	0	0	0	0				
43 Cla Meredith, R										0	0	0	0	0	0	0				
21 Heath Bell, R										0	0	0	0	0	0	0				
Milton Bradley, S										1	0	0	0	0	0	0				
Trevor Hoffman, R										0	0	0	0	0	0	0				
5 Kevin Kouzmanoff, R OBP: 0.293, SLG: 0.412	G5-4-3			F7					L5	3	1	0	0	0	0	1				
28 Josh Bard, S OBP: 0.345, SLG: 0.369						G3-1				2	0	0	0	1	1	0				
Greg Maddux, R OBP: 0.174, SLG: 0.178										2	0	2	0	0	0	0				
Mike Cameron, R OBP: 0.324, SLG: 0.432										0	0	0	1	1	0	0				
Inning Stats	R: 0 E: 0 K: 1 S: 7	H: 1 LOB: 1 BB: 0 P: 11	R: 0 E: 0 K: 1 S: 12	H: 0 LOB: 1 BB: 1 P: 19	R: 0 E: 0 K: 1 S: 9	H: 2 LOB: 1 BB: 0 P: 14	R: 2 E: 0 K: 0 S: 9	H: 2 LOB: 0 BB: 0 P: 16	R: 0 E: 0 K: 0 S: 10	H: 1 LOB: 1 BB: 0 P: 11	R: 3 E: 0 K: 0 S: 12	H: 2 LOB: 3 BB: 3 P: 27	R: 0 E: 0 K: 0 S: 6	H: 0 LOB: 0 BB: 0 P: 10	R: 0 E: 0 K: 1 S: 9	H: 0 LOB: 0 BB: 0 P: 13	1B: 5 2B: 2 3B: 0 HR: 1	SF: 1 SAC: 0 DP: 2 HBP: 1	WP: 0 PB: 0 SB: 0 CS: 0	PA: 34
PITCHER	IP WLS BF H R ER SO BB IBB HBP BLK WP HR S P ERA WHIP																			
Matt Albers, R ERA: 6.14	5.2 L 26 7 5 5 3 3 0 1 0 0 0 0 0 9 19 0.00 1.765																			
Mark McLemore, L ERA: 3.79	1.1 5 1 0 0 0 1 0 0 0 0 0 0 9 19 0.00 1.500																			
71 Juan Gutierrez, R	1.0 3 0 0 0 1 0 0 0 0 0 0 0 9 13 0.00 0.000																			

Houston Astros @ San Diego Padres
PETCO Park, San Diego, CA
Sun Aug 19 2007, 4:05 PM EDT
Att: 37,628 - Sunny - 78 F

AB	28
R	5
H	8
RBI	5
BB	4
SO	4
LOB	9



Batter	1	2	3	4	5	6	7	8	9	AB	R	H	RBI	BB	SO	LOB	TOP					
Felipe Lopez, S OBP: 0.306, SLG: 0.358 										5	1	1	0	0	2	0	Washington Nationals @ Houston Astros Minute Maid Park, Houston, TX Mon Aug 20 2007, 7:05 PM CDT Att: 30,374 - Roof Closed - 73 F					
10 Ronnie Belliard, R OBP: 0.328, SLG: 0.405 										4	0	3	0	1	0	1						
11 Ryan Zimmerman, R OBP: 0.321, SLG: 0.453 Jesus Colome, R 										4	1	0	0	1	2	4						
21 Dmitri Young, S OBP: 0.381, SLG: 0.512 Robert Fick, L OBP: 0.276, SLG: 0.254 										4	2	2	3	0	0	2						
25 Austin Kearns, R OBP: 0.339, SLG: 0.390 										4	1	3	0	1	1	0						
Ryan Church, L OBP: 0.340, SLG: 0.432 Nook Logan, S OBP: 0.322, SLG: 0.357 										4	1	2	1	0	2	2						
26 Wily Mo Peña, R OBP: 0.312, SLG: 0.431 										4	1	3	2	1	0	2						
Brian Schneider, L OBP: 0.315, SLG: 0.328 										4	0	0	1	0	1	5						
Tim Redding, R OBP: 0.105, SLG: 0.158 Tony Batista, R OBP: 0.369, SLG: 0.300 										4	0	0	0	0	3	4						
Inning Stats	R: 0 E: 0 K: 1 S: 9	H: 1 LOB: 1 BB: 0 P: 16	R: 1 E: 0 K: 2 S: 11	H: 1 LOB: 0 BB: 14	R: 5 E: 0 K: 1 S: 18	H: 4 LOB: 2 BB: 37	R: 0 E: 0 K: 2 S: 10	H: 1 LOB: 1 BB: 0 P: 16	R: 1 E: 0 K: 2 S: 13	H: 2 LOB: 2 BB: 1 P: 24	R: 0 E: 0 K: 0 S: 9	H: 1 LOB: 1 BB: 0 P: 14	R: 0 E: 0 K: 1 S: 7	H: 2 LOB: 2 BB: 0 P: 10	R: 0 E: 0 K: 1 S: 19	H: 0 LOB: 1 BB: 1 P: 26		R: 0 E: 0 K: 1 S: 15	H: 2 LOB: 2 BB: 0 P: 21	1B: 8 2B: 4 3B: 0 HR: 2	SF: 1 SAC: 0 DP: 0 HBP: 0	WP: 0 PB: 0 SB: 1 CS: 1
PITCHER	IP WLS BF H R ER SO BB IBB HBP BLK WP HR S P ERA WHIP																					
23 Jason Jennings, R ERA: 6.45	4.0 L 21 7 6 6 6 2 0 0 0 0 0 2 48 83 13.50 2.250																					
71 Juan Gutierrez, R ERA: 4.5	1.0 6 2 1 1 2 0 1 0 0 0 0 0 13 24 9.00 2.000																					
Brian Moehler, R ERA: 4.95	2.0 9 3 0 0 1 0 0 0 0 0 0 0 16 24 0.00 1.500																					
Dave Borkowski, R ERA: 5.24	1.0 4 0 0 0 1 1 0 0 0 0 0 0 19 26 0.00 1.000																					
Trever Miller, L ERA: 4.65	1.0 5 2 0 0 1 0 0 0 0 0 0 0 15 21 0.00 2.000																					

Batter	1	2	3	4	5	6	7	8	9	AB	R	H	RBI	BB	SO	LOB	BOTTOM					
Craig Biggio, R OBP: 0.286, SLG: 0.393 										4	0	1	0	0	0	2	Washington Nationals @ Houston Astros Minute Maid Park, Houston, TX Mon Aug 20 2007, 7:05 PM CDT Att: 30,374 - Roof Closed - 73 F					
Mark Loretta, R OBP: 0.353, SLG: 0.361 										3	0	0	0	1	0	3						
17 Lance Berkman, S OBP: 0.383, SLG: 0.478 										3	0	3	0	1	0	0						
45 Carlos Lee, R OBP: 0.354, SLG: 0.528 Trever Miller, R 										4	0	1	0	0	0	4						
Luke Scott, L OBP: 0.354, SLG: 0.498 										3	0	0	0	1	1	4						
21 Ty Wigington, R OBP: 0.333, SLG: 0.448 										4	0	0	0	0	1	3						
16 Jason Lane, R OBP: 0.258, SLG: 0.354 										3	0	0	0	1	0	2						
Eric Munson, L OBP: 0.336, SLG: 0.417 										4	0	1	0	0	0	1						
23 Jason Jennings, L OBP: 0.375, SLG: 0.597 71 Juan Gutierrez, R ERA: 4.5 Orlando Palmeiro, L OBP: 0.327, SLG: 0.276 Brian Moehler, R ERA: 4.95 Eric Brunnett, R OBP: 0.352, SLG: 0.276 Dave Borkowski, R ERA: 5.24 Mike Lamb, L OBP: 0.265, SLG: 0.460 										1	0	0	0	0	0	0						
Inning Stats	R: 0 E: 0 K: 0 S: 8	H: 1 LOB: 1 BB: 1 P: 14	R: 0 E: 0 K: 0 S: 12	H: 0 LOB: 1 BB: 1 P: 22	R: 0 E: 0 K: 0 S: 7	H: 0 LOB: 0 BB: 0 P: 14	R: 0 E: 0 K: 2 S: 14	H: 2 LOB: 2 BB: 0 P: 24	R: 0 E: 0 K: 0 S: 9	H: 2 LOB: 1 BB: 0 P: 13	R: 0 E: 0 K: 0 S: 12	H: 1 LOB: 1 BB: 1 P: 17	R: 0 E: 0 K: 0 S: 9	H: 0 LOB: 0 BB: 0 P: 12	R: 0 E: 0 K: 0 S: 10	H: 1 LOB: 2 BB: 1 P: 19		R: 0 E: 0 K: 0 S: 6	H: 0 LOB: 0 BB: 0 P: 10	1B: 7 2B: 0 3B: 0 HR: 0	SF: 0 SAC: 0 DP: 3 HBP: 0	WP: 1 PB: 0 SB: 0 CS: 0
PITCHER	IP WLS BF H R ER SO BB IBB HBP BLK WP HR S P ERA WHIP																					
Tim Redding, R ERA: 2.53	7.0 W 27 6 0 0 2 3 0 0 0 0 0 0 71 116 0.00 1.286																					
Jesus Colome, R ERA: 2.64	2.0 8 1 0 0 0 1 0 0 0 0 0 0 16 29 0.00 1.000																					

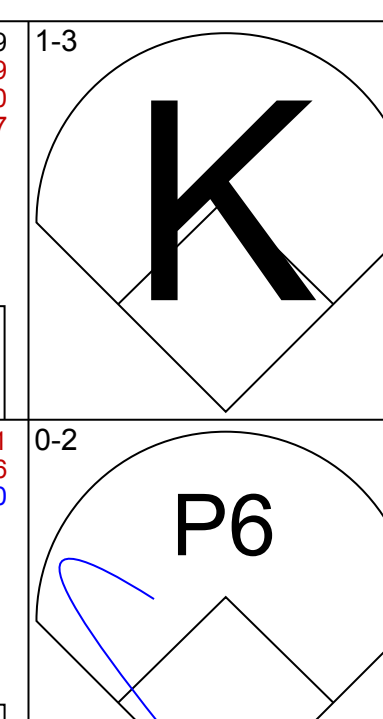
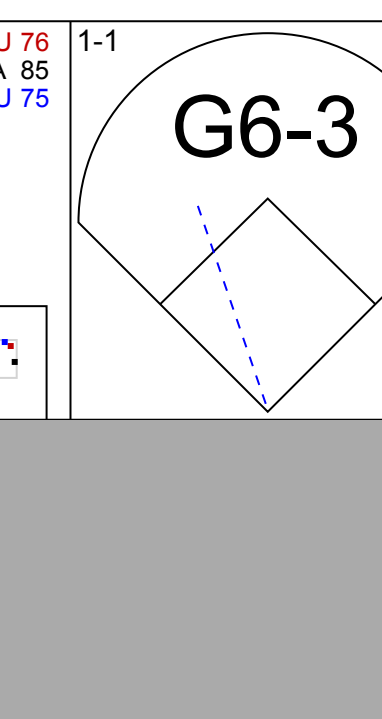
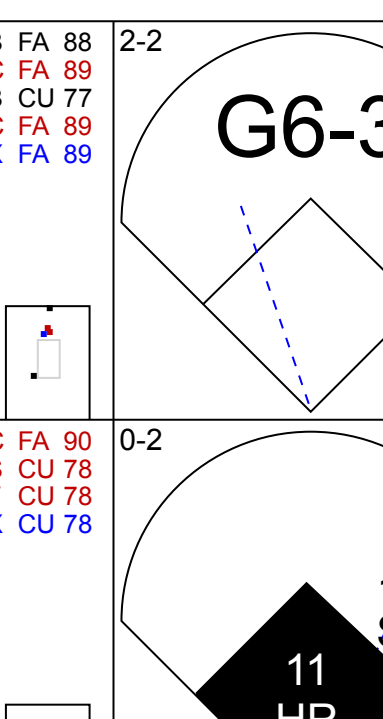
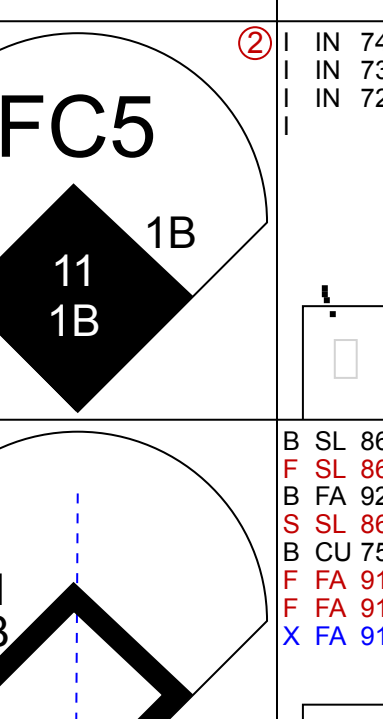

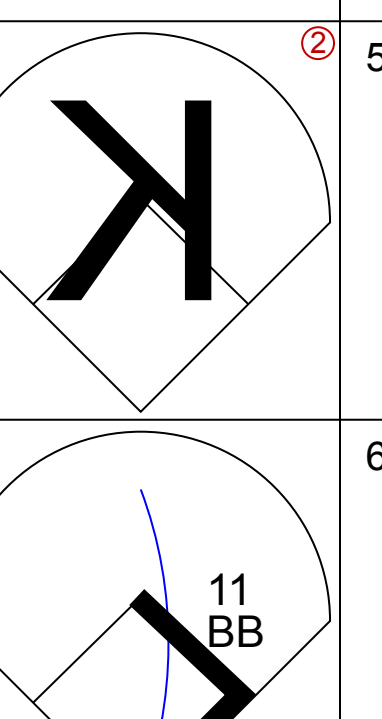
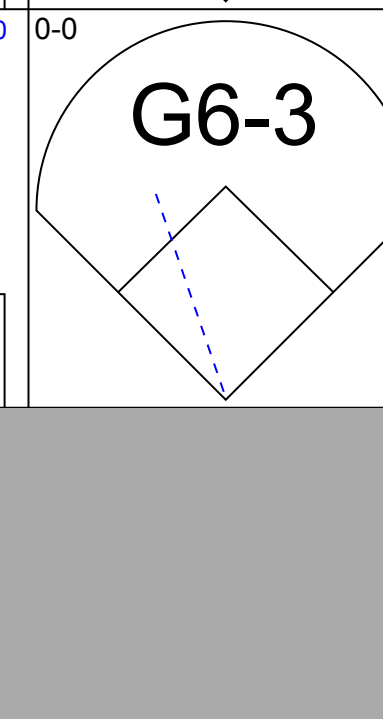
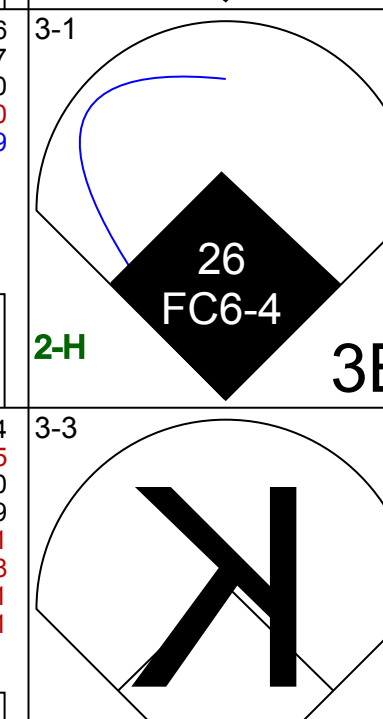
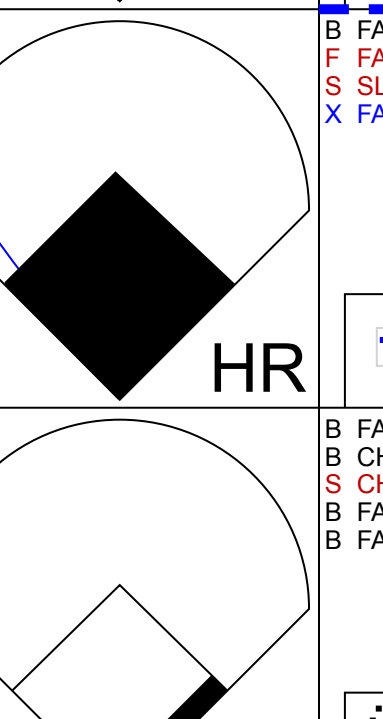
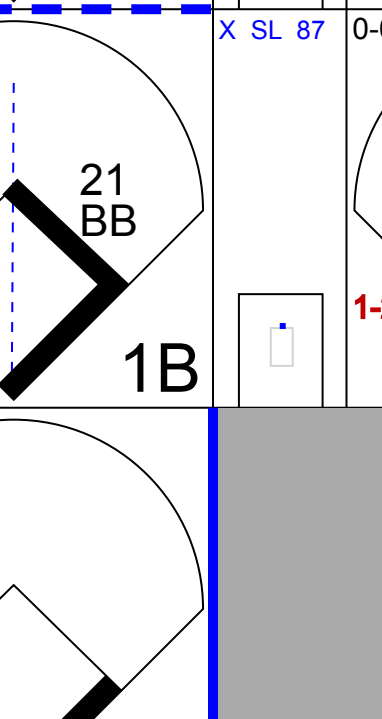
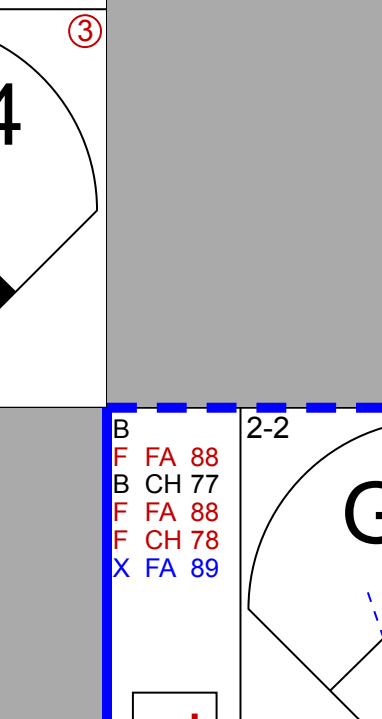
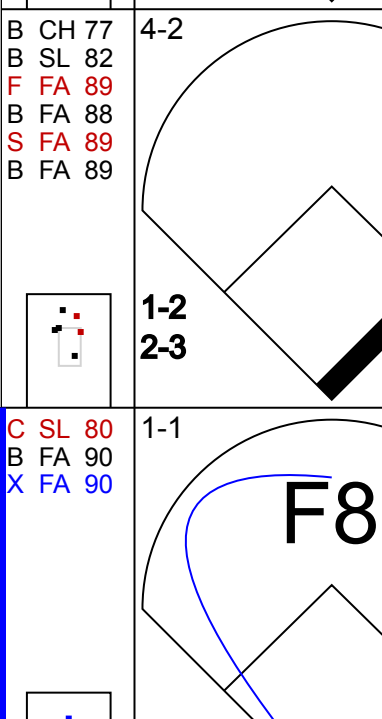

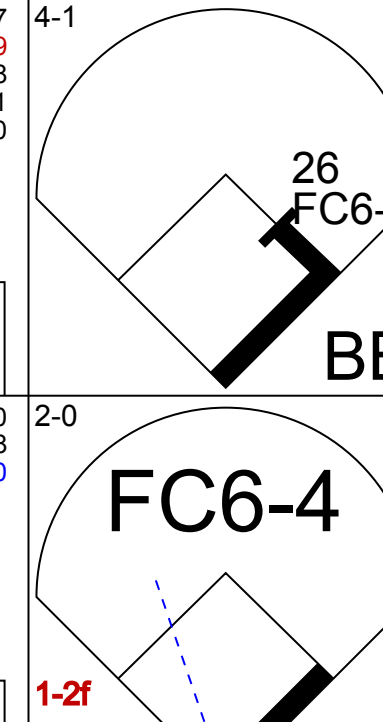
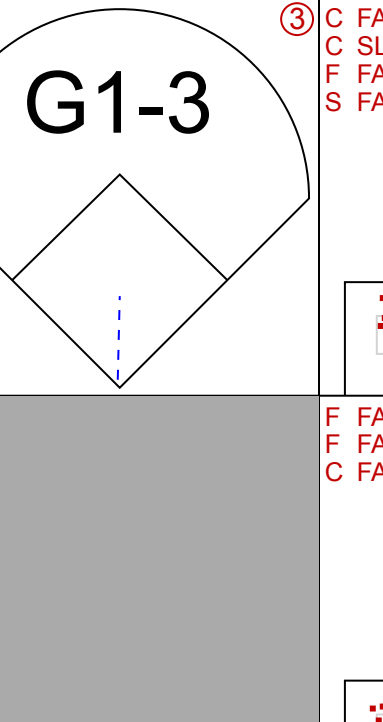
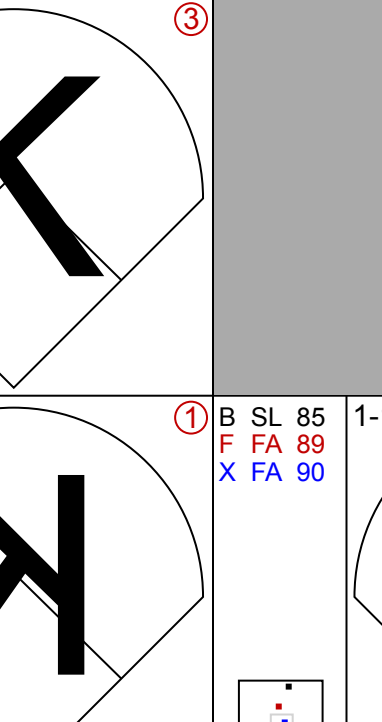
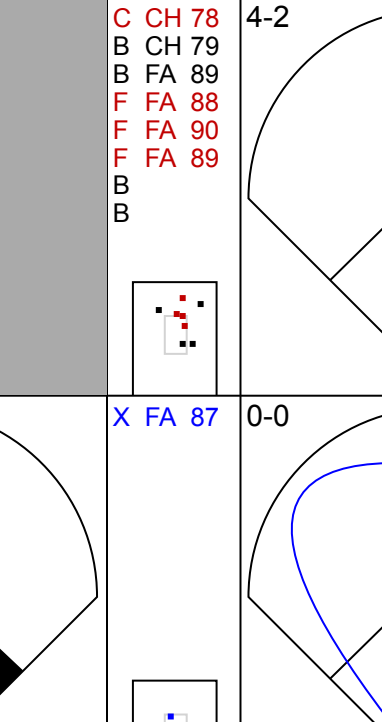

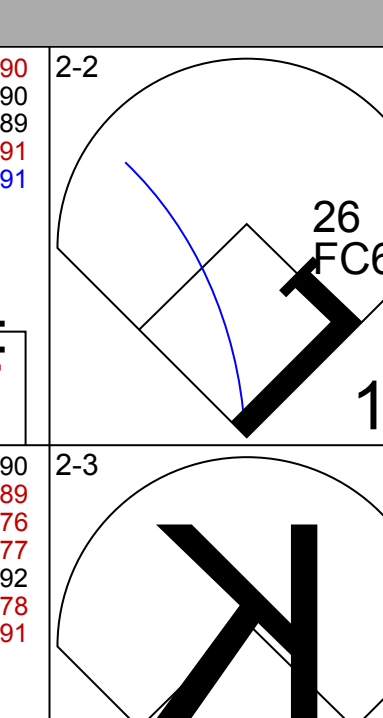
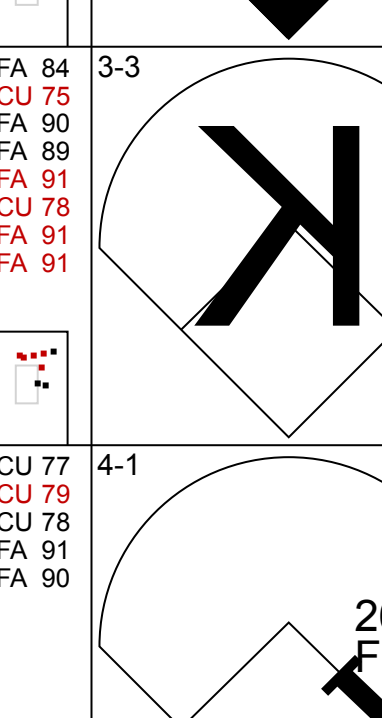
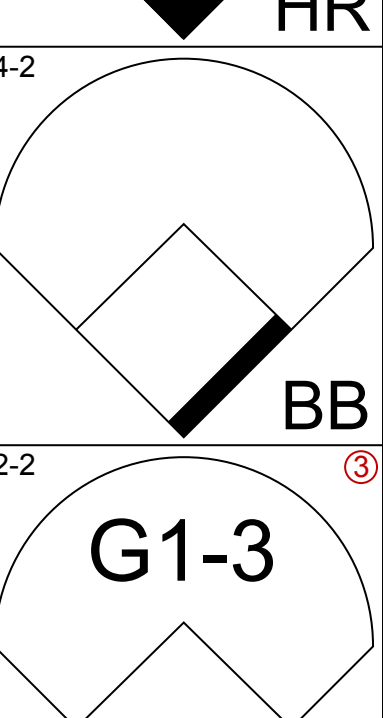
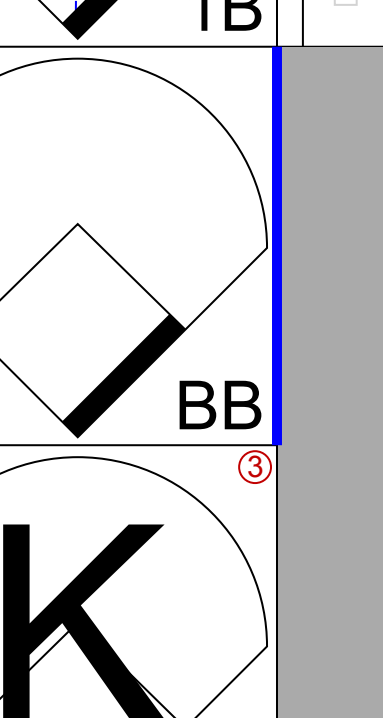
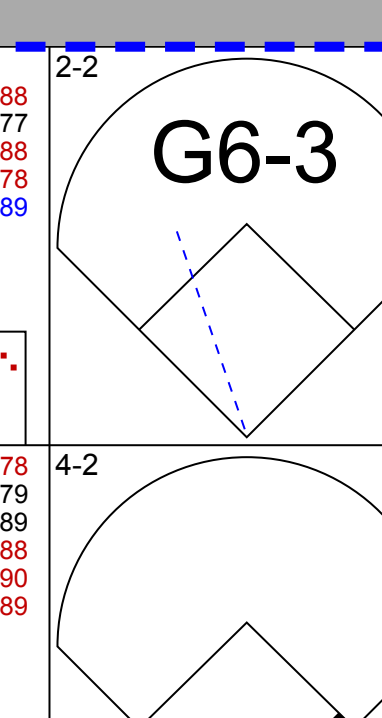
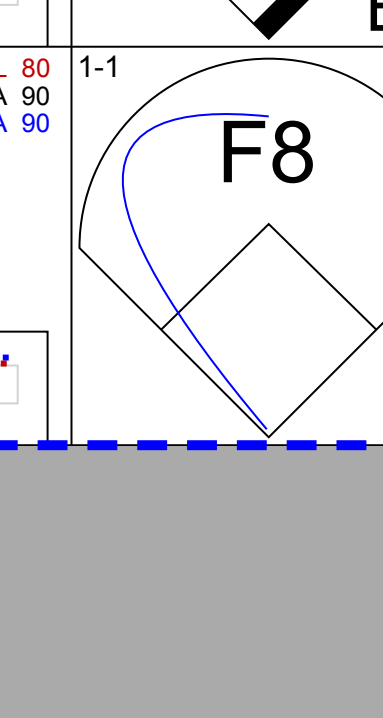
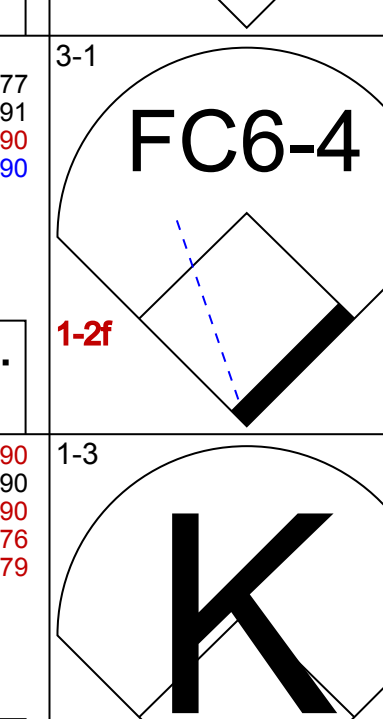
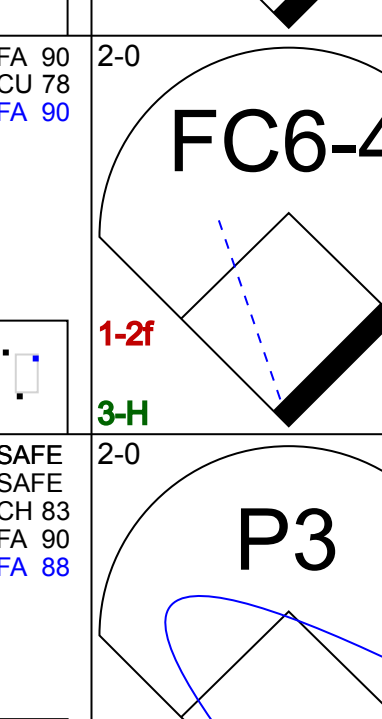

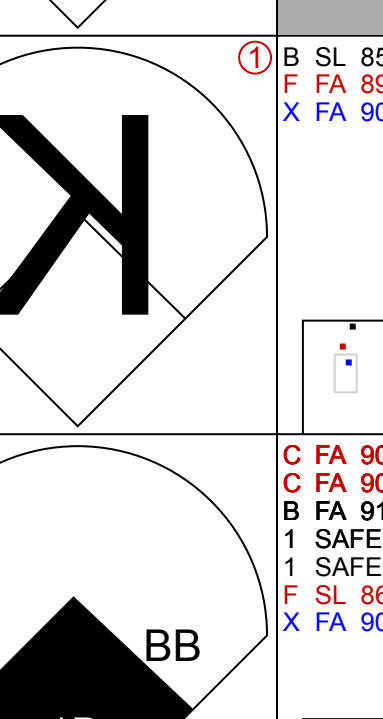
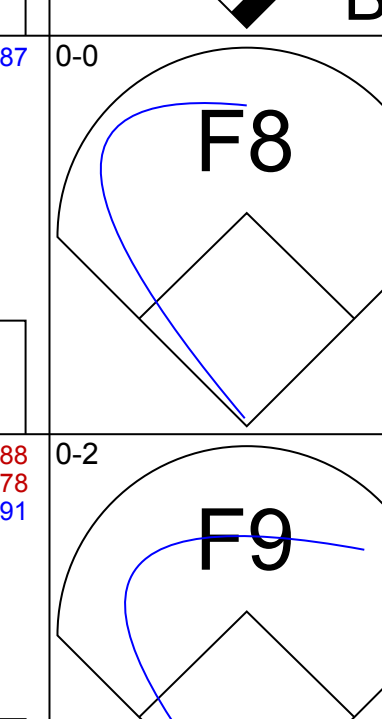


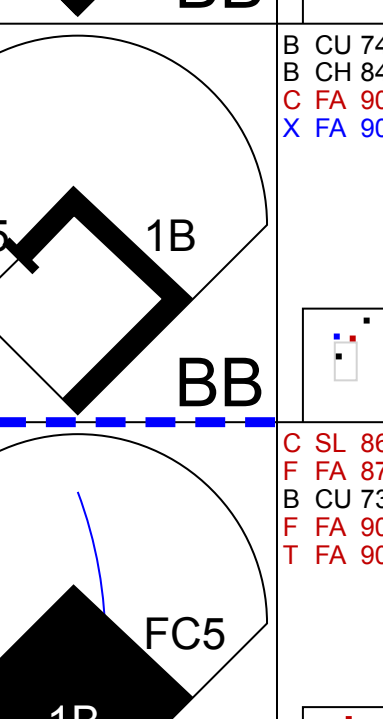

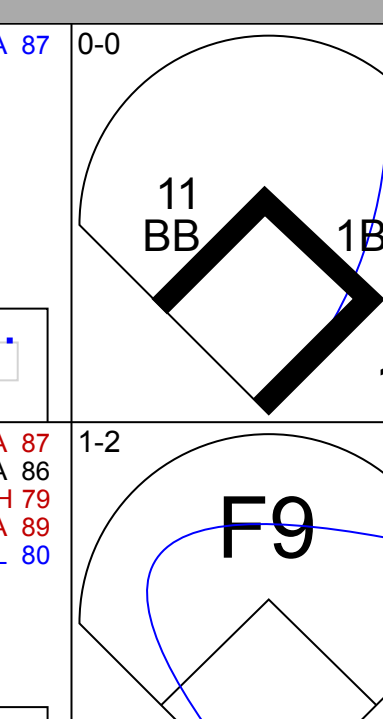
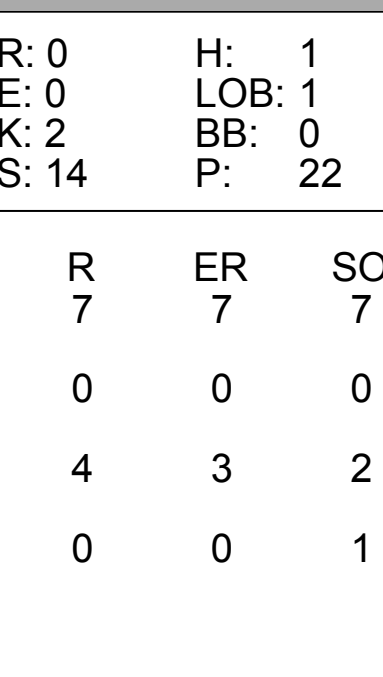
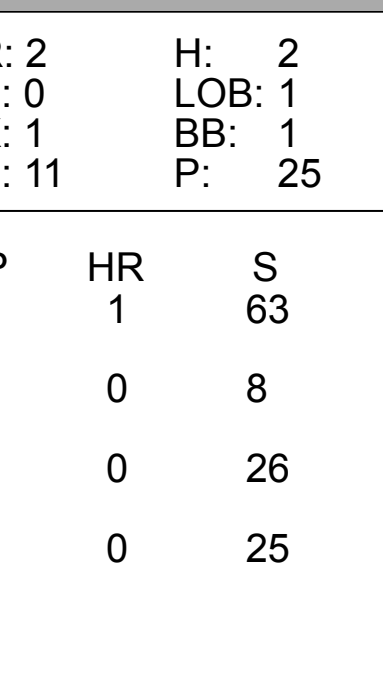
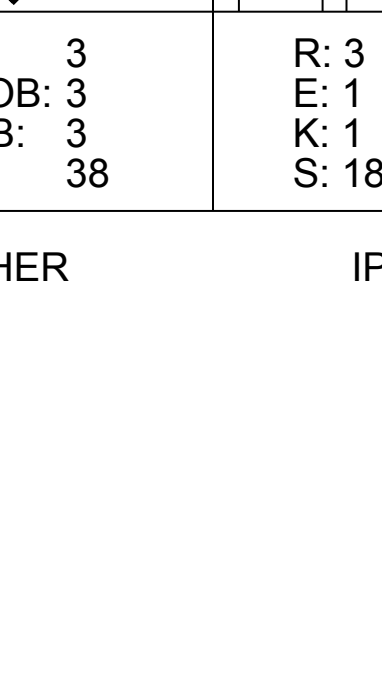
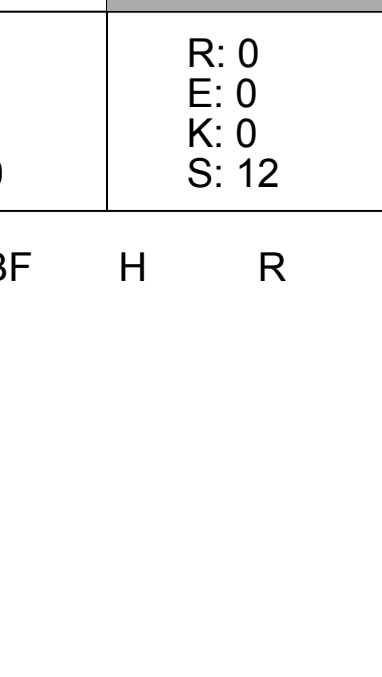

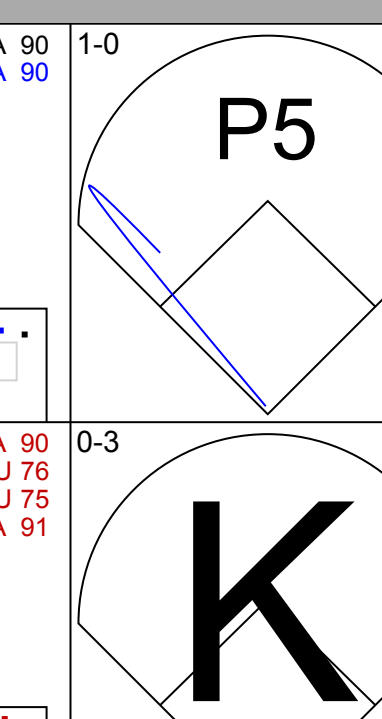
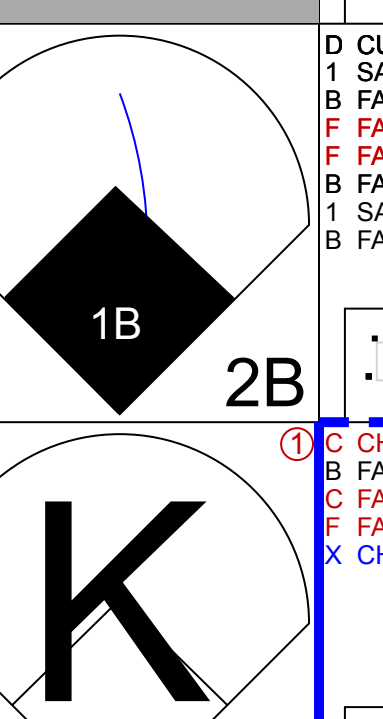
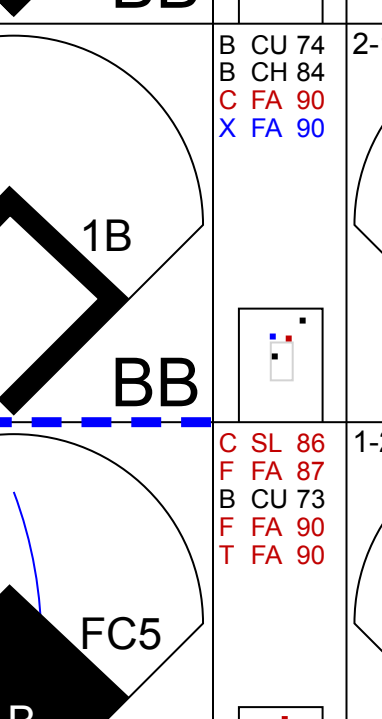
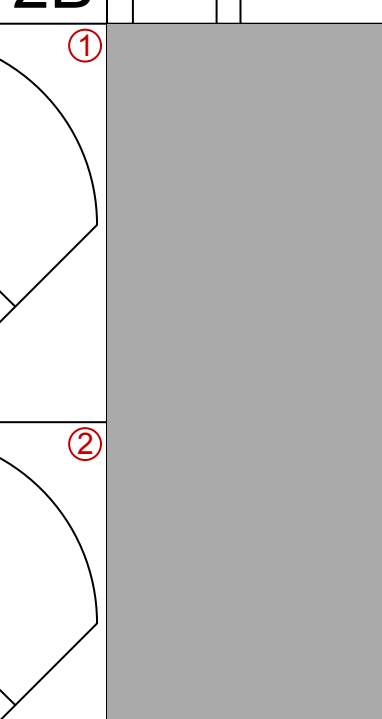
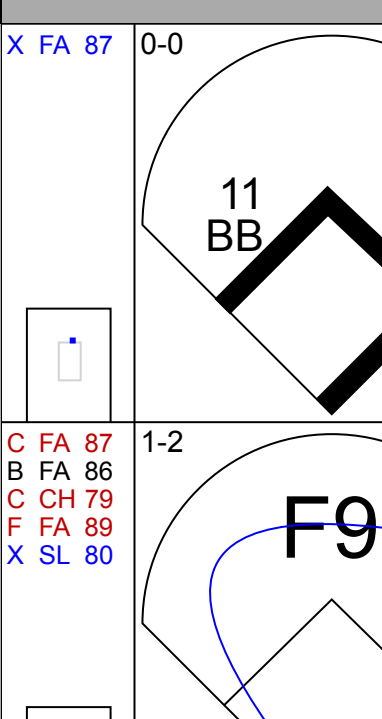
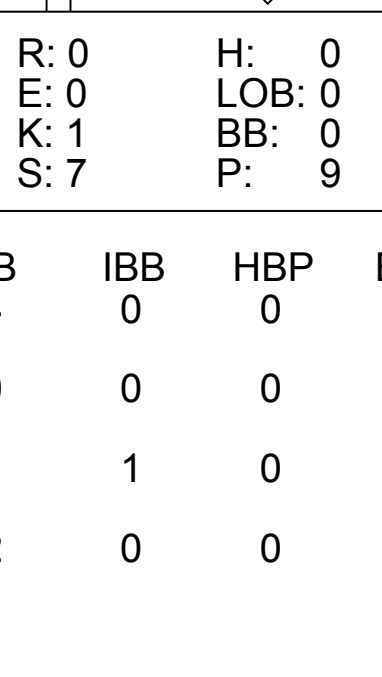
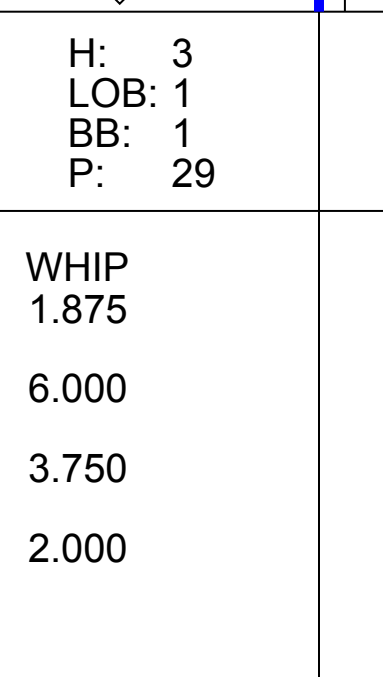
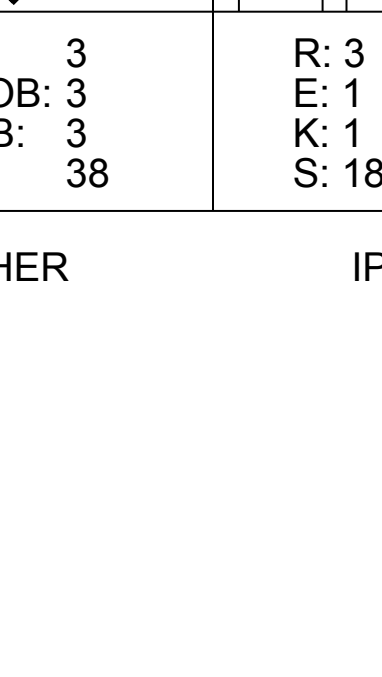
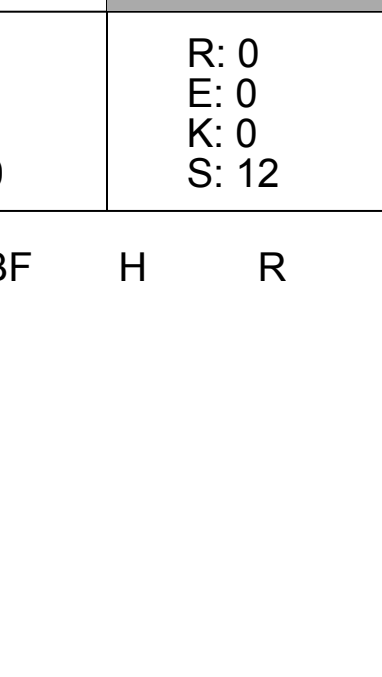

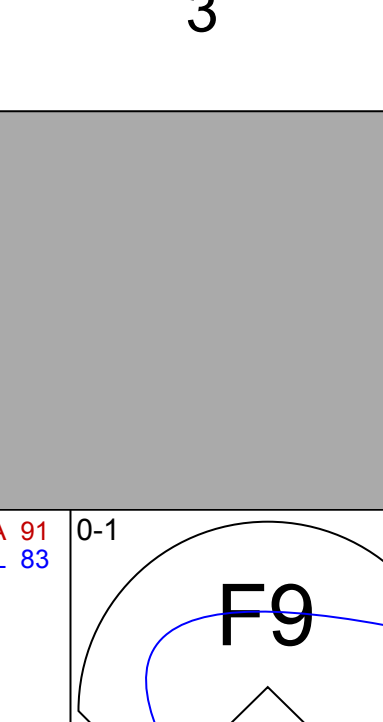
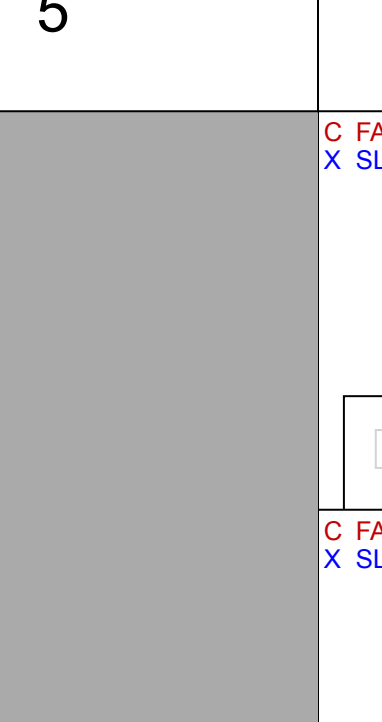
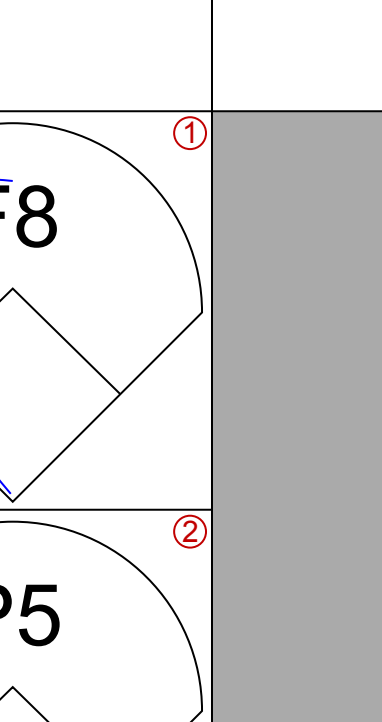
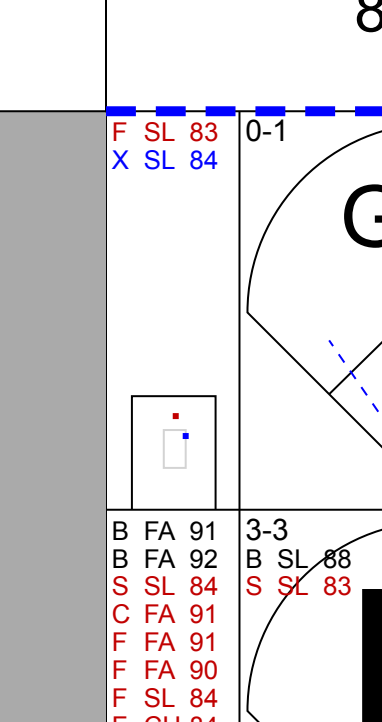
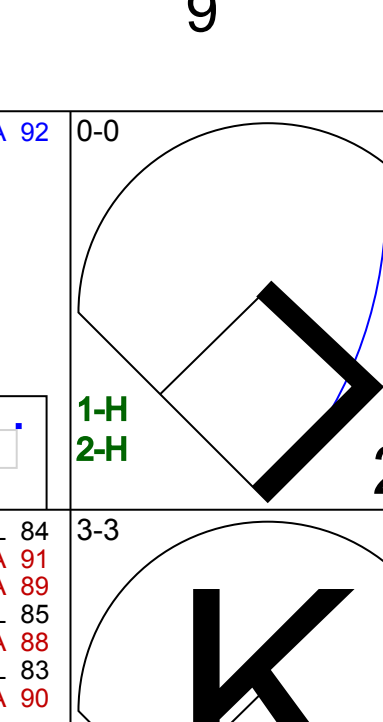
Washington Nationals @ Houston Astros
Minute Maid Park, Houston, TX
Mon Aug 20 2007, 7:05 PM CDT
Att: 30,374 - Roof Closed - 73 F

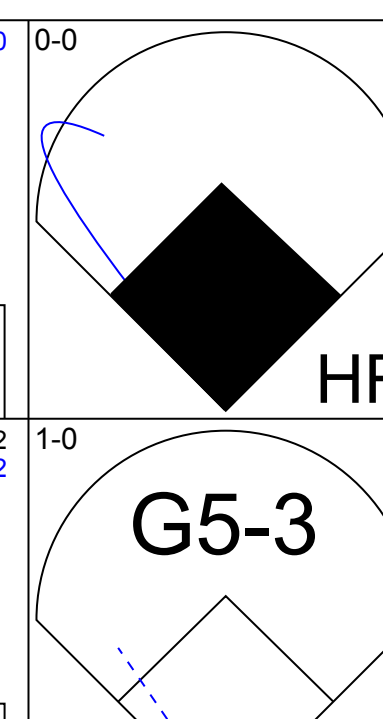
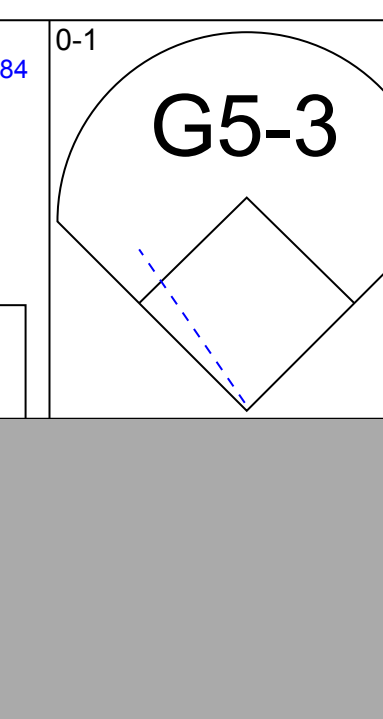
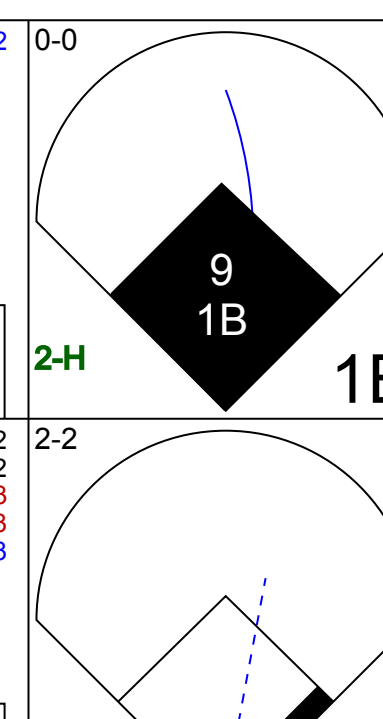
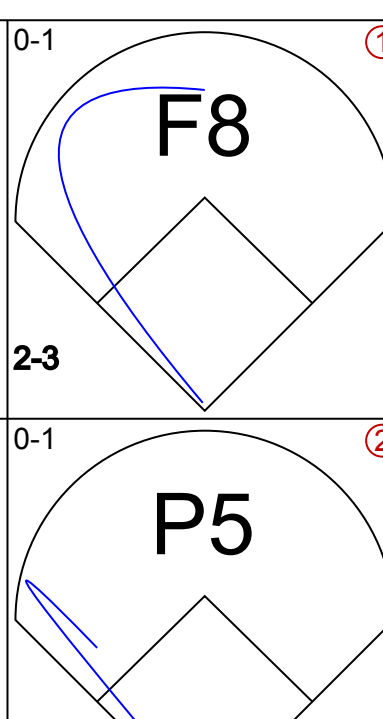
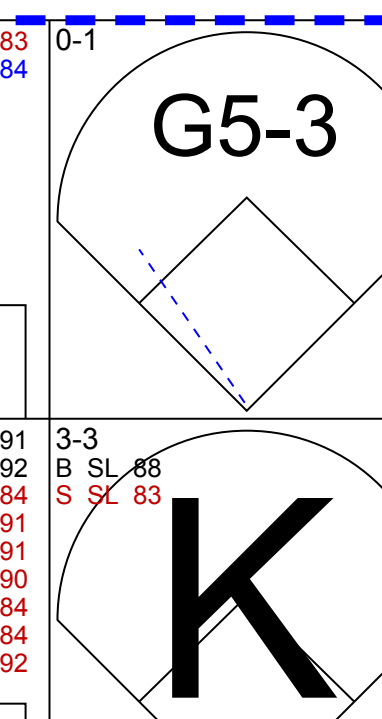
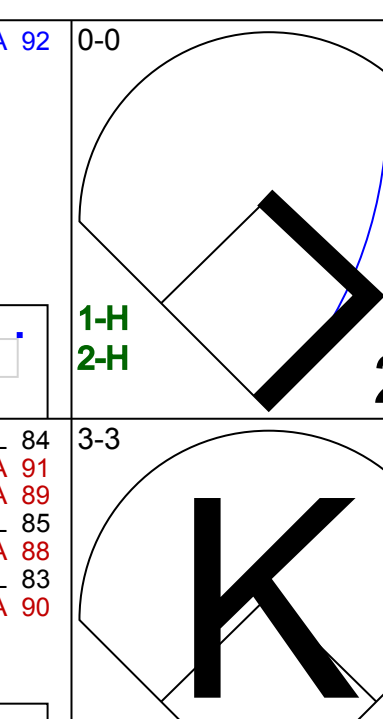
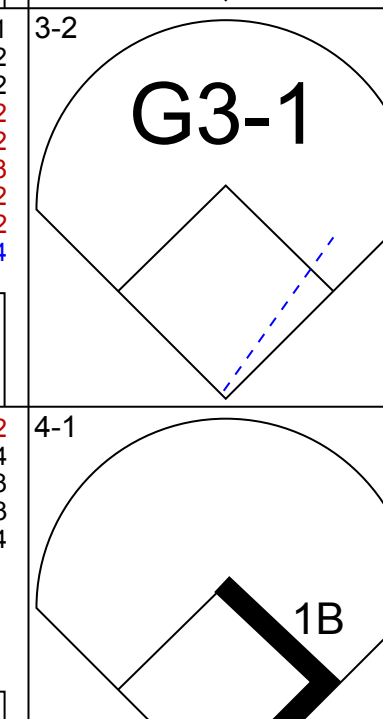
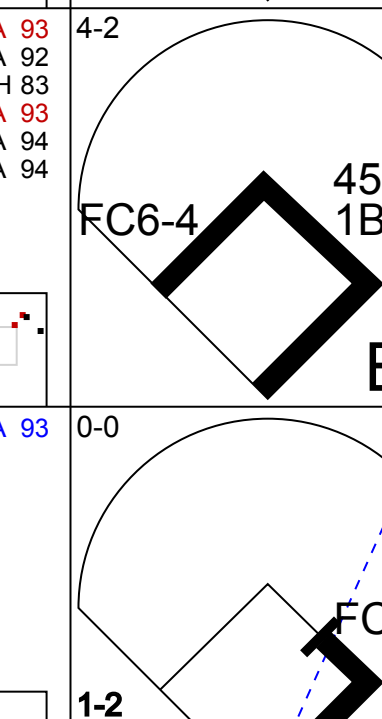
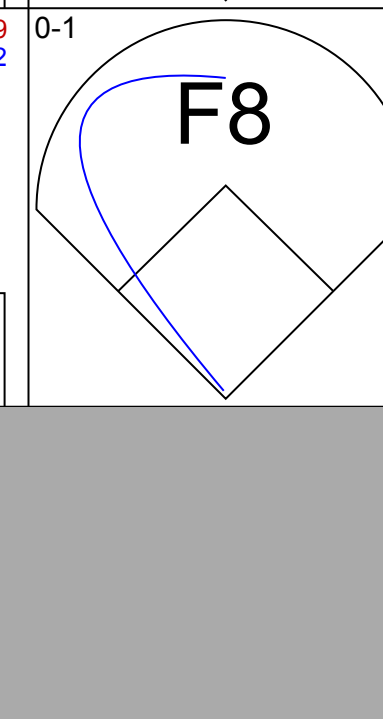
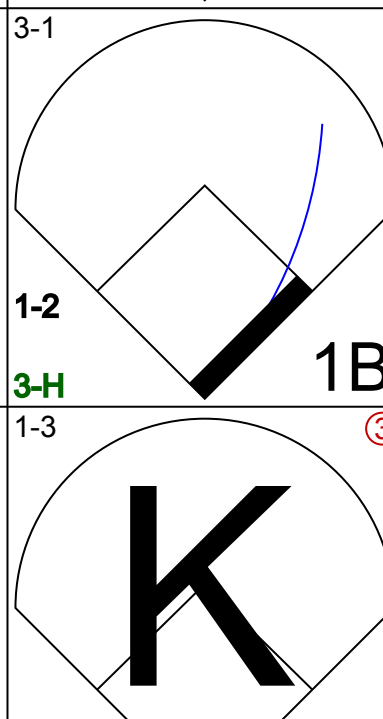
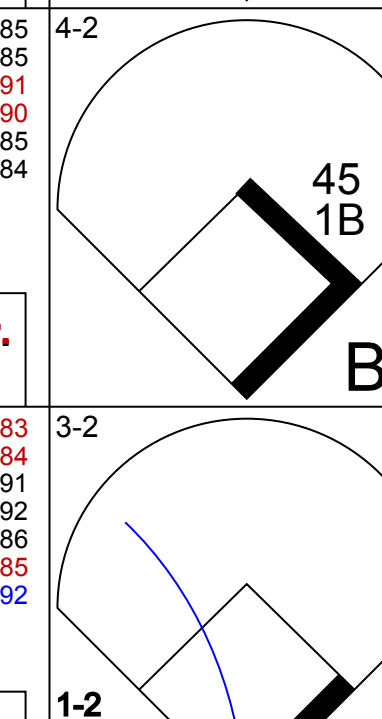

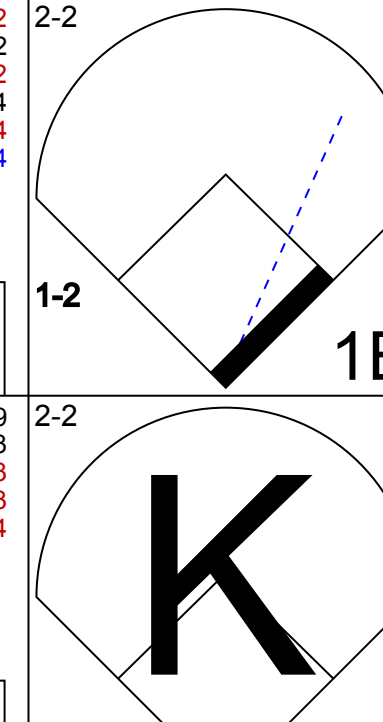
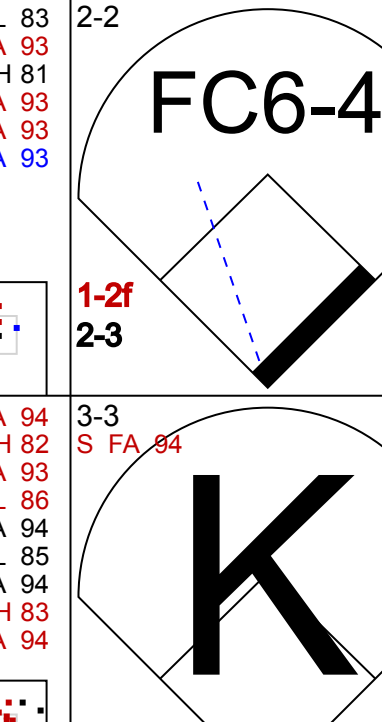


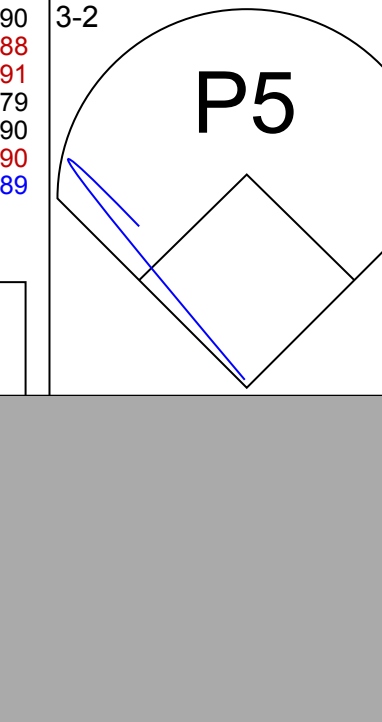
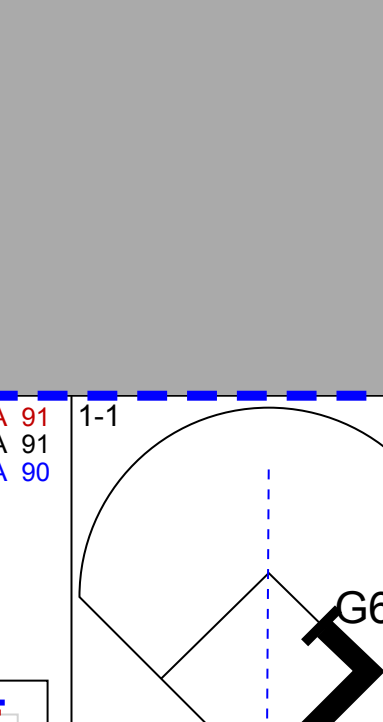

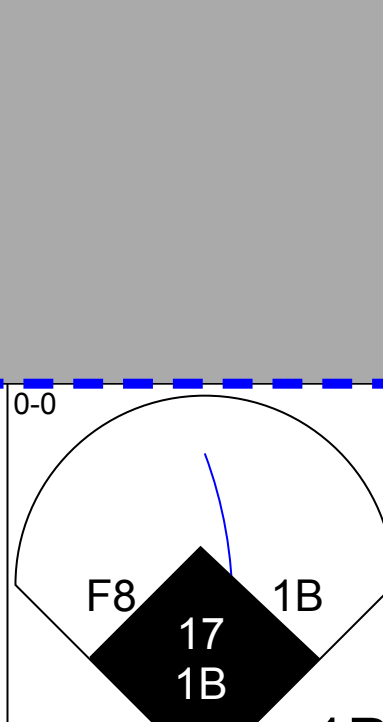

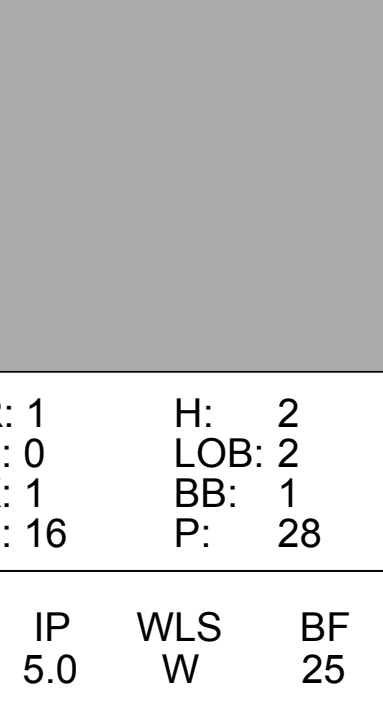
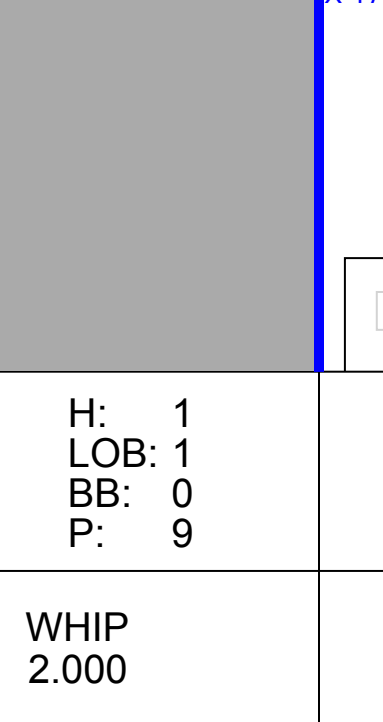
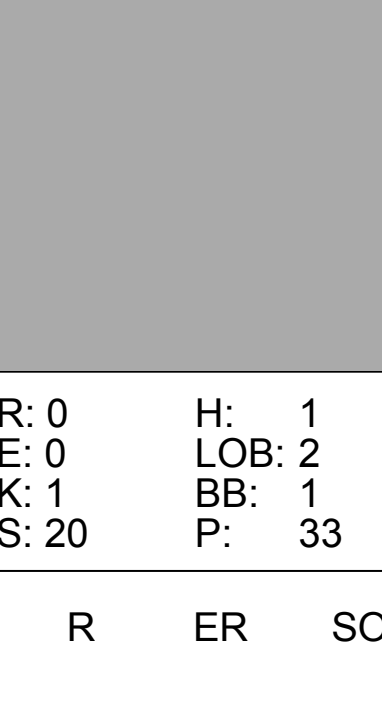



Washington Nationals @ Houston Astros
Minute Maid Park, Houston, TX
Mon Aug 20 2007, 7:05 PM CDT
Att: 30,374 - Roof Closed - 73 F

AB	40
R	7
H	14
RBI	7
BB	4
SO	11
LOB	24

AB	31
R	0
H	7
RBI	0
BB	4
SO	2
LOB	19



Batter	1	2	3	4	5	6	7	8	9	AB	R	H	RBI	BB	SO	LOB	TOP					
Felipe Lopez, S (1, 6) OBP: 0.305, SLG: 0.355										5	2	0	0	1	2	4	Washington Nationals @ Houston Astros Minute Maid Park, Houston, TX Tue Aug 21 2007, 7:05 PM CDT Att: 34,073 - Roof Closed - 73 F					
Nook Logan, S (1, 8) OBP: 0.335, SLG: 0.375										6	2	5	3	0	0							
11 Ryan Zimmerman, R (1, 5) OBP: 0.324, SLG: 0.464										5	2	3	4	1	0	1						
21 Dmitri Young, S (1, 3) OBP: 0.365, SLG: 0.512										2	0	1	0	2	1	1						
25 Austin Kearns, R (1, 9) OBP: 0.340, SLG: 0.388										3	0	0	0	2	2	5						
26 Willy Mo Peña, R (1, 7) OBP: 0.309, SLG: 0.424										5	1	1	1	0	1	3						
10 Ronnie Belliard, R (1, 4) OBP: 0.329, SLG: 0.406										4	2	1	1	1	1	3						
Brian Schneider, L (1, 2) OBP: 0.319, SLG: 0.333										4	1	2	0	1	0	1						
3B Joel Hanrahan, R (1, 1) OBP: 0.333, SLG: 0.778										2	0	0	0	0	2	1						
Tony Batista, R (6, PH) OBP: 0.368, SLG: 0.301										3	1	1	1	0	1	2						
Inning Stats	R: 0 E: 0 K: 1 S: 7	H: 0 LOB: 0 BB: 0 P: 8	R: 0 E: 0 K: 2 S: 14	H: 1 LOB: 1 BB: 0 P: 22	R: 0 E: 0 K: 1 S: 7	H: 0 LOB: 0 BB: 0 P: 9	R: 2 E: 0 K: 1 S: 11	H: 2 LOB: 1 BB: 1 P: 25	R: 3 E: 0 K: 1 S: 17	H: 3 LOB: 1 BB: 1 P: 29	R: 3 E: 0 K: 2 S: 23	H: 3 LOB: 3 BB: 3 P: 38	R: 3 E: 1 K: 1 S: 18	H: 3 LOB: 1 BB: 1 P: 30	R: 0 E: 0 K: 0 S: 12	H: 0 LOB: 1 BB: 1 P: 18	R: 0 E: 0 K: 1 S: 13	H: 2 LOB: 3 BB: 1 P: 21	1B: 9 2B: 3 3B: 1 HR: 1	SF: 0 SAC: 0 DP: 0 HBP: 0	WP: 0 PB: 0 SB: 1 CS: 0	PA: 49
PITCHER	IP	WLS	BF	H	R	ER	SO	BB	IBB	HBP	BLK	WP	HR	S	P	ERA	WHIP					
51 Wandy Rodriguez, L (1, 1) ERA: 4.58	5.1	L	26	6	7	7	7	4	0	0	0	0	1	63	108	11.81	1.875					
Trever Miller, L (6, 1) ERA: 5.15	0.1		3	2	0	0	0	0	0	0	0	0	0	8	10	0.00	6.000					
Dave Borkowski, R (6, 1) ERA: 5.43	1.1		10	4	4	3	2	1	1	0	0	0	0	26	43	20.25	3.750					
Mark McLemore, L (8, 1) ERA: 3.43	2.0		10	2	0	0	1	2	0	0	0	0	0	25	39	0.00	2.000					

Batter	1	2	3	4	5	6	7	8	9	AB	R	H	RBI	BB	SO	LOB	BOTTOM					
Craig Biggio, R (1, 4) OBP: 0.289, SLG: 0.404										6	2	3	4	0	0	3	Washington Nationals @ Houston Astros Minute Maid Park, Houston, TX Tue Aug 21 2007, 7:05 PM CDT Att: 34,073 - Roof Closed - 73 F					
9 Hunter Pence, R (1, 8) OBP: 0.322, SLG: 0.557										6	0	1	1	0	2	3						
17 Lance Berkman, S (1, 3) OBP: 0.365, SLG: 0.477										3	0	1	1	2	0	1						
21 Ty Wigginton, R (9, 5) OBP: 0.333, SLG: 0.448										0	0	0	0	0	0	0						
45 Carlos Lee, R (1, 7) OBP: 0.356, SLG: 0.528										4	0	2	0	1	1	2						
16 Jason Lane, R (6, PR) OBP: 0.236, SLG: 0.354										0	0	0	0	0	0	0						
Mike Lamb, L (9, 3) OBP: 0.366, SLG: 0.456										5	0	1	0	0	0	4						
Luke Scott, L (1, 9) OBP: 0.355, SLG: 0.500										5	0	2	0	0	2	4						
Mark Loretta, R (1, 6) OBP: 0.353, SLG: 0.359										2	1	0	0	1	0	1						
Dave Borkowski, R (6, 1) OBP: 0.304, SLG: 0.356										0	0	0	0	0	0	0						
Chris Burke, R (7, PH) OBP: 0.304, SLG: 0.356										1	0	0	0	1	0	1						
Brad Ausmus, R (1, 2) OBP: 0.319, SLG: 0.325										4	2	3	0	1	0	1						
51 Wandy Rodriguez, S (1, 1) OBP: 0.175, SLG: 0.158										1	0	0	0	0	0	1						
Trever Miller, R (6, 1) ERA: 2.77										0	0	0	0	0	0	0						
Eric Bruntlett, R (6, 6) OBP: 0.354, SLG: 0.283										2	0	1	0	0	0	2						
Mark McLemore, L (8, 1) ERA: 2.45										0	0	0	0	0	0	0						
Oriando Palmeiro, L (9, PH) OBP: 0.333, SLG: 0.270										0	1	0	0	1	0	0						
Inning Stats	R: 1 E: 0 K: 1 S: 16	H: 2 LOB: 2 BB: 1 P: 28	R: 0 E: 0 K: 0 S: 10	H: 1 LOB: 1 BB: 0 P: 13	R: 0 E: 0 K: 1 S: 16	H: 1 LOB: 2 BB: 1 P: 25	R: 2 E: 0 K: 0 S: 11	H: 2 LOB: 1 BB: 1 P: 17	R: 0 E: 0 K: 0 S: 7	H: 1 LOB: 1 BB: 0 P: 9	R: 1 E: 0 K: 1 S: 11	H: 3 LOB: 2 BB: 0 P: 15	R: 0 E: 0 K: 0 S: 11	H: 0 LOB: 2 BB: 2 P: 22	R: 0 E: 0 K: 1 S: 20	H: 1 LOB: 2 BB: 1 P: 33	R: 2 E: 0 K: 1 S: 19	H: 3 LOB: 1 BB: 1 P: 30	1B: 10 2B: 3 3B: 0 HR: 1	SF: 0 SAC: 1 DP: 1 HBP: 0	WP: 0 PB: 0 SB: 0 CS: 0	PA: 47
PITCHER	IP	WLS	BF	H	R	ER	SO	BB	IBB	HBP	BLK	WP	HR	S	P	ERA	WHIP					
38 Joel Hanrahan, R (1, 1) ERA: 3.42	5.0	W	25	7	3	3	2	3	0	0	0	0	0	11	15	9.00	3.000					
Jesus Colome, R (6, 1) ERA: 2.77	1.0		6	3	1	1	1	0	0	0	0	0	0	11	22	0.00	2.000					
34 Ray King, L (7, 1) ERA: 4.99	1.0		5	0	0	0	0	2	0	0	0	0	0	20	33	0.00	2.000					
Luis Ayala, R (8, 1) ERA: 2.45	1.0		5	1	0	0	1	1	0	0	0	0	0	19	30	18.00	4.000					
49 Chris Schroder, R (9, 1) ERA: 2.76	1.0		6	3	2	2	1	1	0	0	0	0	0	19	30	18.00	4.000					



Batter	1	2	3	4	5	6	7	8	9	AB	R	H	RBI	BB	SO	LOB	TOP								
Felipe Lopez, S OBP: 0.306, SLG: 0.358										4	0	2	0	0	0	2	Washington Nationals @ Houston Astros Minute Maid Park, Houston, TX Wed Aug 22 2007, 7:05 PM CDT Att: 32,023 - Roof Closed - 73 F livebaseballscorecards.com								
Nook Logan, S OBP: 0.333, SLG: 0.373										4	0	1	0	0	2	2									
11 Ryan Zimmerman, R OBP: 0.324, SLG: 0.462										4	0	1	0	0	3	3									
21 Dmitri Young, S OBP: 0.383, SLG: 0.512										4	1	1	0	0	2	2									
25 Austin Kearns, R OBP: 0.343, SLG: 0.396										3	1	2	2	1	0	0									
26 Wily Mo Peña, R OBP: 0.303, SLG: 0.415										4	0	0	0	0	2	3									
10 Ronnie Belliard, R OBP: 0.326, SLG: 0.402										4	0	0	0	0	1	1									
Brian Schneider, L OBP: 0.321, SLG: 0.331										2	0	0	0	2	1	0									
Mike Bacsik, L OBP: 0.154, SLG: 0.160										2	0	0	0	0	1	1									
Ryan Church, L OBP: 0.341, SLG: 0.432										1	0	1	0	0	0	0									
52 Saul Rivera, S OBP: 0.277, SLG: 0.252										0	0	0	0	0	0	0									
Jon Rauch, R										0	0	0	0	0	0	0									
Robert Fick, L										1	0	0	0	0	0	0									
Inning Stats	R: 0 E: 0 K: 2 S: 12	H: 2 LOB: 1 BB: 0 P: 22	R: 0 E: 0 K: 0 S: 6	H: 0 LOB: 0 BB: 0 P: 7	R: 0 E: 0 K: 2 S: 14	H: 1 LOB: 2 BB: 1 P: 23	R: 0 E: 0 K: 1 S: 8	H: 1 LOB: 1 BB: 0 P: 13	R: 0 E: 0 K: 0 S: 7	H: 0 LOB: 0 BB: 0 P: 8	R: 2 E: 0 K: 3 S: 16	H: 2 LOB: 0 BB: 0 P: 25	R: 0 E: 0 K: 0 S: 9	H: 1 LOB: 1 BB: 1 P: 17	R: 0 E: 0 K: 3 S: 18	H: 1 LOB: 2 BB: 1 P: 24	R: 0 E: 0 K: 1 S: 9	H: 0 LOB: 0 BB: 0 P: 15	1B: 5 2B: 2 3B: 0 HR: 1	SF: 0 SAC: 0 DP: 1 HBP: 0	WP: 0 PB: 0 SB: 1 CS: 0	PA: 36			
PITCHER	IP	WLS	BF	H	R	ER	SO	BB	IBB	HBP	BLK	WP	HR	S	P	ERA	WHIP								
Woody Williams, R ERA: 4.84	6.1	W	26	6	2	2	8	2	0	0	0	0	1	66	106	2.84	1.263								
Chad Qualls, R ERA: 3.14	1.2	H	7	2	0	0	3	1	0	0	0	0	0	24	33	0.00	1.800								
Brad Lidge, R ERA: 3.02	1.0	S	3	0	0	0	1	0	0	0	0	0	0	9	15	0.00	0.000								

Batter	1	2	3	4	5	6	7	8	9	AB	R	H	RBI	BB	SO	LOB	BOTTOM								
Craig Biggio, R OBP: 0.291, SLG: 0.405										4	1	2	0	0	0	0	Washington Nationals @ Houston Astros Minute Maid Park, Houston, TX Wed Aug 22 2007, 7:05 PM CDT Att: 32,023 - Roof Closed - 73 F livebaseballscorecards.com								
9 Hunter Pence, R OBP: 0.350, SLG: 0.559										4	1	1	0	0	0	2									
17 Lance Berkman, S OBP: 0.384, SLG: 0.480										3	0	1	2	0	0	1									
45 Carlos Lee, R OBP: 0.357, SLG: 0.527										3	0	1	0	1	0	1									
21 Ty Wigginton, R OBP: 0.333, SLG: 0.454										3	1	1	1	0	1	2									
Luke Scott, L OBP: 0.352, SLG: 0.495										3	0	0	0	0	3	1									
Mark Loretta, R OBP: 0.353, SLG: 0.358										3	0	1	0	0	0	1									
Chad Qualls, R										0	0	0	0	0	0	0									
Chris Burke, R OBP: 0.304, SLG: 0.356										0	0	0	0	0	0	0									
Brad Ausmus, R OBP: 0.316, SLG: 0.321										3	0	0	0	0	0	1									
Woody Williams, R OBP: 0.077, SLG: 0.135										2	0	0	0	0	0	0									
Eric Bruntlett, R OBP: 0.351, SLG: 0.281										1	0	0	0	0	0	0									
Inning Stats	R: 1 E: 0 K: 1 S: 11	H: 2 LOB: 1 BB: 0 P: 18	R: 0 E: 0 K: 1 S: 6	H: 0 LOB: 0 BB: 0 P: 9	R: 1 E: 0 K: 0 S: 9	H: 2 LOB: 1 BB: 0 P: 17	R: 1 E: 0 K: 1 S: 13	H: 2 LOB: 0 BB: 0 P: 20	R: 0 E: 0 K: 0 S: 10	H: 1 LOB: 1 BB: 0 P: 14	R: 0 E: 0 K: 1 S: 12	H: 0 LOB: 1 BB: 1 P: 22	R: 0 E: 0 K: 0 S: 5	H: 0 LOB: 0 BB: 0 P: 6	R: 0 E: 0 K: 0 S: 7	H: 0 LOB: 0 BB: 0 P: 9	1B: 4 2B: 0 3B: 2 HR: 1	SF: 1 SAC: 0 DP: 1 HBP: 0	WP: 0 PB: 0 SB: 0 CS: 0	PA: 31					
PITCHER	IP	WLS	BF	H	R	ER	SO	BB	IBB	HBP	BLK	WP	HR	S	P	ERA	WHIP								
Mike Bacsik, L ERA: 4.61	6.0	L	25	7	3	3	4	1	0	0	0	0	0	61	100	4.50	1.333								
52 Saul Rivera, R ERA: 3.79	1.0		3	0	0	0	0	0	0	0	0	0	0	5	6	0.00	0.000								
Jon Rauch, R ERA: 4.19	1.0		3	0	0	0	0	0	0	0	0	0	0	7	9	0.00	0.000								

Batter	1	2	3	4	5	6	7	8	9	AB	R	H	RBI	BB	SO	LOB	TOP																			
Felipe Lopez, S OBP: 0.305, SLG: 0.355										4	0	0	0	1	1	1																				
Nook Logan, S OBP: 0.335, SLG: 0.373										5	1	2	0	0	0	1																				
11 Ryan Zimmerman, R OBP: 0.325, SLG: 0.463										3	2	1	2	1	1	1																				
21 Dmitri Young, S OBP: 0.384, SLG: 0.516										4	1	2	1	0	0	1																				
25 Austin Kearns, R OBP: 0.347, SLG: 0.401										4	1	3	1	1	0	1																				
Ryan Church, L OBP: 0.337, SLG: 0.428										4	0	0	1	0	2	4																				
10 Ronnie Belliard, R OBP: 0.327, SLG: 0.409										5	1	2	2	0	0	4																				
Brian Schneider, L OBP: 0.320, SLG: 0.330										4	0	1	0	0	0	5																				
26 John Lannan, L D'Angelo Jimenez, S Jesus Colome, R Luis Ayala, R 34 Ray King, L 26 Willy Mo Peña, R Jon Rauch, R 32 Chad Cordero, R										2	1	1	0	0	0	1																				
Inning Stats	R: 5 E: 0 K: 1 S: 20	H: 6 LOB: 1 BB: 0 P: 27	R: 0 E: 0 K: 2 S: 10	H: 0 LOB: 0 BB: 0 P: 18	R: 0 E: 0 K: 1 S: 11	H: 2 LOB: 2 BB: 0 P: 16	R: 1 E: 0 K: 0 S: 10	H: 2 LOB: 1 BB: 0 P: 15	R: 0 E: 0 K: 0 S: 9	H: 0 LOB: 0 BB: 0 P: 13	R: 0 E: 0 K: 0 S: 5	H: 0 LOB: 0 BB: 0 P: 7	R: 1 E: 0 K: 0 S: 13	H: 1 LOB: 2 BB: 2 P: 28	R: 0 E: 0 K: 0 S: 9	H: 0 LOB: 1 BB: 1 P: 15	R: 0 E: 0 K: 0 S: 9	H: 0 LOB: 1 BB: 1 P: 18	1B: 6 2B: 5 3B: 0 HR: 1	SF: 2 SAC: 0 DP: 0 HBP: 0	WP: 0 PB: 0 SB: 0 CS: 0	PA: 43														
PITCHER	IP WLS BF H R ER SO BB IBB HBP BLK WP HR S P ERA WHIP																	PITCHER	IP WLS BF H R ER SO BB IBB HBP BLK WP HR S P ERA WHIP																	
71 Juan Gutierrez, R ERA: 9.0	5.0	L	26	11	6	6	4	0	0	0	0	0	0	0	1	60	89	10.80	2.200																	
Mark McLemore, L ERA: 3.52	2.0	9	1	1	1	0	0	1	1	0	0	0	0	0	0	18	35	4.50	1.000																	
Dave Borkowski, R ERA: 5.34	1.0	4	0	0	0	0	0	1	0	0	0	0	0	0	0	9	15	0.00	1.000																	
Brian Moehler, R ERA: 4.84	1.0	4	0	0	0	0	0	1	0	0	0	0	0	0	0	9	18	0.00	1.000																	

Washington Nationals @ Houston Astros
Minute Maid Park, Houston, TX
Thu Aug 23 2007, 7:05 PM CDT
Att: 36,407 - Roof Closed - 73 F

AB 37
R 7
H 12
RBI 7
BB 4
SO 4
LOB 19



Batter	1	2	3	4	5	6	7	8	9	AB	R	H	RBI	BB	SO	LOB	BOTTOM																			
Craig Biggio, R OBP: 0.290, SLG: 0.403										5	1	1	0	0	0	0																				
9 Hunter Pence, R OBP: 0.354, SLG: 0.561										4	2	2	0	1	0	0																				
17 Lance Berkman, S OBP: 0.386, SLG: 0.482										3	1	1	1	2	0	2																				
45 Carlos Lee, R OBP: 0.359, SLG: 0.539										5	2	3	5	0	0	2																				
21 Ty Wigginton, R Mark McLemore, L Luke Scott, L Dave Borkowski, R Brian Moehler, R Orlando Palmeiro, L										2	0	0	0	1	0	0																				
Mark Loretta, R OBP: 0.354, SLG: 0.358										3	0	1	0	1	0	0																				
Chris Burke, R OBP: 0.311, SLG: 0.357										2	0	1	0	2	1	2																				
Eric Munson, L OBP: 0.325, SLG: 0.402										4	0	0	0	0	1	6																				
71 Juan Gutierrez, R Eric Bruntlett, R Mike Lamb, L										1	0	0	0	0	1	2																				
Inning Stats	R: 0 E: 0 K: 0 S: 9	H: 0 LOB: 1 BB: 1 P: 16	R: 0 E: 0 K: 1 S: 13	H: 2 LOB: 2 BB: 0 P: 18	R: 0 E: 0 K: 0 S: 8	H: 1 LOB: 1 BB: 1 P: 15	R: 0 E: 0 K: 1 S: 8	H: 0 LOB: 2 BB: 2 P: 17	R: 3 E: 0 K: 0 S: 10	H: 2 LOB: 1 BB: 1 P: 19	R: 0 E: 0 K: 1 S: 10	H: 0 LOB: 1 BB: 1 P: 20	R: 1 E: 0 K: 0 S: 10	H: 2 LOB: 1 BB: 0 P: 15	R: 0 E: 0 K: 1 S: 15	H: 0 LOB: 1 BB: 1 P: 24	R: 2 E: 0 K: 0 S: 16	H: 2 LOB: 0 BB: 0 P: 24	1B: 5 2B: 2 3B: 0 HR: 2	SF: 0 SAC: 0 DP: 1 HBP: 0	WP: 0 PB: 1 SB: 0 CS: 0	PA: 41														
PITCHER	IP WLS BF H R ER SO BB IBB HBP BLK WP HR S P ERA WHIP																	PITCHER	IP WLS BF H R ER SO BB IBB HBP BLK WP HR S P ERA WHIP																	
26 John Lannan, L ERA: 4.15	5.0	W	23	5	3	3	2	5	0	0	0	0	0	0	0	10	20	0.00	1.000																	
Jesus Colome, R ERA: 2.72	1.0	H	4	0	0	0	1	1	0	0	0	0	0	0	0	10	20	0.00	1.000																	
Luis Ayala, R ERA: 2.73	0.2	4	2	1	1	0	0	0	0	0	0	0	0	0	0	9	14	13.50	3.000																	
34 Ray King, L ERA: 4.94	0.1	H	1	0	0	0	0	0	0	0	0	0	0	0	0	1	1	0.00	0.000																	
Jon Rauch, R ERA: 4.13	1.0	H	4	0	0	0	1	1	0	0	0	0	0	0	0	15	24	0.00	1.000																	

Washington Nationals @ Houston Astros
Minute Maid Park, Houston, TX
Thu Aug 23 2007, 7:05 PM CDT
Att: 36,407 - Roof Closed - 73 F

AB 34
R 6
H 9
RBI 6
BB 7
SO 4
LOB 17



Batter	1	2	3	4	5	6	7	8	9	10	11	12	13	14	15	AB	R	H	RBI	BB	SO	LOB	TOP							
13 Nate McQuinn, L OBP: 0.329, SLG: 0.455	E4 25 1B	P5		F9			F8			F9							5	2	0	0	2	0	2							
Matt Kata, S OBP: 0.252, SLG: 0.362	K		G6-3		F7			K2-3		G6-3							5	0	0	0	0	2	1							
Josh Phelps, R OBP: 0.498, SLG: 0.528																	0	0	0	0	0	0	0							
55 Matt Capps, R OBP: 1.000, SLG: 1.000																	0	0	0	0	0	0	0							
Shane Youman, L OBP: 0.167, SLG: 0.091																	0	0	0	0	0	0	0							
12 Freddy Sanchez, R OBP: 0.347, SLG: 0.438	P3		K2-3		F8			F8									7	1	1	0	0	2	5							
25 Adam LaRoche, L OBP: 0.343, SLG: 0.461																	7	1	3	4	0	1	1							
Jason Bay, R OBP: 0.328, SLG: 0.425																	6	1	3	0	0	2	2							
19 José Bautista, R OBP: 0.346, SLG: 0.415																	7	2	2	0	0	0	5							
26 Ronny Paulino, R OBP: 0.299, SLG: 0.370																	3	0	0	0	0	0	1							
Xavier Nady, R OBP: 0.245, SLG: 0.356																	1	1	1	1	0	0	0							
Carlos Maldonado, R																	2	0	0	1	0	1	0							
2 Jack Wilson, R OBP: 0.330, SLG: 0.387																	4	0	2	1	0	0	0							
Shawn Chacon, R OBP: 0.273, SLG: 0.273																	0	0	0	0	0	0	0							
Jose Castillo, R OBP: 0.283, SLG: 0.344																	3	0	2	1	0	0	0							
45 Ian Snell, R OBP: 0.152, SLG: 0.093																	2	0	0	0	0	2	1							
52 Franquelis Osona, R																	0	0	0	0	0	0	0							
Damaso Marte, L																	4	0	0	0	0	0	0							
Cesar Hernandez, S OBP: 0.304, SLG: 0.303																	4	0	0	0	0	0	2							
Inning Stats	R: 1 E: 1 S: 21	H: 1 LOB: 1 BB: 0 P: 30	R: 1 E: 0 S: 11	H: 2 LOB: 1 BB: 0 P: 17	R: 0 E: 0 S: 10	H: 1 LOB: 2 BB: 0 P: 17	R: 0 E: 0 S: 10	H: 1 LOB: 1 BB: 0 P: 14	R: 0 E: 0 S: 11	H: 0 LOB: 0 BB: 0 P: 12	R: 0 E: 0 S: 6	H: 1 LOB: 0 BB: 0 P: 8	R: 0 E: 0 S: 5	H: 0 LOB: 0 BB: 0 P: 9	R: 0 E: 0 S: 9	H: 0 LOB: 0 BB: 0 P: 10	R: 0 E: 0 S: 7	H: 0 LOB: 0 BB: 0 P: 12	R: 0 E: 0 S: 12	H: 2 LOB: 3 BB: 1 P: 19	R: 0 E: 0 S: 8	H: 1 LOB: 0 BB: 0 P: 13	R: 0 E: 0 S: 6	H: 0 LOB: 0 BB: 0 P: 8	R: 5 E: 1 S: 21	H: 4 LOB: 1 BB: 1 P: 28	1B: 11 2B: 2 3B: 0 HR: 2	SF: 1 SAC: 1 DP: 2 HBP: 1	WP: 0 PB: 0 SB: 2 CS: 0	PA: 63
PITCHER	Matt Albers, R ERA: 5.71	7.0	IP	WLS	BF	H	R	ER	SO	BB	IBB	HBP	BLK	WP	HR	S	P	107	ERA	1.29	WHIP	0.857								
Chad Qualls, R ERA: 3.59	1.0	H	3	0	0	1	0	0	0	0	0	0	0	0	0	9	10	0.00	0.000											
Brad Lidge, R ERA: 3.13	1.0	B	4	1	1	1	0	0	0	0	0	0	0	0	1	9	15	0.00	1.000											
Trever Miller, L ERA: 5.02	1.0		3	0	0	0	0	0	0	0	0	0	0	0	0	7	12	0.00	0.000											
Brian Moehler, R ERA: 4.63	2.0		10	3	0	0	1	1	0	0	0	0	0	0	0	27	40	0.00	2.000											
PITCHER	Travis Driskill, R ERA: 6.0	13.1	IP	WLS	BF	H	R	ER	SO	BB	IBB	HBP	BLK	WP	HR	S	P	49	ERA	6.00	WHIP	2.000								

Pittsburgh Pirates @ Houston Astros
Minute Maid Park, Houston, TX
Fri Aug 24 2007, 7:05 PM CDT
Att. 41,403 - Roof Closed - 73 F

AB 58
R 8
H 15
RBI 8
BB 2
SO 11
LOB 21



Batter	1	2	3	4	5	6	7	8	9	10	11	12	13	14	15	AB	R	H	RBI	BB	SO	LOB	BOTTOM					
Craig Biggio, R OBP: 0.320, SLG: 0.389	K		F8			G5-3		K									4	0	0	0	0	2	0					
Brad Lidge, R ERA: 3.13																	0	0	0	0	0	0	0					
Trever Miller, L ERA: 5.02																	0	0	0	0	0	0	0					
Orlando Pineda, L OBP: 0.270, SLG: 0.280																	0	0	0	0	1	0	0					
Travis Driskill, R ERA: 6.0																	0	0	0	0	0	0	0					
9 Hunter Pence, R OBP: 0.353, SLG: 0.554	L8		F8			G6-3		G1-3		K							6	0	1	0	1	1	3					
17 Lance Berkman, S OBP: 0.353, SLG: 0.475			K2-3			F7		G6-3									6	0	0	0	1	2	5					
45 Carlos Lee, R OBP: 0.362, SLG: 0.539																	6	2	3	0	1	0	2					
Mike Lamb, L OBP: 0.369, SLG: 0.464																	7	1	4	0	0	0	3					
Luke Scott, L OBP: 0.352, SLG: 0.488																	5	0	1	0	1	1	4					
Mark Loretta, R OBP: 0.352, SLG: 0.355																	3	0	0	1	0	0	4					
Eric Bruntlett, R OBP: 0.343, SLG: 0.283																	4	0	1	0	0	2	7					
Eric Munson, L OBP: 0.325, SLG: 0.404																	2	0	1	2	0	0	0					
Chris Burke, R OBP: 0.507, SLG: 0.353																	3	0	0	0	0	2	3					
Matt Albers, L OBP: 0.105, SLG: 0.105																	2	0	0	0	0	2	2					
21 Ty Wigginton, R OBP: 0.332, SLG: 0.451																	1	0	0	0	0	0	1					
Chad Qualls, R ERA: 3.59																	0	0	0	0	0	0	0					
Brad Ausmus, R OBP: 0.318, SLG: 0.319																	2	0	0	0	2	2	3					
Inning Stats	R: 0 E: 0 S: 7	H: 0 LOB: 0 BB: 0 P: 11	R: 1 E: 0 S: 15	H: 3 LOB: 3 BB: 0 P: 25	R: 0 E: 0 S: 7	H: 0 LOB: 0 BB: 0 P: 9	R: 0 E: 0 S: 5	H: 0 LOB: 0 BB: 0 P: 6	R: 2 E: 0 S: 16	H: 3 LOB: 1 BB: 0 P: 28	R: 0 E: 0 S: 6	H: 0 LOB: 0 BB: 0 P: 8	R: 0 E: 0 S: 7	H: 0 LOB: 0 BB: 0 P: 8	R: 0 E: 0 S: 11	H: 1 LOB: 3 BB: 2 P: 21	R: 0 E: 0 S: 5	H: 0 LOB: 0 BB: 0 P: 6	R: 0 E: 1 S: 9	H: 1 LOB: 3 BB: 2 P: 20	R: 0 E: 0 S: 13	H: 0 LOB: 2 BB: 0 P: 26	R: 0 E: 0 S: 20	H: 2 LOB: 3 BB: 0 P: 33	1B: 8 2B: 3 3B: 0 HR: 0	SF: 1 SAC: 2 DP: 1 HBP: 1	WP: 0 PB: 0 SB: 0 CS: 0	PA: 63
PITCHER	45 Ian Snell, R ERA: 3.93	7.0	IP	WLS	BF	H	R	ER	SO	BB	IBB	HBP	BLK	WP	HR	S	P	101	ERA	3.86	WHIP	1.000						
52 Franquelis Osona, R ERA: 2.1	0.2		2	0	0	0	1	0	0	0	0	0	0	0	0	5	5	0.00	0.000									
Damaso Marte, L ERA: 4.39	0.1		1	0	0	0	1	0	0	0	0	0	0	0	1	3	0.00	0.000										
Shawn Chacon, R ERA: 4.39	1.2		8	1	0	0	1	1	1	0	0	0	0	0	17	28	0.00	1.200										
34 John Grabow, L ERA: 3.73	1.1		5	1	0	0	0	0	0	0	0	0	0	0	9	16	0.00	0.750										
PITCHER	55 Matt Capps, R ERA: 2.18	12.1	IP	WLS	BF	H	R	ER	SO	BB	IBB	HBP	BLK	WP	HR	S	P	26	ERA	0.00	WHIP	0.500						
Shane Youman, L ERA: 5.59	2.0	W	11	2	0	0	4	2	0	0	1	0	0	0	0	33	59	0.00	2.000									

Pittsburgh Pirates @ Houston Astros
Minute Maid Park, Houston, TX
Fri Aug 24 2007, 7:05 PM CDT
Att. 41,403 - Roof Closed - 73 F


AB 52
R 3
H 11
RBI 3
BB 7
SO 14
LOB 37



Batter	1	2	3	4	5	6	7	8	9	AB	R	H	RBI	BB	SO	LOB	TOP										
13 Nate McLouth, L OBP: 0.330, SLG: 0.456	P4		F9																								
2 Jack Wilson, R OBP: 0.329, SLG: 0.384 Cesar Izuris, S OBP: 0.303, SLG: 0.302	BB		K																								
12 Freddy Sanchez, R OBP: 0.346, SLG: 0.436	P5																										
25 Adam LaRoche, L OBP: 0.342, SLG: 0.458	K																										
19 José Bautista, R OBP: 0.348, SLG: 0.430			F9																								
26 Ronny Paulino, R OBP: 0.296, SLG: 0.375																											
Jose Castillo, R OBP: 0.277, SLG: 0.337																											
Matt Kata, S OBP: 0.252, SLG: 0.358			P3																								
Matt Morris, R OBP: 0.224, SLG: 0.313 34 John Grabow, L ERA: 5.29 52 Franquelis Osoria, R OBP: 0.410, SLG: 0.556 55 Matt Capps, R OBP: 1.000, SLG: 1.000																											
Inning Stats	R: 0 E: 0 K: 1 S: 5	H: 0 LOB: 1 BB: 1 P: 12	R: 0 E: 0 K: 1 S: 10	H: 1 LOB: 1 BB: 0 P: 15	R: 0 E: 0 K: 1 S: 9	H: 0 LOB: 0 BB: 0 P: 13	R: 2 E: 0 K: 0 S: 16	H: 3 LOB: 0 BB: 0 P: 28	R: 0 E: 0 K: 1 S: 9	H: 1 LOB: 1 BB: 0 P: 16	R: 1 E: 0 K: 0 S: 9	H: 1 LOB: 1 BB: 1 P: 16	R: 0 E: 0 K: 1 S: 9	H: 1 LOB: 2 BB: 1 P: 18	R: 0 E: 0 K: 0 S: 9	H: 1 LOB: 1 BB: 1 P: 16	R: 1 E: 0 K: 2 S: 11	H: 1 LOB: 0 BB: 0 P: 15	1B: 5 2B: 1 3B: 0 HR: 3	SF: 0 SAC: 1 DP: 2 HBP: 0	WP: 0 PB: 0 SB: 0 CS: 0	PA: 38					
PITCHER	IP	WLS	BF	H	R	ER	SO	BB	IBB	HBP	BLK	WP	HR	S	P	ERA	WHIP										
Troy Patton, L ERA: 4.76	5.2	L	24	6	3	3	4	2	0	0	0	0	2	57	99	4.76	1.412										
Dave Borkowski, R ERA: 5.29	0.2		4	1	0	0	0	1	0	0	0	0	0	5	11	0.00	3.000										
Chad Qualls, R ERA: 3.01	1.2		6	1	0	0	1	1	0	0	0	0	0	14	24	0.00	1.200										
Trever Miller, L ERA: 5.12	1.0		4	1	1	1	2	0	0	0	0	0	1	11	15	9.00	1.000										
Batter	1	2	3	4	5	6	7	8	9	AB	R	H	RBI	BB	SO	LOB	BOTTOM										
Craig Biggio, R OBP: 0.287, SLG: 0.398	G4-3		G5-3																								
9 Hunter Pence, R OBP: 0.351, SLG: 0.551	BB		G1-3																								
17 Lance Berkman, S OBP: 0.380, SLG: 0.471	F9																										
45 Carlos Lee, R OBP: 0.363, SLG: 0.538	K																										
Mike Lamb, L OBP: 0.369, SLG: 0.461 Chad Qualls, R ERA: 5.29 Trever Miller, R OBP: 0.343, SLG: 0.275 Orlando Palmeiro, L OBP: 0.343, SLG: 0.275																											
21 Ty Wigington, R OBP: 0.331, SLG: 0.449																											
Eric Bruntlett, R ERA: 4.4 Dave Borkowski, R ERA: 5.29 Luke Scott, L OBP: 0.350, SLG: 0.485																											
Brad Ausmus, R OBP: 0.315, SLG: 0.316																											
Troy Patton, S ERA: 4.76 Mark Loretta, R OBP: 0.352, SLG: 0.356																											
Inning Stats	R: 0 E: 0 K: 1 S: 9	H: 1 LOB: 0 BB: 0 P: 13	R: 0 E: 0 K: 1 S: 10	H: 0 LOB: 1 BB: 1 P: 19	R: 0 E: 0 K: 0 S: 6	H: 0 LOB: 0 BB: 0 P: 11	R: 0 E: 0 K: 0 S: 7	H: 0 LOB: 0 BB: 0 P: 11	R: 0 E: 0 K: 0 S: 6	H: 0 LOB: 0 BB: 0 P: 11	R: 1 E: 0 K: 0 S: 12	H: 2 LOB: 1 BB: 1 P: 23	R: 0 E: 0 K: 0 S: 10	H: 1 LOB: 1 BB: 0 P: 17	R: 0 E: 0 K: 2 S: 9	H: 0 LOB: 0 BB: 0 P: 13	R: 0 E: 0 K: 1 S: 8	H: 2 LOB: 1 BB: 0 P: 9	1B: 6 2B: 0 3B: 0 HR: 0	SF: 0 SAC: 0 DP: 2 HBP: 0	WP: 0 PB: 0 SB: 0 CS: 0	PA: 34					
PITCHER	IP	WLS	BF	H	R	ER	SO	BB	IBB	HBP	BLK	WP	HR	S	P	ERA	WHIP										
Matt Morris, R ERA: 4.4	6.0	W	24	4	1	1	2	2	0	0	0	0	0	6	11	1.50	1.000										
34 John Grabow, L ERA: 3.67	0.2	H	2	0	0	0	0	0	0	0	0	0	0	6	11	0.00	0.000										
52 Franquelis Osoria, R ERA: 2.38	1.1	H	4	0	0	0	2	0	0	0	0	0	0	11	16	0.00	0.000										
55 Matt Capps, R ERA: 2.15	1.0	S	4	2	0	0	1	0	0	0	0	0	0	8	9	0.00	2.000										


Pittsburgh Pirates @ Houston Astros
Minute Maid Park, Houston, TX
Sat Aug 25 2007, 6:05 PM CDT
Att. 41,109 - Roof Closed - 74 F

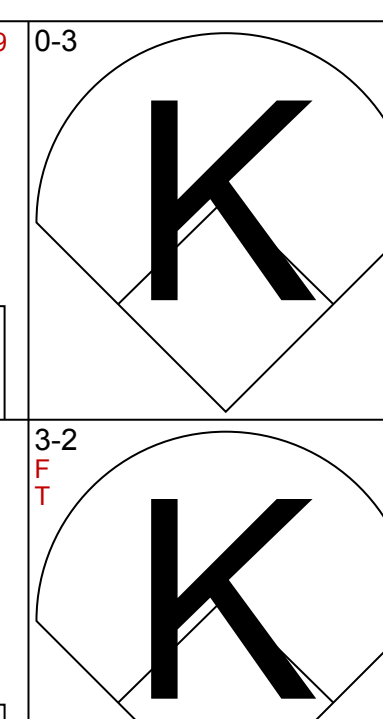
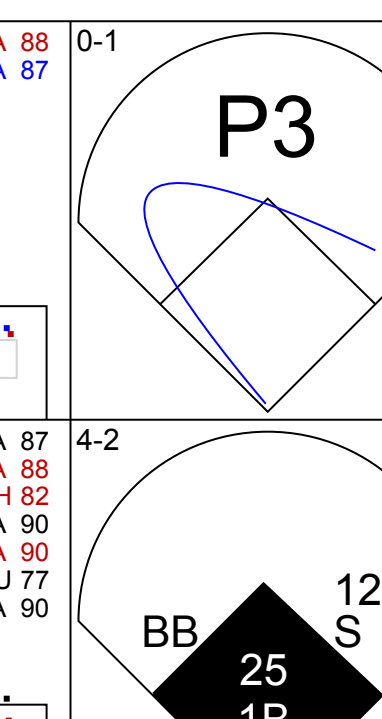
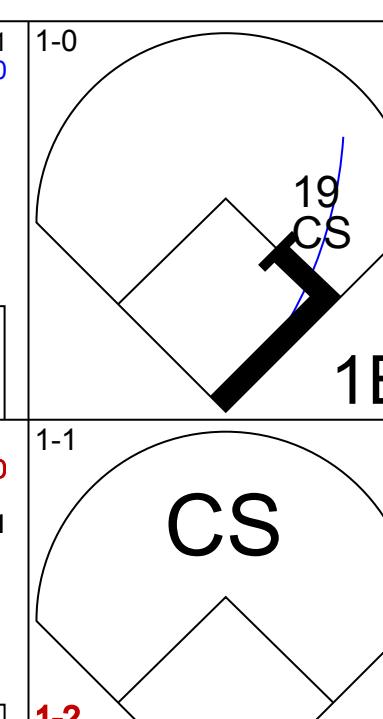
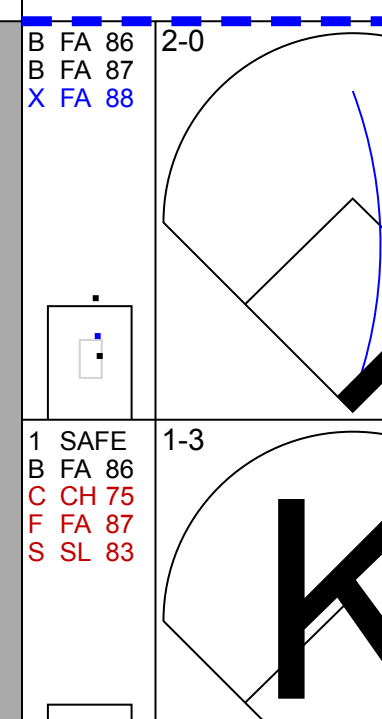
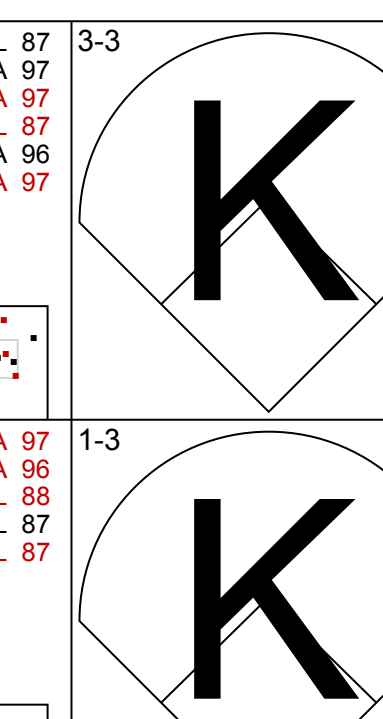
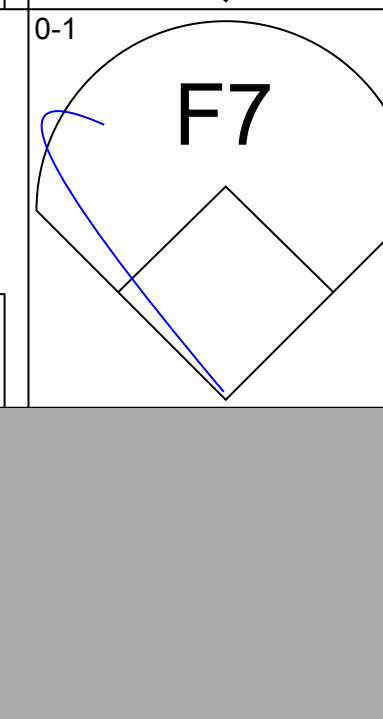
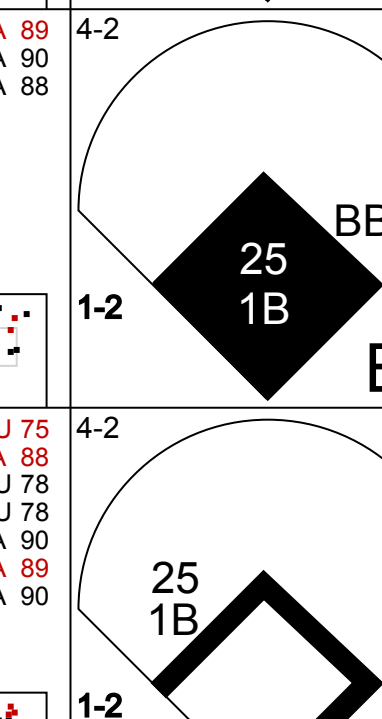

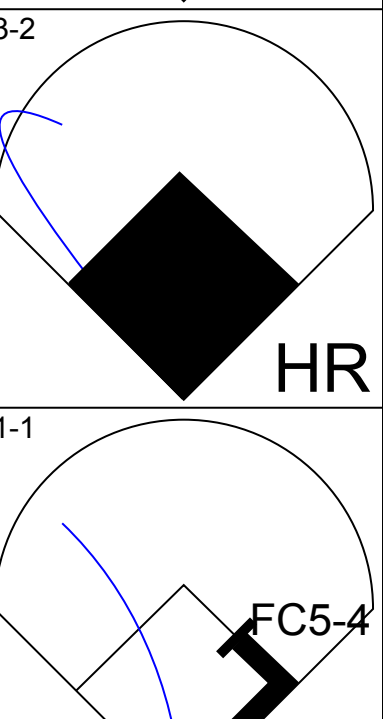
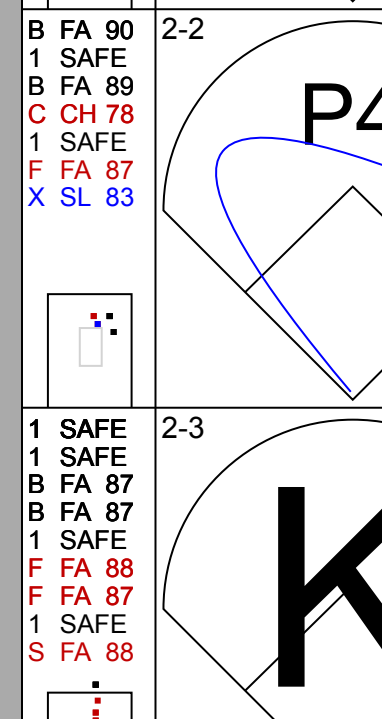


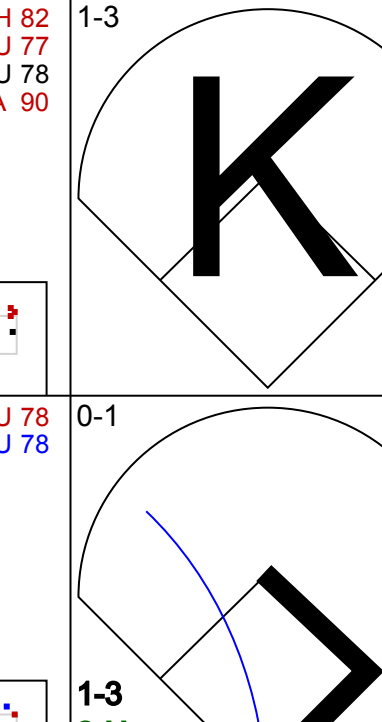
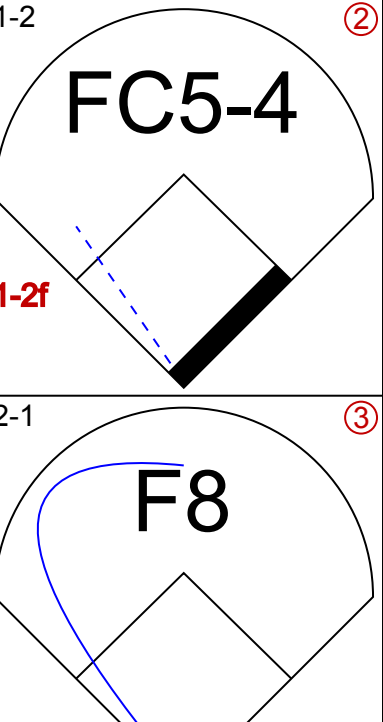

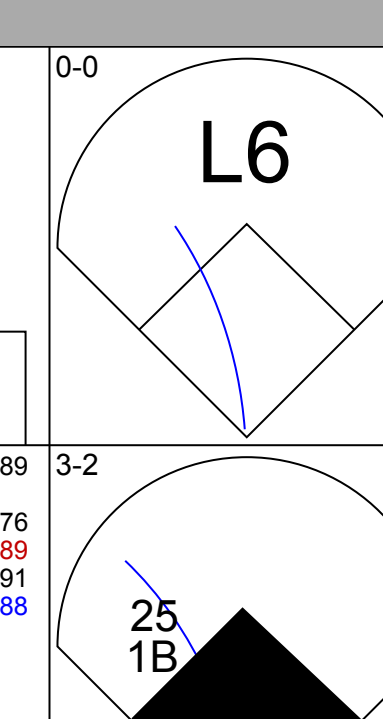
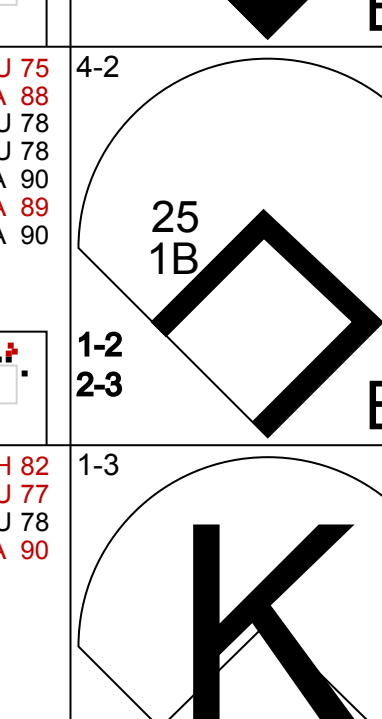
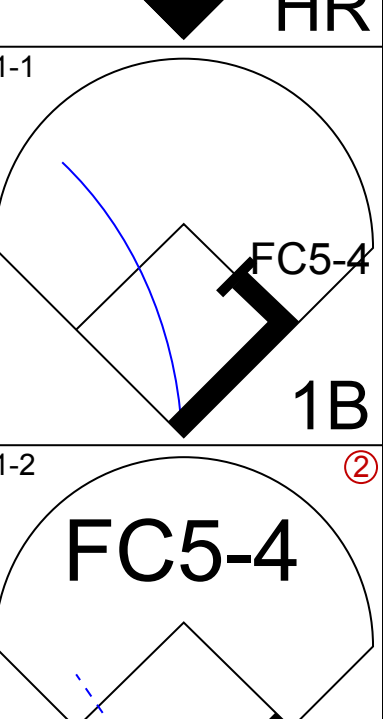
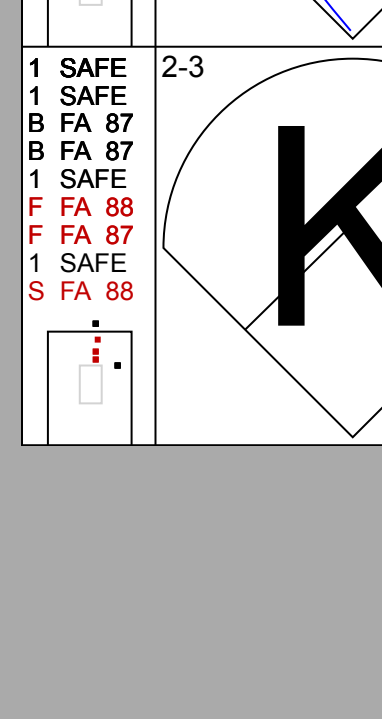
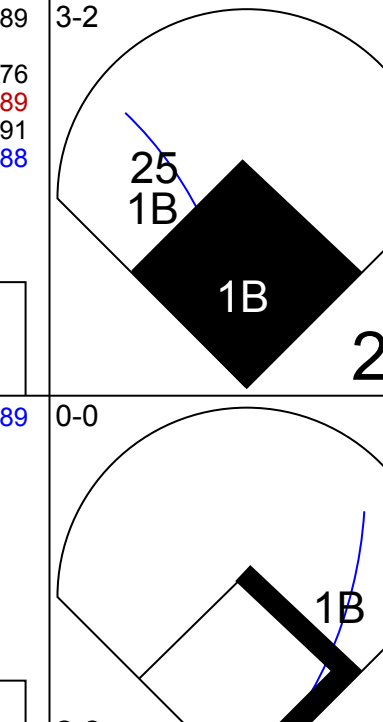
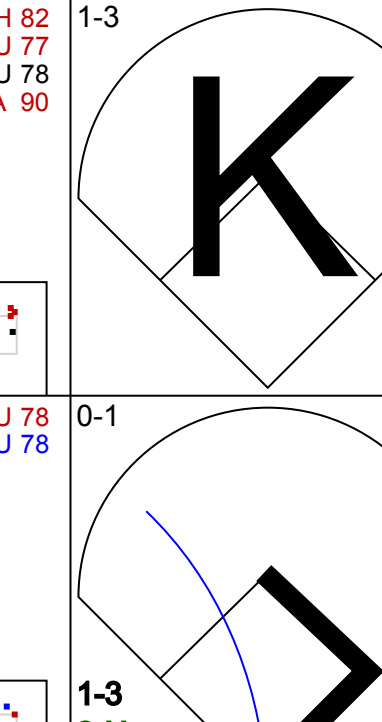
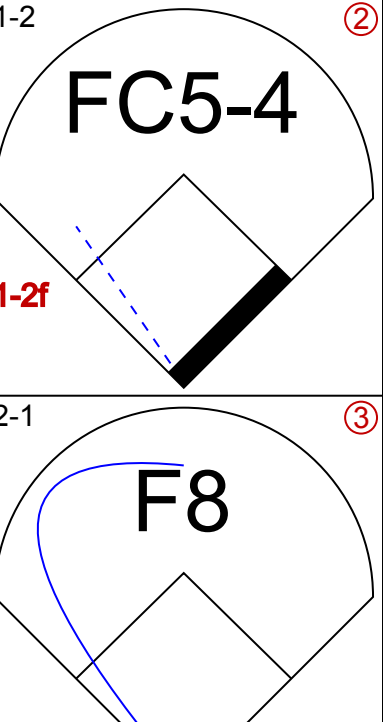
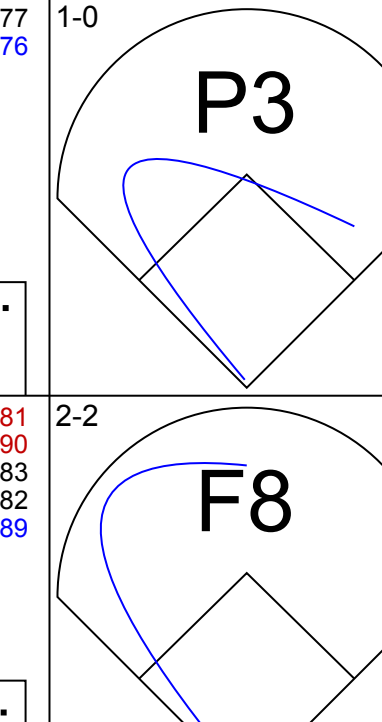
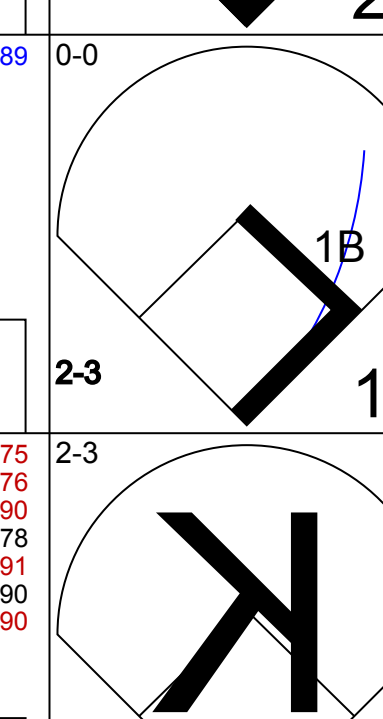
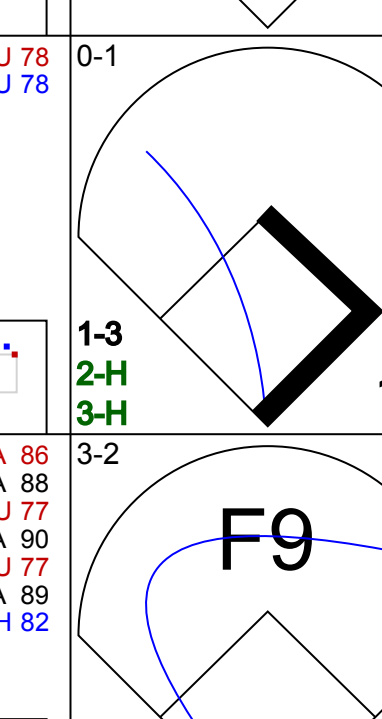
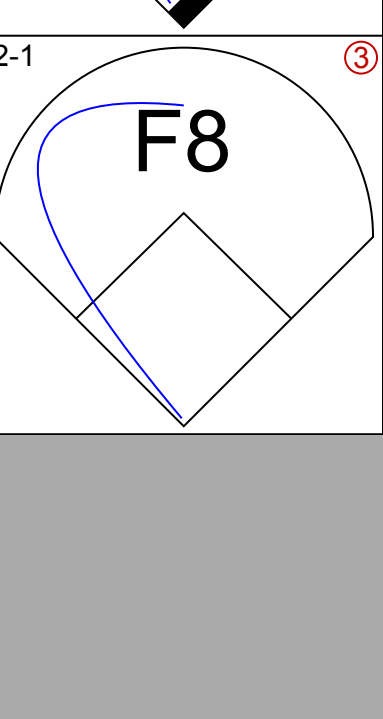
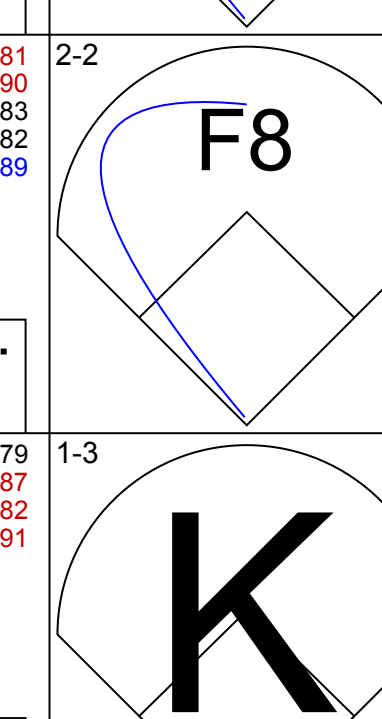
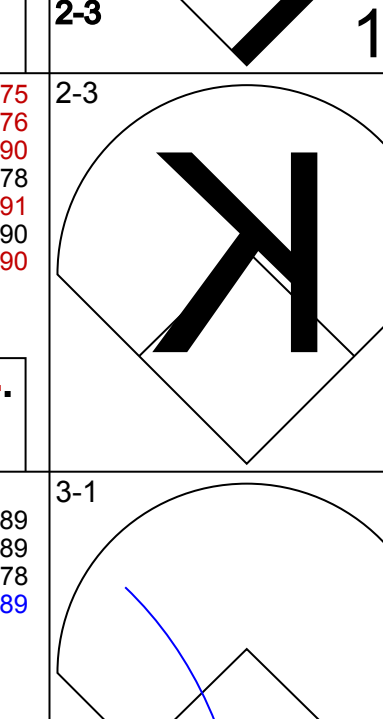
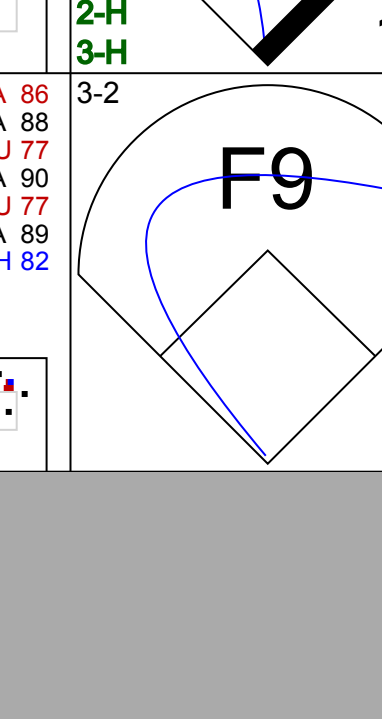
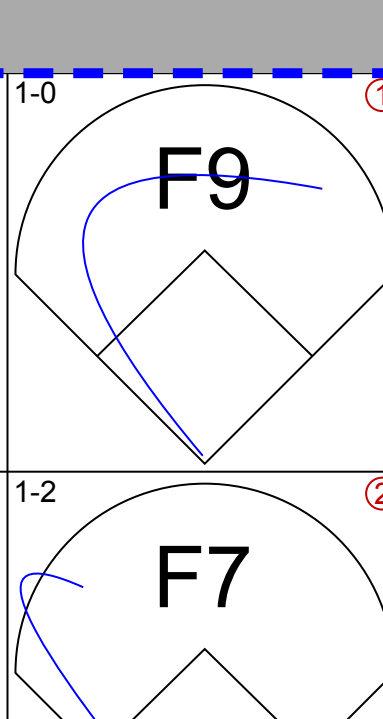
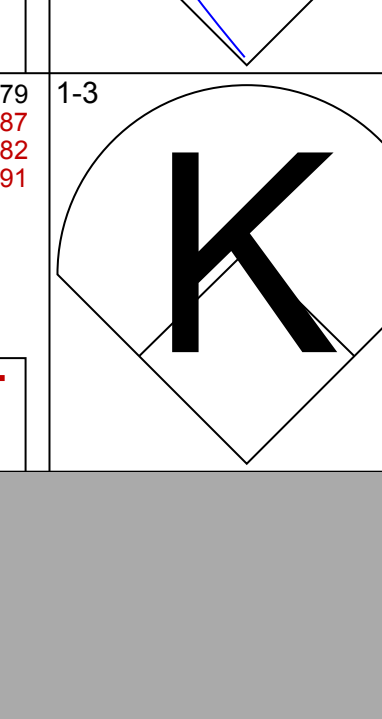
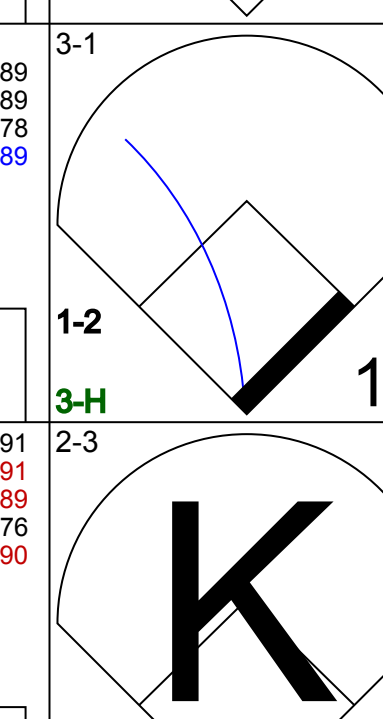
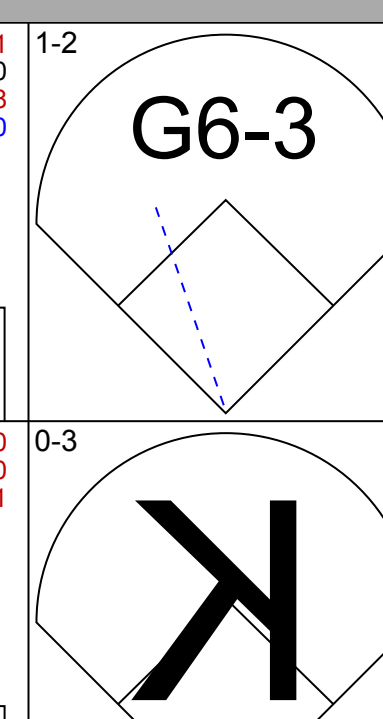
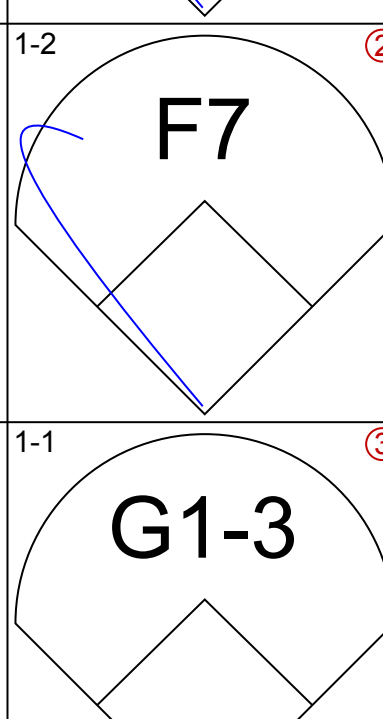
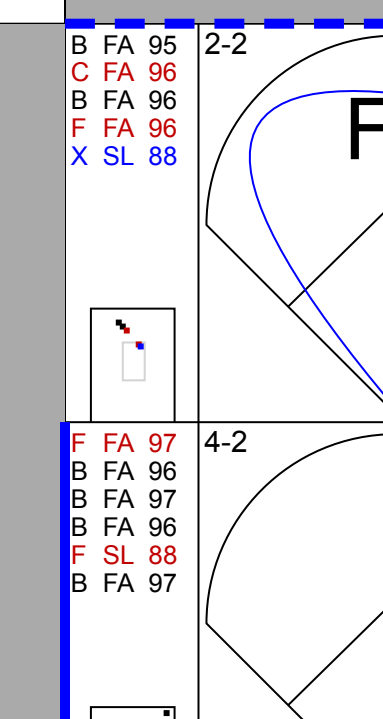
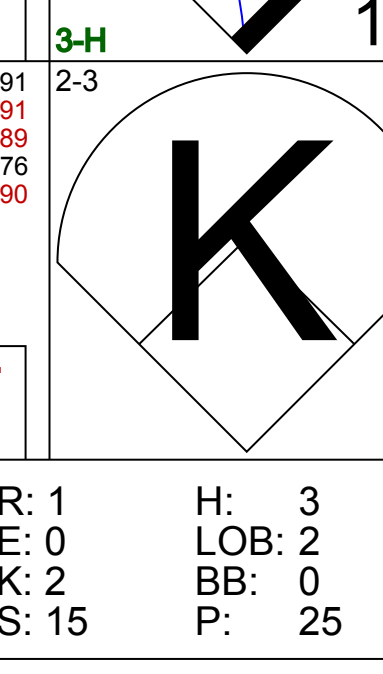
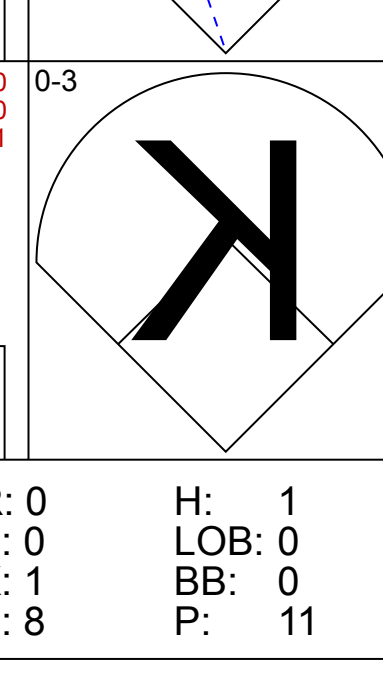
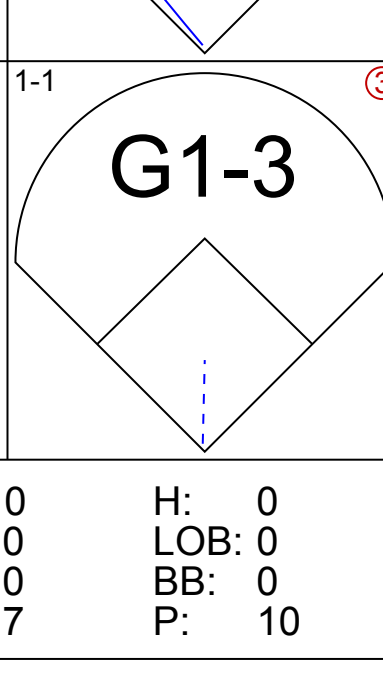
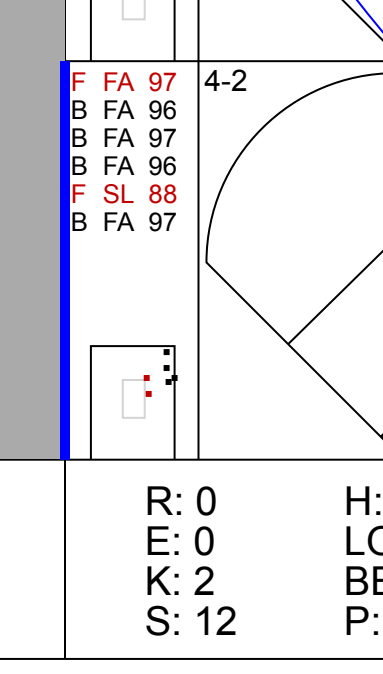
AB 33
R 4
H 9
RBI 4
BB 4
SO 7
LOB 14



Pittsburgh Pirates @ Houston Astros
Minute Maid Park, Houston, TX
Sat Aug 25 2007, 6:05 PM CDT
Att. 41,109 - Roof Closed - 74 F

AB 32
R 1
H 6
RBI 0
BB 2
SO 5
LOB 18

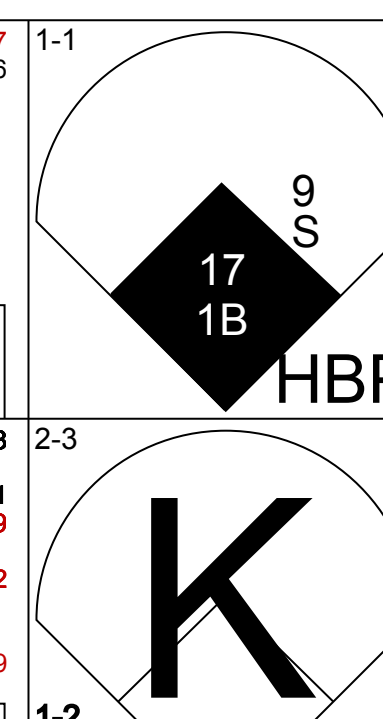
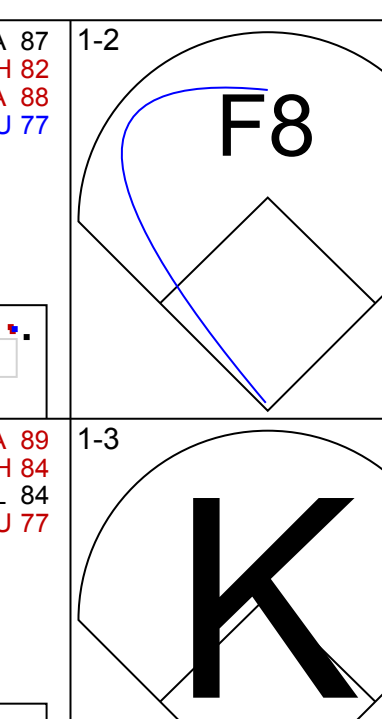
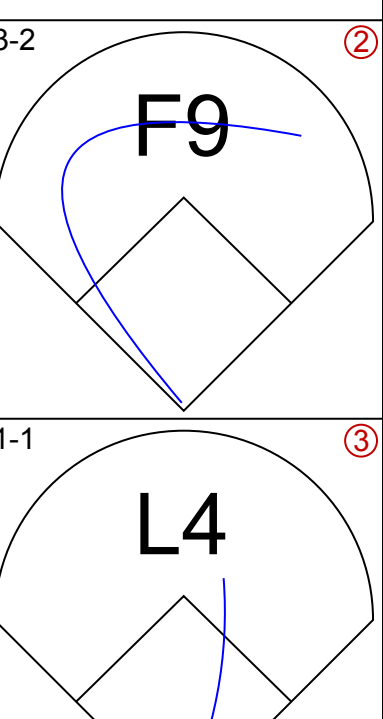
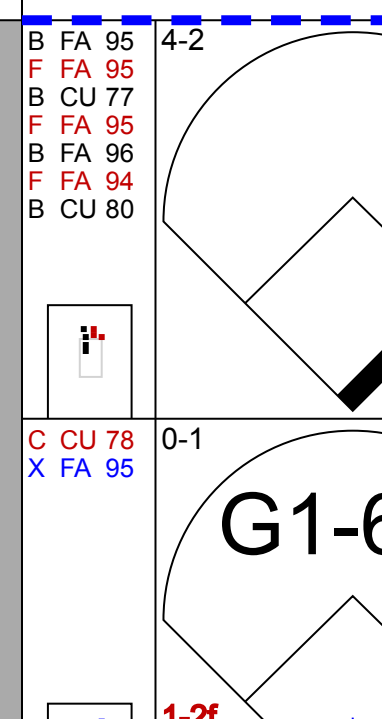
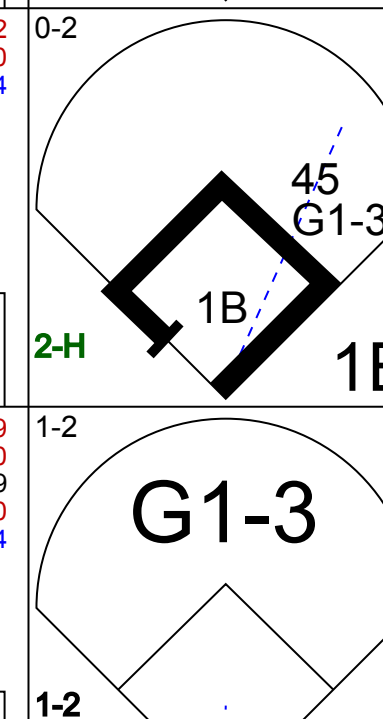
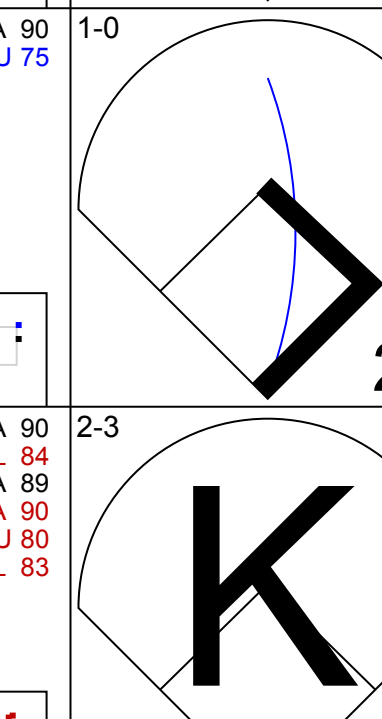

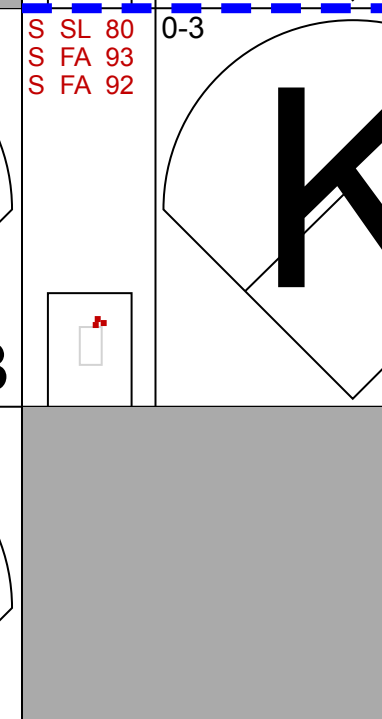

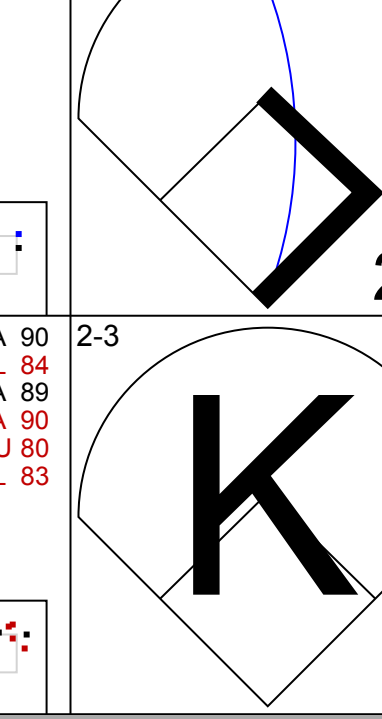

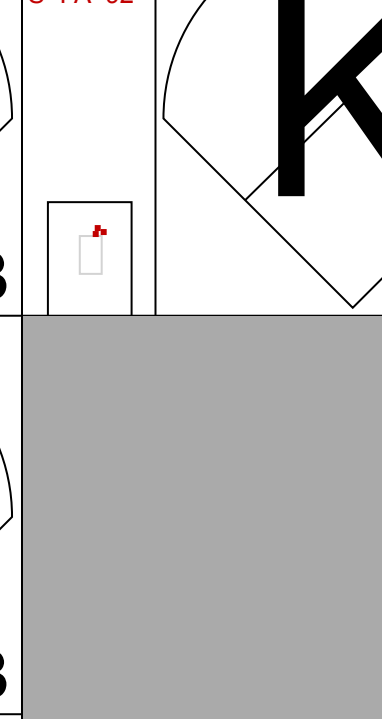

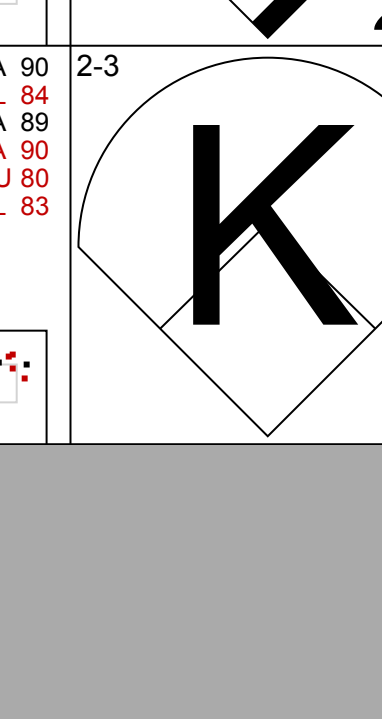

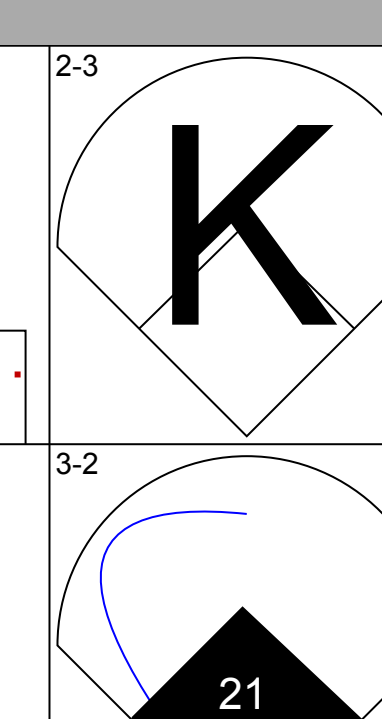
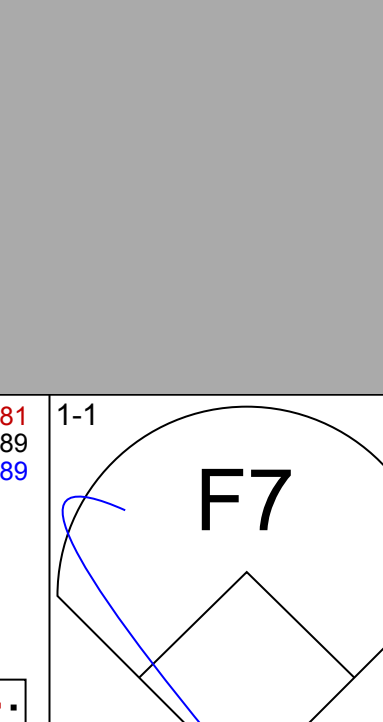
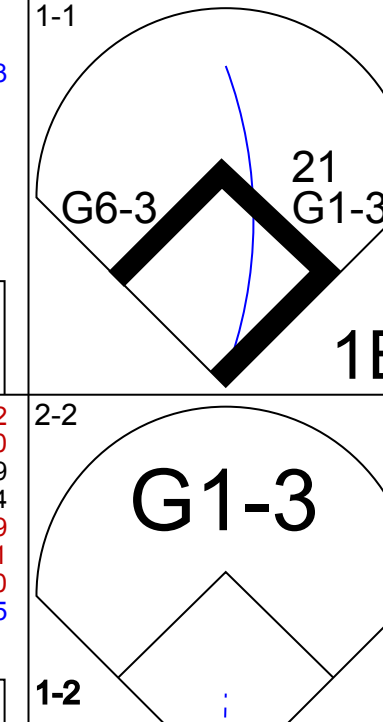


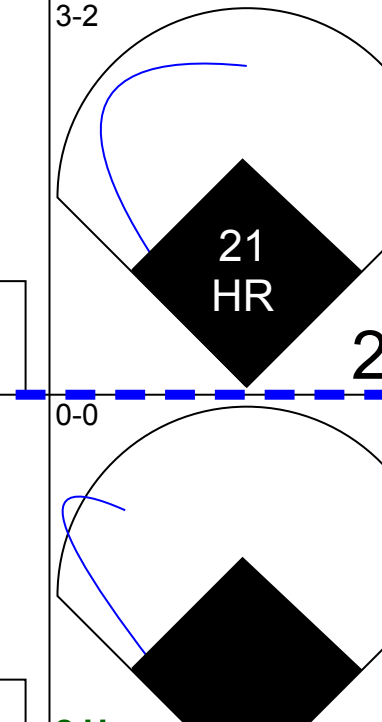
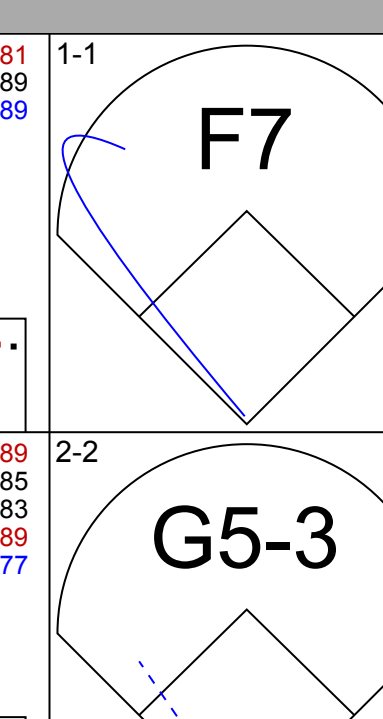



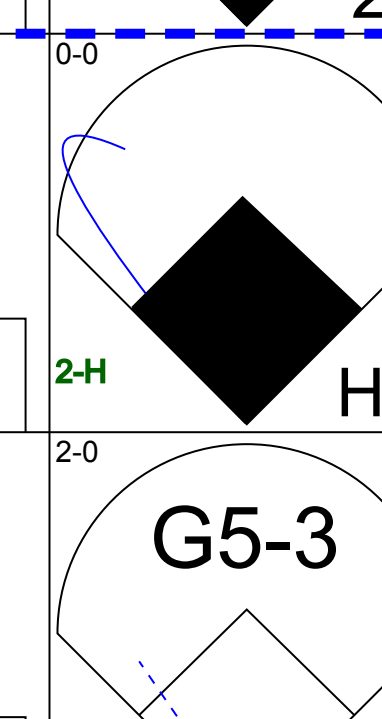
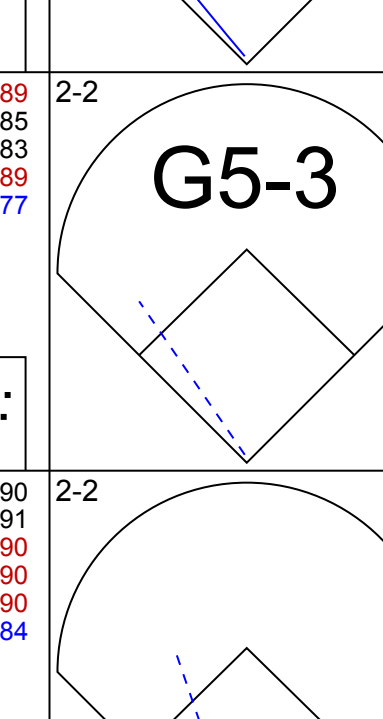



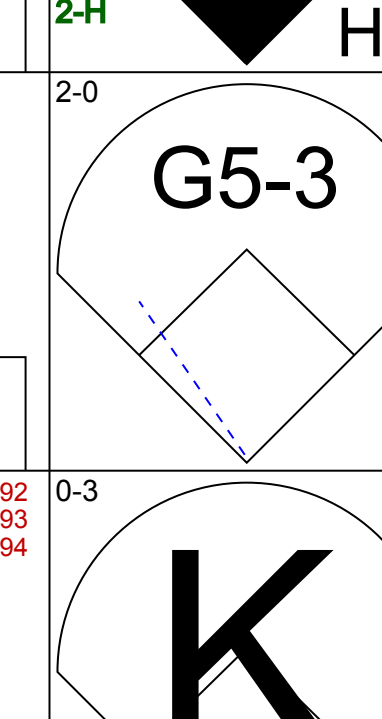
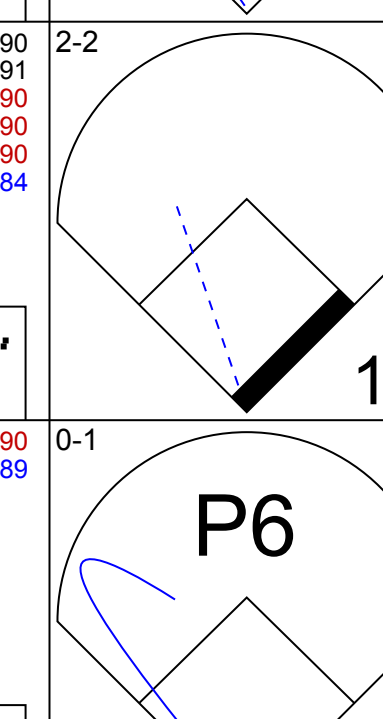

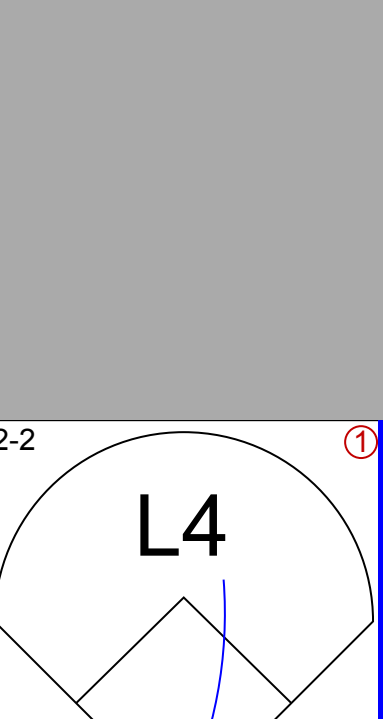
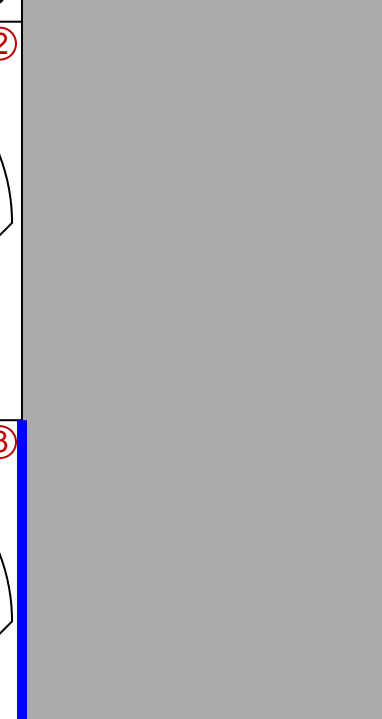
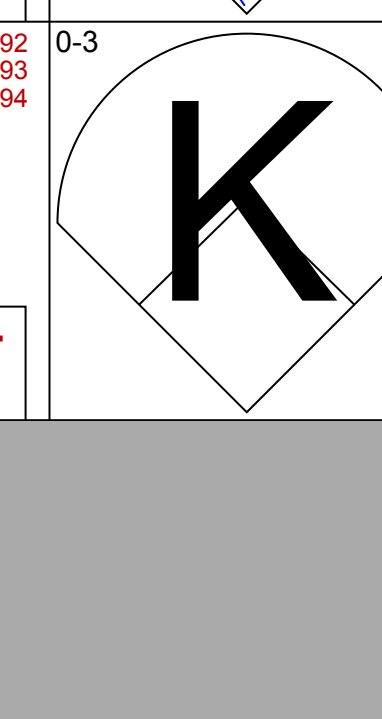
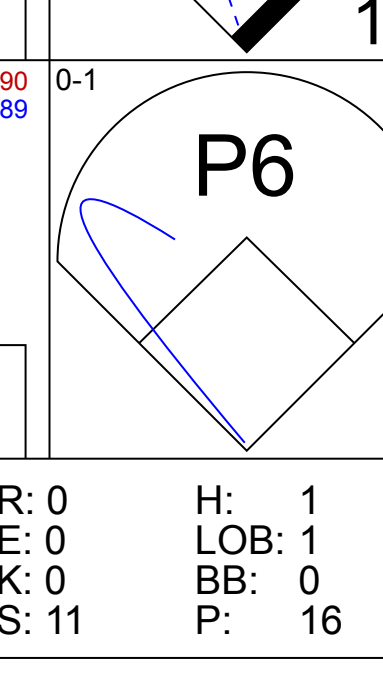
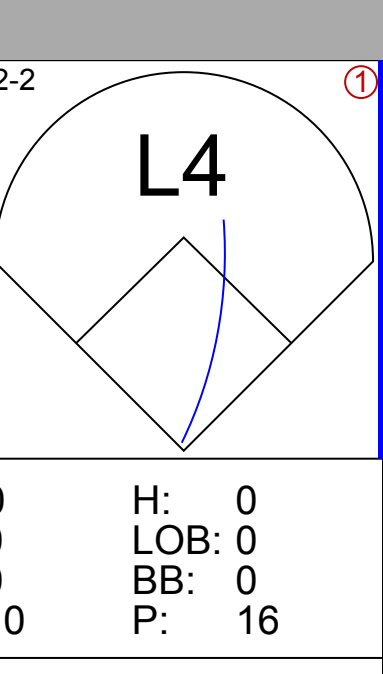
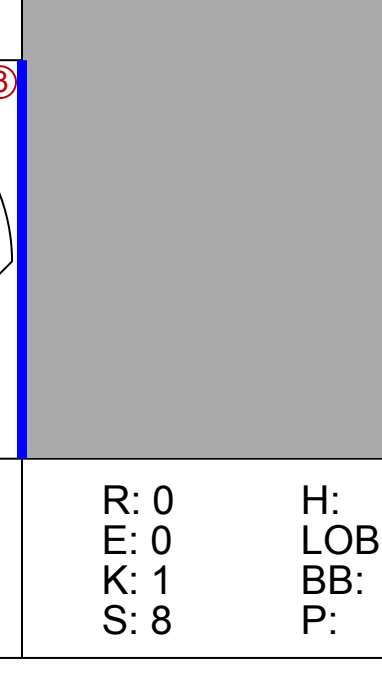


Batter	1	2	3	4	5	6	7	8	9	AB	R	H	RBI	BB	SO	LOB	TOP										
13 Nate McLouth, L OBP: 0.331, SLG: 0.455										5	0	2	0	0	2	1											
19 José Bautista, R OBP: 0.348, SLG: 0.426										4	1	0	0	1	4	2											
12 Freddy Sanchez, R OBP: 0.348, SLG: 0.442										3	2	1	1	1	0	1											
Josh Phelps, R OBP: 0.412, SLG: 0.550 Carlos Maldonado, R										3	0	1	0	1	1	1											
Jason Bay, R OBP: 0.327, SLG: 0.425										4	1	1	0	0	1	4											
25 Adam LaRoche, L OBP: 0.344, SLG: 0.459										4	0	2	2	0	0	1											
Jose Castillo, R OBP: 0.272, SLG: 0.330										4	0	0	0	0	2	4											
Cesar Izturis, S OBP: 0.302, SLG: 0.301										4	0	1	1	0	0	0											
Tony Armas, R OBP: 0.186, SLG: 0.311 52 Franquielis Osoria, R 58 Romulo Sanchez, R Damaso Marte, L Shawn Chacon, R OBP: 0.270, SLG: 0.273 Xavier Nady, R OBP: 0.163, SLG: 0.206 45 Ian Snell, R OBP: 0.162, SLG: 0.203										3	0	0	0	0	2	2											
Inning Stats	R: 0 E: 0 K: 2 S: 14	H: 0 LOB: 0 BB: 0 P: 17	R: 1 E: 0 K: 2 S: 15	H: 3 LOB: 2 BB: 0 P: 25	R: 2 E: 0 K: 1 S: 19	H: 1 LOB: 2 BB: 3 P: 35	R: 0 E: 0 K: 1 S: 8	H: 1 LOB: 0 BB: 0 P: 11	R: 1 E: 0 K: 1 S: 14	H: 2 LOB: 0 BB: 0 P: 22	R: 0 E: 0 K: 0 S: 7	H: 0 LOB: 0 BB: 0 P: 10	R: 0 E: 0 K: 2 S: 10	H: 1 LOB: 0 BB: 0 P: 17	R: 0 E: 0 K: 1 S: 7	H: 0 LOB: 0 BB: 0 P: 11	R: 0 E: 0 K: 2 S: 12	H: 0 LOB: 1 BB: 1 P: 22	1B: 6 2B: 1 3B: 0 HR: 1	SF: 0 SAC: 0 DP: 0 HBP: 0	WP: 0 PB: 0 SB: 1 CS: 1	PA: 39					
PITCHER	IP	WLS	BF	H	R	ER	SO	BB	IBB	HBP	BLK	WP	HR	S	P	ERA	WHIP										
51 Wandy Rodriguez, L ERA: 4.67	5.0		24	7	4	4	7	3	0	0	0	0	1	70	110	7.20	2.000										
Dave Borkowski, R ERA: 5.19	1.0		3	0	0	0	0	0	0	0	0	0	0	7	10	0.00	0.000										
Mark McLemore, L ERA: 3.24	2.0	W	7	1	0	0	3	0	0	0	0	0	0	17	28	0.00	0.500										
Brad Lidge, R ERA: 3.07	1.0	S	4	0	0	0	2	1	0	0	0	0	0	12	22	0.00	1.000										

Pittsburgh Pirates @ Houston Astros
Minute Maid Park, Houston, TX
Sun Aug 26 2007, 1:05 PM CDT
Att. 42,564 - Roof Closed - 74 F

AB 34
R 4
H 8
RBI 4
BB 4
SO 12
LOB 16



Batter	1	2	3	4	5	6	7	8	9	AB	R	H	RBI	BB	SO	LOB	BOTTOM										
Chris Burke, R OBP: 0.310, SLG: 0.350										2	1	0	0	1	0	0											
9 Hunter Pence, R OBP: 0.347, SLG: 0.544										4	0	0	0	0	2	2											
17 Lance Berkman, S OBP: 0.383, SLG: 0.476										4	1	3	1	0	1	0											
45 Carlos Lee, R OBP: 0.362, SLG: 0.537										4	1	1	0	0	2	2											
Luke Scott, L OBP: 0.355, SLG: 0.492										4	1	3	1	0	0	1											
21 Ty Wigington, R OBP: 0.333, SLG: 0.455										3	1	1	2	1	0	1											
Mark Loretta, R OBP: 0.351, SLG: 0.355 Eric Bruntlett, R OBP: 0.338, SLG: 0.279										4	0	1	1	0	0	1											
Brad Ausmus, R OBP: 0.315, SLG: 0.315										4	0	1	0	0	2	3											
51 Wandy Rodriguez, S Oriango Palmiero, L Dave Borkowski, R Craig Biggio, R Mark McLemore, L Brad Lidge, R										1	0	0	0	0	0	1											
Inning Stats	R: 1 E: 0 K: 1 S: 14	H: 2 LOB: 2 BB: 0 P: 18	R: 0 E: 0 K: 0 S: 11	H: 1 LOB: 1 BB: 0 P: 16	R: 0 E: 0 K: 2 S: 11	H: 1 LOB: 1 BB: 0 P: 16	R: 0 E: 0 K: 1 S: 16	H: 1 LOB: 0 BB: 0 P: 20	R: 0 E: 0 K: 0 S: 10	H: 0 LOB: 0 BB: 0 P: 16	R: 2 E: 0 K: 0 S: 13	H: 3 LOB: 2 BB: 1 P: 23	R: 0 E: 0 K: 1 S: 8	H: 0 LOB: 0 BB: 1 P: 12	R: 2 E: 0 K: 2 S: 15	H: 2 LOB: 0 BB: 0 P: 22	1B: 6 2B: 3 3B: 0 HR: 1	SF: 0 SAC: 0 DP: 1 HBP: 1	WP: 1 PB: 0 SB: 1 CS: 0	PA: 35							
PITCHER	IP	WLS	BF	H	R	ER	SO	BB	IBB	HBP	BLK	WP	HR	S	P	ERA	WHIP										
Tony Armas, R ERA: 8.83	1.1		24	7	3	3	4	1	0	1	0	0	0	68	100	5.06	1.500										
52 Franquielis Osoria, R ERA: 2.25	0.2	H	3	1	0	0	0	0	0	0	0	0	0	7	9	0.00	1.500										
58 Romulo Sanchez, R ERA: 2.04	0.2	H	2	0	0	0	0	1	0	0	0	0	0	5	9	0.00	1.500										
Damaso Marte, L ERA: 2.04	0.2	H	3	1	1	1	2	0	0	0	0	0	0	13	18	13.50	1.500										
Shawn Chacon, R ERA: 4.16	0.2	L	3	1	1	1	1	0	0	0	0	0	1	5	7	13.50	1.500										

Pittsburgh Pirates @ Houston Astros
Minute Maid Park, Houston, TX
Sun Aug 26 2007, 1:05 PM CDT
Att. 42,564 - Roof Closed - 74 F

AB 32
R 5
H 10
RBI 5
BB 2
SO 7
LOB 13



Batter	1	2	3	4	5	6	7	8	9	AB	R	H	RBI	BB	SO	LOB	TOP			
David Eckstein, R OBP: 0.339, SLG: 0.350										5	0	1	0	0	1	2				
24 Rick Ankiel, L OBP: 0.352, SLG: 0.612										5	2	3	1	0	1	2				
5 Albert Pujols, R So Taguchi, R OBP: 0.355, SLG: 0.366										5	1	3	0	0	0	2				
Jim Edmonds, L 36 Russ Springer, R Troy Percival, R										4	1	1	0	1	1	4				
16 Chris Duncan, L OBP: 0.365, SLG: 0.512										5	1	3	4	0	1	1				
27 Scott Rolen, R 13 Brendan Ryan, R OBP: 0.387, SLG: 0.485										4	0	1	1	0	0	1				
4 Yadier Molina, R OBP: 0.359, SLG: 0.368										5	1	2	0	0	1	4				
Braden Looper, R 47 Ryan Ludwick, R OBP: 0.255, SLG: 0.233										3	0	0	0	0	1	4				
Aaron Miles, S OBP: 0.337, SLG: 0.356										4	1	2	1	0	0	0				
Inning Stats	R: 3 E: 0 K: 1 S: 18	H: 3 LOB: 0 BB: 0 P: 28	R: 1 E: 0 K: 1 S: 17	H: 2 LOB: 1 BB: 0 P: 23	R: 0 E: 0 K: 0 S: 8	H: 1 LOB: 0 BB: 0 P: 9	R: 0 E: 0 K: 0 S: 9	H: 0 LOB: 0 BB: 0 P: 12	R: 2 E: 0 K: 2 S: 27	H: 4 LOB: 3 BB: 1 P: 38	R: 0 E: 0 K: 1 S: 10	H: 1 LOB: 1 BB: 0 P: 17	R: 0 E: 0 K: 1 S: 15	H: 2 LOB: 2 BB: 0 P: 19	R: 0 E: 0 K: 0 S: 4	H: 1 LOB: 0 BB: 0 P: 5	1B: 12 2B: 3 HR: 1	SF: 0 SAC: 1 DP: 1 HBP: 0	WP: 0 PB: 0 SB: 0 CS: 0	PA: 43
PITCHER	IP WLS BF H R ER SO BB IBB HBP BLK WP HR S P ERA WHIP	IP WLS BF H R ER SO BB IBB HBP BLK WP HR S P ERA WHIP	IP WLS BF H R ER SO BB IBB HBP BLK WP HR S P ERA WHIP	IP WLS BF H R ER SO BB IBB HBP BLK WP HR S P ERA WHIP	IP WLS BF H R ER SO BB IBB HBP BLK WP HR S P ERA WHIP	IP WLS BF H R ER SO BB IBB HBP BLK WP HR S P ERA WHIP	IP WLS BF H R ER SO BB IBB HBP BLK WP HR S P ERA WHIP	IP WLS BF H R ER SO BB IBB HBP BLK WP HR S P ERA WHIP	IP WLS BF H R ER SO BB IBB HBP BLK WP HR S P ERA WHIP	IP WLS BF H R ER SO BB IBB HBP BLK WP HR S P ERA WHIP	IP WLS BF H R ER SO BB IBB HBP BLK WP HR S P ERA WHIP	IP WLS BF H R ER SO BB IBB HBP BLK WP HR S P ERA WHIP	IP WLS BF H R ER SO BB IBB HBP BLK WP HR S P ERA WHIP	IP WLS BF H R ER SO BB IBB HBP BLK WP HR S P ERA WHIP	IP WLS BF H R ER SO BB IBB HBP BLK WP HR S P ERA WHIP	IP WLS BF H R ER SO BB IBB HBP BLK WP HR S P ERA WHIP	IP WLS BF H R ER SO BB IBB HBP BLK WP HR S P ERA WHIP	IP WLS BF H R ER SO BB IBB HBP BLK WP HR S P ERA WHIP	IP WLS BF H R ER SO BB IBB HBP BLK WP HR S P ERA WHIP	IP WLS BF H R ER SO BB IBB HBP BLK WP HR S P ERA WHIP

St. Louis Cardinals @ Houston Astros
Minute Maid Park, Houston, TX
Tue Aug 28 2007, 7:05 PM CDT
Att: 37,915 - Roof Closed - 73 F

AB 41
R 7
H 16
RBI 7
BB 1
SO 6
LOB 21



Batter	1	2	3	4	5	6	7	8	9	AB	R	H	RBI	BB	SO	LOB	BOTTOM					
Craig Biggio, R OBP: 0.286, SLG: 0.395										4	0	1	0	0	0	0						
9 Hunter Pence, R OBP: 0.349, SLG: 0.542										3	0	1	0	1	1	0						
17 Lance Berkman, S OBP: 0.383, SLG: 0.476										4	0	2	0	0	1	3						
45 Carlos Lee, R OBP: 0.359, SLG: 0.533										4	0	0	0	0	1	5						
21 Ty Wigginton, R OBP: 0.334, SLG: 0.454										3	0	1	0	0	1	2						
Luke Scott, L OBP: 0.351, SLG: 0.486										4	0	0	0	0	2	4						
Mark Loretta, R OBP: 0.350, SLG: 0.357										4	0	1	0	0	0	2						
Brad Ausmus, R OBP: 0.312, SLG: 0.313										3	0	0	0	0	0	1						
Woody Williams, R Mark McLemore, L Orlando Palmeiro, L Travis Driskill, R Chris Burke, R Brian Moehler, R OBP: 0.200, SLG: 0.200										1	0	0	0	0	0	0						
Inning Stats	R: 0 E: 0 K: 2 S: 11	H: 1 LOB: 2 BB: 1 P: 21	R: 0 E: 0 K: 1 S: 7	H: 0 LOB: 0 BB: 0 P: 10	R: 0 E: 0 K: 0 S: 10	H: 0 LOB: 0 BB: 0 P: 13	R: 0 E: 0 K: 0 S: 6	H: 1 LOB: 1 BB: 0 P: 10	R: 0 E: 0 K: 0 S: 6	H: 0 LOB: 0 BB: 0 P: 8	R: 0 E: 0 K: 0 S: 14	H: 1 LOB: 1 BB: 0 P: 22	R: 0 E: 0 K: 1 S: 12	H: 1 LOB: 1 BB: 0 P: 16	R: 0 E: 0 K: 2 S: 11	H: 0 LOB: 0 BB: 0 P: 17	R: 0 E: 0 K: 1 S: 12	H: 2 LOB: 2 BB: 0 P: 20	1B: 5 2B: 1 HR: 0	SF: 0 SAC: 0 DP: 1 HBP: 1	WP: 0 PB: 0 SB: 0 CS: 0	PA: 34
PITCHER	IP WLS BF H R ER SO BB IBB HBP BLK WP HR S P ERA WHIP	IP WLS BF H R ER SO BB IBB HBP BLK WP HR S P ERA WHIP	IP WLS BF H R ER SO BB IBB HBP BLK WP HR S P ERA WHIP	IP WLS BF H R ER SO BB IBB HBP BLK WP HR S P ERA WHIP	IP WLS BF H R ER SO BB IBB HBP BLK WP HR S P ERA WHIP	IP WLS BF H R ER SO BB IBB HBP BLK WP HR S P ERA WHIP	IP WLS BF H R ER SO BB IBB HBP BLK WP HR S P ERA WHIP	IP WLS BF H R ER SO BB IBB HBP BLK WP HR S P ERA WHIP	IP WLS BF H R ER SO BB IBB HBP BLK WP HR S P ERA WHIP	IP WLS BF H R ER SO BB IBB HBP BLK WP HR S P ERA WHIP	IP WLS BF H R ER SO BB IBB HBP BLK WP HR S P ERA WHIP	IP WLS BF H R ER SO BB IBB HBP BLK WP HR S P ERA WHIP	IP WLS BF H R ER SO BB IBB HBP BLK WP HR S P ERA WHIP	IP WLS BF H R ER SO BB IBB HBP BLK WP HR S P ERA WHIP	IP WLS BF H R ER SO BB IBB HBP BLK WP HR S P ERA WHIP	IP WLS BF H R ER SO BB IBB HBP BLK WP HR S P ERA WHIP	IP WLS BF H R ER SO BB IBB HBP BLK WP HR S P ERA WHIP	IP WLS BF H R ER SO BB IBB HBP BLK WP HR S P ERA WHIP	IP WLS BF H R ER SO BB IBB HBP BLK WP HR S P ERA WHIP	IP WLS BF H R ER SO BB IBB HBP BLK WP HR S P ERA WHIP		

St. Louis Cardinals @ Houston Astros
Minute Maid Park, Houston, TX
Tue Aug 28 2007, 7:05 PM CDT
Att: 37,915 - Roof Closed - 73 F

AB 32
R 0
H 6
RBI 0
BB 1
SO 7
LOB 17




Batter	1	2	3	4	5	6	7	8	9	AB	R	H	RBI	BB	SO	LOB	TOP										
David Eckstein, R OBP: 0.335, SLG: 0.346	G6-3		G4-3			K		G6-3		4	0	0	0	0	1	2											
24 Rick Ankiel, L OBP: 0.382, SLG: 0.604	G4-6-3 1B			G3-1		K			FC1-6 1B	4	0	2	0	0	1	0											
5 Albert Pujols, R OBP: 0.421, SLG: 0.566	G4-6-3					G6-3			F9	4	0	1	0	0	0	2											
Jim Edmonds, L OBP: 0.322, SLG: 0.391			K			F8			FC1-6	3	0	0	0	0	2	1											
34 Randy Flores, L										0	0	0	0	0	0	0											
So Taguchi, R OBP: 0.354, SLG: 0.365										1	0	0	0	0	0	1											
16 Chris Duncan, L OBP: 0.361, SLG: 0.506			K			K			K	4	0	0	0	0	3	2											
4 Yadier Molina, R OBP: 0.356, SLG: 0.364																											
Gary Bennett, R OBP: 0.260, SLG: 0.296																											
13 Brendan Ryan, R OBP: 0.377, SLG: 0.471										3	0	0	0	0	1	0											
Kip Wells, R OBP: 0.340, SLG: 0.426																											
19 Tyler Johnson, S										2	0	1	0	0	1	0											
47 Ryan Ludwick, R OBP: 0.304, SLG: 0.479										0	0	0	0	0	0	0											
Aaron Miles, S OBP: 0.340, SLG: 0.362										1	0	0	0	0	0	0											
Inning Stats	R: 0 E: 0 K: 0 S: 8	H: 1 LOB: 0 BB: 0 P: 11	R: 0 E: 0 K: 2 S: 10	H: 0 LOB: 0 BB: 0 P: 15	R: 0 E: 0 K: 1 S: 10	H: 1 LOB: 1 BB: 0 P: 15	R: 0 E: 0 K: 1 S: 9	H: 0 LOB: 0 BB: 0 P: 14	R: 0 E: 0 K: 2 S: 10	H: 0 LOB: 0 BB: 0 P: 15	R: 0 E: 0 K: 1 S: 11	H: 1 LOB: 1 BB: 0 P: 17	R: 0 E: 0 K: 2 S: 12	H: 0 LOB: 0 BB: 0 P: 13	R: 0 E: 0 K: 1 S: 7	H: 1 LOB: 1 BB: 0 P: 11	R: 0 E: 0 K: 1 S: 11	H: 1 LOB: 1 BB: 0 P: 13	1B: 5 2B: 1 3B: 0 HR: 0	SF: 0 SAC: 0 DP: 1 HBP: 0	WP: 0 PB: 0 SB: 0 CS: 0	PA: 32					
PITCHER	IP	WLS	BF	H	R	ER	SO	BB	IBB	HBP	BLK	WP	HR	S	P	ERA	WHIP										
44 Roy Oswalt, R ERA: 3.21	7.0	W	24	4	0	0	9	0	0	0	0	0	0	70	100	0.00	0.571										
Chad Qualls, R ERA: 2.97	1.0		4	1	0	0	1	0	0	0	0	0	0	7	11	0.00	1.000										
Trever Miller, L ERA: 4.99	1.0		4	1	0	0	1	0	0	0	0	0	0	11	13	0.00	1.000										

St. Louis Cardinals @ Houston Astros
Minute Maid Park, Houston, TX
Wed Aug 29 2007, 7:05 PM CDT
Att: 33,422 - Roof Closed - 73 F

livebaseballscorecards.com

AB 32
R 0
H 6
RBI 0
BB 0
SO 11
LOB 9



Batter	1	2	3	4	5	6	7	8	9	AB	R	H	RBI	BB	SO	LOB	BOTTOM										
9 Hunter Pence, R OBP: 0.353, SLG: 0.542	FC1-4 1B					G5-3				4	0	2	1	1	1	1											
Craig Biggio, R OBP: 0.286, SLG: 0.396	FC1-4 1B					G5-3				4	2	1	0	0	0	4											
Chad Qualls, R										0	0	0	0	0	0	0											
Eric Bruntlett, R OBP: 0.276										1	0	0	1	0	0	2											
Trever Miller, R										0	0	0	0	0	0	0											
17 Lance Berkman, S OBP: 0.385, SLG: 0.486	45 2B					G4-3				5	1	3	2	0	0	3											
45 Carlos Lee, R OBP: 0.360, SLG: 0.533	G6-3									4	0	2	1	0	0	1											
Mark Loretta, R OBP: 0.349, SLG: 0.358	F9									4	0	1	0	0	0	4											
Luke Scott, L OBP: 0.353, SLG: 0.494										3	1	1	1	1	0	2											
21 Ty Wigginton, R OBP: 0.333, SLG: 0.452	P4									4	1	1	0	0	1	3											
Brad Ausmus, R OBP: 0.314, SLG: 0.319										3	2	1	0	1	0	2											
44 Roy Oswalt, R OBP: 0.190, SLG: 0.164										3	0	1	1	0	1	0											
Chris Burke, R OBP: 0.312, SLG: 0.348										0	0	0	0	1	0	0											
Inning Stats	R: 1 E: 0 K: 0 S: 16	H: 2 LOB: 1 BB: 0 P: 22	R: 2 E: 0 K: 0 S: 12	H: 3 LOB: 1 BB: 1 P: 22	R: 1 E: 0 K: 1 S: 16	H: 2 LOB: 2 BB: 1 P: 24	R: 0 E: 1 K: 1 S: 11	H: 0 LOB: 1 BB: 0 P: 16	R: 0 E: 0 K: 1 S: 7	H: 0 LOB: 0 BB: 0 P: 11	R: 1 E: 0 K: 0 S: 10	H: 3 LOB: 1 BB: 0 P: 11	R: 2 E: 0 K: 0 S: 9	H: 2 LOB: 1 BB: 2 P: 18	R: 2 E: 0 K: 0 S: 9	H: 2 LOB: 1 BB: 2 P: 18	1B: 7 2B: 3 3B: 1 HR: 2	SF: 0 SAC: 0 DP: 3 HBP: 0	WP: 3 PB: 0 SB: 1 CS: 0	PA: 39							
PITCHER	IP	WLS	BF	H	R	ER	SO	BB	IBB	HBP	BLK	WP	HR	S	P	ERA	WHIP										
Kip Wells, R ERA: 5.5	6.0	L	29	9	5	5	3	2	0	0	0	1	2	70	109	7.50	1.833										
19 Tyler Johnson, L ERA: 4.2	1.0		4	2	0	0	0	0	0	0	0	1	0	9	10	0.00	2.000										
34 Randy Flores, L ERA: 4.87	1.0		6	2	2	2	0	2	0	0	0	1	0	9	18	18.00	4.000										

St. Louis Cardinals @ Houston Astros
Minute Maid Park, Houston, TX
Wed Aug 29 2007, 7:05 PM CDT
Att: 33,422 - Roof Closed - 73 F

livebaseballscorecards.com

AB 35
R 7
H 13
RBI 7
BB 4
SO 3
LOB 22



Batter	1	2	3	4	5	6	7	8	9	AB	R	H	RBI	BB	SO	LOB	TOP				
9 Hunter Pence, R OBP: 0.358, SLG: 0.556										4	3	2	5	1	2	0					
Craig Biggio, R OBP: 0.288, SLG: 0.398										5	0	2	0	0	2	1					
Luke Scott, L OBP: 0.352, SLG: 0.495										0	0	0	0	0	0	0					
17 Lance Berkman, S OBP: 0.388, SLG: 0.496										4	0	2	1	1	0	1					
45 Carlos Lee, R OBP: 0.358, SLG: 0.526										3	0	0	0	2	0	1					
Mark Loretta, R OBP: 0.348, SLG: 0.359										5	0	1	0	0	2	5					
21 Ty Wigginton, R OBP: 0.332, SLG: 0.448										4	1	0	0	1	3	1					
Chris Burke, R OBP: 0.311, SLG: 0.347										4	1	1	0	0	0	4					
Brad Ausmus, R OBP: 0.316, SLG: 0.317										2	1	0	0	2	0	2					
51 Wandy Rodriguez, S OBP: 0.163, SLG: 0.146										2	0	0	0	0	0	1					
Orlando Palmeiro, L OBP: 0.333, SLG: 0.256										1	0	0	0	0	0	0					
Dave Borkowski, R										0	0	0	0	0	0	0					
Trever Miller, R										0	0	0	0	0	0	0					
Inning Stats	R: 1 E: 0 K: 2 S: 12	H: 1 LOB: 3 BB: 3 P: 31	R: 0 E: 0 K: 1 S: 9	H: 0 LOB: 0 BB: 0 P: 15	R: 0 E: 0 K: 0 S: 12	H: 1 LOB: 1 BB: 0 P: 18	R: 3 E: 1 K: 0 S: 13	H: 3 LOB: 1 BB: 1 P: 22	R: 0 E: 0 K: 1 S: 9	H: 1 LOB: 0 BB: 0 P: 16	R: 2 E: 0 K: 1 S: 13	H: 2 LOB: 2 BB: 2 P: 29	R: 0 E: 0 K: 1 S: 11	H: 0 LOB: 1 BB: 1 P: 15	R: 0 E: 0 K: 2 S: 10	H: 0 LOB: 0 BB: 0 P: 13	1B: 3 2B: 3 3B: 0 HR: 2	SF: 0 SAC: 1 DP: 0 HBP: 0	WP: 2 PB: 0 SB: 1 CS: 1	PA: 43	
PITCHER	IP WLS BF H R ER SO BB IBB HBP BLK WP HR S P ERA WHIP	IP WLS BF H R ER SO BB IBB HBP BLK WP HR S P ERA WHIP	IP WLS BF H R ER SO BB IBB HBP BLK WP HR S P ERA WHIP	IP WLS BF H R ER SO BB IBB HBP BLK WP HR S P ERA WHIP	IP WLS BF H R ER SO BB IBB HBP BLK WP HR S P ERA WHIP	IP WLS BF H R ER SO BB IBB HBP BLK WP HR S P ERA WHIP	IP WLS BF H R ER SO BB IBB HBP BLK WP HR S P ERA WHIP	IP WLS BF H R ER SO BB IBB HBP BLK WP HR S P ERA WHIP	IP WLS BF H R ER SO BB IBB HBP BLK WP HR S P ERA WHIP	IP WLS BF H R ER SO BB IBB HBP BLK WP HR S P ERA WHIP	IP WLS BF H R ER SO BB IBB HBP BLK WP HR S P ERA WHIP	IP WLS BF H R ER SO BB IBB HBP BLK WP HR S P ERA WHIP	IP WLS BF H R ER SO BB IBB HBP BLK WP HR S P ERA WHIP	IP WLS BF H R ER SO BB IBB HBP BLK WP HR S P ERA WHIP	IP WLS BF H R ER SO BB IBB HBP BLK WP HR S P ERA WHIP	IP WLS BF H R ER SO BB IBB HBP BLK WP HR S P ERA WHIP	IP WLS BF H R ER SO BB IBB HBP BLK WP HR S P ERA WHIP	IP WLS BF H R ER SO BB IBB HBP BLK WP HR S P ERA WHIP	IP WLS BF H R ER SO BB IBB HBP BLK WP HR S P ERA WHIP	IP WLS BF H R ER SO BB IBB HBP BLK WP HR S P ERA WHIP	IP WLS BF H R ER SO BB IBB HBP BLK WP HR S P ERA WHIP

Houston Astros @ Chicago Cubs
Wrigley Field, Chicago, IL
Fri Aug 31 2007, 1:20 PM CDT
Att: 41,297 - Sunny - 71 F

AB 34
R 6
H 8
RBI 6
BB 7
SO 9
LOB 17



Batter	1	2	3	4	5	6	7	8	9	AB	R	H	RBI	BB	SO	LOB	BOTTOM					
2 Ryan Theriot, R OBP: 0.342, SLG: 0.365										5	0	1	0	0	0	0						
Mark DeRosa, R OBP: 0.361, SLG: 0.417										3	0	0	0	1	1	1						
25 Derrek Lee, R OBP: 0.393, SLG: 0.482										4	0	0	0	0	2	2						
16 Aramis Ramirez, R OBP: 0.366, SLG: 0.538										4	1	3	0	0	0	0						
Craig Monroe, R OBP: 0.268, SLG: 0.374										3	0	1	0	1	0	2						
19 Matt Murton, R OBP: 0.343, SLG: 0.402										2	0	1	0	1	1	1						
34 Kerry Wood, R										0	0	0	0	0	0	0						
33 Danyle Ward, L OBP: 0.429, SLG: 0.511										1	0	1	1	0	0	0						
47 Scott Eyre, L										0	0	0	0	0	0	0						
24 Henry Blanco, R OBP: 0.222, SLG: 0.262										3	0	0	0	0	1	4						
Cliff Floyd, L OBP: 0.358, SLG: 0.386										1	0	0	0	0	0	2						
Jason Kendall, R OBP: 0.304, SLG: 0.320										0	0	0	0	0	0	0						
Jacque Jones, L OBP: 0.327, SLG: 0.393										4	0	0	0	0	1	0						
45 Sean Marshall, L OBP: 0.103, SLG: 0.107										1	0	0	0	0	1	0						
43 Michael Wuerz, R										1	0	0	0	0	1	0						
20 Felix Pie, L OBP: 0.269, SLG: 0.335										2	0	0	0	0	1	0						
Inning Stats	R: 0 E: 0 K: 0 S: 5	H: 0 LOB: 0 BB: 0 P: 9	R: 0 E: 0 K: 0 S: 11	H: 2 LOB: 1 BB: 0 P: 16	R: 0 E: 1 K: 1 S: 10	H: 0 LOB: 2 BB: 1 P: 17	R: 0 E: 0 K: 2 S: 11	H: 0 LOB: 1 BB: 1 P: 22	R: 0 E: 0 K: 1 S: 9	H: 1 LOB: 0 BB: 0 P: 17	R: 0 E: 0 K: 1 S: 12	H: 1 LOB: 2 BB: 1 P: 21	R: 0 E: 0 K: 0 S: 8	H: 0 LOB: 0 BB: 0 P: 11	R: 1 E: 0 K: 2 S: 16	H: 3 LOB: 0 BB: 0 P: 21	R: 0 E: 0 K: 2 S: 10	H: 0 LOB: 0 BB: 0 P: 17	1B: 7 2B: 0 3B: 0 HR: 0	SF: 0 SAC: 0 DP: 1 HBP: 0	WP: 0 PB: 0 SB: 0 CS: 0	PA: 37
PITCHER	IP WLS BF H R ER SO BB IBB HBP BLK WP HR S P ERA WHIP	IP WLS BF H R ER SO BB IBB HBP BLK WP HR S P ERA WHIP	IP WLS BF H R ER SO BB IBB HBP BLK WP HR S P ERA WHIP	IP WLS BF H R ER SO BB IBB HBP BLK WP HR S P ERA WHIP	IP WLS BF H R ER SO BB IBB HBP BLK WP HR S P ERA WHIP	IP WLS BF H R ER SO BB IBB HBP BLK WP HR S P ERA WHIP	IP WLS BF H R ER SO BB IBB HBP BLK WP HR S P ERA WHIP	IP WLS BF H R ER SO BB IBB HBP BLK WP HR S P ERA WHIP	IP WLS BF H R ER SO BB IBB HBP BLK WP HR S P ERA WHIP	IP WLS BF H R ER SO BB IBB HBP BLK WP HR S P ERA WHIP	IP WLS BF H R ER SO BB IBB HBP BLK WP HR S P ERA WHIP	IP WLS BF H R ER SO BB IBB HBP BLK WP HR S P ERA WHIP	IP WLS BF H R ER SO BB IBB HBP BLK WP HR S P ERA WHIP	IP WLS BF H R ER SO BB IBB HBP BLK WP HR S P ERA WHIP	IP WLS BF H R ER SO BB IBB HBP BLK WP HR S P ERA WHIP	IP WLS BF H R ER SO BB IBB HBP BLK WP HR S P ERA WHIP	IP WLS BF H R ER SO BB IBB HBP BLK WP HR S P ERA WHIP	IP WLS BF H R ER SO BB IBB HBP BLK WP HR S P ERA WHIP	IP WLS BF H R ER SO BB IBB HBP BLK WP HR S P ERA WHIP	IP WLS BF H R ER SO BB IBB HBP BLK WP HR S P ERA WHIP	IP WLS BF H R ER SO BB IBB HBP BLK WP HR S P ERA WHIP	IP WLS BF H R ER SO BB IBB HBP BLK WP HR S P ERA WHIP

Houston Astros @ Chicago Cubs
Wrigley Field, Chicago, IL
Fri Aug 31 2007, 1:20 PM CDT
Att: 41,297 - Sunny - 71 F

AB 34
R 1
H 7
RBI 1
BB 3
SO 9
LOB 12



Batter	1	2	3	4	5	6	7	8	9	AB	R	H	RBI	BB	SO	LOB	TOP										
9 Hunter Pence, R OBP: 0.356, SLG: 0.552										3	0	0	0	1	1	0	Houston Astros @ Chicago Cubs Wrigley Field, Chicago, IL Sat Sep 01 2007, 12:05 PM CDT Att: 40,606 - Sunny - 75 F										
Chris Burke, R OBP: 0.357, SLG: 0.341										4	0	0	0	0	1	2											
17 Lance Berkman, S OBP: 0.385, SLG: 0.492										4	0	0	0	0	1	0											
45 Carlos Lee, R OBP: 0.359, SLG: 0.533										4	2	2	1	0	1	0											
Mark Loretta, R OBP: 0.345, SLG: 0.355										4	0	0	0	0	0	1											
Luke Scott, L OBP: 0.351, SLG: 0.502										4	1	1	2	0	0	0											
21 Ty Wigginton, R OBP: 0.334, SLG: 0.450										3	0	2	0	0	0	0											
Brad Ausmus, R OBP: 0.314, SLG: 0.315										2	0	0	0	0	0	1											
Mike Lamb, L OBP: 0.370, SLG: 0.458										1	0	0	0	0	0	1											
43 Chris Sampson, R OBP: 0.154, SLG: 0.154										0	0	0	0	0	0	0											
Troy Patton, S OBP: 0.333, SLG: 0.333										2	0	1	0	0	1	1											
Eric Munson, L OBP: 0.323, SLG: 0.398										1	0	0	0	0	0	0											
Inning Stats	R: 0 E: 0 K: 1 S: 8	H: 0 LOB: 0 BB: 0 P: 11	R: 1 E: 0 K: 0 S: 5	H: 1 LOB: 0 BB: 0 P: 7	R: 0 E: 0 K: 0 S: 7	H: 1 LOB: 1 BB: 1 P: 15	R: 0 E: 0 K: 2 S: 7	H: 0 LOB: 0 BB: 0 P: 8	R: 0 E: 0 K: 1 S: 9	H: 1 LOB: 1 BB: 0 P: 14	R: 0 E: 0 K: 1 S: 10	H: 0 LOB: 0 BB: 0 P: 14	R: 1 E: 0 K: 0 S: 13	H: 2 LOB: 1 BB: 0 P: 16	R: 0 E: 0 K: 0 S: 8	H: 0 LOB: 0 BB: 0 P: 11	R: 1 E: 0 K: 0 S: 10	H: 1 LOB: 0 BB: 0 P: 16	1B: 3 2B: 1 3B: 0 HR: 2	SF: 0 SAC: 0 DP: 1 HBP: 0	WP: 0 PB: 0 SB: 0 CS: 0	PA: 33					
PITCHER	IP	WLS	BF	H	R	ER	SO	BB	IBB	HBP	BLK	WP	HR	S	P	ERA	WHIP										
Jason Marquis, R ERA: 4.2	6.2	W	25	5	2	2	5	1	0	0	0	0	1	56	81	2.70	0.900										
49 Carlos Marmol, R ERA: 1.45	0.1	H	1	0	0	0	0	0	0	0	0	0	0	3	4	0.00	0.000										
Bob Howry, R ERA: 3.61	1.0	H	3	0	0	0	0	0	0	0	0	0	0	8	11	0.00	0.000										
46 Ryan Dempster, R ERA: 3.4	1.0	S	4	1	1	1	0	0	0	0	0	0	1	10	16	9.00	1.000										

Batter	1	2	3	4	5	6	7	8	9	AB	R	H	RBI	BB	SO	LOB	BOTTOM										
12 Alfonso Soriano, R OBP: 0.334, SLG: 0.507										3	1	1	0	1	0	1	Houston Astros @ Chicago Cubs Wrigley Field, Chicago, IL Sat Sep 01 2007, 12:05 PM CDT Att: 40,606 - Sunny - 75 F										
2 Ryan Theriot, R OBP: 0.341, SLG: 0.367										4	0	1	0	0	1	1											
25 Derrek Lee, R OBP: 0.394, SLG: 0.488										4	2	2	1	0	1	1											
16 Aramis Ramirez, R OBP: 0.367, SLG: 0.545										4	1	2	2	0	0	0											
Craig Monroe, R OBP: 0.266, SLG: 0.371										3	0	0	0	0	1	1											
33 Danyle Ward, L OBP: 0.434, SLG: 0.517										1	0	1	0	0	0	0											
20 Felix Pie, L OBP: 0.269, SLG: 0.335										0	0	0	0	0	0	0											
Mark DeRosa, R OBP: 0.380, SLG: 0.414										3	0	0	0	0	2	3											
Jason Kendall, R OBP: 0.303, SLG: 0.318										3	0	0	0	0	0	3											
Jacque Jones, L OBP: 0.324, SLG: 0.390										3	0	0	0	0	0	1											
Jason Marquis, L OBP: 0.164, SLG: 0.250										1	0	0	0	0	0	0											
49 Carlos Marmol, R ERA: 3.86										0	0	0	0	0	0	0											
17 Mike Fontenot, L OBP: 0.341, SLG: 0.420										1	0	0	0	0	0	0											
Bob Howry, L ERA: 4.53										0	0	0	0	0	0	0											
46 Ryan Dempster, R ERA: 3.4										0	0	0	0	0	0	0											
Inning Stats	R: 0 E: 0 K: 0 S: 10	H: 0 LOB: 0 BB: 0 P: 11	R: 0 E: 1 K: 0 S: 11	H: 0 LOB: 1 BB: 0 P: 16	R: 1 E: 1 K: 1 S: 10	H: 1 LOB: 1 BB: 1 P: 18	R: 0 E: 0 K: 1 S: 6	H: 0 LOB: 0 BB: 0 P: 8	R: 0 E: 0 K: 0 S: 8	H: 0 LOB: 1 BB: 0 P: 12	R: 2 E: 0 K: 1 S: 15	H: 2 LOB: 1 BB: 0 P: 27	R: 0 E: 0 K: 1 S: 9	H: 1 LOB: 1 BB: 0 P: 10	R: 1 E: 0 K: 1 S: 13	H: 3 LOB: 1 BB: 0 P: 21	1B: 4 2B: 1 3B: 0 HR: 2	SF: 0 SAC: 1 DP: 0 HBP: 2	WP: 0 PB: 0 SB: 0 CS: 0	PA: 34							
PITCHER	IP	WLS	BF	H	R	ER	SO	BB	IBB	HBP	BLK	WP	HR	S	P	ERA	WHIP										
Troy Patton, L ERA: 3.86	6.0	L	25	3	3	2	3	1	0	2	0	0	1	60	92	3.00	0.667										
43 Chris Sampson, R ERA: 4.53	2.0		9	4	1	1	2	0	0	0	0	0	1	22	31	4.50	2.000										

AB 32
R 3
H 6
RBI 3
BB 1
SO 5
LOB 6

AB 30
R 4
H 7
RBI 3
BB 1
SO 5
LOB 11

livebaseballscores.com

livebaseballscores.com

Batter	1	2	3	4	5	6	7	8	9	AB	R	H	RBI	BB	SO	LOB	TOP			
9 Hunter Pence, R OBP: 0.360, SLG: 0.553										3	1	1	1	2	0	0				
Craig Biggio, R OBP: 0.286, SLG: 0.394										4	0	0	0	0	2	3				
Mark McLemore, L										0	0	0	0	0	0	0				
Dave Borkowski, R										0	0	0	0	0	0	0				
Trever Miller, R										0	0	0	0	0	0	0				
Luke Scott, L OBP: 0.350, SLG: 0.500										3	2	1	2	1	1	0				
17 Lance Berkman, S OBP: 0.387, SLG: 0.497										3	2	1	2	1	1	0				
45 Carlos Lee, R OBP: 0.357, SLG: 0.529										4	0	0	0	0	0	3				
21 Ty Wigginton, R OBP: 0.335, SLG: 0.452										4	1	2	1	0	1	0				
Chris Burke, R OBP: 0.306, SLG: 0.337										3	0	0	0	1	1	1				
Eric Bruntlett, R OBP: 0.333, SLG: 0.279										3	0	1	1	1	2	2				
Eric Munson, L OBP: 0.313, SLG: 0.385										4	0	0	0	0	0	2				
Woody Williams, R OBP: 0.091, SLG: 0.145										2	1	1	0	0	0	0				
Josh Anderson, L										1	0	0	0	0	1	0				
Mark Loretta, R OBP: 0.344, SLG: 0.354										1	0	0	0	0	0	1				
Chad Qualls, R										0	0	0	0	0	0	0				
Inning Stats	R: 2 E: 0 K: 2 S: 18	H: 2 LOB: 2 BB: 34	R: 1 E: 0 K: 0 S: 10	H: 2 LOB: 2 BB: 17	R: 0 E: 0 K: 3 S: 13	H: 0 LOB: 0 BB: 16	R: 0 E: 0 K: 0 S: 11	H: 0 LOB: 1 BB: 18	R: 2 E: 0 K: 0 S: 13	H: 2 LOB: 0 BB: 23	R: 0 E: 0 K: 2 S: 8	H: 0 LOB: 0 BB: 14	R: 0 E: 0 K: 0 S: 9	H: 0 LOB: 1 BB: 18	R: 0 E: 0 K: 2 S: 9	H: 0 LOB: 0 BB: 13	1B: 2 2B: 3 3B: 0 HR: 1	SF: 0 SAC: 0 DP: 0 HBP: 1	WP: 0 PB: 0 SB: 3 CS: 0	PA: 39
PITCHER	IP: 5.0 WLS: 3 BF: 26 ERA: 3.84	H: 6 R: 5 ER: 5 SO: 5	BB: 4 IBB: 0 HBP: 1 BLK: 0	WP: 0 HR: 1 S: 65 P: 108	ERA: 9.00 WHIP: 2.000	IP: 1.0 WLS: 3 BF: 3 ERA: 3.33	H: 0 R: 0 ER: 0 SO: 2	BB: 0 IBB: 0 HBP: 0 BLK: 0	WP: 0 HR: 0 S: 9 P: 13	ERA: 0.00 WHIP: 0.000										
53 Rich Hill, L	5.0	6	5	5	4	0	1	0	0	0	1	65	108	9.00	2.000					
43 Michael Wuertz, R	1.0	3	0	0	2	0	0	0	0	0	8	14	0.00	0.000						
34 Kerry Wood, R	1.1	5	0	0	0	1	0	0	0	0	11	22	0.00	0.750						
47 Scott Eyre, L	0.1	1	0	0	0	0	0	0	0	0	5	8	0.00	0.000						
49 Carlos Marmol, R	0.1	W	1	0	0	0	0	0	0	0	1	2	0.00	0.000						

Houston Astros @ Chicago Cubs
Wrigley Field, Chicago, IL
Sun Sep 02 2007, 1:20 PM CDT
Att: 41,415 - Sunny - 80 F

AB	33
R	5
H	6
RBI	5
BB	5
SO	9
LOB	12



Batter	1	2	3	4	5	6	7	8	9	AB	R	H	RBI	BB	SO	LOB	BOTTOM
12 Alfonso Soriano, R OBP: 0.335, SLG: 0.509										4	1	2	1	0	1	0	
2 Ryan Theriot, R OBP: 0.342, SLG: 0.365										4	1	1	1	1	0	2	
25 Derrek Lee, R OBP: 0.398, SLG: 0.497										4	1	3	3	0	0	2	
16 Aramis Ramirez, R OBP: 0.369, SLG: 0.544										3	0	1	0	1	2	4	
17 Mike Fontenot, L OBP: 0.339, SLG: 0.417										1	0	0	0	0	0	0	
Cliff Floyd, L OBP: 0.358, SLG: 0.383										2	0	0	0	1	1	4	
19 Matt Murton, R OBP: 0.346, SLG: 0.421										1	1	1	1	0	0	0	
20 Felix Pie, L OBP: 0.269, SLG: 0.335										0	0	0	0	0	0	0	
Mark DeRosa, R OBP: 0.357, SLG: 0.410										4	0	0	0	0	0	3	
Jacque Jones, L OBP: 0.324, SLG: 0.387										3	1	0	0	1	2	0	
Jason Kendall, R OBP: 0.303, SLG: 0.316										3	1	0	0	0	0	1	
53 Rich Hill, L	5.0	6	5	5	4	0	1	0	0	0	1	65	108	9.00	2.000		
43 Michael Wuertz, R	1.0	3	0	0	2	0	0	0	0	0	8	14	0.00	0.000			
Craig Monroe, R	1.1	5	0	0	0	1	0	0	0	0	11	22	0.00	0.750			
34 Kerry Wood, R	0.1	1	0	0	0	0	0	0	0	0	5	8	0.00	0.000			
47 Scott Eyre, L	0.1	W	1	0	0	0	0	0	0	0	1	2	0.00	0.000			
49 Carlos Marmol, R	0.1	W	1	0	0	0	0	0	0	0	1	2	0.00	0.000			

Batter	1	2	3	4	5	6	7	8	9	AB	R	H	RBI	BB	SO	LOB	TOP										
9 Hunter Pence, R OBP: 0.367, SLG: 0.560										4	0	2	0	0	1	0											
Chris Burke, R OBP: 0.313, SLG: 0.356										4	0	1	0	0	1	2											
17 Lance Berkman, S OBP: 0.387, SLG: 0.500 46 J.R. Towles, R (6, 2)											3	0	1	0	0	0	1										
45 Carlos Lee, R OBP: 0.355, SLG: 0.524 Josh Anderson, L (6, PH) (6, 7)											2	0	1	0	0	0	1										
Mike Lamb, L OBP: 0.369, SLG: 0.453 Eric Bruntlett, R OBP: 0.338, SLG: 0.279										3	0	0	0	0	1	3											
Luke Scott, L OBP: 0.355, SLG: 0.511											4	1	2	2	0	1											
Cody Ransom, R (1, 6)											4	0	0	0	0	2											
Eric Munson, L OBP: 0.309, SLG: 0.371 (6, 3)											3	0	1	0	1	1											
Matt Albers, L OBP: 0.281, SLG: 0.289 52 Felipe Paulino, R ERA: 3.88 Jason Lane, R OBP: 0.257, SLG: 0.352 Mark McLemore, L (7, PH) (7, 1) Brian Moehler, R OBP: 0.296, SLG: 0.290 Humberto Quintero, R OBP: 0.296, SLG: 0.296 (8, PH) (8, 1)											1	0	0	0	0	1											
Inning Stats	R: 0 E: 0 K: 0 S: 7	H: 1 LOB: 0 BB: 0 P: 9	R: 0 E: 0 K: 1 S: 7	H: 1 LOB: 1 BB: 0 P: 9	R: 0 E: 0 K: 1 S: 7	H: 0 LOB: 0 BB: 0 P: 10	R: 0 E: 0 K: 1 S: 9	H: 1 LOB: 2 BB: 1 P: 16	R: 0 E: 0 K: 1 S: 11	H: 0 LOB: 2 BB: 1 P: 17	R: 0 E: 0 K: 1 S: 13	H: 2 LOB: 1 BB: 0 P: 20	R: 0 E: 0 K: 1 S: 10	H: 1 LOB: 1 BB: 0 P: 13	R: 2 E: 0 K: 3 S: 12	H: 1 LOB: 1 BB: 1 P: 20	1B: 5 2B: 2 3B: 0 HR: 1	SF: 0 SAC: 0 DP: 3 HBP: 0	WP: 0 PB: 1 SB: 0 CS: 0	PA: 36							
PITCHER	IP	WLS	BF	H	R	ER	SO	BB	IBB	HBP	BLK	WP	HR	S	P	ERA	WHIP										
49 Yovani Gallardo, R ERA: 4.27	(1, 1)	7.0	W	27	6	0	0	5	2	0	0	0	0	63	91	0.00	1.143										
Matt Wise, R ERA: 3.88	(8, 1)	1.0		4	1	0	0	1	0	0	0	0	0	10	13	0.00	1.000										
Ray King, L ERA: 4.93	(9, 1)	1.0		5	1	2	2	3	1	0	0	0	1	12	20	18.00	2.000										

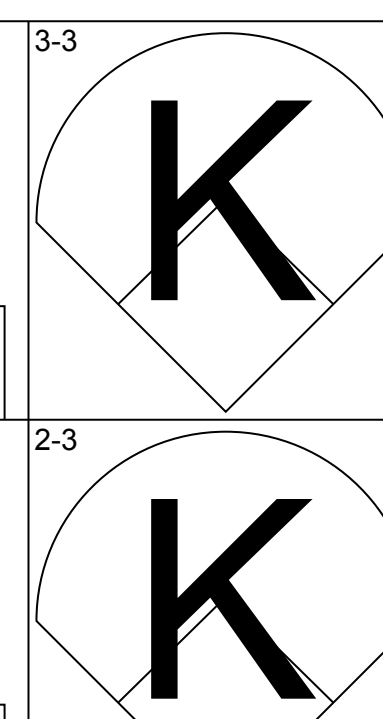
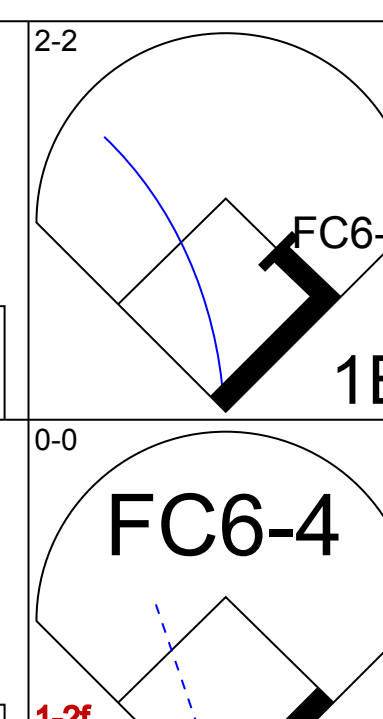
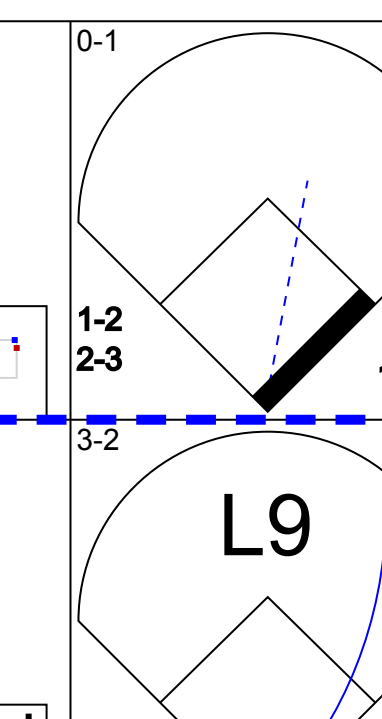
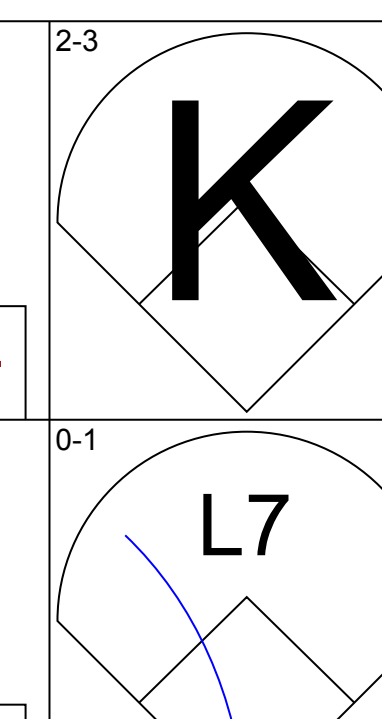
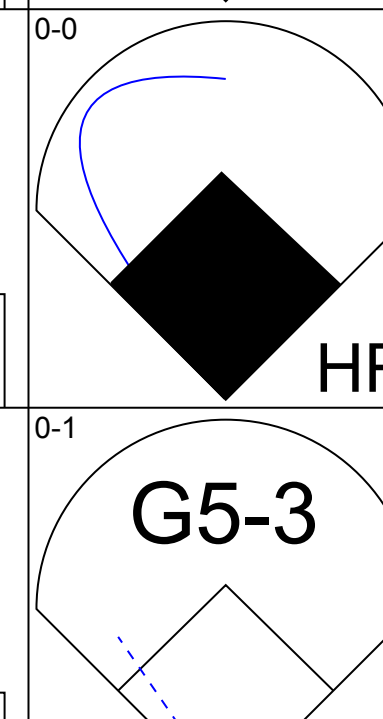
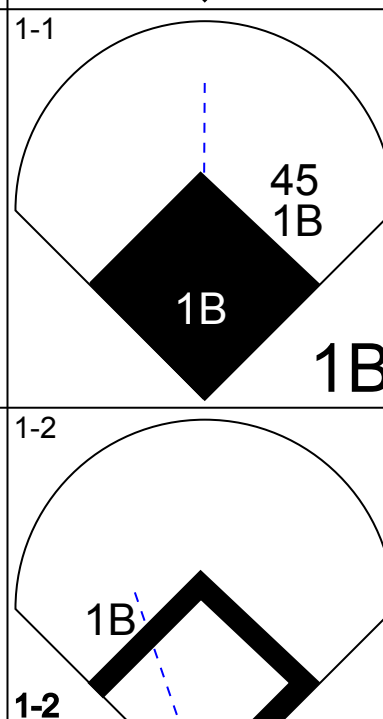

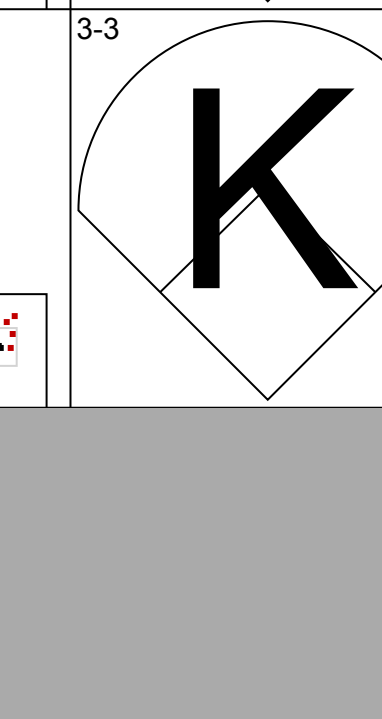


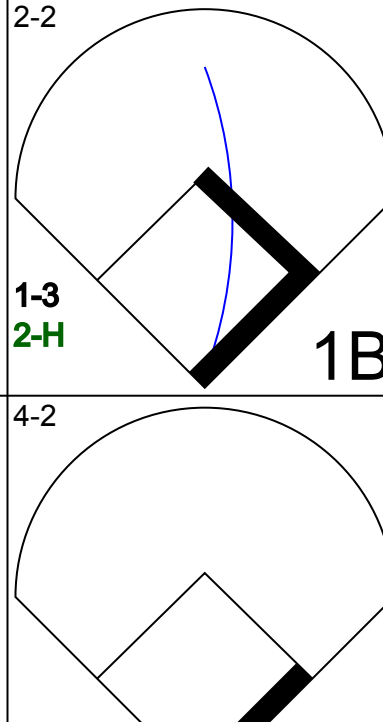
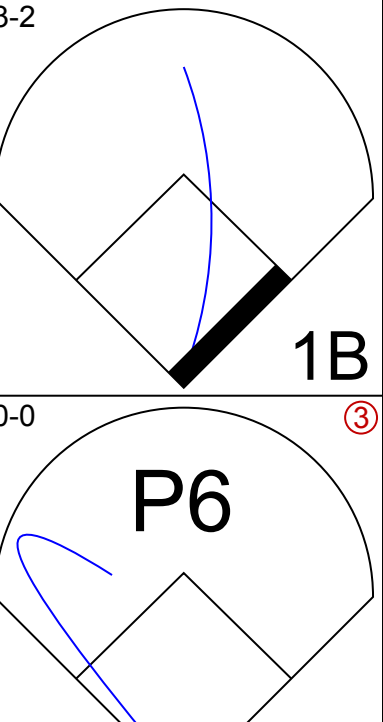



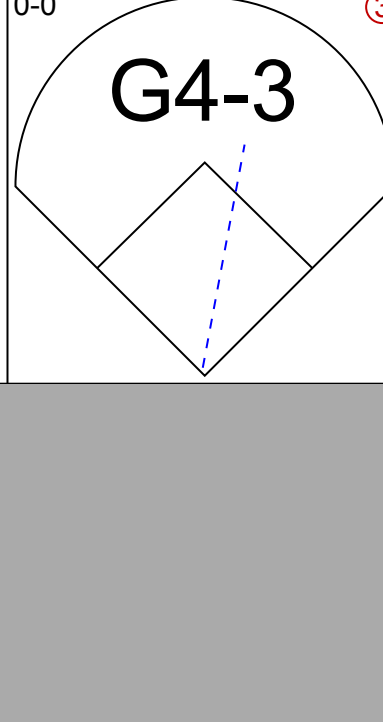

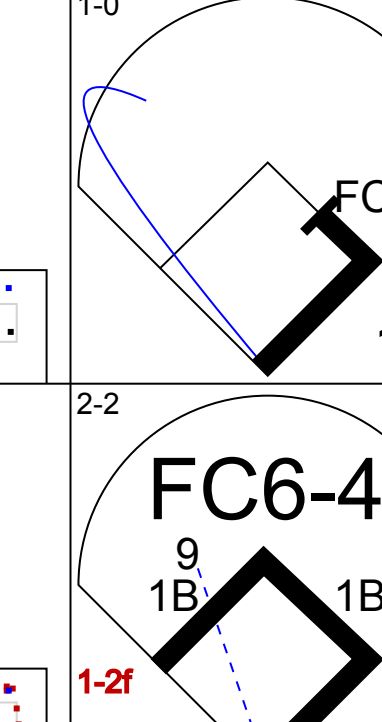

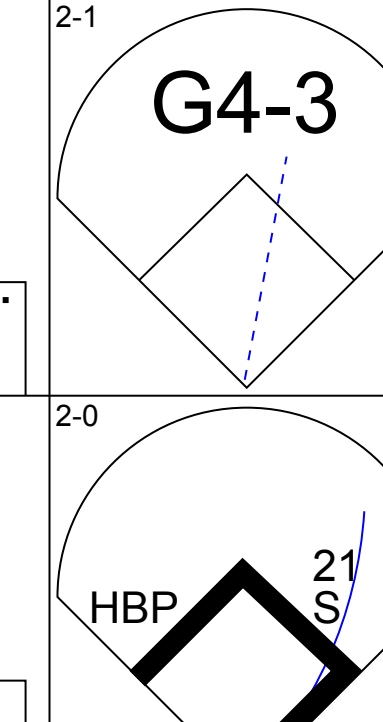
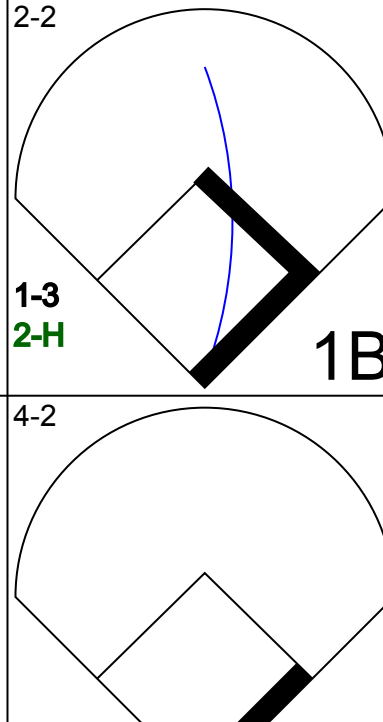
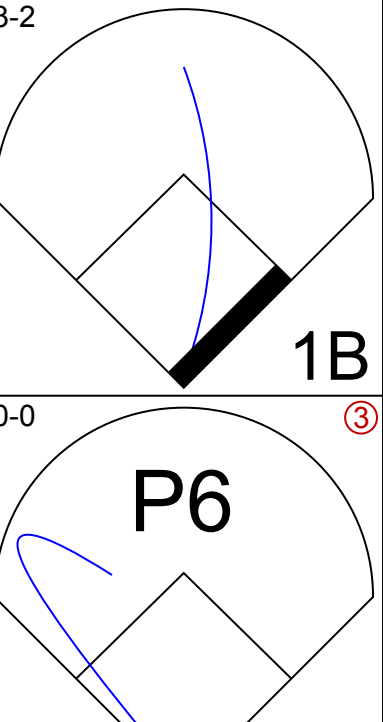


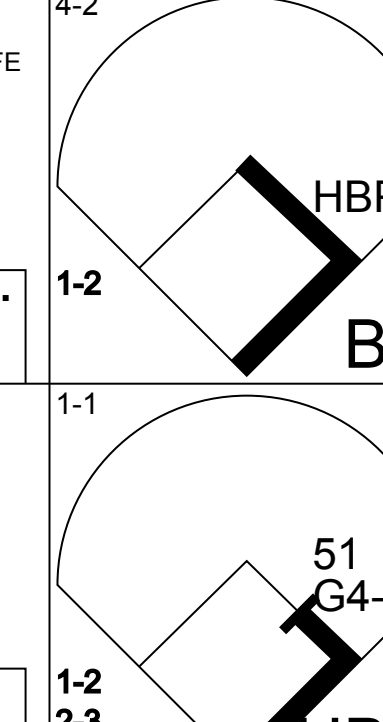
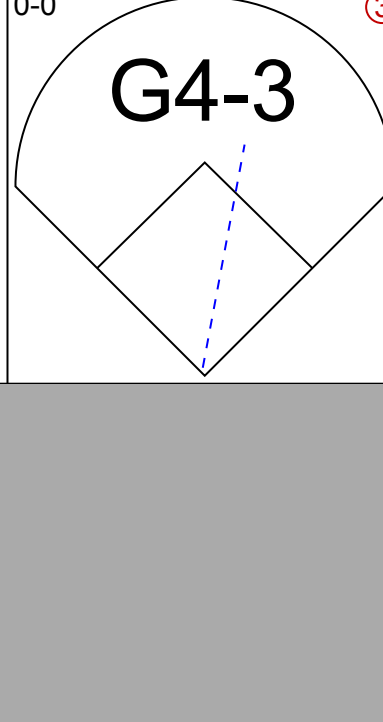

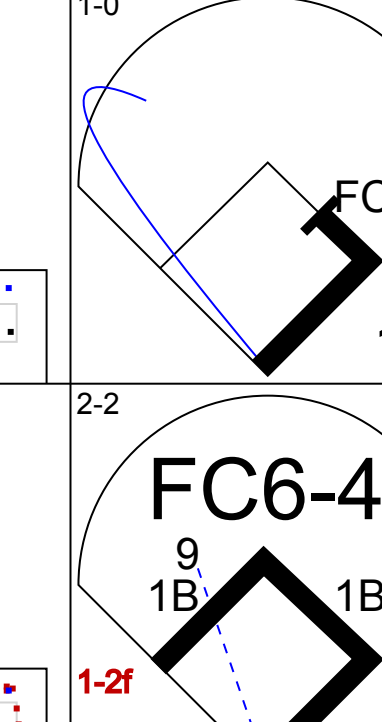

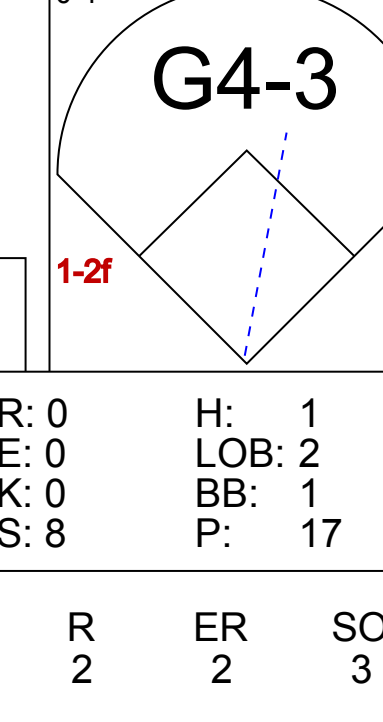
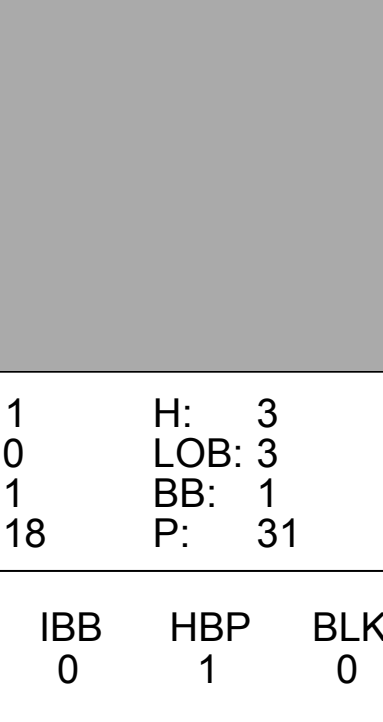
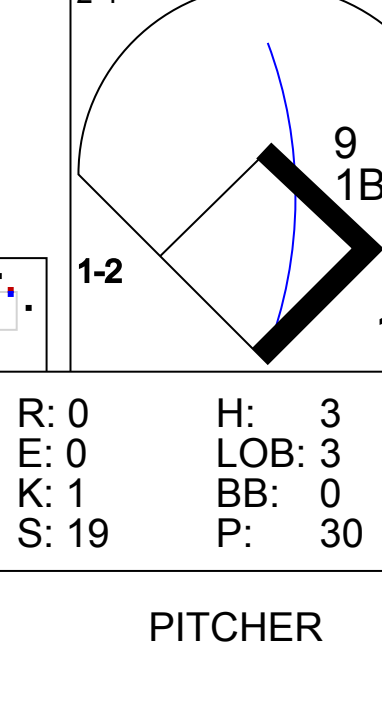
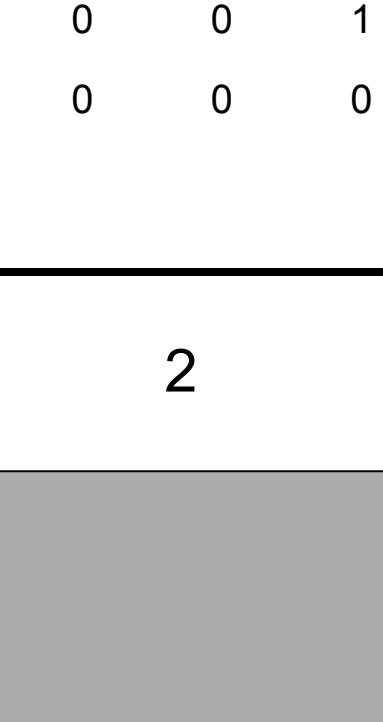
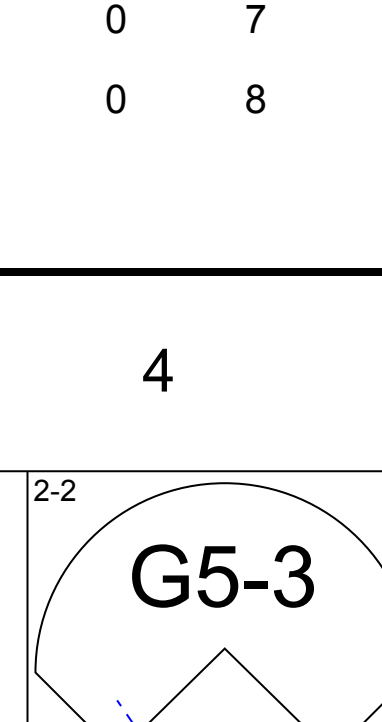
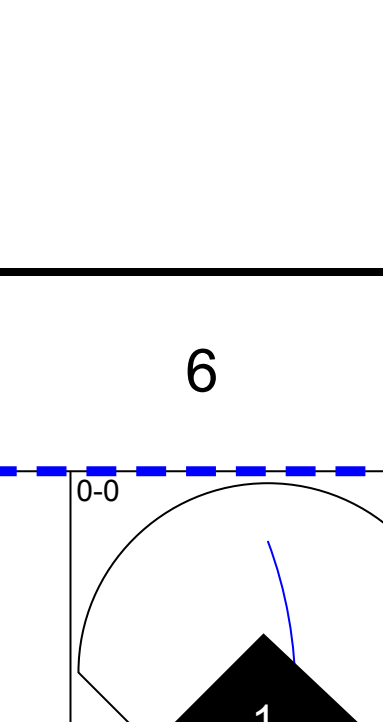
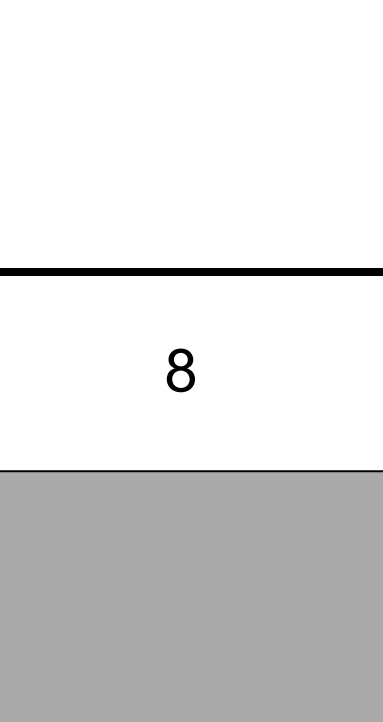
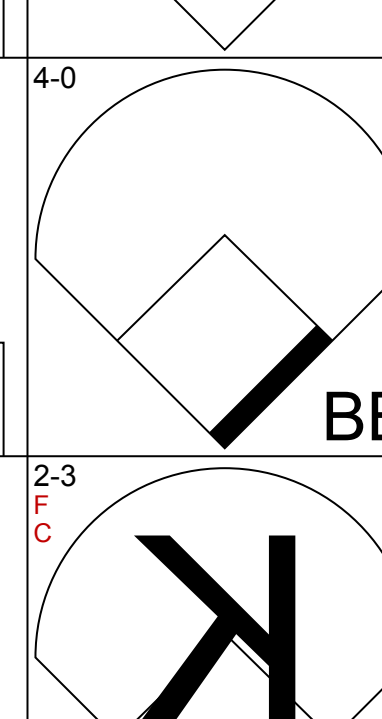
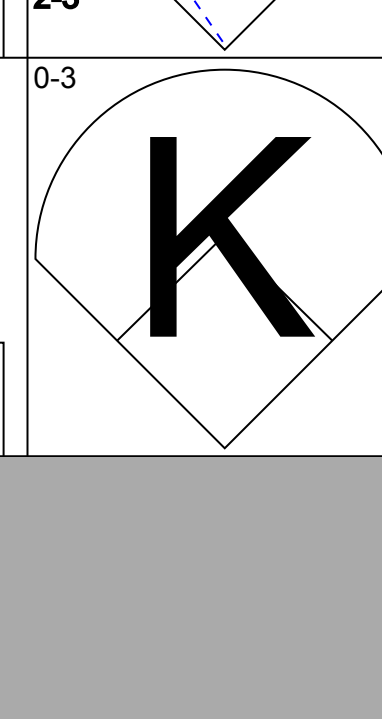
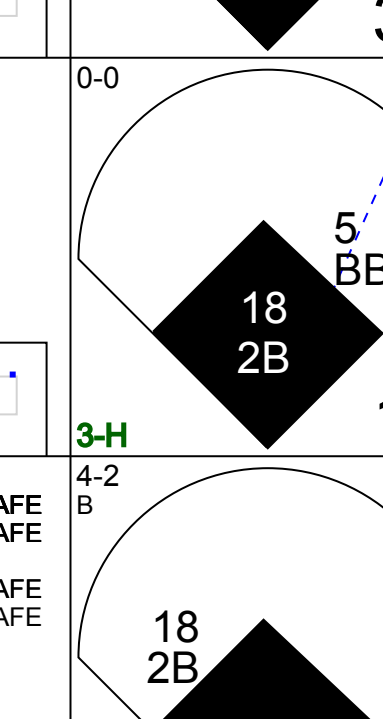

Houston Astros @ Milwaukee Brewers
Miller Park, Milwaukee, WI
Wed Sep 05 2007, 7:05 PM CDT
Att: 28,988 - Clear - 83 F

AB 33
R 2
H 8
RBI 2
BB 3
SO 9
LOB 16

Batter	1	2	3	4	5	6	7	8	9	AB	R	H	RBI	BB	SO	LOB	BOTTOM											
23 Rickie Weeks Jr., R OBP: 0.365, SLG: 0.378										2	3	0	0	3	2	2												
Gabe Gross, L OBP: 0.352, SLG: 0.479										2	2	0	0	3	0	2												
8 Ryan Braun, R OBP: 0.379, SLG: 0.649 27 Joe Dillon, R OBP: 0.386, SLG: 0.512										3	2	1	3	0	0	3												
28 Prince Fielder, L OBP: 0.384, SLG: 0.605 10 Vinny Rottino, R OBP: 0.200, SLG: 0.400										2	2	1	3	1	0	0												
1 Corey Hart, R OBP: 0.353, SLG: 0.533 2 Bill Hall, R OBP: 0.320, SLG: 0.439										3	2	2	3	0	0	0												
Geoff Jenkins, L OBP: 0.335, SLG: 0.506 11 Mike Rivera, R										4	1	3	1	0	0	1												
Johnny Estrada, S OBP: 0.302, SLG: 0.403 Matt Wise, R OBP: 1.000, SLG: 1.000 Kevin Mench, R OBP: 0.307, SLG: 0.445 Ray King, L										4	0	2	1	0	0	1												
7 J.J. Hardy, R OBP: 0.322, SLG: 0.460 Craig Counsell, L OBP: 0.326, SLG: 0.323										2	0	0	0	0	1	1												
49 Yovani Gallardo, R OBP: 0.303, SLG: 0.531 52 Mel Stocker, S										3	1	1	0	0	0	2												
Inning Stats	R: 3 E: 0 K: 0 S: 16	H: 2 LOB: 1 BB: 2 P: 29	R: 3 E: 0 K: 1 S: 14	H: 2 LOB: 1 BB: 1 P: 23	R: 1 E: 0 K: 1 S: 8	H: 2 LOB: 1 BB: 0 P: 12	R: 4 E: 0 K: 0 S: 14	H: 2 LOB: 2 BB: 2 P: 28	R: 0 E: 0 K: 1 S: 14	H: 1 LOB: 1 BB: 0 P: 24	R: 1 E: 0 K: 0 S: 8	H: 3 LOB: 2 BB: 0 P: 10	R: 2 E: 0 K: 1 S: 12	H: 1 LOB: 1 BB: 2 P: 25	R: 0 E: 0 K: 1 S: 9	H: 0 LOB: 1 BB: 1 P: 14	1B: 3 2B: 5 3B: 0 HR: 5	SF: 0 SAC: 0 DP: 0 HBP: 0	WP: 1 PB: 0 SB: 1 CS: 0	PA: 45								
PITCHER	IP	WLS	BF	H	R	ER	SO	BB	IBB	HBP	BLK	WP	HR	S	P	ERA	WHIP											
Matt Albers, R ERA: 5.88	(1, 1)	3.0	L	18	6	7	7	2	3	0	0	0	1	3	36	62	15.00	2.667										
52 Felipe Paulino, R ERA: 15.0	(4, 1)	3.0		17	6	5	5	1	2	0	0	0	0	12	25	18.00	3.000											
Mark McLemore, L ERA: 3.9	(7, 1)	1.0		6	1	2	2	1	2	0	0	0	0	9	14	0.00	1.000											
Brian Moehler, R ERA: 4.5	(8, 1)	1.0		4	0	0	0	1	1	0	0	0	0	9	14	0.00	1.000											

Houston Astros @ Milwaukee Brewers
Miller Park, Milwaukee, WI
Wed Sep 05 2007, 7:05 PM CDT
Att: 28,988 - Clear - 83 F

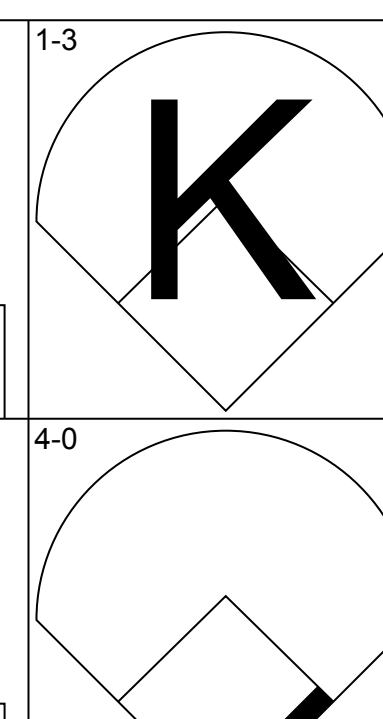
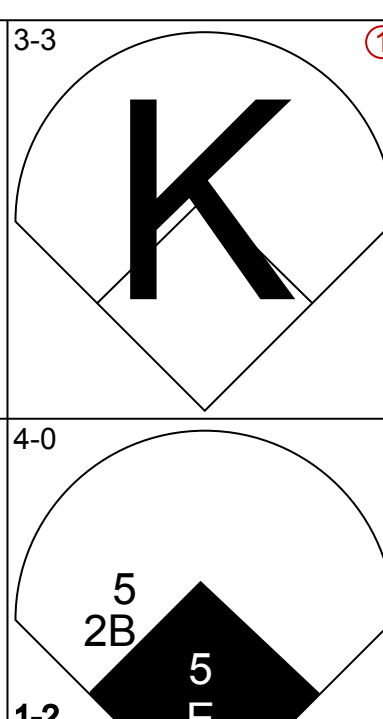
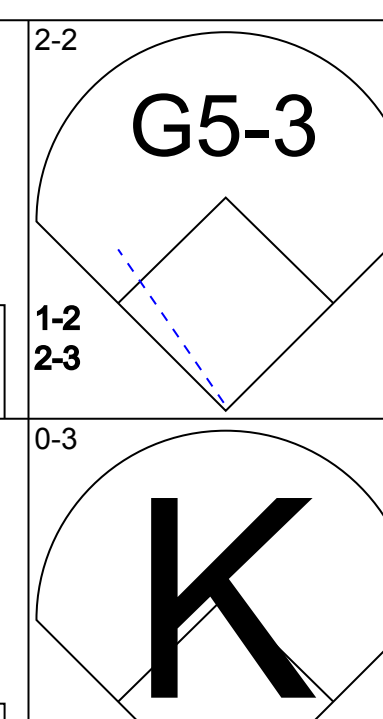
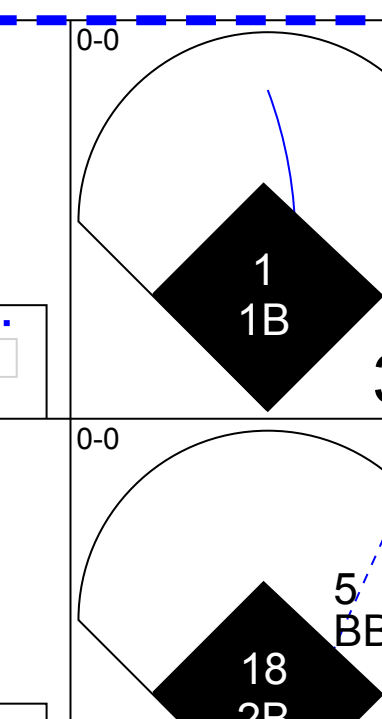

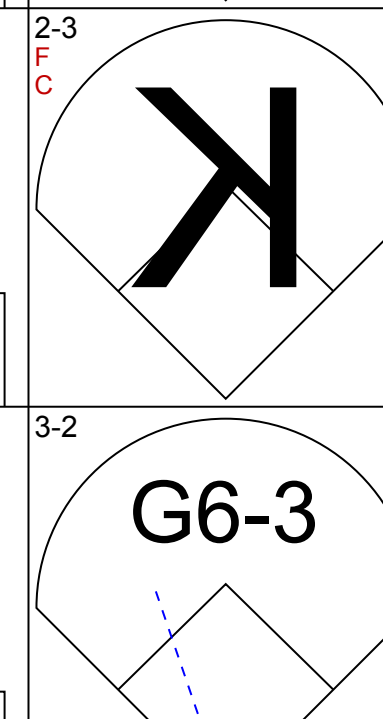
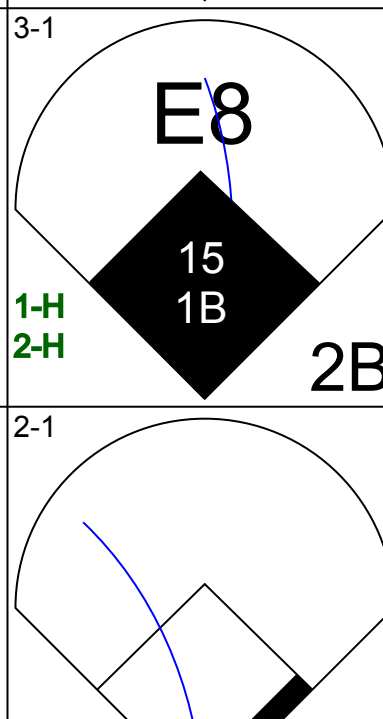

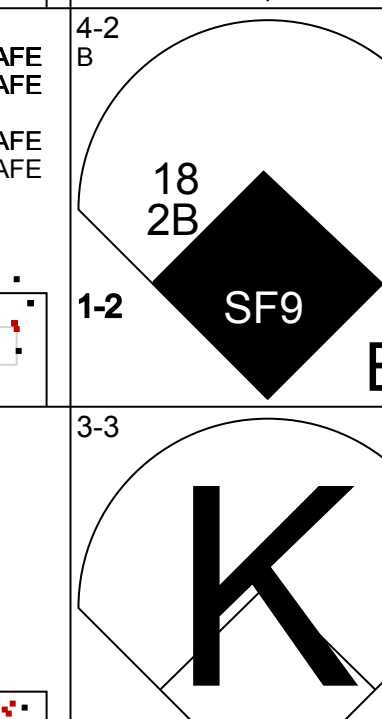
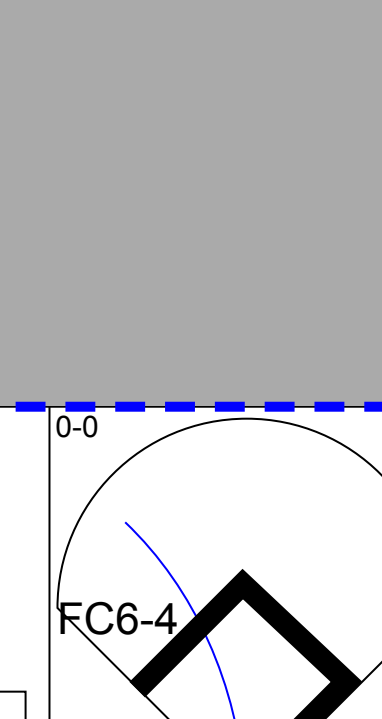

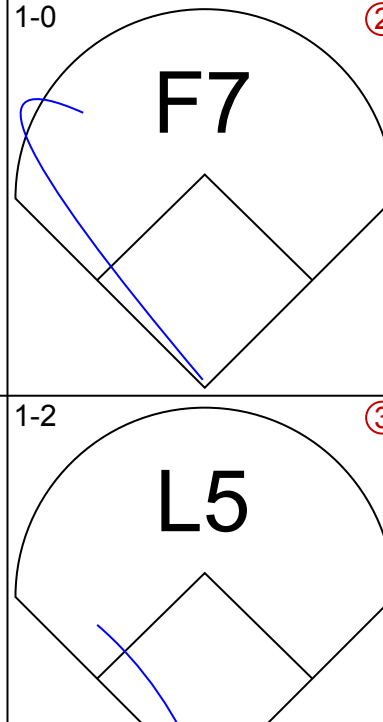
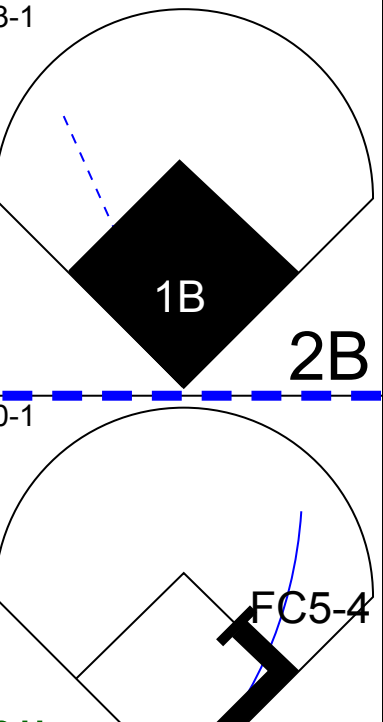
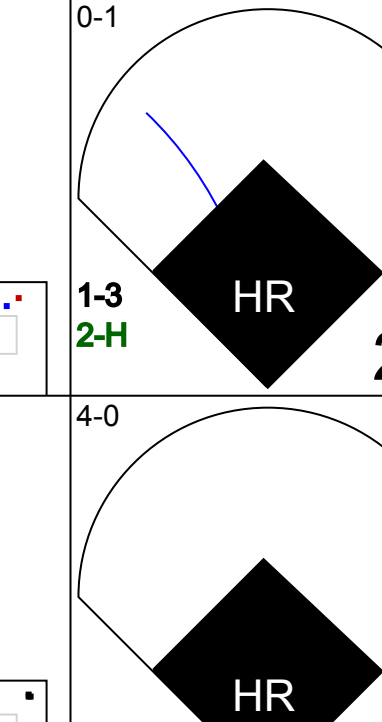
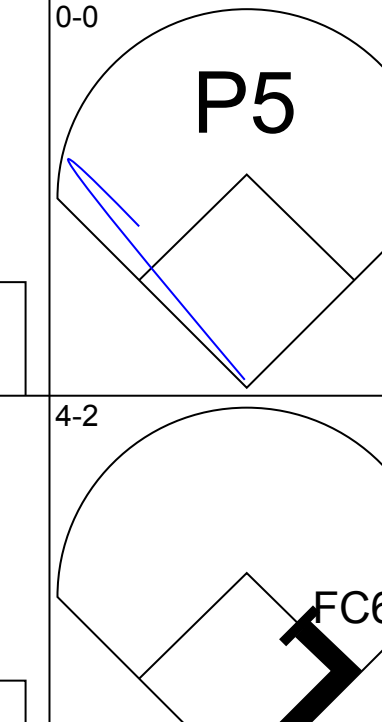


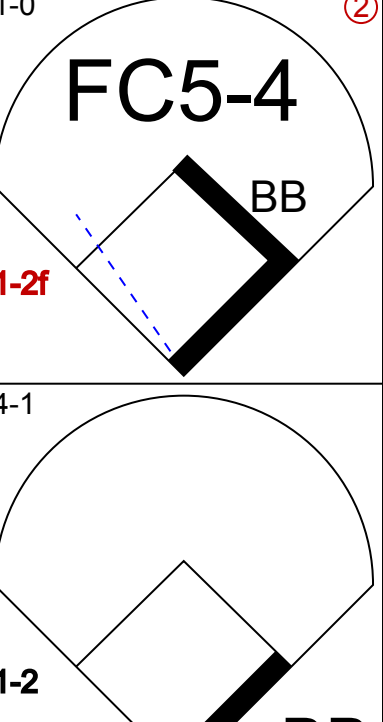
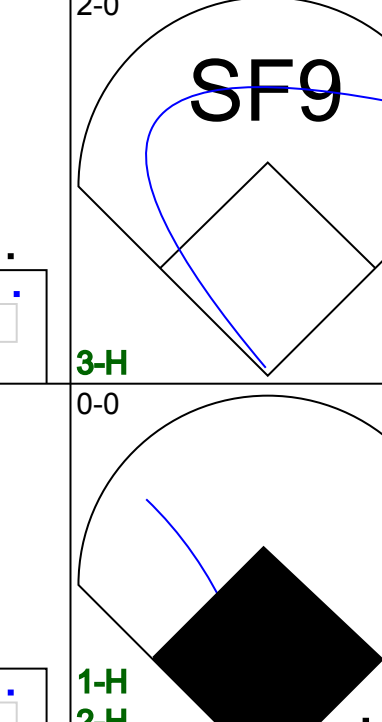
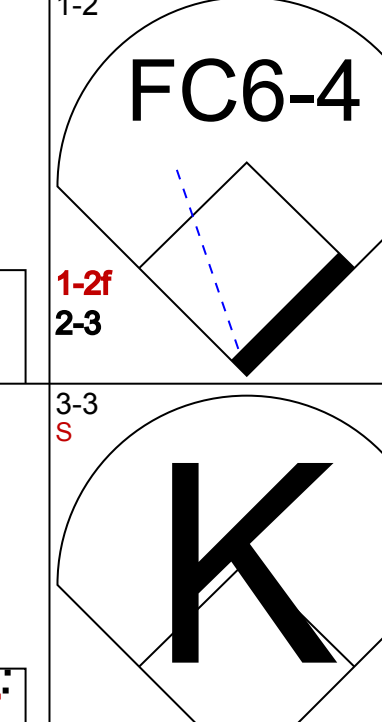
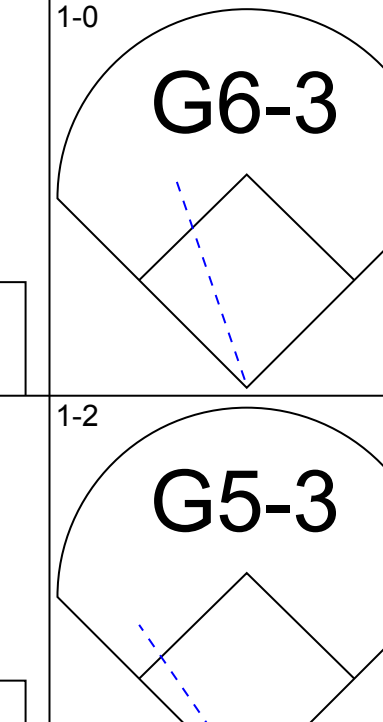
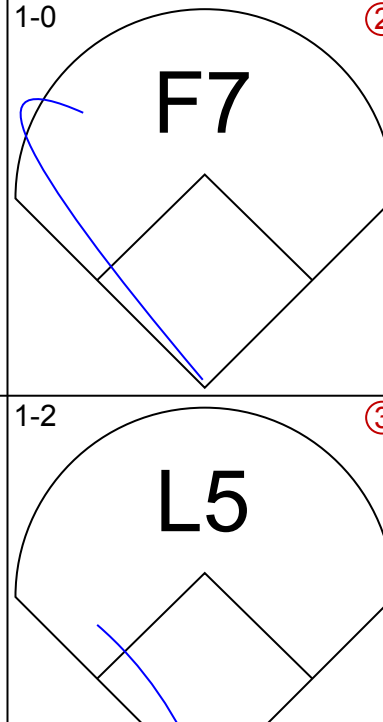
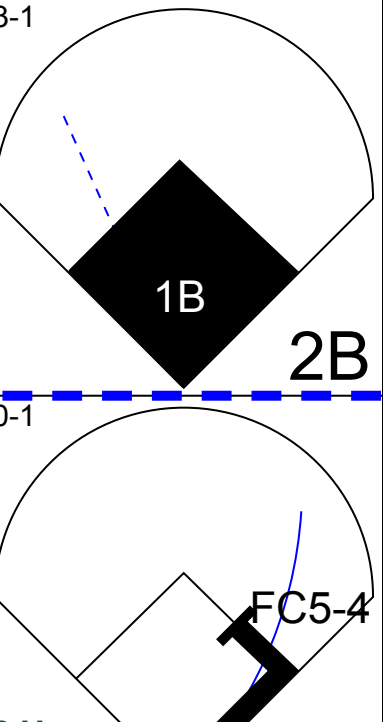
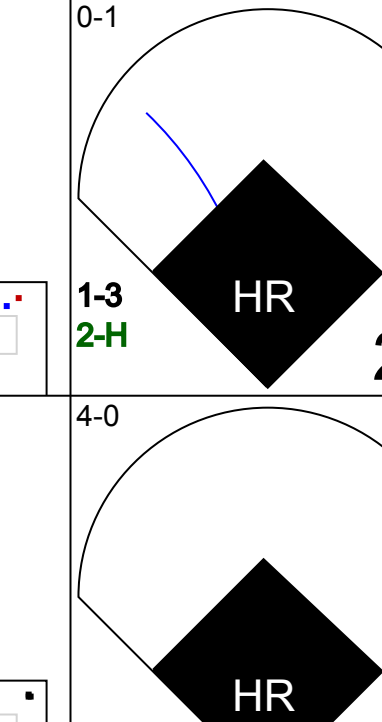
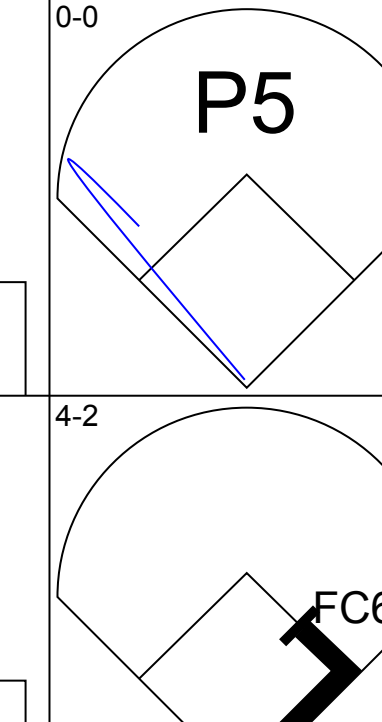
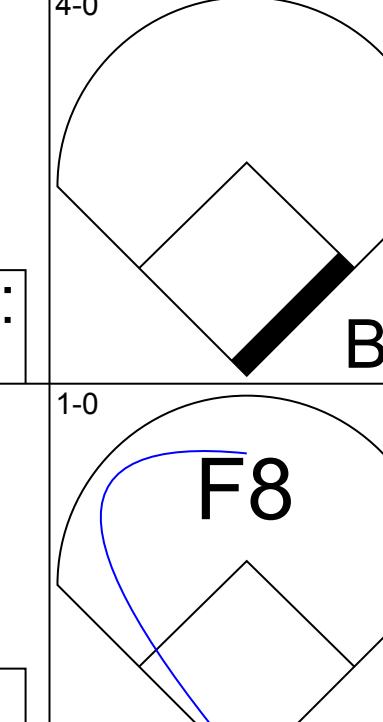

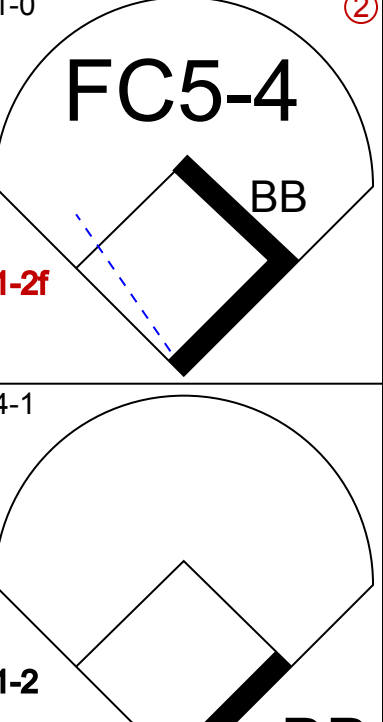
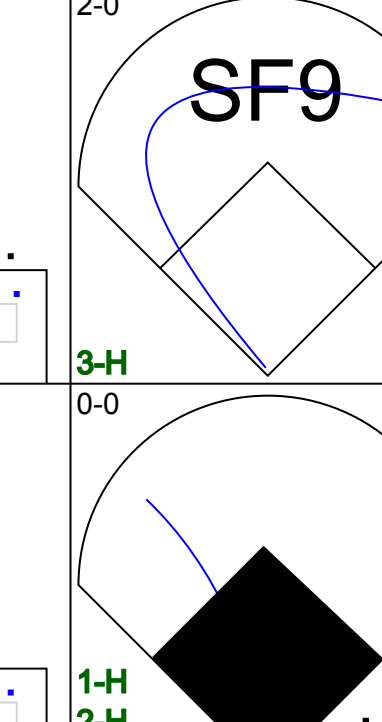
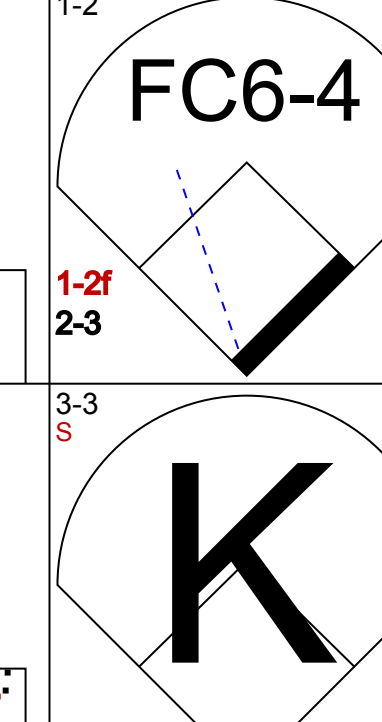
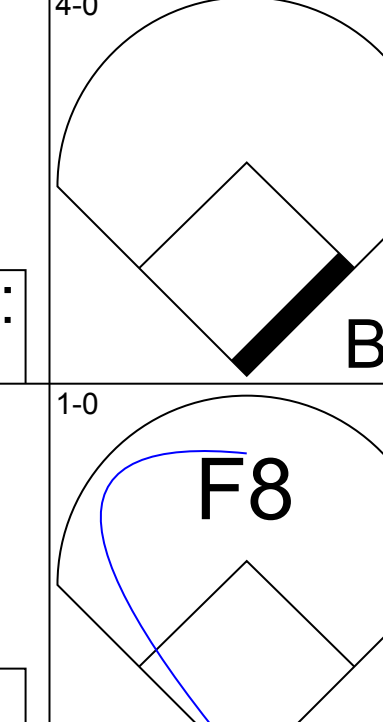

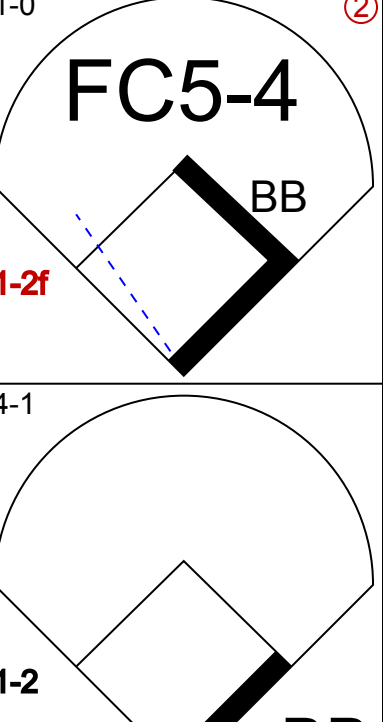
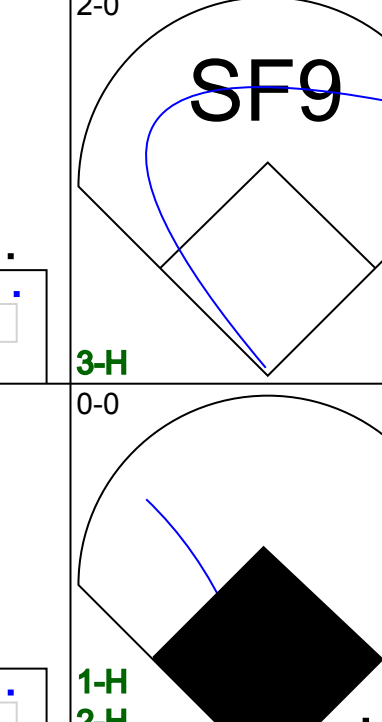
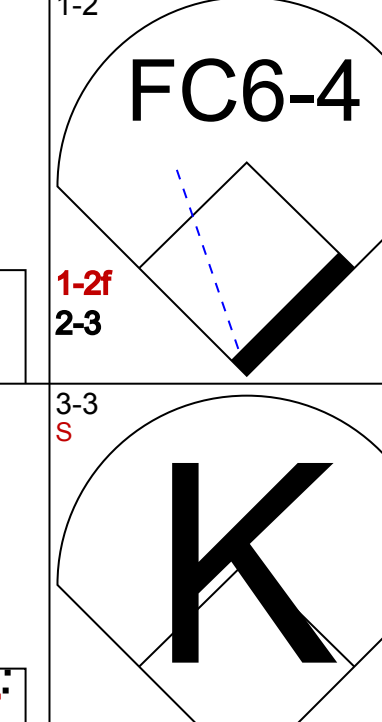

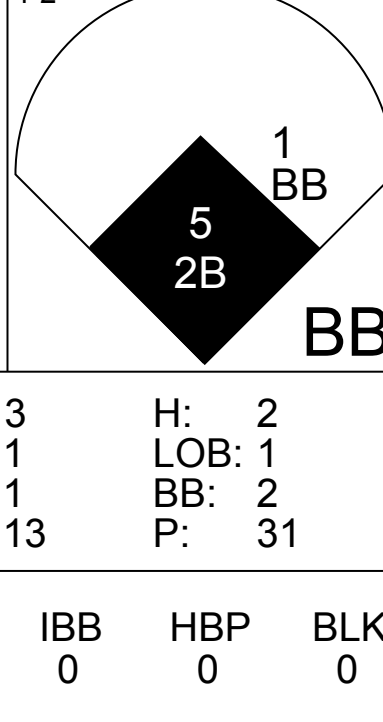
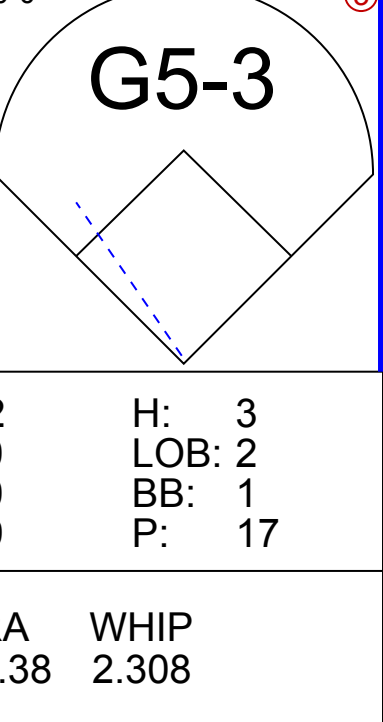
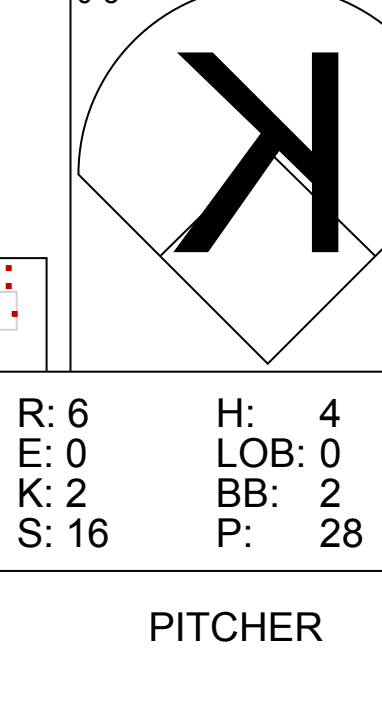
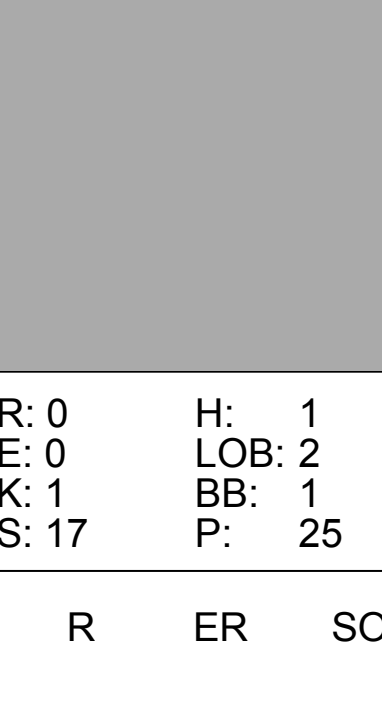

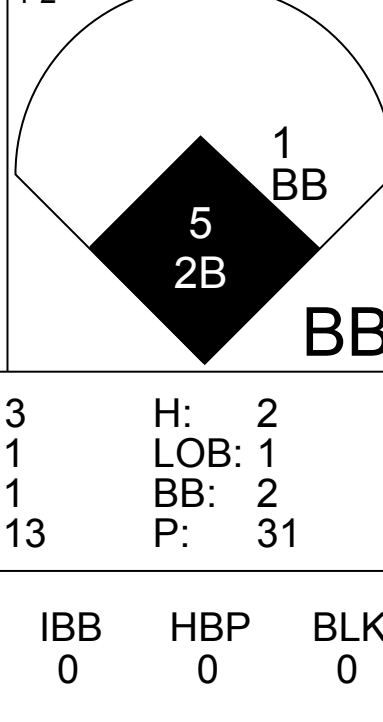
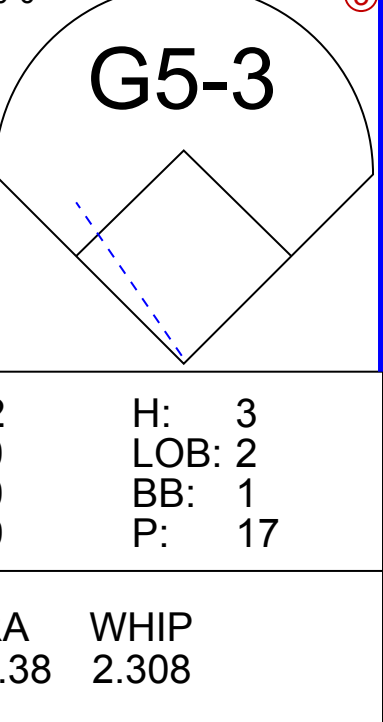
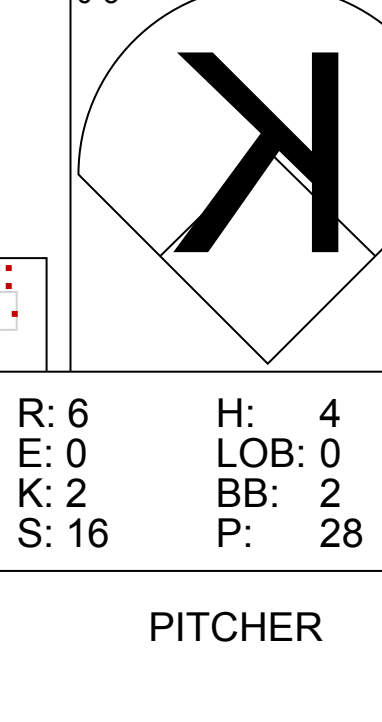
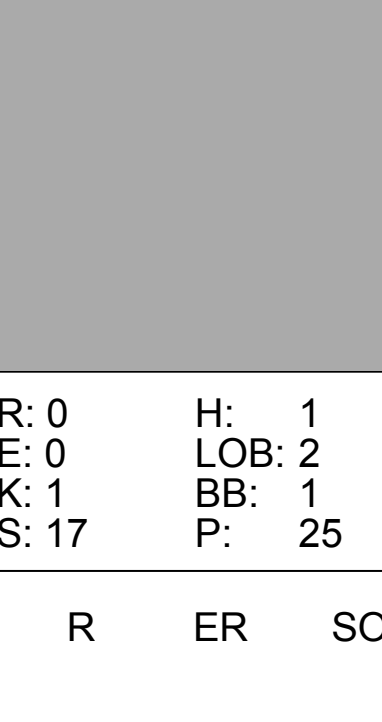
AB 37
R 14
H 13
RBI 14
BB 8
SO 5
LOB 18

Batter	1	2	3	4	5	6	7	8	9	AB	R	H	RBI	BB	SO	LOB	TOP			
9 Hunter Pence, R OBP: 0.368, SLG: 0.558			G6-3							5	0	2	0	0	2	0				
Craig Biggio, R OBP: 0.285, SLG: 0.392 Josh Anderson, L										4	0	0	0	0	2	4				
17 Lance Berkman, S OBP: 0.368, SLG: 0.506 Chris Burke, R											4	2	2	1	0	1	3			
45 Carlos Lee, R OBP: 0.354, SLG: 0.522 Cody Ransom, R											4	0	1	0	0	0	0			
Mark Loretta, R OBP: 0.341, SLG: 0.350 Eric Munson, L											4	0	2	1	0	0	0			
Luke Scott, L OBP: 0.358, SLG: 0.510											4	1	2	0	1	0	2			
21 Ty Wigginton, R OBP: 0.340, SLG: 0.454											3	0	2	1	1	0	3			
Humberto Quintero, R OBP: 0.283, SLG: 0.238											3	0	0	0	0	0	2			
51 Wandy Rodriguez, S OBP: 0.196, SLG: 0.149 43 Chris Sampson, R OBP: 0.194, SLG: 0.174 Oribe Pantoja, R OBP: 0.230, SLG: 0.274 Dave Borkowski, R OBP: 0.260, SLG: 0.349 Juan Gutierrez, R OBP: 0.226, SLG: 0.349 Jason Lang, R OBP: 0.226, SLG: 0.349 Troy Patton, L OBP: 0.333, SLG: 0.333											2	0	0	0	0	0	3			
Inning Stats	R: 1 E: 0 K: 2 S: 9	H: 1 LOB: 0 BB: 0 P: 14	R: 0 E: 0 K: 0 S: 8	H: 1 LOB: 2 BB: 1 P: 17	R: 1 E: 0 K: 1 S: 18	H: 3 LOB: 3 BB: 1 P: 31	R: 0 E: 0 K: 0 S: 7	H: 1 LOB: 1 BB: 0 P: 9	R: 0 E: 0 K: 0 S: 8	H: 3 LOB: 3 BB: 0 P: 30	R: 0 E: 0 K: 0 S: 13	H: 2 LOB: 1 BB: 0 P: 16	R: 0 E: 0 K: 1 S: 7	H: 0 LOB: 0 BB: 0 P: 10	R: 0 E: 0 K: 0 S: 8	H: 1 LOB: 1 BB: 0 P: 11	1B: 11 2B: 1 3B: 0 HR: 1	SF: 0 SAC: 0 DP: 1 HBP: 1	WP: 0 PB: 0 SB: 1 CS: 0	PA: 42
PITCHER	IP WLS BF H R ER SO BB IBB HBP BLK WP HR S P ERA WHIP																			
34 Mike Pelfrey, R ERA: 5.25	5.1 W 28 10 2 2 3 2 0 1 0 0 1 61 99 3.38 2.250																			
Jorge Sosa, R ERA: 4.19	1.2 H 7 2 1 1 1 0 0 0 0 0 0 7 10 5.40 1.200																			
59 Guillermo Mota, R ERA: 5.76	1.0 3 0 0 0 1 0 0 0 0 0 0 7 10 0.00 0.000																			
36 Willie Collazo, L ERA:	1.0 4 1 0 0 0 0 0 0 0 0 0 8 11 0.00 1.000																			

Houston Astros @ New York Mets
Shea Stadium, Flushing, NY
Fri Sep 07 2007, 7:10 PM EDT
Att: 51,113 - Clear - 78 F

AB 39
R 3
H 13
RBI 3
BB 2
SO 5
LOB 19





Batter	1	2	3	4	5	6	7	8	9	AB	R	H	RBI	BB	SO	LOB	BOTTOM			
7 José Reyes, S OBP: 0.363, SLG: 0.433										5	1	1	0	0	2	3				
1 Luis Castillo, S OBP: 0.357, SLG: 0.351										3	2	1	1	2	1	2				
5 David Wright, R OBP: 0.409, SLG: 0.535 59 Guillermo Mota, R ERA: 4.19 36 Willie Collazo, L											4	2	1	1	1	1				
15 Carlos Beltrán, S OBP: 0.365, SLG: 0.540 Ruben Gotay, S OBP: 0.375, SLG: 0.458											4	1	2	2	0	1	3			
18 Moises Alou, R OBP: 0.390, SLG: 0.519 Endy Chavez, L											4	2	2	1	0	0	1			
Jeff Conine, R OBP: 0.322, SLG: 0.397											3	1	1	1	2	0	1			
Paul Lo Duca, R OBP: 0.366 Carlos Gómez, R OBP: 0.300, SLG: 0.330											2	0	1	1	1	0	1			
Lastings Milledge, R OBP: 0.340, SLG: 0.445											4	1	2	3	1	1	3			
34 Mike Pelfrey, R OBP: 0.111, SLG: 0.059 Jorge Sosa, R OBP: 0.286, SLG: 0.280 Mike DiFelice, R OBP: 0.311, SLG: 0.350											2	1	0	0	1	0	4			
Inning Stats	R: 0 E: 0 K: 2 S: 10	H: 0 LOB: 1 BB: 1 P: 20	R: 0 E: 0 K: 0 S: 5	H: 0 LOB: 1 BB: 1 P: 12	R: 3 E: 1 K: 1 S: 13	H: 2 LOB: 1 BB: 2 P: 31	R: 0 E: 0 K: 1 S: 15	H: 2 LOB: 2 BB: 0 P: 19	R: 2 E: 0 K: 0 S: 9	H: 3 LOB: 2 BB: 1 P: 17	R: 6 E: 0 K: 2 S: 16	H: 4 LOB: 0 BB: 2 P: 28	R: 0 E: 0 K: 0 S: 4	H: 0 LOB: 0 BB: 0 P: 6	R: 0 E: 0 K: 1 S: 17	H: 1 LOB: 2 BB: 1 P: 25	1B: 5 2B: 4 3B: 1 HR: 2	SF: 1 SAC: 0 DP: 0 HBP: 0	WP: 0 PB: 0 SB: 0 CS: 0	PA: 44
PITCHER	IP WLS BF H R ER SO BB IBB HBP BLK WP HR S P ERA WHIP																			
51 Wandy Rodriguez, L ERA: 4.65	4.1 L 23 6 5 4 4 0 0 0 0 0 0 5 10 10.38 2.308																			
43 Chris Sampson, R ERA: 4.02	0.2 4 1 0 0 0 1 1 0 0 0 0 1 13 25 81.00 7.500																			
Dave Borkowski, R ERA: 5.86	0.2 8 4 6 6 1 1 0 0 0 0 0 7 9 0.00 0.000																			
Juan Gutierrez, R ERA: 7.56	1.1 4 0 0 0 1 0 0 0 0 0 0 7 9 0.00 0.000																			
Troy Patton, L ERA: 3.55	1.0 5 1 0 0 1 1 0 0 0 0 0 0 17 25 0.00 2.000																			

Houston Astros @ New York Mets
Shea Stadium, Flushing, NY
Fri Sep 07 2007, 7:10 PM EDT
Att: 51,113 - Clear - 78 F

AB 35
R 11
H 12
RBI 10
BB 8
SO 7
LOB 22



Batter	1	2	3	4	5	6	7	8	9	AB R H RBI BB SO LOB	TOP												
9 Hunter Pence, R OBP: 0.364, SLG: 0.552	1-1 G6-3			2-3 K			2-2 F9		1-1 G4-3	4 0 0 0 0 1 0	<p>Houston Astros @ New York Mets Shea Stadium, Flushing, NY Sat Sep 08 2007, 1:10 PM EDT Att: 53,061 - Sunny - 86 F</p> <p>livebaseballscores.com</p> <p>AB 30 R 1 H 4 RBI 1 BB 0 SO 8 LOB 7</p> 												
Chris Burke, R OBP: 0.311, SLG: 0.353	3-2 L7			1-2 P3			0-0 G5-3		2-3 K	4 0 0 0 0 1 0													
17 Lance Berkman, S OBP: 0.385, SLG: 0.502	2-0 G5-3			2-3 K			1-1 F9		2-0 G4-3	4 0 0 0 0 1 0													
45 Carlos Lee, R OBP: 0.354, SLG: 0.521		1-0 F9			0-0 G4-3			1-0 21 1B		3 1 1 0 0 0 0													
Mark Loretta, R OBP: 0.341, SLG: 0.350		1-3 K			3-2 G6-3			3-2 21 1B		3 0 1 0 0 1 0													
21 Ty Wigginton, R OBP: 0.340, SLG: 0.453		3-2 G5-3			2-2 G5-3			1-1 1B		3 0 1 1 0 0 0													
Cody Ransom, R OBP: 0.125, SLG: 0.125			0-0 G6-3			0-1 G4-6-3		3-3 K		2 0 1 0 0 0 0													
Luke Scott, L OBP: 0.357, SLG: 0.509						1-2 1B				1 0 0 0 0 1 2													
Eric Munson, L OBP: 0.301, SLG: 0.359			3-3 K			0-0 G4-6-3		3-3 K		3 0 0 0 0 2 3													
Woody Williams, R OBP: 0.088, SLG: 0.140			1-2 G5-3			0-0 L6		1-3 K		2 0 0 0 0 0 0													
Chad Qualls, R										0 0 0 0 0 0 0													
Mike Lamb, L OBP: 0.368, SLG: 0.452										1 0 0 0 0 1 2													
Brad Lidge, R										0 0 0 0 0 0 0													
Inning Stats	R: 0 E: 0 K: 0 S: 7	H: 0 LOB: 0 BB: 0 P: 13	R: 0 E: 0 K: 1 S: 7	H: 0 LOB: 0 BB: 0 P: 12	R: 0 E: 0 K: 1 S: 7	H: 0 LOB: 0 BB: 0 P: 11	R: 0 E: 0 K: 2 S: 12	H: 0 LOB: 0 BB: 0 P: 17	R: 0 E: 0 K: 0 S: 7	H: 0 LOB: 0 BB: 0 P: 12	R: 0 E: 0 K: 0 S: 4	H: 1 LOB: 0 BB: 0 P: 4	R: 0 E: 0 K: 0 S: 6	H: 0 LOB: 0 BB: 0 P: 9	R: 1 E: 0 K: 3 S: 17	H: 3 LOB: 2 BB: 0 P: 29	R: 0 E: 0 K: 1 S: 8	H: 0 LOB: 0 BB: 0 P: 13	1B: 4 2B: 0 3B: 0 HR: 0	SF: 0 SAC: 0 DP: 1 HBP: 0	WP: 0 PB: 0 SB: 0 CS: 0	PA: 30	
PITCHER	IP WLS BF H R ER SO BB IBB HBP BLK WP HR S P ERA WHIP											PITCHER	IP WLS BF H R ER SO BB IBB HBP BLK WP HR S P ERA WHIP										
Tom Glavine, L ERA: 3.95	(1, 1) 7.0 W 23 3 1 1 4 0 0 0 0 0 0 54 86 1.29 0.429																						
Aaron Heilman, R ERA: 3.15	(8, 1) 1.0 H 4 1 0 0 3 0 0 0 0 0 0 13 21 0.00 1.000																						
13 Billy Wagner, L ERA: 2.54	(9, 1) 1.0 S 3 0 0 0 1 0 0 0 0 0 0 8 13 0.00 0.000																						

Batter	1	2	3	4	5	6	7	8	9	AB R H RBI BB SO LOB	BOTTOM												
7 José Reyes, S OBP: 0.361, SLG: 0.430	1-1 F8		0-0 B1-3	2-3 K			0-1 G5-3			4 0 0 0 0 1 2	<p>Houston Astros @ New York Mets Shea Stadium, Flushing, NY Sat Sep 08 2007, 1:10 PM EDT Att: 53,061 - Sunny - 86 F</p> <p>livebaseballscores.com</p> <p>AB 29 R 3 H 5 RBI 2 BB 3 SO 5 LOB 9</p> 												
1 Luis Castillo, S OBP: 0.356, SLG: 0.349	2-2 E3		1-2 G3-1		4-0 5 G5-3		1-3 K			3 1 0 0 1 1 0													
5 David Wright, R OBP: 0.416, SLG: 0.539	4-2 SAFE		3-2 BB		3-2 G5-3		1-1 G5-3			3 1 1 1 1 0 1													
15 Carlos Beltrán, S OBP: 0.363, SLG: 0.535	0-2 F9		3-0 G4-3		3-1 F8			3-1 G6-3		4 0 0 0 0 0 2													
18 Moises Alou, R OBP: 0.387, SLG: 0.514	1-1 FC5-4			1-3 K	2-0 3-H			2-3 K		4 0 1 0 0 2 2													
13 Billy Wagner, L										0 0 0 0 0 0 0													
Shawn Green, L OBP: 0.328, SLG: 0.411		3-1 G6-3		1-0 2B	0-0 F8			3-1 G6-3		4 1 1 0 0 0 1													
Paul Lo Duca, R OBP: 0.315, SLG: 0.368		0-0 G6-3		1-2 SH1-4		0-2 L9				3 0 1 1 0 0 0													
Lastings Milledge, R OBP: 0.346, SLG: 0.446		1-1 1B		4-0 SH1-4		1-1 G5-3				2 0 1 0 1 0 0													
Tom Glavine, L OBP: 0.305, SLG: 0.250		0-0 G4-3		1-2 SH1-4		1-3 K				2 0 0 0 0 1 1													
Aaron Heilman, R										0 0 0 0 0 0 0													
Endy Chavez, L OBP: 0.306, SLG: 0.366				1-2 2-3						0 0 0 0 0 0 0													
Inning Stats	R: 0 E: 1 K: 0 S: 14	H: 0 LOB: 2 BB: 1 P: 22	R: 0 E: 0 K: 0 S: 6	H: 1 LOB: 1 BB: 0 P: 10	R: 1 E: 0 K: 0 S: 11	H: 1 LOB: 0 BB: 0 P: 18	R: 1 E: 0 K: 2 S: 14	H: 2 LOB: 2 BB: 1 P: 24	R: 1 E: 0 K: 0 S: 8	H: 1 LOB: 1 BB: 1 P: 20	R: 0 E: 0 K: 1 S: 9	H: 0 LOB: 0 BB: 0 P: 11	R: 0 E: 0 K: 1 S: 7	H: 0 LOB: 0 BB: 0 P: 9	R: 0 E: 0 K: 1 S: 8	H: 0 LOB: 0 BB: 0 P: 16	R: 0 E: 0 K: 1 S: 8	H: 0 LOB: 0 BB: 0 P: 16	1B: 2 2B: 2 3B: 0 HR: 1	SF: 0 SAC: 1 DP: 0 HBP: 0	WP: 1 PB: 0 SB: 1 CS: 0	PA: 33	
PITCHER	IP WLS BF H R ER SO BB IBB HBP BLK WP HR S P ERA WHIP											PITCHER	IP WLS BF H R ER SO BB IBB HBP BLK WP HR S P ERA WHIP										
Woody Williams, R ERA: 4.93	(1, 1) 6.0 L 27 5 3 3 3 3 0 0 0 0 0 0 62 105 4.50 1.333																						
Chad Qualls, R ERA: 3.07	(7, 1) 1.0 3 0 0 0 1 0 0 0 0 0 0 7 9 0.00 0.000																						
Brad Lidge, R ERA: 2.91	(8, 1) 1.0 3 0 0 0 1 0 0 0 0 0 0 8 16 0.00 0.000																						

Batter	1	2	3	4	5	6	7	8	9	AB	R	H	RBI	BB	SO	LOB	TOP										
9 Hunter Pence, R OBP: 0.359, SLG: 0.545	G4-3	G6-3			F8	K		G6-3		5	0	0	0	0	1	6	Houston Astros @ New York Mets Shea Stadium, Flushing, NY Sun Sep 09 2007, 1:10 PM EDT Att: 51,847 - Partly Cloudy - 84 F										
Craig Biggio, R OBP: 0.284, SLG: 0.390 Trever Miller, R (8.1)	F9		K		17 2B	K		G5-3		5	0	1	0	0	2	3											
17 Lance Berkman, S OBP: 0.387, SLG: 0.504		1B	K		2B			G5-3		4	0	2	0	1	1	2											
45 Carlos Lee, R OBP: 0.353, SLG: 0.518	F9		K		P3	FC6-4			G5-3	5	0	1	0	0	1	7											
Mark Loretta, R OBP: 0.343, SLG: 0.352		P4						G5-3		4	0	2	0	1	0	1											
Mike Lamb, L OBP: 0.367, SLG: 0.451 Chris Burke, R OBP: 0.309, SLG: 0.350		2B	F8		F8		L8	F8		3	0	1	0	0	0	5											
Luke Scott, L OBP: 0.355, SLG: 0.513		1B								2	0	0	0	0	0	2											
Brad Ausmus, R OBP: 0.319, SLG: 0.327										5	1	1	1	0	2	3											
44 Roy Oswalt, R OBP: 0.190, SLG: 0.153 Orlando Palmeiro, L OBP: 0.345, SLG: 0.274 Eric Bruntlett, R OBP: 0.338, SLG: 0.279										4	0	2	0	0	0	1											
		HBP								1	0	0	0	0	0	0											
										0	0	0	0	1	0	0											
										0	0	0	0	0	0	0											
Inning Stats	R: 0 E: 0 K: 0 S: 16	H: 1 LOB: 1 BB: 0 P: 22	R: 0 E: 0 K: 1 S: 16	H: 2 LOB: 3 BB: 0 P: 25	R: 0 E: 0 K: 3 S: 16	H: 1 LOB: 0 BB: 0 P: 20	R: 0 E: 0 K: 0 S: 7	H: 0 LOB: 0 BB: 0 P: 8	R: 0 E: 0 K: 0 S: 10	H: 2 LOB: 3 BB: 1 P: 17	R: 1 E: 0 K: 2 S: 13	H: 2 LOB: 3 BB: 1 P: 25	R: 0 E: 0 K: 0 S: 10	H: 1 LOB: 1 BB: 0 P: 13	R: 0 E: 0 K: 0 S: 7	H: 0 LOB: 1 BB: 1 P: 15	R: 0 E: 0 K: 1 S: 9	H: 1 LOB: 1 BB: 0 P: 12	1B: 7 2B: 2 3B: 0 HR: 1	SF: 0 SAC: 1 DP: 0 HBP: 1	WP: 1 PB: 0 SB: 0 CS: 0	PA: 43					
PITCHER	IP	WLS	BF	H	R	ER	SO	BB	IBB	HBP	BLK	WP	HR	S	P	ERA	WHIP										
45 Pedro Martinez, R ERA: 1.8	5.0	W	24	6	0	0	4	1	0	1	0	1	0	65	92	0.00	1.400										
59 Guillermo Mota, R ERA: 5.82	1.0		7	2	1	1	2	1	0	0	0	0	1	13	25	9.00	3.000										
25 Pedro Feliciano, L ERA: 2.88	1.0	H	4	1	0	0	0	0	0	0	0	0	0	10	15	0.00	1.000										
Aaron Heilman, R ERA: 3.11	1.0	H	4	0	0	0	0	1	0	0	0	0	0	7	15	0.00	1.000										
13 Billy Wagner, L ERA: 2.49	1.0	S	4	1	0	0	1	0	0	0	0	0	0	9	12	0.00	1.000										

AB 38
R 1
H 10
RBI 1
BB 3
SO 7
LOB 30



Batter	1	2	3	4	5	6	7	8	9	AB	R	H	RBI	BB	SO	LOB	BOTTOM										
7 José Reyes, S OBP: 0.360, SLG: 0.428	P6		SH1-3	FC6-4		K				3	0	0	0	0	1	4	Houston Astros @ New York Mets Shea Stadium, Flushing, NY Sun Sep 09 2007, 1:10 PM EDT Att: 51,847 - Partly Cloudy - 84 F										
1 Luis Castillo, S OBP: 0.357, SLG: 0.351		15 1B			G5-3	FC6-4				3	1	1	0	1	0	1											
15 Carlos Beltrán, S OBP: 0.364, SLG: 0.538		2B								3	1	2	2	0	0	0											
18 Moises Alou, R OBP: 0.385, SLG: 0.522 Carlos Gómez, R OBP: 0.300, SLG: 0.330		1B								4	1	1	2	0	1	2											
										0	0	0	0	0	0	0											
Shawn Green, L OBP: 0.330, SLG: 0.415										4	0	2	0	0	0	1											
Paul Lo Duca, R OBP: 0.314, SLG: 0.367										4	0	1	0	0	1	2											
Ruben Gotay, S OBP: 0.367, SLG: 0.448										4	0	0	0	0	1	2											
Endy Chavez, L OBP: 0.304, SLG: 0.362										4	0	1	0	0	0	0											
45 Pedro Martinez, R OBP: 0.286, SLG: 0.692 59 Guillermo Mota, R Lastings Milledge, R OBP: 0.345, SLG: 0.444 25 Pedro Feliciano, L Aaron Heilman, R Jeff Collins, R OBP: 0.301, SLG: 0.396 13 Billy Wagner, L										2	1	1	0	0	0	2											
										0	0	0	0	0	0	0											
										0	0	0	0	0	0	0											
										0	0	0	0	0	0	0											
										0	0	0	0	0	0	0											
										0	0	0	0	0	0	0											
Inning Stats	R: 1 E: 0 K: 0 S: 7	H: 2 LOB: 1 BB: 0 P: 9	R: 0 E: 0 K: 1 S: 7	H: 0 LOB: 0 BB: 0 P: 8	R: 1 E: 0 K: 1 S: 13	H: 1 LOB: 1 BB: 1 P: 21	R: 0 E: 1 K: 0 S: 14	H: 2 LOB: 3 BB: 0 P: 20	R: 2 E: 0 K: 1 S: 16	H: 3 LOB: 1 BB: 0 P: 24	R: 0 E: 0 K: 1 S: 9	H: 0 LOB: 1 BB: 0 P: 12	R: 0 E: 0 K: 0 S: 9	H: 1 LOB: 1 BB: 0 P: 12	R: 0 E: 0 K: 0 S: 10	H: 0 LOB: 0 BB: 0 P: 15	R: 0 E: 0 K: 0 S: 10	H: 0 LOB: 0 BB: 0 P: 15	1B: 4 2B: 4 3B: 0 HR: 1	SF: 1 SAC: 1 DP: 0 HBP: 1	WP: 0 PB: 0 SB: 0 CS: 0	PA: 36					
PITCHER	IP	WLS	BF	H	R	ER	SO	BB	IBB	HBP	BLK	WP	HR	S	P	ERA	WHIP										
44 Roy Oswalt, R ERA: 3.41	7.0	L	33	9	4	4	4	1	0	1	0	0	0	75	106	5.14	1.429										
Trever Miller, L ERA: 4.79	1.0		3	0	0	0	0	0	0	0	0	0	0	10	15	0.00	0.000										

AB 32
R 4
H 9
RBI 4
BB 1
SO 4
LOB 14



Batter	1	2	3	4	5	6	7	8	9	AB	R	H	RBI	BB	SO	LOB	TOP						
12 Alfonso Soriano, R OBP: 0.328, SLG: 0.520										5	1	1	1	0	1	6							
17 Mike Fontenot, L OBP: 0.350, SLG: 0.423										5	1	2	0	0	0	2							
Cliff Floyd, L OBP: 0.367, SLG: 0.412										3	2	1	1	1	0	1							
20 Felix Pie, L OBP: 0.267, SLG: 0.331										1	0	0	0	0	0	0							
16 Aramis Ramirez, R OBP: 0.369, SLG: 0.554										5	1	1	3	0	0	1							
33 Daryle Ward, L OBP: 0.446, SLG: 0.540										4	1	2	1	0	0	1							
Jason Kendall, R OBP: 0.303, SLG: 0.317										4	0	1	0	0	0	1							
Jacque Jones, L OBP: 0.331, SLG: 0.392										4	0	2	0	0	0	1	AB 38						
2 Ryan Theriot, R OBP: 0.335, SLG: 0.359										3	0	0	0	1	0	1	R 6						
52 Steve Trachsel, R OBP: 0.106, SLG: 0.100										2	0	0	0	0	1	3	H 11						
Craig Monroe, R OBP: 0.276, SLG: 0.371										0	0	0	0	0	0	0	RBI 6						
47 Scott Eyre, L OBP: 0.295, SLG: 0.371										0	0	0	0	0	0	0	BB 2						
34 Kerry Wood, R OBP: 0.342, SLG: 0.492										0	0	0	0	1	1	0	SO 3						
19 Matt Murton, R OBP: 0.342, SLG: 0.492										0	0	0	0	0	0	0	LOB 18						
49 Carlos Marmol, R OBP: 0.345, SLG: 0.288										0	0	0	0	0	0	0							
Inning Stats	R: 4 E: 1 K: 1 S: 19	H: 5 LOB: 3 BB: 2 P: 32	R: 0 E: 0 K: 0 S: 12	H: 1 LOB: 1 BB: 0 P: 18	R: 0 E: 0 K: 0 S: 5	H: 0 LOB: 0 BB: 0 P: 8	R: 0 E: 0 K: 0 S: 6	H: 0 LOB: 0 BB: 0 P: 10	R: 1 E: 0 K: 0 S: 8	H: 1 LOB: 2 BB: 0 P: 11	R: 0 E: 0 K: 1 S: 9	H: 2 LOB: 2 BB: 0 P: 14	R: 1 E: 0 K: 0 S: 12	H: 2 LOB: 1 BB: 0 P: 16	R: 0 E: 1 K: 1 S: 7	H: 0 LOB: 0 BB: 0 P: 11	R: 0 E: 0 K: 0 S: 9	H: 0 LOB: 0 BB: 0 P: 13	1B: 6 2B: 1 3B: 0 HR: 4	SF: 0 SAC: 0 DP: 1 HBP: 0	WP: 0 PB: 0 SB: 0 CS: 0	PA: 40	
PITCHER	IP WLS BF H R ER SO BB IBB HBP BLK WP HR S P ERA WHIP	IP WLS BF H R ER SO BB IBB HBP BLK WP HR S P ERA WHIP	IP WLS BF H R ER SO BB IBB HBP BLK WP HR S P ERA WHIP	IP WLS BF H R ER SO BB IBB HBP BLK WP HR S P ERA WHIP	IP WLS BF H R ER SO BB IBB HBP BLK WP HR S P ERA WHIP	IP WLS BF H R ER SO BB IBB HBP BLK WP HR S P ERA WHIP	IP WLS BF H R ER SO BB IBB HBP BLK WP HR S P ERA WHIP	IP WLS BF H R ER SO BB IBB HBP BLK WP HR S P ERA WHIP	IP WLS BF H R ER SO BB IBB HBP BLK WP HR S P ERA WHIP	IP WLS BF H R ER SO BB IBB HBP BLK WP HR S P ERA WHIP	IP WLS BF H R ER SO BB IBB HBP BLK WP HR S P ERA WHIP	IP WLS BF H R ER SO BB IBB HBP BLK WP HR S P ERA WHIP	IP WLS BF H R ER SO BB IBB HBP BLK WP HR S P ERA WHIP	IP WLS BF H R ER SO BB IBB HBP BLK WP HR S P ERA WHIP	IP WLS BF H R ER SO BB IBB HBP BLK WP HR S P ERA WHIP	IP WLS BF H R ER SO BB IBB HBP BLK WP HR S P ERA WHIP	IP WLS BF H R ER SO BB IBB HBP BLK WP HR S P ERA WHIP	IP WLS BF H R ER SO BB IBB HBP BLK WP HR S P ERA WHIP	IP WLS BF H R ER SO BB IBB HBP BLK WP HR S P ERA WHIP	IP WLS BF H R ER SO BB IBB HBP BLK WP HR S P ERA WHIP	IP WLS BF H R ER SO BB IBB HBP BLK WP HR S P ERA WHIP	IP WLS BF H R ER SO BB IBB HBP BLK WP HR S P ERA WHIP	IP WLS BF H R ER SO BB IBB HBP BLK WP HR S P ERA WHIP
9 Hunter Pence, R OBP: 0.363, SLG: 0.550										4	0	2	0	0	1	1							
Craig Biggio, R OBP: 0.285, SLG: 0.389										3	0	1	0	0	1	1							
17 Lance Berkman, S OBP: 0.382, SLG: 0.494										3	0	0	0	1	1	3							
45 Carlos Lee, R OBP: 0.349, SLG: 0.515										4	1	1	1	0	1	3							
Mike Lamb, L OBP: 0.364, SLG: 0.452										4	0	0	0	0	2	2							
Luke Scott, L OBP: 0.354, SLG: 0.517										4	0	2	0	0	0	0							
Mark Loretta, R OBP: 0.351, SLG: 0.371										3	1	1	1	1	1	1	AB 31						
Eric Munson, L OBP: 0.301, SLG: 0.354										1	0	0	0	1	0	2	R 2						
Cody Ransom, R OBP: 0.111, SLG: 0.111										1	0	0	0	0	0	1	H 8						
Humberto Quintero, R OBP: 0.254, SLG: 0.245										0	0	0	0	0	0	0	RBI 2						
Josh Anderson, L OBP: 0.254, SLG: 0.245										0	0	0	0	0	0	0	BB 4						
Woody Williams, R OBP: 0.102, SLG: 0.153										0	0	0	0	0	0	0	SO 9						
Chris Burke, R OBP: 0.307, SLG: 0.348										1	0	0	0	0	0	0	LOB 16						
Trever Miller, R OBP: 0.345, SLG: 0.288										0	0	0	0	0	0	0							
Dennis Sarfate, R OBP: 0.345, SLG: 0.288										0	0	0	0	0	0	0							
Orlando Palmeiro, L OBP: 0.345, SLG: 0.288										1	0	0	0	0	1	1							
Inning Stats	R: 0 E: 0 K: 0 S: 5	H: 1 LOB: 1 BB: 0 P: 7	R: 0 E: 0 K: 1 S: 10	H: 1 LOB: 1 BB: 1 P: 17	R: 0 E: 0 K: 1 S: 9	H: 2 LOB: 1 BB: 0 P: 18	R: 2 E: 0 K: 1 S: 14	H: 2 LOB: 1 BB: 1 P: 27	R: 0 E: 0 K: 1 S: 9	H: 1 LOB: 2 BB: 1 P: 19	R: 0 E: 0 K: 1 S: 8	H: 1 LOB: 0 BB: 0 P: 9	R: 0 E: 0 K: 1 S: 12	H: 0 LOB: 0 BB: 0 P: 15	R: 0 E: 0 K: 2 S: 9	H: 0 LOB: 0 BB: 0 P: 12	R: 0 E: 0 K: 1 S: 8	H: 0 LOB: 1 BB: 1 P: 13	1B: 4 2B: 2 3B: 1 HR: 2	SF: 0 SAC: 1 DP: 3 HBP: 0	WP: 0 PB: 0 SB: 0 CS: 0	PA: 36	
PITCHER	IP WLS BF H R ER SO BB IBB HBP BLK WP HR S P ERA WHIP	IP WLS BF H R ER SO BB IBB HBP BLK WP HR S P ERA WHIP	IP WLS BF H R ER SO BB IBB HBP BLK WP HR S P ERA WHIP	IP WLS BF H R ER SO BB IBB HBP BLK WP HR S P ERA WHIP	IP WLS BF H R ER SO BB IBB HBP BLK WP HR S P ERA WHIP	IP WLS BF H R ER SO BB IBB HBP BLK WP HR S P ERA WHIP	IP WLS BF H R ER SO BB IBB HBP BLK WP HR S P ERA WHIP	IP WLS BF H R ER SO BB IBB HBP BLK WP HR S P ERA WHIP	IP WLS BF H R ER SO BB IBB HBP BLK WP HR S P ERA WHIP	IP WLS BF H R ER SO BB IBB HBP BLK WP HR S P ERA WHIP	IP WLS BF H R ER SO BB IBB HBP BLK WP HR S P ERA WHIP	IP WLS BF H R ER SO BB IBB HBP BLK WP HR S P ERA WHIP	IP WLS BF H R ER SO BB IBB HBP BLK WP HR S P ERA WHIP	IP WLS BF H R ER SO BB IBB HBP BLK WP HR S P ERA WHIP	IP WLS BF H R ER SO BB IBB HBP BLK WP HR S P ERA WHIP	IP WLS BF H R ER SO BB IBB HBP BLK WP HR S P ERA WHIP	IP WLS BF H R ER SO BB IBB HBP BLK WP HR S P ERA WHIP	IP WLS BF H R ER SO BB IBB HBP BLK WP HR S P ERA WHIP	IP WLS BF H R ER SO BB IBB HBP BLK WP HR S P ERA WHIP	IP WLS BF H R ER SO BB IBB HBP BLK WP HR S P ERA WHIP	IP WLS BF H R ER SO BB IBB HBP BLK WP HR S P ERA WHIP	IP WLS BF H R ER SO BB IBB HBP BLK WP HR S P ERA WHIP	IP WLS BF H R ER SO BB IBB HBP BLK WP HR S P ERA WHIP

Chicago Cubs @ Houston Astros
Minute Maid Park, Houston, TX
Thu Sep 13 2007, 7:05 PM CDT
Att: 34,234 - Roof Closed - 73 F

livebaseballscorecards.com

AB 38
R 6
H 11
RBI 6
BB 2
SO 3
LOB 18

Chicago Cubs @ Houston Astros
Minute Maid Park, Houston, TX
Thu Sep 13 2007, 7:05 PM CDT
Att: 34,234 - Roof Closed - 73 F

livebaseballscorecards.com

AB 31
R 2
H 8
RBI 2
BB 4
SO 9
LOB 16

Batter	1	2	3	4	5	6	7	8	9	AB	R	H	RBI	BB	SO	LOB	TOP			
3 Nyer Morgan, L OBP: 0.269, SLG: 0.265	G4-3		G4-3		1B		FC4-6	K		5	0	1	0	0	1	3				
13 Nate McLouth, L OBP: 0.341, SLG: 0.450	12 G1-3		K		F7		K		25 S	4	0	1	0	1	2	2				
12 Freddy Sanchez, R OBP: 0.353, SLG: 0.457	G1-3		25 E		P6				25 FC3-6	5	1	2	0	0	0	3				
25 Adam LaRoche, L OBP: 0.347, SLG: 0.463	G4-3		E9		F8				19 HR	4	1	1	0	1	0	3				
19 José Bautista, R OBP: 0.350, SLG: 0.433			FC6-4				G5-3		HR	5	1	2	2	0	0	3				
51 Steve Pearce, R OBP: 0.348, SLG: 0.419					G5-3		F7		26 S	5	1	1	0	0	1	3				
26 Ronny Paulino, R OBP: 0.313, SLG: 0.391			K		K		G6-3		2 BB	4	0	1	1	0	2	1				
2 Jack Wilson, R OBP: 0.348, SLG: 0.418							G6-3		1B	2	0	1	0	2	0	0				
45 Ian Snell, R Matt Goff, S 52 Franquiel Orosio, R Damaso Marte, L 58 Romulo Sanchez, R Josh Phelps, R Shawn Chacon, R 55 Matt Capps, R			K		K				3 FC4-6	2	0	0	0	0	2	3				
Inning Stats	R: 0 E: 0 K: 15 S: 15	H: 1 LOB: 1 BB: 0 P: 23	R: 0 E: 0 K: 2 S: 15	H: 1 LOB: 2 BB: 1 P: 25	R: 1 E: 1 K: 12 S: 12	H: 2 LOB: 1 BB: 0 P: 15	R: 0 E: 0 K: 2 S: 9	H: 1 LOB: 1 BB: 0 P: 10	R: 0 E: 0 K: 0 S: 10	H: 0 LOB: 0 BB: 0 P: 12	R: 0 E: 0 K: 1 S: 11	H: 1 LOB: 1 BB: 0 P: 15	R: 3 E: 0 K: 2 S: 19	H: 4 LOB: 2 BB: 2 P: 39	R: 0 E: 0 K: 1 S: 12	H: 0 LOB: 2 BB: 2 P: 24	1B: 8 2B: 1 3B: 1 HR: 1	SF: 0 SAC: 0 DP: 0 HBP: 0	WP: 0 PB: 0 SB: 3 CS: 0	PA: 42
PITCHER	IP WLS BF H R ER SO BB IBB HBP BLK WP HR S P ERA WHIP																			
44 Roy Oswalt, R ERA: 3.29	7.0	L	29	7	1	0	6	0	1	0	0	0	0	0	80	110	0.00	1.000		
Chad Qualls, R ERA: 3.3	1.0	L	8	4	3	3	2	1	0	0	0	0	0	1	19	39	27.00	5.000		
Mark McLemore, L ERA: 3.86	0.1		3	0	0	0	2	0	0	0	0	0	0	4	12	0.00	6.000			
Dave Borkowski, R ERA: 5.62	0.2		2	0	0	0	1	0	0	0	0	0	0	8	12	0.00	0.000			

Pittsburgh Pirates @ Houston Astros
Minute Maid Park, Houston, TX
Fri Sep 14 2007, 7:05 PM CDT
Att: 35,352 - Roof Closed - 72 F


AB 38
R 4
H 11
RBI 3
BB 4
SO 9
LOB 23



Batter	1	2	3	4	5	6	7	8	9	AB	R	H	RBI	BB	SO	LOB	BOTTOM			
Josh Anderson, L OBP: 0.400, SLG: 0.250	K		17 WP		G6-3		FC4-6			5	0	2	1	0	1	2				
Craig Biggio, R OBP: 0.383, SLG: 0.387	K		SH3		K		F8			3	0	0	0	0	2	2				
Chris Burke, R OBP: 0.306, SLG: 0.346										1	0	0	0	0	1	3				
9 Hunter Pence, R OBP: 0.363, SLG: 0.547			F9				G1-3		F9	4	0	1	0	1	0	4				
17 Lance Berkman, S OBP: 0.386, SLG: 0.501	P6									3	1	2	1	2	0	1				
Luke Scott, L OBP: 0.352, SLG: 0.511									21 G5-4-3	4	0	0	0	1	3	3				
21 Ty Wigington, R OBP: 0.339, SLG: 0.453			F8							5	1	2	0	0	1	4				
Cody Ransom, R OBP: 0.231, SLG: 0.091					L8		G5-3			2	1	0	0	1	0	1				
Brad Ausmus, R OBP: 0.319, SLG: 0.327										3	0	1	0	0	2	2				
Mike Lamb, L OBP: 0.363, SLG: 0.450					K					1	0	0	0	0	0	1				
Humberto Quintero, R OBP: 0.254, SLG: 0.245										0	0	0	0	0	0	0				
44 Roy Oswalt, R Chad Qualls, R 45 Carlos Lee, R Eric Brunnett, R Mark McLemore, L Dave Borkowski, R										3	0	0	1	0	1	3				
Inning Stats	R: 0 E: 0 K: 2 S: 7	H: 0 LOB: 1 BB: 1 P: 15	R: 0 E: 0 K: 3 S: 14	H: 1 LOB: 2 BB: 1 P: 20	R: 0 E: 0 K: 1 S: 6	H: 0 LOB: 0 BB: 0 P: 8	R: 0 E: 0 K: 2 S: 16	H: 1 LOB: 2 BB: 1 P: 27	R: 1 E: 1 K: 0 S: 13	H: 2 LOB: 2 BB: 0 P: 19	R: 1 E: 0 K: 1 S: 10	H: 1 LOB: 0 BB: 0 P: 15	R: 1 E: 0 K: 1 S: 8	H: 2 LOB: 3 BB: 0 P: 13	R: 0 E: 0 K: 1 S: 7	H: 1 LOB: 0 BB: 0 P: 9	1B: 5 2B: 3 3B: 0 HR: 1	SF: 0 SAC: 1 DP: 1 HBP: 1	WP: 2 PB: 0 SB: 0 CS: 0	PA: 42
PITCHER	IP WLS BF H R ER SO BB IBB HBP BLK WP HR S P ERA WHIP																			
45 Ian Snell, R ERA: 3.92	6.0		29	5	1	1	8	5	0	0	0	0	0	0	68	114	1.50	1.667		
52 Franquiel Orosio, R ERA: 4.29	0.1		1	0	0	0	0	0	0	0	0	0	0	2	2	0.00	0.000			
Damaso Marte, L ERA: 2.23	0.1		2	1	1	1	0	0	0	0	0	0	0	4	6	27.00	3.000			
58 Romulo Sanchez, R ERA: 1.8	0.1	W	1	0	0	0	1	0	0	0	0	0	0	4	7	0.00	0.000			
Shawn Chacon, R ERA: 3.86	1.0	H	6	2	1	1	1	0	0	0	0	8	13	9.00	2.000					

Pittsburgh Pirates @ Houston Astros
Minute Maid Park, Houston, TX
Fri Sep 14 2007, 7:05 PM CDT
Att: 35,352 - Roof Closed - 72 F


AB 35
R 3
H 9
RBI 3
BB 5
SO 11
LOB 26



Batter	1	2	3	4	5	6	7	8	9	AB	R	H	RBI	BB	SO	LOB	TOP					
3 Nyer Morgan, L OBP: 0.275, SLG: 0.286										3	0	0	0	1	0	0						
19 José Bautista, R OBP: 0.350, SLG: 0.427										3	0	0	0	0	0	1						
49 Bryan Bullington, R OBP: 0.300, SLG: 0.500										0	0	0	0	0	0	0						
13 Nate McLouth, L OBP: 0.340, SLG: 0.449										1	0	0	0	0	0	0						
12 Freddy Sanchez, R OBP: 0.354, SLG: 0.453										2	0	0	0	0	0	1						
Jose Castillo, R OBP: 0.266, SLG: 0.325										2	0	0	0	0	1	0						
25 Adam LaRoche, L OBP: 0.345, SLG: 0.461										3	0	0	0	0	1	1						
Josh Phelps, R OBP: 0.306, SLG: 0.520										1	0	0	0	0	0	0						
Xavier Nady, R OBP: 0.336, SLG: 0.480										3	0	0	0	0	1	0						
51 Steve Pearce, R OBP: 0.360, SLG: 0.435										1	0	0	0	0	0	0						
Jason Bay, R OBP: 0.332, SLG: 0.426										3	1	1	1	0	1	0						
50 David Davidson, L OBP: 0.332, SLG: 0.426										0	0	0	0	0	0	0						
26 Ronny Paulino, R OBP: 0.316, SLG: 0.400										1	0	0	0	0	0	0						
2 Jack Wilson, R OBP: 0.351, SLG: 0.445										2	1	2	1	0	0	0						
Cesar Izturis, S OBP: 0.303, SLG: 0.303										1	0	0	0	0	0	0						
Carlos Maldonado, R OBP: 0.350, SLG: 0.429										2	1	1	1	1	0	1						
28 Paul Maholm, L OBP: 0.190, SLG: 0.193										1	0	0	0	0	0	1						
Juan Pablo Perez, R OBP: 0.190, SLG: 0.193										0	0	0	0	0	0	0						
Tony Armas, R OBP: 0.190, SLG: 0.190										0	0	0	0	0	0	0						
Matt Kata, S OBP: 0.261, SLG: 0.363										2	0	0	0	0	0	0						
Inning Stats	R: 0 E: 0 K: 0 S: 14	H: 0 LOB: 1 BB: 1 P: 19	R: 1 E: 0 K: 0 S: 12	H: 1 LOB: 1 BB: 2 P: 22	R: 0 E: 0 K: 0 S: 9	H: 0 LOB: 0 BB: 0 P: 12	R: 1 E: 0 K: 1 S: 15	H: 2 LOB: 1 BB: 0 P: 24	R: 0 E: 0 K: 1 S: 6	H: 0 LOB: 0 BB: 0 P: 6	R: 0 E: 0 K: 1 S: 5	H: 0 LOB: 0 BB: 0 P: 8	R: 1 E: 0 K: 1 S: 8	H: 1 LOB: 0 BB: 0 P: 13	R: 0 E: 0 K: 1 S: 9	H: 0 LOB: 0 BB: 0 P: 13	R: 0 E: 0 K: 0 S: 11	H: 0 LOB: 0 BB: 0 P: 14	1B: 0 2B: 1 3B: 0 HR: 3	SF: 0 SAC: 0 DP: 0 HBP: 0	WP: 0 PB: 0 SB: 0 CS: 0	PA: 33
PITCHER	IP WLS BF H R ER SO BB IBB HBP BLK WP HR S P ERA WHIP	PITCHER																				
41 Brandon Backe, R ERA: 4.86	6.0 W 23 3 2 2 2 2 0 0 0 0 0 2 61 91 3.00 0.833																					
Mark McLemore, L ERA: 4.03	7.1 1.0 4 1 1 1 1 0 0 0 0 0 1 8 13 9.00 1.000																					
Trever Miller, L ERA: 4.57	8.1 1.0 3 0 0 0 1 0 0 0 0 0 0 9 13 0.00 0.000																					
Brian Moehler, R ERA: 4.25	9.1 1.0 3 0 0 0 0 0 0 0 0 0 0 11 14 0.00 0.000																					

Pittsburgh Pirates @ Houston Astros
Minute Maid Park, Houston, TX
Sun Sep 16 2007, 1:05 PM CDT
Att: 35,715 - Roof Closed - 73 F


AB 31
R 3
H 4
RBI 3
BB 2
SO 4
LOB 5



Batter	1	2	3	4	5	6	7	8	9	AB	R	H	RBI	BB	SO	LOB	BOTTOM					
Chris Burke, R OBP: 0.313, SLG: 0.361										4	3	3	4	1	0	1						
Josh Anderson, L OBP: 0.571, SLG: 0.611										5	2	5	3	0	0	0						
9 Hunter Pence, R OBP: 0.362, SLG: 0.540										5	0	1	0	1	1	6						
45 Carlos Lee, R OBP: 0.350, SLG: 0.521										4	0	1	2	0	1	2						
Eric Bruntlett, R OBP: 0.347, SLG: 0.285										1	0	1	0	1	0	0						
Mark Loretta, R OBP: 0.353, SLG: 0.374										4	2	2	1	0	0	2						
Mark McLemore, L ERA: 4.03										0	0	0	0	0	0	0						
Humberto Quintero, R OBP: 0.240										1	0	0	0	0	0	1						
Brad Ausmus, R OBP: 0.318, SLG: 0.326										1	0	0	0	0	0	3						
21 Ty Wigington, R OBP: 0.343, SLG: 0.475										5	2	3	1	0	0	2						
Trever Miller, R OBP: 0.200, SLG: 0.200										0	0	0	0	0	0	0						
Brian Moehler, R OBP: 0.200, SLG: 0.200										0	0	0	0	0	0	0						
Cody Ransom, R OBP: 0.316, SLG: 0.375										5	2	2	3	0	0	1						
46 J.R. Towles, R OBP: 0.300, SLG: 0.300										5	1	1	1	0	0	0						
41 Brandon Backe, R OBP: 0.500, SLG: 0.600										3	2	2	0	0	0	2						
Eric Munson, L OBP: 0.311, SLG: 0.359										1	1	1	0	1	0	0						
Inning Stats	R: 5 E: 0 K: 0 S: 19	H: 5 LOB: 0 BB: 0 P: 31	R: 1 E: 0 K: 1 S: 9	H: 2 LOB: 1 BB: 0 P: 14	R: 5 E: 0 K: 0 S: 21	H: 7 LOB: 2 BB: 0 P: 32	R: 2 E: 0 K: 0 S: 17	H: 3 LOB: 2 BB: 1 P: 28	R: 0 E: 0 K: 1 S: 9	H: 1 LOB: 1 BB: 0 P: 15	R: 0 E: 0 K: 1 S: 5	H: 2 LOB: 0 BB: 0 P: 11	R: 0 E: 0 K: 0 S: 5	H: 0 LOB: 0 BB: 0 P: 9	R: 2 E: 0 K: 0 S: 19	H: 2 LOB: 3 BB: 2 P: 35	R: 0 E: 0 K: 0 S: 11	H: 0 LOB: 0 BB: 0 P: 14	1B: 16 2B: 3 3B: 0 HR: 3	SF: 0 SAC: 1 DP: 1 HBP: 1	WP: 0 PB: 0 SB: 1 CS: 0	PA: 50
PITCHER	IP WLS BF H R ER SO BB IBB HBP BLK WP HR S P ERA WHIP	PITCHER																				
28 Paul Maholm, L ERA: 4.78	2.2 L 19 11 10 10 1 0 0 0 0 0 0 0 9 16 27.00 9.000																					
Juan Pablo Perez, L ERA: 4.0	3.1 0.1 4 3 1 1 0 0 0 0 0 0 0 9 16 27.00 9.000																					
Tony Armas, R ERA: 6.18	4.1 1.0 7 3 2 2 0 1 0 0 0 0 1 17 28 18.00 4.000																					
49 Bryan Bullington, R ERA: 6.55	5.1 3.0 12 3 0 0 1 1 0 0 0 0 0 23 35 18.00 1.333																					
50 David Davidson, L ERA: 22.5	8.1 1.0 8 2 2 2 0 2 0 1 0 0 0 1 19 35 18.00 4.000																					

Pittsburgh Pirates @ Houston Astros
Minute Maid Park, Houston, TX
Sun Sep 16 2007, 1:05 PM CDT
Att: 35,715 - Roof Closed - 73 F

AB 44
R 15
H 22
RBI 15
BB 4
SO 2
LOB 20



Batter	1	2	3	4	5	6	7	8	9	AB	R	H	RBI	BB	SO	LOB	TOP											
23 Ricke Weeks Jr, R OBP: 0.370, SLG: 0.591										4	0	0	0	1	1	1	Milwaukee Brewers @ Houston Astros Minute Maid Park, Houston, TX Mon Sep 17 2007, 7:05 PM CDT Att: 32,578 - Roof Closed - 73 F											
27 Joe Dillon, R OBP: 0.393, SLG: 0.537 Craig Counsell, L OBP: 0.330, SLG: 0.321										3	1	0	0	1	0	1												
8 Ryan Braun, R OBP: 0.369, SLG: 0.628 2 Bill Hall, R OBP: 0.317, SLG: 0.430										2	1	0	0	0	2	1												
28 Prince Fielder, L OBP: 0.388, SLG: 0.618										4	1	1	0	0	2	4												
1 Corey Hart, R OBP: 0.355, SLG: 0.535										4	1	2	2	0	1	1												
Gabe Gross, L OBP: 0.339, SLG: 0.455 Geoff Jenkins, L OBP: 0.322, SLG: 0.482										3	1	1	1	0	1	1												
Johnny Estrada, S OBP: 0.297, SLG: 0.400										3	0	0	1	0	0	0												
7 J.J. Hardy, R OBP: 0.324, SLG: 0.469										4	0	2	0	0	1	0												
49 Yovani Gallardo, R OBP: 0.289, SLG: 0.514 Kevin Mench, R OBP: 0.312, SLG: 0.452 Chris Spurling, R OBP: 0.312, SLG: 0.452										3	0	0	0	0	2	2												
Inning Stats	R: 2 E: 0 K: 1 S: 14	H: 1 LOB: 1 BB: 1 P: 24	R: 0 E: 0 K: 1 S: 10	H: 0 LOB: 0 BB: 0 P: 16	R: 0 E: 0 K: 1 S: 9	H: 0 LOB: 0 BB: 0 P: 13	R: 3 E: 1 K: 0 S: 23	H: 4 LOB: 1 BB: 0 P: 33	R: 0 E: 0 K: 1 S: 8	H: 1 LOB: 1 BB: 0 P: 15	R: 0 E: 0 K: 2 S: 11	H: 0 LOB: 1 BB: 0 P: 16	R: 0 E: 0 K: 3 S: 10	H: 0 LOB: 1 BB: 1 P: 18	R: 0 E: 0 K: 1 S: 8	H: 0 LOB: 0 BB: 0 P: 11		R: 1 E: 0 K: 1 S: 13	H: 1 LOB: 0 BB: 0 P: 20	1B: 4 2B: 2 HR: 1	SF: 1 SAC: 0 DP: 0 HBP: 2	WP: 1 PB: 0 SB: 1 CS: 0	PA: 38					
PITCHER	IP	WLS	BF	H	R	ER	SO	BB	IBB	HBP	BLK	WP	HR	S	P	ERA	WHIP											
Matt Albers, R ERA: 6.05	(1, 1)	3.1	L	17	5	5	5	3	1	0	1	0	1	0	49	76	13.50	1.800										
Dave Borkowski, R ERA: 5.48	(4, 1)	1.2		6	0	0	1	0	0	1	0	0	0	15	25	0.00	0.000											
Stephen Randolph, L ERA: 11.12	(6, 1)	2.0		8	1	0	5	1	0	0	0	0	0	21	34	0.00	1.000											
Mark McLemore, L ERA: 4.06	(8, 1)	2.0		7	1	1	2	0	0	0	0	0	1	21	31	4.50	0.500											
Batter	1	2	3	4	5	6	7	8	9	AB	R	H	RBI	BB	SO	LOB	BOTTOM											
Josh Anderson, L OBP: 0.600, SLG: 0.619										3	0	2	0	1	1	0	Milwaukee Brewers @ Houston Astros Minute Maid Park, Houston, TX Mon Sep 17 2007, 7:05 PM CDT Att: 32,578 - Roof Closed - 73 F											
Craig Biggio, R OBP: 0.281, SLG: 0.383										4	0	0	0	0	1	5												
17 Lance Berkman, S OBP: 0.386, SLG: 0.498										3	0	1	0	1	1	3												
45 Carlos Lee, R OBP: 0.349, SLG: 0.519										4	0	1	0	0	0	2												
9 Hunter Pence, R OBP: 0.358, SLG: 0.535										4	0	0	0	0	2	3												
Mark Loretta, R OBP: 0.352, SLG: 0.372										4	0	1	0	0	0	2												
21 Ty Wigginton, R OBP: 0.342, SLG: 0.473										4	0	1	0	0	1	2												
Humberto Quintero, R OBP: 0.268, SLG: 0.250 Chris Burke, R OBP: 0.312, SLG: 0.360 46 J.R. Towles, R OBP: 0.273, SLG: 0.273										2	0	1	0	0	0	1												
Matt Albers, L ERA: 3.66 Dave Borkowski, R ERA: 5.48 Cody Ransom, R ERA: 11.12 Stephen Randolph, L ERA: 11.12 Orlando Palmeiro, L ERA: 11.12 Mark McLemore, L ERA: 4.06 Luke Scott, L ERA: 4.06										1	0	0	0	0	0	1												
Inning Stats	R: 0 E: 0 K: 0 S: 6	H: 1 LOB: 0 BB: 0 P: 10	R: 0 E: 0 K: 0 S: 8	H: 0 LOB: 0 BB: 0 P: 13	R: 0 E: 0 K: 1 S: 15	H: 1 LOB: 2 BB: 1 P: 22	R: 0 E: 0 K: 0 S: 7	H: 0 LOB: 0 BB: 0 P: 9	R: 0 E: 0 K: 0 S: 8	H: 2 LOB: 2 BB: 1 P: 13	R: 0 E: 0 K: 1 S: 10	H: 2 LOB: 2 BB: 0 P: 15	R: 0 E: 0 K: 1 S: 7	H: 0 LOB: 0 BB: 0 P: 8	R: 0 E: 0 K: 2 S: 12	H: 1 LOB: 1 BB: 1 P: 20		R: 0 E: 0 K: 2 S: 11	H: 0 LOB: 0 BB: 0 P: 13	1B: 7 2B: 0 3B: 0 HR: 0	SF: 0 SAC: 0 DP: 1 HBP: 0	WP: 0 PB: 0 SB: 0 CS: 0	PA: 36					
PITCHER	IP	WLS	BF	H	R	ER	SO	BB	IBB	HBP	BLK	WP	HR	S	P	ERA	WHIP											
49 Yovani Gallardo, R ERA: 3.66	(1, 1)	8.0	W	33	7	0	0	5	3	0	0	0	0	73	110	0.00	1.250											
Chris Spurling, R ERA: 4.7	(9, 1)	1.0		3	0	0	2	0	0	0	0	0	0	11	13	0.00	0.000											

Batter	1	2	3	4	5	6	7	8	9	AB	R	H	RBI	BB	SO	LOB	TOP
23 Rickie Weeks Jr, R OBP: 0.369, SLG: 0.596	C FA 96 X SL 87 G6-3		C FA 97 B FA 95 X FA 97 F8	C SL 85 B FA 94 C FA 92 C SL 87 B FA 96 F FA 95 F SL 86 X SL 88 G5-3		C CU 90 S FA 96 B CH 88 S FA 98 K		C FA 88 F FA 88 X FA 89 HR		5	1	1	1	0	1	1	
27 Joe Dillon, R OBP: 0.393, SLG: 0.534	B FA 97 X FA 96 2B			B CU 74 B FA 94 C FA 92 B FA 96 X FA 96 G6-3	C FA 86 C CH 79 B SL 77 B FA 96 F FA 97 B FA 97 B FA 96 B FA 86 8 HR		B FA 96 F FA 95 F FA 95 C FA 98 1-3 K		C FA 88 F FA 90 B FA 98 B CU 79 B FA 96 B FA 98 B SL 81 X SL 87 3-2 F7	4	1	1	0	1	1	0	
8 Ryan Braun, R Greg Aquino, R OBP: 0.370, SLG: 0.637	B CU 75 F FA 97 F FA 96 F SL 86 F FA 97 F FA 97 F FA 97 F FA 97 K		S SL 87 X FA 97 0-1	B FA 96 F FA 85 F FA 86 F FA 86 X FA 96 28 1B	B FA 96 F FA 85 F FA 86 F FA 86 X FA 96 3B		B FA 96 F FA 95 F FA 95 C FA 98 2-3 K		X FA 96 0-0 F9	5	2	2	2	0	2	1	
28 Prince Fielder, L OBP: 0.387, SLG: 0.615	B CU 75 B FA 96 S SL 86 X SL 86 K			B FA 96 X FA 96 3-1 2B	C SL 77 F FA 86 F FA 86 X FA 85 1-2 G3-1		C FA 98 F FA 95 F FA 95 F FA 97 B FA 98 S 2-3 K			4	1	1	1	0	2	1	
1 Corey Hart, R OBP: 0.356, SLG: 0.536		C SL 86 B FA 96 X FA 97 1-1 F9		B FA 95 C CH 79 C SL 86 X FA 84 3-1 HR	S CH 79 B FA 84 S CH 79 B CH 75 B FA 85 4-2 FC5-4 BB		C FA 87 X CH 86 0-1 G6-3			3	1	1	0	1	0	0	
Gabe Gross, L Kevin Mench, R OBP: 0.340, SLG: 0.452 OBP: 0.310, SLG: 0.449	B FA 97 C FA 95 X CH 87 G3-1			I IN 83 I IN 82 I IN 83 HR	I SAFE F FA 86 F FA 86 F FA 84 F FA 84 B CH 77 X CH 79 1-2 FC5-4 BB		X FA 84 0-0 G5-3			1	1	0	0	1	0	0	
Johnny Estrada, S OBP: 0.296, SLG: 0.405	X 0-0 F8			B CU 75 F FA 96 F FA 96 X SL 87 1-3 HR	F FA 86 F CH 77 F FA 86 X CH 79 0-2 G6-3		C FA 98 B FA 88 X CH 81 1-1 G3			4	1	1	4	0	0	1	
7 J.J. Hardy, R Craig Counsell, L OBP: 0.322, SLG: 0.466 OBP: 0.320, SLG: 0.320			C FA 96 B FA 97 F FA 97 S SL 87 1-3 K	E: 0 LOB: 0 K: 1 P: 11 E5		C FA 97 F FA 97 F FA 97 S SL 85 0-3 K		F FA 87 B SL 84 C CH 81 S FA 88 1-3 K	3	0	0	0	0	2	0		
15 Ben Sheets, R Claudio Vargas, R 22 Tony Stewart, L 73 Seth McClung, L Derrick Turnbow, R Geoff Jenkins, L OBP: 0.207, SLG: 0.267 OBP: 0.137, SLG: 0.159 OBP: 0.288, SLG: 0.315 OBP: 0.220, SLG: 0.215			B FA 95 C FA 93 X FA 95 G5-3	B FA 92 X FA 93 1-1 SH1-4		C FA 98 B FA 97 F FA 97 X CU 80 1-2 G3-1		X CH 80 0-0 HR	0	0	0	0	0	0	0	0	
Inning Stats	R: 0 E: 0 K: 2 S: 13 H: 1 LOB: 1 BB: 0 P: 19	R: 0 E: 0 K: 0 S: 5 H: 0 LOB: 0 BB: 0 P: 7	R: 0 E: 0 K: 1 S: 8 H: 0 LOB: 0 BB: 0 P: 11	R: 5 E: 1 K: 0 S: 19 H: 4 LOB: 1 BB: 1 P: 36	R: 2 E: 0 K: 0 S: 23 H: 0 LOB: 0 BB: 0 P: 13	R: 0 E: 0 K: 2 S: 10 H: 0 LOB: 0 BB: 0 P: 18	R: 0 E: 0 K: 0 S: 5 H: 0 LOB: 0 BB: 0 P: 6	R: 2 E: 0 K: 1 S: 13 H: 2 LOB: 0 BB: 0 P: 17	1B: 1 2B: 2 HR: 4 SF: 0 SAC: 1 DP: 0 HBP: 0	WP: 0 PB: 0 SB: 0 CS: 0	PA: 39						
PITCHER	IP WLS BF H R ER SO BB IBB HBP BLK WP HR S P ERA WHIP	IP WLS BF H R ER SO BB IBB HBP BLK WP HR S P ERA WHIP	IP WLS BF H R ER SO BB IBB HBP BLK WP HR S P ERA WHIP	IP WLS BF H R ER SO BB IBB HBP BLK WP HR S P ERA WHIP	IP WLS BF H R ER SO BB IBB HBP BLK WP HR S P ERA WHIP	IP WLS BF H R ER SO BB IBB HBP BLK WP HR S P ERA WHIP	IP WLS BF H R ER SO BB IBB HBP BLK WP HR S P ERA WHIP	IP WLS BF H R ER SO BB IBB HBP BLK WP HR S P ERA WHIP	IP WLS BF H R ER SO BB IBB HBP BLK WP HR S P ERA WHIP	IP WLS BF H R ER SO BB IBB HBP BLK WP HR S P ERA WHIP	IP WLS BF H R ER SO BB IBB HBP BLK WP HR S P ERA WHIP						
52 Felipe Paulino, R ERA: 11.25	4.0 L 19 5 5 5 3 0 1 0 0 0 1 45 73 11.25 1.250	5.1 1.0 6 1 2 2 0 2 0 0 0 0 1 23 36 18.00 3.000	6.1 2.0 6 0 0 0 5 0 0 0 0 0 0 22 31 0.00 0.000	8.1 2.0 8 2 2 2 1 0 0 0 0 0 2 18 23 9.00 1.000													
Trever Miller, L ERA: 4.95																	
Dennis Sarfate, R ERA: 4.42																	
Brian Moehler, R ERA: 4.42																	
Batter	1	2	3	4	5	6	7	8	9	AB	R	H	RBI	BB	SO	LOB	BOTTOM
Josh Anderson, L OBP: 0.552, SLG: 0.600	B FA 93 F FA 96 F FA 96 B CU 81 F FA 90 X FA 94 SH1-3 17 1B		F SL 81 F SL 81 F SL 81 F SL 82 X CH 83 1-2 G3-1		X SL 80 0-0 F7		X FA 94 0-0 G3-1			4	1	1	0	0	0	1	
Craig Biggio, R OBP: 0.279, SLG: 0.380	S FA 94 X FA 94 SH1-3		B SL 84 C FA 92 X FA 93 P3		X 0-0 G6-3		S FA 96 X FA 96 G1-3		S FA 96 X FA 96 2-3 G1-3	3	0	0	0	0	0	1	
17 Lance Berkman, S OBP: 0.387, SLG: 0.497	S CU 91 X FA 94 2-3		B FA 89 C FA 92 B FA 93 B FA 89 4-1		F CU 90 B FA 96 B CU 89 B FA 98 C 3-3 K		X FA 96 0-0 F7			3	0	1	1	1	1	1	
45 Carlos Lee, R OBP: 0.347, SLG: 0.515	C FA 96 X FA 95 1-2 G4-6-3		S FA 92 X FA 92 0-1 G6-3		F FA 98 X FA 97 0-1 F9		F FA 93 B SL 84 C CH 86 F SL 84 F FA 94 F CH 82 X FA 94 2-2 G6-3			4	0	0	0	0	0	2	
Luke Scott, L OBP: 0.350, SLG: 0.506	C FA 89 X SL 80 0-1 P4		B FA 89 B FA 89 X SL 82 1-1 F8		B FA 98 F FA 92 B FA 96 B FA 98 B FA 97 4-2 BB		F FA 93 B SL 84 C CH 86 F SL 84 F FA 94 F CH 82 X FA 94 1-2 F7			3	0	0	0	1	0	0	
Mark Loretta, R OBP: 0.352, SLG: 0.371	C FA 90 F FA 90 B SL 82 X CH 81 1-2 1B		B SL 83 X FA 90 3-0 G5-6-3		B FA 96 B FA 95 X FA 95 2-0 F8		C FA 93 S FA 94 F FA 93 B SL 84 B CU 82 X FA 92 3-2 L5			4	0	1	0	0	0	1	
21 Ty Wigginton, R BRIAN MOEHLER, R OBP: 0.340, SLG: 0.471 OBP: 0.200, SLG: 0.200	S SL 81 D SL 83 SAFE B FA 90 C FA 93 S SL 82 2-3 K		C FA 92 X SL 82 0-1 G6-3		B FA 89 B FA 91 B FA 91 C FA 92 X FA 93 3-2 F7		B FA 96 B FA 95 F FA 95 B FA 96 S FA 95 3-3 K			3	0	1	0	0	1	1	
Brad Ausmus, R OBP: 0.319, SLG: 0.326	C FA 92 D FA 92 X FA 90 1-1 1B		B FA 90 B FA 91 C FA 92 X FA 93 3-2 G5-3				S FA 95 B FA 95 F FA 95 B FA 95 3-2 G1-3 G3-1 BB			1	0	0	0	0	1	2	
52 Felipe Paulino, R Trever Miller, R Chris Burke, R Dennis Sarfate, R Cody Ransom, R OBP: 0.311, SLG: 0.359 OBP: 0.200, SLG: 0.200 OBP: 0.381, SLG: 0.375																	
Inning Stats	R: 1 E: 0 K: 0 S: 9 H: 2 LOB: 0 BB: 0 P: 12	R: 0 E: 0 K: 2 S: 14 H: 2 LOB: 2 BB: 0 P: 19	R: 0 E: 0 K: 0 S: 12 H: 0 LOB: 1 BB: 1 P: 18	R: 0 E: 0 K: 0 S: 5 H: 0 LOB: 0 BB: 0 P: 7	R: 0 E: 0 K: 0 S: 9 H: 0 LOB: 0 BB: 0 P: 15	R: 0 E: 0 K: 1 S: 6 H: 0 LOB: 0 BB: 0 P: 9	R: 0 E: 0 K: 2 S: 10 H: 0 LOB: 1 BB: 1 P: 19	R: 0 E: 0 K: 0 S: 8 H: 0 LOB: 1 BB: 1 P: 11	R: 0 E: 0 K: 0 S: 15 H: 0 LOB: 0 BB: 0 P: 21	1B: 3 2B: 1 HR: 0 SF: 0 SAC: 1 DP: 1 HBP: 0	WP: 0 PB: 0 SB: 0 CS: 0	PA: 33					
PITCHER	IP WLS BF H R ER SO BB IBB HBP BLK WP HR S P ERA WHIP	IP WLS BF H R ER SO BB IBB HBP BLK WP HR S P ERA WHIP	IP WLS BF H R ER SO BB IBB HBP BLK WP HR S P ERA WHIP	IP WLS BF H R ER SO BB IBB HBP BLK WP HR S P ERA WHIP	IP WLS BF H R ER SO BB IBB HBP BLK WP HR S P ERA WHIP	IP WLS BF H R ER SO BB IBB HBP BLK WP HR S P ERA WHIP	IP WLS BF H R ER SO BB IBB HBP BLK WP HR S P ERA WHIP	IP WLS BF H R ER SO BB IBB HBP BLK WP HR S P ERA WHIP	IP WLS BF H R ER SO BB IBB HBP BLK WP HR S P ERA WHIP	IP WLS BF H R ER SO BB IBB HBP BLK WP HR S P ERA WHIP	IP WLS BF H R ER SO BB IBB HBP BLK WP HR S P ERA WHIP						
15 Ben Sheets, R ERA: 3.82	1.0 W 15 2 0 0 2 1 0 0 0 0 0 40 59 0.00 0.750	2.0 7 0 0 0 3 1 0 0 0 0 0 16 28 0.00 0.500	1.0 4 0 0 0 0 1 0 0 0 0 0 8 11 0.00 1.000	1.0 3 0 0 0 0 0 0 0 0 0 0 15 21 0.00 0.000													
Claudio Vargas, R ERA: 4.99																	
73 Seth McClung, R ERA: 4.91																	
Derrick Turnbow, R ERA: 4.36																	
Greg Aquino, R ERA: 5.79																	

Milwaukee Brewers @ Houston Astros
Minute Maid Park, Houston, TX
Tue Sep 18 2007, 7:05 PM CDT
Att: 32,866 - Roof Closed - 73 F

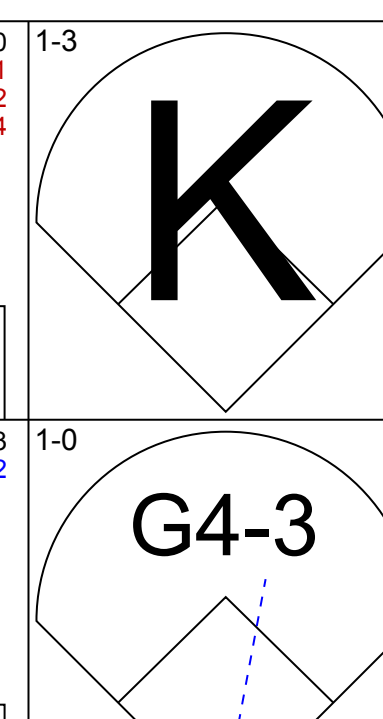
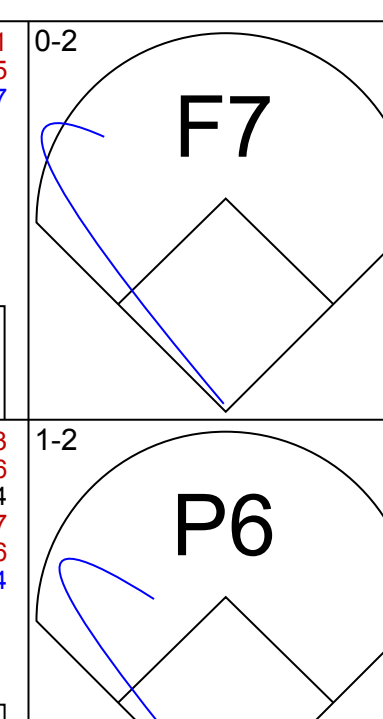
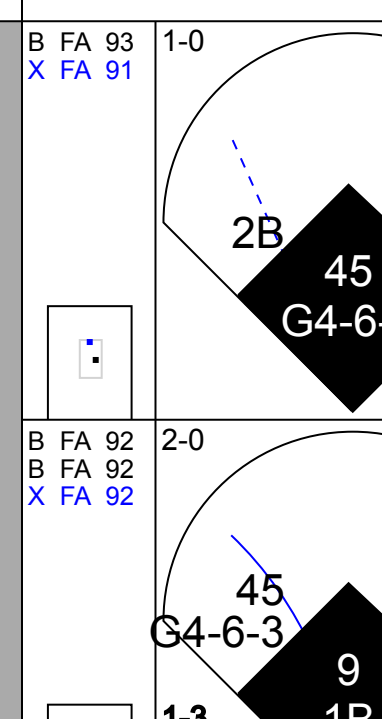
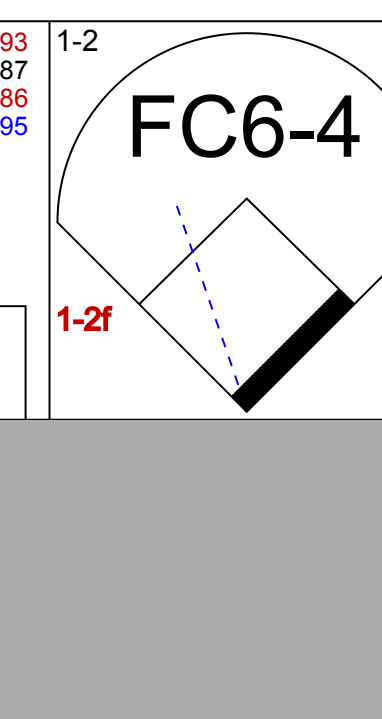


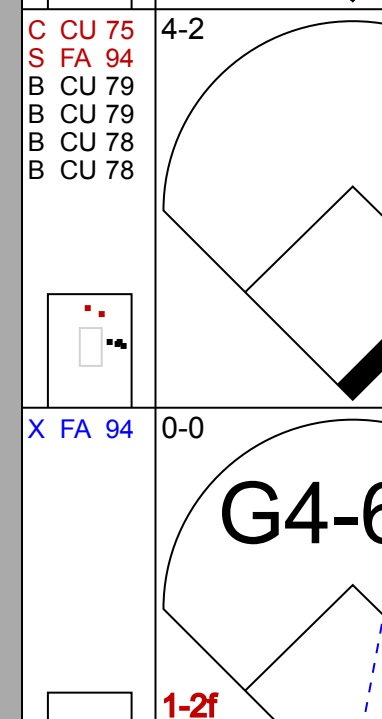
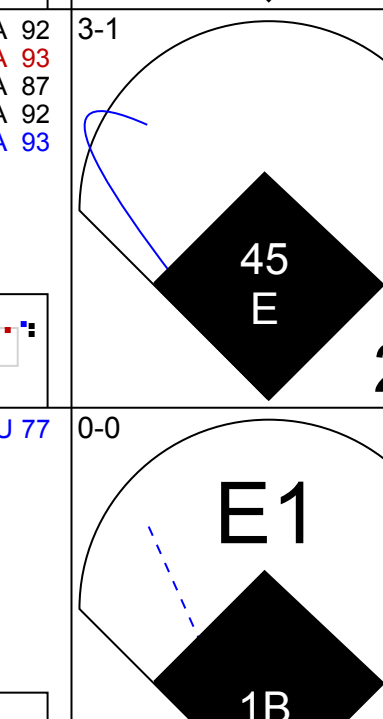


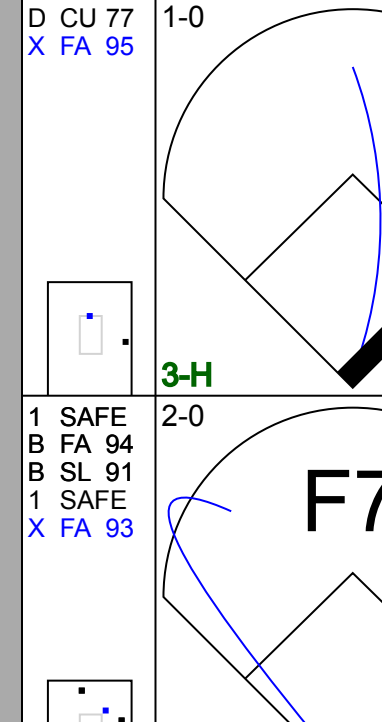
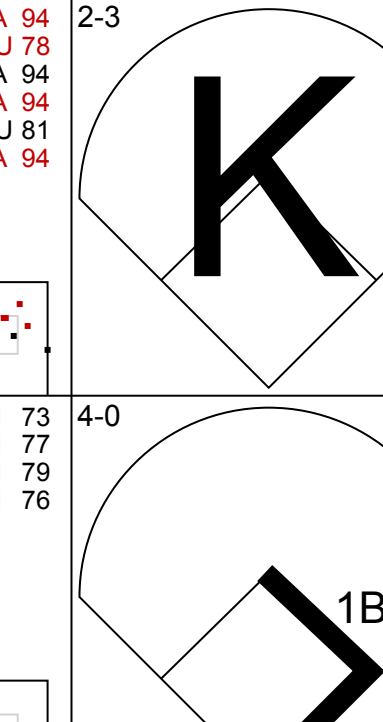



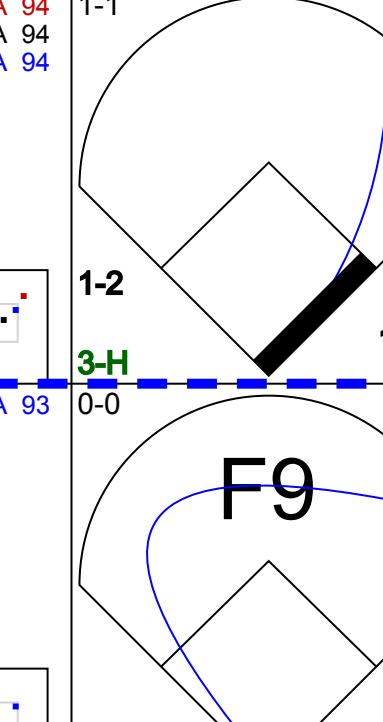
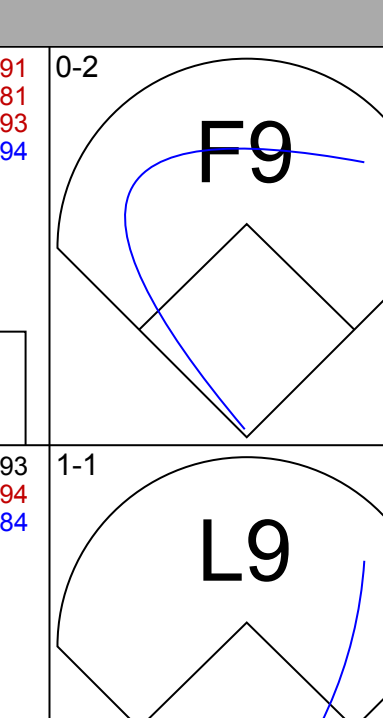
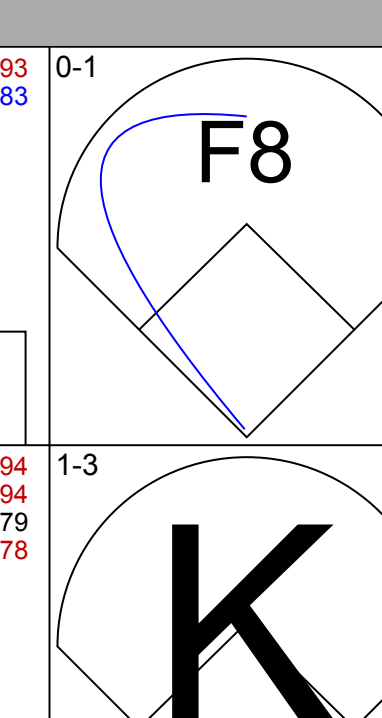
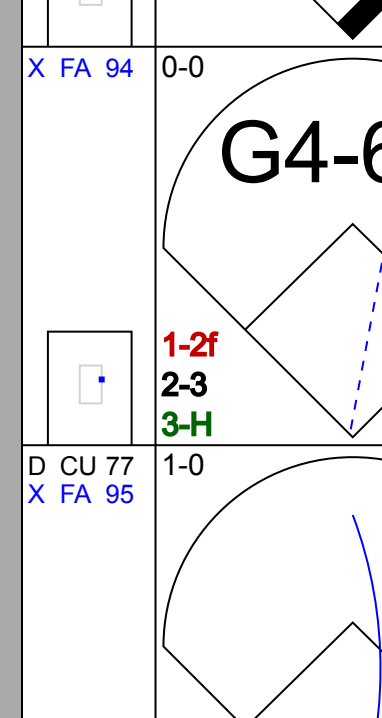
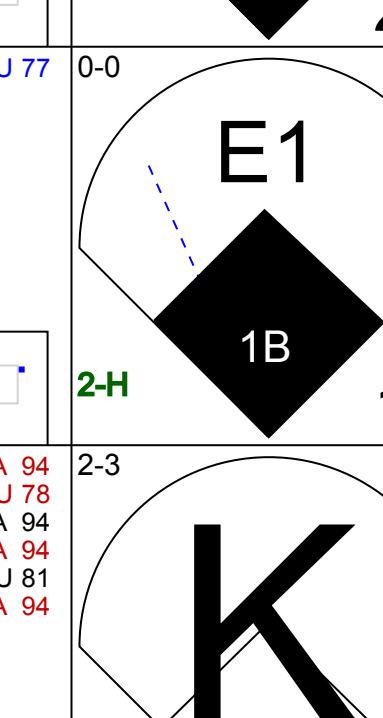
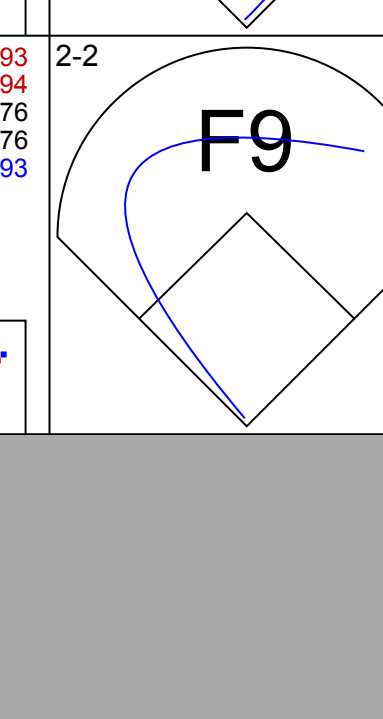
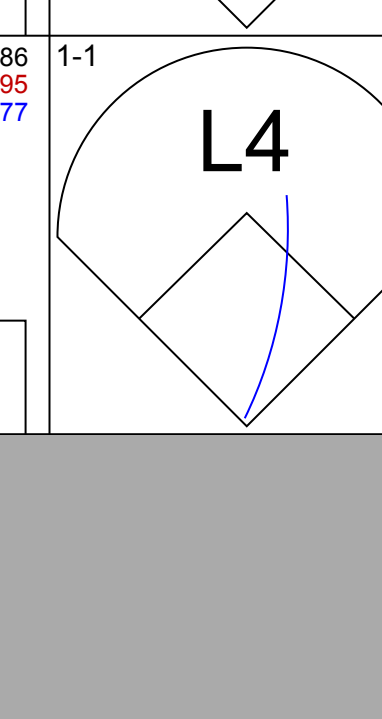
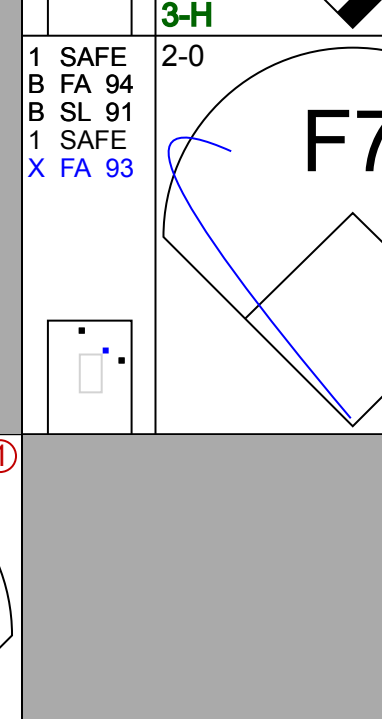
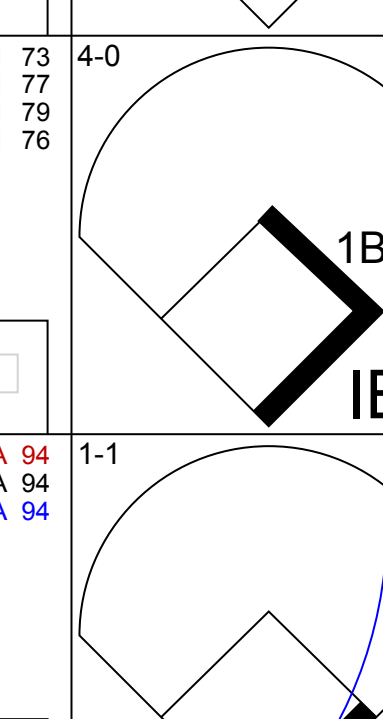



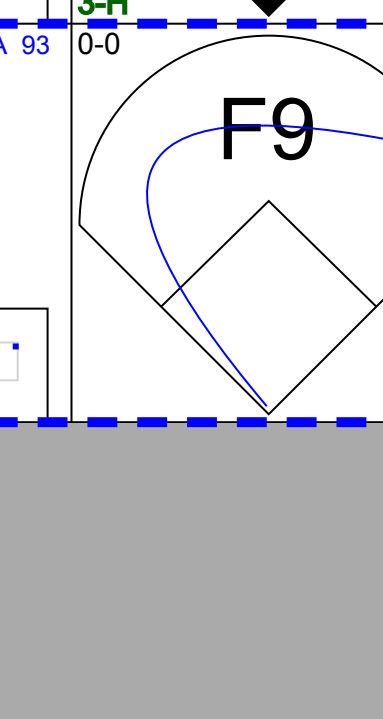
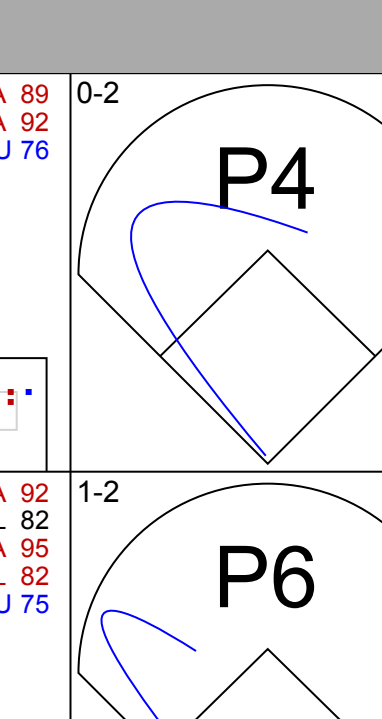
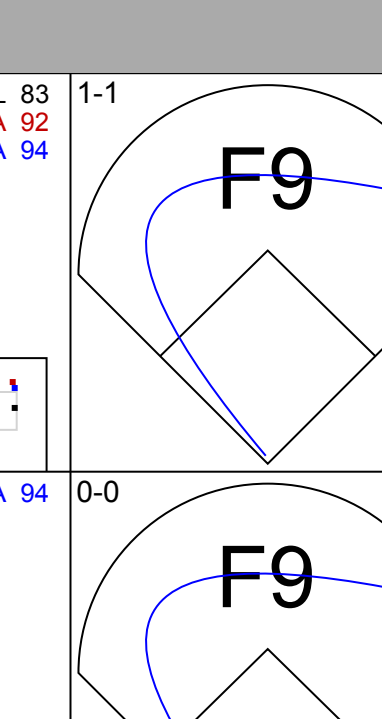
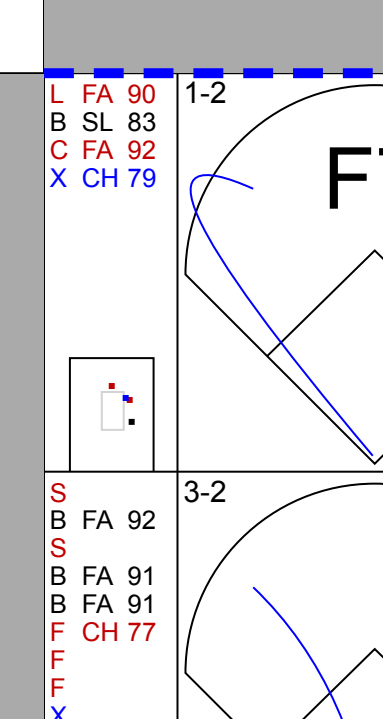
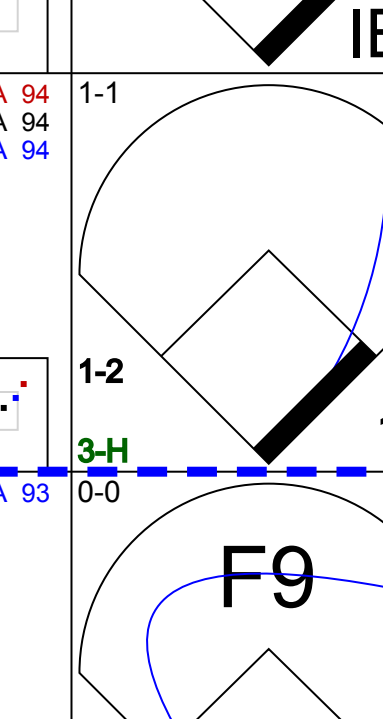
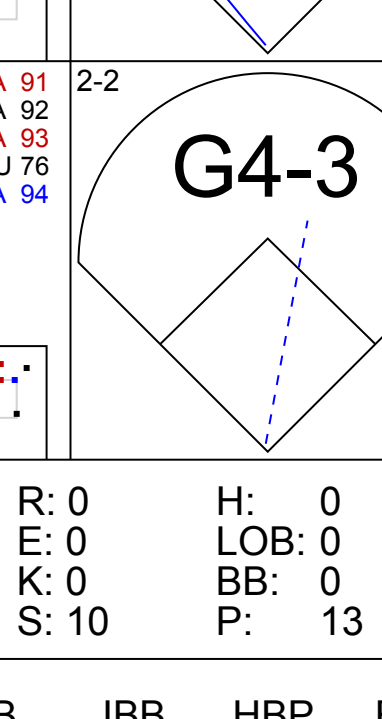
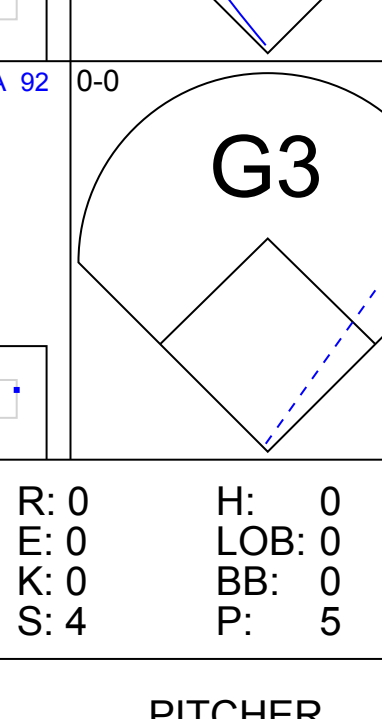
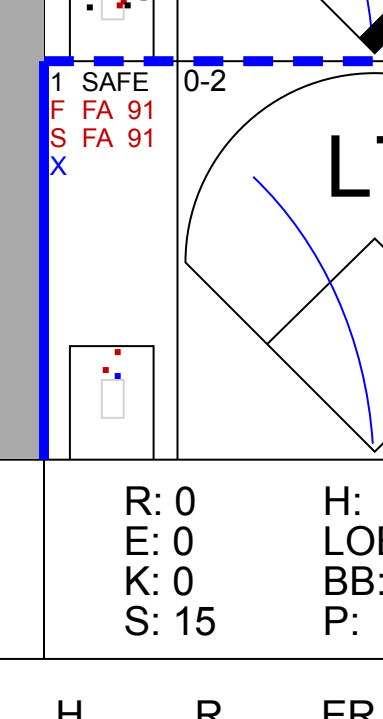
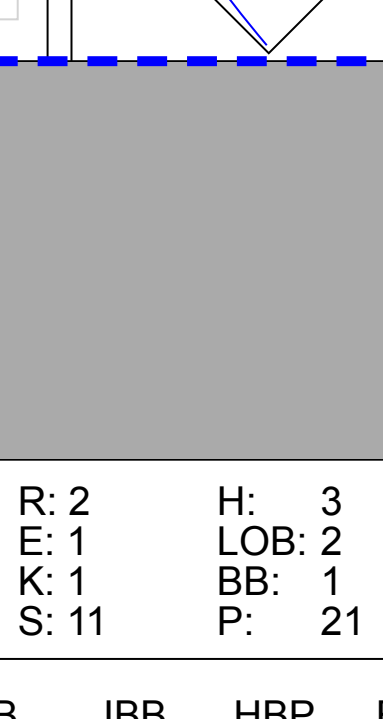
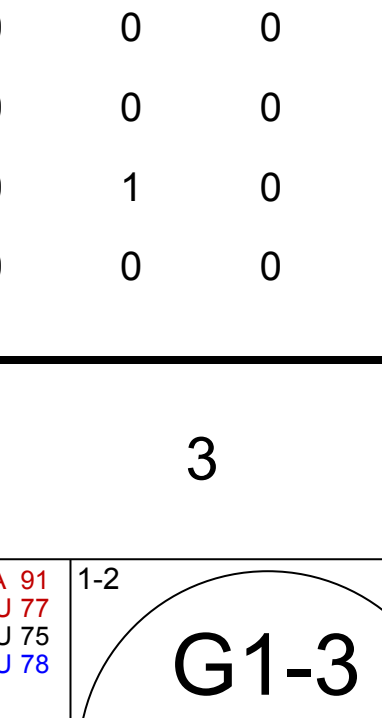
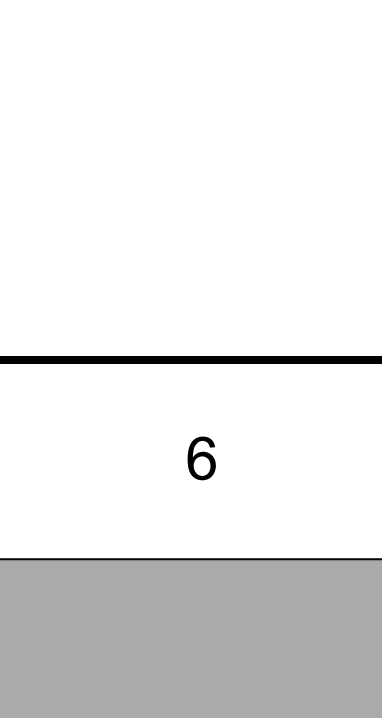
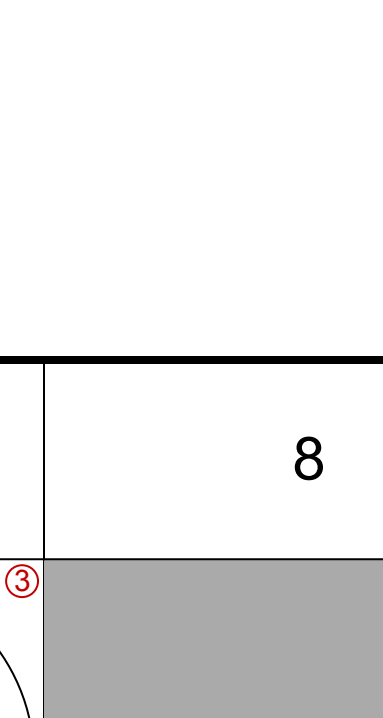
AB	35
R	9
H	8
RBI	9
BB	3
SO	9
LOB	5

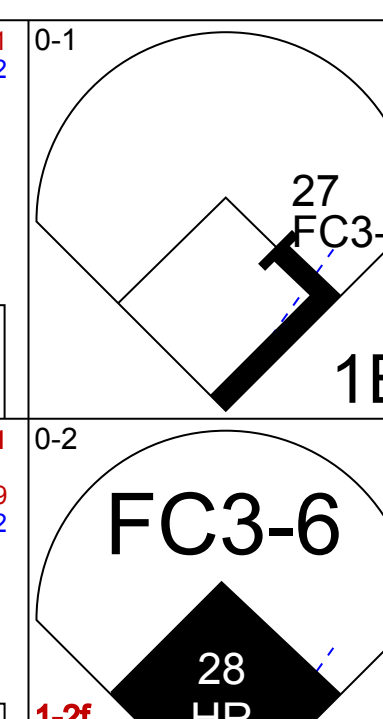
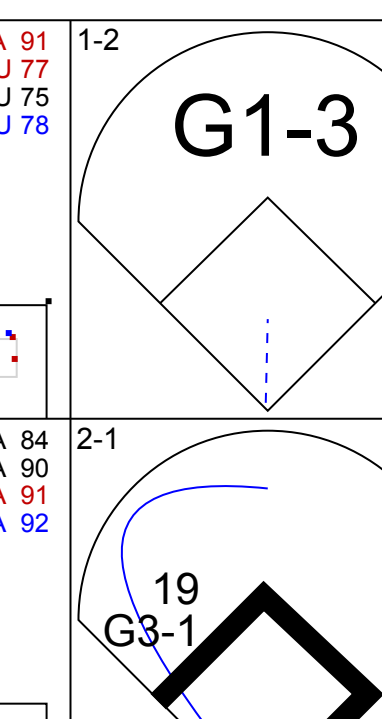
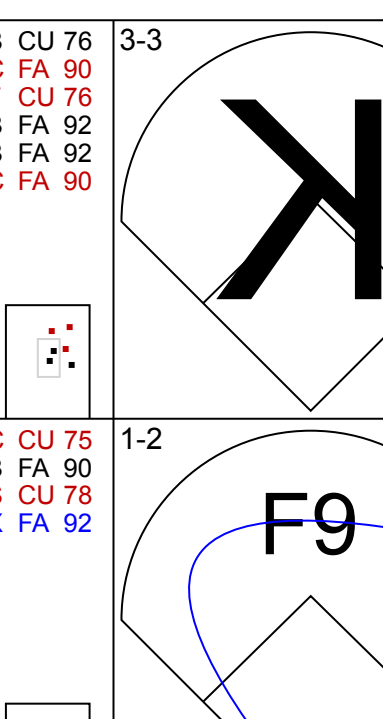
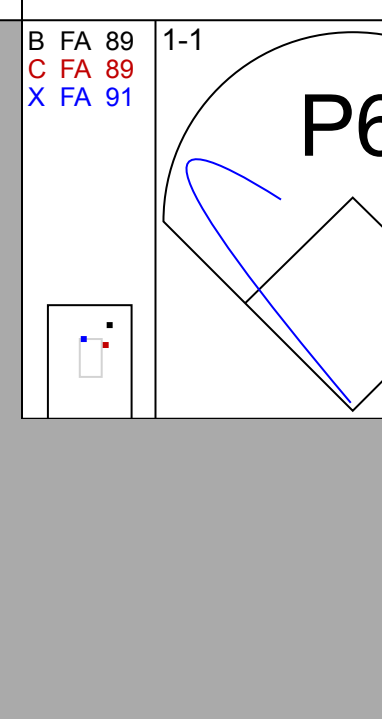
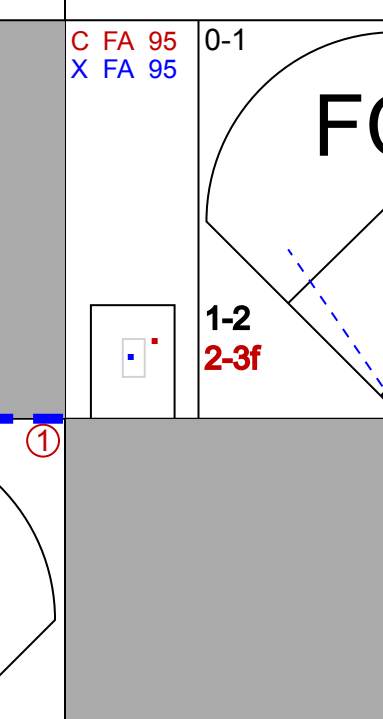
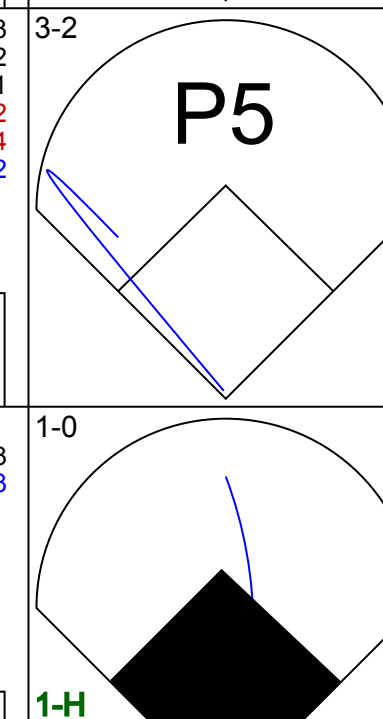
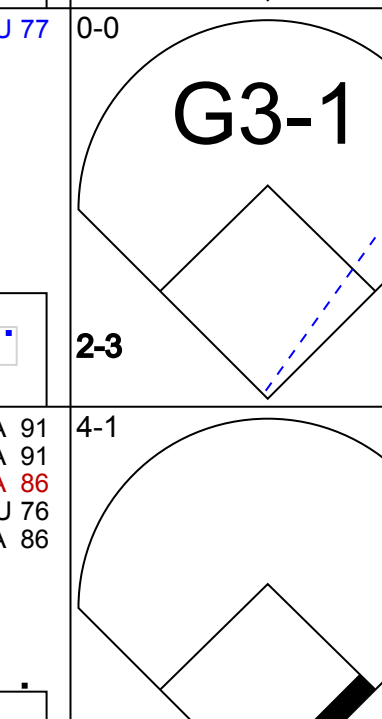


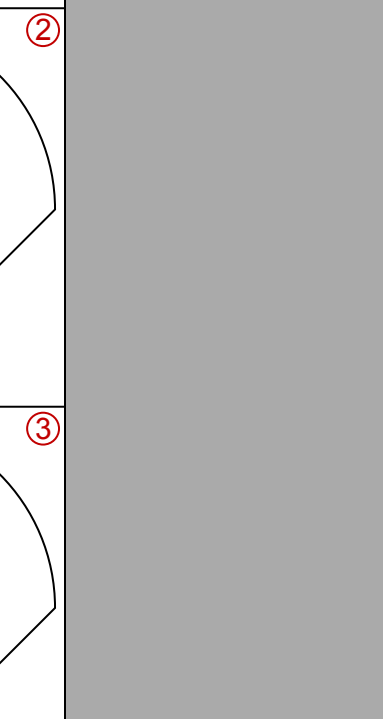
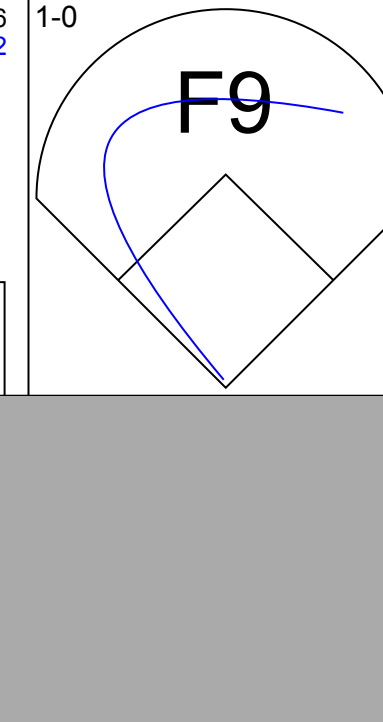


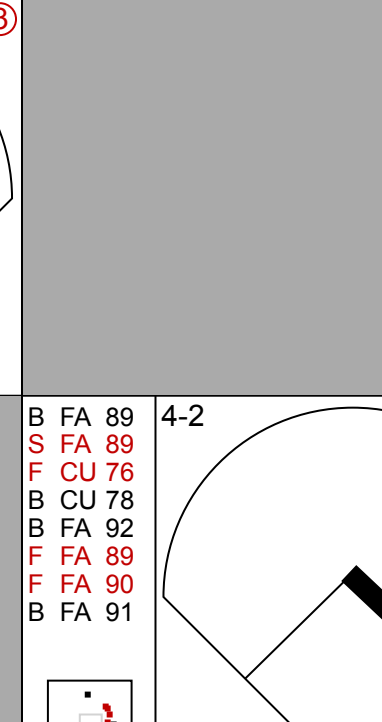
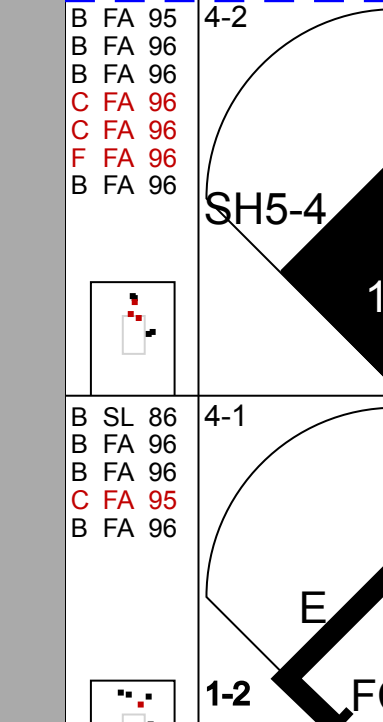



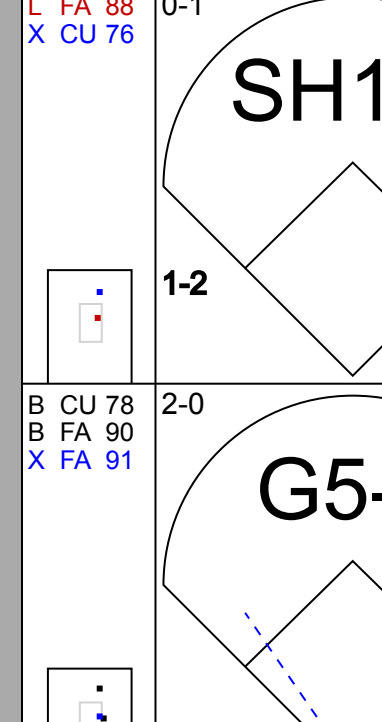
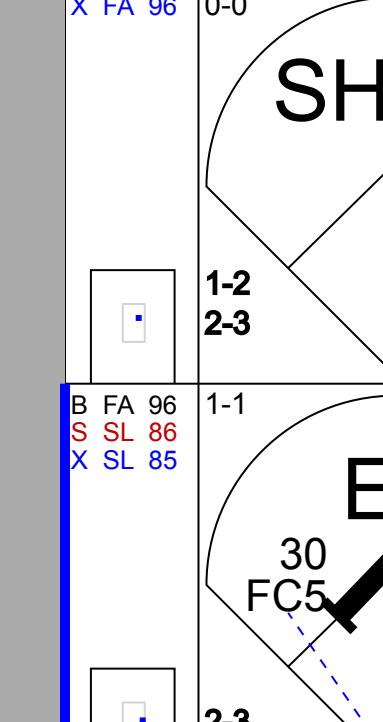

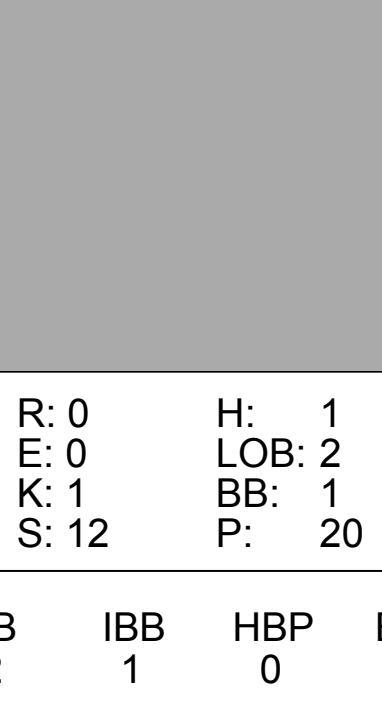
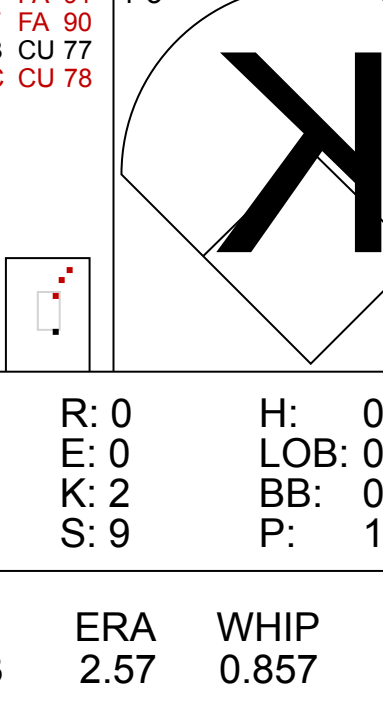
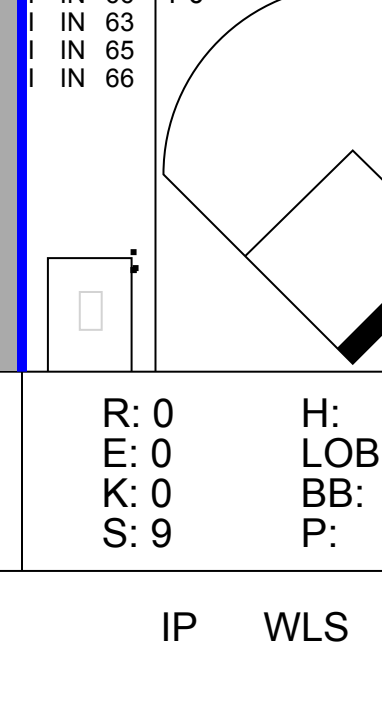
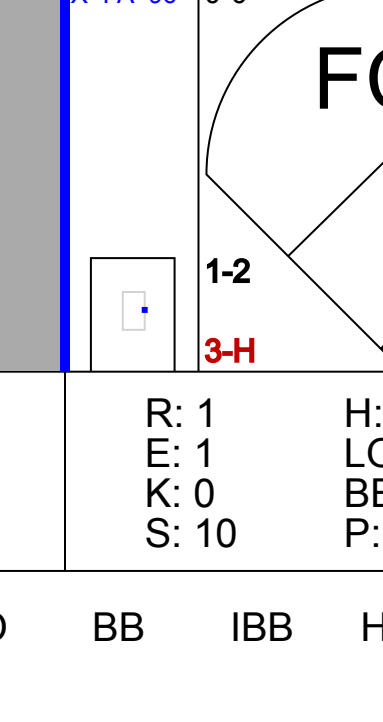







Milwaukee Brewers @ Houston Astros
Minute Maid Park, Houston, TX
Tue Sep 18 2007, 7:05 PM CDT
Att: 32,866 - Roof Closed - 73 F

AB	29
R	1
H	4
RBI	1
BB	3
SO	5
LOB	11



Batter	1	2	3	4	5	6	7	8	9	AB	R	H	RBI	BB	SO	LOB	TOP			
Josh Anderson, L (1, 8) OBP: 0.444, SLG: 0.436										4	1	1	0	0	1	1				
Chris Burke, R (1, 4) OBP: 0.397, SLG: 0.363										4	1	1	0	0	0	0				
Cody Ransom, R (1, 5) OBP: 0.413, SLG: 0.371										2	0	0	0	1	2	0				
21 Ty Wigington, R (7, 5) OBP: 0.334, SLG: 0.461										1	1	1	0	0	0	0				
45 Carlos Lee, R (1, 7) OBP: 0.354, SLG: 0.529										4	1	1	1	0	0	2				
9 Hunter Pence, R (1, 9) OBP: 0.362, SLG: 0.545										4	0	1	1	0	2	1				
Mike Lamb, L (1, 3) OBP: 0.369, SLG: 0.456										3	0	0	0	1	0	1				
Eric Bruntlett, R (1, 6) OBP: 0.348, SLG: 0.285										4	0	1	1	0	0	0				
46 J.R. Towles, R (1, 2) OBP: 0.436, SLG: 0.611										4	0	1	0	0	0	2				
51 Wandy Rodriguez, S (1, 1) OBP: 0.157, SLG: 0.143										2	0	0	0	0	0	0				
Orlando Palmeiro, L (8, PH) OBP: 0.347, SLG: 0.257										0	0	0	0	0	0	0				
Craig Biggio, R (8, PH) OBP: 0.332, SLG: 0.377										0	0	0	0	0	0	1				
Dave Borkowski, R (8, 1)										0	0	0	0	0	0	0				
Brad Lidge, R (9, 1)										0	0	0	0	0	0	0				
Inning Stats	R: 0 E: 0 K: 2 S: 7	H: 0 LOB: 0 BB: 0 P: 9	R: 0 E: 0 K: 0 S: 9	H: 0 LOB: 0 BB: 0 P: 12	R: 0 E: 0 K: 0 S: 10	H: 0 LOB: 0 BB: 0 P: 13	R: 0 E: 0 K: 1 S: 12	H: 0 LOB: 0 BB: 0 P: 15	R: 0 E: 0 K: 0 S: 4	H: 0 LOB: 0 BB: 0 P: 5	R: 2 E: 0 K: 0 S: 7	H: 3 LOB: 1 BB: 1 P: 17	R: 0 E: 0 K: 0 S: 15	H: 1 LOB: 0 BB: 0 P: 20	R: 2 E: 0 K: 1 S: 11	H: 3 LOB: 2 BB: 1 P: 21	1B: 5 2B: 2 3B: 0 HR: 0	SF: 0 SAC: 0 DP: 1 HBP: 0	WP: 0 PB: 0 SB: 0 CS: 0	PA: 35
PITCHER	IP WLS BF H R ER SO BB IBB HBP BLK WP HR S P ERA WHIP																			
31 Matt Belisle, R (1, 1) ERA: 5.32	7.0	24	3	2	2	4	1	0	0	0	0	0	0	0	0	56	80	2.57	0.571	
58 Marcus McBeth, R (8, 1) ERA: 6.27	0.1	2	1	0	0	0	0	0	0	0	0	0	0	0	0	9	13	0.00	3.000	
45 Bill Bray, L (8, 1) ERA: 6.43	0.2	2	0	0	0	0	0	0	0	0	0	0	0	0	6	7	0.00	0.000		
38 Gary Majewski, R (9, 1) ERA: 8.22	0.2	L 6	3	2	2	1	0	1	0	0	0	0	0	10	20	27.00	4.500			
Brad Salmon, R (9, 1) ERA: 3.42	0.1	1	0	0	0	0	0	0	0	0	0	0	0	1	1	0.00	0.000			

Batter	1	2	3	4	5	6	7	8	9	AB	R	H	RBI	BB	SO	LOB	BOTTOM					
30 Norris Hopper, R (1, 8) OBP: 0.377, SLG: 0.394										5	0	1	0	0	1	4						
27 Jeff Keppinger, R (1, 4) OBP: 0.399, SLG: 0.485										4	1	1	0	0	0	1						
19 Joey Volto, L (1, 7) OBP: 0.377, SLG: 0.542										4	0	0	0	0	0	2						
28 Edwin Encarnación, R (1, 5) OBP: 0.356, SLG: 0.443										3	1	1	2	1	1	0						
Jorge Cantu, R (1, 3) OBP: 0.333, SLG: 0.352										3	1	0	0	1	1	2						
26 David Ross, R (1, 2) OBP: 0.271, SLG: 0.401										2	0	0	0	2	0	0						
Jason Ellison, R (1, 9) OBP: 0.297, SLG: 0.286										2	0	1	0	0	0	0						
Pedro Lopez, R (1, 6) OBP: 0.209, SLG: 0.220										3	0	0	0	0	2	2						
Javier Valentin, S (9, PH) OBP: 0.326, SLG: 0.388										1	0	1	1	0	0	0						
Jerry Gil, R (9, FR)										0	0	0	0	0	0	0						
31 Matt Belisle, R (1, 1) OBP: 0.119, SLG: 0.093										2	0	0	0	0	1	1						
4 Brandon Phillips, S (7, PH) OBP: 0.339, SLG: 0.449										0	0	0	0	0	0	0						
58 Marcus McBeth, R (8, 1) ERA: 6.27										0	0	0	0	0	0	0						
45 Bill Bray, L (8, 1) ERA: 6.43										0	0	0	0	0	0	0						
38 Gary Majewski, R (9, 1) ERA: 8.22										0	0	0	0	0	0	0						
Brad Salmon, L (9, 1) ERA: 3.42										1	0	0	0	0	0	2						
Inning Stats	R: 2 E: 0 K: 0 S: 10	H: 2 LOB: 0 BB: 0 P: 15	R: 0 E: 0 K: 1 S: 9	H: 1 LOB: 1 BB: 0 P: 13	R: 0 E: 0 K: 1 S: 12	H: 1 LOB: 2 BB: 1 P: 20	R: 0 E: 0 K: 1 S: 9	H: 0 LOB: 0 BB: 0 P: 15	R: 0 E: 0 K: 2 S: 9	H: 0 LOB: 0 BB: 0 P: 14	R: 0 E: 0 K: 1 S: 11	H: 0 LOB: 0 BB: 0 P: 16	R: 0 E: 0 K: 0 S: 9	H: 0 LOB: 0 BB: 2 P: 20	R: 0 E: 0 K: 0 S: 6	H: 0 LOB: 0 BB: 0 P: 8	R: 1 E: 0 K: 0 S: 10	H: 1 LOB: 2 BB: 2 P: 19	1B: 3 2B: 1 3B: 0 HR: 1	SF: 0 SAC: 2 DP: 0 HBP: 0	WP: 0 PB: 0 SB: 0 CS: 0	PA: 37
PITCHER	IP WLS BF H R ER SO BB IBB HBP BLK WP HR S P ERA WHIP																					
51 Wandy Rodriguez, L (1, 1) ERA: 4.58	7.0	28	4	2	2	6	2	1	0	0	0	0	0	0	0	69	113	2.57	0.857			
Dave Borkowski, R (8, 1) ERA: 5.22	1.0	W 3	0	0	0	0	0	0	0	0	0	0	0	6	8	0.00	0.000					
Brad Lidge, R (9, 1) ERA: 3.41	1.0	S 6	1	1	1	0	2	0	0	0	0	0	0	10	19	9.00	3.000					


Houston Astros @ Cincinnati Reds
Great American Ball Park, Cincinnati, OH
Thu Sep 27 2007, 7:10 PM EDT
Att: 13,626 - Cloudy - 70 F

AB	33
R	4
H	7
RBI	3
BB	2
SO	5
LOB	8



Houston Astros @ Cincinnati Reds
Great American Ball Park, Cincinnati, OH
Thu Sep 27 2007, 7:10 PM EDT
Att: 13,626 - Cloudy - 70 F

AB	30
R	3
H	5
RBI	3
BB	5
SO	6
LOB	14



Batter	1	2	3	4	5	6	7	8	9	AB	R	H	RBI	BB	SO	LOB	TOP						
19 Yunel Escobar, R OBP: 0.390, SLG: 0.457										4	0	1	0	0	1	2							
2 Kelly Johnson, L OBP: 0.374, SLG: 0.457										4	0	1	0	0	1	1							
10 Chipper Jones, S OBP: 0.426, SLG: 0.698 Chris Woodward, R OBP: 0.253, SLG: 0.281										3	0	1	0	0	1	1							
Mark Teixeira, S OBP: 0.400, SLG: 0.563 Scott Thorman, L OBP: 0.256, SLG: 0.398										3	0	0	0	0	0	2							
7 Jeff Francoeur, R OBP: 0.339, SLG: 0.445 Ron Mahay, L										3	2	2	0	0	1	0							
58 Peter Moylan, R										0	0	0	0	0	0	0							
14 Martin Prado, R OBP: 0.323, SLG: 0.339 46 Manny Acosta, R										3	0	1	0	0	2	3							
28 Brandon Jones, L OBP: 0.176, SLG: 0.200										4	0	1	1	0	0	2							
5 Brayan Peña, S OBP: 0.212, SLG: 0.303																							
Willie Harris, L OBP: 0.352, SLG: 0.397										3	0	0	1	0	0	1							
30 Jeff Bennett, R																							
23 Matt Diaz, R OBP: 0.370, SLG: 0.500										2	0	0	0	0	1	1							
Inning Stats	R: 0 E: 0 K: 1 S: 10	H: 1 LOB: 1 BB: 0 P: 18	R: 1 E: 0 K: 0 S: 8	H: 2 LOB: 1 BB: 0 P: 14	R: 0 E: 0 K: 0 S: 10	H: 1 LOB: 1 BB: 0 P: 16	R: 0 E: 0 K: 1 S: 10	H: 0 LOB: 0 BB: 0 P: 17	R: 0 E: 0 K: 1 S: 12	H: 0 LOB: 0 BB: 0 P: 15	R: 0 E: 0 K: 1 S: 7	H: 0 LOB: 0 BB: 0 P: 11	R: 1 E: 0 K: 2 S: 14	H: 3 LOB: 2 BB: 0 P: 18	R: 0 E: 0 K: 2 S: 14	H: 1 LOB: 2 BB: 1 P: 24	R: 0 E: 0 K: 1 S: 9	H: 0 LOB: 0 BB: 0 P: 12	1B: 6 2B: 2 3B: 0 HR: 0	SF: 1 SAC: 0 DP: 0 HBP: 1	WP: 0 PB: 0 SB: 0 CS: 1	PA: 37	
PITCHER	IP WLS BF H R ER SO BB IBB HBP BLK WP HR S P ERA WHIP	IP WLS BF H R ER SO BB IBB HBP BLK WP HR S P ERA WHIP	IP WLS BF H R ER SO BB IBB HBP BLK WP HR S P ERA WHIP	IP WLS BF H R ER SO BB IBB HBP BLK WP HR S P ERA WHIP	IP WLS BF H R ER SO BB IBB HBP BLK WP HR S P ERA WHIP	IP WLS BF H R ER SO BB IBB HBP BLK WP HR S P ERA WHIP	IP WLS BF H R ER SO BB IBB HBP BLK WP HR S P ERA WHIP	IP WLS BF H R ER SO BB IBB HBP BLK WP HR S P ERA WHIP	IP WLS BF H R ER SO BB IBB HBP BLK WP HR S P ERA WHIP	IP WLS BF H R ER SO BB IBB HBP BLK WP HR S P ERA WHIP	IP WLS BF H R ER SO BB IBB HBP BLK WP HR S P ERA WHIP	IP WLS BF H R ER SO BB IBB HBP BLK WP HR S P ERA WHIP	IP WLS BF H R ER SO BB IBB HBP BLK WP HR S P ERA WHIP	IP WLS BF H R ER SO BB IBB HBP BLK WP HR S P ERA WHIP	IP WLS BF H R ER SO BB IBB HBP BLK WP HR S P ERA WHIP	IP WLS BF H R ER SO BB IBB HBP BLK WP HR S P ERA WHIP	IP WLS BF H R ER SO BB IBB HBP BLK WP HR S P ERA WHIP	IP WLS BF H R ER SO BB IBB HBP BLK WP HR S P ERA WHIP	IP WLS BF H R ER SO BB IBB HBP BLK WP HR S P ERA WHIP	IP WLS BF H R ER SO BB IBB HBP BLK WP HR S P ERA WHIP	IP WLS BF H R ER SO BB IBB HBP BLK WP HR S P ERA WHIP	IP WLS BF H R ER SO BB IBB HBP BLK WP HR S P ERA WHIP	IP WLS BF H R ER SO BB IBB HBP BLK WP HR S P ERA WHIP

Atlanta Braves @ Houston Astros
Minute Maid Park, Houston, TX
Sat Sep 29 2007, 6:05 PM CDT
Att. 43,624 - Roof Closed - 74 F

AB 33
R 2
H 8
RBI 2
BB 1
SO 9
LOB 15



Batter	1	2	3	4	5	6	7	8	9	AB	R	H	RBI	BB	SO	LOB	BOTTOM
Josh Anderson, L OBP: 0.423, SLG: 0.413										4	0	1	0	0	0	1	
Craig Biggio, R OBP: 0.285, SLG: 0.380										4	1	2	0	0	1	1	
Cody Ransom, R OBP: 0.413, SLG: 0.371										0	0	0	0	0	0	0	
17 Lance Berkman, S OBP: 0.386, SLG: 0.512 Mike Lamb, L OBP: 0.388, SLG: 0.455										2	1	1	2	1	1	2	
45 Carlos Lee, R OBP: 0.353, SLG: 0.528 Brad Lidge, R										4	0	0	0	0	0	1	
9 Hunter Pence, R OBP: 0.358, SLG: 0.538										4	0	0	0	0	2	1	
21 Ty Wigington, R OBP: 0.334, SLG: 0.461										3	0	1	0	0	1	1	
Adam Everett, R OBP: 0.281, SLG: 0.318 Chris Burke, R OBP: 0.306, SLG: 0.360										1	0	0	0	0	0	0	
Brad Ausmus, R OBP: 0.317, SLG: 0.325										3	0	1	0	0	0	0	
41 Brandon Backe, R OBP: 0.455, SLG: 0.800 Dennis Sarfate, R										2	1	1	1	0	1	0	
Eric Bruntlett, R OBP: 0.348, SLG: 0.285 Chad Qualls, R										0	0	0	0	0	0	0	
Eric Bruntlett, R OBP: 0.348, SLG: 0.285 Chad Qualls, R										0	0	0	0	0	0	0	
Eric Bruntlett, R OBP: 0.348, SLG: 0.285 Chad Qualls, R										0	0	0	0	0	0	0	
Eric Bruntlett, R OBP: 0.348, SLG: 0.285 Chad Qualls, R										0	0	0	0	0	0	0	
Eric Bruntlett, R OBP: 0.348, SLG: 0.285 Chad Qualls, R										0	0	0	0	0	0	0	
Eric Bruntlett, R OBP: 0.348, SLG: 0.285 Chad Qualls, R										0	0	0	0	0	0	0	
Eric Bruntlett, R OBP: 0.348, SLG: 0.285 Chad Qualls, R										0	0	0	0	0	0	0	
Eric Bruntlett, R OBP: 0.348, SLG: 0.285 Chad Qualls, R										0	0	0	0	0	0	0	
Eric Bruntlett, R OBP: 0.348, SLG: 0.285 Chad Qualls, R										0	0	0	0	0	0	0	
Eric Bruntlett, R OBP: 0.348, SLG: 0.285 Chad Qualls, R										0	0	0	0	0	0	0	
Eric Bruntlett, R OBP: 0.348, SLG: 0.285 Chad Qualls, R										0	0	0	0	0	0	0	
Eric Bruntlett, R OBP: 0.348, SLG: 0.285 Chad Qualls, R										0	0	0	0	0	0	0	
Eric Bruntlett, R OBP: 0.348, SLG: 0.285 Chad Qualls, R										0	0	0	0	0	0	0	
Eric Bruntlett, R OBP: 0.348, SLG: 0.285 Chad Qualls, R										0	0	0	0	0	0	0	
Eric Bruntlett, R OBP: 0.348, SLG: 0.285 Chad Qualls, R										0	0	0	0	0	0	0	
Eric Bruntlett, R OBP: 0.348, SLG: 0.285 Chad Qualls, R										0	0	0	0	0	0	0	
Eric Bruntlett, R OBP: 0.348, SLG: 0.285 Chad Qualls, R										0	0	0	0	0	0	0	
Eric Bruntlett, R OBP: 0.348, SLG: 0.285 Chad Qualls, R										0	0	0	0	0	0	0	
Eric Bruntlett, R OBP: 0.348, SLG: 0.285 Chad Qualls, R										0	0	0	0	0	0	0	
Eric Bruntlett, R OBP: 0.348, SLG: 0.285 Chad Qualls, R										0	0	0	0	0	0	0	
Eric Bruntlett, R OBP: 0.348, SLG: 0.285 Chad Qualls, R										0	0	0	0	0	0	0	
Eric Bruntlett, R OBP: 0.348, SLG: 0.285 Chad Qualls, R										0	0	0	0	0	0	0	
Eric Bruntlett, R OBP: 0.348, SLG: 0.285 Chad Qualls, R										0	0	0	0	0	0	0	
Eric Bruntlett, R OBP: 0.348, SLG: 0.285 Chad Qualls, R										0	0	0	0	0	0	0	
Eric Bruntlett, R OBP: 0.348, SLG: 0.285 Chad Qualls, R										0	0	0	0	0	0	0	
Eric Bruntlett, R OBP: 0.348, SLG: 0.285 Chad Qualls, R										0	0	0	0	0	0	0	
Eric Bruntlett, R OBP: 0.348, SLG: 0.285 Chad Qualls, R										0	0	0	0	0	0	0	
Eric Bruntlett, R OBP: 0.348, SLG: 0.285 Chad Qualls, R										0	0	0	0	0	0	0	
Eric Bruntlett, R OBP: 0.348, SLG: 0.285 Chad Qualls, R										0	0	0	0	0	0	0	
Eric Bruntlett, R OBP: 0.348, SLG: 0.285 Chad Qualls, R										0	0	0	0	0	0	0	
Eric Bruntlett, R OBP: 0.348, SLG: 0.285 Chad Qualls, R										0	0	0	0	0	0	0	
Eric Bruntlett, R OBP: 0.348, SLG: 0.285 Chad Qualls, R										0	0	0	0	0	0	0	
Eric Bruntlett, R OBP: 0.348, SLG: 0.285 Chad Qualls, R										0	0	0	0	0	0	0	
Eric Bruntlett, R OBP: 0.348, SLG: 0.285 Chad Qualls, R										0	0	0	0	0	0	0	
Eric Bruntlett, R OBP: 0.348, SLG: 0.285 Chad Qualls, R										0	0	0	0	0	0	0	
Eric Bruntlett, R OBP: 0.348, SLG: 0.285 Chad Qualls, R										0	0	0	0	0	0	0	
Eric Bruntlett, R OBP: 0.348, SLG: 0.2																	

Batter	1	2	3	4	5	6	7	8	9	AB	R	H	RBI	BB	SO	LOB	TOP										
19 Yunel Escobar, R OBP: 0.385, SLG: 0.451										4	0	0	0	0	0	3											
Willie Harris, L OBP: 0.348, SLG: 0.392										4	0	0	0	0	0	1											
10 Chipper Jones, S OBP: 0.425, SLG: 0.604 Jose Ascanio, R (8, 1)										3	0	0	0	1	0	0											
7 Jeff Francoeur, R OBP: 0.338, SLG: 0.444 23 Matt Diaz, R OBP: 0.358, SLG: 0.497										2	0	0	0	0	2	1											
Scott Thorman, L OBP: 0.258, SLG: 0.394										3	0	0	0	1	1	0											
28 Brandon Jones, L OBP: 0.190, SLG: 0.211										4	0	1	0	0	2	1											
18 Clint Sammons, R OBP: 0.667, SLG: 1.000										3	0	2	0	0	0	1											
Pete Orr, L OBP: 0.235, SLG: 0.215										3	0	1	0	0	1	3											
38 Buddy Carlyle, L OBP: 0.136, SLG: 0.159 2 Kelly Johnson, L OBP: 0.375, SLG: 0.487 Oscar Villarreal, R OBP: 0.250, SLG: 0.250 Joey Devine, R (8, 1) Royce Ring, L (8, 1) Chris Woodward, R OBP: 0.200, SLG: 0.200 Ron Mahay, L (7, 1) 14 Martin Prado, R OBP: 0.320, SLG: 0.320										0	0	0	0	0	0	0											
Inning Stats	R: 0 E: 0 K: 1 S: 7	H: 0 LOB: 1 BB: 1 P: 13	R: 0 E: 0 K: 1 S: 6	H: 0 LOB: 0 BB: 1 P: 12	R: 0 E: 0 K: 0 S: 11	H: 1 LOB: 1 BB: 0 P: 16	R: 0 E: 0 K: 1 S: 7	H: 0 LOB: 0 BB: 0 P: 9	R: 0 E: 0 K: 0 S: 10	H: 1 LOB: 2 BB: 1 P: 20	R: 0 E: 0 K: 0 S: 5	H: 0 LOB: 0 BB: 0 P: 8	R: 0 E: 0 K: 2 S: 16	H: 2 LOB: 0 BB: 0 P: 21	R: 0 E: 0 K: 0 S: 6	H: 0 LOB: 0 BB: 0 P: 9	R: 0 E: 0 K: 3 S: 13	H: 0 LOB: 0 BB: 0 P: 15	1B: 3 2B: 1 3B: 0 HR: 0	SF: 0 SAC: 1 DP: 1 HBP: 0	WP: 0 PB: 0 SB: 0 CS: 0	PA: 33					
PITCHER	IP	WLS	BF	H	R	ER	SO	BB	IBB	HBP	BLK	WP	HR	S	P	ERA	WHIP										
52 Felipe Paulino, R ERA: 7.11	6.0	W	22	2	0	0	3	3	0	0	0	0	0	46	28	0.00	0.833										
Mark McLemore, L ERA: 3.95	1.0	H	5	2	0	0	2	0	0	0	0	0	0	16	21	0.00	2.000										
Brian Moehler, R ERA: 4.07	1.0	H	3	0	0	0	2	0	0	0	0	0	0	6	9	0.00	0.000										
Dave Borkowski, R ERA: 5.15	1.0	S	3	0	0	0	3	0	0	0	0	0	0	13	15	0.00	0.000										

Atlanta Braves @ Houston Astros
Minute Maid Park, Houston, TX
Sun Sep 30 2007, 1:05 PM CDT
Att. 43,823 - Roof Closed - 73 F

AB 29
R 0
H 4
RBI 0
BB 3
SO 8
LOB 12



Batter	1	2	3	4	5	6	7	8	9	AB	R	H	RBI	BB	SO	LOB	BOTTOM										
Josh Anderson, L OBP: 0.413, SLG: 0.403										4	1	1	0	0	1	0											
Craig Biggio, R OBP: 0.285, SLG: 0.381 Cody Ransom, R OBP: 0.413, SLG: 0.371										4	1	1	0	0	0	0											
17 Lance Berkman, S OBP: 0.366, SLG: 0.510 Mike Lamb, L (6, 3) Brian Moehler, R OBP: 0.200, SLG: 0.200 Dave Borkowski, R (9, 1)										2	1	0	0	1	1	0											
45 Carlos Lee, R OBP: 0.354, SLG: 0.528 Luke Scott, L OBP: 0.351, SLG: 0.504										2	0	1	2	1	0	0											
9 Hunter Pence, R OBP: 0.360, SLG: 0.539										4	0	2	1	0	1	0											
Mark Loretta, R OBP: 0.392, SLG: 0.372 Chris Burke, R OBP: 0.304, SLG: 0.357										2	0	1	0	0	0	2											
21 Ty Wigginton, R OBP: 0.353, SLG: 0.459 Eric Bruntlett, R OBP: 0.346, SLG: 0.283										2	0	0	0	0	1	3											
Brad Ausmus, R OBP: 0.318, SLG: 0.324 46 J.R. Towles, R OBP: 0.432, SLG: 0.575										1	0	0	0	1	0	0											
52 Felipe Paulino, R OBP: 0.342, SLG: 0.522 Mark McLemore, L (7, 1) Eric Munson, L OBP: 0.313, SLG: 0.356										2	0	0	0	0	1	3											
Inning Stats	R: 3 E: 0 K: 1 S: 12	H: 4 LOB: 3 BB: 2 P: 27	R: 0 E: 0 K: 2 S: 8	H: 0 LOB: 0 BB: 0 P: 14	R: 0 E: 0 K: 2 S: 9	H: 1 LOB: 1 BB: 0 P: 13	R: 0 E: 0 K: 0 S: 10	H: 0 LOB: 0 BB: 0 P: 13	R: 0 E: 0 K: 0 S: 7	H: 1 LOB: 2 BB: 1 P: 14	R: 0 E: 0 K: 0 S: 10	H: 1 LOB: 0 BB: 0 P: 15	R: 0 E: 0 K: 0 S: 7	H: 0 LOB: 0 BB: 0 P: 11	R: 0 E: 0 K: 0 S: 9	H: 0 LOB: 0 BB: 0 P: 15	1B: 5 2B: 2 3B: 0 HR: 0	SF: 0 SAC: 0 DP: 0 HBP: 0	WP: 0 PB: 0 SB: 0 CS: 1	PA: 33							
PITCHER	IP	WLS	BF	H	R	ER	SO	BB	IBB	HBP	BLK	WP	HR	S	P	ERA	WHIP										
38 Buddy Carlyle, R ERA: 5.21	4.0	L	19	5	3	3	5	0	2	0	0	0	0	39	67	6.75	1.250										
Oscar Villarreal, R ERA: 4.24	1.0		5	1	0	0	0	1	0	0	0	0	0	7	14	0.00	2.000										
Joey Devine, R ERA: 1.08	0.1		2	1	0	0	0	0	0	0	0	0	0	7	10	0.00	3.000										
Royce Ring, L ERA: 2.7	0.2		1	0	0	0	0	0	0	0	0	0	0	3	5	0.00	0.000										
Ron Mahay, L ERA: 2.55	1.0		3	0	0	0	0	0	0	0	0	0	0	7	11	0.00	0.000										
PITCHER	IP	WLS	BF	H	R	ER	SO	BB	IBB	HBP	BLK	WP	HR	S	P	ERA	WHIP										
Jose Ascanio, R ERA: 5.06	8.1		3	0	0	0	0	0	0	0	0	0	0	9	15	0.00	0.000										

Atlanta Braves @ Houston Astros
Minute Maid Park, Houston, TX
Sun Sep 30 2007, 1:05 PM CDT
Att. 43,823 - Roof Closed - 73 F

AB 30
R 3
H 7
RBI 3
BB 3
SO 5
LOB 11

