

Houston Astros - 2010

Batter	1	2	3	4	5	6	7	8	9	AB	R	H	RBI	BB	SO	LOB	TOP							
1 Joeey Gathright, L (1, 7) OBP: 0.231, SLG: 0.167 70 Chris Lubanski, L (5, 7) OBP: 0.273, SLG: 0.600	4-0 BB 5 CS		0-0 B3	0-0 F8		0-0 P3		4-0 BB 11 1B 12 BB		2	0	0	0	1	0	2								
5 Jarrett Hoffbauer, R (1, 5) OBP: 0.400, SLG: 0.444 15 Kyle Phillips, L (5, 5) OBP: 0.500, SLG: 0.500	1-0 F8 1-2		0-0 2B 35 2B	0-0 L7		0-0 E3		0-0 F8		3	1	1	0	0	0	3								
9 J.P. Arencibia, R (1, 2) OBP: 0.375, SLG: 1.714 12 Brian Jeroloman, L (6, PH) (6, 2)	1-2 HR		0-0 P3		0-3 K		0-0 G4-3		4-0 BB 11 1B	3	1	1	1	0	1	1								
35 Lyle Overbay, L (1, 3) OBP: 0.727, SLG: 0.857 11 Brian Dopirak, R (5, 3) OBP: 0.425, SLG: 0.385	0-0 1B		0-0 2B 2H 77 2B		4-0 BB		0-0 1B		0-0 1B 1-2 2-3	2	1	2	1	1	0	0								
77 Brad Emaus, R (1, 4) OBP: 0.471, SLG: 0.667 74 John Tollisano, S (5, 4)	1-3 K		0-0 2B 2H		0-0 P4		0-0 F7		0-3 K 11 1B	3	0	1	1	0	1	2								
46 Brett Wallace, L (1, 10) OBP: 0.200, SLG: 0.200 76 David Cooper, L (7, PH) (7, 10)		0-3 K	0-0 P6		0-0 G3		0-0 1B		0-0 F8	3	0	0	0	0	1	2								
74 Jorge Padilla, R (1, 8) Moisés Sierra, R (6, 8) OBP: 0.500, SLG: 0.500			0-0 G4-3		0-0 1B 6 1B		0-0 2B 45 G3 6 1B		0-0 G3	3	1	2	0	0	0	0								
45 Travis Snider, L (1, 9) 20 Adam Loewen, L (6, 9) OBP: 0.250, SLG: 0.231 OBP: 0.286, SLG: 0.167			4-0 BB		0-0 P6		0-0 G3		0-3 K 1-2 2-3	2	0	0	0	1	0	2								
6 John McDonald, R (1, 6) 40 Jesus Merchan, L (6, PR) OBP: 0.333, SLG: 0.333 OBP: 0.333, SLG: 0.286			0-0 G4-3		0-0 1B 1-2		0-0 G1-3 15 E 15 1B		0-0 F7	3	0	2	1	0	0	1								
Inning Stats	R: 1 E: 0 K: 1 S: 8	H: 2 LOB: 1 BB: 1 P: 15	R: 0 E: 0 K: 1 S: 5	H: 0 LOB: 1 BB: 1 P: 9	R: 2 E: 0 K: 0 S: 6	H: 3 LOB: 1 BB: 0 P: 6	R: 0 E: 0 K: 0 S: 5	H: 2 LOB: 2 BB: 0 P: 5	R: 0 E: 0 K: 1 S: 5	H: 0 LOB: 1 BB: 1 P: 9	R: 1 E: 1 K: 0 S: 6	H: 3 LOB: 2 BB: 0 P: 6	R: 0 E: 0 K: 1 S: 8	H: 3 LOB: 3 BB: 0 P: 8	R: 0 E: 0 K: 1 S: 6	H: 1 LOB: 3 BB: 2 P: 14	R: 0 E: 0 K: 0 S: 3	H: 0 LOB: 0 BB: 0 P: 3	1B: 9 2B: 4 3B: 0 HR: 1	SF: 0 SAC: 0 DP: 0 HBP: 0	WP: 0 PB: 0 SB: 0 CS: 1	PA: 45		
PITCHER	IP WLS BF H R ER SO BB IBB HBP BLK WP HR S P ERA WHIP	2.0 L 9 2 1 1 2 2 0 0 0 0 0 1 13 24 4.50 2.000	1.0 6 3 2 2 0 0 0 0 0 0 0 6 6 18.00 3.000	1.0 5 2 0 0 0 0 0 0 0 0 0 5 5 0.00 2.000	1.0 4 0 0 0 1 1 0 0 0 0 0 5 9 0.00 1.000	1.0 6 3 1 1 0 0 0 0 0 0 0 6 6 9.00 3.000	1.0 6 3 0 0 1 0 0 0 0 0 0 8 8 0.00 3.000	1.0 6 1 0 0 1 2 0 0 0 0 0 6 14 0.00 3.000	1.0 3 0 0 0 0 0 0 0 0 0 0 0 3 3 0.00 0.000	7.1 1.0 6 3 0 0 1 0 0 0 0 0 8 8 0.00 3.000	8.1 1.0 6 1 0 0 1 2 0 0 0 0 0 0 6 14 0.00 3.000	9.1 1.0 3 0 0 0 0 0 0 0 0 0 0 0 3 3 0.00 0.000												

Toronto Blue Jays @ Houston Astros
Osceola County Stadium, Kissimmee, FL
Mon Mar 08 2010, 1:19 PM - 3:36 PM EST
Att: 3,047 - Sunny - 71 F

AB 40
R 4
H 14
RBI 4
BB 5
SO 5
LOB 30



Batter	1	2	3	4	5	6	7	8	9	AB	R	H	RBI	BB	SO	LOB	BOTTOM							
21 Michael Bourn, L (1, 8) OBP: 0.167, SLG: 0.167 30 Yordany Ramirez, R (6, 8) OBP: 0.600, SLG: 1.200	0-0 1B 17 E		0-3 K		0-0 G6-3			0-0 F7		3	0	1	0	0	1	0								
46 J.R. Towles, R (1, 10) OBP: 0.714, SLG: 1.083	1-3 K		0-0 2B 17 G6-3		0-0 1B			0-0 2B 1-H		4	0	3	1	0	1	1								
17 Lance Berkman, S (1, 3) OBP: 0.400, SLG: 0.667 16 Chris Shelton, R (7, 3) OBP: 0.444, SLG: 0.429	0-0 FC4 45 G6-4-3		0-0 G6-3		0-0 2-3		0-0 F9		0-0 F9	3	0	0	0	0	0	3								
45 Carlos Lee, R (1, 7) OBP: 0.375, SLG: 0.571 11 Jason Bourgeois, R (7, 7)	0-0 G6-4-3 1-2		0-0 G6-3		0-0 F8		0-0 F8		0-3 K	3	0	0	0	0	4	1								
9 Hunter Pence, R (1, 9) OBP: 0.500, SLG: 1.300 26 Cory Sullivan, L (7, 9) OBP: 0.167, SLG: 0.167		0-0 G1-3		0-0 G6-3		0-0 F9			0-0 1B 19 FC6-4	3	0	0	0	0	0	1								
23 Chris Johnson, R (1, 5) OBP: 0.308, SLG: 0.769 71 Vladimir Sutil, R (8, 6)		0-0 G6-3		1-3 K		0-0 F8			0-0 F7	3	0	0	0	0	1	0								
15 Jason Castro, L (1, 2) OBP: 0.364, SLG: 0.400 72 Lou Santangelo, R (8, 2)		0-0 1B 12 1B		0-0 G4-3		0-3 K			0-3 K	3	0	1	0	0	1	0								
12 Tommy Manzella, R (1, 6) OBP: 0.273, SLG: 0.273 69 Oswaldo Navarro, R (8, 5)		0-0 1B		0-0 F9		0-0 F9			0-0 FC6-4	2	0	1	0	0	0	0								
19 Brian Bogusevic, L (9, PH) OBP: 0.145, SLG: 0.286	1-2 1B								1-2 1B	1	0	0	0	0	1	1								
8 Jeff Keppinger, R (1, 4) OBP: 0.222, SLG: 0.125 18 Edwin Maysonet, R (9, 4) OBP: 0.500, SLG: 0.625		0-0 G4-3		0-3 K2-3		4-0 BB 46 2B				2	1	0	0	1	1	2								
Inning Stats	R: 0 E: 1 K: 1 S: 6	H: 1 LOB: 1 BB: 0 P: 7	R: 0 E: 0 K: 0 S: 5	H: 2 LOB: 2 BB: 0 P: 5	R: 0 E: 0 K: 1 S: 6	H: 1 LOB: 1 BB: 0 P: 6	R: 0 E: 0 K: 1 S: 5	H: 0 LOB: 0 BB: 0 P: 5	R: 0 E: 0 K: 1 S: 4	H: 1 LOB: 1 BB: 0 P: 4	R: 0 E: 0 K: 1 S: 5	H: 0 LOB: 0 BB: 0 P: 5	R: 0 E: 0 K: 1 S: 6	H: 1 LOB: 1 BB: 1 P: 10	R: 0 E: 0 K: 1 S: 6	H: 1 LOB: 1 BB: 0 P: 6	1B: 5 2B: 2 3B: 0 HR: 0	SF: 0 SAC: 0 DP: 1 HBP: 0	WP: 0 PB: 0 SB: 0 CS: 0	PA: 35				
PITCHER	IP WLS BF H R ER SO BB IBB HBP BLK WP HR S P ERA WHIP	3.0 W 13 4 0 0 2 0 0 0 0 0 0 0 14 15 0.00 0.333	2.0 8 1 1 1 2 1 0 0 0 0 0 0 11 15 4.50 1.000	1.0 S 4 1 0 0 1 0 0 0 0 0 0 0 6 6 0.00 1.000																				

Toronto Blue Jays @ Houston Astros
Osceola County Stadium, Kissimmee, FL
Mon Mar 08 2010, 1:19 PM - 3:36 PM EST
Att: 3,047 - Sunny - 71 F


AB 34
R 1
H 7
RBI 1
BB 1
SO 7
LOB 17



Batter	1	2	3	4	5	6	7	8	9	AB	R	H	RBI	BB	SO	LOB	TOP
21 Michael Bourn, L (1, 8) OBP: 0.125, SLG: 0.125 30 Yordany Ramirez, R (6, 8) OBP: 0.500, SLG: 1.000	1-3 K	0-0 FC4 27 S 1B		0-0 B2-3		1-1 G6-3		0-2 F7		4	1	0	0	0	1	1	Houston Astros @ New York Mets Digital Domain Park, Port St. Lucie, FL Tue Mar 09 2010, 1:11 PM - 4:10 PM EST Att: 3,703 - Cloudy - 72 F
3 Kazuo Matsui, S (1, 4) OBP: 0.357, SLG: 0.500 69 Oswaldo Navarro, R (6, FR)	1-2 HR	4-2 27 S 4 E 1B		4-2 27 S 4 SF9 1B		1-2 27 S 2B		3-1 G5-3		2	2	2	1	2	0	0	
27 Geoff Blum, S (1, 3) OBP: 0.538, SLG: 0.769 Koby Clemens, R (7, 3)	0-1 4 WP 4 1B	2-2 4 E 1B		0-0 4 SF9 1B		0-0 1B			2-2 E6 15 1B	4	2	4	2	0	0	0	
4 Jason Michaels, R (1, 7) OBP: 0.462, SLG: 1.000 66 Alex Romero, L (6, 7) OBP: 0.500, SLG: 0.500	3-2 77 S 2B	2-2 E5		0-0 SF9		2-2 G4-3			2-1 F8	3	1	1	2	0	0	3	
77 Pedro Feliz, R (1, 5) OBP: 0.500, SLG: 0.833 64 Drew Meyer, L (7, 5)	1-1 1B	1-3 K		0-0 2H HR					3-2 F9	4	1	2	2	0	1	3	
16 Chris Shelton, R (1, 10) OBP: 0.417, SLG: 0.444 15 Jason Castro, L (7, PH) OBP: 0.462, SLG: 0.583	0-2 SF8		2-1 12 S 1B	0-1 F8					2-2 1B	2	0	1	1	0	0	0	
26 Cory Sullivan, L (1, 9) OBP: 0.100, SLG: 0.100 19 Brian Bogusevic, L (7, 9) OBP: 0.125, SLG: 0.250	0-0 G4-3		1-3 K		2-2 G4-3				1-2 G4-3	4	0	0	0	0	1	3	
12 Tommy Manzella, R (1, 6) OBP: 0.267, SLG: 0.267 71 Wladimir Sutil, R (7, 6)		1-2 21 FC4 1B		0-3 K		1-1 G6-3			3-1 G5-3	4	0	1	0	0	1	2	
55 Humberto Quintero, R (1, 2) OBP: 0.111, SLG: 0.111 70 Brian Esposito, R (8, 2)		1-2 P4		2-2 G3-1					0-0 G6-3	4	0	0	0	0	1	2	
	R: 3 H: 4 E: 0 LOB: 1 K: 1 BB: 0 S: 19 P: 25	R: 1 H: 2 E: 1 LOB: 3 K: 1 BB: 1 S: 21 P: 32	R: 0 H: 1 E: 0 LOB: 1 K: 2 BB: 0 S: 11 P: 16	R: 3 H: 2 E: 0 LOB: 0 K: 0 BB: 1 S: 8 P: 14	R: 0 H: 0 E: 0 LOB: 0 K: 1 BB: 0 S: 9 P: 13	R: 1 H: 2 E: 0 LOB: 1 K: 0 BB: 0 S: 9 P: 13	R: 0 H: 1 E: 0 LOB: 1 K: 0 BB: 0 S: 8 P: 14	R: 0 H: 0 E: 1 LOB: 2 K: 0 BB: 0 S: 15 P: 25	R: 0 H: 1 E: 1 LOB: 2 K: 0 BB: 0 S: 15 P: 25	1B: 7 SF: 2 2B: 4 SAC: 0 3B: 0 DP: 0 HR: 2 HBP: 0	WP: 1 PA: 43 PB: 0 SB: 3 CS: 0						
PITCHER	IP WLS BF H R ER SO BB IBB HBP BLK WP HR S P ERA WHIP	IP WLS BF H R ER SO BB IBB HBP BLK WP HR S P ERA WHIP	IP WLS BF H R ER SO BB IBB HBP BLK WP HR S P ERA WHIP	IP WLS BF H R ER SO BB IBB HBP BLK WP HR S P ERA WHIP	IP WLS BF H R ER SO BB IBB HBP BLK WP HR S P ERA WHIP	IP WLS BF H R ER SO BB IBB HBP BLK WP HR S P ERA WHIP	IP WLS BF H R ER SO BB IBB HBP BLK WP HR S P ERA WHIP	IP WLS BF H R ER SO BB IBB HBP BLK WP HR S P ERA WHIP	IP WLS BF H R ER SO BB IBB HBP BLK WP HR S P ERA WHIP								
57 Johan Santana, L (1, 1) ERA: 21.6	1.2 L 12 6 4 4 1 1 0 0 0 0 1 1 33 47 21.60 4.200	2.1 12 3 3 3 3 1 0 0 0 0 0 1 26 40 11.57 1.714	1.0 3 0 0 0 1 0 0 0 0 0 0 9 13 0.00 0.000	1.0 4 2 1 1 0 0 0 0 0 0 0 9 13 9.00 2.000	1.0 4 1 0 0 0 0 0 0 0 0 0 8 14 0.00 1.000	1.0 3 0 0 0 0 0 0 0 0 0 0 8 14 0.00 1.000	1.0 3 0 0 0 0 0 0 0 0 0 0 8 14 0.00 1.000	1.0 3 0 0 0 0 0 0 0 0 0 0 8 14 0.00 1.000	1.0 3 0 0 0 0 0 0 0 0 0 0 8 14 0.00 1.000								
90 Travis Blackley, L (8, 1) ERA: 3.95	1.0 3 0 0 0 0 0 0 0 0 0 0 0 0 0 0 0.00 0.000	1.0 5 1 0 0 0 0 0 0 0 0 0 0 0 0 0 0.00 1.000															


Batter	1	2	3	4	5	6	7	8	9	AB	R	H	RBI	BB	SO	LOB	BOTTOM
19 Gary Matthews, S (1, 8) OBP: 0.529, SLG: 0.857 62 Jesús Feliciano, L (9, 8) OBP: 0.545, SLG: 0.500	1-1 5 HR 2B		2-1 1 G1-6-3 1B			0-0 G6-3		2-2 30 2B		4	2	3	0	0	0	0	Houston Astros @ New York Mets Digital Domain Park, Port St. Lucie, FL Tue Mar 09 2010, 1:11 PM - 4:10 PM EST Att: 3,703 - Cloudy - 72 F
1 Luis Castillo, S (1, 4) OBP: 0.357, SLG: 0.250 11 Anderson Hernandez, S (9, 4) OBP: 0.590, SLG: 0.429	0-0 F7		1-1 G1-6-3			3-3 K		0-0 F8		4	0	0	0	0	1	3	
5 David Wright, R (1, 5) OBP: 0.357, SLG: 0.846 30 Josh Thole, L (6, 2) OBP: 0.500, SLG: 0.750	3-2 2H HR		3-1 F9			3-1 2B		1-1 35 G4-3 2B		2	1	1	2	0	0	0	
35 Mike Jacobs, L (1, 10) OBP: 0.462, SLG: 0.500	4-1 BB					0-0 F8		0-0 G4-3		2	0	0	0	2	0	1	
44 Jason Bay, R (1, 7) OBP: 0.286, SLG: 0.250 16 Ángel Pagán, S (6, 7) OBP: 0.375, SLG: 0.357	2-3 K					1-0 F9		2-3 K		2	0	0	0	0	1	1	
78 Ike Davis, L (1, 3) OBP: 0.595, SLG: 0.952	2-3 K					0-3 K			2-3 K	4	1	1	1	0	3	1	
12 Jeff Francoeur, R (1, 9) ERA: 7.2 92 Jason Pridie, L (7, PR) OBP: 0.286, SLG: 0.385		0-1 G5-3				0-2 F7		4-0 13 G6-4-3 BB		2	0	0	0	1	0	0	
13 Alex Cora, L (1, 6) OBP: 0.333, SLG: 0.333 80 Luis Hernandez, S (8, 6) OBP: 0.286, SLG: 0.091		0-2 4 G6-4-3 1B				3-1 G4-3		2-0 G6-4-3		3	0	1	0	0	0	1	
4 Henry Blanco, R (1, 2) OBP: 0.143, SLG: 0.143 63 Shawn Bowman, R (6, 5) OBP: 0.429, SLG: 0.500		1-2 G6-4-3				1-2 F7		1-0 G6-3		2	0	0	0	0	0	1	
	R: 2 H: 2 E: 0 LOB: 1 K: 2 BB: 1 S: 13 P: 25	R: 0 H: 1 E: 0 LOB: 0 K: 0 BB: 0 S: 9 P: 10	R: 0 H: 1 E: 0 LOB: 0 K: 0 BB: 0 S: 6 P: 12	R: 0 H: 0 E: 0 LOB: 0 K: 1 BB: 0 S: 5 P: 6	R: 0 H: 0 E: 0 LOB: 0 K: 0 BB: 0 S: 11 P: 15	R: 0 H: 1 E: 0 LOB: 2 K: 2 BB: 1 S: 11 P: 24	R: 1 H: 1 E: 0 LOB: 1 K: 0 BB: 1 S: 3 P: 11	R: 1 H: 2 E: 0 LOB: 1 K: 0 BB: 0 S: 9 P: 13	R: 0 H: 0 E: 0 LOB: 0 K: 1 BB: 0 S: 14 P: 21	1B: 2 SF: 0 2B: 4 SAC: 0 3B: 0 DP: 3 HR: 2 HBP: 0	WP: 0 PA: 35 PB: 0 SB: 0 CS: 0						
PITCHER	IP WLS BF H R ER SO BB IBB HBP BLK WP HR S P ERA WHIP	IP WLS BF H R ER SO BB IBB HBP BLK WP HR S P ERA WHIP	IP WLS BF H R ER SO BB IBB HBP BLK WP HR S P ERA WHIP	IP WLS BF H R ER SO BB IBB HBP BLK WP HR S P ERA WHIP	IP WLS BF H R ER SO BB IBB HBP BLK WP HR S P ERA WHIP	IP WLS BF H R ER SO BB IBB HBP BLK WP HR S P ERA WHIP	IP WLS BF H R ER SO BB IBB HBP BLK WP HR S P ERA WHIP	IP WLS BF H R ER SO BB IBB HBP BLK WP HR S P ERA WHIP	IP WLS BF H R ER SO BB IBB HBP BLK WP HR S P ERA WHIP								
39 Brett Myers, R (1, 1) ERA: 7.2	3.0 W 12 4 2 2 2 2 0 0 0 0 0 0 16 21 6.00 0.000	2.0 6 0 0 0 0 1 0 0 0 0 0 0 11 24 0.00 2.000	1.0 5 1 0 0 2 1 0 0 0 0 0 1 1 6 ∞ ∞	1.0 2 1 1 1 0 1 0 0 0 0 0 1 1 6 ∞ ∞	2.0 7 2 1 1 0 0 0 0 0 0 0 11 18 4.50 1.000	1.0 3 0 0 0 0 0 0 0 0 0 0 0 0 0 0.00 0.000	1.0 5 1 0 0 0 0 0 0 0 0 0 0 0 0 0.00 1.000	1.0 3 0 0 0 0 0 0 0 0 0 0 0 0 0 0.00 1.000	1.0 3 0 0 0 0 0 0 0 0 0 0 0 0 0 0.00 1.000								
63 Sammy Gervacio, R (9, 1) ERA: 4.5	1.0 3 0 0 0 0 0 0 0 0 0 0 0 0 0 0 0.00 0.000																


livebaseballscores.com





livebaseballscores.com



Batter	1	2	3	4	5	6	7	8	9	AB R H RBI BB SO LOB	TOP																								
											<p>Houston Astros @ Washington Nationals Space Coast Stadium, Viera, FL Thu Mar 11 2010, 1:05 PM EST</p> <p>livebaseballscorecards.com</p> <p>AB 0 R 0 H 0 RBI 0 BB 0 SO 0 LOB 0</p> 																								
Inning Stats										1B: 0 SF: 0 2B: 0 SAC: 0 3B: 0 DP: 0 HR: 0 HBP: 0	WP: 0 PA: 0 FB: 0 SB: 0 CS: 0																								
PITCHER	IP	WLS	BF	H	R	ER	SO	BB	IBB	HBP	BLK	WP	HR	S	P	ERA	WHIP	PITCHER	IP	WLS	BF	H	R	ER	SO	BB	IBB	HBP	BLK	WP	HR	S	P	ERA	WHIP

Batter	1	2	3	4	5	6	7	8	9	AB R H RBI BB SO LOB	BOTTOM																								
											<p>Houston Astros @ Washington Nationals Space Coast Stadium, Viera, FL Thu Mar 11 2010, 1:05 PM EST</p> <p>livebaseballscorecards.com</p> <p>AB 0 R 0 H 0 RBI 0 BB 0 SO 0 LOB 0</p> 																								
Inning Stats										1B: 0 SF: 0 2B: 0 SAC: 0 3B: 0 DP: 0 HR: 0 HBP: 0	WP: 0 PA: 0 FB: 0 SB: 0 CS: 0																								
PITCHER	IP	WLS	BF	H	R	ER	SO	BB	IBB	HBP	BLK	WP	HR	S	P	ERA	WHIP	PITCHER	IP	WLS	BF	H	R	ER	SO	BB	IBB	HBP	BLK	WP	HR	S	P	ERA	WHIP

Batter	1	2	3	4	5	6	7	8	9	AB R H RBI BB SO LOB	TOP																								
											Houston Astros @ Toronto Blue Jays Dunedin Stadium, Dunedin, FL Fri Mar 12 2010, 1:05 PM EST livebaseballscorecards.com																								
		AB 0 R 0 H 0 RBI 0 BB 0 SO 0 LOB 0																																	
																																			
Inning Stats										1B: 0 SF: 0 2B: 0 SAC: 0 3B: 0 DP: 0 HR: 0 HBP: 0	WP: 0 PA: 0 PB: 0 SB: 0 CS: 0																								
PITCHER	IP	WLS	BF	H	R	ER	SO	BB	IBB	HBP	BLK	WP	HR	S	P	ERA	WHIP	PITCHER	IP	WLS	BF	H	R	ER	SO	BB	IBB	HBP	BLK	WP	HR	S	P	ERA	WHIP

Batter	1	2	3	4	5	6	7	8	9	AB R H RBI BB SO LOB	BOTTOM																								
											Houston Astros @ Toronto Blue Jays Dunedin Stadium, Dunedin, FL Fri Mar 12 2010, 1:05 PM EST livebaseballscorecards.com																								
		AB 0 R 0 H 0 RBI 0 BB 0 SO 0 LOB 0																																	
																																			
Inning Stats										1B: 0 SF: 0 2B: 0 SAC: 0 3B: 0 DP: 0 HR: 0 HBP: 0	WP: 0 PA: 0 PB: 0 SB: 0 CS: 0																								
PITCHER	IP	WLS	BF	H	R	ER	SO	BB	IBB	HBP	BLK	WP	HR	S	P	ERA	WHIP	PITCHER	IP	WLS	BF	H	R	ER	SO	BB	IBB	HBP	BLK	WP	HR	S	P	ERA	WHIP

Batter	1	2	3	4	5	6	7	8	9	AB	R	H	RBI	BB	SO	LOB	TOP								
21 Michael Bourn, L (1,8) 19 Brian Bogusevic, L (6,8) OBP: 0.100, SLG: 0.100	G6-3	K		G4-3		K		K		4	0	0	0	0	2	4									
3 Kazuo Matsui, S (1,4) 64 Drew Meyer, L (6,4) OBP: 0.300, SLG: 0.389	G4-3	K		L6		FC4-6		70 FC5-4 1B		4	0	0	0	0	1	4									
46 J.R. Towles, R (1,2) 70 Brian Esposito, R (5,2)	HBP			F9		26 1B 3B		K		2	1	1	0	0	0	0									
4 Jason Michaels, R (1,9) 66 Alex Romero, L (5,9) OBP: 0.429, SLG: 0.429	E4					L4		87 HR 1B		3	0	1	0	0	0	2									
26 Cory Sullivan, L (1,7) 87 Drew Locke, R (5,7) OBP: 0.667, SLG: 2.000	K			K		23 BLK 1B		K		3	0	1	1	0	2	3									
23 Chris Johnson, R (1,5)						K		F9		4	1	1	0	1	1	1									
16 Chris Shelton, R (1,3) 89 Jimmy Van Ostrand, R (7,3) OBP: 0.333, SLG: 0.571				F8		P5		F9		4	1	1	2	0	0	3									
12 Tommy Manzell, R (1,6) 71 Wladimir Sutil, R (6,6) OBP: 0.333, SLG: 0.444	K					30 G6-3 2B		G6-3		3	0	2	0	0	1	0									
30 Yordany Ramirez, R (1,10) OBP: 0.500, SLG: 0.778						G6-3		3 FC4-6 BB		3	0	1	0	1	1	1									
Inning Stats	R: 0 E: 1 K: 1 S: 6	H: 0 LOB: 2 BB: 0 P: 7	R: 2 E: 0 K: 3 S: 13	H: 3 LOB: 1 BB: 0 P: 14	R: 0 E: 0 K: 1 S: 6	H: 1 LOB: 2 BB: 1 P: 10	R: 0 E: 0 K: 0 S: 4	H: 1 LOB: 1 BB: 0 P: 4	R: 1 E: 0 K: 1 S: 7	H: 2 LOB: 1 BB: 0 P: 7	R: 0 E: 0 K: 2 S: 8	H: 1 LOB: 2 BB: 1 P: 12	R: 2 E: 0 K: 0 S: 5	H: 2 LOB: 0 BB: 0 P: 5	R: 0 E: 0 K: 2 S: 8	H: 1 LOB: 1 BB: 0 P: 8	R: 0 E: 0 K: 1 S: 5	H: 0 LOB: 0 BB: 0 P: 5	1B: 5 2B: 3 3B: 1 HR: 2	SF: 0 SAC: 0 DP: 0 HBP: 1	WP: 0 PB: 0 SB: 0 CS: 0	PA: 42			
PITCHER	IP	WLS	BF	H	R	ER	SO	BB	IBB	HBP	BLK	WP	HR	S	P	ERA	WHIP								
29 Chris Carpenter, R (1,1) ERA: 5.4	3.0		16	4	2	2	5	1	0	1	0	0	1	25	31	6.00	1.667								
48 Rich Hill, L (4,1) ERA: 4.5	2.0	W	11	4	1	1	1	1	0	0	1	0	0	12	16	4.50	2.500								
72 Fernando Salas, R (6,1) ERA: 2.08	1.0	H	3	0	0	0	2	0	0	0	0	0	0	7	7	0.00	0.000								
31 Ryan Franklin, R (7,1) ERA: 10.38	1.0		5	2	2	2	0	0	0	0	0	0	1	5	5	18.00	2.000								
43 Trevor Miller, L (8,1) ERA:	1.0	H	4	1	0	0	2	0	0	0	0	0	0	8	8	0.00	1.000								

Houston Astros @ St. Louis Cardinals
Roger Dean Stadium, Jupiter, FL
Sat Mar 13 2010, 1:12 PM - 4:04 PM EST
Att: 7,569 - Sunny - 72 F

AB 39
R 5
H 11
RBI 5
BB 2
SO 11
LOB 21



Batter	1	2	3	4	5	6	7	8	9	AB	R	H	RBI	BB	SO	LOB	BOTTOM								
55 Skip Schumaker, L (1,4) 3 Ruben Gotay, S (5, PR) OBP: 0.261, SLG: 0.238	G4-3		L1	L6	3 G6-3 2B		F8			4	0	1	1	0	0	3									
3 Felipe Lopez, S (1,5) 89 Donovan Solano, R (6,5) OBP: 0.833, SLG: 1.000	L7		G5-3	SF7	G6-3			64 F8 74 WP 2B		3	0	0	1	0	0	1									
5 Albert Pujols, R (1,3) 68 Jon Jay, L (4, PR) OBP: 0.308, SLG: 0.318	28 1B 1B			28 BB BB	G5-3			74 WP HBP		2	0	2	0	1	0	0									
28 Colby Rasmus, L (1,8) 64 Shane Robinson, R (7,8) OBP: 0.533, SLG: 0.545	1B		K			L8		F8		3	0	1	1	1	1	1									
47 Ryan Ludwick, R (1,9) 74 Tyler Henley, L (6, PR) OBP: 0.444, SLG: 0.167	F8									4	1	2	1	0	0	5									
4 Yadier Molina, R (1,2) 27 Tyler Greene, R (7,6) OBP: 0.438, SLG: 0.600			12 FC1-6 BB	12 2B 2B	12 HR 1B	F9		F6		3	2	2	0	1	0	1									
12 Julio Lugo, R (1,6) 21 Jason LaRue, R (7,2) OBP: 0.222, SLG: 0.125			FC1-6	22 BB 3 SF7 2B	1H HR	G5-3		K		4	2	3	0	0	3										
8 Allen Craig, R (1,10) OBP: 0.333, SLG: 0.727			L7	E5 5 BB 28 BB BB	G3-1		K			4	1	0	0	0	1	2									
22 Joe Mather, R (1,7) OBP: 0.333, SLG: 0.478			G1-3	28 BB 5 BB BB		G6-3				3	1	1	0	1	0	1									
43 Trevor Miller, R (8,1) 30 Jason Motte, R (9,1)				28 BB 5 BB BB	55 2B 2B					0	0	0	0	0	0	0									
Inning Stats	R: 0 E: 0 K: 0 S: 5	H: 2 LOB: 2 BB: 0 P: 5	R: 0 E: 0 K: 0 S: 3	H: 0 LOB: 1 BB: 1 P: 7	R: 0 E: 0 K: 1 S: 6	H: 1 LOB: 0 BB: 0 P: 6	R: 4 E: 1 K: 0 S: 8	H: 3 LOB: 3 BB: 3 P: 21	R: 3 E: 0 K: 0 S: 4	H: 4 LOB: 2 BB: 0 P: 8	R: 0 E: 0 K: 0 S: 4	H: 1 LOB: 2 BB: 0 P: 4	R: 0 E: 0 K: 1 S: 5	H: 0 LOB: 0 BB: 0 P: 5	R: 1 E: 0 K: 1 S: 6	H: 1 LOB: 2 BB: 1 P: 11	R: 0 E: 0 K: 1 S: 5	H: 0 LOB: 0 BB: 0 P: 5	1B: 3 2B: 7 3B: 0 HR: 2	SF: 1 SAC: 0 DP: 0 HBP: 1	WP: 1 PB: 0 SB: 0 CS: 0	PA: 43			
PITCHER	IP	WLS	BF	H	R	ER	SO	BB	IBB	HBP	BLK	WP	HR	S	P	ERA	WHIP								
52 Felipe Paulino, R (1,1) ERA: 6.0	2.0		10	4	4	2	1	1	0	0	0	0	1	12	17	13.50	3.750								
53 Wesley Wright, L (3,1) ERA: 10.38	1.1	L	10	4	4	2	1	1	0	0	0	0	1	7	15	27.00	5.000								
67 Chia-Jen Lo, R (4,1) ERA: 13.5	1.0		8	3	3	3	0	2	0	0	0	0	1	7	15	27.00	5.000								
56 Gary Majewski, R (5,1) ERA: 12.46	1.2		7	2	0	0	0	0	0	0	0	0	0	7	7	0.00	1.200								
82 Polin Trinidad, L (7,1) ERA: 54.0	1.0		3	0	0	0	1	0	0	0	0	0	0	5	5	0.00	0.000								

Houston Astros @ St. Louis Cardinals
Roger Dean Stadium, Jupiter, FL
Sat Mar 13 2010, 1:12 PM - 4:04 PM EST
Att: 7,569 - Sunny - 72 F

AB 36
R 8
H 12
RBI 7
BB 5
SO 3
LOB 25



Batter	1	2	3	4	5	6	7	8	9	AB	R	H	RBI	BB	SO	LOB	TOP			
29 Willy Taveras, R OBP: 0.438, SLG: 0.538										3	1	2	1	0	0	1	Washington Nationals @ Houston Astros Osceola County Stadium, Kissimmee, FL Wed Mar 17 2010, 1:16 PM - 3:47 PM EDT Att. 3,882 - Overcast - 68 F			
58 Drew Storen, S (7, 1)										0	0	0	0	0	0	0				
6 Ian Desmond, R OBP: 0.441, SLG: 0.645 Seth Bynum, R (8, 5)										1	0	0	0	0	0	0				
15 Cristian Guzman, S OBP: 0.287, SLG: 0.650 64 Luis Atlano, R (8, 1)										4	0	1	0	0	2	2				
30 Justin Maxwell, R OBP: 0.270, SLG: 0.241										0	0	0	0	0	1	2				
24 Pete Orr, L OBP: 0.300, SLG: 0.278										1	0	1	0	0	0	0				
38 Chris Duncan, L OBP: 0.267, SLG: 0.120										4	0	1	0	0	2	1				
16 Josh Willingham, R OBP: 0.316, SLG: 0.722 2 Roger Bernadina, L OBP: 0.391, SLG: 0.263										3	1	1	1	0	0	0				
8 Danny Espinosa, S OBP: 0.222, SLG: 0.125										1	0	0	0	0	0	2				
10 Eric Bruntlett, R OBP: 0.250, SLG: 0.409										4	0	0	0	0	3	2				
23 Wil Nieves, R OBP: 0.304, SLG: 0.348 55 Matt Capps, R (5, 1) 39 Tyler Walker, R (6, 1) 32 Kevin Mench, R (7, PH) OBP: 0.357, SLG: 0.846 (7, 9)										2	0	0	0	0	0	0				
21 Jason Marquis, L (1, 1) 29 Josh Wilkie, R (4, 1) 62 Derek Norris, R OBP: 0.545, SLG: 0.333 (5, 2)										1	0	0	0	0	1	0				
Inning Stats	R: 0 E: 0 K: 1 S: 6	H: 1 LOB: 1 BB: 0 P: 6	R: 0 E: 0 K: 2 S: 7	H: 0 LOB: 0 BB: 0 P: 7	R: 1 E: 0 K: 2 S: 9	H: 2 LOB: 1 BB: 0 P: 9	R: 1 E: 0 K: 2 S: 10	H: 1 LOB: 0 BB: 0 P: 13	R: 0 E: 0 K: 1 S: 5	H: 0 LOB: 0 BB: 0 P: 5	R: 0 E: 0 K: 2 S: 7	H: 0 LOB: 0 BB: 0 P: 7	R: 0 E: 0 K: 1 S: 5	H: 0 LOB: 2 BB: 0 P: 5	R: 0 E: 0 K: 0 S: 5	H: 2 LOB: 2 BB: 0 P: 5	1B: 3 2B: 1 3B: 1 HR: 2	SF: 0 SAC: 0 DP: 0 HBP: 0	WP: 0 PB: 0 SB: 0 CS: 0	PA: 34
PITCHER	IP WLS BF H R ER SO BB IBB HBP BLK WP HR S P ERA WHIP																			
51 Wandy Rodriguez, L ERA: 9.0	4.0 W 16 4 2 2 7 0 0 0 0 0 0 2 32 35 4.50 1.000																			
48 Tim Lincecum, L ERA: 11.25	1.0 4 1 0 0 1 0 0 0 0 0 0 0 6 6 0.00 1.000																			
73 Gustavo Chacin, L ERA: 4.15	2.0 6 0 0 0 3 0 0 0 0 0 0 0 12 12 0.00 0.000																			
62 Roy Corcoran, R ERA: 6.23	1.0 3 0 0 0 1 0 0 0 0 0 0 0 5 5 0.00 0.000																			
59 Wilton Lopez, R ERA:	1.0 5 2 0 0 0 0 0 0 0 0 0 0 5 5 0.00 2.000																			

Batter	1	2	3	4	5	6	7	8	9	AB	R	H	RBI	BB	SO	LOB	BOTTOM			
21 Michael Bourn, L OBP: 0.233, SLG: 0.207										3	3	3	0	0	0	0	Washington Nationals @ Houston Astros Osceola County Stadium, Kissimmee, FL Wed Mar 17 2010, 1:16 PM - 3:47 PM EDT Att. 3,882 - Overcast - 68 F			
26 Cory Sullivan, L OBP: 0.217, SLG: 0.143										1	0	0	0	0	1	2				
3 Kazuo Matsui, S OBP: 0.379, SLG: 0.417										0	2	0	0	3	0	0				
18 Edwin Maysonet, R OBP: 0.400, SLG: 0.526										2	0	1	0	0	0	2				
9 Hunter Pence, R OBP: 0.571, SLG: 1.083										3	1	2	2	0	0	2				
4 Jason Michaels, R OBP: 0.375, SLG: 0.800										2	1	1	1	0	1	3				
45 Carlos Lee, R OBP: 0.364, SLG: 0.650										2	1	1	1	1	0	1				
11 Jason Bourgeois, R OBP: 0.071, SLG: 0.231										1	0	0	1	0	0	0				
16 Chris Shelton, R OBP: 0.240, SLG: 0.381 48 Tim Byrdak, L (5, 1)										2	0	0	1	0	2	4				
70 Brian Espinosa, R OBP: 0.167, SLG: 0.333										0	0	0	0	0	0	0				
23 Chris Johnson, R OBP: 0.400, SLG: 0.704 59 Wilton Lopez, R (9, 1)										4	2	2	3	1	0	1				
12 Tommy Manzella, R OBP: 0.296, SLG: 0.370										3	0	0	0	0	0	2				
69 Oswaldo Navarro, R OBP: 0.333, SLG: 0.273										2	0	1	0	0	1	0				
55 Humberto Quintero, R OBP: 0.304, SLG: 0.318 73 Gustavo Chacin, L (6, 1) 62 Roy Corcoran, R (8, 1) 64 Drew Meyer, L OBP: 0.125, SLG: 0.125 (9, 5)										3	0	2	2	0	0	0				
51 Wandy Rodriguez, S (1, 1) 8 Jeff Keppinger, R OBP: 0.474, SLG: 0.429										0	1	0	0	2	0	0				
Inning Stats	R: 5 E: 0 K: 1 S: 11	H: 4 LOB: 1 BB: 2 P: 19	R: 2 E: 0 K: 0 S: 5	H: 2 LOB: 1 BB: 1 P: 9	R: 0 E: 0 K: 0 S: 3	H: 0 LOB: 0 BB: 0 P: 3	R: 1 E: 0 K: 1 S: 6	H: 2 LOB: 1 BB: 1 P: 10	R: 1 E: 0 K: 1 S: 6	H: 1 LOB: 2 BB: 2 P: 14	R: 1 E: 1 K: 0 S: 7	H: 3 LOB: 2 BB: 0 P: 10	R: 1 E: 0 K: 1 S: 6	H: 1 LOB: 2 BB: 1 P: 11	R: 0 E: 0 K: 2 S: 7	H: 0 LOB: 0 BB: 0 P: 7	1B: 9 2B: 3 3B: 0 HR: 1	SF: 2 SAC: 0 DP: 0 HBP: 1	WP: 2 PB: 0 SB: 1 CS: 0	PA: 44
PITCHER	IP WLS BF H R ER SO BB IBB HBP BLK WP HR S P ERA WHIP																			
21 Jason Marquis, R ERA: 21.94	3.1 L 21 8 8 8 1 4 0 0 0 0 0 0 4 4 21.60 3.600																			
29 Josh Wilkie, R ERA: 10.5	0.2 2 0 0 0 1 0 0 0 0 0 0 0 4 4 0.00 0.000																			
55 Matt Capps, R ERA: 10.5	1.0 6 1 1 1 1 2 0 0 0 0 1 0 6 14 9.00 3.000																			
39 Tyler Walker, R ERA: 23.14	1.0 6 3 1 1 0 0 0 0 0 0 0 1 7 10 9.00 3.000																			
58 Drew Storen, R ERA: 5.4	1.0 6 1 1 1 1 1 0 1 0 0 0 0 6 11 9.00 2.000																			

Batter	1	2	3	4	5	6	7	8	9	AB	R	H	RBI	BB	SO	LOB	TOP				
11 Jason Bourgeois, R OBP: 0.263, SLG: 0.313	G6-3		HBP				3 BB		8 S	3	0	2	1	1	0	0	Houston Astros @ Detroit Tigers Joker Marchant Stadium, Lakeland, FL Thu Mar 18 2010, 1:11 PM - 4:05 PM EDT Att: 7,166 - Cloudy - 63 F				
3 Kazuo Matsui, S OBP: 0.384, SLG: 0.370	G1-5-3		F9				G4-3		G5-3	3	0	0	0	1	0	3					
8 Jeff Keppinger, R OBP: 0.450, SLG: 0.400										1	0	0	0	0	0	1					
9 Hunter Pence, R OBP: 0.516, SLG: 0.383	L1									3	0	0	0	0	1	3					
18 Edwin Maysonet, R OBP: 0.428, SLG: 0.526										0	1	0	0	1	0	0					
45 Carlos Lee, R OBP: 0.320, SLG: 0.565										3	0	0	0	0	2	0					
87 Drew Locke, R OBP: 0.400, SLG: 1.200										1	0	0	0	0	1	1					
27 Geoff Blum, S OBP: 0.385, SLG: 0.500										3	0	0	0	0	1	0					
16 Chris Shelton, R OBP: 0.231, SLG: 0.364										1	0	0	0	0	0	1					
77 Pedro Feliz, R OBP: 0.444, SLG: 0.615										3	0	0	0	0	0	0					
64 Drew Meyer, L OBP: 0.222, SLG: 0.556										1	1	1	2	0	0	0					
15 Jason Castro, L OBP: 0.455, SLG: 0.444										3	0	0	0	0	2	0					
36 Kevin Cash, R OBP: 0.125, SLG: 0.250										1	0	0	0	0	1	0					
12 Tommy Manzzella, R OBP: 0.333, SLG: 0.483										2	1	1	1	1	1	0					
69 Oswaldo Navarro, R OBP: 0.308, SLG: 0.250										1	0	0	0	0	0	0					
26 Cory Sullivan, L OBP: 0.259, SLG: 0.280										4	1	2	0	0	1	1					
Inning Stats	R: 0 E: 0 K: 0 S: 3	H: 0 LOB: 0 BB: 0 P: 3	R: 0 E: 0 K: 0 S: 3	H: 0 LOB: 0 BB: 0 P: 3	R: 0 E: 0 K: 2 S: 7	H: 0 LOB: 2 BB: 1 P: 12	R: 0 E: 0 K: 2 S: 7	H: 0 LOB: 0 BB: 0 P: 7	R: 1 E: 0 K: 2 S: 10	H: 2 LOB: 3 BB: 2 P: 20	R: 0 E: 0 K: 1 S: 5	H: 0 LOB: 0 BB: 0 P: 5	R: 1 E: 0 K: 1 S: 8	H: 2 LOB: 1 BB: 0 P: 8	R: 2 E: 0 K: 2 S: 9	H: 1 LOB: 0 BB: 1 P: 14	R: 0 E: 0 K: 0 S: 5	H: 1 LOB: 1 BB: 0 P: 5	1B: 3 2B: 0 3B: 1 HR: 2	SF: 0 SAC: 0 DP: 0 HBP: 1	WP: 0 PA: 38 PB: 0 SB: 3 CS: 0
PITCHER	IP WLS BF H R ER SO BB IBB HBP BLK WP HR S P ERA WHIP																				
21 Dontrelle Willis, L ERA: 0.9	(1, 1) 3.0 0 11 0 0 0 2 1 0 1 0 0 0 0 13 18 0.00 0.333																				
45 Ryan Perry, R ERA: 8.53	(4, 1) 1.2 H 8 2 1 1 3 2 1 0 0 0 0 0 1 14 20 5.40 1.800																				
36 Brad Thomas, L ERA: 3.88	(5, 1) 1.1 H 5 0 0 0 2 1 0 0 0 0 0 0 0 8 12 0.00 0.750																				
62 Enrique Gonzalez, R ERA: 4.15	(7, 1) 1.0 H 5 2 1 1 1 0 0 0 0 0 0 0 0 8 8 9.00 2.000																				
Jay Sborz, R ERA: 13.5	(8, 1) 2.0 W 9 2 2 2 2 1 0 0 0 0 0 0 1 14 19 9.00 1.500																				

Batter	1	2	3	4	5	6	7	8	9	AB	R	H	RBI	BB	SO	LOB	BOTTOM				
14 Austin Jackson, R OBP: 0.513, SLG: 0.667	F9									3	1	1	0	0	0	1	Houston Astros @ Detroit Tigers Joker Marchant Stadium, Lakeland, FL Thu Mar 18 2010, 1:11 PM - 4:05 PM EDT Att: 7,166 - Cloudy - 63 F				
32 Don Kelly, L OBP: 0.364, SLG: 0.563										2	2	2	0	0	0	0					
18 Johnny Damon, L OBP: 0.387, SLG: 0.481										2	1	1	0	1	0	0					
57 Casper Wells, R OBP: 0.370, SLG: 0.667										2	1	1	0	0	0	1					
30 Magglio Ordonez, R OBP: 0.367, SLG: 0.586										3	0	1	0	0	1	2					
26 Brennan Boesch, L OBP: 0.400, SLG: 0.583										1	0	1	2	0	0	0					
19 Jeff Larish, L OBP: 0.444, SLG: 0.391										2	0	0	1	1	0	1					
9 Carlos Guillen, S OBP: 0.314, SLG: 0.355										3	0	1	1	0	0	2					
33 Ryan Strieby, R OBP: 0.364, SLG: 0.579										1	0	0	0	0	0	0					
12 Gerald Laird, R OBP: 0.320, SLG: 0.609										2	0	0	0	0	1	2					
66 Robinson Diaz, R OBP: 0.467, SLG: 0.429										1	0	1	0	1	0	0					
65 Kory Casto, L										3	0	0	0	1	2	2					
20 Scott Sizemore, R OBP: 0.351, SLG: 0.300										2	0	0	0	1	0	1					
27 Brent Dlugach, R OBP: 0.409, SLG: 0.773										1	0	0	0	0	0	0					
4 Adam Everett, R OBP: 0.154, SLG: 0.083										3	0	1	0	0	0	4					
73 Gustavo Nunez, S OBP: 0.308, SLG: 0.250										1	0	0	0	0	0	0					
Inning Stats	R: 0 E: 0 K: 0 S: 3	H: 0 LOB: 0 BB: 0 P: 3	R: 0 E: 0 K: 1 S: 5	H: 0 LOB: 3 BB: 3 P: 17	R: 2 E: 1 K: 1 S: 8	H: 3 LOB: 1 BB: 0 P: 8	R: 0 E: 0 K: 1 S: 6	H: 1 LOB: 1 BB: 0 P: 6	R: 1 E: 0 K: 0 S: 3	H: 1 LOB: 1 BB: 1 P: 7	R: 0 E: 0 K: 0 S: 3	H: 0 LOB: 1 BB: 1 P: 7	R: 1 E: 0 K: 0 S: 4	H: 1 LOB: 0 BB: 0 P: 4	R: 0 E: 0 K: 1 S: 5	H: 1 LOB: 1 BB: 0 P: 5	R: 1 E: 0 K: 0 S: 5	H: 3 LOB: 2 BB: 0 P: 5	1B: 8 2B: 3 3B: 0 HR: 0	SF: 2 SAC: 0 DP: 2 HBP: 0	WP: 1 PA: 39 PB: 0 SB: 0 CS: 1
PITCHER	IP WLS BF H R ER SO BB IBB HBP BLK WP HR S P ERA WHIP																				
52 Felipe Paulino, R ERA: 6.0	(1, 1) 3.0 0 15 3 2 2 2 3 0 0 0 0 0 0 6 6 6.00 2.000																				
43 Chris Sampson, R ERA: 3.69	(4, 1) 1.0 4 1 0 0 1 0 0 0 0 0 0 0 0 6 6 0.00 1.000																				
37 Brandon Lyon, R ERA: 9.0	(5, 1) 1.0 4 1 1 1 1 0 1 0 0 0 0 0 0 3 7 9.00 2.000																				
65 Shane Loux, R ERA: 1.8	(6, 1) 1.0 4 0 0 0 0 0 1 0 0 0 0 0 0 3 7 0.00 1.000																				
53 Wesley Wright, L ERA: 8.53	(7, 1) 1.0 4 1 1 1 1 0 0 0 0 0 0 0 0 4 4 9.00 1.000																				
PITCHER	IP WLS BF H R ER SO BB IBB HBP BLK WP HR S P ERA WHIP																				
56 Gary Majewski, R ERA: 9.0	(8, 1) 1.2 L 8 4 1 1 1 1 0 0 0 0 0 0 0 0 4 4 9.00 1.000																				

AB	33
R	4
H	6
RBI	4
BB	4
SO	10
LOB	10



Batter	1	2	3	4	5	6	7	8	9	AB	R	H	RBI	BB	SO	LOB	TOP										
1 Joey Gathright, L (1, 8) OBP: 0.207, SLG: 0.179	G1-3		G1-6-3		G4-3			G3-6		4	0	0	0	0	0	3	Toronto Blue Jays @ Houston Astros Osceola County Stadium, Kissimmee, FL Fri Mar 19 2010, 1:08 PM - 3:21 PM EDT Att: 4,012 - Sunny - 65 F										
6 John McDonald, R (1, 6) OBP: 0.353, SLG: 0.375 73 Tyler Pastornicky, R (6, 6) OBP: 0.167, SLG: 0.167	G6-3		F7		G4-3			F9		3	0	0	0	0	0	1											
7 Jeremy Reed, L (1, 7) OBP: 0.429, SLG: 0.455 5 Chris Aquila, R (6, 7) OBP: 0.167, SLG: 0.500	1B				G4-3			G6-3		3	0	2	0	0	0	0											
21 Randy Ruiz, R (1, 3) OBP: 0.472, SLG: 0.636	F7				K			F8		3	0	0	0	1	1	2											
70 Chris Lubanski, L (1, 9) OBP: 0.308, SLG: 0.609			K		K			F8		4	0	0	0	0	3	2											
76 David Cooper, L (1, 10) OBP: 0.400, SLG: 0.444					G4-3			G3		4	0	1	0	0	1	2											
8 José Molina, R (1, 2) OBP: 0.188, SLG: 0.133 9 J.P. Arencibia, R (7, 2) OBP: 0.250, SLG: 0.867	G4-6-3				P4			1B		3	0	1	0	0	0	1											
74 John Tolisano, S (1, 4)					G1-3			K		2	0	0	0	1	1	1											
20 Sean Ochinco, R (1, 5) OBP: 0.667, SLG: 1.000								1B		3	0	2	0	0	1	1											
Inning Stats	R: 0 E: 0 K: 0 S: 7	H: 1 LOB: 1 BB: 0 P: 9	R: 0 E: 0 K: 1 S: 7	H: 1 LOB: 0 BB: 0 P: 10	R: 0 E: 0 K: 1 S: 10	H: 0 LOB: 1 BB: 1 P: 18	R: 0 E: 0 K: 2 S: 8	H: 1 LOB: 1 BB: 0 P: 13	R: 0 E: 0 K: 0 S: 6	H: 1 LOB: 0 BB: 0 P: 7	R: 0 E: 0 K: 3 S: 10	H: 1 LOB: 1 BB: 0 P: 10	R: 0 E: 0 K: 0 S: 6	H: 1 LOB: 0 BB: 1 P: 6	R: 0 E: 0 K: 0 S: 7	H: 0 LOB: 1 BB: 1 P: 12		1B: 5 2B: 1 3B: 0 HR: 0	SF: 0 SAC: 0 DP: 2 HBP: 0	WP: 0 PB: 0 SB: 3 CS: 0	PA: 33						
PITCHER	IP	WLS	BF	H	R	ER	SO	BB	IBB	HBP	BLK	WP	HR	S	P	ERA	WHIP										
60 Josh Banks, R (1, 1) ERA: 3.0	3.0	W	11	2	0	0	2	1	0	0	0	0	0	24	37	0.00	1.000										
22 Matt Lindstrom, R (4, 1) ERA: 9.0	1.0	H	4	1	0	0	2	0	0	0	0	0	0	8	13	0.00	1.000										
48 Tim Byrdak, L (5, 1) ERA: 9.0	1.0	H	4	1	0	0	0	0	0	0	0	0	0	6	7	0.00	1.000										
47 Jeff Fulchino, R (6, 1) ERA: 3.6	1.0	H	3	0	0	0	0	0	0	0	0	0	0	3	3	0.00	0.000										
63 Sammy Gervacio, R (7, 1) ERA: 1.29	1.0	H	4	1	0	0	3	0	0	0	0	0	0	10	10	0.00	1.000										
PITCHER	IP	WLS	BF	H	R	ER	SO	BB	IBB	HBP	BLK	WP	HR	S	P	ERA	WHIP										
59 Wilton Lopez, R (8, 1) ERA: 5.06	1.0	H	3	1	0	0	0	0	0	0	0	0	0	6	6	0.00	1.000										
62 Roy Corcoran, R (9, 1) ERA: 5.06	1.0	S	4	0	0	0	0	1	0	0	0	0	0	7	12	0.00	1.000										

Batter	1	2	3	4	5	6	7	8	9	AB	R	H	RBI	BB	SO	LOB	BOTTOM										
11 Jason Bourgeois, R (1, 8) OBP: 0.364, SLG: 0.500 95 T.J. Steele, R (6, 9) OBP: 0.200, SLG: 0.400	G6-3		SH5-3		BB			G6-3		2	1	2	0	1	0	0	Toronto Blue Jays @ Houston Astros Osceola County Stadium, Kissimmee, FL Fri Mar 19 2010, 1:08 PM - 3:21 PM EDT Att: 4,012 - Sunny - 65 F										
8 Jeff Keppinger, R (1, 4) OBP: 0.391, SLG: 0.333	G6-3		SH5-3		G3			G6-3		3	0	0	1	0	0	1											
46 J.R. Towles, R (1, 2) OBP: 0.538, SLG: 0.783 70 Brian Esposito, R (7, 2) OBP: 0.143, SLG: 0.286	K		K		F9			B1-3		3	0	0	0	0	2	2											
27 Geoff Blum, S (1, 3) OBP: 0.345, SLG: 0.448 89 Jimmy Van Ostrand, R (7, 3)	P4		L1		K			K		3	0	0	0	0	1	2											
77 Pedro Feliz, R (1, 5) OBP: 0.419, SLG: 0.567 Marcos Cabral, R (9, 5)	F9				F8			F7		4	0	1	0	0	0	0											
4 Jason Michaels, R (1, 7) OBP: 0.370, SLG: 0.727 18 Edwin Maysonet, R (7, 7) OBP: 0.429, SLG: 0.526	F7				L9			BB		2	0	0	0	1	0	0											
26 Cory Sullivan, L (1, 9) OBP: 0.300, SLG: 0.407					G1-3			BB		2	1	1	1	1	0	0											
87 Drew Locke, R (7, 9) OBP: 0.400, SLG: 1.200	HR							BB		0	0	0	0	0	0	0											
69 Oswaldo Navarro, R (1, 6) OBP: 0.267, SLG: 0.214 64 Drew Meyer, L (6, 4) OBP: 0.200, SLG: 0.500	G6-3				G6-3			K		2	0	0	0	0	0	0											
15 Jason Castro, L (1, 10) OBP: 0.458, SLG: 0.450 23 Chris Johnson, R (7, PH) OBP: 0.387, SLG: 0.679					F8			F9		2	0	1	0	0	0	0											
Inning Stats	R: 1 E: 0 K: 1 S: 6	H: 1 LOB: 0 BB: 0 P: 6	R: 1 E: 0 K: 0 S: 14	H: 1 LOB: 0 BB: 0 P: 20	R: 0 E: 0 K: 1 S: 11	H: 2 LOB: 2 BB: 0 P: 13	R: 0 E: 0 K: 0 S: 6	H: 0 LOB: 0 BB: 0 P: 8	R: 0 E: 0 K: 2 S: 14	H: 1 LOB: 3 BB: 2 P: 23	R: 0 E: 0 K: 0 S: 5	H: 0 LOB: 0 BB: 0 P: 9	R: 0 E: 0 K: 1 S: 7	H: 0 LOB: 0 BB: 0 P: 10	1B: 3 2B: 0 3B: 1 HR: 1	SF: 0 SAC: 1 DP: 0 HBP: 0	WP: 0 PB: 0 SB: 1 CS: 0	PA: 32									
PITCHER	IP	WLS	BF	H	R	ER	SO	BB	IBB	HBP	BLK	WP	HR	S	P	ERA	WHIP										
67 Steven Register, R (1, 1) ERA: 3.0	3.0	L	13	4	2	2	2	0	0	0	0	0	0	6	8	0.00	0.000										
44 Casey Janssen, R (4, 1) ERA: 9.0	1.0		3	0	0	0	0	0	0	0	0	0	0	7	12	0.00	1.000										
49 Jeremy Accardo, R (5, 1) ERA: 9.0	1.0		4	0	0	0	0	1	0	0	0	0	0	14	23	0.00	3.000										
25 David Purcey, L (6, 1) ERA: 7.2	1.0		6	1	0	0	2	2	0	0	0	0	0	5	9	0.00	0.000										
20 Normie Lewis, L (7, 1) ERA: 9.0	1.0		3	0	0	0	0	0	0	0	0	0	0	7	10	0.00	0.000										

AB	31
R	0
H	6
RBI	0
BB	2
SO	7
LOB	13



Batter	1	2	3	4	5	6	7	8	9	AB	R	H	RBI	BB	SO	LOB	TOP					
11 Brett Gardner, L (1,8) OBP: 0.361, SLG: 0.406	0-0 BB 1B		0-0 2B	0-0 F7		0-0 1B		0-0 2B		3	1	2	0	0	0	1	New York Yankees @ Houston Astros Osceola County Stadium, Kissimmee, FL Sat Mar 20 2010, 1:11 PM - 3:58 PM EDT Att: 7,020 - Sunny - 66 F					
95 Jorge Vazquez, R (5,5) OBP: 0.263, SLG: 0.389										2	0	2	0	0	0	0						
76 Reecie Corona, S (8,PR) OBP: 0.286, SLG: 0.211										0	0	0	0	0	0	0						
36 Nick Johnson, L (1,10) OBP: 0.483, SLG: 0.857	4-0 SAFE BB 1-2		4-0 BB 2B			0-0 G1-3	1-0 2-5	1-0 HBP 77 1B 27 1B	0-0 F7	1	1	0	0	2	0	0						
73 Jamie Hoffmann, R (6,PH) OBP: 0.259, SLG: 0.174										1	0	0	0	0	0	1						
25 Mark Teixeira, S (1,3) OBP: 0.400, SLG: 0.538	4-0 BB 1-2		0-3 BB 2B							2	0	1	0	1	1	2						
27 Greg Golson, R (5,PR) OBP: 0.381, SLG: 0.579										2	0	1	0	0	0	1						
13 Alex Rodriguez, R (1,5) OBP: 0.370, SLG: 0.560	0-0 BB 1-2		0-0 2B							3	0	2	2	0	0	2						
78 David Winfree, R (5,PR) OBP: 0.308, SLG: 0.294										2	1	1	0	0	1	2						
24 Robinson Cano, L (1,4) OBP: 0.424, SLG: 0.581		1-0 HR								3	1	1	1	0	2	4						
77 Kevin Russo, R (5,4) OBP: 0.435, SLG: 0.474										2	0	1	0	0	0	1						
38 Marcus Thames, R (1,7) OBP: 0.167, SLG: 0.107										3	0	0	0	0	2	3						
98 Colin Curtis, L (5,7) OBP: 0.563, SLG: 1.083										1	0	0	1	0	0	3						
79 Jon Weber, L (1,9) OBP: 0.550, SLG: 0.700										3	0	1	0	0	1	0						
17 Francisco Cervelli, R (6,2) OBP: 0.526, SLG: 0.647										2	0	1	0	0	1	3						
19 Ramiro Pena, S (1,6) OBP: 0.267, SLG: 0.357										3	1	1	0	0	1	1						
66 Reid Gorecki, R (6,9) OBP: 0.200, SLG: 0.286										2	1	1	0	0	0	1						
12 Mike Rivera, R (1,2) OBP: 0.222, SLG: 0.250										3	0	1	1	0	1	1						
94 Eduardo Núñez, R (6,4) OBP: 0.269, SLG: 0.304										0	0	0	1	0	0	0						
Inning Stats	R: 0 E: 0 K: 0 S: 2	H: 1 LOB: 1 BB: 2 P: 10	R: 1 E: 0 K: 1 S: 6	H: 1 LOB: 0 BB: 7	R: 2 E: 0 K: 2 S: 9	H: 2 LOB: 1 BB: 1 P: 13	R: 1 E: 0 K: 1 S: 7	H: 2 LOB: 1 BB: 0 P: 7	R: 0 E: 0 K: 2 S: 9	H: 2 LOB: 3 BB: 0 P: 9	R: 0 E: 0 K: 2 S: 8	H: 2 LOB: 2 BB: 0 P: 9	R: 0 E: 0 K: 2 S: 9	H: 2 LOB: 0 BB: 0 P: 10	R: 1 E: 0 K: 0 S: 5	H: 2 LOB: 1 BB: 0 P: 5	R: 1 E: 1 K: 0 S: 5	H: 2 LOB: 1 BB: 0 P: 5	1B: 8 2B: 5 3B: 2 HR: 1	SF: 2 SAC: 0 DP: 1 HBP: 1	WP: 0 PB: 0 SB: 0 CS: 0	PA: 44
PITCHER	IP WLS BF H R ER SO BB IBB HBP BLK WP HR S P ERA WHIP	5.0 W 24 8 4 4 6 3 0 0 0 0 1 33 46 7.20 2.200	2.1 H 14 6 1 1 4 0 0 1 0 0 0 20 22 3.86 2.571	1.2 S 7 2 1 0 0 0 0 0 0 0 0 7 7 0.00 1.200	PITCHER										IP WLS BF H R ER SO BB IBB HBP BLK WP HR S P ERA WHIP							


Batter	1	2	3	4	5	6	7	8	9	AB	R	H	RBI	BB	SO	LOB	BOTTOM			
11 Jason Bourgeois, R (1,8) OBP: 0.385, SLG: 0.476	0-0 F7									3	1	1	0	0	0	0	New York Yankees @ Houston Astros Osceola County Stadium, Kissimmee, FL Sat Mar 20 2010, 1:11 PM - 3:58 PM EDT Att: 7,020 - Sunny - 66 F			
95 T.J. Steele, R (8,8) OBP: 0.200, SLG: 0.400										0	0	0	0	0	0	0				
3 Kazuo Matsui, S (1,4) OBP: 0.333, SLG: 0.333										3	1	0	1	0	1	3				
18 Edwin Maysonet, R (6,4) OBP: 0.409, SLG: 0.500										1	0	0	0	0	0	1				
9 Hunter Pence, R (1,9) OBP: 0.529, SLG: 1.000										3	2	2	3	0	0	0				
87 Drew Locke, R (6,9) OBP: 0.333, SLG: 1.000										1	0	0	0	0	1	1				
45 Carlos Lee, R (1,7) OBP: 0.357, SLG: 0.577										3	0	2	2	0	0	0				
84 Brandon Barnes, R (6,PR) OBP: 0.687, SLG: 1.000										1	0	0	0	0	0	1				
23 Chris Johnson, R (1,5) OBP: 0.353, SLG: 0.613										3	0	0	0	0	1	2				
64 Drew Meyer, L (6,5) OBP: 0.273, SLG: 0.545										1	1	1	0	0	0	0				
26 Cory Sullivan, L (1,10) OBP: 0.324, SLG: 0.516										4	1	2	2	0	1	1				
16 Chris Shelton, R (1,3) OBP: 0.241, SLG: 0.360										3	0	1	0	0	0	1				
Mark Ori, L (8,3) OBP: 0.500, SLG: 0.500										1	0	1	0	0	0	0				
12 Tommy Manzella, R (1,6) OBP: 0.323, SLG: 0.467										1	0	0	0	0	0	1				
8 Jeff Keppinger, R (4,6) OBP: 0.385, SLG: 0.381										3	1	1	0	0	1	2				
55 Humberto Quintero, R (1,2) OBP: 0.308, SLG: 0.292										2	1	0	0	1	0	1				
36 Kevin Cash, R (7,2) OBP: 0.111, SLG: 0.222										1	0	0	0	0	0	0				
Inning Stats	R: 0 E: 0 K: 1 S: 5	H: 0 LOB: 0 BB: 0 P: 5	R: 0 E: 0 K: 0 S: 3	H: 0 LOB: 0 BB: 0 P: 3	R: 0 E: 0 K: 0 S: 3	H: 1 LOB: 0 BB: 0 P: 3	R: 2 E: 0 K: 1 S: 7	H: 2 LOB: 1 BB: 0 P: 9	R: 4 E: 0 K: 1 S: 9	H: 4 LOB: 1 BB: 1 P: 13	R: 0 E: 0 K: 1 S: 6	H: 1 LOB: 1 BB: 0 P: 7	R: 0 E: 1 K: 1 S: 6	H: 0 LOB: 1 BB: 0 P: 6	R: 2 E: 0 K: 0 S: 7	H: 3 LOB: 0 BB: 0 P: 10	1B: 7 2B: 3 3B: 0 HR: 1	SF: 0 SAC: 0 DP: 2 HBP: 1	WP: 0 PB: 0 SB: 2 CS: 0	PA: 36
PITCHER	IP WLS BF H R ER SO BB IBB HBP BLK WP HR S P ERA WHIP	4.1 L 19 5 5 5 2 1 0 0 0 0 6 6 13.50 3.000	0.2 B 4 2 1 1 1 0 0 0 0 0 0 6 6 0.00 1.000	1.0 4 1 0 0 1 0 0 0 0 0 0 1 13 9.00 1.500	PITCHER										IP WLS BF H R ER SO BB IBB HBP BLK WP HR S P ERA WHIP					



Batter	1	2	3	4	5	6	7	8	9	AB	R	H	RBI	BB	SO	LOB	TOP
11 Jason Bourgeois, R OBP: 0.393, SLG: 0.478 84 Brandon Barnes, R (3, PR) OBP: 0.500, SLG: 0.833 (3, 8)	0-3 K		0-0 3 HR 1B		0-0 F8		1-0 1B 2B	0-0 P4		2	0	1	0	0	1	0	
3 Kazuo Matsui, S OBP: 0.359, SLG: 0.485 64 Drew Meyer, L OBP: 0.308, SLG: 0.500 (5, 4)	0-0 27 2B 2B		1-1 HR		0-1 FC5-4		2-H 3-H 4-1 90 F 23 2B BB	0-0 G1-3		3	2	2	2	0	0	1	
27 Geoff Blum, S OBP: 0.344, SLG: 0.469 Mark Ori, L OBP: 0.667, SLG: 0.667 (6, 3)	2-2 G6-3 2H 2B		2-2 G3				2-2 K 90 F 23 2B 1B			3	0	1	1	0	1	1	
4 Jason Michaels, R OBP: 0.333, SLG: 0.640 90 Collin DeLome, L (6, 7)	1-2 G6-3		2-3 K				0-1 F7 1-2 2-3 1B			3	0	0	0	0	1	2	
23 Chris Johnson, R OBP: 0.368, SLG: 0.714 (1, 5)	3-3 K				1-2 G6-3		0-1 HR 1-3 2-H 2B			4	1	2	3	0	1	1	
26 Cory Sullivan, L OBP: 0.297, SLG: 0.471 David Cook, R OBP: 1.000, SLG: 1.000 (6, 9)		0-3 K			3-1 F9		0-0 G3 2-3 3-H 1B			3	0	0	0	0	1	0	
86 German Duran, R (1, 6) 83 Michael Garcia-parra, R (7, PH) (7, 6)		0-0 F7			0-1 G1-3					2	0	0	0	0	0	0	
55 Humberto Quintero, R (1, 10) OBP: 0.300, SLG: 0.259		1-1 G4-3			1-3 K					3	1	0	0	0	1	2	
15 Jason Castro, L (1, 2) 36 Kevin Cash, R OBP: 0.182, SLG: 0.364 (6, 2)			0-3 K		2-2 FC5-4 1B		1-0 84 2B 2B		0-0 G4-3	2	1	1	0	0	0	0	
Inning Stats	R: 1 E: 0 K: 2 S: 14	H: 2 LOB: 1 BB: 0 P: 20	R: 0 E: 0 K: 1 S: 6	H: 0 LOB: 0 BB: 0 P: 7	R: 2 E: 0 K: 2 S: 12	H: 2 LOB: 1 BB: 0 P: 17	R: 0 E: 0 K: 0 S: 7	H: 0 LOB: 0 BB: 0 P: 11	R: 0 E: 0 K: 1 S: 9	H: 1 LOB: 1 BB: 0 P: 12	R: 1 E: 0 K: 1 S: 9	H: 1 LOB: 0 BB: 0 P: 11	R: 6 E: 1 K: 1 S: 18	H: 5 LOB: 2 BB: 1 P: 28	R: 0 E: 0 K: 0 S: 3	H: 0 LOB: 0 BB: 0 P: 3	
PITCHER	IP WLS BF H R ER SO BB IBB HBP BLK WP HR S P ERA WHIP																
31 Jon Lester, L (1, 1) ERA: 5.54	5.1 21 5 3 3 7 0 0 0 0 0 0 1 52 73 5.06 0.938																
37 Hideki Okajima, L (6, PR) ERA: 3.16	0.2 H 3 1 1 1 0 0 0 0 0 0 1 5 5 13.50 1.500																
58 Jonathan Papelbon, R (7, 1) ERA: 7.15	0.1 L 9 5 6 5 0 1 0 0 1 0 0 0 14 24 135.00 18.000																
56 Ramon E Ramirez, R (7, 1) ERA: 11.57	0.2 2 0 0 0 1 0 0 0 0 0 0 4 4 0.00 0.000																
51 Daniel Bard, R (8, 1) ERA: 1.5	1.0 3 0 0 0 0 0 0 0 0 0 0 3 3 0.00 0.000																

Houston Astros @ Boston Red Sox
City of Palms Park, Ft. Myers, FL
Sun Mar 21 2010, 1:08 PM - 4:01 PM EDT
Att. 7,380 - Overcast - 79 F

AB 36
R 10
H 11
RBI 10
BB 1
SO 8
LOB 12




WP: 0 PA: 38
PB: 0
SB: 0
CS: 0

Batter	1	2	3	4	5	6	7	8	9	AB	R	H	RBI	BB	SO	LOB	BOTTOM
2 Jacoby Ellsbury, L (1, 7) OBP: 0.276, SLG: 0.464 William Holmes, R (6, PR) (7, 7)	1-0 15 WP 1B	3-2 15 HR 1B	2-3 K			0-0 15 2B 20 SF9 1B				4	1	3	0	0	1	3	
15 Dustin Pedroia, R (1, 4) OBP: 0.417, SLG: 0.618 76 Zach Gentile, L (6, PR) (7, 4)	3-3 K	3-2 HR		0-1 L3		0-0 81 FC5-4 2B				4	1	2	4	0	1	1	
20 Kevin Youkilis, R (1, 3) OBP: 0.333, SLG: 0.462 Michael Jones, L (7, 3)	0-0 P2	0-1 2B		0-2 F9		2-1 SF9				3	0	1	1	0	0	1	
34 David Ortiz, L (1, 10) OBP: 0.316, SLG: 0.412 81 Ronald Barmez, R (7, 10)	1-3 K2-3	3-2 G3-1		1-2 F9		0-0 FC1-5-4				3	0	0	0	0	1	2	
33 Jason Varitek, S (1, 2) OBP: 0.500, SLG: 0.444 50 Dusty Brown, R (7, 2) OBP: 0.412, SLG: 0.429		4-2 23 HR BB			0-1 25 G5-4-3 1B	3-1 G3				3	1	2	0	1	0	3	
25 Mike Lowell, R (1, 5) OBP: 0.143, SLG: 0.143 82 Nate Spears, L (6, 5) OBP: 0.600, SLG: 0.600		0-0 F8		2-1 G6-4-3		1-0 G5-4-3		0-0 G4-3		3	0	0	0	0	0	3	
23 Mike Cameron, R (1, 8) OBP: 0.484, SLG: 0.652 93 Bubba Bell, L (6, PR) (6, 8)		3-2 HR		4-2 10 BB 32 1B BB		2-1 2B		0-0 F8		2	1	2	2	1	0	0	
32 Jeremy Hermida, L (1, 9) OBP: 0.406, SLG: 0.533 81 David Malman, L (6, 9)		4-2 2 1B 15 HR BB		0-2 10 BB 1B		2-2 F9		0-0 G3-1		2	1	1	0	1	0	1	
10 Marco Scutaro, R (1, 6) OBP: 0.300, SLG: 0.346 Oscar Tejeda, R (6, PR) (7, 6)		3-2 L8		4-2 BB		2-2 15 2B 1B				2	0	1	0	1	0	1	
Inning Stats	R: 0 E: 0 K: 2 S: 10	H: 1 LOB: 1 BB: 0 P: 15	R: 5 E: 0 K: 0 S: 26	H: 4 LOB: 1 BB: 2 P: 49	R: 0 E: 0 K: 1 S: 13	H: 2 LOB: 3 BB: 2 P: 25	R: 0 E: 0 K: 0 S: 8	H: 0 LOB: 0 BB: 0 P: 9	R: 0 E: 0 K: 0 S: 8	H: 2 LOB: 1 BB: 0 P: 13	R: 2 E: 0 K: 0 S: 12	H: 3 LOB: 3 BB: 0 P: 19	R: 0 E: 0 K: 0 S: 3	H: 0 LOB: 0 BB: 0 P: 3			
PITCHER	IP WLS BF H R ER SO BB IBB HBP BLK WP HR S P ERA WHIP																
20 Bud Norris, R (1, 1) ERA: 10.8	1.2 12 5 5 5 2 2 0 0 0 0 0 2 32 27.00 4.200																
93 Pat Urickfitz, L (2, 1) ERA: 6.0	0.1 1 0 0 0 0 0 0 0 0 0 0 4 7 0.00 0.000																
38 Brian Moehler, R (3, 1) ERA: 6.0	4.0 W 19 7 2 2 1 2 0 0 0 0 0 41 66 4.50 2.250																
43 Chris Sampson, R (7, 1) ERA: 3.38	1.0 S 3 0 0 0 0 0 0 0 0 0 0 3 3 0.00 0.000																

Houston Astros @ Boston Red Sox
City of Palms Park, Ft. Myers, FL
Sun Mar 21 2010, 1:08 PM - 4:01 PM EDT
Att. 7,380 - Overcast - 79 F

AB 30
R 7
H 12
RBI 7
BB 4
SO 3
LOB 17



WP: 1 PA: 35
PB: 0
SB: 1
CS: 0

Batter	1	2	3	4	5	6	7	8	9	AB	R	H	RBI	BB	SO	LOB	TOP				
3 Felipe Lopez, S OBP: 0.200, SLG: 0.243 96 Colt Sedbrook, R (9, 4)	G6-3	FC5-4 27 S		G1-6-3		K			G4-3	5	0	0	0	0	1	1					
27 Tyler Greene, R OBP: 0.282, SLG: 0.343	47 BB 2B	K		8 1B					G5-3	5	1	2	0	0	2	1					
8 Allen Craig, R OBP: 0.341, SLG: 0.605	47 BB 2B	K		G5-3					G5-3	3	1	0	0	1	1	2					
47 Ryan Ludwick, R OBP: 0.340, SLG: 0.548	23 HR 1-2 2B			23 1B					G5-3	4	1	2	2	0	0	0					
4 Yadier Molina, R OBP: 0.333, SLG: 0.441	23 HR HBP			G5-3					K	3	1	1	0	0	1	1					
23 David Freese, R OBP: 0.333, SLG: 0.378	1-2 2H HR			22 WP 1B					K	4	1	2	3	0	1	1					
34 Nick Stavinoha, R OBP: 0.366, SLG: 0.500	F8			K					G5-3	4	0	0	0	0	2	3					
22 Joe Mather, R OBP: 0.348, SLG: 0.425	F8			G6-3					P3	4	1	1	1	0	0	2					
26 Kyle Lohse, R OBP: 0.500, SLG: 0.500 93 Mark Shorey, L (6, PH) 54 Jaime Garcia, L (6, 1)				3 FC5-4 1B					G6-3	2	0	1	0	0	0	0					
				P6					K	1	0	0	0	0	1	0					
Inning Stats	R: 5 E: 0 K: 0 S: 6	H: 3 LOB: 0 BB: 1 P: 13	R: 0 E: 0 K: 2 S: 8	H: 1 LOB: 1 BB: 0 P: 8	R: 0 E: 0 K: 1 S: 7	H: 2 LOB: 2 BB: 0 P: 8	R: 0 E: 0 K: 0 S: 4	H: 1 LOB: 1 BB: 0 P: 5	R: 0 E: 0 K: 2 S: 6	H: 0 LOB: 0 BB: 0 P: 7	R: 0 E: 0 K: 1 S: 5	H: 0 LOB: 0 BB: 0 P: 5	R: 0 E: 0 K: 2 S: 7	H: 0 LOB: 0 BB: 0 P: 7	R: 1 E: 0 K: 0 S: 6	H: 1 LOB: 0 BB: 0 P: 7	1B: 4 2B: 3 3B: 0 HR: 2	SF: 0 SAC: 0 DP: 0 HBP: 1	WP: 1 PB: 0 SB: 1 CS: 0	PA: 38	
PITCHER	IP WLS BF H R ER SO BB IBB HBP BLK WP HR S P ERA WHIP	IP WLS BF H R ER SO BB IBB HBP BLK WP HR S P ERA WHIP	IP WLS BF H R ER SO BB IBB HBP BLK WP HR S P ERA WHIP	IP WLS BF H R ER SO BB IBB HBP BLK WP HR S P ERA WHIP	IP WLS BF H R ER SO BB IBB HBP BLK WP HR S P ERA WHIP	IP WLS BF H R ER SO BB IBB HBP BLK WP HR S P ERA WHIP	IP WLS BF H R ER SO BB IBB HBP BLK WP HR S P ERA WHIP	IP WLS BF H R ER SO BB IBB HBP BLK WP HR S P ERA WHIP	IP WLS BF H R ER SO BB IBB HBP BLK WP HR S P ERA WHIP	IP WLS BF H R ER SO BB IBB HBP BLK WP HR S P ERA WHIP	IP WLS BF H R ER SO BB IBB HBP BLK WP HR S P ERA WHIP	IP WLS BF H R ER SO BB IBB HBP BLK WP HR S P ERA WHIP	IP WLS BF H R ER SO BB IBB HBP BLK WP HR S P ERA WHIP	IP WLS BF H R ER SO BB IBB HBP BLK WP HR S P ERA WHIP	IP WLS BF H R ER SO BB IBB HBP BLK WP HR S P ERA WHIP	IP WLS BF H R ER SO BB IBB HBP BLK WP HR S P ERA WHIP	IP WLS BF H R ER SO BB IBB HBP BLK WP HR S P ERA WHIP	IP WLS BF H R ER SO BB IBB HBP BLK WP HR S P ERA WHIP	IP WLS BF H R ER SO BB IBB HBP BLK WP HR S P ERA WHIP	IP WLS BF H R ER SO BB IBB HBP BLK WP HR S P ERA WHIP	IP WLS BF H R ER SO BB IBB HBP BLK WP HR S P ERA WHIP

St. Louis Cardinals @ Houston Astros
Osceola County Stadium, Kissimmee, FL
Mon Mar 22 2010, 1:05 PM - 3:41 PM EDT
Att: 5,009 - Cloudy - 67 F

AB 36
R 6
H 9
RBI 6
BB 1
SO 9
LOB 11



Batter	1	2	3	4	5	6	7	8	9	AB	R	H	RBI	BB	SO	LOB	BOTTOM				
26 Cory Sullivan, L OBP: 0.300, SLG: 0.486 63 Sammy Gervacio, R (5, 1) 89 Jimmy Van Ostrand, R (6, PH) (7, 3)	G3			K					G6-3	3	0	1	1	0	1	2					
46 J.R. Towles, R OBP: 0.500, SLG: 0.741 15 Jason Castro, L OBP: 0.444, SLG: 0.435	45 1B	K		G6-3					P3	4	1	1	0	0	1	3					
9 Hunter Pence, R OBP: 0.486, SLG: 0.909 4 Jason Michaels, R OBP: 0.323, SLG: 0.615	L5			L1-3					G5-3	3	0	0	0	0	0	1					
45 Carlos Lee, R OBP: 0.419, SLG: 0.655 84 Brandon Barnes, R (6, PR) (6, 8)	2H 1B			27 G4-3 1B					F9	3	0	3	1	0	0	0					
27 Geoff Blum, S OBP: 0.314, SLG: 0.429 23 Chris Johnson, R OBP: 0.359, SLG: 0.694	G3			G4-3					G6-3	1	0	0	0	0	0	0					
77 Pedro Feliz, R OBP: 0.412, SLG: 0.636 18 Edwin Maysonet, R OBP: 0.391, SLG: 0.476				F7					L8	3	1	1	1	0	0	3					
16 Chris Shelton, R OBP: 0.281, SLG: 0.464 64 Drew Meyer, L OBP: 0.357, SLG: 0.538				F9					K	3	1	2	0	0	0	0					
8 Jeff Keppinger, R OBP: 0.379, SLG: 0.375 59 Wilton Lopez, R (7, 1) Matt Kata, S OBP: 0.500, SLG: 0.750 65 Shane Loux, R (9, 1)				8 F9 2B					G4-3	3	1	1	0	0	0	2					
51 Wandy Rodriguez, S (1, 1) David Cook, R (4, PH) (6, 9)				51 SH1-4 1B					G1-3	0	0	0	0	0	0	0					
				26 2B					G4-3	1	0	0	0	0	0	1					
				SH1-4					G6-3	2	0	0	1	1	0	0					
Inning Stats	R: 1 E: 0 K: 0 S: 5	H: 2 LOB: 1 BB: 0 P: 5	R: 2 E: 0 K: 1 S: 9	H: 3 LOB: 1 BB: 0 P: 10	R: 0 E: 0 K: 0 S: 4	H: 1 LOB: 1 BB: 0 P: 4	R: 0 E: 0 K: 1 S: 6	H: 1 LOB: 2 BB: 1 P: 10	R: 0 E: 0 K: 0 S: 4	H: 0 LOB: 0 BB: 0 P: 4	R: 0 E: 0 K: 0 S: 3	H: 0 LOB: 0 BB: 0 P: 3	R: 0 E: 0 K: 1 S: 6	H: 1 LOB: 1 BB: 0 P: 6	R: 0 E: 0 K: 0 S: 3	H: 0 LOB: 0 BB: 0 P: 3	1B: 4 2B: 5 3B: 0 HR: 1	SF: 0 SAC: 1 DP: 0 HBP: 0	WP: 0 PB: 0 SB: 0 CS: 0	PA: 38	
PITCHER	IP WLS BF H R ER SO BB IBB HBP BLK WP HR S P ERA WHIP	IP WLS BF H R ER SO BB IBB HBP BLK WP HR S P ERA WHIP	IP WLS BF H R ER SO BB IBB HBP BLK WP HR S P ERA WHIP	IP WLS BF H R ER SO BB IBB HBP BLK WP HR S P ERA WHIP	IP WLS BF H R ER SO BB IBB HBP BLK WP HR S P ERA WHIP	IP WLS BF H R ER SO BB IBB HBP BLK WP HR S P ERA WHIP	IP WLS BF H R ER SO BB IBB HBP BLK WP HR S P ERA WHIP	IP WLS BF H R ER SO BB IBB HBP BLK WP HR S P ERA WHIP	IP WLS BF H R ER SO BB IBB HBP BLK WP HR S P ERA WHIP	IP WLS BF H R ER SO BB IBB HBP BLK WP HR S P ERA WHIP	IP WLS BF H R ER SO BB IBB HBP BLK WP HR S P ERA WHIP	IP WLS BF H R ER SO BB IBB HBP BLK WP HR S P ERA WHIP	IP WLS BF H R ER SO BB IBB HBP BLK WP HR S P ERA WHIP	IP WLS BF H R ER SO BB IBB HBP BLK WP HR S P ERA WHIP	IP WLS BF H R ER SO BB IBB HBP BLK WP HR S P ERA WHIP	IP WLS BF H R ER SO BB IBB HBP BLK WP HR S P ERA WHIP	IP WLS BF H R ER SO BB IBB HBP BLK WP HR S P ERA WHIP	IP WLS BF H R ER SO BB IBB HBP BLK WP HR S P ERA WHIP	IP WLS BF H R ER SO BB IBB HBP BLK WP HR S P ERA WHIP	IP WLS BF H R ER SO BB IBB HBP BLK WP HR S P ERA WHIP	IP WLS BF H R ER SO BB IBB HBP BLK WP HR S P ERA WHIP

St. Louis Cardinals @ Houston Astros
Osceola County Stadium, Kissimmee, FL
Mon Mar 22 2010, 1:05 PM - 3:41 PM EDT
Att: 5,009 - Cloudy - 67 F

AB 36
R 4
H 10
RBI 4
BB 1
SO 3
LOB 15



Batter	1	2	3	4	5	6	7	8	9	AB	R	H	RBI	BB	SO	LOB	TOP				
26 Cory Sullivan, L OBP: 0.292, SLG: 0.432										5	2	1	0	0	1	6	Houston Astros @ Philadelphia Phillies Bright House Networks Field, Clearwater, FL Thu Mar 25 2010, 1:13 PM - 4:14 PM EDT Att: 7,823 - Partly Cloudy - 78 F				
3 Kazuo Matsui, S OBP: 0.391, SLG: 0.513										3	1	0	0	1	0	2					
86 German Duran, R OBP: 0.457, SLG: 0.810										1	0	0	0	0	0	1					
9 Hunter Pence, R OBP: 0.457, SLG: 0.810										5	0	3	2	0	1	2					
4 Jason Michaels, R OBP: 0.308, SLG: 0.581										2	0	0	2	0	0	1					
90 Collin DeLome, L OBP: 0.429, SLG: 1.000										1	0	0	0	0	0	1					
27 Geoff Blum, S OBP: 0.286, SLG: 0.381										4	0	1	0	0	0	1					
73 Gustavo Chacin, L OBP: 0.333, SLG: 0.833										0	0	0	0	0	0	0					
87 Drew Locke, R OBP: 0.333, SLG: 0.833										1	0	0	0	0	1	1					
56 Gary Majewski, R OBP: 0.429, SLG: 1.000										0	0	0	0	0	0	0					
77 Pedro Feliz, R OBP: 0.429, SLG: 0.579										3	0	1	0	1	0	2					
Matt Kata, S OBP: 0.429, SLG: 1.000										1	1	0	0	0	0	1					
15 Jason Castro, L OBP: 0.429, SLG: 0.370										2	0	0	0	1	0	2					
36 Kevin Cash, R OBP: 0.214, SLG: 0.308										0	1	0	0	1	0	0					
16 Chris Shelton, R OBP: 0.350, SLG: 0.600										4	1	1	3	0	0	2					
39 Brett Myers, R OBP: 0.331, SLG: 0.332										2	0	1	0	0	0	0					
43 Chris Sampson, R OBP: 0.352, SLG: 0.487										0	0	0	0	0	0	0					
64 Drew Meyer, L OBP: 0.394, SLG: 0.732										0	1	0	0	1	0	0					
23 Chris Johnson, R OBP: 0.394, SLG: 0.732										1	0	0	0	0	1	1					
Inning Stats	R: 1 E: 0 K: 0 S: 5	H: 2 LOB: 0 BB: 0 P: 5	R: 0 E: 0 K: 0 S: 4	H: 1 LOB: 3 BB: 2 P: 12	R: 1 E: 1 K: 0 S: 6	H: 2 LOB: 2 BB: 0 P: 6	R: 0 E: 0 K: 0 S: 4	H: 0 LOB: 0 BB: 0 P: 4	R: 0 E: 0 K: 1 S: 3	H: 0 LOB: 0 BB: 0 P: 3	R: 2 E: 1 K: 0 S: 5	H: 0 LOB: 1 BB: 2 P: 13	R: 3 E: 0 K: 2 S: 10	H: 2 LOB: 1 BB: 1 P: 14	R: 0 E: 0 K: 1 S: 6	H: 1 LOB: 1 BB: 0 P: 6	1B: 6 2B: 2 3B: 0 HR: 1	SF: 2 SAC: 0 DP: 1 HBP: 0	WP: 0 PB: 0 SB: 2 CS: 0	PA: 42	
PITCHER	IP WLS BF H R ER SO BB IBB HBP BLK WP HR S P ERA WHIP	5.2 25 5 2 1 1 2 0 0 0 0 0 26 34 1.59 1.235	1.1 B 7 0 2 0 0 2 0 0 0 0 0 6 14 1.500 1.500	1.0 B 6 2 3 3 2 1 0 0 0 0 1 10 14 27.000 3.000	1.0 W 4 1 0 0 0 1 0 0 0 0 0 6 6 0.000 1.000																

Batter	1	2	3	4	5	6	7	8	9	AB	R	H	RBI	BB	SO	LOB	BOTTOM					
8 Shane Victorino, S OBP: 0.333, SLG: 0.400										3	1	3	1	0	0	0	Houston Astros @ Philadelphia Phillies Bright House Networks Field, Clearwater, FL Thu Mar 25 2010, 1:13 PM - 4:14 PM EDT Att: 7,823 - Partly Cloudy - 78 F					
31 Dewayne Wise, L OBP: 0.208, SLG: 0.261										2	0	0	0	0	1	0						
27 Placido Polanco, R OBP: 0.432, SLG: 0.512										2	1	0	0	0	0	2						
21 Wilson Valdez, R OBP: 0.524, SLG: 0.737										2	1	1	0	0	0	0						
26 Chase Utley, L OBP: 0.429, SLG: 0.324										3	0	2	1	0	0	0						
12 Cody Ransom, R OBP: 0.214, SLG: 0.536										2	1	1	1	0	0	0						
28 Jayson Werth, R OBP: 0.326, SLG: 0.359										3	1	0	0	1	0	3						
72 Ozzie Chavez, S OBP: 0.333, SLG: 0.690										1	0	0	0	0	0	0						
29 Raul Ibanez, L OBP: 0.200, SLG: 0.225										3	0	0	1	0	0	1						
52 Jose Contreras, R OBP: 0.333, SLG: 0.429										0	0	0	0	0	0	0						
40 John Mayberry Jr., R OBP: 0.308, SLG: 0.429										1	1	1	0	1	0	0						
3 Ross Gload, L OBP: 0.285, SLG: 0.344										3	0	1	2	1	0	1						
7 Juan Castro, R OBP: 0.226, SLG: 0.267										4	0	2	0	0	0	2						
58 Antonio Bastardo, R OBP: 0.379, SLG: 0.576										0	0	0	0	0	0	0						
Jason Anderson, L OBP: 0.379, SLG: 0.576										0	0	0	0	0	0	0						
19 Greg Dobbs, L OBP: 0.379, SLG: 0.576										1	0	1	1	0	0	0						
23 Brian Schneider, L OBP: 0.357, SLG: 0.400										4	1	2	0	0	0	2						
38 Kyle Kendrick, R OBP: 0.317, SLG: 0.543										2	0	0	0	0	1	3						
10 Ben Francisco, R OBP: 0.317, SLG: 0.543										2	1	1	1	0	0	2						
Inning Stats	R: 0 E: 0 K: 0 S: 4	H: 2 LOB: 1 BB: 0 P: 4	R: 0 E: 0 K: 1 S: 6	H: 1 LOB: 1 BB: 1 P: 10	R: 2 E: 0 K: 0 S: 5	H: 2 LOB: 1 BB: 0 P: 7	R: 1 E: 0 K: 0 S: 5	H: 2 LOB: 1 BB: 0 P: 6	R: 0 E: 0 K: 0 S: 3	H: 0 LOB: 0 BB: 0 P: 3	R: 0 E: 0 K: 0 S: 4	H: 2 LOB: 1 BB: 0 P: 4	R: 3 E: 0 K: 0 S: 6	H: 4 LOB: 1 BB: 1 P: 10	R: 1 E: 0 K: 1 S: 8	H: 1 LOB: 0 BB: 0 P: 10	R: 1 E: 1 K: 0 S: 4	H: 1 LOB: 1 BB: 1 P: 8	1B: 10 2B: 4 3B: 0 HR: 1	SF: 0 SAC: 0 DP: 3 HBP: 1	WP: 1 PB: 0 SB: 1 CS: 0	PA: 43
PITCHER	IP WLS BF H R ER SO BB IBB HBP BLK WP HR S P ERA WHIP	5.1 24 7 3 3 1 1 0 0 0 0 0 3 3 0.00 3.000	0.2 3 2 0 0 0 0 0 0 0 0 0 3 3 0.00 3.000	2.0 B 11 5 4 4 1 1 0 0 0 0 1 14 20 18.000 3.000	0.2 L 5 1 1 0 0 0 1 0 0 0 0 0 4 8 0.00 3.000																	

Batter	1	2	3	4	5	6	7	8	9	AB	R	H	RBI	BB	SO	LOB	TOP				
58 John Raynor, R OBP: 0.333, SLG: 0.500 (1, 8)										4	0	0	0	0	3	2	Pittsburgh Pirates @ Houston Astros Osceola County Stadium, Kissimmee, FL Fri Mar 26 2010, 1:11 PM - 3:37 PM EDT Att: 3,451 - Cloudy - 74 F				
24 Delwyn Young, S OBP: 0.370, SLG: 0.762 Shelby Ford, S OBP: 0.500, SLG: 0.500 (1, 4)										3	0	0	0	0	1	0					
85 Lastings Milledge, R OBP: 0.319, SLG: 0.324 44 Brandon Moss, L OBP: 0.167, SLG: 0.063 (1, 7)										3	1	1	0	0	0	0					
46 Garrett Jones, L OBP: 0.213, SLG: 0.465 Robbie Grossman, S OBP: 1.000, SLG: 1.000 (1, 9)										3	0	0	0	0	0	1					
6 Jeff Clement, L OBP: 0.349, SLG: 0.389 51 Steve Pearce, R OBP: 0.316, SLG: 0.531 (1, 3)										3	1	2	1	0	1	0					
2 Bobby Crosby, R OBP: 0.324, SLG: 0.656 Benjie González, S OBP: 1.000, SLG: 1.000 (1, 6)										3	0	1	0	0	0	1					
5 Ramón Vázquez, L OBP: 0.261, SLG: 0.190 6 Josh Harrison, R OBP: 0.333, SLG: 0.667 (1, 5)										3	0	0	0	0	1	1					
35 Jason Jaramillo, S OBP: 0.211, SLG: 0.368 48 Javier López, L (7, 1)										3	0	0	0	0	1	0					
70 Jack Taschner, L (8, 1)										0	0	0	0	0	0	0					
67 Erik Kratz, R OBP: 0.400, SLG: 0.273 69 Jeremy Powell, R (9, 1)										1	0	0	0	0	1	1					
57 Zach Duke, L OBP: 1.000, SLG: 2.000 75 Luke Carlin, S OBP: 0.214, SLG: 0.286 (1, 1)										2	0	2	0	0	0	0					
										1	0	0	0	0	0	0					
Inning Stats	R: 0 E: 0 K: 2 S: 7	H: 0 LOB: 0 BB: 0 P: 7	R: 0 E: 0 K: 1 S: 5	H: 0 LOB: 0 BB: 0 P: 5	R: 0 E: 0 K: 3 S: 10	H: 1 LOB: 0 BB: 0 P: 10	R: 1 E: 0 K: 0 S: 5	H: 2 LOB: 1 BB: 0 P: 5	R: 0 E: 0 K: 0 S: 4	H: 0 LOB: 0 BB: 0 P: 3	R: 1 E: 0 K: 0 S: 4	H: 2 LOB: 0 BB: 0 P: 4	R: 0 E: 0 K: 1 S: 5	H: 0 LOB: 0 BB: 0 P: 5	R: 2 E: 0 K: 2 S: 9	H: 2 LOB: 1 BB: 1 P: 14		1B: 4 2B: 4 3B: 0 HR: 0	SF: 0 SAC: 0 DP: 1 HBP: 0	WP: 1 PB: 0 SB: 0 CS: 0	PA: 35
PITCHER	IP WLS BF H R ER SO BB IBB HBP BLK WP HR S P ERA WHIP																				
44 Roy Oswalt, R ERA: 0.9 (1, 1)	4.0 15 3 1 1 6 0 0 0 0 0 0 0 27 27 2.25 0.750																				
37 Brandon Lyon, R ERA: 3.0 (5, 1)	1.0 4 1 0 0 0 0 0 0 0 0 0 0 4 4 0.00 1.000																				
20 Bud Norris, R ERA: 9.28 (6, 1)	4.0 W 16 4 3 3 3 1 0 0 1 1 0 21 26 6.75 1.250																				

AB 34
R 4
H 8
RBI 2
BB 1
SO 9
LOB 9



Batter	1	2	3	4	5	6	7	8	9	AB	R	H	RBI	BB	SO	LOB	BOTTOM				
95 T.J. Steele, R OBP: 0.357, SLG: 0.500 (1, 8)										4	1	2	1	0	0	0	Pittsburgh Pirates @ Houston Astros Osceola County Stadium, Kissimmee, FL Fri Mar 26 2010, 1:11 PM - 3:37 PM EDT Att: 3,451 - Cloudy - 74 F				
8 Jeff Keppinger, R OBP: 0.359, SLG: 0.333 (1, 4)										3	1	0	0	1	0	1					
4 Jason Michaels, R OBP: 0.310, SLG: 0.545 87 Drew Locke, R OBP: 0.385, SLG: 1.000 (1, 9)										2	0	0	0	1	0	0					
45 Carlos Lee, R OBP: 0.395, SLG: 0.583 90 Collin DeLome, L (9, 7)										1	0	1	3	0	0	0					
27 Geoff Blum, S OBP: 0.283, SLG: 0.370 (1, 3)										4	0	0	0	0	1	2					
77 Pedro Feliz, R OBP: 0.409, SLG: 0.550 15 Jason Castro, L OBP: 0.382, SLG: 0.345 (1, 5)										2	0	0	0	0	0	0					
15 Jason Castro, L OBP: 0.382, SLG: 0.345 (6, 2)										2	0	0	0	0	0	1					
18 Edwin Maysonet, R OBP: 0.343, SLG: 0.455 (1, 6)										4	1	1	0	0	0	0					
55 Humberto Quintero, R OBP: 0.314, SLG: 0.281 20 Bud Norris, R (6, 1)										2	0	0	0	0	0	0					
16 Chris Shelton, R OBP: 0.396, SLG: 0.639 Matt Kata, S OBP: 0.429, SLG: 1.000 (9, PH)										0	0	0	0	0	0	0					
16 Chris Shelton, R OBP: 0.396, SLG: 0.639 Matt Kata, S OBP: 0.429, SLG: 1.000 (9, PH)										1	0	1	0	0	0	0					
44 Roy Oswalt, R (1, 1)										1	0	0	0	0	0	0					
37 Brandon Lyon, R (5, 1)										0	0	0	0	0	0	0					
23 Chris Johnson, R OBP: 0.383, SLG: 0.791 (6, 5)										2	2	1	2	1	1	0					
Inning Stats	R: 0 E: 0 K: 0 S: 3	H: 0 LOB: 1 BB: 1 P: 7	R: 0 E: 0 K: 0 S: 3	H: 0 LOB: 0 BB: 0 P: 3	R: 0 E: 0 K: 0 S: 4	H: 1 LOB: 1 BB: 0 P: 5	R: 0 E: 0 K: 1 S: 5	H: 0 LOB: 0 BB: 0 P: 5	R: 0 E: 0 K: 0 S: 3	H: 0 LOB: 0 BB: 0 P: 3	R: 0 E: 0 K: 1 S: 5	H: 1 LOB: 1 BB: 0 P: 4	R: 0 E: 0 K: 0 S: 4	H: 0 LOB: 1 BB: 2 P: 14	R: 2 E: 0 K: 0 S: 4	H: 2 LOB: 1 BB: 0 P: 5		1B: 4 2B: 1 3B: 1 HR: 1	SF: 0 SAC: 1 DP: 0 HBP: 0	WP: 0 PB: 0 SB: 1 CS: 0	PA: 36
PITCHER	IP WLS BF H R ER SO BB IBB HBP BLK WP HR S P ERA WHIP																				
57 Zach Duke, L ERA: 3.0 (1, 1)	6.2 23 2 3 3 0 1 0 0 0 0 0 0 4 8 40.50 4.500																				
48 Javier López, L ERA: 3.52 (7, 1)	0.2 H 5 2 3 3 0 1 0 0 0 0 0 0 4 8 40.50 4.500																				
70 Jack Taschner, L ERA: 2.0 (8, 1)	0.2 B 4 1 1 1 0 1 0 0 0 0 0 0 3 7 13.50 3.000																				
69 Jeremy Powell, R ERA: 3.0 (9, 1)	0.2 L 4 2 2 2 0 0 0 0 0 0 0 0 4 5 27.00 3.000																				

AB 32
R 6
H 7
RBI 6
BB 3
SO 2
LOB 5




Batter	1	2	3	4	5	6	7	8	9	AB	R	H	RBI	BB	SO	LOB	TOP					
21 Michael Bourn, L (1, 8) OBP: 0.222, SLG: 0.229 84 Brandon Barnes, R (9, PH) OBP: 0.300, SLG: 0.500	G6-3			G4-3		F7			K	3	0	0	0	0	0	1						
8 Jeff Keppinger, R (1, 4) OBP: 0.326, SLG: 0.297 Matt Kata, S (7, 4)	G5-3			G4-3		F9			1B	3	0	0	0	0	0	0						
26 Cory Sullivan, L (1, 9) OBP: 0.283, SLG: 0.408 David Cook, R (7, 9)	G6-3			F8		F8			G4-3	3	0	0	0	0	0	0						
4 Jason Michaels, R (1, 7) OBP: 0.289, SLG: 0.500 Marcos Cabral, R (7, 6)		G5-3			F9					3	0	0	0	0	0	0						
27 Geoff Blum, S (1, 3) OBP: 0.265, SLG: 0.347 64 Drew Meyer, L (8, 5)		F9			F7				G3	3	0	0	0	0	0	0						
23 Chris Johnson, R (1, 5) OBP: 0.373, SLG: 0.739 56 Gary Majewski, R (8, 1)		F8			F9				18 1B	2	0	0	0	1	0	0						
18 Edwin Maysonet, R (1, 6) OBP: 0.310, SLG: 0.400			K			K			46 G5-4-3 1B	3	0	1	0	0	2	0	AB 28					
15 Jason Castro, L (1, 2) OBP: 0.376, SLG: 0.344 46 J.R. Towles, R (7, 2) OBP: 0.429, SLG: 0.625			F8			52 SH3-4 1B			G5-4-3	2	0	1	0	0	0	0	R 0					
52 Felipe Paulino, R (1, 1) 41 Casey Daigle, R (6, 1) OBP: 1.000, SLG: 1.000 16 Chris Shelton, R (8, 3) OBP: 0.370, SLG: 0.659			G4-3			1-2			F9	1	0	0	0	0	0	0	H 3					
										0	0	0	0	0	0	0	RBI 0					
										1	0	0	0	0	0	0	BB 1					
										0	0	0	0	0	0	0	SO 3					
										1	0	0	0	0	0	0	LOB 4					
										0	0	0	0	0	0	0						
										1	0	0	0	0	0	0						
Inning Stats	R: 0 E: 0 K: 0 S: 3	H: 0 LOB: 0 BB: 0 P: 4	R: 0 E: 0 K: 0 S: 3	H: 0 LOB: 0 BB: 0 P: 3	R: 0 E: 0 K: 1 S: 5	H: 0 LOB: 0 BB: 0 P: 5	R: 0 E: 0 K: 0 S: 3	H: 0 LOB: 0 BB: 0 P: 3	R: 0 E: 0 K: 0 S: 3	H: 0 LOB: 0 BB: 0 P: 3	R: 0 E: 0 K: 1 S: 6	H: 1 LOB: 1 BB: 0 P: 6	R: 0 E: 0 K: 0 S: 3	H: 0 LOB: 0 BB: 0 P: 3	R: 0 E: 0 K: 0 S: 3	H: 1 LOB: 1 BB: 1 P: 7	R: 0 E: 0 K: 1 S: 6	H: 1 LOB: 1 BB: 0 P: 6	1B: 3 2B: 0 3B: 0 HR: 0	SF: 0 SAC: 1 DP: 1 HBP: 0	WP: 0 PB: 0 SB: 0 CS: 0	PA: 30
PITCHER	IP WLS BF H R ER SO BB IBB HBP BLK WP HR S P ERA WHIP																					
47 Ricky Nolasco, R (1, 1) ERA: 1.78	7.1 W 24																					
37 Renyel Pinto, L (8, 1) ERA: 11.25	0.2 2																					
56 Rick Van Den Hurk, R (9, 1) ERA: 6.35	1.0 4																					

Houston Astros @ Florida Marlins
 Roger Dean Stadium, Jupiter, FL
 Sun Mar 28 2010, 1:10 PM - 3:26 PM EDT
 Att: 4,274 - Cloudy - 77 F

livebaseballscores.com

AB 28
R 0
H 3
RBI 0
BB 1
SO 3
LOB 4




Batter	1	2	3	4	5	6	7	8	9	AB	R	H	RBI	BB	SO	LOB	BOTTOM			
8 Chris Coghlan, L (1, 7) OBP: 0.333, SLG: 0.500 Kevin Mattison, L (6, 7)	K		F9		E3		G4-3			3	0	0	0	0	1	1				
1 Emilio Bonifacio, S (1, 8) OBP: 0.340, SLG: 0.479	G3-1		B3		G5-3		F8			4	0	0	0	0	0	2				
2 Hanley Ramirez, R (1, 6) OBP: 0.356, SLG: 0.491 30 Brian Barden, R (7, 6) OBP: 0.394, SLG: 0.433	CS			L6		P5			1B	2	0	0	0	1	0	0				
3 Jorge Cantu, R (1, 5) OBP: 0.320, SLG: 0.404 37 Renyel Pinto, L (8, 1) 56 Rick Van Den Hurk, R (9, 1)	CS	G6-3				F8			P6	3	1	1	0	1	0	1				
6 Dan Uggla, R (1, 4) OBP: 0.299, SLG: 0.377 22 Donnie Murphy, R (6, PR) OBP: 0.355, SLG: 0.467		G6-3			K				29 G6-4-3 1B	3	0	1	0	0	1	2				
29 Ronny Paulino, R (1, 2) OBP: 0.376, SLG: 0.444			F9			E6			G6-4-3	4	1	1	1	0	0	2				
15 Gaby Sanchez, R (1, 3) OBP: 0.460, SLG: 0.659 13 Mike Lamb, L (6, 3) OBP: 0.440, SLG: 0.565		G6-3				79 1B			F7	2	1	1	1	0	0	1	AB 32			
79 Bryan Petersen, L (1, 9) OBP: 0.316, SLG: 0.377						8 F9				3	0	2	0	0	0	0	R 4			
47 Ricky Nolasco, R (1, 1) ERA: 3.78 7 Hector Luna, R (8, 5) OBP: 0.382, SLG: 0.375			G6-3			1-2				2	0	1	1	0	0	0	H 9			
										3	0	2	0	0	0	0	RBI 3			
										3	0	0	0	0	1	4	BB 2			
										0	0	0	0	0	0	0	SO 3			
										1	0	0	0	0	0	0	LOB 13			
Inning Stats	R: 0 E: 0 K: 1 S: 5	H: 2 LOB: 0 BB: 0 P: 4	R: 1 E: 0 K: 0 S: 4	H: 2 LOB: 0 BB: 0 P: 4	R: 0 E: 0 K: 0 S: 4	H: 1 LOB: 1 BB: 0 P: 4	R: 0 E: 0 K: 1 S: 5	H: 0 LOB: 1 BB: 1 P: 9	R: 1 E: 1 K: 0 S: 7	H: 1 LOB: 1 BB: 0 P: 8	R: 2 E: 1 K: 1 S: 9	H: 3 LOB: 3 BB: 0 P: 9	R: 0 E: 0 K: 0 S: 4	H: 1 LOB: 1 BB: 0 P: 4	R: 0 E: 0 K: 0 S: 3	H: 1 LOB: 0 BB: 0 P: 3	1B: 6 2B: 2 3B: 0 HR: 1	SF: 0 SAC: 0 DP: 2 HBP: 0	WP: 0 PB: 0 SB: 0 CS: 1	PA: 35
PITCHER	IP WLS BF H R ER SO BB IBB HBP BLK WP HR S P ERA WHIP																			
52 Felipe Paulino, R (1, 1) ERA: 3.78	5.2 L 24																			
41 Casey Daigle, R (6, 1) ERA: 0.77	1.1 7																			
56 Gary Majewski, R (8, 1) ERA: 5.91	1.0 3																			

Houston Astros @ Florida Marlins
 Roger Dean Stadium, Jupiter, FL
 Sun Mar 28 2010, 1:10 PM - 3:26 PM EDT
 Att: 4,274 - Cloudy - 77 F

livebaseballscores.com

AB 32
R 4
H 9
RBI 3
BB 2
SO 3
LOB 13



Batter	1	2	3	4	5	6	7	8	9	AB	R	H	RBI	BB	SO	LOB	TOP										
8 Jeff Keppinger, R OBP: 0.328, SLG: 0.300 37 Brandon Lyon, R (4, 1) 89 Jimmy Van Ostrand, R (6, 3)	0-0 46 PB 1B	0-0 F9		0-0 F9			0-0 F8			3	0	1	0	0	0	4	Houston Astros @ Pittsburgh Pirates McKechnie Field, Bradenton, FL Mon Mar 29 2010, 1:16 PM - 4:03 PM EDT Att: 3,499 - Cloudy - 69 F										
46 J.R. Towles, R OBP: 0.385, SLG: 0.556 15 Jason Castro, L OBP: 0.378, SLG: 0.344	0-3 K 1-2		0-0 G5-3	0-0 G6-4-3			0-3 K			4	0	0	0	0	2	3											
9 Hunter Pence, R OBP: 0.461, SLG: 0.809 26 Cory Sullivan, L OBP: 0.278, SLG: 0.400 (5, 9) (8, 8)	4-0 BB		0-0 FC5-4 1B		0-0 G6-3			0-3 K		2	0	1	0	1	0	0											
27 Geoff Blum, S OBP: 0.245, SLG: 0.321	0-3 K		0-0 FC5-4 1B		0-3 K			0-0 F9		4	0	0	0	0	2	3											
4 Jason Michaels, R OBP: 0.286, SLG: 0.475 99 JB Shuck, L OBP: 0.600, SLG: 0.333	0-0 G5-3		0-0 1B		0-0 F9			0-0 F7		4	0	1	0	0	0	2											
23 Chris Johnson, R OBP: 0.394, SLG: 0.694		4-0 73 1B 18 PB BB	0-3 K			0-3 K			0-3 K	3	0	0	0	1	3	2											
16 Chris Shelton, R OBP: 0.367, SLG: 0.628 63 Sammy Gervacio, R (6, 1) 59 Wilton Lopez, R (8, 1)	0-0 F9			4-0 18 1B 1B BB		0-0 P4			4-0 18 G1-3 BB	2	1	0	0	1	0	1											
36 Kevin Cash, R OBP: 0.313, SLG: 0.308 (9, PH)				0-0 1B		0-0 G5-3			0-0 G1-3	4	0	1	0	0	0	2											
18 Edwin Maysonet, R OBP: 0.304, SLG: 0.386	1-0 G5-3			0-0 8 F9 1B		0-0 G5-3			0-0 G1-3	1	0	1	0	0	0	0											
73 Gustavo Chacin, L OBP: 0.500, SLG: 0.500 83 Andy Van Hekken, R (3, 1) Matt Kata, S OBP: 0.417, SLG: 0.750 (4, PH) (4, 4)	0-0 1B			0-0 1B			0-0 F7		0-0 G4-3	1	0	1	0	0	0	0											
0-0 2-3 1B				0-0 1B					0-0 1	3	0	1	1	0	0	1											
Inning Stats	R: 0 E: 0 K: 2 S: 8	H: 1 LOB: 2 BB: 1 P: 12	R: 0 E: 0 K: 0 S: 4	H: 1 LOB: 2 BB: 1 P: 9	R: 0 E: 0 K: 1 S: 7	H: 2 LOB: 1 BB: 1 P: 7	R: 1 E: 0 K: 0 S: 4	H: 2 LOB: 1 BB: 0 P: 8	R: 0 E: 0 K: 1 S: 5	H: 0 LOB: 0 BB: 0 P: 5	R: 0 E: 0 K: 1 S: 5	H: 0 LOB: 0 BB: 0 P: 5	R: 0 E: 0 K: 1 S: 5	H: 0 LOB: 0 BB: 0 P: 5	R: 0 E: 0 K: 1 S: 5	H: 0 LOB: 1 BB: 1 P: 9	1B: 6 2B: 0 3B: 0 HR: 0	SF: 0 SAC: 0 DP: 1 HBP: 0	WP: 0 PB: 2 SB: 0 CS: 0	PA: 36							
PITCHER	IP	WLS	BF	H	R	ER	SO	BB	IBB	HBP	BLK	WP	HR	S	P	ERA	WHIP										
28 Paul Maholm, L ERA: 4.05	5.0	W	23	6	1	1	4	3	0	0	0	0	0	28	41	1.80	1.800										
29 Octavio Dotel, R ERA:	1.0		3	0	0	0	1	0	0	0	0	0	0	5	5	0.00	0.000										
47 Evan Meek, R ERA: 5.79	1.0		3	0	0	0	1	0	0	0	0	0	0	5	5	0.00	0.000										
70 Jack Taschner, L ERA: 1.8	1.0		3	0	0	0	1	0	0	0	0	0	0	5	5	0.00	0.000										
48 Javier López, L ERA: 3.12	1.0		4	0	0	0	1	1	0	0	0	0	0	5	9	0.00	1.000										

Batter	1	2	3	4	5	6	7	8	9	AB	R	H	RBI	BB	SO	LOB	BOTTOM										
3 Akinori Iwamura, L OBP: 0.333, SLG: 0.487 80 Brian Friday, R OBP: 0.286, SLG: 0.667	0-0 22 HR 1B	0-0 P6	0-0 HR		0-0 46 G6-4-3 41 2B 1B		0-3 K			5	3	3	3	0	1	0	Houston Astros @ Pittsburgh Pirates McKechnie Field, Bradenton, FL Mon Mar 29 2010, 1:16 PM - 4:03 PM EDT Att: 3,499 - Cloudy - 69 F										
22 Andrew McCutchen, R OBP: 0.376, SLG: 0.643 19 Ryan Church, L OBP: 0.231, SLG: 0.385	2-0 HR	0-1 46 HR 3B	0-0 G1-3		0-0 FC5 46 G6-4-3		0-0 F9			4	2	2	2	0	0	1											
46 Garrett Jones, L OBP: 0.259, SLG: 0.558 70 Jack Taschner, L 48 Javier López, L	4-0 85 F9 6 1B BB	0-1 HR	0-0 G4-3		0-0 G6-4-3		0-0 F8			4	2	1	2	1	0	2											
41 Ryan Doumit, S OBP: 0.348, SLG: 0.390 75 Luke Carlin, S OBP: 0.200, SLG: 0.267	4-0 6 1B BB	0-0 HR	0-0 F8		0-0 85 1B 2B			0-0 E3 FC3-6 15 SF8 BB		3	0	2	1	1	0	0											
85 Lastings Milledge, R OBP: 0.362, SLG: 0.517 Evan Chambers, R	0-0 F9	0-0 F9		0-0 6 2B 1B		0-0 1B		4-0 FC3-6 BB		4	1	2	0	0	0	3											
6 Jeff Clement, L OBP: 0.352, SLG: 0.468	0-0 1-2 3-H 1B		0-0 15 HR 1B	0-0 1-2 3-H 2B		0-0 F7		0-0 FC3-6		5	1	3	2	0	0	4											
15 Andy LaRoche, R OBP: 0.227, SLG: 0.366	0-0 F4		0-0 HR		0-0 G5-3		0-0 G6-3		0-0 SF8	4	1	1	3	0	0	3											
28 Paul Maholm, L OBP: 0.250, SLG: 0.250 29 Octavio Dotel, R	0-3 K		0-0 HR		0-3 K		0-3 K		0-0 G6-3	3	1	1	0	0	2	3											
5 Ramón Vázquez, L OBP: 0.233, SLG: 0.179			0-0 3 HR 1B		0-0 K		0-3 K		0-0 G6-3	2	0	0	0	0	0	0											
2 Bobby Crosby, R OBP: 0.262, SLG: 0.525 47 Evan Meek, R 58 John Raynor, R OBP: 0.325, SLG: 0.486		0-0 F7	0-0 E4 3 HR 1B		0-0 F9		0-3 K			4	1	0	0	0	1	2											
0-0 0									0-0 0	0	0	0	0	0	0	0											
Inning Stats	R: 3 E: 0 K: 1 S: 8	H: 3 LOB: 2 BB: 2 P: 18	R: 2 E: 0 K: 0 S: 8	H: 3 LOB: 1 BB: 0 P: 8	R: 5 E: 0 K: 0 S: 8	H: 4 LOB: 0 BB: 0 P: 8	R: 1 E: 0 K: 1 S: 7	H: 2 LOB: 1 BB: 0 P: 7	R: 1 E: 0 K: 0 S: 6	H: 3 LOB: 2 BB: 0 P: 6	R: 0 E: 0 K: 2 S: 7	H: 0 LOB: 0 BB: 0 P: 7	R: 0 E: 0 K: 1 S: 5	H: 0 LOB: 0 BB: 0 P: 5	R: 1 E: 1 K: 0 S: 4	H: 0 LOB: 1 BB: 1 P: 8	1B: 7 2B: 3 3B: 1 HR: 4	SF: 1 SAC: 0 DP: 1 HBP: 0	WP: 0 PB: 0 SB: 0 CS: 0	PA: 44							
PITCHER	IP	WLS	BF	H	R	ER	SO	BB	IBB	HBP	BLK	WP	HR	S	P	ERA	WHIP										
73 Gustavo Chacin, L ERA: 12.96	2.0	L	17	9	8	6	1	2	0	0	0	0	0	3	19	29.00	5.500										
83 Andy Van Hekken, L ERA: 9.0	1.0		5	1	2	1	0	0	0	0	0	0	0	1	5	9.00	1.000										
37 Brandon Lyon, R ERA: 3.6	2.0		11	5	2	1	1	0	0	0	0	0	0	13	13	4.50	2.500										
63 Sammy Gervacio, R ERA: 0.82	2.0		6	0	0	0	3	0	0	0	0	0	0	12	12	0.00	0.000										
59 Wilton Lopez, R ERA:	1.0		5	0	1	0	0	1	0	0	0	0	0	4	8	0.00	1.000										

Houston Astros @ Pittsburgh Pirates
 McKechnie Field, Bradenton, FL
 Mon Mar 29 2010, 1:16 PM - 4:03 PM EDT
 Att: 3,499 - Cloudy - 69 F

AB 32
 R 1
 H 6
 RBI 1
 BB 4
 SO 8
 LOB 18



Houston Astros @ Pittsburgh Pirates
 McKechnie Field, Bradenton, FL
 Mon Mar 29 2010, 1:16 PM - 4:03 PM EDT
 Att: 3,499 - Cloudy - 69 F

AB 40
 R 13
 H 15
 RBI 13
 BB 3
 SO 5
 LOB 19



Batter	1	2	3	4	5	6	7	8	9	AB	R	H	RBI	BB	SO	LOB	TOP										
11 Jimmy Rollins, S (1,6) OBP: 0.313, SLG: 0.475	F8	K			K	G3-1			K	4	0	0	0	0	2	5	Philadelphia Phillies @ Houston Astros Osceola County Stadium, Kissimmee, FL Tue Mar 30 2010, 1:11 PM - 4:02 PM EDT Att: 4,355 - Sunny - 66 F										
21 Wilson Valdez, R (6,6) OBP: 0.429, SLG: 0.615										1	0	0	0	0	1	0											
27 Placido Polanco, R (1,5) OBP: 0.411, SLG: 0.491	G5-3		G1-4-3		F7					4	0	0	0	0	1	0											
12 Cody Ransom, R (7,5) OBP: 0.257, SLG: 0.515										1	0	1	0	0	0	0											
26 Chase Utley, L (1,4) OBP: 0.400, SLG: 0.304	K				1B					5	0	2	0	0	2	1											
6 Ryan Howard, L (1,3) OBP: 0.400, SLG: 0.526		K	F8		F8					4	0	0	0	0	2	2											
28 Javon Werth, R (1,9) OBP: 0.298, SLG: 0.327										2	1	1	0	0	1	1											
10 Ben Francisco, R (6,9) OBP: 0.373, SLG: 0.568		HBP				2B				1	0	1	0	0	0	0											
29 Raul Ibanez, L (1,7) OBP: 0.284, SLG: 0.227					K					3	1	1	1	1	1	1											
8 Shane Victorino, S (1,8) OBP: 0.333, SLG: 0.413					F8					3	0	0	0	1	1	2											
23 Brian Schneider, L (1,2) OBP: 0.389, SLG: 0.455										4	0	2	0	0	1	4											
38 Kyle Kendrick, R (1,1) OBP: 0.296, SLG: 0.350										1	0	1	1	0	0	0											
58 Antonio Bastardo, R (3,1) ERA: 6.23										0	0	0	0	0	0	0											
55 Danyes Baez, R (3,1) ERA: 0.84										0	0	0	0	0	1	1											
52 Jose Contreras, R (5,1) ERA: 9.0										0	0	0	0	0	0	0											
57 David Herndon, R (8,1) ERA: 0.77										0	0	0	0	0	0	0											
31 Dewayne Wise, L (9,PH) ERA: 0.28										1	0	0	0	0	1	0											
Inning Stats	R: 0 E: 0 K: 1 S: 5	H: 0 LOB: 0 BB: 0 P: 5	R: 2 E: 0 K: 2 S: 10	H: 3 LOB: 2 BB: 0 P: 12	R: 0 E: 0 K: 1 S: 6	H: 1 LOB: 1 BB: 0 P: 6	R: 0 E: 0 K: 2 S: 8	H: 1 LOB: 1 BB: 0 P: 8	R: 0 E: 0 K: 1 S: 6	H: 1 LOB: 1 BB: 0 P: 6	R: 0 E: 0 K: 2 S: 8	H: 1 LOB: 3 BB: 2 P: 16	R: 0 E: 0 K: 2 S: 7	H: 0 LOB: 0 BB: 0 P: 7	R: 0 E: 0 K: 1 S: 6	H: 1 LOB: 1 BB: 0 P: 6	R: 0 E: 0 K: 3 S: 10	H: 1 LOB: 1 BB: 0 P: 10	1B: 6 2B: 3 3B: 0 HR: 0	SF: 0 SAC: 0 DP: 0 HBP: 1	WP: 0 PB: 0 SB: 1 CS: 0	PA: 39					
PITCHER	IP	WLS	BF	H	R	ER	SO	BB	IBB	HBP	BLK	WP	HR	S	P	ERA	WHIP										
20 Bud Norris, R (1,1) ERA: 7.47	5.0	W	22	6	2	2	7	0	0	1	1	0	0	35	37	3.60	1.200										
22 Matt Lindstrom, R (6,1) ERA: 2.0	1.0	H	6	1	0	0	2	2	0	0	0	0	0	8	16	0.00	3.000										
47 Jeff Fulchino, R (7,1) ERA: 2.0	1.0	H	3	0	0	0	2	0	0	0	0	0	0	7	7	0.00	0.000										
48 Tim Byrdak, L (8,1) ERA: 7.88	1.0	H	4	1	0	0	1	0	0	0	0	0	0	6	6	0.00	1.000										
43 Chris Sampson, R (9,1) ERA: 2.53	1.0	S	4	1	0	0	3	0	0	0	0	0	0	10	10	0.00	1.000										

Batter	1	2	3	4	5	6	7	8	9	AB	R	H	RBI	BB	SO	LOB	BOTTOM										
21 Michael Bourn, L (1,8) OBP: 0.293, SLG: 0.400	G1-3									5	1	4	0	0	0	0	Philadelphia Phillies @ Houston Astros Osceola County Stadium, Kissimmee, FL Tue Mar 30 2010, 1:11 PM - 4:02 PM EDT Att: 4,355 - Sunny - 66 F										
26 Cory Sullivan, L (8,FR) OBP: 0.278, SLG: 0.400										0	0	0	0	0	0	0											
3 Kazuo Matsui, S (1,4) OBP: 0.382, SLG: 0.468										4	1	1	0	1	0	3											
43 Chris Sampson, R (9,1) ERA: 2.53										0	0	0	0	0	0	0											
9 Hunter Pence, R (1,9) OBP: 0.464, SLG: 0.760										3	2	0	0	1	2	3											
47 Jeff Fulchino, R (7,1) ERA: 2.0										0	0	0	0	0	0	0											
23 Chris Johnson, R (8,5) OBP: 0.357, SLG: 0.680										1	0	0	0	0	0	2											
45 Carlos Lee, R (1,7) OBP: 0.409, SLG: 0.690										3	0	2	4	0	0	1											
4 Jason Michaels, R (6,7) OBP: 0.300, SLG: 0.512										1	1	1	0	0	0	0											
27 Geoff Blum, S (1,3) OBP: 0.250, SLG: 0.309										2	0	0	0	1	1	1											
22 Matt Lindstrom, R (6,1) ERA: 2.0										0	0	0	0	0	0	0											
87 Drew Locke, R (7,9) OBP: 0.429, SLG: 1.000										1	0	1	0	0	0	0											
77 Pedro Feliz, R (1,5) OBP: 0.412, SLG: 0.596										4	0	2	0	0	1	4											
36 Kevin Cash, R (8,2) OBP: 0.313, SLG: 0.308										0	0	0	0	0	0	0											
46 J.R. Towles, R (1,2) ERA: 1.66										3	0	0	1	0	2	2											
48 Tim Byrdak, L (8,1) ERA: 7.88										0	0	0	0	0	0	0											
Matt Kata, S (9,4) OBP: 0.417, SLG: 0.750										0	0	0	0	0	0	0											
8 Jeff Keppinger, R (1,6) OBP: 0.300, SLG: 0.273										4	0	0	0	0	1	5											
20 Bud Norris, R (1,1) ERA: 7.47										1	0	0	0	0	0	0											
64 Drew Meyer, L (5,PH) OBP: 0.372, SLG: 0.412										1	0	0	0	0	1	0											
16 Chris Shelton, R (6,3) OBP: 0.353, SLG: 0.600										2	0	0	0	0	1	0											
Inning Stats	R: 1 E: 0 K: 0 S: 5	H: 2 LOB: 2 BB: 1 P: 9	R: 0 E: 0 K: 1 S: 5	H: 0 LOB: 0 BB: 0 P: 5	R: 0 E: 0 K: 1 S: 6	H: 1 LOB: 1 BB: 0 P: 6	R: 0 E: 0 K: 1 S: 6	H: 1 LOB: 1 BB: 0 P: 6	R: 3 E: 0 K: 2 S: 10	H: 3 LOB: 3 BB: 2 P: 19	R: 0 E: 0 K: 2 S: 8	H: 1 LOB: 1 BB: 0 P: 9	R: 1 E: 0 K: 2 S: 9	H: 2 LOB: 1 BB: 0 P: 9	R: 0 E: 0 K: 0 S: 4	H: 1 LOB: 2 BB: 0 P: 4	1B: 5 2B: 5 3B: 1 HR: 0	SF: 0 SAC: 0 DP: 0 HBP: 1	WP: 0 PB: 0 SB: 1 CS: 0	PA: 39							
PITCHER	IP	WLS	BF	H	R	ER	SO	BB	IBB	HBP	BLK	WP	HR	S	P	ERA	WHIP										
38 Kyle Kendrick, R (1,1) ERA: 1.66	2.0		9	2	1	1	1	1	0	0	0	0	0	5	5	0.00	1.500										
58 Antonio Bastardo, L (3,1) ERA: 6.23	0.2	H	3	1	0	0	1	0	0	0	0	0	0	5	5	0.00	1.500										
55 Danyes Baez, R (3,1) ERA: 0.84	1.1	H	5	1	0	0	1	0	0	0	0	0	0	7	7	0.00	0.750										
52 Jose Contreras, R (5,1) ERA: 9.0	0.2	L	8	3	3	3	2	2	0	1	0	0	0	9	18	40.50	7.500										
57 David Herndon, R (5,1) ERA: 0.77	2.1		10	3	1	1	4	0	0	0	0	0	0	18	19	3.86	1.286										
PITCHER	IP	WLS	BF	H	R	ER	SO	BB	IBB	HBP	BLK	WP	HR	S	P	ERA	WHIP										
Alex Concepcion, R (8,1) ERA: 0.00	1.0		4	1	0	0	0	0	0	0	0	0	0	4	4	0.00	1.000										



Batter	1	2	3	4	5	6	7	8	9	AB	R	H	RBI	BB	SO	LOB	TOP				
21 Michael Bourn, L (1, 8) OBP: 0.333, SLG: 0.419 95 Jay Austin, L (6, FR) OBP: 1.000, SLG: 1.000	G4-3 3 S 9 G6-3 BB	K		1-2 3 1B		99 1B 1B		64 G4-6-3 1B		3 1 2 0 1 1 1 1 1 1 0 0 0 0											
3 Kazuo Matsui, S (1, 4) OBP: 0.390, SLG: 0.471 64 Drew Meyer, L (6, FR) OBP: 0.300, SLG: 0.389	G4-3		K	1-2 9 FC6-4 1B		99 1B 1B		G4-6-3 1-2 1B		4 0 2 0 0 1 1 1 1 0 0 0 0 1											
9 Hunter Pence, R (1, 9) OBP: 0.441, SLG: 0.717 99 JB Shuck, L (4, 9) OBP: 0.571, SLG: 0.400	G6-3		G1-3	1-2 FC6-4 1B		23 1B 1-2 2-H 1B		G1-3		3 0 0 1 0 0 3 2 0 1 1 0 0 0											
77 Pedro Feliz, R (1, 10) OBP: 0.418, SLG: 0.608 Mark Ori, L (9, PH) OBP: 0.500, SLG: 0.500	23 HR 2B		23 HBP 1B		F8	F8		G4-3		4 1 2 0 0 0 2 1 0 0 0 0 0 0											
23 Chris Johnson, R (1, 5) OBP: 0.383, SLG: 0.736 98 Brandon Wikkoff, L (8, 4)	2-H HR		26 FC6-4 HBP		F9	1-3 2-H 1B		L5		3 1 2 3 0 0 0 1 0 0 0 0 0 0											
26 Cory Sullivan, L (1, 7) OBP: 0.276, SLG: 0.389 90 Collin Delome, L (8, 7) OBP: 0.250, SLG: 0.250	F7		FC6-4 1-2 1B		16 BB 1B	G4-3		16 BB 1B		4 0 1 0 0 0 4 1 0 1 0 0 0 0											
16 Chris Shelton, R (1, 3) OBP: 0.357, SLG: 0.563			F9		G6-3	4-0 BB		G6-3		3 0 0 0 2 0 0											
8 Jeff Keppinger, R (1, 6) OBP: 0.296, SLG: 0.255 83 Michael Carasparra, R (7, 6) OBP: 0.250, SLG: 0.250			BB		G6-3	0-3 K		K		3 0 0 0 1 2 2 1 0 0 0 0 0 2											
55 Humberto Quintero, R (1, 2) OBP: 0.286, SLG: 0.256 36 Kevin Cash, R (7, 2) OBP: 0.313, SLG: 0.308			K		3 1B 21 1B 1B	G6-3		K		4 0 1 0 0 2 1 0 0 0 0 0 0 0											
Inning Stats	R: 3 E: 0 K: 0 S: 7	H: 2 LOB: 0 BB: 1 P: 14	R: 0 E: 0 K: 2 S: 7	H: 0 LOB: 1 BB: 1 P: 11	R: 0 E: 0 K: 1 S: 6	H: 1 LOB: 2 BB: 0 P: 7	R: 0 E: 0 K: 0 S: 6	H: 3 LOB: 3 BB: 0 P: 6	R: 0 E: 0 K: 1 S: 6	H: 1 LOB: 2 BB: 1 P: 10	R: 2 E: 0 K: 0 S: 7	H: 4 LOB: 2 BB: 0 P: 7	R: 0 E: 0 K: 2 S: 3	H: 0 LOB: 0 BB: 0 P: 3	R: 0 E: 0 K: 0 S: 4	H: 1 LOB: 2 BB: 1 P: 8	1B: 11 2B: 1 3B: 0 HR: 1	SF: 0 SAC: 0 DP: 1 HBP: 1	WP: 0 PB: 0 SB: 1 CS: 0	PA: 44	
PITCHER	IP WLS BF H R ER SO BB IBB HBP BLK WP HR S P ERA WHIP	IP WLS BF H R ER SO BB IBB HBP BLK WP HR S P ERA WHIP	IP WLS BF H R ER SO BB IBB HBP BLK WP HR S P ERA WHIP	IP WLS BF H R ER SO BB IBB HBP BLK WP HR S P ERA WHIP	IP WLS BF H R ER SO BB IBB HBP BLK WP HR S P ERA WHIP	IP WLS BF H R ER SO BB IBB HBP BLK WP HR S P ERA WHIP	IP WLS BF H R ER SO BB IBB HBP BLK WP HR S P ERA WHIP	IP WLS BF H R ER SO BB IBB HBP BLK WP HR S P ERA WHIP	IP WLS BF H R ER SO BB IBB HBP BLK WP HR S P ERA WHIP	IP WLS BF H R ER SO BB IBB HBP BLK WP HR S P ERA WHIP	IP WLS BF H R ER SO BB IBB HBP BLK WP HR S P ERA WHIP	IP WLS BF H R ER SO BB IBB HBP BLK WP HR S P ERA WHIP	IP WLS BF H R ER SO BB IBB HBP BLK WP HR S P ERA WHIP	IP WLS BF H R ER SO BB IBB HBP BLK WP HR S P ERA WHIP	IP WLS BF H R ER SO BB IBB HBP BLK WP HR S P ERA WHIP	IP WLS BF H R ER SO BB IBB HBP BLK WP HR S P ERA WHIP	IP WLS BF H R ER SO BB IBB HBP BLK WP HR S P ERA WHIP	IP WLS BF H R ER SO BB IBB HBP BLK WP HR S P ERA WHIP	IP WLS BF H R ER SO BB IBB HBP BLK WP HR S P ERA WHIP	IP WLS BF H R ER SO BB IBB HBP BLK WP HR S P ERA WHIP	IP WLS BF H R ER SO BB IBB HBP BLK WP HR S P ERA WHIP

Houston Astros @ Atlanta Braves
Champion Stadium, Lake Buena Vista, FL
Wed Mar 31 2010, 1:14 PM - 3:42 PM EDT
Att: 6,748 - Sunny - 71 F

AB	39
R	5
H	13
RBI	5
BB	4
SO	6
LOB	17



Batter	1	2	3	4	5	6	7	8	9	AB	R	H	RBI	BB	SO	LOB	BOTTOM				
53 Melky Cabrera, S (1, 8) OBP: 0.348, SLG: 0.365 78 Matt Young, L (4, 8) OBP: 0.323, SLG: 0.286	14 1B 25 2B 71 BB 1B	F7	G6-3			F8		7 G3 1B		3 1 1 0 0 0 1 2 1 1 0 0 0 0											
71 Jason Heyward, L (1, 9) OBP: 0.489, SLG: 0.481 Willie Cabrera, R (7, 7)	14 1B 25 2B BB		14 1B 25 2B F7 1B			E3 7 G6-3 1B		G3		3 2 1 0 1 0 1 1 0 0 0 0 0 1											
14 Martin Prado, R (1, 5) OBP: 0.500, SLG: 0.528 7 Joe Thurston, L (5, 5) OBP: 0.326, SLG: 0.444	25 2B 16 SF7 1B		25 2B 16 1B 1B			G6-3		2-H 1B		3 2 2 0 0 0 0 2 0 1 1 0 0 1											
25 Troy Glaus, R (1, 3) OBP: 0.518, SLG: 0.522 70 Freddie Freeman, L (5, 3) OBP: 0.390, SLG: 0.376	1-3 2-H 3-H 2B		16 1B 2B			G4-3		F7		3 1 3 3 0 0 0 2 0 0 0 0 0 3											
16 Brian McCann, L (1, 2) OBP: 0.574, SLG: 0.947 22 J.C. Boscan, R (5, 2) OBP: 0.167, SLG: 0.167	SF7		23 FC8-5 19 1B 1B			G5-3		G5-3		1 0 1 3 1 0 0 1 0 0 0 0 0 0											
19 Yunel Escobar, R (1, 6) OBP: 0.380, SLG: 0.500 69 Brandon Hicks, R (5, 6) OBP: 0.311, SLG: 0.316	G6-3		4 BB 20 2B FC8-5 1B			G5-4-3		F7		3 1 1 0 0 0 3 1 0 0 0 0 0 0											
23 Matt Diaz, R (1, 7) OBP: 0.403, SLG: 0.373 96 Concepcion Rodriguez, R (7, 7)	K		FC8-5 20 2B 1-2 2-3 1B			G1-3		HBP		3 1 0 0 0 1 3 0 0 0 0 0 0 0											
4 Omar Infante, R (1, 4) OBP: 0.443, SLG: 0.491 7 Brooks Conrad, S (6, 4) OBP: 0.333, SLG: 0.426			20 2B BB			G6-3		G3		2 1 0 0 1 0 0 1 0 0 0 0 0 1											
20 Eric Hinske, L (1, 10) OBP: 0.500, SLG: 0.595 5 Clint Sammons, R (8, PH) OBP: 0.380, SLG: 0.450			1-H 2-H 2-H 2B			F8		K		3 0 1 3 0 0 0 1 0 0 0 0 1 0											
Inning Stats	R: 3 E: 0 K: 1 S: 8	H: 3 LOB: 1 BB: 1 P: 12	R: 0 E: 0 K: 0 S: 3	H: 0 LOB: 0 BB: 0 P: 3	R: 6 E: 0 K: 0 S: 9	H: 6 LOB: 1 BB: 1 P: 13	R: 0 E: 0 K: 0 S: 3	H: 1 LOB: 1 BB: 1 P: 7	R: 0 E: 0 K: 0 S: 3	H: 0 LOB: 0 BB: 0 P: 3	R: 0 E: 1 K: 0 S: 4	H: 0 LOB: 2 BB: 0 P: 4	R: 0 E: 0 K: 0 S: 3	H: 0 LOB: 1 BB: 0 P: 4	R: 1 E: 0 K: 1 S: 7	H: 2 LOB: 1 BB: 0 P: 7	1B: 9 2B: 3 3B: 0 HR: 0	SF: 1 SAC: 0 DP: 1 HBP: 1	WP: 0 PB: 0 SB: 0 CS: 0	PA: 40	
PITCHER	IP WLS BF H R ER SO BB IBB HBP BLK WP HR S P ERA WHIP	IP WLS BF H R ER SO BB IBB HBP BLK WP HR S P ERA WHIP	IP WLS BF H R ER SO BB IBB HBP BLK WP HR S P ERA WHIP	IP WLS BF H R ER SO BB IBB HBP BLK WP HR S P ERA WHIP	IP WLS BF H R ER SO BB IBB HBP BLK WP HR S P ERA WHIP	IP WLS BF H R ER SO BB IBB HBP BLK WP HR S P ERA WHIP	IP WLS BF H R ER SO BB IBB HBP BLK WP HR S P ERA WHIP	IP WLS BF H R ER SO BB IBB HBP BLK WP HR S P ERA WHIP	IP WLS BF H R ER SO BB IBB HBP BLK WP HR S P ERA WHIP	IP WLS BF H R ER SO BB IBB HBP BLK WP HR S P ERA WHIP	IP WLS BF H R ER SO BB IBB HBP BLK WP HR S P ERA WHIP	IP WLS BF H R ER SO BB IBB HBP BLK WP HR S P ERA WHIP	IP WLS BF H R ER SO BB IBB HBP BLK WP HR S P ERA WHIP	IP WLS BF H R ER SO BB IBB HBP BLK WP HR S P ERA WHIP	IP WLS BF H R ER SO BB IBB HBP BLK WP HR S P ERA WHIP	IP WLS BF H R ER SO BB IBB HBP BLK WP HR S P ERA WHIP	IP WLS BF H R ER SO BB IBB HBP BLK WP HR S P ERA WHIP	IP WLS BF H R ER SO BB IBB HBP BLK WP HR S P ERA WHIP	IP WLS BF H R ER SO BB IBB HBP BLK WP HR S P ERA WHIP	IP WLS BF H R ER SO BB IBB HBP BLK WP HR S P ERA WHIP	IP WLS BF H R ER SO BB IBB HBP BLK WP HR S P ERA WHIP

Houston Astros @ Atlanta Braves
Champion Stadium, Lake Buena Vista, FL
Wed Mar 31 2010, 1:14 PM - 3:42 PM EDT
Att: 6,748 - Sunny - 71 F

AB	35
R	10
H	12
RBI	10
BB	3
SO	2
LOB	14



Batter	1	2	3	4	5	6	7	8	9	AB	R	H	RBI	BB	SO	LOB	TOP					
33 Aaron Rowand, R OBP: 0.250, SLG: 0.375										6	1	4	2	0	0	1						
16 Edgar Renteria, R OBP: 0.786, SLG: 0.818										5	1	5	2	1	0	0						
48 Pablo Sandoval, S OBP: 0.357, SLG: 0.385										6	0	2	0	0	0	7						
17 Aubrey Huff, L 59 Guillermo Mota, R										6	0	1	0	0	0	8						
7 Mark DeRosa, R 41 Jeremy Afeldt, L										3	1	1	0	1	0	4						
35 Travis Ishikawa, L 20 John Bowler, L 12 Nate Schierholz, L										4	1	1	2	0	0	3						
5 Juan Uribe, R										5	2	2	1	0	1	0						
22 Eli Whiteside, R										3	1	1	0	1	0	1						
18 Matt Cain, R 8 Eugenio Velez, S										2	0	0	0	0	2	1						
Inning Stats	R: 0 H: 2 K: 0 S: 14	H: 2 LOB: 1 BB: 0 P: 18	R: 2 H: 3 K: 0 S: 15	H: 3 LOB: 1 BB: 0 P: 26	R: 1 H: 3 K: 0 S: 7	H: 3 LOB: 0 BB: 0 P: 8	R: 0 H: 0 K: 2 S: 9	H: 0 LOB: 0 BB: 0 P: 11	R: 0 H: 2 K: 1 S: 15	H: 2 LOB: 2 BB: 0 P: 14	R: 1 H: 2 K: 0 S: 11	H: 2 LOB: 1 BB: 1 P: 17	R: 2 H: 2 K: 0 S: 15	H: 2 LOB: 2 BB: 1 P: 25	R: 4 H: 5 K: 0 S: 14	H: 5 LOB: 2 BB: 1 P: 24	1B: 13 2B: 3 HR: 2	SF: 0 SAC: 2 DP: 2 HBP: 0	WP: 1 PB: 0 SB: 0 CS: 0	PA: 49		
PITCHER	IP: 6.0 WLS: 0 BF: 29 ERA: 6.0	WLS: 1 BF: 4 ERA: 4.5	H: 12 R: 4 ER: 4 SO: 3	H: 4 R: 0 ER: 0 SO: 0	H: 4 R: 2 ER: 1 SO: 0	H: 0 R: 0 ER: 0 SO: 0	H: 7 R: 12 ER: 0 SO: 0	H: 6 R: 27.0 ER: 0 SO: 0	H: 9 R: 17 ER: 0 SO: 0	H: 10 R: 108.0 ER: 15.000	IP: 0.2 WLS: 0 BF: 3 ERA: 0.00	WLS: 0 BF: 3 ERA: 1.500	IP: 0.2 WLS: 0 BF: 3 ERA: 0.00	WLS: 0 BF: 3 ERA: 1.500	IP: 0.2 WLS: 0 BF: 3 ERA: 0.00	IP: 0.2 WLS: 0 BF: 3 ERA: 1.500	IP: 0.2 WLS: 0 BF: 3 ERA: 0.00	IP: 0.2 WLS: 0 BF: 3 ERA: 1.500	IP: 0.2 WLS: 0 BF: 3 ERA: 0.00	IP: 0.2 WLS: 0 BF: 3 ERA: 1.500	IP: 0.2 WLS: 0 BF: 3 ERA: 0.00	IP: 0.2 WLS: 0 BF: 3 ERA: 1.500

San Francisco Giants @ Houston Astros
Minute Maid Park, Houston, TX
Wed Apr 07 2010, 1:05 PM - 4:08 PM CDT
Att: 21,599 - Roof Closed - 73 F

livebaseballscores.com

AB 43
R 10
H 19
RBI 8
BB 4
SO 3
LOB 26

Batter	1	2	3	4	5	6	7	8	9	AB	R	H	RBI	BB	SO	LOB	BOTTOM						
21 Michael Bourn, L 3 Kazuo Matsui, S										4	0	1	1	0	0	1							
9 Hunter Pence, R										4	1	0	0	0	1	0							
45 Carlos Lee, R										4	0	0	0	0	1	1							
27 Geoff Blum, S 38 Brian Moehler, R										4	1	1	0	0	0	1							
77 Pedro Feliz, R										4	0	2	1	0	0	1							
8 Jeff Keppinger, R										4	1	1	0	0	1	2							
46 J.R. Towles, R										4	0	0	0	0	1	2							
39 Brett Myers, R 48 Tim Lincecum, L 18 Cory Sullivan, L 63 Sammy Gervacio, R 43 Chris Sampson, R 47 Jeff Fulchino, R 23 Chris Johnson, R										2	0	1	0	0	1	0							
Inning Stats	R: 0 H: 0 K: 0 S: 5	H: 0 LOB: 0 BB: 0 P: 9	R: 0 H: 1 K: 0 S: 12	H: 1 LOB: 0 BB: 0 P: 18	R: 0 H: 1 K: 0 S: 9	H: 1 LOB: 1 BB: 0 P: 14	R: 1 H: 1 K: 2 S: 12	H: 1 LOB: 0 BB: 0 P: 15	R: 0 H: 0 K: 1 S: 7	H: 0 LOB: 0 BB: 0 P: 10	R: 0 H: 0 K: 1 S: 6	H: 0 LOB: 0 BB: 0 P: 9	R: 3 H: 4 K: 1 S: 20	H: 4 LOB: 1 BB: 0 P: 31	R: 0 H: 0 K: 1 S: 9	H: 0 LOB: 0 BB: 0 P: 12	R: 0 H: 0 K: 0 S: 7	H: 0 LOB: 0 BB: 0 P: 9	1B: 4 2B: 2 HR: 0	SF: 0 SAC: 0 DP: 0 HBP: 0	WP: 0 PB: 0 SB: 0 CS: 0	PA: 35	
PITCHER	IP: 6.2 WLS: 0 BF: 27 ERA: 4.05	WLS: 1 BF: 5 ERA: 4.05	H: 6 R: 4 ER: 3 SO: 5	H: 3 R: 0 ER: 0 SO: 1	H: 3 R: 0 ER: 0 SO: 0	H: 0 R: 0 ER: 0 SO: 0	H: 14 R: 20 ER: 0 SO: 0	H: 6 R: 66 ER: 0 SO: 0	H: 7 R: 9 ER: 0 SO: 0	H: 9 R: 4.05 ER: 0.900	IP: 1.1 WLS: 0 BF: 5 ERA: 4.05	WLS: 0 BF: 5 ERA: 4.05	IP: 1.0 WLS: 0 BF: 4 ERA: 4.05	WLS: 0 BF: 4 ERA: 4.05	IP: 1.0 WLS: 0 BF: 4 ERA: 4.05	IP: 1.0 WLS: 0 BF: 4 ERA: 4.05	IP: 1.0 WLS: 0 BF: 4 ERA: 4.05	IP: 1.0 WLS: 0 BF: 4 ERA: 4.05	IP: 1.0 WLS: 0 BF: 4 ERA: 4.05	IP: 1.0 WLS: 0 BF: 4 ERA: 4.05	IP: 1.0 WLS: 0 BF: 4 ERA: 4.05	IP: 1.0 WLS: 0 BF: 4 ERA: 4.05	IP: 1.0 WLS: 0 BF: 4 ERA: 4.05

San Francisco Giants @ Houston Astros
Minute Maid Park, Houston, TX
Wed Apr 07 2010, 1:05 PM - 4:08 PM CDT
Att: 21,599 - Roof Closed - 73 F

livebaseballscores.com

AB 35
R 4
H 7
RBI 4
BB 0
SO 6
LOB 10

Batter	1	2	3	4	5	6	7	8	9	AB	R	H	RBI	BB	SO	LOB	TOP																									
11 Jimmy Rollins, S OBP: 0.591, SLG: 0.800										4	2	2	0	2	0	3																										
27 Placido Polanco, R OBP: 0.571, SLG: 0.895										5	2	4	2	0	0	0																										
26 Chase Utley, L OBP: 0.571, SLG: 0.688										4	1	2	2	1	0	4																										
6 Ryan Howard, L OBP: 0.429, SLG: 0.850										5	2	2	1	0	0	6																										
28 Jayson Werth, R OBP: 0.400, SLG: 0.500										5	0	2	0	0	1	3																										
29 Raul Ibanez, L OBP: 0.400, SLG: 0.400										4	0	3	3	1	0	1																										
8 Shane Victorino, S OBP: 0.200, SLG: 0.111										5	0	0	0	0	1	5																										
Carlos Ruiz, R OBP: 0.533, SLG: 0.364										5	1	1	0	0	1	2																										
43 J.A. Happ, L										2	0	0	0	1	1	0																										
57 David Herndon, R										1	0	0	0	0	1	1																										
55 Danys Baez, R										0	0	0	0	0	0	0																										
19 Greg Dobbs, L										1	0	0	0	0	0	0																										
52 Jose Contreras, R										0	0	0	0	0	0	0																										
Inning Stats	R: 3 H: 3 E: 0 K: 0 S: 16	H: 3 LOB: 1 BB: 1 P: 29	R: 0 H: 2 E: 0 K: 1 S: 14	H: 2 LOB: 3 BB: 1 P: 23	R: 0 H: 1 E: 0 K: 2 S: 17	H: 1 LOB: 2 BB: 2 P: 33	R: 2 H: 3 E: 0 K: 1 S: 16	H: 3 LOB: 1 BB: 0 P: 25	R: 2 H: 3 E: 0 K: 0 S: 14	H: 3 LOB: 0 BB: 0 P: 21	R: 0 H: 1 E: 0 K: 0 S: 7	H: 1 LOB: 0 BB: 0 P: 12	R: 1 H: 2 E: 0 K: 1 S: 13	H: 2 LOB: 1 BB: 1 P: 21	R: 0 H: 1 E: 0 K: 0 S: 5	H: 1 LOB: 0 BB: 0 P: 7	R: 0 H: 0 E: 0 K: 1 S: 10	H: 0 LOB: 0 BB: 0 P: 13	1B: 9 2B: 6 3B: 0 HR: 1	SF: 0 SAC: 0 DP: 2 HBP: 0	WP: 0 PA: 46 PB: 0 SB: 0 CS: 0																					
PITCHER	IP: 2.2 WLS: L BF: 18 ERA: 10.13	IP: 3.1 WLS: 7 BF: 3 ERA: 13.5	IP: 5.1 WLS: 6 BF: 3 ERA: 7.36	IP: 8.1 WLS: 3 BF: 1 ERA: 3.38	IP: 9.1 WLS: 3 BF: 0 ERA: 15.43	IP: 2.2 WLS: 1 BF: 19 ERA: 10.12	IP: 3.1 WLS: 2 BF: 28 ERA: 9.00	IP: 5.1 WLS: 3 BF: 34 ERA: 9.00	IP: 7.0 WLS: 5 BF: 44 ERA: 10.12	IP: 8.0 WLS: 6 BF: 54 ERA: 13.50	IP: 9.0 WLS: 7 BF: 63 ERA: 9.00	IP: 10.0 WLS: 10 BF: 73 ERA: 10.12	IP: 11.0 WLS: 11 BF: 83 ERA: 13.50	IP: 12.0 WLS: 12 BF: 93 ERA: 16.67	IP: 13.0 WLS: 13 BF: 103 ERA: 20.00	IP: 14.0 WLS: 14 BF: 113 ERA: 23.33	IP: 15.0 WLS: 15 BF: 123 ERA: 26.67	IP: 16.0 WLS: 16 BF: 133 ERA: 30.00	IP: 17.0 WLS: 17 BF: 143 ERA: 33.33	IP: 18.0 WLS: 18 BF: 153 ERA: 36.67	IP: 19.0 WLS: 19 BF: 163 ERA: 40.00	IP: 20.0 WLS: 20 BF: 173 ERA: 43.33	IP: 21.0 WLS: 21 BF: 183 ERA: 46.67	IP: 22.0 WLS: 22 BF: 193 ERA: 50.00	IP: 23.0 WLS: 23 BF: 203 ERA: 53.33	IP: 24.0 WLS: 24 BF: 213 ERA: 56.67	IP: 25.0 WLS: 25 BF: 223 ERA: 60.00	IP: 26.0 WLS: 26 BF: 233 ERA: 63.33	IP: 27.0 WLS: 27 BF: 243 ERA: 66.67	IP: 28.0 WLS: 28 BF: 253 ERA: 70.00	IP: 29.0 WLS: 29 BF: 263 ERA: 73.33	IP: 30.0 WLS: 30 BF: 273 ERA: 76.67	IP: 31.0 WLS: 31 BF: 283 ERA: 80.00	IP: 32.0 WLS: 32 BF: 293 ERA: 83.33	IP: 33.0 WLS: 33 BF: 303 ERA: 86.67	IP: 34.0 WLS: 34 BF: 313 ERA: 90.00	IP: 35.0 WLS: 35 BF: 323 ERA: 93.33	IP: 36.0 WLS: 36 BF: 333 ERA: 96.67	IP: 37.0 WLS: 37 BF: 343 ERA: 100.00	IP: 38.0 WLS: 38 BF: 353 ERA: 103.33	IP: 39.0 WLS: 39 BF: 363 ERA: 106.67	IP: 40.0 WLS: 40 BF: 373 ERA: 110.00

Philadelphia Phillies @ Houston Astros
Minute Maid Park, Houston, TX
Fri Apr 09 2010, 7:07 PM - 10:24 PM CDT
Att: 27,288 - Overcast - 67 F

AB	41
R	8
H	16
RBI	8
BB	5
SO	6
LOB	25



Batter	1	2	3	4	5	6	7	8	9	AB	R	H	RBI	BB	SO	LOB	BOTTOM														
21 Michael Bourn, L OBP: 0.235, SLG: 0.235										5	0	2	0	0	0	0															
8 Jeff Keppinger, R OBP: 0.515, SLG: 0.818										4	0	3	0	0	0	0															
9 Hunter Pence, R OBP: 0.063, SLG: 0.063										4	0	1	0	0	1	5															
45 Carlos Lee, R OBP: 0.188, SLG: 0.133										3	0	0	0	1	2	5															
43 Chris Sampson, R										0	0	0	0	0	0	0															
47 Jeff Fulchino, R										0	0	0	0	0	0	0															
77 Pedro Feliz, R OBP: 0.188, SLG: 0.313										4	0	0	0	0	1	4															
27 Geoff Blum, S OBP: 0.231, SLG: 0.250										3	0	0	0	1	1	0															
46 J.R. Towles, R OBP: 0.083, SLG: 0.167										4	0	0	0	0	1	2															
12 Tommy Manzella, R OBP: 0.364, SLG: 0.300										4	0	2	0	0	1	1															
20 Bud Norris, R										1	0	0	0	0	1	1															
59 Wilton Lopez, R										0	0	0	0	0	0	0															
23 Chris Johnson, R										1	0	0	0	0	1	1															
38 Brian Moehler, R										0	0	0	0	0	0	0															
18 Cory Sullivan, L										2	0	0	0	0	0	0															
Inning Stats	R: 0 H: 1 E: 0 K: 1 S: 15	H: 1 LOB: 2 BB: 1 P: 25	R: 0 H: 1 E: 0 K: 2 S: 14	H: 1 LOB: 0 BB: 0 P: 20	R: 0 H: 2 E: 0 K: 1 S: 12	H: 2 LOB: 2 BB: 0 P: 21	R: 0 H: 1 E: 0 K: 1 S: 14	H: 1 LOB: 0 BB: 0 P: 20	R: 0 H: 1 E: 0 K: 0 S: 5	H: 0 LOB: 1 BB: 1 P: 17	R: 0 H: 2 E: 0 K: 2 S: 19	H: 2 LOB: 0 BB: 0 P: 28	R: 0 H: 0 E: 0 K: 1 S: 10	H: 0 LOB: 0 BB: 0 P: 15	R: 0 H: 0 E: 0 K: 2 S: 7	H: 0 LOB: 0 BB: 0 P: 8	R: 0 H: 0 E: 0 K: 1 S: 10	H: 0 LOB: 0 BB: 0 P: 15	1B: 7 2B: 1 3B: 0 HR: 0	SF: 0 SAC: 0 DP: 1 HBP: 0	WP: 1 PA: 37 PB: 0 SB: 0 CS: 0										
PITCHER	IP: 5.0 WLS: W BF: 24 ERA: 0.00	IP: 2.0 WLS: 7 BF: 2 ERA: 5.4	IP: 1.0 WLS: 3 BF: 0 ERA: 5.4	IP: 1.0 WLS: 3 BF: 0 ERA: 15.43	IP: 2.2 WLS: 1 BF: 19 ERA: 10.12	IP: 3.1 WLS: 2 BF: 28 ERA: 9.00	IP: 5.1 WLS: 3 BF: 34 ERA: 9.00	IP: 7.0 WLS: 5 BF: 44 ERA: 10.12	IP: 8.0 WLS: 6 BF: 54 ERA: 13.50	IP: 9.0 WLS: 7 BF: 63 ERA: 9.00	IP: 10.0 WLS: 10 BF: 73 ERA: 10.12	IP: 11.0 WLS: 11 BF: 83 ERA: 13.50	IP: 12.0 WLS: 12 BF: 93 ERA: 16.67	IP: 13.0 WLS: 13 BF: 103 ERA: 20.00	IP: 14.0 WLS: 14 BF: 113 ERA: 23.33	IP: 15.0 WLS: 15 BF: 123 ERA: 26.67	IP: 16.0 WLS: 16 BF: 133 ERA: 30.00	IP: 17.0 WLS: 17 BF: 143 ERA: 33.33	IP: 18.0 WLS: 18 BF: 153 ERA: 36.67	IP: 19.0 WLS: 19 BF: 163 ERA: 40.00	IP: 20.0 WLS: 20 BF: 173 ERA: 43.33	IP: 21.0 WLS: 21 BF: 183 ERA: 46.67	IP: 22.0 WLS: 22 BF: 193 ERA: 50.00	IP: 23.0 WLS: 23 BF: 203 ERA: 53.33	IP: 24.0 WLS: 24 BF: 213 ERA: 56.67	IP: 25.0 WLS: 25 BF: 223 ERA: 60.00	IP: 26.0 WLS: 26 BF: 233 ERA: 63.33	IP: 27.0 WLS: 27 BF: 243 ERA: 66.67	IP: 28.0 WLS: 28 BF: 253 ERA: 70.00	IP: 29.0 WLS: 29 BF: 263 ERA: 73.33	IP: 30.0 WLS: 30 BF: 273

Batter	1	2	3	4	5	6	7	8	9	AB	R	H	RBI	BB	SO	LOB	TOP				
21 Michael Bourn, L OBP: 0.400, SLG: 0.448											3	1	2	0	1	0	0	Houston Astros @ St. Louis Cardinals Busch Stadium, St. Louis, MO Wed Apr 14 20:10, 7:17 PM - 9:54 PM CDT Att: 35,883 - Clear - 79 F livebaseballscorecards.com			
3 Kazuo Matsui, S OBP: 0.118, SLG: 0.118										4	0	0	0	0	0	5					
37 Brandon Lyon, R										0	0	0	0	0	0	0					
48 Tim Lincecum, L										0	0	0	0	0	0	0					
77 Pedro Feliz, R OBP: 0.290, SLG: 0.367										3	0	1	1	0	0	0					
45 Carlos Lee, R OBP: 0.125, SLG: 0.097										4	0	0	0	0	0	1					
9 Hunter Pence, R OBP: 0.103, SLG: 0.207										4	0	0	0	0	1	0					
27 Geoff Blum, S OBP: 0.240, SLG: 0.250										3	0	1	0	0	0	0					
12 Tommy Manzella, R OBP: 0.286, SLG: 0.250										2	0	0	0	0	0	0					
46 J.R. Towles, R OBP: 0.056, SLG: 0.111										2	0	0	0	0	1	0					
18 Cory Sullivan, L OBP: 0.100, SLG: 0.300										1	0	0	0	0	1	0					
55 Humberto Quintero, R OBP: 0.200, SLG: 0.111										0	0	0	0	0	0	0					
39 Brett Myers, R OBP: 0.250, SLG: 0.250										2	0	0	0	0	2	0					
8 Jeff Keppinger, R OBP: 0.478, SLG: 0.526										0	0	0	0	1	0	0					
Inning Stats	R: 1 E: 1 K: 0 S: 7	H: 1 LOB: 0 BB: 0 P: 9	R: 0 E: 0 K: 0 S: 7	H: 0 LOB: 0 BB: 0 P: 10	R: 0 E: 0 K: 2 S: 11	H: 0 LOB: 0 BB: 0 P: 15	R: 0 E: 0 K: 0 S: 7	H: 1 LOB: 0 BB: 0 P: 8	R: 0 E: 0 K: 1 S: 11	H: 0 LOB: 0 BB: 0 P: 16	R: 0 E: 0 K: 1 S: 15	H: 1 LOB: 1 BB: 0 P: 21	R: 0 E: 0 K: 0 S: 6	H: 0 LOB: 0 BB: 0 P: 10	R: 0 E: 0 K: 0 S: 8	H: 1 LOB: 3 BB: 2 P: 16	R: 0 E: 0 K: 0 S: 6	H: 0 LOB: 0 BB: 0 P: 6	1B: 3 2B: 1 3B: 0 HR: 0	SF: 1 DP: 1 HBP: 0	WP: 0 PA: 32 PB: 0 SB: 0 CS: 0
PITCHER	IP WLS BF H R ER SO BB IBB HBP BLK WP HR S P ERA WHIP	7.0 W 23 3 1 0 4 0 0 0 0 0 0 64 89 0.00 0.429	0.2 H 4 1 0 0 0 1 0 0 0 0 0 4 8 0.00 3.000	0.1 H 2 0 0 0 0 1 0 0 0 0 0 4 8 0.00 3.000	1.0 S 3 0 0 0 0 0 0 0 0 0 0 6 6 0.00 0.000	PITCHER															
33 Brad Penny, R ERA: 0.64	7.0 W 23 3 1 0 4 0 0 0 0 0 0 64 89 0.00 0.429	0.2 H 4 1 0 0 0 1 0 0 0 0 0 4 8 0.00 3.000	0.1 H 2 0 0 0 0 1 0 0 0 0 0 4 8 0.00 3.000	1.0 S 3 0 0 0 0 0 0 0 0 0 0 6 6 0.00 0.000																	
46 Kyle McClellan, R ERA: 7.71	0.2 H 4 1 0 0 0 1 0 0 0 0 0 4 8 0.00 3.000	0.1 H 2 0 0 0 0 1 0 0 0 0 0 4 8 0.00 3.000	1.0 S 3 0 0 0 0 0 0 0 0 0 0 6 6 0.00 0.000																		
36 Denny Reyes, L ERA: 4.5	0.1 H 2 0 0 0 0 1 0 0 0 0 0 4 8 0.00 3.000	1.0 S 3 0 0 0 0 0 0 0 0 0 0 6 6 0.00 0.000																			
31 Ryan Franklin, R ERA: 4.5	1.0 S 3 0 0 0 0 0 0 0 0 0 0 6 6 0.00 0.000																				

Houston Astros @ St. Louis Cardinals
 Busch Stadium, St. Louis, MO
 Wed Apr 14 20:10, 7:17 PM - 9:54 PM CDT
 Att: 35,883 - Clear - 79 F

AB 28
 R 1
 H 4
 RBI 1
 BB 2
 SO 4
 LOB 7

Houston Astros @ St. Louis Cardinals
 Busch Stadium, St. Louis, MO
 Wed Apr 14 20:10, 7:17 PM - 9:54 PM CDT
 Att: 35,883 - Clear - 79 F

AB 29
 R 2
 H 5
 RBI 1
 BB 2
 SO 7
 LOB 13

Batter	1	2	3	4	5	6	7	8	9	AB	R	H	RBI	BB	SO	LOB	TOP										
21 Michael Bourn, L (1, 8) OBP: 0.412, SLG: 0.485	F8		FC4-6 8 2B			G1-6-3 1B		8 1B 2B		4	2	2	0	0	0	1											
8 Jeff Keppinger, R (1, 6) OBP: 0.491, SLG: 0.565	G4-3		1-H 2B			G1-6-3 1-2 2B		77 2B 1B		4	1	2	3	0	0	1											
77 Pedro Feliz, R (1, 3) OBP: 0.286, SLG: 0.382	F9		K			G6-3		1-H 2B		4	0	1	1	0	1	1											
45 Carlos Lee, R (1, 7) OBP: 0.111, SLG: 0.086		L8			F9			G6-3		4	0	0	0	0	0	1											
37 Brandon Lyon, R (8, 1)										0	0	0	0	0	0	0											
22 Matt Lindstrom, R (9, 1)										0	0	0	0	0	0	0											
9 Hunter Pence, R (1, 9) OBP: 0.121, SLG: 0.212		3 CS 1B			G4-3			G6-3		4	0	1	0	0	0	0											
3 Kazuo Matsui, S (1, 4) OBP: 0.095, SLG: 0.095	F8		G3-1			G3-1		G3		4	0	0	0	0	0	1											
23 Chris Johnson, R (1, 5) OBP: 0.286, SLG: 0.286			55 20 1B G1-3			F8		G6-3		4	1	1	0	0	1	0											
55 Humberto Quintero, R (1, 2) OBP: 0.231, SLG: 0.167			G1-3			F8		21 8 1B 2B		3	1	1	0	0	0	1											
20 Bud Norris, R (1, 1) OBP: 0.333, SLG: 0.333						F7		L8		2	0	1	1	0	0	0											
43 Chris Sampson, R (6, 1)										0	0	0	0	0	0	0											
18 Cory Sullivan, L (8, PH) OBP: 0.091, SLG: 0.273			21 FC4-6 1B							1	0	0	0	0	0	1											
Inning Stats	R: 0 E: 0 K: 0 S: 6	H: 0 LOB: 0 BB: 0 P: 10	R: 0 E: 0 K: 0 S: 7	H: 1 LOB: 0 BB: 0 P: 12	R: 2 E: 0 K: 1 S: 15	H: 3 LOB: 1 BB: 0 P: 23	R: 0 E: 0 K: 0 S: 8	H: 0 LOB: 0 BB: 0 P: 13	R: 0 E: 0 K: 0 S: 8	H: 0 LOB: 0 BB: 0 P: 15	R: 0 E: 0 K: 0 S: 8	H: 1 LOB: 0 BB: 0 P: 10	R: 0 E: 0 K: 0 S: 7	H: 0 LOB: 0 BB: 0 P: 11	R: 3 E: 0 K: 0 S: 16	H: 4 LOB: 1 BB: 0 P: 26	R: 0 E: 0 K: 1 S: 7	H: 0 LOB: 0 BB: 0 P: 10	1B: 6 2B: 3 HR: 0	SF: 0 SAC: 0 DP: 1 HBP: 0	WP: 0 PB: 0 SB: 0 CS: 1	PA: 34					
PITCHER	IP	WLS	BF	H	R	ER	SO	BB	IBB	HBP	BLK	WP	HR	S	P	ERA	WHIP										
26 Kyle Lohse, R (1, 1) ERA: 4.15	7.0	L	24	5	2	2	1	0	0	0	0	0	0	59	94	2.57	0.714										
41 Mitchell Boggs, R (8, 1) ERA: 7.35	0.2		6	4	3	3	0	0	0	0	0	0	0	14	24	40.50	6.000										
30 Jason Motte, R (8, 1) ERA: 4.5	1.1		4	0	0	0	1	0	0	0	0	0	0	9	12	0.00	0.000										

Houston Astros @ St. Louis Cardinals
 Busch Stadium, St. Louis, MO
 Thu Apr 15 2010, 12:41 PM - 3:14 PM CDT
 Att: 35,371 - Partly Cloudy - 82 F

AB	34
R	5
H	9
RBI	5
BB	0
SO	2
LOB	7



Batter	1	2	3	4	5	6	7	8	9	AB	R	H	RBI	BB	SO	LOB	BOTTOM										
55 Skip Schumaker, L (1, 4) OBP: 0.343, SLG: 0.323	47 G1-4-3 BB		L3			G6-3		G3		3	0	0	0	1	0	1											
47 Ryan Ludwick, R (1, 9) OBP: 0.234, SLG: 0.364	G1-4-3		1-2 2B			K		F8		4	0	1	0	0	1	1											
5 Albert Pujols, R (1, 3) OBP: 0.462, SLG: 0.886	K		K			2B		7 G5-3 2B		4	0	2	0	0	2	2											
7 Matt Holliday, R (1, 7) OBP: 0.333, SLG: 0.595		F9			K	G3-1		G5-3		4	0	0	0	0	1	2											
22 Joe Mather, R (9, 7) OBP: 0.296, SLG: 0.167										0	0	0	0	0	0	0											
28 Colby Rasmus, L (1, 8) OBP: 0.412, SLG: 0.480		K			K			F7		4	0	0	0	0	3	1											
3 Felipe Lopez, S (1, 6) OBP: 0.292, SLG: 0.364			E7 23 1B BB			K2-3		K		3	1	0	0	1	2	0											
4 Yadier Molina, R (1, 2) OBP: 0.290, SLG: 0.444						L8				2	0	0	0	1	1	1											
16 Bryan Anderson, L (9, PH)										1	0	0	0	0	0	0											
23 David Freese, R (1, 5) OBP: 0.345, SLG: 0.346			K			G5-3				4	0	2	1	0	1	0											
26 Kyle Lohse, R (1, 1) OBP: 0.250, SLG: 0.500						1B				2	0	1	0	0	1	2											
8 Allen Craig, R (7, PH) OBP: 0.145, SLG: 0.143										1	0	0	0	0	0	0											
41 Mitchell Boggs, R (8, 1)										0	0	0	0	0	0	0											
30 Jason Motte, R (8, 1)										0	0	0	0	0	0	0											
34 Nick Stavinho, R (9, PH) OBP: 0.187, SLG: 0.667										1	0	0	0	0	0	1											
Inning Stats	R: 0 E: 0 K: 1 S: 7	H: 0 LOB: 1 BB: 1 P: 13	R: 0 E: 0 K: 2 S: 13	H: 0 LOB: 1 BB: 1 P: 21	R: 0 E: 0 K: 2 S: 16	H: 2 LOB: 2 BB: 0 P: 21	R: 1 E: 1 K: 3 S: 16	H: 1 LOB: 2 BB: 1 P: 30	R: 0 E: 0 K: 1 S: 15	H: 1 LOB: 1 BB: 0 P: 21	R: 0 E: 0 K: 1 S: 6	H: 0 LOB: 0 BB: 0 P: 6	R: 0 E: 0 K: 0 S: 8	H: 0 LOB: 0 BB: 0 P: 10	R: 0 E: 0 K: 1 S: 7	H: 1 LOB: 1 BB: 0 P: 10	R: 0 E: 0 K: 1 S: 8	H: 1 LOB: 1 BB: 0 P: 12	1B: 3 2B: 3 HR: 0	SF: 0 SAC: 0 DP: 1 HBP: 0	WP: 0 PB: 0 SB: 0 CS: 0	PA: 36					
PITCHER	IP	WLS	BF	H	R	ER	SO	BB	IBB	HBP	BLK	WP	HR	S	P	ERA	WHIP										
20 Bud Norris, R (1, 1) ERA: 3.52	5.0	W	22	4	1	0	0	3	0	0	0	0	0	67	106	0.00	1.400										
43 Chris Sampson, R (6, 1) ERA: 1.23	2.0	H	6	0	0	0	1	0	0	0	0	0	0	14	16	0.00	0.000										
37 Brandon Lyon, R (8, 1) ERA: 5.79	1.0		4	1	0	0	1	0	0	0	0	0	0	7	10	0.00	1.000										
22 Matt Lindstrom, R (9, 1) ERA: 6.0	1.0		4	1	0	0	1	0	0	0	0	0	0	8	12	0.00	1.000										


Houston Astros @ St. Louis Cardinals
 Busch Stadium, St. Louis, MO
 Thu Apr 15 2010, 12:41 PM - 3:14 PM CDT
 Att: 35,371 - Partly Cloudy - 82 F

AB	33
R	1
H	6
RBI	1
BB	3
SO	12
LOB	11




Batter	1	2	3	4	5	6	7	8	9	AB	R	H	RBI	BB	SO	LOB	TOP					
21 Michael Bourn, L (1.8) OBP: 0.368, SLG: 0.432										4	0	0	0	0	0	2	Houston Astros @ Chicago Cubs Wrigley Field, Chicago, IL Fri Apr 16 2010, 1:23 PM - 3:47 PM CDT Att: 37,291 - Partly Cloudy - 62 F					
8 Jeff Keppinger, R (1.4) OBP: 0.452, SLG: 0.519										4	0	1	0	0	0	1						
77 Pedro Feliz, R (1.3) OBP: 0.282, SLG: 0.351										3	0	0	0	0	0	1						
45 Carlos Lee, R (1.7) OBP: 0.125, SLG: 0.103										4	0	1	0	0	1	1						
9 Hunter Pence, R (1.9) OBP: 0.108, SLG: 0.189										4	1	0	0	0	1	1						
23 Chris Johnson, R (1.5) OBP: 0.278, SLG: 0.389										4	1	1	1	0	3	1						
12 Tommy Manzella, R (1.6) OBP: 0.280, SLG: 0.250										4	0	1	1	0	2	0						
55 Humberto Quintero, R (1.2) OBP: 0.250, SLG: 0.200										3	0	1	0	0	1	1						
52 Felipe Paulino, R (1.1) OBP: 0.500, SLG: 0.750										2	0	1	0	0	0	0						
48 Tim Byrdak, L (7.1)										0	0	0	0	0	0	0						
47 Jeff Fulchino, R (7.1)										0	0	0	0	0	0	0						
59 Wilton Lopez, R (8.1)										0	0	0	0	0	0	0						
Inning Stats	R: 0 E: 0 K: 0 S: 10	H: 0 LOB: 1 BB: 0 P: 13	R: 0 E: 0 K: 3 S: 11	H: 0 LOB: 0 BB: 0 P: 16	R: 0 E: 0 K: 0 S: 9	H: 1 LOB: 1 BB: 0 P: 14	R: 2 E: 1 K: 1 S: 11	H: 2 LOB: 1 BB: 0 P: 12	R: 0 E: 0 K: 1 S: 6	H: 1 LOB: 1 BB: 0 P: 10	R: 0 E: 0 K: 1 S: 8	H: 1 LOB: 1 BB: 0 P: 12	R: 0 E: 0 K: 1 S: 7	H: 1 LOB: 0 BB: 0 P: 10	R: 0 E: 0 K: 2 S: 11	H: 0 LOB: 0 BB: 0 P: 14	1B: 5 2B: 0 3B: 1 HR: 0	SF: 0 SAC: 1 DP: 1 HBP: 1	WP: 0 PB: 0 SB: 0 CS: 0	PA: 34		
PITCHER	IP: 7.0 WLS: W BF: 28 ERA: 0.69	IP: 1.0 WLS: 3 BF: 1 ERA: 7.71	IP: 1.0 WLS: 3 BF: 0 ERA:	IP: 7.0 WLS: W BF: 28 ERA: 0.69	IP: 1.0 WLS: 3 BF: 1 ERA: 7.71	IP: 1.0 WLS: 3 BF: 0 ERA:	IP: 7.0 WLS: W BF: 28 ERA: 0.69	IP: 1.0 WLS: 3 BF: 1 ERA: 7.71	IP: 1.0 WLS: 3 BF: 0 ERA:	IP: 7.0 WLS: W BF: 28 ERA: 0.69	IP: 1.0 WLS: 3 BF: 1 ERA: 7.71	IP: 1.0 WLS: 3 BF: 0 ERA:	IP: 7.0 WLS: W BF: 28 ERA: 0.69	IP: 1.0 WLS: 3 BF: 1 ERA: 7.71	IP: 1.0 WLS: 3 BF: 0 ERA:	IP: 7.0 WLS: W BF: 28 ERA: 0.69	IP: 1.0 WLS: 3 BF: 1 ERA: 7.71	IP: 1.0 WLS: 3 BF: 0 ERA:	IP: 7.0 WLS: W BF: 28 ERA: 0.69	IP: 1.0 WLS: 3 BF: 1 ERA: 7.71	IP: 1.0 WLS: 3 BF: 0 ERA:	IP: 7.0 WLS: W BF: 28 ERA: 0.69

AB	32
R	2
H	6
RBI	2
BB	0
SO	8
LOB	8



Batter	1	2	3	4	5	6	7	8	9	AB	R	H	RBI	BB	SO	LOB	BOTTOM							
2 Ryan Theriot, R (1.6) OBP: 0.311, SLG: 0.293										4	1	1	1	0	0	1	Houston Astros @ Chicago Cubs Wrigley Field, Chicago, IL Fri Apr 16 2010, 1:23 PM - 3:47 PM CDT Att: 37,291 - Partly Cloudy - 62 F							
1 Kosuke Fukudome, L (1.9) OBP: 0.343, SLG: 0.484										2	0	0	1	1	0	1								
25 Derrek Lee, R (1.3) OBP: 0.459, SLG: 0.633										4	1	1	3	0	0	1								
16 Aramis Ramirez, R (1.5) OBP: 0.244, SLG: 0.410										4	0	1	0	0	1	1								
24 Marlon Byrd, R (1.8) OBP: 0.243, SLG: 0.556										4	1	1	0	0	0	1								
12 Alfonso Soriano, R (1.7) OBP: 0.281, SLG: 0.452										3	1	2	1	0	1	0								
21 Tyler Colvin, L (8.7) OBP: 0.389, SLG: 0.533										1	0	1	0	0	0	0								
17 Mike Fontenot, L (1.4) OBP: 0.400, SLG: 0.391										3	1	1	0	1	1	1								
55 Koyie Hill, S (1.2) OBP: 0.400, SLG: 0.556										3	2	2	0	1	1	2								
52 Carlos Silva, R (1.1) OBP: 0.260, SLG: 0.500										2	0	1	1	0	0	2								
9 Chad Tracy, L (7.9) OBP: 0.295, SLG: 0.333										0	0	0	0	0	0	0								
22 Xavier Nady, R (7.9) OBP: 0.300, SLG: 0.583										0	0	0	0	0	0	0								
43 John Grabow, L (8.1) OBP: 0.285, SLG: 0.333										0	0	0	0	0	0	0								
26 Jeff Baker, R (8.9) OBP: 0.285, SLG: 0.333										0	0	0	0	0	0	0								
49 Carlos Marmol, R (9.1) OBP: 0.285, SLG: 0.333										0	0	0	0	0	0	0								
Inning Stats	R: 0 E: 0 K: 0 S: 7	H: 0 LOB: 0 BB: 0 P: 11	R: 0 E: 0 K: 1 S: 8	H: 0 LOB: 0 BB: 0 P: 10	R: 0 E: 0 K: 1 S: 12	H: 2 LOB: 1 BB: 0 P: 19	R: 0 E: 0 K: 0 S: 11	H: 0 LOB: 0 BB: 0 P: 16	R: 0 E: 0 K: 1 S: 6	H: 2 LOB: 1 BB: 0 P: 9	R: 0 E: 0 K: 1 S: 10	H: 0 LOB: 1 BB: 1 P: 21	R: 6 E: 0 K: 0 S: 23	H: 5 LOB: 1 BB: 2 P: 40	R: 0 E: 0 K: 1 S: 10	H: 2 LOB: 1 BB: 0 P: 16	1B: 5 2B: 4 3B: 1 HR: 1	SF: 1 SAC: 0 DP: 2 HBP: 0	WP: 0 PB: 0 SB: 1 CS: 0	PA: 36				
PITCHER	IP: 6.0 WLS: L BF: 26 ERA: 7.36	IP: 0.2 WLS: 3 BF: 1 ERA: 3.39	IP: 0.1 WLS: 3 BF: 2 ERA: 12.27	IP: 1.0 WLS: 4 BF: 2 ERA: 6.75	IP: 6.0 WLS: L BF: 26 ERA: 7.36	IP: 0.2 WLS: 3 BF: 1 ERA: 3.39	IP: 0.1 WLS: 3 BF: 2 ERA: 12.27	IP: 1.0 WLS: 4 BF: 2 ERA: 6.75	IP: 6.0 WLS: L BF: 26 ERA: 7.36	IP: 0.2 WLS: 3 BF: 1 ERA: 3.39	IP: 0.1 WLS: 3 BF: 2 ERA: 12.27	IP: 1.0 WLS: 4 BF: 2 ERA: 6.75	IP: 6.0 WLS: L BF: 26 ERA: 7.36	IP: 0.2 WLS: 3 BF: 1 ERA: 3.39	IP: 0.1 WLS: 3 BF: 2 ERA: 12.27	IP: 1.0 WLS: 4 BF: 2 ERA: 6.75	IP: 6.0 WLS: L BF: 26 ERA: 7.36	IP: 0.2 WLS: 3 BF: 1 ERA: 3.39	IP: 0.1 WLS: 3 BF: 2 ERA: 12.27	IP: 1.0 WLS: 4 BF: 2 ERA: 6.75	IP: 6.0 WLS: L BF: 26 ERA: 7.36	IP: 0.2 WLS: 3 BF: 1 ERA: 3.39	IP: 0.1 WLS: 3 BF: 2 ERA: 12.27	IP: 1.0 WLS: 4 BF: 2 ERA: 6.75

AB	32
R	7
H	11
RBI	7
BB	3
SO	4
LOB	15



Batter	1	2	3	4	5	6	7	8	9	10	AB	R	H	RBI	BB	SO	LOB	TOP										
21 Michael Bourn, L OBP: 0.381, SLG: 0.410	G4-3		BB			G1-3		BB		SH5-4	2	0	0	0	2	0	0											
8 Jeff Keppinger, R OBP: 0.450, SLG: 0.486	G1-3		FC6-4			F9		1B			4	0	2	1	1	0	0											
77 Pedro Feliz, R OBP: 0.229, SLG: 0.289	P3		FC6-4			G5-3		1B		SF8	4	0	0	1	0	1	3											
45 Carlos Lee, R OBP: 0.122, SLG: 0.104		P4				K				F9	5	0	0	0	0	1	1											
22 Matt Lindstrom, R OBP: 0.156, SLG: 0.222										F9	0	0	0	0	0	0	0											
9 Hunter Pence, R OBP: 0.156, SLG: 0.222						G4-3					4	1	2	0	0	0	0											
27 Geoff Blum, S OBP: 0.276, SLG: 0.321						F8				1B	4	0	2	1	0	0	0											
12 Tommy Manzella, R OBP: 0.242, SLG: 0.219										2B	4	1	1	0	0	3	3											
55 Humberto Quintero, R OBP: 0.211, SLG: 0.167						K				K	3	0	0	0	0	3	3											
46 J.R. Towles, R OBP: 0.174, SLG: 0.348						K				P6	1	0	0	0	0	0	1											
51 Wandy Rodriguez, S OBP: 0.338, SLG: 0.333											2	0	0	0	0	1	0											
18 Cody Sullivan, L OBP: 0.388, SLG: 0.429											0	0	0	0	0	0	0											
38 Brian Moehler, L OBP: 0.280, SLG: 0.350											0	0	0	0	0	0	0											
48 Tim Byrdak, L OBP: 0.280, SLG: 0.350											1	1	1	0	0	0	0											
4 Jason Michaels, R OBP: 0.280, SLG: 0.350											0	0	0	0	0	0	0											
Inning Stats	R: 0 E: 0 K: 0 S: 11	H: 0 LOB: 0 BB: 0 P: 17	R: 0 E: 0 K: 2 S: 13	H: 2 LOB: 2 BB: 0 P: 19	R: 0 E: 0 K: 0 S: 8	H: 1 LOB: 1 BB: 1 P: 16	R: 0 E: 0 K: 1 S: 7	H: 0 LOB: 0 BB: 0 P: 11	R: 0 E: 0 K: 3 S: 13	H: 0 LOB: 0 BB: 0 P: 18	R: 0 E: 0 K: 0 S: 8	H: 0 LOB: 0 BB: 0 P: 13	R: 0 E: 0 K: 0 S: 6	H: 0 LOB: 0 BB: 0 P: 8	R: 1 E: 0 K: 3 S: 14	H: 2 LOB: 2 BB: 1 P: 25	R: 1 E: 0 K: 1 S: 13	H: 2 LOB: 1 BB: 0 P: 18	R: 1 E: 0 K: 0 S: 8	H: 1 LOB: 1 BB: 1 P: 13	1B: 6 2B: 2 3B: 0 HR: 0	SF: 1 SAC: 1 DP: 0 HBP: 0	WP: 0 PB: 0 SB: 1 CS: 1	PA: 40				
PITCHER	IP 7.2	WLS 28	BF 4	H 1	R 1	ER 1	SO 8	BB 2	IBB 0	HBP 0	BLK 0	WP 0	HR 0	S 76	P 120	ERA 1.17	WHIP 0.783											
46 Ryan Dempster, R ERA: 3.15	1.1	B	7	3	1	1	2	0	0	0	0	0	0	17	25	6.75	2.250											
49 Carlos Marmol, R ERA: 1.35	1.0	L	5	1	1	1	0	0	1	0	0	0	0	8	13	9.00	1.000											
45 Sean Marshall, L ERA: 2.25																												

Houston Astros @ Chicago Cubs
Wrigley Field, Chicago, IL
Sun Apr 18 2010, 1:24 PM - 4:16 PM CDT
Att. 39,506 - Sunny - 44 F

AB 35
R 3
H 8
RBI 3
BB 3
SO 10
LOB 12



Batter	1	2	3	4	5	6	7	8	9	10	AB	R	H	RBI	BB	SO	LOB	BOTTOM										
2 Ryan Theriot, R OBP: 0.273, SLG: 0.255	G4-3		G1-3			L1					5	0	0	0	0	1	3											
24 Marlon Byrd, R OBP: 0.261, SLG: 0.533	L4										5	0	3	2	0	0	0											
25 Derrek Lee, R OBP: 0.391, SLG: 0.538	G5-3		K			FC1-4-5		G5-4-3		K	5	0	0	0	0	2	4											
16 Aramis Ramirez, R OBP: 0.245, SLG: 0.404						F8		P4		K	4	0	1	0	0	1	1											
22 Xavier Nady, R OBP: 0.400, SLG: 0.438											3	0	0	0	0	0	2											
21 Tyler Colvin, L OBP: 0.350, SLG: 0.471						G4-3		FC6-4		P6	1	0	0	0	0	0	0											
12 Alfonso Soriano, R OBP: 0.282, SLG: 0.447											3	0	0	0	0	0	0											
1 Kosuke Fukudome, L OBP: 0.341, SLG: 0.444						G6-3		F8		BB	0	0	0	0	1	0	0											
28 Jeff Baker, R OBP: 0.389, SLG: 0.688						G1-3				BB	2	1	1	0	2	0	0											
18 Geovany Soto, R OBP: 0.455, SLG: 0.462											3	1	2	0	0	1	1											
55 Kevie Hill, S OBP: 0.364, SLG: 0.500											1	0	0	0	0	0	2											
46 Ryan Dempster, R OBP: 0.200, SLG: 0.200											1	0	0	0	0	1	1											
49 Carlos Marmol, R ERA: 5.70											0	0	0	0	0	0	0											
45 Sean Marshall, L ERA: 2.84											0	0	0	0	0	0	0											
17 Mike Fontenot, L OBP: 0.367, SLG: 0.357											1	0	0	0	0	1	0											
Inning Stats	R: 0 E: 0 K: 0 S: 8	H: 0 LOB: 0 BB: 0 P: 12	R: 0 E: 0 K: 0 S: 6	H: 1 LOB: 1 BB: 0 P: 8	R: 2 E: 0 K: 1 S: 17	H: 2 LOB: 1 BB: 1 P: 26	R: 0 E: 0 K: 0 S: 8	H: 0 LOB: 0 BB: 0 P: 14	R: 0 E: 0 K: 0 S: 8	H: 1 LOB: 1 BB: 0 P: 12	R: 0 E: 0 K: 0 S: 9	H: 1 LOB: 1 BB: 0 P: 15	R: 0 E: 0 K: 2 S: 10	H: 1 LOB: 1 BB: 0 P: 18	R: 0 E: 1 K: 0 S: 9	H: 0 LOB: 0 BB: 0 P: 14	R: 0 E: 0 K: 1 S: 12	H: 0 LOB: 2 BB: 0 P: 25	R: 0 E: 0 K: 3 S: 13	H: 1 LOB: 1 BB: 0 P: 20	1B: 6 2B: 2 3B: 0 HR: 0	SF: 0 SAC: 2 DP: 2 HBP: 0	WP: 0 PB: 0 SB: 0 CS: 0	PA: 39				
PITCHER	IP 7.0	WLS 27	BF 6	H 2	R 2	ER 3	SO 3	BB 0	IBB 0	HBP 0	BLK 0	WP 0	HR 0	S 66	P 105	ERA 2.57	WHIP 1.000											
51 Wandy Rodriguez, L ERA: 4.67	1.0	3	0	0	0	0	0	0	0	0	0	0	0	9	14	0.00	0.000											
38 Brian Moehler, R ERA: 5.70	1.0	W	5	0	0	0	1	2	0	0	0	0	0	12	25	0.00	2.000											
48 Tim Byrdak, L ERA: 2.84	1.0	S	4	1	0	0	3	0	0	0	0	0	0	13	20	0.00	1.000											
22 Matt Lindstrom, R ERA: 3.6																												

Houston Astros @ Chicago Cubs
Wrigley Field, Chicago, IL
Sun Apr 18 2010, 1:24 PM - 4:16 PM CDT
Att. 39,506 - Sunny - 44 F

AB 34
R 2
H 7
RBI 2
BB 3
SO 7
LOB 14



Batter	1	2	3	4	5	6	7	8	9	AB	R	H	RBI	BB	SO	LOB	TOP																		
24 Cameron Maybin, R (1, 8) OBP: 0.362, SLG: 0.413										4	1	1	1	0	2	0	Florida Marlins @ Houston Astros Minute Maid Park, Houston, TX Wed Apr 21 2010, 7:07 PM - 9:40 PM CDT Att: 22,607 - Partly Cloudy - 77 F																		
8 Chris Cochran, L (1, 7) OBP: 0.161, SLG: 0.130										4	0	0	0	0	1	0																			
2 Hanley Ramirez, R (1, 6) OBP: 0.406, SLG: 0.424										4	0	0	0	0	0	1																			
3 Jorge Cantu, R (1, 5) OBP: 0.348, SLG: 0.600										4	0	1	0	0	0	0																			
6 Dan Uggla, R (1, 4) OBP: 0.385, SLG: 0.559										3	1	2	0	1	0	1																			
21 John Baker, L (1, 2) OBP: 0.384, SLG: 0.390										3	1	0	0	1	1	3																			
12 Cody Ross, R (1, 9) OBP: 0.286, SLG: 0.350										3	0	0	0	0	3	3																			
15 Gaby Sanchez, R (1, 3) OBP: 0.382, SLG: 0.468										3	1	1	1	0	0	0																			
55 Josh Johnson, L (1, 1)										1	0	0	1	0	1	0																			
25 Brett Carroll, R (7, PH) OBP: 0.357, SLG: 0.643										1	0	0	0	0	1	0																			
31 Burke Badenhop, R (7, 1)										0	0	0	0	0	0	0																			
52 Chris Leroux, L (8, 1)										0	0	0	0	0	0	0																			
Inning Stats	R: 0 K: 1 S: 7	H: 0 LOB: 0 BB: 12	R: 0 K: 2 S: 11	H: 0 LOB: 1 BB: 17	R: 0 K: 1 S: 9	H: 0 LOB: 0 BB: 17	R: 0 K: 0 S: 5	H: 0 LOB: 0 BB: 9	R: 4 K: 1 S: 18	H: 3 LOB: 1 BB: 31	R: 0 K: 0 S: 4	H: 1 LOB: 0 BB: 7	R: 0 K: 2 S: 10	H: 0 LOB: 0 BB: 14	R: 0 K: 2 S: 8	H: 0 LOB: 0 BB: 9	R: 0 K: 0 S: 8	H: 1 LOB: 0 BB: 12	1B: 4 2B: 0 3B: 1 HR: 0	SF: 0 SAC: 1 DP: 2 HBP: 0	WP: 0 PB: 0 SB: 0 CS: 0	PA: 33													
PITCHER	IP WLS BF H R ER SO BB IBB HBP BLK WP HR S P ERA WHIP																																		
20 Bud Norris, R (1, 1) ERA: 4.26	5.0	21	3	4	3	5	2	0	0	0	0	0	0	0	0	50	86	5.40	1.000																
59 Wilton Lopez, R (6, 1) ERA: 4.5	2.0	6	1	0	0	2	0	0	0	0	0	0	0	0	0	14	21	0.00	0.500																
37 Brandon Lyon, R (8, 1) ERA: 7.36	1.0	3	0	0	0	2	0	0	0	0	0	0	0	0	0	8	9	0.00	0.000																
22 Matt Lindstrom, R (9, 1) ERA: 3.86	1.0	3	1	0	0	0	0	0	0	0	0	0	0	0	0	8	12	0.00	1.000																

Batter	1	2	3	4	5	6	7	8	9	AB	R	H	RBI	BB	SO	LOB	BOTTOM																		
21 Michael Bourn, L (1, 8) OBP: 0.392, SLG: 0.400										3	2	1	0	1	1	2	Florida Marlins @ Houston Astros Minute Maid Park, Houston, TX Wed Apr 21 2010, 7:07 PM - 9:40 PM CDT Att: 22,607 - Partly Cloudy - 77 F																		
8 Jeff Keppinger, R (1, 6) OBP: 0.404, SLG: 0.415										3	0	0	0	1	0	3																			
17 Lance Berkman, S (1, 3) OBP: 0.125, SLG: 0.250										4	0	0	1	0	2	2																			
45 Carlos Lee, R (1, 7) OBP: 0.175, SLG: 0.164										3	0	2	1	1	0	0																			
22 Matt Lindstrom, R (9, 1)										0	0	0	0	0	0	0																			
9 Hunter Pence, R (1, 9) OBP: 0.189, SLG: 0.250										4	0	0	0	0	0	3																			
77 Pedro Feliz, R (1, 5) OBP: 0.232, SLG: 0.283										4	1	1	0	0	2	1																			
3 Kazuo Matsui, S (1, 4) OBP: 0.125, SLG: 0.125										3	1	1	0	0	0	0																			
55 Humberto Quintero, R (1, 2) OBP: 0.273, SLG: 0.381										3	1	2	1	0	1	2																			
20 Bud Norris, R (1, 1) ERA: 4.09	6.0	23	4	3	2	2	3	0	0	0	0	0	0	0	0	0																			
31 Burke Badenhop, R (7, 1) ERA: 2.53	1.0	6	3	2	2	2	0	0	0	0	0	0	0	0	0	0																			
52 Chris Leroux, R (8, 1) ERA: 2.25	1.0	4	1	0	0	2	0	0	0	0	0	0	0	0	0	0																			
Inning Stats	R: 1 K: 0 S: 8	H: 0 LOB: 0 BB: 2 P: 19	R: 0 K: 1 S: 10	H: 0 LOB: 0 BB: 0 P: 16	R: 0 K: 0 S: 7	H: 1 LOB: 1 BB: 0 P: 10	R: 0 K: 1 S: 8	H: 0 LOB: 0 BB: 0 P: 11	R: 1 K: 0 S: 12	H: 1 LOB: 0 BB: 0 P: 17	R: 1 K: 0 S: 9	H: 2 LOB: 1 BB: 7 P: 23	R: 2 K: 2 S: 17	H: 3 LOB: 1 BB: 0 P: 30	R: 0 K: 2 S: 11	H: 1 LOB: 1 BB: 0 P: 16	1B: 5 2B: 1 3B: 1 HR: 1	SF: 0 SAC: 1 DP: 0 HBP: 0	WP: 1 PB: 0 SB: 1 CS: 2	PA: 34															
PITCHER	IP WLS BF H R ER SO BB IBB HBP BLK WP HR S P ERA WHIP																																		
55 Josh Johnson, R (1, 1) ERA: 4.09	6.0	23	4	3	2	2	3	0	0	0	0	0	0	0	0	0	0	3.00	1.167																
31 Burke Badenhop, R (7, 1) ERA: 2.53	1.0	6	3	2	2	2	0	0	0	0	0	0	0	0	0	0	0	18.00	3.000																
52 Chris Leroux, R (8, 1) ERA: 2.25	1.0	4	1	0	0	2	0	0	0	0	0	0	0	0	0	0	0	0.00	1.000																



Batter	1	2	3	4	5	6	7	8	9	AB	R	H	RBI	BB	SO	LOB	TOP			
24 Cameron Maybin, R (1.8) OBP: 0.342, SLG: 0.388	G6-3	K			K		P4			4	0	0	0	0	2	1	Florida Marlins @ Houston Astros Minute Maid Park, Houston, TX Thu Apr 22 2010, 7:07 PM - 9:47 PM CDT Att: 21,802 - Overcast - 73 F			
8 Chris Coghlan, L (1.7) OBP: 0.167, SLG: 0.123	BB		G6-3		K		K			3	1	0	0	1	2	0				
2 Hanley Ramirez, R (1.6) OBP: 0.411, SLG: 0.419	BB		G5-3			HBP	K			3	1	1	0	0	1	0				
3 Jorge Cantu, R (1.5) OBP: 0.343, SLG: 0.578	BB		G5-3			E5		K		4	2	1	0	0	1	1				
6 Dan Uggla, R (1.4) OBP: 0.377, SLG: 0.556	G6-3			G4-3		2B		G6-3		4	1	1	1	0	0	0				
21 John Baker, L (1.2) OBP: 0.375, SLG: 0.372	P6				BB	BB		G6-3		2	0	0	0	2	0	0				
12 Cody Ross, R (1.9) OBP: 0.284, SLG: 0.344		F7			F9				G4-3	4	0	1	2	0	0	1				
15 Gaby Sanchez, R (1.3) OBP: 0.379, SLG: 0.480		G5-3			F8				K	3	0	1	0	0	0	1				
18 Wes Helms, R (8.5) OBP: 0.500, SLG: 0.571									K	1	0	0	0	0	1	0				
19 Anibal Sánchez, R (1.1) OBP: 0.500, SLG: 0.500					K2-3				F8	3	0	1	0	0	1	2				
37 Renyel Pinto, L (7.1) OBP: 0.375, SLG: 0.372						B2-3				0	0	0	0	0	0	0				
52 Chris Leroux, L (8.1) OBP: 0.375, SLG: 0.372										0	0	0	0	0	0	0				
13 Mike Lamb, L (9. PH) OBP: 0.375, SLG: 0.372										1	0	0	0	0	0	0				
46 Juan Carlos Oviedo, R (9.1) OBP: 0.375, SLG: 0.372										0	0	0	0	0	0	0				
Inning Stats	R: 3 H: 2 E: 1 K: 0 S: 17	H: 2 R: 0 ER: 0 LOB: 1 P: 29	R: 0 H: 1 E: 0 K: 1 S: 14	H: 1 R: 0 ER: 0 LOB: 1 P: 18	R: 0 H: 0 E: 0 K: 0 S: 7	H: 0 R: 0 ER: 0 LOB: 1 P: 9	R: 0 H: 0 E: 0 K: 3 S: 11	H: 0 R: 0 ER: 0 LOB: 0 P: 20	R: 0 H: 0 E: 0 K: 3 S: 10	H: 3 R: 0 ER: 0 LOB: 2 P: 12	R: 0 H: 0 E: 0 K: 2 S: 8	H: 0 R: 0 ER: 0 LOB: 0 P: 16	R: 0 H: 0 E: 0 K: 1 S: 6	H: 0 R: 0 ER: 0 LOB: 0 P: 12	R: 0 H: 0 E: 0 K: 1 S: 7	H: 0 R: 0 ER: 0 LOB: 0 P: 9	1B: 4 2B: 2 HR: 0	SF: 0 SAC: 0 DP: 0 HBP: 1	WP: 1 PB: 0 SB: 0 CS: 1	PA: 36
PITCHER	IP: 5.2 WLS: L BF: 26 H: 6 R: 5 ER: 2 SO: 4 BB: 3 IBB: 0 HBP: 1 BLK: 0 WP: 1 HR: 0 S: 69 P: 108 ERA: 3.18 WHIP: 1.588	IP: 1.1 WLS: 4 BF: 0 H: 0 R: 0 ER: 0 SO: 2 BB: 0 IBB: 0 HBP: 0 BLK: 0 WP: 0 HR: 9 S: 17 P: 17 ERA: 0.00 WHIP: 0.000	IP: 2.0 WLS: 6 BF: 0 H: 0 R: 0 ER: 0 SO: 2 BB: 0 IBB: 0 HBP: 0 BLK: 0 WP: 0 HR: 13 S: 21 P: 21 ERA: 0.00 WHIP: 0.000	PITCHER																


Batter	1	2	3	4	5	6	7	8	9	AB	R	H	RBI	BB	SO	LOB	BOTTOM			
21 Michael Bourn, L (1.8) OBP: 0.400, SLG: 0.408	K		G4-3							4	0	2	1	0	1	1	Florida Marlins @ Houston Astros Minute Maid Park, Houston, TX Thu Apr 22 2010, 7:07 PM - 9:47 PM CDT Att: 21,802 - Overcast - 73 F			
3 Kazuo Matsui, S (1.4) OBP: 0.107, SLG: 0.107	G6-3		P5		G3		L5			4	0	0	0	0	5					
17 Lance Berkman, S (1.3) OBP: 0.250, SLG: 0.333	BB			G5-3		L8	G6-3			4	0	2	0	0	2					
45 Carlos Lee, R (1.7) OBP: 0.164, SLG: 0.153	G4-3			P6		G4-3		G6-3		4	0	0	0	0	2					
9 Hunter Pence, R (1.9) OBP: 0.193, SLG: 0.250		F9		G5-3				G6-3		4	0	1	0	0	1					
27 Geoff Blum, S (1.5) OBP: 0.314, SLG: 0.412			G3-1		G3-1		P5		K	4	0	1	0	0	1	2				
55 Humberto Quintero, R (1.2) OBP: 0.269, SLG: 0.360		G6-4-3			B1-3				K	4	1	1	0	0	1	1				
12 Tommy Manzella, R (1.6) OBP: 0.256, SLG: 0.216			G4-3		F8		HBP		K	3	0	1	0	0	1	0				
52 Felipe Paulino, R (1.1) OBP: 0.600, SLG: 0.800			SH1-4				FC4-6		K	1	0	1	0	0	0	0				
47 Jeff Fulchino, R (6.1) OBP: 0.067, SLG: 0.200									K	1	0	0	0	0	0	2				
18 Cory Sullivan, L (7. PH) OBP: 0.067, SLG: 0.200										0	0	0	0	0	0	0				
38 Brian Moehler, R (8.1) OBP: 0.286, SLG: 0.786										1	0	0	0	0	1	0				
4 Jason Michaels, R (9. PH) OBP: 0.286, SLG: 0.786										1	0	0	0	0	1	0				
Inning Stats	R: 0 H: 1 E: 0 K: 1 S: 8	H: 1 R: 0 ER: 0 LOB: 0 P: 11	R: 0 H: 1 E: 0 K: 0 S: 7	H: 1 R: 0 ER: 0 LOB: 0 P: 10	R: 0 H: 1 E: 0 K: 0 S: 12	H: 1 R: 0 ER: 0 LOB: 1 P: 18	R: 0 H: 1 E: 0 K: 0 S: 12	H: 1 R: 0 ER: 0 LOB: 1 P: 14	R: 0 H: 2 E: 0 K: 0 S: 8	H: 1 R: 0 ER: 0 LOB: 2 P: 12	R: 0 H: 1 E: 0 K: 0 S: 9	H: 2 R: 0 ER: 0 LOB: 2 P: 18	R: 0 H: 0 E: 0 K: 1 S: 9	H: 0 R: 0 ER: 0 LOB: 0 P: 13	R: 0 H: 0 E: 0 K: 3 S: 9	H: 0 R: 0 ER: 0 LOB: 0 P: 13	1B: 9 2B: 2 HR: 0	SF: 0 SAC: 1 DP: 1 HBP: 1	WP: 1 PB: 0 SB: 1 CS: 0	PA: 36
PITCHER	IP: 6.2 WLS: W BF: 29 H: 1 R: 1 ER: 1 SO: 1 BB: 0 IBB: 0 HBP: 0 BLK: 0 WP: 0 HR: 0 S: 65 P: 89 ERA: 1.35 WHIP: 1.350	IP: 0.1 WLS: H BF: 1 H: 0 R: 0 ER: 0 SO: 0 BB: 0 IBB: 0 HBP: 0 BLK: 0 WP: 0 HR: 3 S: 6 P: 6 ERA: 0.00 WHIP: 0.000	IP: 1.0 WLS: 3 BF: 0 H: 0 R: 0 ER: 0 SO: 1 BB: 0 IBB: 0 HBP: 0 BLK: 0 WP: 0 HR: 9 S: 13 P: 13 ERA: 0.00 WHIP: 0.000	IP: 1.0 WLS: 3 BF: 0 H: 0 R: 0 ER: 0 SO: 3 BB: 0 IBB: 0 HBP: 0 BLK: 0 WP: 0 HR: 9 S: 13 P: 13 ERA: 0.00 WHIP: 0.000	PITCHER															



Batter	1	2	3	4	5	6	7	8	9	AB	R	H	RBI	BB	SO	LOB	TOP										
3 Akinori Iwamura, L (1.4) OBP: 0.299, SLG: 0.339	G4-3		K			G6-3		F7		4	0	0	0	0	1	0											
22 Andrew McCutchen, R (1.8) OBP: 0.338, SLG: 0.349	G1-3			P4		P4		L6		4	0	0	0	0	0	0											
19 Ryan Church, L (1.7) OBP: 0.385, SLG: 0.500	P5			P5			E1 46 HR	G4-3		4	1	0	0	0	0	0											
46 Garrett Jones, L (1.9) OBP: 0.391, SLG: 0.481		F8 6 41 G4-3 1B		K			HR	F8		4	1	2	2	0	1	0											
41 Ryan Doumit, S (1.2) OBP: 0.333, SLG: 0.306	G4-3					G4-3		K		4	0	1	0	0	1	1											
6 Jeff Clement, L (1.3) OBP: 0.200, SLG: 0.293	F8					L9		P3		4	1	1	1	0	0	2											
24 Delwyn Young, S (1.5) OBP: 0.278, SLG: 0.394	F8					F7		K		3	0	0	0	0	1	2											
28 Paul Maholm, L (1.1)			G4-3			K				2	0	0	0	1	1												
47 Evan Meek, R (8.1)										0	0	0	0	0	0	0											
5 Ronny Cedeno, R (1.6) OBP: 0.286, SLG: 0.370			G5-3			F8		F8		3	0	0	0	0	0	1											
Inning Stats	R: 0 E: 0 K: 0 S: 6	H: 0 LOB: 0 BB: 0 P: 9	R: 0 E: 0 K: 0 S: 11	H: 1 LOB: 1 BB: 0 P: 17	R: 0 E: 0 K: 1 S: 8	H: 0 LOB: 0 BB: 0 P: 10	R: 0 E: 0 K: 1 S: 10	H: 1 LOB: 1 BB: 0 P: 12	R: 0 E: 0 K: 0 S: 8	H: 0 LOB: 0 BB: 0 P: 11	R: 3 E: 1 K: 1 S: 13	H: 2 LOB: 1 BB: 1 P: 23	R: 0 E: 0 K: 0 S: 5	H: 0 LOB: 0 BB: 0 P: 6	R: 0 E: 0 K: 1 S: 9	H: 0 LOB: 0 BB: 0 P: 12	1B: 2 2B: 0 3B: 0 HR: 2	SF: 0 SAC: 0 DP: 0 HBP: 0	WP: 0 PB: 0 SB: 0 CS: 0	PA: 33							
PITCHER	IP	WLS	BF	H	R	ER	SO	BB	IBB	HBP	BLK	WP	HR	S	P	ERA	WHIP										
44 Roy Oswalt, R (1.1) ERA: 2.42	7.0	W	27	4	3	2	4	1	0	0	0	0	2	62	91	2.57	0.714										
37 Brandon Lyon, R (8.1) ERA: 8.48	1.0	H	3	0	0	0	0	0	0	0	0	0	0	5	6	0.00	0.000										
22 Matt Lindstrom, R (9.1) ERA: 3.38	1.0	S	3	0	0	0	1	0	0	0	0	0	0	9	12	0.00	0.000										

Pittsburgh Pirates @ Houston Astros
Minute Maid Park, Houston, TX
Fri Apr 23 2010, 7:07 PM - 9:12 PM CDT
Att: 30,018 - Partly Cloudy - 79 F


AB 32
R 3
H 4
RBI 3
BB 1
SO 5
LOB 7



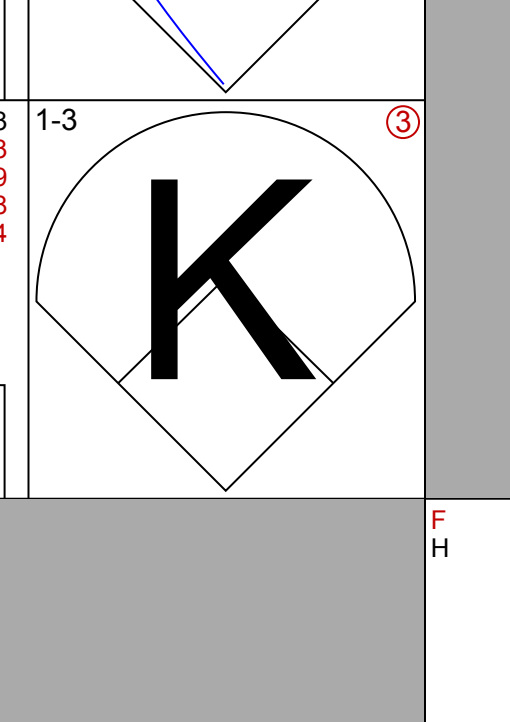
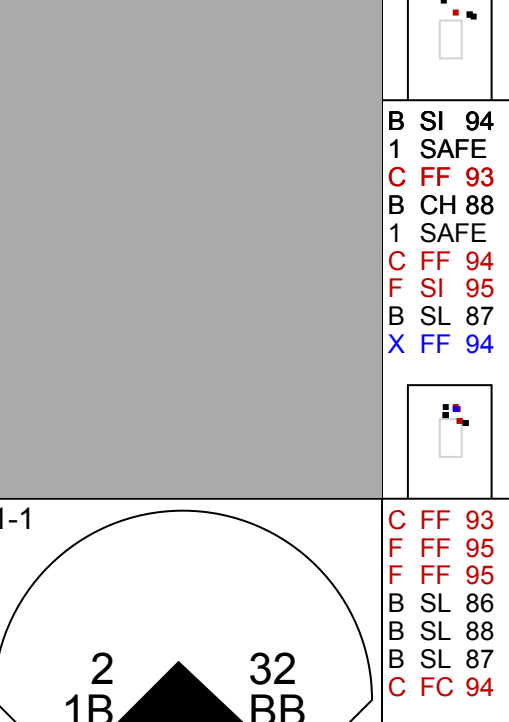
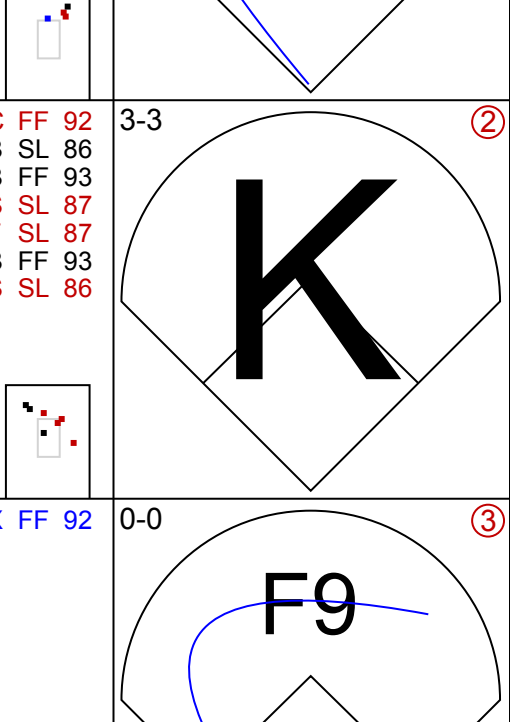
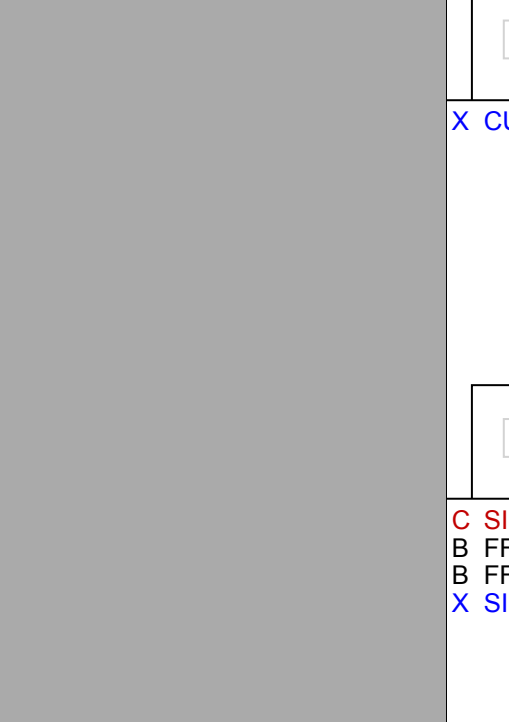
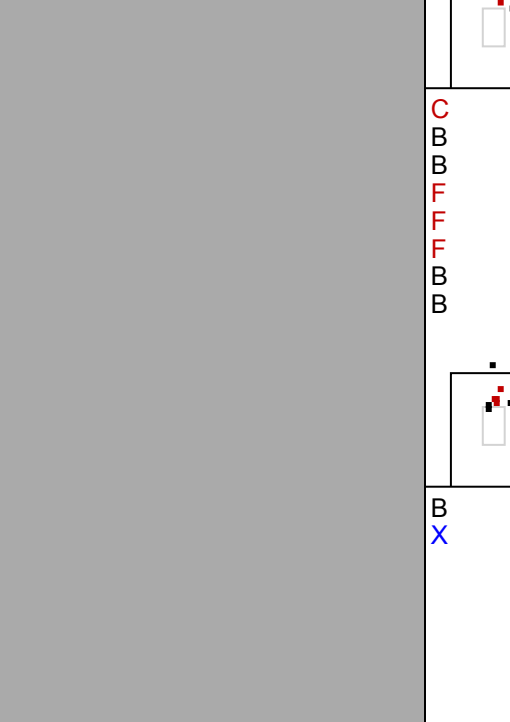
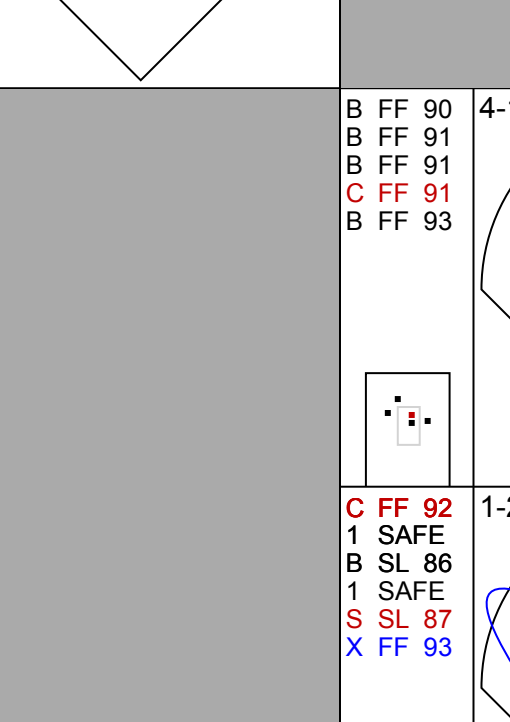

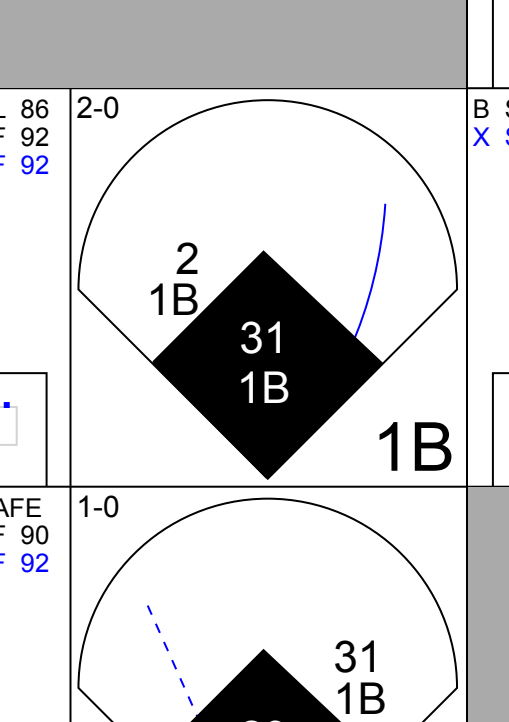
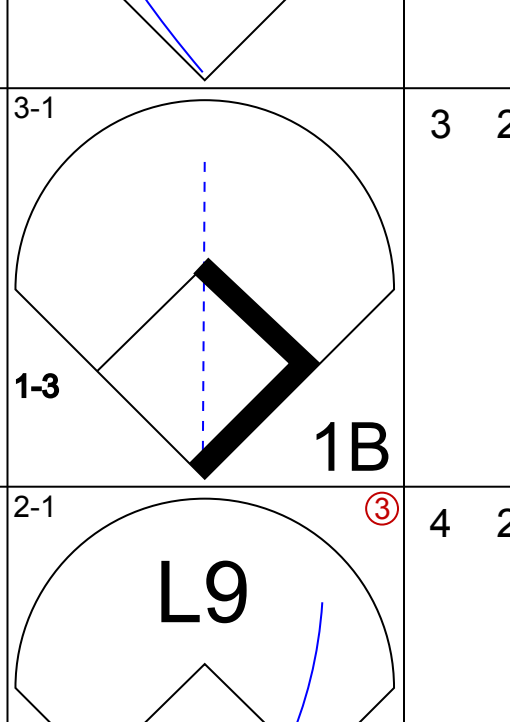
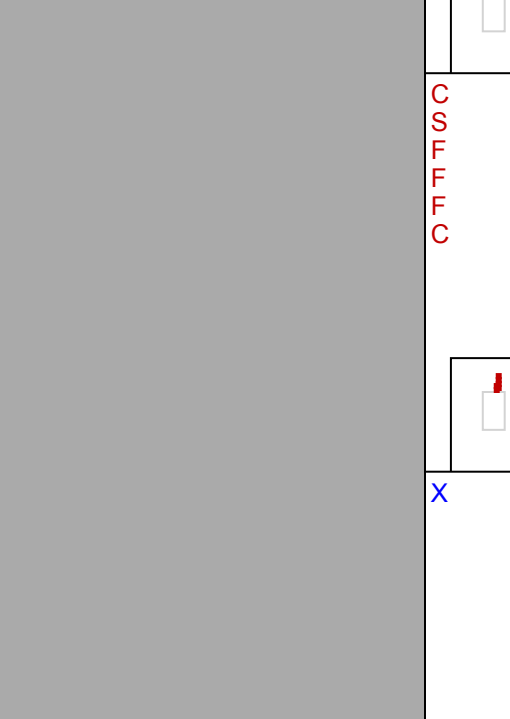
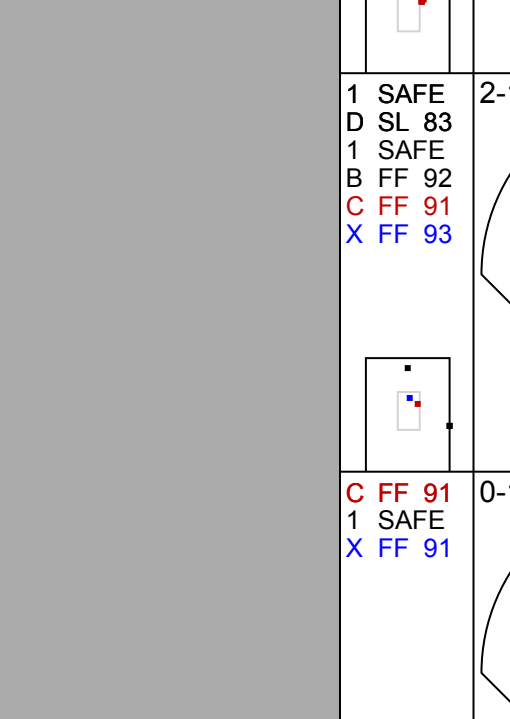



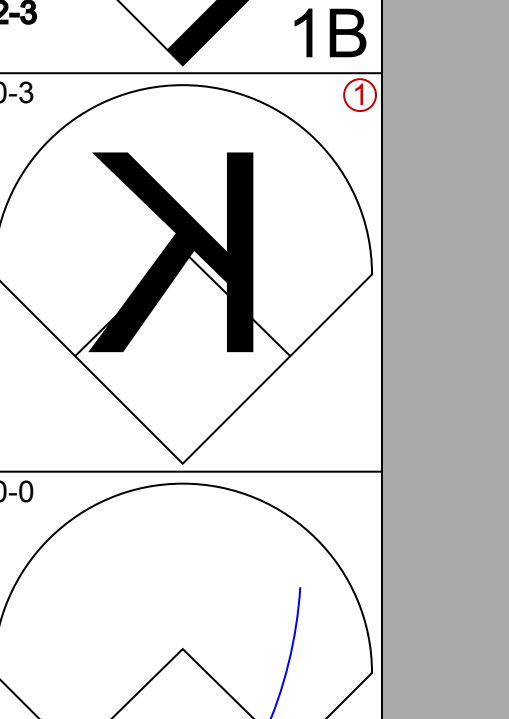
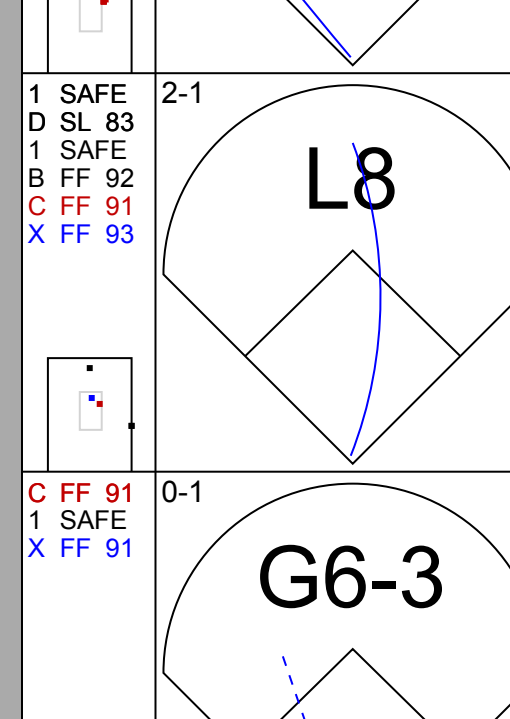
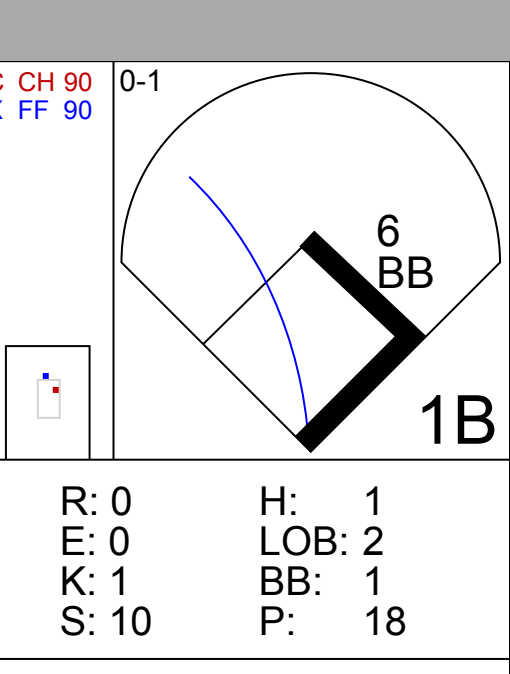
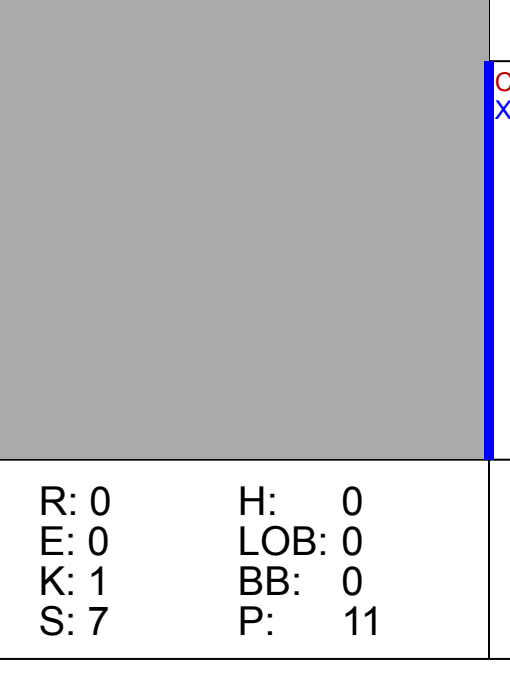
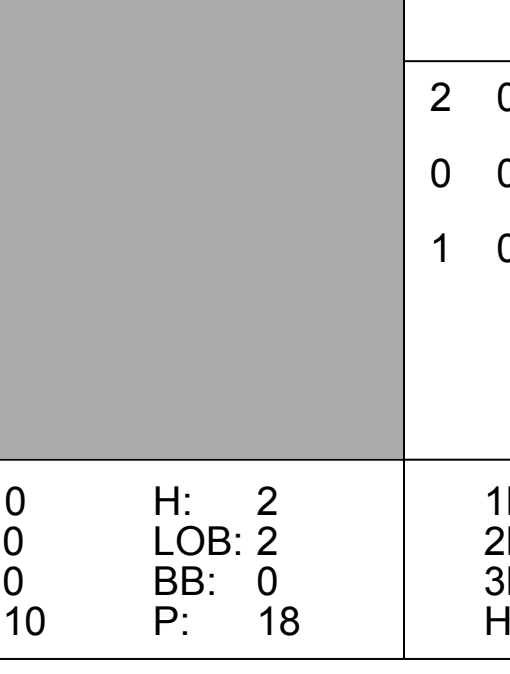
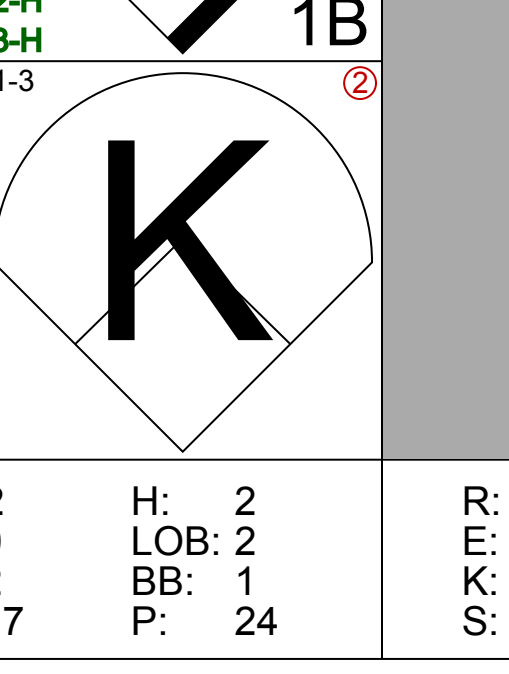
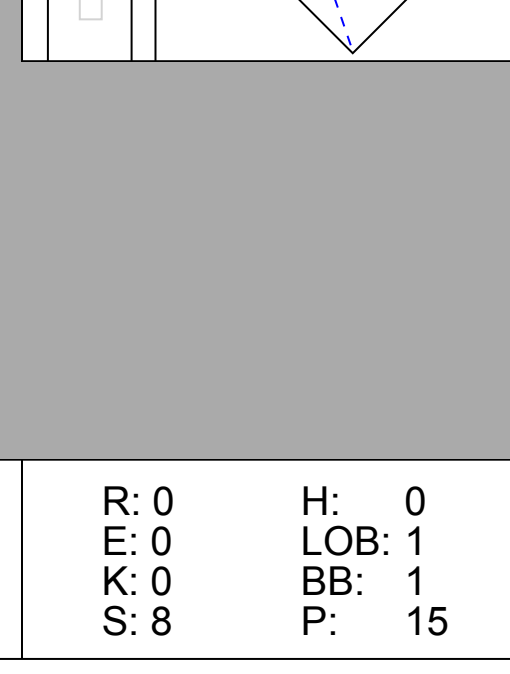
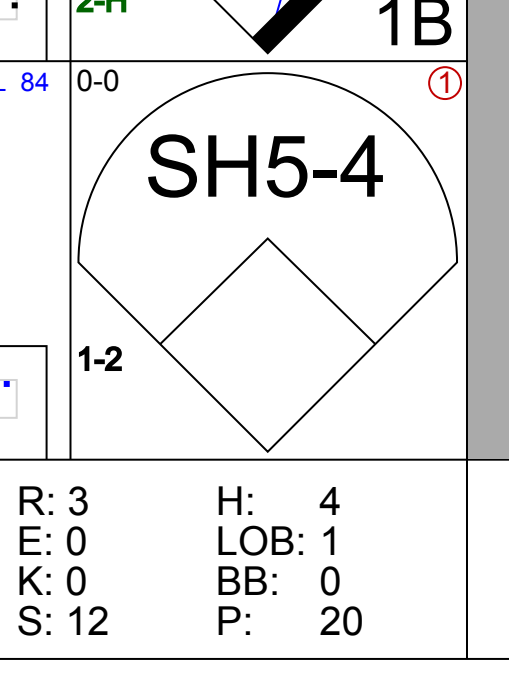
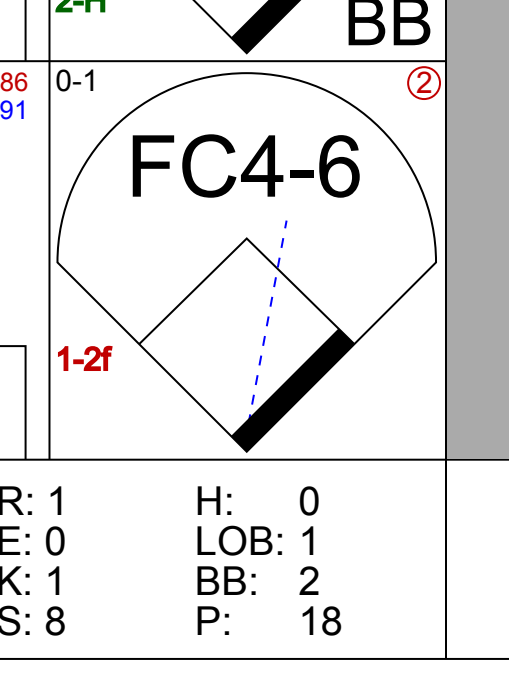
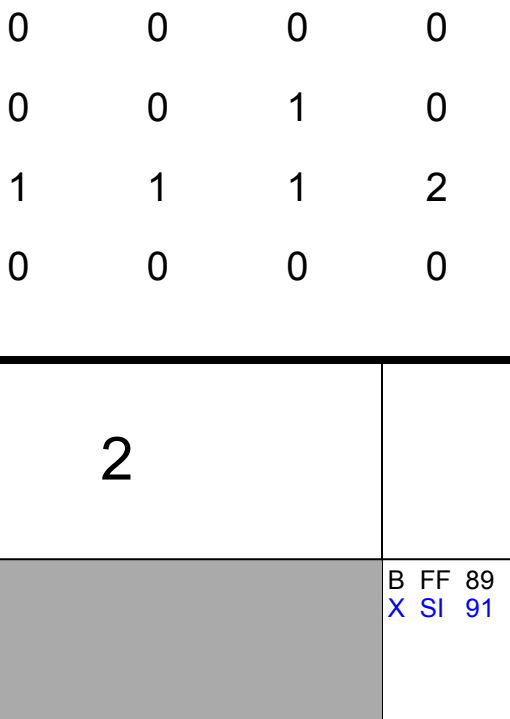
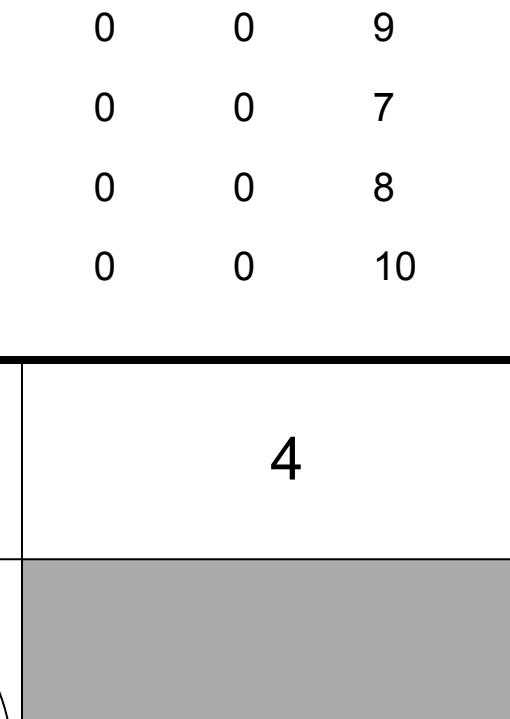
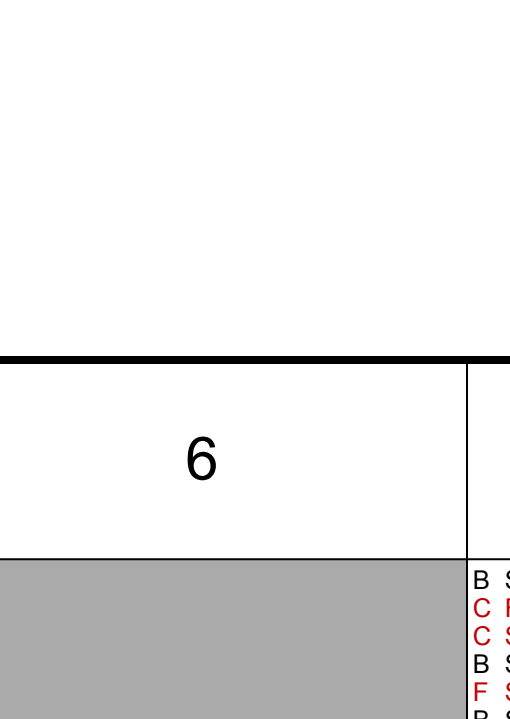
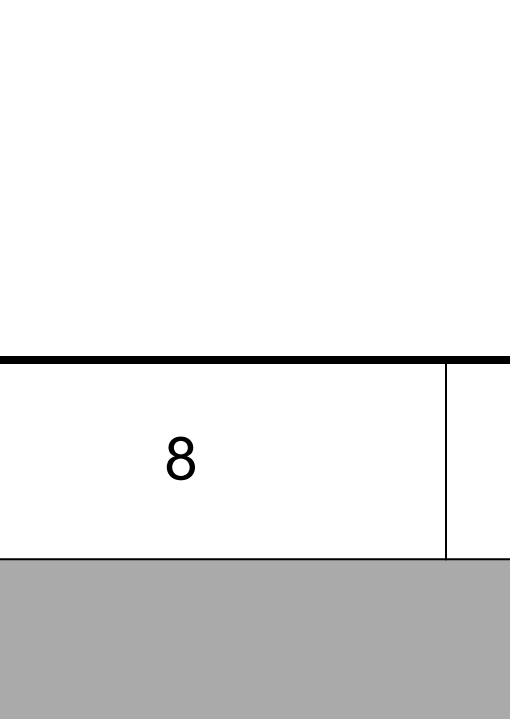

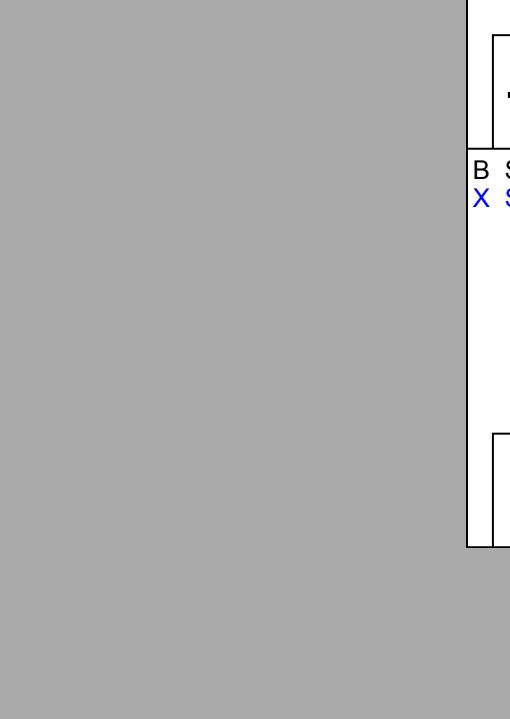
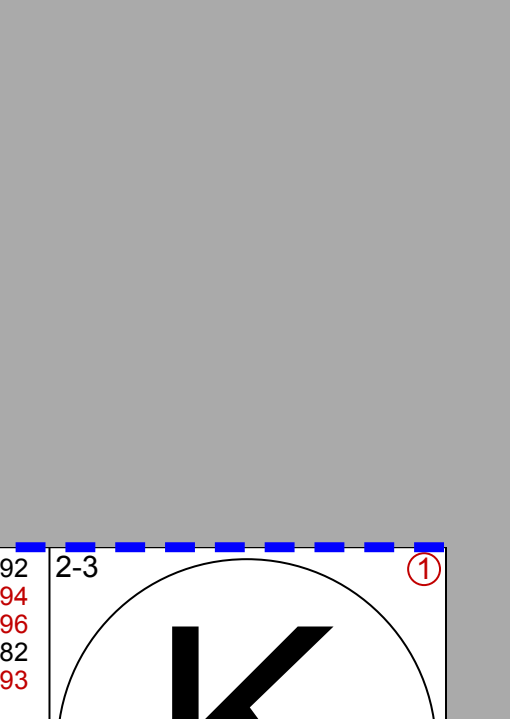
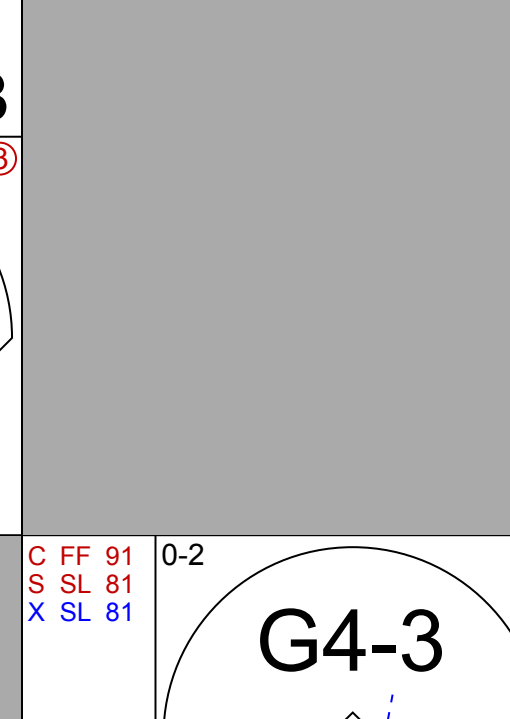
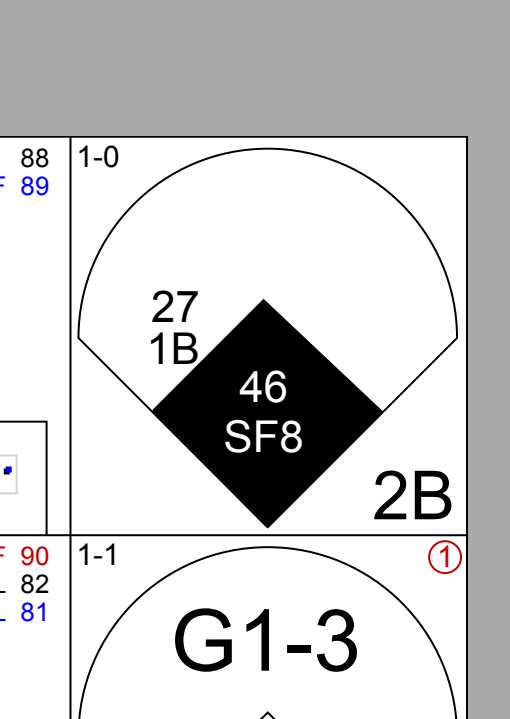
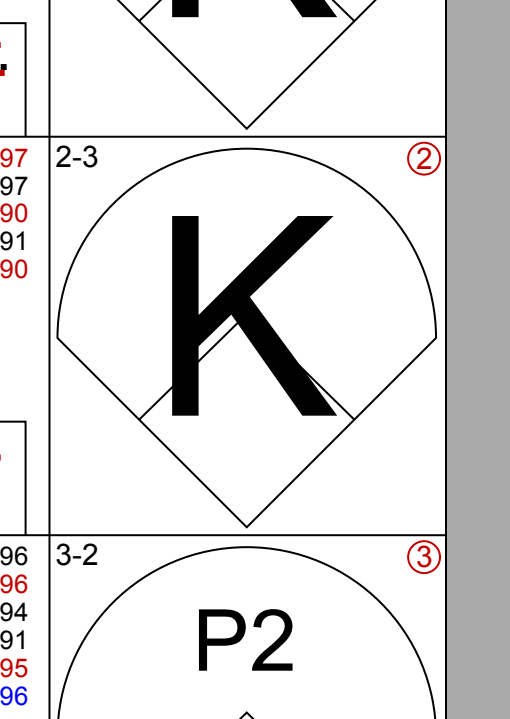

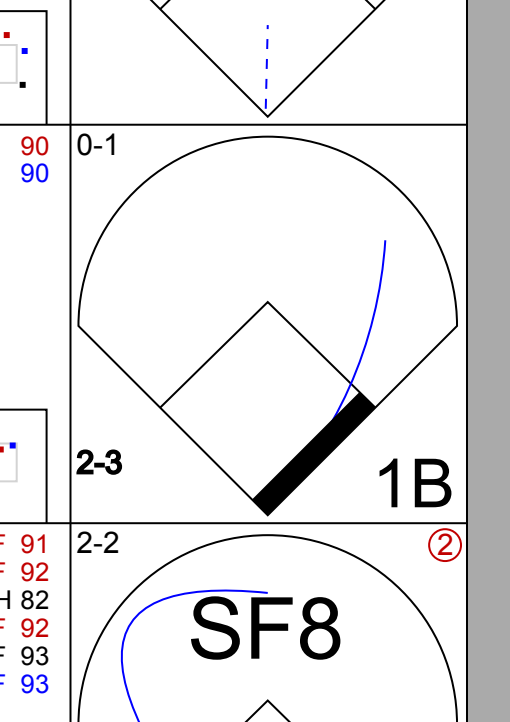
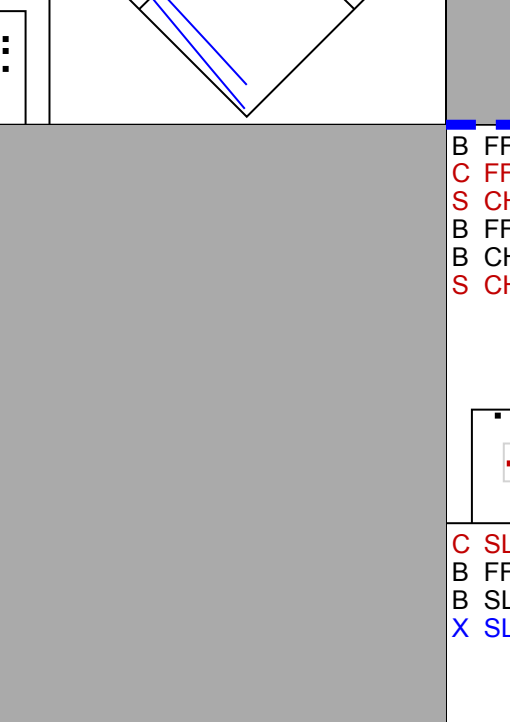
Batter	1	2	3	4	5	6	7	8	9	AB	R	H	RBI	BB	SO	LOB	BOTTOM										
21 Michael Bourn, L (1.8) OBP: 0.407, SLG: 0.404	G6-4-3 BB		G3			E5 45 2B 1B	K			3	1	1	0	1	1	1											
8 Jeff Keppinger, R (1.4) OBP: 0.392, SLG: 0.422	G6-4-3		G3			E5 45 2B		F9		4	1	1	1	0	0	2											
17 Lance Berkman, S (1.3) OBP: 0.313, SLG: 0.333	G6-4-3		G3			K		G5-3		3	0	1	0	1	1	2											
45 Carlos Lee, R (1.7) OBP: 0.169, SLG: 0.175	G5-3					K		K		4	1	1	2	0	1	1											
22 Matt Lindstrom, R (9.1)	G5-3									0	0	0	0	0	0	0											
9 Hunter Pence, R (1.9) OBP: 0.183, SLG: 0.237		G3-1		G4-3		G4-3		G4-3		3	0	0	0	0	0	1											
77 Pedro Feliz, R (1.5) OBP: 0.237, SLG: 0.304		G1-3		G5-3						3	0	1	1	0	0	0											
46 J.R. Towles, R (1.2) OBP: 0.200, SLG: 0.333		F7				G5-3		P3		3	0	0	0	0	0	1											
12 Tommy Manzella, R (1.6) OBP: 0.238, SLG: 0.200			L4			F7		G4-3		3	0	0	0	0	0	0											
44 Roy Oswalt, R (1.1) OBP: 0.333, SLG: 0.200						G5-3				2	1	1	0	0	0	0											
4 Jason Michaels, R (7. PH) OBP: 0.287, SLG: 0.733										1	0	0	0	0	1	0											
37 Brandon Lyon, R (8.1)										0	0	0	0	0	0	0											
18 Cory Sullivan, L (9.7) OBP: 0.067, SLG: 0.200										0	0	0	0	0	0	0											
Inning Stats	R: 0 E: 0 K: 0 S: 8	H: 0 LOB: 1 BB: 2 P: 18	R: 0 E: 0 K: 0 S: 6	H: 0 LOB: 0 BB: 0 P: 8	R: 1 E: 0 K: 0 S: 8	H: 3 LOB: 2 BB: 0 P: 15	R: 0 E: 0 K: 0 S: 6	H: 0 LOB: 0 BB: 0 P: 10	R: 0 E: 0 K: 0 S: 5	H: 0 LOB: 0 BB: 0 P: 9	R: 3 E: 1 K: 1 S: 16	H: 3 LOB: 1 BB: 0 P: 25	R: 0 E: 0 K: 2 S: 8	H: 0 LOB: 0 BB: 0 P: 13	R: 0 E: 0 K: 1 S: 7	H: 0 LOB: 0 BB: 0 P: 12	1B: 3 2B: 3 3B: 0 HR: 0	SF: 0 SAC: 0 DP: 1 HBP: 0	WP: 0 PB: 0 SB: 0 CS: 0	PA: 31							
PITCHER	IP	WLS	BF	H	R	ER	SO	BB	IBB	HBP	BLK	WP	HR	S	P	ERA	WHIP										
28 Paul Maholm, L (1.1) ERA: 4.01	7.0	L	28	6	4	2	3	2	0	0	0	0	0	57	98	2.57	1.143										
47 Evan Meek, R (8.1) ERA: 0.82	1.0		3	0	0	0	1	0	0	0	0	0	0	7	12	0.00	0.000										

Pittsburgh Pirates @ Houston Astros
Minute Maid Park, Houston, TX
Fri Apr 23 2010, 7:07 PM - 9:12 PM CDT
Att: 30,018 - Partly Cloudy - 79 F

AB 29
R 4
H 6
RBI 4
BB 2
SO 4
LOB 8



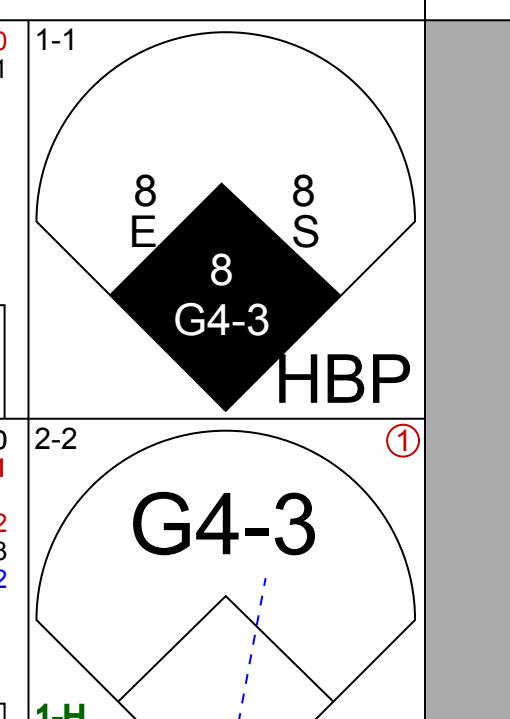
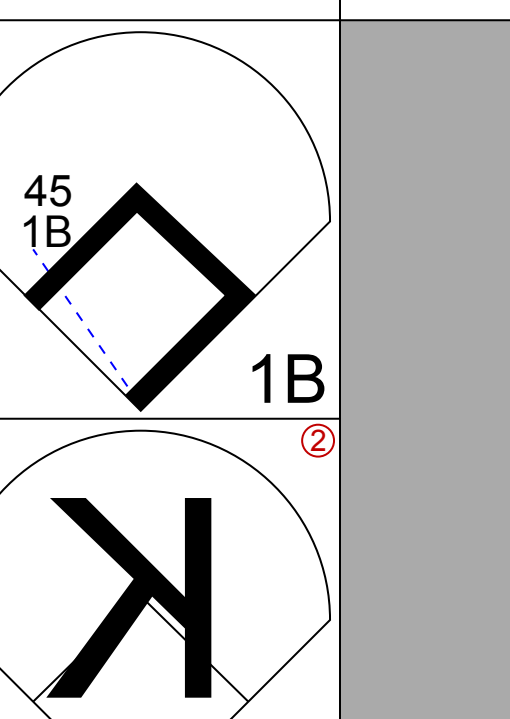
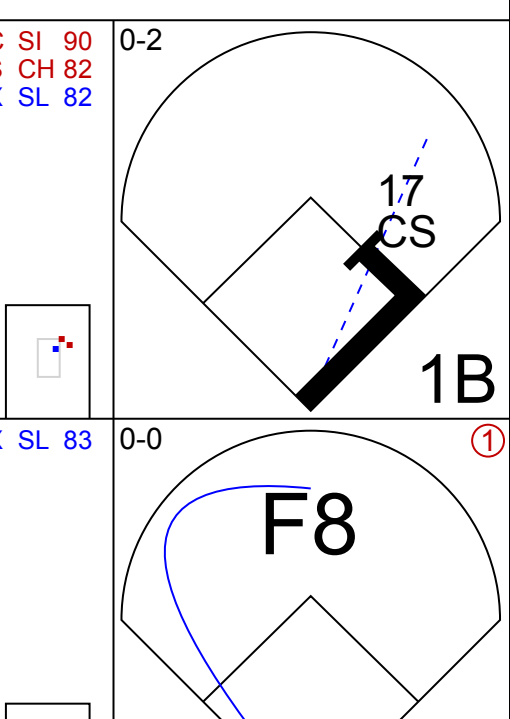
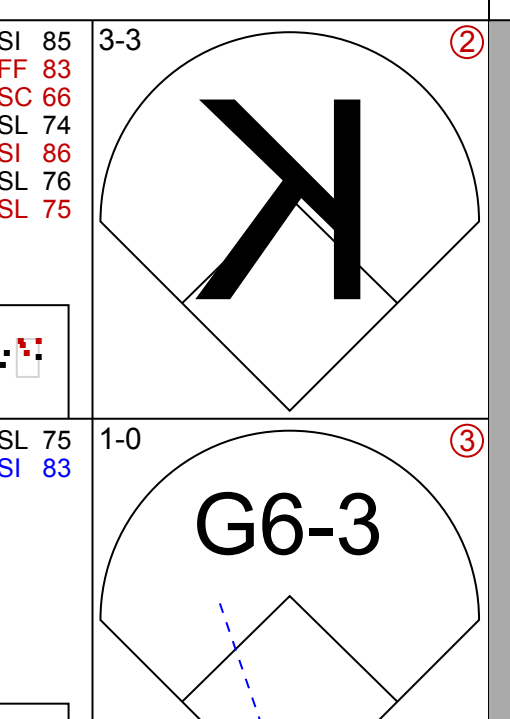
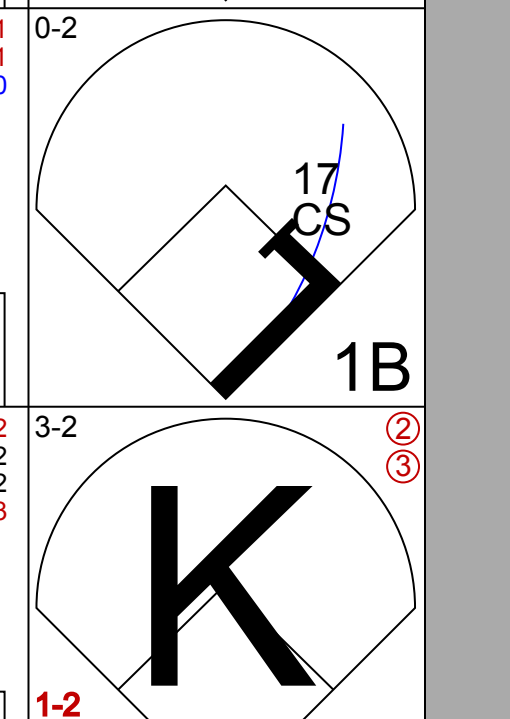
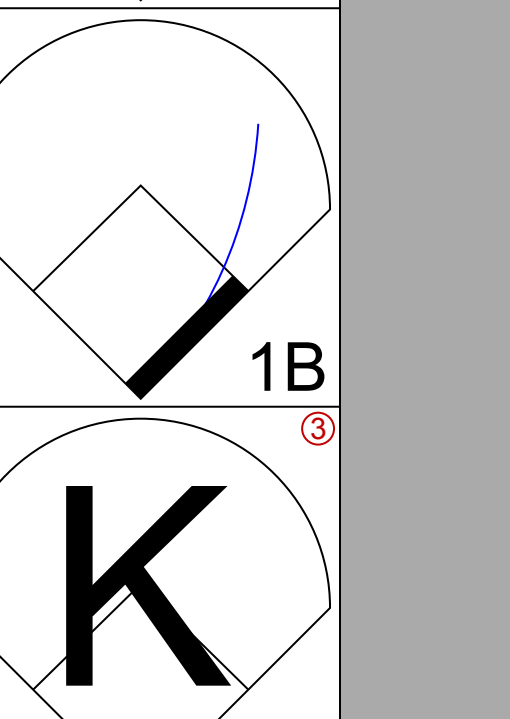
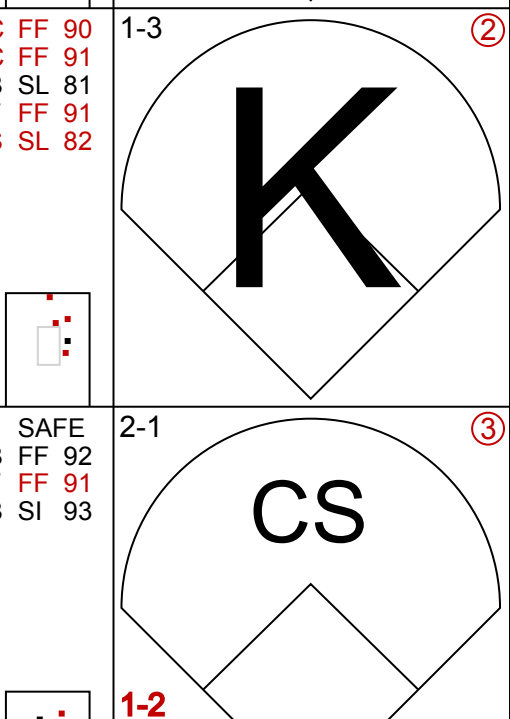

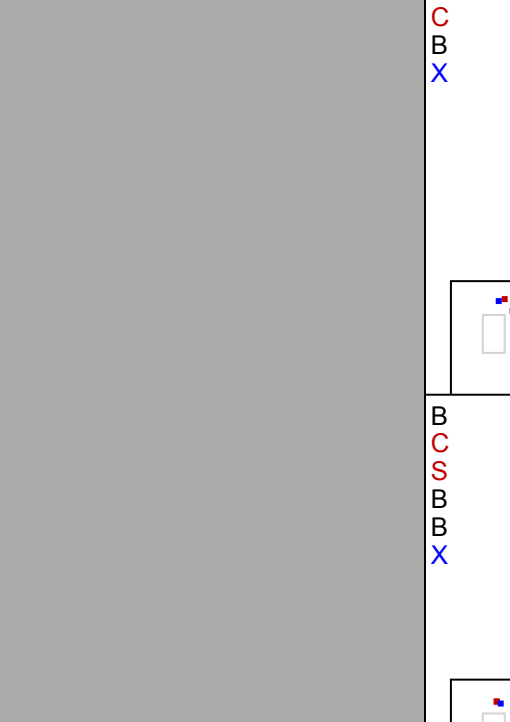
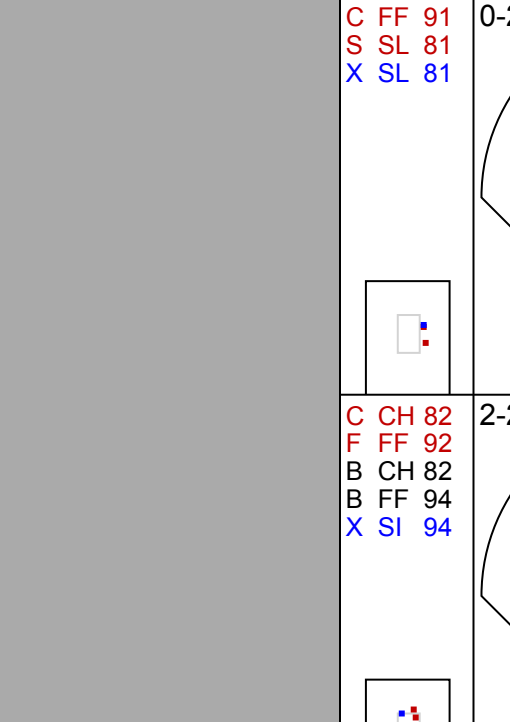


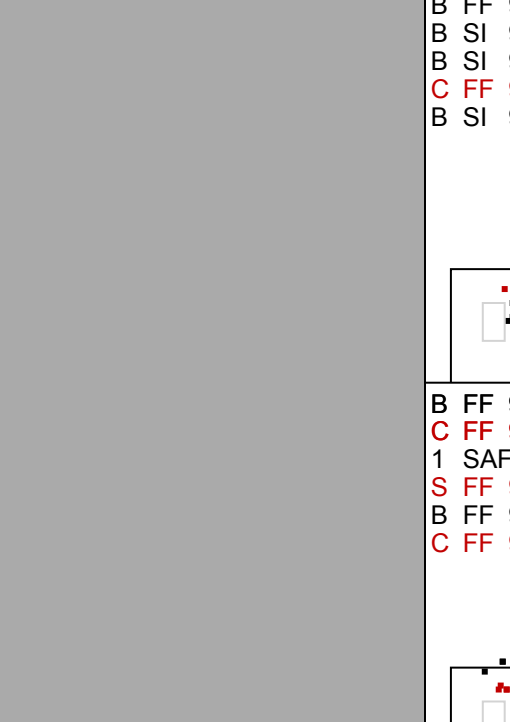
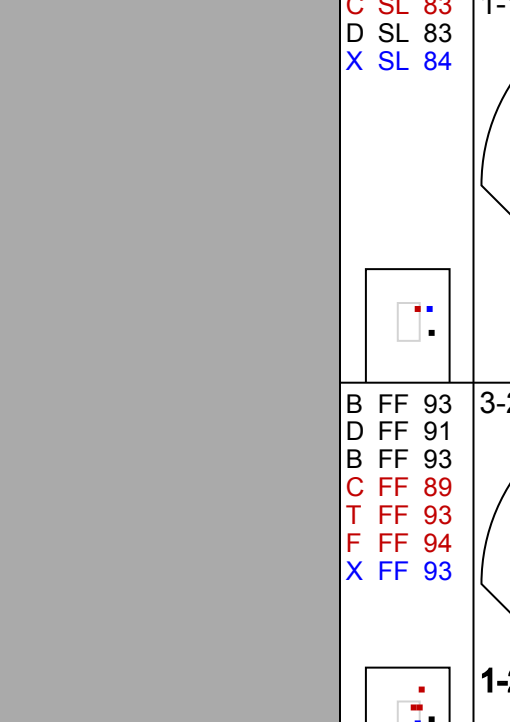

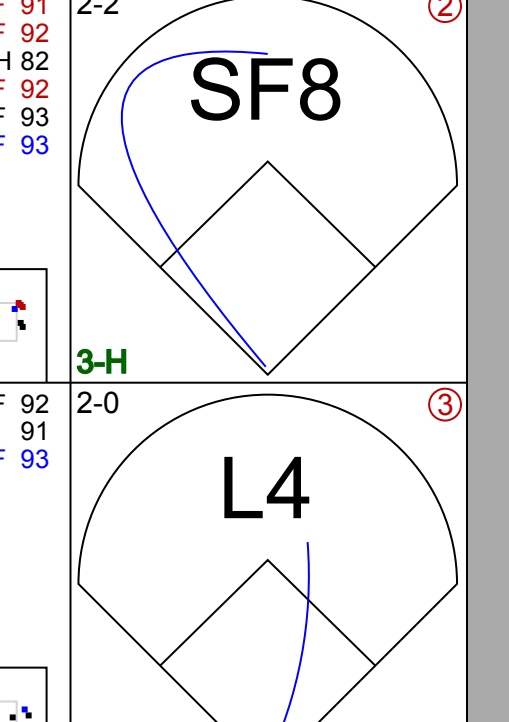
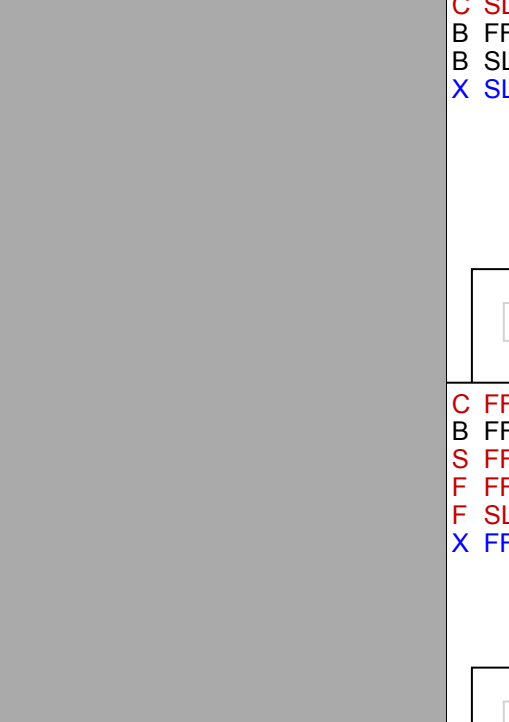
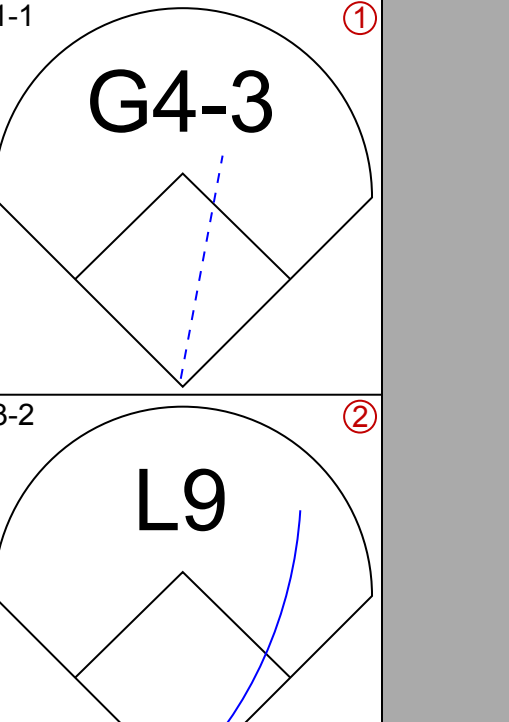
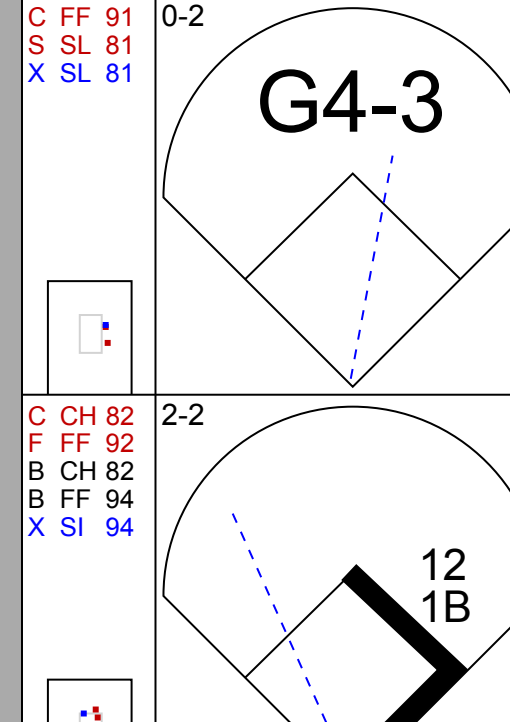
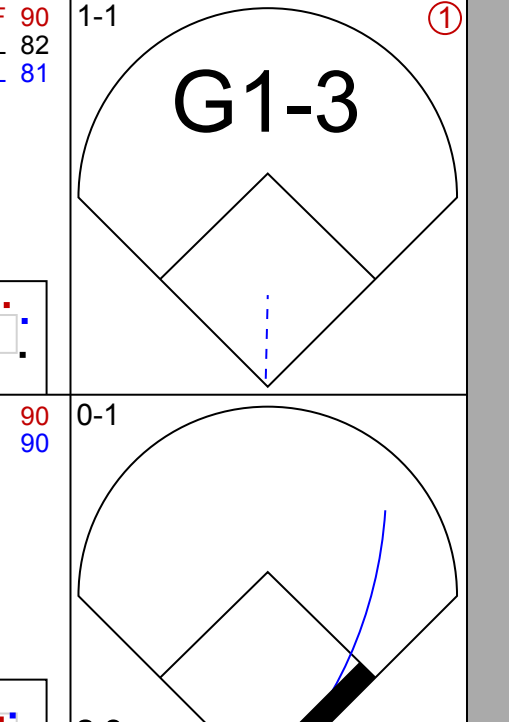
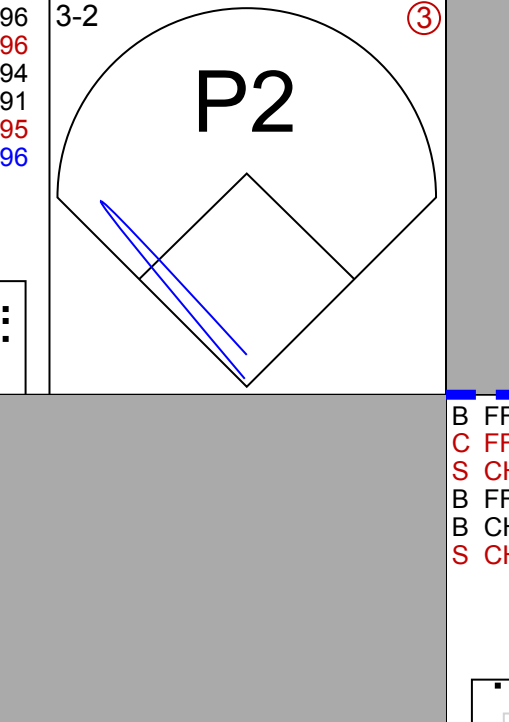
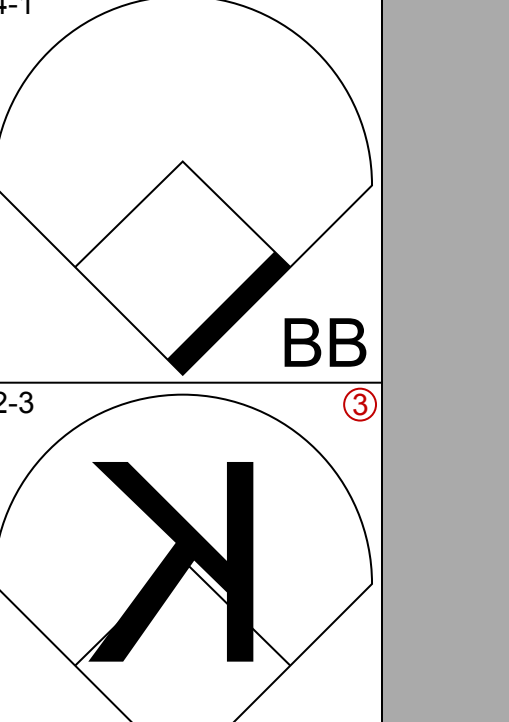
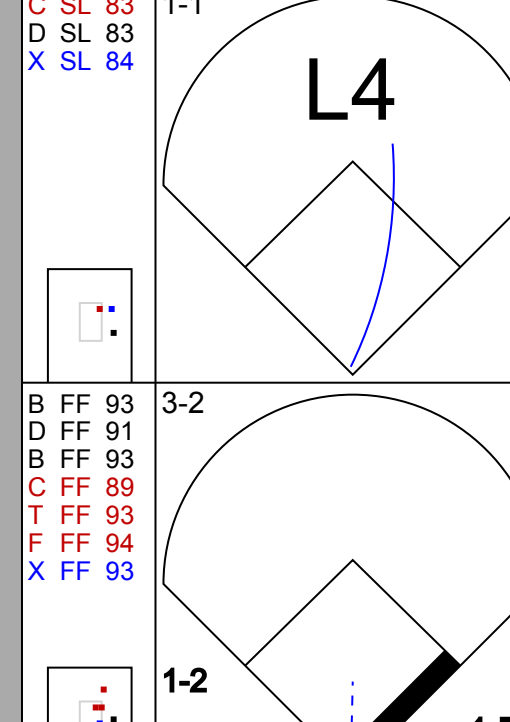
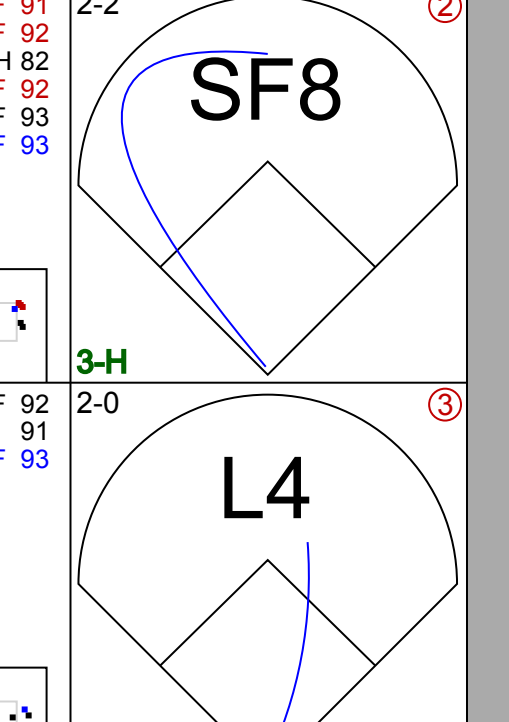
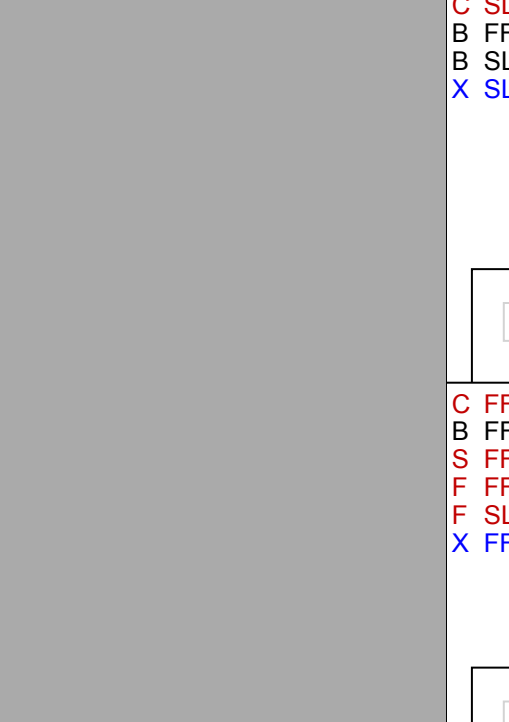
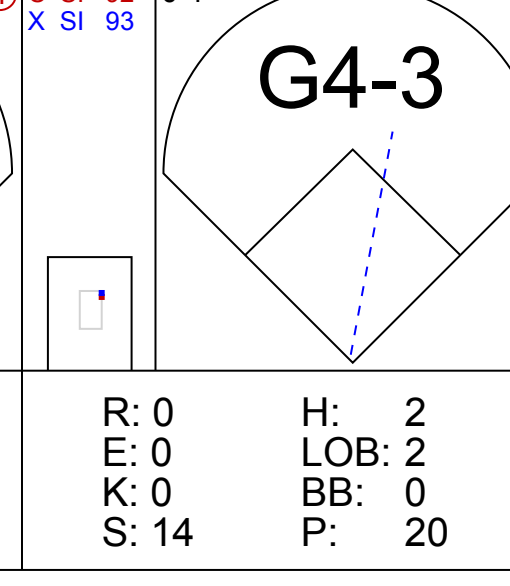
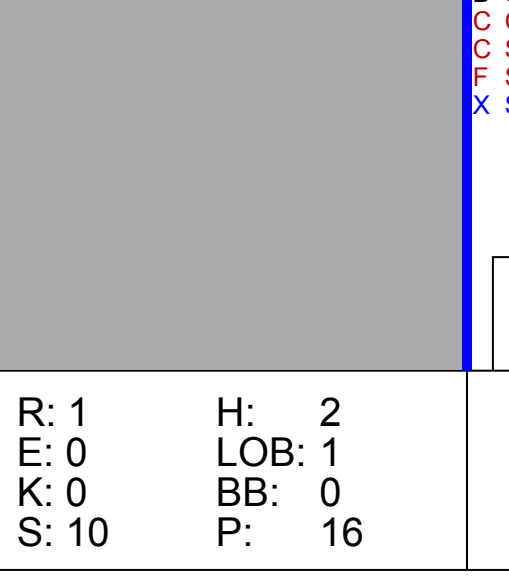
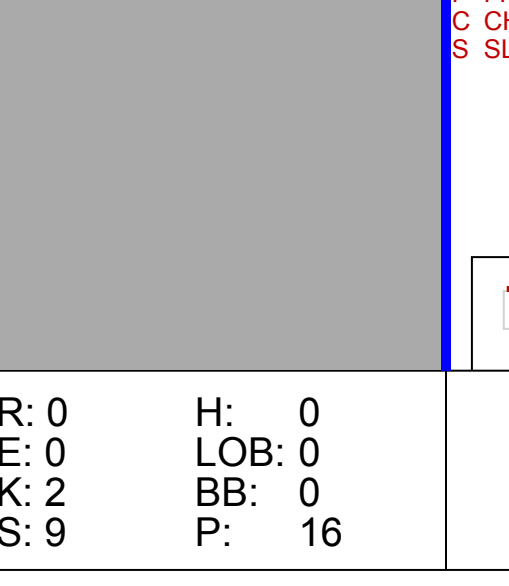



Batter	1	2	3	4	5	6	7	8	9	AB	R	H	RBI	BB	SO	LOB	TOP			
3 Akinori Iwamura, L (1,4) OBP: 0.296, SLG: 0.323										3	0	0	0	1	2	1	Pittsburgh Pirates @ Houston Astros Minute Maid Park, Houston, TX Sat Apr 24 2010, 6:06 PM - 8:43 PM CDT Att: 30,562 - Clear - 82 F			
2 Bobby Crosby, R (1,3) OBP: 0.435, SLG: 0.412										4	0	1	0	0	2	1				
22 Andrew McCutchen, R (1,8) OBP: 0.333, SLG: 0.343										4	0	1	1	0	2	1				
46 Garrett Jones, L (1,9) OBP: 0.370, SLG: 0.448										4	0	0	0	0	2	2				
85 Lastings Milledge, R (1,7) OBP: 0.286, SLG: 0.571										3	0	0	0	0	0	0				
19 Ryan Church, L (9, PH) OBP: 0.370, SLG: 0.480										1	0	0	0	0	0	0				
15 Andy LaRoche, R (1,5) OBP: 0.378, SLG: 0.355										4	0	2	0	0	1	0				
35 Jason Jaramillo, S (1,2)										3	1	1	1	0	0	1				
41 Ryan Doumit, S (9, PH) OBP: 0.345, SLG: 0.320										1	0	1	0	0	0	0				
39 Chris Jakubauskas, L (1,1) ERA: 3.65										0	0	0	0	0	0	0				
5 Ronny Cedeno, R (1,6) OBP: 0.283, SLG: 0.362										4	1	1	0	0	0	3				
Inning Stats	R: 0 E: 0 K: 2 S: 8	H: 0 LOB: 0 BB: 0 P: 8	R: 0 E: 0 K: 0 S: 10	H: 1 LOB: 1 BB: 0 P: 13	R: 1 E: 1 K: 2 S: 13	H: 2 LOB: 2 BB: 1 P: 21	R: 0 E: 0 K: 1 S: 7	H: 0 LOB: 0 BB: 0 P: 12	R: 0 E: 0 K: 1 S: 9	H: 0 LOB: 0 BB: 0 P: 14	R: 1 E: 0 K: 0 S: 7	H: 1 LOB: 0 BB: 0 P: 10	R: 0 E: 0 K: 2 S: 10	H: 1 LOB: 1 BB: 0 P: 18	R: 0 E: 0 K: 1 S: 13	H: 2 LOB: 3 BB: 1 P: 20	1B: 6 2B: 0 3B: 0 HR: 1	SF: 0 SAC: 0 DP: 0 HBP: 0	WP: 0 PB: 0 SB: 1 CS: 0	PA: 36
PITCHER	IP WLS BF H R ER SO BB IBB HBP BLK WP HR S P ERA WHIP																			
51 Wandy Rodriguez, L (1,1) ERA: 3.65	7.1 W 28 5 2 1 7 1 0 0 0 0 0 1 66 96 1.23 0.818																			
37 Brandon Lyon, R (8,1) ERA: 5.0	0.2 H 2 0 0 0 2 0 0 0 0 0 0 0 6 11 0.00 0.000																			
22 Matt Lindstrom, R (9,1) ERA: 3.0	1.0 S 6 2 0 0 1 1 0 0 0 0 0 0 13 20 0.00 3.000																			
Batter	1	2	3	4	5	6	7	8	9	AB	R	H	RBI	BB	SO	LOB	BOTTOM			
21 Michael Bourn, L (1,8) OBP: 0.406, SLG: 0.393										4	1	1	0	1	1	4	Pittsburgh Pirates @ Houston Astros Minute Maid Park, Houston, TX Sat Apr 24 2010, 6:06 PM - 8:43 PM CDT Att: 30,562 - Clear - 82 F			
8 Jeff Keppinger, R (1,4) OBP: 0.382, SLG: 0.429										4	1	1	0	0	0	3				
77 Pedro Feliz, R (1,5) OBP: 0.254, SLG: 0.383										4	1	2	2	0	0	1				
17 Lance Berkman, S (1,3) OBP: 0.300, SLG: 0.316										4	1	1	0	0	1	1				
9 Hunter Pence, R (1,9) OBP: 0.203, SLG: 0.270										4	1	2	2	0	1	1				
18 Cory Sullivan, L (1,7) OBP: 0.158, SLG: 0.222										3	0	1	0	1	1	1				
12 Tommy Manzella, R (1,6) OBP: 0.261, SLG: 0.227										4	0	2	0	0	0	2				
55 Humberto Quintero, R (1,2) OBP: 0.267, SLG: 0.345										4	0	1	1	0	0	1				
51 Wandy Rodriguez, S (1,1) ERA: 3.0										2	0	1	0	0	1	0				
37 Brandon Lyon, R (8,1) ERA: 5.0										0	0	0	0	0	0	0				
3 Kazuo Matsui, S (8, PH) OBP: 0.138, SLG: 0.138										1	0	1	0	0	0	0				
22 Matt Lindstrom, R (9,1) ERA: 3.0										0	0	0	0	0	0	0				
Inning Stats	R: 2 E: 0 K: 0 S: 12	H: 3 LOB: 2 BB: 1 P: 22	R: 0 E: 0 K: 2 S: 9	H: 0 LOB: 0 BB: 0 P: 11	R: 0 E: 0 K: 0 S: 8	H: 0 LOB: 0 BB: 0 P: 10	R: 1 E: 1 K: 0 S: 8	H: 4 LOB: 2 BB: 0 P: 15	R: 2 E: 1 K: 1 S: 7	H: 2 LOB: 0 BB: 0 P: 10	R: 0 E: 0 K: 0 S: 14	H: 1 LOB: 1 BB: 1 P: 22	R: 0 E: 0 K: 2 S: 9	H: 1 LOB: 0 BB: 0 P: 13	R: 0 E: 0 K: 0 S: 7	H: 2 LOB: 1 BB: 0 P: 10	1B: 9 2B: 3 3B: 0 HR: 1	SF: 0 SAC: 1 DP: 2 HBP: 0	WP: 1 PB: 0 SB: 0 CS: 0	PA: 37
PITCHER	IP WLS BF H R ER SO BB IBB HBP BLK WP HR S P ERA WHIP																			
39 Chris Jakubauskas, R (1,1) ERA: 27.0	0.2 L 4 2 2 2 0 0 0 0 0 0 0 0 0 28 45 3.38 2.250																			
77 D.J. Carrasco, R (1,1) ERA: 6.43	2.2 14 5 1 1 2 1 0 0 0 0 0 0 1 31 9.00 0.000																			
48 Javier López, L (4,1) ERA: 3.0	0.2 1 0 0 0 0 0 0 0 0 0 0 0 1 1 0.00 0.000																			
43 Jack Taschner, L (5,1) ERA: 4.91	2.0 10 3 2 2 1 1 0 0 0 0 0 0 1 21 32 9.00 2.000																			
34 Daniel McCutchen, R (7,1) ERA: 15.8	1.0 4 1 0 0 2 0 0 0 0 0 1 0 9 13 0.00 1.000																			
PITCHER	IP WLS BF H R ER SO BB IBB HBP BLK WP HR S P ERA WHIP																			
53 Brendan Donnelly, R (8,1) ERA: 2.25	1.0 4 2 0 0 0 0 0 0 0 0 0 0 1 7 10 0.00 2.000																			

Batter	1	2	3	4	5	6	7	8	9	AB	R	H	RBI	BB	SO	LOB	TOP					
6 Drew Stubbs, R OBP: 0.268, SLG: 0.233										3	0	0	1	1	2	3						
4 Brandon Phillips, R OBP: 0.291, SLG: 0.351										4	0	0	0	1	0	3						
19 Joey Votto, L OBP: 0.388, SLG: 0.465										5	0	1	0	0	2	3						
27 Scott Rolen, R OBP: 0.354, SLG: 0.561										4	1	0	0	0	2	3						
32 Jay Bruce, L OBP: 0.321, SLG: 0.441										3	2	2	0	2	0	0						
2 Orlando Cabrera, R OBP: 0.288, SLG: 0.380										4	2	2	0	1	0	3						
31 Jonny Gomes, R OBP: 0.259, SLG: 0.382										4	1	1	1	0	1	5	AB 33					
40 Nick Masset, R OBP: 0.288, SLG: 0.380										0	0	0	0	0	0	0	R 6					
48 Francisco Cordero, R OBP: 0.288, SLG: 0.380										0	0	0	0	0	0	0	H 9					
29 Ryan Hanigan, R OBP: 0.559, SLG: 0.690										3	0	2	3	1	0	1	RBI 5					
39 Aaron Harang, R OBP: 0.250, SLG: 0.250																	BB 6					
52 Daniel Herrera, L OBP: 0.357, SLG: 0.250																	SO 8					
17 Laynce Nix, L OBP: 0.357, SLG: 0.250										2	0	1	0	0	1	2	LOB 24					
Inning Stats	R: 0 E: 0 K: 2 S: 9	H: 0 LOB: 0 BB: 0 P: 13	R: 2 E: 0 K: 2 S: 17	H: 2 LOB: 2 BB: 1 P: 24	R: 0 E: 0 K: 1 S: 9	H: 0 LOB: 0 BB: 1 P: 19	R: 0 E: 0 K: 0 S: 8	H: 0 LOB: 1 BB: 1 P: 15	R: 0 E: 0 K: 1 S: 10	H: 1 LOB: 2 BB: 1 P: 18	R: 3 E: 0 K: 0 S: 12	H: 4 LOB: 1 BB: 0 P: 20	R: 0 E: 0 K: 1 S: 7	H: 0 LOB: 0 BB: 0 P: 11	R: 1 E: 0 K: 1 S: 8	H: 0 LOB: 1 BB: 2 P: 18	R: 0 E: 0 K: 0 S: 10	H: 2 LOB: 2 BB: 0 P: 18	1B: 9 2B: 0 3B: 0 HR: 0	SF: 1 SAC: 1 DP: 0 HBP: 1	WP: 0 PB: 0 SB: 1 CS: 0	PA: 42
PITCHER	IP WLS BF H R ER SO BB IBB HBP BLK WP HR S P ERA WHIP																	PITCHER	IP WLS BF H R ER SO BB IBB HBP BLK WP HR S P ERA WHIP			
20 Bud Norris, R ERA: 5.6	5.0 L 25 6 5 5 6 4 0 1 0 0 0 0 0 56 95 9.00 2.000																					
47 Jeff Fulchino, R ERA: 8.43	1.0 4 1 0 0 0 0 0 0 0 0 0 0 0 9 14 0.00 1.000																					
48 Tim Lincecum, L ERA: 3.24	1.0 3 0 0 0 1 0 0 0 0 0 0 0 0 7 11 0.00 0.000																					
63 Sammy Gervacio, R ERA: 7.71	1.0 5 0 1 1 1 2 0 0 1 0 0 0 8 18 9.00 2.000																					
38 Brian Moehler, R ERA: 3.52	1.0 5 2 0 0 0 0 0 0 0 0 0 0 0 10 18 0.00 2.000																					

Cincinnati Reds @ Houston Astros
Minute Maid Park, Houston, TX
Tue Apr 27 2010, 7:07 PM - 10:05 PM CDT
Att: 22,467 - Partly Cloudy - 72 F

AB 33
R 6
H 9
RBI 5
BB 6
SO 8
LOB 24



Batter	1	2	3	4	5	6	7	8	9	AB	R	H	RBI	BB	SO	LOB	BOTTOM					
21 Michael Bourn, L OBP: 0.452, SLG: 0.410										3	1	2	0	0	1	0						
8 Jeff Keppinger, R OBP: 0.359, SLG: 0.375										4	0	0	1	0	1	2						
45 Carlos Lee, R OBP: 0.203, SLG: 0.236										4	0	2	0	0	2	1						
17 Lance Berkman, S OBP: 0.310, SLG: 0.444										4	1	1	0	0	3	3						
9 Hunter Pence, R OBP: 0.219, SLG: 0.268										4	0	0	0	0	0	1						
27 Geoff Blum, S OBP: 0.333, SLG: 0.421										4	0	2	0	0	1	0						
46 J.R. Towles, R OBP: 0.289, SLG: 0.412										2	0	1	1	1	0	1	AB 33					
12 Tommy Manzella, R OBP: 0.259, SLG: 0.250										4	0	1	0	0	1	3	R 2					
20 Bud Norris, R OBP: 0.203, SLG: 0.236										2	0	0	0	0	1	2	H 9					
47 Jeff Fulchino, R ERA: 7.16										0	0	0	0	0	0	0	RBI 2					
48 Tim Byrdak, L ERA: 11.0										0	0	0	0	0	0	0	BB 1					
3 Kazuo Matsui, S OBP: 0.133, SLG: 0.133										0	0	0	0	0	0	0	SO 11					
63 Sammy Gervacio, R ERA: 7.71										0	0	0	0	0	0	0	LOB 14					
38 Brian Moehler, R ERA: 3.52										0	0	0	0	0	0	0						
18 Cory Sullivan, L OBP: 0.100, SLG: 0.225										0	0	0	0	0	1	1						
Inning Stats	R: 1 E: 0 K: 1 S: 10	H: 1 LOB: 1 BB: 0 P: 16	R: 0 E: 0 K: 1 S: 9	H: 0 LOB: 1 BB: 1 P: 19	R: 0 E: 0 K: 3 S: 14	H: 2 LOB: 0 BB: 0 P: 22	R: 0 E: 0 K: 0 S: 14	H: 2 LOB: 2 BB: 0 P: 20	R: 0 E: 0 K: 1 S: 9	H: 1 LOB: 0 BB: 0 P: 12	R: 1 E: 0 K: 0 S: 10	H: 2 LOB: 1 BB: 0 P: 16	R: 0 E: 0 K: 1 S: 9	H: 0 LOB: 0 BB: 0 P: 14	R: 0 E: 0 K: 2 S: 9	H: 0 LOB: 0 BB: 0 P: 16	R: 0 E: 0 K: 2 S: 13	H: 1 LOB: 1 BB: 0 P: 19	1B: 7 2B: 3 3B: 0 HR: 0	SF: 1 SAC: 0 DP: 1 HBP: 1	WP: 0 PB: 0 SB: 1 CS: 2	PA: 37
PITCHER	IP WLS BF H R ER SO BB IBB HBP BLK WP HR S P ERA WHIP																	PITCHER	IP WLS BF H R ER SO BB IBB HBP BLK WP HR S P ERA WHIP			
39 Aaron Harang, R ERA: 1.29	6.0 W 26 8 2 2 6 1 0 1 0 0 0 0 0 9 14 0.00 0.000																					
40 Nick Masset, R ERA: 11.0	1.0 3 0 0 0 2 0 0 0 0 0 0 0 9 16 0.00 0.000																					
48 Francisco Cordero, R ERA: 2.53	1.0 4 1 0 0 2 0 0 0 0 0 0 0 13 19 0.00 1.000																					

Cincinnati Reds @ Houston Astros
Minute Maid Park, Houston, TX
Tue Apr 27 2010, 7:07 PM - 10:05 PM CDT
Att: 22,467 - Partly Cloudy - 72 F

AB 33
R 2
H 9
RBI 2
BB 1
SO 11
LOB 14



Batter	1	2	3	4	5	6	7	8	9	AB	R	H	RBI	BB	SO	LOB	TOP			
21 Michael Bourn, L OBP: 0.404, SLG: 0.377 4 Jason Michaels, R OBP: 0.222, SLG: 0.611										3	1	1	0	0	0	1	Houston Astros @ Atlanta Braves Turner Field, Atlanta, GA Sat May 01 2010, 3:12 PM - 6:03 PM EDT Att: 27,035 - Cloudy - 78 F			
8 Jeff Keppinger, R OBP: 0.251, SLG: 0.362										4	0	2	0	0	0	1				
77 Pedro Feliz, R OBP: 0.262, SLG: 0.363										4	0	1	0	0	1	3				
17 Lance Berkman, S OBP: 0.325, SLG: 0.457 12 Tommy Manzella, R OBP: 0.262, SLG: 0.259										2	0	0	1	1	0	1				
45 Carlos Lee, R OBP: 0.222, SLG: 0.224										3	0	0	0	1	0	4				
9 Hunter Pence, R OBP: 0.250, SLG: 0.318										3	0	0	0	1	0	2				
3 Kazuo Matsui, S OBP: 0.225, SLG: 0.162 63 Sammy Gervacio, R (7, 1) 38 Brian Moehler, R (7, 1) 46 J.R. Towles, R OBP: 0.255, SLG: 0.349										3	0	1	0	0	0	0		AB 31 R 1 H 6 RBI 1 BB 4 SO 4 LOB 19		
55 Humberto Quintero, R OBP: 0.216, SLG: 0.278										4	0	0	0	0	1	4				
51 Wandy Rodriguez, S OBP: 0.400, SLG: 0.400 43 Chris Sampson, R (6, 1) 27 Geoff Blum, S OBP: 0.333, SLG: 0.409 (8, 3)										2	0	1	0	0	0	0		Houston Astros		
Inning Stats	R: 1 E: 0 K: 0 S: 10	H: 2 LOB: 2 BB: 1 P: 21	R: 0 E: 0 K: 0 S: 6	H: 0 LOB: 0 BB: 0 P: 11	R: 0 E: 0 K: 0 S: 9	H: 1 LOB: 2 BB: 1 P: 20	R: 0 E: 0 K: 0 S: 8	H: 1 LOB: 0 BB: 0 P: 12	R: 0 E: 0 K: 1 S: 7	H: 0 LOB: 0 BB: 0 P: 9	R: 0 E: 0 K: 1 S: 10	H: 0 LOB: 0 BB: 0 P: 12	R: 0 E: 0 K: 1 S: 6	H: 0 LOB: 0 BB: 0 P: 9	R: 0 E: 0 K: 1 S: 8	H: 1 LOB: 3 BB: 2 P: 18			1B: 6 2B: 0 3B: 0 HR: 0	SF: 0 SAC: 0 DP: 0 HBP: 0
PITCHER	IP WLS BF H R ER SO BB IBB HBP BLK WP HR S P ERA WHIP																			
15 Tim Hudson, R ERA: 2.87 58 Peter Moylan, R ERA: 2.51 34 Eric O'Flaherty, L ERA: 0.93 39 Jonny Venters, L ERA: 1.04	6.2 0.1 1.0 1.0	W 1 3 6	25 0 0 1	5 0 0 0	1 0 0 0	1 0 1 1	1 0 0 0	2 0 0 0	0 0 0 0	0 0 0 0	0 0 0 0	0 0 0 0	0 0 0 0	0 0 0 0	0 0 0 0	0 0 0 0	0.00 0.00 0.00 0.00	3.000		

Batter	1	2	3	4	5	6	7	8	9	AB	R	H	RBI	BB	SO	LOB	BOTTOM			
4 Omar Infante, R OBP: 0.350, SLG: 0.395										5	3	3	1	0	0	1	Houston Astros @ Atlanta Braves Turner Field, Atlanta, GA Sat May 01 2010, 3:12 PM - 6:03 PM EDT Att: 27,035 - Cloudy - 78 F			
14 Martin Prado, R OBP: 0.304, SLG: 0.495										5	2	3	2	0	0	2				
10 Chipper Jones, S OBP: 0.378, SLG: 0.369 7 Brooks Conrad, S OBP: 0.222, SLG: 0.444										4	0	0	0	1	1	6				
25 Troy Glaus, R OBP: 0.326, SLG: 0.325 34 Eric O'Flaherty, L (8, 1) 39 Jonny Venters, L (9, 1)										5	0	3	4	0	1	1		AB 37 R 10 H 15 RBI 10 BB 5 SO 5 LOB 25		
23 Matt Diaz, R OBP: 0.226, SLG: 0.240										4	1	0	1	1	1	4				
22 Jason Heyward, L OBP: 0.383, SLG: 0.564										3	1	2	1	1	0	0				
8 David Ross, R OBP: 0.364, SLG: 0.263										4	1	2	1	1	1	3				
24 Nate McLouth, L OBP: 0.315, SLG: 0.317										3	0	1	0	1	0	4				
15 Tim Hudson, R OBP: 0.182, SLG: 0.182 58 Peter Moylan, R ERA: 1.69 20 Eric Hinske, L OBP: 0.345, SLG: 0.444 (8, 3)										3	1	1	0	0	1	2		Braves		
Inning Stats	R: 0 E: 0 K: 0 S: 6	H: 1 LOB: 0 BB: 0 P: 11	R: 0 E: 0 K: 2 S: 13	H: 1 LOB: 2 BB: 1 P: 20	R: 2 E: 0 K: 1 S: 13	H: 3 LOB: 1 BB: 0 P: 18	R: 0 E: 0 K: 1 S: 9	H: 2 LOB: 1 BB: 0 P: 18	R: 3 E: 2 K: 0 S: 12	H: 3 LOB: 2 BB: 0 P: 19	R: 1 E: 0 K: 0 S: 9	H: 2 LOB: 2 BB: 1 P: 17	R: 4 E: 0 K: 0 S: 23	H: 3 LOB: 1 BB: 2 P: 41	R: 0 E: 0 K: 0 S: 7	H: 0 LOB: 0 BB: 1 P: 12			1B: 12 2B: 2 3B: 0 HR: 1	SF: 0 SAC: 0 DP: 2 HBP: 1
PITCHER	IP WLS BF H R ER SO BB IBB HBP BLK WP HR S P ERA WHIP																			
51 Wandy Rodriguez, L ERA: 3.64 43 Chris Sampson, R ERA: 13.5 63 Sammy Gervacio, R ERA: 13.5 38 Brian Moehler, R ERA: 3.09	5.0 1.0 0.0 2.0	L 6 3 8	26 2 1 2	10 1 3 2	1 1 3 1	2 0 0 0	0 0 0 0	0 0 0 0	0 0 0 0	0 0 0 0	0 0 0 0	0 0 0 0	0 0 0 0	0 0 0 0	0 0 0 0	0 0 0 0	3.60 9.00 ∞ 4.50	2.200 3.000 ∞ 1.500		

Batter	1	2	3	4	5	6	7	8	9	AB	R	H	RBI	BB	SO	LOB	TOP
21 Michael Bourn, L OBP: 0.404, SLG: 0.390										5	1	2	0	0	2	1	Houston Astros @ Atlanta Braves Turner Field, Atlanta, GA Sun May 02 2010, 1:36 PM - 4:23 PM EDT Att: 25,665 - Partly Cloudy - 85 F
8 Jeff Keppinger, R OBP: 0.358, SLG: 0.384										4	0	2	1	0	0	1	
45 Carlos Lee, R OBP: 0.234, SLG: 0.236										4	0	2	0	0	1	3	
17 Lance Berkman, S OBP: 0.318, SLG: 0.421										3	0	0	0	1	1	3	
9 Hunter Pence, R OBP: 0.239, SLG: 0.303										4	0	0	0	0	0	4	
77 Pedro Feliz, R OBP: 0.256, SLG: 0.345										4	0	0	0	0	1	0	
3 Kazuo Matsui, S OBP: 0.256, SLG: 0.200										3	0	2	0	0	0	0	
47 Jeff Fulchino, R OBP: 0.211, SLG: 0.579										4	0	0	0	0	0	2	
46 J.R. Towles, R OBP: 0.235, SLG: 0.319										2	0	0	0	0	0	2	
20 Bud Norris, R OBP: 0.143, SLG: 0.143										2	0	0	0	0	0	2	
43 Chris Sampson, R OBP: 0.340, SLG: 0.413										2	0	1	0	0	0	0	
Inning Stats	R: 0 E: 0 K: 1 S: 12	H: 1 LOB: 2 BB: 1 P: 18	R: 0 E: 0 K: 1 S: 11	H: 1 LOB: 1 BB: 0 P: 16	R: 0 E: 1 K: 0 S: 10	H: 1 LOB: 2 BB: 0 P: 15	R: 0 E: 0 K: 0 S: 10	H: 0 LOB: 0 BB: 0 P: 11	R: 0 E: 0 K: 2 S: 10	H: 0 LOB: 0 BB: 0 P: 17	R: 0 E: 0 K: 1 S: 8	H: 1 LOB: 1 BB: 0 P: 13	1B: 7 2B: 2 3B: 0 HR: 0	SF: 0 SAC: 0 DP: 1 HBP: 0	WP: 0 PB: 0 SB: 0 CS: 0	PA: 37	
PITCHER	IP WLS BF H R ER SO BB IBB HBP BLK WP HR S P ERA WHIP																
32 Derek Lowe, R ERA: 5.18	5.0 W 22 6 1 1 3 1 0 0 0 0 0 0 57 84 1.80 1.400																
54 Kris Medlen, R ERA: 2.7	2.0 8 2 0 0 1 0 0 0 0 0 0 0 20 26 0.00 1.000																
40 Takashi Saito, R ERA: 2.7	1.0 3 0 0 0 2 0 0 0 0 0 0 0 10 17 0.00 0.000																
13 Billy Wagner, L ERA: 2.0	1.0 4 1 0 0 1 0 0 0 0 0 0 0 8 13 0.00 1.000																

Batter	1	2	3	4	5	6	7	8	9	AB	R	H	RBI	BB	SO	LOB	BOTTOM			
24 Nate McLouth, L OBP: 0.299, SLG: 0.297										4	0	0	0	0	1	1	Houston Astros @ Atlanta Braves Turner Field, Atlanta, GA Sun May 02 2010, 1:36 PM - 4:23 PM EDT Att: 25,665 - Partly Cloudy - 85 F			
14 Martin Prado, R OBP: 0.414, SLG: 0.475										4	0	0	0	0	2	0				
10 Chipper Jones, S OBP: 0.372, SLG: 0.353										3	1	0	0	1	1	0				
40 Takashi Saito, L ERA: 2.7										2	2	1	0	1	1	0				
13 Billy Wagner, L ERA: 2.0										3	2	2	0	1	1	0				
16 Brian McCann, L OBP: 0.395, SLG: 0.394										2	2	1	0	1	1	0				
25 Troy Glaus, R OBP: 0.344, SLG: 0.338										3	2	2	0	1	1	0				
22 Jason Heyward, L OBP: 0.388, SLG: 0.580										3	2	2	3	0	0	0				
53 Melky Cabrera, S OBP: 0.308, SLG: 0.250										3	0	2	3	1	0	0				
4 Omar Infante, R OBP: 0.364, SLG: 0.405										4	0	2	1	0	1	3				
32 Derek Lowe, R OBP: 0.100, SLG: 0.100										2	0	0	0	0	0	4				
54 Kris Medlen, S ERA: 1.64										1	0	0	0	0	1	0				
7 Brooks Conrad, S OBP: 0.200, SLG: 0.400										1	0	0	0	0	0	1				
Inning Stats	R: 0 E: 0 K: 1 S: 9	H: 0 LOB: 0 BB: 0 P: 10	R: 1 E: 0 K: 0 S: 13	H: 1 LOB: 2 BB: 2 P: 27	R: 0 E: 0 K: 1 S: 9	H: 0 LOB: 0 BB: 0 P: 15	R: 3 E: 0 K: 1 S: 10	H: 4 LOB: 1 BB: 1 P: 20	R: 3 E: 0 K: 1 S: 16	H: 3 LOB: 1 BB: 1 P: 29	R: 0 E: 0 K: 2 S: 9	H: 0 LOB: 0 BB: 0 P: 16	R: 0 E: 0 K: 2 S: 9	H: 0 LOB: 0 BB: 0 P: 15	R: 0 E: 0 K: 0 S: 10	H: 1 LOB: 1 BB: 0 P: 13	1B: 7 2B: 2 3B: 0 HR: 0	SF: 1 SAC: 0 DP: 1 HBP: 1	WP: 1 PB: 0 SB: 0 CS: 0	PA: 36
PITCHER	IP WLS BF H R ER SO BB IBB HBP BLK WP HR S P ERA WHIP																			
20 Bud Norris, R ERA: 7.25	4.2 L 25 4 0 0 0 1 4 0 0 0 0 0 0 54 96 13.50 2.571																			
43 Chris Sampson, R ERA: 1.64	0.1 1 0 0 0 1 0 0 0 0 0 0 0 3 5 0.00 0.000																			
47 Jeff Fulchino, R ERA: 4.82	2.0 6 0 0 0 4 0 0 0 0 0 0 0 18 31 0.00 0.000																			
37 Brandon Lyon, R ERA: 5.23	1.0 4 1 0 0 0 0 0 0 0 0 0 0 10 13 0.00 1.000																			

AB	36
R	1
H	9
RBI	1
BB	1
SO	7
LOB	15



AB	30
R	7
H	9
RBI	7
BB	4
SO	8
LOB	9

WP	1
PA	36

Batter	1	2	3	4	5	6	7	8	9	AB	R	H	RBI	BB	SO	LOB	TOP						
2 Kelly Johnson, L (1,4) OBP: 0.394, SLG: 0.697										5	1	1	0	0	1	0							
10 Justin Upton, R (1,9) OBP: 0.325, SLG: 0.382										4	1	1	1	0	2	0							
6 Stephen Drew, L (1,6) OBP: 0.361, SLG: 0.474										4	1	1	0	1	0	3							
27 Mark Reynolds, R (1,5) OBP: 0.378, SLG: 0.582										4	2	2	1	1	2	1							
25 Adam LaRoche, L (1,3) OBP: 0.391, SLG: 0.538										3	1	1	1	2	1	1							
24 Chris Young, R (1,8) OBP: 0.355, SLG: 0.490										5	0	3	3	0	1	3							
18 Gerardo Parra, L (1,7) OBP: 0.274, SLG: 0.333										5	1	1	0	0	1	4							
19 Chris Snyder, R (1,2) OBP: 0.373, SLG: 0.547										3	1	1	3	2	0	0							
43 César Valdez, R (1,1) 3 Tony Abreu, S (6,PH) 32 Esmerling Vasquez, R (6,1) 4 Rusty Ryan, R (6,PH) 22 Aaron Heilman, R (6,1) 5 Cole Gillespie, R (6,PH) 55 Blaine Boyer, R (6,1)										2	0	0	0	0	2	2							
Inning Stats	R: 0 E: 0 K: 1 S: 11	H: 0 LOB: 0 BB: 0 P: 16	R: 1 E: 0 K: 3 S: 17	H: 1 LOB: 2 BB: 2 P: 32	R: 0 E: 0 K: 0 S: 9	H: 0 LOB: 0 BB: 0 P: 18	R: 3 E: 0 K: 2 S: 14	H: 2 LOB: 0 BB: 1 P: 22	R: 0 E: 0 K: 2 S: 8	H: 1 LOB: 1 BB: 0 P: 12	R: 0 E: 0 K: 0 S: 13	H: 1 LOB: 2 BB: 1 P: 24	R: 2 E: 0 K: 1 S: 12	H: 2 LOB: 2 BB: 2 P: 28	R: 3 E: 0 K: 1 S: 16	H: 5 LOB: 2 BB: 0 P: 26	R: 0 E: 0 K: 0 S: 11	H: 0 LOB: 0 BB: 0 P: 18	1B: 9 2B: 2 HR: 1	SF: 0 SAC: 0 DP: 0 HBP: 1	WP: 0 PB: 0 SB: 1 CS: 1	PA: 46	
PITCHER	IP WLS BF H R ER SO BB IBB HBP BLK WP HR S P ERA WHIP	IP WLS BF H R ER SO BB IBB HBP BLK WP HR S P ERA WHIP	IP WLS BF H R ER SO BB IBB HBP BLK WP HR S P ERA WHIP	IP WLS BF H R ER SO BB IBB HBP BLK WP HR S P ERA WHIP	IP WLS BF H R ER SO BB IBB HBP BLK WP HR S P ERA WHIP	IP WLS BF H R ER SO BB IBB HBP BLK WP HR S P ERA WHIP	IP WLS BF H R ER SO BB IBB HBP BLK WP HR S P ERA WHIP	IP WLS BF H R ER SO BB IBB HBP BLK WP HR S P ERA WHIP	IP WLS BF H R ER SO BB IBB HBP BLK WP HR S P ERA WHIP	IP WLS BF H R ER SO BB IBB HBP BLK WP HR S P ERA WHIP	IP WLS BF H R ER SO BB IBB HBP BLK WP HR S P ERA WHIP	IP WLS BF H R ER SO BB IBB HBP BLK WP HR S P ERA WHIP	IP WLS BF H R ER SO BB IBB HBP BLK WP HR S P ERA WHIP	IP WLS BF H R ER SO BB IBB HBP BLK WP HR S P ERA WHIP	IP WLS BF H R ER SO BB IBB HBP BLK WP HR S P ERA WHIP	IP WLS BF H R ER SO BB IBB HBP BLK WP HR S P ERA WHIP	IP WLS BF H R ER SO BB IBB HBP BLK WP HR S P ERA WHIP	IP WLS BF H R ER SO BB IBB HBP BLK WP HR S P ERA WHIP	IP WLS BF H R ER SO BB IBB HBP BLK WP HR S P ERA WHIP	IP WLS BF H R ER SO BB IBB HBP BLK WP HR S P ERA WHIP	IP WLS BF H R ER SO BB IBB HBP BLK WP HR S P ERA WHIP	IP WLS BF H R ER SO BB IBB HBP BLK WP HR S P ERA WHIP	IP WLS BF H R ER SO BB IBB HBP BLK WP HR S P ERA WHIP

Arizona Diamondbacks @ Houston Astros
Minute Maid Park, Houston, TX
Mon May 03 2010, 7:09 PM - 10:22 PM CDT
Att: 20,370 - Clear - 90 F

AB	38
R	9
H	12
RBI	9
BB	6
SO	10
LOB	16



Batter	1	2	3	4	5	6	7	8	9	AB	R	H	RBI	BB	SO	LOB	BOTTOM						
21 Michael Bourn, L (1,8) OBP: 0.414, SLG: 0.407										4	1	2	0	1	0	3							
8 Jeff Keppinger, R (1,4) OBP: 0.341, SLG: 0.364										4	0	0	0	0	0	5							
38 Brian Moehler, R (8,1)										0	0	0	0	0	0	0							
4 Jason Michaels, R (6,PH) OBP: 0.200, SLG: 0.550										1	0	0	0	0	0	1							
45 Carlos Lee, R (1,7) OBP: 0.235, SLG: 0.247										4	0	1	1	0	0	1							
17 Lance Berkman, S (1,3) OBP: 0.333, SLG: 0.439										3	0	1	0	1	1	0							
77 Pedro Feliz, R (1,5) OBP: 0.250, SLG: 0.341										4	0	1	0	0	0	3							
18 Cory Sullivan, L (1,9) OBP: 0.222, SLG: 0.240										4	0	2	0	0	2	0							
12 Tommy Manzella, R (1,6) OBP: 0.262, SLG: 0.246										3	0	0	0	1	2	3							
55 Humberto Quintero, R (1,2) OBP: 0.220, SLG: 0.275										4	0	1	0	0	1	0							
52 Felipe Paulino, R (1,1) OBP: 0.500, SLG: 0.571										1	0	0	0	0	0	0							
48 Tim Byrdak, L (7,1)										0	0	0	0	0	0	0							
63 Sammy Gervacio, R (7,1)										0	0	0	0	0	0	0							
3 Kazuo Matsui, S (7,PH) OBP: 0.244, SLG: 0.190										2	0	0	0	0	0	0							
Inning Stats	R: 1 E: 0 K: 0 S: 20	H: 1 LOB: 1 BB: 2 P: 33	R: 0 E: 0 K: 1 S: 14	H: 1 LOB: 3 BB: 1 P: 24	R: 0 E: 0 K: 1 S: 9	H: 2 LOB: 0 BB: 0 P: 14	R: 0 E: 0 K: 0 S: 8	H: 0 LOB: 0 BB: 0 P: 13	R: 0 E: 0 K: 1 S: 9	H: 0 LOB: 1 BB: 0 P: 12	R: 0 E: 0 K: 1 S: 10	H: 0 LOB: 0 BB: 0 P: 13	R: 0 E: 0 K: 2 S: 10	H: 1 LOB: 1 BB: 0 P: 15	R: 0 E: 0 K: 2 S: 10	H: 1 LOB: 1 BB: 0 P: 14	R: 0 E: 0 K: 1 S: 15	H: 1 LOB: 0 BB: 0 P: 25	1B: 5 2B: 3 HR: 0	SF: 0 SAC: 0 DP: 1 HBP: 1	WP: 0 PB: 0 SB: 1 CS: 0	PA: 38	
PITCHER	IP WLS BF H R ER SO BB IBB HBP BLK WP HR S P ERA WHIP	IP WLS BF H R ER SO BB IBB HBP BLK WP HR S P ERA WHIP	IP WLS BF H R ER SO BB IBB HBP BLK WP HR S P ERA WHIP	IP WLS BF H R ER SO BB IBB HBP BLK WP HR S P ERA WHIP	IP WLS BF H R ER SO BB IBB HBP BLK WP HR S P ERA WHIP	IP WLS BF H R ER SO BB IBB HBP BLK WP HR S P ERA WHIP	IP WLS BF H R ER SO BB IBB HBP BLK WP HR S P ERA WHIP	IP WLS BF H R ER SO BB IBB HBP BLK WP HR S P ERA WHIP	IP WLS BF H R ER SO BB IBB HBP BLK WP HR S P ERA WHIP	IP WLS BF H R ER SO BB IBB HBP BLK WP HR S P ERA WHIP	IP WLS BF H R ER SO BB IBB HBP BLK WP HR S P ERA WHIP	IP WLS BF H R ER SO BB IBB HBP BLK WP HR S P ERA WHIP	IP WLS BF H R ER SO BB IBB HBP BLK WP HR S P ERA WHIP	IP WLS BF H R ER SO BB IBB HBP BLK WP HR S P ERA WHIP	IP WLS BF H R ER SO BB IBB HBP BLK WP HR S P ERA WHIP	IP WLS BF H R ER SO BB IBB HBP BLK WP HR S P ERA WHIP	IP WLS BF H R ER SO BB IBB HBP BLK WP HR S P ERA WHIP	IP WLS BF H R ER SO BB IBB HBP BLK WP HR S P ERA WHIP	IP WLS BF H R ER SO BB IBB HBP BLK WP HR S P ERA WHIP	IP WLS BF H R ER SO BB IBB HBP BLK WP HR S P ERA WHIP	IP WLS BF H R ER SO BB IBB HBP BLK WP HR S P ERA WHIP	IP WLS BF H R ER SO BB IBB HBP BLK WP HR S P ERA WHIP	IP WLS BF H R ER SO BB IBB HBP BLK WP HR S P ERA WHIP

Arizona Diamondbacks @ Houston Astros
Minute Maid Park, Houston, TX
Mon May 03 2010, 7:09 PM - 10:22 PM CDT
Att: 20,370 - Clear - 90 F

AB	34
R	1
H	8
RBI	1
BB	3
SO	6
LOB	16



Batter	1	2	3	4	5	6	7	8	9	AB	R	H	RBI	BB	SO	LOB	TOP			
2 Kelly Johnson, L OBP: 0.389, SLG: 0.677			G4-3		F7		K			4	0	1	0	0	1	2				
6 Stephen Drew, L OBP: 0.348, SLG: 0.455	F8		L4		G4-3			L7		4	0	0	0	0	0	1				
10 Justin Upton, R OBP: 0.322, SLG: 0.406	K		HR			P4		G1-3		4	1	1	1	0	1	1				
27 Mark Reynolds, R OBP: 0.365, SLG: 0.558	F8		K			F8		P2		4	0	0	0	0	1	1				
25 Adam LaRoche, L OBP: 0.395, SLG: 0.537		G4-3			F8			G4-3		4	0	1	0	0	1	0				
24 Chris Young, R OBP: 0.360, SLG: 0.485		K						G6-3		3	0	1	0	1	1	1				
18 Gerardo Parra, L OBP: 0.273, SLG: 0.328		G4-3						G6-3		4	0	1	0	0	0	2				
19 Chris Snyder, R OBP: 0.385, SLG: 0.538										1	0	0	0	2	1	2				
31 Ian Kennedy, R OBP: 0.214, SLG: 0.167										3	0	0	0	0	2	4				
58 Juan Gutierrez, R OBP: 0.281, SLG: 0.209										0	0	0	0	0	0	0				
50 Chad Qualls, R OBP: 0.333, SLG: 0.404										0	0	0	0	0	0	0				
Inning Stats	R: 0 H: 1 E: 0 K: 1 S: 11	H: 1 LOB: 1 BB: 0 P: 19	R: 0 H: 1 E: 0 K: 1 S: 15	H: 1 LOB: 2 BB: 1 P: 23	R: 1 H: 1 E: 0 K: 1 S: 9	H: 1 LOB: 0 BB: 0 P: 15	R: 0 H: 1 E: 0 K: 2 S: 11	H: 1 LOB: 1 BB: 1 P: 22	R: 0 H: 0 E: 0 K: 0 S: 5	H: 0 LOB: 0 BB: 0 P: 9	R: 0 H: 1 E: 0 K: 2 S: 13	H: 2 LOB: 1 BB: 1 P: 20	R: 0 H: 0 E: 0 K: 0 S: 8	H: 0 LOB: 0 BB: 0 P: 12	R: 0 H: 0 E: 0 K: 0 S: 5	H: 0 LOB: 0 BB: 0 P: 6	1B: 3 2B: 1 3B: 0 HR: 1	SF: 0 SAC: 0 DP: 0 HBP: 0	WP: 0 PB: 0 SB: 2 CS: 0	PA: 35
PITCHER	IP WLS BF H R ER SO BB IBB HBP BLK WP HR S P ERA WHIP																			
44 Roy Oswalt, R ERA: 2.48	7.0 L 28 5 1 1 8 2 1 0 0 0 1 69 114 1.29 1.000																			
37 Brandon Lyon, R ERA: 4.75	1.0 3 0 0 0 0 0 0 0 0 0 0 8 12 0.00 0.000																			
22 Matt Lindstrom, R ERA: 2.45	1.0 3 0 0 0 0 0 0 0 0 0 0 5 6 0.00 0.000																			

Arizona Diamondbacks @ Houston Astros
Minute Maid Park, Houston, TX
Tue May 04 2010, 7:08 PM - 9:46 PM CDT
Att: 22,661 - Clear - 86 F

livebaseballscores.com

AB 31
R 1
H 5
RBI 1
BB 3
SO 8
LOB 14

Batter	1	2	3	4	5	6	7	8	9	AB	R	H	RBI	BB	SO	LOB	BOTTOM			
21 Michael Bourn, L OBP: 0.412, SLG: 0.416	G4-3		G6-3		G4-3		SH1-3			3	0	1	0	0	0	2				
8 Jeff Keppinger, R OBP: 0.326, SLG: 0.346	G4-3		G3		F8		G5-3			4	0	0	0	0	0	2				
45 Carlos Lee, R OBP: 0.245, SLG: 0.250			F8				G6-3			3	0	1	0	1	0	1				
17 Lance Berkman, S OBP: 0.308, SLG: 0.400			F8		F8					4	0	0	0	0	2	3				
9 Hunter Pence, R OBP: 0.240, SLG: 0.301			G1-3		K					4	0	1	0	0	2	2				
77 Pedro Feliz, R OBP: 0.250, SLG: 0.337		F7								4	0	1	0	0	0	1				
22 Matt Lindstrom, R OBP: 0.285, SLG: 0.250										0	0	0	0	0	0	0				
12 Tommy Manzella, R OBP: 0.265, SLG: 0.250		F8			SH2-3					3	0	1	0	0	1	0				
55 Humberto Quintero, R OBP: 0.250, SLG: 0.286										2	0	1	0	1	1	1				
18 Cory Sullivan, L OBP: 0.214, SLG: 0.231										1	0	0	0	0	0	0				
44 Roy Oswalt, R OBP: 0.300, SLG: 0.222										2	0	1	0	0	0	2				
3 Kazuo Matsui, S OBP: 0.281, SLG: 0.209										1	0	1	0	0	0	0				
37 Brandon Lyon, R OBP: 0.281, SLG: 0.209										0	0	0	0	0	0	0				
27 Geoff Blum, S OBP: 0.333, SLG: 0.404										1	0	0	0	0	0	0				
Inning Stats	R: 0 H: 1 E: 0 K: 1 S: 17	H: 2 LOB: 2 BB: 0 P: 25	R: 0 H: 0 E: 0 K: 0 S: 19	H: 0 LOB: 0 BB: 0 P: 25	R: 0 H: 1 E: 0 K: 1 S: 6	H: 1 LOB: 1 BB: 1 P: 13	R: 0 H: 1 E: 0 K: 0 S: 6	H: 1 LOB: 1 BB: 0 P: 10	R: 0 H: 2 E: 0 K: 1 S: 9	H: 0 LOB: 0 BB: 0 P: 12	R: 0 H: 1 E: 0 K: 0 S: 11	H: 1 LOB: 1 BB: 0 P: 16	R: 0 H: 0 E: 0 K: 2 S: 8	H: 0 LOB: 0 BB: 0 P: 12	R: 0 H: 0 E: 0 K: 1 S: 8	H: 0 LOB: 0 BB: 0 P: 12	1B: 7 2B: 1 3B: 0 HR: 0	SF: 0 SAC: 2 DP: 0 HBP: 0	WP: 0 PB: 0 SB: 0 CS: 1	PA: 36
PITCHER	IP WLS BF H R ER SO BB IBB HBP BLK WP HR S P ERA WHIP																			
31 Ian Kennedy, R ERA: 3.85	6.2 W 29 8 0 0 3 1 1 0 0 0 0 74 110 0.00 1.350																			
58 Juan Gutierrez, R ERA: 5.84	1.1 H 4 0 0 0 2 0 0 0 0 0 0 11 15 0.00 0.000																			
50 Chad Qualls, R ERA: 7.36	1.0 S 3 0 0 0 1 0 0 0 0 0 0 8 12 0.00 0.000																			

Arizona Diamondbacks @ Houston Astros
Minute Maid Park, Houston, TX
Tue May 04 2010, 7:08 PM - 9:46 PM CDT
Att: 22,661 - Clear - 86 F

livebaseballscores.com

AB 32
R 0
H 8
RBI 0
BB 2
SO 6
LOB 14

Batter	1	2	3	4	5	6	7	8	9	AB	R	H	RBI	BB	SO	LOB	TOP					
2 Kelly Johnson, L (1,4) OBP: 0.372, SLG: 0.643										5	0	0	0	0	0	4						
6 Stephen Drew, L (1,6) OBP: 0.353, SLG: 0.476										4	0	2	0	0	0	0						
10 Justin Upton, R (1,9) OBP: 0.312, SLG: 0.391										4	0	0	0	0	2	2						
27 Mark Reynolds, R (1,5) OBP: 0.361, SLG: 0.545										4	1	1	0	0	2	2						
25 Adam LaRoche, L (1,3) OBP: 0.380, SLG: 0.518										3	0	0	0	1	0	1						
24 Chris Young, R (1,8) OBP: 0.356, SLG: 0.486										4	1	1	0	0	1	3						
18 Gerardo Parra, L (1,7) OBP: 0.286, SLG: 0.382										4	0	2	2	0	0	0						
19 Chris Snyder, R (1,2) OBP: 0.402, SLG: 0.537										2	0	1	0	2	1	0						
11 Augie Ojeda, S (9, PR) OBP: 0.167, SLG: 0.100										0	0	0	0	0	0	0						
28 John Hester, R (9, 2) OBP: 0.333, SLG: 0.333										0	0	0	0	0	0	0						
13 Rodrigo Lopez, R (1,1) OBP: 0.143, SLG: 0.143										2	0	0	0	0	0	2						
22 Aaron Heilman, R (8, 1) OBP: 0.455, SLG: 0.550										0	0	0	0	0	0	0						
4 Rusty Ryal, R (9, PH) OBP: 0.455, SLG: 0.550										1	0	1	0	0	0	0						
58 Juan Gutierrez, R (9, 1) OBP: 0.333, SLG: 0.333										0	0	0	0	0	0	0						
Inning Stats	R: 0 E: 0 K: 0 S: 6	H: 0 LOB: 0 BB: 0 P: 10	R: 1 E: 0 K: 0 S: 11	H: 2 LOB: 2 BB: 1 P: 18	R: 0 E: 0 K: 1 S: 11	H: 1 LOB: 1 BB: 0 P: 18	R: 1 E: 0 K: 0 S: 18	H: 2 LOB: 2 BB: 1 P: 30	R: 0 E: 0 K: 3 S: 12	H: 0 LOB: 0 BB: 0 P: 22	R: 0 E: 0 K: 1 S: 7	H: 0 LOB: 0 BB: 0 P: 11	R: 0 E: 0 K: 1 S: 10	H: 0 LOB: 0 BB: 0 P: 15	R: 0 E: 0 K: 0 S: 5	H: 0 LOB: 0 BB: 0 P: 5	R: 0 E: 0 K: 0 S: 10	H: 2 LOB: 1 BB: 0 P: 15	1B: 3 2B: 4 3B: 1 HR: 0	SF: 0 SAC: 1 DP: 1 HBP: 0	WP: 0 PB: 0 SB: 0 CS: 0	PA: 37
PITCHER	IP WLS BF H R ER SO BB IBB HBP BLK WP HR S P ERA WHIP																					
39 Brett Myers, R (1,1) ERA: 3.6	7.0	30	6	2	2	6	2	1	0	0	0	0	0	0	75	124	2.57	1.143				
37 Brandon Lyon, R (8, 1) ERA: 4.38	1.0	3	0	0	0	0	0	0	0	0	0	0	0	5	5	0.00	0.000					
22 Matt Lindstrom, R (9, 1) ERA: 2.25	1.0	W	4	2	0	0	0	0	0	0	0	0	0	10	15	0.00	2.000					

Arizona Diamondbacks @ Houston Astros
Minute Maid Park, Houston, TX
Wed May 05 2010, 7:05 PM - 9:29 PM CDT
Att: 21,030 - Clear - 89 F

livebaseballscorecards.com

AB 33
R 2
H 8
RBI 2
BB 3
SO 6
LOB 14

Batter	1	2	3	4	5	6	7	8	9	AB	R	H	RBI	BB	SO	LOB	BOTTOM					
21 Michael Bourn, L (1,8) OBP: 0.396, SLG: 0.398										4	0	0	0	0	1	0						
3 Kazuo Matsui, S (1,4) OBP: 0.280, SLG: 0.196										3	1	0	0	1	0	0						
45 Carlos Lee, R (1,7) OBP: 0.245, SLG: 0.280										4	1	1	2	0	0	0						
17 Lance Berkman, S (1,3) OBP: 0.327, SLG: 0.404										2	0	1	0	1	1	0						
9 Hunter Pence, R (1,9) OBP: 0.242, SLG: 0.302										3	0	1	0	0	0	2						
77 Pedro Feliz, R (1,5) OBP: 0.242, SLG: 0.326										3	1	0	0	0	0	2						
12 Tommy Manzella, R (1,6) OBP: 0.268, SLG: 0.299										3	1	1	2	0	1	1						
36 Kevin Cash, R (1,2) OBP: 0.207, SLG: 0.222										2	0	0	0	0	2	0						
18 Cory Sullivan, L (8, PH) OBP: 0.207, SLG: 0.222										1	0	0	0	0	0	0						
55 Humberto Quintero, R (9, 2) OBP: 0.250, SLG: 0.250										0	0	0	0	0	0	0						
39 Brett Myers, R (1,1) OBP: 0.083, SLG: 0.083										2	0	0	0	0	0	0						
37 Brandon Lyon, R (8, 1) OBP: 0.327, SLG: 0.396										0	0	0	0	0	0	0						
27 Geoff Blum, S (8, PH) OBP: 0.327, SLG: 0.396										1	0	0	0	0	0	0						
22 Matt Lindstrom, R (9, 1) ERA: 7.3										0	0	0	0	0	0	0						
Inning Stats	R: 0 E: 0 K: 0 S: 9	H: 0 LOB: 0 BB: 0 P: 13	R: 2 E: 0 K: 1 S: 14	H: 2 LOB: 0 BB: 0 P: 20	R: 0 E: 0 K: 0 S: 9	H: 0 LOB: 0 BB: 0 P: 12	R: 0 E: 0 K: 1 S: 11	H: 1 LOB: 1 BB: 0 P: 15	R: 0 E: 0 K: 2 S: 8	H: 0 LOB: 0 BB: 0 P: 13	R: 0 E: 0 K: 0 S: 9	H: 0 LOB: 0 BB: 0 P: 11	R: 0 E: 0 K: 0 S: 9	H: 0 LOB: 1 BB: 1 P: 16	R: 0 E: 0 K: 1 S: 11	H: 0 LOB: 0 BB: 0 P: 15	R: 2 E: 0 K: 0 S: 2	H: 1 LOB: 0 BB: 1 P: 6	1B: 2 2B: 0 3B: 0 HR: 2	SF: 0 SAC: 0 DP: 1 HBP: 0	WP: 0 PB: 0 SB: 0 CS: 0	PA: 30
PITCHER	IP WLS BF H R ER SO BB IBB HBP BLK WP HR S P ERA WHIP																					
13 Rodrigo Lopez, R (1,1) ERA: 4.14	7.0	25	3	2	2	4	1	0	0	0	0	0	0	69	100	2.57	0.571					
22 Aaron Heilman, R (8, 1) ERA: 4.63	1.0	3	0	0	0	1	0	0	0	0	0	0	0	11	15	0.00	0.000					
58 Juan Gutierrez, R (9, 1) ERA: 7.3	0.0	L	2	1	2	2	0	1	0	0	0	0	0	1	2	6	∞					

Arizona Diamondbacks @ Houston Astros
Minute Maid Park, Houston, TX
Wed May 05 2010, 7:05 PM - 9:29 PM CDT
Att: 21,030 - Clear - 89 F

livebaseballscorecards.com

AB 28
R 4
H 4
RBI 4
BB 2
SO 5
LOB 5

Batter	1	2	3	4	5	6	7	8	9	AB	R	H	RBI	BB	SO	LOB	TOP										
2 Kelly Johnson, L (1.4) OBP: 0.381, SLG: 0.667										4	2	2	1	0	0	1	Arizona Diamondbacks @ Houston Astros Minute Maid Park, Houston, TX Thu May 06 2010, 7:07 PM - 9:38 PM CDT Att: 21,019 - Partly Cloudy - 81 F										
3 Tony Abreu, S (1.6) OBP: 0.378, SLG: 0.488										5	1	4	1	0	0	1											
10 Justin Upton, R (1.9) OBP: 0.315, SLG: 0.386										4	1	1	1	1	0	3											
27 Mark Reynolds, R (1.5) OBP: 0.355, SLG: 0.529										3	0	0	1	1	0	2											
25 Adam LaRoche, L (1.3) OBP: 0.385, SLG: 0.539										4	1	2	0	0	2	2											
24 Chris Young, R (1.8) OBP: 0.381, SLG: 0.486										4	0	2	1	0	1	2											
4 Rusty Ryan, R (1.7) 18 Gerardo Parra, L (7.7) OBP: 0.282, SLG: 0.377										3	0	1	1	0	1	2											
19 Chris Snyder, R (1.2) OBP: 0.384, SLG: 0.507										4	0	0	0	0	3	2											
15 Dan Haren, R (1.1) OBP: 0.455, SLG: 0.591										4	1	1	0	0	0	1											
Inning Stats	R: 1 E: 0 K: 1 S: 10	H: 2 LOB: 1 BB: 1 P: 19	R: 0 E: 0 K: 2 S: 9	H: 1 LOB: 1 BB: 0 P: 12	R: 3 E: 0 K: 0 S: 13	H: 4 LOB: 1 BB: 0 P: 26	R: 1 E: 0 K: 1 S: 11	H: 2 LOB: 1 BB: 0 P: 17	R: 1 E: 0 K: 1 S: 17	H: 2 LOB: 1 BB: 0 P: 23	R: 0 E: 0 K: 0 S: 5	H: 1 LOB: 0 BB: 0 P: 8	R: 0 E: 0 K: 1 S: 6	H: 0 LOB: 1 BB: 1 P: 15	R: 0 E: 0 K: 2 S: 8	H: 0 LOB: 0 BB: 0 P: 10		R: 0 E: 0 K: 0 S: 8	H: 1 LOB: 1 BB: 0 P: 16	1B: 9 2B: 3 3B: 1 HR: 1	SF: 1 SAC: 0 DP: 2 HBP: 1	WP: 0 PB: 1 CS: 1	PA: 40				
PITCHER	IP	WLS	BF	H	R	ER	SO	BB	IBB	HBP	BLK	WP	HR	S	P	ERA	WHIP										
51 Wandy Rodriguez, L (1.1) ERA: 4.59	3.2	L	20	9	5	5	4	1	0	1	0	0	1	42	73	12.27	2.727										
59 Wilton Lopez, R (4.1) ERA: 4.91	1.1		6	2	1	1	1	0	0	0	0	0	0	18	24	6.75	1.500										
38 Brian Moehler, R (6.1) ERA: 4.02	2.0		7	1	0	0	1	1	0	0	0	0	0	11	23	0.00	1.000										
47 Jeff Fulchino, R (8.1) ERA: 4.35	1.0		3	0	0	0	2	0	0	0	0	0	0	8	10	0.00	0.000										
43 Chris Sampson, R (9.1) ERA: 1.5	1.0		4	1	0	0	0	0	0	0	0	0	0	8	16	0.00	1.000										

Batter	1	2	3	4	5	6	7	8	9	AB	R	H	RBI	BB	SO	LOB	BOTTOM										
21 Michael Bourn, L (1.8) OBP: 0.400, SLG: 0.406										3	0	1	0	1	1	0	Arizona Diamondbacks @ Houston Astros Minute Maid Park, Houston, TX Thu May 06 2010, 7:07 PM - 9:38 PM CDT Att: 21,019 - Partly Cloudy - 81 F										
8 Jeff Keppinger, R (1.4) OBP: 0.323, SLG: 0.353										4	1	1	0	0	1	3											
45 Carlos Lee, R (1.7) OBP: 0.245, SLG: 0.279										4	1	1	1	0	1	2											
43 Chris Sampson, R (9.1) OBP: 0.305, SLG: 0.373										0	0	0	0	0	0	0											
17 Lance Berkman, S (1.3) OBP: 0.305, SLG: 0.373										4	0	0	0	0	1	2											
9 Hunter Pence, R (1.9) OBP: 0.233, SLG: 0.290										4	0	0	0	0	0	2											
27 Geoff Blum, S (1.5) OBP: 0.340, SLG: 0.404										4	0	2	1	0	1	0											
12 Tommy Manzella, R (1.6) OBP: 0.253, SLG: 0.282										4	0	0	0	0	3	2											
55 Humberto Quintero, R (1.2) OBP: 0.255, SLG: 0.289										3	1	1	0	0	0	0											
51 Wandy Rodriguez, S (1.1) 59 Wilton Lopez, R (4.1) 3 Kazuo Matsui, S (6.1) 38 Brian Moehler, R (8.1) 47 Jeff Fulchino, R (8.1) 4 Jason Michaels, R (9.7) OBP: 0.284, SLG: 0.300										1	0	0	0	0	0	0											
Inning Stats	R: 0 E: 0 K: 3 S: 10	H: 1 LOB: 1 BB: 0 P: 14	R: 0 E: 0 K: 2 S: 7	H: 0 LOB: 0 BB: 0 P: 9	R: 0 E: 0 K: 2 S: 9	H: 0 LOB: 0 BB: 0 P: 12	R: 2 E: 1 K: 1 S: 17	H: 3 LOB: 1 BB: 0 P: 24	R: 0 E: 0 K: 0 S: 4	H: 0 LOB: 0 BB: 0 P: 7	R: 0 E: 0 K: 0 S: 4	H: 0 LOB: 0 BB: 0 P: 5	R: 0 E: 0 K: 0 S: 7	H: 0 LOB: 0 BB: 0 P: 7	R: 1 E: 0 K: 0 S: 10	H: 2 LOB: 1 BB: 1 P: 15	R: 0 E: 0 K: 1 S: 13	H: 1 LOB: 1 BB: 0 P: 18	1B: 5 2B: 2 3B: 0 HR: 0	SF: 0 SAC: 0 DP: 2 HBP: 0	WP: 0 PB: 0 CS: 0	PA: 34					
PITCHER	IP	WLS	BF	H	R	ER	SO	BB	IBB	HBP	BLK	WP	HR	S	P	ERA	WHIP										
15 Dan Haren, R (1.1) ERA: 4.04	9.0	W	34	7	3	2	9	1	0	0	0	0	0	81	111	2.00	0.889										



Batter	1	2	3	4	5	6	7	8	9	AB	R	H	RBI	BB	SO	LOB	TOP							
12 Scott Hairston, R OBP: 0.373, SLG: 0.581	F8			K		HBP		BB		2	1	0	0	1	1	0	San Diego Padres @ Houston Astros Minute Maid Park, Houston, TX Sat May 08 2010, 6:06 PM - 8:56 PM CDT Att: 27,038 - Cloudy - 79 F							
22 David Eckstein, R OBP: 0.307, SLG: 0.346	G6-3			G5-3		1B		1B		4	0	2	0	0	0	0								
23 Adrián González, L OBP: 0.386, SLG: 0.476	P5			K		K		L3		4	0	0	0	0	2	4								
7 Chase Headley, S OBP: 0.377, SLG: 0.432	F8					SF7		K		3	1	1	1	0	1	2								
25 Will Venable, L OBP: 0.305, SLG: 0.457	K			G3		K				3	0	0	0	1	2	2								
8 Yovani Torresalba, R OBP: 0.356, SLG: 0.413	G6-3							F9		4	0	2	1	0	0	3								
88 Kyle Blanks, R OBP: 0.300, SLG: 0.384				K						3	0	0	0	0	2	2								
18 Tony Gwynn Jr., L OBP: 0.325, SLG: 0.304				P4						1	0	0	0	0	1	0								
15 Jerry Hairston, R OBP: 0.235, SLG: 0.255				F7				F8		4	0	1	0	0	1	1								
27 Jon Garland, R OBP: 0.308, SLG: 0.100										3	0	0	0	0	3	3								
37 Mike Adams, R				K				G4-3		0	0	0	0	0	0	0								
16 Matt Stairs, L OBP: 0.227, SLG: 0.263										1	0	0	0	0	0	0								
21 Heath Bell, R										0	0	0	0	0	0	0								
Inning Stats	R: 0 E: 0 K: 0 S: 8	H: 0 LOB: 0 BB: 0 P: 14	R: 0 E: 0 K: 1 S: 7	H: 0 LOB: 0 BB: 0 P: 12	R: 0 E: 0 K: 2 S: 7	H: 0 LOB: 0 BB: 0 P: 12	R: 0 E: 0 K: 2 S: 11	H: 0 LOB: 0 BB: 0 P: 15	R: 1 E: 0 K: 1 S: 15	H: 3 LOB: 2 BB: 0 P: 23	R: 1 E: 1 K: 2 S: 15	H: 1 LOB: 1 BB: 0 P: 22	R: 0 E: 0 K: 3 S: 12	H: 1 LOB: 1 BB: 0 P: 17	R: 0 E: 0 K: 1 S: 18	H: 1 LOB: 3 BB: 2 P: 31	R: 0 E: 0 K: 1 S: 11	H: 0 LOB: 0 BB: 0 P: 17	1B: 6 2B: 0 3B: 0 HR: 0	SF: 1 2B: 0 3B: 0 HBP: 1	WP: 0 PB: 0 SB: 2 CS: 0	PA: 36		
PITCHER	IP WLS BF H R ER SO BB IBB HBP BLK WP HR S P ERA WHIP	7.0 L 27 5 2 1 11 0 0 1 0 0 0 75 115 1.29 0.714	1.0 6 1 0 0 1 2 0 0 0 0 0 0 18 31 0.00 3.000	1.0 3 0 0 0 1 0 0 0 0 0 0 0 11 17 0.00 0.000																				

Batter	1	2	3	4	5	6	7	8	9	AB	R	H	RBI	BB	SO	LOB	BOTTOM						
21 Michael Bourn, L OBP: 0.373, SLG: 0.375	G3-1			L6		G4-3			G6-3	4	0	0	0	0	0	0	San Diego Padres @ Houston Astros Minute Maid Park, Houston, TX Sat May 08 2010, 6:06 PM - 8:56 PM CDT Att: 27,038 - Cloudy - 79 F						
8 Jeff Keppinger, R OBP: 0.333, SLG: 0.356	G4-3			1B		BB		G1	2	0	1	0	1	0	0	0							
4 Jason Michaels, R OBP: 0.200, SLG: 0.480	G4-3									1	0	0	0	0	0	0							
17 Lance Berkman, S OBP: 0.288, SLG: 0.333	G4-3			K		FC6-4				3	0	0	0	1	1	2							
45 Carlos Lee, R OBP: 0.237, SLG: 0.268	L7			G5-3		G5-4-3		BB	4	0	0	0	0	1	3	3							
9 Hunter Pence, R OBP: 0.236, SLG: 0.291	F7							L7	3	0	1	0	0	0	0	0							
77 Pedro Feliz, R OBP: 0.248, SLG: 0.320	G1-4-3									2	0	0	0	1	0	1							
3 Kazuo Matsui, S OBP: 0.241, SLG: 0.204	G5-3			G5-3						3	1	0	0	0	0	2							
36 Kevin Cash, R	F9									2	0	0	0	0	0	0							
27 Geoff Blum, S OBP: 0.345, SLG: 0.407	F9									1	0	1	1	0	0	0							
55 Humberto Quintero, R OBP: 0.256, SLG: 0.289	F9									0	0	0	0	0	0	0							
52 Felipe Paulino, R OBP: 0.400, SLG: 0.444	F9									2	0	0	0	0	1	0							
37 Brandon Lyon, R										0	0	0	0	0	0	0							
18 Cory Sullivan, L OBP: 0.194, SLG: 0.207										1	0	0	0	0	0	1							
22 Matt Lindstrom, R										0	0	0	0	0	0	0							
Inning Stats	R: 0 E: 0 K: 0 S: 5	H: 0 LOB: 0 BB: 0 P: 9	R: 0 E: 0 K: 0 S: 8	H: 0 LOB: 0 BB: 0 P: 11	R: 0 E: 0 K: 1 S: 9	H: 0 LOB: 0 BB: 0 P: 10	R: 0 E: 0 K: 1 S: 9	H: 1 LOB: 1 BB: 0 P: 16	R: 0 E: 0 K: 0 S: 8	H: 1 LOB: 0 BB: 0 P: 13	R: 0 E: 0 K: 1 S: 8	H: 0 LOB: 0 BB: 0 P: 11	R: 0 E: 0 K: 0 S: 7	H: 0 LOB: 0 BB: 1 P: 13	R: 1 E: 0 K: 0 S: 10	H: 1 LOB: 1 BB: 1 P: 20	R: 0 E: 0 K: 1 S: 10	H: 0 LOB: 1 BB: 1 P: 19	1B: 3 2B: 0 3B: 0 HR: 0	SF: 0 2B: 0 3B: 0 HBP: 0	WP: 0 PB: 0 SB: 2 CS: 1	PA: 31	
PITCHER	IP WLS BF H R ER SO BB IBB HBP BLK WP HR S P ERA WHIP	7.0 W 22 2 1 1 0 1 0 0 0 0 0 10 20 9.00 2.000	1.0 H 5 1 1 1 0 1 0 0 0 0 0 10 20 9.00 2.000	1.0 S 4 0 0 0 1 1 0 0 0 0 0 10 19 0.00 1.000																			



Batter	1	2	3	4	5	6	7	8	9	10	11	AB	R	H	RBI	BB	SO	LOB	TOP					
18 Tony Gwynn Jr., L OBP: 0.333, SLG: 0.311			G4-3		G1-3			G1-3		G4-3		5	0	2	1	0	0	1						
25 Will Venable, L OBP: 0.291, SLG: 0.434	K			K	G1-3			K		F7		5	0	0	0	0	3	3						
7 Chase Headley, S OBP: 0.370, SLG: 0.423	F7			G4-3				F8			G1-3	5	0	1	0	0	0	1						
12 Scott Hairston, R OBP: 0.363, SLG: 0.552	K			G2-3				P4			F8	5	0	1	0	0	1	2						
16 Matt Stairs, L OBP: 0.240, SLG: 0.273	K							K			G5-3	3	1	1	0	0	2	1						
57 Luke Gregerson, L OBP: 0.291, SLG: 0.434												0	0	0	0	0	0	0						
37 Mike Adams, R OBP: 0.310, SLG: 0.358												0	0	0	0	0	0	0						
22 David Eckstein, R OBP: 0.310, SLG: 0.358												2	0	1	0	0	0	0						
4 Nick Hundley, R OBP: 0.347, SLG: 0.381	K							F9				3	1	0	0	1	1	2						
15 Jerry Hairston, R OBP: 0.225, SLG: 0.245	F9							G4-3			FC6-2	4	0	0	0	0	0	3						
2 Lance Zawadzki, L OBP: 0.364, SLG: 0.125	G4-3							P5			CS	3	0	0	0	0	0	2						
21 Heath Bell, R OBP: 0.228, SLG: 0.207								L6			SH1-3	1	0	1	0	0	0	0						
14 Oscar Salazar, R OBP: 0.228, SLG: 0.207												0	0	0	0	0	0	0						
58 Ryan Webb, R OBP: 0.228, SLG: 0.207												0	0	0	0	0	0	0						
46 Tim Stauffer, R OBP: 0.237, SLG: 0.379	K							K			SH1-3	2	1	1	2	0	1	0						
45 Edward Mujica, R OBP: 0.237, SLG: 0.379												0	0	0	0	0	0	0						
88 Kyle Blanks, R OBP: 0.237, SLG: 0.379												1	0	0	0	0	1	0						
23 Adrián González, L OBP: 0.386, SLG: 0.476												0	0	0	0	0	0	0						
Inning Stats	R: 0 E: 0 K: 2 S: 9	H: 1 LOB: 1 BB: 0 P: 15	R: 0 E: 0 K: 2 S: 10	H: 0 LOB: 0 BB: 0 P: 13	R: 0 E: 0 K: 1 S: 8	H: 0 LOB: 0 BB: 0 P: 11	R: 0 E: 0 K: 1 S: 9	H: 0 LOB: 0 BB: 0 P: 12	R: 3 E: 0 K: 0 S: 12	H: 3 LOB: 1 BB: 1 P: 24	R: 0 E: 0 K: 1 S: 10	H: 0 LOB: 0 BB: 0 P: 13	R: 0 E: 0 K: 1 S: 11	H: 1 LOB: 1 BB: 0 P: 16	R: 0 E: 0 K: 0 S: 8	H: 1 LOB: 0 BB: 0 P: 14	R: 0 E: 0 K: 0 S: 6	H: 0 LOB: 1 BB: 0 P: 8	R: 0 E: 0 K: 0 S: 4	H: 0 LOB: 0 BB: 0 P: 5	1B: 6 2B: 2 3B: 0 HR: 0	SF: 0 SAC: 1 DP: 0 HBP: 0	WP: 0 PB: 0 SB: 2 CS: 1	PA: 42
PITCHER	IP: 8.0 ERA: 2.63	WLS: 3 BF: 31	H: 6 R: 3 ER: 3 SO: 9	BB: 1 IBB: 0 HBP: 0 BLK: 0	WP: 0 HR: 0 S: 14 P: 22	ERA: 0.00 WHIP: 1.000	PITCHER	IP: 11.1 ERA: 3.77	WLS: 3 BF: 31	H: 6 R: 3 ER: 3 SO: 9	BB: 1 IBB: 0 HBP: 0 BLK: 0	WP: 0 HR: 0 S: 14 P: 22	ERA: 0.00 WHIP: 1.000											

San Diego Padres @ Houston Astros
Minute Maid Park, Houston, TX
Sun May 09 2010, 1:08 PM - 3:59 PM CDT
Att: 23,526 - Roof Closed - 73 F

livebaseballscores.com

AB 39
R 3
H 8
RBI 3
BB 1
SO 9
LOB 15

Batter	1	2	3	4	5	6	7	8	9	10	11	AB	R	H	RBI	BB	SO	LOB	BOTTOM			
21 Michael Bourn, L OBP: 0.366, SLG: 0.367			G6-3		G6-3			G3		K		5	0	1	0	0	1	1				
8 Jeff Keppinger, R OBP: 0.317, SLG: 0.337	G5-3		G5-3		G6-3			F9			E5	5	0	0	0	0	0	1				
17 Lance Berkman, S OBP: 0.296, SLG: 0.355	FC5		G3		G3			G5-3			FC5-6	5	1	2	0	0	0	0				
45 Carlos Lee, R OBP: 0.246, SLG: 0.302											FC5-6	4	1	2	1	0	0	1				
3 Kazuo Matsui, S OBP: 0.241, SLG: 0.204												0	1	0	0	0	0	0				
4 Jason Michaels, R OBP: 0.192, SLG: 0.462												1	0	0	0	0	0	2				
9 Hunter Pence, R OBP: 0.252, SLG: 0.343												5	1	3	2	0	0	2				
77 Pedro Feliz, R OBP: 0.239, SLG: 0.311	F9							F7				3	0	0	1	0	0	1				
12 Tommy Manzella, R OBP: 0.235, SLG: 0.260	FC4-6											3	0	0	0	0	1	1				
27 Geoff Blum, S OBP: 0.339, SLG: 0.400												1	0	0	0	0	0	1				
55 Humberto Quintero, R OBP: 0.275, SLG: 0.356												4	0	2	0	0	1	0				
44 Roy Oswalt, R OBP: 0.220, SLG: 0.182	G4-3											2	0	0	0	0	1	2				
22 Matt Lindstrom, R OBP: 0.188, SLG: 0.200												0	0	0	0	0	0	0				
18 Cory Sullivan, L OBP: 0.188, SLG: 0.200												1	0	0	0	0	0	0				
37 Brandon Lyon, R OBP: 0.188, SLG: 0.200												0	0	0	0	0	0	0				
Inning Stats	R: 0 E: 0 K: 0 S: 9	H: 2 LOB: 2 BB: 0 P: 17	R: 0 E: 0 K: 0 S: 7	H: 0 LOB: 0 BB: 0 P: 10	R: 0 E: 0 K: 0 S: 4	H: 1 LOB: 1 BB: 0 P: 6	R: 0 E: 0 K: 1 S: 10	H: 1 LOB: 1 BB: 0 P: 15	R: 2 E: 0 K: 0 S: 13	H: 2 LOB: 0 BB: 0 P: 22	R: 0 E: 0 K: 2 S: 9	H: 0 LOB: 0 BB: 0 P: 11	R: 0 E: 1 K: 0 S: 7	H: 0 LOB: 1 BB: 0 P: 12	R: 0 E: 0 K: 1 S: 7	H: 0 LOB: 0 BB: 0 P: 10	R: 1 E: 1 K: 0 S: 6	H: 2 LOB: 2 BB: 0 P: 7	1B: 6 2B: 2 3B: 0 HR: 2	SF: 1 SAC: 1 DP: 1 HBP: 0	WP: 0 PB: 0 SB: 0 CS: 1	PA: 41
PITCHER	IP: 5.0 ERA: 0.39	WLS: 2 BF: 19	H: 2 R: 2 ER: 0 SO: 1	BB: 0 IBB: 0 HBP: 0 BLK: 0	WP: 0 HR: 0 S: 8 P: 15	ERA: 0.00 WHIP: 3.000	PITCHER	IP: 10.1 ERA: 3.86	WLS: 7 BF: 37	H: 2 R: 2 ER: 1 SO: 1	BB: 0 IBB: 0 HBP: 0 BLK: 0	WP: 0 HR: 0 S: 13 P: 17	ERA: 6.75 WHIP: 1.500									

San Diego Padres @ Houston Astros
Minute Maid Park, Houston, TX
Sun May 09 2010, 1:08 PM - 3:59 PM CDT
Att: 23,526 - Roof Closed - 73 F

livebaseballscores.com

AB 39
R 4
H 10
RBI 4
BB 0
SO 4
LOB 12

Batter	1	2	3	4	5	6	7	8	9	AB	R	H	RBI	BB	SO	LOB	TOP								
21 Michael Bourn, L (1,8) OBP: 0.365, SLG: 0.361	F8		8 1B 17 1B BB	K			G4-3			3	1	0	0	1	1	0									
8 Jeff Keppinger, R (1,6) OBP: 0.330, SLG: 0.360	K		9 HR 17 1B 1B				L1			4	1	2	0	0	1	0									
17 Lance Berkman, S (1,3) OBP: 0.357, SLG: 0.479	2B		9 HR 1B				G4-6-3			4	1	3	1	0	0	0									
45 Carlos Lee, R (1,7) OBP: 0.244, SLG: 0.286	BB		F6				L9			3	0	0	0	1	0	4									
18 Cory Sullivan, L (8,7) OBP: 0.206, SLG: 0.219	BB		F9				G4-6-3			0	0	0	0	0	0	0									
9 Hunter Pence, R (1,9) OBP: 0.258, SLG: 0.397	F8		1-H 2-H HR				G4-6-3			4	1	1	3	0	1	4									
77 Pedro Feliz, R (1,5) OBP: 0.244, SLG: 0.306	F8		BB				G6-3			3	0	0	0	1	0	0									
3 Kazuo Matsui, S (1,4) OBP: 0.227, SLG: 0.180	K		G5-3				G6-3			4	0	0	0	0	1	1									
55 Humberto Quintero, R (1,2) OBP: 0.274, SLG: 0.317	L9		K				L9			4	0	1	0	0	1	0									
20 Bud Norris, R (1,1) OBP: 0.091, SLG: 0.091	G5-3		G4-3				G6-3			3	0	0	0	0	0	0									
27 Geoff Blum, S (9,PH) OBP: 0.344, SLG: 0.390	G4-3						G4-3			1	0	0	0	0	0	1									
22 Matt Lindstrom, R (9,1)							G4-3			0	0	0	0	0	0	0									
Inning Stats	R: 0 E: 0 K: 1 S: 11	H: 1 LOB: 2 BB: 1 P: 19	R: 0 E: 0 K: 1 S: 5	H: 0 LOB: 0 BB: 0 P: 6	R: 4 E: 0 K: 0 S: 18	H: 3 LOB: 1 BB: 2 P: 30	R: 0 E: 0 K: 2 S: 8	H: 0 LOB: 0 BB: 0 P: 9	R: 0 E: 0 K: 0 S: 7	H: 2 LOB: 1 BB: 0 P: 10	R: 0 E: 0 K: 0 S: 6	H: 0 LOB: 0 BB: 0 P: 9	R: 0 E: 0 K: 0 S: 9	H: 0 LOB: 0 BB: 0 P: 13	R: 0 E: 0 K: 1 S: 8	H: 0 LOB: 0 BB: 0 P: 13	R: 0 E: 0 K: 0 S: 12	H: 1 LOB: 1 BB: 0 P: 19	1B: 5 2B: 1 3B: 0 HR: 1	SF: 0 SAC: 0 DP: 1 HBP: 0	WP: 0 PB: 0 SB: 0 CS: 0	PA: 36			
PITCHER	IP WLS BF H R ER SO BB IBB HBP BLK WP HR S P ERA WHIP	8.0 L 32 6 4 4 5 3 0 0 0 0 1 72 109 4.50 1.125	1.0 S 4 1 0 0 0 0 0 0 0 0 0 0 12 19 0.00 1.000																						

Houston Astros @ St. Louis Cardinals
 Busch Stadium, St. Louis, MO
 Thu May 13 2010, 12:41 PM - 2:58 PM CDT
 Att: 39,026 - Cloudy - 74 F

AB	33
R	4
H	7
RBI	4
BB	3
SO	5
LOB	10



Batter	1	2	3	4	5	6	7	8	9	AB	R	H	RBI	BB	SO	LOB	BOTTOM								
55 Skip Schumaker, L (1,4) OBP: 0.296, SLG: 0.273	G6-4-3		K				G3			4	0	1	0	0	1	3									
47 Ryan Ludwick, R (1,9) OBP: 0.397, SLG: 0.459	G6-4-3		K				5 FC6-4 1B			4	0	1	0	0	1	1									
5 Albert Pujols, R (1,3) OBP: 0.413, SLG: 0.564	P4		P4				7 WP 1B			4	1	0	0	0	0	1									
7 Matt Holliday, R (1,7) OBP: 0.365, SLG: 0.476	G6-3		G6-3				1-H 1B			3	0	2	1	1	0	0									
23 David Freese, R (1,5) OBP: 0.388, SLG: 0.460	K		G3				K			4	0	0	0	0	3	3									
28 Colby Rasmus, L (1,8) OBP: 0.402, SLG: 0.550	L3-6		K				G4-3			3	0	0	0	0	1	2									
4 Yadier Molina, R (1,2) OBP: 0.365, SLG: 0.396	K		K				29 FC3-6 HBP			2	0	1	0	0	1	0									
27 Tyler Greene, R (1,6) OBP: 0.280, SLG: 0.391	G4-3		G4-3				K			3	0	1	0	0	1	1									
29 Chris Carpenter, R (1,1) OBP: 0.125, SLG: 0.067	K		K				FC3-6			2	0	0	0	0	1	1									
15 Jon Jay, L (8,PH) OBP: 0.333, SLG: 0.389	K						SH1-3			0	0	0	0	0	0	0									
31 Ryan Franklin, R (9,1)							SH1-3			0	0	0	0	0	0	0									
Inning Stats	R: 0 E: 0 K: 0 S: 5	H: 1 LOB: 0 BB: 0 P: 6	R: 0 E: 0 K: 1 S: 6	H: 1 LOB: 0 BB: 0 P: 10	R: 0 E: 0 K: 2 S: 7	H: 0 LOB: 0 BB: 0 P: 10	R: 0 E: 0 K: 2 S: 9	H: 0 LOB: 0 BB: 0 P: 15	R: 0 E: 0 K: 1 S: 7	H: 0 LOB: 0 BB: 0 P: 12	R: 0 E: 0 K: 1 S: 11	H: 0 LOB: 1 BB: 0 P: 16	R: 1 E: 0 K: 1 S: 14	H: 2 LOB: 1 BB: 0 P: 21	R: 0 E: 0 K: 0 S: 6	H: 2 LOB: 1 BB: 0 P: 9	R: 0 E: 0 K: 1 S: 8	H: 0 LOB: 1 BB: 1 P: 18	1B: 5 2B: 3 3B: 0 HR: 0	SF: 0 SAC: 1 DP: 3 HBP: 1	WP: 1 PB: 0 SB: 0 CS: 0	PA: 32			
PITCHER	IP WLS BF H R ER SO BB IBB HBP BLK WP HR S P ERA WHIP	8.0 W 28 6 1 1 8 0 0 1 0 0 0 65 99 1.12 0.750	1.0 S 4 0 0 0 1 1 0 0 0 0 0 8 18 0.00 1.000																						

Houston Astros @ St. Louis Cardinals
 Busch Stadium, St. Louis, MO
 Thu May 13 2010, 12:41 PM - 2:58 PM CDT
 Att: 39,026 - Cloudy - 74 F

AB	29
R	1
H	6
RBI	1
BB	1
SO	9
LOB	12




Batter	1	2	3	4	5	6	7	8	9	AB	R	H	RBI	BB	SO	LOB	TOP			
21 Michael Bourn, L (1,8)	G6-3		G3		F7			1B		4	1	1	0	0	0	1	Houston Astros @ San Francisco Giants AT&T Park, San Francisco, CA Fri May 14 2010, 7:17 PM - 9:58 PM PDT Att: 38,646 - Clear - 57 F			
8 Jeff Keppinger, R (1,4)	K		G4-3			G5-3		BB		3	0	0	0	1	1					
17 Lance Berkman, S (1,3)	2B				F8	F7		1B		4	0	2	1	0	0	0				
45 Carlos Lee, R (1,7)	G5-3				F9	F7		G4-6-3		4	0	0	0	0	0	3				
9 Hunter Pence, R (1,9)		F8			HR			1B		4	1	3	1	0	0	0				
77 Pedro Feliz, R (1,5)	L8				F7			1B		4	0	0	0	0	0	2				
12 Tommy Manzella, R (1,6)						G5-3				3	0	0	0	1	1	2				
36 Kevin Cash, R (1,2)																				
27 Geoff Blum, S (9,PH)																				
52 Felipe Paulino, R (1,1)																				
73 Gustavo Chacin, L (5,1)																				
38 Brian Moehler, R (7,1)																				
18 Cory Sullivan, L (8,PH)																				
47 Jeff Fulchino, R (8,1)																				
Inning Stats	R: 0 E: 0 K: 1 S: 13	H: 1 LOB: 1 BB: 0 P: 17	R: 0 E: 0 K: 0 S: 9	H: 0 LOB: 1 BB: 1 P: 17	R: 0 E: 0 K: 1 S: 7	H: 0 LOB: 0 BB: 0 P: 9	R: 1 E: 0 K: 0 S: 8	H: 1 LOB: 0 BB: 0 P: 10	R: 0 E: 0 K: 0 S: 9	H: 0 LOB: 0 BB: 0 P: 14	R: 0 E: 0 K: 1 S: 8	H: 1 LOB: 1 BB: 0 P: 10	R: 1 E: 0 K: 1 S: 10	H: 2 LOB: 1 BB: 1 P: 21	R: 0 E: 0 K: 1 S: 10	H: 1 LOB: 1 BB: 0 P: 14	1B: 5 2B: 1 3B: 0 HR: 1	SF: 0 SAC: 0 DP: 1 HBP: 0	WP: 0 PB: 0 SB: 0 CS: 0	PA: 35
PITCHER	IP WLS BF H R ER SO BB IBB HBP BLK WP HR S P ERA WHIP																			
37 Todd Wellemeyer, R (1,1)	7.1 W 29 5 2 2 4 2 0 0 0 0 0 1 69 106 2.46 0.955																			
59 Guillermo Mota, R (8,1)	0.2 2 1 0 0 0 0 0 0 0 0 0 0 3 6 0.00 1.500																			
54 Sergio Romo, R (9,1)	1.0 4 1 0 0 1 0 0 0 0 0 0 0 10 14 0.00 1.000																			

Batter	1	2	3	4	5	6	7	8	9	AB	R	H	RBI	BB	SO	LOB	BOTTOM			
33 Aaron Rowand, R (1,8)	G6-3				G5-3			G5-3		4	1	0	0	1	1	1	Houston Astros @ San Francisco Giants AT&T Park, San Francisco, CA Fri May 14 2010, 7:17 PM - 9:58 PM PDT Att: 38,646 - Clear - 57 F			
56 Andres Torres, S (1,7)	BB									4	2	3	2	1	0	0				
48 Pablo Sandoval, S (1,5)	BB									4	0	2	1	0	0	2				
29 Ryan Rohlinger, R (6,PR)	BB									0	0	0	0	0	0	0				
1 Bengie Molina, R (1,2)	F9									4	1	1	0	1	2	5				
17 Aubrey Huff, L (1,3)	1B									5	0	1	1	0	2	5				
54 Sergio Romo, R (9,1)										0	0	0	0	0	0	0				
5 Juan Uribe, R (1,6)	K									4	1	1	0	0	2	2				
12 Nate Schierholz, L (1,9)										3	1	2	1	1	1	0				
Matt Downs, R (1,4)										3	1	1	1	1	0	1				
37 Todd Wellemeyer, R (1,1)										2	0	0	0	0	1	2				
59 Guillermo Mota, R (8,1)										0	0	0	0	0	0	0				
35 Travis Ishikawa, L (6,PH)										1	1	1	0	0	0	0				
Inning Stats	R: 1 E: 0 K: 1 S: 11	H: 2 LOB: 2 BB: 1 P: 21	R: 3 E: 0 K: 1 S: 15	H: 3 LOB: 1 BB: 1 P: 26	R: 0 E: 0 K: 3 S: 12	H: 0 LOB: 0 BB: 0 P: 16	R: 0 E: 0 K: 1 S: 5	H: 0 LOB: 0 BB: 0 P: 9	R: 3 E: 0 K: 1 S: 19	H: 3 LOB: 2 BB: 2 P: 30	R: 0 E: 0 K: 1 S: 14	H: 2 LOB: 2 BB: 0 P: 21	R: 0 E: 0 K: 0 S: 8	H: 0 LOB: 1 BB: 1 P: 16	R: 1 E: 0 K: 1 S: 10	H: 2 LOB: 2 BB: 0 P: 16	1B: 8 2B: 3 3B: 1 HR: 0	SF: 0 SAC: 1 DP: 1 HBP: 1	WP: 3 PB: 0 SB: 1 CS: 0	PA: 41
PITCHER	IP WLS BF H R ER SO BB IBB HBP BLK WP HR S P ERA WHIP																			
52 Felipe Paulino, R (1,1)	4.2 L 26 8 7 7 7 4 0 0 0 0 0 0 60 100 13.50 2.571																			
73 Gustavo Chacin, L (5,1)	1.1 6 2 0 0 1 0 0 0 0 0 0 0 16 23 0.00 1.500																			
38 Brian Moehler, R (7,1)	1.0 3 0 0 0 0 1 0 0 0 0 0 0 8 16 0.00 1.000																			
47 Jeff Fulchino, R (8,1)	1.0 6 2 1 1 1 0 0 1 0 1 0 0 10 16 9.00 2.000																			

Batter	1	2	3	4	5	6	7	8	9	AB	R	H	RBI	BB	SO	LOB	TOP						
21 Michael Bourn, L (1,8) OBP: 0.370, SLG: 0.358	G4-3		8 1B 45 1B	G6-3			1B			4	1	2	0	0	0	1	Houston Astros @ Los Angeles Dodgers Dodger Stadium, Los Angeles, CA Tue May 18 20:10, 7:12 PM - 9:48 PM PDT Att: 55,662 - Cloudy - 64 F						
8 Jeff Keppinger, R (1,6) OBP: 0.328, SLG: 0.348	F8		17 BB 45 1B				F7			4	1	2	0	0	0	1							
17 Lance Berkman, S (1,3) OBP: 0.346, SLG: 0.438	P6		9 1B 45 1B				G4-6-3			3	0	0	0	1	0	1							
45 Carlos Lee, R (1,7)		HR	9 1B				K			4	1	2	3	0	1	0							
9 Hunter Pence, R (1,9) OBP: 0.248, SLG: 0.411	L4		77 FC6-4 1B				G3			4	0	1	0	0	1	0							
77 Pedro Feliz, R (1,5) OBP: 0.238, SLG: 0.295	P6		1-2				G5-3			4	0	0	0	0	0	3							
3 Kazuo Matsui, S (1,4) OBP: 0.197, SLG: 0.155	K		1-2				G4-3			4	0	0	0	0	1	0							
55 Humberto Quintero, R (1,2) OBP: 0.260, SLG: 0.296			G4-3				G5-3			4	0	1	0	0	0	0							
20 Bud Norris, R (1,1) OBP: 0.083, SLG: 0.083			G4-3				K			1	0	0	0	0	0	0							
38 Brian Moehler, R (5,1)			G4-3							0	0	0	0	0	0	0							
18 Cory Sullivan, L (7,PH) OBP: 0.237, SLG: 0.250										1	0	0	0	0	1	0							
59 Wilton Lopez, R (7,1)										0	0	0	0	0	0	0							
47 Jeff Fulchino, R (8,1)										0	0	0	0	0	0	0							
Inning Stats	R: 0 E: 0 K: 0 S: 8	H: 0 LOB: 0 BB: 0 P: 12	R: 1 E: 0 K: 1 S: 9	H: 1 LOB: 0 BB: 0 P: 13	R: 2 E: 0 K: 0 S: 23	H: 4 LOB: 3 BB: 1 P: 38	R: 0 E: 0 K: 0 S: 6	H: 1 LOB: 1 BB: 0 P: 8	R: 0 E: 0 K: 1 S: 7	H: 0 LOB: 0 BB: 0 P: 10	R: 0 E: 0 K: 0 S: 9	H: 0 LOB: 0 BB: 0 P: 15	R: 0 E: 0 K: 1 S: 9	H: 1 LOB: 1 BB: 0 P: 13	R: 0 E: 0 K: 1 S: 11	H: 0 LOB: 0 BB: 0 P: 13	R: 0 E: 0 K: 0 S: 6	H: 0 LOB: 0 BB: 0 P: 7	1B: 7 2B: 0 3B: 0 HR: 1	SF: 0 SAC: 1 DP: 1 HBP: 0	WP: 0 PB: 0 SB: 0 CS: 0	PA: 35	
PITCHER	IP WLS BF H R ER SO BB IBB HBP BLK WP HR S P ERA WHIP	6.0 W 25 7 3 3 2 1 0 0 0 0 1 62 96 4.50 1.333	1.0 H 4 1 0 0 1 0 0 0 0 0 0 9 13 0.00 1.000	1.0 H 3 0 0 0 1 0 0 0 0 0 0 11 13 0.00 0.000	1.0 3 0 0 0 0 0 0 0 0 0 0 6 7 0.00 0.000																		

Batter	1	2	3	4	5	6	7	8	9	AB	R	H	RBI	BB	SO	LOB	BOTTOM						
55 Russell Martin, R (1,2) OBP: 0.348, SLG: 0.375	G1-4-3	F9					K			4	1	1	0	0	1	0	Houston Astros @ Los Angeles Dodgers Dodger Stadium, Los Angeles, CA Tue May 18 20:10, 7:12 PM - 9:48 PM PDT Att: 55,662 - Cloudy - 64 F						
30 Xavier Paul, L (1,9) OBP: 0.294, SLG: 0.438	G4-3		L6				P6			3	0	0	0	0	0	0							
99 Manny Ramirez, R (1,7) OBP: 0.478, SLG: 0.529	G4-3		G5-3							3	1	1	2	1	1	0							
56 Hung-Chih Kuo, L (8,1) ERA: 2.15	27 BB 7 1B									0	0	0	0	0	0	0							
38 Ramon Troncoso, R (9,1) ERA: 2.15										0	0	0	0	0	0	0							
27 Matt Kemp, R (1,8) OBP: 0.358, SLG: 0.506	7 1B									3	1	2	0	1	0	0							
7 James Loney, L (1,3) OBP: 0.349, SLG: 0.462	23 1B		CS				F8			3	2	1	2	1	0	2							
23 Casey Blake, R (1,5) OBP: 0.333, SLG: 0.435	1B									4	1	3	2	0	0	2							
33 Blake DeWitt, L (1,4) OBP: 0.358, SLG: 0.368	K									4	0	1	0	0	2	3							
14 Jamey Carroll, R (1,6) OBP: 0.383, SLG: 0.310			K							2	0	0	1	1	1	1							
18 Hiroki Kuroda, R (1,1) ERA: 2.87										1	1	0	0	1	0	0							
9 Garret Anderson, L (6,PH) OBP: 0.159, SLG: 0.233										1	0	0	0	0	0	1							
54 Ronald Belisario, R (7,1) ERA: 3.44										0	0	0	0	0	0	0							
5 Reed Johnson, R (8,7) OBP: 0.250, SLG: 0.355										0	0	0	0	0	0	0							
Inning Stats	R: 3 E: 0 K: 1 S: 16	H: 3 LOB: 1 BB: 1 P: 28	R: 0 E: 0 K: 1 S: 9	H: 0 LOB: 0 BB: 0 P: 12	R: 0 E: 0 K: 0 S: 7	H: 1 LOB: 0 BB: 0 P: 12	R: 1 E: 0 K: 1 S: 9	H: 1 LOB: 0 BB: 1 P: 13	R: 2 E: 0 K: 0 S: 13	H: 2 LOB: 2 BB: 2 P: 24	R: 0 E: 0 K: 0 S: 7	H: 0 LOB: 0 BB: 1 P: 11	R: 0 E: 0 K: 2 S: 7	H: 0 LOB: 0 BB: 0 P: 12	R: 1 E: 0 K: 0 S: 13	H: 2 LOB: 1 BB: 0 P: 22	R: 0 E: 0 K: 0 S: 6	H: 0 LOB: 0 BB: 0 P: 7	1B: 7 2B: 2 3B: 0 HR: 1	SF: 1 SAC: 1 DP: 2 HBP: 0	WP: 0 PB: 0 SB: 1 CS: 1	PA: 36	
PITCHER	IP WLS BF H R ER SO BB IBB HBP BLK WP HR S P ERA WHIP	4.1 L 21 7 6 6 3 3 0 0 0 0 0 14 25 0.00 1.200	1.0 3 0 0 0 2 0 0 0 0 0 0 7 12 0.00 0.000	1.0 5 2 1 1 0 0 0 0 0 0 1 13 22 9.00 2.000																			

livebaseballscorecards.com




Batter	1	2	3	4	5	6	7	8	9	AB	R	H	RBI	BB	SO	LOB	TOP		
5 Carlos González, L (1,7) OBP: 0.336, SLG: 0.486	G3		P3		K		K		G4-3	5	0	0	0	0	2	2	Colorado Rockies @ Houston Astros Minute Maid Park, Houston, TX Wed May 19 2010, 7:07 PM - 9:53 PM CDT Att: 25,200 - Partly Cloudy - 84 F		
24 Dexter Fowler, S (1,8) OBP: 0.340, SLG: 0.341			G3-1		G4-3		G4-3		L6	3	1	0	0	1	0	1			
48 Esmil Rogers, R (7,1) OBP: 0.200, SLG: 0.200										0	0	0	0	0	0	0			
23 Jason Giambi, L (9,PH) OBP: 0.386, SLG: 0.355	2 WP 1B									1	0	0	0	0	0	1			
11 Brad Hawpe, L (1,9) OBP: 0.416, SLG: 0.600	2 1B									3	1	1	0	1	1	0			
2 Troy Tulowitzki, R (1,6) OBP: 0.362, SLG: 0.404	17 G5-4-3 1B									4	0	1	1	0	1	1			
17 Todd Helton, L (1,3) OBP: 0.400, SLG: 0.345	G5-4-3									2	0	1	0	2	0	2			
21 Miguel Olivo, R (1,2) OBP: 0.348, SLG: 0.549										3	0	1	0	1	1	1			
6 Melvin Mora, R (1,5) OBP: 0.308, SLG: 0.350										4	0	0	1	0	0	4			
12 Clint Barmes, R (1,4) OBP: 0.273, SLG: 0.339										4	1	1	1	0	1	2			
27 Greg Smith, L (1,1) OBP: 0.308, SLG: 0.462										2	0	0	0	0	0	0			
97 Joe Beimel, L (6,1) OBP: 0.324, SLG: 0.511										0	0	0	0	0	0	0			
7 Seth Smith, L (7,PH) OBP: 0.324, SLG: 0.511										1	0	1	0	1	0	0			
Inning Stats	R: 1 H: 1 E: 0 K: 0 S: 11	H: 1 BB: 2 P: 22	R: 0 H: 0 E: 0 K: 0 S: 8	H: 0 LOB: 0 P: 12	R: 0 H: 0 E: 0 K: 0 S: 7	H: 0 LOB: 0 P: 11	R: 1 H: 1 E: 0 K: 1 S: 11	H: 1 LOB: 2 P: 22	R: 0 H: 0 E: 0 K: 2 S: 12	H: 0 LOB: 1 P: 23	R: 1 H: 1 E: 0 K: 1 S: 12	H: 1 LOB: 1 P: 18	R: 0 H: 2 E: 0 K: 0 S: 12	H: 2 LOB: 2 P: 18	R: 0 H: 1 E: 0 K: 1 S: 7	H: 1 LOB: 0 P: 9	1B: 4 2B: 1 3B: 0 HR: 1	SF: 0 SAC: 0 DP: 1 HBP: 0	WP: 1 PA: 38 PB: 0 SB: 0 CS: 0
PITCHER	IP WLS BF H R ER SO BB IBB HBP BLK WP HR S P ERA WHIP																		
52 Felipe Paulino, R (1,1) ERA: 5.36	6.0		24	2	2	2	4	5	0	0	0	0	1	0	57	100	3.00	1.167	
43 Chris Sampson, R (7,1) ERA: 1.59	1.0	B	5	1	1	1	1	1	0	0	0	0	0	1	12	18	9.00	2.000	
37 Brandon Lyon, R (8,1) ERA: 4.15	1.0	W	5	2	0	0	0	0	0	0	0	0	0	0	12	18	0.00	2.000	
22 Matt Lindstrom, R (9,1) ERA: 1.47	1.0		4	1	0	0	1	0	0	0	0	0	0	0	7	9	0.00	1.000	
Batter	1	2	3	4	5	6	7	8	9	AB	R	H	RBI	BB	SO	LOB	BOTTOM		
21 Michael Bourn, L (1,8) OBP: 0.371, SLG: 0.355	G4-3		G4-3		G3-1					4	2	1	1	1	0	3	Colorado Rockies @ Houston Astros Minute Maid Park, Houston, TX Wed May 19 2010, 7:07 PM - 9:53 PM CDT Att: 25,200 - Partly Cloudy - 84 F		
8 Jeff Keppinger, R (1,4) OBP: 0.338, SLG: 0.375			PO		F7		F8		IBB	5	0	3	4	0	0	0			
17 Lance Berkman, S (1,3) OBP: 0.339, SLG: 0.426	G6-3				G5-3		K		K	5	0	1	0	0	2	2			
45 Carlos Lee, R (1,7) OBP: 0.247, SLG: 0.338	G6-3		P6				G5-3			4	1	1	1	0	0	3			
9 Hunter Pence, R (1,9) OBP: 0.270, SLG: 0.414	G6-3								G4-3	4	0	2	0	0	0	1			
77 Pedro Feliz, R (1,5) OBP: 0.239, SLG: 0.293									F9	4	1	1	0	0	2	4			
12 Tommy Manzella, R (1,6) OBP: 0.252, SLG: 0.245									E4	4	1	2	0	0	0	3			
36 Kevin Cash, R (1,2) OBP: 0.059, SLG: 0.118										2	0	0	0	0	1	2			
27 Geoff Blum, S (8,PH) OBP: 0.338, SLG: 0.369										0	1	0	0	1	0	0			
55 Humberto Quintero, R (9,2) OBP: 0.250, SLG: 0.256										0	0	0	0	0	0	0			
52 Felipe Paulino, R (1,1) ERA: 5.36	5.0		24	10	3	3	4	0	0	0	0	0	0	0	1	0			
4 Jason Michaels, S (5,PH) OBP: 0.228, SLG: 0.294	1.0		4	1	0	0	0	0	0	0	0	0	0	0	0	0			
43 Chris Sampson, R (7,1) ERA: 1.59	2.0	L	11	2	4	0	2	1	1	0	0	0	0	0	0	0			
37 Brandon Lyon, R (8,1) ERA: 4.15	1.0		4	1	0	0	0	0	0	0	0	0	0	0	0	0			
18 Cory Sullivan, L (8,PH) OBP: 0.256, SLG: 0.379	1.0		4	1	0	0	0	0	0	0	0	0	0	0	0	0			
22 Matt Lindstrom, R (9,1) ERA: 1.47	1.0		4	1	0	0	0	0	0	0	0	0	0	0	0	0			
Inning Stats	R: 1 H: 2 E: 0 K: 0 S: 12	H: 3 LOB: 1 P: 16	R: 1 H: 3 E: 0 K: 1 S: 11	H: 3 LOB: 0 P: 15	R: 0 H: 3 E: 0 K: 1 S: 15	H: 3 LOB: 3 P: 25	R: 0 H: 0 E: 0 K: 1 S: 8	H: 0 LOB: 0 P: 13	R: 1 H: 2 E: 0 K: 1 S: 10	H: 2 LOB: 1 P: 15	R: 0 H: 1 E: 0 K: 0 S: 9	H: 1 LOB: 1 P: 12	R: 0 H: 0 E: 0 K: 1 S: 7	H: 0 LOB: 0 P: 11	R: 4 H: 2 E: 2 K: 1 S: 17	H: 2 LOB: 2 P: 30	1B: 10 2B: 2 3B: 0 HR: 1	SF: 0 SAC: 1 DP: 0 HBP: 0	WP: 0 PA: 40 PB: 0 SB: 0 CS: 0
PITCHER	IP WLS BF H R ER SO BB IBB HBP BLK WP HR S P ERA WHIP																		
27 Greg Smith, L (1,1) ERA: 6.23	5.0		24	10	3	3	4	0	0	0	0	0	0	0	1	56	84	5.40	2.000
97 Joe Beimel, L (6,1) ERA: 0.59	1.0		4	1	0	0	0	0	0	0	0	0	0	0	9	12	0.00	1.000	
48 Esmil Rogers, R (7,1) ERA: 5.4	2.0	L	11	2	4	0	2	1	1	0	0	0	0	0	24	41	0.00	1.500	

Batter	1	2	3	4	5	6	7	8	9	AB	R	H	RBI	BB	SO	LOB	TOP				
5 Carlos González, L OBP: 0.325, SLG: 0.470	E1 2 HR 17 S		G4-3		K		K		K	5	1	0	0	0	3	2	Colorado Rockies @ Houston Astros Minute Maid Park, Houston, TX Thu May 20 2010, 7:07 PM - 9:47 PM CDT Att: 25,932 - Partly Cloudy - 86 F				
7 Seth Smith, L OBP: 0.318, SLG: 0.490 60 Manny Corpas, R	K		K		G4-3		FC4-6		K	4	0	0	0	1	2	2					
17 Todd Helton, L OBP: 0.420, SLG: 0.364	2 HR BB		2 BB		11 2B 1B		2		2B	2	2	2	0	3	0	0					
2 Troy Tulowitzki, R OBP: 0.369, SLG: 0.427	2 HR		BB		1B		1B		BB	4	1	2	3	1	2	3					
11 Brad Hawpe, L OBP: 0.419, SLG: 0.608	K		BB		2B		1B		BB	4	0	2	1	0	1	2					
21 Miguel Olivo, R OBP: 0.336, SLG: 0.528	P6		BB		G6-3		G4-3		F8	4	0	0	0	0	0	4					
9 Ian Stewart, L OBP: 0.349, SLG: 0.466	K		K		K		K		F8	4	0	0	0	0	3	4					
12 Clint Barnes, R OBP: 0.264, SLG: 0.328	G4-3		P6		P6		P6		F8	4	0	0	0	0	0	2					
38 Ubaldo Jiménez, R OBP: 0.125, SLG: 0.125 34 Matt Belisle, R OBP: 0.097, SLG: 1.000 24 Dexter Fowler, S OBP: 0.345, SLG: 0.341	G6-3		G1-3		G1-3		E5 7 FC4-6		BB	3	0	0	0	0	0	0					
Inning Stats	R: 3 E: 1 K: 2 S: 21	H: 1 LOB: 0 BB: 1 P: 33	R: 0 E: 0 K: 1 S: 7	H: 0 LOB: 0 BB: 2 P: 8	R: 0 E: 0 K: 1 S: 13	H: 0 LOB: 2 BB: 2 P: 22	R: 0 E: 0 K: 1 S: 7	H: 0 LOB: 0 BB: 0 P: 9	R: 0 E: 0 K: 1 S: 9	H: 2 LOB: 2 BB: 0 P: 12	R: 0 E: 1 K: 1 S: 11	H: 0 LOB: 1 BB: 0 P: 16	R: 1 E: 0 K: 0 S: 13	H: 3 LOB: 2 BB: 0 P: 21	R: 0 E: 0 K: 2 S: 13	H: 0 LOB: 2 BB: 3 P: 30		1B: 3 2B: 2 3B: 0 HR: 1	SF: 0 SAC: 0 DP: 0 HBP: 0	WP: 0 PB: 0 SB: 2 CS: 1	PA: 40
PITCHER	IP WLS BF H R ER SO BB IBB HBP BLK WP HR S P ERA WHIP	IP WLS BF H R ER SO BB IBB HBP BLK WP HR S P ERA WHIP	IP WLS BF H R ER SO BB IBB HBP BLK WP HR S P ERA WHIP	IP WLS BF H R ER SO BB IBB HBP BLK WP HR S P ERA WHIP	IP WLS BF H R ER SO BB IBB HBP BLK WP HR S P ERA WHIP	IP WLS BF H R ER SO BB IBB HBP BLK WP HR S P ERA WHIP	IP WLS BF H R ER SO BB IBB HBP BLK WP HR S P ERA WHIP	IP WLS BF H R ER SO BB IBB HBP BLK WP HR S P ERA WHIP	IP WLS BF H R ER SO BB IBB HBP BLK WP HR S P ERA WHIP	IP WLS BF H R ER SO BB IBB HBP BLK WP HR S P ERA WHIP	IP WLS BF H R ER SO BB IBB HBP BLK WP HR S P ERA WHIP	IP WLS BF H R ER SO BB IBB HBP BLK WP HR S P ERA WHIP	IP WLS BF H R ER SO BB IBB HBP BLK WP HR S P ERA WHIP	IP WLS BF H R ER SO BB IBB HBP BLK WP HR S P ERA WHIP	IP WLS BF H R ER SO BB IBB HBP BLK WP HR S P ERA WHIP	IP WLS BF H R ER SO BB IBB HBP BLK WP HR S P ERA WHIP	IP WLS BF H R ER SO BB IBB HBP BLK WP HR S P ERA WHIP	IP WLS BF H R ER SO BB IBB HBP BLK WP HR S P ERA WHIP	IP WLS BF H R ER SO BB IBB HBP BLK WP HR S P ERA WHIP	IP WLS BF H R ER SO BB IBB HBP BLK WP HR S P ERA WHIP	IP WLS BF H R ER SO BB IBB HBP BLK WP HR S P ERA WHIP

AB	34
R	4
H	6
RBI	4
BB	6
SO	11
LOB	19



Batter	1	2	3	4	5	6	7	8	9	AB	R	H	RBI	BB	SO	LOB	BOTTOM					
21 Michael Bourn, L OBP: 0.368, SLG: 0.352	K		G3		G6-3		G6-3		G6-3	4	0	1	0	0	1	1	Colorado Rockies @ Houston Astros Minute Maid Park, Houston, TX Thu May 20 2010, 7:07 PM - 9:47 PM CDT Att: 25,932 - Partly Cloudy - 86 F					
8 Jeff Keppinger, R OBP: 0.328, SLG: 0.363	G6-3		G5-3		G5-3		G5-3		FC6-4 1B	4	0	0	0	0	2	2						
17 Lance Berkman, S OBP: 0.336, SLG: 0.412	F7		G6-3 BB		F7		F7		P4	3	0	0	0	1	0	1						
45 Carlos Lee, R OBP: 0.241, SLG: 0.329	G5-3		P3		G5-3		G5-3		F7	4	0	0	0	0	2	2						
9 Hunter Pence, R OBP: 0.265, SLG: 0.405	G6-3		G6-3		G6-3		K		K	3	0	0	0	0	1	1						
77 Pedro Feliz, R OBP: 0.241, SLG: 0.289	BB		G5-3		G5-3		K		K	2	0	0	0	1	1	0						
12 Tommy Manzella, R OBP: 0.255, SLG: 0.247	G5-3		K		K		1B		1B	3	0	1	0	0	1	1						
55 Humberto Quintero, R OBP: 0.263, SLG: 0.297	G5-3		G5-3		G5-3		K		K	3	0	1	0	0	1	1						
44 Roy Oswalt, R OBP: 0.286, SLG: 0.231 26 Oswaldo Navarro, R 73 Gustavo Chacin, L 59 Wilton Lopez, R 18 Cory Sullivan, L 47 Jeff Fulchino, R	SH3-4		SH3-4		K		K		F8	0	0	0	0	0	0	0						
Inning Stats	R: 0 E: 0 K: 1 S: 7	H: 0 LOB: 0 BB: 0 P: 14	R: 0 E: 0 K: 0 S: 8	H: 0 LOB: 1 BB: 1 P: 16	R: 0 E: 0 K: 0 S: 8	H: 1 LOB: 0 BB: 0 P: 15	R: 0 E: 0 K: 0 S: 8	H: 0 LOB: 0 BB: 1 P: 15	R: 0 E: 0 K: 1 S: 10	H: 0 LOB: 0 BB: 0 P: 14	R: 0 E: 0 K: 1 S: 7	H: 0 LOB: 0 BB: 0 P: 10	R: 0 E: 0 K: 1 S: 5	H: 1 LOB: 0 BB: 0 P: 8	R: 0 E: 0 K: 2 S: 10	H: 1 LOB: 1 BB: 0 P: 15		R: 0 E: 0 K: 0 S: 8	H: 1 LOB: 1 BB: 0 P: 13	1B: 3 2B: 0 3B: 0 HR: 0	SF: 0 SAC: 1 DP: 1 HBP: 0	WP: 0 PB: 0 SB: 0 CS: 0
PITCHER	IP WLS BF H R ER SO BB IBB HBP BLK WP HR S P ERA WHIP	IP WLS BF H R ER SO BB IBB HBP BLK WP HR S P ERA WHIP	IP WLS BF H R ER SO BB IBB HBP BLK WP HR S P ERA WHIP	IP WLS BF H R ER SO BB IBB HBP BLK WP HR S P ERA WHIP	IP WLS BF H R ER SO BB IBB HBP BLK WP HR S P ERA WHIP	IP WLS BF H R ER SO BB IBB HBP BLK WP HR S P ERA WHIP	IP WLS BF H R ER SO BB IBB HBP BLK WP HR S P ERA WHIP	IP WLS BF H R ER SO BB IBB HBP BLK WP HR S P ERA WHIP	IP WLS BF H R ER SO BB IBB HBP BLK WP HR S P ERA WHIP	IP WLS BF H R ER SO BB IBB HBP BLK WP HR S P ERA WHIP	IP WLS BF H R ER SO BB IBB HBP BLK WP HR S P ERA WHIP	IP WLS BF H R ER SO BB IBB HBP BLK WP HR S P ERA WHIP	IP WLS BF H R ER SO BB IBB HBP BLK WP HR S P ERA WHIP	IP WLS BF H R ER SO BB IBB HBP BLK WP HR S P ERA WHIP	IP WLS BF H R ER SO BB IBB HBP BLK WP HR S P ERA WHIP	IP WLS BF H R ER SO BB IBB HBP BLK WP HR S P ERA WHIP	IP WLS BF H R ER SO BB IBB HBP BLK WP HR S P ERA WHIP	IP WLS BF H R ER SO BB IBB HBP BLK WP HR S P ERA WHIP	IP WLS BF H R ER SO BB IBB HBP BLK WP HR S P ERA WHIP	IP WLS BF H R ER SO BB IBB HBP BLK WP HR S P ERA WHIP	IP WLS BF H R ER SO BB IBB HBP BLK WP HR S P ERA WHIP	

AB	28
R	0
H	3
RBI	0
BB	2
SO	6
LOB	10



Batter	1	2	3	4	5	6	7	8	9	AB	R	H	RBI	BB	SO	LOB	TOP					
8 Jason Bartlett, R (1,6) OBP: 0.328, SLG: 0.349	F9		G5-3		K		F8		1B	5	0	1	0	0	1	0	Tampa Bay Rays @ Houston Astros Minute Maid Park, Houston, TX Sat May 22 2010 6:08 PM - 8:54 PM CDT Att: 33,778 - Roof Closed - 73 F livebaseballscorecards.com					
13 Carl Crawford, L (1,7) OBP: 0.377, SLG: 0.509	1B		F7		2B		1B		1B	5	1	4	0	0	0	0						
18 Ben Zobrist, S (1,4) OBP: 0.381, SLG: 0.417	BB		F8		1B		BB		BB	2	0	1	1	3	0	0						
3 Evan Longoria, R (1,5) OBP: 0.386, SLG: 0.578	2B		F9		FC6-4		F9		L3	5	0	1	1	0	0	6						
23 Carlos Pena, L (1,3) OBP: 0.306, SLG: 0.366	BB		K		K		G4-3		IBB	3	0	0	0	2	2	3						
2 B.J. Upton, R (1,8) OBP: 0.299, SLG: 0.393	L9		BB		BB		K		F9	3	1	0	0	2	1	6						
19 Gabe Kapler, R (1,9) OBP: 0.338, SLG: 0.323	G6-3		HBP		1B		F8			2	1	1	0	0	0	0						
15 Reid Brignac, L (8,PH) OBP: 0.348, SLG: 0.444			2B		1B		G4-3			1	0	0	0	0	0	0						
30 Dioner Navarro, S (1,2) OBP: 0.270, SLG: 0.238	F8		2B		2B		F9			4	0	1	2	0	0	2						
34 Jeff Niemann, R (1,1) 50 Grant Balfour, R (8,1) 9 Hank Blalock, L (9,PH) 29 Rafael Soriano, R (9,1)	K		F9		F9		G5-3		1B	3	0	0	0	0	1	2						
Inning Stats	R: 0 H: 2 E: 0 K: 0 S: 13	H: 2 BB: 2 P: 24	R: 0 H: 0 E: 0 K: 1 S: 6	LOB: 0 BB: 0 P: 10	R: 0 H: 0 E: 0 K: 0 S: 10	LOB: 0 BB: 0 P: 13	R: 2 H: 1 E: 0 K: 1 S: 14	LOB: 1 BB: 0 P: 29	R: 1 H: 2 E: 0 K: 2 S: 10	LOB: 1 BB: 0 P: 16	R: 0 H: 1 E: 0 K: 0 S: 6	LOB: 1 BB: 1 P: 15	R: 0 H: 1 E: 0 K: 0 S: 9	LOB: 2 BB: 1 P: 20	R: 0 H: 0 E: 0 K: 1 S: 11	LOB: 0 BB: 0 P: 17	R: 1 H: 3 E: 0 K: 0 S: 11	LOB: 3 BB: 2 P: 22	1B: 7 2B: 4 3B: 0 HR: 0	SF: 0 SAC: 0 DP: 1 HBP: 1	WP: 0 PB: 0 SB: 1 CS: 2	PA: 42
PITCHER	IP WLS BF H R ER SO BB IBB HBP BLK WP HR S P ERA WHIP	6.0 L 27 6 3 3 4 4 0 1 0 0 0 59 107 4.50 1.667	7.1 1.0 5 1 0 0 0 1 0 0 0 0 0 9 20 0.00 2.000	8.1 2.0 10 3 1 1 1 1 1 0 0 0 0 22 39 4.50 2.000	PITCHER										IP WLS BF H R ER SO BB IBB HBP BLK WP HR S P ERA WHIP	4.0 1.0 20 4 0 0 0 1 0 0 0 0 9 20 0.00 2.000						

Batter	1	2	3	4	5	6	7	8	9	AB	R	H	RBI	BB	SO	LOB	BOTTOM					
21 Michael Bourn, L (1,8) OBP: 0.363, SLG: 0.346	L4		F7		G4-3					4	0	1	0	0	0	1	Tampa Bay Rays @ Houston Astros Minute Maid Park, Houston, TX Sat May 22 2010 6:08 PM - 8:54 PM CDT Att: 33,778 - Roof Closed - 73 F livebaseballscorecards.com					
8 Jeff Keppinger, R (1,4) OBP: 0.331, SLG: 0.371	1B		F7		1B		F9		K	4	1	1	0	0	1	1						
17 Lance Berkman, S (1,3) OBP: 0.347, SLG: 0.437	1B		BB		HR		F7		F7	3	1	2	1	1	0	1						
45 Carlos Lee, R (1,7) OBP: 0.241, SLG: 0.331	1B		G5-4-3		K		P4			4	0	1	0	0	1	2						
9 Hunter Pence, R (1,9) OBP: 0.258, SLG: 0.391	1B		G5-4-3		F8		E6		G5-3	4	0	0	1	0	0	2						
27 Geoff Blum, S (1,5) OBP: 0.318, SLG: 0.348	G4-3		F9		F7				F8	4	0	0	0	0	0	3						
55 Humberto Quintero, R (1,2) OBP: 0.250, SLG: 0.262	K		P6		P6				K	4	0	0	0	0	2	0						
12 Tommy Manzella, R (1,6) OBP: 0.250, SLG: 0.235	F8		G5-3		K		K			3	0	0	0	0	1	0						
51 Wandy Rodriguez, S (1,1) OBP: 0.278, SLG: 0.294	E4		K		K					2	0	0	0	0	1	0						
43 Chris Sampson, R (7,1) 18 Cory Sullivan, L (7,PH) 59 Wilton Lopez, R (8,1)										0	0	0	0	0	0	0						
Inning Stats	R: 1 H: 3 E: 0 K: 0 S: 14	H: 3 LOB: 2 BB: 0 P: 21	R: 0 H: 0 E: 1 K: 1 S: 11	LOB: 1 BB: 0 P: 17	R: 0 H: 0 E: 0 K: 0 S: 7	LOB: 0 BB: 1 P: 16	R: 0 H: 0 E: 0 K: 0 S: 4	LOB: 0 BB: 0 P: 5	R: 0 H: 0 E: 0 K: 1 S: 8	LOB: 0 BB: 0 P: 13	R: 1 H: 1 E: 0 K: 1 S: 9	LOB: 1 BB: 0 P: 14	R: 0 H: 0 E: 0 K: 2 S: 8	LOB: 0 BB: 0 P: 11	R: 0 H: 1 E: 0 K: 1 S: 10	LOB: 1 BB: 0 P: 13	R: 0 H: 0 E: 0 K: 1 S: 10	LOB: 0 BB: 0 P: 12	1B: 4 2B: 0 3B: 0 HR: 1	SF: 0 SAC: 0 DP: 1 HBP: 0	WP: 0 PB: 0 SB: 0 CS: 0	PA: 34
PITCHER	IP WLS BF H R ER SO BB IBB HBP BLK WP HR S P ERA WHIP	7.0 W 27 4 2 2 5 1 0 0 0 0 0 61 97 2.57 0.714	8.1 1.0 H 4 1 0 0 1 0 0 0 0 0 10 13 0.00 1.000	9.1 1.0 S 3 0 0 0 1 0 0 0 0 0 10 12 0.00 0.000	PITCHER										IP WLS BF H R ER SO BB IBB HBP BLK WP HR S P ERA WHIP	7.0 W 27 4 2 2 5 1 0 0 0 0 0 61 97 2.57 0.714						

Batter	1	2	3	4	5	6	7	8	9	AB	R	H	RBI	BB	SO	LOB	TOP			
18 Ben Zobrist, S OBP: 0.385, SLG: 0.438										6	2	3	2	0	1	2	Tampa Bay Rays @ Houston Astros Minute Maid Park, Houston, TX Sun May 23 2010, 1:09 PM - 4:37 PM CDT Att: 28,801 - Roof Closed - 73 F			
13 Carl Crawford, L OBP: 0.391, SLG: 0.506										5	3	2	1	1	1	4				
28 John Jaso, L OBP: 0.475, SLG: 0.540										4	1	2	4	1	0	3				
23 Carlos Pena, L OBP: 0.303, SLG: 0.360										5	0	1	1	0	2	5				
9 Hank Blalock, L OBP: 0.389, SLG: 0.500										3	1	1	1	2	1	2				
2 B.J. Upton, R OBP: 0.291, SLG: 0.381										5	0	0	0	0	3	6				
15 Reid Brignac, L OBP: 0.372, SLG: 0.459										4	1	3	0	1	1	0				
1 Sean Rodriguez, R OBP: 0.263, SLG: 0.343										5	1	1	0	0	1	3				
14 David Price, L 16 Willy Aybar, S 83 Joaquin Benoit, R 35 Dan Wheeler, R 19 Grant Balfour, R 50 Grant Balfour, R 47 Jeff Fulchino, R 43 Chris Sampson, R 59 Wilton Lopez, R 26 Oswaldo Navarro, R										3	0	0	1	1	0	0				
Inning Stats	R: 0 H: 1 E: 0 K: 2 S: 17	H: 1 LOB: 3 BB: 2 P: 31	R: 0 H: 0 E: 0 K: 2 S: 10	H: 0 LOB: 0 BB: 0 P: 15	R: 2 H: 2 E: 1 K: 2 S: 16	H: 2 LOB: 1 BB: 0 P: 25	R: 0 H: 1 E: 0 K: 1 S: 9	H: 1 LOB: 0 BB: 1 P: 15	R: 3 H: 2 E: 0 K: 3 S: 17	H: 2 LOB: 0 BB: 1 P: 28	R: 0 H: 0 E: 0 K: 1 S: 6	H: 0 LOB: 1 BB: 2 P: 17	R: 3 H: 4 E: 0 K: 0 S: 17	H: 4 LOB: 1 BB: 0 P: 26	R: 0 H: 1 E: 1 K: 0 S: 9	H: 2 LOB: 2 BB: 0 P: 14		1B: 9 2B: 2 3B: 1 HR: 3	SF: 0 SAC: 0 DP: 2 HBP: 0	WP: 1 PB: 0 SB: 3 CS: 3
PITCHER	IP: 5.0 WLS: 0 BF: 24 ERA: 6.8	WLS: L BF: 4 ERA: 4.42	H: 6 R: 5 ER: 4 SO: 10	H: 5 R: 2 ER: 2 SO: 10	BB: 3 IBB: 0 HBP: 0 BLK: 0	BB: 0 IBB: 0 HBP: 0 BLK: 0	WP: 0 HR: 3 S: 69 P: 114	HR: 3 S: 69 P: 114	ERA: 7.20 WHIP: 1.800	ERA: 7.20 WHIP: 1.800	IP: 1.0 WLS: 0 BF: 5 ERA: 4.8	WLS: S BF: 1 ERA: 4.8	H: 1 R: 0 ER: 0 SO: 0	H: 0 LOB: 1 BB: 2 P: 17	H: 1 LOB: 2 BB: 0 P: 22	H: 0 LOB: 0 BB: 0 P: 14	1B: 1 2B: 0 3B: 0 HR: 0	SF: 0 SAC: 0 DP: 0 HBP: 0	WP: 0 PB: 0 SB: 0 CS: 0	PA: 14

Batter	1	2	3	4	5	6	7	8	9	AB	R	H	RBI	BB	SO	LOB	BOTTOM			
8 Jeff Keppinger, R OBP: 0.340, SLG: 0.387										5	2	3	0	0	0	1	Tampa Bay Rays @ Houston Astros Minute Maid Park, Houston, TX Sun May 23 2010, 1:09 PM - 4:37 PM CDT Att: 28,801 - Roof Closed - 73 F			
4 Jason Michaels, R OBP: 0.231, SLG: 0.395										5	1	2	0	0	0	2				
9 Hunter Pence, R OBP: 0.288, SLG: 0.413										4	2	2	2	1	0	2				
45 Carlos Lee, R OBP: 0.236, SLG: 0.325										3	0	0	1	0	0	2				
77 Pedro Feliz, R OBP: 0.235, SLG: 0.301										4	1	1	3	0	0	0				
27 Geoff Blum, S OBP: 0.316, SLG: 0.333										3	0	0	0	1	0	0				
12 Tommy Manzella, R OBP: 0.259, SLG: 0.238										3	0	1	0	1	2	0				
55 Humberto Quintero, R OBP: 0.250, SLG: 0.293										4	0	1	0	0	3	3				
20 Bud Norris, R 38 Brian Moehler, R 73 Gustavo Chacin, L 18 Cory Sullivan, L 50 Grant Balfour, R 47 Jeff Fulchino, R 43 Chris Sampson, R 59 Wilton Lopez, R 26 Oswaldo Navarro, R										2	0	0	0	0	0	2				
Inning Stats	R: 4 H: 3 E: 0 K: 1 S: 23	H: 3 LOB: 3 BB: 2 P: 41	R: 0 H: 1 E: 1 K: 0 S: 10	H: 1 LOB: 0 BB: 0 P: 14	R: 0 H: 1 E: 0 K: 1 S: 12	H: 1 LOB: 1 BB: 0 P: 17	R: 0 H: 0 E: 0 K: 0 S: 6	H: 0 LOB: 0 BB: 0 P: 8	R: 1 H: 2 E: 0 K: 0 S: 14	H: 2 LOB: 0 BB: 0 P: 21	R: 0 H: 0 E: 0 K: 1 S: 11	H: 0 LOB: 0 BB: 0 P: 18	R: 0 H: 2 E: 0 K: 0 S: 11	H: 2 LOB: 2 BB: 0 P: 15	1B: 6 2B: 2 3B: 0 HR: 2	SF: 0 SAC: 0 DP: 1 HBP: 0		WP: 0 PB: 0 SB: 0 CS: 1	PA: 39	
PITCHER	IP: 5.0 WLS: 0 BF: 24 ERA: 2.41	WLS: H BF: 3 ERA: 2.45	H: 6 R: 5 ER: 5 SO: 3	H: 5 R: 2 ER: 2 SO: 3	BB: 3 IBB: 0 HBP: 0 BLK: 0	BB: 0 IBB: 0 HBP: 0 BLK: 0	WP: 0 HR: 2 S: 57 P: 88	HR: 2 S: 57 P: 88	ERA: 9.00 WHIP: 1.800	ERA: 9.00 WHIP: 1.800	IP: 0.1 WLS: S BF: 1 ERA: 1.4	WLS: S BF: 1 ERA: 1.4	H: 0 R: 0 ER: 0 SO: 0	H: 0 LOB: 0 BB: 0 P: 17	H: 0 LOB: 0 BB: 0 P: 14	H: 0 LOB: 2 BB: 0 P: 3	1B: 0 2B: 0 3B: 0 HR: 0	SF: 0 SAC: 0 DP: 0 HBP: 0	WP: 0 PB: 0 SB: 0 CS: 1	PA: 3

Batter	1	2	3	4	5	6	7	8	9	AB	R	H	RBI	BB	SO	LOB	TOP			
21 Michael Bourn, L (1,8) OBP: 0.354, SLG: 0.338	F7		G3		G4-3			K		4	0	0	0	0	1	0	Houston Astros @ Milwaukee Brewers Miller Park, Milwaukee, WI Tue May 25 2010, 7:11 PM - 10:06 PM CDT Att: 27,363 - Partly Cloudy - 77 F			
8 Jeff Keppinger, R (1,4) OBP: 0.338, SLG: 0.383	L9		G5-3			L6		1B		4	0	1	0	0	0	0				
17 Lance Berkman, S (1,3) OBP: 0.336, SLG: 0.421	L8		K			F9		K		4	0	0	0	0	2	1				
45 Carlos Lee, R (1,7) OBP: 0.230, SLG: 0.317		G5-3		F7		F8		G4-3		4	0	0	0	0	0	1				
9 Hunter Pence, R (1,9) OBP: 0.274, SLG: 0.417		G5-3		G5-3		G6-3			55 2B	3	1	1	0	1	0	0				
77 Pedro Feliz, R (1,5) OBP: 0.242, SLG: 0.301		BB		BB		P6		P6		3	0	1	0	1	0	1				
55 Humberto Quintero, R (1,2) OBP: 0.261, SLG: 0.314		FC5		K				12 1B		4	0	2	1	0	1	3				
12 Tommy Manzella, R (1,6) OBP: 0.275, SLG: 0.250		BB		BB		BB		K		3	0	2	0	1	1	1				
52 Felipe Paulino, R (1,1) OBP: 0.375, SLG: 0.400		BB		BB		BB		G3		2	0	0	0	0	1	4				
4 Jason Michaels, R (7,PH) OBP: 0.225, SLG: 0.385		K		B5-6-4		K				1	0	0	0	0	1	2				
43 Chris Sampson, R (7,1) OBP: 0.312, SLG: 0.329		K				K				0	0	0	0	0	0	0				
27 Geoff Blum, S (9,PH) OBP: 0.312, SLG: 0.329										1	0	0	0	0	0	1				
Inning Stats	R: 0 E: 0 K: 0 S: 7	H: 0 LOB: 0 BB: 0 P: 10	R: 0 E: 0 K: 1 S: 15	H: 1 LOB: 3 BB: 2 P: 27	R: 0 E: 0 K: 1 S: 8	H: 0 LOB: 0 BB: 0 P: 11	R: 0 E: 0 K: 1 S: 9	H: 0 LOB: 1 BB: 1 P: 17	R: 0 E: 0 K: 0 S: 10	H: 0 LOB: 0 BB: 0 P: 18	R: 0 E: 0 K: 1 S: 10	H: 2 LOB: 2 BB: 0 P: 12	R: 0 E: 0 K: 2 S: 12	H: 1 LOB: 1 BB: 0 P: 17	R: 1 E: 0 K: 1 S: 13	H: 2 LOB: 1 BB: 0 P: 22	1B: 5 2B: 2 3B: 0 HR: 0	SF: 0 SAC: 0 DP: 1 HBP: 0	WP: 0 PB: 0 SB: 0 CS: 0	PA: 36
PITCHER	IP WLS BF H R ER SO	IP WLS BF H R ER SO	IP WLS BF H R ER SO	IP WLS BF H R ER SO	IP WLS BF H R ER SO	IP WLS BF H R ER SO	IP WLS BF H R ER SO	IP WLS BF H R ER SO	IP WLS BF H R ER SO	IP WLS BF H R ER SO	IP WLS BF H R ER SO	IP WLS BF H R ER SO	IP WLS BF H R ER SO	IP WLS BF H R ER SO	IP WLS BF H R ER SO	IP WLS BF H R ER SO	BB IBB HBP BLK	WP HR S P	ERA WHIP	ERA WHIP
43 Randy Wolf, L (1,1) ERA: 4.52	7.0 W 27	4 1 0 0 2	4 1 0 0 2	0 0 0 0 0	0 0 0 0 0	0 0 12 17	0.00 1.000	0.00 1.000	0.00 1.000	0.00 1.000	0.00 1.000	0.00 1.000	0.00 1.000	0.00 1.000	0.00 1.000	0.00 1.000	3 0 0 0	0 0 12 22	0.00 9.00	1.000 2.000
12 Carlos Villanueva, R (8,1) ERA: 2.92	1.0 W 4	4 1 0 0 2	0 0 0 0 0	0 0 0 0 0	0 0 0 0 0	0 0 12 17	0.00 1.000	0.00 1.000	0.00 1.000	0.00 1.000	0.00 1.000	0.00 1.000	0.00 1.000	0.00 1.000	0.00 1.000	0.00 1.000	0 0 0 0	0 0 12 22	0.00 9.00	1.000 2.000
60 Todd Coffey, R (9,1) ERA: 4.5	1.0 W 5	2 1 1 1 1	0 0 0 0 0	0 0 0 0 0	0 0 0 0 0	0 0 13 22	0.00 1.000	0.00 1.000	0.00 1.000	0.00 1.000	0.00 1.000	0.00 1.000	0.00 1.000	0.00 1.000	0.00 1.000	0.00 1.000	0 0 0 0	0 0 13 22	0.00 9.00	1.000 2.000

Batter	1	2	3	4	5	6	7	8	9	AB	R	H	RBI	BB	SO	LOB	BOTTOM			
23 Rickie Weeks Jr., R (1,4) OBP: 0.344, SLG: 0.396	8 HR		27 FC6-4		F7			G6-3		5	2	3	2	0	0	1	Houston Astros @ Milwaukee Brewers Miller Park, Milwaukee, WI Tue May 25 2010, 7:11 PM - 10:06 PM CDT Att: 27,363 - Partly Cloudy - 77 F			
27 Carlos Gómez, R (1,8) OBP: 0.310, SLG: 0.453	P3		FC6-4		CS		B2-3			5	0	0	0	0	1	4				
8 Ryan Braun, R (1,7) OBP: 0.401, SLG: 0.546	HR		G5-3		G3			28 1B		4	2	2	2	0	0	0				
28 Prince Fielder, L (1,3) OBP: 0.401, SLG: 0.443	BB		1 1B		BB			14 1B		1	1	1	0	3	0	0				
14 Casey McGehee, R (1,5) OBP: 0.374, SLG: 0.538	K		K		G6-3			21 2B		4	0	1	1	0	2	3				
1 Corey Hart, R (1,9) OBP: 0.338, SLG: 0.543	K		1B		1B			21 2B		4	0	1	0	0	1	3				
21 Alcides Escobar, R (1,6) OBP: 0.294, SLG: 0.392		20 G4-6-3		L4						4	0	2	1	0	0	2				
20 Jonathan Lucroy, R (1,2) OBP: 0.333, SLG: 0.333		G4-6-3		27 CS						4	0	1	0	0	1	4				
43 Randy Wolf, L (1,1) OBP: 0.320, SLG: 0.360										2	0	1	0	0	0	1				
2 Joe Inglett, L (7,PH) OBP: 0.409, SLG: 0.550										0	0	0	0	0	0	0				
31 David Bushy, L (7,PH) OBP: 0.333, SLG: 0.111										0	0	0	0	0	0	0				
12 Carlos Villanueva, R (8,1) OBP: 0.333, SLG: 0.111										0	0	0	0	0	0	0				
49 Yovani Gallardo, R (8,PH) OBP: 0.409, SLG: 0.333										1	0	0	0	0	0	0				
60 Todd Coffey, R (9,1) ERA: 4.5								23 HR		0	0	0	0	0	0	0				
Inning Stats	R: 2 E: 0 K: 2 S: 19	H: 2 LOB: 1 BB: 1 P: 31	R: 0 E: 0 K: 0 S: 9	H: 3 LOB: 2 BB: 0 P: 13	R: 0 E: 0 K: 1 S: 12	H: 1 LOB: 2 BB: 1 P: 19	R: 0 E: 0 K: 0 S: 12	H: 1 LOB: 0 BB: 0 P: 19	R: 0 E: 0 K: 0 S: 9	H: 0 LOB: 0 BB: 1 P: 18	R: 0 E: 0 K: 1 S: 8	H: 0 LOB: 0 BB: 0 P: 12	R: 4 E: 0 K: 0 S: 15	H: 5 LOB: 3 BB: 0 P: 23	R: 0 E: 0 K: 1 S: 8	H: 0 LOB: 0 BB: 0 P: 13	1B: 9 2B: 1 3B: 0 HR: 2	SF: 0 SAC: 0 DP: 1 HBP: 1	WP: 0 PB: 0 SB: 0 CS: 1	PA: 39
PITCHER	IP WLS BF H R ER SO	IP WLS BF H R ER SO	IP WLS BF H R ER SO	IP WLS BF H R ER SO	IP WLS BF H R ER SO	IP WLS BF H R ER SO	IP WLS BF H R ER SO	IP WLS BF H R ER SO	IP WLS BF H R ER SO	IP WLS BF H R ER SO	IP WLS BF H R ER SO	IP WLS BF H R ER SO	IP WLS BF H R ER SO	IP WLS BF H R ER SO	IP WLS BF H R ER SO	IP WLS BF H R ER SO	BB IBB HBP BLK	WP HR S P	ERA WHIP	ERA WHIP
52 Felipe Paulino, R (1,1) ERA: 5.08	6.0 L 26	7 2 2 4	4 4 4 0	0 0 0 0	0 0 1 7	10 108.00	12.000	0.00 0.600	0.00 0.600	0.00 0.600	0.00 0.600	0.00 0.600	0.00 0.600	0.00 0.600	0.00 0.600	0.00 0.600	3 0 0 0	0 1 7 26	0.00 108.00	0.600 12.000
43 Chris Sampson, R (7,1) ERA: 4.66	0.1 L 6	4 4 4 0	0 0 0 0	0 0 0 0	0 0 0 0	0 0 16 26	0.00 0.600	0.00 0.600	0.00 0.600	0.00 0.600	0.00 0.600	0.00 0.600	0.00 0.600	0.00 0.600	0.00 0.600	0.00 0.600	0 0 0 0	0 0 16 26	0.00 108.00	0.600 12.000
47 Jeff Fulchino, R (7,1) ERA: 4.15	1.2 L 6	1 0 0 1	0 0 0 1	0 0 0 0	0 0 0 0	0 0 16 26	0.00 0.600	0.00 0.600	0.00 0.600	0.00 0.600	0.00 0.600	0.00 0.600	0.00 0.600	0.00 0.600	0.00 0.600	0.00 0.600	0 0 0 0	0 0 16 26	0.00 108.00	0.600 12.000

Batter	1	2	3	4	5	6	7	8	9	AB	R	H	RBI	BB	SO	LOB	TOP					
21 Michael Bourn, L (1.8) OBP: 0.356, SLG: 0.335										4	1	1	1	1	1	1						
8 Jeff Keppinger, R (1.4) OBP: 0.333, SLG: 0.384										5	1	1	0	0	0	2						
9 Hunter Pence, R (1.9) OBP: 0.283, SLG: 0.425										4	2	2	1	1	0	1						
45 Carlos Lee, R (1.7) OBP: 0.236, SLG: 0.322										4	0	2	2	0	1	2						
4 Jason Michaels, R (7.7) OBP: 0.244, SLG: 0.490										1	0	1	0	0	0	0						
17 Lance Berkman, S (1.3) OBP: 0.354, SLG: 0.432										4	0	3	1	1	0	1						
77 Pedro Feliz, R (1.5) OBP: 0.236, SLG: 0.293										4	0	0	0	0	0	5						
55 Humberto Quintero, R (1.2) OBP: 0.261, SLG: 0.303										3	0	0	0	1	1	3						
12 Tommy Manzella, R (1.6) OBP: 0.282, SLG: 0.268										4	1	2	0	0	0	1						
44 Roy Oswalt, R (1.1) OBP: 0.250, SLG: 0.200										2	0	0	0	0	2	1						
37 Brandon Lyon, R (9.1)										0	0	0	0	0	0	0						
Inning Stats	R: 1 E: 0 K: 0 S: 12	H: 2 LOB: 2 BB: 1 P: 22	R: 0 E: 0 K: 1 S: 10	H: 0 LOB: 1 BB: 1 P: 18	R: 2 E: 0 K: 1 S: 23	H: 4 LOB: 2 BB: 0 P: 38	R: 1 E: 0 K: 0 S: 5	H: 2 LOB: 0 BB: 0 P: 11	R: 1 E: 0 K: 1 S: 13	H: 1 LOB: 1 BB: 1 P: 24	R: 0 E: 0 K: 2 S: 10	H: 0 LOB: 0 BB: 0 P: 16	R: 0 E: 0 K: 0 S: 7	H: 1 LOB: 2 BB: 1 P: 16	R: 0 E: 0 K: 0 S: 8	H: 1 LOB: 1 BB: 0 P: 9	R: 0 E: 0 K: 0 S: 10	H: 1 LOB: 1 BB: 0 P: 16	1B: 9 2B: 3 3B: 0 HR: 0	SF: 0 SAC: 2 DP: 0 HBP: 0	WP: 1 PB: 0 SB: 1 CS: 1	PA: 41
PITCHER	IP WLS BF H R ER SO BB IBB HBP BLK WP HR S P ERA WHIP	4.0 L 20 8 4 4 2 2 0 0 0 0 0 50 89 9.00 2.500	2.0 8 1 1 1 3 1 0 0 0 0 0 23 40 4.50 1.000	1.0 5 1 0 0 0 1 0 0 0 0 0 7 16 0.00 2.000	2.0 8 2 0 0 0 0 0 0 0 0 0 18 25 0.00 1.000																	

Houston Astros @ Milwaukee Brewers
Miller Park, Milwaukee, WI
Wed May 26 2010, 7:11 PM - 9:56 PM CDT
Att: 30,151 - Roof Closed - 79 F

AB	35
R	5
H	12
RBI	5
BB	4
SO	5
LOB	17



Batter	1	2	3	4	5	6	7	8	9	AB	R	H	RBI	BB	SO	LOB	BOTTOM					
23 Rickie Weeks Jr, R (1.4) OBP: 0.338, SLG: 0.387										4	0	0	0	0	1	1						
27 Carlos Gómez, R (1.8) OBP: 0.298, SLG: 0.434										4	0	0	0	0	1	1						
8 Ryan Braun, R (1.7) OBP: 0.403, SLG: 0.556										4	0	2	0	0	1	0						
28 Prince Fielder, L (1.3) OBP: 0.398, SLG: 0.435										3	0	0	0	1	1	1						
14 Casey McGehee, R (1.5) OBP: 0.371, SLG: 0.532										4	0	1	0	0	1	2						
1 Corey Hart, R (1.9) OBP: 0.336, SLG: 0.541										4	0	1	0	0	1	3						
16 George Kottaras, L (1.2) OBP: 0.425, SLG: 0.519										3	0	0	0	0	1	3						
21 Alcides Escobar, R (1.6) OBP: 0.289, SLG: 0.385										3	0	0	0	0	1	1						
37 Jeff Suppan, R (8.1) OBP: 0.200, SLG: 0.200										0	0	0	0	0	0	0						
38 Chris Narveson, L (1.1) OBP: 0.364, SLG: 0.364										1	0	1	0	0	0	0						
46 Claudio Vargas, R (5.1)										1	0	0	0	0	1	0						
51 Trevor Hoffman, R (7.1)										0	0	0	0	0	0	0						
30 Craig Counsell, L (8.6) OBP: 0.312, SLG: 0.397										1	0	0	0	0	0	0						
Inning Stats	R: 0 E: 0 K: 0 S: 7	H: 1 LOB: 1 BB: 0 P: 8	R: 0 E: 0 K: 0 S: 8	H: 0 LOB: 0 BB: 0 P: 10	R: 0 E: 0 K: 0 S: 13	H: 1 LOB: 1 BB: 0 P: 20	R: 0 E: 0 K: 3 S: 12	H: 1 LOB: 2 BB: 1 P: 21	R: 0 E: 0 K: 1 S: 7	H: 0 LOB: 0 BB: 0 P: 9	R: 0 E: 0 K: 3 S: 10	H: 0 LOB: 0 BB: 0 P: 16	R: 0 E: 0 K: 1 S: 9	H: 1 LOB: 0 BB: 0 P: 14	R: 0 E: 0 K: 1 S: 8	H: 0 LOB: 0 BB: 0 P: 11	R: 0 E: 0 K: 0 S: 10	H: 1 LOB: 1 BB: 0 P: 13	1B: 2 2B: 3 3B: 0 HR: 0	SF: 0 SAC: 0 DP: 0 HBP: 0	WP: 0 PB: 0 SB: 0 CS: 0	PA: 33
PITCHER	IP WLS BF H R ER SO BB IBB HBP BLK WP HR S P ERA WHIP	8.0 W 29 4 1 0 0 0 1 0 0 0 0 0 74 109 0.00 0.625	1.0 4 1 0 0 0 0 0 0 0 0 0 0 10 13 0.00 1.000																			

Houston Astros @ Milwaukee Brewers
Miller Park, Milwaukee, WI
Wed May 26 2010, 7:11 PM - 9:56 PM CDT
Att: 30,151 - Roof Closed - 79 F

AB	32
R	0
H	5
RBI	0
BB	1
SO	9
LOB	12



Batter	1	2	3	4	5	6	7	8	9	AB	R	H	RBI	BB	SO	LOB	TOP	
21 Michael Bourn, L (1,8) OBP: 0.345, SLG: 0.322	G6-3		P4		L5			G6-3		4	0	0	0	0	0	0	Houston Astros @ Cincinnati Reds Great American Ball Park, Cincinnati, OH Sat May 29 2010, 7:10 PM - 9:42 PM EDT Att: 36,918 - Clear - 87 F	
8 Jeff Keppinger, R (1,4) OBP: 0.335, SLG: 0.390	F9		L7		G6-3			G6-4-3 BB		3	0	0	0	1	0			
9 Hunter Pence, R (1,9) OBP: 0.305, SLG: 0.450	F9		1B					G6-4-3		4	0	2	0	0	0	1		
45 Carlos Lee, R (1,7) OBP: 0.246, SLG: 0.344		G5-3 27 E 12	F9							4	2	2	0	0	1	2		
17 Lance Berkman, S (1,3) OBP: 0.364, SLG: 0.412		G5-3 12 27 E 38			G4-3					2	0	0	0	1	1			
77 Pedro Feliz, R (7,3) OBP: 0.234, SLG: 0.288										1	0	1	0	0	0	0		
27 Geoff Blum, S (1,5) OBP: 0.287, SLG: 0.301					G4-3					4	0	0	0	0	1	5		
12 Tommy Manzella, R (1,6) OBP: 0.270, SLG: 0.266										3	0	1	2	0	0	2		
36 Kevin Cash, R (1,2) OBP: 0.172, SLG: 0.148					P4					3	0	0	0	1	1	2		
38 Brian Moehler, R (1,1) 47 Jeff Fulchino, R (3,1) 18 Cory Sullivan, L (5,PH) 53 Wesley Wright, R (5,1)										1	0	0	0	0	1	3		
Inning Stats	R: 0 E: 0 K: 0 S: 6	H: 0 LOB: 0 BB: 0 P: 11	R: 1 E: 1 K: 1 S: 14	H: 1 LOB: 2 BB: 2 P: 27	R: 0 E: 0 K: 0 S: 13	H: 1 LOB: 1 BB: 0 P: 17	R: 0 E: 0 K: 0 S: 10	H: 1 LOB: 0 BB: 0 P: 15	R: 0 E: 0 K: 2 S: 10	H: 0 LOB: 0 BB: 0 P: 16	R: 0 E: 0 K: 1 S: 10	H: 0 LOB: 0 BB: 0 P: 11	R: 0 E: 0 K: 2 S: 9	H: 2 LOB: 1 BB: 0 P: 12	1B: 3 2B: 3 3B: 0 HR: 0	SF: 1 SAC: 0 DP: 1 HBP: 0	WP: 0 PA: 35 PB: 0 CS: 0	
PITCHER	IP	WLS	BF	H	R	ER	SO	BB	IBB	HBP	BLK	WP	HR	S	P	ERA	WHIP	
39 Aaron Harang, R (1,1) ERA: 5.48	7.0	W	27	4	1	1	4	2	0	0	0	0	0	71	111	1.29	0.857	
46 Carlos Fisher, R (8,1) ERA: 7.45	1.0		3	0	0	0	0	1	0	0	0	0	0	4	9	0.00	1.000	
40 Nick Masset, R (9,1) ERA: 7.36	1.0		5	2	1	1	2	0	0	0	0	0	0	9	12	9.00	2.000	

Batter	1	2	3	4	5	6	7	8	9	AB	R	H	RBI	BB	SO	LOB	BOTTOM		
2 Orlando Cabrera, R (1,6) OBP: 0.317, SLG: 0.367	G3-1				L9					4	1	1	0	0	0	1	Houston Astros @ Cincinnati Reds Great American Ball Park, Cincinnati, OH Sat May 29 2010, 7:10 PM - 9:42 PM EDT Att: 36,918 - Clear - 87 F		
7 Paul Janish, R (7,6) OBP: 0.400, SLG: 0.500			FC6-4							1	0	1	1	0	0	0			
43 Miguel Cairo, R (1,3) OBP: 0.364, SLG: 0.490										4	2	2	2	1	0	2			
4 Brandon Phillips, R (1,4) OBP: 0.330, SLG: 0.495	F9									5	1	2	0	0	0	1			
27 Scott Rolen, R (1,5) OBP: 0.346, SLG: 0.553	F9									4	1	1	1	1	1	2			
32 Jay Bruce, L (1,9) OBP: 0.380, SLG: 0.491										5	2	3	4	0	0	0			
31 Jonny Gomes, R (1,7) OBP: 0.354, SLG: 0.543										4	0	0	0	0	1	2			
37 Corky Miller, R (8,2)										0	0	0	0	0	0	0			
6 Drew Stubbs, R (1,8) OBP: 0.316, SLG: 0.410										4	3	3	1	0	0	0			
17 Laynce Nix, L (9,8) OBP: 0.281, SLG: 0.541										0	0	0	0	0	0	0			
55 Ramon Hernandez, R (1,2) OBP: 0.412, SLG: 0.449										4	2	4	3	0	0	0			
46 Carlos Fisher, R (8,1) 40 Nick Masset, R (9,1)										0	0	0	0	0	0	0			
39 Aaron Harang, R (1,1) OBP: 0.217, SLG: 0.261										3	0	1	0	0	1	1			
28 Chris Heisey, R (7,PH) OBP: 0.333, SLG: 0.704										1	0	0	0	0	0	2			
Inning Stats	R: 0 E: 0 K: 0 S: 9	H: 0 LOB: 1 BB: 1 P: 16	R: 2 E: 0 K: 0 S: 13	H: 3 LOB: 0 BB: 0 P: 22	R: 6 E: 0 K: 0 S: 20	H: 7 LOB: 1 BB: 0 P: 30	R: 1 E: 0 K: 1 S: 8	H: 1 LOB: 0 BB: 0 P: 15	R: 2 E: 0 K: 1 S: 10	H: 2 LOB: 0 BB: 0 P: 15	R: 0 E: 0 K: 1 S: 13	H: 1 LOB: 2 BB: 1 P: 23	R: 1 E: 0 K: 0 S: 8	H: 3 LOB: 1 BB: 0 P: 15	R: 0 E: 0 K: 0 S: 6	H: 1 LOB: 0 BB: 0 P: 10	1B: 9 2B: 2 3B: 1 HR: 6	SF: 0 SAC: 0 DP: 3 HBP: 0	WP: 0 PA: 41 PB: 0 CS: 0
PITCHER	IP	WLS	BF	H	R	ER	SO	BB	IBB	HBP	BLK	WP	HR	S	P	ERA	WHIP		
38 Brian Moehler, R (1,1) ERA: 7.29	2.2	L	18	10	8	8	0	1	0	0	0	0	0	3	41	6.66	4.125		
47 Jeff Fulchino, R (3,1) ERA: 5.68	1.1		5	1	1	1	1	0	0	0	0	0	1	9	17	6.75	0.750		
53 Wesley Wright, L (5,1) ERA: 6.75	4.0		18	7	3	3	2	1	0	0	0	0	2	37	63	6.75	2.000		

Batter	1	2	3	4	5	6	7	8	9	AB	R	H	RBI	BB	SO	LOB	TOP							
15 Cristian Guzman, S OBP: 0.348, SLG: 0.406	F8		FC3-6 1B				P6	K		5	1	1	0	0	1	4								
1 Nyjer Morgan, L OBP: 0.325, SLG: 0.349	L9						K			5	2	2	1	0	1	1								
11 Ryan Zimmerman, R OBP: 0.397, SLG: 0.599							K			1	2	0	0	4	1	0								
44 Adam Dunn, L OBP: 0.380, SLG: 0.538	K									3	1	0	0	2	2	5								
16 Josh Willingham, R OBP: 0.428, SLG: 0.519										4	0	0	1	0	1	4								
6 Ian Desmond, R OBP: 0.303, SLG: 0.404										5	0	2	1	0	1	1								
2 Roger Bernadina, L OBP: 0.295, SLG: 0.402										4	0	1	1	1	2	0								
23 Wil Nieves, R OBP: 0.307, SLG: 0.307										3	1	2	0	0	0	0								
22 Willie Harris, R OBP: 0.330, SLG: 0.330										0	0	0	0	0	0	0								
45 Doug Slaten, L OBP: 0.300, SLG: 1.000										0	0	0	0	0	0	0								
43 Miguel Batista, R OBP: 0.300, SLG: 0.300										1	0	0	0	0	0	0								
12 Alberto Gonzalez, R OBP: 0.270, SLG: 0.270										0	0	0	0	0	0	0								
55 Matt Capps, R OBP: 0.222, SLG: 0.222										1	0	0	0	0	0	0								
35 Craig Stammen, R OBP: 0.300, SLG: 0.300										2	0	0	0	0	2	2								
38 Michael Morse, R OBP: 0.330, SLG: 0.330										1	0	0	0	0	1	0								
22 Drew Storen, S OBP: 0.300, SLG: 1.000										0	0	0	0	0	0	0								
17 Sean Burnett, L OBP: 0.300, SLG: 0.300										0	0	0	0	0	0	0								
20 Adam Kennedy, L OBP: 0.222, SLG: 0.222										1	0	0	0	0	1	3								
25 Carlos Maldonado, R OBP: 0.222, SLG: 0.222										1	0	0	0	0	0	3								
Inning Stats	R: 0 H: 0 E: 0 K: 1 S: 8	H: 0 LOB: 1 BB: 1 P: 14	R: 0 H: 0 E: 0 K: 1 S: 9	H: 0 LOB: 0 BB: 0 P: 12	R: 0 H: 2 E: 0 K: 2 S: 16	H: 2 LOB: 3 BB: 1 P: 25	R: 0 H: 0 E: 0 K: 1 S: 7	H: 0 LOB: 0 BB: 0 P: 11	R: 4 H: 2 E: 2 K: 2 S: 13	H: 2 LOB: 1 BB: 1 P: 25	R: 0 H: 0 E: 0 K: 1 S: 7	H: 0 LOB: 0 BB: 0 P: 10	R: 0 H: 0 E: 0 K: 2 S: 8	H: 0 LOB: 0 BB: 0 P: 13	R: 1 H: 1 E: 0 K: 2 S: 16	H: 1 LOB: 3 BB: 2 P: 29	R: 2 H: 3 E: 0 K: 1 S: 15	H: 3 LOB: 2 BB: 2 P: 29	1B: 7 2B: 1 3B: 0 HR: 0	SF: 1 SAC: 0 DP: 0 HBP: 1	WP: 0 PB: 0 SB: 0 CS: 0	PA: 45		
PITCHER	IP WLS BF H R ER SO BB IBB HBP BLK WP HR S P ERA WHIP	7.0 3.04	1.0 7 1 1 1 2 2 0 1 0 0 0 16 29 9.00 3.000	0.1 6 3 2 2 1 2 0 0 0 0 0 10 22 54.00 15.000	0.2 2 0 0 0 0 0 0 0 0 0 0 5 7 0.00 0.000																			

Washington Nationals @ Houston Astros
Minute Maid Park, Houston, TX
Tue Jun 01 2010, 7:06 PM - 10:27 PM CDT
Att: 25,249 - Roof Closed - 73 F

AB	36
R	7
H	8
RBI	5
BB	7
SO	13
LOB	26



Batter	1	2	3	4	5	6	7	8	9	AB	R	H	RBI	BB	SO	LOB	BOTTOM							
21 Michael Bourn, L OBP: 0.359, SLG: 0.337	G3									4	3	1	0	2	0	0								
8 Jeff Keppinger, R OBP: 0.351, SLG: 0.395										5	1	3	0	0	0	3								
17 Lance Berkman, S OBP: 0.365, SLG: 0.414										5	1	3	5	1	1	1								
45 Carlos Lee, R OBP: 0.239, SLG: 0.330										5	0	1	0	0	0	4								
9 Hunter Pence, R OBP: 0.310, SLG: 0.455										3	2	2	1	2	0	1								
27 Geoff Blum, S OBP: 0.292, SLG: 0.308										4	0	1	1	0	2	2								
12 Tommy Manzella, R OBP: 0.267, SLG: 0.258										1	0	0	0	0	0	3								
77 Pedro Feliz, R OBP: 0.244, SLG: 0.294										3	0	1	1	1	0	0								
36 Kevin Cash, R OBP: 0.212, SLG: 0.194										4	0	2	0	0	1	4								
39 Brett Myers, R OBP: 0.283, SLG: 0.283										3	0	0	0	0	1	6								
4 Jason Michaels, R OBP: 0.239, SLG: 0.239										0	0	0	0	0	0	1								
37 Brandon Lyon, R OBP: 0.239, SLG: 0.239										0	0	0	0	0	0	0								
22 Matt Lindstrom, R OBP: 0.239, SLG: 0.239										0	0	0	0	0	0	0								
59 Wilton Lopez, R OBP: 0.270, SLG: 0.270										1	1	1	0	0	0	0								
18 Cory Sullivan, L OBP: 0.270, SLG: 0.270										1	1	1	0	0	0	0								
Inning Stats	R: 3 H: 3 E: 0 K: 1 S: 18	H: 3 LOB: 3 BB: 3 P: 37	R: 0 H: 1 E: 0 K: 0 S: 6	H: 1 LOB: 0 BB: 0 P: 6	R: 1 H: 2 E: 0 K: 1 S: 12	H: 2 LOB: 1 BB: 1 P: 20	R: 0 H: 0 E: 0 K: 1 S: 7	H: 0 LOB: 0 BB: 0 P: 11	R: 1 H: 3 E: 0 K: 1 S: 12	H: 3 LOB: 2 BB: 0 P: 18	R: 1 H: 2 E: 0 K: 0 S: 11	H: 2 LOB: 1 BB: 0 P: 17	R: 0 H: 1 E: 0 K: 1 S: 9	H: 1 LOB: 3 BB: 2 P: 19	R: 0 H: 1 E: 0 K: 0 S: 9	H: 1 LOB: 2 BB: 1 P: 23	R: 2 H: 2 E: 1 K: 0 S: 13	H: 2 LOB: 2 BB: 1 P: 23	1B: 11 2B: 3 3B: 0 HR: 1	SF: 1 SAC: 2 DP: 0 HBP: 0	WP: 1 PB: 0 SB: 0 CS: 0	PA: 48		
PITCHER	IP WLS BF H R ER SO BB IBB HBP BLK WP HR S P ERA WHIP	5.0 5.88	1.0 5 2 1 1 0 0 0 0 0 1 0 11 17 9.00 2.000	1.0 4 1 0 0 1 0 0 0 0 0 0 7 10 0.00 1.000	0.1 3 1 0 0 0 1 0 0 0 0 0 4 9 0.00 6.000	0.2 3 0 0 0 0 1 0 0 0 0 0 5 10 0.00 1.500																		

Washington Nationals @ Houston Astros
Minute Maid Park, Houston, TX
Tue Jun 01 2010, 7:06 PM - 10:27 PM CDT
Att: 25,249 - Roof Closed - 73 F

AB	39
R	8
H	15
RBI	8
BB	6
SO	5
LOB	25



Batter	1	2	3	4	5	6	7	8	9	AB	R	H	RBI	BB	SO	LOB	TOP				
1 Nyer Morgan, L (1,8) OBP: 0.330, SLG: 0.350	0-2 C FF 90 C CU 74 X CU 74		3-2 B SI 88 F FF 90 C CH 84 B CU 77 F CH 85 B FF 92 X SI 90			2-2 C SI 88 C CU 74 B FF 90 B CH 84 X CU 74		0-3 C SL 80 S SI 83		2-3 B SL 87 C SI 88 B SI 89 S SI 89	5	1	2	0	0	2	0	Washington Nationals @ Houston Astros Minute Maid Park, Houston, TX Wed Jun 02 2010, 7:07 PM - 9:53 PM CDT Att: 26,736 - Roof Closed - 73 F			
15 Cristian Guzman, S (1,4) OBP: 0.341, SLG: 0.397 39 Tyler Walker, R (7,1) 12 Alberto Gonzalez, R (9,PH) OBP: 0.360, SLG: 0.370	1-3 C CU 78 S CH 85 B FF 90 1 SAFE S CU 76		2-1 F CH 84 B CU 76 X CH 85		1-0 1 SAFE B CH 82 X SI 88		2-2 B SI 91 C FF 85 B SI 91 C SL 84 X FF 91		0-0 X SI 89	4	0	0	0	0	1	2					
44 Adam Dunn, L (1,3) OBP: 0.388, SLG: 0.548	2-2 F SI 89 B CU 76 B CH 85 X SI 91		1-3 F SI 90 B CU 76 F CH 85 X SI 90		3-2 C CH 84 B FF 89 B SI 85 1 SAFE F SI 89 B CH 84 X SI 90		2-2 C SL 86 B FF 85 B FF 85 B FF 85 F SL 80 X SL 84			4	0	3	1	0	1	0					
11 Ryan Zimmerman, R (1,5) OBP: 0.399, SLG: 0.591	4-1 B CH 84 B SI 91 B CU 75 B CH 84				3-3 C FF 90 C CU 76 B FF 90 B SI 89 S CU 78		4-1 B CH 83 B CU 78 B CH 85 B SI 89		2-1 C SL 80 B SI 81 B FF 89 X SL 79	2	0	0	0	2	1	1					
16 Josh Willingham, R (1,7) OBP: 0.427, SLG: 0.512	0-0 X SI 91				3-2 C FF 91 B FF 90 B FF 90 H CU 76		3-3 C SI 91 D CU 78 B CH 85 S CH 85 S FF 91		2-1 C FF 89 B FF 89 X FF 88	2	0	0	0	0	0	2					
6 Ian Desmond, R (1,6) OBP: 0.302, SLG: 0.406	1-3 S CU 76 B CU 77 F CU 76 C FF 89				1-2 F CH 86 F CU 75 1 SAFE S SI 89 X CU 76		3-2 B CH 86 D CH 86 B SI 90 B SI 90 F SI 90 X SI 90		3-2 C FF 88 S SL 78 B SI 82 B SI 81 B SI 81 X FF 88	4	0	1	0	0	1	5					
38 Michael Morse, R (1,9) OBP: 0.364, SLG: 0.263		2-3 C FF 88 F CU 76 B FF 90 F CU 76 S FF 89			4-2 B CH 85 S CU 76 B CU 78 B CU 77				0-0 X FF 90	3	0	1	0	1	1	0					
23 Wil Nieves, R (1,2) OBP: 0.232, SLG: 0.291		2-2 B FF 90 B CU 75 S CH 86 X CU 76			1-3 C CU 77 B FF 88 C FF 91				1-0 D SL 80 X FF 88	4	0	0	0	0	2	4					
31 John Lannan, L (1,1) OBP: 0.045, SLG: 0.045 20 Adam Kennedy, L (7,4) OBP: 0.327, SLG: 0.346		2-3 B FF 89 C FF 88 S CU 74			0-3 C CU 76 S CU 74				1-3 B SI 88 B SI 88 S SI 83	3	0	0	0	0	3	3					
Inning Stats	R: 1 E: 0 K: 2 S: 16	H: 2 LOB: 2 BB: 1 P: 24	R: 0 E: 0 K: 2 S: 10	H: 0 LOB: 0 BB: 0 P: 16	R: 0 E: 0 K: 1 S: 10	H: 0 LOB: 0 BB: 0 P: 16	R: 0 E: 0 K: 3 S: 16	H: 1 LOB: 3 BB: 1 P: 28	R: 0 E: 0 K: 0 S: 15	H: 0 LOB: 0 BB: 0 P: 12	R: 0 E: 0 K: 1 S: 12	H: 1 LOB: 1 BB: 0 P: 18	R: 0 E: 0 K: 0 S: 7	H: 1 LOB: 1 BB: 0 P: 13	R: 0 E: 0 K: 2 S: 7	H: 0 LOB: 0 BB: 0 P: 10	1B: 5 2B: 2 HR: 0	SF: 0 SAC: 0 DP: 0 HBP: 1	WP: 1 PB: 0 SB: 1 CS: 1	PA: 38	
PITCHER	IP WLS BF H R ER SO BB IBB HBP BLK WP HR S P ERA WHIP	5.0 W 24 5 1 1 8 3 0 1 0 1 0 67 115 1.80 1.600	6.1 H 3 0 0 0 2 0 0 0 0 0 9 12 0.00 0.000	7.1 H 3 1 0 0 1 0 0 0 0 0 10 14 0.00 1.500	7.1 H 5 1 0 0 0 0 0 0 0 0 9 17 0.00 0.750	9.1 H 3 0 0 0 2 0 0 0 0 0 7 10 0.00 0.000															

AB	33
R	1
H	7
RBI	1
BB	3
SO	13
LOB	17



Batter	1	2	3	4	5	6	7	8	9	AB	R	H	RBI	BB	SO	LOB	BOTTOM			
21 Michael Bourn, L (1,8) OBP: 0.397, SLG: 0.335	0-0 X FF 89		1-2 B SI 88 F FF 90 C FF 90 X FF 90		2-2 B FF 88 B FF 88 F FF 87 C FF 88 X CU 75		0-2 L SI 87 B SI 85 X SI 89			4	1	1	0	0	0	0	Washington Nationals @ Houston Astros Minute Maid Park, Houston, TX Wed Jun 02 2010, 7:07 PM - 9:53 PM CDT Att: 26,736 - Roof Closed - 73 F			
8 Jeff Keppinger, R (1,4) OBP: 0.354, SLG: 0.394	4-1 B SI 90 C SI 89 B SI 91 B SI 90 B SI 90		1-1 1 SAFE F SI 89 B SI 89 X SI 89		1-1 C CH 82 B FF 89 X CH 83		0-1 C CU 73 X CH 81		1-1 C SI 89 B SI 89 X CH 84	3	1	1	0	1	0	1				
17 Lance Berkman, S (1,3) OBP: 0.362, SLG: 0.409	0-0 X SI 89		2-1 B CU 73 C SI 90 B SI 89 X SI 89		0-1 C SI 88 X CU 75		0-1 C SI 89 B SI 89 X CH 84		1-1 1-2 9 3B	4	1	1	0	0	0	2				
45 Carlos Lee, R (1,7) OBP: 0.244, SLG: 0.345	0-1 C SI 90 X SI 90		0-0 X SI 91		4-2 B FF 88 B SI 88 F FF 84 F CH 83 B CU 74		0-2 C CH 85 F FF 84 F SL 84 X FC 93		1-1 1-2 9 3B	3	1	1	2	1	0	4				
9 Hunter Pence, R (1,9) OBP: 0.309, SLG: 0.462		2-2 C FF 89 B FF 90 F FF 90 X SI 90		1-2 F CH 82 B FF 90 F SL 79 X SI 89		2-1 F CU 73 B CH 84 1 SAFE C CH 82		0-0 X SL 84		1-1 1-2 12 E	4	1	1	2	0	0		1		
77 Pedro Feliz, R (1,5) OBP: 0.250, SLG: 0.299		2-1 B SI 89 C SI 90 B CH 84 X SI 89		1-0 B CH 83 X SI 88		2-0 B CU 73 1 SAFE D CH 82 X CH 83		0-2 C SL 84 C SL 84 X SL 84		1-1 1-2 12 E 55 FC1-2	4	0	2	0	0	0		1		
12 Tommy Manzella, R (1,6) OBP: 0.267, SLG: 0.257		0-1 F SI 90 X SI 90		1-0 B FF 86 X FF 89		2-2 F FF 89 D CU 76 B FF 89 B FF 89 F CH 84 X SI 88		0-3 C FF 82 S SL 83 S SL 83		0-1 1-2 17 B	4	0	1	0	0	1		1		
55 Humberto Quintero, R (1,2) OBP: 0.269, SLG: 0.301		0-1 F SI 89 X SI 89		1-1 C CH 82 X FF 89		0-0 X CU 74		0-3 F SL 83 S FF 84		1-1 1-2 9 3B	4	0	1	0	0	1		4		
51 Wandy Rodriguez, S (1,1) OBP: 0.238, SLG: 0.250 59 Wilton Lopez, R (6,1) 4 Jason Michaels, R (6,PH) 48 Tim Byrdak, L (7,1) 41 Casey Daigle, R (7,1) 18 Cory Sullivan, L (6,PH) 73 Gustavo Chacin, L (9,1) OBP: 1.000, SLG: 0.406		1-3 B SI 88 S SI 89 S CU 74		0-3 C FF 88 S CU 73		0-3 B CH 84 B SI 89 C CH 82 F SI 90 F CH 84 X CH 82		2-2 B FC 91 B SI 89 C SI 84 X SI 91		2-0 B FC 91 B SI 89 C SI 84 X SI 91	2	0	0	0	0	2		3		
Inning Stats	R: 0 E: 0 K: 0 S: 5	H: 1 LOB: 1 BB: 0 P: 9	R: 0 E: 0 K: 1 S: 12	H: 2 LOB: 2 BB: 0 P: 17	R: 2 E: 0 K: 0 S: 12	H: 2 LOB: 0 BB: 0 P: 17	R: 0 E: 0 K: 1 S: 7	H: 1 LOB: 1 BB: 0 P: 10	R: 0 E: 0 K: 0 S: 7	H: 0 LOB: 0 BB: 0 P: 10	R: 1 E: 1 K: 0 S: 16	H: 1 LOB: 2 BB: 1 P: 28	R: 2 E: 1 K: 0 S: 16	H: 2 LOB: 1 BB: 0 P: 17	R: 0 E: 0 K: 2 S: 7	H: 0 LOB: 0 BB: 0 P: 9	1B: 7 2B: 0 3B: 1 HR: 1	SF: 0 SAC: 0 DP: 1 HBP: 0	WP: 0 PB: 0 SB: 0 CS: 0	PA: 36
PITCHER	IP WLS BF H R ER SO BB IBB HBP BLK WP HR S P ERA WHIP	6.1 L 30 8 5 2 2 2 0 0 0 0 16 18 0.00 0.600	1.2 H 3 1 0 0 2 0 0 0 0 0 16 18 0.00 0.600																	

AB	34
R	5
H	9
RBI	4
BB	2
SO	4
LOB	19



Batter	1	2	3	4	5	6	7	8	9	AB	R	H	RBI	BB	SO	LOB	TOP					
21 Michael Bourn, L (1,8) OBP: 0.362, SLG: 0.343	G4-3		F8		L7			G5-3 BB		3	0	0	0	1	0	1	Houston Astros @ Colorado Rockies Coors Field, Denver, CO Mon Jun 07 2010, 6:43 PM - 9:15 PM MDT Att: 28,251 - Partly Cloudy - 93 F					
8 Jeff Keppinger, R (1,4) OBP: 0.357, SLG: 0.402	BB		BB			G5-3		1B		2	0	1	0	2	0	0						
17 Lance Berkman, S (1,3) OBP: 0.364, SLG: 0.430	FC6-4 45 1B		G4-6-3			K		G5-3		4	0	0	0	0	1	4						
45 Carlos Lee, R (1,7) OBP: 0.257, SLG: 0.375	1B			G6-3		P6		G4-3		4	0	1	0	0	0	0						
9 Hunter Pence, R (1,9) OBP: 0.311, SLG: 0.443	FC5-4			G6-3		F9		G4-3		4	0	0	0	0	0	2						
77 Pedro Feliz, R (1,5) OBP: 0.265, SLG: 0.326		1B		F8		1B		1B		4	1	3	0	0	0	0						
55 Humberto Quintero, R (1,2) OBP: 0.275, SLG: 0.339		1B		G4-3		L7		1B		4	0	2	0	0	0	1						
12 Tommy Manzella, R (1,6) OBP: 0.248, SLG: 0.238		1B		G6-3		G6-3		1B		3	0	0	0	0	1	3						
27 Geoff Blum, S (9,PH) OBP: 0.302, SLG: 0.296				G6-3		K		1B		1	0	1	1	0	0	0						
51 Wandy Rodriguez, S (1,1) OBP: 0.261, SLG: 0.273				K				F7		2	0	1	0	0	1	1						
18 Cory Sullivan, L (8,PH) OBP: 0.263, SLG: 0.235								K		1	0	0	0	0	0	0						
48 Tim Byrdak, L (8,1)										0	0	0	0	0	0	0						
41 Casey Daigle, L (8,1)										0	0	0	0	0	0	0						
4 Jason Michaels, R (9,PH) OBP: 0.220, SLG: 0.333										1	0	0	0	0	1	2						
Inning Stats	R: 0 E: 0 K: 0 S: 8	H: 1 LOB: 2 BB: 1 P: 16	R: 0 E: 0 K: 1 S: 10	H: 2 LOB: 1 BB: 0 P: 10	R: 0 E: 0 K: 0 S: 6	H: 0 LOB: 0 BB: 1 P: 14	R: 0 E: 0 K: 0 S: 7	H: 0 LOB: 0 BB: 0 P: 13	R: 0 E: 0 K: 1 S: 10	H: 1 LOB: 1 BB: 0 P: 14	R: 0 E: 0 K: 1 S: 6	H: 0 LOB: 0 BB: 0 P: 9	R: 0 E: 0 K: 1 S: 9	H: 1 LOB: 0 BB: 0 P: 15	R: 0 E: 0 K: 0 S: 8	H: 1 LOB: 1 BB: 0 P: 18	R: 1 E: 0 K: 1 S: 13	H: 3 LOB: 2 BB: 0 P: 17	1B: 9 2B: 0 3B: 0 HR: 0	SF: 0 SAC: 0 DP: 3 HBP: 0	WP: 0 PB: 0 SB: 0 CS: 0	PA: 36
PITCHER	IP WLS BF H R ER SO BB IBB HBP BLK WP HR S P ERA WHIP																					
46 Jason Hammel, R (1,1) ERA: 5.23	7.1 W 29 6 0 0 3 3 0 0 0 0 0 0 62 104 0.00 1.227																					
97 Joe Beimel, L (8,1) ERA: 9.89	0.2 H 1 0 0 0 0 0 0 0 0 0 0 2 5 0.00 0.000																					
31 Matt Daley, R (9,1) ERA: 4.12	0.2 S 5 3 1 1 0 0 0 0 0 0 0 10 13 13.50 4.500																					
60 Manny Corpas, R (9,1) ERA: 2.65	0.1 S 1 0 0 0 1 0 0 0 0 0 0 3 4 0.00 0.000																					

AB	33
R	1
H	9
RBI	1
BB	3
SO	4
LOB	14



Batter	1	2	3	4	5	6	7	8	9	AB	R	H	RBI	BB	SO	LOB	BOTTOM			
5 Carlos González, L (1,8) OBP: 0.335, SLG: 0.488	G4-3	G5-3		G4-3			P6			4	0	0	0	0	0	3	Houston Astros @ Colorado Rockies Coors Field, Denver, CO Mon Jun 07 2010, 6:43 PM - 9:15 PM MDT Att: 28,251 - Partly Cloudy - 93 F			
19 Ryan Spillborghs, R (1,7) OBP: 0.356, SLG: 0.389	BB		2B		1B		G6-3			3	1	2	0	1	0	0				
2 Troy Tulowitzki, R (1,6) OBP: 0.369, SLG: 0.488	FC5-4		1B		F8		F8			4	0	1	0	0	0	2				
11 Brad Hawpe, L (1,9) OBP: 0.359, SLG: 0.481	F8		FC4-6 21 CS		1B		1B			4	1	2	1	0	0	2				
21 Miguel Olivo, R (1,2) OBP: 0.393, SLG: 0.563		1B	K				1B			3	2	2	1	1	1	1				
17 Todd Helton, L (1,3) OBP: 0.364, SLG: 0.316	P5			L6		G3		2B		3	0	0	1	0	0	3				
6 Melvin Mora, R (1,5) OBP: 0.358, SLG: 0.392		1B		1B				2B		4	1	2	0	0	1	0				
18 Jonathan Herrera, S (9,5) ERA: 7.53				1B				F9		0	0	0	0	0	0	0				
12 Clint Barmes, R (1,4) OBP: 0.265, SLG: 0.355		2B		1B				F8		4	0	2	2	0	0	0				
46 Jason Hammel, R (1,1) OBP: 0.083, SLG: 0.083										2	0	0	0	0	0	1				
97 Joe Beimel, L (8,1)										0	0	0	0	0	0	0				
31 Matt Daley, R (9,1)										0	0	0	0	0	0	0				
60 Manny Corpas, R (9,1)										0	0	0	0	0	0	0				
Inning Stats	R: 0 E: 0 K: 0 S: 11	H: 0 LOB: 1 BB: 1 P: 18	R: 2 E: 0 K: 0 S: 12	H: 3 LOB: 1 BB: 0 P: 17	R: 1 E: 0 K: 1 S: 12	H: 2 LOB: 0 BB: 0 P: 18	R: 0 E: 0 K: 0 S: 11	H: 2 LOB: 2 BB: 0 P: 13	R: 0 E: 0 K: 1 S: 12	H: 2 LOB: 2 BB: 1 P: 20	R: 0 E: 0 K: 1 S: 7	H: 0 LOB: 0 BB: 0 P: 15	R: 0 E: 0 K: 0 S: 4	H: 0 LOB: 0 BB: 0 P: 9	R: 2 E: 0 K: 0 S: 8	H: 2 LOB: 0 BB: 0 P: 11	1B: 7 2B: 3 3B: 1 HR: 0	SF: 1 SAC: 1 DP: 0 HBP: 0	WP: 0 PB: 0 SB: 0 CS: 3	PA: 35
PITCHER	IP WLS BF H R ER SO BB IBB HBP BLK WP HR S P ERA WHIP																			
51 Wandy Rodriguez, L (1,1) ERA: 4.95	7.0 L 30 9 3 3 2 1 1 0 0 0 0 0 69 110 3.86 1.429																			
48 Tim Byrdak, L (8,1) ERA: 7.53	0.1 3 2 2 2 0 0 0 0 0 0 0 4 6 54.00 6.000																			
41 Casey Daigle, R (8,1)	0.2 2 0 0 0 0 0 0 0 0 0 0 4 5 0.00 0.000																			

AB	31
R	5
H	11
RBI	5
BB	2
SO	2
LOB	12



Batter	1	2	3	4	5	6	7	8	9	AB	R	H	RBI	BB	SO	LOB	TOP					
8 Jeff Keppinger, R OBP: 0.360, SLG: 0.409										4	1	2	0	0	0	1	Houston Astros @ Colorado Rockies Coors Field, Denver, CO Tue Jun 08 2010, 6:41 PM - 9:19 PM MDT Att: 26,201 - Cloudy - 76 F					
12 Tommy Manzella, R OBP: 0.255, SLG: 0.245										4	0	2	1	0	0	1						
17 Lance Berkman, S OBP: 0.356, SLG: 0.420										4	1	0	1	0	0	3						
45 Carlos Lee, R OBP: 0.265, SLG: 0.386										4	1	3	1	0	0	0						
37 Brandon Lyon, R OBP: 0.255, SLG: 0.245										0	0	0	0	0	0	0						
22 Matt Lindstrom, R OBP: 0.356, SLG: 0.420										0	0	0	0	0	0	0						
9 Hunter Pence, R OBP: 0.305, SLG: 0.435										4	0	0	0	0	1	4						
77 Pedro Feliz, R OBP: 0.260, SLG: 0.319										4	0	0	1	0	0	0						
4 Jason Michaels, R OBP: 0.222, SLG: 0.327										4	0	1	0	0	0	0						
36 Kevin Cash, R OBP: 0.250, SLG: 0.293										4	0	1	0	0	1	1						
38 Brian Moehler, R OBP: 0.200, SLG: 0.200										2	0	0	0	0	0	1						
59 Wilton Lopez, R OBP: 0.364, SLG: 0.346										0	0	0	0	0	0	0						
21 Michael Bourn, L OBP: 0.364, SLG: 0.346										1	1	1	0	0	0	0						
Inning Stats	R: 0 E: 0 K: 0 S: 4	H: 1 LOB: 0 BB: 0 P: 7	R: 0 E: 0 K: 0 S: 8	H: 0 LOB: 0 BB: 0 P: 13	R: 0 E: 0 K: 1 S: 8	H: 0 LOB: 0 BB: 0 P: 11	R: 1 E: 0 K: 0 S: 9	H: 3 LOB: 1 BB: 0 P: 11	R: 0 E: 0 K: 0 S: 6	H: 0 LOB: 0 BB: 0 P: 13	R: 1 E: 0 K: 0 S: 8	H: 2 LOB: 1 BB: 0 P: 12	R: 2 E: 0 K: 1 S: 17	H: 3 LOB: 1 BB: 0 P: 24	R: 0 E: 0 K: 0 S: 6	H: 0 LOB: 0 BB: 0 P: 6	1B: 8 2B: 2 3B: 0 HR: 0	SF: 0 SAC: 0 DP: 2 HBP: 0	WP: 0 PB: 0 SB: 1 CS: 0	PA: 35		
PITCHER	IP WLS BF H R ER SO BB IBB HBP BLK WP HR S P ERA WHIP	IP WLS BF H R ER SO BB IBB HBP BLK WP HR S P ERA WHIP	IP WLS BF H R ER SO BB IBB HBP BLK WP HR S P ERA WHIP	IP WLS BF H R ER SO BB IBB HBP BLK WP HR S P ERA WHIP	IP WLS BF H R ER SO BB IBB HBP BLK WP HR S P ERA WHIP	IP WLS BF H R ER SO BB IBB HBP BLK WP HR S P ERA WHIP	IP WLS BF H R ER SO BB IBB HBP BLK WP HR S P ERA WHIP	IP WLS BF H R ER SO BB IBB HBP BLK WP HR S P ERA WHIP	IP WLS BF H R ER SO BB IBB HBP BLK WP HR S P ERA WHIP	IP WLS BF H R ER SO BB IBB HBP BLK WP HR S P ERA WHIP	IP WLS BF H R ER SO BB IBB HBP BLK WP HR S P ERA WHIP	IP WLS BF H R ER SO BB IBB HBP BLK WP HR S P ERA WHIP	IP WLS BF H R ER SO BB IBB HBP BLK WP HR S P ERA WHIP	IP WLS BF H R ER SO BB IBB HBP BLK WP HR S P ERA WHIP	IP WLS BF H R ER SO BB IBB HBP BLK WP HR S P ERA WHIP	IP WLS BF H R ER SO BB IBB HBP BLK WP HR S P ERA WHIP	IP WLS BF H R ER SO BB IBB HBP BLK WP HR S P ERA WHIP	IP WLS BF H R ER SO BB IBB HBP BLK WP HR S P ERA WHIP	IP WLS BF H R ER SO BB IBB HBP BLK WP HR S P ERA WHIP	IP WLS BF H R ER SO BB IBB HBP BLK WP HR S P ERA WHIP	IP WLS BF H R ER SO BB IBB HBP BLK WP HR S P ERA WHIP	IP WLS BF H R ER SO BB IBB HBP BLK WP HR S P ERA WHIP

AB	35
R	4
H	10
RBI	4
BB	0
SO	2
LOB	11



Batter	1	2	3	4	5	6	7	8	9	AB	R	H	RBI	BB	SO	LOB	BOTTOM					
5 Carlos González, L OBP: 0.336, SLG: 0.486										5	1	2	0	0	0	3	Houston Astros @ Colorado Rockies Coors Field, Denver, CO Tue Jun 08 2010, 6:41 PM - 9:19 PM MDT Att: 26,201 - Cloudy - 76 F					
7 Seth Smith, L OBP: 0.327, SLG: 0.528										4	1	1	0	0	1	1						
2 Troy Tulowitzki, R OBP: 0.375, SLG: 0.495										3	1	2	2	0	0	0						
11 Brad Hawpe, L OBP: 0.363, SLG: 0.482										4	0	2	1	0	0	1						
21 Miguel Olivo, R OBP: 0.389, SLG: 0.555										4	0	1	0	0	3	3						
17 Todd Helton, L OBP: 0.357, SLG: 0.309										4	0	0	0	0	1	2						
6 Melvin Mora, R OBP: 0.365, SLG: 0.403										3	0	1	0	1	1	0						
12 Clint Barmes, R OBP: 0.266, SLG: 0.351										2	0	0	0	1	0	1						
9 Ian Stewart, L OBP: 0.350, SLG: 0.444										0	0	0	0	1	0	0						
18 Jonathan Herrera, S OBP: 0.350, SLG: 0.444										0	0	0	0	0	0	0						
26 Jeff Francis, L OBP: 0.500, SLG: 0.667										2	0	0	0	1	1	2						
34 Matt Belisle, R OBP: 0.266, SLG: 0.351										0	0	0	0	0	0	0						
56 Franklin Morales, L OBP: 0.350, SLG: 0.444										0	0	0	0	0	0	0						
63 Rafael Betancourt, R OBP: 0.373, SLG: 0.375										1	0	0	0	0	0	1						
Inning Stats	R: 3 E: 0 K: 1 S: 14	H: 4 LOB: 0 BB: 0 P: 19	R: 0 E: 0 K: 1 S: 7	H: 0 LOB: 0 BB: 0 P: 10	R: 0 E: 0 K: 1 S: 8	H: 3 LOB: 2 BB: 0 P: 12	R: 0 E: 0 K: 0 S: 9	H: 1 LOB: 2 BB: 1 P: 19	R: 0 E: 0 K: 1 S: 6	H: 0 LOB: 0 BB: 2 P: 17	R: 0 E: 0 K: 1 S: 8	H: 0 LOB: 0 BB: 0 P: 10	R: 0 E: 0 K: 1 S: 9	H: 0 LOB: 0 BB: 0 P: 14	R: 0 E: 0 K: 1 S: 10	H: 0 LOB: 1 BB: 1 P: 17	1B: 7 2B: 3 3B: 0 HR: 0	SF: 0 SAC: 0 DP: 4 HBP: 1	WP: 0 PB: 0 SB: 0 CS: 1	PA: 37		
PITCHER	IP WLS BF H R ER SO BB IBB HBP BLK WP HR S P ERA WHIP	IP WLS BF H R ER SO BB IBB HBP BLK WP HR S P ERA WHIP	IP WLS BF H R ER SO BB IBB HBP BLK WP HR S P ERA WHIP	IP WLS BF H R ER SO BB IBB HBP BLK WP HR S P ERA WHIP	IP WLS BF H R ER SO BB IBB HBP BLK WP HR S P ERA WHIP	IP WLS BF H R ER SO BB IBB HBP BLK WP HR S P ERA WHIP	IP WLS BF H R ER SO BB IBB HBP BLK WP HR S P ERA WHIP	IP WLS BF H R ER SO BB IBB HBP BLK WP HR S P ERA WHIP	IP WLS BF H R ER SO BB IBB HBP BLK WP HR S P ERA WHIP	IP WLS BF H R ER SO BB IBB HBP BLK WP HR S P ERA WHIP	IP WLS BF H R ER SO BB IBB HBP BLK WP HR S P ERA WHIP	IP WLS BF H R ER SO BB IBB HBP BLK WP HR S P ERA WHIP	IP WLS BF H R ER SO BB IBB HBP BLK WP HR S P ERA WHIP	IP WLS BF H R ER SO BB IBB HBP BLK WP HR S P ERA WHIP	IP WLS BF H R ER SO BB IBB HBP BLK WP HR S P ERA WHIP	IP WLS BF H R ER SO BB IBB HBP BLK WP HR S P ERA WHIP	IP WLS BF H R ER SO BB IBB HBP BLK WP HR S P ERA WHIP	IP WLS BF H R ER SO BB IBB HBP BLK WP HR S P ERA WHIP	IP WLS BF H R ER SO BB IBB HBP BLK WP HR S P ERA WHIP	IP WLS BF H R ER SO BB IBB HBP BLK WP HR S P ERA WHIP	IP WLS BF H R ER SO BB IBB HBP BLK WP HR S P ERA WHIP	IP WLS BF H R ER SO BB IBB HBP BLK WP HR S P ERA WHIP

AB	32
R	3
H	9
RBI	3
BB	4
SO	7
LOB	14



Batter	1	2	3	4	5	6	7	8	9	10	AB	R	H	RBI	BB	SO	LOB	TOP						
21 Michael Bourn, L OBP: 0.365, SLG: 0.347	(1,8) F8		(2) G6-3					(1) G4-3		(2) G4-3	5	1	2	1	0	0	0	Houston Astros @ Colorado Rockies Coors Field, Denver, CO Wed Jun 09 2010, 6:42 PM - 9:36 PM MDT Att. 27,114 - Partly Cloudy - 80 F						
8 Jeff Keppinger, R OBP: 0.352, SLG: 0.399	(1,4) F9		(3) G6-3		(2) G6-4-3		(2) G5-3		(2) G5-3	(2) K	5	0	0	0	0	1	4							
17 Lance Berkman, S OBP: 0.363, SLG: 0.418	(1,3) BB				(3) G4-3		(3) G3			(4) 45 HR	3	1	1	0	2	0	1							
45 Carlos Lee, R OBP: 0.254, SLG: 0.396 59 Wilton Lopez, R OBP: 0.352, SLG: 0.399	(1,7) F8 (10,1) F8				(1) F8		(1) F8		(1) L4	(0) 45 HR	5	1	1	4	0	0	2							
9 Hunter Pence, R OBP: 0.303, SLG: 0.429	(1,9) G5-3		(1) G5-3		(2) G5-3		(2) G5-3		(2) G4-3	(2) 77 WP	5	0	1	0	0	0	1							
77 Pedro Feliz, R OBP: 0.258, SLG: 0.316	(1,5) G4-3		(2) G4-3		(3) G1-6-3		(3) P6		(3) 1B	(3) G5-3	5	0	1	0	0	0	2							
56 Humberto Quintero, R OBP: 0.282, SLG: 0.353	(1,2) 2B		(3) 2B		(1) 52 SH 21 1B		(1) G6-3		(3) K		4	1	2	0	0	1	1							
12 Tommy Manzella, R OBP: 0.260, SLG: 0.252	(1,6) G4-3		(3) G4-3		(1) 21 1B 8 SH		(2) G4-3			(1) 21 1B 18 SH3-4 45 HR	4	2	2	0	0	0	1							
52 Felipe Paulino, R OBP: 0.333, SLG: 0.348 37 Brandon Lyon, R ERA: 2.97	(1,1) G6-3		(1) G6-3		(3) SH 21 1B		(3) G4-3			(1) SH3-4	2	0	0	0	0	0	0							
18 Cory Sullivan, L OBP: 0.263, SLG: 0.235	(10,PH) G6-3				(1) 8 SH 21 1B						0	0	0	0	0	0	0							
Inning Stats	R: 0 E: 0 K: 0 S: 13	H: 0 LOB: 1 BB: 1 P: 25	R: 0 E: 0 K: 0 S: 7	H: 1 LOB: 1 BB: 0 P: 9	R: 0 E: 0 K: 0 S: 6	H: 0 LOB: 0 BB: 0 P: 7	R: 0 E: 0 K: 0 S: 5	H: 1 LOB: 1 BB: 0 P: 8	R: 2 E: 0 K: 0 S: 10	H: 3 LOB: 1 BB: 0 P: 16	R: 0 E: 0 K: 0 S: 6	H: 0 LOB: 0 BB: 0 P: 11	R: 0 E: 0 K: 0 S: 4	H: 0 LOB: 0 BB: 0 P: 7	R: 0 E: 0 K: 1 S: 10	H: 1 LOB: 1 BB: 0 P: 13	R: 4 E: 0 K: 1 S: 15	H: 4 LOB: 1 BB: 1 P: 25	1B: 8 2B: 1 3B: 0 HR: 1	SF: 0 SAC: 2 DP: 1 HBP: 0	WP: 1 PB: 0 SB: 1 CS: 0	PA: 42		
PITCHER	IP WLS BF H R ER SO BB IBB HBP BLK WP HR S P ERA WHIP	28 Aaron Cook, R ERA: 4.76	97 Joe Bemele, L ERA: 3.84	60 Manny Corpas, R ERA: 2.97	34 Matt Belisle, R ERA: 3.32	56 Franklin Morales, L ERA: 3.46	PITCHER	IP WLS BF H R ER SO BB IBB HBP BLK WP HR S P ERA WHIP	52 Felipe Paulino, R ERA: 3.82	37 Brandon Lyon, R ERA: 3.16	59 Wilton Lopez, R ERA: 3.57													

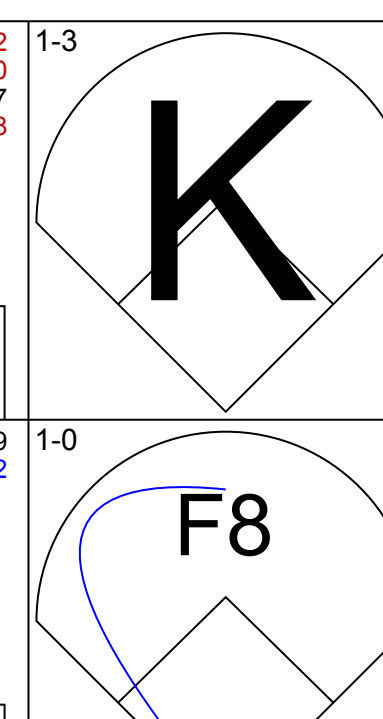
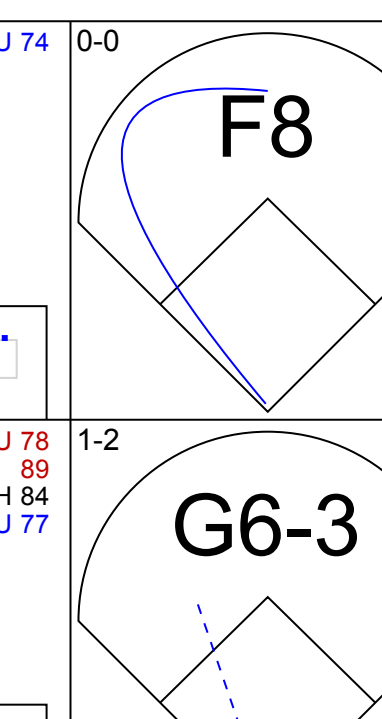
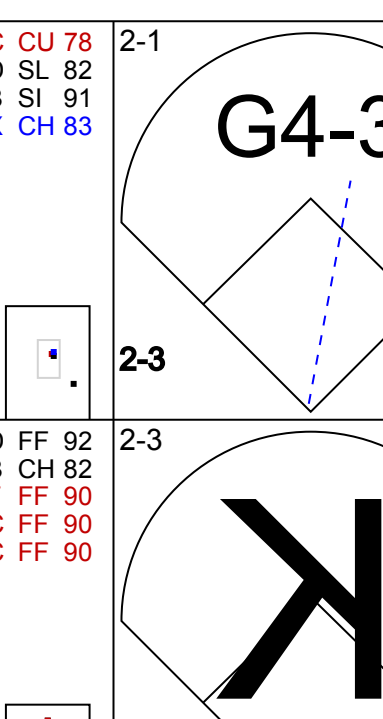
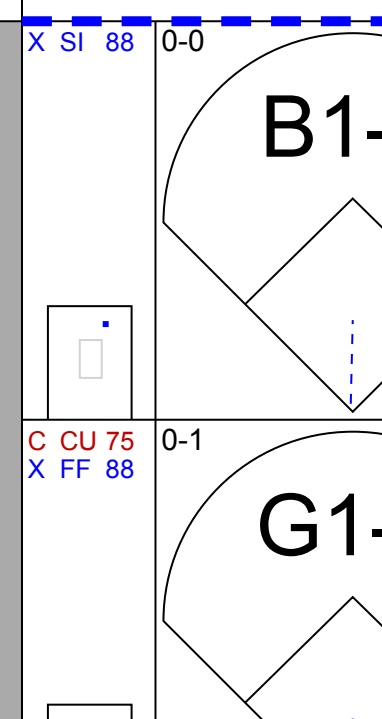
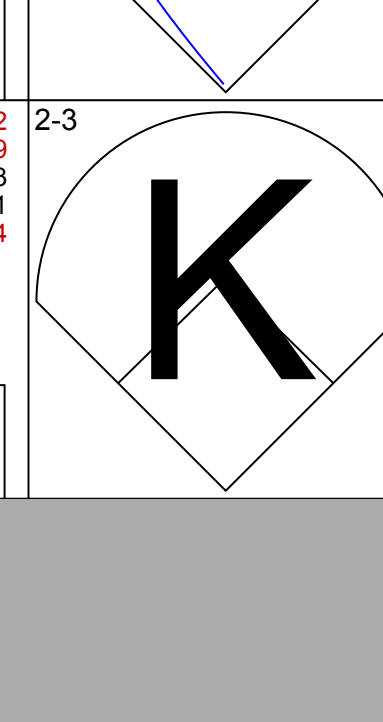
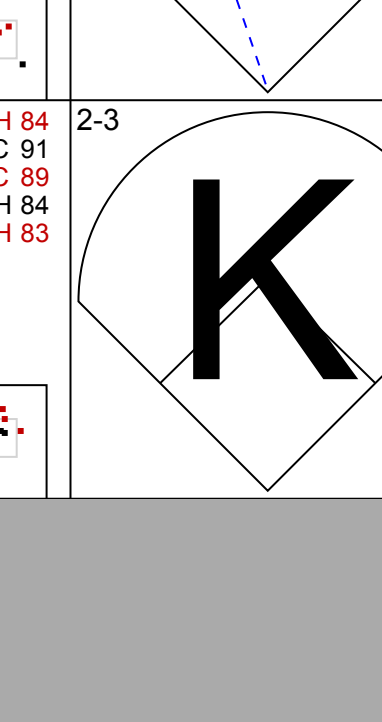

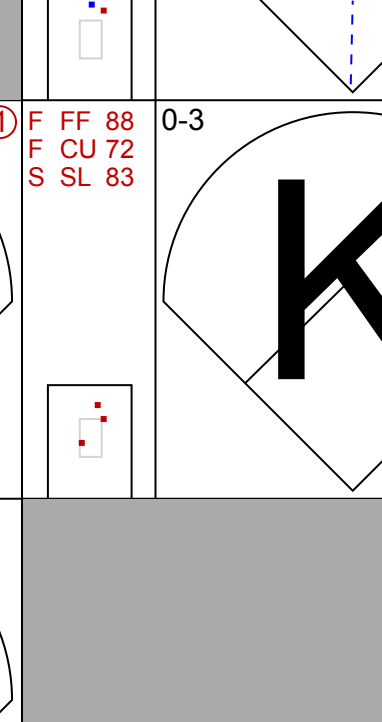




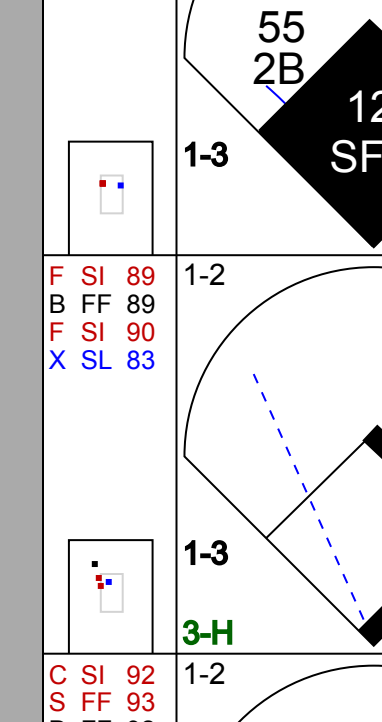
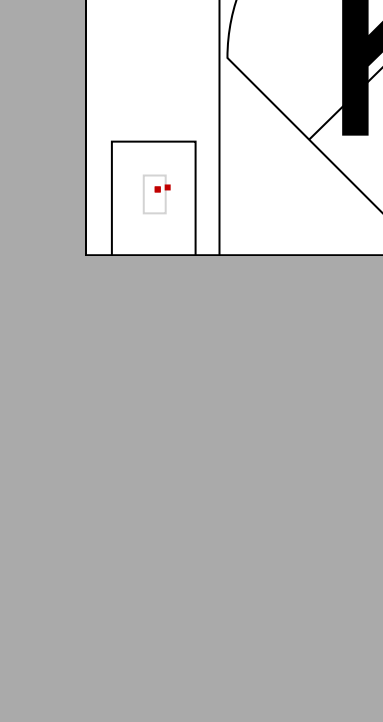
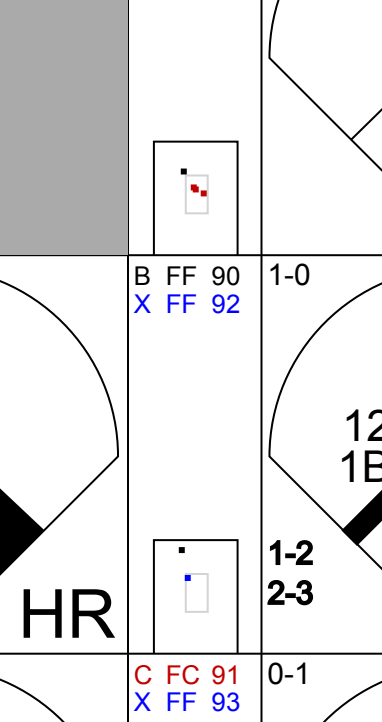
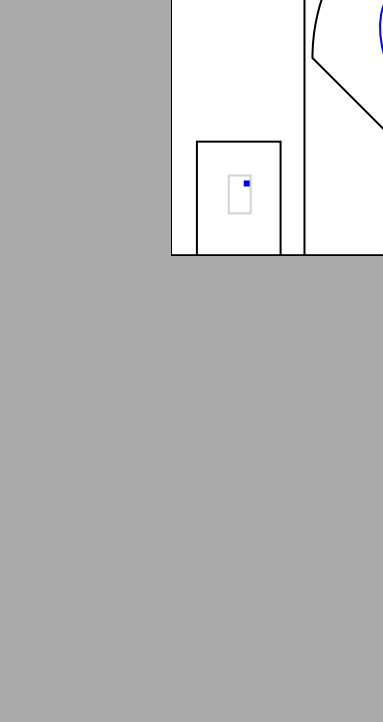
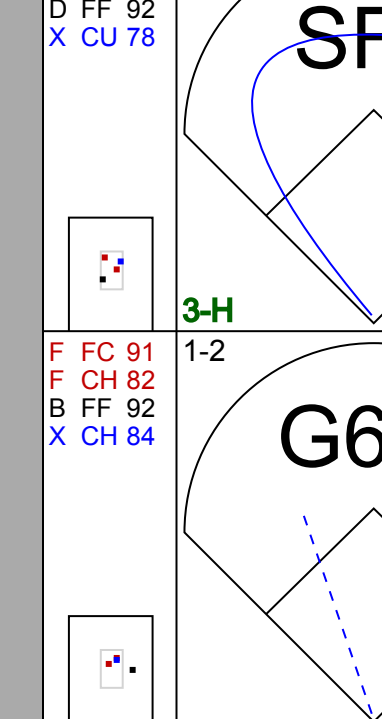

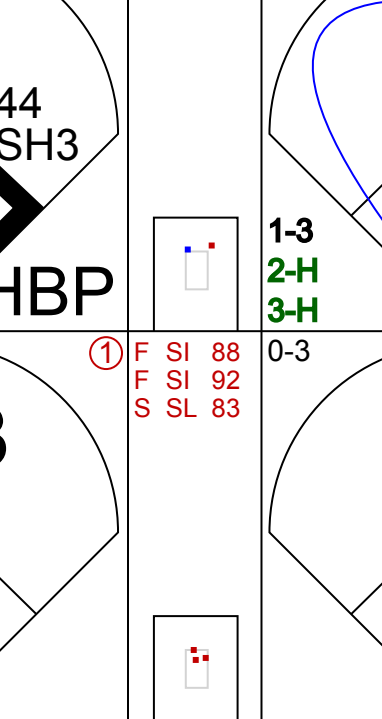

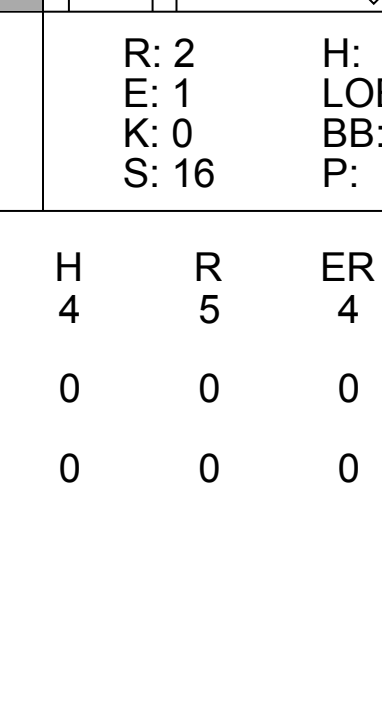
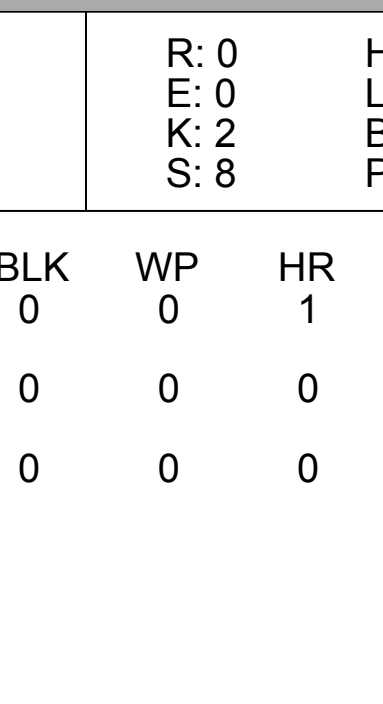

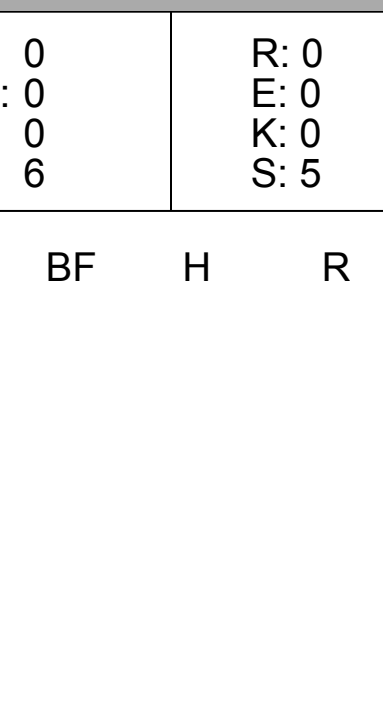
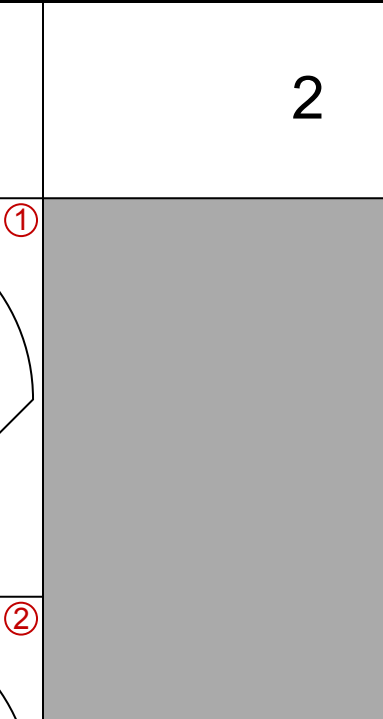
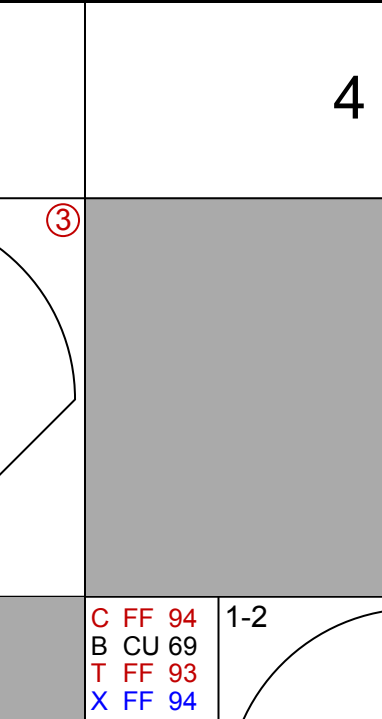
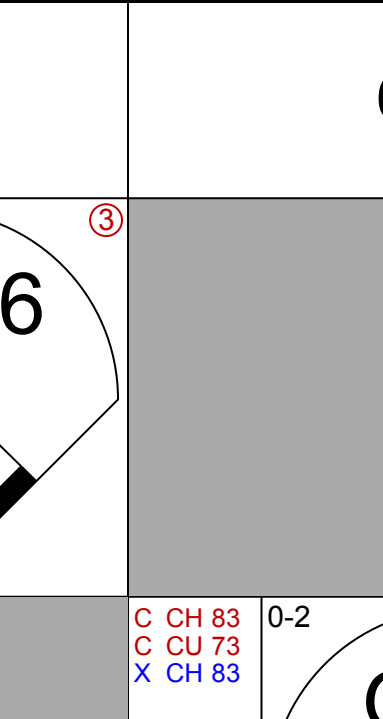
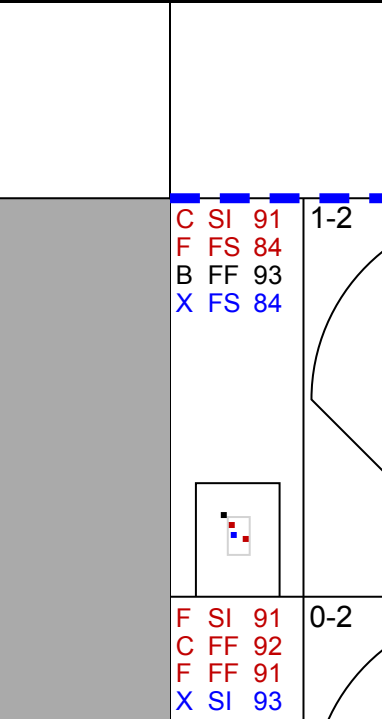
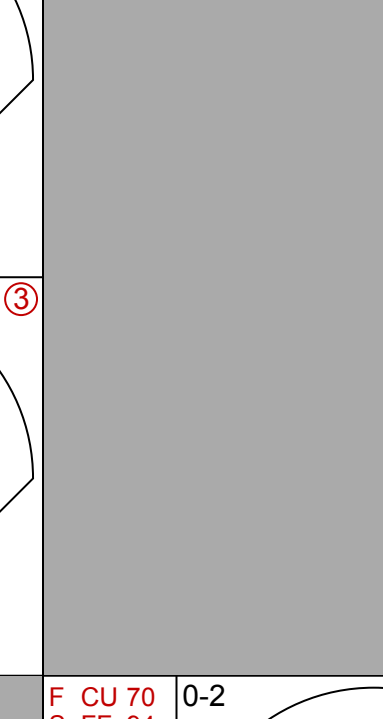
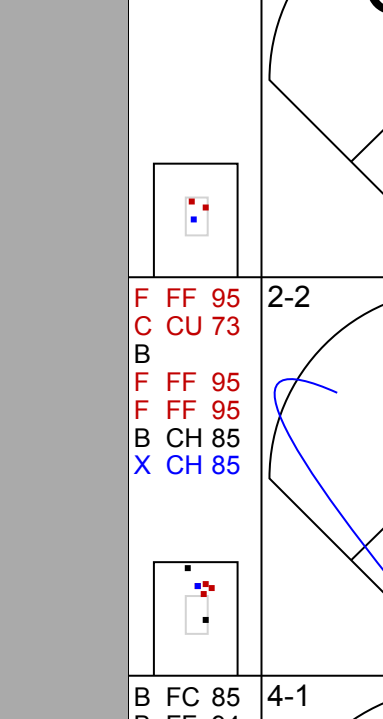
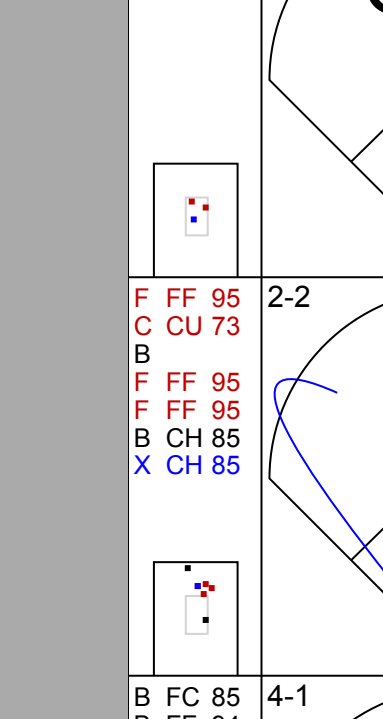
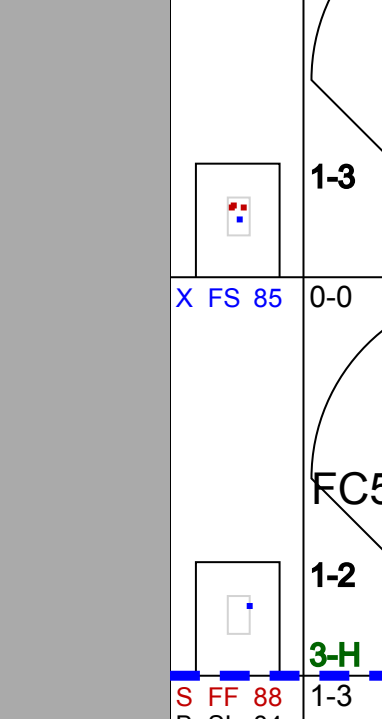
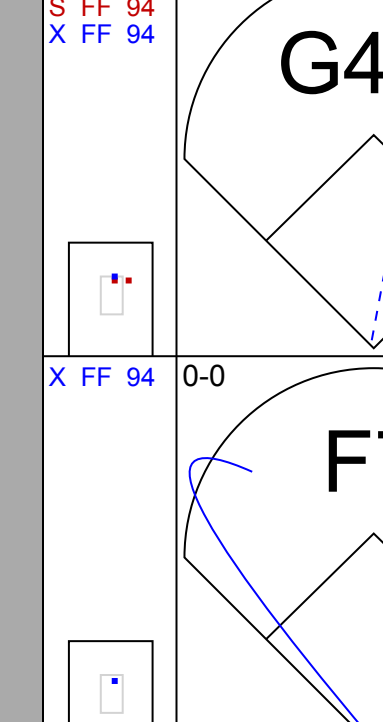
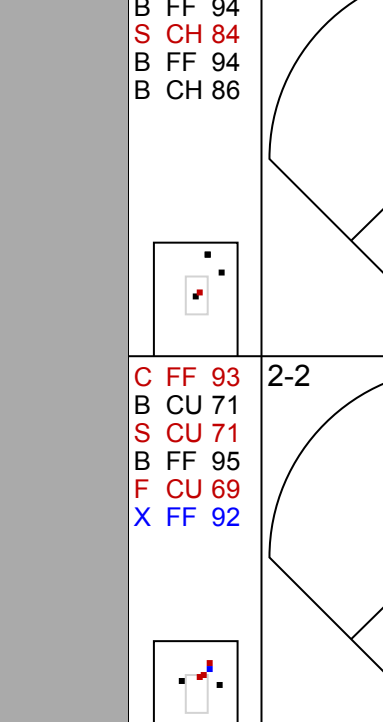
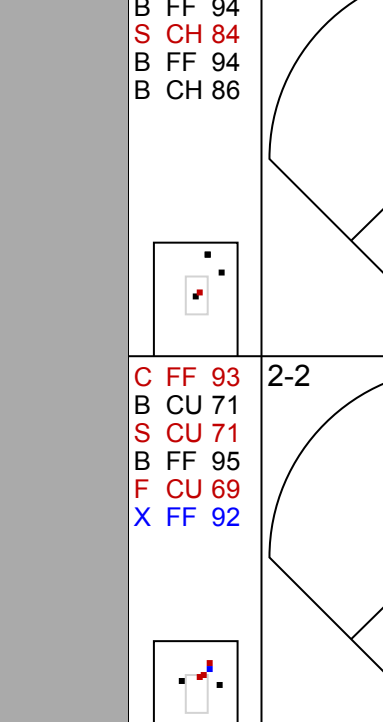
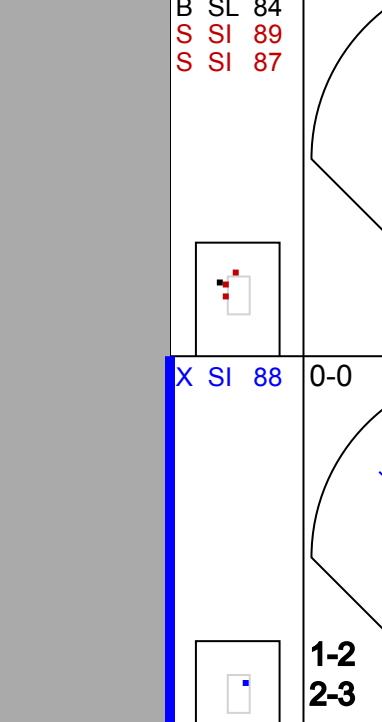
AB	38
R	6
H	10
RBI	5
BB	2
SO	2
LOB	12



Batter	1	2	3	4	5	6	7	8	9	10	AB	R	H	RBI	BB	SO	LOB	BOTTOM						
5 Carlos González, L OBP: 0.329, SLG: 0.474	(1,8) F7		(2) G4-3					(1) L7		(3) L5	5	0	0	0	0	0	2	Houston Astros @ Colorado Rockies Coors Field, Denver, CO Wed Jun 09 2010, 6:42 PM - 9:36 PM MDT Att. 27,114 - Partly Cloudy - 80 F						
18 Jonathan Herrera, S OBP: 0.182, SLG: 0.100	(1,4) L9		(3) K				(2) 11 2B		(2) F9	(1) F7	5	1	1	0	0	1	0							
2 Troy Tulowitzki, R OBP: 0.371, SLG: 0.493	(1,6) K				(1) K		(2) K		(0) 2B	(2) G4-3	5	0	1	0	0	3	1							
11 Brad Hawpe, L OBP: 0.376, SLG: 0.496	(1,9) F8		(1) F8		(2) 6 G6-4-3		(1) 1H		(4) 2B	(3) 1B	4	0	3	1	1	0	0							
6 Melvin Mora, R OBP: 0.356, SLG: 0.402	(1,3) 7 1B		(2) 7 1B		(2) G6-4-3		(3) K		(3) F9	(3) G4-3	5	1	1	0	0	1	5							
7 Seth Smith, L OBP: 0.331, SLG: 0.527	(1,7) 20 G6-3		(2) 20 G6-3		(2) 28 1B		(1) F7		(1) K		4	0	2	1	0	1	0							
20 Chris Iannetta, R OBP: 0.278, SLG: 0.319	(1,2) G6-3		(2) G6-3		(2) BB		(2) G6-3		(3) 9 G3-1	(1) 1B	3	0	1	0	1	0	1							
9 Ian Stewart, L OBP: 0.348, SLG: 0.440	(1,5) G4-3		(3) G4-3		(1) F6		(2) G6-3		(2) G3-1		4	0	1	0	0	0	4							
28 Aaron Cook, R ERA: 4.76 17 Joe Bemele, L ERA: 3.84 97 Joe Bemele, L ERA: 3.307 60 Manny Corpas, R ERA: 2.97 23 Jason Giambi, L ERA: 3.16 34 Matt Belisle, R ERA: 3.32 56 Franklin Morales, L ERA: 3.46	(1,1) K		(1) K		(2) K		(3) P6		(4) 1B	(4) IBB	2	0	0	0	0	2	2							
Inning Stats	R: 0 E: 0 K: 1 S: 6	H: 0 LOB: 0 BB: 0 P: 8	R: 1 E: 0 K: 0 S: 14	H: 2 LOB: 1 BB: 0 P: 18	R: 0 E: 0 K: 2 S: 7	H: 0 LOB: 0 BB: 0 P: 11	R: 0 E: 0 K: 1 S: 9	H: 1 LOB: 0 BB: 0 P: 12	R: 0 E: 0 K: 1 S: 9	H: 1 LOB: 1 BB: 1 P: 20	R: 1 E: 0 K: 2 S: 14	H: 2 LOB: 1 BB: 0 P: 20	R: 0 E: 0 K: 0 S: 8	H: 1 LOB: 1 BB: 0 P: 14	R: 0 E: 0 K: 0 S: 8	H: 1 LOB: 2 BB: 1 P: 14	R: 0 E: 0 K: 1 S: 13	H: 1 LOB: 2 BB: 1 P: 22	R: 0 E: 0 K: 0 S: 12	H: 1 LOB: 1 BB: 0 P: 19	1B: 7 2B: 3 3B: 0 HR: 0	SF: 0 SAC: 0 DP: 0 HBP: 0	WP: 0 PB: 0 SB: 0 CS: 0	PA: 41
PITCHER	IP WLS BF H R ER SO BB IBB HBP BLK WP HR S P ERA WHIP	52 Felipe Paulino, R ERA: 3.82	37 Brandon Lyon, R ERA: 3.16	59 Wilton Lopez, R ERA: 3.57																				

AB	38
R	2
H	10
RBI	2
BB	3
SO	8
LOB	16

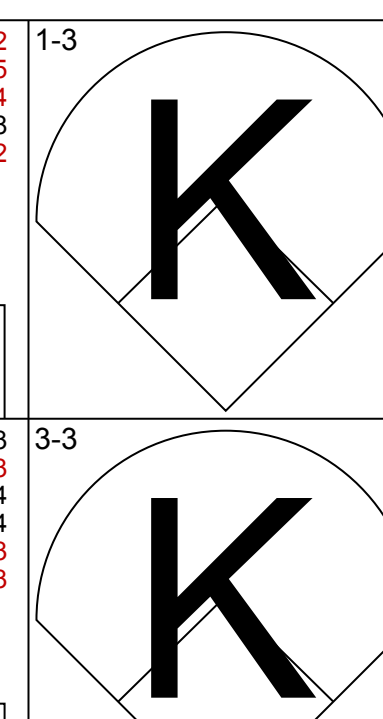
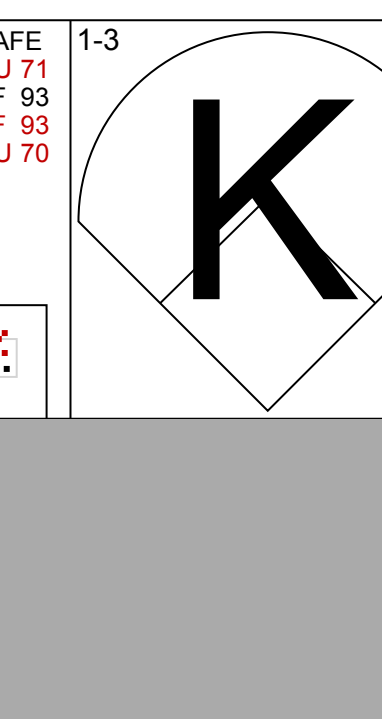
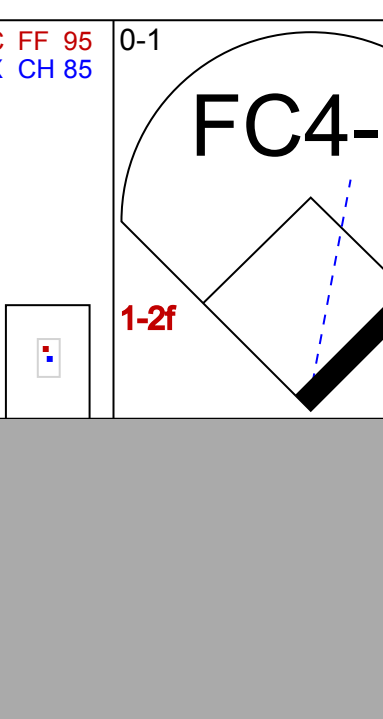

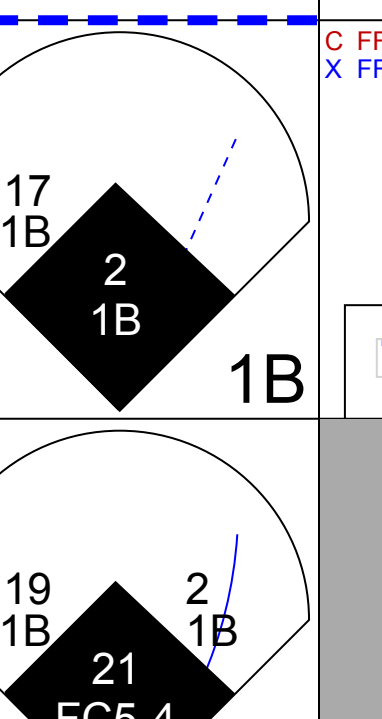
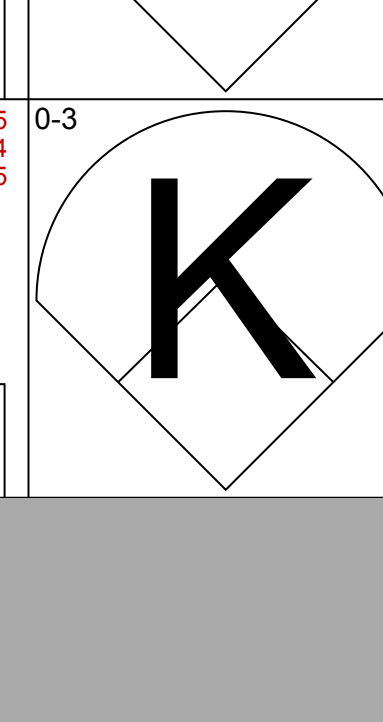
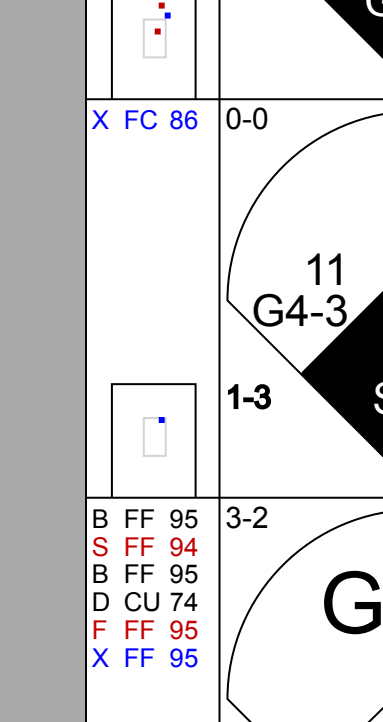


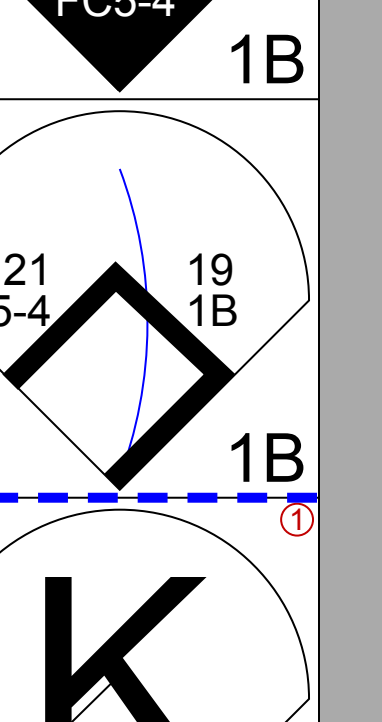

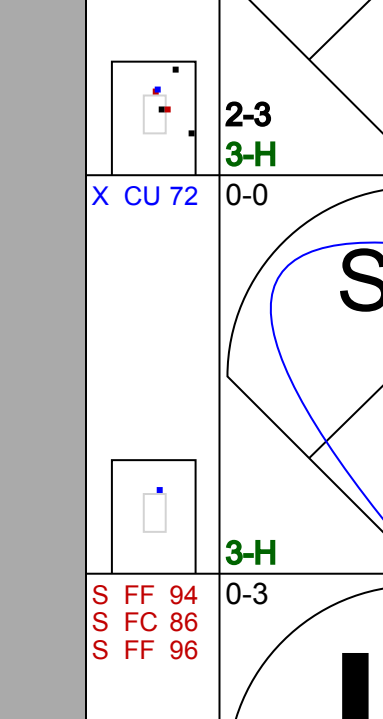


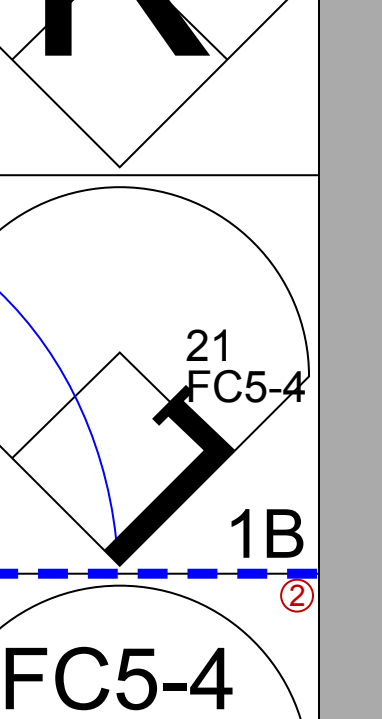
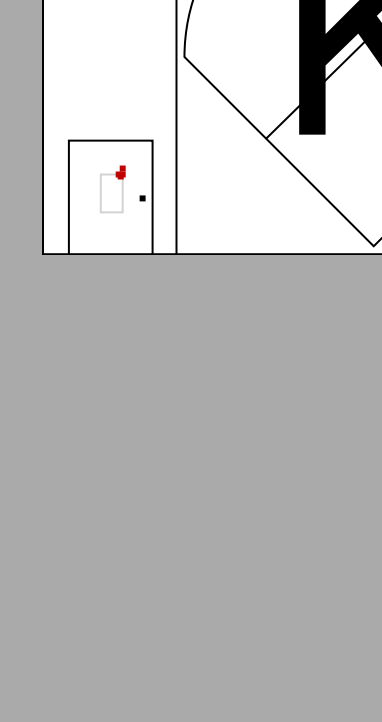
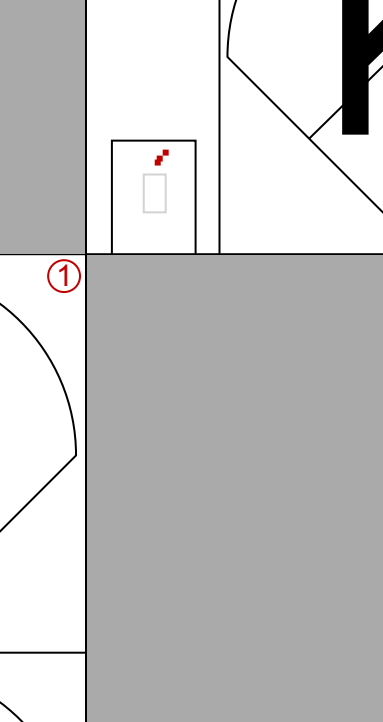
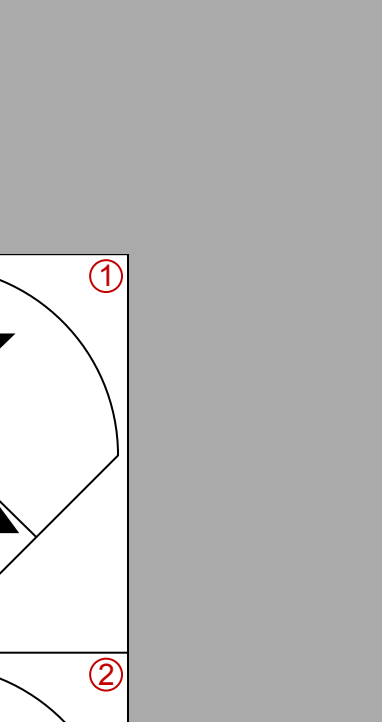
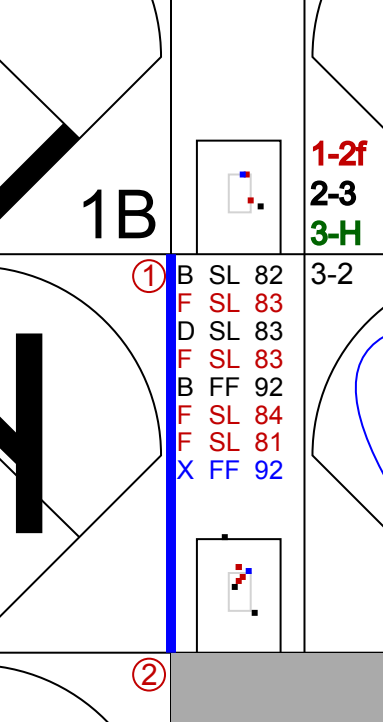

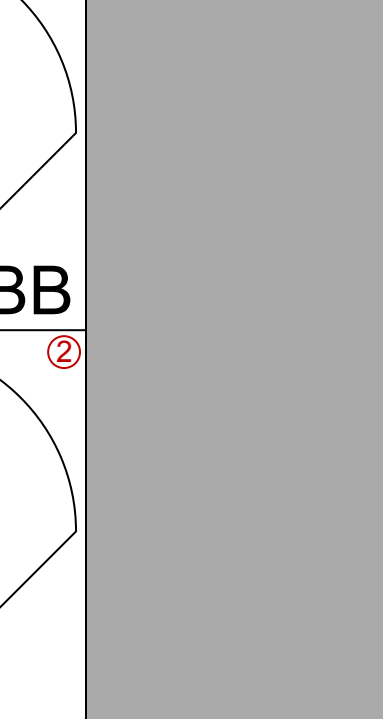
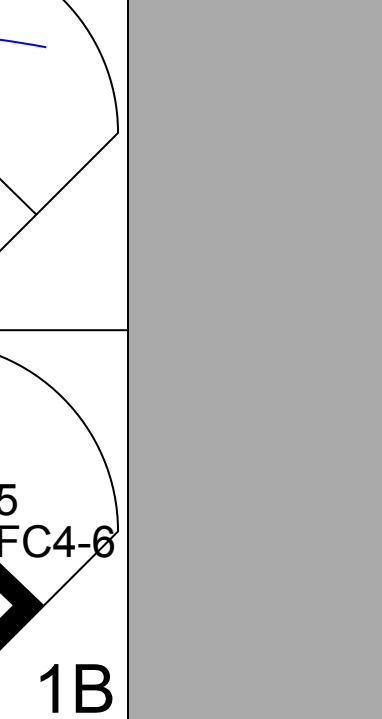
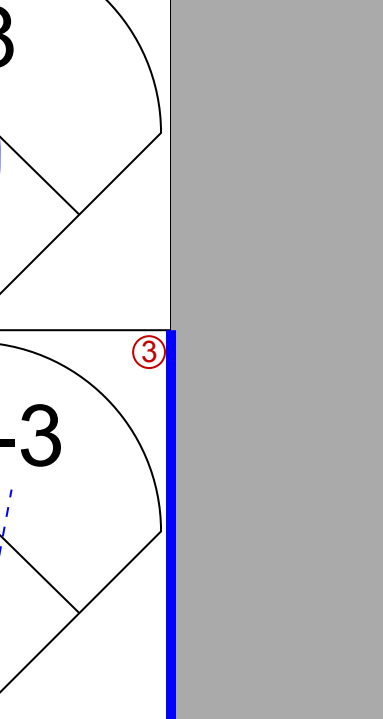
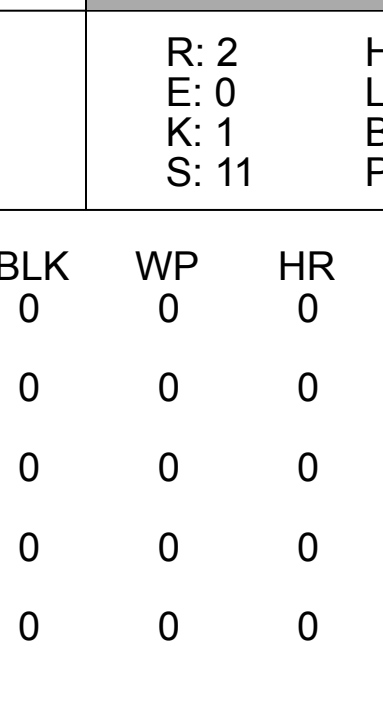
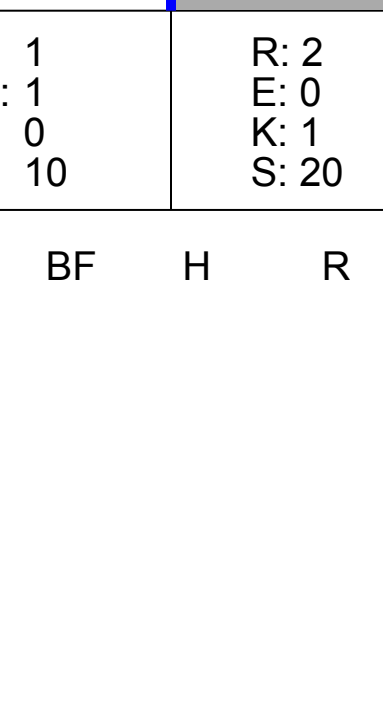
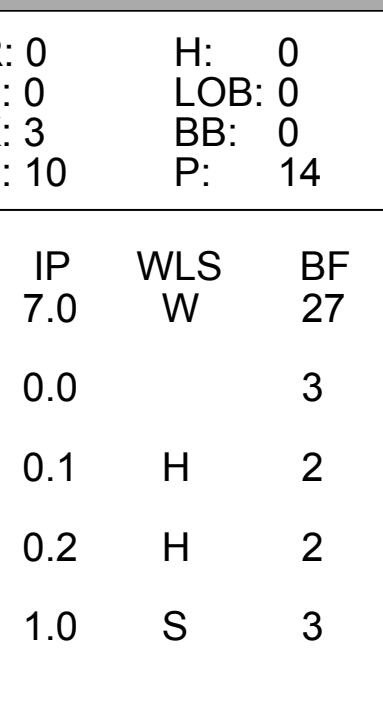
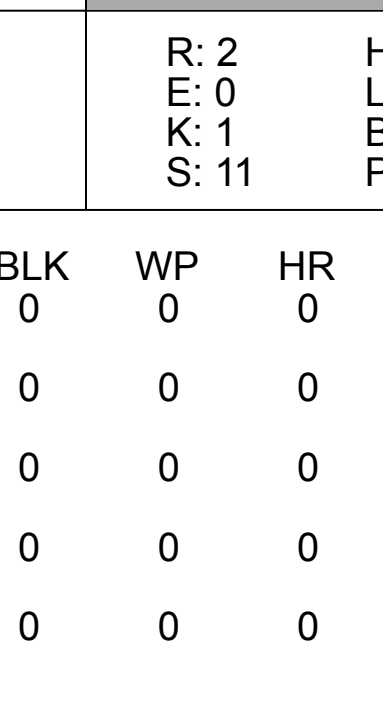
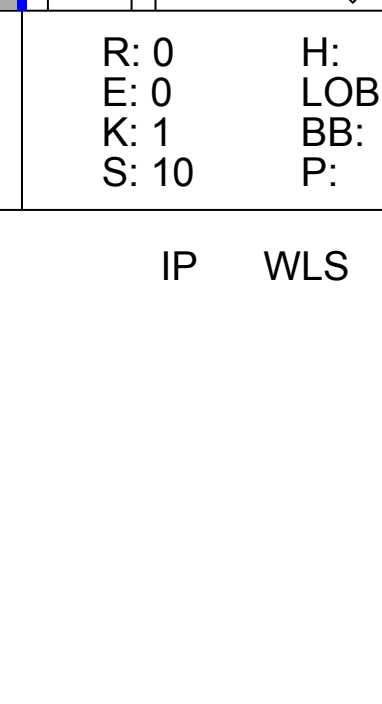
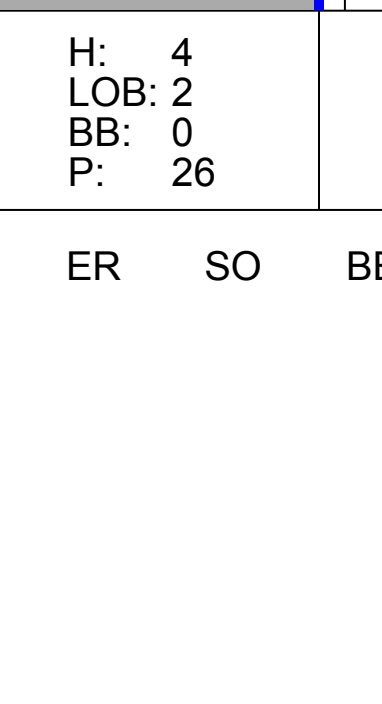


Batter	1	2	3	4	5	6	7	8	9	AB	R	H	RBI	BB	SO	LOB	TOP						
21 Michael Bourn, L (1,8) OBP: 0.359, SLG: 0.341										4	0	0	0	0	1	1							
8 Jeff Keppinger, R (1,4) OBP: 0.345, SLG: 0.391										4	0	0	0	0	1	1							
17 Lance Berkman, S (1,3) OBP: 0.355, SLG: 0.408										4	0	0	0	0	3	0							
45 Carlos Lee, R (1,7) OBP: 0.263, SLG: 0.390										3	1	0	0	1	0	0							
9 Hunter Pence, R (1,9) OBP: 0.306, SLG: 0.425										2	2	0	0	2	1	0							
77 Pedro Feliz, R (1,5) OBP: 0.254, SLG: 0.310										4	1	0	0	0	2	3							
55 Humberto Quintero, R (1,2) OBP: 0.297, SLG: 0.398											4	1	3	2	0	1	0						
12 Tommy Manzella, R (1,6) OBP: 0.266, SLG: 0.255										2	0	1	3	0	1	0							
44 Roy Oswalt, R (1,1) OBP: 0.200, SLG: 0.158										2	0	0	0	0	1	3							
59 Wilton Lopez, R (8,1) OBP: 0.160, SLG: 0.200										0	0	0	0	0	0	0							
73 Gustavo Chacin, L (8,1) OBP: 0.160, SLG: 0.200										0	0	0	0	0	0	0							
41 Casey Daigle, R (8,1) OBP: 0.160, SLG: 0.200										0	0	0	0	0	0	0							
18 Cory Sullivan, L (9,PH) OBP: 0.129, SLG: 0.173										1	0	0	0	0	0	0							
37 Brandon Lyon, R (9,1) OBP: 0.129, SLG: 0.173										0	0	0	0	0	0	0							
Inning Stats	R: 0 H: 0 E: 0 K: 2 S: 7	H: 0 LOB: 0 BB: 0 P: 11	R: 2 H: 1 E: 1 K: 0 S: 16	H: 1 LOB: 1 BB: 1 P: 26	R: 0 H: 0 E: 0 K: 1 S: 7	H: 0 LOB: 0 BB: 0 P: 10	R: 0 H: 2 E: 0 K: 2 S: 8	H: 2 LOB: 2 BB: 2 P: 9	R: 1 H: 1 E: 0 K: 1 S: 11	H: 1 LOB: 1 BB: 0 P: 18	R: 2 H: 2 E: 0 K: 2 S: 12	H: 2 LOB: 2 BB: 2 P: 23	R: 0 H: 0 E: 0 K: 1 S: 6	H: 0 LOB: 0 BB: 0 P: 6	R: 0 H: 0 E: 0 K: 0 S: 5	H: 0 LOB: 0 BB: 0 P: 6	R: 0 H: 0 E: 0 K: 2 S: 8	H: 0 LOB: 0 BB: 0 P: 14	1B: 2 2B: 1 3B: 0 HR: 1	SF: 1 SAC: 1 DP: 0 HBP: 1	WP: 0 PB: 0 SB: 0 CS: 0	PA: 36	
PITCHER	IP WLS BF H R ER SO BB IBB HBP BLK WP HR S P ERA WHIP	IP WLS BF H R ER SO BB IBB HBP BLK WP HR S P ERA WHIP	IP WLS BF H R ER SO BB IBB HBP BLK WP HR S P ERA WHIP	IP WLS BF H R ER SO BB IBB HBP BLK WP HR S P ERA WHIP	IP WLS BF H R ER SO BB IBB HBP BLK WP HR S P ERA WHIP	IP WLS BF H R ER SO BB IBB HBP BLK WP HR S P ERA WHIP	IP WLS BF H R ER SO BB IBB HBP BLK WP HR S P ERA WHIP	IP WLS BF H R ER SO BB IBB HBP BLK WP HR S P ERA WHIP	IP WLS BF H R ER SO BB IBB HBP BLK WP HR S P ERA WHIP	IP WLS BF H R ER SO BB IBB HBP BLK WP HR S P ERA WHIP	IP WLS BF H R ER SO BB IBB HBP BLK WP HR S P ERA WHIP	IP WLS BF H R ER SO BB IBB HBP BLK WP HR S P ERA WHIP	IP WLS BF H R ER SO BB IBB HBP BLK WP HR S P ERA WHIP	IP WLS BF H R ER SO BB IBB HBP BLK WP HR S P ERA WHIP	IP WLS BF H R ER SO BB IBB HBP BLK WP HR S P ERA WHIP	IP WLS BF H R ER SO BB IBB HBP BLK WP HR S P ERA WHIP	IP WLS BF H R ER SO BB IBB HBP BLK WP HR S P ERA WHIP	IP WLS BF H R ER SO BB IBB HBP BLK WP HR S P ERA WHIP	IP WLS BF H R ER SO BB IBB HBP BLK WP HR S P ERA WHIP	IP WLS BF H R ER SO BB IBB HBP BLK WP HR S P ERA WHIP	IP WLS BF H R ER SO BB IBB HBP BLK WP HR S P ERA WHIP	IP WLS BF H R ER SO BB IBB HBP BLK WP HR S P ERA WHIP	IP WLS BF H R ER SO BB IBB HBP BLK WP HR S P ERA WHIP
45 Jhoulys Chacin, R (1,1) ERA: 4.04	6.0	L	27	4	5	4	8	3	0	0	1	0	0	0	0	0	0	0	0	6.00	1.167		
53 Randy Flores, L (7,1) ERA: 3.55	1.0		3	0	0	0	1	0	0	0	0	0	0	0	0	0	0	0	0	0.00	0.000		
31 Matt Daley, R (8,1) ERA: 3.74	2.0		6	0	0	0	2	0	0	0	0	0	0	0	0	0	0	0	0	0.00	0.000		

Houston Astros @ Colorado Rockies
Coors Field, Denver, CO
Thu Jun 10 2010, 1:12 PM - 3:53 PM MDT
Att: 28,329 - Partly Cloudy - 77 F

AB	30
R	5
H	4
RBI	5
BB	3
SO	11
LOB	8



Batter	1	2	3	4	5	6	7	8	9	AB	R	H	RBI	BB	SO	LOB	BOTTOM							
5 Carlos González, L (1,8) OBP: 0.326, SLG: 0.468										5	1	1	0	0	2	2								
17 Todd Helton, L (1,3) OBP: 0.358, SLG: 0.311										4	2	2	0	0	1	0								
2 Troy Tulowitzki, R (1,6) OBP: 0.373, SLG: 0.493										4	1	2	1	0	1	0								
11 Brad Hawpe, L (1,9) OBP: 0.373, SLG: 0.486										3	0	0	1	1	1	3								
7 Seth Smith, L (1,7) OBP: 0.325, SLG: 0.520										2	0	0	1	0	0	1								
19 Ryan Spilborghs, R (8,PH) OBP: 0.364, SLG: 0.396										1	0	1	0	0	0	0								
21 Miguel Olivo, R (1,2) OBP: 0.386, SLG: 0.547										4	0	1	1	0	2	2								
9 Ian Stewart, L (1,5) OBP: 0.343, SLG: 0.433										3	0	0	0	0	2	1								
23 Jason Giambi, L (8,PH) OBP: 0.377, SLG: 0.368										1	0	0	0	0	0	2								
18 Jonathan Herrera, S (9,5) OBP: 0.182, SLG: 0.100										0	0	0	0	0	0	0								
12 Clint Barmes, R (1,4) OBP: 0.266, SLG: 0.345										3	0	0	0	1	0	1								
45 Jhoulys Chacin, R (1,1) OBP: 0.059, SLG: 0.059										2	0	1	0	0	1	1								
53 Randy Flores, L (7,1) ERA: 4.37										0	0	0	0	0	0	0								
6 Melvin Mora, R (7,PH) OBP: 0.352, SLG: 0.398										1	0	0	0	0	0	1								
31 Matt Daley, R (8,1) ERA: 3.04										0	0	0	0	0	0	0								
20 Chris Iannetta, R (9,PH) OBP: 0.273, SLG: 0.313										1	0	0	0	0	1	0								
Inning Stats	R: 0 H: 0 E: 0 K: 3 S: 10	H: 0 LOB: 0 BB: 0 P: 14	R: 0 H: 0 E: 0 K: 1 S: 8	H: 0 LOB: 0 BB: 0 P: 9	R: 0 H: 0 E: 0 K: 2 S: 8	H: 0 LOB: 1 BB: 1 P: 13	R: 2 H: 2 E: 0 K: 1 S: 11	H: 2 LOB: 0 BB: 0 P: 15	R: 0 H: 1 E: 0 K: 1 S: 12	H: 1 LOB: 1 BB: 0 P: 14	R: 0 H: 0 E: 0 K: 0 S: 13	H: 0 LOB: 1 BB: 1 P: 21	R: 0 H: 1 E: 0 K: 1 S: 10	H: 1 LOB: 1 BB: 0 P: 10	R: 2 H: 4 E: 0 K: 1 S: 20	H: 4 LOB: 2 BB: 0 P: 26	R: 0 H: 0 E: 0 K: 1 S: 7	H: 0 LOB: 0 BB: 0 P: 8	1B: 8 2B: 0 3B: 0 HR: 0	SF: 1 SAC: 0 DP: 0 HBP: 0	WP: 0 PB: 0 SB: 0 CS: 0	PA: 37		
PITCHER	IP WLS BF H R ER SO BB IBB HBP BLK WP HR S P ERA WHIP	IP WLS BF H R ER SO BB IBB HBP BLK WP HR S P ERA WHIP	IP WLS BF H R ER SO BB IBB HBP BLK WP HR S P ERA WHIP	IP WLS BF H R ER SO BB IBB HBP BLK WP HR S P ERA WHIP	IP WLS BF H R ER SO BB IBB HBP BLK WP HR S P ERA WHIP	IP WLS BF H R ER SO BB IBB HBP BLK WP HR S P ERA WHIP	IP WLS BF H R ER SO BB IBB HBP BLK WP HR S P ERA WHIP	IP WLS BF H R ER SO BB IBB HBP BLK WP HR S P ERA WHIP	IP WLS BF H R ER SO BB IBB HBP BLK WP HR S P ERA WHIP	IP WLS BF H R ER SO BB IBB HBP BLK WP HR S P ERA WHIP	IP WLS BF H R ER SO BB IBB HBP BLK WP HR S P ERA WHIP	IP WLS BF H R ER SO BB IBB HBP BLK WP HR S P ERA WHIP	IP WLS BF H R ER SO BB IBB HBP BLK WP HR S P ERA WHIP	IP WLS BF H R ER SO BB IBB HBP BLK WP HR S P ERA WHIP	IP WLS BF H R ER SO BB IBB HBP BLK WP HR S P ERA WHIP	IP WLS BF H R ER SO BB IBB HBP BLK WP HR S P ERA WHIP	IP WLS BF H R ER SO BB IBB HBP BLK WP HR S P ERA WHIP	IP WLS BF H R ER SO BB IBB HBP BLK WP HR S P ERA WHIP	IP WLS BF H R ER SO BB IBB HBP BLK WP HR S P ERA WHIP	IP WLS BF H R ER SO BB IBB HBP BLK WP HR S P ERA WHIP	IP WLS BF H R ER SO BB IBB HBP BLK WP HR S P ERA WHIP	IP WLS BF H R ER SO BB IBB HBP BLK WP HR S P ERA WHIP	IP WLS BF H R ER SO BB IBB HBP BLK WP HR S P ERA WHIP	IP WLS BF H R ER SO BB IBB HBP BLK WP HR S P ERA WHIP
44 Roy Oswalt, R (1,1) ERA: 3.16	7.0	W	27	4	2	2	9	2	0	0	0	0	0	0	0	0	0	0	0	2.57	0.857			
59 Wilton Lopez, R (8,1) ERA: 4.37	0.0		3	3	2	2	0	0	0	0	0	0	0	0	0	0	0	0	0	0.00	0.000			
73 Gustavo Chacin, L (8,1) ERA: 1.59	0.1	H	2	1	0	0	1	0	0	0	0	0	0	0	0	0	0	0	0	0.00	3.000			
41 Casey Daigle, R (8,1) ERA: 3.74	0.2	H	2																					

Batter	1	2	3	4	5	6	7	8	9	AB	R	H	RBI	BB	SO	LOB	TOP								
21 Michael Bourn, L (1, 8) OBP: 0.355, SLG: 0.336										3	0	0	0	0	3	0	Houston Astros @ New York Yankees Yankee Stadium, Bronx, NY Fri Jun 11 2010, 7:09 PM - 9:27 PM EDT Att: 46,863 - Partly Cloudy - 67 F								
8 Jeff Keppinger, R (1, 4) OBP: 0.339, SLG: 0.386										3	0	0	1	0	0	0									
17 Lance Berkman, S (1, 3) OBP: 0.348, SLG: 0.399										4	0	0	0	0	1	1									
45 Carlos Lee, R (1, 7) OBP: 0.259, SLG: 0.384										4	0	0	0	0	0	0									
9 Hunter Pence, R (1, 9) OBP: 0.310, SLG: 0.424										3	1	1	0	1	1	0									
4 Jason Michaels, R (1, 10) OBP: 0.207, SLG: 0.304										4	0	0	0	0	1	2									
77 Pedro Feliz, R (1, 5) OBP: 0.255, SLG: 0.310										3	1	1	0	0	0	1									
12 Tommy Manzella, R (1, 6) OBP: 0.273, SLG: 0.269										3	1	2	2	0	0	0									
36 Kevin Cash, R (1, 2) OBP: 0.239, SLG: 0.279										2	0	0	0	0	1	1									
55 Humberto Quintero, R (8, PH) OBP: 0.255, SLG: 0.355										1	0	0	0	0	0	1									
Inning Stats	R: 0 E: 0 K: 1 S: 6	H: 0 LOB: 0 BB: 0 P: 8	R: 2 E: 0 K: 1 S: 18	H: 2 LOB: 1 BB: 1 P: 30	R: 0 E: 0 K: 1 S: 6	H: 0 LOB: 0 BB: 0 P: 8	R: 0 E: 0 K: 0 S: 10	H: 1 LOB: 1 BB: 0 P: 16	R: 0 E: 0 K: 1 S: 8	H: 0 LOB: 0 BB: 0 P: 11	R: 0 E: 0 K: 0 S: 8	H: 0 LOB: 0 BB: 0 P: 10	R: 0 E: 0 K: 0 S: 8	H: 0 LOB: 0 BB: 0 P: 10	R: 1 E: 1 K: 1 S: 10	H: 1 LOB: 1 BB: 0 P: 15	R: 0 E: 0 K: 2 S: 13	H: 0 LOB: 0 BB: 0 P: 18	1B: 3 2B: 1 3B: 0 HR: 0	SF: 1 SAC: 1 DP: 0 HBP: 0	WP: 0 PB: 0 SB: 0 CS: 0	PA: 33			
PITCHER	IP	WLS	BF	H	R	ER	SO	BB	IBB	HBP	BLK	WP	HR	S	P	ERA	WHIP								
46 Andy Pettitte, L (1, 1) ERA: 2.46	7.1	W	28	4	3	2	4	1	0	0	0	0	0	68	98	2.46	0.682								
62 Joba Chamberlain, R (8, 1) ERA: 4.94	0.2	H	2	0	0	0	1	0	0	0	0	0	0	6	11	0.00	0.000								
42 Mariano Rivera, R (9, 1) ERA: 1.27	1.0	S	3	0	0	0	2	0	0	0	0	0	0	13	18	0.00	0.000								

Batter	1	2	3	4	5	6	7	8	9	AB	R	H	RBI	BB	SO	LOB	BOTTOM								
2 Derek Jeter, R (1, 6) OBP: 0.343, SLG: 0.420										4	0	0	0	0	1	1	Houston Astros @ New York Yankees Yankee Stadium, Bronx, NY Fri Jun 11 2010, 7:09 PM - 9:27 PM EDT Att: 46,863 - Partly Cloudy - 67 F								
14 Curtis Granderson, L (1, 8) OBP: 0.336, SLG: 0.452										4	1	1	0	0	2	1									
25 Mark Teixeira, S (1, 3) OBP: 0.343, SLG: 0.391										3	1	1	1	1	0	0									
24 Robinson Cano, L (1, 4) OBP: 0.417, SLG: 0.610										4	1	1	0	0	1	1									
33 Nick Swisher, S (1, 9) OBP: 0.392, SLG: 0.532										2	0	0	1	1	1	0									
20 Jorge Posada, S (1, 10) OBP: 0.377, SLG: 0.496										3	0	1	0	0	2	3									
17 Francisco Cervelli, R (1, 2) OBP: 0.371, SLG: 0.344										3	0	1	2	0	0	1									
19 Ramiro Pena, S (1, 5) OBP: 0.226, SLG: 0.220										3	0	0	0	0	0	2									
26 Kevin Russo, R (1, 7) OBP: 0.275, SLG: 0.250										2	1	0	0	1	0	0									
Inning Stats	R: 3 E: 0 K: 1 S: 18	H: 3 LOB: 2 BB: 2 P: 34	R: 0 E: 0 K: 1 S: 7	H: 0 LOB: 0 BB: 0 P: 11	R: 0 E: 0 K: 0 S: 8	H: 0 LOB: 0 BB: 0 P: 12	R: 0 E: 0 K: 1 S: 6	H: 0 LOB: 0 BB: 0 P: 11	R: 1 E: 1 K: 1 S: 10	H: 1 LOB: 1 BB: 1 P: 20	R: 0 E: 0 K: 1 S: 7	H: 1 LOB: 0 BB: 0 P: 13	R: 0 E: 0 K: 0 S: 10	H: 0 LOB: 0 BB: 0 P: 14	R: 0 E: 0 K: 2 S: 8	H: 0 LOB: 0 BB: 0 P: 15		1B: 4 2B: 2 3B: 0 HR: 0	SF: 0 SAC: 0 DP: 1 HBP: 0	WP: 0 PB: 0 SB: 1 CS: 0	PA: 31				
PITCHER	IP	WLS	BF	H	R	ER	SO	BB	IBB	HBP	BLK	WP	HR	S	P	ERA	WHIP								
39 Brett Myers, R (1, 1) ERA: 3.18	7.0	L	28	5	4	4	5	3	0	0	0	0	0	66	115	5.14	1.143								
73 Gustavo Chacin, L (8, 1) ERA: 1.46	1.0		3	0	0	0	2	0	0	0	0	0	0	8	15	0.00	0.000								

AB	30
R	3
H	4
RBI	3
BB	1
SO	7
LOB	6



WP: 0	PA: 33
AB	28
R	4
H	5
RBI	4
BB	3
SO	7
LOB	9



Batter	1	2	3	4	5	6	7	8	9	AB	R	H	RBI	BB	SO	LOB	TOP				
21 Michael Bourn, L (1, 8) OBP: 0.349, SLG: 0.330	G4-3		K		F7			K		4	0	0	0	0	2	1					
8 Jeff Keppinger, R (1, 4) OBP: 0.349, SLG: 0.397	1B		2B		F8			1B		4	0	3	1	0	0	0					
17 Lance Berkman, S (1, 3) OBP: 0.341, SLG: 0.390	K		G4-3		P4			L9		4	0	0	0	0	1	3					
45 Carlos Lee, R (1, 10) OBP: 0.263, SLG: 0.398	F8		G4-3		HR			1B		4	1	2	1	0	0	2					
9 Hunter Pence, R (1, 9) OBP: 0.309, SLG: 0.434	HR				P4			FC6-4		4	1	1	1	0	0	2					
27 Geoff Blum, S (1, 5) OBP: 0.291, SLG: 0.284	G3-1				G4-3			G4-3		4	0	0	0	0	0	0					
4 Jason Michaels, R (1, 7) OBP: 0.210, SLG: 0.300	K				P4			1B		4	0	1	0	0	2	0					
55 Humberto Quintero, R (1, 2) OBP: 0.293, SLG: 0.391	F9				K			1B		4	0	1	0	0	2	0					
12 Tommy Manzella, R (1, 6) OBP: 0.274, SLG: 0.270	1B		2B		G6-3			K		3	1	1	0	0	1	1					
Inning Stats	R: 0 E: 0 K: 1 S: 10	H: 1 LOB: 1 BB: 0 P: 14	R: 1 E: 0 K: 1 S: 8	H: 1 LOB: 0 BB: 0 P: 11	R: 1 E: 0 K: 1 S: 10	H: 2 LOB: 1 BB: 0 P: 17	R: 0 E: 0 K: 0 S: 4	H: 0 LOB: 0 BB: 0 P: 7	R: 0 E: 0 K: 1 S: 6	H: 0 LOB: 0 BB: 0 P: 12	R: 1 E: 0 K: 0 S: 8	H: 1 LOB: 1 BB: 0 P: 13	R: 0 E: 0 K: 2 S: 12	H: 1 LOB: 1 BB: 0 P: 21	R: 0 E: 0 K: 1 S: 5	H: 1 LOB: 0 BB: 0 P: 9	1B: 6 2B: 1 3B: 0 HR: 2	SF: 0 SAC: 0 DP: 0 HBP: 0	WP: 0 PB: 0 SB: 0 CS: 0	PA: 35	
PITCHER	IP	WLS	BF	H	R	ER	SO	BB	IBB	HBP	BLK	WP	HR	S	P	ERA	WHIP				
31 Javier Vazquez, R (1, 1) ERA: 5.43	7.0	W	27	6	3	3	6	0	0	0	0	0	2	58	95	3.86	0.857				
30 David Robertson, R (8, 1) ERA: 6.05	1.0		5	2	0	0	1	0	0	0	0	0	0	12	21	0.00	2.000				
41 Chad Gaudin, R (9, 1) ERA: 8.2	1.0		3	1	0	0	1	0	0	0	0	0	0	5	9	0.00	1.000				

Houston Astros @ New York Yankees
Yankee Stadium, Bronx, NY
Sat Jun 12 2010, 1:09 PM - 3:41 PM EDT
Att: 46,159 - Partly Cloudy - 71 F

AB	35
R	3
H	9
RBI	3
BB	0
SO	8
LOB	9



Batter	1	2	3	4	5	6	7	8	9	AB	R	H	RBI	BB	SO	LOB	BOTTOM				
2 Derek Jeter, R (1, 6) OBP: 0.347, SLG: 0.444	HR		BB		G6-3			K		4	3	2	4	1	1	1					
33 Nick Swisher, S (1, 9) OBP: 0.388, SLG: 0.524	P6		1B		P5			FC6-4		5	1	1	1	0	0	1					
25 Mark Teixeira, S (1, 3) OBP: 0.345, SLG: 0.390	P3		1B		1B			L5		3	1	1	0	1	0	0					
24 Robinson Cano, L (1, 4) OBP: 0.414, SLG: 0.604	L6		1B		G3-6-3			G4-3		4	1	1	0	0	0	1					
20 Jorge Posada, S (1, 10) OBP: 0.387, SLG: 0.525	K		HR		1B			HBP		3	1	2	4	0	1	0					
38 Marcus Thames, R (1, 7) OBP: 0.394, SLG: 0.408	BB		F8		F8			K		1	0	0	0	1	0	0					
11 Brett Gardner, L (5, 7) OBP: 0.391, SLG: 0.418	BB		1B		F8			1B		2	0	0	0	0	1	2					
17 Francisco Cervelli, R (1, 2) OBP: 0.374, SLG: 0.344	1B		K		K			F8		3	1	1	0	1	1	1					
14 Curtis Granderson, L (1, 8) OBP: 0.333, SLG: 0.442	K		K		K			F8		3	1	0	0	1	2	2					
26 Kevin Russo, R (1, 5) OBP: 0.273, SLG: 0.250	G1-3				L9			F9		4	0	1	0	0	0	4					
Inning Stats	R: 1 E: 0 K: 0 S: 7	H: 1 LOB: 0 BB: 0 P: 9	R: 0 E: 0 K: 2 S: 14	H: 1 LOB: 2 BB: 1 P: 28	R: 5 E: 0 K: 2 S: 17	H: 3 LOB: 0 BB: 2 P: 29	R: 0 E: 0 K: 0 S: 5	H: 0 LOB: 0 BB: 0 P: 11	R: 0 E: 0 K: 0 S: 6	H: 2 LOB: 1 BB: 0 P: 10	R: 3 E: 0 K: 0 S: 15	H: 1 LOB: 0 BB: 2 P: 27	R: 0 E: 0 K: 1 S: 8	H: 0 LOB: 1 BB: 0 P: 13	R: 0 E: 0 K: 1 S: 10	H: 1 LOB: 1 BB: 0 P: 17	1B: 6 2B: 0 3B: 0 HR: 3	SF: 0 SAC: 0 DP: 1 HBP: 1	WP: 0 PB: 0 SB: 1 CS: 0	PA: 38	
PITCHER	IP	WLS	BF	H	R	ER	SO	BB	IBB	HBP	BLK	WP	HR	S	P	ERA	WHIP				
51 Wandy Rodriguez, L (1, 1) ERA: 5.6	5.0		26	7	8	8	4	5	0	0	0	0	2	52	98	14.40	2.400				
47 Jeff Fulchino, R (6, 1) ERA: 7.53	1.0		4	1	1	1	0	0	0	0	0	0	1	12	16	9.00	1.000				
53 Wesley Wright, L (7, 1) ERA: 4.5	1.0		4	0	0	0	1	0	0	1	0	0	0	8	13	0.00	0.000				
48 Tim Lincecum, L (8, 1) ERA: 6.91	1.0		4	1	0	0	1	0	0	0	0	0	0	10	17	0.00	1.000				

Houston Astros @ New York Yankees
Yankee Stadium, Bronx, NY
Sat Jun 12 2010, 1:09 PM - 3:41 PM EDT
Att: 46,159 - Partly Cloudy - 71 F

AB	32
R	9
H	9
RBI	9
BB	5
SO	6
LOB	12



Batter	1	2	3	4	5	6	7	8	9	AB	R	H	RBI	BB	SO	LOB	TOP										
21 Michael Bourn, L OBP: 0.346, SLG: 0.328										5	1	1	0	0	2	2											
8 Jeff Keppinger, R OBP: 0.339, SLG: 0.388										5	0	0	0	0	1	4											
9 Hunter Pence, R OBP: 0.308, SLG: 0.429										3	0	0	0	1	2	3											
45 Carlos Lee, R OBP: 0.263, SLG: 0.397										3	1	1	1	0	0	0											
18 Cory Sullivan, L OBP: 0.274, SLG: 0.250										4	0	2	0	0	2	2											
77 Pedro Feliz, R OBP: 0.250, SLG: 0.304										4	0	0	0	0	1	3											
27 Geoff Blum, S OBP: 0.289, SLG: 0.292										4	1	1	0	0	0	2											
12 Tommy Manzella, R OBP: 0.273, SLG: 0.269										4	1	1	2	0	2	1											
36 Kevin Cash, R OBP: 0.280, SLG: 0.370										3	1	2	2	1	0	0											
Inning Stats	R: 1 H: 1 E: 0 K: 1 S: 14	L: 1 LOB: 1 BB: 1 P: 19	R: 0 H: 0 E: 0 K: 2 S: 8	L: 0 LOB: 0 BB: 0 P: 13	R: 0 H: 1 E: 0 K: 0 S: 9	L: 1 LOB: 1 BB: 0 P: 15	R: 0 H: 1 E: 0 K: 0 S: 8	L: 0 LOB: 1 BB: 1 P: 11	R: 0 H: 0 E: 1 K: 2 S: 14	L: 0 LOB: 2 BB: 1 P: 25	R: 4 H: 4 E: 0 K: 2 S: 24	L: 4 LOB: 0 BB: 0 P: 32	R: 0 H: 0 E: 0 K: 0 S: 6	L: 1 LOB: 1 BB: 0 P: 8	R: 0 H: 1 E: 0 K: 0 S: 8	L: 0 LOB: 0 BB: 0 P: 15	R: 0 H: 0 E: 0 K: 2 S: 11	L: 0 LOB: 0 BB: 0 P: 15	1B: 6 2B: 1 3B: 0 HR: 1	SF: 1 SAC: 0 DP: 0 HBP: 0	WP: 0 PB: 0 SB: 2 CS: 0	PA: 38					
PITCHER	IP	WLS	BF	H	R	ER	SO	BB	IBB	HBP	BLK	WP	HR	S	P	ERA	WHIP										
65 Phil Hughes, R ERA: 3.11	5.2	W	27	7	5	5	6	2	0	0	0	0	1	74	110	7.94	1.588										
43 Damaso Marte, L ERA: 3.09	0.1	H	1	0	0	0	1	0	0	0	0	0	0	3	5	0.00	0.000										
61 Chan Ho Park, R ERA: 5.71	1.0		3	0	0	0	1	0	0	0	0	0	0	6	8	0.00	0.000										
62 Joba Chamberlain, R ERA: 4.76	1.0		4	1	0	0	0	0	0	0	0	0	0	8	10	0.00	1.000										
42 Mariano Rivera, R ERA: 1.21	1.0		3	0	0	0	2	0	0	0	0	0	0	11	15	0.00	0.000										

Houston Astros @ New York Yankees
Yankee Stadium, Bronx, NY
Sun Jun 13 2010, 1:09 PM - 4:46 PM EDT
Att: 46,832 - Partly Cloudy - 73 F

AB 35
R 5
H 8
RBI 5
BB 2
SO 10
LOB 17



Batter	1	2	3	4	5	6	7	8	9	AB	R	H	RBI	BB	SO	LOB	BOTTOM										
2 Derek Jeter, R OBP: 0.345, SLG: 0.440										5	0	1	0	0	0	4											
14 Curtis Granderson, L OBP: 0.329, SLG: 0.429										4	1	0	0	1	1	2											
25 Mark Teixeira, S OBP: 0.346, SLG: 0.392										4	1	1	0	0	0	2											
24 Robinson Canó, L OBP: 0.418, SLG: 0.613										3	3	1	1	2	1	1											
33 Nick Swisher, S OBP: 0.389, SLG: 0.519										4	1	1	1	1	1	3	2										
20 Jorge Posada, S OBP: 0.395, SLG: 0.544									3	2	1	4	2	1	4	0											
17 Francisco Cervelli, R OBP: 0.374, SLG: 0.344									0	0	0	0	0	0	0	0											
11 Brett Gardner, L OBP: 0.400, SLG: 0.422										3	1	2	1	2	0	1											
22 Chad Huffman, R OBP: 0.400, SLG: 0.250									4	0	1	0	1	1	6												
19 Ramiro Pena, S OBP: 0.246, SLG: 0.226										3	0	1	2	1	1	1											
Inning Stats	R: 0 H: 1 E: 0 K: 1 S: 11	L: 0 LOB: 0 BB: 1 P: 20	R: 0 H: 0 E: 0 K: 2 S: 10	L: 0 LOB: 1 BB: 1 P: 17	R: 0 H: 1 E: 0 K: 0 S: 10	L: 1 LOB: 0 BB: 0 P: 19	R: 3 H: 2 E: 0 K: 1 S: 18	L: 2 LOB: 3 BB: 4 P: 40	R: 2 H: 3 E: 1 K: 1 S: 15	L: 3 LOB: 2 BB: 0 P: 25	R: 0 H: 0 E: 0 K: 1 S: 8	L: 0 LOB: 0 BB: 0 P: 12	R: 0 H: 0 E: 0 K: 1 S: 16	L: 0 LOB: 3 BB: 2 P: 32	R: 0 H: 0 E: 0 K: 1 S: 16	L: 0 LOB: 3 BB: 2 P: 32	1B: 6 2B: 1 3B: 0 HR: 2	SF: 0 SAC: 0 DP: 0 HBP: 1	WP: 1 PB: 0 SB: 1 CS: 1	PA: 45							
PITCHER	IP	WLS	BF	H	R	ER	SO	BB	IBB	HBP	BLK	WP	HR	S	P	ERA	WHIP										
38 Brian Moehler, R ERA: 6.32	4.2	L	21	4	4	4	4	5	0	0	0	0	0	2	10	7.71	1.929										
73 Gustavo Chacin, L ERA: 2.92	0.0		2	0	0	0	0	2	0	0	0	0	0	2	10	0.00	0.000										
41 Casey Daigle, R ERA: 2.7	0.1		5	2	3	3	1	1	0	0	0	1	1	10	20	81.00	9.000										
53 Wesley Wright, L ERA: 5.4	0.2		6	3	2	1	1	0	0	0	0	0	0	12	21	13.50	4.500										
59 Wilton Lopez, R ERA: 4.13	1.1		4	0	0	0	1	0	0	0	0	0	0	11	16	0.00	0.000										

Houston Astros @ New York Yankees
Yankee Stadium, Bronx, NY
Sun Jun 13 2010, 1:09 PM - 4:46 PM EDT
Att: 46,832 - Partly Cloudy - 73 F

AB 33
R 9
H 9
RBI 9
BB 10
SO 8
LOB 23



Batter	1	2	3	4	5	6	7	8	9	AB	R	H	RBI	BB	SO	LOB	TOP			
21 Michael Bourn, L (1, 8) OBP: 0.347, SLG: 0.330										4	0	1	2	1	0	0				
8 Jeff Keppinger, R (1, 4) OBP: 0.340, SLG: 0.386										4	0	1	0	1	1	2				
17 Lance Berkman, S (1, 3) OBP: 0.270, SLG: 0.246										4	1	1	0	0	1	2				
45 Carlos Lee, R (1, 7) OBP: 0.263, SLG: 0.395										4	1	1	1	1	0	0				
27 Geoff Blum, S (9, PH)										1	0	0	0	0	0	1				
9 Hunter Pence, R (1, 9) OBP: 0.315, SLG: 0.436										3	2	2	0	1	0	0				
77 Pedro Feliz, R (1, 5) OBP: 0.297, SLG: 0.313										4	1	2	2	0	1	1				
4 Jason Michaels, R (1, 10) OBP: 0.227, SLG: 0.359										4	2	2	2	0	0	2				
55 Humberto Quintero, R (1, 2) OBP: 0.294, SLG: 0.389										3	0	1	0	0	0	1				
12 Tommy Manzella, R (1, 6) OBP: 0.267, SLG: 0.263										4	0	0	0	0	1	3				
Inning Stats	R: 0 E: 0 K: 0 S: 7	H: 0 LOB: 0 BB: 1 P: 14	R: 1 E: 0 K: 0 S: 13	H: 1 LOB: 1 BB: 1 P: 21	R: 0 E: 1 K: 1 S: 8	H: 0 LOB: 1 BB: 0 P: 15	R: 5 E: 0 K: 1 S: 22	H: 6 LOB: 2 BB: 1 P: 35	R: 0 E: 0 K: 1 S: 12	H: 0 LOB: 0 BB: 0 P: 20	R: 0 E: 0 K: 1 S: 6	H: 0 LOB: 0 BB: 0 P: 8	R: 1 E: 0 K: 0 S: 19	H: 2 LOB: 1 BB: 0 P: 30	R: 0 E: 0 K: 0 S: 8	H: 1 LOB: 1 BB: 0 P: 12	1B: 6 2B: 5 3B: 0 HR: 1	SF: 0 SAC: 1 DP: 2 HBP: 0	WP: 0 PB: 0 CS: 0	PA: 40
PITCHER	IP WLS BF H R ER SO BB IBB HBP BLK WP HR S P ERA WHIP																			
34 Kyle Davies, R (1, 1) ERA: 6.01	3.0	W	9	2	0	2	1	0	0	0	0	0	0	0	21	35	0.00	1.500		
53 Kanekoa Teixeira, R (4, 1) ERA: 4.1	2.0	H	11	2	1	1	0	0	0	0	1	28	44	3.00	0.667					
47 Victor Marte, R (6, 1) ERA: 3.95	1.0		4	1	0	0	0	0	0	0	0	8	12	0.00	1.000					
51 Robinson Tejeda, R (9, 1) ERA: 3.9																				

Houston Astros @ Kansas City Royals
Kauffman Stadium, Kansas City, MO
Tue Jun 15 2010, 7:12 PM - 10:28 PM CDT
Att: 24,862 - Partly Cloudy - 80 F

AB 36
R 7
H 11
RBI 7
BB 3
SO 4
LOB 13

Batter	1	2	3	4	5	6	7	8	9	AB	R	H	RBI	BB	SO	LOB	BOTTOM			
22 Scott Podsednik, L (1, 7) OBP: 0.333, SLG: 0.342										5	1	2	2	0	1	2				
18 Jason Kendall, R (1, 2) OBP: 0.324, SLG: 0.320										6	0	1	0	0	1	2				
9 David DeJesus, L (1, 9) OBP: 0.394, SLG: 0.479										6	1	3	0	0	1	3				
16 Billy Butler, R (1, 3) OBP: 0.396, SLG: 0.494										4	3	3	1	1	0	1				
6 Jose Guillen, R (1, 10) OBP: 0.333, SLG: 0.484										4	1	1	0	0	1	2				
8 Willie Bloomquist, R (8, PH) OBP: 0.250, SLG: 0.355										0	1	0	0	0	0	0				
13 Alberto Callaspo, S (1, 5) OBP: 0.308, SLG: 0.447										5	2	3	2	0	0	2				
13 Mike Aviles, R (1, 4) OBP: 0.345, SLG: 0.418										5	3	4	4	0	0	1				
12 Mitch Maier, L (1, 8) OBP: 0.355, SLG: 0.380										2	2	2	1	3	0	0				
3 Yuniesky Betancourt, R (1, 6) OBP: 0.308, SLG: 0.423										5	1	1	3	0	1	8				
Inning Stats	R: 1 E: 0 K: 1 S: 17	H: 3 LOB: 2 BB: 0 P: 29	R: 2 E: 1 K: 0 S: 15	H: 2 LOB: 0 BB: 0 P: 23	R: 0 E: 0 K: 0 S: 6	H: 1 LOB: 0 BB: 0 P: 8	R: 0 E: 0 K: 0 S: 9	H: 1 LOB: 2 BB: 1 P: 14	R: 7 E: 1 K: 2 S: 29	H: 5 LOB: 1 BB: 2 P: 50	R: 2 E: 0 K: 1 S: 15	H: 4 LOB: 0 BB: 0 P: 24	R: 0 E: 0 K: 0 S: 5	H: 0 LOB: 0 BB: 0 P: 6	R: 3 E: 1 K: 1 S: 20	H: 4 LOB: 3 BB: 1 P: 33	1B: 16 2B: 4 3B: 0 HR: 0	SF: 1 SAC: 0 DP: 1 HBP: 0	WP: 2 PB: 1 CS: 0	PA: 48
PITCHER	IP WLS BF H R ER SO BB IBB HBP BLK WP HR S P ERA WHIP																			
52 Felipe Paulino, R (1, 1) ERA: 4.5	4.2	L	28	11	10	8	2	0	0	0	0	0	11	19	0.00	1.500				
48 Tim Lincecum, L (5, 1) ERA: 6.5	0.2		3	1	0	0	2	0	0	0	0	12	19	27.00	6.000					
41 Casey Daigle, R (6, 1) ERA: 6.75	0.2		6	4	2	2	0	0	0	0	0	5	6	0.00	0.000					
53 Wesley Wright, L (7, 1) ERA: 4.7	1.0		3	0	0	0	0	0	0	0	0	20	33	18.00	5.000					
47 Jeff Fulchino, R (8, 1) ERA: 7.92	1.0		9	4	3	2	1	1	0	0	0	20	33	18.00	5.000					

Houston Astros @ Kansas City Royals
Kauffman Stadium, Kansas City, MO
Tue Jun 15 2010, 7:12 PM - 10:28 PM CDT
Att: 24,862 - Partly Cloudy - 80 F

AB 42
R 15
H 20
RBI 13
BB 4
SO 5
LOB 21

Batter	1	2	3	4	5	6	7	8	9	AB	R	H	RBI	BB	SO	LOB	TOP			
21 Michael Bourn, L (1, 8)	B1-3		K		K		G4-3			4	0	0	0	0	2	0	Houston Astros @ Kansas City Royals Kauffman Stadium, Kansas City, MO Wed Jun 16 2010, 8:35 PM - 11:00 PM CDT Att: 17,675 - Overcast - 71 F			
8 Jeff Keppinger, R (1, 4)	G6-3				P4		G4-3			4	1	1	0	0	0	0				
17 Lance Berkman, S (1, 3)	F8				BB					2	2	0	0	2	0	1				
45 Carlos Lee, R (1, 10)	2B				F9					3	0	1	1	1	0	1				
9 Hunter Pence, R (1, 9)	FC6-4				BB					4	1	1	0	0	2	3				
77 Pedro Feliz, R (1, 5)	K				E8					4	0	0	0	0	1	4				
4 Jason Michaels, R (1, 7)	G6-3				1B					4	0	2	3	0	1	0				
12 Tommy Manzella, R (1, 6)	F8				L4					4	0	0	0	0	2	4				
55 Humberto Quintero, R (1, 2)					K					3	0	0	0	0	2	0				
Inning Stats	R: 1 H: 2 E: 0 K: 0 S: 9	H: 2 LOB: 1 BB: 0 P: 13	R: 0 H: 0 E: 0 K: 1 S: 9	H: 0 LOB: 0 BB: 0 P: 14	R: 0 H: 0 E: 0 K: 2 S: 9	H: 0 LOB: 0 BB: 0 P: 10	R: 2 H: 2 E: 1 K: 0 S: 12	H: 2 LOB: 1 BB: 1 P: 20	R: 0 H: 0 E: 0 K: 2 S: 8	H: 0 LOB: 0 BB: 0 P: 10	R: 1 H: 1 E: 0 K: 2 S: 10	H: 1 LOB: 2 BB: 2 P: 23	R: 0 H: 0 E: 0 K: 1 S: 6	H: 0 LOB: 0 BB: 0 P: 10	R: 0 H: 0 E: 0 K: 2 S: 12	H: 0 LOB: 0 BB: 0 P: 16	1B: 3 2B: 3 3B: 0 HR: 0	SF: 0 SAC: 0 DP: 1 HBP: 0	WP: 0 PB: 0 SB: 0 CS: 0	PA: 35
PITCHER	IP WLS BF H R ER SO	IP WLS BF H R ER SO	IP WLS BF H R ER SO	IP WLS BF H R ER SO	IP WLS BF H R ER SO	IP WLS BF H R ER SO	IP WLS BF H R ER SO	IP WLS BF H R ER SO	IP WLS BF H R ER SO	IP WLS BF H R ER SO	IP WLS BF H R ER SO	IP WLS BF H R ER SO	IP WLS BF H R ER SO	IP WLS BF H R ER SO	IP WLS BF H R ER SO	IP WLS BF H R ER SO	ERA WHIP	ERA WHIP	ERA WHIP	
52 Bruce Chen, L (1, 1)	5.2 L 25 5 4 3 6																4.76 1.412			
40 Kyle Farnsworth, R (6, 1)	1.1 4 0 0 0 1 0																0.00 0.000			
38 Blake Wood, R (8, 1)	1.0 3 0 0 0 1 0																0.00 0.000			
48 Joaquin Soria, R (9, 1)	1.0 3 0 0 0 2 0																0.00 0.000			

Batter	1	2	3	4	5	6	7	8	9	AB	R	H	RBI	BB	SO	LOB	BOTTOM					
22 Scott Podsednik, L (1, 7)	18 SF9		18 SF9		G3-1		G2-3			4	2	2	0	0	0	0	Houston Astros @ Kansas City Royals Kauffman Stadium, Kansas City, MO Wed Jun 16 2010, 8:35 PM - 11:00 PM CDT Att: 17,675 - Overcast - 71 F					
18 Jason Kendall, R (1, 2)	SF9		G6-3		BB		G4-3			2	0	0	1	1	0	1						
9 David DeJesus, L (1, 9)	6 1B		3-H		1B		16 G6-3			4	0	4	1	0	0	0						
16 Billy Butler, R (1, 3)	K		K		F8		G6-3			4	0	0	0	0	2	5						
6 Jose Guillen, R (1, 10)			K							4	0	2	0	0	1	1						
8 Willie Bloomquist, R (9, PR)	1B									0	0	0	0	0	0	0						
13 Alberto Callaspo, S (1, 5)	K				F9		G5-3			4	0	0	0	0	1	3						
13 Mike Aviles, R (1, 4)			K		G4-3		F8			4	0	0	0	0	1	1						
12 Mitch Maier, L (1, 8)			K		K2-3		G4-3			3	0	0	0	0	2	0						
3 Yuniesky Betancourt, R (1, 6)	G5-3				G6-3		F9			3	0	0	0	0	0	0						
Inning Stats	R: 1 H: 3 E: 0 K: 2 S: 15	H: 3 LOB: 2 BB: 0 P: 19	R: 0 H: 0 E: 0 K: 2 S: 13	H: 0 LOB: 0 BB: 0 P: 18	R: 1 H: 2 E: 0 K: 2 S: 15	H: 2 LOB: 1 BB: 0 P: 23	R: 0 H: 0 E: 0 K: 1 S: 8	H: 0 LOB: 0 BB: 0 P: 12	R: 0 H: 1 E: 0 K: 0 S: 9	H: 1 LOB: 2 BB: 1 P: 16	R: 0 H: 0 E: 0 K: 0 S: 6	H: 0 LOB: 0 BB: 0 P: 7	R: 0 H: 0 E: 0 K: 0 S: 6	H: 0 LOB: 0 BB: 0 P: 11	R: 0 H: 1 E: 0 K: 0 S: 6	H: 1 LOB: 0 BB: 0 P: 11	R: 0 H: 1 E: 0 K: 0 S: 8	H: 1 LOB: 1 BB: 0 P: 11	1B: 7 2B: 0 3B: 1 HR: 0	SF: 1 SAC: 0 DP: 2 HBP: 0	WP: 0 PB: 0 SB: 1 CS: 0	PA: 34
PITCHER	IP WLS BF H R ER SO	IP WLS BF H R ER SO	IP WLS BF H R ER SO	IP WLS BF H R ER SO	IP WLS BF H R ER SO	IP WLS BF H R ER SO	IP WLS BF H R ER SO	IP WLS BF H R ER SO	IP WLS BF H R ER SO	IP WLS BF H R ER SO	IP WLS BF H R ER SO	IP WLS BF H R ER SO	IP WLS BF H R ER SO	IP WLS BF H R ER SO	IP WLS BF H R ER SO	IP WLS BF H R ER SO	ERA WHIP	ERA WHIP	ERA WHIP			
44 Roy Oswalt, R (1, 1)	7.0 W 28 6 2 2 7																2.57 1.000					
37 Brandon Lyon, R (8, 1)	1.0 H 3 1 0 0 0																0.00 1.000					
22 Matt Lindstrom, R (9, 1)	1.0 S 3 1 0 0 0																0.00 1.000					

AB 32
R 4
H 5
RBI 4
BB 3
SO 10
LOB 13



AB 32
R 2
H 8
RBI 2
BB 1
SO 7
LOB 11



Batter	1	2	3	4	5	6	7	8	9	AB	R	H	RBI	BB	SO	LOB	TOP										
21 Michael Bourn, L (1,8) OBP: 0.341, SLG: 0.321										3	0	0	0	1	1	2											
8 Jeff Keppinger, R (1,4) OBP: 0.333, SLG: 0.381										4	1	0	0	0	1	2											
17 Lance Berkman, S (1,3) OBP: 0.346, SLG: 0.390										4	1	2	0	0	2	0											
45 Carlos Lee, R (1,10)										4	0	0	0	0	1	3											
9 Hunter Pence, R (1,9) OBP: 0.317, SLG: 0.438										4	0	2	2	0	1	0											
18 Cory Sullivan, L (1,7) OBP: 0.269, SLG: 0.246										4	0	1	0	0	2	3											
77 Pedro Feliz, R (1,5) OBP: 0.246, SLG: 0.301										4	0	0	0	0	0	3											
27 Geoff Blum, S (1,6) OBP: 0.280, SLG: 0.282										3	0	0	0	0	0	0											
36 Kevin Cash, R (1,2) OBP: 0.302, SLG: 0.375										2	0	1	0	1	0	0											
Inning Stats	R: 2 E: 0 K: 1 S: 17	H: 2 LOB: 1 BB: 1 P: 27	R: 0 E: 0 K: 1 S: 10	H: 0 LOB: 1 BB: 1 P: 16	R: 0 E: 0 K: 2 S: 8	H: 0 LOB: 0 BB: 0 P: 8	R: 0 E: 0 K: 2 S: 13	H: 0 LOB: 0 BB: 0 P: 16	R: 0 E: 0 K: 0 S: 11	H: 1 LOB: 1 BB: 0 P: 18	R: 0 E: 0 K: 1 S: 6	H: 0 LOB: 0 BB: 0 P: 9	R: 0 E: 0 K: 0 S: 5	H: 1 LOB: 0 BB: 0 P: 9	R: 0 E: 0 K: 0 S: 7	H: 0 LOB: 0 BB: 0 P: 11	R: 0 E: 0 K: 1 S: 14	H: 2 LOB: 2 BB: 0 P: 25	1B: 5 2B: 1 3B: 0 HR: 0	SF: 0 SAC: 0 DP: 1 HBP: 0	WP: 0 PB: 0 SB: 0 CS: 0	PA: 34					
PITCHER	IP	WLS	BF	H	R	ER	SO	BB	IBB	HBP	BLK	WP	HR	S	P	ERA	WHIP										
54 Anthony Lerew, R (1,1) ERA: 3.0	6.0		23	3	2	2	7	2	0	0	0	0	0	65	94	3.00	0.833										
47 Victor Marte, R (7,1) ERA: 3.69	1.0	W	3	1	0	0	0	0	0	0	0	0	0	5	9	0.00	1.000										
38 Blake Wood, R (8,1) ERA: 3.12	1.0	H	3	0	0	0	0	0	0	0	0	0	0	7	11	0.00	0.000										
48 Joakim Soria, R (9,1) ERA: 2.81	1.0	S	5	2	0	0	1	0	0	0	0	0	0	14	25	0.00	2.000										

Houston Astros @ Kansas City Royals
Kauffman Stadium, Kansas City, MO
Thu Jun 17 2010, 7:12 PM - 9:43 PM CDT
Att: 16,255 - Partly Cloudy - 88 F

AB	32
R	2
H	6
RBI	2
BB	2
SO	8
LOB	13



Batter	1	2	3	4	5	6	7	8	9	AB	R	H	RBI	BB	SO	LOB	BOTTOM										
22 Scott Podsednik, L (1,7) OBP: 0.335, SLG: 0.363										4	1	1	3	0	0	1											
18 Jason Kendall, R (1,2) OBP: 0.325, SLG: 0.319										2	0	1	0	2	0	0											
9 David DeJesus, L (1,8) OBP: 0.397, SLG: 0.480										4	0	0	0	0	2	3											
16 Billy Butler, R (1,3) OBP: 0.392, SLG: 0.494										4	1	2	0	0	0	2											
6 Jose Guillen, R (1,9) OBP: 0.335, SLG: 0.480										4	0	1	0	0	0	3											
13 Alberto Callaspo, S (1,5) OBP: 0.298, SLG: 0.433										4	0	0	0	0	0	3											
13 Mike Aviles, R (1,4) OBP: 0.340, SLG: 0.408										4	1	2	1	0	0	1											
24 Wilson Betemit, S (1,10) OBP: 0.500, SLG: 1.071										4	1	1	0	0	0	2											
3 Yuniesky Betancourt, R (1,6) OBP: 0.304, SLG: 0.417										3	1	1	1	0	1	1											
Inning Stats	R: 0 E: 1 K: 0 S: 11	H: 1 LOB: 2 BB: 0 P: 17	R: 0 E: 0 K: 0 S: 6	H: 0 LOB: 0 BB: 0 P: 9	R: 0 E: 0 K: 1 S: 7	H: 0 LOB: 0 BB: 0 P: 9	R: 0 E: 0 K: 1 S: 13	H: 1 LOB: 1 BB: 0 P: 24	R: 0 E: 0 K: 0 S: 8	H: 1 LOB: 1 BB: 0 P: 14	R: 0 E: 0 K: 1 S: 6	H: 0 LOB: 0 BB: 1 P: 14	R: 4 E: 0 K: 0 S: 18	H: 4 LOB: 1 BB: 1 P: 31	R: 1 E: 0 K: 0 S: 8	H: 2 LOB: 1 BB: 0 P: 16	1B: 6 2B: 2 3B: 0 HR: 1	SF: 0 SAC: 0 DP: 0 HBP: 0	WP: 0 PB: 0 SB: 0 CS: 1	PA: 35							
PITCHER	IP	WLS	BF	H	R	ER	SO	BB	IBB	HBP	BLK	WP	HR	S	P	ERA	WHIP										
39 Brett Myers, R (1,1) ERA: 3.34	6.2		29	7	4	4	3	2	0	0	0	0	0	66	114	5.40	1.350										
48 Tim Lincecum, L (7,1) ERA: 6.46	0.1		1	0	0	0	0	0	0	0	0	0	0	3	4	0.00	0.000										
59 Wilton Lopez, R (8,1) ERA: 4.32	1.0		5	2	1	1	0	0	0	0	0	0	0	8	16	9.00	2.000										

Houston Astros @ Kansas City Royals
Kauffman Stadium, Kansas City, MO
Thu Jun 17 2010, 7:12 PM - 9:43 PM CDT
Att: 16,255 - Partly Cloudy - 88 F

AB	33
R	5
H	9
RBI	5
BB	2
SO	3
LOB	16



Batter	1	2	3	4	5	6	7	8	9	AB	R	H	RBI	BB	SO	LOB	TOP					
56 Andres Torres, S OBP: 0.387, SLG: 0.466											4	1	2	1	1	1	2					
21 Freddy Sanchez, R OBP: 0.375, SLG: 0.400											5	0	1	0	0	0	3					
17 Aubrey Huff, L OBP: 0.394, SLG: 0.538											5	1	0	1	0	1	4					
5 Juan Uribe, R OBP: 0.345, SLG: 0.477											5	0	1	1	0	3	4					
9 Pat Burrell, R OBP: 0.327, SLG: 0.420										3	0	0	0	1	1	1						
48 Pablo Sandoval, S OBP: 0.337, SLG: 0.425										4	0	0	0	0	1	3						
16 Edgar Renteria, R OBP: 0.394, SLG: 0.434										4	0	3	0	0	0	0						
1 Bengie Molina, R OBP: 0.319, SLG: 0.344										3	0	1	0	1	0	1						
22 Eli Whiteside, R OBP: 0.325, SLG: 0.527										0	0	0	0	0	0	0						
75 Barry Zito, L ERA: 3.27, SLG: 0.399										1	0	0	0	0	0	2						
33 Adam Rowland, R ERA: 3.27, SLG: 0.399										1	1	0	0	0	0	0						
53 Denny Bautista, R ERA: 2.75, SLG: 0.396										0	0	0	0	0	0	0						
35 Travis Ishikawa, L ERA: 3.08, SLG: 1.000										1	0	0	0	0	0	0						
59 Guillermo Mota, R ERA: 3.08, SLG: 0.345										0	0	0	0	0	0	0						
49 Joe Martinez, L ERA: 4.91, SLG: 0.345										0	0	0	0	0	0	0						
12 Nate Schierholz, L ERA: 3.65, SLG: 0.345										1	0	0	0	0	0	2						
45 Dan Runzler, L ERA: 3.65, SLG: 0.345										0	0	0	0	0	0	0						
Inning Stats	R: 0 E: 0 K: 1 S: 10	H: 1 LOB: 1 BB: 0 P: 16	R: 0 E: 0 K: 1 S: 11	H: 1 LOB: 2 BB: 1 P: 18	R: 0 E: 1 K: 1 S: 10	H: 0 LOB: 1 BB: 1 P: 17	R: 0 E: 0 K: 0 S: 6	H: 0 LOB: 0 BB: 0 P: 10	R: 2 E: 2 K: 0 S: 18	H: 1 LOB: 3 BB: 1 P: 27	R: 0 E: 0 K: 0 S: 7	H: 1 LOB: 0 BB: 0 P: 14	R: 1 E: 0 K: 1 S: 11	H: 2 LOB: 1 BB: 0 P: 15	R: 0 E: 0 K: 1 S: 22	H: 2 LOB: 2 BB: 0 P: 33	R: 0 E: 0 K: 2 S: 12	H: 0 LOB: 0 BB: 0 P: 15	1B: 4 2B: 3 3B: 1 HR: 0	SF: 0 SAC: 0 DP: 1 HBP: 0	WP: 0 PA: 40 PB: 1 SB: 0 CS: 0	
PITCHER	IP: 7.0 WLS: W BF: 32	H: 6 R: 3 ER: 1 SO: 4	BB: 2 IBB: 1 HBP: 0 BLK: 0	WP: 0 HR: 0 S: 73 P: 117	ERA: 1.29 WHIP: 1.143											IP: 7.0 WLS: S BF: 3	H: 0 R: 0 ER: 0 SO: 2	BB: 0 IBB: 0 HBP: 0 BLK: 0	WP: 0 HR: 0 S: 12	HR: 0	SF: 0 SAC: 0 DP: 0 HBP: 0	WP: 0 PA: 40 PB: 1 SB: 0 CS: 0
39 Brett Myers, R ERA: 3.2																						
37 Brandon Lyon, R ERA: 3.19																						
22 Matt Lindstrom, R ERA: 3.07																						

San Francisco Giants @ Houston Astros
 Minute Maid Park, Houston, TX
 Wed Jun 23 2010, 7:06 PM - 10:14 PM CDT
 Att: 29,311 - Roof Closed - 73 F

San Francisco Giants @ Houston Astros
 Minute Maid Park, Houston, TX
 Wed Jun 23 2010, 7:06 PM - 10:14 PM CDT
 Att: 29,311 - Roof Closed - 73 F

AB	37
R	3
H	8
RBI	3
BB	3
SO	7
LOB	22



Batter	1	2	3	4	5	6	7	8	9	AB	R	H	RBI	BB	SO	LOB	BOTTOM					
11 Jason Bourgeois, R OBP: 0.500, SLG: 0.333										3	1	1	0	1	1	1						
8 Jeff Keppinger, R OBP: 0.331, SLG: 0.376										4	0	2	3	0	0	1						
17 Lance Berkman, S OBP: 0.342, SLG: 0.385										4	1	1	0	0	0	1						
45 Carlos Lee, R OBP: 0.266, SLG: 0.381										4	0	2	1	0	1	0						
21 Michael Bourn, L OBP: 0.333, SLG: 0.322										0	0	0	0	0	0	0						
9 Hunter Pence, R OBP: 0.317, SLG: 0.435										3	1	1	0	1	1	1						
23 Chris Johnson, R OBP: 0.297, SLG: 0.367										4	1	2	1	0	2	3						
27 Geoff Blum, S OBP: 0.268, SLG: 0.269										4	0	0	0	0	1	3						
15 Jason Castro, L OBP: 0.250, SLG: 0.143										3	1	0	0	1	0	2						
39 Brett Myers, R OBP: 0.133, SLG: 0.103										3	1	2	1	0	0	1						
4 Jason Michaels, R OBP: 0.250, SLG: 0.405										0	0	0	0	0	0	0						
22 Matt Lindstrom, R ERA: 3.65, SLG: 0.345										1	0	0	0	0	0	0						
Inning Stats	R: 1 E: 0 K: 0 S: 13	H: 3 LOB: 1 BB: 0 P: 21	R: 3 E: 0 K: 0 S: 10	H: 3 LOB: 2 BB: 2 P: 21	R: 0 E: 0 K: 1 S: 13	H: 0 LOB: 0 BB: 0 P: 20	R: 1 E: 0 K: 3 S: 14	H: 1 LOB: 0 BB: 0 P: 21	R: 0 E: 0 K: 1 S: 9	H: 0 LOB: 0 BB: 0 P: 12	R: 1 E: 0 K: 0 S: 14	H: 2 LOB: 1 BB: 0 P: 19	R: 0 E: 0 K: 1 S: 13	H: 2 LOB: 3 BB: 1 P: 22	R: 0 E: 0 K: 0 S: 6	H: 0 LOB: 0 BB: 0 P: 13	1B: 8 2B: 3 3B: 0 HR: 0	SF: 0 SAC: 0 DP: 1 HBP: 0	WP: 1 PA: 36 PB: 0 SB: 2 CS: 1			
PITCHER	IP: 4.0 WLS: L	H: 7 R: 5 ER: 5 SO: 4	BB: 2 IBB: 0 HBP: 0 BLK: 0	WP: 0 HR: 0 S: 50 P: 83	ERA: 11.25 WHIP: 2.250											IP: 4.0 WLS: S BF: 19	H: 7 R: 5 ER: 5 SO: 4	BB: 2 IBB: 0 HBP: 0 BLK: 0	WP: 0 HR: 0 S: 9	HR: 0	SF: 0 SAC: 0 DP: 0 HBP: 0	WP: 1 PA: 36 PB: 0 SB: 2 CS: 1
75 Barry Zito, L ERA: 3.45																						
53 Denny Bautista, R ERA: 2.75																						
59 Guillermo Mota, R ERA: 3.08																						
49 Joe Martinez, R ERA: 4.91																						
45 Dan Runzler, L ERA: 3.65																						

San Francisco Giants @ Houston Astros
 Minute Maid Park, Houston, TX
 Wed Jun 23 2010, 7:06 PM - 10:14 PM CDT
 Att: 29,311 - Roof Closed - 73 F

San Francisco Giants @ Houston Astros
 Minute Maid Park, Houston, TX
 Wed Jun 23 2010, 7:06 PM - 10:14 PM CDT
 Att: 29,311 - Roof Closed - 73 F

AB	33
R	6
H	11
RBI	6
BB	3
SO	6
LOB	13



Batter	1	2	3	4	5	6	7	8	9	AB	R	H	RBI	BB	SO	LOB	TOP					
16 Edgar Renteria, R OBP: 0.395, SLG: 0.433										5	0	2	1	0	1	5	San Francisco Giants @ Houston Astros Minute Maid Park, Houston, TX Thu Jun 24 2010, 1:07 PM - 4:21 PM CDT Att: 26,662 - Roof Closed - 73 F					
21 Freddy Sanchez, R OBP: 0.342, SLG: 0.469										3	1	0	0	0	0	2						
17 Aubrey Huff, L OBP: 0.397, SLG: 0.535										3	0	1	1	0	1	2						
5 Juan Uribe, R OBP: 0.342, SLG: 0.469										4	0	0	0	1	1	6						
9 Pat Burrell, R OBP: 0.325, SLG: 0.437										4	1	1	2	0	1	2						
28 Buster Posey, R OBP: 0.333, SLG: 0.413										4	0	1	0	0	0	2						
1 Bengie Molina, R OBP: 0.313, SLG: 0.337										4	1	0	0	0	0	1						
33 Aaron Rowand, R OBP: 0.274, SLG: 0.395										3	2	3	0	0	0	0						
18 Matt Cain, R OBP: 0.143, SLG: 0.111										1	0	0	0	0	1	1						
53 Denny Bautista, R OBP: 1.000, SLG: 1.000										0	0	0	0	0	0	0						
48 Pablo Sandoval, S OBP: 0.333, SLG: 0.421										3	0	0	0	0	0	4						
Inning Stats	R: 0 E: 0 K: 1 S: 10	H: 1 LOB: 0 BB: 0 P: 15	R: 0 E: 0 K: 0 S: 11	H: 0 LOB: 0 BB: 0 P: 15	R: 0 E: 0 K: 1 S: 11	H: 1 LOB: 1 BB: 0 P: 16	R: 2 E: 1 K: 0 S: 11	H: 2 LOB: 1 BB: 0 P: 19	R: 0 E: 1 K: 0 S: 8	H: 0 LOB: 1 BB: 0 P: 12	R: 0 E: 0 K: 1 S: 12	H: 0 LOB: 0 BB: 1 P: 24	R: 2 E: 1 K: 1 S: 18	H: 3 LOB: 2 BB: 0 P: 26	R: 0 E: 0 K: 0 S: 8	H: 0 LOB: 0 BB: 0 P: 13	R: 1 E: 0 K: 1 S: 12	H: 3 LOB: 2 BB: 0 P: 15	1B: 8 2B: 1 3B: 0 HR: 1	SF: 0 SAC: 0 DP: 4 HBP: 3	WP: 0 PB: 0 SB: 0 CS: 0	PA: 40
PITCHER	IP: 6.0 WLS: 0 BF: 24 ERA: 5.64	WLS: 2 BF: 15 ERA: 5.64	H: 4 R: 2 ER: 0 SO: 3	H: 0 R: 0 ER: 0 SO: 3	H: 1 R: 0 ER: 0 SO: 3	H: 1 R: 0 ER: 0 SO: 3	H: 2 R: 0 ER: 0 SO: 3	H: 2 R: 0 ER: 0 SO: 3	H: 0 R: 0 ER: 0 SO: 3	H: 0 R: 0 ER: 0 SO: 3	H: 0 R: 0 ER: 0 SO: 3	H: 0 R: 0 ER: 0 SO: 3	H: 3 R: 1 ER: 1 SO: 1	H: 3 R: 1 ER: 1 SO: 1	H: 0 R: 0 ER: 0 SO: 3	H: 0 R: 0 ER: 0 SO: 3	H: 3 R: 1 ER: 1 SO: 1	H: 3 R: 1 ER: 1 SO: 1	WP: 0 HR: 0 S: 12 P: 15	ERA: 9.00 WHIP: 3.000	ERA: 9.00 WHIP: 3.000	ERA: 9.00 WHIP: 3.000
51 Wandy Rodriguez, L ERA: 5.64	IP: 6.0 WLS: 0 BF: 24 ERA: 5.64	IP: 1.5 WLS: 2 BF: 15 ERA: 5.64	H: 4 R: 2 ER: 0 SO: 3	H: 0 R: 0 ER: 0 SO: 3	H: 1 R: 0 ER: 0 SO: 3	H: 1 R: 0 ER: 0 SO: 3	H: 2 R: 0 ER: 0 SO: 3	H: 2 R: 0 ER: 0 SO: 3	H: 0 R: 0 ER: 0 SO: 3	H: 0 R: 0 ER: 0 SO: 3	H: 0 R: 0 ER: 0 SO: 3	H: 0 R: 0 ER: 0 SO: 3	H: 3 R: 1 ER: 1 SO: 1	H: 3 R: 1 ER: 1 SO: 1	H: 0 R: 0 ER: 0 SO: 3	H: 0 R: 0 ER: 0 SO: 3	H: 3 R: 1 ER: 1 SO: 1	H: 3 R: 1 ER: 1 SO: 1	WP: 0 HR: 0 S: 12 P: 15	ERA: 9.00 WHIP: 3.000	ERA: 9.00 WHIP: 3.000	ERA: 9.00 WHIP: 3.000
43 Chris Sampson, R ERA: 5.3	IP: 0.0 WLS: 2 BF: 15 ERA: 5.3	IP: 0.2 WLS: 4 BF: 15 ERA: 5.3	H: 2 R: 0 ER: 0 SO: 1	H: 0 R: 0 ER: 0 SO: 1	H: 0 R: 0 ER: 0 SO: 1	H: 0 R: 0 ER: 0 SO: 1	H: 0 R: 0 ER: 0 SO: 1	H: 0 R: 0 ER: 0 SO: 1	H: 0 R: 0 ER: 0 SO: 1	H: 0 R: 0 ER: 0 SO: 1	H: 0 R: 0 ER: 0 SO: 1	H: 0 R: 0 ER: 0 SO: 1	H: 0 R: 0 ER: 0 SO: 1	H: 0 R: 0 ER: 0 SO: 1	H: 0 R: 0 ER: 0 SO: 1	H: 0 R: 0 ER: 0 SO: 1	H: 0 R: 0 ER: 0 SO: 1	H: 0 R: 0 ER: 0 SO: 1	WP: 0 HR: 0 S: 12 P: 15	ERA: 9.00 WHIP: 3.000	ERA: 9.00 WHIP: 3.000	ERA: 9.00 WHIP: 3.000
48 Tim Byrdak, L ERA: 5.94	IP: 0.1 WLS: 1 BF: 3 ERA: 5.94	IP: 0.1 WLS: 1 BF: 3 ERA: 5.94	H: 0 R: 0 ER: 0 SO: 0	H: 0 R: 0 ER: 0 SO: 0	H: 0 R: 0 ER: 0 SO: 0	H: 0 R: 0 ER: 0 SO: 0	H: 0 R: 0 ER: 0 SO: 0	H: 0 R: 0 ER: 0 SO: 0	H: 0 R: 0 ER: 0 SO: 0	H: 0 R: 0 ER: 0 SO: 0	H: 0 R: 0 ER: 0 SO: 0	H: 0 R: 0 ER: 0 SO: 0	H: 0 R: 0 ER: 0 SO: 0	H: 0 R: 0 ER: 0 SO: 0	H: 0 R: 0 ER: 0 SO: 0	H: 0 R: 0 ER: 0 SO: 0	H: 0 R: 0 ER: 0 SO: 0	H: 0 R: 0 ER: 0 SO: 0	WP: 0 HR: 0 S: 12 P: 15	ERA: 9.00 WHIP: 3.000	ERA: 9.00 WHIP: 3.000	ERA: 9.00 WHIP: 3.000
59 Wilton Lopez, R ERA: 3.81	IP: 0.1 WLS: 1 BF: 3 ERA: 3.81	IP: 0.1 WLS: 1 BF: 3 ERA: 3.81	H: 0 R: 0 ER: 0 SO: 0	H: 0 R: 0 ER: 0 SO: 0	H: 0 R: 0 ER: 0 SO: 0	H: 0 R: 0 ER: 0 SO: 0	H: 0 R: 0 ER: 0 SO: 0	H: 0 R: 0 ER: 0 SO: 0	H: 0 R: 0 ER: 0 SO: 0	H: 0 R: 0 ER: 0 SO: 0	H: 0 R: 0 ER: 0 SO: 0	H: 0 R: 0 ER: 0 SO: 0	H: 0 R: 0 ER: 0 SO: 0	H: 0 R: 0 ER: 0 SO: 0	H: 0 R: 0 ER: 0 SO: 0	H: 0 R: 0 ER: 0 SO: 0	H: 0 R: 0 ER: 0 SO: 0	H: 0 R: 0 ER: 0 SO: 0	WP: 0 HR: 0 S: 12 P: 15	ERA: 9.00 WHIP: 3.000	ERA: 9.00 WHIP: 3.000	ERA: 9.00 WHIP: 3.000
37 Brandon Lyon, R ERA: 3.09	IP: 1.0 WLS: 3 BF: 3 ERA: 3.09	IP: 1.0 WLS: 3 BF: 3 ERA: 3.09	H: 0 R: 0 ER: 0 SO: 0	H: 0 R: 0 ER: 0 SO: 0	H: 0 R: 0 ER: 0 SO: 0	H: 0 R: 0 ER: 0 SO: 0	H: 0 R: 0 ER: 0 SO: 0	H: 0 R: 0 ER: 0 SO: 0	H: 0 R: 0 ER: 0 SO: 0	H: 0 R: 0 ER: 0 SO: 0	H: 0 R: 0 ER: 0 SO: 0	H: 0 R: 0 ER: 0 SO: 0	H: 0 R: 0 ER: 0 SO: 0	H: 0 R: 0 ER: 0 SO: 0	H: 0 R: 0 ER: 0 SO: 0	H: 0 R: 0 ER: 0 SO: 0	H: 0 R: 0 ER: 0 SO: 0	H: 0 R: 0 ER: 0 SO: 0	WP: 0 HR: 0 S: 12 P: 15	ERA: 9.00 WHIP: 3.000	ERA: 9.00 WHIP: 3.000	ERA: 9.00 WHIP: 3.000

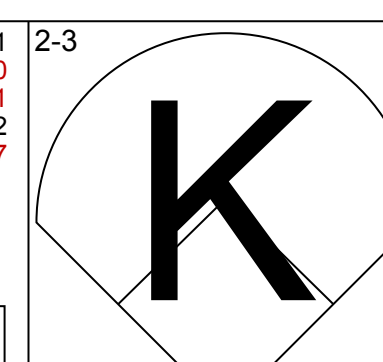
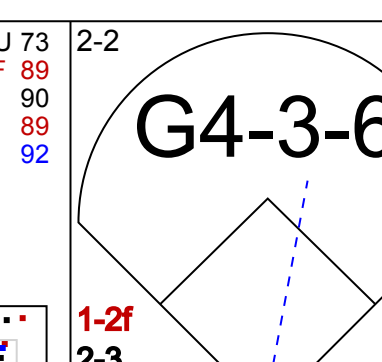
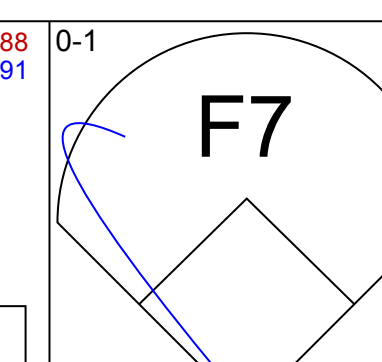
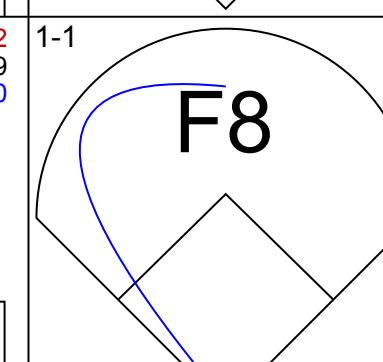
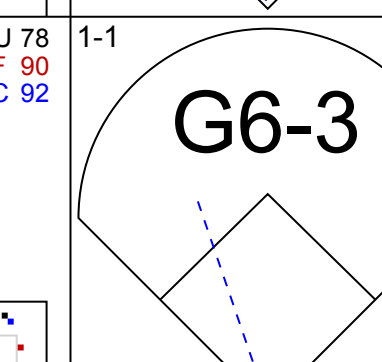
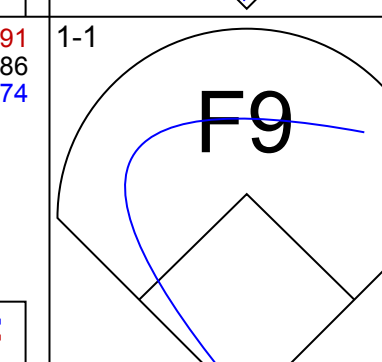
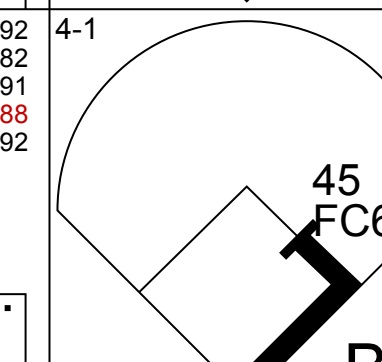
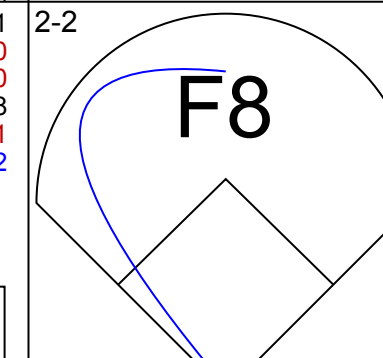
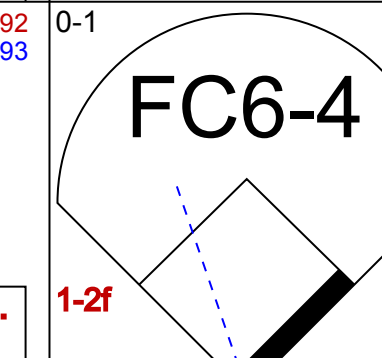
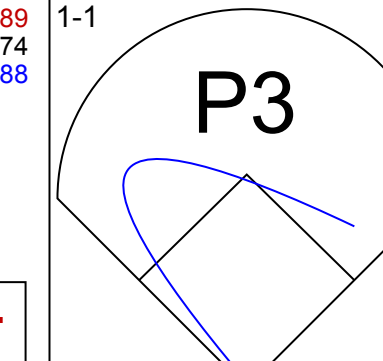

Batter	1	2	3	4	5	6	7	8	9	AB	R	H	RBI	BB	SO	LOB	BOTTOM					
21 Michael Bourn, L OBP: 0.338, SLG: 0.332										4	1	2	1	1	0	3	San Francisco Giants @ Houston Astros Minute Maid Park, Houston, TX Thu Jun 24 2010, 1:07 PM - 4:21 PM CDT Att: 26,662 - Roof Closed - 73 F					
8 Jeff Keppinger, R OBP: 0.326, SLG: 0.375										3	1	1	0	2	1	4						
17 Lance Berkman, S OBP: 0.347, SLG: 0.392										4	0	2	2	1	0	3						
45 Carlos Lee, R OBP: 0.268, SLG: 0.382										4	1	1	0	1	0	3						
22 Matt Lindstrom, R ERA: 2.57										0	0	0	0	0	0	0						
9 Hunter Pence, R OBP: 0.314, SLG: 0.442										5	1	1	3	0	1	5						
27 Geoff Blum, S OBP: 0.275, SLG: 0.270										3	0	1	0	1	1	2						
26 Oswaldo Navarro, R7, FR OBP: 0.417, SLG: 0.600										1	0	0	0	0	0	1						
77 Pedro Feliz, R OBP: 0.241, SLG: 0.290										4	0	0	0	0	0	2						
15 Jason Castro, L OBP: 0.417, SLG: 0.600										3	2	2	1	1	1	0						
51 Wandy Rodriguez, S ERA: 2.57	IP: 2.2 WLS: 1 BF: 19 ERA: 2.57	IP: 1.1 WLS: 5 BF: 19 ERA: 2.57	H: 7 R: 7 ER: 7 SO: 2	H: 4 R: 7 ER: 7 SO: 2	H: 1 R: 0 ER: 0 SO: 2	H: 1 R: 0 ER: 0 SO: 2	H: 0 R: 0 ER: 0 SO: 2	H: 0 R: 0 ER: 0 SO: 2	H: 0 R: 0 ER: 0 SO: 2	H: 0 R: 0 ER: 0 SO: 2	H: 0 R: 0 ER: 0 SO: 2	H: 0 R: 0 ER: 0 SO: 2	H: 0 R: 0 ER: 0 SO: 2	H: 0 R: 0 ER: 0 SO: 2	H: 0 R: 0 ER: 0 SO: 2	H: 0 R: 0 ER: 0 SO: 2	H: 0 R: 0 ER: 0 SO: 2	H: 0 R: 0 ER: 0 SO: 2	WP: 0 HR: 0 S: 19 P: 24	ERA: 0.00 WHIP: 1.000	ERA: 0.00 WHIP: 1.000	ERA: 0.00 WHIP: 1.000
18 Matt Cain, R ERA: 2.72	IP: 2.2 WLS: 1 BF: 19 ERA: 2.72	IP: 1.1 WLS: 5 BF: 19 ERA: 2.72	H: 7 R: 7 																			

Batter	1	2	3	4	5	6	7	8	9	AB	R	H	RBI	BB	SO	LOB	TOP			
11 Jason Bourgeois, R (1, 8) OBP: 0.538, SLG: 0.500										3	0	2	0	1	0	0	Houston Astros @ Texas Rangers Rangers Ballpark in Arlington, Arlington, TX Sat Jun 26 2010, 3:08 PM - 6:02 PM EDT Att: 28,951 - Sunny - 95 F			
8 Jeff Keppinger, R (1, 4) OBP: 0.351, SLG: 0.364										3	0	0	0	1	0	2				
17 Lance Berkman, S (1, 3) OBP: 0.311, SLG: 0.400										2	0	0	0	2	0	2				
45 Carlos Lee, R (1, 10) OBP: 0.280, SLG: 0.394										3	0	1	0	1	0	2				
9 Hunter Pence, R (1, 9) OBP: 0.312, SLG: 0.436										3	1	0	0	1	0	5				
4 Jason Michaels, R (1, 7) OBP: 0.272, SLG: 0.462										4	1	2	2	0	1	0				
23 Chris Johnson, R (1, 5) OBP: 0.308, SLG: 0.410										4	0	0	0	0	1	0				
15 Jason Castro, L (1, 2) OBP: 0.313, SLG: 0.429										4	0	0	0	0	2	0				
26 Oswaldo Navarro, R (1, 6) OBP: 0.313, SLG: 0.429										3	0	0	0	0	1	0				
Inning Stats	R: 0 E: 0 K: 0 S: 13	H: 2 LOB: 2 BB: 1 P: 18	R: 0 E: 0 K: 1 S: 11	H: 0 LOB: 0 BB: 0 P: 19	R: 0 E: 0 K: 1 S: 10	H: 1 LOB: 1 BB: 1 P: 17	R: 2 E: 0 K: 1 S: 11	H: 1 LOB: 0 BB: 0 P: 21	R: 0 E: 0 K: 0 S: 13	H: 0 LOB: 2 BB: 1 P: 13	R: 0 E: 0 K: 0 S: 5	H: 0 LOB: 0 BB: 0 P: 6	R: 0 E: 0 K: 0 S: 13	H: 0 LOB: 2 BB: 2 P: 22	R: 0 E: 0 K: 2 S: 12	H: 0 LOB: 0 BB: 0 P: 14	1B: 2 2B: 2 3B: 0 HR: 1	SF: 0 SAC: 0 DP: 2 HBP: 0	WP: 0 PB: 0 SB: 2 CS: 0	PA: 35
PITCHER	IP WLS BF H R ER SO BB IBB HBP BLK WP HR S P ERA WHIP																			
36 C.J. Wilson, L (1, 1) ERA: 3.35	7.0 W 27 5 2 2 3 4 0 0 0 0 0 1 72 112 2.57 1.286																			
56 Darren O'Day, R (8, 1) ERA: 1.78	1.0 5 0 0 0 0 2 0 0 0 0 0 0 13 22 0.00 2.000																			
50 Frank Francisco, R (9, 1) ERA: 4.36	1.0 3 0 0 0 2 0 0 0 0 0 0 0 12 14 0.00 0.000																			

Batter	1	2	3	4	5	6	7	8	9	AB	R	H	RBI	BB	SO	LOB	BOTTOM			
1 Elvis Andrus, R (1, 6) OBP: 0.373, SLG: 0.333										5	0	2	2	0	0	3	Houston Astros @ Texas Rangers Rangers Ballpark in Arlington, Arlington, TX Sat Jun 26 2010, 3:08 PM - 6:02 PM EDT Att: 28,951 - Sunny - 95 F			
10 Michael Young, R (1, 5) OBP: 0.366, SLG: 0.502										4	1	1	0	1	0	3				
5 Ian Kinsler, R (1, 4) OBP: 0.378, SLG: 0.378										5	2	2	3	0	0	3				
27 Vladimir Guerrero, R (1, 10) OBP: 0.374, SLG: 0.537										4	0	2	1	1	1	3				
32 Josh Hamilton, L (1, 8) OBP: 0.392, SLG: 0.617										4	0	1	0	1	1	0				
17 Nelson Cruz, R (1, 9) OBP: 0.389, SLG: 0.677										5	1	3	0	0	0	5				
7 David Murphy, L (1, 7) OBP: 0.320, SLG: 0.380										4	1	2	0	1	0	3				
12 Justin Smoak, S (1, 3) OBP: 0.338, SLG: 0.399										4	1	1	0	1	0	5				
51 Max Ramirez, R (1, 2) OBP: 0.354, SLG: 0.364										3	1	1	1	1	1	3				
Inning Stats	R: 0 E: 1 K: 0 S: 11	H: 0 LOB: 3 BB: 2 P: 25	R: 0 E: 0 K: 0 S: 12	H: 1 LOB: 2 BB: 1 P: 22	R: 1 E: 0 K: 0 S: 8	H: 3 LOB: 1 BB: 0 P: 11	R: 4 E: 0 K: 1 S: 15	H: 3 LOB: 1 BB: 1 P: 25	R: 2 E: 0 K: 0 S: 11	H: 3 LOB: 1 BB: 0 P: 17	R: 0 E: 0 K: 0 S: 10	H: 2 LOB: 2 BB: 0 P: 16	R: 0 E: 0 K: 0 S: 13	H: 2 LOB: 3 BB: 1 P: 19	R: 0 E: 0 K: 1 S: 10	H: 1 LOB: 1 BB: 1 P: 15	1B: 10 2B: 3 3B: 1 HR: 1	SF: 0 SAC: 0 DP: 1 HBP: 0	WP: 0 PB: 0 SB: 1 CS: 0	PA: 44
PITCHER	IP WLS BF H R ER SO BB IBB HBP BLK WP HR S P ERA WHIP																			
60 Josh Banks, R (1, 1) ERA: 13.5	4.0 L 24 8 6 6 1 4 0 0 0 0 0 0 10 16 13.50 3.000																			
73 Gustavo Chacin, L (5, 1) ERA: 3.24	1.0 5 2 1 1 1 0 0 0 0 0 0 0 10 16 9.00 2.000																			
47 Jeff Fulchino, R (6, 1) ERA: 7.07	2.0 11 4 0 0 0 1 0 0 0 0 0 0 23 35 0.00 2.500																			
48 Tim Byrdak, L (8, 1) ERA: 5.6	1.0 4 1 0 0 1 1 0 0 0 0 0 0 10 15 0.00 2.000																			

AB	29
R	2
H	5
RBI	2
BB	6
SO	5
LOB	11

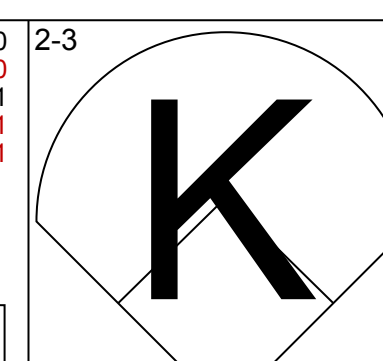
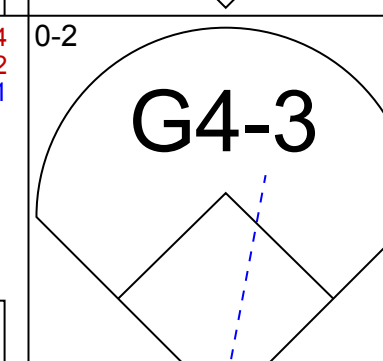
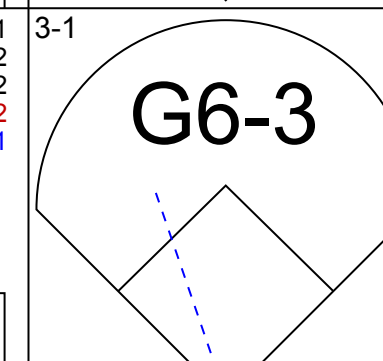


Batter	1	2	3	4	5	6	7	8	9	AB	R	H	RBI	BB	SO	LOB	TOP					
21 Michael Bourn, L (1, 8) OBP: 0.333, SLG: 0.327										4	0	1	1	0	1	2						
11 Jason Bourgeois, R (1, 7) OBP: 0.412, SLG: 0.357										4	0	0	0	0	0	1						
17 Lance Berkman, S (1, 3) OBP: 0.350, SLG: 0.396										2	0	0	0	1	0	0						
77 Pedro Feliz, R (8, PH) OBP: 0.244, SLG: 0.290										0	0	0	0	1	0	0						
45 Carlos Lee, R (1, 10) OBP: 0.280, SLG: 0.390										3	0	0	0	1	0	2						
4 Jason Michaels, R (1, 9) OBP: 0.259, SLG: 0.439										4	0	0	0	0	0	1						
27 Geoff Blum, S (1, 4) OBP: 0.302, SLG: 0.305										3	1	1	0	1	0	0						
23 Chris Johnson, R (1, 5) OBP: 0.302, SLG: 0.395										4	0	1	0	0	0	2						
15 Jason Castro, L (1, 2) OBP: 0.389, SLG: 0.500										2	0	2	0	0	0	0						
55 Humberto Quintero, R (7, PH) OBP: 0.267, SLG: 0.352										1	0	0	0	0	0	1						
26 Oswaldo Navarro, R (1, 6) OBP: 0.091, SLG: 0.091										3	0	1	0	0	0	3						
Inning Stats	R: 0 E: 0 K: 1 S: 10	H: 0 LOB: 1 BB: 1 P: 19	R: 0 E: 0 K: 0 S: 6	H: 0 LOB: 0 BB: 0 P: 11	R: 0 E: 0 K: 0 S: 11	H: 2 LOB: 1 BB: 0 P: 16	R: 0 E: 0 K: 0 S: 6	H: 0 LOB: 0 BB: 0 P: 10	R: 1 E: 0 K: 0 S: 11	H: 3 LOB: 2 BB: 0 P: 16	R: 0 E: 0 K: 0 S: 8	H: 0 LOB: 1 BB: 1 P: 14	R: 0 E: 0 K: 0 S: 7	H: 1 LOB: 1 BB: 0 P: 13	R: 0 E: 0 K: 0 S: 7	H: 0 LOB: 1 BB: 1 P: 14	1B: 6 2B: 0 3B: 0 HR: 0	SF: 0 SAC: 0 DP: 2 HBP: 0	WP: 0 PB: 0 SB: 0 CS: 0	PA: 34		
PITCHER	IP WLS BF H R ER SO BB IBB HBP BLK WP HR S P ERA WHIP	IP WLS BF H R ER SO BB IBB HBP BLK WP HR S P ERA WHIP	IP WLS BF H R ER SO BB IBB HBP BLK WP HR S P ERA WHIP	IP WLS BF H R ER SO BB IBB HBP BLK WP HR S P ERA WHIP	IP WLS BF H R ER SO BB IBB HBP BLK WP HR S P ERA WHIP	IP WLS BF H R ER SO BB IBB HBP BLK WP HR S P ERA WHIP	IP WLS BF H R ER SO BB IBB HBP BLK WP HR S P ERA WHIP	IP WLS BF H R ER SO BB IBB HBP BLK WP HR S P ERA WHIP	IP WLS BF H R ER SO BB IBB HBP BLK WP HR S P ERA WHIP	IP WLS BF H R ER SO BB IBB HBP BLK WP HR S P ERA WHIP	IP WLS BF H R ER SO BB IBB HBP BLK WP HR S P ERA WHIP	IP WLS BF H R ER SO BB IBB HBP BLK WP HR S P ERA WHIP	IP WLS BF H R ER SO BB IBB HBP BLK WP HR S P ERA WHIP	IP WLS BF H R ER SO BB IBB HBP BLK WP HR S P ERA WHIP	IP WLS BF H R ER SO BB IBB HBP BLK WP HR S P ERA WHIP	IP WLS BF H R ER SO BB IBB HBP BLK WP HR S P ERA WHIP	IP WLS BF H R ER SO BB IBB HBP BLK WP HR S P ERA WHIP	IP WLS BF H R ER SO BB IBB HBP BLK WP HR S P ERA WHIP	IP WLS BF H R ER SO BB IBB HBP BLK WP HR S P ERA WHIP	IP WLS BF H R ER SO BB IBB HBP BLK WP HR S P ERA WHIP	IP WLS BF H R ER SO BB IBB HBP BLK WP HR S P ERA WHIP	
35 Tommy Hunter, R (1, 1) ERA: 2.15	6.0	W	23	5	1	1	1	2	0	0	0	0	0	0	0	0	0	0	52	86	1.50	1.167
54 Matt Harrison, L (7, 1) ERA: 4.47	2.0		8	1	0	0	0	1	0	0	0	0	0	0	0	0	0	0	15	25	0.00	1.000
30 Neftali Feliz, R (9, 1) ERA: 2.7	1.0		3	0	0	0	0	1	0	0	0	0	0	0	0	0	0	0	8	14	0.00	1.000

Houston Astros @ Texas Rangers
Rangers Ballpark in Arlington, Arlington, TX
Sun Jun 27 2010, 8:08 PM - 10:44 PM EDT
Att: 37,487 - Clear - 96 F

AB 30
R 1
H 6
RBI 1
BB 4
SO 1
LOB 12



Batter	1	2	3	4	5	6	7	8	9	AB	R	H	RBI	BB	SO	LOB	BOTTOM				
1 Elvis Andrus, R (1, 6) OBP: 0.375, SLG: 0.333										3	0	1	1	1	1	0					
14 Joaquin Arias, R (7, PH) OBP: 0.284, SLG: 0.315										1	0	0	0	0	0	0					
10 Michael Young, R (1, 5) OBP: 0.384, SLG: 0.508										4	1	1	1	0	1	4					
3 Andrés Blanco, S (7, PH) OBP: 0.297, SLG: 0.228										1	0	0	0	0	0	0					
5 Ian Kinsler, R (1, 4) OBP: 0.383, SLG: 0.391										4	3	2	0	1	0	0					
27 Vladimir Guerrero, R (1, 10) OBP: 0.374, SLG: 0.538										5	2	2	0	0	0	2					
32 Josh Hamilton, L (1, 7) OBP: 0.389, SLG: 0.620										5	1	1	3	0	1	2					
17 Nelson Cruz, R (1, 9) OBP: 0.392, SLG: 0.669										3	1	1	0	1	1	1					
7 David Murphy, L (8, 9) OBP: 0.320, SLG: 0.380										0	0	0	0	0	0	0					
12 Justin Smoak, S (1, 3) OBP: 0.340, SLG: 0.395										2	1	0	0	2	2	1					
15 Matt Treanor, R (1, 2) OBP: 0.309, SLG: 0.377										4	1	2	2	0	0	2					
20 Julio Borbon, L (1, 8) OBP: 0.322, SLG: 0.379										4	0	1	1	0	0	2					
Inning Stats	R: 0 E: 0 K: 1 S: 8	H: 0 LOB: 0 BB: 0 P: 13	R: 2 E: 0 K: 0 S: 11	H: 2 LOB: 1 BB: 1 P: 17	R: 2 E: 1 K: 1 S: 14	H: 2 LOB: 1 BB: 0 P: 19	R: 1 E: 0 K: 1 S: 15	H: 2 LOB: 1 BB: 0 P: 20	R: 3 E: 0 K: 1 S: 21	H: 2 LOB: 3 BB: 4 P: 43	R: 2 E: 0 K: 1 S: 10	H: 3 LOB: 1 BB: 0 P: 17	R: 0 E: 0 K: 1 S: 6	H: 0 LOB: 0 BB: 0 P: 7	R: 0 E: 0 K: 1 S: 6	H: 0 LOB: 0 BB: 0 P: 7	1B: 5 2B: 4 3B: 0 HR: 2	SF: 0 SAC: 0 DP: 0 HBP: 0	WP: 3 PB: 0 SB: 0 CS: 0	PA: 41	
PITCHER	IP WLS BF H R ER SO BB IBB HBP BLK WP HR S P ERA WHIP	IP WLS BF H R ER SO BB IBB HBP BLK WP HR S P ERA WHIP	IP WLS BF H R ER SO BB IBB HBP BLK WP HR S P ERA WHIP	IP WLS BF H R ER SO BB IBB HBP BLK WP HR S P ERA WHIP	IP WLS BF H R ER SO BB IBB HBP BLK WP HR S P ERA WHIP	IP WLS BF H R ER SO BB IBB HBP BLK WP HR S P ERA WHIP	IP WLS BF H R ER SO BB IBB HBP BLK WP HR S P ERA WHIP	IP WLS BF H R ER SO BB IBB HBP BLK WP HR S P ERA WHIP	IP WLS BF H R ER SO BB IBB HBP BLK WP HR S P ERA WHIP	IP WLS BF H R ER SO BB IBB HBP BLK WP HR S P ERA WHIP	IP WLS BF H R ER SO BB IBB HBP BLK WP HR S P ERA WHIP	IP WLS BF H R ER SO BB IBB HBP BLK WP HR S P ERA WHIP	IP WLS BF H R ER SO BB IBB HBP BLK WP HR S P ERA WHIP	IP WLS BF H R ER SO BB IBB HBP BLK WP HR S P ERA WHIP	IP WLS BF H R ER SO BB IBB HBP BLK WP HR S P ERA WHIP	IP WLS BF H R ER SO BB IBB HBP BLK WP HR S P ERA WHIP	IP WLS BF H R ER SO BB IBB HBP BLK WP HR S P ERA WHIP	IP WLS BF H R ER SO BB IBB HBP BLK WP HR S P ERA WHIP	IP WLS BF H R ER SO BB IBB HBP BLK WP HR S P ERA WHIP	IP WLS BF H R ER SO BB IBB HBP BLK WP HR S P ERA WHIP	IP WLS BF H R ER SO BB IBB HBP BLK WP HR S P ERA WHIP
44 Roy Oswalt, R (1, 1) ERA: 3.55	1.1		9	4	2	2	2	1	0	0	0	0	1	0	15	29	13.50	3.750			
43 Chris Sampson, R (5, 1) ERA: 6.45	1.0		3	0	0	0	0	0	0	0	0	0	0	0	6	7	0.00	0.000			
59 Wilton Lopez, R (7, 1) ERA: 3.56	1.0		3	0	0	0	0	0	0	0	0	0	0	0	6	7	0.00	0.000			
48 Tim Byrdak, L (8, 1) ERA: 5.3	1.0		3	0	0	0	0	0	0	0	0	0	0	0	6	7	0.00	0.000			

Houston Astros @ Texas Rangers
Rangers Ballpark in Arlington, Arlington, TX
Sun Jun 27 2010, 8:08 PM - 10:44 PM EDT
Att: 37,487 - Clear - 96 F

AB 36
R 10
H 11
RBI 8
BB 5
SO 6
LOB 14



Batter	1	2	3	4	5	6	7	8	9	AB	R	H	RBI	BB	SO	LOB	TOP					
21 Michael Bourn, L (1,8) OBP: 0.344, SLG: 0.348										4	2	2	2	1	0	0	Houston Astros @ Milwaukee Brewers Miller Park, Milwaukee, WI Tue Jun 29 2010, 7:12 PM - 10:00 PM CDT Att: 32,907 - Clear - 67 F					
8 Jeff Keppinger, R (1,4) OBP: 0.332, SLG: 0.359										5	0	1	0	0	1	3						
17 Lance Berkman, S (1,3) OBP: 0.355, SLG: 0.405										5	0	3	2	0	2	2						
45 Carlos Lee, R (1,7) OBP: 0.287, SLG: 0.393										4	0	1	0	1	0	3						
4 Jason Michaels, R (9, PR) OBP: 0.256, SLG: 0.434										0	0	0	0	0	0	0						
9 Hunter Pence, R (1,9) OBP: 0.311, SLG: 0.435										5	0	0	0	0	0	5						
77 Pedro Feliz, R (1,5) OBP: 0.255, SLG: 0.317										4	1	2	1	0	1	1						
15 Jason Castro, L (1,2) OBP: 0.370, SLG: 0.435										3	1	1	0	1	1	1						
26 Oswaldo Navarro, R (1,6) OBP: 0.188, SLG: 0.071										2	1	0	0	1	1	1						
27 Geoff Blum, S (8, PH) OBP: 0.295, SLG: 0.295										1	0	0	0	0	0	1						
39 Brett Myers, R (1,1) OBP: 0.125, SLG: 0.097										2	0	0	0	0	1	0						
73 Gustavo Chacin, L (7,1) OBP: 1.000, SLG: 4.000										0	0	0	0	0	0	0						
43 Chris Sampson, R (8,1) OBP: 0.421, SLG: 0.375										0	0	0	0	0	0	0						
11 Jason Bourgeois, R (8, PH) OBP: 0.421, SLG: 0.375										1	0	0	0	0	1	0						
Inning Stats	R: 0 E: 0 K: 1 S: 12	H: 1 LOB: 1 BB: 0 P: 19	R: 0 E: 0 K: 0 S: 9	H: 0 LOB: 1 BB: 1 P: 15	R: 0 E: 0 K: 0 S: 8	H: 0 LOB: 0 BB: 0 P: 9	R: 0 E: 0 K: 1 S: 11	H: 1 LOB: 1 BB: 0 P: 15	R: 3 E: 0 K: 0 S: 19	H: 4 LOB: 2 BB: 1 P: 32	R: 1 E: 0 K: 3 S: 12	H: 1 LOB: 0 BB: 0 P: 19	R: 0 E: 0 K: 1 S: 9	H: 0 LOB: 1 BB: 1 P: 15	R: 0 E: 0 K: 0 S: 11	H: 1 LOB: 1 BB: 0 P: 17	R: 1 E: 0 K: 2 S: 16	H: 2 LOB: 2 BB: 1 P: 26	1B: 7 2B: 2 3B: 0 HR: 1	SF: 0 SAC: 1 DP: 0 HBP: 0	WP: 0 PB: 0 SB: 3 CS: 0	PA: 41
PITCHER	IP WLS BF H R ER SO BB IBB HBP BLK WP HR S P ERA WHIP																					
49 Yovani Gallardo, R (1,1) ERA: 2.56	6.0 W 27 7 4 4 5 2 0 0 0 0 0 1 71 109 6.00 1.500																					
21 Zach Braddock, L (7,1) ERA: 5.54	0.2 H 3 0 0 0 1 1 0 0 0 0 0 0 6 12 0.00 1.500																					
50 Kameron Loe, R (7,1) ERA: 0.54	1.1 H 5 1 0 0 0 0 0 0 0 0 0 0 14 20 0.00 0.750																					
59 John Axford, R (9,1) ERA: 3.0	1.0 S 6 2 1 1 2 1 0 0 0 0 0 0 16 26 9.00 3.000																					

Batter	1	2	3	4	5	6	7	8	9	AB	R	H	RBI	BB	SO	LOB	BOTTOM			
23 Rickie Weeks Jr, R (1,4) OBP: 0.374, SLG: 0.459										4	0	1	2	0	1	1	Houston Astros @ Milwaukee Brewers Miller Park, Milwaukee, WI Tue Jun 29 2010, 7:12 PM - 10:00 PM CDT Att: 32,907 - Clear - 67 F			
1 Corey Hart, R (1,9) OBP: 0.345, SLG: 0.573										4	1	1	0	0	1	3				
28 Prince Fielder, L (1,3) OBP: 0.387, SLG: 0.484										4	2	2	3	0	1	0				
8 Ryan Braun, R (1,7) OBP: 0.358, SLG: 0.487										4	0	0	0	0	2	0				
14 Casey McGehee, R (1,5) OBP: 0.335, SLG: 0.458										4	0	1	0	0	0	0				
15 Jim Edmonds, L (1,8) OBP: 0.331, SLG: 0.437										4	1	1	0	0	0	1				
20 Jonathan Lucroy, R (1,2) OBP: 0.319, SLG: 0.420										4	1	1	1	0	0	2				
21 Alcides Escobar, R (1,6) OBP: 0.295, SLG: 0.336										4	1	1	0	0	2	0				
49 Yovani Gallardo, R (1,1) ERA: 2.56										1	1	1	1	1	0	0				
2 Joe Inglett, L (6, PH) OBP: 0.417, SLG: 0.547										0	0	0	0	1	0	0				
21 Zach Braddock, L (7,1) ERA: 5.54										0	0	0	0	0	0	0				
50 Kameron Loe, R (7,1) ERA: 0.54										0	0	0	0	0	0	0				
59 John Axford, R (9,1) ERA: 3.0										0	0	0	0	0	0	0				
Inning Stats	R: 0 E: 0 K: 0 S: 4	H: 0 LOB: 0 BB: 0 P: 5	R: 0 E: 0 K: 0 S: 9	H: 1 LOB: 1 BB: 0 P: 11	R: 3 E: 0 K: 3 S: 14	H: 3 LOB: 0 BB: 0 P: 17	R: 2 E: 0 K: 1 S: 17	H: 3 LOB: 2 BB: 1 P: 33	R: 1 E: 0 K: 0 S: 6	H: 1 LOB: 0 BB: 0 P: 10	R: 1 E: 0 K: 1 S: 13	H: 1 LOB: 1 BB: 1 P: 19	R: 0 E: 0 K: 2 S: 8	H: 0 LOB: 0 BB: 0 P: 10	R: 0 E: 0 K: 0 S: 11	H: 0 LOB: 0 BB: 0 P: 14	1B: 4 2B: 1 3B: 0 HR: 4	SF: 0 SAC: 0 DP: 0 HBP: 0	WP: 0 PB: 0 SB: 0 CS: 0	PA: 35
PITCHER	IP WLS BF H R ER SO BB IBB HBP BLK WP HR S P ERA WHIP																			
39 Brett Myers, R (1,1) ERA: 3.61	6.0 L 29 7 7 7 5 2 0 0 0 0 0 0 4 63 10.50 1.833																			
73 Gustavo Chacin, L (7,1) ERA: 2.84	1.1 4 0 0 0 2 0 0 0 0 0 0 0 11 13 0.00 0.000																			
43 Chris Sampson, R (8,1) ERA: 6.26	0.2 2 0 0 0 0 0 0 0 0 0 0 0 8 11 0.00 0.000																			

Batter	1	2	3	4	5	6	7	8	9	10	AB	R	H	RBI	BB	SO	LOB	TOP						
21 Michael Bourn, L OBP: 0.345, SLG: 0.351	G6-3	IBB		G1-3		K			SH3-4	IBB	5	1	2	2	1	1	0							
8 Jeff Keppinger, R OBP: 0.331, SLG: 0.361	G5-3			F8		G4-3			SH3-4		5	0	2	3	0	0	0							
9 Hunter Pence, R OBP: 0.307, SLG: 0.423		FC5-4				F8			K	G6-3	5	0	1	0	1	1	5							
17 Lance Berkman, S OBP: 0.277, SLG: 0.402	K			G3-1		L4			IBB		4	0	0	0	1	2	2							
4 Jason Michaels, R OBP: 0.254, SLG: 0.456		HR		P6		G6-3			F8		5	1	2	1	0	0	2							
27曹俊 曹俊, S OBP: 0.231, SLG: 0.309				G4-3		G4-3																		
37 Brandon Lyon, R ERA: 2.13	G3-1	IBB		K						G3	3	1	0	0	1	1	1							
11 Jason Bourgeois, R OBP: 0.256, SLG: 0.385											0	0	0	0	0	0	0							
23 Chris Johnson, R OBP: 0.368, SLG: 0.455											4	1	2	0	1	0	0							
55 Humberto Quintero, R OBP: 0.277, SLG: 0.347											2	0	0	0	3	0	2							
15 Jason Castro, L OBP: 0.256, SLG: 0.385											0	1	0	0	0	0	0							
38 Brian Moehler, R OBP: 0.111, SLG: 0.111											3	0	0	0	0	1	7							
73 Gustavo Chacin, L OBP: 0.211, SLG: 0.083											0	0	0	0	0	0	0							
26 Oswaldo Navarro, R OBP: 0.211, SLG: 0.083											1	1	0	0	1	0	0							
Inning Stats	R: 0 E: 0 K: 1 S: 10	H: 1 LOB: 1 BB: 0 P: 16	R: 3 E: 0 K: 1 S: 11	H: 2 LOB: 2 BB: 3 P: 31	R: 0 E: 0 K: 1 S: 20	H: 2 LOB: 3 BB: 1 P: 32	R: 0 E: 0 K: 1 S: 11	H: 0 LOB: 1 BB: 1 P: 18	R: 0 E: 0 K: 1 S: 7	H: 0 LOB: 0 BB: 0 P: 9	R: 0 E: 0 K: 1 S: 9	H: 0 LOB: 0 BB: 0 P: 13	R: 0 E: 0 K: 1 S: 6	H: 1 LOB: 2 BB: 1 P: 20	R: 3 E: 0 K: 0 S: 15	H: 2 LOB: 2 BB: 2 P: 27	1B: 6 2B: 1 3B: 1 HR: 1	SF: 0 SAC: 1 DP: 0 HBP: 0	WP: 0 PB: 0 SB: 0 CS: 0	PA: 48				
PITCHER	IP	WLS	BF	H	R	ER	SO	BB	IBB	HBP	BLK	WP	HR	S	P	ERA	WHIP							
27 Jon Garland, R ERA: 3.24	5.0		27	6	3	3	3	4	2	0	0	0	0	62	115	5.40	2.000							
58 Ryan Webb, R ERA: 1.72	2.0		6	0	0	0	2	0	0	0	0	0	0	16	22	0.00	0.000							
37 Mike Adams, R ERA: 2.13	1.0		3	0	0	0	0	0	0	0	0	0	0	6	9	0.00	0.000							
21 Heath Bell, R ERA: 1.87	1.0		5	1	0	0	1	0	1	0	0	0	0	11	20	0.00	1.000							
57 Luke Gregerson, R ERA: 2.23	1.0		7	2	3	3	0	2	0	0	0	0	0	15	27	27.00	4.000							
PITCHER	IP	WLS	BF	H	R	ER	SO	BB	IBB	HBP	BLK	WP	HR	S	P	ERA	WHIP							
22 Matt Lindstrom, R ERA: 2.97	1.0		7	2	3	3	0	2	0	0	0	0	0	15	27	27.00	4.000							
18 Tony Gwynn Jr., L OBP: 0.328, SLG: 0.322	F9																							
22 David Eckstein, R OBP: 0.327, SLG: 0.392	F9																							
23 Adrián González, L OBP: 0.389, SLG: 0.528	G4-3																							
12 Scott Hairston, R OBP: 0.322, SLG: 0.400	P2																							
21 Heath Bell, R ERA: 1.72																								
57 Luke Gregerson, L OBP: 0.259, SLG: 0.313																								
16 Matt Stairs, L OBP: 0.259, SLG: 0.313																								
7 Chase Headley, S OBP: 0.319, SLG: 0.362																								
25 Will Venable, L OBP: 0.314, SLG: 0.416																								
4 Nick Hundley, R OBP: 0.337, SLG: 0.423	L7																							
15 Jerry Hairston, R OBP: 0.282, SLG: 0.345																								
27 Jon Garland, R ERA: 3.24																								
13 Chris Carpenter, R ERA: 2.79																								
58 Ryan Webb, R ERA: 1.72																								
14 Oscar Salazar, R OBP: 0.111, SLG: 0.111																								
37 Mike Adams, R ERA: 2.13																								
1 Everth Cabrera, S OBP: 0.211, SLG: 0.083																								
Inning Stats	R: 0 E: 0 K: 9 S: 9	H: 0 LOB: 0 BB: 0 P: 13	R: 0 E: 0 K: 0 S: 9	H: 1 LOB: 1 BB: 0 P: 15	R: 0 E: 0 K: 0 S: 9	H: 1 LOB: 1 BB: 0 P: 15	R: 0 E: 0 K: 1 S: 7	H: 0 LOB: 0 BB: 0 P: 12	R: 1 E: 0 K: 1 S: 14	H: 1 LOB: 2 BB: 2 P: 28	R: 0 E: 0 K: 0 S: 10	H: 1 LOB: 1 BB: 0 P: 17	R: 2 E: 0 K: 0 S: 13	H: 3 LOB: 1 BB: 0 P: 16	R: 0 E: 0 K: 1 S: 9	H: 1 LOB: 2 BB: 1 P: 17	R: 0 E: 0 K: 2 S: 7	H: 0 LOB: 0 BB: 0 P: 14	R: 0 E: 0 K: 2 S: 9	H: 0 LOB: 0 BB: 0 P: 12	1B: 5 2B: 2 3B: 1 HR: 0	SF: 1 SAC: 0 DP: 0 HBP: 0	WP: 0 PB: 0 SB: 0 CS: 0	PA: 40
PITCHER	IP	WLS	BF	H	R	ER	SO	BB	IBB	HBP	BLK	WP	HR	S	P	ERA	WHIP							
38 Brian Moehler, R ERA: 5.2	5.2		23	4	1	1	2	2	0	0	0	0	0	55	94	1.59	1.059							
73 Gustavo Chacin, L ERA: 2.79	0.1		H	0	0	0	0	0	0	0	0	0	0	3	6	0.00	0.000							
59 Wilton Lopez, R ERA: 3.98	1.0		B	5	3	2	2	0	0	0	0	1	0	13	16	18.00	3.000							
37 Brandon Lyon, R ERA: 2.8	1.0		W	5	1	0	1	0	1	0	0	0	0	9	17	0.00	1.000							
43 Chris Sampson, R ERA: 6.0	1.0		W	3	0	0	1	0	0	0	0	0	0	7	14	0.00	0.000							
PITCHER	IP	WLS	BF	H	R	ER	SO	BB	IBB	HBP	BLK	WP	HR	S	P	ERA	WHIP							
22 Matt Lindstrom, R ERA: 2.97	1.0		S	3	0	0	2	0	0	0	0	0	0	9	12	0.00	0.000							

Houston Astros @ San Diego Padres
 PETCO Park, San Diego, CA
 Thu Jul 01 2010, 10:08 PM - 1:38 AM EDT
 Att: 18,618 - Clear - 69 F

AB 38
 R 6
 H 9
 RBI 6
 BB 9
 SO 6
 LOB 19



Houston Astros @ San Diego Padres
 PETCO Park, San Diego, CA
 Thu Jul 01 2010, 10:08 PM - 1:38 AM EDT
 Att: 18,618 - Clear - 69 F

AB 36
 R 3
 H 8
 RBI 3
 BB 3
 SO 6
 LOB 10




Batter	1	2	3	4	5	6	7	8	9	AB	R	H	RBI	BB	SO	LOB	TOP										
21 Michael Bourn, L (1,8) OBP: 0.340, SLG: 0.346	G3			K		G5-3			K	4	0	0	0	0	2	0											
8 Jeff Keppinger, R (1,4) OBP: 0.330, SLG: 0.359	G1-3			17 G4-3 1B			L5		K	4	0	1	0	0	1	0											
17 Lance Berkman, S (1,3) OBP: 0.352, SLG: 0.395	K			G4-3			G4-3		L5	4	0	0	0	0	1	1											
45 Carlos Lee, R (1,7)		9 G6-4-3 1B				F9				3	0	2	0	0	0	1											
9 Hunter Pence, R (1,9) OBP: 0.304, SLG: 0.419		G6-4-3				G6-3			G1-3	3	0	0	0	0	0	2											
23 Chris Johnson, R (1,5) OBP: 0.350, SLG: 0.431		G6-3				G4-3				3	0	0	0	0	1	0											
15 Jason Castro, L (1,2) OBP: 0.324, SLG: 0.345				F7		K				3	0	0	0	0	2	0											
36 Angel Sanchez, R (1,6) OBP: 0.167, SLG: 0.167				F8						3	0	1	0	0	1	0											
44 Roy Oswalt, R (1,1) OBP: 0.167, SLG: 0.130				P3						2	0	0	0	0	1	0											
77 Pedro Feliz, R (8,PH) OBP: 0.254, SLG: 0.315										1	0	0	0	0	0	1											
37 Brandon Lyon, R (8,1)										0	0	0	0	0	0	0											
48 Tim Byrdak, L (8,1)										0	0	0	0	0	0	0											
Inning Stats	R: 0 E: 0 K: 1 S: 7	H: 0 LOB: 0 BB: 0 P: 11	R: 0 E: 0 K: 0 S: 7	H: 1 LOB: 0 BB: 0 P: 9	R: 0 E: 0 K: 0 S: 7	H: 0 LOB: 0 BB: 0 P: 12	R: 0 E: 0 K: 1 S: 12	H: 1 LOB: 1 BB: 0 P: 18	R: 0 E: 0 K: 1 S: 5	H: 0 LOB: 0 BB: 0 P: 9	R: 0 E: 0 K: 2 S: 12	H: 0 LOB: 0 BB: 0 P: 20	R: 0 E: 0 K: 0 S: 6	H: 1 LOB: 1 BB: 0 P: 9	R: 0 E: 0 K: 2 S: 11	H: 1 LOB: 1 BB: 0 P: 17	R: 0 E: 0 K: 2 S: 10	H: 0 LOB: 0 BB: 0 P: 13	1B: 4 2B: 0 3B: 0 HR: 0	SF: 0 SAC: 0 DP: 1 HBP: 0	WP: 0 PB: 0 SB: 0 CS: 0	PA: 30					
PITCHER	IP	WLS	BF	H	R	ER	SO	BB	IBB	HBP	BLK	WP	HR	S	P	ERA	WHIP										
38 Mat Latos, R (1,1) ERA: 2.62	8.0	W	27	4	0	0	7	0	0	0	0	0	0	67	105	0.00	0.500										
21 Heath Bell, R (9,1) ERA: 1.92	1.0	S	3	0	0	0	2	0	0	0	0	0	0	10	13	0.00	0.000										

Houston Astros @ San Diego Padres
 PETCO Park, San Diego, CA
 Fri Jul 02 2010, 10:05 PM - 12:22 AM EDT
 Att: 30,691 - Clear - 69 F

livebaseballscores.com

AB 30
 R 0
 H 4
 RBI 0
 BB 0
 SO 9
 LOB 5




Batter	1	2	3	4	5	6	7	8	9	AB	R	H	RBI	BB	SO	LOB	BOTTOM										
18 Tony Gwynn Jr., L (1,8) OBP: 0.326, SLG: 0.320	K			B1-3		K				4	1	1	0	0	2	2											
22 David Eckstein, R (1,4) OBP: 0.326, SLG: 0.354	F8			G1-3		L6				4	1	1	1	0	0	0											
23 Adrián González, L (1,3) OBP: 0.390, SLG: 0.524	K			7 1B BB		P5				2	1	0	0	2	1	0											
7 Chase Headley, S (1,5) OBP: 0.321, SLG: 0.362		G4-3				G3-1				3	0	1	0	1	0	0											
12 Scott Hairston, R (1,7) OBP: 0.320, SLG: 0.397		F7		FC5-4						4	0	1	2	0	1	2											
8 Yorvit Torrealba, R (1,2) OBP: 0.338, SLG: 0.348		G6-3				G5-3				2	0	0	0	1	0	0											
13 Chris Denorfia, R (1,9) OBP: 0.337, SLG: 0.319										3	0	1	0	0	2	1											
1 Everth Cabrera, S (1,6) OBP: 0.276, SLG: 0.282										3	0	1	0	0	0	0											
38 Mat Latos, R (1,1) OBP: 0.160, SLG: 0.240										1	0	0	0	0	1	0											
16 Matt Stairs, L (8,PH) OBP: 0.255, SLG: 0.306										1	0	0	0	0	1	0											
21 Heath Bell, R (9,1) ERA: 5.12										0	0	0	0	0	0	0											
Inning Stats	R: 0 E: 0 K: 2 S: 10	H: 0 LOB: 0 BB: 0 P: 11	R: 0 E: 0 K: 0 S: 4	H: 0 LOB: 0 BB: 0 P: 11	R: 0 E: 0 K: 2 S: 11	H: 0 LOB: 0 BB: 0 P: 17	R: 0 E: 0 K: 0 S: 13	H: 1 LOB: 2 BB: 1 P: 18	R: 0 E: 0 K: 1 S: 12	H: 2 LOB: 2 BB: 0 P: 15	R: 0 E: 0 K: 0 S: 9	H: 0 LOB: 0 BB: 0 P: 10	R: 0 E: 0 K: 2 S: 10	H: 0 LOB: 0 BB: 1 P: 16	R: 3 E: 0 K: 1 S: 15	H: 3 LOB: 2 BB: 2 P: 30	R: 0 E: 0 K: 1 S: 10	H: 0 LOB: 0 BB: 0 P: 13	1B: 5 2B: 1 3B: 0 HR: 0	SF: 0 SAC: 1 DP: 0 HBP: 0	WP: 0 PB: 0 SB: 0 CS: 1	PA: 32					
PITCHER	IP	WLS	BF	H	R	ER	SO	BB	IBB	HBP	BLK	WP	HR	S	P	ERA	WHIP										
44 Roy Oswalt, R (1,1) ERA: 3.32	7.0	L	25	3	3	3	1	0	1	0	0	0	0	69	98	0.00	0.714										
37 Brandon Lyon, R (8,1) ERA: 3.5	0.2	L	5	2	3	3	1	0	1	0	0	0	0	11	19	40.50	3.000										
48 Tim Byrdak, L (8,1) ERA: 5.12	0.1		2	1	0	0	0	1	0	0	0	0	0	4	11	0.00	6.000										

Houston Astros @ San Diego Padres
 PETCO Park, San Diego, CA
 Fri Jul 02 2010, 10:05 PM - 12:22 AM EDT
 Att: 30,691 - Clear - 69 F

livebaseballscores.com

AB 27
 R 3
 H 6
 RBI 3
 BB 4
 SO 8
 LOB 5



Batter	1	2	3	4	5	6	7	8	9	AB	R	H	RBI	BB	SO	LOB	TOP										
21 Michael Bourn, L (1,8) OBP: 0.336, SLG: 0.341	F7		G3			F7		B2-3		4	0	0	0	0	0	1											
8 Jeff Keppinger, R (1,4) OBP: 0.332, SLG: 0.359	G4-3			1B		BB		K		3	0	1	0	1	1	0											
17 Lance Berkman, S (1,3) OBP: 0.350, SLG: 0.390	G6-3			BB		K		K		3	0	0	0	1	2	1											
45 Carlos Lee, R (1,7) OBP: 0.282, SLG: 0.384	G6-3		G6-4-3			FC6-4		K		4	0	0	0	0	1	3											
9 Hunter Pence, R (1,9) OBP: 0.304, SLG: 0.418																											
4 Jason Michaels, R (7,9) OBP: 0.272, SLG: 0.472																											
15 Jason Castro, L (1,2) OBP: 0.289, SLG: 0.303																											
23 Chris Johnson, R (1,5) OBP: 0.381, SLG: 0.492																											
36 Angel Sanchez, R (1,6) OBP: 0.111, SLG: 0.111																											
20 Bud Norris, R (1,1) OBP: 0.059, SLG: 0.059																											
77 Pedro Feliz, R (8,PH) OBP: 0.253, SLG: 0.314																											
73 Gustavo Chacin, L (8,1) OBP: 1.000, SLG: 4.000																											
59 Wilton Lopez, R (8,1) OBP: 0.000, SLG: 0.000																											
Inning Stats	R: 0 E: 0 K: 0 S: 7	H: 0 LOB: 0 BB: 0 P: 10	R: 0 E: 0 K: 1 S: 9	H: 1 LOB: 1 BB: 0 P: 12	R: 0 E: 0 K: 0 S: 7	H: 1 LOB: 1 BB: 0 P: 9	R: 0 E: 0 K: 0 S: 6	H: 1 LOB: 1 BB: 0 P: 11	R: 0 E: 0 K: 1 S: 10	H: 0 LOB: 0 BB: 1 P: 17	R: 0 E: 0 K: 1 S: 10	H: 1 LOB: 1 BB: 0 P: 18	R: 0 E: 0 K: 1 S: 8	H: 0 LOB: 0 BB: 0 P: 12	R: 0 E: 0 K: 2 S: 11	H: 1 LOB: 1 BB: 0 P: 16	1B: 4 2B: 3 3B: 0 HR: 0	SF: 0 SAC: 1 DP: 2 HBP: 0	WP: 0 PB: 0 SB: 0 CS: 1	PA: 33							
PITCHER	IP	WLS	BF	H	R	ER	SO	BB	IBB	HBP	BLK	WP	HR	S	P	ERA	WHIP										
29 Kevin Correia, R (1,1) ERA: 5.05	7.0		26	5	0	0	4	2	0	0	0	0	0	60	90	0.00	1.000										
37 Mike Adams, R (8,1) ERA: 2.08	1.0	W	3	0	0	0	1	0	0	0	0	0	0	8	12	0.00	0.000										
21 Heath Bell, R (9,1) ERA: 1.77	1.0	S	4	1	0	0	2	0	0	0	0	0	0	11	16	0.00	1.000										

Houston Astros @ San Diego Padres
PETCO Park, San Diego, CA
Sat Jul 03 2010, 8:36 PM - 11:07 PM EDT
Att: 40,042 - Clear - 71 F

AB 30
R 0
H 6
RBI 0
BB 2
SO 7
LOB 12



Batter	1	2	3	4	5	6	7	8	9	AB	R	H	RBI	BB	SO	LOB	BOTTOM										
18 Tony Gwynn Jr., L (1,8) OBP: 0.329, SLG: 0.320	B5-3		G1-3					E1		3	0	1	0	1	0	0											
22 David Eckstein, R (1,4) OBP: 0.329, SLG: 0.355								SH2-4		2	0	1	0	1	0	0											
7 Chase Headley, S (1,5) OBP: 0.317, SLG: 0.357								K		4	0	0	0	0	2	4											
12 Scott Hairston, R (1,7) OBP: 0.314, SLG: 0.388								G6-3		4	0	0	0	0	0	4											
4 Nick Hundley, R (1,2) OBP: 0.332, SLG: 0.416								K		3	0	0	0	0	2	0											
15 Jemy Hairston, R (1,6) OBP: 0.283, SLG: 0.345										3	0	1	0	0	0	0											
14 Oscar Salazar, R (1,3) OBP: 0.319, SLG: 0.304										2	0	1	0	1	0	1											
13 Chris Denorria, R (1,9) OBP: 0.327, SLG: 0.309										3	0	0	0	0	0	2											
29 Kevin Correia, R (1,1) OBP: 0.179, SLG: 0.115										2	0	0	0	0	2	0											
37 Mike Adams, R (8,1) ERA: 2.7										0	0	0	0	0	0	0											
28 Aaron Cunningham, R (8,PH) OBP: 0.333, SLG: 0.500										1	1	1	0	0	0	0											
21 Heath Bell, R (9,1) ERA: 3.94										0	0	0	0	0	0	0											
Inning Stats	R: 0 E: 0 K: 1 S: 9	H: 1 LOB: 1 BB: 0 P: 17	R: 0 E: 0 K: 1 S: 13	H: 1 LOB: 0 BB: 0 P: 18	R: 0 E: 0 K: 1 S: 8	H: 0 LOB: 0 BB: 0 P: 13	R: 0 E: 0 K: 0 S: 8	H: 0 LOB: 0 BB: 0 P: 12	R: 0 E: 0 K: 0 S: 17	H: 0 LOB: 1 BB: 1 P: 25	R: 0 E: 1 K: 1 S: 6	H: 0 LOB: 2 BB: 2 P: 17	R: 0 E: 0 K: 1 S: 8	H: 1 LOB: 1 BB: 0 P: 11	R: 1 E: 1 K: 1 S: 12	H: 2 LOB: 1 BB: 0 P: 20	1B: 4 2B: 1 3B: 0 HR: 0	SF: 0 SAC: 1 DP: 0 HBP: 0	WP: 1 PB: 0 SB: 0 CS: 1	PA: 32							
PITCHER	IP	WLS	BF	H	R	ER	SO	BB	IBB	HBP	BLK	WP	HR	S	P	ERA	WHIP										
20 Bud Norris, R (1,1) ERA: 5.98	7.0		26	5	0	0	5	3	0	0	0	1	0	69	113	0.00	0.857										
73 Gustavo Chacin, L (8,1) ERA: 2.7	0.2	L	4	2	1	0	1	0	0	0	0	0	0	9	16	0.00	3.000										
59 Wilton Lopez, R (8,1) ERA: 3.94	0.1		1	0	0	0	0	0	0	0	0	0	0	3	4	0.00	0.000										

Houston Astros @ San Diego Padres
PETCO Park, San Diego, CA
Sat Jul 03 2010, 8:36 PM - 11:07 PM EDT
Att: 40,042 - Clear - 71 F

AB 27
R 1
H 5
RBI 0
BB 3
SO 6
LOB 11



Batter	1	2	3	4	5	6	7	8	9	AB	R	H	RBI	BB	SO	LOB	TOP					
8 Jeff Keppinger, R (1,4) OBP: 0.334, SLG: 0.361	F7		F9		F9			F9		4	1	2	0	0	0	1	Houston Astros @ San Diego Padres PETCO Park, San Diego, CA Sun Jul 04 2010, 4:08 PM - 6:28 PM EDT Att: 23,498 - Overcast - 74 F					
17 Lance Berkman, S (1,3) OBP: 0.356, SLG: 0.414	HR		1B					1B		3	1	2	2	1	1	0						
9 Hunter Pence, R (1,9) OBP: 0.300, SLG: 0.413	K		P6					G5-3		4	0	0	0	0	1	3						
45 Carlos Lee, R (1,7) OBP: 0.279, SLG: 0.379	G4-3							K		4	0	0	0	0	1	1						
4 Jason Michaels, R (1,8) OBP: 0.271, SLG: 0.473	F9							F9		4	0	1	0	0	0	1						
77 Pedro Feliz, R (1,5) OBP: 0.248, SLG: 0.309	G6-3							F9		4	0	0	0	0	0	1						
55 Humberto Quintero, R (1,2) OBP: 0.270, SLG: 0.336	F9							K		4	0	0	0	0	1	1						
26 Oswaldo Navarro, R (1,6) OBP: 0.238, SLG: 0.059			G5-3					P3		1	0	0	0	1	0	0						
11 Jason Bourgeois, R (7, PH) OBP: 0.455, SLG: 0.353										0	0	0	0	1	0	0						
36 Angel Sanchez, R (7,6) OBP: 0.100, SLG: 0.100										1	0	0	0	0	0	0						
39 Brett Myers, R (1,1) OBP: 0.121, SLG: 0.094										1	0	0	0	0	0	0						
23 Chris Johnson, R (7, PH) OBP: 0.375, SLG: 0.484										1	0	0	0	0	0	2						
59 Wilton Lopez, L (7,1)										0	0	0	0	0	0	0						
48 Tim Byrdak, L (7,1)										0	0	0	0	0	0	0						
37 Brandon Lyon, R (8,1)										0	0	0	0	0	0	0						
Inning Stats	R: 1 H: 1 E: 0 K: 1 S: 11	H: 1 LOB: 0 BB: 0 P: 15	R: 0 H: 0 E: 0 K: 0 S: 5	H: 0 LOB: 0 BB: 0 P: 10	R: 0 H: 1 E: 0 K: 0 S: 11	H: 1 LOB: 2 BB: 1 P: 21	R: 0 H: 0 E: 0 K: 0 S: 9	H: 0 LOB: 0 BB: 0 P: 12	R: 0 H: 0 E: 0 K: 1 S: 7	H: 0 LOB: 1 BB: 1 P: 14	R: 0 H: 0 E: 0 K: 1 S: 8	H: 0 LOB: 0 BB: 0 P: 10	R: 0 H: 1 E: 0 K: 0 S: 10	H: 1 LOB: 2 BB: 1 P: 18	R: 1 H: 2 E: 0 K: 1 S: 12	H: 2 LOB: 1 BB: 0 P: 17	R: 0 H: 0 E: 0 K: 1 S: 11	H: 0 LOB: 0 BB: 0 P: 11	1B: 2 2B: 1 3B: 1 HR: 1	SF: 0 SAC: 1 DP: 0 HBP: 0	WP: 0 PB: 0 SB: 0 CS: 0	PA: 35
PITCHER	IP WLS BF H R ER SO BB IBB HBP BLK WP HR S P ERA WHIP																					
49 Wade LeBlanc, L (1,1) ERA: 3.1	6.2	26	3	1	1	2	3	0	0	0	0	0	0	0	1	58	97	1.35	0.900			
58 Ryan Webb, R (7,1) ERA: 1.71	0.1	1	0	0	0	0	0	0	0	0	0	0	0	0	3	3	0.00	0.000				
37 Mike Adams, R (8,1) ERA: 2.25	1.0	5	2	1	1	1	0	0	0	0	0	0	0	12	17	9.00	2.000					
21 Heath Bell, R (9,1) ERA: 1.72	1.0	3	0	0	0	1	0	0	0	0	0	0	0	11	11	0.00	0.000					

Batter	1	2	3	4	5	6	7	8	9	AB	R	H	RBI	BB	SO	LOB	BOTTOM					
18 Tony Gwynn Jr., L (1,8) OBP: 0.326, SLG: 0.318	F9		K		F7			G1-3		5	0	1	1	0	1	1	Houston Astros @ San Diego Padres PETCO Park, San Diego, CA Sun Jul 04 2010, 4:08 PM - 6:28 PM EDT Att: 23,498 - Overcast - 74 F					
15 Jerry Hairston, R (1,4) OBP: 0.282, SLG: 0.344	G6-3							F8		4	0	1	0	0	0	0						
23 Adrián González, L (1,3) OBP: 0.386, SLG: 0.517	F7							F7		4	0	0	0	0	0	1						
12 Scott Hairston, R (1,7) OBP: 0.318, SLG: 0.387	F7							BB		3	1	1	0	1	0	0						
7 Chase Headley, S (1,5) OBP: 0.319, SLG: 0.357	G5-3							P6		3	1	1	0	1	0	1						
8 Yovani Torresalva, R (1,2) OBP: 0.336, SLG: 0.345	G5-3							1B		4	1	1	0	0	0	3						
28 Aaron Cunningham, R (1,9) OBP: 0.333, SLG: 0.486	F9							1B		3	0	1	2	0	0	1						
1 Everth Cabrera, S (1,6) OBP: 0.275, SLG: 0.275	G3-1							K		3	0	0	0	1	1	2						
49 Wade LeBlanc, L (1,1) ERA: 3.1										2	0	0	0	0	1	0						
58 Ryan Webb, R (7,1) ERA: 1.71										0	0	0	0	0	0	0						
14 Oscar Salazar, R (7, PH) OBP: 0.326, SLG: 0.304										0	0	0	0	1	0	0						
37 Mike Adams, R (8,1) ERA: 2.25										0	0	0	0	0	0	0						
21 Heath Bell, R (9,1) ERA: 1.72										0	0	0	0	0	0	0						
16 Matt Stairs, L (9, PH) OBP: 0.208, SLG: 0.306										0	0	0	0	1	0	0						
Inning Stats	R: 0 H: 0 E: 0 K: 0 S: 6	H: 1 LOB: 0 BB: 0 P: 9	R: 0 H: 0 E: 0 K: 0 S: 8	H: 1 LOB: 0 BB: 0 P: 10	R: 0 H: 0 E: 0 K: 2 S: 8	H: 0 LOB: 0 BB: 0 P: 9	R: 2 H: 2 E: 0 K: 0 S: 14	H: 2 LOB: 2 BB: 1 P: 24	R: 0 H: 1 E: 0 K: 0 S: 7	H: 1 LOB: 1 BB: 0 P: 9	R: 0 H: 0 E: 0 K: 0 S: 7	H: 0 LOB: 0 BB: 0 P: 9	R: 0 H: 0 E: 0 K: 1 S: 8	H: 0 LOB: 1 BB: 1 P: 15	R: 0 H: 0 E: 0 K: 0 S: 8	H: 0 LOB: 1 BB: 1 P: 15	R: 1 H: 2 E: 0 K: 0 S: 5	H: 2 LOB: 3 BB: 2 P: 13	1B: 6 2B: 0 3B: 0 HR: 0	SF: 0 SAC: 1 DP: 0 HBP: 0	WP: 0 PB: 0 SB: 0 CS: 0	PA: 37
PITCHER	IP WLS BF H R ER SO BB IBB HBP BLK WP HR S P ERA WHIP																					
39 Brett Myers, R (1,1) ERA: 3.57	6.0	24	4	2	2	2	1	0	0	0	0	0	0	0	0	50	70	3.00	0.833			
59 Wilton Lopez, R (7,1) ERA: 3.69	0.2	3	0	0	0	1	1	0	0	0	0	6	11	0.00	1.500							
48 Tim Byrdak, L (7,1) ERA: 5.03	0.1	1	0	0	0	0	0	0	0	0	0	2	4	0.00	0.000							
37 Brandon Lyon, R (8,1) ERA: 3.62	1.1	9	2	1	1	0	2	1	0	0	0	13	28	6.75	3.000							

Batter	1	2	3	4	5	6	7	8	9	AB	R	H	RBI	BB	SO	LOB	TOP				
31 Jose Tabata, R OBP: 0.299, SLG: 0.327	F9		K		G1-3		G6-3			4	0	0	0	0	1	1					
18 Neil Walker, S OBP: 0.333, SLG: 0.459	BB		F8		K			2B		3	1	1	0	1	1	0					
22 Andrew McCutchen, R OBP: 0.376, SLG: 0.443	BB				L6			K		3	1	1	0	1	1	1					
46 Garrett Jones, L OBP: 0.344, SLG: 0.430	F8				F8		L8			4	0	1	1	0	0	3					
24 Pedro Alvarez, L OBP: 0.254, SLG: 0.348	K				K		K	F7		4	0	1	0	0	2	3					
41 Ryan Doumit, S OBP: 0.333, SLG: 0.406		G6-3			K		K	G6-3		4	0	1	1	0	1	1					
85 Lastings Milledge, R OBP: 0.330, SLG: 0.362	G1-3				K		E6	L5		4	0	1	0	0	0	0					
2 Bobby Crosby, R OBP: 0.312, SLG: 0.317	K				P2		K	G4-3		3	0	0	0	0	2	4					
24 Delwyn Young, S OBP: 0.269, SLG: 0.411	K				K		K	K		1	0	0	0	0	0	0					
32 Brad Lincoln, L ERA: 5.0										2	0	0	0	0	2	3					
77 D.J. Carrasco, R ERA: 3.8										0	0	0	0	0	0	1					
15 Andy LaRoche, R ERA: 2.9										0	0	0	0	0	0	1					
48 Javier Lopez, L ERA: 2.7										0	0	0	0	0	0	0					
53 Brendan Donnelly, R ERA: 5.61										0	0	0	0	0	0	1					
19 Ryan Church, L OBP: 0.238, SLG: 0.329										1	0	0	0	0	0	0					
Inning Stats	R: 0 E: 0 K: 1 S: 12	H: 0 LOB: 2 BB: 2 P: 22	R: 0 E: 0 K: 1 S: 8	H: 0 LOB: 0 BB: 0 P: 12	R: 0 E: 0 K: 2 S: 8	H: 0 LOB: 0 BB: 0 P: 12	R: 1 E: 0 K: 1 S: 20	H: 4 LOB: 3 BB: 0 P: 23	R: 0 E: 0 K: 2 S: 6	H: 0 LOB: 0 BB: 0 P: 11	R: 0 E: 1 K: 2 S: 10	H: 0 LOB: 1 BB: 0 P: 14	R: 1 E: 0 K: 1 S: 19	H: 2 LOB: 1 BB: 0 P: 27	R: 0 E: 0 K: 1 S: 7	H: 0 LOB: 0 BB: 0 P: 9	1B: 5 2B: 1 3B: 0 HR: 0	SF: 0 SAC: 0 DP: 0 HBP: 0	WP: 1 PB: 0 SB: 0 CS: 0	PA: 36	
PITCHER	IP	WLS	BF	H	R	ER	SO	BB	IBB	HBP	BLK	WP	HR	S	P	ERA	WHIP				
51 Wandy Rodriguez, L ERA: 5.0	7.0	W	28	4	1	1	10	2	0	0	0	1	0	72	107	1.29	0.857				
59 Wilton Lopez, R ERA: 4.09	0.1		2	1	1	1	1	0	0	0	0	0	0	5	9	27.00	3.000				
48 Tim Byrdak, L ERA: 4.87	0.2		3	1	0	0	0	0	0	0	0	0	0	14	18	0.00	1.500				
43 Chris Sampson, R ERA: 5.76	1.0		3	0	0	0	1	0	0	0	0	0	0	7	9	0.00	0.000				

Pittsburgh Pirates @ Houston Astros
Minute Maid Park, Houston, TX
Tue Jul 06 2010, 7:07 PM - 9:48 PM CDT
Att: 23,210 - Roof Closed - 73 F

AB 34
R 2
H 6
RBI 2
BB 2
SO 12
LOB 17



Batter	1	2	3	4	5	6	7	8	9	AB	R	H	RBI	BB	SO	LOB	BOTTOM				
21 Michael Bourn, L OBP: 0.337, SLG: 0.342	G4-3		G4-3	L6		G6-3		K		5	2	2	0	0	1	4					
8 Jeff Keppinger, R OBP: 0.340, SLG: 0.369	F9		17 HR		17 FC3-6		17 G4-6-3			4	1	3	1	0	0	1					
17 Lance Berkman, S OBP: 0.354, SLG: 0.424	G4-3		HR		FC3-6		G4-6-3			4	1	1	3	0	0	2					
45 Carlos Lee, R OBP: 0.281, SLG: 0.390	HR				F8					4	2	2	1	0	0	1					
59 Wilton Lopez, R ERA: 4.09					F8					0	0	0	0	0	0	0					
48 Tim Byrdak, L ERA: 4.87										0	0	0	0	0	0	0					
43 Chris Sampson, R ERA: 5.76										0	0	0	0	0	0	0					
9 Hunter Pence, R OBP: 0.303, SLG: 0.417	G6-3				F9					4	0	2	1	0	0	1					
23 Chris Johnson, R OBP: 0.353, SLG: 0.455	G6-3		G5-3		K		G6-3			4	0	0	0	0	1	2					
15 Jason Castro, L OBP: 0.310, SLG: 0.306	F7							P5		3	0	1	0	1	0	0					
36 Angel Sanchez, R OBP: 0.071, SLG: 0.071	F8				G4-3		F8			4	0	0	0	0	1	2					
51 Wandy Rodriguez, S OBP: 0.242, SLG: 0.250	G4-3				F7					3	0	1	0	0	0	1					
4 Jason Michaels, R OBP: 0.278, SLG: 0.473										0	0	0	0	1	0	0					
Inning Stats	R: 2 E: 0 K: 0 S: 14	H: 2 LOB: 0 BB: 0 P: 23	R: 0 E: 0 K: 0 S: 6	H: 0 LOB: 0 BB: 0 P: 12	R: 3 E: 0 K: 0 S: 20	H: 4 LOB: 1 BB: 0 P: 26	R: 0 E: 0 K: 0 S: 6	H: 0 LOB: 1 BB: 1 P: 12	R: 0 E: 0 K: 1 S: 12	H: 2 LOB: 2 BB: 0 P: 17	R: 1 E: 0 K: 0 S: 13	H: 3 LOB: 1 BB: 0 P: 18	R: 0 E: 0 K: 2 S: 8	H: 0 LOB: 1 BB: 1 P: 14	1B: 8 2B: 2 3B: 0 HR: 2	SF: 0 SAC: 0 DP: 1 HBP: 0	WP: 0 PB: 0 SB: 1 CS: 0	PA: 37			
PITCHER	IP	WLS	BF	H	R	ER	SO	BB	IBB	HBP	BLK	WP	HR	S	P	ERA	WHIP				
32 Brad Lincoln, R ERA: 5.25	5.0	L	23	7	5	5	0	1	0	0	0	0	0	12	17	0.00	2.000				
77 D.J. Carrasco, R ERA: 3.8	1.0		5	2	0	0	1	0	0	0	0	0	0	13	18	9.00	3.000				
48 Javier Lopez, L ERA: 2.7	1.0		5	3	1	1	0	0	0	0	0	0	0	8	14	0.00	1.000				
53 Brendan Donnelly, R ERA: 5.61	1.0		4	0	0	0	2	1	0	0	0	0	0	8	14	0.00	1.000				

Pittsburgh Pirates @ Houston Astros
Minute Maid Park, Houston, TX
Tue Jul 06 2010, 7:07 PM - 9:48 PM CDT
Att: 23,210 - Roof Closed - 73 F

AB 35
R 6
H 12
RBI 6
BB 2
SO 3
LOB 14



Batter	1	2	3	4	5	6	7	8	9	AB	R	H	RBI	BB	SO	LOB	TOP			
22 Andrew McCutchen, R (1.8) OBP: 0.293, SLG: 0.435										3	0	0	0	1	1	1				
31 Jose Tabata, R (1.7) OBP: 0.293, SLG: 0.311										4	0	0	0	0	0	1				
18 Neil Walker, S (1.4) OBP: 0.326, SLG: 0.450										4	0	1	0	0	1	1				
46 Garrett Jones, L (1.3) OBP: 0.344, SLG: 0.430										4	0	0	0	0	2	1				
24 Pedro Alvarez, L (1.5) OBP: 0.253, SLG: 0.319										3	0	0	0	0	2	0				
19 Ryan Church, L (1.9) OBP: 0.241, SLG: 0.329										2	0	0	0	1	0	0				
2 Bobby Crosby, R (1.6) OBP: 0.306, SLG: 0.310										3	0	0	0	0	0	1				
35 Jason Jaramillo, S (1.2) OBP: 0.250, SLG: 0.239										2	0	0	0	0	0	1				
49 Ross Ohlendorf, R (1.1) OBP: 0.158, SLG: 0.059										2	0	0	0	0	1	0				
24 Delwyn Young, S (8. PH) OBP: 0.254, SLG: 0.404										1	0	0	0	0	1	1				
53 Brendan Donnelly, R (8.1)										0	0	0	0	0	0	0				
48 Javier López, L (8.1)										0	0	0	0	0	0	0				
Inning Stats	R: 0 H: 1 E: 0 K: 0 S: 9	H: 1 LOB: 1 BB: 0 P: 14	R: 0 H: 0 E: 0 K: 0 S: 10	H: 0 LOB: 1 BB: 1 P: 18	R: 0 H: 0 E: 0 K: 0 S: 6	H: 0 LOB: 0 BB: 0 P: 8	R: 0 H: 0 E: 0 K: 2 S: 10	H: 0 LOB: 0 BB: 0 P: 12	R: 0 H: 0 E: 0 K: 1 S: 5	H: 0 LOB: 1 BB: 1 P: 9	R: 0 H: 0 E: 0 K: 1 S: 11	H: 0 LOB: 1 BB: 1 P: 17	R: 0 H: 0 E: 0 K: 1 S: 9	H: 0 LOB: 0 BB: 0 P: 14	R: 0 H: 0 E: 0 K: 2 S: 9	H: 0 LOB: 0 BB: 0 P: 11	1B: 1 2B: 0 3B: 0 HR: 0	SF: 0 SAC: 0 DP: 0 HBP: 1	WP: 0 PB: 0 SB: 0 CS: 0	PA: 31
PITCHER	IP WLS BF H R ER SO BB IBB HBP BLK WP HR S P ERA WHIP																			
44 Roy Oswalt, R (1.1) ERA: 3.08	9.0 W 31 1 0 0 8 2 0 1 1 0 0 79 117 0.00 0.333																			

Pittsburgh Pirates @ Houston Astros
Minute Maid Park, Houston, TX
Thu Jul 08 2010, 1:05 PM - 3:33 PM CDT
Att: 24,416 - Roof Closed - 73 F

AB 28
R 0
H 1
RBI 0
BB 2
SO 8
LOB 7



Batter	1	2	3	4	5	6	7	8	9	AB	R	H	RBI	BB	SO	LOB	BOTTOM			
21 Michael Bourn, L (1.8) OBP: 0.337, SLG: 0.340										4	0	1	0	0	1	2				
8 Jeff Keppinger, R (1.4) OBP: 0.333, SLG: 0.372										4	0	0	0	0	0	2				
17 Lance Berkman, S (1.3) OBP: 0.365, SLG: 0.466										4	2	3	2	0	0	0				
45 Carlos Lee, R (1.7) OBP: 0.287, SLG: 0.401										4	0	2	0	0	0	0				
4 Jason Michaels, R (9.7) OBP: 0.276, SLG: 0.468										0	0	0	0	0	0	0				
9 Hunter Pence, R (1.9) OBP: 0.310, SLG: 0.426										3	0	1	0	1	1	2				
15 Jason Castro, L (1.2) OBP: 0.283, SLG: 0.275										4	0	0	0	0	2	5				
23 Chris Johnson, R (1.5) OBP: 0.320, SLG: 0.411										3	0	0	0	0	1	2				
36 Angel Sanchez, R (1.6) OBP: 0.190, SLG: 0.250										3	0	1	0	0	1	1				
44 Roy Oswalt, R (1.1) OBP: 0.185, SLG: 0.154										3	0	1	0	0	1	1				
Inning Stats	R: 1 H: 1 E: 0 K: 0 S: 11	H: 1 LOB: 0 BB: 0 P: 17	R: 0 H: 0 E: 0 K: 1 S: 6	H: 0 LOB: 0 BB: 0 P: 10	R: 0 H: 1 E: 0 K: 1 S: 11	H: 1 LOB: 1 BB: 0 P: 19	R: 1 H: 2 E: 0 K: 2 S: 11	H: 2 LOB: 1 BB: 1 P: 20	R: 0 H: 1 E: 0 K: 1 S: 7	H: 1 LOB: 0 BB: 0 P: 11	R: 0 H: 1 E: 0 K: 0 S: 15	H: 1 LOB: 1 BB: 0 P: 22	R: 0 H: 1 E: 0 K: 1 S: 8	H: 1 LOB: 0 BB: 0 P: 12	R: 0 H: 2 E: 0 K: 1 S: 12	H: 2 LOB: 2 BB: 0 P: 19	1B: 6 2B: 1 3B: 1 HR: 2	SF: 0 SAC: 0 DP: 1 HBP: 0	WP: 1 PB: 0 SB: 2 CS: 0	PA: 33
PITCHER	IP WLS BF H R ER SO BB IBB HBP BLK WP HR S P ERA WHIP																			
49 Ross Ohlendorf, R (1.1) ERA: 4.23	7.0 L 28 7 2 2 2 5 1 0 0 0 0 2 69 111 2.57 1.143																			
53 Brendan Donnelly, R (8.1) ERA: 5.47	0.2 4 2 0 0 0 0 0 0 0 0 0 8 13 0.00 3.000																			
48 Javier López, L (8.1) ERA: 2.84	0.1 1 0 0 0 1 0 0 0 0 0 0 4 6 0.00 0.000																			

Pittsburgh Pirates @ Houston Astros
Minute Maid Park, Houston, TX
Thu Jul 08 2010, 1:05 PM - 3:33 PM CDT
Att: 24,416 - Roof Closed - 73 F

AB 32
R 2
H 9
RBI 2
BB 1
SO 6
LOB 16




Batter	1	2	3	4	5	6	7	8	9	AB	R	H	RBI	BB	SO	LOB	TOP			
3 Felipe Lopez, S OBP: 0.345, SLG: 0.414 12 Aaron Miles, S OBP: 0.351, SLG: 0.382	F8	G4-3			K			F7	5 HR	5	1	1	1	0	1	1				
28 Colby Rasmus, L OBP: 0.387, SLG: 0.544 13 Brendan Ryan, R OBP: 0.264, SLG: 0.288	2B	2B	K			L3		7 HR	F8	4	2	2	0	0	1	0				
5 Albert Pujols, R OBP: 0.411, SLG: 0.571	2H	2B	G4-3			G5-3		7 HR	IBB	4	2	2	3	1	0	0				
7 Matt Holliday, R OBP: 0.376, SLG: 0.528	F9		G4-3			F8		1H	2H	5	1	1	3	0	0	1				
19 Jon Jay, L OBP: 0.397, SLG: 0.623	F7		G4-3			G4-3		27 G1-3	2B	4	0	2	0	0	0	1				
27 Tyler Greene, R OBP: 0.320, SLG: 0.478		4 G4-3	55 1B			K		G1-3	BB	3	1	1	0	1	1	1				
4 Yadier Molina, R OBP: 0.301, SLG: 0.291		G4-3	F7			F7		G5-3	F7	4	0	0	0	0	0	4				
50 Adam Wainwright, R OBP: 0.255, SLG: 0.245 34 Nick Stavinocha, R OBP: 0.303, SLG: 0.357 46 Kyle McClellan, R OBP: 0.500, SLG: 0.500		K				F9		F8	F8	3	0	0	0	0	1	2				
55 Skip Schumaker, L OBP: 0.321, SLG: 0.330			G5-3			G5-3		G3	3 2B	4	1	2	1	0	0	0				
Inning Stats	R: 1 H: 2 E: 0 K: 0 S: 13	H: 2 LOB: 1 BB: 0 P: 22	R: 1 H: 2 E: 0 K: 1 S: 11	LOB: 1 BB: 0 P: 15	R: 0 H: 0 E: 0 K: 1 S: 10	LOB: 0 BB: 0 P: 17	R: 0 H: 0 E: 0 K: 1 S: 11	LOB: 0 BB: 0 P: 16	R: 0 H: 0 E: 0 K: 1 S: 8	LOB: 0 BB: 0 P: 10	R: 0 H: 1 E: 0 K: 0 S: 6	LOB: 1 BB: 0 P: 9	R: 3 H: 3 E: 0 K: 0 S: 16	LOB: 2 BB: 0 P: 30	R: 3 H: 3 E: 0 K: 0 S: 9	LOB: 0 BB: 0 P: 16	1B: 3 2B: 6 3B: 0 HR: 2	SF: 0 SAC: 0 DP: 0 HBP: 0	WP: 0 PB: 0 SB: 0 CS: 0	PA: 40
PITCHER	IP WLS BF H R ER SO BB IBB HBP BLK WP HR S P ERA WHIP																			
20 Bud Norris, R ERA: 5.97 48 Tim Lincecum, L ERA: 4.54 43 Chris Sampson, R ERA: 5.68 73 Gustavo Chacin, L ERA: 4.57 41 Casey Daigle, R ERA: 7.0	7.2 0.0 0.1 0.2 0.1	31 2 1 4 2	7 1 0 2 1	5 0 0 2 1	5 0 0 2 1	4 0 0 0 0	0 0 0 0 0	0 0 0 0 0	0 0 0 0 0	0 0 0 0 0	0 0 0 0 0	1 0 0 0 0	1 0 0 0 0	113 9 6 9 7	5.87 ∞ 0.00 27.00 27.00	0.913 ∞ 0.000 3.000 3.000				

St. Louis Cardinals @ Houston Astros
Minute Maid Park, Houston, TX
Fri Jul 09 2010, 7:08 PM - 9:46 PM CDT
Att: 33,224 - Roof Closed - 73 F

livebaseballscorecards.com

AB 38
R 8
H 11
RBI 8
BB 2
SO 4
LOB 11




Batter	1	2	3	4	5	6	7	8	9	AB	R	H	RBI	BB	SO	LOB	BOTTOM			
21 Michael Bourn, L OBP: 0.336, SLG: 0.339	F7		G4-3			8 CS		F8		4	0	1	0	0	0	2				
8 Jeff Keppinger, R OBP: 0.329, SLG: 0.367	F7		G6-3			CS		F7		4	0	0	0	0	0	2				
17 Lance Berkman, S OBP: 0.370, SLG: 0.466	45 FC6-4					45 G6-4-3		BB		2	0	1	0	2	1	0				
45 Carlos Lee, R OBP: 0.286, SLG: 0.397	FC6-4				15 1B	G6-4-3		F8		3	0	0	0	1	0	4				
9 Hunter Pence, R OBP: 0.310, SLG: 0.424		G6-3				P6				4	0	1	0	0	1	1				
15 Jason Castro, L OBP: 0.280, SLG: 0.273		L8				1B				4	0	1	0	0	1	1				
23 Chris Johnson, R OBP: 0.304, SLG: 0.390		G6-3				K		F7		4	0	0	0	0	1	3				
36 Angel Sanchez, R OBP: 0.208, SLG: 0.261			21 G4-3			20 SH2-4		G4-3		3	0	1	0	0	0	1				
20 Bud Norris, R ERA: 5.97 48 Tim Lincecum, L ERA: 4.54 43 Chris Sampson, R ERA: 5.68 73 Gustavo Chacin, L ERA: 4.57 41 Casey Daigle, R ERA: 7.0	8.0 1.0	31 3	6 0	0 0	0 0	0 0	0 0	0 0	0 0	0 0	0 0	0 0	0 0	0 0	0 0	0 0				
Inning Stats	R: 0 H: 0 E: 0 K: 0 S: 8	H: 0 LOB: 1 BB: 1 P: 16	R: 0 H: 0 E: 0 K: 0 S: 5	LOB: 0 BB: 0 P: 8	R: 0 H: 1 E: 0 K: 0 S: 10	LOB: 1 BB: 0 P: 15	R: 0 H: 1 E: 0 K: 2 S: 14	LOB: 2 BB: 1 P: 24	R: 0 H: 1 E: 0 K: 1 S: 8	LOB: 0 BB: 0 P: 12	R: 0 H: 1 E: 0 K: 0 S: 5	LOB: 1 BB: 0 P: 7	R: 0 H: 1 E: 0 K: 0 S: 6	LOB: 2 BB: 1 P: 16	R: 0 H: 0 E: 0 K: 1 S: 11	LOB: 0 BB: 0 P: 14	1B: 6 2B: 0 3B: 0 HR: 0	SF: 0 SAC: 1 DP: 1 HBP: 0	WP: 0 PB: 0 SB: 0 CS: 1	PA: 35
PITCHER	IP WLS BF H R ER SO BB IBB HBP BLK WP HR S P ERA WHIP																			
50 Adam Wainwright, R ERA: 2.11 46 Kyle McClellan, R ERA: 2.21	8.0 1.0	31 3	6 0	0 0	0 0	0 0	0 0	0 0	0 0	0 0	0 0	0 0	0 0	0 0	0 0	0 0				

St. Louis Cardinals @ Houston Astros
Minute Maid Park, Houston, TX
Fri Jul 09 2010, 7:08 PM - 9:46 PM CDT
Att: 33,224 - Roof Closed - 73 F

livebaseballscorecards.com

AB 30
R 0
H 6
RBI 0
BB 3
SO 5
LOB 14



Batter	1	2	3	4	5	6	7	8	9	AB	R	H	RBI	BB	SO	LOB	TOP						
11 Jason Bourgeois, R OBP: 0.448, SLG: 0.348										4	2	1	0	1	2	1	Houston Astros @ Pittsburgh Pirates PNC Park, Pittsburgh, PA Fri Jul 16 2010, 7:08 PM - 9:44 PM EDT Att: 23,273 - Cloudy - 87 F						
21 Michael Bourn, L OBP: 0.327, SLG: 0.326										4	0	0	0	0	2	3							
8 Jeff Keppinger, R OBP: 0.337, SLG: 0.399										4	1	2	3	0	0	0							
17 Lance Berkman, S OBP: 0.365, SLG: 0.452										4	0	0	0	0	1	1							
9 Hunter Pence, R OBP: 0.321, SLG: 0.429										3	2	2	0	1	1	0							
23 Chris Johnson, R OBP: 0.298, SLG: 0.378										4	0	1	0	0	3	2							
36 Angel Sanchez, R OBP: 0.233, SLG: 0.250										3	0	0	1	0	1	2							
55 Humberto Quintero, R OBP: 0.275, SLG: 0.344										4	0	2	1	0	0	1							
39 Brett Myers, R OBP: 0.135, SLG: 0.111										2	0	0	0	0	0	1							
37 Brandon Lyon, R OBP: 0.244, SLG: 0.301										0	0	0	0	0	0	0							
77 Pedro Feliz, R OBP: 0.244, SLG: 0.301										1	0	0	0	0	1	0							
22 Matt Lindstrom, R OBP: 0.275, SLG: 0.344										0	0	0	0	0	0	0							
Inning Stats	R: 1 E: 0 K: 1 S: 9	H: 1 LOB: 0 BB: 0 P: 14	R: 1 E: 0 K: 1 S: 9	H: 2 LOB: 1 BB: 0 P: 13	R: 0 E: 0 K: 0 S: 7	H: 0 LOB: 0 BB: 0 P: 12	R: 0 E: 0 K: 1 S: 11	H: 1 LOB: 1 BB: 0 P: 15	R: 0 E: 0 K: 2 S: 17	H: 1 LOB: 1 BB: 0 P: 24	R: 2 E: 0 K: 1 S: 15	H: 2 LOB: 1 BB: 1 P: 26	R: 1 E: 0 K: 0 S: 12	H: 1 LOB: 1 BB: 1 P: 18	R: 0 E: 0 K: 3 S: 9	H: 0 LOB: 0 BB: 0 P: 14	R: 0 E: 0 K: 2 S: 10	H: 0 LOB: 0 BB: 0 P: 16	1B: 5 2B: 2 3B: 0 HR: 1	SF: 0 SAC: 2 DP: 0 HBP: 0	WP: 2 PB: 0 SB: 2 CS: 0	PA: 37	
PITCHER	IP: 5.0 WLS: L BF: 20 ERA: 5.38	H: 2 R: 2 ER: 2 SO: 5	BB: 0 IBB: 0 HBP: 0 BLK: 0	WP: 1 HR: 0 S: 53 P: 78	ERA: 3.60 WHIP: 1.000	IP: 1.0 WLS: L BF: 3 ERA: 5.14	H: 0 R: 0 ER: 0 SO: 2	BB: 0 IBB: 0 HBP: 0 BLK: 0	WP: 0 HR: 0 S: 10 P: 16	ERA: 0.00 WHIP: 0.000													
57 Zach Duke, L ERA: 5.38	5.0	2	2	5	0	0	0	0	1	0	53	78	3.60	1.000									
77 D.J. Carrasco, R ERA: 4.05	1.0	2	2	1	1	0	0	0	1	1	15	26	18.00	3.000									
43 Sean Gallagher, R ERA: 5.47	0.2	1	1	1	0	0	0	0	0	0	11	17	13.50	3.000									
48 Javier López, L ERA: 2.76	0.1	0	0	0	0	0	0	0	0	0	1	1	0.00	0.000									
47 Evan Meek, R ERA: 1.09	1.0	0	0	3	0	0	0	0	0	0	9	14	0.00	0.000									
Batter	1	2	3	4	5	6	7	8	9	AB	R	H	RBI	BB	SO	LOB	BOTTOM						
22 Andrew McCutchen, R OBP: 0.365, SLG: 0.439										4	1	2	1	0	0	1	Houston Astros @ Pittsburgh Pirates PNC Park, Pittsburgh, PA Fri Jul 16 2010, 7:08 PM - 9:44 PM EDT Att: 23,273 - Cloudy - 87 F						
31 Jose Tabata, R OBP: 0.328, SLG: 0.333										4	0	2	0	0	0	1							
18 Neil Walker, S OBP: 0.310, SLG: 0.414										3	0	0	1	0	1	2							
46 Garrett Jones, L OBP: 0.333, SLG: 0.426										4	0	0	0	0	0	0							
24 Pedro Alvarez, L OBP: 0.271, SLG: 0.375										4	0	1	0	0	1	0							
41 Ryan Doumit, S OBP: 0.330, SLG: 0.409										4	0	0	0	0	1	1							
85 Lastings Milledge, R OBP: 0.346, SLG: 0.395										3	1	1	0	0	0	0							
5 Ronny Cedeno, R OBP: 0.265, SLG: 0.325										3	0	0	0	0	0	1							
57 Zach Duke, L ERA: 5.38	7.2	2	2	4	1	0	0	0	0	0	61	93	2.35	0.783									
15 Andy LaRoche, R ERA: 3.63	0.1	H	2	1	0	0	0	0	0	0	5	7	0.00	3.000									
22 Matt Lindstrom, R ERA: 2.72	1.0	S	3	0	0	0	0	0	0	0	9	12	0.00	0.000									
PITCHER	IP: 7.2 WLS: W BF: 28 ERA: 3.35	H: 0 R: 0 ER: 0 SO: 4	BB: 1 IBB: 0 HBP: 0 BLK: 0	WP: 0 HR: 0 S: 61 P: 93	ERA: 2.35 WHIP: 0.783	IP: 0.1 WLS: S BF: 3 ERA: 2.72	H: 0 R: 0 ER: 0 SO: 0	BB: 0 IBB: 0 HBP: 0 BLK: 0	WP: 0 HR: 0 S: 9 P: 10	ERA: 0.00 WHIP: 0.000													
39 Brett Myers, R ERA: 3.35	7.2	2	2	4	1	0	0	0	0	0	61	93	2.35	0.783									
37 Brandon Lyon, R ERA: 3.63	0.1	H	2	1	0	0	0	0	0	0	5	7	0.00	3.000									
22 Matt Lindstrom, R ERA: 2.72	1.0	S	3	0	0	0	0	0	0	0	9	12	0.00	0.000									
Batter	1	2	3	4	5	6	7	8	9	AB	R	H	RBI	BB	SO	LOB	BOTTOM						
22 Andrew McCutchen, R OBP: 0.365, SLG: 0.439										4	1	2	1	0	0	1	Houston Astros @ Pittsburgh Pirates PNC Park, Pittsburgh, PA Fri Jul 16 2010, 7:08 PM - 9:44 PM EDT Att: 23,273 - Cloudy - 87 F						
31 Jose Tabata, R OBP: 0.328, SLG: 0.333										4	0	2	0	0	0	1							
18 Neil Walker, S OBP: 0.310, SLG: 0.414										3	0	0	1	0	1	2							
46 Garrett Jones, L OBP: 0.333, SLG: 0.426										4	0	0	0	0	0	0							
24 Pedro Alvarez, L OBP: 0.271, SLG: 0.375										4	0	1	0	0	1	0							
41 Ryan Doumit, S OBP: 0.330, SLG: 0.409										4	0	0	0	0	1	1							
85 Lastings Milledge, R OBP: 0.346, SLG: 0.395										3	1	1	0	0	0	0							
5 Ronny Cedeno, R OBP: 0.265, SLG: 0.325										3	0	0	0	0	0	1							
57 Zach Duke, L ERA: 5.38	7.2	2	2	4	1	0	0	0	0	0	61	93	2.35	0.783									
15 Andy LaRoche, R ERA: 3.63	0.1	H	2	1	0	0	0	0	0	0	5	7	0.00	3.000									
22 Matt Lindstrom, R ERA: 2.72	1.0	S	3	0	0	0	0	0	0	0	9	12	0.00	0.000									
PITCHER	IP: 7.2 WLS: W BF: 28 ERA: 3.35	H: 0 R: 0 ER: 0 SO: 4	BB: 1 IBB: 0 HBP: 0 BLK: 0	WP: 0 HR: 0 S: 61 P: 93	ERA: 2.35 WHIP: 0.783	IP: 0.1 WLS: S BF: 3 ERA: 2.72	H: 0 R: 0 ER: 0 SO: 0	BB: 0 IBB: 0 HBP: 0 BLK: 0	WP: 0 HR: 0 S: 9 P: 10	ERA: 0.00 WHIP: 0.000													
39 Brett Myers, R ERA: 3.35	7.2	2	2	4	1	0	0	0	0	0	61	93	2.35	0.783									
37 Brandon Lyon, R ERA: 3.63	0.1	H	2	1	0	0	0	0	0	0	5	7	0.00	3.000									
22 Matt Lindstrom, R ERA: 2.72	1.0	S	3	0	0	0	0	0	0	0	9	12	0.00	0.000									

Batter	1	2	3	4	5	6	7	8	9	AB	R	H	RBI	BB	SO	LOB	TOP	
21 Michael Bourn, L OBP: 0.325, SLG: 0.327	G5-3	FC6-4 2B		L6		F9			L1	5	0	1	2	0	0	0		
8 Jeff Keppinger, R OBP: 0.333, SLG: 0.394	F7	FC6-4 17 BB			K		G5-3			4	0	0	0	0	1	2		
17 Lance Berkman, S OBP: 0.369, SLG: 0.451							G5-3			1	1	0	0	3	0	0		
45 Carlos Lee, R OBP: 0.284, SLG: 0.390	K	G6-4-3			F9		G6-3			4	0	0	0	0	1	5		
9 Hunter Pence, R OBP: 0.323, SLG: 0.439								K		4	2	2	1	0	1	0		
23 Chris Johnson, R OBP: 0.307, SLG: 0.388								K		3	1	1	2	0	1	0		
15 Jason Castro, L OBP: 0.276, SLG: 0.255								G4-3		4	1	1	0	0	0	1		
36 Angel Sanchez, R OBP: 0.335, SLG: 0.281								F9		4	1	1	1	0	2	0		
20 Bud Norris, R ERA: 4.62										2	0	1	0	0	0	0		
43 Chris Sampson, R ERA: 5.4										0	0	0	0	0	0	0		
77 Pedro Felz, R ERA: 4.76										1	0	0	0	0	0	0		
73 Gustavo Chacin, L ERA: 4.76										0	0	0	0	0	0	0		
59 Wilton Lopez, R ERA: 3.93										0	0	0	0	0	0	0		
41 Casey Daigle, R ERA: 9.0										1	0	0	0	0	0	0		
4 Jason Michaels, R ERA: 1.97										1	0	0	0	0	0	0		
Inning Stats	R: 0 E: 0 K: 1 S: 10	H: 0 LOB: 1 BB: 1 P: 15	R: 4 H: 5 ER: 2 SO: 2 BB: 1 IBB: 0 HBP: 0 BLK: 0 WP: 18	H: 5 LOB: 2 BB: 1 P: 33	R: 0 H: 0 ER: 0 SO: 5 BB: 0 IBB: 0 HBP: 0 BLK: 0 WP: 5	H: 0 LOB: 0 BB: 0 P: 11	R: 0 H: 0 ER: 0 SO: 9 BB: 0 IBB: 0 HBP: 0 BLK: 0 WP: 9	H: 0 LOB: 1 BB: 1 P: 13	R: 2 H: 2 ER: 0 SO: 16 BB: 1 IBB: 0 HBP: 0 BLK: 0 WP: 23	R: 0 H: 0 ER: 0 SO: 9 BB: 0 IBB: 0 HBP: 0 BLK: 0 WP: 9	H: 0 LOB: 0 BB: 0 P: 16	R: 0 H: 0 ER: 0 SO: 8 BB: 0 IBB: 0 HBP: 0 BLK: 0 WP: 7	R: 0 H: 0 ER: 0 SO: 14 BB: 0 IBB: 0 HBP: 0 BLK: 0 WP: 19	R: 0 H: 0 ER: 0 SO: 14 BB: 0 IBB: 0 HBP: 0 BLK: 0 WP: 19	1B: 3 2B: 3 3B: 0 HR: 1	SF: 0 SAC: 0 DP: 1 HBP: 1	WP: 0 PA: 37 PB: 0 SB: 0 CS: 0	
PITCHER	IP	WLS	BF	H	R	ER	SO	BB	IBB	HBP	BLK	WP	HR	S	P	ERA	WHIP	
49 Ross Ohlendorf, R ERA: 4.62	1.1	3.1	12	5	4	4	1	2	0	1	0	0	1	26	46	27.00	5.250	
77 D.J. Carrasco, R ERA: 4.14	2.1	1.1	11	1	2	2	2	1	0	0	0	0	0	25	40	5.40	0.600	
48 Javier López, L ERA: 2.73	5.1	0.1	W	2	1	0	0	0	0	0	0	0	0	7	9	0.00	3.000	
53 Brendan Donnelly, R ERA: 4.97	6.1	1.0	H	3	0	0	1	0	0	0	0	0	0	9	16	0.00	0.000	
47 Evan Meek, R ERA: 1.97	7.1	1.0	H	3	0	0	0	0	0	0	0	0	0	5	7	0.00	0.000	
29 Octavio Dotel, R ERA: 4.75	1.0	H	3	0	0	0	2	0	0	0	0	0	0	0	0	0	0.00	0.000

Houston Astros @ Pittsburgh Pirates
PNC Park, Pittsburgh, PA
Sat Jul 17 2010, 7:07 PM - 10:24 PM EDT
Att: 36,665 - Cloudy - 85 F

AB 33
R 6
H 7
RBI 6
BB 3
SO 6
LOB 8



Batter	1	2	3	4	5	6	7	8	9	AB	R	H	RBI	BB	SO	LOB	BOTTOM
22 Andrew McCutchen, R OBP: 0.365, SLG: 0.437	F9	31 BB 2B		F8	L8					4	2	1	0	1	0	2	
31 Jose Tabata, R OBP: 0.331, SLG: 0.352	E5 18 BB 2B			G6-3						5	2	2	2	0	0	1	
18 Neil Walker, S OBP: 0.319, SLG: 0.427	46 BB 1B			G3						5	3	3	2	0	1	1	
46 Garrett Jones, L OBP: 0.334, SLG: 0.429	85 BB 1B	G3-1								5	2	2	1	0	2	1	
24 Pedro Alvarez, L OBP: 0.277, SLG: 0.387	K									5	0	2	1	0	1	2	
85 Lastings Millodge, R OBP: 0.347, SLG: 0.365										5	1	2	2	0	1	3	
38 Erik Kratz, R OBP: 0.400, SLG: 0.490	P5									5	1	2	1	0	0	2	
5 Ronny Cedeno, R OBP: 0.271, SLG: 0.332										4	1	2	1	1	1	2	
49 Ross Ohlendorf, R ERA: 4.62										0	0	0	0	0	0	0	
48 Javier López, L ERA: 2.73										0	0	0	0	0	0	0	
53 Brendan Donnelly, R ERA: 4.97										0	0	0	0	0	0	0	
47 Evan Meek, R ERA: 1.97										0	0	0	0	0	0	0	
29 Octavio Dotel, R ERA: 4.75										0	0	0	0	0	0	0	
Inning Stats	R: 3 E: 1 K: 1 S: 12	H: 3 LOB: 1 BB: 0 P: 18	R: 2 H: 2 ER: 0 SO: 21 BB: 2 IBB: 0 HBP: 0 BLK: 0 WP: 21	H: 2 LOB: 1 BB: 1 P: 32	R: 0 H: 1 ER: 0 SO: 11 BB: 0 IBB: 0 HBP: 0 BLK: 0 WP: 18	H: 0 LOB: 0 BB: 0 P: 11	R: 0 H: 0 ER: 0 SO: 7 BB: 0 IBB: 0 HBP: 0 BLK: 0 WP: 11	H: 0 LOB: 0 BB: 0 P: 11	R: 2 H: 2 ER: 0 SO: 19 BB: 0 IBB: 0 HBP: 0 BLK: 0 WP: 29	R: 2 H: 2 ER: 0 SO: 14 BB: 0 IBB: 0 HBP: 0 BLK: 0 WP: 18	R: 0 H: 0 ER: 0 SO: 10 BB: 0 IBB: 0 HBP: 0 BLK: 0 WP: 14	R: 3 H: 5 ER: 0 SO: 13 BB: 0 IBB: 0 HBP: 0 BLK: 0 WP: 20	R: 3 H: 5 ER: 0 SO: 13 BB: 0 IBB: 0 HBP: 0 BLK: 0 WP: 20	1B: 11 2B: 6 3B: 0 HR: 0	SF: 0 SAC: 0 DP: 0 HBP: 0	WP: 1 PA: 44 PB: 0 SB: 1 CS: 0	
PITCHER	IP	WLS	BF	H	R	ER	SO	BB	IBB	HBP	BLK	WP	HR	S	P	ERA	WHIP
20 Bud Norris, R ERA: 6.09	4.2	L	26	9	7	4	4	1	0	0	0	0	0	63	98	7.71	2.143
43 Chris Sampson, R ERA: 5.4	5.1	2	1	0	0	0	0	0	0	0	0	0	0	7	10	0.00	3.000
73 Gustavo Chacin, L ERA: 4.76	1.0	5	2	2	1	2	0	0	0	0	0	1	0	14	18	9.00	2.000
59 Wilton Lopez, R ERA: 3.93	7.1	3	0	0	0	1	0	0	0	0	0	0	0	10	14	0.00	0.000
41 Casey Daigle, R ERA: 9.0	8.1	8	5	3	3	0	0	0	0	0	0	0	0	13	20	27.00	5.000

Houston Astros @ Pittsburgh Pirates
PNC Park, Pittsburgh, PA
Sat Jul 17 2010, 7:07 PM - 10:24 PM EDT
Att: 36,665 - Cloudy - 85 F

AB 42
R 12
H 17
RBI 11
BB 2
SO 7
LOB 17



Batter	1	2	3	4	5	6	7	8	9	AB	R	H	RBI	BB	SO	LOB	TOP		
11 Jason Bourgeois, R (1, 8) OBP: 0.394, SLG: 0.296	G5-3			B1-3			F8		E6	4	0	0	0	0	0	0	Houston Astros @ Pittsburgh Pirates PNC Park, Pittsburgh, PA Sun Jul 18 2010, 1:36 PM - 4:10 PM EDT Att: 16,638 - Sunny - 86 F		
8 Jeff Keppinger, R (1, 4) OBP: 0.330, SLG: 0.389	F9			G4-3			G6-3		G6-3	4	0	0	0	0	0	1			
9 Hunter Pence, R (1, 9) OBP: 0.320, SLG: 0.435	F9			L3			P4			3	0	0	0	0	0	0			
45 Carlos Lee, R (1, 7) OBP: 0.282, SLG: 0.387	F8			G1-4-3			F9			3	0	0	0	0	0	0			
77 Pedro Feliz, R (1, 3) OBP: 0.240, SLG: 0.296	G3			G6-3			F8			3	0	0	0	0	0	0			
23 Chris Johnson, R (1, 5) OBP: 0.308, SLG: 0.386	G6-3			F9			1B			3	0	1	0	0	0	0			
36 Angel Sanchez, R (1, 6) OBP: 0.270, SLG: 0.314	44 B2-6-3 1B			15 G6-4-3 1B			K			3	0	2	0	0	1	1			
15 Jason Castro, L (1, 2) OBP: 0.267, SLG: 0.245	F7			G6-4-3			L5			2	0	0	0	0	0	2			
58 Humberto Quintero, R (9, PH) OBP: 0.273, SLG: 0.341	F7			L4			L6			1	0	0	0	0	0	0			
44 Roy Oswalt, R (1, 1) OBP: 0.376, SLG: 0.145	B2-6-3									1	0	0	0	0	0	0			
43 Chris Sampson, R (5, 1) OBP: 0.297, SLG: 0.454										0	0	0	0	0	0	0			
4 Jason Michaels, R (6, PH) OBP: 0.297, SLG: 0.454										0	0	0	0	0	0	0			
59 Wilton Lopez, R (6, 1) OBP: 0.297, SLG: 0.454										0	0	0	0	0	0	0			
48 Tim Byrdak, L (7, 1) OBP: 0.297, SLG: 0.454										0	0	0	0	0	0	0			
41 Casey Daigle, R (8, 1) OBP: 0.297, SLG: 0.454										0	0	0	0	0	0	0			
73 Gustavo Chacin, L (8, 1) OBP: 0.297, SLG: 0.454										0	0	0	0	0	0	0			
26 Oswaldo Navarro, R (9, PH) OBP: 0.297, SLG: 0.454										0	0	0	0	0	0	0			
Inning Stats	R: 0 E: 0 K: 0 S: 5	H: 0 LOB: 0 BB: 0 P: 9	R: 0 E: 0 K: 0 S: 6	H: 0 LOB: 0 BB: 0 P: 10	R: 0 E: 0 K: 0 S: 7	H: 1 LOB: 0 BB: 0 P: 10	R: 0 E: 0 K: 0 S: 7	H: 0 LOB: 0 BB: 0 P: 9	R: 0 E: 0 K: 0 S: 7	H: 1 LOB: 0 BB: 0 P: 13	R: 0 E: 0 K: 0 S: 10	H: 0 LOB: 0 BB: 0 P: 16	R: 0 E: 0 K: 1 S: 12	H: 1 LOB: 1 BB: 0 P: 18	R: 0 E: 1 K: 0 S: 9	H: 0 LOB: 1 BB: 0 P: 11	1B: 3 2B: 0 3B: 0 HR: 0	SF: 0 SAC: 0 DP: 2 HBP: 0	WP: 0 PA: 29 PB: 0 SB: 0 CS: 0
PITCHER 28 Paul Maholm, L (1, 1) ERA: 4.03	IP: 9.0 WLS: W BF: 29 H: 3 R: 0 ER: 0 SO: 1 BB: 0 IBB: 0 HBP: 0 BLK: 0 WP: 0 HR: 0 S: 70 P: 103 ERA: 0.00 WHIP: 0.333															PITCHER 73 Gustavo Chacin, L (8, 1) ERA: 4.63	IP: 0.2 WLS: L BF: 2 H: 0 R: 0 ER: 0 SO: 1 BB: 0 IBB: 0 HBP: 0 BLK: 0 WP: 0 HR: 0 S: 5 P: 7 ERA: 0.00 WHIP: 0.000		

Batter	1	2	3	4	5	6	7	8	9	AB	R	H	RBI	BB	SO	LOB	BOTTOM		
22 Andrew McCutchen, R (1, 8) OBP: 0.364, SLG: 0.435	K			G4-3			G4-3		K	4	0	1	2	0	2	2	Houston Astros @ Pittsburgh Pirates PNC Park, Pittsburgh, PA Sun Jul 18 2010, 1:36 PM - 4:10 PM EDT Att: 16,638 - Sunny - 86 F		
19 Ryan Church, L (8, 9) OBP: 0.247, SLG: 0.333	K			K			K		K	1	1	1	1	0	0	0			
31 Jose Tabata, R (1, 7) OBP: 0.340, SLG: 0.369	F9			G4-3			G3		K	5	2	3	1	0	0	0			
18 Neil Walker, S (1, 4) OBP: 0.321, SLG: 0.426	G3			K			G3		K	5	0	2	1	0	1	3			
46 Garrett Jones, L (1, 3) OBP: 0.335, SLG: 0.435	P6			K			F7		K	4	1	1	2	1	1	1			
24 Pedro Alvarez, L (1, 5) OBP: 0.283, SLG: 0.388	41 B2 1B			F9			F8		K	5	1	2	0	0	1	3			
41 Ryan Doumit, S (1, 2) OBP: 0.334, SLG: 0.420	85 B2 2B			K			F9		P4	5	1	3	1	0	0	2			
85 Lastings Milledge, R (1, 9) OBP: 0.349, SLG: 0.397	5 B2 2B			FC1-6-5 5 B2 1B			G4-6-3		K	4	1	2	1	0	0	3			
5 Ronny Cedeno, R (1, 6) OBP: 0.282, SLG: 0.355	2B			2B			G4-3		K	4	2	4	0	0	0	0			
28 Paul Maholm, L (1, 1) OBP: 0.051, SLG: 0.026	K			K			G4-3		K	4	0	0	0	0	3	6			
Inning Stats	R: 0 E: 0 K: 1 S: 9	H: 0 LOB: 0 BB: 0 P: 12	R: 2 E: 0 K: 2 S: 16	H: 4 LOB: 2 BB: 0 P: 23	R: 0 E: 0 K: 1 S: 10	H: 1 LOB: 1 BB: 0 P: 13	R: 0 E: 0 K: 1 S: 13	H: 2 LOB: 1 BB: 0 P: 17	R: 2 E: 0 K: 0 S: 11	H: 2 LOB: 0 BB: 0 P: 14	R: 2 E: 0 K: 0 S: 8	H: 4 LOB: 1 BB: 0 P: 11	R: 0 E: 0 K: 2 S: 21	H: 4 LOB: 2 BB: 1 P: 37	R: 3 E: 0 K: 2 S: 21	H: 4 LOB: 2 BB: 1 P: 37	1B: 11 2B: 7 3B: 0 HR: 1	SF: 0 SAC: 0 DP: 1 HBP: 0	WP: 1 PA: 42 PB: 0 SB: 1 CS: 0
PITCHER 44 Roy Oswalt, R (1, 1) ERA: 3.12	IP: 4.0 WLS: L BF: 18 H: 7 R: 2 ER: 2 SO: 5 BB: 0 IBB: 0 HBP: 0 BLK: 0 WP: 0 HR: 0 S: 11 P: 65 ERA: 4.50 WHIP: 1.750															PITCHER 73 Gustavo Chacin, L (8, 1) ERA: 4.63	IP: 0.2 WLS: L BF: 2 H: 0 R: 0 ER: 0 SO: 1 BB: 0 IBB: 0 HBP: 0 BLK: 0 WP: 0 HR: 0 S: 5 P: 7 ERA: 0.00 WHIP: 0.000		
43 Chris Sampson, R (5, 1) ERA: 5.66	1.0	5	2	2	2	1	0	0	0	0	1	11	14	18.00	2.000				
59 Wilton Lopez, R (6, 1) ERA: 4.33	1.0	7	4	2	2	0	0	0	0	0	0	8	9	18.00	4.000				
48 Tim Byrdak, L (7, 1) ERA: 4.3	1.0	4	2	0	0	0	0	0	0	0	0	8	11	0.00	2.000				
41 Casey Daigle, R (8, 1) ERA: 11.32	0.1	6	4	3	3	1	1	0	0	0	1	0	16	30	81.00	15.000			



Batter	1	2	3	4	5	6	7	8	9	AB	R	H	RBI	BB	SO	LOB	TOP					
21 Michael Bourn, L OBP: 0.328, SLG: 0.328			F7		G4-3				P5	5	1	2	0	1	0	1	Houston Astros @ Chicago Cubs Wrigley Field, Chicago, IL Mon Jul 19 2010, 7:07 PM - 9:56 PM CDT Att: 35,514 - Overcast - 80 F					
36 Angel Sanchez, R OBP: 0.302, SLG: 0.366			F9			E6			2B	6	1	3	0	0	0	3						
17 Lance Berkman, S OBP: 0.328, SLG: 0.448				F8		G4-6-3			BB	4	1	1	0	2	1	3						
9 Hunter Pence, R OBP: 0.318, SLG: 0.431				G5-3					K	6	1	1	2	0	2	3						
45 Carlos Lee, R OBP: 0.283, SLG: 0.390										5	1	2	2	0	0	1						
48 Tim Byrdak, L										0	0	0	0	0	0	0						
56 Gary Majewski, R										0	0	0	0	0	0	0						
8 Jeff Keppinger, R OBP: 0.336, SLG: 0.390										2	3	1	0	3	0	1						
23 Chris Johnson, R OBP: 0.323, SLG: 0.452										5	2	3	3	0	0	1						
15 Jason Castro, L OBP: 0.277, SLG: 0.310										5	1	2	3	0	0	1						
51 Wandy Rodriguez, S OBP: 0.297, SLG: 0.314										3	0	2	0	0	0	0						
77 Pedro Feliz, R OBP: 0.239, SLG: 0.295										1	0	0	0	0	1	0						
59 Wilton Lopez, R										0	0	0	0	0	0	0						
4 Jason Michaels, R OBP: 0.265, SLG: 0.449										1	0	0	0	0	0	0						
Inning Stats	R: 5 E: 0 K: 0 S: 25	H: 7 LOB: 3 BB: 2 P: 41	R: 0 E: 0 K: 1 S: 7	H: 1 LOB: 0 BB: 0 P: 12	R: 3 E: 0 K: 0 S: 15	H: 2 LOB: 0 BB: 1 P: 26	R: 0 E: 0 K: 0 S: 9	H: 1 LOB: 1 BB: 0 P: 11	R: 0 E: 0 K: 0 S: 9	H: 1 LOB: 1 BB: 0 P: 15	R: 0 E: 2 K: 0 S: 7	H: 0 LOB: 1 BB: 0 P: 9	R: 2 E: 0 K: 2 S: 16	H: 3 LOB: 2 BB: 1 P: 23	R: 1 E: 0 K: 0 S: 9	H: 1 LOB: 1 BB: 1 P: 19	R: 0 E: 0 K: 1 S: 17	H: 1 LOB: 2 BB: 1 P: 29	1B: 11 2B: 4 3B: 1 HR: 2	SF: 0 SAC: 0 DP: 3 HBP: 0	WP: 0 PB: 0 SB: 0 CS: 1	PA: 49
PITCHER	IP WLS BF H R ER SO BB IBB HBP BLK WP HR S P ERA WHIP																					
52 Carlos Silva, R ERA: 3.86	1.0 L 11 7 5 5 0 2 0 0 0 0 0 0 25 41 45.00 9.000																					
60 Mitch Atkins, R ERA: 6.43	4.0 17 5 3 3 1 1 0 0 0 0 1 40 64 6.75 1.500																					
64 Justin Berg, R ERA: 5.59	2.0 11 3 2 2 2 1 0 0 0 0 1 23 32 9.00 2.000																					
62 Bob Howry, R ERA: 6.82	2.0 10 2 1 1 1 2 0 0 0 0 0 26 48 4.50 2.000																					

Batter	1	2	3	4	5	6	7	8	9	AB	R	H	RBI	BB	SO	LOB	BOTTOM					
21 Tyler Colvin, L OBP: 0.318, SLG: 0.535			G3						G3	4	1	1	2	0	1	1	Houston Astros @ Chicago Cubs Wrigley Field, Chicago, IL Mon Jul 19 2010, 7:07 PM - 9:56 PM CDT Att: 35,514 - Overcast - 80 F					
13 Starlin Castro, R OBP: 0.345, SLG: 0.409				P3					G4-3	4	0	0	0	0	0	1						
25 Derrek Lee, R OBP: 0.333, SLG: 0.387										4	2	3	0	0	0	0						
16 Aramis Ramirez, R OBP: 0.277, SLG: 0.414										3	1	2	3	0	0	1						
24 Marlon Byrd, R OBP: 0.374, SLG: 0.481										4	0	0	0	0	0	1						
12 Alfonso Soriano, R OBP: 0.343, SLG: 0.540										4	0	1	0	0	0	0						
18 Geovany Soto, R OBP: 0.412, SLG: 0.505										3	1	2	0	1	1	0						
28 Jeff Baker, R OBP: 0.289, SLG: 0.397										4	0	1	0	0	1	2						
52 Carlos Silva, R ERA: 3.86										0	0	0	0	0	0	0						
60 Mitch Atkins, R ERA: 6.43										1	0	0	0	0	2	1						
22 Xavier Nady, R OBP: 0.285, SLG: 0.343										0	0	0	0	0	0	0						
64 Justin Berg, R ERA: 5.59										0	0	0	0	0	0	0						
17 Mike Fontenot, L OBP: 0.306, SLG: 0.364										1	0	0	0	0	0	0						
62 Bob Howry, L ERA: 6.82										0	0	0	0	0	0	0						
Inning Stats	R: 0 E: 0 K: 1 S: 10	H: 0 LOB: 0 BB: 0 P: 13	R: 0 E: 0 K: 0 S: 3	H: 1 LOB: 0 BB: 0 P: 5	R: 1 E: 0 K: 0 S: 12	H: 2 LOB: 1 BB: 0 P: 17	R: 1 E: 0 K: 0 S: 14	H: 1 LOB: 0 BB: 0 P: 21	R: 0 E: 0 K: 1 S: 9	H: 0 LOB: 1 BB: 1 P: 17	R: 3 E: 0 K: 0 S: 9	H: 4 LOB: 1 BB: 0 P: 16	R: 0 E: 0 K: 1 S: 10	H: 0 LOB: 0 BB: 0 P: 16	R: 0 E: 0 K: 0 S: 11	H: 1 LOB: 1 BB: 0 P: 13	R: 0 E: 0 K: 0 S: 9	H: 1 LOB: 1 BB: 0 P: 13	1B: 4 2B: 4 3B: 0 HR: 2	SF: 1 SAC: 0 DP: 2 HBP: 0	WP: 1 PB: 0 SB: 0 CS: 0	PA: 35
PITCHER	IP WLS BF H R ER SO BB IBB HBP BLK WP HR S P ERA WHIP																					
51 Wandy Rodriguez, L ERA: 5.11	6.0 W 24 8 5 5 0 1 0 0 0 0 0 0 10 16 7.50 1.500																					
59 Wilton Lopez, R ERA: 4.21	1.0 3 0 0 0 1 0 0 0 0 0 0 0 10 16 0.00 0.000																					
48 Tim Byrdak, L ERA: 4.13	1.0 4 1 0 0 0 0 0 0 0 0 0 0 11 13 0.00 1.000																					
56 Gary Majewski, R ERA: 6.82	1.0 4 1 0 0 0 0 0 0 0 0 0 0 9 13 0.00 1.000																					


AB	43
R	11
H	17
RBI	10
BB	6
SO	4
LOB	14



Batter	1	2	3	4	5	6	7	8	9	AB	R	H	RBI	BB	SO	LOB	TOP					
21 Michael Bourn, L (1,8) OBP: 0.329, SLG: 0.327										4	0	1	0	1	1	0	Houston Astros @ Chicago Cubs Wrigley Field, Chicago, IL Tue Jul 20 2010, 7:08 PM - 10:13 PM CDT Att: 36,401 - Clear - 80 F					
36 Angel Sanchez, R (1,6) OBP: 0.313, SLG: 0.378										4	1	1	1	0	1	1						
17 Lance Berkman, S (1,3) OBP: 0.372, SLG: 0.443										3	1	0	1	2	2	0						
9 Hunter Pence, R (1,9) OBP: 0.316, SLG: 0.427										5	0	1	1	0	0	3						
45 Carlos Lee, R (1,7) OBP: 0.285, SLG: 0.393										5	1	2	1	0	0	0						
8 Jeff Keppinger, R (1,4) OBP: 0.338, SLG: 0.389										3	1	1	0	1	0	2						
23 Chris Johnson, R (1,5) OBP: 0.330, SLG: 0.485										4	2	2	2	0	1	1						
37 Brandon Lyon, R (7,1)										0	0	0	0	0	0	0						
56 Gary Majewski, R (8,1)										0	0	0	0	0	0	0						
15 Jason Castro, L (1,2) OBP: 0.261, SLG: 0.290										4	1	0	0	0	0	2						
53 Wesley Wright, R (1,1)										3	0	0	0	0	0	2						
59 Wilton Lopez, R (5,1)										0	0	0	0	0	0	0						
43 Chris Sampson, R (6,1)										0	0	0	0	0	0	0						
48 Tim Byrdak, L (6,1)										0	0	0	0	0	0	0						
77 Pedro Feliz, R (7,5) OBP: 0.238, SLG: 0.294										1	0	0	0	0	0	0						
Inning Stats	R: 0 E: 0 K: 1 S: 10	H: 0 LOB: 0 BB: 0 P: 13	R: 4 E: 1 K: 0 S: 15	H: 2 LOB: 3 BB: 3 P: 32	R: 0 E: 0 K: 0 S: 9	H: 1 LOB: 1 BB: 0 P: 14	R: 2 E: 0 K: 0 S: 18	H: 3 LOB: 2 BB: 1 P: 28	R: 1 E: 0 K: 0 S: 17	H: 2 LOB: 0 BB: 0 P: 26	R: 0 E: 0 K: 0 S: 4	H: 0 LOB: 0 BB: 0 P: 5	R: 0 E: 0 K: 1 S: 9	H: 0 LOB: 0 BB: 0 P: 11	R: 0 E: 0 K: 2 S: 7	H: 0 LOB: 0 BB: 0 P: 7	R: 0 E: 0 K: 1 S: 9	H: 0 LOB: 0 BB: 0 P: 14	1B: 5 2B: 2 3B: 0 HR: 1	SF: 0 SAC: 0 DP: 0 HBP: 1	WP: 0 PB: 0 SB: 1 CS: 0	PA: 41
PITCHER	IP WLS BF H R ER SO BB IBB HBP BLK WP HR S P ERA WHIP																					
46 Ryan Dempster, R (1,1) ERA: 3.7	5.0	W 29	8	7	4	1	4	0	1	0	0	0	0	0	1	69	113	7.20	2.400			
48 Andrew Cashner, R (6,1) ERA: 2.39	2.0	W 6	0	0	0	1	0	0	0	0	0	0	0	0	0	13	16	0.00	0.000			
45 Sean Marshall, L (8,1) ERA: 1.88	1.0	H 3	0	0	0	2	0	0	0	0	0	0	0	0	7	7	0.00	0.000				
49 Carlos Marmol, R (9,1) ERA: 2.84	1.0	3	0	0	0	1	0	0	0	0	0	0	0	0	9	14	0.00	0.000				

Batter	1	2	3	4	5	6	7	8	9	AB	R	H	RBI	BB	SO	LOB	BOTTOM			
21 Tyler Colvin, L (1,9) OBP: 0.320, SLG: 0.529										4	2	1	0	0	1	1	Houston Astros @ Chicago Cubs Wrigley Field, Chicago, IL Tue Jul 20 2010, 7:08 PM - 10:13 PM CDT Att: 36,401 - Clear - 80 F			
13 Starlin Castro, R (1,6) OBP: 0.350, SLG: 0.418										5	2	3	1	0	0	2				
25 Derrek Lee, R (1,3) OBP: 0.337, SLG: 0.391										4	3	2	3	1	1	1				
16 Aramis Ramirez, R (1,5) OBP: 0.282, SLG: 0.452										5	3	3	7	0	2	2				
24 Marlon Byrd, R (1,8) OBP: 0.374, SLG: 0.479										4	0	1	0	1	0	1				
12 Alfonso Soriano, R (1,7) OBP: 0.340, SLG: 0.534										5	0	1	1	0	2	2				
18 Geovany Soto, R (1,2) OBP: 0.412, SLG: 0.516										5	2	2	1	0	1	2				
2 Ryan Theriot, R (1,4) OBP: 0.310, SLG: 0.306										4	1	1	0	0	0	1				
46 Ryan Dempster, R (1,1) OBP: 0.329, SLG: 0.327										0	0	0	0	0	0	0				
22 Xander Nady, R (5,PH) OBP: 0.289, SLG: 0.340										1	0	0	0	0	1	1				
48 Andrew Cashner, R (6,1) ERA: 4.17										0	0	0	0	0	0	0				
45 Sean Marshall, L (8,1) ERA: 1.88										0	0	0	0	0	0	0				
1 Kosuke Fukudome, L (8,PH) OBP: 0.319, SLG: 0.443										0	1	0	0	1	0	0				
49 Carlos Marmol, R (9,1) ERA: 2.84										0	0	0	0	0	0	0				
Inning Stats	R: 0 E: 0 K: 2 S: 13	H: 1 LOB: 1 BB: 0 P: 20	R: 0 E: 0 K: 0 S: 6	H: 0 LOB: 1 BB: 1 P: 11	R: 0 E: 0 K: 1 S: 8	H: 1 LOB: 1 BB: 0 P: 11	R: 1 E: 0 K: 1 S: 12	H: 1 LOB: 0 BB: 0 P: 19	R: 5 E: 1 K: 2 S: 21	H: 3 LOB: 1 BB: 1 P: 37	R: 1 E: 0 K: 1 S: 10	H: 1 LOB: 0 BB: 0 P: 12	R: 2 E: 0 K: 1 S: 13	H: 3 LOB: 1 BB: 0 P: 20	R: 5 E: 1 K: 1 S: 18	H: 4 LOB: 1 BB: 1 P: 27	1B: 8 2B: 2 3B: 0 HR: 4	SF: 0 SAC: 1 DP: 1 HBP: 1	WP: 0 PB: 1 SB: 1 CS: 0	PA: 43
PITCHER	IP WLS BF H R ER SO BB IBB HBP BLK WP HR S P ERA WHIP																			
53 Wesley Wright, L (1,1) ERA: 4.4	4.2	W 23	6	6	1	0	2	0	0	0	0	0	0	0	1	0	0	1.93	1.714	
59 Wilton Lopez, R (5,1) ERA: 4.17	0.1	1	0	0	0	1	0	0	0	0	0	0	0	0	3	6	0.00	0.000		
43 Chris Sampson, R (6,1) ERA: 6.04	0.2	B 3	1	1	1	1	0	0	0	0	0	0	0	0	8	10	13.50	1.500		
48 Tim Byrdak, L (6,1) ERA: 4.07	0.1	1	0	0	0	0	0	0	0	0	0	0	0	0	2	2	0.00	0.000		
37 Brandon Lyon, R (7,1) ERA: 3.98	1.0	L 6	3	2	2	1	0	0	0	0	0	0	0	0	13	20	18.00	3.000		
PITCHER	IP WLS BF H R ER SO BB IBB HBP BLK WP HR S P ERA WHIP																			
56 Gary Majewski, R (8,1) ERA: 22.5	1.0	9	4	5	5	1	0	0	0	0	0	0	0	0	18	27	45.00	5.000		

AB	36
R	7
H	8
RBI	6
BB	4
SO	5
LOB	11



AB	38
R	14
H	14
RBI	13
BB	3
SO	9
LOB	13



Batter	1	2	3	4	5	6	7	8	9	10	11	12	AB	R	H	RBI	BB	SO	LOB	TOP		
11 Jason Bourgeois, R (1.8) 37 Brandon Lyon, R (10.1)			G6-4-3		F8			P3		FC3-6			5	0	1	0	0	0	3	0		
4 Jason Michaels, R (12. PH) 73 Gustavo Chacin, L (12.1)													6	0	3	1	0	1	2	0		
36 Angel Sanchez, R (1.6)													6	0	0	0	0	0	0	0		
17 Lance Berkman, S (1.3)													6	0	0	0	0	3	4	0		
9 Hunter Pence, R (1.9)													5	0	0	0	0	2	2	0		
45 Carlos Lee, R (1.7)		G6-3		F7				P4		F7		G2-3	5	0	0	0	0	0	0	0		
8 Jeff Keppinger, R (1.4)		G6-3		G4-3									5	0	2	0	0	1	0	0		
23 Chris Johnson, R (1.5)													4	1	1	0	1	1	1	1		
55 Humberto Quintero, R (1.2) 15 Jason Castro, L (10. PH) 22 Matt Lindstrom, R (8.3)													3	0	0	0	0	2	2	1		
39 Brett Myers, R (8. PH) 22 Matt Lindstrom, R (8.3) 48 Tim Lincecum, R (8.3) 21 Michael Bourn, L (10. PH)													2	0	2	0	0	0	0	0		
Inning Stats	R: 0 E: 0 K: 15	H: 1 LOB: 1 BB: 0 P: 23	R: 0 E: 0 K: 11	H: 0 LOB: 1 BB: 1 P: 16	R: 0 E: 0 K: 11	H: 2 LOB: 1 BB: 0 P: 16	R: 0 E: 0 K: 4	H: 0 LOB: 0 BB: 0 P: 7	R: 0 E: 0 K: 13	H: 1 LOB: 1 BB: 0 P: 13	R: 0 E: 0 K: 13	H: 0 LOB: 0 BB: 0 P: 18	R: 0 E: 0 K: 9	H: 0 LOB: 0 BB: 0 P: 12	R: 0 E: 0 K: 5	H: 0 LOB: 0 BB: 0 P: 6	R: 3 E: 0 K: 22	H: 4 LOB: 1 BB: 0 P: 26	1B: 9 2B: 1 3B: 0 HR: 1	SF: 0 SAC: 0 DP: 1 HBP: 0	WP: 0 PB: 0 SB: 1 CS: 0	PA: 48
PITCHER	IP	WLS	BF	H	R	ER	SO	BB	IBB	HBP	BLK	WP	HR	S	P	ERA	WHIP					
30 Ted Lilly, L (1.1) 45 Sean Marshall, L (8.1) 49 Carlos Marmol, R (9.1) 48 Andrew Cashner, R (10.1) 64 Justin Berg, R (11.1)	7.1	0.2	29	7	0	0	6	0	0	0	0	0	0	6	9	0.00	0.000					
62 Bob Howry, R (12.1) 40 James Russell, L (12.1) 44 Jeff Stevens, R (12.1)	0.1	0.1	3	2	2	0	0	0	0	0	0	0	0	2	3	0.00	0.000					
44 Jeff Stevens, R (12.1)	0.1	3	2	1	1	0	0	0	0	0	0	0	10	12	27.00	6.000						

Houston Astros @ Chicago Cubs
Wrigley Field, Chicago, IL
Wed Jul 21 2010, 1:23 PM - 5:17 PM CDT
Att. 38,533 - Partly Cloudy - 81 F

AB 46
R 4
H 11
RBI 4
BB 2
SO 10
LOB 19



Batter	1	2	3	4	5	6	7	8	9	10	11	12	AB	R	H	RBI	BB	SO	LOB	BOTTOM								
21 Tyler Colvin, L (1.7)								G1-3		K			6	0	0	0	1	3	5	0								
13 Starlin Castro, R (1.6)													6	0	2	1	0	1	2	0								
25 Derrek Lee, R (1.3)													5	0	2	0	1	0	3	0								
16 Aramis Ramirez, R (1.5)													5	0	1	0	1	0	4	0								
24 Marlon Byrd, R (1.8)													5	0	1	0	1	1	2	0								
1 Kouke Fukudome, L (1.9)													4	1	1	0	2	1	4	0								
55 Koyie Hill, S (1.2) 18 Gervany Soto, R (10. PH)													4	0	0	0	4	4	2	1								
2 Ryan Theriot, R (1.4)													6	0	3	0	0	1	1	0								
Inning Stats	R: 0 E: 0 K: 5	H: 1 LOB: 1 BB: 0 P: 7	R: 0 E: 0 K: 9	H: 1 LOB: 1 BB: 13	R: 0 E: 0 K: 11	H: 0 LOB: 0 BB: 0 P: 11	R: 0 E: 0 K: 2	H: 1 LOB: 2 BB: 1 P: 18	R: 1 E: 0 K: 16	H: 2 LOB: 2 BB: 1 P: 22	R: 0 E: 0 K: 5	H: 0 LOB: 0 BB: 0 P: 7	R: 0 E: 0 K: 7	H: 0 LOB: 0 BB: 0 P: 11	R: 0 E: 0 K: 13	H: 1 LOB: 1 BB: 0 P: 17	R: 0 E: 0 K: 11	H: 2 LOB: 2 BB: 0 P: 19	R: 0 E: 0 K: 5	H: 1 LOB: 3 BB: 2 P: 26	R: 0 E: 0 K: 8	H: 1 LOB: 2 BB: 1 P: 16	R: 2 E: 0 K: 20	H: 2 LOB: 2 BB: 2 P: 34	1B: 9 2B: 2 3B: 0 HR: 1	SF: 0 SAC: 1 DP: 0 HBP: 0	WP: 0 PB: 1 SB: 0 CS: 0	PA: 55
PITCHER	IP	WLS	BF	H	R	ER	SO	BB	IBB	HBP	BLK	WP	HR	S	P	ERA	WHIP											
39 Brett Myers, R (1.1) 22 Matt Lindstrom, R (8.1) 48 Tim Byrdak, L (9.1) 37 Brandon Lyon, R (10.1) 73 Gustavo Chacin, L (12.1)	7.0	8	3	0	0	1	0	0	0	0	0	0	0	21	32	0.00	1.800											
39 Brett Myers, R (1.1) 22 Matt Lindstrom, R (8.1) 48 Tim Byrdak, L (9.1) 37 Brandon Lyon, R (10.1) 73 Gustavo Chacin, L (12.1)	1.0	0.1	1	0	0	0	0	0	0	0	0	0	0	3	4	0.00	0.000											
39 Brett Myers, R (1.1) 22 Matt Lindstrom, R (8.1) 48 Tim Byrdak, L (9.1) 37 Brandon Lyon, R (10.1) 73 Gustavo Chacin, L (12.1)	2.0	W	11	2	0	0	1	1	2	0	0	0	0	20	42	0.00	1.500											
39 Brett Myers, R (1.1) 22 Matt Lindstrom, R (8.1) 48 Tim Byrdak, L (9.1) 37 Brandon Lyon, R (10.1) 73 Gustavo Chacin, L (12.1)	1.0	S	7	2	2	2	0	2	0	0	0	0	1	20	34	18.00	4.000											

Houston Astros @ Chicago Cubs
Wrigley Field, Chicago, IL
Wed Jul 21 2010, 1:23 PM - 5:17 PM CDT
Att. 38,533 - Partly Cloudy - 81 F

AB 47
R 3
H 12
RBI 3
BB 7
SO 11
LOB 30



Batter	1	2	3	4	5	6	7	8	9	AB	R	H	RBI	BB	SO	LOB	TOP																
4 Brandon Phillips, R OBP: 0.342, SLG: 0.462										4	0	0	0	1	1	1	Cincinnati Reds @ Houston Astros Minute Maid Park, Houston, TX Fri Jul 23 2010, 7:07 PM - 10:07 PM CDT Att: 30,575 - Roof Closed - 73 F																
2 Orlando Cabrera, R OBP: 0.298, SLG: 0.339										5	1	2	0	0	1	1																	
19 Joey Votto, L OBP: 0.418, SLG: 0.585										4	2	3	1	1	1	0																	
31 Jonny Gomes, R 48 Francisco Cordero, R										4	2	1	0	1	0	2																	
32 Jay Bruce, L OBP: 0.331, SLG: 0.433										3	0	1	2	0	1	0																	
43 Miguel Cairo, R 40 Nick Masset, R										2	1	1	0	1	1	2																	
53 Arthur Rhodes, L 28 Chris Heisey, R										0	0	0	0	0	0	0																	
6 Drew Stubbs, R OBP: 0.311, SLG: 0.416										3	0	0	1	0	0	5																	
29 Ryan Hanigan, R OBP: 0.433, SLG: 0.434										4	0	1	2	0	2	1																	
30 Travis Wood, R 17 Laynce Nix, L 66 Logan Ondrusek, R 7 Paul Janish, R										2	0	0	0	0	1	2																	
Inning Stats	R: 0 E: 0 K: 2 S: 9	H: 0 LOB: 0 BB: 0 P: 12	R: 0 E: 0 K: 1 S: 7	H: 1 LOB: 1 BB: 0 P: 12	R: 0 E: 0 K: 2 S: 7	H: 0 LOB: 0 BB: 0 P: 8	R: 3 E: 1 K: 0 S: 15	H: 2 LOB: 2 BB: 2 P: 31	R: 1 E: 0 K: 0 S: 7	H: 1 LOB: 0 BB: 0 P: 11	R: 0 E: 0 K: 0 S: 8	H: 0 LOB: 0 BB: 1 P: 14	R: 0 E: 0 K: 3 S: 11	H: 0 LOB: 1 BB: 1 P: 18	R: 2 E: 0 K: 1 S: 16	H: 3 LOB: 1 BB: 0 P: 20	R: 0 E: 0 K: 0 S: 12	H: 3 LOB: 2 BB: 0 P: 15	1B: 7 2B: 2 HR: 1	SF: 2 SAC: 0 DP: 1 HBP: 1	WP: 0 PB: 0 SB: 0 CS: 1	PA: 40											
PITCHER	IP WLS BF H R ER SO BB IBB HBP BLK WP HR S P ERA WHIP																																
20 Bud Norris, R ERA: 6.08	6.0	25	4	4	4	5	3	0	1	0	0	0	1	53	88	6.00	1.167																
59 Wilton Lopez, R ERA: 4.09	1.0	4	0	0	0	3	1	0	0	0	0	0	0	11	18	0.00	1.000																
48 Tim Byrdak, L ERA: 4.74	0.0	L	3	3	2	0	0	0	0	0	0	0	0	8	10	∞	∞																
28 Nelson Figueroa, R ERA: 3.33	1.0	3	0	0	0	1	0	0	0	0	0	0	0	8	10	0.00	0.000																
43 Chris Sampson, R ERA: 5.93	1.0	5	3	0	0	0	0	0	0	0	0	0	0	12	15	0.00	3.000																

AB	33
R	6
H	10
RBI	6
BB	4
SO	9
LOB	14



Batter	1	2	3	4	5	6	7	8	9	AB	R	H	RBI	BB	SO	LOB	BOTTOM																
11 Jason Bourgeois, R OBP: 0.333, SLG: 0.250										4	0	0	0	0	1	1	Cincinnati Reds @ Houston Astros Minute Maid Park, Houston, TX Fri Jul 23 2010, 7:07 PM - 10:07 PM CDT Att: 30,575 - Roof Closed - 73 F																
21 Michael Bourn, L OBP: 0.326, SLG: 0.325										4	1	2	0	1	1	1																	
36 Angel Sanchez, R OBP: 0.356, SLG: 0.400										4	1	2	0	1	1	1																	
17 Lance Berkman, S OBP: 0.366, SLG: 0.431										4	0	1	0	1	1	2																	
45 Carlos Lee, R OBP: 0.280, SLG: 0.385										5	1	1	0	0	0	4																	
9 Hunter Pence, R OBP: 0.318, SLG: 0.435										5	2	4	3	0	0	2																	
8 Jeff Keppinger, R OBP: 0.343, SLG: 0.395										3	0	2	0	1	0	2																	
23 Chris Johnson, R OBP: 0.330, SLG: 0.471										3	0	1	1	0	1	1																	
55 Humberto Quintero, R OBP: 0.294, SLG: 0.329										3	0	0	0	0	0	2																	
77 Pedro Feliz, R OBP: 0.240, SLG: 0.307										1	0	0	0	0	1	3																	
15 Jason Castro, L OBP: 0.268, SLG: 0.286										0	0	0	0	0	0	0																	
20 Bud Norris, R 4 Jason Michaels, R 59 Wilton Lopez, R 48 Tim Byrdak, L 28 Nelson Figueroa, R 18 Anderson Hernandez, S 43 Chris Sampson, R										2	0	1	0	0	0	0																	
Inning Stats	R: 1 E: 0 K: 0 S: 12	H: 3 LOB: 2 BB: 0 P: 20	R: 0 E: 0 K: 1 S: 10	H: 0 LOB: 0 BB: 0 P: 16	R: 0 E: 0 K: 2 S: 9	H: 0 LOB: 0 BB: 0 P: 13	R: 1 E: 0 K: 0 S: 13	H: 2 LOB: 1 BB: 0 P: 21	R: 0 E: 0 K: 1 S: 7	H: 1 LOB: 1 BB: 0 P: 11	R: 2 E: 0 K: 0 S: 12	H: 3 LOB: 1 BB: 0 P: 16	R: 0 E: 0 K: 0 S: 2	H: 0 LOB: 0 BB: 1 P: 8	R: 0 E: 0 K: 1 S: 12	H: 2 LOB: 3 BB: 1 P: 22	R: 0 E: 0 K: 1 S: 10	H: 1 LOB: 2 BB: 1 P: 18	1B: 9 2B: 2 HR: 1	SF: 1 SAC: 0 DP: 1 HBP: 0	WP: 0 PB: 0 SB: 1 CS: 0	PA: 41											
PITCHER	IP WLS BF H R ER SO BB IBB HBP BLK WP HR S P ERA WHIP																																
30 Travis Wood, L ERA: 2.74	6.0	27	9	4	4	4	0	0	0	0	0	0	0	63	97	6.00	1.500																
66 Logan Ondrusek, R ERA: 3.77	1.0	W	3	0	0	0	1	0	0	0	0	0	0	2	8	0.00	1.000																
40 Nick Masset, L ERA: 4.97	0.2	H	5	2	0	0	1	0	0	0	0	0	0	9	18	0.00	4.500																
53 Arthur Rhodes, L ERA: 1.62	0.1	H	1	0	0	0	0	0	0	0	0	0	0	3	4	0.00	0.000																
48 Francisco Cordero, R ERA: 3.83	1.0	S	5	1	0	0	1	0	0	0	0	0	0	10	18	0.00	2.000																

AB	37
R	4
H	12
RBI	4
BB	3
SO	6
LOB	22



Batter	1	2	3	4	5	6	7	8	9	AB	R	H	RBI	BB	SO	LOB	TOP				
4 Brandon Phillips, R OBP: 0.339, SLG: 0.457	F9		G4-3			K		G6-3		4	0	0	0	0	1	1					
2 Orlando Cabrera, R OBP: 0.299, SLG: 0.339	P3			K		G6-3		K		4	0	0	0	0	2	0					
19 Joey Votto, L OBP: 0.419, SLG: 0.595			G6-3			G3				4	0	2	0	0	0	0					
31 Jonny Gomes, R OBP: 0.323, SLG: 0.463	G6-3							F9		3	0	0	0	1	0	2					
28 Chris Heisey, R OBP: 0.371, SLG: 0.571		B3								3	0	0	0	0	1	1					
53 Arthur Rhodes, L OBP: 0.276, SLG: 0.475				K						0	0	0	0	0	0	0					
40 Nick Masset, R OBP: 0.329, SLG: 0.430										0	0	0	0	0	0	0					
17 Laynce Nix, L OBP: 0.302, SLG: 0.445										1	0	0	0	0	1	1					
43 Miguel Cairo, R OBP: 0.370, SLG: 0.423	K									2	0	0	0	1	2	0					
6 Drew Stubbs, R OBP: 0.305, SLG: 0.407	F9							K		3	0	0	0	0	2	1					
29 Ryan Hanigan, R OBP: 0.431, SLG: 0.431			L3							3	0	1	0	0	0	1					
44 Mike Leake, R OBP: 0.422, SLG: 0.390										2	0	0	0	0	1	1					
32 Jay Bruce, L OBP: 0.329, SLG: 0.430			K			G4-3		FC3-6		1	0	0	0	0	0	1					
Inning Stats	R: 0 E: 0 K: 0 S: 13	H: 1 LOB: 1 BB: 0 P: 18	R: 0 E: 0 K: 1 S: 6	H: 0 LOB: 0 BB: 0 P: 6	R: 0 E: 0 K: 1 S: 11	H: 0 LOB: 0 BB: 0 P: 16	R: 0 E: 0 K: 2 S: 13	H: 0 LOB: 1 BB: 1 P: 23	R: 0 E: 0 K: 1 S: 8	H: 0 LOB: 0 BB: 0 P: 12	R: 0 E: 0 K: 1 S: 10	H: 0 LOB: 0 BB: 0 P: 13	R: 0 E: 0 K: 1 S: 9	H: 1 LOB: 1 BB: 0 P: 11	R: 0 E: 0 K: 2 S: 12	H: 1 LOB: 0 BB: 0 P: 12	1B: 2 2B: 1 3B: 0 HR: 0	SF: 0 SAC: 0 DP: 0 HBP: 0	WP: 0 PB: 0 SB: 0 CS: 0	PA: 32	
PITCHER	IP WLS BF H R ER SO BB IBB HBP BLK WP HR S P ERA WHIP	IP WLS BF H R ER SO BB IBB HBP BLK WP HR S P ERA WHIP	IP WLS BF H R ER SO BB IBB HBP BLK WP HR S P ERA WHIP	IP WLS BF H R ER SO BB IBB HBP BLK WP HR S P ERA WHIP	IP WLS BF H R ER SO BB IBB HBP BLK WP HR S P ERA WHIP	IP WLS BF H R ER SO BB IBB HBP BLK WP HR S P ERA WHIP	IP WLS BF H R ER SO BB IBB HBP BLK WP HR S P ERA WHIP	IP WLS BF H R ER SO BB IBB HBP BLK WP HR S P ERA WHIP	IP WLS BF H R ER SO BB IBB HBP BLK WP HR S P ERA WHIP	IP WLS BF H R ER SO BB IBB HBP BLK WP HR S P ERA WHIP	IP WLS BF H R ER SO BB IBB HBP BLK WP HR S P ERA WHIP	IP WLS BF H R ER SO BB IBB HBP BLK WP HR S P ERA WHIP	IP WLS BF H R ER SO BB IBB HBP BLK WP HR S P ERA WHIP	IP WLS BF H R ER SO BB IBB HBP BLK WP HR S P ERA WHIP	IP WLS BF H R ER SO BB IBB HBP BLK WP HR S P ERA WHIP	IP WLS BF H R ER SO BB IBB HBP BLK WP HR S P ERA WHIP	IP WLS BF H R ER SO BB IBB HBP BLK WP HR S P ERA WHIP	IP WLS BF H R ER SO BB IBB HBP BLK WP HR S P ERA WHIP	IP WLS BF H R ER SO BB IBB HBP BLK WP HR S P ERA WHIP	IP WLS BF H R ER SO BB IBB HBP BLK WP HR S P ERA WHIP	IP WLS BF H R ER SO BB IBB HBP BLK WP HR S P ERA WHIP

Cincinnati Reds @ Houston Astros
Minute Maid Park, Houston, TX
Sun Jul 25 2010, 1:08 PM - 3:32 PM CDT
Att: 25,705 - Roof Closed - 73 F

AB	30
R	0
H	3
RBI	0
BB	2
SO	10
LOB	9



Batter	1	2	3	4	5	6	7	8	9	AB	R	H	RBI	BB	SO	LOB	BOTTOM				
21 Michael Bourn, L OBP: 0.327, SLG: 0.329	G6-3		G3		K		G4-3			4	0	3	2	0	1	0					
18 Anderson Hernandez, S OBP: 0.250, SLG: 0.253	G6-3		F7		G4-3		G4-3			4	0	0	0	0	0	3					
17 Lance Berkman, S OBP: 0.360, SLG: 0.420	G4-3		G3			F7		P6		4	0	0	0	0	0	2					
9 Hunter Pence, R OBP: 0.317, SLG: 0.439			K			G1-3		K		4	1	1	1	0	2	1					
45 Carlos Lee, R OBP: 0.277, SLG: 0.382	F9					F9		G6-3		4	0	1	0	0	0	0					
22 Matt Lindstrom, R OBP: 0.276, SLG: 0.475										0	0	0	0	0	0	0					
8 Jeff Keppinger, R OBP: 0.345, SLG: 0.392		BB				G6-3				2	0	1	0	2	0	0					
23 Chris Johnson, R OBP: 0.336, SLG: 0.495	F8		G5-3					K		4	1	1	1	0	1	4					
15 Jason Castro, L OBP: 0.269, SLG: 0.275						F7		K		3	1	1	0	1	1	3					
51 Wandy Rodriguez, S OBP: 0.282, SLG: 0.297										2	0	0	0	0	1	2					
4 Jason Michaels, R OBP: 0.276, SLG: 0.475	G3									1	1	1	0	0	0	0					
37 Brandon Lyon, R OBP: 0.326, SLG: 0.243					K					0	0	0	0	0	0	0					
11 Jason Bourgeois, R OBP: 0.326, SLG: 0.243										0	0	0	0	0	0	0					
Inning Stats	R: 0 E: 0 K: 0 S: 8	H: 1 LOB: 0 BB: 0 P: 13	R: 1 E: 0 K: 0 S: 10	H: 1 LOB: 2 BB: 2 P: 23	R: 0 E: 0 K: 1 S: 8	H: 1 LOB: 1 BB: 0 P: 10	R: 0 E: 0 K: 0 S: 7	H: 1 LOB: 1 BB: 1 P: 15	R: 0 E: 0 K: 2 S: 8	H: 0 LOB: 0 BB: 0 P: 12	R: 0 E: 0 K: 0 S: 6	H: 0 LOB: 0 BB: 0 P: 11	R: 3 E: 0 K: 0 S: 12	H: 4 LOB: 1 BB: 0 P: 21	R: 0 E: 0 K: 3 S: 12	H: 1 LOB: 2 BB: 0 P: 15	1B: 4 2B: 3 3B: 0 HR: 2	SF: 0 SAC: 0 DP: 2 HBP: 0	WP: 1 PB: 0 SB: 2 CS: 0	PA: 35	
PITCHER	IP WLS BF H R ER SO BB IBB HBP BLK WP HR S P ERA WHIP	IP WLS BF H R ER SO BB IBB HBP BLK WP HR S P ERA WHIP	IP WLS BF H R ER SO BB IBB HBP BLK WP HR S P ERA WHIP	IP WLS BF H R ER SO BB IBB HBP BLK WP HR S P ERA WHIP	IP WLS BF H R ER SO BB IBB HBP BLK WP HR S P ERA WHIP	IP WLS BF H R ER SO BB IBB HBP BLK WP HR S P ERA WHIP	IP WLS BF H R ER SO BB IBB HBP BLK WP HR S P ERA WHIP	IP WLS BF H R ER SO BB IBB HBP BLK WP HR S P ERA WHIP	IP WLS BF H R ER SO BB IBB HBP BLK WP HR S P ERA WHIP	IP WLS BF H R ER SO BB IBB HBP BLK WP HR S P ERA WHIP	IP WLS BF H R ER SO BB IBB HBP BLK WP HR S P ERA WHIP	IP WLS BF H R ER SO BB IBB HBP BLK WP HR S P ERA WHIP	IP WLS BF H R ER SO BB IBB HBP BLK WP HR S P ERA WHIP	IP WLS BF H R ER SO BB IBB HBP BLK WP HR S P ERA WHIP	IP WLS BF H R ER SO BB IBB HBP BLK WP HR S P ERA WHIP	IP WLS BF H R ER SO BB IBB HBP BLK WP HR S P ERA WHIP	IP WLS BF H R ER SO BB IBB HBP BLK WP HR S P ERA WHIP	IP WLS BF H R ER SO BB IBB HBP BLK WP HR S P ERA WHIP	IP WLS BF H R ER SO BB IBB HBP BLK WP HR S P ERA WHIP	IP WLS BF H R ER SO BB IBB HBP BLK WP HR S P ERA WHIP	IP WLS BF H R ER SO BB IBB HBP BLK WP HR S P ERA WHIP

Cincinnati Reds @ Houston Astros
Minute Maid Park, Houston, TX
Sun Jul 25 2010, 1:08 PM - 3:32 PM CDT
Att: 25,705 - Roof Closed - 73 F

AB	32
R	4
H	9
RBI	4
BB	3
SO	6
LOB	15



Batter	1	2	3	4	5	6	7	8	9	AB	R	H	RBI	BB	SO	LOB	TOP					
21 Tyler Colvin, L (1,9) OBP: 0.319, SLG: 0.548										4	1	2	1	0	1	0	Chicago Cubs @ Houston Astros Minute Maid Park, Houston, TX Tue Jul 27 2010, 7:05 PM - 9:47 PM CDT Att: 28,047 - Roof Closed - 73 F					
13 Starlin Castro, R (1,6) OBP: 0.356, SLG: 0.445										4	0	1	0	0	0	1						
25 Derrek Lee, R (1,3) OBP: 0.333, SLG: 0.387										4	0	0	0	0	3	2						
16 Aramis Ramirez, R (1,5) OBP: 0.283, SLG: 0.432										4	0	0	0	0	1	2						
24 Marlon Byrd, R (1,8) OBP: 0.376, SLG: 0.469										3	0	1	0	1	1	1						
12 Alfonso Soriano, R (1,7) OBP: 0.335, SLG: 0.532										3	0	0	0	0	2	2						
2 Ryan Theriot, R (1,4) OBP: 0.318, SLG: 0.325										3	0	0	0	0	0	1						
55 Koyie Hill, S (1,2) OBP: 0.233, SLG: 0.258										3	0	0	0	0	2	1						
30 Ted Lilly, L (1,1) OBP: 0.118, SLG: 0.032										2	0	0	0	0	2	0						
48 Andrew Cashner, R (6,1) OBP: 0.354, SLG: 0.409										0	0	0	0	0	0	0						
1 Kosuke Fukudome, L (6, PH) OBP: 0.354, SLG: 0.409										1	0	0	0	0	0	0						
62 Bob Howry, L (8,1)										0	0	0	0	0	0	0						
Inning Stats	R: 0 E: 0 K: 2 S: 12	H: 0 LOB: 0 BB: 0 P: 18	R: 0 E: 0 K: 1 S: 7	H: 0 LOB: 0 BB: 0 P: 11	R: 0 E: 0 K: 1 S: 6	H: 0 LOB: 0 BB: 1 P: 7	R: 0 E: 0 K: 0 S: 8	H: 1 LOB: 1 BB: 0 P: 14	R: 0 E: 0 K: 2 S: 9	H: 0 LOB: 1 BB: 1 P: 16	R: 0 E: 0 K: 1 S: 9	H: 0 LOB: 0 BB: 0 P: 16	R: 0 E: 0 K: 1 S: 9	H: 1 LOB: 0 BB: 0 P: 11	R: 0 E: 0 K: 1 S: 8	H: 0 LOB: 0 BB: 0 P: 11	R: 1 E: 0 K: 3 S: 16	H: 2 LOB: 1 BB: 0 P: 20	1B: 2 2B: 1 3B: 0 HR: 1	SF: 0 SAC: 0 DP: 0 HBP: 0	WP: 0 PB: 0 SB: 0 CS: 0	PA: 32
PITCHER	IP: 9.0 WLS: W BF: 32 H: 4 R: 1 ER: 1 SO: 12 BB: 1 IBB: 0 HBP: 0 BLK: 0 WP: 0 HR: 1 S: 84 P: 124 ERA: 1.00 WHIP: 0.556															PITCHER	IP: 9.0 WLS: W BF: 32 H: 4 R: 1 ER: 1 SO: 12 BB: 1 IBB: 0 HBP: 0 BLK: 0 WP: 0 HR: 1 S: 84 P: 124 ERA: 1.00 WHIP: 0.556					

AB	31
R	1
H	4
RBI	1
BB	1
SO	12
LOB	10



Batter	1	2	3	4	5	6	7	8	9	AB	R	H	RBI	BB	SO	LOB	BOTTOM			
21 Michael Bourn, L (1,8) OBP: 0.327, SLG: 0.329										4	1	0	0	1	2	4	Chicago Cubs @ Houston Astros Minute Maid Park, Houston, TX Tue Jul 27 2010, 7:05 PM - 9:47 PM CDT Att: 28,047 - Roof Closed - 73 F			
36 Angel Sanchez, R (1,6) OBP: 0.333, SLG: 0.373										4	0	0	1	0	2	3				
9 Hunter Pence, R (1,9) OBP: 0.317, SLG: 0.439										4	1	1	1	0	1	0				
45 Carlos Lee, R (1,7) OBP: 0.281, SLG: 0.382										3	1	2	0	1	0	0				
18 Anderson Hernandez, S (8,4) OBP: 0.250, SLG: 0.273										0	0	0	0	0	0	0				
8 Jeff Keppinger, R (1,4) OBP: 0.345, SLG: 0.388										2	1	0	0	1	2	2				
15 Jason Castro, L (8,2) OBP: 0.256, SLG: 0.260										0	0	0	0	0	0	0				
17 Lance Berkman, S (1,3) OBP: 0.383, SLG: 0.429										3	1	1	4	1	1	2				
23 Chris Johnson, R (1,5) OBP: 0.347, SLG: 0.496										4	0	2	0	0	1	3				
55 Humberto Quintero, R (1,2) OBP: 0.271, SLG: 0.333										2	0	1	0	0	1	2				
11 Jason Bourgeois, R (7, PR) OBP: 0.333, SLG: 0.282										1	1	1	0	0	0	0				
39 Brett Myers, R (1,1) OBP: 0.190, SLG: 0.150										2	0	0	0	1	0	3				
Inning Stats	R: 0 E: 0 K: 1 S: 7	H: 2 LOB: 2 BB: 0 P: 11	R: 0 E: 0 K: 2 S: 12	H: 2 LOB: 0 BB: 0 P: 19	R: 0 E: 0 K: 1 S: 6	H: 0 LOB: 0 BB: 1 P: 14	R: 0 E: 0 K: 2 S: 16	H: 1 LOB: 1 BB: 0 P: 22	R: 0 E: 0 K: 1 S: 15	H: 2 LOB: 2 BB: 1 P: 22	R: 0 E: 0 K: 2 S: 14	H: 0 LOB: 2 BB: 2 P: 29	R: 6 E: 0 K: 0 S: 12	H: 2 LOB: 1 BB: 2 P: 28	R: 0 E: 0 K: 1 S: 11	H: 1 LOB: 1 BB: 0 P: 14	1B: 6 2B: 1 3B: 0 HR: 1	SF: 0 SAC: 2 DP: 1 HBP: 2	WP: 0 PB: 0 SB: 2 CS: 0	PA: 38
PITCHER	IP: 5.2 WLS: L BF: 24 H: 2 R: 6 ER: 6 SO: 8 BB: 3 IBB: 0 HBP: 0 BLK: 0 WP: 0 HR: 1 S: 67 P: 113 ERA: 0.00 WHIP: 1.412															PITCHER	IP: 5.2 WLS: L BF: 24 H: 2 R: 6 ER: 6 SO: 8 BB: 3 IBB: 0 HBP: 0 BLK: 0 WP: 0 HR: 1 S: 67 P: 113 ERA: 0.00 WHIP: 1.412			

AB	29
R	6
H	8
RBI	6
BB	5
SO	10
LOB	19



Batter	1	2	3	4	5	6	7	8	9	AB	R	H	RBI	BB	SO	LOB	TOP										
23 Rickie Weeks Jr. R OBP: 0.377, SLG: 0.493										3	0	1	0	1	2	1	Milwaukee Brewers @ Houston Astros Minute Maid Park, Houston, TX Fri Jul 30 2010, 7:05 PM - 9:29 PM CDT Att: 27,456 - Roof Closed - 73 F										
1 Corey Hart R OBP: 0.348, SLG: 0.563										3	0	0	0	1	0	2											
8 Ryan Braun R OBP: 0.325, SLG: 0.459										4	0	0	0	0	2	3											
28 Prince Fielder L OBP: 0.396, SLG: 0.495										4	0	0	0	0	1	3											
14 Casey McGehee R OBP: 0.342, SLG: 0.448										4	0	2	0	0	0	2											
20 Jonathan Lucroy R OBP: 0.308, SLG: 0.567										4	0	0	0	0	1	3											
27 Carlos Gómez R OBP: 0.285, SLG: 0.355										3	0	0	0	1	2	1											
21 Alcides Escobar R OBP: 0.301, SLG: 0.338										3	0	0	0	1	1	2											
26 Manny Parra L OBP: 0.329, SLG: 0.330 60 Todd Coffey R OBP: 0.355, SLG: 0.415 2 Joe Inglett L OBP: 0.325, SLG: 0.415 32 LaTroy Hawkins R OBP: 0.345, SLG: 0.415 54 David Riske R OBP: 0.352, SLG: 0.510 15 Jim Edmonds L OBP: 0.352, SLG: 0.510										2	0	0	0	0	0	3											
Inning Stats	R: 0 H: 1 E: 0 K: 1 S: 11	H: 1 LOB: 2 BB: 1 P: 23	R: 0 H: 0 E: 0 K: 2 S: 10	H: 0 LOB: 1 BB: 1 P: 19	R: 0 H: 0 E: 0 K: 1 S: 9	H: 0 LOB: 1 BB: 1 P: 18	R: 0 H: 0 E: 0 K: 0 S: 9	H: 0 LOB: 2 BB: 1 P: 15	R: 0 H: 1 E: 0 K: 0 S: 5	H: 1 LOB: 1 BB: 0 P: 8	R: 0 H: 1 E: 0 K: 0 S: 9	H: 1 LOB: 1 BB: 0 P: 12	R: 0 H: 1 E: 0 K: 0 S: 9	H: 0 LOB: 0 BB: 0 P: 7	R: 0 H: 0 E: 0 K: 1 S: 5	H: 0 LOB: 0 BB: 0 P: 7		1B: 3 2B: 1 3B: 0 HR: 0	SF: 0 SAC: 0 DP: 0 HBP: 0	WP: 0 PB: 0 SB: 0 CS: 0	PA: 36						
PITCHER	IP	WLS	BF	H	R	ER	SO	BB	IBB	HBP	BLK	WP	HR	S	P	ERA	WHIP										
30 J.A. Happ L ERA: 1.27	6.0	W	25	2	0	0	6	4	0	0	0	0	0	54	98	0.00	1.000										
59 Wilton Lopez R ERA: 3.79	1.0		4	1	0	0	2	0	0	0	0	0	0	9	12	0.00	1.000										
37 Brandon Lyon R ERA: 3.55	1.0		4	1	0	0	0	0	0	0	0	0	0	9	14	0.00	1.000										
22 Matt Lindstrom R ERA: 2.48	1.0		3	0	0	0	1	0	0	0	0	0	0	5	7	0.00	0.000										

Batter	1	2	3	4	5	6	7	8	9	AB	R	H	RBI	BB	SO	LOB	BOTTOM										
21 Michael Bourn L OBP: 0.324, SLG: 0.322										4	0	0	0	0	2	1	Milwaukee Brewers @ Houston Astros Minute Maid Park, Houston, TX Fri Jul 30 2010, 7:05 PM - 9:29 PM CDT Att: 27,456 - Roof Closed - 73 F										
36 Angel Sanchez R OBP: 0.309, SLG: 0.342										4	0	0	0	0	2	0											
8 Jeff Keppinger R OBP: 0.352, SLG: 0.400										2	1	2	1	2	0	0											
45 Carlos Lee R OBP: 0.280, SLG: 0.395										4	0	0	0	0	1	3											
11 Jason Bourgeois R OBP: 0.348, SLG: 0.350										0	0	0	0	0	0	0											
4 Jason Michaels R OBP: 0.279, SLG: 0.491										3	2	1	1	1	0	1											
77 Pedro Feliz R OBP: 0.239, SLG: 0.304										3	1	1	0	0	0	1											
23 Chris Johnson R OBP: 0.356, SLG: 0.524										3	1	2	3	0	0	0											
55 Humberto Quintero R OBP: 0.266, SLG: 0.326										3	0	0	0	0	1	1											
30 J.A. Happ L ERA: 1.27	5.1	L	22	4	4	4	6	3	0	0	0	0	0	0	0	0											
18 Anderson Hernandez R ERA: 4.43	0.2		2	0	0	0	0	0	0	0	0	0	0	0	0	0											
37 Brandon Lyon R ERA: 8.53	1.0		4	1	0	0	0	0	0	0	0	0	0	0	0	0											
22 Matt Lindstrom R ERA: 4.0	1.0		4	1	1	1	0	0	0	0	0	0	0	0	0	0											
Inning Stats	R: 0 H: 0 E: 0 K: 2 S: 9	H: 1 LOB: 1 BB: 1 P: 16	R: 1 H: 1 E: 0 K: 0 S: 13	H: 1 LOB: 0 BB: 0 P: 18	R: 0 H: 0 E: 0 K: 1 S: 7	H: 0 LOB: 0 BB: 0 P: 11	R: 3 H: 2 E: 0 K: 0 S: 10	H: 2 LOB: 0 BB: 2 P: 21	R: 0 H: 0 E: 0 K: 2 S: 8	H: 0 LOB: 0 BB: 0 P: 12	R: 0 H: 1 E: 0 K: 0 S: 9	H: 1 LOB: 1 BB: 0 P: 18	R: 0 H: 1 E: 0 K: 0 S: 11	H: 1 LOB: 1 BB: 0 P: 15	R: 1 H: 1 E: 0 K: 0 S: 6	H: 1 LOB: 0 BB: 0 P: 11	1B: 2 2B: 1 3B: 0 HR: 3	SF: 0 SAC: 0 DP: 1 HBP: 0	WP: 0 PB: 0 SB: 0 CS: 0	PA: 32							
PITCHER	IP	WLS	BF	H	R	ER	SO	BB	IBB	HBP	BLK	WP	HR	S	P	ERA	WHIP										
26 Manny Parra L ERA: 5.42	5.1		22	4	4	4	6	3	0	0	0	0	0	4	7	0.00	0.000										
60 Todd Coffey R ERA: 4.43	0.2		2	0	0	0	0	0	0	0	0	0	0	4	7	0.00	0.000										
32 LaTroy Hawkins R ERA: 8.53	1.0		4	1	0	0	0	0	0	0	0	0	0	11	15	0.00	1.000										
54 David Riske R ERA: 4.0	1.0		4	1	1	1	0	0	0	0	0	0	1	6	11	9.00	1.000										

Batter	1	2	3	4	5	6	7	8	9	AB	R	H	RBI	BB	SO	LOB	TOP					
23 Rickie Weeks Jr. R OBP: 0.379, SLG: 0.493										4	0	2	0	0	0	0						
1 Cory Hart R OBP: 0.347, SLG: 0.560										4	0	1	0	0	0	1						
28 Prince Fielder L OBP: 0.397, SLG: 0.495										4	0	2	0	0	0	2						
8 Ryan Braun R OBP: 0.327, SLG: 0.460										3	0	1	0	1	1	3						
14 Casey McGehee R OBP: 0.339, SLG: 0.444										4	0	0	0	0	2	6						
20 Jonathan Lucroy R OBP: 0.287, SLG: 0.359										3	0	0	0	1	0	2						
21 Alcides Escobar R OBP: 0.301, SLG: 0.335										3	0	0	0	1	2	3						
27 Carlos Gómez R OBP: 0.281, SLG: 0.351										3	0	0	0	0	3	2						
2 Joe Inglett L OBP: 0.352, SLG: 0.411										1	0	0	0	0	1	3						
31 Dave Bush R OBP: 0.200, SLG: 0.156										2	0	0	0	0	2	0						
39 Chris Capuano L (6, 1)										0	0	0	0	0	0	0						
30 Craig Counsell L OBP: 0.305, SLG: 0.299										1	0	0	0	0	0	0						
54 David Riske R (8, 1)										0	0	0	0	0	0	0						
Inning Stats	R: 0 E: 0 K: 1 S: 11	H: 2 LOB: 2 BB: 0 P: 18	R: 0 E: 0 K: 1 S: 8	H: 0 LOB: 0 BB: 0 P: 12	R: 0 E: 0 K: 1 S: 6	H: 0 LOB: 0 BB: 0 P: 8	R: 0 E: 0 K: 1 S: 10	H: 1 LOB: 1 BB: 0 P: 15	R: 0 E: 0 K: 3 S: 10	H: 0 LOB: 0 BB: 0 P: 13	R: 0 E: 0 K: 0 S: 8	H: 0 LOB: 0 BB: 0 P: 14	R: 0 E: 0 K: 2 S: 11	H: 1 LOB: 2 BB: 1 P: 19	R: 0 E: 0 K: 0 S: 7	H: 1 LOB: 0 BB: 0 P: 8	R: 0 E: 0 K: 2 S: 15	H: 1 LOB: 3 BB: 2 P: 26	1B: 5 2B: 1 3B: 0 HR: 0	SF: 0 SAC: 0 DP: 1 HBP: 0	WP: 0 PB: 0 SB: 0 CS: 0	PA: 35
PITCHER	IP WLS BF H R ER SO BB IBB HBP BLK WP HR S P ERA WHIP																					
51 Wandy Rodriguez L ERA: 4.49	8.0 W 29 5 0 0 9 1 0 0 0 0 0 0 71 107 0.00 0.750																					
48 Tim Byrdak L ERA: 4.59	0.1 4 1 0 0 0 2 0 0 0 0 0 0 5 14 0.00 9.000																					
28 Nelson Figueroa R ERA: 3.13	0.2 2 0 0 0 2 0 0 0 0 0 0 0 10 12 0.00 0.000																					

Milwaukee Brewers @ Houston Astros
Minute Maid Park, Houston, TX
Sat Jul 31 2010, 6:07 PM - 8:47 PM CDT
Att: 38,824 - Roof Closed - 73 F

AB 32
R 0
H 6
RBI 0
BB 3
SO 11
LOB 22



Batter	1	2	3	4	5	6	7	8	9	AB	R	H	RBI	BB	SO	LOB	BOTTOM			
21 Michael Bourn L OBP: 0.325, SLG: 0.324										4	2	1	1	1	1	0				
36 Angel Sanchez R OBP: 0.302, SLG: 0.333										5	1	1	2	0	1	1				
8 Jeff Keppinger R OBP: 0.355, SLG: 0.403										5	0	3	1	0	0	0				
9 Hunter Pence R OBP: 0.319, SLG: 0.441										5	0	1	0	0	2	3				
4 Jason Michaels R OBP: 0.287, SLG: 0.514										3	1	2	1	0	0	2				
29 Brett Wallace L (1, 3)										4	0	0	0	0	1	3				
23 Chris Johnson R OBP: 0.375, SLG: 0.543										3	1	3	1	1	0	0				
15 Jason Castro L OBP: 0.275, SLG: 0.272										3	1	1	0	1	1	3				
51 Wandy Rodriguez S OBP: 0.256, SLG: 0.268										4	0	0	0	0	2	8				
48 Tim Byrdak L ERA: 4.29										0	0	0	0	0	0	0				
28 Nelson Figueroa R OBP: 0.500, SLG: 0.750										0	0	0	0	0	0	0				
Inning Stats	R: 2 E: 0 K: 1 S: 12	H: 2 LOB: 1 BB: 1 P: 20	R: 3 E: 0 K: 1 S: 22	H: 5 LOB: 2 BB: 0 P: 29	R: 0 E: 0 K: 1 S: 12	H: 1 LOB: 1 BB: 0 P: 17	R: 0 E: 0 K: 0 S: 7	H: 0 LOB: 0 BB: 0 P: 10	R: 1 E: 1 K: 2 S: 13	H: 2 LOB: 2 BB: 0 P: 16	R: 0 E: 0 K: 1 S: 7	H: 0 LOB: 0 BB: 0 P: 11	R: 0 E: 0 K: 1 S: 12	H: 1 LOB: 3 BB: 2 P: 26	R: 0 E: 0 K: 1 S: 7	H: 1 LOB: 1 BB: 0 P: 10	1B: 8 2B: 4 3B: 0 HR: 0	SF: 1 SAC: 0 DP: 0 HBP: 0	WP: 0 PB: 0 SB: 1 CS: 0	PA: 40
PITCHER	IP WLS BF H R ER SO BB IBB HBP BLK WP HR S P ERA WHIP																			
31 Dave Bush R ERA: 4.55	5.0 L 27 10 6 6 5 1 0 0 0 0 0 0 66 92 10.80 2.200																			
39 Chris Capuano L ERA: 4.29	2.0 9 1 0 0 2 1 1 0 0 0 0 0 19 37 0.00 1.000																			
54 David Riske R ERA: 3.79	1.0 4 1 0 0 1 0 0 0 0 0 0 0 7 10 0.00 1.000																			

Milwaukee Brewers @ Houston Astros
Minute Maid Park, Houston, TX
Sat Jul 31 2010, 6:07 PM - 8:47 PM CDT
Att: 38,824 - Roof Closed - 73 F

AB 36
R 6
H 12
RBI 6
BB 3
SO 8
LOB 20



Batter	1	2	3	4	5	6	7	8	9	AB	R	H	RBI	BB	SO	LOB	TOP										
23 Rickie Weeks Jr. R (1.4) OBP: 0.375, SLG: 0.488	G5-3			K		F9		K		4	0	0	0	0	2	1	Milwaukee Brewers @ Houston Astros Minute Maid Park, Houston, TX Sun Aug 01 2010, 1:08 PM - 3:40 PM CDT Att: 27,964 - Roof Closed - 73 F										
1 Cory Hart R (1.9) OBP: 0.346, SLG: 0.565	F7			F8		HR		P4		4	1	1	2	0	0												
28 Prince Fielder L (1.3) OBP: 0.395, SLG: 0.492	G4-3			K		1B		G4-3		4	0	1	0	0	1												
8 Ryan Braun R (1.7) OBP: 0.328, SLG: 0.459	G3					1B		G3		3	0	1	0	1	0												
14 Casey McGehee R (1.5) OBP: 0.336, SLG: 0.439	F9			K		FC5-4		F9		4	0	0	0	0	1												
15 Jim Edmonds L (1.8) OBP: 0.347, SLG: 0.502	F8							G1-3		3	0	0	0	0	0												
60 Todd Coffey R (7.1)	F8									0	0	0	0	0	0												
21 Alcides Escobar R (1.6) OBP: 0.298, SLG: 0.332	G3-1			F9		K		K		3	0	0	0	0	1												
16 George Kottaras L (1.2) OBP: 0.317, SLG: 0.429	K			P6		K		K		3	0	0	0	0	2												
43 Randy Wolf L (1.1) OBP: 0.275, SLG: 0.347	G4-3			G4-3		HR		K		2	1	1	0	0	0												
50 Kameron Loe R (7.1)										0	0	0	0	0	0												
21 Zach Braddock L (7.1)										0	0	0	0	0	0												
27 Carlos Gómez R (7.8) OBP: 0.280, SLG: 0.350										1	0	0	0	0	1												
Inning Stats	R: 0 H: 0 E: 0 K: 0 S: 10	H: 0 LOB: 0 BB: 0 P: 15	R: 0 H: 0 E: 0 K: 0 S: 8	H: 0 LOB: 0 BB: 0 P: 12	R: 0 H: 0 E: 0 K: 1 S: 9	H: 0 LOB: 0 BB: 0 P: 11	R: 0 H: 0 E: 0 K: 2 S: 11	H: 0 LOB: 1 BB: 0 P: 15	R: 0 H: 1 E: 0 K: 1 S: 8	H: 1 LOB: 1 BB: 0 P: 9	R: 2 H: 3 E: 0 K: 0 S: 11	H: 3 LOB: 2 BB: 1 P: 24	R: 0 H: 0 E: 0 K: 2 S: 13	H: 0 LOB: 0 BB: 0 P: 16	R: 0 H: 0 E: 0 K: 2 S: 9	H: 0 LOB: 0 BB: 0 P: 11	R: 0 H: 0 E: 0 K: 0 S: 11	H: 0 LOB: 0 BB: 0 P: 17	1B: 2 2B: 1 3B: 0 HR: 1	SF: 0 SAC: 0 DP: 0 HBP: 0	WP: 0 PB: 0 SB: 0 CS: 0	PA: 32					
PITCHER	IP	WLS	BF	H	R	ER	SO	BB	IBB	HBP	BLK	WP	HR	S	P	ERA	WHIP										
53 Wesley Wright L (1.1) ERA: 4.44	7.0	W	26	4	2	2	6	1	0	0	0	0	1	70	102	2.57	0.714										
59 Wilton Lopez R (8.1) ERA: 3.67	1.0	H	3	0	0	0	2	0	0	0	0	0	0	9	11	0.00	0.000										
37 Brandon Lyon R (9.1) ERA: 3.47	1.0	S	3	0	0	0	0	0	0	0	0	0	0	11	17	0.00	0.000										

Batter	1	2	3	4	5	6	7	8	9	AB	R	H	RBI	BB	SO	LOB	BOTTOM										
21 Michael Bourn L (1.8) OBP: 0.325, SLG: 0.324	G6-3			K		G5-4-3		K		4	0	1	0	0	2	1	Milwaukee Brewers @ Houston Astros Minute Maid Park, Houston, TX Sun Aug 01 2010, 1:08 PM - 3:40 PM CDT Att: 27,964 - Roof Closed - 73 F										
36 Angel Sanchez R (1.6) OBP: 0.300, SLG: 0.329	P4			G6-4-3		K		K		4	0	1	0	0	1												
8 Jeff Keppinger R (1.4) OBP: 0.354, SLG: 0.407	G6-4-3			G6-4-3		F8		F8		4	0	1	0	0	0												
9 Hunter Pence R (1.9) OBP: 0.321, SLG: 0.447	K			F7		HR		E4		4	2	2	0	0	1												
45 Carlos Lee R (1.7) OBP: 0.282, SLG: 0.394	G6-3			1B		HR		G6-3		3	1	1	0	1	0												
37 Brandon Lyon R (9.1)						BB		G6-3		0	0	0	0	0	0												
23 Chris Johnson R (1.5) OBP: 0.371, SLG: 0.530	G6-3			L5		HR		G5-3		3	1	0	0	1	0												
29 Brett Wallace L (1.3) OBP: 0.167, SLG: 0.187	L5			L5		HR				2	0	1	0	0	0												
4 Jason Michaels R (7. PH) OBP: 0.293, SLG: 0.545										1	1	1	4	0	0												
59 Wilton Lopez R (8.1)										0	0	0	0	0	0												
11 Jason Bourgeois R (9.7) OBP: 0.348, SLG: 0.350										0	0	0	0	0	0												
55 Humberto Quintero R (1.2) OBP: 0.262, SLG: 0.320	F8			K		L7				3	0	0	0	0	1												
53 Wesley Wright R (1.1) ERA: 4.91	G3-1			K						2	0	0	0	0	1												
77 Pedro Feliz R (7. PH) ERA: 2.53										1	0	1	0	0	0												
Inning Stats	R: 0 H: 1 E: 0 K: 1 S: 11	H: 0 LOB: 1 BB: 0 P: 18	R: 0 H: 0 E: 0 K: 0 S: 7	H: 0 LOB: 0 BB: 0 P: 8	R: 0 H: 0 E: 0 K: 1 S: 9	H: 0 LOB: 0 BB: 0 P: 12	R: 0 H: 1 E: 0 K: 0 S: 6	H: 1 LOB: 0 BB: 0 P: 8	R: 0 H: 2 E: 0 K: 2 S: 15	H: 2 LOB: 2 BB: 0 P: 22	R: 0 H: 1 E: 0 K: 0 S: 5	H: 1 LOB: 0 BB: 0 P: 7	R: 4 H: 3 E: 0 K: 2 S: 14	H: 3 LOB: 1 BB: 2 P: 31	R: 1 H: 1 E: 1 K: 0 S: 9	H: 1 LOB: 0 BB: 0 P: 11	1B: 5 2B: 1 3B: 2 HR: 1	SF: 0 SAC: 0 DP: 2 HBP: 0	WP: 0 PB: 0 SB: 0 CS: 0	PA: 33							
PITCHER	IP	WLS	BF	H	R	ER	SO	BB	IBB	HBP	BLK	WP	HR	S	P	ERA	WHIP										
43 Randy Wolf L (1.1) ERA: 4.91	6.0	L	22	6	1	1	4	0	0	0	0	0	0	54	76	1.50	1.000										
50 Kameron Loe R (7.1) ERA: 2.53	0.0	L	2	0	0	0	0	2	0	0	0	0	0	8	8	0.00	0.000										
21 Zach Braddock L (7.1) ERA: 3.8	0.2	B	4	2	3	3	1	0	0	0	0	0	1	10	18	40.50	3.000										
60 Todd Coffey R (7.1) ERA: 4.29	1.1	S	5	1	1	0	1	0	0	0	0	0	0	12	15	0.00	0.750										

AB	31
R	2
H	4
RBI	2
BB	1
SO	8
LOB	6



Batter	1	2	3	4	5	6	7	8	9	AB	R	H	RBI	BB	SO	LOB	TOP										
21 Michael Bourn, L OBP: 0.325, SLG: 0.323	G3		G4-3		K			BB	1B	4	2	1	0	1	1	0											
18 Anderson Hernandez, S OBP: 0.290, SLG: 0.294 4 Jason Michaels, R OBP: 0.291, SLG: 0.541	F7			2B	K			BB	F8	3	2	1	0	1	1	0											
9 Hunter Pence, R OBP: 0.322, SLG: 0.446	K			1B				P2	1B	5	2	2	1	0	1	2											
45 Carlos Lee, R OBP: 0.288, SLG: 0.396 22 Matt Lindstrom, R OBP: 0.355, SLG: 0.409	G1-6-3			K				BB	BB	3	2	2	1	2	1	2											
8 Jeff Keppinger, R OBP: 0.355, SLG: 0.409	G1-6-3			G1-3				BB	BB	0	0	0	0	0	0	0											
29 Brett Wallace, L OBP: 0.364, SLG: 0.222	HBP			1B				2B	F7	3	0	1	1	1	1	4											
23 Chris Johnson, R OBP: 0.372, SLG: 0.533	K			FC5-4				IBB		5	0	2	2	0	1	4											
55 Humberto Quintero, R OBP: 0.255, SLG: 0.311			G5-3		G5-3			G5-3	G5-3	5	0	0	0	0	0	6											
39 Brett Myers, R OBP: 0.382, SLG: 0.143 11 Jason Scourias, R OBP: 0.249, SLG: 0.341 28 Nelson Figueroa, R OBP: 0.340, SLG: 0.379 37 Brandon Lyon, R OBP: 0.338, SLG: 0.337	K		K		G4-3			G6-3	1B	2	0	0	0	0	1	0											
									21 1B 9 WP 1B	1	1	1	0	0	0	0											
Inning Stats	R: 0 E: 0 K: 1 S: 9	H: 0 LOB: 0 BB: 0 P: 10	R: 0 E: 0 K: 1 S: 8	H: 1 LOB: 1 BB: 0 P: 13	R: 0 E: 0 K: 1 S: 8	H: 0 LOB: 0 BB: 0 P: 12	R: 2 E: 0 K: 1 S: 16	H: 3 LOB: 1 BB: 0 P: 24	R: 0 E: 1 K: 2 S: 17	H: 0 LOB: 2 BB: 1 P: 14	R: 0 E: 0 K: 0 S: 8	H: 1 LOB: 0 BB: 0 P: 10	R: 3 E: 0 K: 0 S: 14	H: 2 LOB: 2 BB: 3 P: 26	R: 4 E: 0 K: 0 S: 20	H: 5 LOB: 2 BB: 1 P: 34	1B: 9 2B: 3 3B: 0 HR: 0	SF: 0 SAC: 0 DP: 3 HBP: 1	WP: 1 PB: 0 SB: 2 CS: 0	PA: 44							
PITCHER	IP	WLS	BF	H	R	ER	SO	BB	IBB	HBP	BLK	WP	HR	S	P	ERA	WHIP										
35 Jake Westbrook, R ERA: 4.88	6.0		24	4	2	2	7	1	0	1	0	0	0	69	100	3.00	0.833										
30 Jason Motte, R ERA: 2.7	1.0	H	5	1	2	2	0	2	0	0	0	0	0	12	22	18.00	3.000										
48 Mike MacDougal, R ERA: 2.25	1.0	L	6	2	1	1	0	0	1	0	0	0	0	10	14	9.00	2.000										
43 Trevor Miller, L ERA: 4.39	0.1		4	3	3	3	0	0	0	0	0	1	0	12	19	81.00	9.000										
53 Blake Hawksworth, R ERA: 5.37	0.2		5	2	1	1	0	1	0	0	0	0	0	8	15	13.50	4.500										

Houston Astros @ St. Louis Cardinals
 Busch Stadium, St. Louis, MO
 Mon Aug 02 2010, 7:16 PM - 10:14 PM CDT
 Att: 43,369 - Clear - 87 F

AB 38
 R 9
 H 12
 RBI 9
 BB 5
 SO 7
 LOB 24



Batter	1	2	3	4	5	6	7	8	9	AB	R	H	RBI	BB	SO	LOB	BOTTOM										
3 Felipe Lopez, S OBP: 0.341, SLG: 0.395	19 E		F7		BB			2B		3	1	2	1	1	0	0											
19 Jon Jay, L OBP: 0.415, SLG: 0.553	FC1		K		K			G6-3		4	0	0	0	0	2	2											
5 Albert Pujols, R OBP: 0.399, SLG: 0.562	G6-3-5			HR	P4			1B		4	1	2	1	0	0	2											
7 Matt Holliday, R OBP: 0.377, SLG: 0.526	BB			BB	BB			L7		2	1	0	0	2	0	1											
28 Colby Rasmus, L OBP: 0.336, SLG: 0.354 30 Jason Motte, R ERA: 2.7 48 Mike MacDougal, S 34 Nick Stavinoha, R 43 Trevor Miller, R 53 Blake Hawksworth, R	P2			BB	1B			G6-4-3		3	0	1	0	0	1	1											
4 Yadier Molina, R OBP: 0.321, SLG: 0.317	G6-3			BB	BB			G4-3		3	0	1	0	1	0	0											
55 Skip Schumaker, L OBP: 0.323, SLG: 0.331	L6			BB	BB			L9		4	0	0	0	0	0	3											
35 Jake Westbrook, R 44 Randy Winn, S OBP: 0.323, SLG: 0.371	K			G5-3				F8		2	0	0	0	0	1	1											
13 Brendan Ryan, R OBP: 0.283, SLG: 0.301	F8			F8				1B		4	1	1	0	0	0	1											
Inning Stats	R: 1 E: 1 K: 0 S: 8	H: 1 LOB: 1 BB: 1 P: 14	R: 0 E: 0 K: 1 S: 7	H: 0 LOB: 0 BB: 0 P: 9	R: 0 E: 0 K: 1 S: 8	H: 0 LOB: 0 BB: 0 P: 11	R: 2 E: 0 K: 0 S: 17	H: 2 LOB: 1 BB: 2 P: 27	R: 0 E: 0 K: 1 S: 10	H: 0 LOB: 1 BB: 1 P: 18	R: 0 E: 0 K: 0 S: 8	H: 0 LOB: 0 BB: 0 P: 11	R: 1 E: 0 K: 0 S: 11	H: 2 LOB: 1 BB: 0 P: 18	R: 0 E: 0 K: 0 S: 5	H: 1 LOB: 0 BB: 0 P: 8	R: 0 E: 0 K: 0 S: 9	H: 1 LOB: 1 BB: 0 P: 12	1B: 5 2B: 2 3B: 0 HR: 1	SF: 0 SAC: 0 DP: 3 HBP: 0	WP: 0 PB: 0 SB: 0 CS: 0	PA: 36					
PITCHER	IP	WLS	BF	H	R	ER	SO	BB	IBB	HBP	BLK	WP	HR	S	P	ERA	WHIP										
39 Brett Myers, R ERA: 3.1	6.0		24	3	3	2	4	4	0	0	0	0	0	58	90	3.00	1.167										
28 Nelson Figueroa, R ERA: 3.31	1.0	W	5	2	1	1	0	0	0	0	0	0	0	11	18	9.00	2.000										
37 Brandon Lyon, R ERA: 3.4	1.0	H	3	1	0	0	0	0	0	0	0	0	0	5	8	0.00	1.000										
22 Matt Lindstrom, R ERA: 2.41	1.0		4	1	0	0	0	0	0	0	0	0	0	9	12	0.00	1.000										

Houston Astros @ St. Louis Cardinals
 Busch Stadium, St. Louis, MO
 Mon Aug 02 2010, 7:16 PM - 10:14 PM CDT
 Att: 43,369 - Clear - 87 F

AB 32
 R 4
 H 7
 RBI 2
 BB 4
 SO 4
 LOB 13



Batter	1	2	3	4	5	6	7	8	9	AB	R	H	RBI	BB	SO	LOB	TOP				
21 Michael Bourn, L (1,8) OBP: 0.327, SLG: 0.323 11 Jason Bourgeois, R (9,PH) OBP: 0.352, SLG: 0.348										3	0	1	0	0	1	1	Houston Astros @ St. Louis Cardinals Busch Stadium, St. Louis, MO Wed Aug 04 2010, 7:16 PM - 9:54 PM CDT Att. 41,596 - Clear - 94 F				
36 Angel Sanchez, R (1,6) OBP: 0.327, SLG: 0.385										4	0	1	0	0	0	2					
9 Hunter Pence, R (1,9) OBP: 0.319, SLG: 0.441										4	0	1	0	0	0	2					
45 Carlos Lee, R (1,7) OBP: 0.291, SLG: 0.397										4	0	0	0	0	1	3					
8 Jeff Keppinger, R (1,4) OBP: 0.353, SLG: 0.404										4	0	0	0	0	0	0					
29 Brett Wallace, L (1,3) OBP: 0.438, SLG: 0.308										3	2	1	0	1	1	0					
23 Chris Johnson, R (1,5) OBP: 0.379, SLG: 0.559										3	1	1	2	1	1	1					
15 Jason Castro, L (1,2) OBP: 0.297, SLG: 0.303										3	1	1	1	1	0	1					
30 J.A. Happ, L (1,1) 28 Nelson Figueroa, R (2,1) 77 Pedro Feliciano, R (5,PH) 59 Wilton Lopez, R (5,1) 4 Jason Michaels, R (7,PH) 37 Brandon Lyon, R (7,1) 73 Gustavo Chacin, L (8,1) 27 Geoff Blum, S (9,PH)										1	0	0	0	0	0	0					
Inning Stats	R: 0 E: 0 K: 1 S: 8	H: 1 LOB: 1 BB: 0 P: 14	R: 2 E: 0 K: 0 S: 8	H: 1 LOB: 0 BB: 1 P: 16	R: 0 E: 0 K: 0 S: 8	H: 0 LOB: 1 BB: 0 P: 10	R: 0 E: 0 K: 1 S: 8	H: 0 LOB: 0 BB: 0 P: 10	R: 0 E: 0 K: 0 S: 13	H: 0 LOB: 1 BB: 1 P: 19	R: 0 E: 0 K: 0 S: 7	H: 0 LOB: 0 BB: 0 P: 11	R: 0 E: 0 K: 0 S: 6	H: 0 LOB: 1 BB: 1 P: 13	R: 0 E: 0 K: 1 S: 8	H: 2 LOB: 1 BB: 0 P: 13		R: 2 E: 0 K: 1 S: 15	H: 3 LOB: 1 BB: 0 P: 24	1B: 5 2B: 0 3B: 1 HR: 1	SF: 0 SAC: 0 DP: 0 HBP: 1
PITCHER	IP WLS BF H R ER SO BB IBB HBP BLK WP HR S P ERA WHIP																				
29 Chris Carpenter, R (1,1) ERA: 2.91	7.1 W 29 4 2 2 3 3 0 1 0 0 1 61 98 2.46 0.955																				
46 Kyle McClellan, R (8,1) ERA: 1.92	0.2 2 0 0 0 1 0 0 0 0 0 0 5 8 0.00 0.000																				
31 Ryan Franklin, R (9,1) ERA: 3.33	1.0 6 3 2 2 1 0 0 0 0 0 0 0 15 24 18.00 3.000																				

Batter	1	2	3	4	5	6	7	8	9	AB	R	H	RBI	BB	SO	LOB	BOTTOM		
3 Felipe Lopez, S (1,5) OBP: 0.345, SLG: 0.394										3	2	1	1	2	1	0	Houston Astros @ St. Louis Cardinals Busch Stadium, St. Louis, MO Wed Aug 04 2010, 7:16 PM - 9:54 PM CDT Att. 41,596 - Clear - 94 F		
28 Colby Rasmus, L (1,8) OBP: 0.356, SLG: 0.519										4	1	0	0	1	2	3			
5 Albert Pujols, R (1,3) OBP: 0.401, SLG: 0.571										5	2	3	3	0	0	2			
7 Matt Holliday, R (1,7) OBP: 0.375, SLG: 0.528										4	1	1	1	0	2	1			
8 Allen Craig, R (1,9) OBP: 0.271, SLG: 0.326 19 Jon Jay, L (8,9) OBP: 0.415, SLG: 0.553										4	1	2	1	0	1	0			
4 Yadier Molina, R (1,2) OBP: 0.321, SLG: 0.316										4	0	2	1	0	1	0			
13 Brendan Ryan, R (1,6) OBP: 0.286, SLG: 0.303										4	1	1	0	0	0	4			
29 Chris Carpenter, R (1,1) OBP: 0.163, SLG: 0.128 46 Kyle McClellan, R (8,1) OBP: 0.500, SLG: 0.500 44 Randy Winn, S (8,PH) OBP: 0.319, SLG: 0.366 31 Ryan Franklin, R (9,1)										3	0	1	1	0	0	2			
12 Aaron Miles, S (1,4) OBP: 0.316, SLG: 0.324										4	0	1	0	0	0	4			
Inning Stats	R: 4 E: 0 K: 1 S: 16	H: 5 LOB: 2 BB: 1 P: 31	R: 3 E: 0 K: 1 S: 14	H: 1 LOB: 0 BB: 2 P: 28	R: 0 E: 0 K: 0 S: 6	H: 0 LOB: 0 BB: 0 P: 9	R: 0 E: 0 K: 2 S: 15	H: 1 LOB: 0 BB: 0 P: 23	R: 0 E: 0 K: 0 S: 11	H: 2 LOB: 2 BB: 0 P: 13	R: 0 E: 0 K: 0 S: 7	H: 0 LOB: 0 BB: 0 P: 10	R: 0 E: 0 K: 2 S: 8	H: 0 LOB: 0 BB: 0 P: 12	R: 1 E: 0 K: 1 S: 13	H: 3 LOB: 2 BB: 0 P: 19		1B: 9 2B: 2 3B: 0 HR: 1	SF: 0 SAC: 0 DP: 0 HBP: 0
PITCHER	IP WLS BF H R ER SO BB IBB HBP BLK WP HR S P ERA WHIP																		
30 J.A. Happ, L (1,1) ERA: 4.03	1.0 L 12 1 0 0 3 3 0 0 0 0 0 1 23 49 63.00 9.000																		
28 Nelson Figueroa, R (2,1) ERA: 3.03	3.0 10 1 0 0 3 0 0 0 0 0 0 0 28 42 0.00 0.333																		
59 Wilton Lopez, R (5,1) ERA: 3.5	2.0 8 2 0 0 0 0 0 0 0 0 0 0 18 23 0.00 1.000																		
37 Brandon Lyon, R (7,1) ERA: 3.33	1.0 3 0 0 0 2 0 0 0 0 0 0 0 8 12 0.00 0.000																		
73 Gustavo Chacin, L (8,1) ERA: 4.76	1.0 6 3 1 1 1 0 0 0 0 0 0 0 13 19 9.00 3.000																		

Batter	1	2	3	4	5	6	7	8	9	AB	R	H	RBI	BB	SO	LOB	TOP						
21 Michael Bourn, L (1,8) OBP: 0.328, SLG: 0.325										4	1	1	0	1	1	1							
8 Jeff Keppinger, R (1,4) OBP: 0.356, SLG: 0.404										3	1	1	0	2	0	1							
9 Hunter Pence, R (1,9) OBP: 0.318, SLG: 0.441										5	0	1	2	0	1	4							
45 Carlos Lee, R (1,7) OBP: 0.292, SLG: 0.398										5	1	2	0	0	0	1							
22 Matt Lindstrom, R (9,1)										0	0	0	0	0	0	0							
27 Geoff Blum, S (1,6) OBP: 0.333, SLG: 0.331										5	2	3	0	0	0	2							
29 Brett Wallace, L (1,3) OBP: 0.292, SLG: 0.353										4	0	1	1	1	2	4							
23 Chris Johnson, R (1,5) OBP: 0.380, SLG: 0.554										5	0	2	1	0	0	3							
15 Jason Castro, L (1,2) OBP: 0.295, SLG: 0.301										4	0	1	0	0	2	5							
51 Wandy Rodriguez, S (1,1) OBP: 0.244, SLG: 0.256										2	0	0	0	0	0	2							
59 Wilton Lopez, R (7,1)										0	0	0	0	0	0	0							
11 Jason Bourgeois, R (8,PH) OBP: 0.345, SLG: 0.340										1	0	0	0	0	0	0							
37 Brandon Lyon, R (8,1)										0	0	0	0	0	0	0							
4 Jason Michaels, R (9,7) OBP: 0.292, SLG: 0.535										0	0	0	0	0	0	0							
Inning Stats	R: 0 E: 0 K: 0 S: 11	H: 0 LOB: 1 BB: 1 P: 19	R: 0 E: 0 K: 2 S: 13	H: 2 LOB: 2 BB: 0 P: 18	R: 2 E: 0 K: 1 S: 22	H: 3 LOB: 2 BB: 1 P: 32	R: 0 E: 0 K: 0 S: 11	H: 1 LOB: 2 BB: 1 P: 18	R: 1 E: 0 K: 1 S: 12	H: 1 LOB: 1 BB: 0 P: 17	R: 0 E: 0 K: 1 S: 11	H: 0 LOB: 0 BB: 1 P: 15	R: 1 E: 0 K: 1 S: 10	H: 2 LOB: 2 BB: 1 P: 17	R: 0 E: 0 K: 0 S: 12	H: 1 LOB: 1 BB: 0 P: 18	R: 1 E: 0 K: 0 S: 9	H: 2 LOB: 1 BB: 0 P: 14	1B: 9 2B: 3 3B: 0 HR: 0	SF: 0 SAC: 1 DP: 1 HBP: 0	WP: 0 PB: 0 SB: 3 CS: 0	PA: 43	
PITCHER	IP WLS BF H R ER SO BB IBB HBP BLK WP HR S P ERA WHIP	IP WLS BF H R ER SO BB IBB HBP BLK WP HR S P ERA WHIP	IP WLS BF H R ER SO BB IBB HBP BLK WP HR S P ERA WHIP	IP WLS BF H R ER SO BB IBB HBP BLK WP HR S P ERA WHIP	IP WLS BF H R ER SO BB IBB HBP BLK WP HR S P ERA WHIP	IP WLS BF H R ER SO BB IBB HBP BLK WP HR S P ERA WHIP	IP WLS BF H R ER SO BB IBB HBP BLK WP HR S P ERA WHIP	IP WLS BF H R ER SO BB IBB HBP BLK WP HR S P ERA WHIP	IP WLS BF H R ER SO BB IBB HBP BLK WP HR S P ERA WHIP	IP WLS BF H R ER SO BB IBB HBP BLK WP HR S P ERA WHIP	IP WLS BF H R ER SO BB IBB HBP BLK WP HR S P ERA WHIP	IP WLS BF H R ER SO BB IBB HBP BLK WP HR S P ERA WHIP	IP WLS BF H R ER SO BB IBB HBP BLK WP HR S P ERA WHIP	IP WLS BF H R ER SO BB IBB HBP BLK WP HR S P ERA WHIP	IP WLS BF H R ER SO BB IBB HBP BLK WP HR S P ERA WHIP	IP WLS BF H R ER SO BB IBB HBP BLK WP HR S P ERA WHIP	IP WLS BF H R ER SO BB IBB HBP BLK WP HR S P ERA WHIP	IP WLS BF H R ER SO BB IBB HBP BLK WP HR S P ERA WHIP	IP WLS BF H R ER SO BB IBB HBP BLK WP HR S P ERA WHIP	IP WLS BF H R ER SO BB IBB HBP BLK WP HR S P ERA WHIP	IP WLS BF H R ER SO BB IBB HBP BLK WP HR S P ERA WHIP	IP WLS BF H R ER SO BB IBB HBP BLK WP HR S P ERA WHIP	IP WLS BF H R ER SO BB IBB HBP BLK WP HR S P ERA WHIP

Houston Astros @ Milwaukee Brewers
Miller Park, Milwaukee, WI
Fri Aug 06 2010, 7:11 PM - 10:30 PM CDT
Att: 33,952 - Cloudy - 76 F

AB	38
R	5
H	12
RBI	4
BB	4
SO	6
LOB	23



Batter	1	2	3	4	5	6	7	8	9	AB	R	H	RBI	BB	SO	LOB	BOTTOM
23 Rickie Weeks Jr, R (1,4) OBP: 0.369, SLG: 0.480										5	1	2	0	0	2	0	
1 Corey Hart, R (1,9) OBP: 0.347, SLG: 0.556										4	2	1	0	1	1	1	
28 Prince Fielder, L (1,3) OBP: 0.399, SLG: 0.495											5	0	2	3	0	1	
8 Ryan Braun, R (1,7) OBP: 0.340, SLG: 0.463											4	0	1	0	0	1	
14 Casey McGehee, R (1,5) OBP: 0.335, SLG: 0.440											3	0	1	0	1	0	
36 Lorenzo Cain, R (1,8) OBP: 0.500, SLG: 0.625											3	1	1	0	0	2	
15 Jim Edmonds, L (8,PH) OBP: 0.353, SLG: 0.500											1	0	0	0	0	1	
21 Alcides Escobar, R (1,6) OBP: 0.307, SLG: 0.342											4	0	2	1	0	2	
16 George Kottaras, L (1,2) OBP: 0.316, SLG: 0.420											3	1	0	0	1	2	
31 Dave Bush, R (1,1) OBP: 0.339, SLG: 0.447											2	0	0	0	0	1	
60 Todd Coffey, R (7,1)											0	0	0	0	0	0	
30 Craig Counsell, L (7,PH)											0	0	0	0	0	0	
51 Trevor Hoffman, R (8,1)											0	0	0	0	0	0	
50 Kameron Loe, R (9,1) OBP: 0.300, SLG: 0.454											0	0	0	0	0	0	
2 Joe Inglett, L (9,PH)											1	1	2	0	0	0	
Inning Stats	R: 0 E:																

Batter	1	2	3	4	5	6	7	8	9	AB	R	H	RBI	BB	SO	LOB	TOP		
11 Jason Bourgeois, R (1, 8) OBP: 0.319, SLG: 0.327	G5-3		F8		G5-3		SH1-3 36 2B		L8	5	1	1	0	0	0	1	Houston Astros @ Milwaukee Brewers Miller Park, Milwaukee, WI Sat Aug 07 2010, 6:12 PM - 8:44 PM CDT Att: 39,410 - Partly Cloudy - 83 F		
36 Angel Sanchez, R (1, 6) OBP: 0.343, SLG: 0.394	1B		FC6-4 9 BB		1B		SH1-3		G4-3	3	0	2	0	1	0	0			
9 Hunter Pence, R (1, 9) OBP: 0.319, SLG: 0.443	K		FC6-4 1-2 2-3		1B		45 2B		G5-3	5	1	2	1	0	1	3			
45 Carlos Lee, R (1, 7) OBP: 0.292, SLG: 0.399	P4		K		F8		2H 2B			4	0	1	1	0	1	5			
8 Jeff Keppinger, R (1, 4) OBP: 0.355, SLG: 0.402	G6-3				F8		P4			4	0	1	0	0	0	3			
77 Pedro Feliz, R (1, 3) OBP: 0.247, SLG: 0.313	1B									3	0	1	0	0	0	1			
27 Geoff Blum, S (8, PH) OBP: 0.331, SLG: 0.329	1B									1	0	0	0	0	0	0			
23 Chris Johnson, R (1, 5) OBP: 0.383, SLG: 0.559	K									4	0	2	0	0	2	1			
55 Humberto Quintero, R (1, 2) OBP: 0.251, SLG: 0.306	G5-3									3	0	0	0	0	0	3			
15 Jason Castro, L (8, PH) OBP: 0.292, SLG: 0.298										1	0	0	0	0	1	1			
39 Brett Myers, R (1, 1) OBP: 0.196, SLG: 0.159										2	0	1	0	0	0	2			
29 Brett Wallace, L (7, PH) OBP: 0.409, SLG: 0.333										1	0	0	0	0	0	0			
28 Nelson Figueroa, R (7, 1) OBP: 0.500, SLG: 0.750										0	0	0	0	0	0	0			
4 Jason Michaels, R (8, PH) OBP: 0.289, SLG: 0.530										1	0	0	0	0	0	1			
48 Tim Byrdak, L (8, 1) OBP: 0.289, SLG: 0.530										0	0	0	0	0	0	0			
Inning Stats	R: 0 E: 0 K: 1 S: 10	H: 1 LOB: 1 BB: 0 P: 15	R: 0 E: 0 K: 1 S: 12	H: 1 LOB: 1 BB: 0 P: 17	R: 0 E: 0 K: 1 S: 14	H: 1 LOB: 2 BB: 1 P: 24	R: 0 E: 0 K: 0 S: 9	H: 2 LOB: 2 BB: 0 P: 12	R: 0 E: 0 K: 1 S: 12	H: 0 LOB: 0 BB: 0 P: 20	R: 2 E: 0 K: 0 S: 17	H: 3 LOB: 1 BB: 0 P: 24	R: 0 E: 0 K: 1 S: 10	H: 1 LOB: 1 BB: 0 P: 13	R: 0 E: 0 K: 0 S: 7	H: 0 LOB: 0 BB: 0 P: 8	1B: 8 2B: 3 HR: 0	SF: 0 SAC: 1 HBP: 0	WP: 0 PA: 39 PB: 0 SB: 0 CS: 0
PITCHER	IP WLS BF H R ER SO BB IBB HBP BLK WP HR S P ERA WHIP																		
43 Randy Wolf, L (1, 1) ERA: 4.81	6.2 W 30 9 2 2 4 1 0 0 0 0 0 0 75 111 2.70 1.500																		
50 Kameron Loe, R (7, 1) ERA: 2.57	0.2 H 4 2 0 0 0 0 0 0 0 0 0 0 8 11 0.00 3.000																		
21 Zach Braddock, L (8, 1) ERA: 3.68	0.1 H 1 0 0 0 1 0 0 0 0 0 0 0 3 5 0.00 0.000																		
60 Todd Coffey, R (8, 1) ERA: 4.67	0.1 H 1 0 0 0 0 0 0 0 0 0 0 0 3 3 0.00 0.000																		
51 Trevor Hoffman, R (9, 1) ERA: 6.25	1.0 S 3 0 0 0 0 0 0 0 0 0 0 0 7 8 0.00 0.000																		

Batter	1	2	3	4	5	6	7	8	9	AB	R	H	RBI	BB	SO	LOB	BOTTOM		
23 Rickie Weeks Jr., R (1, 4) OBP: 0.369, SLG: 0.485	IHR		G3-1			G5-3	K			4	1	1	1	0	1	0	Houston Astros @ Milwaukee Brewers Miller Park, Milwaukee, WI Sat Aug 07 2010, 6:12 PM - 8:44 PM CDT Att: 39,410 - Partly Cloudy - 83 F		
1 Cory Hart, R (1, 9) OBP: 0.350, SLG: 0.561	G3 28 G6-3 2B		F9			8 1B	1B			4	2	3	0	0	0	0			
8 Ryan Braun, R (1, 7) OBP: 0.341, SLG: 0.463	G3					28 C4-6-3 1B	L9			4	1	2	0	0	0	2			
28 Prince Fielder, L (1, 3) OBP: 0.398, SLG: 0.493	G6-3					14 1B	1B			4	0	1	2	0	0	1			
14 Casey McGehee, R (1, 5) OBP: 0.336, SLG: 0.439	L6					14 1B	1B			3	0	1	1	1	0	0			
15 Jim Edmonds, L (1, 8) OBP: 0.347, SLG: 0.491	F7					14 1B	1B			4	0	0	0	0	2	3			
21 Alcides Escobar, R (1, 6) OBP: 0.325, SLG: 0.336	P5									3	0	0	0	0	1	2			
50 Kameron Loe, R (7, 1) ERA: 3.19										0	0	0	0	0	0	0			
21 Zach Braddock, L (8, 1) ERA: 3.68										0	0	0	0	0	0	0			
60 Todd Coffey, R (8, 1) ERA: 4.67										0	0	0	0	0	0	0			
36 Lorenzo Cain, R (8, PH) OBP: 0.299, SLG: 0.779										1	0	1	0	0	0	0			
51 Trevor Hoffman, R (9, 1) ERA: 6.25										0	0	0	0	0	0	0			
16 George Kottaras, L (1, 2) OBP: 0.320, SLG: 0.438	F7					43 FC4-6 BB				3	1	1	1	1	0	2			
43 Randy Wolf, L (1, 1) OBP: 0.264, SLG: 0.333										2	0	0	0	0	0	1			
30 Craig Counsell, L (7, 6) OBP: 0.306, SLG: 0.301	G3									1	0	0	0	0	0	0			
Inning Stats	R: 2 E: 0 K: 0 S: 11	H: 2 LOB: 0 BB: 0 P: 16	R: 0 E: 0 K: 0 S: 9	H: 0 LOB: 0 BB: 0 P: 11	R: 0 E: 0 K: 0 S: 7	H: 0 LOB: 0 BB: 0 P: 8	R: 0 E: 0 K: 0 S: 6	H: 1 LOB: 0 BB: 0 P: 9	R: 0 E: 0 K: 0 S: 7	H: 0 LOB: 1 BB: 1 P: 13	R: 2 E: 0 K: 2 S: 15	H: 4 LOB: 2 BB: 0 P: 21	R: 1 E: 0 K: 1 S: 14	H: 2 LOB: 1 BB: 0 P: 23	R: 0 E: 0 K: 1 S: 10	H: 1 LOB: 2 BB: 1 P: 19	1B: 6 2B: 2 HR: 2	SF: 0 SAC: 0 DP: 1 HBP: 0	WP: 0 PA: 35 PB: 0 SB: 0 CS: 0
PITCHER	IP WLS BF H R ER SO BB IBB HBP BLK WP HR S P ERA WHIP																		
39 Brett Myers, R (1, 1) ERA: 3.21	6.0 L 25 7 4 4 4 1 0 0 0 0 0 0 55 78 6.00 1.333																		
28 Nelson Figueroa, R (7, 1) ERA: 3.19	1.0 5 2 1 1 1 0 0 0 0 0 0 1 14 23 9.00 2.000																		
48 Tim Byrdak, L (8, 1) ERA: 4.33	1.0 5 1 0 0 1 1 0 0 0 0 0 0 10 19 0.00 2.000																		

AB	37
R	2
H	11
RBI	2
BB	1
SO	5
LOB	21



Batter	1	2	3	4	5	6	7	8	9	AB	R	H	RBI	BB	SO	LOB	TOP										
4 Omar Infante, R OBP: 0.363, SLG: 0.404										4	0	0	0	0	0	0											
2 Alex Gonzalez, R OBP: 0.302, SLG: 0.487										4	1	1	0	0	0	0											
10 Chipper Jones, S OBP: 0.381, SLG: 0.426										2	0	1	0	0	0	0											
7 Brooks Conrad, S OBP: 0.318, SLG: 0.510										1	2	1	2	1	0	0											
23 Matt Diaz, R OBP: 0.288, SLG: 0.432										3	0	0	0	1	2	1											
16 Brian McCann, L OBP: 0.382, SLG: 0.473										3	0	0	0	1	1	2											
25 Troy Glaus, R OBP: 0.352, SLG: 0.409										4	1	2	2	0	1	0											
53 Melky Cabrera, S OBP: 0.327, SLG: 0.374										4	0	0	0	0	0	2											
28 Rick Ankiel, L OBP: 0.295, SLG: 0.397										2	0	0	0	1	1	0											
49 Jair Jurrjens, R OBP: 0.143, SLG: 0.040										3	0	0	0	0	2	1											
58 Peter Moylan, R ERA: 3.53										0	0	0	0	0	0	0											
39 Jonny Venters, L ERA: 1.09										0	0	0	0	0	0	0											
13 Billy Wagner, L ERA: 1.63										0	0	0	0	0	0	0											
Inning Stats	R: 0 E: 0 K: 0 S: 8	H: 0 LOB: 0 BB: 0 P: 15	R: 0 E: 0 K: 2 S: 8	H: 0 LOB: 0 BB: 0 P: 11	R: 0 E: 0 K: 1 S: 8	H: 0 LOB: 0 BB: 1 P: 14	R: 0 E: 0 K: 1 S: 13	H: 1 LOB: 2 BB: 1 P: 25	R: 0 E: 0 K: 1 S: 10	H: 0 LOB: 0 BB: 0 P: 15	R: 0 E: 0 K: 1 S: 9	H: 0 LOB: 0 BB: 0 P: 13	R: 1 E: 0 K: 1 S: 9	H: 1 LOB: 1 BB: 2 P: 19	R: 0 E: 0 K: 0 S: 9	H: 0 LOB: 0 BB: 0 P: 11	R: 3 E: 0 K: 1 S: 14	H: 3 LOB: 0 BB: 0 P: 20	1B: 2 2B: 1 3B: 0 HR: 2	SF: 0 SAC: 0 DP: 1 HBP: 0	WP: 0 PB: 0 SB: 0 CS: 1	PA: 35					
PITCHER	IP	WLS	BF	H	R	ER	SO	BB	IBB	HBP	BLK	WP	HR	S	P	ERA	WHIP										
30 J.A. Happ, L ERA: 3.45	6.1		24	2	1	1	6	3	1	0	0	0	0	64	111	1.42	0.789										
59 Wilton Lopez, R ERA: 3.33	0.2		1	0	0	0	0	0	0	0	0	0	0	1	1	0.00	0.000										
37 Brandon Lyon, R ERA: 3.14	1.0		3	0	0	0	0	0	0	0	0	0	0	9	11	0.00	0.000										
22 Matt Lindstrom, R ERA: 3.77	0.2	L	5	3	3	3	1	0	0	0	0	0	2	12	17	40.50	4.500										
73 Gustavo Chacin, L ERA: 5.46	0.1		1	0	0	0	0	0	0	0	0	0	0	2	3	0.00	0.000										

Atlanta Braves @ Houston Astros
Minute Maid Park, Houston, TX
Tue Aug 10 2010, 7:06 PM - 9:53 PM CDT
Att: 34,155 - Roof Closed - 73 F

AB 30
R 4
H 5
RBI 4
BB 4
SO 7
LOB 6

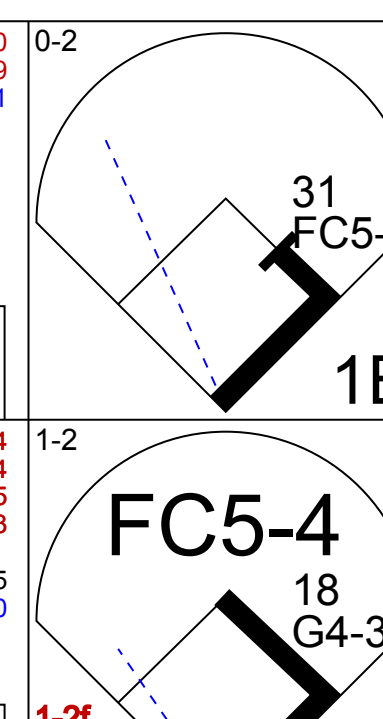
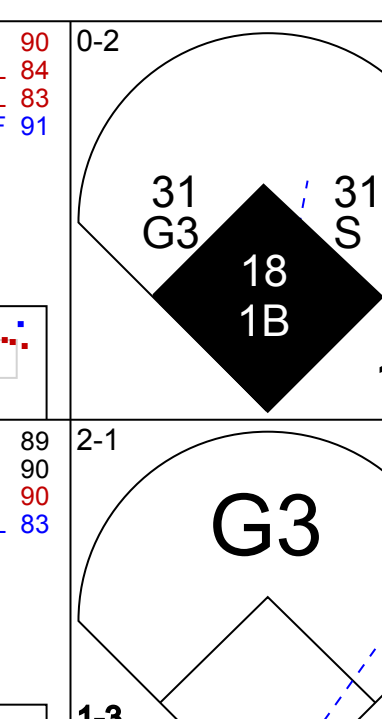
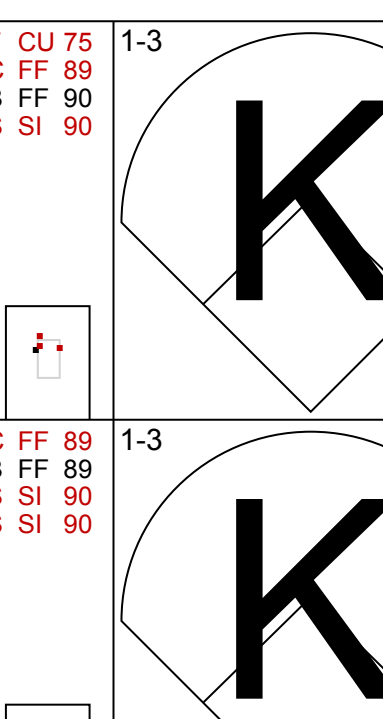
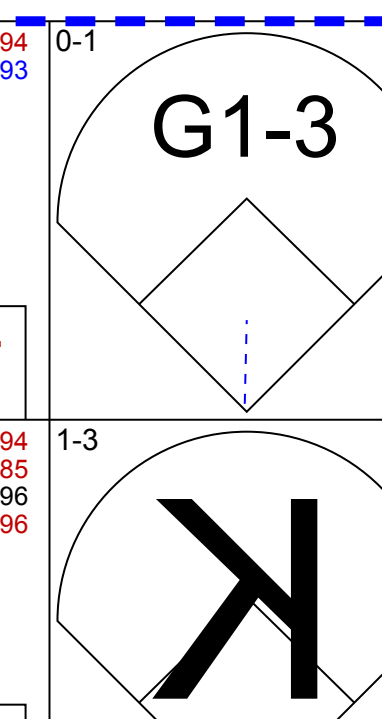
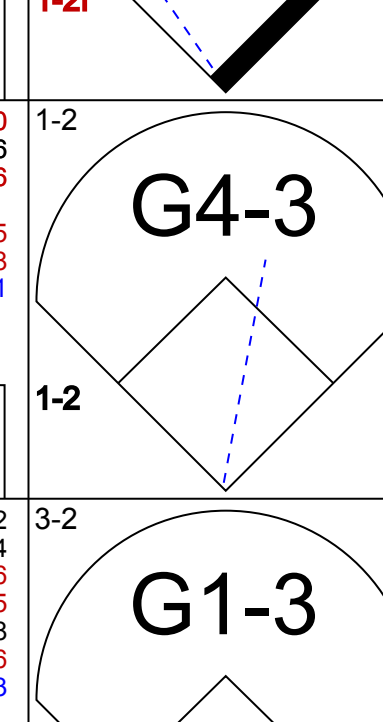
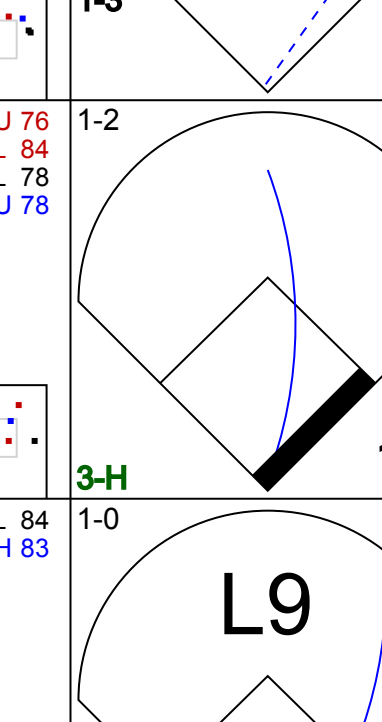

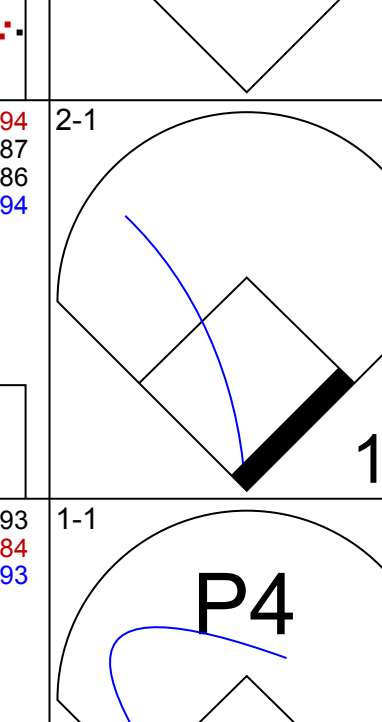


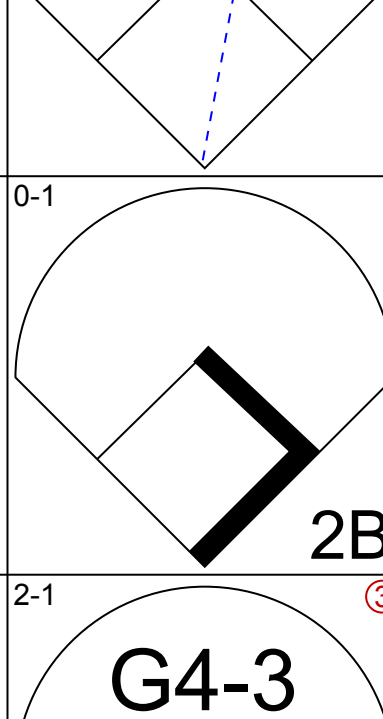



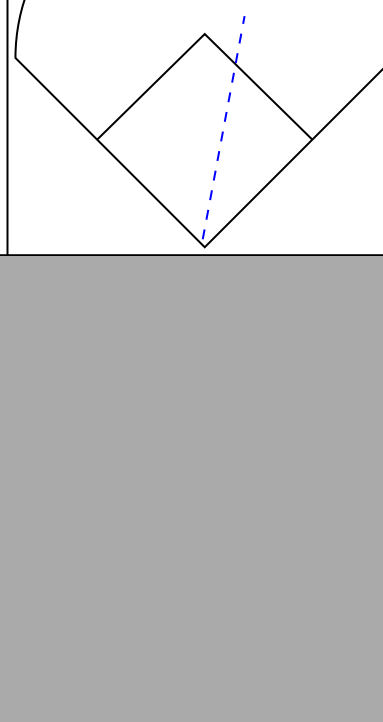

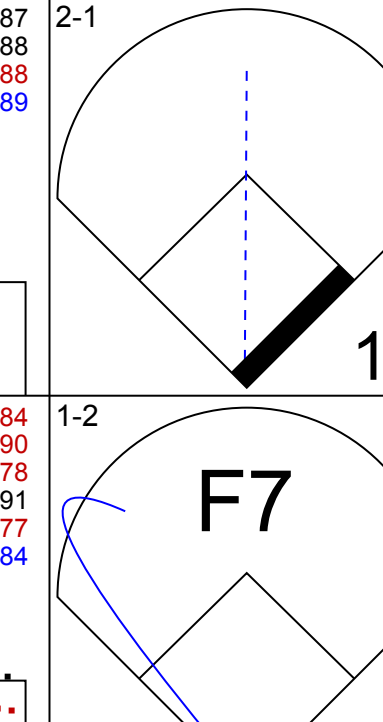
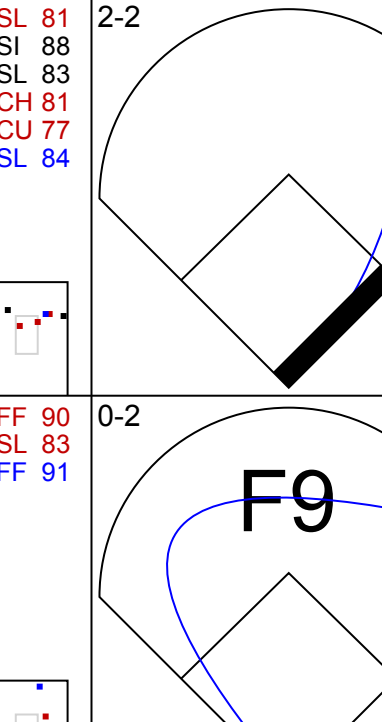
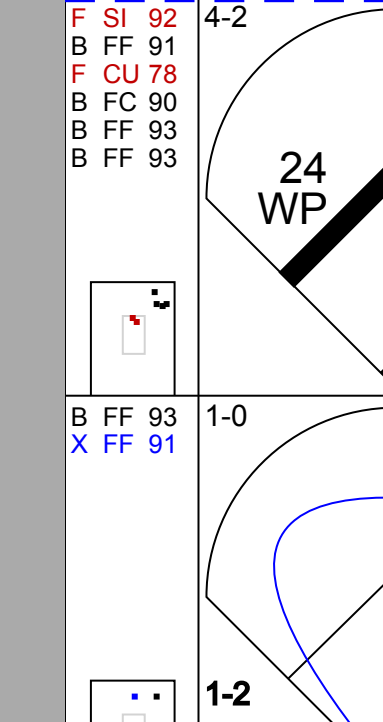




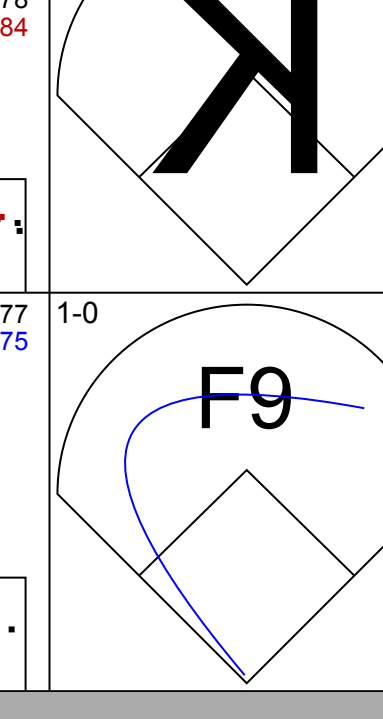
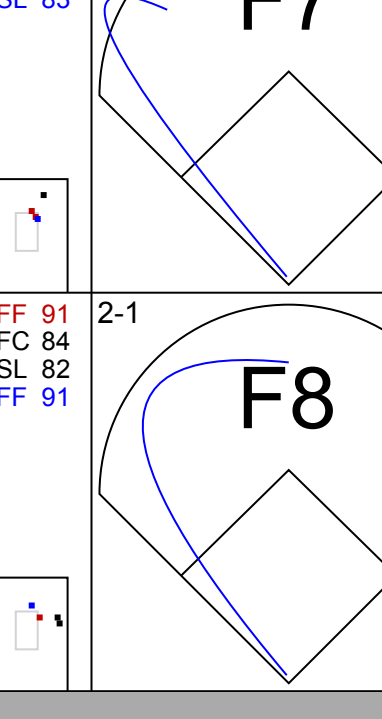
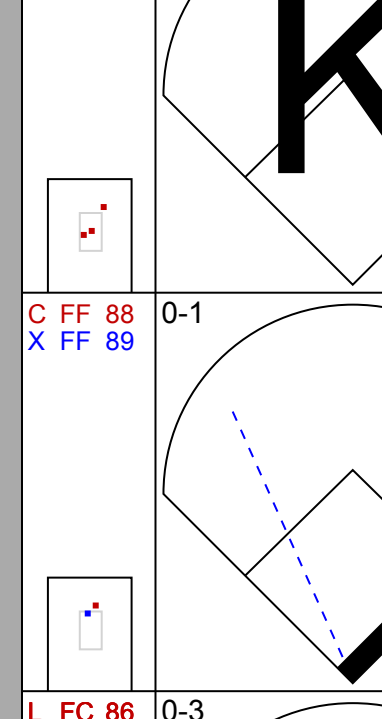
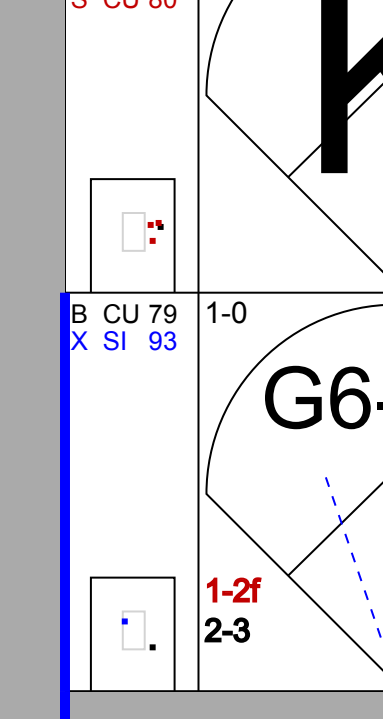
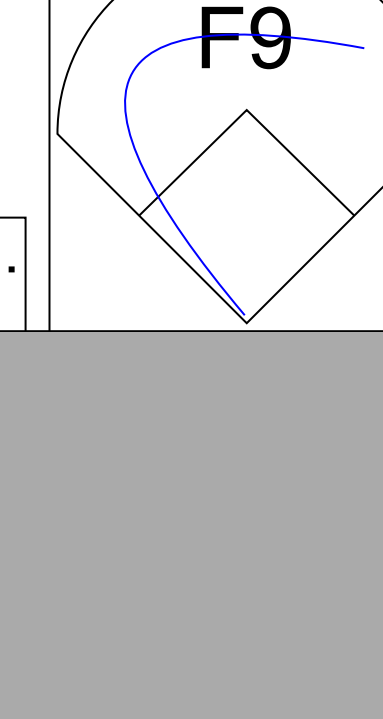
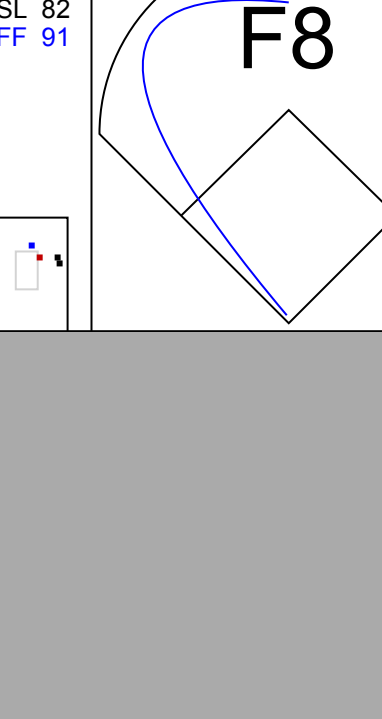
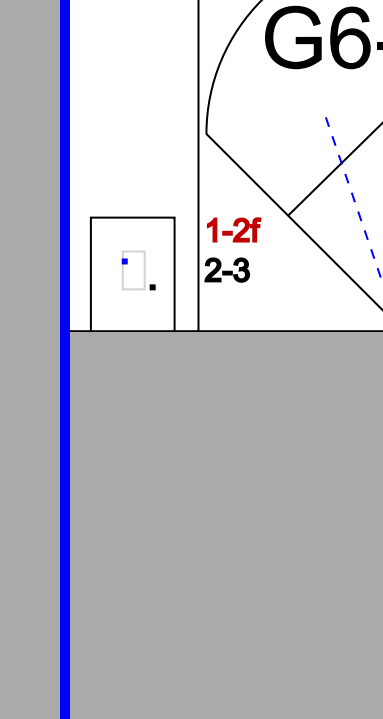
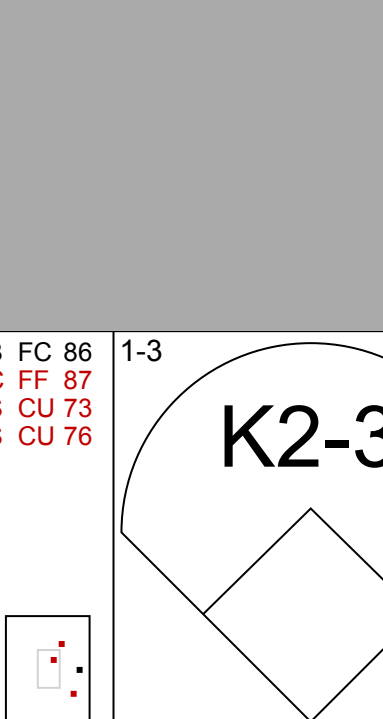
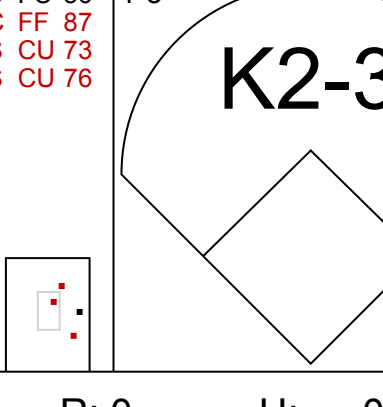
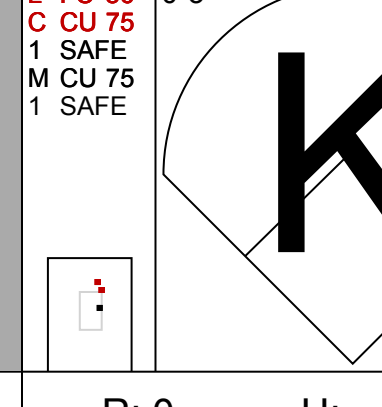


Batter	1	2	3	4	5	6	7	8	9	AB	R	H	RBI	BB	SO	LOB	BOTTOM										
21 Michael Bourn, L OBP: 0.330, SLG: 0.335										5	1	1	0	0	0	2											
36 Angel Sanchez, R OBP: 0.328, SLG: 0.375										4	0	1	0	0	1	3											
8 Jeff Keppinger, R OBP: 0.352, SLG: 0.401										4	1	0	1	0	0	3											
9 Hunter Pence, R OBP: 0.320, SLG: 0.438										3	0	0	0	1	0	1											
45 Carlos Lee, R OBP: 0.295, SLG: 0.402										4	0	0	0	0	0	1											
23 Chris Johnson, R OBP: 0.391, SLG: 0.555										4	0	3	0	0	0	0											
29 Brett Wallace, L OBP: 0.438, SLG: 0.407										3	0	1	0	0	2	1											
4 Jason Michaels, R OBP: 0.282, SLG: 0.517										1	0	0	0	0	1	2											
22 Matt Lindstrom, R ERA: 3.77										0	0	0	0	0	0	0											
73 Gustavo Chacin, L OBP: 1.000, SLG: 4.000										0	0	0	0	0	0	0											
15 Jason Castro, L OBP: 0.274, SLG: 0.276										3	0	1	0	0	0	2											
11 Jason Bourgeois, R OBP: 0.323, SLG: 0.315										1	0	0	0	0	0	0											
30 J.A. Happ, L ERA: 3.45										2	0	0	0	0	0	3											
59 Wilton Lopez, R ERA: 3.33										0	0	0	0	0	0	0											
77 Pedro Feliz, R OBP: 0.245, SLG: 0.311										1	0	0	0	0	0	0											
37 Brandon Lyon, R ERA: 3.09										0	0	0	0	0	0	0											
27 Geoff Blum, S OBP: 0.331, SLG: 0.329										1	0	0	0	0	1	0											
Inning Stats	R: 0 E: 0 K: 0 S: 8	H: 1 LOB: 1 BB: 0 P: 9	R: 0 E: 0 K: 0 S: 14	H: 2 LOB: 2 BB: 0 P: 22	R: 0 E: 0 K: 0 S: 7	H: 0 LOB: 0 BB: 0 P: 9	R: 0 E: 0 K: 1 S: 12	H: 1 LOB: 1 BB: 0 P: 16	R: 0 E: 0 K: 0 S: 10	H: 1 LOB: 2 BB: 0 P: 12	R: 0 E: 0 K: 0 S: 3	H: 0 LOB: 0 BB: 0 P: 6	R: 0 E: 0 K: 1 S: 8	H: 0 LOB: 0 BB: 0 P: 12	R: 2 E: 2 K: 2 S: 16	H: 2 LOB: 2 BB: 1 P: 31	R: 0 E: 0 K: 1 S: 8	H: 0 LOB: 0 BB: 0 P: 13	1B: 6 2B: 0 3B: 1 HR: 0	SF: 0 SAC: 0 DP: 0 HBP: 0	WP: 0 PB: 0 SB: 0 CS: 1	PA: 37					
PITCHER	IP	WLS	BF	H	R	ER	SO	BB	IBB	HBP	BLK	WP	HR	S	P	ERA	WHIP										
49 Jair Jurrjens, R ERA: 4.16	7.1		31	6	2	1	3	0	0	0	0	0	0	69	102	1.23	0.818										
58 Peter Moylan, R ERA: 3.09	0.1		2	1	0	0	0	0	0	0	0	0	0	5	9	0.00	3.000										
39 Jonny Venters, L ERA: 1.09	0.1	W	1	0	0	0	1	0	0	0	0	0	0	4	6	0.00	0.000										
13 Billy Wagner, L ERA: 1.63	1.0	S	3	0	0	0	1	0	0	0	0	0	0	8	13	0.00	0.000										

Atlanta Braves @ Houston Astros
Minute Maid Park, Houston, TX
Tue Aug 10 2010, 7:06 PM - 9:53 PM CDT
Att: 34,155 - Roof Closed - 73 F


AB 36
R 2
H 7
RBI 1
BB 1
SO 5
LOB 18

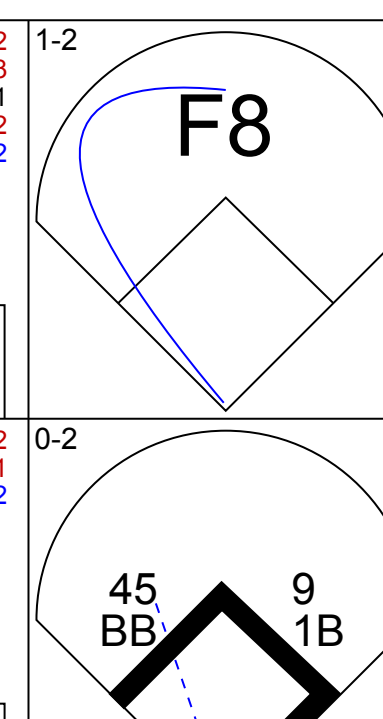
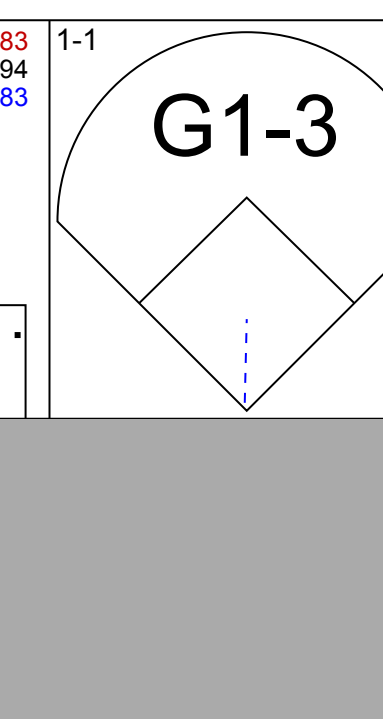
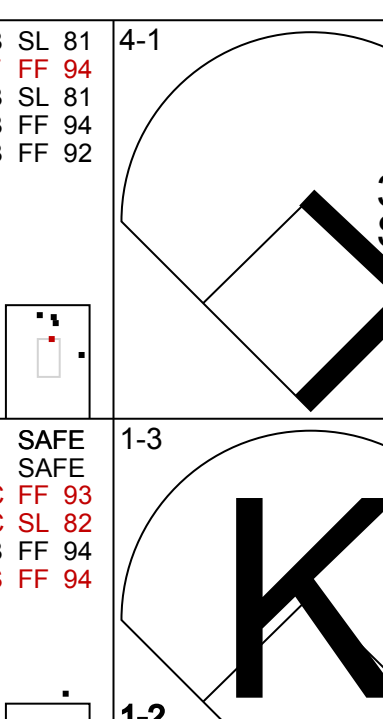
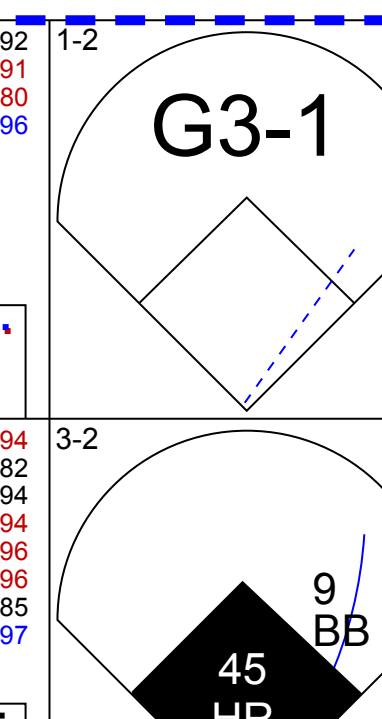
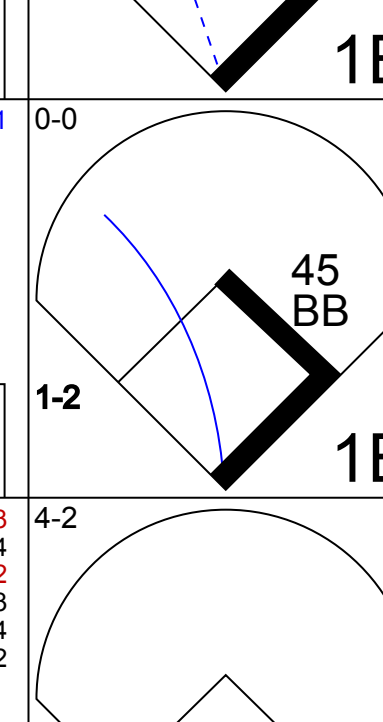
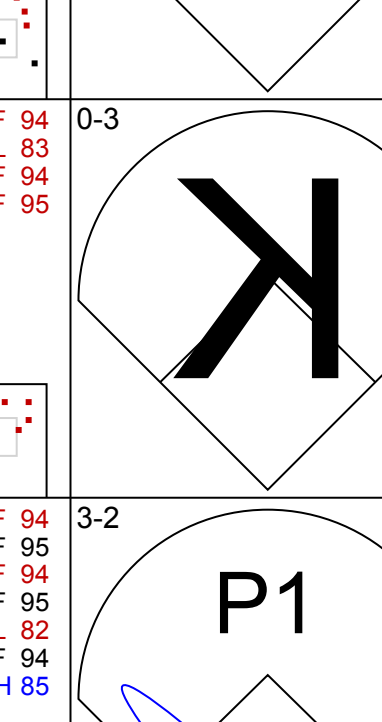

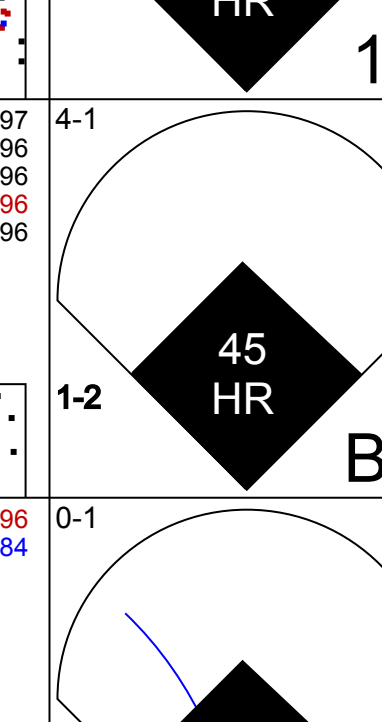
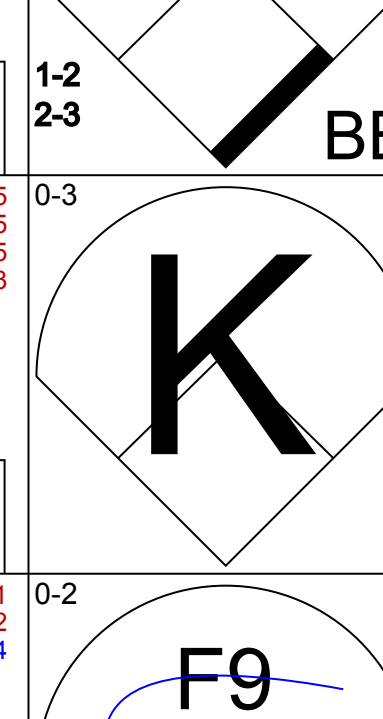

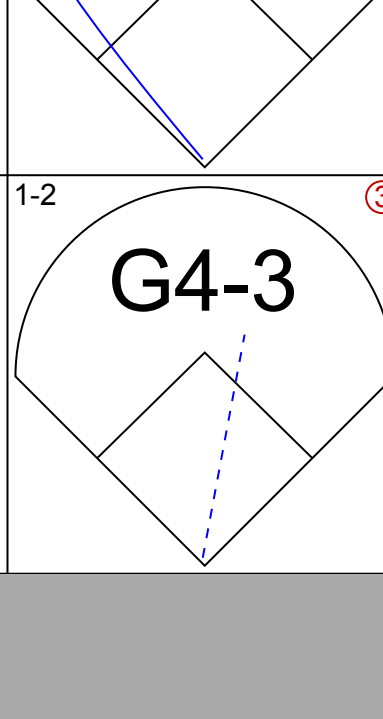
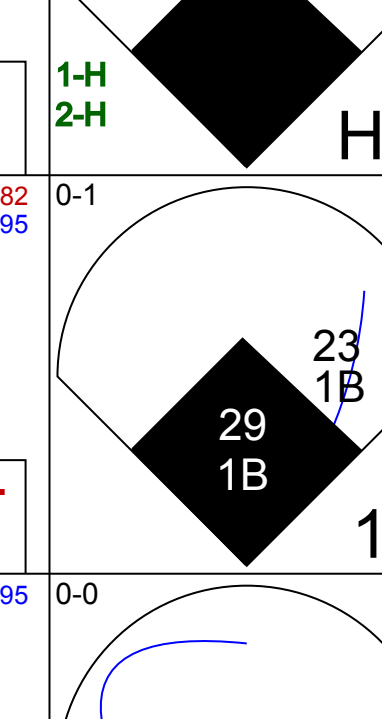
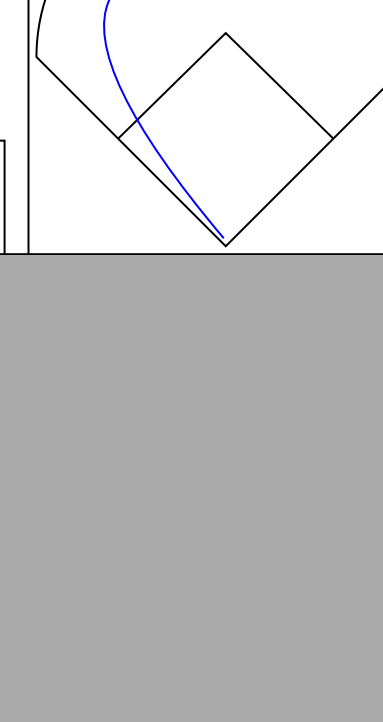


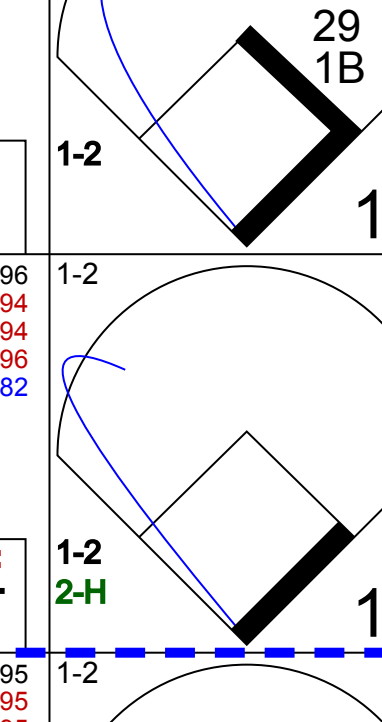



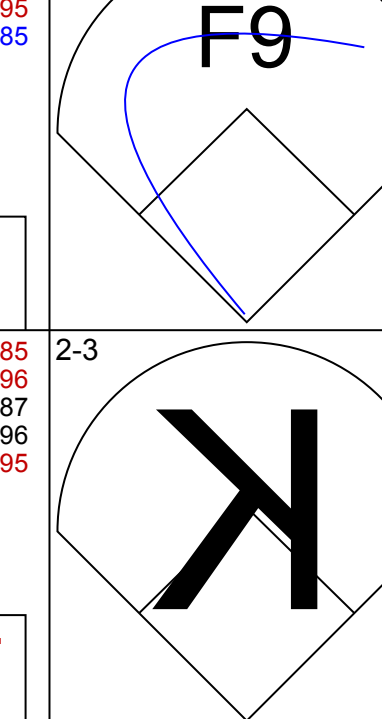
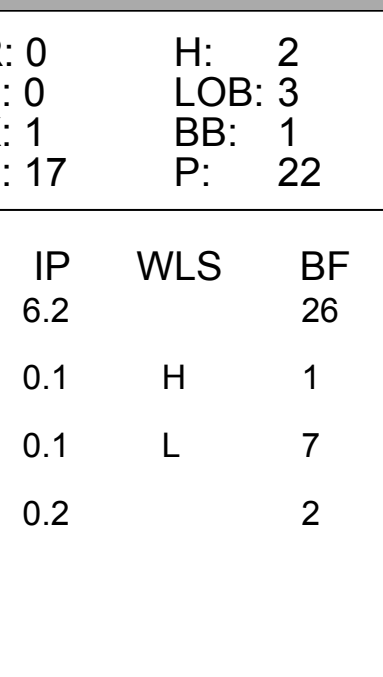
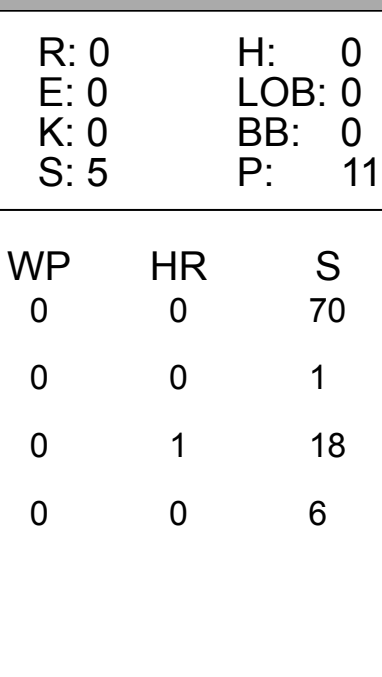
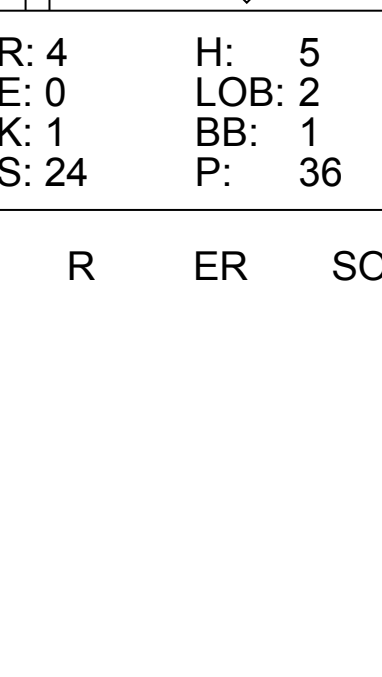
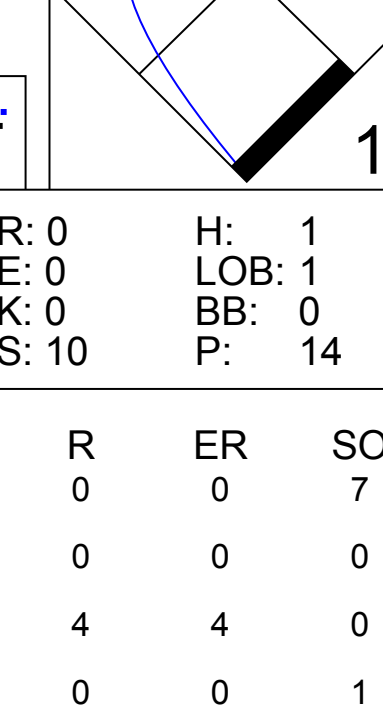
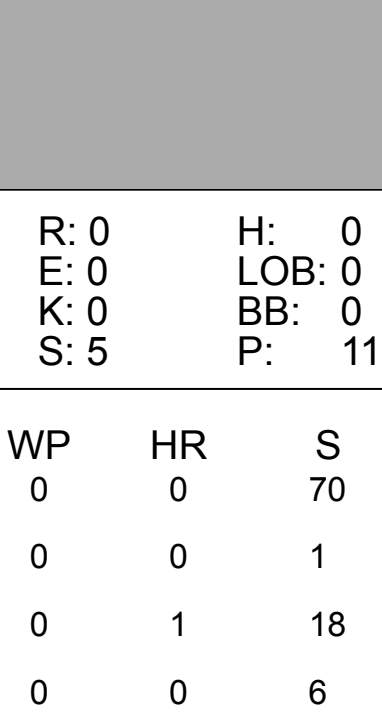
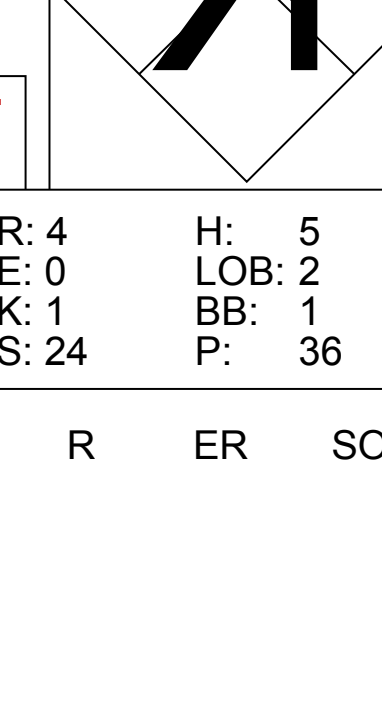





Batter	1	2	3	4	5	6	7	8	9	AB	R	H	RBI	BB	SO	LOB	TOP					
22 Andrew McCutchen, R OBP: 0.352, SLG: 0.423										4	1	2	0	0	1	0						
31 Jose Tabata, R OBP: 0.347, SLG: 0.387										4	0	0	0	0	2	2						
18 Neil Walker, S OBP: 0.352, SLG: 0.444										4	0	2	1	0	0	1						
46 Garrett Jones, L OBP: 0.319, SLG: 0.423										4	0	0	0	0	0	3						
24 Pedro Alvarez, L OBP: 0.332, SLG: 0.458										3	0	3	0	1	0	0						
85 László Miklós, R OBP: 0.332, SLG: 0.375										4	0	1	0	0	0	3						
19 Chris Snyder, R OBP: 0.342, SLG: 0.403										4	0	0	0	0	3	4						
73 Argenis Diaz, R OBP: 0.444, SLG: 0.375										3	0	1	0	0	0	2						
24 Delwyn Young, S OBP: 0.296, SLG: 0.423										1	0	0	0	0	2							
49 Ross Ohlendorf, R OBP: 0.148, SLG: 0.080										3	0	0	0	0	3	1						
30 Chris Resop, R ERA: 3.13										0	0	0	0	0	0	0						
47 Evan Meek, R OBP: 1.000, SLG: 1.000										0	0	0	0	0	0	0						
36 Wilfredo Ledezma, L ERA: 3.83										0	0	0	0	0	0	0						
Inning Stats	R: 0 E: 0 K: 0 S: 17	H: 1 LOB: 1 BB: 0 P: 22	R: 0 E: 0 K: 1 S: 11	H: 1 LOB: 1 BB: 0 P: 17	R: 1 E: 0 K: 1 S: 13	H: 2 LOB: 1 BB: 0 P: 17	R: 0 E: 0 K: 0 S: 12	H: 1 LOB: 1 BB: 0 P: 17	R: 0 E: 0 K: 3 S: 9	H: 0 LOB: 0 BB: 0 P: 12	R: 0 E: 0 K: 0 S: 8	H: 1 LOB: 1 BB: 0 P: 12	R: 0 E: 0 K: 2 S: 9	H: 1 LOB: 0 BB: 0 P: 10	R: 0 E: 0 K: 1 S: 9	H: 1 LOB: 1 BB: 0 P: 13	R: 0 E: 0 K: 1 S: 7	H: 1 LOB: 1 BB: 1 P: 14	1B: 8 2B: 1 3B: 0 HR: 0	SF: 0 SAC: 0 DP: 1 HBP: 0	WP: 1 PB: 0 SB: 1 CS: 1	PA: 36
PITCHER	IP	WLS	BF	H	R	ER	SO	BB	IBB	HBP	BLK	WP	HR	S	P	ERA	WHIP					
39 Brett Myers, R ERA: 3.13	7.0		27	7	1	1	7	0	0	0	0	0	0	79	107	1.29	1.000					
59 Wilton Lopez, R ERA: 3.19	1.0	W	4	1	0	0	1	0	0	0	0	0	0	9	13	0.00	1.000					
37 Brandon Lyon, R ERA: 3.83	1.0	S	4	1	0	0	1	1	0	0	0	1	0	7	14	0.00	2.000					

Pittsburgh Pirates @ Houston Astros
Minute Maid Park, Houston, TX
Fri Aug 13 2010, 7:06 PM - 9:45 PM CDT
Att: 36,124 - Roof Closed - 73 F


AB 34
R 1
H 9
RBI 1
BB 1
SO 9
LOB 18



Batter	1	2	3	4	5	6	7	8	9	AB	R	H	RBI	BB	SO	LOB	BOTTOM				
21 Michael Bourn, L OBP: 0.328, SLG: 0.331										3	0	0	0	1	0	1					
36 Angel Sanchez, R OBP: 0.323, SLG: 0.367										4	1	2	0	0	2	1					
9 Hunter Pence, R OBP: 0.323, SLG: 0.438										3	1	1	0	1	2	0					
45 Carlos Lee, R OBP: 0.297, SLG: 0.408										3	1	1	3	1	0	0					
27 Geoff Blum, S OBP: 0.327, SLG: 0.325										4	1	1	0	0	1	3					
23 Chris Johnson, R OBP: 0.385, SLG: 0.541										4	0	1	0	0	1	3					
29 Brett Wallace, L OBP: 0.385, SLG: 0.353										4	0	1	1	0	0	0					
55 Humberto Quintero, R OBP: 0.250, SLG: 0.304										4	0	1	0	0	0	2					
39 Brett Myers, R OBP: 0.208, SLG: 0.174										2	0	1	0	0	1	0					
77 Pedro Feliz, R OBP: 0.243, SLG: 0.309										1	0	0	0	0	0	1					
59 Wilton Lopez, R ERA: 7.71										0	0	0	0	0	0	0					
4 Jason Michaels, R OBP: 0.286, SLG: 0.513										0	0	0	0	0	1	2					
37 Brandon Lyon, R ERA: 11.57										0	0	0	0	0	0	0					
Inning Stats	R: 0 E: 0 K: 1 S: 17	H: 2 LOB: 3 BB: 1 P: 22	R: 0 E: 0 K: 0 S: 10	H: 1 LOB: 1 BB: 0 P: 14	R: 0 E: 0 K: 2 S: 11	H: 0 LOB: 0 BB: 0 P: 16	R: 0 E: 0 K: 0 S: 5	H: 0 LOB: 0 BB: 0 P: 11	R: 0 E: 0 K: 2 S: 8	H: 0 LOB: 1 BB: 1 P: 13	R: 0 E: 0 K: 1 S: 9	H: 0 LOB: 0 BB: 0 P: 12	R: 0 E: 0 K: 1 S: 11	H: 1 LOB: 1 BB: 0 P: 17	R: 4 E: 0 K: 1 S: 24	H: 5 LOB: 2 BB: 1 P: 36	1B: 8 2B: 0 3B: 0 HR: 1	SF: 0 SAC: 0 DP: 0 HBP: 0	WP: 0 PB: 0 SB: 1 CS: 0	PA: 36	
PITCHER	IP	WLS	BF	H	R	ER	SO	BB	IBB	HBP	BLK	WP	HR	S	P	ERA	WHIP				
49 Ross Ohlendorf, R ERA: 3.95	6.2		26	4	0	0	7	2	0	0	0	0	0	70	104	0.00	0.900				
30 Chris Resop, R ERA: 7.71	0.1	H	1	0	0	0	0	0	0	0	0	0	0	1	1	0.00	0.000				
47 Evan Meek, R ERA: 2.12	0.1	L	7	5	4	4	0	1	0	0	0	0	1	18	27	108.00	18.000				
36 Wilfredo Ledezma, L ERA: 11.57	0.2		2	0	0	0	1	0	0	0	0	0	0	6	9	0.00	0.000				

Pittsburgh Pirates @ Houston Astros
Minute Maid Park, Houston, TX
Fri Aug 13 2010, 7:06 PM - 9:45 PM CDT
Att: 36,124 - Roof Closed - 73 F


AB 33
R 4
H 9
RBI 4
BB 3
SO 8
LOB 13



Batter	1	2	3	4	5	6	7	8	9	AB	R	H	RBI	BB	SO	LOB	TOP							
22 Andrew McCutchen, R OBP: 0.318, SLG: 0.423										3	0	0	0	0	1	2								
46 Garrett Jones, L OBP: 0.318, SLG: 0.426										4	0	0	0	0	0	3								
31 Jose Tabata, R OBP: 0.340, SLG: 0.378										4	1	1	0	0	1	0								
24 Pedro Alvarez, L OBP: 0.333, SLG: 0.446										1	1	0	0	3	1	0								
18 Neil Walker, S OBP: 0.350, SLG: 0.437										2	0	1	0	1	0	0								
85 Lastings Milledge, R OBP: 0.330, SLG: 0.313										4	0	1	1	0	0	4								
19 Chris Snyder, R OBP: 0.341, SLG: 0.402										3	0	1	1	0	2	2								
73 Argenis Diaz, R OBP: 0.400, SLG: 0.308																								
24 Delwyn Young, S OBP: 0.294, SLG: 0.418										2	0	0	0	1	2	1								
27 Jeff Karstens, R OBP: 0.287, SLG: 0.287																								
43 Sean Gallagher, R ERA: 5.45																								
15 Andy LaRoche, R OBP: 0.288, SLG: 0.298																								
34 Daniel McCutchen, R OBP: 0.308, SLG: 0.326																								
36 Wilfredo Ledezma, L ERA: 11.05																								
61 Chan Ho Park, R ERA: 6.15																								
Inning Stats	R: 0 E: 0 K: 1 S: 10	H: 0 LOB: 0 BB: 0 P: 18	R: 0 E: 0 K: 1 S: 6	H: 0 LOB: 0 BB: 0 P: 10	R: 0 E: 0 K: 1 S: 13	H: 1 LOB: 2 BB: 1 P: 23	R: 2 E: 0 K: 1 S: 12	H: 2 LOB: 1 BB: 2 P: 22	R: 0 E: 0 K: 0 S: 9	H: 0 LOB: 0 BB: 0 P: 11	R: 0 E: 0 K: 2 S: 7	H: 0 LOB: 0 BB: 0 P: 8	R: 0 E: 0 K: 0 S: 5	H: 0 LOB: 0 BB: 0 P: 16	R: 0 E: 0 K: 0 S: 5	H: 0 LOB: 0 BB: 0 P: 8	R: 0 E: 0 K: 1 S: 7	H: 1 LOB: 2 BB: 1 P: 16	1B: 4 2B: 1 3B: 0 HR: 0	SF: 1 SAC: 1 DP: 2 HBP: 1	WP: 1 PB: 0 SB: 0 CS: 0	PA: 35		
PITCHER	IP WLS BF H R ER SO BB IBB HBP BLK WP HR S P ERA WHIP	IP WLS BF H R ER SO BB IBB HBP BLK WP HR S P ERA WHIP	IP WLS BF H R ER SO BB IBB HBP BLK WP HR S P ERA WHIP	IP WLS BF H R ER SO BB IBB HBP BLK WP HR S P ERA WHIP	IP WLS BF H R ER SO BB IBB HBP BLK WP HR S P ERA WHIP	IP WLS BF H R ER SO BB IBB HBP BLK WP HR S P ERA WHIP	IP WLS BF H R ER SO BB IBB HBP BLK WP HR S P ERA WHIP	IP WLS BF H R ER SO BB IBB HBP BLK WP HR S P ERA WHIP	IP WLS BF H R ER SO BB IBB HBP BLK WP HR S P ERA WHIP	IP WLS BF H R ER SO BB IBB HBP BLK WP HR S P ERA WHIP	IP WLS BF H R ER SO BB IBB HBP BLK WP HR S P ERA WHIP	IP WLS BF H R ER SO BB IBB HBP BLK WP HR S P ERA WHIP	IP WLS BF H R ER SO BB IBB HBP BLK WP HR S P ERA WHIP	IP WLS BF H R ER SO BB IBB HBP BLK WP HR S P ERA WHIP	IP WLS BF H R ER SO BB IBB HBP BLK WP HR S P ERA WHIP	IP WLS BF H R ER SO BB IBB HBP BLK WP HR S P ERA WHIP	IP WLS BF H R ER SO BB IBB HBP BLK WP HR S P ERA WHIP	IP WLS BF H R ER SO BB IBB HBP BLK WP HR S P ERA WHIP	IP WLS BF H R ER SO BB IBB HBP BLK WP HR S P ERA WHIP	IP WLS BF H R ER SO BB IBB HBP BLK WP HR S P ERA WHIP	IP WLS BF H R ER SO BB IBB HBP BLK WP HR S P ERA WHIP	IP WLS BF H R ER SO BB IBB HBP BLK WP HR S P ERA WHIP	IP WLS BF H R ER SO BB IBB HBP BLK WP HR S P ERA WHIP	IP WLS BF H R ER SO BB IBB HBP BLK WP HR S P ERA WHIP

Pittsburgh Pirates @ Houston Astros
Minute Maid Park, Houston, TX
Sun Aug 15 2010, 1:06 PM - 3:52 PM CDT
Att: 34,372 - Roof Closed - 73 F


AB 27
R 2
H 4
RBI 2
BB 5
SO 8
LOB 16



Batter	1	2	3	4	5	6	7	8	9	AB	R	H	RBI	BB	SO	LOB	BOTTOM							
21 Michael Bourn, L OBP: 0.325, SLG: 0.325										4	0	0	0	1	3	1								
36 Angel Sanchez, R OBP: 0.316, SLG: 0.364										5	1	1	0	0	0	1								
9 Hunter Pence, R OBP: 0.330, SLG: 0.460										4	3	3	1	0	0	0								
45 Carlos Lee, R OBP: 0.294, SLG: 0.402										4	0	1	1	0	0	3								
8 Jeff Keppinger, R OBP: 0.349, SLG: 0.397										2	0	0	2	0	0	1								
29 Brett Wallace, L OBP: 0.372, SLG: 0.324										3	1	0	0	0	1	0								
23 Chris Johnson, R OBP: 0.384, SLG: 0.551										4	2	3	1	0	0	0								
15 Jason Castro, L OBP: 0.276, SLG: 0.279										4	1	2	1	0	1	0								
30 J.A. Happ, L ERA: 4.57										2	0	0	0	0	1	2								
77 Pedro Feliz, R OBP: 0.245, SLG: 0.314										1	0	1	2	0	0	0								
54 Mark Melancon, R ERA: 5.45										0	0	0	0	0	0	0								
48 Tim Lincecum, L ERA: 11.05										0	0	0	0	0	0	0								
47 Jeff Fulchino, R ERA: 6.15										0	0	0	0	0	0	0								
Inning Stats	R: 0 E: 1 K: 1 S: 10	H: 0 LOB: 1 BB: 0 P: 12	R: 0 E: 0 K: 1 S: 11	H: 2 LOB: 2 BB: 0 P: 12	R: 1 E: 0 K: 0 S: 15	H: 2 LOB: 1 BB: 0 P: 23	R: 0 E: 0 K: 1 S: 10	H: 0 LOB: 0 BB: 0 P: 16	R: 0 E: 0 K: 2 S: 7	H: 4 LOB: 1 BB: 0 P: 8	R: 2 E: 0 K: 0 S: 11	H: 2 LOB: 0 BB: 0 P: 16	R: 1 E: 0 K: 0 S: 11	H: 1 LOB: 1 BB: 1 P: 18	1B: 6 2B: 4 3B: 0 HR: 1	SF: 2 SAC: 0 DP: 0 HBP: 1	WP: 0 PB: 0 SB: 1 CS: 0	PA: 38						
PITCHER	IP WLS BF H R ER SO BB IBB HBP BLK WP HR S P ERA WHIP	IP WLS BF H R ER SO BB IBB HBP BLK WP HR S P ERA WHIP	IP WLS BF H R ER SO BB IBB HBP BLK WP HR S P ERA WHIP	IP WLS BF H R ER SO BB IBB HBP BLK WP HR S P ERA WHIP	IP WLS BF H R ER SO BB IBB HBP BLK WP HR S P ERA WHIP	IP WLS BF H R ER SO BB IBB HBP BLK WP HR S P ERA WHIP	IP WLS BF H R ER SO BB IBB HBP BLK WP HR S P ERA WHIP	IP WLS BF H R ER SO BB IBB HBP BLK WP HR S P ERA WHIP	IP WLS BF H R ER SO BB IBB HBP BLK WP HR S P ERA WHIP	IP WLS BF H R ER SO BB IBB HBP BLK WP HR S P ERA WHIP	IP WLS BF H R ER SO BB IBB HBP BLK WP HR S P ERA WHIP	IP WLS BF H R ER SO BB IBB HBP BLK WP HR S P ERA WHIP	IP WLS BF H R ER SO BB IBB HBP BLK WP HR S P ERA WHIP	IP WLS BF H R ER SO BB IBB HBP BLK WP HR S P ERA WHIP	IP WLS BF H R ER SO BB IBB HBP BLK WP HR S P ERA WHIP	IP WLS BF H R ER SO BB IBB HBP BLK WP HR S P ERA WHIP	IP WLS BF H R ER SO BB IBB HBP BLK WP HR S P ERA WHIP	IP WLS BF H R ER SO BB IBB HBP BLK WP HR S P ERA WHIP	IP WLS BF H R ER SO BB IBB HBP BLK WP HR S P ERA WHIP	IP WLS BF H R ER SO BB IBB HBP BLK WP HR S P ERA WHIP	IP WLS BF H R ER SO BB IBB HBP BLK WP HR S P ERA WHIP	IP WLS BF H R ER SO BB IBB HBP BLK WP HR S P ERA WHIP	IP WLS BF H R ER SO BB IBB HBP BLK WP HR S P ERA WHIP	IP WLS BF H R ER SO BB IBB HBP BLK WP HR S P ERA WHIP

Pittsburgh Pirates @ Houston Astros
Minute Maid Park, Houston, TX
Sun Aug 15 2010, 1:06 PM - 3:52 PM CDT
Att: 34,372 - Roof Closed - 73 F

AB 34
R 8
H 11
RBI 8
BB 1
SO 6
LOB 8



Batter	1	2	3	4	5	6	7	8	9	AB	R	H	RBI	BB	SO	LOB	TOP				
7 José Reyes, S OBP: 0.315, SLG: 0.418	G6-3		G5-4-3					K		4	0	1	0	0	1	1					
16 Angel Pagan, S OBP: 0.356, SLG: 0.460	K			F8			K		G4-3	4	0	0	0	0	2	1					
5 David Wright, R OBP: 0.364, SLG: 0.486	1B		K				CS		15 WP	4	1	3	0	0	1	0					
15 Carlos Beltrán, S OBP: 0.322, SLG: 0.374	K			HR					12 WP	3	2	2	1	1	1	1					
12 Jeff Francoeur, R OBP: 0.290, SLG: 0.381									12 WP	3	0	1	1	1	1	2					
19 Mike Hessman, R OBP: 0.281, SLG: 0.370										3	0	0	0	0	0	3					
29 Ike Davis, L OBP: 0.322, SLG: 0.423	G6-4-3									0	0	0	0	1	0	0					
4 Henry Blanco, R OBP: 0.307, SLG: 0.365	G5-3									3	0	0	0	0	0	2					
30 Josh Thole, L OBP: 0.386, SLG: 0.377	G5-3									1	0	0	0	0	0	2					
1 Luis Castillo, S OBP: 0.336, SLG: 0.279										2	0	0	0	1	0	0					
49 Jonathon Niese, L OBP: 0.244, SLG: 0.200										2	0	0	0	0	1	1					
23 Chris Carter, L OBP: 0.305, SLG: 0.390										1	0	0	0	0	0	0					
64 Elmer Dessens, R OBP: 0.305, SLG: 0.390										0	0	0	0	0	0	0					
25 Pedro Feliciano, L OBP: 0.305, SLG: 0.390										0	0	0	0	0	0	0					
47 Hisanori Takahashi, L OBP: 0.003, SLG: 0.003										0	0	0	0	0	0	0					
Inning Stats	R: 0 E: 0 K: 2 S: 11	H: 1 LOB: 1 BB: 0 P: 14	R: 0 E: 0 K: 0 S: 10	H: 0 LOB: 0 BB: 1 P: 16	R: 0 E: 0 K: 1 S: 8	H: 0 LOB: 0 BB: 1 P: 15	R: 1 E: 0 K: 2 S: 9	H: 1 LOB: 0 BB: 0 P: 16	R: 0 E: 0 K: 0 S: 7	H: 0 LOB: 0 BB: 0 P: 10	R: 0 E: 0 K: 1 S: 10	H: 1 LOB: 0 BB: 0 P: 13	R: 0 E: 0 K: 2 S: 10	H: 0 LOB: 0 BB: 0 P: 15	R: 2 E: 0 K: 0 S: 13	H: 3 LOB: 1 BB: 1 P: 22	1B: 5 2B: 1 3B: 1 HR: 1	SF: 0 SAC: 0 DP: 3 HBP: 0	WP: 2 PB: 0 CS: 1	PA: 35	
PITCHER	IP: 7.0 ERA: 4.04	WLS: 0 BF: 25	H: 4 R: 1 ER: 1 SO: 6	R: 1 R: 1 ER: 1 SO: 6	BB: 3 IBB: 0 HBP: 0 BLK: 0	BB: 3 IBB: 0 HBP: 0 BLK: 0	WP: 1 HR: 1 S: 72 P: 110	ERA: 1.29 WHIP: 1.000	PITCHER	IP: 7.0 ERA: 4.04	WLS: 0 BF: 25	H: 4 R: 1 ER: 1 SO: 6	R: 1 R: 1 ER: 1 SO: 6	BB: 3 IBB: 0 HBP: 0 BLK: 0	BB: 3 IBB: 0 HBP: 0 BLK: 0	WP: 1 HR: 1 S: 72 P: 110	ERA: 1.29 WHIP: 1.000	51 Wandy Rodriguez, L ERA: 4.04	37 Brandon Lyon, R ERA: 3.7	22 Matt Lindstrom, R ERA: 4.15	73 Gustavo Chacin, L ERA: 5.34

New York Mets @ Houston Astros
Minute Maid Park, Houston, TX
Mon Aug 16 2010, 7:07 PM - 9:48 PM CDT
Att: 22,688 - Roof Closed - 73 F

AB	30
R	3
H	7
RBI	2
BB	4
SO	8
LOB	13



Batter	1	2	3	4	5	6	7	8	9	AB	R	H	RBI	BB	SO	LOB	BOTTOM					
8 Jeff Keppinger, R OBP: 0.348, SLG: 0.395	P3		G4-3							4	0	1	0	0	0	0						
27 Geoff Blum, S OBP: 0.325, SLG: 0.323										1	0	0	0	0	1	0						
36 Angel Sanchez, R OBP: 0.312, SLG: 0.358	G5-3									5	0	1	0	0	0	1						
9 Hunter Pence, R OBP: 0.330, SLG: 0.458	1B									4	0	1	0	0	1	1						
45 Carlos Lee, R OBP: 0.293, SLG: 0.403	G5-3									4	0	1	0	0	0	2						
4 Jason Michaels, R OBP: 0.291, SLG: 0.500										4	1	1	0	0	2	1						
23 Chris Johnson, R OBP: 0.392, SLG: 0.558										3	0	2	1	1	0	0						
29 Brett Wallace, L OBP: 0.383, SLG: 0.325										3	0	1	0	0	0	3						
15 Jason Castro, L OBP: 0.268, SLG: 0.270										4	0	0	0	0	0	6						
51 Wandy Rodriguez, S ERA: 3.38										2	0	0	0	0	2	2						
77 Pedro Feliciano, R OBP: 0.244, SLG: 0.330										1	0	0	0	0	0	0						
37 Brandon Lyon, R ERA: 1.82										0	0	0	0	0	0	0						
22 Matt Lindstrom, R ERA: 4.15										0	0	0	0	0	0	0						
73 Gustavo Chacin, L OBP: 0.300, SLG: 0.298										1	0	0	0	0	0	0						
11 Jason Bourgeois, R OBP: 0.300, SLG: 0.298										1	0	0	0	0	0	0						
Inning Stats	R: 0 E: 0 K: 0 S: 7	H: 1 LOB: 1 BB: 0 P: 11	R: 0 E: 0 K: 2 S: 12	H: 2 LOB: 2 BB: 0 P: 15	R: 0 E: 0 K: 0 S: 12	H: 1 LOB: 1 BB: 0 P: 17	R: 0 E: 0 K: 1 S: 10	H: 0 LOB: 0 BB: 0 P: 17	R: 0 E: 0 K: 1 S: 8	H: 0 LOB: 0 BB: 0 P: 12	R: 1 E: 0 K: 0 S: 10	H: 2 LOB: 1 BB: 0 P: 13	R: 0 E: 0 K: 0 S: 12	H: 1 LOB: 0 BB: 0 P: 15	R: 0 E: 0 K: 0 S: 11	H: 1 LOB: 3 BB: 1 P: 24	R: 0 E: 0 K: 1 S: 8	H: 0 LOB: 0 BB: 0 P: 12	1B: 6 2B: 2 3B: 0 HR: 0	SF: 0 SAC: 0 DP: 0 HBP: 1	WP: 1 PB: 0 SB: 0 CS: 0	PA: 38
PITCHER	IP: 7.0 ERA: 3.38	WLS: 0 BF: 29	H: 7 R: 1 ER: 0 SO: 5	R: 1 R: 1 ER: 0 SO: 5	BB: 0 IBB: 0 HBP: 0 BLK: 0	BB: 0 IBB: 0 HBP: 0 BLK: 0	WP: 1 HR: 0 S: 71 P: 100	ERA: 1.29 WHIP: 1.000	PITCHER	IP: 7.0 ERA: 3.38	WLS: 0 BF: 29	H: 7 R: 1 ER: 0 SO: 5	R: 1 R: 1 ER: 0 SO: 5	BB: 0 IBB: 0 HBP: 0 BLK: 0	BB: 0 IBB: 0 HBP: 0 BLK: 0	WP: 1 HR: 0 S: 71 P: 100	ERA: 1.29 WHIP: 1.000	49 Jonathon Niese, L ERA: 3.38	64 Elmer Dessens, R ERA: 1.82	25 Pedro Feliciano, L ERA: 3.05	47 Hisanori Takahashi, L ERA: 4.16	

New York Mets @ Houston Astros
Minute Maid Park, Houston, TX
Mon Aug 16 2010, 7:07 PM - 9:48 PM CDT
Att: 22,688 - Roof Closed - 73 F

AB	36
R	1
H	8
RBI	1
BB	1
SO	6
LOB	16



Batter	1	2	3	4	5	6	7	8	9	AB	R	H	RBI	BB	SO	LOB	TOP				
7 José Reyes, S OBP: 0.318, SLG: 0.419										4	1	2	1	1	0	2					
26 Fernando Martínez, L OBP: 0.296, SLG: 0.179										4	0	1	1	0	1	3					
1 Luis Castillo, S OBP: 0.339, SLG: 0.279										0	0	0	0	0	0	0					
5 David Wright, R OBP: 0.363, SLG: 0.491										4	1	1	1	0	1	2					
15 Carlos Beltrán, S OBP: 0.328, SLG: 0.373										3	0	1	0	1	1	0					
29 Ike Davis, L OBP: 0.321, SLG: 0.420										3	0	0	0	1	0	1					
12 Jeff Francoeur, R OBP: 0.285, SLG: 0.377										3	0	0	0	1	2	2					
30 Josh Thole, L OBP: 0.391, SLG: 0.383										4	1	2	0	0	0	1					
11 Rubén Tejada, R OBP: 0.264, SLG: 0.210										2	0	0	0	0	0	1					
16 Angel Pagan, S OBP: 0.355, SLG: 0.458										2	0	0	0	0	1	1					
57 Johan Santana, L OBP: 0.161, SLG: 0.268										3	0	1	0	0	0	0					
23 Chris Carter, L OBP: 0.302, SLG: 0.386										1	0	0	0	0	0	1					
Inning Stats	R: 1 H: 2 E: 0 K: 2 S: 21	H: 2 LOB: 2 BB: 2 P: 35	R: 1 H: 2 E: 0 K: 0 S: 8	H: 2 LOB: 1 BB: 0 P: 15	R: 0 H: 0 E: 0 K: 0 S: 6	H: 0 LOB: 0 BB: 0 P: 9	R: 0 H: 0 E: 0 K: 1 S: 9	H: 0 LOB: 0 BB: 0 P: 13	R: 0 H: 0 E: 0 K: 1 S: 9	H: 0 LOB: 1 BB: 1 P: 17	R: 0 H: 1 E: 0 K: 1 S: 7	H: 1 LOB: 1 BB: 0 P: 9	R: 1 H: 2 E: 0 K: 0 S: 9	H: 2 LOB: 0 BB: 0 P: 16	R: 0 H: 1 E: 0 K: 0 S: 8	H: 1 LOB: 1 BB: 0 P: 10	1B: 6 2B: 1 3B: 0 HR: 1	SF: 0 SAC: 0 DP: 1 HBP: 0	WP: 0 PB: 1 SB: 1 CS: 1	PA: 37	
PITCHER	IP WLS BF H R ER SO BB IBB HBP BLK WP HR S P ERA WHIP																				
28 Nelson Figueroa, R ERA: 3.19	5.0	21	4	2	1	4	3	0	0	0	0	0	0	0	53	89	1.80	1.400			
47 Jeff Fulchino, R ERA: 5.5	2.0	8	1	0	0	2	1	0	0	0	0	0	0	14	24	0.00	1.000				
54 Mark Melancon, R ERA: 7.5	1.0	4	2	1	1	0	0	0	0	0	1	9	16	9.00	2.000						
59 Wilton Lopez, R ERA: 3.06	1.0	4	1	0	0	0	0	0	0	0	0	8	10	0.00	1.000						

New York Mets @ Houston Astros
Minute Maid Park, Houston, TX
Tue Aug 17 2010, 7:06 PM - 9:28 PM CDT
Att: 26,279 - Roof Closed - 73 F

AB 33
R 3
H 8
RBI 3
BB 4
SO 6
LOB 14



Batter	1	2	3	4	5	6	7	8	9	AB	R	H	RBI	BB	SO	LOB	BOTTOM			
21 Michael Bourn, L OBP: 0.326, SLG: 0.327										4	1	2	0	0	0	2				
36 Angel Sanchez, R OBP: 0.317, SLG: 0.362										4	1	2	0	0	1	0				
9 Hunter Pence, R OBP: 0.331, SLG: 0.472										4	2	2	4	0	1	1				
45 Carlos Lee, R OBP: 0.293, SLG: 0.404										4	0	1	0	0	1	1				
23 Chris Johnson, R OBP: 0.384, SLG: 0.546										4	0	0	0	0	1	2				
29 Brett Wallace, L OBP: 0.360, SLG: 0.302										3	0	0	0	0	2	1				
27 Geoff Blum, S OBP: 0.326, SLG: 0.329										3	0	1	0	0	0	1				
15 Jason Castro, L OBP: 0.269, SLG: 0.280										3	0	1	0	0	1	1				
28 Nelson Figueroa, R OBP: 0.333, SLG: 0.500										2	0	0	0	0	0	1				
47 Jeff Fulchino, R OBP: 0.296, SLG: 0.500										0	0	0	0	0	0	0				
4 Jason Michaels, R OBP: 0.296, SLG: 0.500										0	0	0	0	1	0	0				
54 Mark Melancon, R OBP: 0.302, SLG: 0.386										0	0	0	0	0	0	0				
59 Wilton Lopez, R ERA: 3.06										0	0	0	0	0	0	0				
Inning Stats	R: 3 H: 4 E: 0 K: 1 S: 20	H: 4 LOB: 1 BB: 0 P: 30	R: 0 H: 1 E: 0 K: 1 S: 7	H: 1 LOB: 1 BB: 0 P: 11	R: 0 H: 1 E: 0 K: 1 S: 9	H: 1 LOB: 1 BB: 0 P: 11	R: 0 H: 1 E: 0 K: 1 S: 7	H: 1 LOB: 0 BB: 0 P: 8	R: 0 H: 0 E: 0 K: 2 S: 8	H: 0 LOB: 0 BB: 0 P: 12	R: 0 H: 0 E: 0 K: 1 S: 6	H: 0 LOB: 0 BB: 0 P: 7	R: 0 H: 1 E: 0 K: 0 S: 6	H: 1 LOB: 1 BB: 1 P: 11	R: 1 H: 1 E: 0 K: 0 S: 8	H: 1 LOB: 0 BB: 0 P: 13	1B: 4 2B: 3 3B: 0 HR: 2	SF: 0 SAC: 0 DP: 1 HBP: 0	WP: 0 PB: 0 SB: 0 CS: 0	PA: 32
PITCHER	IP WLS BF H R ER SO BB IBB HBP BLK WP HR S P ERA WHIP																			
57 Johan Santana, L ERA: 2.97	8.0	32	9	4	4	7	1	0	0	0	0	2	71	103	4.50	1.250				

New York Mets @ Houston Astros
Minute Maid Park, Houston, TX
Tue Aug 17 2010, 7:06 PM - 9:28 PM CDT
Att: 26,279 - Roof Closed - 73 F

AB 31
R 4
H 9
RBI 4
BB 1
SO 7
LOB 10



Batter	1	2	3	4	5	6	7	8	9	10	11	12	13	14	AB	R	H	RBI	BB	SO	LOB	TOP																			
7 José Reyes, S OBP: 0.324, SLG: 0.426 (1, 6)															6	1	4	0	1	0	2																				
16 Ángel Pagán, S OBP: 0.352, SLG: 0.453 (1, 7)															6	0	1	1	0	1	3																				
5 David Wright, R OBP: 0.363, SLG: 0.491 19 Mike Hessman, R OBP: 0.303, SLG: 0.370 (12, 5)															6	0	2	0	0	0	3																				
15 Carlos Beltrán, S OBP: 0.333, SLG: 0.358 (1, 9)															4	0	0	0	3	0	1																				
29 Ike Davis, L OBP: 0.319, SLG: 0.416 (1, 3)															6	0	1	1	0	1	5																				
12 Jeff Francoeur, R OBP: 0.292, SLG: 0.375 (1, 9)															5	0	1	0	2	1	6																				
30 Josh Thole, L OBP: 0.364, SLG: 0.352 (1, 2)															7	0	0	0	0	1	6																				
11 Rubén Tejada, R OBP: 0.271, SLG: 0.220 23 Chris Carter, L OBP: 0.299, SLG: 0.382 1 Luis Castillo, S OBP: 0.340, SLG: 0.279 (1, 4)															3	1	1	0	1	1	0																				
43 R.A. Dickey, R OBP: 0.271, SLG: 0.220 47 Hisanori Takahashi, L OBP: 0.299, SLG: 0.382 39 Bobby Parnell, R OBP: 0.340, SLG: 0.279 4 Henry Blanco, R OBP: 0.271, SLG: 0.220 64 Elmer Dessens, R OBP: 0.299, SLG: 0.382 36 Manny Acosta, R OBP: 0.340, SLG: 0.279 (1, 15)															4	1	1	1	0	1	2																				
Inning Stats	R: 0 E: 0 K: 0 S: 8	H: 1 LOB: 0 BB: 0 P: 12	R: 0 E: 0 K: 0 S: 6	H: 0 LOB: 1 BB: 1 P: 11	R: 0 E: 0 K: 2 S: 12	H: 1 LOB: 1 BB: 0 P: 16	R: 0 E: 0 K: 2 S: 12	H: 0 LOB: 0 BB: 1 P: 10	R: 0 E: 0 K: 1 S: 7	H: 0 LOB: 0 BB: 0 P: 11	R: 0 E: 0 K: 0 S: 12	H: 0 LOB: 1 BB: 0 P: 17	R: 0 E: 0 K: 0 S: 10	H: 0 LOB: 1 BB: 0 P: 7	R: 0 E: 0 K: 0 S: 10	H: 1 LOB: 1 BB: 0 P: 13	R: 0 E: 0 K: 1 S: 15	H: 1 LOB: 2 BB: 1 P: 23	R: 1 E: 0 K: 1 S: 14	H: 0 LOB: 3 BB: 4 P: 35	1B: 7 2B: 3 3B: 1 HR: 0	SF: 1 SAC: 1 DP: 1 HBP: 0	WP: 0 PB: 0 CS: 0	PA: 61																	
PITCHER	IP 7.0	WLS 30	BF 7	H 2	ER 2	SO 4	BB 3	IBB 0	HBP 0	BLK 0	WP 0	HR 0	S 69	P 111	ERA 3.11	WHIP 1.429																									
39 Brett Myers, R ERA: 3.11	1.0	3	0	0	1	0	0	0	0	0	0	7	11	0.00	0.000																										
54 Mark Melancon, R ERA: 4.43	1.0	3	0	0	0	0	0	0	0	0	0	12	17	0.00	0.000																										
48 Tim Lincecum, R ERA: 3.86	1.0	6	2	0	0	0	0	1	0	0	0	10	20	0.00	2.000																										
37 Brandon Lyon, R ERA: 3.63	2.0	7	1	0	0	0	0	0	0	0	0	16	20	0.00	0.500																										
59 Wilton Lopez, R ERA: 2.94											47 Jeff Fulchino, R ERA: 5.65	(13, 1)	1.0	L	7	0	1	1	1	2	2	0	0	0	14	35	9.00	2.000													
73 Gustavo Chacin, L ERA: 5.46											73 Gustavo Chacin, L ERA: 5.46	(14, 1)	1.0	L	7	0	1	1	1	2	2	0	0	0	14	35	9.00	2.000													
Batter	1	2	3	4	5	6	7	8	9	10	11	12	13	14	AB	R	H	RBI	BB	SO	LOB	BOTTOM																			
21 Michael Bourn, L OBP: 0.325, SLG: 0.325 (1, 8)															5	0	1	0	0	0	2																				
36 Ángel Sánchez, R OBP: 0.318, SLG: 0.361 (1, 6)															6	0	2	1	0	1	1																				
9 Hunter Pence, R OBP: 0.329, SLG: 0.467 73 Gustavo Chacin, L ERA: 5.46 (1, 14)															5	0	0	0	1	1	4																				
45 Carlos Lee, R OBP: 0.294, SLG: 0.403 (1, 7)															6	0	2	0	0	1	3																				
23 Chris Johnson, R OBP: 0.373, SLG: 0.529 (1, 5)															6	0	0	0	0	1	3																				
27 Geoff Blum, S OBP: 0.326, SLG: 0.348 (1, 4)															6	1	2	1	0	2	0																				
29 Brett Wallace, L OBP: 0.327, SLG: 0.271 (1, 3)															5	0	0	0	0	3	1																				
55 Humberto Quintero, R OBP: 0.285, SLG: 0.275 (8, PR)															3	0	1	0	0	1	1																				
15 Jason Castro, L OBP: 0.285, SLG: 0.275 (8, 2)															2	1	0	0	0	0	0																				
36 Manny Acosta, R ERA: 3.32 (14, 1)															2	0	1	0	0	0	0																				
Inning Stats	R: 0 E: 0 K: 0 S: 13	H: 2 LOB: 2 BB: 1 P: 21	R: 0 E: 0 K: 2 S: 11	H: 1 LOB: 1 BB: 0 P: 17	R: 0 E: 0 K: 0 S: 6	H: 0 LOB: 0 BB: 0 P: 8	R: 0 E: 0 K: 1 S: 8	H: 1 LOB: 0 BB: 0 P: 10	R: 0 E: 0 K: 1 S: 10	H: 0 LOB: 0 BB: 0 P: 14	R: 0 E: 0 K: 1 S: 11	H: 3 LOB: 3 BB: 0 P: 16	R: 1 E: 0 K: 1 S: 12	H: 1 LOB: 0 BB: 0 P: 18	R: 0 E: 0 K: 0 S: 7	H: 0 LOB: 0 BB: 0 P: 9	R: 0 E: 0 K: 2 S: 11	H: 0 LOB: 0 BB: 0 P: 17	R: 0 E: 0 K: 0 S: 10	H: 2 LOB: 1 BB: 0 P: 16	R: 0 E: 0 K: 0 S: 4	H: 0 LOB: 0 BB: 0 P: 5	1B: 10 2B: 0 3B: 0 HR: 1	SF: 0 SAC: 0 DP: 2 HBP: 0	WP: 1 PB: 0 CS: 1	PA: 51															
PITCHER	IP 8.1	WLS 33	BF 9	H 2	ER 2	SO 6	BB 1	IBB 0	HBP 0	BLK 0	WP 1	HR 1	S 85	P 119	ERA 2.16	WHIP 1.200																									
43 R.A. Dickey, R ERA: 2.41	1.2	5	0	0	0	1	0	0	0	0	0	12	17	0.00	0.000																										
47 Hisanori Takahashi, L ERA: 4.09	2.0	6	0	0	0	3	0	0	0	0	0	19	30	0.00	0.000																										
39 Bobby Parnell, R ERA: 3.38	1.0	W	4	2	0	0	0	0	0	0	0	10	16	0.00	2.000																										
64 Elmer Dessens, R ERA: 1.70	1.0	S	3	0	0	0	0	0	0	0	0	4	5	0.00	0.000																										
36 Manny Acosta, R ERA: 3.32											43 R.A. Dickey, R ERA: 2.41	(1, 1)	8.1	W	33	9	2	6	1	0	0	0	1	1	0	0	0	12	17	0.00	0.000										
47 Hisanori Takahashi, L ERA: 4.09											47 Hisanori Takahashi, L ERA: 4.09	(8, PR)	1.2	5	0	0	0	3	0	0	0	0	0	0	0	19	30	0.00	0.000												
39 Bobby Parnell, R ERA: 3.38											39 Bobby Parnell, R ERA: 3.38	(1, 15)	2.0	6	0	0	0	3	0	0	0	0	0	0	0	19	30	0.00	0.000												
64 Elmer Dessens, R ERA: 1.70											64 Elmer Dessens, R ERA: 1.70	(13, 1)	1.0	W	4	2	0	0	0	0	0	0	0	0	0	10	16	0.00	2.000												
36 Manny Acosta, R ERA: 3.32											36 Manny Acosta, R ERA: 3.32	(14, 1)	1.0	S	3	0	0	0	0	0	0	0	0	0	0	4	5	0.00	0.000												

New York Mets @ Houston Astros
Minute Maid Park, Houston, TX
Wed Aug 18 2010, 7:06 PM - 11:23 PM CDT
Att. 23,403 - Roof Closed - 73 F

AB: 50
R: 3
H: 11
RBI: 3
BB: 9
SO: 7
LOB: 30



New York Mets @ Houston Astros
Minute Maid Park, Houston, TX
Wed Aug 18 2010, 7:06 PM - 11:23 PM CDT
Att. 23,403 - Roof Closed - 73 F

AB: 49
R: 2
H: 11
RBI: 2
BB: 1
SO: 10
LOB: 16



Batter	1	2	3	4	5	6	7	8	9	AB	R	H	RBI	BB	SO	LOB	TOP							
7 José Reyes, S OBP: 0.324, SLG: 0.425	G6-3		F7		F8			1B		4	0	1	0	0	0	1								
1 Luis Castillo, S OBP: 0.335, SLG: 0.274	G6-3		K		G1-3			G1-3		4	0	0	0	0	1	2								
16 Ángel Pagán, S OBP: 0.351, SLG: 0.450	K				G6-3			L6		3	1	0	0	1	1	1								
5 David Wright, R OBP: 0.362, SLG: 0.488		F8			G6-3			G5-3		3	1	0	0	0	1	0								
29 Ike Davis, L OBP: 0.318, SLG: 0.413		23 CS			G6-3			F7		3	0	0	0	1	0	2								
12 Jeff Francoeur, R OBP: 0.289, SLG: 0.371		F8			G6-3			G6-3		4	0	0	1	0	0	2								
23 Chris Carter, L OBP: 0.300, SLG: 0.381		F8			G6-3			F9		3	0	1	1	0	0	1								
15 Carlos Beltrán, S OBP: 0.333, SLG: 0.358		F8			1B					0	0	0	0	0	0	0								
21 Rod Barajas, R OBP: 0.263, SLG: 0.414			K		F7			P4		3	0	0	0	0	1	1								
48 Pat Misch, R OBP: 0.333, SLG: 0.333								G1-6-3		2	0	1	0	0	1	0								
36 Manny Acosta, R OBP: 0.316, SLG: 0.358										0	0	0	0	0	0	0								
30 Josh Thole, L OBP: 0.360, SLG: 0.348										1	0	0	0	0	0	0								
25 Pedro Feliciano, L OBP: 0.333, SLG: 0.358										0	0	0	0	0	0	0								
18 Ryota Igarashi, R OBP: 0.333, SLG: 0.358										0	0	0	0	0	0	0								
Inning Stats	R: 0 E: 0 K: 1 S: 10	H: 0 LOB: 0 BB: 0 P: 17	R: 0 E: 0 K: 0 S: 17	H: 0 LOB: 1 BB: 1 P: 27	R: 0 E: 0 K: 2 S: 12	H: 1 LOB: 1 BB: 0 P: 20	R: 2 E: 0 K: 0 S: 11	H: 1 LOB: 1 BB: 1 P: 21	R: 0 E: 0 K: 1 S: 8	H: 0 LOB: 0 BB: 0 P: 12	R: 0 E: 0 K: 0 S: 9	H: 0 LOB: 0 BB: 0 P: 14	R: 0 E: 0 K: 0 S: 8	H: 0 LOB: 0 BB: 0 P: 12	R: 0 E: 0 K: 0 S: 8	H: 1 LOB: 1 BB: 0 P: 20	R: 0 E: 0 K: 1 S: 10	H: 0 LOB: 0 BB: 0 P: 13	1B: 3 2B: 0 3B: 0 HR: 0	SF: 0 SAC: 0 DP: 0 HBP: 1	WP: 0 PB: 1 SB: 1 CS: 1	PA: 33		
PITCHER	IP: 7.0 ERA: 5.23	WLS: W BF: 26	H: 2 R: 2 ER: 2 SO: 4	BB: 2 IBB: 0 HBP: 1 BLK: 0	WP: 0 HR: 0 S: 75 P: 123	ERA: 2.57 WHIP: 0.571	IP: 1.0 ERA: 2.59	WLS: H BF: 4	H: 1 R: 0 ER: 0 SO: 0	BB: 0 IBB: 0 HBP: 0 BLK: 0	WP: 0 HR: 0 S: 8 P: 12	ERA: 0.00 WHIP: 1.000	IP: 1.0 ERA: 3.57	WLS: S BF: 3	H: 0 R: 0 ER: 0 SO: 1	BB: 0 IBB: 0 HBP: 0 BLK: 0	WP: 0 HR: 0 S: 10 P: 13	ERA: 0.00 WHIP: 0.000						

New York Mets @ Houston Astros
Minute Maid Park, Houston, TX
Thu Aug 19 2010, 7:08 PM - 9:37 PM CDT
Att: 26,271 - Roof Closed - 73 F

AB 30
R 2
H 3
RBI 2
BB 2
SO 5
LOB 10



Batter	1	2	3	4	5	6	7	8	9	AB	R	H	RBI	BB	SO	LOB	BOTTOM					
21 Michael Bourn, L OBP: 0.323, SLG: 0.323	F8		G4-3			B3		SH1-4		3	0	0	0	0	0	0						
36 Ángel Sánchez, R OBP: 0.316, SLG: 0.358	F8				L4			K		4	1	1	0	0	1	2						
9 Hunter Pence, R OBP: 0.331, SLG: 0.469					F7			K		4	1	2	0	0	1	2						
45 Carlos Lee, R OBP: 0.294, SLG: 0.409	F8				F8			K		3	1	1	3	0	0	1						
4 Jason Michaels, R OBP: 0.295, SLG: 0.492		G6-3			G5-3			F7		3	0	0	0	0	0	0						
23 Chris Johnson, R OBP: 0.367, SLG: 0.521		K			G4-3			K		3	0	0	0	0	2	0						
27 Geoff Blum, S OBP: 0.320, SLG: 0.341		L5			G2-3			L4		3	0	0	0	0	0	0						
55 Humberto Quintero, R OBP: 0.254, SLG: 0.305			G6-3			P3		SH1-4		3	0	1	0	0	0	0						
20 Bud Norris, R OBP: 0.188, SLG: 0.250					G6-3			G5-3		2	0	0	0	0	0	0						
59 Wilton Lopez, R ERA: 3.18										0	0	0	0	0	0	0						
11 Jason Bourgeois, R OBP: 0.328, SLG: 0.322										1	0	1	0	0	0	0						
37 Brandon Lyon, R ERA: 7.65										0	0	0	0	0	0	0						
Inning Stats	R: 0 E: 0 K: 0 S: 6	H: 1 LOB: 1 BB: 0 P: 10	R: 0 E: 0 K: 1 S: 6	H: 0 LOB: 0 BB: 0 P: 9	R: 0 E: 0 K: 0 S: 9	H: 0 LOB: 0 BB: 0 P: 13	R: 0 E: 0 K: 0 S: 8	H: 0 LOB: 0 BB: 0 P: 13	R: 0 E: 0 K: 2 S: 19	H: 2 LOB: 2 BB: 0 P: 26	R: 0 E: 0 K: 2 S: 19	H: 4 LOB: 1 3B: 0 HR: 1	SF: 0 SAC: 1 DP: 0 HBP: 0	WP: 0 PB: 0 SB: 0 CS: 0	PA: 30							
PITCHER	IP: 6.0 ERA: 3.0	WLS: L BF: 22	H: 4 R: 3 ER: 3 SO: 1	BB: 0 IBB: 0 HBP: 0 BLK: 0	WP: 0 HR: 1 S: 47 P: 69	ERA: 4.50 WHIP: 0.667	IP: 1.0 ERA: 0.00	WLS: 3 BF: 12	H: 3 R: 0 ER: 0 SO: 17	BB: 0 IBB: 0 HBP: 0 BLK: 0	WP: 0 HR: 0 S: 14 P: 19	ERA: 0.00 WHIP: 6.000	IP: 0.2 ERA: 3.02	WLS: 2 BF: 2	H: 0 R: 0 ER: 0 SO: 2	BB: 0 IBB: 0 HBP: 0 BLK: 0	WP: 0 HR: 0 S: 7 P: 9	ERA: 0.00 WHIP: 0.000				

New York Mets @ Houston Astros
Minute Maid Park, Houston, TX
Thu Aug 19 2010, 7:08 PM - 9:37 PM CDT
Att: 26,271 - Roof Closed - 73 F

AB 29
R 3
H 6
RBI 3
SO 4
LOB 5



Batter	1	2	3	4	5	6	7	8	9	AB	R	H	RBI	BB	SO	LOB	TOP					
21 Michael Bourn, L (1,8) OBP: 0.320, SLG: 0.320	G4-3		G4-3			K			G4-3	4	0	0	0	0	1	1						
36 Angel Sanchez, R (1,4) OBP: 0.308, SLG: 0.349	L4			G5-3		FC4-6			P4	4	0	0	0	0	0	1						
9 Hunter Pence, R (1,9) OBP: 0.328, SLG: 0.465	F9			G4-3					K	4	0	0	0	0	1	0						
45 Carlos Lee, R (1,7) OBP: 0.294, SLG: 0.408		L8		G5-3						2	0	0	0	1	0	0						
23 Chris Johnson, R (1,5) OBP: 0.367, SLG: 0.523		12 1B				K			F9	3	0	1	0	0	1	1						
29 Brett Wallace, L (1,3) OBP: 0.310, SLG: 0.255				K		K			K	3	0	0	0	0	3	2						
12 Tommy Manzella, R (1,6) OBP: 0.260, SLG: 0.255						G3			L8	3	0	1	0	0	0	0						
15 Jason Castro, L (1,2) OBP: 0.267, SLG: 0.285				P6		FC3-5			K	3	0	1	0	0	1	0						
30 J.A. Happ, L (1,1) OBP: 0.267, SLG: 0.285				G1-3		FC3-5			F9	2	0	0	0	0	0	1						
47 Jeff Fulchino, R (7,1) OBP: 0.324, SLG: 0.317										0	0	0	0	0	0	0						
48 Tim Byrdak, L (7,1) OBP: 0.324, SLG: 0.317										0	0	0	0	0	0	0						
11 Jason Bourgeois, R (8,PH) OBP: 0.324, SLG: 0.317										1	0	0	0	0	0	0						
58 Fernando Abad, L (8,1) ERA: 3.02										0	0	0	0	0	0	0						
Inning Stats	R: 0 E: 0 K: 0 S: 11	H: 0 LOB: 0 BB: 0 P: 15	R: 0 E: 0 K: 1 S: 9	H: 2 LOB: 2 BB: 0 P: 16	R: 0 E: 0 K: 0 S: 6	H: 0 LOB: 0 BB: 0 P: 10	R: 0 E: 0 K: 0 S: 6	H: 0 LOB: 0 BB: 0 P: 8	R: 0 E: 0 K: 2 S: 9	H: 0 LOB: 0 BB: 0 P: 14	R: 0 E: 0 K: 1 S: 8	H: 1 LOB: 1 BB: 0 P: 11	R: 0 E: 0 K: 1 S: 6	H: 0 LOB: 0 BB: 1 P: 14	R: 0 E: 0 K: 1 S: 8	H: 0 LOB: 0 BB: 0 P: 13	R: 0 E: 0 K: 1 S: 9	H: 0 LOB: 0 BB: 0 P: 13	1B: 1 2B: 2 3B: 0 HR: 0	SF: 0 SAC: 0 DP: 0 HBP: 0	WP: 0 PB: 0 SB: 0 CS: 0	PA: 30
PITCHER	IP WLS BF H R ER SO BB IBB HBP BLK WP HR S P ERA WHIP																					
19 Anibal Sánchez, R (1,1) ERA: 3.16	7.0 W 24 3 0 0 5 1 0 0 0 0 0 0 55 88 0.00 0.571																					
13 Will Ohman, L (8,1) ERA: 3.03	1.0 3 0 0 0 1 0 0 0 0 0 0 0 8 13 0.00 0.000																					
44 Brian Sanches, R (9,1) ERA: 3.02	1.0 3 0 0 0 1 0 0 0 0 0 0 0 9 13 0.00 0.000																					

Houston Astros @ Florida Marlins
Sun Life Stadium, Miami, FL
Fri Aug 20 2010, 7:12 PM - 10:21 PM EDT
Att: 19,456 - Partly Cloudy - 81 F

AB 29
R 0
H 3
RBI 0
BB 1
SO 7
LOB 6



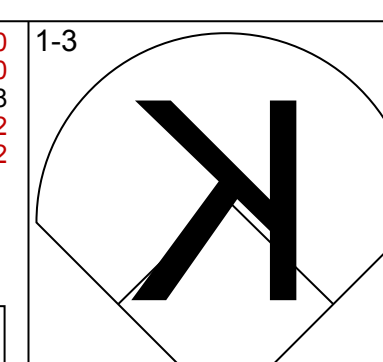
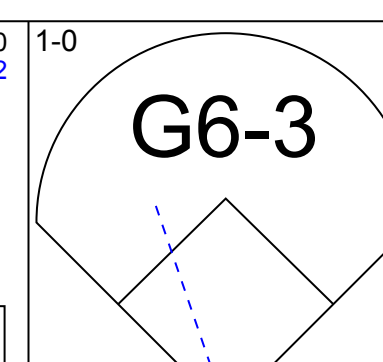
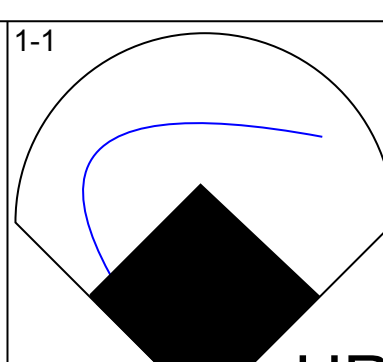
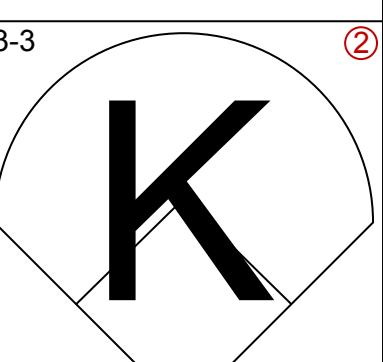
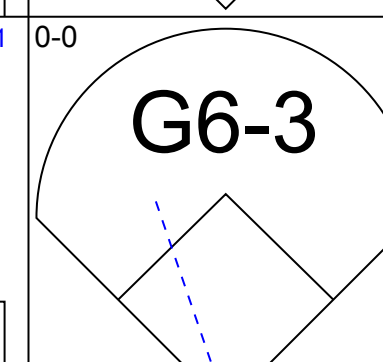
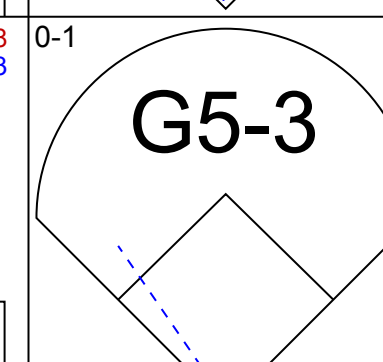
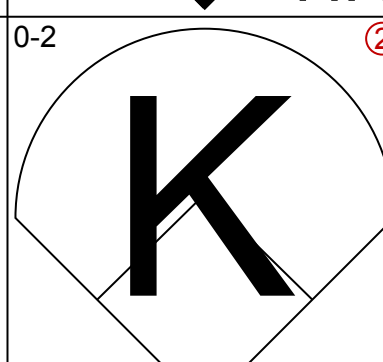
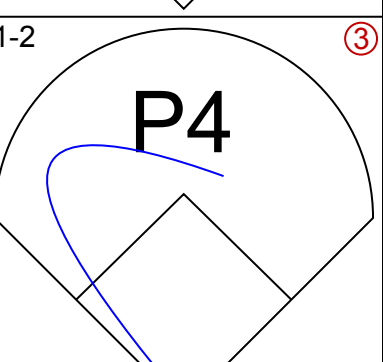
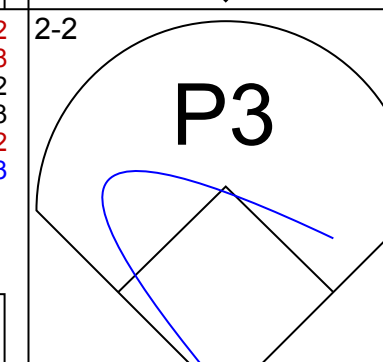
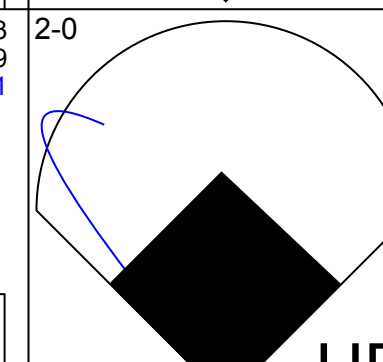
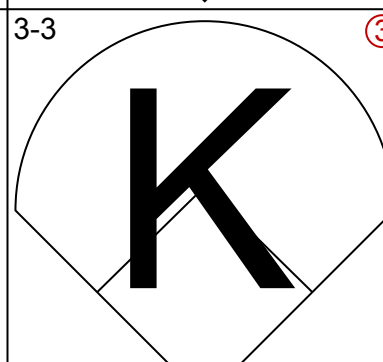

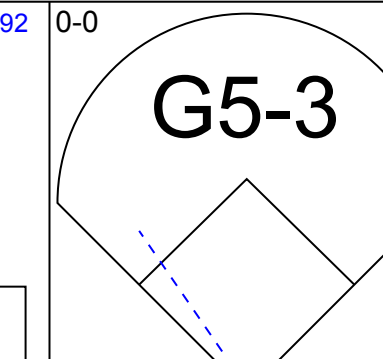
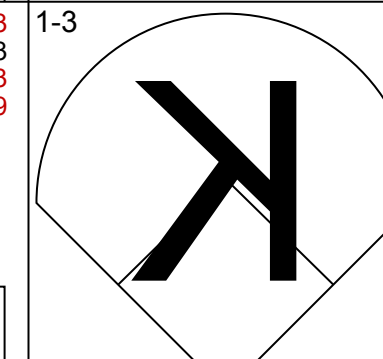
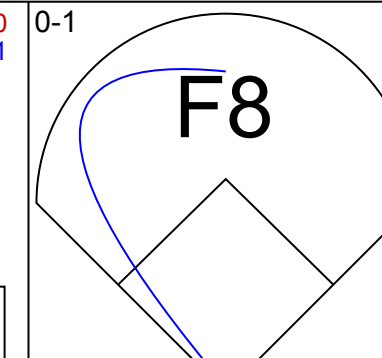
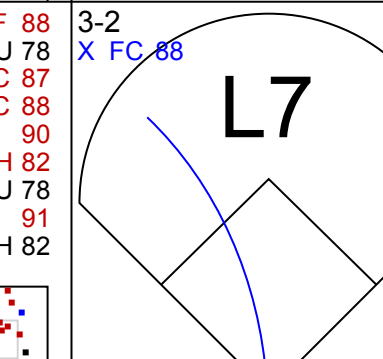
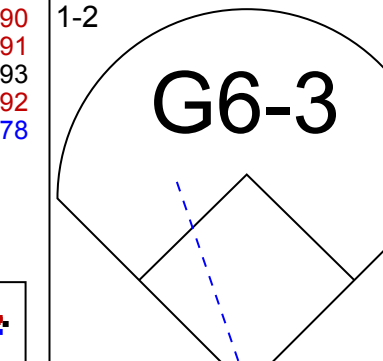

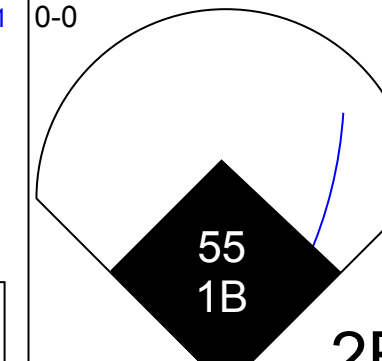
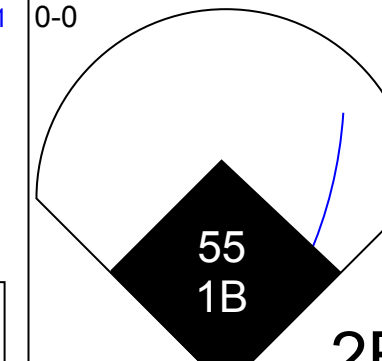
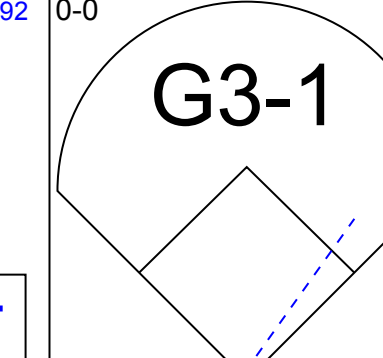

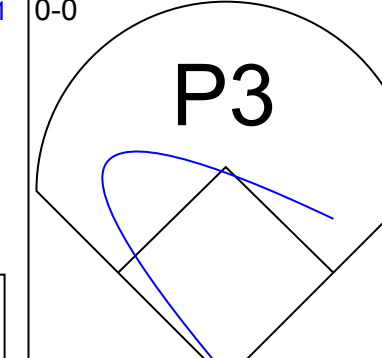
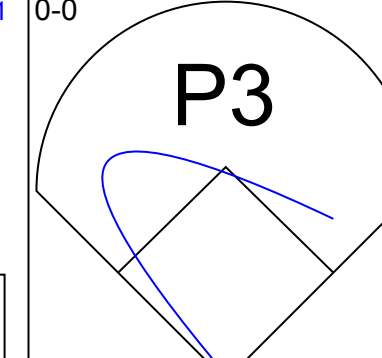

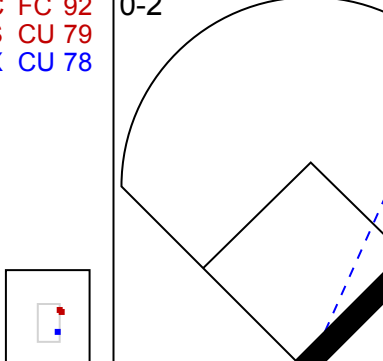
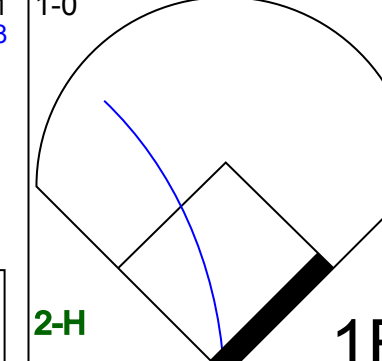
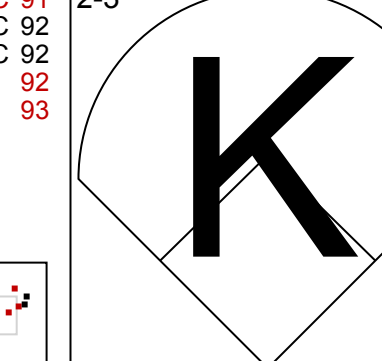
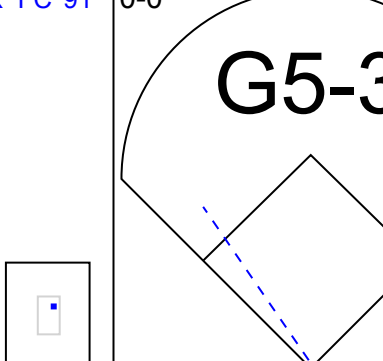
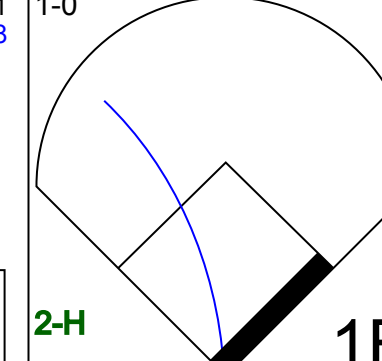
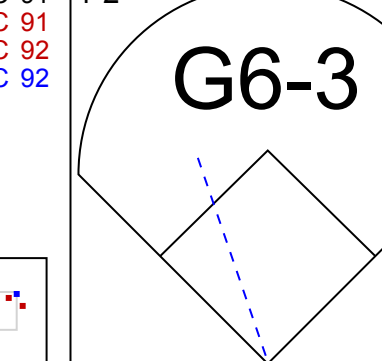
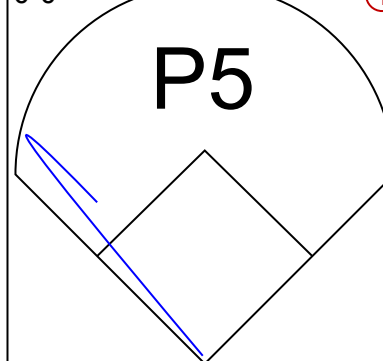
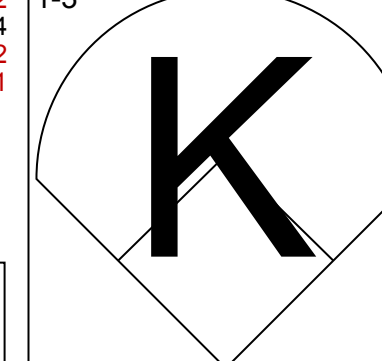

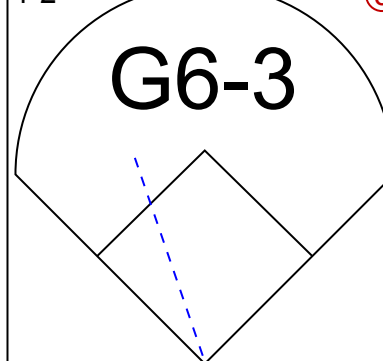
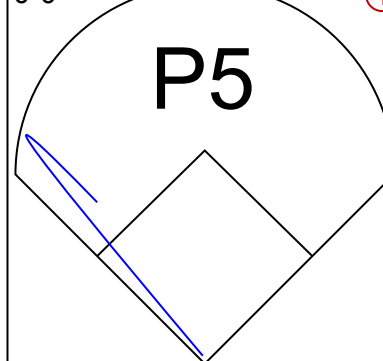
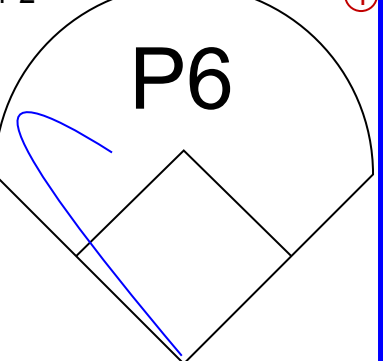
Batter	1	2	3	4	5	6	7	8	9	AB	R	H	RBI	BB	SO	LOB	BOTTOM					
2 Hanley Ramirez, R (1,6) OBP: 0.366, SLG: 0.452	1 SF9		L8			1B			1B	3	3	2	1	1	0	0						
1 Emilio Bonifacio, S (1,7) OBP: 0.296, SLG: 0.323	SF9		F9			15 BB			15 BB	3	2	2	2	0	0	0						
15 Gaby Sanchez, R (1,3) OBP: 0.351, SLG: 0.458				F9		6 BB			6 BB	3	0	2	1	1	0	0						
6 Dan Uggla, R (1,4) OBP: 0.379, SLG: 0.527	P4			P4		BB			2B	4	0	1	2	0	0	2						
27 Giancarlo Stanton, R (1,9) OBP: 0.335, SLG: 0.532	K			P5		G6-4-3			K	4	0	0	0	0	2	3						
12 Cody Ross, R (1,8) OBP: 0.313, SLG: 0.400	P4					F8			HR	4	2	2	1	0	0	0						
7 Hector Luna, R (1,5) OBP: 0.182, SLG: 0.455				K		K			F7	4	1	2	1	0	1	1						
9 Brett Hayes, R (1,2) OBP: 0.268, SLG: 0.346				K		K			L8	4	0	0	0	0	2	2						
19 Anibal Sánchez, R (1,1) OBP: 0.213, SLG: 0.140										3	1	1	1	0	2	0						
13 Will Ohman, L (8,1) ERA: 3.51										0	0	0	0	0	0	0						
18 Wes Helms, R (8,PH) OBP: 0.297, SLG: 0.355										1	0	0	0	0	0	0						
44 Brian Sanches, R (9,1) ERA: 9.0										0	0	0	0	0	0	0						
Inning Stats	R: 1 E: 0 K: 1 S: 16	H: 2 LOB: 1 BB: 0 P: 28	R: 0 E: 0 K: 1 S: 9	H: 1 LOB: 0 BB: 0 P: 15	R: 0 E: 0 K: 1 S: 7	H: 0 LOB: 0 BB: 0 P: 9	R: 0 E: 0 K: 0 S: 7	H: 0 LOB: 0 BB: 0 P: 12	R: 0 E: 0 K: 2 S: 7	H: 0 LOB: 0 BB: 0 P: 10	R: 2 E: 0 K: 1 S: 12	H: 2 LOB: 1 BB: 2 P: 27	R: 4 E: 0 K: 0 S: 25	H: 5 LOB: 1 BB: 0 P: 38	R: 2 E: 0 K: 1 S: 12	H: 2 LOB: 0 BB: 0 P: 13	R: 2 E: 0 K: 1 S: 12	H: 2 LOB: 0 BB: 0 P: 13	1B: 7 2B: 4 3B: 0 HR: 2	SF: 1 SAC: 0 DP: 2 HBP: 0	WP: 3 PB: 0 SB: 0 CS: 1	PA: 36
PITCHER	IP WLS BF H R ER SO BB IBB HBP BLK WP HR S P ERA WHIP																					
30 J.A. Happ, L (1,1) ERA: 3.54	6.0 L 23 5 3 3 3 2 0 0 0 0 1 0 21 32 4.50 1.167																					
47 Jeff Fulchino, R (7,1) ERA: 3.82	0.2 6 4 4 4 0 0 0 0 0 0 1 0 4 6 0.00 3.000																					
48 Tim Byrdak, L (7,1) ERA: 3.82	0.1 2 1 0 0 0 0 0 0 0 0 1 0 4 6 0.00 3.000																					
58 Fernando Abad, L (8,1) ERA: 9.0	1.0 5 2 2 2 1 0 0 0 0 0 0 2 12 13 18.00 2.000																					

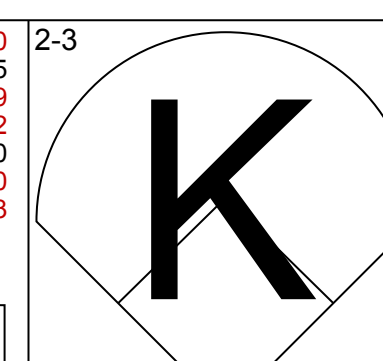
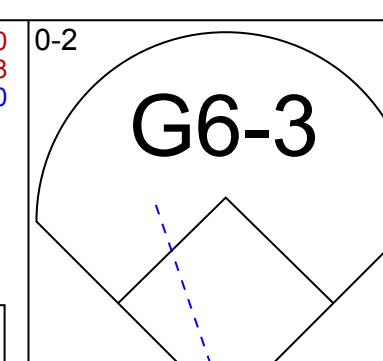
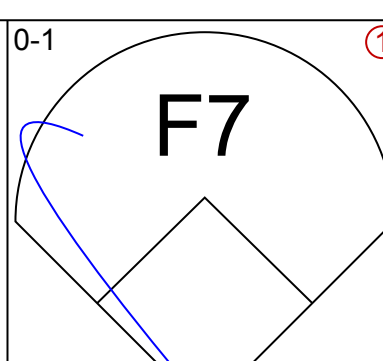
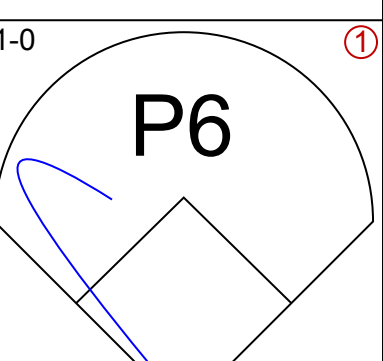
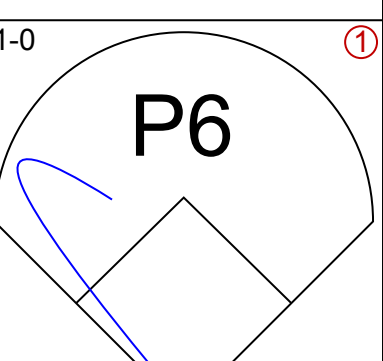
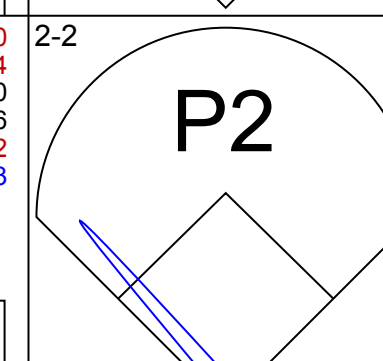
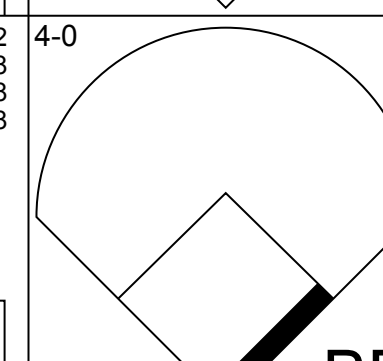
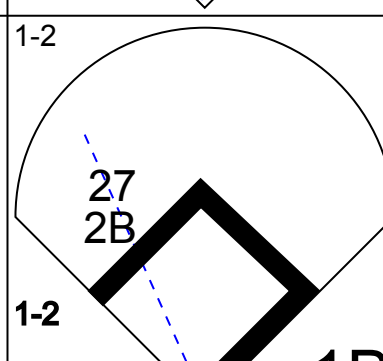
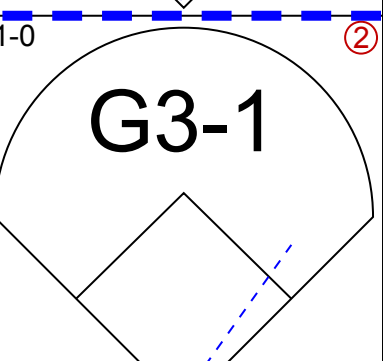
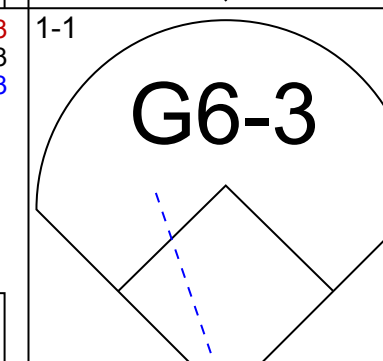
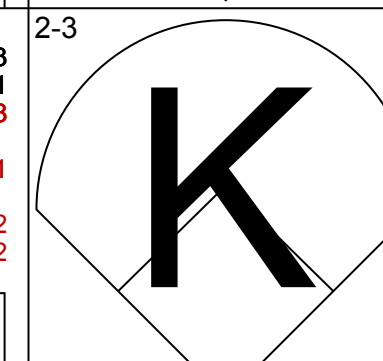
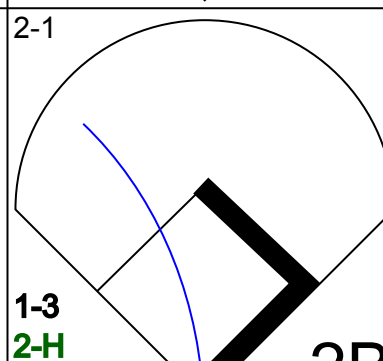
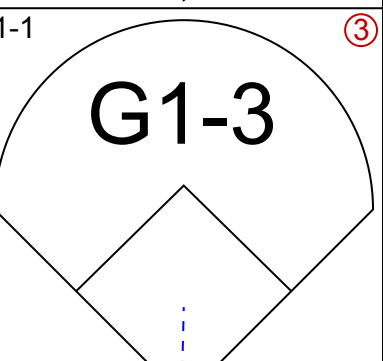
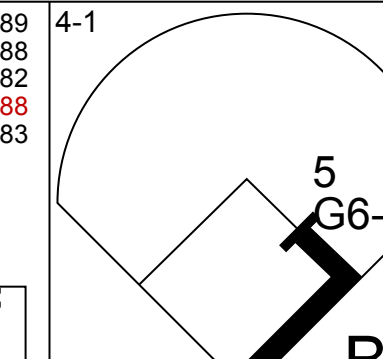
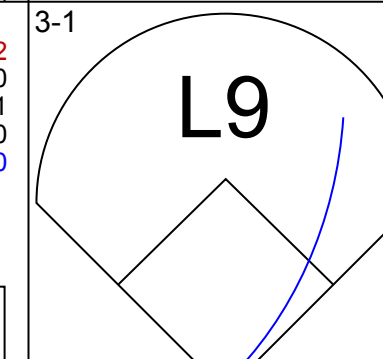
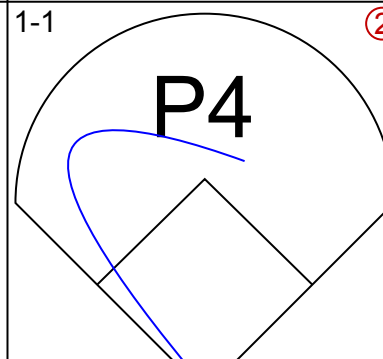



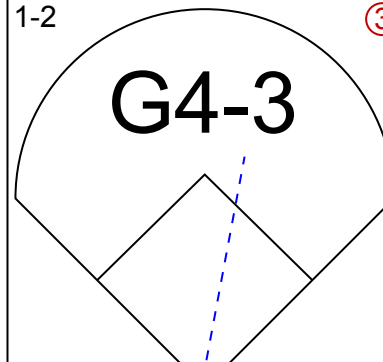













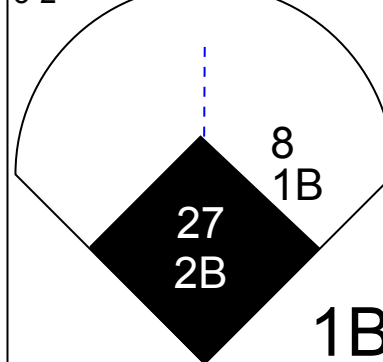

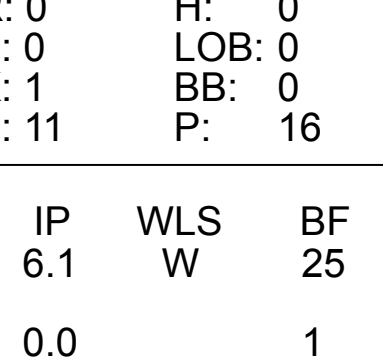
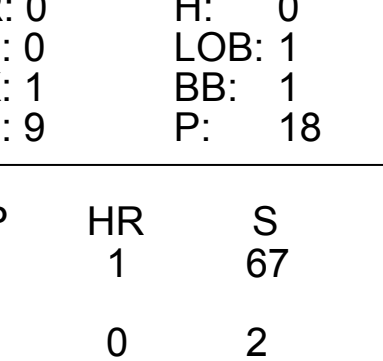
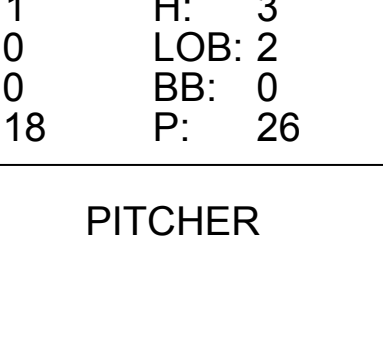
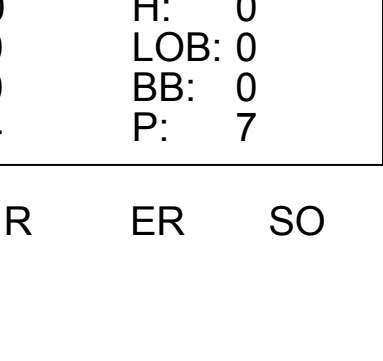



Houston Astros @ Florida Marlins
Sun Life Stadium, Miami, FL
Fri Aug 20 2010, 7:12 PM - 10:21 PM EDT
Att: 19,456 - Partly Cloudy - 81 F

AB 33
R 9
H 12
RBI 9
BB 2
SO 7
LOB 8



Batter	1	2	3	4	5	6	7	8	9	AB	R	H	RBI	BB	SO	LOB	TOP		
21 Michael Bourn, L (1.8) OBP: 0.324, SLG: 0.320										3	1	2	0	1	1	2	Houston Astros @ Florida Marlins Sun Life Stadium, Miami, FL Sun Aug 22 2010, 1:11 PM - 3:56 PM EDT Att: 18,886 - Partly Cloudy - 89 F		
36 Angel Sanchez, R (1.4) OBP: 0.305, SLG: 0.344										3	0	0	0	0	0	3			
9 Hunter Pence, R (1.9) OBP: 0.328, SLG: 0.472										3	1	1	2	0	1	1			
45 Carlos Lee, R (1.7) OBP: 0.291, SLG: 0.403										4	0	0	0	0	1	1			
11 Jason Bourgeois, R (9.7) OBP: 0.324, SLG: 0.317										0	0	0	0	0	0	0			
23 Chris Johnson, R (1.5) OBP: 0.362, SLG: 0.512										4	0	1	0	0	2	0			
29 Brett Wallace, L (1.3) OBP: 0.288, SLG: 0.237										4	0	1	0	0	3	1			
12 Tommy Manzella, R (1.6) OBP: 0.263, SLG: 0.255										2	0	0	0	1	1	0			
55 Humberto Quintero, R (1.2) OBP: 0.250, SLG: 0.303										1	0	0	0	1	0	2			
15 Jason Castro, L (7.7) OBP: 0.277, SLG: 0.278										0	0	0	0	2	0	0			
28 Nelson Figueroa, R (1.1) OBP: 0.286, SLG: 0.429										1	0	0	0	0	0	2			
4 Jason Michaels, R (7.7) OBP: 0.291, SLG: 0.465										1	0	0	0	0	0	2			
59 Wilton Lopez, R (7.1) OBP: 0.275, SLG: 0.289										0	0	0	0	0	0	0			
18 Anderson Hernandez, R (9.1) OBP: 0.275, SLG: 0.289										1	0	0	0	0	0	1			
37 Brandon Lyon, R (9.1) OBP: 0.275, SLG: 0.289										0	0	0	0	0	0	0			
Inning Stats	R: 0 H: 1 E: 0 K: 1 S: 9	H: 1 LOB: 1 BB: 0 P: 14	R: 0 H: 1 E: 0 K: 1 S: 11	H: 1 LOB: 2 BB: 1 P: 19	R: 1 H: 1 E: 0 K: 0 S: 7	H: 1 LOB: 0 BB: 0 P: 12	R: 0 H: 0 E: 0 K: 1 S: 8	H: 0 LOB: 0 BB: 0 P: 13	R: 0 H: 0 E: 0 K: 2 S: 11	H: 0 LOB: 1 BB: 2 P: 17	R: 0 H: 1 E: 0 K: 1 S: 9	H: 1 LOB: 2 BB: 1 P: 17	R: 1 H: 1 E: 0 K: 1 S: 16	H: 1 LOB: 0 BB: 1 P: 26	1B: 4 SF: 1 2B: 0 3B: 0 HR: 1	SF: 1 SAC: 3 DP: 1 HBP: 0	WP: 1 PA: 36 PB: 0 SB: 1 CS: 0		
PITCHER	IP WLS BF H R ER SO BB IBB HBP BLK WP HR S P ERA WHIP	IP WLS BF H R ER SO BB IBB HBP BLK WP HR S P ERA WHIP	IP WLS BF H R ER SO BB IBB HBP BLK WP HR S P ERA WHIP	IP WLS BF H R ER SO BB IBB HBP BLK WP HR S P ERA WHIP	IP WLS BF H R ER SO BB IBB HBP BLK WP HR S P ERA WHIP	IP WLS BF H R ER SO BB IBB HBP BLK WP HR S P ERA WHIP	IP WLS BF H R ER SO BB IBB HBP BLK WP HR S P ERA WHIP	IP WLS BF H R ER SO BB IBB HBP BLK WP HR S P ERA WHIP	IP WLS BF H R ER SO BB IBB HBP BLK WP HR S P ERA WHIP	IP WLS BF H R ER SO BB IBB HBP BLK WP HR S P ERA WHIP	IP WLS BF H R ER SO BB IBB HBP BLK WP HR S P ERA WHIP	IP WLS BF H R ER SO BB IBB HBP BLK WP HR S P ERA WHIP	IP WLS BF H R ER SO BB IBB HBP BLK WP HR S P ERA WHIP	IP WLS BF H R ER SO BB IBB HBP BLK WP HR S P ERA WHIP	IP WLS BF H R ER SO BB IBB HBP BLK WP HR S P ERA WHIP	IP WLS BF H R ER SO BB IBB HBP BLK WP HR S P ERA WHIP	IP WLS BF H R ER SO BB IBB HBP BLK WP HR S P ERA WHIP		
23 Andrew Miller, L (1.1) ERA: 1.8	5.0	20	3	1	1	3	3	0	0	0	0	1	0	42	74	1.80	1.200		
31 Burke Badenhop, R (6.1) ERA: 3.94	1.2	7	1	0	0	2	0	1	0	0	0	0	0	17	28	0.00	0.600		
13 Will Ohman, L (7.1) ERA: 2.95	0.1	1	0	0	0	1	0	0	0	0	0	0	0	3	6	0.00	0.000		
43 Jose Veras, R (8.1) ERA: 3.52	2.0	L 8	1	1	1	3	1	0	0	0	0	1	25	43	4.50	1.000			
Batter	1	2	3	4	5	6	7	8	9	AB	R	H	RBI	BB	SO	LOB	BOTTOM		
2 Hanley Ramirez, R (1.6) OBP: 0.365, SLG: 0.449										3	0	0	0	1	2	1	Houston Astros @ Florida Marlins Sun Life Stadium, Miami, FL Sun Aug 22 2010, 1:11 PM - 3:56 PM EDT Att: 18,886 - Partly Cloudy - 89 F		
20 Logan Morrison, L (1.7) OBP: 0.390, SLG: 0.385										4	0	1	0	0	0	0			
15 Gaby Sanchez, R (1.3) OBP: 0.353, SLG: 0.465										3	1	1	1	0	1	1			
6 Dan Uggla, R (1.4) OBP: 0.375, SLG: 0.519										4	0	0	0	0	3	2			
Cody Ross, R (1.8) OBP: 0.316, SLG: 0.405										4	0	2	0	0	0	0			
3 Chad Tracy, L (1.5) OBP: 0.297, SLG: 0.271										3	0	1	0	0	1	0			
43 Jose Veras, R (8.1) ERA: 2.79										0	0	0	0	0	0	0			
27 Giancarlo Stanton, R (9.7) OBP: 0.328, SLG: 0.520										1	0	0	0	0	0	2			
1 Emilio Bonifacio, S (1.9) OBP: 0.274, SLG: 0.399										3	0	0	0	0	1	2			
6 Brad Davis, R (1.2) OBP: 0.400, SLG: 0.417										3	0	1	0	0	0	2			
23 Andrew Miller, L (1.1) ERA: 2.98										1	0	0	0	0	0	0			
7 Hector Luna, R (5.7) OBP: 0.154, SLG: 0.385										1	0	0	0	0	1	2			
31 Burke Badenhop, R (6.1) ERA: 2.79										0	0	0	0	0	0	0			
13 Will Ohman, L (7.1) ERA: 2.79										0	0	0	0	0	0	0			
18 Wes Helms, R (8.5) OBP: 0.300, SLG: 0.367										1	0	0	0	0	0	1			
Inning Stats	R: 0 H: 1 E: 0 K: 2 S: 8	H: 0 LOB: 0 BB: 0 P: 16	R: 0 H: 0 E: 0 K: 1 S: 10	H: 0 LOB: 0 BB: 0 P: 17	R: 0 H: 0 E: 0 K: 1 S: 10	H: 0 LOB: 0 BB: 0 P: 12	R: 0 H: 2 E: 0 K: 1 S: 14	H: 2 LOB: 2 BB: 0 P: 18	R: 1 H: 1 E: 0 K: 0 S: 13	H: 1 LOB: 0 BB: 0 P: 20	R: 0 H: 0 E: 0 K: 1 S: 6	H: 0 LOB: 0 BB: 0 P: 10	R: 0 H: 1 E: 0 K: 0 S: 8	H: 1 LOB: 2 BB: 0 P: 10	R: 0 H: 1 E: 0 K: 1 S: 15	H: 1 LOB: 0 BB: 0 P: 22	1B: 5 SF: 0 2B: 0 3B: 0 HR: 1	SF: 0 SAC: 0 DP: 1 HBP: 1	WP: 0 PA: 33 PB: 0 SB: 0 CS: 1
PITCHER	IP WLS BF H R ER SO BB IBB HBP BLK WP HR S P ERA WHIP	IP WLS BF H R ER SO BB IBB HBP BLK WP HR S P ERA WHIP	IP WLS BF H R ER SO BB IBB HBP BLK WP HR S P ERA WHIP	IP WLS BF H R ER SO BB IBB HBP BLK WP HR S P ERA WHIP	IP WLS BF H R ER SO BB IBB HBP BLK WP HR S P ERA WHIP	IP WLS BF H R ER SO BB IBB HBP BLK WP HR S P ERA WHIP	IP WLS BF H R ER SO BB IBB HBP BLK WP HR S P ERA WHIP	IP WLS BF H R ER SO BB IBB HBP BLK WP HR S P ERA WHIP	IP WLS BF H R ER SO BB IBB HBP BLK WP HR S P ERA WHIP	IP WLS BF H R ER SO BB IBB HBP BLK WP HR S P ERA WHIP	IP WLS BF H R ER SO BB IBB HBP BLK WP HR S P ERA WHIP	IP WLS BF H R ER SO BB IBB HBP BLK WP HR S P ERA WHIP	IP WLS BF H R ER SO BB IBB HBP BLK WP HR S P ERA WHIP	IP WLS BF H R ER SO BB IBB HBP BLK WP HR S P ERA WHIP	IP WLS BF H R ER SO BB IBB HBP BLK WP HR S P ERA WHIP	IP WLS BF H R ER SO BB IBB HBP BLK WP HR S P ERA WHIP	IP WLS BF H R ER SO BB IBB HBP BLK WP HR S P ERA WHIP		
28 Nelson Figueroa, R (1.1) ERA: 2.98	6.0	22	4	1	1	7	1	0	0	0	0	0	0	64	98	1.50	0.833		
59 Wilton Lopez, R (7.1) ERA: 2.79	2.0	W 6	1	0	0	1	0	0	0	0	0	0	0	14	20	0.00	0.500		
37 Brandon Lyon, R (9.1) ERA: 3.51	1.0	S 5	1	0	0	1	0	0	1	0	0	0	0	15	22	0.00	1.000		

Batter	1	2	3	4	5	6	7	8	9	AB	R	H	RBI	BB	SO	LOB	TOP								
21 Michael Bourn, L (1,8) OBP: 0.325, SLG: 0.327						 HR				4	1	1	1	0	2	0	Houston Astros @ Philadelphia Phillies Citizens Bank Park, Philadelphia, PA Wed Aug 25 2010, 7:07 PM - 9:33 PM EDT Att: 44,657 - Cloudy - 75 F								
18 Anderson Hernandez, S (1,4) OBP: 0.270, SLG: 0.262										4	0	0	0	0	1	0									
9 Hunter Pence, R (1,9) OBP: 0.328, SLG: 0.474				 HR						4	1	1	1	0	1	0									
45 Carlos Lee, R (1,7) OBP: 0.290, SLG: 0.407										4	0	0	0	0	1	0									
4 Jason Michaels, R (9,7) OBP: 0.300, SLG: 0.475										0	0	0	0	0	0	0									
23 Chris Johnson, R (1,5) OBP: 0.369, SLG: 0.511										4	1	2	0	0	1	0									
29 Brett Wallace, L (1,3) OBP: 0.276, SLG: 0.221										3	0	0	0	0	0	2									
55 Humberto Quintero, R (1,2) OBP: 0.262, SLG: 0.306										3	0	2	1	0	0	0									
12 Tommy Manzella, R (1,6) OBP: 0.256, SLG: 0.248										3	0	0	0	0	2	2									
30 J.A. Happ, L (1,1) 59 Wilton Lopez, R (7,1) 48 Tim Byrdak, L (7,1) 54 Mark Melancon, R (7,1) 11 Jason Bourgeois, R (8,PH) 37 Brandon Lyon, R (8,1)										2	0	0	0	0	0	0									
Inning Stats	R: 0 E: 0 K: 1 S: 9	H: 0 LOB: 0 BB: 0 P: 12	R: 0 E: 0 K: 0 S: 6	H: 0 LOB: 0 BB: 0 P: 7	R: 0 E: 0 K: 1 S: 7	H: 0 LOB: 0 BB: 0 P: 10	R: 1 E: 0 K: 1 S: 7	H: 1 LOB: 1 BB: 0 P: 11	R: 0 E: 0 K: 0 S: 9	H: 2 LOB: 1 BB: 0 P: 10	R: 1 E: 0 K: 2 S: 9	H: 1 LOB: 1 BB: 0 P: 13	R: 1 E: 0 K: 1 S: 8	H: 2 LOB: 1 BB: 0 P: 10	R: 0 E: 0 K: 1 S: 9	H: 0 LOB: 0 BB: 0 P: 14	R: 0 E: 0 K: 1 S: 12	H: 0 LOB: 0 BB: 0 P: 16	1B: 3 2B: 1 3B: 0 HR: 2	SF: 0 SAC: 0 DP: 1 HBP: 0	WP: 0 PB: 0 SB: 0 CS: 0	PA: 32			
PITCHER	IP	WLS	BF	H	R	ER	SO	BB	IBB	HBP	BLK	WP	HR	S	P	ERA	WHIP								
34 Roy Halladay, R (1,1) ERA: 2.22	7.0	L	26	6	3	3	6	0	0	0	0	0	2	55	73	3.86	0.857								
52 Jose Contreras, R (8,1) ERA: 3.27	1.0		3	0	0	0	1	0	0	0	0	0	0	9	14	0.00	0.000								
37 Chad Durbin, R (9,1) ERA: 3.64	1.0		3	0	0	0	1	0	0	0	0	0	0	12	16	0.00	0.000								

Batter	1	2	3	4	5	6	7	8	9	AB	R	H	RBI	BB	SO	LOB	BOTTOM								
11 Jimmy Rollins, S (1,6) OBP: 0.331, SLG: 0.381										4	0	0	0	0	1	1	Houston Astros @ Philadelphia Phillies Citizens Bank Park, Philadelphia, PA Wed Aug 25 2010, 7:07 PM - 9:33 PM EDT Att: 44,657 - Cloudy - 75 F								
8 Shane Victorino, S (1,8) OBP: 0.317, SLG: 0.434										3	0	1	0	1	0	0									
27 Placido Polanco, R (1,5) OBP: 0.351, SLG: 0.420										4	0	1	1	0	1	1									
26 Chase Utley, L (1,4) OBP: 0.380, SLG: 0.444										3	0	0	0	1	1	3									
28 Jayson Werth, R (1,9) OBP: 0.390, SLG: 0.523										4	1	1	1	0	2	3									
5 Mike Sweeney, R (1,3) OBP: 0.325, SLG: 0.419										3	0	1	0	0	0	1									
6 Ryan Howard, L (9,PH) OBP: 0.347, SLG: 0.511										1	0	1	0	0	0	0									
10 Ben Francisco, R (1,7) OBP: 0.317, SLG: 0.407										3	0	0	0	0	0	1									
9 Domic Brown, L (9,PH) OBP: 0.235, SLG: 0.404										1	0	0	0	0	1	1									
51 Carlos Ruiz, R (1,2) OBP: 0.385, SLG: 0.434										3	0	1	0	0	0	0									
34 Roy Halladay, R (1,1) OBP: 0.160, SLG: 0.149										2	1	1	0	0	1	0									
29 Raul Ibanez, L (7,PH) OBP: 0.348, SLG: 0.427										1	0	0	0	0	0	2									
52 Jose Contreras, R (8,1) 37 Chad Durbin, R (9,1)										0	0	0	0	0	0	0									
Inning Stats	R: 0 E: 0 K: 1 S: 11	H: 0 LOB: 0 BB: 0 P: 16	R: 0 E: 0 K: 1 S: 7	H: 0 LOB: 0 BB: 1 P: 14	R: 0 E: 0 K: 1 S: 10	H: 0 LOB: 0 BB: 0 P: 12	R: 0 E: 0 K: 1 S: 9	H: 0 LOB: 1 BB: 1 P: 18	R: 1 E: 0 K: 0 S: 8	H: 3 LOB: 2 BB: 0 P: 12	R: 1 E: 0 K: 0 S: 18	H: 3 LOB: 2 BB: 0 P: 26	R: 0 E: 0 K: 0 S: 11	H: 2 LOB: 1 BB: 0 P: 17	R: 0 E: 0 K: 0 S: 4	H: 0 LOB: 0 BB: 0 P: 7	R: 0 E: 0 K: 3 S: 12	H: 1 LOB: 0 BB: 0 P: 15	1B: 5 2B: 1 3B: 0 HR: 1	SF: 0 SAC: 0 DP: 1 HBP: 0	WP: 0 PB: 0 SB: 0 CS: 0	PA: 35			
PITCHER	IP	WLS	BF	H	R	ER	SO	BB	IBB	HBP	BLK	WP	HR	S	P	ERA	WHIP								
30 J.A. Happ, L (1,1) ERA: 3.45	6.1	W	25	5	2	2	4	2	0	0	0	0	1	67	104	2.84	1.105								
59 Wilton Lopez, R (7,1) ERA: 2.99	0.0		1	1	0	0	0	0	0	0	0	0	0	2	3	∞	∞								
48 Tim Byrdak, L (7,1) ERA: 3.55	0.1	H	1	0	0	0	0	0	0	0	0	0	0	2	3	0.00	0.000								
54 Mark Melancon, R (7,1) ERA: 4.91	0.1	H	0	0	0	0	0	0	0	0	0	0	0	3	5	0.00	0.000								
37 Brandon Lyon, R (8,1) ERA: 3.34	2.0	S	7	1	0	0	3	0	0	0	0	0	0	16	22	0.00	0.500								

AB	32
R	3
H	6
RBI	3
BB	0
SO	8
LOB	4



AB	32
R	2
H	7
RBI	2
BB	2
SO	7
LOB	13



Batter	1	2	3	4	5	6	7	8	9	AB	R	H	RBI	BB	SO	LOB	TOP						
21 Michael Bourn, L (1,8) OBP: 0.329, SLG: 0.330										3	0	1	0	1	0	1	Houston Astros @ New York Mets Citi Field, Flushing, NY Fri Aug 27 2010, 7:13 PM - 9:52 PM EDT Att: 30,178 - Clear - 76 F						
18 Anderson Hernandez, S (1,4) OBP: 0.265, SLG: 0.277										4	0	0	0	0	0	1							
9 Hunter Pence, R (1,9) OBP: 0.327, SLG: 0.470										4	0	1	0	0	1	0							
45 Carlos Lee, R (1,7) OBP: 0.292, SLG: 0.415										4	1	1	0	0	1	2							
23 Chris Johnson, R (1,5) OBP: 0.369, SLG: 0.509										3	0	2	0	1	1	0							
29 Brett Wallace, L (1,3) OBP: 0.265, SLG: 0.213										3	0	1	0	0	2	4							
4 Jason Michaels, R (9,PH) OBP: 0.305, SLG: 0.479										1	0	1	1	0	0	0							
36 Angel Sanchez, R (1,6) OBP: 0.297, SLG: 0.337										4	0	1	0	0	0	3							
15 Jason Castro, L (1,2) OBP: 0.276, SLG: 0.279										3	0	0	0	0	0	1							
12 Tommy Manzella, R (9,PH) OBP: 0.254, SLG: 0.245										1	0	0	0	0	1	2							
28 Nelson Figueroa, R (1,1) OBP: 0.222, SLG: 0.333										2	0	0	0	0	0	0							
11 Jason Bourgeois, R (8,PH) OBP: 0.319, SLG: 0.313										1	0	1	0	0	0	0							
54 Mark Melancon, R (8,1) OBP: 0.297, SLG: 0.337										0	0	0	0	0	0	0							
Inning Stats	R: 0 H: 1 E: 0 K: 2 S: 16	H: 1 BB: 2 P: 31	R: 0 H: 0 E: 0 K: 0 S: 6	H: 0 BB: 0 P: 9	R: 0 H: 0 E: 0 K: 0 S: 4	H: 0 BB: 0 P: 6	R: 0 H: 2 E: 0 K: 1 S: 15	H: 1 BB: 0 P: 23	R: 0 H: 1 E: 0 K: 0 S: 12	H: 0 BB: 0 P: 20	R: 0 H: 0 E: 0 K: 0 S: 8	H: 0 BB: 0 P: 13	R: 0 H: 1 E: 0 K: 1 S: 7	H: 1 BB: 0 P: 9	R: 0 H: 1 E: 0 K: 0 S: 9	H: 1 BB: 0 P: 13	R: 1 H: 3 E: 1 K: 2 S: 17	H: 3 BB: 0 P: 24	1B: 8 2B: 1 3B: 0 HR: 0	SF: 0 SAC: 0 DP: 1 HBP: 0	WP: 0 PB: 0 SB: 0 CS: 1	PA: 36	
PITCHER	IP WLS BF H R ER SO BB IBB HBP BLK WP HR S P ERA WHIP	IP WLS BF H R ER SO BB IBB HBP BLK WP HR S P ERA WHIP	IP WLS BF H R ER SO BB IBB HBP BLK WP HR S P ERA WHIP	IP WLS BF H R ER SO BB IBB HBP BLK WP HR S P ERA WHIP	IP WLS BF H R ER SO BB IBB HBP BLK WP HR S P ERA WHIP	IP WLS BF H R ER SO BB IBB HBP BLK WP HR S P ERA WHIP	IP WLS BF H R ER SO BB IBB HBP BLK WP HR S P ERA WHIP	IP WLS BF H R ER SO BB IBB HBP BLK WP HR S P ERA WHIP	IP WLS BF H R ER SO BB IBB HBP BLK WP HR S P ERA WHIP	IP WLS BF H R ER SO BB IBB HBP BLK WP HR S P ERA WHIP	IP WLS BF H R ER SO BB IBB HBP BLK WP HR S P ERA WHIP	IP WLS BF H R ER SO BB IBB HBP BLK WP HR S P ERA WHIP	IP WLS BF H R ER SO BB IBB HBP BLK WP HR S P ERA WHIP	IP WLS BF H R ER SO BB IBB HBP BLK WP HR S P ERA WHIP	IP WLS BF H R ER SO BB IBB HBP BLK WP HR S P ERA WHIP	IP WLS BF H R ER SO BB IBB HBP BLK WP HR S P ERA WHIP	IP WLS BF H R ER SO BB IBB HBP BLK WP HR S P ERA WHIP	IP WLS BF H R ER SO BB IBB HBP BLK WP HR S P ERA WHIP	IP WLS BF H R ER SO BB IBB HBP BLK WP HR S P ERA WHIP	IP WLS BF H R ER SO BB IBB HBP BLK WP HR S P ERA WHIP	IP WLS BF H R ER SO BB IBB HBP BLK WP HR S P ERA WHIP	IP WLS BF H R ER SO BB IBB HBP BLK WP HR S P ERA WHIP	IP WLS BF H R ER SO BB IBB HBP BLK WP HR S P ERA WHIP

AB	33
R	1
H	9
RBI	1
BB	2
SO	6
LOB	14



Batter	1	2	3	4	5	6	7	8	9	AB	R	H	RBI	BB	SO	LOB	BOTTOM						
16 Angel Pagán, S (1,7) OBP: 0.352, SLG: 0.455										4	0	0	0	0	0	1	Houston Astros @ New York Mets Citi Field, Flushing, NY Fri Aug 27 2010, 7:13 PM - 9:52 PM EDT Att: 30,178 - Clear - 76 F						
1 Luis Castillo, S (1,4) OBP: 0.335, SLG: 0.271										4	1	1	0	0	1	1							
15 Carlos Beltrán, S (1,8) OBP: 0.333, SLG: 0.326										3	0	0	0	1	0	0							
5 David Wright, R (1,5) OBP: 0.368, SLG: 0.510										3	0	0	1	0	1	0							
29 Ike Davis, L (1,3) OBP: 0.330, SLG: 0.417										2	1	0	0	2	1	0							
12 Jeff Francoeur, R (1,9) OBP: 0.293, SLG: 0.368										2	0	1	0	0	0	2							
4 Henry Blanco, R (1,2) OBP: 0.298, SLG: 0.345										2	0	0	0	1	0	1							
11 Rubén Tejada, R (1,6) OBP: 0.273, SLG: 0.204										2	0	1	1	1	0	0							
34 Mike Pelfrey, R (1,1) OBP: 0.140, SLG: 0.104										3	0	0	0	0	0	4							
47 Hisanori Takahashi, L (9,1) OBP: 0.063, SLG: 0.063										0	0	0	0	0	0	0							
Inning Stats	R: 1 H: 1 E: 1 K: 0 S: 14	H: 1 BB: 2 P: 25	R: 0 H: 0 E: 0 K: 0 S: 6	H: 0 BB: 0 P: 8	R: 0 H: 0 E: 0 K: 1 S: 8	H: 0 BB: 0 P: 11	R: 1 H: 1 E: 0 K: 0 S: 12	H: 1 BB: 3 P: 27	R: 0 H: 0 E: 0 K: 0 S: 6	H: 0 BB: 0 P: 11	R: 0 H: 0 E: 0 K: 1 S: 11	H: 0 BB: 0 P: 18	R: 0 H: 1 E: 0 K: 0 S: 10	H: 1 BB: 0 P: 14	R: 0 H: 0 E: 0 K: 1 S: 6	H: 0 BB: 0 P: 9	R: 0 H: 3 E: 0 K: 2 S: 17	H: 3 BB: 0 DP: 1 HBP: 1	1B: 3 2B: 0 3B: 0 HR: 0	SF: 1 SAC: 0 DP: 1 HBP: 1	WP: 1 PB: 0 SB: 2 CS: 0	PA: 32	
PITCHER	IP WLS BF H R ER SO BB IBB HBP BLK WP HR S P ERA WHIP	IP WLS BF H R ER SO BB IBB HBP BLK WP HR S P ERA WHIP	IP WLS BF H R ER SO BB IBB HBP BLK WP HR S P ERA WHIP	IP WLS BF H R ER SO BB IBB HBP BLK WP HR S P ERA WHIP	IP WLS BF H R ER SO BB IBB HBP BLK WP HR S P ERA WHIP	IP WLS BF H R ER SO BB IBB HBP BLK WP HR S P ERA WHIP	IP WLS BF H R ER SO BB IBB HBP BLK WP HR S P ERA WHIP	IP WLS BF H R ER SO BB IBB HBP BLK WP HR S P ERA WHIP	IP WLS BF H R ER SO BB IBB HBP BLK WP HR S P ERA WHIP	IP WLS BF H R ER SO BB IBB HBP BLK WP HR S P ERA WHIP	IP WLS BF H R ER SO BB IBB HBP BLK WP HR S P ERA WHIP	IP WLS BF H R ER SO BB IBB HBP BLK WP HR S P ERA WHIP	IP WLS BF H R ER SO BB IBB HBP BLK WP HR S P ERA WHIP	IP WLS BF H R ER SO BB IBB HBP BLK WP HR S P ERA WHIP	IP WLS BF H R ER SO BB IBB HBP BLK WP HR S P ERA WHIP	IP WLS BF H R ER SO BB IBB HBP BLK WP HR S P ERA WHIP	IP WLS BF H R ER SO BB IBB HBP BLK WP HR S P ERA WHIP	IP WLS BF H R ER SO BB IBB HBP BLK WP HR S P ERA WHIP	IP WLS BF H R ER SO BB IBB HBP BLK WP HR S P ERA WHIP	IP WLS BF H R ER SO BB IBB HBP BLK WP HR S P ERA WHIP	IP WLS BF H R ER SO BB IBB HBP BLK WP HR S P ERA WHIP	IP WLS BF H R ER SO BB IBB HBP BLK WP HR S P ERA WHIP	IP WLS BF H R ER SO BB IBB HBP BLK WP HR S P ERA WHIP

AB	25
R	2
H	3
RBI	2
BB	5
SO	3
LOB	9



Batter	1	2	3	4	5	6	7	8	9	AB	R	H	RBI	BB	SO	LOB	TOP
21 Michael Bourn, L (1,8) OBP: 0.329, SLG: 0.329 11 Jason Bourgeois, R (8,8) OBP: 0.321, SLG: 0.314	G1-3		9 PB 1B		K		G4-3		G5-3	4	0	1	1	0	1	0	
12 Tommy Manzella, R (1,6) OBP: 0.297, SLG: 0.290	G5-3		F9		FC5-4 1B			G6-4-3 1B	4	0	2	0	0	0	0	1	
9 Hunter Pence, R (1,9) OBP: 0.323, SLG: 0.464	G5-3		G4-3		FC5-4 1-2			G6-4-3 1-2	4	0	0	0	0	0	0	3	
45 Carlos Lee, R (1,3) OBP: 0.293, SLG: 0.421		L5		P6	F7			27 2B 1B	4	0	1	0	0	0	0	1	
27 Geoff Blum, S (1,4) OBP: 0.324, SLG: 0.347	K			15 1B 4 BB 1B			G3		4	0	2	0	0	0	1	0	
4 Jason Michaels, R (1,7) OBP: 0.310, SLG: 0.472				15 1B BB			P6		2	0	0	0	2	0	2		
23 Chris Johnson, R (1,5) OBP: 0.357, SLG: 0.491	G5-3		F9		L8			F8	4	0	0	0	0	0	0	3	
15 Jason Castro, L (1,2) OBP: 0.282, SLG: 0.293			20 SH1-4 21 1B 2B		20 FC6-4 1B		G6-3		K	4	1	2	0	0	1	0	
20 Bud Norris, R (1,1) ERA: 5.17 73 Gustavo Chacin, L (6,1) ERA: 5.08 29 Brett Wallace, R (7,PH) ERA: 5.93 47 Jeff Fulchino, R (7,1) ERA: 5.93 58 Fernando Abad, L (7,1) ERA: 2.84 36 Angel Sanchez, R (8,PH) ERA: 3.35			SH1-4 1B		FC6-4 1-2 2-3 1B		F8		F8 1B	1	0	0	0	0	0	3	
Inning Stats	R: 0 E: 0 K: 0 S: 7	H: 0 LOB: 0 BB: 0 P: 8	R: 0 E: 0 K: 1 S: 12	H: 0 LOB: 1 BB: 1 P: 20	R: 1 E: 0 K: 0 S: 15	H: 2 LOB: 1 BB: 0 P: 23	R: 0 E: 0 K: 0 S: 14	H: 2 LOB: 3 BB: 0 P: 21	R: 0 E: 0 K: 0 S: 11	H: 0 LOB: 0 BB: 0 P: 8	R: 0 E: 0 K: 0 S: 14	H: 3 LOB: 2 BB: 0 P: 19	R: 0 E: 0 K: 1 S: 11	H: 1 LOB: 1 BB: 0 P: 13	1B: 7 2B: 2 3B: 0 HR: 0	SF: 0 SAC: 1 DP: 1 HBP: 0	WP: 0 PA: 37 PB: 1 SB: 0 CS: 0
PITCHER	IP WLS BF H R ER SO BB IBB HBP BLK WP HR S P ERA WHIP																
43 R.A. Dickey, R (1,1) ERA: 2.97	7.0 W 29 6 1 1 2 2 0 0 0 0 0 0 75 108 1.29 1.143																
39 Bobby Parnell, R (8,1) ERA: 2.86	1.0 4 2 0 0 0 0 0 0 0 0 0 0 12 17 0.00 2.000																
47 Hisanori Takahashi, L (9,1) ERA: 3.99	1.0 4 1 0 0 1 0 0 0 0 0 0 0 11 13 0.00 1.000																

Houston Astros @ New York Mets
Citi Field, Flushing, NY
Sun Aug 29 2010, 1:12 PM - 3:55 PM EDT
Att: 32,779 - Sunny - 87 F

AB 34
R 1
H 9
RBI 1
BB 2
SO 3
LOB 14



Batter	1	2	3	4	5	6	7	8	9	AB	R	H	RBI	BB	SO	LOB	BOTTOM		
16 Angel Pagán, S (1,9) OBP: 0.349, SLG: 0.449	K	G4-3		1 S 1B				G5-3	5	0	2	1	0	1	2				
1 Luis Castillo, S (1,4) OBP: 0.340, SLG: 0.276			15 CS 1B		G1		F9		3	0	1	1	1	0	4				
15 Carlos Beltrán, S (1,8) OBP: 0.323, SLG: 0.314	P6	CS	K		F7		F8		4	0	0	0	0	1	1				
23 Chris Carter, L (1,7) OBP: 0.306, SLG: 0.393	P6				F9		F9		3	0	1	0	1	0	1				
12 Jeff Francoeur, R (8,9) OBP: 0.292, SLG: 0.369					1B		5 G6-3 BB		0	0	0	0	0	0	0				
5 David Wright, R (1,5) OBP: 0.366, SLG: 0.504		29 2B 43 1B BB	K		G6-3		G6-3		3	1	0	0	1	1	2				
29 Ike Davis, L (1,3) OBP: 0.333, SLG: 0.422			K		K		G4-3		4	1	1	0	0	1	2				
30 Josh Thole, L (1,2) OBP: 0.383, SLG: 0.395		43 1B 16 G4-3 BB		16 1B 1B			HR		3	2	2	1	1	0	0				
3 Luis Hernandez, S (1,6) OBP: 0.200, SLG: 0.200		K		L7			P5		4	0	1	0	0	1	4				
43 R.A. Dickey, R (1,1) ERA: 2.97 39 Bobby Parnell, R (8,1) ERA: 2.86 19 Mike Hestman, R (8,PH) ERA: 5.93 47 Hisanori Takahashi, L (9,1) ERA: 3.35					F7		16 1B 1B		3	1	2	2	0	0	1				
Inning Stats	R: 0 E: 0 K: 1 S: 11	H: 0 LOB: 1 BB: 1 P: 17	R: 4 E: 0 K: 1 S: 14	H: 3 LOB: 0 BB: 2 P: 25	R: 0 E: 0 K: 3 S: 13	H: 1 LOB: 1 BB: 0 P: 21	R: 0 E: 0 K: 0 S: 17	H: 2 LOB: 2 BB: 0 P: 22	R: 0 E: 0 K: 0 S: 6	H: 0 LOB: 0 BB: 0 P: 9	R: 1 E: 0 K: 0 S: 10	H: 3 LOB: 2 BB: 1 P: 14	R: 0 E: 0 K: 0 S: 6	H: 0 LOB: 1 BB: 1 P: 13	R: 0 E: 0 K: 1 S: 11	H: 1 LOB: 1 BB: 0 P: 15	1B: 8 2B: 1 3B: 0 HR: 1	SF: 0 SAC: 0 DP: 0 HBP: 0	WP: 0 PA: 38 PB: 0 SB: 1 CS: 1
PITCHER	IP WLS BF H R ER SO BB IBB HBP BLK WP HR S P ERA WHIP																		
20 Bud Norris, R (1,1) ERA: 5.17	5.2 L 27 8 5 5 5 3 0 0 0 0 0 0 3 4 7.94 1.941																		
73 Gustavo Chacin, L (6,1) ERA: 5.08	0.1 2 1 0 0 0 0 0 0 0 0 0 0 3 4 0.00 3.000																		
47 Jeff Fulchino, R (7,1) ERA: 5.93	0.2 3 0 0 0 0 0 1 0 0 0 0 0 0 3 9 0.00 1.500																		
58 Fernando Abad, L (7,1) ERA: 2.84	1.1 5 1 0 0 1 0 0 0 0 0 0 0 14 19 0.00 0.750																		

Houston Astros @ New York Mets
Citi Field, Flushing, NY
Sun Aug 29 2010, 1:12 PM - 3:55 PM EDT
Att: 32,779 - Sunny - 87 F

AB 33
R 5
H 10
RBI 5
BB 4
SO 6
LOB 18



Batter	1	2	3	4	5	6	7	8	9	AB	R	H	RBI	BB	SO	LOB	TOP			
55 Skip Schumaker, L (1,4) OBP: 0.332, SLG: 0.343 3 Felipe Lopez, S (9,PH) OBP: 0.322, SLG: 0.356	G4-3		F9			G1-6-3			F9	3	0	0	0	0	0	1				
44 Randy Winn, S (1,9) OBP: 0.328, SLG: 0.378	G5-4-3 1B			F7			G6-3			3	0	1	0	0	0	0				
5 Albert Pujols, R (1,3) OBP: 0.411, SLG: 0.602	G5-4-3			G6-3			F9			3	0	0	0	0	0	1				
7 Matt Holliday, R (1,7) OBP: 0.371, SLG: 0.522		F9			F8					3	0	0	0	0	1	0				
77 Pedro Feliz, R (1,5) OBP: 0.254, SLG: 0.325		K			G6-3					3	0	0	0	0	1	0				
4 Yadier Molina, R (1,2) OBP: 0.330, SLG: 0.338	G6-3				G4-3					3	0	1	0	0	0	0				
28 Colby Rasmus, L (1,8) OBP: 0.351, SLG: 0.499				L9						2	0	0	0	1	0	1				
13 Brendan Ryan, R (1,6) OBP: 0.277, SLG: 0.297			L9			K				3	0	0	0	0	1	1				
35 Jake Westbrook, R (1,1) OBP: 0.143, SLG: 0.154 41 Mitchell Boggs, R (8,1) 12 Aaron Miles, S (9,PH) OBP: 0.351, SLG: 0.365			SH5-4			K				1	0	0	0	0	1	0				
						K				0	0	0	0	0	0	0				
										1	0	0	0	0	0	0				
Inning Stats	R: 0 E: 0 K: 0 S: 10	H: 1 LOB: 0 BB: 0 P: 14	R: 0 E: 0 K: 1 S: 8	H: 0 LOB: 0 BB: 0 P: 13	R: 0 E: 0 K: 1 S: 13	H: 0 LOB: 1 BB: 1 P: 18	R: 0 E: 0 K: 0 S: 11	H: 0 LOB: 0 BB: 0 P: 14	R: 0 E: 0 K: 2 S: 5	H: 0 LOB: 0 BB: 0 P: 8	R: 0 E: 0 K: 1 S: 11	H: 0 LOB: 0 BB: 0 P: 14	R: 0 E: 0 K: 0 S: 5	H: 1 LOB: 0 BB: 0 P: 9	R: 0 E: 0 K: 0 S: 8	H: 0 LOB: 0 BB: 0 P: 13	1B: 2 2B: 1 3B: 0 HR: 0	SF: 0 SAC: 1 DP: 2 HBP: 0	WP: 0 PB: 0 SB: 0 CS: 0	PA: 28
PITCHER 30 J.A. Happ, L (1,1) ERA: 2.89	IP: 9.0 WLS: W BF: 28 H: 2 R: 0 ER: 0 SO: 4 BB: 1 IBB: 0 HBP: 0 BLK: 0 WP: 0 HR: 0 S: 79 P: 114 ERA: 0.00 WHIP: 0.333															PITCHER				

St. Louis Cardinals @ Houston Astros
Minute Maid Park, Houston, TX
Mon Aug 30 2010, 7:08 PM - 9:06 PM CDT
Att: 23,140 - Roof Closed - 73 F

AB 26
R 0
H 2
RBI 0
BB 1
SO 4
LOB 4



Batter	1	2	3	4	5	6	7	8	9	AB	R	H	RBI	BB	SO	LOB	BOTTOM			
21 Michael Bourn, L (1,8) OBP: 0.328, SLG: 0.328	G4-6-3 1B		K			G1-3				4	0	1	0	0	1	0				
36 Angel Sanchez, R (1,4) OBP: 0.294, SLG: 0.328	G4-6-3		G1-3			G5-3				4	0	0	0	0	0	1				
9 Hunter Pence, R (1,9) OBP: 0.325, SLG: 0.464				G6-3						4	1	2	0	0	1	0				
45 Carlos Lee, R (1,7) OBP: 0.295, SLG: 0.423 11 Jason Bourgeois, R (9,7) OBP: 0.321, SLG: 0.314						G5-4-3				2	0	1	1	1	0	1				
										0	0	0	0	0	0	0				
23 Chris Johnson, R (1,5) OBP: 0.357, SLG: 0.489				K						3	1	1	0	0	1	2				
29 Brett Wallace, L (1,3) OBP: 0.287, SLG: 0.253										3	1	3	1	0	0	0				
12 Tommy Manzella, R (1,6) OBP: 0.268, SLG: 0.261										3	0	1	0	0	1	3				
15 Jason Castro, L (1,2) OBP: 0.277, SLG: 0.287										3	0	0	0	0	0	2				
30 J.A. Happ, L (1,1)										3	0	0	0	0	0	0				
Inning Stats	R: 1 E: 0 K: 0 S: 9	H: 3 LOB: 1 BB: 0 P: 13	R: 0 E: 0 K: 1 S: 8	H: 1 LOB: 0 BB: 0 P: 13	R: 0 E: 0 K: 1 S: 7	H: 0 LOB: 0 BB: 0 P: 8	R: 0 E: 0 K: 1 S: 9	H: 1 LOB: 2 BB: 1 P: 17	R: 0 E: 0 K: 0 S: 8	H: 0 LOB: 0 BB: 0 P: 16	R: 0 E: 0 K: 0 S: 7	H: 1 LOB: 0 BB: 0 P: 10	R: 2 E: 0 K: 0 S: 7	H: 3 LOB: 0 BB: 0 P: 12	R: 0 E: 0 K: 1 S: 9	H: 0 LOB: 0 BB: 0 P: 13	1B: 7 2B: 2 3B: 0 HR: 0	SF: 0 SAC: 0 DP: 4 HBP: 0	WP: 0 PB: 0 SB: 0 CS: 0	PA: 30
PITCHER 35 Jake Westbrook, R (1,1) ERA: 4.51 41 Mitchell Boggs, R (8,1) ERA: 3.61	IP: 7.0 WLS: L BF: 27 H: 9 R: 3 ER: 3 SO: 3 BB: 1 IBB: 0 HBP: 0 BLK: 0 WP: 0 HR: 0 S: 55 P: 89 ERA: 3.86 WHIP: 1.429															PITCHER				

St. Louis Cardinals @ Houston Astros
Minute Maid Park, Houston, TX
Mon Aug 30 2010, 7:08 PM - 9:06 PM CDT
Att: 23,140 - Roof Closed - 73 F

AB 29
R 3
H 9
RBI 2
BB 1
SO 4
LOB 9



Batter	1	2	3	4	5	6	7	8	9	AB	R	H	RBI	BB	SO	LOB	TOP					
55 Skip Schumaker, L (1.4) OBP: 0.332, SLG: 0.344										5	0	2	0	0	1	1						
12 Aaron Miles, S (1.6) OBP: 0.357, SLG: 0.364										3	1	1	0	0	0	3						
13 Brendan Ryan, R (5. FR) OBP: 0.277, SLG: 0.296										1	0	0	0	0	1	0						
5 Albert Pujols, R (1.3) OBP: 0.407, SLG: 0.593										4	0	0	0	0	0	4						
7 Matt Holliday, R (1.7) OBP: 0.373, SLG: 0.527										2	1	1	2	1	0	0						
19 Jon Jay, L (1.9) OBP: 0.377, SLG: 0.474										4	0	1	0	0	1	3						
77 Pedro Feliz, R (1.5) OBP: 0.251, SLG: 0.319										4	0	0	0	0	0	3						
31 Ryan Franklin, R (8.1)										0	0	0	0	0	0	0						
28 Colby Rasmus, L (1.8) OBP: 0.350, SLG: 0.494										3	0	1	0	1	1	0						
4 Yadier Molina, R (1.2) OBP: 0.327, SLG: 0.334										4	0	1	0	0	0	2						
37 Jeff Suppan, R (1.1) OBP: 0.278, SLG: 0.294										1	0	0	0	1	0	1						
34 Nick Stavinoha, R (6. PH) OBP: 0.297, SLG: 0.344										1	0	0	0	1	1	1						
46 Kyle McClellan, R (7.1) OBP: 0.500, SLG: 0.500										0	0	0	0	0	0	0						
59 Fernando Salas, R (7.1) OBP: 0.321, SLG: 0.354										1	0	0	0	1	0	1						
3 Felipe Lopez, S (8.5) OBP: 0.321, SLG: 0.354										1	0	0	0	1	0	1						
Inning Stats	R: 2 E: 0 K: 0 S: 14	H: 2 LOB: 0 BB: 0 P: 20	R: 0 E: 0 K: 0 S: 7	H: 0 LOB: 0 BB: 1 P: 12	R: 0 E: 0 K: 0 S: 11	H: 1 LOB: 3 BB: 1 P: 21	R: 0 E: 0 K: 0 S: 10	H: 1 LOB: 1 BB: 0 P: 13	R: 0 E: 0 K: 1 S: 16	H: 2 LOB: 3 BB: 1 P: 25	R: 0 E: 0 K: 1 S: 11	H: 1 LOB: 1 BB: 0 P: 14	R: 0 E: 0 K: 1 S: 5	H: 0 LOB: 0 BB: 0 P: 10	R: 0 E: 0 K: 2 S: 8	H: 0 LOB: 0 BB: 0 P: 12	R: 0 E: 0 K: 1 S: 9	H: 0 LOB: 0 BB: 0 P: 13	1B: 4 2B: 2 3B: 0 HR: 1	SF: 0 SAC: 0 DP: 1 HBP: 1	WP: 0 PB: 0 SB: 0 CS: 0	PA: 37
PITCHER	IP: 5.0 WLS: W BF: 24 ERA: 2.83	H: 6 R: 2 ER: 2 SO: 1	BB: 2 IBB: 1 HBP: 1 BLK: 0	WP: 0 HR: 1 S: 58 P: 91	ERA: 3.60 WHIP: 1.600	IP: 1.0 WLS: S BF: 3 ERA: 3.18	H: 0 R: 0 ER: 0 SO: 1	BB: 0 IBB: 0 HBP: 0 BLK: 0	WP: 0 HR: 0 S: 9 P: 13	ERA: 0.00 WHIP: 0.000												
73 Gustavo Chacin, L (6.1) ERA: 5.03	0.1	H: 2 R: 1 ER: 0 SO: 0	0	0	0	0	4	4	0.00	3.000												
54 Mark Melancon, R (6.1) ERA: 4.26	0.2	H: 2 R: 0 ER: 0 SO: 1	0	0	0	0	7	10	0.00	0.000												
22 Matt Lindstrom, R (7.1) ERA: 4.06	1.0	H: 3 R: 0 ER: 0 SO: 2	0	0	0	0	5	10	0.00	0.000												
58 Fernando Abad, L (8.1) ERA: 2.45	1.0	H: 3 R: 0 ER: 0 SO: 2	0	0	0	0	8	12	0.00	0.000												

St. Louis Cardinals @ Houston Astros
Minute Maid Park, Houston, TX
Wed Sep 01 2010, 1:08 PM - 3:45 PM CDT
Att: 22,068 - Roof Closed - 73 F

AB	33
R	2
H	7
RBI	2
BB	3
SO	6
LOB	18



Batter	1	2	3	4	5	6	7	8	9	AB	R	H	RBI	BB	SO	LOB	BOTTOM			
21 Michael Bourn, L (1.8) OBP: 0.331, SLG: 0.331										2	1	1	1	1	0	0				
8 Jeff Keppinger, R (1.4) OBP: 0.347, SLG: 0.392										3	1	0	0	1	0	3				
9 Hunter Pence, R (1.9) OBP: 0.331, SLG: 0.476										2	1	2	3	2	0	0				
45 Carlos Lee, R (1.7) OBP: 0.291, SLG: 0.417										3	0	0	1	0	0	1				
11 Jason Bourgeois, R (8.7) OBP: 0.321, SLG: 0.314										0	0	0	0	0	0	0				
27 Geoff Blum, S (1.6) OBP: 0.319, SLG: 0.341										3	0	0	0	0	0	1				
18 Anderson Hernandez, S (PH) OBP: 0.270, SLG: 0.232										0	0	0	0	0	0	0				
58 Fernando Abad, L (8.1) ERA: 2.45										0	0	0	0	0	0	0				
37 Brandon Lyon, R (9.1) ERA: 3.18										0	0	0	0	0	0	0				
23 Chris Johnson, R (1.5) OBP: 0.355, SLG: 0.484										4	0	1	0	0	1	1				
29 Brett Wallace, L (1.3) OBP: 0.309, SLG: 0.244										1	0	0	0	2	0	1				
15 Jason Castro, L (1.2) OBP: 0.289, SLG: 0.302										4	1	2	0	0	0	1				
28 Nelson Figueroa, R (1.1) ERA: 2.83										0	0	0	0	0	0	0				
19 Brian Soussouf, L (5. PH) OBP: 0.292, SLG: 0.350										1	1	0	0	0	0	2				
73 Gustavo Chacin, L (8.1) ERA: 5.03										0	0	0	0	0	0	0				
54 Mark Melancon, R (6.1) ERA: 4.26										0	0	0	0	0	0	0				
4 Jason Michaels, R (5. PH) OBP: 0.306, SLG: 0.466										1	0	0	0	0	0	2				
12 Tommy Manzella, R (7.6) OBP: 0.220, SLG: 0.226										0	0	0	0	0	0	0				
Inning Stats	R: 0 E: 0 K: 0 S: 6	H: 1 LOB: 1 BB: 0 P: 10	R: 0 E: 0 K: 1 S: 8	H: 0 LOB: 0 BB: 0 P: 13	R: 0 E: 0 K: 0 S: 11	H: 0 LOB: 2 BB: 1 P: 19	R: 0 E: 0 K: 0 S: 6	H: 0 LOB: 1 BB: 1 P: 12	R: 4 E: 0 K: 0 S: 8	H: 2 LOB: 0 BB: 2 P: 20	R: 0 E: 0 K: 0 S: 9	H: 1 LOB: 2 BB: 1 P: 17	R: 1 E: 0 K: 0 S: 11	H: 1 LOB: 1 BB: 1 P: 21	R: 0 E: 0 K: 0 S: 8	H: 1 LOB: 0 BB: 0 P: 9	1B: 4 2B: 1 3B: 0 HR: 1	SF: 2 SAC: 1 DP: 1 HBP: 1	WP: 0 PB: 1 SB: 2 CS: 0	PA: 35
PITCHER	IP: 5.0 WLS: L BF: 22 ERA: 5.82	H: 4 R: 4 ER: 4 SO: 4	BB: 4 IBB: 0 HBP: 1 BLK: 0	WP: 0 HR: 1 S: 39 P: 74	ERA: 7.20 WHIP: 1.400	IP: 1.0 WLS: S BF: 3 ERA: 3.18	H: 0 R: 0 ER: 0 SO: 1	BB: 0 IBB: 0 HBP: 0 BLK: 0	WP: 0 HR: 0 S: 9 P: 13	ERA: 0.00 WHIP: 0.000										
37 Jeff Suppan, R (1.1) ERA: 5.82	1.0	H: 5 R: 1 ER: 0 SO: 0	1	0	0	0	9	17	0.00	2.000										
46 Kyle McClellan, R (6.1) ERA: 2.2	1.0	H: 5 R: 1 ER: 0 SO: 0	1	0	0	0	11	21	0.00	2.000										
59 Fernando Salas, R (7.1) ERA: 1.74	1.0	H: 3 R: 1 ER: 0 SO: 0	0	0	0	0	8	9	0.00	1.000										
31 Ryan Franklin, R (8.1) ERA: 3.54	1.0	H: 3 R: 1 ER: 0 SO: 0	0	0	0	0	8	9	0.00	1.000										

St. Louis Cardinals @ Houston Astros
Minute Maid Park, Houston, TX
Wed Sep 01 2010, 1:08 PM - 3:45 PM CDT
Att: 22,068 - Roof Closed - 73 F

AB	25
R	5
H	6
RBI	5
BB	6
SO	1
LOB	13



Batter	1	2	3	4	5	6	7	8	9	AB	R	H	RBI	BB	SO	LOB	TOP
21 Michael Bourn, L (1.8) OBP: 0.330, SLG: 0.329	G4-3		B3			G6-3 BB		K	G6-3	4	1	0	0	1	1	2	
8 Jeff Keppinger, R (1.4) OBP: 0.350, SLG: 0.395	45 WP 1B		L8			G3		45 HR 1B		4	2	2	0	0	0	1	
9 Hunter Pence, R (1.9) OBP: 0.332, SLG: 0.477	F9		G1-3			G5-3		45 HR 2B		4	1	1	1	1	0	1	
45 Carlos Lee, R (1.3) OBP: 0.290, SLG: 0.420 29 Brett Wallace, L (8.3) OBP: 0.306, SLG: 0.244	4 BB 1B					G1-3				4	1	2	4	0	1	0	
4 Jason Michaels, R (1.7) OBP: 0.311, SLG: 0.463										0	0	0	0	0	0	0	
23 Chris Johnson, R (1.5) OBP: 0.348, SLG: 0.472	F9		L4-3							3	0	1	0	1	1	0	
12 Tommy Manzzella, R (1.6) OBP: 0.281, SLG: 0.254 54 Mark Melancon, R (7.1) 58 Fernando Abad, L (8.1) 27 Geoff Blum, S (9. PH) 37 Brandon Lyon, R (9.1)										4	0	0	0	0	1	3	
55 Humberto Quintero, R (1.2) OBP: 0.257, SLG: 0.300 15 Jason Castro, L (8. PH) OBP: 0.292, SLG: 0.300										3	0	0	0	0	0	0	
20 Bud Norris, R (1.1) OBP: 0.162, SLG: 0.216 73 Gustavo Chacin, L (5.1) 36 Angel Sanchez, R (7.6) OBP: 0.302, SLG: 0.345										0	0	0	0	0	0	0	
										2	0	0	0	0	2	0	
										0	0	0	0	0	0	0	
										2	1	2	0	0	0	0	
Inning Stats	R: 1 H: 2 E: 0 K: 0 S: 11	H: 2 LOB: 2 BB: 1 P: 22	R: 0 H: 0 E: 0 K: 1 S: 7	H: 0 LOB: 0 BB: 0 P: 10	R: 0 H: 1 E: 0 K: 1 S: 7	H: 0 LOB: 0 BB: 0 P: 10	R: 1 H: 0 E: 0 K: 0 S: 9	H: 0 LOB: 0 BB: 1 P: 17	R: 0 H: 0 E: 0 K: 2 S: 20	H: 4 LOB: 0 BB: 2 P: 29	R: 0 H: 1 E: 0 K: 0 S: 15	H: 1 LOB: 2 BB: 1 P: 26	1B: 4 2B: 3 3B: 1 HR: 1	SF: 0 SAC: 0 DP: 1 HBP: 0	WP: 2 PB: 0 SB: 1 CS: 0	PA: 37	
PITCHER	IP WLS BF H R ER SO BB IBB HBP BLK WP HR S P ERA WHIP																
34 Joe Saunders, L (1.1) ERA: 4.56	7.0	25	3	2	2	4	2	0	0	0	1	0	55	92	2.57	0.714	
22 Aaron Heilman, R (8.1) ERA: 4.14	0.2	L 6	4	4	4	1	0	0	0	0	1	1	15	23	54.00	6.000	
32 Esmerling Vasquez, R (8.1) ERA: 4.47	0.1		1	0	0	1	0	0	0	0	0	0	5	6	0.00	0.000	
47 Leo Rosales, R (9.1) ERA: 7.59	0.2		4	1	0	0	1	0	0	0	0	0	10	19	0.00	3.000	
21 Mike Hampton, L (9.1) ERA:	0.1		1	0	0	0	0	0	0	0	0	0	5	7	0.00	0.000	

Houston Astros @ Arizona Diamondbacks
Chase Field, Phoenix, AZ
Sat Sep 04 2010, 5:11 PM - 8:19 PM MST
Att: 31,621 - Roof Closed - 77 F

AB 34
R 6
H 8
RBI 5
BB 3
SO 6
LOB 7



Batter	1	2	3	4	5	6	7	8	9	AB	R	H	RBI	BB	SO	LOB	BOTTOM
6 Stephen Drew, L (1.6) OBP: 0.348, SLG: 0.449	G4-3 25 1B					P5		P4		4	1	1	0	1	0	3	
24 Chris Young, R (1.8) OBP: 0.345, SLG: 0.469	F8		K			G6-3		F8		5	0	1	0	0	1	6	
2 Kelly Johnson, L (1.4) OBP: 0.362, SLG: 0.474	G4-3		G3							4	1	1	0	0	1	5	
25 Adam LaRoche, L (1.3) OBP: 0.336, SLG: 0.491										5	0	1	1	0	1	2	
27 Mark Reynolds, R (1.5) OBP: 0.335, SLG: 0.476										4	0	0	0	1	1	3	
26 Miguel Montero, L (1.2) OBP: 0.344, SLG: 0.449										3	2	1	0	1	0	1	
14 Ryan Roberts, R (1.7) OBP: 0.273, SLG: 0.387										3	1	1	3	1	2	2	
8 Gerardo Parra, L (1.9) OBP: 0.305, SLG: 0.374										4	0	2	0	0	1	1	
34 Joe Saunders, L (1.1) OBP: 0.130, SLG: 0.133 22 Aaron Heilman, R (8.1) ERA: 4.79 32 Esmerling Vasquez, R (8. PH) 29 Brandon Allen, L (8. PH) 4 Rusty Ryan, R (8. PH) 47 Leo Rosales, R (9.1) 21 Mike Hampton, R (9.1) ERA: 3.14										3	0	2	1	0	0	1	
										0	0	0	0	0	0	0	
										0	0	0	0	0	0	0	
										1	0	0	0	0	0	1	
										0	0	0	0	0	0	0	
										0	0	0	0	0	0	0	
Inning Stats	R: 1 H: 2 E: 0 K: 1 S: 17	H: 3 LOB: 3 BB: 1 P: 30	R: 0 H: 0 E: 0 K: 1 S: 6	H: 0 LOB: 1 BB: 1 P: 12	R: 0 H: 1 E: 0 K: 0 S: 10	H: 1 LOB: 1 BB: 0 P: 15	R: 3 H: 2 E: 0 K: 1 S: 13	H: 2 LOB: 0 BB: 1 P: 23	R: 0 H: 1 E: 0 K: 1 S: 13	H: 1 LOB: 1 BB: 0 P: 18	R: 0 H: 0 E: 0 K: 1 S: 9	H: 0 LOB: 1 BB: 1 P: 17	1B: 6 2B: 2 3B: 1 HR: 1	SF: 0 SAC: 1 DP: 0 HBP: 0	WP: 0 PB: 0 SB: 1 CS: 0	PA: 41	
PITCHER	IP WLS BF H R ER SO BB IBB HBP BLK WP HR S P ERA WHIP																
20 Bud Norris, R (1.1) ERA: 5.34	4.2	25	8	5	5	3	3	0	0	0	0	0	64	102	9.64	2.357	
73 Gustavo Chacin, L (5.1) ERA: 4.79	1.2	6	1	0	0	1	0	0	0	0	0	0	18	28	0.00	0.600	
54 Mark Melancon, R (7.1) ERA: 3.95	1.0	W 4	0	0	0	1	1	0	0	0	0	0	7	18	0.00	1.000	
58 Fernando Abad, L (8.1) ERA: 2.08	0.2	H 2	0	0	0	0	0	0	0	0	0	0	5	7	0.00	0.000	
37 Brandon Lyon, R (9.1) ERA: 3.14	1.0	S 4	1	0	0	0	0	0	0	0	0	0	6	10	0.00	1.000	

Houston Astros @ Arizona Diamondbacks
Chase Field, Phoenix, AZ
Sat Sep 04 2010, 5:11 PM - 8:19 PM MST
Att: 31,621 - Roof Closed - 77 F

AB 36
R 5
H 10
RBI 5
BB 4
SO 7
LOB 25



Batter	1	2	3	4	5	6	7	8	9	AB	R	H	RBI	BB	SO	LOB	TOP				
21 Michael Bourn, L (1, 8) OBP: 0.336, SLG: 0.340										4	2	3	3	0	1	1	Houston Astros @ Chicago Cubs Wrigley Field, Chicago, IL Tue Sep 07 2010, 7:08 PM - 9:57 PM CDT Att: 31,596 - Clear - 72 F				
8 Jeff Keppinger, R (1, 4) OBP: 0.349, SLG: 0.393										5	1	2	2	0	0	3					
9 Hunter Pence, R (1, 9) OBP: 0.331, SLG: 0.480										4	0	1	1	0	1	1					
45 Carlos Lee, R (1, 7) OBP: 0.287, SLG: 0.416										4	0	0	0	0	0	2					
58 Fernando Abad, L (9, 1)										0	0	0	0	0	0	0					
23 Chris Johnson, R (1, 5) OBP: 0.353, SLG: 0.481										3	0	0	0	1	2	1					
29 Brett Wallace, L (1, 3) OBP: 0.295, SLG: 0.269										4	1	1	1	0	1	2					
12 Tommy Manzella, R (1, 6) OBP: 0.261, SLG: 0.254										4	1	1	0	0	0	0					
15 Jason Castro, L (1, 2) OBP: 0.296, SLG: 0.300										4	2	1	0	0	1	0					
28 Nelson Figueroa, R (1, 1) ERA: 4.22										1	0	0	0	0	0	0					
16 Matt Downs, R (6, 1) ERA: 1.59										0	0	0	0	0	0	0					
47 Jeff Fulchino, R (6, 1) ERA: 3.28										0	0	0	0	0	0	0					
48 Tim Lincecum, R (6, 1) ERA: 3.28										0	0	0	0	0	0	0					
54 Mark Melancon, R (6, 1) ERA: 3.68										0	0	0	0	0	0	0					
19 Brian Bogusevic, L (9, 7) ERA: 5.33										0	0	0	0	0	0	0					
Inning Stats	R: 1 H: 2 E: 0 K: 1 S: 13	H: 2 BB: 0 P: 21	R: 3 H: 4 E: 0 K: 0 S: 11	H: 4 BB: 0 P: 17	R: 0 H: 0 E: 0 K: 0 S: 8	H: 0 BB: 1 P: 15	R: 0 H: 0 E: 0 K: 2 S: 8	H: 0 BB: 0 P: 11	R: 2 H: 3 E: 0 K: 1 S: 14	H: 3 BB: 0 P: 23	R: 0 H: 0 E: 0 K: 1 S: 6	H: 0 BB: 0 P: 9	R: 0 H: 0 E: 0 K: 1 S: 9	H: 0 BB: 0 P: 12	R: 0 H: 0 E: 1 K: 1 S: 11	H: 0 BB: 0 P: 16	1B: 6 2B: 2 3B: 1 HR: 1	SF: 1 SAC: 1 DP: 1 HBP: 0	WP: 0 PA: 38 PB: 0 SB: 1 CS: 1		
PITCHER	IP WLS BF H R ER SO BB IBB HBP BLK WP HR S P ERA WHIP	5.0 L 24 9 6 6 4 1 0 0 0 0 0 1 54 87 10.80 2.000	1.0 5 1 1 0 0 0 0 0 0 0 0 0 18 28 0.00 1.000	2.0 7 0 0 0 2 0 0 0 0 0 0 0 19 27 0.00 0.000	1.0 2 0 0 0 1 0 0 0 0 0 0 0 7 10 0.00 0.000	PITCHER															
52 Carlos Silva, R (1, 1) ERA: 4.22	5.0 L 24 9 6 6 4 1 0 0 0 0 0 1 54 87 10.80 2.000	1.0 5 1 1 0 0 0 0 0 0 0 0 0 18 28 0.00 1.000	2.0 7 0 0 0 2 0 0 0 0 0 0 0 19 27 0.00 0.000	1.0 2 0 0 0 1 0 0 0 0 0 0 0 7 10 0.00 0.000																	
57 Scott Maine, L (6, 1) ERA: 1.59	1.0 5 1 1 0 0 0 0 0 0 0 0 0 18 28 0.00 1.000	2.0 7 0 0 0 2 0 0 0 0 0 0 0 19 27 0.00 0.000	1.0 2 0 0 0 1 0 0 0 0 0 0 0 7 10 0.00 0.000																		
20 Thomas Diamond, R (7, 1) ERA: 7.23	2.0 7 0 0 0 2 0 0 0 0 0 0 0 19 27 0.00 0.000	1.0 2 0 0 0 1 0 0 0 0 0 0 0 7 10 0.00 0.000																			
40 James Russell, L (9, 1) ERA: 5.36	1.0 2 0 0 0 1 0 0 0 0 0 0 0 7 10 0.00 0.000																				
Batter	1	2	3	4	5	6	7	8	9	AB	R	H	RBI	BB	SO	LOB	BOTTOM				
1 Kosuke Fukudome, L (1, 9) OBP: 0.382, SLG: 0.462										4	1	2	0	1	0	1	Houston Astros @ Chicago Cubs Wrigley Field, Chicago, IL Tue Sep 07 2010, 7:08 PM - 9:57 PM CDT Att: 31,596 - Clear - 72 F				
9 Blake DeWitt, L (1, 4) OBP: 0.342, SLG: 0.378										5	0	0	0	0	1	4					
24 Marlon Byrd, R (1, 8) OBP: 0.361, SLG: 0.451										4	1	1	1	0	1	0					
6 Micah Hoffpauir, L (1, 3) OBP: 0.250, SLG: 0.304										3	1	1	0	1	1	1					
21 Tyler Colvin, L (1, 7) OBP: 0.311, SLG: 0.504										4	0	2	2	0	0	1					
28 Jeff Baker, R (1, 5) OBP: 0.312, SLG: 0.401										3	0	0	0	1	2	3					
55 Koyie Hill, S (1, 2) OBP: 0.246, SLG: 0.297										4	0	0	0	0	1	5					
15 Darwin Barney, R (1, 6) OBP: 0.286, SLG: 0.343										4	0	1	0	0	1	0					
52 Carlos Silva, R (1, 1) ERA: 4.22	5.0 L 24 9 6 6 4 1 0 0 0 0 0 1 54 87 10.80 2.000	1.0 5 1 1 0 0 0 0 0 0 0 0 0 18 28 0.00 1.000	2.0 7 0 0 0 2 0 0 0 0 0 0 0 19 27 0.00 0.000	1.0 2 0 0 0 1 0 0 0 0 0 0 0 7 10 0.00 0.000	PITCHER																
57 Scott Maine, L (6, 1) ERA: 1.59	1.0 5 1 1 0 0 0 0 0 0 0 0 0 18 28 0.00 1.000	2.0 7 0 0 0 2 0 0 0 0 0 0 0 19 27 0.00 0.000	1.0 2 0 0 0 1 0 0 0 0 0 0 0 7 10 0.00 0.000																		
47 Jeff Fulchino, R (6, 1) ERA: 3.28	1.0 5 1 1 0 0 0 0 0 0 0 0 0 18 28 0.00 1.000	2.0 7 0 0 0 2 0 0 0 0 0 0 0 19 27 0.00 0.000	1.0 2 0 0 0 1 0 0 0 0 0 0 0 7 10 0.00 0.000																		
48 Tim Lincecum, R (6, 1) ERA: 3.28	2.0 7 0 0 0 2 0 0 0 0 0 0 0 19 27 0.00 0.000	1.0 2 0 0 0 1 0 0 0 0 0 0 0 7 10 0.00 0.000																			
54 Mark Melancon, R (6, 1) ERA: 3.68	2.0 7 0 0 0 2 0 0 0 0 0 0 0 19 27 0.00 0.000	1.0 2 0 0 0 1 0 0 0 0 0 0 0 7 10 0.00 0.000																			
19 Brian Bogusevic, L (9, 7) ERA: 5.33	1.0 2 0 0 0 1 0 0 0 0 0 0 0 7 10 0.00 0.000																				
Inning Stats	R: 2 H: 3 E: 0 K: 1 S: 14	H: 3 BB: 1 P: 22	R: 0 H: 1 E: 0 K: 0 S: 12	H: 1 BB: 0 P: 17	R: 1 H: 1 E: 0 K: 2 S: 17	H: 1 BB: 1 P: 28	R: 0 H: 0 E: 0 K: 1 S: 15	H: 0 BB: 1 P: 22	R: 0 H: 1 E: 1 K: 1 S: 18	H: 1 BB: 0 P: 22	R: 0 H: 0 E: 0 K: 2 S: 10	H: 0 BB: 0 P: 14	R: 0 H: 0 E: 0 K: 1 S: 8	H: 0 BB: 0 P: 10	R: 0 H: 0 E: 0 K: 1 S: 7	H: 0 BB: 0 P: 11	R: 0 H: 0 E: 0 K: 0 S: 9	H: 0 BB: 0 P: 12	1B: 5 2B: 1 3B: 1 HR: 0	SF: 0 SAC: 0 DP: 0 HBP: 0	WP: 0 PA: 38 PB: 1 SB: 1 CS: 0
PITCHER	IP WLS BF H R ER SO BB IBB HBP BLK WP HR S P ERA WHIP	5.0 W 25 6 3 3 3 3 0 0 0 0 0 0 2 4 5.40 1.800	0.0 1 1 0 0 0 0 0 0 0 0 0 0 2 4 0.00 0.000	2.0 6 0 0 0 3 0 0 0 0 0 0 0 16 20 0.00 0.000	1.0 3 0 0 0 1 0 0 0 0 0 0 0 7 11 0.00 0.000	1.0 3 0 0 0 0 0 0 0 0 0 0 0 9 12 0.00 0.000	PITCHER														
28 Nelson Figueroa, R (1, 1) ERA: 3.03	5.0 W 25 6 3 3 3 3 0 0 0 0 0 0 2 4 5.40 1.800	0.0 1 1 0 0 0 0 0 0 0 0 0 0 2 4 0.00 0.000	2.0 6 0 0 0 3 0 0 0 0 0 0 0 16 20 0.00 0.000	1.0 3 0 0 0 1 0 0 0 0 0 0 0 7 11 0.00 0.000	1.0 3 0 0 0 0 0 0 0 0 0 0 0 9 12 0.00 0.000																
47 Jeff Fulchino, R (6, 1) ERA: 3.28	0.0 1 1 0 0 0 0 0 0 0 0 0 0 2 4 0.00 0.000	2.0 6 0 0 0 3 0 0 0 0 0 0 0 16 20 0.00 0.000	1.0 3 0 0 0 1 0 0 0 0 0 0 0 7 11 0.00 0.000	1.0 3 0 0 0 0 0 0 0 0 0 0 0 9 12 0.00 0.000																	
48 Tim Byrdak, L (6, 1) ERA: 3.28	2.0 6 0 0 0 3 0 0 0 0 0 0 0 16 20 0.00 0.000	1.0 3 0 0 0 1 0 0 0 0 0 0 0 7 11 0.00 0.000	1.0 3 0 0 0 0 0 0 0 0 0 0 0 9 12 0.00 0.000																		
54 Mark Melancon, R (6, 1) ERA: 3.68	1.0 3 0 0 0 1 0 0 0 0 0 0 0 7 11 0.00 0.000	1.0 3 0 0 0 0 0 0 0 0 0 0 0 9 12 0.00 0.000																			
58 Fernando Abad, L (9, 1) ERA: 1.86	1.0 3 0 0 0 0 0 0 0 0 0 0 0 9 12 0.00 0.000																				

Batter	1	2	3	4	5	6	7	8	9	AB	R	H	RBI	BB	SO	LOB	TOP				
21 Michael Bourn, L (1.8) OBP: 0.335, SLG: 0.337	G6-3	G5-3			G6-3	G6-3			G3	4	0	0	0	1	0	1					
8 Jeff Keppinger, R (1.4) OBP: 0.349, SLG: 0.393	1B		G5-3		1B	G6-3			G5-3	5	1	2	1	0	0	2					
9 Hunter Pence, R (1.9) OBP: 0.332, SLG: 0.484	F8		HR		1B	G6-3			P4	4	1	1	1	1	0	3					
45 Carlos Lee, R (1.7) OBP: 0.285, SLG: 0.413	E6		F8		L6				F8	4	0	0	0	0	0	3					
11 Jason Bourgeois, R (9.7) OBP: 0.321, SLG: 0.314			F8							0	0	0	0	0	0	0					
23 Chris Johnson, R (1.5) OBP: 0.355, SLG: 0.485	K		2B		1B				K	4	0	2	1	0	2	2					
29 Brett Wallace, L (1.3) OBP: 0.284, SLG: 0.258		K	F9		F7				K	4	0	0	0	0	2	3					
12 Tommy Manzella, R (1.6) OBP: 0.265, SLG: 0.263		2B			P3				F9	4	2	2	0	0	0	0					
55 Humberto Quintero, R (1.2) OBP: 0.261, SLG: 0.308		1B			G5-3	1B			F9	4	0	2	1	0	0	0					
39 Brett Myers, R (1.1) OBP: 0.287, SLG: 0.196		1B			F9	2B			K	2	0	0	0	0	1	2					
18 Anderson Hernandez, S (8.7) OBP: 0.286, SLG: 0.291										0	0	0	0	0	0	0					
58 Fernando Abad, L (8.1) OBP: 0.286, SLG: 0.291										0	0	0	0	0	0	0					
22 Matt Lindstrom, R (8.1) OBP: 0.286, SLG: 0.291										0	0	0	0	0	0	0					
48 Tim Byrdak, L (9.1) OBP: 0.286, SLG: 0.291										0	0	0	0	0	0	0					
59 Wilton Lopez, R (9.1) OBP: 0.286, SLG: 0.291										0	0	0	0	0	0	0					
Inning Stats	R: 0 E: 1 K: 1 S: 11	H: 1 LOB: 2 BB: 0 P: 14	R: 1 E: 0 K: 1 S: 11	H: 2 LOB: 1 BB: 0 P: 18	R: 1 E: 0 K: 0 S: 10	H: 2 LOB: 1 BB: 0 P: 15	R: 0 E: 0 K: 0 S: 5	H: 0 LOB: 0 BB: 0 P: 8	R: 1 E: 0 K: 1 S: 11	H: 2 LOB: 2 BB: 1 P: 23	R: 0 E: 0 K: 2 S: 8	H: 0 LOB: 0 BB: 0 P: 12	R: 0 E: 0 K: 1 S: 8	H: 0 LOB: 0 BB: 0 P: 12	R: 0 E: 0 K: 0 S: 8	H: 0 LOB: 0 BB: 0 P: 13	1B: 5 2B: 3 3B: 0 HR: 1	SF: 0 SAC: 1 DP: 0 HBP: 0	WP: 0 PB: 0 SB: 0 CS: 0	PA: 39	
PITCHER	IP WLS BF H R ER SO BB IBB HBP BLK WP HR S P ERA WHIP	6.0 L 30 9 4 4 3 1 1 0 0 0 1 60 98 6.00 1.667	7.1 1.2 5 0 0 0 2 0 0 0 0 0 0 12 18 0.00 0.000	8.3 0.1 1 0 0 0 1 0 0 0 0 0 0 4 6 0.00 0.000	9.1 1.0 3 0 0 0 0 0 0 0 0 0 0 8 13 0.00 0.000																

Houston Astros @ Chicago Cubs
Wrigley Field, Chicago, IL
Wed Sep 08 2010, 7:06 PM - 9:39 PM CDT
Att: 33,623 - Clear - 61 F

AB	36
R	4
H	9
RBI	4
BB	2
SO	6
LOB	16



Batter	1	2	3	4	5	6	7	8	9	AB	R	H	RBI	BB	SO	LOB	BOTTOM					
9 Blake DeWitt, L (1.4) OBP: 0.341, SLG: 0.377	G4-3			F9		G4-3			1B	4	0	1	0	0	0	0						
13 Starlin Castro, R (1.6) OBP: 0.359, SLG: 0.436	K			G4-3		E5			1B	4	0	1	0	0	1	0						
24 Marlon Byrd, R (1.8) OBP: 0.358, SLG: 0.447	G6-3			L6		G6-3			1B	4	0	0	0	0	0	3						
22 Xavier Nady, R (1.3) OBP: 0.314, SLG: 0.366		K		F9		F8			K	4	0	0	0	0	2	2						
21 Tyler Colvin, L (1.9) OBP: 0.310, SLG: 0.504		K2-3		K		2B			P6	4	0	1	0	0	2	0						
18 Geovany Soto, R (1.2) OBP: 0.401, SLG: 0.519		K		BB		1B			G6-3	3	0	1	0	1	1	0						
12 Alfonso Soriano, R (1.7) OBP: 0.318, SLG: 0.509				F8		P4			L8	4	0	1	0	0	0	2						
15 Darwin Barney, R (1.5) OBP: 0.270, SLG: 0.324				K		1B				2	0	0	0	0	1	2						
6 Micah Hoffpauir, L (7.7) OBP: 0.240, SLG: 0.292				K		G6-3				1	0	0	0	0	1	2						
19 Bobby Seales, S (8.5) OBP: 0.240, SLG: 0.292				K						0	0	0	0	0	0	0						
36 Randy Wells, R (1.1) OBP: 0.278, SLG: 0.205				G5-3		K			F9	1	0	0	0	0	0	0						
5 Sam Fuld, L (6.7) OBP: 0.278, SLG: 0.205										1	0	0	0	0	0	0						
62 Marcos Mateo, R (7.1) OBP: 0.278, SLG: 0.205										0	0	0	0	0	0	0						
45 Sean Marshall, L (8.1) OBP: 0.278, SLG: 0.205										0	0	0	0	0	0	0						
26 Jeff Baker, R (8.7) OBP: 0.278, SLG: 0.205										1	0	0	0	0	0	0						
64 Justin Berg, R (9.1) OBP: 0.278, SLG: 0.205										0	0	0	0	0	0	0						
Inning Stats	R: 0 E: 0 K: 1 S: 8	H: 0 LOB: 0 BB: 0 P: 11	R: 0 E: 0 K: 3 S: 10	H: 0 LOB: 0 BB: 0 P: 14	R: 0 E: 0 K: 1 S: 8	H: 0 LOB: 0 BB: 0 P: 12	R: 0 E: 0 K: 0 S: 7	H: 0 LOB: 0 BB: 0 P: 12	R: 0 E: 0 K: 1 S: 12	H: 1 LOB: 2 BB: 1 P: 20	R: 0 E: 1 K: 1 S: 9	H: 0 LOB: 1 BB: 0 P: 15	R: 0 E: 0 K: 1 S: 10	H: 2 LOB: 2 BB: 0 P: 17	R: 0 E: 0 K: 1 S: 14	H: 2 LOB: 2 BB: 0 P: 24	R: 0 E: 0 K: 0 S: 10	H: 0 LOB: 0 BB: 0 P: 13	1B: 4 2B: 1 3B: 0 HR: 0	SF: 0 SAC: 0 DP: 0 HBP: 0	WP: 0 PB: 0 SB: 0 CS: 0	PA: 34
PITCHER	IP WLS BF H R ER SO BB IBB HBP BLK WP HR S P ERA WHIP	7.0 W 26 3 0 0 0 1 0 0 0 0 0 64 101 0.00 0.571	8.1 0.1 2 1 0 0 0 1 0 0 0 0 0 4 7 0.00 3.000	9.1 0.2 3 1 0 0 1 0 0 0 0 0 0 10 17 0.00 1.500	9.1 0.1 1 0 0 0 0 0 0 0 0 0 0 3 4 0.00 0.000	9.1 0.2 2 0 0 0 0 0 0 0 0 0 0 7 9 0.00 0.000																

Houston Astros @ Chicago Cubs
Wrigley Field, Chicago, IL
Wed Sep 08 2010, 7:06 PM - 9:39 PM CDT
Att: 33,623 - Clear - 61 F

AB	33
R	0
H	5
RBI	0
BB	1
SO	9
LOB	11



Batter	1	2	3	4	5	6	7	8	9	AB	R	H	RBI	BB	SO	LOB	TOP	
21 Scott Podsednik, L (1,7) OBP: 0.342, SLG: 0.382	F8		K				14 BB		G6-3	4	0	1	0	1	1	0	Los Angeles Dodgers @ Houston Astros Minute Maid Park, Houston, TX Thu Sep 09 2010, 7:09 PM - 10:00 PM CDT Att: 28,081 - Roof Closed - 73 F	
14 Jamey Carroll, R (1,6) OBP: 0.381, SLG: 0.338	E5 16 HR		K				16 BB		L7	5	1	1	0	0	2	1		
16 Andre Ethier, L (1,9) OBP: 0.354, SLG: 0.495	HR		7 BB							1	1	1	2	3	0	0		
7 James Loney, L (1,3) OBP: 0.333, SLG: 0.402	K									4	0	1	0	0	2	5		
75 Russell Mitchell, R (1,5) 31 Jay Gibbons, L (7,PH) 60 Chin-Lung Hu, R (7,6)	F8								G3-1	3	0	0	0	0	0	4		
13 Ryan Theriot, R (1,4) OBP: 0.326, SLG: 0.329	F9									3	0	0	0	1	0	0		
49 Trent Oeltjen, L (1,8) 27 Matt Kemp, R (8,PH) OBP: 0.311, SLG: 0.435	F8		K						F9	3	0	0	0	0	2	0		
17 A.J. Ellis, R (1,2) 23 Casey Blake, R (8,PH) 28 Rod Barajas, R (8,2) OBP: 0.280, SLG: 0.447									K2	1	0	0	0	2	0	0		
29 Ted Lilly, L (1,1) 76 John Lindsey, R (7,PH) 51 Jonathan Broxton, R (7,1) 74 Kenley Jansen, S (8,1) 15 Rafael Furcal, S (9,PH)	F7								G4-3	2	0	0	0	0	0	2		
Inning Stats	R: 2 E: 1 K: 14 S: 14	H: 1 LOB: 0 BB: 0 P: 23	R: 0 E: 0 K: 8 S: 8	H: 0 LOB: 1 BB: 1 P: 14	R: 0 E: 0 K: 2 S: 14	H: 1 LOB: 2 BB: 1 P: 28	R: 0 E: 0 K: 1 S: 12	H: 0 LOB: 1 BB: 1 P: 18	R: 0 E: 0 K: 2 S: 10	H: 1 LOB: 3 BB: 0 P: 21	R: 0 E: 0 K: 1 S: 5	H: 0 LOB: 1 BB: 1 P: 12	R: 0 E: 0 K: 0 S: 8	H: 0 LOB: 0 BB: 0 P: 17	1B: 1 2B: 3 3B: 0 HR: 1	SF: 0 SAC: 0 DP: 1 HBP: 0		WP: 0 PB: 0 SB: 0 CS: 0
PITCHER	IP WLS BF H R ER SO BB IBB HBP BLK WP HR S P ERA WHIP	6.0 W 26 3 2 1 7 4 0 0 0 0 1 66 113 1.50 1.167	0.2 H 5 1 0 0 0 2 0 0 0 0 0 0 10 19 0.00 4.500	1.1 H 4 0 0 0 1 1 0 0 0 0 0 0 7 14 0.00 0.750	1.0 S 3 0 0 0 0 0 0 0 0 0 0 0 8 17 0.00 0.000													

Batter	1	2	3	4	5	6	7	8	9	AB	R	H	RBI	BB	SO	LOB	BOTTOM			
11 Jason Bourgeois, R (1,8) OBP: 0.317, SLG: 0.301	F9		K							3	0	0	0	1	1	2	Los Angeles Dodgers @ Houston Astros Minute Maid Park, Houston, TX Thu Sep 09 2010, 7:09 PM - 10:00 PM CDT Att: 28,081 - Roof Closed - 73 F			
8 Jeff Keppinger, R (1,4) OBP: 0.348, SLG: 0.391	FC4-6 1B		FC6-4						G3	4	0	1	0	0	0	3				
9 Hunter Pence, R (1,9) OBP: 0.333, SLG: 0.483	FC4-6 1B									3	1	1	0	1	1	1				
45 Carlos Lee, R (1,3) OBP: 0.287, SLG: 0.413	F8									3	1	1	0	1	0	2				
29 Brett Wallace, L (8,3) OBP: 0.294, SLG: 0.258	F8								FC5-4	0	0	0	0	0	0	0				
4 Jason Michaels, R (1,7) OBP: 0.309, SLG: 0.464	K									4	0	1	0	0	1	2				
37 Brandon Lyon, R (9,1)									F7	0	0	0	0	0	0	0				
23 Chris Johnson, R (1,5) OBP: 0.353, SLG: 0.492	K								K	4	1	1	3	0	3	2				
12 Tommy Manzella, R (1,6) OBP: 0.261, SLG: 0.258	L3								K	4	0	0	0	0	2	2				
55 Humberto Quintero, R (1,2) OBP: 0.266, SLG: 0.313	F8									3	0	2	0	0	0	0				
20 Bud Norris, R (1,1) OBP: 0.184, SLG: 0.216										0	0	0	0	1	0	0				
16 Matt Downs, R (6,PH) OBP: 0.333, SLG: 0.378										1	0	0	0	0	0	1				
73 Gustavo Chacin, L (7,1) OBP: 1.000, SLG: 4.000										0	0	0	0	0	0	0				
54 Mark Melancon, R (7,1) 21 Michael Bourn, L (9,8) OBP: 0.335, SLG: 0.337										0	0	0	0	0	0	0				
Inning Stats	R: 0 E: 0 K: 10 S: 10	H: 1 LOB: 1 BB: 0 P: 12	R: 0 E: 0 K: 2 S: 10	H: 0 LOB: 0 BB: 0 P: 13	R: 0 E: 0 K: 1 S: 14	H: 0 LOB: 1 BB: 1 P: 19	R: 0 E: 0 K: 3 S: 12	H: 2 LOB: 2 BB: 0 P: 16	R: 0 E: 0 K: 0 S: 10	H: 1 LOB: 1 BB: 0 P: 15	R: 3 E: 0 K: 0 S: 21	H: 3 LOB: 1 BB: 1 P: 32	R: 0 E: 0 K: 0 S: 6	H: 0 LOB: 1 BB: 2 P: 15	R: 0 E: 0 K: 2 S: 8	H: 0 LOB: 0 BB: 0 P: 11	1B: 5 2B: 1 3B: 0 HR: 1	SF: 0 SAC: 1 DP: 0 HBP: 0	WP: 0 PB: 0 SB: 1 CS: 1	PA: 34
PITCHER	IP WLS BF H R ER SO BB IBB HBP BLK WP HR S P ERA WHIP	6.0 L 27 7 3 3 6 2 0 0 0 0 0 0 6 15 0.00 2.000	1.0 4 0 0 0 0 2 0 0 0 0 0 0 6 15 0.00 2.000	1.0 3 0 0 0 2 0 0 0 0 0 0 0 8 11 0.00 0.000																




Batter	1	2	3	4	5	6	7	8	9	10	11	AB	R	H	RBI	BB	SO	LOB	TOP					
15 Rafael Furcal, S OBP: 0.375, SLG: 0.473	G4-3		G4-3		K		F9		G4-3		E1	6	0	1	0	0	1	4						
14 Jamey Carroll, R OBP: 0.360, SLG: 0.541		2B	G4-3							K	K	6	0	2	1	0	3	4						
23 Casey Blake, R OBP: 0.333, SLG: 0.413				G4-3						K		5	0	1	0	0	2	1						
16 Andre Ethier, L OBP: 0.353, SLG: 0.494												5	0	1	0	0	1	3						
27 Matt Kemp, R OBP: 0.314, SLG: 0.439												4	2	2	0	1	0	0						
5 Reed Johnson, R OBP: 0.299, SLG: 0.380												2	0	0	0	0	2	2						
31 Jay Gibbons, L OBP: 0.410, SLG: 0.686												3	1	2	3	0	0	0						
75 Russell Mitchell, R OBP: 0.289, SLG: 0.233												5	0	0	0	0	0	3						
28 Rod Barajas, R OBP: 0.286, SLG: 0.451												4	1	3	0	0	1	0						
60 Chin-Lung Hu, R OBP: 0.289, SLG: 0.233												0	0	0	0	0	0	0						
17 A.J. Ellis, R OBP: 0.289, SLG: 0.233												0	0	0	0	0	1	0						
18 Hiroki Kuroda, R OBP: 0.289, SLG: 0.233												0	0	0	0	0	0	0						
76 John Lindsay, R OBP: 0.289, SLG: 0.233												1	0	0	0	0	1	0						
54 Ronald Belisario, R OBP: 0.289, SLG: 0.233												0	0	0	0	0	0	0						
52 George Sherrill, L OBP: 0.289, SLG: 0.233												0	0	0	0	0	0	0						
51 Jonathan Broxton, R OBP: 0.289, SLG: 0.233												0	0	0	0	0	0	0						
7 James Loney, L OBP: 0.289, SLG: 0.233												0	0	0	0	1	0	0						
56 Hung-Chih Kuo, L OBP: 0.289, SLG: 0.233												1	0	0	0	0	0	1						
26 Octavio Dotel, R OBP: 0.289, SLG: 0.233												1	0	0	0	0	1	1						
Inning Stats	R: 0 E: 0 K: 0 S: 12	H: 1 LOB: 1 BB: 0 P: 19	R: 0 E: 0 K: 1 S: 7	H: 0 LOB: 0 BB: 0 P: 11	R: 0 E: 0 K: 0 S: 12	H: 2 LOB: 1 BB: 0 P: 19	R: 0 E: 0 K: 1 S: 11	H: 1 LOB: 2 BB: 1 P: 21	R: 1 E: 0 K: 2 S: 20	H: 3 LOB: 2 BB: 0 P: 32	R: 1 E: 0 K: 1 S: 10	H: 2 LOB: 0 BB: 0 P: 16	R: 0 E: 0 K: 1 S: 8	H: 0 LOB: 0 BB: 0 P: 14	R: 0 E: 0 K: 0 S: 13	H: 1 LOB: 2 BB: 1 P: 25	R: 0 E: 0 K: 2 S: 9	H: 0 LOB: 0 BB: 0 P: 11	R: 2 E: 1 K: 2 S: 14	H: 2 LOB: 2 BB: 1 P: 23	1B: 8 2B: 2 3B: 1 HR: 1	SF: 0 SAC: 2 DP: 1 HBP: 0	WP: 0 PB: 0 SB: 0 CS: 1	PA: 47
PITCHER	30 J.A. Happ, L ERA: 2.78	59 Wilton Lopez, R ERA: 3.19	48 Tim Lincecum, L ERA: 3.22	47 Jeff Fulchino, R ERA: 5.88	22 Matt Lindstrom, R ERA: 9.83	37 Brandon Lyon, R ERA: 3.0	54 Mark Melancon, R ERA: 3.24	58 Fernando Abad, L ERA: 3.27	56 Henry Villar, R ERA: 11.1	IP: 5.0 WLS: 1 BF: 22 H: 7 R: 1 ER: 1 SO: 4 BB: 0 IBB: 0 HBP: 0 BLK: 0 WP: 0 HR: 0 S: 62 P: 102 ERA: 1.80 WHIP: 1.600	IP: 1.0 WLS: 0 BF: 5 H: 1 R: 0 ER: 0 SO: 0 BB: 0 IBB: 0 HBP: 0 BLK: 0 WP: 0 HR: 0 S: 25 P: 25 ERA: 0.00 WHIP: 2.000	IP: 0.2 WLS: 0 BF: 2 H: 0 R: 0 ER: 0 SO: 2 BB: 0 IBB: 0 HBP: 0 BLK: 0 WP: 0 HR: 0 S: 10 P: 10 ERA: 0.00 WHIP: 0.000	IP: 1.0 WLS: 0 BF: 6 H: 2 R: 2 ER: 1 SO: 1 BB: 0 IBB: 0 HBP: 0 BLK: 0 WP: 0 HR: 1 S: 17 P: 17 ERA: 18.00 WHIP: 3.000	IP: 0.1 WLS: 0 BF: 2 H: 0 R: 0 ER: 0 SO: 1 BB: 0 IBB: 0 HBP: 0 BLK: 0 WP: 0 HR: 0 S: 7 P: 7 ERA: 0.00 WHIP: 0.000										
Batter	1	2	3	4	5	6	7	8	9	10	11	AB	R	H	RBI	BB	SO	LOB	BOTTOM					
21 Michael Bourn, L OBP: 0.337, SLG: 0.344	G4-3		G4-3									5	0	3	2	0	0	0						
8 Jeff Keppinger, R OBP: 0.349, SLG: 0.389												3	0	0	0	2	1	1						
9 Hunter Pence, R OBP: 0.330, SLG: 0.479												5	0	0	0	0	1	5						
45 Carlos Lee, R OBP: 0.286, SLG: 0.411												5	0	1	0	0	0	1						
23 Chris Johnson, R OBP: 0.351, SLG: 0.485												4	0	0	0	1	2	1						
15 Jason Castro, L OBP: 0.291, SLG: 0.294												3	0	0	0	0	0	0						
55 Humberto Quintero, R OBP: 0.288, SLG: 0.314												2	0	1	0	0	0	1						
36 Angel Sanchez, R OBP: 0.304, SLG: 0.351												5	1	1	0	0	3	2						
29 Brett Wallace, L OBP: 0.289, SLG: 0.233												3	0	2	0	0	0	0						
18 Anderson Hernandez, S OBP: 0.289, SLG: 0.233												0	1	0	0	0	0	0						
22 Matt Lindstrom, R OBP: 0.289, SLG: 0.233												0	0	0	0	0	0	0						
37 Brandon Lyon, R OBP: 0.289, SLG: 0.233												0	0	0	0	0	0	0						
16 Matt Downs, R OBP: 0.289, SLG: 0.233												1	0	0	0	0	0	0						
54 Mark Melancon, R OBP: 0.289, SLG: 0.233												0	0	0	0	0	0	0						
58 Fernando Abad, L OBP: 0.289, SLG: 0.233												0	0	0	0	0	0	0						
56 Henry Villar, R OBP: 0.289, SLG: 0.233												0	0	0	0	0	0	0						
30 J.A. Happ, L OBP: 0.289, SLG: 0.233												1	0	0	0	0	1	0						
19 Brian Broussard, L OBP: 0.289, SLG: 0.233												1	0	0	0	0	0	2						
59 Wilton Lopez, R OBP: 0.289, SLG: 0.233												0	0	0	0	0	0	0						
48 Tim Lincecum, L OBP: 0.289, SLG: 0.233												0	0	0	0	0	0	0						
47 Jeff Fulchino, R OBP: 0.289, SLG: 0.233												0	0	0	0	0	0	0						
27 Geoff Blum, S OBP: 0.289, SLG: 0.233												0	0	0	0	0	0	0						
4 Jason Michaels, R OBP: 0.289, SLG: 0.233												2	0	0	0	0	0	1						
Inning Stats	R: 0 E: 0 K: 0 S: 9	H: 0 LOB: 1 BB: 1 P: 17	R: 0 E: 0 K: 0 S: 8	H: 0 LOB: 0 BB: 0 P: 15	R: 0 E: 0 K: 1 S: 10	H: 0 LOB: 0 BB: 0 P: 14	R: 0 E: 0 K: 1 S: 9	H: 1 LOB: 1 BB: 0 P: 12	R: 1 E: 0 K: 1 S: 15	H: 3 LOB: 3 BB: 1 P: 27	R: 0 E: 0 K: 1 S: 9	H: 0 LOB: 0 BB: 0 P: 12	R: 1 E: 0 K: 1 S: 13	H: 2 LOB: 2 BB: 0 P: 19	R: 0 E: 0 K: 0 S: 10	H: 0 LOB: 0 BB: 0 P: 12	R: 0 E: 0 K: 1 S: 10	H: 1 LOB: 1 BB: 1 P: 18	R: 0 E: 0 K: 2 S: 11	H: 1 LOB: 1 BB: 0 P: 12	1B: 6 2B: 1 3B: 1 HR: 0	SF: 0 SAC: 0 DP: 0 HBP: 0	WP: 1 PB: 0 SB: 0 CS: 0	PA: 43
PITCHER	18 Hiroki Kuroda, R ERA: 3.32	54 Ronald Belisario, R ERA: 5.48	52 George Sherrill, L ERA: 8.27	51 Jonathan Broxton, R ERA: 3.66	56 Hung-Chih Kuo, L ERA: 1.38	26 Octavio Dotel, R ERA: 4.04	IP: 6.0 WLS: 1 BF: 24 H: 4 R: 1 ER: 1 SO: 3 BB: 2 IBB: 0 HBP: 0 BLK: 0 WP: 1 HR: 0 S: 97 P: 150 ERA: 1.50 WHIP: 1.000	IP: 2.0 WLS: 0 BF: 8 H: 2 R: 0 ER: 0 SO: 3 BB: 0 IBB: 0 HBP: 0 BLK: 0 WP: 0 HR: 0 S: 21 P: 31 ERA: 0.00 WHIP: 1.000																

Los Angeles Dodgers @ Houston Astros
Minute Maid Park, Houston, TX
Fri Sep 10 2010, 7:07 PM - 11:10 PM CDT
Att: 31,010 - Roof Closed - 73 F

livebaseballscores.com

AB 42
R 4
H 12
RBI 4
BB 3
SO 12
LOB 18



Los Angeles Dodgers @ Houston Astros
Minute Maid Park, Houston, TX
Fri Sep 10 2010, 7:07 PM - 11:10 PM CDT
Att: 31,010 - Roof Closed - 73 F

AB 40
R 2
H 8
RBI 2
BB 3
SO 8
LOB 15



Batter	1	2	3	4	5	6	7	8	9	AB	R	H	RBI	BB	SO	LOB	TOP										
49 Trent Oeltgen, L OBP: 0.286, SLG: 0.167	G3			31 HR 1B	SH1-3		F7			2	1	1	0	0	0	0	Los Angeles Dodgers @ Houston Astros Minute Maid Park, Houston, TX Sun Sep 12 2010, 1:07 PM - 4:15 PM CDT Att: 30,240 - Roof Closed - 73 F										
27 Matt Kemp, R OBP: 0.313, SLG: 0.436							F8			1	0	0	0	0	0	1											
26 Octavio Dotel, R (7, 1)										0	0	0	0	0	0	0											
13 Ryan Theriot, R OBP: 0.325, SLG: 0.324	B1-3						F8			3	0	0	0	1	1	2											
16 Andre Ethier, L OBP: 0.354, SLG: 0.492	F9						P2			3	1	1	0	1	0	1											
31 Jay Gibbons, L OBP: 0.404, SLG: 0.698										4	1	1	3	0	0	3											
7 James Loney, L OBP: 0.338, SLG: 0.413										3	1	2	0	1	0	0											
75 Russell Mitchell, R (1, 5)										3	0	0	1	0	0	2											
60 Chin-Lung Hu, R (1, 6)										4	0	0	0	0	3	1											
12 Brad Ausmus, R OBP: 0.299, SLG: 0.220										4	0	0	0	0	1	1											
37 Carlos Monasterios, R OBP: 0.083, SLG: 0.083										0	0	0	0	0	0	0											
36 Jeff Weaver, R ERA: 4.75										1	0	0	0	0	1	0											
54 Ronald Belisario, R ERA: 5.35										0	0	0	0	0	0	0											
76 John Lindsey, R OBP: 0.170, SLG: 0.200										1	0	1	0	0	0	0											
38 Ramon Troncoso, R ERA: 4.84										0	0	0	0	0	0	0											
5 Reed Johnson, R OBP: 0.206, SLG: 0.336										2	0	1	0	0	0	0											
Inning Stats	R: 0 E: 0 K: 0 S: 6	H: 0 LOB: 0 BB: 0 P: 9	R: 0 E: 0 K: 0 S: 7	H: 0 LOB: 0 BB: 0 P: 12	R: 0 E: 0 K: 2 S: 9	H: 0 LOB: 0 BB: 0 P: 12	R: 4 E: 0 K: 2 S: 17	H: 4 LOB: 0 BB: 2 P: 24	R: 0 E: 0 K: 1 S: 13	H: 1 LOB: 3 BB: 2 P: 18	R: 0 E: 0 K: 1 S: 13	H: 1 LOB: 1 BB: 0 P: 22	R: 0 E: 0 K: 0 S: 11	H: 0 LOB: 0 BB: 0 P: 17	R: 0 E: 0 K: 0 S: 6	H: 0 LOB: 0 BB: 0 P: 9	R: 0 E: 0 K: 1 S: 8	H: 0 LOB: 0 BB: 0 P: 12	1B: 4 2B: 1 3B: 1 HR: 1	SF: 1 SAC: 1 DP: 1 HBP: 0	WP: 1 PB: 0 SB: 0 CS: 0	PA: 36					
PITCHER	IP	WLS	BF	H	R	ER	SO	BB	IBB	HBP	BLK	WP	HR	S	P	ERA	WHIP										
28 Nelson Figueroa, R ERA: 3.34	4.2		20	5	4	4	4	2	0	0	0	0	1	45	68	7.71	1.500										
73 Gustavo Chacin, L ERA: 4.56	0.1	W	2	0	0	0	0	0	1	0	0	1	0	2	7	0.00	0.000										
48 Tim Byrdak, L ERA: 3.19	0.0		1	1	0	0	0	0	0	0	0	0	0	4	6	∞	∞										
47 Jeff Fulchino, R ERA: 5.65	1.0	H	4	1	0	0	1	0	0	0	0	0	0	12	20	0.00	1.000										
58 Fernando Abad, L ERA: 2.84	1.2	H	5	0	0	0	0	0	0	0	0	0	0	13	21	0.00	0.000										

AB	31
R	4
H	7
RBI	4
BB	3
SO	6
LOB	11



Batter	1	2	3	4	5	6	7	8	9	AB	R	H	RBI	BB	SO	LOB	BOTTOM										
21 Michael Bourn, L OBP: 0.339, SLG: 0.347	G6-3						G3-1			4	1	1	0	1	0	1	Los Angeles Dodgers @ Houston Astros Minute Maid Park, Houston, TX Sun Sep 12 2010, 1:07 PM - 4:15 PM CDT Att: 30,240 - Roof Closed - 73 F										
36 Angel Sanchez, R OBP: 0.309, SLG: 0.360	K						F9			5	0	2	0	0	1	2											
9 Hunter Pence, R OBP: 0.332, SLG: 0.483										4	1	3	2	1	1	0											
45 Carlos Lee, R OBP: 0.285, SLG: 0.413										5	2	2	1	0	0	6											
37 Brandon Lyon, R (9, 1)										0	0	0	0	0	0	0											
16 Matt Downs, R OBP: 0.313, SLG: 0.352	FC6									5	1	0	0	0	1	5											
29 Brett Wallace, L OBP: 0.308, SLG: 0.327										3	1	2	2	1	1	0											
12 Tommy Manzella, R OBP: 0.261, SLG: 0.258										4	0	1	0	0	0	4											
15 Jason Castro, L OBP: 0.298, SLG: 0.308	K									4	1	2	1	0	1	2											
28 Nelson Figueroa, R ERA: 4.25										2	0	0	0	0	0	3											
73 Gustavo Chacin, L ERA: 4.56										0	0	0	0	0	0	0											
27 Geoff Blum, R OBP: 0.100, SLG: 0.000										1	0	1	0	0	0	0											
48 Tim Byrdak, L ERA: 3.19										0	0	0	0	0	0	0											
47 Jeff Fulchino, R ERA: 5.65										0	0	0	0	0	0	0											
58 Fernando Abad, L ERA: 2.84										1	0	0	0	0	1	0											
22 Matt Lindstrom, R ERA: 3.72										0	0	0	0	0	0	0											
11 Jason Bourgeois, R ERA: 3.97, SLG: 0.301										0	0	0	0	0	0	0											
Inning Stats	R: 4 E: 1 K: 2 S: 23	H: 5 LOB: 2 BB: 2 P: 40	R: 0 E: 0 K: 0 S: 17	H: 0 LOB: 2 BB: 2 P: 30	R: 0 E: 0 K: 1 S: 10	H: 1 LOB: 1 BB: 0 P: 13	R: 0 E: 0 K: 0 S: 9	H: 2 LOB: 1 BB: 0 P: 11	R: 2 E: 0 K: 0 S: 13	H: 3 LOB: 1 BB: 0 P: 21	R: 0 E: 0 K: 0 S: 6	H: 2 LOB: 3 BB: 1 P: 16	R: 0 E: 0 K: 1 S: 6	H: 0 LOB: 0 BB: 0 P: 10	R: 1 E: 0 K: 2 S: 10	H: 1 LOB: 0 BB: 0 P: 13	1B: 9 2B: 3 3B: 0 HR: 2	SF: 0 SAC: 0 DP: 1 HBP: 0	WP: 0 PB: 0 SB: 2 CS: 0	PA: 41							
PITCHER	IP	WLS	BF	H	R	ER	SO	BB	IBB	HBP	BLK	WP	HR	S	P	ERA	WHIP										
37 Carlos Monasterios, R ERA: 4.25	1.1		12	5	4	3	2	2	0	0	0	0	0	33	61	20.25	5.250										
36 Jeff Weaver, R ERA: 4.75	2.0		9	3	0	0	1	0	0	0	0	0	0	24	31	0.00	1.500										
54 Ronald Belisario, R ERA: 5.35	0.2		1	0	0	0	0	0	0	0	0	0	0	2	2	0.00	0.000										
38 Ramon Troncoso, R ERA: 4.84	2.0	L	12	5	2	2	0	0	1	0	0	0	0	19	37	9.00	2.500										
26 Octavio Dotel, R ERA: 4.96	2.0		7	1	1	1	3	0	0	0	0	0	1	16	23	4.50	0.500										

AB	38
R	7
H	14
RBI	7
BB	3
SO	6
LOB	23



Batter	1	2	3	4	5	6	7	8	9	AB	R	H	RBI	BB	SO	LOB	TOP										
23 Rickie Weeks Jr. R OBP: 0.356, SLG: 0.458										5	0	0	0	0	3	2	Milwaukee Brewers @ Houston Astros Minute Maid Park, Houston, TX Mon Sep 13 2010, 7:07 PM - 10:12 PM CDT Att: 31,342 - Roof Closed - 73 F										
21 Alcides Escobar R OBP: 0.295, SLG: 0.338										4	0	0	0	0	0	2											
8 Ryan Braun, R OBP: 0.361, SLG: 0.482										4	1	2	0	1	1	2											
14 Casey McGehee, R OBP: 0.338, SLG: 0.467										4	0	1	0	0	0	3											
1 Corey Hart, R OBP: 0.333, SLG: 0.530										4	1	1	1	0	2	2											
24 Mat Gamel, L (1, 5)										4	0	0	0	0	3	2											
27 Carlos Gómez, R OBP: 0.286, SLG: 0.346										4	0	2	1	0	0	0											
20 Jonathan Lucroy, R OBP: 0.313, SLG: 0.362										3	0	2	0	1	0	2											
38 Chris Narveson, L OBP: 0.262, SLG: 0.341										2	0	0	0	0	0	3											
7 Chris Dickerson, L OBP: 0.298, SLG: 0.298										0	0	0	0	0	0	0											
61 Brandon Kintzler, R ERA: 13.5										0	0	0	0	0	0	0											
60 Todd Coffey, R ERA: 4.95										0	0	0	0	0	0	0											
21 Zach Braddock, L ERA: 2.9										0	0	0	0	0	0	0											
58 Mike McClendon, R ERA: 3.65										0	0	0	0	0	0	0											
2 Joe Inglett, L OBP: 0.309, SLG: 0.402										0	0	0	0	0	0	0											
36 Lorenzo Cain, R OBP: 0.305, SLG: 0.360										1	0	1	0	0	0	0											
Inning Stats	R: 0 E: 0 K: 1 S: 8	H: 1 LOB: 1 BB: 0 P: 11	R: 0 E: 0 K: 2 S: 12	H: 1 LOB: 2 BB: 1 P: 23	R: 0 E: 0 K: 1 S: 9	H: 1 LOB: 1 BB: 0 P: 13	R: 1 E: 0 K: 2 S: 11	H: 2 LOB: 1 BB: 0 P: 16	R: 0 E: 0 K: 1 S: 11	H: 0 LOB: 0 BB: 0 P: 15	R: 0 E: 0 K: 2 S: 9	H: 0 LOB: 0 BB: 0 P: 13	R: 0 E: 0 K: 1 S: 10	H: 1 LOB: 0 BB: 0 P: 16	R: 1 E: 0 K: 1 S: 19	H: 2 LOB: 2 BB: 1 P: 34	R: 0 E: 0 K: 0 S: 9	H: 1 LOB: 1 BB: 0 P: 15	1B: 6 2B: 2 3B: 0 HR: 1	SF: 0 SAC: 1 DP: 0 HBP: 1	WP: 0 PB: 0 SB: 1 CS: 0	PA: 39					
PITCHER	IP	WLS	BF	H	R	ER	SO	BB	IBB	HBP	BLK	WP	HR	S	P	ERA	WHIP										
39 Brett Myers, R ERA: 2.85	7.0	W	29	6	1	1	10	1	0	1	0	0	1	70	107	1.29	1.000										
54 Mark Melancon, R ERA: 3.71	0.1	H	3	1	1	1	0	1	0	0	0	0	0	12	21	27.00	6.000										
56 Henry Villar, R ERA: 2.84	0.2	H	3	1	0	0	1	0	0	0	0	0	0	7	13	0.00	1.500										
58 Fernando Abad, L ERA: 2.84	0.0		1	1	0	0	0	0	0	0	0	0	0	3	4	∞	∞										
22 Matt Lindstrom, R ERA: 3.65	1.0	S	3	0	0	0	0	0	0	0	0	0	0	6	11	0.00	0.000										

Batter	1	2	3	4	5	6	7	8	9	AB	R	H	RBI	BB	SO	LOB	BOTTOM										
21 Michael Bourn, L OBP: 0.340, SLG: 0.348										4	1	2	0	0	0	0	Milwaukee Brewers @ Houston Astros Minute Maid Park, Houston, TX Mon Sep 13 2010, 7:07 PM - 10:12 PM CDT Att: 31,342 - Roof Closed - 73 F										
8 Jeff Keppinger, R OBP: 0.357, SLG: 0.395										2	1	2	1	3	0	0											
9 Hunter Pence, R OBP: 0.331, SLG: 0.479										4	0	0	0	1	1	6											
45 Carlos Lee, R OBP: 0.286, SLG: 0.414										4	1	2	1	0	0	3											
54 Mark Melancon, R ERA: 3.71										0	0	0	0	0	0	0											
56 Henry Villar, R ERA: 2.84										0	0	0	0	0	0	0											
58 Fernando Abad, L ERA: 2.84										0	0	0	0	0	0	0											
22 Matt Lindstrom, R ERA: 3.65										0	0	0	0	0	0	0											
23 Chris Johnson, R OBP: 0.349, SLG: 0.482										4	0	1	1	0	1	2											
29 Brett Wallace, L OBP: 0.315, SLG: 0.327										3	0	1	0	1	1	1											
12 Tommy Manzella, R OBP: 0.284, SLG: 0.259										3	0	1	1	1	1	1											
55 Humberto Quintero, R OBP: 0.263, SLG: 0.309										4	0	0	0	0	2	6											
39 Brett Myers, R OBP: 0.200, SLG: 0.190										2	0	0	0	0	2	0											
27 Geoff Blum, S OBP: 0.314, SLG: 0.335										1	0	1	0	0	0	0											
11 Jason Bourgeois, R OBP: 0.313, SLG: 0.297										1	1	0	0	0	0	0											
Inning Stats	R: 1 E: 0 K: 1 S: 10	H: 2 LOB: 1 BB: 0 P: 14	R: 0 E: 0 K: 2 S: 8	H: 0 LOB: 0 BB: 0 P: 12	R: 0 E: 0 K: 1 S: 9	H: 1 LOB: 1 BB: 0 P: 13	R: 0 E: 0 K: 1 S: 12	H: 2 LOB: 2 BB: 0 P: 17	R: 0 E: 0 K: 1 S: 10	H: 0 LOB: 2 BB: 2 P: 21	R: 0 E: 0 K: 1 S: 7	H: 1 LOB: 0 BB: 0 P: 11	R: 3 E: 0 K: 1 S: 18	H: 3 LOB: 3 BB: 3 P: 37	R: 0 E: 0 K: 0 S: 7	H: 1 LOB: 1 BB: 1 P: 15	1B: 9 2B: 1 3B: 0 HR: 0	SF: 0 SAC: 1 DP: 1 HBP: 0	WP: 0 PB: 0 SB: 1 CS: 0	PA: 39							
PITCHER	IP	WLS	BF	H	R	ER	SO	BB	IBB	HBP	BLK	WP	HR	S	P	ERA	WHIP										
38 Chris Narveson, L ERA: 5.05	6.0		26	6	1	1	7	2	0	0	0	0	0	56	88	1.50	1.333										
61 Brandon Kintzler, R ERA: 13.5	0.2	L	8	3	3	3	1	2	1	0	0	0	0	16	35	40.50	7.500										
60 Todd Coffey, R ERA: 4.95	0.2		2	0	0	0	0	0	0	0	0	0	0	4	5	0.00	0.000										
21 Zach Braddock, L ERA: 2.9	0.0		1	1	0	0	0	0	0	0	0	0	0	1	2	∞	∞										
58 Mike McClendon, R ERA: 3.65	0.2		2	0	0	0	0	1	0	0	0	0	0	4	10	0.00	1.500										

AB	35
R	2
H	9
RBI	2
BB	2
SO	11
LOB	18

AB	32
R	4
H	10
RBI	4
BB	6
SO	8
LOB	19



Batter	1	2	3	4	5	6	7	8	9	AB	R	H	RBI	BB	SO	LOB	TOP					
2 Joe Inglett, L (1.4)	G1-3		G1-6-3					G4-3		3	0	0	0	1	0	2	Milwaukee Brewers @ Houston Astros Minute Maid Park, Houston, TX Tue Sep 14 2010, 7:08 PM - 9:43 PM CDT Att: 33,878 - Roof Closed - 73 F					
21 Alcides Escobar, R (1.6)	G3-1			F8		F9				4	0	1	0	0	0	1						
8 Ryan Braun, R (1.7)	HR									4	1	2	1	0	2	3						
28 Prince Fielder, L (1.3)	K									4	0	0	0	0	2	4						
14 Casey McGehee, R (1.5)										4	1	1	1	0	3	1						
1 Cory Hart, R (1.9)										2	0	0	0	2	1	0						
27 Carlos Gómez, R (1.8)										2	0	0	0	0	0	1						
7 Chris Dickerson, L (0. PH)										1	0	0	0	0	0	0						
20 Jonathan Lucroy, R (1.2)										3	0	0	0	1	1	2						
39 Chris Capuano, L (1.1)										2	0	0	0	0	0	2						
50 Kameron Loe, R (7.1)										0	0	0	0	0	0	0						
30 Craig Counsell, L (0. PH)										0	0	0	0	1	0	0						
41 Jeremy Jeffress, R (0.1)										0	0	0	0	0	0	0						
Inning Stats	R: 1 H: 1 E: 0 K: 1 S: 8	H: 1 LOB: 0 BB: 0 P: 14	R: 0 H: 0 E: 0 K: 2 S: 8	H: 0 LOB: 0 BB: 0 P: 10	R: 0 H: 0 E: 0 K: 0 S: 6	H: 0 LOB: 0 BB: 1 P: 12	R: 0 H: 1 E: 0 K: 1 S: 11	H: 1 LOB: 1 BB: 0 P: 17	R: 0 H: 0 E: 0 K: 0 S: 6	H: 0 LOB: 1 BB: 1 P: 10	R: 0 H: 0 E: 0 K: 1 S: 9	H: 0 LOB: 1 BB: 1 P: 16	R: 0 H: 0 E: 0 K: 2 S: 10	H: 0 LOB: 1 BB: 1 P: 14	R: 0 H: 1 E: 0 K: 2 S: 12	H: 2 LOB: 2 BB: 1 P: 19	R: 1 H: 1 E: 0 K: 0 S: 11	H: 1 LOB: 0 BB: 0 P: 17	1B: 2 2B: 0 3B: 0 HR: 2	SF: 0 SAC: 1 DP: 1 HBP: 0	WP: 0 PB: 0 SB: 0 CS: 0	PA: 35
PITCHER	IP WLS BF H R ER SO BB IBB HBP BLK WP HR S P ERA WHIP	PITCHER IP WLS BF H R ER SO BB IBB HBP BLK WP HR S P ERA WHIP																				
20 Bud Norris, R (1.1)	7.1 W 29 3 1 1 7 5 0 0 0 1 0 1 64 105 1.23 1.091																					
47 Jeff Fulchino, R (0.1)	0.1 H 1 0 0 0 1 0 0 0 0 0 0 0 3 4 0.00 0.000																					
48 Tim Lincecum, L (0.1)	0.1 H 1 0 0 0 1 0 0 0 0 0 0 0 3 3 0.00 0.000																					
37 Brandon Lyon, R (0.1)	1.0 S 4 1 1 1 0 0 0 0 0 0 0 1 11 17 9.00 1.000																					

Batter	1	2	3	4	5	6	7	8	9	AB	R	H	RBI	BB	SO	LOB	BOTTOM			
21 Michael Bourn, L (1.8)	HR									3	1	0	0	1	1	4	Milwaukee Brewers @ Houston Astros Minute Maid Park, Houston, TX Tue Sep 14 2010, 7:08 PM - 9:43 PM CDT Att: 33,878 - Roof Closed - 73 F			
8 Jeff Keppinger, R (1.4)	HR									4	1	2	0	0	1	1				
9 Hunter Pence, R (1.9)	F7									4	0	1	0	0	0	3				
45 Carlos Lee, R (1.3)	P6									4	0	1	0	0	0	5				
29 Brett Wallace, L (0.3)	P6									0	0	0	0	0	0	0				
23 Chris Johnson, R (1.5)	HR									4	1	2	3	0	0	2				
4 Jason Michaels, R (1.7)	G6-3									3	0	0	0	1	0	1				
36 Angel Sanchez, R (1.6)										3	0	1	0	1	0	1				
55 Humberto Quintero, R (1.2)										4	0	0	0	0	1	4				
20 Bud Norris, R (1.1)										2	0	1	0	0	1	2				
47 Jeff Fulchino, R (0.1)										0	0	0	0	0	0	0				
48 Tim Byrdak, L (0.1)										0	0	0	0	0	0	0				
37 Brandon Lyon, R (0.1)										0	0	0	0	0	0	0				
Inning Stats	R: 3 H: 2 E: 0 K: 0 S: 14	H: 2 LOB: 0 BB: 1 P: 26	R: 0 H: 0 E: 0 K: 1 S: 8	H: 0 LOB: 1 BB: 1 P: 16	R: 0 H: 1 E: 0 K: 0 S: 9	H: 1 LOB: 1 BB: 0 P: 13	R: 0 H: 0 E: 1 K: 1 S: 11	H: 0 LOB: 2 BB: 1 P: 18	R: 0 H: 0 E: 0 K: 0 S: 5	H: 0 LOB: 0 BB: 0 P: 5	R: 0 H: 2 E: 0 K: 0 S: 6	H: 2 LOB: 1 BB: 0 P: 10	R: 0 H: 0 E: 0 K: 0 S: 6	H: 2 LOB: 1 BB: 0 P: 10	R: 0 H: 0 E: 0 K: 0 S: 6	H: 2 LOB: 1 BB: 0 P: 10	1B: 5 2B: 2 3B: 0 HR: 1	SF: 0 SAC: 1 DP: 1 HBP: 0	WP: 0 PB: 0 SB: 0 CS: 0	PA: 35
PITCHER	IP WLS BF H R ER SO BB IBB HBP BLK WP HR S P ERA WHIP	PITCHER IP WLS BF H R ER SO BB IBB HBP BLK WP HR S P ERA WHIP																		
39 Chris Capuano, L (1.1)	6.1 L 28 5 3 3 3 3 0 0 0 0 0 0 7 10 0.00 1.263																			
50 Kameron Loe, R (7.1)	0.2 3 1 0 0 1 0 0 0 0 0 0 0 7 10 0.00 1.500																			
41 Jeremy Jeffress, R (0.1)	1.0 4 2 0 0 0 0 0 0 0 0 0 0 6 10 0.00 2.000																			

Batter	1	2	3	4	5	6	7	8	9	AB	R	H	RBI	BB	SO	LOB	TOP									
4 Brandon Phillips, R OBP: 0.327, SLG: 0.425										4	0	0	0	1	1	0	Cincinnati Reds @ Houston Astros Minute Maid Park, Houston, TX Fri Sep 17 2010, 7:08 PM - 10:06 PM CDT Att: 30,218 - Roof Closed - 73 F									
2 Orlando Cabrera, R OBP: 0.365, SLG: 0.360										4	0	0	0	0	0	0										
19 Joey Votto, L OBP: 0.421, SLG: 0.589										4	1	2	0	1	1	0										
27 Scott Rolen, R OBP: 0.365, SLG: 0.512										3	1	0	0	1	1	4										
31 Jonny Gomes, R OBP: 0.328, SLG: 0.434										4	1	1	3	0	2	3										
55 Ramon Hernandez, R OBP: 0.366, SLG: 0.429										3	0	0	0	1	0	0										
6 Drew Stubbs, R OBP: 0.321, SLG: 0.424										2	0	1	0	2	1	0										
9 Willie Bloomquist, R OBP: 0.292, SLG: 0.381										3	0	0	0	0	3	3										
32 Jay Bruce, L OBP: 0.345, SLG: 0.473										1	0	1	0	0	0	0										
47 Johnny Cueto, R OBP: 0.135, SLG: 0.118										2	0	0	0	1	2	1										
54 Aroldis Chapman, L (7, 1)										0	0	0	0	0	0	0										
40 Nick Masset, R (7, 1)										0	0	0	0	0	0	0										
23 Yonder Alonso, L OBP: 0.250, SLG: 0.333										0	0	0	0	0	0	2										
66 Logan Ondrusek, R (8, 1)										0	0	0	0	0	0	0										
Inning Stats	R: 0 E: 0 K: 1 S: 7	H: 0 LOB: 0 BB: 0 P: 12	R: 0 E: 0 K: 2 S: 11	H: 0 LOB: 2 BB: 2 P: 26	R: 0 E: 0 K: 1 S: 14	H: 0 LOB: 3 BB: 3 P: 28	R: 0 E: 0 K: 2 S: 7	H: 0 LOB: 0 BB: 0 P: 11	R: 0 E: 0 K: 2 S: 9	H: 0 LOB: 0 BB: 0 P: 12	R: 3 E: 0 K: 2 S: 17	H: 3 LOB: 1 BB: 1 P: 31	R: 0 E: 0 K: 0 S: 11	H: 1 LOB: 1 BB: 0 P: 17	R: 0 E: 0 K: 1 S: 10	H: 1 LOB: 2 BB: 1 P: 20	R: 0 E: 0 K: 0 S: 7	H: 0 LOB: 0 BB: 0 P: 9	1B: 3 2B: 1 3B: 0 HR: 1	SF: 0 SAC: 1 DP: 0 HBP: 0	WP: 0 PB: 1 SB: 1 CS: 0	PA: 39				
PITCHER	IP WLS BF H R ER SO BB IBB HBP BLK WP HR S P ERA WHIP	6.0 3.65	0.2 3.44	0.0 3.44	0.1 4.54	1.0 3.93	1.0 3.33	1.0 3.33	1.0 3.33	1.0 3.33	1.0 3.33	1.0 3.33	1.0 3.33	1.0 3.33	1.0 3.33	1.0 3.33	1.0 3.33	1.0 3.33	1.0 3.33	0.00 0.000	0.00 0.000	0.00 0.000	0.00 0.000	0.00 0.000	0.00 0.000	0.00 0.000

AB	31
R	3
H	5
RBI	3
BB	7
SO	11
LOB	13



Batter	1	2	3	4	5	6	7	8	9	AB	R	H	RBI	BB	SO	LOB	BOTTOM								
21 Michael Bourn, L OBP: 0.341, SLG: 0.347										4	0	3	1	0	0	0	Cincinnati Reds @ Houston Astros Minute Maid Park, Houston, TX Fri Sep 17 2010, 7:08 PM - 10:06 PM CDT Att: 30,218 - Roof Closed - 73 F								
36 Angel Sanchez, R OBP: 0.311, SLG: 0.356										4	1	1	2	0	0	2									
9 Hunter Pence, R OBP: 0.328, SLG: 0.473										4	0	1	0	0	2	2									
45 Carlos Lee, R OBP: 0.287, SLG: 0.416										3	1	1	1	0	0	3									
22 Matt Lindstrom, R (8, 1)										0	0	0	0	0	0	0									
37 Brandon Lyon, R (9, 1)										3	0	0	1	0	2	3									
23 Chris Johnson, R OBP: 0.345, SLG: 0.488										3	0	0	1	0	2	3									
29 Brett Wallace, L OBP: 0.303, SLG: 0.308										3	0	0	0	1	2	2									
16 Matt Downs, R OBP: 0.301, SLG: 0.337										4	0	0	0	0	0	1									
15 Jason Castro, L OBP: 0.294, SLG: 0.299										2	0	0	0	0	0	0									
8 Jeff Keppinger, R OBP: 0.327, SLG: 0.397										1	0	1	0	0	0	0									
11 Jason Bourgeois, R OBP: 0.318, SLG: 0.316										1	1	1	0	0	0	0									
51 Wandy Rodriguez, S OBP: 0.413, SLG: 0.291										2	1	1	0	0	1	0									
54 Mark Melancon, R ERA: 2.35										0	0	0	0	0	0	0									
73 Gustavo Chacin, L ERA: 4.54										0	0	0	0	0	0	0									
47 Jeff Fulchino, R ERA: 5.56										0	0	0	0	0	0	0									
18 Anderson Hernandez, S OBP: 0.258, SLG: 0.331										0	1	0	0	0	0	0									
55 Humberto Quintero, R ERA: 4.08										1	0	0	0	0	1	1									
Inning Stats	R: 1 E: 1 K: 1 S: 13	H: 2 LOB: 2 BB: 0 P: 21	R: 1 E: 1 K: 0 S: 13	H: 2 LOB: 1 BB: 0 P: 19	R: 0 E: 0 K: 2 S: 11	H: 0 LOB: 0 BB: 0 P: 15	R: 0 E: 0 K: 1 S: 9	H: 0 LOB: 0 BB: 0 P: 14	R: 0 E: 0 K: 1 S: 8	H: 0 LOB: 0 BB: 0 P: 11	R: 1 E: 0 K: 1 S: 13	H: 1 LOB: 1 BB: 1 P: 21	R: 2 E: 0 K: 1 S: 17	H: 3 LOB: 3 BB: 1 P: 24	R: 0 E: 0 K: 1 S: 9	H: 1 LOB: 1 BB: 0 P: 16	R: 0 E: 0 K: 1 S: 7	H: 0 LOB: 0 BB: 0 P: 9	1B: 6 2B: 2 3B: 0 HR: 1	SF: 1 SAC: 0 DP: 0 HBP: 1	WP: 0 PB: 0 SB: 0 CS: 0	PA: 36			
PITCHER	IP WLS BF H R ER SO BB IBB HBP BLK WP HR S P ERA WHIP	6.0 3.35	0.0 2.35	1.0 4.54	1.0 4.08	1.0 3.33	1.0 3.33	1.0 3.33	1.0 3.33	1.0 3.33	1.0 3.33	1.0 3.33	1.0 3.33	1.0 3.33	1.0 3.33	1.0 3.33	1.0 3.33	1.0 3.33	0.00 0.000	0.00 0.000	0.00 0.000	0.00 0.000	0.00 0.000	0.00 0.000	0.00 0.000

AB	32
R	5
H	9
RBI	5
BB	2
SO	8
LOB	14



Batter	1	2	3	4	5	6	7	8	9	AB	R	H	RBI	BB	SO	LOB	TOP							
4 Brandon Phillips, R OBP: 0.328, SLG: 0.424 3 Chris Valaika, R OBP: 0.310, SLG: 0.448										4	0	1	0	0	2	1								
2 Orlando Cabrera, R OBP: 0.307, SLG: 0.359										4	1	1	1	1	0	4								
19 Joey Votto, L 62 Jordan Smith, R 37 Corky Miller, R OBP: 0.286, SLG: 0.348										3	1	1	0	1	1	1								
27 Scott Rolen, R 7 Paul Janish, R OBP: 0.365, SLG: 0.509 OBP: 0.351, SLG: 0.408										4	0	1	1	0	1	3								
32 Jay Bruce, L OBP: 0.345, SLG: 0.479										5	2	2	2	0	2	3								
15 Jim Edmonds, L OBP: 0.341, SLG: 0.492										4	3	2	1	1	2	0								
6 Drew Stubbs, R OBP: 0.321, SLG: 0.429										4	2	1	1	1	1	2								
29 Ryan Hanigan, R 51 Jared Burton, R OBP: 0.387, SLG: 0.412										5	1	3	2	0	0	0								
61 Bronson Arroyo, R 25 Juan Francisco, L 53 Arthur Rhodes, L 23 Yonder Alonso, L OBP: 0.164, SLG: 0.188 OBP: 0.333, SLG: 0.405 OBP: 0.308, SLG: 0.385										2	1	0	1	0	1	2								
Inning Stats	R: 0 E: 0 K: 1 S: 9	H: 0 LOB: 1 BB: 1 P: 20	R: 0 E: 0 K: 2 S: 15	H: 0 LOB: 0 BB: 0 P: 21	R: 2 E: 2 K: 1 S: 15	H: 2 LOB: 2 BB: 1 P: 30	R: 1 E: 0 K: 1 S: 20	H: 3 LOB: 2 BB: 0 P: 28	R: 4 E: 0 K: 0 S: 17	H: 3 LOB: 2 BB: 2 P: 32	R: 0 E: 0 K: 2 S: 10	H: 0 LOB: 0 BB: 0 P: 16	R: 1 E: 0 K: 1 S: 9	H: 1 LOB: 0 BB: 0 P: 12	R: 0 E: 0 K: 1 S: 9	H: 0 LOB: 0 BB: 0 P: 11	R: 3 E: 0 K: 1 S: 15	H: 4 LOB: 1 BB: 0 P: 20	1B: 8 2B: 2 3B: 0 HR: 3	SF: 1 SAC: 0 DP: 0 HBP: 2	WP: 1 PB: 0 SB: 0 CS: 1	PA: 47		
PITCHER	IP WLS BF H R ER SO BB IBB HBP BLK WP HR S P ERA WHIP	IP WLS BF H R ER SO BB IBB HBP BLK WP HR S P ERA WHIP	IP WLS BF H R ER SO BB IBB HBP BLK WP HR S P ERA WHIP	IP WLS BF H R ER SO BB IBB HBP BLK WP HR S P ERA WHIP	IP WLS BF H R ER SO BB IBB HBP BLK WP HR S P ERA WHIP	IP WLS BF H R ER SO BB IBB HBP BLK WP HR S P ERA WHIP	IP WLS BF H R ER SO BB IBB HBP BLK WP HR S P ERA WHIP	IP WLS BF H R ER SO BB IBB HBP BLK WP HR S P ERA WHIP	IP WLS BF H R ER SO BB IBB HBP BLK WP HR S P ERA WHIP	IP WLS BF H R ER SO BB IBB HBP BLK WP HR S P ERA WHIP	IP WLS BF H R ER SO BB IBB HBP BLK WP HR S P ERA WHIP	IP WLS BF H R ER SO BB IBB HBP BLK WP HR S P ERA WHIP	IP WLS BF H R ER SO BB IBB HBP BLK WP HR S P ERA WHIP	IP WLS BF H R ER SO BB IBB HBP BLK WP HR S P ERA WHIP	IP WLS BF H R ER SO BB IBB HBP BLK WP HR S P ERA WHIP	IP WLS BF H R ER SO BB IBB HBP BLK WP HR S P ERA WHIP	IP WLS BF H R ER SO BB IBB HBP BLK WP HR S P ERA WHIP	IP WLS BF H R ER SO BB IBB HBP BLK WP HR S P ERA WHIP	IP WLS BF H R ER SO BB IBB HBP BLK WP HR S P ERA WHIP	IP WLS BF H R ER SO BB IBB HBP BLK WP HR S P ERA WHIP	IP WLS BF H R ER SO BB IBB HBP BLK WP HR S P ERA WHIP	IP WLS BF H R ER SO BB IBB HBP BLK WP HR S P ERA WHIP	IP WLS BF H R ER SO BB IBB HBP BLK WP HR S P ERA WHIP	IP WLS BF H R ER SO BB IBB HBP BLK WP HR S P ERA WHIP

Cincinnati Reds @ Houston Astros
Minute Maid Park, Houston, TX
Sat Sep 18 2010, 6:08 PM - 9:16 PM CDT
Att: 29,855 - Roof Closed - 73 F

livebaseballscorecards.com

AB 39
R 11
H 13
RBI 11
BB 4
SO 10
LOB 17

Batter	1	2	3	4	5	6	7	8	9	AB	R	H	RBI	BB	SO	LOB	BOTTOM								
21 Michael Bourn, L OBP: 0.341, SLG: 0.346										4	0	1	0	0	0	1									
36 Angel Sanchez, R OBP: 0.305, SLG: 0.349										4	0	0	0	0	1	1									
9 Hunter Pence, R 66 Eneido Del Rosario, R OBP: 0.339, SLG: 0.471										3	0	0	0	1	1	0									
45 Carlos Lee, R 11 Jason Bourgeois, R OBP: 0.291, SLG: 0.426 OBP: 0.316, SLG: 0.316										4	1	3	1	0	0	1									
8 Jeff Keppinger, R 52 Felipe Paulino, R 19 Brian Bousevic, L OBP: 0.355, SLG: 0.394 OBP: 0.348, SLG: 0.333 OBP: 0.200, SLG: 0.300										3	0	0	0	0	1	2									
29 Brett Wallace, L OBP: 0.294, SLG: 0.298										4	0	0	0	0	2	1									
23 Chris Johnson, R OBP: 0.347, SLG: 0.491										4	0	2	0	0	0	0									
15 Jason Castro, L 41 Brian Esposito, R OBP: 0.291, SLG: 0.295										2	0	0	0	0	1	1									
28 Nelson Figueroa, R 56 Henry Villar, R 73 Gustavo Chacin, L 18 Anderson Hernandez, S 53 Wesley Wright, R 16 Matt Downs, R OBP: 0.154, SLG: 0.231 ERA: 2.05 OBP: 0.208, SLG: 0.333										1	0	0	0	0	0	0									
Inning Stats	R: 0 E: 0 K: 0 S: 8	H: 0 LOB: 0 BB: 0 P: 11	R: 1 E: 0 K: 1 S: 10	H: 1 LOB: 0 BB: 0 P: 13	R: 0 E: 0 K: 1 S: 10	H: 1 LOB: 1 BB: 0 P: 17	R: 0 E: 0 K: 1 S: 14	H: 1 LOB: 1 BB: 0 P: 19	R: 0 E: 0 K: 1 S: 12	H: 1 LOB: 1 BB: 0 P: 21	R: 0 E: 0 K: 1 S: 9	H: 0 LOB: 1 BB: 1 P: 17	R: 0 E: 0 K: 1 S: 14	H: 1 LOB: 1 BB: 0 P: 16	R: 0 E: 1 K: 2 S: 10	H: 1 LOB: 2 BB: 0 P: 14	R: 0 E: 0 K: 0 S: 5	H: 0 LOB: 0 BB: 0 P: 7	1B: 3 2B: 2 3B: 0 HR: 1	SF: 0 SAC: 0 DP: 0 HBP: 0	WP: 0 PB: 0 SB: 1 CS: 0	PA: 35			
PITCHER	IP WLS BF H R ER SO BB IBB HBP BLK WP HR S P ERA WHIP	IP WLS BF H R ER SO BB IBB HBP BLK WP HR S P ERA WHIP	IP WLS BF H R ER SO BB IBB HBP BLK WP HR S P ERA WHIP	IP WLS BF H R ER SO BB IBB HBP BLK WP HR S P ERA WHIP	IP WLS BF H R ER SO BB IBB HBP BLK WP HR S P ERA WHIP	IP WLS BF H R ER SO BB IBB HBP BLK WP HR S P ERA WHIP	IP WLS BF H R ER SO BB IBB HBP BLK WP HR S P ERA WHIP	IP WLS BF H R ER SO BB IBB HBP BLK WP HR S P ERA WHIP	IP WLS BF H R ER SO BB IBB HBP BLK WP HR S P ERA WHIP	IP WLS BF H R ER SO BB IBB HBP BLK WP HR S P ERA WHIP	IP WLS BF H R ER SO BB IBB HBP BLK WP HR S P ERA WHIP	IP WLS BF H R ER SO BB IBB HBP BLK WP HR S P ERA WHIP	IP WLS BF H R ER SO BB IBB HBP BLK WP HR S P ERA WHIP	IP WLS BF H R ER SO BB IBB HBP BLK WP HR S P ERA WHIP	IP WLS BF H R ER SO BB IBB HBP BLK WP HR S P ERA WHIP	IP WLS BF H R ER SO BB IBB HBP BLK WP HR S P ERA WHIP	IP WLS BF H R ER SO BB IBB HBP BLK WP HR S P ERA WHIP	IP WLS BF H R ER SO BB IBB HBP BLK WP HR S P ERA WHIP	IP WLS BF H R ER SO BB IBB HBP BLK WP HR S P ERA WHIP	IP WLS BF H R ER SO BB IBB HBP BLK WP HR S P ERA WHIP	IP WLS BF H R ER SO BB IBB HBP BLK WP HR S P ERA WHIP	IP WLS BF H R ER SO BB IBB HBP BLK WP HR S P ERA WHIP	IP WLS BF H R ER SO BB IBB HBP BLK WP HR S P ERA WHIP	IP WLS BF H R ER SO BB IBB HBP BLK WP HR S P ERA WHIP	IP WLS BF H R ER SO BB IBB HBP BLK WP HR S P ERA WHIP

Cincinnati Reds @ Houston Astros
Minute Maid Park, Houston, TX
Sat Sep 18 2010, 6:08 PM - 9:16 PM CDT
Att: 29,855 - Roof Closed - 73 F

livebaseballscorecards.com

AB 34
R 1
H 6
RBI 1
BB 1
SO 8
LOB 12

Batter	1	2	3	4	5	6	7	8	9	AB	R	H	RBI	BB	SO	LOB	TOP							
4 Brandon Phillips, R OBP: 0.327, SLG: 0.422	G5-3		K		G5-3		G3		27 1B	5	0	1	0	0	1	1								
43 Miguel Cairo, R OBP: 0.343, SLG: 0.405	F9		P3		G5-3		F9		1B	4	0	0	0	0	0	0								
27 Scott Rolen, R OBP: 0.366, SLG: 0.510									1B	1	0	1	0	0	0	0								
19 Joey Votto, L OBP: 0.424, SLG: 0.594	31 1B		2B		G6-3				P6	5	1	3	0	0	0	2								
31 Jonny Gomes, R OBP: 0.330, SLG: 0.435	1B		L9							4	0	2	0	0	0	2								
32 Jay Bruce, L OBP: 0.346, SLG: 0.478	F8				K					3	1	1	1	1	1	2								
55 Ramon Hernandez, R OBP: 0.367, SLG: 0.440					G6-3					4	1	2	2	0	0	2								
6 Drew Stubbs, R OBP: 0.321, SLG: 0.427					F8					4	0	1	0	0	2	1								
7 Paul Janish, R OBP: 0.346, SLG: 0.401	F9									3	0	0	0	0	0	2								
23 Yonder Alonso, L OBP: 0.266, SLG: 0.357										1	0	0	0	0	1	0								
30 Travis Wood, R OBP: 0.196, SLG: 0.344										2	0	0	0	0	2	1								
15 Jim Edmonds, L OBP: 0.293, SLG: 0.466										1	0	0	0	0	0	1								
62 Jordan Smith, R OBP: 0.283, SLG: 0.466										0	0	0	0	0	0	0								
45 Bill Bray, L OBP: 0.283, SLG: 0.466										0	0	0	0	0	0	0								
46 Carlos Fisher, R OBP: 0.283, SLG: 0.466										0	0	0	0	0	0	0								
66 Logan Ondrusek, R OBP: 0.283, SLG: 0.466										0	0	0	0	0	0	0								
25 Juan Francisco, L OBP: 0.283, SLG: 0.466										1	0	0	0	0	1	0								
Inning Stats	R: 0 E: 0 K: 0 S: 11	H: 2 LOB: 2 BB: 0 P: 15	R: 0 E: 0 K: 2 S: 11	H: 1 LOB: 1 BB: 0 P: 16	R: 0 E: 0 K: 1 S: 8	H: 1 LOB: 1 BB: 0 P: 14	R: 0 E: 0 K: 1 S: 8	H: 0 LOB: 0 BB: 0 P: 13	R: 0 E: 0 K: 0 S: 7	H: 0 LOB: 0 BB: 0 P: 9	R: 0 E: 0 K: 0 S: 18	H: 1 LOB: 2 BB: 1 P: 29	R: 0 E: 0 K: 0 S: 6	H: 1 LOB: 1 BB: 0 P: 10	R: 3 E: 0 K: 1 S: 10	H: 3 LOB: 0 BB: 0 P: 18	R: 0 E: 0 K: 2 S: 13	H: 2 LOB: 2 BB: 0 P: 18	1B: 8 2B: 2 3B: 0 HR: 1	SF: 0 SAC: 0 DP: 0 HBP: 0	WP: 0 PB: 0 SB: 0 CS: 0	PA: 39		
PITCHER	IP WLS BF H R ER SO BB IBB HBP BLK WP HR S P ERA WHIP	IP WLS BF H R ER SO BB IBB HBP BLK WP HR S P ERA WHIP	IP WLS BF H R ER SO BB IBB HBP BLK WP HR S P ERA WHIP	IP WLS BF H R ER SO BB IBB HBP BLK WP HR S P ERA WHIP	IP WLS BF H R ER SO BB IBB HBP BLK WP HR S P ERA WHIP	IP WLS BF H R ER SO BB IBB HBP BLK WP HR S P ERA WHIP	IP WLS BF H R ER SO BB IBB HBP BLK WP HR S P ERA WHIP	IP WLS BF H R ER SO BB IBB HBP BLK WP HR S P ERA WHIP	IP WLS BF H R ER SO BB IBB HBP BLK WP HR S P ERA WHIP	IP WLS BF H R ER SO BB IBB HBP BLK WP HR S P ERA WHIP	IP WLS BF H R ER SO BB IBB HBP BLK WP HR S P ERA WHIP	IP WLS BF H R ER SO BB IBB HBP BLK WP HR S P ERA WHIP	IP WLS BF H R ER SO BB IBB HBP BLK WP HR S P ERA WHIP	IP WLS BF H R ER SO BB IBB HBP BLK WP HR S P ERA WHIP	IP WLS BF H R ER SO BB IBB HBP BLK WP HR S P ERA WHIP	IP WLS BF H R ER SO BB IBB HBP BLK WP HR S P ERA WHIP	IP WLS BF H R ER SO BB IBB HBP BLK WP HR S P ERA WHIP	IP WLS BF H R ER SO BB IBB HBP BLK WP HR S P ERA WHIP	IP WLS BF H R ER SO BB IBB HBP BLK WP HR S P ERA WHIP	IP WLS BF H R ER SO BB IBB HBP BLK WP HR S P ERA WHIP	IP WLS BF H R ER SO BB IBB HBP BLK WP HR S P ERA WHIP	IP WLS BF H R ER SO BB IBB HBP BLK WP HR S P ERA WHIP	IP WLS BF H R ER SO BB IBB HBP BLK WP HR S P ERA WHIP	IP WLS BF H R ER SO BB IBB HBP BLK WP HR S P ERA WHIP

Cincinnati Reds @ Houston Astros
Minute Maid Park, Houston, TX
Sun Sep 19 2010, 1:07 PM - 3:40 PM CDT
Att: 32,520 - Roof Closed - 73 F

AB	38
R	3
H	11
RBI	3
BB	1
SO	8
LOB	14



Batter	1	2	3	4	5	6	7	8	9	AB	R	H	RBI	BB	SO	LOB	BOTTOM							
21 Michael Bourn, L OBP: 0.341, SLG: 0.346	K			E1	F7					3	0	1	0	0	1	0								
11 Jason Bourgeois, R OBP: 0.326, SLG: 0.316				FC6-5						0	0	0	0	1	0	0								
8 Jeff Keppinger, R OBP: 0.353, SLG: 0.391	P4			FC6-5						4	0	0	0	0	0	3								
9 Hunter Pence, R OBP: 0.326, SLG: 0.467	K			F9						4	0	0	0	0	1	1								
45 Carlos Lee, R OBP: 0.290, SLG: 0.425				FC6-4						4	0	1	0	0	0	1								
37 Brandon Lyon, R OBP: 0.301, SLG: 0.438										0	0	0	0	0	0	0								
4 Jason Michaels, R OBP: 0.301, SLG: 0.438	F9									3	1	0	0	0	0	1								
23 Chris Johnson, R OBP: 0.350, SLG: 0.507	K									3	2	2	1	0	1	0								
12 Tommy Manzella, R OBP: 0.261, SLG: 0.256										3	0	0	0	0	1	2								
55 Humberto Quintero, R OBP: 0.259, SLG: 0.303										3	1	1	2	0	0	0								
39 Brett Myers, R OBP: 0.194, SLG: 0.186										1	0	0	1	0	1	0								
27 Geoff Blum, S OBP: 0.317, SLG: 0.339										1	0	1	0	0	0	0								
22 Matt Lindstrom, R OBP: 0.317, SLG: 0.339										0	0	0	0	0	0	0								
54 Mark Melancon, R OBP: 0.294, SLG: 0.298										0	0	0	0	0	0	0								
29 Brett Wallace, L OBP: 0.294, SLG: 0.298										0	0	0	0	0	0	0								
Inning Stats	R: 0 E: 0 K: 2 S: 9	H: 0 LOB: 0 BB: 0 P: 15	R: 0 E: 0 K: 1 S: 12	H: 0 LOB: 0 BB: 0 P: 16	R: 0 E: 0 K: 2 S: 12	H: 0 LOB: 0 BB: 0 P: 19	R: 0 E: 1 K: 0 S: 9	H: 1 LOB: 1 BB: 0 P: 10	R: 3 E: 1 K: 0 S: 12	H: 2 LOB: 0 BB: 0 P: 20	R: 0 E: 0 K: 0 S: 10	H: 1 LOB: 1 BB: 0 P: 16	R: 1 E: 0 K: 0 S: 17	H: 2 LOB: 2 BB: 1 P: 25	R: 0 E: 0 K: 0 S: 7	H: 0 LOB: 0 BB: 0 P: 9	1B: 4 2B: 1 3B: 0 HR: 1	SF: 1 SAC: 0 DP: 0 HBP: 1	WP: 0 PB: 0 SB: 0 CS: 0	PA: 32				
PITCHER	IP WLS BF H R ER SO BB IBB HBP BLK WP HR S P ERA WHIP	IP WLS BF H R ER SO BB IBB HBP BLK WP HR S P ERA WHIP	IP WLS BF H R ER SO BB IBB HBP BLK WP HR S P ERA WHIP	IP WLS BF H R ER SO BB IBB HBP BLK WP HR S P ERA WHIP	IP WLS BF H R ER SO BB IBB HBP BLK WP HR S P ERA WHIP	IP WLS BF H R ER SO BB IBB HBP BLK WP HR S P ERA WHIP	IP WLS BF H R ER SO BB IBB HBP BLK WP HR S P ERA WHIP	IP WLS BF H R ER SO BB IBB HBP BLK WP HR S P ERA WHIP	IP WLS BF H R ER SO BB IBB HBP BLK WP HR S P ERA WHIP	IP WLS BF H R ER SO BB IBB HBP BLK WP HR S P ERA WHIP	IP WLS BF H R ER SO BB IBB HBP BLK WP HR S P ERA WHIP	IP WLS BF H R ER SO BB IBB HBP BLK WP HR S P ERA WHIP	IP WLS BF H R ER SO BB IBB HBP BLK WP HR S P ERA WHIP	IP WLS BF H R ER SO BB IBB HBP BLK WP HR S P ERA WHIP	IP WLS BF H R ER SO BB IBB HBP BLK WP HR S P ERA WHIP	IP WLS BF H R ER SO BB IBB HBP BLK WP HR S P ERA WHIP	IP WLS BF H R ER SO BB IBB HBP BLK WP HR S P ERA WHIP	IP WLS BF H R ER SO BB IBB HBP BLK WP HR S P ERA WHIP	IP WLS BF H R ER SO BB IBB HBP BLK WP HR S P ERA WHIP	IP WLS BF H R ER SO BB IBB HBP BLK WP HR S P ERA WHIP	IP WLS BF H R ER SO BB IBB HBP BLK WP HR S P ERA WHIP	IP WLS BF H R ER SO BB IBB HBP BLK WP HR S P ERA WHIP	IP WLS BF H R ER SO BB IBB HBP BLK WP HR S P ERA WHIP	IP WLS BF H R ER SO BB IBB HBP BLK WP HR S P ERA WHIP

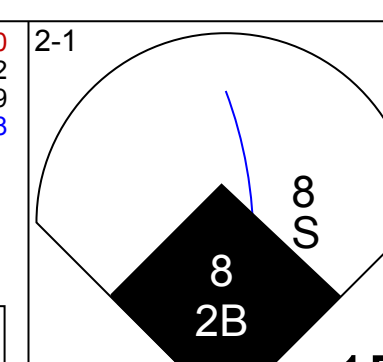
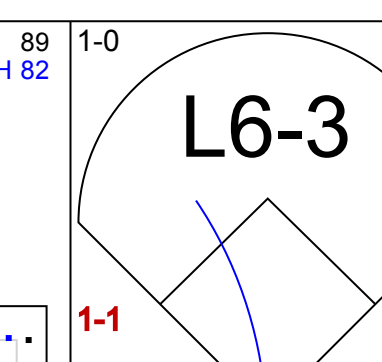
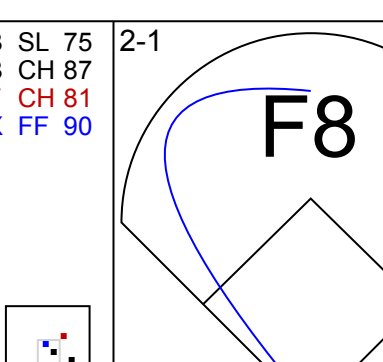
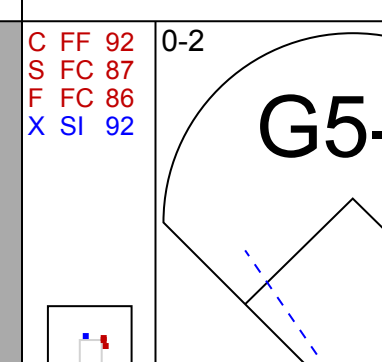
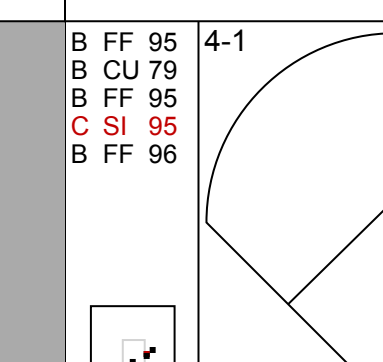
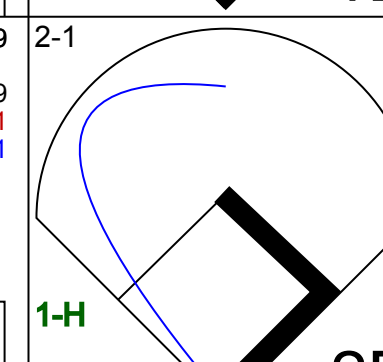
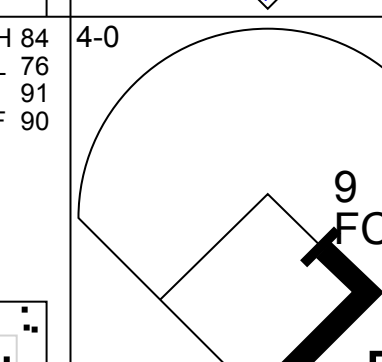
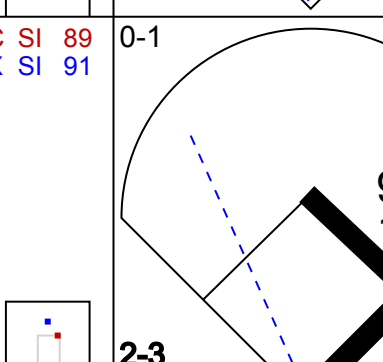
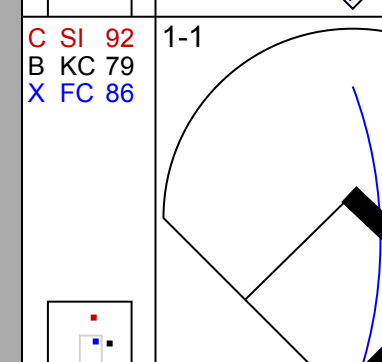
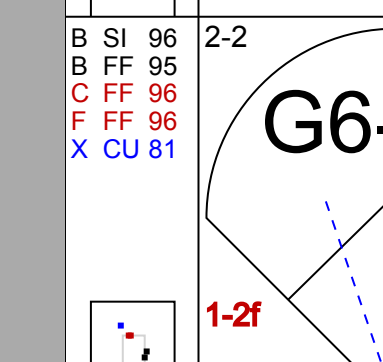
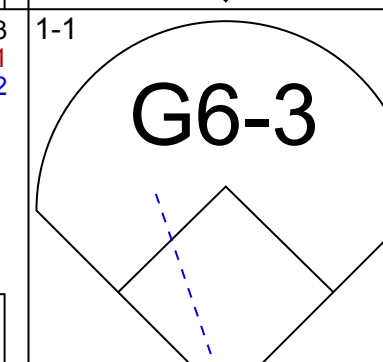
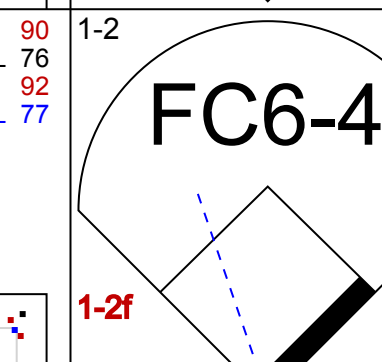
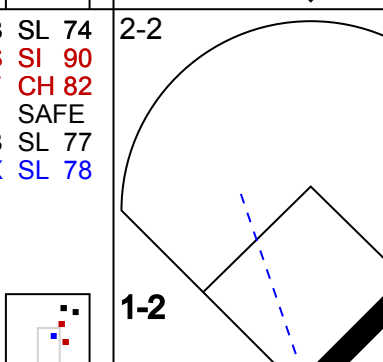
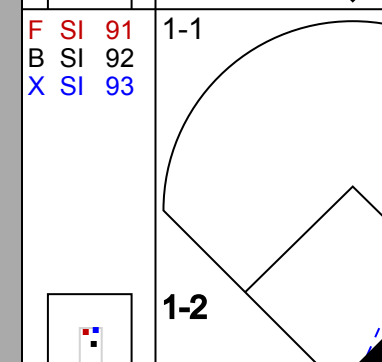

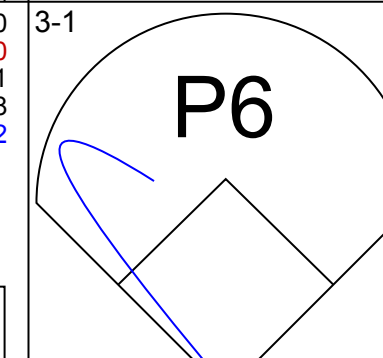
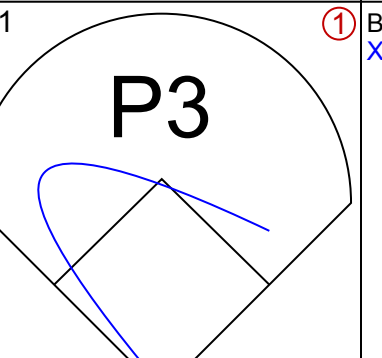
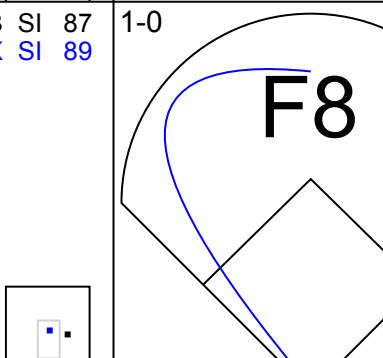
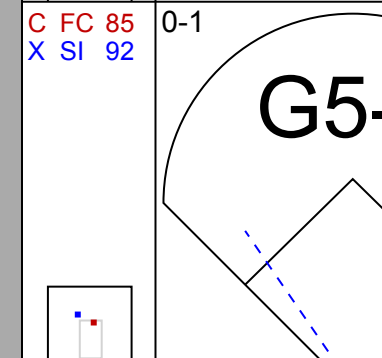
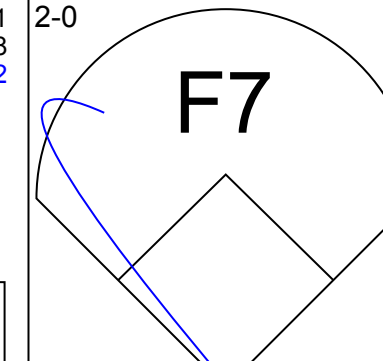
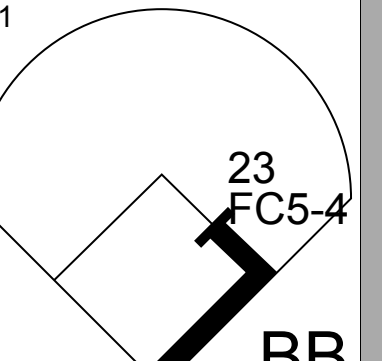
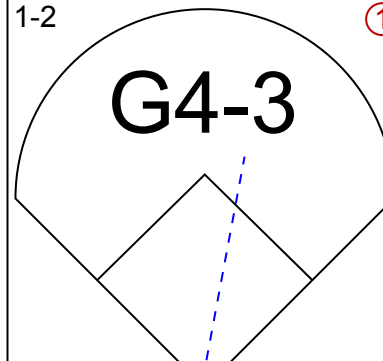
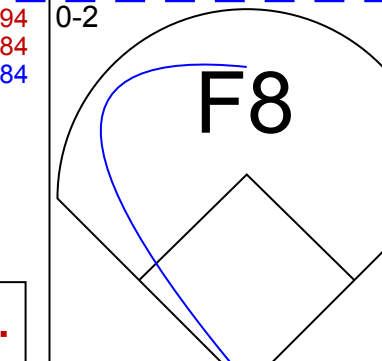
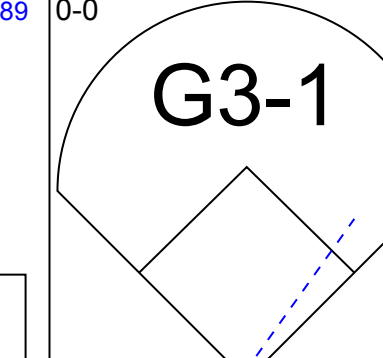
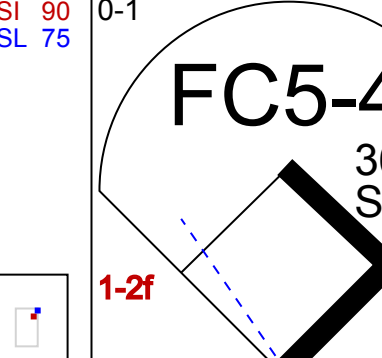
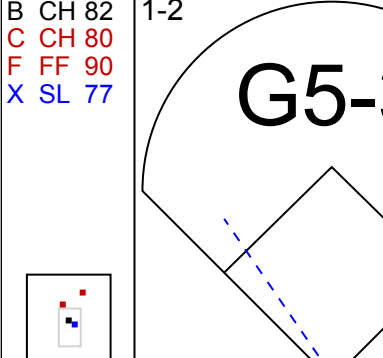
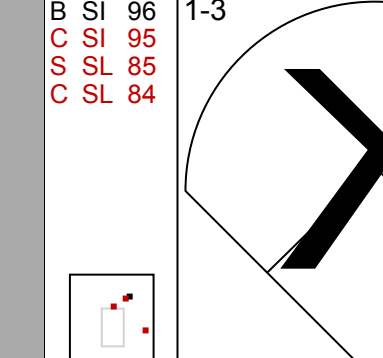
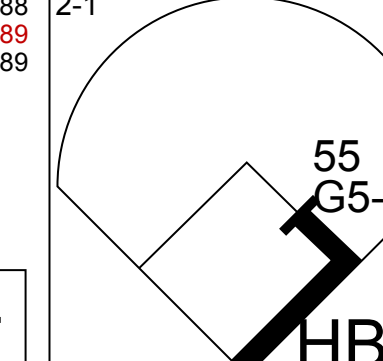
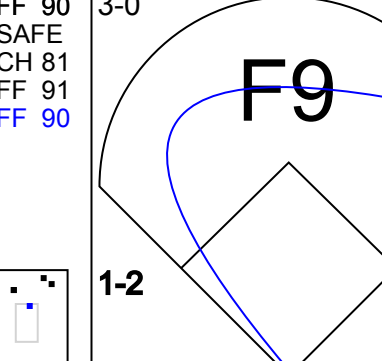
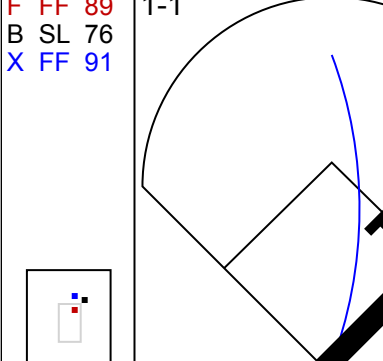
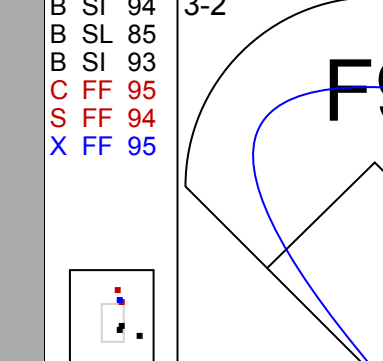
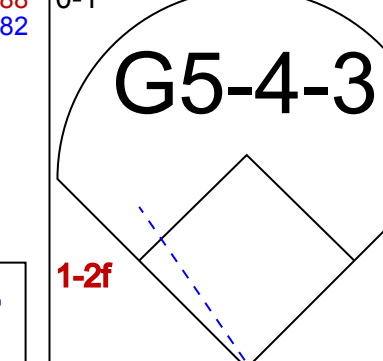
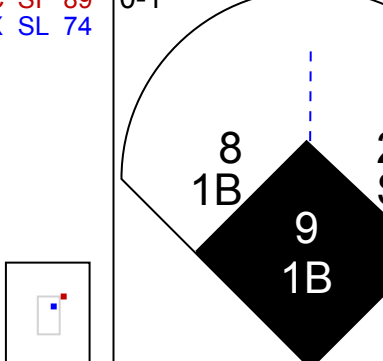


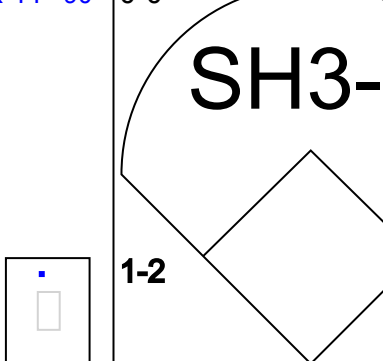
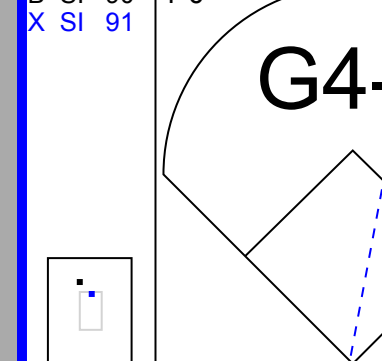
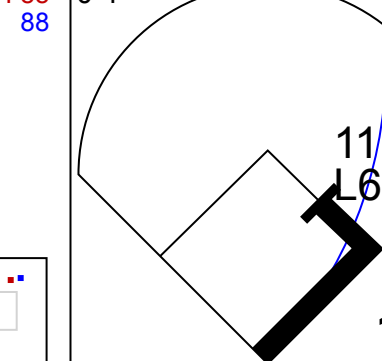
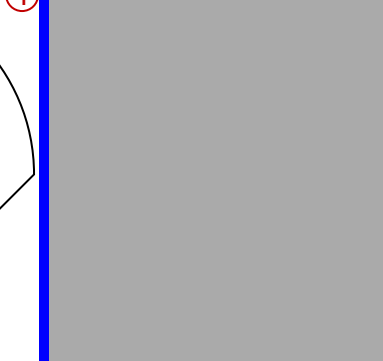
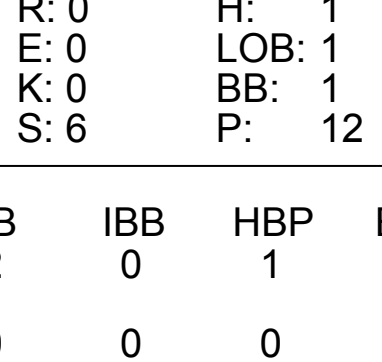
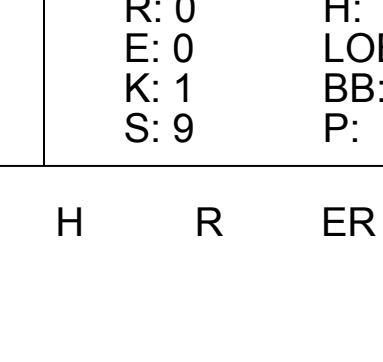


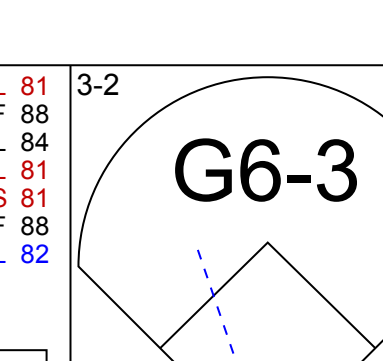
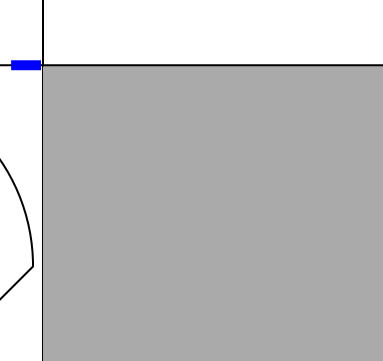
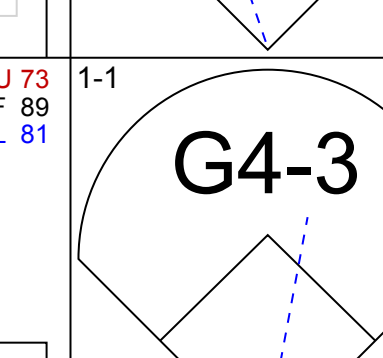

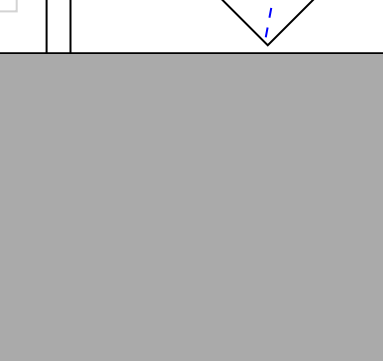
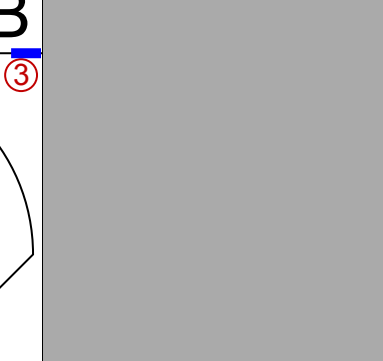

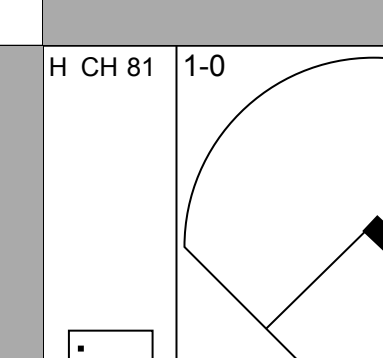
Cincinnati Reds @ Houston Astros
Minute Maid Park, Houston, TX
Sun Sep 19 2010, 1:07 PM - 3:40 PM CDT
Att: 32,520 - Roof Closed - 73 F

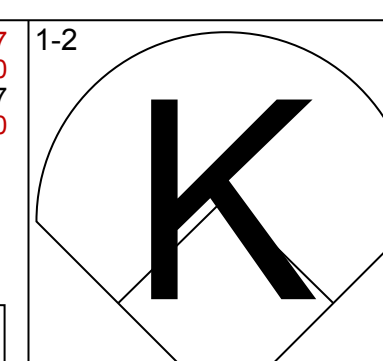
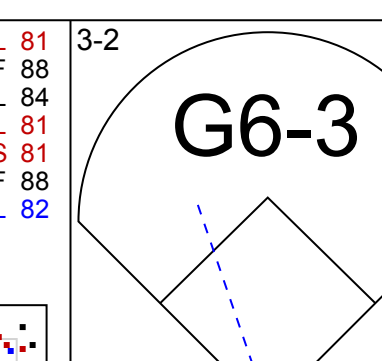
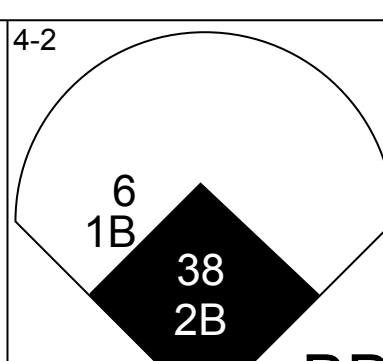
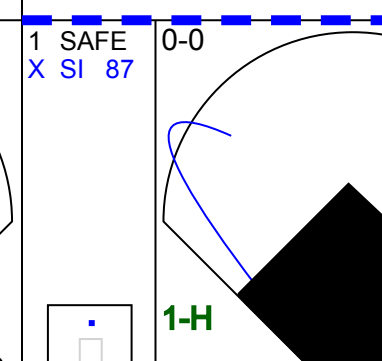

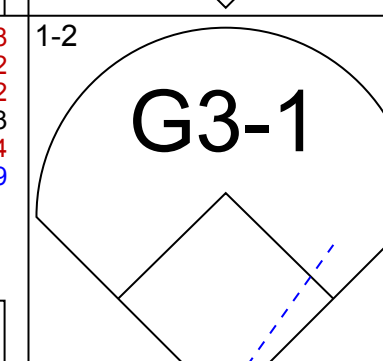
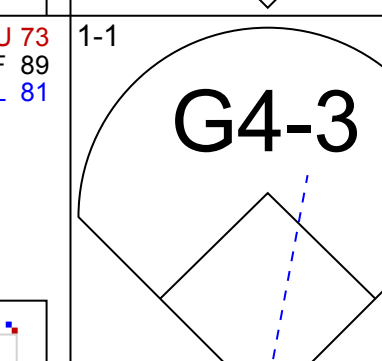
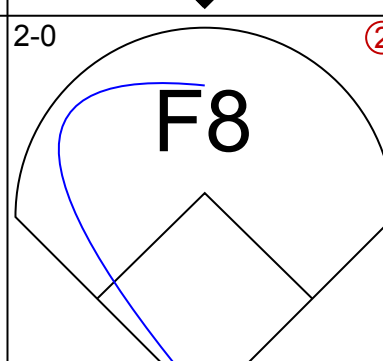
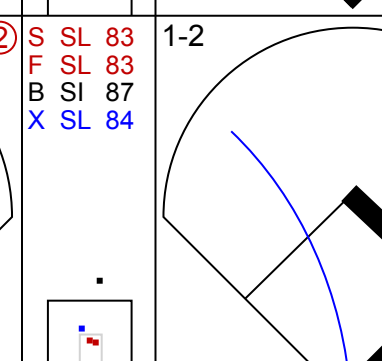

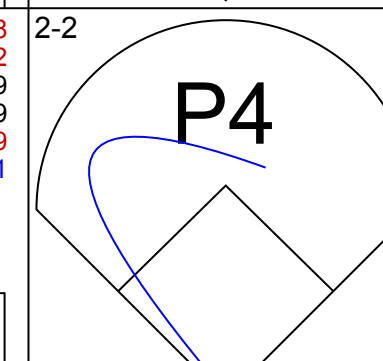
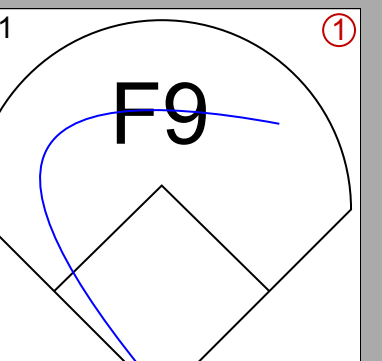
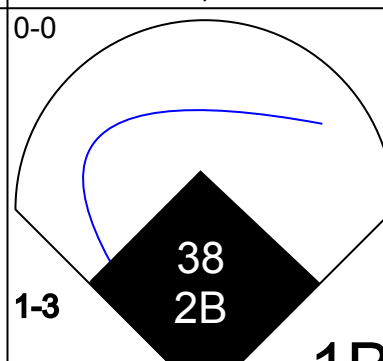
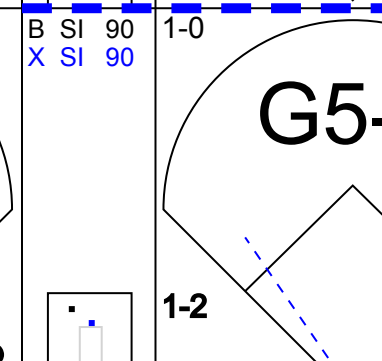

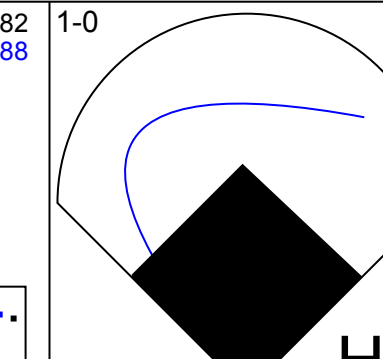
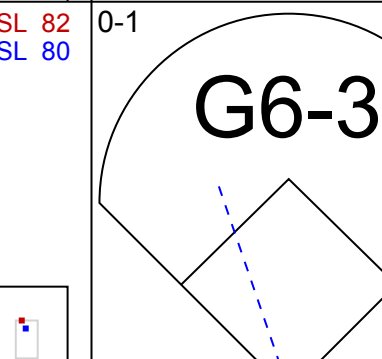
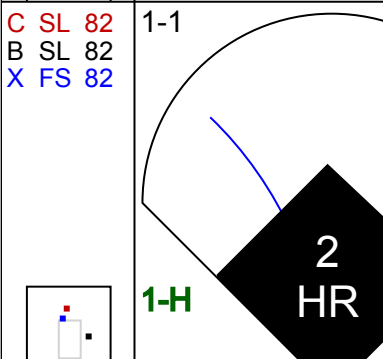
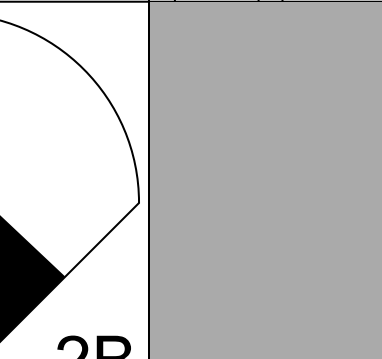
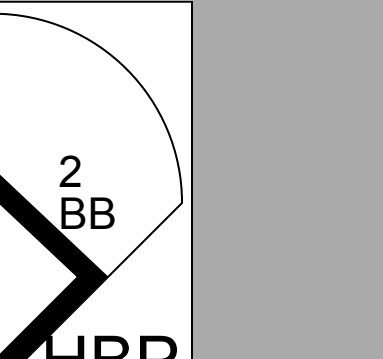
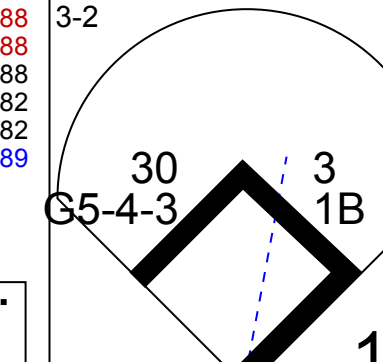
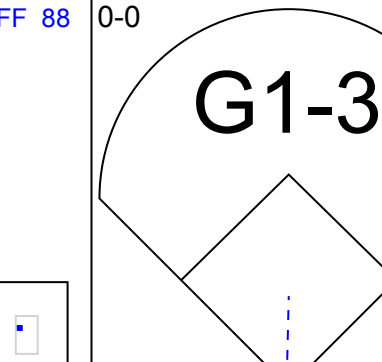
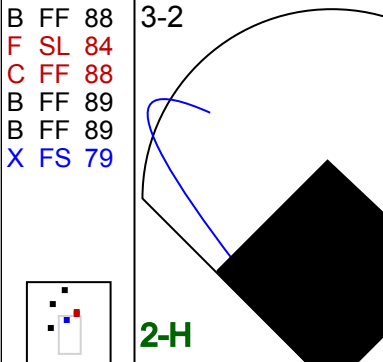

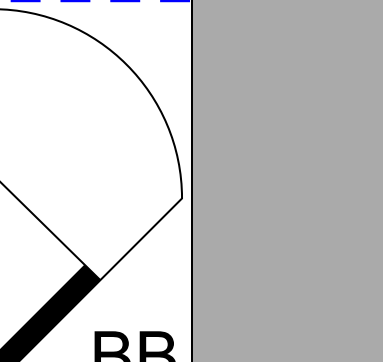
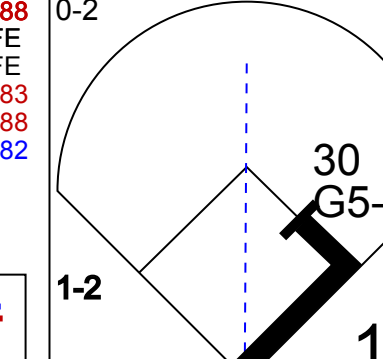

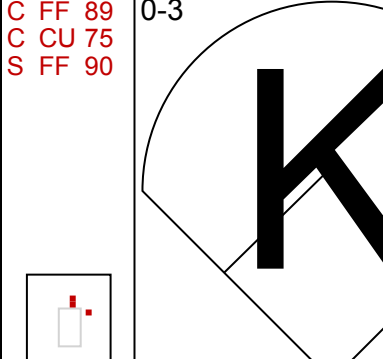
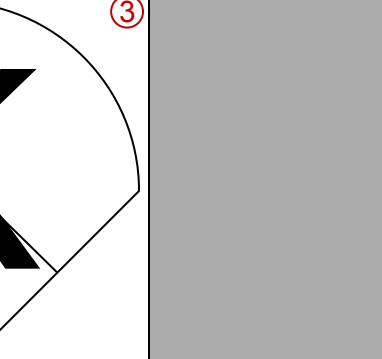
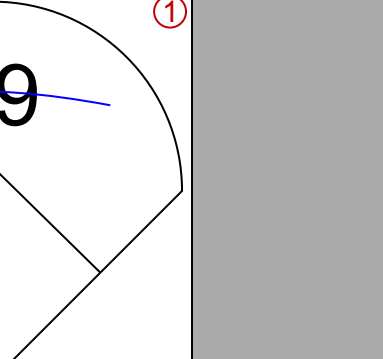
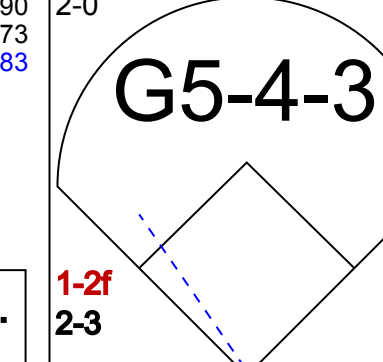


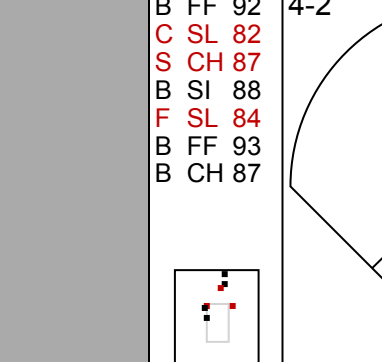
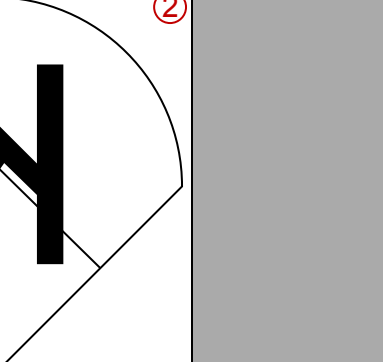
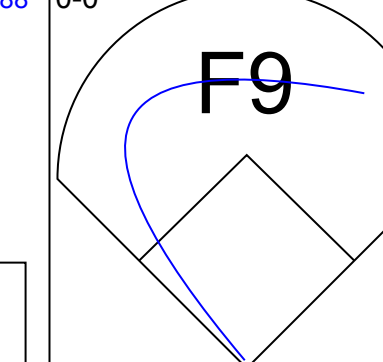


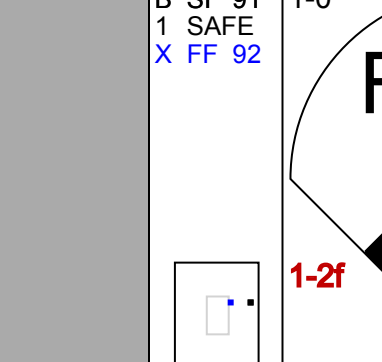
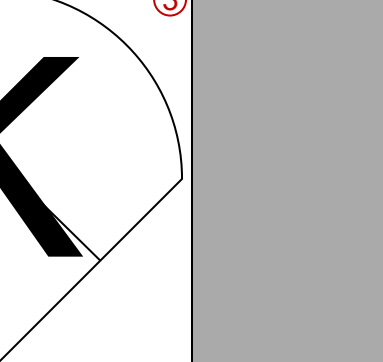
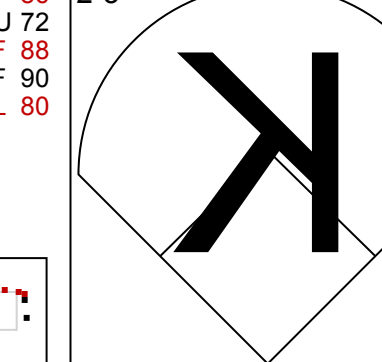

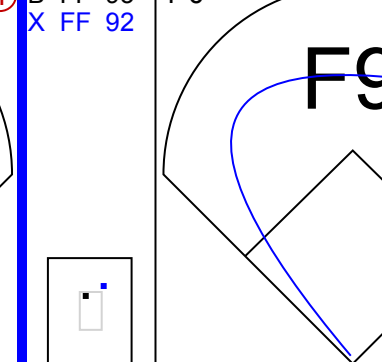

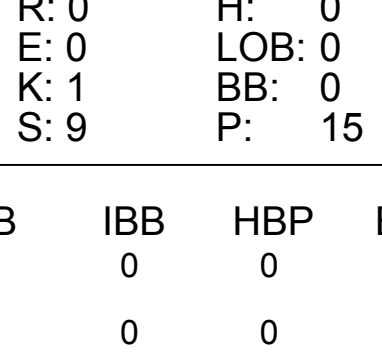
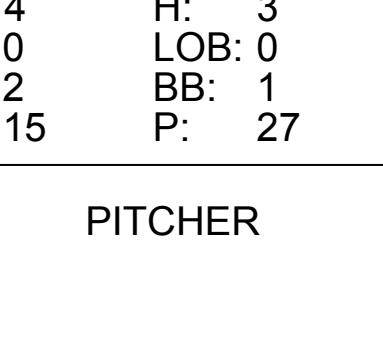
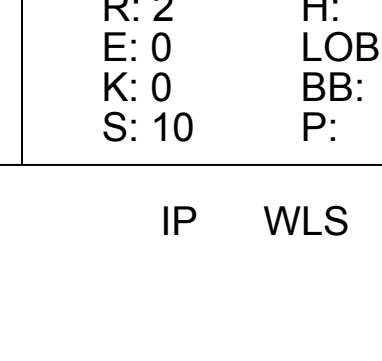





AB	29
R	4
H	6
RBI	4
BB	1
SO	5
LOB	8



Batter	1	2	3	4	5	6	7	8	9	AB	R	H	RBI	BB	SO	LOB	TOP																		
11 Jason Bourgeois, R (1, 8) OBP: 0.330, SLG: 0.315										4	0	2	0	1	0	1	Houston Astros @ Washington Nationals Nationals Park, Washington, DC Wed Sep 22 2010, 7:08 PM - 10:13 PM EDT Att: 12,213 - Cloudy - 90 F																		
36 Angel Sanchez, R (1, 6) OBP: 0.305, SLG: 0.348										4	0	1	2	0	1	3																			
8 Jeff Keppinger, R (1, 4) OBP: 0.353, SLG: 0.388										4	0	0	0	0	1	3																			
45 Carlos Lee, R (1, 7) OBP: 0.291, SLG: 0.421									3	0	1	0	1	1	2																				
23 Chris Johnson, R (1, 5) OBP: 0.353, SLG: 0.518										3	1	0	0	0	1	2																			
29 Brett Wallace, L (1, 3) OBP: 0.293, SLG: 0.296										4	0	1	0	0	1	0																			
4 Jason Michaels, R (1, 9) OBP: 0.310, SLG: 0.464									4	1	3	1	0	1	0																				
15 Jason Castro, L (1, 2) OBP: 0.287, SLG: 0.297									2	0	0	0	0	0	3																				
18 Anderson Hernandez, R (7, PH) OBP: 0.278, SLG: 0.260										3	0	0	0	0	0	3																			
55 Humberto Quintero, R (7, 2) OBP: 0.262, SLG: 0.317										0	0	0	0	0	0	0																			
51 Wandy Rodriguez, S (1, 1) OBP: 0.203, SLG: 0.226										0	0	0	0	0	0	0																			
47 Jeff Fulchino, R (7, 1)										0	0	0	0	0	0	0																			
58 Fernando Abad, L (7, 1)										0	0	0	0	0	0	0																			
54 Mark Melancon, R (8, 1)										0	0	0	0	0	0	0																			
27 Geoff Blum, S (9, PH) OBP: 0.318, SLG: 0.354										1	0	1	0	0	0	0																			
Inning Stats	R: 0 E: 0 K: 0 S: 8	H: 0 LOB: 0 BB: 0 P: 13	R: 0 E: 0 K: 0 S: 8	H: 1 LOB: 0 BB: 0 P: 13	R: 0 E: 0 K: 1 S: 12	H: 2 LOB: 0 BB: 0 P: 20	R: 1 E: 0 K: 0 S: 12	H: 2 LOB: 2 BB: 0 P: 20	R: 0 E: 0 K: 1 S: 9	H: 1 LOB: 1 BB: 0 P: 14	R: 0 E: 0 K: 1 S: 8	H: 0 LOB: 0 BB: 0 P: 15	R: 2 E: 0 K: 2 S: 18	H: 2 LOB: 2 BB: 2 P: 31	R: 0 E: 0 K: 2 S: 7	H: 0 LOB: 0 BB: 0 P: 11	R: 0 E: 0 K: 1 S: 8	H: 1 LOB: 0 BB: 0 P: 12	1B: 8 2B: 2 3B: 0 HR: 0	SF: 0 SAC: 0 DP: 3 HBP: 1	WP: 0 PB: 0 SB: 2 CS: 0	PA: 37													
PITCHER	IP WLS BF H R ER SO BB IBB HBP BLK WP HR S P ERA WHIP																																		
21 Jason Marquis, R (1, 1) ERA: 7.18	6.0	25	7	2	2	2	1	0	1	0	0	0	0	0	0	58	96	3.00	1.333																
45 Doug Slaten, L (7, 1)	0.0	1	0	0	0	0	1	0	0	0	0	0	0	0	1	5	∞	∞																	
36 Tyler Clippard, R (7, 1) ERA: 3.35	1.0	W	5	1	1	1	2	1	0	0	0	0	0	0	16	25	9.00	2.000																	
62 Joel Peralta, R (8, 1) ERA: 2.84	1.1	H	4	0	0	0	3	0	0	0	0	0	0	10	14	0.00	0.000																		
17 Sean Burnett, L (9, 1) ERA: 2.37	0.2	S	2	1	0	0	0	0	0	0	0	0	0	5	9	0.00	1.500																		

Batter	1	2	3	4	5	6	7	8	9	AB	R	H	RBI	BB	SO	LOB	BOTTOM																		
8 Danny Espinosa, S (1, 4) OBP: 0.260, SLG: 0.529										4	2	2	2	0	1	0	Houston Astros @ Washington Nationals Nationals Park, Washington, DC Wed Sep 22 2010, 7:08 PM - 10:13 PM EDT Att: 12,213 - Cloudy - 90 F																		
6 Ian Desmond, R (1, 6) OBP: 0.317, SLG: 0.414										4	0	2	1	0	0	0																			
44 Adam Dunn, L (1, 3) OBP: 0.362, SLG: 0.539										2	0	1	0	0	1	1																			
32 Kevin Mench, R (7, PH) OBP: 0.217, SLG: 0.143										1	0	0	0	0	0	0																			
62 Joel Peralta, R (8, 1) ERA: 2.0										0	0	0	0	0	0	0																			
17 Sean Burnett, L (9, 1) ERA: 2.37										0	0	0	0	0	0	0																			
11 Ryan Zimmerman, R (1, 5) OBP: 0.388, SLG: 0.510										4	0	1	0	0	0	2																			
38 Michael Morse, R (1, 9) OBP: 0.351, SLG: 0.511										3	1	1	1	1	2	0																			
22 Willie Harris, L (9, 9) OBP: 0.287, SLG: 0.360										0	0	0	0	0	0	0																			
7 Ivan Rodriguez, R (1, 2) OBP: 0.294, SLG: 0.355										4	0	1	0	0	0	3																			
2 Roger Bernadina, L (1, 7) OBP: 0.310, SLG: 0.393										4	0	0	0	0	1	1																			
30 Justin Maxwell, R (1, 8) OBP: 0.292, SLG: 0.286										2	1	0	0	1	1	0																			
21 Jason Marquis, L (1, 1) ERA: 3.67	6.1	27	6	3	3	6	2	0	1	0	0	0	0	0	0	1		0																	
45 Doug Slaten, L (7, 1)	0.1	L	2	1	1	1	0	0	0	0	0	0	0	0	0	0																			
36 Tyler Clippard, R (7, 1) ERA: 5.6	0.1	1	0	0	0	0	0	0	0	0	0	0	0	0	0	0																			
12 Alberto Gonzalez, R (7, PH) OBP: 0.306, SLG: 0.331	1.0	4	1	0	0	1	0	0	0	0	0	0	0	0	0	0																			
Inning Stats	R: 0 E: 0 K: 0 S: 14	H: 2 LOB: 3 BB: 1 P: 22	R: 0 E: 0 K: 2 S: 11	H: 0 LOB: 0 BB: 0 P: 16	R: 1 E: 0 K: 1 S: 11	H: 2 LOB: 0 BB: 0 P: 19	R: 1 E: 0 K: 1 S: 9	H: 1 LOB: 0 BB: 0 P: 17	R: 0 E: 0 K: 1 S: 13	H: 1 LOB: 2 BB: 0 P: 20	R: 0 E: 0 K: 1 S: 9	H: 0 LOB: 0 BB: 0 P: 12	R: 2 E: 0 K: 0 S: 9	H: 1 LOB: 1 BB: 1 P: 18	R: 0 E: 0 K: 1 S: 13	H: 1 LOB: 1 BB: 0 P: 20	1B: 4 2B: 1 3B: 1 HR: 2	SF: 0 SAC: 1 DP: 0 HBP: 1	WP: 0 PB: 0 SB: 0 CS: 1	PA: 34															
PITCHER	IP WLS BF H R ER SO BB IBB HBP BLK WP HR S P ERA WHIP																																		
51 Wandy Rodriguez, L (1, 1) ERA: 3.67	6.1	27	6	3	3	6	2	0	1	0	0	0	0	0	0	1	114	4.26	1.263																
47 Jeff Fulchino, R (7, 1)	0.1	L	2	1	1	1	0	0	0	0	0	0	0	0	0	0	27.00	3.000																	
58 Fernando Abad, L (7, 1) ERA: 2.4	0.1	1	0	0	0	0	0	0	0	0	0	0	0	0	0	0	0.00	0.000																	
54 Mark Melancon, R (8, 1) ERA: 3.48	1.0	4	1	0	0	1	0	0	0	0	0	0	0	0	0	0	0.00	1.000																	

Batter	1	2	3	4	5	6	7	8	9	AB	R	H	RBI	BB	SO	LOB	TOP					
11 Jason Bourgeois, R (1, 8) OBP: 0.333, SLG: 0.312										4	1	1	0	1	0	2	Houston Astros @ Washington Nationals Nationals Park, Washington, DC Thu Sep 23 2010, 4:38 PM - 7:06 PM EDT Att: 14,633 - Partly Cloudy - 91 F					
8 Jeff Keppinger, R (1, 4) OBP: 0.358, SLG: 0.393										4	0	3	1	1	0	2						
9 Hunter Pence, R (1, 9) OBP: 0.327, SLG: 0.465										4	0	2	1	0	0	2						
45 Carlos Lee, R (1, 3) OBP: 0.289, SLG: 0.418										4	0	0	0	0	0	5						
4 Jason Michaels, R (1, 7) OBP: 0.309, SLG: 0.456										3	0	0	0	1	0	1						
23 Chris Johnson, R (1, 5) OBP: 0.349, SLG: 0.511										4	0	0	0	0	1	1						
36 Angel Sanchez, R (1, 6) OBP: 0.308, SLG: 0.347										3	0	1	0	0	0	1						
55 Humberto Quintero, R (1, 2) OBP: 0.263, SLG: 0.317										3	1	1	0	0	0	2						
18 Anderson Hernandez, PH (PH) OBP: 0.284, SLG: 0.277										1	0	1	0	0	0	0						
28 Nelson Figueroa, R (7, PH) OBP: 0.294, SLG: 0.286										1	0	0	0	0	0	0						
19 Brian Sogard, L (7, PH) OBP: 0.277, SLG: 0.350										0	0	0	0	0	0	0						
56 Henry Villar, R (7, PH) OBP: 0.296, SLG: 0.414										0	0	0	0	0	0	0						
73 Gustavo Chacin, L (7, PH) OBP: 0.296, SLG: 0.414										0	0	0	0	0	0	0						
66 Eneiro Del Rosario, R (7, PH) OBP: 0.296, SLG: 0.414										0	0	0	0	0	0	0						
53 Wesley Wright, R (8, PH) OBP: 0.296, SLG: 0.414										0	0	0	0	0	0	0						
27 Geoff Blum, S (9, PH) OBP: 0.318, SLG: 0.352										1	0	0	0	0	1	1						
Inning Stats	R: 1 E: 0 K: 0 S: 9	H: 2 LOB: 1 BB: 0 P: 19	R: 0 E: 0 K: 0 S: 4	H: 0 LOB: 0 BB: 0 P: 6	R: 0 E: 0 K: 0 S: 6	H: 1 LOB: 1 BB: 1 P: 12	R: 0 E: 0 K: 0 S: 6	H: 0 LOB: 1 BB: 1 P: 14	R: 1 E: 0 K: 0 S: 11	H: 3 LOB: 2 BB: 0 P: 16	R: 0 E: 0 K: 0 S: 9	H: 1 LOB: 1 BB: 0 P: 12	R: 0 E: 0 K: 0 S: 11	H: 2 LOB: 2 BB: 0 P: 14	R: 0 E: 0 K: 1 S: 9	H: 0 LOB: 0 BB: 0 P: 13	R: 0 E: 0 K: 1 S: 9	H: 1 LOB: 1 BB: 1 P: 17	1B: 8 2B: 3 3B: 0 HR: 0	SF: 0 SAC: 1 DP: 3 HBP: 1	WP: 0 PB: 0 SB: 2 CS: 0	PA: 38
PITCHER	IP WLS BF H R ER SO BB IBB HBP BLK WP HR S P ERA WHIP																					
48 Ross Detwiler, L (1, 1) ERA: 2.52	6.0 W 26 7 2 2 0 2 0 0 1 0 0 0 0 45 79 3.00 1.500																					
35 Craig Stammen, R (7, 1) ERA: 5.21	1.0 H 5 2 0 0 0 0 0 0 0 0 0 0 0 11 14 0.00 2.000																					
22 Drew Storen, R (8, 1) ERA: 3.88	1.0 3 0 0 0 1 0 0 0 0 0 0 0 0 9 13 0.00 0.000																					
23 Collin Balester, R (9, 1) ERA: 2.25	1.0 4 1 0 0 1 1 0 0 0 0 0 0 0 9 17 0.00 2.000																					

Batter	1	2	3	4	5	6	7	8	9	AB	R	H	RBI	BB	SO	LOB	BOTTOM			
8 Danny Espinosa, S (1, 4) OBP: 0.273, SLG: 0.562										3	2	1	2	1	1	0	Houston Astros @ Washington Nationals Nationals Park, Washington, DC Thu Sep 23 2010, 4:38 PM - 7:06 PM EDT Att: 14,633 - Partly Cloudy - 91 F			
20 Adam Kennedy, L (1, 3) OBP: 0.324, SLG: 0.333										4	0	1	0	0	0	1				
6 Ian Desmond, R (1, 6) OBP: 0.316, SLG: 0.413										4	1	1	0	0	0	1				
38 Michael Morse, R (1, 9) OBP: 0.357, SLG: 0.529										3	2	2	3	0	0	0				
2 Roger Bernadina, L (1, 7) OBP: 0.314, SLG: 0.403										3	1	2	2	1	0	0				
3 Wilson Ramos, R (1, 2) OBP: 0.297, SLG: 0.403										4	0	1	0	0	1	2				
30 Justin Maxwell, R (1, 8) OBP: 0.291, SLG: 0.277										3	0	0	0	1	1	4				
12 Alberto Gonzalez, R (1, 5) OBP: 0.298, SLG: 0.322										4	1	0	0	0	1	4				
48 Ross Detwiler, R (1, 1) ERA: 3.81										1	0	0	0	0	1	0				
22 Willie Harris, L (6, PH) OBP: 0.296, SLG: 0.399										1	0	0	0	0	1	0				
35 Craig Stammen, R (7, 1) ERA: 5.21										0	0	0	0	0	0	0				
32 Kevin Mierach, R (7, PH) OBP: 0.296, SLG: 0.414										0	0	0	0	0	0	0				
22 Drew Storen, S (8, 1) ERA: 3.88										0	0	0	0	0	0	0				
23 Collin Balester, R (9, 1) ERA: 2.25										0	0	0	0	0	0	0				
Inning Stats	R: 0 E: 0 K: 1 S: 12	H: 0 LOB: 0 BB: 0 P: 16	R: 1 E: 0 K: 0 S: 10	H: 3 LOB: 1 BB: 0 P: 16	R: 0 E: 0 K: 1 S: 9	H: 0 LOB: 0 BB: 0 P: 15	R: 0 E: 0 K: 0 S: 5	H: 0 LOB: 0 BB: 0 P: 7	R: 0 E: 0 K: 2 S: 15	H: 3 LOB: 1 BB: 1 P: 27	R: 2 E: 0 K: 0 S: 10	H: 2 LOB: 1 BB: 1 P: 18	R: 0 E: 0 K: 2 S: 9	H: 0 LOB: 2 BB: 1 P: 18	R: 0 E: 0 K: 1 S: 9	H: 0 LOB: 0 BB: 0 P: 13	1B: 4 2B: 1 3B: 0 HR: 3	SF: 0 SAC: 0 DP: 1 HBP: 1	WP: 0 PB: 1 SB: 1 CS: 0	PA: 35
PITCHER	IP WLS BF H R ER SO BB IBB HBP BLK WP HR S P ERA WHIP																			
28 Nelson Figueroa, R (1, 1) ERA: 3.81	6.0 L 24 6 5 5 4 1 0 0 0 0 0 0 0 5 11 7.50 1.167																			
56 Henry Villar, R (7, 1) ERA: 9.0	0.2 3 0 1 1 0 1 0 0 0 0 0 0 0 5 11 13.50 1.500																			
73 Gustavo Chacin, L (7, 1) ERA: 4.74	0.0 2 2 1 1 0 0 0 0 0 0 0 1 4 5 0.00 0.000																			
66 Eneiro Del Rosario, R (7, 1) OBP: 0.296, SLG: 0.414	0.1 2 0 0 0 0 0 0 0 0 0 0 0 1 3 0.00 0.000																			
53 Wesley Wright, L (8, 1) ERA: 5.61	1.0 4 0 0 0 2 1 0 0 0 0 0 0 9 17 0.00 1.000																			

Batter	1	2	3	4	5	6	7	8	9	AB	R	H	RBI	BB	SO	LOB	TOP
11 Jason Bourgeois, R OBP: 0.333, SLG: 0.306										5	2	1	0	1	2	4	Houston Astros @ Pittsburgh Pirates PNC Park, Pittsburgh, PA Fri Sep 24 2010, 7:07 PM - 10:19 PM EDT Att: 22,279 - Clear - 83 F
36 Angel Sanchez, R OBP: 0.313, SLG: 0.350										4	2	2	2	1	1	0	
9 Hunter Pence, R OBP: 0.329, SLG: 0.468										5	2	3	3	0	0	1	
45 Carlos Lee, R OBP: 0.288, SLG: 0.415										4	0	0	0	1	1	2	
19 Brian Bogueuse, L OBP: 0.276, SLG: 0.353										0	0	0	0	0	0	0	
8 Jeff Keppinger, R OBP: 0.360, SLG: 0.398										4	1	3	2	0	0	0	
23 Chris Johnson, R OBP: 0.349, SLG: 0.508										4	1	1	1	1	1	3	
55 Humberto Quintero, R OBP: 0.261, SLG: 0.315										5	0	1	1	0	1	4	
29 Brett Wallace, L OBP: 0.297, SLG: 0.300										5	2	2	0	0	3	2	
39 Brett Myers, R OBP: 0.286, SLG: 0.300										1	0	1	0	0	0	0	
18 Anderson Hernandez, S OBP: 0.282, SLG: 0.271										1	0	0	0	0	0	0	
58 Fernando Abad, L OBP: 0.284, SLG: 0.417										2	1	1	0	0	0	1	
59 Wilton Lopez, R OBP: 0.284, SLG: 0.417										2	1	0	0	1	0	1	
27 Geoff Blum, S OBP: 0.339, SLG: 0.335										3	1	1	0	1	0	2	
37 Brandon Lyon, R OBP: 0.289, SLG: 0.379										3	0	0	0	1	0	1	
5 Ronny Cedeno, R OBP: 0.289, SLG: 0.368										4	0	0	0	0	0	1	
19 Chris Snyder, R OBP: 0.332, SLG: 0.387										3	0	0	0	0	0	1	
44 Alex Presley, L OBP: 0.333, SLG: 0.286										1	0	1	0	0	0	0	
Joel Hanrahan, R ERA: 2.81										0	0	0	0	0	0	0	
43 James McDonald, L ERA: 2.89										1	0	0	0	0	1	0	
44 Brandon Moore, L ERA: 2.81										1	0	0	0	0	0	1	
44 Brandon Moore, L ERA: 2.81										1	0	0	0	0	0	1	
44 Brandon Moore, L ERA: 2.81										1	0	0	0	0	0	1	
44 Brandon Moore, L ERA: 2.81										1	0	0	0	0	0	1	
44 Brandon Moore, L ERA: 2.81										1	0	0	0	0	0	1	
44 Brandon Moore, L ERA: 2.81										1	0	0	0	0	0	1	
44 Brandon Moore, L ERA: 2.81										1	0	0	0	0	0	1	
44 Brandon Moore, L ERA: 2.81										1	0	0	0	0	0	1	
44 Brandon Moore, L ERA: 2.81										1	0	0	0	0	0	1	
44 Brandon Moore, L ERA: 2.81										1	0	0	0	0	0	1	
44 Brandon Moore, L ERA: 2.81										1	0	0	0	0	0	1	
44 Brandon Moore, L ERA: 2.81										1	0	0	0	0	0	1	
44 Brandon Moore, L ERA: 2.81										1	0	0	0	0	0	1	
44 Brandon Moore, L ERA: 2.81										1	0	0	0	0	0	1	
44 Brandon Moore, L ERA: 2.81										1	0	0	0	0	0	1	
44 Brandon Moore, L ERA: 2.81										1	0	0	0	0	0	1	
44 Brandon Moore, L ERA: 2.81										1	0	0	0	0	0	1	
44 Brandon Moore, L ERA: 2.81										1	0	0	0	0	0	1	
44 Brandon Moore, L ERA: 2.81										1	0	0	0	0	0	1	
44 Brandon Moore, L ERA: 2.81										1	0	0	0	0	0	1	
44 Brandon Moore, L ERA: 2.81										1	0	0	0	0	0	1	
44 Brandon Moore, L ERA: 2.81										1	0	0	0	0	0	1	
44 Brandon Moore, L ERA: 2.81										1	0	0	0	0	0	1	
44 Brandon Moore, L ERA: 2.81										1	0	0	0	0	0	1	
44 Brandon Moore, L ERA: 2.81										1	0	0	0	0	0	1	
44 Brandon Moore, L ERA: 2.81																	

Batter	1	2	3	4	5	6	7	8	9	AB	R	H	RBI	BB	SO	LOB	TOP										
11 Jason Bourgeois, R OBP: 0.322, SLG: 0.294 27 Geoff Blum, S OBP: 0.318, SLG: 0.354	E6 8 WP	FC5-4		F8			G4-6-3		G4-1	4	0	0	0	0	0	4											
8 Jeff Keppinger, R OBP: 0.329, SLG: 0.395	G5-3		F8		G5-3			K		4	0	0	0	0	1	1											
9 Hunter Pence, R OBP: 0.329, SLG: 0.467	P4		P5					K		4	0	1	0	0	1	1											
45 Carlos Lee, R OBP: 0.288, SLG: 0.413	G5-3		G4-3		F9					3	0	0	0	1	0	2											
4 Jason Michaels, R OBP: 0.307, SLG: 0.457				F9		CS		G4-3		4	1	1	0	0	0	1											
23 Chris Johnson, R OBP: 0.351, SLG: 0.508										4	1	2	1	0	1	0											
12 Tommy Manzella, R OBP: 0.288, SLG: 0.275 18 Anderson Hernandez, 3B, PH										3	1	1	0	0	2	1											
55 Humberto Quintero, R OBP: 0.265, SLG: 0.322										4	0	2	2	0	1	2											
20 Bud Norris, R OBP: 0.226, SLG: 0.214 48 Tim Lincecum, L 47 Jeff Fulchino, R 16 Matt Downs, R 53 Wesley Wright, R 22 Matt Lindstrom, R 19 Brian Bogusevic, L										1	0	0	0	0	0	0											
Inning Stats	R: 0 E: 1 K: 0 S: 7	H: 0 LOB: 1 BB: 0 P: 12	R: 1 E: 0 K: 1 S: 12	H: 2 LOB: 2 BB: 1 P: 19	R: 0 E: 0 K: 0 S: 7	H: 0 LOB: 0 BB: 0 P: 10	R: 2 E: 0 K: 0 S: 11	H: 3 LOB: 1 BB: 0 P: 15	R: 0 E: 0 K: 2 S: 14	H: 0 LOB: 0 BB: 0 P: 17	R: 0 E: 0 K: 0 S: 4	H: 1 LOB: 0 BB: 0 P: 6	R: 0 E: 0 K: 2 S: 11	H: 0 LOB: 1 BB: 1 P: 19	R: 1 E: 0 K: 1 S: 11	H: 1 LOB: 1 BB: 1 P: 18	1B: 4 2B: 4 3B: 0 HR: 0	SF: 0 SAC: 0 DP: 1 HBP: 0	WP: 1 PB: 0 SB: 0 CS: 1	PA: 38							
PITCHER	IP	WLS	BF	H	R	ER	SO	BB	IBB	HBP	BLK	WP	HR	S	P	ERA	WHIP										
57 Zach Duke, L ERA: 5.63	6.0	W	26	7	3	3	3	1	0	0	0	1	0	61	87	4.50	1.333										
43 Sean Gallagher, R ERA: 5.93	1.0	H	2	0	0	0	0	0	0	0	0	0	0	3	5	0.00	0.000										
47 Evan Meek, R ERA: 1.99	1.0	H	4	0	0	0	2	1	0	0	0	0	0	11	19	0.00	1.000										
Joel Hanrahan, R ERA: 3.72	1.0	S	5	1	1	1	1	1	0	0	0	0	0	11	18	9.00	2.000										

Houston Astros @ Pittsburgh Pirates
PNC Park, Pittsburgh, PA
Sat Sep 25 2010, 7:06 PM - 9:51 PM EDT
Att: 25,350 - Clear - 70 F

AB 34
R 4
H 8
RBI 4
BB 3
SO 6
LOB 15

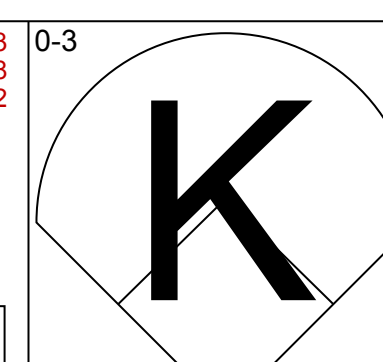
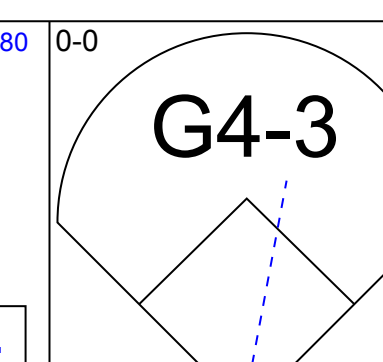
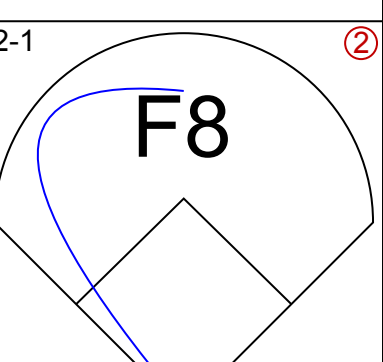
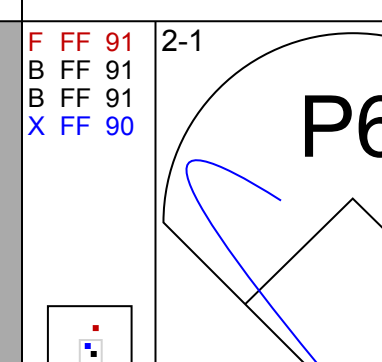
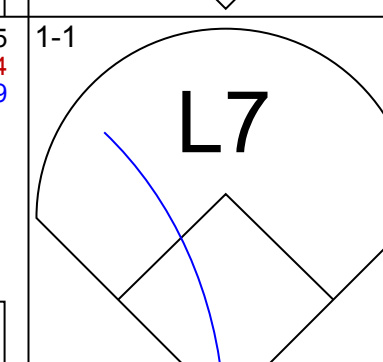
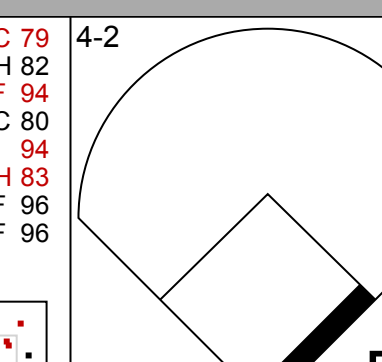
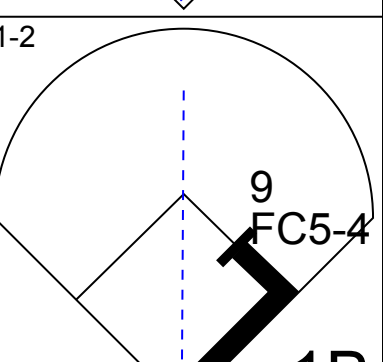
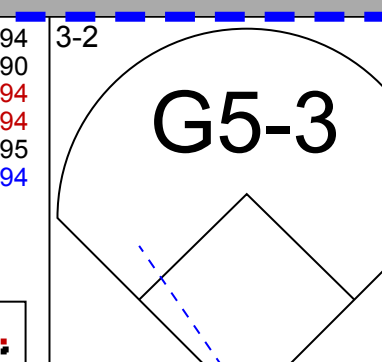
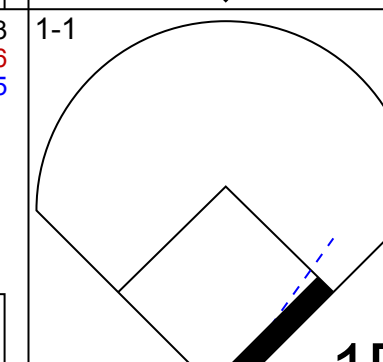
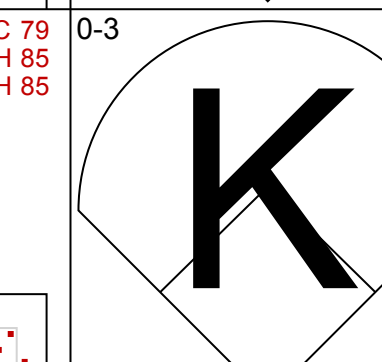
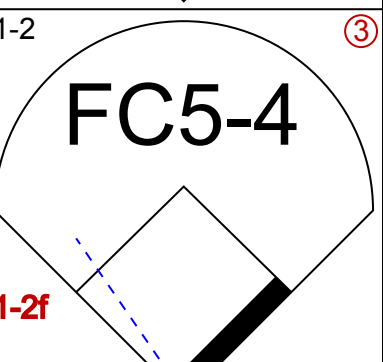
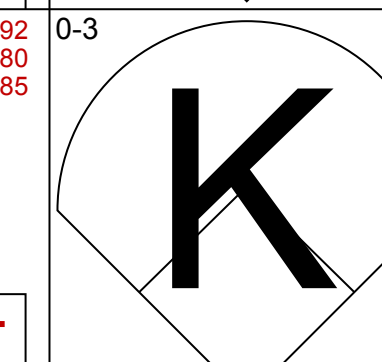
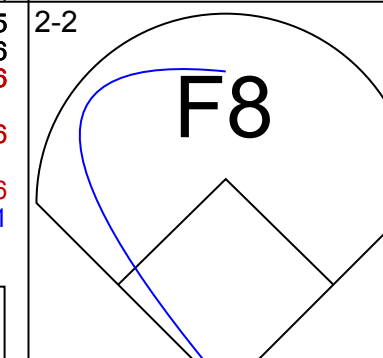
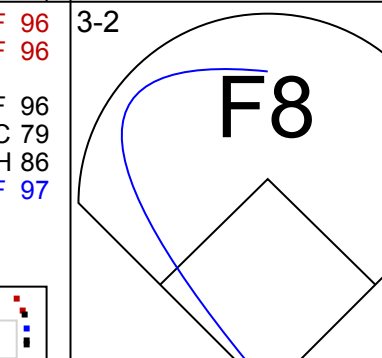
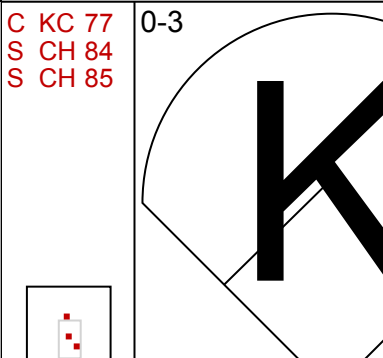
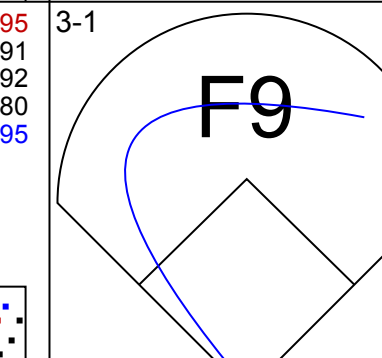
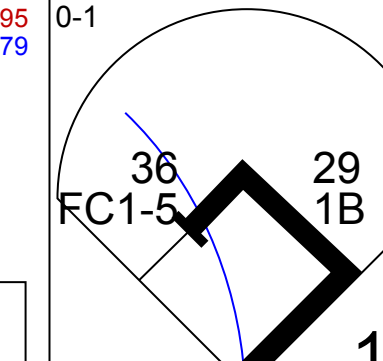
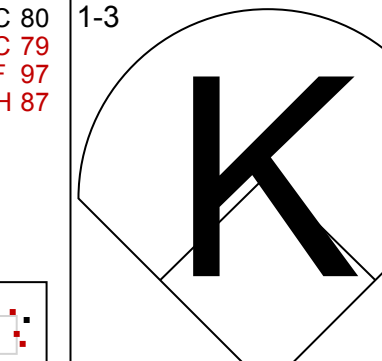
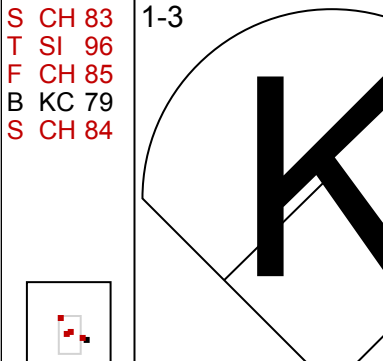
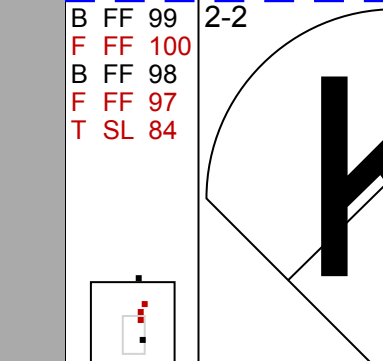
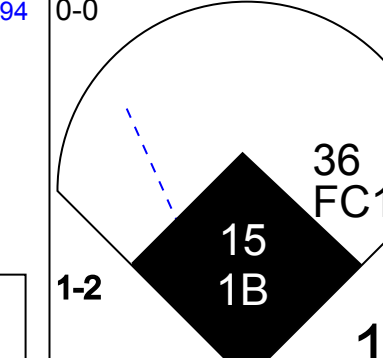
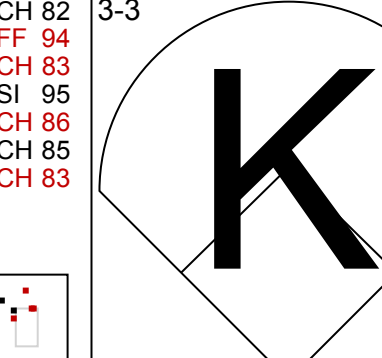
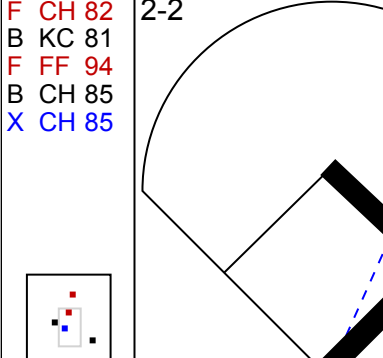
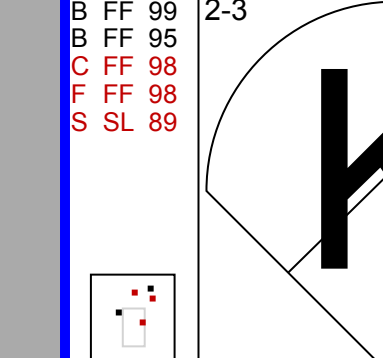
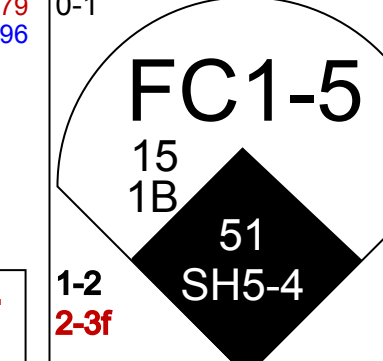
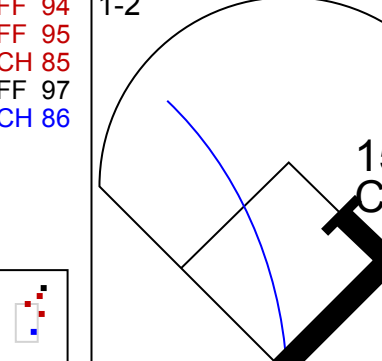
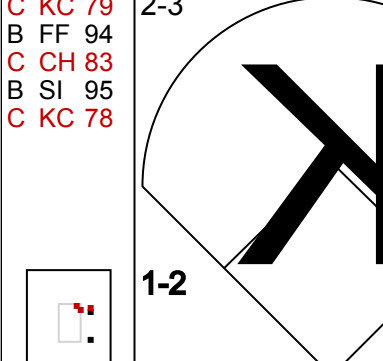
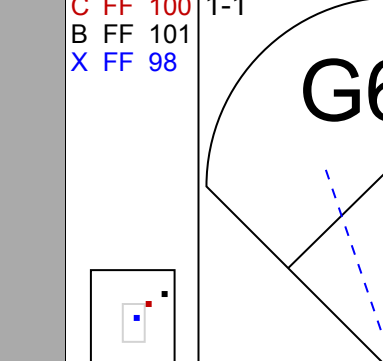
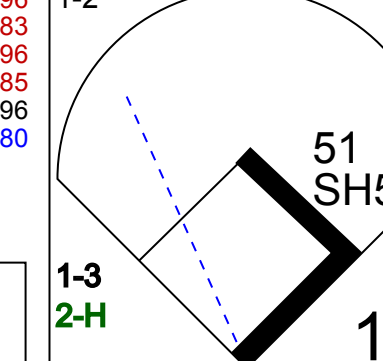
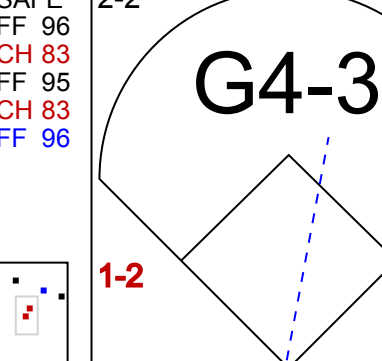


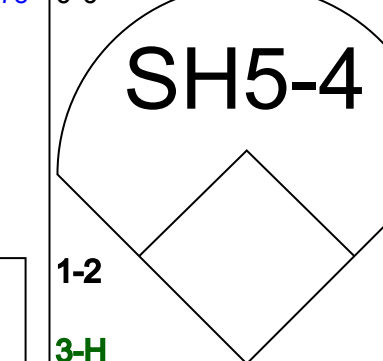

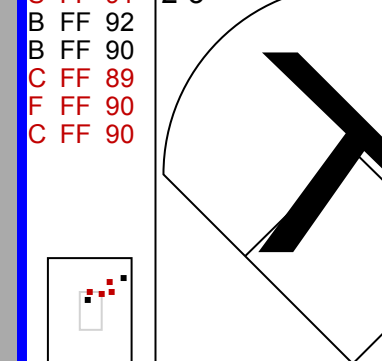
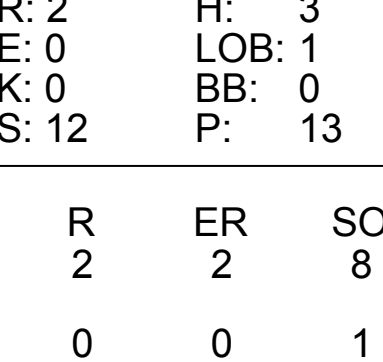
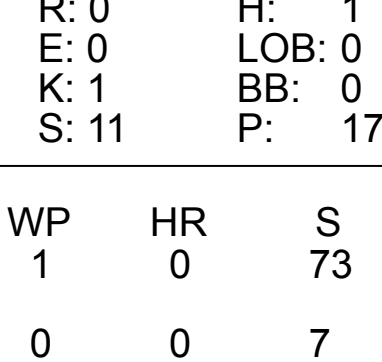
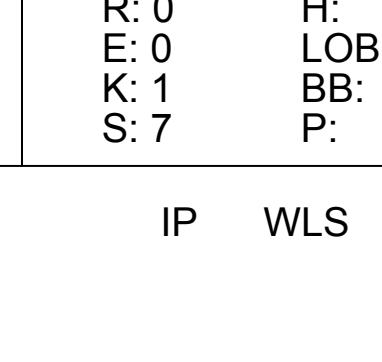


Batter	1	2	3	4	5	6	7	8	9	AB	R	H	RBI	BB	SO	LOB	BOTTOM										
22 Andrew McCutchen, R OBP: 0.359, SLG: 0.448	E6 31 G6-3						F8			4	2	2	0	0	0	0											
31 Jose Tabata, R OBP: 0.348, SLG: 0.414	G6-3		B2							4	1	1	1	0	0	2											
18 Neil Walker, S OBP: 0.351, SLG: 0.472										2	1	1	0	2	0	0											
46 Garrett Jones, L OBP: 0.309, SLG: 0.414										3	0	0	0	1	1	4											
24 Pedro Alvarez, L OBP: 0.313, SLG: 0.426										4	2	2	3	0	2	4											
41 Ryan Doumit, S OBP: 0.335, SLG: 0.414										4	0	1	1	0	2	1											
14 John Bowker, L OBP: 0.265, SLG: 0.373 44 Alex Presley, L OBP: 0.353, SLG: 0.375										2	0	0	0	0	0	0											
5 Ronny Cedeno, R OBP: 0.288, SLG: 0.367										4	0	1	0	0	0	1											
57 Zach Duke, L OBP: 0.102, SLG: 0.106 43 Sean Gallagher, R 47 Evan Meek, R 24 Delwyn Young, S Joel Hanrahan, R										3	0	0	0	0	3	2											
Inning Stats	R: 0 E: 1 K: 1 S: 11	H: 0 LOB: 2 BB: 2 P: 22	R: 0 E: 1 K: 1 S: 11	H: 1 LOB: 1 BB: 0 P: 15	R: 3 E: 1 K: 2 S: 12	H: 2 LOB: 0 BB: 1 P: 22	R: 0 E: 0 K: 1 S: 7	H: 0 LOB: 0 BB: 0 P: 9	R: 2 E: 0 K: 2 S: 21	H: 4 LOB: 2 BB: 0 P: 29	R: 0 E: 0 K: 1 S: 7	H: 0 LOB: 0 BB: 0 P: 9	R: 0 E: 0 K: 0 S: 8	H: 0 LOB: 0 BB: 0 P: 14	R: 1 E: 0 K: 1 S: 11	H: 2 LOB: 1 BB: 0 P: 15	1B: 6 2B: 2 3B: 0 HR: 1	SF: 0 SAC: 0 DP: 1 HBP: 0	WP: 2 PB: 0 SB: 0 CS: 0	PA: 36							
PITCHER	IP	WLS	BF	H	R	ER	SO	BB	IBB	HBP	BLK	WP	HR	S	P	ERA	WHIP										
20 Bud Norris, R ERA: 5.0	4.2	L	24	7	5	5	6	3	0	0	0	0	0	5	8	9.64	2.143										
48 Tim Lincecum, L ERA: 3.32	0.1		1	0	0	0	1	0	0	0	0	0	0	5	8	0.00	0.000										
47 Jeff Fulchino, R ERA: 5.48	1.0		3	0	0	0	1	0	0	0	0	0	0	7	9	0.00	0.000										
53 Wesley Wright, L ERA: 5.85	1.1		6	2	1	1	1	0	0	0	0	0	0	15	23	6.75	1.500										
22 Matt Lindstrom, R ERA: 4.53	0.2		2	0	0	0	0	0	0	0	0	0	0	4	6	0.00	0.000										

Houston Astros @ Pittsburgh Pirates
PNC Park, Pittsburgh, PA
Sat Sep 25 2010, 7:06 PM - 9:51 PM EDT
Att: 25,350 - Clear - 70 F

AB 33
R 6
H 9
RBI 5
BB 3
SO 9
LOB 17

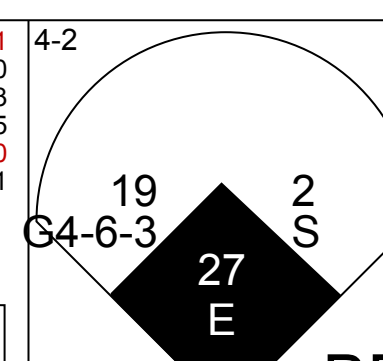
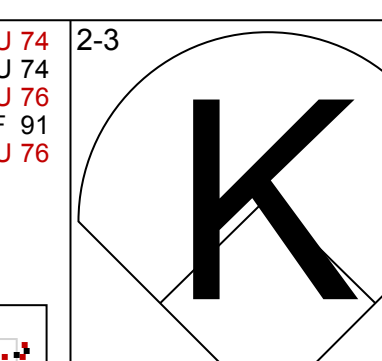
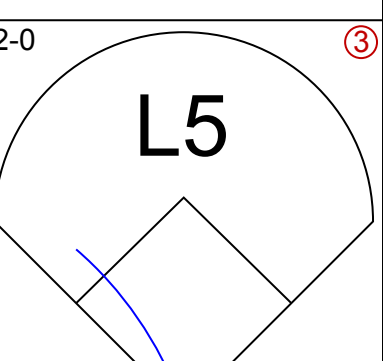
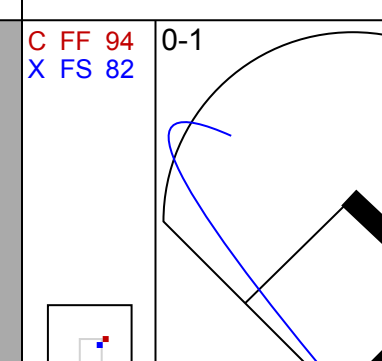
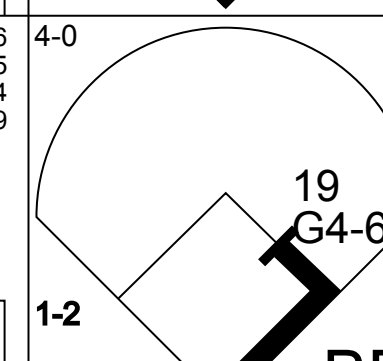
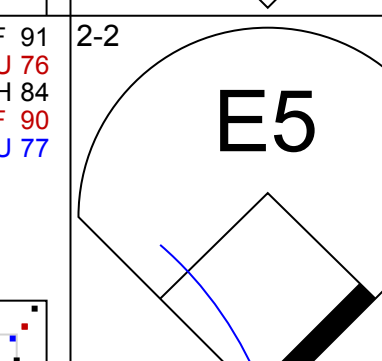
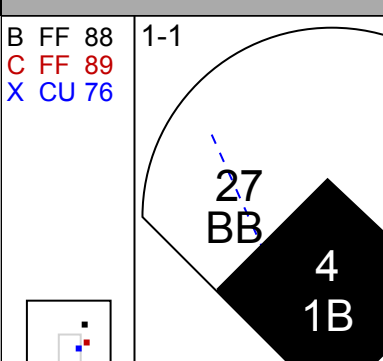

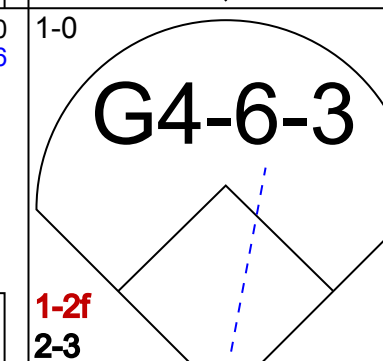
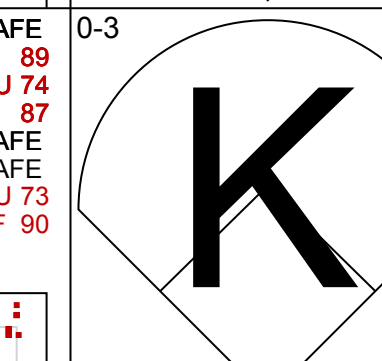
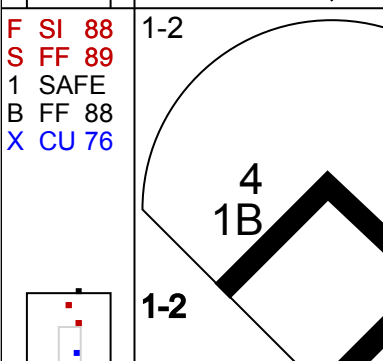
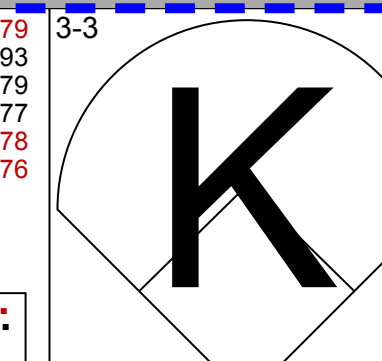
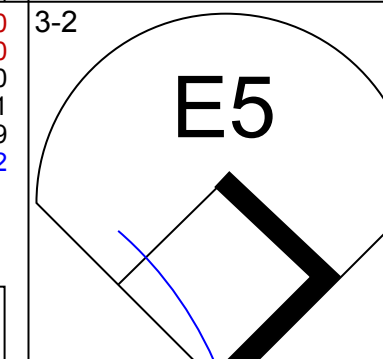
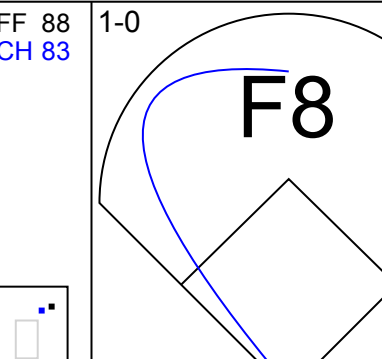
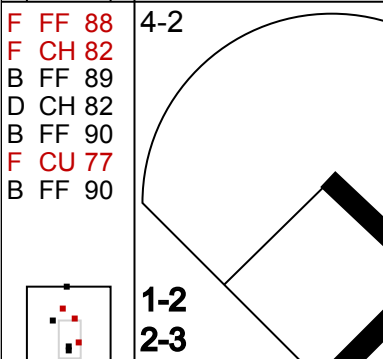
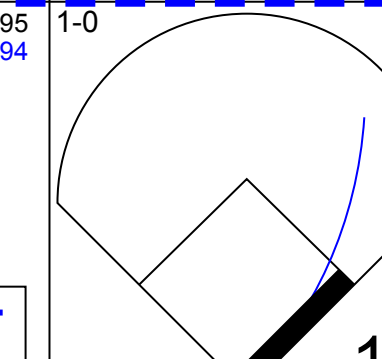
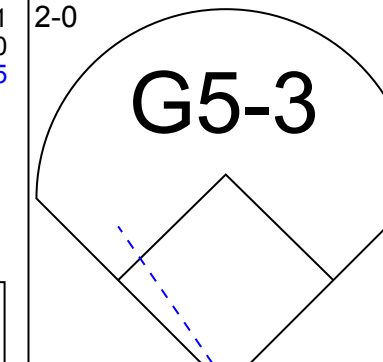

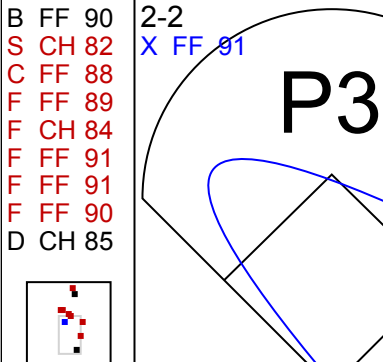
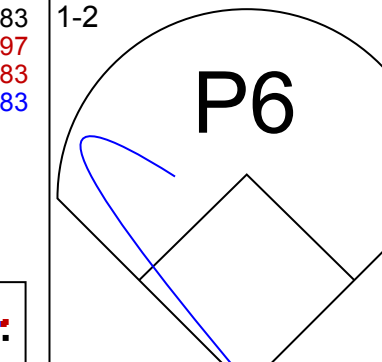
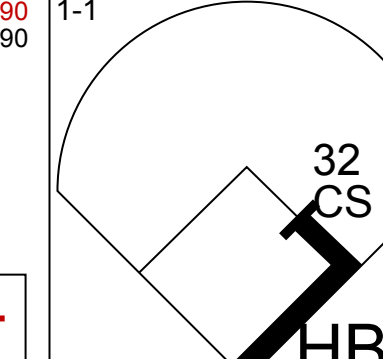
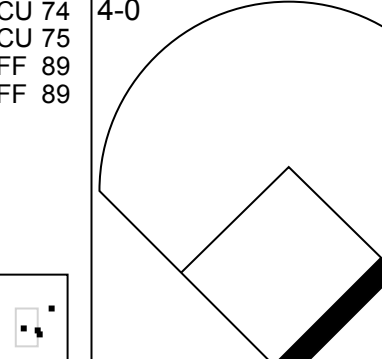
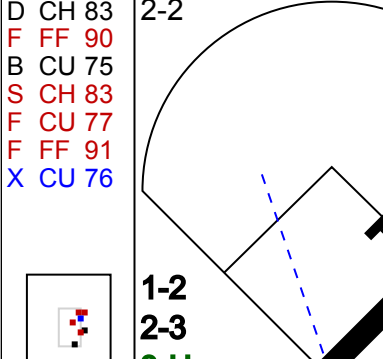
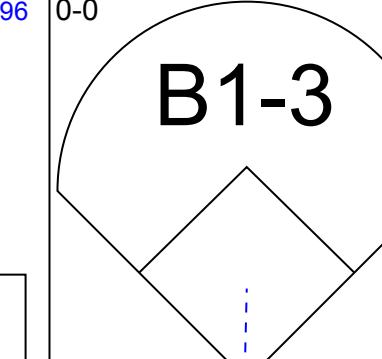


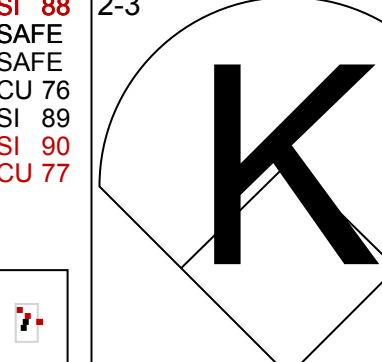
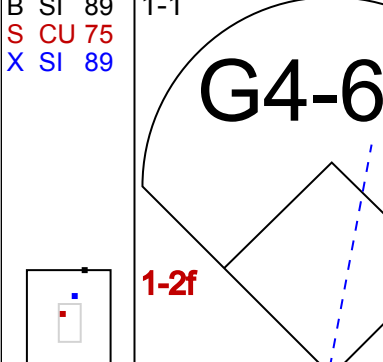
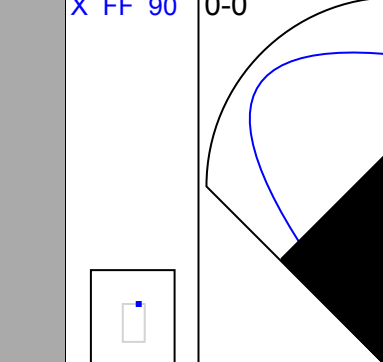

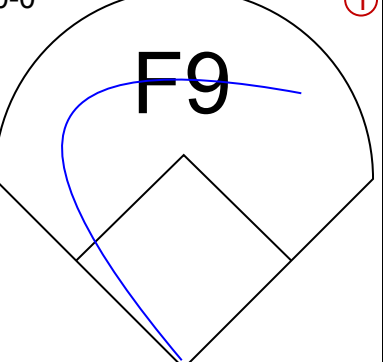
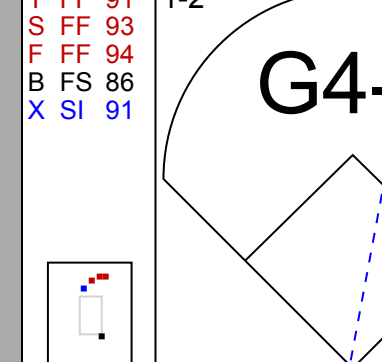


Batter	1	2	3	4	5	6	7	8	9	AB	R	H	RBI	BB	SO	LOB	TOP			
11 Jason Bourgeois, R (1, 8) OBP: 0.306, SLG: 0.279										4	0	0	0	0	1	1				
8 Jeff Keppinger, R (1, 4) OBP: 0.396, SLG: 0.392										3	0	1	0	1	0	0				
9 Hunter Pence, R (1, 9) OBP: 0.331, SLG: 0.471										4	0	1	0	0	2	2				
45 Carlos Lee, R (1, 7) OBP: 0.287, SLG: 0.413										4	0	0	0	0	1	2				
23 Chris Johnson, R (1, 5) OBP: 0.346, SLG: 0.498										4	0	1	0	0	3	1				
29 Brett Wallace, L (1, 3) OBP: 0.304, SLG: 0.308										3	1	2	0	0	1	0				
4 Jason Michaels, R (9, PH) OBP: 0.310, SLG: 0.461										1	0	0	0	0	1	0				
36 Angel Sanchez, R (1, 6) OBP: 0.312, SLG: 0.344										4	1	1	0	0	1	3				
15 Jason Castro, L (1, 2) OBP: 0.287, SLG: 0.293										3	0	1	1	0	0	1				
51 Wandy Rodriguez, S (7, PH) OBP: 0.286, SLG: 0.372										1	0	0	1	0	1	0				
18 Anderson Hernandez, S (7, PH) OBP: 0.286, SLG: 0.372										0	0	0	0	0	0	0				
59 Wilton Lopez, R (7, 1) OBP: 0.286, SLG: 0.372										0	0	0	0	0	0	0				
58 Fernando Abad, L (8, 1) OBP: 0.286, SLG: 0.372										0	0	0	0	0	0	0				
22 Matt Lindstrom, R (8, 1) OBP: 0.286, SLG: 0.372										0	0	0	0	0	0	0				
48 Tim Byrdak, L (9, 1) OBP: 0.286, SLG: 0.372										0	0	0	0	0	0	0				
Inning Stats	R: 0 E: 0 K: 1 S: 11	H: 1 LOB: 1 BB: 0 P: 15	R: 2 E: 0 K: 0 S: 12	H: 3 LOB: 1 BB: 0 P: 13	R: 0 E: 0 K: 2 S: 14	H: 0 LOB: 1 BB: 1 P: 22	R: 0 E: 0 K: 1 S: 11	H: 1 LOB: 0 BB: 0 P: 17	R: 0 E: 0 K: 3 S: 13	H: 1 LOB: 1 BB: 0 P: 18	R: 0 E: 0 K: 1 S: 7	H: 0 LOB: 0 BB: 0 P: 12	R: 0 E: 0 K: 2 S: 8	H: 0 LOB: 0 BB: 0 P: 14	R: 0 E: 0 K: 2 S: 8	H: 0 LOB: 0 BB: 0 P: 13	1B: 7 2B: 0 3B: 0 HR: 0	SF: 0 SAC: 1 DP: 0 HBP: 0	WP: 1 PB: 0 SB: 0 CS: 1	PA: 34
PITCHER	IP WLS BF H R ER SO BB IBB HBP BLK WP HR S P ERA WHIP	6.0 25 7 2 2 8 1 0 0 0 1 0 73 104 3.00 1.333	7.1 3 0 0 0 1 0 0 0 0 0 7 12 0.00 0.000	8.1 3 0 0 0 1 0 0 0 0 0 8 14 0.00 0.000	9.1 3 0 0 0 2 0 0 0 0 0 8 13 0.00 0.000															

Houston Astros @ Cincinnati Reds
Great American Ball Park, Cincinnati, OH
Tue Sep 28 2010, 7:11 PM - 10:02 PM EDT
Att: 30,151 - Clear - 64 F

AB	32
R	2
H	7
RBI	2
BB	1
SO	12
LOB	10



Batter	1	2	3	4	5	6	7	8	9	AB	R	H	RBI	BB	SO	LOB	BOTTOM			
6 Drew Stubbs, R (1, 8) OBP: 0.324, SLG: 0.434										3	1	1	0	1	1	0				
2 Orlando Cabrera, R (1, 6) OBP: 0.303, SLG: 0.352										3	1	1	0	1	0	1				
19 Joey Volto, L (1, 3) OBP: 0.425, SLG: 0.604										4	0	1	0	0	2	3				
27 Scott Rolen, R (1, 5) OBP: 0.362, SLG: 0.503										3	0	1	0	1	0	0				
31 Jonny Gomes, R (1, 7) OBP: 0.327, SLG: 0.427										4	0	0	0	0	1	5				
4 Brandon Phillips, R (1, 4) OBP: 0.329, SLG: 0.425										2	0	1	1	1	0	1				
32 Jay Bruce, L (1, 9) OBP: 0.346, SLG: 0.475										4	1	1	1	0	2	5				
55 Ramon Hernandez, R (1, 2) OBP: 0.364, SLG: 0.431										3	0	0	0	0	1	0				
36 Edinson Volquez, R (1, 1) OBP: 0.167, SLG: 0.118										2	0	0	0	0	2	0				
53 Arthur Rhodes, L (7, 1) ERA: 3.09										0	0	0	0	0	0	0				
23 Yonder Alonso, L (7, PH) OBP: 0.200, SLG: 0.250										1	0	0	0	0	0	0				
40 Nick Masset, R (8, 1) ERA: 3.48										0	0	0	0	0	0	0				
54 Aroldis Chapman, L (9, 1) ERA: 2.38										0	0	0	0	0	0	0				
Inning Stats	R: 1 E: 1 K: 0 S: 7	H: 0 LOB: 1 BB: 2 P: 21	R: 0 E: 0 K: 2 S: 7	H: 0 LOB: 0 BB: 0 P: 9	R: 0 E: 1 K: 3 S: 14	H: 0 LOB: 1 BB: 0 P: 18	R: 0 E: 0 K: 2 S: 8	H: 0 LOB: 0 BB: 1 P: 18	R: 0 E: 0 K: 1 S: 5	H: 3 LOB: 2 BB: 1 P: 8	R: 0 E: 0 K: 0 S: 8	H: 1 LOB: 1 BB: 0 P: 11	R: 0 E: 0 K: 1 S: 8	H: 1 LOB: 0 BB: 0 P: 13	R: 1 E: 0 K: 0 S: 1	H: 1 LOB: 0 BB: 0 P: 1	1B: 4 2B: 2 3B: 0 HR: 1	SF: 0 SAC: 0 DP: 3 HBP: 1	WP: 0 PB: 0 SB: 1 CS: 1	PA: 34
PITCHER	IP WLS BF H R ER SO BB IBB HBP BLK WP HR S P ERA WHIP	6.0 4 1 0 0 0 4 0 0 0 0 0 8 11 0.00 1.000	7.1 4 1 0 0 0 0 0 0 0 0 0 3 6 0.00 0.000	8.1 0 1 0 0 0 0 0 0 0 0 0 5 7 0.00 1.500	9.1 0 1 1 1 1 0 0 0 0 0 1 1 1 ∞ ∞															

Houston Astros @ Cincinnati Reds
Great American Ball Park, Cincinnati, OH
Tue Sep 28 2010, 7:11 PM - 10:02 PM EDT
Att: 30,151 - Clear - 64 F

AB	29
R	3
H	6
RBI	2
BB	4
SO	9
LOB	15



Batter	1	2	3	4	5	6	7	8	9	AB	R	H	RBI	BB	SO	LOB	TOP					
28 Jeff Baker, R (1,4) OBP: 0.323, SLG: 0.413										3	3	1	0	1	0	0						
15 Darwin Barney, R (8,PH) OBP: 0.284, SLG: 0.287										1	0	0	0	0	1	0						
13 Starlin Castro, R (1,6) OBP: 0.347, SLG: 0.408										3	2	2	0	1	1	0						
24 Marlon Byrd, R (1,8) OBP: 0.348, SLG: 0.432										5	1	2	3	0	1	2						
16 Aramis Ramirez, R (1,5) OBP: 0.296, SLG: 0.455										3	1	1	4	1	0	3						
19 Bobby Seals, S (7,5) OBP: 0.379, SLG: 0.333										1	0	1	0	0	0	0						
22 Xavier Nady, R (1,3) OBP: 0.304, SLG: 0.351										5	0	1	0	0	1	6						
12 Alfonso Soriano, R (1,7) OBP: 0.280, SLG: 0.496										4	0	2	1	1	1	1						
6 Micah Hoffpauir, L (1,9) OBP: 0.246, SLG: 0.231										5	0	1	0	0	1	6						
55 Koyie Hill, S (1,2) OBP: 0.254, SLG: 0.302										4	0	1	0	1	1	1						
38 Carlos Zambrano, S (1,1) OBP: 0.256, SLG: 0.290										3	1	0	0	0	1	2						
40 James Russell, L (7,1) OBP: 0.312, SLG: 0.344										0	0	0	0	0	0	0						
64 Justin Berg, R (8,1) ERA: 5.18										0	0	0	0	0	0	0						
57 Scott Maine, L (8,1) ERA: 2.08										1	0	0	0	0	1	3						
56 Brad Snyder, L (9,PH) OBP: 0.252, SLG: 0.319										0	0	0	0	0	0	0						
62 Marcos Mateo, R (9,1) ERA: 4.39										0	0	0	0	0	0	0						
Inning Stats	R: 2 E: 0 K: 2 S: 19	H: 2 LOB: 2 P: 34	R: 2 E: 0 K: 0 S: 13	H: 2 LOB: 2 BB: 2 P: 22	R: 0 E: 0 K: 1 S: 10	H: 1 LOB: 1 BB: 1 P: 19	R: 4 E: 1 K: 0 S: 18	H: 4 LOB: 0 BB: 0 P: 25	R: 0 E: 0 K: 1 S: 6	H: 0 LOB: 0 BB: 0 P: 8	R: 0 E: 0 K: 1 S: 11	H: 0 LOB: 1 BB: 0 P: 17	R: 0 E: 0 K: 2 S: 12	H: 1 LOB: 1 BB: 0 P: 16	R: 0 E: 0 K: 2 S: 9	H: 0 LOB: 0 BB: 0 P: 12	R: 0 E: 0 K: 1 S: 14	H: 2 LOB: 3 BB: 1 P: 21	1B: 8 2B: 4 3B: 0 HR: 1	SF: 0 SAC: 0 DP: 2 HBP: 1	WP: 1 PB: 0 SB: 0 CS: 0	PA: 45
PITCHER	IP: 3.0 WLS: L BF: 22	H: 8 R: 8 ER: 7 SO: 3	BB: 5 IBB: 0 HBP: 0 BLK: 0	WP: 0 HR: 1 S: 52 P: 89	ERA: 21.00 WHIP: 4.333	PITCHER	IP: 3.0 WLS: L BF: 22	H: 8 R: 8 ER: 7 SO: 3	BB: 5 IBB: 0 HBP: 0 BLK: 0	WP: 0 HR: 1 S: 52 P: 89	ERA: 21.00 WHIP: 4.333											
30 J.A. Happ, L (1,1) ERA: 3.4	2.0	6	1	0	0	0	0	0	0	14	19	0.00	0.500									
56 Henry Villar, R (4,1) ERA: 4.5	1.0	4	0	0	0	1	0	0	0	11	17	0.00	0.000									
47 Jeff Fulchino, R (6,1) ERA: 5.51	2.0	7	1	0	0	4	0	0	0	21	28	0.00	0.500									
52 Felipe Paulino, R (7,1) OBP: 0.346, SLG: 0.333	1.0	6	2	0	0	1	1	0	0	14	21	0.00	3.000									
22 Matt Lindstrom, R (9,1) ERA: 4.39	1.0	6	2	0	0	1	1	0	0	14	21	0.00	3.000									

Chicago Cubs @ Houston Astros
Minute Maid Park, Houston, TX
Sat Oct 02 2010, 6:06 PM - 8:57 PM CDT
Att: 36,098 - Clear - 82 F

AB	38
R	8
H	12
RBI	8
BB	6
SO	9
LOB	24



Batter	1	2	3	4	5	6	7	8	9	AB	R	H	RBI	BB	SO	LOB	BOTTOM					
18 Anderson Hernandez, S (1,4) OBP: 0.296, SLG: 0.266										3	0	0	0	1	0	2						
36 Angel Sanchez, R (1,6) OBP: 0.312, SLG: 0.344										3	0	0	0	0	1	2						
52 Felipe Paulino, R (7,1) OBP: 0.346, SLG: 0.333										0	0	0	0	0	0	0						
11 Jason Bourgeois, R (8,PH) OBP: 0.294, SLG: 0.288										1	0	0	0	0	0	0						
9 Hunter Pence, R (1,9) OBP: 0.327, SLG: 0.464										4	1	0	0	0	1	0						
45 Carlos Lee, R (1,7) OBP: 0.288, SLG: 0.410										2	0	0	0	1	0	0						
19 Brian Bogusevic, L (1,8) OBP: 0.296, SLG: 0.333										2	1	0	0	1	1	0						
8 Jeff Keppinger, R (8,PH) OBP: 0.352, SLG: 0.394										1	0	0	0	0	0	1						
22 Matt Lindstrom, R (9,1) ERA: 4.39										0	0	0	0	0	0	0						
23 Chris Johnson, R (1,5) OBP: 0.338, SLG: 0.484										4	1	1	1	0	1	2						
29 Brett Wallace, L (1,3) OBP: 0.297, SLG: 0.307										4	0	1	2	0	1	1						
15 Jason Castro, L (1,2) OBP: 0.286, SLG: 0.287										2	0	1	0	0	0	0						
4 Jason Michaels, R (7,PH) OBP: 0.312, SLG: 0.470										1	0	0	0	0	0	1						
55 Humberto Quintero, R (8,2) OBP: 0.252, SLG: 0.319										1	0	0	0	0	0	0						
30 J.A. Happ, L (1,1) ERA: 3.4	6.1	W	25	H: 6 R: 3 ER: 2 SO: 5	BB: 3 IBB: 0 HBP: 0 BLK: 0	WP: 1 HR: 0 S: 59 P: 92	ERA: 2.84 WHIP: 0.947															
56 Henry Villar, R (4,1) ERA: 4.5	0.2	3	0	0	0	0	0	0	6	10	0.00	0.000										
47 Jeff Fulchino, R (6,1) ERA: 5.18	0.2	3	0	0	0	1	0	0	9	14	0.00	0.000										
16 Matt Downs, R (6,PH) OBP: 0.294, SLG: 0.320	0.1	1	0	0	0	0	0	0	2	2	0.00	0.000										
62 Marcos Mateo, R (9,1) ERA: 4.39	1.0	3	0	0	0	0	0	0	10	12	0.00	0.000										
Inning Stats	R: 0 E: 0 K: 0 S: 7	H: 0 LOB: 0 BB: 0 P: 9	R: 0 E: 0 K: 0 S: 12	H: 1 LOB: 1 BB: 0 P: 15	R: 0 E: 0 K: 0 S: 7	H: 1 LOB: 1 BB: 1 P: 13	R: 0 E: 0 K: 1 S: 6	H: 0 LOB: 0 BB: 0 P: 11	R: 0 E: 0 K: 2 S: 9	H: 0 LOB: 0 BB: 0 P: 13	R: 0 E: 0 K: 2 S: 10	H: 0 LOB: 0 BB: 0 P: 14	R: 3 E: 1 K: 0 S: 14	H: 1 LOB: 2 BB: 2 P: 27	R: 0 E: 0 K: 1 S: 11	H: 0 LOB: 1 BB: 0 P: 16	R: 0 E: 0 K: 0 S: 10	H: 0 LOB: 0 BB: 0 P: 12	1B: 2 2B: 1 3B: 0 HR: 0	SF: 0 SAC: 1 DP: 1 HBP: 2	WP: 1 PB: 0 SB: 0 CS: 0	PA: 35
PITCHER	IP: 6.1 WLS: W BF: 25	H: 6 R: 3 ER: 2 SO: 5	BB: 3 IBB: 0 HBP: 0 BLK: 0	WP: 1 HR: 0 S: 59 P: 92	ERA: 2.84 WHIP: 0.947	PITCHER	IP: 6.1 WLS: W BF: 25	H: 6 R: 3 ER: 2 SO: 5	BB: 3 IBB: 0 HBP: 0 BLK: 0	WP: 1 HR: 0 S: 59 P: 92	ERA: 2.84 WHIP: 0.947											
38 Carlos Zambrano, R (1,1) ERA: 3.33	0.2	3	0	0	0	0	0	0	6	10	0.00	0.000										
40 James Russell, L (7,1) ERA: 4.5	0.2	3	0	0	0	1	0	0	9	14	0.00	0.000										
64 Justin Berg, R (8,1) ERA: 5.18	0.1	1	0																			

Batter	1	2	3	4	5	6	7	8	9	AB	R	H	RBI	BB	SO	LOB	TOP											
9 Blake DeWitt, L (1,4) OBP: 0.336, SLG: 0.373										3	0	0	0	1	1	1												
15 Darwin Barney, R (1,6) OBP: 0.294, SLG: 0.291										4	0	2	0	0	0	1												
24 Marion Byrd, R (1,8) OBP: 0.346, SLG: 0.429										4	0	0	0	0	3	4												
20 Thomas Diamond, R (7,1) OBP: 0.294, SLG: 0.291										0	0	0	0	0	0	0												
62 Marcos Mateo, R (8,1) OBP: 0.294, SLG: 0.291										0	0	0	0	0	0	0												
45 Sean Marshall, L (8,1) OBP: 0.294, SLG: 0.291										0	0	0	0	0	0	0												
16 Aramis Ramirez, R (1,5) OBP: 0.294, SLG: 0.452										3	0	0	0	0	1	1												
19 Bobby Scales, S (5,5) OBP: 0.250, SLG: 0.298										1	0	0	0	0	0	0												
22 Xavier Nady, R (1,3) OBP: 0.306, SLG: 0.353										4	0	2	0	0	2	0												
12 Alfonso Soriano, R (1,7) OBP: 0.322, SLG: 0.496										4	0	2	0	0	1	1												
56 Brad Snyder, L (1,9) OBP: 0.214, SLG: 0.222										4	0	0	0	0	1	4												
55 Koyie Hill, S (1,2) OBP: 0.254, SLG: 0.298										3	0	0	0	1	0	1												
46 Ryan Dempster, R (1,1) OBP: 0.136, SLG: 0.153										2	0	0	0	0	2	3												
28 Jeff Baker, R (7,PH) OBP: 0.326, SLG: 0.413										0	0	0	0	1	0	0												
5 Sam Fuld, L (7,8) OBP: 0.226, SLG: 0.179										1	0	0	0	0	1	0												
Inning Stats	R: 0 H: 0 E: 0 K: 2 S: 11	H: 0 LOB: 0 BB: 0 P: 14	R: 0 H: 1 E: 0 K: 0 S: 11	H: 1 LOB: 1 BB: 0 P: 15	R: 0 H: 1 E: 0 K: 2 S: 14	H: 1 LOB: 2 BB: 1 P: 23	R: 0 H: 2 E: 0 K: 2 S: 9	H: 2 LOB: 3 BB: 1 P: 14	R: 0 H: 1 E: 0 K: 2 S: 12	H: 1 LOB: 1 BB: 0 P: 21	R: 0 H: 0 E: 0 K: 1 S: 11	H: 0 LOB: 1 BB: 1 P: 17	R: 0 H: 0 E: 0 K: 2 S: 10	H: 0 LOB: 0 BB: 0 P: 14	R: 0 H: 0 E: 0 K: 1 S: 10	H: 0 LOB: 0 BB: 0 P: 13	1B: 5 2B: 1 3B: 0 HR: 0	SF: 0 SAC: 0 DP: 0 HBP: 0	WP: 0 PB: 0 SB: 0 CS: 0	PA: 36								
PITCHER	IP	WLS	BF	H	R	ER	SO	BB	IBB	HBP	BLK	WP	HR	S	P	ERA	WHIP											
28 Nelson Figueroa, R (1,1) ERA: 3.29	6.0	W	26	6	0	0	8	1	1	0	0	0	0	0	70	103	0.00	1.167										
58 Fernando Abad, L (7,1) ERA: 2.94	0.2		3	0	0	0	0	1	0	0	0	0	0	8	14	0.00	1.500											
59 Wilton Lopez, R (7,1) ERA: 2.96	1.1		4	0	0	0	3	0	0	0	0	0	0	13	17	0.00	0.000											
37 Brandon Lyon, R (9,1) ERA: 3.12	1.0		3	0	0	0	1	0	0	0	0	0	0	10	13	0.00	0.000											

Chicago Cubs @ Houston Astros
Minute Maid Park, Houston, TX
Sun Oct 03 2010, 1:06 PM - 3:40 PM CDT
Att: 31,105 - Sunny - 73 F

AB	33
R	0
H	6
RBI	0
BB	3
SO	12
LOB	16



Batter	1	2	3	4	5	6	7	8	9	AB	R	H	RBI	BB	SO	LOB	BOTTOM										
19 Brian Bogusevic, L (1,8) OBP: 0.256, SLG: 0.286										4	0	0	0	0	4	3											
8 Jeff Keppinger, R (1,4) OBP: 0.351, SLG: 0.393										4	0	1	0	0	0	0											
9 Hunter Pence, R (1,9) OBP: 0.325, SLG: 0.461										4	0	0	0	0	2	1											
45 Carlos Lee, R (1,7) OBP: 0.291, SLG: 0.417										3	1	2	1	1	0	0											
11 Jason Bourgeois, R (8,PR) OBP: 0.294, SLG: 0.269										0	0	0	0	0	0	0											
23 Chris Johnson, R (1,5) OBP: 0.337, SLG: 0.481										4	1	1	0	0	1	3											
29 Brett Wallace, L (1,3) OBP: 0.296, SLG: 0.319										4	1	1	0	0	2	2											
55 Humberto Quintero, R (1,2) OBP: 0.262, SLG: 0.317										4	1	1	0	0	1	3											
12 Tommy Manzella, R (1,6) OBP: 0.267, SLG: 0.264										2	0	2	2	1	0	0											
28 Nelson Figueroa, R (1,1) OBP: 0.235, SLG: 0.294										1	0	1	0	0	0	0											
4 Jason Michaels, R (6,PH) OBP: 0.310, SLG: 0.468										1	0	0	0	0	0	1											
58 Fernando Abad, L (7,1) ERA: 2.94										0	0	0	0	0	0	0											
59 Wilton Lopez, R (7,1) ERA: 2.96										0	0	0	0	0	0	0											
37 Brandon Lyon, R (9,1) ERA: 3.12										0	0	0	0	0	0	0											
Inning Stats	R: 0 H: 0 E: 0 K: 1 S: 11	H: 0 LOB: 0 BB: 0 P: 17	R: 2 H: 4 E: 1 K: 2 S: 18	H: 4 LOB: 2 BB: 0 P: 30	R: 1 H: 1 E: 0 K: 1 S: 11	H: 1 LOB: 0 BB: 0 P: 19	R: 1 H: 2 E: 0 K: 1 S: 13	H: 2 LOB: 1 BB: 0 P: 22	R: 0 H: 2 E: 0 K: 1 S: 13	H: 2 LOB: 1 BB: 0 P: 16	R: 0 H: 0 E: 0 K: 1 S: 11	H: 0 LOB: 1 BB: 1 P: 20	R: 0 H: 0 E: 0 K: 1 S: 12	H: 0 LOB: 0 BB: 0 P: 15	R: 0 H: 0 E: 0 K: 2 S: 8	H: 0 LOB: 2 BB: 1 P: 14	1B: 7 2B: 0 3B: 1 HR: 1	SF: 0 SAC: 1 DP: 1 HBP: 0	WP: 0 PB: 0 SB: 1 CS: 0	PA: 34							
PITCHER	IP	WLS	BF	H	R	ER	SO	BB	IBB	HBP	BLK	WP	HR	S	P	ERA	WHIP										
46 Ryan Dempster, R (1,1) ERA: 3.85	6.0	L	27	9	4	3	7	1	0	0	0	0	0	12	15	0.00	1.667										
20 Thomas Diamond, R (7,1) ERA: 6.53	1.0		3	0	0	0	1	0	0	0	0	0	0	3	7	0.00	3.000										
62 Marcos Mateo, R (8,1) ERA: 5.82	0.1		2	0	0	0	1	1	0	0	0	0	0	3	7	0.00	3.000										
45 Sean Marshall, L (8,1) ERA: 2.85	0.2		2	0	0	0	1	0	0	0	0	0	0	5	7	0.00	0.000										

Chicago Cubs @ Houston Astros
Minute Maid Park, Houston, TX
Sun Oct 03 2010, 1:06 PM - 3:40 PM CDT
Att: 31,105 - Sunny - 73 F

AB	31
R	4
H	9
RBI	3
BB	2
SO	10
LOB	13

