Houston Astros - 2013

Batter	1	2	3	4	5	6	7	8	9	AB	R	H	RBI	BB	SO	LOB
23 Tyler Greene, R (1, 6)	G5-3		9 1B, 9 S, BB	G6-3		G6-4-3, 1-2f		G6-3		2	0	0	0	1	0	1
76 Jonathan Villar, S (4, 6)										2	0	0	0	0	0	2
9 Marwin Gonzalez, S (1, 4) OBP: 0.667, SLG: 0.667	F9		44 G1-3, 1-3, 2-H, 1B		23 1B, 78 1B, 1B		HR		F9	3	0	2	1	0	0	0
2 Brandon Barnes, R (5, PR) OBP: 0.500, SLG: 2.000 (5, 8)										2	2	1	1	0	0	0
44 Justin Maxwell, R (1, 8) OBP: 0.333, SLG: 0.333	23 E, 1B		G1-3, 1-2	F9			78 G1-6-3, 1B		78 E, BB	3	0	1	0	0	0	3
4 Brandon Laird, R (5, 3) OBP: 1.000, SLG: 1.000										1	1	1	0	1	0	0
23 Chris Carter, R (1, 3) OBP: 0.333, SLG: 0.333	K, 1-3		P6	78 E, 78 1B, 56 G6-3, 1-2, 1B			F8		F9	3	0	1	0	0	1	3
10 Jake Elmore, R (5, PR) (5, 4)										2	1	0	0	0	0	2
14 J.D. Martinez, R (1, 7) OBP: 0.500, SLG: 0.500		F9		56 S, 56 E, 1B	E8, 1-3, 2-H, 1B		G1-6-3, 1-2f		E6, 1-H, 2B	2	1	1	0	0	0	0
78 Robbie Grossman, S (4, 7) OBP: 0.667, SLG: 1.000										3	0	2	2	0	0	1
56 Nate Freiman, R (1, 10) OBP: 0.333, SLG: 0.333		P2		E7, 1-H, 22 1B, 1B	G6-3, 3-H			73 G6-3, 69 G5-3, 38 1B, BB	G4-3	3	1	1	2	0	0	2
74 Marc Krauss, L (8, PH)										0	0	0	0	1	0	0
79 Delino DeShields, R (8, PR) (8, 10)										1	1	0	0	0	0	1
30 Matt Dominguez, R (1, 5)		P2		P2	P3			G5-3, 1-2		3	0	0	0	0	0	3
69 René García, R (5, 2)										1	0	0	0	0	0	1
22 Carlos Corporán, S (1, 2) OBP: 0.500, SLG: 0.500			P4	8 G3, 2-H, 1B		76 G6-4-3, 1B		G6-3, 2-3		2	0	1	1	0	0	0
73 Jose Martinez, R (5, 5) OBP: 0.500, SLG: 0.500										2	0	1	0	0	0	2
8 Trevor Crowe, S (1, 9) OBP: 0.333, SLG: 0.667			9 S, 9 1B, 2B	G3, 1-2		P6		3-H, 1B		3	1	1	0	0	0	2
38 Jimmy Paredes, S (6, 9) OBP: 1.000, SLG: 1.000										1	0	1	1	0	0	0
Inning Stats	R: 0 E: 0 K: 1 S: 6 H: 1 LOB: 1 BB: 0 P: 7	R: 0 E: 0 K: 0 S: 3 H: 0 LOB: 0 BB: 0 P: 3	R: 1 E: 0 K: 0 S: 5 H: 2 LOB: 2 BB: 1 P: 10	R: 2 E: 1 K: 0 S: 6 H: 3 LOB: 1 BB: 0 P: 7	R: 2 E: 1 K: 0 S: 6 H: 3 LOB: 2 BB: 0 P: 6	R: 0 E: 0 K: 0 S: 3 H: 1 LOB: 0 BB: 0 P: 3	R: 1 E: 0 K: 0 S: 4 H: 2 LOB: 0 BB: 0 P: 6	R: 1 E: 0 K: 0 S: 4 H: 1 LOB: 1 BB: 1 P: 8	R: 1 E: 1 K: 0 S: 4 H: 1 LOB: 1 BB: 1 P: 8	1B: 11 2B: 2 3B: 0 HR: 1 SF: 0 SAC: 0 DP: 2 HBP: 0							

TOP

Houston Astros @ Philadelphia Phillies

Bright House Field, Clearwater, FL

Sat Feb 23 2013, 1:09 PM - 3:53 PM EST

Att. 6,292 - Partly Cloudy - 80 F

livebaseballscorecards.com

AB	39
R	8
H	14
RBI	8
BB	3
SO	1
LOB	23

PITCHER		IP	WLS	BF	H	R	ER	SO	BB	IBB	HBP	BLK	WP	HR	S	P	ERA	WHIP
35 Cole Hamels, L ERA:	(1, 1)	2.0		7	1	0	0	1	0	0	0	0	0	0	9	10	0.00	0.500
53 B.J. Rosenberg, R ERA: 9.0	(3, 1)	2.0	L	12	5	3	2	0	1	0	0	0	0	0	11	17	9.00	3.000
60 Zach Miner, R ERA: 9.0	(5, 1)	1.0		6	3	2	1	0	0	0	0	0	0	0	6	6	9.00	3.000
47 Jeremy Horst, L ERA: 4.5	(6, 1)	2.0		7	3	1	1	0	0	0	0	0	0	1	7	9	4.50	1.500
79 Justin De Fratus, R ERA: 9.0	(8, 1)	2.0		10	2	2	2	0	2	0	0	0	0	0	8	16	9.00	2.000

PITCHER	IP	WLS	BF	H	R	ER	SO	BB	IBB	HBP	BLK	WP	HR	S	P	ERA	WHIP

WP: 0	PB: 0	SB: 3	CS: 0
PA: 42			

Batter	1	2	3	4	5	6	7	8	9	AB	R	H	RBI	BB	SO	LOB
2 Ben Revere, L (1, 8) OBP: 0.333, SLG: 0.333	10 G3-1 10 S 26 1B 1B	G1-4-3 1-2f			B1-3			BBB 72 G4-6-3 BB		3	1	1	0	0	0	2
43 Ender Inciarte, L (6, 8)										0	0	0	0	1	0	0
10 Michael Young, R (1, 5)	BX G3-1 1-3		G4-3		G3-1			G4-6-3 1-2f		3	0	0	0	0	0	1
72 Cody Asche, L (6, 5)										1	0	0	0	0	0	1
26 Chase Utley, L (1, 4) OBP: 0.500, SLG: 0.500	6 G4-3 3-H 1B		F8			G4-3		BX HR		2	0	1	1	0	0	0
4 Pete Orr, L (4, 4) OBP: 0.500, SLG: 2.000										2	1	1	1	0	0	0
6 Ryan Howard, L (1, 3)	G4-3 1-3		K			K		F8		3	0	0	0	0	2	1
28 Kevin Frandsen, R (7, 3)										1	0	0	0	0	0	0
18 Darin Ruf, R (1, 7)	G5-3			P6		L8			15 F8-2 3B	3	0	0	0	0	0	1
71 Jermaine Mitchell, L (7, 7) OBP: 1.000, SLG: 3.000										1	0	1	0	0	0	0
9 Domonic Brown, L (1, 9) OBP: 0.333, SLG: 0.333		19 BB 25 1B 1B		F8			F7		F8-2 3-H	3	1	1	0	0	0	0
15 John Mayberry Jr., R (8, 9)										1	0	0	0	0	0	1
19 Laynce Nix, L (1, 10) OBP: 1.000, SLG: 1.000	BBBB 25 1B 1-2 BB						F8		F8	1	0	1	0	1	0	0
22 Joe Mather, R (7, PH) (8, 10)				1B						2	0	0	0	0	0	0
25 Yuniesky Betancourt, R (1, 6) OBP: 0.667, SLG: 0.667	2 G1-4-3 1-2 2-H 1B		SST K				1B			3	0	2	1	0	1	1
7 Michael Martinez, S (8, 6)										0	0	0	0	0	0	0
31 Erik Kratz, R (1, 2)	L8				L7		G3			2	0	0	0	0	0	2
12 Humberto Quintero, R (6, 2)										1	0	0	0	0	0	1
Inning Stats	R: 1 E: 0 K: 0 S: 5 H: 2 LOB: 1 BB: 0 P: 6	R: 1 E: 0 K: 0 S: 4 H: 2 LOB: 1 BB: 1 P: 8	R: 0 E: 0 K: 1 S: 5 H: 0 LOB: 0 BB: 0 P: 5	R: 0 E: 0 K: 1 S: 6 H: 1 LOB: 1 BB: 0 P: 6	R: 0 E: 0 K: 0 S: 3 H: 0 LOB: 0 BB: 0 P: 3	R: 0 E: 0 K: 1 S: 5 H: 0 LOB: 0 BB: 0 P: 5	R: 0 E: 0 K: 0 S: 4 H: 1 LOB: 1 BB: 0 P: 4	R: 1 E: 0 K: 0 S: 3 H: 1 LOB: 0 BB: 1 P: 8	R: 0 E: 0 K: 0 S: 3 H: 1 LOB: 0 BB: 0 P: 3	1B: 6 2B: 1 3B: 1 HR: 1	SF: 0 SAC: 0 DP: 3 HBP: 0						

BOTTOM

Houston Astros @ Philadelphia Phillies

Bright House Field, Clearwater, FL

Sat Feb 23 2013, 1:09 PM - 3:53 PM EST

Att. 6,292 - Partly Cloudy - 80 F

livebaseballscorecards.com

AB	32
R	3
H	8
RBI	3
BB	2
SO	3
LOB	11

PITCHER		IP	WLS	BF	H	R	ER	SO	BB	IBB	HBP	BLK	WP	HR	S	P	ERA	WHIP
64 Lucas Harrell, R ERA: 9.0	(1, 1)	2.0		10	4	2	2	0	1	0	0	0	0	0	9	14	9.00	2.500
63 Xavier Cedeño, L ERA:	(3, 1)	1.0	W	3	0	0	0	1	0	0	0	0	0	0	5	5	0.00	0.000
19 Sam Demel, R ERA:	(4, 1)	1.0	H	4	1	0	0	1	0	0	0	0	0	0	6	6	0.00	1.000
48 Jarred Cosart, R ERA:	(5, 1)	2.0	H	6	0	0	0	1	0	0	0	0	0	0	8	8	0.00	0.000
65 Brett Oberholtzer, L ERA: 4.5	(7, 1)	2.0		8	2	1	1	0	1	0	0	0	0	1	7	12	4.50	1.500

PITCHER		IP	WLS	BF	H	R	ER	SO	BB	IBB	HBP	BLK	WP	HR	S	P	ERA	WHIP
81 Josh Zeid, R ERA:	(9, 1)	1.0		3	1	0	0	0	0	0	0	0	0	0	3	3	0.00	1.000

WP: 0	PB: 0	SB: 1	CS: 0	PA: 34		

New York Mets @ Houston Astros

Osceola County Stadium, Kissimmee, FL

Sun Feb 24 2013, 1:09 PM - 4:30 PM EST

Att. 3,048 - Cloudy - 77 F

TOP

livebaseballscorecards.com

Batter	1	2	3	4	5	6	7	8	9	AB	R	H	RBI	BB	SO	LOB
1 Jordany Valdespin, L (1, 4) OBP: 0.400, SLG: 1.000 16 Brian Bixler, R (5, 4) OBP: 0.250, SLG: 0.250 (8, 5)	F7		HR	G4-3		F8			G3-1	3 2	1 0	1 0	2 0	0 0	0 0	1 1
4 Collin Cowgill, R (1, 8) OBP: 1.000, SLG: 1.667 9 Kirk Nieuwenhuis, L (5, 8) OBP: 0.200, SLG: 0.200	2B		BB	1B			L9		K	2 2	0 0	2 0	1 0	1 0	0 1	0 0
21 Lucas Duda, L (1, 10) 86 Danny Muno, S (9, PH) (9, 10)	K		K	K			L4		BB	4 0	0 0	0 0	0 0	0 1	4 0	3 0
77 Andrew Brown, R (1, 9) OBP: 0.400, SLG: 0.500 58 César Puello, R (5, PR) (5, 9)	F9		K		2B				G6-3	3 2	0 0	1 0	0 0	0 0	1 0	2 1
15 Travis d'Arnaud, R (1, 2) 72 Juan Centeno, L (5, 2)		G4-3	K		K			G1-3		3 1	0 0	0 0	0 0	0 0	2 0	2 0
80 Jamie Hoffmann, R (1, 7) OBP: 0.500, SLG: 1.333 Alonzo Harris, R (7, 7) OBP: 1.000, SLG: 1.000		HR		BB	K			1B		2 1	2 1	1 1	1 0	1 0	1 0	1 0
19 Zach Lutz, R (1, 5) OBP: 0.200, SLG: 0.200 Jeff Reynolds, R (8, PR) 87 Phillip Evans, R (8, 4)		G6-3	K			G5-3		1B		4 0 0	0 0 0	1 0 0	0 0 0	0 0 0	1 0 0	1 0 0
3 Omar Quintanilla, L (1, 6) 70 Wilfredo Tovar, R (5, 6) OBP: 0.500, SLG: 0.500		F9		BB		F9		1B		1 2	1 0	0 1	0 1	1 0	0 0	0 0
76 Josh Satin, R (1, 3) OBP: 0.750, SLG: 1.333			HBP	2B		2B		G6-4-3		3	2	2	2	0	0	2

Inning Stats	1	2	3	4	5	6	7	8	9
	R: 0 E: 0 K: 1 S: 6	H: 1 LOB: 1 BB: 0 P: 6	R: 1 E: 0 K: 0 S: 5	H: 1 LOB: 0 BB: 0 P: 6	R: 2 E: 0 K: 3 S: 11	H: 1 LOB: 1 BB: 1 P: 18	R: 3 E: 0 K: 2 S: 9	H: 2 LOB: 1 BB: 2 P: 17	R: 0 E: 0 K: 2 S: 7	H: 1 LOB: 1 BB: 0 P: 7	R: 0 E: 0 K: 0 S: 4	H: 1 LOB: 1 BB: 0 P: 4	R: 0 E: 0 K: 1 S: 5	H: 0 LOB: 0 BB: 0 P: 5	R: 1 E: 0 K: 0 S: 5	H: 3 LOB: 2 BB: 0 P: 5	R: 0 E: 0 K: 1 S: 5	H: 0 LOB: 1 BB: 1 P: 9

| | | | |

BOTTOM

New York Mets @ Houston Astros

Osceola County Stadium, Kissimmee, FL

Sun Feb 24 2013, 1:09 PM - 4:30 PM EST

Att. 3,048 - Cloudy - 77 F

Batter	1	2	3	4	5	6	7	8	9	AB	R	H	RBI	BB	SO	LOB
9 Marwin Gonzalez, S (1, 6) OBP: 0.600, SLG: 0.600 76 Jonathan Villar, S (4, 6)	0-0 12 S 1B		0-0 G5-3		4-0 12 G3 29 1B 1-2 BB		0-3 K	0-0 G6-3		2 0 1 0 0 0 0 2 1 0 0 1 1 1
27 Jose Altuve, R (1, 4) 10 Jake Elmore, R (6, 4) OBP: 0.250, SLG: 0.250	0-0 F9		0-0 F9		0-3 K		0-0 L8		0-0 56 75 1B 1B	3 0 0 0 0 1 3 2 1 1 0 0 0 0
12 Carlos Pena, L (1, 3) 56 Nate Freiman, R (6, 3) OBP: 0.600, SLG: 0.600 73 Jose Martinez, R (9, PR) OBP: 0.500, SLG: 0.500	1-3 K 1-2		0-0 G3-1		0-0 G3 1-2 2-3		0-0 75 BB 74 1B 1B		0-0 75 1B 2 FC5-2 1-2 1B	3 0 0 0 0 1 3 2 0 2 0 0 0 0 0 0 0 0 0 0 0
29 Brett Wallace, L (1, 10) OBP: 0.333, SLG: 0.333 79 Delino DeShields, R (5, PR) (6, 10) 74 Marc Krauss, L (7, PH) OBP: 1.000, SLG: 1.000 (8, 10) 8 Trevor Crowe, S (9, PH) OBP: 0.250, SLG: 0.500	0-0 G4-3			0-0 G3-1	0-0 75 E 75 WP 2-H 3-H 1B		0-0 75 BB 1-2 1B		0-0 F9	3 0 1 2 0 0 1 0 1 0 0 0 0 0 1 0 1 0 0 0 0 1 0 0 0 0 0 2
46 Rick Ankiel, L (1, 9) OBP: 0.500, SLG: 0.500 75 George Springer, R (4, PR) OBP: 1.000, SLG: 1.000 (5, 8)		0-3 K		0-0 15 HR 1B	4-0 1-H BB		4-0 1-2 2-3 BB		0-0 2 FC5-2 1-3 2-H 1B	2 0 1 0 0 1 0 1 1 1 1 2 0 0
15 Jason Castro, L (1, 2) OBP: 0.500, SLG: 2.000 6 Jason Jaramillo, S (5, 2)	0-0 G3-1		3-1 1-H HR	0-0 G4-3		0-0 F8		4-0 2 FC5-2 IBB		2 1 1 2 0 0 0 2 0 0 0 1 0 4
21 Fernando Martinez, L (1, 7) OBP: 0.500, SLG: 2.000 (5, 9) 2 Brandon Barnes, R (6, 7) OBP: 0.200, SLG: 0.800	1-0 HR		0-3 K	0-0 G5-3		0-0 G6-3	0-0 FC5-2 1-2 2-3 3-Hf			2 1 1 1 0 1 1 3 0 0 0 0 0 3
30 Matt Dominguez, R (1, 5) 4 Brandon Laird, R (5, 5) OBP: 0.600, SLG: 0.333	4-0 BB		0-0 G5-3		0-0 G5-3	1-0 HBP			0-0 G5-3	1 0 0 0 1 0 1 2 0 0 0 0 0 3
78 Robbie Grossman, S (1, 8) OBP: 0.600, SLG: 0.800 (5, 7) 38 Jimmy Paredes, S (6, 9) OBP: 0.333, SLG: 0.333	0-3 K				0-0 12 G3 76 BB 29 1B 1B	0-0 G5-3	0-3 K			2 1 1 0 0 1 1 2 0 0 0 0 1 1
Inning Stats	R: 0 E: 0 K: 1 S: 6 H: 1 LOB: 1 BB: 0 P: 7	R: 1 E: 0 K: 2 S: 8 H: 1 LOB: 1 BB: 1 P: 13	R: 0 E: 0 K: 0 S: 3 H: 0 LOB: 0 BB: 0 P: 3	R: 2 E: 0 K: 1 S: 8 H: 2 LOB: 1 BB: 0 P: 11	R: 3 E: 0 K: 1 S: 7 H: 2 LOB: 1 BB: 2 P: 15	R: 0 E: 0 K: 0 S: 3 H: 0 LOB: 0 BB: 0 P: 3	R: 0 E: 0 K: 1 S: 7 H: 2 LOB: 3 BB: 1 P: 11	R: 0 E: 0 K: 1 S: 5 H: 0 LOB: 1 BB: 0 P: 6	R: 1 E: 0 K: 0 S: 6 H: 3 LOB: 3 BB: 1 P: 10	1B: 9 2B: 0 3B: 0 HR: 2 SF: 0 SAC: 0 DP: 0 HBP: 1						

livebaseballscorecards.com

AB	38
R	7
H	11
RBI	6
BB	5
SO	7
LOB	24

WP: 1 PB: 0 SB: 1 CS: 0 PA: 44

PITCHER	IP	WLS	BF	H	R	ER	SO	BB	IBB	HBP	BLK	WP	HR	S	P	ERA	WHIP
33 Matt Harvey, R (1, 1) ERA: 4.5	2.0		9	2	1	1	3	1	0	0	0	0	1	14	20	4.50	1.500
53 Jeremy Hefner, R (3, 1) ERA: 9.0	2.0	H	8	2	2	2	1	0	0	0	0	0	1	11	14	9.00	1.000
27 Jeurys Familia, R (5, 1) ERA: 18.0	1.0	B	7	2	3	2	1	2	0	0	0	1	0	7	15	18.00	4.000
47 Aaron Laffey, L (6, 1) ERA:	2.0		9	2	0	0	1	1	0	0	0	0	0	10	14	0.00	1.500
50 Scott Atchison, R (8, 1) ERA:	1.0	H	4	0	0	0	1	0	0	1	0	0	0	5	6	0.00	0.000

PITCHER	IP	WLS	BF	H	R	ER	SO	BB	IBB	HBP	BLK	WP	HR	S	P	ERA	WHIP
66 Josh Edgin, L (9, 1) ERA: 9.0	1.0	B	7	3	1	1	0	0	1	0	0	0	0	6	10	9.00	3.000

Batter	1	2	3	4	5	6	7	8	9	AB	R	H	RBI	BB	SO	LOB
23 Tyler Greene, R (1, 6) 76 Jonathan Villar, S (5, 6)	K		K		K		K		G3	3 2	0 0	0 0	0 0	0 0	3 1	2 3
9 Marwin Gonzalez, S (1, 4) OBP: 0.625, SLG: 0.750 10 Jake Elmore, R (6, 4) OBP: 0.333, SLG: 0.500	1B		1-3 2B			F8	G4-3		2B	3 2	0 0	2 1	0 0	0 0	0 0	0 3
23 Chris Carter, R (1, 3) OBP: 0.167, SLG: 0.167 56 Nate Freiman, R (6, 3) OBP: 0.571, SLG: 0.714	P3		K			P6		4 PB 75 G6-3 2B	G3	3 2	0 1	0 1	0 0	0 0	1 0	3 1
29 Brett Wallace, L (1, 5) OBP: 0.167, SLG: 0.167 4 Brandon Laird, R (6, 5) OBP: 0.500, SLG: 0.250	G4-3			K		G3-1		2-3 K		3 1	0 0	0 0	0 0	0 0	1 1	1 1
44 Justin Maxwell, R (1, 8) OBP: 0.200, SLG: 0.200 75 George Springer, R (4, 8) OBP: 0.600, SLG: 0.333		K2-3		K			K	3-H G6-3		2 2	0 0	0 0	0 1	0 0	2 1	0 0
46 Rick Ankiel, L (1, 9) OBP: 0.500, SLG: 0.750 38 Jimmy Paredes, S (4, 9) OBP: 0.200, SLG: 0.200		2B		F8			E4 70 1B 77 BB 71 HBP	K 77 HBP		2 2	0 1	1 0	0 0	0 0	0 1	0 0
14 J.D. Martinez, R (1, 7) OBP: 0.250, SLG: 0.250 77 Jake Goebbert, L (6, 7)		G4-3			K		4-0 71 HBP 70 1B 1-2 BB	1-0 1-2 HBP		2 0	0 0	0 0	0 0	0 1	1 0	0 0
22 Carlos Corporán, S (1, 2) OBP: 0.500, SLG: 0.500 70 Carlos Pérez, R (5, 2) OBP: 0.500, SLG: 0.500			9 2B 1B		F9		0-0 71 HBP 1-2 2-3 1B	G5-3		2 2	0 0	1 1	0 0	0 0	0 0	0 2
74 Marc Krauss, L (1, 10) OBP: 0.750, SLG: 0.667 71 Chris Wallace, R (7, PH) (7, 10)			P5		1B		1-0 1-2 2-3 3-H HBP		P4	2 1	0 0	1 0	0 1	0 0	0 0	1 0
Inning Stats	R: 0 E: 0 K: 1 S: 6 H: 1 LOB: 1 BB: 0 P: 6	R: 0 E: 0 K: 1 S: 5 H: 1 LOB: 0 BB: 0 P: 5	R: 0 E: 0 K: 2 S: 9 H: 2 LOB: 2 BB: 0 P: 9	R: 0 E: 0 K: 2 S: 7 H: 0 LOB: 0 BB: 0 P: 7	R: 0 E: 0 K: 2 S: 8 H: 1 LOB: 1 BB: 0 P: 8	R: 0 E: 0 K: 0 S: 3 H: 0 LOB: 0 BB: 0 P: 3	R: 1 E: 1 K: 2 S: 9 H: 1 LOB: 3 BB: 1 P: 14	R: 1 E: 0 K: 2 S: 9 H: 1 LOB: 2 BB: 0 P: 11	R: 0 E: 0 K: 0 S: 4 H: 1 LOB: 1 BB: 0 P: 4	1B: 4 2B: 4 3B: 0 HR: 0	SF: 0 SAC: 0 DP: 0 HBP: 2					

PITCHER		IP	WLS	BF	H	R	ER	SO	BB	IBB	HBP	BLK	WP	HR	S	P	ERA	WHIP
50 Adam Wainwright, R	(1, 1)	2.2	W	11	4	0	0	3	0	0	0	0	0	0	17	17	0.00	1.500
ERA:																		
73 Seth Maness, R	(3, 1)	1.1	H	4	0	0	0	3	0	0	0	0	0	0	10	10	0.00	0.000
ERA:																		
41 Mitchell Boggs, R	(5, 1)	1.0		4	1	0	0	2	0	0	0	0	0	0	8	8	0.00	1.000
ERA:																		
30 Jason Motte, R	(6, 1)	1.0		3	0	0	0	0	0	0	0	0	0	0	3	3	0.00	0.000
ERA:																		
61 Kevin Siegrist, L	(7, 1)	1.0		7	1	1	0	2	1	0	1	0	0	0	9	14	0.00	2.000
ERA:																		

PITCHER		IP	WLS	BF	H	R	ER	SO	BB	IBB	HBP	BLK	WP	HR	S	P	ERA	WHIP
62 Barret Browning, L	(8, 1)	1.0		6	1	1	0	2	0	0	1	0	1	0	9	11	0.00	1.000
ERA:																		
65 Keith Butler, R	(9, 1)	1.0		4	1	0	0	0	0	0	0	0	0	0	4	4	0.00	1.000
ERA:																		

Houston Astros @ St. Louis Cardinals

Roger Dean Stadium, Jupiter, FL

Mon Feb 25 2013, 1:08 PM - 4:06 PM EST

Att. 3,727 - Cloudy - 83 F

TOP

livebaseballscorecards.com

AB	36
R	2
H	8
RBI	2
BB	1
SO	12
LOB	17

WP: 1 PB: 1 SB: 0 CS: 0 PA: 39

Batter	1	2	3	4	5	6	7	8	9	AB	R	H	RBI	BB	SO	LOB
19 Jon Jay, L (1, 8) OBP: 0.333, SLG: 0.400 60 Justin Christian, R (5, 8)	L7	P6	G6-3		G5-3		F8			3 2	0 0	0 0	0 0	0 0	0 0	4 0
79 Kolten Wong, L (1, 4) OBP: 0.333, SLG: 0.500 88 Starlin Rodriguez, R (6, 4)	G3		7 HR 2B	21 S 21 1B 1B	G4-3		G6-3			4 1	2 0	2 0	0 0	0 0	0 0	0 0
7 Matt Holliday, R (1, 7) OBP: 0.400, SLG: 1.000 56 Adron Chambers, L (5, 7) OBP: 0.500, SLG: 0.750	F9		2-H HR	K	80 FC6 1B		2B			3 2	1 0	1 2	2 0	0 0	1 0	1 0
21 Allen Craig, R (1, 10) OBP: 0.800, SLG: 1.500 80 Cody Stanley, L (5, PH) (6, 10) 83 Jesus Montero, R (7, PH) (8, 10)		BB 23 WP 4 BB 23 2B	HR	1-H 4 1B 23 1B 1B	1-2f FC6		K			2 1 1	3 0 0	2 0 0	2 0 0	1 0 1	0 0 1	0 1 1
4 Yadier Molina, R (1, 2) OBP: 0.800, SLG: 0.667 81 Adam Ehrlich, L (4, PR) 32 Rob Johnson, R (5, 2) 82 Audry Pérez, R (9, 2)		1-2 23 2B 23 WP 12 FC6-2 BB	12 G6-3 23 F8 43 2B 1B	1-3 23 1B 43 1B 1B		G6-3		8 G1-6-3 89 E BB		2 0 1 0	1 1 0 0	2 0 0 0	0 0 0 0	1 0 1 0	0 0 0 0	0 0 0 0
23 David Freese, R (1, 5) OBP: 0.600, SLG: 1.400 89 Greg Garcia, L (4, PR) (5, 6) (7, 3)		1-3 2-H 12 FC6-2 2B	F8 1-2	1-2 3-H 43 1B 1B		F8		FC3 8 G1-6-3 1-2		3 2	0 0	2 0	2 0	0 0	0 0	1 1
12 Ty Wigginton, R (1, 3) 8 Ryan Jackson, R (5, 3) (7, 6)	FC6-2 43 BB 2-3 3-H	G6-3 2-3	K			HBP		G1-6-3 1-2f 2-3		3 1	0 0	0 0	0 0	0 0	1 0	5 2
43 Shane Robinson, R (1, 9) OBP: 0.714, SLG: 0.800	1-2 BB	3-H 38 2B 2B	1-3 2-H 38 FC5-4 1B			L4		BB		3	1	2	2	2	0	1
38 Pete Kozma, R (1, 6) OBP: 0.444, SLG: 0.875 (5, 5)	F6	2-H 2B	1-2f FC5-4				HR	G3		5	1	2	2	0	0	7
Inning Stats	R: 0 E: 0 K: 0 S: 3 H: 0 LOB: 0 BB: 0 P: 3	R: 1 E: 0 K: 0 S: 4 H: 1 LOB: 3 BB: 3 P: 17	R: 5 E: 0 K: 0 S: 12 H: 6 LOB: 1 BB: 0 P: 18	R: 3 E: 0 K: 2 S: 12 H: 5 LOB: 2 BB: 0 P: 13	R: 0 E: 0 K: 0 S: 4 H: 1 LOB: 1 BB: 0 P: 4	R: 0 E: 0 K: 0 S: 3 H: 0 LOB: 1 BB: 0 P: 4	R: 1 E: 0 K: 1 S: 8 H: 2 LOB: 1 BB: 0 P: 9	R: 0 E: 1 K: 0 S: 3 H: 0 LOB: 2 BB: 2 P: 11		1B: 7 2B: 5 3B: 0 HR: 3	SF: 0 SAC: 0 DP: 1 HBP: 1		WP: 1 PB: 0 SB: 1 CS: 0	PA: 45		

BOTTOM

Houston Astros @ St. Louis Cardinals

Roger Dean Stadium, Jupiter, FL

Mon Feb 25 2013, 1:08 PM - 4:06 PM EST

Att. 3,727 - Cloudy - 83 F

livebaseballscorecards.com

AB	39
R	10
H	15
RBI	10
BB	5
SO	3
LOB	24

PITCHER		IP	WLS	BF	H	R	ER	SO	BB	IBB	HBP	BLK	WP	HR	S	P	ERA	WHIP
59 Philip Humber, R ERA: 4.5	(1, 1)	2.0	L	10	1	1	1	0	3	0	0	0	1	0	7	20	4.50	2.000
19 Sam Demel, R ERA: 36.0	(3, 1)	0.0		4	4	4	4	0	0	0	0	0	0	2	7	13	∞	∞
81 Josh Zeid, R ERA: 4.5	(3, 1)	1.0		5	2	1	1	0	0	0	0	0	0	0	5	5	9.00	2.000
60 Dallas Keuchel, L ERA: 27.0	(4, 1)	1.0		8	5	3	3	2	0	0	0	0	0	0	12	13	27.00	5.000
28 C.J. Fick, R ERA:	(5, 1)	2.0		8	1	0	0	0	0	0	1	0	0	0	7	8	0.00	0.500

PITCHER		IP	WLS	BF	H	R	ER	SO	BB	IBB	HBP	BLK	WP	HR	S	P	ERA	WHIP
72 Paul Clemens, R ERA: 4.5	(7, 1)	2.0		10	2	1	1	1	2	0	0	0	0	1	11	20	4.50	2.000

Batter	1	2	3	4	5	6	7	8	9	AB	R	H	RBI	BB	SO	LOB
46 Jeff Kobernus, R (1, 8) OBP: 0.167, SLG: 0.333	B X 1-0 G5-3		X 0-0 F8		X 0-0 FC1-6-4 34 G6-4-3 1-2f			X 0-0 34 G3 67 2B 1B	X 0-0 FC4-6 1-2f 2-3	3	0	0	0	0	0	1
36 Chad Wright, L (6, 8) OBP: 0.500, SLG: 0.500										2	1	1	0	0	0	2
34 Avisaíl García, R (1, 9) OBP: 0.273, SLG: 0.222	C C C 0-3 K		X 0-0 41 PB 28 2-1 2B		X 0-0 G6-4-3 1-2f			X 0-0 G3 1-2	X 0-0 F9	5	0	1	0	0	1	4
41 Victor Martinez, S (1, 10) OBP: 0.467, SLG: 0.615	X 0-0 1B		B S S S 1-3 K 2-3			X 0-0 F8		B B B B 4-0 67 2B BB		3	0	1	0	0	1	1
29 Danny Worth, R (8, PH) (8, 10)										0	0	0	0	1	0	0
28 Prince Fielder, L (1, 3) OBP: 0.455, SLG: 0.625	X 0-0 P2		B 1-0 2-1 3-H	S S S 0-3 K		X 0-0 F7		X 0-0 1-3 2-H 2B		2	0	0	0	0	1	1
67 Kevin Russo, R (4, 5) OBP: 0.600, SLG: 1.400										2	0	1	1	0	0	0
27 Jhonny Peralta, R (1, 6) OBP: 0.333, SLG: 0.500		X 0-0 55 G6-4-3 68 E 2B		X 0-0 L4		S S S 0-3 K		X 0-0 F9		2	1	1	0	0	0	0
77 Eugenio Suárez, R (4, 6)										2	0	0	0	0	1	2
79 Nick Castellanos, R (1, 7) OBP: 0.667, SLG: 1.000		B B B B 4-0 55 G6-4-3 BB		X 0-0 55 HR 1B			X 0-0 25 G3-1 2B	X 0-0 F9		1	1	1	0	1	0	0
72 Tyler Collins, L (5, 7) OBP: 0.625, SLG: 1.375										2	0	1	0	0	0	2
55 Brayan Peña, S (1, 2) OBP: 0.200, SLG: 0.800		X 0-0 G6-4-3 1-2f 2-3		X 0-0 1-H HR			X 0-0 G3-1 2-3		X 0-0 G4-3	2	1	1	2	0	0	2
25 Ramón Cabrera, S (5, 2)										2	0	0	0	0	0	1
68 Matt Tuiasosopo, R (1, 5) (4, 3)		X 0-0 E5 3-H		C B S S 1-3 K			S S S 0-3 K		X 0-0 E5 36 FC4-6 70 BB	4	0	0	0	0	2	1
18 Hernán Pérez, R (1, 4) OBP: 0.333, SLG: 0.500		X 0-0 G3			X 0-0 46 FC1-6-4 1B		X 0-0 G6-3		B B B B 4-0 36 FC4-6 1-2 BB	2	0	1	0	0	0	1
70 Argenis Diaz, R (5, 4)										1	0	0	0	1	0	1
Inning Stats	R: 0 E: 0 K: 1 S: 6 H: 1 LOB: 1 BB: 0 P: 7	R: 1 E: 1 K: 0 S: 4 H: 1 LOB: 1 BB: 1 P: 8	R: 0 E: 0 K: 1 S: 5 H: 1 LOB: 1 BB: 0 P: 7	R: 2 E: 0 K: 2 S: 9 H: 2 LOB: 0 BB: 0 P: 10	R: 0 E: 0 K: 0 S: 3 H: 1 LOB: 0 BB: 0 P: 3	R: 0 E: 0 K: 1 S: 5 H: 0 LOB: 0 BB: 0 P: 5	R: 0 E: 0 K: 1 S: 6 H: 1 LOB: 1 BB: 0 P: 6	R: 1 E: 0 K: 0 S: 5 H: 2 LOB: 2 BB: 1 P: 9	R: 0 E: 1 K: 0 S: 4 H: 0 LOB: 2 BB: 1 P: 8	1B: 4 2B: 4 3B: 0 HR: 1	SF: 0 SAC: 0 DP: 2 HBP: 0			WP: 0 PB: 1 SB: 0 CS: 0	PA: 38		

PITCHER		IP	WLS	BF	H	R	ER	SO	BB	IBB	HBP	BLK	WP	HR	S	P	ERA	WHIP
45 Erik Bedard, L ERA:	(1, 1)	2.0		9	2	1	0	1	1	0	0	0	0	0	10	15	0.00	1.500
41 Jose Veras, R ERA: 9.0	(3, 1)	1.0	H	4	1	0	0	1	0	0	0	0	0	0	5	7	0.00	1.000
39 John Ely, R ERA: 9.0	(4, 1)	2.0	W	8	3	2	2	2	0	0	0	0	0	1	12	13	9.00	1.500
66 Kevin Chapman, L ERA:	(6, 1)	1.0		3	0	0	0	1	0	0	0	0	0	0	5	5	0.00	0.000
99 Rudy Owens, L ERA: 5.4	(7, 1)	1.2		9	3	1	1	1	1	0	0	0	0	0	10	14	5.40	2.400

PITCHER		IP	WLS	BF	H	R	ER	SO	BB	IBB	HBP	BLK	WP	HR	S	P	ERA	WHIP
50 Josh Fields, R ERA:	(8, 1)	1.1		6	0	0	0	0	1	0	0	0	0	0	5	9	0.00	0.750

TOP

Detroit Tigers @ Houston Astros

Osceola County Stadium, Kissimmee, FL

Tue Feb 26 2013, 1:05 PM - 4:01 PM EST

Att. 1,758 - Rain - 75 F

livebaseballscorecards.com

AB	35
R	4
H	9
RBI	3
BB	3
SO	6
LOB	19

BOTTOM

Detroit Tigers @ Houston Astros

Osceola County Stadium, Kissimmee, FL

Tue Feb 26 2013, 1:05 PM - 4:01 PM EST

Att. 1,758 - Rain - 75 F

Batter	1	2	3	4	5	6	7	8	9	AB	R	H	RBI	BB	SO	LOB
23 Tyler Greene, R (1, 6) 76 Jonathan Villar, S (5, PH) (6, 6)	BBBB 4-0 27 G4-6-3 BB		BBBB 4-0 27 BB BB	X 0-0 G5-3 ③	SSS 0-3 K ③		BBBB 4-0 1-2 BB			1 1	0 0	0 0	0 0	2 1	0 1	1 2
27 Jose Altuve, R (1, 4) OBP: 0.333, SLG: 0.200 79 Delino DeShields, R (5, PR) (6, 4)	X 0-0 G4-6-3 ①② 1-2f		BBBB 4-0 1-2 BB		X 0-0 12 1B 29 1B 1B	SSS 0-3 K ①	X 0-0 G6-3 ③			2 2	0 1	1 0	0 0	1 0	0 1	1 2
12 Carlos Pena, L (1, 3) OBP: 0.167, SLG: 0.167 82 Nolan Fontana, L (5, PR) (6, 5)	SSS 0-3 K ③		SSS 0-3 K ②		X 0-0 69 BB 29 1B 78 2B 1-3 1B	X 0-0 F8 ②		X 0-0 G3-1 ①		3 2	0 1	1 0	0 0	0 0	2 0	2 0
14 J.D. Martinez, R (1, 10) OBP: 0.143, SLG: 0.143 74 Marc Krauss, L (6, PH) OBP: 0.667, SLG: 0.500 (7, 10)		X 0-0 G6-3 ①	SSS 0-3 K ③		X 0-0 P5 ①	BBBB 4-0 29 1B BB		SSS 0-3 K ②		3 1	0 0	0 0	0 1	0 1	1 1	4 0
29 Brett Wallace, L (1, 5) OBP: 0.400, SLG: 0.700 (6, 3) 4 Brandon Laird, R (8, PH) OBP: 0.571, SLG: 0.250 (9, 3)		X 0-0 G3 ②		BBSX 2-1 HR	X 0-0 69 BB 78 2B 1-2 3-H 1B	X 0-0 1-3 1B		BBBB 4-0 BB		4 0	2 0	3 0	2 0	0 1	0 0	0 0
46 Rick Ankiel, L (1, 9) OBP: 0.571, SLG: 1.000 97 Michael Burgess, L (6, PH) (7, 9)		X 0-0 15 HR 3B	X 0-0 21 G6-4-3 15 1B 8 E 1B	CCC 0-3 K ②	SSS 0-3 K ③			SSS 0-3 K ③		3 2	2 0	2 0	0 0	0 0	1 2	3 3
15 Jason Castro, L (1, 2) OBP: 0.750, SLG: 2.250 69 René García, R (5, PH) (6, 2)		X 0-0 3-H HR	X 0-0 21 G6-4-3 1-2 1B	BBBB 4-0 78 2B 8 3B 1-2 2-3 BB			BBBB 4-0 76 BB BB			2 0	1 1	2 0	2 0	0 0	0 2	0 0
21 Fernando Martinez, L (1, 7) OBP: 0.250, SLG: 1.000 78 Robbie Grossman, S (5, PH) OBP: 0.571, SLG: 0.857 (6, 7)		X 0-0 G4-3 ③		X 0-0 G6-4-3 ①② 1-2f 2-3	X 0-0 8 3B 1-3 2-H 3-H 2B		SSS 0-3 K ①			2 2	0 1	0 1	0 1	0 2	0 0	2 1
8 Trevor Crowe, S (1, 8) OBP: 0.250, SLG: 0.625			SSS 0-3 K ①	X 0-0 E6 3-H	X 0-0 2-H 3-H 3B		X 0-0 F7 ②			4	0	1	2	0	1	1
Inning Stats	R: 0 E: 0 K: 1 S: 4 H: 0 LOB: 0 BB: 1 P: 8	R: 2 E: 0 K: 0 S: 5 H: 2 LOB: 0 BB: 0 P: 5	R: 0 E: 0 K: 3 S: 9 H: 0 LOB: 2 BB: 2 P: 17	R: 2 E: 1 K: 0 S: 7 H: 3 LOB: 1 BB: 0 P: 9	R: 5 E: 0 K: 2 S: 12 H: 5 LOB: 2 BB: 1 P: 16	R: 0 E: 0 K: 2 S: 8 H: 1 LOB: 2 BB: 1 P: 12	R: 0 E: 0 K: 1 S: 5 H: 0 LOB: 2 BB: 2 P: 13	R: 0 E: 0 K: 2 S: 7 H: 0 LOB: 1 BB: 1 P: 11		1B: 6 2B: 1 3B: 2 HR: 2 SF: 0 SAC: 0 DP: 2 HBP: 0					WP: 0 PB: 0 SB: 0 CS: 0 PA: 42	

PITCHER		IP	WLS	BF	H	R	ER	SO	BB	IBB	HBP	BLK	WP	HR	S	P	ERA	WHIP
58 Doug Fister, R ERA: 9.0	(1, 1)	2.0		8	2	2	2	1	1	0	0	0	0	1	9	13	9.00	1.500
43 Bruce Rondón, R ERA:	(3, 1)	0.2		4	0	0	0	2	2	0	0	0	0	0	6	14	0.00	3.000
66 Shawn Hill, R ERA: 15.43	(3, 1)	1.1	L	7	3	2	1	1	0	0	0	0	0	1	10	12	6.75	2.250
64 Duane Below, L ERA: 22.5	(5, 1)	1.0		9	5	5	5	2	1	0	0	0	0	0	12	16	45.00	6.000
75 Michael Morrison, R ERA:	(6, 1)	1.0		5	1	0	0	2	1	0	0	0	0	0	8	12	0.00	2.000

PITCHER		IP	WLS	BF	H	R	ER	SO	BB	IBB	HBP	BLK	WP	HR	S	P	ERA	WHIP
62 Al Alburquerque, R ERA: 4.5	(7, 1)	1.0		5	0	0	0	1	2	0	0	0	0	0	5	13	0.00	2.000
36 Luke Putkonen, R ERA:	(8, 1)	1.0		4	0	0	0	2	1	0	0	0	0	0	7	11	0.00	1.000

AB	34
R	9
H	11
RBI	8
BB	8
SO	11
LOB	22

livebaseballscorecards.com

Batter	1	2	3	4	5	6	7	8	9	AB	R	H	RBI	BB	SO	LOB
9 Marwin Gonzalez, S (1, 6) OBP: 0.545, SLG: 0.636 73 Jose Martinez, R (5, PR) OBP: 0.500, SLG: 0.500 (5, 4)	G1-6-3		F8		2 FC6-4 1B					3	0	1	0	0	0	0
										0	0	0	0	0	0	0
2 Brandon Barnes, R (1, 7) OBP: 0.250, SLG: 0.625	56 S 44 S 1B		P2		FC6-4 1-2f					3	0	1	0	0	0	1
44 Justin Maxwell, R (1, 8) OBP: 0.250, SLG: 0.375 75 George Springer, R (6, PR) OBP: 0.600, SLG: 0.333	F8 1-2		F8			23 F8 56 G6-3 2B				3	0	1	0	0	0	1
										0	1	0	0	0	0	0
23 Chris Carter, R (1, 3) OBP: 0.222, SLG: 0.125	56 FC6-4 BB			F8		F8 2-3				2	0	0	0	1	0	1
56 Nate Freiman, R (1, 10) OBP: 0.400, SLG: 0.500	FC6-4 1-2f 2-3			K		G6-3 3-H				3	0	0	1	0	1	3
30 Matt Dominguez, R (1, 5) OBP: 0.500, SLG: 1.000		38 L6-3 BB		2B		HR				2	1	2	1	1	0	0
38 Jimmy Paredes, S (1, 9) OBP: 0.125, SLG: 0.125		L6-3 1-1		K		G4-3				3	0	0	0	0	1	3
6 Jason Jaramillo, S (1, 2) OBP: 0.400, SLG: 0.250		1B			F7					2	0	1	0	0	0	0
10 Jake Elmore, R (1, 4) OBP: 0.250, SLG: 0.375 (5, 6)		G3			G4-3					2	0	0	0	0	0	1
Inning Stats	R: 0 H: 1 E: 0 LOB: 2 K: 0 BB: 1 S: 4 P: 10	R: 0 H: 1 E: 0 LOB: 1 K: 0 BB: 1 S: 3 P: 7	R: 0 H: 0 E: 0 LOB: 0 K: 0 BB: 0 S: 3 P: 3	R: 0 H: 1 E: 0 LOB: 1 K: 2 BB: 0 S: 8 P: 8	R: 0 H: 1 E: 0 LOB: 1 K: 0 BB: 0 S: 4 P: 4	R: 2 H: 2 E: 0 LOB: 1 K: 0 BB: 0 S: 6 P: 9				1B: 3 SF: 0 2B: 3 SAC: 0 3B: 0 DP: 1 HR: 1 HBP: 0						

TOP

Houston Astros @ Tampa Bay Rays

Charlotte Sports Park, Port Charlotte, FL

Tue Feb 26 2013, 1:56 PM - 2:48 PM EST

Att. 3,062 - Cloudy - 81 F

livebaseballscorecards.com

AB	23
R	2
H	6
RBI	2
BB	2
SO	2
LOB	10

PITCHER		IP	WLS	BF	H	R	ER	SO	BB	IBB	HBP	BLK	WP	HR	S	P	ERA	WHIP
14 David Price, L ERA:	(1, 1)	1.0	W	5	1	0	0	0	1	0	0	0	0	0	4	10	0.00	2.000
56 Fernando Rodney, R ERA:	(2, 1)	1.0	H	4	1	0	0	0	1	0	0	0	0	0	3	7	0.00	2.000
47 Brandon Gomes, R ERA:	(3, 1)	1.0		3	0	0	0	0	0	0	0	0	0	0	3	3	0.00	0.000
52 Josh Lueke, R ERA:	(4, 1)	1.1		5	1	0	0	2	0	0	0	0	0	0	9	9	0.00	0.750
76 Matt Buschmann, R ERA: 3.38	(5, 1)	0.2		3	1	0	0	0	0	0	0	0	0	0	3	3	0.00	1.500

PITCHER		IP	WLS	BF	H	R	ER	SO	BB	IBB	HBP	BLK	WP	HR	S	P	ERA	WHIP
37 Alex Colomé, R ERA: 9.0	(6, 1)	1.0		5	2	2	2	0	0	0	0	0	0	1	6	9	18.00	2.000

Batter	1	2	3	4	5	6	7	8	9	AB	R	H	RBI	BB	SO	LOB
18 Ben Zobrist, S (1, 6) OBP: 0.300, SLG: 0.375 29 Tim Beckham, R (5, 6)	0-0 19 FC1 2B	0-0 SF8 2-3 3-H		S S S 0-3 K						2	0	1	1	0	1	0
										0	0	0	0	0	0	0
19 Ryan Roberts, R (1, 4) OBP: 0.429, SLG: 1.167 87 Cole Figueroa, L (5, 4) OBP: 0.600, SLG: 0.800	0-0 FC1 86 G5-3 64 1B 3 1B 2-3	0-0 3 1B 86 3B 1-3 3-H 1B		B B C X 2-1 HR						3	3	2	2	0	0	1
										0	0	0	0	0	0	0
3 Evan Longoria, R (1, 5) OBP: 1.000, SLG: 1.000 16 Chris Gimenez, R (4, 5) OBP: 0.333, SLG: 0.200	0-0 86 G5-3 64 1B 1-2 1B	0-0 86 3B 1-3 3-H 1B		0-0 F8						2	1	2	1	0	0	0
										1	0	0	0	0	0	0
86 Leslie Anderson, L (1, 7) OBP: 0.600, SLG: 1.111 24 Rich Thompson, L (6, 9) OBP: 0.400, SLG: 0.400	0-0 G5-3 1-2 2-3	0-0 1-H 3-H 3B			0-0 F9					3	0	1	2	0	0	2
										0	0	0	0	0	0	0
64 Shelley Duncan, R (1, 3) OBP: 0.250, SLG: 0.250 69 Nick Weglarz, L (6, 3)	0-0 S S S 2-H 3-H 1B	0-3 K			0-0 G6-3					3	0	1	1	0	1	1
										0	0	0	0	0	0	0
60 Wil Myers, R (1, 9) OBP: 0.444, SLG: 0.571 10 Brandon Guyer, R (6, 7)		0-0 15 1B 1B	0-0 15 L1-3 1B		0-0 G5-3					3	0	2	0	0	0	0
										0	0	0	0	0	0	0
15 Jack Cust, L (1, 10) OBP: 0.333, SLG: 0.333		0-0 59 1B 5 1B 18 SF8 1-3 1B	0-0 L1-3 1-1							2	1	1	0	0	0	1
5 Sam Fuld, L (1, 8) OBP: 0.143, SLG: 0.143		0-0 18 SF8 59 1B 19 1B 1-2 1B	0-0 G6-3							2	1	1	0	0	0	0
59 Jose Lobaton, S (1, 2) OBP: 0.600, SLG: 0.500 38 Robinson Chirinos, R (6, 2)		0-0 19 1B 3 1B 1-2 2-3 1B		0-0 G4-3						2	1	1	0	0	0	0
										0	0	0	0	0	0	0
Inning Stats	R: 1 E: 0 K: 0 S: 5 H: 3 LOB: 2 BB: 0 P: 5	R: 5 E: 0 K: 1 S: 11 H: 7 LOB: 1 BB: 0 P: 11	R: 0 E: 0 K: 0 S: 3 H: 1 LOB: 0 BB: 0 P: 3	R: 1 E: 0 K: 1 S: 7 H: 1 LOB: 0 BB: 0 P: 9	R: 0 E: 0 K: 0 S: 3 H: 0 LOB: 0 BB: 0 P: 3					1B: 9 2B: 2 3B: 1 HR: 1	SF: 1 SAC: 0 DP: 1 HBP: 0					

BOTTOM

Houston Astros @ Tampa Bay Rays

Charlotte Sports Park, Port Charlotte, FL

Tue Feb 26 2013, 1:56 PM - 2:48 PM EST

Att. 3,062 - Cloudy - 81 F

livebaseballscorecards.com

AB	23
R	7
H	12
RBI	7
BB	0
SO	2
LOB	5

PITCHER		IP	WLS	BF	H	R	ER	SO	BB	IBB	HBP	BLK	WP	HR	S	P	ERA	WHIP
18 Jordan Lyles, R ERA: 27.0	(1, 1)	2.0	L	14	10	6	6	1	0	0	0	0	0	0	16	16	27.00	5.000
63 Xavier Cedeño, L ERA:	(3, 1)	1.0		3	1	0	0	0	0	0	0	0	0	0	3	3	0.00	1.000
31 Edgar Gonzalez, R ERA: 4.5	(4, 1)	2.0		7	1	1	1	1	0	0	0	0	0	1	10	12	4.50	0.500

PITCHER	IP	WLS	BF	H	R	ER	SO	BB	IBB	HBP	BLK	WP	HR	S	P	ERA	WHIP

Houston Astros @ Toronto Blue Jays

Florida Auto Exchange Stadium, Dunedin, FL

Wed Feb 27 2013, 1:08 PM - 4:17 PM EST

Att. 2,691 - Partly Cloudy - 65 F

TOP

livebaseballscorecards.com

Batter	1	2	3	4	5	6	7	8	9	AB	R	H	RBI	BB	SO	LOB
23 Tyler Greene, R (1, 6)	G6-3	K		G6-3 1-3		78 G4-6-3 1B	E6 1-2 2-3		4 FC6-4 1-3 2-H 1B	3	0	0	0	0	1	1
10 Jake Elmore, R (4, 6) OBP: 0.300, SLG: 0.400										2	0	1	0	0	0	2
(6, 4)																
74 Marc Krauss, L (9, PH) OBP: 0.714, SLG: 0.600										1	0	1	0	0	0	0
80 Chia-Jen Lo, R (9, 1)										0	0	0	0	0	0	0
78 Robbie Grossman, S (1, 7) OBP: 0.545, SLG: 0.800	14 1B 2B	K		BB		G4-6-3 1-2f	G4-3		K	3	1	1	0	1	1	1
38 Jimmy Paredes, S (6, 9) OBP: 0.100, SLG: 0.100										2	0	0	0	0	1	5
29 Brett Wallace, L (1, 3) OBP: 0.462, SLG: 0.750	14 E 14 1B 21 FC6-4 BB		14 CS 2B	F9		2 BB 1B		K	FC6-4 1-2f	2	1	1	0	1	0	1
4 Brandon Laird, R (4, 5) OBP: 0.500, SLG: 0.286										3	0	1	0	0	1	2
14 J.D. Martinez, R (1, 9) OBP: 0.300, SLG: 0.400	E7 1-3 2-H 1B		G1-3 2-3		21 2B 2B	BB 1-2		56 2B 1B		3	0	2	1	0	0	1
2 Brandon Barnes, R (5, PR) OBP: 0.400, SLG: 0.667										1	1	1	0	1	0	0
(5, 9)																
(6, 7)																
(7, 8)																
21 Fernando Martinez, L (1, 10) OBP: 0.286, SLG: 0.857	FC6-4 30 2B 1- 3-H		K		69 G3 75 HR 2-H 2B			F8		3	2	1	2	0	1	1
73 Jose Martinez, R (6, PH) OBP: 0.250, SLG: 0.250										2	0	0	0	0	1	3
(6, 10)																
(9, 4)																
30 Matt Dominguez, R (1, 5) OBP: 0.600, SLG: 1.125	22 2B 1-H 2B			22 2B 75 HR 1B	K		G6-3		1-3 2B	2	2	2	1	0	0	0
56 Nate Freiman, R (4, 3) OBP: 0.385, SLG: 0.538										3	0	1	0	0	1	1
22 Carlos Corporán, S (1, 2) OBP: 0.667, SLG: 1.000	2-H 2B			75 HR 1-3 2B	G3 2-3		10 E 75 HBP BB	K		2	1	2	1	0	0	0
69 René García, R (4, 2)										1	0	0	0	0	0	1
71 Chris Wallace, R (7, PH)										1	0	0	0	1	1	2
(7, 2)																
75 George Springer, R (1, 8) OBP: 0.667, SLG: 1.500	K			2-H 3-H HR	3-H HR		10 E 1-2 HBP		76 1B 74 1B HBP	3	2	2	5	0	1	1
8 Trevor Crowe, S (7, 7) OBP: 0.333, SLG: 0.625										0	0	0	0	0	0	0
79 Delino DeShields, R (1, 4) OBP: 0.167, SLG: 0.167		K		23 CS 23 WP 1B	G6-3		K		74 1B 1-2 1B	3	0	1	0	0	1	1
76 Jonathan Villar, S (6, 6) OBP: 0.273, SLG: 0.111										2	0	1	0	0	1	2

	AB	42
	R	10
	H	18
	RBI	10
	BB	4
	SO	11
	LOB	25

Inning Stats																								
	R: 4	H: 4	R: 0	H: 0	R: 0	H: 1	R: 3	H: 4	R: 3	H: 3	R: 0	H: 2	R: 0	H: 0	R: 0	H: 2	R: 0	H: 2	1B: 8	SF: 0	WP: 1	PA: 48
	E: 1	LOB: 1	E: 0	LOB: 0	E: 0	LOB: 0	E: 0	LOB: 1	E: 0	LOB: 1	E: 0	LOB: 2	E: 1	LOB: 3	E: 0	LOB: 2	E: 0	LOB: 2	2B: 8	SAC: 0	PB: 0	
	K: 1	BB: 1	K: 3	BB: 0	K: 1	BB: 0	K: 0	BB: 1	K: 1	BB: 0	K: 1	BB: 1	K: 1	BB: 1	K: 2	BB: 0	K: 1	BB: 0	3B: 0	DP: 1	SB: 0	
	S: 9	P: 14	S: 9	P: 9	S: 5	P: 6	S: 6	P: 12	S: 8	P: 8	S: 6	P: 10	S: 6	P: 11	S: 9	P: 9	S: 6	P: 7	HR: 2	HBP: 2	CS: 2	

PITCHER		IP	WLS	BF	H	R	ER	SO	BB	IBB	HBP	BLK	WP	HR	S	P	ERA	WHIP
49 Brad Lincoln, R ERA: 21.6	(1, 1)	0.2	L	6	3	4	4	0	1	0	0	0	0	0	5	10	54.00	6.000
81 Trystan Magnuson, R ERA:	(1, 1)	0.1		2	1	0	0	1	0	0	0	0	0	0	4	4	0.00	3.000
52 Justin Germano, R ERA:	(2, 1)	2.0		6	1	0	0	4	0	0	0	0	0	0	14	15	0.00	0.500
33 Jeremy Jeffress, R ERA: 13.5	(4, 1)	1.0		7	4	3	3	0	1	0	0	0	1	1	6	12	27.00	5.000
45 Claudio Vargas, R ERA: 9.0	(5, 1)	1.0		6	3	3	3	1	0	0	0	0	0	1	8	8	27.00	3.000

PITCHER		IP	WLS	BF	H	R	ER	SO	BB	IBB	HBP	BLK	WP	HR	S	P	ERA	WHIP
77 Mickey Storey, R ERA:	(6, 1)	1.0		5	2	0	0	1	1	0	0	0	0	0	6	10	0.00	3.000
51 Alex Hinshaw, L ERA:	(7, 1)	1.0		6	0	0	0	1	1	0	1	0	0	0	6	11	0.00	1.000
75 Tommy Hottovy, L ERA: 5.4	(8, 1)	1.0		5	2	0	0	2	0	0	0	0	0	0	9	9	0.00	2.000
78 Tyson Brummett, R ERA:	(9, 1)	1.0		5	2	0	0	1	0	0	1	0	0	0	6	7	0.00	2.000

BOTTOM

Houston Astros @ Toronto Blue Jays

Florida Auto Exchange Stadium, Dunedin, FL

Wed Feb 27 2013, 1:08 PM - 4:17 PM EST

Att. 2,691 - Partly Cloudy - 65 F

livebaseballscorecards.com

Batter	1	2	3	4	5	6	7	8	9	AB	R	H	RBI	BB	SO	LOB
7 José Reyes, S (1, 6) OBP: 0.667, SLG: 0.625 18 Mike McCoy, R (5, PR) (6, 6) (9, 5) 76 Jack Murphy, S (9, PH) OBP: 0.500, SLG: 1.000	53 CS 1B		19 FC5-4 53 1B 1B		53 G3 53 WP 1B		F8		2B	3 1 1	0 0 0	3 0 1	0 0 0	0 0 0	0 0 0	0 0 0
53 Melky Cabrera, S (1, 7) OBP: 0.333, SLG: 0.556 17 Ryan Langerhans, L (6, 7) OBP: 0.273, SLG: 0.200	K 1-2		19 FC5-4 1-2 1B		G3 1-3			14 FC6-4 BB	K	3 1	0 0	1 0	0 0	0 1	1 1	2 1
19 José Bautista, R (1, 9) OBP: 0.111, SLG: 0.444 14 Moisés Sierra, R (6, 9) OBP: 0.250, SLG: 0.250	F7		FC5-4 10 FC5-4 1-2f 2-3		G1-3			FC6-4 16 1B 70 1B 1-2f		3 1	0 0	0 0	0 0	0 0	0 0	4 1
10 Edwin Encarnación, R (1, 3) OBP: 0.222, SLG: 0.556 70 Andy LaRoche, R (7, 3) OBP: 0.300, SLG: 0.700		P1	FC5-4 1-2f			K		16 1B 1-2 1B		3 1	0 0	0 1	0 0	0 0	1 0	2 0
26 Adam Lind, L (1, 10) OBP: 0.500, SLG: 0.900 72 Adam Loewen, L (6, PR) (7, 10)		28 E6 28 E BB		G6-3		16 WP 1B		K		2 1	0 0	1 0	0 0	1 0	0 1	0 2
13 Brett Lawrie, R (1, 5) OBP: 0.400, SLG: 0.375 16 Mark DeRosa, R (6, 5) OBP: 0.800, SLG: 1.000 2 Ryan Goins, L (8, PR) OBP: 0.400, SLG: 1.000 (9, 6)	F8			K 28 BB		F8 1-2		1-2 2-3 1B		2 2 0	0 0 0	0 1 0	0 0 0	0 0 0	1 0 0	1 1 0
28 Colby Rasmus, L (1, 8) OBP: 0.500, SLG: 0.200 8 Anthony Gose, L (7, 8) OBP: 0.500, SLG: 0.625	E6 1-3			9 G5-4-3 1-2 BB		K		F7		2 1	0 0	0 0	0 0	1 0	1 0	3 3
9 J.P. Arencibia, R (1, 2) OBP: 0.400, SLG: 0.778 30 Josh Thole, L (6, 2)			HR	G5-4-3 1-2f			G4-3		K	2 2	1 0	1 0	1 0	0 0	0 1	2 0
1 Emilio Bonifácio, S (1, 4) OBP: 0.250, SLG: 0.333 73 Lance Zawadzki, L (6, 4) OBP: 0.667, SLG: 1.125 59 Jim Negrych, L (8, 4)			G3-1		G6-3		P5		G3	2 1 1	0 0 0	0 0 0	0 0 0	0 0 0	0 0 0	0 0 0
Inning Stats	R: 0 E: 0 K: 1 S: 5 H: 1 LOB: 0 BB: 0 P: 5	R: 0 E: 1 K: 0 S: 3 H: 0 LOB: 2 BB: 1 P: 7	R: 1 E: 0 K: 0 S: 6 H: 3 LOB: 2 BB: 0 P: 6	R: 0 E: 0 K: 1 S: 5 H: 0 LOB: 1 BB: 1 P: 9	R: 0 E: 0 K: 0 S: 4 H: 1 LOB: 2 BB: 0 P: 5	R: 0 E: 0 K: 2 S: 8 H: 1 LOB: 2 BB: 0 P: 9	R: 0 E: 0 K: 0 S: 3 H: 0 LOB: 0 BB: 0 P: 3	R: 0 E: 0 K: 1 S: 7 H: 2 LOB: 3 BB: 1 P: 11	R: 0 E: 0 K: 2 S: 8 H: 1 LOB: 1 BB: 0 P: 8	1B: 7 2B: 1 3B: 0 HR: 1	SF: 0 SAC: 0 DP: 1 HBP: 0					

	AB	35
	R	1
	H	9
	RBI	1
	BB	3
	SO	7
	LOB	22

WP: 2 PB: 1 SB: 0 CS: 1 PA: 38

PITCHER		IP	WLS	BF	H	R	ER	SO	BB	IBB	HBP	BLK	WP	HR	S	P	ERA	WHIP
36 Alex White, R	(1, 1)	2.0	W	7	1	0	0	1	1	0	0	0	0	0	8	12	0.00	1.000
ERA:																		
53 Wesley Wright, L	(3, 1)	1.0		6	3	1	1	0	0	0	0	0	0	1	6	6	9.00	3.000
ERA: 4.5																		
48 Jarred Cosart, R	(4, 1)	2.0		8	1	0	0	1	1	0	0	0	1	0	9	14	0.00	1.000
ERA:																		
55 Rhiner Cruz, R	(6, 1)	1.0		4	1	0	0	2	0	0	0	0	1	0	8	9	0.00	1.000
ERA:																		
68 José Cisnero, R	(7, 1)	1.2		7	1	0	0	1	1	0	0	0	0	0	8	12	0.00	1.200
ERA:																		

PITCHER		IP	WLS	BF	H	R	ER	SO	BB	IBB	HBP	BLK	WP	HR	S	P	ERA	WHIP
67 Jose Valdez, R	(8, 1)	0.1		2	1	0	0	0	0	0	0	0	0	0	2	2	0.00	3.000
ERA:																		
80 Chia-Jen Lo, R	(9, 1)	1.0		4	1	0	0	2	0	0	0	0	0	0	8	8	0.00	1.000
ERA:																		

Batter	1	2	3	4	5	6	7	8	9	AB	R	H	RBI	BB	SO	LOB
26 Eduardo Núñez, R (1, 6) OBP: 0.182, SLG: 0.273 90 Cito Culver, R (6, PR) (6, 6)	0-0 17 G6-4-3 1B		0-0 ③ P4			0-0 FC1 17 FC5-4 1-2	0-0 ③ F9		4-0 B B B B 93 FC6-4 1-2 BB	3 1	0 0	1 0	0 0	0 1	0 0	1 1
17 Jayson Nix, R (1, 4) OBP: 0.455, SLG: 0.400 93 Walter Ibarra, S (6, PR) OBP: 0.429, SLG: 0.429 (6, 4)	0-0 ① ② G6-4-3 1-2f			0-0 78 G4-3 1B		0-0 ② FC5-4 78 1B 22 1B 1-2f 2-3		0-0 ① F8	0-0 ③ FC6-4 1-2f	3 2	0 1	1 0	0 0	0 0	0 0	3 2
78 Zoilo Almonte, S (1, 9) OBP: 0.400, SLG: 0.700 88 Tyler Austin, R (6, 9) OBP: 0.600, SLG: 1.000	0-0 1B			0-0 ① ② G4-3 1-2f		0-0 22 1B 63 HR 1-3 3-H 1B		0-0 91 1B 3B		3 1	1 1	2 1	1 0	0 0	0 0	1 0
22 Matt Diaz, R (1, 7) OBP: 0.182, SLG: 0.182 79 Ramón Flores, L (6, PR) (6, 7)	0-0 ③ G6-3			0-0 ③ G5-3		0-0 63 HR 1-3 3-H 1B		C C C 0-3 ② K		3 1	0 1	1 0	1 0	0 0	0 1	1 1
63 Melky Mesa, R (1, 8) OBP: 0.364, SLG: 0.600 91 Adonis García, R (6, 8) OBP: 0.429, SLG: 0.429		0-0 29 G4-3 1B			0-0 ① P3	B S B S B X 3-2 1-H 3-H HR		0-0 3-H 1B		3 1	1 0	2 1	3 1	0 0	0 0	0 0
29 Francisco Cervelli, R (1, 2) OBP: 0.182, SLG: 0.100 66 Austin Romine, R (6, 2) OBP: 0.250, SLG: 0.250		0-0 ① ② G4-3 1-2f			0-0 ② F9	0-0 ③ G6-3		0-0 ③ L6		3 1	0 0	0 0	0 0	0 0	0 0	2 1
77 Corban Joseph, L (1, 5) 99 Kevin Mahoney, L (6, 5)		0-0 ③ F7			0-0 ③ L3		S S S 0-3 ① K		F X 0-1 ① F8	2 2	0 0	0 0	0 0	0 0	0 1	0 0
94 Luke Murton, R (1, 3) OBP: 0.400, SLG: 0.250 89 Greg Bird, L (6, 3) OBP: 0.250, SLG: 0.250			S S S 0-3 ① K			H 1-0 17 FC5-4 26 E 78 1B HBP	0-0 ② G4-3		0-0 ② G3-1	1 2	1 0	0 0	0 0	0 0	1 0	0 0
76 John Ryan Murphy, R (1, 10) OBP: 0.500, SLG: 1.200 87 Francisco Arcia, L (7, PH) OBP: 1.000, SLG: 1.000 (7, 10)			0-0 ② G5-3			0-0 ① F9	0-0 1B		0-0 90 WP 1B	2 2	0 0	0 2	0 0	0 0	0 0	1 0
Inning Stats	R: 0 E: 0 K: 0 S: 4 H: 2 LOB: 1 BB: 0 P: 4	R: 0 E: 0 K: 0 S: 3 H: 1 LOB: 0 BB: 0 P: 3	R: 0 E: 0 K: 1 S: 5 H: 0 LOB: 0 BB: 0 P: 5	R: 0 E: 0 K: 0 S: 3 H: 1 LOB: 0 BB: 0 P: 3	R: 0 E: 0 K: 0 S: 3 H: 0 LOB: 0 BB: 0 P: 3	R: 5 E: 1 K: 0 S: 9 H: 3 LOB: 1 BB: 0 P: 13	R: 0 E: 0 K: 1 S: 6 H: 1 LOB: 1 BB: 0 P: 6	R: 1 E: 0 K: 1 S: 7 H: 2 LOB: 1 BB: 0 P: 7	R: 0 E: 0 K: 0 S: 5 H: 1 LOB: 2 BB: 1 P: 9	1B: 9 2B: 0 3B: 1 HR: 1 SF: 0 SAC: 0 DP: 3 HBP: 1	WP: 1 PB: 0 SB: 0 CS: 0 PA: 38					

TOP

New York Yankees @ Houston Astros

Osceola County Stadium, Kissimmee, FL

Thu Feb 28 2013, 1:08 PM - 4:17 PM EST

Att. 3,213 - Partly Cloudy - 70 F

livebaseballscorecards.com

AB	36
R	6
H	11
RBI	6
BB	1
SO	3
LOB	14

PITCHER		IP	WLS	BF	H	R	ER	SO	BB	IBB	HBP	BLK	WP	HR	S	P	ERA	WHIP
64 Lucas Harrell, R ERA: 3.6	(1, 1)	3.0		10	3	0	0	1	0	0	0	0	0	0	12	12	0.00	1.000
43 Brad Peacock, R ERA: 9.0	(4, 1)	2.0		6	1	0	0	0	0	0	0	0	0	0	6	6	0.00	0.500
61 Ross Seaton, R ERA:	(6, 1)	0.2	B	5	1	3	2	0	0	0	1	0	0	0	4	5	27.00	1.500
19 Sam Demel, R ERA: 40.5	(6, 1)	0.1	W	3	2	2	0	0	0	0	0	0	0	1	5	8	0.00	6.000
65 Brett Oberholtzer, L ERA: 4.91	(7, 1)	1.2	H	8	3	1	1	2	0	0	0	0	0	0	12	12	5.40	1.800

PITCHER		IP	WLS	BF	H	R	ER	SO	BB	IBB	HBP	BLK	WP	HR	S	P	ERA	WHIP
52 Sergio Escalona, L ERA: 3.86	(8, 1)	1.1	S	6	1	0	0	0	1	0	0	0	1	0	6	10	0.00	1.500

BOTTOM

Batter	1	2	3	4	5	6	7	8	9	AB	R	H	RBI	BB	SO	LOB
27 Jose Altuve, R (1, 4) OBP: 0.444, SLG: 0.286 73 Jose Martinez, R (5, PR) OBP: 0.500, SLG: 0.833 (6, 4)	E6 23 CS			15 BB 23 WP HBP	44 FC6-4 1B	77 2B 3B		77 S 1B		2 0 1 0 0 0 0 2 1 2 0 0 0 0						
44 Justin Maxwell, R (1, 8) OBP: 0.182, SLG: 0.273 78 Robbie Grossman, S (6, 8) OBP: 0.538, SLG: 0.727	K			F9	FC6-4 1-2f	77 2B BB		F7		3 0 0 0 0 1 3 1 0 0 0 1 0 1						
12 Carlos Pena, L (1, 3) OBP: 0.222, SLG: 0.222 77 Jake Goebbert, L (6, PR) OBP: 0.750, SLG: 1.000 (7, 7)	F7			K	14 HBP 6 BB 74 BB 1B 1-3 3-H 2B K			K 1-2		3 0 1 0 0 1 2 2 1 1 1 0 1 1						
23 Chris Carter, R (1, 7) OBP: 0.250, SLG: 0.100 56 Nate Freiman, R (6, PH) OBP: 0.333, SLG: 0.467 (7, 3)	CS 1-2	G5-3		15 BB 1-2 BB	K K			P4		2 0 0 0 1 1 1 2 0 0 0 0 1 4						
15 Jason Castro, L (1, 2) OBP: 0.667, SLG: 1.800 6 Jason Jaramillo, S (6, 2) OBP: 0.429, SLG: 0.200		K		1-2 2-3 BB	74 BB 14 HBP 4 HR 1-2 BB	L5				1 0 0 0 1 1 0 1 1 0 0 1 0 0						
14 J.D. Martinez, R (1, 9) OBP: 0.308, SLG: 0.333 38 Jimmy Paredes, S (6, PR) OBP: 0.091, SLG: 0.091 (7, 9)		K		K	74 BB 4 HR 1-2 2-3 HBP	P6				2 0 0 0 0 2 3 1 1 0 0 0 0 0						
46 Rick Ankiel, L (1, 10) OBP: 0.667, SLG: 1.333 74 Marc Krauss, L (6, PH) OBP: 0.750, SLG: 0.600 (7, 10) 2 Brandon Barnes, R (7, PH) OBP: 0.455, SLG: 0.800 (8, 10)			9 CS 1B		HR	4 HR 1-2 2-3 3-H BB	2B			2 1 2 1 0 0 0 0 1 0 1 1 0 0 1 0 1 0 0 0 0						
9 Marwin Gonzalez, S (1, 5) OBP: 0.462, SLG: 0.538 4 Brandon Laird, R (6, 5) OBP: 0.583, SLG: 0.750			G4-3 1-2		G6-3	1-H 2-H 3-H HR	BB			2 0 0 0 0 0 1 1 1 1 4 1 0 0						
76 Jonathan Villar, S (1, 6) OBP: 0.200, SLG: 0.077			G3		G5-3	F7	G3			4 0 0 0 0 0 3						
Inning Stats	R: 0 H: 0 E: 1 LOB: 0 K: 1 BB: 0 S: 5 P: 6	R: 0 H: 0 E: 0 LOB: 0 K: 2 BB: 0 S: 7 P: 7	R: 0 H: 1 E: 0 LOB: 0 K: 0 BB: 0 S: 3 P: 4	R: 0 H: 0 E: 0 LOB: 3 K: 2 BB: 2 S: 7 P: 16	R: 1 H: 2 E: 0 LOB: 1 K: 0 BB: 0 S: 6 P: 9	R: 6 H: 4 E: 0 LOB: 3 K: 2 BB: 3 S: 12 P: 25	R: 0 H: 1 E: 0 LOB: 2 K: 0 BB: 1 S: 4 P: 8	R: 0 H: 1 E: 0 LOB: 1 K: 1 BB: 0 S: 6 P: 6		1B: 4 SF: 0 2B: 2 SAC: 0 3B: 1 DP: 0 HR: 2 HBP: 2				WP: 1 PA: 41 PB: 0 SB: 1 CS: 2		

PITCHER		IP	WLS	BF	H	R	ER	SO	BB	IBB	HBP	BLK	WP	HR	S	P	ERA	WHIP
70 Brett Marshall, R ERA: 1.8	(1, 1)	3.0		9	1	0	0	3	0	0	0	0	0	0	15	17	0.00	0.333
68 Dellin Betances, R ERA:	(4, 1)	1.0		6	0	0	0	2	2	0	1	0	1	0	7	16	0.00	2.000
97 Mikey O'Brien, R ERA: 19.29	(5, 1)	1.1		8	3	3	3	1	1	0	0	0	0	1	10	17	20.25	3.000
91 Shane Greene, R ERA: 27.0	(6, 1)	0.1	L	7	3	4	4	0	2	0	1	0	0	1	5	14	108.00	15.000
97 Shaeffer Hall, L ERA:	(6, 1)	1.1		6	1	0	0	1	1	0	0	0	0	0	7	11	0.00	1.500

PITCHER		IP	WLS	BF	H	R	ER	SO	BB	IBB	HBP	BLK	WP	HR	S	P	ERA	WHIP
98 Kelvin Perez, R ERA:	(8, 1)	1.0		4	1	0	0	1	0	0	0	0	0	0	6	6	0.00	1.000

New York Yankees @ Houston Astros

Osceola County Stadium, Kissimmee, FL

Thu Feb 28 2013, 1:08 PM - 4:17 PM EST

Att. 3,213 - Partly Cloudy - 70 F

livebaseballscorecards.com

AB	32
R	7
H	9
RBI	7
BB	6
SO	8
LOB	19

Batter	1	2	3	4	5	6	7	8	9	AB	R	H	RBI	BB	SO	LOB
19 Jon Jay, L (1, 8) OBP: 0.385, SLG: 0.500	S X 0-1 ① F8		X 0-0 ② G5-3		X 0-0 87 FC4-6 2-3 1B	X 0-0 ③ F8			S S S 0-3 ③ K	4	0	1	0	0	0	1
60 Justin Christian, R (7, 8) OBP: 0.385, SLG: 0.417										1	0	0	0	0	1	0
87 Oscar Taveras, L (1, 10) OBP: 0.263, SLG: 0.474	X 0-0 ② G4-3		X 0-0 ③ F7		X 0-0 ② FC4-6 1-2f 3-H		X 0-0 ① G6-3			4	0	0	1	0	0	1
23 David Freese, R (1, 5) OBP: 0.545, SLG: 0.889	X 0-0 ③ G4-3			S S C 0-3 ① K	X 0-0 ③ F8		X 0-0 ② G6-3			3	0	0	0	0	1	1
8 Ryan Jackson, R (7, PH) OBP: 0.308, SLG: 0.182										1	0	0	0	0	0	0
(7, 6)																
53 Matt Adams, L (1, 3) OBP: 0.500, SLG: 0.667		B B B B 4-0 43 2B 33 1B BB		X 0-0 ② F9		X 0-0 ① P5	X 0-0 ③ G4-3			2	1	0	0	1	0	0
48 Tony Cruz, R (7, PH) OBP: 0.182, SLG: 0.273										1	0	0	0	0	0	0
(7, 3)																
43 Shane Robinson, R (1, 9) OBP: 0.611, SLG: 0.933		X 0-0 1-3 33 1B 2B		S S C 0-3 ③ K		X 0-0 E6 56 BLK 33 1B 56 HR		X 0-0 ① G4-3		4	2	1	0	0	1	0
33 Daniel Descalso, L (1, 4) OBP: 0.400, SLG: 0.571		X 0-0 32 G6-4-3 2-H 3-H 1B			B B B B 4-0 56 SH1-3 32 E 38 2B BB	X 0-0 56 BLK 1-2 56 HR 1B		X 0-0 ② F8		2	2	2	2	1	0	0
79 Kolten Wong, L (7, 4) OBP: 0.300, SLG: 0.500										1	0	0	0	0	0	0
32 Rob Johnson, R (1, 2)		X 0-0 ① ② G6-4-3 1-2f			X 0-0 FC5 56 SH1-3 38 2B 1-2	X 0-0 ② F8		X 0-0 ③ G6-3		3	1	0	0	0	0	4
82 Audry Pérez, R (7, 2)										1	0	0	0	0	0	0
56 Adron Chambers, L (1, 7) OBP: 0.316, SLG: 0.533		X 0-0 ③ G3			X 0-0 ① SH1-3 1-2 2-3	B B B S S X 3-2 1-H 2-H HR			X 0-0 ① B1-3	3	1	1	3	0	0	0
38 Pete Kozma, R (1, 6) OBP: 0.421, SLG: 0.647			S S S 0-3 ① K		X 0-0 19 1B 87 FC4-6 2-H 3-H 2B	X 0-0 1B			X 0-0 ② F9	4	1	2	2	0	1	0
(7, 5)																
Inning Stats	R: 0 E: 0 K: 0 S: 4 / H: 0 LOB: 0 BB: 0 P: 4	R: 2 E: 0 K: 0 S: 4 / H: 2 LOB: 0 BB: 1 P: 8	R: 0 E: 0 K: 1 S: 5 / H: 0 LOB: 0 BB: 0 P: 5	R: 0 E: 0 K: 2 S: 7 / H: 0 LOB: 0 BB: 0 P: 7	R: 3 E: 1 K: 0 S: 6 / H: 2 LOB: 1 BB: 1 P: 10	R: 3 E: 1 K: 0 S: 9 / H: 3 LOB: 1 BB: 0 P: 12	R: 0 E: 0 K: 0 S: 3 / H: 0 LOB: 0 BB: 0 P: 3	R: 0 E: 0 K: 0 S: 3 / H: 0 LOB: 0 BB: 0 P: 3	R: 0 E: 0 K: 1 S: 5 / H: 0 LOB: 0 BB: 0 P: 5	1B: 4 2B: 2 3B: 0 HR: 1	SF: 0 SAC: 1 DP: 1 HBP: 0						

TOP

St. Louis Cardinals @ Houston Astros

Osceola County Stadium, Kissimmee, FL

Fri Mar 01 2013, 1:09 PM - 4:18 PM EST

Att. 2,825 - Cloudy - 59 F

livebaseballscorecards.com

AB	34
R	8
H	7
RBI	8
BB	2
SO	4
LOB	7

WP: 0 PB: 0 SB: 0 CS: 0 PA: 37

PITCHER		IP	WLS	BF	H	R	ER	SO	BB	IBB	HBP	BLK	WP	HR	S	P	ERA	WHIP
20 Bud Norris, R ERA: 5.4	(1, 1)	3.0		11	2	2	2	1	1	0	0	0	0	0	13	17	6.00	1.000
41 Jose Veras, R ERA: 6.0	(4, 1)	1.0		3	0	0	0	2	0	0	0	0	0	0	7	7	0.00	0.000
63 Xavier Cedeño, L ERA: 3.38	(5, 1)	0.2		6	2	3	1	0	1	0	0	0	0	0	5	9	13.50	4.500
72 Paul Clemens, R ERA: 2.7	(5, 1)	1.1		8	3	3	0	0	0	0	0	1	0	1	10	13	0.00	2.250
81 Josh Zeid, R ERA: 3.0	(7, 1)	1.0		3	0	0	0	0	0	0	0	0	0	0	3	3	0.00	0.000

PITCHER		IP	WLS	BF	H	R	ER	SO	BB	IBB	HBP	BLK	WP	HR	S	P	ERA	WHIP
55 Rhiner Cruz, R ERA:	(8, 1)	1.0		3	0	0	0	0	0	0	0	0	0	0	3	3	0.00	0.000
50 Josh Fields, R ERA:	(9, 1)	1.0		3	0	0	0	1	0	0	0	0	0	0	5	5	0.00	0.000

BOTTOM

Batter	1	2	3	4	5	6	7	8	9	AB	R	H	RBI	BB	SO	LOB
23 Tyler Greene, R (1, 6) OBP: 0.333, SLG: 0.182	G5-3		BB		27 G6-3 / 23 HR 2B	1-2 73 G6-3 BB		K		2	1	1	0	1	0	0
10 Jake Elmore, R (6, 6) OBP: 0.333, SLG: 0.364										1	0	0	0	1	1	0
27 Jose Altuve, R (1, 4) OBP: 0.333, SLG: 0.200	L6		F8		G6-3 2-3	1-2f G6-3		F9		3	0	0	0	0	0	2
73 Jose Martinez, R (6, 4) OBP: 0.375, SLG: 0.625										2	0	0	0	0	0	3
12 Carlos Pena, L (1, 3) OBP: 0.250, SLG: 0.182	BB		F9		K		K	F7		2	0	0	0	1	1	2
56 Nate Freiman, R (6, 3) OBP: 0.294, SLG: 0.412										2	0	0	0	0	1	0
23 Chris Carter, R (1, 7) OBP: 0.267, SLG: 0.385	P3		P6		3-H HR		75 1B / 69 1B 2B		HR	3	1	1	2	0	0	2
4 Brandon Laird, R (6, 5) OBP: 0.643, SLG: 1.200										2	2	2	1	0	0	0
29 Brett Wallace, L (1, 5) OBP: 0.500, SLG: 0.786		G3		21 G3 / 22 1B 2B	69 S BB		6 1B / 69 1B / 38 SF8 2-3 1B		G5-3	2	1	1	0	1	0	0
75 George Springer, R (5, PR) OBP: 0.636, SLG: 1.250										2	1	1	0	0	0	0
(6, 8)																
46 Rick Ankiel, L (1, 9) OBP: 0.636, SLG: 1.200		BB		K	G4-3 1-2		38 SF8 / 6 1B 1-2 3-H 1B		6 E / 6 FC6 / 38 WP 1B	1	0	0	0	1	1	1
69 René García, R (5, 2) OBP: 0.571, SLG: 0.400										3	0	2	1	0	0	1
79 Delino DeShields, R (9, PR) OBP: 0.167, SLG: 0.167										0	1	0	0	0	0	0
21 Fernando Martinez, L (1, 10) OBP: 0.222, SLG: 0.667	FC4-6 1-2f		G3 2-3			2 FC1-6 / 38 WP 1B	1-2 2-3 1B		FC6 2 FC6-5 / 38 WP 1-3	2	0	0	0	0	0	2
6 Jason Jaramillo, S (6, PH) OBP: 0.500, SLG: 0.375										3	0	2	0	0	0	1
(7, 10)																
78 Robbie Grossman, S (9, PR) OBP: 0.538, SLG: 0.727										0	0	0	0	0	0	0
22 Carlos Corporán, S (1, 2) OBP: 0.625, SLG: 0.875	F8			3-H 1B		1-2 2 FC1-6 BB	SF8 2-3 3-H		F8 1-2 3-H	2	0	1	1	0	0	1
38 Jimmy Paredes, S (4, PR) OBP: 0.143, SLG: 0.083										1	0	0	1	1	0	1
(5, 9)																
2 Brandon Barnes, R (1, 8) OBP: 0.375, SLG: 0.800		HR	G1-3			1-2f 2-3 FC1-6 10 BB	K		FC6-5 2-3	5	1	1	1	0	1	7
(6, 7)																
Inning Stats	R: 0 E: 0 K: 0 S: 3 / H: 0 LOB: 1 BB: 1 P: 7	R: 0 E: 0 K: 0 S: 3 / H: 0 LOB: 1 BB: 1 P: 7	R: 1 E: 0 K: 0 S: 4 / H: 1 LOB: 1 BB: 1 P: 8	R: 1 E: 0 K: 1 S: 7 / H: 2 LOB: 1 BB: 0 P: 7	R: 2 E: 0 K: 1 S: 9 / H: 2 LOB: 2 BB: 1 P: 18	R: 0 E: 0 K: 0 S: 3 / H: 1 LOB: 2 BB: 2 P: 11	R: 2 E: 0 K: 2 S: 11 / H: 4 LOB: 2 BB: 0 P: 11	R: 0 E: 0 K: 1 S: 5 / H: 0 LOB: 0 BB: 0 P: 5	R: 2 E: 1 K: 0 S: 8 / H: 2 LOB: 2 BB: 0 P: 12	1B: 6 2B: 3 3B: 0 HR: 3 / SF: 1 SAC: 0 DP: 1 HBP: 0							

PITCHER		IP	WLS	BF	H	R	ER	SO	BB	IBB	HBP	BLK	WP	HR	S	P	ERA	WHIP
58 Joe Kelly, R ERA:	(1, 1)	2.0		8	0	0	0	0	2	0	0	0	0	0	6	14	0.00	1.000
76 John Gast, L ERA: 9.0	(3, 1)	2.0	B	10	3	2	2	1	1	0	0	0	0	1	11	15	9.00	2.000
30 Jason Motte, R ERA: 9.0	(5, 1)	1.0	H	6	2	2	2	1	1	0	0	0	0	1	9	18	18.00	3.000
34 Marc Rzepczynski, L ERA: 3.0	(6, 1)	1.0		5	1	0	0	0	2	0	0	0	1	0	3	11	0.00	3.000
68 Jorge Rondon, R ERA: 9.0	(7, 1)	1.0		7	4	2	2	2	0	0	0	0	0	0	11	11	18.00	4.000

PITCHER		IP	WLS	BF	H	R	ER	SO	BB	IBB	HBP	BLK	WP	HR	S	P	ERA	WHIP
52 Eduardo Sanchez, R ERA:	(8, 1)	1.0	H	3	0	0	0	1	0	0	0	0	0	0	5	5	0.00	0.000
66 Victor Marte, R ERA: 6.0	(9, 1)	1.0	B	6	2	2	1	0	0	0	0	0	1	1	8	12	9.00	2.000

St. Louis Cardinals @ Houston Astros

Osceola County Stadium, Kissimmee, FL

Fri Mar 01 2013, 1:09 PM - 4:18 PM EST

Att. 2,825 - Cloudy - 59 F

livebaseballscorecards.com

AB	38
R	8
H	12
RBI	7
BB	6
SO	5
LOB	23

1B: 6 SF: 1
2B: 3 SAC: 0
3B: 0 DP: 1
HR: 3 HBP: 0

WP: 2 PA: 45
PB: 0
SB: 1
CS: 0

Batter	1	2	3	4	5	6	7	8	9	AB	R	H	RBI	BB	SO	LOB
17 Jordan Schafer, L (1, 8) OBP: 0.333, SLG: 0.353	SSS 0-3 ① K		X 0-0 ① G6-3		SSS 0-3 ②③ K 1-2		X 0-0 ①② G5-4-3 1-2f 2-3 3-H		X 0-0 72 1B 68 SF8 2B	3	0	0	0	0	2	1
74 Jordan Parraz, R (7, PH) OBP: 0.357, SLG: 0.615 (7, 7)										2	1	1	0	0	0	2
72 Todd Cunningham, S (1, 7) OBP: 0.400, SLG: 0.333 (7, 8)	X 0-0 ② G6-3		X 0-0 ② F7			CCC 0-3 ① K	X 0-0 68 1B 3-H 1B		X 0-0 23 CS 2-3 1B	5	0	2	1	0	1	0
5 Freddie Freeman, L (1, 10) OBP: 0.350, SLG: 0.500	X 0-0 1B		BBSSX 2-2 HR			X 0-0 ② G4-3	X 0-0 1-2 1B		X 0-0 ① SF8 3-H	3	1	2	1	0	0	0
68 Evan Gattis, R (7, PH) OBP: 0.500, SLG: 0.857 (7, 10)										1	0	1	1	0	0	0
26 Dan Uggla, R (1, 4) OBP: 0.238, SLG: 0.111	X 0-0 ③ G1-3		X 0-0 ③ P3			BBBB 4-0 BB	X 0-0 ③ G3		CCC 0-3 ②③ K 1-2	2	0	0	0	1	0	1
23 Blake DeWitt, L (6, PR) OBP: 0.231, SLG: 0.182 (6, 4)										2	0	0	0	0	1	3
25 Juan Francisco, L (1, 5) OBP: 0.278, SLG: 0.444		X 0-0 ① P6		SSS 0-3 ① K		X 0-0 ③ F8		X 0-0 ① P3		3	0	0	0	0	1	1
76 Joe Leonard, R (7, 5) OBP: 0.250, SLG: 0.375										1	0	0	0	0	0	0
23 Chris Johnson, R (1, 3) OBP: 0.313, SLG: 0.533		X 0-0 ② G6-3		SSS 0-3 ② K			X 0-0 11 E 73 1B E4	SSS 0-3 ② K		3	1	0	0	0	1	0
58 Ernesto Mejia, R (7, 3) OBP: 0.313, SLG: 0.231										1	0	0	0	0	1	0
11 Gerald Laird, R (1, 2) OBP: 0.200, SLG: 0.111		X 0-0 73 1B 1B		X 0-0 ③ G6-3			B 1 SAFE BBB 4-0 14 BB 73 1B 74 G5-4-3 1-3 BB	X 0-0 73 E E6		2	1	1	0	1	0	0
20 Matt Pagnozzi, R (7, 2) OBP: 0.333, SLG: 0.400										1	0	0	0	0	0	0
73 Joey Terdoslavich, S (1, 9) OBP: 0.625, SLG: 0.929		X 0-0 14 FC5-4 1-2 1B			X 0-0 17 CS 1B		X 0-0 74 G5-4-3 14 BB 72 1B 1-2 3-H 1B	X 0-0 E8 1-3 1B		4	1	4	1	0	0	0
14 Ramiro Pena, S (1, 6) OBP: 0.409, SLG: 0.368		X 0-0 ③ FC5-4 1-2f			X 0-0 ① F8		BBBB 4-0 74 G5-4-3 1-2 2-3 BB	X 0-0 ③ G5-3		2	0	0	0	1	0	3
75 Elmer Reyes, R (7, PR) (7, 6)										1	0	0	0	0	0	2
Inning Stats	R: 0 H: 1 E: 0 LOB: 1 K: 1 BB: 0 S: 6 P: 6	R: 0 H: 2 E: 0 LOB: 2 K: 0 BB: 0 S: 5 P: 5	R: 1 H: 1 E: 0 LOB: 0 K: 0 BB: 0 S: 6 P: 8	R: 0 H: 0 E: 0 LOB: 0 K: 2 BB: 0 S: 7 P: 7	R: 0 H: 1 E: 0 LOB: 1 K: 1 BB: 0 S: 5 P: 5	R: 0 H: 0 E: 0 LOB: 1 K: 1 BB: 1 S: 5 P: 9	R: 3 H: 3 E: 2 LOB: 2 K: 0 BB: 2 S: 6 P: 14	R: 0 H: 1 E: 2 LOB: 2 K: 1 BB: 0 S: 7 P: 7	R: 1 H: 2 E: 0 LOB: 1 K: 1 BB: 0 S: 6 P: 6	1B: 9 SF: 1 2B: 3 SAC: 0 3B: 0 DP: 3 HR: 1 HBP: 0						WP: 0 PA: 40 PB: 0 SB: 0 CS: 2	

TOP

Atlanta Braves @ Houston Astros

Osceola County Stadium, Kissimmee, FL

Sat Mar 02 2013, 1:19 PM - 3:47 PM EST

Att. 3,525 - Partly Cloudy - 57 F

livebaseballscorecards.com

AB	36
R	5
H	11
RBI	4
BB	3
SO	7
LOB	13

PITCHER		IP	WLS	BF	H	R	ER	SO	BB	IBB	HBP	BLK	WP	HR	S	P	ERA	WHIP
60 Dallas Keuchel, L ERA: 9.0	(1, 1)	2.0		9	3	0	0	1	0	0	0	0	0	0	11	11	0.00	1.500
59 Philip Humber, R ERA: 3.6	(3, 1)	3.0	W	10	2	1	1	3	0	0	0	0	0	1	18	20	3.00	0.667
53 Wesley Wright, L ERA: 3.0	(6, 1)	1.0		4	0	0	0	1	1	0	0	0	0	0	5	9	0.00	1.000
99 Rudy Owens, L ERA: 3.38	(7, 1)	1.0		8	3	3	0	0	2	0	0	0	0	0	6	14	0.00	5.000
28 C.J. Fick, R ERA:	(8, 1)	1.0	H	5	1	0	0	1	0	0	0	0	0	0	7	7	0.00	1.000

PITCHER		IP	WLS	BF	H	R	ER	SO	BB	IBB	HBP	BLK	WP	HR	S	P	ERA	WHIP
67 Jose Valdez, R ERA: 3.86	(9, 1)	1.0	S	4	2	1	1	1	0	0	0	0	0	0	6	6	9.00	2.000

BOTTOM

Batter	1	2	3	4	5	6	7	8	9	AB	R	H	RBI	BB	SO	LOB
27 Jose Altuve, R (1, 4) OBP: 0.333, SLG: 0.308 23 Tyler Greene, R (5, 6) OBP: 0.375, SLG: 0.182	G5-3		G4-3	1-H 2B			6 BB, 4 1B, 1-2 HBP			3	0	1	1	0	0	0
										0	0	0	0	0	0	0
46 Rick Ankiel, L (1, 10) OBP: 0.500, SLG: 0.923 74 Marc Krauss, L (7, PH) OBP: 0.667, SLG: 0.500 (8, 10)	F8		G4-3	F8			F8, 2-3			3	0	0	0	0	0	1
										1	0	0	0	0	0	2
12 Carlos Pena, L (1, 3) OBP: 0.267, SLG: 0.429 4 Brandon Laird, R (6, 3) OBP: 0.667, SLG: 1.182	HR		K		G3		6 BB, 1-2, 3-H 1B			3	1	1	1	0	1	0
										1	0	1	1	0	0	0
15 Jason Castro, L (1, 2) OBP: 0.556, SLG: 1.286 6 Jason Jaramillo, S (6, 2) OBP: 0.545, SLG: 0.375	44 E, BB			K	K		BB, 1-2, 2-3			2	0	0	0	1	2	0
										0	0	0	0	1	0	0
44 Justin Maxwell, R (1, 8) OBP: 0.214, SLG: 0.357 75 George Springer, R (6, 8) OBP: 0.583, SLG: 1.111	E6, 1-2			21 1B, 2B	K		K			3	1	1	0	0	1	1
										1	0	0	0	0	1	3
21 Fernando Martinez, L (1, 7) OBP: 0.273, SLG: 0.636 38 Jimmy Paredes, S (6, 7) OBP: 0.125, SLG: 0.071 (7, 9)	K			14 HR, 2-H 1B		F7	K			2	1	1	1	0	1	2
										2	0	0	0	0	1	3
14 J.D. Martinez, R (1, 9) OBP: 0.375, SLG: 0.667 78 Robbie Grossman, S (6, PR) OBP: 0.500, SLG: 0.667 (7, 7)		G3-1		1-H HR		30 L9-6, 2B		G5-3		3	1	2	2	0	0	0
										1	0	0	0	0	0	0
30 Matt Dominguez, R (1, 5) OBP: 0.462, SLG: 0.818 10 Jake Elmore, R (7, 5) OBP: 0.308, SLG: 0.333		G6-3		P4		L9-6, 2-2		G5-3		3	0	0	0	0	0	1
										1	0	0	0	0	0	0
9 Marwin Gonzalez, S (1, 6) (5, 4) OBP: 0.500, SLG: 0.533 79 Delino DeShields, R (7, PR) OBP: 0.143, SLG: 0.143 (8, 4)		G3		27 2B, 1B			74 F8, 23 S, 4 1B, BB	P3		2	1	1	0	1	0	0
										1	1	0	0	0	0	0
Inning Stats	R: 1 E: 1 K: 1 S: 7 H: 1 LOB: 2 BB: 1 P: 12		R: 0 E: 0 K: 0 S: 3 H: 0 LOB: 0 BB: 0 P: 3	R: 0 E: 0 K: 1 S: 5 H: 0 LOB: 0 BB: 0 P: 5	R: 4 E: 0 K: 1 S: 11 H: 5 LOB: 1 BB: 0 P: 12	R: 0 E: 0 K: 2 S: 7 H: 0 LOB: 0 BB: 0 P: 7	R: 0 E: 0 K: 0 S: 3 H: 1 LOB: 1 BB: 0 P: 3	R: 1 E: 0 K: 2 S: 8 H: 1 LOB: 3 BB: 2 P: 18	R: 0 E: 0 K: 0 S: 3 H: 0 LOB: 0 BB: 0 P: 3	1B: 3 2B: 4 3B: 0 HR: 2	SF: 0 SAC: 0 DP: 1 HBP: 1			WP: 0 PB: 0 SB: 1 CS: 0	PA: 36		

PITCHER		IP	WLS	BF	H	R	ER	SO	BB	IBB	HBP	BLK	WP	HR	S	P	ERA	WHIP
54 Kris Medlen, R ERA: 1.8	(1, 1)	3.0		12	1	1	1	2	1	0	0	0	0	1	15	20	3.00	0.667
71 Sean Gilmartin, L ERA: 7.2	(4, 1)	3.0	L	14	6	4	4	3	0	0	0	0	0	1	21	22	12.00	2.000
46 Craig Kimbrel, R ERA: 6.75	(7, 1)	1.0		7	1	1	1	2	2	0	1	0	0	0	8	18	9.00	3.000
70 Yohan Flande, L ERA: 15.75	(8, 1)	1.0		3	0	0	0	0	0	0	0	0	0	0	3	3	0.00	0.000

PITCHER	IP	WLS	BF	H	R	ER	SO	BB	IBB	HBP	BLK	WP	HR	S	P	ERA	WHIP

Atlanta Braves @ Houston Astros

Osceola County Stadium, Kissimmee, FL

Sat Mar 02 2013, 1:19 PM - 3:47 PM EST

Att. 3,525 - Partly Cloudy - 57 F

livebaseballscorecards.com

AB	32
R	6
H	8
RBI	6
BB	3
SO	7
LOB	13

Batter	1	2	3	4	5	6	7	8	9	AB	R	H	RBI	BB	SO	LOB
23 Tyler Greene, R (1, 6) OBP: 0.400, SLG: 0.214 73 Jose Martinez, R (7, PR) OBP: 0.333, SLG: 0.556 (7, 5)	P3		FC6-4 (23 1B, 10 1B, 29 2B) 1-2f 2-3		BB (29 BB, 14 1B)		2 FC5-4 1B		F9	3 1	2 0	1 0	0 0	1 0	0 0	2 0
10 Jake Elmore, R (1, 4) OBP: 0.278, SLG: 0.294 (6, 5) (7, 6)	F9		23 1B, 29 2B 1-2 3-H 1B		K		F8		K	5	1	1	1	0	2	2
23 Chris Carter, R (1, 7) OBP: 0.278, SLG: 0.375 2 Brandon Barnes, R (5, 8) OBP: 0.333, SLG: 0.706	P5		29 2B 1-2 2-3 1B		P5		FC5-4 1-2f		L6	3 2	1 0	1 0	0 0	0 0	0 0	1 1
29 Brett Wallace, L (1, 3) OBP: 0.526, SLG: 0.813 56 Nate Freiman, R (7, PH) OBP: 0.278, SLG: 0.389 (7, 3)		F7	1-H 2-H 3-H 2B		BB (14 1B) 1-2		K			2 1	0 0	1 0	3 0	1 0	0 1	0 1
14 J.D. Martinez, R (1, 9) OBP: 0.421, SLG: 0.647 21 Fernando Martinez, L (5, 9) OBP: 0.333, SLG: 0.667 (6, 7)		BB	G6-3		1B 1-2 2-H			69 G1-3 38 2B 1B		2 1	0 1	1 1	1 0	1 0	0 0	1 0
22 Carlos Corporán, S (1, 2) OBP: 0.455, SLG: 0.636 69 René García, R (8, PH) OBP: 0.500, SLG: 0.333 (8, 2)		K		G3-1	F7			G1-3 1-2		3 1	0 0	0 0	0 0	1 0	3 1	3 1
4 Brandon Laird, R (1, 5) OBP: 0.556, SLG: 0.929 38 Jimmy Paredes, S (6, 9) OBP: 0.176, SLG: 0.200	CS 1-	K		G6-3	G6-3			79 G3-1 2-H 2B		3 1	0 0	0 1	0 1	1 0	0 0	0 0
78 Robbie Grossman, S (1, 8) OBP: 0.588, SLG: 0.692 (5, 7) 79 Delino DeShields, R (6, 4) OBP: 0.125, SLG: 0.125			23 FC6-4, 76 S, 10 1B BB	76 WP HBP	76 G5-4-3 1B			G3-1 2-3		1 1	1 0	1 0	0 0	1 0	0 0	0 1
76 Jonathan Villar, S (1, 10) OBP: 0.211, SLG: 0.063			23 FC6-4 1-2 BB	1-2	G5-4-3 1-2f			K		3	0	0	0	1	2	3
Inning Stats	R: 0 E: 0 K: 0 S: 3 H: 0 LOB: 0 BB: 0 P: 4	R: 0 E: 0 K: 1 S: 4 H: 0 LOB: 0 BB: 1 P: 9	R: 4 E: 0 K: 1 S: 8 H: 3 LOB: 1 BB: 2 P: 16	R: 0 E: 0 K: 1 S: 5 H: 0 LOB: 1 BB: 0 P: 7	R: 1 E: 0 K: 1 S: 6 H: 1 LOB: 2 BB: 2 P: 14	R: 0 E: 0 K: 0 S: 3 H: 1 LOB: 0 BB: 0 P: 3	R: 0 E: 0 K: 1 S: 6 H: 1 LOB: 1 BB: 0 P: 6	R: 1 E: 0 K: 1 S: 8 H: 2 LOB: 1 BB: 0 P: 8	R: 0 E: 0 K: 1 S: 5 H: 0 LOB: 0 BB: 0 P: 5	1B: 6 2B: 2 3B: 0 HR: 0	SF: 0 SAC: 0 DP: 1 HBP: 1						

PITCHER		IP	WLS	BF	H	R	ER	SO	BB	IBB	HBP	BLK	WP	HR	S	P	ERA	WHIP
38 Kyle McPherson, R ERA: 7.71	(1, 1)	2.2		12	2	4	4	2	3	0	0	0	0	0	13	27	13.50	1.875
77 Kyle Waldrop, R ERA:	(3, 1)	0.1	H	2	1	0	0	0	0	0	0	0	0	0	2	2	0.00	3.000
39 Jason Grilli, R ERA: 6.0	(4, 1)	1.0	H	4	0	0	0	1	0	0	1	0	1	0	5	7	0.00	0.000
29 Bryan Morris, R ERA: 3.86	(5, 1)	1.0	W	6	1	1	1	1	2	0	0	0	0	0	6	14	9.00	3.000
37 Justin Wilson, L ERA: 1.93	(6, 1)	2.0	H	7	2	0	0	1	0	0	0	0	0	0	9	9	0.00	1.000

PITCHER		IP	WLS	BF	H	R	ER	SO	BB	IBB	HBP	BLK	WP	HR	S	P	ERA	WHIP
62 Brooks Brown, R ERA: 1.93	(8, 1)	2.0	S	8	2	1	1	2	0	0	0	0	0	0	13	13	4.50	1.000

TOP

Houston Astros @ Pittsburgh Pirates

McKechnie Field, Bradenton, FL

Sun Mar 03 2013, 1:05 PM - 4:16 PM EST

Att. 4,112 - Partly Cloudy - 52 F

livebaseballscorecards.com

AB	33
R	6
H	8
RBI	6
BB	5
SO	7
LOB	16

BOTTOM

Batter	1	2	3	4	5	6	7	8	9	AB	R	H	RBI	BB	SO	LOB
31 Jose Tabata, R (1, 7) OBP: 0.357, SLG: 0.769	S S S 0-3 ① K	X 0-0 12 E 1-3 2-H 3-H 2B		X 0-0 ③ G1-3		X 0-0 ② SF8 3-H		H 1-0 HBP		3	1	1	2	0	1	0
5 Josh Harrison, R (6, 7)										0	0	0	1	0	0	0
12 Clint Barmes, R (1, 6) OBP: 0.222, SLG: 0.556	X 0-0 ② P4	X 0-0 E6 22 BB 2-H 3-H			X 0-0 ① G6-3	X 0-0 ③ F8		S S C 0-3 ③ K		3	0	0	0	0	0	0
15 Chase d'Arnaud, R (6, 6) OBP: 0.273, SLG: 0.400										2	0	0	0	0	1	3
22 Andrew McCutchen, R (1, 8) OBP: 0.400, SLG: 0.143	B B B B 4-0 24 CS BB	B B B 4-0 1-2 BB			B B B B 4-0 18 PB 18 1B BB		S S C 0-3 ① K			0	1	0	0	3	0	0
26 Felix Pie, L (6, 8) OBP: 0.400, SLG: 0.786										1	0	0	0	0	1	0
24 Pedro Alvarez, L (1, 5) OBP: 0.083, SLG: 0.167	B 1-0 ③ CS 1-2	0-0 G4-3			C C C 0-3 ② K		X 0-0 ② F7			3	0	0	0	0	1	3
14 Gaby Sanchez, R (6, 5) OBP: 0.583, SLG: 1.200		X 0-0 G1-3								1	0	0	0	0	0	0
18 Neil Walker, S (1, 4) OBP: 0.300, SLG: 0.222		X 0-0 46 1B 59 BB 1B	C C C 0-3 ① K		B X 1-0 1-H 1B		S S C 0-3 ③ K			3	1	2	1	0	1	0
66 Iván De Jesús Jr., R (6, 4) OBP: 0.364, SLG: 0.400										1	0	0	0	0	1	0
46 Garrett Jones, L (1, 3) OBP: 0.308, SLG: 0.250		X 0-0 59 BB 17 BB 31 2B 1-3 1B	B B B B 4-0 2 G4-6-3 BB		X 0-0 ③ F7			X 0-0 ① L8		2	1	1	0	1	0	1
65 Matt Haque, R (6, 3) OBP: 0.200, SLG: 0.143										1	0	0	0	0	0	0
2 Brad Hawpe, L (1, 10) OBP: 0.231, SLG: 0.091	C C C 0-3 ② K	X 0-0 ② ③ G4-6-3 1-2f				S S S 0-3 ① K		X 0-0 ② P6		3	0	0	0	0	2	3
25 Clint Robinson, L (8, PH) OBP: 0.273, SLG: 0.364										1	0	0	0	0	0	0
(9, 10)																
17 Jerry Sands, R (1, 9) OBP: 0.250, SLG: 0.200	B B B B 4-0 59 BB 31 2B 1-2 BB			X 0-0 ① G6-3		X 0-0 59 3B 1B		X 0-0 73 1B 2B		2	2	1	0	1	0	0
71 Brett Carroll, R (7, 9) OBP: 0.667, SLG: 1.000										1	0	1	0	0	0	0
59 Tony Sanchez, R (1, 2) OBP: 0.500, SLG: 0.500	B B B B 4-0 31 2B 12 E 1-2 2-3 3-H BB			X 0-0 ② G5-3		X 0-0 1-H 5 SF8 3B		X 0-0 2-3 1B		2	2	1	2	1	0	0
73 Lucas May, R (8, 2) OBP: 0.455, SLG: 0.500										1	0	1	0	0	0	0
Inning Stats	R: 0 H: 0 E: 0 LOB: 0 K: 1 BB: 1 S: 4 P: 9	R: 5 H: 3 E: 1 LOB: 2 K: 1 BB: 3 S: 9 P: 21	R: 0 H: 0 E: 0 LOB: 0 K: 1 BB: 1 S: 4 P: 8	R: 0 H: 0 E: 0 LOB: 0 K: 0 BB: 0 S: 3 P: 3	R: 1 H: 1 E: 0 LOB: 1 K: 1 BB: 1 S: 6 P: 11	R: 2 H: 2 E: 0 LOB: 0 K: 1 BB: 0 S: 7 P: 7	R: 0 H: 0 E: 0 LOB: 0 K: 2 BB: 0 S: 7 P: 7	R: 0 H: 2 E: 0 LOB: 3 K: 1 BB: 0 S: 7 P: 8		1B: 5 SF: 1 2B: 2 SAC: 0 3B: 1 DP: 1 HR: 0 HBP: 1						

PITCHER		IP	WLS	BF	H	R	ER	SO	BB	IBB	HBP	BLK	WP	HR	S	P	ERA	WHIP
39 John Ely, R ERA: 12.27	(1, 1)	1.2		10	3	5	3	2	3	0	0	0	0	0	11	24	16.20	3.600
19 Sam Demel, R ERA: 32.4	(2, 1)	0.1		3	0	0	0	0	1	0	0	0	0	0	2	6	0.00	3.000
88 Mike Foltynewicz, R ERA:	(3, 1)	1.0		3	0	0	0	1	1	0	0	0	0	0	4	8	0.00	1.000
18 Jordan Lyles, R ERA: 16.62	(4, 1)	2.1	L	11	3	3	2	2	1	0	0	0	0	0	14	19	7.71	1.714
80 Chia-Jen Lo, R ERA:	(6, 1)	0.2		2	0	0	0	0	0	0	0	0	0	0	2	2	0.00	0.000

PITCHER		IP	WLS	BF	H	R	ER	SO	BB	IBB	HBP	BLK	WP	HR	S	P	ERA	WHIP
31 Edgar Gonzalez, R ERA: 2.25	(7, 1)	2.0		9	2	0	0	3	0	0	1	0	0	0	14	15	0.00	1.000

Houston Astros @ Pittsburgh Pirates
McKechnie Field, Bradenton, FL
Sun Mar 03 2013, 1:05 PM - 4:16 PM EST
Att. 4,112 - Partly Cloudy - 52 F

livebaseballscorecards.com

AB	30
R	8
H	8
RBI	6
BB	6
SO	8
LOB	10

WP: 0 PA: 39
PB: 1
SB: 0
CS: 1

Batter	1	2	3	4	5	6	7	8	9	AB	R	H	RBI	BB	SO	LOB
27 Jose Altuve, R (1, 4) OBP: 0.333, SLG: 0.375	F9		1-3 2B		CCC K		SSS K		BBBB 6 DI 1-2 BB	3	0	1	0	0	1	1
10 Jake Elmore, R (5, 4) OBP: 0.300, SLG: 0.278										1	0	0	0	1	1	1
21 Fernando Martinez, L (1, 7) OBP: 0.333, SLG: 0.571	SSS K		F8			BBBB 12 2B 23 SF9 BB	BBBB 4 G6-4-3 2-3 BB		CSS K 1-2 2-3	2	1	0	0	1	1	2
6 Jason Jaramillo, S (6, 2) OBP: 0.538, SLG: 0.333										1	0	0	0	1	1	2
12 Carlos Pena, L (1, 3) OBP: 0.278, SLG: 0.471	SSS K			SSS K		X 23 SF9 15 1B 1-3 2B	X G6-4-3 1-2f			3	1	1	0	0	2	0
4 Brandon Laird, R (6, 5) OBP: 0.526, SLG: 0.867										1	0	0	0	0	0	2
23 Chris Carter, R (1, 10) OBP: 0.273, SLG: 0.368		X 15 G3-6-1 1B		SSS K		X SF9 2-3 3-H		SSS K		3	0	1	1	0	2	0
15 Jason Castro, L (1, 2) OBP: 0.500, SLG: 1.000		X G3-6-1 1-2f		X G3		X 44 HR 3-H 1B		SSS K		3	0	1	1	0	0	1
75 George Springer, R (6, PR) OBP: 0.538, SLG: 1.000										1	1	0	0	0	1	0
(6, 8)																
44 Justin Maxwell, R (1, 8) OBP: 0.294, SLG: 0.563		CCC K			BBBB 30 L9 46 WP 76 FC4-6 BB	X 1-H HR		CCC K		2	2	1	2	1	1	0
56 Nate Freiman, R (6, 3) OBP: 0.263, SLG: 0.368										1	0	0	0	0	1	0
46 Rick Ankiel, L (1, 9) OBP: 0.529, SLG: 0.867			X 27 2B 1B		BBBB 76 FC4-6 1-2 BB	SSS K			SSS K	2	0	1	0	1	1	1
8 Trevor Crowe, S (6, 7) OBP: 0.300, SLG: 0.556										1	0	0	0	0	1	0
30 Matt Dominguez, R (1, 5) OBP: 0.375, SLG: 0.643			CCC K		X L9 2-3	X G6-3			SSS K2-3	3	0	0	0	0	1	4
38 Jimmy Paredes, S (6, 9) OBP: 0.167, SLG: 0.188										1	0	0	0	0	1	0
76 Jonathan Villar, S (1, 6) OBP: 0.217, SLG: 0.150			X F8		X FC4-6 1-2f 3-H		X 6 S 2B		X E1 6 DI 10 DI	4	0	1	1	0	0	2
Inning Stats	R: 0 E: 0 K: 2 S: 7 H: 0 LOB: 0 BB: 0 P: 7	R: 0 E: 0 K: 1 S: 5 H: 1 LOB: 0 BB: 0 P: 5	R: 0 E: 0 K: 1 S: 7 H: 2 LOB: 2 BB: 0 P: 7	R: 0 E: 0 K: 2 S: 7 H: 0 LOB: 0 BB: 0 P: 7	R: 1 E: 0 K: 1 S: 5 H: 0 LOB: 1 BB: 2 P: 13	R: 4 E: 0 K: 1 S: 8 H: 3 LOB: 1 BB: 1 P: 12	R: 0 E: 0 K: 1 S: 5 H: 1 LOB: 1 BB: 1 P: 9	R: 0 E: 0 K: 3 S: 9 H: 0 LOB: 0 BB: 0 P: 9	R: 0 E: 1 K: 3 S: 10 H: 0 LOB: 2 BB: 1 P: 14	1B: 3 2B: 3 3B: 0 HR: 1 SF: 1 SAC: 0 DP: 2 HBP: 0							

TOP

Houston Astros @ Detroit Tigers

Joker Marchant Stadium, Lakeland, FL

Mon Mar 04 2013, 1:07 PM - 4:46 PM EST

Att. 6,924 - Sunny - 60 F

livebaseballscorecards.com

AB	32
R	5
H	7
RBI	5
BB	5
SO	15
LOB	16

PITCHER		IP	WLS	BF	H	R	ER	SO	BB	IBB	HBP	BLK	WP	HR	S	P	ERA	WHIP
21 Rick Porcello, R ERA: 3.38	(1, 1)	4.0	W	14	3	0	0	6	0	0	0	0	0	0	26	26	0.00	0.750
36 Luke Putkonen, R ERA: 8.44	(5, 1)	1.1	H	9	2	4	4	1	3	0	0	0	1	0	8	20	27.00	3.750
56 Jose Ortega, R ERA: 2.25	(6, 1)	0.2	H	3	1	1	1	1	0	0	0	0	0	1	5	5	13.50	1.500
53 Joaquín Benoit, R ERA: 2.25	(7, 1)	1.0	H	4	1	0	0	1	1	0	0	0	0	0	5	9	0.00	2.000
62 Al Alburquerque, R ERA: 2.25	(8, 1)	1.0	H	3	0	0	0	3	0	0	0	0	0	0	9	9	0.00	0.000

PITCHER		IP	WLS	BF	H	R	ER	SO	BB	IBB	HBP	BLK	WP	HR	S	P	ERA	WHIP
60 Brayan Villarreal, R ERA: 2.25	(9, 1)	1.0	S	5	0	0	0	3	1	0	0	0	0	0	10	14	0.00	1.000

WP: 1 PB: 0 SB: 1 CS: 0 PA: 38

Houston Astros @ Detroit Tigers

Joker Marchant Stadium, Lakeland, FL

Mon Mar 04 2013, 1:07 PM - 4:46 PM EST

Att. 6,924 - Sunny - 60 F

BOTTOM

Batter	1	2	3	4	5	6	7	8	9	AB	R	H	RBI	BB	SO	LOB
14 Austin Jackson, R (1, 8) OBP: 0.346, SLG: 0.333	F9	L9		48 G5-3 BB	L6		K			3	0	0	0	1	0	2
74 Daniel Fields, L (7, 8)										1	0	0	0	0	1	2
48 Torii Hunter, R (1, 9) OBP: 0.273, SLG: 0.286	28 BB; 12 WP; 13 1B 1B	FC5-4 1-2f		G5-3	1B		F9			4	1	2	0	0	0	3
34 Avisaíl García, R (5, PR) OBP: 0.273, SLG: 0.400 (6, 9)				1-2 2-3	1-2					1	0	0	0	0	0	2
12 Andy Dirks, L (1, 7) OBP: 0.385, SLG: 0.333	28 BB; 13 1B 1-2 BB		28 1B; 27 G6-4-3 1B	K	K			68 2B 1B		3	2	1	0	1	2	4
72 Tyler Collins, L (7, 7) OBP: 0.381, SLG: 0.650										1	1	1	0	0	0	0
28 Prince Fielder, L (1, 3) OBP: 0.476, SLG: 0.706	13 1B 1-2 2-3 BB		27 G6-4-3; 13 BB 1-3 1B	F7		F9		13 WP; 13 SF9 1-H 2B		2	0	1	0	1	0	2
68 Matt Tuiasosopo, R (6, 3) OBP: 0.067, SLG: 0.133										2	1	1	1	0	0	0
13 Alex Avila, L (1, 10) OBP: 0.364, SLG: 0.143	27 BB 1-3 2-H 3-H 1B		27 G6-4-3 1-2 BB		E4 55 2B	K		SF9 2-H		3	1	1	3	1	1	0
27 Jhonny Peralta, R (1, 6) OBP: 0.238, SLG: 0.250	55 G4-6-3 1-2 BB		G6-4-3 1-2f 2-3 3-H		F8	F7		F9		3	0	0	0	1	0	3
77 Eugenio Suárez, R (7, 6)										1	0	0	0	0	0	0
55 Brayan Peña, S (1, 2) OBP: 0.231, SLG: 0.500	G4-6-3 1-2f				67 2B 1-H 2B		29 S BB	G3-1		2	1	1	1	1	0	3
25 Ramón Cabrera, S (7, 2)			BB							1	0	0	0	1	0	0
67 Kevin Russo, R (1, 5) OBP: 0.350, SLG: 0.684		K	K		29 WP; 29 1B 2-H 2B		K			4	1	1	1	0	3	3
29 Danny Worth, R (1, 4) OBP: 0.444, SLG: 0.429		E6 48 FC5-4		48 G5-3; 14 S BB	48 1B 2-H 1B					2	0	1	1	2	0	0
Inning Stats	R: 2 E: 0 K: 0 S: 4 H: 2 LOB: 2 BB: 3 P: 16	R: 0 E: 1 K: 1 S: 6 H: 0 LOB: 1 BB: 0 P: 6	R: 1 E: 0 K: 1 S: 6 H: 2 LOB: 2 BB: 2 P: 14	R: 0 E: 0 K: 1 S: 5 H: 0 LOB: 2 BB: 2 P: 13	R: 3 E: 1 K: 1 S: 10 H: 4 LOB: 2 BB: 0 P: 11	R: 0 E: 0 K: 1 S: 5 H: 0 LOB: 0 BB: 0 P: 5	R: 0 E: 0 K: 2 S: 7 H: 0 LOB: 2 BB: 2 P: 15	R: 2 E: 0 K: 0 S: 5 H: 2 LOB: 0 BB: 0 P: 6		1B: 7 2B: 3 3B: 0 HR: 0 SF: 1 SAC: 0 DP: 2 HBP: 0						

livebaseballscorecards.com

AB	33
R	8
H	10
RBI	7
BB	9
SO	7
LOB	24

PITCHER		IP	WLS	BF	H	R	ER	SO	BB	IBB	HBP	BLK	WP	HR	S	P	ERA	WHIP
48 Jarred Cosart, R ERA: 4.5	(1, 1)	2.0	L	14	4	3	3	1	4	0	0	0	1	0	12	28	13.50	4.000
81 Josh Zeid, R ERA: 2.25	(3, 1)	1.0		3	0	0	0	1	1	0	0	0	0	0	4	8	0.00	1.000
36 Alex White, R ERA: 4.91	(4, 1)	1.2		12	4	3	2	1	2	0	0	0	1	0	12	21	10.80	3.600
66 Kevin Chapman, L ERA:	(5, 1)	1.1		4	0	0	0	2	0	0	0	0	0	0	8	8	0.00	0.000
50 Josh Fields, R ERA:	(7, 1)	1.0		5	0	0	0	2	2	0	0	0	0	0	7	15	0.00	2.000

PITCHER		IP	WLS	BF	H	R	ER	SO	BB	IBB	HBP	BLK	WP	HR	S	P	ERA	WHIP
68 José Cisnero, R ERA: 6.75	(8, 1)	1.0		5	2	2	2	0	0	0	0	0	1	0	5	6	18.00	2.000

1B: 7 2B: 3 3B: 0 HR: 0 SF: 1 SAC: 0 DP: 2 HBP: 0

WP: 3 PB: 0 SB: 2 CS: 0 PA: 43

Batter	1	2	3	4	5	6	7	8	9	AB	R	H	RBI	BB	SO	LOB
23 Tyler Greene, R (1, 6) OBP: 0.375, SLG: 0.176	P6		BBBB 4-0 27 1B BB		B 1-0 CS 1-2	X 0-0 G6-3		CCC 0-3 K		3	0	0	0	1	1	0
27 Jose Altuve, R (1, 4) OBP: 0.381, SLG: 0.474	X 0-0 G1-3		X 0-0 1-2 2-H 1B			X 0-0 2B			X 0-0 G6-3	3	0	2	1	0	0	0
10 Jake Elmore, R (6, PR) OBP: 0.286, SLG: 0.263 (6, 4)										1	0	0	0	0	0	0
23 Chris Carter, R (1, 7) OBP: 0.240, SLG: 0.318	SSS 0-3 K		X 0-0 P6			SSS 0-3 K2-3			X 0-0 G3	3	0	0	0	0	2	3
69 René García, R (6, 2) OBP: 0.444, SLG: 0.286										1	0	0	0	0	1	0
29 Brett Wallace, L (1, 3) OBP: 0.476, SLG: 0.722		X 0-0 G4-3		X 0-0 F7		X 0-0 G1-4-3			SSS 0-3 K	2	0	0	0	0	0	0
4 Brandon Laird, R (6, PH) OBP: 0.476, SLG: 0.765 (6, 3) (8, 5)										2	0	0	0	0	0	1
44 Justin Maxwell, R (1, 8) OBP: 0.250, SLG: 0.474		CCC 0-3 K		SSS 0-3 K			X 0-0 F8			3	0	0	0	0	2	0
8 Trevor Crowe, S (8, 9) OBP: 0.300, SLG: 0.556										0	0	0	0	0	0	0
14 J.D. Martinez, R (1, 9) OBP: 0.409, SLG: 0.600		X 0-0 P3		X 0-0 G6-3			X 0-0 78 CS 1B			3	0	1	0	0	0	0
2 Brandon Barnes, R (7, PR) OBP: 0.333, SLG: 0.706 (7, 9) (8, 8)										0	0	0	0	0	0	0
22 Carlos Corporán, S (1, 2) OBP: 0.462, SLG: 0.615			X 0-0 9 G3 27 1B 1B		X 0-0 G4-3		BSSS 1-3 K 1-2			2	1	1	0	0	0	0
78 Robbie Grossman, S (6, 7) OBP: 0.556, SLG: 0.643										1	0	0	0	0	1	1
30 Matt Dominguez, R (1, 5) OBP: 0.333, SLG: 0.563			X 0-0 F9		X 0-0 G6-3			SSS 0-3 K		2	0	0	0	0	0	1
74 Marc Krauss, L (8, PH) OBP: 0.600, SLG: 0.429 (8, 3)										1	0	0	0	0	1	0
9 Marwin Gonzalez, S (1, 10) OBP: 0.474, SLG: 0.471			X 0-0 G3 1-2		BBBB 4-0 23 CS BB			X 0-0 P5		2	0	0	0	1	0	1
Inning Stats	R: 0 E: 0 K: 1 S: 5 H: 0 LOB: 0 BB: 0 P: 5	R: 0 E: 0 K: 1 S: 5 H: 0 LOB: 0 BB: 0 P: 5	R: 1 E: 0 K: 0 S: 5 H: 2 LOB: 2 BB: 1 P: 9	R: 0 E: 0 K: 1 S: 5 H: 0 LOB: 0 BB: 0 P: 5	R: 0 E: 0 K: 0 S: 2 H: 0 LOB: 0 BB: 1 P: 7	R: 0 E: 0 K: 1 S: 6 H: 1 LOB: 1 BB: 0 P: 6	R: 0 E: 0 K: 1 S: 5 H: 1 LOB: 1 BB: 0 P: 6	R: 0 E: 0 K: 2 S: 7 H: 0 LOB: 0 BB: 0 P: 7	R: 0 E: 0 K: 1 S: 5 H: 0 LOB: 0 BB: 0 P: 5	1B: 3 2B: 1 3B: 0 HR: 0		SF: 0 SAC: 0 DP: 0 HBP: 0			WP: 0 PB: 0 SB: 0 CS: 2		PA: 32

TOP

Houston Astros @ Washington Nationals

Space Coast Stadium, Viera, FL

Tue Mar 05 2013, 1:07 PM - 3:55 PM EST

Att. 3,175 - Partly Cloudy - 74 F

livebaseballscorecards.com

AB	29
R	1
H	4
RBI	1
BB	2
SO	8
LOB	7

PITCHER		IP	WLS	BF	H	R	ER	SO	BB	IBB	HBP	BLK	WP	HR	S	P	ERA	WHIP
15 Dan Haren, R ERA: 3.6	(1, 1)	3.0		12	2	1	1	2	1	0	0	0	0	0	15	19	3.00	1.000
30 Zach Duke, L ERA:	(4, 1)	3.0	W	10	1	0	0	2	1	0	0	0	0	0	13	18	0.00	0.667
29 Rafael Soriano, R ERA:	(7, 1)	1.0		3	1	0	0	1	0	0	0	0	0	0	5	6	0.00	1.000
36 Tyler Clippard, R ERA:	(8, 1)	1.0		3	0	0	0	2	0	0	0	0	0	0	7	7	0.00	0.000
39 Jeremy Accardo, R ERA: 2.25	(9, 1)	1.0		3	0	0	0	1	0	0	0	0	0	0	5	5	0.00	0.000

PITCHER	IP	WLS	BF	H	R	ER	SO	BB	IBB	HBP	BLK	WP	HR	S	P	ERA	WHIP

Batter	1	2	3	4	5	6	7	8	9	AB	R	H	RBI	BB	SO	LOB
2 Denard Span, L (1, 8) OBP: 0.467, SLG: 0.300	G3		BBBB 4-0 28 1B 1-2 BB		G6-3 2-3	E8 1-H 2-H 1B		G3-1 1-2 2-3		2	0	0	0	1	0	1
10 Corey Brown, L (6, 8) OBP: 0.292, SLG: 0.273										2	0	1	1	0	0	2
28 Jayson Werth, R (1, 9) OBP: 0.300, SLG: 0.300	F8		0-0 34 FC6-4 1-2 2-H 1B		CCC 0-3 K	CCC 0-3 K		CCC 0-3 K		3	0	1	1	0	1	1
12 Tyler Moore, R (6, 9) OBP: 0.231, SLG: 0.269										2	0	0	0	0	2	3
34 Bryce Harper, L (1, 7) OBP: 0.474, SLG: 0.737	G4-3		0-0 FC6-4 1-2f			G4-3	E6 26 G3-1			3	0	0	0	0	0	2
19 Carlos Rivero, R (7, 7) OBP: 0.190, SLG: 0.263										1	0	0	0	0	0	0
11 Ryan Zimmerman, R (1, 10) OBP: 0.333, SLG: 0.333		CCC 0-3 K		CCC 0-3 K		20 1B 25 BB 8 1B 1B	G3-1 2-3			3	1	1	0	0	2	0
26 Matt Skole, L (7, PH) OBP: 0.412, SLG: 0.250 (8, 10)										1	0	0	0	0	0	1
25 Adam LaRoche, L (1, 3) OBP: 0.200, SLG: 0.111		0-0 L7		0-0 20 G6-4-3 1B		BBBB 4-0 20 1B 8 1B 1-2 BB	G1-3			2	0	1	0	1	0	0
14 Chris Marrero, R (6, PR) OBP: 0.407, SLG: 0.522 (7, 3)										1	1	0	0	0	0	1
20 Ian Desmond, R (1, 6) OBP: 0.412, SLG: 0.588		SSS 0-3 K		0-0 G6-4-3 1-2f		24 HBP 8 1B 18 SF9 1-2 2-3 1B	G6-3			3	0	1	0	0	1	1
60 Zach Walters, S (6, PR) OBP: 0.263, SLG: 0.222 (7, 6)										1	1	0	0	0	0	1
8 Danny Espinosa, S (1, 4) OBP: 0.417, SLG: 0.409			0-0 2 S 28 1B 1B		0-0 B2-3	0-0 24 HBP 10 1B 1-2 2-H 3-H 1B		BFBBB 4-1 10 G3-1 24 BB BB		3	1	2	2	0	0	0
17 Will Rhymes, L (6, PR) OBP: 0.333, SLG: 0.286 (7, 4)										0	1	0	0	1	0	0
40 Wilson Ramos, R (1, 2) OBP: 0.333, SLG: 0.667			CCC 0-3 K		0-0 18 2B 1B	BH 2-0 10 1B 10 E 1-2 2-3 HBP		BBBBB 4-0 10 G3-1 1-2 BB		1	0	0	0	0	1	1
24 Kurt Suzuki, R (4, 2) OBP: 0.462, SLG: 0.545										1	2	1	0	1	0	0
41 Sandy León, S (9, 2) OBP: 0.143, SLG: 0.286										0	0	0	0	0	0	0
18 Chad Tracy, L (1, 5) OBP: 0.188, SLG: 0.533			0-0 L9		0-0 2 G6-3 1-H 2B	0-0 SF9 3-H		SSS 0-3 K		2	0	1	2	0	0	1
6 Anthony Rendon, R (7, 5) OBP: 0.444, SLG: 0.941										1	0	0	0	0	1	2
Inning Stats	R: 0 E: 0 K: 0 S: 3 H: 0 LOB: 0 BB: 0 P: 3	R: 0 E: 0 K: 2 S: 7 H: 0 LOB: 0 BB: 0 P: 7	R: 1 E: 0 K: 1 S: 7 H: 2 LOB: 2 BB: 1 P: 11	R: 0 E: 0 K: 1 S: 5 H: 1 LOB: 0 BB: 0 P: 5	R: 1 E: 0 K: 1 S: 7 H: 2 LOB: 1 BB: 0 P: 7	R: 5 E: 1 K: 1 S: 9 H: 4 LOB: 1 BB: 1 P: 15	R: 0 E: 1 K: 0 S: 4 H: 0 LOB: 1 BB: 0 P: 4	R: 0 E: 0 K: 2 S: 8 H: 0 LOB: 2 BB: 2 P: 16		1B: 8 2B: 1 3B: 0 HR: 0	SF: 1 SAC: 0 DP: 1 HBP: 1					

PITCHER		IP	WLS	BF	H	R	ER	SO	BB	IBB	HBP	BLK	WP	HR	S	P	ERA	WHIP
64 Lucas Harrell, R ERA: 3.0	(1, 1)	4.0		15	3	1	1	4	1	0	0	0	0	0	22	26	2.25	1.000
62 Hector Ambriz, R ERA: 9.0	(5, 1)	1.0	L	5	2	1	1	1	0	0	0	0	0	0	7	7	9.00	2.000
53 Wesley Wright, L ERA: 8.1	(6, 1)	0.1		3	1	2	2	0	1	0	0	0	0	0	2	6	54.00	6.000
43 Brad Peacock, R ERA: 12.27	(6, 1)	0.2		6	3	3	2	1	0	0	1	0	0	0	7	9	27.00	4.500
65 Brett Oberholtzer, L ERA: 3.6	(7, 1)	1.1		7	0	0	0	1	2	0	0	0	0	0	8	16	0.00	1.500

PITCHER		IP	WLS	BF	H	R	ER	SO	BB	IBB	HBP	BLK	WP	HR	S	P	ERA	WHIP
52 Sergio Escalona, L ERA: 3.0	(8, 1)	0.2		2	0	0	0	1	0	0	0	0	0	0	4	4	0.00	0.000

BOTTOM

Houston Astros @ Washington Nationals

Space Coast Stadium, Viera, FL

Tue Mar 05 2013, 1:07 PM - 3:55 PM EST

Att. 3,175 - Partly Cloudy - 74 F

livebaseballscorecards.com

AB	32
R	7
H	9
RBI	6
BB	4
SO	8
LOB	17

WP: 0 PB: 0 SB: 1 CS: 0 PA: 38

Washington Nationals @ Houston Astros

Osceola County Stadium, Kissimmee, FL

Thu Mar 07 2013, 1:07 PM - 3:50 PM EST

Att. 2,900 - Sunny - 60 F

TOP

livebaseballscorecards.com

Batter	1	2	3	4	5	6	7	8	9	AB	R	H	RBI	BB	SO	LOB
2 Denard Span, L (1, 8) OBP: 0.381, SLG: 0.313	F9		F8			2B		17 SH5-3 1B 1-2 2-H 3-H		3	0	1	0	0	0	1
Michael Taylor, R (6, PR) OBP: 0.333, SLG: 0.333										1	0	1	2	0	0	0
(6, 8)																
8 Danny Espinosa, S (1, 4) OBP: 0.370, SLG: 0.360	F8			K		G5-3		SH5-3 1-2 2-3		3	0	0	0	0	1	1
17 Will Rhymes, L (6, 4) OBP: 0.313, SLG: 0.267										0	0	0	0	0	0	0
34 Bryce Harper, L (1, 7) OBP: 0.455, SLG: 0.667	P5			40 G5-4-3 BB			G4-3	K		2	0	0	0	1	0	0
46 Micah Owings, R (7, 7) OBP: 0.286, SLG: 0.429										1	0	0	0	0	1	2
40 Wilson Ramos, R (1, 10) OBP: 0.333, SLG: 0.500		G5-3		G5-4-3 1-2f			1B	G6-3		3	0	1	0	0	0	1
14 Chris Marrero, R (8, PH) OBP: 0.367, SLG: 0.462										1	0	0	0	0	0	2
(8, 10)																
20 Ian Desmond, R (1, 6) OBP: 0.350, SLG: 0.500		G4-3			G4-3		P3		1B	3	0	0	0	0	0	1
60 Zach Walters, S (7, 6) OBP: 0.333, SLG: 0.300										1	0	1	0	0	0	0
18 Chad Tracy, L (1, 5) OBP: 0.222, SLG: 0.588		P6			12 G5-3-5 2B		P4		K	2	0	1	0	0	0	0
6 Anthony Rendon, R (5, PR) OBP: 0.391, SLG: 0.909										2	0	0	0	0	1	2
(5, 5)																
12 Tyler Moore, R (1, 3) OBP: 0.226, SLG: 0.290			F9		G5-3-5 2-3f			41 E 1B 2B	K	2	0	0	0	0	0	1
26 Matt Skole, L (7, 3) OBP: 0.364, SLG: 0.294										2	1	1	0	0	1	1
24 Kurt Suzuki, R (1, 2) OBP: 0.400, SLG: 0.462			F7			L4		E3 19 BB 1B 2-3	K	2	0	0	0	0	0	0
41 Sandy León, S (6, 2) OBP: 0.111, SLG: 0.222										2	1	0	0	0	1	2
10 Corey Brown, L (1, 9) OBP: 0.300, SLG: 0.321			2B			K		17 SH5-3 1B BB 1-2		2	0	1	0	0	1	0
19 Carlos Rivero, R (6, 9) OBP: 0.320, SLG: 0.381										0	0	0	0	1	0	0

	AB	32
	R	2
	H	7
	RBI	2
	BB	2
	SO	6
	LOB	14

Inning Stats	1	2	3	4	5	6	7	8	9
	R: 0 H: 0 E: 0 LOB: 0 K: 0 BB: 0 S: 3 P: 3	R: 0 H: 0 E: 0 LOB: 0 K: 0 BB: 0 S: 3 P: 3	R: 0 H: 1 E: 0 LOB: 1 K: 0 BB: 0 S: 4 P: 4	R: 0 H: 0 E: 0 LOB: 0 K: 1 BB: 1 S: 4 P: 8	R: 0 H: 1 E: 0 LOB: 1 K: 0 BB: 0 S: 3 P: 3	R: 0 H: 1 E: 0 LOB: 1 K: 1 BB: 0 S: 6 P: 6	R: 0 H: 1 E: 0 LOB: 1 K: 0 BB: 0 S: 4 P: 4	R: 2 H: 2 E: 1 LOB: 2 K: 1 BB: 1 S: 8 P: 12	R: 0 H: 1 E: 0 LOB: 1 K: 3 BB: 0 S: 10 P: 10

	1B: 3	SF: 0	WP: 0	PA: 35
	2B: 5	SAC: 1	PB: 0	
	3B: 0	DP: 2	SB: 0	
	HR: 0	HBP: 0	CS: 0	

PITCHER		IP	WLS	BF	H	R	ER	SO	BB	IBB	HBP	BLK	WP	HR	S	P	ERA	WHIP
59 Philip Humber, R ERA: 2.0	(1, 1)	4.0		13	1	0	0	1	1	0	0	0	0	0	14	18	0.00	0.500
80 Chia-Jen Lo, R ERA:	(5, 1)	1.0		3	1	0	0	0	0	0	0	0	0	0	3	3	0.00	1.000
60 Dallas Keuchel, L ERA: 7.2	(6, 1)	2.0		10	3	2	1	1	0	0	0	0	0	0	12	12	4.50	1.500
81 Josh Zeid, R ERA: 1.8	(8, 1)	1.0	W	5	1	0	0	1	1	0	0	0	0	0	6	10	0.00	2.000
72 Paul Clemens, R ERA: 2.08	(9, 1)	1.0	S	4	1	0	0	3	0	0	0	0	0	0	10	10	0.00	1.000

PITCHER	IP	WLS	BF	H	R	ER	SO	BB	IBB	HBP	BLK	WP	HR	S	P	ERA	WHIP

Batter	1	2	3	4	5	6	7	8	9	AB	R	H	RBI	BB	SO	LOB
23 Tyler Greene, R (1, 6) OBP: 0.346, SLG: 0.158 76 Jonathan Villar, S (5, PH) OBP: 0.240, SLG: 0.182 (6, 6)	G5-3		K		L7		9 1B			2 0 0 0 0 1 1 2 0 1 0 0 0 2						
27 Jose Altuve, R (1, 4) OBP: 0.391, SLG: 0.476 9 Marwin Gonzalez, S (5, PH) OBP: 0.476, SLG: 0.474 (6, 4)	23 2B 1B		F9		F7		1-3 1B			2 0 1 0 0 0 1 2 0 1 0 0 0 2						
23 Chris Carter, R (1, 7) OBP: 0.259, SLG: 0.375 12 Carlos Pena, L (6, 3) OBP: 0.300, SLG: 0.444	1-3 2B		K			21 2B 46 G4-3 BB	K			2 0 1 0 0 1 1 1 1 0 0 1 1 2						
44 Justin Maxwell, R (1, 8) OBP: 0.227, SLG: 0.429 21 Fernando Martinez, L (6, 7) OBP: 0.412, SLG: 0.688 79 Delino DeShields, R (8, PR) OBP: 0.125, SLG: 0.125 2 Brandon Barnes, R (9, 8) OBP: 0.333, SLG: 0.706	K			L3		46 G4-3 1-3 74 SF7 2B		46 1B 15 1B 1B		2 0 0 0 0 1 2 2 1 2 0 0 0 0 0 1 0 0 0 0 0 0 0 0 0 0 0 0						
14 J.D. Martinez, R (1, 9) OBP: 0.417, SLG: 0.591 46 Rick Ankiel, L (6, 9) OBP: 0.526, SLG: 0.824	G6-3			1B		G4-3 2-3 3-H		15 S 1-3 15 1B 1B		2 0 1 0 0 0 2 2 1 1 1 0 0 1						
56 Nate Freiman, R (1, 10) OBP: 0.286, SLG: 0.381 74 Marc Krauss, L (6, PH) OBP: 0.500, SLG: 0.375 (7, 10)		22 G5-4-3 1B		G5-4-3 1-		SF7 3-H		K		2 0 1 0 0 0 1 1 0 0 1 0 1 2						
4 Brandon Laird, R (1, 3) OBP: 0.478, SLG: 0.737 15 Jason Castro, L (6, 2) OBP: 0.500, SLG: 0.917		P4			22 HBP 1B	G6-3		78 FC4-6 1-H 3-H 1B		2 0 1 0 0 0 1 2 0 1 2 0 0 0						
22 Carlos Corporán, S (1, 2) OBP: 0.467, SLG: 0.571 78 Robbie Grossman, S (5, PR) OBP: 0.500, SLG: 0.563 (6, 8) (9, 7)		G5-4-3 1-2f			1-0 1-2 HBP		F7	FC4-6 1-2f		1 0 0 0 0 0 1 2 0 0 0 0 0 1						
30 Matt Dominguez, R (1, 5) OBP: 0.350, SLG: 0.529 29 Brett Wallace, L (6, 5) OBP: 0.435, SLG: 0.650			BB		P3		K2-3	F8		1 0 0 0 1 0 2 2 0 0 0 0 1 1						
Inning Stats	R: 0 E: 0 K: 1 S: 7 H: 2 LOB: 2 BB: 0 P: 7	R: 0 E: 0 K: 0 S: 3 H: 1 LOB: 0 BB: 0 P: 3	R: 0 E: 0 K: 2 S: 7 H: 0 LOB: 1 BB: 1 P: 11	R: 0 E: 0 K: 0 S: 3 H: 1 LOB: 0 BB: 0 P: 3	R: 0 E: 0 K: 0 S: 4 H: 1 LOB: 2 BB: 0 P: 5	R: 2 E: 0 K: 0 S: 4 H: 1 LOB: 0 BB: 1 P: 8	R: 0 E: 0 K: 2 S: 9 H: 2 LOB: 2 BB: 0 P: 9	R: 2 E: 0 K: 1 S: 8 H: 3 LOB: 1 BB: 0 P: 9		1B: 9 2B: 2 3B: 0 HR: 0	SF: 1 SAC: 0 DP: 2 HBP: 1			WP: 0 PB: 0 SB: 1 CS: 0	PA: 36		

PITCHER	IP	WLS	BF	H	R	ER	SO	BB	IBB	HBP	BLK	WP	HR	S	P	ERA	WHIP
47 Gio González, L (1, 1) ERA: 2.25	3.0		12	3	0	0	3	1	0	0	0	0	0	17	21	0.00	1.333
43 Ross Ohlendorf, R (4, 1) ERA: 5.63	3.0		13	3	2	2	0	1	0	1	0	0	0	11	16	6.00	1.333
22 Drew Storen, R (7, 1) ERA: 2.25	1.0		5	2	0	0	2	0	0	0	0	0	0	9	9	0.00	2.000
52 Ryan Mattheus, R (8, 1) ERA: 3.6	1.0	L	6	3	2	2	1	0	0	0	0	0	0	8	9	18.00	3.000

PITCHER	IP	WLS	BF	H	R	ER	SO	BB	IBB	HBP	BLK	WP	HR	S	P	ERA	WHIP

BOTTOM

Washington Nationals @ Houston Astros

Osceola County Stadium, Kissimmee, FL

Thu Mar 07 2013, 1:07 PM - 3:50 PM EST

Att. 2,900 - Sunny - 60 F

livebaseballscorecards.com

AB	32
R	4
H	11
RBI	4
BB	2
SO	6
LOB	23

Atlanta Braves @ Houston Astros

Osceola County Stadium, Kissimmee, FL

Fri Mar 08 2013, 1:07 PM - 4:15 PM EST

Att. 2,137 - Sunny - 70 F

TOP

livebaseballscorecards.com

Batter	1	2	3	4	5	6	7	8	9	AB	R	H	RBI	BB	SO	LOB
17 Jordan Schafer, L (1, 9) OBP: 0.355, SLG: 0.357 Josh Kroeger, L (6, 9) OBP: 0.500, SLG: 0.500	L7 F8	K		F9			P6		1B	4 2	0 0	0 1	0 0	0 0	1 0	2 0
7 Reed Johnson, R (1, 8) OBP: 0.241, SLG: 0.222 72 Todd Cunningham, S (4, 8) OBP: 0.360, SLG: 0.273	5 HR 2B	5 WP 26 1B BB	P3	G5-3			81 FC5-4 HBP		F7	3 1	2 0	1 0	0 0	1 0	0 0	0 1
5 Freddie Freeman, L (1, 3) OBP: 0.394, SLG: 0.613 81 William Beckwith, L (5, 3)	2-H HR	26 1B 23 2B 1-2 BB	23 PB 23 1B BB		G3-1		FC5-4 1-2f		F7	2 2	3 0	1 0	2 0	2 0	0 0	0 2
26 Dan Uggla, R (1, 4) OBP: 0.294, SLG: 0.300 Luis Nunez, R (5, 4) (8, 6)	23 FC5-4 1B	23 2B 68 HR 1-2 2-H 1B	K		G5-3		G6-3			4 1	1 0	2 0	1 0	0 0	1 0	1 1
23 Chris Johnson, R (1, 5) OBP: 0.370, SLG: 0.654 94 Kyle Kubitza, L (5, 5)	FC5-4 68 E 68 1B 73 2B 1-2f	68 HR 2B 1-3 2-H	68 2B 1-H 1B		K			G3		4 1	3 0	2 0	2 0	0 0	1 0	1 0
68 Evan Gattis, R (1, 7) OBP: 0.464, SLG: 0.800 Christian Marrero, L (8, PH) OBP: 1.000, SLG: 1.000 (8, 7)	E6 73 2B 1 1B 1-3 1B	2-H 3-H HR	73 1B 1-H 2B			K		E9	1B	4 1	3 0	3 1	4 0	0 0	1 0	0 0
73 Joey Terdoslavich, S (1, 10) OBP: 0.538, SLG: 0.750	1 1B 1-3 3-H 2B	G6-3	2-H 1B			F7		F8		5	1	2	2	0	0	1
1 Tyler Pastornicky, R (1, 6) OBP: 0.433, SLG: 0.643 Corey Wimberly, S (8, PH) (8, 4)	20 S 20 1B 2-H 3-H 1B	P3	K					G6-3		4 1	1 0	2 0	2 0	0 0	1 0	1 1
20 Matt Pagnozzi, R (1, 2) OBP: 0.400, SLG: 0.385 69 Braeden Schlehuber, R (7, 2)	1-H 1B	1B		F7		F7			K	4 1	0 0	2 0	1 0	0 0	0 1	1 0
Inning Stats	R: 6 E: 1 K: 0 S: 10 H: 7 LOB: 1 BB: 0 P: 12	R: 5 E: 0 K: 1 S: 9 H: 4 LOB: 1 BB: 2 P: 17	R: 3 E: 0 K: 2 S: 10 H: 3 LOB: 1 BB: 1 P: 15	R: 0 E: 0 K: 0 S: 3 H: 0 LOB: 0 BB: 0 P: 3	R: 0 E: 0 K: 1 S: 5 H: 0 LOB: 0 BB: 0 P: 5	R: 0 E: 0 K: 1 S: 6 H: 1 LOB: 1 BB: 0 P: 6	R: 0 E: 0 K: 0 S: 3 H: 0 LOB: 1 BB: 0 P: 4	R: 0 E: 1 K: 0 S: 4 H: 1 LOB: 1 BB: 0 P: 4	R: 0 E: 0 K: 1 S: 6 H: 1 LOB: 1 BB: 0 P: 6	1B: 10 2B: 5 3B: 0 HR: 2 SF: 0 SAC: 0 DP: 0 HBP: 1						

AB	44
R	14
H	17
RBI	14
BB	3
SO	6
LOB	12

WP: 1 PB: 1 SB: 1 CS: 0 PA: 48

PITCHER		IP	WLS	BF	H	R	ER	SO	BB	IBB	HBP	BLK	WP	HR	S	P	ERA	WHIP
18 Jordan Lyles, R ERA: 25.2	(1, 1)	0.2	L	9	7	6	6	0	0	0	0	0	0	1	9	11	81.00	10.500
19 Sam Demel, R ERA: 42.43	(1, 1)	0.2		7	3	5	5	0	2	0	0	0	1	1	5	13	67.50	7.500
28 C.J. Fick, R ERA:	(2, 1)	0.2		3	1	0	0	1	0	0	0	0	0	0	5	5	0.00	1.500
53 Wesley Wright, L ERA: 13.5	(3, 1)	0.2		6	3	3	3	1	1	0	0	0	0	0	7	12	40.50	6.000
67 Jose Valdez, R ERA: 3.38	(3, 1)	0.1		1	0	0	0	1	0	0	0	0	0	0	3	3	0.00	0.000

PITCHER		IP	WLS	BF	H	R	ER	SO	BB	IBB	HBP	BLK	WP	HR	S	P	ERA	WHIP
62 Hector Ambriz, R ERA: 4.5	(4, 1)	1.0		3	0	0	0	0	0	0	0	0	0	0	3	3	0.00	0.000
39 John Ely, R ERA: 6.75	(5, 1)	3.0		11	1	0	0	2	0	0	1	0	0	0	14	15	0.00	0.333
61 Ross Seaton, R ERA:	(8, 1)	2.0		8	2	0	0	1	0	0	0	0	0	0	10	10	0.00	1.000

BOTTOM

Atlanta Braves @ Houston Astros

Osceola County Stadium, Kissimmee, FL

Fri Mar 08 2013, 1:07 PM - 4:15 PM EST

Att. 2,137 - Sunny - 70 F

Batter	1	2	3	4	5	6	7	8	9	AB	R	H	RBI	BB	SO	LOB
2 Brandon Barnes, R (1, 9) OBP: 0.400, SLG: 0.895	0-0 23 1B 27 1B 44 G6-4-3 1B		0-1 HR		0-0 ① F9	0-0 ③ F7		0-0 4 1-H 2-H 3-H 1B 3B		2	2	2	1	0	0	0
8 Trevor Crowe, S (5, PH) (6, 8) OBP: 0.308, SLG: 0.667										3	1	1	3	0	0	1
27 Jose Altuve, R (1, 4) OBP: 0.400, SLG: 0.478	0-0 44 G6-4-3 23 1B 1-2 1B		0-0 ① F9		0-3 ② K		0-3 ① K	0-0 ② F7		2	0	1	0	0	0	0
38 Jimmy Paredes, S (5, PH) (6, 9) OBP: 0.143, SLG: 0.158										3	0	0	0	0	2	1
23 Chris Carter, R (1, 7) OBP: 0.276, SLG: 0.385	0-0 44 G6-4-3 1-2 2-3 1B		0-0 ② F7		0-0 74 HR 1B		1-0 23 FC6-4 HBP	0-0 3-H 1B		2	0	1	0	0	0	0
4 Brandon Laird, R (5, PH) (6, 3) OBP: 0.538, SLG: 0.762										2	1	2	1	0	0	0
44 Justin Maxwell, R (1, 10) OBP: 0.208, SLG: 0.391	0-0 ①② G6-4-3 1-2f 2-3 3-H		0-0 ③ G5-3		1-2 1-H HR		0-0 ② P3	0-3 ③ K		2	0	0	0	0	0	2
74 Marc Krauss, L (5, PH) (6, 10) OBP: 0.467, SLG: 0.636										3	1	1	2	0	1	2
56 Nate Freiman, R (1, 3) OBP: 0.261, SLG: 0.348	0-0 ③ P4			0-0 ① G5-3	0-3 ③ K		0-0 ③ FC6-4 1-2f		0-0 ① G6-3	2	0	0	0	0	0	1
23 Tyler Greene, R (5, PH) (6, 6) OBP: 0.310, SLG: 0.136										3	0	0	0	0	1	1
75 George Springer, R (1, 8) OBP: 0.467, SLG: 0.833		0-3 ① K		0-3 ② K		0-0 ① F9		0-3 ① K	0-0 ② G3	2	0	0	0	0	2	0
77 Jake Goebbert, L (6, 7) OBP: 0.429, SLG: 0.400										3	0	0	0	0	1	0
30 Matt Dominguez, R (1, 5) OBP: 0.409, SLG: 0.632	0-0 2B		0-0 9 BB 1B		0-0 6 2B 2B		0-0 79 2B 8 3B 1B	0-0 ③ G2-3		2	0	2	0	0	0	0
73 Jose Martinez, R (6, 5) OBP: 0.417, SLG: 0.667										3	2	2	0	0	0	0
9 Marwin Gonzalez, S (1, 6) OBP: 0.478, SLG: 0.450	0-0 ② F9		4-0 1-2 BB		0-3 ② K		0-0 8 3B 1-3 2B			1	0	0	0	1	0	1
79 Delino DeShields, R (6, 4) OBP: 0.200, SLG: 0.300										2	1	1	0	0	1	1
71 Chris Wallace, R (1, 2)	0-0 ③ G5-3		0-0 ③ F9		0-0 2-H 2B		4-0 8 3B BB			2	0	0	0	0	0	3
6 Jason Jaramillo, S (5, 2) OBP: 0.600, SLG: 0.500										1	1	1	1	1	0	0
Inning Stats	R: 1 E: 0 K: 0 S: 5 H: 3 LOB: 1 BB: 0 P: 5	R: 0 E: 0 K: 1 S: 6 H: 1 LOB: 1 BB: 0 P: 6	R: 1 E: 0 K: 0 S: 5 H: 1 LOB: 0 BB: 0 P: 5	R: 0 E: 0 K: 1 S: 6 H: 1 LOB: 2 BB: 1 P: 10	R: 2 E: 0 K: 2 S: 11 H: 2 LOB: 0 BB: 0 P: 12	R: 1 E: 0 K: 1 S: 7 H: 2 LOB: 1 BB: 0 P: 7	R: 0 E: 0 K: 1 S: 5 H: 0 LOB: 1 BB: 0 P: 6	R: 4 E: 0 K: 2 S: 11 H: 4 LOB: 1 BB: 1 P: 15	R: 0 E: 0 K: 0 S: 3 H: 0 LOB: 0 BB: 0 P: 3	1B: 7 2B: 4 3B: 1 HR: 2	SF: 0 SAC: 0 DP: 1 HBP: 1		WP: 0 PB: 0 SB: 0 CS: 0	PA: 43			

livebaseballscorecards.com

AB	40
R	9
H	14
RBI	8
BB	2
SO	8
LOB	13

PITCHER		IP	WLS	BF	H	R	ER	SO	BB	IBB	HBP	BLK	WP	HR	S	P	ERA	WHIP
71 Sean Gilmartin, L ERA: 6.75	(1, 1)	3.0	W	13	5	2	2	1	0	0	0	0	0	1	16	16	6.00	1.667
53 Cory Gearrin, R ERA:	(4, 1)	1.0		5	1	0	0	1	1	0	0	0	0	0	6	10	0.00	2.000
50 Cristhian Martinez, R ERA: 7.36	(5, 1)	2.0		10	4	3	3	3	0	0	0	0	0	1	18	19	13.50	2.000
61 David Carpenter, R ERA: 15.19	(7, 1)	1.2		11	4	4	4	2	1	0	1	0	0	0	13	18	21.60	3.000
70 Yohan Flande, L ERA: 11.81	(8, 1)	1.1		4	0	0	0	1	0	0	0	0	0	0	6	6	0.00	0.000

PITCHER		IP	WLS	BF	H	R	ER	SO	BB	IBB	HBP	BLK	WP	HR	S	P	ERA	WHIP

Houston Astros @ New York Mets

Tradition Field, Port St. Lucie, FL

Sat Mar 09 2013, 1:11 PM - 4:17 PM EST

Att. 4,224 - Partly Cloudy - 72 F

TOP

livebaseballscorecards.com

Batter	1	2	3	4	5	6	7	8	9	AB	R	H	RBI	BB	SO	LOB
9 Marwin Gonzalez, S (1, 4) OBP: 0.423, SLG: 0.391	G4-3		G4-3 1-2		G4-3			70 G5-3 56 1B 1-2 1B	 2-3 1B	3	0	0	0	0	0	2
79 Delino DeShields, R (6, 4) OBP: 0.333, SLG: 0.417										2	1	2	0	0	0	0
21 Fernando Martinez, L (1, 7) OBP: 0.450, SLG: 0.667	12 G4-6-3 1B			12 HR BB		E3 29 2-6		G5-3 1-2 2-3	G1-3	2	1	1	0	1	0	0
70 Carlos Pérez, R (6, 2) OBP: 0.250, SLG: 0.250										2	0	0	0	0	0	4
12 Carlos Pena, L (1, 3) OBP: 0.304, SLG: 0.571	G4-6-3 1-2f			1-H HR		K		 2-H 3-H 1B		3	1	1	2	0	1	2
56 Nate Freiman, R (6, 3) OBP: 0.292, SLG: 0.375										1	0	1	2	0	0	0
14 J.D. Martinez, R (1, 10) OBP: 0.370, SLG: 0.520		K2-3		K		F8		F7		3	0	0	0	0	2	1
77 Jake Goebbert, L (8, PH) OBP: 0.375, SLG: 0.333										1	0	0	0	0	0	1
(8, 10)																
29 Brett Wallace, L (1, 5) OBP: 0.400, SLG: 0.591		G4-3		F7		2-6 1-2	74 WP 4 WP 74 SF7 1B	K		2	0	0	0	0	0	0
2 Brandon Barnes, R (6, 8) OBP: 0.409, SLG: 0.857										2	1	1	0	0	1	1
46 Rick Ankiel, L (1, 8) OBP: 0.476, SLG: 0.737		K		G4-3			G5-3 1-2		F8	2	0	0	0	0	1	0
4 Brandon Laird, R (6, 5) OBP: 0.500, SLG: 0.696										2	0	0	0	0	0	1
15 Jason Castro, L (1, 2) OBP: 0.500, SLG: 0.846			76 FC3-6 BB		G3-1		SF7 2-H		K	1	0	0	0	1	0	0
74 Marc Krauss, L (6, 7) OBP: 0.412, SLG: 0.583										1	0	0	1	0	1	0
8 Trevor Crowe, S (1, 9) OBP: 0.267, SLG: 0.571			F8		G3-1		F7		E1 73 DI 73 2B	2	0	0	0	0	0	1
38 Jimmy Paredes, S (6, 9) OBP: 0.130, SLG: 0.143										2	1	0	0	0	0	0
76 Jonathan Villar, S (1, 6) OBP: 0.259, SLG: 0.208			FC3-6 9 S 1-2f		1B			70 G5-3 79 1B 56 1B HBP	79 1B 1-H 2B	2	0	1	0	0	0	1
73 Jose Martinez, R (6, 6) OBP: 0.500, SLG: 0.769										1	1	1	1	0	0	0

AB	34	1B: 6	SF: 1	WP: 2	PA: 38
R	6	2B: 1	SAC: 0	PB: 0	
H	8	3B: 0	DP: 1	SB: 1	
RBI	6	HR: 1	HBP: 1	CS: 0	
BB	2				
SO	6				
LOB	14				

Inning Stats									
	R: 0 E: 0 K: 0 S: 4	H: 1 LOB: 0 BB: 0 P: 4	R: 0 E: 0 K: 2 S: 7	H: 0 LOB: 0 BB: 0 P: 7	R: 0 E: 0 K: 0 S: 4	H: 0 LOB: 1 BB: 1 P: 8	R: 2 E: 0 K: 1 S: 6	H: 1 LOB: 0 BB: 1 P: 10	R: 0 E: 0 K: 0 S: 4	H: 1 LOB: 1 BB: 0 P: 4
	R: 0 E: 1 K: 1 S: 5	H: 0 LOB: 1 BB: 0 P: 6	R: 1 E: 0 K: 0 S: 4	H: 1 LOB: 0 BB: 0 P: 6	R: 2 E: 0 K: 1 S: 7	H: 2 LOB: 1 BB: 0 P: 8	R: 1 E: 1 K: 1 S: 9	H: 2 LOB: 2 BB: 0 P: 9		

PITCHER		IP	WLS	BF	H	R	ER	SO	BB	IBB	HBP	BLK	WP	HR	S	P	ERA	WHIP
53 Jeremy Hefner, R ERA: 2.61	(1, 1)	3.0	W	10	1	0	0	2	1	0	0	0	0	0	15	19	0.00	0.667
73 Robert Carson, L ERA: 7.5	(4, 1)	1.0		5	1	2	2	1	1	0	0	0	0	1	6	10	18.00	2.000
60 Darin Gorski, L ERA: 7.5	(5, 1)	1.0		4	1	0	0	0	0	0	0	0	0	0	4	4	0.00	1.000
34 Brandon Lyon, R ERA: 2.45	(6, 1)	1.0		4	0	0	0	1	0	0	0	0	0	0	5	6	0.00	0.000
36 Collin McHugh, R ERA: 9.64	(7, 1)	1.0		4	1	1	1	0	0	0	0	0	2	0	4	6	9.00	1.000
50 Scott Atchison, R ERA: 4.15	(8, 1)	1.0		6	2	2	2	1	0	0	1	0	0	0	0	0	18.00	2.000
39 Bobby Parnell, R ERA:	(9, 1)	1.0		6	2	1	0	1	0	0	0	0	0	0	9	9	0.00	2.000

Houston Astros @ New York Mets

Sat Mar 09 2013, 1:11 PM - 4:17 PM EST
Att. 4,224 - Partly Cloudy - 72 F
Tradition Field, Port St. Lucie, FL

livebaseballscorecards.com

BOTTOM

Batter	1	2	3	4	5	6	7	8	9	AB	R	H	RBI	BB	SO	LOB
6 Marlon Byrd, R (1, 9) OBP: 0.381, SLG: 0.550 80 Jamie Hoffmann, R (5, PH) OBP: 0.158, SLG: 0.278 (6, 9)	F8		29 1B 2B	G1-3 1-2 2-3	K			F7		3 2	1 0	1 0	0 0	0 0	0 1	2 1
Justin Turner, R (1, 4) OBP: 0.333, SLG: 0.316 64 Reese Havens, L (6, 4) OBP: 0.231, SLG: 0.091	G6-3		F8	SF7 2-H 3-H		K		G4-3		2 2	0 0	0 0	1 0	0 0	0 1	1 0
29 Ike Davis, L (1, 3) OBP: 0.478, SLG: 0.632 19 Zach Lutz, R (6, 3) OBP: 0.391, SLG: 0.368	BB 21 S 21 1B		2-H 21 2B 1B	21 1B 44 1B 1B		G4-3		F8		2 2	3 0	2 0	1 0	1 0	0 0	0 0
21 Lucas Duda, L (1, 7) OBP: 0.273, SLG: 0.500 23 Mike Baxter, L (6, 7) OBP: 0.208, SLG: 0.100	1-H 1B		1-H 44 2B 2B	44 1B 1-2 1B		G4-3				3 1	1 0	3 0	2 0	0 0	0 0	0 0
44 John Buck, R (1, 2) OBP: 0.333, SLG: 0.688 22 Landon Powell, S (7, 2) OBP: 0.286, SLG: 0.231	K		2-H 2B	1-2 2-H 1B			G3			3 1	0 0	2 0	2 0	0 0	1 0	1 0
68 Matthew den Dekker, L (1, 8) OBP: 0.250, SLG: 0.348 63 Juan Lagares, R (7, 8) OBP: 0.167, SLG: 0.250	G4-3		K	G3-4-1			K			3 1	0 0	0 0	0 0	0 0	1 1	3 0
20 Anthony Recker, R (1, 10) OBP: 0.500, SLG: 0.909	K			11 1B 2B	K		BB 3 2B			3	2	1	0	1	2	0
11 Rubén Tejada, R (1, 6) OBP: 0.278, SLG: 0.375 3 Omar Quintanilla, L (6, 6) OBP: 0.474, SLG: 0.667	G5-3			6 G1-3 61 1B SF7 2-H 1B	BB 61 G5-3		1-H 2B			2 1	1 0	1 1	1 1	1 0	0 0	0 0
61 Wilmer Flores, R (1, 5) OBP: 0.133, SLG: 0.133			G5-3	6 G1-3 1-2 E 1B	G5-3 1-2		F8			4	1	1	0	0	0	2
Inning Stats	R: 1 E: 0 K: 1 S: 7 H: 1 LOB: 1 BB: 1 P: 11	R: 0 E: 0 K: 1 S: 5 H: 0 LOB: 0 BB: 0 P: 5	R: 3 E: 0 K: 1 S: 9 H: 4 LOB: 1 BB: 0 P: 9	R: 4 E: 1 K: 0 S: 9 H: 6 LOB: 2 BB: 0 P: 9	R: 0 E: 0 K: 2 S: 7 H: 0 LOB: 1 BB: 1 P: 11	R: 0 E: 0 K: 1 S: 5 H: 0 LOB: 0 BB: 0 P: 5	R: 1 E: 0 K: 1 S: 6 H: 1 LOB: 1 BB: 1 P: 10	R: 0 E: 0 K: 0 S: 3 H: 0 LOB: 0 BB: 0 P: 3		1B: 7 2B: 5 3B: 0 HR: 0 SF: 1 SAC: 0 DP: 0 HBP: 0					WP: 0 PB: 0 SB: 1 CS: 0	PA: 39

	AB	35
	R	9
	H	12
	RBI	8
	BB	3
	SO	7
	LOB	10

PITCHER		IP	WLS	BF	H	R	ER	SO	BB	IBB	HBP	BLK	WP	HR	S	P	ERA	WHIP
36 Alex White, R ERA: 8.53	(1, 1)	2.2	L	14	5	4	4	2	1	0	0	0	0	0	18	22	13.50	2.250
66 Kevin Chapman, L ERA: 8.1	(3, 1)	1.0		6	3	3	3	1	0	0	0	0	0	0	8	8	27.00	3.000
99 Rudy Owens, L ERA: 6.0	(4, 1)	0.1		4	3	1	1	0	0	0	0	0	0	0	4	4	27.00	9.000
80 Chia-Jen Lo, R ERA:	(5, 1)	1.0		4	0	0	0	2	1	0	0	0	0	0	7	11	0.00	1.000
31 Edgar Gonzalez, R ERA: 2.57	(6, 1)	3.0		11	1	1	1	2	1	0	0	0	0	0	14	18	3.00	0.667

PITCHER	IP	WLS	BF	H	R	ER	SO	BB	IBB	HBP	BLK	WP	HR	S	P	ERA	WHIP

Philadelphia Phillies @ Houston Astros

Osceola County Stadium, Kissimmee, FL

Sun Mar 10 2013, 1:06 PM - 4:03 PM EDT

Att. 5,013 - Partly Cloudy - 73 F

livebaseballscorecards.com

Batter	1	2	3	4	5	6	7	8	9	AB	R	H	RBI	BB	SO	LOB
2 Ben Revere, L (1, 8) OBP: 0.357, SLG: 0.375	S X 0-1 G4-3		X 0-0 F8		X 0-0 G1-3 1-2	X 0-0 G5-3		X 0-0 G6-3		3	0	0	0	0	0	1
15 John Mayberry Jr., R (6, PH) OBP: 0.279, SLG: 0.350 (6, 8)										2	0	0	0	0	0	2
28 Kevin Frandsen, R (1, 10) OBP: 0.375, SLG: 0.742	X 0-0 G4-3		X 0-0 F7		X 0-0 2-H 2B		X 0-0 F8	X 0-0 F7		5	0	1	1	0	0	1
26 Chase Utley, L (1, 4) OBP: 0.333, SLG: 0.208	X 0-0 F9		X 0-0 G4-3		X 0-0 G4-3		B B B B 4-0 25 WP 24 S 25 SF8 BB		C C C 0-3 K	3	0	0	0	0	0	1
74 César Hernández, S (5, 4) OBP: 0.357, SLG: 0.250										1	1	0	0	1	1	0
6 Ryan Howard, L (1, 3) OBP: 0.357, SLG: 0.718		S S S 0-3 K		X 0-0 G5-3		S S S 0-3 K	B H 2-0 25 WP 1-2 HBP		C C C 0-3 K	3	0	0	0	0	2	0
24 Josh Fields, R (6, 3) OBP: 0.227, SLG: 0.333										1	0	0	0	0	1	0
10 Michael Young, R (1, 5) OBP: 0.405, SLG: 0.514		X 0-0 19 1B 1B		C C C 0-3 K		X 0-0 31 3B 2B	D X 1-0 SF8 1-2 2-H		X 0-0 1B	3	1	2	0	0	1	0
25 Yuniesky Betancourt, R (6, 5) OBP: 0.379, SLG: 0.400										1	0	1	1	0	0	0
19 Laynce Nix, L (1, 9) OBP: 0.286, SLG: 0.346		X 0-0 18 PB 1-3 1B		X 0-0 HR		X 0-0 G5-3	X 0-0 G4-3		X 0-0 G3	3	1	2	1	0	0	1
43 Ender Inciarte, L (6, 9) OBP: 0.467, SLG: 0.273										2	0	0	0	0	0	2
18 Darin Ruf, R (1, 7) OBP: 0.316, SLG: 0.281		S S S 0-3 K 1-2		X 0-0 L6		H 1-0 31 3B HBP		X 0-0 31 E 13 2B 1B		2	0	0	0	0	1	2
71 Jermaine Mitchell, L (6, PR) OBP: 0.500, SLG: 0.889 (6, 7)										1	2	1	0	0	0	0
31 Erik Kratz, R (1, 2) OBP: 0.263, SLG: 0.500		B B B B 4-0 13 FC4-6 BB			X 0-0 P3	X 0-0 13 1B 1-H 2-H 3B		X 0-0 G4-3 1-3		3	1	1	2	1	0	1
13 Freddy Galvis, S (1, 6) OBP: 0.325, SLG: 0.564		X 0-0 FC4-6 1-2f			X 0-0 2 G1-3 28 2B 1B	X 0-0 3-H 1B		X 0-0 3-H 2B		4	1	3	2	0	0	3
Inning Stats	R: 0 E: 0 K: 0 S: 4 H: 0 LOB: 0 BB: 0 P: 4	R: 0 E: 0 K: 2 S: 9 H: 2 LOB: 3 BB: 1 P: 13	R: 0 E: 0 K: 0 S: 3 H: 0 LOB: 0 BB: 0 P: 3	R: 1 E: 0 K: 1 S: 6 H: 1 LOB: 0 BB: 0 P: 6	R: 1 E: 0 K: 0 S: 5 H: 2 LOB: 1 BB: 0 P: 5	R: 3 E: 0 K: 1 S: 8 H: 3 LOB: 1 BB: 0 P: 9	R: 1 E: 0 K: 0 S: 3 H: 0 LOB: 1 BB: 1 P: 10	R: 1 E: 0 K: 0 S: 5 H: 2 LOB: 1 BB: 0 P: 5	R: 0 E: 0 K: 2 S: 8 H: 1 LOB: 1 BB: 0 P: 8	1B: 6 2B: 3 3B: 1 HR: 1 SF: 1 SAC: 0 DP: 0 HBP: 2						

	TOP
AB	37
R	7
H	11
RBI	7
BB	2
SO	6
LOB	14

WP: 1 PB: 1 SB: 1 CS: 0 PA: 42

PITCHER		IP	WLS	BF	H	R	ER	SO	BB	IBB	HBP	BLK	WP	HR	S	P	ERA	WHIP
43 Brad Peacock, R ERA: 6.75	(1, 1)	3.0		12	2	0	0	2	1	0	0	0	0	0	16	20	0.00	1.000
52 Sergio Escalona, L ERA: 4.5	(4, 1)	1.0	B	4	1	1	1	1	0	0	0	0	0	1	6	6	9.00	1.000
50 Josh Fields, R ERA: 2.08	(5, 1)	1.0	L	5	2	1	1	0	0	0	0	0	0	0	5	5	9.00	2.000
48 Jarred Cosart, R ERA: 8.22	(6, 1)	1.2		11	3	4	4	1	1	0	2	0	1	0	10	18	21.60	2.400
62 Hector Ambriz, R ERA: 3.86	(7, 1)	0.1		1	0	0	0	0	0	0	0	0	0	0	1	1	0.00	0.000

PITCHER		IP	WLS	BF	H	R	ER	SO	BB	IBB	HBP	BLK	WP	HR	S	P	ERA	WHIP
65 Brett Oberholtzer, L ERA: 3.86	(8, 1)	2.0		9	3	1	1	2	0	0	0	0	0	0	13	13	4.50	1.500

Batter	1	2	3	4	5	6	7	8	9	AB	R	H	RBI	BB	SO	LOB
23 Tyler Greene, R (1, 6) OBP: 0.313, SLG: 0.200 76 Jonathan Villar, S (7, 6) OBP: 0.250, SLG: 0.200	0-0 27 G6-3 23 G4-3 2B		0-0 F9 ③			0-3 K ②			0-3 K ①	3 1 1 0 0 1 0 1 0 0 0 0 1 0						
27 Jose Altuve, R (1, 4) OBP: 0.357, SLG: 0.423 9 Marwin Gonzalez, S (7, 4) OBP: 0.407, SLG: 0.375	0-0 G6-3 ① 2-3			0-0 F9 ①		0-0 G4-3 ③			0-0 P5 ②	3 0 0 0 0 0 1 1 0 0 0 0 0 0						
23 Chris Carter, R (1, 7) OBP: 0.250, SLG: 0.345 78 Robbie Grossman, S (8, 8) OBP: 0.476, SLG: 0.529	0-0 G4-3 ② 3-H			0-3 K ②			0-3 K ①		0-0 G4-3 ③	3 0 0 1 0 2 0 1 0 0 0 0 0 0						
44 Justin Maxwell, R (1, 8) OBP: 0.185, SLG: 0.346 8 Trevor Crowe, S (8, 7) OBP: 0.267, SLG: 0.571	0-0 G6-3 ③			0-0 G3 ③			0-0 F7 ②			3 0 0 0 0 0 0 0 0 0 0 0 0 0						
14 J.D. Martinez, R (1, 9) OBP: 0.345, SLG: 0.481 38 Jimmy Paredes, S (6, 9) OBP: 0.167, SLG: 0.143		0-0 G5-3 ①			0-0 F7 ①		4-0 BB			2 0 0 0 0 0 0 0 0 0 0 1 0 0						
56 Nate Freiman, R (1, 10) OBP: 0.269, SLG: 0.346 21 Fernando Martinez, L (7, PH) OBP: 0.429, SLG: 0.632 (8, 10)		0-0 F8 ②			0-0 G3 ②		0-3 K ③			2 0 0 0 0 0 0 1 0 0 0 0 1 1						
4 Brandon Laird, R (1, 3) OBP: 0.500, SLG: 0.667 29 Brett Wallace, L (6, 3) OBP: 0.385, SLG: 0.565 6 Jason Jaramillo, S (9, 3) OBP: 0.600, SLG: 0.500		0-0 G5-3 ③			4-0 BB			0-3 K ①		1 0 0 0 1 0 0 1 0 0 0 0 1 0 0 0 0 0 0 0 0						
22 Carlos Corporán, S (1, 2) OBP: 0.412, SLG: 0.500 70 Carlos Pérez, R (6, 2) OBP: 0.200, SLG: 0.200			0-0 P5 ①		0-0 F9 ③			0-0 F8 ②		2 0 0 0 0 0 1 1 0 0 0 0 0 0						
73 Jose Martinez, R (1, 5) OBP: 0.412, SLG: 0.625			0-0 G2 ②			0-0 P4 ①		0-3 K ③		3 0 0 0 0 1 0						
Inning Stats	R: 1 H: 1 E: 0 LOB: 0 K: 0 BB: 0 S: 4 P: 4	R: 0 H: 0 E: 0 LOB: 0 K: 0 BB: 0 S: 3 P: 3	R: 0 H: 0 E: 0 LOB: 0 K: 0 BB: 0 S: 3 P: 3	R: 0 H: 0 E: 0 LOB: 0 K: 1 BB: 0 S: 5 P: 5	R: 0 H: 0 E: 0 LOB: 1 K: 0 BB: 1 S: 3 P: 7	R: 0 H: 0 E: 0 LOB: 0 K: 1 BB: 0 S: 5 P: 5	R: 0 H: 0 E: 0 LOB: 1 K: 2 BB: 1 S: 7 P: 11	R: 0 H: 0 E: 0 LOB: 0 K: 2 BB: 0 S: 7 P: 7	R: 0 H: 0 E: 0 LOB: 0 K: 1 BB: 0 S: 5 P: 5	1B: 0 SF: 0 2B: 1 SAC: 0 3B: 0 DP: 0 HR: 0 HBP: 0						

BOTTOM

Philadelphia Phillies @ Houston Astros

Osceola County Stadium, Kissimmee, FL

Sun Mar 10 2013, 1:06 PM - 4:03 PM EDT

Att. 5,013 - Partly Cloudy - 73 F

livebaseballscorecards.com

AB	28
R	1
H	1
RBI	1
BB	2
SO	7
LOB	3

WP: 0 PA: 30
PB: 0
SB: 0
CS: 0

PITCHER		IP	WLS	BF	H	R	ER	SO	BB	IBB	HBP	BLK	WP	HR	S	P	ERA	WHIP
35 Cole Hamels, L ERA: 0.9	(1, 1)	5.0	W	17	1	1	1	1	1	0	0	0	0	0	18	22	1.80	0.400
50 Tyler Cloyd, R ERA: 10.8	(6, 1)	1.0		3	0	0	0	1	0	0	0	0	0	0	5	5	0.00	0.000
60 Zach Miner, R ERA: 10.8	(7, 1)	1.0		4	0	0	0	2	1	0	0	0	0	0	7	11	0.00	1.000
47 Jeremy Horst, L ERA: 12.0	(8, 1)	1.0		3	0	0	0	2	0	0	0	0	0	0	7	7	0.00	0.000
79 Justin De Fratus, R ERA: 7.5	(9, 1)	1.0		3	0	0	0	1	0	0	0	0	0	0	5	5	0.00	0.000

PITCHER	IP	WLS	BF	H	R	ER	SO	BB	IBB	HBP	BLK	WP	HR	S	P	ERA	WHIP

Houston Astros @ Miami Marlins

Roger Dean Stadium, Jupiter, FL

Tue Mar 12 2013, 1:09 PM - 4:03 PM EDT

Att. 2,481 - Cloudy - 78 F

TOP

livebaseballscorecards.com

Batter	1	2	3	4	5	6	7	8	9	AB	R	H	RBI	BB	SO	LOB
27 Jose Altuve, R (1, 4) OBP: 0.313, SLG: 0.367	C C C 0-3 ① K	X 0-0 ① F9	X 0-0 ② P4		X 0-0 ② P3		X 0-0 ② G3			4	0	0	0	0	1	6
78 Robbie Grossman, S (5, 8) OBP: 0.455, SLG: 0.500										1	0	0	0	0	0	0
46 Rick Ankiel, L (1, 8) OBP: 0.480, SLG: 0.739	X 0-0 12 HR 2B	X 0-0 12 F8 23 E 1-3 1B	C C C 0-3 ③ K		X 0-0 ③ G6-3		X 0-0 ③ L8			4	1	2	0	0	1	5
69 René García, R (5, 2) OBP: 0.400, SLG: 0.250										1	0	0	0	0	0	0
23 Chris Carter, R (1, 7) OBP: 0.257, SLG: 0.438	X 0-0 ② P4	X 0-0 E4 1-2 3-H		B S S X 1-2 HR		B B B B 4-0 56 G4-3 29 2B 56 WP BB		X 0-0 ① G1-3		3	1	1	2	0	0	2
23 Tyler Greene, R (5, 6) OBP: 0.324, SLG: 0.192										1	1	0	0	1	0	0
12 Carlos Pena, L (1, 10) OBP: 0.308, SLG: 0.667	B B C X 2-1 2-H HR	X 0-0 ② F8 2-3		X 0-0 ① F9		B X 1-0 ① G4-3 1-3		X 0-0 ② L4		3	1	1	2	0	0	2
56 Nate Freiman, R (6, PH) (6, 10) OBP: 0.259, SLG: 0.333										1	0	0	0	0	0	1
21 Fernando Martinez, L (8, PH) (8, 10) OBP: 0.409, SLG: 0.600										1	0	0	0	0	0	0
29 Brett Wallace, L (1, 3) OBP: 0.387, SLG: 0.679	X 0-0 HR	C C C 0-3 ③ K		X 0-0 ② G4-3		X 0-0 73 FC6-4 3-H 2B		X 0-0 ③ F7		5	1	2	2	0	1	2
14 J.D. Martinez, R (1, 9) OBP: 0.313, SLG: 0.433	X 0-0 ③ P4		S S S 0-3 ① K	S S S 0-3 ③ K2-3		B B B B 4-0 73 FC6-4 BB			S S S 0-3 ① K	3	0	0	0	0	2	0
38 Jimmy Paredes, S (5, 9) OBP: 0.192, SLG: 0.136										1	0	0	0	1	1	0
15 Jason Castro, L (1, 2) OBP: 0.579, SLG: 1.125		X 0-0 30 HR 1B	B B F B X 3-1 HR		X 0-0 30 1B 2B	X 0-0 ② FC6-4 1-2f 2-3			X 0-0 ② F8	3	2	3	1	0	0	0
73 Jose Martinez, R (5, PR) (5, 4) OBP: 0.368, SLG: 0.556										2	0	0	0	0	0	2
30 Matt Dominguez, R (1, 5) OBP: 0.480, SLG: 0.810	X 0-0 1-H HR	B B B B 4-0 9 1B 9 PB BB		X 0-0 9 S 2-3 1B	S S S 0-3 ③ K			X 0-0 1B		2	1	2	2	1	0	0
8 Trevor Crowe, S (5, PR) (5, 7) OBP: 0.294, SLG: 0.563										2	0	1	0	0	1	2
9 Marwin Gonzalez, S (1, 6) OBP: 0.406, SLG: 0.357	B B B B 4-0 46 1B 23 E BB	B X 1-0 1-3 1B		B X 1-0 ① P5 1-2			X 0-0 ① L6		S S S 0-3 ③ K	4	1	1	0	1	1	4
(5, 5)																
Inning Stats	R: 3 E: 0 K: 1 S: 9 H: 3 LOB: 0 BB: 0 P: 11	R: 3 E: 1 K: 1 S: 9 H: 3 LOB: 2 BB: 1 P: 13	R: 1 E: 0 K: 2 S: 10 H: 2 LOB: 2 BB: 1 P: 18	R: 1 E: 0 K: 1 S: 8 H: 1 LOB: 0 BB: 0 P: 9	R: 0 E: 0 K: 0 S: 5 H: 2 LOB: 3 BB: 0 P: 6	R: 1 E: 0 K: 1 S: 6 H: 1 LOB: 2 BB: 2 P: 15	R: 0 E: 0 K: 0 S: 3 H: 0 LOB: 0 BB: 0 P: 3	R: 0 E: 0 K: 0 S: 3 H: 0 LOB: 0 BB: 0 P: 3	R: 0 E: 0 K: 2 S: 8 H: 1 LOB: 1 BB: 0 P: 8	1B: 5 2B: 3 3B: 0 HR: 5 SF: 0 SAC: 0 DP: 0 HBP: 0						

	AB	41
	R	9
	H	13
	RBI	9
	BB	4
	SO	8
	LOB	26

WP: 1 PB: 1 SB: 1 CS: 0 PA: 45

PITCHER		IP	WLS	BF	H	R	ER	SO	BB	IBB	HBP	BLK	WP	HR	S	P	ERA	WHIP
47 Ricky Nolasco, R ERA: 7.27	(1, 1)	3.0	L	20	8	7	7	4	2	0	0	0	0	4	28	42	21.00	3.333
21 Mitch Talbot, R ERA: 5.14	(4, 1)	2.0		9	3	1	1	1	0	0	0	0	0	1	13	15	4.50	1.500
43 Dan Jennings, L ERA: 5.4	(6, 1)	1.0		6	1	1	1	1	2	0	0	0	1	0	6	15	9.00	3.000
58 Ryan Webb, R ERA: 7.2	(7, 1)	1.0		3	0	0	0	0	0	0	0	0	0	0	3	3	0.00	0.000
50 Chad Qualls, R ERA:	(8, 1)	1.0		3	0	0	0	0	0	0	0	0	0	0	3	3	0.00	0.000

PITCHER		IP	WLS	BF	H	R	ER	SO	BB	IBB	HBP	BLK	WP	HR	S	P	ERA	WHIP
44 AJ Ramos, R ERA: 4.5	(9, 1)	1.0		4	1	0	0	2	0	0	0	0	0	0	8	8	0.00	1.000

Houston Astros @ Miami Marlins

Roger Dean Stadium, Jupiter, FL

Tue Mar 12 2013, 1:09 PM - 4:03 PM EDT

Att. 2,481 - Cloudy - 78 F

BOTTOM

Batter	1	2	3	4	5	6	7	8	9	AB	R	H	RBI	BB	SO	LOB
76 Christian Yelich, L (1, 7) OBP: 0.476, SLG: 0.771 11 Bryan Petersen, L (7, 7) OBP: 0.176, SLG: 0.067	G3		1 G4-3, 17 2B, 1B 1-3	B X F7 1-2			F8			3 1	1 0	1 0	0 0	0 0	0 0	1 0
1 Chone Figgins, S (1, 5) OBP: 0.320, SLG: 0.273 (6, 4)	SSS K		G4-3 1-2 3-H		F7			G4-3		4	0	0	1	0	1	1
17 Donovan Solano, R (1, 4) OBP: 0.500, SLG: 0.571 13 Chris Valaika, R (6, 5) OBP: 0.160, SLG: 0.174	61 1B, 1B		61 G6-3, 15 HR, 2B 2-H		F7			G3-1		3 1	1 0	2 0	1 0	0 0	0 0	0 0
61 Jordan Brown, L (1, 3) OBP: 0.250, SLG: 0.438 (7, 9)	15 FC6-4, 1B 1-3		G6-3 2-3		SSS K			F8		4	0	1	0	0	1	1
15 Kevin Kouzmanoff, R (1, 10) OBP: 0.400, SLG: 1.000	FC6-4 1-2f		B X HR 3-H			SST K			22 G5-3, 2B	4	1	2	2	0	1	2
8 Chris Coghlan, L (1, 9) OBP: 0.333, SLG: 0.400 12 Matt Downs, R (7, 3) OBP: 0.182, SLG: 0.387		P6	F8			L7			CCC K	3 1	0 0	0 0	0 0	0 0	0 1	0 1
3 Adeiny Hechavarría, R (1, 6) OBP: 0.276, SLG: 0.320 22 Nick Green, R (7, 6) OBP: 0.308, SLG: 0.304		G4-3	G6-3			G5-3			G5-3 2-3	3 1	0 0	0 0	0 0	0 0	0 0	0 1
53 Kyle Skipworth, L (1, 2) OBP: 0.273, SLG: 0.316 79 J.T. Realmuto, R (7, 2) OBP: 0.333, SLG: 0.625		F7	G3-1				G5-3		L9	2 2	0 0	0 0	0 0	0 0	0 0	0 1
2 Gorkys Hernández, R (1, 8) OBP: 0.333, SLG: 0.269			76 1B, 1 G4-3, 1B	76 S, 1B			G6-3			3	1	2	0	0	0	0

| Inning Stats | | | |

TOP

Washington Nationals @ Houston Astros

Osceola County Stadium, Kissimmee, FL

Wed Mar 13 2013, 1:06 PM - 4:20 PM EDT

Att. 3,169 - Sunny - 70 F

livebaseballscorecards.com

Batter	1	2	3	4	5	6	7	8	9	AB	R	H	RBI	BB	SO	LOB
17 Will Rhymes, L (1, 4) OBP: 0.348, SLG: 0.318 12 Rick Hague, R (6, PR) (6, 4)	B X 1-0 G4-3 ①		X 0-0 60 6 1B 1B	X 0-0 F9 ② 2-3		X 0-0 1B		X 0-0 G6-3 ① 3-H	X 0-0 P3 ③	4 2	1 0	2 0	0 1	0 0	0 0	1 2
60 Zach Walters, S (1, 6) OBP: 0.355, SLG: 0.517 Jose Lozada, S (6, 5)	X 0-0 G6-3 ②		X 0-0 6 1B 10 1B 1-2 1B	S S S 0-3 K ③		S S S 0-3 K ③		X 0-0 G5-3 ②		4 1	1 0	1 0	0 0	0 0	2 0	2 1
6 Anthony Rendon, R (1, 5) OBP: 0.412, SLG: 0.875 (6, 6)	X 0-0 F7 ③		X 0-0 10 1B 1-2 2-H 1B		X 0-0 2B		X 0-0 10 F9 49 1B 1B	C C X 0-2 2-H HR		5	1	4	3	0	0	0
14 Chris Marrero, R (1, 10) OBP: 0.325, SLG: 0.400 49 Carlos Maldonado, R (7, PH) OBP: 0.571, SLG: 0.400 (7, 10)		X 0-0 E5 10 G4-6-3	X 0-0 F8 ②	B B B 4-0 BB		X 0-0 1-2 1B	X 0-0 G6-3 ③		2 2	0 0	0 1	0 0	1 0	0 0	2 0
10 Corey Brown, L (1, 8) OBP: 0.289, SLG: 0.372		X 0-0 G4-6-3 ① ② 1-2f	X 0-0 1-2 2-H 1B	S S S 0-3 K ①		X 0-0 F9 ① 2-3		X 0-0 7 2B 2B	5	1	2	1	0	1	5
19 Carlos Rivero, R (1, 9) OBP: 0.314, SLG: 0.367 7 Estarlin Martinez, R (7, PH) OBP: 0.500, SLG: 1.000 (7, 9)		X 0-0 26 1B 2B	S S S 0-3 K ③	S S S 0-3 K ②		S S S 0-3 K ②		X 0-0 41 G1-4-3 46 1B 2-H 2B	3 2	1 1	1 1	0 1	0 0	2 1	4 2
26 Matt Skole, L (1, 3) OBP: 0.406, SLG: 0.333		X 0-0 2-H 1B	B B B B 4-0 23 G4-3 46 2B BB	C C C 0-3 K ③		X 0-0 G3 ③		S S S 0-3 K ①	4	1	1	1	1	2	5
23 Jhonatan Solano, R (1, 2) OBP: 0.294, SLG: 0.313 41 Sandy León, S (6, 2) OBP: 0.154, SLG: 0.231		X 0-0 G1-3 ③	X 0-0 G4-3 ① 1-2			X 0-0 F9 ①		X 0-0 46 2B 12 G6-3 1B	X 0-0 G1-4-3 ② 2-3	3 2	0 1	0 1	0 0	0 0	0 0	2 1
46 Micah Owings, R (1, 7) OBP: 0.333, SLG: 0.667			S S S 0-3 K ①	X 0-0 17 F9 2-H 2B		S S S 0-3 K ②		X 0-0 6 HR 1-3 2B	X 0-0 3-H 1B	5	1	3	2	0	2	0

	AB	44
	R	9
	H	17
	RBI	9
	BB	2
	SO	10
	LOB	27

Inning Stats	1	2	3	4	5	6	7	8	9
	R: 0 E: 0 K: 0 S: 3	R: 1 E: 1 K: 0 S: 5	R: 2 E: 0 K: 2 S: 11	R: 1 E: 0 K: 1 S: 6	R: 0 E: 0 K: 3 S: 10	R: 0 E: 0 K: 2 S: 8	R: 0 E: 0 K: 1 S: 7	R: 3 E: 0 K: 0 S: 8	R: 2 E: 0 K: 1 S: 8
	H: 0 LOB: 0 BB: 0 P: 4	H: 2 LOB: 1 BB: 0 P: 5	H: 4 LOB: 0 BB: 0 P: 11	H: 1 LOB: 1 BB: 1 P: 10	H: 1 LOB: 2 BB: 1 P: 14	H: 1 LOB: 1 BB: 0 P: 8	H: 2 LOB: 2 BB: 0 P: 7	H: 3 LOB: 0 BB: 0 P: 8	H: 3 LOB: 1 BB: 0 P: 8

1B: 10	SF: 0
2B: 6	SAC: 0
3B: 0	DP: 1
HR: 1	HBP: 0

WP: 0	PA: 46
PB: 0	
SB: 0	
CS: 0	

PITCHER		IP	WLS	BF	H	R	ER	SO	BB	IBB	HBP	BLK	WP	HR	S	P	ERA	WHIP
18 Jordan Lyles, R ERA: 19.13	(1, 1)	3.0		15	6	3	3	2	0	0	0	0	0	0	19	20	9.00	2.000
62 Hector Ambriz, R ERA: 5.4	(4, 1)	1.0	B	5	1	1	1	1	1	0	0	0	0	0	6	10	9.00	2.000
45 Erik Bedard, L ERA:	(5, 1)	1.0		5	1	0	0	3	1	0	0	0	0	0	10	14	0.00	2.000
80 Chia-Jen Lo, R ERA:	(6, 1)	1.0	H	4	1	0	0	2	0	0	0	0	0	0	8	8	0.00	1.000
60 Dallas Keuchel, L ERA: 9.0	(7, 1)	2.0	L	11	5	3	3	1	0	0	0	0	0	1	15	15	13.50	2.500

PITCHER		IP	WLS	BF	H	R	ER	SO	BB	IBB	HBP	BLK	WP	HR	S	P	ERA	WHIP
50 Josh Fields, R ERA: 5.06	(9, 1)	1.0		6	3	2	2	1	0	0	0	0	0	0	8	8	18.00	3.000

BOTTOM

Washington Nationals @ Houston Astros

Osceola County Stadium, Kissimmee, FL

Wed Mar 13 2013, 1:06 PM - 4:20 PM EDT

Att. 3,169 - Sunny - 70 F

livebaseballscorecards.com

Batter	1	2	3	4	5	6	7	8	9	AB	R	H	RBI	BB	SO	LOB
23 Tyler Greene, R (1, 6) OBP: 0.324, SLG: 0.179 76 Jonathan Villar, S (6, 6) OBP: 0.233, SLG: 0.185	S S S 0-3 K ① B B B B 4-0 27 G5-4-3 1-2 BB	x 0-0 P3 ①	x 0-0 L3 ③	x 0-0 F8 ②	2 0 0 0 1 1 0 2 0 0 0 0 0 0											
27 Jose Altuve, R (1, 4) OBP: 0.351, SLG: 0.429	x 0-0 12 E 21 1B 1B	x 0-0 ①② G5-4-3 1-2f 2-3			x 0-0 12 2B 2B			x 0-0 23 1B 56 1B 2 SF9 1B	x 0-0 G5-3 ③	5 3 3 0 0 0 2						
12 Carlos Pena, L (1, 3) OBP: 0.345, SLG: 0.692 56 Nate Freiman, R (6, 3) OBP: 0.286, SLG: 0.357 73 Jose Martinez, R (8, PR) OBP: 0.368, SLG: 0.556 (9, 5)	B 1 SAFE B B B 4-0 21 1B 21 E 1-2 BB	x 0-0 G4-3 ③			x 0-0 ② 2-H 2B			x 0-0 2 SF9 23 1B 6 G3-2-3 1-2 1B		2 1 1 1 1 0 1 1 0 1 0 0 0 0 0 0 0 0 0 0 0						
23 Chris Carter, R (1, 10) OBP: 0.282, SLG: 0.429 8 Trevor Crowe, S (8, PR) OBP: 0.294, SLG: 0.563 (9, 10)	C C C 0-3 K ②		B B B B 4-0 44 G5-4-3 BB		S S S 0-3 K ③			x 0-0 2 SF9 1-2 2-3 1B		3 0 1 0 1 2 2 0 0 0 0 0 0 0						
21 Fernando Martinez, L (1, 7) OBP: 0.417, SLG: 0.591 2 Brandon Barnes, R (6, 8) OBP: 0.417, SLG: 0.864	x 0-0 E6 44 3B 1-H 2-H 1B		x 0-0 P6 ①			x 0-0 14 CS 1B		x 0-0 SF9 ① 1-2 2-3 3-H		2 1 1 1 0 0 1 1 0 1 1 0 0 0						
44 Justin Maxwell, R (1, 8) OBP: 0.207, SLG: 0.429 14 J.D. Martinez, R (6, 9) OBP: 0.324, SLG: 0.419	x 0-0 22 1B 3-H 3B		x 0-0 ②③ G5-4-3 1-2f			B 1 SAFE C C C 1-3 ①② K 1-2		B B B B 4-0 BB		2 1 1 1 0 0 1 1 0 0 0 1 1 1						
22 Carlos Corporán, S (1, 2) OBP: 0.421, SLG: 0.500 6 Jason Jaramillo, S (6, 2) OBP: 0.529, SLG: 0.417	x 0-0 3-H 1B			S S S 0-3 K2-3 ①		S S S 0-3 K ③		x 0-0 ②③ G3-2-3 3-Hf		2 0 1 1 0 1 0 2 0 0 0 0 1 3						
30 Matt Dominguez, R (1, 5) OBP: 0.444, SLG: 0.739 4 Brandon Laird, R (6, 5) OBP: 0.500, SLG: 0.769 (9, 3)	x 0-0 G5-3 ③			x 0-0 G4-3 ②			x 0-0 F8 ①		B B B B C X 3-1 HR	2 0 0 0 0 0 1 2 1 1 1 0 0 0						
38 Jimmy Paredes, S (1, 9) OBP: 0.214, SLG: 0.167 54 Che-Hsuan Lin, R (6, 7)		x 0-0 27 G5-4-3 23 BB 1B		x 0-0 G4-1 ③			x 0-0 G6-3 ②		x 0-0 G5-3 ①	2 0 1 0 0 0 0 2 0 0 0 0 0 0						
Inning Stats	R: 4 H: 4 E: 2 LOB: 1 K: 2 BB: 1 S: 11 P: 15	R: 0 H: 1 E: 0 LOB: 1 K: 0 BB: 1 S: 3 P: 7	R: 0 H: 0 E: 0 LOB: 0 K: 0 BB: 1 S: 2 P: 6	R: 0 H: 0 E: 0 LOB: 0 K: 1 BB: 0 S: 5 P: 5	R: 1 H: 2 E: 0 LOB: 0 K: 1 BB: 0 S: 6 P: 6	R: 0 H: 1 E: 0 LOB: 0 K: 2 BB: 0 S: 7 P: 8	R: 0 H: 0 E: 0 LOB: 0 K: 0 BB: 0 S: 3 P: 3	R: 1 H: 3 E: 0 LOB: 2 K: 0 BB: 1 S: 5 P: 9	R: 1 H: 1 E: 0 LOB: 0 K: 0 BB: 0 S: 5 P: 8	1B: 8 SF: 1 2B: 2 SAC: 0 3B: 1 DP: 3 HR: 1 HBP: 0							

	AB	33
	R	7
	H	12
	RBI	6
	BB	4
	SO	6
	LOB	12

WP: 0 PB: 0 SB: 0 CS: 1 PA: 38

PITCHER		IP	WLS	BF	H	R	ER	SO	BB	IBB	HBP	BLK	WP	HR	S	P	ERA	WHIP
43 Ross Ohlendorf, R ERA: 7.36	(1, 1)	3.0		15	5	4	4	2	3	0	0	0	0	0	16	28	12.00	2.667
45 Ryan Perry, R ERA: 6.23	(4, 1)	2.0		7	2	1	1	2	0	0	0	0	0	0	11	11	4.50	1.000
65 Cole Kimball, R ERA: 2.84	(6, 1)	1.0		3	1	0	0	2	0	0	0	0	0	0	7	8	0.00	1.000
55 Erik Davis, R ERA:	(7, 1)	1.0	W	3	0	0	0	0	0	0	0	0	0	0	3	3	0.00	0.000
62 Patrick McCoy, L ERA: 9.0	(8, 1)	1.0	H	6	3	1	1	0	1	0	0	0	0	0	5	9	9.00	4.000

PITCHER		IP	WLS	BF	H	R	ER	SO	BB	IBB	HBP	BLK	WP	HR	S	P	ERA	WHIP
61 Jeff Mandel, R ERA: 9.0	(9, 1)	1.0	S	4	1	1	1	0	0	0	0	0	0	1	5	8	9.00	1.000

Batter	1	2	3	4	5	6	7	8	9	AB	R	H	RBI	BB	SO	LOB
9 Marwin Gonzalez, S (1, 6) OBP: 0.400, SLG: 0.452	S S B X 1-2 HR		X 0-0 ① P5	X 0-0 ③ FC6-4 1-2f			X 0-0 56 HR 1B		X 0-0 ① F8	3	1	1	1	0	0	2
4 Brandon Laird, R (5, 5) OBP: 0.500, SLG: 0.750										2	1	1	0	0	0	0
29 Brett Wallace, L (1, 3) OBP: 0.353, SLG: 0.613	X 0-0 E9		X 0-0 ② F8		X 0-0 ① G3		X 0-0 1-H HR		C C C 0-3 ② K	3	0	0	0	0	0	0
56 Nate Freiman, R (5, 3) OBP: 0.300, SLG: 0.467										2	1	1	2	0	1	0
23 Chris Carter, R (1, 7) OBP: 0.286, SLG: 0.405	X 0-0 ① P6		B B B B 4-0 12 1B BB		S S S 0-3 ② K		X 0-0 ① L3		X 0-0 ③ F8	2	0	0	0	1	1	1
73 Jose Martinez, R (5, 4) OBP: 0.333, SLG: 0.500										2	0	0	0	0	0	0
12 Carlos Pena, L (1, 10) OBP: 0.364, SLG: 0.655	S S S 0-3 ② K		X 0-0 1-2 1B		B B B 4-0 44 E 44 S BB		S S S 0-3 ② K			3	0	1	0	1	2	1
44 Justin Maxwell, R (1, 8) OBP: 0.188, SLG: 0.387	X 0-0 ③ F8		X 0-0 ③ F7		B X 1-0 E1 46 S 1-3		S S S 0-3 ③ K			3	0	0	0	0	0	4
78 Robbie Grossman, S (5, 8) OBP: 0.435, SLG: 0.474										1	0	0	0	0	1	0
46 Rick Ankiel, L (1, 9) OBP: 0.500, SLG: 0.760		B B B B 4-0 30 G6-3 15 PB BB		X 0-0 15 1B 2B	S S S 0-3 ③ K 1-2			X 0-0 ① P3		2	0	1	0	1	1	2
70 Carlos Pérez, R (5, 2) OBP: 0.167, SLG: 0.167										1	0	0	0	0	0	0
15 Jason Castro, L (1, 2) OBP: 0.571, SLG: 1.056		C S S 0-3 ① K 1-2		X 0-0 9 FC6-4 2-3 1B		X 0-0 ① F8		B B B B 4-0 54 S BB		2	0	1	0	0	1	1
8 Trevor Crowe, S (5, 7) OBP: 0.316, SLG: 0.529										1	0	0	0	1	0	0
30 Matt Dominguez, R (1, 5) OBP: 0.414, SLG: 0.680		X 0-0 ② G6-3 2-3		S S S 0-3 ① K		S S S 0-3 ② K		B C C C 1-3 ② K 1-2		2	0	0	0	0	1	3
54 Che-Hsuan Lin, R (5, 9)										2	0	0	0	0	2	1
10 Jake Elmore, R (1, 4) OBP: 0.240, SLG: 0.217		X 0-0 ③ F7		X 0-0 ② P3		X 0-0 ③ G3-1		X 0-0 ③ G5-3		4	0	0	0	0	0	4
(5, 6)																
Inning Stats	R: 1 H: 1 E: 1 LOB: 1 K: 1 BB: 0 S: 9 P: 10	R: 0 H: 0 E: 0 LOB: 1 K: 1 BB: 1 S: 5 P: 9	R: 0 H: 1 E: 0 LOB: 2 K: 0 BB: 1 S: 4 P: 8	R: 0 H: 2 E: 0 LOB: 2 K: 1 BB: 0 S: 7 P: 7	R: 0 H: 0 E: 1 LOB: 2 K: 2 BB: 1 S: 8 P: 13	R: 0 H: 0 E: 0 LOB: 0 K: 1 BB: 0 S: 5 P: 5	R: 2 H: 2 E: 0 LOB: 0 K: 2 BB: 0 S: 9 P: 9	R: 0 H: 0 E: 0 LOB: 1 K: 1 BB: 1 S: 5 P: 10	R: 0 H: 0 E: 0 LOB: 0 K: 1 BB: 0 S: 5 P: 5	1B: 3 SF: 0 2B: 1 SAC: 0 3B: 0 DP: 0 HR: 2 HBP: 0						

PITCHER		IP	WLS	BF	H	R	ER	SO	BB	IBB	HBP	BLK	WP	HR	S	P	ERA	WHIP
38 Chris Young, R ERA: 5.14	(1, 1)	4.0		19	4	1	1	3	2	0	0	0	0	1	25	34	2.25	1.500
30 Zach Duke, L ERA: 2.08	(5, 1)	2.0	H	8	0	0	0	3	1	0	0	0	0	0	13	18	0.00	0.500
29 Rafael Soriano, R ERA: 4.5	(7, 1)	1.0	W	5	2	2	2	2	0	0	0	0	0	1	9	9	18.00	2.000
63 Henry Alberto Rodriguez, R ERA: 3.38	(8, 1)	1.0	H	4	0	0	0	1	1	0	0	0	0	0	5	10	0.00	1.000
36 Tyler Clippard, R ERA:	(9, 1)	1.0	S	3	0	0	0	1	0	0	0	0	0	0	5	5	0.00	0.000

PITCHER	IP	WLS	BF	H	R	ER	SO	BB	IBB	HBP	BLK	WP	HR	S	P	ERA	WHIP

TOP

Houston Astros @ Washington Nationals

Space Coast Stadium, Viera, FL

Thu Mar 14 2013, 1:09 PM - 4:06 PM EDT

Att. 3,592 - Sunny - 60 F

livebaseballscorecards.com

AB	35
R	3
H	6
RBI	3
BB	4
SO	10
LOB	19

WP: 0 PA: 39
PB: 1
SB: 3
CS: 0

BOTTOM

Houston Astros @ Washington Nationals

Space Coast Stadium, Viera, FL

Thu Mar 14 2013, 1:09 PM - 4:06 PM EDT

Att. 3,592 - Sunny - 60 F

livebaseballscorecards.com

Batter	1	2	3	4	5	6	7	8	9	AB	R	H	RBI	BB	SO	LOB
2 Denard Span, L (1, 8) OBP: 0.314, SLG: 0.214	G4-3	G4-6-3 1-2f			K		12 FC5 46 HR 1-2 1B	G4-3		3	0	0	0	0	1	2
10 Corey Brown, L (6, 8) OBP: 0.298, SLG: 0.378										2	1	1	0	0	0	0
28 Jayson Werth, R (1, 9) OBP: 0.280, SLG: 0.400	HR		G5-3		34 1B 1B		FC5 46 HR 1-2 2-3			3	1	2	1	0	0	0
12 Tyler Moore, R (6, 9) OBP: 0.256, SLG: 0.385										1	1	0	0	0	0	2
34 Bryce Harper, L (1, 7) OBP: 0.450, SLG: 0.769	G1-3		G3		1-2 1B		1-H 2-H 3-H HR			3	0	1	0	0	0	0
46 Micah Owings, R (6, 7) OBP: 0.368, SLG: 0.842										1	1	1	4	0	0	0
11 Ryan Zimmerman, R (1, 10) OBP: 0.500, SLG: 0.773	2B		2B		F7		60 WP 2B			3	0	2	0	0	0	2
49 Carlos Maldonado, R (7, PH) OBP: 0.625, SLG: 0.667										1	0	1	0	0	0	0
(8, 10)																
25 Adam LaRoche, L (1, 3) OBP: 0.208, SLG: 0.095	G1-3		K		G3-1		G6-3			3	0	0	0	0	1	4
14 Chris Marrero, R (6, 3) OBP: 0.317, SLG: 0.389										1	0	0	0	0	0	1
20 Ian Desmond, R (1, 6) OBP: 0.294, SLG: 0.364		1 WP 40 1B 1 1B 1B		G6-3		P4 BBBB	19 G3-6-1 2-3 BB			2	1	1	0	0	0	0
60 Zach Walters, S (5, 6) OBP: 0.364, SLG: 0.500										1	0	0	0	1	0	0
8 Danny Espinosa, S (1, 4) OBP: 0.366, SLG: 0.395		F9		F7		F9	G3-6-1 1-2f			2	0	0	0	0	0	1
19 Carlos Rivero, R (5, 5) OBP: 0.297, SLG: 0.344										2	0	0	0	0	0	2
40 Wilson Ramos, R (1, 2) OBP: 0.385, SLG: 0.462		1 1B 1-2 1B				K		K		2	0	2	0	0	0	0
7 Chris Snyder, R (5, 2) OBP: 0.188, SLG: 0.375				1B						2	0	0	0	0	2	0
1 Steve Lombardozzi, S (1, 5) OBP: 0.238, SLG: 0.268		2 G4-6-3 1-2 2-H 1B		L6			12 FC5 10 1B 46 HR 1B	G1-3		4	1	2	1	0	0	1
(5, 4)																
Inning Stats	R: 1 E: 0 K: 0 S: 7 H: 2 LOB: 1 BB: 0 P: 8	R: 1 E: 0 K: 0 S: 5 H: 3 LOB: 1 BB: 0 P: 6	R: 0 E: 0 K: 1 S: 6 H: 1 LOB: 1 BB: 0 P: 6	R: 0 E: 0 K: 0 S: 4 H: 1 LOB: 1 BB: 0 P: 4	R: 0 E: 0 K: 1 S: 7 H: 2 LOB: 2 BB: 0 P: 7	R: 0 E: 0 K: 1 S: 5 H: 0 LOB: 0 BB: 0 P: 5	R: 4 E: 0 K: 0 S: 7 H: 4 LOB: 1 BB: 1 P: 11	R: 0 E: 0 K: 1 S: 5 H: 0 LOB: 0 BB: 0 P: 5		1B: 8 2B: 3 3B: 0 HR: 2		SF: 0 SAC: 0 DP: 2 HBP: 0			WP: 2 PB: 0 SB: 0 CS: 0		PA: 37

	AB	36
	R	6
	H	13
	RBI	6
	BB	1
	SO	4
	LOB	15

PITCHER		IP	WLS	BF	H	R	ER	SO	BB	IBB	HBP	BLK	WP	HR	S	P	ERA	WHIP
36 Alex White, R ERA: 6.97	(1, 1)	4.0		18	7	2	2	1	0	0	0	0	1	1	22	24	4.50	1.750
53 Wesley Wright, L ERA: 10.13	(5, 1)	1.0		5	2	0	0	1	0	0	0	0	0	0	7	7	0.00	2.000
39 John Ely, R ERA: 10.13	(6, 1)	1.1	L	10	4	4	4	1	1	0	0	0	1	1	11	15	27.00	3.750
55 Rhiner Cruz, R ERA:	(7, 1)	0.2		1	0	0	0	0	0	0	0	0	0	0	1	1	0.00	0.000
67 Jose Valdez, R ERA: 2.45	(8, 1)	1.0		3	0	0	0	1	0	0	0	0	0	0	5	5	0.00	0.000

PITCHER	IP	WLS	BF	H	R	ER	SO	BB	IBB	HBP	BLK	WP	HR	S	P	ERA	WHIP

Batter	1	2	3	4	5	6	7	8	9	AB	R	H	RBI	BB	SO	LOB
6 Starling Marte, R (1, 7) OBP: 0.406, SLG: 0.567 56 Andrew Lambo, L (7, 7) OBP: 0.500, SLG: 0.667	S S S 0-3 ① K		X 0-0 ① F8			X 0-0 ① G6-3		X 0-0 ① P3		3 0 0 0 0 1 0 1 0 0 0 0 0 0						
7 Alex Presley, L (1, 8) OBP: 0.286, SLG: 0.250 26 Felix Pie, L (7, 8) OBP: 0.344, SLG: 0.607	X 0-0 ② P4		X 0-0 ② F8			S S C 0-3 ② K		X 0-0 73 F9 2B		3 0 0 0 0 1 0 1 0 1 0 0 0 0						
55 Russell Martin, R (1, 2) OBP: 0.360, SLG: 0.263 73 Lucas May, R (7, 2) OBP: 0.421, SLG: 0.471	X 0-0 ③ G3-1		S S S 0-3 ③ K			B B B B 4-0 BB		X 0-0 ② F9 2-3		2 0 0 0 1 1 0 1 0 0 0 0 0 1						
24 Pedro Alvarez, L (1, 5) OBP: 0.138, SLG: 0.185 43 Jared Goedert, R (7, 5) OBP: 0.370, SLG: 0.435		X 0-0 46 1B 2B		B B B B 4-0 23 FC4-6 BB		S S S 0-3 ③ K		X 0-0 ③ F7		2 1 1 0 1 1 1 1 0 0 0 0 0 1						
46 Garrett Jones, L (1, 3) OBP: 0.368, SLG: 0.294 5 Josh Harrison, R (7, PR) OBP: 0.370, SLG: 0.391 (7, 4)		X 0-0 66 1B 2-H 1B		X 0-0 ① F7			X 0-0 23 E 23 2B 1B		X 0-0 46 G3 16 G3 1B	3 0 2 1 0 0 1 1 1 1 0 0 0 0						
23 Travis Snider, L (1, 9) OBP: 0.294, SLG: 0.379 16 Mel Rojas Jr., S (7, 9) OBP: 0.250, SLG: 0.250		X 0-0 ① F8		X 0-0 ② FC4-6 66 CS 1-2f			B X 1-0 66 1B 10 SF8 1-H 2B		X 0-0 ① G3 1-2	3 1 1 1 0 0 2 1 0 0 0 0 0 1						
66 Iván De Jesús Jr., R (1, 4) OBP: 0.407, SLG: 0.538 46 Matt Curry, L (7, 3) OBP: 0.667, SLG: 0.667		X 0-0 1-2 1B	B 1 SAFE 1-0 ③ CS 1-2	S S S 0-3 ① K			X 0-0 19 CS 2-3 1B		X 0-0 ② G3 2-3	3 0 2 0 0 1 0 1 0 0 0 0 0 1						
10 Jordy Mercer, R (1, 6) OBP: 0.538, SLG: 0.529 64 Gift Ngoepe, R (7, 6)		X 0-0 ② F8		X 0-0 19 K 1B			X 0-0 ① SF8 3-H		X 0-0 ③ G5-3	2 0 1 1 0 0 2 1 0 0 0 0 0 1						
19 Michael McKenry, R (1, 10) OBP: 0.400, SLG: 0.333		X 0-0 ③ P4		B S S S 1-3 ② ③ K 1-2			S S S 0-3 ② ③ K 1-2			3 0 0 0 0 2 4						
Inning Stats	R: 0 H: 0 E: 0 LOB: 0 K: 1 BB: 0 S: 5 P: 5	R: 1 H: 3 E: 0 LOB: 2 K: 0 BB: 0 S: 6 P: 6	R: 0 H: 0 E: 0 LOB: 0 K: 1 BB: 0 S: 5 P: 5	R: 0 H: 0 E: 0 LOB: 0 K: 0 BB: 1 S: 2 P: 7	R: 0 H: 1 E: 0 LOB: 1 K: 2 BB: 0 S: 7 P: 8	R: 0 H: 0 E: 0 LOB: 1 K: 2 BB: 1 S: 7 P: 11	R: 2 H: 3 E: 0 LOB: 1 K: 1 BB: 0 S: 7 P: 8	R: 0 H: 1 E: 0 LOB: 1 K: 0 BB: 0 S: 4 P: 4	R: 0 H: 1 E: 0 LOB: 1 K: 0 BB: 0 S: 4 P: 4	1B: 6 SF: 1 2B: 4 SAC: 0 3B: 0 DP: 1 HR: 0 HBP: 0						

TOP

Pittsburgh Pirates @ Houston Astros

Osceola County Stadium, Kissimmee, FL

Fri Mar 15 2013, 1:09 PM - 4:21 PM EDT

Att. 3,091 - Sunny - 68 F

livebaseballscorecards.com

AB	32
R	3
H	9
RBI	3
BB	2
SO	7
LOB	15

WP: 0 PA: 36
PB: 0
SB: 0
CS: 2

PITCHER		IP	WLS	BF	H	R	ER	SO	BB	IBB	HBP	BLK	WP	HR	S	P	ERA	WHIP
43 Brad Peacock, R ERA: 4.63	(1, 1)	5.0	L	18	4	1	1	4	1	0	0	0	0	0	25	31	1.80	1.000
66 Kevin Chapman, L ERA: 6.23	(6, 1)	1.0		4	0	0	0	2	1	0	0	0	0	0	7	11	0.00	1.000
80 Chia-Jen Lo, R ERA: 2.7	(7, 1)	1.0		5	3	2	2	1	0	0	0	0	0	0	7	8	18.00	3.000
72 Paul Clemens, R ERA: 1.69	(8, 1)	1.0		4	1	0	0	0	0	0	0	0	0	0	4	4	0.00	1.000
28 C.J. Fick, R ERA:	(9, 1)	1.0		4	1	0	0	0	0	0	0	0	0	0	4	4	0.00	1.000

PITCHER	IP	WLS	BF	H	R	ER	SO	BB	IBB	HBP	BLK	WP	HR	S	P	ERA	WHIP

BOTTOM

Pittsburgh Pirates @ Houston Astros

Osceola County Stadium, Kissimmee, FL

Fri Mar 15 2013, 1:09 PM - 4:21 PM EDT

Att. 3,091 - Sunny - 68 F

livebaseballscorecards.com

Batter	1	2	3	4	5	6	7	8	9	AB	R	H	RBI	BB	SO	LOB
27 Jose Altuve, R (1, 4) OBP: 0.350, SLG: 0.421	0-0 1B		0-0 F8			0-0 SH1-3 1-2		0-0 G5-3		3	0	1	0	0	0	0
44 Justin Maxwell, R (1, 8) 78 Robbie Grossman, S (7, 8) OBP: 0.200, SLG: 0.364 OBP: 0.458, SLG: 0.474	0-3 K			0-0 F9		2-0 14 S 2-3 HBP			BBBB 4-0 4 WP, 6 G5-3, 73 1B, BB	2 0	0 1	0 0	0 0	0 1	1 0	1 0
23 Chris Carter, R (1, 10) 6 Jason Jaramillo, S (6, PH) (7, 10) OBP: 0.273, SLG: 0.385 OBP: 0.474, SLG: 0.357	0-0 F9			SSS 0-3 K		SSS 0-3 K			0-0 G5-3 1-2	2 2	0 0	0 0	0 0	0 0	1 1	1 3
14 J.D. Martinez, R (1, 9) 38 Jimmy Paredes, S (7, 9) OBP: 0.297, SLG: 0.382 OBP: 0.241, SLG: 0.167	0-0 F9			0-0 F9		BSSS 1-3 K 1-2			BBBB 4-0 4 WP, 73 1B, BB	3 0	0 1	0 0	0 0	0 1	1 0	3 0
4 Brandon Laird, R (1, 5) (6, 3) OBP: 0.447, SLG: 0.656		0-0 F9			0-0 G6-3		0-0 F8		BSSS 1-3 K 1-2 2-3	4	0	0	0	0	1	2
56 Nate Freiman, R (1, 3) 73 Jose Martinez, R (6, 5) OBP: 0.281, SLG: 0.438 OBP: 0.348, SLG: 0.500		0-0 G4-3			0-0 G6-3		0-0 G5-3		0-0 69 FC6-4, 2-H, 3-H, 1B	2 2	0 0	0 1	0 2	0 0	0 0	0 0
15 Jason Castro, L (1, 2) 69 René García, R (8, 2) OBP: 0.542, SLG: 0.950 OBP: 0.364, SLG: 0.222	SSS 0-3 K				BBBB 4-0 2 S, BB		0-0 L5		0-0 FC6-4 1-2f	2 1	0 0	0 0	0 0	1 0	1 0	0 1
2 Brandon Barnes, R (1, 7) 21 Fernando Martinez, L (7, 7) OBP: 0.385, SLG: 0.792 OBP: 0.400, SLG: 0.565			0-0 G4-3		BX 1-0 G5-3 1-2			0-0 F7		2 1	0 0	0 0	0 0	0 0	0 0	1 0
23 Tyler Greene, R (1, 6) 76 Jonathan Villar, S (7, 6) OBP: 0.333, SLG: 0.200 OBP: 0.226, SLG: 0.179			SSS 0-3 K			0-0 44 S, 27 SH1-3, 1B		0-0 G5-3		2 1	0 0	1 0	0 0	0 0	1 0	0 0
Inning Stats	R: 0 E: 0 K: 1 S: 6 H: 1 LOB: 1 BB: 0 P: 6	R: 0 E: 0 K: 1 S: 5 H: 0 LOB: 0 BB: 0 P: 5	R: 0 E: 0 K: 1 S: 5 H: 0 LOB: 0 BB: 0 P: 5	R: 0 E: 0 K: 1 S: 5 H: 0 LOB: 0 BB: 0 P: 5	R: 0 E: 0 K: 0 S: 3 H: 0 LOB: 1 BB: 1 P: 8	R: 0 E: 0 K: 2 S: 8 H: 1 LOB: 2 BB: 0 P: 11	R: 0 E: 0 K: 0 S: 3 H: 0 LOB: 0 BB: 0 P: 3	R: 0 E: 0 K: 0 S: 3 H: 0 LOB: 0 BB: 0 P: 3	R: 2 E: 0 K: 1 S: 6 H: 1 LOB: 1 BB: 2 P: 15	1B: 3 2B: 0 3B: 0 HR: 0	SF: 0 SAC: 1 DP: 0 HBP: 1						

	AB	29
	R	2
	H	3
	RBI	2
	BB	3
	SO	7
	LOB	12

WP: 1 PB: 0 SB: 3 CS: 0 PA: 34

PITCHER		IP	WLS	BF	H	R	ER	SO	BB	IBB	HBP	BLK	WP	HR	S	P	ERA	WHIP
36 Jonathan Sánchez, L ERA: 7.56	(1, 1)	3.0	W	10	1	0	0	3	0	0	0	0	0	0	16	16	0.00	0.333
30 Jeanmar Gómez, R ERA: 9.0	(4, 1)	3.0	H	12	1	0	0	3	1	0	1	0	0	0	16	24	0.00	0.667
63 Chris Leroux, R ERA:	(7, 1)	1.0	H	3	0	0	0	0	0	0	0	0	0	0	3	3	0.00	0.000
29 Bryan Morris, R ERA: 4.5	(8, 1)	1.2	H	7	0	2	2	1	2	0	0	0	1	0	7	16	10.80	1.200
62 Brooks Brown, R ERA: 2.57	(9, 1)	0.1	S	2	1	0	0	0	0	0	0	0	0	0	2	2	0.00	3.000

PITCHER	IP	WLS	BF	H	R	ER	SO	BB	IBB	HBP	BLK	WP	HR	S	P	ERA	WHIP

Houston Astros @ Washington Nationals

Space Coast Stadium, Viera, FL

Sat Mar 16 2013, 6:10 PM - 9:10 PM EDT

Att. 6,234 - Clear - 70 F

TOP

livebaseballscorecards.com

Batter	1	2	3	4	5	6	7	8	9	AB	R	H	RBI	BB	SO	LOB
8 Trevor Crowe, S (1, 7) OBP: 0.375, SLG: 0.591	0-1 12 G4-3 29 1B 1B		0-3 K ①		0-0 2B ③			0-0 F8 1B 69 1B 1-3 1B	0-3 K ②	5	1	3	0	0	2	1
29 Brett Wallace, L (1, 5) OBP: 0.351, SLG: 0.588 Carlos Correa, R (6, 6) OBP: 0.500, SLG: 0.500	0-0 12 G4-3 1-2 1B		0-3 K ②			0-0 F7 ①		0-0 S 69 1B 1-2 3-H 1B	0-0 P4 ③	3 2	0 1	1 1	0 1	0 0	1 0	0 1
12 Carlos Pena, L (1, 3) OBP: 0.361, SLG: 0.613 Jon Singleton, L (6, PR) (6, 3)	0-0 G4-3 ① 1-2 2-3		0-3 K ③			4-0 78 G4-3 BB		0-0 F8 ① 2-3		2 1	0 0	0 0	0 0	1 0	1 0	2 2
21 Fernando Martinez, L (1, 9) OBP: 0.385, SLG: 0.542 78 Robbie Grossman, S (1, 8) OBP: 0.407, SLG: 0.409 2 Brandon Barnes, R (9, 8) OBP: 0.385, SLG: 0.792	0-3 K ②			0-3 K ①		0-0 G4-3 ② 1-2		0-3 K ②		1 3 0	0 0 0	0 0 0	0 0 0	0 0 0	1 2 0	2 3 0
46 Rick Ankiel, L (1, 8) OBP: 0.484, SLG: 0.821 (1, 9) Domingo Santana, R (6, 9)	0-3 K ③			2-1 HR		0-3 K ③		4-0 69 1B BB 1-2		3 0	1 0	1 0	1 0	0 1	2 0	4 0
22 Carlos Corporán, S (1, 2) OBP: 0.364, SLG: 0.429 69 René García, R (7, 2) OBP: 0.417, SLG: 0.300		0-0 G5-3 ①		0-0 G6-3 ②			0-0 G3 ①	0-0 1-3 2-H 3-H 1B		3 1	0 0	0 1	0 2	0 0	0 0	0 0
9 Marwin Gonzalez, S (1, 6) OBP: 0.368, SLG: 0.412 (6, 5) 31 Edgar Gonzalez, R (7, 1)		0-0 G3 ②		0-0 G6-3 ③			0-0 P6 ②	0-3 K ③		3 1	0 0	0 0	0 0	0 0	0 1	0 2
10 Jake Elmore, R (1, 4) OBP: 0.241, SLG: 0.222	0-0 1B				0-0 G6-3 ①		0-3 K ③		0-0 E9 73 S	4	0	1	0	0	1	0
64 Lucas Harrell, S (1, 1) 38 Jimmy Paredes, S (5, PH) OBP: 0.233, SLG: 0.160 53 Wesley Wright, R (5, 1) 62 Hector Ambriz, L (5, 1) 50 Josh Fields, R (6, 1) 73 Jose Martinez, R (7, 5) OBP: 0.360, SLG: 0.500	0-3 K ③				0-3 K ②			0-0 8 1B 1B 1B	1-0 F9 ① 2-3	1 1 0 0 0 2	0 0 0 0 0 1	0 0 0 0 0 1	0 0 0 0 0 1	1 1 0 0 0 1	1 0 0 0 0 1	1 0 0 0 0 1
Inning Stats	R: 0 H: 2 E: 0 LOB: 2 K: 2 BB: 0 S: 10 P: 10	R: 0 H: 1 E: 0 LOB: 1 K: 1 BB: 0 S: 6 P: 6	R: 0 H: 0 E: 0 LOB: 0 K: 3 BB: 0 S: 9 P: 9	R: 1 H: 1 E: 0 LOB: 0 K: 1 BB: 0 S: 7 P: 9	R: 0 H: 1 E: 0 LOB: 1 K: 1 BB: 0 S: 5 P: 5	R: 0 H: 0 E: 0 LOB: 2 K: 1 BB: 1 S: 5 P: 9	R: 0 H: 0 E: 0 LOB: 0 K: 1 BB: 0 S: 5 P: 5	R: 3 H: 4 E: 0 LOB: 2 K: 2 BB: 1 S: 11 P: 15	R: 0 H: 0 E: 1 LOB: 1 K: 1 BB: 0 S: 6 P: 7	1B: 7 SF: 0 2B: 1 SAC: 0 3B: 0 DP: 0 HR: 1 HBP: 0						

AB	36
R	4
H	9
RBI	4
BB	2
SO	13
LOB	19

WP: 0 PA: 38
PB: 0
SB: 2
CS: 0

PITCHER		IP	WLS	BF	H	R	ER	SO	BB	IBB	HBP	BLK	WP	HR	S	P	ERA	WHIP
37 Stephen Strasburg, R ERA: 4.66	(1, 1)	5.1		21	5	1	1	8	1	0	0	0	0	1	38	44	1.69	1.125
35 Craig Stammen, R ERA: 4.22	(6, 1)	1.2		5	0	0	0	2	0	0	0	0	0	0	9	9	0.00	0.000
22 Drew Storen, R ERA: 6.43	(8, 1)	1.0	L	8	4	3	3	2	1	0	0	0	0	0	11	15	27.00	5.000
63 Henry Alberto Rodriguez, R ERA: 2.45	(9, 1)	1.0		4	0	0	0	1	0	0	0	0	0	0	6	7	0.00	0.000

PITCHER		IP	WLS	BF	H	R	ER	SO	BB	IBB	HBP	BLK	WP	HR	S	P	ERA	WHIP

BOTTOM

Batter	1	2	3	4	5	6	7	8	9	AB	R	H	RBI	BB	SO	LOB
2 Denard Span, L (1, 8) OBP: 0.333, SLG: 0.281	F7		K			18 FC3-2 25 E 2B 1-3	1B		G4-3	4	1	2	0	0	1	0
10 Corey Brown, L (8, 8) OBP: 0.294, SLG: 0.367										1	0	0	0	0	0	1
28 Jayson Werth, R (1, 9) OBP: 0.276, SLG: 0.357	K			34 G4-6-3 BB		F9	F9			3	0	0	0	1	1	3
19 Carlos Rivero, R (8, 9) OBP: 0.268, SLG: 0.306										0	0	0	0	0	0	0
34 Bryce Harper, L (1, 7) OBP: 0.442, SLG: 0.732	G2-3			G4-6-3 1-2f		25 E 18 FC3-2 20 1B BB		G5-3		2	0	0	0	1	0	1
12 Tyler Moore, R (6, PR) (7, 7) OBP: 0.233, SLG: 0.349										1	1	0	0	0	0	0
11 Ryan Zimmerman, R (1, 5) OBP: 0.458, SLG: 0.708		G6-3		G1-3		FC3-2 20 1B 25 E 1-2 2-3 3-Hf		1B		2	0	0	0	0	0	0
18 Chad Tracy, L (5, 5) OBP: 0.235, SLG: 0.387										2	0	1	0	0	0	3
25 Adam LaRoche, L (1, 3) OBP: 0.250, SLG: 0.125		BB			8 G4-3 1B	E5 20 1B 1-2 2-3 3-H		F9		3	0	1	0	1	0	3
63 Henry Alberto Rodriguez, R (9)										0	0	0	0	0	0	0
20 Ian Desmond, R (1, 6) OBP: 0.297, SLG: 0.361	K				F7	1B 1-2 2-3 3-H		K		3	0	1	1	0	1	2
60 Zach Walters, S (6, PR) (7, 6) OBP: 0.351, SLG: 0.471										1	0	0	0	0	1	1
8 Danny Espinosa, S (1, 4) OBP: 0.341, SLG: 0.366	G3			G4-3 1-2		F9			K	3	0	0	0	0	0	5
22 Drew Storen, S (8, 1)										0	0	0	0	0	0	0
14 Chris Marrero, R (9, 3) OBP: 0.304, SLG: 0.366										1	0	0	0	0	1	0
40 Wilson Ramos, R (1, 2) OBP: 0.333, SLG: 0.400			G6-3		G3-1		G6-3		P4	2	0	0	0	0	0	1
35 Craig Stammen, R (6, 1)										0	0	0	0	0	0	0
1 Steve Lombardozzi, S (7, PH) (8, 4) OBP: 0.213, SLG: 0.239										2	0	0	0	0	0	0
37 Stephen Strasburg, R (1, 1)			G1-3			2 2B 18 FC3-2 BB	P5		1B	1	0	0	0	0	0	0
7 Chris Snyder, R (6, 2) OBP: 0.263, SLG: 0.389										2	0	1	0	1	0	0
Inning Stats	R: 0 E: 0 K: 1 S: 5 H: 0 LOB: 0 BB: 0 P: 5	R: 0 E: 0 K: 1 S: 5 H: 0 LOB: 1 BB: 1 P: 9	R: 0 E: 0 K: 1 S: 5 H: 0 LOB: 0 BB: 0 P: 5	R: 0 E: 0 K: 0 S: 2 H: 0 LOB: 0 BB: 1 P: 6	R: 0 E: 0 K: 0 S: 4 H: 1 LOB: 1 BB: 0 P: 4	R: 2 E: 1 K: 0 S: 6 H: 2 LOB: 3 BB: 2 P: 14	R: 0 E: 0 K: 0 S: 4 H: 1 LOB: 1 BB: 0 P: 4	R: 0 E: 0 K: 1 S: 6 H: 1 LOB: 1 BB: 0 P: 6	R: 0 E: 0 K: 1 S: 6 H: 1 LOB: 1 BB: 0 P: 6	1B: 5 2B: 1 3B: 0 HR: 0 SF: 0 SAC: 0 DP: 1 HBP: 0							

PITCHER		IP	WLS	BF	H	R	ER	SO	BB	IBB	HBP	BLK	WP	HR	S	P	ERA	WHIP
64 Lucas Harrell, R ERA: 2.08	(1, 1)	4.0		13	0	0	0	3	2	0	0	0	0	0	17	25	0.00	0.500
53 Wesley Wright, L ERA: 10.13	(5, 1)	0.0		1	1	0	0	0	0	0	0	0	0	0	1	1	∞	∞
62 Hector Ambriz, R ERA: 4.15	(5, 1)	1.0	H	3	0	0	0	0	0	0	0	0	0	0	3	3	0.00	0.000
50 Josh Fields, R ERA: 4.26	(6, 1)	1.0	B	8	2	2	0	0	2	0	0	0	0	0	6	14	0.00	4.000
31 Edgar Gonzalez, R ERA: 1.8	(7, 1)	3.0	W	12	3	0	0	2	0	0	0	0	0	0	16	16	0.00	1.000

PITCHER	IP	WLS	BF	H	R	ER	SO	BB	IBB	HBP	BLK	WP	HR	S	P	ERA	WHIP

Houston Astros @ Washington Nationals

Space Coast Stadium, Viera, FL

Sat Mar 16 2013, 6:10 PM - 9:10 PM EDT

Att. 6,234 - Clear - 70 F

livebaseballscorecards.com

AB	33
R	2
H	6
RBI	1
BB	4
SO	5
LOB	20

WP: 0 PB: 0 SB: 0 CS: 0 PA: 37

Toronto Blue Jays @ Houston Astros

Osceola County Stadium, Kissimmee, FL

Sun Mar 17 2013, 1:06 PM - 3:32 PM EDT

Att. 4,751 - Partly Cloudy - 74 F

TOP

livebaseballscorecards.com

Batter	1	2	3	4	5	6	7	8	9	AB	R	H	RBI	BB	SO	LOB
8 Anthony Gose, L (1, 8) OBP: 0.422, SLG: 0.486	B S S S 1-3 ① K		X 0-0 ① SF8 2-3 3-H			B B B B 4-0 11 G4-3 BB		S S S 0-3 ③ K		1	0	0	1	1	1	0
73 Lance Zawadzki, L (7, 6) OBP: 0.333, SLG: 0.400										1	0	0	0	0	1	1
11 Rajai Davis, R (1, 7) OBP: 0.182, SLG: 0.313	X 0-0 ② G6-3		X 0-0 ② SF7 3-H			X 0-0 ① ② G4-3 1-2f			S S S 0-3 ① K	2	0	0	1	0	0	1
68 Ryan Schimpf, L (7, 7) OBP: 0.231, SLG: 0.227										1	0	0	0	0	1	0
58 Luis Jimenez, L (1, 3) OBP: 0.222, SLG: 0.257	X 0-0 1B		S S S 0-3 ③ K			X 0-0 ③ P3			X 0-0 ② F7	4	0	1	0	0	1	0
70 Andy LaRoche, R (1, 5) OBP: 0.268, SLG: 0.600	X 0-0 ③ F9			X 0-0 ① F8			X 0-0 ① P5		X 0-0 ③ G5-3	3	0	0	0	0	0	1
67 Eugenio Velez, S (7, 5) OBP: 0.364, SLG: 0.400										1	0	0	0	0	0	0
17 Ryan Langerhans, L (1, 9) OBP: 0.368, SLG: 0.375		C C C 0-3 ① K		X 0-0 ② B3-1			S S S 0-3 ② K			3	0	0	0	0	2	0
82 Jonathan Jones, R (7, 8)										0	0	0	0	0	0	0
30 Josh Thole, L (1, 2) OBP: 0.207, SLG: 0.154	X 0-0 ② L7		S S S 0-3 ③ K				C C C 0-3 ③ K			3	0	0	0	0	2	0
90 Santiago Nessy, R (8, 2)										0	0	0	0	0	0	0
15 Mike Nickeas, R (1, 10) OBP: 0.313, SLG: 0.310	S S S 0-3 ③ K				X 0-0 ① F7			X 0-0 2B		3	0	1	0	0	1	0
59 Jim Negrych, L (1, 4) OBP: 0.556, SLG: 0.818			X 0-0 18 2B 8 SF8 1B		B B B B 4-0 18 G6-4-3 BB			X 0-0 ① P3		1	1	1	0	1	0	0
46 Marcus Knecht, R (8, PH) (8, 9)										1	0	0	0	0	0	1
18 Mike McCoy, R (1, 6) OBP: 0.190, SLG: 0.200			X 0-0 8 SF8 1-3 11 SF7 2B		X 0-0 ② ③ G6-4-3 1-2f			C C C 0-3 ② K		3	1	1	0	0	1	2
(7, 9)																
82 Jon Berti, R (8, 4)										0	0	0	0	0	0	0
Inning Stats	R: 0 E: 0 K: 1 S: 6 H: 1 LOB: 1 BB: 0 P: 7	R: 0 E: 0 K: 2 S: 7 H: 0 LOB: 0 BB: 0 P: 7	R: 2 E: 0 K: 1 S: 7 H: 2 LOB: 0 BB: 0 P: 7	R: 0 E: 0 K: 1 S: 5 H: 0 LOB: 0 BB: 0 P: 5	R: 0 E: 0 K: 0 S: 2 H: 0 LOB: 0 BB: 1 P: 6	R: 0 E: 0 K: 0 S: 2 H: 0 LOB: 0 BB: 1 P: 6	R: 0 E: 0 K: 2 S: 7 H: 0 LOB: 0 BB: 0 P: 7	R: 0 E: 0 K: 2 S: 8 H: 1 LOB: 1 BB: 0 P: 8	R: 0 E: 0 K: 1 S: 5 H: 0 LOB: 0 BB: 0 P: 5	1B: 2 2B: 2 3B: 0 HR: 0	SF: 2 SAC: 0 DP: 2 HBP: 0						

	AB	27
	R	2
	H	4
	RBI	2
	BB	2
	SO	10
	LOB	6

WP: 0 PB: 0 SB: 0 CS: 0 PA: 31

PITCHER		IP	WLS	BF	H	R	ER	SO	BB	IBB	HBP	BLK	WP	HR	S	P	ERA	WHIP
20 Bud Norris, R ERA: 5.52	(1, 1)	6.0	W	21	3	2	2	5	2	0	0	0	0	0	29	38	3.00	0.833
45 Erik Bedard, L ERA:	(7, 1)	3.0	S	10	1	0	0	5	0	0	0	0	0	0	20	20	0.00	0.333

PITCHER	IP	WLS	BF	H	R	ER	SO	BB	IBB	HBP	BLK	WP	HR	S	P	ERA	WHIP

BOTTOM

Toronto Blue Jays @ Houston Astros

Osceola County Stadium, Kissimmee, FL

Sun Mar 17 2013, 1:06 PM - 3:32 PM EDT

Att. 4,751 - Partly Cloudy - 74 F

livebaseballscorecards.com

Batter	1	2	3	4	5	6	7	8	9	AB	R	H	RBI	BB	SO	LOB
27 Jose Altuve, R (1, 4) OBP: 0.364, SLG: 0.415	BBBB 4-0 12 G3-1 46 1B 23 FC6-5-4 BB		x 0-0 ① G4-3		x 0-0 46 G3-6-3-6 1B	x 0-0 ③ G1-3		x 0-0 3-H 2B		3	1	1	0	1	0	1
10 Jake Elmore, R (7, 4) OBP: 0.267, SLG: 0.286										1	0	1	1	0	0	0
46 Rick Ankiel, L (1, 10) OBP: 0.471, SLG: 0.774	x 0-0 23 FC6-5-4 12 G3-1 1-2 1B		x 0-0 ② G4-3		x 0-0 ①② G3-6-3-6 1-2f		x 0-0 ① G5-3	x 0-0 ② F9		3	0	1	0	0	0	1
56 Nate Freiman, R (7, PH) OBP: 0.265, SLG: 0.412 (8, 10)										2	0	0	0	0	0	1
12 Carlos Pena, L (1, 3) OBP: 0.385, SLG: 0.636	x 0-0 ① G3-1 1-2 2-3		x 0-0 23 HR 2B		BBBB 4-0 23 HR BB		x 0-0 HR	SSS 0-3 ③ K		2	1	1	0	1	0	2
4 Brandon Laird, R (5, PR) OBP: 0.450, SLG: 0.735 (6, 3)										2	2	1	1	0	1	1
73 Jose Martinez, R (9, 3) OBP: 0.360, SLG: 0.500										0	0	0	0	0	0	0
23 Chris Carter, R (1, 7) OBP: 0.298, SLG: 0.548	x 0-0 ② FC6-5-4 44 E 2-3 3-H		CX 0-1 2-H HR		BBCX 2-1 1-H HR		x 0-0 ② G5-3			3	3	2	5	0	0	1
2 Brandon Barnes, R (6, 7) OBP: 0.370, SLG: 0.760 (9, 9)										1	0	0	0	0	0	0
44 Justin Maxwell, R (1, 8) OBP: 0.256, SLG: 0.472	x 0-0 E6 1-H 3B		x 0-0 2B		SSS 0-3 ③ K		BBBB 4-0 BB			3	1	2	1	1	1	1
15 Jason Castro, L (1, 2) OBP: 0.519, SLG: 1.000	x 0-0 ③ F8		x 0-0 ③ G4-3		B X 1-0 HR		x 0-0 ③ F8			3	1	1	1	0	0	1
6 Jason Jaramillo, S (7, 2) OBP: 0.450, SLG: 0.333										1	0	0	0	0	0	1
14 J.D. Martinez, R (1, 9) OBP: 0.293, SLG: 0.395		x 0-0 ① F9	x 0-0 ① P2		x 0-0 ① G5-3			SSX 0-2 23 E 2B		4	0	1	0	0	0	0
8 Trevor Crowe, S (8, PR) OBP: 0.375, SLG: 0.591 (9, 7)										0	1	0	0	0	0	0
30 Matt Dominguez, R (1, 5) OBP: 0.375, SLG: 0.607		x 0-0 ② F8	x 0-0 ② F9		x 0-0 ② G1-3			SSS 0-3 ① K		3	0	0	0	0	0	0
29 Brett Wallace, L (8, PH) OBP: 0.342, SLG: 0.571										1	0	0	0	0	1	1
9 Marwin Gonzalez, S (9, 5) OBP: 0.368, SLG: 0.412										0	0	0	0	0	0	0
23 Tyler Greene, R (1, 6) OBP: 0.326, SLG: 0.206		CCC 0-3 ③ K	x 0-0 ③ G1-3		x 0-0 1B			x 0-0 E8 10 2B 2-H		4	1	1	0	0	1	0
Inning Stats	R: 3 E: 1 K: 0 S: 5 H: 2 LOB: 0 BB: 1 P: 9	R: 0 E: 0 K: 1 S: 5 H: 0 LOB: 0 BB: 0 P: 5	R: 2 E: 0 K: 0 S: 7 H: 3 LOB: 1 BB: 0 P: 7	R: 0 E: 0 K: 0 S: 3 H: 0 LOB: 0 BB: 0 P: 3	R: 2 E: 0 K: 1 S: 7 H: 2 LOB: 1 BB: 1 P: 13	R: 1 E: 0 K: 0 S: 5 H: 2 LOB: 1 BB: 0 P: 6	R: 1 E: 0 K: 0 S: 4 H: 1 LOB: 1 BB: 1 P: 8	R: 2 E: 1 K: 2 S: 12 H: 2 LOB: 1 BB: 0 P: 12		1B: 3 2B: 4 3B: 1 HR: 4	SF: 0 SAC: 0 DP: 1 HBP: 0						

	AB	36
	R	11
	H	12
	RBI	9
	BB	3
	SO	4
	LOB	11

PITCHER	IP	WLS	BF	H	R	ER	SO	BB	IBB	HBP	BLK	WP	HR	S	P	ERA	WHIP
23 Brandon Morrow, R (1, 1) ERA: 7.45	4.2	L	22	7	7	6	1	2	0	0	0	0	2	24	34	11.57	1.929
27 Brett Cecil, L (5, 1) ERA: 6.35	1.1		6	2	1	1	1	0	0	0	0	0	1	8	9	6.75	1.500
45 Claudio Vargas, R (7, 1) ERA: 5.63	1.0		5	1	1	1	0	1	0	0	0	0	1	4	8	9.00	2.000
52 Justin Germano, R (8, 1) ERA: 7.36	1.0		6	2	2	1	2	0	0	0	0	0	0	12	12	9.00	2.000

PITCHER	IP	WLS	BF	H	R	ER	SO	BB	IBB	HBP	BLK	WP	HR	S	P	ERA	WHIP

WP: 0	PB: 0	SB: 0	CS: 0
PA: 39			

Batter	1	2	3	4	5	6	7	8	9	AB	R	H	RBI	BB	SO	LOB
27 Jose Altuve, R (1, 4) OBP: 0.396, SLG: 0.444	0-0 2 FC5-4 1B		0-0 2 HR 1B	0-0 ② F9		0-0 1-2 1B			0-0 44 FC6-4 1B	4	1	3	0	0	0	1
10 Jake Elmore, R (6, PR) OBP: 0.290, SLG: 0.310 (6, 4)										1	0	1	0	0	0	0
2 Brandon Barnes, R (1, 9) OBP: 0.344, SLG: 0.767	0-0 ① FC5-4 1-2f		0-1 1-H HR	0-0 ③ F8		0-0 ②③ L5-4 2-2			0-3 ① K	5	1	1	2	0	1	5
23 Chris Carter, R (1, 7) OBP: 0.320, SLG: 0.578	0-3 ② K		0-0 44 2B 2B		0-0 4 WP 15 HR 1B		0-3 ① K		0-0 ② P5	3	2	2	0	0	1	1
22 Carlos Corporán, S (5, 2) OBP: 0.333, SLG: 0.391										2	0	0	0	0	1	1
44 Justin Maxwell, R (1, 8) OBP: 0.250, SLG: 0.463	0-0 ③ G3		0-0 4 1B 2-H 2B		0-3 ① K		0-3 ② K		0-0 ③ FC6-4 1-2f	5	1	1	1	0	2	3
4 Brandon Laird, R (1, 3) OBP: 0.432, SLG: 0.684		0-3 ① K	0-0 15 G4-6-3 2-H 1B		0-3 ② K 1-2		0-3 ③ K			4	0	1	1	0	3	1
15 Jason Castro, L (1, 2) OBP: 0.533, SLG: 1.115	0-0 2B		0-0 ①② G4-6-3 1-2f		0-0 2-H HR			0-0 ① F7		3	1	2	2	0	0	1
8 Trevor Crowe, S (5, 7) OBP: 0.360, SLG: 0.565										1	0	0	0	0	0	0
56 Nate Freiman, R (1, 10) OBP: 0.278, SLG: 0.417	0-0 1B		0-0 ③ P3		0-0 ③ G3-1			0-3 ② K		2	0	1	0	0	0	0
6 Jason Jaramillo, S (5, PH) OBP: 0.409, SLG: 0.294 (5, 10)										2	0	0	0	0	1	0
30 Matt Dominguez, R (1, 5) OBP: 0.389, SLG: 0.581	0-3 ② K			4-0 BB		0-3 ① K		0-0 1B		3	0	1	0	1	2	2
9 Marwin Gonzalez, S (1, 6) OBP: 0.366, SLG: 0.389	0-0 ③ G4-3			0-3 ① K		4-0 2 L5-4 27 1B BB		0-0 ③ G4-3		2	0	0	0	1	1	3
23 Tyler Greene, R (6, 6) OBP: 0.318, SLG: 0.200										1	0	0	0	0	0	1
Inning Stats	R: 0 E: 0 K: 1 S: 6 H: 1 LOB: 1 BB: 0 P: 6	R: 0 E: 0 K: 2 S: 9 H: 2 LOB: 2 BB: 0 P: 9	R: 4 E: 0 K: 0 S: 8 H: 5 LOB: 0 BB: 0 P: 8	R: 0 E: 0 K: 1 S: 5 H: 0 LOB: 1 BB: 1 P: 9	R: 2 E: 0 K: 2 S: 9 H: 2 LOB: 0 BB: 0 P: 9	R: 0 E: 0 K: 1 S: 5 H: 1 LOB: 1 BB: 1 P: 9	R: 0 E: 0 K: 3 S: 9 H: 0 LOB: 0 BB: 0 P: 9	R: 0 E: 0 K: 1 S: 6 H: 1 LOB: 1 BB: 0 P: 6	R: 0 E: 0 K: 1 S: 6 H: 1 LOB: 1 BB: 0 P: 6	1B: 8 2B: 4 3B: 0 HR: 2 SF: 0 SAC: 0 DP: 2 HBP: 0						

TOP

Houston Astros @ Toronto Blue Jays

Florida Auto Exchange Stadium, Dunedin, FL

Tue Mar 19 2013, 1:07 PM - 4:00 PM EDT

Att. 4,705 - Partly Cloudy - 75 F

livebaseballscorecards.com

AB	38
R	6
H	13
RBI	6
BB	2
SO	12
LOB	19

PITCHER		IP	WLS	BF	H	R	ER	SO	BB	IBB	HBP	BLK	WP	HR	S	P	ERA	WHIP
56 Mark Buehrle, L ERA: 6.23	(1, 1)	4.0		20	8	4	4	4	1	0	0	0	0	1	28	32	9.00	2.250
21 Sergio Santos, R ERA: 5.4	(5, 1)	1.0	B	5	2	2	2	2	0	0	0	0	1	1	9	9	18.00	2.000
32 Esmil Rogers, R ERA: 8.64	(6, 1)	2.0	W	7	1	0	0	4	1	0	0	0	0	0	14	18	0.00	1.000
52 Justin Germano, R ERA: 6.23	(8, 1)	2.0	S	8	2	0	0	2	0	0	0	0	0	0	12	12	0.00	1.000

PITCHER	IP	WLS	BF	H	R	ER	SO	BB	IBB	HBP	BLK	WP	HR	S	P	ERA	WHIP

BOTTOM

Houston Astros @ Toronto Blue Jays

Florida Auto Exchange Stadium, Dunedin, FL

Tue Mar 19 2013, 1:07 PM - 4:00 PM EDT

Att. 4,705 - Partly Cloudy - 75 F

livebaseballscorecards.com

Batter	1	2	3	4	5	6	7	8	9	AB	R	H	RBI	BB	SO	LOB
1 Emilio Bonifácio, S (1, 10) OBP: 0.333, SLG: 0.476 67 Eugenio Velez, S (8, PH) OBP: 0.348, SLG: 0.381 (9, 10)	S S C 0-3 ① K		X 0-0 19 F9 53 1B 26 1B 1B	X 0-0 ① P6		B B B B 4-0 19 CS 53 S 19 1B BB		X 0-0 E5 8 S 17 HR		3 2 1 0 1 1 1 1 1 0 0 0 0 0						
53 Melky Cabrera, S (1, 7) OBP: 0.364, SLG: 0.558 8 Anthony Gose, L (6, PR) OBP: 0.413, SLG: 0.474 (7, 7) (8, 8)	B X 1-0 HR		X 0-0 26 1B 9 1B 1-2 1B	X 0-0 ② P5		B B B B 4-0 19 CS 1-2 BB		B S S S 1-3 ① K 1-2		3 2 2 1 1 0 1 1 0 0 0 0 1 1						
19 José Bautista, R (1, 9) OBP: 0.370, SLG: 0.641 17 Ryan Langerhans, L (6, PR) OBP: 0.385, SLG: 0.485 (7, 9)	X 0-0 ② G5-3		X 0-0 ① F9 2-3	B B X 2-0 1-H HR		B X 1-0 ② 1-2 2-H 1B		B B B S S S X 3-2 2-H HR		4 1 2 3 0 0 2 1 1 1 2 0 0 0						
26 Adam Lind, L (1, 3) OBP: 0.489, SLG: 0.595 58 Luis Jimenez, L (7, 3) OBP: 0.243, SLG: 0.278	X 0-0 ③ P4		X 0-0 9 1B 1-3 3-H 1B	X 0-0 9 WP 1B		S S S 0-3 ③ K		X 0-0 30 G4-6-3 1B		4 0 2 1 0 1 1 1 0 1 0 0 0 0						
9 J.P. Arencibia, R (1, 2) OBP: 0.400, SLG: 0.579 30 Josh Thole, L (7, 2) OBP: 0.226, SLG: 0.286		X 0-0 ① G4-3	X 0-0 16 HBP 1-3 3-H 1B	B X 1-0 ③ F9 1-2			B B B S S S X 3-2 HR	X 0-0 ② ③ G4-6-3 1-2f		3 0 1 1 0 0 1 2 1 1 1 0 0 1						
28 Colby Rasmus, L (1, 8) OBP: 0.382, SLG: 0.160 68 Ryan Schimpf, L (7, PR) OBP: 0.231, SLG: 0.227 (8, 7)		X 0-0 16 2B 3 G4-3 1B	X 0-0 ② P5		B B B B 4-0 3 L5-3 BB		H 1-0 HBP			2 1 1 0 1 0 2 0 0 0 0 0 0 0						
16 Mark DeRosa, R (1, 5) OBP: 0.516, SLG: 0.769 70 Andy LaRoche, R (6, 5) OBP: 0.262, SLG: 0.585		X 0-0 3 G4-3 1-3 2B	H 1-0 1-2 HBP		X 0-0 ① F9		S S S 0-3 ① K			2 0 1 0 0 0 1 1 0 0 0 0 1 1						
3 Maicer Izturis, S (1, 4) OBP: 0.268, SLG: 0.263 59 Jim Negrych, L (7, 4) OBP: 0.536, SLG: 0.783		X 0-0 ② G4-3 2-3 3-H	S S S 0-3 ③ K		X 0-0 ② ③ L5-3 1-1		X 0-0 ② F7			3 0 0 1 0 1 5 1 0 0 0 0 0 1						
18 Mike McCoy, R (1, 6) OBP: 0.200, SLG: 0.208		S S S 0-3 ③ K		X 0-0 19 HR 1B		X 0-0 ① P6	S S S 0-3 ③ K			4 1 1 0 0 2 2						
Inning Stats	R: 1 H: 1 E: 0 LOB: 0 K: 1 BB: 0 S: 6 P: 7	R: 1 H: 2 E: 0 LOB: 1 K: 1 BB: 0 S: 7 P: 7	R: 2 H: 4 E: 0 LOB: 3 K: 1 BB: 0 S: 9 P: 10	R: 2 H: 3 E: 0 LOB: 1 K: 0 BB: 0 S: 6 P: 9	R: 0 H: 0 E: 0 LOB: 0 K: 0 BB: 1 S: 2 P: 6	R: 1 H: 1 E: 0 LOB: 1 K: 1 BB: 2 S: 5 P: 14	R: 1 H: 1 E: 0 LOB: 1 K: 2 BB: 0 S: 10 P: 14	R: 2 H: 2 E: 1 LOB: 0 K: 1 BB: 0 S: 9 P: 13		1B: 9 SF: 0 2B: 2 SAC: 0 3B: 0 DP: 2 HR: 4 HBP: 2						

	AB	36
	R	10
	H	14
	RBI	10
	BB	3
	SO	7
	LOB	20

WP: 1 PA: 41
PB: 0
SB: 2
CS: 2

PITCHER		IP	WLS	BF	H	R	ER	SO	BB	IBB	HBP	BLK	WP	HR	S	P	ERA	WHIP
18 Jordan Lyles, R ERA: 17.74	(1, 1)	3.2		22	10	6	6	3	0	0	1	0	0	2	27	31	14.73	2.727
50 Josh Fields, R ERA: 4.05	(4, 1)	0.1		1	0	0	0	0	0	0	0	0	1	0	1	2	0.00	0.000
80 Chia-Jen Lo, R ERA: 2.35	(5, 1)	1.0		3	0	0	0	0	1	0	0	0	0	0	2	6	0.00	1.000
55 Rhiner Cruz, R ERA: 1.93	(6, 1)	1.0	L	5	1	1	1	1	2	0	0	0	0	0	5	14	9.00	3.000
39 John Ely, R ERA: 9.9	(7, 1)	2.0		10	3	3	2	3	0	0	1	0	0	2	19	27	9.00	1.500

PITCHER	IP	WLS	BF	H	R	ER	SO	BB	IBB	HBP	BLK	WP	HR	S	P	ERA	WHIP

Batter	1	2	3	4	5	6	7	8	9	AB	R	H	RBI	BB	SO	LOB
1 Jordany Valdespin, L (1, 4) OBP: 0.388, SLG: 0.609	1-0 4 CS 1B		0-0 P5		0-0 G1-4-3		0-0 19 1B 68 3B 1-2 3-H 1B		0-0 L1	5	1	2	1	0	0	2
4 Collin Cowgill, R (1, 7) OBP: 0.388, SLG: 0.591 80 Jamie Hoffmann, R (6, 7) OBP: 0.200, SLG: 0.345	1-0 29 G6-3 1-2 1B		3-2 2-H HR		0-0 G1-3		0-3 K		0-0 P5	3 2	1 0	2 0	2 0	0 0	0 1	1 2
29 Ike Davis, L (1, 3) OBP: 0.429, SLG: 0.500 19 Zach Lutz, R (6, PR) OBP: 0.426, SLG: 0.375 (6, 3)	0-0 G6-3 1-2f		0-0 G6-3			0-0 E5 22 L9-6 6 BB	0-0 68 3B 1-2 2-H 1B			3 1	0 1	0 1	0 1	0 0	0 0	1 0
6 Marlon Byrd, R (1, 8) OBP: 0.359, SLG: 0.429 68 Matthew den Dekker, L (6, PR) OBP: 0.237, SLG: 0.351 (6, 8)		4-0 21 FC3-6 BB		0-0 G6-3		4-0 1-2 BB	0-0 1-H 2-H 3B			1 1	0 0	0 1	0 2	2 0	0 0	0 0
21 Lucas Duda, L (1, 10) OBP: 0.273, SLG: 0.488 20 Anthony Recker, R (7, PH) OBP: 0.450, SLG: 0.684 (7, 10)		0-0 FC3-6 23 L4-6 44 1B 1-2f		0-0 F7		0-0 P3	0-0 F8			3 1	0 0	0 0	0 0	0 0	0 0	3 1
44 John Buck, R (1, 2) OBP: 0.423, SLG: 0.739 22 Landon Powell, S (5, 2) OBP: 0.240, SLG: 0.174		0-0 1-2 1B		0-3 K		0-0 L9-6 2-2		0-3 K		2 2	0 0	1 0	0 0	0 0	1 1	0 2
23 Mike Baxter, L (1, 9) OBP: 0.275, SLG: 0.152 77 Andrew Brown, R (6, 9) OBP: 0.229, SLG: 0.265		0-0 L4-6 2-2			0-0 16 3B 1B		0-0 12 1B 3 G3 1 1B 1B	0-3 K		2 2	1 1	1 1	0 0	0 0	0 1	2 0
11 Rubén Tejada, R (1, 6) OBP: 0.200, SLG: 0.222 3 Omar Quintanilla, L (6, 6) OBP: 0.343, SLG: 0.400			0-0 4 HR 2B		0-3 K		0-0 G3 1-2	0-0 G3		2 2	1 0	1 0	0 0	0 0	1 0	1 1
16 Brian Bixler, R (1, 5) OBP: 0.429, SLG: 0.655 12 Brandon Hicks, R (6, 5) OBP: 0.348, SLG: 0.343			0-3 K		0-0 1-H 3B		0-0 1 1B 19 1B 2-3 1B		0-0 G5-3	2 2	0 1	1 1	1 0	0 0	1 0	1 0
Inning Stats	R: 0 E: 0 K: 0 S: 3 H: 2 LOB: 0 BB: 0 P: 5	R: 0 E: 0 K: 0 S: 3 H: 1 LOB: 1 BB: 1 P: 7	R: 2 E: 0 K: 1 S: 9 H: 2 LOB: 0 BB: 0 P: 12	R: 0 E: 0 K: 1 S: 5 H: 0 LOB: 0 BB: 0 P: 5	R: 1 E: 0 K: 1 S: 7 H: 2 LOB: 1 BB: 0 P: 7	R: 0 E: 1 K: 0 S: 3 H: 0 LOB: 1 BB: 1 P: 7	R: 4 E: 0 K: 1 S: 10 H: 5 LOB: 1 BB: 0 P: 10	R: 0 E: 0 K: 2 S: 7 H: 0 LOB: 0 BB: 0 P: 7	R: 0 E: 0 K: 0 S: 3 H: 0 LOB: 0 BB: 0 P: 3	1B: 8 2B: 3 3B: 2 HR: 1	SF: 0 SAC: 0 DP: 3 HBP: 0			WP: 0 PB: 0 SB: 0 CS: 1	PA: 38		

PITCHER		IP	WLS	BF	H	R	ER	SO	BB	IBB	HBP	BLK	WP	HR	S	P	ERA	WHIP
36 Alex White, R ERA: 6.75	(1, 1)	4.1		18	7	3	3	3	1	0	0	0	0	1	25	34	6.23	1.846
53 Wesley Wright, L ERA: 9.0	(5, 1)	0.2	H	2	0	0	0	0	0	0	0	0	0	0	2	2	0.00	0.000
50 Josh Fields, R ERA: 3.52	(6, 1)	1.0	H	4	0	0	0	0	1	0	0	0	0	0	3	7	0.00	1.000
66 Kevin Chapman, L ERA: 12.6	(7, 1)	0.2	L	7	5	4	4	1	0	0	0	0	0	0	9	9	54.00	7.500
Wes Musick, L ERA:	(7, 1)	0.1		1	0	0	0	0	0	0	0	0	0	0	1	1	0.00	0.000

PITCHER		IP	WLS	BF	H	R	ER	SO	BB	IBB	HBP	BLK	WP	HR	S	P	ERA	WHIP
David Martinez, R ERA:	(8, 1)	2.0		6	0	0	0	2	0	0	0	0	0	0	10	10	0.00	0.000

TOP

New York Mets @ Houston Astros

Osceola County Stadium, Kissimmee, FL

Wed Mar 20 2013, 6:08 PM - 9:30 PM EDT

Att. 3,709 - Cloudy - 73 F

livebaseballscorecards.com

AB	36
R	7
H	12
RBI	7
BB	2
SO	6
LOB	17

BOTTOM

Batter	1	2	3	4	5	6	7	8	9	AB	R	H	RBI	BB	SO	LOB
27 Jose Altuve, R (1, 4) OBP: 0.392, SLG: 0.447	0-0 23 S 12 HR 1B	0-0 SF9 3-H		C C C 0-3 K ②			S S S 0-3 K ①		S S S 0-3 K ①	2	1	1	1	0	1	0
10 Jake Elmore, R (5, 4) OBP: 0.273, SLG: 0.290										2	0	0	0	0	2	1
29 Brett Wallace, L (1, 5) OBP: 0.341, SLG: 0.553	0-0 F7 ①	1-0 23 BB 12 1B 1-H 1B		S S S 0-3 K ③			x 0-0 1B		x 0-0 G6-4-3 ②③ 1-2f	3	1	1	1	0	1	1
4 Brandon Laird, R (5, 5) (6, 3) OBP: 0.435, SLG: 0.675										2	0	1	0	0	0	1
23 Chris Carter, R (1, 10) OBP: 0.333, SLG: 0.553	0-3 K ② 1-2	4-0 12 1B BB 1-2			B B B B 4-0 15 G3-6-1 BB		C C C 0-3 K ②			2	0	0	0	2	2	2
12 Carlos Pena, L (1, 3) OBP: 0.405, SLG: 0.722	0-0 2-H HR	0-0 1-3 2-H 1B			C C C 0-3 K ①		x 0-0 L6 ③			3	1	2	3	0	1	1
73 Jose Martinez, R (6, 5) OBP: 0.346, SLG: 0.480										1	0	0	0	0	0	1
15 Jason Castro, L (1, 2) OBP: 0.515, SLG: 1.034	0-0 1B	S S S 0-3 K ③			x 0-0 G3-6-1 ②③ 1-2f			x 0-0 G6-3 ①		3	0	1	0	0	1	3
6 Jason Jaramillo, S (7, 2) OBP: 0.391, SLG: 0.278										1	0	0	0	0	0	0
46 Rick Ankiel, L (1, 8) OBP: 0.472, SLG: 0.750	0-0 P6 ③	B H 2-0 8 L6-3 HBP				x 0-0 G3 ①		x 0-0 8 BLK 2B		1	0	0	0	0	0	1
2 Brandon Barnes, R (6, PH) (7, 8) OBP: 0.353, SLG: 0.781										2	0	1	0	0	0	0
14 J.D. Martinez, R (1, 9) OBP: 0.311, SLG: 0.405		x 0-0 23 FC4-6 8 1B 27 SF9 1B	x 0-0 F8 ①			x 0-0 8 E 1B		x 0-0 F7 ②		4	1	2	0	0	0	2
8 Trevor Crowe, S (1, 7) OBP: 0.345, SLG: 0.519		x 0-0 23 FC4-6 1-2 1B	x 0-0 L6-3 ②③ 1-1			x 0-0 E5 1-2		B C C C 1-3 K ③ 2-3		4	0	1	0	0	1	3
23 Tyler Greene, R (1, 6) OBP: 0.313, SLG: 0.205		x 0-0 FC4-6 ① 29 S 29 1B 1-2f 2-3		S S S 0-3 K ①		S S S 0-3 K ②③ 2-			x 0-0 4 G6-4-3 1B	4	1	1	0	0	2	4
Inning Stats	R: 2 E: 0 K: 1 S: 8 H: 3 LOB: 1 BB: 0 P: 8	R: 3 E: 0 K: 1 S: 9 H: 4 LOB: 2 BB: 1 P: 14	R: 0 E: 0 K: 0 S: 2 H: 0 LOB: 0 BB: 0 P: 4	R: 0 E: 0 K: 3 S: 9 H: 0 LOB: 0 BB: 0 P: 9	R: 0 E: 0 K: 1 S: 4 H: 0 LOB: 0 BB: 1 P: 8	R: 0 E: 1 K: 1 S: 6 H: 1 LOB: 2 BB: 0 P: 6	R: 0 E: 0 K: 2 S: 8 H: 1 LOB: 1 BB: 0 P: 8	R: 0 E: 0 K: 1 S: 6 H: 1 LOB: 1 BB: 0 P: 7	R: 0 E: 0 K: 1 S: 5 H: 1 LOB: 0 BB: 0 P: 5	1B: 9 2B: 3 3B: 0 HR: 1	SF: 1 SAC: 0 DP: 4 HBP: 1						

PITCHER		IP	WLS	BF	H	R	ER	SO	BB	IBB	HBP	BLK	WP	HR	S	P	ERA	WHIP
35 Dillon Gee, R ERA: 8.31	(1, 1)	4.0		20	7	5	5	5	1	0	1	0	0	1	28	35	11.25	2.000
47 Aaron Laffey, L ERA:	(5, 1)	1.0		3	0	0	0	1	1	0	0	0	0	0	4	8	0.00	1.000
55 Pedro Feliciano, L ERA: 2.45	(6, 1)	0.1		3	1	0	0	0	0	0	0	0	0	0	3	3	0.00	3.000
46 Greg Burke, R ERA: 3.48	(6, 1)	1.2	W	5	1	0	0	3	0	0	0	0	0	0	11	11	0.00	0.600
66 Josh Edgin, L ERA: 3.72	(8, 1)	1.0	H	4	1	0	0	1	0	0	0	1	0	0	6	7	0.00	1.000

PITCHER		IP	WLS	BF	H	R	ER	SO	BB	IBB	HBP	BLK	WP	HR	S	P	ERA	WHIP
27 Jeurys Familia, R ERA: 3.24	(9, 1)	1.0	S	3	1	0	0	1	0	0	0	0	0	0	5	5	0.00	1.000

New York Mets @ Houston Astros

Osceola County Stadium, Kissimmee, FL

Wed Mar 20 2013, 6:08 PM - 9:30 PM EDT

Att. 3,709 - Cloudy - 73 F

livebaseballscorecards.com

AB	34
R	5
H	11
RBI	5
BB	2
SO	11
LOB	20

Batter	1	2	3	4	5	6	7	8	9	AB	R	H	RBI	BB	SO	LOB
27 Jose Altuve, R (1, 4) OBP: 0.382, SLG: 0.431 73 Jose Martinez, R (7, 4) OBP: 0.346, SLG: 0.480	C C C 0-3 ① K			X 0-0 4 E 4 HR 1B	X 0-0 ② F9		X 0-0 ③ G4-3			4 1 1 0 0 1 0 0 0 0 0 0 0 0						
29 Brett Wallace, L (1, 3) OBP: 0.357, SLG: 0.564 4 Brandon Laird, R (1, PR) OBP: 0.429, SLG: 0.721 (1, 3)	X 0-0 12 G1-6-3 1B			1 SAFE S X 0-1 1-H HR	X 0-0 ③ G3-1			S S S 0-3 ① K		1 0 1 0 0 0 0 3 1 1 2 0 1 0						
12 Carlos Pena, L (1, 10) OBP: 0.370, SLG: 0.650	1 SAFE X 0-0 ② ③ G1-6-3 1-2f			X 0-0 ① G6-3		X 0-0 ① F8		X 0-0 ② F7		4 0 0 0 0 0 1						
23 Chris Carter, R (1, 7) OBP: 0.333, SLG: 0.560 8 Trevor Crowe, S (7, 7) OBP: 0.333, SLG: 0.500		X 0-0 ① L7		X 0-0 2B		C C C 0-3 ② K		X 0-0 ③ G3		3 0 1 0 0 1 0 1 0 0 0 0 0 0						
46 Rick Ankiel, L (1, 9) OBP: 0.425, SLG: 0.667 (6, 8) (9, 9)		C C C 0-3 ② K		S S S 0-3 ② K		X 0-0 ③ F8			X 0-0 ① F8	4 0 0 0 0 2 1						
44 Justin Maxwell, R (1, 8) OBP: 0.239, SLG: 0.442 14 J.D. Martinez, R (6, 9) OBP: 0.340, SLG: 0.432 2 Brandon Barnes, R (9, PR) OBP: 0.353, SLG: 0.781 (9, 8)		C C C 0-3 ③ K		X 0-0 ③ G6-3			X 0-0 22 HR 1B		X 0-0 22 1B 30 1B 1B	2 0 0 0 0 1 1 2 1 2 0 0 0 0 0 1 0 0 0 0 0						
22 Carlos Corporán, S (1, 2) OBP: 0.393, SLG: 0.667			X 0-0 ① P6	B B B S S X 3-2 HR	S X 0-1 1-H HR			X 0-0 30 1B 1-3 1B		4 2 3 3 0 0 0						
30 Matt Dominguez, R (1, 5) OBP: 0.400, SLG: 0.657			X 0-0 ② G1	B S X 1-1 HR	X 0-0 ① F9			X 0-0 9 G6-4-3 1-2 3-H 1B		4 1 2 2 0 0 0						
9 Marwin Gonzalez, S (1, 6) OBP: 0.333, SLG: 0.350			X 0-0 ③ F8	X 0-0 ① G4-3	X 0-0 ② P5			X 0-0 ② ③ G6-4-3 1-2f		4 0 0 0 0 0 2						
Inning Stats	R: 0 H: 1 E: 0 LOB: 1 K: 1 BB: 0 S: 5 P: 5	R: 0 H: 0 E: 0 LOB: 0 K: 2 BB: 0 S: 7 P: 7	R: 0 H: 0 E: 0 LOB: 0 K: 0 BB: 0 S: 3 P: 3	R: 2 H: 3 E: 1 LOB: 1 K: 1 BB: 0 S: 9 P: 9	R: 2 H: 2 E: 0 LOB: 0 K: 0 BB: 0 S: 8 P: 12	R: 0 H: 0 E: 0 LOB: 0 K: 1 BB: 0 S: 5 P: 5	R: 2 H: 2 E: 0 LOB: 0 K: 0 BB: 0 S: 6 P: 6	R: 0 H: 0 E: 0 LOB: 0 K: 1 BB: 0 S: 5 P: 5	R: 1 H: 3 E: 0 LOB: 2 K: 0 BB: 0 S: 5 P: 5	1B: 6 SF: 0 2B: 1 SAC: 0 3B: 0 DP: 2 HR: 4 HBP: 0						

TOP

Houston Astros @ Detroit Tigers

Joker Marchant Stadium, Lakeland, FL

Thu Mar 21 2013, 6:07 PM - 8:46 PM EDT

Att. 6,835 - Clear - 71 F

livebaseballscorecards.com

AB	36
R	7
H	11
RBI	7
BB	0
SO	6
LOB	5

PITCHER		IP	WLS	BF	H	R	ER	SO	BB	IBB	HBP	BLK	WP	HR	S	P	ERA	WHIP
35 Justin Verlander, R ERA: 4.74	(1, 1)	5.2	L	22	6	4	4	5	0	0	0	0	0	3	36	40	6.35	1.059
62 Al Alburquerque, R ERA: 5.4	(6, 1)	1.1		6	2	2	2	0	0	0	0	0	0	1	7	7	13.50	1.500
53 Joaquín Benoit, R ERA: 1.8	(8, 1)	1.0		3	0	0	0	1	0	0	0	0	0	0	5	5	0.00	0.000
43 Bruce Rondón, R ERA: 3.72	(9, 1)	1.0		5	3	1	1	0	0	0	0	0	0	0	5	5	9.00	3.000

PITCHER	IP	WLS	BF	H	R	ER	SO	BB	IBB	HBP	BLK	WP	HR	S	P	ERA	WHIP

Houston Astros @ Detroit Tigers

Joker Marchant Stadium, Lakeland, FL

Thu Mar 21 2013, 6:07 PM - 8:46 PM EDT

Att. 6,835 - Clear - 71 F

BOTTOM

Batter	1	2	3	4	5	6	7	8	9	AB	R	H	RBI	BB	SO	LOB
14 Austin Jackson, R (1, 8) OBP: 0.340, SLG: 0.447 32 Don Kelly, L (8, 8) OBP: 0.357, SLG: 0.528	G3-1		K		P4			F9		3 1	0 0	0 0	0 0	0 0	1 0	2 1
48 Torii Hunter, R (1, 9) OBP: 0.288, SLG: 0.429 46 Ben Guez, R (8, 9)	G6-3		F9			K		K		3 1	0 0	0 0	0 0	0 0	1 1	1 1
24 Miguel Cabrera, R (1, 5) OBP: 0.341, SLG: 0.541 67 Kevin Russo, R (8, 5) OBP: 0.303, SLG: 0.484	G4-3			G6-3		4-0 28 G4-6-3 BB		K		2 1	0 0	0 0	0 0	1 1	0 1	0 1
28 Prince Fielder, L (1, 3) OBP: 0.413, SLG: 0.487 68 Matt Tuiasosopo, R (8, 3) OBP: 0.405, SLG: 0.703		4-0 41 1B 52 G5-4-3 BB		G3		G4-6-3 1-2f			F9	2 1	1 0	0 0	0 0	1 0	0 0	1 0
41 Victor Martinez, S (1, 10) OBP: 0.357, SLG: 0.367 55 Brayan Peña, S (9, PH) OBP: 0.258, SLG: 0.483		0-0 52 G5-4-3 1-3 1B		F8			0-0 2B		K	3 1	0 0	2 0	0 0	0 0	0 1	0 0
52 Quintin Berry, L (1, 7) OBP: 0.292, SLG: 0.190 36 Chad Wright, L (8, 7) OBP: 0.333, SLG: 0.333		0-0 G5-4-3 1-2f 3-H			4-0 27 1B 13 1B BB		0-3 K		K	2 1	1 0	0 0	0 0	1 0	1 1	2 0
27 Jhonny Peralta, R (1, 6) OBP: 0.283, SLG: 0.364 Jared Reaves, R (8, 6)		0-3 K			0-0 13 1B 1-2 1B		0-0 F7			3 0	0 0	1 0	0 0	0 0	1 0	1 0
13 Alex Avila, L (1, 2) OBP: 0.389, SLG: 0.366 82 Curt Casali, R (8, 2) OBP: 0.222, SLG: 0.250			4-0 4 FC5-4 BB		0-0 4 FC6-4 1-3 2-H 1B		0-0 P5			2 0	0 0	1 0	1 0	1 0	0 0	1 0
4 Omar Infante, R (1, 4) OBP: 0.324, SLG: 0.345 3 Devon Travis, R (8, 4) OBP: 1.000, SLG: 2.500			0-0 FC5-4 1-2f		0-0 FC6-4 1-2f			0-0 1B		2 1	0 0	0 1	0 0	0 0	0 0	2 0
Inning Stats	R: 0 E: 0 K: 0 S: 3 H: 0 LOB: 0 BB: 0 P: 3	R: 1 E: 0 K: 1 S: 5 H: 1 LOB: 0 BB: 1 P: 9	R: 0 E: 0 K: 1 S: 5 H: 0 LOB: 1 BB: 1 P: 9	R: 0 E: 0 K: 0 S: 3 H: 0 LOB: 0 BB: 0 P: 3	R: 1 E: 0 K: 0 S: 4 H: 2 LOB: 1 BB: 1 P: 8	R: 0 E: 0 K: 1 S: 4 H: 0 LOB: 0 BB: 1 P: 8	R: 0 E: 0 K: 1 S: 6 H: 1 LOB: 1 BB: 0 P: 6	R: 0 E: 0 K: 2 S: 8 H: 1 LOB: 1 BB: 0 P: 8	R: 0 E: 0 K: 2 S: 7 H: 0 LOB: 0 BB: 0 P: 7	1B: 4 2B: 1 3B: 0 HR: 0 SF: 0 SAC: 0 DP: 2 HBP: 0						

livebaseballscorecards.com

AB	29
R	2
H	5
RBI	1
BB	4
SO	8
LOB	13

PITCHER		IP	WLS	BF	H	R	ER	SO	BB	IBB	HBP	BLK	WP	HR	S	P	ERA	WHIP
64 Lucas Harrell, R ERA: 2.5	(1, 1)	5.0	W	19	3	2	2	2	3	0	0	0	0	0	20	32	3.60	1.200
62 Hector Ambriz, R ERA: 3.38	(6, 1)	1.0	H	3	0	0	0	1	1	0	0	0	0	0	4	8	0.00	1.000
43 Brad Peacock, R ERA: 3.68	(7, 1)	3.0	S	11	2	0	0	5	0	0	0	0	0	0	21	21	0.00	0.667

PITCHER	IP	WLS	BF	H	R	ER	SO	BB	IBB	HBP	BLK	WP	HR	S	P	ERA	WHIP

St. Louis Cardinals @ Houston Astros

Osceola County Stadium, Kissimmee, FL

Fri Mar 22 2013, 1:06 PM - 3:44 PM EDT

Att. 4,274 - Sunny - 72 F

TOP

livebaseballscorecards.com

Batter	1	2	3	4	5	6	7	8	9	AB	R	H	RBI	BB	SO	LOB
13 Matt Carpenter, L (1, 4) OBP: 0.459, SLG: 0.538	G4-3		F8			L9	L4			4	0	0	0	0	0	0
19 Jon Jay, L (1, 8) OBP: 0.278, SLG: 0.333 60 Justin Christian, R (6, 7) OBP: 0.286, SLG: 0.364	21 BB 1B		BB			G3		G5-3		2 1	0 0	1 0	0 0	1 0	0 0	0 0
21 Allen Craig, R (1, 3) OBP: 0.460, SLG: 0.487 Jamie Romak, R (6, PR) (6, 3)	1 SAFE 1-2 BB		K			23 1B BB		G6-3		1 1	0 0	0 0	0 0	2 0	1 0	1 0
23 David Freese, R (1, 5) OBP: 0.371, SLG: 0.500 92 Patrick Wisdom, R (6, PR) OBP: 0.182, SLG: 0.100 (6, 5)	K			G6-3		1-2 1B		F9		3 1	0 0	1 0	0 0	0 0	1 0	1 0
87 Oscar Taveras, L (1, 9) OBP: 0.311, SLG: 0.448		G1-3		P4		G1-3			F8	4	0	0	0	0	0	2
43 Shane Robinson, R (1, 7) OBP: 0.500, SLG: 0.792 (6, 8)		2B		F8			33 WP 48 G4-3 2B		F9	4	1	2	0	0	0	0
33 Daniel Descalso, L (1, 6) OBP: 0.352, SLG: 0.462		F7			F8		53 S 48 G4-3 53 SF7 2-3 BB		1B	3	1	1	0	1	0	1
48 Tony Cruz, R (1, 2) OBP: 0.275, SLG: 0.270 46 J.R. Towles, R (7, 2) OBP: 0.391, SLG: 0.300		K			K		G4-3 1-2 3-H		F9	3 1	0 0	0 0	1 0	0 0	2 0	2 1
54 Jaime García, L (1, 1) 53 Matt Adams, L (7, PH) OBP: 0.340, SLG: 0.542 34 Marc Rzepczynski, L (7, 1) 44 Edward Mujica, R (8, 1)			G2-3		P6		SF7 2-H			2 0 0 0	0 0 0 0	0 0 0 0	0 1 0 0	0 0 0 0	0 0 0 0	0 0 0 0

AB	30
R	2
H	5
RBI	2
BB	4
SO	4
LOB	8

Inning Stats	1	2	3	4	5	6	7	8	9
	R: 0 E: 0 K: 1 S: 5	H: 1 LOB: 1 BB: 1 P: 9	R: 0 E: 0 K: 1 S: 6	H: 1 LOB: 1 BB: 0 P: 6	R: 0 E: 0 K: 1 S: 5	H: 0 LOB: 1 BB: 1 P: 9	R: 0 E: 0 K: 0 S: 3	H: 0 LOB: 0 BB: 0 P: 3	R: 0 E: 0 K: 1 S: 5	H: 0 LOB: 0 BB: 0 P: 5	R: 0 E: 0 K: 0 S: 4	H: 1 LOB: 2 BB: 1 P: 8	R: 2 E: 0 K: 0 S: 4	H: 1 LOB: 0 BB: 1 P: 9	R: 0 E: 0 K: 0 S: 3	H: 0 LOB: 0 BB: 0 P: 3	R: 0 E: 0 K: 0 S: 4	H: 1 LOB: 1 BB: 0 P: 4

1B: 3	SF: 1	WP: 1	PA: 35
2B: 2	SAC: 0	PB: 0	
3B: 0	DP: 0	SB: 1	
HR: 0	HBP: 0	CS: 0	

PITCHER		IP	WLS	BF	H	R	ER	SO	BB	IBB	HBP	BLK	WP	HR	S	P	ERA	WHIP
20 Bud Norris, R ERA: 3.92	(1, 1)	6.0		23	3	0	0	4	3	0	0	0	0	0	28	40	0.00	1.000
41 Jose Veras, R ERA: 9.82	(7, 1)	0.2	B	4	1	2	2	0	1	0	0	0	1	0	3	8	27.00	3.000
63 Xavier Cedeño, L ERA: 3.0	(7, 1)	0.1		1	0	0	0	0	0	0	0	0	0	0	1	1	0.00	0.000
67 Jose Valdez, R ERA: 1.93	(8, 1)	1.0	W	3	0	0	0	0	0	0	0	0	0	0	3	3	0.00	0.000
80 Chia-Jen Lo, R ERA: 2.08	(9, 1)	1.0	S	4	1	0	0	0	0	0	0	0	0	0	4	4	0.00	1.000

PITCHER	IP	WLS	BF	H	R	ER	SO	BB	IBB	HBP	BLK	WP	HR	S	P	ERA	WHIP

BOTTOM

St. Louis Cardinals @ Houston Astros

Osceola County Stadium, Kissimmee, FL

Fri Mar 22 2013, 1:06 PM - 3:44 PM EDT

Att. 4,274 - Sunny - 72 F

livebaseballscorecards.com

Batter	1	2	3	4	5	6	7	8	9	AB	R	H	RBI	BB	SO	LOB
27 Jose Altuve, R (1, 4) OBP: 0.407, SLG: 0.463	BBBB 4-0 23 2B 44 WP BB		x 0-0 ② F9			x 0-0 23 1B 2B		x 0-0 44 F8 23 E 1-3 1B		3	2	2	0	1	0	0
2 Brandon Barnes, R (1, 7) OBP: 0.324, SLG: 0.714 46 Rick Ankiel, L (8, PH) OBP: 0.415, SLG: 0.667 (9, 9)	x 0-0 ① F9		x 0-0 ③ F7			x 0-0 ① G6-3		x 0-0 ① SF9 3-H		3 0	0 0	0 0	0 1	0 0	0 0	2 0
23 Chris Carter, R (1, 10) OBP: 0.344, SLG: 0.574	x 0-0 44 WP 1-3 2B			C C C 0-3 ① K		x 0-0 44 FC6-4 2-H 1B		x 0-0 FC5 1-2		4	0	2	1	0	1	1
44 Justin Maxwell, R (1, 8) OBP: 0.220, SLG: 0.404	B x 1-0 ② G6-3 2-3 3-H			C C C 0-3 ② K		x 0-0 ② FC6-4 4 FC6-4 1-2f		x 0-0 ② F8 2-3		4	0	0	0	0	1	4
4 Brandon Laird, R (1, 3) OBP: 0.396, SLG: 0.660	x 0-0 ③ G4-3			x 0-0 ③ F8		x 0-0 ③ FC6-4 1-2f		x 0-0 ③ G5-3		4	0	0	0	0	0	4
15 Jason Castro, L (1, 2) OBP: 0.472, SLG: 0.938		S S S 0-3 ① K			x 0-0 ① G4-3		x 0-0 ① G4-3			3	0	0	0	0	1	0
14 J.D. Martinez, R (1, 9) OBP: 0.340, SLG: 0.426 8 Trevor Crowe, S (9, 7) OBP: 0.333, SLG: 0.500		x 0-0 ② G4-3			x 0-0 1B		S S S 0-3 ② K			3 0	0 0	1 0	0 0	0 0	1 0	0 0
30 Matt Dominguez, R (1, 5) OBP: 0.372, SLG: 0.605		C C C 0-3 ③ K			x 0-0 ② F8		S S S 0-3 ③ K			3	0	0	0	0	2	1
23 Tyler Greene, R (1, 6) OBP: 0.314, SLG: 0.214			C C C 0-3 ① K		x 0-0 ③ FC6-4 1-			x 0-0 27 1B 46 SF9 1B		3	1	1	0	0	1	1
Inning Stats	R: 1 H: 1 E: 0 LOB: 1 K: 0 BB: 1 S: 4 P: 9	R: 0 H: 0 E: 0 LOB: 0 K: 2 BB: 0 S: 7 P: 7	R: 0 H: 0 E: 0 LOB: 0 K: 1 BB: 0 S: 5 P: 5	R: 0 H: 0 E: 0 LOB: 0 K: 2 BB: 0 S: 7 P: 7	R: 0 H: 1 E: 0 LOB: 1 K: 0 BB: 0 S: 4 P: 4	R: 1 H: 2 E: 0 LOB: 1 K: 0 BB: 0 S: 5 P: 5	R: 0 H: 0 E: 0 LOB: 0 K: 2 BB: 0 S: 7 P: 7	R: 1 H: 2 E: 1 LOB: 2 K: 0 BB: 0 S: 6 P: 6		1B: 4 SF: 1 2B: 2 SAC: 0 3B: 0 DP: 0 HR: 0 HBP: 0						

	AB	30
	R	3
	H	6
	RBI	2
	BB	1
	SO	7
	LOB	13

WP: 1 PA: 32
PB: 0
SB: 0
CS: 0

PITCHER		IP	WLS	BF	H	R	ER	SO	BB	IBB	HBP	BLK	WP	HR	S	P	ERA	WHIP
54 Jaime García, L ERA: 3.0	(1, 1)	6.0		23	4	2	2	5	1	0	0	0	1	0	32	37	3.00	0.833
34 Marc Rzepczynski, L ERA: 2.57	(7, 1)	1.0		3	0	0	0	2	0	0	0	0	0	0	7	7	0.00	0.000
44 Edward Mujica, R ERA: 11.0	(8, 1)	1.0	L	6	2	1	1	0	0	0	0	0	0	0	6	6	9.00	2.000

PITCHER	IP	WLS	BF	H	R	ER	SO	BB	IBB	HBP	BLK	WP	HR	S	P	ERA	WHIP

Houston Astros @ Atlanta Braves

Champion Stadium, Lake Buena Vista, FL

Sat Mar 23 2013, 1:10 PM - 3:24 PM EDT

Att. 6,890 - Cloudy - 81 F

TOP

livebaseballscorecards.com

Batter	1	2	3	4	5	6	7	8	9	AB	R	H	RBI	BB	SO	LOB
27 Jose Altuve, R (1, 4) OBP: 0.381, SLG: 0.431	C S S 0-3 ① K		X 0-0 ② G6-3			X 0-0 ① G5-3		S C S 0-3 ③ K		4	0	0	0	0	2	0
29 Brett Wallace, L (1, 5) OBP: 0.348, SLG: 0.524	B B B B 4-0 23 BB BB		C S S 0-3 ③ K			X 0-0 ② G3			X 0-0 ① F7	3	0	0	0	1	1	0
12 Carlos Pena, L (1, 3) OBP: 0.340, SLG: 0.591	C S S 0-3 ② K			X 0-0 ① G4-3		S C S 0-3 ③ K			S S C 0-3 ② K	4	0	0	0	0	3	1
23 Chris Carter, R (1, 7) OBP: 0.354, SLG: 0.554	B B B B 4-0 1-2 BB			S C S 0-3 ② K			X 0-0 ① F7		H 1-0 46 HR HBP	2	1	0	0	1	1	0
21 Fernando Martinez, L (1, 9) OBP: 0.357, SLG: 0.500 46 Rick Ankiel, L (4, 9) OBP: 0.442, SLG: 0.789	S C S 0-3 ③ K			X 0-0 ③ G6-3			X 0-0 2B		X 0-0 1-H HR	2 2	0 1	0 2	0 2	0 0	1 0	2 0
44 Justin Maxwell, R (1, 8) OBP: 0.204, SLG: 0.373		C S C 0-3 ① K			C S S 0-3 ① K		S C S 0-3 ② K		X 0-0 ③ F9	4	0	0	0	0	3	1
15 Jason Castro, L (1, 2) OBP: 0.447, SLG: 0.882 22 Carlos Corporán, S (5, 2) OBP: 0.379, SLG: 0.643		X 0-0 ② F7			X 0-0 ② L6		X 0-0 ③ F9			2 1	0 0	0 0	0 0	0 0	0 0	0 1
9 Marwin Gonzalez, S (1, 6) OBP: 0.333, SLG: 0.333		X 0-0 ③ G3-1			B B B B 4-0 BB			X 0-0 ① F9		2	0	0	0	1	0	0
59 Philip Humber, R (1, 1) 50 Josh Fields, R (7, 1) 2 Brandon Barnes, R (8, PH) OBP: 0.316, SLG: 0.694 55 Rhiner Cruz, R (8, 1)			C S C 0-3 ① K		S S C 0-3 ③ K			X 0-0 ② G4-3		2 0 1 0	0 0 0 0	0 0 0 0	0 0 0 0	0 0 0 0	2 0 0 0	1 0 0 0
Inning Stats	R: 0 H: 0 E: 0 LOB: 2 K: 3 BB: 2 S: 9 P: 17	R: 0 H: 0 E: 0 LOB: 0 K: 1 BB: 0 S: 5 P: 5	R: 0 H: 0 E: 0 LOB: 0 K: 2 BB: 0 S: 7 P: 7	R: 0 H: 0 E: 0 LOB: 0 K: 1 BB: 0 S: 5 P: 5	R: 0 H: 0 E: 0 LOB: 1 K: 2 BB: 1 S: 7 P: 11	R: 0 H: 0 E: 0 LOB: 0 K: 1 BB: 0 S: 5 P: 5	R: 0 H: 1 E: 0 LOB: 1 K: 1 BB: 0 S: 6 P: 6	R: 0 H: 0 E: 0 LOB: 0 K: 1 BB: 0 S: 5 P: 5	R: 2 H: 1 E: 0 LOB: 0 K: 1 BB: 0 S: 6 P: 7	1B: 0 SF: 0 2B: 1 SAC: 0 3B: 0 DP: 0 HR: 1 HBP: 1						

	AB	29
	R	2
	H	2
	RBI	2
	BB	3
	SO	13
	LOB	6

WP: 0 PA: 33
PB: 0
SB: 0
CS: 0

PITCHER	IP	WLS	BF	H	R	ER	SO	BB	IBB	HBP	BLK	WP	HR	S	P	ERA	WHIP
49 Julio Teheran, R (1, 1) ERA: 1.04	6.0	W	21	0	0	0	10	3	0	0	0	0	0	38	50	0.00	0.500
52 Jordan Walden, R (7, 1) ERA: 6.0	1.0	H	4	1	0	0	1	0	0	0	0	0	0	6	6	0.00	1.000
34 Eric O'Flaherty, L (8, 1) ERA:	1.0	H	3	0	0	0	1	0	0	0	0	0	0	5	5	0.00	0.000
46 Craig Kimbrel, R (9, 1) ERA: 7.5	1.0	S	5	1	2	2	1	0	0	1	0	0	1	6	7	18.00	1.000

PITCHER	IP	WLS	BF	H	R	ER	SO	BB	IBB	HBP	BLK	WP	HR	S	P	ERA	WHIP

Batter	1	2	3	4	5	6	7	8	9	AB	R	H	RBI	BB	SO	LOB
19 Andrelton Simmons, R (1, 6) OBP: 0.313, SLG: 0.733 76 Joe Leonard, R (7, 3) OBP: 0.267, SLG: 0.400 (8, 5)	G4-3		G5-3			F7				3	0	0	0	0	0	0
										0	0	0	0	0	0	0
17 Jordan Schafer, L (1, 8) OBP: 0.317, SLG: 0.286	P6		K			F8				3	0	0	0	0	1	0
5 Freddie Freeman, L (1, 3) OBP: 0.371, SLG: 0.712 52 Jordan Walden, R (7, 1) 13 Jose Constanza, L (8, 7) OBP: 0.300, SLG: 0.400 (9, 9)	F8			P6		F8				3	0	0	0	0	0	0
										0	0	0	0	0	0	0
										0	0	0	0	0	0	0
26 Dan Uggla, R (1, 4) OBP: 0.282, SLG: 0.308 92 José Peraza, R (8, 6)		HR		G5-3			K			3	1	1	1	0	1	0
										0	0	0	0	0	0	0
25 Juan Francisco, L (1, 5) OBP: 0.356, SLG: 0.632 34 Eric O'Flaherty, L (8, 1) 86 Robby Hefflinger, R (9, 7)	L6			G5-3			F9			3	0	0	0	0	0	0
										0	0	0	0	0	0	0
										0	0	0	0	0	0	0
68 Evan Gattis, R (1, 2) OBP: 0.404, SLG: 0.796		HR			P5		F8			3	1	1	1	0	0	0
73 Joey Terdoslavich, S (1, 9) OBP: 0.409, SLG: 0.571 (8, 3)	G3				K			F7		3	0	0	0	0	1	0
74 Jordan Parraz, R (1, 7) OBP: 0.310, SLG: 0.600 (8, 9) 46 Craig Kimbrel, R (9, 1)	K				HR			P3		3	1	1	1	0	1	0
										0	0	0	0	0	0	0
49 Julio Teheran, R (1, 1) 1 Tyler Pastornicky, R (7, 6) OBP: 0.459, SLG: 0.593 (8, 4)			K		L9			K		2	0	0	0	0	1	0
										1	0	0	0	0	1	0
Inning Stats	R: 0 E: 0 K: 0 S: 3 H: 0 LOB: 0 BB: 0 P: 3	R: 2 E: 0 K: 1 S: 9 H: 2 LOB: 0 BB: 0 P: 11	R: 0 E: 0 K: 2 S: 7 H: 0 LOB: 0 BB: 0 P: 7	R: 0 E: 0 K: 0 S: 3 H: 0 LOB: 0 BB: 0 P: 3	R: 1 E: 0 K: 1 S: 7 H: 1 LOB: 0 BB: 0 P: 10	R: 0 E: 0 K: 0 S: 3 H: 0 LOB: 0 BB: 0 P: 3	R: 0 E: 0 K: 1 S: 5 H: 0 LOB: 0 BB: 0 P: 5	R: 0 E: 0 K: 1 S: 5 H: 0 LOB: 0 BB: 0 P: 5		1B: 0 2B: 0 3B: 0 HR: 3 SF: 0 SAC: 0 DP: 0 HBP: 0						

PITCHER		IP	WLS	BF	H	R	ER	SO	BB	IBB	HBP	BLK	WP	HR	S	P	ERA	WHIP
59 Philip Humber, R ERA: 2.25	(1, 1)	6.0	L	21	3	3	3	4	0	0	0	0	0	3	32	37	4.50	0.500
50 Josh Fields, R ERA: 3.12	(7, 1)	1.0		3	0	0	0	1	0	0	0	0	0	0	5	5	0.00	0.000
55 Rhiner Cruz, R ERA: 1.59	(8, 1)	1.0		3	0	0	0	1	0	0	0	0	0	0	5	5	0.00	0.000

PITCHER	IP	WLS	BF	H	R	ER	SO	BB	IBB	HBP	BLK	WP	HR	S	P	ERA	WHIP

BOTTOM

Houston Astros @ Atlanta Braves

Champion Stadium, Lake Buena Vista, FL

Sat Mar 23 2013, 1:10 PM - 3:24 PM EDT

Att. 6,890 - Cloudy - 81 F

livebaseballscorecards.com

AB	27
R	3
H	3
RBI	3
BB	0
SO	6
LOB	0

WP: 0 PA: 27
PB: 0
SB: 0
CS: 0

Batter	1	2	3	4	5	6	7	8	9	AB	R	H	RBI	BB	SO	LOB
9 Juan Pierre, L (1, 7) OBP: 0.370, SLG: 0.360	0-0 1 SH1-3 27 1B 1B		0-0 ① B5-3	0-0 ③ F7						3	1	1	0	0	0	2
1 Wilson Valdez, R (1, 6) OBP: 0.326, SLG: 0.231	0-0 ① SH1-3 1-2		0-0 29 2B 1B		0-0 ① G4-3					2	0	1	0	0	0	0
27 Giancarlo Stanton, R (1, 9) OBP: 0.472, SLG: 0.655	0-0 29 1B 2-H 1B		0-0 ② L7		0-0 ② G5-3					3	0	1	1	0	0	1
29 Greg Dobbs, L (1, 10) OBP: 0.353, SLG: 0.471	0-0 20 CS 1-2 1B		0-0 1-3 2B		0-0 20 1B 2B					3	0	3	0	0	0	0
20 Justin Ruggiano, R (1, 8) OBP: 0.182, SLG: 0.200	0-3 ② ③ S S S K 1-2		0-0 ③ P4		0-0 19 FC6 2-3 1B					3	0	1	0	0	1	4
19 Rob Brantly, L (1, 2) OBP: 0.377, SLG: 0.388		0-0 ① P5		0-0 22 FC5-4 12 1B 1B	0-0 ③ FC6 1-2f					3	0	1	0	0	0	2
12 Matt Downs, R (1, 5) OBP: 0.182, SLG: 0.317		0-0 ② F8		0-0 22 FC5-4 1-2 1B						2	0	1	0	0	0	0
18 Casey Kotchman, L (1, 3) OBP: 0.500, SLG: 0.649		0-0 1B		0-0 ① F9						2	0	1	0	0	0	2
22 Nick Green, R (1, 4) OBP: 0.318, SLG: 0.300		0-3 ③ S S S K		0-0 ② FC5-4 1-2f 2-3						2	0	0	0	0	1	3
Inning Stats	R: 1 H: 3 E: 0 LOB: 2 K: 1 BB: 0 S: 7 P: 7	R: 0 H: 1 E: 0 LOB: 1 K: 1 BB: 0 S: 6 P: 6	R: 0 H: 2 E: 0 LOB: 2 K: 0 BB: 0 S: 5 P: 5	R: 0 H: 2 E: 0 LOB: 2 K: 0 BB: 0 S: 5 P: 5	R: 0 H: 2 E: 0 LOB: 2 K: 0 BB: 0 S: 5 P: 5					1B: 8 SF: 0 2B: 3 SAC: 1 3B: 0 DP: 1 HR: 0 HBP: 0						

TOP

Miami Marlins @ Houston Astros

Osceola County Stadium, Kissimmee, FL

Sun Mar 24 2013, 1:07 PM - 2:40 PM EDT

Att. 2,761 - Cloudy - 81 F

WP: 0 PB: 0 SB: 0 CS: 1 PA: 24

livebaseballscorecards.com

AB	23
R	1
H	10
RBI	1
BB	0
SO	2
LOB	14

MIAMI

PITCHER		IP	WLS	BF	H	R	ER	SO	BB	IBB	HBP	BLK	WP	HR	S	P	ERA	WHIP
David Martinez, R ERA: 1.5	(1, 1)	4.0	W	19	8	1	1	2	0	0	0	0	0	0	23	23	2.25	2.000
41 Jose Veras, R ERA: 7.71	(5, 1)	1.0	S	5	2	0	0	0	0	0	0	0	0	0	5	5	0.00	2.000

PITCHER	IP	WLS	BF	H	R	ER	SO	BB	IBB	HBP	BLK	WP	HR	S	P	ERA	WHIP

Batter	1	2	3	4	5	6	7	8	9	AB	R	H	RBI	BB	SO	LOB
27 Jose Altuve, R (1, 4) OBP: 0.394, SLG: 0.424	BBBB 4-0 12 G5-6-3 BB		BBBB 4-0 29 S 29 HR BB	x 0-0 ③ F8						1	1	0	0	2	0	1
29 Brett Wallace, L (1, 3) OBP: 0.347, SLG: 0.578	SSS 0-3 ① K		BBSX 2-1 1-H HR		x 0-0 ① G3					3	1	1	2	0	1	1
12 Carlos Pena, L (1, 10) OBP: 0.321, SLG: 0.553	x 0-0 ②③ G5-6-3 1-2f		x 0-0 ① G4-3		x 0-0 ② G3					3	0	0	0	0	0	1
46 Rick Ankiel, L (1, 8) OBP: 0.478, SLG: 0.800		BBBB 4-0 21 2B BB	x 0-0 21 G1 1B		x 0-0 1B					2	1	2	0	1	0	0
21 Fernando Martinez, L (1, 9) OBP: 0.367, SLG: 0.536		x 0-0 22 F9 30 SF8 1-H 2B	x 0-0 ② G1 1-2							2	1	1	1	0	0	1
22 Carlos Corporán, S (1, 2) OBP: 0.355, SLG: 0.600		x 0-0 ① F9 2-3	x 0-0 ③ F7							2	0	0	0	0	0	2
30 Matt Dominguez, R (1, 5) OBP: 0.356, SLG: 0.590		x 0-0 ② SF8 3-H		x 0-0 ① G1						1	0	0	1	0	0	0
8 Trevor Crowe, S (1, 7) OBP: 0.344, SLG: 0.483		BBBB 4-0 13 FC6-4 BB		x 0-0 ② G4-3						1	0	0	0	1	0	0
13 Ronny Cedeno, R (1, 6) OBP: 0.378, SLG: 0.485		x 0-0 ③ FC6-4 1-2f		x 0-0 3B						2	0	1	0	0	0	1
Inning Stats	R: 0 H: 0 E: 0 LOB: 0 K: 1 BB: 1 S: 4 P: 8	R: 2 H: 1 E: 0 LOB: 1 K: 0 BB: 2 S: 4 P: 12	R: 2 H: 2 E: 0 LOB: 1 K: 0 BB: 1 S: 6 P: 12	R: 0 H: 1 E: 0 LOB: 1 K: 0 BB: 0 S: 4 P: 4	R: 0 H: 1 E: 0 LOB: 1 K: 0 BB: 0 S: 3 P: 3					1B: 2 SF: 1 2B: 1 SAC: 0 3B: 1 DP: 1 HR: 1 HBP: 0						

PITCHER	IP	WLS	BF	H	R	ER	SO	BB	IBB	HBP	BLK	WP	HR	S	P	ERA	WHIP
33 Jacob Turner, R (1, 1) ERA: 9.69	4.2	L	22	5	4	4	1	4	0	0	0	0	1	21	39	7.71	1.929

PITCHER	IP	WLS	BF	H	R	ER	SO	BB	IBB	HBP	BLK	WP	HR	S	P	ERA	WHIP

BOTTOM

Miami Marlins @ Houston Astros

Osceola County Stadium, Kissimmee, FL

Sun Mar 24 2013, 1:07 PM - 2:40 PM EDT

Att. 2,761 - Cloudy - 81 F

livebaseballscorecards.com

AB	17
R	4
H	5
RBI	4
BB	4
SO	1
LOB	7

WP: 0 PA: 22
PB: 0
SB: 1
CS: 0

TOP

Washington Nationals @ Houston Astros

Osceola County Stadium, Kissimmee, FL

Mon Mar 25 2013, 6:09 PM - 9:22 PM EDT

Att. 3,913 - Clear - 73 F

livebaseballscorecards.com

Batter	1	2	3	4	5	6	7	8	9	AB	R	H	RBI	BB	SO	LOB
2 Denard Span, L (1, 8) OBP: 0.361, SLG: 0.280	BBBB 4-0 28 G4-6-3 BB		x 0-0 ② F9	x 0-0 ③ G3		BBBB 4-0 1-2 BB		x 0-0 ③ G4-3		3	0	0	0	2	0	5
28 Jayson Werth, R (1, 9) OBP: 0.340, SLG: 0.383	x 0-0 ①② G4-6-3 1-2f		x 0-0 34 1B 1-3 1B		BBBB 4-0 34 1B 11 G5-4-3 BB	SSS 0-3 ③ K			SSS 0-3 ① K	2	0	1	0	1	0	1
46 Micah Owings, R (5, PR) OBP: 0.394, SLG: 0.656 (5, 7)										2	1	0	0	0	2	2
34 Bryce Harper, L (1, 7) OBP: 0.484, SLG: 0.721	x 0-0 1B		x 0-0 1-2 3-H 1B		x 0-0 11 G5-4-3 1-3 1B		SSS 0-3 ① K		SSC 0-3 ② K	3	0	3	1	0	0	0
33 Roger Bernadina, L (5, PR) (5, 9)										2	0	0	0	0	2	0
11 Ryan Zimmerman, R (1, 5) OBP: 0.289, SLG: 0.432	x 0-0 ③ L5		x 0-0 ③ G4-3		x 0-0 ①② G5-4-3 1-2f 3-H		x 0-0 ② F7		BBBB 4-0 BB	3	0	0	0	0	0	4
12 Tyler Moore, R (5, 3) OBP: 0.232, SLG: 0.418										1	0	0	0	1	0	0
25 Adam LaRoche, L (1, 3) OBP: 0.286, SLG: 0.409		SSS 0-3 ① K		x 0-0 20 1B 40 1B 1B	BBX 2-0 HR		x 0-0 ③ F7		x 0-0 ③ F8	3	2	2	1	0	1	0
18 Chad Tracy, L (5, 5) OBP: 0.283, SLG: 0.419										2	0	0	0	0	0	1
20 Ian Desmond, R (1, 6) OBP: 0.333, SLG: 0.429		SSC 0-3 ② K		x 0-0 40 1B 1-2 1B	x 0-0 ③ G5-3			x 0-0 ① G5-3		3	0	1	0	0	1	1
19 Carlos Rivero, R (6, 6) OBP: 0.226, SLG: 0.271										1	0	0	0	0	0	0
8 Danny Espinosa, S (1, 4) OBP: 0.377, SLG: 0.455	x 0-0 ③ G4-3			x 0-0 ① P5		x 0-0 2 BB 1B		x 0-0 ② G4-3		3	0	1	0	0	0	2
35 Craig Stammen, R (6, 1)										0	0	0	0	0	0	0
22 Drew Storen, S (7, 1)										0	0	0	0	0	0	0
49 Carlos Maldonado, R (8, PH) OBP: 0.438, SLG: 0.333										1	0	0	0	0	0	0
(8, 2)																
40 Wilson Ramos, R (1, 2) OBP: 0.333, SLG: 0.367			x 0-0 ① G6-3	x 0-0 38 SH1-3 1-3 2-H 1B		x 0-0 ① F8		x 0-0 1 1B 1 WP 1B		4	0	2	1	0	0	1
16 J.C. Romero, S (8, 1)										0	0	0	0	0	0	0
38 Chris Young, R (1, 1) OBP: 1.000, SLG: 1.000			x 0-0 28 1B 34 1B 1B	x 0-0 ② SH1-3 1-2		SSC 0-3 ② K		BX 1-0 1-3 1B		1	1	1	0	0	0	0
63 Henry Alberto Rodriguez, S (5, PR)										0	0	0	0	0	0	0
1 Steve Lombardozzi, S (6, PH) OBP: 0.206, SLG: 0.246										2	0	1	0	0	1	1
(6, 4)																
Inning Stats	R: 0 E: 0 K: 0 S: 3 H: 1 LOB: 1 BB: 1 P: 7	R: 0 E: 0 K: 2 S: 7 H: 0 LOB: 0 BB: 0 P: 7	R: 1 E: 0 K: 0 S: 6 H: 3 LOB: 2 BB: 0 P: 6	R: 1 E: 0 K: 0 S: 6 H: 3 LOB: 2 BB: 0 P: 6	R: 2 E: 0 K: 0 S: 4 H: 2 LOB: 1 BB: 1 P: 10	R: 0 E: 0 K: 2 S: 8 H: 1 LOB: 2 BB: 1 P: 12	R: 0 E: 0 K: 1 S: 5 H: 0 LOB: 0 BB: 0 P: 5	R: 0 E: 0 K: 0 S: 5 H: 2 LOB: 2 BB: 0 P: 6	R: 0 E: 0 K: 2 S: 7 H: 0 LOB: 1 BB: 1 P: 11	1B: 11 2B: 0 3B: 0 HR: 1	SF: 0 SAC: 1 DP: 2 HBP: 0						

	AB	36
	R	4
	H	12
	RBI	3
	BB	4
	SO	7
	LOB	18

WP: 1 PB: 0 SB: 0 CS: 0 PA: 41

PITCHER		IP	WLS	BF	H	R	ER	SO	BB	IBB	HBP	BLK	WP	HR	S	P	ERA	WHIP
36 Alex White, R ERA: 6.86	(1, 1)	5.0		24	9	4	4	2	2	0	0	0	0	1	26	36	7.20	2.200
50 Josh Fields, R ERA: 2.79	(6, 1)	1.0		5	1	0	0	2	1	0	0	0	0	0	8	12	0.00	2.000
41 Jose Veras, R ERA: 6.35	(7, 1)	1.0	W	3	0	0	0	1	0	0	0	0	0	0	5	5	0.00	0.000
62 Hector Ambriz, R ERA: 2.84	(8, 1)	1.0	H	5	2	0	0	0	0	0	0	0	1	0	5	6	0.00	2.000
63 Xavier Cedeño, L ERA: 2.25	(9, 1)	1.0	S	4	0	0	0	2	1	0	0	0	0	0	7	11	0.00	1.000

PITCHER	IP	WLS	BF	H	R	ER	SO	BB	IBB	HBP	BLK	WP	HR	S	P	ERA	WHIP

BOTTOM

Washington Nationals @ Houston Astros

Osceola County Stadium, Kissimmee, FL

Mon Mar 25 2013, 6:09 PM - 9:22 PM EDT

Att. 3,913 - Clear - 73 F

livebaseballscorecards.com

Batter	1	2	3	4	5	6	7	8	9	AB	R	H	RBI	BB	SO	LOB
9 Marwin Gonzalez, S (1, 4) (6, 6) OBP: 0.340, SLG: 0.340	0-0 12 BB 1B		0-0 G1-3		0-0 P6		0-0 4 1B 1-2 3B 1B	0-0 G4-3		5	1	2	0	0	0	1
29 Brett Wallace, L (1, 5) (6, 5) (7, 7) OBP: 0.327, SLG: 0.542	0-3 K		0-3 K		0-3 K		0-0 1-2 2-3 3B 1B	0-3 K		3	0	0	0	0	3	2
4 Brandon Laird, R OBP: 0.400, SLG: 0.653										2	1	1	0	0	1	0
12 Carlos Pena, L (1, 3) OBP: 0.321, SLG: 0.531	4-0 1-2 BB			0-0 P5		0-3 K	0-0 1-H 2-H 3-H 8 1B 3B			2	0	0	0	1	1	0
Jon Singleton, L (7, 3) OBP: 0.500, SLG: 1.500										1	1	1	3	0	0	0
23 Chris Carter, R (1, 7) OBP: 0.353, SLG: 0.534	0-0 F8			0-0 F7		4-0 21 1B BB	0-3 K2-3			2	0	0	0	1	0	2
2 Brandon Barnes, R (6, PR) (7, 7) (7, 8) OBP: 0.308, SLG: 0.676										1	0	0	0	0	1	1
21 Fernando Martinez, L (1, 9) OBP: 0.394, SLG: 0.548	0-0 F9			0-0 44 E 1B		0-0 44 HBP 1-3 1B	0-0 30 S 30 2B 3-H 1B			3	1	2	0	0	0	2
8 Trevor Crowe, S (6, PR) (7, 9) OBP: 0.364, SLG: 0.500										1	1	1	1	0	0	0
44 Justin Maxwell, R (1, 8) OBP: 0.228, SLG: 0.365		1-0 15 FC5-4 HBP		0-0 E7 1-H		1-0 1-2 HBP	1-0 1-H 2B			1	0	0	0	0	0	0
30 Matt Dominguez, R (6, PR) (7, 8) (7, 5) OBP: 0.370, SLG: 0.625										1	0	1	1	0	0	0
15 Jason Castro, L (1, 2) OBP: 0.405, SLG: 0.789	0-0 FC5-4 46 G4-6-3 1-2f			0-0 F8		0-3 K	0-3 K			4	0	0	0	0	2	6
69 René García, R (8, 2) OBP: 0.417, SLG: 0.300										0	0	0	0	0	0	0
46 Rick Ankiel, L (1, 10) OBP: 0.479, SLG: 0.780	0-0 G4-6-3 1-2f				4-0 BB	0-0 P6	0-0 P6			1	0	0	0	1	0	1
22 Carlos Corporán, S (6, PH) (7, 10) OBP: 0.333, SLG: 0.563										2	0	0	0	0	0	4
13 Ronny Cedeno, R (1, 6) OBP: 0.359, SLG: 0.457			0-0 F8		0-3 K		0-0 4 1B 9 1B 3B 1B	0-0 G4-3		2	0	0	0	0	1	1
73 Jose Martinez, R (6, 4) OBP: 0.357, SLG: 0.481										2	1	1	0	0	0	0

| | | | | | | | | | |

Batter	1	2	3	4	5	6	7	8	9	10	AB	R	H	RBI	BB	SO	LOB
27 Jose Altuve, R (1, 4) OBP: 0.406, SLG: 0.426	BBBB 4-0 29 CS BB	x 0-0 1B		x 0-0 E5			x 0-0 8 G3-1 2B		SSC 0-3 K ①		2	0	1	0	1	0	0
73 Jose Martinez, R (6, 4) OBP: 0.367, SLG: 0.517											2	0	1	0	0	1	1
29 Brett Wallace, L (1, 3) OBP: 0.327, SLG: 0.549	CX 0-1 1-2 23 2B 2B	x 0-0 F7 ③		x 0-0 F8 ③			BBBB 4-0 8 G3-1 BB		SSS 0-3 K ②		3	1	1	0	0	0	2
Jon Singleton, L (6, 3) OBP: 0.500, SLG: 1.000											1	0	0	0	1	1	1
23 Chris Carter, R (1, 7) OBP: 0.352, SLG: 0.541	x 0-0 2-H 44 2B 2B		x 0-0 P4 ①		x 0-0 F9 ①		x 0-0 G3-1 ② 1-2 2-3		x 0-0 F9 ③		3	1	1	1	0	0	0
8 Trevor Crowe, S (6, 7) OBP: 0.343, SLG: 0.469											2	0	0	0	0	0	3
12 Carlos Pena, L (1, 10) OBP: 0.317, SLG: 0.500	SSS 0-3 K ②		SSS 0-3 K ②		BBBB 4-0 44 CS BB		x 0-0 G6-3 ③			x 0-0 E4 97 1B 97 BLK 22 FC6-2	3	0	0	0	1	2	3
21 Fernando Martinez, L (10, PH) OBP: 0.382, SLG: 0.531											1	0	0	0	0	0	0
82 Nolan Fontana, L (10, PR) (10, 10)											0	0	0	0	0	0	0
44 Justin Maxwell, R (1, 8) OBP: 0.250, SLG: 0.389	x 0-0 2-H 22 1B 2B		BBBB 4-0 BB		BSSS 1-3 K ②③ 1-2			x 0-0 G3-1 ①		x 0-0 2 WP 1-3 1B	2	1	1	1	1	1	1
97 Michael Burgess, L (6, 9) OBP: 0.250, SLG: 0.250											2	0	1	0	0	0	0
22 Carlos Corporán, S (1, 2) OBP: 0.316, SLG: 0.514	x 0-0 2-H 1B		x 0-0 F9 ③			SSC 0-3 K ①		x 0-0 G3-1 ②		x 0-0 FC6-2 2 WP 3-H	5	0	1	1	0	1	4
30 Matt Dominguez, R (1, 5) OBP: 0.347, SLG: 0.581	x 0-0 G4-3 ③			x 0-0 F9 ①		x 0-0 G5-3 ②		x 0-0 2B		x 0-0 F8 ②	3	0	0	0	0	0	1
4 Brandon Laird, R (6, 5) OBP: 0.404, SLG: 0.667											2	0	1	0	0	0	2
2 Brandon Barnes, R (1, 9) OBP: 0.295, SLG: 0.690		x 0-0 F9 ①		SX 0-1 HR		x 0-0 F8 ③		SSC 0-3 K ③		BX 1-0 1-2 2-3 F9 ③	5	1	1	1	0	1	3
(6, 8)																	
13 Ronny Cedeno, R (1, 6) OBP: 0.341, SLG: 0.432		x 0-0 F7 ②		SSC 0-3 K ②			SSC 0-3 K ①		x 0-0 1B		2	0	0	0	0	1	0
9 Marwin Gonzalez, S (6, 6) OBP: 0.345, SLG: 0.347											2	0	1	0	0	1	0
Inning Stats	R: 3 E: 0 K: 1 S: 9 H: 4 LOB: 1 BB: 1 P: 13	R: 0 E: 0 K: 0 S: 4 H: 1 LOB: 1 BB: 0 P: 4	R: 0 E: 0 K: 1 S: 5 H: 0 LOB: 1 BB: 1 P: 9	R: 1 E: 1 K: 1 S: 8 H: 1 LOB: 1 BB: 0 P: 8	R: 0 E: 0 K: 1 S: 4 H: 0 LOB: 0 BB: 1 P: 9	R: 0 E: 0 K: 1 S: 5 H: 0 LOB: 0 BB: 0 P: 5	R: 0 E: 0 K: 1 S: 6 H: 1 LOB: 2 BB: 1 P: 10	R: 0 E: 0 K: 1 S: 6 H: 1 LOB: 1 BB: 0 P: 6	R: 0 E: 0 K: 2 S: 8 H: 1 LOB: 1 BB: 0 P: 8	R: 0 E: 1 K: 0 S: 5 H: 1 LOB: 3 BB: 0 P: 6	1B: 4 2B: 5 3B: 0 HR: 1 SF: 0 SAC: 0 DP: 0 HBP: 0						

PITCHER		IP	WLS	BF	H	R	ER	SO	BB	IBB	HBP	BLK	WP	HR	S	P	ERA	WHIP
52 CC Sabathia, L ERA: 5.4	(1, 1)	5.0		23	6	4	4	4	3	0	0	0	0	1	30	43	7.20	1.800
42 Mariano Rivera, R ERA:	(6, 1)	1.0		3	0	0	0	1	0	0	0	0	0	0	5	5	0.00	0.000
30 David Robertson, R ERA:	(7, 1)	1.0		5	1	0	0	1	1	0	0	0	0	0	6	10	0.00	2.000
62 Joba Chamberlain, R ERA: 2.89	(8, 1)	1.0		4	1	0	0	1	0	0	0	0	0	0	6	6	0.00	1.000
48 Boone Logan, L ERA: 2.25	(9, 1)	1.0		4	1	0	0	2	0	0	0	0	0	0	8	8	0.00	1.000

PITCHER		IP	WLS	BF	H	R	ER	SO	BB	IBB	HBP	BLK	WP	HR	S	P	ERA	WHIP
96 Vidal Nuño, L ERA: 0.61	(10, 1)	1.0		5	1	0	0	0	0	0	0	1	1	0	5	6	0.00	1.000

TOP

Houston Astros @ New York Yankees

George M. Steinbrenner Field, Tampa, FL

Tue Mar 26 2013, 7:10 PM - 10:21 PM EDT

Att. 10,631 - Clear - 55 F

livebaseballscorecards.com

AB	40
R	4
H	10
RBI	4
BB	4
SO	9
LOB	21

1B: 4 SF: 0
2B: 5 SAC: 0
3B: 0 DP: 0
HR: 1 HBP: 0

WP: 1 PA: 44
PB: 0
SB: 0
CS: 2

Houston Astros @ New York Yankees

George M. Steinbrenner Field, Tampa, FL

Tue Mar 26 2013, 7:10 PM - 10:21 PM EDT

Att. 10,631 - Clear - 55 F

livebaseballscorecards.com

BOTTOM

Batter	1	2	3	4	5	6	7	8	9	10	AB	R	H	RBI	BB	SO	LOB
11 Brett Gardner, L (1, 8) OBP: 0.394, SLG: 0.379 95 Ronnier Mustelier, R (8, 5) OBP: 0.368, SLG: 0.571	S S C 0-3 ① K		B B B B 4-0 31 CS BB		B X 1-0 1-H 3B		X 0-0 31 G5-3 1B		X 0-0 ②③ G6-4-3 1-2f		3 0 2 1 1 1 0 1 0 0 0 0 0 1						
31 Ichiro Suzuki, L (1, 9) OBP: 0.358, SLG: 0.367 45 Bobby Wilson, R (8, 2) OBP: 0.174, SLG: 0.136	X 0-0 ② F9		B 1-0 ③ CS 1-2	X 0-0 ① P4	X 0-0 ③ G3		X 0-0 ① G5-3 1-2			X 0-0 ① P5	4 0 0 0 0 0 2 1 0 0 0 0 0 0						
24 Robinson Canó, L (1, 4) OBP: 0.296, SLG: 0.462 85 Gil Velazquez, R (8, 4) OBP: 0.379, SLG: 0.280	X 0-0 ③ G1-3			X 0-0 ② G4-3		X 0-0 36 2B 1B	S S C 0-3 ② K			X 0-0 ② G6-3	4 1 1 0 0 1 1 1 0 0 0 0 0 0						
36 Kevin Youkilis, R (1, 5) OBP: 0.320, SLG: 0.778 63 Melky Mesa, R (8, 8) OBP: 0.259, SLG: 0.370		H 1-0 HBP		X 0-0 E6 33 1B		X 0-0 33 E 1-H 12 G5-3 2B	S S S 0-3 ③ K			X 0-0 1B	3 1 1 1 0 1 1 1 0 1 0 0 0 0						
33 Travis Hafner, L (1, 10) OBP: 0.277, SLG: 0.390 91 Neil Medchill, L (8, PR) (9, 10)		X 0-0 ① L5		X 0-0 1-2 1B		X 0-0 E9 26 G1-3 19 1B 2-3 1B		X 0-0 55 WP 55 F8-2 2B		X 0-0 ③ F7	4 1 3 0 0 0 1 1 0 0 0 0 0 1						
12 Vernon Wells, R (1, 7) OBP: 0.364, SLG: 0.667 40 Ben Francisco, R (8, 7) OBP: 0.412, SLG: 0.636		X 0-0 ② F8		X 0-0 ③ F9		X 0-0 ① G5-3 3-H		X 0-0 ① B1			3 0 0 1 0 0 4 1 0 0 0 0 0 1						
54 Juan Rivera, R (1, 3) OBP: 0.328, SLG: 0.390 55 Lyle Overbay, L (7, 3) OBP: 0.320, SLG: 0.333		X 0-0 ③ L7			X 0-0 ① F9	B B B B 4-0 26 G1-3 19 1B BB		B X 1-0 ②③ F8-2 2-H			2 0 0 0 1 0 1 1 0 0 0 0 0 1						
26 Eduardo Núñez, R (1, 6) OBP: 0.349, SLG: 0.345 17 Jayson Nix, R (8, 6) OBP: 0.273, SLG: 0.229			X 0-0 ① F8		B B B B 4-0 11 S 11 3B BB	X 0-0 ② G1-3 1-2 2-3			H 1-0 95 G6-4-3 HBP		2 1 0 0 1 0 2 0 0 0 0 0 0 0						
19 Chris Stewart, R (1, 2) OBP: 0.267, SLG: 0.349 60 Thomas Neal, R (8, 9) OBP: 0.333, SLG: 0.415			X 0-0 ② P2		X 0-0 ② P5	X 0-0 ③ 2-H 3-H 1B			S S S 0-3 ① K		3 0 1 1 0 0 1 1 0 0 0 0 1 1						
Inning Stats	R: 0 H: 0 E: 0 LOB: 0 K: 1 BB: 0 S: 5 P: 5	R: 0 H: 0 E: 0 LOB: 1 K: 0 BB: 0 S: 3 P: 4	R: 0 H: 0 E: 0 LOB: 0 K: 0 BB: 1 S: 2 P: 7	R: 0 H: 1 E: 1 LOB: 2 K: 0 BB: 0 S: 5 P: 5	R: 1 H: 1 E: 0 LOB: 1 K: 0 BB: 1 S: 4 P: 9	R: 3 H: 4 E: 1 LOB: 2 K: 0 BB: 1 S: 6 P: 10	R: 0 H: 1 E: 0 LOB: 1 K: 2 BB: 0 S: 8 P: 8	R: 0 H: 1 E: 0 LOB: 1 K: 0 BB: 0 S: 3 P: 4	R: 0 H: 0 E: 0 LOB: 0 K: 1 BB: 0 S: 4 P: 5	R: 0 H: 1 E: 0 LOB: 1 K: 0 BB: 0 S: 4 P: 4	1B: 6 SF: 0 2B: 3 SAC: 0 3B: 1 DP: 2 HR: 0 HBP: 2						

	AB	36
	R	4
	H	9
	RBI	4
	BB	3
	SO	4
	LOB	18

WP: 1 PA: 42
PB: 0
SB: 1
CS: 1

PITCHER		IP	WLS	BF	H	R	ER	SO	BB	IBB	HBP	BLK	WP	HR	S	P	ERA	WHIP
43 Brad Peacock, R ERA: 3.2	(1, 1)	5.0		20	2	1	1	1	2	0	1	0	0	0	19	30	1.80	0.800
53 Wesley Wright, L ERA: 13.5	(6, 1)	0.0		3	3	3	3	0	0	0	0	0	0	0	3	3	∞	∞
28 C.J. Fick, R ERA:	(6, 1)	1.0	B	4	1	0	0	0	1	0	0	0	0	0	3	7	0.00	2.000
50 Josh Fields, R ERA: 2.53	(7, 1)	1.0		4	1	0	0	2	0	0	0	0	0	0	8	8	0.00	1.000
55 Rhiner Cruz, R ERA: 1.35	(8, 1)	1.0		3	1	0	0	0	0	0	0	0	1	0	3	4	0.00	1.000

PITCHER		IP	WLS	BF	H	R	ER	SO	BB	IBB	HBP	BLK	WP	HR	S	P	ERA	WHIP
67 Jose Valdez, R ERA: 1.59	(9, 1)	1.0		3	0	0	0	1	0	0	1	0	0	0	4	5	0.00	0.000
96 Andrew Robinson, R ERA:	(10, 1)	1.0		4	1	0	0	0	0	0	0	0	0	0	4	4	0.00	1.000

Houston Astros @ New York Mets

Tradition Field, Port St. Lucie, FL

Wed Mar 27 2013, 6:11 PM - 8:57 PM EDT

Att. 5,205 - Clear - 61 F

livebaseballscorecards.com

Batter	1	2	3	4	5	6	7	8	9	AB	R	H	RBI	BB	SO	LOB
2 Brandon Barnes, R (1, 9) OBP: 0.298, SLG: 0.659 Domingo Santana, R (6, 9)	S S S 0-3 ① K2-3		S S S 0-3 ② K		B B B 4-0 CS BB			X 0-0 E4 FC4-6 1-2 2-3		2 1	0 0	0 0	0 0	1 0	2 0	0 2
Carlos Correa, R (1, 6) OBP: 0.333, SLG: 0.333	X 0-0 8 S 1B		S S S 0-3 ③ K		1 SAFE 0-0 ③ CS 1-2	S S S 0-3 ① K		X 0-0 ① FC4-6 4 WP 1-2f 2-3 3-H		4	0	1	1	0	2	2
8 Trevor Crowe, S (1, 7) OBP: 0.316, SLG: 0.429 74 Marc Krauss, L (8, PH) OBP: 0.389, SLG: 0.538 (8, 7)	S S S 0-3 ② K 1-2			S S C 0-3 ① K		S S S 0-3 ② K		X 0-0 ② P5		3 1	0 0	0 0	0 0	0 0	3 0	1 2
4 Brandon Laird, R (1, 10) OBP: 0.393, SLG: 0.636	S S S 0-3 ③ K			X 0-0 30 BB 1B		X 0-0 ③ G6-3		B S S S 1-3 ③ K 1-2 3-H		4	0	1	0	0	2	2
30 Matt Dominguez, R (1, 5) OBP: 0.346, SLG: 0.556 94 Raoul Torrez, R (7, 5)		X 0-0 ① F8		B B B 4-0 1-2 BB			X 0-0 ① G4-3		S S S 0-3 ① K	2 1	0 0	0 0	0 0	1 0	0 1	0 0
Jon Singleton, L (1, 3) OBP: 0.250, SLG: 0.429		X 0-0 ② G4-3		X 0-0 ② F6			S S C 0-3 ② K		S S S 0-3 ② K	4	0	0	0	0	2	2
75 George Springer, R (1, 8) OBP: 0.421, SLG: 0.667		B B B 4-0 6 FC4 BB		X 0-0 ③ F9			X 0-0 ③ G4-3		S S S 0-3 ③ K	3	0	0	0	1	1	2
6 Jason Jaramillo, S (1, 2) OBP: 0.385, SLG: 0.286 69 René García, R (8, 2) OBP: 0.417, SLG: 0.300		X 0-0 ③ FC4 1-2f			X 0-0 ① G6-3			X 0-0 E 79 BB FC4-6 1B		3 0	1 0	1 0	0 0	0 0	0 0	1 0
73 Jose Martinez, R (1, 4) OBP: 0.344, SLG: 0.484 79 Delino DeShields, R (7, 4) OBP: 0.385, SLG: 0.417			S S S 0-3 ① K		X 0-0 ② G4-3			B B B 4-0 FC4-6 E 4 WP 1-2 BB		2 0	0 1	0 0	0 0	0 1	1 0	0 0
Inning Stats	R: 0 H: 1 E: 0 LOB: 1 K: 3 BB: 0 S: 10 P: 10	R: 0 H: 0 E: 0 LOB: 1 K: 0 BB: 1 S: 3 P: 7	R: 0 H: 0 E: 0 LOB: 0 K: 3 BB: 0 S: 9 P: 9	R: 0 H: 1 E: 0 LOB: 2 K: 1 BB: 1 S: 6 P: 10	R: 0 H: 0 E: 0 LOB: 0 K: 0 BB: 1 S: 2 P: 6	R: 0 H: 0 E: 0 LOB: 0 K: 2 BB: 0 S: 7 P: 7	R: 0 H: 0 E: 0 LOB: 0 K: 1 BB: 0 S: 5 P: 5	R: 2 H: 1 E: 1 LOB: 1 K: 1 BB: 1 S: 7 P: 12	R: 0 H: 0 E: 0 LOB: 0 K: 3 BB: 0 S: 9 P: 9	1B: 3 SF: 0 2B: 0 SAC: 0 3B: 0 DP: 0 HR: 0 HBP: 0						

	AB	30
	R	2
	H	3
	RBI	1
	BB	4
	SO	14
	LOB	14

WP: 1 PA: 35
PB: 0
SB: 1
CS: 1

PITCHER		IP	WLS	BF	H	R	ER	SO	BB	IBB	HBP	BLK	WP	HR	S	P	ERA	WHIP
49 Jonathon Niese, L ERA: 1.23	(1, 1)	4.1	W	17	2	0	0	7	2	0	0	0	0	0	29	37	0.00	0.923
56 Scott Rice, L ERA: 3.18	(5, 1)	1.2	H	5	0	0	0	2	1	0	0	0	0	0	8	12	0.00	0.600
55 Pedro Feliciano, L ERA: 1.69	(7, 1)	1.0		3	0	0	0	1	0	0	0	0	0	0	5	5	0.00	0.000
50 Scott Atchison, R ERA: 2.38	(8, 1)	1.0		6	1	2	1	1	1	0	0	0	1	0	7	12	9.00	2.000
39 Bobby Parnell, R ERA: 2.31	(9, 1)	1.0		3	0	0	0	3	0	0	0	0	0	0	9	9	0.00	0.000

PITCHER	IP	WLS	BF	H	R	ER	SO	BB	IBB	HBP	BLK	WP	HR	S	P	ERA	WHIP

BOTTOM

Houston Astros @ New York Mets

Tradition Field, Port St. Lucie, FL

Wed Mar 27 2013, 6:11 PM - 8:57 PM EDT

Att. 5,205 - Clear - 61 F

Batter	1	2	3	4	5	6	7	8	9	AB	R	H	RBI	BB	SO	LOB
1 Jordany Valdespin, L (1, 4) OBP: 0.382, SLG: 0.556 84 Joshua Rodriguez, R (8, PH) OBP: 0.429, SLG: 0.333 (9, 4)	0-0 29 1B 4 HBP 6 G6-4-3 1B		0-0 29 G5-4-3 4 BB 6 2B 1B		0-3 K		0-3 K	4-0 1-2 2-3 3-H BB		4 2 2 0 0 2 0 0 0 0 1 1 0 0						
4 Collin Cowgill, R (1, 7) OBP: 0.397, SLG: 0.583	1-0 6 G6-4-3 29 1B 1-2 HBP		4-0 29 G5-4-3 6 2B 1-2 BB		0-3 K		0-3 K	0-0 F8		3 1 0 0 1 2 3						
29 Ike Davis, L (1, 3) OBP: 0.424, SLG: 0.471 90 Eric Campbell, R (9, 3)	0-0 6 G6-4-3 1-2 2-3 1B		0-0 G5-4-3 1-2 2-3		0-3 K		0-0 2B			4 0 2 0 0 1 2 0 0 0 0 0 0 0						
6 Marlon Byrd, R (1, 9) OBP: 0.375, SLG: 0.558 23 Mike Baxter, L (9, 9) OBP: 0.357, SLG: 0.279	0-0 G6-4-3 1-2f 2-3 3-H		0-0 2-H 3-H 2B			3-1 HR	0-0 F9			4 1 2 3 0 0 3 0 0 0 0 0 0 0						
21 Lucas Duda, L (1, 10) OBP: 0.333, SLG: 0.625 90 Dustin Lawley, R (8, PH) OBP: 1.000, SLG: 2.000 (9, 10)	0-3 K		0-3 K			0-0 G3-1		0-0 44 1B 84 BB 2B		3 0 0 0 0 2 2 1 1 1 0 0 0 0						
44 John Buck, R (1, 2) OBP: 0.452, SLG: 0.600		0-0 F8		0-0 19 1B 1B		0-0 19 E 1B		0-0 84 BB 11 BB 2-3 1B		4 1 3 0 0 0 0						
Justin Turner, R (1, 5) OBP: 0.319, SLG: 0.341 19 Zach Lutz, R (4, 5) OBP: 0.391, SLG: 0.443		0-0 G5-3		0-0 9 L5-3 1-2 1B		0-0 E6 1-H 2B		0-0 F9		1 0 0 0 0 0 0 3 0 2 1 0 0 2						
9 Kirk Nieuwenhuis, L (1, 8) OBP: 0.206, SLG: 0.069 Alonzo Harris, R (8, PH) OBP: 0.250, SLG: 0.250 (9, 8)		0-0 G1-3		0-0 L5-3 1-1		0-3 K		0-3 K		3 0 0 0 0 1 3 1 0 0 0 0 1 2						
11 Rubén Tejada, R (1, 6) OBP: 0.193, SLG: 0.160			0-0 G6-3	0-0 G5-3		0-0 P3		4-0 84 BB 1-2 BB		3 0 0 0 1 0 2						
Inning Stats	R: 1 H: 2 E: 0 LOB: 1 K: 1 BB: 0 S: 6 P: 7	R: 0 H: 0 E: 0 LOB: 0 K: 0 BB: 0 S: 3 P: 3	R: 2 H: 2 E: 0 LOB: 1 K: 1 BB: 1 S: 7 P: 11	R: 0 H: 2 E: 0 LOB: 1 K: 0 BB: 0 S: 4 P: 4	R: 0 H: 0 E: 0 LOB: 0 K: 3 BB: 0 S: 9 P: 9	R: 2 H: 3 E: 1 LOB: 1 K: 1 BB: 0 S: 9 P: 12	R: 0 H: 1 E: 0 LOB: 1 K: 2 BB: 0 S: 8 P: 8	R: 1 H: 2 E: 0 LOB: 3 K: 1 BB: 2 S: 7 P: 15		1B: 7 SF: 0 2B: 5 SAC: 0 3B: 0 DP: 2 HR: 1 HBP: 1						

livebaseballscorecards.com

AB	34
R	6
H	12
RBI	5
BB	3
SO	9
LOB	19

WP: 0 PB: 0 SB: 0 CS: 0 PA: 38

PITCHER		IP	WLS	BF	H	R	ER	SO	BB	IBB	HBP	BLK	WP	HR	S	P	ERA	WHIP
31 Edgar Gonzalez, R ERA: 3.46	(1, 1)	3.0	L	14	4	3	3	2	1	0	1	0	0	0	16	21	9.00	1.667
55 Rhiner Cruz, R ERA: 1.17	(4, 1)	1.0		4	2	0	0	0	0	0	0	0	0	0	4	4	0.00	2.000
41 Jose Veras, R ERA: 5.4	(5, 1)	1.0		3	0	0	0	3	0	0	0	0	0	0	9	9	0.00	0.000
63 Xavier Cedeño, L ERA: 5.4	(6, 1)	1.0		6	3	2	2	1	0	0	0	0	0	1	9	12	18.00	3.000
62 Hector Ambriz, R ERA: 2.45	(7, 1)	1.0		4	1	0	0	2	0	0	0	0	0	0	8	8	0.00	1.000
92 Colton Cain, L ERA: 9.0	(8, 1)	1.0		7	2	1	1	1	2	0	0	0	0	0	7	15	9.00	4.000

TOP

Detroit Tigers @ Houston Astros

Osceola County Stadium, Kissimmee, FL

Thu Mar 28 2013, 1:06 PM - 3:47 PM EDT

Att. 3,515 - Sunny - 65 F

livebaseballscorecards.com

Batter	1	2	3	4	5	6	7	8	9	AB	R	H	RBI	BB	SO	LOB
14 Austin Jackson, R (1, 8) OBP: 0.284, SLG: 0.409 74 Daniel Fields, L (5, 8)	F9		K		K 1-2 2-3	G4-3		L7		3 2	0 0	0 0	0 0	0 0	2 0	2 1
48 Torii Hunter, R (1, 9) OBP: 0.352, SLG: 0.515 9 Jason Krizan, L (5, PR) (5, 9)	K		1B		24 G4-3 28 HR 3-H 1B		G1-6-3		BB G5-4-3	3 1	0 1	2 0	1 0	0 1	1 0	0 0
24 Miguel Cabrera, R (1, 5) OBP: 0.367, SLG: 0.577 Danny Worth, R (5, 5) OBP: 0.451, SLG: 0.476	2B		K		G4-3 1-2 2-3		55 1B		G5-4-3 1-2f	3 2	0 0	1 1	0 0	0 0	1 0	3 1
28 Prince Fielder, L (1, 10) OBP: 0.375, SLG: 0.474 68 Matt Tuiasosopo, R (7, PH) OBP: 0.381, SLG: 0.618 (7, 10)	G6-3			F9	HR 2-H 3-H		L4		K	3 2	1 0	1 0	3 0	0 0	0 1	1 1
41 Victor Martinez, S (1, 3) OBP: 0.338, SLG: 0.348 55 Brayan Peña, S (5, PR) OBP: 0.217, SLG: 0.349 (5, 3)		G4-3		27 FC5-4 1B	12 1B BB		1-2 1B			2 1	0 0	1 1	0 0	1 0	0 0	0 0
12 Andy Dirks, L (1, 7) OBP: 0.333, SLG: 0.386 68 Jake Stewart, R (6, 7)		F8	K		27 FC6-4 1-2		P4			3 1	0 0	1 0	0 0	0 0	1 0	1 2
27 Jhonny Peralta, R (1, 6) OBP: 0.308, SLG: 0.433 39 Ramon Santiago, S (5, 6) OBP: 0.429, SLG: 0.524 30 Marcus Lemon, L (8, PH) OBP: 0.333, SLG: 0.333 (8, 6)		E6	FC5-4 1-2f		FC6-4 1-2f			10 G4-6-3 1B		3 0 1	0 0 0	0 0 1	0 0 0	0 0 0	0 0 0	3 0 0
13 Alex Avila, L (1, 2) OBP: 0.420, SLG: 0.396 10 Tim Remes, R (6, 2)		G3			14 BLK 4 E 48 1B BB	F8		G4-6-3 1-2f		2 1	1 0	0 0	0 0	1 0	0 0	1 1
4 Omar Infante, R (1, 4) OBP: 0.314, SLG: 0.378 3 Devon Travis, R (6, 4) OBP: 1.000, SLG: 2.000			F9		FC6 24 G4-3 14 BLK 28 HR 1-2	G5-3		1B		3 1	1 0	0 1	0 0	0 0	0 0	1 0

	AB	37
	R	4
	H	10
	RBI	4
	BB	3
	SO	6
	LOB	18

Inning Stats	1	2	3	4	5	6	7	8	9	1B: 8	SF: 0	WP: 0	PA: 40
	R: 0 E: 0 K: 1 S: 6 H: 1 LOB: 1 BB: 0 P: 6	R: 0 E: 1 K: 0 S: 4 H: 0 LOB: 1 BB: 0 P: 4	R: 0 E: 0 K: 2 S: 8 H: 1 LOB: 1 BB: 0 P: 8	R: 0 E: 0 K: 1 S: 6 H: 1 LOB: 1 BB: 0 P: 6	R: 4 E: 1 K: 1 S: 10 H: 3 LOB: 2 BB: 2 P: 18	R: 0 E: 0 K: 0 S: 3 H: 0 LOB: 0 BB: 0 P: 3	R: 0 E: 0 K: 0 S: 5 H: 2 LOB: 2 BB: 0 P: 5	R: 0 E: 0 K: 0 S: 4 H: 2 LOB: 1 BB: 0 P: 4	R: 0 E: 0 K: 1 S: 4 H: 0 LOB: 0 BB: 1 P: 8	2B: 1 3B: 0 HR: 1	SAC: 0 DP: 2 HBP: 0	PB: 0 SB: 0 CS: 0	

PITCHER	IP	WLS	BF	H	R	ER	SO	BB	IBB	HBP	BLK	WP	HR	S	P	ERA	WHIP
59 Philip Humber, R (1, 1) ERA: 1.73	6.0	W	28	6	4	0	5	2	0	0	1	0	1	37	45	0.00	1.333
28 C.J. Fick, R (7, 1) ERA:	1.0		5	2	0	0	0	0	0	0	0	0	0	5	5	0.00	2.000
53 Wesley Wright, L (8, 1) ERA: 11.57	1.0		4	2	0	0	0	0	0	0	0	0	0	4	4	0.00	2.000
92 Jason Stoffel, R (9, 1) ERA:	1.0		3	0	0	0	1	1	0	0	0	0	0	4	8	0.00	1.000

PITCHER	IP	WLS	BF	H	R	ER	SO	BB	IBB	HBP	BLK	WP	HR	S	P	ERA	WHIP

Detroit Tigers @ Houston Astros

Osceola County Stadium, Kissimmee, FL

Thu Mar 28 2013, 1:06 PM - 3:47 PM EDT

Att. 3,515 - Sunny - 65 F

BOTTOM

Batter	1	2	3	4	5	6	7	8	9	AB	R	H	RBI	BB	SO	LOB
27 Jose Altuve, R (1, 4) OBP: 0.411, SLG: 0.438 79 Delino DeShields, R (7, 4) OBP: 0.429, SLG: 0.462	G1-3		46 2B 1B 1-2 3-H	1B 2-3		SF9 2-H		96 G5-4-3 1B		3 1	1 0	2 1	2 0	0 0	0 0	0 0
46 Rick Ankiel, L (1, 8) OBP: 0.481, SLG: 0.864 96 Jonathan Meyer, R (7, 5)	F8		12 G3-1 HR 2B 1-H 2-H	SF8 3-H		2-2 HR		G5-4-3 1-2f		3 1	2 0	2 0	4 0	0 0	0 0	0 1
12 Carlos Pena, L (1, 10) OBP: 0.297, SLG: 0.464 69 René García, R (8, PH) OBP: 0.385, SLG: 0.273 (9, 10)	F7		G3-1 2-3	F7		F7		G6-3		4 1	0 0	0 0	0 0	0 0	0 0	3 0
23 Chris Carter, R (1, 7) OBP: 0.338, SLG: 0.516 74 Marc Krauss, L (6, 7) OBP: 0.421, SLG: 0.538		F7	K		G6-3	4-0 BB				3 0	0 0	0 0	0 0	0 1	1 0	1 0
Jon Singleton, L (1, 3) OBP: 0.417, SLG: 1.100		3-2 HR	1-1 HR 3-H		4-0 15 HR BB	P5				3	3	2	3	1	0	2
75 George Springer, R (1, 9) OBP: 0.435, SLG: 0.684 (7, 8)		15 L3-6 2B	1B		F9		G5-3			4	0	2	0	0	0	1
15 Jason Castro, L (1, 2) OBP: 0.400, SLG: 0.829 6 Jason Jaramillo, S (7, 2) OBP: 0.407, SLG: 0.318	L3-6 2-2		K		1-H HR		FC5-4 1B			3 1	1 0	1 1	2 0	0 0	1 0	2 0
30 Matt Dominguez, R (1, 5) OBP: 0.345, SLG: 0.542 Carlos Correa, R (7, 6) OBP: 0.286, SLG: 0.286			13 1B 27 1B 1B	L6	K		FC5-4 PB 1-2f			3 1	1 0	1 0	0 0	0 0	1 0	0 1
13 Ronny Cedeno, R (1, 6) OBP: 0.386, SLG: 0.525 Domingo Santana, R (6, PR) (7, 9)			27 1B 46 2B 1B 1-3	27 1B 46 SF8 2B		27 WP 27 SF9 2B	F8 1-2			3 1	2 1	3 0	0 0	0 0	0 0	0 1

Inning Stats	1	2	3	4	5	6	7	8	9
	R: 0 H: 0 E: 0 LOB: 0 K: 0 BB: 0 S: 3 P: 3	R: 1 H: 2 E: 0 LOB: 0 K: 0 BB: 0 S: 6 P: 9	R: 5 H: 6 E: 0 LOB: 1 K: 2 BB: 0 S: 14 P: 15	R: 1 H: 2 E: 0 LOB: 1 K: 0 BB: 0 S: 5 P: 5	R: 2 H: 1 E: 0 LOB: 0 K: 1 BB: 1 S: 8 P: 12	R: 2 H: 2 E: 0 LOB: 2 K: 0 BB: 1 S: 7 P: 14	R: 0 H: 1 E: 0 LOB: 1 K: 0 BB: 0 S: 4 P: 5	R: 0 H: 1 E: 0 LOB: 0 K: 0 BB: 0 S: 3 P: 3	

1B: 7 SF: 2
2B: 5 SAC: 0
3B: 0 DP: 2
HR: 4 HBP: 0

WP: 1 PA: 39
PB: 1
SB: 0
CS: 0

livebaseballscorecards.com

	AB	35
	R	11
	H	15
	RBI	11
	BB	2
	SO	3
	LOB	12

PITCHER		IP	WLS	BF	H	R	ER	SO	BB	IBB	HBP	BLK	WP	HR	S	P	ERA	WHIP
19 Aníbal Sánchez, R ERA: 7.31	(1, 1)	5.0	L	26	11	9	9	3	1	0	0	0	0	3	36	44	16.20	2.400
75 Michael Morrison, R ERA: 12.27	(6, 1)	0.2		5	2	2	2	0	1	0	0	0	1	1	6	13	27.00	4.500
91 Jade Todd, L ERA:	(6, 1)	0.1		1	0	0	0	0	0	0	0	0	0	0	1	1	0.00	0.000
53 Joaquín Benoit, R ERA: 1.64	(7, 1)	1.0		4	1	0	0	0	0	0	0	0	0	0	4	5	0.00	1.000
62 Al Alburquerque, R ERA: 4.15	(8, 1)	1.0		3	1	0	0	0	0	0	0	0	0	0	3	3	0.00	1.000

PITCHER		IP	WLS	BF	H	R	ER	SO	BB	IBB	HBP	BLK	WP	HR	S	P	ERA	WHIP

Houston Astros @ Atlanta Braves

Champion Stadium, Lake Buena Vista, FL

Thu Mar 28 2013, 1:09 PM - 3:18 PM EDT

Att. 7,435 - Sunny - 67 F

TOP

livebaseballscorecards.com

Batter	1	2	3	4	5	6	7	8	9	AB	R	H	RBI	BB	SO	LOB
2 Brandon Barnes, R (1, 9) OBP: 0.300, SLG: 0.630	F9		P4			HBP	FC3-6			2	0	0	0	0	0	1
97 Michael Burgess, L (6, PR) OBP: 0.200, SLG: 0.200										1	0	0	0	0	0	2
(6, 9)																
29 Brett Wallace, L (1, 3) OBP: 0.345, SLG: 0.547	G6-4-3			K		BB		G3		2	0	1	0	1	1	0
61 Jesse Wierzbicki, R (6, PR)										1	0	0	0	0	0	0
(6, 3)																
44 Justin Maxwell, R (1, 8) OBP: 0.238, SLG: 0.368	G6-4-3			K		P3		F9		3	0	0	0	0	1	4
79 Austin Wates, R (6, 8)										1	0	0	0	0	0	0
4 Brandon Laird, R (1, 5) OBP: 0.391, SLG: 0.621		G6-3		1B		K		F7		3	0	1	0	0	1	3
82 Nolan Fontana, L (6, 5)										1	0	0	0	0	0	0
22 Carlos Corporán, S (1, 2) OBP: 0.293, SLG: 0.475		G3		G1-3		F8			60 BB, 77 1B, 92 L1-5, 1B	3	0	0	0	0	0	4
84 Roberto Peña, R (7, 2) OBP: 1.000, SLG: 1.000										1	0	1	0	0	0	0
8 Trevor Crowe, S (1, 7) OBP: 0.317, SLG: 0.421		G4-3			K		9 G4-6-3, 1B		60 BB, 1-2, 1B	3	0	1	0	0	1	0
77 Jake Goebbert, L (7, 7) OBP: 0.444, SLG: 0.429										1	0	1	0	0	0	0
9 Marwin Gonzalez, S (1, 6) OBP: 0.328, SLG: 0.327			F9		P6		G4-6-3		K	3	0	0	0	0	0	1
96 Jio Mier, R (7, 6)										1	0	0	0	0	1	2
73 Jose Martinez, R (1, 4) OBP: 0.343, SLG: 0.471		G6-3			K		92 BB, 1B		BB	3	0	1	0	0	1	0
60 Enrique Hernández, R (7, PR)										0	0	0	0	1	0	0
(7, 4)																
92 Preston Tucker, L (1, 10)			BB			29 BB, 2 S, BB	97 FC3-6, BB		L1-5	1	0	0	0	3	0	3

	AB	30
	R	0
	H	6
	RBI	0
	BB	5
	SO	6
	LOB	20

Inning Stats																						
	R: 0	H: 1	R: 0	H: 0	R: 0	H: 0	R: 0	H: 1	R: 0	H: 0	R: 0	H: 0	R: 0	H: 2	R: 0	H: 0	R: 0	H: 2	1B: 6	SF: 0	WP: 0	PA: 36
	E: 0	LOB: 0	E: 0	LOB: 0	E: 0	LOB: 1	E: 0	LOB: 1	E: 0	LOB: 3	E: 0	LOB: 2	E: 0	LOB: 2	E: 0	LOB: 0	E: 0	LOB: 2	2B: 1	SAC: 0	PB: 0	
	K: 0	BB: 0	K: 0	BB: 0	K: 0	BB: 1	K: 2	BB: 0	K: 1	BB: 2	K: 0	BB: 1	K: 0	BB: 0	K: 1	BB: 1	3B: 0	DP: 3	SB: 1	
	S: 3	P: 4	S: 3	P: 3	S: 3	P: 7	S: 8	P: 8	S: 5	P: 15	S: 4	P: 8	S: 3	P: 3	S: 6	P: 10	HR: 0	HBP: 1	CS: 0	

PITCHER		IP	WLS	BF	H	R	ER	SO	BB	IBB	HBP	BLK	WP	HR	S	P	ERA	WHIP
28 Paul Maholm, L ERA: 1.53	(1, 1)	4.0	W	14	2	0	0	2	1	0	0	0	0	0	17	22	0.00	0.750
52 Jordan Walden, R ERA: 3.6	(5, 1)	1.0	H	3	0	0	0	2	0	0	0	0	0	0	7	7	0.00	0.000
46 Craig Kimbrel, R ERA: 5.63	(6, 1)	1.0	H	6	0	0	0	1	2	0	1	0	0	0	5	15	0.00	2.000
78 Mark Lamm, R ERA:	(7, 1)	1.0	H	5	2	0	0	0	1	0	0	0	0	0	4	8	0.00	3.000
38 Anthony Varvaro, R ERA: 4.26	(8, 1)	1.0	H	3	0	0	0	0	0	0	0	0	0	0	3	3	0.00	0.000

PITCHER		IP	WLS	BF	H	R	ER	SO	BB	IBB	HBP	BLK	WP	HR	S	P	ERA	WHIP
82 Andrew Russell, R ERA: 2.45	(9, 1)	1.0	S	5	2	0	0	1	1	0	0	0	0	0	6	10	0.00	3.000

BOTTOM

Houston Astros @ Atlanta Braves

Champion Stadium, Lake Buena Vista, FL

Thu Mar 28 2013, 1:09 PM - 3:18 PM EDT

Att. 7,435 - Sunny - 67 F

livebaseballscorecards.com

Batter	1	2	3	4	5	6	7	8	9	AB	R	H	RBI	BB	SO	LOB
19 Andrelton Simmons, R (1, 6) OBP: 0.290, SLG: 0.621 67 José Yépez, R (7, 2) OBP: 0.333, SLG: 0.250	G5-3		HR			G5-3		FC6-4 1-2f		3 1	1 0	1 0	1 0	0 0	0 0	0 1
22 Jason Heyward, L (1, 9) OBP: 0.333, SLG: 0.478 17 Jordan Schafer, L (6, PR) OBP: 0.319, SLG: 0.290 (7, 7) (8, 8)	L3		F7			8 CS BB				2 0	0 0	0 0	0 0	1 0	0 0	0 0
8 Justin Upton, R (1, 7) OBP: 0.333, SLG: 0.586 86 Robby Hefflinger, R (7, 9) OBP: 1.000, SLG: 1.000	5 1B 5 E 1B		F7			K 1-2				3 0	1 0	1 0	0 0	0 0	1 0	1 0
5 Freddie Freeman, L (1, 3) OBP: 0.366, SLG: 0.658 Christian Marrero, L (8, 3) OBP: 1.000, SLG: 1.000	E9 1-H 1B			G3-1			G1-3			3 0	0 0	1 0	0 0	0 0	0 0	0 0
2 B.J. Upton, R (1, 8) OBP: 0.342, SLG: 0.507 95 David Rohm, R (8, 7)	G5-3			K			G4-3			3 0	0 0	0 0	0 0	0 0	1 0	1 0
26 Dan Uggla, R (1, 4) OBP: 0.268, SLG: 0.280 Luis Nunez, R (8, 4) OBP: 0.667, SLG: 0.667		G6-3		K			K			3 0	0 0	0 0	0 0	0 0	2 0	0 0
25 Juan Francisco, L (1, 5) OBP: 0.361, SLG: 0.652 97 Edward Salcedo, R (8, 5) OBP: 0.500, SLG: 2.000		P6			G4-3			G6-3		2 1	0 0	0 0	0 0	0 0	0 0	0 0
11 Gerald Laird, R (1, 2) OBP: 0.241, SLG: 0.308 68 Evan Gattis, R (5, 2) OBP: 0.393, SLG: 0.772 14 Ramiro Pena, S (7, 6) OBP: 0.414, SLG: 0.440 75 Elmer Reyes, R (8, PR) (9, 6)	G5-3				7 CS 1B			67 FC6-4 1B		1 1 1 0	0 0 0 0	0 1 1 0	0 0 0 0	0 0 0 0	0 0 0 0	0 0 0 0
28 Paul Maholm, L (1, 1) 52 Jordan Walden, R (5, 1) 7 Reed Johnson, R (5, PH) OBP: 0.231, SLG: 0.226 46 Craig Kimbrel, R (6, 1) 78 Mark Lamm, R (7, 1) 38 Anthony Varvaro, R (8, 1) 23 Chris Johnson, R (8, PH) OBP: 0.395, SLG: 0.514 82 Andrew Russell, R (9, 1)			K		K 1-2			K		1 0 1 0 0 0 1 0	0 0 0 0 0 0 0 0	0 0 1 0 0 0 1 0	0 0 0 0 0 0 0 0	1 0 1 0 0 0 0 0	0 0 0 0 0 0 0 0	0 0 1 0 0 0 1 0
Inning Stats	R: 1 E: 1 K: 0 S: 5 H: 2 LOB: 1 BB: 0 P: 5	R: 0 E: 0 K: 0 S: 3 H: 0 LOB: 0 BB: 0 P: 3	R: 1 E: 0 K: 1 S: 6 H: 1 LOB: 0 BB: 0 P: 7	R: 0 E: 0 K: 2 S: 7 H: 0 LOB: 0 BB: 0 P: 7	R: 0 E: 0 K: 1 S: 5 H: 1 LOB: 1 BB: 0 P: 5	R: 0 E: 0 K: 1 S: 4 H: 0 LOB: 1 BB: 1 P: 8	R: 0 E: 0 K: 1 S: 5 H: 0 LOB: 0 BB: 0 P: 5	R: 0 E: 0 K: 1 S: 6 H: 1 LOB: 1 BB: 0 P: 6		1B: 4 2B: 2 3B: 0 HR: 1	SF: 0 SAC: 0 DP: 2 HBP: 0					

	AB	27
	R	2
	H	5
	RBI	1
	BB	1
	SO	7
	LOB	5

WP: 0 PA: 28
PB: 0
SB: 0
CS: 2

PITCHER		IP	WLS	BF	H	R	ER	SO	BB	IBB	HBP	BLK	WP	HR	S	P	ERA	WHIP
64 Lucas Harrell, R ERA: 2.25	(1, 1)	6.0	L	21	4	2	1	5	1	0	0	0	0	1	30	35	1.50	0.833
91 Luis Leroy Cruz, L ERA:	(7, 1)	2.0		7	1	0	0	2	0	0	0	0	0	0	11	11	0.00	0.500

PITCHER	IP	WLS	BF	H	R	ER	SO	BB	IBB	HBP	BLK	WP	HR	S	P	ERA	WHIP

Chicago Cubs @ Houston Astros

Minute Maid Park, Houston, TX

Fri Mar 29 2013, 7:07 PM - 10:55 PM CDT

Att. 11,820 - Partly Cloudy - 72 F

livebaseballscorecards.com

Batter	1	2	3	4	5	6	7	8	9	10	AB	R	H	RBI	BB	SO	LOB
9 David DeJesus, L (1, 8) OBP: 0.415, SLG: 0.559	C SL 87 B SL 85 F FF 88 B FS 84 X FF 90 2-2 44 BB 13 1B 12 SF9 1B	C SL 78 F FF 89 X SL 78 0-2 13 G6-4-3 1B			C SI 90 X CU 79 0-1 ① P6		B FF 95 B FF 96 B FF 96 C FF 94 F FF 96 X FF 96 3-2 ① F8			B FF 94 B FF 94 B FF 94 B FF 93 4-0 13 SH1-3 BB	4	1	2	0	1	0	0
13 Starlin Castro, R (1, 6) OBP: 0.422, SLG: 0.512	C FF 89 S FF 89 D SL 82 B SL 81 1 SAFE X FF 90 2-2 12 SF9 44 BB 53 2B 1-2 1B	1 SAFE B SL 76 X FF 89 1-0 ②③ G6-4-3 1-2f			B CU 77 C CU 76 B SI 91 S CU 77 B CU 77 X SI 90 3-2 44 WP 12 1B 1B		C SL 82 F FF 97 B FF 96 S FF 97 1-3 ② K			C FF 94 1 SAFE X FF 93 0-1 ① SH1-3 1-2	4	2	2	0	0	1	1
44 Anthony Rizzo, L (1, 3) OBP: 0.302, SLG: 0.298	B FF 89 B SL 79 C FF 89 F FS 87 F FS 85 B FF 90 F FF 90 B FS 88 4-2 12 SF9 53 2B 1-2 2-3 BB		C SL 77 C FF 89 B SL 78 B FC 78 B SL 78 B FF 91 4-2 12 G5-4-3 BB		B SI 90 B SI 89 C SI 90 F SL 82 C SI 90 2-3 ② K 1-2		B FF 95 F FF 97 F FF 97 X SL 82 1-2 ③ L8			B SL 83 B CH 84 B FF 95 I IN 70 4-0 12 G5-4-3 IBB	2	1	0	0	3	1	1
12 Alfonso Soriano, R (1, 7) OBP: 0.266, SLG: 0.533	C SL 82 X SL 82 0-1 ① SF9 1-2 2-3 3-H		B FF 90 B FF 90 B FF 91 S FF 88 X FF 89 3-1 ①② G5-4-3 1-2f		C SL 81 S SI 90 F SL 81 B SI 91 F SL 81 X SI 90 1-2 2-H 1B			B FF 94 S FF 90 S FF 93 F FF 92 B CU 77 C CU 75 2-3 ① K			D SL 86 S FF 94 S FF 95 X FF 96 1-2 ②③ G5-4-3 1-2f	4	0	1	2	0	1	3
19 Nate Schierholtz, L (1, 9) OBP: 0.329, SLG: 0.500	F SL 80 B FS 89 B FF 91 F FS 89 F FS 86 T FS 86 2-2 ② K		S SL 80 B FF 89 S SL 79 S SL 79 1-3 ③ K		C SL 81 D CU 82 X CU 78 1-1 ③ G3			B CH 77 S FF 92 B FF 93 C FF 90 X CU 76 2-2 ② G5-3			4	0	0	0	0	2	3
53 Welington Castillo, R (1, 2) OBP: 0.309, SLG: 0.396 51 Steve Clevenger, L (7, 2) OBP: 0.389, SLG: 0.471	S FF 91 X SL 83 0-1 2-H 3-H 2B			C SI 92 B SI 92 B SI 93 C SI 93 S SI 93 2-3 ① K		B FF 88 B SI 89 X FF 88 2-0 ① G1-3		S CU 74 B FF 92 B FF 92 C FF 90 F CU 76 T FF 93 2-2 ③ K			3 1	0 0	1 0	2 0	0 0	1 1	0 0
24 Luis Valbuena, L (1, 5) OBP: 0.319, SLG: 0.367	F FS 88 X FF 91 0-1 ③ G4-3			B SI 93 F SI 93 B FS 83 B SI 94 S SI 92 F SI 93 B CU 75 4-2 30 PB BB	B CU 79 B CU 78 C FF 88 X SI 89 2-1 15 1B 3B				B FF 91 X FF 92 1-0 ① G4-3		3	1	1	0	1	0	1
15 Darwin Barney, R (1, 4) OBP: 0.293, SLG: 0.386		B FF 90 C FF 90 B FF 91 X FF 91 2-1 ① L8		B SI 95 F SI 94 1 SAFE C CU 75 X CU 76 1-2 ② F8	B FF 87 B SI 89 X FF 87 2-0 21 G6-4-3 3-H 1B				C FF 92 B FF 93 S FF 94 B FF 93 B SL 86 X FF 93 3-2 ② G5-3		4	0	1	1	0	0	1
30 Dioner Navarro, S (1, 10) OBP: 0.328, SLG: 0.582 21 Scott Hairston, R (6, PH) OBP: 0.213, SLG: 0.345 (6, 10)		B FF 91 B FF 90 B FC 78 C FF 90 F FF 91 X FF 90 3-2 HR		B SI 92 B FS 82 F SI 92 S FS 82 F SI 93 S CU 77 2-3 ③ K 1-2	1 SAFE C CU 74 B FF 87 F CU 77 B CU 76 B CH 86 X SI 86 3-2 ②③ G6-4-3 1-2f				C SL 86 B FF 92 S FF 93 F FF 93 F SL 87 C FF 93 2-3 ③ K		2 2	1 0	1 0	1 0	0 0	1 1	1 1
Inning Stats	R: 3 E: 0 K: 1 S: 20 H: 3 LOB: 1 BB: 1 P: 30	R: 1 E: 0 K: 0 S: 9 H: 2 LOB: 0 BB: 0 P: 15	R: 0 E: 0 K: 1 S: 7 H: 0 LOB: 0 BB: 1 P: 15	R: 0 E: 0 K: 2 S: 13 H: 0 LOB: 1 BB: 1 P: 22	R: 1 E: 0 K: 0 S: 15 H: 2 LOB: 1 BB: 0 P: 22	R: 1 E: 0 K: 0 S: 7 H: 2 LOB: 0 BB: 0 P: 16	R: 0 E: 0 K: 1 S: 10 H: 0 LOB: 0 BB: 0 P: 15	R: 0 E: 0 K: 2 S: 11 H: 0 LOB: 0 BB: 0 P: 17	R: 0 E: 0 K: 1 S: 9 H: 0 LOB: 0 BB: 0 P: 15	R: 0 E: 0 K: 0 S: 5 H: 0 LOB: 1 BB: 2 P: 14	1B: 6 2B: 1 3B: 1 HR: 1	SF: 1 SAC: 1 DP: 4 HBP: 0		WP: 1 PB: 1 SB: 0 CS: 0	PA: 40			

TOP

AB	33
R	6
H	9
RBI	6
BB	5
SO	9
LOB	12

PITCHER		IP	WLS	BF	H	R	ER	SO	BB	IBB	HBP	BLK	WP	HR	S	P	ERA	WHIP
36 Alex White, R ERA: 7.84	(1, 1)	1.0		7	3	3	3	1	1	0	0	0	0	0	20	30	27.00	4.000
66 Kevin Chapman, L ERA: 10.29	(2, 1)	2.0		7	2	1	1	1	1	0	0	0	0	1	16	30	4.50	1.500
41 Jose Veras, R ERA: 4.7	(4, 1)	1.0	H	4	0	0	0	2	1	0	0	0	0	0	13	22	0.00	1.000
53 Wesley Wright, L ERA: 11.25	(5, 1)	1.0	B	5	2	1	1	1	0	0	0	0	1	0	15	22	9.00	2.000
63 Xavier Cedeño, L ERA: 6.0	(6, 1)	1.0		4	2	1	1	0	0	0	0	0	0	0	7	16	9.00	2.000
55 Rhiner Cruz, R ERA: 1.04	(7, 1)	1.0		3	0	0	0	1	0	0	0	0	0	0	10	15	0.00	0.000
50 Josh Fields, R ERA: 2.31	(8, 1)	1.0		3	0	0	0	2	0	0	0	0	0	0	11	17	0.00	0.000
62 Hector Ambriz, R ERA: 2.16	(9, 1)	1.0		3	0	0	0	1	0	0	0	0	0	0	9	15	0.00	0.000
81 Josh Zeid, R ERA: 1.5	(10, 1)	1.0		4	0	0	0	0	1	1	0	0	0	0	5	14	0.00	1.000

Chicago Cubs @ Houston Astros

Minute Maid Park, Houston, TX

Fri Mar 29 2013, 7:07 PM - 10:55 PM CDT

Att. 11,820 - Partly Cloudy - 72 F

livebaseballscorecards.com

Batter	1	2	3	4	5	6	7	8	9	10	AB	R	H	RBI	BB	SO	LOB
27 Jose Altuve, R (1, 4) OBP: 0.408, SLG: 0.424	C FF 92 H FF 92 1-1 12 F8 29 BB 23 2B HBP	C FF 92 C FF 93 F FF 95 B SL 87 B FF 95 S SL 86 2-3 ① K		C SL 85 B FF 93 S SL 85 B FF 95 F FF 94 S SL 86 2-3 ③ K			F FF 92 C CU 78 S CU 79 0-3 ① K		B SL 79 C SL 79 B SL 79 X SL 78 2-1 DI 2-3 1B		2	1	0	0	0	2	0
13 Ronny Cedeno, R (5, 6) OBP: 0.391, SLG: 0.524											2	0	1	0	0	1	0
29 Brett Wallace, L (1, 3) OBP: 0.344, SLG: 0.527	B SL 91 C FF 91 B FF 93 1 SAFE B FF 92 B FF 92 4-1 23 2B 1-2 BB	B FF 96 S SL 84 C FF 94 S SL 86 1-3 ② K2-3			C SL 78 C SL 78 B SI 88 X FF 89 1-2 ① G1-3		B FF 92 B FF 91 C FF 91 C CU 78 C FF 92 2-3 ② K		C SL 78 F SL 78 C SL 78 0-3 ② K		2	1	0	0	1	1	0
Jon Singleton, L (6, 3) OBP: 0.357, SLG: 0.917											2	0	0	0	0	2	2
12 Carlos Pena, L (1, 10) OBP: 0.284, SLG: 0.441	C SL 82 D CU 77 S SL 82 B FF 94 X SL 86 2-2 ① F8 2-3	S FF 95 B FF 96 S SL 85 C SL 86 1-3 ③ K			B SL 81 C SL 78 S SL 80 S SL 81 1-3 ② K		B CU 80 C CU 78 F FF 91 F FF 92 B CU 80 B CU 81 S CU 76 3-3 ③ K		C SL 79 S SL 78 S SL 79 0-3 ③ K 1-2		3	0	0	0	0	2	2
J.D. Martinez, R (7, PH) OBP: 0.327, SLG: 0.408											2	0	0	0	0	2	2
(8, 10)																	
23 Chris Carter, R (1, 7) OBP: 0.364, SLG: 0.561	D SL 85 X SL 92 1-0 1-H 3-H 2B		B SL 83 B SL 84 X FF 92 2-0 46 F8 2B		B FF 89 B CH 80 F CH 81 S SI 88 F SL 81 B CH 82 F CH 81 F SI 89 F SI 90 4-2 B SL 80 2 CS BB			B FC 90 X FF 89 1-0 2 SH5-4 75 WP 2B		X FF 88 0-0 ① F9	2	0	2	2	1	0	0
8 Trevor Crowe, S (5, PR) OBP: 0.326, SLG: 0.450											2	1	1	0	0	0	0
(6, 7)																	
46 Rick Ankiel, L (1, 9) OBP: 0.463, SLG: 0.826	B CH 85 S SL 84 2 SAFE T CU 83 B FF 95 S SL 85 2-3 ② K		B FF 93 X SL 84 1-0 ① F8 2-3		B CH 80 F SL 81 1 SAFE S CH 81 1 SAFE 1 SAFE 1-2 ③ CS 1-2	F FF 94 B SL 89 S CU 76 B FF 93 F CU 76 S CH 84 2-3 ① K		C SL 80 B FF 89 X FC 88 1-1 ① SH5-4 2-3		X FF 90 0-0 ② F8	2	0	0	0	0	1	2
2 Brandon Barnes, R (5, PH) OBP: 0.288, SLG: 0.604											2	0	0	0	0	1	0
(6, 9)																	
44 Justin Maxwell, R (1, 8) OBP: 0.231, SLG: 0.356	C FF 93 B SL 85 C SL 85 D SL 87 S FF 93 2-3 ③ K		S SL 85 S SL 86 D SL 88 S SL 87 1-3 ② K			S FF 94 B FF 93 B SL 88 B CH 84 F FF 93 D CH 84 4-2 4 BB BB		S SL 82 D SL 82 F FF 90 B CH 83 C SL 82 2-3 ② K 3-H		B FF 90 B FF 89 B FF 89 X FF 88 3-0 E5	2	0	0	0	0	2	2
75 George Springer, R (6, 8) OBP: 0.423, SLG: 0.619											2	0	0	0	0	1	0
15 Jason Castro, L (1, 2) OBP: 0.404, SLG: 0.814		B FF 90 B FF 92 B CU 82 C FF 92 X FF 92 3-1 30 1B 9 HR 1B	B SL 84 C FF 95 F SL 85 F SL 87 X FF 96 1-2 ③ G5-3			D CH 83 1 SAFE 1 SAFE F FF 91 F FF 92 1 SAFE S CH 83 1-3 ② K		F SL 81 F FC 90 X CH 82 0-2 ③ F7		F SL 80 B FF 89 X CH 80 1-1 ③ P3	2	1	1	0	0	0	1
22 Carlos Corporán, S (6, 2) OBP: 0.273, SLG: 0.442											3	0	0	0	0	1	2
30 Matt Dominguez, R (1, 5) OBP: 0.351, SLG: 0.540		B FF 92 X FF 93 1-0 9 HR 1-2 1B		C SL 91 C FF 93 F FF 95 B SL 86 B SL 86 B SL 85 S SL 84 3-3 ① K		B CU 78 B FF 92 B CU 78 F FF 92 D CH 83 4-1 1-2 BB			B SI 87 X SI 86 1-0 13 1B 73 SH2-3 1B		2	1	1	0	0	1	0
4 Brandon Laird, R (6, 5) OBP: 0.409, SLG: 0.627											1	0	1	0	1	0	0
79 Delino DeShields, R (9, PR) OBP: 0.429, SLG: 0.462											0	0	0	0	0	0	0
(10, 4)																	
9 Marwin Gonzalez, S (1, 6) OBP: 0.333, SLG: 0.389		D SL 83 F FF 93 F SL 85 X FF 93 1-2 1-H 2-H HR		C FF 94 B CH 86 C SL 84 S CU 84 1-3 ② K2-3		C CU 77 F CU 79 X FF 91 0-2 ③ G4-3			1 SAFE X SI 86 0-0 ① SH2-3 1-2		2	1	1	3	0	1	0
(5, 4)																	
73 Jose Martinez, R (6, 4) OBP: 0.333, SLG: 0.457											1	0	0	0	0	0	2
(10, 5)																	
Inning Stats	R: 2 H: 1 E: 0 LOB: 1 K: 2 BB: 1 S: 12 P: 24	R: 3 H: 3 E: 0 LOB: 0 K: 3 BB: 0 S: 16 P: 25	R: 0 H: 1 E: 0 LOB: 1 K: 1 BB: 0 S: 9 P: 14	R: 0 H: 0 E: 0 LOB: 0 K: 3 BB: 0 S: 11 P: 17	R: 0 H: 0 E: 0 LOB: 1 K: 1 BB: 1 S: 14 P: 21	R: 0 H: 0 E: 0 LOB: 2 K: 2 BB: 2 S: 13 P: 24	R: 0 H: 0 E: 0 LOB: 0 K: 3 BB: 0 S: 10 P: 15	R: 1 H: 1 E: 0 LOB: 0 K: 1 BB: 0 S: 9 P: 13	R: 0 H: 2 E: 0 LOB: 3 K: 2 BB: 0 S: 10 P: 13	R: 0 H: 0 E: 1 LOB: 1 K: 0 BB: 0 S: 5 P: 9	1B: 4 2B: 3 3B: 0 HR: 1	SF: 0 SAC: 2 DP: 0 HBP: 1						

PITCHER	IP	WLS	BF	H	R	ER	SO	BB	IBB	HBP	BLK	WP	HR	S	P	ERA	WHIP
36 Edwin Jackson, R (1, 1) ERA: 5.25	4.0		19	5	5	5	9	1	0	1	0	0	1	48	80	11.25	1.500
40 James Russell, L (5, 1) ERA: 2.79	1.0		3	0	0	0	1	1	0	0	0	0	0	14	21	0.00	1.000
11 Kyuji Fujikawa, R (6, 1) ERA: 2.35	0.2	H	4	0	0	0	2	2	0	0	0	0	0	10	21	0.00	3.000
50 Blake Parker, R (6, 1) ERA: 1.17	1.1	H	4	0	0	0	3	0	0	0	0	0	0	13	18	0.00	0.000
28 Michael Bowden, R (8, 1) ERA: 2.77	1.0	B	4	1	1	1	1	0	0	0	0	1	0	9	13	9.00	1.000

PITCHER	IP	WLS	BF	H	R	ER	SO	BB	IBB	HBP	BLK	WP	HR	S	P	ERA	WHIP
54 Shawn Camp, R (9, 1) ERA: 0.96	1.0		5	2	0	0	2	0	0	0	0	0	0	10	13	0.00	2.000
37 Jaye Chapman, R (10, 1) ERA: 5.14	1.0		4	0	0	0	0	0	0	0	0	0	0	5	9	0.00	0.000

BOTTOM

AB	36
R	6
H	8
RBI	5
BB	4
SO	18
LOB	15

WP: 1	PA: 44		
PB: 0			
SB: 0			
CS: 1			

Batter	1	2	3	4	5	6	7	8	9	AB	R	H	RBI	BB	SO	LOB
9 David DeJesus, L (1, 8) OBP: 0.424, SLG: 0.567 17 Dave Sappelt, R (3, PH) OBP: 0.233, SLG: 0.368 (3, 8)	C FF 91 X FF 92 0-1 12 S 1B	F FF 90 B CH 80 X FF 90 1-1 ① F9	C CU 76 C FF 97 B FF 98 B FF 96 S FF 96 2-3 ③ K			B SI 92 X FF 91 1-0 ① F7		C FF 90 B SL 80 B CU 80 F FF 90 X SL 79 2-2 91 1B 51 2B 1B	B FF 94 C FF 94 F FF 94 B SL 85 X SL 84 2-2 ② G6-3 1-2	1 4	0 1	1 1	0 0	0 0	0 1	0 2
13 Starlin Castro, R (1, 6) OBP: 0.413, SLG: 0.500 91 Arismendy Alcántara, S (3, PH) OBP: 0.444, SLG: 0.625 (3, 6)	S FF 91 D CH 80 S FF 92 1 SAFE X FF 92 1-2 F9 ①	C CH 80 F FF 91 B KC 73 B KC 72 1 SAFE X FF 91 2-2 51 G4-6-3 1-3 1B						F FF 89 F FF 89 X FC 88 0-2 51 2B 1B 1-3	X FF 93 0-0 ③ F9	1 4	0 1	0 2	0 0	0 0	0 0	1 1
44 Anthony Rizzo, L (1, 3) OBP: 0.296, SLG: 0.292 51 Steve Clevenger, L (3, PH) OBP: 0.386, SLG: 0.481 (3, 3)	X FF 92 0-0 ② P5	B CH 79 B FF 92 1 SAFE B FF 90 X FF 90 3-0 ② ③ G4-6-3 1-2f				C FF 95 S CH 83 S FF 95 0-3 ② K		C SI 89 B FF 89 X CH 81 1-1 82 G6-3 19 1B 1-H 3-H 2B		1 3	0 1	0 1	0 2	0 0	0 1	0 2
12 Alfonso Soriano, R (1, 7) OBP: 0.262, SLG: 0.525 82 Ty Wright, R (3, 7) OBP: 0.545, SLG: 0.545	1 SAFE C CH 81 C KC 73 B KC 74 T FF 91 1-2 ③ K 1-2			B FF 95 C FF 95 X CU 75 1-1 ① G6-3		S FF 97 X FF 98 0-1 1B		S FF 90 B SL 79 D FF 89 F FF 91 F SL 81 B SL 79 X FF 91 3-2 ② G6-3 2-3		1 3	0 0	0 1	0 0	0 0	1 0	1 1
19 Nate Schierholtz, L (1, 10) OBP: 0.338, SLG: 0.493 91 Zeke DeVoss, S (8, PR) OBP: 0.333, SLG: 0.333 (8, 10)		B FF 90 B FF 92 F FF 90 B CH 82 F FF 91 F FF 92 F CH 82 B FF 91 4-2 BB		C FF 95 S FF 98 S FF 98 0-3 ② K		F FF 96 S CU 76 S CU 80 0-3 ③ K		C FF 90 C FF 89 F CH 82 X SL 77 0-2 30 BB 3-H 1B		3 0	0 0	1 0	1 0	1 0	2 0	1 0
53 Welington Castillo, R (1, 2) OBP: 0.316, SLG: 0.388 30 Dioner Navarro, S (6, 2) OBP: 0.333, SLG: 0.571		1 SAFE B KC 73 1 SAFE F FF 90 B CH 81 F FF 90 1 SAFE C KC 73 2-3 ① K		F FF 98 B CU 79 S FF 97 B FF 98 F FF 97 B CU 75 B FF 95 4-2 BB			B FF 93 F FF 93 B FF 95 X FF 94 2-1 ① P2	C FF 90 B FF 91 1 SAFE 1 SAFE B FC 89 B FF 90 B FC 89 4-1 1-2 BB		1 1	0 0	0 0	0 1	1 0	1 0	1 0
24 Luis Valbuena, L (1, 5) OBP: 0.314, SLG: 0.361 20 Brent Lillibridge, R (4, PH) OBP: 0.327, SLG: 0.563 (4, 4)		D CH 80 F FF 92 B FF 92 B CH 81 X FF 91 3-1 ② F8		C FF 96 C CU 76 S CU 83 0-3 ③ K			C CU 74 B CU 78 S FF 93 F CU 78 F FF 98 F FF 97 B FF 94 X FF 97 2-2 ② G4-3	B FF 91 B FF 91 X FF 92 2-0 ③ F9		1 3	0 0	0 0	0 0	0 0	0 1	1 3
15 Darwin Barney, R (1, 4) OBP: 0.289, SLG: 0.380 6 Alberto Gonzalez, R (3, 4) OBP: 0.314, SLG: 0.422 (4, 5)		C FF 92 B FF 92 C FF 90 X KC 74 1-2 ③ G6-3			S FF 95 F FF 96 F CU 80 B SL 83 F FF 97 F FF 98 T FF 97 1-2 ① K		F FF 94 F CU 79 F FF 98 S FF 97 0-3 ③ K		B SL 74 C FF 92 X SL 76 1-1 17 G6-3 1B	1 3	0 0	0 1	0 0	0 0	0 2	1 0
21 Scott Hairston, R (1, 9) OBP: 0.226, SLG: 0.345 88 Jae-Hoon Ha, R (3, 9)			C FF 91 B FF 91 B FF 90 F FF 91 H FF 91 3-2 91 1B HBP		C FF 96 B CU 76 F FF 96 B FF 98 F FF 97 F FF 98 B FF 97 X FF 94 3-2 ② G4-3			B FC 89 X FF 90 1-0 ① F8	B FF 92 C FF 93 B FF 92 F FF 91 F SL 83 T SL 82 2-2 ① K	0 3	0 0	0 0	0 0	0 0	0 1	0 1
Inning Stats	R: 0 E: 0 K: 1 S: 9 H: 1 LOB: 1 BB: 0 P: 11	R: 0 E: 0 K: 1 S: 12 H: 0 LOB: 1 BB: 1 P: 22	R: 0 E: 0 K: 0 S: 8 H: 1 LOB: 1 BB: 0 P: 17	R: 0 E: 0 K: 2 S: 11 H: 0 LOB: 1 BB: 1 P: 16	R: 0 E: 0 K: 2 S: 14 H: 0 LOB: 0 BB: 0 P: 20	R: 0 E: 0 K: 2 S: 9 H: 1 LOB: 1 BB: 0 P: 10	R: 0 E: 0 K: 1 S: 12 H: 0 LOB: 0 BB: 0 P: 16	R: 3 E: 0 K: 0 S: 19 H: 4 LOB: 2 BB: 1 P: 32	R: 0 E: 0 K: 1 S: 10 H: 1 LOB: 1 BB: 0 P: 15	1B: 7 2B: 1 3B: 0 HR: 0 SF: 0 SAC: 0 DP: 1 HBP: 1						WP: 0 PB: 0 SB: 1 CS: 0 PA: 38	

TOP

Chicago Cubs @ Houston Astros

Minute Maid Park, Houston, TX

Sat Mar 30 2013, 1:06 PM - 4:28 PM CDT

Att. 12,322 - Roof Closed - 73 F

livebaseballscorecards.com

AB	34
R	3
H	8
RBI	3
BB	3
SO	10
LOB	17

PITCHER		IP	WLS	BF	H	R	ER	SO	BB	IBB	HBP	BLK	WP	HR	S	P	ERA	WHIP
43 Brad Peacock, R ERA: 2.78	(1, 1)	3.0		12	2	0	0	2	1	0	1	0	0	0	29	50	0.00	1.000
88 Mike Foltynewicz, R ERA:	(4, 1)	4.0	H	14	1	0	0	7	1	0	0	0	0	0	46	62	0.00	0.500
David Martinez, R ERA: 5.4	(8, 1)	0.2	B	7	4	3	3	0	1	0	0	0	0	0	18	29	40.50	7.500
67 Jose Valdez, R ERA: 1.29	(8, 1)	1.1	W	5	1	0	0	1	0	0	0	0	0	0	11	18	0.00	0.750

PITCHER	IP	WLS	BF	H	R	ER	SO	BB	IBB	HBP	BLK	WP	HR	S	P	ERA	WHIP

BOTTOM

Chicago Cubs @ Houston Astros

Minute Maid Park, Houston, TX

Sat Mar 30 2013, 1:06 PM - 4:28 PM CDT

Att. 12,322 - Roof Closed - 73 F

livebaseballscorecards.com

Batter	1	2	3	4	5	6	7	8	9	AB	R	H	RBI	BB	SO	LOB
8 Trevor Crowe, S (1, 7) OBP: 0.333, SLG: 0.432	F SI 88 C SI 89 X FF 88 0-2 ① G5-3		B SI 89 F FF 88 B FF 86 F SI 89 S SL 79 2-3 ① K		B SI 87 1 SAFE B FF 89 F SI 89 F FF 88 B SL 78 B FF 88 4-2 BB 1-2 2-3 BB		S FF 94 C FF 95 B FF 93 X FF 94 1-2 ① G5-3	S CH 83 C CU 79 D CU 79 B FF 92 X CU 78 2-2 BB 1B 2-H 3-H 1B		4	0	1	2	1	1	0
Carlos Correa, R (1, 6) OBP: 0.417, SLG: 0.455	C SI 90 B CH 77 F SI 90 C FC 89 1-3 ② K		S SL 76 X SI 90 0-1 ① 1B		C CU 77 X CL 78 0-1 ① SF7 3-H		C SL 79 C SL 81 F SL 77 B FF 91 F FF 91 B FF 92 B CH 87 X FF 92 3-2 G1-3 WP 1B	1 SAFE X FF 92 0-0 BB 1-2 1B		4	0	3	1	0	1	0
Jon Singleton, L (1, 3) OBP: 0.368, SLG: 0.733	B SI 91 F FF 87 C SI 92 B SI 92 C SL 79 2-3 ③ K		1 SAFE D CU 72 F SL 78 1 SAFE F FC 86 1 SAFE S FF 91 1-3 ② K		D FC 87 F CU 76 2 SAFE F SL 77 B FC 87 B FC 86 F FF 90 B FF 91 4-2 4 G6-4-3 1-2 2-3 BB		C FF 90 F SL 78 B SL 75 X CH 88 1-2 ② G1-3 1-3	B CU 78 B FF 92 B CH 81 B FF 92 4-0 1-2 2-3 BB		3	0	0	0	2	2	2
4 Brandon Laird, R (1, 5) OBP: 0.394, SLG: 0.609		C SI 88 B FF 88 X CH 77 1-1 75 SH1-3 6 FC5-2-5 2B	C FF 90 1 SAFE F FF 88 B FF 91 S FF 91 1-3 ③ K		C SL 79 F CH 77 X CH 80 0-2 ② ③ G6-4-3 1-2f		S SL 78 C FF 91 S SL 76 0-3 ③ K	B CU 80 S CU 78 S F SI 94 F CU 81 B FF 93 S FF 93 2-3 ③ K		5	0	1	0	0	3	8
14 J.D. Martinez, R (1, 10) OBP: 0.333, SLG: 0.400 74 Marc Krauss, L (6, PH) OBP: 0.476, SLG: 0.538 (7, 10) 73 Jose Martinez, R (8, PR) OBP: 0.333, SLG: 0.457 (9, 10)		B FF 87 F FF 87 B CU 77 B FF 86 B FF 87 4-1 75 SH1-3 2B BB		B SI 87 S SL 78 X FC 87 1-1 ① F8		C FF 84 B CH 78 B CH 77 B FF 86 F FC 85 B FF 86 4-2 3B BB		B FF 94 B FF 93 F FF 93 S SL 86 F SL 87 F SL 86 F SL 85 B FF 94 B SL 87 4-2 69 FC4-6 75 1B 79 1B BB		1 1 0 0 1 0 0 0 1 0 0 2 0 0 0 1 0 0 0 0 0						
75 George Springer, R (1, 8) OBP: 0.414, SLG: 0.583		X SI 90 0-0 ① SH1-3 1-2 2-3		B SL 77 X SI 89 1-0 ② G4-3		B FF 85 B FC 86 F FF 88 F FC 86 S SL 80 2-3 ① K		B FF 93 B FF 93 C SL 85 B SL 85 C SI 84 F SL 85 X FF 93 3-2 69 FC4-6 1-2 1B		3 0 1 0 0 1 1						
6 Jason Jaramillo, S (1, 2) OBP: 0.379, SLG: 0.292 69 René García, R (6, PH) OBP: 0.333, SLG: 0.231 (7, 2)		X FF 89 0-0 ② FC5-2-5 2B 3-H		C SI 90 B SL 79 F SI 90 B FC 87 C SI 91 2-3 ③ K		C FF 87 F FC 88 B FF 88 1 SAFE X SL 80 1-2 ② F8		L FF 94 S FF 93 2 SAFE F SL 86 F SL 86 X SL 86 0-2 ① FC4-6 79 E 79 1B 8 1B 1-2f 2-3		2 0 0 0 0 1 2 2 1 0 0 0 0 3						
Domingo Santana, R (1, 9) OBP: 0.571, SLG: 1.000		C SL 77 B FF 88 S SL 80 B SL 78 B SL 78 X FF 88 3-2 1-3 2-H 2B			X SI 88 0-0 8 WP 79 1B SF7 1B	C SL 81 C FF 87 B FF 87 B SL 83 X SL 81 2-2 1-H 3B		C FF 93 S FF 94 F FF 93 S SL 86 0-3 ② K		4 1 3 2 0 1 2						
79 Delino DeShields, R (1, 4) OBP: 0.444, SLG: 0.471		C FF 90 B FF 90 S SL 78 C FF 92 1-3 ③ K			1 SAFE X CU 77 0-0 BB 8 WP 1-2 1B	B FC 88 X FC 86 1-0 ③ L8		C SL 85 C SL 83 X SL 86 0-2 E6 8 1B 1-3 3-H 1B		4 1 2 1 0 1 3						
Inning Stats	R: 0 E: 0 K: 2 S: 9 H: 0 LOB: 0 BB: 0 P: 12	R: 1 E: 0 K: 1 S: 11 H: 2 LOB: 2 BB: 1 P: 20	R: 0 E: 0 K: 3 S: 11 H: 1 LOB: 1 BB: 0 P: 15	R: 0 E: 0 K: 1 S: 6 H: 0 LOB: 0 BB: 0 P: 10	R: 1 E: 0 K: 0 S: 12 H: 2 LOB: 2 BB: 2 P: 20	R: 1 E: 0 K: 1 S: 12 H: 1 LOB: 1 BB: 1 P: 22	R: 0 E: 0 K: 1 S: 14 H: 1 LOB: 1 BB: 0 P: 19	R: 3 E: 1 K: 2 S: 30 H: 4 LOB: 3 BB: 2 P: 45		1B: 8 2B: 2 3B: 1 HR: 0 SF: 1 SAC: 1 DP: 1 HBP: 0		WP: 2 PB: 0 SB: 0 CS: 0 PA: 40				

	AB	32
	R	6
	H	11
	RBI	6
	BB	6
	SO	11
	LOB	21

PITCHER		IP	WLS	BF	H	R	ER	SO	BB	IBB	HBP	BLK	WP	HR	S	P	ERA	WHIP
37 Travis Wood, L ERA: 4.43	(1, 1)	4.1		21	5	2	2	7	3	0	0	0	1	0	46	74	4.15	1.846
60 Jensen Lewis, R ERA: 6.0	(5, 1)	1.2		6	1	1	1	1	1	0	0	0	0	0	15	25	5.40	1.200
56 Héctor Rondón, R ERA: 1.8	(7, 1)	1.0		4	1	0	0	1	0	0	0	0	1	0	14	19	0.00	1.000
49 Carlos Marmol, R ERA: 6.97	(8, 1)	0.2	L	5	2	3	3	1	1	0	0	0	0	0	21	28	40.50	4.500
27 Casey Coleman, R ERA: 2.45	(8, 1)	0.1		4	2	0	0	1	1	0	0	0	0	0	9	17	0.00	9.000

PITCHER	IP	WLS	BF	H	R	ER	SO	BB	IBB	HBP	BLK	WP	HR	S	P	ERA	WHIP

Batter	1	2	3	4	5	6	7	8	9	AB	R	H	RBI	BB	SO	LOB
5 Ian Kinsler, R (1, 4)	C FF 92 X FF 92 0-1 ① F9		B SL 83 C SL 82 B SL 82 B CH 87 X FF 92 3-1 ② L8			B SL 80 F FF 89 B FF 90 B SL 83 B FF 90 4-1 27 1B 7 1B BB	B FF 91 C FF 90 X CH 78 1-1 ③ G6-3			3	1	0	0	1	0	0
1 Elvis Andrus, R (1, 6)	B FF 92 S SL 85 C FF 92 B SL 84 S FF 94 2-3 ② K		C FF 91 B FF 92 F FF 92 F FF 92 X SL 85 1-2 ③ L8			1 SAFE B FF 90 1 SAFE C FF 90 1 SAFE B SL 82 F FF 90 S SL 84 2-3 ① K		X FF 88 0-0 ① G5-3		4	0	0	0	0	2	1
27 Lance Berkman, S (1, 10) OBP: 0.500, SLG: 0.500	B FF 93 S CH 88 B FF 93 X FF 94 2-1 ③ G6-3			C SL 82 X FF 92 0-1 1B		1 SAFE B CH 83 X CH 82 1-0 7 1B 17 1B 1-3 1B		C FF 90 B SI 90 B SI 91 S FF 88 B CU 77 S CU 78 3-3 ② K		4	1	2	0	0	1	0
29 Adrian Beltré, R (1, 5)		C FC 91 S SL 84 X SL 83 0-2 ① L5		B SL 83 X FC 91 1-0 ① F7		X SL 82 0-0 ② L1		X FF 91 0-0 ③ P6		4	0	0	0	0	0	3
7 David Murphy, L (1, 7) OBP: 0.500, SLG: 0.333		B FF 92 B FF 92 B FF 92 C FF 91 F FF 93 F FF 93 B SL 86 4-2 17 CS BB		C SL 83 F FF 91 F SL 84 B CH 86 F CH 85 D SL 84 B FF 92 1 SAFE 1 SAFE 3-2 ② X FF 82 F7		B FF 89 B SL 83 X CH 85 2-0 17 1B 1-2 3-H 1B			C FF 90 F FF 89 B FF 90 B FF 89 F SI 90 B FF 91 X FF 90 3-2 ① F8	3	0	1	1	1	0	1
17 Nelson Cruz, R (1, 9) OBP: 0.750, SLG: 0.667		F SL 85 1 SAFE B SL 83 B FF 92 F SL 85 B FF 94 F SL 86 B FF 94 4-2 ② 12 1B 1-2 BB		S SL 86 S SL 85 B SL 84 X FF 92 1-2 ③ F8		S SL 83 C SL 82 X SL 84 0-2 1-2 2-H 1B			C FF 90 B FF 89 X SI 91 1-1 18 D 1B	3	0	2	1	1	0	1
12 A.J. Pierzynski, L (1, 2) OBP: 0.250, SLG: 0.250		F FF 91 S SL 83 X FF 93 0-2 1-2 1B			C CH 83 B CH 83 F SL 82 S FF 91 1-3 ① K	D SI 92 X SI 91 1-0 ③ F8			B FF 89 X FF 90 1-0 ② F7	4	0	1	0	0	1	3
18 Mitch Moreland, L (1, 3)		D SL 86 C FF 92 F SL 86 F SL 85 B FF 93 S SL 86 2-3 ③ K			B FF 90 F SL 82 B FF 90 X CH 85 2-1 ② F7		B FF 90 F FF 89 C FF 90 X FF 88 1-2 ① G6-3		S SI 91 B FF 87 F FF 90 F FF 91 X SI 90 1-2 ③ G4-3 1-2	4	0	0	0	0	1	3
2 Leonys Martin, L (1, 8)			B FF 90 B FF 90 B FF 91 C FF 92 F FF 92 S FF 92 3-3 ① K		X CH 84 0-0 ③ G5-3		C FF 91 S CU 78 F CU 77 S FF 89 0-3 ② K			3	0	0	0	0	2	0
Inning Stats	R: 0 E: 0 K: 1 S: 7 H: 0 LOB: 0 BB: 0 P: 11	R: 0 E: 0 K: 1 S: 16 H: 1 LOB: 2 BB: 2 P: 26	R: 0 E: 0 K: 1 S: 9 H: 0 LOB: 0 BB: 0 P: 16	R: 0 E: 0 K: 0 S: 11 H: 1 LOB: 1 BB: 0 P: 16	R: 0 E: 0 K: 1 S: 6 H: 0 LOB: 0 BB: 0 P: 9	R: 2 E: 0 K: 1 S: 11 H: 3 LOB: 2 BB: 1 P: 21	R: 0 E: 0 K: 1 S: 9 H: 0 LOB: 0 BB: 0 P: 11	R: 0 E: 0 K: 1 S: 5 H: 0 LOB: 0 BB: 0 P: 8	R: 0 E: 0 K: 0 S: 11 H: 1 LOB: 1 BB: 0 P: 17	1B: 6 2B: 0 3B: 0 HR: 0	SF: 0 SAC: 0 DP: 0 HBP: 0	WP: 0 PB: 0 SB: 0 CS: 1	PA: 35			

PITCHER		IP	WLS	BF	H	R	ER	SO	BB	IBB	HBP	BLK	WP	HR	S	P	ERA	WHIP
20 Bud Norris, R ERA: 3.18	(1, 1)	5.2	W	24	5	2	2	5	3	0	0	0	0	0	59	97	3.18	1.412
45 Erik Bedard, L ERA:	(6, 1)	3.1	S	11	1	0	0	2	0	0	0	0	0	0	26	38	0.00	0.300

PITCHER	IP	WLS	BF	H	R	ER	SO	BB	IBB	HBP	BLK	WP	HR	S	P	ERA	WHIP

Texas Rangers @ Houston Astros

Minute Maid Park, Houston, TX

Sun Mar 31 2013, 7:09 PM - 10:08 PM CDT

Att. 41,307 - Roof Closed - 73 F

TOP

AB	32
R	2
H	6
RBI	2
BB	3
SO	7
LOB	12

livebaseballscorecards.com

Batter	1	2	3	4	5	6	7	8	9	AB	R	H	RBI	BB	SO	LOB
27 Jose Altuve, R (1, 4) OBP: 0.500, SLG: 0.500	X SI 91 0-0 29 K 1B			B SI 89 C SI 90 X SI 92 1-1 ① F8	F FC 87 B SI 93 F SI 93 X SI 92 1-2 3-H 1B		X FF 90 0-0 ① G6-3			4	0	2	1	0	0	0
29 Brett Wallace, L (1, 3) OBP: 0.250, SLG: 0.250	F SI 90 F SI 91 B SI 93 D FC 87 S FC 87 2-3 ①② K 1-2			C FC 85 S CU 80 F FC 86 X SI 94 0-2 12 1B 44 3B 1B	1 SAFE B SI 91 B SI 90 S SI 91 S SI 91 S CH 82 2-3 ② K		C FF 91 B CH 88 S CH 85 C FF 91 1-3 ② K			4	1	1	0	0	3	2
23 Chris Carter, R (1, 7)	C CU 79 T SI 92 C SI 94 0-3 ③ K			C CH 83 S SI 92 F SI 94 C SI 94 0-3 ② K	B SI 92 X SI 91 1-0 ③ P4		C FF 92 B FF 92 B FF 92 X FF 92 2-1 ③ G5-3			4	0	0	0	0	2	2
12 Carlos Pena, L (1, 10) OBP: 0.250, SLG: 0.250		C FC 85 S SI 91 B SI 92 S CH 83 1-3 ① K		F SI 92 B SI 94 X SI 89 1-1 44 3B 1-2 1B		F SI 88 F SI 91 B SI 92 F CH 82 F SI 93 F CH 83 S CU 81 1-3 ① K		B SL 83 C SL 83 S SL 84 B SI 93 C SI 93 2-3 ① K		4	1	1	0	0	3	0
44 Justin Maxwell, R (1, 8) OBP: 0.750, SLG: 2.000		B SI 92 B SI 90 X CH 83 2-0 ② L5		B SI 93 X FC 87 1-0 1-H 2-H 3B		F SI 93 B SI 93 B SI 92 B CH 82 B SI 92 4-1 30 BB 28 HR BB		B SI 93 X SI 92 1-0 30 1B 3B		3	2	2	2	1	0	0
15 Jason Castro, L (1, 2)		B SI 92 C FC 86 S CU 81 B SI 92 S SI 92 2-3 ③ K		F B SI 90 B SI 91 X SI 92 2-1 ③ G3-1		1 SAFE P PO 87 1 SAFE X SI 90 1-0 ② F8		F SI 92 X SL 84 0-1 ② G4-3		4	0	0	0	0	1	3
30 Matt Dominguez, R (1, 5) OBP: 0.500, SLG: 0.333			C SI 90 B SI 90 F CH 82 F SI 93 F FC 85 B CH 82 X CH 83 2-2 ① G6-3	B CH 81 C SI 89 B CH 82 B CH 82 S SI 91 F SI 92 S CH 84 3-3 ① K	B SI 91 B SI 92 D CH 83 C SI 92 B SI 91 4-1 28 HR 1-2 BB		C SI 92 F CH 86 X SI 93 0-2 3-H 1B		3	1	1	1	1	1	0
2 Brandon Barnes, R (1, 9) 28 Rick Ankiel, L (6, PH) (7, 9) OBP: 0.500, SLG: 2.000			B SI 91 B SI 91 S SI 92 S CH 83 S CH 85 2-3 ② K	B SI 91 B SI 91 B SI 91 B SI 90 4-0 13 1B 13 E BB	B SL 80 B SI 88 C SL 80 B SI 89 F SL 80 X SL 82 3-2 1-H 2-H HR		F SL 86 S SL 86 S SI 92 0-3 ③ K		1 2	1 1	0 1	0 3	1 0	1 1	0 1
13 Ronny Cedeno, R (1, 6) OBP: 0.333, SLG: 0.333			C SI 92 B SI 92 S SI 93 B SI 93 X SI 93 2-2 ③ F9	1 SAFE X SI 91 0-0 E9 27 1B 1-H 1B	C SI 88 C SI 89 F SI 88 S SI 88 0-3 ③ K					3	1	1	0	0	1	0
Inning Stats	R: 0 E: 0 K: 2 S: 7 H: 1 LOB: 0 BB: 0 P: 9	R: 0 E: 0 K: 2 S: 7 H: 0 LOB: 0 BB: 0 P: 12	R: 0 E: 0 K: 1 S: 11 H: 0 LOB: 0 BB: 0 P: 17	R: 2 E: 0 K: 1 S: 15 H: 3 LOB: 1 BB: 0 P: 20	R: 2 E: 1 K: 2 S: 12 H: 2 LOB: 1 BB: 1 P: 23	R: 3 E: 0 K: 2 S: 17 H: 1 LOB: 0 BB: 2 P: 29	R: 0 E: 0 K: 1 S: 6 H: 0 LOB: 0 BB: 0 P: 9	R: 1 E: 0 K: 2 S: 12 H: 2 LOB: 1 BB: 0 P: 15		1B: 6 2B: 0 3B: 2 HR: 1	SF: 0 SAC: 0 DP: 0 HBP: 0		WP: 0 PB: 0 SB: 0 CS: 0	PA: 35		

PITCHER		IP	WLS	BF	H	R	ER	SO	BB	IBB	HBP	BLK	WP	HR	S	P	ERA	WHIP
54 Matt Harrison, L ERA: 7.94	(1, 1)	5.2	L	25	6	6	5	9	3	0	0	0	0	0	62	100	7.94	1.588
55 Derek Lowe, R ERA: 27.0	(6, 1)	0.1		2	1	1	1	1	0	0	0	0	0	1	7	10	27.00	3.000
44 Jason Frasor, R ERA:	(7, 1)	1.0		3	0	0	0	1	0	0	0	0	0	0	6	9	0.00	0.000
58 Joe Ortiz, L ERA: 9.0	(8, 1)	1.0		5	2	1	1	2	0	0	0	0	0	0	12	15	9.00	2.000

PITCHER	IP	WLS	BF	H	R	ER	SO	BB	IBB	HBP	BLK	WP	HR	S	P	ERA	WHIP

BOTTOM

Texas Rangers @ Houston Astros

Minute Maid Park, Houston, TX

Sun Mar 31 2013, 7:09 PM - 10:08 PM CDT

Att. 41,307 - Roof Closed - 73 F

livebaseballscorecards.com

AB	32
R	8
H	9
RBI	7
BB	3
SO	13
LOB	8

Batter	1	2	3	4	5	6	7	8	9	AB	R	H	RBI	BB	SO	LOB
5 Ian Kinsler, R (1, 4) OBP: 0.444, SLG: 0.714	B FF 93 C FF 92 C SI 93 F FF 93 C FF 93 1-3 ① K		X FF 92 0-0 ① 27 1B, 1 BB, 1B		B SL 89 C SI 92 F SI 92 X FF 93 1-2 ② G6-3		C FF 97 B FF 97 X FF 96 1-1 3-H HR		C SI 93 B CU 76 B CU 76 B SI 94 C SI 93 F CU 76 B SI 95 4-2 1 3B BB	4	2	2	2	1	1	0
1 Elvis Andrus, R (1, 6) OBP: 0.444, SLG: 0.875	C SI 93 X SL 90 0-1 ② G6-3		B FF 92 B SI 92 B SL 90 B SI 92 4-0 1-2 2-3 27 1B, BB		B SI 92 C FF 92 B SL 83 B SI 92 X SI 92 3-1 3B		B FF 98 C FF 97 B SL 83 B FF 97 X FF 96 3-1 1B		C SI 93 X SI 94 0-1 1-H 27 1B, 3B	4	1	3	1	1	0	0
27 Lance Berkman, S (1, 10) OBP: 0.667, SLG: 0.625	B SI 92 S CH 84 B SL 90 X FF 92 2-1 1B		C FF 92 B CH 87 C FF 92 X FF 92 1-2 1-2 2-3 3-H 1B		B FF 91 B SL 89 D SI 90 I 4-0 29 FC6-4, IBB		1 SAFE B FF 96 C FF 97 P PO 84 X FF 96 2-1 ② P6		C CU 76 X FS 84 0-1 3-H 1B	4	0	3	2	1	0	1
29 Adrian Beltré, R (1, 5)	B SL 92 X SL 88 1-0 ③ G6-3		S SL 89 S FF 92 B SL 87 B SI 91 B SL 88 F SI 92 S SI 92 3-3 ② K		C FF 92 X SL 87 0-1 ③ 1-2f FC6-4		1 SAFE X FF 97 0-0 ③ G5-3		F SI 94 F SI 93 S SI 92 0-3 ① K	5	0	0	0	0	2	8
7 David Murphy, L (1, 7) OBP: 0.333, SLG: 0.143		C CH 82 B SI 92 C FF 91 F SI 90 F FF 93 B SL 91 B CH 82 X SI 92 3-2 ① G4-3	B CH 81 S FF 92 B SI 92 B FF 91 X SI 93 3-1 ③ F7			S FF 91 B SI 90 X CH 82 1-1 ① G4-3		C SL 81 B KC 77 B SI 90 C SL 83 B SL 82 F SL 81 D FF 91 4-2 17 2B, BB	F FS 83 F SI 93 B CU 76 S CU 77 1-3 ② K	4	1	0	0	1	1	4
17 Nelson Cruz, R (1, 9) OBP: 0.556, SLG: 0.625		C FF 93 B SI 92 F SI 91 F SI 93 F SL 91 B FF 93 S SL 83 2-3 ② K		C SL 87 C FF 91 B FF 91 X CU 81 1-2 ① F8		X SL 90 0-0 12 G1-6-3, 1B		X FF 90 0-0 1-H 12 G3 18 SF7, 2B	C CU 75 S SI 93 S CU 76 0-3 ③ K	5	1	2	1	0	2	1
12 A.J. Pierzynski, L (1, 2) OBP: 0.250, SLG: 0.143		B SI 93 B SL 91 B FF 94 C SI 91 X SI 93 3-1 ③ F8		C FF 92 B SL 90 C SL 92 H FF 92 2-2 18 G1-6-3, HBP		1 SAFE B SI 90 X SI 92 1-0 ② ③ G1-6-3 1-2f		B SL 81 F SL 83 C SI 91 X SL 82 1-2 ① G3 2-3		3	0	0	0	0	0	2
18 Mitch Moreland, L (1, 3)			C FF 91 B FF 84 B SL 90 F FF 92 B FF 92 X SI 93 3-2 ① G4-3	B SI 91 B CH 82 X SI 91 2-0 ② ③ G1-6-3 1-2f			B CU 78 S SI 88 B SI 89 S CU 79 S CU 79 2-3 ① K	C SI 90 B SI 90 X SL 83 1-1 ② 3-H SF7		3	0	0	1	0	1	1
23 Craig Gentry, R (1, 8) OBP: 0.500, SLG: 1.250			B FF 93 X FF 93 1-0 1 BB, 27 1B, 2B	C SI 90 B SI 90 F SI 91 C FF 92 1-3 ① K			B SI 89 B SI 88 B SI 89 C SI 89 X SI 89 3-1 5 HR, 3B	B FF 96 B FF 94 B FF 92 C FF 91 F FF 93 S FF 94 3-3 ③ K		4	2	2	0	0	2	0
Inning Stats	R: 0 E: 0 K: 1 S: 9 H: 1 LOB: 1 BB: 0 P: 13	R: 0 E: 0 K: 1 S: 12 H: 0 LOB: 0 BB: 0 P: 20	R: 1 E: 0 K: 1 S: 13 H: 3 LOB: 3 BB: 1 P: 28	R: 0 E: 0 K: 0 S: 6 H: 0 LOB: 0 BB: 0 P: 11	R: 0 E: 0 K: 1 S: 10 H: 1 LOB: 2 BB: 1 P: 19	R: 0 E: 0 K: 0 S: 4 H: 1 LOB: 0 BB: 0 P: 6	R: 2 E: 0 K: 1 S: 13 H: 3 LOB: 1 BB: 0 P: 23	R: 2 E: 0 K: 1 S: 12 H: 1 LOB: 0 BB: 1 P: 21	R: 2 E: 0 K: 3 S: 16 H: 2 LOB: 1 BB: 1 P: 21	1B: 6 2B: 2 3B: 3 HR: 1 SF: 1 SAC: 0 DP: 2 HBP: 1	WP: 0 PB: 0 SB: 0 CS: 0 PA: 42					

TOP

Texas Rangers @ Houston Astros

Minute Maid Park, Houston, TX

Tue Apr 02 2013, 7:11 PM - 10:04 PM CDT

Att. 22,701 - Roof Closed - 73 F

livebaseballscorecards.com

AB	36
R	7
H	12
RBI	7
BB	4
SO	9
LOB	17

PITCHER		IP	WLS	BF	H	R	ER	SO	BB	IBB	HBP	BLK	WP	HR	S	P	ERA	WHIP
64 Lucas Harrell, R ERA: 1.5	(1, 1)	6.0	L	25	6	1	1	4	1	1	1	0	0	0	54	97	1.50	1.167
63 Xavier Cedeño, L ERA: 27.0	(7, 1)	0.1		2	1	1	1	1	0	0	0	0	0	0	5	10	27.00	3.000
55 Rhiner Cruz, R ERA: 13.5	(7, 1)	0.2		4	2	1	1	0	0	0	0	0	0	1	8	13	13.50	3.000
53 Wesley Wright, L ERA: 27.0	(8, 1)	0.2		4	1	2	2	0	1	0	0	0	0	0	9	15	27.00	3.000
50 Josh Fields, R ERA:	(8, 1)	0.1		1	0	0	0	1	0	0	0	0	0	0	3	6	0.00	0.000

PITCHER		IP	WLS	BF	H	R	ER	SO	BB	IBB	HBP	BLK	WP	HR	S	P	ERA	WHIP
41 Jose Veras, R ERA: 18.0	(9, 1)	1.0		6	2	2	2	3	1	0	0	0	0	0	16	21	18.00	3.000

Batter	1	2	3	4	5	6	7	8	9	AB	R	H	RBI	BB	SO	LOB
27 Jose Altuve, R (1, 4) OBP: 0.375, SLG: 0.375	B FF 91 B FF 91 C FC 89 F FC 90 B ST 85 T ST 82 3-2 ① K			B ST 80 B ST 81 F FC 90 S FF 95 F FF 95 B FF 97 S ST 86 3-3 ① K			X FC 87 0-0 ① P4		C SI 94 X SI 94 0-1 1-3 1B	4	0	1	0	0	2	0
29 Brett Wallace, L (1, 5) OBP: 0.143, SLG: 0.143 14 J.D. Martinez, R (9, PH)	B FC 91 F FC 90 B FC 93 S FC 90 S ST 85 2-3 ② K			F FC 93 C CU 71 F ST 83 B FF 97 F ST 87 F FS 95 S ST 83 1-3 ② K			C FC 89 S FS 81 F ST 83 F FS 93 B FF 97 B ST 84 S ST 81 2-3 ② K2-3		F SI 95 S SL 84 B SI 96 F SL 84 D SL 84 B SI 95 F SL 85 C SI 95 3-3 ③ K	3 1	0 0	0 0	0 0	0 0	3 1	0 2
12 Carlos Pena, L (1, 3) OBP: 0.143, SLG: 0.143	F FC 92 B CU 71 B FC 93 B FC 91 X FC 92 3-1 ③ G4-3			B FS 88 S FC 92 S FC 93 S FF 97 1-3 ③ K			S FS 85 B ST 83 X FC 92 1-1 ③ G3-1			3	0	0	0	0	1	0
23 Chris Carter, R (1, 7)		F FF 93 B FF 94 B FF 94 F ST 83 F ST 85 B ST 85 F ST 84 S ST 84 3-3 ① K			B FC 87 S ST 78 B FC 91 X FC 89 2-1 ① F7			C FC 88 B ST 82 B FF 94 S ST 79 B FF 96 F ST 82 F ST 84 F ST 84 S ST 85 3-3 ① K		3	0	0	0	0	2	0
28 Rick Ankiel, L (1, 9) OBP: 0.200, SLG: 0.800		C FC 91 B FC 93 S FC 91 F FS 95 S ST 82 1-3 ② K			F FC 90 X FC 92 0-1 ② L3			B FS 88 S FC 90 S FC 91 C ST 86 1-3 ② K		3	0	0	0	0	2	0
44 Justin Maxwell, R (1, 8) OBP: 0.429, SLG: 1.000		C FF 94 C FF 95 C FF 97 0-3 ③ K			S FF 94 S FC 91 C ST 85 0-3 ③ K			X ST 83 0-0 ③ G4-3		3	0	0	0	0	2	0
15 Jason Castro, L (1, 10)			X FC 89 0-0 ① G4-3			C FC 89 B FC 90 B ST 78 S FC 89 S ST 79 2-3 ① K2-3			C FC 88 X FC 89 0-1 ① G6-3	3	0	0	0	0	1	0
22 Carlos Corporán, S (1, 2)			B FC 90 C FC 89 B FC 92 S FC 90 F ST 81 X FS 93 2-2 ② G1-3			F FC 91 B FF 94 X FC 92 1-1 ② L3			X FC 90 0-0 ② G4-3	3	0	0	0	0	0	0
9 Marwin Gonzalez, S (1, 6) OBP: 0.333, SLG: 0.333			S FC 92 B CU 67 F FC 92 S ST 83 1-3 ③ K2-3			B CU 70 C FC 89 F FC 93 X FF 97 1-2 ③ G3			X FC 91 0-0 27 1B 1B	3	0	1	0	0	1	0
Inning Stats	R: 0 H: 0 E: 0 LOB: 0 K: 2 BB: 0 S: 8 P: 16	R: 0 H: 0 E: 0 LOB: 0 K: 3 BB: 0 S: 12 P: 16	R: 0 H: 0 E: 0 LOB: 0 K: 1 BB: 0 S: 8 P: 11	R: 0 H: 0 E: 0 LOB: 0 K: 3 BB: 0 S: 13 P: 18	R: 0 H: 0 E: 0 LOB: 0 K: 1 BB: 0 S: 7 P: 9	R: 0 H: 0 E: 0 LOB: 0 K: 1 BB: 0 S: 8 P: 12	R: 0 H: 0 E: 0 LOB: 0 K: 1 BB: 0 S: 8 P: 11	R: 0 H: 0 E: 0 LOB: 0 K: 2 BB: 0 S: 10 P: 14	R: 0 H: 2 E: 0 LOB: 2 K: 1 BB: 0 S: 11 P: 14	1B: 2 SF: 0 2B: 0 SAC: 0 3B: 0 DP: 0 HR: 0 HBP: 0						

PITCHER		IP	WLS	BF	H	R	ER	SO	BB	IBB	HBP	BLK	WP	HR	S	P	ERA	WHIP
11 Yu Darvish, R	(1, 1)	8.2	W	27	1	0	0	14	0	0	0	0	0	0	78	111	0.00	0.115
ERA:																		
50 Michael Kirkman, L	(9, 1)	0.1		2	1	0	0	1	0	0	0	0	0	0	7	10	0.00	3.000
ERA:																		

PITCHER	IP	WLS	BF	H	R	ER	SO	BB	IBB	HBP	BLK	WP	HR	S	P	ERA	WHIP

BOTTOM

Texas Rangers @ Houston Astros

Minute Maid Park, Houston, TX

Tue Apr 02 2013, 7:11 PM - 10:04 PM CDT

Att. 22,701 - Roof Closed - 73 F

livebaseballscorecards.com

AB	29
R	0
H	2
RBI	0
BB	0
SO	15
LOB	2

1B: 2	SF: 0	WP: 0	PA: 29
2B: 0	SAC: 0	PB: 0	
3B: 0	DP: 0	SB: 0	
HR: 0	HBP: 0	CS: 0	

Texas Rangers @ Houston Astros

Minute Maid Park, Houston, TX

Wed Apr 03 2013, 1:11 PM - 4:10 PM CDT

Att. 15,814 - Roof Closed - 73 F

TOP

livebaseballscorecards.com

Batter	1	2	3	4	5	6	7	8	9	AB	R	H	RBI	BB	SO	LOB
5 Ian Kinsler, R (1, 4) OBP: 0.286, SLG: 0.417	C FF 90 C FF 89 S SL 83 0-3 K	C SL 81 B CU 77 X FF 89 1-1 F9			C FF 89 X SL 82 0-1 G1-3		B FF 93 F FF 92 S FF 94 X FF 95 1-2 P4		C FF 96 B SL 84 C SL 83 B FF 97 X SL 84 2-2 G5-3	5	0	0	0	0	1	3
1 Elvis Andrus, R (1, 6) OBP: 0.357, SLG: 0.615	F FF 90 X FF 90 0-1 L6		C FF 89 X FF 89 0-1 L8		C FF 89 B SL 82 B FF 90 B FF 89 X FF 89 3-1 P6			B FF 92 C FF 92 B SL 85 X FF 92 2-1 27 2B 1B	B SL 82 B FF 96 S FF 96 X FF 98 2-1 G6-3	5	1	1	0	0	0	0
27 Lance Berkman, S (1, 10) OBP: 0.692, SLG: 0.700 20 Julio Borbon, L (8, PR) (8, 10)	B FF 90 B FF 89 B CH 85 B FF 90 4-0 29 FC5-4 BB		X FF 90 0-0 G6-3			B CH 82 B SL 81 B FF 88 B FF 87 4-0 7 1B 29 1B 17 G4-3 BB		C FF 93 S SL 87 B FF 94 1 SAFE X FF 94 1-2 29 1B 17 1B 2B 1-H	B FF 97 S FF 97 B FF 98 S FF 96 X FF 98 2-2 G5-3	2 1	1 1	1 0	1 0	2 0	0 0	0 0
29 Adrian Beltré, R (1, 5) OBP: 0.154, SLG: 0.154	S SL 82 S SL 82 D SL 84 X SL 82 1-2 FC5-4 1-2f		C FF 90 B FF 90 C SL 84 B SL 84 F FF 90 B SL 82 X FF 90 3-2 F9			B SL 80 F FF 89 S SL 81 F SL 81 F FF 89 1 SAFE F CU 79 B FF 90 X SL 81 2-2 17 G4-3 7 1B 1-2 1B		C SL 85 X SL 86 0-1 17 1B 12 SF 1B 2-3		4	1	2	0	0	0	1
7 David Murphy, L (1, 7) OBP: 0.308, SLG: 0.182		C FF 89 B CU 77 X FF 88 1-1 L8		B CU 75 C FF 88 X CH 82 1-1 G3		C CU 78 B CU 78 X SL 81 1-1 17 G4-3 1-2 2-3 1B		F CU 78 F SL 85 S SL 86 0-3 K		4	0	1	0	0	1	3
17 Nelson Cruz, R (1, 9) OBP: 0.538, SLG: 0.583		B FF 89 S SL 81 S SL 82 F FF 89 X SL 81 1-2 2 HBP 12 1B 1B		B SL 80 F FF 89 C FF 90 X CU 79 1-2 F8		S SL 82 X SL 82 0-1 G4-3 1-2f 2-3 3-H		D SL 87 S FF 93 D SL 86 F FF 94 F SL 86 X FF 93 2-2 18 FC1-6 12 SF 1B 1-3 3-H		4	0	2	1	0	0	2
12 A.J. Pierzynski, L (1, 2) OBP: 0.333, SLG: 0.300		B CU 77 X FF 89 1-0 2 HBP 1B 1-2		C FF 90 B CU 78 X FF 89 1-1 1B		D SL 79 F SL 79 B SL 80 X SL 80 2-1 F9		B CU 79 X FF 92 1-0 SF 18 FC1-6 1-2 3-H		3	0	2	1	0	0	1
18 Mitch Moreland, L (1, 3)		C CU 76 B CU 79 S SL 81 F CU 80 S CU 79 1-3 K		F SL 82 B FF 89 X CU 77 1-1 F8			C SL 80 B FF 88 B SI 89 X SL 82 2-1 G4-3	C CU 79 B SL 84 X FF 93 1-1 FC1-6 1-2f 2-3		4	0	0	0	0	1	5
2 Leonys Martin, L (1, 8)		C CU 76 D CH 83 F SL 81 H CU 79 2-2 1-2 2-3 HBP			T FF 88 F CU 78 X CU 78 0-2 G3		X SL 82 0-0 F9	C CU 78 F FF 92 D CU 81 X SL 84 1-2 G3		3	0	0	0	0	0	3

Inning Stats	1	2	3	4	5	6	7	8	9
	R: 0 E: 0 K: 1 S: 8	R: 0 E: 0 K: 1 S: 15	R: 0 E: 0 K: 0 S: 7	R: 0 E: 0 K: 0 S: 9	R: 0 E: 0 K: 0 S: 7	R: 1 E: 0 K: 0 S: 12	R: 0 E: 0 K: 0 S: 6	R: 3 E: 1 K: 1 S: 20	R: 0 E: 0 K: 0 S: 8
	H: 0 LOB: 1 BB: 1 P: 13	H: 2 LOB: 3 BB: 0 P: 22	H: 0 LOB: 0 BB: 0 P: 10	H: 1 LOB: 1 BB: 0 P: 13	H: 0 LOB: 0 BB: 0 P: 10	H: 2 LOB: 1 BB: 1 P: 21	H: 0 LOB: 0 BB: 0 P: 9	H: 4 LOB: 3 BB: 0 P: 28	H: 0 LOB: 0 BB: 0 P: 14

1B: 8	SF: 1	WP: 0
2B: 1	SAC: 0	PB: 0
3B: 0	DP: 1	SB: 0
HR: 0	HBP: 1	CS: 0
		PA: 39

AB	35
R	4
H	9
RBI	3
BB	2
SO	3
LOB	18

PITCHER		IP	WLS	BF	H	R	ER	SO	BB	IBB	HBP	BLK	WP	HR	S	P	ERA	WHIP
59 Philip Humber, R ERA: 1.59	(1, 1)	5.2	L	24	5	1	1	2	2	0	1	0	0	0	56	85	1.59	1.235
53 Wesley Wright, L ERA: 10.8	(6, 1)	1.0		3	0	0	0	0	0	0	0	0	0	0	5	9	0.00	0.000
50 Josh Fields, R ERA:	(7, 1)	0.1		1	0	0	0	0	0	0	0	0	0	0	3	4	0.00	0.000
62 Hector Ambriz, R ERA: 27.0	(8, 1)	1.0		8	4	3	3	1	0	0	0	0	0	0	20	28	27.00	4.000
55 Rhiner Cruz, R ERA: 5.4	(9, 1)	1.0		3	0	0	0	0	0	0	0	0	0	0	8	14	0.00	0.000

PITCHER		IP	WLS	BF	H	R	ER	SO	BB	IBB	HBP	BLK	WP	HR	S	P	ERA	WHIP

Texas Rangers @ Houston Astros

Minute Maid Park, Houston, TX

Wed Apr 03 2013, 1:11 PM - 4:10 PM CDT

Att. 15,814 - Roof Closed - 73 F

livebaseballscorecards.com

BOTTOM

Batter	1	2	3	4	5	6	7	8	9	AB	R	H	RBI	BB	SO	LOB
27 Jose Altuve, R (1, 4) OBP: 0.417, SLG: 0.500	B FC 91 C FF 92 X FF 94 1-1 29 G4-1 2B	B SL 80 F SL 79 1 SAFE C SL 79 S SL 81 1-3 ② K	C SL 78 X SL 76 0-1 ① F8	B FF 96 F FF 95 F FF 96 F FF 96 X FF 96 1-2 1B		4	0	2	0	0	1	1
29 Brett Wallace, L (1, 3) OBP: 0.182, SLG: 0.100	B FF 94 X FF 93 1-0 ① G4-1 2-3	B CH 86 B FF 95 B SL 78 B 4-0 1-2 BB	C CH 84 C SL 79 B FF 90 F SL 80 F CH 86 B CH 86 S SL 80 2-3 ② K	C SL 83 S SL 84 1 SAFE F CH 85 S SL 84 0-3 ② K		3	0	0	0	1	2	2
12 Carlos Pena, L (1, 10) OBP: 0.182, SLG: 0.182	S FF 95 B SL 82 C SL 81 F FF 96 S FF 96 1-3 ② K	B SL 81 B FF 94 X FF 93 2-0 ③ G4-3	X CH 86 0-0 1B	C SI 94 F SL 84 T SI 94 0-2 ③ K		4	0	1	0	0	2	4
23 Chris Carter, R (1, 7)	C SL 81 T FC 96 S FF 97 0-3 ③ K	F FF 91 F SL 78 B FF 93 S SL 81 1-3 ① K	B SL 79 C SL 79 1 SAFE B SL 79 C SL 79 B FF 96 X SL 81 3-2 ③ L7	S FF 91 T FC 92 S SL 86 0-3 ① K		4	0	0	0	0	3	2
15 Jason Castro, L (1, 2)	C SL 76 B FF 94 F SL 80 X CH 87 1-2 ① G4-3	X CH 85 0-0 ② G4-3	B CH 85 S SL 77 X CH 85 1-1 ① G4-3	B CU 79 B FC 90 C SI 91 B SL 86 F FC 92 S SL 85 3-3 ② K		4	0	0	0	0	1	0
44 Justin Maxwell, R (1, 8) OBP: 0.364, SLG: 0.700	C FF 95 F FF 95 F FF 96 S SL 82 0-3 ② K	S CH 86 S SL 80 B SL 82 B SL 81 S SL 80 2-3 ③ K	B SL 78 F SL 76 B FF 92 F SL 78 X SL 80 2-2 14 G5-3 1B	S FC 92 S FC 92 S FC 93 0-3 ③ K		4	0	1	0	0	3	0
28 Rick Ankiel, L (1, 9) OBP: 0.143, SLG: 0.571 14 J.D. Martinez, R (7, PH) (8, 9)	S SL 80 B CH 86 S CH 85 F FF 96 B CH 87 S SL 81 2-3 ③ K	C CH 85 F CH 86 C SL 80 0-3 ① K	S FF 90 B FF 89 1 SAFE B FF 90 C FF 91 F FF 90 F FF 90 F FF 90 B FF 92 3-2 X FF 90 G5-3 1-2			2 1	0 0	0 0	0 0	0 0	2 0	0 1
30 Matt Dominguez, R (1, 5) OBP: 0.286, SLG: 0.167	C SL 77 S SL 79 B SL 82 B SL 81 B FF 94 X SL 80 3-2 ① P3	F CH 85 B FF 94 X SL 80 1-1 ② G6-3	S FF 95 F FF 95 X FF 95 0-2 ③ P4			3	0	0	0	0	0	1
13 Ronny Cedeno, R (1, 6) OBP: 0.333, SLG: 0.333	C FF 96 S FF 96 B FF 95 X SL 83 1-2 29 BLK 1B	B SL 80 F FF 93 S FF 93 B FF 95 B FF 94 S SL 81 3-3 ③ K	C FF 95 X FF 96 0-1 ① G1-3			3	0	1	0	0	1	0
Inning Stats	R: 0 E: 0 K: 2 S: 10 H: 1 LOB: 1 BB: 0 P: 13	R: 0 E: 0 K: 2 S: 11 H: 0 LOB: 0 BB: 0 P: 14	R: 0 E: 0 K: 1 S: 10 H: 1 LOB: 2 BB: 1 P: 21	R: 0 E: 0 K: 2 S: 7 H: 0 LOB: 0 BB: 0 P: 10	R: 0 E: 0 K: 2 S: 8 H: 0 LOB: 0 BB: 0 P: 12	R: 0 E: 0 K: 1 S: 11 H: 1 LOB: 1 BB: 0 P: 16	R: 0 E: 0 K: 0 S: 14 H: 1 LOB: 1 BB: 0 P: 20	R: 0 E: 0 K: 2 S: 13 H: 1 LOB: 1 BB: 0 P: 14	R: 0 E: 0 K: 3 S: 9 H: 0 LOB: 0 BB: 0 P: 12	1B: 4 2B: 1 3B: 0 HR: 0 SF: 0 SAC: 0 DP: 0 HBP: 0				WP: 0 PB: 0 SB: 0 CS: 0		PA: 33

	AB	R	H	RBI	BB	SO	LOB
	32	0	5	0	1	15	11

PITCHER		IP	WLS	BF	H	R	ER	SO	BB	IBB	HBP	BLK	WP	HR	S	P	ERA	WHIP
41 Alexi Ogando, R ERA:	(1, 1)	6.1	W	24	4	0	0	10	1	0	0	1	0	0	62	94	0.00	0.789
46 Robbie Ross Jr., L ERA:	(7, 1)	0.1	H	1	0	0	0	0	0	0	0	0	0	0	6	9	0.00	0.000
52 Tanner Scheppers, R ERA:	(7, 1)	0.2	H	3	1	0	0	0	0	0	0	0	0	0	9	10	0.00	1.500
50 Michael Kirkman, L ERA:	(8, 1)	0.2		2	0	0	0	2	0	0	0	0	0	0	7	7	0.00	0.000
36 Joe Nathan, R ERA:	(9, 1)	1.0		3	0	0	0	3	0	0	0	0	0	0	9	12	0.00	0.000

PITCHER	IP	WLS	BF	H	R	ER	SO	BB	IBB	HBP	BLK	WP	HR	S	P	ERA	WHIP

Oakland Athletics @ Houston Astros

Minute Maid Park, Houston, TX

Fri Apr 05 2013, 7:12 PM - 11:02 PM CDT

Att. 18,186 - Partly Cloudy - 73 F

TOP

livebaseballscorecards.com

Batter	1	2	3	4	5	6	7	8	9	AB	R	H	RBI	BB	SO	LOB
4 Coco Crisp, S (1, 8) OBP: 0.348, SLG: 0.571	C FF 91 F FF 93 B FF 92 X KC 74 1-2 HR	D KC 73 1 SAFE B FF 92 B FF 92 C FF 91 B FF 91 4-1 1-2 BB			C KC 74 B CH 78 B KC 74 X FF 96 2-1 16 BB 52 FC6 2B B SL 82 B FF 97 S SL 84 X SL 86 1-2 1-3 2-H 3-H 2B		C FF 89 F KC 78 X SL 81 0-2 ③ L4		B FS 81 B SI 92 C SI 91 B SI 92 S SI 91 X SI 92 3-2 ③ P6	5	2	3	3	1	0	1
8 Jed Lowrie, S (1, 6) OBP: 0.550, SLG: 0.875	B FF 93 B FF 93 C FF 92 X CH 81 2-1 ① F8	D KC 74 B FF 91 X FF 91 2-0 ③ F9			B FF 90 B FF 90 C FF 90 F CH 80 X FF 91 52 FC6 16 BB 52 E BB C CH 97 B FF 96 F CH 87 B FF 97 B FF 97 D SL 84 F FF 97 B FF 97 4-2 BB			B FF 92 C FF 91 F CU 77 X SL 85 1-2 52 G1-3 16 1B 1B		3	1	1	0	2	0	2
16 Josh Reddick, L (1, 9) OBP: 0.333, SLG: 0.438	C FF 93 S KC 75 B FF 93 F KC 74 B FF 92 B FF 93 B FF 93 4-2 52 S BB		B FF 90 C FF 89 F CH 79 F FF 92 F KC 73 F FF 92 X FF 92 1-2 ① F8		B CU 80 C CU 80 B CU 78 B SI 89 B SI 90 4-1 52 E 5 SH 1-2 2-3 BB B SL 84 B FF 97 S SL 84 S FF 96 F FF 96 X FF 96 2-2 ③ F8			B CU 79 X FF 92 1-0 52 G1-3 1-2 1B		3	1	1	0	2	0	3
52 Yoenis Cespedes, R (1, 7) OBP: 0.190, SLG: 0.474	C FF 93 B KC 73 B FF 92 1 SAFE 1 SAFE C FF 92 D KC 73 S FF 91 3-3 ② K 1-2		S FF 92 B KC 74 F FF 92 B CH 77 S FF 92 2-3 ② K		B CH 85 X SI 89 1-0 FC6 25 BB 5 SH 20 1B 1-3 2-H 3-H	B FF 96 C FF 96 F SL 82 X FF 96 1-2 ① P2		C SL 85 B FF 94 S SL 87 F SL 88 F FF 95 X CU 82 1-2 ① G1-3 1-2 2-3		5	1	0	1	0	2	4
5 John Jaso, L (1, 2) OBP: 0.385, SLG: 0.417	B KC 74 B FF 91 D KC 74 B FF 92 4-0 BB		C FF 92 C CH 80 B KC 76 B FF 92 F KC 74 B CH 79 F FF 92 S FF 92 3-3 ③ K		X CU 78 0-0 SH 25 BB 20 1B 1-2 3-H	F FF 96 B CH 87 B CH 86 S FF 96 F FF 95 F FF 96 B FF 96 X FF 95 3-2 25 1B 1B		B CU 80 X FF 93 1-0 25 G6-4-3 1B		3	1	2	1	1	1	0
25 Chris Young, R (1, 10) OBP: 0.462, SLG: 0.700	C FF 92 S FF 92 T FF 92 0-2 ③ K		F FF 90 F FF 91 B KC 72 B FF 92 B FF 90 F FF 90 X FF 91 3-2 ① P3		B SI 90 S CU 78 B FF 88 B CU 78 F FF 86 F FF 86 F CU 79 F SI 88 F FF 90 4-2 B CH 83 28 HBP 20 1B 4 2B 1-2 2-3 BB	C SL 82 S FF 96 X FF 98 0-2 20 G4-3 1-2 1B		X FF 93 0-0 ② ③ G6-4-3 1-2f		4	1	1	0	1	1	5
20 Josh Donaldson, R (1, 5) OBP: 0.167, SLG: 0.176		B FF 90 X FF 90 1-0 ① F8		B FF 91 X CH 79 1-0 ② F8	X SI 89 0-0 28 HBP 4 2B 1-2 2-H 3-H 1B	B SL 84 C SL 82 S SL 83 X FF 97 1-2 ② ③ G4-3 1-2f			B SI 92 B SI 93 C SI 92 B SI 92 B SI 92 4-1 BB	4	1	1	2	1	0	2
28 Eric Sogard, L (1, 4) OBP: 0.286, SLG: 0.167		B FF 91 F FF 91 B FF 90 B FF 90 X FF 91 3-1 4 BB 1B		B FF 90 B FF 90 C FF 90 F CH 80 X FF 91 2-2 ③ F9	C CU 79 D CU 78 S SI 87 B CU 78 H SI 87 3-2 4 2B 1-2 2-3 HBP		C SL 80 C SI 90 X SI 89 0-2 ① G4-3		C SI 93 C FS 84 D CU 76 X CU 77 1-2 ① F8	4	0	1	0	0	0	1
7 Nate Freiman, R (1, 3) OBP: 0.222, SLG: 0.250		B FF 89 1 SAFE B FF 91 F FF 90 S KC 73 B KC 74 S FF 90 3-3 ② K			B FF 96 B FF 95 S FF 96 F FF 96 X FF 95 1-0 P6 X FF 95 0-0 ② L9		B KC 77 F KC 76 B KC 78 X FF 90 2-1 ② L9		B CU 76 F SI 92 X SI 92 1-1 ② L8	5	0	0	0	0	1	5

Inning Stats										
	R: 1 E: 0 K: 2 S: 14	H: 1 LOB: 2 BB: 2 P: 28	R: 0 E: 0 K: 1 S: 8	H: 1 LOB: 2 BB: 1 P: 21	R: 0 E: 0 K: 2 S: 14	H: 0 LOB: 0 BB: 0 P: 20	R: 0 E: 0 K: 0 S: 8	H: 0 LOB: 0 BB: 0 P: 14	R: 7 E: 1 K: 0 S: 27	H: 3 LOB: 3 BB: 4 P: 53
	R: 0 E: 0 K: 0 S: 14	H: 2 LOB: 1 BB: 0 P: 19	R: 0 E: 0 K: 0 S: 8	H: 0 LOB: 0 BB: 0 P: 10	R: 0 E: 0 K: 0 S: 11	H: 3 LOB: 2 BB: 0 P: 15	R: 0 E: 0 K: 0 S: 9	H: 0 LOB: 1 BB: 1 P: 18	1B: 7 2B: 2 3B: 0 HR: 1	SF: 0 SAC: 1 DP: 2 HBP: 1

	WP: 0	PA: 46
	PB: 0	
	SB: 1	
	CS: 0	

	AB	36
	R	8
	H	10
	RBI	7
	BB	8
	SO	5
	LOB	23

PITCHER		IP	WLS	BF	H	R	ER	SO	BB	IBB	HBP	BLK	WP	HR	S	P	ERA	WHIP
43 Brad Peacock, R ERA: 4.15	(1, 1)	4.1	L	19	3	2	2	5	3	0	0	0	0	1	47	89	4.15	1.385
63 Xavier Cedeño, L ERA: 108.0	(5, 1)	0.0		7	1	4	3	0	3	0	1	0	0	0	12	28	∞	∞
55 Rhiner Cruz, R ERA: 2.7	(5, 1)	1.2		8	3	2	0	0	1	0	0	0	0	0	26	38	0.00	2.400
53 Wesley Wright, L ERA: 6.75	(7, 1)	1.0		3	0	0	0	0	0	0	0	0	0	0	8	10	0.00	0.000
62 Hector Ambriz, R ERA: 13.5	(8, 1)	1.0		5	3	0	0	0	0	0	0	0	0	0	11	15	0.00	3.000

PITCHER		IP	WLS	BF	H	R	ER	SO	BB	IBB	HBP	BLK	WP	HR	S	P	ERA	WHIP
41 Jose Veras, R ERA: 9.0	(9, 1)	1.0		4	0	0	0	0	1	0	0	0	0	0	9	18	0.00	1.000

Oakland Athletics @ Houston Astros

Minute Maid Park, Houston, TX

Fri Apr 05 2013, 7:12 PM - 11:02 PM CDT

Att. 18,186 - Partly Cloudy - 73 F

livebaseballscorecards.com

BOTTOM

Batter	1	2	3	4	5	6	7	8	9	AB	R	H	RBI	BB	SO	LOB
27 Jose Altuve, R (1, 4) OBP: 0.471, SLG: 0.500	C FF 91 F FF 91 S SL 86 0-3 K ①		F FF 91 B SL 85 S SL 85 X SL 85 1-2 1B			B FF 91 F FF 90 F SL 83 X SL 82 1-2 2-H 1B	B SL 81 B SL 82 B SL 81 B SI 87 4-0 1-2 BB		B CU 71 B FF 88 C FF 87 B FF 88 X FF 89 3-1 G4-3 ③	4	0	2	1	1	1	1
29 Brett Wallace, L (1, 3) OBP: 0.133, SLG: 0.071	B FF 93 B SI 92 F FF 92 S FF 92 S FF 93 2-3 K ②		1 SAFE D CH 83 1 SAFE B FF 91 1 SAFE B FF 90 C FF 90 S FF 91 S FF 91 3-3 K ③			C CH 81 F CH 82 B FF 90 F FF 90 B SL 83 F FF 90 S FF 91 2-3 K ①	S CH 81 B FF 92 X FF 92 1-1 F8 ③			4	0	0	0	0	3	5
23 Chris Carter, R (1, 7) OBP: 0.067, SLG: 0.067	C FF 93 F FF 92 X FF 93 0-2 1B			B FF 92 C FF 91 B FF 92 X FF 92 2-1 G4-3 ①		F SL 82 S SL 84 S SL 83 0-3 K ②		C FF 89 B FF 89 B FF 87 X FF 88 2-1 F7 ①		4	0	1	0	0	1	1
12 Carlos Pena, L (1, 10) OBP: 0.143, SLG: 0.143 14 J.D. Martinez, R (8, PH) (9, 10)	S FF 91 B FF 92 B SL 84 S FF 92 F FF 92 S FF 92 2-3 K ③			F FF 92 X CH 84 0-1 G4-3 ②		1 SAFE X CH 82 0-0 G3 ③		F FF 89 F CU 72 B CU 73 B FF 89 C FF 86 2-3 K ②		3 1	0 0	0 0	0 0	0 0	1 1	2 0
44 Justin Maxwell, R (1, 8) OBP: 0.333, SLG: 0.643		F FF 91 B FF 91 S SL 84 B SL 86 X FF 92 2-2 P3 ①		S FF 92 C SL 84 B FF 92 X SL 84 1-2 F8 ③			C FF 90 B SL 82 X SI 89 1-1 30 1B 2B	B FF 88 F FF 89 B CU 72 X FF 88 2-1 F9 ③		4	1	1	0	0	0	0
28 Rick Ankiel, L (1, 9) OBP: 0.091, SLG: 0.364		S FF 91 S FF 93 S FF 92 0-3 K ②			B FF 90 S FF 89 C FF 90 B FF 91 S FF 90 2-3 K ①		S FF 90 S FF 91 B FF 90 B FF 91 S SI 91 2-3 K ①		C FF 87 B FF 86 F FF 88 C CU 71 1-3 K ①	4	0	0	0	0	4	1
15 Jason Castro, L (1, 2) OBP: 0.067, SLG: 0.133	C FF 91 B CH 84 B FF 92 B FF 91 S FF 91 S FF 93 3-3 K ③				B CU 73 F FF 90 B FF 92 F FF 91 X FF 92 2-2 P5 ②		B FF 91 B CH 82 X FF 90 2-0 P6 ②		B FF 88 B FF 89 B FF 87 C FF 87 X FF 87 3-1 30 2B 9 G6-3 2B	4	1	1	0	0	1	1
30 Matt Dominguez, R (1, 5) OBP: 0.364, SLG: 0.400			C FF 91 B SL 84 X FF 91 1-1 F9 ①		B FF 90 B SL 82 C FF 88 F FF 89 X FF 91 2-2 P4 ③		B SL 80 S SL 81 B SL 79 X SL 78 2-1 9 1B 2-H 1B		B FF 88 B FF 88 C FF 88 C CU 69 F FF 89 X FF 88 2-2 9 G6-3 2-3 2B	4	0	2	1	0	0	0
9 Marwin Gonzalez, S (1, 6) OBP: 0.429, SLG: 0.571			C FF 92 F SL 83 F FF 93 S SL 85 0-3 K ②			B CH 81 B FF 90 X FF 90 2-0 27 1B 2B	B SI 91 C SI 89 B SL 82 S SL 82 X CH 71 2-2 27 BB 2-3 1B		B CU 71 B CH 77 C FF 89 C CU 70 X FF 88 2-2 G6-3 ② 2-3 3-H	4	1	2	1	0	1	1

| Inning Stats | | | |

Oakland Athletics @ Houston Astros

Minute Maid Park, Houston, TX

Sat Apr 06 2013, 6:11 PM - 9:22 PM CDT

Att. 18,685 - Partly Cloudy - 75 F

TOP

livebaseballscorecards.com

Batter	1	2	3	4	5	6	7	8	9	AB	R	H	RBI	BB	SO	LOB
4 Coco Crisp, S (1, 8) OBP: 0.357, SLG: 0.692	B FF 90 B FF 91 C FC 91 C FF 91 X FF 92 2-2 ① G3			F FF 89 C CH 84 B SL 84 B CH 85 B FF 91 X FF 92 3-2 HR	F CH 86 F SL 83 D SL 84 F FF 92 X FC 92 1-2 ③ G4-3	1 SAFE S KC 78 1 SAFE F SI 89 F SL 82 B FF 90 S SL 83 1-3 ③ K 1-2			X CH 79 0-0 8 1B 2B	5	1	2	1	0	1	4
8 Jed Lowrie, S (1, 6) OBP: 0.560, SLG: 0.952	B FF 91 B FF 91 F SL 84 C CH 84 C SL 85 2-3 ② K			C FF 91 X CH 85 0-1 1B	C FF 91 X SL 83 0-1 HR	B SI 88 C SI 88 X CH 78 1-1 ① G4-3			D CU 74 X SI 89 1-0 16 G1-6-3 1B 2-3	5	1	3	1	0	1	0
16 Josh Reddick, L (1, 9) OBP: 0.269, SLG: 0.333	B CH 84 C FF 92 X CH 86 1-1 ③ L9			C FF 91 B FF 91 B FF 91 T SL 85 B FF 92 1 SAFE X SL 86 3-2 ① P4		C FF 92 B FF 91 X CH 86 1-1 E6 20 S 37 BB 20 1B	C FF 91 X CU 74 0-1 ② G4-3		S SL 79 F SL 78 X SI 89 0-2 ②③ G1-6-3 1-2f	5	1	0	0	0	0	3
52 Yoenis Cespedes, R (1, 7) OBP: 0.160, SLG: 0.391		C FF 90 B SL 84 F CH 83 F SL 81 F FF 91 B SL 83 B FF 92 S SL 85 3-3 ① K		C SL 81 F SL 85 B FF 92 B FF 92 S SL 84 2-3 ② K		S SL 85 1 SAFE B FF 92 F FC 93 B FF 92 B SL 86 1 SAFE F FF 92 X FC 91 3-2 ① P3	B FF 90 B SI 90 F CH 79 S CH 76 C SI 91 2-3 ③ K			4	0	0	0	0	3	2
15 Seth Smith, L (1, 10) OBP: 0.400, SLG: 0.778		C SL 83 F FF 92 B SL 83 F CH 85 B FF 92 X FF 92 2-2 ② L4		1 SAFE C FF 91 B CH 85 S SL 84 B FF 92 X SL 84 2-2 ③ G4-3		B CH 84 B FF 92 C FF 92 X FF 92 2-1 ② F7		B CU 75 X FF 89 1-0 HR		4	1	1	1	0	0	2
37 Brandon Moss, L (1, 3) OBP: 0.200, SLG: 0.143		B FF 92 B CH 84 B CH 85 C FF 90 F CH 85 X FF 92 3-2 ③ F7			C SL 81 C FF 90 B SL 83 X CH 84 1-2 36 1B 1B	1 SAFE S CH 85 B FF 92 B CH 84 F SL 84 B FF 92 F SL 85 F FF 93 B CH 86 4-2 20 1B 36 1B 1-2 BB		C SL 78 B SI 89 X SL 80 1-1 ① G4-3		3	1	1	0	1	0	0
20 Josh Donaldson, R (1, 5) OBP: 0.182, SLG: 0.190			B SL 82 B FF 90 X FF 91 2-0 ① G5-3		F FF 90 B FC 91 X SL 79 1-1 ① F8	C FF 91 B FF 91 C SL 84 F FF 92 B SL 83 B FF 92 X SL 86 3-2 36 1B 28 1B 1-3 2-H 1B		C SI 89 B SL 80 C FF 88 F SI 89 B SI 78 B SI 90 X SI 90 3-2 ② F8		4	1	1	1	0	0	1
36 Derek Norris, R (1, 2) OBP: 0.400, SLG: 0.333			C FF 91 S SL 85 X SL 83 0-2 ② F9		B SL 82 B FF 91 C SL 84 X FC 91 2-1 1-2 1B	C SL 80 D SI 88 F SL 82 F SL 81 X SI 89 1-2 28 1B 1-3 3-H 1B		C CU 74 B CH 78 X FF 90 1-1 ③ G1-3		4	0	2	1	0	0	0
28 Eric Sogard, L (1, 4) OBP: 0.278, SLG: 0.188			B FF 90 B FF 90 C FF 91 B FF 91 F FF 90 X FF 92 3-2 ③ F7		S SL 84 C FF 91 D SL 83 B FF 92 C FF 92 2-3 ② K	B KC 80 C SL 81 S SI 89 X SL 82 1-2 4 S 1-3 3-H 1B			B SL 77 B SI 89 B SI 90 C SI 88 S SI 89 X SI 90 3-2 ① G3	4	0	1	1	0	1	2

Inning Stats	1	2	3	4	5	6	7	8	9
	R: 0 E: 0 K: 1 S: 8	R: 0 E: 0 K: 1 S: 12	R: 0 E: 0 K: 0 S: 7	R: 1 E: 0 K: 1 S: 15	R: 0 E: 0 K: 1 S: 14	R: 4 E: 1 K: 1 S: 29	R: 0 E: 0 K: 1 S: 7	R: 1 E: 0 K: 0 S: 9	R: 0 E: 0 K: 0 S: 8
	H: 0 LOB: 0 BB: 0 P: 13	H: 0 LOB: 0 BB: 0 P: 20	H: 0 LOB: 0 BB: 0 P: 12	H: 2 LOB: 1 BB: 0 P: 25	H: 2 LOB: 2 BB: 0 P: 21	H: 4 LOB: 2 BB: 1 P: 45	H: 0 LOB: 0 BB: 0 P: 10	H: 1 LOB: 0 BB: 0 P: 15	H: 2 LOB: 1 BB: 0 P: 12

	AB	38
	R	6
	H	11
	RBI	6
	BB	1
	SO	6
	LOB	14

	1B: 7	SF: 0	WP: 0	PA: 39
	2B: 1	SAC: 0	PB: 0	
	3B: 0	DP: 1	SB: 2	
	HR: 3	HBP: 0	CS: 0	

PITCHER		IP	WLS	BF	H	R	ER	SO	BB	IBB	HBP	BLK	WP	HR	S	P	ERA	WHIP
20 Bud Norris, R ERA: 3.18	(1, 1)	5.2	L	25	6	5	2	4	1	0	0	0	0	2	74	122	3.18	1.235
53 Wesley Wright, L ERA: 6.0	(6, 1)	0.1		3	2	0	0	1	0	0	0	0	0	0	11	14	0.00	6.000
60 Dallas Keuchel, L ERA: 3.0	(7, 1)	3.0		11	3	1	1	1	0	0	0	0	0	1	24	37	3.00	1.000

PITCHER		IP	WLS	BF	H	R	ER	SO	BB	IBB	HBP	BLK	WP	HR	S	P	ERA	WHIP

BOTTOM

Oakland Athletics @ Houston Astros

Minute Maid Park, Houston, TX

Sat Apr 06 2013, 6:11 PM - 9:22 PM CDT

Att. 18,685 - Partly Cloudy - 75 F

livebaseballscorecards.com

Batter	1	2	3	4	5	6	7	8	9	AB	R	H	RBI	BB	SO	LOB
27 Jose Altuve, R (1, 10) OBP: 0.429, SLG: 0.450	B FF 90 X SI 90 1-0 G6-3 ①		B SI 90 C FF 89 B SI 89 F SI 89 X SI 90 2-2 FC6-4 ③ 1-2f		C SL 81 X SL 81 0-1 13 G1-3 1B		B FF 94 X FF 94 1-0 F9 ③			4	0	1	0	0	0	1
13 Ronny Cedeno, R (1, 6) OBP: 0.200, SLG: 0.200	C FF 90 F FF 92 C SI 91 0-3 K ②			C SL 81 B FF 93 C SI 90 B FF 93 F SI 90 F SI 90 X SI 91 2-2 G6-3 ①	1 SAFE 1 SAFE X FF 88 0-0 G1-3 ② 1-2			C FF 96 F FF 96 F SL 85 F FF 96 X SL 85 0-2 G4-3 ①		4	0	0	0	0	1	1
23 Chris Carter, R (1, 7) OBP: 0.053, SLG: 0.053	B SI 89 X SI 90 1-0 P4 ③			C SI 90 S SI 90 F FF 93 X SI 91 0-2 G6-3 ②	F SI 91 T FF 92 B SI 92 S SL 84 1-3 K ③			C FF 95 S SL 84 B SL 85 C SL 84 1-3 K ②		4	0	0	0	0	2	1
12 Carlos Pena, L (1, 3) OBP: 0.167, SLG: 0.167		B FF 91 X SI 90 1-0 F7 ①		B FF 90 B FF 90 S FF 90 B CH 85 X FF 91 3-1 44 1B 15 HR 1B		B FF 88 C FF 90 S FF 93 F FF 93 B FF 93 X FF 92 2-2 G3-1 ①		X FF 95 0-0 F8 ③		4	1	1	0	0	0	0
44 Justin Maxwell, R (1, 8) OBP: 0.368, SLG: 0.611		B SI 90 C SI 90 C SI 90 X FF 93 1-2 P6 ②		B SI 88 X SI 88 1-0 15 HR 1-2 1B		B FF 91 C FF 90 B SL 85 X FF 90 2-1 15 1B 1B			C FF 94 B FF 95 B SL 87 X FF 94 2-1 F7 ①	4	1	2	0	0	0	0
15 Jason Castro, L (1, 2) OBP: 0.158, SLG: 0.368		B FF 93 B FF 90 X FF 91 2-0 G4-3 ③		F FF 92 B FF 92 F FF 94 X SI 92 1-2 1-H 2-H HR		X SI 88 0-0 14 G4-6-3 1-2 1B			B FF 94 C FF 94 F FF 95 S CU 83 1-3 K ②	4	1	2	3	0	1	0
14 J.D. Martinez, R (1, 9) OBP: 0.286, SLG: 0.286			X SI 88 0-0 30 FC6-4 1B	C FF 91 B FF 94 X FF 90 1-1 1B		C FF 91 X SI 91 0-1 G4-6-3 ② ③ 1-2f			C FC 94 X FF 94 0-1 F9 ③	4	0	2	0	0	0	2
30 Matt Dominguez, R (1, 5) OBP: 0.286, SLG: 0.308			C FF 88 C SI 88 B SI 88 1 SAFE B SI 89 F SI 88 1 SAFE F SI 88 X SI 90 2-2 FC6-4 ① 27 FC6-4 1-2f	X FF 88 0-0 F9 ③			C FF 93 B FF 93 F FF 93 B FF 95 F FF 94 B FF 95 X FF 94 3-2 P6 ①		3	0	0	0	0	0	2
9 Marwin Gonzalez, S (1, 4) OBP: 0.300, SLG: 0.400			C FF 90 B FF 89 1 SAFE S CH 82 X SI 89 1-2 P4 ②		C SI 88 B FF 92 C FF 91 X FF 92 1-2 G3 ①		X FF 93 0-0 F9 ②			3	0	0	0	0	0	1

Inning Stats	1	2	3	4	5	6	7	8	9
	R: 0 E: 0 K: 1 S: 5 H: 0 LOB: 0 BB: 0 P: 7	R: 0 E: 0 K: 0 S: 5 H: 0 LOB: 0 BB: 0 P: 9	R: 0 E: 0 K: 0 S: 12 H: 1 LOB: 1 BB: 0 P: 17	R: 3 E: 0 K: 0 S: 18 H: 4 LOB: 1 BB: 0 P: 26	R: 0 E: 0 K: 1 S: 9 H: 1 LOB: 1 BB: 0 P: 11	R: 0 E: 0 K: 0 S: 9 H: 2 LOB: 1 BB: 0 P: 13	R: 0 E: 0 K: 0 S: 6 H: 0 LOB: 0 BB: 0 P: 10	R: 0 E: 0 K: 1 S: 9 H: 0 LOB: 0 BB: 0 P: 10	R: 0 E: 0 K: 1 S: 7 H: 0 LOB: 0 BB: 0 P: 10

AB	34
R	3
H	8
RBI	3
BB	0
SO	4
LOB	8

	1B: 7 2B: 0 3B: 0 HR: 1	SF: 0 SAC: 0 DP: 1 HBP: 0	WP: 0 PB: 0 SB: 0 CS: 0	PA: 34

PITCHER	IP	WLS	BF	H	R	ER	SO	BB	IBB	HBP	BLK	WP	HR	S	P	ERA	WHIP
40 Bartolo Colon, R (1, 1) ERA: 4.5	6.0	W	25	8	3	3	2	0	0	0	0	0	1	58	83	4.50	1.333
62 Sean Doolittle, L (7, 1) ERA:	1.0	H	3	0	0	0	0	0	0	0	0	0	0	6	10	0.00	0.000
48 Ryan Cook, R (8, 1) ERA: 3.38	1.0	H	3	0	0	0	1	0	0	0	0	0	0	9	10	0.00	0.000
50 Grant Balfour, R (9, 1) ERA: 4.5	1.0	S	3	0	0	0	1	0	0	0	0	0	0	7	10	0.00	0.000

PITCHER	IP	WLS	BF	H	R	ER	SO	BB	IBB	HBP	BLK	WP	HR	S	P	ERA	WHIP

Oakland Athletics @ Houston Astros

Minute Maid Park, Houston, TX

Sun Apr 07 2013, 1:13 PM - 4:17 PM CDT

Att. 16,924 - Cloudy - 79 F

TOP

livebaseballscorecards.com

Batter	1	2	3	4	5	6	7	8	9	AB	R	H	RBI	BB	SO	LOB
4 Coco Crisp, S (1, 10) OBP: 0.394, SLG: 0.800	B FF 92 C SI 91 C SI 92 F FF 93 F SI 88 B SL 91 X FF 92 2-2 16 CS 2B		B CH 82 B FF 91 B SI 91 C FF 91 B SI 91 4-1 8 HR BB	B SL 87 X FF 91 1-0 HR		F SI 88 X CU 76 0-1 ① FC6-4 5 1B 1-2f		C CU 78 B CU 79 C CU 79 B FF 94 B CU 80 F SL 86 F FF 93 X SL 86 3-2 ③ F9		4	2	2	1	1	0	1
5 John Jaso, L (1, 2) OBP: 0.389, SLG: 0.412	B SI 91 X FF 92 1-0 ① P5		1 SAFE C FF 90 B FF 90 F FF 91 B FF 92 C FF 90 2-3 ① K	C SI 90 X SI 91 0-1 ③ P5		C SI 87 D CU 76 S CU 77 F CU 78 X SI 88 1-2 1-2 1B			B FS 80 B SI 92 F SI 91 X SI 92 2-1 8 1B 37 1B 1B	5	1	2	0	0	1	2
16 Josh Reddick, L (1, 9) OBP: 0.241, SLG: 0.292 52 Yoenis Cespedes, R (5, 7) OBP: 0.148, SLG: 0.360	F SI 92 B SI 91 D CH 81 C FF 92 X SI 92 2-2 ② ③ G3 2-3		C SI 89 B FF 90 F SI 90 F FF 92 X SL 89 1-2 ② L9		C CU 79 C SI 90 B CU 84 X CU 80 1-2 ① G6-3	B CU 76 S CH 84 X FF 87 1-1 ② F9			B SI 93 C CU 74 X SI 93 1-1 ① P4	3 2	0 0	0 0	0 0	0 0	0 0	2 3
8 Jed Lowrie, S (1, 6) OBP: 0.567, SLG: 1.000		C FF 91 B CH 83 B FF 91 F SI 92 B FF 93 X SI 92 3-2 ① L7	1 SAFE 1 SAFE B FF 86 C SI 89 B CH 83 X FF 90 2-1 1-H HR		B CU 81 X SL 87 1-0 37 1B 25 HR 1B	D CU 76 X SI 88 1-0 ③ G5-3			B SI 93 B FS 82 X SI 93 2-0 37 1B 1-2 1B	5	2	3	2	0	0	2
37 Brandon Moss, L (1, 3) OBP: 0.350, SLG: 0.235		B SI 93 S FF 93 S SI 93 B FF 93 B SI 92 B CH 85 4-2 25 BB 15 2B BB	S CU 82 S CH 84 B FF 92 B FF 90 B CU 81 B SI 93 4-2 15 WP 25 BB BB		B SI 91 F SI 90 B FF 89 X CH 81 2-1 1-2 25 HR 1B		C SI 86 C CU 76 S CU 76 0-3 ① K		X FS 83 0-0 1-2 2-H 1B	3	2	2	1	2	1	0
25 Chris Young, R (1, 8) OBP: 0.500, SLG: 0.846		B SI 92 B SL 90 F FF 92 1 SAFE B SI 91 F SI 91 1 SAFE B FF 92 4-2 1-2 15 2B BB	D SI 92 B SL 88 1 SAFE C SI 89 B SI 90 B SI 92 4-1 15 WP 1-2 BB		C SI 92 X SI 91 0-1 1-H 2-H HR		C SI 88 F SI 87 B CU 78 X CU 76 1-2 ② P5		B SI 92 C CU 74 S CU 76 X CU 76 1-2 ② L4	3	2	1	3	2	0	2
15 Seth Smith, L (1, 7) OBP: 0.400, SLG: 0.692 (5, 9)		B SI 90 F CH 81 X CH 78 1-1 20 G4-3 1-H 2-H 2B	C SL 88 C SI 89 B FF 91 F CU 83 C FF 92 1-3 ③ K 1-2 2-3		C SI 89 B CU 77 B SI 89 C SI 90 B CU 78 F SI 90 B SI 91 4-2 20 G5-4-3 BB		B SI 87 C CU 77 S CU 77 F CU 76 X CU 77 1-2 ③ G3-1		C CU 75 B SI 93 B SI 93 F SI 92 F SI 93 X CU 75 2-2 ③ G3-1	4	0	1	2	1	1	4
20 Josh Donaldson, R (1, 5) OBP: 0.154, SLG: 0.160		F CU 82 F SI 91 B SL 90 B SI 92 F SI 92 F FF 92 X FF 92 2-2 ② G4-3 2-3		C SI 91 L SI 91 F FF 92 F CU 82 F SI 93 B FF 93 F SI 91 F SL 87 F CU 83 1-2 ① F FF 84 F SL 84 X CU 81 G5-3	B SI 90 X SI 89 1-0 ② ③ G5-4-3 1-2f			B FF 92 F SL 85 B FF 93 F FF 94 F SL 86 B SL 87 F FF 94 S FF 94 3-3 ① K		4	0	0	0	0	1	2
28 Eric Sogard, L (1, 4) OBP: 0.273, SLG: 0.158		C SI 90 X FF 91 0-1 ③ L8		C FF 92 B SI 92 F FF 91 B CU 80 X SL 89 2-2 ② G3		C SI 88 H SI 88 1-1 4 FC6-4 HBP		B FF 93 X FF 94 1-0 ② F8		3	0	0	0	0	0	1
Inning Stats	R: 0 E: 0 K: 0 S: 9 H: 1 LOB: 0 BB: 0 P: 14	R: 2 E: 0 K: 0 S: 16 H: 1 LOB: 1 BB: 2 P: 30	R: 2 E: 0 K: 2 S: 17 H: 1 LOB: 3 BB: 3 P: 35	R: 1 E: 0 K: 0 S: 17 H: 1 LOB: 0 BB: 0 P: 21	R: 3 E: 0 K: 0 S: 12 H: 3 LOB: 0 BB: 1 P: 21	R: 0 E: 0 K: 0 S: 10 H: 1 LOB: 2 BB: 0 P: 14	R: 0 E: 0 K: 1 S: 10 H: 0 LOB: 0 BB: 0 P: 12	R: 0 E: 0 K: 1 S: 11 H: 0 LOB: 0 BB: 0 P: 18	R: 1 E: 0 K: 0 S: 13 H: 3 LOB: 0 BB: 0 P: 21	1B: 6 2B: 2 3B: 0 HR: 3 SF: 0 SAC: 0 DP: 1 HBP: 1						

	AB	R	H	RBI	BB	SO	LOB
	36	9	11	9	6	4	19

WP: 1 PB: 0 SB: 0 CS: 1 PA: 43

PITCHER		IP	WLS	BF	H	R	ER	SO	BB	IBB	HBP	BLK	WP	HR	S	P	ERA	WHIP
64 Lucas Harrell, R ERA: 7.84	(1, 1)	4.1	L	24	7	8	8	2	5	0	0	0	1	3	67	112	16.61	2.769
63 Xavier Cedeño, L ERA: 12.0	(5, 1)	2.2		10	1	0	0	1	1	0	1	0	0	0	24	35	0.00	0.750
62 Hector Ambriz, R ERA: 9.0	(8, 1)	1.0		3	0	0	0	1	0	0	0	0	0	0	11	18	0.00	0.000
41 Jose Veras, R ERA: 9.0	(9, 1)	1.0		6	3	1	1	0	0	0	0	0	0	0	13	21	9.00	3.000

PITCHER	IP	WLS	BF	H	R	ER	SO	BB	IBB	HBP	BLK	WP	HR	S	P	ERA	WHIP

Oakland Athletics @ Houston Astros

Minute Maid Park, Houston, TX

Sun Apr 07 2013, 1:13 PM - 4:17 PM CDT

Att. 16,924 - Cloudy - 79 F

livebaseballscorecards.com

BOTTOM

Batter	1	2	3	4	5	6	7	8	9	AB	R	H	RBI	BB	SO	LOB
27 Jose Altuve, R (1, 4) OBP: 0.385, SLG: 0.375	C SI 92 C SI 91 B FF 94 S SL 84 1-3 ① **K**		B CH 84 B SI 92 C SI 90 B SI 91 B SI 92 4-1 44 FC5-4 BB		C FF 89 F SL 79 B SL 81 F SL 81 B FF 90 S SL 80 2-3 ③ **K**		C SL 79 B SI 90 F SL 80 X SL 81 1-2 ② **F8**		C FF 91 C FF 90 X CU 74 0-2 ③ **G6-3**	4	0	0	0	1	2	3
44 Justin Maxwell, R (1, 8) OBP: 0.435, SLG: 0.619	B SI 93 X CH 85 1-0 14 FC4-6 1B		B SI 91 B SI 91 1 SAFE X SI 91 2-0 ② ③ **FC5-4** 1-2f			B SI 88 B FF 90 C SI 90 X SL 80 2-1 23 BB 14 1B 30 E 1B	C SI 87 B SL 82 B SL 81 F SL 79 B SI 89 B SL 78 4-2 1-2 BB			3	1	2	0	1	0	1
14 J.D. Martinez, R (1, 7) OBP: 0.273, SLG: 0.273	X SI 92 0-0 ② **FC4-6** 1-2f			B SI 89 F SI 91 C KC 76 X SL 81 1-2 ① **G5-3**		B SI 89 X FF 90 1-0 23 BB 30 E 1-2 1B	C SL 81 S SL 81 S SL 81 0-3 ③ **K**			4	1	1	0	0	1	3
23 Chris Carter, R (1, 10) OBP: 0.130, SLG: 0.182	B SI 91 F SI 93 B SL 82 S SI 92 S SL 83 2-3 ③ **K**			F SI 89 X SI 89 0-1 ② **G6-3**		C SI 90 F SI 89 B SL 80 F SL 80 F SL 81 B SI 91 D SL 82 B SL 80 4-2 30 E6 30 E 1-2 2-3 BB		B SI 87 C SL 79 X SL 79 1-1 22 G6-3 3B		3	1	1	0	1	1	1
29 Brett Wallace, L (1, 3) OBP: 0.111, SLG: 0.059 13 Ronny Cedeno, R (8, PH) OBP: 0.182, SLG: 0.182 (9, 3)		C SI 92 S SI 91 S SI 92 0-3 ① **K**		X SI 90 0-0 ③ **G3**		F SI 90 F SI 90 S SL 82 0-3 ① **K**		X SI 90 0-0 ① **P3**		3 1	0 0	0 0	0 0	0 0	2 0	3 1
22 Carlos Corporán, S (1, 2) OBP: 0.143, SLG: 0.143		B SI 94 X SI 93 1-0 30 G5-3 1B			B FF 90 C FF 91 S KC 76 S SL 82 1-3 K 2 1B	S KC 76 S KC 75 F SL 82 S KC 77 0-3 ② **K**		B CU 71 B SI 91 C SI 89 F CH 84 X CU 72 2-2 ② 3-H **G6-3**		4	0	1	1	0	2	3
30 Matt Dominguez, R (1, 5) OBP: 0.222, SLG: 0.235		B SI 92 C SI 92 B FF 93 B SI 92 C FF 91 X FF 93 3-2 ② **G5-3** 1-2			C FF 89 B SI 88 X FF 91 1-1 ① **F8**	D KC 78 B SI 89 X FF 91 2-0 ③ **E6** 1-3 2-H 3-H		C SI 91 B CH 84 F SI 90 C SL 80 1-3 ③ **K**		4	0	0	0	0	1	3
2 Brandon Barnes, R (1, 9) OBP: 0.400, SLG: 0.250 28 Rick Ankiel, L (9, PH) OBP: 0.083, SLG: 0.333		C SI 93 B SL 82 F SI 93 T SL 82 1-2 ③ **K**			B FF 90 F CH 83 B SI 91 X KC 77 2-1 2-3 1B		B SI 89 C SL 80 B SI 88 F SL 79 F SL 82 C SL 82 2-3 ① **K**		C FF 89 C FF 89 S FF 91 0-3 ① **K**	3 1	0 0	1 0	0 0	0 0	2 1	1 0
9 Marwin Gonzalez, S (1, 6) OBP: 0.308, SLG: 0.333 12 Carlos Pena, L (9, PH) OBP: 0.158, SLG: 0.158			C SI 90 C CH 83 B SL 81 C SL 81 1-3 ① **K**		B KC 76 F SI 90 B SL 79 F SL 81 1 SAFE S SL 81 2-3 ② **K**		B SI 90 B SL 80 C SL 80 B SL 80 B SL 79 4-1 44 BB BB		B FF 90 C CH 76 X FF 90 1-1 ② **F8**	2 1	0 0	0 0	0 0	1 0	2 0	2 0
Inning Stats	R: 0 E: 0 K: 2 S: 8 H: 1 LOB: 1 BB: 0 P: 12	R: 0 E: 0 K: 2 S: 10 H: 1 LOB: 1 BB: 0 P: 15	R: 0 E: 0 K: 1 S: 5 H: 0 LOB: 1 BB: 1 P: 12	R: 0 E: 0 K: 0 S: 6 H: 0 LOB: 0 BB: 0 P: 7	R: 0 E: 1 K: 3 S: 14 H: 1 LOB: 2 BB: 0 P: 22	R: 2 E: 1 K: 2 S: 15 H: 2 LOB: 2 BB: 1 P: 24	R: 0 E: 0 K: 2 S: 13 H: 0 LOB: 2 BB: 2 P: 24	R: 1 E: 0 K: 1 S: 9 H: 1 LOB: 0 BB: 0 P: 13	R: 0 E: 0 K: 1 S: 8 H: 0 LOB: 0 BB: 0 P: 9	1B: 5 2B: 0 3B: 1 HR: 0 SF: 0 SAC: 0 DP: 0 HBP: 0						

AB	33
R	3
H	6
RBI	1
BB	4
SO	14
LOB	21

WP: 0 PA: 37
PB: 0
SB: 0
CS: 0

PITCHER		IP	WLS	BF	H	R	ER	SO	BB	IBB	HBP	BLK	WP	HR	S	P	ERA	WHIP
49 Brett Anderson, L ERA: 1.38	(1, 1)	6.0	W	25	5	2	0	10	2	0	0	0	0	0	58	92	0.00	1.167
47 Pat Neshek, R ERA: 5.4	(7, 1)	1.0		6	1	1	1	2	2	0	0	0	0	0	15	27	9.00	3.000
13 Jerry Blevins, L ERA:	(8, 1)	1.0		3	0	0	0	1	0	0	0	0	0	0	7	10	0.00	0.000
58 Evan Scribner, R ERA: 4.15	(9, 1)	1.0		3	0	0	0	1	0	0	0	0	0	0	8	9	0.00	0.000

PITCHER	IP	WLS	BF	H	R	ER	SO	BB	IBB	HBP	BLK	WP	HR	S	P	ERA	WHIP

Batter	1	2	3	4	5	6	7	8	9	AB	R	H	RBI	BB	SO	LOB
27 Jose Altuve, R (1, 4) OBP: 0.333, SLG: 0.321	C FF 88 X FF 89 0-1 ① F8		B FF 89 B SI 89 X FF 88 2-0 ② G6-3		X SI 91 0-0 ③ FC6-4 1-2f		C FF 97 L SL 84 X FF 96 0-2 ③ G1-3			4	0	0	0	0	0	4
44 Justin Maxwell, R (1, 8) OBP: 0.407, SLG: 0.560	B SI 90 X FF 89 1-0 1B		B CH 83 S SI 90 B CH 83 X SI 90 2-1 ③ G1-3			B CU 70 C SI 86 B CH 80 S FF 88 F CH 80 B SI 89 X SI 89 3-2 ① P4		C SL 84 S SL 84 C FF 97 0-3 ① K		4	0	1	0	0	1	0
23 Chris Carter, R (1, 10) OBP: 0.148, SLG: 0.192	C FF 88 B CH 81 B SI 89 F SI 90 1 SAFE T FF 89 2-2 ② K			X CH 85 0-0 ① P4		B CU 72 B FF 88 C FF 89 S SI 89 B CH 81 F FF 90 X SI 90 3-2 1B		C FF 95 C SL 84 S SL 86 0-3 ② K		4	0	1	0	0	2	1
14 J.D. Martinez, R (1, 7) OBP: 0.231, SLG: 0.231 28 Rick Ankiel, L (4, 9) OBP: 0.071, SLG: 0.286	C FF 89 S CH 82 D CH 83 C SI 91 1-3 ③ K			X FF 86 0-0 ② P4		C FF 87 F SL 83 1 SAFE D CU 77 B SI 89 S FF 89 2-3 ② K		C CU 76 B FF 91 F CU 76 B SL 79 B SL 80 S SL 79 3-3 ③ K		2 2	0 0	0 0	0 0	0 0	1 2	1 1
12 Carlos Pena, L (1, 3) OBP: 0.130, SLG: 0.130		B FF 87 B FF 87 C FF 88 F SL 81 X FF 89 2-2 ① G4-3		C FF 86 F FF 88 S SI 89 0-3 ③ K		B SI 89 B SI 88 F FF 89 C SI 89 X FF 91 2-2 ③ G1-3			C FF 95 X CH 87 0-1 ① G3	4	0	0	0	0	1	1
30 Matt Dominguez, R (1, 5) OBP: 0.273, SLG: 0.286		B SI 88 B FF 89 C FF 89 X SI 90 2-1 ② F8			B FF 87 C SI 87 B CH 81 X SI 88 2-1 15 G4-6-3 1B		C FF 86 X CH 79 0-1 2 1B		C FF 95 B SI 96 T CU 77 B CU 78 X FF 95 2-2 ② P6	4	0	2	0	0	0	0
15 Jason Castro, L (1, 2) OBP: 0.174, SLG: 0.348		C FF 90 S SL 81 B CU 78 B SI 91 F CU 76 B SL 84 X FF 90 3-2 2 FC6-4 1B			B FF 87 C FF 87 X SI 87 1-1 ①② G4-6-3 1-2f		F SI 86 S SL 82 B SL 80 C SI 87 1-3 ① K		B FF 95 C FF 95 F CH 89 B FF 95 X CU 78 2-2 ③ G3-1	4	0	1	0	0	1	2
2 Brandon Barnes, R (1, 9) OBP: 0.500, SLG: 0.333 (4, 7)		F SI 89 B FF 91 X CH 82 1-1 ③ FC6-4 1-2f			B FF 89 F FF 88 B CH 82 B SI 90 B FF 90 4-1 13 1B BB		B FF 96 X FF 94 1-0 1-2 1B			2	0	1	0	1	0	1
13 Ronny Cedeno, R (1, 6) OBP: 0.214, SLG: 0.214			C FF 88 X CH 81 0-1 ① L8		C SI 88 X SI 89 0-1 27 FC6-4 1-3 1B		F FF 96 X SL 84 0-1 ② P6			3	0	1	0	0	0	2
Inning Stats	R: 0 H: 1 E: 0 LOB: 1 K: 2 BB: 0 S: 9 P: 13	R: 0 H: 1 E: 0 LOB: 1 K: 0 BB: 0 S: 11 P: 19	R: 0 H: 0 E: 0 LOB: 0 K: 0 BB: 0 S: 5 P: 9	R: 0 H: 0 E: 0 LOB: 0 K: 1 BB: 0 S: 5 P: 5	R: 0 H: 2 E: 0 LOB: 2 K: 0 BB: 1 S: 8 P: 15	R: 0 H: 1 E: 0 LOB: 1 K: 1 BB: 0 S: 14 P: 24	R: 0 H: 2 E: 0 LOB: 2 K: 1 BB: 0 S: 11 P: 13	R: 0 H: 0 E: 0 LOB: 0 K: 3 BB: 0 S: 9 P: 12	R: 0 H: 0 E: 0 LOB: 0 K: 0 BB: 0 S: 8 P: 12	1B: 7 SF: 0 2B: 0 SAC: 0 3B: 0 DP: 1 HR: 0 HBP: 0					WP: 0 PA: 34 PB: 0 SB: 0 CS: 0	

PITCHER		IP	WLS	BF	H	R	ER	SO	BB	IBB	HBP	BLK	WP	HR	S	P	ERA	WHIP
23 Joe Saunders, L ERA: 3.48	(1, 1)	6.1	W	25	6	0	0	5	1	0	0	0	0	0	57	91	0.00	1.105
58 Carter Capps, R ERA: 2.08	(7, 1)	1.1	H	5	1	0	0	2	0	0	0	0	0	0	12	13	0.00	0.750
41 Charlie Furbush, L ERA:	(8, 1)	0.1	H	1	0	0	0	1	0	0	0	0	0	0	3	6	0.00	0.000
54 Tom Wilhelmsen, R ERA: 3.0	(9, 1)	1.0	S	3	0	0	0	0	0	0	0	0	0	0	8	12	0.00	0.000

PITCHER	IP	WLS	BF	H	R	ER	SO	BB	IBB	HBP	BLK	WP	HR	S	P	ERA	WHIP

TOP

Houston Astros @ Seattle Mariners

Safeco Field, Seattle, WA

Mon Apr 08 2013, 7:13 PM - 9:52 PM PDT

Att. 42,589 - Cloudy - 56 F

livebaseballscorecards.com

AB	33
R	0
H	7
RBI	0
BB	1
SO	8
LOB	13

Batter	1	2	3	4	5	6	7	8	9	AB	R	H	RBI	BB	SO	LOB
55 Michael Saunders, L (1, 9) OBP: 0.357, SLG: 0.542	C FF 90 X FF 91 0-1 21 G1-3 21 S 8 1B 1B		B CU 79 S CH 84 B CU 78 S CH 84 X SL 83 2-2 8 WP 8 2B 1B		B CU 79 C CU 78 S CH 84 X CU 80 1-2 ① L8 2-3		C SI 89 C FF 89 B FF 89 X FF 89 1-2 E6			4	2	2	0	0	0	2
21 Franklin Gutierrez, R (1, 8) OBP: 0.296, SLG: 0.577	C FF 90 X SL 83 0-1 ① G1-3 1-3		C SL 82 1 SAFE 1 SAFE C SI 90 B CU 79 B SL 84 1 SAFE F SI 91 S SL 84 2-3 ② K		X FF 88 0-0 SH 8 BB 1-2 3-H		B FF 88 C SI 89 X FF 89 1-1 ③ G5-3			3	0	0	1	0	1	3
8 Kendrys Morales, S (1, 10) OBP: 0.387, SLG: 0.536	F FF 91 X CU 79 0-1 3-H 1B		B SL 81 B CH 85 F SI 90 D CH 86 X FF 90 3-1 1-H 2B		B CU 78 B CH 84 B SI 89 B FF 89 4-0 38 G5-4-3 1-2 2-3 BB			B FF 96 F FF 94 B SI 97 X SI 96 2-1 ① L7		3	0	2	2	1	0	0
38 Michael Morse, R (1, 7) OBP: 0.314, SLG: 0.727	B SL 81 C SI 90 F SL 84 X FF 91 1-2 ② F7		B SL 83 X SI 90 1-0 ③ L8		B SI 89 F SL 83 S SL 83 D SL 84 X SI 90 2-2 ②③ G5-4-3 1-2f			S FF 98 F SL 85 F SL 84 F FF 97 F FF 98 F SL 84 B FF 97 S SL 83 1-3 ② K		4	0	0	0	0	1	5
15 Kyle Seager, L (1, 5) OBP: 0.265, SLG: 0.267	X FF 91 0-0 ③ L7			C FF 89 C CU 78 F SL 81 B FF 90 X FF 89 1-2 ① G4-3		B CH 87 F CH 86 B SI 89 C CU 77 S SL 82 2-3 ① K		B SL 82 C FF 95 X SI 97 1-1 ③ G4-3		4	0	0	0	0	1	1
17 Justin Smoak, S (1, 3) OBP: 0.286, SLG: 0.167		B CU 78 F FF 90 X FF 91 1-1 ① F8		C CU 78 X SI 90 0-1 ② G3-1		C SI 89 B CH 84 B CU 79 X FF 89 2-1 ② F7				3	0	0	0	0	0	0
63 Jesus Montero, R (1, 2) OBP: 0.160, SLG: 0.160		B FF 90 X SI 90 1-0 ② L9		F FF 90 X CU 80 0-1 ③ F8		B SL 83 S SL 83 X CH 83 1-1 ③ G5-3				3	0	0	0	0	0	0
13 Dustin Ackley, L (1, 4) OBP: 0.160, SLG: 0.087		C FF 91 B SI 90 B SL 83 X FF 90 2-1 ③ G6-3			C FF 88 B FF 88 C CU 77 F FF 89 B CU 81 F SI 89 B SL 83 X FF 89 3-2 55 L8 26 SH 21 SH 1B		B FF 90 C SI 89 B SL 82 B SL 83 X FF 89 3-1 ① F7			3	1	1	0	0	0	0
26 Brendan Ryan, R (1, 6) OBP: 0.364, SLG: 0.263			C SI 90 X SI 90 0-1 ① L8		P PO 86 F SL 80 1 SAFE X SI 89 1-1 8 BB 21 SH 1-2		B SI 89 B SI 89 S SI 89 X SI 90 2-1 ② P4			2	0	0	0	0	0	0
Inning Stats	R: 1 H: 2 E: 0 LOB: 1 K: 0 BB: 0 S: 10 P: 11	R: 0 H: 0 E: 0 LOB: 0 K: 0 BB: 0 S: 5 P: 9	R: 1 H: 2 E: 0 LOB: 1 K: 1 BB: 0 S: 12 P: 20	R: 0 H: 0 E: 0 LOB: 0 K: 0 BB: 0 S: 8 P: 9	R: 1 H: 1 E: 0 LOB: 2 K: 0 BB: 1 S: 15 P: 25	R: 0 H: 0 E: 0 LOB: 0 K: 1 BB: 0 S: 7 P: 12	R: 0 H: 0 E: 1 LOB: 1 K: 0 BB: 0 S: 9 P: 16	R: 0 H: 0 E: 0 LOB: 0 K: 1 BB: 0 S: 11 P: 15		1B: 4 SF: 0 2B: 1 SAC: 2 3B: 0 DP: 1 HR: 0 HBP: 0						

BOTTOM

Houston Astros @ Seattle Mariners

Safeco Field, Seattle, WA

Mon Apr 08 2013, 7:13 PM - 9:52 PM PDT

Att. 42,589 - Cloudy - 56 F

livebaseballscorecards.com

AB	29
R	3
H	5
RBI	3
BB	1
SO	3
LOB	11

PITCHER		IP	WLS	BF	H	R	ER	SO	BB	IBB	HBP	BLK	WP	HR	S	P	ERA	WHIP
59 Philip Humber, R ERA: 3.09	(1, 1)	6.0	L	25	5	3	3	2	1	0	0	0	1	0	57	86	4.50	1.000
53 Wesley Wright, L ERA: 4.5	(7, 1)	1.0		4	0	0	0	0	0	0	0	0	0	0	9	16	0.00	0.000
55 Rhiner Cruz, R ERA: 2.08	(8, 1)	1.0		3	0	0	0	1	0	0	0	0	0	0	11	15	0.00	0.000

PITCHER	IP	WLS	BF	H	R	ER	SO	BB	IBB	HBP	BLK	WP	HR	S	P	ERA	WHIP

Batter	1	2	3	4	5	6	7	8	9	AB	R	H	RBI	BB	SO	LOB
27 Jose Altuve, R (1, 4) OBP: 0.389, SLG: 0.500	0-2 1B		C SI 90 X SL 81 0-1 L9 ①	B FF 90 B FF 89 C FF 90 X FF 90 2-1 1-H HR		B FF 92 F FF 92 B SL 86 X SL 86 2-1 44 G6-4-3 1-3 1B		B FF 91 C SL 85 D CU 76 B SI 92 F FF 89 X FF 90 3-2 F9 ①		6	2	4	4	0	0	2
44 Justin Maxwell, R (1, 8) OBP: 0.394, SLG: 0.500	1-2 1B 2-1 P3 ③		B SI 91 B FF 88 B SI 89 B SI 89 4-0 15 1B 23 1B BB	C SL 78 B SL 79 X FF 91 1-1 G1-6-3 ③		C FF 92 D CU 77 X CH 84 1-1 G6-4-3 ①② 1-2f 3-H		S SL 86 B SL 84 B FF 90 D CH 83 X SL 88 3-1 F9 ②		5	2	1	0	1	0	5
15 Jason Castro, L (1, 2) OBP: 0.250, SLG: 0.370 22 Carlos Corporán, S (8, PH) OBP: 0.125, SLG: 0.125 (8, 2)	C SI 94 B SI 91 B CH 85 X SL 87 2-1 12 2B 14 1B 1B 1-2 2-3	F SI 89 X SI 91 0-1 F7 ①	X SI 90 0-0 23 1B 1B 1-3		C FF 90 B CU 78 B CU 76 F FF 90 B CU 77 B CU 76 4-2 23 1B BB	S SL 85 B SL 85 S FF 92 B SL 84 F SL 84 S SL 84 2-3 K ③		X FF 89 0-0 F9 ③		4 1	1 0	2 0	0 0	1 0	1 0	0 2
23 Chris Carter, R (1, 7) OBP: 0.242, SLG: 0.469 (6, 3)	C SL 89 B SL 89 B SI 93 S SL 88 S SL 88 2-3 K ①	B SI 91 B SI 90 F SI 89 S SI 90 X SL 81 2-2 HR	X SI 89 0-0 1-2 3-H 1B	C SI 90 T SI 90 B CU 78 B SL 79 X SI 90 2-2 12 BB 1-3 1B		B FF 90 S CH 84 C SL 84 S CU 76 1-3 K ①			C FF 92 B FF 93 B FF 92 C FF 93 F FF 93 X FF 94 2-2 HR	6	2	4	3	0	2	3
12 Carlos Pena, L (1, 10) OBP: 0.214, SLG: 0.222 13 Ronny Cedeno, R (9, PH) OBP: 0.267, SLG: 0.267 (9, 10)	B FF 94 S SI 94 X CH 86 1-1 14 1B 30 1B 2B 1-3 2-H 3-H	C SI 90 X SI 90 0-1 14 HR 1B	F SL 77 B SI 90 S SL 80 S SL 81 1-3 K ②		B FF 91 C SI 90 S CU 77 B SL 80 B FF 91 F FF 90 B SL 79 4-2 1-2 BB		B SL 84 X FF 91 1-0 G6-3 ②		C FF 92 C SL 80 F FF 93 F FF 92 F FF 92 X SI 93 0-2 2 BB 1B	4 1	2 0	2 1	2 0	1 0	1 0	2 0
14 J.D. Martinez, R (1, 9) OBP: 0.263, SLG: 0.421 (6, 7)	C SL 89 B FF 93 F SL 87 F SI 94 X CU 77 1-2 30 1B 30 S 27 2B 2-3 3-H 1B	S SI 88 X SI 90 0-1 1-H HR	B SI 90 D SL 82 C SI 90 X SI 90 2-1 G5-3 ③		C FF 91 S FF 90 X SL 79 0-2 P4 ①		F FF 91 B SL 84 T CH 85 S CU 78 1-3 K ③		S FF 94 B FF 93 S SL 80 S SL 82 1-3 K ①	6	2	2	3	0	2	6
29 Brett Wallace, L (1, 3) OBP: 0.091, SLG: 0.048 2 Brandon Barnes, R (6, 9) OBP: 0.600, SLG: 0.571	B SI 92 F SI 91 B SI 92 C SL 87 S SI 93 2-3 K ②	F SI 91 S SI 85 S CH 85 0-3 K ②		S CU 77 B FF 92 C CU 78 S SL 80 1-3 K ①	C SL 80 B FF 91 S SL 79 S SL 80 1-3 K ②			B FF 91 X FF 90 1-0 30 1B 9 1B 2B	B FF 94 F FF 93 B FF 93 B FF 92 B FF 93 4-1 30 G6-4-3 1-2 BB	4 1	0 1	0 1	0 0	0 1	4 0	5 0
30 Matt Dominguez, R (1, 5) OBP: 0.286, SLG: 0.296	B SI 92 C SL 84 B SL 86 X SL 88 2-1 9 BB 27 2B 1-3 3-H 1B	C SI 91 B SL 81 X SI 90 1-1 G5-3 ③		B CU 78 C FF 91 F SL 80 B FF 91 X CU 78 2-2 G5-3 ②	X SI 91 0-0 G4-3 ③			C SL 85 D CU 77 X CH 83 1-1 9 1B 2-3 1B	C SL 80 B FF 92 S SL 80 X SL 81 1-2 G6-4-3 ②③ 1-2f	6	1	2	1	0	0	5
9 Marwin Gonzalez, S (1, 6) OBP: 0.500, SLG: 0.667	B FF 92 B SI 90 B CH 82 B CH 90 4-0 27 2B 1-2 BB		B SI 88 C SI 89 F CH 82 X CH 84 1-2 HR	B FF 91 B SL 78 B FF 92 C FF 91 C CU 77 B SL 79 4-2 27 HR BB		C FF 92 B CH 85 B SL 85 X FF 91 2-1 27 1B 27 WP 44 G6-4-3 1B		C SL 85 X FF 90 0-1 1-2 3-H 1B		3	3	3	2	2	0	0

Inning Stats																					
	R: 6	H: 7	R: 3	H: 3	R: 2	H: 3	R: 2	H: 1	R: 0	H: 1	R: 1	H: 2	R: 0	H: 0	R: 1	H: 3	R: 1	H: 2	1B: 14	SF: 0	WP: 1	PA: 53
	E: 0	LOB: 2	E: 0	LOB: 0	E: 0	LOB: 2	E: 0	LOB: 0	E: 0	LOB: 3	E: 0	LOB: 0	E: 0	LOB: 0	E: 0	LOB: 2	E: 0	LOB: 1	2B: 3	SAC: 0	PB: 0	
	K: 2	BB: 1	K: 1	BB: 0	K: 1	BB: 1	K: 1	BB: 1	K: 1	BB: 2	K: 1	BB: 0	K: 2	BB: 0	K: 0	BB: 0	K: 1	BB: 1	3B: 0	DP: 2	SB: 1	
	S: 23	P: 40	S: 14	P: 17	S: 12	P: 20	S: 12	P: 22	S: 15	P: 26	S: 10	P: 17	S: 7	P: 10	S: 11	P: 19	S: 17	P: 25	HR: 5	HBP: 0	CS: 0	

PITCHER		IP	WLS	BF	H	R	ER	SO	BB	IBB	HBP	BLK	WP	HR	S	P	ERA	WHIP
37 Brandon Maurer, R ERA: 16.2	(1, 1)	0.2	L	10	7	6	6	2	1	0	0	0	0	0	21	36	81.00	12.000
31 Kameron Loe, R ERA: 10.8	(1, 1)	2.1		14	6	5	5	2	1	0	0	0	0	3	28	41	19.29	3.000
41 Charlie Furbush, L ERA: 4.5	(4, 1)	2.0		11	2	2	2	2	3	0	0	0	0	1	27	48	9.00	2.500
44 Lucas Luetge, L ERA: 8.31	(6, 1)	3.0		13	5	2	2	3	0	0	0	0	1	0	28	46	6.00	1.667
59 Oliver Pérez, L ERA: 2.45	(9, 1)	1.0		5	2	1	1	1	1	0	0	0	0	1	17	25	9.00	3.000

PITCHER	IP	WLS	BF	H	R	ER	SO	BB	IBB	HBP	BLK	WP	HR	S	P	ERA	WHIP

TOP

Houston Astros @ Seattle Mariners

Safeco Field, Seattle, WA

Tue Apr 09 2013, 7:12 PM - 10:48 PM PDT

Att. 10,765 - Cloudy - 55 F

livebaseballscorecards.com

AB	47
R	16
H	22
RBI	15
BB	6
SO	10
LOB	30

BOTTOM

Batter	1	2	3	4	5	6	7	8	9	AB	R	H	RBI	BB	SO	LOB
21 Franklin Gutierrez, R (1, 8) OBP: 0.276, SLG: 0.536 12 Jason Bay, R (5, PH) (6, 9) OBP: 0.462, SLG: 0.700	B FF 90 C FF 90 F FF 92 X FF 92 1-2 ① G5-3			C FF 88 F FF 90 X SI 90 0-2 ① P4	C FF 94 B CU 78 X FF 95 1-1 28 BB 2-3 1B		B FF 94 C FF 94 B FF 94 X FF 94 2-1 HR		B SI 94 C SL 86 C SL 86 B SL 87 B SL 87 B FF 94 4-2 28 1B 38 E 1-2 BB	2 2	0 2	0 2	0 1	0 1	0 0	0 0
55 Michael Saunders, L (1, 9) (6, 8) OBP: 0.333, SLG: 0.500	X FF 92 0-0 ② L3			F FF 90 B FF 89 B FF 88 C CU 74 F FF 89 X CU 75 2-2 17 BB 8 BB 1B	B CU 74 X FF 92 1-0 ② SF9 3-H		X FF 93 0-0 ③ G3		S FF 94 C SI 93 B FF 95 D SL 88 B SI 95 X FF 93 3-2 ② F7	4	0	1	1	0	0	2
8 Kendrys Morales, S (1, 10) OBP: 0.394, SLG: 0.517 28 Raul Ibanez, L (5, PH) OBP: 0.333, SLG: 0.538 (6, 10)	B SI 92 C FF 91 F FF 91 X CU 78 1-2 ③ G5-3			C FF 90 B FF 89 B CU 75 D FF 91 B FF 90 4-1 17 BB 1-2 BB	B FF 95 D CH 85 B FF 94 B FF 94 4-0 1-2 BB			C FF 91 F CH 84 X CU 76 0-2 HR	C SI 93 B SI 93 B FF 94 C FF 93 X SI 93 2-2 38 E 17 1B 1-2 2-H 1B	1 2	0 2	0 2	0 1	1 1	0 0	0 0
38 Michael Morse, R (1, 7) OBP: 0.300, SLG: 0.737		B FF 91 B SI 91 B FF 91 C FF 90 X SI 90 3-1 ① G6-3		B FF 92 C CU 74 B FF 90 F FF 89 B SI 92 X CU 75 3-2 ② F6	X FF 93 0-0 ③ F9			S FF 92 X FF 92 0-1 HR	C SL 87 B SI 92 X SL 86 1-1 E4 17 1B 1-3 2-H	5	2	1	1	0	0	5
17 Justin Smoak, S (1, 3) OBP: 0.303, SLG: 0.179		C FF 92 B FF 91 C CU 76 B SI 91 S CU 77 2-3 ② K		D CU 75 B FF 91 F FF 90 B FF 91 B FF 90 4-1 1-2 2-3 BB		X FF 93 0-0 ① P6		C FF 92 F FF 92 B CH 87 X CH 85 1-2 ① G3	B FF 94 B FF 91 F FF 90 S FF 93 X SL 85 2-2 2-H 3-H 1B	4	0	1	2	1	1	0
63 Jesus Montero, R (1, 2) OBP: 0.133, SLG: 0.133		C CU 75 F FF 92 S CU 76 0-3 ③ K		S CU 77 X FF 91 0-1 ③ P3		B FF 94 B FF 92 B FF 93 C SI 92 C FF 93 X FF 92 3-2 ② G5-3		B FF 92 X FF 93 1-0 ② F9	C SL 84 X SL 85 0-1 ③ G5-3	5	0	0	0	0	1	4
13 Dustin Ackley, L (1, 4) OBP: 0.172, SLG: 0.111		B FF 89 B FF 89 C FF 90 F FF 90 B SI 90 X FC 88 3-2 ① G4-3			C FF 94 F FF 96 X CU 78 0-2 3 2B 26 SF9 1B	B FF 94 B FF 93 X FF 94 2-0 ③ F8		C FF 93 X CH 85 0-1 ③ F8		4	1	1	0	0	0	0
3 Robert Andino, R (1, 5) OBP: 0.143, SLG: 0.286		C FF 90 C FF 91 B FF 92 F CU 75 B CU 76 C FC 90 2-3 ② K			B FF 95 1 SAFE B FF 94 B FF 92 C FF 93 X FF 93 3-1 12 1B 55 SF9 1-3 2B		C FF 93 B CU 76 S FF 94 B CU 77 X FF 93 2-2 ① F8		C SI 91 C SI 93 B FF 94 X FF 94 1-2 ① F9	4	1	1	0	0	1	0
26 Brendan Ryan, R (1, 6) OBP: 0.346, SLG: 0.273		B SI 92 B FF 91 C FF 89 X SI 90 2-1 ③ P4			B FF 94 F FF 94 F FF 94 B CU 79 X FF 95 2-2 ① SF9 3-H		B FF 94 F FF 94 B FF 92 F FF 94 X FF 90 3-2 ② G5-3		B FF 93 C SI 92 C SL 86 X FF 94 1-2 12 BB 28 1B 1B	3	1	1	1	0	0	0
Inning Stats	R: 0 E: 0 K: 0 S: 8 H: 0 LOB: 0 BB: 0 P: 10	R: 0 E: 0 K: 2 S: 8 H: 0 LOB: 0 BB: 0 P: 13	R: 0 E: 0 K: 1 S: 9 H: 0 LOB: 0 BB: 0 P: 16	R: 0 E: 0 K: 0 S: 14 H: 1 LOB: 3 BB: 2 P: 27	R: 2 E: 0 K: 0 S: 12 H: 3 LOB: 2 BB: 1 P: 23	R: 0 E: 0 K: 0 S: 5 H: 0 LOB: 0 BB: 0 P: 10	R: 1 E: 0 K: 0 S: 9 H: 1 LOB: 0 BB: 0 P: 16	R: 2 E: 0 K: 0 S: 11 H: 2 LOB: 0 BB: 0 P: 13	R: 4 E: 1 K: 0 S: 21 H: 3 LOB: 1 BB: 1 P: 35	1B: 6 2B: 1 3B: 0 HR: 3 SF: 2 SAC: 0 DP: 0 HBP: 0	WP: 0 PB: 0 SB: 0 CS: 0 PA: 42					

PITCHER		IP	WLS	BF	H	R	ER	SO	BB	IBB	HBP	BLK	WP	HR	S	P	ERA	WHIP
45 Erik Bedard, L ERA:	(1, 1)	4.0		15	1	0	0	3	2	0	0	0	0	0	39	66	0.00	0.750
56 Paul Clemens, R ERA: 11.25	(5, 1)	4.0	W	19	6	5	5	0	1	0	0	0	0	3	37	62	11.25	1.750
62 Hector Ambriz, R ERA: 9.0	(9, 1)	1.0		8	3	4	1	0	1	0	0	0	0	0	21	35	9.00	4.000

PITCHER	IP	WLS	BF	H	R	ER	SO	BB	IBB	HBP	BLK	WP	HR	S	P	ERA	WHIP

Houston Astros @ Seattle Mariners

Safeco Field, Seattle, WA

Tue Apr 09 2013, 7:12 PM - 10:48 PM PDT

Att. 10,765 - Cloudy - 55 F

livebaseballscorecards.com

AB	36
R	9
H	10
RBI	8
BB	4
SO	3
LOB	11

Batter	1	2	3	4	5	6	7	8	9	AB	R	H	RBI	BB	SO	LOB
27 Jose Altuve, R (1, 4) OBP: 0.366, SLG: 0.462	B FF 89 B FF 90 C SI 90 X FF 91 2-1 ① F9	X SL 78 0-0 1-2 1B		B CU 71 F SI 90 X SL 79 1-1 ② G1-3		X SL 82 0-0 ③ FC5-4 1-2f		B FF 94 C FF 94 B SL 87 X FF 95 2-1 ② F9		5	0	1	0	0	0	1
44 Justin Maxwell, R (1, 8) OBP: 0.395, SLG: 0.486	X SI 89 0-0 ② G6-3	F SL 79 B SI 90 X SI 90 1-1 ③ G4-3		C SI 90 X SI 91 0-1 15 CS 1B			F FF 93 B SL 85 S FF 94 B FF 97 B SL 83 S FF 95 3-3 ① K	C CU 73 B CU 75 X SL 86 1-1 1B		5	0	2	0	0	1	2
15 Jason Castro, L (1, 2) OBP: 0.273, SLG: 0.438	C SI 90 C SI 91 B FF 91 B CH 82 S FF 91 2-3 ③ K		B SL 78 B FF 90 S FF 90 F FF 90 B SI 89 X FF 90 3-2 23 F8 12 1B 2B	B FF 89 1-0 ③ CS 1-2	B CU 69 C FF 89 C SL 79 F SL 80 F SI 90 F SL 81 F FF 90 B FF 90 2-2 ① G4-3		C KC 78 B FF 96 X FF 96 1-1 23 HR 2B	B FF 94 C FF 94 B FF 95 F FF 94 C FF 97 2-3 ③ K		5	2	2	0	0	2	1
23 Chris Carter, R (1, 10) OBP: 0.289, SLG: 0.568		C SI 89 B CU 70 B SL 80 C SI 90 X SI 90 2-2 12 2B 14 SF9 1B	F CU 71 D SL 80 D SL 81 B SL 79 X SI 90 3-1 ① F8 2-3		F SI 90 S CU 71 X FF 91 0-2 1B		X KC 78 0-0 2-H HR		B SI 88 B SI 88 F SI 89 B SL 80 F SI 89 C SI 90 3-3 ① K	5	2	3	2	0	1	1
12 Carlos Pena, L (1, 3) OBP: 0.273, SLG: 0.344		F FF 90 F FF 89 B FF 89 F FF 90 1 SAFE D CH 84 X CH 83 2-2 14 SF9 28 HR 1-3 2B	B CU 68 D CU 70 X FF 89 2-0 14 2B 3-H 1B		C SL 78 C SL 82 S SL 80 0-3 ② K		C FF 95 B KC 77 F FF 95 X FF 94 1-2 2B		C SL 81 B SL 79 F SI 91 S SL 77 1-3 ② K	5	2	3	1	0	2	1
14 J.D. Martinez, R (1, 7) OBP: 0.261, SLG: 0.455 2 Brandon Barnes, R (7, 7) OBP: 0.545, SLG: 0.500		B SI 91 B SI 91 B FF 91 X SI 91 3-0 ① SF9 2-3 3-H	C SL 78 1 SAFE C SI 90 X SL 78 0-2 1-H 2B		X SL 79 0-0 ③ L8		B FF 96 B SI 95 C FF 94 X SL 84 2-1 ② P4		X SI 90 0-0 ③ G6-3	3 1	0 0	1 0	2 0	0 0	0 0	2 0
28 Rick Ankiel, L (1, 9) OBP: 0.111, SLG: 0.444		S CH 82 X CH 83 0-1 3-H HR	B FF 90 B FF 90 X SI 90 2-0 ② F7			C SL 79 F FF 89 B SL 80 B FF 90 F SL 80 S SL 79 2-3 ① K2-3	C FF 96 B FF 95 S FF 96 1-3 ③ K			4	1	1	2	0	2	2
30 Matt Dominguez, R (1, 5) OBP: 0.281, SLG: 0.323		B SL 79 C SI 90 X FF 90 1-1 ② P4	F SL 79 B FF 90 F SL 79 X SI 90 1-2 ③ F9			C SI 91 X SI 90 0-1 ② F9		B FF 91 B FF 93 X FF 92 2-0 ① 2B		4	0	1	0	0	0	1
9 Marwin Gonzalez, S (1, 6) OBP: 0.545, SLG: 0.833		C SI 90 B CU 69 B SL 80 B FF 90 B FF 90 4-1 27 1B BB		B SI 89 C FF 89 F FF 89 F FF 90 F FF 90 S FF 90 1-3 ① K		C SL 79 X FF 91 0-1 27 FC5-4 1B		B FF 93 B FF 93 C FF 92 X FF 93 2-1 HR		3	1	2	1	1	1	0
Inning Stats	R: 0 E: 0 K: 1 S: 6 H: 0 LOB: 0 BB: 0 P: 10	R: 3 E: 0 K: 0 S: 16 H: 4 LOB: 2 BB: 1 P: 29	R: 2 E: 0 K: 0 S: 13 H: 3 LOB: 1 BB: 0 P: 24	R: 0 E: 0 K: 1 S: 9 H: 1 LOB: 0 BB: 0 P: 12	R: 0 E: 0 K: 1 S: 15 H: 1 LOB: 1 BB: 0 P: 17	R: 0 E: 0 K: 1 S: 9 H: 1 LOB: 1 BB: 0 P: 11	R: 2 E: 0 K: 2 S: 14 H: 3 LOB: 1 BB: 0 P: 22	R: 1 E: 0 K: 1 S: 10 H: 3 LOB: 1 BB: 0 P: 19	R: 0 E: 0 K: 2 S: 7 H: 0 LOB: 0 BB: 0 P: 11	1B: 7 2B: 6 3B: 0 HR: 3 SF: 1 SAC: 0 DP: 0 HBP: 0						

TOP

Houston Astros @ Seattle Mariners

Safeco Field, Seattle, WA

Wed Apr 10 2013, 7:13 PM - 10:49 PM PDT

Att. 10,496 - Partly Cloudy - 56 F

livebaseballscorecards.com

AB	40
R	8
H	16
RBI	8
BB	1
SO	9
LOB	11

PITCHER		IP	WLS	BF	H	R	ER	SO	BB	IBB	HBP	BLK	WP	HR	S	P	ERA	WHIP
49 Blake Beavan, R ERA: 8.44	(1, 1)	5.2	L	27	10	5	5	4	1	0	0	0	0	1	67	102	7.94	1.941
58 Carter Capps, R ERA: 6.0	(6, 1)	1.2		9	5	3	3	2	0	0	0	0	0	2	18	30	16.20	3.000
46 Stephen Pryor, R ERA:	(8, 1)	0.2		3	1	0	0	1	0	0	0	0	0	0	7	12	0.00	1.500
30 Bobby LaFromboise, L ERA:	(9, 1)	1.0		3	0	0	0	2	0	0	0	0	0	0	7	11	0.00	0.000

PITCHER		IP	WLS	BF	H	R	ER	SO	BB	IBB	HBP	BLK	WP	HR	S	P	ERA	WHIP

WP: 0	PA: 43
PB: 0	
SB: 0	
CS: 1	

Batter	1	2	3	4	5	6	7	8	9	AB	R	H	RBI	BB	SO	LOB
55 Michael Saunders, L (1, 9) OBP: 0.333, SLG: 0.500	C FF 90 S FF 92 S KC 73 0-3 ① **K**		B KC 75 B FF 92 X FF 92 2-0 ③ **P3**		X FF 92 0-0 ③ **P6**		C SI 89 B CH 76 C CH 76 X SL 80 1-2 ③ **FC6-4** 1-2f			0	0	0	0	0	0	0
12 Jason Bay, R (1, 9) OBP: 0.353, SLG: 0.500										4	0	0	0	0	1	2
21 Franklin Gutierrez, R (1, 8) OBP: 0.303, SLG: 0.613	C KC 73 F FF 92 B KC 74 F FF 91 B KC 73 B FF 92 F FF 92 B FF 91 4-2 **8 G6-3 BB**			B FF 90 F FF 91 C KC 72 B KC 73 X FF 92 2-2 ① **P3**		B KC 72 C CH 76 B FF 91 F CH 77 F FF 90 F CH 78 F FF 92 F FF 92 X FF 92 2-2 **HR**		B FF 97 X FF 98 1-0 ① **F7**		3	1	1	1	1	0	0
8 Kendrys Morales, S (1, 10) OBP: 0.405, SLG: 0.500	C FF 92 B CH 80 1 SAFE X CH 79 1-1 ② ③ **G6-3** 1-2f			B FF 92 X CH 80 1-0 ② **P5**		B SI 88 B FF 91 B SI 90 B SI 89 4-0 **17 FC6-4 BB**		C FF 97 S SI 88 X SL 85 0-2 **15 F8 28 BB 1B**		3	0	1	0	1	0	1
28 Raul Ibanez, L (1, 7) OBP: 0.368, SLG: 0.563		B FF 89 B FF 90 C FF 91 F CH 80 B FF 92 S FF 92 3-3 ① **K**		B KC 76 C CH 79 F CH 82 B KC 76 X FF 94 2-2 **2B**		C SL 76 B SI 92 X SL 78 1-1 ① **L9**		B SI 98 B SI 97 B SI 96 C SI 96 D FF 96 4-1 **1-2 BB**		3	0	1	0	1	1	1
15 Kyle Seager, L (1, 5) OBP: 0.237, SLG: 0.235		B KC 75 B FF 92 C FF 92 X FF 92 2-1 ② **G5-3**		C KC 73 C KC 73 D KC 75 B FF 92 F FF 92 F FF 92 X FF 90 2-2 ③ **P5**		C SI 91 F SL 78 S SL 81 0-3 ② **K**		B FF 96 C FF 94 F FF 95 F FF 97 B FF 97 X SI 96 2-2 ② **F8** 2-3		4	0	0	0	0	1	4
17 Justin Smoak, S (1, 3) OBP: 0.270, SLG: 0.156		C FF 93 B KC 74 B FF 93 X FF 92 2-1 ③ **L8**			C FF 90 F FF 91 X FF 91 0-2 ① **L4**	F FF 92 X SI 90 0-1 ③ **FC6-4** 1-2f		S FF 97 F FF 98 F SI 98 B FF 98 B SL 85 X FF 95 2-2 ③ **F8**		4	0	0	0	0	0	3
13 Dustin Ackley, L (1, 4) OBP: 0.182, SLG: 0.100			C KC 72 B FF 91 B FF 91 C FF 91 F FF 93 F FF 93 X FF 94 2-2 ① **G4-3**		H KC 73 1-0 **7 2B HBP**		B SI 89 B SL 79 C SI 88 X SI 88 2-1 ① **G4-3**		B SI 92 C SI 92 C CU 76 B CU 77 S CU 76 2-3 ① **K**	3	1	0	0	0	1	0
7 Kelly Shoppach, R (1, 2) OBP: 0.636, SLG: 1.000			C FF 93 B KC 74 F FF 93 B FF 93 F KC 74 F FF 93 B FF 92 X FF 93 3-2 **HR**		1 SAFE D KC 72 1 SAFE B FF 89 S FF 90 F FF 91 X KC 74 2-2 **1-H 2B**		B SI 89 F SI 88 F FF 88 B SL 81 B SI 90 B SL 80 4-2 **12 FC6-4 BB**		C SI 94 B CU 75 C SI 94 X CU 77 1-2 **26 G5-4-3 1B**	3	1	3	2	1	0	0
26 Brendan Ryan, R (1, 6) OBP: 0.300, SLG: 0.231			B FF 93 C FF 91 B KC 76 C FF 91 B FF 93 X FF 93 3-2 ② **G6-3**		F KC 72 B FF 90 B FF 91 L FF 90 S FF 90 2-3 ② **K**		B SI 90 C SI 89 X CH 77 1-1 ② **F9**		X SI 94 0-0 ② ③ **G5-4-3** 1-2f	4	0	0	0	0	1	3
Inning Stats	R: 0 E: 0 K: 1 S: 9 H: 0 LOB: 0 BB: 1 P: 14	R: 0 E: 0 K: 1 S: 7 H: 0 LOB: 0 BB: 0 P: 14	R: 1 E: 0 K: 0 S: 14 H: 1 LOB: 0 BB: 0 P: 24	R: 0 E: 0 K: 0 S: 12 H: 1 LOB: 1 BB: 0 P: 19	R: 1 E: 0 K: 1 S: 10 H: 1 LOB: 1 BB: 0 P: 15	R: 1 E: 0 K: 1 S: 14 H: 1 LOB: 1 BB: 1 P: 21	R: 0 E: 0 K: 0 S: 9 H: 0 LOB: 1 BB: 1 P: 17	R: 0 E: 0 K: 0 S: 13 H: 1 LOB: 2 BB: 1 P: 22	R: 0 E: 0 K: 1 S: 7 H: 1 LOB: 0 BB: 0 P: 10	1B: 2 2B: 2 3B: 0 HR: 2 SF: 0 SAC: 0 DP: 2 HBP: 1						

BOTTOM

Houston Astros @ Seattle Mariners

Safeco Field, Seattle, WA

Wed Apr 10 2013, 7:13 PM - 10:49 PM PDT

Att. 10,496 - Partly Cloudy - 56 F

livebaseballscorecards.com

AB	31
R	3
H	6
RBI	3
BB	4
SO	5
LOB	14

PITCHER		IP	WLS	BF	H	R	ER	SO	BB	IBB	HBP	BLK	WP	HR	S	P	ERA	WHIP
43 Brad Peacock, R ERA: 4.82	(1, 1)	5.0	W	20	4	3	3	3	1	0	1	0	0	2	59	95	5.40	1.000
60 Dallas Keuchel, L ERA: 1.8	(6, 1)	2.0	H	8	0	0	0	1	2	0	0	0	0	0	16	29	0.00	1.000
55 Rhiner Cruz, R ERA: 1.69	(8, 1)	1.0		5	1	0	0	0	1	0	0	0	0	0	13	22	0.00	2.000
41 Jose Veras, R ERA: 6.75	(9, 1)	1.0		3	1	0	0	1	0	0	0	0	0	0	7	10	0.00	1.000

PITCHER	IP	WLS	BF	H	R	ER	SO	BB	IBB	HBP	BLK	WP	HR	S	P	ERA	WHIP

Houston Astros @ Los Angeles Angels

Angel Stadium of Anaheim, Anaheim, CA

Fri Apr 12 2013, 7:08 PM - 10:32 PM PDT

Att. 37,674 - Clear - 66 F

livebaseballscorecards.com

Batter	1	2	3	4	5	6	7	8	9	AB	R	H	RBI	BB	SO	LOB
27 Jose Altuve, R (1, 4) OBP: 0.391, SLG: 0.477	C FF 90 X FF 90 0-1 44 2B 1B	B SL 79 C SL 80 X CU 73 1-1 ② G6-3		F FF 88 C FF 88 B FF 87 B FF 88 X SL 82 2-2 ① L9		1 SAFE B SL 81 B FF 93 1 SAFE C FF 92 B FF 92 1 SAFE 1 SAFE S FF 91 3-2 ③ CS 1-2	B FF 90 F FF 91 B FF 92 X FC 91 2-1 1B		C FF 93 F FF 93 F FF 93 X FF 94 0-2 E4 1B	5	1	3	0	0	0	0
44 Justin Maxwell, R (1, 8) OBP: 0.419, SLG: 0.590	F FF 89 1 SAFE X SL 82 0-1 ① 1-H 2B	C FF 89 B FF 88 B CU 74 X SL 80 2-1 HR		B CU 72 X FF 88 1-0 ② F8			C FF 90 S FF 93 F FF 94 S FF 93 0-3 ① K		F FF 94 F FF 94 B SL 86 B FF 95 B FF 94 F FF 94 B FF 95 4-2 BB	4	1	2	2	1	1	1
15 Jason Castro, L (1, 2) OBP: 0.263, SLG: 0.405	B FF 89 B SL 82 B FF 89 C FF 89 F FF 90 X FF 90 3-2 12 E 23 1B 28 1B 1B	B FF 90 C SL 81 B FF 89 X FF 89 2-1 ③ F8		F FF 88 B FF 88 B SL 83 C FF 89 B FF 90 F FF 90 X FF 89 3-2 ③ G3-1			B SL 81 C FF 92 C FF 92 X SL 81 1-2 ② L7		C FF 94 X FF 94 0-1 ① F6	5	1	1	0	0	0	3
23 Chris Carter, R (1, 10) OBP: 0.302, SLG: 0.537	C SL 83 B FF 89 B CU 73 B SL 83 1 SAFE C SL 83 F FF 90 1 SAFE F FF 90 3-2 X SL 83 12 E 28 1B 1-2 1B	C SL 80 B FF 88 F FF 88 B SL 79 B SL 79 B FF 88 4-2 12 2B 14 FC6-2 BB		C FF 87 B FF 86 B FF 86 X SL 81 2-1 ① P6			C FF 93 B FF 95 D SL 82 X FF 93 2-1 ③ F8		F SL 86 S FF 93 S FF 95 0-3 ② K	4	1	1	0	1	1	3
12 Carlos Pena, L (1, 3) OBP: 0.289, SLG: 0.361	D CU 72 C CU 73 2 SAFE B FF 88 F CU 72 B FF 89 F SL 83 B SL 82 4-2 28 1B 1-2 2-3 BB	B SL 80 B FF 88 C SL 82 F FF 88 X CU 72 2-2 14 FC6-2 28 2B 1-3 2B		B SL 80 S SL 80 S FF 88 F FF 89 F CU 72 F CU 72 X SL 80 1-2 ② P5				X SI 87 0-0 ① G5-3	S FF 94 B FF 95 S FF 94 F SI 95 B SI 95 S SL 86 2-3 ③ K	4	1	1	0	1	1	2
14 J.D. Martinez, R (1, 7) OBP: 0.259, SLG: 0.400 2 Brandon Barnes, R (8, PR) OBP: 0.545, SLG: 0.500 (8, 7)	S SL 83 S SL 82 S SL 83 0-3 ② K	D SL 82 B FF 90 C FF 89 F FF 89 B SL 83 F SL 83 X SL 82 3-2 ① FC6-2 28 2B 2-3 3-H		B FF 87 X FF 88 1-0 ③ F8				C SI 86 B SI 87 S SI 87 F SI 88 B CU 74 F SI 88 B SI 88 B SI 87 4-2 30 BB BB		3 0	0 0	0 0	1 0	1 0	5 0
28 Rick Ankiel, L (1, 9) OBP: 0.182, SLG: 0.500	F SL 82 B FF 89 D CU 73 B FF 89 S SL 82 F SL 83 X FF 90 3-2 1-3 2-H 3-H 1B	X FF 88 0-0 1-3 3-H 2B				C FF 91 B SL 80 B FS 85 F FF 92 S FF 94 2-3 ① K		F SI 89 B SI 88 C CU 74 D CU 74 F SI 88 S CU 75 2-3 ② K		4	0	2	3	0	2	1
30 Matt Dominguez, R (1, 5) OBP: 0.306, SLG: 0.303	C FF 90 X SL 82 0-1 ③ G6-3		S SL 81 B FF 89 X SL 82 1-1 ② G6-3			C FF 95 B FF 94 B FF 95 B FF 94 B FF 92 4-1 9 FC4-6 BB		B SI 88 B SI 88 B SI 87 C SI 88 B SI 88 4-1 9 FC6-4 1-2 BB		2	0	0	0	2	0	4
9 Marwin Gonzalez, S (1, 6) OBP: 0.462, SLG: 0.682		C FF 88 C SL 80 B CU 72 B FF 89 F FF 90 F FF 89 X SL 81 2-2 ① F9	B SL 83 C FF 89 L FF 89 C CU 72 1-3 ③ K			C FF 93 F FF 94 X SL 82 0-2 ② FC4-6 27 CS 1-2f		C SI 87 B SI 87 F SI 88 X SI 88 1-2 ③ FC6-4 1-2f		4	0	0	0	0	1	5

Inning Stats									
	R: 3 E: 1 K: 1 S: 24	H: 5 LOB: 2 BB: 1 P: 37	R: 1 E: 0 K: 0 S: 11	H: 1 LOB: 0 BB: 0 P: 18	R: 1 E: 0 K: 1 S: 15	H: 2 LOB: 2 BB: 1 P: 26	R: 0 E: 0 K: 0 S: 8	H: 0 LOB: 0 BB: 0 P: 14	R: 0 E: 0 K: 0 S: 9	H: 0 LOB: 0 BB: 0 P: 13
	R: 0 E: 0 K: 1 S: 9	H: 0 LOB: 0 BB: 1 P: 18	R: 0 E: 0 K: 1 S: 11	H: 1 LOB: 1 BB: 0 P: 16	R: 0 E: 0 K: 1 S: 13	H: 0 LOB: 2 BB: 2 P: 24	R: 0 E: 1 K: 2 S: 16	H: 1 LOB: 2 BB: 1 P: 22	1B: 6 2B: 3 3B: 0 HR: 1	SF: 0 SAC: 0 DP: 0 HBP: 0

	AB	35
	R	5
	H	10
	RBI	5
	BB	6
	SO	7
	LOB	24

WP: 0 PA: 42
PB: 0
SB: 0
CS: 1

PITCHER		IP	WLS	BF	H	R	ER	SO	BB	IBB	HBP	BLK	WP	HR	S	P	ERA	WHIP
48 Tommy Hanson, R ERA: 6.55	(1, 1)	5.0	L	24	8	5	5	2	2	0	0	0	0	1	67	108	9.00	2.000
65 Dane De La Rosa, R ERA: 2.45	(6, 1)	2.0		7	1	0	0	2	1	0	0	0	0	0	20	34	0.00	1.000
37 Scott Downs, L ERA: 6.75	(8, 1)	1.0		5	0	0	0	1	2	0	0	0	0	0	13	24	0.00	2.000
49 Ernesto Frieri, R ERA: 2.25	(9, 1)	1.0		5	1	0	0	2	1	0	0	0	0	0	16	22	0.00	2.000

PITCHER	IP	WLS	BF	H	R	ER	SO	BB	IBB	HBP	BLK	WP	HR	S	P	ERA	WHIP

Batter	1	2	3	4	5	6	7	8	9	AB	R	H	RBI	BB	SO	LOB
25 Peter Bourjos, R (1, 8) OBP: 0.333, SLG: 0.464	B SI 91 C FF 91 S SL 82 F SL 84 B SL 84 H FF 93 3-2 27 G6-4-3 HBP		C FF 92 F SL 85 B SL 82 F FF 93 S SL 86 1-3 ② K			L FF 90 F SL 84 F SL 84 S SL 86 0-3 ① K		B FF 92 X FF 92 1-0 ② G6-3		3	0	0	0	0	2	1
27 Mike Trout, R (1, 7) OBP: 0.277, SLG: 0.341	1 SAFE F FF 93 1 SAFE X FF 93 0-1 ① ② G6-4-3 1-2f		C SL 86 B FF 93 B FF 92 S FF 93 S SL 85 2-3 ③ K			C SL 85 C FF 91 F SL 84 X FF 93 0-2 ② F9		C FF 92 C SL 85 S SL 85 0-3 ③ K		4	0	0	0	0	2	2
5 Albert Pujols, R (1, 3) OBP: 0.489, SLG: 0.594	B FF 93 F FF 94 C CH 86 B SL 84 B FF 94 F SL 85 B FF 93 4-2 BB			B SL 85 X FF 94 1-0 ① G6-3		B FF 93 B CH 86 C FF 92 C SL 84 F SL 85 B SL 84 B FF 93 4-2 BB			C FF 90 X CU 78 0-1 32 FC4-6 1B	2	0	1	0	2	0	0
32 Josh Hamilton, L (1, 9) OBP: 0.261, SLG: 0.231	B CH 87 F CH 87 C FF 94 F SL 86 B FF 93 C FF 94 2-3 ③ K			F SL 84 S CH 84 B FF 93 B CH 86 B SL 86 F CH 87 F SL 86 X FF 94 3-2 ② F7		X CH 86 0-0 ③ L8			C SI 89 X SI 88 0-1 ① FC4-6 44 P2-4 1-2f	4	0	0	0	0	1	3
44 Mark Trumbo, R (1, 10) OBP: 0.311, SLG: 0.442		F FF 93 S FF 94 X FF 93 0-2 ① F8		B FF 93 C FF 92 F FF 94 B SL 85 X FF 94 2-2 1B			C SL 83 B SL 84 X SL 83 1-1 ① F8		C SI 97 B SL 83 X SI 97 1-1 ② ③ P2-4 1-1f	4	0	1	0	0	0	1
47 Howie Kendrick, R (1, 4) OBP: 0.381, SLG: 0.474		C FF 94 C SL 85 X SL 85 0-2 ② G3		X FF 93 0-0 ③ F9			C FF 92 X CH 84 0-1 ② F8			3	0	0	0	0	0	1
16 Hank Conger, L (1, 2) OBP: 0.444, SLG: 0.375		X CH 86 0-0 ③ B1-3			B FF 91 C FF 92 F CH 86 X FF 93 1-2 ① G5-3		B CH 83 B FF 92 F SL 84 X FF 92 2-1 1B			3	0	1	0	0	0	0
18 Luis Jimenez, R (1, 5)			C FF 92 S SL 84 B SL 84 X SL 85 1-2 ① G5-3		C SL 85 S SL 86 S SL 86 0-3 ② K		X FF 92 0-0 ③ P4			3	0	0	0	0	1	1
20 Brendan Harris, R (1, 6) OBP: 0.286, SLG: 0.250			C SI 93 X FF 93 0-1 1B		B SI 92 B SL 85 X FF 93 2-0 ③ G1-3			C FF 91 X FF 92 0-1 ① G5-3		3	0	1	0	0	0	0
Inning Stats	R: 0 E: 0 K: 1 S: 12 H: 0 LOB: 1 BB: 1 P: 21	R: 0 E: 0 K: 0 S: 7 H: 0 LOB: 0 BB: 0 P: 7	R: 0 E: 0 K: 2 S: 12 H: 1 LOB: 1 BB: 0 P: 16	R: 0 E: 0 K: 0 S: 10 H: 1 LOB: 1 BB: 0 P: 16	R: 0 E: 0 K: 1 S: 7 H: 0 LOB: 0 BB: 0 P: 10	R: 0 E: 0 K: 1 S: 12 H: 0 LOB: 1 BB: 1 P: 16	R: 0 E: 0 K: 0 S: 7 H: 1 LOB: 1 BB: 0 P: 10	R: 0 E: 0 K: 1 S: 6 H: 0 LOB: 0 BB: 0 P: 7	R: 0 E: 0 K: 0 S: 6 H: 1 LOB: 0 BB: 0 P: 7	1B: 4 2B: 1 3B: 0 HR: 0	SF: 0 SAC: 0 DP: 2 HBP: 1			WP: 0 PB: 0 SB: 0 CS: 0	PA: 32		

PITCHER		IP	WLS	BF	H	R	ER	SO	BB	IBB	HBP	BLK	WP	HR	S	P	ERA	WHIP
20 Bud Norris, R ERA: 1.96	(1, 1)	7.0	W	26	3	0	0	5	2	0	1	0	0	0	67	96	0.00	0.714
62 Hector Ambriz, R ERA: 7.2	(8, 1)	1.0		4	1	0	0	1	0	0	0	0	0	0	8	9	0.00	1.000
53 Wesley Wright, L ERA: 4.15	(9, 1)	0.1		1	0	0	0	0	0	0	0	0	0	0	2	2	0.00	0.000
55 Rhiner Cruz, R ERA: 1.5	(9, 1)	0.2		1	0	0	0	0	0	0	0	0	0	0	2	3	0.00	0.000

PITCHER	IP	WLS	BF	H	R	ER	SO	BB	IBB	HBP	BLK	WP	HR	S	P	ERA	WHIP

BOTTOM

Houston Astros @ Los Angeles Angels

Angel Stadium of Anaheim, Anaheim, CA

Fri Apr 12 2013, 7:08 PM - 10:32 PM PDT

Att. 37,674 - Clear - 66 F

livebaseballscorecards.com

AB	29
R	0
H	4
RBI	0
BB	2
SO	6
LOB	9

Houston Astros @ Los Angeles Angels

Angel Stadium of Anaheim, Anaheim, CA

Sat Apr 13 2013, 6:08 PM - 9:17 PM PDT

Att. 43,520 - Cloudy - 60 F

TOP

livebaseballscorecards.com

Batter	1	2	3	4	5	6	7	8	9	AB	R	H	RBI	BB	SO	LOB
27 Jose Altuve, R (1, 4) OBP: 0.400, SLG: 0.457	G6-3			15 G4-3 23 HR BB		44 G3-1 44 WP BB	F8			2	1	0	0	2	0	2
44 Justin Maxwell, R (1, 8) OBP: 0.383, SLG: 0.535	G5-3			L7		G3-1		G6-3		4	0	0	0	0	0	2
15 Jason Castro, L (1, 2) OBP: 0.238, SLG: 0.366	F7			G4-3		L8		K		4	0	0	0	0	1	2
23 Chris Carter, R (1, 7) OBP: 0.319, SLG: 0.600 2 Brandon Barnes, R (8, 7) OBP: 0.545, SLG: 0.500		G5-3		HR			14 2B 30 1B 1B	K		4 0	2 0	2 0	2 0	0 0	1 0	0 0
12 Carlos Pena, L (1, 10) OBP: 0.262, SLG: 0.325		G1-3		G4-3			F7		K	4	0	0	0	0	1	1
14 J.D. Martinez, R (1, 9) OBP: 0.258, SLG: 0.414 28 Rick Ankiel, L (9, 9) OBP: 0.182, SLG: 0.500		G6-3			G6-3		30 1B 9 SH3-4 2B		K	4 0	1 0	1 0	0 0	0 0	1 0	0 0
29 Brett Wallace, L (1, 3) OBP: 0.115, SLG: 0.042			G4-3		G1-3		9 SH3-4 30 1B BB		P6	3	0	0	0	1	0	0
30 Matt Dominguez, R (1, 5) OBP: 0.308, SLG: 0.306			P3		L4		9 SH3-4 1B			3	0	1	1	0	0	0
9 Marwin Gonzalez, S (1, 6) OBP: 0.429, SLG: 0.625			F9			K	SH3-4			2	0	0	1	0	1	0

	AB	30
	R	4
	H	4
	RBI	4
	BB	3
	SO	5
	LOB	7

Inning Stats																		
	R: 0	H: 0	R: 0	H: 0	R: 0	H: 0	R: 2	H: 1	R: 0	H: 0	R: 0	H: 0	R: 2	H: 3	R: 0	H: 0	R: 0	H: 0
	E: 0	LOB: 0	E: 0	LOB: 0	E: 0	LOB: 0	E: 0	LOB: 0	E: 0	LOB: 0	E: 0	LOB: 1	E: 0	LOB: 2	E: 0	LOB: 0	E: 0	LOB: 0
	K: 0	BB: 0	K: 0	BB: 0	K: 0	BB: 0	K: 0	BB: 1	K: 0	BB: 0	K: 1	BB: 1	K: 0	BB: 1	K: 2	BB: 0	K: 2	BB: 0
	S: 7	P: 11	S: 7	P: 12	S: 5	P: 6	S: 7	P: 14	S: 6	P: 8	S: 10	P: 18	S: 14	P: 22	S: 8	P: 12	S: 7	P: 10

	1B: 2	SF: 0
	2B: 1	SAC: 1
	3B: 0	DP: 0
	HR: 1	HBP: 0

	WP: 1	PA: 34
	PB: 0	
	SB: 0	
	CS: 0	

PITCHER		IP	WLS	BF	H	R	ER	SO	BB	IBB	HBP	BLK	WP	HR	S	P	ERA	WHIP
Garrett Richards, R ERA: 4.22	(1, 1)	6.1		25	3	4	4	1	3	0	0	0	1	1	52	86	5.68	0.947
24 Sean Burnett, L ERA: 1.69	(7, 1)	0.2		3	1	0	0	0	0	0	0	0	0	0	4	5	0.00	1.500
51 Michael Roth, L ERA:	(8, 1)	2.0	W	6	0	0	0	4	0	0	0	0	0	0	15	22	0.00	0.000

PITCHER		IP	WLS	BF	H	R	ER	SO	BB	IBB	HBP	BLK	WP	HR	S	P	ERA	WHIP

Batter	1	2	3	4	5	6	7	8	9	AB	R	H	RBI	BB	SO	LOB
39 JB Shuck, L (1, 7) OBP: 0.333, SLG: 0.375	C SI 92 F SI 92 B SI 92 F SI 93 X FF 94 1-2 ① P5		B FF 93 D CH 82 C SI 93 B SL 90 F FF 92 F SI 93 B CU 82 4-2 2-3 BB		C SI 92 B FF 92 F SI 90 B SI 93 F FF 89 S CH 81 2-3 ③ K		C FF 92 X FF 94 0-1 1-3 2B		B SI 94 1 SAFE C SI 94 B CU 78 C SI 94 B SI 93 1 SAFE X SI 94 3-2 ② F7	4	0	1	0	1	1	3
27 Mike Trout, R (1, 8) OBP: 0.288, SLG: 0.347	C SI 94 X FF 90 0-1 ② G5-3		B SI 93 C SI 94 1 SAFE X SI 93 1-1 ③ G5-3			C CU 80 B SI 91 B SL 88 X SI 92 2-1 5 G6-4-3 1B	B SL 88 C FF 94 X SI 94 1-1 ③ G5-3		F SI 95 X SI 94 0-1 1-2 5 2B 1B	5	1	2	0	0	0	4
5 Albert Pujols, R (1, 10) OBP: 0.480, SLG: 0.595	C SI 94 X SI 93 0-1 ③ G5-3			B SL 88 C SI 93 F SI 93 X SI 93 1-2 ① G4-3		B CU 81 1 SAFE F SI 92 S SL 87 B FF 93 X SL 87 2-2 ① ② G6-4-3 1-2f		B SL 84 B SI 96 B FF 97 C FF 96 X FF 98 3-1 44 2B 47 SF 1B	B CU 79 X SI 95 1-0 1-H 2-H 2B	5	1	2	2	0	0	1
32 Josh Hamilton, L (1, 9) OBP: 0.260, SLG: 0.302		B SI 93 F SI 92 B SL 88 F CH 84 F SI 94 X FF 91 2-2 ① G3-1		B CH 84 X CH 84 1-0 ② G4-3		B SI 92 F CH 84 B SI 92 S SL 88 X FF 93 2-2 HR		C SI 97 S SI 89 B SI 96 S CH 89 1-3 ① K		4	1	1	1	0	1	1
44 Mark Trumbo, R (1, 3) OBP: 0.327, SLG: 0.468		C SL 90 B SI 94 C SI 93 B SL 84 B FC 90 X SI 94 3-2 ② G5-3		C SI 93 B FF 93 F CU 84 B SL 89 B SL 84 C SI 94 3-3 ③ K		B SL 88 C SI 94 X SL 88 1-1 47 FC5-4 1B		F SI 96 C SL 84 X CH 88 0-2 47 SF 1-3 17 SF8-6-4 2B		4	1	2	0	0	1	0
47 Howie Kendrick, R (1, 4) OBP: 0.370, SLG: 0.463		B SI 95 C SI 94 F FF 89 C SI 94 1-3 ③ K		C SI 92 B SL 88 B SI 93 F SI 94 B SI 94 X SI 94 3-2 18 2B 1B		B SL 84 F SI 92 B FF 92 F FF 92 1 SAFE X SL 86 2-2 ③ FC5-4 1-2f		C SL 84 X FF 96 0-1 SF 17 SF8-6-4 2-3 3-H		3	0	1	1	0	1	1
17 Chris Iannetta, R (1, 2) OBP: 0.308, SLG: 0.424			C SI 94 B FF 89 B SL 87 X SI 93 2-1 39 PB 7 SH1-3 1B		F SI 94 B FF 88 F SI 92 1 SAFE 1 SAFE D CU 82 F SI 92 C SI 93 2-3 ① K		B FF 91 S FF 90 F FF 92 B SL 86 F FF 92 X SL 86 2-2 7 G4-3 1B	X SL 83 0-0 ② ③ SF8-6-4 2-3 3-H		3	0	2	1	0	1	1
7 Andrew Romine, S (1, 6) 16 Hank Conger, L (9, PH) OBP: 0.400, SLG: 0.333			X SI 93 0-0 ① SH1-3 1-2		1 SAFE S SI 92 T SI 91 S SI 90 0-3 ② K		C SI 92 X SI 92 0-1 ① ② G4-3 1-2f		C SI 93 C CU 77 S CU 77 0-3 ① K	2 1	0 0	0 0	0 0	0 0	1 1	2 0
18 Luis Jimenez, R (1, 5) OBP: 0.429, SLG: 0.500			B SL 88 C SI 94 X SI 93 1-1 ② G5-3		C SI 92 B SL 88 X FF 93 1-1 1-3 2B		C FF 93 C SL 86 B FF 94 B CU 81 X SI 94 2-2 39 2B 1B		C SI 94 B CU 78 C SI 95 B CU 79 B CU 78 B SI 95 4-2 27 1B 5 2B BB	3	1	2	0	1	0	1
Inning Stats	R: 0 H: 0 E: 0 LOB: 0 K: 0 BB: 0 S: 8 P: 9	R: 0 H: 0 E: 0 LOB: 0 K: 1 BB: 0 S: 10 P: 16	R: 0 H: 1 E: 0 LOB: 2 K: 0 BB: 1 S: 10 P: 18	R: 0 H: 0 E: 0 LOB: 0 K: 1 BB: 0 S: 7 P: 12	R: 0 H: 2 E: 0 LOB: 2 K: 3 BB: 0 S: 16 P: 24	R: 1 H: 3 E: 0 LOB: 1 K: 0 BB: 0 S: 13 P: 22	R: 0 H: 3 E: 0 LOB: 2 K: 0 BB: 0 S: 13 P: 18	R: 2 H: 2 E: 1 LOB: 0 K: 1 BB: 0 S: 11 P: 15	R: 2 H: 2 E: 0 LOB: 1 K: 1 BB: 1 S: 11 P: 19	1B: 8 SF: 2 2B: 5 SAC: 1 3B: 0 DP: 3 HR: 1 HBP: 0						

PITCHER		IP	WLS	BF	H	R	ER	SO	BB	IBB	HBP	BLK	WP	HR	S	P	ERA	WHIP
64 Lucas Harrell, R ERA: 5.63	(1, 1)	5.2		23	6	1	1	5	1	0	0	0	0	1	61	96	1.59	1.235
62 Hector Ambriz, R ERA: 5.68	(6, 1)	1.1	H	6	3	0	0	0	0	0	0	0	0	0	16	23	0.00	2.250
55 Rhiner Cruz, R ERA: 2.57	(8, 1)	1.0	H	5	2	2	1	1	0	0	0	0	0	0	11	15	9.00	2.000
41 Jose Veras, R ERA: 9.64	(9, 1)	0.2	L	5	2	2	2	1	1	0	0	0	0	0	11	19	27.00	4.500

PITCHER	IP	WLS	BF	H	R	ER	SO	BB	IBB	HBP	BLK	WP	HR	S	P	ERA	WHIP

BOTTOM

Houston Astros @ Los Angeles Angels

Angel Stadium of Anaheim, Anaheim, CA

Sat Apr 13 2013, 6:08 PM - 9:17 PM PDT

Att. 43,520 - Cloudy - 60 F

livebaseballscorecards.com

AB	34
R	5
H	13
RBI	5
BB	2
SO	7
LOB	14

Houston Astros @ Los Angeles Angels

Angel Stadium of Anaheim, Anaheim, CA

Sun Apr 14 2013, 12:39 PM - 3:40 PM PDT

Att. 36,126 - Cloudy - 63 F

TOP

livebaseballscorecards.com

Batter	1	2	3	4	5	6	7	8	9	AB	R	H	RBI	BB	SO	LOB
27 Jose Altuve, R (1, 4) OBP: 0.382, SLG: 0.431	C FF 92 B FF 93 C SL 84 B SL 84 C FF 94 2-3 ① K	X FC 88 0-0 ②③ L5-4 2-2			S CH 85 C FF 91 X FF 92 0-2 ① FC3-6 44 FC5-4 1-2f		X SI 87 0-0 ② G5-3		C SI 94 X SI 96 0-1 44 DI 1B	5	0	1	0	0	1	2
44 Justin Maxwell, R (1, 8) OBP: 0.346, SLG: 0.479	B FC 91 C FF 94 X FF 93 1-1 ② G5-3		C CH 85 C SL 82 B FF 92 B FF 92 B SI 92 S FF 92 3-3 ① K		1 SAFE 1 SAFE S CU 79 X FF 92 0-1 ② FC5-4 1-2f		B SI 87 S SI 88 S SI 88 X SI 87 1-2 ③ G5-3		C SL 84 B SI 96 S SL 86 S SI 96 1-3 ③ K 1-2	5	0	0	0	0	2	2
14 J.D. Martinez, R (1, 7) OBP: 0.286, SLG: 0.406	C FF 92 B FF 88 F FF 92 F FF 93 B FF 93 B SL 84 X FC 91 3-2 12 BB 23 BB 1B		B FC 90 S SL 84 B SL 83 B FF 92 C FF 91 F FF 92 F SI 91 B FF 93 4-2 BB		1 SAFE F FC 90 F FC 90 X FC 89 0-2 ③ F8			F SI 86 B SI 86 C CU 72 X SI 88 1-2 ① G6-3		3	0	1	0	1	0	1
23 Chris Carter, R (1, 10) OBP: 0.333, SLG: 0.574	1 SAFE 1 SAFE B SI 91 B CH 83 C FF 91 B SL 83 B SI 91 4-1 12 BB 1-2 BB		C FC 89 S SL 84 D SL 81 B FF 92 D SL 80 C FF 92 3-3 ② K			C CU 80 B FF 92 B FF 92 F CU 80 B FF 92 X SL 83 3-2 ① F8		C SI 86 B SI 87 B SI 87 S SI 86 B SI 87 B SI 88 4-2 22 1B BB		2	0	0	0	2	1	1
12 Carlos Pena, L (1, 3) OBP: 0.283, SLG: 0.310	F FC 88 B FF 92 C SL 82 B FF 92 B SL 83 B SL 83 4-2 1-2 2-3 BB		S FF 91 X FF 92 0-1 ③ G5-3			B SI 94 F CU 78 B FF 93 B FF 92 S FF 91 B SI 94 4-2 22 1B 13 FC1-2 BB		B CU 74 S SI 88 B SI 88 S SI 88 S CU 74 2-3 ② K		2	0	0	0	2	1	2
22 Carlos Corporán, S (1, 2) OBP: 0.250, SLG: 0.250 9 Marwin Gonzalez, S (8, PR) OBP: 0.429, SLG: 0.625 (8, 6)	B SI 90 F FF 92 X FC 90 1-1 ③ G5-3			C FF 90 X SI 92 0-1 ① G3		F FC 88 B FF 91 1 SAFE D CU 76 1 SAFE F FC 88 X SL 83 2-2 13 FC1-2 1-3 1B		S SI 87 F SI 87 F CU 74 B SI 88 X SI 88 1-2 1-2 1B		4 0	0 0	2 0	0 0	0 0	0 0	3 0
13 Ronny Cedeno, R (1, 6) OBP: 0.278, SLG: 0.333 15 Jason Castro, L (8, PH) OBP: 0.233, SLG: 0.357 (8, 2)		B FF 90 C FF 90 X CU 79 1-1 30 2B 2B		C FF 91 C SI 92 B SI 92 X FF 92 1-2 ② F9		X FC 87 0-0 ② FC1-2 2-3 3-H		B SI 95 B FF 94 C FF 95 B FF 94 S FF 94 S SI 95 3-3 ③ K		3 1	1 0	1 0	0 0	0 0	0 1	2 2
30 Matt Dominguez, R (1, 5) OBP: 0.302, SLG: 0.325		B FC 88 C CU 78 B SI 91 B FC 89 C FF 90 F SL 83 X FF 92 3-2 27 L5-4 2-H 2B		F FF 92 B SI 92 S SL 81 X FF 92 1-2 ③ G3		B FC 88 S FC 87 F FF 90 F CU 78 B FF 90 D SL 82 F FC 89 X FC 88 3-2 ③ F7			B SI 93 B SI 93 C SI 92 F SI 93 S FF 94 2-3 ① K	4	0	1	1	0	1	2
2 Brandon Barnes, R (1, 9) OBP: 0.500, SLG: 0.455 28 Rick Ankiel, L (9, PH) OBP: 0.174, SLG: 0.478		B CU 79 2 SAFE B FF 91 X FC 87 2-0 ① G5-3			B FF 90 C FF 90 B CH 86 B FC 90 C SI 91 X FF 91 3-2 27 FC3-6 1B		C SI 87 F SI 88 B SI 88 B SL 78 B SI 88 X SI 87 3-2 ① G6-3		B SI 94 B FF 93 C SI 94 S SI 95 B FF 95 F SI 95 S FF 95 3-3 ② K	3 1	0 0	1 0	0 0	0 0	0 1	1 0

	AB	33
	R	1
	H	7
	RBI	1
	BB	5
	SO	8
	LOB	18

Inning Stats																																		
	R: 0	H: 1		R: 1	H: 2		R: 0	H: 0		R: 0	H: 0		R: 0	H: 1		R: 0	H: 1		R: 0	H: 0		R: 0	H: 1		R: 0	H: 1		1B: 5	SF: 0		WP: 0	PA: 38	
	E: 0	LOB: 3		E: 0	LOB: 0		E: 0	LOB: 1		E: 0	LOB: 0		E: 0	LOB: 1		E: 0	LOB: 2		E: 0	LOB: 0		E: 0	LOB: 2		E: 0	LOB: 1		2B: 3	SAC: 0		PB: 0		
	K: 1	BB: 2		K: 0	BB: 0		K: 2	BB: 1		K: 0	BB: 0		K: 0	BB: 1		K: 0	BB: 1		K: 0	BB: 0		K: 2	BB: 1		K: 3	BB: 0		3B: 0	DP: 1		SB: 0		
	S: 14	P: 29		S: 8	P: 14		S: 12	P: 22		S: 8	P: 10		S: 11	P: 14		S: 14	P: 26		S: 7	P: 11		S: 15	P: 26		S: 12	P: 18		HR: 0	HBP: 0		CS: 0		

PITCHER		IP	WLS	BF	H	R	ER	SO	BB	IBB	HBP	BLK	WP	HR	S	P	ERA	WHIP
33 C.J. Wilson, L ERA: 4.0	(1, 1)	6.0	W	26	5	1	1	3	4	0	0	0	0	0	67	115	1.50	1.500
24 Sean Burnett, L ERA: 1.42	(7, 1)	1.0	H	3	0	0	0	0	0	0	0	0	0	0	7	11	0.00	0.000
37 Scott Downs, L ERA: 5.79	(8, 1)	0.2	H	4	1	0	0	1	1	0	0	0	0	0	12	20	0.00	3.000
49 Ernesto Frieri, R ERA: 1.69	(8, 1)	1.1	S	5	1	0	0	4	0	0	0	0	0	0	15	24	0.00	0.750

PITCHER	IP	WLS	BF	H	R	ER	SO	BB	IBB	HBP	BLK	WP	HR	S	P	ERA	WHIP

Batter	1	2	3	4	5	6	7	8	9	AB	R	H	RBI	BB	SO	LOB
25 Peter Bourjos, R (1, 8) OBP: 0.294, SLG: 0.406	C SI 90 C SI 90 F SI 91 C CU 79 0-3 ① K		B CU 77 X FF 89 1-0 ① L8		X CH 87 0-0 ① G5-3		1 SAFE X FF 90 0-0 ③ B5-3			4	0	0	0	0	1	1
27 Mike Trout, R (1, 7) OBP: 0.321, SLG: 0.442	B SI 91 X SL 83 1-0 5 G4-3 32 1B 2B		C FF 89 B FF 89 X FF 89 1-1 HR		B SI 89 C SI 89 B SL 83 S SL 83 X SL 80 2-2 ② G6-3			B SL 82 B SI 96 F FF 95 F SI 96 B FF 95 B FF 96 4-2 32 HR BB		3	3	2	1	1	0	0
5 Albert Pujols, R (1, 10) OBP: 0.444, SLG: 0.537	C SI 90 F FF 90 X FF 90 0-2 ② G4-3 2-3		C FF 90 S SL 82 B SL 82 X CU 79 1-2 ② G5-3		S CU 77 B FF 88 C FF 89 B SL 84 F FF 91 X SL 85 2-2 ③ F8			B SL 83 F FF 96 1 SAFE X SI 94 1-1 ① F8		4	0	0	0	0	0	2
32 Josh Hamilton, L (1, 9) OBP: 0.296, SLG: 0.447	C SI 92 B CH 86 B SI 91 B FF 91 C CH 85 F SI 92 X CU 80 3-2 44 FC5-4 3-H 1B		S SI 90 S SI 90 B CU 79 B FF 90 X CU 80 2-2 3B		X FF 87 0-0 ① G6-3			1 SAFE B CH 87 1 SAFE F SI 96 B CH 87 X SI 96 2-1 1-H HR		4	1	3	3	0	0	0
44 Mark Trumbo, R (1, 3) OBP: 0.321, SLG: 0.440	S SL 85 F FF 91 B CU 81 X SL 83 1-2 ③ FC5-4 1-2f		D SL 83 B SI 90 D SL 82 B SL 84 4-0 BB			C SI 88 C SI 89 S CU 80 0-3 ② K		X SL 82 0-0 ② G5-3		3	0	0	0	1	1	1
47 Howie Kendrick, R (1, 4) OBP: 0.360, SLG: 0.444		B FF 88 F FF 89 C CU 77 S SL 82 1-3 ① K	B FF 89 X SI 90 1-0 ③ G5-3			C SI 88 B SL 84 B SI 89 C SI 90 X SL 84 2-2 ③ G3-1		X FF 97 0-0 16 CS 1B		4	0	1	0	0	1	2
16 Hank Conger, L (1, 2) OBP: 0.385, SLG: 0.417		B CH 84 B SI 90 F SI 89 X SI 89 2-1 ② 2B		B FF 88 X CH 82 1-0 ① G3			C SI 87 B CH 86 F CH 82 X CU 81 1-2 ① G3-1	D CH 87 B SI 94 2-0 ③ CS 1-2		3	0	1	0	0	0	0
18 Luis Jimenez, R (1, 5) OBP: 0.400, SLG: 0.556		B SL 82 F SI 90 X FF 89 1-1 2B		X SI 88 0-0 ② G6-3			C SI 89 B SL 81 C CU 78 S CU 81 1-3 ② K			3	0	1	0	0	1	0
7 Andrew Romine, S (1, 6) OBP: 0.100, SLG: 0.100		C CU 78 F SI 89 X CU 79 0-2 ③ G6-3		C SI 88 X CH 83 0-1 ③ G3			C CH 83 B CU 80 X SI 89 1-1 1B			3	0	1	0	0	0	1
Inning Stats	R: 1 E: 0 K: 1 S: 15 H: 2 LOB: 1 BB: 0 P: 20	R: 0 E: 0 K: 1 S: 10 H: 2 LOB: 1 BB: 0 P: 14	R: 1 E: 0 K: 0 S: 10 H: 2 LOB: 2 BB: 1 P: 20	R: 0 E: 0 K: 0 S: 4 H: 0 LOB: 0 BB: 0 P: 5	R: 0 E: 0 K: 0 S: 8 H: 0 LOB: 0 BB: 0 P: 12	R: 0 E: 0 K: 1 S: 7 H: 0 LOB: 0 BB: 0 P: 9	R: 0 E: 0 K: 1 S: 9 H: 1 LOB: 1 BB: 0 P: 12	R: 2 E: 0 K: 0 S: 8 H: 2 LOB: 0 BB: 1 P: 17		1B: 3 2B: 3 3B: 1 HR: 2 SF: 0 SAC: 0 DP: 0 HBP: 0						

PITCHER	IP	WLS	BF	H	R	ER	SO	BB	IBB	HBP	BLK	WP	HR	S	P	ERA	WHIP
59 Philip Humber, R (1, 1) ERA: 2.89	7.0	L	28	7	2	2	4	1	0	0	0	0	1	63	92	2.57	1.143
55 Rhiner Cruz, R (8, 1) ERA: 4.5	1.0		5	2	2	2	0	1	0	0	0	0	1	8	17	18.00	3.000

PITCHER	IP	WLS	BF	H	R	ER	SO	BB	IBB	HBP	BLK	WP	HR	S	P	ERA	WHIP

BOTTOM

Houston Astros @ Los Angeles Angels

Angel Stadium of Anaheim, Anaheim, CA

Sun Apr 14 2013, 12:39 PM - 3:40 PM PDT

Att. 36,126 - Cloudy - 63 F

livebaseballscorecards.com

AB	31
R	4
H	9
RBI	4
BB	2
SO	4
LOB	7

Houston Astros @ Oakland Athletics

O.co Coliseum, Oakland, CA

Mon Apr 15 2013, 10:09 PM - 1:33 AM EDT

Att. 10,689 - Partly Cloudy - 55 F

livebaseballscorecards.com

TOP

Batter	1	2	3	4	5	6	7	8	9	AB	R	H	RBI	BB	SO	LOB
27 Jose Altuve, R (1, 4) OBP: 0.373, SLG: 0.418	C FF 84 C FC 84 B FF 86 B CU 75 S FC 85 2-3 K		C FF 87 X FF 87 0-1 FC6-4 1-2f		X FC 85 0-0 F8		B FF 86 C FF 86 B FF 85 X CH 80 2-1 1-2 3-H 1B			4	0	1	1	0	1	1
44 Justin Maxwell, R (1, 8) OBP: 0.339, SLG: 0.481	X FF 87 0-0 F9			X FC 86 0-0 F8		C FF 85 F CH 78 B CH 79 B FF 87 B FC 85 X FF 87 3-2 23 G4-3 2B	C FF 92 S FF 92 F FF 93 S FF 93 0-3 K			4	0	1	0	0	1	2
15 Jason Castro, L (1, 2) OBP: 0.234, SLG: 0.348	C FF 86 B FC 86 B FF 87 F FF 88 B CH 80 X FF 87 3-2 G3			C FF 86 X FF 86 0-1 14 1B 12 1B 1B		F FF 85 B CH 79 X FF 86 1-1 F9		C FF 91 B CU 78 X FF 92 1-1 F7		4	1	1	0	0	0	1
23 Chris Carter, R (1, 10) OBP: 0.327, SLG: 0.540		C FF 86 B FF 85 S CH 79 B CH 78 C FF 87 2-3 K		B FF 86 S CH 80 1 SAFE B FC 85 S CH 80 F FF 87 F FF 88 S CH 80 2-3 K		S FF 86 F FF 87 X FF 86 0-2 G4-3 2-3		C FF 92 B FF 92 B FF 92 B FF 92 F FF 93 B FF 93 4-2 BB		3	0	0	0	1	2	2
14 J.D. Martinez, R (1, 7) OBP: 0.282, SLG: 0.389		C FF 87 C FC 86 X CH 80 0-2 G3-1		F FC 85 C FF 87 B FF 87 X CH 80 1-2 12 1B 1-3 1B		C CH 80 X SI 87 0-1 P3		B SL 78 S SL 78 B SL 79 F SL 79 X SL 80 2-2 F7		4	0	1	0	0	0	2
12 Carlos Pena, L (1, 3) OBP: 0.300, SLG: 0.326		C FF 86 B FC 87 C FF 87 B FF 87 C CH 80 2-3 K		F FF 86 B FF 87 C FF 88 X FF 87 1-2 3-H 1B			C FF 85 B FF 85 B CU 74 X FF 87 2-1 13 FC6-4 1B	B SI 89 S SL 79 X SL 81 1-1 G4-3		4	0	2	1	0	1	1
30 Matt Dominguez, R (1, 5) OBP: 0.277, SLG: 0.295			C FF 86 B FF 86 B CH 79 F FF 87 S CH 80 2-3 K	B CH 81 F FF 86 F FF 87 S FF 86 1-3 K			C FF 87 X CH 79 0-1 P4		B FF 93 C FF 92 F FF 94 B SL 86 F SL 85 X FF 92 2-2 L7	4	0	0	0	0	2	3
13 Ronny Cedeno, R (1, 6) OBP: 0.273, SLG: 0.318			C FF 85 F FF 87 B FF 87 X CH 80 1-2 27 FC6-4 1B		C CH 79 B FF 85 S CH 79 F FF 85 X FF 86 1-2 P3		B CH 80 C FF 86 X FF 87 1-1 FC6-4 2 1B 27 1B 1-2f		C FF 93 B FF 93 F FF 92 B FF 93 F FF 92 B SL 86 X FF 92 3-2 F9	4	1	1	0	0	0	1
2 Brandon Barnes, R (1, 9) OBP: 0.444, SLG: 0.400			X FF 87 0-0 F9		C FF 87 S CH 79 B FF 86 B CH 80 X CH 80 2-2 G1-3		B FF 86 S CH 81 F FC 85 X FF 86 1-2 27 1B 1-3 1B		C FF 94 F FF 92 B SL 86 B SL 88 F CU 82 B FF 92 S FF 92 3-3 K	4	0	1	0	0	1	1
Inning Stats	R: 0 E: 0 K: 1 S: 7 H: 0 LOB: 0 BB: 0 P: 12	R: 0 E: 0 K: 2 S: 9 H: 0 LOB: 0 BB: 0 P: 13	R: 0 E: 0 K: 1 S: 9 H: 1 LOB: 1 BB: 0 P: 12	R: 1 E: 0 K: 2 S: 17 H: 3 LOB: 2 BB: 0 P: 22	R: 0 E: 0 K: 0 S: 8 H: 0 LOB: 0 BB: 0 P: 11	R: 0 E: 0 K: 0 S: 10 H: 1 LOB: 1 BB: 0 P: 14	R: 1 E: 0 K: 1 S: 15 H: 3 LOB: 2 BB: 0 P: 21	R: 0 E: 0 K: 0 S: 9 H: 0 LOB: 1 BB: 1 P: 17	R: 0 E: 0 K: 1 S: 12 H: 0 LOB: 0 BB: 0 P: 20	1B: 7 2B: 1 3B: 0 HR: 0 SF: 0 SAC: 0 DP: 0 HBP: 0						

	AB	35
	R	2
	H	8
	RBI	2
	BB	1
	SO	8
	LOB	14

WP: 0 PB: 0 SB: 0 CS: 0 PA: 36

PITCHER		IP	WLS	BF	H	R	ER	SO	BB	IBB	HBP	BLK	WP	HR	S	P	ERA	WHIP
57 Tommy Milone, L ERA: 3.86	(1, 1)	6.2	W	28	8	2	2	6	0	0	0	0	0	0	71	101	2.70	1.200
62 Sean Doolittle, L ERA:	(7, 1)	0.2	H	3	0	0	0	1	1	0	0	0	0	0	8	13	0.00	1.500
47 Pat Neshek, R ERA: 4.76	(8, 1)	0.2		2	0	0	0	0	0	0	0	0	0	0	5	8	0.00	0.000
50 Grant Balfour, R ERA: 1.8	(9, 1)	1.0		3	0	0	0	1	0	0	0	0	0	0	12	20	0.00	0.000

PITCHER	IP	WLS	BF	H	R	ER	SO	BB	IBB	HBP	BLK	WP	HR	S	P	ERA	WHIP

BOTTOM

Houston Astros @ Oakland Athletics

O.co Coliseum, Oakland, CA

Mon Apr 15 2013, 10:09 PM - 1:33 AM EDT

Att. 10,689 - Partly Cloudy - 55 F

livebaseballscorecards.com

Batter	1	2	3	4	5	6	7	8	9	AB	R	H	RBI	BB	SO	LOB
4 Coco Crisp, S (1, 8) OBP: 0.424, SLG: 0.686 15 Seth Smith, L (8, PR) OBP: 0.529, SLG: 0.759 (9, 7)	4-2 25 BB, 36 BB, 20 WP, BB 3-2 F8			C FF 92, S CH 85, X CH 83 0-2 2B			B SI 86, C SI 88, F SI 89, B CU 77, F FF 87, X CU 78 2-2 G5-3 ①	B CH 86, B KC 75, B SI 87, B FF 88 4-0 36 2B, 8 1B, BB		3 0	1 1	1 0	0 0	2 0	0 0	1 0
36 Derek Norris, R (1, 2) OBP: 0.516, SLG: 0.583	B FF 90, B FF 88, B FF 87, C FF 87, B FF 88 4-1 20 WP, 25 BB, 37 1B, 1-2, BB	C FF 91, C CU 74, F CU 76, C CU 75 0-3 K ①		B CU 74, X FF 91 1-0 G6-3 ②			B SI 89, C FF 88, B CH 83, B SI 89, B SI 88 4-1 25 2B, 8 1B, BB	C SI 88, F KC 76, D FF 89, X KC 75 1-2 8 1B, 1-3, 2B		3	3	1	0	2	1	1
25 Chris Young, R (1, 9) OBP: 0.294, SLG: 0.409 (9, 8)	C SI 88, B CH 78, B CU 75, B FF 88, D FF 87 4-1 20 WP, 37 1B, 1-2, 2-3, BB	C FF 93, X FF 93 0-1 F8 ②		B FF 92, S FF 90, D FF 93, X FF 91 2-1 P2 ③			C CU 74, F FF 85, D CU 77, B FF 90, X CH 82 2-2 8 1B, 1-3, 2B	B SI 88, F CH 82, S CH 81, B CH 82, C FF 88 2-3 K ②		4	2	1	0	1	1	3
8 Jed Lowrie, S (1, 6) OBP: 0.458, SLG: 0.673	F FF 88, F FF 88, F CU 76, C FF 90 0-3 K ①	B FF 93, S FF 91, B FF 93, B CH 83, F FF 90, B FF 90 4-2 BB			F FF 91, F FF 92, S CH 84 0-3 K ①		X CU 75 0-0 20 1B, 37 2B, 2-H, 3-H, 1B	C FF 87, X CH 83 0-1 20 FC6-4, 2-H, 3-H, 1B		4	1	2	4	1	2	3
20 Josh Donaldson, R (1, 5) OBP: 0.322, SLG: 0.426	B FF 91, B CU 75, F FF 90, F CU 74, F FF 89, B FF 89, B FF 89 4-2 37 1B, 7 HR, 1-2, 2-3, 3-H, BB	B CU 73, X FF 92 1-0 F8 ③			B CU 71, B FF 92, C CH 80, X FF 92 2-1 G6-3 ②		D CH 83, X SI 88 1-0 37 2B, 1-2, 1B	B KC 76, B CH 83, B CH 82, C FF 88, X SI 88 3-1 FC6-4 ③, 1-2f		4	1	1	0	1	0	3
37 Brandon Moss, L (1, 3) OBP: 0.365, SLG: 0.478	C FF 88, S FF 88, F FF 88, X SI 87 0-2 7 HR, 1-3, 2-H, 3-H, 1B		B FF 88, S FF 90, F FF 91, F CU 75, B CH 84, C FF 91 2-3 K ①		B FF 92, S CH 80, F FF 92, B CU 78, B FF 92, X FF 93 3-2 F7 ③		S CU 74, S CU 74, D CU 75, X CU 76 1-2 1-3, 2-H, 2B			4	1	2	3	0	1	0
7 Nate Freiman, R (1, 10) OBP: 0.211, SLG: 0.353	C FF 88, B FF 89, F SI 89, X CU 73 1-2 1-H, 3-H, HR		B FF 93, X FF 90 1-0 F8 ②			B FF 90, F FF 91, X FF 90 1-1 G1-6-3 ①	B FF 90, X SI 90 1-0 G5-3 ②			4	1	1	3	0	0	2
23 Michael Taylor, R (1, 7) (9, 9)	B FF 90, X FF 92 1-0 F8 ②		C CU 73, B CU 72, F FF 92, X FF 94 1-2 L8 ③			C FF 92, F FF 93, X CU 74 0-2 G4-3 ②	C FF 91, B SL 84, D SL 85, S FF 92, X FF 92 2-2 G5-3 ③			4	0	0	0	0	0	2
12 Andy Parrino, S (1, 4) OBP: 0.125, SLG: 0.133	B FF 93, B FF 91, S FF 93, F FF 90, F FF 93, B FF 94, F FF 93, F FF 92, B FF 91 4-2 BB			X FF 90 0-0 P5 ①		B SI 88, B SI 88, F SI 88, B SI 90, X SI 88 3-1 F9 ③		C CH 87, B CH 87, X KC 77 1-1 G6-3 ①		3	0	0	0	1	0	0

Inning Stats	1	2	3	4	5	6	7	8	9
	R: 6 H: 2 E: 0 LOB: 1 K: 1 BB: 5 S: 27 P: 52	R: 0 H: 0 E: 0 LOB: 1 K: 1 BB: 1 S: 9 P: 14	R: 0 H: 0 E: 0 LOB: 0 K: 1 BB: 0 S: 8 P: 12	R: 0 H: 1 E: 0 LOB: 1 K: 0 BB: 0 S: 7 P: 10	R: 0 H: 0 E: 0 LOB: 0 K: 1 BB: 0 S: 8 P: 13	R: 0 H: 0 E: 0 LOB: 0 K: 0 BB: 0 S: 7 P: 11	R: 3 H: 4 E: 0 LOB: 2 K: 0 BB: 1 S: 17 P: 30	R: 2 H: 2 E: 0 LOB: 2 K: 1 BB: 1 S: 12 P: 23	

1B: 4	SF: 0	WP: 1
2B: 4	SAC: 0	PB: 0
3B: 0	DP: 0	SB: 0
HR: 1	HBP: 0	CS: 0

PA: 41

AB	33
R	11
H	9
RBI	10
BB	8
SO	5
LOB	15

PITCHER		IP	WLS	BF	H	R	ER	SO	BB	IBB	HBP	BLK	WP	HR	S	P	ERA	WHIP
45 Erik Bedard, L ERA: 7.04	(1, 1)	0.1	L	7	2	6	6	1	4	0	0	0	1	1	18	35	162.00	18.000
56 Paul Clemens, R ERA: 4.82	(1, 1)	5.1		19	1	0	0	3	2	0	0	0	0	0	46	72	0.00	0.562
63 Xavier Cedeño, L ERA: 17.18	(6, 1)	0.2		7	4	3	3	0	1	0	0	0	0	0	15	28	40.50	7.500
62 Hector Ambriz, R ERA: 5.14	(7, 1)	0.2		2	0	0	0	0	0	0	0	0	0	0	4	7	0.00	0.000
53 Wesley Wright, L ERA: 6.75	(8, 1)	1.0		6	2	2	2	1	1	0	0	0	0	0	12	23	18.00	3.000

PITCHER	IP	WLS	BF	H	R	ER	SO	BB	IBB	HBP	BLK	WP	HR	S	P	ERA	WHIP

Batter	1	2	3	4	5	6	7	8	9	AB	R	H	RBI	BB	SO	LOB
27 Jose Altuve, R (1, 4) OBP: 0.397, SLG: 0.448	B FF 89 B FF 90 B FF 90 C FF 90 C FF 90 B FF 90 4-2 15 CS BB		X FF 89 0-0 15 F7 44 1B 23 1B 2-3 1B	C SL 85 B CU 67 X FF 89 1-1 ③ F8			X FF 93 0-0 2B			3	1	2	0	1	0	0
44 Justin Maxwell, R (1, 8) OBP: 0.333, SLG: 0.464	C FF 91 B CU 71 B FF 89 X FF 90 2-1 ① L5		B CU 69 S CU 69 B FF 90 X CU 69 2-1 23 1B 15 F7 1-2 3-H 1B	C FF 88 S SL 83 B SL 83 B SL 85 B FF 90 F FF 90 S FF 90 3-3 ① K			S SL 82 S SL 82 X SL 83 0-2 ③ G5-3			4	0	1	1	0	1	2
15 Jason Castro, L (1, 2) OBP: 0.216, SLG: 0.320	B FF 90 F FF 90 B FF 91 1 SAFE S FF 90 C FF 91 2-3 ② ③ K 1-2		B FF 89 C CU 69 F FF 89 F FF 89 X CH 81 1-2 ① F7 1-2 2-3		X FF 90 0-0 ② F8			B FF 92 S FF 91 C FF 92 F FF 93 F FF 94 X FF 93 1-2 ① F9		4	0	0	0	0	1	3
23 Chris Carter, R (1, 10) OBP: 0.339, SLG: 0.528		B FF 89 B FF 90 B FF 90 B FF 89 4-0 28 WP 12 BB BB	C FF 88 B SL 85 C CU 68 X CU 67 1-2 12 BB 2-3 3-H 1B		C FF 89 B SL 84 X FF 90 1-1 ③ P4			C FF 92 B FF 94 F FF 93 X FF 93 1-2 ② F8		3	0	1	1	1	0	0
12 Carlos Pena, L (1, 3) OBP: 0.333, SLG: 0.396		B FF 89 B FF 88 B FF 89 B FF 89 4-0 28 WP 1-2 BB	B CH 83 S CH 82 B FF 90 S CU 69 F CU 68 B FF 90 B FF 90 4-2 1-2 BB			C FF 88 C CU 67 C FF 89 F CU 66 B FF 89 S FF 90 2-3 ① K		C FF 91 B CU 80 X FF 94 1-1 HR		2	1	1	1	2	1	0
14 J.D. Martinez, R (1, 7) OBP: 0.256, SLG: 0.350		B FF 89 C FF 90 F FF 90 B CU 69 F FF 90 F CU 69 X CU 68 2-2 ① F7	S FF 90 C FF 90 B FF 90 B CU 68 B CU 68 T FF 90 3-2 ② K			F FF 89 C SL 84 S FF 89 0-3 ② K		B FF 92 C FF 92 S FF 92 S FF 92 1-3 ③ K		4	0	0	0	0	3	5
28 Rick Ankiel, L (1, 9) OBP: 0.148, SLG: 0.407		C FF 90 C FF 90 B FF 90 S CU 70 1-3 ② K 1-2 2-3	X FF 89 0-0 ③ L3			B FF 89 S FF 90 F FF 90 S CU 68 1-3 ③ K			B FF 93 F FF 94 F FF 93 F SI 94 S SL 84 1-3 ① K	4	0	0	0	0	3	5
30 Matt Dominguez, R (1, 5) OBP: 0.255, SLG: 0.271		B FF 90 C CU 69 X CU 69 1-1 ③ G4-3	C FF 88 C SL 85 B CU 66 B FF 88 X FF 90 2-2 ① L8				F SI 92 C SL 82 X FF 93 0-2 ① L9		X FF 92 0-0 ② P4	4	0	0	0	0	0	2
9 Marwin Gonzalez, S (1, 6) OBP: 0.406, SLG: 0.607			B FF 88 B CU 68 C FF 89 F FF 90 F FF 89 X FF 90 2-2 27 1B 44 1B 2B	C FF 88 S CH 80 S CU 67 0-3 ② K			C SI 93 S CH 85 F FF 94 F SL 82 X SL 83 0-2 ② F9		C FF 92 B CU 81 F FF 92 F FF 94 S SL 84 1-3 ③ K	4	1	1	0	0	2	0
Inning Stats	R: 0 E: 0 K: 1 S: 7 H: 0 LOB: 0 BB: 1 P: 15	R: 0 E: 0 K: 1 S: 10 H: 0 LOB: 2 BB: 2 P: 22	R: 2 E: 0 K: 1 S: 21 H: 4 LOB: 3 BB: 1 P: 34	R: 0 E: 0 K: 1 S: 8 H: 0 LOB: 0 BB: 0 P: 11	R: 0 E: 0 K: 1 S: 7 H: 0 LOB: 0 BB: 0 P: 11	R: 0 E: 0 K: 3 S: 10 H: 0 LOB: 0 BB: 0 P: 13	R: 0 E: 0 K: 0 S: 12 H: 1 LOB: 1 BB: 0 P: 12	R: 1 E: 0 K: 1 S: 13 H: 1 LOB: 0 BB: 0 P: 17	R: 0 E: 0 K: 2 S: 9 H: 0 LOB: 0 BB: 0 P: 11	1B: 3 2B: 2 3B: 0 HR: 1 SF: 0 SAC: 0 DP: 0 HBP: 0	WP: 1 PB: 0 SB: 0 CS: 1 PA: 36					

PITCHER		IP	WLS	BF	H	R	ER	SO	BB	IBB	HBP	BLK	WP	HR	S	P	ERA	WHIP
64 A.J. Griffin, R ERA: 2.25	(1, 1)	6.0		25	4	2	2	8	4	0	0	0	1	0	63	106	3.00	1.333
48 Ryan Cook, R ERA: 1.23	(7, 1)	1.0	H	4	1	0	0	0	0	0	0	0	0	0	12	12	0.00	1.000
62 Sean Doolittle, L ERA: 1.35	(8, 1)	1.0	W	4	1	1	1	1	0	0	0	0	0	1	13	17	9.00	1.000
50 Grant Balfour, R ERA: 1.5	(9, 1)	1.0	S	3	0	0	0	2	0	0	0	0	0	0	9	11	0.00	0.000

PITCHER	IP	WLS	BF	H	R	ER	SO	BB	IBB	HBP	BLK	WP	HR	S	P	ERA	WHIP

Houston Astros @ Oakland Athletics

O.co Coliseum, Oakland, CA

Tue Apr 16 2013, 10:08 PM - 1:15 AM EDT

Att. 11,038 - Clear - 63 F

TOP

livebaseballscorecards.com

AB	32
R	3
H	6
RBI	3
BB	4
SO	11
LOB	17

BOTTOM

Houston Astros @ Oakland Athletics

O.co Coliseum, Oakland, CA

Tue Apr 16 2013, 10:08 PM - 1:15 AM EDT

Att. 11,038 - Clear - 63 F

livebaseballscorecards.com

Batter	1	2	3	4	5	6	7	8	9	AB	R	H	RBI	BB	SO	LOB
4 Coco Crisp, S (1, 10) OBP: 0.429, SLG: 0.704	G4-3		BB		3B		F8			3	1	1	1	1	0	1
5 John Jaso, L (1, 2) OBP: 0.364, SLG: 0.385	L8		P5		BB		1B			3	0	1	0	1	0	2
15 Seth Smith, L (1, 7) OBP: 0.500, SLG: 0.697	F9			K	1B		G4-6-3			4	0	1	1	0	1	2
8 Jed Lowrie, S (1, 6) OBP: 0.429, SLG: 0.625		F9		K	FC5-2			K		4	0	0	0	0	2	2
25 Chris Young, R (1, 8) OBP: 0.291, SLG: 0.396		K		20 S 16 S 20 WP 1B	FC6-4			F8		4	1	1	0	0	1	2
16 Josh Reddick, L (1, 9) OBP: 0.234, SLG: 0.205		P5		20 WP 20 S BB	G5-3			20 3B BB		2	1	0	0	2	0	0
20 Josh Donaldson, R (1, 5) OBP: 0.317, SLG: 0.448			K	K	P6			3B		4	0	1	1	0	2	1
32 Shane Peterson, L (1, 3) OBP: 0.366, SLG: 0.405			K		K	G3-1		L9		4	0	0	0	0	2	1
28 Eric Sogard, L (1, 4) OBP: 0.366, SLG: 0.405			3B		2B		5 S 1B			3	1	3	0	0	0	0
Inning Stats	R: 0 E: 0 K: 0 S: 8 H: 0 LOB: 0 BB: 0 P: 12	R: 0 E: 0 K: 1 S: 8 H: 0 LOB: 0 BB: 0 P: 14	R: 0 E: 0 K: 2 S: 14 H: 1 LOB: 2 BB: 1 P: 26	R: 1 E: 0 K: 3 S: 12 H: 1 LOB: 1 BB: 1 P: 20	R: 2 E: 0 K: 1 S: 20 H: 3 LOB: 2 BB: 1 P: 30	R: 0 E: 0 K: 0 S: 8 H: 0 LOB: 0 BB: 0 P: 10	R: 0 E: 0 K: 0 S: 9 H: 2 LOB: 1 BB: 0 P: 14	R: 1 E: 0 K: 1 S: 14 H: 1 LOB: 1 BB: 1 P: 24		1B: 4 2B: 1 3B: 3 HR: 0 SF: 0 SAC: 0 DP: 1 HBP: 0							

AB	31
R	4
H	8
RBI	3
BB	4
SO	8
LOB	11

WP: 1 PB: 0 SB: 4 CS: 0 PA: 35

PITCHER	IP	WLS	BF	H	R	ER	SO	BB	IBB	HBP	BLK	WP	HR	S	P	ERA	WHIP
43 Brad Peacock, R (1, 1) ERA: 5.27	4.1		20	4	3	3	7	3	0	0	0	1	0	53	92	6.23	1.615
60 Dallas Keuchel, L (5, 1) ERA: 1.13	3.0		11	3	0	0	1	0	0	0	0	0	0	29	38	0.00	1.000
55 Rhiner Cruz, R (8, 1) ERA: 5.19	0.2	L	4	1	1	1	0	1	0	0	0	0	0	11	20	13.50	3.000

PITCHER	IP	WLS	BF	H	R	ER	SO	BB	IBB	HBP	BLK	WP	HR	S	P	ERA	WHIP

Houston Astros @ Oakland Athletics

O.co Coliseum, Oakland, CA

Wed Apr 17 2013, 3:38 PM - 7:01 PM EDT

Att. 15,488 - Sunny - 69 F

TOP

livebaseballscorecards.com

Batter	1	2	3	4	5	6	7	8	9	AB	R	H	RBI	BB	SO	LOB
27 Jose Altuve, R (1, 4) OBP: 0.412, SLG: 0.460	B FF 87 C FF 88 B FF 90 C SI 88 X SI 88 2-2 15 1B 23 FC5-4 1B	B FF 91 C SI 88 X SI 89 1-1 1B	C SI 86 B FF 93 C SI 89 B FF 93 X SI 90 2-2 ① G6-3	1 SAFE F SI 88 X SI 91 0-1 44 S 1-2 3-H 1B	D CU 83 X FF 92 1-0 ②③ G4-6-3 1-2f	5	1	3	1	0	0	1
44 Justin Maxwell, R (1, 8) OBP: 0.313, SLG: 0.433	F SI 87 1 SAFE 1 SAFE 1 SAFE F SI 86 X SI 88 0-2 ① L4	B SI 87 C SI 87 S SI 88 F SI 88 S CH 82 1-3 ③ K	F FF 92 C FF 93 S FF 94 0-3 ② K	C SL 80 F FF 93 F SL 81 B SL 82 B FF 94 F SL 82 C FF 92 2-3 ③ K 1-2 2-3		4	0	0	0	0	3	4
15 Jason Castro, L (1, 2) OBP: 0.236, SLG: 0.352	C SI 87 B SI 88 X CH 81 1-1 23 FC5-4 1-3 1B	S FF 90 X FF 92 0-1 ① F7	C SI 90 F FF 95 F SI 92 X FF 95 0-2 ③ F7	X FF 92 0-0 2B		4	0	2	0	0	0	0
23 Chris Carter, R (1, 10) OBP: 0.317, SLG: 0.491	B SI 88 F SI 87 F SI 88 X SI 89 1-2 ② FC5-4 12 PO 1-2f 3-H	C SI 89 C SL 81 B SL 84 B SL 85 F SL 84 X SL 84 2-2 ② L7	C FF 93 F SI 91 B FF 93 S FF 93 1-3 ① K	S FF 92 B SL 79 F SL 81 F SL 80 C SL 81 1-3 ① K	4	0	0	1	0	2	2
12 Carlos Pena, L (1, 3) OBP: 0.328, SLG: 0.442	S CH 81 S CH 82 B CH 82 B CH 83 1 SAFE 2-2 ③ PO 1-2	B SI 87 C SI 88 B SI 89 S SI 88 B SI 90 X SI 90 3-2 ① F7	B SL 82 C SL 82 S CH 84 X FF 94 1-2 ③ F7	B FF 92 X SI 92 1-0 HR	C SL 81 F FF 93 S CH 85 0-3 ② K	4	1	1	1	0	1	1
14 J.D. Martinez, R (1, 7) OBP: 0.255, SLG: 0.364		C SI 88 C SI 92 X SI 90 0-2 ② F8	C SI 87 F FF 92 B CH 84 F SI 90 F SI 90 X FF 92 1-2 ① F9	X SI 92 0-0 2 WP 30 FC5-2 2B	B SL 79 F SL 81 F SL 80 B FF 94 X FF 92 2-2 ③ F8	4	0	1	0	0	0	1
2 Brandon Barnes, R (1, 9) OBP: 0.429, SLG: 0.353 28 Rick Ankiel, L (9, PH) OBP: 0.179, SLG: 0.536	B SL 83 B SI 88 B SI 88 C SI 89 C SI 89 F SI 90 X SI 89 3-2 ③ G4-3	C SI 89 B FF 93 C SI 90 B SI 90 X SI 90 2-2 ② G3	F SI 92 B CU 80 B SI 91 B SI 92 F SI 91 F FF 93 F SI 91 B SI 94 4-2 30 FC5-2 30 S 9 1B 2-3 BB	B FF 93 B FF 92 S FF 93 X FF 92 2-1 HR	2	1	0	0	1	0	0
						1	1	1	1	0	0	0
30 Matt Dominguez, R (1, 5) OBP: 0.273, SLG: 0.288		C SI 87 C FF 92 S FF 92 0-3 ① K	B SI 89 B SI 90 B SI 89 C SI 89 F SI 88 F SI 89 X SI 88 3-2 1B	B SI 90 X SI 91 1-0 ② FC5-2 9 1B 27 1B 1-3 3-H	C FF 92 F FF 92 B SL 87 B SL 86 X FF 92 2-2 9 FC3-6 1B	4	1	2	0	0	1	2
9 Marwin Gonzalez, S (1, 6) OBP: 0.389, SLG: 0.563		B SI 90 B SI 90 C SI 88 B SI 90 C SI 89 X SI 89 3-2 ② P5	F SI 88 F SI 88 X SI 90 0-2 ③ F8	1 SAFE S CH 82 S CH 81 X CH 84 0-2 44 S 27 1B 1-3 3-H 1B	F SL 90 B CU 82 B CU 80 C FF 92 F CU 81 D CU 82 F FF 91 X FF 92 3-2 ① FC3-6 27 G4-6-3 1-2f	4	0	1	1	0	0	2

	AB	36
	R	5
	H	11
	RBI	5
	BB	1
	SO	7
	LOB	13

Inning Stats																		
	R: 1 E: 0 K: 0 S: 13	H: 2 LOB: 0 BB: 0 P: 19	R: 0 E: 0 K: 0 S: 10	H: 0 LOB: 0 BB: 0 P: 16	R: 0 E: 0 K: 2 S: 12	H: 1 LOB: 1 BB: 0 P: 17	R: 0 E: 0 K: 0 S: 9	H: 0 LOB: 0 BB: 0 P: 12	R: 0 E: 0 K: 0 S: 15	H: 1 LOB: 1 BB: 0 P: 21	R: 0 E: 0 K: 1 S: 10	H: 0 LOB: 0 BB: 0 P: 12	R: 3 E: 0 K: 2 S: 20	H: 4 LOB: 2 BB: 1 P: 29	R: 0 E: 0 K: 2 S: 11	H: 1 LOB: 1 BB: 0 P: 14	R: 1 E: 0 K: 0 S: 11	H: 2 LOB: 0 BB: 0 P: 19

	1B: 7	SF: 0	WP: 1	PA: 38
	2B: 2	SAC: 0	PB: 0	
	3B: 0	DP: 1	SB: 3	
	HR: 2	HBP: 0	CS: 0	

PITCHER		IP	WLS	BF	H	R	ER	SO	BB	IBB	HBP	BLK	WP	HR	S	P	ERA	WHIP
40 Bartolo Colon, R ERA: 3.32	(1, 1)	6.0	W	21	4	1	1	3	0	0	0	0	0	0	69	97	1.50	0.667
44 Chris Resop, R ERA: 3.86	(7, 1)	0.2		7	4	3	3	1	1	0	0	0	1	1	15	22	40.50	7.500
48 Ryan Cook, R ERA: 1.04	(7, 1)	1.1	H	5	1	0	0	3	0	0	0	0	0	0	16	21	0.00	0.750
48 Ryan Cook, R ERA: 1.04	(8, 1)	1.1	H	5	1	0	0	3	0	0	0	0	0	0	16	21	0.00	0.750
50 Grant Balfour, R ERA: 2.57	(9, 1)	1.0	S	4	2	1	1	0	0	0	0	0	0	1	11	19	9.00	2.000

PITCHER		IP	WLS	BF	H	R	ER	SO	BB	IBB	HBP	BLK	WP	HR	S	P	ERA	WHIP

BOTTOM

Houston Astros @ Oakland Athletics

O.co Coliseum, Oakland, CA

Wed Apr 17 2013, 3:38 PM - 7:01 PM EDT

Att. 15,488 - Sunny - 69 F

livebaseballscorecards.com

Batter	1	2	3	4	5	6	7	8	9	AB	R	H	RBI	BB	SO	LOB
5 John Jaso, L (1, 10) (8, 2) OBP: 0.367, SLG: 0.409	2-2 25 E 2B 2-2 G4-3 1-2 2-3 3-H			3-1 F8		2-1 G6-3		3-2 1B		5	1	2	1	0	0	3
25 Chris Young, R (1, 8) OBP: 0.300, SLG: 0.385	1-0 E8 BB 16 2B 1B 2-H P3			4-1 8 FC6-4 15 1B 1-2 BB		1-1 G5-3		1-3 K		4	1	1	1	1	1	3
15 Seth Smith, L (1, 7) OBP: 0.512, SLG: 0.684	1-2 8 BB 16 2B 1B	0-0 G3-1		1-2 8 FC6-4 1-2 2-3 1B		2-2 8 2B 1B		0-0 P3		5	1	3	0	0	0	1
8 Jed Lowrie, S (1, 6) OBP: 0.448, SLG: 0.644	4-2 16 2B 28 1B 1-2 2-3 BB	2-0 20 G5-4-3 1B		0-0 FC6-4 20 FC6-4 1-2f 2-3 3-H		1-1 1-3 2B				3	1	2	1	1	0	2
20 Josh Donaldson, R (1, 5) OBP: 0.299, SLG: 0.419	0-1 P3	0-0 G5-4-3 1-2f		2-0 FC6-4 1-2f		1-2 G5-3				4	0	0	0	0	0	8
16 Josh Reddick, L (1, 9) OBP: 0.255, SLG: 0.238	2-0 28 1B 32 BB 1-3 2-H 3-H 2B		1-2 K		4-1 28 G4-3 BB		0-0 G4-3			3	1	1	2	1	1	0
36 Derek Norris, R (1, 2) OBP: 0.514, SLG: 0.538 48 Ryan Cook, R (8, 1) 50 Grant Balfour, R (9, 1)	4-2 32 BB 28 1B 5 G4-3 BB		4-2 28 G4-6-3 BB		1-0 L9		1-3 K			2 0 0 1 0 0 0 0 0	0 0 0 0 0 0 0 0 0	2 0 0 1 0 0 1 0 0	0 0 0 0 0 0 0 0 0	2 0 0 1 0 0 1 0 0	1 0 0 0 0 0 0 0 0	1 0 0 0 0 0 0 0 0
28 Eric Sogard, L (1, 4) OBP: 0.356, SLG: 0.390	2-0 5 G4-3 32 BB 1-2 2-3 3-H 1B		0-1 G4-6-3 1-2f		1-0 G4-3 1-2		1-2 F8			4	0	1	1	0	0	2
32 Shane Peterson, L (1, 3) OBP: 0.250, SLG: 0.143	4-2 5 G4-3 1-2 2-3 3-H BB			1-1 15 1B 25 BB 8 FC6-4 1B		2-3 K		2-1 F9		3	1	1	1	1	1	1
Inning Stats	R: 6 E: 1 K: 0 S: 26 H: 5 LOB: 2 BB: 3 P: 48	R: 0 E: 0 K: 0 S: 3 H: 1 LOB: 0 BB: 0 P: 5	R: 0 E: 0 K: 1 S: 9 H: 0 LOB: 0 BB: 1 P: 14	R: 1 E: 0 K: 0 S: 10 H: 2 LOB: 2 BB: 1 P: 21	R: 0 E: 0 K: 1 S: 6 H: 0 LOB: 1 BB: 1 P: 14	R: 0 E: 0 K: 0 S: 12 H: 2 LOB: 2 BB: 0 P: 19	R: 0 E: 0 K: 1 S: 8 H: 0 LOB: 0 BB: 0 P: 10	R: 0 E: 0 K: 1 S: 9 H: 1 LOB: 1 BB: 0 P: 15		1B: 8 2B: 3 3B: 0 HR: 0	SF: 0 SAC: 0 DP: 2 HBP: 0			WP: 0 PB: 0 SB: 0 CS: 0	PA: 39		

	AB	33
	R	7
	H	11
	RBI	7
	BB	6
	SO	4
	LOB	21

PITCHER		IP	WLS	BF	H	R	ER	SO	BB	IBB	HBP	BLK	WP	HR	S	P	ERA	WHIP
20 Bud Norris, R ERA: 4.74	(1, 1)	0.2	L	10	5	6	6	0	3	0	0	0	0	0	24	46	81.00	12.000
63 Xavier Cedeño, L ERA: 11.37	(1, 1)	2.2		11	3	1	1	1	2	0	0	0	0	0	22	38	3.38	1.875
53 Wesley Wright, L ERA: 4.7	(4, 1)	2.1		10	2	0	0	1	1	0	0	0	0	0	17	33	0.00	1.286
62 Hector Ambriz, R ERA: 4.32	(6, 1)	1.1		4	0	0	0	1	0	0	0	0	0	0	11	14	0.00	0.000
41 Jose Veras, R ERA: 7.94	(8, 1)	1.0		4	1	0	0	1	0	0	0	0	0	0	9	15	0.00	1.000

PITCHER	IP	WLS	BF	H	R	ER	SO	BB	IBB	HBP	BLK	WP	HR	S	P	ERA	WHIP

Cleveland Indians @ Houston Astros

Minute Maid Park, Houston, TX

Fri Apr 19 2013, 7:11 PM - 10:08 PM CDT

Att. 17,264 - Clear - 66 F

TOP

livebaseballscorecards.com

Batter	1	2	3	4	5	6	7	8	9	AB	R	H	RBI	BB	SO	LOB
23 Michael Brantley, L (1, 7) OBP: 0.345, SLG: 0.260	C SI 91 C SI 92 X FF 92 0-2 ① G3		B SI 90 B FF 90 X SI 90 2-0 ① G4-3		B SI 90 B SI 91 B SI 91 C SL 87 B CH 84 4-1 13 G4-6-3 22 BB BB		C SI 89 F SI 89 B SL 82 X SI 88 1-2 ② F7		X SI 93 0-0 ② F8	4	0	0	0	1	0	1
22 Jason Kipnis, L (1, 4) OBP: 0.225, SLG: 0.250	B FF 92 S FF 92 B CH 83 X SI 92 2-1 ② G4-3		B SI 90 B SI 89 B SI 91 C SI 90 X CH 84 3-1 13 BB 1B		1 SAFE B SI 90 F SI 91 B SL 86 B SL 87 1 SAFE 1 SAFE B SI 91 4-1 13 G4-6-3 1-2 BB		B SI 88 B SL 81 C SL 81 C SI 89 X SL 81 2-2 13 S 1B		B SI 93 1 SAFE C CU 78 X FS 84 1-1 ③ G3	4	0	2	0	1	0	1
13 Asdrúbal Cabrera, S (1, 6) OBP: 0.219, SLG: 0.276	B CU 81 C FF 93 B FF 84 B CU 82 X SL 88 3-1 2B		C FF 90 D CU 81 B CH 81 B FF 90 D SI 91 4-1 33 G1-6-3 1-2 BB		D FF 91 X FF 90 1-0 ①② G4-6-3 1-2f 2-3		B SI 89 C SI 89 1 SAFE 1 SAFE D CH 83 C SI 89 F SL 83 F CH 84 F FF 90 3-3 ③ F SL 82 B FF 91 S CH 84 K 1-2			3	0	1	0	1	1	3
33 Nick Swisher, S (1, 9) OBP: 0.413, SLG: 0.451	B SI 90 B SI 91 B FF 89 S SI 91 B SI 92 4-1 BB		X FF 91 0-0 ②③ G1-6-3 1-2f		C CU 79 B FF 90 X CU 82 1-1 ③ G3-1			S FF 92 F FF 93 B CU 81 B CU 80 B FF 93 F FF 93 X FF 93 3-2 2B		3	0	1	0	1	0	3
25 Jason Giambi, L (1, 10) OBP: 0.083, SLG: 0.333	D SI 91 B SI 90 F SL 88 F SL 88 C FF 92 2-3 ③ K			B FF 90 B CH 83 B SI 91 C SI 91 X SI 91 3-1 ① F8		X SI 90 0-0 ① G3		C CU 78 X FF 93 0-1 ① P5		4	0	0	0	0	1	3
41 Carlos Santana, S (1, 2) OBP: 0.468, SLG: 0.650		B SI 91 X SI 91 1-0 ① F8		C CU 80 C CU 82 F SL 92 B F SL 85 B FF 92 F SL 88 S FF 84 2-3 ② K		C CU 80 B CH 83 F SL 91 B CH 83 X SI 91 3-1 ② F8		C CU 78 B SL 87 B CU 78 B FF 93 D FF 92 4-1 12 G1-4-3 BB		3	0	0	0	1	1	0
12 Mark Reynolds, R (1, 3) OBP: 0.351, SLG: 0.660		B SL 91 X SL 91 1-0 1B		C SL 87 B FF 84 B SL 86 B SL 91 B SI 93 4-1 8 HR BB		X FF 92 0-0 1B		B FF 94 B FF 93 X FF 94 2-0 ②③ G1-4-3 1-2f		3	1	2	0	1	0	2
8 Lonnie Chisenhall, L (1, 5) OBP: 0.222, SLG: 0.386		C SI 91 S SL 90 D CU 83 B SL 92 1 SAFE F FF 92 F FF 92 F CU 80 T SL 92 2-2 ② K		S CU 80 X FF 92 0-1 1-H HR		X SI 89 0-0 ③ G6-3			X SI 92 0-0 ① P5	4	1	1	2	0	1	2
11 Drew Stubbs, R (1, 8) OBP: 0.288, SLG: 0.277		1 SAFE C SI 90 C SI 91 C FF 91 0-3 ③ K		B SL 89 B FF 92 F SI 92 B SI 93 X SI 92 3-1 ③ G5-3			C SI 88 C SI 88 B SI 88 S SL 82 1-3 ① K		C CU 76 X SI 94 0-1 1B	4	0	1	0	0	2	1

Inning Stats										
	R: 0	H: 1	R: 0	H: 1	R: 0	H: 1	R: 2	H: 1	R: 0	H: 0
	E: 0	LOB: 2	E: 0	LOB: 1	E: 0	LOB: 1	E: 0	LOB: 0	E: 0	LOB: 1
	K: 1	BB: 1	K: 2	BB: 0	K: 0	BB: 1	K: 1	BB: 1	K: 0	BB: 2
	S: 11	P: 22	S: 11	P: 15	S: 5	P: 14	S: 13	P: 25	S: 5	P: 15

Inning Stats										
	R: 0	H: 1	R: 0	H: 1	R: 0	H: 1	R: 0	H: 1	R: 0	H: 1
	E: 0	LOB: 1	E: 0	LOB: 1	E: 0	LOB: 1	E: 0	LOB: 1	E: 0	LOB: 1
	K: 0	BB: 0	K: 2	BB: 0	K: 0	BB: 1	K: 0	BB: 0	K: 0	BB: 0
	S: 5	P: 8	S: 16	P: 23	S: 8	P: 17	S: 6	P: 7	1B: 5	SF: 0
									2B: 2	SAC: 0
									3B: 0	DP: 3
									HR: 1	HBP: 0

PITCHER		IP	WLS	BF	H	R	ER	SO	BB	IBB	HBP	BLK	WP	HR	S	P	ERA	WHIP	PITCHER	IP	WLS	BF	H	R	ER	SO	BB	IBB	HBP	BLK	WP	HR	S	P	ERA	WHIP
64 Lucas Harrell, R ERA: 4.98	(1, 1)	5.2	W	25	5	2	2	4	5	0	0	0	0	1	49	98	3.18	1.765																	
53 Wesley Wright, L ERA: 4.0	(6, 1)	1.1	H	5	1	0	0	2	0	0	0	0	0	0	17	24	0.00	0.750																	
62 Hector Ambriz, R ERA: 3.86	(8, 1)	1.0	H	4	1	0	0	0	1	0	0	0	0	0	8	17	0.00	2.000																	
41 Jose Veras, R ERA: 6.75	(9, 1)	1.0	S	4	1	0	0	0	0	0	0	0	0	0	6	7	0.00	1.000																	

AB	32
R	2
H	8
RBI	2
BB	6
SO	6
LOB	16

WP: 0	PA: 38		
PB: 0			
SB: 1			
CS: 0			

BOTTOM

Cleveland Indians @ Houston Astros

Minute Maid Park, Houston, TX

Fri Apr 19 2013, 7:11 PM - 10:08 PM CDT

Att. 17,264 - Clear - 66 F

livebaseballscorecards.com

Batter	1	2	3	4	5	6	7	8	9	AB	R	H	RBI	BB	SO	LOB
27 Jose Altuve, R (1, 4) OBP: 0.403, SLG: 0.448	C FC 86 F SL 80 X FC 86 0-2 ① G1-3	B SL 79 X SL 79 1-0 ③ G6-3			C CU 76 S CH 77 B CH 83 F CH 76 B CU 70 X CU 76 2-2 15 S 1B		C FF 94 S FF 94 F FF 94 B FF 94 C FF 95 1-3 ② K			4	0	1	0	0	1	1
44 Justin Maxwell, R (1, 8) OBP: 0.309, SLG: 0.413	S FC 86 B FC 87 B FC 86 F FF 86 B SL 80 S FC 88 3-3 ② K		S FC 86 C CH 86 F SL 80 B FC 87 B FC 87 S CU 74 2-3 ① K		1 SAFE X CH 83 0-0 ① P3		B FF 94 B FF 94 F FF 94 B FF 94 B FF 94 4-1 15 S BB			3	0	0	0	1	2	1
15 Jason Castro, L (1, 2) OBP: 0.220, SLG: 0.328	X FC 87 0-0 ③ P5		B FC 85 B FC 86 B FC 86 C FC 86 F FC 86 F FC 86 S CU 74 3-3 ② K2-3		C FC 85 2 SAFE S CH 77 S CH 77 0-3 ② K2-3 1-2		1 SAFE C SI 90 B CU 75 S CU 75 X CU 74 1-2 ③ L1 1-3			4	0	0	0	0	2	2
23 Chris Carter, R (1, 10) OBP: 0.313, SLG: 0.467		C FC 85 X SL 79 0-1 ① F8	B CU 77 B SL 83 C SL 80 B FC 86 B SL 83 4-1 BB		X CU 77 0-0 ③ P2			C SL 81 B SI 89 F SI 89 S SL 83 1-3 ① K		3	0	0	0	1	1	1
12 Carlos Pena, L (1, 3) OBP: 0.323, SLG: 0.418		B FC 85 B CH 80 T FF 87 F FC 87 B CU 72 B FC 87 4-2 14 HR BB	B FC 87 D CH 80 C FC 86 B CU 73 X FC 86 3-1 ③ F9			S FF 96 T FF 96 B FF 96 F FF 95 B KC 85 B KC 85 X FF 95 3-2 ① G5-3		B SL 82 S FF 90 B FF 91 C SL 83 X FF 91 2-2 ② G4-3		3	1	0	0	1	0	1
14 J.D. Martinez, R (1, 7) OBP: 0.271, SLG: 0.444 2 Brandon Barnes, R (4, PH) OBP: 0.458, SLG: 0.400 (5, 7)		B FC 87 X FC 87 1-0 1-H HR		C CU 76 B CH 84 C CU 70 X CU 72 1-2 28 G4-3 1B		X FF 95 0-0 1B		C SI 88 S SI 83 B SL 84 S SL 83 1-3 ③ K		1 3	1 0	1 2	2 0	0 0	0 1	0 0
28 Rick Ankiel, L (1, 9) OBP: 0.194, SLG: 0.613		F FC 86 B CH 82 B CH 80 F CH 85 B CU 71 X SL 80 3-2 HR		B CH 84 X CH 85 1-0 ① G4-3 1-2		1 SAFE 1 SAFE B FF 95 F FF 94 1 SAFE B FF 94 S FF 95 S FF 95 2-3 ② K				3	1	1	1	0	1	2
30 Matt Dominguez, R (1, 5) OBP: 0.276, SLG: 0.291		B FC 85 B FC 86 S FC 86 X FC 86 2-1 9 SH5-3 1B		X SL 79 0-0 ② F9		B FF 94 F FF 94 C FF 94 B FF 95 F FF 95 S FF 95 2-3 ③ K				3	0	1	0	0	1	2
9 Marwin Gonzalez, S (1, 6) OBP: 0.368, SLG: 0.529		B FC 86 X FC 86 1-0 ② SH5-3 1-2		X CH 80 0-0 ③ G4-3			X FF 93 0-0 ① F9			2	0	0	0	0	0	1

	AB	R	H	RBI	BB	SO	LOB
	29	3	6	3	3	9	11

Inning Stats	1	2	3	4	5	6	7	8	9	1B	SF	WP	PA
R	0	3	0	0	0	0	0	0		4	0	0	33
E	0	0	0	0	0	0	0	0		2B 0	SAC 1	PB 0	
K	1	0	2	0	1	2	1	2		3B 0	DP 0	SB 3	
S	7	12	11	6	9	12	9	9		HR 2	HBP 0	CS 0	
H	0	3	0	0	1	1	0	0					
LOB	0	1	1	1	1	1	1	0					
BB	0	1	1	0	0	0	1	0					
P	10	24	23	8	11	19	15	13					

PITCHER		IP	WLS	BF	H	R	ER	SO	BB	IBB	HBP	BLK	WP	HR	S	P	ERA	WHIP
39 Brett Myers, R ERA: 8.02	(1, 1)	5.0	L	22	5	3	3	4	2	0	0	0	0	2	45	76	5.40	1.400
37 Cody Allen, R ERA: 3.12	(6, 1)	1.2		7	1	0	0	3	1	0	0	0	0	0	18	30	0.00	1.200
53 Rich Hill, L ERA: 4.5	(7, 1)	0.1		1	0	0	0	0	0	0	0	0	0	0	3	4	0.00	0.000
38 Joe Smith, R ERA:	(8, 1)	1.0		3	0	0	0	2	0	0	0	0	0	0	9	13	0.00	0.000

PITCHER	IP	WLS	BF	H	R	ER	SO	BB	IBB	HBP	BLK	WP	HR	S	P	ERA	WHIP

Cleveland Indians @ Houston Astros

Minute Maid Park, Houston, TX

Sat Apr 20 2013, 6:11 PM - 9:55 PM CDT

Att. 19,881 - Clear - 68 F

livebaseballscorecards.com

Batter	1	2	3	4	5	6	7	8	9	AB	R	H	RBI	BB	SO	LOB
23 Michael Brantley, L (1, 7) (6, 8) OBP: 0.354, SLG: 0.286	F8 1-1 C FF 91 B FF 91 X FF 91 B CU 77 X FF 89 1-0 22 G3 1-H 2-H 2B	B SI 91 C SL 80 B SL 80 S SI 91 B SI 90 B SI 90 4-2 22 E 4 1B 1-2 2-3 3-H BB	X FF 90 0-0 1-2 1B	C FC 84 D CU 75 X FC 83 1-1 G6-3		T SL 86 X FF 95 0-1 G6-4-3 1-2f 2-3		B CH 84 F FF 92 F FF 94 B CH 87 X CH 84 2-2 F8		6	1	2	3	1	0	5
22 Jason Kipnis, L (1, 4) OBP: 0.234, SLG: 0.238	13 1B 33 2B 1B C SI 91 B SL 82 X SI 90 1-1 G3 2-3	C SI 91 B SL 82 X SI 90 1-1 FC1-2 4 1B 33 2B 1-3 2-H 3-Hf	D SL 80 C SL 78 D SL 80 C SI 88 B SL 80 S SL 79 3-3 K		C FF 92 B SL 84 X FF 94 1-1 L8	B FF 96 B SL 87 B SL 88 C FF 93 B FF 95 4-1 4 FC6-4 BB			C FF 91 S FF 93 S FF 95 0-3 K	6	2	1	0	1	2	5
13 Asdrúbal Cabrera, S (1, 6) OBP: 0.227, SLG: 0.283 4 Mike Aviles, R (1, 6) OBP: 0.323, SLG: 0.429	33 2B 25 2B 1-3 1B G4-3	C SI 89 S FC 88 B SI 91 X CH 79 1-2 33 2B 1-2 3-H 1B		C FF 89 B FF 91 C FF 90 F FC 88 B CU 78 F FF 90 F CH 79 B CH 80 B CH 81 4-2 33 2B 25 HR BB	C SL 81 B SL 84 X FF 95 1-1 25 BB 41 2B 1B	S FF 95 X FF 95 0-1 FC6-4 1-2f			B CU 73 B FF 93 F FF 93 B FF 93 F FF 92 X FF 94 3-2 F8	2 4	1 2	1 2	0 1	0 1	0 0	1 2
33 Nick Swisher, S (1, 9) OBP: 0.429, SLG: 0.517	C FF 91 C CU 80 B SL 81 F SL 84 F FF 92 X FF 91 1-2 25 2B 1-3 3-H 2B B FF 90 C FF 89 X CH 77 1-1 41 E 25 BB 12 1B 1B C SI 90 B SI 90 F FF 90 X SI 90 1-2 1-3 2-H 2B			C FF 90 B FF 91 C FC 84 D CU 77 X FF 91 2-2 25 HR 1-3 2B	C FF 96 S SL 88 B SL 82 F FF 95 S SL 89 1-3 K		B FF 94 B FF 94 X FF 94 2-0 G3	C FF 94 X CH 85 0-1 F9	7	3	4	2	0	1	1
25 Jason Giambi, L (1, 10) OBP: 0.278, SLG: 0.625	B FF 91 B FF 91 B FF 90 X FF 90 3-0 12 HR 2-H 3-H 2B	B FF 90 B SI 90 S SL 90 F FF 90 B FF 90 4-1 12 1B 41 E 11 1B 1-2 BB S SL 90 S SL 81 B SL 81 X SL 90 1-2 P6		C FF 91 X FF 91 0-1 2-H 3-H HR	B SL 86 C FF 94 B FF 95 F FF 96 B SL 88 B FF 95 4-2 41 2B 1-2 BB		B FF 94 B FF 94 C FF 95 B FF 93 F FF 93 F FF 95 X FF 93 3-2 G6-3		4	3	2	5	2	0	2
41 Carlos Santana, S (1, 2) (6, 3) OBP: 0.472, SLG: 0.711	B CU 76 B CU 79 B SL 83 C SL 84 B CU 78 4-1 12 HR BB	C SI 91 B FF 90 B FF 89 F CH 78 F SI 91 F SI 90 X CH 78 2-2 FC5 11 1B 12 1B 23 BB 1-2 2-3	X FF 88 0-0 HR	B CH 83 C SI 89 X FF 89 1-1 G5-3	B SL 81 X FF 95 1-0 1-3 2-H 2B		C FF 94 C CH 85 B CU 78 F FF 95 F CH 88 B FF 96 F FF 95 F FF 96 X FF 94 2-2 F7		5	3	2	2	1	0	2
12 Mark Reynolds, R (1, 3) OBP: 0.371, SLG: 0.704 10 Yan Gomes, R (6, 2) OBP: 0.133, SLG: 0.333	T FF 90 X SL 83 0-1 1-H 2-H HR	B CH 77 X CH 77 1-0 23 BB 11 1B 22 FC1-2 1-2 2-3 3-H 1B	C SI 88 B CH 78 B SI 86 S CH 78 B SL 81 F CH 78 F SI 88 S SI 88 3-3 K	B FF 92 B FF 90 B FF 89 C FF 90 B FF 91 4-1 11 E 11 1B BB	B SL 81 F FF 95 C SL 82 X SL 84 1-2 G5-3			C FF 92 B FF 94 F FF 93 X CU 75 1-2 9 FC5-4 1B	4 1	1 0	2 1	4 0	1 0	1 0	2 0
8 Lonnie Chisenhall, L (1, 5) OBP: 0.255, SLG: 0.408	C FF 90 X FF 89 0-1 23 2B 2B	C SL 80 B FF 91 B SL 81 F SL 80 S SL 82 2-3 K	C SL 79 H SI 88 1-1 23 1B HBP	B FF 90 C FC 85 C CU 74 F CU 75 F FC 83 F FF 88 F CU 76 F FC 83 X FF 90 1-2 F8		C FF 94 X FF 94 0-1 23 G6-4-3 11 BB 1B		C FF 92 C FF 91 B FF 94 X CH 84 1-2 F8	5	1	2	0	0	1	5
11 Drew Stubbs, R (1, 8) OBP: 0.333, SLG: 0.314 9 Ryan Raburn, R (6, 7) OBP: 0.310, SLG: 0.280	X FF 90 0-0 23 2B 1B	C FF 89 X SI 90 0-1 23 BB 22 E 1-2 2-3 3-H 1B	B SI 89 S SI 88 X FF 88 1-1 L9	B FF 90 F FF 89 X FF 90 1-1 E6 1-3 1B		B SL 82 B FF 94 C FF 94 F FF 96 B FF 94 F FF 96 B FF 95 4-2 23 G6-4-3 1-2 BB		X FF 93 0-0 FC5-4 1-2f	4 1	2 0	3 0	1 0	1 0	0 1	1 1

Inning Stats																								
	R: 8 E: 0 K: 0 S: 22	H: 8 LOB: 1 BB: 1 P: 38	R: 6 E: 2 K: 1 S: 27	H: 5 LOB: 2 BB: 2 P: 45	R: 1 E: 0 K: 2 S: 13	H: 2 LOB: 2 BB: 0 P: 21	R: 3 E: 1 K: 0 S: 25	H: 3 LOB: 2 BB: 2 P: 39	R: 1 E: 0 K: 1 S: 14	H: 2 LOB: 2 BB: 1 P: 23	R: 0 E: 0 K: 0 S: 10	H: 1 LOB: 2 BB: 2 P: 18	R: 0 E: 0 K: 0 S: 12	H: 0 LOB: 0 BB: 0 P: 19	R: 0 E: 0 K: 0 S: 10	H: 1 LOB: 1 BB: 0 P: 14	R: 0 E: 0 K: 1 S: 8	H: 0 LOB: 0 BB: 0 P: 11	1B: 12 2B: 7 3B: 0 HR: 3	SF: 0 SAC: 0 DP: 1 HBP: 1	WP: 0 PB: 0 SB: 0 CS: 0	PA: 58		

PITCHER		IP	WLS	BF	H	R	ER	SO	BB	IBB	HBP	BLK	WP	HR	S	P	ERA	WHIP
59 Philip Humber, R ERA: 6.63	(1, 1)	0.1	L	10	8	8	8	0	1	0	0	0	0	1	18	30	216.00	27.000
60 Dallas Keuchel, L ERA: 3.38	(1, 1)	2.2		19	7	7	3	3	2	0	1	0	0	1	44	74	10.12	3.375
54 Travis Blackley, L ERA: 27.0	(4, 1)	1.0		8	3	3	3	0	2	0	0	0	0	1	25	39	27.00	5.000
55 Rhiner Cruz, R ERA: 5.23	(5, 1)	1.2		10	3	1	1	1	3	0	0	0	0	0	22	39	5.40	3.600
56 Paul Clemens, R ERA: 3.55	(6, 1)	3.1		11	1	0	0	1	0	0	0	0	0	0	32	46	0.00	0.300

PITCHER	IP	WLS	BF	H	R	ER	SO	BB	IBB	HBP	BLK	WP	HR	S	P	ERA	WHIP

TOP	
AB	49
R	19
H	22
RBI	18
BB	8
SO	5
LOB	27

Batter	1	2	3	4	5	6	7	8	9	AB	R	H	RBI	BB	SO	LOB
27 Jose Altuve, R (1, 4) OBP: 0.427, SLG: 0.486 9 Marwin Gonzalez, S (5, 4) OBP: 0.375, SLG: 0.528	C SL 89 F SL 90 X SL 79 0-2 2B	B CH 81 X SI 91 1-0 44 2-4 1B		B SL 88 B SL 89 C SL 89 F SL 88 F SL 89 X SL 80 2-2 44 2B 1B		C SI 93 X SI 94 0-1 4 1B 1B		B CH 84 B SI 92 C SI 92 X SL 88 2-1 ② G4-3		3 2	0 0	3 1	0 0	0 0	0 0	0 0
44 Justin Maxwell, R (1, 8) OBP: 0.301, SLG: 0.412	B SI 92 F SI 91 B SI 91 X SI 91 2-1 ① F9	B SI 92 F SI 92 D SL 82 D CH 82 3-1 ③ 2-4 1-2	B CH 79 X SL 88 1-0 ① P6	B SI 90 B SL 89 X SI 90 2-0 1-3 2B		C SI 93 C SL 89 X SL 93 0-2 ② P4		C CU 85 S SL 87 B SI 92 C SI 93 1-3 ③		5	0	1	0	0	1	2
4 Brandon Laird, R (1, 3) OBP: 0.400, SLG: 1.000	B SI 92 B SI 91 F SI 91 S CH 81 S SL 83 2-3 ② K		B SL 89 B CH 81 X SL 89 2-0 HR	B FC 92 F FC 92 F SL 79 S FC 93 1-3 ② K		B SI 93 X SL 90 1-0 1-2 1B			C SI 91 X SI 92 0-1 ① G1-3	5	1	2	1	0	2	3
23 Chris Carter, R (1, 7) OBP: 0.306, SLG: 0.438	C SL 82 B SI 92 B SI 91 X CH 80 2-1 ③ G5-3		B SL 90 F CH 80 B SL 81 B CH 81 F SI 91 F SL 80 B SL 81 4-2 22 WP 12 BB 13 1B BB	B FC 92 B SL 79 B FC 92 C FC 93 X FC 92 3-1 ③ F8		C SI 94 C FF 93 B SL 91 S CU 82 1-3 ③ K			B SL 86 B SI 93 C SI 94 C FF 92 S SI 93 2-3 ② K	4	1	0	0	1	2	5
12 Carlos Pena, L (1, 10) OBP: 0.328, SLG: 0.424		C SL 90 C SL 80 X SI 93 0-2 22 WP 13 G6-3 2B	B SL 82 B SI 92 B SL 81 C SI 91 B SI 91 4-1 22 WP 1-2 13 1B BB		X FC 91 0-0 ① G6-3		B FF 91 B SL 91 X SI 92 2-0 ① G3-1		B SI 93 S CH 84 S SI 93 S SL 91 1-3 ③ K	4	2	1	0	1	1	0
22 Carlos Corporán, S (1, 2) OBP: 0.313, SLG: 0.267		C CH 79 B SI 92 C SI 91 B SL 82 S SL 82 2-3 ① K 2-3	B CH 82 S SI 92 F SI 91 B SL 83 S SL 83 2-3 ② K 1-2 2-3		B FC 91 C FC 91 B SL 79 B FC 91 X FC 91 3-1 1B		F SI 92 C CH 84 F SL 89 H CU 83 1-2 13 FC5-4 HBP			3	0	1	0	0	2	3
13 Ronny Cedeno, R (1, 6) OBP: 0.269, SLG: 0.308		B SI 92 F CH 81 B SI 92 S SI 91 F SL 80 F SL 81 X SI 92 2-2 ② G6-3 3-H	C CH 82 S SL 81 D SL 81 X SL 82 1-2 2-H 3-H 1B		C FC 92 F FC 92 F FC 92 C FC 92 0-3 ② K		X SI 92 0-0 ② FC5-4 1-2f			4	0	1	3	0	1	2
30 Matt Dominguez, R (1, 5) OBP: 0.274, SLG: 0.276		B SI 92 B SI 91 B SI 91 B SI 91 4-0 2 HR BB	B CH 83 D CH 83 F SI 92 F SI 91 S SL 82 2-3 ③ K		B FC 92 B FC 92 F FC 92 S SL 81 X FC 92 2-2 ③ P4		B SL 88 B SL 91 B SI 92 C FF 92 X FF 92 3-1 ③ G4-3			3	1	0	0	1	1	3
2 Brandon Barnes, R (1, 9) OBP: 0.429, SLG: 0.500		F SI 91 C CH 80 B SL 82 D SL 82 X SI 93 2-2 1-H HR		C SL 86 F SL 88 X CU 78 0-2 ① P4		C SI 93 F SI 92 X SI 94 0-2 ① G4-3		C SI 92 S SL 89 B CU 80 X SL 88 1-2 ① P3		4	1	1	2	0	0	0
Inning Stats	R: 0 E: 0 K: 1 S: 10 H: 1 LOB: 1 BB: 0 P: 16	R: 3 E: 0 K: 1 S: 16 H: 3 LOB: 1 BB: 1 P: 30	R: 3 E: 0 K: 2 S: 15 H: 2 LOB: 1 BB: 2 P: 31	R: 0 E: 0 K: 1 S: 13 H: 2 LOB: 2 BB: 0 P: 21	R: 0 E: 0 K: 1 S: 10 H: 1 LOB: 1 BB: 0 P: 15	R: 0 E: 0 K: 1 S: 12 H: 2 LOB: 2 BB: 0 P: 14	R: 0 E: 0 K: 0 S: 7 H: 0 LOB: 1 BB: 0 P: 13	R: 0 E: 0 K: 1 S: 8 H: 0 LOB: 0 BB: 0 P: 12	R: 0 E: 0 K: 2 S: 8 H: 0 LOB: 0 BB: 0 P: 11	1B: 6 2B: 3 3B: 0 HR: 2 SF: 0 SAC: 0 DP: 0 HBP: 1						

PITCHER		IP	WLS	BF	H	R	ER	SO	BB	IBB	HBP	BLK	WP	HR	S	P	ERA	WHIP
26 Scott Kazmir, L ERA: 16.2	(1, 1)	3.1		21	8	6	6	4	3	0	0	0	2	2	49	89	16.20	3.300
27 Bryan Shaw, R ERA: 0.93	(4, 1)	1.2		6	1	0	0	2	0	0	0	0	0	0	15	24	0.00	0.600
28 Corey Kluber, R ERA: 1.8	(6, 1)	4.0	W	15	2	0	0	4	0	0	1	0	0	0	35	50	0.00	0.500

PITCHER	IP	WLS	BF	H	R	ER	SO	BB	IBB	HBP	BLK	WP	HR	S	P	ERA	WHIP

BOTTOM

Cleveland Indians @ Houston Astros

Minute Maid Park, Houston, TX

Sat Apr 20 2013, 6:11 PM - 9:55 PM CDT

Att. 19,881 - Clear - 68 F

livebaseballscorecards.com

AB	37
R	6
H	11
RBI	6
BB	3
SO	10
LOB	18

WP: 2	PA: 41		
PB: 0			
SB: 0			
CS: 0			

Cleveland Indians @ Houston Astros

Minute Maid Park, Houston, TX

Sun Apr 21 2013, 1:13 PM - 4:32 PM CDT

Att. 22,014 - Cloudy - 73 F

TOP

livebaseballscorecards.com

Batter	1	2	3	4	5	6	7	8	9	AB	R	H	RBI	BB	SO	LOB
23 Michael Brantley, L (1, 7) OBP: 0.343, SLG: 0.279	C FF 87 B SI 89 S FF 89 C SI 91 1-3 ① K	C SI 90 B FF 89 B SI 91 C SI 90 X CU 76 2-2 ③ G4-3		C SI 91 C SI 92 S SI 93 0-3 ② K		B KC 81 F FF 91 B SI 91 X FF 90 2-1 ② F8			X FF 89 0-0 33 WP 22 SH1-4 1B	5	0	1	0	0	2	2
22 Jason Kipnis, L (1, 4) OBP: 0.235, SLG: 0.239	B SI 88 X FF 88 1-0 33 1B 1B		C SI 88 F CU 76 F FF 89 C SI 92 0-3 ① K	X SI 92 0-0 ③ G3		C KC 78 F SI 91 B KC 81 B SI 91 X FF 91 2-2 ③ G6-3			1 SAFE B SI 88 F KC 80 1 SAFE B SI 87 X SL 81 2-1 ① SH1-4 1-2	4	0	1	0	0	1	1
41 Carlos Santana, S (1, 3) OBP: 0.466, SLG: 0.760	B SI 89 C SI 90 X CH 78 1-1 ② F9		B CU 79 X SI 93 1-0 9 1B 2B		B FF 90 C FF 91 B CH 81 X FF 91 2-1 HR		B FF 92 C FF 93 B CU 79 C CU 78 S CU 80 2-3 ① K		C CH 82 B SL 83 C SI 90 B CH 85 S SI 90 2-3 ② K	5	2	2	1	0	2	2
33 Nick Swisher, S (1, 10) OBP: 0.413, SLG: 0.492	C SI 90 S FS 79 X SI 91 0-2 1-3 1B		C CH 77 B SI 92 B FF 89 F SI 91 S SI 90 2-3 ② K		B FF 91 B FF 91 X FF 91 2-0 ① F7		F FF 93 B CU 78 S SL 86 B SL 87 B FF 95 F SL 86 X FF 94 3-2 ② F8		C CH 85 F SL 82 B SL 85 X FF 90 1-2 ③ F9 2-3	5	0	1	0	0	1	2
12 Mark Reynolds, R (1, 5) OBP: 0.379, SLG: 0.737	C SI 92 F FF 90 B SI 91 S FF 91 1-3 ③ K		T SI 92 S FS 79 B CH 78 B SI 92 B SI 92 F SI 93 B CH 77 4-2 9 1B BB		B FF 92 C CH 82 B CH 82 B FF 91 F FF 91 F FF 92 F FF 91 X FF 91 3-2 ② G6-3		B FF 95 B FF 93 B SL 86 C FF 94 S SL 86 X SI 94 3-2 HR			3	1	1	1	1	1	2
9 Ryan Raburn, R (1, 9) OBP: 0.333, SLG: 0.345		C SI 89 B CH 77 S CH 77 B SI 92 S CU 76 2-3 ① K	C CU 76 S SI 92 D CU 76 D CU 77 X SI 92 2-2 1-2 2-H 1B		C SI 91 F FF 92 B KC 80 X FF 90 1-2 2B		B FF 94 B FF 93 S FF 92 X SL 85 2-1 ③ F8			4	0	2	1	0	1	0
4 Mike Aviles, R (1, 6) OBP: 0.286, SLG: 0.375		C SI 91 F CU 76 X CU 76 0-2 ② G5-3	F CH 77 C FF 94 S CU 80 0-3 ③ K		B CH 82 X SI 90 1-0 ③ L8			C FF 91 X FF 92 0-1 ① G5-3		4	0	0	0	0	1	3
10 Yan Gomes, R (1, 2) OBP: 0.211, SLG: 0.632		F SI 90 B CH 78 X FF 90 1-1 HR		B SI 90 C CH 78 B SI 91 X FS 79 2-1 3B		B KC 78 C SI 90 F CH 82 F FF 92 B KC 80 X SI 91 2-2 ① F9		B SL 84 X FF 92 1-0 ② G5-3		4	1	2	1	0	0	0
11 Drew Stubbs, R (1, 8) OBP: 0.344, SLG: 0.370		B SI 90 C SI 90 B CU 77 F SI 92 B CU 78 B SI 91 4-2 BB		S SI 92 S FF 93 S FF 92 0-3 ① K		B KC 79 X FF 91 1-0 HR		C FF 92 B FF 93 B FF 93 F SL 86 X FF 93 2-2 ③ G6-3		3	1	1	1	1	1	1
Inning Stats	R: 0 E: 0 K: 2 S: 12 H: 2 LOB: 2 BB: 0 P: 16	R: 1 E: 0 K: 1 S: 13 H: 1 LOB: 1 BB: 1 P: 22	R: 1 E: 0 K: 3 S: 17 H: 2 LOB: 2 BB: 1 P: 26	R: 0 E: 0 K: 2 S: 9 H: 1 LOB: 1 BB: 0 P: 11	R: 1 E: 0 K: 0 S: 12 H: 2 LOB: 1 BB: 0 P: 21	R: 1 E: 0 K: 0 S: 10 H: 1 LOB: 0 BB: 0 P: 17	R: 1 E: 0 K: 1 S: 12 H: 1 LOB: 0 BB: 0 P: 22	R: 0 E: 0 K: 0 S: 6 H: 0 LOB: 0 BB: 0 P: 9	R: 0 E: 0 K: 1 S: 9 H: 1 LOB: 1 BB: 0 P: 14	1B: 4 2B: 2 3B: 1 HR: 4 SF: 0 SAC: 1 DP: 0 HBP: 0						

AB	37
R	5
H	11
RBI	5
BB	2
SO	10
LOB	13

WP: 1 PB: 0 SB: 0 CS: 0 PA: 40

PITCHER		IP	WLS	BF	H	R	ER	SO	BB	IBB	HBP	BLK	WP	HR	S	P	ERA	WHIP
45 Erik Bedard, L ERA: 6.17	(1, 1)	4.0		20	6	2	2	8	2	0	0	0	0	1	51	75	4.50	2.000
65 Brett Oberholtzer, L ERA: 9.0	(5, 1)	2.0		9	3	2	2	0	0	0	0	0	0	2	22	38	9.00	1.500
62 Hector Ambriz, R ERA: 3.97	(7, 1)	2.0	L	7	1	1	1	1	0	0	0	0	0	1	18	31	4.50	0.500
53 Wesley Wright, L ERA: 3.6	(9, 1)	1.0		4	1	0	0	1	0	0	0	0	1	0	9	14	0.00	1.000

PITCHER		IP	WLS	BF	H	R	ER	SO	BB	IBB	HBP	BLK	WP	HR	S	P	ERA	WHIP

Cleveland Indians @ Houston Astros

Minute Maid Park, Houston, TX

Sun Apr 21 2013, 1:13 PM - 4:32 PM CDT

Att. 22,014 - Cloudy - 73 F

livebaseballscorecards.com

BOTTOM

Batter	1	2	3	4	5	6	7	8	9	AB	R	H	RBI	BB	SO	LOB
27 Jose Altuve, R (1, 4) OBP: 0.438, SLG: 0.507	B FF 88 C FC 89 B FF 92 B FF 92 B FF 91 4-1 21 HR BB		B CU 74 X FF 91 1-0 ② G4-3			B FF 90 X FF 90 1-0 1-H 23 SF9 3B	C SL 82 X SI 90 0-1 ② G1-3 1-2 2-3		I IN 84 I IN 86 I IN 83 I IN 85 4-0 IBB	3	2	1	1	2	0	2
21 Fernando Martinez, L (1, 7) OBP: 0.500, SLG: 2.000 23 Chris Carter, R (6, PH) OBP: 0.293, SLG: 0.424 (7, 7)	X FF 92 0-0 1-H HR		C FS 82 X CU 78 0-1 ③ L3			B SI 93 S SI 93 B F SI 93 X FF 93 2-2 ① SF9 3-H	B FF 91 B SL 83 C SI 90 B SI 91 F SI 89 C FF 91 3-3 ③ K		B SL 82 B FF 92 F FF 93 F FF 93 F SL 78 S SL 82 2-3 ② K	2	1	1	2	0	0	0
										2	0	0	1	0	2	5
15 Jason Castro, L (1, 2) OBP: 0.234, SLG: 0.333	C FC 92 B FS 82 X FF 92 1-1 4 F8-4-3 1B			C FF 92 B SL 84 B FS 84 B FF 92 X SI 90 3-1 ① G4-3		C FF 93 X SI 94 0-1 ② G3		X FF 92 0-0 12 G3 1B	F FF 93 B SL 82 B SL 81 S FF 92 X FF 93 2-2 ③ G5-3	5	0	2	0	0	0	3
4 Brandon Laird, R (1, 3) OBP: 0.333, SLG: 0.625	C FF 92 ① F SL 82 ② X FC 92 0-2 F8-4-3 1-1			F FF 92 X FS 81 0-1 ② G6-3		B FF 94 F FF 94 B SL 80 S FF 94 B FF 95 B FF 93 4-2 12 BB BB		C FF 92 F FF 92 X FF 92 0-2 ① F8		3	0	0	0	1	0	2
12 Carlos Pena, L (1, 10) OBP: 0.324, SLG: 0.403	B FS 82 S FF 91 B FS 82 X FS 83 2-1 ③ G4-3			B FF 92 C SL 82 S FS 83 C CU 76 1-3 ③ K		B FF 92 F FF 93 F SI 94 1 SAFE D SL 83 B FF 92 F FF 92 B FF 92 4-2 1-2 BB		X FF 93 0-0 ② G3 1-2		3	0	0	0	1	1	1
44 Justin Maxwell, R (1, 8) OBP: 0.286, SLG: 0.389		B FC 92 S FF 93 B SL 82 F FF 93 C FC 93 2-3 ① K			X FF 92 0-0 ① G5-3	F FF 95 B KC 83 B FF 95 S FF 96 F FF 96 X FF 95 2-2 ③ F9		B FF 92 C FF 92 F FF 93 B FF 93 X FF 93 2-2 ③ F9		4	0	0	0	0	1	3
28 Rick Ankiel, L (1, 9) OBP: 0.229, SLG: 0.629		F FS 84 S FF 93 B FF 92 F FS 81 F FF 94 S FC 93 1-3 ② K			C FF 91 F SI 92 S FC 93 0-3 ② K		S FF 91 B FF 92 B FF 91 X SI 89 2-1 27 G1-3 30 1B 1B		X FF 93 0-0 9 SH5-4 2B	4	0	2	0	0	2	0
30 Matt Dominguez, R (1, 5) OBP: 0.288, SLG: 0.279 2 Brandon Barnes, R (9, PR) OBP: 0.429, SLG: 0.500		B FC 92 F FF 93 X FF 93 1-1 ③ G5-3			B FF 91 C SL 80 C SI 94 B CU 78 X FF 93 2-2 ③ F7		B FF 90 X SI 90 1-0 27 G1-3 1-2 1B		B SL 80 F FF 93 B SL 83 F FF 93 B SL 82 H FF 93 4-2 9 SH5-4 HBP	3	0	1	0	0	0	0
										0	0	0	0	0	0	0
9 Marwin Gonzalez, S (1, 6) OBP: 0.372, SLG: 0.513			C FS 81 F FF 92 F FS 81 X FF 94 0-2 ① P4			S FS 81 F FC 92 B FF 93 B SL 81 X FF 92 2-2 27 3B 1B	B FF 90 C FF 90 L SI 90 B SL 82 L FF 89 2-3 ① K		X FF 92 0-0 ① SH5-4 1-2 2-3	3	1	1	0	0	1	2
Inning Stats	R: 2 E: 0 K: 0 S: 9 H: 2 LOB: 0 BB: 1 P: 16	R: 0 E: 0 K: 2 S: 10 H: 0 LOB: 0 BB: 0 P: 14	R: 0 E: 0 K: 0 S: 7 H: 0 LOB: 0 BB: 0 P: 8	R: 0 E: 0 K: 1 S: 7 H: 0 LOB: 0 BB: 0 P: 11	R: 0 E: 0 K: 1 S: 7 H: 0 LOB: 0 BB: 0 P: 9	R: 2 E: 0 K: 0 S: 18 H: 2 LOB: 2 BB: 2 P: 33	R: 0 E: 0 K: 2 S: 11 H: 2 LOB: 2 BB: 0 P: 19	R: 0 E: 0 K: 0 S: 8 H: 1 LOB: 1 BB: 0 P: 10	R: 0 E: 0 K: 1 S: 11 H: 1 LOB: 3 BB: 1 P: 23	1B: 5 2B: 2 3B: 1 HR: 1	SF: 1 SAC: 1 DP: 1 HBP: 1					

	AB	32
	R	4
	H	8
	RBI	4
	BB	4
	SO	7
	LOB	18

WP: 0 PA: 39
PB: 0
SB: 0
CS: 0

PITCHER		IP	WLS	BF	H	R	ER	SO	BB	IBB	HBP	BLK	WP	HR	S	P	ERA	WHIP
30 Ubaldo Jiménez, R ERA: 10.06	(1, 1)	5.0		19	4	4	4	4	1	0	0	0	0	1	44	65	7.20	1.000
50 Nick Hagadone, L ERA: 1.93	(6, 1)	0.2	B	4	0	0	0	0	2	0	0	0	0	0	10	20	0.00	3.000
37 Cody Allen, R ERA: 3.0	(6, 1)	0.1	W	1	0	0	0	0	0	0	0	0	0	0	4	6	0.00	0.000
38 Joe Smith, R ERA:	(7, 1)	1.0	H	5	2	0	0	2	0	0	0	0	0	0	11	19	0.00	2.000
52 Vinnie Pestano, R ERA: 1.5	(8, 1)	1.0	H	4	1	0	0	0	0	0	0	0	0	0	8	10	0.00	1.000

PITCHER		IP	WLS	BF	H	R	ER	SO	BB	IBB	HBP	BLK	WP	HR	S	P	ERA	WHIP
54 Chris Perez, R ERA: 1.5	(9, 1)	1.0	S	6	1	0	0	1	0	1	1	0	0	0	11	23	0.00	1.000

Seattle Mariners @ Houston Astros

Minute Maid Park, Houston, TX

Mon Apr 22 2013, 7:13 PM - 10:17 PM CDT

Att. 23,192 - Clear - 76 F

TOP

livebaseballscorecards.com

Batter	1	2	3	4	5	6	7	8	9	AB	R	H	RBI	BB	SO	LOB
21 Franklin Gutierrez, R (1, 8) OBP: 0.286, SLG: 0.537 12 Jason Bay, R (4, 7) OBP: 0.311, SLG: 0.289	C FF 90 B FF 90 C CH 80 B KC 75 X FF 92 2-2 ① G5-3		B FF 90 X FF 90 1-0 15 PB 15 HR 1B	C KC 74 B CH 80 B FF 91 C KC 74 X KC 75 2-2 E1 15 WP 15 S		B FF 91 B FF 91 C FF 92 X FF 93 2-1 ② G5-3		C FF 91 B FF 92 S CU 79 F FF 92 X FF 94 1-2 ③ F7		3 2	1 0	1 0	0 0	0 0	0 0	0 0
15 Kyle Seager, L (1, 5) OBP: 0.337, SLG: 0.487	B FF 92 C FF 92 C KC 75 F KC 77 X FF 92 1-2 17 E 8 BB 17 1B 1B		B FF 90 1 SAFE B FF 91 B FF 90 C FF 90 X FF 90 3-1 1-H HR	C KC 73 C FF 89 C KC 75 B KC 76 X FF 91 2-2 ③ G6-3 1-3		C CU 80 C FF 93 B CU 80 X CU 80 1-2 ③ F9			C SI 92 F FS 82 B CU 78 C CU 76 1-3 ① K	5	2	2	2	0	1	1
8 Kendrys Morales, S (1, 10) OBP: 0.357, SLG: 0.403	B FF 90 1 SAFE B CH 81 F FF 92 1 SAFE 1 SAFE B FF 92 B FF 92 4-1 17 1B 1-2 BB		C FF 91 X CH 81 0-1 ① F7		B FF 88 B FF 89 X CH 78 2-0 HR		C FF 91 F CH 84 B FF 92 F CU 79 S FF 93 1-3 ① K		C CU 76 F SI 93 X CU 76 0-2 38 G6-4-3 1B	4	1	2	1	1	1	0
38 Michael Morse, R (1, 9) OBP: 0.267, SLG: 0.500	D KC 76 C FF 92 X KC 75 1-1 ② F9		X FF 91 0-0 ② G6-3		C FF 89 B FF 92 B FF 91 X FF 92 2-1 ① G4-3		X SL 85 0-0 ② G1-3		B SI 94 S CU 76 X SI 93 1-1 ②③ G6-4-3 1-2f	5	0	0	0	0	0	3
17 Justin Smoak, S (1, 3) OBP: 0.305, SLG: 0.236	C KC 74 F FF 92 B KC 74 D KC 75 F FF 92 F FF 92 F KC 75 X FF 92 2-2 1-3 2-H 1B		B FF 92 B FF 92 C FF 90 X FF 90 2-1 ③ G3		X FF 90 0-0 13 1B 63 SF9 2B		C CU 78 B CU 79 B FF 93 F FF 92 B FF 93 D CU 80 4-2 13 1B BB			3	1	2	1	1	0	0
13 Dustin Ackley, L (1, 4) OBP: 0.232, SLG: 0.227	B KC 75 C FF 92 D CH 83 B FF 90 X FF 91 3-1 ③ P3			B FF 90 C FF 89 X CH 79 1-1 63 HR 2B	B FF 92 C FF 92 X SL 86 1-1 2-3 1B		C FF 90 B CH 84 F FF 90 X FF 92 1-2 63 FC6-4 1-2 1B			4	1	3	0	0	0	2
63 Jesus Montero, R (1, 2) OBP: 0.250, SLG: 0.306		C FF 91 C FF 91 F KC 74 B KC 73 T FF 90 1-2 ① K	B FF 90 X FF 91 1-0 2-H HR	C SL 86 B FF 91 X SL 85 1-1 ② SF9 3-H		F SL 84 F FF 92 X CU 79 0-2 ③ FC6-4 1-2f				3	1	1	3	0	1	2
9 Endy Chavez, L (1, 7) (4, 8) OBP: 0.267, SLG: 0.276		B FF 92 C FF 91 B FF 92 F FF 92 F FF 91 B FF 93 X FF 92 3-2 ② G1-3	C KC 74 X FF 91 0-1 26 G6-4-3 1B	B FF 92 C FF 91 X FF 92 1-1 ③ F7				F FF 90 X FF 90 0-1 ① F9		4	0	1	0	0	0	1
26 Brendan Ryan, R (1, 6) OBP: 0.217, SLG: 0.148		C FF 93 B FF 93 B KC 74 F FF 90 B FF 92 X FF 92 3-2 ③ F7	C FF 89 X KC 73 0-1 ①② G6-4-3 1-2f		X FF 90 0-0 ① G5-3			B SL 85 F FF 91 X SL 84 1-1 ② G5-3		4	0	0	0	0	0	1
Inning Stats	R: 1 E: 0 K: 0 S: 18 H: 2 LOB: 2 BB: 1 P: 31	R: 0 E: 0 K: 1 S: 11 H: 0 LOB: 0 BB: 0 P: 18	R: 2 E: 0 K: 0 S: 8 H: 2 LOB: 0 BB: 0 P: 14	R: 2 E: 1 K: 0 S: 13 H: 3 LOB: 1 BB: 0 P: 19	R: 2 E: 0 K: 0 S: 10 H: 3 LOB: 1 BB: 0 P: 17	R: 0 E: 0 K: 0 S: 6 H: 0 LOB: 0 BB: 0 P: 9	R: 0 E: 0 K: 1 S: 13 H: 1 LOB: 2 BB: 1 P: 19	R: 0 E: 0 K: 0 S: 8 H: 0 LOB: 0 BB: 0 P: 10	R: 0 E: 0 K: 1 S: 8 H: 1 LOB: 0 BB: 0 P: 10	1B: 7 2B: 2 3B: 0 HR: 3 SF: 1 SAC: 0 DP: 2 HBP: 0						

	AB	37
	R	7
	H	12
	RBI	7
	BB	2
	SO	3
	LOB	10

WP: 1 PB: 1 SB: 1 CS: 0 PA: 40

PITCHER		IP	WLS	BF	H	R	ER	SO	BB	IBB	HBP	BLK	WP	HR	S	P	ERA	WHIP
43 Brad Peacock, R ERA: 7.5	(1, 1)	4.1	L	23	9	7	7	1	1	0	0	0	1	3	54	90	14.54	2.308
68 José Cisnero, R ERA:	(5, 1)	3.2		14	2	0	0	1	1	0	0	0	0	0	33	47	0.00	0.818
41 Jose Veras, R ERA: 5.87	(9, 1)	1.0		3	1	0	0	1	0	0	0	0	0	0	8	10	0.00	1.000

PITCHER		IP	WLS	BF	H	R	ER	SO	BB	IBB	HBP	BLK	WP	HR	S	P	ERA	WHIP

Seattle Mariners @ Houston Astros

Minute Maid Park, Houston, TX

Mon Apr 22 2013, 7:13 PM - 10:17 PM CDT

Att. 23,192 - Clear - 76 F

livebaseballscorecards.com

BOTTOM

Batter	1	2	3	4	5	6	7	8	9	AB	R	H	RBI	BB	SO	LOB
27 Jose Altuve, R (1, 4) OBP: 0.429, SLG: 0.494	F FC 90 F FF 92 S SI 88 0-3 ① K		X FC 92 0-0 1B		B SL 86 X SL 85 1-0 ③ F9			B FF 92 C FF 93 F FF 94 B FF 94 B FF 94 X FF 94 3-2 ① G5-3		4	0	1	0	0	1	1
21 Fernando Martinez, L (1, 7) OBP: 0.167, SLG: 0.667	C FC 92 F SL 82 B SI 90 B SI 88 F FF 93 S SI 90 2-3 ② K2-3		B SL 83 1 SAFE X FF 93 1-0 ③ G4-3			C CU 80 F CU 80 B FC 92 S SI 90 1-3 ① K		C SL 81 S SL 80 B SL 81 F FF 94 B SI 94 B FF 93 X SI 93 3-2 ② G1-3		4	0	0	0	0	2	1
15 Jason Castro, L (1, 2) OBP: 0.265, SLG: 0.379	C FC 92 B SL 83 B FC 92 X FF 92 2-1 2B			B CU 80 B FF 92 B FF 92 B FC 92 4-0 BB		F CU 80 S SI 89 B FF 92 X SL 83 1-2 2B		C SI 93 S FF 94 S SL 83 0-3 ③ K		3	0	2	0	1	1	0
23 Chris Carter, R (1, 10) OBP: 0.291, SLG: 0.414	C FC 93 F SL 86 D SI 90 F SI 90 B FF 94 D SL 84 F FF 89 S FC 94 3-3 ③ K			B SL 85 F FF 92 F FF 93 X SL 83 1-2 ① 1B		C FF 93 B FF 92 D SL 86 S SL 86 C FC 92 2-3 ② K			C FF 96 B FF 96 C CU 78 S FF 97 1-3 ① K	4	0	1	0	0	3	2
12 Carlos Pena, L (1, 3) OBP: 0.320, SLG: 0.394		X FC 91 0-0 ① F7		B SL 86 B FC 93 B FF 92 C FF 92 F FC 92 X FF 92 3-2 ② P3		D SL 82 S SI 90 B SL 82 X FF 93 2-1 ③ G4-3			S FF 97 F CH 89 B CU 79 B CU 80 X FF 97 2-2 44 DI 1B	4	0	1	0	0	0	2
4 Brandon Laird, R (1, 5) OBP: 0.231, SLG: 0.417		B FC 91 B FC 92 F FF 92 S SL 85 S SI 90 2-3 ② K		C SL 84 S FF 93 D SI 89 F SL 83 S FC 94 1-3 ③ K			B FF 95 X FF 95 1-0 ① L7		C FF 96 F FF 96 X CU 79 0-2 ② F8	4	0	0	0	0	2	2
44 Justin Maxwell, R (1, 8) OBP: 0.284, SLG: 0.395		F SL 85 B FC 93 B SL 85 F FF 92 B SL 83 S FF 93 3-3 ③ K			B FF 90 F FF 90 B FF 91 F FF 91 B FC 93 X FC 92 3-2 9 G4-3 2B		S FF 96 B SL 84 C FF 96 T FF 97 1-2 ② K		C FF 96 X FF 96 0-1 ③ G6-3 1-2	4	0	1	0	0	2	1
28 Rick Ankiel, L (1, 9) OBP: 0.237, SLG: 0.684			F FC 91 B CU 82 B CU 80 S FF 92 X FF 90 2-2 ① P6		C CU 81 F FF 92 B FF 93 S SI 90 1-3 ① K		X FF 96 0-0 HR			3	1	1	1	0	1	1
9 Marwin Gonzalez, S (1, 6) OBP: 0.348, SLG: 0.476			C FC 92 X SI 88 0-1 ② G4-3		C CU 81 X FF 92 0-1 ② G4-3 2-3		F FF 95 S FF 98 B FF 97 B CH 85 F FF 94 B SL 84 F FF 95 X FF 96 3-2 ③ G6-3			3	0	0	0	0	0	1

	AB	33
	R	1
	H	7
	RBI	1
	BB	1
	SO	12
	LOB	11

Inning Stats	1	2	3	4	5	6	7	8	9
	R: 0 E: 0 K: 3 S: 14	R: 0 E: 0 K: 2 S: 7	R: 0 E: 0 K: 0 S: 7	R: 0 E: 0 K: 1 S: 10	R: 0 E: 0 K: 1 S: 9	R: 0 E: 0 K: 2 S: 11	R: 1 E: 0 K: 1 S: 10	R: 0 E: 0 K: 1 S: 10	R: 0 E: 0 K: 1 S: 11
	H: 1 LOB: 1 BB: 0 P: 21	H: 0 LOB: 0 BB: 0 P: 12	H: 1 LOB: 1 BB: 1 P: 10	H: 1 LOB: 1 BB: 1 P: 19	H: 1 LOB: 1 BB: 0 P: 14	H: 1 LOB: 1 BB: 0 P: 17	H: 1 LOB: 0 BB: 0 P: 15	H: 0 LOB: 0 BB: 0 P: 16	H: 1 LOB: 1 BB: 0 P: 14

	1B: 3	SF: 0	WP: 0	PA: 34
	2B: 3	SAC: 0	PB: 0	
	3B: 0	DP: 0	SB: 0	
	HR: 1	HBP: 0	CS: 0	

PITCHER	IP	WLS	BF	H	R	ER	SO	BB	IBB	HBP	BLK	WP	HR	S	P	ERA	WHIP
34 Félix Hernández, R (1, 1) ERA: 2.08	6.0	W	23	5	0	0	9	1	0	0	0	0	0	58	93	0.00	1.000
58 Carter Capps, R (7, 1) ERA: 5.91	1.0		4	1	1	1	1	0	0	0	0	0	1	10	15	9.00	1.000
59 Oliver Pérez, L (8, 1) ERA: 1.0	1.0		3	0	0	0	1	0	0	0	0	0	0	10	16	0.00	0.000
54 Tom Wilhelmsen, R (9, 1) ERA: 1.0	1.0		4	1	0	0	1	0	0	0	0	0	0	11	14	0.00	1.000

PITCHER	IP	WLS	BF	H	R	ER	SO	BB	IBB	HBP	BLK	WP	HR	S	P	ERA	WHIP

Batter	1	2	3	4	5	6	7	8	9	AB	R	H	RBI	BB	SO	LOB
9 Endy Chavez, L (1, 8) OBP: 0.265, SLG: 0.303	C FF 91 X FF 92 0-1 ① F8	C SL 81 1 SAFE C SL 85 F SL 85 F FF 92 F SL 85 X FF 92 0-2 ③ 1-H 2B			C FF 89 B SL 81 B CH 85 X FF 90 2-1 ① L8		X SI 91 0-0 ② G4-3			4	0	1	1	0	0	0
15 Kyle Seager, L (1, 5) OBP: 0.345, SLG: 0.481	C FF 91 B CH 84 B SL 87 F FC 91 X SL 84 2-2 ② G3-1		F SL 82 B FF 91 C FF 92 F SL 85 B FF 93 B CH 87 D FF 92 4-2 8 G6-4-3 BB		C FF 92 X FF 92 0-1 8 1B 1B		B FF 88 X SI 92 1-0 ③ L9			3	0	1	0	1	0	0
8 Kendrys Morales, S (1, 10) OBP: 0.375, SLG: 0.453	B FF 92 B FF 91 B FF 92 C FF 92 B FF 92 4-1 17 1B 38 1B BB		S CH 85 F CH 86 B FF 92 1 SAFE B FF 92 X CH 86 2-2 ①② G6-4-3 1-2f		1 SAFE C FC 91 F FF 92 B CH 85 F FF 92 F CH 83 F SL 84 X SL 80 1-2 1-2 1B			F SI 92 B SI 92 B SI 91 X SI 92 2-1 HR		3	1	2	1	1	0	1
38 Michael Morse, R (1, 9) OBP: 0.278, SLG: 0.500	C SL 85 B FF 93 C FF 92 B SL 85 X FF 93 2-2 17 1B 1-2 1B		B FF 91 C SL 84 X SL 85 1-1 17 1B 1B		C SL 84 B FF 92 S FF 92 S SL 84 1-3 ② K			C FF 91 B SL 86 F SL 86 S SL 87 1-3 ① K		4	0	2	0	0	2	2
17 Justin Smoak, S (1, 3) OBP: 0.314, SLG: 0.250	X FF 92 0-0 1-2 2-3 1B		B FF 91 X FF 92 1-0 1-3 1B		B SL 82 C SL 80 B SL 84 C SL 84 X SL 82 2-2 ③ F8			C CU 79 X FF 92 0-1 ② P5		4	0	2	0	0	0	2
28 Raul Ibanez, L (1, 7) OBP: 0.208, SLG: 0.320	B SL 82 C FF 93 X CH 87 1-1 ③ G6-3		F FF 92 X FF 92 0-1 ③ L7			C SI 92 B SI 89 F SI 92 X CU 79 1-2 ① G3		C FF 91 F SL 88 B CU 82 F CU 80 B SL 87 S FF 93 2-3 ③ K		4	0	0	0	0	1	5
63 Jesus Montero, R (1, 2) OBP: 0.232, SLG: 0.283		B FF 89 B FF 91 F FF 92 F FF 92 X SL 85 2-2 ① F9		C SL 81 B FF 89 F SL 78 S SL 79 1-3 ① K		B SI 92 F SI 91 X SI 93 1-1 ② F9			C CU 76 F CU 77 C CU 78 0-3 ① K	4	0	0	0	0	2	0
13 Dustin Ackley, L (1, 4) OBP: 0.233, SLG: 0.229		C SL 83 B FF 91 S SL 86 F FF 93 B FF 92 B SL 86 X FC 92 3-2 9 2B 1B		B FF 90 B SL 84 S FF 90 B FF 91 C FF 90 X FF 91 3-2 ② L9		B SI 92 C SI 92 X FF 88 1-1 ③ G4-3			X SI 93 0-0 ② G4-3	4	1	1	0	0	0	0
26 Brendan Ryan, R (1, 6) OBP: 0.210, SLG: 0.143 3 Robert Andino, R (7, PH) OBP: 0.188, SLG: 0.226 (7, 6)		X FF 91 0-0 ② P6		C FF 90 B SL 82 B SL 84 B SL 84 X FF 90 3-1 ③ P2			C SI 91 C SI 92 B CH 85 C CU 78 1-3 ① K		C CU 78 F SI 94 S CU 77 0-3 ③ K2-3	2	0	0	0	0	0	1
										2	0	0	0	0	2	0

Inning Stats										
	R: 0 E: 0 K: 0 S: 12	H: 2 LOB: 3 BB: 1 P: 21	R: 1 E: 0 K: 0 S: 14	H: 2 LOB: 1 BB: 0 P: 19	R: 0 E: 0 K: 0 S: 11	H: 2 LOB: 2 BB: 1 P: 19	R: 0 E: 0 K: 1 S: 8	H: 0 LOB: 0 BB: 0 P: 15	R: 0 E: 0 K: 1 S: 16	H: 2 LOB: 2 BB: 0 P: 22
	R: 0 E: 0 K: 0 S: 7	H: 0 LOB: 0 BB: 0 P: 10	R: 0 E: 0 K: 1 S: 5	H: 0 LOB: 0 BB: 0 P: 7	R: 1 E: 0 K: 2 S: 11	H: 1 LOB: 0 BB: 0 P: 16	R: 0 E: 0 K: 2 S: 7	H: 0 LOB: 0 BB: 0 P: 7	1B: 7 2B: 1 3B: 0 HR: 1	SF: 0 SAC: 0 DP: 1 HBP: 0

WP: 0 PA: 36
PB: 0
SB: 0
CS: 0

PITCHER		IP	WLS	BF	H	R	ER	SO	BB	IBB	HBP	BLK	WP	HR	S	P	ERA	WHIP
20 Bud Norris, R ERA: 4.13	(1, 1)	5.0	W	23	8	1	1	2	2	0	0	0	0	0	61	96	1.80	2.000
54 Travis Blackley, L ERA: 12.0	(6, 1)	2.0	H	7	1	1	1	1	0	0	0	0	0	1	14	21	4.50	0.500
62 Hector Ambriz, R ERA: 3.65	(8, 1)	1.0	H	3	0	0	0	2	0	0	0	0	0	0	9	12	0.00	0.000
41 Jose Veras, R ERA: 5.19	(9, 1)	1.0	S	3	0	0	0	2	0	0	0	0	0	0	7	7	0.00	0.000

PITCHER	IP	WLS	BF	H	R	ER	SO	BB	IBB	HBP	BLK	WP	HR	S	P	ERA	WHIP

Seattle Mariners @ Houston Astros

Minute Maid Park, Houston, TX

Tue Apr 23 2013, 7:13 PM - 10:26 PM CDT

Att. 13,929 - Roof Closed - 73 F

TOP

livebaseballscorecards.com

AB	34
R	2
H	9
RBI	2
BB	2
SO	7
LOB	11

Seattle Mariners @ Houston Astros

Minute Maid Park, Houston, TX

Tue Apr 23 2013, 7:13 PM - 10:26 PM CDT

Att. 13,929 - Roof Closed - 73 F

BOTTOM

Batter	1	2	3	4	5	6	7	8	9	AB	R	H	RBI	BB	SO	LOB
27 Jose Altuve, R (1, 4) OBP: 0.427, SLG: 0.481	B FF 87 B FF 88 C FF 87 X FF 88 2-1 F9 ①		F SL 83 B CU 73 X FF 89 1-1 21 1B 44 HBP 1B	S SL 80 F SL 81 T FF 90 0-2 K ②		F FF 94 F FF 93 X CH 84 0-2 G5-3 ②		B SL 81 B SL 78 B FF 95 B FF 92 4-0 1-2 BB		4	1	1	0	1	1	2
21 Fernando Martinez, L (1, 10) OBP: 0.200, SLG: 0.500 4 Brandon Laird, R (8, PH) OBP: 0.214, SLG: 0.385 (9, 10)	C SL 87 F SL 82 F FS 86 S FS 85 0-3 K ②		F FF 88 C FF 90 D FS 87 1 SAFE F FF 89 X FS 86 1-2 44 HBP 1-3 1B	F FF 90 F FF 90 B SL 79 S FS 87 1-3 K ③		B SL 78 F SI 92 C CU 78 S SL 80 1-3 K ③		C FF 93 S SL 81 C FF 95 0-3 K ③		4 1	0 0	1 0	0 0	0 0	3 1	2 2
15 Jason Castro, L (1, 2) OBP: 0.278, SLG: 0.377	B FF 89 B SL 80 C FF 90 F FF 90 F FS 86 B SL 82 B FF 89 4-2 23 1B 23 E BB		F FF 89 F FS 87 D FF 87 S FF 92 1-3 K ①		B FF 87 T SL 80 F FF 88 S FS 85 1-3 K2-3 ①		C SI 92 F SL 78 X SL 80 0-2 12 G4-3 23 S 1B			3	1	1	0	1	2	2
23 Chris Carter, R (1, 7) OBP: 0.289, SLG: 0.405	S FF 88 X SL 82 0-1 E7 1-H 1B		B FF 91 C SL 80 F FF 91 B FF 93 S FF 87 2-3 K ②		B FF 88 F FF 88 B FF 88 C SL 79 F FF 90 F FS 85 S FS 86 2-3 K ②		B SI 92 C FF 92 D SL 80 S SI 92 F FF 92 C CU 78 2-3 1-2 K ①			4	0	1	0	0	3	3
12 Carlos Pena, L (1, 3) OBP: 0.329, SLG: 0.382	C FF 88 F FF 90 S FF 90 0-3 K ③		I IN 54 I IN 54 I IN 54 I 4-0 44 HBP IBB		B FF 89 S FS 84 B FF 90 B SL 82 B FF 90 4-1 2 1B BB		C SI 90 B SL 79 B SL 79 X FF 90 2-1 G4-3 ② 2-3			2	0	0	0	2	1	2
44 Justin Maxwell, R (1, 8) OBP: 0.289, SLG: 0.390 2 Brandon Barnes, R (5, 8) OBP: 0.433, SLG: 0.500		C FF 88 C FF 89 C FF 90 0-3 K ①	F FF 90 B FF 92 H FF 90 2-1 1-2 2-3 3-H HBP		F FF 88 F FF 89 X SL 81 0-2 1-2 1B		B CU 83 S FF 94 X FF 94 1-1 G4-3 ③			1 2	0 0	0 1	1 0	0 0	1 0	0 1
28 Rick Ankiel, L (1, 9) OBP: 0.214, SLG: 0.619		F FF 88 X SL 80 0-1 F8 ②	X FF 89 0-0 P5 ③		B FF 89 F FF 90 T FF 90 S FS 87 1-3 K ③			S SL 80 S SL 81 S SL 81 0-3 K ①		4	0	0	0	0	2	5
30 Matt Dominguez, R (1, 5) OBP: 0.300, SLG: 0.308		B FF 88 C SL 82 B FF 88 X SL 82 2-1 P2 ③		C FS 86 X SL 81 0-1 9 WP 1B		B FF 94 X FF 94 1-0 9 SH1-3 2B		C FF 94 S SL 82 B FF 93 X SI 93 1-2 G6-3 ②		4	0	2	0	0	0	0
9 Marwin Gonzalez, S (1, 6) OBP: 0.367, SLG: 0.556			B FF 88 B SL 81 X FF 88 2-0 HR	S SL 80 C SL 81 B FS 84 S FS 85 1-3 K ① 1-2		X FF 94 0-0 SH1-3 ① 2-3		X SI 93 0-0 27 BB 1B		3	1	2	1	0	1	1
Inning Stats	R: 1 E: 1 K: 2 S: 14 H: 1 LOB: 1 BB: 1 P: 20	R: 0 E: 0 K: 1 S: 7 H: 0 LOB: 0 BB: 0 P: 9	R: 2 E: 0 K: 2 S: 15 H: 3 LOB: 3 BB: 1 P: 28	R: 0 E: 0 K: 3 S: 11 H: 1 LOB: 1 BB: 0 P: 13	R: 0 E: 0 K: 3 S: 15 H: 1 LOB: 2 BB: 1 P: 23	R: 0 E: 0 K: 1 S: 8 H: 1 LOB: 1 BB: 0 P: 10	R: 0 E: 0 K: 1 S: 11 H: 1 LOB: 1 BB: 0 P: 16	R: 0 E: 0 K: 2 S: 10 H: 1 LOB: 2 BB: 1 P: 15		1B: 7 2B: 1 3B: 0 HR: 1	SF: 0 SAC: 1 DP: 0 HBP: 1		WP: 1 PB: 0 SB: 1 CS: 0	PA: 38		

livebaseballscorecards.com

AB	32
R	3
H	9
RBI	2
BB	4
SO	15
LOB	20

PITCHER		IP	WLS	BF	H	R	ER	SO	BB	IBB	HBP	BLK	WP	HR	S	P	ERA	WHIP
18 Hisashi Iwakuma, R ERA: 1.99	(1, 1)	5.0	L	25	6	3	2	11	2	1	1	0	1	1	62	93	3.60	1.600
45 Hector Noesí, R ERA:	(6, 1)	0.2		3	1	0	0	0	0	0	0	0	0	0	5	6	0.00	1.500
41 Charlie Furbush, L ERA: 4.7	(6, 1)	1.0		4	1	0	0	2	0	0	0	0	0	0	12	17	0.00	1.000
31 Yoervis Medina, R ERA: 6.75	(7, 1)	0.1		1	0	0	0	0	0	0	0	0	0	0	2	3	0.00	0.000
59 Oliver Pérez, L ERA: 0.9	(8, 1)	1.0		5	1	0	0	2	1	0	0	0	0	0	10	15	0.00	2.000

PITCHER	IP	WLS	BF	H	R	ER	SO	BB	IBB	HBP	BLK	WP	HR	S	P	ERA	WHIP

Batter	1	2	3	4	5	6	7	8	9	AB	R	H	RBI	BB	SO	LOB
9 Endy Chavez, L (1, 8) OBP: 0.282, SLG: 0.316	C SI 91 B SI 92 B SI 92 X SI 92 2-1 15 CS 1B		C FF 92 C FF 92 S CU 82 0-3 ① K			C FF 92 F CH 82 X CU 80 0-2 15 1B 8 G4-6-3 1B		C FF 96 S CH 86 F FF 96 X CH 86 0-2 ① FC4 8 G6-3 15 BB 1-2f	X 0-0 ③ F8	5	1	2	0	0	1	2
15 Kyle Seager, L (1, 5) OBP: 0.363, SLG: 0.481	B SI 91 C SI 90 B SI 91 B SI 92 1 SAFE C SI 91 F FF 92 B FF 91 4-2 ① 1-2 BB		C CU 82 C SI 93 F CU 82 B FF 92 B CH 83 X CH 83 2-2 ② G3			X FF 91 0-0 8 G4-6-3 1-3 1B		B FF 95 F CH 85 B CH 85 B FF 94 B FF 93 4-1 8 G6-3 1-2 BB		2	0	1	0	2	0	0
8 Kendrys Morales, S (1, 10) OBP: 0.359, SLG: 0.430	F SI 91 B SI 91 X CH 83 1-1 ② F9		B FF 92 C SI 93 F FF 93 F FF 90 S SL 88 1-3 ③ K			B SI 92 X FF 91 1-0 ①② G4-6-3 1-2f 3-H		C CH 86 S CH 87 X FF 94 0-2 ② G6-3 1-2 2-3		4	0	0	0	0	1	4
38 Michael Morse, R (1, 9) OBP: 0.277, SLG: 0.487	C SI 92 1 SAFE X SI 93 0-1 ③ G4-3			C SL 87 C SL 91 C SL 88 0-3 ① K		X SI 93 0-0 1B		B SL 80 B FF 95 B SL 80 C FF 93 C FF 94 S FF 94 3-3 ③ K		4	0	1	0	0	2	3
17 Justin Smoak, S (1, 3) OBP: 0.322, SLG: 0.291		C SI 91 B SL 89 C SI 92 B FF 92 F FF 92 B CH 84 F FF 92 B SI 93 4-2 13 1B BB		X FF 92 0-0 ② F7		D CH 84 C CH 82 X FF 92 1-1 ③ G4-3			C FF 93 X FF 95 0-1 HR	3	1	1	1	1	0	1
28 Raul Ibanez, L (1, 7) OBP: 0.193, SLG: 0.296		C SI 92 S FF 91 F SI 92 B SI 92 S SL 89 1-3 ① K		B SI 93 C SI 92 B SI 92 X FF 92 2-1 ③ P5			C SI 89 B SI 89 S SL 86 F SL 88 X SI 92 1-2 ① F9		C FF 92 X FF 94 0-1 ① G1-3	4	0	0	0	0	1	1
7 Kelly Shoppach, R (1, 2) OBP: 0.389, SLG: 0.484		C SI 92 B SI 92 B SI 91 C SI 93 X SI 91 2-2 ② F8			C FF 92 C SL 87 B FF 92 F SL 88 F SI 92 X FF 92 1-2 ① G6-3		B SL 87 X SI 93 1-0 ② G5-3		C FF 94 B FF 95 X FF 94 1-1 ② P6	4	0	0	0	0	0	1
13 Dustin Ackley, L (1, 4) OBP: 0.260, SLG: 0.270		C SI 90 B CH 82 F SI 91 B FF 92 B SI 91 X SI 93 3-2 1-3 1B			C FF 93 B FF 92 B SI 92 B SL 89 F SI 94 X SI 94 3-2 3 G4-6-3 1B		C FF 92 C FF 91 B FF 91 B CH 83 F FF 92 X SL 90 2-2 ③ F7		B FF 94 X FF 92 1-0 3 1B 2B	4	1	3	0	0	0	0
3 Robert Andino, R (1, 6) OBP: 0.222, SLG: 0.235		B SI 92 S SI 92 B SL 92 F FF 93 B FF 93 S SI 92 3-3 ③ K		B SI 92 X SI 93 1-0 ②③ G4-6-3 1-2f				B FF 95 B FF 94 C FF 94 F FF 95 B FF 96 B FF 95 4-2 9 FC4 BB	C FF 93 F FF 94 B CU 76 D CU 75 X CH 82 2-2 2-H 1B	3	0	1	1	1	1	3
Inning Stats	R: 0 E: 0 K: 0 S: 9 H: 1 LOB: 1 BB: 1 P: 16	R: 0 E: 0 K: 2 S: 17 H: 1 LOB: 2 BB: 1 P: 30	R: 0 E: 0 K: 2 S: 11 H: 0 LOB: 0 BB: 0 P: 14	R: 0 E: 0 K: 1 S: 6 H: 0 LOB: 0 BB: 0 P: 8	R: 0 E: 0 K: 0 S: 9 H: 1 LOB: 0 BB: 0 P: 14	R: 1 E: 0 K: 0 S: 8 H: 3 LOB: 1 BB: 0 P: 10	R: 0 E: 0 K: 0 S: 9 H: 0 LOB: 0 BB: 0 P: 13	R: 0 E: 0 K: 1 S: 13 H: 0 LOB: 2 BB: 2 P: 24	R: 2 E: 0 K: 0 S: 11 H: 3 LOB: 1 BB: 0 P: 15	1B: 7 2B: 1 3B: 0 HR: 1 SF: 0 SAC: 0 DP: 2 HBP: 0						

PITCHER		IP	WLS	BF	H	R	ER	SO	BB	IBB	HBP	BLK	WP	HR	S	P	ERA	WHIP
64 Lucas Harrell, R ERA: 4.08	(1, 1)	7.0	W	26	6	1	1	5	2	0	0	0	0	0	69	105	1.29	1.143
55 Rhiner Cruz, R ERA: 4.76	(8, 1)	1.0		5	0	0	0	1	2	0	0	0	0	0	13	24	0.00	2.000
56 Paul Clemens, R ERA: 4.61	(9, 1)	1.0		6	3	2	2	0	0	0	0	0	0	1	11	15	18.00	3.000

PITCHER	IP	WLS	BF	H	R	ER	SO	BB	IBB	HBP	BLK	WP	HR	S	P	ERA	WHIP

TOP

Seattle Mariners @ Houston Astros

Minute Maid Park, Houston, TX

Wed Apr 24 2013, 1:11 PM - 3:55 PM CDT

Att. 11,688 - Roof Closed - 65 F

livebaseballscorecards.com

AB	33
R	3
H	9
RBI	2
BB	4
SO	6
LOB	15

WP: 0	PA: 37		
PB: 0			
SB: 0			
CS: 1			

Seattle Mariners @ Houston Astros

Minute Maid Park, Houston, TX

Wed Apr 24 2013, 1:11 PM - 3:55 PM CDT

Att. 11,688 - Roof Closed - 65 F

livebaseballscorecards.com

BOTTOM

Batter	1	2	3	4	5	6	7	8	9	AB	R	H	RBI	BB	SO	LOB
19 Robbie Grossman, S (1, 8) OBP: 0.400, SLG: 0.800	C SI 85 X SI 86 0-1 G6-3 ①		B CH 85 L SI 87 F CH 80 B FF 88 X SI 89 2-2 ① 1-2 2B		X CH 79 0-0 4 2B 2B	B SL 77 S SL 77 B FF 90 C SL 78 B FF 91 S SL 77 3-3 ① K 1-2		C SL 77 S SL 79 B SL 79 B FF 89 B SL 78 F SL 79 C FF 90 3-3 ② K		5	1	2	0	0	2	3
27 Jose Altuve, R (1, 4) OBP: 0.415, SLG: 0.459	F FF 86 B SI 85 X FF 86 1-1 ② F9		B CU 73 B CH 80 S CH 80 D CH 82 F CH 81 B FF 88 4-2 4 G1-4-3 BB		B CU 70 B SI 86 C FF 86 X SI 86 2-1 ① G5-3	F SL 78 C FF 91 X SL 81 0-2 ② L4		B FF 90 X SL 80 1-0 ③ G6-3		4	0	0	0	1	0	4
4 Brandon Laird, R (1, 3) OBP: 0.333, SLG: 0.765	X FF 88 0-0 2B		C FF 88 F CH 82 B CH 80 F CH 81 X FF 89 1-2 ② ③ G1-4-3 1-2f		D SI 87 X CH 80 1-0 12 G4-3 2-H 2B	B SL 80 C SL 79 X FF 91 1-1 2-H 3-H HR				4	1	3	4	0	0	2
12 Carlos Pena, L (1, 10) OBP: 0.313, SLG: 0.361	C FF 88 2 SAFE B CU 77 F SI 88 S CU 78 1-3 ③ K			B CU 74 X FF 88 1-0 ① F8	S FF 88 B SI 88 X FF 88 1-1 ② G4-3 2-3	B SL 78 X FF 90 1-0 ③ F8				4	0	0	0	0	1	2
23 Chris Carter, R (1, 7) OBP: 0.299, SLG: 0.442		C CH 85 B CH 77 B FF 87 S SI 87 B CH 80 X SI 89 3-2 HR		B FF 88 B CH 81 B FF 88 B FF 89 4-0 22 1B 13 HR BB	S FF 87 X FF 88 0-1 ③ G6-3		B SL 77 S FF 89 S SL 77 B SL 77 B SL 77 S FF 89 3-3 ① K			3	2	1	1	1	1	1
22 Carlos Corporán, S (1, 2) OBP: 0.350, SLG: 0.278		B SI 87 B SI 88 F FF 88 X CH 81 2-1 ① G5-3	B FF 86 C SI 89 S CH 82 D CH 81 X FF 88 2-2 13 HR 1-2 1B		B SI 84 F CH 85 B CU 71 F FF 87 H FF 88 3-2 13 2B 30 1B HBP	B SL 78 C FF 89 B SL 78 S FF 89 S SL 77 2-3 ② K			3	2	1	0	0	1	0
13 Ronny Cedeno, R (1, 6) OBP: 0.333, SLG: 0.500		B FF 87 X SI 87 1-0 30 G4-6-3 1B	C CH 80 B FF 87 X CH 82 1-1 1-H 2-H HR		C FF 87 X SL 81 0-1 30 1B 1-3 2B	C FF 90 F FF 90 B FF 90 C SL 77 1-3 ③ K				4	2	3	3	0	1	0
30 Matt Dominguez, R (1, 5) OBP: 0.311, SLG: 0.319		C CH 81 X SI 87 0-1 ② ③ G4-6-3 1-2f	B FF 88 X SI 87 1-0 ② F8		B CH 84 F FF 86 X CU 72 1-1 2 1B 4 HR 2-H 3-H 1B			C FF 87 B SL 76 F SL 77 X FF 89 1-2 2 G1-3 1B		4	1	2	2	0	0	1
2 Brandon Barnes, R (1, 9) OBP: 0.441, SLG: 0.500			X SI 85 0-0 19 CS 1B	C CU 72 F CH 81 B CU 73 B FF 88 C FF 89 2-3 ③ K		S SL 78 X SL 77 0-1 19 S 4 HR 2-3 1B		X SL 79 0-0 ① G1-3 1-2		4	1	2	0	0	1	1
Inning Stats	R: 0 E: 0 K: 1 S: 8 H: 1 LOB: 1 BB: 0 P: 10	R: 1 E: 0 K: 0 S: 8 H: 2 LOB: 0 BB: 0 P: 14	R: 0 E: 0 K: 0 S: 10 H: 2 LOB: 1 BB: 1 P: 17	R: 3 E: 0 K: 1 S: 10 H: 2 LOB: 0 BB: 1 P: 21	R: 1 E: 0 K: 0 S: 8 H: 2 LOB: 1 BB: 0 P: 12	R: 5 E: 0 K: 1 S: 17 H: 4 LOB: 0 BB: 0 P: 26	R: 0 E: 0 K: 3 S: 9 H: 0 LOB: 0 BB: 0 P: 15	R: 0 E: 0 K: 1 S: 9 H: 1 LOB: 1 BB: 0 P: 14		1B: 6 2B: 5 3B: 0 HR: 3 SF: 0 SAC: 0 DP: 2 HBP: 1					

	AB	35
	R	10
	H	14
	RBI	10
	BB	2
	SO	7
	LOB	14

WP: 0 PB: 0 SB: 1 CS: 1 PA: 38

PITCHER		IP	WLS	BF	H	R	ER	SO	BB	IBB	HBP	BLK	WP	HR	S	P	ERA	WHIP
23 Joe Saunders, L ERA: 6.33	(1, 1)	5.0	L	26	11	8	8	2	2	0	1	0	0	2	50	84	14.40	2.600
49 Blake Beavan, R ERA: 7.85	(6, 1)	3.0		12	3	2	2	5	0	0	0	0	0	1	29	45	6.00	1.000

PITCHER	IP	WLS	BF	H	R	ER	SO	BB	IBB	HBP	BLK	WP	HR	S	P	ERA	WHIP

Batter	1	2	3	4	5	6	7	8	9	AB	R	H	RBI	BB	SO	LOB
19 Robbie Grossman, S (1, 8) OBP: 0.222, SLG: 0.444	B FF 91 X FF 90 1-0 ① G3		C CU 75 B CH 79 F CH 78 S FF 93 1-3 ① K		X FF 92 0-0 ② F7			B FF 91 X FF 92 1-0 ② F8		4	0	0	0	0	1	2
27 Jose Altuve, R (1, 4) OBP: 0.408, SLG: 0.449	B FF 93 B FC 88 C FF 91 C FF 93 B CH 79 C FC 86 3-3 ② K		B FC 88 B CU 77 B FF 91 C FF 92 F FC 88 C FF 93 3-3 ② K 2-3		X FC 88 0-0 ③ FC4-6 1-2f			C CU 76 B FF 90 B FF 91 X FF 91 2-1 1B		4	0	1	0	0	2	2
15 Jason Castro, L (1, 2) OBP: 0.289, SLG: 0.375	B SI 92 B FF 92 B FC 87 C FF 92 B FC 86 4-1 BB		C CU 78 B CH 81 X CH 80 1-1 3-H 1B			C FF 91 F FF 90 C FF 91 1-3 ① K		F FF 95 B SL 85 D SL 83 X FF 95 2-1 ③ F7		3	0	1	1	1	1	1
12 Carlos Pena, L (1, 3) OBP: 0.299, SLG: 0.342	X FC 87 0-0 ③ B1-3		F FC 89 1 SAFE B FF 92 S FF 93 D CU 79 B CU 77 C FF 92 3-3 ③ K			X CU 77 0-0 ② G4-3			C FF 93 X FF 95 0-1 ① F7	4	0	0	0	0	1	2
23 Chris Carter, R (1, 10) OBP: 0.297, SLG: 0.444		B FF 91 C FF 91 X FC 86 1-1 21 1B 30 G4-3 2B		C FF 93 S CU 78 B FF 94 B FF 93 S CU 79 2-3 ① K		C FF 93 C CH 80 B FF 93 B FF 94 X CU 78 2-2 ③ G4-3			B SI 95 C SI 96 B SL 82 S FF 94 B SL 82 F FF 94 S FF 93 3-3 ② K	4	1	1	0	0	2	0
21 Fernando Martinez, L (1, 7) OBP: 0.357, SLG: 0.571		X FC 86 0-0 30 G4-3 2-3 1B		C FF 94 X FF 93 0-1 30 G5-4-3 1B			B FF 90 C FC 85 B FF 92 S CU 76 X FF 91 2-2 ① G6-3		B FF 94 B FF 93 C FF 93 X FF 92 2-1 1B	4	0	3	0	0	0	0
30 Matt Dominguez, R (1, 5) OBP: 0.295, SLG: 0.301		B CU 76 1 SAFE 1 SAFE B FF 90 B FC 87 C FF 91 1 SAFE F FF 92 F FF 92 3-2 ①② F FF 89 X FC 85 G4-3 1-2f 3-H		1 SAFE X FC 88 0-0 ②③ G5-4-3 1-2f			C FF 92 S CH 81 B FF 93 C FF 92 1-3 ② K		B FF 94 B FF 94 B SI 95 C SI 94 X FF 94 3-1 ③ G1-3	4	0	0	0	0	1	3
28 Rick Ankiel, L (1, 9) OBP: 0.222, SLG: 0.591		C CU 76 F FC 88 F CU 78 F CH 81 B FF 92 B SI 93 B FC 86 F CH 79 S FC 88 3-3 ③ K		F FC 87 B CU 76 B CU 75 B FC 86 B FF 91 4-1 27 FC4-6 BB			B CU 78 B CH 79 C FF 91 F FF 92 C FC 89 2-3 ③ K			2	0	0	0	1	2	0
9 Marwin Gonzalez, S (1, 6) OBP: 0.365, SLG: 0.563			C FF 91 B CU 78 B CH 78 B FC 86 X FF 90 3-1 27 S 15 1B 2B		1 SAFE 1 SAFE C FF 91 1 SAFE F FF 93 S FC 88 0-3 ① K			B FF 90 X FC 88 1-0 ① F8		3	1	1	0	0	1	1
Inning Stats	R: 0 E: 0 K: 1 S: 6 H: 0 LOB: 1 BB: 1 P: 14	R: 1 E: 0 K: 1 S: 14 H: 2 LOB: 0 BB: 0 P: 21	R: 1 E: 0 K: 3 S: 13 H: 2 LOB: 0 BB: 0 P: 24	R: 0 E: 0 K: 1 S: 6 H: 1 LOB: 0 BB: 0 P: 8	R: 0 E: 0 K: 1 S: 6 H: 0 LOB: 1 BB: 1 P: 10	R: 0 E: 0 K: 1 S: 7 H: 0 LOB: 0 BB: 0 P: 10	R: 0 E: 0 K: 2 S: 9 H: 0 LOB: 0 BB: 0 P: 14	R: 0 E: 0 K: 0 S: 6 H: 1 LOB: 1 BB: 0 P: 12	R: 0 E: 0 K: 1 S: 10 H: 1 LOB: 1 BB: 0 P: 18	1B: 5 2B: 2 3B: 0 HR: 0 SF: 0 SAC: 0 DP: 2 HBP: 0						

PITCHER		IP	WLS	BF	H	R	ER	SO	BB	IBB	HBP	BLK	WP	HR	S	P	ERA	WHIP
11 Clay Buchholz, R ERA: 1.19	(1, 1)	7.2	W	29	6	2	2	10	2	0	0	0	0	0	65	109	2.35	1.043
30 Andrew Miller, L ERA: 5.79	(8, 1)	0.1		1	0	0	0	0	0	0	0	0	0	0	2	4	0.00	0.000
51 Daniel Bard, R ERA:	(9, 1)	1.0		4	1	0	0	1	0	0	0	0	0	0	10	18	0.00	1.000

PITCHER	IP	WLS	BF	H	R	ER	SO	BB	IBB	HBP	BLK	WP	HR	S	P	ERA	WHIP

TOP

Houston Astros @ Boston Red Sox

Fenway Park, Boston, MA

Thu Apr 25 2013, 6:36 PM - 9:35 PM EDT

Att. 30,093 - Partly Cloudy - 63 F

livebaseballscorecards.com

AB	32
R	2
H	7
RBI	1
BB	2
SO	11
LOB	11

WP: 0	PA: 34		
PB: 0			
SB: 1			
CS: 0			

BOTTOM

Houston Astros @ Boston Red Sox

Fenway Park, Boston, MA

Thu Apr 25 2013, 6:36 PM - 9:35 PM EDT

Att. 30,093 - Partly Cloudy - 63 F

livebaseballscorecards.com

Batter	1	2	3	4	5	6	7	8	9	AB	R	H	RBI	BB	SO	LOB
2 Jacoby Ellsbury, L (1, 8) OBP: 0.330, SLG: 0.438	B FF 90 C FF 90 B CU 76 B FF 90 F FF 90 X FF 91 3-2 ① G4-3	X FF 89 0-0 2B		1 SAFE B CU 78 C FF 89 X CH 84 1-1 ② F7		C SI 90 B FC 87 C FC 88 S FC 88 1-3 ① K		B FF 91 X CH 82 1-0 ② G5-3		5	0	1	0	0	1	1
29 Daniel Nava, S (1, 9) OBP: 0.425, SLG: 0.552	B FF 90 B FF 89 C FF 89 B FF 90 B FF 90 4-1 15 PB 15 1B BB	B CU 79 B FF 88 B FF 88 C FF 88 B FF 88 4-1 15 G5-4-3 BB		C FF 90 C CU 79 S SL 81 0-3 ③ K		B SI 91 F SI 91 F SI 91 B CU 78 S FC 89 2-3 ② K		B CU 77 X FF 90 1-0 ③ L8		3	1	0	0	2	2	1
15 Dustin Pedroia, R (1, 4) OBP: 0.408, SLG: 0.337	C FF 89 B FC 88 X FF 89 1-1 34 S 34 E 1-H 1B	X FF 88 0-0 ②③ G5-4-3 1-2f			B SI 88 B SL 81 X SI 89 2-0 ① F9	S SI 92 S FC 88 B FF 89 B CU 78 F SI 92 B FC 88 F SI 91 D SI 92 4-2 BB				3	1	1	1	1	0	2
34 David Ortiz, L (1, 10) OBP: 0.571, SLG: 0.850	B FF 90 X FF 90 1-0 E9 37 2B 1-H 1B		B FF 89 X FF 89 1-0 HR		C CU 78 B CH 84 X CH 85 1-1 37 1B 39 1B 1B	1 SAFE 1 SAFE F FC 89 S FC 88 1 SAFE X FC 88 0-2 ③ G6-3				4	3	3	2	0	0	1
12 Mike Napoli, R (1, 3) OBP: 0.326, SLG: 0.557	C FF 88 B FF 88 B FF 89 B CU 73 F FF 88 T FF 88 3-2 ② K		S SL 82 S SL 81 S SL 82 S SL 83 1-3 ① K		S SL 81 B CU 76 C SL 80 B SL 80 C FF 89 2-3 ② K		C SL 84 S FF 92 B CU 79 X SL 84 1-2 2B			4	0	1	0	0	3	2
37 Mike Carp, L (1, 7) OBP: 0.529, SLG: 1.000 5 Jonny Gomes, R (8, 7) OBP: 0.381, SLG: 0.250	C FF 89 F CH 84 X CU 79 0-2 39 1B 2-H 2B		B SI 90 X FF 90 1-0 ② G6-3		B SI 90 X CH 84 1-0 39 1B 16 2B 1-3 1B		B CH 84 F FF 90 B CH 83 X SL 83 2-1 ① P5			4 0	2 0	2 0	1 0	0 0	0 0	1 0
39 Jarrod Saltalamacchia, S (1, 2) OBP: 0.308, SLG: 0.458	B FF 88 S FF 89 X CH 84 1-1 2-H 1B		C CU 79 B FF 90 X SL 81 1-1 ③ G3		B SI 89 1 SAFE S CU 78 X SI 89 1-1 16 2B 1-2 3-H 1B		S FF 90 X CH 84 0-1 ② P5			4	0	2	2	0	0	1
16 Will Middlebrooks, R (1, 5) OBP: 0.195, SLG: 0.386	F FF 88 B SL 84 F FF 88 X SL 81 1-2 ③ G5-3			B FF 88 B SL 83 S FF 88 F SI 87 S SL 82 2-3 ① K	B SL 82 X SL 81 1-0 1-3 2-H 2B		C FF 91 F SL 82 B FF 92 F FF 91 F CU 81 F FF 91 B FF 92 F CU 77 S FF 91 2-3 ③ K			4	0	1	1	0	2	2
7 Stephen Drew, L (1, 6) OBP: 0.229, SLG: 0.190		B FF 89 X FF 89 1-0 ① G4-3		B FF 90 C FF 88 B FF 89 B SI 89 C FF 90 F SI 90 B SI 90 4-2 BB	C FF 87 S FF 86 D CU 76 X FF 87 1-2 ③ G3			B FF 89 B FF 88 C FF 89 X SL 83 2-1 ① F9		3	0	0	0	1	0	2
Inning Stats	R: 4 H: 4 E: 1 LOB: 1 K: 1 BB: 1 S: 18 P: 32	R: 0 H: 1 E: 0 LOB: 1 K: 0 BB: 1 S: 4 P: 9	R: 1 H: 1 E: 0 LOB: 0 K: 1 BB: 0 S: 7 P: 11	R: 0 H: 0 E: 0 LOB: 1 K: 2 BB: 1 S: 11 P: 18	R: 2 H: 4 E: 0 LOB: 2 K: 1 BB: 0 S: 13 P: 22	R: 0 H: 0 E: 0 LOB: 1 K: 2 BB: 1 S: 13 P: 20	R: 0 H: 1 E: 0 LOB: 1 K: 1 BB: 0 S: 14 P: 19	R: 0 H: 0 E: 0 LOB: 0 K: 0 BB: 0 S: 4 P: 8		1B: 6 SF: 0 2B: 4 SAC: 0 3B: 0 DP: 1 HR: 1 HBP: 0					WP: 0 PA: 38 PB: 1 SB: 1 CS: 0	

	AB	34
	R	7
	H	11
	RBI	7
	BB	4
	SO	8
	LOB	13

PITCHER		IP	WLS	BF	H	R	ER	SO	BB	IBB	HBP	BLK	WP	HR	S	P	ERA	WHIP
59 Philip Humber, R ERA: 7.99	(1, 1)	4.2	L	26	10	7	7	5	3	0	0	0	0	1	50	88	13.50	2.786
54 Travis Blackley, L ERA: 8.31	(5, 1)	1.1		5	0	0	0	2	1	0	0	0	0	0	16	24	0.00	0.750
68 José Cisnero, R ERA:	(7, 1)	2.0		7	1	0	0	1	0	0	0	0	0	0	18	27	0.00	0.500

PITCHER	IP	WLS	BF	H	R	ER	SO	BB	IBB	HBP	BLK	WP	HR	S	P	ERA	WHIP

Batter	1	2	3	4	5	6	7	8	9	AB	R	H	RBI	BB	SO	LOB
19 Robbie Grossman, S (1, 8) OBP: 0.214, SLG: 0.308	C FF 88 X FF 89 0-1 ① L4		B FF 88 3 SAFE X SL 85 1-0 ② G4-3 3-H		C FF 88 S FS 80 B FS 80 B FS 81 B FS 82 B SL 85 4-2 2-3 BB		B FF 88 1 SAFE S CH 82 B SL 84 C SL 82 B CH 83 C CH 82 3-3 ① K		C FF 92 B FF 91 S FF 92 C FF 92 1-3 ② K	4	0	0	1	1	2	2
27 Jose Altuve, R (1, 4) OBP: 0.398, SLG: 0.457	C FF 89 X FF 88 0-1 ② 4 E 2B		B SL 84 C FF 90 B FF 90 C SL 85 B FF 90 X FF 90 3-2 ③ L8		B SL 83 X SL 83 1-0 ② SF9 3-H		X FF 92 0-0 ② SF9 3-H		C FF 93 B CU 84 X CU 83 1-1 ③ F8	3	0	1	2	0	0	0
15 Jason Castro, L (1, 2) OBP: 0.300, SLG: 0.395	S FF 90 B FC 87 B SL 86 F FC 85 S FF 90 2-3 ② K			B FS 84 C FF 87 X SL 84 1-1 2B	B FF 88 1 SAFE C FF 86 B FF 87 1 SAFE X SL 84 2-1 ③ L7		C FF 93 F FF 91 X FO 87 0-2 1-2 1B			4	0	2	0	0	1	2
4 Brandon Laird, R (1, 3) OBP: 0.273, SLG: 0.619	F FF 90 B FF 89 S SL 83 F FF 89 F SL 84 F FS 80 2 SAFE F SL 85 S SL 85 1-3 ③ K 2-3			C FF 88 C FF 88 S FS 79 0-3 ① K		B FC 82 C SL 82 B FF 87 S FC 85 S SL 86 2-3 ① K	C CU 71 F FF 92 B FF 94 C FF 94 1-3 ③ K			4	0	0	0	0	4	4
12 Carlos Pena, L (1, 10) OBP: 0.297, SLG: 0.329		B FF 86 B SL 82 B SI 88 C SI 88 F SI 89 S SL 85 3-3 ① K		S SL 84 B FF 88 S FS 80 C FF 89 1-3 ② K		B FF 88 B SI 89 F FC 85 C SL 84 B FS 80 B FS 80 4-2 BB		C SL 84 X FS 82 0-1 ① G1-3		3	0	0	0	1	2	1
23 Chris Carter, R (1, 7) OBP: 0.305, SLG: 0.452		C FF 89 B FF 90 B FF 90 B SL 86 F FF 90 S SL 84 3-3 ② K		B FF 90 B FF 89 S SL 84 B FF 89 C FF 89 B SL 84 4-2 BB		S SL 84 C FF 89 C SL 84 0-3 ② K		B FF 90 C FF 89 B FS 81 X FS 82 2-1 21 G4-3 2B		3	0	1	0	1	2	1
21 Fernando Martinez, L (1, 9) OBP: 0.278, SLG: 0.444		C FF 89 X SL 84 0-1 ③ G4-3		B SL 85 S FS 81 F FF 90 S FS 81 1-3 ③ K		B SL 82 C FF 88 X SL 84 1-1 ③ G5-3		B FS 80 C FF 89 S FS 80 F FS 82 F FF 90 F FS 82 X FS 81 1-2 ② G4-3 2-3		4	0	0	0	0	1	4
30 Matt Dominguez, R (1, 5) OBP: 0.317, SLG: 0.342			C SI 87 B FC 86 B FF 88 C SI 88 B FF 88 X FC 85 3-2 9 F8 19 G4-3 2B		B FF 85 B FF 86 C FF 86 X FF 88 2-1 19 WP 27 SF9 2B		C FF 90 B SL 86 C SL 84 F SL 86 H FF 90 2-2 9 E 9 1B 27 SF9 HBP		C FF 90 F FF 89 F FF 88 S FS 82 0-3 ③ K	3	3	2	0	0	1	1
9 Marwin Gonzalez, S (1, 6) OBP: 0.357, SLG: 0.538			C FF 89 X FF 90 0-1 ① F8 2-3		C FF 88 F SL 84 B FF 89 S FS 81 1-3 ① K		X SI 90 0-0 E3 15 1B 1-3 1B		X FF 92 0-0 ① G4-3	4	0	1	0	0	1	2
Inning Stats	R: 0 E: 1 K: 2 S: 14 H: 1 LOB: 1 BB: 0 P: 17	R: 0 E: 0 K: 2 S: 8 H: 0 LOB: 0 BB: 0 P: 14	R: 1 E: 0 K: 0 S: 9 H: 1 LOB: 0 BB: 0 P: 16	R: 0 E: 0 K: 3 S: 13 H: 1 LOB: 2 BB: 1 P: 20	R: 1 E: 0 K: 1 S: 10 H: 1 LOB: 1 BB: 1 P: 20	R: 0 E: 0 K: 2 S: 10 H: 0 LOB: 1 BB: 1 P: 17	R: 1 E: 1 K: 2 S: 14 H: 2 LOB: 2 BB: 0 P: 20	R: 0 E: 0 K: 1 S: 14 H: 1 LOB: 1 BB: 0 P: 17	R: 0 E: 0 K: 1 S: 6 H: 0 LOB: 0 BB: 0 P: 8	1B: 2 2B: 5 3B: 0 HR: 0 SF: 2 SAC: 0 DP: 0 HBP: 1						

PITCHER		IP	WLS	BF	H	R	ER	SO	BB	IBB	HBP	BLK	WP	HR	S	P	ERA	WHIP
46 Ryan Dempster, R ERA: 3.3	(1, 1)	6.0	W	25	4	2	2	10	3	0	0	0	1	0	64	104	3.00	1.167
59 Clayton Mortensen, R ERA: 5.59	(7, 1)	0.1		3	1	1	1	1	0	0	1	0	0	0	7	12	27.00	3.000
36 Junichi Tazawa, R ERA: 1.59	(7, 1)	0.2	H	3	1	0	0	1	0	0	0	0	0	0	7	8	0.00	1.500
19 Koji Uehara, R ERA: 1.86	(8, 1)	1.0	H	4	1	0	0	1	0	0	0	0	0	0	14	17	0.00	1.000
63 Alex Wilson, R ERA:	(9, 1)	1.0		3	0	0	0	1	0	0	0	0	0	0	6	8	0.00	0.000

PITCHER		IP	WLS	BF	H	R	ER	SO	BB	IBB	HBP	BLK	WP	HR	S	P	ERA	WHIP

TOP

Houston Astros @ Boston Red Sox

Fenway Park, Boston, MA

Fri Apr 26 2013, 7:10 PM - 10:58 PM EDT

Att. 29,312 - Partly Cloudy - 47 F

livebaseballscorecards.com

AB	32
R	3
H	7
RBI	3
BB	3
SO	14
LOB	17

WP: 1	PA: 38		
PB: 0			
SB: 0			
CS: 0			

Batter	1	2	3	4	5	6	7	8	9	AB	R	H	RBI	BB	SO	LOB
2 Jacoby Ellsbury, L (1, 8) OBP: 0.333, SLG: 0.436	C FF 90 S SI 91 B SI 91 B FF 91 B SI 92 F FF 89 X SI 90 3-2 15 2B 1B	B FF 90 B FF 88 L SI 88 F FF 90 X CU 76 2-2 ③ G4-3		X FF 93 0-0 ② G4-3		F CH 84 B FF 93 F CH 84 B FF 93 F CU 75 X FF 94 2-2 1-3 5 S 1B		B CH 84 C FF 94 B CH 88 F FF 94 B CH 86 F FF 93 X FF 96 3-2 ①② L6-5 3-3		5	1	2	0	0	0	4
5 Jonny Gomes, R (1, 7) OBP: 0.362, SLG: 0.243	B SI 92 1 SAFE C SI 91 S CH 77 B CH 78 F CH 78 C SI 90 2-3 ① K		F SI 85 S CH 76 S CU 74 0-3 ① K	C FF 94 B FF 95 B FF 95 S CH 83 B FF 96 F FF 96 F FF 95 X FF 95 3-2 ③ G5-3		C CU 73 C CU 74 B FF 94 F CU 77 D CU 77 S CU 76 2-3 ③ K 1-2		X SL 81 0-0 1-3 2-H 1B		5	0	1	1	0	3	3
15 Dustin Pedroia, R (1, 4) OBP: 0.417, SLG: 0.375	B SI 90 B FF 89 F SI 89 1 SAFE C CU 75 B SI 92 X FF 90 3-2 1-H 2B		C CU 76 B SI 89 X FF 88 1-1 12 2B		C FF 92 B FF 94 X FF 92 1-1 ① G4-3		B FF 88 C SL 81 F SI 89 X FF 89 1-2 34 G6-3 1B	B FF 95 1 SAFE B FF 93 B FF 95 C FF 94 C FF 94 S FF 95 3-3 ③ K		5	1	3	1	0	1	2
34 David Ortiz, L (1, 10) OBP: 0.520, SLG: 0.875	B FF 91 D FF 91 S SI 89 S FF 91 S FF 92 2-3 ② K		B FF 89 C FF 89 B FF 90 F SI 90 S FF 89 2-3 ② K		C CU 73 B CH 86 B CH 84 S FF 94 X FF 94 2-2 HR		F SL 81 1 SAFE X SL 80 0-1 ①② G6-3 1-2f			4	1	1	1	0	2	3
12 Mike Napoli, R (1, 3) OBP: 0.333, SLG: 0.576	C SI 92 F CH 78 F CU 73 F SI 92 D FS 82 F CU 77 F FF 92 B CH 78 X FF 92 3-2 ③ F9		D FS 79 S CH 77 F FF 88 B CU 76 F CH 76 X CU 75 2-2 2-H 2B		C FF 94 B CU 73 S CH 84 C CU 75 1-3 ② K		C SL 81 X SL 82 0-1 2B			4	0	2	1	0	1	1
29 Daniel Nava, S (1, 9) OBP: 0.403, SLG: 0.516		B SI 89 C SI 89 F SI 91 X SI 92 1-2 ① F8	C CU 75 S SI 87 B SI 84 F CU 74 S FS 82 1-3 ③ K		C FF 94 F CH 85 B CU 76 S CU 76 1-3 ③ K		B CH 83 C FF 89 X SL 82 1-1 ③ G6-3			4	0	0	0	0	2	2
16 Will Middlebrooks, R (1, 5) OBP: 0.209, SLG: 0.425		F SI 91 B CH 76 S CH 77 F SI 92 B CH 76 F SI 92 F CH 78 X FF 91 2-2 ② P5		B FS 80 B FS 81 B SI 84 C SI 84 F SI 88 F SI 88 F FF 86 F FS 82 X CH 73 3-2 HR		C FF 93 F FF 92 B FF 94 C FF 95 1-3 ① K		C FF 94 C SL 82 B SL 83 B FF 97 X FF 96 2-2 23 1B 3 1B 2 L6-5 1B		4	1	2	1	0	1	0
3 David Ross, R (1, 2) OBP: 0.267, SLG: 0.552		S SI 92 C SI 92 B CU 77 X SI 92 1-2 HR		B SI 86 B CU 73 X SI 86 2-0 HR		B CU 73 B FF 94 B CH 83 C FF 91 C CH 82 X FF 94 3-2 2 1B 1B		B SL 80 X FF 95 1-0 23 1B 5 1B 1-2 1B		4	3	4	2	0	0	0
23 Pedro Ciriaco, R (1, 6) OBP: 0.348, SLG: 0.389		B SI 92 B CU 76 X FF 91 2-0 3B		C FF 93 F FF 94 B CU 76 B FF 95 X FF 94 2-2 ① L7		B FF 93 1 SAFE S CH 82 1 SAFE B CH 82 F FF 91 B FF 92 F FF 92 1 SAFE 3-2 ② F CH 81 1 SAFE 1 SAFE X FF 90 P6		B SL 82 B SL 81 X FF 94 2-0 5 1B 1-2 2-3 1B		4	0	2	0	0	0	1
Inning Stats	R: 1 E: 0 K: 2 S: 20 H: 2 LOB: 1 BB: 0 P: 33	R: 1 E: 0 K: 0 S: 16 H: 2 LOB: 1 BB: 0 P: 24	R: 1 E: 0 K: 3 S: 16 H: 2 LOB: 1 BB: 0 P: 22	R: 2 E: 0 K: 0 S: 16 H: 2 LOB: 0 BB: 0 P: 26	R: 1 E: 0 K: 2 S: 11 H: 1 LOB: 0 BB: 0 P: 16	R: 0 E: 0 K: 2 S: 19 H: 2 LOB: 2 BB: 0 P: 30	R: 0 E: 0 K: 0 S: 9 H: 2 LOB: 1 BB: 0 P: 11	R: 1 E: 0 K: 1 S: 13 H: 4 LOB: 2 BB: 0 P: 24		1B: 8 2B: 5 3B: 1 HR: 4 SF: 0 SAC: 0 DP: 2 HBP: 0						

PITCHER		IP	WLS	BF	H	R	ER	SO	BB	IBB	HBP	BLK	WP	HR	S	P	ERA	WHIP
45 Erik Bedard, L ERA: 7.98	(1, 1)	3.0	L	17	8	5	5	5	0	0	0	0	0	3	59	91	15.00	2.667
56 Paul Clemens, R ERA: 4.32	(4, 1)	3.0		12	3	1	1	4	0	0	0	0	0	1	39	60	3.00	1.000
53 Wesley Wright, L ERA: 3.27	(7, 1)	1.0		4	2	0	0	0	0	0	0	0	0	0	9	11	0.00	2.000
55 Rhiner Cruz, R ERA: 5.11	(8, 1)	1.0		6	4	1	1	1	0	0	0	0	0	0	13	24	9.00	4.000

PITCHER	IP	WLS	BF	H	R	ER	SO	BB	IBB	HBP	BLK	WP	HR	S	P	ERA	WHIP

BOTTOM

Houston Astros @ Boston Red Sox

Fenway Park, Boston, MA

Fri Apr 26 2013, 7:10 PM - 10:58 PM EDT

Att. 29,312 - Partly Cloudy - 47 F

livebaseballscorecards.com

AB	39
R	7
H	17
RBI	7
BB	0
SO	10
LOB	16

Houston Astros @ Boston Red Sox

Fenway Park, Boston, MA

Sat Apr 27 2013, 7:10 PM - 10:49 PM EDT

Att. 34,726 - Partly Cloudy - 59 F

TOP

livebaseballscorecards.com

Batter	1	2	3	4	5	6	7	8	9	AB	R	H	RBI	BB	SO	LOB
27 Jose Altuve, R (1, 4) OBP: 0.389, SLG: 0.443	B FF 88 X FF 88 1-0 4 WP 2 HBP 23 BB 1B	F SI 89 M FC 85 B CU 77 B SI 90 C SI 90 2-3 ② K		B CU 72 D CU 72 C CH 81 B CH 83 C SI 90 X CH 81 3-2 ③ G6-3			B SI 88 C CH 81 X FF 90 1-1 ② G5-3 2-H	X CU 83 0-0 E6 1-2 2-3		5	1	1	1	0	1	3
2 Brandon Barnes, R (1, 9) OBP: 0.474, SLG: 0.500 28 Rick Ankiel, L (8, PH) OBP: 0.217, SLG: 0.578 (8, 9)	1 SAFE B SI 88 D CH 83 1 SAFE 1 SAFE T SI 88 F CH 90 H SI 88 3-2 23 BB 4 WP 13 SF8 1-2 HBP	F FF 89 B FC 86 F CU 74 B CH 81 B SI 90 B SI 90 4-2 BB			B FF 87 B FF 88 C SI 88 S CH 81 C CH 81 2-3 ① K		C CU 70 X FC 83 0-1 21 BLK 1B	D CU 84 C FF 94 T FF 93 S FF 93 1-3 ③ K		2 1	1 0	1 0	0 0	1 0	1 1	0 3
4 Brandon Laird, R (1, 3) OBP: 0.280, SLG: 0.565 21 Fernando Martinez, L (7, PH) OBP: 0.300, SLG: 0.421 (7, 7)	B CU 71 B CU 71 B SI 89 C SI 88 B SI 90 4-1 22 BB 23 BB 1-2 2-3 BB	T SI 90 F SI 90 C SI 89 0-3 ③ K			B CU 72 X SI 89 1-0 ② G5-3		F FF 94 B FF 92 B FF 93 S FF 92 B FF 94 D FO 88 4-2 1-2 BB		C FF 93 S FF 93 B SL 84 F SL 85 X FF 95 1-2 ① G5-3	2 1	0 0	0 0	0 0	1 1	1 0	1 0
23 Chris Carter, R (1, 7) OBP: 0.300, SLG: 0.432 (7, 3)	B FF 90 B FF 90 C SI 89 B SI 90 C SI 90 B FF 89 4-2 22 BB 1-2 2-3 3-H BB		C FC 87 S SI 90 S CU 73 0-3 ① K		C SI 91 F CU 74 S FF 91 0-3 ③ K		F FF 94 F FF 94 B FO 89 B FF 95 S FO 87 2-3 ③ K		C FF 95 S SL 86 C FF 96 0-3 ② K	4	0	0	1	1	4	2
13 Ronny Cedeno, R (1, 10) OBP: 0.303, SLG: 0.469 12 Carlos Pena, L (8, PH) OBP: 0.301, SLG: 0.325 (8, 10)	X SI 89 0-0 ① SF8 3-H		B SI 90 C SI 87 S CH 81 S SI 90 1-3 ② K			X SI 88 0-0 ① G6-3		B FF 93 B FF 93 B FF 92 B FF 94 4-0 22 BB 30 1B BB	B FF 95 C FF 94 C SL 84 B FF 96 B FF 95 S SL 85 3-3 ③ K	2 1	0 1	0 0	1 1	0 1	1 1	0 0
22 Carlos Corporán, S (1, 2) OBP: 0.375, SLG: 0.250	B SI 90 B SI 90 B SI 88 B SI 88 4-0 1-2 2-3 BB		C FF 88 B CU 73 C CU 72 B FF 90 S CH 80 2-3 ③ K			B FF 88 C FF 88 B CU 72 X SI 88 2-1 ② G1-3		B FF 93 B FF 93 C FF 93 D FF 94 B FF 94 4-1 27 E 30 1B 1-2 BB		2	0	0	0	2	1	0
30 Matt Dominguez, R (1, 5) OBP: 0.314, SLG: 0.338	C SI 89 X SI 89 0-1 ② P6			C FF 89 B FC 85 C SI 88 X SI 89 1-2 ① G5-3		C SI 89 C CU 72 B FC 86 F SI 91 B FF 91 F SI 91 X CH 82 2-2 ③ P5		B FF 92 X FF 93 1-0 27 E 1-2 2-H 1B		4	0	1	1	0	0	3
9 Marwin Gonzalez, S (1, 6) OBP: 0.367, SLG: 0.554	C SI 90 C CU 74 F CU 74 B SI 90 F FF 89 S CH 82 1-3 ③ K			X SI 88 0-0 19 G6-3 2B			X CH 86 0-0 27 S 19 PB 27 G5-3 1B	C CH 89 X CU 84 0-1 ① F9		4	1	2	0	0	1	5
19 Robbie Grossman, S (1, 8) OBP: 0.167, SLG: 0.235		C FF 87 X CH 81 0-1 ① G5-3		D CU 72 B SI 89 X SI 88 2-0 ② G6-3 2-3			B SI 87 X CH 81 1-0 ① G2-3 1-2	B SI 93 D CU 85 F SI 93 B FF 92 F FF 93 X FF 93 3-2 ② L7		4	0	0	0	0	0	4

Inning Stats																								
	R: 2	H: 1	R: 0	H: 0	R: 0	H: 0	R: 0	H: 1	R: 0	H: 0	R: 0	H: 0	R: 1	H: 2	R: 1	H: 1	R: 0	H: 0	1B: 4	SF: 1	WP: 1	PA: 41
	E: 0	LOB: 3	E: 0	LOB: 1	E: 0	LOB: 0	E: 0	LOB: 1	E: 0	LOB: 0	E: 0	LOB: 0	E: 0	LOB: 2	E: 1	LOB: 3	E: 0	LOB: 0	2B: 1	SAC: 0	PB: 1	
	K: 1	BB: 3	K: 2	BB: 1	K: 3	BB: 0	K: 0	BB: 0	K: 2	BB: 0	K: 0	BB: 0	K: 1	BB: 1	K: 1	BB: 2	K: 2	BB: 0	3B: 0	DP: 0	SB: 1	
	S: 14	P: 31	S: 10	P: 16	S: 9	P: 12	S: 8	P: 14	S: 7	P: 10	S: 8	P: 12	S: 11	P: 19	S: 11	P: 24	S: 10	P: 14	HR: 0	HBP: 1	CS: 0	

PITCHER		IP	WLS	BF	H	R	ER	SO	BB	IBB	HBP	BLK	WP	HR	S	P	ERA	WHIP
22 Felix Doubront, L ERA: 4.24	(1, 1)	6.2	W	29	4	3	3	8	4	0	1	0	1	0	62	103	4.05	1.200
36 Junichi Tazawa, R ERA: 1.54	(7, 1)	0.1	H	2	0	0	0	1	1	0	0	1	0	0	5	11	0.00	3.000
51 Daniel Bard, R ERA: 9.0	(8, 1)	0.0		2	0	1	1	0	2	0	0	0	0	0	1	9	∞	∞
63 Alex Wilson, R ERA:	(8, 1)	1.0		5	1	0	0	1	0	0	0	0	0	0	10	15	0.00	1.000
30 Andrew Miller, L ERA: 4.76	(9, 1)	1.0		3	0	0	0	2	0	0	0	0	0	0	10	14	0.00	0.000

PITCHER	IP	WLS	BF	H	R	ER	SO	BB	IBB	HBP	BLK	WP	HR	S	P	ERA	WHIP

AB	32
R	4
H	5
RBI	4
BB	7
SO	12
LOB	21

Houston Astros @ Boston Red Sox

Fenway Park, Boston, MA

Sat Apr 27 2013, 7:10 PM - 10:49 PM EDT

Att. 34,726 - Partly Cloudy - 59 F

BOTTOM

Batter	1	2	3	4	5	6	7	8	9	AB	R	H	RBI	BB	SO	LOB
2 Jacoby Ellsbury, L (1, 8) OBP: 0.327, SLG: 0.425	G4-3	29 G4-3, 34 2B, 1B 1-2 2-H 3-H	F7		G1-3		K			5	1	1	2	0	1	4
29 Daniel Nava, S (1, 9) OBP: 0.402, SLG: 0.522	L3	G4-3 1-2 2-3		15 G4-3, 34 SF7, 2B		K	15 1B, 1B 1-3 2-H			5	1	2	1	0	1	2
15 Dustin Pedroia, R (1, 4) OBP: 0.435, SLG: 0.385	34 E, 34 1B, 1B	34 2B, BB		G4-3 2-3		12 L6-4, 34 S, BB	1-2 3-H, 1B			3	0	2	1	2	0	1
34 David Ortiz, L (1, 10) OBP: 0.533, SLG: 0.889	E8 1-3	1-3 2-H 3-H, 2B		SF7 3-H		1-2, BB	F8			3	0	2	3	1	0	2
12 Mike Napoli, R (1, 3) OBP: 0.337, SLG: 0.563	K	BB		1B		L6-4 2-2		G5-3		4	0	1	0	1	1	4
37 Mike Carp, L (1, 7) OBP: 0.450, SLG: 0.842		G1-3, K		K			F9	K		3	0	0	0	0	2	4
5 Jonny Gomes, R (7, PH) OBP: 0.347, SLG: 0.231 (8, 7)										2	0	0	0	0	1	0
39 Jarrod Saltalamacchia, S (1, 2) OBP: 0.314, SLG: 0.460		16 2B, 2 1B, BB	K	K	K		7 1B, 2B	F7		4	2	1	0	1	2	0
16 Will Middlebrooks, R (1, 5) OBP: 0.232, SLG: 0.444		2 1B, 2B 1-3	F8		7 G3, 1B		7 1B, 29 1B, BB			3	2	2	0	1	0	0
7 Stephen Drew, L (1, 6) OBP: 0.269, SLG: 0.205		29 G4-3, 2 1B, 34 2B, BB	BB		G3 1-2		29 1B, 15 1B, 1B 1-2 2-H			2	2	1	1	2	0	1
Inning Stats	R: 0 E: 1 K: 1 S: 13 H: 2 LOB: 2 BB: 0 P: 21	R: 4 E: 0 K: 1 S: 22 H: 3 LOB: 3 BB: 4 P: 42	R: 0 E: 0 K: 1 S: 10 H: 0 LOB: 1 BB: 1 P: 18	R: 1 E: 0 K: 1 S: 15 H: 2 LOB: 1 BB: 0 P: 24	R: 0 E: 0 K: 1 S: 11 H: 1 LOB: 1 BB: 0 P: 17	R: 0 E: 0 K: 1 S: 9 H: 0 LOB: 1 BB: 2 P: 22	R: 3 E: 0 K: 1 S: 16 H: 4 LOB: 2 BB: 1 P: 26	R: 0 E: 0 K: 1 S: 9 H: 0 LOB: 0 BB: 0 P: 13		1B: 8 2B: 5 3B: 0 HR: 0 SF: 1 SAC: 0 DP: 1 HBP: 0						

PITCHER		IP	WLS	BF	H	R	ER	SO	BB	IBB	HBP	BLK	WP	HR	S	P	ERA	WHIP
43 Brad Peacock, R ERA: 8.44	(1, 1)	3.1	L	21	6	5	5	3	5	0	0	0	0	0	51	90	13.50	3.300
54 Travis Blackley, L ERA: 6.0	(4, 1)	1.2		7	2	0	0	2	0	0	0	0	0	0	20	32	0.00	1.200
53 Wesley Wright, L ERA: 3.0	(6, 1)	1.0		4	0	0	0	1	2	0	0	0	0	0	9	22	0.00	2.000
62 Hector Ambriz, R ERA: 5.4	(7, 1)	1.0		8	4	3	3	1	1	0	0	0	0	0	16	26	27.00	5.000
41 Jose Veras, R ERA: 4.66	(8, 1)	1.0		3	0	0	0	1	0	0	0	0	0	0	9	13	0.00	0.000

PITCHER	IP	WLS	BF	H	R	ER	SO	BB	IBB	HBP	BLK	WP	HR	S	P	ERA	WHIP

livebaseballscorecards.com

AB	34
R	8
H	12
RBI	8
BB	8
SO	8
LOB	18

PA: 43

WP: 0 PB: 0 SB: 1 CS: 0

Batter	1	2	3	4	5	6	7	8	9	AB	R	H	RBI	BB	SO	LOB
19 Robbie Grossman, S (1, 8) OBP: 0.130, SLG: 0.182	C FF 90 B FC 87 B FF 90 B FF 91 C FF 91 S FC 88 3-3 **K** ①	C FC 85 X CU 79 0-1 F9 ③			B FF 90 X SI 89 1-0 G3-1 ③		C FF 90 B CH 82 B CH 83 C FF 89 B SL 83 X SI 89 3-2 FC4-6 ② 1-2f		B FF 94 X FF 93 1-0 F9 ③	5	0	0	0	0	1	3
27 Jose Altuve, R (1, 4) OBP: 0.375, SLG: 0.426	F FF 92 B SI 91 B FC 86 X FC 87 2-1 G6-3 ②		C FF 88 X FC 85 0-1 G6-3 ①			C FF 88 X FF 89 0-1 G3 ① S SI 90 X SL 84 0-1 G4-3 ③				4	0	0	0	0	0	1
15 Jason Castro, L (1, 2) OBP: 0.310, SLG: 0.392	B FF 92 C FF 91 T CU 80 B FF 93 B FF 92 F FC 86 F FC 86 F FF 91 D CU 80 4-2 12 BB 13 1B BB		B FF 89 X SI 88 1-0 G4-3 ②			F FF 90 X CU 79 0-1 13 1B 12 1B 1B		C FF 90 B FF 90 X FF 89 1-1 F7 ①		3	1	1	0	1	0	0
12 Carlos Pena, L (1, 3) OBP: 0.320, SLG: 0.337	B FC 84 C CU 78 B CU 76 B FF 89 B FF 89 4-1 13 1B **1-2** BB		C FF 89 B FF 91 F FC 86 S FC 85 1-3 **K** ③			X SL 84 0-0 13 1B **1-2** 1B		C FF 90 C FS 82 X FF 90 0-2 21 WP 1B		3	0	2	0	1	1	0
13 Ronny Cedeno, R (1, 10) OBP: 0.324, SLG: 0.472	C FF 90 X FC 86 0-1 **1-3** **2-H** 1B			X FF 90 0-0 L9 ①		C FF 90 F FF 90 F FF 91 B FF 89 X FF 92 1-2 30 FC6-4 **1-2** **2-3** 1B		T FF 89 C FF 89 X FF 90 0-2 F8 ②		4	0	2	1	0	0	1
21 Fernando Martinez, L (1, 7) OBP: 0.250, SLG: 0.348	1 SAFE X CU 79 0-0 F9 ③			C FF 89 F FC 87 B FF 91 F CU 81 C FC 85 1-3 K ②		B FC 86 F SI 90 F FF 90 S FC 85 1-3 **K** ②		C FS 80 S FS 80 B FS 81 F FF 89 X FS 80 1-2 G4-3 ③ **1-2**		4	0	0	0	0	2	6
30 Matt Dominguez, R (1, 5) OBP: 0.311, SLG: 0.333		C FF 89 B FF 89 B FF 89 X FF 89 2-1 9 G5-3 1B		C CU 78 X FF 90 0-1 F8 ③		X FF 91 0-0 FC6-4 ③ **1-2f**			C FF 95 B FF 95 B FF 95 X FF 94 2-1 F7 ①	4	0	1	0	0	0	3
28 Rick Ankiel, L (1, 9) OBP: 0.220, SLG: 0.571		X FF 90 0-0 F9 ①			C FF 89 X CU 79 0-1 G5-3 ①		C FF 90 X CH 83 0-1 P4 ①		B FF 95 B FF 94 F FF 94 F FF 94 F FF 95 X FC 86 2-2 9 F8 2B	4	0	1	0	0	0	1
9 Marwin Gonzalez, S (1, 6) OBP: 0.344, SLG: 0.517		C CU 78 B CH 86 1 SAFE F FC 85 X FF 90 1-2 G5-3 ② **1-2**			B CU 79 B FC 83 C FF 88 F FC 84 F SI 90 B FC 83 F FF 88 X FC 84 3-2 G3-1 ②		C SL 85 B SL 86 X SI 90 1-1 E1 19 FC4-6		X FF 94 0-0 F8 ② **2-3**	4	0	0	0	0	0	2
Inning Stats	R: 1 H: 1 E: 0 LOB: 2 K: 1 BB: 2 S: 14 P: 27	R: 0 H: 1 E: 0 LOB: 1 K: 0 BB: 0 S: 8 P: 11	R: 0 H: 0 E: 0 LOB: 0 K: 1 BB: 0 S: 6 P: 8	R: 0 H: 0 E: 0 LOB: 0 K: 1 BB: 0 S: 7 P: 8	R: 0 H: 0 E: 0 LOB: 0 K: 0 BB: 0 S: 8 P: 12	R: 0 H: 3 E: 0 LOB: 3 K: 1 BB: 0 S: 13 P: 15	R: 0 H: 0 E: 1 LOB: 1 K: 0 BB: 0 S: 9 P: 13	R: 0 H: 1 E: 0 LOB: 1 K: 0 BB: 0 S: 12 P: 14	R: 0 H: 1 E: 0 LOB: 1 K: 0 BB: 0 S: 8 P: 13	1B: 6 SF: 0 2B: 1 SAC: 0 3B: 0 DP: 0 HR: 0 HBP: 0						WP: 1 PA: 37 PB: 0 SB: 0 CS: 0

PITCHER		IP	WLS	BF	H	R	ER	SO	BB	IBB	HBP	BLK	WP	HR	S	P	ERA	WHIP
41 John Lackey, R ERA: 2.61	(1, 1)	6.0	W	25	5	1	1	4	2	0	0	0	0	0	56	81	1.50	1.167
59 Clayton Mortensen, R ERA: 5.06	(7, 1)	1.0		4	0	0	0	0	0	0	0	0	0	0	9	13	0.00	0.000
19 Koji Uehara, R ERA: 1.69	(8, 1)	1.0		4	1	0	0	0	0	0	0	0	1	0	12	14	0.00	1.000
40 Andrew Bailey, R ERA: 1.46	(9, 1)	1.0		4	1	0	0	0	0	0	0	0	0	0	8	13	0.00	1.000

PITCHER	IP	WLS	BF	H	R	ER	SO	BB	IBB	HBP	BLK	WP	HR	S	P	ERA	WHIP

TOP

Houston Astros @ Boston Red Sox

Fenway Park, Boston, MA

Sun Apr 28 2013, 1:36 PM - 4:30 PM EDT

Att. 36,527 - Partly Cloudy - 59 F

livebaseballscorecards.com

AB	35
R	1
H	7
RBI	1
BB	2
SO	4
LOB	17

Batter	1	2	3	4	5	6	7	8	9	AB	R	H	RBI	BB	SO	LOB
2 Jacoby Ellsbury, L (1, 8) OBP: 0.316, SLG: 0.409	B FF 90 X FF 91 1-0 G3 ① 1-2	1 SAFE C FF 92 F CH 87 X FF 94 0-2 FC6-4 29 CS ② 1-2f		X CH 85 0-0 G3 ③		B CH 85 B FF 91 F CH 86 F FF 91 F SL 87 S SL 83 2-3 K ③				4	0	0	0	0	1	2
29 Daniel Nava, S (1, 9) OBP: 0.407, SLG: 0.535	B FF 92 C FF 92 B SL 82 F SL 84 X FF 92 2-2 34 1B 2B	C SL 83 B FF 90 1 SAFE B SL 86 2-1 CS ③ 1-2	F SI 92 C FF 93 S SL 83 0-3 K ①		C SL 82 X SL 80 0-1 E6 15 2B		C FF 90 B FF 92 F SL 86 X CU 78 1-2 15 BLK 34 2B 1B			4	3	2	0	0	1	0
15 Dustin Pedroia, R (1, 4) OBP: 0.438, SLG: 0.394	B FF 92 C SL 84 B SL 84 B FF 92 B FF 91 4-1 37 BB 34 1B BB		C FF 92 F FF 94 F FF 94 X FF 93 0-2 F8 ②		X CH 84 0-0 37 2B 2B 2-H		B FF 90 B FF 89 C FF 90 F SL 83 F FF 92 X CU 77 2-2 L5 ① 1-2			3	1	1	1	1	0	1
34 David Ortiz, L (1, 10) OBP: 0.529, SLG: 0.871	F CH 86 S CH 86 B SL 87 F CH 86 F FF 93 X CH 86 1-2 37 BB 1B 1-2 2-H		B SL 87 X FF 93 1-0 F8 ③		F FF 92 X CH 83 0-1 F7 ①		C FF 92 X FF 91 0-1 2-H 2B			4	0	2	2	0	0	1
12 Mike Napoli, R (1, 3) OBP: 0.333, SLG: 0.550	C SL 86 B SL 85 B FF 92 F SL 86 B SL 82 S FF 94 3-3 K ②			C FF 91 S SL 84 X FF 93 0-2 1B ①	C SL 84 B SL 82 C CH 85 F SL 80 S FF 93 1-3 K ②		B SL 84 C FF 92 C FF 92 D CU 78 S FF 93 2-3 K ②			4	0	1	0	0	3	4
37 Mike Carp, L (1, 7) OBP: 0.500, SLG: 0.864 5 Jonny Gomes, R (8, 7) OBP: 0.347, SLG: 0.231	B CH 86 B FF 93 B FF 93 C FF 92 F FF 94 B FF 93 4-2 BB 1-2 2-3			S SI 93 X CH 88 0-1 39 1B 7 3B 1B	X SL 84 0-0 2-H 2B		C FF 90 B FF 92 C FF 91 C CU 77 1-3 K ③			3 0	1 0	2 0	1 0	1 0	1 0	1 0
39 Jarrod Saltalamacchia, S (1, 2) OBP: 0.311, SLG: 0.448	C SL 86 B FF 94 X CH 87 1-1 G3 ③			B FF 92 X SL 85 1-0 7 3B 1B 1-3	F CH 84 F FF 90 F FF 92 D CH 84 X SL 86 1-2 F7 ③			C FF 90 B CH 83 S CH 84 B CU 77 S FF 90 2-3 K ①		4	1	1	0	0	1	4
16 Will Middlebrooks, R (1, 5) OBP: 0.232, SLG: 0.436		C FF 92 B SI 94 C FF 94 X SL 88 1-2 2 FC6-4 1B		F FF 93 C FF 92 B SL 86 B FF 94 S SL 85 2-3 K ②		B FF 89 S SL 82 C SL 83 B FF 92 X CH 84 2-2 L5 ①		B FF 91 B FF 91 F SL 83 X FF 91 2-1 F9 ②		4	0	1	0	0	1	2
7 Stephen Drew, L (1, 6) OBP: 0.268, SLG: 0.250		B FF 93 C FF 92 C FF 93 T FF 94 1-2 K ①		F FF 91 B FF 93 1 SAFE S SL 87 F SL 86 X FF 94 1-2 1-H 3-H 3B		F SI 91 S CH 83 F FF 91 B SL 85 B CH 84 B CH 85 X FF 92 3-2 P5 ②		C FF 90 C CH 83 F FF 92 B CU 79 F FF 92 X CU 76 1-2 P6 ③		4	0	1	2	0	1	1
Inning Stats	R: 1 E: 0 K: 1 S: 17 H: 2 LOB: 3 BB: 2 P: 33	R: 0 E: 0 K: 1 S: 10 H: 1 LOB: 0 BB: 0 P: 14	R: 0 E: 0 K: 1 S: 8 H: 0 LOB: 0 BB: 0 P: 9	R: 2 E: 0 K: 1 S: 14 H: 4 LOB: 1 BB: 0 P: 18	R: 2 E: 1 K: 1 S: 14 H: 2 LOB: 1 BB: 0 P: 16	R: 0 E: 0 K: 1 S: 11 H: 0 LOB: 0 BB: 0 P: 18	R: 1 E: 0 K: 2 S: 15 H: 2 LOB: 1 BB: 0 P: 21	R: 0 E: 0 K: 1 S: 10 H: 0 LOB: 0 BB: 0 P: 15		1B: 6 2B: 4 3B: 1 HR: 0	SF: 0 SAC: 0 DP: 0 HBP: 0		WP: 0 PB: 0 SB: 0 CS: 1	PA: 37	

PITCHER		IP	WLS	BF	H	R	ER	SO	BB	IBB	HBP	BLK	WP	HR	S	P	ERA	WHIP
20 Bud Norris, R ERA: 4.2	(1, 1)	6.0	L	28	9	5	3	6	2	0	0	0	0	0	74	108	4.50	1.833
68 José Cisnero, R ERA: 1.17	(7, 1)	2.0		8	2	1	1	3	0	0	0	1	0	0	25	36	4.50	1.000

PITCHER	IP	WLS	BF	H	R	ER	SO	BB	IBB	HBP	BLK	WP	HR	S	P	ERA	WHIP

BOTTOM

Houston Astros @ Boston Red Sox

Fenway Park, Boston, MA

Sun Apr 28 2013, 1:36 PM - 4:30 PM EDT

Att. 36,527 - Partly Cloudy - 59 F

livebaseballscorecards.com

AB	34
R	6
H	11
RBI	6
BB	2
SO	9
LOB	16

Batter	1	2	3	4	5	6	7	8	9	AB	R	H	RBI	BB	SO	LOB
27 Jose Altuve, R (1, 4) OBP: 0.373, SLG: 0.430	C FF 89 X SI 89 0-1 ① F9	C FC 88 C CU 75 B FF 88 X SL 81 1-2 ①② G6-4-3 1-2f		F CU 74 D CH 80 F SL 80 1 SAFE B FC 86 X FC 86 2-2 2 2B 1-3 2B	C SL 86 S SL 87 B FF 93 T SL 85 1-2 ② K		C CU 74 X CH 80 0-1 ③ 1-3 1B		X SI 88 0-0 ③ F9	6	1	2	0	0	1	4
2 Brandon Barnes, R (1, 9) (8, 7) OBP: 0.488, SLG: 0.568	C FF 89 B SI 90 F FF 90 S FC 85 1-3 ② K	C FF 88 L CH 82 X SL 81 0-2 ③ G6-3		C CU 75 S CH 82 X SL 82 0-2 4 S 2B 2-H 3-H	X SI 93 0-0 1-3 1B 2-H			C CU 74 B CH 81 X SL 81 1-1 4 1B 2B		5	0	3	3	0	1	0
4 Brandon Laird, R (1, 3) OBP: 0.300, SLG: 0.536	C CU 75 X FF 90 0-1 23 12 1B 1B		C FF 87 B CH 80 S CH 80 B SL 82 X FF 89 2-2 ① G5-3	B FF 88 C CU 75 D CH 82 B SL 81 S CH 79 X FC 87 3-2 ③ G6-3 2-3	B SL 88 C SL 85 B SI 92 B CH 84 X FF 94 3-1 ③ F8			C FF 88 X CU 73 0-1 2-3 1B		5	1	2	0	0	0	3
23 Chris Carter, R (1, 7) OBP: 0.305, SLG: 0.430 28 Rick Ankiel, L (8, 9) OBP: 0.220, SLG: 0.571	B CU 74 C CU 74 1 SAFE X FC 89 1-1 12 1B 22 2B 1-2 1B		B FF 90 F FF 88 X FF 89 1-1 ② F8		S SI 88 X FF 88 0-1 13 2B 22 WP 1B	B CU 79 C FF 92 B SI 91 F SL 84 X SL 85 2-2 ① F8		B SL 82 B SL 81 F SI 86 S SL 83 S SL 82 2-3 ① K		5 0	2 0	2 0	0 0	0 0	1 0	2 0
12 Carlos Pena, L (1, 10) OBP: 0.324, SLG: 0.364	B SI 91 F SI 90 X SL 84 1-1 13 BB 22 2B 1-3 1B 2-H		C FF 89 B CU 75 X FF 89 1-1 3B		C SI 89 F SI 89 S SL 82 0-3 ① K	B CH 85 C SI 93 S CH 84 B FF 93 B SI 92 F CH 84 S SI 92 3-3 ② K		B FF 89 S FF 87 C SL 80 C SL 81 1-3 ② K		5	1	2	1	0	3	3
13 Ronny Cedeno, R (1, 6) OBP: 0.333, SLG: 0.475	B FF 89 B FF 89 B SI 88 B FF 90 4-0 22 2B 1-2 BB		C FF 89 B CU 77 B FF 88 S CU 75 F SL 83 D SL 84 X SL 81 3-2 ③ F7		F SI 88 D CH 82 B FF 88 F SI 87 X FF 89 2-2 22 WP 22 HR 2B 1-3	C CU 78 F SI 93 B FF 92 X SL 87 1-2 ③ G1-3		B FF 89 X SL 81 1-0 ③ F9		4	1	1	0	1	0	3
22 Carlos Corporán, S (1, 2) OBP: 0.448, SLG: 0.520	B CU 76 F CU 75 X FF 90 1-1 1-3 2-H 3-H 2B			C FF 88 C FC 88 B SL 83 F SL 82 B FC 86 F SL 81 X CU 74 2-2 27 2B 2 2B 1B	T SI 91 S FF 93 B FF 93 B SL 88 F SI 94 F FF 94 X CH 82 2-2 2-H 3-H HR		F FF 88 B FF 89 C SL 82 F SL 82 B FF 89 F SL 80 X CU 76 2-2 27 1B 1B		X SI 85 0-0 E6 19 FC4-6	5	2	4	4	0	0	0
30 Matt Dominguez, R (1, 5) OBP: 0.305, SLG: 0.318	C FF 89 X SL 83 0-1 ③ L6			C FC 87 D CH 82 F FC 88 F SL 81 F FC 89 X SL 83 1-2 ① F8	B FF 93 B FF 93 B SL 85 C FC 92 B SI 92 4-1 19 1B 2 1B BB		B SI 87 C CU 74 X FF 89 1-1 ① F8		B SI 85 S SL 81 D CH 81 X SL 79 2-1 ① F7	4	1	0	0	1	0	5
19 Robbie Grossman, S (1, 8) OBP: 0.179, SLG: 0.192		C FF 88 H FC 87 1-1 27 G6-4-3 HBP		1 SAFE S CH 81 B FF 88 F FC 87 C FC 88 1-3 ② K	B SI 92 F SI 92 B SI 92 X SI 92 2-1 2 1B 1-2 1B		C FF 90 X SL 81 0-1 ② F9		F SI 88 X FF 88 0-1 ② FC4-6 1-2f	4	0	1	0	0	1	3
Inning Stats	R: 3 E: 0 K: 1 S: 15 H: 4 LOB: 2 BB: 1 P: 23	R: 0 E: 0 K: 0 S: 7 H: 0 LOB: 0 BB: 0 P: 9	R: 0 E: 0 K: 0 S: 11 H: 1 LOB: 1 BB: 0 P: 18	R: 2 E: 0 K: 1 S: 22 H: 3 LOB: 1 BB: 0 P: 31	R: 4 E: 0 K: 2 S: 22 H: 5 LOB: 2 BB: 1 P: 36	R: 0 E: 0 K: 1 S: 10 H: 0 LOB: 0 BB: 0 P: 16	R: 0 E: 0 K: 0 S: 11 H: 2 LOB: 2 BB: 0 P: 14	R: 0 E: 0 K: 2 S: 11 H: 2 LOB: 2 BB: 0 P: 16	R: 0 E: 1 K: 0 S: 6 H: 0 LOB: 1 BB: 0 P: 8	1B: 10 2B: 5 3B: 1 HR: 1	SF: 0 SAC: 0 DP: 1 HBP: 1	WP: 1 PB: 0 SB: 1 CS: 0	PA: 46				

PITCHER		IP	WLS	BF	H	R	ER	SO	BB	IBB	HBP	BLK	WP	HR	S	P	ERA	WHIP
46 Andy Pettitte, L ERA: 3.86	(1, 1)	4.1	L	24	10	7	7	3	1	0	1	0	0	0	63	91	14.54	2.538
43 Adam Warren, R ERA: 2.7	(5, 1)	1.2		9	3	2	2	2	1	0	0	0	1	1	24	42	10.80	2.400
34 Vidal Nuño, L ERA:	(7, 1)	3.0		13	4	0	0	2	0	0	0	0	0	0	28	38	0.00	1.333

PITCHER	IP	WLS	BF	H	R	ER	SO	BB	IBB	HBP	BLK	WP	HR	S	P	ERA	WHIP

TOP

Houston Astros @ New York Yankees

Yankee Stadium, Bronx, NY

Mon Apr 29 2013, 7:09 PM - 10:07 PM EDT

Att. 34,262 - Cloudy - 57 F

livebaseballscorecards.com

AB	43
R	9
H	17
RBI	8
BB	2
SO	7
LOB	23

Batter	1	2	3	4	5	6	7	8	9	AB	R	H	RBI	BB	SO	LOB
11 Brett Gardner, L (1, 8) OBP: 0.333, SLG: 0.414	C SI 90 C SI 92 F SI 91 B FF 92 F CH 82 B SL 88 C SI 93 2-3 ① K			B SI 91 B SI 91 C SI 91 X SI 90 2-1 24 G4-6-3 1B		C CH 83 F SI 91 F SL 88 F SI 92 X SI 92 0-2 12 WP 24 1B 12 1B 1B	B FC 86 C FF 90 D FC 87 X SI 88 2-1 ②③ G4-6-3 1-2f			4	1	2	0	0	1	2
24 Robinson Canó, L (1, 4) OBP: 0.378, SLG: 0.608	C SI 92 X CH 84 0-1 12 G6-4-3 1B			C SI 91 B FF 91 1 SAFE X SI 90 1-1 ①② G4-6-3 1-2f		C SI 92 B SI 91 B SI 92 D FF 89 S CH 83 X SI 93 3-2 22 BB 12 1B 1-2 1B		X SI 91 0-0 ① P5		4	0	2	0	0	0	1
12 Vernon Wells, R (1, 7) OBP: 0.374, SLG: 0.557 45 Ben Francisco, R (9, 7) OBP: 0.212, SLG: 0.103	B SI 92 B SI 92 X SL 88 2-0 ②③ G6-4-3 1-2f			X SI 93 0-0 1B		B SI 92 X SI 93 1-0 22 BB 1-2 2-H 1B		C SI 88 B CH 81 F SL 91 F FC 89 B CU 78 B SI 92 B SI 91 4-2 22 WP 22 DI BB		3 0	0 0	2 0	1 0	1 0	0 0	1 0
33 Travis Hafner, L (1, 10) OBP: 0.413, SLG: 0.661		B SI 92 C SI 92 B SI 92 H SL 88 3-1 22 G4-3-6 HBP		B SI 91 D SI 91 S CH 82 X SI 92 2-1 ③ G4-3		C SI 90 B FF 91 B SI 90 F SI 92 S CH 81 2-3 ② K		X SI 92 0-0 ② F8		3	0	0	0	0	1	4
22 Brennan Boesch, L (1, 9) OBP: 0.265, SLG: 0.500		C SI 92 B SI 91 B SI 91 X SI 92 2-1 ①② G4-3-6 1-2f			C SI 90 X CH 81 0-1 ① G3	B CH 80 D CH 82 D SI 92 B SI 91 4-0 1-2 2-3 BB		B SI 91 B SI 90 B SI 90 B SI 90 4-0 1-3 BB		2	0	0	0	2	0	1
17 Jayson Nix, R (1, 5) OBP: 0.262, SLG: 0.267		B SL 89 C SI 92 F SI 93 X SL 88 1-2 ③ G1-3			C SI 92 B SL 87 B SL 87 F SI 92 F SL 92 X SI 92 2-2 ② G5-3	S SI 92 C SI 92 F FF 89 X SI 92 0-2 ③ G5-3		C SI 88 S SI 91 B SI 91 X CH 82 1-2 ③ F8		4	0	0	0	0	0	5
55 Lyle Overbay, L (1, 3) OBP: 0.268, SLG: 0.418			B CU 78 B SI 90 B SI 93 C SI 92 F SI 92 S FF 92 3-3 ① K		F FF 92 X CU 81 0-1 26 FC6-4 1B		B SI 91 B SI 90 F SI 90 B SI 90 S SI 92 F FF 93 X SI 93 3-2 ① L8		C SI 93 C SI 95 B CH 87 B FF 95 X SI 96 2-2 ① P5	4	0	1	0	0	1	0
26 Eduardo Núñez, R (1, 6) OBP: 0.273, SLG: 0.185			C SI 92 B SI 92 B SL 88 S SI 92 F SI 92 X SI 93 2-2 ② G6-3		C SI 92 B SI 92 B SI 91 X SL 88 2-1 ③ FC6-4 1-2f		B SI 92 X FF 88 1-0 53 HBP 1B		X FF 96 0-0 ② P2	4	0	1	0	0	0	1
53 Austin Romine, R (1, 2)			X SI 93 0-0 ③ G6-3			C SI 92 B SI 92 B SL 86 F SI 93 C SI 92 2-3 ① K	C SI 93 H SI 91 1-1 11 G4-6-3 1-2 HBP		C FF 96 F FF 97 B FF 97 F FF 96 X SI 95 1-2 ③ F8	3	0	0	0	0	1	0
Inning Stats	R: 0 E: 0 K: 1 S: 8 H: 1 LOB: 0 BB: 0 P: 12	R: 0 E: 0 K: 0 S: 6 H: 0 LOB: 0 BB: 0 P: 12	R: 0 E: 0 K: 1 S: 8 H: 0 LOB: 0 BB: 0 P: 13	R: 0 E: 0 K: 0 S: 7 H: 2 LOB: 1 BB: 0 P: 12	R: 0 E: 0 K: 0 S: 10 H: 1 LOB: 1 BB: 0 P: 14	R: 1 E: 0 K: 2 S: 19 H: 3 LOB: 3 BB: 1 P: 31	R: 0 E: 0 K: 0 S: 8 H: 1 LOB: 1 BB: 0 P: 15	R: 0 E: 0 K: 0 S: 8 H: 0 LOB: 2 BB: 2 P: 17	R: 0 E: 0 K: 0 S: 8 H: 0 LOB: 0 BB: 0 P: 11	1B: 8 2B: 0 3B: 0 HR: 0	SF: 0 SAC: 0 DP: 4 HBP: 2	WP: 2 PB: 0 SB: 0 CS: 0	PA: 36			

BOTTOM

Houston Astros @ New York Yankees

Yankee Stadium, Bronx, NY

Mon Apr 29 2013, 7:09 PM - 10:07 PM EDT

Att. 34,262 - Cloudy - 57 F

livebaseballscorecards.com

AB	31
R	1
H	8
RBI	1
BB	3
SO	4
LOB	15

PITCHER		IP	WLS	BF	H	R	ER	SO	BB	IBB	HBP	BLK	WP	HR	S	P	ERA	WHIP
64 Lucas Harrell, R ERA: 3.6	(1, 1)	6.1	W	27	8	1	1	4	1	0	2	0	1	0	64	105	1.42	1.421
54 Travis Blackley, L ERA: 4.7	(7, 1)	1.2		6	0	0	0	0	2	0	0	0	1	0	10	21	0.00	1.200
55 Rhiner Cruz, R ERA: 4.73	(9, 1)	1.0		3	0	0	0	0	0	0	0	0	0	0	8	11	0.00	0.000

PITCHER	IP	WLS	BF	H	R	ER	SO	BB	IBB	HBP	BLK	WP	HR	S	P	ERA	WHIP

Batter	1	2	3	4	5	6	7	8	9	AB	R	H	RBI	BB	SO	LOB
19 Robbie Grossman, S (1, 8) OBP: 0.242, SLG: 0.207	B SI 89 B SI 89 B SI 88 B SI 88 4-0 15 1B BB	B SI 92 S SL 84 S SI 93 B FS 88 B FS 86 F SI 93 B SI 92 4-2 27 FC6-4 BB	X SI 91 0-0 ③ F7				C SI 91 T SI 92 F SI 92 X SI 90 0-2 ③ G3		X FF 92 0-0 27 DI 27 2B 1-3 1B	3	1	1	0	2	0	0
27 Jose Altuve, R (1, 4) OBP: 0.374, SLG: 0.438	1 SAFE C SI 89 B SL 83 S SL 83 T FS 84 1-2 ① K	B SL 83 X SL 84 1-0 ③ FC6-4 1-2f			B SI 90 X SI 89 1-0 23 CS 1B			C FC 92 C FC 92 X FC 92 0-2 ① G4-3	D SL 81 C SL 80 F FF 93 X SL 82 1-2 1-H 3-H 2B	5	0	2	2	0	1	4
15 Jason Castro, L (1, 2) OBP: 0.315, SLG: 0.405	B SI 92 F SI 90 1 SAFE X SI 89 1-1 1-3 1B		C CU 75 X SI 90 0-1 28 FC3-6 2B		D FS 85 F FS 84 X FF 89 1-1 ① F9			C FC 93 S FC 93 S FC 94 0-3 ② K	B FC 90 F FC 90 S FC 90 B FC 90 S FC 90 2-3 ③ K	5	0	2	0	0	2	2
12 Carlos Pena, L (1, 3) OBP: 0.330, SLG: 0.363	B SL 82 B FS 86 F SL 84 F SI 91 F FS 86 S FS 86 2-3 ② K		D SL 83 D SI 90 S FS 84 B SI 91 B SL 82 4-1 28 FC3-6 BB		1 SAFE B FS 85 F SI 91 F FF 90 B FF 91 B FS 87 C SL 84 3-3 ② K			B KC 81 B FC 92 X FC 92 2-0 23 HR 1B		3	1	1	0	1	2	3
23 Chris Carter, R (1, 10) OBP: 0.303, SLG: 0.454	S FS 84 X SL 85 0-1 ③ G6-3		B SL 83 C SL 83 F FF 92 D FS 88 C SL 84 2-3 ① K		S SL 84 1 SAFE S SL 84 0-2 ③ CS 1-2	S SL 81 S SI 91 S SL 82 0-3 ① K		C FC 92 C FC 93 X FC 93 0-2 1-H HR		4	1	1	2	0	2	4
28 Rick Ankiel, L (1, 9) OBP: 0.204, SLG: 0.528		S SI 91 B FF 89 S FS 86 F FS 86 S FF 91 1-3 ① K	F FS 85 X FS 86 0-1 ② FC3-6 1-2f 2-3			F FF 90 F SI 91 S FF 91 0-3 ② K		B FC 92 F FC 92 S FC 92 B FC 93 F FC 93 S FC 93 2-3 ③ K		4	0	0	0	0	3	2
30 Matt Dominguez, R (1, 5) OBP: 0.303, SLG: 0.315		C FF 90 X SL 84 0-1 ② P5	S SL 84 B SI 92 F SL 85 X SL 86 1-2 ③ G4-3			B SI 91 B SL 83 C SI 91 X SL 84 2-1 ③ P6			B FF 91 C SL 79 F SL 81 F FF 92 B SL 82 X SL 81 2-2 9 FC3-6 1B	4	0	1	0	0	0	2
2 Brandon Barnes, R (1, 7) OBP: 0.468, SLG: 0.525		B SL 84 B SL 84 S SL 83 F SI 91 F SL 84 F FS 86 B SL 85 F SL 82 F SI 90 4-2 B SI 91 9 2B BB	C SL 80 S SI 90 T SI 91 0-2 ① K				C FF 91 C SL 83 B SL 83 X SL 83 1-2 ① P3		B SL 82 S SL 80 C FF 91 D SL 80 F FF 92 B FF 94 S SL 81 3-3 ① K	3	0	0	0	1	2	1
9 Marwin Gonzalez, S (1, 6) OBP: 0.338, SLG: 0.516		B SI 91 C SI 91 B FS 85 1 SAFE 1 SAFE X SI 92 2-1 1-3 2B	C SL 82 X SI 90 0-1 ② G4-3				B SI 92 B SL 82 C SI 90 X SI 91 2-1 ② G4-3		B FF 92 X FF 92 1-0 ② FC3-6 19 1B 27 2B 1-2f	4	1	1	0	0	0	1

Inning Stats																				
	R: 0	H: 1	R: 0	H: 1	R: 0	H: 1	R: 0	H: 0	R: 0	H: 0	R: 0	H: 1	R: 2	H: 2	R: 2	H: 3	1B: 5	SF: 0	WP: 0	PA: 40
	E: 0	LOB: 2	E: 0	LOB: 3	E: 0	LOB: 2	E: 0	LOB: 0	E: 0	LOB: 0	E: 0	LOB: 0	E: 0	LOB: 0	E: 0	LOB: 1	2B: 3	SAC: 0	PB: 0	
	K: 2	BB: 1	K: 1	BB: 2	K: 1	BB: 1	K: 1	BB: 0	K: 2	BB: 0	K: 0	BB: 0	K: 2	BB: 0	K: 2	BB: 0	3B: 0	DP: 0	SB: 0	
	S: 11	P: 19	S: 18	P: 30	S: 11	P: 18	S: 6	P: 6	S: 8	P: 13	S: 8	P: 10	S: 9	P: 12	S: 14	P: 18	HR: 1	HBP: 0	CS: 1	

PITCHER		IP	WLS	BF	H	R	ER	SO	BB	IBB	HBP	BLK	WP	HR	S	P	ERA	WHIP
18 Hiroki Kuroda, R ERA: 2.25	(1, 1)	7.0	W	28	4	0	0	8	4	0	0	0	0	0	71	108	0.00	1.143
30 David Robertson, R ERA: 4.22	(8, 1)	1.0		5	2	2	2	2	0	0	0	0	0	1	14	18	18.00	2.000
27 Shawn Kelley, R ERA: 7.84	(9, 1)	0.2		5	3	2	2	1	0	0	0	0	0	0	13	20	27.00	4.500
42 Mariano Rivera, R ERA: 1.74	(9, 1)	0.1	S	1	0	0	0	1	0	0	0	0	0	0	3	5	0.00	0.000

PITCHER	IP	WLS	BF	H	R	ER	SO	BB	IBB	HBP	BLK	WP	HR	S	P	ERA	WHIP

TOP

Houston Astros @ New York Yankees

Yankee Stadium, Bronx, NY

Tue Apr 30 2013, 7:09 PM - 10:31 PM EDT

Att. 34,301 - Clear - 61 F

livebaseballscorecards.com

AB	35
R	4
H	9
RBI	4
BB	4
SO	12
LOB	19

BOTTOM

Batter	1	2	3	4	5	6	7	8	9	AB	R	H	RBI	BB	SO	LOB
11 Brett Gardner, L (1, 8) OBP: 0.328, SLG: 0.398	B FF 89 C FF 90 B CH 84 B FF 90 B FF 90 4-1 31 1B 31 S 33 1B BB	B FF 90 F CH 85 C CH 84 X CH 85 1-2 ③ P4			B FF 89 X FF 89 1-0 ① P3	C CH 86 B CH 86 P PO 87 S CH 85 X CH 86 2-2 ② FC3-2-5-3 3-H		C SI 93 F CH 83 B SI 94 F CH 86 T SI 95 1-2 ① K		4	1	0	0	1	1	4
31 Ichiro Suzuki, L (1, 7) (8, 9) OBP: 0.315, SLG: 0.329	C FF 91 L FF 90 X CU 79 0-2 24 G3 1-3 1B	F SI 89 C CH 84 F CU 80 S SL 82 0-3 K 33 S 33 1B			C SI 89 F CH 86 X SI 90 0-2 33 WP 24 1B 22 FC4-6 1B	B CU 79 X FF 90 1-0 ③ F9		B SL 82 B SI 96 X FF 95 2-0 33 1B 1-2 1B		5	2	3	0	0	1	1
24 Robinson Canó, L (1, 4) OBP: 0.379, SLG: 0.598	1 SAFE C CU 78 X SI 90 0-1 ① G3 1-2	B CU 80 B FF 90 1 SAFE X CH 84 2-0 ① F8			X SI 90 0-0 22 FC4-6 33 WP 17 1B 1-2 1B		B SL 81 B FF 90 C FF 89 C FF 90 X FF 90 2-2 33 G4-1 1B	X SI 94 0-0 ② F8		5	1	2	0	0	0	5
33 Travis Hafner, L (1, 10) OBP: 0.438, SLG: 0.667	F FF 91 X SI 91 0-1 22 G4-6-3 3-H 1B	B CU 79 S FF 90 D SL 84 C FF 89 X CU 79 2-2 22 FC3-6 1-H 1B			B SL 82 I IN 87 I IN 86 I IN 85 4-0 22 FC4-6 1-2 2-3 IBB		B FF 89 1 SAFE B FF 88 C SL 81 B SL 82 1 SAFE S FF 89 X SL 81 3-2 ① G4-1 1-2	X SI 93 0-0 1-3 2-H 1B		4	0	3	3	1	0	1
22 Brennan Boesch, L (1, 9) 12 Vernon Wells, R (7, PH) (8, 7) OBP: 0.243, SLG: 0.457 OBP: 0.366, SLG: 0.544	X CH 84 0-0 ②③ G4-6-3 1-2f	B SI 89 S CH 84 X CH 84 1-1 ② FC3-6 17 FC5-4 1-2f			X CH 85 0-0 ② FC4-6 17 1B 17 WP 1-2f 2-3 3-H		B KC 74 X FF 93 1-0 ② F9	B SL 80 S FF 96 T FF 97 X FF 97 1-2 ③ P3		3 2	0 0	0 0	1 0	0 0	0 0	5 3
17 Jayson Nix, R (1, 5) OBP: 0.261, SLG: 0.266		C FF 89 B FF 90 F FF 89 F CH 84 B FF 90 X SI 90 2-2 ① P3	X FF 90 0-0 ③ FC5-4 1-2f		C FF 90 S CU 80 D CU 81 X FF 90 1-2 1-3 3-H 1B		X FF 92 0-0 ③ L7			4	0	1	1	0	0	2
55 Lyle Overbay, L (1, 3) OBP: 0.267, SLG: 0.446		B CU 78 B SI 90 C SI 90 S CH 85 B SI 90 F SI 90 X SI 91 3-2 ② F8	F SI 88 B CH 84 S CH 84 B FF 90 F CU 80 X SI 90 2-2 ① F7	X CH 86 0-0 ③ G5-3				B FF 92 T CH 80 X CH 80 1-1 HR		4	1	1	1	0	0	2
26 Eduardo Núñez, R (1, 6) OBP: 0.296, SLG: 0.246		F FF 90 F FF 91 X CH 86 0-2 19 1B 1B	X SI 90 0-0 ② P4			C SI 89 F FF 88 B SL 83 X FF 89 1-2 19 WP 11 FC3-2-6-3 2B		B FF 91 C FF 92 X FF 91 1-1 19 1B 2B		4	1	3	0	0	0	0
19 Chris Stewart, R (1, 2) OBP: 0.333, SLG: 0.382		B FF 91 1 SAFE 1 SAFE X FF 89 1-0 1-2 1B	C SI 91 S SL 84 F SL 82 S SL 82 0-3 ③ K			B FF 90 L FF 89 C CU 78 B SL 83 X CU 80 2-2 ① G5-3 2-3		C FF 92 C CH 81 F KC 75 X CH 80 0-2 31 1B 33 1B 2-H 1B		4	1	2	1	0	1	1
Inning Stats	R: 1 H: 2 E: 0 LOB: 1 K: 0 BB: 1 S: 9 P: 13	R: 0 H: 2 E: 0 LOB: 2 K: 0 BB: 0 S: 15 P: 22	R: 1 H: 1 E: 0 LOB: 1 K: 1 BB: 0 S: 11 P: 16	R: 0 H: 0 E: 0 LOB: 0 K: 1 BB: 0 S: 9 P: 11	R: 2 H: 3 E: 0 LOB: 2 K: 0 BB: 1 S: 10 P: 16	R: 0 H: 1 E: 0 LOB: 1 K: 0 BB: 0 S: 11 P: 16	R: 0 H: 1 E: 0 LOB: 1 K: 0 BB: 0 S: 8 P: 14	R: 3 H: 5 E: 0 LOB: 2 K: 1 BB: 0 S: 18 P: 24		1B: 12 SF: 0 2B: 2 SAC: 0 3B: 0 DP: 1 HR: 1 HBP: 0						WP: 4 PA: 41 PB: 0 SB: 2 CS: 0	

Houston Astros @ New York Yankees
Yankee Stadium, Bronx, NY
Tue Apr 30 2013, 7:09 PM - 10:31 PM EDT
Att. 34,301 - Clear - 61 F

livebaseballscorecards.com

AB	39
R	7
H	15
RBI	7
BB	2
SO	3
LOB	24

PITCHER		IP	WLS	BF	H	R	ER	SO	BB	IBB	HBP	BLK	WP	HR	S	P	ERA	WHIP
59 Philip Humber, R ERA: 7.58	(1, 1)	6.0	L	29	9	4	4	2	1	1	0	0	4	0	65	94	6.00	1.667
53 Wesley Wright, L ERA: 2.92	(7, 1)	0.1		2	1	0	0	0	0	0	0	0	0	0	6	11	0.00	3.000
43 Brad Peacock, R ERA: 9.41	(7, 1)	0.2		5	3	3	3	0	0	0	0	0	0	1	10	13	40.50	4.500
55 Rhiner Cruz, R ERA: 4.4	(8, 1)	1.0		5	2	0	0	1	0	0	0	0	0	0	10	14	0.00	2.000

PITCHER	IP	WLS	BF	H	R	ER	SO	BB	IBB	HBP	BLK	WP	HR	S	P	ERA	WHIP

Houston Astros @ New York Yankees

Yankee Stadium, Bronx, NY

Wed May 01 2013, 7:08 PM - 10:16 PM EDT

Att. 34,117 - Clear - 61 F

livebaseballscorecards.com

TOP

Batter	1	2	3	4	5	6	7	8	9	AB	R	H	RBI	BB	SO	LOB
19 Robbie Grossman, S (1, 8) OBP: 0.243, SLG: 0.212	C SI 89 C SL 86 X KC 80 0-2 G3-1			F SL 84 C SI 90 B SI 90 S KC 79 1-3 K2-3	C FF 88 F SI 88 B KC 78 C SI 89 1-3 K	B FF 92 C FF 93 B FF 93 X SI 93 2-1 27 G4-6-3 1B			4	0	1	0	0	2	0
27 Jose Altuve, R (1, 4) OBP: 0.378, SLG: 0.440	S FF 91 B SI 90 X SL 86 1-1 G6-3			C KC 80 C FF 91 X KC 79 0-2 15 2B 12 1B 1B	B SL 84 X KC 79 1-0 15 2B 1B		C SL 79 C FF 93 X SL 81 0-2 G4-6-3 1-2f		4	1	2	0	0	0	1
15 Jason Castro, L (1, 2) OBP: 0.323, SLG: 0.432	B FF 90 B SI 91 X SL 85 2-0 G3			S KC 79 B SI 91 X SL 85 1-1 12 1B 21 HBP 1-3 2B	1 SAFE C SI 89 B SI 89 1 SAFE S SI 89 X KC 80 1-2 1-2 2B		C FF 94 S SL 81 S SL 81 0-3 K2-3		4	1	2	0	0	1	0
12 Carlos Pena, L (1, 3) OBP: 0.345, SLG: 0.372		B KC 78 C SL 85 X SI 90 1-1 23 G6-4-3 1B		X SL 86 0-0 21 HBP 2 FC6-4 23 HBP 2-3 3-H 1B	D CH 82 B KC 79 B CH 82 I IN 74 4-0 IBB			C KC 81 S FF 93 S KC 81 0-3 K		3	1	2	1	1	1	0
23 Chris Carter, R (1, 10) OBP: 0.301, SLG: 0.440		B SL 85 C SL 85 B FF 90 X SL 85 2-1 G6-4-3 1-2f		F KC 80 H SI 90 1-1 2 FC6-4 21 HBP 30 1B 1-2 HBP	B SL 84 F FF 89 C SL 86 X SL 85 1-2 G1-3			B KC 81 C FF 92 S KC 81 C FC 93 1-3 K		3	1	0	0	0	1	3
21 Fernando Martinez, L (1, 9) OBP: 0.286, SLG: 0.346		C FF 90 C SI 89 B KC 81 S FF 90 1-3 K		B CH 84 F SL 86 C SI 91 D KC 80 H FF 92 3-2 2 FC6-4 1-2 2-3 3-H HBP		C KC 78 X SI 88 0-1 2 SH1-4 1B		C KC 80 B FF 94 B FF 94 C FC 92 X FF 94 2-2 G4-3		3	0	1	1	0	1	0
2 Brandon Barnes, R (1, 7) OBP: 0.460, SLG: 0.512			C SL 82 C SI 88 B FF 90 C FF 90 1-3 K	B SL 86 B FF 91 S SL 85 F FF 91 X SL 85 2-2 FC6-4 30 1B 1-2f 2-3 3-H		L FF 90 1 SAFE X SL 85 0-1 SH1-4 1-2			T FC 90 X FC 90 0-1 30 L4 1B	3	0	1	1	0	1	2
30 Matt Dominguez, R (1, 5) OBP: 0.301, SLG: 0.313			B FF 90 B FF 89 C FF 90 F SL 84 F FF 91 X KC 81 2-2 G5-3	X SL 86 0-0 1-2 3-H 1B		X KC 81 0-0 F9			C FC 91 X FC 90 0-1 L4 1-1	4	0	1	1	0	0	2
9 Marwin Gonzalez, S (1, 6) OBP: 0.319, SLG: 0.485			B SI 89 C SI 89 B SI 90 X SI 89 2-1 G5-3	C KC 80 F FF 90 D KC 81 F KC 80 F SI 90 S SL 85 1-3 K		C SL 79 X FF 93 0-1 G5-3			C FC 91 C FC 91 S FC 90 0-3 K	4	0	0	0	0	2	3

Inning Stats	1	2	3	4	5	6	7	8	9
	R: 0 E: 0 K: 0 S: 6 H: 0 LOB: 0 BB: 0 P: 9	R: 0 E: 0 K: 1 S: 7 H: 1 LOB: 0 BB: 0 P: 11	R: 0 E: 0 K: 1 S: 9 H: 0 LOB: 0 BB: 0 P: 14	R: 4 E: 0 K: 2 S: 21 H: 4 LOB: 2 BB: 0 P: 30	R: 0 E: 0 K: 1 S: 10 H: 2 LOB: 2 BB: 1 P: 18	R: 0 E: 0 K: 0 S: 7 H: 1 LOB: 0 BB: 0 P: 7	R: 0 E: 0 K: 1 S: 8 H: 1 LOB: 0 BB: 0 P: 10	R: 0 E: 0 K: 2 S: 9 H: 0 LOB: 0 BB: 0 P: 12	R: 0 E: 0 K: 1 S: 7 H: 1 LOB: 0 BB: 0 P: 7

1B: 8 SF: 0
2B: 3 SAC: 1
3B: 0 DP: 3
HR: 0 HBP: 2

WP: 0 PA: 36
PB: 0
SB: 0
CS: 0

	AB	32
	R	4
	H	10
	RBI	4
	BB	1
	SO	9
	LOB	11

PITCHER		IP	WLS	BF	H	R	ER	SO	BB	IBB	HBP	BLK	WP	HR	S	P	ERA	WHIP
41 David Phelps, R ERA: 5.56	(1, 1)	5.2		26	8	4	4	5	0	1	2	0	0	0	58	87	6.35	1.412
48 Boone Logan, L ERA: 2.35	(6, 1)	1.1	W	4	1	0	0	1	0	0	0	0	0	0	10	12	0.00	0.750
30 David Robertson, R ERA: 3.86	(8, 1)	1.0	H	3	0	0	0	2	0	0	0	0	0	0	9	12	0.00	0.000
42 Mariano Rivera, R ERA: 1.59	(9, 1)	1.0	S	3	1	0	0	1	0	0	0	0	0	0	7	7	0.00	1.000

PITCHER	IP	WLS	BF	H	R	ER	SO	BB	IBB	HBP	BLK	WP	HR	S	P	ERA	WHIP

Houston Astros @ New York Yankees

Yankee Stadium, Bronx, NY

Wed May 01 2013, 7:08 PM - 10:16 PM EDT

Att. 34,117 - Clear - 61 F

livebaseballscorecards.com

BOTTOM

Batter	1	2	3	4	5	6	7	8	9	AB	R	H	RBI	BB	SO	LOB
31 Ichiro Suzuki, L (1, 8) (6, 9) OBP: 0.330, SLG: 0.360	B FF 86 C FF 87 C SI 90 F FF 89 F CU 76 F FF 90 B FS 80 X FF 88 / 2-2 17 1B 3B	B FF 89 X SI 90 / 1-0 1-2 2-3 1B		B FF 89 B SI 89 B SI 87 C FF 88 X CH 78 / 3-1 ② F9		B FF 90 B SI 89 B FF 90 C FF 90 C SL 82 X SI 90 / 3-2 ②③ G4-3-6 1-2f 3-H		I IN 75 I IN 78 I IN 77 I IN 74 / 4-0 IBB		4	1	2	0	1	0	2
17 Jayson Nix, R (1, 5) OBP: 0.270, SLG: 0.265	B CU 73 B FF 86 X SI 86 / 2-0 24 G4-6-3 1B 3-H	B CH 78 F FF 90 B CH 78 C FF 90 F FC 85 X CH 76 / 2-2 ③ P4		S CH 74 B CH 73 D FF 89 B CH 75 B FF 91 / 4-1 BB			B SI 88 C FF 89 X CH 83 / 1-1 ① G1-3	C CU 75 C SL 85 D SL 88 D SL 86 S FF 94 / 2-3 ③ K		4	0	1	1	1	1	6
24 Robinson Canó, L (1, 4) OBP: 0.375, SLG: 0.613	C SI 89 X CU 76 / 0-1 ①② G4-6-3 1-2f		C FS 82 F FF 89 F FF 90 F SI 90 X CU 70 / 0-2 HR	C FF 89 F FF 88 D FF 87 F FF 85 X FF 90 / 1-2 ③ G5-3			F SL 82 X SL 83 / 0-1 ② G4-3			4	1	1	1	0	0	3
12 Vernon Wells, R (1, 7) OBP: 0.362, SLG: 0.532	B SI 91 X FF 88 / 1-0 ③ L8		B CU 76 B FF 85 C FF 86 T CH 78 C FF 90 / 2-3 ① K		X FF 95 / 0-0 ① G5-3		C CH 85 B CH 85 X SL 83 / 1-1 1B			4	0	1	0	0	1	0
33 Travis Hafner, L (1, 10) OBP: 0.429, SLG: 0.638		C FF 86 S FC 86 B CU 75 B FS 83 F SI 90 B SI 90 F SI 85 B FF 90 / 4-2 26 BB 45 BB 19 SF8 BB	X FF 88 / 0-0 ② P3		B FF 95 X FF 96 / 1-0 ② P6		B SL 83 1 SAFE S FF 89 C FF 90 C SI 90 / 1-3 ③ K			3	1	0	0	1	1	1
45 Ben Francisco, R (1, 9) OBP: 0.257, SLG: 0.233 11 Brett Gardner, L (5, PH) (6, 8) OBP: 0.331, SLG: 0.400		C CU 74 B FF 90 C FF 87 F CU 74 F SI 89 B SI 90 D CU 76 B SI 90 / 4-2 31 1B 26 BB 1-2 BB	B FF 90 B FF 89 X FF 89 / 2-0 HR		B FF 95 C FF 94 B CH 87 S FF 94 T FF 95 / 2-2 ③ K			C SL 82 X SI 89 / 0-1 55 S 26 S 1B		1 2	1 0	1 1	1 0	1 0	0 1	0 0
26 Eduardo Núñez, R (1, 6) OBP: 0.306, SLG: 0.264		B FF 88 B CU 74 B FS 82 B FF 86 / 4-0 31 1B 1-2 2-3 BB	B CU 75 C FF 84 B FS 79 X SI 89 / 2-1 ③ G5-3			C FF 95 X FF 94 / 0-2 55 WP 31 G4-3-6 2B		B SL 84 F FF 93 P PO 88 1 SAFE 1 SAFE 1 SAFE 1 SAFE P PO 85 L FF 92 / 3-3 ① S SL 86 K 1-2		3	1	1	0	1	1	1
55 Lyle Overbay, L (1, 3) OBP: 0.289, SLG: 0.459		F FF 90 C SI 90 S CU 74 / 0-3 ① K		C FF 85 B FF 88 F SI 89 B FF 87 B SI 89 X FF 86 / 3-2 2B		D CU 75 B FF 93 B FF 93 S CH 84 B CH 86 / 4-1 31 G4-3-6 2-3 BB		C CU 76 B SL 82 B SI 92 C CU 77 D SL 87 B SL 86 / 4-2 19 G5-3 2-3 BB		2	0	1	0	2	1	3
19 Chris Stewart, R (1, 2) OBP: 0.300, SLG: 0.351		D CH 78 X FF 90 / 1-0 ② SF8 3-H		F CH 75 F FF 89 X CH 74 / 0-2 ① P4		1 SAFE 1 SAFE S CH 84 S CH 87 C CU 79 / 0-3 ① K		1 SAFE 1 SAFE C SL 84 1 SAFE P PO 87 F SL 84 D SL 87 B FF 94 1 SAFE / 3-2 ② X SL 86 G5-3 1-2		3	0	0	1	0	1	5
Inning Stats	R: 1 E: 0 K: 0 S: 10 H: 2 LOB: 0 BB: 0 P: 15	R: 1 E: 0 K: 1 S: 17 H: 1 LOB: 3 BB: 3 P: 33	R: 2 E: 0 K: 1 S: 12 H: 2 LOB: 0 BB: 0 P: 18	R: 0 E: 0 K: 0 S: 13 H: 1 LOB: 2 BB: 1 P: 24	R: 0 E: 0 K: 1 S: 5 H: 0 LOB: 0 BB: 0 P: 8	R: 1 E: 0 K: 1 S: 10 H: 1 LOB: 0 BB: 1 P: 17	R: 0 E: 0 K: 1 S: 9 H: 1 LOB: 1 BB: 0 P: 12	R: 0 E: 0 K: 2 S: 16 H: 1 LOB: 3 BB: 2 P: 29		1B: 4 2B: 2 3B: 1 HR: 2	SF: 1 SAC: 0 DP: 2 HBP: 0					

	AB	30
	R	5
	H	9
	RBI	4
	BB	7
	SO	7
	LOB	21

WP: 1 PB: 0 SB: 2 CS: 0 PA: 38

PITCHER		IP	WLS	BF	H	R	ER	SO	BB	IBB	HBP	BLK	WP	HR	S	P	ERA	WHIP
45 Erik Bedard, L ERA: 8.2	(1, 1)	4.0		21	6	4	4	2	4	0	0	0	0	2	52	90	9.00	2.500
56 Paul Clemens, R ERA: 4.5	(5, 1)	1.1	L	6	1	1	1	2	1	0	0	0	1	0	12	19	6.75	1.500
53 Wesley Wright, L ERA: 2.57	(6, 1)	1.2		6	2	0	0	1	0	0	0	0	0	0	14	20	0.00	1.200
62 Hector Ambriz, R ERA: 5.02	(8, 1)	1.0		5	0	0	0	2	1	1	0	0	0	0	14	27	0.00	1.000

PITCHER	IP	WLS	BF	H	R	ER	SO	BB	IBB	HBP	BLK	WP	HR	S	P	ERA	WHIP

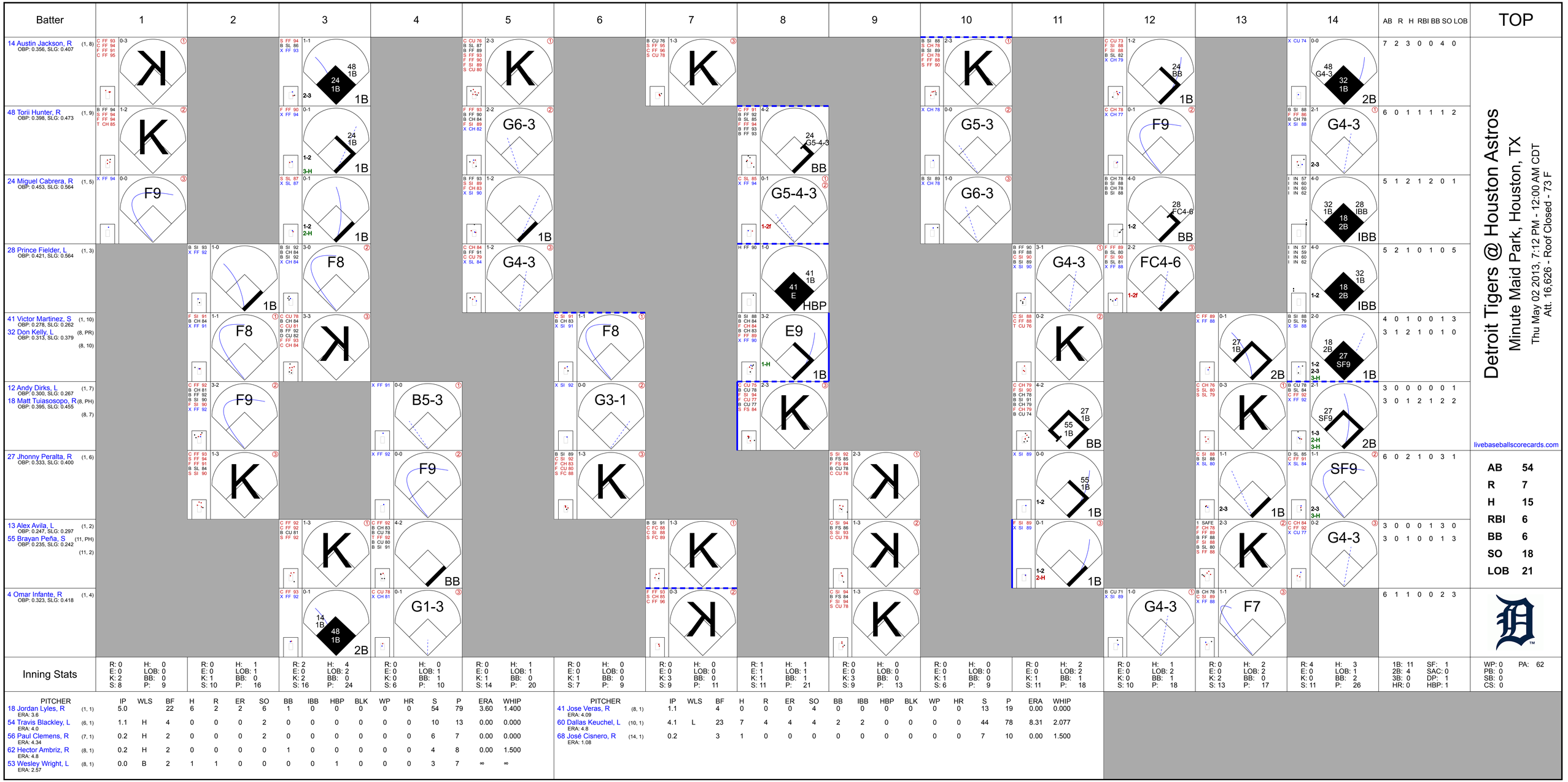
Batter
1
2
3
4
5
6
7
8
9
10
11
12
13
14
AB R H RBI BB SO LOB
TOP
14 Austin Jackson, R (1, 8) OBP: 0.356, SLG: 0.407
48 Torii Hunter, R (1, 9) OBP: 0.398, SLG: 0.473
24 Miguel Cabrera, R (1, 5) OBP: 0.453, SLG: 0.564
28 Prince Fielder, L (1, 3) OBP: 0.421, SLG: 0.564
41 Victor Martinez, S (1, 10) OBP: 0.278, SLG: 0.262
32 Don Kelly, L (8, PR) OBP: 0.313, SLG: 0.379 (8, 10)
12 Andy Dirks, L (1, 7) OBP: 0.300, SLG: 0.267
18 Matt Tuiasosopo, R (8, PH) OBP: 0.395, SLG: 0.455 (8, 7)
27 Jhonny Peralta, R (1, 6) OBP: 0.333, SLG: 0.400
13 Alex Avila, L (1, 2) OBP: 0.247, SLG: 0.297
55 Brayan Peña, S (11, PH) OBP: 0.235, SLG: 0.242 (11, 2)
4 Omar Infante, R (1, 4) OBP: 0.323, SLG: 0.418
7 6 2 3 0 0 4 0
6 0 1 1 1 1 2
5 1 2 1 2 0 1
5 2 1 0 1 0 5
4 0 1 0 0 1 3
3 1 2 1 0 1 0
3 0 0 0 0 0 1
3 0 1 2 1 2 2
6 0 2 1 0 3 1
3 0 0 0 1 3 0
3 0 1 0 0 1 3
6 1 1 0 0 2 3
Detroit Tigers @ Houston Astros
Minute Maid Park, Houston, TX
Thu May 02 2013, 7:12 PM - 12:00 AM CDT
Att. 16,626 - Roof Closed - 73 F
livebaseballscorecards.com
AB 54
R 7
H 15
RBI 6
BB 6
SO 18
LOB 21
Inning Stats
R: 0 H: 0 E: 0 LOB: 0 K: 2 BB: 0 S: 8 P: 9
R: 0 H: 1 E: 0 LOB: 1 K: 1 BB: 0 S: 10 P: 16
R: 2 H: 4 E: 0 LOB: 2 K: 2 BB: 0 S: 16 P: 24
R: 0 H: 0 E: 0 LOB: 1 K: 0 BB: 1 S: 6 P: 10
R: 0 H: 1 E: 0 LOB: 1 K: 1 BB: 0 S: 14 P: 20
R: 0 H: 0 E: 0 LOB: 0 K: 1 BB: 0 S: 7 P: 9
R: 0 H: 0 E: 0 LOB: 0 K: 3 BB: 0 S: 9 P: 11
R: 1 H: 1 E: 1 LOB: 1 K: 1 BB: 1 S: 11 P: 21
R: 0 H: 0 E: 0 LOB: 0 K: 3 BB: 0 S: 9 P: 13
R: 0 H: 0 E: 0 LOB: 0 K: 1 BB: 0 S: 6 P: 9
R: 0 H: 2 E: 0 LOB: 2 K: 1 BB: 1 S: 11 P: 18
R: 0 H: 1 E: 0 LOB: 2 K: 0 BB: 1 S: 10 P: 18
R: 0 H: 2 E: 0 LOB: 2 K: 2 BB: 0 S: 13 P: 17
R: 4 H: 3 E: 0 LOB: 1 K: 0 BB: 2 S: 11 P: 26
1B: 11 SF: 1 2B: 4 SAC: 0 3B: 0 DP: 1 HR: 0 HBP: 1
WP: 0 PA: 62 PB: 0 SB: 0 CS: 0
PITCHER IP WLS BF H R ER SO BB IBB HBP BLK WP HR S P ERA WHIP
18 Jordan Lyles, R (1, 1) ERA: 3.6 5.0 22 6 2 2 6 1 0 0 0 0 0 54 79 3.60 1.400
54 Travis Blackley, L (6, 1) ERA: 4.0 1.1 H 4 0 0 0 2 0 0 0 0 0 0 10 13 0.00 0.000
56 Paul Clemens, R (7, 1) ERA: 4.34 0.2 H 2 0 0 0 2 0 0 0 0 0 0 6 7 0.00 0.000
62 Hector Ambriz, R (8, 1) ERA: 4.8 0.2 H 2 0 0 0 0 1 0 0 0 0 0 4 8 0.00 1.500
53 Wesley Wright, L (8, 1) ERA: 2.57 0.0 B 2 1 1 0 0 0 0 1 0 0 0 3 7 ∞ ∞
PITCHER IP WLS BF H R ER SO BB IBB HBP BLK WP HR S P ERA WHIP
41 Jose Veras, R (8, 1) ERA: 4.09 1.1 4 0 0 0 4 0 0 0 0 0 0 13 19 0.00 0.000
60 Dallas Keuchel, L (10, 1) ERA: 4.8 4.1 L 23 7 4 4 4 2 2 0 0 0 0 44 78 8.31 2.077
68 José Cisnero, R (14, 1) ERA: 1.08 0.2 3 1 0 0 0 0 0 0 0 0 0 7 10 0.00 1.500

Detroit Tigers @ Houston Astros

Minute Maid Park, Houston, TX

Thu May 02 2013, 7:12 PM - 12:00 AM CDT

Att. 16,626 - Roof Closed - 73 F

livebaseballscorecards.com

BOTTOM

Batter	1	2	3	4	5	6	7	8	9	10	11	12	13	14	AB	R	H	RBI	BB	SO	LOB
19 Robbie Grossman, S (1, 8) (7, 7) (13, 8) OBP: 0.279, SLG: 0.263	3-2 15 PB 15 HR 2B		1-3 ① K ②			0-0 27 CS 1B		1-0 ③ G4-3			4-2 27 FC5-4 BB			1-3 ① K	5	1	2	0	1	2	0
27 Jose Altuve, R (1, 4) OBP: 0.368, SLG: 0.421	2-3 ① K		3-2 ③ G6-3			3-1 ① 1-2 ② G6-3			2-3 ① K		1-2 ③ 1-2f FC5-4			4-2 15 DI BB	5	0	0	0	1	2	3
15 Jason Castro, L (1, 2) OBP: 0.313, SLG: 0.447	3-0 2-H HR		1-3 ① K			1-0 ③ G4-3			3-2 ② G4-3			1-2 ① G4-3		0-3 ② K2-3 1-2	6	1	1	2	0	2	1
12 Carlos Pena, L (1, 10) OBP: 0.345, SLG: 0.400	2-0 ② G1-3			0-0 HR			0-1 ① E1		3-2 ③ P5			2-1 1B		3-3 ③ K	6	1	2	1	0	1	1
23 Chris Carter, R (1, 3) (13, 7) OBP: 0.288, SLG: 0.419	0-2 ③ P5			2-2 ② G5-3			1-2 ② G6-3			0-2 ① K					5	0	0	0	0	2	1
21 Fernando Martinez, L (1, 7) OBP: 0.267, SLG: 0.321		1-1 ① G4-3		2-1 ③ G3-1			1-0 1B			2-3 ② K			0-1 ③ G6-3		2	0	0	0	0	0	0
28 Rick Ankiel, L (7, 9) OBP: 0.214, SLG: 0.527															2	0	1	0	0	1	0
4 Brandon Laird, R (12, PH) (13, 3) OBP: 0.290, SLG: 0.517															1	0	0	0	0	0	1
2 Brandon Barnes, R (1, 9) (7, 8) (13, 9) OBP: 0.418, SLG: 0.458		2-3 ② K			0-1 ① G6-3		0-3 ③ K			2-3 ③ K			0-0 ① F7		5	0	0	0	0	3	1
30 Matt Dominguez, R (1, 5) OBP: 0.287, SLG: 0.297		1-3 ③ K			1-3 ② K			0-3 ① K			2-2 ① P5		2-3 ② K		5	0	0	0	0	4	0
9 Marwin Gonzalez, S (1, 6) OBP: 0.299, SLG: 0.452			3-2 ① P6		1-2 ③ G3-1			2-3 ② K			1-2 ② G6-3		2-2 ③ G5-3		5	0	0	0	0	1	0
Inning Stats	R: 2 E: 0 K: 1 S: 13 H: 2 LOB: 0 BB: 0 P: 23	R: 0 E: 0 K: 2 S: 8 H: 0 LOB: 0 BB: 0 P: 12	R: 0 E: 0 K: 1 S: 11 H: 0 LOB: 0 BB: 0 P: 18	R: 1 E: 0 K: 1 S: 9 H: 1 LOB: 0 BB: 0 P: 14	R: 0 E: 0 K: 1 S: 8 H: 0 LOB: 0 BB: 0 P: 10	R: 0 E: 0 K: 0 S: 4 H: 1 LOB: 0 BB: 0 P: 8	R: 0 E: 1 K: 1 S: 10 H: 1 LOB: 1 BB: 0 P: 12	R: 0 E: 0 K: 2 S: 7 H: 0 LOB: 0 BB: 0 P: 10	R: 0 E: 0 K: 1 S: 9 H: 0 LOB: 0 BB: 0 P: 17	R: 0 E: 0 K: 3 S: 9 H: 0 LOB: 0 BB: 0 P: 13	R: 0 E: 0 K: 0 S: 11 H: 0 LOB: 1 BB: 1 P: 19	R: 0 E: 0 K: 1 S: 10 H: 1 LOB: 1 BB: 0 P: 16	R: 0 E: 0 K: 1 S: 10 H: 0 LOB: 0 BB: 0 P: 14	R: 0 E: 0 K: 3 S: 11 H: 0 LOB: 1 BB: 1 P: 19	1B: 3 2B: 1 3B: 0 HR: 2	SF: 0 SAC: 0 DP: 0 HBP: 0				

	AB	47
	R	3
	H	6
	RBI	3
	BB	2
	SO	18
	LOB	8

WP: 0 PB: 1 SB: 0 CS: 1 PA: 49

PITCHER		IP	WLS	BF	H	R	ER	SO	BB	IBB	HBP	BLK	WP	HR	S	P	ERA	WHIP
21 Rick Porcello, R ERA: 7.52	(1, 1)	7.0		25	5	3	3	7	0	0	0	0	0	2	63	97	3.86	0.714
56 Jose Ortega, R ERA:	(8, 1)	2.0		6	0	0	0	3	0	0	0	0	0	0	16	27	0.00	0.000
53 Joaquin Benoit, R ERA: 1.88	(10, 1)	2.0		7	0	0	0	3	1	0	0	0	0	0	20	32	0.00	0.500
38 Darin Downs, L ERA: 3.18	(12, 1)	0.2		3	1	0	0	1	0	0	0	0	0	0	8	14	0.00	1.500
36 Luke Putkonen, R ERA:	(12, 1)	2.1	W	8	0	0	0	4	1	0	0	0	0	0	23	35	0.00	0.429

PITCHER	IP	WLS	BF	H	R	ER	SO	BB	IBB	HBP	BLK	WP	HR	S	P	ERA	WHIP

Batter	1	2	3	4	5	6	7	8	9	AB	R	H	RBI	BB	SO	LOB
12 Andy Dirks, L (1, 7) OBP: 0.293, SLG: 0.262 14 Austin Jackson, R (9, 8) OBP: 0.356, SLG: 0.407	B FC 90 C FC 91 B FF 92 F FC 91 B SL 85 X FF 93 3-2 ① L7		X CH 86 0-0 ② L9		1 SAFE X CH 82 0-0 48 S 1-3 1B		X SL 81 0-0 ③ G4-3		B FS 84 F FS 84 C CU 76 X CU 76 1-2 ③ G3	5 0	0 0	1 0	0 0	0 0	0 0	1 0
48 Torii Hunter, R (1, 9) OBP: 0.385, SLG: 0.456	B FC 91 B FC 92 F FF 91 S SL 82 B SL 83 X FF 92 3-2 ② G4-3		F FC 91 F FC 91 S SL 86 0-3 ③ K		B FF 91 1 SAFE B SL 84 S SL 83 1 SAFE F SL 85 B SL 84 S FF 92 3-3 ② K 1-2			B FF 91 X FF 93 1-0 ① G1-3		4	0	0	0	0	2	2
24 Miguel Cabrera, R (1, 5) OBP: 0.447, SLG: 0.561	F FF 92 B CH 86 F FF 93 F FC 93 B SL 86 S SL 86 2-3 ③ K			B FF 90 C FF 92 B FC 91 X SL 85 2-1 ③ 28 F9 41 1B 2B	B FF 91 F FF 92 B FF 93 X FF 92 2-1 ③ P3			B FF 93 B FF 92 S SL 84 F FF 93 B FF 92 C SL 86 3-3 ② K		4	1	1	0	0	2	2
28 Prince Fielder, L (1, 3) OBP: 0.431, SLG: 0.559		F FF 92 B FF 93 B FF 93 B CH 88 B FF 93 4-1 32 FC4-6 BB		X SL 84 0-0 ① F9 2-3		B FF 90 B FF 90 B FF 90 B FF 91 4-0 41 G6-4-3 BB		B FF 90 B FF 89 B SI 93 C FF 88 C SI 93 B FF 89 4-2 41 FC6-4 BB		1	0	0	0	3	0	1
41 Victor Martinez, S (1, 10) OBP: 0.277, SLG: 0.262		C FF 91 C SL 84 X FC 92 0-2 ① F8		X FF 92 0-0 ② 3-H 1B		C SL 85 D CH 86 X CH 86 1-1 ①② G6-4-3 1-2f		F SI 93 X CH 83 0-1 ③ FC6-4 1-2f		4	0	1	1	0	0	3
32 Don Kelly, L (1, 8) (9, 7) OBP: 0.306, SLG: 0.344		C FF 90 B CH 84 B SL 84 B FF 91 X FC 91 3-1 ② FC4-6 27 S 27 1B 1-2f		C CH 85 F FF 91 B SL 88 S FF 92 1-3 ② K		X CH 86 0-0 ③ P5			B SI 92 B SI 91 C SI 92 T SI 92 B CU 77 F SI 91 B CU 78 4-2 13 HR BB	3	2	0	0	1	1	2
27 Jhonny Peralta, R (1, 6) OBP: 0.339, SLG: 0.398		C FF 92 B SL 86 S SL 87 B FF 93 B FF 92 X SL 86 3-2 1-H 1B		B FF 92 C SL 84 T SL 84 S SL 86 1-3 ③ K			S CH 84 F SL 81 B SL 87 F FF 91 F SL 84 B CH 84 B FF 92 F FF 91 B SL 86 4-2 13 G5-3 BB		S SI 94 X CU 78 0-1 ① F8	3	0	1	1	1	1	2
13 Alex Avila, L (1, 2) OBP: 0.247, SLG: 0.333		B FF 91 1 SAFE B FF 91 1 SAFE C FC 92 F SL 83 S CH 86 2-3 ③ K			S CH 83 B FF 89 C FF 90 B FF 91 X SL 84 2-2 ① L4		B FF 91 B SL 83 S FF 91 1 SAFE F CH 86 X CH 86 2-2 ① G5-3 1-2		B SI 93 B SI 92 1 SAFE B SI 92 C SI 92 X SI 92 3-1 1-H HR	4	1	1	2	0	1	2
4 Omar Infante, R (1, 4) OBP: 0.320, SLG: 0.411			C FC 90 S FF 91 X SL 86 0-2 ① G6-3		S SL 83 B FF 90 B FF 90 F FC 90 X SL 85 2-2 12 1B 1B		B FF 90 C FC 91 F SL 84 S SL 84 1-3 ② K		B CU 78 C CU 76 X SI 93 1-1 ② F9	4	0	1	0	0	1	1

livebaseballscorecards.com

TOP

Detroit Tigers @ Houston Astros

Minute Maid Park, Houston, TX

Fri May 03 2013, 7:12 PM - 10:24 PM CDT

Att. 16,723 - Clear - 66 F

AB	32
R	4
H	6
RBI	4
BB	5
SO	8
LOB	16

Inning Stats	1	2	3	4	5	6	7	8	9
	R: 0 E: 0 K: 1 S: 10	R: 1 E: 0 K: 1 S: 12	R: 0 E: 0 K: 1 S: 7	R: 1 E: 0 K: 2 S: 10	R: 0 E: 0 K: 1 S: 12	R: 0 E: 0 K: 0 S: 3	R: 0 E: 0 K: 1 S: 12	R: 0 E: 0 K: 1 S: 8	R: 2 E: 0 K: 0 S: 12
	H: 0 LOB: 0 BB: 0 P: 18	H: 1 LOB: 1 BB: 1 P: 24	H: 0 LOB: 0 BB: 0 P: 7	H: 2 LOB: 1 BB: 0 P: 14	H: 2 LOB: 2 BB: 0 P: 21	H: 0 LOB: 0 BB: 1 P: 8	H: 0 LOB: 1 BB: 1 P: 19	H: 0 LOB: 1 BB: 1 P: 16	H: 1 LOB: 0 BB: 1 P: 21

1B: 4	SF: 0	WP: 0
2B: 1	SAC: 0	PB: 0
3B: 0	DP: 1	SB: 2
HR: 1	HBP: 0	CS: 0

PA: 37

PITCHER		IP	WLS	BF	H	R	ER	SO	BB	IBB	HBP	BLK	WP	HR	S	P	ERA	WHIP
20 Bud Norris, R ERA: 3.89	(1, 1)	7.0		28	5	2	2	7	3	0	0	0	0	0	66	111	2.57	1.143
62 Hector Ambriz, R ERA: 4.6	(8, 1)	0.2	H	2	0	0	0	1	0	0	0	0	0	0	4	8	0.00	0.000
54 Travis Blackley, L ERA: 3.86	(8, 1)	0.1	H	2	0	0	0	0	1	0	0	0	0	0	4	8	0.00	3.000
41 Jose Veras, R ERA: 5.25	(9, 1)	1.0	L	5	1	2	2	0	1	0	0	0	0	1	12	21	18.00	2.000

PITCHER	IP	WLS	BF	H	R	ER	SO	BB	IBB	HBP	BLK	WP	HR	S	P	ERA	WHIP

Detroit Tigers @ Houston Astros

Minute Maid Park, Houston, TX

Fri May 03 2013, 7:12 PM - 10:24 PM CDT

Att. 16,723 - Clear - 66 F

livebaseballscorecards.com

BOTTOM

Batter	1	2	3	4	5	6	7	8	9	AB	R	H	RBI	BB	SO	LOB
19 Robbie Grossman, S (1, 8) (8, 7) OBP: 0.313, SLG: 0.268	B FF 85 B SI 88 B FC 87 C SI 86 C SI 89 X FC 87 3-2 ① F7		H CU 74 1-0 27 1B HBP		C FF 87 C CU 71 C FF 87 0-3 ① K		X SI 87 0-0 12 G3, 27 1B 2-3 3-H 1B		B FC 92 B FC 90 B FF 91 B FC 92 4-0 27 L4-3 BB	3	0	1	1	1	1	0
27 Jose Altuve, R (1, 4) OBP: 0.377, SLG: 0.429	B SI 88 B SI 88 B FF 87 C SI 87 X FF 87 3-1 1B		X SI 87 0-0 1-2 1B		C CU 73 B SI 88 L CH 80 B FF 89 X CU 75 2-2 ② L9		S FF 87 X SI 87 0-1 1-2 3-H 12 G3 1B		B FS 90 C FC 92 S FC 91 F FC 91 F FC 91 X FS 82 1-2 ② L4-3 1-2	5	0	3	1	0	0	1
15 Jason Castro, L (1, 10) OBP: 0.298, SLG: 0.424	C SI 86 F CH 78 1 SAFE 1 SAFE B FC 86 T SI 86 1-2 ② K		X FF 88 0-0 ③ F7		C CH 81 B CU 74 S CU 72 X SI 87 1-2 ③ F7		B KC 80 S KC 75 B SI 89 C SI 88 B FC 83 F SI 90 X FC 82 3-2 ① F7		B FC 92 D FS 79 B FC 90 C FC 90 C FF 90 X FF 91 3-2 ③ L7	5	0	0	0	0	1	6
12 Carlos Pena, L (1, 3) OBP: 0.342, SLG: 0.394	B CU 74 X SI 87 1-0 ③ G4-3			B FC 86 B CH 80 C SI 88 C SI 85 C FC 86 2-3 ① K		X FF 87 0-0 23 G5-4-3 1B	B SI 89 B SI 90 X SI 89 2-0 ② 1-2 2-3 G3			4	0	1	0	0	1	3
22 Carlos Corporán, S (1, 2) OBP: 0.394, SLG: 0.448		C FF 86 C CU 73 B FC 87 X CH 80 1-2 ① G4-3		B CU 74 C SI 89 X SI 87 1-1 ② F8		C SI 87 X CH 79 0-1 ① P2	B KC 77 B SI 90 B SI 89 F SI 90 S SI 91 S FC 83 3-3 ③ K			4	0	0	0	0	1	3
23 Chris Carter, R (1, 7) OBP: 0.289, SLG: 0.417 2 Brandon Barnes, R (8, 8) OBP: 0.411, SLG: 0.449		C FF 87 B FC 87 B FC 86 S SI 88 X FF 88 2-2 ② G6-3		B CU 74 S SI 88 S SI 88 B FF 88 X SI 90 2-2 28 BB, 30 1B 1B		C SI 88 F CH 78 X SI 87 0-2 ②③ G5-4-3 1-2f		C SI 88 B KC 81 F KC 82 X KC 81 1-2 ① F8		3 1	0 0	1 0	0 0	0 0	0 0	1 0
30 Matt Dominguez, R (1, 5) OBP: 0.295, SLG: 0.314		C FF 87 X CU 74 0-1 ③ G5-3		C CU 72 B CH 80 X FC 86 1-1 28 BB 1-2 1B			C SI 85 F SI 86 B CH 80 B SI 88 F SI 87 B CU 74 X SI 87 3-2 28 1B, 9 E 2B	B KC 75 X SI 89 1-0 ② G6-3		4	1	2	0	0	0	0
28 Rick Ankiel, L (1, 9) OBP: 0.233, SLG: 0.517			C SI 87 B CH 79 F CH 81 F CH 79 C FC 86 1-3 ① K	C SI 88 B CH 80 B CU 73 S CH 80 B FF 88 B FF 88 4-2 1-2 2-3 BB			B SI 87 B CH 80 X SI 88 2-0 9 E, 19 1B 2-3 1B	B FC 82 X KC 77 1-0 ③ G3		3	1	1	0	1	1	0
9 Marwin Gonzalez, S (1, 6) OBP: 0.284, SLG: 0.429			B CH 81 B SI 88 X SI 88 2-0 ② G4-3	B CH 81 B SI 87 B FF 88 C SI 88 X SI 87 3-1 ③ G6-3			C SI 88 X CU 72 0-1 E4 19 1B, 27 1B 1-3 3-H		C FC 92 F FC 91 C FS 83 0-3 ① K	4	1	0	1	0	1	4

Inning Stats																		
	R: 0	H: 1	R: 0	H: 0	R: 0	H: 1	R: 0	H: 2	R: 0	H: 0	R: 0	H: 1	R: 3	H: 4	R: 0	H: 0	R: 0	H: 0
	E: 0	LOB: 1	E: 0	LOB: 0	E: 0	LOB: 2	E: 0	LOB: 3	E: 0	LOB: 0	E: 0	LOB: 0	E: 1	LOB: 2	E: 0	LOB: 0	E: 0	LOB: 1
	K: 1	BB: 0	K: 0	BB: 0	K: 1	BB: 0	K: 1	BB: 1	K: 1	BB: 0	K: 0	BB: 0	K: 1	BB: 0	K: 0	BB: 0	K: 1	BB: 1
	S: 9	P: 17	S: 8	P: 11	S: 7	P: 11	S: 14	P: 27	S: 9	P: 12	S: 6	P: 6	S: 18	P: 31	S: 5	P: 8	S: 11	P: 19

	AB	R	H	RBI	BB	SO	LOB
AB	36						
R	3						
H	9						
RBI	3						
BB	2						
SO	6						
LOB	18						

	1B	SF	WP	PA
	8	0	0	39
	2B: 1	SAC: 0	PB: 0	
	3B: 0	DP: 1	SB: 0	
	HR: 0	HBP: 1	CS: 0	

PITCHER		IP	WLS	BF	H	R	ER	SO	BB	IBB	HBP	BLK	WP	HR	S	P	ERA	WHIP
58 Doug Fister, R ERA: 2.48	(1, 1)	6.0		29	9	3	2	4	1	0	1	0	0	0	63	99	3.00	1.667
33 Drew Smyly, L ERA: 1.35	(7, 1)	2.0	W	6	0	0	0	1	0	0	0	0	0	0	13	24	0.00	0.000
46 Jose Valverde, R ERA:	(9, 1)	1.0	S	4	0	0	0	1	1	0	0	0	0	0	11	19	0.00	1.000

PITCHER	IP	WLS	BF	H	R	ER	SO	BB	IBB	HBP	BLK	WP	HR	S	P	ERA	WHIP

Detroit Tigers @ Houston Astros

Minute Maid Park, Houston, TX

Sat May 04 2013, 6:11 PM - 9:24 PM CDT

Att. 21,254 - Clear - 78 F

TOP

livebaseballscorecards.com

Batter	1	2	3	4	5	6	7	8	9	AB	R	H	RBI	BB	SO	LOB
14 Austin Jackson, R (1, 8) OBP: 0.357, SLG: 0.406	C FF 92 B FF 92 X FF 93 1-1 48 1B 24 1B 1B	C FF 92 X FF 92 0-1 ①② L4-3 1-1		B FF 92 X SL 87 1-0 ① F9 2-3	B FF 90 B CU 78 B FF 90 C FF 90 S FF 90 X FF 91 3-2 ② F8 2-3		B FF 92 B FF 90 B SL 84 C FF 90 X FF 91 3-1 48 1B 24 1B 1-2 1B	F FF 92 X FF 95 0-1 ② F7		5	2	2	0	0	0	5
32 Don Kelly, L (8, PH) OBP: 0.297, SLG: 0.333 (8, 8)										1	0	0	0	0	0	1
48 Torii Hunter, R (1, 9) OBP: 0.406, SLG: 0.479	B FF 92 F FF 92 S SL 89 B FC 94 F FF 92 B SL 89 1 SAFE X FF 94 3-2 24 1B 41 2B 1-3 1B	C FF 94 F FF 93 B FF 93 F FF 93 X SL 90 1-2 24 S 24 HR 1B		B SL 88 D SL 87 B FF 93 C FF 92 B FF 93 4-1 24 BB 1-2 BB	S SL 84 X SL 83 0-1 ③ F9		B CU 79 S SL 84 D SL 83 X FF 92 2-1 24 1B 28 1B 1-2 2-H 1B	F FF 95 F FF 96 X FF 96 0-2 1-H 2B		5	3	4	2	1	0	2
24 Miguel Cabrera, R (1, 5) OBP: 0.467, SLG: 0.627	X SL 89 0-0 41 2B 1-3 3-H 1B	X FF 92 0-0 1-H HR		C FF 92 B FF 92 F FF 92 B FF 94 B FF 93 B SL 88 4-2 1-2 2-3 3-H BB		B FF 90 X CU 78 1-0 HR	B FF 92 S FF 93 F FF 93 X FF 94 1-2 28 1B 1-3 2-H 1B	B FF 95 F FF 94 X FF 94 1-1 ③ G4-3		4	3	4	6	1	0	0
39 Ramon Santiago, S (7, 5) OBP: 0.087, SLG: 0.174										1	0	0	0	0	0	1
28 Prince Fielder, L (1, 3) OBP: 0.422, SLG: 0.542	D SI 93 B FF 91 F CH 82 C CH 82 C FF 93 2-3 ① K	F SL 90 X CH 84 0-1 ③ G4-3		F CH 82 D SL 88 B CH 82 C FF 91 B FF 92 C FF 92 3-3 ② K		S FF 91 X CH 87 0-1 ① G4-3	F FF 92 X SL 84 0-1 1-2 3-H 1B		B FF 92 B FF 93 F FF 94 X FF 94 2-1 41 HR 1B	5	0	1	1	0	2	5
18 Matt Tuiasosopo, R (7, 3) OBP: 0.410, SLG: 0.471										1	1	1	0	0	0	0
41 Victor Martinez, S (1, 10) OBP: 0.280, SLG: 0.301	B CH 83 F SI 92 F FF 93 X FF 93 1-2 27 1B 1-H 3-H 2B		C SL 88 C SL 86 B CH 81 B CH 82 X SL 88 2-2 ① G4-3	S CH 82 D SL 89 B FF 93 B CH 82 F FF 93 X FF 92 3-2 ③ G6-3		C CU 77 B FF 92 S CH 86 B CU 77 X CH 84 2-2 ② G3	B CH 85 B FF 90 B CH 84 C FF 91 X FF 90 3-1 ③ F8		F FF 93 B CH 85 B CH 84 F FF 94 X FF 95 2-2 1-H HR	6	2	2	4	0	0	5
12 Andy Dirks, L (1, 7) OBP: 0.296, SLG: 0.286	B CU 81 B FF 92 B CH 82 C CH 81 S SL 89 X CH 83 3-2 ② L3		X SL 89 0-0 ② G6-3		B SL 87 B SI 91 C CH 82 F FF 92 B SL 88 B FF 93 4-2 13 2B BB	B CH 84 C FF 90 F CH 85 F FF 91 X FF 92 1-2 ③ G4-3		F CH 89 B FF 89 X CH 84 1-1 27 2B 3B	F FF 94 C FF 95 X CH 87 0-2 ① P5	5	2	1	0	1	0	1
27 Jhonny Peralta, R (1, 6) OBP: 0.339, SLG: 0.404	B FF 93 C SI 92 X FF 92 1-1 2-H 1B		C FF 92 S FF 92 B SI 91 B CU 82 B FF 93 F SI 93 X SL 87 3-2 ③ G6-3		B FF 92 X SL 87 1-0 ① F9		F FF 90 C FF 92 X FF 92 0-2 ① G6-3	C SL 86 B CU 79 B FF 92 X SL 85 2-1 13 G3 4 E 3-H 2B	F FF 95 B CU 78 B CH 84 B CH 85 X FF 96 3-1 ② G3	6	1	2	2	0	0	1
13 Alex Avila, L (1, 2) OBP: 0.264, SLG: 0.349	B CU 81 B CU 80 B FF 92 C FF 92 C FF 92 C CH 83 3-3 ③ K			B FF 90 C FF 92 S SL 87 B SL 86 B FF 92 B CH 83 4-2 14 F9 4 1B 24 BB BB	F FF 91 S SL 87 D SL 87 B CH 82 D CH 82 F SL 88 X FF 91 3-2 14 F8 1-H 2B		B FF 90 B FF 90 B FF 91 C FF 90 F FF 91 X CH 85 3-2 14 1B 48 1B 1B	B FF 94 S FF 94 X FF 94 1-1 ① G3 2-3	F FF 95 S CH 87 C CU 79 0-3 ③ K	5	2	2	1	1	2	2
4 Omar Infante, R (1, 4) OBP: 0.333, SLG: 0.414		X FF 92 0-0 14 L4-3 1B		C FF 92 X FF 91 0-1 24 BB 48 BB 1-2 1B	B CU 75 B FF 90 D FF 90 F FF 90 B SL 86 4-1 BB		S FF 90 S CU 79 X CU 78 0-2 ② L6	C FF 95 F FF 95 D CU 79 D CH 86 X FF 96 2-2 E6 48 2B 3-H		4	1	2	1	1	0	1
Inning Stats	R: 4 E: 0 K: 2 S: 21 H: 5 LOB: 1 BB: 0 P: 35	R: 2 E: 0 K: 0 S: 10 H: 3 LOB: 0 BB: 0 P: 11	R: 0 E: 0 K: 0 S: 8 H: 0 LOB: 0 BB: 0 P: 13	R: 1 E: 0 K: 1 S: 14 H: 1 LOB: 3 BB: 3 P: 33	R: 1 E: 0 K: 0 S: 13 H: 1 LOB: 2 BB: 2 P: 28	R: 1 E: 0 K: 0 S: 10 H: 1 LOB: 0 BB: 0 P: 14	R: 3 E: 0 K: 0 S: 20 H: 5 LOB: 2 BB: 0 P: 32	R: 3 E: 1 K: 0 S: 16 H: 3 LOB: 1 BB: 0 P: 23	R: 2 E: 0 K: 1 S: 13 H: 2 LOB: 0 BB: 0 P: 20	1B: 13 2B: 5 3B: 1 HR: 3 SF: 0 SAC: 0 DP: 1 HBP: 0						

	AB	48
	R	17
	H	21
	RBI	17
	BB	5
	SO	4
	LOB	24

WP: 0 PB: 0 SB: 1 CS: 0 PA: 53

PITCHER		IP	WLS	BF	H	R	ER	SO	BB	IBB	HBP	BLK	WP	HR	S	P	ERA	WHIP
64 Lucas Harrell, R ERA: 5.03	(1, 1)	4.1	L	26	10	8	8	3	4	0	0	0	0	1	60	107	16.61	3.231
68 José Cisnero, R ERA: 5.73	(5, 1)	2.2		17	8	6	6	0	1	0	0	0	0	1	40	66	20.25	3.375
56 Paul Clemens, R ERA: 4.79	(8, 1)	2.0		10	3	3	2	1	0	0	0	0	0	1	25	36	9.00	1.500

PITCHER	IP	WLS	BF	H	R	ER	SO	BB	IBB	HBP	BLK	WP	HR	S	P	ERA	WHIP

Detroit Tigers @ Houston Astros

Minute Maid Park, Houston, TX

Sat May 04 2013, 6:11 PM - 9:24 PM CDT

Att. 21,254 - Clear - 78 F

BOTTOM

livebaseballscorecards.com

Batter	1	2	3	4	5	6	7	8	9	AB	R	H	RBI	BB	SO	LOB
19 Robbie Grossman, S (1, 8) OBP: 0.327, SLG: 0.273	C FF 91 B FF 92 B FF 93 C FF 93 X CH 85 2-2 27 CS 1B			C FF 91 C CU 78 B FF 94 C SL 86 1-3 ① K		B SL 83 B FF 93 C FF 94 C FF 95 B FF 97 B FF 95 4-2 27 FC5-4 1-2 BB			B FF 94 X FF 94 1-0 ① F7	3	0	1	0	1	1	0
27 Jose Altuve, R (1, 4) OBP: 0.373, SLG: 0.431	C FF 91 C SL 84 F FF 94 B FF 95 X SL 85 1-2 ①② G3-1 1-2			X FF 92 0-0 ② F7		C SL 84 X FF 94 0-1 ③ FC5-4 1-2f			B FF 95 X FF 94 1-0 15 WP 15 1B 2B	4	1	1	0	0	0	3
15 Jason Castro, L (1, 10) OBP: 0.296, SLG: 0.417	F FF 92 C CU 78 F CH 85 B CH 85 F FF 94 C FF 95 1-3 ③ K			B SL 83 B SL 83 C FF 92 C FF 94 F CU 80 S FF 95 2-3 ③ K			B FF 90 S CH 82 F FF 93 B CU 78 S SL 84 2-3 ① K		B SL 89 C FF 96 B SL 87 C SL 88 F SL 89 X SL 89 2-2 22 1B 2-H 1B	4	0	1	1	0	3	0
12 Carlos Pena, L (1, 3) OBP: 0.336, SLG: 0.387 4 Brandon Laird, R (7, PH) OBP: 0.273, SLG: 0.484 (8, 3)		B FF 92 B FF 94 C FF 94 B FF 94 F FF 94 F FF 95 F SL 85 F FF 94 F SL 87 3-2 ① F9 F SL 85 X FF 95			S FF 92 X FF 93 0-1 ① G4-3		S SL 85 C FF 94 B CH 83 F SL 87 S SL 87 1-3 ② K		F FF 95 S FF 97 S SL 89 0-3 ② K	2 2	0 0	0 0	0 0	0 0	0 2	0 1
22 Carlos Corporán, S (1, 2) OBP: 0.405, SLG: 0.545		X FF 93 0-0 ② L8			C CU 78 S CU 78 F FF 94 B SL 84 X CH 85 1-2 ② G3-1		B FF 95 X FF 93 1-0 HR		F FF 97 F FF 96 B FF 96 F SL 89 X FF 97 1-2 1B	4	1	2	1	0	0	0
23 Chris Carter, R (1, 7) OBP: 0.285, SLG: 0.409 21 Fernando Martinez, L (7, PH) OBP: 0.250, SLG: 0.300 (8, 7)		C SL 86 B SL 85 S FF 95 B SL 86 S FF 95 2-3 ③ K			X FF 91 0-0 ③ P3		B FF 93 X CH 83 1-0 ③ G4-3		S SL 88 S SL 88 S SL 86 0-3 ③ K	2 2	0 0	0 0	0 0	0 0	1 1	0 2
13 Ronny Cedeno, R (1, 6) OBP: 0.311, SLG: 0.442			B FF 92 B FF 92 B FF 92 C FF 93 F FF 94 S SL 87 3-3 ① K			X FF 91 0-0 ① L9		X SL 89 0-0 ① G5-3		3	0	0	0	0	1	0
28 Rick Ankiel, L (1, 9) OBP: 0.238, SLG: 0.500			C FF 94 B CH 85 X CU 80 1-1 ② P6			C FF 94 F FF 94 B SL 84 F SL 86 X FF 96 1-2 ② P4		S CU 76 B CU 76 B CH 84 F FF 93 B FF 96 F FF 93 F SL 85 B SL 85 4-2 30 G5-4-3 BB		2	0	0	0	1	0	0
30 Matt Dominguez, R (1, 5) OBP: 0.296, SLG: 0.315			C FF 92 F FF 92 S SL 86 0-3 ③ K			C SL 84 X SL 84 0-1 19 WP 1B		F FF 91 X CH 83 0-1 ②③ G5-4-3 1-2f		3	0	1	0	0	1	1

	AB	31
	R	2
	H	6
	RBI	2
	BB	2
	SO	10
	LOB	7

Inning Stats																				
	R: 0 E: 0 K: 1 S: 12	H: 1 LOB: 0 BB: 0 P: 16	R: 0 E: 0 K: 1 S: 12	H: 0 LOB: 0 BB: 0 P: 17	R: 0 E: 0 K: 2 S: 8	H: 0 LOB: 0 BB: 0 P: 12	R: 0 E: 0 K: 2 S: 8	H: 0 LOB: 0 BB: 0 P: 11	R: 0 E: 0 K: 0 S: 7	H: 0 LOB: 0 BB: 0 P: 8	R: 0 E: 0 K: 0 S: 11	H: 1 LOB: 2 BB: 1 P: 16	R: 1 E: 0 K: 2 S: 9	H: 1 LOB: 0 BB: 0 P: 14	R: 0 E: 0 K: 0 S: 7	H: 0 LOB: 0 BB: 1 P: 11	R: 1 E: 0 K: 2 S: 16	H: 3 LOB: 2 BB: 0 P: 21	1B: 4 2B: 1 3B: 0 HR: 1	SF: 0 SAC: 0 DP: 1 HBP: 0	WP: 2 PB: 0 SB: 0 CS: 1	PA: 33

PITCHER	IP	WLS	BF	H	R	ER	SO	BB	IBB	HBP	BLK	WP	HR	S	P	ERA	WHIP
37 Max Scherzer, R (1, 1) ERA: 3.43	8.0	W	27	3	1	1	8	2	0	0	0	1	1	74	105	1.12	0.625
62 Al Alburquerque, R (9, 1) ERA: 2.08	1.0		6	3	1	1	2	0	0	0	0	1	0	16	21	9.00	3.000

PITCHER	IP	WLS	BF	H	R	ER	SO	BB	IBB	HBP	BLK	WP	HR	S	P	ERA	WHIP

Detroit Tigers @ Houston Astros

Minute Maid Park, Houston, TX

Sun May 05 2013, 3:13 PM - 6:26 PM CDT

Att. 23,237 - Sunny - 68 F

TOP

livebaseballscorecards.com

Batter	1	2	3	4	5	6	7	8	9	AB	R	H	RBI	BB	SO	LOB
14 Austin Jackson, R (1, 8) OBP: 0.352, SLG: 0.394	F9	28 1B BB	FC6-4			K		K		4	1	0	0	1	2	2
12 Andy Dirks, L (1, 7) OBP: 0.337, SLG: 0.365	28 HR 1B	28 1B 24 BB 1B		HR		24 1B BB		24 G5-4-3 1B		4	3	4	2	1	0	0
24 Miguel Cabrera, R (1, 5) OBP: 0.465, SLG: 0.615	F8	28 1B BB		G5-3		1B		G5-4-3		4	0	1	0	1	0	3
28 Prince Fielder, L (1, 3) OBP: 0.429, SLG: 0.571	HR	1B		G4-3		F8			41 1B 1B	5	1	3	4	0	0	2
18 Matt Tuiasosopo, R (9, PR) OBP: 0.410, SLG: 0.471										0	0	0	0	0	0	0
(9, 3)																
41 Victor Martinez, S (1, 10) OBP: 0.277, SLG: 0.297	G4-3	L9		G3			G4-3		1B	5	0	1	0	0	0	2
32 Don Kelly, L (1, 9) OBP: 0.286, SLG: 0.297	55 HR BB	F9			G6-3		F8		F9	4	1	0	0	1	0	4
55 Brayan Peña, S (1, 2) OBP: 0.231, SLG: 0.316		HR	G3-1		G4-3		G6-3		F9	5	1	1	2	0	0	2
4 Omar Infante, R (1, 4) OBP: 0.327, SLG: 0.433	K	F9			G6-3			HR	F9	5	1	1	1	0	1	2
39 Ramon Santiago, S (1, 6) OBP: 0.185, SLG: 0.269		2B	1B			K		BB		3	1	2	0	1	1	0
Inning Stats	R: 2 E: 0 K: 0 S: 13 H: 2 LOB: 0 BB: 0 P: 20	R: 5 E: 0 K: 1 S: 21 H: 4 LOB: 2 BB: 3 P: 41	R: 0 E: 0 K: 0 S: 11 H: 1 LOB: 1 BB: 0 P: 15	R: 1 E: 0 K: 0 S: 10 H: 1 LOB: 0 BB: 0 P: 15	R: 0 E: 0 K: 0 S: 7 H: 0 LOB: 0 BB: 0 P: 9	R: 0 E: 0 K: 2 S: 18 H: 1 LOB: 2 BB: 1 P: 29	R: 0 E: 0 K: 0 S: 7 H: 0 LOB: 0 BB: 0 P: 11	R: 1 E: 0 K: 1 S: 13 H: 2 LOB: 1 BB: 1 P: 23	R: 0 E: 0 K: 0 S: 10 H: 2 LOB: 2 BB: 0 P: 15	1B: 8 2B: 1 3B: 0 HR: 4 SF: 0 SAC: 0 DP: 1 HBP: 0							

	AB	39
	R	9
	H	13
	RBI	9
	BB	5
	SO	4
	LOB	17

WP: 0 PB: 0 SB: 0 CS: 0 PA: 44

PITCHER	IP	WLS	BF	H	R	ER	SO	BB	IBB	HBP	BLK	WP	HR	S	P	ERA	WHIP
59 Philip Humber, R (1, 1) ERA: 8.82	4.0	L	23	8	8	8	1	3	0	0	0	0	3	55	91	18.00	2.750
45 Erik Bedard, L (5, 1) ERA: 7.36	3.1		14	2	1	1	3	2	0	0	0	0	1	41	65	2.70	1.200
54 Travis Blackley, L (8, 1) ERA: 3.6	0.2		2	1	0	0	0	0	0	0	0	0	0	4	7	0.00	1.500
53 Wesley Wright, L (9, 1) ERA: 2.4	1.0		5	2	0	0	0	0	0	0	0	0	0	10	15	0.00	2.000

PITCHER	IP	WLS	BF	H	R	ER	SO	BB	IBB	HBP	BLK	WP	HR	S	P	ERA	WHIP

Detroit Tigers @ Houston Astros

Minute Maid Park, Houston, TX

Sun May 05 2013, 3:13 PM - 6:26 PM CDT

Att. 23,237 - Sunny - 68 F

BOTTOM

Batter	1	2	3	4	5	6	7	8	9	AB	R	H	RBI	BB	SO	LOB
19 Robbie Grossman, S (1, 8) OBP: 0.321, SLG: 0.271	C FF 90 S CH 80 F FF 93 F FF 93 B CU 78 B CH 83 B CH 84 F FF 93 X FF 93 3-2 ① F8		B FF 92 C FF 92 F FF 93 F FF 94 X FF 88 1-2 ③ G4-3			B FF 94 B CH 85 C FF 93 X FF 93 2-1 ①② L3 1-1		X SI 91 0-0 1-2 2-3 1B		4	0	1	0	0	0	1
21 Fernando Martinez, L (1, 7) OBP: 0.229, SLG: 0.273 23 Chris Carter, R (8, PH) OBP: 0.282, SLG: 0.405 (9, 7)	B FF 90 B FF 90 C FF 90 F FF 91 F CU 78 F CH 84 F FF 94 F CU 78 B FF 96 3-3 ② S CH 83 K			X FF 92 0-0 ① F7		C FF 92 S CU 78 B FF 94 F FF 95 B CU 78 S CH 86 2-3 ③ K		S SI 92 B SI 92 S CH 87 B CU 75 C CH 86 2-3 ② K		3 1	0 0	0 0	0 0	0 0	2 1	0 3
15 Jason Castro, L (1, 2) OBP: 0.295, SLG: 0.406	B FF 90 B CH 82 B FF 91 B FF 91 4-0 BB			C FF 91 S FF 92 F FF 94 S FF 93 0-3 ② K			F CH 83 S FF 93 B FF 94 S FF 94 1-3 ① K	C FC 86 S SI 88 D SI 89 B SI 93 F SI 88 F SI 87 F FC 87 S FC 85 2-3 ③ K		3	0	0	0	1	3	3
12 Carlos Pena, L (1, 3) OBP: 0.341, SLG: 0.385	S FF 93 C FF 94 1 SAFE S FF 94 0-3 ③ K			B CH 85 B CH 83 C FF 93 F FF 94 F CU 80 F SL 86 F FF 96 B FF 96 B FF 96 4-2 BB			S CH 84 F FF 95 B FF 95 B FF 95 B CU 80 X FF 96 3-2 22 1B 1B		F SI 87 C B SI 92 S SI 92 1-3 ① K	3	0	1	0	1	2	1
22 Carlos Corporán, S (1, 10) OBP: 0.390, SLG: 0.514		B SL 87 B CH 79 C FF 88 C FF 90 F FF 92 X CH 81 2-2 ① G3-1		F FF 96 C FF 96 F FF 97 B SL 88 S FF 88 1-3 ③ K			S CH 85 C CH 86 F FF 97 B CU 80 X CU 81 1-2 4 G6-4-3 1B		C CH 84 F CH 86 B SI 92 F CU 75 S FC 87 1-3 ② K	4	0	1	0	0	2	1
4 Brandon Laird, R (1, 5) OBP: 0.243, SLG: 0.429		C FF 89 S SL 88 F FF 91 B FF 92 F SL 86 F CH 83 S SL 86 1-3 ② K			B FF 92 F FF 92 B FF 92 S CH 83 B SL 87 F FF 96 X FF 96 3-2 ① G5-3		B SL 85 F SL 85 X SL 86 1-1 ②③ G6-4-3 1-2f		X CH 86 0-0 ③ F8	4	0	0	0	0	1	2
28 Rick Ankiel, L (1, 9) OBP: 0.231, SLG: 0.484 2 Brandon Barnes, R (8, PH) OBP: 0.421, SLG: 0.449 (9, 9)		F FF 90 C FF 91 B CU 77 B CU 77 S CH 85 2-3 ③ K			X CH 84 0-0 ② F9			B SI 90 B SI 90 S SI 90 C SI 91 H CH 86 3-2 19 1B 13 1B HBP		2 0	0 0	0 0	0 0	1 0	0 0	0 0
13 Ronny Cedeno, R (1, 6) OBP: 0.313, SLG: 0.435			F FF 89 C FF 90 B CH 81 F FF 92 B CH 84 X FF 94 2-2 ① G1-3		C FF 94 C CU 79 S SL 86 0-3 ③ K			X SI 90 0-0 19 1B 1-2 1B		3	0	1	0	0	1	0
9 Marwin Gonzalez, S (1, 4) OBP: 0.274, SLG: 0.413			X CH 81 0-0 ② G4-3			C CH 82 X CU 76 0-1 E3 19 L3		S SI 89 X SI 90 0-1 ① F9		3	0	0	0	0	0	2
Inning Stats	R: 0 E: 0 K: 2 S: 16 H: 0 LOB: 1 BB: 1 P: 26	R: 0 E: 0 K: 2 S: 13 H: 0 LOB: 0 BB: 0 P: 18	R: 0 E: 0 K: 0 S: 9 H: 0 LOB: 0 BB: 0 P: 12	R: 0 E: 0 K: 2 S: 14 H: 0 LOB: 1 BB: 1 P: 19	R: 0 E: 0 K: 1 S: 8 H: 0 LOB: 0 BB: 0 P: 11	R: 0 E: 1 K: 1 S: 8 H: 0 LOB: 0 BB: 0 P: 12	R: 0 E: 0 K: 1 S: 12 H: 2 LOB: 1 BB: 0 P: 18	R: 0 E: 0 K: 2 S: 15 H: 2 LOB: 3 BB: 0 P: 22	R: 0 E: 0 K: 2 S: 8 H: 0 LOB: 0 BB: 0 P: 10	1B: 4 2B: 1 3B: 0 HR: 0	SF: 0 SAC: 0 DP: 2 HBP: 1						

PITCHER		IP	WLS	BF	H	R	ER	SO	BB	IBB	HBP	BLK	WP	HR	S	P	ERA	WHIP
35 Justin Verlander, R ERA: 1.55	(1, 1)	7.0	W	24	2	0	0	9	2	0	0	0	0	0	80	116	0.00	0.571
38 Darin Downs, L ERA: 2.7	(8, 1)	2.0		9	2	0	0	4	0	0	1	0	0	0	23	32	0.00	1.000

PITCHER	IP	WLS	BF	H	R	ER	SO	BB	IBB	HBP	BLK	WP	HR	S	P	ERA	WHIP

livebaseballscorecards.com

AB	30
R	0
H	4
RBI	0
BB	2
SO	13
LOB	13

Batter	1	2	3	4	5	6	7	8	9	AB	R	H	RBI	BB	SO	LOB
2 Erick Aybar, S (1, 6) OBP: 0.306, SLG: 0.373	X FF 92 0-0 27 F9 44 HR 2B		C FF 90 X FF 91 0-1 ① B4-3		B SI 92 C FF 92 B SL 84 F SI 91 C SI 93 2-3 ① K		B CU 71 X SI 89 1-0 ① B2		B CU 77 B SI 94 F SI 93 X SI 93 2-1 ② P3	5	1	1	0	0	1	1
27 Mike Trout, R (1, 8) OBP: 0.342, SLG: 0.504	B FF 92 X SL 88 1-0 ① F9 2-3		B FF 94 F FF 93 X CU 79 1-1 ① 2B		C FF 94 B FF 90 F SL 88 H FF 90 2-2 44 FC6-4 HBP		B CU 77 B FF 92 C FF 93 X FF 94 2-1 ② F9		B CU 79 F SI 94 C SI 95 B CU 78 B SI 94 S CU 78 3-3 ③ K	4	0	1	0	0	1	1
5 Albert Pujols, R (1, 3) OBP: 0.317, SLG: 0.397	B FF 95 B SI 91 S FF 92 B FF 95 S SL 88 B FF 92 4-2 44 HR BB		C SL 85 S FF 94 B CU 79 S FF 94 1-3 ② K		B SL 86 F CU 79 B SL 87 B SL 86 X FF 93 3-1 ② F9		S SL 84 C FF 94 S FF 94 0-3 ③ K			3	1	0	0	1	2	3
44 Mark Trumbo, R (1, 10) OBP: 0.361, SLG: 0.562	X FF 92 0-0 1-H 3-H HR		C SL 86 F SL 85 F SL 84 S CU 81 0-3 ③ K		C SL 88 S SL 88 B SL 87 X CU 81 1-2 ③ FC6-4 1-2f			C FF 91 S SL 86 C FF 93 0-3 ① K		4	1	1	3	0	2	3
32 Josh Hamilton, L (1, 9) OBP: 0.248, SLG: 0.287	F CH 84 S FF 93 B CU 81 B CH 83 T CH 82 2-2 ② K			C FF 92 B SI 92 F SI 92 B CU 80 X SI 93 2-2 ① G4-3		F FF 91 X SL 80 0-1 ① G4-3		B FF 92 B FF 91 F FF 91 C FF 93 C SL 87 2-3 ② K		4	0	0	0	0	2	0
47 Howie Kendrick, R (1, 4) OBP: 0.321, SLG: 0.449	B FF 94 C FF 93 B SL 86 S FF 94 F FF 94 F CU 81 S CU 81 2-3 ③ K2-3			B CU 75 T FF 94 F SL 86 F FF 95 X FF 91 1-2 ② G5-3		C FF 90 X CH 78 0-1 HR		F SL 85 X FF 93 0-1 E6 6 HR		4	2	1	1	0	1	0
6 Alberto Callaspo, S (1, 5) OBP: 0.358, SLG: 0.426		C FF 91 B CH 82 X FF 91 1-1 ① G3		B SI 91 B CH 83 B FF 92 B SL 88 4-0 BB		C SI 90 X SI 92 0-1 ② F9		B SI 93 X SI 92 1-0 1-H HR		3	1	1	2	1	0	0
16 Hank Conger, L (1, 2) OBP: 0.283, SLG: 0.349		B FF 92 C SI 92 B CH 80 F FF 92 S CU 79 2-3 ② K		B SI 93 X CH 81 1-0 ③ L3		C SI 90 X SI 91 0-1 1B		B CH 82 B SI 93 B SI 92 C SI 91 C SI 92 S SI 92 3-3 ③ K		4	0	1	0	0	2	1
39 JB Shuck, L (1, 7) OBP: 0.359, SLG: 0.405		B FF 93 B SI 93 X SI 92 2-0 ③ G1-3			C CU 73 X FF 92 0-1 2B	X FF 92 0-0 ③ L6			C SI 93 C CU 76 X CU 77 0-2 ① G3	4	0	1	0	0	0	1
Inning Stats	R: 3 E: 0 K: 2 S: 13 H: 2 LOB: 0 BB: 1 P: 22	R: 0 E: 0 K: 1 S: 6 H: 0 LOB: 0 BB: 0 P: 11	R: 0 E: 0 K: 2 S: 11 H: 1 LOB: 1 BB: 0 P: 13	R: 0 E: 0 K: 0 S: 8 H: 0 LOB: 1 BB: 1 P: 16	R: 0 E: 0 K: 1 S: 12 H: 1 LOB: 2 BB: 0 P: 20	R: 1 E: 0 K: 0 S: 9 H: 2 LOB: 1 BB: 0 P: 9	R: 0 E: 0 K: 1 S: 6 H: 0 LOB: 0 BB: 0 P: 9	R: 2 E: 1 K: 3 S: 12 H: 1 LOB: 0 BB: 0 P: 18	R: 0 E: 0 K: 1 S: 8 H: 0 LOB: 0 BB: 0 P: 13	1B: 1 2B: 3 3B: 0 HR: 3 SF: 0 SAC: 0 DP: 0 HBP: 1						

PITCHER		IP	WLS	BF	H	R	ER	SO	BB	IBB	HBP	BLK	WP	HR	S	P	ERA	WHIP
18 Jordan Lyles, R ERA: 4.5	(1, 1)	5.0	W	22	4	3	3	6	2	0	1	0	0	1	50	82	5.40	1.200
60 Dallas Keuchel, L ERA: 4.96	(6, 1)	1.1	H	6	2	1	1	0	0	0	0	0	0	1	10	11	6.75	1.500
62 Hector Ambriz, R ERA: 4.24	(7, 1)	1.1	H	5	0	1	1	3	0	0	0	0	0	0	13	17	6.75	0.000
54 Travis Blackley, L ERA: 4.35	(8, 1)	0.1	H	2	1	1	0	1	0	0	0	0	0	1	4	8	0.00	3.000
41 Jose Veras, R ERA: 4.85	(9, 1)	1.0	S	3	0	0	0	1	0	0	0	0	0	0	8	13	0.00	0.000

PITCHER	IP	WLS	BF	H	R	ER	SO	BB	IBB	HBP	BLK	WP	HR	S	P	ERA	WHIP

TOP

Los Angeles Angels @ Houston Astros

Minute Maid Park, Houston, TX

Tue May 07 2013, 7:11 PM - 9:57 PM CDT

Att. 15,265 - Clear - 85 F

livebaseballscorecards.com

AB	35
R	6
H	7
RBI	6
BB	2
SO	11
LOB	10

Batter	1	2	3	4	5	6	7	8	9	AB	R	H	RBI	BB	SO	LOB
19 Robbie Grossman, S (1, 7) OBP: 0.322, SLG: 0.275	C SI 91 C SI 91 X SI 91 0-2 ① G6-3		1 SAFE X SI 90 0-0 SH 38 2B 27 1B 1-2	C SL 82 B FC 88 F SI 92 S CU 78 1-3 ② K			X CH 87 0-0 14 S 38 S 14 E 1B			3	2	1	0	0	1	0
38 Jimmy Paredes, S (1, 9) OBP: 0.250, SLG: 0.500	B SI 90 C SI 90 X SI 91 1-1 ② G1-3		M SL 82 2 SAFE X SL 82 0-1 27 1B 23 HR 1-3 2-H 2B	C CU 78 F SI 91 F SI 89 S SL 82 0-3 K			1 SAFE M SI 89 B SI 90 1 SAFE F SL 81 F FC 88 1 SAFE D SL 82 F FF 90 2-3 ① F CU 78 S SI 93 K 1-2			4	1	1	1	0	2	1
27 Jose Altuve, R (1, 4) OBP: 0.384, SLG: 0.459	B SI 91 C SL 81 B SI 91 S FF 91 B FF 92 F SI 91 F SI 92 X SI 92 3-2 HR		F SI 91 B SI 92 F SL 83 F SL 83 B FC 89 X SL 83 2-2 23 HR 2-3 3-H 1B	X SI 93 0-0 ③ G4-3			I IN 69 I IN 68 I IN 73 I IN 74 4-0 14 S 14 K IBB			3	2	2	2	1	0	1
14 J.D. Martinez, R (1, 10) OBP: 0.269, SLG: 0.449	B SI 92 S SL 82 X CH 85 1-1 2B		1 SAFE B SL 83 C SI 93 1 SAFE F SI 92 T SI 92 1-2 ① K		X SI 91 0-0 ① L7		C SL 82 F FF 95 B SL 82 S FF 93 1-3 ②③ K 1-H 2-H			4	0	1	0	0	2	3
22 Carlos Corporán, S (1, 2) OBP: 0.378, SLG: 0.475	X SL 81 0-0 ③ G4-3		F CH 88 1 SAFE S SI 91 B FF 91 F FC 88 1 SAFE S SL 82 1-3 ② K		C FF 90 B CU 79 B SL 80 C SI 91 B FF 89 S FC 88 3-3 ② K			F FF 94 B CH 86 F FF 94 F SL 84 F SL 84 B FF 93 B FF 94 F FF 95 B FF 93 4-2 13 G6-4-3 BB		3	0	0	0	1	2	3
23 Chris Carter, R (1, 3) OBP: 0.281, SLG: 0.426		C FF 91 B SI 91 S SI 91 B SL 83 B SL 84 X SI 93 3-2 ① F8	1 SAFE B SI 91 C SL 82 X SI 91 1-1 1-H 3-H HR		B FF 92 C FF 91 B CH 86 X SI 93 2-1 ③ G5-3			C SL 82 X FF 94 0-1 ① F8		4	1	1	3	0	0	1
13 Ronny Cedeno, R (1, 6) OBP: 0.308, SLG: 0.408		C SI 92 F FF 89 S CH 83 0-3 ② K	B SI 92 B SL 83 F SI 91 F FF 91 B SL 82 B SI 92 4-2 BB			C FF 90 B SI 90 F SI 91 S SL 83 1-3 ① K		X FF 93 0-0 ②③ G6-4-3 1-2f		3	0	0	0	1	2	1
30 Matt Dominguez, R (1, 5) OBP: 0.288, SLG: 0.306		S SL 84 F SI 92 S SL 84 0-3 ③ K	C FC 88 C CU 77 1 SAFE S FF 92 0-3 ③ K			C SI 92 B CU 80 X CH 86 1-1 ② G1-3				3	0	0	0	0	2	1
2 Brandon Barnes, R (1, 8) OBP: 0.417, SLG: 0.442			X FF 90 0-0 38 E 19 SH 38 2B 1B	B CU 77 B SL 84 C FF 91 F SI 91 C SI 90 2-3 ① K		F CH 85 F SL 83 F SL 82 B FF 92 B FF 89 F CU 79 F FF 90 S SL 84 2-3 ③ K				3	1	1	0	0	2	0
Inning Stats	R: 1 E: 0 K: 0 S: 13 H: 2 LOB: 1 BB: 0 P: 18	R: 0 E: 0 K: 2 S: 9 H: 0 LOB: 0 BB: 0 P: 12	R: 5 E: 2 K: 3 S: 22 H: 4 LOB: 1 BB: 1 P: 31	R: 0 E: 0 K: 3 S: 11 H: 0 LOB: 1 BB: 0 P: 14	R: 0 E: 0 K: 1 S: 6 H: 0 LOB: 0 BB: 0 P: 11	R: 0 E: 0 K: 2 S: 11 H: 0 LOB: 0 BB: 0 P: 15	R: 1 E: 0 K: 2 S: 10 H: 1 LOB: 1 BB: 1 P: 17	R: 0 E: 0 K: 0 S: 8 H: 0 LOB: 0 BB: 1 P: 12			1B: 3 2B: 2 3B: 0 HR: 2 SF: 0 SAC: 1 DP: 1 HBP: 0				WP: 1 PB: 0 SB: 4 CS: 0 PA: 34	

PITCHER		IP	WLS	BF	H	R	ER	SO	BB	IBB	HBP	BLK	WP	HR	S	P	ERA	WHIP
33 C.J. Wilson, L ERA: 3.86	(1, 1)	6.1	L	30	7	7	2	12	1	1	0	0	1	2	79	114	2.84	1.263
38 Mark Lowe, R ERA: 9.0	(7, 1)	1.2		4	0	0	0	1	1	0	0	0	0	0	11	16	0.00	0.600

PITCHER	IP	WLS	BF	H	R	ER	SO	BB	IBB	HBP	BLK	WP	HR	S	P	ERA	WHIP

BOTTOM

Los Angeles Angels @ Houston Astros

Minute Maid Park, Houston, TX

Tue May 07 2013, 7:11 PM - 9:57 PM CDT

Att. 15,265 - Clear - 85 F

livebaseballscorecards.com

AB	30
R	7
H	7
RBI	6
BB	3
SO	13
LOB	11

Los Angeles Angels @ Houston Astros

Minute Maid Park, Houston, TX

Wed May 08 2013, 7:10 PM - 9:40 PM CDT

Att. 12,906 - Partly Cloudy - 78 F

TOP

livebaseballscorecards.com

Batter	1	2	3	4	5	6	7	8	9	AB	R	H	RBI	BB	SO	LOB
2 Erick Aybar, S (1, 6) OBP: 0.303, SLG: 0.365	X FF 91 0-0 27 G6-4-3 1B		B SL 83 X FF 92 1-0 ③ F7			S SL 84 B FF 94 X CH 86 1-1 ② G3-1		X CH 86 0-0 ②③ G3-6-3 1-2f		4	0	1	0	0	0	1
27 Mike Trout, R (1, 8) OBP: 0.346, SLG: 0.511	1 SAFE B FF 92 F FF 92 1 SAFE X SL 84 1-1 ①② G6-4-3 1-2f			C SL 82 X FF 92 0-1 ① G6-3		C SL 85 X CH 85 0-1 2B			C FF 93 B SL 85 B FF 93 X SL 85 2-1 5 1B 1B	4	0	2	0	0	0	1
5 Albert Pujols, R (1, 10) OBP: 0.322, SLG: 0.408 18 Luis Jimenez, R (9, PR) OBP: 0.290, SLG: 0.305	B FF 93 B FF 92 X FC 92 2-0 2B			B FF 92 X SL 83 1-0 ② P4		B FF 93 C CH 86 X FF 93 1-1 ③ G5-3			C SL 86 B SL 84 X FF 93 1-1 32 HBP 1B 1-3	4 0	0 0	2 0	0 0	0 0	0 0	1 0
44 Mark Trumbo, R (1, 3) OBP: 0.358, SLG: 0.552	C SL 85 B FC 93 F FF 93 X SL 85 1-2 ③ L6			X CH 85 0-0 32 CS 1B			C FF 92 B SL 83 B SL 83 B FF 94 C FF 94 S FF 94 3-3 ① K		C CU 74 F CU 77 S CU 76 0-3 ① K	4	0	1	0	0	2	3
32 Josh Hamilton, L (1, 9) OBP: 0.255, SLG: 0.311		B FF 92 F FF 92 X FF 88 1-1 ① G4-3		B CH 86 1-0 ③ CS 1-2	X CH 87 0-0 ① F9		X SL 83 0-0 HR		B FS 83 F FS 82 F SI 92 D CU 78 H CU 78 3-2 47 G6-4-3 HBP 1-2	3	1	1	1	0	0	0
47 Howie Kendrick, R (1, 4) OBP: 0.319, SLG: 0.443		F FF 92 F FF 93 X SL 86 0-2 ② G5-3			C FF 91 F CH 86 B SL 87 F SL 86 X SL 84 1-2 6 1B 1B		B FF 93 F SL 86 X CH 86 1-1 ② F8		X SI 94 0-0 ②③ G6-4-3 1-2f	4	0	1	0	0	0	3
6 Alberto Callaspo, S (1, 5) OBP: 0.357, SLG: 0.420		C FF 92 X CH 88 0-1 ③ F7			X FF 93 0-0 17 G6-4-3 1B 1-3		B FF 93 C FF 94 S SL 87 B FF 95 F SL 88 B CH 87 X CH 87 3-2 ③ L8			3	0	1	0	0	0	0
17 Chris Iannetta, R (1, 2) OBP: 0.299, SLG: 0.358 3 Scott Cousins, L (8, PH) 16 Hank Conger, L (8, 2) OBP: 0.283, SLG: 0.349			B FF 91 X FC 91 1-0 ① F9		X SL 82 0-0 ②③ G6-4-3 1-2f			S FF 91 C CH 85 S SL 87 0-3 ① K		2 1 0	0 0 0	0 0 0	0 0 0	0 1 0	0 0 0	2 0 0
39 JB Shuck, L (1, 7) OBP: 0.357, SLG: 0.385			X FF 91 0-0 ② G3-1			C FF 92 X SL 84 0-1 ① G4-3		C FF 92 C FF 92 F FF 94 B SL 87 B FF 93 F SL 87 B FF 94 B FF 94 4-2 2 G3-6-3 BB		2	0	0	0	1	0	0

Inning Stats	1	2	3	4	5	6	7	8	9
	R: 0 E: 0 K: 0 S: 7	H: 2 LOB: 1 BB: 0 P: 11	R: 0 E: 0 K: 0 S: 7	H: 0 LOB: 0 BB: 0 P: 8	R: 0 E: 0 K: 0 S: 3	H: 0 LOB: 0 BB: 0 P: 5	R: 0 E: 0 K: 0 S: 4	H: 1 LOB: 0 BB: 0 P: 6	R: 0 E: 0 K: 0 S: 7	H: 2 LOB: 1 BB: 0 P: 8
	R: 0 E: 0 K: 0 S: 8	H: 1 LOB: 1 BB: 0 P: 10	R: 1 E: 0 K: 1 S: 10	H: 1 LOB: 0 BB: 0 P: 17	R: 0 E: 0 K: 1 S: 8	H: 0 LOB: 0 BB: 1 P: 12	R: 0 E: 0 K: 1 S: 10	H: 2 LOB: 3 BB: 0 P: 16	1B: 6 2B: 2 3B: 0 HR: 1	SF: 0 SAC: 0 DP: 4 HBP: 1

AB	31
R	1
H	9
RBI	1
BB	1
SO	3
LOB	11

WP: 0 PB: 0 SB: 0 CS: 1 PA: 34

PITCHER		IP	WLS	BF	H	R	ER	SO	BB	IBB	HBP	BLK	WP	HR	S	P	ERA	WHIP
20 Bud Norris, R ERA: 3.4	(1, 1)	8.0	W	30	9	1	1	2	1	0	0	0	0	1	58	84	1.12	1.250
41 Jose Veras, R ERA: 4.5	(9, 1)	1.0	S	3	0	0	0	1	0	0	1	0	0	0	6	9	0.00	0.000

PITCHER	IP	WLS	BF	H	R	ER	SO	BB	IBB	HBP	BLK	WP	HR	S	P	ERA	WHIP

Batter	1	2	3	4	5	6	7	8	9	AB	R	H	RBI	BB	SO	LOB
19 Robbie Grossman, S (1, 8) (8, 7) OBP: 0.302, SLG: 0.255	B FF 87 C FF 88 X FF 88 1-1 G4-3 ①		D CH 83 B FF 89 X FF 90 2-0 L8 ②		C CH 82 X FF 89 0-1 G3 ③		B FF 95 T FF 95 C FF 95 B FC 95 S FC 95 2-3 K ③			4	0	0	0	0	1	3
38 Jimmy Paredes, S (1, 9) OBP: 0.375, SLG: 0.750	C FF 88 F FF 89 B CH 84 B CH 84 F FF 89 S CH 82 2-3 K ②		X CU 77 0-0 2-H 2B			B CH 82 B CH 82 S CH 82 F CH 81 F CH 82 B CH 82 F CH 82 C FF 89 3-3 K ①		C SL 84 F FF 94 B FC 94 F FF 94 F FF 95 X SL 84 1-2 27 L9 8 FC1-2 2B		4	0	2	1	0	2	0
27 Jose Altuve, R (1, 4) OBP: 0.380, SLG: 0.453	F FF 89 F FF 90 S FF 90 0-3 K ③		B FF 90 B FF 89 F CH 83 X CH 83 2-1 F9 ③			X FF 90 0-0 15 1B 1B		L SL 85 X FC 94 0-1 L9 ① 2-3		4	0	1	0	0	1	2
15 Jason Castro, L (1, 2) OBP: 0.302, SLG: 0.404		B FF 88 B FF 89 F FF 89 X FF 89 2-1 L7 ①		X FF 89 0-0 L9 ①		1 SAFE B CH 83 1 SAFE 1 SAFE X CH 83 1-0 14 G6-4-3 1-2 1B		B SL 86 F SL 86 B FC 95 T SL 85 B FC 94 B FF 94 4-2 8 FC1-2 BB		3	0	1	0	1	0	0
14 J.D. Martinez, R (1, 10) OBP: 0.255, SLG: 0.423 8 Trevor Crowe, S (8, PH) (9, 10)		C FF 89 C FF 89 S CH 83 0-3 K ②		C SL 83 S CH 83 B FF 90 B CH 83 F FF 89 F FF 89 T FF 89 2-2 K ②		X SL 82 0-0 G6-4-3 ②③ 1-2f		X FF 93 0-0 FC1-2 ② 1-2 3-H		3 1	0 0	0 0	0 0	0 0	2 0	2 2
12 Carlos Pena, L (1, 3) OBP: 0.331, SLG: 0.372		C FF 90 X CU 76 0-1 G4-3 ③		S FC 87 B FF 90 S CU 77 B FF 89 F FC 86 S CH 84 2-3 K ③			B CU 76 F CH 83 X FF 90 1-1 G4-3 ① B FC 94 S FC 94 B FC 94 B FF 93 F FC 95 X SL 80 3-2 G4-3 ③			4	0	0	0	0	1	2
23 Chris Carter, R (1, 7) OBP: 0.282, SLG: 0.449 2 Brandon Barnes, R (8, 8) OBP: 0.417, SLG: 0.442			C FF 89 B FF 89 X FF 89 1-1 G6-3 ①		B SL 82 X FF 89 1-0 HR		B SL 84 S CH 83 C FF 90 F CU 78 X CH 83 1-2 G5-3 ②			3 0	1 0	1 0	1 0	0 0	0 0	0 0
30 Matt Dominguez, R (1, 5) OBP: 0.298, SLG: 0.325			B FF 90 X FF 89 1-0 9 WP 9 2B 2B		X FF 88 0-0 G6-3 ①		C SL 83 B CU 78 X CH 84 1-1 9 1B 1B			3	1	2	0	0	0	0
9 Marwin Gonzalez, S (1, 6) OBP: 0.287, SLG: 0.434			C FF 89 B CH 84 X FF 90 1-1 38 2B 2-H 2B		B CU 76 S CH 82 F FF 88 X FF 90 1-2 F8 ②		F CH 83 1 SAFE B FF 91 X CH 83 1-1 1-2 1B			3	1	2	1	0	0	0
Inning Stats	R: 0 E: 0 K: 2 S: 9 H: 0 LOB: 0 BB: 0 P: 12	R: 0 E: 0 K: 1 S: 7 H: 0 LOB: 0 BB: 0 P: 9	R: 2 E: 0 K: 0 S: 9 H: 3 LOB: 1 BB: 0 P: 16	R: 0 E: 0 K: 2 S: 10 H: 0 LOB: 0 BB: 0 P: 14	R: 1 E: 0 K: 0 S: 7 H: 1 LOB: 0 BB: 0 P: 9	R: 0 E: 0 K: 1 S: 8 H: 2 LOB: 1 BB: 0 P: 12	R: 0 E: 0 K: 1 S: 13 H: 2 LOB: 2 BB: 0 P: 19	R: 0 E: 0 K: 0 S: 13 H: 1 LOB: 2 BB: 1 P: 21		1B: 4 2B: 4 3B: 0 HR: 1 SF: 0 SAC: 0 DP: 1 HBP: 0				WP: 1 PB: 0 SB: 0 CS: 0 PA: 33		

PITCHER	IP	WLS	BF	H	R	ER	SO	BB	IBB	HBP	BLK	WP	HR	S	P	ERA	WHIP
55 Joe Blanton, R (1, 1) ERA: 5.66	6.2	L	27	8	3	3	6	0	0	0	0	1	1	60	86	4.05	1.200
58 Michael Kohn, R (7, 1) ERA: 3.38	0.2		4	1	0	0	1	1	0	0	0	0	0	12	19	0.00	3.000
65 Dane De La Rosa, R (8, 1) ERA: 4.32	0.2		2	0	0	0	0	0	0	0	0	0	0	4	7	0.00	0.000

PITCHER	IP	WLS	BF	H	R	ER	SO	BB	IBB	HBP	BLK	WP	HR	S	P	ERA	WHIP

BOTTOM

Los Angeles Angels @ Houston Astros

Minute Maid Park, Houston, TX

Wed May 08 2013, 7:10 PM - 9:40 PM CDT

Att. 12,906 - Partly Cloudy - 78 F

livebaseballscorecards.com

AB	32
R	3
H	9
RBI	3
BB	1
SO	7
LOB	11

Batter	1	2	3	4	5	6	7	8	9	AB	R	H	RBI	BB	SO	LOB
2 Erick Aybar, S (1, 6) OBP: 0.290, SLG: 0.348	C SI 91 B SI 92 X FF 92 1-1 L7 ①	C CH 81 X CH 82 0-1 F7 ②		C CU 80 B CH 80 X SI 92 1-1 G4-3 ①		C FF 94 B FF 95 X FF 95 1-1 HR		B FF 92 C FF 92 X SL 84 1-1 5 BB, 27 BB, 44 2B, 1B	X FF 92 0-0 F9 ②	3	0	0	0	0	0	3
20 Brendan Harris, R (4, 6) OBP: 0.299, SLG: 0.419										3	2	2	1	0	0	0
27 Mike Trout, R (1, 8) OBP: 0.346, SLG: 0.497	B FF 93 C FF 93 B SL 91 F FF 93 F FF 93 X SI 94 2-2 E5, 5 F8	C FF 91 F FF 91 X FF 93 0-2 F9 ③		B SL 87 F SI 91 C FF 91 X SI 92 1-2 G5-3 ②		B FF 94 F FF 95 B CH 84 B CH 84 X FF 94 3-1 F7 ①		B FF 94 D FF 95 F FF 93 S FF 93 B FF 94 B FF 96 4-2 5 BB, 44 2B, 1-2 BB	B FF 91 B FF 91 B FF 92 C FF 91 B FF 91 4-1 5 E BB	4	1	0	0	2	0	3
5 Albert Pujols, R (1, 10) OBP: 0.322, SLG: 0.400	B SL 92 X SI 92 1-0 F8 ② 2-3		C FF 90 C SL 88 B FF 91 F FF 92 B SL 88 F FF 92 F SI 93 X SL 88 2-2 F8 ①	C SI 92 F CH 84 X SI 93 0-2 44 FC4-6, 1B		C FF 93 B CH 84 F CH 85 F FF 95 C CU 77 1-3 K ②		B FF 95 B SL 88 B FF 93 B FF 94 4-0 44 2B, 6 SF8, 1-2, 2-3 BB	B FF 90 F FF 91 X FF 90 1-1 E5, 1-3	5	1	1	0	1	1	2
44 Mark Trumbo, R (1, 3) OBP: 0.351, SLG: 0.543	C CU 83 C SI 92 B SL 89 C FF 92 1-3 K ③		X CU 81 0-0 E5, 47 BB, 32 BB, 6 SF9	B SI 92 B SI 91 X SI 91 2-0 FC4-6 ③ 1-2f		B FF 96 F FF 95 F FF 95 B CU 79 S CU 76 2-3 K ③		B SL 87 S FF 94 S FF 94 F FF 94 X FF 92 1-2 2B, 1-3, 2-H, 3-H	B FF 91 F SI 90 S CU 81 S CU 81 1-3 K ③	6	1	1	2	0	3	4
32 Josh Hamilton, L (1, 9) OBP: 0.267, SLG: 0.346		F FF 90 B SI 91 X FF 84 1-1 HR	D FF 92 S CH 83 B FF 91 F SL 89 D CU 81 D CH 82 4-2 6 SF9, 47 BB, 1-2 BB		S CH 81 B FF 90 C FF 91 F CH 80 X CU 81 1-2 2B		F FF 93 F CH 85 B CH 85 C CU 78 1-3 K ①	B FF 89 X SI 93 1-0 G6-3 ①		4	1	2	1	1	1	2
47 Howie Kendrick, R (1, 4) OBP: 0.336, SLG: 0.448		C SI 93 C SI 92 B FF 92 B FF 93 F SI 92 B CU 81 F SI 94 F SI 93 X SI 93 3-2 39 BB, 6 L1-3, 1B	B SI 91 S CH 81 B SI 93 F FF 92 F CH 81 B FF 91 F SI 93 2 SAFE B FF 92 4-2 6 SF9, 1-2, 2-3 BB		X CH 80 0-0 G6-3 ①		B FF 96 X FF 94 1-0 3 WP, 6 G4-3, 1B	I IN 76 I IN 77 I IN 76 4-0 IBB	3	0	2	0	2	0	1
6 Alberto Callaspo, S (1, 5) OBP: 0.328, SLG: 0.396		B FF 91 X SI 90 1-0 L1-3, 1-2 ①	B CH 83 B FF 91 X FF 92 2-0 SF9, 1-2, 2-3, 3-H ②		C SI 88 B CH 80 2 SAFE X CU 80 1-1 P6 ②		B FF 92 X FF 92 1-0 G4-3, 1-2 ②	F SI 90 X CH 83 0-1 SF8, 3-H ②		3	0	0	2	0	0	3
17 Chris Iannetta, R (1, 2) OBP: 0.324, SLG: 0.354		B SI 91 C SI 92 D CU 83 B SI 91 B FF 92 4-1 39 BB, BB	B SL 88 B SI 93 C SI 93 B FF 93 D SI 93 4-1 BB		C CU 81 B SI 91 D CU 82 B SI 92 C SI 92 B SI 92 4-2 BB		B CU 75 B FF 95 B FF 95 B FF 94 4-0 3 WP, BB	B FF 91 T FF 92 F FF 92 C CU 80 1-3 K ③		1	0	0	0	4	1	2
39 JB Shuck, L (1, 7) OBP: 0.356, SLG: 0.366 18 Luis Jimenez, R (7, PH) OBP: 0.290, SLG: 0.305 3 Scott Cousins, L (7, PH) (7, 7)		B SI 91 B FF 91 B SL 88 B SI 92 4-0 1-2, 2-3 BB	X SI 91 0-0 G4-3 ③		S CU 79 D CU 79 X SI 90 1-1 L1 ③		C CU 77 F FF 92 B SL 85 B CU 81 F SL 86 F FF 94 X SL 86 2-2 F7, 1-2, 2-3 ③		C FF 90 B SL 84 S FF 91 F FF 91 B CU 81 F FF 92 F FF 92 S CU 81 2-3 K ①	2	0	0	0	1	0	5
										0	0	0	0	0	0	0
										2	0	0	0	0	1	2
Inning Stats	R: 0 E: 1 K: 1 S: 10 H: 0 LOB: 1 BB: 0 P: 15	R: 1 E: 0 K: 0 S: 15 H: 2 LOB: 3 BB: 2 P: 28	R: 1 E: 1 K: 0 S: 16 H: 0 LOB: 3 BB: 3 P: 32	R: 0 E: 0 K: 0 S: 9 H: 1 LOB: 1 BB: 0 P: 13	R: 0 E: 0 K: 0 S: 11 H: 1 LOB: 2 BB: 1 P: 18	R: 1 E: 0 K: 2 S: 11 H: 1 LOB: 0 BB: 0 P: 18	R: 0 E: 0 K: 1 S: 10 H: 1 LOB: 2 BB: 1 P: 19	R: 3 E: 0 K: 1 S: 14 H: 2 LOB: 2 BB: 3 P: 30	R: 0 E: 1 K: 2 S: 13 H: 0 LOB: 2 BB: 1 P: 21	1B: 4 2B: 2 3B: 0 HR: 2 SF: 2 SAC: 0 DP: 0 HBP: 0						

PITCHER		IP	WLS	BF	H	R	ER	SO	BB	IBB	HBP	BLK	WP	HR	S	P	ERA	WHIP
64 Lucas Harrell, R ERA: 4.67	(1, 1)	5.0		27	4	2	1	1	6	0	0	0	0	1	61	106	1.80	2.000
56 Paul Clemens, R ERA: 4.84	(6, 1)	1.2	B	8	2	1	1	3	1	0	0	0	0	1	16	30	5.40	1.800
53 Wesley Wright, L ERA: 2.4	(7, 1)	0.0		0	0	0	0	0	0	0	0	0	0	0	0	0	∞	∞
62 Hector Ambriz, R ERA: 5.71	(7, 1)	0.1	L	5	2	3	3	0	2	0	0	0	1	0	13	25	81.00	12.000
54 Travis Blackley, L ERA: 4.09	(8, 1)	0.2		3	0	0	0	0	0	1	0	0	0	0	3	8	0.00	0.000

PITCHER		IP	WLS	BF	H	R	ER	SO	BB	IBB	HBP	BLK	WP	HR	S	P	ERA	WHIP
59 Philip Humber, R ERA: 8.49	(8, 1)	1.1		6	0	0	0	3	1	0	0	0	0	0	16	25	0.00	0.750

TOP

Los Angeles Angels @ Houston Astros

Minute Maid Park, Houston, TX

Thu May 09 2013, 7:10 PM - 11:17 PM CDT

Att. 13,001 - Roof Closed - 73 F

livebaseballscorecards.com

AB	36
R	6
H	8
RBI	6
BB	11
SO	7
LOB	27

WP: 1	PA: 49		
PB: 0			
SB: 0			
CS: 0			

Los Angeles Angels @ Houston Astros

Minute Maid Park, Houston, TX

Thu May 09 2013, 7:10 PM - 11:17 PM CDT

Att. 13,001 - Roof Closed - 73 F

livebaseballscorecards.com

BOTTOM

Batter	1	2	3	4	5	6	7	8	9	AB	R	H	RBI	BB	SO	LOB
19 Robbie Grossman, S (1, 7) (9, 8) OBP: 0.294, SLG: 0.250	C SI 88 C SI 88 S CH 82 0-3 ① K		S KC 76 B SI 89 C SI 89 B CH 81 X CH 82 2-2 ② F8		1 SAFE F CH 80 1 SAFE X SI 88 0-1 ② F8		B FC 96 F FF 95 X FF 95 1-1 27 G4-6-3 38 BB 1B		B FF 92 B FF 92 C FF 92 S FF 92 F FF 94 B FF 94 S FF 93 3-3 ① K	5	0	1	0	0	2	1
38 Jimmy Paredes, S (1, 9) OBP: 0.308, SLG: 0.500	S SI 89 B CH 83 C CH 82 C CH 81 1-3 ② K		B SI 89 S CH 82 B SI 89 X CH 82 2-1 ③ P3		F CH 81 1 SAFE B SI 89 S CH 82 S CH 82 1-3 ③ K 1-2		1 SAFE B FF 94 1 SAFE B FF 94 1 SAFE C FC 94 1 SAFE L FC 95 B FF 96 4-2 1 SAFE F FF 95 B SI 95 1-2 27 G4-6-3 BB		S FF 95 S FF 95 B FF 94 F FF 95 S FF 96 1-3 ② K	4	0	0	0	1	3	1
27 Jose Altuve, R (1, 4) OBP: 0.387, SLG: 0.458	F SI 89 B SI 90 X CH 81 1-1 1B			C SI 87 X SI 87 0-1 15 G4-3 15 S 23 1B 1B		C KC 76 B CH 81 X KC 76 1-1 14 K 1B	C SL 87 X SL 87 0-1 ① ② G4-6-3 1-2f 2-3		C FF 95 X FF 96 0-1 ③ L8	5	1	3	0	0	0	2
14 J.D. Martinez, R (1, 10) OBP: 0.241, SLG: 0.400 8 Trevor Crowe, S (7, PH) (8, 10)	B SI 89 B SI 89 1 SAFE 1 SAFE S CH 81 C CH 81 S CH 82 2-3 ③ K			B SI 88 X CH 80 1-0 ① P3		S CH 81 1 SAFE 1 SAFE F SI 88 S CH 80 0-3 ① ② K 1-2	B SL 86 C FC 95 B FC 95 F SL 87 F SL 86 X FC 95 2-2 ③ F8			3 1	0 0	0 0	0 0	0 0	2 0	3 1
15 Jason Castro, L (1, 2) OBP: 0.308, SLG: 0.416		C SI 88 X SI 89 0-1 ① G4-3		B SI 88 X SI 88 1-0 ② G4-3 1-3		C KC 77 B CH 81 F SI 88 X CH 81 1-2 13 BB 30 1B 2B		C SI 88 B SI 88 C CU 72 X CU 74 1-2 13 SH3 23 1B 1B		4	1	2	0	0	0	1
23 Chris Carter, R (1, 3) (9, 7) OBP: 0.296, SLG: 0.455		C KC 76 B SI 89 F CH 82 B CH 83 C SI 89 2-3 ② K		B CH 81 S CH 82 X CH 81 1-1 ③ 3-H 1B		B SI 89 S CH 80 F SI 89 B CH 82 D CH 82 F CH 81 B KC 77 4-2 13 BB 30 1B BB		B SI 89 C SI 89 X SI 88 1-1 13 SH3 1-2 1B		3	1	2	1	1	1	0
13 Ronny Cedeno, R (1, 6) OBP: 0.345, SLG: 0.451		C SI 88 X FF 89 0-1 30 S 30 1B 1B			B KC 74 X SI 87 1-0 30 SH1-3 2 1B 2B	B CH 80 2 SAFE B CH 81 B SI 89 C SI 89 C CH 82 B CH 81 4-2 30 1B 1-2 2-3 BB		X SI 89 0-0 ① SH3 1-2 2-3		2	2	2	0	1	0	0
30 Matt Dominguez, R (1, 5) OBP: 0.306, SLG: 0.333		1 SAFE C CH 82 B CH 82 X SI 89 1-1 ③ 1-H 1B			X SI 87 0-0 ① SH1-3 2-3	X CH 78 0-0 1-3 2-H 3-H 1B		F FF 95 F FF 95 C FF 95 0-3 ② K		3	0	2	3	0	1	2
2 Brandon Barnes, R (1, 8) OBP: 0.413, SLG: 0.436 12 Carlos Pena, L (8, PH) (9, 3) OBP: 0.328, SLG: 0.368			B SI 87 S CH 80 S CH 81 B SI 88 F CH 81 F CH 82 S SI 89 2-3 ① K		B SI 88 B SI 88 F CH 81 X CH 81 2-1 38 S 3-H 1B	F FF 93 F SL 83 3 SAFE F FC 94 X SL 86 0-2 ③ L6		S FF 95 B FF 95 X FF 94 1-1 ③ G1-3		3 1	0 0	1 0	1 0	0 0	1 0	2 2
Inning Stats	R: 0 E: 0 K: 3 S: 11 H: 1 LOB: 1 BB: 0 P: 15	R: 1 E: 0 K: 1 S: 9 H: 2 LOB: 1 BB: 0 P: 12	R: 0 E: 0 K: 1 S: 10 H: 0 LOB: 0 BB: 0 P: 16	R: 1 E: 0 K: 0 S: 6 H: 2 LOB: 1 BB: 0 P: 9	R: 1 E: 0 K: 1 S: 9 H: 2 LOB: 1 BB: 0 P: 13	R: 2 E: 0 K: 1 S: 18 H: 3 LOB: 2 BB: 2 P: 28	R: 0 E: 0 K: 0 S: 11 H: 1 LOB: 1 BB: 1 P: 18	R: 0 E: 0 K: 1 S: 11 H: 2 LOB: 2 BB: 0 P: 14	R: 0 E: 0 K: 2 S: 10 H: 0 LOB: 0 BB: 0 P: 14	1B: 11 2B: 2 3B: 0 HR: 0	SF: 0 SAC: 2 DP: 1 HBP: 0					PA: 39

	AB	34
	R	5
	H	13
	RBI	5
	BB	3
	SO	10
	LOB	15

PITCHER		IP	WLS	BF	H	R	ER	SO	BB	IBB	HBP	BLK	WP	HR	S	P	ERA	WHIP
60 Jason Vargas, L ERA: 4.26	(1, 1)	5.2		26	10	5	5	7	2	0	0	0	0	0	59	89	7.94	2.118
58 Michael Kohn, R ERA: 3.24	(6, 1)	0.1		1	0	0	0	0	0	0	0	0	0	0	4	4	0.00	0.000
Garrett Richards, R ERA: 4.96	(7, 1)	1.0	W	4	1	0	0	0	1	0	0	0	0	0	11	18	0.00	2.000
37 Scott Downs, L ERA: 2.92	(8, 1)	0.1	H	3	2	0	0	0	0	0	0	0	0	0	6	8	0.00	6.000
49 Ernesto Frieri, R ERA: 1.8	(8, 1)	1.2	S	5	0	0	0	3	0	0	0	0	0	0	15	20	0.00	0.000

PITCHER	IP	WLS	BF	H	R	ER	SO	BB	IBB	HBP	BLK	WP	HR	S	P	ERA	WHIP

Texas Rangers @ Houston Astros

Minute Maid Park, Houston, TX

Fri May 10 2013, 7:14 PM - 10:15 PM CDT

Att. 20,290 - Roof Closed - 73 F

TOP

livebaseballscorecards.com

Batter	1	2	3	4	5	6	7	8	9	AB	R	H	RBI	BB	SO	LOB
5 Ian Kinsler, R (1, 4) OBP: 0.387, SLG: 0.546	B FF 87 C SI 88 B SI 89 F SI 89 F SI 91 B SI 91 X SI 90 3-2 F7 ①		C SL 78 X SI 90 0-1 1 BB 1-2 2-3 1B		X SI 90 0-0 G6-3 ②		B KC 78 B CH 85 C CH 85 F KC 78 X FF 91 2-2 2B		1 SAFE B SI 90 C SI 87 1 SAFE C CH 80 X SI 88 1-2 F7 ②	5	0	2	0	0	0	1
1 Elvis Andrus, R (1, 6) OBP: 0.298, SLG: 0.322	C SI 90 L CH 78 X SL 79 0-2 G4-3 ②		D CU 74 B SI 89 B SI 89 B FF 88 4-0 1-2 2-3 3-H BB		C SI 88 X FF 88 0-1 G6-3 ③		X FF 90 0-0 F8 ③		1 SAFE B SI 89 C SI 89 B SI 88 S FC 86 1 SAFE 1 SAFE X SI 90 2-2 1-2f FC5-4 ③	4	0	0	1	1	0	2
27 Lance Berkman, S (1, 10) OBP: 0.427, SLG: 0.442 2 Leonys Martin, L (8, PR) OBP: 0.329, SLG: 0.333 (8, 10)	C FF 90 B SI 90 F CH 77 B SL 80 F SI 90 S SL 80 2-3 K ③		C SI 89 B SI 90 F FF 89 S SI 89 1-3 K ②			B SI 88 X FF 87 1-0 G5-3 ①		C FF 90 F FF 90 X KC 78 0-2 29 P3 2B		4 0	0 0	1 0	0 0	0 0	2 0	3 0
29 Adrian Beltré, R (1, 5) OBP: 0.295, SLG: 0.419		B SI 87 C SL 77 X CH 78 1-1 17 G6-4-3 1B	X SI 90 0-0 F8 ③			C SL 77 C SI 87 X SI 90 0-2 G1-3 ②		D CU 76 C FF 95 B CU 76 B FF 95 F FF 95 X FF 94 3-2 2-3 P3 ①		4	0	1	0	0	0	4
17 Nelson Cruz, R (1, 9) OBP: 0.333, SLG: 0.492		X FF 89 0-0 G6-4-3 ①② 1-2f		B SI 87 B CH 78 B SI 88 C SI 88 X SI 89 3-1 G5-3 ①		C CH 77 B SI 89 X FF 88 1-1 HR		X FF 95 0-0 F7 ②		4	1	1	1	0	0	3
18 Mitch Moreland, L (1, 3) OBP: 0.338, SLG: 0.504		C FF 90 B FF 88 B SL 78 X SI 89 2-1 G4-3 ③		C FF 88 F SL 80 X SL 81 0-2 15 G5-3 2B		C SI 89 C CU 73 F FF 90 S SL 79 0-3 K ③		B CU 76 S FC 88 B FC 89 X SI 91 2-1 F7 ③		4	0	1	0	0	1	2
15 Jeff Baker, R (1, 7) OBP: 0.429, SLG: 0.722 7 David Murphy, L (7, 7) OBP: 0.241, SLG: 0.339			C FF 90 B SI 90 B CH 77 X SI 88 2-1 G6-3 ① C SI 88 B SI 89 F CH 76 B SL 77 B SI 89 X FF 89 3-2 2-3 G5-3 ②				X SI 90 0-0 HR		B SI 91 B FC 86 X SI 91 2-0 HR	3 1	1 1	1 1	1 1	0 0	0 0	1 0
8 Geovany Soto, R (1, 2) OBP: 0.293, SLG: 0.250			B FF 89 C SI 89 B CH 78 B SI 89 B SI 88 4-1 5 1B 23 1B 1 BB BB B SI 89 C FF 88 B CH 79 F FF 88 F FF 89 X SI 90 2-2 G6-3 ③				C SL 81 C CH 85 S KC 78 0-3 K ①		X SI 90 0-0 G5-3 ①	3	1	0	0	1	1	1
23 Craig Gentry, R (1, 8) OBP: 0.329, SLG: 0.403			X FF 90 0-0 1 BB 5 1B 1-2 1B		B SL 77 C FF 89 X FF 88 1-1 G6-3 ①		C CH 85 M FF 91 X KC 78 0-2 G5-3 ②		S SI 91 F CH 83 B CU 79 F FC 85 B CU 75 F SI 91 B SI 90 B SI 90 4-2 1 FC5-4 BB	3	0	1	0	1	0	0
Inning Stats	R: 0 E: 0 K: 1 S: 11 H: 0 LOB: 0 BB: 0 P: 16	R: 0 E: 0 K: 0 S: 5 H: 1 LOB: 0 BB: 0 P: 8	R: 1 E: 0 K: 1 S: 10 H: 2 LOB: 3 BB: 2 P: 21	R: 0 E: 0 K: 0 S: 12 H: 1 LOB: 1 BB: 0 P: 20	R: 0 E: 0 K: 0 S: 5 H: 0 LOB: 0 BB: 0 P: 6	R: 1 E: 0 K: 1 S: 10 H: 1 LOB: 0 BB: 0 P: 12	R: 1 E: 0 K: 1 S: 11 H: 2 LOB: 1 BB: 0 P: 13	R: 0 E: 0 K: 0 S: 9 H: 1 LOB: 2 BB: 0 P: 14	R: 1 E: 0 K: 0 S: 12 H: 1 LOB: 1 BB: 1 P: 21	1B: 3 2B: 3 3B: 0 HR: 3 SF: 0 SAC: 0 DP: 1 HBP: 0						

	AB	35
	R	4
	H	9
	RBI	4
	BB	3
	SO	4
	LOB	17

WP: 0 PA: 38
PB: 0
SB: 0
CS: 0

PITCHER		IP	WLS	BF	H	R	ER	SO	BB	IBB	HBP	BLK	WP	HR	S	P	ERA	WHIP
60 Dallas Keuchel, L ERA: 4.43	(1, 1)	6.0		24	5	2	2	3	2	0	0	0	0	1	53	83	3.00	1.167
53 Wesley Wright, L ERA: 2.81	(7, 1)	1.0	L	6	3	1	1	1	0	0	0	0	0	1	14	16	9.00	3.000
56 Paul Clemens, R ERA: 4.7	(8, 1)	0.2		2	0	0	0	0	0	0	0	0	0	0	4	7	0.00	0.000
54 Travis Blackley, L ERA: 4.38	(8, 1)	1.1		6	1	1	1	0	1	0	0	0	0	1	14	25	6.75	1.500

PITCHER	IP	WLS	BF	H	R	ER	SO	BB	IBB	HBP	BLK	WP	HR	S	P	ERA	WHIP

Texas Rangers @ Houston Astros

Minute Maid Park, Houston, TX

Fri May 10 2013, 7:14 PM - 10:15 PM CDT

Att. 20,290 - Roof Closed - 73 F

BOTTOM

livebaseballscorecards.com

Batter	1	2	3	4	5	6	7	8	9	AB	R	H	RBI	BB	SO	LOB
19 Robbie Grossman, S (1, 8) OBP: 0.288, SLG: 0.234	C FF 90 B FF 91 F FF 93 B SL 78 B FF 93 B FF 94 4-2 23 BB 27 E BB	F FC 93 X FF 93 0-1 ③ F7		1 SAFE B CH 82 1 SAFE X FF 90 1-0 ② F8		X FF 92 0-0 ③ L4			S FF 92 B FF 93 B CU 81 C FF 92 F FF 94 B SL 87 S SI 92 3-3 ③ K	4	0	0	0	1	1	2
38 Jimmy Paredes, S (1, 9) OBP: 0.235, SLG: 0.375	C FF 93 S CH 85 S SL 80 0-3 ① K		C SL 78 B SL 78 F CH 82 X FC 92 1-2 ① P4	C CH 84 1 SAFE X CH 84 0-1 ③ G4-3			F FF 92 B CH 86 S CH 86 B SL 84 S SL 86 2-3 ① K			4	0	0	0	0	2	2
27 Jose Altuve, R (1, 4) OBP: 0.384, SLG: 0.459	C SL 79 C SL 81 1 SAFE B FC 94 F FF 93 X FF 94 1-2 FC6 23 BB 1-2		B FF 91 X SL 79 1-0 15 G3 23 WP 2B		F SL 79 C CH 84 X CH 86 0-2 ① G1-3		F FF 93 B CH 88 F FF 93 F SL 86 B CH 89 X FF 94 2-2 ② F8			4	1	1	0	0	0	1
15 Jason Castro, L (1, 2) OBP: 0.298, SLG: 0.402	B SL 80 C FF 92 F FF 94 D FF 94 F SL 82 S SL 82 2-3 ② K		B FC 91 B CH 84 X CH 84 2-0 ② G3 2-3		B CH 84 X CH 84 1-0 ② F8		C CU 76 B FF 93 S SL 85 B FF 94 X SL 86 2-2 ③ G3			4	0	0	0	0	1	3
23 Chris Carter, R (1, 10) OBP: 0.309, SLG: 0.455	B FC 94 B SL 81 S FC 93 F FC 93 B FF 95 B SL 82 4-2 1-2 2-3 BB		B FC 94 F FF 94 C FC 94 D FC 95 F FF 94 F SL 84 B SL 85 F FF 94 B SL 82 4-2 12 WP 3-H BB		S CH 85 B CH 86 B SL 81 X FF 92 2-1 1B			S FF 97 S FF 97 C FF 98 0-3 ① K		2	0	1	0	2	1	0
12 Carlos Pena, L (1, 3) OBP: 0.326, SLG: 0.359	B SL 81 X FF 93 1-0 ③ L8		C SL 80 S CH 86 B FF 91 B FF 94 B SL 82 B SL 81 4-2 1-2 BB		F CH 84 B FC 92 D CH 84 F CH 85 B FF 94 X CH 86 3-2 ③ G3			B CU 85 C FF 98 S FF 90 B FF 98 B CU 85 X FF 98 3-2 ② G4-3		3	0	0	0	1	0	4
8 Trevor Crowe, S (1, 7) OBP: 0.167, SLG: 0.667		B FC 93 B FC 93 C FF 92 X FF 94 2-1 HR	C SL 78 F FF 90 S SL 80 0-3 ③ K			X SL 82 0-0 ① G3-1		C FF 96 S CU 84 C CU 84 0-3 ③ K		4	1	1	1	0	2	2
30 Matt Dominguez, R (1, 5) OBP: 0.297, SLG: 0.322		B FF 94 C SL 80 S SL 81 F SL 82 X SL 82 1-2 ① G1		X SL 77 0-0 ① F7		C CH 84 F SL 85 F CH 87 B FF 94 F FF 94 F SL 82 X CH 84 1-2 ② F9			B FF 91 B FC 91 F FC 91 X FF 92 2-1 ① F7	4	0	0	0	0	0	0
9 Marwin Gonzalez, S (1, 6) OBP: 0.297, SLG: 0.437		C CH 84 C SL 79 X FF 95 0-2 ② G5-3		X CH 83 0-0 1B		C CH 86 F FC 92 F SL 80 X CH 85 0-2 1B			B SI 91 B FF 92 X FF 93 2-0 ② F8	4	0	2	0	0	0	0
Inning Stats	R: 0 E: 1 K: 2 S: 16 H: 0 LOB: 3 BB: 2 P: 28	R: 1 E: 0 K: 0 S: 11 H: 1 LOB: 0 BB: 0 P: 14	R: 1 E: 0 K: 1 S: 15 H: 1 LOB: 2 BB: 2 P: 27	R: 0 E: 0 K: 0 S: 5 H: 1 LOB: 1 BB: 0 P: 6	R: 0 E: 0 K: 0 S: 9 H: 1 LOB: 1 BB: 0 P: 15	R: 0 E: 0 K: 0 S: 12 H: 1 LOB: 1 BB: 0 P: 13	R: 0 E: 0 K: 1 S: 10 H: 0 LOB: 0 BB: 0 P: 16	R: 0 E: 0 K: 2 S: 9 H: 0 LOB: 0 BB: 0 P: 12	R: 0 E: 0 K: 1 S: 7 H: 0 LOB: 0 BB: 0 P: 14	1B: 3 2B: 1 3B: 0 HR: 1 SF: 0 SAC: 0 DP: 0 HBP: 0						

	AB	33
	R	2
	H	5
	RBI	1
	BB	4
	SO	7
	LOB	14

WP: 2 PA: 37
PB: 0
SB: 0
CS: 0

PITCHER		IP	WLS	BF	H	R	ER	SO	BB	IBB	HBP	BLK	WP	HR	S	P	ERA	WHIP
41 Alexi Ogando, R ERA: 3.09	(1, 1)	5.2		27	5	2	2	3	4	0	0	0	2	1	67	102	3.18	1.588
46 Robbie Ross Jr., L ERA: 0.56	(6, 1)	1.1	W	4	0	0	0	1	0	0	0	0	0	0	11	17	0.00	0.000
52 Tanner Scheppers, R ERA: 0.5	(8, 1)	1.0	H	3	0	0	0	2	0	0	0	0	0	0	9	12	0.00	0.000
36 Joe Nathan, R ERA: 1.38	(9, 1)	1.0	S	3	0	0	0	1	0	0	0	0	0	0	7	14	0.00	0.000

PITCHER	IP	WLS	BF	H	R	ER	SO	BB	IBB	HBP	BLK	WP	HR	S	P	ERA	WHIP

Texas Rangers @ Houston Astros

Minute Maid Park, Houston, TX

Sat May 11 2013, 6:11 PM - 9:33 PM CDT

Att. 27,176 - Partly Cloudy - 86 F

livebaseballscorecards.com

Batter	1	2	3	4	5	6	7	8	9	AB	R	H	RBI	BB	SO	LOB
5 Ian Kinsler, R (1, 4) OBP: 0.381, SLG: 0.541	C SI 85 B SI 88 X CU 75 1-1 ① G6-3		B SI 90 C SI 89 X CU 75 1-1 ② G6-3		C SI 91 S SI 92 S SI 91 0-3 ② K	F FF 90 B CU 80 F FF 91 X CU 80 1-2 ② P4			B SL 86 B FF 92 X FF 91 2-0 1 G4-3 29 F7-2 2B	5	0	1	0	0	1	4
1 Elvis Andrus, R (1, 6) OBP: 0.295, SLG: 0.318	B SI 88 X SI 88 1-0 ② G5-3		C SI 90 B CU 73 F CU 75 F SI 90 B SI 91 C SI 92 2-3 ③ K		C SI 92 B SI 92 D CH 78 B SI 92 F SI 91 X SI 91 3-2 ③ F9	C CU 80 S FF 91 D CU 82 X CU 80 1-2 27 CS 1B 3-H			B FF 92 B FF 91 F SL 85 X FF 92 2-1 ① G4-3 2-3	5	0	1	1	0	1	4
27 Lance Berkman, S (1, 10) OBP: 0.434, SLG: 0.475	C SI 88 B CH 76 F SI 90 X SI 90 1-2 ③ P3			S CH 76 X CU 73 0-1 ① F7		C FF 90 D CU 80 F FF 91 S FF 92 1-3 ① K	C FF 91 B CH 87 B FF 93 C FF 92 B FF 94 X SL 84 3-2 HR		C FF 92 B FF 92 F FF 92 B SI 92 B FF 93 F CH 88 B CH 87 4-2 BB	4	2	2	1	1	0	0
29 Adrián Beltré, R (1, 5) OBP: 0.291, SLG: 0.433		F SI 87 C CH 76 X SI 89 0-2 HR		C SI 89 F SI 91 B CH 76 B CH 77 S CH 76 2-3 ② K		B FF 92 C CU 81 S FF 92 X FF 93 1-2 1-H HR	F SL 85 S SL 88 C SL 86 0-3 ② K		X FF 92 0-0 ② ③ F7-2 3-H	5	1	1	1	0	2	3
17 Nelson Cruz, R (1, 9) OBP: 0.331, SLG: 0.507		C SI 88 F SI 89 S CH 74 0-3 ① K		F SI 91 B SI 92 B SI 92 B FS 79 X CH 74 3-2 ③ G4-3		C FF 90 D CU 80 F FF 91 S FF 92 1-3 ① K	B FF 93 F SL 87 F FF 94 B CU 80 B FF 95 F FF 94 X FF 95 3-2 ① F9			4	1	1	2	0	2	0
18 Mitch Moreland, L (1, 3) OBP: 0.343, SLG: 0.528		C SI 88 S SI 86 B SI 91 B SI 86 X SI 88 2-2 ② G3-1			C SI 88 B SI 86 B SI 89 C SI 91 X SI 91 2-2 15 1B 2B	F FF 92 B FF 92 B FF 91 X SL 86 2-1 7 2B 3B	B FF 92 F SI 92 B FF 93 S FF 92 B CU 78 F FF 92 S CH 86 3-3 ③ K			4	1	2	0	0	1	0
15 Jeff Baker, R (1, 7) OBP: 0.455, SLG: 0.730		S CH 76 C CH 78 B SI 91 H CU 76 2-2 HBP			C SI 90 B CH 77 B CH 75 F SI 90 X CH 77 2-2 23 BB 2-3 1B	C FF 92 C CU 81 B CU 81 B FF 91 X CU 81 2-2 2 3B 3-H 2B		B FF 90 B FF 92 X CH 83 2-0 ① G4-3		1	0	1	0	0	0	0
7 David Murphy, L (6, PH) OBP: 0.246, SLG: 0.351 (6, 7)										2	1	1	1	0	0	0
8 Geovany Soto, R (1, 2) OBP: 0.289, SLG: 0.231		F SI 89 D CH 78 C CH 75 D FS 80 F SI 91 B FF 92 C CH 74 3-3 ③ K			C CH 76 F SI 92 S CU 77 0-3 ① K	B FF 92 B CU 79 B CU 81 C FF 90 B FF 90 4-1 2 3B BB		X SL 88 0-0 ② G1-3		3	1	0	0	1	2	3
23 Craig Gentry, R (1, 8) OBP: 0.333, SLG: 0.397			B SI 85 B SI 86 C CH 75 S CH 74 C SI 91 2-3 ① K		T CH 78 F CH 78 B CU 77 B SI 91 D CU 77 B CH 76 4-2 1-2 BB	B CU 78 F FF 90 X FF 90 1-1 1-H 2-H 1 1B 3B		C FF 91 F FF 92 B CU 81 X CU 79 1-2 ③ G3-1		1	0	0	0	1	1	0
2 Leonys Martin, L (6, PH) OBP: 0.333, SLG: 0.369 (6, 8)										2	1	1	2	0	0	0

	AB	36
	R	8
	H	11
	RBI	8
	BB	3
	SO	10
	LOB	14

Inning Stats	1	2	3	4	5	6	7	8	9
	R: 0 E: 0 K: 0 S: 6	H: 0 LOB: 0 BB: 0 P: 9	R: 1 E: 0 K: 2 S: 15	H: 1 LOB: 1 BB: 0 P: 22	R: 0 E: 0 K: 2 S: 9	H: 0 LOB: 0 BB: 0 P: 14	R: 0 E: 0 K: 1 S: 8	H: 0 LOB: 0 BB: 0 P: 13	R: 0 E: 0 K: 2 S: 17	H: 2 LOB: 3 BB: 1 P: 28	R: 6 E: 0 K: 1 S: 23	H: 6 LOB: 0 BB: 1 P: 38	R: 1 E: 0 K: 2 S: 14	H: 1 LOB: 0 BB: 0 P: 23	R: 0 E: 0 K: 0 S: 5	H: 0 LOB: 0 BB: 0 P: 8	R: 0 E: 0 K: 0 S: 7	H: 1 LOB: 1 BB: 1 P: 15

	1B: 3	SF: 0	WP: 0	PA: 41
	2B: 4	SAC: 0	PB: 0	
	3B: 2	DP: 1	SB: 0	
	HR: 3	HBP: 1	CS: 1	

PITCHER		IP	WLS	BF	H	R	ER	SO	BB	IBB	HBP	BLK	WP	HR	S	P	ERA	WHIP
45 Erik Bedard, L ERA: 6.67	(1, 1)	5.0		21	4	2	2	7	1	0	1	0	0	1	58	90	3.60	1.000
21 Philip Humber, R ERA: 9.59	(6, 1)	0.2	L	8	5	5	5	1	1	0	0	0	0	1	20	33	67.50	9.000
68 José Cisnero, R ERA: 5.02	(6, 1)	3.1		11	2	1	1	2	1	0	0	0	0	1	26	47	2.70	0.900

PITCHER		IP	WLS	BF	H	R	ER	SO	BB	IBB	HBP	BLK	WP	HR	S	P	ERA	WHIP

Texas Rangers @ Houston Astros

Minute Maid Park, Houston, TX

Sat May 11 2013, 6:11 PM - 9:33 PM CDT

Att. 27,176 - Partly Cloudy - 86 F

BOTTOM

Batter	1	2	3	4	5	6	7	8	9	AB	R	H	RBI	BB	SO	LOB
19 Robbie Grossman, S (1, 8) OBP: 0.308, SLG: 0.254	B FF 89 B FF 89 C FC 86 F FC 88 B ST 80 S ST 83 3-3 ① **K**		X SI 91 0-0 ② **F8**		B FC 88 B ST 78 B FC 87 C FC 87 B FC 85 4-1 38 CS BB			C FF 91 B FF 92 B CH 88 X FF 93 2-1 38 G4-3 27 SF9 2B	B CU 80 B SI 92 C SL 87 B SL 86 D SI 93 4-1 BB	3	1	1	0	2	1	1
38 Jimmy Paredes, S (1, 9) OBP: 0.190, SLG: 0.300 23 Chris Carter, R (9, PH) OBP: 0.307, SLG: 0.452	X FF 92 0-0 ② **G4-3**		C FC 86 1 SAFE F SI 92 X ST 82 0-2 ③ **L7**		F FC 86 1 SAFE P FF 84 1-1 ③ **CS** 1-2	B FC 81 B FC 84 C FF 88 F FC 85 C ST 78 2-3 ① **K**		B SL 81 S FF 92 X SL 83 1-1 ① **G4-3** 2-3	B CU 82 B FC 94 C SL 88 X FF 94 2-1 ③ **P6**	4 1	0 0	0 0	0 0	0 0	1 0	2 1
27 Jose Altuve, R (1, 4) OBP: 0.374, SLG: 0.450	X FF 94 0-0 ③ **L8**			B ST 78 B FF 92 F FC 86 C ST 81 B FF 92 C ST 82 3-3 ① **K**		B FF 90 B ST 78 X FF 90 2-0 ② **F8**		X CH 85 0-0 ② **SF9** 3-H		3	0	0	1	0	1	0
15 Jason Castro, L (1, 10) OBP: 0.289, SLG: 0.388		B ST 77 B SI 88 B FC 85 C FF 91 S FC 86 C SI 94 3-3 ① **K**		F FC 89 B CU 64 S FC 90 F FF 94 C FF 95 1-3 ② **K**		C FC 87 X CU 63 0-1 ③ **G5-3**		S FF 92 B CH 87 C SL 82 S FF 92 1-3 ③ **K**		4	0	0	0	0	3	0
22 Carlos Corporán, S (1, 2) OBP: 0.367, SLG: 0.455		C SI 90 B CU 68 F FF 88 B FF 91 X ST 80 2-2 ② **G3**		C ST 80 F FF 84 F FF 96 B FF 96 S ST 84 1-3 ③ **K**			X 0-0 ① **G3**		B SI 95 B SI 94 F SI 95 X SI 95 2-1 12 2B 8 1B 1B	4	1	1	0	0	1	0
12 Carlos Pena, L (1, 3) OBP: 0.338, SLG: 0.370		B FF 94 F FC 90 C SI 95 B SI 95 B ST 84 X ST 83 3-2 ③ **F9**			B FC 85 B SI 89 F FC 86 S FC 88 F FF 95 B ST 86 B FC 91 4-2 30 HR BB		B FC 85 C FF 89 B ST 79 S FC 88 B FF 84 F ST 82 B FC 94 4-2 8 E BB		C SI 95 C CH 86 X CH 87 0-2 8 1B 30 WP 1-3 2B	2	2	1	0	2	0	0
8 Trevor Crowe, S (1, 7) OBP: 0.200, SLG: 0.500			B ST 77 B FC 86 C FC 86 X FC 87 2-1 ① **F8**		F FC 89 F FC 88 B ST 80 X ST 83 1-2 ① **L9**		X FC 88 0-0 **FC4** 1-3		C FC 92 F SL 86 B FC 92 B SL 85 X SL 87 2-2 30 S 9 SF7 1B 2-3 3-H	4	1	1	1	0	0	2
30 Matt Dominguez, R (1, 5) OBP: 0.303, SLG: 0.376			B FC 88 X FF 91 1-0 **HR**		1 SAFE B ST 80 B ST 79 X FC 86 2-0 **HR** 1-H		C FF 90 S ST 82 F ST 84 B ST 84 S ST 84 1-3 ② **K**		C CU 79 S SL 87 B SL 88 X SL 86 1-2 ① **G1-3** 1-3 3-H	4	2	2	3	0	1	3
9 Marwin Gonzalez, S (1, 6) OBP: 0.295, SLG: 0.433			C FF 88 B ST 82 C ST 79 X ST 81 1-2 **1B**		C FC 86 F ST 80 S FF 84 0-3 ② **K**		B FF 92 X FC 88 1-0 ③ **G3**		X FF 92 0-0 ② **SF7** 3-H	3	0	1	1	0	1	2
Inning Stats	R: 0 E: 0 K: 1 S: 5 H: 0 LOB: 0 BB: 0 P: 8	R: 0 E: 0 K: 1 S: 9 H: 0 LOB: 0 BB: 0 P: 17	R: 1 E: 0 K: 0 S: 10 H: 2 LOB: 1 BB: 0 P: 14	R: 0 E: 0 K: 3 S: 11 H: 0 LOB: 0 BB: 0 P: 16	R: 2 E: 0 K: 1 S: 13 H: 1 LOB: 0 BB: 2 P: 24	R: 0 E: 0 K: 1 S: 6 H: 0 LOB: 0 BB: 0 P: 10	R: 0 E: 1 K: 1 S: 10 H: 0 LOB: 2 BB: 1 P: 16	R: 1 E: 0 K: 1 S: 8 H: 1 LOB: 0 BB: 0 P: 12	R: 3 E: 0 K: 0 S: 15 H: 3 LOB: 1 BB: 1 P: 26	1B: 3 2B: 2 3B: 0 HR: 2 SF: 2 SAC: 0 DP: 0 HBP: 0	WP: 1 PB: 0 SB: 2 CS: 1 PA: 39					

livebaseballscorecards.com

	AB	32
	R	7
	H	7
	RBI	6
	BB	4
	SO	9
	LOB	11

PITCHER		IP	WLS	BF	H	R	ER	SO	BB	IBB	HBP	BLK	WP	HR	S	P	ERA	WHIP
11 Yu Darvish, R ERA: 2.73	(1, 1)	7.0	W	27	3	3	3	8	3	0	0	0	0	2	64	105	3.86	0.857
44 Jason Frasor, R ERA: 3.6	(8, 1)	1.0		4	1	1	1	1	0	0	0	0	0	0	8	12	9.00	1.000
50 Michael Kirkman, L ERA: 7.9	(9, 1)	0.0		2	2	2	2	0	0	0	0	0	0	0	5	7	∞	∞
36 Joe Nathan, R ERA: 1.93	(9, 1)	1.0	S	5	1	1	1	0	1	0	0	0	1	0	10	19	9.00	2.000

PITCHER		IP	WLS	BF	H	R	ER	SO	BB	IBB	HBP	BLK	WP	HR	S	P	ERA	WHIP

Batter	1	2	3	4	5	6	7	8	9	AB	R	H	RBI	BB	SO	LOB
1 Elvis Andrus, R (1, 6) OBP: 0.315, SLG: 0.329	B FF 93 B FF 93 C FF 92 B SI 91 B FF 93 4-1 3 FC6-4 BB	C FF 93 F SI 91 F FF 91 X FF 94 0-2 ③ G4-3		F FF 90 1 SAFE X SL 84 0-1 3 1B 27 BLK 1-2 1B	B FF 86 X FC 85 1-0 3 1B 29 HR 1B	C SL 75 X FF 92 0-1 1-2 1B			C SI 93 C CU 76 B CU 76 B CU 75 B SI 93 F SI 93 B SI 92 4-2 3 P6-3 BB	4	2	3	0	2	0	1
3 Leury García, S (1, 4) OBP: 0.318, SLG: 0.381	C SI 91 X SI 91 0-1 ① FC6-4 27 2B 1-2f		C SI 92 B CH 81 B FF 92 C SI 92 F FF 92 B FF 92 X FF 90 3-2 27 E 27 S 27 G4-1 1B	X FF 90 0-0 27 G3-1 27 BLK 29 2B 1-3 2-H 1B	X CH 84 0-0 29 HR 1-2 1B	B SL 72 C CH 76 S SL 76 S FF 92 1-3 ③ K			X SI 93 0-0 ② ③ P6-3 1-1f	6	4	3	1	0	1	4
27 Lance Berkman, S (1, 10) OBP: 0.425, SLG: 0.471	B SI 91 B CH 82 B FF 91 C SI 90 X SI 89 3-1 29 1B 1-H 2B		C FF 92 1 SAFE B CH 80 1 SAFE S SL 86 1 SAFE B FF 93 F SL 86 F FF 92 3-2 ① B CU 78 F SI 92 F SI 92 X SI 91 G4-1 1-H	F CU 76 B FF 92 B CU 76 X CH 81 2-1 ① G3-1 1-3 3-H	S CH 74 C FF 88 X SI 91 0-2 ① L8		B SL 82 F SI 90 S FC 83 B SL 84 X CH 77 2-2 ① P1			5	0	1	2	0	0	3
29 Adrian Beltré, R (1, 5) OBP: 0.308, SLG: 0.479 15 Jeff Baker, R (7, 5) OBP: 0.455, SLG: 0.730	B FF 94 C FF 92 F SI 90 X CU 79 1-2 2-3 1B		S FF 94 X SL 87 0-1 23 1B 2B	C FF 89 F FF 90 D SL 85 F CH 80 X SL 85 1-2 23 G1-3 3-H 2B	B SL 78 S CH 75 F FF 90 X SL 75 1-2 1-H 2-H HR		B SL 75 F FF 92 X FF 91 1-1 ② F9			5 0	2 0	4 0	4 0	0 0	0 0	0 0
18 Mitch Moreland, L (1, 3) OBP: 0.345, SLG: 0.520	B CU 74 X FF 92 1-0 ② P6		B FF 93 F FF 92 C CH 82 X SI 92 1-2 ② L1-3	B SI 92 B CH 79 B SI 91 B FF 90 4-0 23 G1-3 BB	X CH 75 0-0 23 G6-4-3 1B		C FF 87 F FC 88 F FC 86 F FF 91 F FF 92 C FF 91 0-3 ③ K			4	0	1	0	1	1	3
23 Craig Gentry, R (1, 8) OBP: 0.325, SLG: 0.382	1 SAFE B SL 84 C FF 93 X FF 94 1-1 ③ G4-3		B CU 75 B FF 94 X FF 94 2-0 7 HR 2-H 1B	B CU 76 X FF 92 1-0 ② G1-3 1-2 2-3	B SL 75 X FF 89 1-0 ② ③ G6-4-3 1-2f			X FC 87 0-0 ① F8		5	1	1	1	0	0	5
7 David Murphy, L (1, 7) OBP: 0.252, SLG: 0.374		B SI 91 B FF 92 B SI 90 C FF 89 X SI 89 3-1 ① G4-3	C SI 92 1 SAFE B FF 91 B CU 77 X FF 91 2-1 1-H HR	B CH 82 I IN 71 I IN 74 I IN 72 4-0 IBB		X FF 85 0-0 ① L7		C CH 84 X FF 87 0-1 ② L8		4	1	1	2	1	0	0
61 Robinson Chirinos, R (1, 2) OBP: 0.400, SLG: 0.500		C FF 92 B FF 94 F SL 85 X CU 78 1-2 2 G4-3 2B	B FF 92 F FF 92 B FF 90 F FF 92 B FF 91 C FF 92 3-3 ③ K	B FF 92 X SI 92 1-0 ③ L8	B FF 88 B FF 88 B SL 76 C FC 84 B FF 87 4-1 1 1B BB			F FF 86 F FF 88 S FF 91 0-3 ③ K		4	0	1	0	1	2	3
2 Leonys Martin, L (1, 9) OBP: 0.338, SLG: 0.414		D SI 93 X FF 91 1-0 ② G4-3 2-3		X SI 91 0-0 1 1B 3 1B 1B	B FF 86 B CH 81 S CH 84 B SL 76 F FF 84 X SL 72 3-2 HR	F SI 85 F SL 73 F FF 91 F FF 90 B FF 91 T FF 90 1-2 ② K			F SI 91 B SI 91 B CU 74 F SI 93 X CU 76 2-2 ① P6	5	2	2	1	0	1	2

Inning Stats	1	2	3	4	5	6	7	8	9
	R: 1 E: 0 K: 0 S: 11	R: 0 E: 0 K: 0 S: 10	R: 4 E: 0 K: 1 S: 22	R: 3 E: 0 K: 0 S: 12	R: 4 E: 0 K: 0 S: 13	R: 0 E: 0 K: 2 S: 12	R: 0 E: 0 K: 1 S: 11	R: 0 E: 0 K: 1 S: 6	R: 0 E: 0 K: 0 S: 7
	H: 2 LOB: 2 BB: 1 P: 21	H: 1 LOB: 1 BB: 0 P: 15	H: 4 LOB: 0 BB: 0 P: 36	H: 4 LOB: 3 BB: 2 P: 25	H: 5 LOB: 0 BB: 0 P: 19	H: 1 LOB: 2 BB: 1 P: 18	H: 0 LOB: 0 BB: 0 P: 14	H: 0 LOB: 0 BB: 0 P: 6	H: 0 LOB: 0 BB: 1 P: 13

PITCHER	IP	WLS	BF	H	R	ER	SO	BB	IBB	HBP	BLK	WP	HR	S	P	ERA	WHIP
18 Jordan Lyles, R (1, 1) ERA: 8.36	4.0	L	26	11	8	8	1	2	1	0	1	0	1	55	97	18.00	3.250
31 Edgar Gonzalez, R (5, 1) ERA: 8.25	4.0		18	6	4	4	4	1	0	0	0	0	2	42	57	9.00	1.750
41 Jose Veras, R (9, 1) ERA: 4.2	1.0		3	0	0	0	0	1	0	0	0	0	0	7	13	0.00	1.000

PITCHER	IP	WLS	BF	H	R	ER	SO	BB	IBB	HBP	BLK	WP	HR	S	P	ERA	WHIP

TOP

Texas Rangers @ Houston Astros

Minute Maid Park, Houston, TX

Sun May 12 2013, 1:14 PM - 4:21 PM CDT

Att. 19,743 - Cloudy - 81 F

livebaseballscorecards.com

AB	42
R	12
H	17
RBI	11
BB	5
SO	5
LOB	21

1B: 10	SF: 0	WP: 0	PA: 47
2B: 5	SAC: 0	PB: 0	
3B: 0	DP: 2	SB: 1	
HR: 3	HBP: 0	CS: 0	

Texas Rangers @ Houston Astros

Minute Maid Park, Houston, TX

Sun May 12 2013, 1:14 PM - 4:21 PM CDT

Att. 19,743 - Cloudy - 81 F

BOTTOM

Batter	1	2	3	4	5	6	7	8	9	AB	R	H	RBI	BB	SO	LOB
8 Trevor Crowe, S (1, 9) OBP: 0.200, SLG: 0.400	B SI 89 B SI 89 C SL 90 B SI 89 F FF 90 X FF 91 3-2 G6-3 ①		C FF 91 T SL 86 B FF 93 B SL 85 F FF 92 X FF 92 2-2 G4-3 ③		B SI 90 C SL 84 B CU 76 X FF 90 2-1 1B			C SI 87 B SI 88 F SI 88 F SL 80 F SL 88 F FC 84 B SI 88 F SL 80 X SI 88 2-2 F8 ①	B SI 91 C SL 84 C SI 91 B SI 90 X CH 84 2-2 G3-1 ①	5	0	1	0	0	0	0
12 Carlos Pena, L (1, 10) OBP: 0.343, SLG: 0.369 22 Carlos Corporán, S (9, PH) OBP: 0.360, SLG: 0.444	C FF 90 S SL 87 X CU 77 0-2 1B			B FF 90 F FF 90 F FF 90 X FF 92 1-2 F7 ①	F FF 88 F SL 82 S FF 91 0-3 K ③			C SL 79 B FC 84 B CH 83 B SI 88 B SI 88 4-1 38 1B / 15 1B BB	C SI 90 S SL 83 B SI 92 C SI 91 1-3 K ②	3 1	1 0	1 0	0 0	1 0	1 1	1 0
27 Jose Altuve, R (1, 4) OBP: 0.373, SLG: 0.447 38 Jimmy Paredes, S (7, 4) OBP: 0.217, SLG: 0.318	X FF 89 0-0 L7 ②			C SL 84 S CU 78 X FF 92 0-2 G6-3 ②		S SL 84 X SI 90 0-1 14 FC6-4 1B		B SI 89 F SI 87 D SI 89 F SI 88 F SL 80 X CH 84 2-2 15 1B / 23 HR 1-3 1B	X SI 90 0-0 G4-3 ③	3 2	0 1	1 1	0 0	0 0	0 0	1 0
15 Jason Castro, L (1, 2) OBP: 0.295, SLG: 0.416	B FF 90 X SL 89 1-0 G4-3 ③			B SL 85 S FF 90 X FF 90 1-1 HR		C CU 77 F SL 84 B SI 90 S SL 83 1-3 K ①		D SI 87 X SI 88 1-0 23 HR 1-2 3-H 1B		4	2	2	2	0	1	2
23 Chris Carter, R (1, 3) OBP: 0.313, SLG: 0.472		B FF 90 X SL 84 1-0 F8 ①		B SL 86 B SL 85 B FF 91 B FF 90 4-0 14 E / 14 FC5 BB		C CU 77 S SL 85 S SI 91 0-3 K ②		B SL 79 X SI 88 1-0 1-H 2-H HR		3	1	1	3	1	1	1
14 J.D. Martinez, R (1, 7) OBP: 0.226, SLG: 0.373		C FF 91 B FF 91 F CU 77 B FF 93 S SL 86 2-3 K ②		B CU 77 X FF 90 1-0 FC5 1-3		B FF 90 F CU 77 X SL 83 1-1 FC6-4 ③ 1-2f		B SI 88 S SI 88 F SL 79 S SI 87 1-3 K ②		4	0	0	0	0	2	2
13 Ronny Cedeno, R (1, 6) OBP: 0.322, SLG: 0.418		C FF 92 X SI 91 0-1 G6-3 ③		B FF 90 C CU 76 B FF 90 T SL 85 S SI 90 2-3 K ③			F SI 93 F SI 94 B SI 93 B SI 93 S SL 85 2-3 K ①	C SI 88 S SI 88 X SL 80 0-2 G3 ③		4	0	0	0	0	2	2
30 Matt Dominguez, R (1, 5) OBP: 0.301, SLG: 0.372			C SL 82 S FF 90 S FF 91 0-3 K ①		B SL 84 X SL 83 1-0 F8 ①		F SI 93 F SI 95 B SI 95 B SL 85 B SL 86 X SI 95 3-2 G6-3 ②		X SI 88 0-0 2 HR 1B	4	1	1	0	0	1	0
2 Brandon Barnes, R (1, 8) OBP: 0.403, SLG: 0.475			S FF 90 F SI 90 B SL 85 B SL 85 B SI 91 T FF 92 3-2 K ②		B SL 83 T FF 90 B SI 89 B FF 89 F FF 90 S FF 90 3-3 K ②		F SI 94 B SI 94 F SI 95 F SI 95 B SI 94 B SL 85 F SI 94 F SI 94 T SI 94 3-2 K ③		B SI 88 C SI 89 X CH 81 1-1 1-H HR	4	1	1	2	0	3	0
Inning Stats	R: 0 H: 1 E: 0 LOB: 1 K: 0 BB: 0 S: 8 P: 12	R: 0 H: 0 E: 0 LOB: 0 K: 1 BB: 0 S: 6 P: 9	R: 0 H: 0 E: 0 LOB: 0 K: 2 BB: 0 S: 10 P: 15	R: 1 H: 1 E: 1 LOB: 2 K: 1 BB: 1 S: 12 P: 21	R: 0 H: 1 E: 0 LOB: 1 K: 2 BB: 0 S: 9 P: 15	R: 0 H: 1 E: 0 LOB: 1 K: 2 BB: 0 S: 10 P: 12	R: 0 H: 0 E: 0 LOB: 0 K: 2 BB: 0 S: 12 P: 20	R: 4 H: 3 E: 0 LOB: 0 K: 1 BB: 1 S: 20 P: 31	R: 2 H: 2 E: 0 LOB: 0 K: 1 BB: 0 S: 10 P: 14	1B: 6 SF: 0 2B: 0 SAC: 0 3B: 0 DP: 0 HR: 3 HBP: 0						WP: 0 PA: 39 PB: 0 SB: 0 CS: 0	

livebaseballscorecards.com

	AB	37
	R	7
	H	9
	RBI	7
	BB	2
	SO	12
	LOB	9

PITCHER		IP	WLS	BF	H	R	ER	SO	BB	IBB	HBP	BLK	WP	HR	S	P	ERA	WHIP
49 Nick Tepesch, R ERA: 4.03	(1, 1)	6.0	W	24	4	1	1	8	1	0	0	0	0	1	55	84	1.50	0.833
50 Michael Kirkman, L ERA: 7.36	(7, 1)	1.0		3	0	0	0	2	0	0	0	0	0	0	12	20	0.00	0.000
55 Derek Lowe, R ERA: 8.03	(8, 1)	1.0		7	3	4	4	1	1	0	0	0	0	1	20	31	36.00	4.000
58 Joe Ortiz, L ERA: 4.0	(9, 1)	1.0		5	2	2	2	1	0	0	0	0	0	1	10	14	18.00	2.000

PITCHER	IP	WLS	BF	H	R	ER	SO	BB	IBB	HBP	BLK	WP	HR	S	P	ERA	WHIP

Batter	1	2	3	4	5	6	7	8	9	AB	R	H	RBI	BB	SO	LOB
19 Robbie Grossman, S (1, 8) OBP: 0.317, SLG: 0.268	C FS 87 C SI 90 X SI 92 0-2 38 G3 1B		S FS 86 X FS 86 0-1 38 1B 13 G6-3 1-H 1B		C FF 90 B SI 91 B SL 86 C FF 92 X FS 87 2-2 ② G6-3			C FF 96 B SI 95 F FF 95 F SL 83 X FF 96 1-2 ① F8		4	1	2	1	0	0	0
38 Jimmy Paredes, S (1, 9) OBP: 0.259, SLG: 0.320	C FF 91 B SI 92 S FS 86 X FS 87 1-2 G3 1-2 ①		F FF 92 X CU 79 0-1 13 G6-3 13 S 2-3 1B		C FF 92 S SL 87 F SL 85 B FF 94 B FS 87 B SL 84 B FS 83 4-2 BB			B FF 95 B SI 95 B FF 95 C FF 94 X FF 94 3-1 ② G4-3		3	0	1	0	1	0	1
27 Jose Altuve, R (1, 4) OBP: 0.371, SLG: 0.444 13 Ronny Cedeno, R (2, 6) OBP: 0.323, SLG: 0.404	B SL 84 B SI 91 X SI 91 2-0 G5-3 ②		S FF 92 1 SAFE B SI 92 1 SAFE B CU 79 B SI 93 C SL 84 X SI 93 3-2 ① G6-3 1-3 3-H		F FF 93 1 SAFE F FF 93 F FF 94 D CH 78 1 SAFE S SL 84 1-3 ③ K			B SI 95 S FF 94 F FF 95 B SL 85 H SL 82 3-2 HBP		1 2	0 0	0 0	0 1	0 0	0 1	1 2
15 Jason Castro, L (1, 2) OBP: 0.287, SLG: 0.403	B CU 78 C FS 85 S FF 94 B SI 94 X FS 84 2-2 G4-3 ③		B FS 85 B CU 79 F FS 85 X SL 86 2-1 ② F8			B CU 77 C FF 91 F SL 84 B FF 92 F FF 93 S FS 87 2-3 ① K		B FF 94 B FF 96 T FF 95 X FF 95 2-1 ③ G3		4	0	0	0	0	1	3
23 Chris Carter, R (1, 3) OBP: 0.304, SLG: 0.458		B FF 90 F FF 91 B SL 85 C SI 90 F FS 83 F FS 88 S SI 95 2-3 ① K	C SL 86 F FF 95 C CH 74 0-3 ③ K			S SL 85 S SL 84 S SL 86 0-3 ② K			B FF 94 C FF 93 S SL 84 B SL 83 X FF 96 2-2 ① F8	4	0	0	0	0	3	1
12 Carlos Pena, L (1, 10) OBP: 0.340, SLG: 0.365		C SI 92 F CU 80 B SI 94 F SI 94 B SL 85 B SL 85 F FF 93 X SI 94 3-2 ② F8		L CU 77 S FS 85 B SL 83 C FS 85 1-3 ① K		B SI 92 B FF 92 S FS 85 S FS 88 S CH 82 2-3 ③ K			B FF 94 X FF 95 1-0 14 DI 1B	4	0	1	0	0	2	0
14 J.D. Martinez, R (1, 7) OBP: 0.242, SLG: 0.397		B FF 92 B FF 91 X FF 92 2-0 2B	C FF 91 X SL 85 0-1 ② L7				F FF 91 B FF 93 F SL 86 B FS 86 F FS 86 B FF 91 F SL 84 X FF 93 3-2 9 G5-4-3 1B		B FF 96 F FF 94 X SL 83 1-1 ② F7 1-2	4	0	2	0	0	0	1
30 Matt Dominguez, R (1, 5) OBP: 0.293, SLG: 0.361		S SL 84 X FS 84 0-1 ③ G5-3	B FS 85 B SL 84 F SL 83 X SL 84 2-1 ③ G6-3				C SL 84 F FF 90 S CH 81 0-3 ① K		C SL 85 C FF 95 X SL 84 0-2 ③ G6-3	4	0	0	0	0	1	3
9 Marwin Gonzalez, S (1, 6) OBP: 0.296, SLG: 0.430 (2, 4)			C SI 90 X SL 85 0-1 19 S 19 1B 1B		C FS 90 X FF 91 0-1 ① B1-3		B FF 92 B SI 92 S FS 84 F FS 85 X SI 93 2-2 ②③ G5-4-3 1-2f			3	1	1	0	0	0	1
Inning Stats	R: 0 E: 0 K: 0 S: 10 H: 1 LOB: 1 BB: 0 P: 15	R: 0 E: 0 K: 1 S: 13 H: 1 LOB: 1 BB: 0 P: 20	R: 2 E: 0 K: 1 S: 14 H: 3 LOB: 1 BB: 0 P: 19	R: 0 E: 0 K: 1 S: 7 H: 0 LOB: 0 BB: 0 P: 10	R: 0 E: 0 K: 1 S: 12 H: 0 LOB: 1 BB: 1 P: 19	R: 0 E: 0 K: 3 S: 10 H: 0 LOB: 0 BB: 0 P: 14	R: 0 E: 0 K: 1 S: 11 H: 1 LOB: 0 BB: 0 P: 16	R: 0 E: 0 K: 0 S: 10 H: 0 LOB: 1 BB: 0 P: 19	R: 0 E: 0 K: 0 S: 9 H: 1 LOB: 1 BB: 0 P: 13	1B: 6 2B: 1 3B: 0 HR: 0 SF: 0 SAC: 0 DP: 1 HBP: 1						

PITCHER		IP	WLS	BF	H	R	ER	SO	BB	IBB	HBP	BLK	WP	HR	S	P	ERA	WHIP
19 Aníbal Sánchez, R ERA: 2.05	(1, 1)	7.0	W	27	6	2	2	8	1	0	0	0	0	0	77	113	2.57	1.000
56 Jose Ortega, R ERA:	(8, 1)	2.0		8	1	0	0	0	0	0	1	0	0	0	19	32	0.00	0.500

PITCHER	IP	WLS	BF	H	R	ER	SO	BB	IBB	HBP	BLK	WP	HR	S	P	ERA	WHIP

TOP

Houston Astros @ Detroit Tigers

Comerica Park, Detroit, MI

Mon May 13 2013, 7:09 PM - 9:58 PM EDT

Att. 31,161 - Partly Cloudy - 54 F

livebaseballscorecards.com

AB	33
R	2
H	7
RBI	2
BB	1
SO	8
LOB	13

Houston Astros @ Detroit Tigers

Comerica Park, Detroit, MI

Mon May 13 2013, 7:09 PM - 9:58 PM EDT

Att. 31,161 - Partly Cloudy - 54 F

BOTTOM

livebaseballscorecards.com

Batter	1	2	3	4	5	6	7	8	9	AB	R	H	RBI	BB	SO	LOB
12 Andy Dirks, L (1, 7) OBP: 0.345, SLG: 0.427	B FF 89 X FF 90 1-0 48 2B 2B		C FF 91 B SL 86 X FF 91 1-1 1B 1B	C SL 86 F CH 84 X SL 85 0-2 1-H 2-H 3-H HR			F FF 94 X CH 84 0-1 ① G1-3			4	2	3	4	0	0	0
48 Torii Hunter, R (1, 9) OBP: 0.372, SLG: 0.442	C SL 83 B FF 90 X FF 92 1-1 28 G4-3 2-H 2B		B CH 83 1 SAFE 1 SAFE B SL 82 1 SAFE X SL 84 2-0 ② L4	B CH 85 X SL 85 1-0 ② G4-3			C FF 95 B CU 74 B CH 86 S FF 94 S CU 78 2-3 ② K			4	0	1	1	0	1	1
24 Miguel Cabrera, R (1, 5) OBP: 0.441, SLG: 0.584	X SL 86 0-0 ① G6-3		C FF 92 S SL 85 C FF 93 0-3 ③ K	B FF 93 F FF 93 C FF 93 B SL 85 F SL 87 X FF 94 2-2 ③ G5-3			C FF 97 B CU 76 S CH 87 B CU 81 S CU 78 2-3 ③ K			4	0	0	0	0	2	2
28 Prince Fielder, L (1, 3) OBP: 0.413, SLG: 0.556	D CH 84 S CH 84 X SI 92 1-1 ② G4-3 2-3			X FF 91 0-0 41 HR 2B	C SL 83 B SL 86 S CH 85 X CH 84 1-2 ① G4-3			S CH 86 B FF 95 B CH 87 S FF 95 B CH 86 F FF 97 S FF 94 3-3 ① K		4	1	1	0	0	1	1
41 Victor Martinez, S (1, 10) OBP: 0.273, SLG: 0.309	S SL 84 F SI 91 X SL 84 0-2 ③ G4-3			X FF 91 0-0 2-H HR	C CH 85 X CH 83 0-1 ② F7			F FF 96 C FF 96 B CU 76 B CU 80 B CH 86 F FF 96 F FF 94 F FF 96 F FF 94 3-2 ② X FF 94 G1-3		4	1	1	2	0	0	1
13 Alex Avila, L (1, 2) OBP: 0.257, SLG: 0.330		B FF 89 C FF 90 X SL 84 1-1 ① G3	S SL 83 B CH 84 B SL 83 S FF 91 B SL 84 X SL 86 3-2 ① G4-3	F FF 91 C SI 91 B FF 93 S SL 84 1-3 ③ K				X FF 93 0-0 ③ G4-3		4	0	0	0	0	1	0
27 Jhonny Peralta, R (1, 6) OBP: 0.381, SLG: 0.455		X FF 90 0-0 32 L7-3 1B	B SL 81 C FF 92 X SL 80 1-1 4 BB 32 1B 12 HR 1B			B FF 94 B FF 94 B FF 94 B FF 94 4-0 4 G6-4-3 BB				2	1	2	0	1	0	0
32 Don Kelly, L (1, 8) OBP: 0.294, SLG: 0.289		B CH 82 B FF 90 F FF 91 X FF 92 2-1 ②③ L7-3 1-1	C SL 84 B FF 91 B CH 84 X CH 85 2-1 4 BB 12 HR 1-2 1B			C FF 93 X FF 92 0-1 ① F7				3	1	1	0	0	0	2
4 Omar Infante, R (1, 4) OBP: 0.338, SLG: 0.456			X FF 90 0-0 ① F7	B SL 82 C FF 92 B FF 92 B SL 82 B FF 92 4-1 12 HR 1-2 2-3 BB			X FF 93 0-0 ②③ G6-4-3 1-2f			2	1	0	0	1	0	1
Inning Stats	R: 1 E: 0 K: 0 S: 9 H: 2 LOB: 1 BB: 0 P: 12	R: 0 E: 0 K: 0 S: 5 H: 1 LOB: 0 BB: 0 P: 8	R: 0 E: 0 K: 1 S: 7 H: 1 LOB: 1 BB: 0 P: 10	R: 6 E: 0 K: 0 S: 18 H: 5 LOB: 0 BB: 1 P: 31	R: 0 E: 0 K: 1 S: 8 H: 0 LOB: 0 BB: 0 P: 10	R: 0 E: 0 K: 2 S: 3 H: 0 LOB: 0 BB: 1 P: 7	R: 0 E: 0 K: 2 S: 8 H: 0 LOB: 0 BB: 0 P: 12	R: 0 E: 0 K: 1 S: 12 H: 0 LOB: 0 BB: 0 P: 18		1B: 4 2B: 4 3B: 0 HR: 2 SF: 0 SAC: 0 DP: 2 HBP: 0				WP: 0 PB: 0 SB: 0 CS: 0 PA: 33	

	AB	31
	R	7
	H	9
	RBI	7
	BB	2
	SO	5
	LOB	8

PITCHER		IP	WLS	BF	H	R	ER	SO	BB	IBB	HBP	BLK	WP	HR	S	P	ERA	WHIP
20 Bud Norris, R ERA: 4.32	(1, 1)	5.0	L	24	9	7	7	2	1	0	0	0	0	2	47	71	12.60	2.000
56 Paul Clemens, R ERA: 4.15	(6, 1)	3.0		9	0	0	0	3	1	0	0	0	0	0	23	37	0.00	0.333

PITCHER	IP	WLS	BF	H	R	ER	SO	BB	IBB	HBP	BLK	WP	HR	S	P	ERA	WHIP

Batter	1	2	3	4	5	6	7	8	9	AB	R	H	RBI	BB	SO	LOB
19 Robbie Grossman, S (1, 8) OBP: 0.302, SLG: 0.253	C SI 89 B FF 89 C SI 87 X FC 88 1-2 ① G3		X SI 86 0-0 ① F7		B CU 74 B SI 89 F SI 89 C CU 74 S FC 88 2-3 ③ K			C FF 93 B SI 93 S SI 94 C SI 94 1-3 ② K		4	0	0	0	0	2	0
10 Jake Elmore, R (1, 4) OBP: 0.250, SLG: 0.250	C SI 90 B SI 90 S SI 89 B SI 89 X CU 75 2-2 ② L4		B SI 89 B SI 88 B SI 88 C SI 88 C SI 90 X SI 90 3-2 23 FC6-4 1B			C SI 86 X CU 73 0-1 ① L9		B FF 94 T FF 93 B SL 86 S SL 86 F SI 94 B CH 81 S SL 88 3-3 ③ K		4	0	1	0	0	1	0
15 Jason Castro, L (1, 2) OBP: 0.279, SLG: 0.391	F SI 90 B FF 90 F FC 88 B SI 89 C SI 90 2-3 ③ K		1 SAFE C CU 72 1 SAFE S CH 80 1 SAFE F FC 84 B CH 82 X SI 88 1-2 ② F7			B CH 80 S CH 80 B FC 83 F SI 89 B SI 88 X SI 89 3-2 ② G4-3			B FF 93 X FF 92 1-0 ① G6-3	4	0	0	0	0	1	1
23 Chris Carter, R (1, 3) OBP: 0.303, SLG: 0.452		C SI 88 B FC 88 F CU 74 B SI 89 F SI 90 X SI 90 2-2 12 1B 14 2B 1B	1 SAFE B SI 88 B CH 82 X SI 87 2-0 ③ FC6-4 1-2f			C CU 73 X FC 84 0-1 ③ F8			B FF 94 C FF 92 F FF 92 C FS 83 1-3 ② K	4	1	1	0	0	1	1
12 Carlos Pena, L (1, 10) OBP: 0.338, SLG: 0.362		B SI 89 L FC 87 B CU 73 C CH 82 X SI 89 2-2 14 2B 38 SF8 1-2 1B		B CU 74 X SI 89 1-0 ① L4			C CU 71 F FC 85 F CH 79 S FC 85 0-3 ① K		F FF 94 S FS 84 F FF 94 C FS 84 0-3 ③ K	4	1	1	0	0	2	0
14 J.D. Martinez, R (1, 7) OBP: 0.261, SLG: 0.439		B SI 89 C SI 88 F CH 81 F FC 86 B SI 90 F CH 81 F FF 89 B CU 75 F SI 89 3-2 F SI 89 X CU 74 38 SF8 1-3 2-H 2B		C CU 74 X CH 78 0-1 ② L6			F SI 87 C SI 88 B FF 89 F FC 85 F SI 88 B SI 87 X CU 74 2-2 2B			3	0	2	1	0	0	0
38 Jimmy Paredes, S (1, 9) OBP: 0.233, SLG: 0.296		B CH 83 S SI 91 F SI 90 B SI 90 B FC 87 X SI 90 3-2 ① SF8 2-3 3-H		B CU 74 X SI 89 1-0 ③ F7			S CH 79 S CH 80 S FC 84 0-3 ② K			2	0	0	1	0	1	1
30 Matt Dominguez, R (1, 5) OBP: 0.287, SLG: 0.353		F SI 89 F SI 90 S SI 90 0-3 ② K			X FC 85 0-0 ① G6-3		B FF 89 B CU 74 F SI 86 F CH 81 S FC 82 2-3 ③ K			3	0	0	0	0	2	2
9 Marwin Gonzalez, S (1, 6) OBP: 0.287, SLG: 0.417		B CU 74 X CH 82 1-0 ③ G1-4-3			B SI 88 B CH 84 C SI 88 C SI 88 S FC 87 2-3 ② K			B SI 93 B FF 93 X FF 93 2-0 ① F8		3	0	0	0	0	1	1
Inning Stats	R: 0 E: 0 K: 1 S: 9 H: 0 LOB: 0 BB: 0 P: 14	R: 2 E: 0 K: 1 S: 22 H: 3 LOB: 1 BB: 0 P: 33	R: 0 E: 0 K: 0 S: 9 H: 1 LOB: 1 BB: 0 P: 15	R: 0 E: 0 K: 0 S: 4 H: 0 LOB: 0 BB: 0 P: 6	R: 0 E: 0 K: 2 S: 7 H: 0 LOB: 0 BB: 0 P: 11	R: 0 E: 0 K: 0 S: 7 H: 0 LOB: 0 BB: 0 P: 10	R: 0 E: 0 K: 3 S: 15 H: 1 LOB: 1 BB: 0 P: 19	R: 0 E: 0 K: 2 S: 8 H: 0 LOB: 0 BB: 0 P: 14	R: 0 E: 0 K: 2 S: 8 H: 0 LOB: 0 BB: 0 P: 10	1B: 3 2B: 2 3B: 0 HR: 0 SF: 1 SAC: 0 DP: 0 HBP: 0						

TOP

Houston Astros @ Detroit Tigers

Comerica Park, Detroit, MI

Tue May 14 2013, 7:09 PM - 10:08 PM EDT

Att. 34,542 - Cloudy - 69 F

livebaseballscorecards.com

AB	31
R	2
H	5
RBI	2
BB	0
SO	11
LOB	6

WP: 0 PB: 0 SB: 0 CS: 0 PA: 32

PITCHER		IP	WLS	BF	H	R	ER	SO	BB	IBB	HBP	BLK	WP	HR	S	P	ERA	WHIP
58 Doug Fister, R ERA: 3.06	(1, 1)	7.0	W	26	5	2	2	7	0	0	0	0	0	0	73	108	2.57	0.714
53 Joaquín Benoit, R ERA: 1.5	(8, 1)	1.0		3	0	0	0	2	0	0	0	0	0	0	8	14	0.00	0.000
46 Jose Valverde, R ERA: 1.29	(9, 1)	1.0		3	0	0	0	2	0	0	0	0	0	0	8	10	0.00	0.000

PITCHER	IP	WLS	BF	H	R	ER	SO	BB	IBB	HBP	BLK	WP	HR	S	P	ERA	WHIP

Houston Astros @ Detroit Tigers

Comerica Park, Detroit, MI

Tue May 14 2013, 7:09 PM - 10:08 PM EDT

Att. 34,542 - Cloudy - 69 F

BOTTOM

livebaseballscorecards.com

Batter	1	2	3	4	5	6	7	8	9	AB	R	H	RBI	BB	SO	LOB
12 Andy Dirks, L (1, 7) OBP: 0.339, SLG: 0.426	C SI 90 B SI 90 S CH 83 X FF 91 1-2 ① F8		C CU 80 B CH 83 S CH 82 X SI 92 1-2 ③ G6-3		X CU 79 0-0 48 WP 2-H 2B		X FC 86 0-0 ① B1-3	X FF 90 0-0 ③ G4-3		5	0	1	1	0	0	1
48 Torii Hunter, R (1, 9) OBP: 0.369, SLG: 0.437	B SI 91 C SI 93 S CU 83 X SI 92 1-2 24 G5-4-3 1B			F CU 81 C FF 92 B SI 92 B FF 89 B SI 94 X SI 92 3-2 ① G5-3	F FF 86 B FF 90 F SI 91 S SL 88 1-3 ③ K 2-3		C FF 91 B SL 85 S FF 92 B SL 86 S FF 92 2-3 ② K			4	0	1	0	0	2	1
24 Miguel Cabrera, R (1, 5) OBP: 0.448, SLG: 0.612	1 SAFE C SI 91 X SI 91 0-1 ②③ G5-4-3 1-2f			B SI 93 B CH 85 B FF 89 B SI 93 4-0 28 G3 BB		B SI 90 B SL 87 B SI 92 C SI 92 X SI 92 3-1 41 1B 2B	B SL 84 F FF 91 B FF 91 X SL 85 2-1 HR			3	2	2	1	1	0	1
28 Prince Fielder, L (1, 3) OBP: 0.415, SLG: 0.547		B SI 90 B CH 83 B CH 82 C SI 91 S CH 83 X FF 92 3-2 ① F7		X CU 81 0-0 ②③ G3 1-2f		D CH 83 D SI 91 D CH 82 S SI 89 S CH 81 B SI 92 4-2 41 1B 4 WP BB	B FF 89 C FF 90 H FF 89 2-1 41 1B HBP			2	1	0	0	1	0	1
41 Victor Martinez, S (1, 10) OBP: 0.279, SLG: 0.314		F SI 90 F SI 91 X FF 92 0-2 ② P6			C CU 81 B CU 81 F SI 92 B CU 82 X FF 93 2-2 ① F8	X CH 81 0-0 34 WP 4 WP 1-3 2-H 1B	F FF 89 B CH 83 S KC 77 D KC 78 D SL 82 X CH 84 3-2 1-2 1B			4	0	2	1	0	0	0
13 Alex Avila, L (1, 2) OBP: 0.257, SLG: 0.320		C SI 92 F SI 92 B CH 84 B FF 92 B CH 84 F SI 92 B FF 92 4-2 4 FC6-4 BB			B CU 81 B SI 91 C SI 91 S SI 92 X CH 84 2-2 ② G1-3	C FC 86 B SI 91 C CU 74 S FC 87 1-3 ① K	B KC 77 B FF 90 F FF 90 X SL 81 2-1 ③ G4-3			3	0	0	0	1	1	4
4 Omar Infante, R (1, 4) OBP: 0.350, SLG: 0.461		B SI 91 B SI 93 B SI 91 C SI 93 X SI 92 3-1 ③ FC6-4 1-2f			C SL 89 X SI 92 0-1 32 S 32 1B 1B	B SI 91 B CU 76 S CH 80 B CH 78 S CH 81 B SI 90 4-2 34 WP 1-2 3-H BB		C FF 89 B CH 85 X SL 81 1-1 1B		3	1	2	0	1	0	1
32 Don Kelly, L (1, 8) OBP: 0.302, SLG: 0.298 34 Avisaíl García, R (6, PH) (7, 8)			C SI 90 C SI 90 B SI 90 B SL 88 X CU 82 2-2 ① G4-3		B SI 90 F CH 82 B SI 90 F CH 81 B FF 92 X SI 92 3-2 39 1-H 2B 1B	B FC 88 B SI 90 C FC 88 S SI 91 F SI 90 B FC 88 X FC 90 3-2 ② G6-3 1-2 2-3		1 SAFE B SL 81 C FF 89 F KC 77 C FF 90 1-3 ① K		2	1	1	1	0	0	0
39 Ramon Santiago, S (1, 6) OBP: 0.194, SLG: 0.300			B SI 92 C SI 91 S SI 92 B FF 91 F SI 92 F SI 93 B CH 83 X SI 93 3-2 ② G4-3		B SI 90 1 SAFE 1 SAFE C SI 90 D CH 82 X CH 81 2-1 1-H 12 2B 2B	C SI 90 B SI 91 F FC 87 S FC 88 1-3 ③ K		C FF 90 B SI 88 1 SAFE C KC 77 S FF 90 1-3 ② K		2	0	0	0	0	1	3
										4	1	1	1	0	2	3
Inning Stats	R: 0 E: 0 K: 0 S: 8 H: 1 LOB: 0 BB: 0 P: 10	R: 0 E: 0 K: 0 S: 11 H: 0 LOB: 1 BB: 1 P: 21	R: 0 E: 0 K: 0 S: 11 H: 0 LOB: 0 BB: 0 P: 17	R: 0 E: 0 K: 0 S: 4 H: 0 LOB: 0 BB: 1 P: 11	R: 3 E: 0 K: 1 S: 17 H: 4 LOB: 1 BB: 0 P: 27	R: 2 E: 0 K: 2 S: 17 H: 2 LOB: 2 BB: 2 P: 33	R: 1 E: 0 K: 1 S: 12 H: 2 LOB: 2 BB: 0 P: 23	R: 0 E: 0 K: 2 S: 9 H: 1 LOB: 1 BB: 0 P: 12		1B: 6 2B: 3 3B: 0 HR: 1 SF: 0 SAC: 0 DP: 2 HBP: 1	WP: 3 PB: 0 SB: 1 CS: 0 PA: 37					

	AB	32
	R	6
	H	10
	RBI	5
	BB	4
	SO	6
	LOB	15

PITCHER		IP	WLS	BF	H	R	ER	SO	BB	IBB	HBP	BLK	WP	HR	S	P	ERA	WHIP
64 Lucas Harrell, R ERA: 5.11	(1, 1)	5.0	L	23	7	5	5	1	3	0	0	0	1	0	56	98	9.00	2.000
54 Travis Blackley, L ERA: 3.95	(6, 1)	1.1		5	0	0	0	2	1	0	0	0	2	0	13	22	0.00	0.750
62 Hector Ambriz, R ERA: 6.11	(7, 1)	0.1		2	1	1	1	1	0	0	0	0	0	1	5	9	27.00	3.000
53 Wesley Wright, L ERA: 2.6	(7, 1)	1.1		7	2	0	0	2	0	0	1	0	0	0	15	25	0.00	1.500

PITCHER	IP	WLS	BF	H	R	ER	SO	BB	IBB	HBP	BLK	WP	HR	S	P	ERA	WHIP

Batter	1	2	3	4	5	6	7	8	9	AB	R	H	RBI	BB	SO	LOB
19 Robbie Grossman, S (1, 8) (9, 7) OBP: 0.311, SLG: 0.256	B FF 90 C FF 92 F FF 92 B FF 93 B CH 87 B FF 93 4-2 10 CS BB		B FF 92 F FF 93 C CU 80 C FF 96 1-3 ③ K		C CU 77 B FF 93 X FF 92 1-1 ② L9			X SI 91 0-0 23 WP 10 1B 1B		3	0	1	0	1	1	0
10 Jake Elmore, R (1, 4) OBP: 0.375, SLG: 0.500	B FF 93 1 SAFE F FF 92 B SL 84 C FF 91 B FF 94 S SL 86 3-3 ① ② K 1-2			B FF 91 C SL 85 B FF 93 X FF 93 2-1 12 BLK 12 1B 2B	B SL 83 C FF 93 B SL 88 S SL 85 B FF 94 S FF 93 3-3 ③ K			X SI 91 0-0 23 WP 1-2 1B		4	1	2	0	0	2	1
12 Carlos Pena, L (1, 10) OBP: 0.335, SLG: 0.358	B CH 84 C CH 85 X CH 87 1-1 ③ F8			B FF 94 X CH 85 1-0 23 BB 14 HR 2-H 1B		C FF 92 S FF 94 B FF 96 B CU 78 C FF 94 2-3 ① K		B SI 92 S SI 92 S SI 93 F SI 94 C KC 81 1-3 ② K		4	1	1	1	0	2	2
23 Chris Carter, R (1, 3) OBP: 0.301, SLG: 0.442		B FF 90 B SL 85 S SL 86 C FF 93 X SL 87 2-2 ① P3		B SL 87 B FF 94 B FF 95 B FF 94 4-0 14 HR 1-2 BB		C SL 82 S FF 93 S FF 95 0-3 ② K		B SL 85 C SL 85 B SI 94 S SL 84 D SL 87 F SL 86 S SL 86 3-3 ③ K 1-2 2-3		3	1	0	0	1	2	2
14 J.D. Martinez, R (1, 7) OBP: 0.274, SLG: 0.478 2 Brandon Barnes, R (9, PR) (9, 8) OBP: 0.403, SLG: 0.475		X FF 92 0-0 ② L9		X SL 85 0-0 1-H 2-H HR		S FF 91 S SL 83 B SL 84 X FF 95 1-2 ③ G6-3			C SL 85 B SI 94 B SL 87 B SL 86 B SI 93 4-1 22 2B BB	3 0	1 1	1 0	3 0	1 0	0 0	0 0
22 Carlos Corporán, S (1, 2) OBP: 0.389, SLG: 0.542 8 Trevor Crowe, S (9, PR) (9, 9) OBP: 0.200, SLG: 0.400		C CH 83 B FF 96 C FF 94 B CU 77 B FF 96 X CH 86 3-2 HR		S FF 94 B FF 94 S FF 94 F FF 96 X CU 80 1-2 ① F7			B FF 93 B FF 92 F FF 93 B CU 77 F FF 94 F CU 79 B FF 95 4-2 38 FC4-6 BB		X FF 92 0-0 38 SH5-3 1-H 30 SF9 2B	3 0	1 1	2 0	2 0	1 0	0 0	0 0
38 Jimmy Paredes, S (1, 9) OBP: 0.242, SLG: 0.333 15 Jason Castro, L (9, 2) OBP: 0.279, SLG: 0.391		B FF 92 C FF 94 S FF 94 S CU 79 1-3 ③ K		X CH 84 0-0 30 CS 2B			B FF 93 B FF 93 X FF 92 2-0 ① FC4-6 9 CS 1-2f		X FF 91 0-0 ① SH5-3 2-3	3 0	0 0	1 0	0 0	0 0	1 0	1 0
30 Matt Dominguez, R (1, 5) OBP: 0.279, SLG: 0.345		C FF 91 B FF 92 F FF 92 S SL 86 1-3 ① K		B FF 93 2 SAFE B FF 92 S SL 86 B FF 93 X SL 85 3-1 ② ③ P5 2-3			X FF 93 0-0 ② F8		B FF 92 F FF 92 X FF 92 1-1 ② SF9 3-H	3	0	0	1	0	1	2
9 Marwin Gonzalez, S (1, 6) OBP: 0.276, SLG: 0.400			B FF 93 X CH 85 1-0 ② G4-3		C FF 90 B FF 91 X CH 83 1-1 ① G3-1		1 SAFE B FF 92 1 SAFE 1 SAFE S CH 82 C FF 93 1-2 ③ CS 1-2	C SI 90 F SI 91 B SI 92 S KC 78 1-3 ① K	S CH 83 B CH 82 X SL 77 1-1 ③ G1-3	4	0	0	0	0	1	2
Inning Stats	R: 0 E: 0 K: 1 S: 7 H: 0 LOB: 0 BB: 1 P: 15	R: 1 E: 0 K: 1 S: 10 H: 1 LOB: 0 BB: 0 P: 16	R: 0 E: 0 K: 2 S: 7 H: 0 LOB: 0 BB: 0 P: 10	R: 4 E: 0 K: 0 S: 11 H: 4 LOB: 0 BB: 1 P: 22	R: 0 E: 0 K: 1 S: 7 H: 0 LOB: 0 BB: 0 P: 12	R: 0 E: 0 K: 2 S: 9 H: 0 LOB: 0 BB: 0 P: 12	R: 0 E: 0 K: 0 S: 7 H: 0 LOB: 0 BB: 1 P: 14	R: 0 E: 0 K: 3 S: 13 H: 2 LOB: 2 BB: 0 P: 18	R: 2 E: 0 K: 0 S: 7 H: 1 LOB: 2 BB: 1 P: 13	1B: 3 2B: 4 3B: 0 HR: 2	SF: 1 SAC: 1 DP: 1 HBP: 0			WP: 1 PB: 0 SB: 0 CS: 3	PA: 37		

PITCHER		IP	WLS	BF	H	R	ER	SO	BB	IBB	HBP	BLK	WP	HR	S	P	ERA	WHIP
37 Max Scherzer, R ERA: 3.98	(1, 1)	7.0		26	5	5	5	7	3	0	0	1	0	2	58	101	6.43	1.143
33 Drew Smyly, L ERA: 1.88	(8, 1)	0.2		4	2	0	0	2	0	0	0	0	0	0	9	11	0.00	3.000
62 Al Alburquerque, R ERA: 3.14	(8, 1)	0.1	L	2	0	1	1	1	1	0	0	0	1	0	5	12	27.00	3.000
40 Phil Coke, L ERA: 7.59	(9, 1)	1.0		4	1	1	1	0	0	0	0	0	0	0	6	8	9.00	1.000

PITCHER	IP	WLS	BF	H	R	ER	SO	BB	IBB	HBP	BLK	WP	HR	S	P	ERA	WHIP

TOP

Houston Astros @ Detroit Tigers

Comerica Park, Detroit, MI

Wed May 15 2013, 1:10 PM - 4:11 PM EDT

Att. 40,315 - Sunny - 82 F

livebaseballscorecards.com

AB	30
R	7
H	8
RBI	7
BB	4
SO	10
LOB	10

Houston Astros @ Detroit Tigers

Comerica Park, Detroit, MI

Wed May 15 2013, 1:10 PM - 4:11 PM EDT

Att. 40,315 - Sunny - 82 F

BOTTOM

livebaseballscorecards.com

Batter	1	2	3	4	5	6	7	8	9	AB	R	H	RBI	BB	SO	LOB
4 Omar Infante, R (1, 4) OBP: 0.352, SLG: 0.455	C FF 87 F SI 89 B SI 89 F SI 89 S CH 76 1-3 K ①	X SI 88 0-0 G6-3 ③			B CH 77 X SI 88 1-0 F8 ②		C SI 89 B SI 90 X CH 77 1-1 48 BB 1B		B CU 77 C CU 77 F CU 77 B CU 75 B CU 77 B SI 95 4-2 48 HBP 1-2 BB	4	0	1	0	1	1	0
48 Torii Hunter, R (1, 9) OBP: 0.370, SLG: 0.429	F SI 89 B SI 90 S CH 76 X SI 90 1-2 L9 ②		C FF 87 B CU 72 B FC 87 S SI 88 F FC 86 X SI 91 2-2 F9 ①		F CH 75 X SI 90 0-1 F8 ③		L SI 88 1 SAFE F FF 86 B SL 76 B SI 85 1 SAFE B SI 92 F CH 74 B SI 91 4-2 1-2 BB ②		C SI 95 F CU 78 H SI 94 1-2 1-2 2-3 HBP	3	0	0	0	1	0	0
24 Miguel Cabrera, R (1, 5) OBP: 0.441, SLG: 0.599	X SI 90 0-0 L9 ③		C SI 89 F SI 90 B SI 90 B SI 89 B SI 90 X SI 90 3-2 28 G4-6-3 1B			B SI 88 C SI 88 B SI 88 X SI 87 2-1 F8 ①	F SI 92 F SI 91 B SI 92 1 SAFE S SI 90 1-3 K ③		F SI 95 X SI 95 0-1 F8 ③	5	0	1	0	0	1	4
28 Prince Fielder, L (1, 3) OBP: 0.406, SLG: 0.532		B SI 88 X FF 87 1-0 G4-3 ①	C SI 90 B SI 89 C SI 89 X SL 79 1-2 G4-6-3 ②③ 1-2f			C SI 89 X SL 78 0-1 G4-3 ②		B SI 90 S SL 82 F SI 90 B SI 90 S FF 89 2-3 K ①		4	0	0	0	0	1	1
41 Victor Martinez, S (1, 10) OBP: 0.272, SLG: 0.306		C SI 89 X SI 89 0-1 G6-3 ②		C SI 88 B FF 85 F SI 89 B SI 89 S FF 88 2-3 K ①		X SI 89 0-0 E6 27 1B 18 1B		C SI 89 F SI 89 F SI 89 B SI 90 B FF 90 B SL 84 X FF 90 3-2 F8 ②		4	1	0	0	0	1	0
27 Jhonny Peralta, R (1, 6) OBP: 0.391, SLG: 0.455		C SI 90 S CH 78 B CH 76 B CH 77 B SI 89 F SI 89 F SI 89 B SI 89 4-2 18 1B 55 1B BB		C CU 72 B SL 78 C SI 88 B SI 89 F FF 87 B CU 76 D SI 90 4-2 18 1B BB		X SI 90 0-0 18 1B 1-2 1B		B FF 91 F FF 93 C SL 84 B SI 92 S SL 83 2-3 K ③		2	1	1	0	2	1	0
18 Matt Tuiasosopo, R (1, 7) OBP: 0.457, SLG: 0.575 32 Don Kelly, L (9, PH) OBP: 0.296, SLG: 0.292	X SI 90 0-0 55 1B 34 HR 1-3 1B			B FF 88 C CH 79 C SI 89 D CH 77 F SI 89 D CH 78 X SI 90 3-2 55 G5-4-3 1-2 1B		B FF 87 D CH 78 X SI 89 2-0 1-2 2-H 1B			C SI 92 C FS 83 X CU 77 0-2 G3 ① 3 1 3 1 0 0 0 1 0 0 0 0 0 0						
55 Brayan Peña, S (1, 2) OBP: 0.286, SLG: 0.413	C FC 88 X CH 77 0-1 34 HR 1-2 3-H 1B			F SI 89 B SI 89 B SI 88 X SI 89 2-1 G5-4-3 ②③ 1-2f		B SI 90 X SI 90 1-0 P4 ③			B SI 93 B SI 93 B SI 92 C SI 92 F SI 93 F SI 93 F SI 92 F SI 92 B SI 92 4-2 48 HBP 4 DI BB	3	1	1	1	1	0	4
34 Avisaíl García, R (1, 8) OBP: 0.200, SLG: 0.800 12 Andy Dirks, L (9, PH) OBP: 0.336, SLG: 0.422	B CU 71 B SI 89 X CH 77 2-0 1-H 2-H HR				F SI 88 F FF 85 B SI 89 B SI 89 S SI 89 2-3 K ①		X SI 89 0-0 L5 ①		C CU 78 B CU 76 X SI 93 1-1 P6 ②	3	1	1	3	0	1	0
										1	0	0	0	0	0	1

Inning Stats	1	2	3	4	5	6	7	8	9
	R: 0 E: 0 K: 1 S: 8 H: 0 LOB: 0 BB: 0 P: 10	R: 4 E: 0 K: 0 S: 12 H: 3 LOB: 0 BB: 1 P: 19	R: 0 E: 0 K: 0 S: 10 H: 1 LOB: 0 BB: 0 P: 16	R: 0 E: 0 K: 1 S: 12 H: 1 LOB: 1 BB: 1 P: 23	R: 0 E: 0 K: 1 S: 6 H: 0 LOB: 0 BB: 0 P: 9	R: 1 E: 1 K: 0 S: 8 H: 2 LOB: 2 BB: 0 P: 13	R: 0 E: 0 K: 1 S: 9 H: 1 LOB: 1 BB: 1 P: 15	R: 0 E: 0 K: 2 S: 10 H: 0 LOB: 0 BB: 0 P: 17	R: 0 E: 0 K: 0 S: 16 H: 0 LOB: 3 BB: 2 P: 26

	AB	R	H	RBI	BB	SO	LOB
AB	33						
R	5						
H	8						
RBI	5						
BB	5						
SO	6						
LOB	10						

1B: 7 SF: 0
2B: 0 SAC: 0
3B: 0 DP: 2
HR: 1 HBP: 1

WP: 0 PA: 39
PB: 0
SB: 0
CS: 0

PITCHER		IP	WLS	BF	H	R	ER	SO	BB	IBB	HBP	BLK	WP	HR	S	P	ERA	WHIP
60 Dallas Keuchel, L ERA: 4.82	(1, 1)	5.2		25	7	5	4	3	2	0	0	0	0	1	55	88	6.35	1.588
54 Travis Blackley, L ERA: 3.77	(6, 1)	0.2		2	0	0	0	0	0	0	0	0	0	0	2	3	0.00	0.000
31 Edgar Gonzalez, R ERA: 7.82	(7, 1)	0.2		3	1	0	0	1	1	0	0	0	0	0	8	14	0.00	3.000
53 Wesley Wright, L ERA: 2.5	(8, 1)	0.2		2	0	0	0	1	0	0	0	0	0	0	7	12	0.00	0.000
62 Hector Ambriz, R ERA: 6.0	(8, 1)	0.1	W	1	0	0	0	1	0	0	0	0	0	0	3	5	0.00	0.000

PITCHER		IP	WLS	BF	H	R	ER	SO	BB	IBB	HBP	BLK	WP	HR	S	P	ERA	WHIP
41 Jose Veras, R ERA: 3.94	(9, 1)	1.0	S	6	0	0	0	0	2	0	1	0	0	0	16	26	0.00	2.000

Houston Astros @ Pittsburgh Pirates

PNC Park, Pittsburgh, PA

Fri May 17 2013, 7:08 PM - 10:37 PM EDT

Att. 29,743 - Partly Cloudy - 80 F

livebaseballscorecards.com

TOP

Batter	1	2	3	4	5	6	7	8	9	AB	R	H	RBI	BB	SO	LOB
19 Robbie Grossman, S (1, 8) OBP: 0.316, SLG: 0.268	B SI 88 C SI 87 C CH 81 F SI 90 X SL 85 1-2 10 SH1-3 15 SF8 2B		X SI 90 0-0 ② F7		D SL 84 B SL 79 C CH 81 B SL 84 S CH 80 2 SAFE B SL 84 4-2 10 1B 15 E BB		B SI 94 X SI 94 1-0 ② G5-3		B FF 92 1 SAFE C SI 95 1 SAFE F FF 95 F FC 91 1 SAFE 1 SAFE C FF 97 1-3 ② ③ 1-2 K	4	2	1	0	1	1	1
10 Jake Elmore, R (1, 4) OBP: 0.364, SLG: 0.455	X SI 89 0-0 ① SH1-3 2-3		C SI 90 X SI 90 0-1 ③ G5-3		C SI 91 X SL 87 0-1 15 E 15 CS 1-3 2-H 1B		C SI 94 X SI 94 0-1 ③ G3			3	0	1	1	0	0	0
15 Jason Castro, L (1, 2) OBP: 0.278, SLG: 0.385	C SI 90 B SI 91 X CH 82 1-1 ② SF8 3-H			X SI 89 0-0 ① L5	C SL 85 B SI 90 T SI 91 B SL 87 F SI 91 B SI 91 F SL 86 B CH 82 4-2 1-3 3-H BB			X SI 93 0-0 ① F7		2	0	0	1	1	0	0
23 Chris Carter, R (1, 9) OBP: 0.306, SLG: 0.440 38 Jimmy Paredes, S (8, PR) OBP: 0.242, SLG: 0.333 (8, 9)	B SI 92 X SI 90 1-0 1B			B SI 90 F SI 90 B SL 86 X SI 90 2-1 ② F7	B SI 94 1 SAFE C SL 85 F SI 95 B SL 87 S SL 88 2-3 ③ K			B SI 92 B CH 84 B CH 86 S SI 93 B SI 94 4-1 12 1B BB		3 0	0 0	1 0	0 0	1 0	1 0	2 0
14 J.D. Martinez, R (1, 7) OBP: 0.263, SLG: 0.458 56 Paul Clemens, R (6, 1) 53 Wesley Wright, R (7, 1) 62 Hector Ambriz, L (8, 1) 31 Edgar Gonzalez, R (9, 1)	B SL 84 X SL 85 1-0 ③ P4			F SI 90 B SI 90 X SI 90 1-1 ③ G5-3		C SI 92 B SI 92 B SI 93 F FF 93 C SL 85 2-3 ① K		L SI 92 L SI 93 B SI 93 L SI 92 1-3 ② K		3 0 1 0 0	0 0 0 0 0	0 0 0 0 0	0 0 0 0 0	1 0 1 0 0	1 0 1 0 0	1 0 1 0 0
12 Carlos Pena, L (1, 3) OBP: 0.340, SLG: 0.358		C SI 89 B SI 89 X SI 89 1-1 ① G6-3	B SI 88 B SL 81 C SI 89 F SL 81 B CH 76 X SL 82 3-2 ① G6-3		B SI 93 S SI 94 C SI 94 B SI 94 B SL 88 B FF 94 4-2 BB			F SL 83 1 SAFE F SL 85 B SL 84 X SI 93 1-2 1-2 1B		3	0	1	0	1	0	0
30 Matt Dominguez, R (1, 5) OBP: 0.278, SLG: 0.364		B SI 89 B SI 90 X SI 89 2-0 ② G6-3	B SL 84 F SI 90 X SI 91 1-1 HR		C SI 94 C SI 94 S SL 88 0-3 ② K			F SI 93 S SI 94 B SI 94 F CH 87 B SI 93 F SI 94 F SL 83 F SI 94 S SI 93 2-3 ③ K		4	1	1	1	0	2	3
9 Marwin Gonzalez, S (1, 6) OBP: 0.275, SLG: 0.394		X SI 89 0-0 ③ L7	B SL 82 C SL 81 B SI 90 C SL 82 F SI 92 F CH 81 F CH 80 X CH 79 2-2 18 SH2-4 10 1B 1B		B SI 93 B SI 94 C SI 94 B SI 93 X SI 94 3-1 ③ G6-3				C FF 95 B FC 90 F FC 90 X CU 76 1-2 ① G4-3	4	1	1	0	0	0	1
18 Jordan Lyles, R (1, 1) 54 Travis Blackley, L (6, 1) 8 Trevor Crowe, S (6, 7) OBP: 0.294, SLG: 0.438			C FF 88 C SI 90 B SI 91 B SL 83 S SI 89 2-3 ① K		X SI 88 0-0 ② SH2-4 1-2		C SI 93 B SI 93 S CH 85 X SI 94 1-2 ① 1B		B FC 91 B FF 94 C FC 91 S SI 95 B FC 92 B FF 96 4-2 19 CS BB	1 0 1	0 0 0	0 0 1	0 0 0	0 0 1	1 0 0	0 0 0

Inning Stats	1	2	3	4	5	6	7	8	9
	R: 1 E: 0 K: 0 S: 9	H: 2 LOB: 1 BB: 0 P: 13	R: 0 E: 0 K: 0 S: 4	H: 0 LOB: 0 BB: 0 P: 7	R: 0 E: 0 K: 1 S: 6	H: 0 LOB: 0 BB: 0 P: 8	R: 0 E: 0 K: 0 S: 5	H: 0 LOB: 0 BB: 0 P: 8	R: 3 E: 0 K: 1 S: 23	H: 3 LOB: 2 BB: 2 P: 39	R: 0 E: 0 K: 2 S: 10	H: 0 LOB: 1 BB: 1 P: 19	R: 0 E: 0 K: 0 S: 6	H: 1 LOB: 0 BB: 0 P: 8	R: 0 E: 0 K: 2 S: 15	H: 1 LOB: 2 BB: 1 P: 23	R: 0 E: 0 K: 1 S: 9	H: 0 LOB: 0 BB: 1 P: 15

PITCHER		IP	WLS	BF	H	R	ER	SO	BB	IBB	HBP	BLK	WP	HR	S	P	ERA	WHIP	PITCHER		IP	WLS	BF	H	R	ER	SO	BB	IBB	HBP	BLK	WP	HR	S	P	ERA	WHIP
30 Jeanmar Gómez, R ERA: 2.78	(1, 1)	4.2		21	5	4	3	1	2	0	0	0	0	1	44	70	5.79	1.500																			
32 Vin Mazzaro, R ERA: 2.87	(5, 1)	1.1		5	0	0	0	3	1	0	0	0	0	0	13	24	0.00	0.750																			
44 Tony Watson, L ERA: 5.23	(7, 1)	2.0		8	2	0	0	2	1	0	0	0	0	0	21	31	0.00	1.500																			
37 Justin Wilson, L ERA: 1.4	(9, 1)	1.0	W	3	0	0	0	1	1	0	0	0	0	0	9	15	0.00	1.000																			

AB	29
R	4
H	7
RBI	3
BB	5
SO	7
LOB	9

1B: 5 2B: 1 3B: 0 HR: 1	SF: 1 SAC: 2 DP: 0 HBP: 0	WP: 0 PB: 0 SB: 0 CS: 2	PA: 37

Batter	1	2	3	4	5	6	7	8	9	AB	R	H	RBI	BB	SO	LOB
6 Starling Marte, R (1, 7) OBP: 0.380, SLG: 0.479	C FF 94 H SI 91 1-1 23 CS HBP		C CU 78 X SI 91 0-1 ① G5-3		C CU 78 F CU 80 B CU 80 B FF 91 S FF 93 2-3 ② K		T FF 93 B SI 94 B FF 94 F FF 94 X CU 78 2-2 ① G6-3		C SL 75 F FF 89 X SL 75 0-2 23 FC5-4 1B	4	0	1	0	0	1	0
23 Travis Snider, L (1, 9) OBP: 0.348, SLG: 0.386	C SI 92 B CH 84 1 SAFE B SI 91 B SI 92 F SI 92 X SI 92 3-2 ①② G4-3 1-2		C SI 93 B CH 85 B CH 84 C SL 83 S CU 81 2-3 ② K		B CU 82 C CH 81 X CH 81 1-1 ③ G6-3		B CU 73 C FF 93 X FF 94 1-1 ② G4-3		1 SAFE 1 SAFE X CH 72 0-0 ① FC5-4 22 1B 55 E 1-2f	5	1	0	0	0	1	2
22 Andrew McCutchen, R (1, 8) OBP: 0.341, SLG: 0.455	F FF 95 X FF 94 0-1 HR		B SL 86 C CH 84 B CU 78 B CH 84 F FF 94 X CU 81 3-2 ③ G6-3			X FF 93 0-0 E9 46 2B	B FF 94 S CH 83 S CH 83 B FF 94 X FF 95 2-2 2B		B SI 89 X SI 89 1-0 55 E 2 E 1-3 1B	5	2	3	1	0	0	0
46 Garrett Jones, L (1, 3) OBP: 0.333, SLG: 0.500 2 Brandon Inge, R (7, PH) OBP: 0.283, SLG: 0.280 (8, 3)	B SL 85 C SI 94 B CH 84 S CH 84 B SL 83 B SI 94 4-2 18 BB BB			B FF 92 B CU 82 X SI 91 2-0 ① L8		B CU 78 X CH 81 1-0 18 FC1-5 3-H 2B	C CH 86 B CH 86 C SI 91 X CH 86 1-2 ③ G1-3		D CH 75 F SI 84 X SI 88 1-1 E1 55 E 1-2	2 2	0 0	1 0	1 0	1 0	0 0	0 3
18 Neil Walker, S (1, 4) OBP: 0.354, SLG: 0.327	B SI 93 C CU 78 D CU 81 B SI 92 C SI 93 F FF 92 F SI 92 B FF 92 4-2 1-2 BB			C CU 83 F FF 92 B CU 82 X SI 92 1-2 ② F8		X SI 92 0-0 ① FC1-5 14 BB 55 1B 2-3		F SI 89 X KC 78 0-1 55 L8 24 HR 55 WP 1B	C SL 73 B SI 87 B SI 91 S CH 75 C SI 90 2-3 ② K	4	1	1	0	1	1	4
55 Russell Martin, R (1, 2) OBP: 0.370, SLG: 0.532	B CU 79 S SL 85 S CH 84 F CH 83 B SI 93 B SL 87 F FF 92 X CH 84 3-2 ③ G5-3			X SL 87 0-0 24 1B 1B		X SI 92 0-0 14 BB 1-2 1B		B SL 84 B SL 83 B SL 84 X FF 92 3-0 ① L8 1-3	B CH 78 C CH 77 B SL 78 C SL 74 B SI 89 X CH 75 3-2 E9 1-2 2-3 3-H	5	0	2	0	0	0	5
24 Pedro Alvarez, L (1, 5) OBP: 0.245, SLG: 0.364		B SI 92 F SL 85 B SI 93 F SI 92 X CH 84 2-2 ① L9		B CU 80 B SI 92 F SI 93 1 SAFE X FF 92 2-1 1-3 1B		S FC 88 F FC 88 B FC 88 B FC 89 F FC 89 S SI 91 2-3 ② K		X FF 92 0-0 3-H HR		4	1	2	2	0	1	2
12 Clint Barmes, R (1, 6) OBP: 0.276, SLG: 0.312 32 Vin Mazzaro, R (5, 1) 14 Gaby Sanchez, R (6, PH) OBP: 0.391, SLG: 0.507 44 Tony Watson, L (7, 1) 31 Jose Tabata, R (8, PH) OBP: 0.346, SLG: 0.437 37 Justin Wilson, L (9, 1)		C SI 93 B SL 86 F FF 93 S CU 81 1-3 ② K2-3		F SL 86 D CH 84 X CU 79 1-1 ③ L8		C FF 95 D CU 78 B FF 95 B FF 95 D FF 93 4-1 1-2 2-3 BB		B FF 93 X FF 94 1-0 ② G5-3		2 0 0 0 1 0	0 0 0 0 0 0	0 0 0 0 0 0	0 0 0 0 0 0	1 0 0 0 0 0	0 0 0 0 0 0	2 0 0 0 0 0
30 Jeanmar Gómez, R (1, 1) OBP: 0.100, SLG: 0.100 10 Jordy Mercer, R (5, 6) OBP: 0.270, SLG: 0.556		B FF 93 B FF 92 C FF 90 S FF 92 C FF 94 2-3 ③ K	B FF 92 F FF 92 B SL 86 X FF 93 2-1 ① F8		C FF 94 B CU 77 X FF 94 1-1 ③ P4		B SL 84 C FF 91 X FF 92 1-1 ③ G5-3		1 3	0 0	0 0	0 0	0 0	1 0	0 3
Inning Stats	R: 1 E: 0 K: 0 S: 17 H: 1 LOB: 2 BB: 2 P: 32	R: 0 E: 0 K: 2 S: 9 H: 0 LOB: 0 BB: 0 P: 14	R: 0 E: 0 K: 1 S: 8 H: 0 LOB: 0 BB: 0 P: 13	R: 0 E: 0 K: 0 S: 9 H: 2 LOB: 2 BB: 0 P: 15	R: 0 E: 0 K: 1 S: 7 H: 0 LOB: 0 BB: 0 P: 12	R: 1 E: 1 K: 1 S: 11 H: 2 LOB: 3 BB: 1 P: 19	R: 0 E: 0 K: 0 S: 11 H: 1 LOB: 1 BB: 0 P: 17	R: 2 E: 0 K: 0 S: 7 H: 2 LOB: 0 BB: 0 P: 12	R: 1 E: 2 K: 1 S: 13 H: 2 LOB: 3 BB: 0 P: 20	1B: 6 2B: 2 3B: 0 HR: 2 SF: 0 SAC: 0 DP: 0 HBP: 1						

PITCHER	IP	WLS	BF	H	R	ER	SO	BB	IBB	HBP	BLK	WP	HR	S	P	ERA	WHIP
18 Jordan Lyles, R (1, 1) ERA: 6.63	5.0		22	4	2	1	4	2	0	1	0	0	1	52	89	1.80	1.200
54 Travis Blackley, L (6, 1) ERA: 3.6	0.2	H	3	1	0	0	1	0	0	0	0	0	0	6	8	0.00	1.500
56 Paul Clemens, R (6, 1) ERA: 4.0	1.0	H	5	1	0	0	0	1	0	0	0	0	0	11	21	0.00	2.000
53 Wesley Wright, L (7, 1) ERA: 2.95	0.1	H	2	1	1	1	0	0	0	0	0	0	0	5	6	27.00	3.000
62 Hector Ambriz, R (8, 1) ERA: 6.16	1.0	B	4	1	1	1	0	0	0	0	0	1	1	5	10	9.00	1.000

PITCHER	IP	WLS	BF	H	R	ER	SO	BB	IBB	HBP	BLK	WP	HR	S	P	ERA	WHIP
31 Edgar Gonzalez, R (9, 1) ERA: 7.43	0.2	L	6	2	1	0	1	0	0	0	0	0	0	13	20	0.00	3.000

BOTTOM

Houston Astros @ Pittsburgh Pirates

PNC Park, Pittsburgh, PA

Fri May 17 2013, 7:08 PM - 10:37 PM EDT

Att. 29,743 - Partly Cloudy - 80 F

livebaseballscorecards.com

AB	38
R	5
H	10
RBI	4
BB	3
SO	6
LOB	21

Batter	1	2	3	4	5	6	7	8	9	10	11	AB	R	H	RBI	BB	SO	LOB
19 Robbie Grossman, S (1, 8) OBP: 0.320, SLG: 0.259 (11, 7)	B FF 93 C SI 93 C KC 81 X SI 93 1-2 G6-3		B SI 91 B CH 88 B SI 92 C FF 92 B FF 94 4-1 8 FC6-4 BB		B SI 92 D CH 87 X SI 93 2-0 G4-3 2-3		X FF 92 0-0 G3-1			B FC 91 C FC 92 B FC 90 C FC 92 B FC 93 B FC 87 4-2 27 G1-6-3 BB		3	0	0	0	2	0	1
8 Trevor Crowe, S (1, 7) OBP: 0.364, SLG: 0.421 (11, 9)	B SI 92 B SI 93 B SI 94 C SI 94 B SI 93 4-1 15 1B 27 1B BB		1 SAFE X SI 91 0-0 FC6-4 27 G6-4-3 1-2f		B KC 81 B SI 92 D CH 88 C SI 93 B SI 94 4-1 27 1B BB			C FC 93 X FC 93 0-1 15 FC3-6 27 1B 23 1B 1B		1 SAFE 1 SAFE C FC 90 F FC 92 B FF 92 1 SAFE S FC 87 1-3 K		3	1	1	0	2	1	2
27 Jose Altuve, R (1, 4) OBP: 0.378, SLG: 0.449	X FF 93 0-0 15 1B 1-2 1B		B KC 83 1 SAFE B KC 82 X SI 93 2-0 G6-4-3 1-2f		X KC 83 0-0 1-2 3-H 1B			B FC 93 C FC 92 F FC 91 X KC 82 1-2 15 FC3-6 1-2 1B		C FC 88 S FC 91 B FC 90 1 SAFE X FC 88 1-2 G1-6-3 1-2f		5	0	3	1	0	0	2
15 Jason Castro, L (1, 2) OBP: 0.282, SLG: 0.393	C KC 82 C KC 82 F KC 83 B SI 93 X KC 83 1-2 1-2 2-3 1B			C CH 88 S KC 83 S KC 82 0-3 K2-3	B CH 87 S KC 82 C SI 94 S KC 83 1-3 K			D FC 92 T FC 92 X FC 92 1-1 FC3-6 23 1B 1-2f 2-3			F FC 88 B FC 91 B FF 92 X FC 88 2-1 30 WP 30 FC4 2B	5	1	2	0	0	2	4
23 Chris Carter, R (1, 9) OBP: 0.309, SLG: 0.438 2 Brandon Barnes, R (11, 8) OBP: 0.403, SLG: 0.475	C KC 84 S KC 84 S KC 83 0-3 K			B KC 84 F CH 87 C SI 92 B KC 84 C SI 92 2-3 K	C FF 92 X KC 82 0-1 30 G6-4-3 1B			B FC 92 B FC 91 X FC 90 2-0 12 G4-6-3 1-2 3-H 1B			X FC 90 0-0 P3	5 0	0 0	2 0	1 0	0 0	2 0	4 0
12 Carlos Pena, L (1, 3) OBP: 0.341, SLG: 0.350	C KC 84 B SI 94 S KC 84 S KC 85 1-3 K2-3			B SI 94 B KC 82 S CH 88 B KC 83 B SI 90 4-1 BB	B CH 88 1 SAFE F KC 81 B KC 83 1 SAFE X SI 93 2-1 L7			C FC 92 X FC 92 0-1 G4-6-3 1-2f			I IN 71 I IN 73 I IN 70 I IN 69 4-0 30 FC4 30 WP 9 FC3-2 IBB	3	0	0	0	2	1	6
30 Matt Dominguez, R (1, 5) OBP: 0.269, SLG: 0.351		F FF 92 S KC 82 B KC 84 F KC 82 C SI 94 1-3 K	C SI 94 X SI 95 0-1 G4-3		B CH 89 X SI 94 1-0 G6-4-3 1-2f				C SL 81 F FF 95 F SL 82 B FF 94 F SL 82 X FF 94 1-2 P4		S FC 88 B FC 88 F FC 87 F FC 89 X FF 93 1-2 FC4 9 FC3-2 14 1B 1-3 2-H	5	1	0	1	0	1	3
9 Marwin Gonzalez, S (1, 6) OBP: 0.272, SLG: 0.385		C KC 82 B SI 94 S KC 84 F KC 83 X SI 93 1-2 F7			F CH 87 F KC 82 F SI 92 B CH 89 F KC 81 B KC 83 X SI 93 2-2 19 G4-3 45 SH2-6-4 27 1B 1B		B SI 91 F CH 87 F KC 82 X SI 92 1-2 P5		B FF 93 B FF 94 C FF 94 F FF 93 X FF 94 2-2 P6		1 SAFE L FF 93 P PO 91 1 SAFE F FF 94 X FC 87 1-2 FC3-2 14 1B 1-2 3-H	5	1	1	0	0	0	2
45 Erik Bedard, L (1, 1) 38 Jimmy Paredes, S (7, PH) OBP: 0.226, SLG: 0.323 31 Edgar Gonzalez, R (7, 1) 53 Wesley Wright, R (7, 1) 68 José Cisnero, R (7, 1) 14 J.D. Martinez, R (11, PH) OBP: 0.273, SLG: 0.466 41 Jose Veras, R (11, 1)		B SI 93 C SI 92 X SI 92 1-1 G6-3			L SI 91 L SI 92 X SI 92 0-2 SH2-6-4 1-2		C KC 79 B SI 92 B SI 91 F SI 92 S KC 82 2-3 K		C FF 93 F FF 94 S SL 84 0-3 K2-3		X FC 87 0-0 1-3 2-H 1B	1 1 0 0 1 1 0	0 0 0 0 0 0 0	0 0 0 0 0 1 0	0 0 0 0 1 1 0	0 1 0 0 0 0 0	0 0 0 0 1 0 0	0 0 0 0 0 0 0
Inning Stats	R: 0 E: 0 K: 2 S: 15 H: 2 LOB: 3 BB: 1 P: 22	R: 0 E: 0 K: 1 S: 10 H: 0 LOB: 0 BB: 0 P: 13	R: 0 E: 0 K: 0 S: 3 H: 0 LOB: 0 BB: 1 P: 9	R: 0 E: 0 K: 2 S: 9 H: 0 LOB: 1 BB: 1 P: 15	R: 1 E: 0 K: 1 S: 14 H: 2 LOB: 2 BB: 1 P: 23	R: 0 E: 0 K: 0 S: 5 H: 1 LOB: 0 BB: 0 P: 8	R: 0 E: 0 K: 1 S: 7 H: 0 LOB: 0 BB: 0 P: 10	R: 1 E: 0 K: 0 S: 10 H: 3 LOB: 1 BB: 0 P: 14	R: 0 E: 0 K: 1 S: 11 H: 0 LOB: 0 BB: 0 P: 14	R: 0 E: 0 K: 1 S: 8 H: 0 LOB: 0 BB: 1 P: 14	R: 2 E: 0 K: 0 S: 12 H: 2 LOB: 2 BB: 1 P: 19	1B: 9 2B: 1 3B: 0 HR: 0 SF: 0 SAC: 1 DP: 4 HBP: 0						

PITCHER		IP	WLS	BF	H	R	ER	SO	BB	IBB	HBP	BLK	WP	HR	S	P	ERA	WHIP
34 A.J. Burnett, R ERA: 2.57	(1, 1)	7.0		28	5	1	1	7	4	0	0	0	0	0	63	100	1.29	1.286
35 Mark Melancon, R ERA: 0.82	(8, 1)	1.0	B	5	3	1	1	0	0	0	0	0	0	0	10	14	9.00	3.000
39 Jason Grilli, R ERA: 0.96	(9, 1)	1.0		3	0	0	0	1	0	0	0	0	0	0	11	14	0.00	0.000
29 Bryan Morris, R ERA: 3.68	(10, 1)	2.0	L	9	2	2	2	1	1	1	0	0	1	0	20	33	9.00	1.500

PITCHER	IP	WLS	BF	H	R	ER	SO	BB	IBB	HBP	BLK	WP	HR	S	P	ERA	WHIP

TOP

Houston Astros @ Pittsburgh Pirates

PNC Park, Pittsburgh, PA

Sat May 18 2013, 7:10 PM - 11:04 PM EDT

Att. 32,925 - Cloudy - 78 F

livebaseballscorecards.com

AB	38
R	4
H	10
RBI	4
BB	6
SO	9
LOB	24

WP: 1		PA:	45
PB: 0			
SB: 0			
CS: 0			

Houston Astros @ Pittsburgh Pirates

PNC Park, Pittsburgh, PA

Sat May 18 2013, 7:10 PM - 11:04 PM EDT

Att. 32,925 - Cloudy - 78 F

livebaseballscorecards.com

BOTTOM

Batter	1	2	3	4	5	6	7	8	9	10	11	AB	R	H	RBI	BB	SO	LOB
6 Starling Marte, R (1, 7) OBP: 0.380, SLG: 0.474	C SI 88 B SI 92 C CU 77 S SI 93 1-3 K ①		C CU 77 S FF 93 H CU 77 1-2 HBP		C CU 76 F SI 92 F FF 91 X FF 92 0-2 F9 ③		F CU 82 S SI 92 X SI 93 0-2 23 G3 1-2 1B		F CH 88 F FF 95 S FF 93 0-3 K ②			4	0	1	0	0	2	0
31 Jose Tabata, R (1, 9) OBP: 0.346, SLG: 0.432 23 Travis Snider, L (7, PH) OBP: 0.342, SLG: 0.379 (8, 9)	C SI 93 B SI 93 B FF 93 X FF 88 2-1 P4 ②		B FF 92 T SI 92 B FF 92 S CH 77 F SI 92 C SI 92 2-3 K ②			X SI 89 0-0 22 2B 55 FC5-2 1B	X CH 86 0-0 G3 1-2 2-3 ②		C FF 92 X CH 87 0-1 F9 ③			3 2	0 0	1 0	0 0	0 0	1 0	1 2
22 Andrew McCutchen, R (1, 8) OBP: 0.348, SLG: 0.469	X SI 93 0-0 14 2B 2B		X FF 90 0-0 F8 ③			B FS 79 B SI 91 X FS 80 2-0 55 FC5-2 1-3 2 1B 2B	D SL 84 B CU 81 I IN 73 I IN 77 4-0 IBB			C CU 82 B SL 83 F FF 94 S FF 95 1-3 K ①		4	2	2	0	1	1	1
14 Gaby Sanchez, R (1, 3) OBP: 0.380, SLG: 0.500	C SI 92 X CH 78 0-1 2-H 2B			B SI 90 C SI 90 B SI 91 F SI 91 F SI 92 F SI 92 B CU 78 X FF 90 3-2 G1-3 ①		B CU 75 X FF 90 1-0 P6 ①	B CU 82 C FF 94 F FF 94 B FF 95 D FF 95 C FF 93 3-3 K ③			B FF 94 X SL 88 1-0 G5-3 ②		5	0	1	1	0	1	5
55 Russell Martin, R (1, 2) OBP: 0.364, SLG: 0.517	C SI 92 X SI 93 0-1 L3 ③			F SI 92 B FF 91 B SI 93 B CH 74 S FS 82 F FC 87 X SI 92 3-2 2 FC4-6 1B		B CU 75 F CH 76 D FC 85 S CU 78 D CU 76 X CH 72 3-2 FC5-2 2 1B 2-3 3-H ②		B CU 79 F FF 93 X CH 87 1-1 G5-3 ①		X SL 88 0-0 G4-3 ③		5	0	1	0	0	0	3
2 Brandon Inge, R (1, 5) OBP: 0.293, SLG: 0.291		B SI 83 B SI 89 X SI 88 2-0 P4 ①		C FF 84 X FS 83 0-1 FC4-6 1-2f ②		C CU 77 X CU 75 0-1 1-2 3-H 1B		C FF 92 C SL 88 B FF 94 X SL 85 1-2 1B			B SI 93 C SI 93 C CU 77 B CU 76 B SI 93 S SI 93 3-3 K ①	5	0	2	1	0	1	1
18 Neil Walker, S (1, 4) OBP: 0.339, SLG: 0.311	C SI 92 B SI 92 C CU 75 F SI 93 B SI 93 B SI 92 X FF 90 3-2 F7 ②			B SI 91 X FS 81 1-0 P3 ③		C FF 90 B CH 76 X FF 93 1-1 P3 ③		C SI 93 B SL 84 S CU 80 B SL 86 F FF 94 S SL 87 2-3 K ②			C SI 93 B FS 84 X SI 92 1-1 G3-1 ②	5	0	0	0	0	1	4
10 Jordy Mercer, R (1, 6) OBP: 0.262, SLG: 0.512	C SI 93 B CU 77 B SI 92 F CU 76 B FF 93 X SI 92 3-2 F9 ③				B SI 87 C SI 87 B CU 74 X SI 90 2-1 34 G4-6-3 1B		C SL 78 X SI 88 0-1 F9 ①	B SL 86 D SI 93 C SL 83 F FF 94 S SI 93 2-3 K ③			C CU 77 B CU 77 X SI 93 1-1 F9 ③	5	0	1	0	0	1	1
34 A.J. Burnett, R (1, 1) 46 Garrett Jones, L (7, PH) OBP: 0.338, SLG: 0.500 35 Mark Melancon, R (8, 1) 39 Jason Grilli, R (9, 1) 19 Michael McKenry, R (9, PH) OBP: 0.296, SLG: 0.469 29 Bryan Morris, L (10, 1)			B SI 88 C SI 88 F FF 91 C CU 76 1-3 K ①		1 SAFE S FF 86 L SI 87 B CU 76 X FF 91 1-2 G4-6-3 ① ② 1-2f		C SI 89 H SI 90 1-1 23 G3 6 1B HBP		B FF 94 T FF 94 X FF 90 1-1 F9 ①			2 0 0 0 1 0	0 0 0 0 0 0	0 0 0 0 0 0	0 0 0 0 0 0	0 0 0 0 0 0	1 0 0 0 0 0	1 0 0 0 0 0
Inning Stats	R: 1 H: 2 E: 0 LOB: 1 K: 1 BB: 0 S: 10 P: 13	R: 0 H: 0 E: 0 LOB: 0 K: 0 BB: 0 S: 8 P: 16	R: 0 H: 0 E: 0 LOB: 0 K: 2 BB: 0 S: 10 P: 14	R: 0 H: 1 E: 0 LOB: 1 K: 0 BB: 0 S: 12 P: 19	R: 0 H: 1 E: 0 LOB: 1 K: 0 BB: 0 S: 9 P: 12	R: 1 H: 3 E: 0 LOB: 2 K: 0 BB: 0 S: 10 P: 17	R: 0 H: 1 E: 0 LOB: 3 K: 1 BB: 1 S: 10 P: 18	R: 0 H: 1 E: 0 LOB: 1 K: 2 BB: 0 S: 12 P: 18	R: 0 H: 0 E: 0 LOB: 0 K: 1 BB: 0 S: 7 P: 8	R: 0 H: 0 E: 0 LOB: 0 K: 1 BB: 0 S: 5 P: 7	R: 0 H: 0 E: 0 LOB: 0 K: 1 BB: 0 S: 7 P: 12	1B: 6 SF: 0 2B: 3 SAC: 0 3B: 0 DP: 1 HR: 0 HBP: 2		WP: 0 PA: 44 PB: 0 SB: 0 CS: 0				

PITCHER		IP	WLS	BF	H	R	ER	SO	BB	IBB	HBP	BLK	WP	HR	S	P	ERA	WHIP
45 Erik Bedard, L ERA: 6.0	(1, 1)	6.0		25	7	2	2	3	0	0	1	0	0	0	59	91	3.00	1.167
31 Edgar Gonzalez, R ERA: 7.24	(7, 1)	0.1		1	0	0	0	0	0	0	0	0	0	0	2	2	0.00	0.000
53 Wesley Wright, L ERA: 2.95	(7, 1)	0.0		1	0	0	0	0	0	0	1	0	0	0	1	2	∞	∞
68 José Cisnero, R ERA: 4.0	(7, 1)	3.2	W	14	2	0	0	5	0	1	0	0	0	0	31	47	0.00	0.545
41 Jose Veras, R ERA: 3.71	(11, 1)	1.0	S	3	0	0	0	1	0	0	0	0	0	0	7	12	0.00	0.000

PITCHER	IP	WLS	BF	H	R	ER	SO	BB	IBB	HBP	BLK	WP	HR	S	P	ERA	WHIP

AB	41
R	2
H	9
RBI	2
BB	1
SO	9
LOB	19

Houston Astros @ Pittsburgh Pirates

PNC Park, Pittsburgh, PA

Sun May 19 2013, 1:38 PM - 4:01 PM EDT

Att. 28,471 - Cloudy - 78 F

TOP

livebaseballscorecards.com

Batter	1	2	3	4	5	6	7	8	9	AB	R	H	RBI	BB	SO	LOB
2 Brandon Barnes, R (1, 8) OBP: 0.406, SLG: 0.467	B SI 90 F SI 91 X FF 91 1-1 ① F9		B SI 90 B CH 81 B FF 90 C FF 90 C SI 90 B SI 90 4-2 27 CS BB			X SI 88 0-0 ① SH1-3 1-2			C FF 93 C SL 82 S FF 93 0-3 ① K	1	0	0	0	1	0	0
8 Trevor Crowe, S (9, PH) OBP: 0.348, SLG: 0.400										1	0	0	0	0	1	0
27 Jose Altuve, R (1, 4) OBP: 0.369, SLG: 0.438	F SI 91 B SI 90 X CH 83 1-1 ② F7		C KC 81 1 SAFE B SI 90 F FF 89 B KC 79 2-2 ③ CS 1-2	X FF 89 0-0 ① G6-3		B FF 88 F CH 80 C KC 77 B FF 89 F KC 79 D KC 77 F CH 79 X CH 80 3-2 ② G1-3			C SL 81 B SL 82 X FF 94 1-1 ② G4-3	4	0	0	0	0	0	1
14 J.D. Martinez, R (1, 7) OBP: 0.259, SLG: 0.442	B SI 91 B SI 91 C FF 91 S KC 81 S KC 83 2-3 ③ K			B FF 88 B KC 79 X CH 81 2-0 ② G1-3		B CH 81 T FF 90 X KC 80 1-1 ③ F8			S SL 82 B FF 94 C FF 95 X SL 83 1-2 ③ P4	4	0	0	0	0	1	1
23 Chris Carter, R (1, 3) OBP: 0.315, SLG: 0.439		B SI 90 B SI 88 B CH 82 B FF 89 4-0 38 FC6-4 BB		C FF 88 S KC 80 C FF 89 0-3 ③ K			B KC 79 F FF 89 X FF 89 1-1 38 G6-4-3 1B			2	0	1	0	1	1	0
22 Carlos Corporán, S (1, 2) OBP: 0.386, SLG: 0.529		B KC 80 C SI 89 1 SAFE F FF 89 B KC 81 F KC 77 X SI 90 2-2 ① F8			B SI 88 B FF 89 X FF 90 2-0 38 FC6-4 1B		F FF 89 C FF 88 D KC 79 D KC 79 B FF 90 1 SAFE S CH 80 3-3 ① K			3	0	1	0	0	1	2
38 Jimmy Paredes, S (1, 9) OBP: 0.216, SLG: 0.294		B FF 88 X CH 81 1-0 ② FC6-4 1-2f			F KC 79 X FF 88 0-1 ① FC6-4 30 G6-3 1-2f		1 SAFE C KC 76 F CH 80 B SI 90 F SI 89 D KC 80 1 SAFE F CH 80 X SI 89 2-2 ②③ G6-4-3 1-2f			3	0	0	0	0	0	3
30 Matt Dominguez, R (1, 5) OBP: 0.264, SLG: 0.344		B FF 90 F FF 89 1 SAFE B SI 89 X CH 80 2-1 ③ G5-3			1 SAFE 1 SAFE F SI 89 B SI 89 B KC 78 X CH 81 2-1 ② G6-3 1-2			C FC 91 B KC 81 X FC 92 1-1 ① F9		3	0	0	0	0	0	2
9 Marwin Gonzalez, S (1, 6) OBP: 0.265, SLG: 0.375			B FF 89 F SI 88 X SI 89 1-1 ① L7		C KC 76 X KC 79 0-1 ③ G6-3			S FC 92 S FC 91 F FF 92 B KC 82 F FC 93 F KC 82 S FF 92 1-3 ② K		3	0	0	0	0	1	1
64 Lucas Harrell, S (1, 1) OBP: 0.500, SLG: 0.500			C SI 88 B SI 90 F FF 90 S KC 78 1-3 ② K			C SI 88 B SI 89 B FF 89 X SI 90 2-1 2 SH1-3 1B		B FC 92 F FC 92 X FC 91 1-1 ③ F8		2	0	1	0	0	1	0
12 Carlos Pena, L (8, PH) OBP: 0.339, SLG: 0.348										1	0	0	0	0	0	0
62 Hector Ambriz, L (8, 1)										0	0	0	0	0	0	0
Inning Stats	R: 0 E: 0 K: 1 S: 7 H: 0 LOB: 0 BB: 0 P: 11	R: 0 E: 0 K: 0 S: 7 H: 0 LOB: 1 BB: 1 P: 16	R: 0 E: 0 K: 1 S: 9 H: 0 LOB: 0 BB: 1 P: 17	R: 0 E: 0 K: 1 S: 5 H: 0 LOB: 0 BB: 0 P: 7	R: 0 E: 0 K: 0 S: 7 H: 1 LOB: 1 BB: 0 P: 11	R: 0 E: 0 K: 0 S: 10 H: 1 LOB: 1 BB: 0 P: 16	R: 0 E: 0 K: 1 S: 10 H: 1 LOB: 0 BB: 0 P: 16	R: 0 E: 0 K: 1 S: 10 H: 0 LOB: 0 BB: 0 P: 13	R: 0 E: 0 K: 1 S: 8 H: 0 LOB: 0 BB: 0 P: 10	1B: 3 2B: 0 3B: 0 HR: 0 SF: 0 SAC: 1 DP: 1 HBP: 0						

	AB	27
	R	0
	H	3
	RBI	0
	BB	2
	SO	6
	LOB	10

WP: 0 PB: 0 SB: 0 CS: 1 PA: 31

PITCHER		IP	WLS	BF	H	R	ER	SO	BB	IBB	HBP	BLK	WP	HR	S	P	ERA	WHIP
49 Jeff Locke, L ERA: 2.73	(1, 1)	7.0	W	24	3	0	0	4	2	0	0	0	0	0	55	94	0.00	0.714
35 Mark Melancon, R ERA: 0.78	(8, 1)	1.0	H	3	0	0	0	1	0	0	0	0	0	0	10	13	0.00	0.000
39 Jason Grilli, R ERA: 0.92	(9, 1)	1.0	S	3	0	0	0	1	0	0	0	0	0	0	8	10	0.00	0.000

PITCHER	IP	WLS	BF	H	R	ER	SO	BB	IBB	HBP	BLK	WP	HR	S	P	ERA	WHIP

BOTTOM

Houston Astros @ Pittsburgh Pirates

PNC Park, Pittsburgh, PA

Sun May 19 2013, 1:38 PM - 4:01 PM EDT

Att. 28,471 - Cloudy - 78 F

Batter	1	2	3	4	5	6	7	8	9	AB	R	H	RBI	BB	SO	LOB
6 Starling Marte, R (1, 8) OBP: 0.372, SLG: 0.463	X SI 93 0-0 ① G4-3		C SL 88 B SI 93 F SI 94 B FF 90 F SI 93 C SI 94 2-3 ③ K			X CU 81 0-0 ① G6-3		C SL 84 B FF 92 F SI 92 B SI 93 F SL 84 S SL 86 2-3 ③ K		4	0	0	0	0	2	0
23 Travis Snider, L (1, 7) (8, 9) OBP: 0.342, SLG: 0.387	B SI 92 C SI 92 B SI 91 C CH 84 F SI 93 F SI 94 F SL 90 X CH 84 2-2 ② G4-3			X SI 92 0-0 ① B1-3		C SI 92 B SI 93 B SI 92 X SI 92 2-1 14 1B 2B				3	0	1	0	0	0	0
46 Garrett Jones, L (1, 9) OBP: 0.331, SLG: 0.488 35 Mark Melancon, R (8, 1) 39 Jason Grilli, R (9, 1)	C SI 93 C SI 93 X SI 93 0-2 ③ G1-3			B SI 93 X SI 92 1-0 ② G4-3		B CH 81 X SI 92 1-0 ② F7				3 0 0	0 0 0	0 0 0	0 0 0	0 0 0	0 0 0	1 0 0
14 Gaby Sanchez, R (1, 3) OBP: 0.379, SLG: 0.493		C SI 92 B SI 91 B SI 92 F SI 92 X SI 93 2-2 ① G6-3		C SL 88 C SI 93 B SI 93 F SI 92 F SI 92 B SL 88 X SI 94 2-2 ③ G4-3		X SI 93 0-0 ③ 2-H 1B				3	0	1	0	0	0	0
18 Neil Walker, S (1, 4) OBP: 0.331, SLG: 0.302		B SI 92 C SI 92 B SL 89 F CH 85 C SI 94 2-3 ② K			C CH 82 B SI 92 F SI 92 X SI 93 1-2 ① G4-3		X CU 78 0-0 ① F8			3	0	0	0	0	1	0
24 Pedro Alvarez, L (1, 5) OBP: 0.253, SLG: 0.388		B SI 93 S CH 84 B SI 94 S CH 85 B CH 86 B CH 84 4-2 19 FC6-4 BB			X SI 93 0-0 HR		C SI 93 B SL 89 B CH 84 C SI 93 B SI 93 F CH 83 X SI 92 3-2 ② F8			2	1	1	1	1	0	0
19 Michael McKenry, R (1, 2) OBP: 0.298, SLG: 0.462		B SI 92 F SI 92 B SI 93 X SI 92 2-1 ③ FC6-4 1-2f			C SL 89 B SL 89 C SI 94 X SL 88 1-2 12 FC5-4 1B		B SI 94 C SI 94 B SI 93 C SI 94 B SI 93 F SI 94 X SI 94 3-2 ③ G6-3			3	0	1	0	0	0	1
12 Clint Barmes, R (1, 6) OBP: 0.269, SLG: 0.304			B SI 93 C SI 92 B SI 93 F SI 94 F SI 94 B FF 93 F SI 94 X SI 94 3-2 ① P4		B SI 92 F SI 92 C SI 92 1 SAFE B SI 92 X SI 93 2-2 ② FC5-4 49 FC6-4 1-2f			B FF 91 X FF 92 1-0 ① F9		3	0	0	0	0	0	1
49 Jeff Locke, L (1, 1) 31 Jose Tabata, R (8, 7) OBP: 0.341, SLG: 0.427			C SI 94 C SI 93 C SI 92 0-3 ② K		F SI 93 X SI 90 0-1 ③ FC6-4 1-2f			C SI 92 B SI 92 B FF 93 C SL 84 B SL 85 S SL 85 3-3 ② K		2 1	0 0	0 0	0 0	1 0	1 0	1 0
Inning Stats	R: 0 E: 0 K: 0 S: 10 H: 0 LOB: 0 BB: 0 P: 12	R: 0 E: 0 K: 1 S: 10 H: 0 LOB: 1 BB: 1 P: 20	R: 0 E: 0 K: 2 S: 11 H: 0 LOB: 0 BB: 0 P: 16	R: 0 E: 0 K: 0 S: 7 H: 0 LOB: 0 BB: 0 P: 10	R: 1 E: 0 K: 0 S: 12 H: 2 LOB: 1 BB: 0 P: 16	R: 0 E: 0 K: 0 S: 5 H: 2 LOB: 2 BB: 0 P: 8	R: 0 E: 0 K: 0 S: 9 H: 0 LOB: 0 BB: 0 P: 15	R: 0 E: 0 K: 2 S: 8 H: 0 LOB: 0 BB: 0 P: 14		1B: 2 2B: 1 3B: 0 HR: 1	SF: 0 SAC: 0 DP: 0 HBP: 0					

livebaseballscorecards.com

AB	27
R	1
H	4
RBI	1
BB	1
SO	5
LOB	4

WP: 0 PB: 0 SB: 0 CS: 0 PA: 28

PITCHER		IP	WLS	BF	H	R	ER	SO	BB	IBB	HBP	BLK	WP	HR	S	P	ERA	WHIP
64 Lucas Harrell, R ERA: 4.63	(1, 1)	7.0	L	25	4	1	1	3	1	0	0	0	0	1	64	97	1.29	0.714
62 Hector Ambriz, R ERA: 5.85	(8, 1)	1.0		3	0	0	0	2	0	0	0	0	0	0	8	14	0.00	0.000

PITCHER	IP	WLS	BF	H	R	ER	SO	BB	IBB	HBP	BLK	WP	HR	S	P	ERA	WHIP

Batter	1	2	3	4	5	6	7	8	9	AB	R	H	RBI	BB	SO	LOB
6 Lorenzo Cain, R (1, 8) OBP: 0.370, SLG: 0.410	B FF 88 B SI 88 C FF 90 S CH 77 B FF 88 B FF 89 4-2 4 1B BB	B CH 77 X FF 88 1-0 ③ G1-3		C SI 89 X FF 88 0-1 ③ F9			B CH 78 C SI 88 C CH 78 B SI 89 S CH 76 2-3 ② K		B SI 92 B SI 91 C SI 93 B CU 75 C SI 94 C CU 76 3-3 ① K	4	0	0	0	1	2	2
2 Alcides Escobar, R (1, 6) OBP: 0.276, SLG: 0.341	C FF 90 S FF 88 T SI 90 0-2 ① K		S CH 77 B SI 88 F FF 90 C SI 89 1-3 ① K		C SI 88 X FF 88 0-1 ① G5-3		F SL 78 B SI 90 S FF 88 F SL 80 B SI 90 B FF 88 X SI 89 3-2 4 BB 1B		B CU 76 B SI 94 F SI 93 B SI 94 C SI 94 S SI 93 3-3 ② K	5	0	1	0	0	3	1
4 Alex Gordon, L (1, 7) OBP: 0.373, SLG: 0.531	X FF 90 0-0 16 G6-4-3 1-2 1B		C SI 90 X SI 90 0-1 ② G4-3		B FF 87 F FF 87 B SL 79 B CH 78 C SI 88 F SI 90 B SL 77 4-2 16 BB BB		B SL 76 F FF 87 B SL 77 B CH 78 B SI 89 4-1 16 FC6-4 1-2 BB		B FS 84 B FS 83 F SI 93 X SI 92 2-1 ③ G3	3	0	1	0	2	0	0
16 Billy Butler, R (1, 10) OBP: 0.375, SLG: 0.430	B CH 77 X FF 90 1-0 ② ③ G6-4-3 1-2f		B CU 73 X CH 78 1-0 ③ G6-3		B CU 70 1 SAFE B FF 88 F SI 90 B CH 78 B FF 89 4-1 13 G4-6-3 1-2 BB		X FF 94 0-0 ③ FC6-4 1-2f			3	0	0	0	1	0	4
13 Salvador Perez, R (1, 2) OBP: 0.324, SLG: 0.413 26 George Kottaras, L (6, 2) OBP: 0.364, SLG: 0.375		B FF 89 C FF 89 C FF 90 T SI 91 1-2 ① K		B SI 88 X SI 88 1-0 21 1B 24 HR 1B	D SI 89 X SI 90 1-0 ② ③ G4-6-3 1-2f			B SI 90 C FF 90 B SL 84 B SI 92 X SI 91 3-1 ① G4-3		3 1	1 0	1 0	0 0	0 0	1 0	2 0
35 Eric Hosmer, L (1, 3) OBP: 0.340, SLG: 0.345		B SL 78 B FF 91 X SI 90 2-0 21 23 1B 1B		C SI 90 S SI 89 S SI 90 0-3 ① K		B SI 87 C FF 84 C SL 76 B SI 87 B CU 75 X SI 88 3-2 21 G5-4-3 1B		X SI 91 0-0 21 2B 2B		4	2	3	0	0	1	1
21 Jeff Francoeur, R (1, 9) OBP: 0.264, SLG: 0.316		X SI 89 0-0 23 1B 1-2 1B		D CH 78 S CH 77 X FF 88 1-1 24 HR 1-2 1B		X SI 88 0-0 ① ② G5-4-3 1-2f		C SL 82 B FF 94 S FF 92 X SL 86 1-2 24 G6-3 2-H 2B		4	1	3	1	0	0	1
24 Miguel Tejada, R (1, 5) OBP: 0.357, SLG: 0.481		F CH 78 C FF 91 S SL 80 0-3 ② K		X CH 77 0-0 1-H 2-H HR		C FF 88 B FF 89 B SI 89 C SL 78 X FF 88 2-2 ③ G5-3		F FF 94 X FF 94 0-1 ② G6-3 2-3		4	1	1	3	0	1	3
23 Elliot Johnson, S (1, 4) OBP: 0.291, SLG: 0.340		C CU 72 C SI 90 X SL 80 0-2 1-2 2-H 1B		B FF 90 X SI 89 1-0 ② G5-3			B FF 87 X SI 88 1-0 ① L7	C CU 78 B FF 94 S FF 93 B FF 93 X CU 80 2-2 ③ F7		4	0	1	1	0	0	1
Inning Stats	R: 0 E: 0 K: 1 S: 7 H: 1 LOB: 1 BB: 1 P: 12	R: 1 E: 0 K: 2 S: 12 H: 3 LOB: 2 BB: 0 P: 16	R: 0 E: 0 K: 1 S: 6 H: 0 LOB: 0 BB: 0 P: 8	R: 3 E: 0 K: 1 S: 10 H: 3 LOB: 0 BB: 0 P: 13	R: 0 E: 0 K: 0 S: 7 H: 0 LOB: 1 BB: 2 P: 16	R: 0 E: 0 K: 0 S: 7 H: 1 LOB: 0 BB: 0 P: 12	R: 0 E: 0 K: 1 S: 10 H: 1 LOB: 2 BB: 1 P: 20	R: 1 E: 0 K: 0 S: 11 H: 2 LOB: 1 BB: 0 P: 17	R: 0 E: 0 K: 2 S: 8 H: 0 LOB: 0 BB: 0 P: 16	1B: 8 2B: 2 3B: 0 HR: 1 SF: 0 SAC: 0 DP: 3 HBP: 0						

TOP

Kansas City Royals @ Houston Astros

Minute Maid Park, Houston, TX

Mon May 20 2013, 7:12 PM - 10:00 PM CDT

Att. 12,990 - Roof Closed - 72 F

livebaseballscorecards.com

AB	35
R	5
H	11
RBI	5
BB	4
SO	8
LOB	15

WP: 0 PA: 39
PB: 0
SB: 0
CS: 0

PITCHER		IP	WLS	BF	H	R	ER	SO	BB	IBB	HBP	BLK	WP	HR	S	P	ERA	WHIP
60 Dallas Keuchel, L ERA: 4.93	(1, 1)	6.2	W	30	9	4	4	6	4	0	0	0	0	1	58	96	5.40	1.950
56 Paul Clemens, R ERA: 3.95	(7, 1)	0.1	H	1	0	0	0	0	0	0	0	0	0	0	1	1	0.00	0.000
53 Wesley Wright, L ERA: 3.38	(8, 1)	0.1	H	2	1	1	1	0	0	0	0	0	0	0	3	6	27.00	3.000
62 Hector Ambriz, R ERA: 5.66	(8, 1)	0.2	H	3	1	0	0	0	0	0	0	0	0	0	8	11	0.00	1.500
41 Jose Veras, R ERA: 3.5	(9, 1)	1.0	S	3	0	0	0	2	0	0	0	0	0	0	8	16	0.00	0.000

PITCHER		IP	WLS	BF	H	R	ER	SO	BB	IBB	HBP	BLK	WP	HR	S	P	ERA	WHIP

BOTTOM

Kansas City Royals @ Houston Astros

Minute Maid Park, Houston, TX

Mon May 20 2013, 7:12 PM - 10:00 PM CDT

Att. 12,990 - Roof Closed - 72 F

livebaseballscorecards.com

Batter	1	2	3	4	5	6	7	8	9	AB	R	H	RBI	BB	SO	LOB
19 Robbie Grossman, S (1, 8) OBP: 0.327, SLG: 0.261 (7, 7)	B CU 70 C FF 90 B SL 79 X FF 90 2-1 ① G4-3		X CH 81 0-0 ① SH2-3 1-2	C SL 81 S SL 80 X FC 92 0-2 27 FC6-4 1B		1 SAFE P PO 92 B FF 95 B FF 95 B SI 95 4-0 27 G6-3 1-2 BB		F FF 95 B SL 83 F FF 94 B SL 84 X SI 94 3-2 ③ G5-3		3	0	1	0	1	0	0
27 Jose Altuve, R (1, 4) OBP: 0.361, SLG: 0.430	C SL 84 B FF 92 B CH 88 X SL 81 2-1 ② F8		2 SAFE B SL 84 X SL 81 1-0 ② SF8 2-H	D FF 91 B SL 81 X FF 92 2-0 ③ FC6-4 1-2f		F FF 95 B FF 95 X CU 81 1-1 ② G6-3 1-2 2-3				3	0	0	1	0	0	3
15 Jason Castro, L (1, 2) OBP: 0.288, SLG: 0.413	X CU 73 0-0 ③ F8		B CU 77 X CH 84 1-0 HR		F CU 73 B FC 90 B FF 90 F CU 78 S FF 91 2-3 ① K	B CU 81 B FF 95 B FF 95 I IN 72 4-0 IBB				3	1	1	1	1	1	0
14 J.D. Martinez, R (1, 7) OBP: 0.247, SLG: 0.420 2 Brandon Barnes, R (7, 8) OBP: 0.406, SLG: 0.467		C FF 93 F FF 92 F EP 59 B SL 85 F CU 71 X FF 94 1-2 ① G6-3	F FF 92 B FF 93 F CU 74 B SL 87 F FF 93 X FF 92 2-2 ③ G4-3		F SL 82 B SL 82 C FF 92 F FF 92 B SL 85 X FF 92 2-2 ② G4-3	X FF 96 0-0 ③ F9				4 0	0 0	0 0	0 0	0 0	0 0	3 0
23 Chris Carter, R (1, 3) OBP: 0.320, SLG: 0.437		B SL 84 F FF 93 B FF 93 S SL 84 B SL 79 D FF 94 4-2 12 2B 38 G4-3 BB		F FF 91 B SL 84 S SL 84 S SL 84 1-3 ① K	F SL 82 B FF 92 S CU 72 B FF 94 B EP 64 X SL 84 3-2 12 BB 38 1B 1B		F FF 94 B SI 95 F FC 90 F KC 80 S KC 80 1-3 ① K			3	1	1	0	1	2	0
12 Carlos Pena, L (1, 10) OBP: 0.349, SLG: 0.357		F FF 92 X FF 93 0-1 38 G4-3 1-3 2B		B SL 84 B SL 83 B FF 93 B FF 92 4-0 38 1B 30 HR BB	B SL 82 B SL 83 B SL 83 1 SAFE B FF 91 4-0 38 1B 1-2 BB		B KC 77 B FF 96 S SI 94 X SI 95 2-1 ② G3			2	1	1	0	2	0	0
38 Jimmy Paredes, S (1, 9) OBP: 0.244, SLG: 0.316 8 Trevor Crowe, S (9, 9) OBP: 0.348, SLG: 0.400		C FF 93 B CH 83 X FF 94 1-1 ② G4-3 2-3 3-H		X FF 92 0-0 30 HR 1-2 1B	F CH 82 S CH 84 D FF 92 F SL 82 B FF 92 B CH 85 X SL 83 3-2 ③ 1-2 2-H 1B		S FC 88 X FF 95 0-1 ③ L3			4 0	1 0	2 0	1 0	0 0	0 0	1 0
30 Matt Dominguez, R (1, 5) OBP: 0.270, SLG: 0.368		D SL 80 C FF 94 F FF 94 F SL 87 D FF 94 D SL 86 X FF 95 3-2 ③ F8		C FF 91 B SL 83 B SL 84 B FF 92 X FF 92 3-1 1-H 2-H HR		B FF 94 B FF 95 X FF 94 2-0 9 FC1-6 1B		C SL 82 F FF 94 X SL 82 0-2 ① G5-3		4	1	2	3	0	0	1
9 Marwin Gonzalez, S (1, 6) OBP: 0.264, SLG: 0.371			C CH 82 X FF 92 0-1 27 E 27 SF8 19 SH2-3 1B	L FC 91 X CU 73 0-1 ② P5		C FF 95 X CH 85 0-1 ① FC1-6 27 G6-3 19 BB 1-2f		C FF 94 B FF 95 X SL 82 1-1 ② B1		4	1	1	0	0	0	1

	AB	30
	R	6
	H	9
	RBI	6
	BB	5
	SO	3
	LOB	9

Inning Stats	1	2	3	4	5	6	7	8	9
	R: 0 E: 0 K: 0 S: 5 H: 0 LOB: 0 BB: 0 P: 9	R: 1 E: 0 K: 0 S: 15 H: 1 LOB: 1 BB: 1 P: 24	R: 2 E: 1 K: 0 S: 9 H: 2 LOB: 0 BB: 0 P: 13	R: 3 E: 0 K: 1 S: 12 H: 3 LOB: 1 BB: 1 P: 22	R: 0 E: 0 K: 1 S: 14 H: 2 LOB: 2 BB: 1 P: 28	R: 0 E: 0 K: 0 S: 7 H: 1 LOB: 3 BB: 2 P: 17	R: 0 E: 0 K: 1 S: 8 H: 0 LOB: 0 BB: 0 P: 11	R: 0 E: 0 K: 0 S: 8 H: 0 LOB: 0 BB: 0 P: 12	

	1B: 6	SF: 1
	2B: 1	SAC: 1
	3B: 0	DP: 0
	HR: 2	HBP: 0

	WP: 0	PA: 37
	PB: 0	
	SB: 0	
	CS: 0	

PITCHER		IP	WLS	BF	H	R	ER	SO	BB	IBB	HBP	BLK	WP	HR	S	P	ERA	WHIP
11 Jeremy Guthrie, R ERA: 3.49	(1, 1)	5.0	L	25	8	6	6	2	3	0	0	0	0	2	55	96	10.80	2.200
27 Juan Gutierrez, R ERA: 5.06	(6, 1)	1.0		6	1	0	0	0	1	1	0	0	0	0	7	17	0.00	2.000
44 Luke Hochevar, R ERA: 1.1	(7, 1)	1.0		3	0	0	0	1	0	0	0	0	0	0	8	11	0.00	0.000
43 Aaron Crow, R ERA: 1.54	(8, 1)	1.0		3	0	0	0	0	0	0	0	0	0	0	8	12	0.00	0.000

PITCHER	IP	WLS	BF	H	R	ER	SO	BB	IBB	HBP	BLK	WP	HR	S	P	ERA	WHIP

Kansas City Royals @ Houston Astros

Minute Maid Park, Houston, TX

Tue May 21 2013, 7:12 PM - 10:55 PM CDT

Att. 12,298 - Roof Closed - 73 F

livebaseballscorecards.com

Batter	1	2	3	4	5	6	7	8	9	AB	R	H	RBI	BB	SO	LOB
7 David Lough, L (1, 9) OBP: 0.231, SLG: 0.308	C FF 91 F FF 92 F SL 87 X SL 85 0-2 ① G3		C FF 92 S CH 87 X FF 94 0-2 ② G6-3			C FF 90 F CH 82 S SL 84 0-3 ① K	B FF 93 B FF 95 X FF 95 2-0 23 PB 1-2 2-H 1B	C FF 89 B CH 84 F FF 92 B CU 76 S FF 92 2-3 ③ K		5	0	1	1	0	2	1
23 Elliot Johnson, S (1, 6) OBP: 0.300, SLG: 0.345 (7, 4)	B FF 91 X FF 92 1-0 ② G3-1		B SL 83 B FF 91 X FF 92 2-0 ③ 1B			C SL 82 B CH 82 F CH 85 S SL 89 1-3 ② K	F FF 95 B CH 84 C FF 96 F FF 96 D CH 88 F CH 84 F FF 96 B CU 80 S CH 84 3-3 ③ K 1-2 2-3		C FF 90 B FF 92 X CH 85 1-1 21 S 4 S 21 PB 1B	5	1	2	0	0	2	2
4 Alex Gordon, L (1, 7) OBP: 0.384, SLG: 0.536	B CH 84 C SL 88 B CH 85 S SL 87 X FF 94 2-2 16 FC5-4 1B			B CH 83 F CH 84 C SL 86 X CH 83 1-2 16 CS 1B		B FF 92 F CH 84 S SI 92 F SL 88 B CH 84 X SL 88 2-2 1B		B FF 93 S FF 94 B FF 95 B CH 85 S FF 95 B FF 94 4-2 35 1B 16 1B 8 1B BB	1 SAFE C FF 89 S CH 83 B CU 78 S CH 86 1-3 ① K 1-2	4	1	3	0	1	1	1
16 Billy Butler, R (1, 10) OBP: 0.378, SLG: 0.432 21 Jeff Francoeur, R (8, PR) OBP: 0.262, SLG: 0.313 (8, 10)	C SL 86 B FF 92 C SL 83 F SL 86 X SL 84 1-2 ③ FC5-4 1-2f			C FF 92 S SL 86 B SL 85 F FF 94 X SL 85 1-2 ① 1-2 1B		X FF 92 0-0 ③ G6-3		X FF 94 0-0 8 1B 35 1B 26 BB 1-2 1B	B FF 92 B SL 87 B FF 92 C FF 91 S FF 93 S FF 94 3-3 ② K 2-H	4 1	0 1	2 1	0 0	0 0	0 1	2 0
35 Eric Hosmer, L (1, 3) OBP: 0.342, SLG: 0.347		C SL 84 F SL 88 B SL 84 X CH 83 1-2 ① F7		C FF 92 B FF 93 B CH 84 T FF 93 F FF 94 F SL 87 F SL 86 X FF 94 2-2 ② F7			C SI 92 C FF 89 B CU 78 B SI 93 X SI 93 2-2 8 FC3-6 6 1B 2 1B 1B	X SL 81 0-0 26 BB 8 1B 2 FC4-6 1-2 2-3 1B	B CU 78 B CH 84 C FF 92 C FF 93 S FF 95 2-3 ③ K	5	2	2	0	0	1	1
6 Lorenzo Cain, R (1, 8) OBP: 0.373, SLG: 0.409		C FF 92 B FF 93 B FF 93 B SL 86 F FC 93 B SL 86 4-2 8 G3 BB		X SL 85 0-0 ③ L6			B SI 92 B FF 88 C SI 92 1 SAFE C CH 83 B CH 81 X SI 91 3-2 8 FC3-6 1-2 1B	B SL 86 B FF 93 B FF 92 C FF 91 S FF 93 C FF 94 3-3 ① K		3	0	1	0	1	1	4
8 Mike Moustakas, L (1, 5) OBP: 0.252, SLG: 0.309		X CH 85 0-0 ② G3 1-2			C CH 88 B CH 81 B FF 91 C FF 92 B SL 83 X FF 93 3-2 ① F7		D FF 89 X FC 87 1-0 ① FC3-6 2 1B 7 1B 1-2f 2-3	C CH 87 B FF 92 X CH 87 1-1 26 BB 2 E 1-2 2-3 3-H 1B		4	2	1	1	0	0	3
26 George Kottaras, L (1, 2) OBP: 0.385, SLG: 0.333		C FF 92 S CH 86 B FF 94 B FF 94 X FF 93 2-2 ③ F7			B CH 83 C FF 92 B CH 83 B FF 91 B FF 92 4-1 17 G1-6-3 BB		C SI 92 D FF 90 1 SAFE B SI 92 F SI 94 S FC 88 2-3 ② K	D FF 93 B FF 91 B CH 84 B FF 91 4-0 2 FC4-6 1-2 2-3 3-H BB		2	0	0	1	2	1	3
17 Chris Getz, L (1, 4) OBP: 0.239, SLG: 0.307 2 Alcides Escobar, R (7, PH) OBP: 0.279, SLG: 0.343 (7, 6)			C FF 92 B CH 85 B SL 85 X FF 93 2-1 ① F8		B FF 91 C FF 91 X FF 91 1-1 ② ③ G1-6-3 1-2f		B CU 75 F FF 95 X FF 96 1-1 23 PB 7 1B 1-2 3-H 1B	B CU 79 F FF 92 F CU 80 D CU 80 X CU 81 2-2 ② FC4-6 1-2f 2-H 3-H		2 2	0 0	0 1	0 2	0 0	0 0	1 1

Inning Stats	1	2	3	4	5	6	7	8	9
	R: 0 E: 0 K: 0 S: 12	R: 0 E: 0 K: 0 S: 9	R: 0 E: 0 K: 0 S: 6	R: 0 E: 0 K: 0 S: 14	R: 0 E: 0 K: 0 S: 6	R: 0 E: 0 K: 2 S: 11	R: 2 E: 0 K: 2 S: 19	R: 4 E: 1 K: 2 S: 15	R: 1 E: 0 K: 3 S: 11
	H: 1 LOB: 1 BB: 0 P: 16	H: 0 LOB: 1 BB: 1 P: 16	H: 1 LOB: 0 BB: 0 P: 10	H: 2 LOB: 0 BB: 0 P: 18	H: 0 LOB: 0 BB: 1 P: 14	H: 1 LOB: 1 BB: 0 P: 14	H: 4 LOB: 2 BB: 0 P: 33	H: 3 LOB: 1 BB: 2 P: 31	H: 1 LOB: 0 BB: 0 P: 18

	AB	37
	R	7
	H	13
	RBI	5
	BB	4
	SO	9
	LOB	19

	1B: 13	SF: 0	WP: 0	PA: 41
	2B: 0	SAC: 0	PB: 2	
	3B: 0	DP: 1	SB: 2	
	HR: 0	HBP: 0	CS: 1	

PITCHER		IP	WLS	BF	H	R	ER	SO	BB	IBB	HBP	BLK	WP	HR	S	P	ERA	WHIP
20 Bud Norris, R ERA: 3.86	(1, 1)	6.0		22	5	0	0	2	2	0	0	0	0	0	58	88	0.00	1.167
54 Travis Blackley, L ERA: 4.6	(7, 1)	0.2	H	4	2	2	2	1	0	0	0	0	0	0	10	18	27.00	3.000
56 Paul Clemens, R ERA: 4.55	(7, 1)	0.1	L	5	3	2	2	1	1	0	0	0	0	0	12	22	54.00	12.000
53 Wesley Wright, L ERA: 3.86	(8, 1)	0.0		1	1	0	0	0	0	0	0	0	0	0	1	1	∞	∞
68 José Cisnero, R ERA: 3.6	(8, 1)	2.0	B	9	2	3	1	5	1	0	0	0	0	0	22	41	4.50	1.500

PITCHER	IP	WLS	BF	H	R	ER	SO	BB	IBB	HBP	BLK	WP	HR	S	P	ERA	WHIP

Batter	1	2	3	4	5	6	7	8	9	AB	R	H	RBI	BB	SO	LOB
19 Robbie Grossman, S (1, 8) (8, 7) OBP: 0.330, SLG: 0.261	C FC 88 B FF 89 C FF 90 F KC 80 B FC 90 B FC 91 F FC 91 X FC 91 3-2 ① P6		C KC 80 C FF 90 S KC 82 0-3 ① K C KC 80 X FC 90 0-1 ③ G3			F SI 94 B FF 95 C CU 80 D CU 82 X FF 95 2-2 1-2 1B			B FF 93 C FF 94 F FF 94 B SL 89 B FF 94 B FF 94 4-2 8 DI BB	4	0	1	0	1	1	3
27 Jose Altuve, R (1, 4) OBP: 0.351, SLG: 0.418	T FC 90 B FF 90 X FF 90 1-1 ② L7		X FF 92 0-0 ② ③ G6-4-3 1-2f		C FC 85 F FC 86 B FC 91 F FC 87 B FC 88 C KC 81 2-3 ① K	B CU 82 F CU 83 F FF 94 D CU 83 X FF 95 2-2 ③ F9			C FF 93 F SL 88 S SL 89 0-3 ① K	5	0	0	0	0	2	4
15 Jason Castro, L (1, 2) OBP: 0.285, SLG: 0.401	B FF 90 B FC 92 B FF 91 B FF 91 4-0 BB			C KC 76 F FC 87 S FF 92 0-3 ① K T KC 80 F FC 90 S KC 80 0-3 ② K2-3			C SI 86 B SI 86 B SI 86 C SI 85 F CU 76 X CU 76 2-2 ① G3		C FF 95 B SL 86 D FF 96 F FF 95 S FF 96 2-3 ② K	4	0	0	0	1	3	1
14 J.D. Martinez, R (1, 7) OBP: 0.270, SLG: 0.440 2 Brandon Barnes, R (7, PR) OBP: 0.406, SLG: 0.467 (8, 8) 8 Trevor Crowe, S (9, PH) OBP: 0.333, SLG: 0.381	B FF 91 C FC 89 F KC 80 S FF 93 1-3 ③ K			F FC 91 B FF 90 X KC 80 1-1 12 1B 38 HR 1B B FC 90 B FC 89 S FC 92 S FF 92 X KC 82 2-2 2B			C SI 86 F FF 87 B CU 74 B SI 87 F SI 87 B SL 84 B SL 83 4-2 12 CS BB		B FF 96 B FF 95 C FF 96 F FF 96 F SL 89 S SL 89 2-3 ③ K 1-2	3 0 1	1 0 0	2 0 0	0 0 0	1 0 1	1 0 1	1 0 1
23 Chris Carter, R (1, 3) OBP: 0.318, SLG: 0.429		B FF 89 X FC 85 1-0 ① P2		C FC 87 B FC 91 1 SAFE B FC 92 C KC 81 D KC 81 F KC 81 S FC 92 3-3 ② K B FC 92 B FF 92 B KC 82 B FC 89 4-0 BB			F SI 86 B SI 85 D KC 77 1 SAFE B SL 83 X SI 85 3-1 ② P4			3	0	0	0	1	1	2
12 Carlos Pena, L (1, 10) OBP: 0.347, SLG: 0.354		C FF 90 X KC 80 0-1 ② G3-1		X FC 92 0-0 1-3 38 HR 1B D KC 83 C KC 81 X FC 92 1-1 ③ P5			C SI 86 S CU 71 D CU 71 F SI 87 B SI 86 1 SAFE B CU 72 X SI 85 3-2 ③ P4 1-3			4	1	1	0	0	0	3
38 Jimmy Paredes, S (1, 9) OBP: 0.311, SLG: 0.439		X FF 91 0-0 1B		F FC 92 S KC 82 X FC 93 0-2 1-H 3-H HR		B KC 80 F KC 78 F KC 79 B FC 91 F KC 81 F FC 88 B KC 81 B KC 80 4-2 9 L4 30 1B BB		C CU 73 F SI 86 F CU 73 F SI 83 X CU 77 0-2 30 G5-4-3 1B		3	1	3	3	1	0	0
30 Matt Dominguez, R (1, 5) OBP: 0.275, SLG: 0.371		B FC 87 1 SAFE F FC 91 C FF 92 F KC 81 F FC 87 F KC 80 F FC 93 X FF 88 1-2 ③ P5		B FF 92 X KC 81 1-0 9 BB 1B		S SI 89 1 SAFE B FC 92 D KC 85 X FC 91 2-1 19 1B 1-2 1B			B SL 83 F FF 93 X SI 94 1-1 ① ② G5-4-3 1-2f	4	0	2	0	0	0	2
9 Marwin Gonzalez, S (1, 6) OBP: 0.272, SLG: 0.370			C KC 79 C FF 90 B SI 89 B FF 90 F FC 92 F KC 81 F FF 92 X FC 89 2-2 27 G6-4-3 1B	B FC 91 B FC 87 B FC 91 B FC 90 4-0 1-2 BB		C FF 91 2 SAFE B FF 93 S CU 81 X CU 82 1-2 ① ② L4 1-1 2-3			C SI 95 B SI 94 S SL 83 S SL 83 1-3 ③ K	3	0	1	0	1	1	2
Inning Stats	R: 0 E: 0 K: 1 S: 10 H: 0 LOB: 1 BB: 1 P: 19	R: 0 E: 0 K: 0 S: 11 H: 1 LOB: 1 BB: 0 P: 13	R: 0 E: 0 K: 1 S: 10 H: 1 LOB: 0 BB: 0 P: 12	R: 3 E: 0 K: 2 S: 16 H: 4 LOB: 2 BB: 1 P: 25	R: 0 E: 0 K: 2 S: 12 H: 1 LOB: 2 BB: 1 P: 21	R: 0 E: 1 K: 0 S: 15 H: 2 LOB: 2 BB: 1 P: 26	R: 0 E: 0 K: 0 S: 13 H: 0 LOB: 2 BB: 1 P: 25	R: 0 E: 0 K: 1 S: 10 H: 1 LOB: 0 BB: 0 P: 12	R: 0 E: 0 K: 3 S: 12 H: 0 LOB: 1 BB: 1 P: 20	1B: 8 2B: 1 3B: 0 HR: 1 SF: 0 SAC: 0 DP: 2 HBP: 0						

PITCHER		IP	WLS	BF	H	R	ER	SO	BB	IBB	HBP	BLK	WP	HR	S	P	ERA	WHIP
22 Wade Davis, R ERA: 5.91	(1, 1)	5.0		26	8	3	3	6	4	0	0	0	0	1	65	102	5.40	2.400
27 Juan Gutierrez, R ERA: 4.63	(6, 1)	1.0		3	1	0	0	0	0	0	0	0	0	0	9	14	0.00	1.000
52 Bruce Chen, L ERA: 1.76	(7, 1)	1.0	W	5	1	0	0	0	1	0	0	0	0	0	18	30	0.00	2.000
43 Aaron Crow, R ERA: 1.42	(8, 1)	1.0	H	2	0	0	0	1	0	0	0	0	0	0	5	7	0.00	0.000
56 Greg Holland, R ERA: 3.0	(9, 1)	1.0		4	0	0	0	3	1	0	0	0	0	0	12	20	0.00	1.000

PITCHER	IP	WLS	BF	H	R	ER	SO	BB	IBB	HBP	BLK	WP	HR	S	P	ERA	WHIP

BOTTOM

Kansas City Royals @ Houston Astros

Minute Maid Park, Houston, TX

Tue May 21 2013, 7:12 PM - 10:55 PM CDT

Att. 12,298 - Roof Closed - 73 F

livebaseballscorecards.com

AB	34
R	3
H	10
RBI	3
BB	6
SO	10
LOB	19

WP: 0 PA: 40
PB: 0
SB: 0
CS: 1

Batter	1	2	3	4	5	6	7	8	9	AB	R	H	RBI	BB	SO	LOB
17 Chris Getz, L (1, 4) OBP: 0.250, SLG: 0.308	C SI 92 F SI 93 B CU 80 X FF 94 1-2 ① L1		D CU 77 B CH 80 F SI 92 F CH 81 X CH 81 2-2 ① G4-3 2-3		C CU 76 B CH 82 X FF 91 1-1 2 1B 1B			C SI 91 B FC 87 C CU 75 B CU 76 B SI 92 B SI 91 4-2 2 G5-3 BB		3	0	1	0	1	0	1
2 Alcides Escobar, R (1, 6) OBP: 0.278, SLG: 0.341	C FF 94 X CU 80 0-1 ② F8		F CU 79 X CU 80 0-1 ② G5-3		P PO 81 S CU 76 1 SAFE F CU 78 X CU 79 1-2 1-2 1B			C CU 77 M FF 92 D CU 83 1 SAFE X SL 83 1-2 ① ② G5-3 1-2		4	0	1	0	0	0	2
4 Alex Gordon, L (1, 7) OBP: 0.387, SLG: 0.533	X SI 93 0-0 16 FC6-4 1B		B SL 87 B CU 78 B CH 82 B CU 77 4-0 BB		X CU 78 0-0 ③ G1-3			B CU 78 B FF 91 C SL 82 B FF 94 X SL 83 3-1 ③ F7		3	0	1	0	1	0	2
16 Billy Butler, R (1, 10) OBP: 0.369, SLG: 0.420	B SL 85 B FF 92 B SI 91 X FF 92 3-0 ③ FC6-4 1-2f		F SI 92 B FF 90 S SL 85 D SL 86 F SI 90 F SI 90 F SL 86 F FF 91 F FF 91 2-3 1 SAFE F SL 85 S SL 85 ③ K			C SI 90 B SI 89 C SL 84 X CU 79 1-2 ① G4-3			B SI 92 C SI 93 B CU 76 B SI 94 X SI 93 3-1 ① G1-3	4	0	0	0	0	1	3
35 Eric Hosmer, L (1, 3) OBP: 0.333, SLG: 0.338		B FF 91 F CH 82 B CH 81 X SL 87 2-1 ① F8		X SI 91 0-0 ① G5-3		X CH 80 0-0 ② G1-3			C FS 82 B CU 76 X SI 93 1-1 ② G4-3	4	0	0	0	0	0	0
6 Lorenzo Cain, R (1, 8) OBP: 0.370, SLG: 0.404		B FF 94 C SL 85 B SL 84 F FF 94 F FF 93 F SL 86 F SI 92 F FF 93 S SI 92 2-3 ② K		B CU 82 C SI 90 B SL 84 C FF 93 X SL 84 2-2 ② G1-3		C FF 93 S SL 85 B SI 90 F SI 90 F CU 80 B FF 93 X SI 91 2-2 8 CS 1B			B CU 77 C SI 93 F CU 76 B SI 94 X CU 76 2-2 ③ G6-3	4	0	1	0	0	1	0
8 Mike Moustakas, L (1, 5) OBP: 0.247, SLG: 0.303		C CH 82 B FF 93 B FF 93 B FF 93 X FF 93 3-1 ③ P6		B CU 76 T CH 81 F CH 82 X SL 85 1-2 ③ G3		1 SAFE B SI 91 D CH 80 1 SAFE B CH 82 C SI 90 C FF 91 3-2 ③ CS 1-2	S SI 90 B SI 92 F FC 87 F CU 78 F CU 78 X SI 89 1-2 ① G4-3			3	0	0	0	0	0	0
21 Jeff Francoeur, R (1, 9) OBP: 0.264, SLG: 0.328			B FF 93 X SL 86 1-0 26 2B 3B		C FF 93 F CU 78 B FF 94 F CU 80 S CU 80 1-3 ① K		B SI 90 F CH 82 F FC 89 F CH 80 F FC 88 B SI 92 S SI 91 2-3 ② K			3	1	1	0	0	2	0
26 George Kottaras, L (1, 2) OBP: 0.379, SLG: 0.381			B CH 81 B CH 80 B SI 92 C SI 89 X SI 90 3-1 17 G4-3 3-H 2B		C FF 93 B CH 82 X CU 76 1-1 ② F7		B SI 92 C FC 88 F FC 88 B CU 78 S FC 88 2-3 ③ K			3	0	1	1	0	1	0
Inning Stats	R: 0 H: 1 E: 0 LOB: 1 K: 0 BB: 0 S: 7 P: 11	R: 0 H: 0 E: 0 LOB: 0 K: 1 BB: 0 S: 11 P: 18	R: 1 H: 2 E: 0 LOB: 2 K: 1 BB: 1 S: 17 P: 29	R: 0 H: 0 E: 0 LOB: 0 K: 0 BB: 0 S: 7 P: 10	R: 0 H: 2 E: 0 LOB: 2 K: 1 BB: 0 S: 13 P: 16	R: 0 H: 1 E: 0 LOB: 0 K: 0 BB: 0 S: 11 P: 17	R: 0 H: 0 E: 0 LOB: 0 K: 2 BB: 0 S: 13 P: 18	R: 0 H: 0 E: 0 LOB: 0 K: 0 BB: 1 S: 7 P: 15	R: 0 H: 0 E: 0 LOB: 0 K: 0 BB: 0 S: 7 P: 13	1B: 4 SF: 0 2B: 1 SAC: 0 3B: 1 DP: 0 HR: 0 HBP: 0						

PITCHER		IP	WLS	BF	H	R	ER	SO	BB	IBB	HBP	BLK	WP	HR	S	P	ERA	WHIP
18 Jordan Lyles, R ERA: 5.4	(1, 1)	6.0	W	24	6	1	1	3	1	0	0	0	0	0	66	101	1.50	1.167
54 Travis Blackley, L ERA: 4.32	(7, 1)	1.0	H	4	0	0	0	2	1	0	0	0	0	0	15	24	0.00	1.000
62 Hector Ambriz, R ERA: 5.4	(8, 1)	1.0	H	2	0	0	0	0	0	0	0	0	0	0	5	9	0.00	0.000
41 Jose Veras, R ERA: 3.32	(9, 1)	1.0	S	3	0	0	0	0	0	0	0	0	0	0	7	13	0.00	0.000

PITCHER	IP	WLS	BF	H	R	ER	SO	BB	IBB	HBP	BLK	WP	HR	S	P	ERA	WHIP

TOP

Kansas City Royals @ Houston Astros

Minute Maid Park, Houston, TX

Wed May 22 2013, 7:11 PM - 10:05 PM CDT

Att. 12,332 - Roof Closed - 73 F

livebaseballscorecards.com

AB	31
R	1
H	6
RBI	1
BB	2
SO	5
LOB	8

Batter	1	2	3	4	5	6	7	8	9	AB	R	H	RBI	BB	SO	LOB
19 Robbie Grossman, S (1, 8) (9, 7) OBP: 0.327, SLG: 0.260	C FF 93 B FF 92 F FF 93 B CH 86 F CH 86 B FC 89 X FF 92 3-2 ① F8		X SI 90 0-0 27 G6-4-3 1B		F FF 93 B KC 80 C KC 79 F FF 93 B CH 84 S FC 89 2-3 ③ K			C FF 99 S CU 82 B FF 100 F CH 87 F FF 99 B CU 80 B CH 87 X FF 98 3-2 ② G6-3		4	0	1	0	0	1	0
27 Jose Altuve, R (1, 4) OBP: 0.349, SLG: 0.410	F FF 93 F KC 79 S CH 85 0-3 ② K		1 SAFE C FC 87 1 SAFE C CH 85 X FC 88 0-2 ①② G6-4-3 1-2f			X FF 93 0-0 ① F8		B FF 99 C FF 97 B FF 98 B CU 81 D FF 100 4-1 15 S 15 2B BB		3	1	0	0	1	1	1
15 Jason Castro, L (1, 2) OBP: 0.296, SLG: 0.417	C FF 93 B KC 80 F SI 93 X CH 85 1-2 14 HR 1B		F FF 92 F KC 81 B FC 89 X FC 88 1-2 ③ F8			B FF 92 X FF 90 1-0 1B		C FF 98 1 SAFE B CH 88 S FF 99 X FF 98 1-2 14 E 1-H 2B		4	1	3	1	0	0	0
14 J.D. Martinez, R (1, 7) OBP: 0.280, SLG: 0.477 2 Brandon Barnes, R (8, PR) (9, 8) OBP: 0.406, SLG: 0.467	C FF 93 F FF 92 F FF 94 B CH 85 B FF 94 F CH 86 X FC 89 2-2 1-H HR		B KC 78 T SI 90 S FF 91 B CH 84 B CH 85 F SI 91 X FF 92 3-2 ① 1B			F FF 90 F FF 91 1 SAFE 1 SAFE F CH 84 D FF 92 1 SAFE F CH 85 B FF 91 3-2 ② F8		B FF 99 S CH 87 X FF 100 1-1 E1 2-3		4 0	1 0	2 0	2 0	0 0	0 0	2 0
23 Chris Carter, R (1, 3) OBP: 0.317, SLG: 0.424	C FF 92 F FF 91 S CH 85 0-3 ③ K		S KC 79 B FF 92 X SI 92 1-1 38 FC4-6 1B			C KC 79 S FF 90 S CH 85 0-3 ③ K		C FF 98 F FF 98 S CH 86 0-3 ③ K		4	0	1	0	0	3	3
12 Carlos Pena, L (1, 10) OBP: 0.347, SLG: 0.360		X SI 92 0-0 2B	1 SAFE B CH 84 1 SAFE B CH 86 S CH 85 B CH 86 C FF 92 S FC 90 3-3 ② K				B KC 78 S FF 92 S CH 85 B CH 85 X CH 84 2-2 ① G4-3			3	0	1	0	0	1	1
38 Jimmy Paredes, S (1, 5) OBP: 0.292, SLG: 0.409		L FF 92 F KC 82 S CH 86 0-3 ① K	B KC 81 S CH 85 X CH 86 1-1 ③ FC4-6 1-2f				F KC 80 B FF 94 F CH 84 B CH 86 X FC 89 2-2 ② L7			3	0	0	0	0	1	2
8 Trevor Crowe, S (1, 9) OBP: 0.296, SLG: 0.333		C FF 94 B CH 86 F FC 90 F CH 86 X CH 86 1-2 ② P2			B FC 88 B SI 91 X FF 91 2-0 ① F8		X KC 79 0-0 ③ G3-1			3	0	0	0	0	0	1
9 Marwin Gonzalez, S (1, 6) OBP: 0.266, SLG: 0.361		C FF 94 X KC 82 0-1 ③ G4-3			C FF 92 B KC 79 B CH 84 F SI 92 F FC 88 S CH 85 2-3 ② K			X FF 98 0-0 ① L7		3	0	0	0	0	1	1
Inning Stats	R: 2 H: 2 E: 0 LOB: 0 K: 2 BB: 0 S: 18 P: 24	R: 0 H: 1 E: 0 LOB: 1 K: 1 BB: 0 S: 10 P: 11	R: 0 H: 1 E: 0 LOB: 0 K: 0 BB: 0 S: 7 P: 8	R: 0 H: 2 E: 0 LOB: 1 K: 1 BB: 0 S: 11 P: 19	R: 0 H: 0 E: 0 LOB: 0 K: 2 BB: 0 S: 9 P: 15	R: 0 H: 1 E: 0 LOB: 1 K: 1 BB: 0 S: 12 P: 16	R: 0 H: 0 E: 0 LOB: 0 K: 0 BB: 0 S: 7 P: 11	R: 1 H: 1 E: 1 LOB: 2 K: 1 BB: 1 S: 15 P: 24		1B: 5 SF: 0 2B: 2 SAC: 0 3B: 0 DP: 1 HR: 1 HBP: 0						

PITCHER		IP	WLS	BF	H	R	ER	SO	BB	IBB	HBP	BLK	WP	HR	S	P	ERA	WHIP
33 James Shields, R ERA: 2.47	(1, 1)	7.0	L	26	7	2	2	7	0	0	0	0	0	1	74	104	2.57	1.000
40 Kelvin Herrera, R ERA: 4.87	(8, 1)	1.0		6	1	1	1	1	1	0	0	0	0	0	15	24	9.00	2.000

PITCHER	IP	WLS	BF	H	R	ER	SO	BB	IBB	HBP	BLK	WP	HR	S	P	ERA	WHIP

BOTTOM

Kansas City Royals @ Houston Astros

Minute Maid Park, Houston, TX

Wed May 22 2013, 7:11 PM - 10:05 PM CDT

Att. 12,332 - Roof Closed - 73 F

livebaseballscorecards.com

AB	31
R	3
H	8
RBI	3
BB	1
SO	8
LOB	11

Batter	1	2	3	4	5	6	7	8	9	AB	R	H	RBI	BB	SO	LOB
4 Coco Crisp, S (1, 8) OBP: 0.374, SLG: 0.496	C SI 87 B SI 90 F SI 91 B SI 90 B SI 91 F FF 89 F FF 89 B SI 89 4-2 25 1B 52 1B BB	C FF 90 C CU 74 B CU 77 C SI 91 1-3 ② K	B FS 76 B FF 88 D FS 77 C SI 88 B SI 90 4-1 BB	B FF 93 B FF 94 X FF 92 2-0 ① P4			B SI 93 C SI 92 B FS 85 B SI 94 C SI 92 F CU 77 F SI 92 D CU 77 4-2 25 HR 1-2 BB	2	2	0	0	3	1	0
25 Chris Young, R (1, 9) OBP: 0.281, SLG: 0.396	B FS 77 F SI 90 B CH 76 X SI 91 2-1 20 HBP 22 FC3-6 52 1B 1-2 1B	C CH 75 B SI 91 X SI 91 1-1 ③ F9	C SI 89 F FF 88 B CU 78 D CU 76 C SI 90 2-3 ③ K	C FF 94 S FF 94 B CU 79 F CU 76 F FF 96 B FF 95 X FF 95 2-2 1B			B CU 78 F SI 94 X CU 78 1-1 1-H 2-H HR	5	2	3	3	0	1	2
52 Yoenis Cespedes, R (1, 7) OBP: 0.279, SLG: 0.453	B FF 90 F FF 89 X CU 75 1-1 22 FC3-6 20 HBP 1-2 2-H 1B	X SI 87 0-0 ① F8	C FS 82 F FF 87 S CU 73 0-3 ① K	B CU 76 1 SAFE T FF 93 X FF 93 1-1 ② F8			B CU 79 B SI 95 C SI 94 F SI 94 S CU 77 2-3 ② K	5	0	1	1	0	2	1
20 Josh Donaldson, R (1, 5) OBP: 0.383, SLG: 0.511 (9, 6)	F CH 75 C FF 89 H SI 90 1-2 22 FC3-6 1-2 2-3 HBP	C SI 90 S CH 75 F FF 91 B CU 76 B SI 90 X CH 73 2-2 22 F8-5 36 BB 1B	X SI 85 0-0 ② P3	B FF 95 1 SAFE C FF 94 B FF 94 S CH 84 X FF 94 2-2 F9			C SI 94 T FS 84 X CU 76 0-2 ③ P4	4	0	1	0	0	0	1
36 Derek Norris, R (1, 2) OBP: 0.341, SLG: 0.314	C SI 91 B SI 90 B CH 77 S FS 75 B CH 74 X FF 89 3-2 ① F6	B SI 91 C FF 90 C CU 75 B CU 76 F SI 91 B SI 90 B FF 90 4-2 1-2 BB	X SI 84 0-0 ③ P3			C FF 95 B CU 78 F FF 96 B CU 78 B FF 96 X FF 95 3-2 ① G5-3		3	0	0	0	1	0	3
22 Luke Montz, R (1, 10) OBP: 0.179, SLG: 0.407 15 Seth Smith, L (6, PH) OBP: 0.355, SLG: 0.461 (6, 10)	B CU 77 B CH 75 F FF 90 X SI 91 2-1 ② FC3-6 7 BB 1-2f 2-3 3-H	B FF 90 B FF 89 C SI 90 S SI 91 X SI 91 2-2 ②③ F8-5 2-3	B FF 93 C FF 94 C CH 85 F FF 96 X FF 96 1-2 HR			B SI 92 C SL 83 C KC 78 C SL 83 1-3 ② K		2 2	0 1	0 1	1 1	0 0	0 1	4 0
7 Nate Freiman, R (1, 3) OBP: 0.310, SLG: 0.340 37 Brandon Moss, L (6, PH) OBP: 0.347, SLG: 0.419 (6, 3) (9, 5)	C FF 90 B FF 90 B FF 90 B SI 92 B FF 90 4-1 1-2 BB	B SI 89 S FF 88 B FF 89 B SI 90 F FF 88 X SI 91 3-2 ① P4	S FF 93 S FF 95 B FF 96 B CU 77 B FF 95 F FF 94 F FF 93 T FF 93 3-2 ① K			B KC 80 C SI 91 S SL 84 X SL 84 1-2 ③ G4-3		1 2	0 0	0 0	0 0	1 0	0 1	0 0
17 Adam Rosales, R (1, 6) OBP: 0.342, SLG: 0.403 5 John Jaso, L (9, PH) OBP: 0.346, SLG: 0.319 (9, 3)	D CU 77 B SI 90 C CH 77 F SI 91 S CU 77 2-3 ③ K	C CU 76 B SI 92 F CH 73 B CU 76 B SI 92 B CH 74 4-2 28 1B BB	X FF 95 0-0 ② F8				C SI 92 B FS 81 B FS 82 B SI 92 S SI 92 F SI 92 B SI 92 4-2 4 BB 25 HR BB	2 0	0 1	0 0	0 1	1 0	1 0	3 0
28 Eric Sogard, L (1, 4) OBP: 0.311, SLG: 0.313		C FF 87 B SI 85 B SI 91 X SI 90 2-1 ① G6-3	F SI 87 B SI 91 C FF 90 X SI 88 1-2 ② 1-3 1B	C FF 94 X FF 94 0-1 ③ F8			C SI 94 C CU 77 S CU 77 0-3 ① K	4	0	1	0	0	1	1
Inning Stats	R: 2 H: 2 E: 0 LOB: 3 K: 1 BB: 2 S: 19 P: 38	R: 0 H: 0 E: 0 LOB: 0 K: 1 BB: 0 S: 7 P: 11	R: 0 H: 1 E: 0 LOB: 1 K: 0 BB: 1 S: 11 P: 19	R: 0 H: 1 E: 0 LOB: 2 K: 1 BB: 2 S: 12 P: 26	R: 0 H: 0 E: 0 LOB: 0 K: 1 BB: 0 S: 5 P: 5	R: 1 H: 1 E: 0 LOB: 0 K: 1 BB: 0 S: 12 P: 16	R: 0 H: 1 E: 0 LOB: 1 K: 0 BB: 0 S: 11 P: 18	R: 0 H: 0 E: 0 LOB: 0 K: 1 BB: 0 S: 9 P: 14	R: 3 H: 1 E: 0 LOB: 0 K: 2 BB: 2 S: 18 P: 29	1B: 5 SF: 0 2B: 1 SAC: 0 3B: 0 DP: 1 HR: 2 HBP: 1						

Oakland Athletics @ Houston Astros

Minute Maid Park, Houston, TX

Fri May 24 2013, 7:14 PM - 10:31 PM CDT

Att. 15,903 - Roof Closed - 73 F

TOP

livebaseballscorecards.com

AB	32
R	6
H	7
RBI	6
BB	7
SO	8
LOB	15

PITCHER		IP	WLS	BF	H	R	ER	SO	BB	IBB	HBP	BLK	WP	HR	S	P	ERA	WHIP
45 Erik Bedard, L ERA: 5.68	(1, 1)	5.0		23	4	2	2	4	5	0	1	0	0	0	54	99	3.60	1.800
56 Paul Clemens, R ERA: 4.5	(6, 1)	2.1	H	9	2	1	1	1	0	0	0	0	0	1	26	40	3.86	0.857
53 Wesley Wright, L ERA: 3.72	(8, 1)	0.2	H	2	0	0	0	1	0	0	0	0	0	0	6	8	0.00	0.000
41 Jose Veras, R ERA: 4.5	(9, 1)	1.0	L	6	1	3	3	2	2	0	0	0	0	1	18	29	27.00	3.000

PITCHER	IP	WLS	BF	H	R	ER	SO	BB	IBB	HBP	BLK	WP	HR	S	P	ERA	WHIP

Batter	1	2	3	4	5	6	7	8	9	AB	R	H	RBI	BB	SO	LOB
19 Robbie Grossman, S (1, 7) OBP: 0.322, SLG: 0.257	C SI 87 S SI 87 B CH 80 B FF 88 C CH 81 2-3 ① K		C CU 78 B SI 87 C FF 87 X SI 88 1-2 ③ G6-3		X CH 80 0-0 27 1B 14 HR 1-2 1B		B CU 76 X FF 87 1-0 ② F9		C FC 92 F CU 81 C FF 94 0-3 ② K	5	1	1	0	0	2	2
27 Jose Altuve, R (1, 4) OBP: 0.345, SLG: 0.404	X SI 88 0-0 ② L9			X FF 87 0-0 ① G5-3	B FF 87 B CH 82 X SI 88 2-0 14 HR 1-3 2-H 1B		C FF 86 B FF 86 X CH 82 1-1 ③ L5		X SL 85 0-0 ③ FC6-4 1-2f	5	1	1	1	0	0	2
14 J.D. Martinez, R (1, 10) OBP: 0.289, SLG: 0.511	B SI 89 B SI 89 X SI 88 2-0 ③ G5-3			C FF 88 B FF 88 X CH 81 1-1 23 FC6-4 1B	C FF 88 1 SAFE X SI 88 0-1 1-H 3-H HR			X SL 80 0-0 ① L9		4	1	2	3	0	0	0
22 Carlos Corporán, S (1, 2) OBP: 0.377, SLG: 0.527		B CH 81 B SI 87 C SI 88 X SI 88 2-1 2B		X SI 87 0-0 ② F8	F CH 82 S CH 80 F CH 80 B SI 88 F SI 88 F CH 79 B SI 87 X CU 76 2-2 ③ G5-3			C SI 90 C SL 83 B CH 72 T CH 69 1-2 ② K		4	0	1	0	0	1	1
23 Chris Carter, R (1, 3) OBP: 0.315, SLG: 0.426		C CH 80 2 SAFE B CH 81 C SI 89 B CH 80 X SI 88 2-2 ① G6-3		C CH 81 C SI 87 X CH 80 0-2 ③ FC6-4 1-2f		C FF 87 B FF 86 S CH 80 X CH 79 1-2 ① G5-3		C SL 80 F SL 82 B SL 82 F SL 82 X SL 82 1-2 2B		4	0	1	0	0	0	2
2 Brandon Barnes, R (1, 8) OBP: 0.397, SLG: 0.453		S CH 81 B FF 86 S CH 81 B SI 88 S CH 80 2-3 ② K			B CH 80 S FF 87 C FF 86 B CH 80 S CH 80 2-3 ① K		S SI 88 B SI 87 F CH 80 B FF 87 B CH 80 X CH 80 3-2 1B		B SL 80 S SL 80 F SL 82 S SL 83 1-3 ③ K	4	0	1	0	0	3	2
38 Jimmy Paredes, S (1, 9) OBP: 0.275, SLG: 0.383 8 Trevor Crowe, S (7, 9) OBP: 0.286, SLG: 0.320		F CH 80 C SI 88 S CH 80 0-3 ③ K			C SI 87 S CH 80 F SI 88 C FF 88 0-3 ② K	1 SAFE X CH 80 0-0 ② L7			X FC 94 0-0 ① G4-3	3 1	0 0	0 0	0 0	0 0	2 0	2 0
30 Matt Dominguez, R (1, 5) OBP: 0.281, SLG: 0.389 9 Marwin Gonzalez, S (9, PR) OBP: 0.266, SLG: 0.361			B CH 80 C FF 87 B SI 86 X CH 81 2-1 ① G5-3		X CH 81 0-0 HR	1 SAFE B SI 88 B SI 89 X SI 88 2-0 ③ F8			B SL 88 B SL 88 B FF 95 B FF 94 4-0 15 BB	3 0	1 0	1 0	1 0	1 0	0 0	1 0
13 Ronny Cedeno, R (1, 6) OBP: 0.323, SLG: 0.400 15 Jason Castro, L (9, PH) OBP: 0.301, SLG: 0.417			C FF 87 C FF 86 S SI 88 0-3 ② K		F CU 76 X FF 87 0-1 19 1B 27 1B 1B		C FF 87 B FF 86 F FF 85 X CH 79 1-2 ① F9		B FC 93 C FF 94 F FC 93 F CU 81 B FC 93 B FF 93 F FF 94 B FC 93 4-2 27 FC6-4 1-2 BB	3 0	1 0	1 0	0 0	0 1	1 0	0 0
Inning Stats	R: 0 E: 0 K: 1 S: 5 H: 0 LOB: 0 BB: 0 P: 9	R: 0 E: 0 K: 2 S: 11 H: 1 LOB: 1 BB: 0 P: 17	R: 0 E: 0 K: 1 S: 8 H: 0 LOB: 0 BB: 0 P: 11	R: 0 E: 0 K: 0 S: 7 H: 1 LOB: 1 BB: 0 P: 8	R: 5 E: 0 K: 2 S: 20 H: 5 LOB: 0 BB: 0 P: 26	R: 0 E: 0 K: 0 S: 8 H: 1 LOB: 1 BB: 0 P: 14	R: 0 E: 0 K: 0 S: 6 H: 0 LOB: 0 BB: 0 P: 9	R: 0 E: 0 K: 2 S: 11 H: 1 LOB: 1 BB: 0 P: 14	R: 0 E: 0 K: 1 S: 9 H: 0 LOB: 2 BB: 2 P: 17	1B: 5 2B: 2 3B: 0 HR: 2		SF: 0 SAC: 0 DP: 0 HBP: 0				

PITCHER	IP	WLS	BF	H	R	ER	SO	BB	IBB	HBP	BLK	WP	HR	S	P	ERA	WHIP
57 Tommy Milone, L (1, 1) ERA: 3.8	7.0		29	8	5	5	6	0	0	0	0	0	2	65	94	6.43	1.143
47 Pat Neshek, R (8, 1) ERA: 2.5	1.0	W	4	1	0	0	2	0	0	0	0	0	0	11	14	0.00	1.000
50 Grant Balfour, R (9, 1) ERA: 1.4	1.0	S	5	0	0	0	1	2	0	0	0	0	0	9	17	0.00	2.000

PITCHER	IP	WLS	BF	H	R	ER	SO	BB	IBB	HBP	BLK	WP	HR	S	P	ERA	WHIP

BOTTOM

Oakland Athletics @ Houston Astros

Minute Maid Park, Houston, TX

Fri May 24 2013, 7:14 PM - 10:31 PM CDT

Att. 15,903 - Roof Closed - 73 F

livebaseballscorecards.com

AB	36
R	5
H	9
RBI	5
BB	2
SO	9
LOB	12

Oakland Athletics @ Houston Astros

Minute Maid Park, Houston, TX

Sat May 25 2013, 6:17 PM - 9:48 PM CDT

Att. 18,590 - Roof Closed - 73 F

TOP

livebaseballscorecards.com

Batter	1	2	3	4	5	6	7	8	9	AB	R	H	RBI	BB	SO	LOB
4 Coco Crisp, S (1, 8) OBP: 0.386, SLG: 0.508	C SI 92 B SI 94 B CU 82 C FF 93 X FF 94 2-2 F7	D CU 82 C SI 92 B CH 82 X FF 92 2-1 52 BB; 15 1B; 2-H; 1B		F CH 84 F SI 88 B SI 89 F SI 90 B CH 76 B CH 76 B CH 74 4-2 5 2B BB	X CH 83 0-0 G3-1		C SI 91 X CH 84 0-1 2B		X FF 91 0-0 5 G4-6-3 1B	5	2	3	1	1	0	0
5 John Jaso, L (1, 2) OBP: 0.338, SLG: 0.320	B SI 93 C SI 93 C CU 81 T FF 93 1-2 K	C SI 90 1 SAFE X CH 83 0-1 F8		X FF 86 0-0 52 1B; 1-H; 2B	C SI 86 F FF 88 B SL 69 F SL 75 B FF 89 T SI 89 2-2 K		C FC 86 F SI 91 D FC 88 S CU 74 1-3 K		B CU 77 C CU 76 T FF 94 B FF 93 F CU 77 X FF 93 2-2 G4-6-3; 1-2f	6	1	1	1	0	3	3
52 Yoenis Cespedes, R (1, 10) OBP: 0.283, SLG: 0.447	B SI 94 F CU 82 S FF 94 B SL 89 B FF 95 F SI 94 X CU 82 3-2 P4	C CU 80 B FF 91 D CU 81 B SI 92 B FF 93 4-1 20 BB; 15 1B; 1-2; BB		B SL 72 S CH 74 B FF 90 X FF 90 2-1 15 G1-6-3; 2-H; 1B	C SI 90 X FF 87 0-1 L6		C CH 82 B SI 91 B FC 89 X CH 80 2-1 F8			4	0	1	1	1	0	1
15 Seth Smith, L (1, 7) OBP: 0.362, SLG: 0.465		X SI 91 0-0; 37 BB; 20 1B; 25 2B; 1B B FF 82 B FF 92 S CU 81 X FF 92 2-1 20 BB; 1-2; 2-H; 1B		B FF 88 B FF 88 1 SAFE C CH 74 X CH 75 2-1 G1-6-3; 1-2f		F SI 84 F SL 81 B SI 87 S FF 87 1-3 K		B SL 82 B SL 83 F SI 90 X SI 90 2-1 20 2B; 1B		5	2	3	1	0	1	1
20 Josh Donaldson, R (1, 5) OBP: 0.398, SLG: 0.544		C SI 93 O CU 81 B FF 92 X SL 88 2-1 37 BB; 25 2B; 1-2; 1B O SI 93 C SI 92 B SI 92 F FF 93 B FF 93 O CU 79 4-2 1-2; 2-3; BB		B SI 90 B SI 90 C SL 76 X FF 91 2-1 HR		C FF 85 B FF 87 B SL 79 B CH 73 X SL 75 3-1 25 1B; 1B		B SI 89 C CH 84 C KC 78 B FF 91 F CH 85 X KC 77 2-2 1-H; 2B		4	2	4	2	1	0	0
37 Brandon Moss, L (1, 3) OBP: 0.348, SLG: 0.434		B FF 82 D FF 82 B SL 88 B SI 92 1-2 25 2B; 28 1B; 1-2; 2-3; BB F FC 89 S CH 77 B SI 90 B SL 88 X SI 91 1-2 P6		C SL 75 S CH 76 X CH 77 0-2 HR		X FF 86 0-0 P5		B SL 81 F SI 91 B SL 83 C SI 90 F SL 82 F KC 78 S SI 90 2-3 K		4	2	1	1	1	1	5
25 Chris Young, R (1, 9) OBP: 0.294, SLG: 0.414	C SI 92 S SL 88 B FF 93 B SI 92 X SL 87 2-2 28 1B; 17 G6-3; 1-3; 2-H; 3-H; 2B	C FF 88 B CH 76 B FF 89 F SI 88 X FF 91 2-2 G6-3 B CH 74 C FF 89 B FF 90 B FC 90 X CH 75 3-1 28 1B; 1B		C FF 88 X SI 89 0-1 1-2; 1B		B FF 87 F FF 87 B FF 88 X FF 89 1-2 F8		B CH 85 B SI 90 C CH 85 F FF 91 T FF 91 2-2 K		5	1	3	2	0	1	1
28 Eric Sogard, L (1, 4) OBP: 0.315, SLG: 0.316	C SL 89 B SI 91 D CH 83 X SI 92 2-1 17 G6-3; 4 1B; 2-3; 3-H; 1B	B FF 88 F FF 89 T CH 77 B FC 86 B CH 74 X FF 88 3-2 F7 D SL 76 F CH 75 B FF 89 X CH 74 2-1 1-3; 1B						B SL 82 F FF 90 T SI 91 S SI 91 1-3 K		5	1	2	1	0	1	3
17 Adam Rosales, R (1, 6) OBP: 0.321, SLG: 0.375	C SI 91 C FF 93 B FF 92 F FF 92 X FF 92 1-2 G6-3; 1-2; 3-H	C SL 77 X FF 91 0-1 G1-3 B FF 90 B FF 90 X FF 90 2-0 P4					C SI 89 B CH 82 S CH 83 S CU 76 1-3 K		C FF 92 F FF 92 X SL 85 0-2 G5-3	5	0	0	1	0	1	3

	AB	43
	R	11
	H	18
	RBI	11
	BB	4
	SO	8
	LOB	17

Inning Stats																																		
	R: 0	H: 0	E: 0	LOB: 0	K: 1	BB: 0	S: 10	P: 16	R: 6	H: 6	E: 0	LOB: 3	K: 0	BB: 3	S: 26	P: 50	R: 0	H: 0	E: 0	LOB: 0	K: 0	BB: 0	S: 8	P: 13	R: 4	H: 6	E: 0	LOB: 2	K: 0	BB: 1	S: 18	P: 35	R: 0	H: 0	E: 0	LOB: 0	K: 1	BB: 0	S: 7	P: 9
	R: 0	H: 2	E: 0	LOB: 2	K: 1	BB: 0	S: 11	P: 16	R: 0	H: 1	E: 0	LOB: 1	K: 2	BB: 0	S: 10	P: 14	R: 1	H: 2	E: 0	LOB: 1	K: 3	BB: 0	S: 17	P: 26	R: 0	H: 1	E: 0	LOB: 0	K: 0	BB: 0	S: 8	P: 10	1B: 12	SF: 0	2B: 4	SAC: 0	3B: 0	DP: 2	HR: 2	HBP: 0	WP: 0	PA: 47	PB: 0	SB: 0	CS: 0

PITCHER		IP	WLS	BF	H	R	ER	SO	BB	IBB	HBP	BLK	WP	HR	S	P	ERA	WHIP
64 Lucas Harrell, R ERA: 5.43	(1, 1)	1.2	L	14	6	6	6	1	3	0	0	0	0	0	32	61	32.40	5.400
31 Edgar Gonzalez, R ERA: 7.5	(2, 1)	4.1		21	8	4	4	2	1	0	0	0	0	2	48	78	8.31	2.077
54 Travis Blackley, L ERA: 4.08	(7, 1)	1.0		4	1	0	0	2	0	0	0	0	0	0	10	14	0.00	1.000
53 Wesley Wright, L ERA: 3.98	(8, 1)	1.0		5	2	1	1	3	0	0	0	0	0	0	17	26	9.00	2.000
62 Hector Ambriz, R ERA: 5.16	(9, 1)	1.0		3	1	0	0	0	0	0	0	0	0	0	8	10	0.00	1.000

PITCHER		IP	WLS	BF	H	R	ER	SO	BB	IBB	HBP	BLK	WP	HR	S	P	ERA	WHIP

Batter	1	2	3	4	5	6	7	8	9	AB	R	H	RBI	BB	SO	LOB
19 Robbie Grossman, S (1, 8) OBP: 0.317, SLG: 0.255	C FF 89 F FF 89 X CH 81 0-2 G4-3 ①		C CH 81 C CH 81 B FF 90 B CU 67 F FF 90 B FF 90 T FF 90 3-2 K ②			B SL 85 X FF 87 1-0 F7 ①	C FF 87 B FF 87 X FS 83 1-1 27 1B 1B		X FF 93 0-0 F7 ②	5	0	1	0	0	1	2
27 Jose Altuve, R (1, 4) OBP: 0.347, SLG: 0.410	C FF 90 B SL 82 X FF 90 1-1 F9 ②		F FF 88 F CU 69 F SL 81 F CU 68 B SL 80 B SL 79 B FF 89 X SL 83 3-2 G6-3 ③			X FF 85 0-0 15 1B 2B	C FS 83 F FS 83 X FS 84 0-2 1-2 1B		B FF 93 F FC 91 B FC 91 F FC 90 F SI 92 X FC 90 2-2 F8 ③	5	1	2	0	0	0	2
15 Jason Castro, L (1, 2) OBP: 0.311, SLG: 0.465	B FF 88 B SL 82 S FF 90 F CH 82 B FF 90 F FF 89 X CH 82 3-2 HR			C FF 87 B FF 88 X FF 88 1-1 HR		C FF 87 F FF 86 X CU 66 0-2 14 BB 2-H 1B	C FF 87 B CU 77 S CU 77 S CU 76 1-3 K ③			4	2	3	3	0	1	2
14 J.D. Martinez, R (1, 7) OBP: 0.287, SLG: 0.495	B FF 89 C FF 89 C FF 90 B SL 82 X FF 90 2-2 F9 ③			C FF 88 S CU 68 B SL 83 B CU 68 X CU 68 2-2 P6 ①		B FF 88 C FF 89 D FF 88 B SL 81 B FF 89 4-1 1-2 BB		B FF 93 X FF 93 1-0 P3 ①		3	0	0	0	1	0	0
23 Chris Carter, R (1, 10) OBP: 0.309, SLG: 0.416		B FF 89 B SL 81 C FF 91 F FF 90 B SL 80 T SL 82 3-2 K ①		B SL 80 C SL 80 B FF 88 B FF 89 X FF 91 3-1 G6-3 ②		B SL 80 F SL 82 C FF 89 B FF 90 B FF 90 C FF 91 3-3 K ②		X FF 94 0-0 F9 ②		4	0	0	0	0	2	2
12 Carlos Pena, L (1, 3) OBP: 0.339, SLG: 0.351		B FF 90 X CH 82 1-0 G3 ②		S FF 89 S FF 88 B FF 90 C CU 69 1-3 K ③		C CU 76 B CU 76 B CU 77 F CU 77 X CU 78 2-2 G4-3 ③		F FF 93 B CH 84 S FC 91 B CU 75 B SI 93 X FF 94 3-2 P5 ③		4	0	0	0	0	1	2
38 Jimmy Paredes, S (1, 9) OBP: 0.273, SLG: 0.373		C FF 89 F CH 82 B FF 90 S CU 68 1-3 K ③			C FF 86 F FF 88 B CU 67 S FF 90 1-3 K ①		B FF 86 X FS 82 1-0 G6-3 ①		F FF 93 X FC 90 0-1 9 E 1B	4	0	1	0	0	2	0
30 Matt Dominguez, R (1, 5) OBP: 0.286, SLG: 0.428			B FF 89 B FF 90 B SL 82 C FF 91 X FF 90 3-1 HR		B FF 89 X FF 90 1-0 F8 ②		B FF 87 S FS 82 X FF 86 1-1 HR		B FF 92 B FF 92 F FC 91 F CU 73 B SI 94 S FC 91 3-3 K ①	4	2	2	2	0	1	1
9 Marwin Gonzalez, S (1, 6) OBP: 0.258, SLG: 0.349			F FF 91 S CH 82 X CH 81 0-2 P5 ①		C FF 89 C FF 88 F FF 89 F FF 90 F CU 66 B FF 91 B CU 67 S FF 91 2-3 K ③		C FF 87 S FS 82 F FS 81 X FS 83 0-2 F9 ②		C FF 93 X FF 92 0-1 FC6 1-2	4	0	0	0	0	1	1
Inning Stats	R: 1 E: 0 K: 0 S: 12 H: 1 LOB: 0 BB: 0 P: 18	R: 0 E: 0 K: 2 S: 7 H: 0 LOB: 0 BB: 0 P: 12	R: 1 E: 0 K: 1 S: 14 H: 1 LOB: 0 BB: 0 P: 23	R: 1 E: 0 K: 1 S: 10 H: 1 LOB: 0 BB: 0 P: 17	R: 0 E: 0 K: 2 S: 10 H: 0 LOB: 0 BB: 0 P: 14	R: 1 E: 0 K: 1 S: 12 H: 2 LOB: 2 BB: 1 P: 22	R: 1 E: 0 K: 1 S: 15 H: 3 LOB: 2 BB: 0 P: 19	R: 0 E: 0 K: 0 S: 5 H: 0 LOB: 0 BB: 0 P: 9	R: 0 E: 1 K: 1 S: 12 H: 1 LOB: 2 BB: 0 P: 17	1B: 4 2B: 1 3B: 0 HR: 4 SF: 0 SAC: 0 DP: 0 HBP: 0						

PITCHER		IP	WLS	BF	H	R	ER	SO	BB	IBB	HBP	BLK	WP	HR	S	P	ERA	WHIP
64 A.J. Griffin, R ERA: 3.84	(1, 1)	5.2	W	23	5	4	4	7	1	0	0	0	0	3	62	101	6.35	1.059
39 Hideki Okajima, L ERA: 3.86	(6, 1)	1.1		7	3	1	1	1	0	0	0	0	0	1	18	24	6.75	2.250
60 Jesse Chavez, R ERA: 3.0	(8, 1)	2.0		8	1	0	0	1	0	0	0	0	0	0	17	26	0.00	0.500

PITCHER	IP	WLS	BF	H	R	ER	SO	BB	IBB	HBP	BLK	WP	HR	S	P	ERA	WHIP

BOTTOM

Oakland Athletics @ Houston Astros

Minute Maid Park, Houston, TX

Sat May 25 2013, 6:17 PM - 9:48 PM CDT

Att. 18,590 - Roof Closed - 73 F

livebaseballscorecards.com

AB	37
R	5
H	9
RBI	5
BB	1
SO	9
LOB	12

Batter	1	2	3	4	5	6	7	8	9	AB	R	H	RBI	BB	SO	LOB
4 Coco Crisp, S (1, 10) OBP: 0.386, SLG: 0.500	B FF 90 B SI 88 F SI 89 X SI 90 2-1 ① G5-3		C SI 91 B SI 88 B FF 89 C FF 89 B SI 90 B SI 90 4-2 25 E BB	X CU 74 0-0 25 S 2-H 1B		C SI 88 X FF 86 0-1 ③ L7			C FF 89 F FF 92 B FF 92 F FF 93 X FF 94 1-2 ① G6-3	4	0	1	1	1	0	1
25 Chris Young, R (1, 8) OBP: 0.282, SLG: 0.397	C SI 90 B FF 89 X SI 90 1-1 ② L4		B SI 89 B SI 89 1 SAFE C SI 89 X SI 88 2-1 ③ F8 1-3	B SI 87 C SI 88 B SI 88 X SI 88 2-1 ③ G6-3 2-3			B SI 92 B FF 93 F FF 92 S FF 94 X FF 94 2-2 ① F8		B SL 86 F SI 92 B FF 93 F FF 94 F FF 94 B FF 95 X FF 95 3-2 ② F8	5	0	0	0	0	0	2
52 Yoenis Cespedes, R (1, 7) OBP: 0.293, SLG: 0.459	C SI 90 B FC 88 X FF 88 1-1 20 S 2B			C CH 76 X SI 89 0-1 E4 20 1B 1B	C SI 87 B CU 75 X SI 88 1-1 8 G4-6-3 1B		C SL 84 X FF 94 0-1 ② F8		B SL 86 B FF 95 F FF 94 B FF 94 S FF 94 F FF 95 X FF 93 3-2 ③ P4	5	1	3	0	0	0	0
20 Josh Donaldson, R (1, 5) OBP: 0.400, SLG: 0.543	C SI 89 B SI 90 B SI 89 B SI 90 F SI 90 C SI 90 3-3 ③ K 2-3			B SI 87 B SI 89 F SI 89 S FF 87 F CH 77 F SI 88 F FF 88 X SI 90 2-2 8 1B 15 2B 2-H 1B	1 SAFE F SI 88 B SI 88 F CH 79 B SI 89 T SI 89 2-2 ① K		C SL 85 X FF 94 0-1 8 WP 1B			4	1	2	1	0	2	2
8 Jed Lowrie, S (1, 4) OBP: 0.375, SLG: 0.435		S SI 87 X SI 89 0-1 ① F9		B SI 88 C SI 88 F FF 88 X CH 78 1-2 15 2B 7 2B 1B	X SI 88 0-0 ②③ G4-6-3 1-2f		B FF 90 F FF 91 F FF 92 B FF 92 F SI 91 F FF 93 B SL 84 F FF 92 F FF 93 3-3 ③ K 1-2			4	1	1	0	0	1	2
15 Seth Smith, L (1, 9) OBP: 0.360, SLG: 0.466		C SI 89 C SI 90 B SI 89 F CU 76 B FF 92 B SI 90 F SI 90 X SI 91 3-2 ② G3-1		B SI 90 C SI 89 X SI 90 1-1 7 2B 1-3 2-H 2B		C SL 77 B FF 86 X SI 88 1-1 ① F8		B FF 91 B FF 90 B FF 92 C FF 91 C FF 93 S FF 94 3-3 ① K		4	1	1	1	0	1	0
7 Nate Freiman, R (1, 3) OBP: 0.339, SLG: 0.434		B SI 90 C SI 90 S SI 90 B SI 90 F SI 90 T SI 90 2-2 ③ K		C SI 90 X SI 89 0-1 4 1B 2-H 3-H 2B		C SI 88 C SI 88 B SI 88 F FF 87 B SI 89 F SI 89 F FF 86 X SI 88 2-2 HR		B FF 93 B SL 87 B FF 93 C FF 93 B FF 94 4-1 BB		3	2	2	3	1	1	0
36 Derek Norris, R (1, 2) OBP: 0.338, SLG: 0.312			C SI 89 B FF 89 B SI 89 X SI 88 2-1 ① F8	C CU 73 F FF 88 D CU 76 B SL 79 F FF 88 F SL 78 C SI 89 2-3 ① K		B CU 73 B SI 88 X SI 88 2-0 17 FC5-4 1B		B FF 93 B FF 93 X FF 90 2-0 ② L5		4	0	1	0	0	1	2
17 Adam Rosales, R (1, 6) OBP: 0.306, SLG: 0.355			C FF 90 B SI 90 C SI 90 B FF 90 X SI 90 2-2 ② G4-3	X FF 88 0-0 ② G5-3		C SI 89 X SI 88 0-1 ② FC5-4 1-2f		B SL 86 C FF 92 B FF 92 X FF 92 2-1 ③ F8		4	0	0	0	0	0	3
Inning Stats	R: 0 E: 0 K: 1 S: 9 H: 1 LOB: 1 BB: 0 P: 16	R: 0 E: 0 K: 1 S: 11 H: 0 LOB: 0 BB: 0 P: 16	R: 0 E: 1 K: 0 S: 9 H: 0 LOB: 1 BB: 1 P: 19	R: 5 E: 1 K: 1 S: 24 H: 6 LOB: 1 BB: 0 P: 32	R: 0 E: 0 K: 1 S: 6 H: 1 LOB: 0 BB: 0 P: 9	R: 1 E: 0 K: 0 S: 13 H: 2 LOB: 1 BB: 0 P: 18	R: 0 E: 0 K: 1 S: 17 H: 1 LOB: 1 BB: 0 P: 22	R: 0 E: 0 K: 1 S: 7 H: 0 LOB: 1 BB: 1 P: 18	R: 0 E: 0 K: 0 S: 12 H: 0 LOB: 0 BB: 0 P: 19	1B: 7 2B: 3 3B: 0 HR: 1 SF: 0 SAC: 0 DP: 1 HBP: 0						

PITCHER		IP	WLS	BF	H	R	ER	SO	BB	IBB	HBP	BLK	WP	HR	S	P	ERA	WHIP
60 Dallas Keuchel, L ERA: 5.53	(1, 1)	6.0	L	28	10	6	6	4	1	0	0	0	0	1	72	110	9.00	1.833
68 José Cisnero, R ERA: 3.13	(7, 1)	3.0		11	1	0	0	2	1	0	0	0	1	0	36	59	0.00	0.667

PITCHER	IP	WLS	BF	H	R	ER	SO	BB	IBB	HBP	BLK	WP	HR	S	P	ERA	WHIP

Oakland Athletics @ Houston Astros

Minute Maid Park, Houston, TX

Sun May 26 2013, 1:16 PM - 4:22 PM CDT

Att. 19,780 - Roof Closed - 72 F

TOP

livebaseballscorecards.com

AB	37
R	6
H	11
RBI	6
BB	2
SO	6
LOB	12

WP: 1 PB: 0 SB: 2 CS: 0 PA: 39

Batter	1	2	3	4	5	6	7	8	9	AB	R	H	RBI	BB	SO	LOB
8 Trevor Crowe, S (1, 8) OBP: 0.273, SLG: 0.300	C FF 90 B FF 90 S FF 92 C FF 91 1-3 ① K		B SI 87 1 SAFE F SI 87 C FF 88 F SL 82 S SL 82 1-3 ① K		X SI 89 0-0 1-2 1B		F FF 95 B SI 92 B FF 94 C FF 91 X SI 92 2-2 ③ G6-3		C FF 93 T FF 94 F FF 94 X FF 94 0-2 ② P6	5	0	1	0	0	2	1
27 Jose Altuve, R (1, 4) OBP: 0.343, SLG: 0.404	C FF 91 B FF 93 B FF 90 C FF 90 B FF 91 X SI 90 3-2 15 1B 1B		X SI 87 0-0 ②③ G6-4-3 1-2f		C FF 94 S FF 95 S FF 95 0-3 ③ K			B FF 95 B FF 94 C FF 94 C FF 95 X SL 85 2-2 ① G1-3	F FF 94 B CH 86 X FF 94 1-1 ③ F9	5	0	1	0	0	1	3
15 Jason Castro, L (1, 10) OBP: 0.327, SLG: 0.478	1 SAFE 1 SAFE X FF 88 0-0 1-3 1B			C FF 89 C SI 89 X FF 93 0-2 1B		F FF 90 F FF 94 X SI 93 0-2 14 G4-6-3 1B		X FF 95 0-0 14 2B 1B		4	1	4	0	0	0	0
14 J.D. Martinez, R (1, 9) OBP: 0.286, SLG: 0.495	C SI 89 B SI 88 F SI 88 S SL 84 1-3 ② K			C SI 87 X SI 88 0-1 ① F9		F FF 88 X SL 82 0-1 ①② G4-6-3 1-2f		B SL 84 X FF 95 1-0 12 1B 23 SF7 1-H 2B		4	1	1	1	0	1	4
22 Carlos Corporán, S (1, 2) OBP: 0.385, SLG: 0.517	B FF 90 B SI 90 B SL 82 C FF 90 F FF 89 T FF 94 3-2 ③ K			F FF 87 1 SAFE X FF 88 0-1 ② F7		B CH 84 X FF 92 1-0 12 1B 1B		B SL 84 B FF 96 B FF 94 B FF 94 4-0 12 1B BB		3	0	1	0	1	1	3
12 Carlos Pena, L (1, 3) OBP: 0.342, SLG: 0.354		C CH 83 B CH 85 C SL 84 T FF 93 1-2 ① K		B FF 88 B FF 89 X FF 88 2-0 ③ F8		C SL 85 B SL 82 X FF 93 1-1 1-3 1B		S FF 96 B FF 96 X SI 94 1-1 30 FC6-4 1-2 2-3 1B		4	0	2	0	0	1	1
23 Chris Carter, R (1, 7) OBP: 0.302, SLG: 0.408		B FF 91 S FF 91 T FF 94 T FF 92 1-2 ② K			B SI 89 X SI 89 1-0 ① F8	B SI 92 C FF 93 F FF 94 S SL 86 1-3 ③ K		B SL 86 X FF 95 1-0 ② SF7 3-H		3	0	0	1	0	2	2
30 Matt Dominguez, R (1, 5) OBP: 0.279, SLG: 0.418		C SL 84 B SL 86 X CH 85 1-1 ③ G4-3			C FF 93 C FF 94 F FF 94 S SI 92 0-3 ② K		C SI 89 B SL 82 B FF 93 X FF 90 2-1 ① L7	B SL 84 X SL 84 1-0 ③ FC6-4 1-2f		4	0	0	0	0	1	2
13 Ronny Cedeno, R (1, 6) OBP: 0.333, SLG: 0.406			F SI 87 F FF 93 B SI 90 F SI 91 F SL 85 F CH 84 F SL 85 F SL 86 X SI 92 1-2 27 G6-4-3 1B		C SL 81 F FF 94 B FF 95 X SI 92 1-2 8 1B 1B		B SL 83 X SL 84 1-0 ② F8		X FF 93 0-0 ① G4-3	4	0	2	0	0	0	0
Inning Stats	R: 0 E: 0 K: 3 S: 13 H: 2 LOB: 2 BB: 0 P: 21	R: 0 E: 0 K: 2 S: 8 H: 0 LOB: 0 BB: 0 P: 11	R: 0 E: 0 K: 1 S: 13 H: 1 LOB: 0 BB: 0 P: 15	R: 0 E: 0 K: 0 S: 8 H: 1 LOB: 1 BB: 0 P: 10	R: 0 E: 0 K: 2 S: 12 H: 2 LOB: 2 BB: 0 P: 14	R: 0 E: 0 K: 1 S: 11 H: 3 LOB: 2 BB: 0 P: 14	R: 0 E: 0 K: 0 S: 6 H: 0 LOB: 0 BB: 0 P: 11	R: 2 E: 0 K: 0 S: 9 H: 3 LOB: 2 BB: 1 P: 19	R: 0 E: 0 K: 0 S: 7 H: 0 LOB: 0 BB: 0 P: 8	1B: 11 2B: 1 3B: 0 HR: 0	SF: 1 SAC: 0 DP: 2 HBP: 0			WP: 0 PB: 0 SB: 0 CS: 0	PA: 38		

PITCHER		IP	WLS	BF	H	R	ER	SO	BB	IBB	HBP	BLK	WP	HR	S	P	ERA	WHIP
40 Bartolo Colon, R ERA: 3.82	(1, 1)	7.0	W	28	9	0	0	9	0	0	0	0	0	0	71	96	0.00	1.286
48 Ryan Cook, R ERA: 2.49	(8, 1)	1.0		7	3	2	2	0	1	0	0	0	0	0	9	19	18.00	4.000
62 Sean Doolittle, L ERA: 0.86	(9, 1)	1.0		3	0	0	0	0	0	0	0	0	0	0	7	8	0.00	0.000

PITCHER	IP	WLS	BF	H	R	ER	SO	BB	IBB	HBP	BLK	WP	HR	S	P	ERA	WHIP

BOTTOM

Oakland Athletics @ Houston Astros

Minute Maid Park, Houston, TX

Sun May 26 2013, 1:16 PM - 4:22 PM CDT

Att. 19,780 - Roof Closed - 72 F

livebaseballscorecards.com

AB	36
R	2
H	12
RBI	2
BB	1
SO	9
LOB	16

Batter	1	2	3	4	5	6	7	8	9	10	11	12	AB	R	H	RBI	BB	SO	LOB
1 Eric Young Jr., S (1, 10) OBP: 0.303, SLG: 0.391	C FF 91 X CH 86 0-1 SH1-3 5 2B 2B		C FF 91 T SL 88 F SL 88 B CH 84 B SL 86 B FF 94 B FF 94 4-2 5 1B 1B 20 FC1-2 BB	X SL 85 0-0 G1-3 ③			B SL 82 S FF 92 X SL 85 1-1 BB 1B	C SL 84 S SL 87 S SL 85 0-3 K2-3 ③ 1-2 2-3			F SI 91 F SI 92 S FF 89 0-3 K ①		5	1	2	0	1	2	2
Dexter Fowler, S (1, 8) OBP: 0.377, SLG: 0.475	S FF 92 X SL 87 0-1 SH1-3 ① 2-3		B SL 86 1 SAFE B FF 92 F FF 94 1 SAFE X CH 86 2-1 20 FC1-2 5 1B 1-2 1B		C FF 90 F SL 88 B FF 93 B SL 83 B FF 93 B FF 93 4-2 2 1B 5 G3 BB		B FF 90 B SL 82 1 SAFE F FF 93 B FF 91 1 SAFE F FF 93 B FF 92 4-2 1-2 BB		T SI 91 X FS 83 0-1 P5 ① B CU 74 S SI 92 S SI 93 X CU 75 1-2 G3-1 ②		X SI 91 0-0 P3 ②	3	0	1	0	2	0	0
5 Carlos González, L (1, 7) OBP: 0.391, SLG: 0.604	S FF 94 C FF 94 X SL 85 0-2 2 F8 2B 3-H		B SL 84 S FF 93 C FF 93 B FF 94 B FF 94 F FF 93 X SL 89 3-2 20 FC1-2 1-2 2-3 1B		1 SAFE B FF 92 F SL 82 S SL 87 X SL 85 1-2 G3 ① 1-2	X SL 86 0-0 L9 ①					L FF 88 S SI 91 B SI 91 X FC 88 1-2 1B		6	0	3	1	0	0	3
2 Troy Tulowitzki, R (1, 6) OBP: 0.391, SLG: 0.584	S SL 83 C FF 93 B SL 85 X SL 83 1-2 F8 ② 2-3		F SL 86 X FF 94 0-1 L4 ①		C SL 84 C FF 93 X FF 93 0-2 20 WP 2-3 1B		S SL 85 B SL 85 1 SAFE B FF 94 C FF 94 S SL 85 2-3 K ②		C SI 92 C SI 93 B CU 76 B CU 77 F SI 94 C SI 94 2-3 K ③		1 SAFE 1 SAFE B CH 80 1 SAFE F SI 90 B CU 78 X CH 84 2-1 G1-3 ③	6	0	1	0	0	2	7
20 Wilin Rosario, R (1, 2) OBP: 0.313, SLG: 0.484	F SL 82 S SL 85 D SL 86 X FF 93 1-2 L7 ③		F SL 81 F FF 94 X SL 82 0-2 FC1-2 ② 1-2 2-3 3-Hf		1 SAFE F SL 80 S SL 85 B SL 84 B SL 85 F SL 85 S FF 94 2-3 K ② 1-2		S SL 84 X FF 93 0-1 G1-3 ③			B SI 89 X CH 82 1-0 28 F9 15 SH1-3 1B		F FF 95 B FF 97 X FF 97 1-1 28 FC6-4 1B	6	0	2	0	0	1	8
15 Jordan Pacheco, R (1, 3) OBP: 0.330, SLG: 0.371		B FF 91 X FF 92 1-0 G6-3 ①	F SL 87 X SL 85 0-1 L8 ③		C FF 94 S SL 85 X SL 85 0-2 G6-3 ③			C FF 91 B SL 84 B FF 94 F FF 93 X SL 85 2-2 G6-3 ①		1 SAFE X SI 91 0-0 SH1-3 ① 1-2		1 SAFE B FF 94 B FF 92 C FF 91 M FF 92 F FF 95 S FF 95 2-3 K ①	5	0	0	0	0	1	6
28 Nolan Arenado, R (1, 5) OBP: 0.278, SLG: 0.427		B SL 85 X FF 92 1-0 F8 ②		B FF 91 X CH 84 1-0 19 SH2-3 18 SH2-4 2B		B FF 90 X SL 82 1-0 G5-3 ①		X SL 85 0-0 1 WP 19 1B 1B		B SI 91 X SI 90 1-0 F9 ② 2-3		F FF 96 X CU 78 0-1 FC6-4 ② 1-2f	6	1	2	0	0	0	2
19 Charlie Blackmon, L (1, 9) OBP: 0.289, SLG: 0.360 3 Michael Cuddyer, R (10, PH) OBP: 0.388, SLG: 0.603 (10, 9)		C FF 92 F FF 93 X SL 89 0-2 18 S 1B		X FF 92 0-0 SH2-3 ① 2-3		C FF 92 B SL 87 F FF 93 B FF 94 X SL 85 2-2 G3-1 ②		B FF 93 F FF 92 1 SAFE X FF 93 1-1 1 WP 1-2 1B		I IN 73 I IN 73 I IN 77 I IN 76 4-0 IBB		C FF 97 F FF 97 F FF 97 S CU 81 0-3 K ③	3 1	0 0	2 0	0 0	0 1	0 1	0 1
18 Jonathan Herrera, S (1, 4) OBP: 0.291, SLG: 0.327 9 DJ LeMahieu, R (10, PH) OBP: 0.375, SLG: 0.400 (10, 4)		1 SAFE 1 SAFE 1 SAFE C FF 92 F SI 92 B FF 94 S FF 94 1-3 K ③ 1-2		F FF 93 D CH 86 X FF 93 1-1 SH2-4 ② 3-H		C SL 82 B CH 85 B FF 92 C SL 82 F SL 84 X FF 94 2-2 P6 ③		C FF 93 X SL 85 0-1 F7 ②		C SI 92 F CH 80 S CU 76 0-3 K2-3 ③			3 1	0 0	0 0	1 0	0 0	1 1	3 2
Inning Stats	R: 1 H: 2 E: 0 LOB: 1 K: 0 BB: 0 S: 13 P: 15	R: 0 H: 1 E: 0 LOB: 1 K: 1 BB: 0 S: 8 P: 11	R: 0 H: 2 E: 0 LOB: 3 K: 0 BB: 1 S: 16 P: 25	R: 1 H: 1 E: 0 LOB: 0 K: 0 BB: 0 S: 5 P: 7	R: 0 H: 1 E: 0 LOB: 2 K: 1 BB: 1 S: 15 P: 22	R: 0 H: 0 E: 0 LOB: 0 K: 0 BB: 0 S: 8 P: 13	R: 0 H: 1 E: 0 LOB: 2 K: 1 BB: 1 S: 10 P: 17	R: 0 H: 2 E: 0 LOB: 2 K: 1 BB: 0 S: 11 P: 14	R: 0 H: 0 E: 0 LOB: 0 K: 1 BB: 0 S: 9 P: 12	R: 0 H: 1 E: 0 LOB: 2 K: 1 BB: 1 S: 6 P: 12	R: 0 H: 1 E: 0 LOB: 1 K: 1 BB: 0 S: 9 P: 12	R: 0 H: 1 E: 0 LOB: 1 K: 2 BB: 0 S: 12 P: 15	1B: 10 2B: 3 3B: 0 HR: 0	SF: 0 SAC: 4 DP: 0 HBP: 0	WP: 2 PB: 0 SB: 1 CS: 0	PA: 53			

PITCHER		IP	WLS	BF	H	R	ER	SO	BB	IBB	HBP	BLK	WP	HR	S	P	ERA	WHIP
20 Bud Norris, R ERA: 3.71	(1, 1)	7.0		32	8	2	2	3	3	0	0	0	1	0	75	110	2.57	1.571
62 Hector Ambriz, R ERA: 4.94	(8, 1)	1.0		5	2	0	0	1	0	0	0	0	1	0	11	14	0.00	2.000
41 Jose Veras, R ERA: 4.29	(9, 1)	1.0		3	0	0	0	1	0	0	0	0	0	0	9	12	0.00	0.000
54 Travis Blackley, L ERA: 3.66	(10, 1)	2.0		9	2	0	0	2	0	1	0	0	0	0	15	24	0.00	1.000
56 Paul Clemens, R ERA: 4.35	(12, 1)	1.0	W	4	1	0	0	2	0	0	0	0	0	0	12	15	0.00	1.000

PITCHER	IP	WLS	BF	H	R	ER	SO	BB	IBB	HBP	BLK	WP	HR	S	P	ERA	WHIP

TOP

Colorado Rockies @ Houston Astros

Minute Maid Park, Houston, TX

Mon May 27 2013, 1:13 PM - 5:34 PM CDT

Att. 15,631 - Roof Closed - 73 F

livebaseballscorecards.com

AB	45
R	2
H	13
RBI	2
BB	4
SO	9
LOB	34

Batter	1	2	3	4	5	6	7	8	9	10	11	12	AB	R	H	RBI	BB	SO	LOB
19 Robbie Grossman, S (1, 7) OBP: 0.310, SLG: 0.243	C FF 88 S SI 88 S FF 90 0-3 ① K			B SI 88 C CH 82 B SL 80 C FF 88 B SI 90 F SI 90 C SI 89 3-3 ① K	2 SAFE B FF 92 X SI 92 1-0 ③ G3 2-3			L FF 92 D SL 84 L FF 93 D SL 88 B FF 96 B SL 86 4-2 27 G4-6-3 BB		B FF 92 C CH 84 C FF 91 B ST 80 X ST 82 2-2 ③ G3		F SI 92 B FS 85 F FS 85 S FF 94 1-3 ② K	5	0	0	0	1	3	3
27 Jose Altuve, R (1, 4) OBP: 0.348, SLG: 0.409	X FF 91 0-0 ② G6-3			C SL 81 X CH 84 0-1 14 S 15 S 12 2B 1B		B FF 91 C FF 91 C FF 89 F SL 84 X SL 84 1-2 ① 2B		F FF 94 X FF 94 0-1 ① ② G4-6-3 1-2f 2-3			F FF 90 S ST 82 B FF 92 B ST 80 X ST 81 2-2 ① F8	I IN 67 I IN 69 I IN 74 I IN 76 4-0 2 2B IBB	5	1	2	0	1	0	2
15 Jason Castro, L (1, 2) OBP: 0.335, SLG: 0.475 2 Brandon Barnes, R (11, PR) OBP: 0.405, SLG: 0.477 (12, 8)	B FC 90 X FF 88 1-0 ③ G5-3			B FF 88 C CH 83 D SI 86 B SL 81 B SI 91 4-1 14 E 12 2B BB 1-2		B FF 94 X SI 92 1-0 ② G3-1		D FF 95 B FF 93 D SL 84 D FF 93 4-0 14 PB BB			B FF 91 X CH 85 1-0 8 1B 12 BB 1B	B SI 95 X FF 93 1-0 1-3 2-H ② 2B	3 1	1 0	1 1	0 1	2 0	0 0	0 0
14 J.D. Martinez, R (1, 10) OBP: 0.273, SLG: 0.471		C FF 89 S SL 82 F FF 88 S SL 82 0-3 ① K		S SL 83 2 SAFE S SL 83 D SL 82 B SL 82 C FF 90 2-3 ② K 1-2 2-3		B FF 94 B SL 82 S SL 80 S FF 92 S SL 83 2-3 ③ K		C CH 84 B FF 95 D FF 96 S CH 86 S CH 88 2-3 ③ K2-3 1-2			C FF 91 C FF 92 S ST 80 0-3 ② K		5	0	0	0	0	5	5
12 Carlos Pena, L (1, 3) OBP: 0.344, SLG: 0.358		B SI 90 S FF 89 S FF 90 S FF 91 1-3 ② K		B SL 80 X FF 90 1-0 2-H 3-H 2B			F SL 81 F SL 81 S SL 80 0-3 ① K2-3		B FF 90 C FF 91 X CU 72 1-1 ① G3		B FF 91 F FF 92 F FF 93 B FF 92 D ST 83 F FF 93 F ST 83 D ST 82 4-2 8 1B 1-2 BB		4	0	1	2	1	2	0
8 Trevor Crowe, S (1, 8) OBP: 0.263, SLG: 0.286 (12, 9)		C FF 89 F CH 82 S SL 81 0-3 ③ K2-3		X SI 91 0-0 ③ G1-3			B FF 91 B CH 82 X FF 91 2-0 ② G4-3		B FC 90 F FF 89 F CH 87 F CU 76 B FF 91 X CU 73 2-2 ② F9		F FF 92 S ST 82 X ST 81 0-2 1-2 2-3 1B		5	0	1	0	0	1	1
38 Jimmy Paredes, S (1, 9) OBP: 0.267, SLG: 0.357 22 Carlos Corporán, S (12, 2) OBP: 0.385, SLG: 0.517			M SI 87 X CH 80 0-1 ① F8		B FF 89 X FF 89 1-0 E4 19 E 9 G4-3		X FF 91 0-0 1B		F CU 72 S FC 91 S FC 92 0-3 ③ K		B ST 79 X FF 92 1-0 ③ F7		5 0	0 0	1 0	0 0	0 0	1 0	3 0
30 Matt Dominguez, R (1, 5) OBP: 0.277, SLG: 0.411 13 Ronny Cedeno, R (12, PR) OBP: 0.333, SLG: 0.406			B SL 78 C SL 78 X SI 89 1-1 ② L5		1 SAFE 1 SAFE S SL 81 1 SAFE S SL 81 S SL 83 0-3 ① K 2-1		D SL 81 C FF 92 X SL 83 1-1 ③ P6			B ST 81 F ST 80 S ST 83 S FF 92 1-3 ① K		X FF 93 0-0 9 SH1-4 2 2B 1B	5 0	0 1	1 0	0 0	0 0	2 0	2 0
9 Marwin Gonzalez, S (1, 6) OBP: 0.257, SLG: 0.354			C FF 90 L SI 90 B SL 80 X SI 91 1-2 ③ F8		1 SAFE B FF 89 F FF 89 B FF 89 X CH 83 2-1 ② G4-3 1-2			X CH 81 0-0 27 G4-6-3 2B		B ST 81 X FF 91 1-0 ② G4-3		1 SAFE L SI 90 1 SAFE X SI 90 0-1 ① SH1-4 1-2	4	0	1	0	0	0	1
Inning Stats	R: 0 E: 0 K: 1 S: 5 H: 0 LOB: 0 BB: 0 P: 6	R: 0 E: 0 K: 3 S: 10 H: 0 LOB: 0 BB: 0 P: 11	R: 0 E: 0 K: 0 S: 7 H: 0 LOB: 0 BB: 0 P: 9	R: 2 E: 1 K: 2 S: 12 H: 2 LOB: 1 BB: 1 P: 22	R: 0 E: 2 K: 1 S: 7 H: 0 LOB: 1 BB: 0 P: 11	R: 0 E: 0 K: 1 S: 8 H: 1 LOB: 0 BB: 0 P: 12	R: 0 E: 0 K: 1 S: 7 H: 1 LOB: 1 BB: 0 P: 10	R: 0 E: 0 K: 1 S: 8 H: 1 LOB: 2 BB: 2 P: 18	R: 0 E: 0 K: 1 S: 9 H: 0 LOB: 0 BB: 0 P: 12	R: 0 E: 0 K: 1 S: 7 H: 0 LOB: 0 BB: 0 P: 11	R: 0 E: 0 K: 1 S: 15 H: 2 LOB: 3 BB: 1 P: 23	R: 1 E: 0 K: 1 S: 7 H: 2 LOB: 3 BB: 1 P: 13	1B: 5 2B: 4 3B: 0 HR: 0 SF: 0 SAC: 1 DP: 1 HBP: 0	WP: 0 PB: 1 SB: 2 CS: 0 PA: 48					

PITCHER	IP	WLS	BF	H	R	ER	SO	BB	IBB	HBP	BLK	WP	HR	S	P	ERA	WHIP
45 Jhoulys Chacin, R (1, 1) ERA: 3.9	7.0		27	5	2	2	9	1	0	0	0	0	0	57	82	2.57	0.857
49 Rex Brothers, L (8, 1) ERA: 0.39	1.0		4	0	0	0	1	2	0	0	0	0	0	7	17	0.00	2.000
34 Matt Belisle, R (9, 1) ERA: 3.29	1.0		3	0	0	0	1	0	0	0	0	0	0	9	12	0.00	0.000
0 Adam Ottavino, R (10, 1) ERA: 2.13	2.0		9	2	0	0	2	1	0	0	0	0	0	22	34	0.00	1.500
59 Wilton Lopez, R (12, 1) ERA: 3.62	0.2	L	5	2	1	1	1	0	1	0	0	0	0	7	13	13.50	3.000

PITCHER	IP	WLS	BF	H	R	ER	SO	BB	IBB	HBP	BLK	WP	HR	S	P	ERA	WHIP

Colorado Rockies @ Houston Astros

Minute Maid Park, Houston, TX

Mon May 27 2013, 1:13 PM - 5:34 PM CDT
Att. 15,631 - Roof Closed - 73 F

BOTTOM

livebaseballscorecards.com

AB	42
R	3
H	9
RBI	3
BB	5
SO	14
LOB	17

Colorado Rockies @ Houston Astros

Minute Maid Park, Houston, TX

Tue May 28 2013, 1:12 PM - 4:16 PM CDT

Att. 11,982 - Roof Closed - 73 F

TOP

livebaseballscorecards.com

Batter	1	2	3	4	5	6	7	8	9	AB	R	H	RBI	BB	SO	LOB
Dexter Fowler, S (1, 8) OBP: 0.379, SLG: 0.470	F SI 92 S SI 92 B FF 92 B CU 81 F FF 93 B FF 91 B SI 92 4-2 28 1B 2 1B BB		B CU 76 B FF 92 B SI 90 F FF 89 B SI 91 4-1 28 FC6-4 BB		B SI 90 C CH 81 F FF 91 X CU 80 1-2 ① G5-3			B FF 92 B SI 91 C FF 90 C FF 91 B SL 85 X FF 91 3-2 ① F8		2	1	0	0	2	0	0
28 Nolan Arenado, R (1, 5) OBP: 0.277, SLG: 0.421	F SI 91 B SL 85 X FF 93 1-1 2 1B 1-3 1B		C FF 92 F FF 92 X SI 91 0-2 ① FC6-4 5 1B 2 P6-2 1-2f		F SL 85 B SL 85 B CU 78 X FF 93 2-1 ② F7			B SI 91 F SI 91 F SI 91 C FF 92 1-3 ② K		4	0	1	0	0	1	1
5 Carlos González, L (1, 7) OBP: 0.388, SLG: 0.597	B FF 92 D SI 93 B CH 82 C FF 92 S SI 92 F SI 92 S FF 92 3-3 ① K		C FF 91 B SL 88 1 SAFE B SI 91 X FF 91 2-1 1-3 1B		B CU 78 F FF 92 S CH 80 S FF 92 1-3 ③ K			C SL 83 B SI 92 C SI 91 S SI 92 1-3 ③ K		4	0	1	0	0	3	2
2 Troy Tulowitzki, R (1, 6) OBP: 0.394, SLG: 0.588	F SI 91 X SI 90 0-1 1-2 3-H 1B		1 SAFE C SL 86 F SI 91 B SI 90 D SL 86 D SL 86 X SL 86 3-2 ②③ P6-2 3-Hf			X CU 78 0-0 ① G6-3			X SI 91 0-0 3 WP 3 1B 2B	4	1	2	1	0	0	2
3 Michael Cuddyer, R (1, 9) OBP: 0.397, SLG: 0.615	C SL 85 X SL 86 0-1 ② P4			C CU 76 B SL 86 S SI 90 B FF 94 X CU 81 2-2 20 1B 2B		C FF 92 B SL 84 F SI 89 F SI 88 X FF 93 1-2 17 G5-4-3 1B			C CU 76 S CU 76 B CU 77 X CU 76 1-2 8 S 2-H 1B	4	0	3	1	0	0	2
17 Todd Helton, L (1, 3) OBP: 0.284, SLG: 0.348	B FF 92 F FF 91 B SI 92 X FF 91 2-1 ③ G3			C FF 92 B FF 91 B FF 93 B SI 92 F FF 91 F SI 90 B CH 81 4-2 20 1B BB		X SI 90 0-0 ②③ G5-4-3 1-2f			B SI 92 X FS 82 1-0 ① L7	3	0	0	0	1	0	4
20 Wilin Rosario, R (1, 10) OBP: 0.311, SLG: 0.478		F FF 92 X FF 92 0-1 ① F8		F SI 90 F FF 90 F FF 93 D SL 86 B FF 89 X FF 93 2-2 9 G4-6-3 1-2 2-3 1B			B CU 75 C FF 88 B SL 85 F CU 75 X SI 90 2-2 ① G6-3		X SI 92 0-0 ② F8	4	0	1	0	0	0	1
8 Yorvit Torrealba, R (1, 2) OBP: 0.350, SLG: 0.260		F FF 93 B SL 86 B SI 90 X FF 93 2-1 ② F7		F SI 91 D SL 87 S SL 86 F SI 90 D SL 87 S CU 81 2-3 ① K			B SI 90 B CU 77 B FF 92 C FF 90 F SI 89 X FF 91 3-2 ② P3		B SI 92 1 SAFE B SI 91 F SI 91 B SI 92 C CU 75 B SI 92 4-2 1-2 BB	3	0	0	0	1	1	3
9 DJ LeMahieu, R (1, 4) OBP: 0.333, SLG: 0.353		C FF 93 C SI 92 B SL 85 F SI 90 X SL 84 1-2 ③ G5-3		X CU 81 0-0 ②③ G4-6-3 1-2f			X CU 77 0-0 ③ G5-3		B SI 92 B CU 78 C SI 93 C SI 93 S SI 94 2-3 ③ K	4	0	0	0	0	1	5

	AB	R	H	RBI	BB	SO	LOB
TOTAL	32	2	8	2	4	6	20

Inning Stats	1	2	3	4	5	6	7	8	9
	R: 1 E: 0 K: 1 S: 15	R: 0 E: 0 K: 0 S: 8	R: 0 E: 0 K: 0 S: 9	R: 0 E: 0 K: 1 S: 15	R: 0 E: 0 K: 1 S: 8	R: 0 E: 0 K: 0 S: 6	R: 0 E: 0 K: 0 S: 7	R: 0 E: 0 K: 2 S: 9	R: 1 E: 0 K: 1 S: 11
	H: 2 LOB: 2 BB: 1 P: 25	H: 0 LOB: 0 BB: 0 P: 11	H: 1 LOB: 1 BB: 1 P: 18	H: 2 LOB: 2 BB: 1 P: 25	H: 0 LOB: 0 BB: 0 P: 12	H: 1 LOB: 0 BB: 0 P: 7	H: 0 LOB: 0 BB: 0 P: 12	H: 0 LOB: 0 BB: 0 P: 14	H: 2 LOB: 2 BB: 1 P: 19

	1B	SF	WP	PA
	6	0	1	36
	2B	SAC	PB	
	3	0	0	
	3B	DP	SB	
	0	3	1	
	HR	HBP	CS	
	0	0	0	

PITCHER		IP	WLS	BF	H	R	ER	SO	BB	IBB	HBP	BLK	WP	HR	S	P	ERA	WHIP
18 Jordan Lyles, R ERA: 4.5	(1, 1)	7.0		27	6	1	1	3	3	0	0	0	0	0	68	110	1.29	1.286
53 Wesley Wright, L ERA: 3.8	(8, 1)	1.0		3	0	0	0	2	0	0	0	0	0	0	9	14	0.00	0.000
41 Jose Veras, R ERA: 4.5	(9, 1)	1.0	L	6	2	1	1	1	1	0	0	0	1	0	11	19	9.00	3.000

PITCHER		IP	WLS	BF	H	R	ER	SO	BB	IBB	HBP	BLK	WP	HR	S	P	ERA	WHIP

Colorado Rockies @ Houston Astros

Minute Maid Park, Houston, TX

Tue May 28 2013, 1:12 PM - 4:16 PM CDT

Att. 11,982 - Roof Closed - 73 F

livebaseballscorecards.com

BOTTOM

Batter	1	2	3	4	5	6	7	8	9	AB	R	H	RBI	BB	SO	LOB
2 Brandon Barnes, R (1, 8) OBP: 0.385, SLG: 0.449	C FF 89 B FF 91 B FS 83 F FS 83 X FF 92 2-2 ① L9		1 SAFE X FF 91 0-0 ③ G1-3		B FF 91 B FF 92 1 SAFE C FF 92 F FS 83 B FF 92 C FS 84 3-3 ③ K			B FF 89 B FC 90 C FF 91 F SL 84 X FF 91 2-2 ① P3		4	0	0	0	0	1	2
27 Jose Altuve, R (1, 4) OBP: 0.346, SLG: 0.403	X FF 92 0-0 ② G5-3			F FF 88 C CU 75 H SL 85 1-2 22 CS HBP		C CU 72 B FS 82 X FF 91 1-1 ① G5-3		X SL 85 0-0 ② G6-3		3	0	0	0	0	0	0
22 Carlos Corporán, S (1, 2) OBP: 0.391, SLG: 0.508	B FF 90 B FS 84 C FS 83 B FF 92 F FF 91 X FS 84 3-2 ③ G6-3			**B FF 90** **F FF 90** 1 SAFE 1 SAFE F FF 90 B FF 92 H SL 86 3-2 ① 14 2B 23 FC5 **1-2** HBP		B FF 91 X FF 91 1-0 1B		B CU 71 C FF 90 F FC 91 X SL 84 1-2 ③ G6-3		3	1	1	0	0	0	0
14 J.D. Martinez, R (1, 7) OBP: 0.281, SLG: 0.481		B FF 88 C FF 89 B FF 91 X FS 82 2-1 23 G5-4-3 1B		C FF 91 B FF 91 X FF 90 1-1 **1-3** 2B		B FS 83 C FS 84 F FS 84 B FS 86 B FF 90 F FS 84 S FS 85 3-3 ② K			C FC 91 C FC 90 C FF 91 0-3 ① K	4	0	2	0	0	2	1
23 Chris Carter, R (1, 3) OBP: 0.296, SLG: 0.399		B FF 90 C FS 83 B FF 91 X FF 91 2-1 ①② G5-4-3 **1-2f**		X FS 84 0-0 FC5 12 G4-6-3 **3-H**		S FF 90 1 SAFE X FS 84 0-1 ③ G5-3			B FC 91 F FC 90 C FC 91 B SL 80 F FC 90 F FC 90 S FC 90 2-3 ② K	4	0	0	1	0	1	3
12 Carlos Pena, L (1, 10) OBP: 0.342, SLG: 0.352		B SL 84 S SL 84 B SL 85 B FF 92 F FS 84 B FF 92 4-2 38 CS BB		X FS 84 0-0 ②③ G4-6-3 **1-2f**				B FS 82 S FS 84 B FS 84 S FS 84 S SL 84 2-3 ① K	S SL 78 B SL 79 X FC 89 1-1 ③ F8	3	0	0	0	1	1	2
38 Jimmy Paredes, S (1, 9) OBP: 0.270, SLG: 0.345		F FF 90 D CU 75 C FS 83 1-2 ③ CS **1-2**	B FF 88 B FF 88 B FF 90 C FF 91 X FF 91 3-1 ① L8		B CU 73 X FS 82 1-0 ① G1-3			F FF 88 F CU 76 B FF 91 B CU 78 F FS 85 F FS 85 B FS 84 F FS 86 B FF 92 4-2 BB		2	0	0	0	1	0	0
30 Matt Dominguez, R (1, 5) OBP: 0.273, SLG: 0.404			C CU 75 B FF 92 X FF 91 1-1 ② G3-1		B CU 74 X FS 82 1-0 ② F7			B FF 90 C FS 84 X FF 91 1-1 ② L9		3	0	0	0	0	0	1
13 Ronny Cedeno, R (1, 6) OBP: 0.347, SLG: 0.418			C CU 74 B FF 91 S FS 83 X SL 84 1-2 1B		C FF 92 B CU 75 C CU 73 F FF 92 B FS 82 X FS 83 2-2 1B			1 SAFE **B CU 73** **C FS 84** 1 SAFE F SL 85 F FF 91 D FS 86 1 SAFE F FF 91 2-3 ③ K F SL 85 S FS 84		3	0	2	0	0	1	1
Inning Stats	R: 0 E: 0 K: 0 S: 7 H: 0 LOB: 0 BB: 0 P: 12	R: 0 E: 0 K: 0 S: 8 H: 1 LOB: 0 BB: 1 P: 17	R: 0 E: 0 K: 0 S: 8 H: 1 LOB: 1 BB: 0 P: 13	R: 1 E: 0 K: 0 S: 8 H: 1 LOB: 1 BB: 0 P: 13	R: 0 E: 0 K: 1 S: 9 H: 1 LOB: 1 BB: 0 P: 16	R: 0 E: 0 K: 1 S: 9 H: 1 LOB: 1 BB: 0 P: 14		R: 0 E: 0 K: 2 S: 16 H: 0 LOB: 1 BB: 1 P: 25	R: 0 E: 0 K: 0 S: 7 H: 0 LOB: 0 BB: 0 P: 10	R: 0 E: 0 K: 2 S: 10 H: 0 LOB: 0 BB: 0 P: 13	1B: 4 2B: 1 3B: 0 HR: 0	SF: 0 SAC: 0 DP: 2 HBP: 2	WP: 0 PB: 0 SB: 0 CS: 2	PA: 34				

	AB	R	H	RBI	BB	SO	LOB
AB	29						
R	1						
H	5						
RBI	1						
BB	2						
SO	6						
LOB	10						

PITCHER		IP	WLS	BF	H	R	ER	SO	BB	IBB	HBP	BLK	WP	HR	S	P	ERA	WHIP
29 Jorge De La Rosa, L ERA: 3.16	(1, 1)	7.0		27	5	1	1	4	2	0	2	0	0	0	65	110	1.29	1.000
34 Matt Belisle, R ERA: 3.18	(8, 1)	1.0	W	3	0	0	0	0	0	0	0	0	0	0	7	10	0.00	0.000
63 Rafael Betancourt, R ERA: 2.41	(9, 1)	1.0	S	3	0	0	0	2	0	0	0	0	0	0	10	13	0.00	0.000

PITCHER	IP	WLS	BF	H	R	ER	SO	BB	IBB	HBP	BLK	WP	HR	S	P	ERA	WHIP

Batter	1	2	3	4	5	6	7	8	9	AB	R	H	RBI	BB	SO	LOB
2 Brandon Barnes, R (1, 8) OBP: 0.390, SLG: 0.452	X FF 91 0-0 ① G6-3		B SL 85 C SL 85 X SI 93 1-1 ② G5-3			C CU 76 X SL 85 0-1 27 1B 15 SF7 1B		1 SAFE B SL 84 C FF 93 B SL 84 X FF 92 2-1 ① SH1-4 1-2	F SL 88 B FF 93 S SL 88 2 SAFE X SL 88 1-2 27 PB 2-H 1B	4	1	2	1	0	0	0
27 Jose Altuve, R (1, 4) OBP: 0.347, SLG: 0.400	C FF 91 B FF 92 B FF 90 B SI 92 S SI 91 S SI 92 3-3 ② K		X SL 86 0-0 ③ B5-3			F FF 91 C SL 86 B FF 91 B FF 94 1 SAFE B SL 83 1 SAFE X SL 85 3-2 14 S 1-3 1B		I I IN 57 I I IN 55 4-0 14 1B 12 CS IBB	B FF 94 C SL 87 B FF 92 X FF 93 2-1 ③ L9 1-2	4	0	1	0	1	1	1
15 Jason Castro, L (1, 2) OBP: 0.328, SLG: 0.467	S SI 92 B SI 93 F FF 93 F SI 94 B CU 79 S FF 94 2-3 ③ K			C CU 77 B FF 93 F CH 83 F CU 79 B FF 94 X SI 93 2-2 ① G5-3		C SI 93 S FF 94 F FF 94 B CU 78 X FF 93 1-2 ① SF7 3-H		B FF 91 S SL 84 S SL 85 S SL 86 1-3 ② K		3	0	0	1	0	2	2
14 J.D. Martinez, R (1, 9) OBP: 0.288, SLG: 0.482		X FF 92 0-0 23 2B 30 SF7 1B		B SI 94 C SL 86 B SL 86 B SI 93 F FF 93 S SL 85 3-3 ② K		1 SAFE C SL 86 S SL 85 B FF 95 B SL 85 S SL 85 2-3 ② K 1-2		X FF 93 0-0 1-3 2-H 1B		4	1	2	1	0	2	1
12 Carlos Pena, L (1, 3) OBP: 0.345, SLG: 0.369		B FF 92 F CU 77 B FF 93 T FF 92 T SI 94 2-2 ① K		B CU 80 B CU 78 F FF 93 B SI 93 B CU 75 4-1 23 WP BB		S SI 93 B CU 77 B FF 93 F CU 79 S FF 93 2-3 ③ K		B FF 94 3 SAFE 1-0 CS 3-H	S FF 94 B SI 95 B FF 95 B SI 93 F FF 95 X FF 95 3-2 HR	3	1	1	1	1	2	2
23 Chris Carter, R (1, 7) OBP: 0.296, SLG: 0.403 8 Trevor Crowe, S (8, 7) OBP: 0.282, SLG: 0.306		F FF 94 X FF 93 0-1 1-3 2B		S SL 85 B FF 94 F SI 93 B SL 87 S SL 87 2-3 ③ K 1-2			C SL 84 F SI 95 C SL 86 0-3 ① K		X FF 95 0-0 38 1B 9 SH1-3 1B	3 1	0 1	1 1	0 0	0 0	2 0	1 0
30 Matt Dominguez, R (1, 5) OBP: 0.267, SLG: 0.398		C CU 79 D FF 94 X CU 78 1-1 ② SF7 3-H			S SL 86 C SL 85 B SL 85 T SL 85 1-2 ① K		F FF 94 C SL 84 F SL 85 X SL 86 0-2 ② G6-3		1 SAFE 1 SAFE B SL 87 F FF 94 B FF 94 1 SAFE F FF 94 F SL 88 X FF 94 2-2 ① F9	3	0	0	1	0	1	1
13 Ronny Cedeno, R (1, 6) OBP: 0.333, SLG: 0.400 56 Paul Clemens, R (7, 1) 54 Travis Blackley, L (8, 1) 62 Hector Ambriz, L (8, 1) 38 Jimmy Paredes, S (9, PH) OBP: 0.281, SLG: 0.356 41 Jose Veras, R (9, 1)		B CU 78 C SL 85 S SL 85 F SL 85 S SI 94 1-3 ③ K			C FF 93 X FF 93 0-1 ② L8		B SL 85 C SL 83 X FF 95 1-1 ③ L8		1 SAFE 1 SAFE C FF 94 P PO 81 X SI 93 1-1 9 SH1-3 2 1B 1-3 1B	3 0 0 0 1 0	0 0 0 0 1 0	0 0 0 0 1 0	0 0 0 0 1 0	0 0 0 0 0 0	1 0 0 0 0 0	1 0 0 0 0 0
45 Erik Bedard, L (1, 1) 9 Marwin Gonzalez, S (7, 6) OBP: 0.263, SLG: 0.359			B SI 90 B SI 89 B FF 89 C SI 89 C SI 89 X SI 89 3-2 ① G1-3		B FF 90 C FF 92 B FF 92 C FF 90 C FF 91 2-3 ③ K			C FF 93 S SL 85 X FF 95 0-2 2 SH1-4 14 1B 1B	X FF 94 0-0 ② SH1-3 1-2 3-H	2 1	0 1	0 1	0 1	0 0	1 0	0 0

Inning Stats	1	2	3	4	5	6	7	8	9
	R: 0 E: 0 K: 2 S: 8	H: 0 LOB: 0 BB: 0 P: 13	R: 1 E: 0 K: 2 S: 12	H: 2 LOB: 1 BB: 0 P: 16	R: 0 E: 0 K: 0 S: 6	H: 0 LOB: 0 BB: 0 P: 10	R: 0 E: 0 K: 2 S: 11	H: 0 LOB: 1 BB: 1 P: 22	R: 0 E: 0 K: 2 S: 8	H: 0 LOB: 0 BB: 0 P: 11	R: 1 E: 0 K: 2 S: 15	H: 2 LOB: 1 BB: 0 P: 23	R: 0 E: 0 K: 1 S: 9	H: 0 LOB: 0 BB: 0 P: 10	R: 1 E: 0 K: 1 S: 9	H: 2 LOB: 1 BB: 1 P: 17	R: 3 E: 0 K: 0 S: 17	H: 4 LOB: 1 BB: 0 P: 25

1B: 8 SF: 2
2B: 1 SAC: 2
3B: 0 DP: 0
HR: 1 HBP: 0

WP: 1 PA: 39
PB: 1
SB: 1
CS: 1

PITCHER		IP	WLS	BF	H	R	ER	SO	BB	IBB	HBP	BLK	WP	HR	S	P	ERA	WHIP
32 Tyler Chatwood, R ERA: 2.12	(1, 1)	6.0		23	4	2	2	10	1	0	0	0	1	0	60	95	3.00	0.833
61 Edgmer Escalona, R ERA: 3.07	(7, 1)	1.1	L	6	1	1	1	1	0	1	0	0	0	0	14	21	6.75	0.750
49 Rex Brothers, L ERA: 0.38	(8, 1)	0.2		2	1	0	0	1	0	0	0	0	0	0	4	6	0.00	1.500
62 Rob Scahill, R ERA: 4.26	(9, 1)	1.0		7	4	3	3	0	0	0	0	0	0	1	17	25	27.00	4.000

PITCHER	IP	WLS	BF	H	R	ER	SO	BB	IBB	HBP	BLK	WP	HR	S	P	ERA	WHIP

TOP

Houston Astros @ Colorado Rockies

Coors Field, Denver, CO

Wed May 29 2013, 6:42 PM - 10:11 PM MDT

Att. 26,881 - Partly Cloudy - 63 F

livebaseballscorecards.com

AB	32
R	6
H	10
RBI	6
BB	2
SO	12
LOB	9

BOTTOM

Houston Astros @ Colorado Rockies

Coors Field, Denver, CO

Wed May 29 2013, 6:42 PM - 10:11 PM MDT

Att. 26,881 - Partly Cloudy - 63 F

livebaseballscorecards.com

Batter	1	2	3	4	5	6	7	8	9	AB	R	H	RBI	BB	SO	LOB
Dexter Fowler, S (1, 8) OBP: 0.380, SLG: 0.465	X FS 83 0-0 5 FC4-6 1B		B B C X FF 87 2-1 ① F9		C SI 86 B FS 82 B FF 87 F SI 89 S FF 88 2-3 ① K	F FS 79 X SI 87 0-1 ③ FC5 1-2 2-3f		D CH 82 B SI 92 1 SAFE B SI 89 D SI 88 4-0 1-2 BB		4	0	1	0	1	1	2
15 Jordan Pacheco, R (1, 3) OBP: 0.325, SLG: 0.364	B FS 83 F SI 87 X FF 88 1-1 ① P6		X SI 88 0-0 ② B5-3		C SI 88 B SI 89 B FF 89 B SI 86 F FF 87 F SI 89 X FC 86 3-2 5 G5-3 2 2B 1B		C FF 94 C FF 95 B FF 96 B FF 96 B CH 83 X FF 92 3-2 ① G5-3	B FF 92 C FF 92 S SL 84 D SL 85 F FF 91 F SL 84 X FF 93 2-2 ③ L3		5	1	1	0	0	0	3
5 Carlos González, L (1, 7) OBP: 0.380, SLG: 0.582	X SI 86 0-0 ② FC4-6 1-2f		B SI 88 B SI 88 S FS 81 C SI 88 S FF 87 2-3 ③ K		B SI 88 B FF 87 B FF 89 F SI 87 X FS 83 3-1 ② G5-3 1-2		C FF 93 X CH 84 0-1 ② P6		F SI 91 B SI 92 B SI 92 X SI 92 2-1 ① L8	5	0	0	0	0	1	2
2 Troy Tulowitzki, R (1, 6) OBP: 0.404, SLG: 0.633	C SI 88 B SI 89 C SI 88 C FF 88 1-3 ③ K			X FS 81 0-0 HR	S FS 81 B FF 86 D FS 82 F FF 89 X FF 87 2-2 2-H 2B		B CU 72 B CH 85 B CH 85 B FF 93 4-0 3 1B BB		C CU 75 B SI 93 B SI 92 X SI 92 2-1 HR	4	2	3	3	1	1	1
3 Michael Cuddyer, R (1, 9) OBP: 0.404, SLG: 0.614		B SI 84 B SI 84 B SI 86 C SI 86 X SI 89 3-1 9 BB 1B	B SI 84 B CH 73 X SI 84 2-0 28 S 1B		B FS 83 C SI 88 X FF 88 1-1 ③ P3		B FF 94 S CH 82 F FF 94 X FF 96 1-2 1-2 1B		B SI 94 C SI 93 C CU 78 S CU 76 1-3 ② K	5	0	3	0	0	1	1
20 Wilin Rosario, R (1, 2) OBP: 0.302, SLG: 0.463		C SI 88 F SI 88 B SI 89 F FF 89 X CU 74 1-2 ① L7	B SI 85 X SI 84 1-0 ① L8			B SI 84 F FS 80 F CH 72 X FS 83 1-2 ① P2	S FF 95 S CU 80 D CU 82 C CU 79 1-3 ③ K		X SI 92 0-0 ③ G5-3	5	0	0	0	0	1	4
28 Nolan Arenado, R (1, 5) OBP: 0.276, SLG: 0.409		C CU 74 B SI 89 S CH 73 X SI 90 1-2 ② P4	F CH 77 B SI 88 B SI 89 B CH 74 B SI 85 4-1 1-2 BB			F FS 80 S CH 72 X FF 86 0-2 ② F8		X FF 94 0-0 ① G6-3		3	0	0	0	1	0	1
9 DJ LeMahieu, R (1, 4) OBP: 0.350, SLG: 0.333		F SI 89 F SI 90 B FF 88 B FF 89 D CU 72 B SI 88 4-2 1-2 BB	C FF 74 C FF 88 S FF 87 0-3 ② K			B FS 80 B SI 87 B FS 80 B FS 82 4-0 FC5 1 1B BB		C FF 94 X CH 84 0-1 ② L8		2	0	0	0	2	1	2
32 Tyler Chatwood, R (1, 1) OBP: 0.417, SLG: 0.417 1 Eric Young Jr., S (6, PH) OBP: 0.308, SLG: 0.396 61 Edgmer Escalona, R (7, 1) 49 Rex Brothers, L (8, 1) 17 Todd Helton, L (8, PH) OBP: 0.291, SLG: 0.348 18 Jonathan Herrera, S (8, PR) OBP: 0.291, SLG: 0.327 62 Rob Scahill, L (9, 1)		X SI 91 0-0 ③ G4-3	B SI 90 X FF 87 1-0 ③ G5-3			F FF 87 X SI 88 0-1 FC5 1-2 1B		C FC 86 B SI 91 B FC 87 B FC 86 S FC 85 B SI 91 4-2 BB BB		2 0 0 0 0 0 4 1 0 1 0 0 0 0 0 0 0 0 0 0 0 0 0 0 0 0 0 0 0 0 0 0 1 0 0 0 0 0 0 0 0 0 0 0 0 0 0 0 0						
Inning Stats	R: 0 E: 0 K: 1 S: 7 H: 1 LOB: 1 BB: 0 P: 9	R: 0 E: 0 K: 0 S: 12 H: 1 LOB: 2 BB: 1 P: 21	R: 0 E: 0 K: 1 S: 6 H: 0 LOB: 0 BB: 0 P: 10	R: 1 E: 0 K: 1 S: 8 H: 2 LOB: 2 BB: 1 P: 16	R: 1 E: 0 K: 1 S: 14 H: 2 LOB: 1 BB: 0 P: 25	R: 0 E: 0 K: 0 S: 10 H: 1 LOB: 2 BB: 1 P: 15	R: 0 E: 0 K: 1 S: 11 H: 1 LOB: 2 BB: 1 P: 20	R: 0 E: 0 K: 0 S: 10 H: 0 LOB: 2 BB: 2 P: 20	R: 1 E: 0 K: 1 S: 8 H: 1 LOB: 0 BB: 0 P: 13	1B: 6 2B: 1 3B: 0 HR: 2 SF: 0 SAC: 0 DP: 0 HBP: 0				WP: 0 PB: 0 SB: 1 CS: 0		PA: 42

	AB	36
	R	3
	H	9
	RBI	3
	BB	6
	SO	6
	LOB	20

PITCHER		IP	WLS	BF	H	R	ER	SO	BB	IBB	HBP	BLK	WP	HR	S	P	ERA	WHIP
45 Erik Bedard, L ERA: 5.32	(1, 1)	6.0		28	7	2	2	4	3	0	0	0	0	1	57	96	3.00	1.667
56 Paul Clemens, R ERA: 4.13	(7, 1)	1.2	W	7	1	0	0	1	1	0	0	0	0	0	14	23	0.00	1.200
54 Travis Blackley, L ERA: 3.66	(8, 1)	0.0		2	0	0	0	0	2	0	0	0	0	0	2	10	∞	∞
62 Hector Ambriz, R ERA: 4.88	(8, 1)	0.1	H	1	0	0	0	0	0	0	0	0	0	0	5	7	0.00	0.000
41 Jose Veras, R ERA: 4.7	(9, 1)	1.0		4	1	1	1	1	0	0	0	0	0	1	8	13	9.00	1.000

PITCHER		IP	WLS	BF	H	R	ER	SO	BB	IBB	HBP	BLK	WP	HR	S	P	ERA	WHIP

TOP

Houston Astros @ Colorado Rockies

Coors Field, Denver, CO

Thu May 30 2013, 6:44 PM - 10:04 PM MDT

Att. 26,239 - Clear - 68 F

livebaseballscorecards.com

Batter	1	2	3	4	5	6	7	8	9	AB	R	H	RBI	BB	SO	LOB
2 Brandon Barnes, R (1, 8) OBP: 0.368, SLG: 0.423	C FF 92 F FF 92 S SL 83 0-3 ① K		F SL 82 F FF 91 F FF 91 D SL 81 D SL 84 X FF 93 2-2 ① F8		C SL 85 D SL 82 F FF 93 X SL 81 1-2 ③ F7	C FF 93 S FS 84 S FS 84 0-3 ③ K		X ST 82 0-0 ③ G4-3		5	0	0	0	0	2	4
27 Jose Altuve, R (1, 4) OBP: 0.344, SLG: 0.395	B FF 91 B SL 82 F FF 91 X FF 93 2-1 ② G5-3		F SL 83 D SL 83 F FF 91 F FF 90 X FF 92 1-2 ②③ L1-3 1-1			X FF 90 0-0 15 2B 14 1B 1B	C ST 79 S ST 79 X ST 80 0-2 ① G5-3		C SI 90 B FF 92 C CH 81 F FF 94 B FF 94 X FF 94 2-2 ① F8	5	1	1	0	0	0	1
15 Jason Castro, L (1, 2) OBP: 0.341, SLG: 0.482	B FF 90 C FF 91 B CH 82 B CH 84 B FF 92 4-1 14 1B BB			B FF 90 X CH 82 1-0 14 1B 12 G3-6 2B		B FF 88 F FF 88 1 SAFE B CH 86 S FF 90 X FF 90 2-2 14 1B 12 1B 2B 1-3	B FF 88 C ST 79 B FF 88 B CH 88 B CH 87 4-1 BB		S SL 81 C SL 80 X SL 82 0-2 ② F8	3	2	2	0	2	0	0
14 J.D. Martinez, R (1, 9) OBP: 0.309, SLG: 0.496	X SL 85 0-0 1-3 1B			F FF 92 X FF 92 0-1 12 G3-6 2-3 1B		X SL 83 0-0 12 1B 23 HR 1B 2-3 3-H	C ST 79 S CH 86 C ST 80 0-3 ② K		S CH 81 X FF 94 0-1 1B	5	1	4	1	0	1	1
12 Carlos Pena, L (1, 3) OBP: 0.342, SLG: 0.364	C FF 91 C FF 93 F FF 92 1 SAFE S SL 83 0-3 ③ K			1 SAFE B FF 90 B FF 91 F FF 88 X FF 92 2-1 ①② G3-6 1-2f 3-H		X FF 89 0-0 23 HR 1B 1-2 3-H	B FF 88 C FF 89 S ST 80 1 SAFE B ST 79 X ST 81 2-2 ③ G4-3		B SL 82 S SL 82 B FF 90 S SL 82 C FF 94 2-3 ③ K	5	1	1	1	0	2	5
23 Chris Carter, R (1, 7) OBP: 0.297, SLG: 0.419 8 Trevor Crowe, S (6, 7) OBP: 0.300, SLG: 0.324		F FF 90 X FF 92 0-1 ① G6-3		B FF 90 C SL 84 B FF 93 X FF 92 2-1 ③ G6-3		F SI 88 B SI 89 F SI 88 B SI 90 B SI 91 X SI 89 3-2 HR 1-H 2-H		B FF 89 B ST 79 C CH 88 X CH 88 2-1 43 SH3-4 13 HBP 1B		3 1	1 0	1 1	3 0	0 0	0 0	0 0
30 Matt Dominguez, R (1, 5) OBP: 0.267, SLG: 0.411		C FF 91 B FF 90 B SL 83 X SL 83 2-1 ② G5-3			C SL 84 B FF 89 B FF 92 B SL 85 X FF 90 3-1 ① F7	B SI 90 S SI 90 S FS 84 X FS 84 1-2 HR		1 SAFE 1 SAFE B ST 81 1 SAFE F ST 81 X ST 81 1-1 ① P3		4	1	1	1	0	0	1
13 Ronny Cedeno, R (1, 6) OBP: 0.329, SLG: 0.384		B FF 90 C FF 91 F FF 90 X FF 92 1-2 ③ F9			C SL 86 C FF 94 S SL 84 0-3 ② K	F FF 93 S FS 85 S FS 85 0-3 ① K		1 SAFE H FF 88 1-0 43 SH3-4 HBP 1-2		3	0	0	0	0	2	0
64 Lucas Harrell, S (1, 1) OBP: 0.600, SLG: 0.333 43 Brad Peacock, R (6, 1) 53 Wesley Wright, R (9, 1) 62 Hector Ambriz, L (9, 1)			C FF 91 B FF 89 B FF 92 B FF 91 S FF 89 B FF 91 4-2 27 L1-3 BB		C FF 94 B FF 94 B FF 94 S FF 93 B 3-2 BB	B SI 90 X FF 90 1-0 ② G3-1		X CH 87 0-0 ② SH3-4 1-2 2-3		1 0 0 0	0 0 0 0	0 0 0 0	0 0 0 0	2 0 0 0	0 0 0 0	0 0 0 0

Inning Stats	1	2	3	4	5	6	7	8	9
	R: 0 E: 0 K: 2 S: 11	R: 0 E: 0 K: 0 S: 7	R: 0 E: 0 K: 0 S: 10	R: 1 E: 0 K: 0 S: 7	R: 0 E: 0 K: 1 S: 10	R: 6 E: 0 K: 2 S: 19	R: 0 E: 0 K: 1 S: 10	R: 0 E: 0 K: 0 S: 6	R: 0 E: 0 K: 1 S: 12
	H: 1 LOB: 2 BB: 1 P: 17	H: 0 LOB: 0 BB: 0 P: 10	H: 0 LOB: 0 BB: 1 P: 17	H: 2 LOB: 0 BB: 0 P: 12	H: 0 LOB: 1 BB: 1 P: 17	H: 6 LOB: 0 BB: 0 P: 26	H: 0 LOB: 1 BB: 1 P: 16	H: 1 LOB: 2 BB: 0 P: 10	H: 1 LOB: 1 BB: 0 P: 16

| | | |

BOTTOM

Houston Astros @ Colorado Rockies

Coors Field, Denver, CO

Thu May 30 2013, 6:44 PM - 10:04 PM MDT

Att. 26,239 - Clear - 68 F

livebaseballscorecards.com

Batter	1	2	3	4	5	6	7	8	9	AB	R	H	RBI	BB	SO	LOB
Dexter Fowler, S (1, 8) OBP: 0.385, SLG: 0.463	C SI 90 S SI 90 B FF 90 B SI 90 S CH 84 2-3 ① **K**	X CH 81 0-0 5 S 1B 2-H	B SI 91 C SI 90 F FF 91 X SL 87 1-2 ②③ **G1-2-3** 3-Hf			F SI 91 F SL 87 B FF 92 B SL 87 B CU 82 B SL 89 4-2 9 1B 5 1B BB		C FF 94 B CH 82 B FF 94 B CH 82 F FF 94 B FF 93 4-2 BB		3	1	1	1	2	1	3
9 DJ LeMahieu, R (1, 4) OBP: 0.356, SLG: 0.325	C SI 92 X SI 91 0-1 ② **G1-3**	B SI 92 B SI 91 C SI 92 F SI 91 H SI 91 3-2 5 S HBP	B SI 89 C SI 90 F SL 86 B SI 90 F FF 91 X FF 90 2-2 ① **G5-3**			B SI 92 C SI 91 B SI 91 B SI 93 F SI 92 1 SAFE X SI 92 3-2 5 1B 1-3 1B		B FF 92 F FF 92 B FF 92 F FF 92 C FF 92 2-3 ③ **K**		4	0	1	0	0	1	1
5 Carlos González, L (1, 7) OBP: 0.389, SLG: 0.583	B SI 90 B SI 90 B CH 84 B SI 90 4-0 2 S 3 1B BB	D CH 82 B SI 90 C CH 82 S CH 82 B FF 91 F CH 83 B FF 93 4-2 1-2 2-3 BB	B SI 90 F SI 90 F SL 88 B SL 88 B CH 84 X SL 88 3-2 ② **G3-1**			B SL 88 D CH 82 X CH 81 2-0 2 FC6-4 1-3 3-H 1B			C FF 90 X SI 89 0-1 2 1B 2 S 17 SF7 1B	3	2	2	1	2	0	0
2 Troy Tulowitzki, R (1, 6) OBP: 0.404, SLG: 0.624	B SI 91 B SI 90 B SL 87 C SI 92 C SI 92 B FF 92 4-2 3 E 3 1B 1-3 BB	C SI 92 B SI 91 S CU 80 B FF 91 X SI 91 2-2 ③ **F9**	B SL 88 B SI 92 X SI 93 2-0 ③ **G4-3**			B FF 91 X FF 92 1-0 ③ **FC6-4** 1-2f			B SL 84 C FF 92 F SL 84 X SL 85 1-2 1-3 1B	4	0	1	0	1	0	5
3 Michael Cuddyer, R (1, 9) OBP: 0.404, SLG: 0.607	1 SAFE X FF 91 0-0 **E4** 1-3 3-H 1B	C SI 90 B FF 90 F SI 90 B FF 91 X SI 91 2-2 17 FC4-6 1B	C SI 91 B SL 88 X SL 87 1-1 ① **F9**				B FF 92 F FF 92 B FF 93 X FF 92 2-1 ① **G6-3**		B FF 93 F FF 93 T SL 84 S SL 86 1-3 ① **K**	5	0	2	1	0	1	2
17 Todd Helton, L (1, 3) OBP: 0.287, SLG: 0.344	D FF 90 D SI 89 C FF 91 C FF 91 B FF 91 F FF 92 X CH 82 3-2 ③ **G4-3**		C SI 90 X FF 90 0-1 ① **FC4-6** 28 E 8 1B 1-2f		B SI 90 B SL 88 S SI 92 X FF 92 2-1 28 G1-6-3 1B		C FF 94 X FF 93 0-1 ② **F8**		X FF 92 0-0 ② **SF7** 3-H	4	1	1	1	0	0	3
28 Nolan Arenado, R (1, 5) OBP: 0.264, SLG: 0.391		C SI 91 C CU 80 B FF 90 B SI 91 X SI 91 2-2 ① **G5-3**	C CU 80 B SI 91 X SI 90 1-1 **FC6** 44 SH 8 1B G1-2-3 2-3		D SL 88 X SI 93 1-0 ②③ **G1-6-3** 1-2f		C SL 83 F FF 93 B FF 92 S KC 75 1-3 ③ **K2-3**		S SL 84 B FF 94 F SL 84 C SL 85 1-3 ③ **K**	5	0	0	0	0	2	3
8 Yorvit Torrealba, R (1, 2) OBP: 0.375, SLG: 0.296		B SI 90 B SI 93 C SI 92 B FF 92 X SI 92 3-1 44 SH1-4 1B 1B	X CU 80 0-0 44 SH 1-2 3-H 1B			C SI 91 F SL 87 B FF 91 S SL 86 1-3 ① **K**		C FF 92 F FF 93 X KC 75 0-2 15 G4-6-3 1B		4	1	3	1	0	1	0
44 Juan Nicasio, R (1, 1) OBP: 0.267, SLG: 0.154 59 Wilton Lopez, R (6, 1) 1 Eric Young Jr., S (6, PH) OBP: 0.306, SLG: 0.393 0 Adam Ottavino, S (7, 1) 15 Jordan Pacheco, R (8, PH) OBP: 0.322, SLG: 0.360 88 Josh Outman, L (9, 1)		X SI 91 0-0 ② **SH1-4** 1-2	X SI 90 0-0 **SH** 1-2 2-3			B SL 86 F SI 90 F SI 92 B SL 88 B SL 92 X SI 92 3-2 ② **G3-1**		C FF 93 F FF 93 X FF 93 0-2 ①② **G4-6-3** 1-2f		0 0 1 0 1 0	0 0 0 0 0 0	0 0 0 0 0 0	0 0 0 0 0 0	0 0 0 0 0 0	0 0 0 0 1 0	0 0 0 0 1 0
Inning Stats	R: 1 E: 1 K: 1 S: 12 H: 1 LOB: 2 BB: 2 P: 25	R: 1 E: 0 K: 0 S: 15 H: 2 LOB: 3 BB: 1 P: 29	R: 1 E: 3 K: 0 S: 12 H: 2 LOB: 2 BB: 0 P: 16	R: 0 E: 0 K: 0 S: 8 H: 0 LOB: 0 BB: 0 P: 15	R: 0 E: 0 K: 0 S: 5 H: 1 LOB: 0 BB: 0 P: 9	R: 1 E: 0 K: 1 S: 13 H: 2 LOB: 2 BB: 1 P: 27	R: 0 E: 0 K: 1 S: 7 H: 0 LOB: 0 BB: 0 P: 10	R: 0 E: 0 K: 1 S: 11 H: 1 LOB: 1 BB: 1 P: 17	R: 1 E: 0 K: 2 S: 12 H: 2 LOB: 1 BB: 0 P: 15	1B: 11 2B: 0 3B: 0 HR: 0 SF: 1 SAC: 2 DP: 3 HBP: 1	WP: 0 PB: 0 SB: 5 CS: 0 PA: 43					

	AB	34
	R	5
	H	11
	RBI	5
	BB	5
	SO	6
	LOB	18

PITCHER		IP	WLS	BF	H	R	ER	SO	BB	IBB	HBP	BLK	WP	HR	S	P	ERA	WHIP
64 Lucas Harrell, R ERA: 5.37	(1, 1)	5.2	W	30	8	4	3	2	4	0	1	0	0	0	64	119	4.76	2.118
43 Brad Peacock, R ERA: 8.51	(6, 1)	2.1	H	8	1	0	0	2	1	0	0	0	0	0	19	29	0.00	0.857
53 Wesley Wright, L ERA: 4.22	(9, 1)	0.0		1	1	1	1	0	0	0	0	0	0	0	2	2	∞	∞
62 Hector Ambriz, R ERA: 4.68	(9, 1)	1.0	S	4	1	0	0	2	0	0	0	0	0	0	10	13	0.00	1.000

PITCHER	IP	WLS	BF	H	R	ER	SO	BB	IBB	HBP	BLK	WP	HR	S	P	ERA	WHIP

Houston Astros @ Los Angeles Angels

Angel Stadium of Anaheim, Anaheim, CA

Fri May 31 2013, 7:08 PM - 10:18 PM PDT

Att. 34,401 - Partly Cloudy - 72 F

livebaseballscorecards.com

TOP

Batter	1	2	3	4	5	6	7	8	9	AB	R	H	RBI	BB	SO	LOB
2 Brandon Barnes, R (1, 8) OBP: 0.359, SLG: 0.410	B FF 91 X FF 91 1-0 ① P6		B FF 88 C FF 87 X SL 80 1-1 ② P6		X FF 88 0-0 ① F8		B FF 90 C FF 90 X SL 80 1-1 27 1B; 15 E; 1B 3-H	C FF 89 X FF 90 0-1 ② L9		5	1	1	1	0	0	1
27 Jose Altuve, R (1, 4) OBP: 0.341, SLG: 0.390	F FF 91 B FF 90 X FF 90 1-1 ② F9		X SL 81 0-0 ③ L9		B FF 89 C SL 80 C SL 81 B FF 89 X SL 80 2-2 ② F8		1 SAFE P PO 81 1 SAFE F FF 93 1 SAFE F SL 80 1 SAFE X SL 81 1-2 14 S; 15 E; 12 1B; 1B	B FF 89 X FF 90 1-0 ③ F7		5	1	1	0	0	0	1
15 Jason Castro, L (1, 2) OBP: 0.337, SLG: 0.491	B FF 90 F FF 91 X FF 90 1-1 ③ F7			C SL 77 F FF 87 F CU 73 X FF 87 0-2 HR	C SL 80 B CH 81 B FF 89 B SL 76 C SL 78 X SL 79 3-2 ③ F8		B FF 95 C FF 93 S FF 94 D SL 83 X FF 95 2-2 E4; 12 1B 1-2 2-H		C FF 95 F FF 95 F CH 89 B FF 96 S FF 96 1-3 ① K	5	1	1	1	0	1	1
14 J.D. Martinez, R (1, 7) OBP: 0.305, SLG: 0.484		X FF 88 0-0 ① F9		B SL 81 F FF 90 X FF 90 1-1 12 2B; 23 SF7; 1B		X FF 86 0-0 ① P3	B FF 95 S FF 94 S FF 95 S FF 95 1-3 ② K 2-3		X FF 96 0-0 ② F9	5	1	1	0	0	1	2
12 Carlos Pena, L (1, 10) OBP: 0.348, SLG: 0.376		C FF 90 B CH 80 X FF 89 1-1 23 S; 1B		D SL 81 1 SAFE 1 SAFE F FF 88 F FF 88 X CU 72 1-2 38 1B; 30 SF9; 2B 1-3		C FF 88 B CH 80 B FF 87 F SL 78 X SL 78 2-2 ② F7	B FF 95 F FF 94 X FF 95 1-1 23 BB; 1B 1-3 3-H		F FF 96 S CH 91 F FF 96 B CH 91 X FF 96 1-2 ③ F7	5	1	3	1	0	0	0
23 Chris Carter, R (1, 3) OBP: 0.306, SLG: 0.422		B FF 90 F FF 90 1 SAFE B SL 81 2 SAFE F FF 89 F CU 72 B FF 90 B SL 82 4-2 1-2 BB		X SL 80 0-0 ① SF7 3-H		S SL 77 B SL 78 B FF 90 X SL 79 2-1 1B	D FF 95 B FF 95 1 SAFE B FF 93 B FF 92 4-0 1-2 BB			1	0	1	1	2	0	0
38 Jimmy Paredes, S (1, 9) OBP: 0.279, SLG: 0.349 8 Trevor Crowe, S (7, 9) OBP: 0.300, SLG: 0.324		F SL 82 D CH 82 F SL 81 S CU 73 1-3 ② K		B SL 80 S SL 81 2 SAFE B SL 81 F SL 79 X CU 73 2-2 30 SF9; 1B 2-3		D SL 81 X SL 79 1-0 ③ G3-1	F FF 93 F FF 95 B FF 96 X FF 96 1-2 ③ L6			4 0	0 0	1 0	0 0	0 0	1 0	6 0
30 Matt Dominguez, R (1, 5) OBP: 0.266, SLG: 0.410		C SL 81 D CU 73 C SL 81 B FF 91 S CU 74 2-3 ③ K		D FF 91 X SL 80 1-0 ② SF9 2-3 3-H			C FF 90 B SL 80 X SL 80 1-1 ① G2-3	B FF 89 X FF 89 1-0 1B		3	0	1	1	0	1	2
13 Ronny Cedeno, R (1, 6) OBP: 0.325, SLG: 0.403			X FF 88 0-0 ① P4	S SL 81 S SL 80 B SL 78 D CU 72 B FF 91 X SL 80 3-2 ③ F9			X SL 80 0-0 2 1B; 3B	B FF 90 1 SAFE X FF 90 1-0 ① P4		4	1	1	0	0	0	2
Inning Stats	R: 0 E: 0 K: 0 S: 5 H: 0 LOB: 0 BB: 0 P: 8	R: 0 E: 0 K: 2 S: 12 H: 1 LOB: 2 BB: 1 P: 20	R: 0 E: 0 K: 0 S: 4 H: 0 LOB: 0 BB: 0 P: 5	R: 3 E: 0 K: 0 S: 17 H: 4 LOB: 1 BB: 0 P: 25	R: 0 E: 0 K: 0 S: 7 H: 0 LOB: 0 BB: 0 P: 12	R: 0 E: 0 K: 0 S: 7 H: 1 LOB: 1 BB: 0 P: 12	R: 3 E: 1 K: 1 S: 20 H: 4 LOB: 3 BB: 1 P: 31	R: 0 E: 0 K: 0 S: 5 H: 1 LOB: 1 BB: 0 P: 8	R: 0 E: 0 K: 1 S: 9 H: 0 LOB: 0 BB: 0 P: 11	1B: 8 2B: 1 3B: 1 HR: 1 SF: 2 SAC: 0 DP: 0 HBP: 0						

	AB	37
	R	6
	H	11
	RBI	5
	BB	2
	SO	4
	LOB	15

WP: 0 PB: 0 SB: 2 CS: 0 PA: 41

PITCHER	IP	WLS	BF	H	R	ER	SO	BB	IBB	HBP	BLK	WP	HR	S	P	ERA	WHIP
48 Tommy Hanson, R (1, 1) ERA: 4.19	6.1	L	28	8	5	4	2	1	0	0	0	0	1	57	89	5.68	1.421
65 Dane De La Rosa, R (7, 1) ERA: 4.1	0.2		6	2	1	0	1	1	0	0	0	0	0	15	24	0.00	4.500
59 Robert Coello, R (8, 1) ERA: 0.79	1.0		4	1	0	0	0	0	0	0	0	0	0	5	8	0.00	1.000
58 Michael Kohn, R (9, 1) ERA: 2.51	1.0		3	0	0	0	1	0	0	0	0	0	0	9	11	0.00	0.000

PITCHER	IP	WLS	BF	H	R	ER	SO	BB	IBB	HBP	BLK	WP	HR	S	P	ERA	WHIP

BOTTOM

Houston Astros @ Los Angeles Angels

Angel Stadium of Anaheim, Anaheim, CA

Fri May 31 2013, 7:08 PM - 10:18 PM PDT

Att. 34,401 - Partly Cloudy - 72 F

livebaseballscorecards.com

Batter	1	2	3	4	5	6	7	8	9	AB	R	H	RBI	BB	SO	LOB
2 Erick Aybar, S (1, 6) OBP: 0.284, SLG: 0.370	C FF 88 C SI 90 F FF 88 X CH 79 0-2 P3		F FF 90 F CU 76 F SL 78 X CH 78 0-2 G5-3		C CH 76 T FC 89 X CH 78 0-2 2-3 1B			C FF 94 B FF 97 B CH 86 F FF 93 F FF 96 F FF 95 F FF 96 B FF 94 X FF 92 3-2 HR		4	1	2	1	0	0	0
27 Mike Trout, R (1, 8) OBP: 0.372, SLG: 0.548	C FF 91 B CH 79 C FF 92 S FF 91 1-3 K		B CH 78 B CU 75 X SI 90 2-0 47 G1-6-3 1B		B CU 74 X FF 89 1-0 G5-3			B FF 96 B FF 96 B FF 95 B FF 94 4-0 47 L8 47 E BB		3	0	1	0	1	1	2
47 Howie Kendrick, R (1, 4) OBP: 0.336, SLG: 0.455	C FF 91 B CU 75 S FF 90 S SL 81 1-3 K		X SI 91 0-0 G1-6-3 1-2f			B FF 88 C FF 88 X CU 74 1-1 G6-3		C FF 94 1 SAFE 1 SAFE 1 SAFE B CH 86 X CH 86 1-1 L8 1-3		4	0	0	0	0	1	2
44 Mark Trumbo, R (1, 9) OBP: 0.342, SLG: 0.507		F FF 90 F CH 77 X FC 90 0-2 32 1B 17 1B 2B		B CH 76 X FF 90 1-0 G5-3		C CU 74 B CH 76 S CH 78 B SI 90 B CU 76 X SI 90 3-2 G1-3		B FF 96 B FF 96 B CH 86 B FF 95 4-0 BB		3	1	1	0	1	0	0
32 Josh Hamilton, L (1, 10) OBP: 0.282, SLG: 0.390		X FF 88 0-0 20 SH1-4 8 G5-3 17 1B 2-3 1B		X CU 74 0-0 G3-1		B FF 89 S FC 87 F CU 75 C SI 90 1-3 K		B FC 90 1 SAFE X SI 94 1-0 P5		4	1	1	0	0	1	2
17 Chris Iannetta, R (1, 2) OBP: 0.376, SLG: 0.403		B FF 89 C FF 91 D CU 76 F FF 90 B FF 90 F FF 92 X FF 90 3-2 8 G5-3 20 SH1-4 1-2 3-H 1B	B SI 90 B FF 90 B FF 90 C FF 89 X FF 88 3-1 G4-3			C FF 86 B CU 75 C CH 76 F FF 88 B SI 89 B FC 87 X SI 88 3-2 E5 8 G4-6-3		C SI 93 B CU 77 C SI 95 S CU 79 1-3 K	4	0	1	1	0	1	0
20 Brendan Harris, R (1, 3) OBP: 0.281, SLG: 0.390 6 Alberto Callaspo, S (9, PH) OBP: 0.312, SLG: 0.387		X FF 91 0-0 SH1-4 1-2 2-3			X FF 90 0-0 G5-3		C SI 89 X CH 77 0-1 F9		C SI 94 C FS 84 B CU 78 B CU 80 B SI 94 X SI 94 3-2 G6-3	2 1	0 0	0 0	0 0	0 0	0 0	1 0
8 Chris Nelson, R (1, 5) OBP: 0.276, SLG: 0.309 16 Hank Conger, L (9, PH) OBP: 0.309, SLG: 0.397		B SL 80 B SI 90 F SI 90 X CH 78 2-1 G5-3 2-3 3-H			C FF 90 C CH 78 F FF 90 X CU 77 0-2 2 1B 39 S 1B		B CH 76 1 SAFE B SI 88 B SI 89 C FF 89 F FF 90 X FF 88 3-2 G4-6-3 1-2f		C SI 94 B CU 78 F SI 94 B CU 79 T FS 79 2-2 K	3 1	0 0	1 0	1 0	0 0	0 1	2 0
39 JB Shuck, L (1, 7) OBP: 0.333, SLG: 0.359		C SL 81 X SL 81 0-1 G1-3			B SL 80 1 SAFE 1 SAFE B SI 90 B FF 88 C FF 90 F SI 90 S SL 81 3-3 K 1-2			X FF 93 0-0 F8		3	0	0	0	0	1	2
Inning Stats	R: 0 E: 0 K: 2 S: 10 H: 0 LOB: 0 BB: 0 P: 12	R: 2 E: 0 K: 0 S: 13 H: 3 LOB: 1 BB: 0 P: 18	R: 0 E: 0 K: 0 S: 6 H: 1 LOB: 0 BB: 0 P: 8	R: 0 E: 0 K: 0 S: 4 H: 0 LOB: 0 BB: 0 P: 8	R: 0 E: 0 K: 1 S: 12 H: 2 LOB: 2 BB: 0 P: 16	R: 0 E: 0 K: 1 S: 8 H: 0 LOB: 0 BB: 0 P: 13	R: 0 E: 1 K: 0 S: 9 H: 0 LOB: 0 BB: 0 P: 15	R: 1 E: 1 K: 0 S: 10 H: 1 LOB: 2 BB: 2 P: 23	R: 0 E: 0 K: 2 S: 9 H: 0 LOB: 0 BB: 0 P: 15	1B: 5 2B: 1 3B: 0 HR: 1 SF: 0 SAC: 1 DP: 2 HBP: 0						WP: 0 PB: 0 SB: 1 CS: 0 PA: 35

	AB	32
	R	3
	H	7
	RBI	3
	BB	2
	SO	6
	LOB	11

PITCHER		IP	WLS	BF	H	R	ER	SO	BB	IBB	HBP	BLK	WP	HR	S	P	ERA	WHIP
60 Dallas Keuchel, L ERA: 5.1	(1, 1)	7.0	W	26	6	2	2	4	0	0	0	0	0	0	62	90	2.57	0.857
56 Paul Clemens, R ERA: 4.32	(8, 1)	0.2		5	1	1	1	0	2	0	0	0	0	1	9	21	13.50	4.500
54 Travis Blackley, L ERA: 3.6	(8, 1)	0.1	H	1	0	0	0	0	0	0	0	0	0	0	1	2	0.00	0.000
41 Jose Veras, R ERA: 4.5	(9, 1)	1.0	S	3	0	0	0	2	0	0	0	0	0	0	9	15	0.00	0.000

PITCHER	IP	WLS	BF	H	R	ER	SO	BB	IBB	HBP	BLK	WP	HR	S	P	ERA	WHIP

Houston Astros @ Los Angeles Angels

Angel Stadium of Anaheim, Anaheim, CA

Sat Jun 01 2013, 7:09 PM - 10:22 PM PDT

Att. 40,087 - Clear - 70 F

TOP

livebaseballscorecards.com

Batter	1	2	3	4	5	6	7	8	9	AB	R	H	RBI	BB	SO	LOB
2 Brandon Barnes, R (1, 8) OBP: 0.354, SLG: 0.395	B FF 93 B SI 93 C FF 93 B FF 93 D SI 94 4-1 BB		B FF 93 B FC 90 C FF 93 X FF 92 2-1 ② F9			C CU 79 F SI 94 F FC 90 F SL 81 B FF 94 S CH 87 1-3 ② K		B FF 97 X FF 96 1-0 ② L5		3	0	0	0	1	1	0
27 Jose Altuve, R (1, 4) OBP: 0.339, SLG: 0.388	**B SI 93** **C SI 92** **1 SAFE** **F SI 93** 1 SAFE F FF 92 B FC 90 1 SAFE X FC 90 2-2 ① P4		C FF 92 F CH 87 B FC 89 C SI 92 1-3 ③ K			X FC 90 0-0 ③ F8		C FF 93 C FF 97 X SI 97 0-2 15 1B 1B		4	0	1	0	0	1	1
15 Jason Castro, L (1, 2) OBP: 0.335, SLG: 0.486	X SI 92 0-0 ② L8			C SI 92 X CH 87 0-1 ① G4-3			C CH 84 F CH 85 X SI 92 0-2 ① L8	1 SAFE B FF 96 B FF 97 1 SAFE F FF 94 S FF 94 X FF 91 2-2 1-3 14 S 1B		4	0	1	0	0	0	1
14 J.D. Martinez, R (1, 7) OBP: 0.303, SLG: 0.476	C FF 92 1 SAFE F SI 93 B FC 88 X FC 90 1-2 ③ G4-3			C CU 78 S FC 89 F SI 94 B FC 91 X SI 93 1-2 ② G5-3			B SI 92 X FC 89 1-0 23 HR 1B	S FF 96 F FF 96 B FC 92 F FF 97 B FF 97 B FF 96 F FF 95 F FF 95 T FF 95 3-2 ③ K 1-2		4	1	1	0	0	1	3
12 Carlos Pena, L (1, 10) OBP: 0.351, SLG: 0.381		S SI 92 B SI 92 S SI 92 B SI 93 F SI 94 B CH 87 X SI 93 3-2 38 G3 2B		B CU 77 B FF 93 S FC 88 B SI 92 B SI 94 4-1 23 CS BB			**C CH 85** **1 SAFE** **T SI 90** D CH 84 B SI 90 1 SAFE S FC 90 2-3 ② K		C FF 92 X CU 79 0-1 ① F8	3	0	1	0	1	1	1
23 Chris Carter, R (1, 3) OBP: 0.305, SLG: 0.435		C SI 92 S SI 92 B FC 91 S FC 89 1-3 ① K		B FF 92 B FC 90 2-0 ③ CS 1-2	C CU 78 F SI 92 F FC 89 B FC 90 F FF 93 B CH 86 S FC 90 2-3 ① K		X SI 92 0-0 1-H HR		C FF 91 B CU 78 S FF 90 X CU 79 1-2 ② P5	4	1	1	2	0	2	1
38 Jimmy Paredes, S (1, 9) OBP: 0.282, SLG: 0.338 8 Trevor Crowe, S (7, 9) OBP: 0.317, SLG: 0.324		S CU 78 T FC 90 F SL 80 X SL 81 0-2 ② G3 2-3			B FC 90 X CH 86 1-0 ② F8		S CH 86 B CH 85 B FC 91 B CU 77 B SI 92 4-1 BB		B FF 91 C FF 91 B FF 91 B FF 89 S FF 91 F FF 91 F FF 91 B FF 91 4-2 BB	2 0	0 0	0 0	0 0	1 1	0 0	1 0
30 Matt Dominguez, R (1, 5) OBP: 0.261, SLG: 0.401		C FF 93 X FC 91 0-1 ③ F8			B FF 92 F FC 90 F SI 94 B FC 85 X FC 90 2-2 ③ L8		1 SAFE 1 SAFE B FC 90 B FC 89 1 SAFE C SI 92 X SI 92 2-1 ③ G4-3		1 SAFE F FF 89 P PO 84 X FF 91 1-1 ③ F8	4	0	0	0	0	0	3
13 Ronny Cedeno, R (1, 6) OBP: 0.314, SLG: 0.388			C FC 87 B FF 92 F FF 92 X SI 93 1-2 ① L9			B FF 91 F FF 90 S SI 92 F FC 91 C FF 92 1-3 ① K		C FF 96 C FF 97 B FF 92 S FF 97 1-3 ① K		3	0	0	0	0	2	0
Inning Stats	R: 0 E: 0 K: 0 S: 9 H: 0 LOB: 1 BB: 1 P: 16	R: 0 E: 0 K: 1 S: 13 H: 1 LOB: 1 BB: 0 P: 17	R: 0 E: 0 K: 1 S: 8 H: 0 LOB: 0 BB: 0 P: 12	R: 0 E: 0 K: 0 S: 7 H: 0 LOB: 0 BB: 1 P: 14	R: 0 E: 0 K: 1 S: 9 H: 0 LOB: 0 BB: 0 P: 14	R: 0 E: 0 K: 2 S: 10 H: 0 LOB: 0 BB: 0 P: 12	R: 2 E: 0 K: 1 S: 11 H: 2 LOB: 1 BB: 1 P: 20	R: 0 E: 0 K: 2 S: 16 H: 2 LOB: 2 BB: 0 P: 23	R: 0 E: 0 K: 0 S: 12 H: 0 LOB: 1 BB: 1 P: 17	1B: 3 2B: 1 3B: 0 HR: 1 SF: 0 SAC: 0 DP: 0 HBP: 0						

	AB	31
	R	2
	H	5
	RBI	2
	BB	4
	SO	8
	LOB	11

WP: 0 PA: 36
PB: 0
SB: 1
CS: 1

PITCHER		IP	WLS	BF	H	R	ER	SO	BB	IBB	HBP	BLK	WP	HR	S	P	ERA	WHIP
57 Jerome Williams, R ERA: 2.58	(1, 1)	7.0	L	26	3	2	2	6	3	0	0	0	0	1	67	105	2.57	0.857
40 Kevin Jepsen, R ERA: 5.68	(8, 1)	1.0		5	2	0	0	2	0	0	0	0	0	0	16	23	0.00	2.000
59 Robert Coello, R ERA: 0.73	(9, 1)	1.0		4	0	0	0	0	1	0	0	0	0	0	12	17	0.00	1.000

PITCHER	IP	WLS	BF	H	R	ER	SO	BB	IBB	HBP	BLK	WP	HR	S	P	ERA	WHIP

BOTTOM

Batter	1	2	3	4	5	6	7	8	9	AB	R	H	RBI	BB	SO	LOB
2 Erick Aybar, S (1, 6) OBP: 0.288, SLG: 0.371	B FF 92 X FF 93 1-0 ① F8		C SI 94 B CH 88 B CH 87 S SI 94 F SL 82 B FF 94 F FF 95 F SL 86 X FF 94 3-2 ② F8			B CH 84 C CH 86 X SI 94 1-1 ① G5-3	C SI 91 X CH 86 0-1 1-2 1B		X SI 95 0-0 1-3 27 FC5-4 1B	5	0	2	0	0	0	0
27 Mike Trout, R (1, 8) OBP: 0.372, SLG: 0.553	C FF 92 X FF 94 0-1 2B		C FF 95 F SL 86 B FF 95 S SL 86 1-3 ③ K			F SL 85 B FF 94 C FF 94 B SI 94 B FF 95 X FF 94 3-2 5 BB 2B	D SL 84 X CH 87 1-0 ③ G5-3		1 SAFE B CU 78 1 SAFE C SI 95 F SI 94 F SI 94 X CU 77 1-2 ③ FC5-4 1-2f	5	0	2	0	0	1	4
5 Albert Pujols, R (1, 10) OBP: 0.317, SLG: 0.410	B FF 94 B SL 84 C FF 94 F FF 94 C FF 94 2-3 ② K			S SL 85 S SL 86 F FF 94 B SL 84 B SL 85 B SI 94 X FF 94 3-2 ① G6-3		B SL 84 2 SAFE B SL 85 B SL 86 F FF 95 F FF 95 B FF 95 4-2 ② 32 1B 44 BB 2-3 BB		B SL 84 S FF 92 B SI 93 B FF 93 X FF 93 3-1 ① P6		3	0	0	0	1	1	1
44 Mark Trumbo, R (1, 3) OBP: 0.340, SLG: 0.500	S SL 84 C FF 94 D SL 84 S SL 86 1-3 ③ K			X FF 94 0-0 ② P2		B FF 94 B SL 86 C FF 94 S SL 86 B SL 86 B FF 95 4-2 32 1B 1-2 BB		B FF 94 B CU 81 C FF 93 B CU 81 X FF 94 3-1 E7		3	0	0	0	1	1	1
32 Josh Hamilton, L (1, 9) OBP: 0.281, SLG: 0.388		F CH 86 B CH 86 F FF 94 S SL 88 1-3 ① K		B SI 94 B CH 86 C FF 94 S CH 87 X SL 85 2-2 ③ F7		F SI 94 X CH 87 0-1 1-2 2-3 1B		C CH 88 S SI 93 D CH 86 D CU 81 S CH 87 2-3 ② K		4	0	1	0	0	2	1
47 Howie Kendrick, R (1, 4) OBP: 0.335, SLG: 0.449		B SI 94 B FF 93 B FF 94 B FF 93 4-0 6 G1-6-3 BB			C FF 93 X FF 93 0-1 ① L9	C SL 84 S SL 85 B SL 84 B FF 96 S SL 85 2-3 ③ K		B CU 79 B FF 92 X FF 92 2-0 ③ F8		3	0	0	0	1	1	4
6 Alberto Callaspo, S (1, 5) OBP: 0.310, SLG: 0.383		B SI 93 B SL 84 1 SAFE C FF 92 1 SAFE B SL 84 F FF 94 F FF 93 1 SAFE 3-2 F FF 94 1 SAFE X FF 94 1-2 ② G1-6-3			B FF 93 B FF 92 B FF 94 C FF 94 X FF 93 3-1 ② F8		C FF 92 X SI 92 0-1 39 FC4-6 1B		B SI 93 F SI 93 X SI 94 1-1 ① F7	4	0	1	0	0	0	1
17 Chris Iannetta, R (1, 2) OBP: 0.373, SLG: 0.398	C SL 85 C FF 94 B SL 86 X SL 83 1-2 ③ L6				X SL 87 0-0 1B		B FF 92 S CU 80 X CU 81 1-1 ① L6		B CU 78 C SI 94 F SI 94 B SI 95 C SI 96 2-3 ② K	4	0	1	0	0	1	2
39 JB Shuck, L (1, 7) OBP: 0.330, SLG: 0.349			C SI 94 C SL 85 S SL 85 0-3 ① K		B SL 85 X FF 93 1-0 ③ F8		D SI 91 X CH 86 1-0 ② FC4-6 2 1B 1-2f		C SI 94 H CU 79 1-1 2 1B HBP	3	0	0	0	0	1	2

Inning Stats																																			
	R: 0	H: 1	E: 0	LOB: 1	K: 2	BB: 0	S: 9	P: 13	R: 0	H: 0	E: 0	LOB: 1	K: 1	BB: 1	S: 11	P: 20	R: 0	H: 0	E: 0	LOB: 0	K: 2	BB: 0	S: 12	P: 16	R: 0	H: 0	E: 0	LOB: 0	S: 8	P: 13	R: 0	H: 1	E: 0	LOB: 1	K: 0	BB: 0	S: 6	P: 10
	R: 0	H: 2	E: 0	LOB: 3	K: 1	BB: 2	S: 14	P: 28	R: 0	H: 2	E: 0	LOB: 2	K: 0	BB: 0	S: 8	P: 11	R: 0	H: 0	E: 1	LOB: 1	K: 1	BB: 0	S: 8	P: 18	R: 0	H: 1	E: 0	LOB: 2	K: 1	BB: 0	S: 11	P: 16						

PITCHER		IP	WLS	BF	H	R	ER	SO	BB	IBB	HBP	BLK	WP	HR	S	P	ERA	WHIP
20 Bud Norris, R ERA: 3.39	(1, 1)	6.0	W	24	4	0	0	6	3	0	0	0	0	0	60	100	0.00	1.167
68 José Cisnero, R ERA: 2.88	(7, 1)	2.0	H	9	2	0	0	1	0	0	0	0	0	0	16	29	0.00	1.000
41 Jose Veras, R ERA: 4.32	(9, 1)	1.0	S	5	1	0	0	1	0	0	1	0	0	0	11	16	0.00	1.000

PITCHER	IP	WLS	BF	H	R	ER	SO	BB	IBB	HBP	BLK	WP	HR	S	P	ERA	WHIP

Houston Astros @ Los Angeles Angels

Angel Stadium of Anaheim, Anaheim, CA

Sat Jun 01 2013, 7:09 PM - 10:22 PM PDT

Att. 40,087 - Clear - 70 F

livebaseballscorecards.com

AB	34
R	0
H	7
RBI	0
BB	3
SO	8
LOB	16

1B: 5	SF: 0	WP: 0	PA: 38
2B: 2	SAC: 0	PB: 0	
3B: 0	DP: 0	SB: 0	
HR: 0	HBP: 1	CS: 0	

Houston Astros @ Los Angeles Angels

Angel Stadium of Anaheim, Anaheim, CA

Sun Jun 02 2013, 12:41 PM - 4:00 PM PDT

Att. 35,515 - Overcast - 69 F

TOP

livebaseballscorecards.com

Batter	1	2	3	4	5	6	7	8	9	AB	R	H	RBI	BB	SO	LOB
2 Brandon Barnes, R (1, 8) OBP: 0.356, SLG: 0.407	C FF 92 C FF 92 S SL 84 0-3 K2-3 ①		S SL 82 B SI 91 F SL 84 C FF 92 1-3 K ②			C CH 86 B FF 91 X SI 91 1-1 27 F7 14 1B 2B		S CU 77 X CU 77 0-1 27 2B 1B	L SL 88 X SI 95 0-1 FC1-2 ② 2-3 3-H	5	1	2	0	0	2	2
27 Jose Altuve, R (1, 4) OBP: 0.336, SLG: 0.388	B FF 92 B FF 91 F FF 91 C FF 92 F SI 94 C SI 92 2-3 K ②		F FF 91 B SL 83 B FF 92 B SL 81 X SI 92 3-1 G6-3 ③			T SL 83 X FF 91 0-1 F7 ① 2-3		1 SAFE C FF 91 B SI 92 1 SAFE 1 SAFE X FC 88 1-1 1-3 2B	C SL 80 F FF 95 1 SAFE S FF 95 0-3 K ③	5	0	1	0	0	2	3
22 Carlos Corporán, S (1, 2) OBP: 0.384, SLG: 0.538	S FF 93 X FF 88 0-1 HR			C CU 78 S FF 92 B FF 92 C FF 92 1-3 K ①		C SL 82 S SL 82 S SL 83 0-3 K ②		F SL 88 B FF 95 B FF 96 F SL 89 B FF 96 S FF 96 3-3 K ②		4	1	1	1	0	3	3
14 J.D. Martinez, R (1, 7) OBP: 0.301, SLG: 0.469	C FF 91 B FF 92 C FF 92 S SL 83 1-3 K ③			S SL 82 B SL 83 F SI 92 B FF 93 X SL 82 2-2 E5 23 G5-4-3		B FF 92 T SL 80 X SL 82 1-1 23 S 3-H 1B		F FF 95 B FF 94 C FF 96 F FF 95 F FF 94 B SL 88 S SL 88 2-3 K ③		4	0	1	1	0	2	2
23 Chris Carter, R (1, 3) OBP: 0.304, SLG: 0.431		C SL 82 S FF 92 B SL 82 B FC 88 B FF 92 S SI 94 3-3 K ①		B SL 82 X SI 92 1-0 G5-4-3 ②③ 1-2f		S CH 84 B SI 92 B SL 83 T SL 82 D FC 89 S SL 83 3-3 K ③ 1-2			C SL 86 F FF 97 B FF 97 X FF 96 1-2 8 E 12 1B 30 1B 1B	4	1	1	0	0	2	2
12 Carlos Pena, L (1, 10) OBP: 0.353, SLG: 0.400		C FF 92 X SI 94 0-1 G6-3 ②			X FF 91 0-0 HR		B FC 89 B SI 93 X FC 89 2-0 G4-3 ①		X SI 96 0-0 8 E 30 1B 1-2 1B	4	2	2	1	0	0	0
38 Jimmy Paredes, S (1, 9) OBP: 0.284, SLG: 0.328 8 Trevor Crowe, S (7, 9) OBP: 0.310, SLG: 0.316		S SL 84 H FC 90 1-1 HBP			C FF 90 C SI 91 X SL 82 0-2 P3 ①		B CH 86 X SI 92 1-0 G6-3 ②		M SI 98 2 SAFE X FF 97 0-1 FC5 13 SH3-4 30 1B 2 FC1-2 1-2 2-3	2 1	0 0	0 0	0 0	0 0	0 0	0 2
30 Matt Dominguez, R (1, 5) OBP: 0.261, SLG: 0.398		B FC 90 B SL 80 B SI 90 C FF 90 1 SAFE 1 SAFE X SI 90 3-1 G4-3 ③			C FF 91 X CU 78 0-1 F8 ②		B CU 78 S SL 83 B SI 91 X SI 91 2-1 G4-3 ③		S SL 87 X SL 88 0-1 2 FC1-2 13 SH3-4 1-2 2-H 3-H 1B	4	0	1	2	0	0	1
13 Ronny Cedeno, R (1, 6) OBP: 0.303, SLG: 0.373			B FC 90 B FF 90 X FF 90 2-0 L8 ①		C CH 84 X SI 92 0-1 G6-3 ③			C CU 79 C FF 92 F FF 91 B SI 92 B SL 83 F FF 91 F SL 83 F SL 82 B SI 92 3-3 F SI 92 F SL 83 S SI 92 K ①	M FF 96 X FF 98 0-1 SH3-4 ① 1-2 2-3	3	0	0	0	0	1	0

Inning Stats																															
	R: 1	H: 1		R: 0	H: 0		R: 0	H: 0		R: 0	H: 0		R: 1	H: 1		R: 1	H: 2		R: 0	H: 0		R: 0	H: 2		R: 2	H: 3		1B: 5	SF: 0		WP: 0	PA: 38
	E: 0	LOB: 0		E: 0	LOB: 1		E: 0	LOB: 0		E: 1	LOB: 0		E: 0	LOB: 0		E: 0	LOB: 1		E: 0	LOB: 0		E: 0	LOB: 2		E: 1	LOB: 2		2B: 2	SAC: 1		PB: 0	
	K: 3	BB: 0		K: 1	BB: 0		K: 1	BB: 0		K: 1	BB: 0		K: 0	BB: 0		K: 2	BB: 0		K: 0	BB: 0		K: 3	BB: 0		K: 1	BB: 0		3B: 0	DP: 1		SB: 1	
	S: 12	P: 15		S: 8	P: 15		S: 6	P: 12		S: 7	P: 11		S: 8	P: 8		S: 12	P: 17		S: 4	P: 9		S: 21	P: 30		S: 15	P: 16		HR: 2	HBP: 1		CS: 0	

PITCHER		IP	WLS	BF	H	R	ER	SO	BB	IBB	HBP	BLK	WP	HR	S	P	ERA	WHIP
33 C.J. Wilson, L ERA: 3.93	(1, 1)	7.1	L	29	6	3	3	9	0	0	1	0	0	2	70	104	3.68	0.818
58 Michael Kohn, R ERA: 2.4	(8, 1)	0.2		2	0	0	0	2	0	0	0	0	0	0	8	13	0.00	0.000
Garrett Richards, R ERA: 5.15	(9, 1)	0.2		6	3	2	1	0	0	0	0	0	0	0	12	13	13.50	4.500
65 Dane De La Rosa, R ERA: 4.05	(9, 1)	0.1		1	0	0	0	1	0	0	0	0	0	0	3	3	0.00	0.000

PITCHER	IP	WLS	BF	H	R	ER	SO	BB	IBB	HBP	BLK	WP	HR	S	P	ERA	WHIP

AB	36
R	5
H	9
RBI	5
BB	0
SO	12
LOB	15

Houston Astros @ Los Angeles Angels

Angel Stadium of Anaheim, Anaheim, CA

Sun Jun 02 2013, 12:41 PM - 4:00 PM PDT

Att. 35,515 - Overcast - 69 F

livebaseballscorecards.com

BOTTOM

Batter	1	2	3	4	5	6	7	8	9	AB	R	H	RBI	BB	SO	LOB
2 Erick Aybar, S (1, 6) OBP: 0.278, SLG: 0.359	B SI 92 C SI 94 C SI 92 B CU 82 B SI 94 C SI 93 3-3 K ①		L SI 93 B SI 92 B CH 81 1 SAFE X SI 93 2-1 G6-3 ① 1-2		C CU 77 X SI 94 0-1 B2 ②		B CU 78 B FF 91 F FF 91 F CH 82 X FC 89 2-2 L7 ②		B SI 94 C FF 94 F CU 78 X SI 94 1-2 G4-3 ②	5	0	0	0	0	1	1
27 Mike Trout, R (1, 8) OBP: 0.369, SLG: 0.545	C SI 94 C FF 95 B SI 94 X SI 93 1-2 G6-3 ②		C SI 94 S SI 94 B SL 88 S CU 82 1-3 K 5 1B 2-3		B CU 78 C SI 94 B SI 94 X SI 90 2-1 1B		F FF 92 X FF 92 0-1 F8 ③		B SL 86 F FF 94 X FF 93 1-1 P3 ③	5	0	1	0	0	1	1
5 Albert Pujols, R (1, 10) OBP: 0.320, SLG: 0.416	B CU 79 C SI 92 B SL 88 F SI 95 F SI 92 B FF 94 X FF 95 3-2 E6 44 WP		**B SI 91** **B FF 94** **1 SAFE** **C FF 94** 1 SAFE 1 SAFE F FF 94 X SI 91 2-2 44 G4-6-3 1-3 1B 3-H		B FF 94 1 SAFE C FF 94 B SL 87 1 SAFE F SI 90 S SI 94 2-3 K ③			C FF 92 B FF 93 X FF 93 1-1 2B		4	0	2	1	0	1	1
44 Mark Trumbo, R (1, 3) OBP: 0.343, SLG: 0.511	S SL 87 B SL 88 F SL 87 X CU 81 1-2 F9 ③ 1-2		T FF 94 B FF 95 F FF 94 X SI 94 1-2 G4-6-3 ② ③ 1-2f			B SL 86 B FF 94 C SL 84 B FF 93 X SI 93 3-1 HR		B KC 73 B FF 92 B SL 81 F FF 92 B FF 93 4-1 47 G6-4-3 BB		3	1	1	1	1	0	3
32 Josh Hamilton, L (1, 9) OBP: 0.277, SLG: 0.380		B SI 92 B SL 87 X SI 92 2-0 L8 ①		F CH 80 B CU 80 F SL 88 S CU 80 1-3 K ①		B CH 84 F SI 93 T SI 92 B CU 81 F SI 93 F SL 87 F SI 94 F SI 93 X FF 93 2-2 L9 ①		X CH 81 0-0 F8 ①		4	0	0	0	0	1	2
47 Howie Kendrick, R (1, 4) OBP: 0.338, SLG: 0.450		C SI 90 X SI 91 0-1 1B		C CU 79 X SI 91 0-1 6 FC4-6 1B		C FF 95 F FF 94 S SL 86 0-3 K2-3 ②		D KC 76 X FF 93 1-0 G6-4-3 ② ③ 1-2f		4	0	2	0	0	1	2
6 Alberto Callaspo, S (1, 5) OBP: 0.315, SLG: 0.377		1 SAFE B SI 92 X SI 92 1-0 F7 ②		B CH 82 F SI 93 **B FF 92** 1 SAFE X SI 93 2-1 FC4-6 ② 1-2f		B CU 77 F CH 83 B SL 88 F SI 93 B SI 93 B CH 82 4-2 BB			C FF 91 B FF 92 B CH 81 B FF 92 C FF 93 B FF 93 4-2 16 HR BB	2	1	0	0	2	0	2
16 Hank Conger, L (1, 2) OBP: 0.306, SLG: 0.433		B SI 92 C SI 93 B CH 80 X SI 92 2-1 F8 ③		B SI 93 F SI 92 B CH 81 X SI 93 2-1 F7 ③		**B SI 89** **B SI 91** **F SI 90** **B FC 89** 1 SAFE 1 SAFE X SI 91 3-1 F7 ③			C FF 92 C FF 93 B FF 92 X FF 94 1-2 1-H HR	4	1	1	2	0	0	3
39 JB Shuck, L (1, 7) OBP: 0.328, SLG: 0.345			C FF 92 X SI 93 0-1 27 WP 2 G6-3 5 1B 1B		B FF 92 C CH 82 X FF 92 1-1 B5 ①		B SI 91 X SI 91 1-0 L9 ①		C FF 93 X CU 77 0-1 G6-3 ①	4	1	1	0	0	0	0

Inning Stats	1	2	3	4	5	6	7	8	9
	R: 0 E: 1 K: 1 S: 13	R: 0 E: 0 K: 0 S: 6	R: 1 E: 0 K: 1 S: 13	R: 0 E: 0 K: 1 S: 9	R: 0 E: 0 K: 1 S: 9	R: 1 E: 0 K: 1 S: 16	R: 0 E: 0 K: 0 S: 6	R: 0 E: 0 K: 0 S: 5	R: 2 E: 0 K: 0 S: 12
	H: 0 LOB: 1 BB: 0 P: 21	H: 1 LOB: 1 BB: 0 P: 11	H: 2 LOB: 1 BB: 0 P: 19	H: 1 LOB: 1 BB: 0 P: 14	H: 1 LOB: 1 BB: 0 P: 14	H: 1 LOB: 1 BB: 1 P: 28	H: 0 LOB: 0 BB: 0 P: 9	H: 1 LOB: 1 BB: 1 P: 11	H: 1 LOB: 0 BB: 1 P: 19

	AB	35
	R	4
	H	8
	RBI	4
	BB	3
	SO	5
	LOB	15

	1B: 5	SF: 0
	2B: 1	SAC: 0
	3B: 0	DP: 2
	HR: 2	HBP: 0

	WP: 2	PA: 38
	PB: 0	
	SB: 0	
	CS: 0	

PITCHER		IP	WLS	BF	H	R	ER	SO	BB	IBB	HBP	BLK	WP	HR	S	P	ERA	WHIP
18 Jordan Lyles, R ERA: 4.3	(1, 1)	5.2	W	25	6	2	2	5	1	0	0	0	2	1	64	102	3.18	1.235
54 Travis Blackley, L ERA: 3.43	(6, 1)	1.0	H	3	0	0	0	0	0	0	0	0	0	0	6	12	0.00	0.000
43 Brad Peacock, R ERA: 8.77	(7, 1)	1.1	H	7	2	2	2	0	2	0	0	0	0	1	12	23	13.50	3.000
62 Hector Ambriz, R ERA: 4.5	(9, 1)	1.0	S	3	0	0	0	0	0	0	0	0	0	0	7	9	0.00	0.000

PITCHER		IP	WLS	BF	H	R	ER	SO	BB	IBB	HBP	BLK	WP	HR	S	P	ERA	WHIP

Batter	1	2	3	4	5	6	7	8	9	AB	R	H	RBI	BB	SO	LOB
2 Brandon Barnes, R (1, 8) OBP: 0.343, SLG: 0.394	C FF 88 F FF 91 B FF 93 B FF 88 F FF 91 S FF 91 2-3 ① K			X FF 89 0-0 ① G4-3		3 SAFE X FF 91 0-0 ② SF8 3-H			F FF 97 X FF 97 0-1 ① P6	3	0	0	1	0	1	0
27 Jose Altuve, R (1, 4) OBP: 0.335, SLG: 0.386	F FF 90 F FF 90 B FC 87 F CH 84 F FF 92 X FC 88 1-2 ② G5-3			C FF 88 B FF 91 B CH 84 X FF 90 2-1 ② L8		C SL 82 B FF 91 X FC 87 1-1 1B			B FF 97 X FF 96 1-0 ② L7	4	0	1	0	0	0	0
15 Jason Castro, L (1, 2) OBP: 0.328, SLG: 0.475	C FF 92 F FF 88 S FF 92 0-3 ③ K			B CH 84 S FC 86 C FF 91 F CH 84 D SL 80 B CH 84 X CH 84 3-2 ③ G3		B FF 90 X FF 91 1-0 ③ G4-3			B FF 97 F FF 96 F FF 96 S CU 82 1-3 ③ K	4	0	0	0	0	2	1
14 J.D. Martinez, R (1, 7) OBP: 0.295, SLG: 0.459		F FF 90 F SI 89 B CH 83 C FC 86 1-3 ① K			S FF 90 B FC 84 F FF 90 B SL 81 B FC 87 F CH 85 F FF 91 S CH 84 3-3 ① K		C CU 77 S CH 82 B CH 82 X CH 82 1-2 ① L6			3	0	0	0	0	2	0
12 Carlos Pena, L (1, 10) OBP: 0.349, SLG: 0.394		C SI 90 F FF 91 B CH 85 F FF 91 B CU 78 B CH 84 S CH 84 3-3 ② K			C FF 91 B FC 86 S FF 92 S FF 92 1-3 ② K		F FF 90 S CH 84 B FF 90 B CU 78 S FC 84 2-3 ② K			3	0	0	0	0	3	0
23 Chris Carter, R (1, 3) OBP: 0.304, SLG: 0.445		S FC 86 B CH 84 F FF 91 B CH 85 X FC 87 2-2 ③ P3			B CH 85 X FF 86 1-0 HR		C FF 93 B FF 91 B CH 84 F FF 92 S SL 82 2-3 ③ K			3	1	1	1	0	1	0
38 Jimmy Paredes, S (1, 9) OBP: 0.273, SLG: 0.314 8 Trevor Crowe, S (8, 9) OBP: 0.310, SLG: 0.316			C CU 75 B CH 83 F CH 83 F FF 91 S CH 84 1-3 ① K		S CH 84 X CH 84 0-1 ③ G3			M CH 83 B FF 90 F CU 77 F CH 84 B CH 83 S CH 84 2-3 ① K		3 0	0 0	0 0	0 0	0 0	2 0	0 0
30 Matt Dominguez, R (1, 5) OBP: 0.262, SLG: 0.402			C FF 91 B FC 86 F FF 91 B FC 87 B CH 84 X CH 84 3-2 E5 9 A-1 D-8			F FF 90 B FC 86 X CH 84 1-1 SH5-3 9 2 SF8 2B		C SL 86 B CH 83 F FC 86 X SL 81 1-2 ② G5-3		3	1	1	0	0	0	0
9 Marwin Gonzalez, S (1, 6) OBP: 0.259, SLG: 0.353			C FF 90 B CH 84 M FF 91 2 SAFE B CH 85 B FF 90 C FF 89 3-3 ② ③ K 2-3			X CH 82 0-0 ① SH5-3 2-3		C CU 77 X CH 84 0-1 ③ G6-3		2	0	0	0	0	1	1
Inning Stats	R: 0 E: 0 K: 2 S: 12 H: 0 LOB: 0 BB: 0 P: 15	R: 0 E: 0 K: 2 S: 10 H: 0 LOB: 0 BB: 0 P: 16	R: 0 E: 1 K: 2 S: 10 H: 0 LOB: 0 BB: 0 P: 17	R: 0 E: 0 K: 0 S: 7 H: 0 LOB: 0 BB: 0 P: 12	R: 1 E: 0 K: 2 S: 11 H: 1 LOB: 0 BB: 0 P: 16	R: 1 E: 0 K: 0 S: 7 H: 2 LOB: 1 BB: 0 P: 10	R: 0 E: 0 K: 2 S: 9 H: 0 LOB: 0 BB: 0 P: 14	R: 0 E: 0 K: 1 S: 9 H: 0 LOB: 0 BB: 0 P: 12	R: 0 E: 0 K: 1 S: 6 H: 0 LOB: 0 BB: 0 P: 8	1B: 1 2B: 1 3B: 0 HR: 1	SF: 1 SAC: 1 DP: 0 HBP: 0			WP: 0 PB: 0 SB: 0 CS: 0	PA: 30	

PITCHER	IP	WLS	BF	H	R	ER	SO	BB	IBB	HBP	BLK	WP	HR	S	P	ERA	WHIP
55 Joe Blanton, R (1, 1) ERA: 5.53	8.0	L	27	3	2	2	11	0	0	0	0	0	1	75	112	2.25	0.375
40 Kevin Jepsen, R (9, 1) ERA: 4.91	1.0		3	0	0	0	1	0	0	0	0	0	0	6	8	0.00	0.000

PITCHER	IP	WLS	BF	H	R	ER	SO	BB	IBB	HBP	BLK	WP	HR	S	P	ERA	WHIP

TOP

Houston Astros @ Los Angeles Angels

Angel Stadium of Anaheim, Anaheim, CA

Mon Jun 03 2013, 7:10 PM - 9:46 PM PDT

Att. 30,010 - Partly Cloudy - 67 F

livebaseballscorecards.com

AB	28
R	2
H	3
RBI	2
BB	0
SO	12
LOB	2

Houston Astros @ Los Angeles Angels

Angel Stadium of Anaheim, Anaheim, CA

Mon Jun 03 2013, 7:10 PM - 9:46 PM PDT

Att. 30,010 - Partly Cloudy - 67 F

livebaseballscorecards.com

BOTTOM

Batter	1	2	3	4	5	6	7	8	9	AB	R	H	RBI	BB	SO	LOB
2 Erick Aybar, S (1, 6) OBP: 0.284, SLG: 0.362	C FS 83 S SI 85 X SI 86 0-2 5 G5-3 27 F7 1B		B CU 72 C FS 82 C FS 81 B FF 90 X CU 76 2-2 2-3 1B			B FF 88 F FF 88 M FC 88 S FS 79 1-3 ① K		C FF 91 C CH 86 X FF 91 0-2 ② G5-3		4	0	2	0	0	1	0
27 Mike Trout, R (1, 8) OBP: 0.371, SLG: 0.547	F FS 81 X CH 73 0-1 ① F7 1-2		X SI 90 0-0 ② SF9 3-H			C CU 74 B FF 90 S FS 80 B FC 90 F FF 90 F FS 80 F FS 80 B FF 91 X FS 82 3-2 44 BB 1B		B FF 93 F FF 92 X KC 77 1-1 1B		3	0	2	1	0	0	1
5 Albert Pujols, R (1, 10) OBP: 0.315, SLG: 0.408	C FS 82 X FF 86 0-1 ② G5-3 2-3		C SI 86 F FF 90 X FS 83 0-2 ③ L7			F FF 89 F FF 90 X FF 90 0-2 ② P3		C FF 92 X CH 78 0-1 ③ L8		4	0	0	0	0	0	4
44 Mark Trumbo, R (1, 9) OBP: 0.341, SLG: 0.504	C SI 85 B FF 88 F FF 87 X CU 71 1-2 ③ F9			X FF 89 0-0 ① P2		B FF 92 B CH 78 F FF 89 B CH 78 B FF 87 4-1 47 FC6-4 1-2 BB			C SI 94 B CU 76 X CU 78 1-1 ① G5-3	3	0	0	0	1	0	1
47 Howie Kendrick, R (1, 4) OBP: 0.336, SLG: 0.446		F FS 82 B SI 85 B CU 74 X FS 82 2-1 ① F8		B FF 88 X FF 89 1-0 ② 1B		C CU 76 B SI 91 F FF 89 X FS 80 1-2 ③ FC6-4 1-2f			C CU 76 C SI 95 S CU 77 0-3 ② K	4	0	1	0	0	1	2
6 Alberto Callaspo, S (1, 5) OBP: 0.314, SLG: 0.381 8 Chris Nelson, R (9, PR) OBP: 0.276, SLG: 0.309		B SI 84 F SI 88 B CH 72 X FF 88 2-1 ② P3		X FF 86 0-0 ③ P4			C SI 86 C FF 88 B SI 91 X CH 78 1-2 ① G4-3		F SI 94 B FS 83 B SI 94 X SI 94 2-1 2B	4 0	0 0	1 0	0 0	0 0	0 0	0 0
17 Chris Iannetta, R (1, 2) OBP: 0.366, SLG: 0.390 32 Josh Hamilton, L (9, PH) OBP: 0.280, SLG: 0.380	C SI 87 C FF 90 B FF 88 B CU 71 X FF 91 2-2 ③ P4		C FF 88 F FF 89 B FF 90 B FF 88 B FF 91 X FS 81 3-2 ① F9				X FF 89 0-0 ② F7		C SI 95 F CU 78 D CU 78 F CU 78 B SI 94 D CU 78 B CU 79 4-2 BB	3 0	0 0	0 0	0 0	0 1	0 0	0 0
20 Brendan Harris, R (1, 3) OBP: 0.272, SLG: 0.376 16 Hank Conger, L (9, PH) OBP: 0.301, SLG: 0.426			C FS 82 B SI 88 X CH 74 1-1 ① P4		C SI 89 B FF 88 B CH 72 B FS 82 F SI 84 X FF 89 3-2 ② F7		C SI 88 F FS 81 B FF 89 S FC 90 1-3 ③ K		B CU 79 S FS 83 D SI 95 S SI 94 C CU 78 2-3 ③ K	3 1	0 0	0 0	0 0	1 1	0 2	0 2
39 JB Shuck, L (1, 7) OBP: 0.328, SLG: 0.354			B SI 85 X SI 86 1-0 2 1B 27 SF9 2B		C FF 89 B FF 91 F FF 90 X SI 91 1-2 ③ L8			C SL 82 X SL 84 0-1 ① G5-3		3	1	1	0	0	0	0

Inning Stats	1	2	3	4	5	6	7	8	9
	R: 0 H: 1 E: 0 LOB: 1 K: 0 BB: 0 S: 10 P: 11	R: 0 H: 0 E: 0 LOB: 0 K: 0 BB: 0 S: 7 P: 13	R: 1 H: 2 E: 0 LOB: 1 K: 0 BB: 0 S: 10 P: 14	R: 0 H: 1 E: 0 LOB: 0 K: 0 BB: 0 S: 3 P: 4	R: 0 H: 0 E: 0 LOB: 0 K: 0 BB: 0 S: 9 P: 16	R: 0 H: 1 E: 0 LOB: 2 K: 1 BB: 1 S: 16 P: 25	R: 0 H: 0 E: 0 LOB: 0 K: 1 BB: 0 S: 7 P: 9	R: 0 H: 1 E: 0 LOB: 1 K: 0 BB: 0 S: 9 P: 10	R: 0 H: 1 E: 0 LOB: 2 K: 2 BB: 1 S: 13 P: 22

1B: 5	SF: 1	WP: 0 PA: 35
2B: 2	SAC: 0	PB: 0
3B: 0	DP: 0	SB: 0
HR: 0	HBP: 0	CS: 0

AB	32
R	1
H	7
RBI	1
BB	2
SO	4
LOB	10

PITCHER		IP	WLS	BF	H	R	ER	SO	BB	IBB	HBP	BLK	WP	HR	S	P	ERA	WHIP
45 Erik Bedard, L ERA: 4.76	(1, 1)	7.0	W	26	5	1	1	2	1	0	0	0	0	0	62	92	1.29	0.857
53 Wesley Wright, L ERA: 4.09	(8, 1)	0.2	H	2	0	0	0	0	0	0	0	0	0	0	5	5	0.00	0.000
35 Josh Fields, R ERA:	(8, 1)	0.1	H	2	1	0	0	0	0	0	0	0	0	0	4	5	0.00	3.000
41 Jose Veras, R ERA: 4.15	(9, 1)	1.0	S	5	1	0	0	2	1	0	0	0	0	0	13	22	0.00	2.000

PITCHER	IP	WLS	BF	H	R	ER	SO	BB	IBB	HBP	BLK	WP	HR	S	P	ERA	WHIP

Baltimore Orioles @ Houston Astros

Minute Maid Park, Houston, TX

Tue Jun 04 2013, 7:13 PM - 9:57 PM CDT

Att. 15,918 - Roof Closed - 73 F

TOP

livebaseballscorecards.com

Batter	1	2	3	4	5	6	7	8	9	AB	R	H	RBI	BB	SO	LOB
9 Nate McLouth, L (1, 7) OBP: 0.370, SLG: 0.429	B SI 92 X SI 92 1-0 ① L4		B FF 92 B SL 91 B SI 94 S SI 92 X SI 93 3-1 ① G6-3		B FF 91 C CU 79 B FF 92 X CU 79 2-1 ① F7			C SI 91 B SL 85 X SL 84 1-1 21 S 13 S 21 E 1B		4	1	1	0	0	0	0
13 Manny Machado, R (1, 5) OBP: 0.361, SLG: 0.506	B SL 92 C FF 94 X FF 93 1-1 ② P3		B CU 83 F FF 93 B SL 90 X FF 92 2-1 10 WP 10 E 2B		C SL 91 C FF 93 X SL 89 0-2 ② F8			B SI 90 B CH 85 1 SAFE C SI 90 S FF 91 C FF 93 2-3 ① K 1-2		4	1	1	0	0	1	1
21 Nick Markakis, L (1, 9) OBP: 0.350, SLG: 0.438	C SI 93 X CH 84 0-1 ③ G4-3		C CH 82 B FF 92 X CH 83 1-1 ② F8		C SI 93 B FF 87 X SI 92 1-1 ③ G6-3			C SL 83 X SI 90 0-1 ② G1-3 2-H		4	0	0	0	0	0	1
10 Adam Jones, R (1, 8) OBP: 0.335, SLG: 0.512		C SL 91 B FF 92 F FF 92 F FF 93 B SL 90 F FF 94 F SI 94 S CH 82 2-3 ① K	F CU 82 C FF 93 B CH 83 X FF 93 1-2 E3 2-H			X FF 92 0-0 ① F9		B CH 86 S SI 91 S CH 87 F SI 92 F SI 87 X FF 92 1-2 ③ F9		4	0	0	0	0	1	0
19 Chris Davis, L (1, 3) OBP: 0.437, SLG: 0.744		B SI 93 S CH 85 B FF 94 F CH 86 B FF 84 X CH 85 3-2 2 1B 1B	C FF 92 B FF 92 B CH 83 F SI 92 C SI 92 2-3 ③ K			B SL 92 F SI 92 B SL 89 S CH 86 B SL 91 X CH 83 3-2 ② F8			C KC 78 B SI 90 C SI 89 X SI 91 1-2 ① G5-3	4	0	1	0	0	1	1
32 Matt Wieters, S (1, 2) OBP: 0.291, SLG: 0.416		B SI 92 B SI 90 C SI 92 F CH 83 S FF 91 2-3 ② K		S FF 91 X SL 88 0-1 ① P5		C SL 92 B CH 84 C FF 92 B SL 90 X SI 94 2-2 ③ P5			B SI 91 X CH 86 1-0 ② G1-3	4	0	0	0	0	1	1
2 J.J. Hardy, R (1, 6) OBP: 0.290, SLG: 0.460		B FF 92 C FF 92 C FF 92 B FF 93 B CU 81 X FF 94 3-2 1-2 1B		C FF 92 C CH 86 B CU 82 C FF 93 1-3 ② K			B FF 91 B FF 92 X FF 92 2-0 ① F7		C FF 92 X CH 76 0-1 3 1B 2B	4	1	2	0	0	1	0
3 Ryan Flaherty, L (1, 4) OBP: 0.242, SLG: 0.257		B SI 92 B SI 92 X SI 93 2-0 ③ G4-3		B FF 93 B SI 92 X FF 92 2-0 1B			B SI 91 B CH 83 S CH 84 F FF 92 B CH 84 X FF 94 3-2 ② P6		C FF 91 C FF 91 X KC 77 0-2 2-H 1B	4	0	2	1	0	0	2
35 Danny Valencia, R (1, 10) OBP: 0.276, SLG: 0.643			C FF 91 B FF 92 X FF 93 1-1 HR	C SI 93 F SI 93 C FF 93 0-3 ③ K			B CU 82 B SI 93 C SI 94 S SI 94 F FF 94 S SI 92 2-3 ③ K		B FF 92 B FF 92 C FF 91 D FF 92 X FF 91 3-1 ③ G5-3	4	1	1	1	0	2	2

Inning Stats	1	2	3	4	5	6	7	8	9
	R: 0 E: 0 K: 0 S: 5	R: 0 E: 0 K: 2 S: 16	R: 2 E: 1 K: 1 S: 14	R: 0 E: 0 K: 2 S: 9	R: 0 E: 0 K: 0 S: 7	R: 0 E: 0 K: 0 S: 7	R: 0 E: 0 K: 1 S: 8	R: 1 E: 0 K: 1 S: 12	R: 1 E: 0 K: 0 S: 11
	H: 0 LOB: 0 BB: 0 P: 7	H: 2 LOB: 2 BB: 0 P: 28	H: 2 LOB: 1 BB: 0 P: 24	H: 1 LOB: 1 BB: 0 P: 12	H: 0 LOB: 0 BB: 0 P: 10	H: 0 LOB: 0 BB: 0 P: 12	H: 0 LOB: 0 BB: 0 P: 15	H: 1 LOB: 0 BB: 0 P: 16	H: 2 LOB: 1 BB: 0 P: 16

	AB	36
	R	4
	H	8
	RBI	2
	BB	0
	SO	7
	LOB	8

	1B: 5	SF: 0
	2B: 2	SAC: 0
	3B: 0	DP: 0
	HR: 1	HBP: 0

WP: 1 PA: 36
PB: 0
SB: 2
CS: 0

PITCHER		IP	WLS	BF	H	R	ER	SO	BB	IBB	HBP	BLK	WP	HR	S	P	ERA	WHIP
64 Lucas Harrell, R ERA: 4.97	(1, 1)	7.0	L	27	5	2	1	6	0	0	0	0	1	1	66	108	1.29	0.714
53 Wesley Wright, L ERA: 3.8	(8, 1)	1.2		6	1	1	0	1	0	0	0	0	0	0	16	22	0.00	0.600
35 Josh Fields, R ERA: 6.75	(9, 1)	0.1		3	2	1	1	0	0	0	0	0	0	0	7	10	27.00	6.000

PITCHER		IP	WLS	BF	H	R	ER	SO	BB	IBB	HBP	BLK	WP	HR	S	P	ERA	WHIP

Baltimore Orioles @ Houston Astros

Minute Maid Park, Houston, TX

Tue Jun 04 2013, 7:13 PM - 9:57 PM CDT

Att. 15,918 - Roof Closed - 73 F

livebaseballscorecards.com

BOTTOM

Batter	1	2	3	4	5	6	7	8	9	AB	R	H	RBI	BB	SO	LOB
2 Brandon Barnes, R (1, 8) OBP: 0.349, SLG: 0.429	B FC 90 B FC 90 B FC 91 C FC 93 F FC 92 X FC 93 3-2 27 G6-4-3 1B		B SL 87 B FC 93 B FC 94 C FC 92 F FC 94 S SL 87 3-3 ② K			F FC 92 B SL 86 X FC 93 1-1 HR		C FF 96 F CU 83 B FC 92 B FC 94 X FF 98 2-2 ② G4-3		4	1	2	1	0	1	0
27 Jose Altuve, R (1, 4) OBP: 0.333, SLG: 0.383	C FC 90 ① 1 SAFE 1 SAFE F SL 87 X SL 87 ② 0-2 G6-4-3 1-2f		B FC 93 S FC 94 C SL 86 S FC 95 1-3 ③ K			F SL 87 F KC 77 B FC 93 F FC 96 B SL 89 X SL 87 2-2 1B		X FF 96 0-0 ③ L8		4	0	1	0	0	1	1
15 Jason Castro, L (1, 2) OBP: 0.327, SLG: 0.467	B FC 91 B KC 77 B FC 92 C FC 91 B FF 92 4-1 BB			B KC 76 C KC 77 B FC 91 X CH 84 2-1 ① F7		1 SAFE B FC 93 1 SAFE T FF 93 C KC 78 F FF 92 T FF 93 1-2 ② K			S FF 94 B SI 94 S CU 81 B SI 95 B SI 95 X SI 93 3-2 ① G4-3	3	0	0	0	1	1	1
14 J.D. Martinez, R (1, 7) OBP: 0.294, SLG: 0.453	B SL 86 C SL 86 F FC 93 X FC 94 1-2 ③ G1-3			X FC 93 0-0 ② G5-3		B SL 86 B SL 86 1 SAFE 1 SAFE X FF 94 2-0 ③ G5-3			B FF 94 B SI 93 S SI 94 X SI 94 2-1 1B	4	0	1	0	0	0	2
12 Carlos Pena, L (1, 10) OBP: 0.347, SLG: 0.387		C KC 75 B FC 91 F CH 85 B FF 91 F KC 78 H FC 93 3-2 38 G4-3 23 WP HBP		C FC 93 B FC 93 F FC 93 X KC 79 1-2 ③ G3			X KC 77 0-0 ① G4-3		C FF 94 C CU 80 F SI 93 S SI 94 0-3 ② K	3	0	0	0	0	1	1
23 Chris Carter, R (1, 3) OBP: 0.303, SLG: 0.438		S FC 92 D KC 77 B FC 93 B KC 78 F FF 94 C FF 95 3-3 ① K 1-2			B KC 75 B KC 77 B FF 92 C FC 93 S FC 93 B FC 95 4-2 30 G1-4-3 BB		C KC 75 F KC 75 B FF 93 S FC 93 1-3 ② K		C FF 94 S CU 80 B CU 80 S CU 81 1-3 ③ K	3	0	0	0	1	3	2
38 Jimmy Paredes, S (1, 9) OBP: 0.275, SLG: 0.315		C FC 94 X KC 78 0-1 ② G4-3 2-3			S FC 93 1 SAFE B FC 93 T FC 93 T FF 94 1-2 ① K		C KC 78 X KC 78 0-1 30 S 1B			3	0	1	0	0	1	2
30 Matt Dominguez, R (1, 5) OBP: 0.258, SLG: 0.396		C FC 93 B FF 94 F KC 79 F FC 94 X CH 86 1-2 ③ F8			F FC 93 B FF 94 F FC 94 X SL 90 1-2 ②③ G1-4-3 1-2f		F FC 93 1 SAFE C FF 94 B FF 93 F KC 78 D FC 95 1 SAFE F FC 94 F SL 88 3-3 ③ B SL 88 F KC 78 S FC 95 K 1-2			3	0	0	0	0	1	3
9 Marwin Gonzalez, S (1, 6) OBP: 0.254, SLG: 0.346			C FC 92 S KC 77 B KC 78 F CH 84 F FC 93 B KC 78 S CH 84 2-3 ① K			C CH 82 X FC 91 0-1 ① F7		S FF 97 F FF 96 B CU 83 T FF 98 1-2 ① K		3	0	0	0	0	2	0
Inning Stats	R: 0 E: 0 K: 0 S: 10 H: 1 LOB: 1 BB: 1 P: 18	R: 0 E: 0 K: 1 S: 12 H: 0 LOB: 1 BB: 0 P: 19	R: 0 E: 0 K: 3 S: 11 H: 0 LOB: 0 BB: 0 P: 17	R: 0 E: 0 K: 0 S: 6 H: 0 LOB: 0 BB: 0 P: 9	R: 0 E: 0 K: 1 S: 8 H: 0 LOB: 0 BB: 1 P: 14	R: 1 E: 0 K: 1 S: 13 H: 2 LOB: 1 BB: 0 P: 19	R: 0 E: 0 K: 2 S: 13 H: 1 LOB: 1 BB: 0 P: 17	R: 0 E: 0 K: 1 S: 7 H: 0 LOB: 0 BB: 0 P: 10	R: 0 E: 0 K: 2 S: 12 H: 1 LOB: 1 BB: 0 P: 18	1B: 4 2B: 0 3B: 0 HR: 1 SF: 0 SAC: 0 DP: 2 HBP: 1						

	AB	30
	R	1
	H	5
	RBI	1
	BB	2
	SO	11
	LOB	12

WP: 1 PA: 33
PB: 0
SB: 1
CS: 0

PITCHER		IP	WLS	BF	H	R	ER	SO	BB	IBB	HBP	BLK	WP	HR	S	P	ERA	WHIP
30 Chris Tillman, R ERA: 3.97	(1, 1)	7.0	W	26	4	1	1	8	2	0	1	0	1	1	73	113	1.29	0.857
29 Tommy Hunter, R ERA: 1.69	(8, 1)	1.0	H	3	0	0	0	1	0	0	0	0	0	0	7	10	0.00	0.000
43 Jim Johnson, R ERA: 4.5	(9, 1)	1.0	S	4	1	0	0	2	0	0	0	0	0	0	12	18	0.00	1.000

PITCHER	IP	WLS	BF	H	R	ER	SO	BB	IBB	HBP	BLK	WP	HR	S	P	ERA	WHIP

Batter	1	2	3	4	5	6	7	8	9	AB	R	H	RBI	BB	SO	LOB
9 Nate McLouth, L (1, 7) OBP: 0.370, SLG: 0.435	C FF 88 B SI 89 C SI 88 F SI 89 B SI 90 X SL 77 2-2 13 G6-3 2 1B 2B	X SI 90 0-0 ③ G3-1			C CU 74 X FF 88 0-1 ③ L7		B FF 94 X FF 95 1-0 ① SF9 3-H	D CU 76 B SI 91 C SI 90 F SI 90 F SI 92 F FC 87 F SI 91 X FC 87 2-2 13 1B 1-2 2-3 1B		4	1	2	1	0	0	2
13 Manny Machado, R (1, 5) OBP: 0.358, SLG: 0.500	D CH 78 B FF 88 X SI 89 2-0 ① G6-3 2-3		C CU 74 C FF 91 X SL 80 0-2 ① G5-3			C CH 76 B SL 80 X FF 87 1-1 ① G5-3	F FF 96 T FF 95 C CU 80 0-3 ② K	B FF 93 C SL 83 X SL 86 1-1 2 G6-4-3 1-2 2-3 3-H 1B		5	0	1	1	0	1	1
2 J.J. Hardy, R (1, 6) OBP: 0.292, SLG: 0.472	F SI 89 S SI 90 B SI 90 B FF 89 X SI 90 2-2 19 WP 3-H 1B		C CH 78 C FF 91 X SL 80 1-2 ② F9			C FF 89 B CH 78 F FF 90 X FF 88 1-2 ② G4-3	B FF 96 C FF 96 B FF 97 C FF 96 F FF 97 F FF 97 X FF 96 2-2 ② ③ HR	C FF 93 F FF 94 D SL 87 B SL 85 X FF 94 2-2 ② ③ G6-4-3 1-2f		5	1	2	2	0	0	3
10 Adam Jones, R (1, 8) OBP: 0.332, SLG: 0.506	B FF 90 S CH 78 D SL 81 X CH 79 2-1 ② F8		B CU 76 X FF 89 1-0 ③ G4-3			C CU 73 S CH 79 X SI 90 0-2 19 1B 1B	S FF 95 F FF 96 S CU 77 0-3 ③ K		B SI 93 C SI 93 X SI 94 1-1 ① G4-3	5	0	1	0	0	1	1
19 Chris Davis, L (1, 3) OBP: 0.436, SLG: 0.740	B SI 90 B SI 90 C SI 89 T SI 90 X SI 90 2-2 ③ G3-1 1-2			B FC 86 X SI 89 1-0 ① G4-3		C SI 89 X SI 90 0-1 32 BB 1-3 1B		F FC 86 C SI 92 B SI 91 F CU 76 F FC 88 X SI 92 1-2 32 HR 2B	C SI 93 S SI 94 S CU 77 0-3 ② K	5	1	2	0	0	1	1
32 Matt Wieters, S (1, 2) OBP: 0.298, SLG: 0.433		B SI 87 C SI 88 B SI 88 C FF 89 X SI 90 2-2 ① G3-1		C FF 88 C SI 89 B CH 78 X CH 78 1-2 ② L4		B SI 89 S CH 78 B FF 90 B SI 89 F CH 77 B SI 91 4-2 1-2 BB		X CH 83 0-0 2-H HR	C SI 94 X FS 82 0-1 1B	4	1	2	2	1	0	0
35 Danny Valencia, R (1, 10) OBP: 0.294, SLG: 0.625		C FF 90 B FF 88 B SI 89 X SI 90 2-1 2B		B CU 75 C FF 87 B SI 90 S CH 78 F SL 80 F SI 90 F FF 88 B CH 78 X FF 90 3-2 ③ F8		C CU 75 S CH 77 B CH 77 D SL 83 C SL 80 2-3 ③ K		B SI 90 B SI 91 B SI 90 B SI 91 4-0 9 1B 12 BB 13 1B BB	B CU 78 C SI 94 C CU 77 D CU 78 S CU 76 2-3 ③ K	4	1	1	0	1	2	4
28 Steve Pearce, R (1, 9) OBP: 0.312, SLG: 0.397		C CU 75 F FF 88 S SL 81 0-3 ② K			B FF 89 C FF 88 S CH 77 C SI 89 1-3 ① K		B FF 94 X FF 94 1-0 12 3B 1B	B FF 87 S SI 90 B SI 92 S FC 87 1 SAFE F CU 76 S FC 86 2-3 ① K		4	1	1	0	0	3	2
12 Alexi Casilla, S (1, 4) OBP: 0.257, SLG: 0.281		B SI 90 C SI 90 C SI 90 B SI 90 D SI 91 F FF 91 B SI 91 4-2 BB			B FF 89 C FF 89 S CH 77 X CH 77 1-2 ② G5-3		X FF 93 0-0 9 SF9 1-H 3B	C SI 92 D FC 86 F SI 91 B FC 87 B CU 76 D FC 85 4-2 13 1B 9 1B 1-2 BB		2	1	1	1	2	0	0
Inning Stats	R: 1 E: 0 K: 0 S: 13 H: 2 LOB: 1 BB: 0 P: 23	R: 0 E: 0 K: 1 S: 12 H: 1 LOB: 2 BB: 1 P: 20	R: 0 E: 0 K: 0 S: 7 H: 0 LOB: 0 BB: 0 P: 9	R: 0 E: 0 K: 0 S: 10 H: 0 LOB: 0 BB: 0 P: 15	R: 0 E: 0 K: 1 S: 8 H: 0 LOB: 0 BB: 0 P: 10	R: 0 E: 0 K: 1 S: 15 H: 2 LOB: 3 BB: 1 P: 23	R: 3 E: 0 K: 2 S: 14 H: 3 LOB: 0 BB: 0 P: 18	R: 3 E: 0 K: 1 S: 23 H: 4 LOB: 2 BB: 2 P: 39	R: 0 E: 0 K: 2 S: 10 H: 1 LOB: 1 BB: 0 P: 13	1B: 7 2B: 3 3B: 1 HR: 2 SF: 1 SAC: 0 DP: 1 HBP: 0						

PITCHER		IP	WLS	BF	H	R	ER	SO	BB	IBB	HBP	BLK	WP	HR	S	P	ERA	WHIP
60 Dallas Keuchel, L ERA: 4.7	(1, 1)	6.0	W	25	5	1	1	3	2	0	0	0	1	0	65	100	1.50	1.167
56 Paul Clemens, R ERA: 4.98	(7, 1)	1.0		6	3	3	3	2	0	0	0	0	0	1	14	18	27.00	3.000
54 Travis Blackley, L ERA: 4.64	(8, 1)	0.1		6	3	3	3	1	2	0	0	0	0	1	18	31	81.00	15.000
62 Hector Ambriz, R ERA: 4.39	(8, 1)	0.2	H	2	1	0	0	0	0	0	0	0	0	0	5	8	0.00	1.500
41 Jose Veras, R ERA: 4.0	(9, 1)	1.0		4	1	0	0	2	0	0	0	0	0	0	10	13	0.00	1.000

PITCHER	IP	WLS	BF	H	R	ER	SO	BB	IBB	HBP	BLK	WP	HR	S	P	ERA	WHIP

TOP

Baltimore Orioles @ Houston Astros

Minute Maid Park, Houston, TX

Wed Jun 05 2013, 7:13 PM - 10:21 PM CDT

Att. 15,522 - Roof Closed - 73 F

livebaseballscorecards.com

AB	38
R	7
H	13
RBI	7
BB	4
SO	8
LOB	14

1B: 7	SF: 1	WP: 1	PA: 43
2B: 3	SAC: 0	PB: 0	
3B: 1	DP: 1	SB: 0	
HR: 2	HBP: 0	CS: 0	

Batter	1	2	3	4	5	6	7	8	9	AB	R	H	RBI	BB	SO	LOB
2 Brandon Barnes, R (1, 8) OBP: 0.351, SLG: 0.431	C FF 87 B SL 79 C CU 71 X FF 88 1-2 ① G5-3	B FF 88 F SL 77 B SI 88 B FF 88 B SL 78 4-1 27 CS BB		C CU 65 B FF 88 S FF 89 B FF 90 S FF 90 2-3 ② K		F FF 86 X SL 77 0-1 2B	B SI 90 X CH 85 1-0 ③ F9		4	0	1	0	1	1	1
27 Jose Altuve, R (1, 4) OBP: 0.335, SLG: 0.397	B FF 88 C SI 87 X SL 77 1-1 15 HR 1B	S SL 77 B SI 88 F SL 80 B SI 88 C CU 72 2-3 ② ③ K 1-2		B FF 89 B FF 89 F FF 89 X CH 79 2-1 HR		B FF 86 C FF 87 F FF 86 B FF 89 B FF 88 X FF 89 3-2 ① F7		C SI 90 B FF 90 F SL 87 F CH 85 B SI 92 F FF 93 F SL 87 X CU 78 2-2 ① G5-3		5	2	2	1	0	1	2
15 Jason Castro, L (1, 10) OBP: 0.329, SLG: 0.479	X FF 87 0-0 1-H HR		C CU 71 F CU 72 B FF 87 S FS 79 1-3 ① K	B FF 89 B CU 67 T FF 88 B FF 89 B FF 89 4-1 14 HR BB		C SL 79 B SL 80 B SI 91 T SL 81 S SL 82 2-3 ② K		C FF 92 B SL 86 B FF 93 X SL 87 2-1 ② G6-3		4	2	1	2	1	2	1
14 J.D. Martinez, R (1, 7) OBP: 0.291, SLG: 0.465	F FF 88 B FF 88 S SL 78 X SL 79 1-2 ② L6		B SL 76 C SI 88 X SL 80 1-1 ② G6-3	B FF 88 X FF 88 1-0 1-H HR		C SL 80 F SI 91 B SI 91 B SI 91 F SL 81 B CH 84 T CH 84 3-2 ③ K		B FF 92 B CH 85 F FF 92 F FF 92 X CH 85 2-2 ③ F8		5	1	1	2	0	1	1
22 Carlos Corporán, S (1, 2) OBP: 0.416, SLG: 0.559	B SL 77 B FS 80 X FS 81 2-0 12 HR 1B		F FF 87 X CU 72 0-1 12 BB 1B	C FF 89 C CH 80 B FF 90 B FF 90 B FF 90 B CH 80 4-2 BB			X SI 89 0-0 8 1B 30 2B 1B			3	2	3	0	1	0	0
12 Carlos Pena, L (1, 3) OBP: 0.350, SLG: 0.402	S CU 72 B FF 88 F CU 73 B FF 87 F SL 79 X CH 82 2-2 1-H HR		B SI 88 B FF 87 C CU 73 B SL 78 C CU 74 D CU 75 4-2 1-2 BB	S CU 66 B FF 89 B CU 66 B CH 78 S FF 88 S FF 89 3-3 ③ K			C SI 90 X SL 80 0-1 ① F7			3	1	1	2	1	1	2
8 Trevor Crowe, S (1, 9) OBP: 0.304, SLG: 0.310	B CU 73 C SL 80 S SL 78 F SL 78 F SL 79 B FF 88 X SL 78 2-2 ③ G3-1		B SL 77 F SI 87 X CU 74 1-1 ③ G3		C FF 86 C CH 75 B FF 89 F CU 68 B FF 89 S CH 79 2-3 ① K		B SI 89 X SI 89 1-0 30 2B 1-2 1B			4	1	1	0	0	1	2
30 Matt Dominguez, R (1, 5) OBP: 0.263, SLG: 0.417		B CU 70 B SI 87 C SI 87 X SL 79 2-1 ① G6-3		X FF 87 0-0 HR	B FF 88 B CU 67 C FF 88 X SL 78 2-1 ② P6		B SL 81 X SI 89 1-0 ② 1-H 2-H 2B			4	1	2	3	0	0	0
9 Marwin Gonzalez, S (1, 6) OBP: 0.260, SLG: 0.371		B SI 87 X SL 76 1-0 HR		C FF 87 B CU 68 S CH 78 S CH 78 1-3 ① K	B CH 80 B CH 78 C FF 87 C FF 88 T CU 68 2-2 ③ K		C SL 80 X SL 80 0-1 1B			4	1	2	1	0	2	0
Inning Stats	R: 4 H: 4 E: 0 LOB: 0 K: 0 BB: 0 S: 19 P: 28	R: 1 H: 1 E: 0 LOB: 0 K: 1 BB: 1 S: 7 P: 16	R: 0 H: 1 E: 0 LOB: 2 K: 1 BB: 1 S: 11 P: 18	R: 4 H: 3 E: 0 LOB: 1 K: 3 BB: 2 S: 16 P: 33	R: 0 H: 0 E: 0 LOB: 0 K: 2 BB: 0 S: 9 P: 15	R: 0 H: 1 E: 0 LOB: 1 K: 2 BB: 0 S: 12 P: 20	R: 2 H: 4 E: 0 LOB: 1 K: 0 BB: 0 S: 8 P: 11	R: 0 H: 0 E: 0 LOB: 0 K: 0 BB: 0 S: 11 P: 17		1B: 6 SF: 0 2B: 2 SAC: 0 3B: 0 DP: 0 HR: 6 HBP: 0					WP: 0 PA: 40 PB: 0 SB: 0 CS: 1	

PITCHER		IP	WLS	BF	H	R	ER	SO	BB	IBB	HBP	BLK	WP	HR	S	P	ERA	WHIP
38 Freddy Garcia, R ERA: 4.7	(1, 1)	3.0	L	17	7	6	6	2	2	0	0	0	0	4	38	63	18.00	3.000
52 Steve Johnson, R ERA: 8.49	(4, 1)	2.1		12	3	3	3	5	2	0	0	0	0	2	29	55	11.57	2.143
40 Troy Patton, L ERA: 5.0	(6, 1)	1.2		8	4	2	2	2	0	0	0	0	0	0	15	23	10.80	2.400
17 Brian Matusz, L ERA: 3.04	(8, 1)	1.0		3	0	0	0	0	0	0	0	0	0	0	11	17	0.00	0.000

PITCHER	IP	WLS	BF	H	R	ER	SO	BB	IBB	HBP	BLK	WP	HR	S	P	ERA	WHIP

BOTTOM

Baltimore Orioles @ Houston Astros

Minute Maid Park, Houston, TX

Wed Jun 05 2013, 7:13 PM - 10:21 PM CDT

Att. 15,522 - Roof Closed - 73 F

livebaseballscorecards.com

AB	36
R	11
H	14
RBI	11
BB	4
SO	9
LOB	9

Batter	1	2	3	4	5	6	7	8	9	AB	R	H	RBI	BB	SO	LOB
9 Nate McLouth, L (1, 7) OBP: 0.367, SLG: 0.426	X FF 91 0-0 ① B3-1		C FF 91 B SL 87 F SL 83 F SL 84 X FF 94 1-2 ② G5-3		B SI 92 B SL 83 B FF 93 B FF 92 4-0 13 G6-3 BB		B SL 82 F FF 92 X SL 86 1-1 ② P6		B FF 90 B SL 84 F FF 93 C SL 85 B FF 94 X FF 93 3-2 ① G4-3	4	0	0	0	1	0	0
13 Manny Machado, R (1, 5) OBP: 0.355, SLG: 0.494	C FF 91 F FF 91 S SL 82 0-3 ② K		X SL 83 0-0 ③ G6-3		C FF 92 C FF 93 1 SAFE B FF 94 B FF 90 1 SAFE X SL 85 2-2 ① G6-3 1-2		B FF 93 C SL 85 S FF 93 X SL 84 1-2 19 1B 1B		B SL 85 C FF 93 C FF 94 S FF 94 1-3 ② K	5	0	1	0	0	2	1
19 Chris Davis, L (1, 3) OBP: 0.435, SLG: 0.732	B FF 92 C FF 92 S CH 85 C FF 93 1-3 ③ K			B CH 84 B FF 92 C CH 84 X CH 86 2-1 10 2B 1B	S SI 94 C FF 94 F SL 85 B SL 88 B FF 94 S SI 95 2-3 ② K		X CH 85 0-0 10 FC6-4 1-3 1B		S FF 94 S FF 94 S FF 95 0-3 ③ K	5	1	2	0	0	3	1
10 Adam Jones, R (1, 8) OBP: 0.331, SLG: 0.506		C FF 91 B SL 82 X CH 83 1-1 ① P4		X SL 85 0-0 32 G4-3 2 1B 1-H 2B	F FF 94 X CH 85 0-1 ③ F8		F FF 94 F FF 94 X FF 94 0-2 ③ FC6-4 1-2f			4	1	1	1	0	0	3
32 Matt Wieters, S (1, 10) OBP: 0.297, SLG: 0.429		B FF 91 X FF 92 1-0 ① 2 2B 1B		X FF 92 0-0 ① G4-3 2-3		C FF 92 B FF 94 B FF 92 B FF 93 X FF 93 3-1 ① G4-3		B FF 93 S FF 92 B SI 94 F CH 88 X FF 94 2-2 ① P5		4	0	1	0	0	0	1
2 J.J. Hardy, R (1, 6) OBP: 0.304, SLG: 0.485		B SL 83 F FF 91 B CH 83 C FF 92 X SL 83 2-2 1-3 2B		F FF 94 B FF 93 C FF 93 D CH 84 F FC 94 X SL 84 2-2 36 FC5-4 3-H 1B		C FF 92 B FF 93 B CH 83 B SL 85 X FF 92 3-1 1B		C SL 86 F CH 87 B FF 95 F FF 95 B FF 96 B SL 83 X FF 94 3-2 36 1B 1B		4	0	4	1	0	0	0
36 Chris Dickerson, L (1, 9) OBP: 0.317, SLG: 0.542		C CH 85 S SL 87 C FF 94 0-3 ② K		B CH 86 C FF 93 F CH 85 B SL 86 X FF 94 2-2 ② FC5-4 3 1B 31 WP 1-2f		B CH 85 C FF 92 S FF 93 F FF 94 X SL 85 1-2 ② P6		B FF 92 X FF 91 1-0 31 FC5-4 1-2 1B		4	1	1	0	0	1	4
3 Ryan Flaherty, L (1, 4) OBP: 0.242, SLG: 0.257		F SL 84 B SL 83 B CH 84 F SL 85 S SL 84 2-3 ③ K		1 SAFE X FF 92 0-0 31 WP 31 S 1-3 1B		F FF 93 X SL 86 0-1 ③ G4-3		B FF 92 B CH 85 B FF 91 F FF 93 S FF 93 S FF 94 3-3 ② K		4	0	1	0	0	2	5
31 Taylor Teagarden, R (1, 2)			X FF 91 0-0 ① F9	C FF 93 B SL 84 S FF 93 B SL 85 F SL 86 B FF 94 S SL 86 3-3 ③ K 1-3 3-H			S SL 82 S FF 92 S SL 84 0-3 ① K	B SL 87 X FF 93 1-0 ③ FC5-4 1-2f		4	0	0	0	0	2	3
Inning Stats	R: 0 E: 0 K: 2 S: 7 H: 0 LOB: 0 BB: 0 P: 8	R: 0 E: 0 K: 2 S: 12 H: 2 LOB: 2 BB: 0 P: 18	R: 0 E: 0 K: 0 S: 6 H: 0 LOB: 0 BB: 0 P: 7	R: 3 E: 0 K: 1 S: 16 H: 4 LOB: 1 BB: 0 P: 25	R: 0 E: 0 K: 1 S: 9 H: 0 LOB: 1 BB: 1 P: 17	R: 0 E: 0 K: 0 S: 10 H: 1 LOB: 1 BB: 0 P: 17	R: 0 E: 0 K: 1 S: 12 H: 2 LOB: 2 BB: 0 P: 14	R: 0 E: 0 K: 1 S: 12 H: 2 LOB: 2 BB: 0 P: 22	R: 0 E: 0 K: 2 S: 9 H: 0 LOB: 0 BB: 0 P: 13	1B: 9 2B: 2 3B: 0 HR: 0 SF: 0 SAC: 0 DP: 0 HBP: 0						

TOP

Baltimore Orioles @ Houston Astros

Minute Maid Park, Houston, TX

Thu Jun 06 2013, 1:12 PM - 4:16 PM CDT

Att. 14,666 - Roof Closed - 73 F

livebaseballscorecards.com

AB	38
R	3
H	11
RBI	2
BB	1
SO	10
LOB	18

		WP: 1	PA: 39
		PB: 0	
		SB: 1	
		CS: 0	

PITCHER		IP	WLS	BF	H	R	ER	SO	BB	IBB	HBP	BLK	WP	HR	S	P	ERA	WHIP
20 Bud Norris, R ERA: 3.43	(1, 1)	7.0	L	31	9	3	3	7	1	0	0	0	1	0	72	106	3.86	1.429
68 José Cisnero, R ERA: 2.67	(8, 1)	2.0		8	2	0	0	3	0	0	0	0	0	0	21	35	0.00	1.000

PITCHER		IP	WLS	BF	H	R	ER	SO	BB	IBB	HBP	BLK	WP	HR	S	P	ERA	WHIP

Baltimore Orioles @ Houston Astros

Minute Maid Park, Houston, TX

Thu Jun 06 2013, 1:12 PM - 4:16 PM CDT

Att. 14,666 - Roof Closed - 73 F

livebaseballscorecards.com

BOTTOM

Batter	1	2	3	4	5	6	7	8	9	AB	R	H	RBI	BB	SO	LOB
2 Brandon Barnes, R (1, 8) OBP: 0.350, SLG: 0.429	B FF 90 S FF 91 F SL 84 F FF 92 X SL 82 1-2 15 2B 14 SF9 1B		S FF 91 X SI 92 0-1 ① SH1-3 1-3		X CU 77 0-0 ③ P4			B SL 79 B SI 85 C SL 79 F SL 78 F SL 79 X FF 86 2-2 ① F9		3	1	1	0	0	0	1
38 Jimmy Paredes, S (1, 9) OBP: 0.262, SLG: 0.299	B FF 90 F SI 90 B CU 76 F FF 92 1 SAFE S SL 82 2-3 ① K		B FF 92 F FF 92 F CH 84 S SL 82 1-3 ② K			C FF 90 F FF 91 B FF 90 F CH 84 S SL 83 1-3 ① K		B SL 78 S SL 79 S SI 85 S FF 87 1-3 ② K		4	0	0	0	0	4	3
15 Jason Castro, L (1, 2) OBP: 0.332, SLG: 0.482	C FF 91 X CU 77 0-1 1-3 2B		B FF 92 B FF 92 B CU 80 I IN 74 4-0 IBB			B CU 78 B FF 91 S FF 91 S CH 85 F CH 86 X FF 92 2-2 ② L6		F SL 84 B SI 91 S SL 84 B FF 90 B FF 91 S SL 86 3-3 ③ K		3	0	1	0	1	1	1
14 J.D. Martinez, R (1, 7) OBP: 0.289, SLG: 0.462	S SL 85 C FF 92 B FF 93 F CH 83 B SL 84 X FF 91 2-2 ② SF9 3-H		B FF 91 B SI 91 B SL 83 C FF 92 X FF 92 3-1 ③ G1-3			X SL 82 0-0 1B			X SI 93 0-0 ① G6-3	3	0	1	1	0	0	2
12 Carlos Pena, L (1, 10) OBP: 0.343, SLG: 0.394	B CU 78 F FF 92 B FF 92 F FF 93 S SL 83 2-3 ③ K			C FF 89 X CH 83 0-1 ① B1-3		B FF 91 D CU 78 B SI 91 X FF 90 3-0 ③ F8			F SI 93 B SI 93 B CU 78 X SI 94 2-1 E4 23 HBP	4	0	0	0	0	1	2
23 Chris Carter, R (1, 3) OBP: 0.302, SLG: 0.431 8 Trevor Crowe, S (9, PR) OBP: 0.304, SLG: 0.310		S FF 91 S FF 91 B FF 92 F CH 84 S SL 83 1-3 ① K		C SL 84 B FF 91 C SL 84 F FF 92 B CH 85 C FF 93 2-3 ② K			C SL 79 X SI 84 0-1 ① G6-3		F SI 94 F CU 81 H FF 93 1-2 22 G6-4-3 1-2 HBP	3 0	0 0	0 0	0 0	0 0	2 0	0 0
13 Ronny Cedeno, R (1, 6) OBP: 0.293, SLG: 0.360 22 Carlos Corporán, S (9, PH) OBP: 0.410, SLG: 0.551	B FF 91 B FF 90 B FF 91 C FF 92 F SI 92 F FF 92 X SL 84 3-2 ② G5-3		F SI 92 X SI 92 0-1 ③ P4				B SI 85 C SL 79 X SL 78 1-1 ② G6-3		B FF 94 X SI 94 1-0 ②③ G6-4-3 1-2f	3 1	0 0	0 0	0 0	0 0	0 2	0 2
30 Matt Dominguez, R (1, 5) OBP: 0.264, SLG: 0.416	C FF 93 T FF 92 F FF 92 S CH 85 0-3 ③ K				C SL 82 B FF 90 X CH 83 1-1 9 G5-4-3 1B		C SL 79 F FF 87 B FF 86 B SL 79 S SL 79 2-3 ③ K			3	0	1	0	0	2	0
9 Marwin Gonzalez, S (1, 4) OBP: 0.268, SLG: 0.378			C FF 91 C FF 91 F FF 92 B CH 84 F CH 84 X SI 92 1-2 2 SH1-3 2 S 1B		C FF 90 C SI 88 F FF 92 F FF 91 X CH 83 0-2 ①② G5-4-3 1-2f			X FF 86 0-0 1B		3	0	2	0	0	0	1
Inning Stats	R: 1 E: 0 K: 2 S: 16 H: 2 LOB: 1 BB: 0 P: 23	R: 0 E: 0 K: 2 S: 12 H: 0 LOB: 0 BB: 0 P: 16	R: 0 E: 0 K: 1 S: 12 H: 1 LOB: 2 BB: 1 P: 21	R: 0 E: 0 K: 1 S: 8 H: 0 LOB: 0 BB: 0 P: 10	R: 0 E: 0 K: 0 S: 8 H: 1 LOB: 0 BB: 0 P: 9	R: 0 E: 0 K: 1 S: 10 H: 1 LOB: 1 BB: 0 P: 16	R: 0 E: 0 K: 1 S: 7 H: 0 LOB: 0 BB: 0 P: 10	R: 0 E: 0 K: 2 S: 11 H: 1 LOB: 1 BB: 0 P: 17	R: 0 E: 1 K: 0 S: 6 H: 0 LOB: 2 BB: 0 P: 10	1B: 5 2B: 1 3B: 0 HR: 0	SF: 1 SAC: 1 DP: 2 HBP: 1		WP: 0 PB: 0 SB: 1 CS: 0		PA: 34		

	AB	30
	R	1
	H	6
	RBI	1
	BB	1
	SO	10
	LOB	12

PITCHER		IP	WLS	BF	H	R	ER	SO	BB	IBB	HBP	BLK	WP	HR	S	P	ERA	WHIP
50 Miguel González, R ERA: 4.05	(1, 1)	6.0	W	23	5	1	1	7	0	1	0	0	0	0	66	95	1.50	0.833
56 Darren O'Day, R ERA: 1.67	(7, 1)	1.2	H	6	1	0	0	2	0	0	0	0	0	0	15	21	0.00	0.600
17 Brian Matusz, L ERA: 3.0	(8, 1)	0.1	H	1	0	0	0	1	0	0	0	0	0	0	3	6	0.00	0.000
43 Jim Johnson, R ERA: 4.34	(9, 1)	1.0	S	4	0	0	0	0	0	0	1	0	0	0	6	10	0.00	0.000

PITCHER	IP	WLS	BF	H	R	ER	SO	BB	IBB	HBP	BLK	WP	HR	S	P	ERA	WHIP

Batter	1	2	3	4	5	6	7	8	9	AB	R	H	RBI	BB	SO	LOB
2 Brandon Barnes, R (1, 8) OBP: 0.352, SLG: 0.427	C FF 93 B FF 94 X FF 93 1-1 15 G3-1 8 G5-3 1B		C FF 90 B SI 92 B FF 91 B FF 92 X FF 91 3-1 8 3B 1B		C FF 90 B KC 80 S KC 78 X FC 87 1-2 ① G6-3		1 SAFE 1 SAFE D KC 79 F FC 89 S KC 79 B KC 79 S KC 80 2-3 ① K 1-2		C FF 92 F SL 87 B SL 86 C SL 86 1-3 ③ K	5	1	2	0	0	2	1
8 Trevor Crowe, S (1, 9) OBP: 0.300, SLG: 0.348	C FF 92 B CH 84 X CH 86 1-1 ① G5-3 1-2		X FF 89 0-0 1-H 3B		B SI 92 X CH 85 1-0 ② G4-3		B CH 85 B CH 85 C CH 85 X KC 80 2-1 ② G4-3 2-3			4	0	1	1	0	0	2
15 Jason Castro, L (1, 2) OBP: 0.330, SLG: 0.482	X KC 82 0-0 ② G3-1 2-3		F KC 80 3 SAFE B FF 94 B FC 90 D CH 86 S CH 86 S FC 88 3-3 ① K		X FF 92 0-0 ③ F7		C KC 81 D KC 82 F KC 82 B FC 90 X SI 92 2-2 3-H 2B			4	0	1	1	0	1	2
14 J.D. Martinez, R (1, 7) OBP: 0.288, SLG: 0.453	B FC 89 B FC 90 B CH 86 B FC 90 4-0 BB		S KC 78 F SI 92 B KC 80 D KC 79 D KC 81 C FC 88 3-3 ② K			B KC 78 X SI 91 1-0 ① F8	C KC 82 S SI 91 B KC 81 F FC 88 F FC 88 D SI 91 S KC 81 2-3 ③ K			3	0	0	0	1	2	2
12 Carlos Pena, L (1, 10) OBP: 0.342, SLG: 0.391	B KC 79 S CH 85 S CH 85 S CH 87 1-3 ③ K		C KC 79 F FF 94 S CH 86 0-3 ③ K			B SI 92 C CH 85 S CH 85 F CH 85 B CH 85 X FC 88 2-2 23 WP 1B		B FF 97 C CH 88 B FF 99 S FF 98 F FF 99 B CH 87 X FF 97 3-2 ① G6-3		4	0	1	0	0	2	3
23 Chris Carter, R (1, 3) OBP: 0.310, SLG: 0.432		S KC 78 B SI 92 B CH 85 B FC 90 C FF 92 D CH 86 4-2 30 1B 13 SH5-3 BB	C FF 92 F FC 86 F CH 84 F CH 85 B KC 80 B FC 87 B FF 93 F FF 92 X FF 92 3-2 30 FC8-6 13 1B 1B			B FC 88 B KC 79 F FC 87 D KC 80 2 SAFE S FC 88 B CH 84 4-2 1-2 BB		S FF 99 F FF 98 B CU 80 F FF 100 B CH 86 X FF 99 2-2 ② P4		2	0	1	0	2	0	0
13 Ronny Cedeno, R (1, 6) OBP: 0.295, SLG: 0.360		X FF 93 0-0 ① SH5-3 1-2	1 SAFE B FF 91 X FC 88 1-0 30 FC8-6 1-2 1B			X FC 88 0-0 ② P2		F FF 99 C CU 78 F CH 86 S FF 98 0-3 ③ K		3	0	1	0	0	1	2
30 Matt Dominguez, R (1, 5) OBP: 0.263, SLG: 0.413		C SI 93 B FC 90 2 SAFE F FF 93 X CH 86 1-2 9 G6-3 2-3 1B	S FC 86 X FC 88 0-1 ① FC8-6 9 G6-3 1-2f 2-3			X FC 88 0-0 ③ F9			C FF 94 F SL 84 B SL 86 X SL 86 1-2 ① G1-3	4	0	1	0	0	0	4
9 Marwin Gonzalez, S (1, 4) OBP: 0.268, SLG: 0.374		D KC 79 F SI 92 X CH 85 1-1 ②③ G6-3 1-2f	D KC 80 X KC 78 1-0 ②③ G6-3 1-2f				B SI 92 X SI 91 1-0 8 G4-3 2 WP 15 2B 1B		C FF 93 B SL 84 F SL 86 X FS 86 1-2 ② F8	4	1	1	0	0	0	4
Inning Stats	R: 0 H: 1 E: 0 LOB: 2 K: 1 BB: 1 S: 8 P: 15	R: 0 H: 1 E: 0 LOB: 1 K: 0 BB: 1 S: 8 P: 14	R: 1 H: 2 E: 0 LOB: 1 K: 3 BB: 0 S: 12 P: 21	R: 0 H: 2 E: 0 LOB: 1 K: 0 BB: 0 S: 10 P: 15	R: 0 H: 0 E: 0 LOB: 0 K: 0 BB: 0 S: 5 P: 7	R: 0 H: 1 E: 0 LOB: 2 K: 0 BB: 1 S: 9 P: 16	R: 1 H: 2 E: 0 LOB: 1 K: 2 BB: 0 S: 14 P: 23	R: 0 H: 0 E: 0 LOB: 0 K: 1 BB: 0 S: 13 P: 18	R: 0 H: 0 E: 0 LOB: 0 K: 1 BB: 0 S: 9 P: 12	1B: 7 2B: 1 3B: 1 HR: 0	SF: 0 SAC: 1 DP: 2 HBP: 0					

TOP

Houston Astros @ Kansas City Royals

Kauffman Stadium, Kansas City, MO

Fri Jun 07 2013, 7:12 PM - 10:09 PM CDT

Att. 24,808 - Clear - 73 F

livebaseballscorecards.com

AB	33
R	2
H	9
RBI	2
BB	3
SO	8
LOB	20

PITCHER		IP	WLS	BF	H	R	ER	SO	BB	IBB	HBP	BLK	WP	HR	S	P	ERA	WHIP
33 James Shields, R ERA: 2.81	(1, 1)	7.0		31	9	2	2	6	3	0	0	0	2	0	66	111	2.57	1.714
40 Kelvin Herrera, R ERA: 4.43	(8, 1)	1.0	W	3	0	0	0	1	0	0	0	0	0	0	13	18	0.00	0.000
56 Greg Holland, R ERA: 2.14	(9, 1)	1.0	S	3	0	0	0	1	0	0	0	0	0	0	9	12	0.00	0.000

PITCHER	IP	WLS	BF	H	R	ER	SO	BB	IBB	HBP	BLK	WP	HR	S	P	ERA	WHIP

Batter	1	2	3	4	5	6	7	8	9	AB	R	H	RBI	BB	SO	LOB
4 Alex Gordon, L (1, 7) OBP: 0.354, SLG: 0.460	B SI 93 C SI 93 B SI 93 B CH 83 X SI 93 3-1 ① L7		B CU 77 X SI 93 1-0 ③ G4-3		C CU 77 X SL 88 0-1 ② G1-3		B SL 87 B CU 76 X SI 91 2-0 ③ F7			4	0	0	0	0	0	1
35 Eric Hosmer, L (1, 3) OBP: 0.324, SLG: 0.338	B SI 93 B SI 94 X SI 92 2-0 ② G6-3			C SI 91 B CU 76 X CH 82 1-1 13 HR 1B	B SI 92 B CU 77 F SI 92 B SL 87 F SI 92 X SI 93 3-2 ③ G6-3			F FF 90 B FF 91 B SI 90 F SI 90 F FF 91 X KC 78 2-2 16 2B 1B		4	2	2	0	0	0	0
13 Salvador Perez, R (1, 2) OBP: 0.333, SLG: 0.421	C SI 92 C CU 82 F CU 82 B CU 83 B CU 82 B CU 82 B SI 92 4-2 BB			X SI 90 0-0 1-H HR		C SI 92 B SL 86 F SL 85 B FF 93 B SL 84 X FF 92 3-2 ① G4-3		C FF 91 B KC 75 X FF 91 1-1 ① P3		3	1	1	2	1	0	1
16 Billy Butler, R (1, 10) OBP: 0.388, SLG: 0.421 23 Elliot Johnson, S (8, PR) OBP: 0.276, SLG: 0.289 (9, 10)	B SI 94 F FF 94 D SL 86 X SI 94 2-1 ③ L8			C SL 87 B SL 86 B SL 86 X FF 94 2-1 24 1B 2B		B FF 93 F FF 93 B SI 91 X SL 87 2-1 ② G6-3		C FF 92 C CH 82 X FF 92 0-2 6 G4-3 7 2B 1-H 2B		4 0	0 1	2 0	1 0	0 0	0 0	1 0
6 Lorenzo Cain, R (1, 8) OBP: 0.346, SLG: 0.404		B FF 92 F FF 93 B SL 87 F FF 94 B SI 91 F SI 91 F FF 93 S FF 93 3-3 ① K		C SL 87 X SL 86 0-1 ① G6-3		B SL 86 X SL 86 1-0 2B		B FF 92 F FF 91 B FF 92 B FF 90 S FF 90 F FF 91 X FF 90 3-2 ② G4-3 2-3		4	0	1	0	0	1	2
7 David Lough, L (1, 9) OBP: 0.309, SLG: 0.434		B SI 93 C SI 93 B FF 93 X SI 93 2-1 ② G3		B CH 81 C SI 93 F CH 82 S CH 82 1-3 ② K		C SI 93 F CH 81 B CH 80 F SL 87 F CH 81 S CU 81 1-3 ③ K		X FF 92 0-0 3-H 2B		4	0	1	1	0	2	2
24 Miguel Tejada, R (1, 5) OBP: 0.347, SLG: 0.444		C FF 94 X FF 94 0-1 ③ F8		C SL 87 S SI 90 X SL 87 0-2 2-3 1B			X FF 92 0-0 ① G6-3	B FF 92 B FF 91 D FF 92 B FF 90 4-0 BB		3	0	1	0	1	0	0
17 Chris Getz, L (1, 4) OBP: 0.267, SLG: 0.288			C SI 92 F FF 92 X FF 92 0-2 ① G3-1	B SI 92 X SI 92 1-0 ③ G6-3			B SI 90 B SI 91 F SI 90 X SI 90 2-1 1B	B FF 90 X FF 90 1-0 ③ F8		4	0	1	0	0	0	4
2 Alcides Escobar, R (1, 6) OBP: 0.270, SLG: 0.324			B FF 93 X SI 94 1-0 ② F8		B SL 84 L SL 86 X FF 93 1-1 ① G6-3		B FF 92 1 SAFE F SL 86 1 SAFE C SL 86 X SL 84 1-2 ② F9			3	0	0	0	0	0	1
Inning Stats	R: 0 E: 0 K: 0 S: 8 H: 0 LOB: 1 BB: 1 P: 19	R: 0 E: 0 K: 1 S: 9 H: 0 LOB: 0 BB: 0 P: 14	R: 0 E: 0 K: 0 S: 5 H: 0 LOB: 0 BB: 0 P: 7	R: 2 E: 0 K: 1 S: 14 H: 4 LOB: 2 BB: 0 P: 19	R: 0 E: 0 K: 0 S: 7 H: 0 LOB: 0 BB: 0 P: 11	R: 0 E: 0 K: 1 S: 11 H: 1 LOB: 1 BB: 0 P: 18	R: 0 E: 0 K: 0 S: 7 H: 1 LOB: 1 BB: 0 P: 12	R: 2 E: 0 K: 0 S: 15 H: 3 LOB: 2 BB: 1 P: 26		1B: 4 2B: 4 3B: 0 HR: 1	SF: 0 SAC: 0 DP: 0 HBP: 0		WP: 0 PB: 0 SB: 0 CS: 0	PA: 35		

PITCHER		IP	WLS	BF	H	R	ER	SO	BB	IBB	HBP	BLK	WP	HR	S	P	ERA	WHIP
18 Jordan Lyles, R ERA: 4.03	(1, 1)	7.0		28	6	2	2	3	1	0	0	0	0	1	61	100	2.57	1.000
53 Wesley Wright, L ERA: 4.18	(8, 1)	0.0	L	1	1	1	1	0	0	0	0	0	0	0	4	6	∞	∞
35 Josh Fields, R ERA: 7.71	(8, 1)	1.0		6	2	1	1	0	1	0	0	0	0	0	11	20	9.00	3.000

PITCHER	IP	WLS	BF	H	R	ER	SO	BB	IBB	HBP	BLK	WP	HR	S	P	ERA	WHIP

BOTTOM

Houston Astros @ Kansas City Royals

Kauffman Stadium, Kansas City, MO

Fri Jun 07 2013, 7:12 PM - 10:09 PM CDT

Att. 24,808 - Clear - 73 F

livebaseballscorecards.com

AB	33
R	4
H	9
RBI	4
BB	2
SO	3
LOB	12

Houston Astros @ Kansas City Royals

Kauffman Stadium, Kansas City, MO

Sat Jun 08 2013, 6:15 PM - 9:07 PM CDT

Att. 28,055 - Clear - 81 F

TOP

livebaseballscorecards.com

Batter	1	2	3	4	5	6	7	8	9	AB	R	H	RBI	BB	SO	LOB
2 Brandon Barnes, R (1, 8) OBP: 0.352, SLG: 0.434	C FF 91 X FF 91 0-1 P3		F SL 83 C SL 84 S SL 83 0-3 K			B FF 93 C FF 92 S SL 84 F FF 94 B SL 84 X SL 83 2-2 27 1B 2B		X SI 95 0-0 G4-3		3	1	1	0	0	1	1
38 Jimmy Paredes, S (6, 9) OBP: 0.259, SLG: 0.295										1	0	0	0	0	0	0
27 Jose Altuve, R (1, 4) OBP: 0.333, SLG: 0.394	F FF 91 F FF 92 X SL 82 0-2 G1-3			B FF 90 B SL 79 F FF 91 F FF 92 C FF 93 2-3 K		X SL 82 0-0 15 1B 2-H 1B		X FF 96 0-0 F9		4	0	1	1	0	1	0
15 Jason Castro, L (1, 2) OBP: 0.329, SLG: 0.477	B FF 91 B SL 80 C FF 92 F CH 84 B SL 84 C FF 94 3-3 K			S SL 82 B SL 83 C CH 85 X SL 83 1-2 G3		X FF 92 0-0 1-2 1B			C SI 95 C CU 81 X CU 85 0-2 G3	4	0	1	0	0	1	0
14 J.D. Martinez, R (1, 7) OBP: 0.288, SLG: 0.447		C FF 92 B SL 83 F SI 92 B SL 84 X SL 84 2-2 G5-3		F SL 82 C FF 93 S SL 85 0-3 K		F SL 85 B FF 94 X FF 94 1-1 G4-3			C FF 96 B SI 95 X CU 86 1-1 12 G3-6 1B	4	0	1	0	0	1	2
12 Carlos Pena, L (1, 10) OBP: 0.340, SLG: 0.385		X FF 92 0-0 L8			C SI 91 X CH 85 0-1 F8		S CH 85 F FF 94 H SL 84 1-2 23 HR HBP		C SI 96 B CH 88 S CH 87 F SI 96 F CH 88 X CH 86 1-2 G3-6 1-2f	3	0	0	0	0	0	1
23 Chris Carter, R (1, 3) OBP: 0.310, SLG: 0.446		C FF 93 B FF 93 C SL 85 B SL 83 B FF 95 S FF 94 3-3 K			B FF 92 S SL 82 S SL 84 B FF 94 F FF 93 B SL 85 F SL 84 F SI 95 C FF 95 3-3 K		D SL 84 C FF 94 B SL 85 X FF 94 2-1 1-2 HR			3	1	1	1	0	2	0
8 Trevor Crowe, S (1, 9) OBP: 0.283, SLG: 0.327 (6, 8)			B FF 90 X FF 90 1-0 G4-3		B CH 86 X FF 92 1-0 G6-3		C FF 91 F CH 86 F FF 93 X SL 84 0-2 F7			3	0	0	0	0	0	0
30 Matt Dominguez, R (1, 5) OBP: 0.264, SLG: 0.412			B SL 83 C SI 91 X SL 82 1-1 1B			C FF 92 B SL 83 X FF 91 1-1 G6-3	C SL 82 S SL 83 F FF 94 F SL 84 B CH 85 X FF 95 1-2 L8			3	0	1	0	0	0	0
9 Marwin Gonzalez, S (1, 6) OBP: 0.263, SLG: 0.367			B FF 90 X SI 90 1-0 L8			F FF 91 B CH 86 S SL 84 B FF 93 F SL 83 B SL 81 X FF 94 3-2 G4-1		B SI 95 X SI 95 1-0 G3		3	0	0	0	0	0	1

Inning Stats	1	2	3	4	5	6	7	8	9
	R: 0 E: 0 K: 1 S: 8	H: 0 LOB: 0 BB: 0 P: 11	R: 0 E: 0 K: 1 S: 7	H: 0 LOB: 0 BB: 0 P: 12	R: 0 E: 0 K: 1 S: 7	H: 1 LOB: 1 BB: 0 P: 10	R: 0 E: 0 K: 2 S: 9	H: 0 LOB: 0 BB: 0 P: 12	R: 0 E: 0 K: 1 S: 9	H: 0 LOB: 0 BB: 0 P: 13	R: 1 E: 0 K: 0 S: 14	H: 3 LOB: 2 BB: 0 P: 21	R: 1 E: 0 K: 0 S: 13	H: 1 LOB: 0 BB: 0 P: 17	R: 0 E: 0 K: 0 S: 3	H: 0 LOB: 0 BB: 0 P: 4	R: 0 E: 0 K: 0 S: 10	H: 1 LOB: 0 BB: 0 P: 12

	AB	31
	R	2
	H	6
	RBI	2
	BB	0
	SO	6
	LOB	5

1B: 4 SF: 0
2B: 1 SAC: 0
3B: 0 DP: 1
HR: 1 HBP: 1

WP: 0 PA: 32
PB: 0
SB: 0
CS: 0

PITCHER		IP	WLS	BF	H	R	ER	SO	BB	IBB	HBP	BLK	WP	HR	S	P	ERA	WHIP
54 Ervin Santana, R ERA: 2.99	(1, 1)	7.0	W	26	5	2	2	6	0	0	1	0	0	1	67	96	2.57	0.714
27 Juan Gutierrez, R ERA: 3.86	(8, 1)	2.0		6	1	0	0	0	0	0	0	0	0	0	13	16	0.00	0.500

PITCHER		IP	WLS	BF	H	R	ER	SO	BB	IBB	HBP	BLK	WP	HR	S	P	ERA	WHIP

BOTTOM

Houston Astros @ Kansas City Royals

Kauffman Stadium, Kansas City, MO

Sat Jun 08 2013, 6:15 PM - 9:07 PM CDT

Att. 28,055 - Clear - 81 F

livebaseballscorecards.com

Batter	1	2	3	4	5	6	7	8	9	AB	R	H	RBI	BB	SO	LOB
7 David Lough, L (1, 7) OBP: 0.317, SLG: 0.431	C FS 83 X FS 82 0-1 E8 13 1B 1B	B FC 89 C CU 73 B SI 89 F FF 91 F FF 90 X CU 72 2-2 ③ G5-3		X CU 77 0-0 ①② G4-6-3 1-2f 2-3 3-H		X FF 94 0-0 1B		C FF 93 B CH 81 B KC 75 F FF 94 X FF 95 2-2 ① G4-3		5	1	2	0	0	0	4
2 Alcides Escobar, R (1, 6) OBP: 0.265, SLG: 0.317	L FS 79 F FF 90 D CU 71 B FF 90 X CH 78 2-2 ① G1-3		F SI 89 X FF 90 0-1 ① P3	B CU 77 F FF 90 B FF 90 F CH 76 F FF 91 X SI 92 2-2 ③ F9		C SL 83 B FF 93 1 SAFE D SL 82 1 SAFE F FF 94 1 SAFE F SL 81 X KC 76 2-2 ③ G6-3		B FF 92 B FF 94 C FF 93 X FF 94 2-1 ② F9		5	0	0	0	0	0	3
13 Salvador Perez, R (1, 2) OBP: 0.335, SLG: 0.417	X FS 82 0-0 35 2B 2-H 1B		C CU 76 F CU 77 F CU 74 X FF 91 0-2 ② P3		B SI 85 B CU 74 X FS 83 2-0 ① G6-3		H KC 74 1-0 35 BB 16 1B 6 FC6-5 HBP	B FF 93 B KC 77 F FF 92 B FF 94 S FF 92 S FF 94 3-3 ③ K		4	2	1	1	0	1	0
16 Billy Butler, R (1, 10) OBP: 0.386, SLG: 0.417	B FS 80 B SI 89 B FS 80 C FF 88 F FF 90 X FS 80 3-2 ② F9		F SI 91 B FF 92 F FF 92 B SI 93 T CH 76 2-2 ③ K		F CH 77 X FF 91 0-1 ② L9		B SL 82 B FF 93 X FF 94 2-0 6 FC6-5 35 BB 1-2 1B			4	0	1	0	0	1	1
35 Eric Hosmer, L (1, 3) OBP: 0.336, SLG: 0.350	F FF 90 X FF 92 0-1 ③ 1-H 2B			C FF 86 X FF 90 0-1 6 BB 24 1B 1B	B SI 87 B FF 90 C CU 75 F FF 90 B SI 90 B SI 91 4-2 6 2B BB		D KC 76 D FF 93 B FF 93 C FF 93 B FF 93 4-1 21 E 6 FC6-5 1-2 2-3 BB			2	2	2	1	2	0	0
6 Lorenzo Cain, R (1, 8) OBP: 0.348, SLG: 0.408		C SI 87 C CH 74 X SI 92 0-2 E1 24 1B		C SI 91 B FF 92 D CH 76 B CH 75 B SI 91 4-1 24 1B 21 2B 1-2 BB	F FS 83 D CH 76 B FF 90 F FS 83 B SI 91 X FS 83 3-2 1-H 2B		X SL 84 0-0 ① FC6-5 21 E 1-2 2-3f 3-H			3	1	1	2	1	0	2
24 Miguel Tejada, R (1, 5) OBP: 0.358, SLG: 0.449		B SI 90 F SI 91 X FS 81 1-1 1-2 1B		C FF 90 F FF 91 B SI 92 F CU 76 X FF 91 1-2 21 2B 7 G4-6-3 1-2 2-H 1B	C FF 92 B SL 82 X FF 93 1-1 ③ F9		C FF 92 X SL 84 0-1 ② F9			4	1	2	1	0	0	3
21 Jeff Francoeur, R (1, 9) OBP: 0.246, SLG: 0.323		S SI 90 X CH 76 0-1 ① P6		X SI 92 0-0 7 G4-6-3 1-3 2-H 2B		B FF 92 C FF 94 X KC 76 1-1 ① F7	B KC 77 B FF 93 C FF 94 C FF 93 F FF 94 F KC 77 F FF 93 F FF 94 X KC 77 2-2 E5 1-2 2-3			4	0	1	1	0	0	4
23 Elliot Johnson, S (1, 4) OBP: 0.275, SLG: 0.279		B SI 91 F SI 91 B CU 76 S FF 90 S FF 91 2-3 ② K		F CU 77 B FF 92 S FF 92 B FF 93 F FF 92 F SI 92 D CU 74 B FS 81 4-2 7 G4-6-3 BB		C FF 94 F FF 94 B KC 78 B CH 81 X FF 95 2-2 ② G3-1	F FF 93 B CH 82 S CH 80 C CH 79 1-3 ③ K			3	0	0	0	1	2	5
Inning Stats	R: 2 E: 1 K: 0 S: 11 H: 3 LOB: 1 BB: 0 P: 16	R: 0 E: 1 K: 1 S: 14 H: 1 LOB: 2 BB: 0 P: 19	R: 0 E: 0 K: 1 S: 9 H: 0 LOB: 0 BB: 0 P: 11	R: 3 E: 0 K: 0 S: 17 H: 3 LOB: 1 BB: 2 P: 28	R: 1 E: 0 K: 0 S: 10 H: 1 LOB: 1 BB: 1 P: 20	R: 0 E: 0 K: 0 S: 10 H: 1 LOB: 1 BB: 0 P: 15	R: 1 E: 1 K: 1 S: 15 H: 1 LOB: 3 BB: 1 P: 25	R: 0 E: 0 K: 1 S: 8 H: 0 LOB: 0 BB: 0 P: 15		1B: 7 2B: 3 3B: 0 HR: 0 SF: 0 SAC: 0 DP: 1 HBP: 1						

	AB	34
	R	7
	H	10
	RBI	6
	BB	4
	SO	4
	LOB	22

WP: 0 PB: 0 SB: 0 CS: 0 PA: 39

PITCHER		IP	WLS	BF	H	R	ER	SO	BB	IBB	HBP	BLK	WP	HR	S	P	ERA	WHIP
45 Erik Bedard, L ERA: 5.34	(1, 1)	4.2	L	24	8	6	6	2	3	0	0	0	0	0	59	91	11.57	2.357
43 Brad Peacock, R ERA: 8.07	(5, 1)	3.1		15	2	1	1	2	1	0	1	0	0	0	35	58	2.70	0.900

PITCHER		IP	WLS	BF	H	R	ER	SO	BB	IBB	HBP	BLK	WP	HR	S	P	ERA	WHIP

Houston Astros @ Kansas City Royals

Kauffman Stadium, Kansas City, MO

Sun Jun 09 2013, 1:13 PM - 3:40 PM CDT

Att. 20,723 - Partly Cloudy - 78 F

livebaseballscorecards.com

Batter	1	2	3	4	5	6	7	8	9	AB	R	H	RBI	BB	SO	LOB
27 Jose Altuve, R (1, 4) OBP: 0.332, SLG: 0.392	C FF 91 X SI 91 0-1 ① G5-3		F SI 93 X SI 92 0-1 ① G6-3 2-3			X SI 92 0-0 ① F8		B SI 95 B SI 96 X SI 95 2-0 22 L6 15 E 1B		4	0	1	0	0	0	1
15 Jason Castro, L (1, 10) OBP: 0.323, SLG: 0.468	C SI 92 C CH 84 B SL 86 X SL 82 1-2 ② L8		B SI 92 3 SAFE F CH 82 S SL 83 S FF 93 1-3 ② K			C CH 83 F SL 84 B FF 93 B CH 83 F SL 86 F SL 85 B FF 94 X SL 84 3-2 ② P4		F SI 95 B SL 85 F SL 85 1 SAFE B SI 95 F SL 84 1 SAFE X SL 85 2-2 E3 1-2		4	0	0	0	0	1	2
22 Carlos Corporán, S (1, 2) OBP: 0.402, SLG: 0.534	F SI 92 T SI 92 B SL 83 X FF 93 1-2 12 FC6-5 1B		F SL 84 X CH 84 0-1 ③ F7			X CH 83 0-0 ③ G3		X SI 95 0-0 ②③ L6 2-2		4	0	1	0	0	0	3
12 Carlos Pena, L (1, 3) OBP: 0.343, SLG: 0.385	B SI 92 C SI 92 S CH 83 X SL 84 1-2 ③ FC6-5 1-2f			B CH 81 F CH 82 S SL 84 B SL 85 X CH 83 2-2 ① G3-1			F CH 80 B SL 84 F SL 83 B SL 85 X CH 82 2-2 14 1B 1B		B FF 97 B FF 96 C FF 95 B FF 96 F FF 96 B FF 96 4-2 14 G5-4-3 BB	3	0	1	0	1	0	1
14 J.D. Martinez, R (1, 9) OBP: 0.287, SLG: 0.442		C SI 90 X SL 80 0-1 ① G5-3		B SI 93 S SL 85 B FF 94 F SI 92 S SI 93 2-3 ② K			C SI 92 C SI 92 B SL 84 1 SAFE X SI 92 1-2 30 FC5-4 1-2 1B		C FF 96 X SL 86 0-1 ①② G5-4-3 1-2f	4	0	1	0	0	1	1
23 Chris Carter, R (1, 7) OBP: 0.309, SLG: 0.439		B SI 90 B SI 91 B SI 90 C SI 91 B SI 92 4-1 BB		X CU 77 0-0 ③ P3			C SI 92 B SI 93 2 SAFE X SI 92 1-1 ① P3		C FF 96 C SL 86 B FF 97 B SL 85 B FF 96 S SL 86 3-3 ③ K	3	0	0	0	1	1	2
8 Trevor Crowe, S (1, 8) OBP: 0.268, SLG: 0.308		B SI 91 C SI 90 F SI 90 1 SAFE F CH 83 D CH 82 S SL 84 2-3 ② K			C SI 91 B CH 84 X SL 84 1-1 ① G3-1		F CH 83 X SL 83 0-1 ② L6			3	0	0	0	0	1	3
30 Matt Dominguez, R (1, 5) OBP: 0.261, SLG: 0.406		B SI 92 F SI 93 D SL 83 X SI 92 2-1 ③ G5-3			C SL 80 B SL 85 X SI 92 1-1 ② F9		X SL 84 0-0 ③ FC5-4 1-2f			3	0	0	0	0	0	3
13 Ronny Cedeno, R (1, 6) OBP: 0.296, SLG: 0.370			C SI 90 X SI 91 0-1 27 G6-3 2B		C SI 93 B SL 86 B SL 83 F SI 93 X SL 85 2-2 ③ F8			C SI 95 F SI 95 S SL 86 0-3 ① K		3	0	1	0	0	1	0
Inning Stats	R: 0 H: 1 E: 0 LOB: 1 K: 0 BB: 0 S: 11 P: 14	R: 0 H: 0 E: 0 LOB: 1 K: 1 BB: 1 S: 9 P: 17	R: 0 H: 1 E: 0 LOB: 1 K: 1 BB: 0 S: 9 P: 10	R: 0 H: 0 E: 0 LOB: 0 K: 1 BB: 0 S: 7 P: 11	R: 0 H: 0 E: 0 LOB: 0 K: 0 BB: 0 S: 7 P: 11	R: 0 H: 0 E: 0 LOB: 0 K: 0 BB: 0 S: 7 P: 10	R: 0 H: 2 E: 0 LOB: 2 K: 0 BB: 0 S: 11 P: 15	R: 0 H: 1 E: 1 LOB: 1 K: 1 BB: 0 S: 9 P: 13	R: 0 H: 0 E: 0 LOB: 0 K: 1 BB: 1 S: 7 P: 14	1B: 4 2B: 2 3B: 0 HR: 0	SF: 0 SAC: 0 DP: 2 HBP: 0						

TOP	
AB	31
R	0
H	5
RBI	0
BB	2
SO	5
LOB	16

WP: 0 PA: 33
PB: 0
SB: 0
CS: 0

PITCHER		IP	WLS	BF	H	R	ER	SO	BB	IBB	HBP	BLK	WP	HR	S	P	ERA	WHIP
39 Luis Mendoza, R ERA: 4.19	(1, 1)	7.0		26	4	0	0	3	1	0	0	0	0	0	61	88	0.00	0.714
43 Aaron Crow, R ERA: 4.08	(8, 1)	1.0	W	4	1	0	0	1	0	0	0	0	0	0	9	13	0.00	1.000
56 Greg Holland, R ERA: 2.05	(9, 1)	1.0	S	3	0	0	0	1	1	0	0	0	0	0	7	14	0.00	1.000

PITCHER		IP	WLS	BF	H	R	ER	SO	BB	IBB	HBP	BLK	WP	HR	S	P	ERA	WHIP

Batter	1	2	3	4	5	6	7	8	9	AB	R	H	RBI	BB	SO	LOB
4 Alex Gordon, L (1, 7) OBP: 0.352, SLG: 0.457	B SI 92 F SI 91 B SI 92 X SI 92 2-1 L6 ①	B CH 82 B SI 92 F SI 92 F SI 92 B SI 92 X SI 92 3-2 F7 ③			C SI 92 B CU 81 F SI 93 X FF 90 1-2 F9 ③			1 SAFE B SI 93 B FF 94 X SI 93 2-0 E8 35 1B 1-H 1B		4	1	1	1	0	0	1
35 Eric Hosmer, L (1, 3) OBP: 0.335, SLG: 0.348	C SI 92 B SI 92 F CH 84 B FF 89 X SI 93 2-2 G6-3 ②		C CU 77 B CH 82 F SI 91 S FF 89 1-3 K ①			X CU 78 0-0 G3 ①		C CU 76 X CU 80 0-1 13 1B 3-H 1B		4	0	1	1	0	1	0
13 Salvador Perez, R (1, 2) OBP: 0.344, SLG: 0.424	F FF 93 B SI 93 X SI 93 1-1 8 BB 16 BB 1B		C CU 80 X FF 88 0-1 G4-3 ②			C SI 92 B SI 92 B FF 93 F SI 93 X SI 89 2-2 16 G6-4-3 1B		C FF 94 F SL 86 X SL 86 0-2 1-3 1B		4	0	3	0	0	0	0
16 Billy Butler, R (1, 10) OBP: 0.383, SLG: 0.411	B SI 93 B SI 92 B SL 89 C SI 93 B SI 93 4-1 8 BB 1-2 BB		B CU 81 C SI 93 B SL 88 X SI 94 2-1 G4-3 ③			C SI 92 C SI 92 B SI 92 X SI 92 1-2 G6-4-3 ②③ 1-2f		B FF 96 X FF 95 1-0 P6 ②		3	0	0	0	1	0	3
8 Mike Moustakas, L (1, 5) OBP: 0.247, SLG: 0.286	C SI 92 F CH 84 B SI 91 B SI 92 B CH 83 B FF 94 4-2 7 FC4-6 1-2 2-3 BB			X SI 90 0-0 G4-3 ①			B SI 90 F SI 90 X SI 91 1-1 F7 ① C FC 88 B SI 91 C SI 92 B SI 92 X FC 89 2-2 G6-3 ③			3	0	0	0	1	0	2
7 David Lough, L (1, 8) OBP: 0.302, SLG: 0.410	B SI 92 C FF 93 F SI 93 B SI 93 X SI 92 2-2 FC4-6 ③ 1-2f			C SI 90 B CU 79 F SI 91 F SI 92 X SI 92 1-2 G4-3 ②			B SI 91 S CH 84 F CH 84 B SI 90 F SI 94 X CH 84 2-2 G1-3 ②			3	0	0	0	0	0	3
21 Jeff Francoeur, R (1, 9) OBP: 0.247, SLG: 0.319		F FF 91 F SI 91 B FF 92 F SI 92 B CU 81 F SI 93 F SI 92 B CH 82 B SI 94 4-2 BB		B SI 93 B FF 92 X SI 93 2-0 G6-3 ③			B CU 82 C SI 94 X SI 92 1-1 G6-3 ③			2	0	0	0	1	0	0
23 Elliot Johnson, S (1, 6) OBP: 0.266, SLG: 0.270		C SI 91 F SI 92 B SI 93 X CH 83 1-2 F7 ①			B SI 91 X SI 90 1-0 F7 ①			C FF 92 B SI 93 X SI 94 1-1 L9 ①		3	0	0	0	0	0	1
17 Chris Getz, L (1, 4) OBP: 0.268, SLG: 0.289		C SI 91 B SI 91 1 SAFE B SI 92 X SI 91 2-1 L7 ②			X SI 91 0-0 B2 ②			B CU 78 B FF 93 X SI 94 2-0 4 S 4 E 1B		3	1	1	0	0	0	1
Inning Stats	R: 0 E: 0 K: 0 S: 13 H: 1 LOB: 3 BB: 2 P: 28	R: 0 E: 0 K: 0 S: 13 H: 0 LOB: 1 BB: 1 P: 23	R: 0 E: 0 K: 1 S: 7 H: 0 LOB: 0 BB: 0 P: 10	R: 0 E: 0 K: 0 S: 6 H: 0 LOB: 0 BB: 0 P: 9	R: 0 E: 0 K: 0 S: 5 H: 0 LOB: 0 BB: 0 P: 7	R: 0 E: 0 K: 0 S: 7 H: 1 LOB: 0 BB: 0 P: 10	R: 0 E: 0 K: 0 S: 8 H: 0 LOB: 0 BB: 0 P: 12	R: 2 E: 1 K: 0 S: 13 H: 4 LOB: 2 BB: 0 P: 21		1B: 6 2B: 0 3B: 0 HR: 0	SF: 0 SAC: 0 DP: 1 HBP: 0		WP: 0 PB: 0 SB: 1 CS: 0	PA: 32		

BOTTOM

Houston Astros @ Kansas City Royals

Kauffman Stadium, Kansas City, MO

Sun Jun 09 2013, 1:13 PM - 3:40 PM CDT

Att. 20,723 - Partly Cloudy - 78 F

livebaseballscorecards.com

AB	29
R	2
H	6
RBI	2
BB	3
SO	1
LOB	11

PITCHER		IP	WLS	BF	H	R	ER	SO	BB	IBB	HBP	BLK	WP	HR	S	P	ERA	WHIP
64 Lucas Harrell, R ERA: 4.52	(1, 1)	7.0		25	2	0	0	1	3	0	0	0	0	0	59	99	0.00	0.714
62 Hector Ambriz, R ERA: 4.94	(8, 1)	0.2	L	6	4	2	2	0	0	0	0	0	0	0	10	16	27.00	6.000
54 Travis Blackley, L ERA: 4.57	(8, 1)	0.1		1	0	0	0	0	0	0	0	0	0	0	3	5	0.00	0.000

PITCHER	IP	WLS	BF	H	R	ER	SO	BB	IBB	HBP	BLK	WP	HR	S	P	ERA	WHIP

Houston Astros @ Seattle Mariners

Safeco Field, Seattle, WA

Mon Jun 10 2013, 7:13 PM - 10:12 PM PDT

Att. 12,817 - Partly Cloudy - 69 F

livebaseballscorecards.com

Batter	1	2	3	4	5	6	7	8	9	AB	R	H	RBI	BB	SO	LOB
2 Brandon Barnes, R (1, 8) OBP: 0.341, SLG: 0.419	B FF 90 C FF 91 F SI 90 F FS 86 F SI 87 S FF 92 1-3 ① K		X FF 90 0-0 FC1 1-3			C SL 82 F SL 81 F FF 90 B FF 91 X SL 80 1-2 ① G6-3		B FF 98 C FF 98 X FF 96 1-1 ② G5-3		4	0	0	0	0	1	1
27 Jose Altuve, R (1, 4) OBP: 0.335, SLG: 0.399	F FF 91 S SL 81 S SL 82 0-3 ② K		X SL 82 0-0 ② SF7 3-H			B FF 89 X FF 91 1-0 15 G4-3 2B		B SL 85 C SL 83 C FF 96 X SL 84 1-2 1B		3	0	2	1	0	1	0
15 Jason Castro, L (1, 2) OBP: 0.322, SLG: 0.464	C FF 91 X SI 92 0-1 1B		F FS 87 F FS 86 X FF 92 0-2 ③ G5-3			B FF 92 B FS 86 F FF 92 B SI 92 S FS 86 X FS 86 3-2 ② G4-3 2-3		C SL 80 X SL 81 0-1 ③ F7		4	0	1	0	0	0	3
14 J.D. Martinez, R (1, 7) OBP: 0.286, SLG: 0.438	C FF 91 S SL 82 F SL 80 S FF 92 0-3 ③ K			S SL 81 B FF 90 S SL 82 B SL 82 F FF 92 F SL 82 S SL 80 2-3 ① K		C SL 81 S FF 91 F SL 82 B SI 88 C FF 94 1-3 ③ K			B FF 97 C FF 96 X CU 79 1-1 22 DI 22 1B 1B	4	1	1	0	0	3	2
12 Carlos Pena, L (1, 10) OBP: 0.341, SLG: 0.387		F SI 88 B FS 84 F FF 91 B FS 86 X FS 87 2-2 ① G6-3		C CU 71 B FS 86 X FF 87 1-1 ② G3			B FF 88 B FF 88 S FF 89 X FS 86 2-1 30 WP 2B		C CH 87 D CU 78 B FF 96 C FF 98 S FF 98 2-3 ① K	4	0	1	0	0	1	1
23 Chris Carter, R (1, 3) OBP: 0.308, SLG: 0.433		B FF 91 X FF 91 1-0 ② F8		F FF 92 C SL 82 B SL 80 S SL 80 1-3 ③ K			B SL 83 B SI 90 F FF 92 B FF 91 S SI 91 B FF 92 4-2 30 G4-6-3 BB		B CU 80 X FF 97 1-0 ② P6	3	0	0	0	1	1	1
38 Jimmy Paredes, S (1, 9) OBP: 0.250, SLG: 0.284 22 Carlos Corporán, S (9, PH) OBP: 0.410, SLG: 0.541		F FF 92 C FF 92 B FS 88 X FS 86 1-2 ③ G6-3			C CU 71 F FS 83 B FS 85 B FF 91 F FF 91 S FS 87 2-3 ① K		L FS 86 B CU 74 L FF 91 S SI 87 1-3 ① K		B FF 97 F FF 98 B CU 79 X FF 97 2-1 1-H 1B	3 1	0 0	0 1	0 1	0 0	2 0	2 0
30 Matt Dominguez, R (1, 5) OBP: 0.256, SLG: 0.399			C FF 89 S SL 80 B SL 81 B FS 86 X SI 91 2-2 ① L9		C FF 90 X FS 86 0-1 ② P4		B SI 87 S FF 92 X SI 92 1-1 ② ③ G4-6-3 1-2f 2-3		B CU 78 F FF 97 F FF 98 F CU 79 X FF 97 1-2 ③ P3	4	0	0	0	0	0	3
9 Marwin Gonzalez, S (1, 6) OBP: 0.264, SLG: 0.366			B FF 91 F SI 91 B CU 73 F FF 92 F FF 92 B FS 87 F SI 92 X FF 88 3-2 2 E 2 FC1 27 SF7 1B		C CU 73 B FF 87 B CU 72 X SI 90 2-1 ③ G1-3			B CH 85 C FF 95 B FF 96 X FF 96 2-1 ① G3		3	1	1	0	0	0	0

Inning Stats	R: 0 E: 0 K: 3 S: 14	H: 1 LOB: 1 BB: 0 P: 15	R: 0 E: 0 K: 0 S: 7	H: 0 LOB: 0 BB: 0 P: 11	R: 1 E: 1 K: 0 S: 13	H: 1 LOB: 1 BB: 0 P: 18	R: 0 E: 0 K: 2 S: 10	H: 0 LOB: 0 BB: 0 P: 14	R: 0 E: 0 K: 1 S: 8	H: 0 LOB: 0 BB: 0 P: 12	R: 0 E: 0 K: 1 S: 12	H: 1 LOB: 1 BB: 0 P: 18	R: 0 E: 0 K: 1 S: 9	H: 1 LOB: 1 BB: 1 P: 17	R: 0 E: 0 K: 0 S: 9	H: 1 LOB: 1 BB: 0 P: 13	R: 1 E: 0 K: 1 S: 13	H: 2 LOB: 1 BB: 0 P: 20	1B: 5 2B: 2 3B: 0 HR: 0	SF: 1 SAC: 0 DP: 1 HBP: 0	WP: 1 PB: 0 SB: 0 CS: 0	PA: 35
---	---	---	---	---	---	---	---	---	---	---	---	---	---	---	---	---	---	---	---	---	---	---	---	---

PITCHER	IP	WLS	BF	H	R	ER	SO	BB	IBB	HBP	BLK	WP	HR	S	P	ERA	WHIP
18 Hisashi Iwakuma, R (1, 1) ERA: 1.79	7.0	W	26	4	1	0	8	1	0	0	0	1	0	73	105	0.00	0.714
58 Carter Capps, R (8, 1) ERA: 3.54	0.2	H	3	1	0	0	0	0	0	0	0	0	0	7	11	0.00	1.500
41 Charlie Furbush, L (8, 1) ERA: 3.28	0.1	H	1	0	0	0	0	0	0	0	0	0	0	2	2	0.00	0.000
54 Tom Wilhelmsen, R (9, 1) ERA: 2.22	1.0	S	5	2	1	1	1	0	0	0	0	0	0	13	20	9.00	2.000

PITCHER	IP	WLS	BF	H	R	ER	SO	BB	IBB	HBP	BLK	WP	HR	S	P	ERA	WHIP

TOP

AB	33
R	2
H	7
RBI	2
BB	1
SO	9
LOB	13

BOTTOM

Houston Astros @ Seattle Mariners

Safeco Field, Seattle, WA

Mon Jun 10 2013, 7:13 PM - 10:12 PM PDT

Att. 12,817 - Partly Cloudy - 69 F

livebaseballscorecards.com

Batter	1	2	3	4	5	6	7	8	9	AB	R	H	RBI	BB	SO	LOB
12 Jason Bay, R (1, 9) (8, 7) OBP: 0.320, SLG: 0.413	B FF 88 C FF 88 F CH 78 F CH 78 F SI 90 X CH 79 1-2 ① G5-3		B CU 71 C CH 77 D CH 77 X SI 88 2-1 15 WP 1-2 1B		C SI 89 F CH 78 X SI 90 0-2 ① G5-3 1-2		B FF 88 B CH 78 B FF 84 C FF 87 B FC 83 4-1 8 E 8 FC5 38 2B BB	S CU 76 C SI 94 S CU 76 0-3 ② K		4	1	1	0	1	1	2
15 Kyle Seager, L (1, 5) OBP: 0.352, SLG: 0.469	F FF 91 B FC 88 B FC 88 C CH 79 B CU 76 F CH 77 X SI 90 3-2 ② G4-3		C FC 87 F CU 75 D CU 76 B SI 91 S SL 81 2-3 ② K2-3 1-2 2-3		X SI 90 0-0 ② FC1-6-5-4-6 8 E 2-3		X FF 88 0-0 ① L9	S FS 84 B SI 94 B FS 86 S CU 77 B SI 96 C SI 95 3-3 ③ K		5	1	0	0	0	2	5
8 Kendrys Morales, S (1, 3) OBP: 0.351, SLG: 0.465	B FF 90 X CH 78 1-0 ③ F9		B CU 74 C SL 79 S CH 78 F SL 80 X CH 78 1-2 ③ G1-3		S CU 75 D SI 89 X CH 78 1-1 E5 2-H 1B		1 SAFE C SI 88 S CH 77 D CH 77 1 SAFE 1 SAFE X CH 76 1-2 FC5 38 2B 1-3			4	0	1	0	0	0	3
38 Michael Morse, R (1, 10) OBP: 0.306, SLG: 0.452 6 Nick Franklin, S (7, PR) OBP: 0.353, SLG: 0.455 (8, 10)		F SI 88 B SI 87 X CH 79 1-1 ① G6-3		X CH 77 0-0 ① P6	S CU 74 F CU 75 F SL 78 S CH 78 0-3 ③ K		X FC 83 0-0 1-3 3-H 2B			4 0	0 0	1 0	1 0	0 0	1 0	1 0
28 Raul Ibanez, L (1, 7) OBP: 0.271, SLG: 0.500 55 Michael Saunders, L (8, 8) OBP: 0.285, SLG: 0.329		C SI 88 B FF 91 B SL 80 F SI 90 T SI 90 2-2 ② K		C FF 90 X FF 88 0-1 HR	B CU 72 X SI 88 1-0 ① F9		F CU 79 F FF 87 D CU 80 S CU 78 1-3 ② K			4 0	1 0	1 0	1 0	0 0	2 0	2 0
7 Kelly Shoppach, R (1, 2) OBP: 0.300, SLG: 0.356		B FC 89 C SL 78 B SI 91 X FF 91 2-1 2B		X FF 90 0-0 ② F8		B CH 76 S CH 76 C SL 77 X CH 77 1-2 ② G6-3	I IN 71 I IN 75 I IN 75 I IN 74 4-0 9 FC6-4 IBB			3	0	1	0	1	0	0
9 Endy Chavez, L (1, 8) (8, 9) OBP: 0.299, SLG: 0.353		B CU 74 F SI 90 F CU 76 F SI 90 S SL 81 1-3 ③ K		B CU 75 C SI 90 B CU 76 B CU 73 X SI 88 3-1 1B		B CU 74 C SL 77 F SI 90 B SL 81 X SL 80 2-2 26 E 1B	C CU 78 D CU 77 X FF 86 1-1 ③ FC6-4 1-2f			4	0	2	0	0	1	4
26 Brendan Ryan, R (1, 6) OBP: 0.280, SLG: 0.283			C FF 88 B SL 78 C CU 74 F CU 75 B FF 88 C SI 90 2-3 ① K	F FF 90 X CU 74 0-1 ③ G1-3		X SL 79 0-0 E6 1-2		X SI 93 0-0 2B		4	0	1	0	0	1	2
1 Carlos Triunfel, R (1, 4) OBP: 0.118, SLG: 0.063			B FF 91 C SI 89 C CU 76 H FF 88 2-2 15 WP 12 1B HBP		X FF 88 0-0 15 12 G5-3 FC1-6-5-4-6 1B	D CU 75 B SI 88 B SI 90 C SI 90 C SI 90 F SI 90 F CH 77 C SI 90 3-3 ③ K		C CU 74 X CU 75 0-1 ① B2-4		3	0	1	0	0	1	3
Inning Stats	R: 0 E: 0 K: 0 S: 10 H: 0 LOB: 0 BB: 0 P: 15	R: 0 E: 0 K: 2 S: 11 H: 1 LOB: 1 BB: 0 P: 17	R: 0 E: 0 K: 2 S: 15 H: 1 LOB: 2 BB: 0 P: 24	R: 1 E: 0 K: 0 S: 8 H: 2 LOB: 1 BB: 0 P: 11	R: 1 E: 1 K: 1 S: 11 H: 2 LOB: 1 BB: 0 P: 12	R: 0 E: 1 K: 1 S: 14 H: 1 LOB: 2 BB: 0 P: 21	R: 1 E: 1 K: 1 S: 11 H: 1 LOB: 3 BB: 2 P: 22	R: 0 E: 0 K: 2 S: 9 H: 1 LOB: 1 BB: 0 P: 12		1B: 5 2B: 3 3B: 0 HR: 1	SF: 0 SAC: 0 DP: 0 HBP: 1		WP: 1 PB: 0 SB: 0 CS: 0	PA: 38		

	AB	35
	R	3
	H	9
	RBI	2
	BB	2
	SO	9
	LOB	22

PITCHER		IP	WLS	BF	H	R	ER	SO	BB	IBB	HBP	BLK	WP	HR	S	P	ERA	WHIP
60 Dallas Keuchel, L ERA: 4.37	(1, 1)	6.0	L	27	7	2	1	6	0	0	1	0	1	1	69	100	1.50	1.167
46 Wade LeBlanc, L ERA: 5.07	(7, 1)	1.0		7	1	1	0	1	1	1	0	0	0	0	11	22	0.00	2.000
41 Jose Veras, R ERA: 3.86	(8, 1)	1.0		4	1	0	0	2	0	0	0	0	0	0	9	12	0.00	1.000

PITCHER	IP	WLS	BF	H	R	ER	SO	BB	IBB	HBP	BLK	WP	HR	S	P	ERA	WHIP

Houston Astros @ Seattle Mariners

Safeco Field, Seattle, WA

Tue Jun 11 2013, 7:11 PM - 9:25 PM PDT

Att. 10,267 - Partly Cloudy - 65 F

livebaseballscorecards.com

Batter	1	2	3	4	5	6	7	8	9	AB	R	H	RBI	BB	SO	LOB
2 Brandon Barnes, R (1, 8) OBP: 0.331, SLG: 0.405	S FF 87 F SI 89 S SL 81 0-3 ① **K**		F SL 82 C SI 91 X SL 82 0-2 ③ **F8**			B SL 80 F FF 88 B SI 90 C SI 90 X SL 80 2-2 **E6**			C FF 88 X SL 80 0-1 ① **G6-3**	4	0	0	0	0	1	0
15 Jason Castro, L (1, 2) OBP: 0.316, SLG: 0.455	F SI 91 B CU 77 T SI 90 B SL 81 X FF 91 2-2 ② **F7**			F FF 88 B CH 83 B CU 75 F FF 90 X FF 91 2-2 ① **G4-3**		B SI 91 C CH 84 1 SAFE X SI 91 1-1 ③ **G4-3**			B CU 72 F FF 89 B CH 83 X SI 90 2-1 ② **F7**	4	0	0	0	0	0	1
27 Jose Altuve, R (1, 4) OBP: 0.330, SLG: 0.393	S SL 81 C SL 81 B SL 82 S SL 80 1-3 ③ **K**			S SL 81 B FF 91 X SL 80 1-1 ② **G6-3**			C FF 87 F SL 79 F SL 80 B FF 88 F CU 75 X FF 90 1-2 ① **F8**		X SL 81 0-0 ③ **G6-3**	4	0	0	0	0	1	0
12 Carlos Pena, L (1, 3) OBP: 0.337, SLG: 0.381		C SI 87 B FF 88 C FF 88 B SL 81 X CU 73 2-2 ① **G6-3**		B CU 75 F CH 85 S FF 90 S FF 90 1-3 ③ **K**			F FF 89 F FF 89 B FF 88 B SI 90 B CU 76 S FF 90 3-3 ② **K**			3	0	0	0	0	2	0
23 Chris Carter, R (1, 10) OBP: 0.305, SLG: 0.427		B FF 90 S SI 90 C FF 91 X SL 81 1-2 ② **L7**			C SL 80 F SI 89 B FF 89 S SL 81 1-3 ① **K**		C FF 89 F FF 90 B SI 91 F SI 91 X SL 80 1-2 ③ **F9**			3	0	0	0	0	1	0
14 J.D. Martinez, R (1, 7) OBP: 0.292, SLG: 0.442		B FF 91 B SI 90 S SI 90 X SL 82 2-1 **1B**			C FF 90 F SL 81 B FF 90 C FF 90 1-3 ② **K**			X SL 79 0-0 **1B**		3	0	2	0	0	1	0
8 Trevor Crowe, S (1, 9) OBP: 0.254, SLG: 0.291		B SI 91 S SI 91 B CH 85 F SI 92 S SI 92 2-3 ③ **K**			B CU 74 C SI 90 F CH 85 X SL 82 1-2 ③ **F9**			B SI 89 X SI 90 1-0 ① **P5**		3	0	0	0	0	1	2
30 Matt Dominguez, R (1, 5) OBP: 0.253, SLG: 0.394			B FF 88 C SI 89 S SL 79 B SI 90 B SI 91 S SL 83 3-3 ① **K**			F SL 79 B SI 88 B FF 89 X FF 89 2-1 ① **G5-3**		B FF 90 B FF 90 X FF 88 2-0 ② **L7**		3	0	0	0	0	1	1
13 Ronny Cedeno, R (1, 6) OBP: 0.287, SLG: 0.358			C SI 90 C SL 82 F SL 82 S FF 90 0-3 ② **K**			X SL 80 0-0 ② **F8**		B SL 82 S FF 90 S SI 91 C SI 91 1-3 ③ **K**		3	0	0	0	0	2	1
Inning Stats	R: 0 E: 0 K: 2 S: 9 H: 0 LOB: 0 BB: 0 P: 12	R: 0 E: 0 K: 1 S: 11 H: 1 LOB: 1 BB: 0 P: 18	R: 0 E: 0 K: 2 S: 10 H: 0 LOB: 0 BB: 0 P: 13	R: 0 E: 0 K: 1 S: 8 H: 0 LOB: 0 BB: 0 P: 12	R: 0 E: 0 K: 2 S: 9 H: 0 LOB: 0 BB: 0 P: 12	R: 0 E: 1 K: 0 S: 8 H: 0 LOB: 1 BB: 0 P: 13	R: 0 E: 0 K: 1 S: 12 H: 0 LOB: 0 BB: 0 P: 17	R: 0 E: 0 K: 1 S: 6 H: 1 LOB: 1 BB: 0 P: 10	R: 0 E: 0 K: 0 S: 5 H: 0 LOB: 0 BB: 0 P: 7	1B: 2 2B: 0 3B: 0 HR: 0	SF: 0 SAC: 0 DP: 0 HBP: 0					

PITCHER	IP	WLS	BF	H	R	ER	SO	BB	IBB	HBP	BLK	WP	HR	S	P	ERA	WHIP
39 Aaron Harang, R (1, 1) ERA: 5.6	9.0	W	30	2	0	0	10	0	0	0	0	0	0	78	114	0.00	0.222

PITCHER	IP	WLS	BF	H	R	ER	SO	BB	IBB	HBP	BLK	WP	HR	S	P	ERA	WHIP

AB	30
R	0
H	2
RBI	0
BB	0
SO	10
LOB	5

WP: 0 PA: 30
PB: 0
SB: 0
CS: 0

Batter	1	2	3	4	5	6	7	8	9	AB	R	H	RBI	BB	SO	LOB
9 Endy Chavez, L (1, 9) OBP: 0.305, SLG: 0.372	B FF 92 C FF 92 X SL 86 1-1 E6 28 WP 2B		C FF 93 B SI 92 C CH 88 X CH 86 1-2 ① G1-3		B FF 92 C FF 93 X CH 88 1-1 ② G2-3			C KC 81 F SI 90 X SL 82 0-2 26 G3 15 1B 2B		4	2	2	0	0	0	0
26 Brendan Ryan, R (1, 6) OBP: 0.275, SLG: 0.277	S SL 85 X FF 94 0-1 ① P3		X SL 84 0-0 ② G6-3		C FF 92 B SL 84 B SI 93 B FF 93 F FF 94 S FF 94 3-3 ③ K			X SI 91 0-0 ① G3 2-3		4	0	0	0	0	1	2
15 Kyle Seager, L (1, 5) OBP: 0.354, SLG: 0.470	B FF 93 F CH 86 C FF 93 B FF 95 S SL 86 2-3 ② K		B FF 93 C SL 84 B SI 94 B SL 84 X FF 94 3-1 1B			F CH 87 B CH 87 S SL 83 X SL 84 1-2 ① G4-3		B SL 83 X SL 85 1-0 28 G6-3 3-H 1B		4	0	2	1	0	1	1
28 Raul Ibanez, L (1, 7) OBP: 0.276, SLG: 0.518	C SL 85 D CH 87 F SI 95 B SL 86 B SI 95 F SI 94 X SI 94 3-2 3-H 1B		X SL 85 0-0 ③ F8			C FF 92 X SI 94 0-1 HR		B SI 91 C SI 91 X SI 92 1-1 ②③ G6-3 1-2f		4	1	2	1	0	0	2
38 Michael Morse, R (1, 10) OBP: 0.301, SLG: 0.445	S SL 86 F SL 86 X SL 85 0-2 ③ F8			C FF 92 X SL 84 0-1 ① G5-3		F SL 85 C FF 94 F SL 84 X FF 95 0-2 ② G4-3				3	0	0	0	0	0	1
6 Nick Franklin, S (1, 4) OBP: 0.370, SLG: 0.478		B FF 92 B CH 87 C SI 93 F SI 93 B SI 95 F SI 94 X FF 94 3-2 E9 55 SF7 2B		B FF 93 B SL 85 B FF 93 C FF 93 B SI 94 4-1 BB		C SL 84 B CH 86 C CH 88 C FF 94 1-3 ③ K				2	1	1	0	1	1	0
55 Michael Saunders, L (1, 8) OBP: 0.280, SLG: 0.325		F SL 84 B CH 88 X SI 94 1-1 ① SF7 3-H		B SL 83 B FF 93 X FF 94 2-0 ② F8			B SL 80 C FF 92 B CH 87 X SL 86 2-1 ① F9			2	0	0	1	0	0	1
7 Kelly Shoppach, R (1, 2) OBP: 0.293, SLG: 0.346		C FF 94 X FF 95 0-1 ② F8		P PO 87 C SL 85 1 SAFE S SL 84 C FF 94 1-3 ③ K			X FF 92 0-0 ② F8			3	0	0	0	0	1	1
16 Alex Liddi, R (1, 3) OBP: 0.167, SLG: 0.182		C SL 85 B SL 85 S FF 94 S SL 85 1-3 ③ K			X FF 91 0-0 ① B1-3		B FF 91 C FF 93 F SL 84 C FF 94 1-3 ③ K			3	0	0	0	0	2	0
Inning Stats	R: 1 E: 1 K: 1 S: 14 H: 2 LOB: 1 BB: 0 P: 20	R: 1 E: 1 K: 1 S: 11 H: 1 LOB: 0 BB: 0 P: 16	R: 0 E: 0 K: 0 S: 7 H: 1 LOB: 1 BB: 0 P: 11	R: 0 E: 0 K: 1 S: 8 H: 0 LOB: 1 BB: 1 P: 14	R: 0 E: 0 K: 1 S: 6 H: 0 LOB: 0 BB: 0 P: 10	R: 1 E: 0 K: 1 S: 12 H: 1 LOB: 0 BB: 0 P: 14	R: 0 E: 0 K: 1 S: 6 H: 0 LOB: 0 BB: 0 P: 9	R: 1 E: 0 K: 0 S: 7 H: 2 LOB: 0 BB: 0 P: 9		1B: 3 2B: 3 3B: 0 HR: 1 SF: 1 SAC: 0 DP: 1 HBP: 0						

PITCHER		IP	WLS	BF	H	R	ER	SO	BB	IBB	HBP	BLK	WP	HR	S	P	ERA	WHIP
20 Bud Norris, R ERA: 3.47	(1, 1)	7.0	L	27	5	3	3	6	1	0	0	0	1	1	64	94	3.86	0.857
53 Wesley Wright, L ERA: 4.38	(8, 1)	1.0		4	2	1	1	0	0	0	0	0	0	0	7	9	9.00	2.000

PITCHER	IP	WLS	BF	H	R	ER	SO	BB	IBB	HBP	BLK	WP	HR	S	P	ERA	WHIP

BOTTOM

Houston Astros @ Seattle Mariners

Safeco Field, Seattle, WA

Tue Jun 11 2013, 7:11 PM - 9:25 PM PDT

Att. 10,267 - Partly Cloudy - 65 F

livebaseballscorecards.com

AB	29
R	4
H	7
RBI	3
BB	1
SO	6
LOB	8

1B: 3 SF: 1
2B: 3 SAC: 0
3B: 0 DP: 1
HR: 1 HBP: 0

WP: 1 PA: 31
PB: 0
SB: 0
CS: 0

Batter	1	2	3	4	5	6	7	8	9	AB	R	H	RBI	BB	SO	LOB
27 Jose Altuve, R (1, 4) OBP: 0.327, SLG: 0.389	S FF 89 C FF 88 X SL 81 0-2 P3		C FF 91 F SI 90 C FF 93 0-3 K			C SL 78 X SL 80 0-1 G6-3		B SI 89 X FF 92 1-0 G6-3 1-2	X CU 85 0-0 8 BB 15 S 1-3 2-H 3-H 1B	5	0	1	2	0	1	2
15 Jason Castro, L (1, 10) OBP: 0.326, SLG: 0.463	B FF 89 X SI 89 1-0 F8			B SI 89 B SI 88 X FF 89 2-0 12 FC4-6 2B		B SL 78 B CH 82 B SL 79 B SI 88 4-0 14 FC5-4 BB			X FF 95 0-1 22 SH5-4 23 2B 1B B SL 81 B SL 82 B SI 92 B FF 93 B SI 93 4-1 8 BB 1-2 BB	3	1	2	0	2	0	0
14 J.D. Martinez, R (1, 9) OBP: 0.297, SLG: 0.440 8 Trevor Crowe, S (9, PR) OBP: 0.267, SLG: 0.291 (9, 7)	C FF 90 S SL 81 F SL 79 B SL 81 X FF 91 1-2 F8			S SL 79 B SL 81 B SL 90 F SL 81 B SL 81 B SI 92 4-2 12 FC4-6 BB		C SI 90 X SI 91 0-1 FC5-4 1-2f			C FF 96 C CU 79 X FF 96 X FF 94 2-1 22 SH5-4 23 2B 1B 1-2 D SI 93 C FF 93 C FF 92 C FT 92 B SI 92 4-2 1-2 2-3 3-H BB	3 0	0 1	1 0	0 1	1 1	0 0	1 0
22 Carlos Corporán, S (1, 2) OBP: 0.391, SLG: 0.513		F SI 90 B SI 89 S SL 79 X FF 92 1-2 P6		F FF 91 X SI 92 0-1 F8		1 SAFE B CH 87 B CH 81 B SI 92 C FF 92 X FF 91 3-1 L1			X CU 77 0-1 SH5-4 1-2 2-3 D SI 93 C FF 93 C FF 92 C SL 82 C FF 93 1-3 K	4	0	0	0	0	1	6
12 Carlos Pena, L (1, 3) OBP: 0.336, SLG: 0.376		C SL 79 B SI 91 F SI 92 F FF 92 F FF 92 B SL 83 B SL 81 S SI 91 3-3 K		B FF 92 X SI 93 1-0 FC4-6 23 FC5-4 1-2f 2-3			F SI 88 F FF 91 C SL 80 0-3 K		I IN 74 I IN 74 I IN 78 I IN 77 4-0 23 2B 2 1B IBB	3	1	0	0	1	2	2
23 Chris Carter, R (1, 7) OBP: 0.304, SLG: 0.428 38 Jimmy Paredes, S (9, PR) OBP: 0.250, SLG: 0.284 (9, 9)		X FF 92 0-0 G6-3		C SL 82 X SL 86 0-1 FC5-4 1-2f			B FF 91 F FF 91 F SI 91 C SL 81 1-3 K		B FF 96 X FF 95 1-0 2 1B 27 1B 1-3 2-H 3-H 2B	4 0	0 1	1 0	2 0	0 0	1 0	2 0
30 Matt Dominguez, R (1, 5) OBP: 0.253, SLG: 0.389			C SI 88 B SL 80 S SL 80 X SL 81 1-2 F7		B FF 88 X FF 89 1-0 F8		X SL 80 0-0 P5		I IN 77 I IN 80 I IN 81 I IN 80 4-0 2 1B 27 1B IBB	3	1	0	0	1	0	0
2 Brandon Barnes, R (1, 8) OBP: 0.336, SLG: 0.416			X FF 92 0-0 9 L9 2B		C SL 78 S SL 79 S FF 90 0-3 K			B SL 78 S SL 79 B SI 90 X FF 91 2-1 G6-3	C CU 84 F FF 93 F CU 84 X SI 93 0-2 27 1B 8 BB 1-2 2-3 3-H 1B	4	1	2	1	0	1	0
9 Marwin Gonzalez, S (1, 6) OBP: 0.264, SLG: 0.363			B FF 90 B FF 87 F FF 89 X SL 79 2-1 L9 2-3		C CH 82 F SL 78 X SL 82 0-2 G4-3			B SI 91 F SI 90 F CH 83 X SL 81 1-2 27 CS 1B	B SI 94 D CH 87 D SI 94 C FF 94 C FF 93 S FF 94 3-3 K	4	0	1	0	0	1	4
Inning Stats	R: 0 E: 0 K: 0 S: 8 H: 0 LOB: 0 BB: 0 P: 10	R: 0 E: 0 K: 1 S: 9 H: 0 LOB: 0 BB: 0 P: 13	R: 0 E: 0 K: 1 S: 9 H: 1 LOB: 1 BB: 0 P: 12	R: 0 E: 0 K: 0 S: 8 H: 1 LOB: 2 BB: 1 P: 15	R: 0 E: 0 K: 1 S: 7 H: 0 LOB: 0 BB: 0 P: 8	R: 0 E: 0 K: 0 S: 6 H: 0 LOB: 1 BB: 1 P: 13	R: 0 E: 0 K: 2 S: 7 H: 0 LOB: 0 BB: 0 P: 8	R: 0 E: 0 K: 0 S: 6 H: 1 LOB: 0 BB: 0 P: 10	R: 6 E: 0 K: 2 S: 22 H: 5 LOB: 3 BB: 4 P: 45	1B: 5 2B: 3 3B: 0 HR: 0 SF: 0 SAC: 1 DP: 0 HBP: 0						

PITCHER		IP	WLS	BF	H	R	ER	SO	BB	IBB	HBP	BLK	WP	HR	S	P	ERA	WHIP
32 Jeremy Bonderman, R ERA: 3.86	(1, 1)	8.0		28	3	0	0	5	2	0	0	0	0	0	60	89	0.00	0.625
54 Tom Wilhelmsen, R ERA: 3.77	(9, 1)	0.1	L	6	3	5	5	0	0	2	0	0	0	0	7	18	135.00	9.000
31 Yoervis Medina, R ERA: 3.32	(9, 1)	0.1		3	2	0	0	1	0	0	0	0	0	0	8	11	0.00	6.000
41 Charlie Furbush, L ERA: 3.24	(9, 1)	0.1		3	0	1	1	1	2	0	0	0	0	0	7	16	27.00	6.000

PITCHER	IP	WLS	BF	H	R	ER	SO	BB	IBB	HBP	BLK	WP	HR	S	P	ERA	WHIP

TOP

Houston Astros @ Seattle Mariners

Safeco Field, Seattle, WA

Wed Jun 12 2013, 7:11 PM - 10:11 PM PDT

Att. 13,823 - Clear - 63 F

livebaseballscorecards.com

AB	33
R	6
H	8
RBI	6
BB	6
SO	7
LOB	17

WP: 0 PA: 40
PB: 0
SB: 1
CS: 1

BOTTOM

Houston Astros @ Seattle Mariners

Safeco Field, Seattle, WA

Wed Jun 12 2013, 7:11 PM - 10:11 PM PDT

Att. 13,823 - Clear - 63 F

Batter	1	2	3	4	5	6	7	8	9	AB	R	H	RBI	BB	SO	LOB
9 Endy Chavez, L (1, 9) OBP: 0.303, SLG: 0.369	C FF 92 X SI 93 0-1 ① G5-3		B CU 77 C SI 94 B SL 87 C SI 93 S SI 93 2-3 ② K		X SI 91 0-0 ① G4-3			B FF 92 B FF 93 C SI 92 X FF 93 2-1 12 E 6 1B 1B		4	1	1	0	0	1	0
12 Jason Bay, R (1, 7) OBP: 0.313, SLG: 0.403	C SI 93 B SI 91 B FF 94 C SI 91 S CU 81 2-3 ② K		C SL 86 B CU 79 F FF 94 B SI 90 F CU 80 B CH 86 X FF 94 3-2 E5		C SI 93 F SI 90 B SI 93 X SI 91 1-2 ② G3-1			M FF 93 X FF 93 0-1 FC1 6 1B 1-2		4	0	0	0	0	1	1
15 Kyle Seager, L (1, 5) OBP: 0.349, SLG: 0.462	C CH 82 B SI 93 F SI 93 B FF 93 S CU 80 2-3 ③ K		B SI 92 X CH 82 1-0 ③ F8		C CU 77 C SL 86 X CU 81 0-2 ③ G4-3			X FC 88 0-0 ① P4		4	0	0	0	0	1	3
28 Raul Ibanez, L (1, 10) OBP: 0.270, SLG: 0.506		B SI 92 C SI 92 F SL 84 S SL 87 1-3 ① K		C CU 76 B SI 92 F SL 85 B SI 94 B SI 93 F SI 91 F SI 91 S SI 91 3-3 ① K		B CU 77 X SI 92 1-0 ① L9		B FC 88 D FC 88 F SI 92 F SI 92 B CU 75 F FF 91 F SI 91 S FC 88 3-3 ② K		4	0	0	0	0	3	2
6 Nick Franklin, S (1, 4) OBP: 0.397, SLG: 0.520		C CU 78 F SI 93 X SI 92 0-2 55 BB 1B		M SI 92 B CH 83 X CH 82 1-1 3 1B 2B		C SI 92 B SI 93 B SL 86 B SI 91 X SI 90 3-1 ② G4-3		D FC 88 F SI 90 X SI 92 1-1 1-2 2-H 1B		4	0	3	1	0	0	0
3 Mike Zunino, R (1, 2) OBP: 0.250, SLG: 0.250		S SI 91 B SI 93 F SI 91 D CU 81 1 SAFE F CU 81 S CU 81 2-3 ② K		F SL 86 C SI 93 X SL 84 0-2 55 BB 2-3 1B		B SL 85 B SI 92 S SI 92 C FF 92 B CU 81 X CU 79 3-2 ③ G5-3		B FF 96 X FF 93 1-0 ③ L7		4	0	1	0	0	1	3
55 Michael Saunders, L (1, 8) OBP: 0.285, SLG: 0.321		B SI 92 B SI 91 B SI 91 B SI 90 4-0 1-2 BB		B SI 92 B SI 92 B SI 92 B SI 90 4-0 1-2 BB			B CU 74 B SI 91 F SI 91 X SI 90 2-1 ① G4-3		B FF 90 C FF 90 X SI 94 1-1 ① F9	2	0	0	0	2	0	0
26 Brendan Ryan, R (1, 6) OBP: 0.269, SLG: 0.271		S SL 88 C CU 80 S CU 80 0-3 ③ K		B SI 90 F CU 78 F CU 80 S CU 82 1-3 ② K			B SL 84 C SL 86 B SI 90 F CU 77 F SI 90 F CU 79 B CU 80 C SI 92 3-3 ② K		B SI 92 B FF 93 C SI 92 X SI 91 2-1 ② P3	4	0	0	0	0	3	5
16 Alex Liddi, R (1, 3) OBP: 0.125, SLG: 0.133			B FF 93 X FF 94 1-0 ① G4-3	F CU 80 F SI 90 S CU 82 0-3 ③ K			X SI 90 0-0 ③ G5-3		C SI 92 X FF 95 0-1 ③ G5-3	4	0	0	0	0	1	3
Inning Stats	R: 0 E: 0 K: 2 S: 8 H: 0 LOB: 0 BB: 0 P: 12	R: 0 E: 0 K: 3 S: 13 H: 1 LOB: 2 BB: 1 P: 20	R: 0 E: 1 K: 1 S: 9 H: 0 LOB: 1 BB: 0 P: 16	R: 0 E: 0 K: 3 S: 16 H: 2 LOB: 3 BB: 1 P: 25	R: 0 E: 0 K: 0 S: 7 H: 0 LOB: 0 BB: 0 P: 8	R: 0 E: 0 K: 0 S: 6 H: 0 LOB: 0 BB: 0 P: 13	R: 0 E: 0 K: 1 S: 8 H: 0 LOB: 0 BB: 0 P: 13	R: 1 E: 1 K: 1 S: 13 H: 2 LOB: 2 BB: 0 P: 20	R: 0 E: 0 K: 0 S: 6 H: 0 LOB: 0 BB: 0 P: 9	1B: 4 2B: 1 3B: 0 HR: 0 SF: 0 SAC: 0 DP: 0 HBP: 0						

livebaseballscorecards.com

AB	34
R	1
H	5
RBI	1
BB	2
SO	11
LOB	17

WP: 0 PB: 0 SB: 0 CS: 0 PA: 36

PITCHER		IP	WLS	BF	H	R	ER	SO	BB	IBB	HBP	BLK	WP	HR	S	P	ERA	WHIP
18 Jordan Lyles, R ERA: 3.48	(1, 1)	7.0		27	3	0	0	10	2	0	0	0	0	0	67	107	0.00	0.714
62 Hector Ambriz, R ERA: 4.94	(8, 1)	0.0		2	1	1	0	0	0	0	0	0	0	0	4	6	∞	∞
54 Travis Blackley, L ERA: 4.43	(8, 1)	0.2		3	1	0	0	1	0	0	0	0	0	0	8	12	0.00	1.500
56 Paul Clemens, R ERA: 4.79	(8, 1)	1.1	W	4	0	0	0	0	0	0	0	0	0	0	7	11	0.00	0.000

PITCHER	IP	WLS	BF	H	R	ER	SO	BB	IBB	HBP	BLK	WP	HR	S	P	ERA	WHIP

Chicago White Sox @ Houston Astros

Minute Maid Park, Houston, TX

Fri Jun 14 2013, 7:11 PM - 10:00 PM CDT

Att. 20,498 - Roof Closed - 73 F

livebaseballscorecards.com

TOP

Batter	1	2	3	4	5	6	7	8	9	AB	R	H	RBI	BB	SO	LOB
15 Gordon Beckham, R (1, 4) OBP: 0.361, SLG: 0.345	C SI 85 B SI 89 X SI 88 1-1 ① F8		B CH 74 B SI 90 C FF 87 F SI 89 F CU 76 F FF 90 S CU 76 2-3 ① K		C SI 89 S SI 89 F CU 76 S SI 91 0-3 ② K		B SL 87 X FF 92 1-0 10 FC5-4 1-2 1B			4	0	1	0	0	2	1
10 Alexei Ramirez, R (1, 6) OBP: 0.298, SLG: 0.325	F SI 89 B CU 77 B SI 89 C SI 89 B SI 90 S FF 89 3-3 ② K		F SI 91 B SI 91 F CU 76 B SI 92 F CU 78 F FF 89 B SI 92 X FF 89 3-2 ② G4-3		C SI 90 X SI 91 0-1 1-3 1B		B FF 92 B SL 86 F FF 92 F SI 93 X FF 94 2-2 ③ FC5-4 1-2f			4	0	1	0	0	1	2
51 Alex Rios, R (1, 9) OBP: 0.343, SLG: 0.484	C SI 90 C CU 76 X CU 73 0-2 ③ G4-3		B SI 92 S SI 92 X CH 78 1-1 ③ F7		B SI 90 B CU 76 F SI 91 C SI 90 F CU 74 C SI 90 2-3 ③ K			C SL 86 S SL 86 C FF 95 0-3 ① K		4	0	0	0	0	2	2
14 Paul Konerko, R (1, 3) OBP: 0.305, SLG: 0.358		C SI 88 B CU 74 F SI 89 B SI 89 F CU 76 F SI 91 B SI 90 B CH 72 4-2 39 1B 44 BB BB		B SI 88 X FS 82 1-0 44 PB 44 SF9 2B		B CU 73 F FF 86 B SI 88 X SI 89 2-1 ① F7		C SL 87 X FF 95 0-1 44 G3-6 1B		3	1	2	0	1	0	0
44 Adam Dunn, L (1, 10) OBP: 0.281, SLG: 0.444		B FF 90 C SI 90 B SI 91 S FF 86 B FF 85 B SI 91 4-2 39 1B 1-2 BB		C SI 87 S CU 73 B SI 89 B SI 90 F SI 88 X CU 74 2-2 ① SF9 2-H		B CU 75 S SI 91 X FF 86 2-0 ② F8		B SI 91 C FF 92 X FC 89 1-1 ②③ G3-6 1-2f		2	0	0	1	1	0	1
24 Dayan Viciedo, R (1, 7) OBP: 0.268, SLG: 0.355		C FF 86 B SI 90 X SI 88 1-1 ① F7		F SI 90 X SI 90 0-1 ② L9		C CU 75 S SI 90 B SI 91 X CU 75 1-2 ③ G6-3			B SI 95 B SI 94 C SI 93 X CU 77 2-1 ① F7	4	0	0	0	0	0	2
7 Jeff Keppinger, R (1, 5) OBP: 0.235, SLG: 0.260 20 Jordan Danks, L (9, PR) OBP: 0.241, SLG: 0.240		C CU 75 F SI 89 D CU 74 B SI 90 X SI 89 2-2 ② L5		C CU 75 X SI 90 0-1 ③ F8			X SL 88 0-0 ① F8		B CU 77 B SI 95 C SI 93 B SI 95 B SI 94 4-1 BB	3 0	0 0	0 0	0 0	1 0	0 0	2 0
39 Casper Wells, R (1, 8) OBP: 0.200, SLG: 0.182 12 Conor Gillaspie, L (9, PH) OBP: 0.310, SLG: 0.373		F FF 90 X CU 76 0-1 1-2 2-3 1B			B SI 85 C SI 88 F SI 89 B CU 74 B SI 90 B SI 89 4-2 10 1B BB		B FF 94 C FF 94 S SL 88 X FF 93 1-2 ② G4-3		D SI 95 C FS 84 B CU 78 B SI 94 1 SAFE X SI 94 3-1 ② F8	2 1	0 0	1 0	0 0	1 0	0 0	0 1
21 Tyler Flowers, R (1, 2) OBP: 0.276, SLG: 0.383		B SI 88 F SI 90 S FF 90 S CU 74 1-3 ③ K			B SI 87 S FS 80 1 SAFE B SI 86 F SI 89 S CU 75 2-3 ① K		X CU 80 0-0 15 1B 1B		B SI 95 F SI 94 C CU 77 D CU 78 F CU 76 S CU 77 2-3 ③ K	4	0	1	0	0	3	5

Inning Stats																				
	R: 0	H: 0	R: 0	H: 1	R: 0	H: 0	R: 1	H: 1	R: 0	H: 1	R: 0	H: 0	R: 0	H: 2	R: 0	H: 1	R: 0	H: 0	1B: 5	SF: 1	WP: 0	PA: 36
	E: 0	LOB: 0	E: 0	LOB: 3	E: 0	LOB: 0	E: 0	LOB: 0	E: 0	LOB: 2	E: 0	LOB: 0	E: 0	LOB: 2	E: 0	LOB: 0	E: 0	LOB: 1	2B: 1	SAC: 0	PB: 1	
	K: 1	BB: 0	K: 1	BB: 2	K: 1	BB: 0	K: 0	BB: 0	K: 3	BB: 1	K: 0	BB: 0	K: 0	BB: 0	K: 1	BB: 0	K: 1	BB: 1	3B: 0	DP: 1	SB: 0	
	S: 8	P: 12	S: 16	P: 28	S: 12	P: 18	S: 9	P: 12	S: 15	P: 23	S: 6	P: 11	S: 9	P: 13	S: 7	P: 8	S: 9	P: 20	HR: 0	HBP: 0	CS: 0	

PITCHER		IP	WLS	BF	H	R	ER	SO	BB	IBB	HBP	BLK	WP	HR	S	P	ERA	WHIP
45 Erik Bedard, L ERA: 4.82	(1, 1)	6.0	W	24	3	1	0	6	3	0	0	0	0	0	66	104	0.00	1.000
68 José Cisnero, R ERA: 2.54	(7, 1)	1.1	H	7	3	0	0	1	0	0	0	0	0	0	14	18	0.00	2.250
54 Travis Blackley, L ERA: 4.3	(8, 1)	0.2	H	1	0	0	0	0	0	0	0	0	0	0	2	3	0.00	0.000
41 Jose Veras, R ERA: 3.72	(9, 1)	1.0	S	4	0	0	0	1	1	0	0	0	0	0	9	20	0.00	1.000

PITCHER	IP	WLS	BF	H	R	ER	SO	BB	IBB	HBP	BLK	WP	HR	S	P	ERA	WHIP

AB	31
R	1
H	6
RBI	1
BB	4
SO	8
LOB	16

BOTTOM

Batter	1	2	3	4	5	6	7	8	9	AB	R	H	RBI	BB	SO	LOB
2 Brandon Barnes, R (1, 8) OBP: 0.333, SLG: 0.411	C SI 95 S CH 85 S SL 82 0-3 ① K2-3		S CH 82 1 SAFE F SI 94 C SI 94 0-3 ② K	B CH 82 B SI 95 C CH 84 X CH 85 2-1 E6 27 1B 1-3 2-H 1B	C SI 94 B SI 94 1 SAFE S SI 95 F SI 96 B SL 78 C SL 79 2-3 ③ K 1-3				4	0	1	0	0	3	2
27 Jose Altuve, R (1, 4) OBP: 0.330, SLG: 0.391	B SI 96 B SI 96 X SI 95 2-0 22 S 1B		C SI 94 B SI 94 S CH 83 X SI 95 1-2 ③ FC6-4 1-2f		B CH 84 1 SAFE S CH 85 X CH 83 1-1 1-2 3-H 1B			B CH 82 F SI 93 F SI 94 F SL 80 X CH 83 1-2 ① F9		4	0	2	1	0	0	1
14 J.D. Martinez, R (1, 10) OBP: 0.291, SLG: 0.429	B SI 94 S CH 84 F CH 83 C SI 96 1-3 ② K			B SL 79 F CH 82 B SI 93 F SI 93 F SL 79 B SL 79 X CH 84 3-2 ① F8	F SI 95 B SI 97 B CH 83 S SI 89 C SI 96 2-3 ③ K			F SL 76 X CH 82 0-1 ② G4-3		4	0	0	0	0	2	3
22 Carlos Corporán, S (1, 2) OBP: 0.385, SLG: 0.500	B SI 95 C SI 95 S CH 83 S SL 80 1-3 ③ K 1-2			C SL 76 B SL 76 B SI 93 F SL 79 C SI 95 2-3 ② K		F SL 77 S CH 82 B SI 91 S SI 95 1-3 ① K		S SI 95 X SI 96 0-1 1B		4	0	1	0	0	3	1
23 Chris Carter, R (1, 3) OBP: 0.299, SLG: 0.420		C SI 94 S CH 82 S CH 84 0-3 ① K		C SL 77 X SI 94 0-1 ③ L6		C SL 78 B CH 83 F CH 84 B SI 95 S SL 80 2-3 ② K		B SL 78 F CH 83 S CH 83 B CH 81 F CH 82 F SI 95 C SL 80 2-3 ③ K		4	0	0	0	0	3	1
13 Ronny Cedeno, R (1, 6) OBP: 0.279, SLG: 0.347		F SI 95 X SI 96 0-1 ② L4			C CH 81 B CH 83 X CH 84 1-1 E6 2 1B 8 WP 2 E	C CH 83 S SL 79 B SL 81 X CH 83 1-2 ③ F8				3	1	0	0	0	0	0
38 Jimmy Paredes, S (1, 9) OBP: 0.242, SLG: 0.274		B SI 96 X SI 95 1-0 ③ G5-3			L SI 89 B CH 83 1 SAFE B CH 83 F SI 93 F SL 81 S CH 82 2-3 ① K		B SI 94 B SI 94 S SI 92 F SI 95 C CH 84 2-3 ① K			3	0	0	0	0	2	1
30 Matt Dominguez, R (1, 5) OBP: 0.254, SLG: 0.388			C SI 95 B SL 78 B CH 84 X CH 82 2-1 27 FC6-4 1B		1 SAFE X SI 94 0-0 ② F9		C SL 79 X CH 83 0-1 ② G4-3			3	0	1	0	0	0	1
8 Trevor Crowe, S (1, 7) OBP: 0.286, SLG: 0.298			C SI 94 1 SAFE F SI 95 S SI 94 0-3 ① K		B SI 93 B SI 64 B SI 95 B SI 90 4-0 2 E 27 1B 1-2 BB		C CH 83 B SL 79 S SI 95 F SL 80 B SI 95 B CH 84 X CH 84 3-2 2 S 1B			2	1	1	0	1	1	1
Inning Stats	R: 0 E: 0 K: 3 S: 10 H: 1 LOB: 1 BB: 0 P: 14	R: 0 E: 0 K: 1 S: 6 H: 0 LOB: 0 BB: 0 P: 7	R: 0 E: 0 K: 2 S: 11 H: 1 LOB: 1 BB: 0 P: 14	R: 0 E: 0 K: 1 S: 9 H: 0 LOB: 0 BB: 0 P: 14	R: 2 E: 2 K: 2 S: 14 H: 2 LOB: 2 BB: 1 P: 26	R: 0 E: 0 K: 2 S: 9 H: 0 LOB: 0 BB: 0 P: 13	R: 0 E: 0 K: 2 S: 13 H: 1 LOB: 1 BB: 0 P: 20	R: 0 E: 0 K: 1 S: 13 H: 1 LOB: 1 BB: 0 P: 16		1B: 6 2B: 0 3B: 0 HR: 0 SF: 0 SAC: 0 DP: 0 HBP: 0						

PITCHER	IP	WLS	BF	H	R	ER	SO	BB	IBB	HBP	BLK	WP	HR	S	P	ERA	WHIP
49 Chris Sale, L (1, 1) ERA: 2.43	8.0	L	32	6	2	0	14	1	0	0	0	1	0	85	124	0.00	0.875

PITCHER	IP	WLS	BF	H	R	ER	SO	BB	IBB	HBP	BLK	WP	HR	S	P	ERA	WHIP

Chicago White Sox @ Houston Astros

Minute Maid Park, Houston, TX

Fri Jun 14 2013, 7:11 PM - 10:00 PM CDT

Att. 20,498 - Roof Closed - 73 F

livebaseballscorecards.com

AB	31
R	2
H	6
RBI	1
BB	1
SO	14
LOB	11

WP: 1 PA: 32
PB: 0
SB: 3
CS: 0

Chicago White Sox @ Houston Astros

Minute Maid Park, Houston, TX

Sat Jun 15 2013, 6:17 PM - 8:55 PM CDT

Att. 21,556 - Roof Closed - 73 F

TOP

livebaseballscorecards.com

Batter	1	2	3	4	5	6	7	8	9	AB	R	H	RBI	BB	SO	LOB
30 Alejandro De Aza, L (1, 8) OBP: 0.313, SLG: 0.404	C FF 93 B FF 94 S CU 82 F FF 94 S CU 82 1-3 ① K		B FF 92 C FF 92 F FF 92 F FF 94 B CU 81 F CU 81 X FF 94 2-2 ① P6			F FF 92 B CU 81 B FF 93 F FF 94 B FF 93 X FF 94 3-2 ① G6-3	C FF 94 C CU 77 T CU 80 0-2 ③ K		2 SAFE 0-0 ③ PO 2-3	4	0	0	0	0	2	2
10 Alexei Ramirez, R (1, 6) OBP: 0.301, SLG: 0.332	C FF 94 X FF 94 0-1 51 S 14 1B 1B		S CU 81 F FF 94 F FF 93 B CU 82 S SI 94 1-3 ② K			B SI 94 F FF 94 F CU 82 S FF 94 1-3 ② K		F FF 94 X FF 96 0-1 44 G3 2B		4	1	2	0	0	2	0
51 Alex Rios, R (1, 9) OBP: 0.342, SLG: 0.478	B FF 93 F FF 93 B CU 81 B FF 94 B FF 93 4-1 14 1B 1-2 BB		C SI 95 F FF 93 B SL 90 B CU 83 B FF 91 X SI 94 3-2 ③ G5-3			B FF 94 B SL 83 B SI 95 C FF 94 X FF 93 3-1 ③ G5-3		S CH 84 B CH 86 F FF 96 S CH 85 1-3 ① K		3	0	0	0	1	1	1
44 Adam Dunn, L (1, 3) OBP: 0.281, SLG: 0.455	C D CH 84 C FC 95 F SL 85 F T CH 85 1-2 ② K			X FF 92 0-0 ① F7			C CH 83 X FF 93 0-1 HR	B SI 91 C SI 91 B SI 92 C SL 82 F SI 92 B SL 83 X SL 81 3-2 ② G3 2-3		4	1	1	1	0	1	3
14 Paul Konerko, R (1, 10) OBP: 0.309, SLG: 0.358	C FF 92 B SL 92 X FC 93 1-1 1-3 2-H 1B			C FF 92 B CU 81 B CU 82 C FF 93 B FF 94 S SI 95 3-3 ② K			X FF 94 0-0 ① P3	I IN 75 I IN 78 I IN 80 I IN 79 4-0 7 FC6-4 IBB		3	0	1	1	1	1	0
12 Conor Gillaspie, L (1, 5) OBP: 0.310, SLG: 0.373 7 Jeff Keppinger, R (8, PH) OBP: 0.234, SLG: 0.258 (8, 5)	C FF 93 D CH 84 F FF 93 X FF 93 1-2 ③ F7			C FF 94 S CH 85 B FF 93 X FF 85 1-2 ③ G4-3			B FF 94 B FF 93 F FF 93 X CU 80 2-1 24 G6-3 15 2B 1B	C FF 94 C SL 86 D CU 86 X CU 84 1-2 ③ FC6-4 1-2f		3 1	1 0	1 0	0 0	0 0	0 0	2 2
24 Dayan Viciedo, R (1, 7) OBP: 0.267, SLG: 0.348 20 Jordan Danks, L (9, PR) OBP: 0.241, SLG: 0.240		C FF 92 F FF 94 B FF 93 S CU 78 1-3 ① K			B CU 79 F FF 93 B CU 81 B FF 95 F FF 93 C FF 96 3-3 ① K		C FF 93 C FF 93 F FF 93 X FF 93 0-2 ② G6-3 2-3		B SI 93 F SI 94 B SI 94 B SI 94 B SI 95 4-1 30 PO 15 S BB	3 0	0 0	0 0	1 0	2 0	1 0	1 0
15 Gordon Beckham, R (1, 4) OBP: 0.369, SLG: 0.373		B FF 93 B FF 93 X FF 94 2-0 ② F9			B SL 91 F SI 95 X SI 94 1-1 21 G6-4-3 1B		B FF 94 X FF 94 1-0 21 1B 3-H 2B		C CU 77 S CU 76 F CU 77 B CU 78 F CU 76 S SI 96 1-3 ① K 1-2	4	0	2	1	0	1	1
21 Tyler Flowers, R (1, 2) OBP: 0.275, SLG: 0.380		S FC 96 B FF 94 X CU 80 1-1 ③ P4			C SI 94 F FF 94 B FF 94 X FF 93 1-2 ② ③ G6-4-3 1-2f		X FF 93 0-0 2-3 1B		C CU 77 B SI 95 C CU 77 S CU 78 1-3 ② K	4	0	1	0	0	1	3
Inning Stats	R: 1 H: 2 E: 0 LOB: 2 K: 2 BB: 1 S: 17 P: 25	R: 0 H: 0 E: 0 LOB: 0 K: 1 BB: 0 S: 6 P: 10	R: 0 H: 0 E: 0 LOB: 0 K: 1 BB: 0 S: 12 P: 18	R: 0 H: 0 E: 0 LOB: 0 K: 1 BB: 0 S: 7 P: 11	R: 0 H: 1 E: 0 LOB: 0 K: 1 BB: 0 S: 8 P: 13	R: 0 H: 0 E: 0 LOB: 0 K: 1 BB: 0 S: 8 P: 15	R: 2 H: 4 E: 1 LOB: 2 K: 1 BB: 0 S: 14 P: 17	R: 0 H: 1 E: 0 LOB: 2 K: 1 BB: 1 S: 12 P: 21	R: 0 H: 0 E: 0 LOB: 1 K: 2 BB: 1 S: 9 P: 15	1B: 5 2B: 2 3B: 0 HR: 1	SF: 0 SAC: 0 DP: 1 HBP: 0			WP: 0 PB: 0 SB: 2 CS: 0	PA: 37		

	AB	33
	R	3
	H	8
	RBI	3
	BB	3
	SO	11
	LOB	15

PITCHER		IP	WLS	BF	H	R	ER	SO	BB	IBB	HBP	BLK	WP	HR	S	P	ERA	WHIP
64 Lucas Harrell, R ERA: 4.48	(1, 1)	6.2	W	27	7	3	3	7	1	0	0	0	0	1	69	106	4.05	1.200
56 Paul Clemens, R ERA: 4.71	(7, 1)	0.2	H	3	1	0	0	2	0	0	0	0	0	0	8	9	0.00	1.500
53 Wesley Wright, L ERA: 4.32	(8, 1)	0.1	H	2	0	0	0	0	0	1	0	0	0	0	4	11	0.00	0.000
62 Hector Ambriz, R ERA: 4.88	(8, 1)	0.1	H	1	0	0	0	0	0	0	0	0	0	0	3	4	0.00	0.000
41 Jose Veras, R ERA: 3.6	(9, 1)	1.0	S	3	0	0	0	2	1	0	0	0	0	0	9	15	0.00	1.000

PITCHER	IP	WLS	BF	H	R	ER	SO	BB	IBB	HBP	BLK	WP	HR	S	P	ERA	WHIP

BOTTOM

Batter	1	2	3	4	5	6	7	8	9	AB	R	H	RBI	BB	SO	LOB
2 Brandon Barnes, R (1, 8) OBP: 0.331, SLG: 0.414	B SI 87 C SI 86 X CH 80 1-1 P6 ①		B CH 81 B CH 82 C FC 85 F FC 86 S CH 82 2-3 K ②		F CH 80 X SI 89 0-1 27 CS 1-H 2B			C SL 86 B SL 85 C SL 86 B SI 98 X SL 86 2-2 G5-3 ①		4	0	1	1	0	1	0
27 Jose Altuve, R (1, 4) OBP: 0.325, SLG: 0.385	X SI 88 0-0 L8 ②		B SI 88 C FF 89 B CH 81 B CH 80 C SI 90 S CH 81 3-3 K ③		F SI 90 B CH 81 F SI 75 X SI 90 1-2 F8 ②③ 2-3			C SL 86 X SL 87 0-1 G6-3 ②		4	0	0	0	0	1	1
15 Jason Castro, L (1, 2) OBP: 0.325, SLG: 0.472	C FF 88 X FC 86 0-1 G4-3 ③			C CU 72 F SI 89 F FC 86 X SI 88 0-2 HR		C FC 85 C FF 89 B FC 85 F SI 90 S CH 80 1-3 K ①		C SL 86 S SL 87 S SL 86 0-3 K2-3 ③		4	1	1	1	0	2	0
14 J.D. Martinez, R (1, 7) OBP: 0.286, SLG: 0.422		C SI 88 S CH 81 F SI 88 B SI 90 S FC 86 1-3 K ①		B SI 87 X SI 89 1-0 G4-3 ①		F FC 86 X CH 81 0-1 F7 ②				3	0	0	0	0	1	0
23 Chris Carter, R (1, 10) OBP: 0.299, SLG: 0.432		B CU 72 C SI 90 C CH 81 X CH 80 1-2 G5-3 ②		X CH 82 0-0 HR		B CH 81 S SI 89 S FF 87 B CH 80 F CH 80 S FC 86 2-3 K ③				3	1	1	1	0	1	0
12 Carlos Pena, L (1, 3) OBP: 0.340, SLG: 0.374		F FC 85 B CU 75 S FC 86 F FC 85 B SI 91 H CH 81 3-2 13 2B HBP		F FC 86 X CH 76 0-1 G4-1 ②			B CU 70 B CU 72 F CH 79 B CH 79 B SI 87 4-1 13 G1-4-3 BB			1	1	0	0	1	0	0
13 Ronny Cedeno, R (1, 6) OBP: 0.280, SLG: 0.356		X SI 90 0-0 1-H 2B		C SI 75 X FC 86 0-1 G4-3 ③			F SI 94 C SI 94 B FF 96 1 SAFE B FF 96 1 SAFE F SL 85 X SI 94 2-2 G1-4-3 ①② 1-2f			3	0	1	1	0	0	1
30 Matt Dominguez, R (1, 5) OBP: 0.259, SLG: 0.396		X SI 90 0-0 F9 ③			B SI 87 C CH 80 X CU 73 1-1 2 2B 1B		C FF 95 X FF 95 0-1 2B			3	1	2	0	0	0	1
8 Trevor Crowe, S (1, 9) OBP: 0.273, SLG: 0.283			B SI 88 C SI 89 X FC 85 1-1 G6-3 ①		X FC 86 0-0 F8 ①		C SI 95 F FF 96 C SL 84 0-3 K ③			3	0	0	0	0	1	2
Inning Stats	R: 0 E: 0 K: 0 S: 5 H: 0 LOB: 0 BB: 0 P: 6	R: 1 E: 0 K: 1 S: 12 H: 1 LOB: 1 BB: 0 P: 17	R: 0 E: 0 K: 2 S: 8 H: 0 LOB: 0 BB: 0 P: 14	R: 2 E: 0 K: 0 S: 10 H: 2 LOB: 0 BB: 0 P: 11	R: 1 E: 0 K: 0 S: 8 H: 2 LOB: 0 BB: 0 P: 10	R: 0 E: 0 K: 2 S: 10 H: 0 LOB: 0 BB: 0 P: 13	R: 0 E: 0 K: 1 S: 10 H: 1 LOB: 1 BB: 1 P: 16	R: 0 E: 0 K: 1 S: 8 H: 0 LOB: 0 BB: 0 P: 10		1B: 1 2B: 3 3B: 0 HR: 2 SF: 0 SAC: 0 DP: 1 HBP: 1				WP: 0 PB: 0 SB: 0 CS: 1 PA: 30	

PITCHER		IP	WLS	BF	H	R	ER	SO	BB	IBB	HBP	BLK	WP	HR	S	P	ERA	WHIP
50 John Danks, L ERA: 4.5	(1, 1)	6.0	L	24	5	4	4	5	1	0	1	0	0	2	54	76	6.00	1.000
27 Matt Lindstrom, R ERA: 2.83	(7, 1)	1.0		3	1	0	0	1	0	0	0	0	0	0	9	11	0.00	1.000
65 Nate Jones, R ERA: 5.08	(8, 1)	1.0		3	0	0	0	1	0	0	0	0	0	0	8	10	0.00	0.000

PITCHER	IP	WLS	BF	H	R	ER	SO	BB	IBB	HBP	BLK	WP	HR	S	P	ERA	WHIP

Chicago White Sox @ Houston Astros

Minute Maid Park, Houston, TX

Sat Jun 15 2013, 6:17 PM - 8:55 PM CDT

Att. 21,556 - Roof Closed - 73 F

livebaseballscorecards.com

AB	28
R	4
H	6
RBI	4
BB	1
SO	7
LOB	5

Chicago White Sox @ Houston Astros

Minute Maid Park, Houston, TX

Sun Jun 16 2013, 1:13 PM - 4:28 PM CDT

Att. 25,824 - Roof Closed - 73 F

livebaseballscorecards.com

Batter	1	2	3	4	5	6	7	8	9	AB	R	H	RBI	BB	SO	LOB
30 Alejandro De Aza, L (1, 8) OBP: 0.315, SLG: 0.424	C FF 88 B SI 90 C SI 90 B SL 81 F SI 91 S SI 91 2-3 ① **K**		B CU 73 X SI 89 1-0 ② **F8**			B CU 71 B SL 78 X SI 88 2-0 **10 SF8 3B**	B CH 86 F FF 92 S SI 93 F FF 96 S FF 96 1-3 ② **K**		C CU 77 X SI 94 0-1 **2-H HR**	5	2	2	2	0	2	3
10 Alexei Ramirez, R (1, 6) OBP: 0.295, SLG: 0.327	B FF 90 F FF 89 B SI 91 F SI 90 F SL 80 X SI 91 2-2 ② **G5-3**		C CH 76 B SI 89 X SI 89 1-1 ③ **F9**			B SI 89 C SI 88 X FF 86 1-1 ① **SF8** **3-H**	B FF 94 X SI 93 1-0 ③ **G1**		C SI 95 B CU 77 S CU 77 B CU 77 X SI 95 2-2 ③ **G6-3**	4	0	0	1	0	0	3
51 Alex Rios, R (1, 9) OBP: 0.344, SLG: 0.477	B SI 90 C FF 91 B SL 78 B FF 88 B SI 90 4-1 **BB**			B FF 88 X SI 88 1-0 ① **P3**		C FF 88 S CH 77 X SL 79 0-2 ② **F9**		C FF 91 X SL 85 0-1 **24 G1-3 1B**		3	0	1	0	1	0	0
14 Paul Konerko, R (1, 10) OBP: 0.304, SLG: 0.351	B FF 89 X SI 89 1-0 ③ **G5-3**			C FF 89 C FF 87 B CH 77 X CH 76 1-2 ② **G6-3**		X SI 88 0-0 ③ **F9**		C FF 93 C FF 93 F SL 87 D SL 87 X FF 94 1-2 ① **P6**		4	0	0	0	0	0	2
24 Dayan Viciedo, R (1, 7) OBP: 0.267, SLG: 0.358		X CU 71 0-0 ① **F8**		C SI 89 B FF 88 S CH 78 X SI 90 1-2 ③ **G6-3**			B SI 86 X FF 88 1-0 **7 1B 3B**	B FF 94 X FF 93 1-0 ② **G1-3** **1-2**		4	1	1	0	0	0	1
44 Adam Dunn, L (1, 3) OBP: 0.280, SLG: 0.451		C FF 90 B SI 89 S SL 78 X SI 90 1-2 **1B**			C SL 77 S SL 79 B SL 80 S SL 80 1-3 ① **K**		S SI 88 S SI 88 S SL 80 0-3 ① **K**	C FC 88 T SI 91 D CU 79 S FC 88 1-3 ③ **K**		4	0	1	0	0	3	2
7 Jeff Keppinger, R (1, 5) OBP: 0.239, SLG: 0.259		B SI 89 B FF 90 C FF 89 B SI 88 S SI 90 X FF 90 3-2 ② **F9**			B CH 77 B SI 90 C SI 89 F FF 87 B SI 89 F SI 89 B SI 89 4-2 **15 G3 BB**		C FF 90 B SI 88 B CH 78 B SI 89 X SI 89 3-1 **15 1B 1B** **3-H**		B SI 93 B SI 93 C SI 92 X SI 94 2-1 ① **G4-3**	3	0	1	1	1	0	1
15 Gordon Beckham, R (1, 4) OBP: 0.377, SLG: 0.381		C CH 78 C SI 89 D SL 83 S SL 80 1-3 ③ **K**			C SI 90 X SI 91 0-1 ② **G3** **1-2**		X FF 93 0-0 **12 BB** **1-3 1B**		B SI 94 B SI 94 C SI 93 F SI 94 X CU 77 2-2 **38 G4-3 30 HR 1B**	4	1	2	0	0	1	2
21 Tyler Flowers, R (1, 2) OBP: 0.272, SLG: 0.375 12 Conor Gillaspie, L (7, PH) OBP: 0.314, SLG: 0.373 38 Hector Gimenez, S (7, 2) OBP: 0.302, SLG: 0.385			C FF 87 F SI 89 X CH 77 0-2 ① **F9**		F SI 89 F SL 80 B SL 79 D SL 80 B SI 90 F SL 80 X SI 90 3-2 ③ **G5-3**		D FF 93 1 SAFE B FF 90 F CH 85 B CH 86 F FF 91 1 SAFE B SI 93 4-2 **BB**		C SI 93 S FS 83 D CU 77 X SI 93 1-2 ② **G4-3**	2 0 1	0 0 0	0 0 0	0 0 0	0 1 0	0 0 0	1 0 1
Inning Stats	R: 0 E: 0 K: 1 S: 10 H: 0 LOB: 1 BB: 1 P: 19	R: 0 E: 0 K: 1 S: 10 H: 1 LOB: 1 BB: 0 P: 15	R: 0 E: 0 K: 0 S: 6 H: 0 LOB: 0 BB: 0 P: 8	R: 0 E: 0 K: 0 S: 7 H: 0 LOB: 0 BB: 0 P: 10	R: 0 E: 0 K: 1 S: 12 H: 0 LOB: 1 BB: 1 P: 20	R: 1 E: 0 K: 0 S: 7 H: 1 LOB: 0 BB: 0 P: 10	R: 1 E: 0 K: 2 S: 14 H: 3 LOB: 3 BB: 1 P: 24	R: 0 E: 0 K: 1 S: 10 H: 1 LOB: 1 BB: 0 P: 13	R: 2 E: 0 K: 0 S: 13 H: 2 LOB: 0 BB: 0 P: 20	1B: 5 2B: 0 3B: 2 HR: 1 SF: 1 SAC: 0 DP: 0 HBP: 0						

TOP

AB	34
R	4
H	8
RBI	4
BB	3
SO	6
LOB	16

WP: 0 PA: 38
PB: 0
SB: 0
CS: 0

PITCHER		IP	WLS	BF	H	R	ER	SO	BB	IBB	HBP	BLK	WP	HR	S	P	ERA	WHIP
60 Dallas Keuchel, L ERA: 4.23	(1, 1)	6.1	W	25	4	2	2	4	2	0	0	0	0	0	58	92	2.84	0.947
68 José Cisnero, R ERA: 2.48	(7, 1)	0.2	H	4	1	0	0	1	1	0	0	0	0	0	8	14	0.00	3.000
62 Hector Ambriz, R ERA: 4.76	(8, 1)	0.2	H	3	1	0	0	0	0	0	0	0	0	0	7	9	0.00	1.500
54 Travis Blackley, L ERA: 4.24	(8, 1)	0.1	H	1	0	0	0	1	0	0	0	0	0	0	3	4	0.00	0.000
41 Jose Veras, R ERA: 4.06	(9, 1)	1.0	S	5	2	2	2	0	0	0	0	0	0	1	13	20	18.00	2.000

PITCHER		IP	WLS	BF	H	R	ER	SO	BB	IBB	HBP	BLK	WP	HR	S	P	ERA	WHIP

Batter	1	2	3	4	5	6	7	8	9	AB	R	H	RBI	BB	SO	LOB
2 Brandon Barnes, R (1, 8) OBP: 0.336, SLG: 0.412	C SI 91 B CH 82 X CH 82 1-1 ① G5-3	F CH 83 B SC 75 B SI 92 B CH 83 B SI 90 4-1 BB			C SI 90 X CU 75 0-1 15 1B 1B		C SL 85 X SL 87 0-1 ① G6-3			3	0	1	0	1	0	0
27 Jose Altuve, R (1, 4) OBP: 0.324, SLG: 0.383	C SI 92 S CH 83 B SC 78 B SI 94 X CH 83 2-2 ② G6-3	B CH 83 S SI 92 B SI 90 1 SAFE F SI 92 S CH 81 2-3 ③ K			F SI 89 1 SAFE B SI 90 X CH 80 1-1 ① P6		B SL 85 C SI 97 B FF 98 X SL 86 2-1 15 S 15 HR 1B			4	1	1	0	0	1	3
15 Jason Castro, L (1, 10) OBP: 0.328, SLG: 0.486	C SI 92 S SI 91 B CU 74 X CU 79 1-2 ③ G3		B CU 75 C SI 91 F SI 91 B CH 84 C SI 93 2-3 ① K		S SI 91 1 SAFE T SI 89 1 SAFE F SI 92 B SI 92 X CU 73 1-2 1-2 1B		S FF 92 C FF 94 D SL 82 F FF 94 X FC 85 1-2 1-H HR			4	1	2	2	0	1	0
22 Carlos Corporán, S (1, 2) OBP: 0.368, SLG: 0.477		C SI 91 S SI 93 B SI 93 S SI 94 1-3 ① K	F CH 84 C SC 77 S CH 79 0-3 ② K		C CH 82 F SI 93 F SI 93 B SC 75 S SI 93 1-3 ② K		X FF 93 0-0 ② G6-3			4	0	0	0	0	3	2
23 Chris Carter, R (1, 7) OBP: 0.302, SLG: 0.438 38 Jimmy Paredes, S (8, 9) OBP: 0.242, SLG: 0.274		C SI 92 X FF 90 0-1 8 BB 12 BB 30 2B 1B	C SI 92 B CH 82 B SC 76 B SI 93 X CH 82 3-1 2B		B SI 93 B CH 82 C SI 93 B SI 94 S SI 93 C SI 94 3-3 ③ K		S SL 82 B SL 81 B SL 80 F FF 93 S SL 81 2-3 ③ K			4 0	1 0	2 0	0 0	0 0	2 0	2 0
12 Carlos Pena, L (1, 3) OBP: 0.338, SLG: 0.369		B SI 92 B SC 78 S SI 93 B CH 82 B SI 92 4-1 8 BB 30 2B 1-2 BB	C SI 91 C SI 94 F CH 83 B CU 80 S CU 73 1-3 ③ K			B CU 76 S SI 89 F SI 92 B CU 77 X SI 91 2-2 E4 8 CS		S FF 92 B FF 93 B FF 93 X SI 93 2-1 ① F8		3	1	0	0	1	1	1
8 Trevor Crowe, S (1, 9) OBP: 0.286, SLG: 0.274 (8, 7)		C SI 93 F SI 93 B CH 78 F SI 94 F CH 83 F CH 82 B CU 76 F CU 77 B SI 94 4-2 B CH 84 30 2B 1-2 2-3 BB	X SI 90 0-0 ① F9		B SI 93 1 SAFE C SI 93 B CH 80 B SI 92 F SI 92 D SI 94 4-2 ① 9 WP 1-2 BB		C FF 93 C CU 78 B FF 94 X CU 78 1-2 ② L8			2	1	0	0	2	0	0
30 Matt Dominguez, R (1, 5) OBP: 0.259, SLG: 0.397		X CU 76 0-0 1-H 2-H 3-H 2B	B SI 90 B SI 92 C SI 93 F SI 93 F SI 94 X CH 84 2-2 ② L9		B SL 86 F SI 97 C SL 86 F SI 98 1 SAFE S FF 98 1-3 ② K		C SL 83 C FF 94 X SL 83 0-2 ③ F9			4	0	1	3	0	1	1
9 Marwin Gonzalez, S (1, 6) OBP: 0.259, SLG: 0.356		B SI 93 B SI 92 S CH 83 F SI 92 F SI 93 F CH 78 S CH 84 2-3 ② K	B SI 93 B CH 81 X SI 92 2-0 ③ P3		B SL 86 B SL 84 F FF 96 X SI 98 2-1 ③ G6-3 1-2					3	0	0	0	0	1	2
Inning Stats	R: 0 E: 0 K: 0 S: 8 H: 0 LOB: 0 BB: 0 P: 12	R: 3 E: 0 K: 3 S: 23 H: 2 LOB: 2 BB: 3 P: 40	R: 0 E: 0 K: 3 S: 12 H: 1 LOB: 1 BB: 0 P: 18	R: 0 E: 0 K: 0 S: 6 H: 0 LOB: 0 BB: 0 P: 10	R: 0 E: 0 K: 2 S: 15 H: 2 LOB: 2 BB: 0 P: 21	R: 0 E: 1 K: 1 S: 11 H: 0 LOB: 1 BB: 1 P: 20	R: 2 E: 0 K: 1 S: 12 H: 2 LOB: 0 BB: 0 P: 17	R: 0 E: 0 K: 0 S: 8 H: 0 LOB: 0 BB: 0 P: 11		1B: 4 2B: 2 3B: 0 HR: 1	SF: 0 SAC: 0 DP: 0 HBP: 0		WP: 1 PB: 0 SB: 1 CS: 1	PA: 35		

PITCHER		IP	WLS	BF	H	R	ER	SO	BB	IBB	HBP	BLK	WP	HR	S	P	ERA	WHIP
53 Héctor Santiago, L ERA: 3.3	(1, 1)	5.1	L	25	5	3	3	8	4	0	0	0	0	0	69	112	5.06	1.688
65 Nate Jones, R ERA: 5.19	(6, 1)	1.0		4	1	1	1	1	0	0	0	0	1	0	10	15	9.00	1.000
37 Matt Thornton, L ERA: 3.63	(7, 1)	1.0		4	1	1	1	1	0	0	0	0	0	1	10	15	9.00	1.000
40 Ramon Troncoso, R ERA: 3.38	(8, 1)	0.2		2	0	0	0	0	0	0	0	0	0	0	6	7	0.00	0.000

PITCHER	IP	WLS	BF	H	R	ER	SO	BB	IBB	HBP	BLK	WP	HR	S	P	ERA	WHIP

BOTTOM

Chicago White Sox @ Houston Astros

Minute Maid Park, Houston, TX

Sun Jun 16 2013, 1:13 PM - 4:28 PM CDT

Att. 25,824 - Roof Closed - 73 F

livebaseballscorecards.com

AB	31
R	5
H	7
RBI	5
BB	4
SO	10
LOB	11

Chicago White Sox @ Houston Astros

Minute Maid Park, Houston, TX

Mon Jun 17 2013, 7:13 PM - 10:45 PM CDT

Att. 13,863 - Roof Closed - 73 F

livebaseballscorecards.com

Batter	1	2	3	4	5	6	7	8	9	AB	R	H	RBI	BB	SO	LOB
30 Alejandro De Aza, L (1, 8) (9, 7) OBP: 0.314, SLG: 0.421	B FF 92 C FF 93 C SL 85 T FF 94 1-2 ① **K**		B FF 93 B FF 93 B SI 93 C FF 93 F SL 84 F FF 94 X SL 84 3-2 ③ **F7**			C SL 85 B FF 92 B SL 87 X FF 93 2-1 44 1B 14 1B 1B	B FF 93 X FF 91 1-0 ② **P5**			4	1	1	0	0	1	0
10 Alexei Ramirez, R (1, 6) OBP: 0.295, SLG: 0.326	C FC 93 X SL 86 0-1 ② **G1-3**			C SL 81 B SL 83 F FC 92 X FF 93 1-2 ① **G6-3**		1 SAFE F SL 80 B SL 83 F FF 92 1 SAFE X FF 93 1-2 ① **L9**	F FF 93 X FF 93 0-1 **1B**			4	0	1	0	0	0	1
51 Alex Rios, R (1, 9) OBP: 0.346, SLG: 0.481	B SL 85 B SL 82 F FF 93 F FF 94 X SL 85 2-2 **2B**			C FF 92 B FF 92 B FF 94 F FF 92 X FF 93 2-2 44 S 1B		B FF 92 B FF 93 F FF 92 X FF 93 2-1 ② **L8**	P PO 85 B FF 92 B FF 91 C FF 89 S FF 89 F FF 92 X FF 92 3-2 ③ **F7**			4	0	2	0	0	0	2
44 Adam Dunn, L (1, 3) OBP: 0.280, SLG: 0.447	C SL 84 F FF 93 B SL 84 B SL 85 X FF 94 2-2 ③ **G3**			B FF 94 B CH 86 X SL 87 2-0 ② **F7** 1-2		S SL 88 B SL 86 X CH 87 1-1 12 1B 14 1B 24 3B 1-3 1B		B FF 90 B FF 91 B FF 91 C FF 90 C KC 76 X KC 76 3-2 ① **G3-1**		4	1	1	0	0	0	2
14 Paul Konerko, R (1, 10) OBP: 0.303, SLG: 0.350		C FF 92 B SL 85 C FF 93 B SL 85 B SL 85 F FF 94 F FF 94 F FC 94 X SL 85 3-2 ① **L6**		B SL 85 X FF 93 1-0 ③ **F9**		C SL 85 X SL 85 0-1 12 1B 24 3B 1-2 1B 3-H		B FF 93 C FF 92 F FF 92 B KC 79 F FF 92 X KC 78 2-2 ② **G4-3**		4	1	1	1	0	0	1
12 Conor Gillaspie, L (1, 5) OBP: 0.318, SLG: 0.376		X SI 94 0-0 ② **G1-3**			B FF 91 X FF 93 1-0 **1B**	F SL 86 B FF 93 X FF 89 1-1 24 3B 1-2 2-3 1B		B KC 77 X FF 91 1-0 ③ **G4-3**		4	1	2	0	0	0	0
24 Dayan Viciedo, R (1, 7) OBP: 0.267, SLG: 0.367 20 Jordan Danks, L (9, 8) OBP: 0.241, SLG: 0.240		C FF 93 S FC 94 X SL 82 0-2 ③ **L9**			F FF 92 C FF 93 S SL 84 0-3 ① **K**	B FF 94 F SL 84 S FF 94 B FF 95 X SL 86 2-2 3B 1-H 2-H 3-H			X SI 88 0-0 ① **F7**	4 0	0 0	1 0	3 0	0 0	1 0	1 0
15 Gordon Beckham, R (1, 4) OBP: 0.356, SLG: 0.358			X FF 93 0-0 ① **G6-3**		C FF 92 F SL 85 F SL 87 S SL 86 0-3 ② **K**	B FF 95 F SL 84 C FF 94 B FF 94 X SL 85 2-2 ③ **F8**			C SI 88 S CH 77 F SI 90 B CH 76 B CH 78 F CH 77 X SI 88 2-2 ② **G5-3**	4	0	0	0	0	1	2
38 Hector Gimenez, S (1, 2) OBP: 0.284, SLG: 0.357			B FF 92 C FF 93 B FF 93 S FF 93 C FF 93 2-3 ② **K**		B FF 94 B FC 93 B FF 92 X FF 92 3-0 ③ **P6**		S FF 93 F FF 93 C KC 79 0-3 ① **K**		B SI 88 F SI 89 X CH 78 1-1 ③ **G5-3**	4	0	0	0	0	2	1

	AB	36
	R	4
	H	9
	RBI	4
	BB	0
	SO	5
	LOB	10

Inning Stats	1	2	3	4	5	6	7	8	9
	R: 0 E: 0 K: 1 S: 11	R: 0 E: 0 K: 0 S: 10	R: 0 E: 0 K: 1 S: 8	R: 0 E: 0 K: 0 S: 8	R: 0 E: 0 K: 2 S: 9	R: 4 E: 0 K: 0 S: 19	R: 0 E: 0 K: 1 S: 11	R: 0 E: 0 K: 0 S: 8	R: 0 E: 0 K: 0 S: 8
	H: 1 LOB: 1 BB: 0 P: 16	H: 0 LOB: 0 BB: 0 P: 13	H: 0 LOB: 0 BB: 0 P: 13	H: 1 LOB: 1 BB: 0 P: 14	H: 1 LOB: 1 BB: 0 P: 13	H: 5 LOB: 1 BB: 0 P: 30	H: 1 LOB: 1 BB: 0 P: 14	H: 0 LOB: 0 BB: 0 P: 14	H: 0 LOB: 0 BB: 0 P: 11

	1B: 7	SF: 0
	2B: 1	SAC: 0
	3B: 1	DP: 0
	HR: 0	HBP: 0

	WP: 0	PA: 36
	PB: 0	
	SB: 1	
	CS: 0	

PITCHER		IP	WLS	BF	H	R	ER	SO	BB	IBB	HBP	BLK	WP	HR	S	P	ERA	WHIP
20 Bud Norris, R ERA: 3.64	(1, 1)	6.0	L	26	8	4	4	4	0	0	0	0	0	0	65	99	6.00	1.333
35 Josh Fields, R ERA: 4.15	(7, 1)	2.0		7	1	0	0	1	0	0	0	0	0	0	19	28	0.00	0.500
46 Wade LeBlanc, L ERA: 4.97	(9, 1)	1.0		3	0	0	0	0	0	0	0	0	0	0	8	11	0.00	0.000

PITCHER		IP	WLS	BF	H	R	ER	SO	BB	IBB	HBP	BLK	WP	HR	S	P	ERA	WHIP

Chicago White Sox @ Houston Astros

Minute Maid Park, Houston, TX

Mon Jun 17 2013, 7:13 PM - 10:45 PM CDT

Att. 13,863 - Roof Closed - 73 F

livebaseballscorecards.com

BOTTOM

Batter	1	2	3	4	5	6	7	8	9	AB	R	H	RBI	BB	SO	LOB
2 Brandon Barnes, R (1, 8) OBP: 0.344, SLG: 0.418	F SI 91 B FF 91 F CH 84 B FF 93 B CU 79 F CH 85 C FF 92 3-3 K ①		B CU 79 B CH 85 C SI 92 C SI 91 F SI 92 F CH 85 X SI 92 2-2 15 E, 15 S, 15 2B 1B		F SI 91 B CH 87 X SI 91 1-1 15, 27 S, FC1-6-5-6 1B		B SL 86 B SI 98 C SI 97 X SI 97 2-1 27 1B 1B		B FF 93 C FF 92 T SL 83 F FF 93 B SL 89 X SL 84 2-2 G6-3 ②	5	1	3	0	0	1	0
27 Jose Altuve, R (1, 4) OBP: 0.325, SLG: 0.383	B SI 92 X SI 92 1-0 15 2B 1B		B FF 92 1 SAFE 1 SAFE F SI 90 B CH 86 F CH 85 1 SAFE F SI 93 F CU 80 2-3 1 SAFE S FF 90 K ①		S CU 80 B SI 91 1 SAFE F SI 91 B SI 92 1 SAFE B CU 81 S CH 88 3-3 K ① 1-2		D SL 87 C SI 98 F SL 87 1 SAFE X SL 88 1-2 14 S 1B 1-3		C SL 84 B FF 93 F FF 93 X SL 86 1-2 F9 ③	5	1	2	0	0	2	2
15 Jason Castro, L (1, 2) OBP: 0.331, SLG: 0.496	B SI 92 1 SAFE B FF 90 S SI 93 B FF 94 X FF 93 3-1 14 G1-3 2B 1-H		B CU 81 C SI 92 1 SAFE S FF 90 B CU 80 F SI 92 B CU 81 F SI 92 X CH 85 3-2 2B 1-H		X SI 92 0-0 FC1-6-5-6 ② 2-3		C SI 94 F SL 81 B FF 95 S SL 81 1-3 K ①			4	0	2	2	0	1	3
14 J.D. Martinez, R (1, 7) OBP: 0.285, SLG: 0.415	C SI 93 D CU 81 X FF 92 1-1 G1-3 ② 2-3		F SI 92 F SI 91 D CU 81 S SI 92 1-3 K ②		B SI 92 F SI 92 B CH 83 C SI 93 F CU 80 B SI 93 B SI 93 4-2 BB		1 SAFE C CU 74 1 SAFE B FF 94 F SL 85 F FF 95 B FF 94 1 SAFE B FF 93 3-3 F SL 84 S FF 95 K ② 1-2			3	0	0	0	1	2	4
23 Chris Carter, R (1, 10) OBP: 0.305, SLG: 0.434	D CU 81 B CH 87 B CH 86 B FF 90 4-0 BB		I I I I IN 61 4-0 IBB		B SL 86 S SL 86 F SL 86 C SI 99 1-3 K ③		S SL 85 S FF 95 D SL 86 S SL 84 1-3 K ③			2	0	0	0	2	2	4
12 Carlos Pena, L (1, 3) OBP: 0.333, SLG: 0.363	B FF 94 B FF 91 C FF 94 D CU 83 X SI 92 3-1 G3 ③		B CU 80 B CU 80 X SI 92 2-0 F7 ③			C SL 85 B SI 98 S SL 86 X SL 86 1-2 G1-3 ①		B SL 83 X FF 95 1-0 F9 ①		4	0	0	0	0	0	4
13 Ronny Cedeno, R (1, 6) OBP: 0.279, SLG: 0.352		S FF 92 S SI 92 B CU 78 F SI 93 B CU 79 X FF 94 2-2 G1-3 ①		C CU 77 F SI 91 F FF 92 B CU 78 S SI 91 1-3 K ①		B SL 85 C SI 97 X SI 99 1-1 30 S 1B		C FF 95 B CU 73 S FF 94 B SL 83 S FF 94 2-3 K ②		4	0	1	0	0	2	0
30 Matt Dominguez, R (1, 5) OBP: 0.255, SLG: 0.391		C FF 91 S SI 92 B SI 92 F FF 92 B CU 80 X CU 80 2-2 G2-3 ②		C SI 90 X CU 80 0-1 G5-3 ②		B SL 86 1 SAFE F SL 84 C SL 86 B SL 87 F SL 86 S SL 86 2-3 K ② 1-2		C FF 94 B FF 94 B SL 84 B FF 94 T FF 94 F FF 94 F FF 94 X FF 94 3-2 P4 ③		4	0	0	0	0	1	1
8 Trevor Crowe, S (1, 9) OBP: 0.270, SLG: 0.258		B SI 91 C CH 86 B CH 84 C SI 92 X FF 93 2-2 G6-3 ③		F SI 90 B SI 91 C SI 92 X CU 79 1-2 G6-3 ③		D SL 87 F SL 86 C SI 98 S SL 87 1-3 K2-3 ③			C FF 92 S FF 92 F SL 85 B FF 92 X SL 85 1-2 F8 ①	4	0	0	0	0	1	1
Inning Stats	R: 1 H: 2 E: 0 LOB: 2 K: 1 BB: 1 S: 11 P: 26	R: 0 H: 0 E: 0 LOB: 0 K: 0 BB: 0 S: 11 P: 17	R: 1 H: 2 E: 0 LOB: 2 K: 2 BB: 1 S: 19 P: 33	R: 0 H: 0 E: 0 LOB: 0 K: 1 BB: 0 S: 9 P: 11	R: 0 H: 1 E: 0 LOB: 2 K: 2 BB: 1 S: 12 P: 21	R: 0 H: 1 E: 0 LOB: 1 K: 2 BB: 0 S: 12 P: 17	R: 0 H: 2 E: 0 LOB: 2 K: 3 BB: 0 S: 16 P: 24	R: 0 H: 0 E: 0 LOB: 0 K: 1 BB: 0 S: 9 P: 15	R: 0 H: 0 E: 0 LOB: 0 K: 0 BB: 0 S: 11 P: 15	1B: 6 2B: 2 3B: 0 HR: 0	SF: 0 SAC: 0 DP: 0 HBP: 0			WP: 0 PB: 0 SB: 4 CS: 0	PA: 38		

	AB	35
	R	2
	H	8
	RBI	2
	BB	3
	SO	12
	LOB	19

PITCHER		IP	WLS	BF	H	R	ER	SO	BB	IBB	HBP	BLK	WP	HR	S	P	ERA	WHIP
62 Jose Quintana, L ERA: 3.86	(1, 1)	4.2		22	5	2	2	5	2	1	0	0	0	0	59	104	3.86	1.500
65 Nate Jones, R ERA: 5.0	(5, 1)	1.1	W	7	3	0	0	3	0	0	0	0	0	0	20	29	0.00	2.250
37 Matt Thornton, L ERA: 3.57	(7, 1)	0.1	H	1	0	0	0	1	0	0	0	0	0	0	3	4	0.00	0.000
26 Jesse Crain, R ERA: 0.57	(7, 1)	1.2	H	5	0	0	0	3	0	0	0	0	0	0	17	27	0.00	0.000
43 Addison Reed, R ERA: 3.38	(9, 1)	1.0	S	3	0	0	0	0	0	0	0	0	0	0	11	15	0.00	0.000

PITCHER	IP	WLS	BF	H	R	ER	SO	BB	IBB	HBP	BLK	WP	HR	S	P	ERA	WHIP

Batter	1	2	3	4	5	6	7	8	9	AB	R	H	RBI	BB	SO	LOB
7 Norichika Aoki, L (1, 9) OBP: 0.365, SLG: 0.386	C FF 92 B SI 93 B CH 84 X SI 93 2-1 G6-3		1 SAFE 1 SAFE X SI 92 0-0 G4-3 1-2		F FF 90 B CH 80 B CH 81 B CH 80 C SI 90 F SI 90 F SL 86 F SI 90 X CH 80 3-2 F8		S CH 81 F SI 91 X SL 87 0-2 G6-3			4	0	0	0	0	0	1
9 Jean Segura, R (1, 6) OBP: 0.366, SLG: 0.524	C FF 93 F CU 81 H CU 80 1-2 27 G5-3 27 S HBP		X CU 79 0-0 27 1B 1B		C CU 78 F CU 80 S SL 84 0-3 K		B FF 93 B CU 79 X FF 93 2-0 G6-3			3	0	1	0	0	1	0
27 Carlos Gómez, R (1, 8) OBP: 0.358, SLG: 0.590	B FF 93 F SI 90 X SL 86 1-1 G5-3 1-3		D SL 86 X FF 90 1-0 20 FC5-4 1-2 2-3 1B		X SL 84 0-0 2B			F FF 94 F CH 85 S CU 81 0-3 K		4	0	2	0	0	1	1
16 Aramis Ramirez, R (1, 10) OBP: 0.356, SLG: 0.417	C FF 94 F FF 94 S SL 87 0-3 K		F FF 93 B FF 94 F SL 86 F FF 94 S SL 86 1-3 K		B SI 90 C CU 79 X FF 93 1-1 G6-3			B FF 97 X FF 94 1-0 F9		4	0	0	0	0	2	5
20 Jonathan Lucroy, R (1, 2) OBP: 0.317, SLG: 0.430		C FF 94 C FF 93 X SI 91 0-2 G1-3	C CU 80 S FF 93 F CU 82 F CU 81 X CU 81 0-2 FC5-4 1-2f		S FF 92 C FF 92 B FF 90 X CU 79 1-2 G6-3			C FF 94 C FF 96 B CU 80 F CU 79 B FF 97 X CU 77 2-2 P3		4	0	0	0	0	0	3
22 Logan Schafer, L (1, 7) OBP: 0.291, SLG: 0.340		B FF 92 B SI 93 F FF 92 S CH 83 X CH 83 2-2 F8		F FF 90 C CU 78 F FF 91 X CU 80 0-2 G4-3		B CU 76 X SI 92 1-0 F8			X FF 92 0-0 F9	4	0	0	0	0	0	0
3 Yuniesky Betancourt, R (1, 5) OBP: 0.245, SLG: 0.365 15 Caleb Gindl, L (9, PH)		B FF 93 S FF 93 S SL 87 B SL 85 F SL 85 B FF 95 X FF 93 3-2 G6-3		F FF 92 B SL 85 B FF 93 B FF 93 X FF 93 3-1 G4-3		X FF 93 0-0 1B			C FF 93 B CU 78 F FF 94 B FF 96 S CU 77 2-3 K	3 1	0 0	1 0	0 0	0 0	0 1	0 0
21 Juan Francisco, L (1, 3) OBP: 0.282, SLG: 0.380			F FF 92 B CU 78 X CU 76 1-1 2 1B 3B	F SI 93 F FF 92 X CU 81 0-2 1B		X FF 91 0-0 F7			X FF 94 0-0 1B	4	1	3	0	0	0	1
2 Scooter Gennett, L (1, 4) OBP: 0.265, SLG: 0.406			B FF 93 B FF 92 X SI 92 2-0 27 1B 7 G4-3 3-H 1B	B CU 78 F FF 93 F SI 92 C FF 93 1-3 K			F CU 77 S SL 86 B SL 85 F CH 82 F CU 81 C CU 79 1-3 K		X FF 94 0-0 F7	4	0	1	1	0	2	2
Inning Stats	R: 0 E: 0 K: 1 S: 9 H: 0 LOB: 1 BB: 0 P: 13	R: 0 E: 0 K: 0 S: 10 H: 0 LOB: 0 BB: 0 P: 15	R: 1 E: 0 K: 1 S: 15 H: 4 LOB: 3 BB: 0 P: 20	R: 0 E: 0 K: 1 S: 12 H: 1 LOB: 1 BB: 0 P: 16	R: 0 E: 0 K: 1 S: 12 H: 1 LOB: 1 BB: 0 P: 16	R: 0 E: 0 K: 0 S: 6 H: 1 LOB: 1 BB: 0 P: 8	R: 0 E: 0 K: 1 S: 9 H: 0 LOB: 0 BB: 0 P: 12	R: 0 E: 0 K: 1 S: 8 H: 0 LOB: 0 BB: 0 P: 11	R: 0 E: 0 K: 1 S: 6 H: 1 LOB: 1 BB: 0 P: 8	1B: 6 2B: 1 3B: 1 HR: 0	SF: 0 SAC: 0 DP: 0 HBP: 1			WP: 0 PB: 0 SB: 1 CS: 0	PA: 36	

PITCHER		IP	WLS	BF	H	R	ER	SO	BB	IBB	HBP	BLK	WP	HR	S	P	ERA	WHIP
18 Jordan Lyles, R ERA: 3.22	(1, 1)	7.0	W	29	7	1	1	5	0	0	1	0	0	0	73	100	1.29	1.000
56 Paul Clemens, R ERA: 4.46	(8, 1)	2.0		7	1	0	0	2	0	0	0	0	0	0	14	19	0.00	0.500

PITCHER	IP	WLS	BF	H	R	ER	SO	BB	IBB	HBP	BLK	WP	HR	S	P	ERA	WHIP

TOP

Milwaukee Brewers @ Houston Astros

Minute Maid Park, Houston, TX

Tue Jun 18 2013, 7:13 PM - 10:17 PM CDT

Att. 13,329 - Roof Closed - 73 F

livebaseballscorecards.com

AB	35
R	1
H	8
RBI	1
BB	0
SO	7
LOB	13

Batter	1	2	3	4	5	6	7	8	9	AB	R	H	RBI	BB	SO	LOB
2 Brandon Barnes, R (1, 8) OBP: 0.340, SLG: 0.407	C FF 93 F FF 94 B SL 83 X FF 95 1-2 F7 ①		B SL 79 C SL 78 B FF 95 C FF 94 B FF 97 B FF 96 4-2 27 FC6-4 BB	D SL 81 S SL 81 F FF 95 B SL 83 F FF 95 D SL 82 S FF 95 3-3 K ② 1-2 2-3		B SL 79 C SI 90 C SI 90 B SI 91 C SI 90 2-3 K ②	F FF 89 C SL 81 B SI 92 B CH 87 S SL 81 2-3 K ③		4	0	0	0	1	3	3
27 Jose Altuve, R (1, 4) OBP: 0.320, SLG: 0.376	C FF 95 B SL 83 B SL 84 C FF 96 X FF 98 2-2 G4-3 ②		1 SAFE C FF 95 F SL 82 B FF 96 D SL 84 X FF 96 2-2 FC6-4 ① 14 CI 1-2f	D SL 79 B FF 96 B FF 93 C FF 95 X FF 93 3-1 L8 ③		C SI 89 B SI 90 C SL 81 S SL 82 1-3 K ③		S FF 92 X CU 77 0-1 F9 ①		5	0	0	0	0	1	3
15 Jason Castro, L (1, 2) OBP: 0.328, SLG: 0.489	B SL 82 X FF 94 1-0 G3-1 ③		S FF 94 B FF 95 B FF 95 X FF 94 2-1 F7 ②		B SL 80 B FF 92 B FF 94 F FF 92 C FF 94 X FF 94 3-2 23 1B 12 HR 1B		B SI 88 C SI 89 B SL 80 B SI 88 X SI 88 3-1 F8 ①	X FF 92 0-0 F8 ②		5	1	1	0	0	0	1
14 J.D. Martinez, R (1, 7) OBP: 0.286, SLG: 0.413 8 Trevor Crowe, S (7, PR) OBP: 0.280, SLG: 0.269 (8, 7)		X FF 94 0-0 23 E 30 SF8 1B	C SL 81 1 SAFE F SL 82 0-2 CI 1-2		B SL 79 S FF 94 X FF 93 1-1 F9 ①		B SI 90 C SI 90 F SI 90 B SL 81 F SL 81 F SI 90 X SL 80 2-2 E5 23 2B	X FF 92 0-0 1B		3 1	1 1	1 1	0 0	0 0	0 0	1 0
23 Chris Carter, R (1, 10) OBP: 0.307, SLG: 0.438		S SL 82 C FF 95 X SL 83 0-2 E5 1-3	F SL 82 B FF 97 S SL 83 F FF 96 F SL 82 S SL 83 1-3 K ③		C SL 81 S FF 95 X FF 94 0-2 12 HR 1-2 1B		C SI 90 B SI 90 X SI 89 1-1 44 BB 30 HR 2-H 2B	F FF 93 B CU 77 S CU 76 C CH 81 1-3 K ③		5	2	2	1	0	2	4
12 Carlos Pena, L (1, 3) OBP: 0.336, SLG: 0.376		X FF 96 0-0 L9 ①	C SL 79 B FF 94 F FF 94 S FF 95 1-3 K ①	B SL 79 X FF 94 1-0 1-H 2-H HR			S SL 80 B SL 81 C SI 92 H SL 75 2-2 44 BB 30 HR HBP			3	2	1	3	0	1	2
44 Justin Maxwell, R (1, 9) OBP: 0.299, SLG: 0.380		C SL 82 B FF 97 X SL 84 1-1 FC1	B SL 83 F SL 81 B SL 81 C FF 96 F FF 97 B SL 84 F FF 95 F SL 83 F FF 97 4-2 B FF 96 30 1B 9 SH BB	B SL 81 S SL 81 B SL 82 C FF 91 C FF 92 2-3 K ②			B SL 82 B SI 91 B CH 83 B SI 91 4-0 30 HR 1-2 2-3 BB			2	2	0	0	2	1	2
30 Matt Dominguez, R (1, 5) OBP: 0.259, SLG: 0.407		D SL 83 X SL 82 1-0 SF8 ② 3-H	X FF 96 0-0 2 WP 9 SH 1-3 1B	B SI 92 C FF 91 B FF 92 X FF 92 2-1 L8 ③			B SI 92 X SI 92 1-0 1-H 2-H 3-H HR			3	1	2	5	0	0	0
9 Marwin Gonzalez, S (1, 6) OBP: 0.254, SLG: 0.350		C FF 95 F SL 80 F FF 96 D SL 84 F FF 96 F FF 97 D SL 83 X FF 94 2-2 P6 ③	X FF 94 0-0 SH 2 WP 1-2 3-H			B SI 89 C SI 88 C SL 80 X SI 91 1-2 G1-3 ①	B CH 83 B SI 89 F SI 90 F SI 92 B SI 92 X SL 81 3-2 G1-3 ②			3	0	0	1	0	0	3
Inning Stats	R: 0 E: 0 K: 0 S: 7 H: 0 LOB: 0 BB: 0 P: 11	R: 1 E: 1 K: 0 S: 14 H: 1 LOB: 2 BB: 0 P: 18	R: 0 E: 1 K: 1 S: 14 H: 0 LOB: 2 BB: 1 P: 23	R: 1 E: 0 K: 2 S: 17 H: 1 LOB: 2 BB: 1 P: 28	R: 3 E: 0 K: 1 S: 14 H: 3 LOB: 0 BB: 0 P: 23	R: 0 E: 0 K: 2 S: 9 H: 0 LOB: 0 BB: 0 P: 13	R: 5 E: 1 K: 1 S: 18 H: 2 LOB: 1 BB: 1 P: 36	R: 0 E: 0 K: 1 S: 7 H: 1 LOB: 1 BB: 0 P: 8		1B: 5 2B: 1 3B: 0 HR: 2 SF: 1 SAC: 1 DP: 0 HBP: 1		WP: 1 PB: 0 SB: 0 CS: 0 PA: 41		

PITCHER		IP	WLS	BF	H	R	ER	SO	BB	IBB	HBP	BLK	WP	HR	S	P	ERA	WHIP
45 Alfredo Figaro, R ERA: 3.88	(1, 1)	4.1	L	24	5	5	4	3	2	0	0	0	1	1	61	94	8.31	1.615
53 Brandon Kintzler, R ERA: 4.18	(5, 1)	0.2		2	0	0	0	1	0	0	0	0	0	0	5	9	0.00	0.000
31 Burke Badenhop, R ERA: 3.66	(6, 1)	1.1		6	1	2	1	2	0	0	0	0	0	0	18	28	6.75	0.750
32 Tom Gorzelanny, L ERA: 2.79	(7, 1)	0.2		5	1	3	3	1	1	0	1	0	0	1	9	21	40.50	3.000
57 Francisco Rodríguez, R ERA: 0.73	(8, 1)	1.0		4	1	0	0	1	0	0	0	0	0	0	7	8	0.00	1.000

PITCHER	IP	WLS	BF	H	R	ER	SO	BB	IBB	HBP	BLK	WP	HR	S	P	ERA	WHIP

BOTTOM

Milwaukee Brewers @ Houston Astros

Minute Maid Park, Houston, TX

Tue Jun 18 2013, 7:13 PM - 10:17 PM CDT

Att. 13,329 - Roof Closed - 73 F

livebaseballscorecards.com

AB	34
R	10
H	8
RBI	10
BB	3
SO	8
LOB	19

Batter	1	2	3	4	5	6	7	8	9	AB	R	H	RBI	BB	SO	LOB
23 Rickie Weeks Jr., R (1, 4) OBP: 0.314, SLG: 0.353	C SI 86 X SI 87 0-1 P5			C CU 75 C SI 89 C SI 91 0-3 K		C CU 76 F FF 90 B CU 75 X SI 91 1-2 9 1B 1B		C CU 78 F FF 95 F SL 87 D SL 87 X SL 85 1-2 2-H HR		4	1	2	2	0	1	0
9 Jean Segura, R (1, 6) OBP: 0.364, SLG: 0.520	C SI 88 B SI 89 F CU 74 C SI 90 1-3 K			B SI 90 B SI 90 B FF 88 C FF 88 X SI 89 3-1 F9		C SI 90 X CU 76 0-1 1-2 1B		C FF 93 X CU 78 0-1 G1-3		4	0	1	0	0	1	0
27 Carlos Gómez, R (1, 8) OBP: 0.356, SLG: 0.583	C SI 90 B SI 90 B CU 75 B SI 90 C FF 90 F SI 90 X FF 88 3-2 F9			B CU 77 B SI 91 B SI 90 F FF 88 S FF 90 B FF 90 4-2 BB		X CU 73 0-0 G5-3		B FF 94 X FF 93 1-0 B1-3		3	0	0	0	1	0	2
16 Aramis Ramirez, R (1, 5) OBP: 0.353, SLG: 0.434		F SI 89 S CU 76 S CU 75 0-3 K		1 SAFE B FF 89 F FF 89 X CU 76 1-1 G5-3			F FS 81 F SI 89 X CU 75 0-2 G6-3		B FF 92 X CU 76 1-0 HR	4	1	1	1	0	1	1
20 Jonathan Lucroy, R (1, 10) OBP: 0.320, SLG: 0.429		F SI 90 X CU 76 0-1 G3-1			C CU 74 F SI 90 B CU 75 B SI 91 C FF 91 2-3 K		C SI 90 B SI 90 T FF 91 F CU 75 F SI 91 F SI 91 X CU 74 1-2 3 FC5-4 1B		B FF 93 C FF 92 B FF 92 F FF 93 H FF 93 3-2 HBP	3	0	1	0	0	1	0
3 Yuniesky Betancourt, R (1, 3) OBP: 0.241, SLG: 0.358		C SI 91 X CU 75 0-1 G6-3			B SI 92 X CU 74 1-0 G5-3		X CU 73 0-0 FC5-4 1-2f		F FF 92 C KC 77 B FF 93 C FF 93 1-3 K	4	0	0	0	0	1	2
12 Martín Maldonado, R (1, 2) OBP: 0.248, SLG: 0.320			B SI 89 C SI 89 S CH 74 X CH 73 1-2 25 G6-4-3 1B		B SI 90 F CU 75 F FF 90 B CU 75 C SI 91 2-3 K		C SI 90 S CU 74 S CU 72 0-3 K		X FF 92 0-0 P3	4	0	1	0	0	2	2
25 Josh Prince, R (1, 7) OBP: 0.222, SLG: 0.250			L SI 89 F CU 75 B FF 90 B CU 77 X FF 90 2-2 G6-4-3 1-2f			X SI 90 0-0 F9		C CU 72 F FF 89 B CU 76 B CH 72 B FF 90 B FF 90 4-2 22 SH1-4 23 HR BB	C FF 92 C FF 92 D KC 79 C FF 92 1-3 K	3	1	0	0	1	1	2
22 Logan Schafer, L (1, 9) OBP: 0.286, SLG: 0.333			B FF 89 C FF 90 B FF 90 F FF 91 C SI 90 2-3 K			B FF 89 S CU 76 B FF 91 S SI 87 S CU 76 2-3 K		1 SAFE B CU 76 X SI 90 1-0 SH1-4 1-2		2	0	0	0	0	2	0
Inning Stats	R: 0 E: 0 K: 1 S: 9 H: 0 LOB: 0 BB: 0 P: 13	R: 0 E: 0 K: 1 S: 7 H: 0 LOB: 0 BB: 0 P: 7	R: 0 E: 0 K: 1 S: 9 H: 1 LOB: 0 BB: 0 P: 14	R: 0 E: 0 K: 1 S: 9 H: 0 LOB: 1 BB: 1 P: 17	R: 0 E: 0 K: 2 S: 7 H: 0 LOB: 0 BB: 0 P: 12	R: 0 E: 0 K: 1 S: 10 H: 2 LOB: 2 BB: 0 P: 13	R: 0 E: 1 K: 1 S: 13 H: 1 LOB: 1 BB: 0 P: 14	R: 2 E: 0 K: 0 S: 10 H: 1 LOB: 0 BB: 1 P: 17	R: 1 E: 0 K: 2 S: 10 H: 1 LOB: 1 BB: 0 P: 16	1B: 4 2B: 0 3B: 0 HR: 2 SF: 0 SAC: 1 DP: 1 HBP: 1						

PITCHER		IP	WLS	BF	H	R	ER	SO	BB	IBB	HBP	BLK	WP	HR	S	P	ERA	WHIP
45 Erik Bedard, L ERA: 4.43	(1, 1)	7.1		27	4	1	1	8	2	0	0	0	0	0	67	98	1.23	0.818
62 Hector Ambriz, R ERA: 5.28	(8, 1)	0.2	L	5	2	2	2	0	0	0	1	0	0	2	10	16	27.00	3.000
35 Josh Fields, R ERA: 3.38	(9, 1)	1.0		3	0	0	0	2	0	0	0	0	0	0	7	9	0.00	0.000

PITCHER	IP	WLS	BF	H	R	ER	SO	BB	IBB	HBP	BLK	WP	HR	S	P	ERA	WHIP

TOP

Milwaukee Brewers @ Houston Astros

Minute Maid Park, Houston, TX

Wed Jun 19 2013, 7:11 PM - 10:18 PM CDT

Att. 15,873 - Roof Closed - 73 F

livebaseballscorecards.com

AB	31
R	3
H	6
RBI	3
BB	2
SO	10
LOB	9

Batter	1	2	3	4	5	6	7	8	9	AB	R	H	RBI	BB	SO	LOB
2 Brandon Barnes, R (1, 8) OBP: 0.337, SLG: 0.403	X FF 88 0-0 ① F8		C SI 88 B SL 84 S SL 85 B SL 82 X SI 90 2-2 14 L6 27 1B 1B		1 SAFE B SL 84 F CH 79 B CH 80 1 SAFE X SI 88 2-1 ② F7		C SL 82 B SL 82 F SL 82 B FF 96 S SL 83 2-3 ③ K			4	0	1	0	0	1	2
27 Jose Altuve, R (1, 4) OBP: 0.326, SLG: 0.381	C SI 89 B SI 90 B SI 90 X SI 90 2-1 14 S 15 BB 14 SF9 1B		1 SAFE X SL 83 0-0 1-2 1B		B FF 89 1 SAFE 1-0 ③ PO 1-2	F SI 88 B SL 84 F SL 84 F SL 84 B FF 89 B CH 79 X SI 90 3-2 23 S 14 S 1B		B SL 86 F FF 96 S SL 86 B SL 85 F FF 96 X FF 97 2-2 ① G5-3		4	1	3	0	0	0	0
15 Jason Castro, L (1, 2) OBP: 0.331, SLG: 0.487	1 SAFE D CU 74 C SI 89 B SL 83 B SL 84 B SI 89 4-1 1-2 BB		S CU 75 C SI 89 F SL 85 S FF 90 0-3 ① K			B SL 84 1 SAFE S SL 84 1 SAFE F SI 89 S SI 90 1-3 ① K		B SL 88 X FF 96 1-0 23 CS 1B		3	0	1	0	1	2	3
14 J.D. Martinez, R (1, 7) OBP: 0.280, SLG: 0.407	F SI 91 B SI 91 C SI 90 B SL 83 B SL 82 X SL 84 3-2 ② SF9 2-H		B SL 83 S CH 80 X CH 80 1-1 ②③ L6 2-2			F SI 89 F SI 89 B SL 83 C SL 78 1-3 ② 1-2		B SL 86 B SL 85 B FF 96 C FF 96 F FF 97 S SL 86 3-3 ② K		3	0	0	1	0	2	4
23 Chris Carter, R (1, 10) OBP: 0.306, SLG: 0.432	X SI 90 0-0 ③ L8			B SL 83 B SL 84 F FF 88 X SL 84 2-1 ① F8		B SL 82 S SL 83 B SL 81 B SL 85 B SL 82 4-1 2-3 BB		B SL 87 B SL 88 C FF 97 B FF 96 3-1 ③ CS 1-2	C FF 91 F FF 91 S CU 77 0-3 ① K	3	0	0	0	1	1	1
12 Carlos Pena, L (1, 3) OBP: 0.335, SLG: 0.373		C CU 73 B SI 89 C SI 89 B SL 84 S CH 81 2-3 ① K		B SL 84 X CU 76 1-0 ② G1-3		S CU 74 B FF 89 X SI 89 1-1 ③ F9			B CU 76 C FF 92 X FF 92 1-1 44 1B 1B	4	0	1	0	0	1	2
44 Justin Maxwell, R (1, 9) OBP: 0.297, SLG: 0.373		C FF 89 X SI 90 0-1 ② G6-3		B SI 89 C SI 89 F SI 89 B SL 84 B SI 90 F SL 84 S SL 84 3-3 ③ K			B FF 96 C FF 96 B SL 84 C SL 83 F FF 97 B FF 96 F FF 96 F FF 95 S SL 83 3-3 ① K		D FF 92 B FF 92 F FF 91 X FF 91 2-1 1-2 1B	4	0	1	0	0	2	0
30 Matt Dominguez, R (1, 5) OBP: 0.259, SLG: 0.404		B SI 89 B SI 90 C SI 90 F CH 80 X CH 81 2-2 13 FC6-4 1B			B SI 89 B SI 90 X SI 89 2-0 ① L8		B FF 97 F SL 83 X SL 83 1-1 ② G6-3		B FF 91 C FF 91 2 SAFE F FF 91 D CU 78 F CU 76 X CH 81 2-2 ② F3	4	0	1	0	0	0	2
13 Ronny Cedeno, R (1, 6) OBP: 0.287, SLG: 0.358		C SI 90 D SI 89 F SI 90 1 SAFE F CH 79 B FF 90 F SI 90 X SI 90 2-2 ③ FC6-4 1-2f			B CU 74 F CH 80 X SI 88 1-1 27 PO 1B		B FF 96 X FF 96 1-0 1B		T FF 92 S FF 92 F CH 84 S CH 85 0-3 ③ K	4	0	2	0	0	1	3
Inning Stats	R: 1 H: 1 E: 0 LOB: 1 K: 0 BB: 1 S: 8 P: 17	R: 0 H: 1 E: 0 LOB: 1 K: 1 BB: 0 S: 13 P: 19	R: 0 H: 2 E: 0 LOB: 1 K: 1 BB: 0 S: 10 P: 13	R: 0 H: 0 E: 0 LOB: 0 K: 1 BB: 0 S: 7 P: 13	R: 0 H: 1 E: 0 LOB: 0 K: 0 BB: 0 S: 5 P: 11	R: 0 H: 1 E: 0 LOB: 2 K: 2 BB: 1 S: 13 P: 23	R: 0 H: 1 E: 0 LOB: 1 K: 2 BB: 0 S: 12 P: 19	R: 0 H: 1 E: 0 LOB: 0 K: 1 BB: 0 S: 9 P: 18	R: 0 H: 2 E: 0 LOB: 2 K: 2 BB: 0 S: 15 P: 20	1B: 10 SF: 1 2B: 1 SAC: 0 3B: 0 DP: 1 HR: 0 HBP: 0						

PITCHER		IP	WLS	BF	H	R	ER	SO	BB	IBB	HBP	BLK	WP	HR	S	P	ERA	WHIP
26 Kyle Lohse, R ERA: 3.68	(1, 1)	6.0		24	6	1	1	5	2	0	0	0	0	0	56	96	1.50	1.333
59 John Axford, R ERA: 4.5	(7, 1)	1.0	W	4	1	0	0	2	0	0	0	0	0	0	12	19	0.00	1.000
29 Jim Henderson, R ERA: 1.52	(8, 1)	1.0	H	3	1	0	0	1	0	0	0	0	0	0	9	18	0.00	1.000
57 Francisco Rodríguez, R ERA: 0.68	(9, 1)	1.0	S	5	2	0	0	2	0	0	0	0	0	0	15	20	0.00	2.000

PITCHER	IP	WLS	BF	H	R	ER	SO	BB	IBB	HBP	BLK	WP	HR	S	P	ERA	WHIP

BOTTOM

Milwaukee Brewers @ Houston Astros

Minute Maid Park, Houston, TX

Wed Jun 19 2013, 7:11 PM - 10:18 PM CDT

Att. 15,873 - Roof Closed - 73 F

livebaseballscorecards.com

AB	33
R	1
H	10
RBI	1
BB	2
SO	10
LOB	17

WP: 0 PA: 38
PB: 0
SB: 3
CS: 1

Batter	1	2	3	4	5	6	7	8	9	10	AB	R	H	RBI	BB	SO	LOB
9 Jean Segura, R (1, 6) OBP: 0.365, SLG: 0.518	B FF 92 C FF 93 B SI 93 F SI 93 X SI 94 2-2 ① G4-3	B SI 94 C FF 93 C SI 93 B SI 94 X SI 93 2-2 ③ G1-3			B SL 89 S SI 93 B FF 92 B SI 94 X SI 94 3-1 ② 1B		B SI 92 S FF 93 B FF 94 1 SAFE B SL 88 X FF 92 3-1 22 S 1-3 1B		C CU 76 F SI 93 B CU 77 B CU 75 X CU 76 2-2 ② FC5-2 22 S 2-H		5	0	2	0	0	0	2
22 Logan Schafer, L (1, 9) OBP: 0.282, SLG: 0.327	B SI 93 F SI 93 X SI 94 1-1 ② G1-3		B CU 80 X SI 92 1-0 ① G4-3		S CH 85 T SL 90 F FF 94 F SL 90 B SI 93 B CH 85 X FF 94 2-2 1B		1 SAFE 1 SAFE B FF 92 S FF 92 S FF 95 F FF 95 B FF 94 F FF 95 S FF 94 2-3 ② K 1-2		B SI 93 B FS 82 B SI 93 X SI 93 3-0 ③ G3 1-2		5	0	1	0	0	1	3
27 Carlos Gómez, R (1, 8) OBP: 0.357, SLG: 0.583	C SL 90 T SI 94 B SI 94 B SI 94 S SI 94 2-3 ③ K		B FF 94 C SI 93 B SL 91 F SI 94 X SI 93 2-2 20 S 1B		C SI 93 C SI 93 B SL 90 F SI 92 S FC 93 1-3 ③ K		B FF 95 B SL 87 2-0 ③ 2-5-2-6 3-H	X SL 83 0-0 16 E 2B		B FF 92 B FF 92 C FF 92 X FF 94 2-1 ① L7	5	0	2	0	0	2	1
16 Aramis Ramirez, R (1, 10) OBP: 0.354, SLG: 0.424 25 Josh Prince, R (10, PR) OBP: 0.222, SLG: 0.250 (10, 10)		F SI 93 B SL 90 F SI 93 F FF 94 B CU 84 B SL 89 F SI 95 H SI 95 4-2 3 FC5-4 20 1B 2 E HBP	1 SAFE F FF 92 X SI 94 0-1 ② F8			B SI 92 B SL 88 X SI 93 2-0 ① L6		B FF 92 F FF 90 2 SAFE X FF 94 1-1 ① G5-3 2-3		C SL 85 B FF 92 B FF 92 F FF 94 B SL 86 B FF 94 4-2 BB	3 0	1 0	0 0	0 0	1 0	0 0	2 0
20 Jonathan Lucroy, R (1, 2) OBP: 0.322, SLG: 0.442		C SI 94 B SI 93 S FF 93 X SI 93 1-2 3 FC5-4 1-2 1B	1 SAFE C FF 92 B SI 93 1 SAFE 1 SAFE B SI 93 B SI 94 S FF 94 X SI 94 3-2 ③ F8 1-2			B SI 93 F SI 92 X FF 92 1-1 HR		B FF 92 C FF 91 S FF 94 F FF 95 T FF 94 1-2 ② K		B FF 95 1 SAFE 1 SAFE B FF 93 C FF 94 F FF 93 F FF 94 F SL 87 1 SAFE 2-3 ② F SL 85 S FF 93 K	5	1	2	1	0	2	3
21 Juan Francisco, L (1, 3) OBP: 0.280, SLG: 0.370		B SL 90 B CH 84 B FF 92 T SI 94 F FF 93 F SI 93 C SI 93 3-3 ① K		B CH 83 B SI 93 B SI 93 F SI 93 X SI 93 3-1 ① G4-3		B SL 82 B SI 92 C SI 91 X SI 92 2-1 ② G1-3		I IN 73 I IN 72 I IN 74 I IN 73 4-0 IBB		X FF 93 0-0 ③ F8	4	0	0	0	1	1	3
3 Yuniesky Betancourt, R (1, 5) OBP: 0.237, SLG: 0.352		X SI 93 0-0 ② FC5-4 2 E 15 E 1-2f 2-3		C SI 93 X FF 92 0-1 ② G6-3		C SI 91 C SL 84 B SL 85 F SI 92 B SL 83 S FF 90 2-3 ③ K		C FF 92 B FF 92 S FF 94 S FF 94 1-3 ③ K			4	1	0	0	0	2	4
2 Scooter Gennett, L (1, 4) OBP: 0.263, SLG: 0.389		C FF 92 B FF 93 B SI 92 B SI 92 F FF 93 X FF 94 3-2 E4 15 E 1-2 3-H		C SI 93 B FF 93 F FF 93 X SI 93 1-2 ③ G5-3			C SI 89 X SI 91 0-1 ① G1-3		C SI 92 F SI 92 B CU 74 X CU 77 1-2 9 WP 15 SH5-4 9 FC5-2 1B		4	1	1	0	0	0	1
15 Caleb Gindl, L (1, 7)		B SI 92 X CH 84 1-0 E8 1-H 2-H			C SI 91 C SI 92 X SL 89 0-2 ① G6-3		B SI 91 C SI 91 B SL 84 B SI 91 F FF 91 B SI 90 4-2 9 1B 27 2-5-2-6 BB		B SI 92 L SI 90 1 SAFE X SI 91 1-1 ① SH5-4 1-2		2	0	0	0	1	0	0
Inning Stats	R: 0 E: 0 K: 1 S: 8 H: 0 LOB: 0 BB: 0 P: 13	R: 3 E: 2 K: 1 S: 19 H: 1 LOB: 1 BB: 0 P: 33	R: 0 E: 0 K: 0 S: 9 H: 1 LOB: 1 BB: 0 P: 15	R: 0 E: 0 K: 0 S: 7 H: 0 LOB: 0 BB: 0 P: 11	R: 0 E: 0 K: 1 S: 14 H: 2 LOB: 1 BB: 0 P: 20	R: 1 E: 0 K: 1 S: 9 H: 1 LOB: 0 BB: 0 P: 16	R: 0 E: 0 K: 1 S: 11 H: 1 LOB: 2 BB: 1 P: 22	R: 0 E: 1 K: 2 S: 10 H: 1 LOB: 2 BB: 1 P: 17	R: 0 E: 0 K: 0 S: 9 H: 1 LOB: 1 BB: 0 P: 16	R: 0 E: 0 K: 1 S: 11 H: 0 LOB: 1 BB: 1 P: 19	1B: 6 2B: 1 3B: 0 HR: 1 SF: 0 SAC: 1 DP: 0 HBP: 1	WP: 1 PB: 0 SB: 3 CS: 0 PA: 42					

PITCHER		IP	WLS	BF	H	R	ER	SO	BB	IBB	HBP	BLK	WP	HR	S	P	ERA	WHIP
64 Lucas Harrell, R ERA: 4.32	(1, 1)	5.1		23	5	4	1	3	0	0	1	0	0	1	60	98	1.69	0.938
53 Wesley Wright, L ERA: 4.15	(6, 1)	1.0		4	0	0	0	1	1	0	0	0	0	0	10	18	0.00	1.000
68 José Cisnero, R ERA: 2.35	(7, 1)	1.2		8	2	0	0	3	0	1	0	0	0	0	17	31	0.00	1.200
41 Jose Veras, R ERA: 3.94	(9, 1)	1.0		4	1	0	0	0	0	0	0	0	1	0	9	16	0.00	1.000
62 Hector Ambriz, R ERA: 5.1	(10, 1)	1.0	W	4	0	0	0	1	1	0	0	0	0	0	11	19	0.00	1.000

PITCHER	IP	WLS	BF	H	R	ER	SO	BB	IBB	HBP	BLK	WP	HR	S	P	ERA	WHIP

TOP

Milwaukee Brewers @ Houston Astros

Minute Maid Park, Houston, TX

Thu Jun 20 2013, 1:12 PM - 4:57 PM CDT

Att. 17,796 - Roof Closed - 72 F

livebaseballscorecards.com

AB	37
R	4
H	8
RBI	1
BB	3
SO	8
LOB	19

Milwaukee Brewers @ Houston Astros

Minute Maid Park, Houston, TX

Thu Jun 20 2013, 1:12 PM - 4:57 PM CDT

Att. 17,796 - Roof Closed - 72 F

livebaseballscorecards.com

BOTTOM

Batter	1	2	3	4	5	6	7	8	9	10	AB	R	H	RBI	BB	SO	LOB
8 Trevor Crowe, S (1, 9) OBP: 0.282, SLG: 0.286 2 Brandon Barnes, R (6, 8) OBP: 0.333, SLG: 0.397	C SL 89 B SL 86 X SL 86 1-1 ① 2B		F FF 91 F CU 78 B FF 91 F FF 92 B CU 80 X SL 84 2-2 ③ G4-3		F FF 92 1 SAFE F FF 92 X CU 79 0-2 ② FC4-6 15 BB 27 1B 1-2f 3-H		C SL 84 B SL 84 F SL 90 F SL 86 F SL 85 X FF 91 1-2 ① L9		B CU 79 B CU 80 C CU 79 C FF 97 S FF 96 2-3 ② K		3 2	0 0	1 0	1 0	0 0	0 1	1 1
27 Jose Altuve, R (1, 4) OBP: 0.323, SLG: 0.378	B FF 90 C SL 87 B SL 87 C FF 90 C FF 91 2-3 ② K			C CU 77 F FF 90 B SL 86 C FF 91 1-3 ① K	S SL 85 1 SAFE S FF 90 X SL 86 0-2 15 BB 1-2 1B		B FF 92 X SL 86 1-0 ② F9		C FF 97 B CU 80 X CU 79 1-1 ③ G4-3		5	0	1	0	0	2	1
15 Jason Castro, L (1, 10) OBP: 0.332, SLG: 0.483	X FF 92 0-0 ③ G3-1			B SL 85 C SL 86 S CU 79 X FF 92 1-2 1B	B FF 92 S CU 79 B CU 79 B FF 91 B FF 92 4-1 1-2 2-3 BB		B CU 77 C SL 85 B SL 86 X FF 92 2-1 ③ L8			C CH 82 S SL 84 B CH 83 F CH 85 F FF 93 B CH 86 C CH 84 2-3 ① K	4	0	1	0	1	1	0
22 Carlos Corporán, S (1, 2) OBP: 0.370, SLG: 0.500 35 Josh Fields, R (10, PR)		B FF 90 C FF 90 H SL 86 2-1 HBP		F FF 91 B SL 84 F FF 92 S CU 81 1-3 ② K	X CU 79 0-0 ③ G3-1			F SL 86 B FF 94 S SL 86 B SL 85 F FF 95 X SL 86 2-2 HR		F SI 92 B CH 83 S SL 83 B FF 92 S SL 83 2-3 K 14 2B 12 HR	4 0	1 1	1 0	1 0	0 0	2 0	4 0
14 J.D. Martinez, R (1, 7) OBP: 0.278, SLG: 0.406		C SL 85 X SL 86 0-1 ① L8		B SL 86 C FF 92 1 SAFE B FF 92 F FF 92 C FF 94 2-3 ③ K		C CU 76 F SL 84 B SL 90 B CU 79 X FF 92 2-2 E4 30 2B		C SL 87 S FF 96 F FF 96 F SL 88 S FF 95 0-3 ① K		X CH 81 0-0 1-3 12 HR 2B	5	2	1	0	0	2	2
12 Carlos Pena, L (1, 3) OBP: 0.332, SLG: 0.382		B CU 78 X FF 91 1-0 ② F9			C CU 78 S SL 86 S SL 85 0-3 ① K	D CU 78 C SL 84 F FF 91 F SL 85 B SL 86 S FF 92 2-3 ① K		F FF 97 X FF 96 0-1 ② L4		X SL 84 0-0 2-H 3-H HR	5	1	1	3	0	2	2
44 Justin Maxwell, R (1, 8) OBP: 0.295, SLG: 0.360 (6, 9)		X FF 90 0-0 ③ P3			B CU 78 S SL 87 C FF 92 B SL 86 B CU 79 B FF 93 4-2 9 PB 30 1B 9 FC3 BB	F FF 91 D SL 86 B FF 92 S SL 86 X FF 92 2-2 ② F9		F FF 95 B SL 88 C SL 87 X FF 95 1-2 ③ G5-3			3	1	0	0	1	0	2
30 Matt Dominguez, R (1, 5) OBP: 0.266, SLG: 0.417			B FF 90 C SL 85 B CU 79 F FF 91 X SL 86 2-2 ① G3-1		C FF 91 X SL 85 0-1 9 FC3 9 PB 8 FC4-6 1-2 1B	X FF 91 0-0 1-H 2B			B SL 81 X SL 82 1-0 9 G3 2B		4	1	3	1	0	0	0
9 Marwin Gonzalez, S (1, 6) OBP: 0.249, SLG: 0.341			C FF 91 X FF 92 0-1 ② F8		B FF 93 B FF 92 F FF 92 F FF 92 X CU 80 2-2 FC3 8 FC4-6 1-3 2-H	X FF 92 0-0 ③ F8			B FF 94 C CU 78 X CU 79 1-1 ① G3 2-3		4	0	0	1	0	0	3
Inning Stats	R: 0 H: 1 E: 0 LOB: 0 K: 1 BB: 0 S: 6 P: 9	R: 0 H: 0 E: 0 LOB: 1 K: 0 BB: 0 S: 5 P: 8	R: 0 H: 0 E: 0 LOB: 0 K: 0 BB: 0 S: 9 P: 13	R: 0 H: 1 E: 0 LOB: 1 K: 3 BB: 0 S: 12 P: 17	R: 2 H: 2 E: 0 LOB: 3 K: 1 BB: 2 S: 18 P: 28	R: 1 H: 1 E: 1 LOB: 1 K: 1 BB: 0 S: 12 P: 18	R: 0 H: 0 E: 0 LOB: 0 K: 0 BB: 0 S: 8 P: 12	R: 1 H: 1 E: 0 LOB: 0 K: 1 BB: 0 S: 14 P: 17	R: 0 H: 1 E: 0 LOB: 1 K: 1 BB: 0 S: 8 P: 13	R: 3 H: 2 E: 0 LOB: 1 K: 2 BB: 0 S: 10 P: 14	1B: 3 SF: 0 2B: 4 SAC: 0 3B: 0 DP: 0 HR: 2 HBP: 1						

AB	39
R	7
H	9
RBI	7
BB	2
SO	10
LOB	16

WP: 1 PA: 42
PB: 1
SB: 0
CS: 0

PITCHER		IP	WLS	BF	H	R	ER	SO	BB	IBB	HBP	BLK	WP	HR	S	P	ERA	WHIP
49 Yovani Gallardo, R ERA: 4.09	(1, 1)	7.0		30	5	3	0	6	2	0	1	0	0	0	70	105	0.00	1.000
29 Jim Henderson, R ERA: 1.82	(8, 1)	1.0	B	4	1	1	1	1	0	0	0	0	0	1	14	17	9.00	1.000
59 John Axford, R ERA: 4.35	(9, 1)	1.0		4	1	0	0	1	0	0	0	0	0	0	8	13	0.00	1.000
51 Michael Gonzalez, L ERA: 3.75	(10, 1)	0.1	L	4	2	3	3	2	0	0	0	0	1	1	10	14	81.00	6.000

PITCHER	IP	WLS	BF	H	R	ER	SO	BB	IBB	HBP	BLK	WP	HR	S	P	ERA	WHIP

Batter	1	2	3	4	5	6	7	8	9	AB	R	H	RBI	BB	SO	LOB
2 Brandon Barnes, R (1, 8) OBP: 0.325, SLG: 0.387	B FF 93 B FF 92 X FF 92 2-0 ① F8		B SL 87 F FF 94 X SI 94 1-1 E6 27 G6-4-3			C SL 85 F SL 84 X SL 85 0-2 ② G6-3		F FF 94 B FF 93 S SL 85 B SL 85 S SL 84 2-3 ③ K2-3		4	0	0	0	0	1	0
27 Jose Altuve, R (1, 4) OBP: 0.326, SLG: 0.378	X FF 92 0-0 ② G1-6-3		C FF 93 1 SAFE 1 SAFE X FF 92 0-1 ②③ G6-4-3 1-2f			F FF 93 X FF 93 0-1 1B			B SL 81 C FF 91 B SL 84 B FF 93 C FF 91 F SL 84 B SL 84 4-2 12 DI BB	3	0	1	0	1	0	1
15 Jason Castro, L (1, 2) OBP: 0.327, SLG: 0.475	C FF 92 B SI 93 B FF 92 C FF 92 S FF 94 2-3 ③ K			C FF 92 B CU 76 X CU 75 1-1 ① G3		B CU 76 X FF 92 1-0 ③ G4-3			T FF 91 B FS 83 F FF 91 B FF 91 X CU 78 2-2 ① F8	4	0	0	0	0	1	2
23 Chris Carter, R (1, 7) OBP: 0.309, SLG: 0.450		B FF 92 X FF 93 1-0 2B		B FF 93 F SL 85 X SI 94 1-1 ② G5-3			B FF 92 S SL 85 B SL 84 X FF 94 2-1 HR		B CU 79 C CU 77 D CU 79 B FF 91 C FF 92 1 SAFE C CU 79 3-3 ② K	4	1	2	1	0	1	1
12 Carlos Pena, L (1, 3) OBP: 0.327, SLG: 0.376		X FF 91 0-0 ① L8		C FF 93 F SI 93 B SL 85 B SL 86 S FF 94 2-3 ③ K			C CU 75 B CU 78 F FF 93 F FF 93 B SL 86 S SL 85 2-3 ① K		B FF 92 X CU 78 1-0 ③ G4-3 1-2	4	0	0	0	0	2	2
44 Justin Maxwell, R (1, 9) OBP: 0.296, SLG: 0.360		C SI 92 F FF 93 B SI 92 F FF 93 X SL 86 1-2 ② G5-3			X FF 92 0-0 ① F8		X SL 83 0-0 30 G6-4-3 1B			3	0	1	0	0	0	1
30 Matt Dominguez, R (1, 5) OBP: 0.267, SLG: 0.414		B FF 92 B FF 93 B SL 84 C FF 92 F SL 85 F FF 94 D CU 76 4-2 BB			C FF 92 S SL 85 X SL 86 0-2 ② G1-3		B FF 94 X FF 93 1-0 ②③ G6-4-3 1-2f			2	0	0	0	1	0	1
9 Marwin Gonzalez, S (1, 6) OBP: 0.244, SLG: 0.335		B SI 91 X FF 93 1-0 ③ F8			B FF 94 B FF 94 X FF 94 2-0 ③ G4-3			B FF 92 C FF 92 S SL 84 S SL 83 1-3 ① K		3	0	0	0	0	1	2
60 Dallas Keuchel, L (1, 1) 35 Josh Fields, R (7, 1) 59 Marc Krauss, L (8, PH) 53 Wesley Wright, R (8, 1) 56 Paul Clemens, R (8, 1) 54 Travis Blackley, L (8, 1)			B SI 92 C FF 93 C FF 92 S FF 95 1-3 ① K			C FF 91 F FF 93 B SL 84 B SL 84 S FF 95 2-3 ① K		B CU 75 F FF 94 C CU 76 S SL 84 1-3 ② K		2 0 1 0 0 0	0 0 0 0 0 0	0 0 0 0 0 0	0 0 0 0 0 0	2 0 1 0 0 0	0 0 0 0 0 0	0 0 0 0 0 0
Inning Stats	R: 0 E: 0 K: 1 S: 5 H: 0 LOB: 0 BB: 0 P: 9	R: 0 E: 0 K: 0 S: 10 H: 1 LOB: 2 BB: 1 P: 17	R: 0 E: 1 K: 1 S: 7 H: 0 LOB: 0 BB: 0 P: 9	R: 0 E: 0 K: 1 S: 7 H: 0 LOB: 0 BB: 0 P: 11	R: 0 E: 0 K: 0 S: 5 H: 0 LOB: 0 BB: 0 P: 7	R: 0 E: 0 K: 1 S: 9 H: 1 LOB: 1 BB: 0 P: 12	R: 1 E: 0 K: 1 S: 8 H: 2 LOB: 0 BB: 0 P: 13	R: 0 E: 0 K: 3 S: 9 H: 0 LOB: 0 BB: 0 P: 13	R: 0 E: 0 K: 1 S: 10 H: 0 LOB: 1 BB: 1 P: 20	1B: 2 2B: 1 3B: 0 HR: 1	SF: 0 SAC: 0 DP: 2 HBP: 0			WP: 0 PB: 0 SB: 0 CS: 0	PA: 32		

TOP

Houston Astros @ Chicago Cubs

Wrigley Field, Chicago, IL

Fri Jun 21 2013, 4:39 PM - 7:20 PM CDT

Att. 33,119 - Cloudy - 74 F

livebaseballscorecards.com

AB	30
R	1
H	4
RBI	1
BB	2
SO	9
LOB	10

PITCHER		IP	WLS	BF	H	R	ER	SO	BB	IBB	HBP	BLK	WP	HR	S	P	ERA	WHIP
22 Matt Garza, R ERA: 4.25	(1, 1)	8.0	W	29	4	1	1	8	2	0	0	0	0	1	63	98	1.12	0.750
63 Kevin Gregg, R ERA: 0.77	(9, 1)	1.0	S	3	0	0	0	1	0	0	0	0	0	0	7	13	0.00	0.000

PITCHER		IP	WLS	BF	H	R	ER	SO	BB	IBB	HBP	BLK	WP	HR	S	P	ERA	WHIP

BOTTOM

Houston Astros @ Chicago Cubs

Wrigley Field, Chicago, IL

Fri Jun 21 2013, 4:39 PM - 7:20 PM CDT

Att. 33,119 - Cloudy - 74 F

livebaseballscorecards.com

Batter	1	2	3	4	5	6	7	8	9	AB	R	H	RBI	BB	SO	LOB
15 Darwin Barney, R (1, 4) OBP: 0.291, SLG: 0.351	C FC 88 X SI 88 0-1 1 CS 1B		C SL 77 B FC 86 X FC 88 1-1 2B		B SL 76 F FF 88 S CH 77 X SL 79 1-2 HR		F FF 93 B FF 92 B KC 75 X FF 90 2-1 ① F8			4	1	3	1	0	0	0
1 Cody Ransom, R (1, 5) OBP: 0.320, SLG: 0.554	B SI 89 B SL 77 S SI 90 F CH 77 F FF 87 B SL 79 S FC 88 3-3 ①② K 1-2		B SL 78 B CH 76 F SI 89 D CH 77 D SI 89 4-1 12 FC6-4 BB		B SI 89 C CH 79 F CH 78 C SL 79 1-3 ① K		S FF 93 F FF 93 S KC 78 0-3 ② K			3	0	0	0	1	3	1
12 Alfonso Soriano, R (1, 7) OBP: 0.276, SLG: 0.385	B CH 76 B SI 88 C FF 90 B SL 78 X SI 88 3-1 1B		B SL 78 C FF 90 X FF 86 1-1 ③ FC6-4 1-2f		B FF 90 X CH 78 1-0 ② F7		F FF 93 X KC 79 0-1 ③ G5-3			4	0	1	0	0	0	2
44 Anthony Rizzo, L (1, 3) OBP: 0.330, SLG: 0.452	B SL 77 C FF 90 X FF 89 1-1 ③ G3			X FF 88 0-0 HR	X CH 78 0-0 1B			C SI 89 C SI 89 C SI 90 0-3 ① K		4	1	2	1	0	1	1
13 Starlin Castro, R (1, 6) OBP: 0.266, SLG: 0.325		C FF 87 B SL 76 T FC 86 B SL 80 B FF 87 S FF 89 3-3 ① K		B FF 87 X FF 89 1-0 ① L9	C CU 71 B FF 89 B FF 89 B FF 89 F FF 90 C SI 89 3-3 ③ K			B FF 94 B FF 92 B FF 92 C FF 92 F FF 94 F FF 92 X FF 92 3-2 30 G4-3 6 CS 2B		4	0	1	0	0	2	1
30 Dioner Navarro, S (1, 2) OBP: 0.337, SLG: 0.482		X FF 90 0-0 ② F8		B CU 73 F FF 87 B CU 71 C CH 76 X SL 79 2-2 6 1B 1B		B FF 87 B CH 76 X FC 88 2-0 ① G5-3		B FF 92 X FF 92 1-0 ② G4-3 2-3		4	0	1	0	0	0	1
21 Scott Hairston, R (1, 9) OBP: 0.219, SLG: 0.376 20 Julio Borbon, L (9, 9) OBP: 0.266, SLG: 0.271		B FF 89 B CH 77 S FF 89 S CH 77 S CH 76 2-3 ③ K		C FF 89 B CH 77 X FF 90 1-1 ② F9		C CH 78 X FF 90 0-1 HR		D CU 78 F FF 95 B CH 83 S CH 82 B CU 80 B FF 95 4-2 BB		3 0	1 0	1 0	1 0	1 0	1 0	1 0
6 Ryan Sweeney, L (1, 8) OBP: 0.337, SLG: 0.465			B FF 89 X FF 88 1-0 ① F7	B SL 79 B SI 89 C SI 89 X SI 90 2-1 1-2 1B		C SL 77 S SL 79 S SL 80 0-3 ② K		C FC 86 B CU 74 C SI 89 D FC 87 1 SAFE 2-2 ③ CS 3-H		3	0	1	0	0	1	0
22 Matt Garza, R (1, 1) OBP: 0.077, SLG: 0.154 63 Kevin Gregg, R (9, 1)			S FF 88 C CU 73 S CU 76 0-3 ② K2-3	S CU 72 C FF 90 S CU 76 0-3 ③ K		F FF 89 B FF 90 C SL 78 S SL 79 1-3 ③ K2-3				3 0	0 0	0 0	0 0	0 0	3 0	2 0
Inning Stats	R: 0 E: 0 K: 1 S: 10 H: 2 LOB: 1 BB: 0 P: 17	R: 0 E: 0 K: 2 S: 7 H: 0 LOB: 0 BB: 0 P: 12	R: 0 E: 0 K: 1 S: 9 H: 1 LOB: 2 BB: 1 P: 16	R: 1 E: 0 K: 1 S: 12 H: 3 LOB: 2 BB: 0 P: 18	R: 1 E: 0 K: 2 S: 11 H: 2 LOB: 1 BB: 0 P: 17	R: 1 E: 0 K: 2 S: 9 H: 1 LOB: 0 BB: 0 P: 12	R: 0 E: 0 K: 1 S: 7 H: 0 LOB: 0 BB: 0 P: 9	R: 0 E: 0 K: 1 S: 12 H: 1 LOB: 1 BB: 1 P: 22		1B: 5 2B: 3 3B: 0 HR: 3 SF: 0 SAC: 0 DP: 1 HBP: 0				WP: 0 PB: 0 SB: 0 CS: 2 PA: 35		

	AB	32
	R	3
	H	10
	RBI	3
	BB	2
	SO	11
	LOB	9

PITCHER		IP	WLS	BF	H	R	ER	SO	BB	IBB	HBP	BLK	WP	HR	S	P	ERA	WHIP
60 Dallas Keuchel, L ERA: 4.25	(1, 1)	6.0	L	27	9	3	3	9	1	0	0	0	0	3	58	92	4.50	1.667
35 Josh Fields, R ERA: 2.84	(7, 1)	1.0		3	0	0	0	1	0	0	0	0	0	0	7	9	0.00	0.000
53 Wesley Wright, L ERA: 4.1	(8, 1)	0.1		1	0	0	0	1	0	0	0	0	0	0	3	3	0.00	0.000
56 Paul Clemens, R ERA: 4.42	(8, 1)	0.1		3	1	0	0	0	1	0	0	0	0	0	7	15	0.00	6.000
54 Travis Blackley, L ERA: 4.18	(8, 1)	0.1		0	0	0	0	0	0	0	0	0	0	0	2	4	0.00	0.000

PITCHER	IP	WLS	BF	H	R	ER	SO	BB	IBB	HBP	BLK	WP	HR	S	P	ERA	WHIP

TOP

Houston Astros @ Chicago Cubs

Wrigley Field, Chicago, IL

Sat Jun 22 2013, 3:07 PM - 6:08 PM CDT

Att. 38,870 - Cloudy - 74 F

livebaseballscorecards.com

Batter	1	2	3	4	5	6	7	8	9	AB	R	H	RBI	BB	SO	LOB
2 Brandon Barnes, R (1, 8) OBP: 0.318, SLG: 0.377	B FF 88 C FF 88 B SI 88 F SI 89 F FF 88 T FF 91 2-2 ① **K**		C SI 90 B FF 91 F FF 88 B FF 91 X CH 80 2-2 **E6**			F FF 87 X FC 88 0-1 ② **F9**	C SL 78 F SL 80 F SL 78 B SI 86 B SL 79 F SL 79 F SL 77 F SL 78 F SL 78 3-2 ③ **P4**			4	0	0	0	0	1	1
27 Jose Altuve, R (1, 4) OBP: 0.331, SLG: 0.384	X SI 90 0-0 23 G6-3 **2B**		1 SAFE C SI 89 1 SAFE 1 SAFE F FC 87 B CH 80 X CH 78 1-2 ③ **G5-3**			B FF 88 B CH 79 C FC 88 B FC 87 C FC 88 X FF 91 3-2 14 HR 23 1B **1B**		B CU 78 F FF 91 B CU 78 B FF 92 B FF 91 4-1 14 G6-3 23 S **BB**		3	1	2	0	1	0	1
23 Chris Carter, R (1, 3) OBP: 0.308, SLG: 0.447	B CH 78 X CH 79 1-0 ② **G6-3** **2-3**			F FF 88 X CH 76 0-1 ① **G1**		1 SAFE D CH 78 X CH 77 1-0 14 HR **1-2** **1B**		C CU 77 B CU 78 X CU 79 1-1 ① **G5-3** **1-2**		4	1	1	0	0	0	2
14 J.D. Martinez, R (1, 7) OBP: 0.277, SLG: 0.419	F SI 90 B FC 88 T FF 89 B FF 91 F FC 88 S FF 90 2-3 ③ **K**			B SI 89 X SI 89 1-0 ② **F8**		X FC 86 0-0 **1-H** **2-H** **HR**		C CU 78 X FF 93 0-1 ② **G6-3** **2-3**		4	1	1	3	0	1	2
22 Carlos Corporán, S (1, 2) OBP: 0.365, SLG: 0.484		B SI 87 S SI 89 S SI 90 B FF 90 S FF 91 2-3 ① **K**		C SI 88 F FC 87 F SI 91 F CH 80 X SI 91 0-2 ③ **G6-3**		F SI 90 B CH 78 B CH 80 S SI 88 B FC 88 F SI 90 H FF 90 4-2 **HBP**		B FF 94 B CU 80 C CU 79 S FS 86 B FS 86 S FS 85 3-3 ③ **K**		3	0	0	0	0	2	1
44 Justin Maxwell, R (1, 9) OBP: 0.304, SLG: 0.376		X SI 89 0-0 30 G5-4-3 **1B**	B FF 87 B CH 78 X FC 87 2-0 ① **G6-3**			B SI 87 B FF 87 X FC 86 2-0 ③ **L7**			T FF 88 S CU 78 B CU 77 X FS 81 1-2 30 SH5-3 13 SH1-3 **2B**	4	1	2	0	0	0	1
30 Matt Dominguez, R (1, 5) OBP: 0.267, SLG: 0.411		B FF 88 X FC 87 1-0 ② ③ **G5-4-3** **1-2f**	C SI 88 S CH 77 B FF 90 S CH 80 1-3 ② **K**			B FF 87 B SI 88 B FF 88 B FF 89 4-0 59 E 13 SH1-4 **BB**			F CU 78 B FF 90 B FF 90 X FF 89 2-1 ① **SH5-3** **2-3**	2	0	0	0	1	1	1
13 Ronny Cedeno, R (1, 6) OBP: 0.282, SLG: 0.351			B FF 88 F FF 87 F FC 87 B FC 88 S CH 80 2-3 ① **K**		F SI 90 C FF 88 F FF 89 B FF 89 B CH 78 X CH 76 2-2 ③ **G5-3**		1 SAFE L SI 85 1 SAFE X SI 85 0-1 ① **SH1-4** **1-2**		F FF 90 X FF 90 0-1 ② **SH1-3** **3-H**	2	0	0	1	0	1	0
20 Bud Norris, R (1, 1) 59 Marc Krauss, L (7, PH) 68 José Cisnero, R (7, 1) 64 Lucas Harrell, S (9, PH) OBP: 0.500, SLG: 0.250 41 Jose Veras, R (9, 1)			C FF 89 X SI 90 0-1 ② **G4-3**			B FF 86 C SI 87 X FC 87 1-1 ① **F8**	F SL 78 B SI 87 2 SAFE C SL 79 B SI 86 X SL 80 2-2 ② **G3** **2-3**		C CU 78 B FS 82 S FF 90 C FF 90 1-3 ③ **K**	2 1 0 1 0	0 0 0 0 0	0 0 0 0 0	0 0 0 0 0	0 0 0 1 0	0 1 0 0 0	0 1 0 0 0
Inning Stats	R: 0 E: 0 K: 2 S: 10 H: 1 LOB: 1 BB: 0 P: 15	R: 0 E: 0 K: 1 S: 5 H: 1 LOB: 0 BB: 0 P: 8	R: 0 E: 1 K: 1 S: 11 H: 0 LOB: 1 BB: 0 P: 16	R: 0 E: 0 K: 0 S: 8 H: 0 LOB: 0 BB: 0 P: 9	R: 0 E: 0 K: 1 S: 8 H: 0 LOB: 0 BB: 0 P: 13	R: 3 E: 0 K: 0 S: 13 H: 3 LOB: 1 BB: 0 P: 24	R: 0 E: 1 K: 0 S: 14 H: 0 LOB: 1 BB: 1 P: 23	R: 0 E: 0 K: 1 S: 8 H: 0 LOB: 1 BB: 1 P: 16	R: 1 E: 0 K: 1 S: 10 H: 1 LOB: 0 BB: 0 P: 14	1B: 3 2B: 2 3B: 0 HR: 1 SF: 0 SAC: 3 DP: 1 HBP: 1						

	AB	30
	R	4
	H	6
	RBI	4
	BB	2
	SO	7
	LOB	10

WP: 0 PB: 0 SB: 1 CS: 0 PA: 36

PITCHER		IP	WLS	BF	H	R	ER	SO	BB	IBB	HBP	BLK	WP	HR	S	P	ERA	WHIP
37 Travis Wood, L ERA: 2.85	(1, 1)	6.0		25	5	3	3	5	1	0	1	0	0	1	55	89	4.50	1.000
54 Shawn Camp, R ERA: 6.75	(7, 1)	1.0		3	0	0	0	0	0	0	0	0	0	0	14	19	0.00	0.000
50 Blake Parker, R ERA: 0.93	(8, 1)	1.0		4	0	0	0	1	1	0	0	0	0	0	8	16	0.00	1.000
63 Kevin Gregg, R ERA: 1.11	(9, 1)	1.0	L	4	1	1	1	1	0	0	0	0	0	0	10	14	9.00	1.000

PITCHER	IP	WLS	BF	H	R	ER	SO	BB	IBB	HBP	BLK	WP	HR	S	P	ERA	WHIP

Batter	1	2	3	4	5	6	7	8	9	AB	R	H	RBI	BB	SO	LOB
24 Luis Valbuena, L (1, 5) OBP: 0.359, SLG: 0.405	C FF 91 B FF 90 B FF 91 B FF 91 C FF 91 X FF 92 3-2 ① P6		S FF 92 B SL 84 S FF 93 F SI 93 X SL 83 1-2 19 BB 13 1B 1B 2-H 3-H	X SI 92 0-0 ③ F9			C FF 93 C SI 92 F SI 94 B SI 93 X SI 94 1-2 ② G4-3		X SI 94 0-0 ② G3	5	0	1	2	0	0	2
13 Starlin Castro, R (1, 6) OBP: 0.265, SLG: 0.322	X FF 91 0-0 ② G6-3		C FF 92 B SI 92 1 SAFE X SL 84 1-1 19 BB 1B 1-2		F SL 83 B FF 90 B FF 90 B SL 82 F FF 90 F FF 90 T FF 90 3-2 ① K		B FF 94 X FF 94 1-0 ③ F8		B SI 93 X SI 93 1-0 ③ F8	5	0	1	0	0	1	0
19 Nate Schierholtz, L (1, 9) OBP: 0.341, SLG: 0.557	B FF 91 S SL 85 X SI 91 1-1 ③ F7		B SL 84 F FF 92 B CH 86 B SI 92 B FF 91 4-1 BB 1-2 2-3		B SI 90 B CH 84 X FF 92 2-0 HR			T FF 92 F SI 90 B SI 92 F FF 94 X FF 93 1-2 ① L1		3	1	1	1	1	0	0
12 Alfonso Soriano, R (1, 7) OBP: 0.276, SLG: 0.387		B SL 82 S FF 90 C FF 91 F SL 85 S SL 83 1-3 ① K	X FF 92 0-0 ② F3		C FF 91 C SL 83 B FF 92 F SL 82 F FF 93 B SL 82 F SL 82 B FF 91 X FF 92 3-2 ② G5-3			C SL 86 B FF 94 X FF 94 1-1 6 1B 2B		4	0	1	0	0	1	3
44 Anthony Rizzo, L (1, 3) OBP: 0.332, SLG: 0.449		B CH 85 B FF 92 B SI 91 F FF 90 C FF 92 D SL 83 4-2 6 G6-3 BB	C SL 84 F SI 92 S SL 88 0-3 ③ K		F SI 92 C SL 80 X SI 92 0-2 ③ G4-3			B SI 91 B SI 92 I IN 73 I IN 76 4-0 53 BB 6 1B IBB		2	0	0	0	2	1	3
6 Ryan Sweeney, L (1, 8) OBP: 0.344, SLG: 0.461		X SI 92 0-0 ②③ G6-3 1-2f		C FF 89 C SI 90 C FF 93 0-3 ① K		B SL 80 C FF 90 B SI 91 B SI 90 B FF 92 4-1 15 F9-3 BB		B SI 92 C SI 92 B SI 91 2 SAFE B SI 91 F FF 92 X FF 94 3-2 ② 53 BB 1-2 2-3 1B		3	0	1	0	1	1	1
53 Welington Castillo, R (1, 2) OBP: 0.332, SLG: 0.360			C SL 81 B SI 90 S SL 82 X SL 82 1-2 37 E 15 E 24 1B 1B	S SI 90 X SI 92 0-1 15 1B 1B		F FF 91 X FF 90 0-1 ① F9		B FF 94 B SI 93 B FF 94 B FF 93 4-0 1-2 2-3 BB		3	1	2	0	1	0	1
15 Darwin Barney, R (1, 4) OBP: 0.291, SLG: 0.349			B SI 90 F FF 91 X SI 91 1-1 FC5 37 E 24 1B 1-2	C FF 91 X SI 91 0-1 1-2 1B		1 SAFE S SL 82 B FF 91 1 SAFE F FF 91 B SL 84 X FF 92 2-2 ②③ F9-3 1-1		B FF 93 B SI 90 C FF 94 B FF 95 C FF 93 F FF 94 X FF 96 3-2 ③ F8		4	1	1	0	0	0	5
37 Travis Wood, R (1, 1) OBP: 0.303, SLG: 0.484 54 Shawn Camp, R (7, 1) 20 Julio Borbon, L (7, PH) OBP: 0.262, SLG: 0.267 50 Blake Parker, R (8, 1) 63 Kevin Gregg, R (9, 1) 21 Scott Hairston, R (9, PH) OBP: 0.217, SLG: 0.372			B FF 90 2 SAFE M FF 90 B FF 91 2 SAFE F FF 93 X SL 84 2-2 ① G5-3 1-2 2-3	C SL 84 S SL 83 B SL 84 L SL 82 1-3 ② K			L SI 92 X SI 92 0-1 ① G6-3		C SI 92 C CU 74 S SI 94 0-3 ① K	2 0 1 0 0 0 1	0 0 0 0 0 0 0	0 0 0 0 0 0 0	0 0 0 0 0 0 0	0 0 0 0 0 0 0	1 0 0 0 0 0 0	4 0 0 0 0 0 0
Inning Stats	R: 0 E: 0 K: 0 S: 6 H: 0 LOB: 0 BB: 0 P: 10	R: 0 E: 0 K: 1 S: 7 H: 0 LOB: 0 BB: 1 P: 12	R: 2 E: 2 K: 1 S: 19 H: 3 LOB: 3 BB: 1 P: 29	R: 0 E: 0 K: 2 S: 11 H: 2 LOB: 2 BB: 0 P: 12	R: 1 E: 0 K: 1 S: 14 H: 1 LOB: 0 BB: 0 P: 22	R: 0 E: 0 K: 0 S: 6 H: 0 LOB: 0 BB: 1 P: 12	R: 0 E: 0 K: 0 S: 7 H: 0 LOB: 0 BB: 0 P: 9	R: 0 E: 0 K: 0 S: 13 H: 2 LOB: 3 BB: 2 P: 29	R: 0 E: 0 K: 1 S: 5 H: 0 LOB: 0 BB: 0 P: 6	1B: 6 2B: 2 3B: 0 HR: 1	SF: 0 SAC: 0 DP: 2 HBP: 0	WP: 0 PB: 0 SB: 0 CS: 0	PA: 38			

PITCHER		IP	WLS	BF	H	R	ER	SO	BB	IBB	HBP	BLK	WP	HR	S	P	ERA	WHIP
20 Bud Norris, R ERA: 3.6	(1, 1)	6.0		26	6	3	2	5	3	0	0	0	0	1	63	97	3.00	1.500
68 José Cisnero, R ERA: 2.2	(7, 1)	2.0	W	9	2	0	0	0	1	1	0	0	0	0	20	38	0.00	1.500
41 Jose Veras, R ERA: 3.82	(9, 1)	1.0	S	3	0	0	0	1	0	0	0	0	0	0	5	6	0.00	0.000

PITCHER	IP	WLS	BF	H	R	ER	SO	BB	IBB	HBP	BLK	WP	HR	S	P	ERA	WHIP

BOTTOM

Houston Astros @ Chicago Cubs

Wrigley Field, Chicago, IL

Sat Jun 22 2013, 3:07 PM - 6:08 PM CDT

Att. 38,870 - Cloudy - 74 F

livebaseballscorecards.com

AB	33
R	3
H	8
RBI	3
BB	5
SO	6
LOB	19

Batter	1	2	3	4	5	6	7	8	9	AB	R	H	RBI	BB	SO	LOB
44 Justin Maxwell, R (1, 8) OBP: 0.308, SLG: 0.371	F FF 94 F FF 94 C SL 85 0-3 K		F FF 95 B SL 86 B FF 96 X FF 94 2-1 G5-3		C FF 95 C FF 95 B SL 84 B FF 96 S FS 84 2-3 K		F SI 93 X SI 94 0-1 27 L1-3 1B		B SI 95 C FF 96 C FF 97 F FF 97 B SI 98 B SL 87 D SI 97 4-2 15 1B 27 E 14 G5-3 BB	4	1	1	0	1	2	0
27 Jose Altuve, R (1, 4) OBP: 0.329, SLG: 0.381	S FF 94 X SI 94 0-1 F9			B FF 94 C FF 93 F SL 84 B FS 83 X FF 96 2-2 15 2B 14 G4-3 1B	S SL 82 X SL 84 0-1 L9		X SL 83 0-0 L1-3 1-1		C SI 98 X SI 98 0-1 FC3 14 G5-3 15 1B 1-2	5	1	1	0	0	0	2
15 Jason Castro, L (1, 2) OBP: 0.332, SLG: 0.486	X SI 94 0-0 L7			C SI 94 X FS 84 0-1 14 G4-3 23 2B 1-3 2B	B FF 94 X SI 95 1-0 2B		C FF 94 B FF 94 B SI 94 C SL 83 B FS 83 X SI 96 3-2 G4-3		B SI 99 D SI 98 C SI 98 B FF 98 X FF 97 3-1 14 G5-3 1-2 2-3 1B	5	1	3	0	0	0	0
14 J.D. Martinez, R (1, 7) OBP: 0.275, SLG: 0.413		B FF 93 B FF 94 F SI 93 B FF 94 S SI 94 F SI 94 X SI 94 3-2 G4-3		C SI 95 B SL 81 X SI 95 1-1 G4-3 2-3 3-H	X SI 95 0-0 G5-3			F FF 89 C SI 89 B FF 89 X SL 84 1-2 23 2B 1B	D SI 98 C FF 97 F FF 97 B FF 97 F FF 98 X SL 85 2-2 G5-3 1-2 2-3f 3-H	5	1	1	1	0	0	4
23 Chris Carter, R (1, 3) OBP: 0.317, SLG: 0.466		F SL 84 X SI 95 0-1 1B		D SL 86 C SL 84 X SL 84 1-1 30 E 3-H 2B		C FF 94 B SI 94 X SL 83 1-1 30 1B 2B		D CH 82 F CH 82 S SI 88 B FF 90 F CH 82 X FF 88 2-2 9 1B 1-H 2B	B FF 98 B FF 98 B SI 98 C FF 98 X SI 98 3-1 G6-3	5	2	4	2	0	0	1
59 Marc Krauss, L (1, 9)		B SI 94 X FF 94 1-0 F9		B SI 96 F SI 94 B SI 95 T SI 94 X FS 83 2-2 F8		C SI 95 B SL 86 B FS 83 B SI 94 C SI 94 X SL 81 3-2 F9		F FF 88 B SL 82 X SL 84 1-1 P5		4	0	0	0	0	0	4
30 Matt Dominguez, R (1, 5) OBP: 0.267, SLG: 0.408		F FF 95 X SL 84 0-1 F9		C FF 95 S FF 95 B FF 96 F FS 84 X FF 96 1-2 E6 9 1B 2-H		X SI 95 0-0 2-H 1B		F FC 88 B FC 87 F FF 89 F FF 89 D SL 82 F FC 88 X CH 82 2-2 G1-3		4	0	1	1	0	0	2
9 Marwin Gonzalez, S (1, 6) OBP: 0.250, SLG: 0.339			L FF 94 X SI 95 0-1 G3	F FF 95 X SI 95 0-1 2-3 1B		X SI 93 0-0 F8		X FF 90 0-0 2-3 1B		4	0	2	0	0	0	1
18 Jordan Lyles, R (1, 1) 2 Brandon Barnes, R (6, PH) OBP: 0.316, SLG: 0.375 46 Wade LeBlanc, L (6, 1) OBP: 0.167, SLG: 0.167 35 Josh Fields, R (7, 1) 13 Ronny Cedeno, R (8, PH) OBP: 0.280, SLG: 0.348 53 Wesley Wright, R (8, 1)			C FF 94 C FF 94 S SI 94 0-3 K	1 SAFE C FF 94 B SI 95 S SI 95 S SI 95 1-3 K		B FF 94 F FF 93 S FF 95 F FF 97 1 SAFE T FF 96 1-2 K		B CU 73 S CH 82 S SL 82 T SL 83 1-2 K		2 1 0 0 1 0	0 0 0 0 0 0	0 0 0 0 0 0	0 0 0 0 0 0	2 1 0 0 1 0	2 1 0 0 2 0	2 1 0 0 1 0
Inning Stats	R: 0 E: 0 K: 1 S: 6 H: 0 LOB: 0 BB: 0 P: 6	R: 0 E: 0 K: 0 S: 9 H: 1 LOB: 1 BB: 0 P: 13	R: 0 E: 0 K: 1 S: 7 H: 0 LOB: 0 BB: 0 P: 9	R: 3 E: 1 K: 1 S: 21 H: 4 LOB: 2 BB: 0 P: 29	R: 0 E: 0 K: 1 S: 7 H: 1 LOB: 1 BB: 0 P: 10	R: 1 E: 0 K: 1 S: 11 H: 2 LOB: 0 BB: 0 P: 16	R: 0 E: 0 K: 0 S: 6 H: 1 LOB: 0 BB: 0 P: 9	R: 1 E: 0 K: 1 S: 18 H: 3 LOB: 2 BB: 0 P: 25	R: 1 E: 1 K: 0 S: 13 H: 1 LOB: 1 BB: 1 P: 25	1B: 8 2B: 6 3B: 0 HR: 0 SF: 0 SAC: 0 DP: 2 HBP: 0						

TOP

Houston Astros @ Chicago Cubs

Wrigley Field, Chicago, IL

Sun Jun 23 2013, 1:24 PM - 4:38 PM CDT

Att. 35,121 - Sunny - 84 F

livebaseballscorecards.com

AB	40
R	6
H	13
RBI	4
BB	1
SO	6
LOB	19

WP: 0 PB: 0 SB: 0 CS: 0 PA: 41

PITCHER		IP	WLS	BF	H	R	ER	SO	BB	IBB	HBP	BLK	WP	HR	S	P	ERA	WHIP
29 Jeff Samardzija, R ERA: 3.39	(1, 1)	7.0	W	30	9	4	3	5	0	0	0	0	0	0	67	92	3.86	1.286
40 James Russell, L ERA: 2.22	(8, 1)	0.2		5	3	1	1	0	0	0	0	0	0	0	15	21	13.50	4.500
33 Carlos Villanueva, R ERA: 3.74	(8, 1)	0.1		1	0	0	0	1	0	0	0	0	0	0	3	4	0.00	0.000
62 Henry Alberto Rodriguez, R ERA: 3.43	(9, 1)	1.0		5	1	1	0	0	1	0	0	0	0	0	13	25	0.00	2.000

BOTTOM

Batter	1	2	3	4	5	6	7	8	9	AB	R	H	RBI	BB	SO	LOB
24 Luis Valbuena, L (1, 5) OBP: 0.355, SLG: 0.410	F FF 92 C SI 92 X CU 80 0-2 ① F7		B SI 93 C CU 77 X SI 93 1-1 FC6, 13 BB 1-2 19 1B	C CU 79 B SL 86 B CU 79 X SI 92 2-1 ② G4-3		B FF 88 B CU 78 C CU 78 C CU 77 X SI 88 2-2 ① F8	B CU 77 B FF 86 X SI 85 2-0 1-H 3B			5	1	1	1	0	0	1
13 Starlin Castro, R (1, 6) OBP: 0.264, SLG: 0.318	B SI 93 B FF 93 C SI 94 F SL 87 X SL 87 2-2 ② G3		B SL 86 B FF 93 B SI 92 B SI 91 4-0 19 1B 1-2 2-3 44 SF8 BB	S SL 85 C SL 85 F SL 84 B SI 93 X CU 80 1-2 ③ L8		C FF 88 X CU 80 0-1 ② L5	B FF 92 B FF 93 C FF 92 B FF 93 F FF 92 T FF 92 3-2 ③ K			4	1	0	0	1	1	1
19 Nate Schierholtz, L (1, 9) OBP: 0.347, SLG: 0.558	X SI 94 0-0 1B		F CU 80 B CH 80 X CH 82 1-1 44 SF8 1-3 2-H 3-H 6 2B 1B		C CU 82 B CH 80 S CH 80 F SI 92 S CU 79 1-3 ① K	B CU 79 X FF 88 1-0 ③ P2		B FF 88 S KC 80 B SL 81 B FF 89 X SI 89 3-1 44 HR 1B		5	2	3	2	0	1	0
12 Alfonso Soriano, R (1, 7) OBP: 0.278, SLG: 0.398 62 Henry Alberto Rodriguez, R (9) C CU 79 C CU 79 1 SAFE B SI 92 X CU 81 1-2 ③ F9		F SI 91 B SI 94 F SI 91 F CU 80 S CU 81 1-3 ① K	C CU 79 B FF 93 B SI 93 X SI 93 2-1 44 1B 3B			F SI 87 B CH 73 S CH 75 X FF 86 1-2 6 HR 2B	C FF 90 F FF 90 F CH 85 B FF 91 X CH 86 1-2 ① F7		5 0	2 0	2 0	0 0	0 0	1 0	4 0
44 Anthony Rizzo, L (1, 3) OBP: 0.340, SLG: 0.469		F SI 92 B CH 81 X SI 92 1-1 E9 6 G4-3 2B	B CH 81 B CU 78 X CH 81 2-0 ② SF8 1-2 3-H		X SI 92 0-0 6 2B 3-H 1B	H FF 87 1-0 6 HR HBP	B FF 91 X KC 79 1-0 1-H HR			3	4	3	4	0	0	0
6 Ryan Sweeney, L (1, 8) OBP: 0.356, SLG: 0.521		C SL 84 D CH 81 S SI 92 D SL 87 D SL 88 X CH 81 3-2 ① G4-3 3-H	B SI 92 B SL 84 X SI 93 2-0 15 1B 2-H 2B		D CU 78 B CH 80 C SI 91 B SI 91 X SI 91 3-1 15 1B 1-H 2B	D CU 79 B SI 87 X CU 77 2-0 1-H 2-H HR	C FF 90 F FF 91 C FF 92 0-3 ② K			5	2	3	6	0	1	0
53 Welington Castillo, R (1, 2) OBP: 0.333, SLG: 0.363		B SI 95 C SL 86 F CU 81 B CU 82 X FF 94 2-2 ② F8	C CU 80 H SI 90 1-1 15 1B HBP		B CU 81 F SL 85 B CU 79 F SL 84 D CU 81 S CU 78 3-3 ② K	B SI 87 F SI 86 C CH 76 B CH 74 X FF 87 2-2 ① P3	S CH 86 B SI 91 B SI 87 X FF 92 2-1 2B			4	0	1	0	0	1	1
15 Darwin Barney, R (1, 4) OBP: 0.293, SLG: 0.350		X CU 79 0-0 ③ G5-3	X SL 86 0-0 ③ 1-2 2-H 1B		C SL 85 X SL 86 0-1 2-H 1B	B CH 75 B SI 87 F SI 87 X SI 87 2-1 ② L7	C CH 85 B SI 91 F SL 82 C FF 91 1-3 ③ K			5	0	2	1	0	1	1
29 Jeff Samardzija, R (1, 1) OBP: 0.143, SLG: 0.259 21 Scott Hairston, R (7, PH) OBP: 0.224, SLG: 0.372 40 James Russell, L (8, 1) 33 Carlos Villanueva, R (8, 1) OBP: 0.176, SLG: 0.176 20 Julio Borbon, L (9, 7) OBP: 0.262, SLG: 0.267			X SI 92 0-0 13 BB 24 E 19 1B 1B	B FF 92 B SI 92 X SI 91 2-0 ① G4-3	F FF 92 B CU 79 X FF 93 1-1 ③ F9	C CH 75 B CH 73 S CH 73 B CH 75 F FF 87 B CH 74 D CH 76 4-2 24 3B BB				3 0 0 0 0	1 1 0 0 0	1 0 0 0 0	0 0 0 0 0	0 1 0 0 0	0 0 0 0 0	1 0 0 0 0
Inning Stats	R: 0 E: 0 K: 0 S: 10 H: 1 LOB: 1 BB: 0 P: 13	R: 1 E: 1 K: 0 S: 9 H: 1 LOB: 0 BB: 0 P: 15	R: 4 E: 1 K: 1 S: 13 H: 4 LOB: 2 BB: 1 P: 25	R: 0 E: 0 K: 0 S: 7 H: 0 LOB: 0 BB: 0 P: 12	R: 3 E: 0 K: 2 S: 16 H: 4 LOB: 1 BB: 0 P: 26	R: 0 E: 0 K: 0 S: 6 H: 0 LOB: 0 BB: 0 P: 9	R: 4 E: 0 K: 1 S: 16 H: 3 LOB: 1 BB: 1 P: 33	R: 2 E: 0 K: 2 S: 15 H: 3 LOB: 0 BB: 0 P: 23		1B: 7 2B: 5 3B: 2 HR: 2 SF: 1 SAC: 0 DP: 0 HBP: 2				WP: 0 PB: 0 SB: 0 CS: 0 PA: 44	

PITCHER		IP	WLS	BF	H	R	ER	SO	BB	IBB	HBP	BLK	WP	HR	S	P	ERA	WHIP
18 Jordan Lyles, R ERA: 3.68	(1, 1)	5.0	L	27	10	8	5	3	1	0	1	0	0	0	55	91	9.00	2.200
46 Wade LeBlanc, L ERA: 5.5	(6, 1)	1.2		10	3	4	4	0	1	0	1	0	0	1	19	36	21.60	2.400
35 Josh Fields, R ERA: 2.7	(7, 1)	0.1		1	0	0	0	1	0	0	0	0	0	0	3	6	0.00	0.000
53 Wesley Wright, L ERA: 4.61	(8, 1)	1.0		6	3	2	2	2	0	0	0	0	0	1	15	23	18.00	3.000

PITCHER	IP	WLS	BF	H	R	ER	SO	BB	IBB	HBP	BLK	WP	HR	S	P	ERA	WHIP

Houston Astros @ Chicago Cubs

Wrigley Field, Chicago, IL

Sun Jun 23 2013, 1:24 PM - 4:38 PM CDT

Att. 35,121 - Sunny - 84 F

livebaseballscorecards.com

AB	39
R	14
H	16
RBI	14
BB	2
SO	6
LOB	9

Batter	1	2	3	4	5	6	7	8	9	AB	R	H	RBI	BB	SO	LOB
13 Matt Carpenter, L (1, 4) OBP: 0.399, SLG: 0.473	C SI 92 C FF 92 F FF 93 F CU 81 B SL 90 X SI 94 1-2 L6 ①		B SI 92 B CU 81 C SI 93 B SI 92 C SI 92 C FF 93 3-3 K ②	X CU 81 0-0 4 1B 3B 1-H 2-H 3-H		B FF 92 C FF 92 F SI 90 B SL 80 C SI 92 2-3 K ②	B FF 87 B SI 92 B FF 87 C SI 91 C SI 92 X SI 92 3-2 F8 ③		F FF 92 C FF 93 D CU 82 S CU 78 1-3 K ③	6	1	1	3	0	3	1
4 Yadier Molina, R (1, 2) OBP: 0.399, SLG: 0.505 48 Tony Cruz, R (8, PH) OBP: 0.194, SLG: 0.233 (8, 2)	F SI 93 X FF 93 0-1 G5-3 ②		C CU 80 F CU 82 F SI 93 B FF 93 B CU 83 B FF 94 F SI 93 F SI 94 C CU 81 3-3 K ③	B SI 91 B SI 92 X FF 92 2-0 21 WP 1B 3-H		B CU 76 X FF 91 1-0 3 HR 2B		C FF 95 S FF 94 F FF 94 B KC 79 X FF 94 1-2 21 HR 1B		4	1	2	1	0	1	0
										1	1	1	0	0	0	0
3 Carlos Beltrán, S (1, 9) OBP: 0.347, SLG: 0.548 12 Ty Wigginton, R (8, PH) OBP: 0.259, SLG: 0.212 (8, 7)	B CU 80 B SI 93 B SI 94 C SI 93 C FF 93 C SI 93 3-3 K ③			21 1B 2B K		X CU 73 0-0 2-H HR		X FF 94 0-0 P3 ①		4	2	2	2	0	2	1
										1	0	0	0	0	0	1
21 Allen Craig, R (1, 7) OBP: 0.361, SLG: 0.466 43 Shane Robinson, R (8, 9) OBP: 0.343, SLG: 0.327		C FF 92 C FF 93 B SL 90 B SL 90 X SI 93 2-2 G4-6-3 7 1B 1B		19 BB 7 BB 1B 2-H 1-3 K ③ 1-2		S FF 88 X CH 79 0-1 1B		X FF 94 0-0 1-H HR		5	2	4	3	0	1	1
										0	0	0	0	0	0	0
7 Matt Holliday, R (1, 10) OBP: 0.350, SLG: 0.436		C SI 93 D FF 93 X FF 93 1-1 G4-6-3 1-2 1B		C CU 82 D FF 93 B SI 92 F FF 92 B SI 93 1 SAFE F SI 93 B SI 92 4-2 19 BB 38 1B BB 1-2	X FF 87 0-0 F8 ①	T FF 88 B FF 90 F SL 81 B SI 90 T FF 88 2-2 K ③		C KC 77 X KC 78 0-1 G4-3 ②		4	1	1	0	1	1	1
Matt Adams, L (1, 3) OBP: 0.347, SLG: 0.522		C CU 80 B SI 92 S CH 83 D CH 84 F SI 92 X CH 83 2-2 G4-6-3 ① ② 1-2f 2-3		D CU 81 B SI 92 B FF 92 B SI 92 4-0 38 1B 19 BB 13 3B BB 1-2 2-3	F SL 79 C SI 92 B SL 80 S SL 81 1-3 K ②		S SI 88 X SI 92 0-1 23 HR 1B	C KC 78 C CH 82 B KC 79 X FF 93 1-2 G4-3 ③		4	2	1	0	1	1	2
23 David Freese, R (1, 5) OBP: 0.357, SLG: 0.408 33 Daniel Descalso, L (8, 5) OBP: 0.333, SLG: 0.435		C SI 93 B SL 90 B SI 93 B CU 82 B CU 81 4-1 19 FC5-4 BB		C SI 92 B CU 81 C CU 82 D CU 82 C FF 92 2-3 K ① 1-2 2-3	X SI 91 0-0 E6		X SI 92 0-0 1-H HR		C FF 92 F CU 77 B FF 94 S SL 86 1-3 K ①	3	1	1	2	1	1	3
										1	0	0	0	0	1	0
19 Jon Jay, L (1, 8) OBP: 0.323, SLG: 0.330		C CU 81 B SI 93 X SI 92 1-1 FC5-4 ③ 1-2f		S CU 81 B CH 83 C FF 92 B FC 93 D CU 83 B FF 93 4-2 38 1B 13 3B BB 1-2 2-3 3-H	C FF 91 S SL 82 D SL 82 X SL 80 1-2 G3 ③		C SI 88 B CU 74 X SI 92 1-1 G3 ①		B CU 75 X FF 92 1-0 G4-3 ②	4	1	0	1	1	0	3
38 Pete Kozma, R (1, 6) OBP: 0.296, SLG: 0.319			B FF 92 F SI 92 S CU 81 B FF 93 C CU 82 2-3 K ①	B SI 93 X SI 93 1-0 13 3B 1B 1-2 2-3 3-H		C FF 90 C CH 78 B SL 82 B FF 88 C SI 91 2-3 K ①	S SI 92 C CU 77 B CU 77 F FC 86 F SI 92 B CH 82 B CU 75 S FC 87 3-3 K ②		F FF 93 F FF 94 B SL 86 X FF 93 1-2 1B	5	1	2	1	0	3	0
Inning Stats	R: 0 E: 0 K: 1 S: 10 H: 0 LOB: 0 BB: 0 P: 14	R: 0 E: 0 K: 0 S: 12 H: 2 LOB: 2 BB: 1 P: 22	R: 0 E: 0 K: 3 S: 12 H: 0 LOB: 0 BB: 0 P: 20	R: 7 E: 0 K: 3 S: 22 H: 5 LOB: 1 BB: 3 P: 46	R: 0 E: 1 K: 1 S: 8 H: 0 LOB: 1 BB: 0 P: 10	R: 2 E: 0 K: 3 S: 13 H: 3 LOB: 1 BB: 0 P: 20	R: 2 E: 0 K: 1 S: 13 H: 2 LOB: 0 BB: 0 P: 20	R: 2 E: 0 K: 0 S: 11 H: 2 LOB: 0 BB: 0 P: 13	R: 0 E: 0 K: 2 S: 10 H: 1 LOB: 1 BB: 0 P: 14	1B: 9 2B: 2 3B: 1 HR: 3 SF: 0 SAC: 0 DP: 1 HBP: 0	WP: 1 PB: 0 SB: 0 CS: 0 PA: 46					

PITCHER		IP	WLS	BF	H	R	ER	SO	BB	IBB	HBP	BLK	WP	HR	S	P	ERA	WHIP
64 Lucas Harrell, R ERA: 4.84	(1, 1)	3.1	L	20	7	7	7	5	4	0	0	0	0	0	48	91	18.90	3.300
60 Dallas Keuchel, L ERA: 4.34	(4, 1)	2.2		12	3	2	2	6	0	0	0	0	1	1	29	41	6.75	1.125
54 Travis Blackley, L ERA: 4.74	(7, 1)	1.0		5	2	2	2	1	0	0	0	0	0	1	13	20	18.00	2.000
35 Josh Fields, R ERA: 4.7	(8, 1)	1.0		5	2	2	2	0	0	0	0	0	0	1	11	13	18.00	2.000
62 Hector Ambriz, R ERA: 4.94	(9, 1)	1.0		4	1	0	0	2	0	0	0	0	0	0	10	14	0.00	1.000

PITCHER	IP	WLS	BF	H	R	ER	SO	BB	IBB	HBP	BLK	WP	HR	S	P	ERA	WHIP

TOP

St. Louis Cardinals @ Houston Astros

Minute Maid Park, Houston, TX

Tue Jun 25 2013, 7:12 PM - 10:21 PM CDT

Att. 19,272 - Roof Closed - 73 F

livebaseballscorecards.com

AB	42
R	13
H	15
RBI	13
BB	4
SO	14
LOB	13

BOTTOM

Batter	1	2	3	4	5	6	7	8	9	AB	R	H	RBI	BB	SO	LOB
27 Jose Altuve, R (1, 4) OBP: 0.328, SLG: 0.379	B SI 88 C SI 89 C SI 89 S FS 83 · 1-3 · K ①		X SI 90 · 0-0 · F8 ③			F SI 90 F SI 90 B FC 83 X FC 82 · 1-2 · 29 3B 1B		B FF 92 B FF 90 B FF 90 C FF 88 X FF 91 · 3-1 · G6-3 ①		4	1	1	0	0	1	0
29 Brett Wallace, L (1, 10) OBP: 0.133, SLG: 0.143	X SI 90 · 0-0 · L7 ②			C SI 87 B FC 85 B CH 80 X SI 89 · 2-1 · G3-1 ①		X SI 90 · 0-0 · 15 SF7 · 1-H 2-H 3B		C CH 80 B CH 79 F FF 93 B FF 93 X CH 80 · 2-2 · G1-3 ②		4	1	1	2	0	0	0
15 Jason Castro, L (1, 2) OBP: 0.327, SLG: 0.480	B SI 89 B SI 87 F SI 90 B SI 90 X SI 90 · 3-1 · G6-3 ③			B SI 90 T FC 86 F FS 82 B FS 83 B FC 83 F FS 82 X SI 91 · 3-2 · G4-3 ②		S FC 82 C SI 91 B FC 82 B SI 90 X FS 82 · 2-2 · SF7 ① · 3-H		B FF 91 C CH 79 S CH 79 B CH 78 X FF 92 · 2-2 · F7 ③		3	0	0	1	0	0	0
23 Chris Carter, R (1, 7) OBP: 0.316, SLG: 0.460		B SI 89 B CH 81 S SI 89 B SI 89 B SI 90 · 4-1 · 12 SH1-3 BB		B FS 84 C SI 91 B CU 81 C SI 91 B FS 83 C SI 92 · 3-3 · K ③		B SI 91 S FC 83 B FS 83 B SI 90 F SI 90 X SI 91 · 3-2 · F9 ②			B FF 91 S FF 91 F FF 92 F SL 82 B SL 83 F FF 92 S FF 92 · 2-3 · K ①	3	0	0	0	1	2	0
12 Carlos Pena, L (1, 3) OBP: 0.329, SLG: 0.381 59 Marc Krauss, L (9, PH) OBP: 0.143, SLG: 0.286		B SI 88 X SI 90 · 1-0 · SH1-3 ①			X FC 86 · 0-0 · L7 ①	X SI 91 · 0-0 · 2B			X FF 92 · 0-0 · 14 G1-3 13 1B 2B	2 1	0 1	1 1	0 0	0 0	0 0	0 0
44 Justin Maxwell, R (1, 9) OBP: 0.306, SLG: 0.367 14 J.D. Martinez, R (4, 9) OBP: 0.271, SLG: 0.407		C SI 89 B SI 90 X SI 90 · 1-1 · G6-3 ②			B SI 91 X SI 90 · 1-0 · G5-3 ②	B FC 86 X SI 91 · 1-0 · G6-3 ③			C SI 93 D SL 83 X SI 93 · 1-1 · G1-3 ② · 2-3	1 3	0 0	0 0	0 0	0 0	0 0	1 2
13 Ronny Cedeno, R (1, 6) OBP: 0.279, SLG: 0.345		C SI 90 F SI 90 X CH 82 · 0-2 · G5-3 ③			C SI 90 X SI 90 · 0-1 · G5-3 ③		C SI 91 C FF 91 X CH 84 · 0-2 · G5-3 ①		X FS 88 · 0-0 · 30 BB 1B · 3-H	4	0	1	1	0	0	1
30 Matt Dominguez, R (1, 5) OBP: 0.270, SLG: 0.419			F SI 89 S CH 81 B CU 80 B CH 81 T CU 81 · 2-2 · K ①			C SI 89 B SI 89 B SI 90 X SI 90 · 2-1 · HR	C SI 91 C FF 91 B CH 84 F CH 84 C FF 91 · 1-3 · K ②		B FF 93 B FF 93 F FF 92 F FF 93 B FF 94 B FF 93 · 4-2 · 1-2 BB	3	1	1	1	1	2	0
2 Brandon Barnes, R (1, 8) OBP: 0.315, SLG: 0.368			B SI 90 B SI 89 B SI 90 C SI 89 X SI 88 · 3-1 · G6-3 ②			C SI 91 B FS 82 B CU 78 B SI 90 B SI 90 · 4-1 · 27 1B 29 3B BB	X SI 91 · 0-0 · G4-3 ③		C CU 75 S SL 85 F SL 84 B FF 97 X SL 85 · 1-2 · F9 ③	3	1	0	0	1	0	2
Inning Stats	R: 0 E: 0 K: 1 S: 6 · H: 0 LOB: 0 BB: 0 P: 10	R: 0 E: 0 K: 0 S: 7 · H: 0 LOB: 1 BB: 1 P: 13	R: 0 E: 0 K: 1 S: 6 · H: 0 LOB: 0 BB: 0 P: 11	R: 0 E: 0 K: 1 S: 9 · H: 0 LOB: 0 BB: 0 P: 17	R: 0 E: 0 K: 0 S: 4 · H: 0 LOB: 0 BB: 0 P: 5	R: 4 E: 0 K: 0 S: 15 · H: 4 LOB: 1 BB: 1 P: 28	R: 0 E: 0 K: 1 S: 8 · H: 0 LOB: 0 BB: 0 P: 9	R: 0 E: 0 K: 0 S: 8 · H: 0 LOB: 0 BB: 0 P: 15	R: 1 E: 0 K: 1 S: 15 · H: 2 LOB: 2 BB: 1 P: 23	1B: 2 2B: 2 3B: 1 HR: 1 · SF: 1 SAC: 1 DP: 0 HBP: 0							

PITCHER		IP	WLS	BF	H	R	ER	SO	BB	IBB	HBP	BLK	WP	HR	S	P	ERA	WHIP
35 Jake Westbrook, R ERA: 2.21	(1, 1)	6.0	W	24	4	4	4	3	2	0	0	0	0	1	47	84	6.00	1.000
43 Seth Maness, R ERA: 2.92	(7, 1)	1.0		3	0	0	0	1	0	0	0	0	0	0	8	9	0.00	0.000
65 Keith Butler, R ERA: 2.38	(8, 1)	1.0		3	0	0	0	0	0	0	0	0	0	0	8	15	0.00	0.000
44 Edward Mujica, R ERA: 2.2	(9, 1)	0.2		5	2	1	1	1	1	0	0	0	0	0	11	18	13.50	4.500
67 Michael Blazek, R ERA:	(9, 1)	0.1		1	0	0	0	0	0	0	0	0	0	0	4	5	0.00	0.000

PITCHER	IP	WLS	BF	H	R	ER	SO	BB	IBB	HBP	BLK	WP	HR	S	P	ERA	WHIP

St. Louis Cardinals @ Houston Astros

Minute Maid Park, Houston, TX

Tue Jun 25 2013, 7:12 PM - 10:21 PM CDT

Att. 19,272 - Roof Closed - 73 F

livebaseballscorecards.com

AB	31
R	5
H	6
RBI	5
BB	3
SO	5
LOB	6

Batter	1	2	3	4	5	6	7	8	9	AB	R	H	RBI	BB	SO	LOB
13 Matt Carpenter, L (1, 4) OBP: 0.396, SLG: 0.468	X FF 85 0-0 4 HR 1B		F FF 90 B SI 84 X SI 89 1-1 ① G3-1		C SI 91 X SI 92 0-1 ② G3		C SI 90 F SI 90 B SI 92 S SL 83 1-3 ③ K		X FS 86 0-0 ③ F9	5	1	1	0	0	1	2
4 Yadier Molina, R (1, 3) OBP: 0.400, SLG: 0.516	X FF 87 0-0 1-H HR		F SI 92 C FS 80 B CU 75 X FS 80 1-2 ② L4		B FS 81 X SI 92 1-0 3 FC5-4 1B			B FF 94 B FF 94 C FF 95 B FF 96 S FF 95 X FF 96 3-2 ① G3-1		4	1	2	2	0	0	0
3 Carlos Beltrán, S (1, 10) OBP: 0.349, SLG: 0.546	C SI 86 X SI 89 0-1 21 G6-4-3 1B		B CU 77 F CU 76 F FS 82 X FF 92 1-2 ③ F8		B FS 82 X CU 76 1-0 ③ FC5-4 1-2f			C FF 94 B SL 82 B FF 96 B FF 96 4-1 BB		3	0	1	0	1	0	1
21 Allen Craig, R (1, 9) OBP: 0.360, SLG: 0.473	B CU 74 C SI 90 X FS 80 1-1 ① ② G6-4-3 1-2f			C FF 90 B SI 92 B FS 80 X FF 92 2-1 HR		B CU 74 B SI 90 B CU 74 C SI 89 F SI 91 F FS 79 S CU 76 3-3 ① K		C FF 95 S FF 94 C FF 96 0-3 ② K		4	1	1	1	0	2	2
7 Matt Holliday, R (1, 7) OBP: 0.349, SLG: 0.437	B SI 89 S SI 89 B SI 90 X FF 90 2-1 ③ P3			X SI 92 0-0 ① F9		B FF 92 C FF 91 F FF 91 B CU 78 B SI 93 X SI 93 3-2 23 S 2B		1 SAFE S FF 95 F FF 96 B FF 94 B FF 95 B FF 94 S FF 93 3-3 ③ K		4	0	1	0	0	1	1
23 David Freese, R (1, 5) OBP: 0.350, SLG: 0.400		C SI 87 F SI 91 B CU 75 S CU 77 1-3 ① K		B SI 92 C CU 74 F SI 92 B CU 77 C SI 92 2-3 ② K		B SI 92 C CU 77 C FF 93 D CU 76 B SI 92 S CU 77 3-3 ② K 2-3			X SI 94 0-0 ① L8	4	0	0	0	0	3	1
43 Shane Robinson, R (1, 8) OBP: 0.342, SLG: 0.345 19 Jon Jay, L (9, PH) OBP: 0.326, SLG: 0.332		F SI 91 X SI 91 0-1 ② P4		B SI 92 C CU 74 B SI 92 B SI 93 C SI 84 X FF 91 3-2 2B		C CU 76 B SI 92 X CU 74 1-1 ③ G6-3			C CU 75 X FS 82 0-1 BB 1B	3 1	0 0	1 1	0 0	0 0	0 0	1 0
38 Pete Kozma, R (1, 6) OBP: 0.296, SLG: 0.316 Matt Adams, L (9, PH) OBP: 0.354, SLG: 0.522 58 Joe Kelly, R (9, PR)		C SI 92 B SI 92 B SI 92 F SI 92 B CU 77 B SI 92 4-2 BB		C SI 90 B CU 76 C FS 82 X CU 74 1-2 ③ P4			F FF 93 F KC 79 B FF 92 F KC 79 F FF 94 B KC 81 T FF 94 2-2 ① K		B CU 76 B SI 94 1 SAFE T SI 94 B FS 83 B SI 93 4-1 1-2 BB	2 0 0	0 0 0	0 0 0	0 0 0	1 1 0	1 0 0	1 0 0
48 Tony Cruz, R (1, 2) OBP: 0.176, SLG: 0.212 33 Daniel Descalso, L (9, PH) OBP: 0.331, SLG: 0.432		C SI 90 F SI 91 F SI 91 B SI 93 F CU 76 B FS 79 F FF 91 B CU 76 S FS 80 3-3 ③ K			C SI 90 B SI 92 S FS 79 F SI 92 T CU 76 1-2 ① K		X FF 92 0-0 ② P3		B SI 94 B FS 85 C SI 94 F CU 77 S CU 79 2-3 ② K	3 1	0 0	0 0	0 0	0 0	2 1	1 2

Inning Stats										
	R: 2 E: 0 K: 0 S: 8	H: 3 LOB: 0 BB: 0 P: 11	R: 0 E: 0 K: 2 S: 13	H: 0 LOB: 1 BB: 1 P: 21	R: 0 E: 0 K: 0 S: 8	H: 0 LOB: 0 BB: 0 P: 11	R: 1 E: 0 K: 1 S: 12	H: 2 LOB: 1 BB: 0 P: 20	R: 0 E: 0 K: 1 S: 8	H: 1 LOB: 1 BB: 0 P: 11
	R: 0 E: 0 K: 2 S: 12	H: 1 LOB: 1 BB: 0 P: 22	R: 0 E: 0 K: 2 S: 9	H: 0 LOB: 0 BB: 0 P: 12	R: 0 E: 0 K: 2 S: 10	H: 0 LOB: 1 BB: 1 P: 20	R: 0 E: 0 K: 1 S: 8	H: 1 LOB: 2 BB: 1 P: 14	1B: 4 2B: 2 3B: 0 HR: 2	SF: 0 SAC: 0 DP: 1 HBP: 0

PITCHER		IP	WLS	BF	H	R	ER	SO	BB	IBB	HBP	BLK	WP	HR	S	P	ERA	WHIP
45 Erik Bedard, L ERA: 4.44	(1, 1)	6.0	W	25	7	3	3	6	1	0	0	0	0	2	61	96	4.50	1.333
35 Josh Fields, R ERA: 4.32	(7, 1)	0.2	H	2	0	0	0	1	0	0	0	0	0	0	6	8	0.00	0.000
53 Wesley Wright, L ERA: 4.55	(7, 1)	0.1	H	1	0	0	0	1	0	0	0	0	0	0	3	4	0.00	0.000
68 José Cisnero, R ERA: 2.14	(8, 1)	1.0	H	4	0	0	0	2	1	0	0	0	0	0	10	20	0.00	1.000
41 Jose Veras, R ERA: 3.71	(9, 1)	1.0	S	5	1	0	0	1	1	0	0	0	0	0	8	14	0.00	2.000

PITCHER	IP	WLS	BF	H	R	ER	SO	BB	IBB	HBP	BLK	WP	HR	S	P	ERA	WHIP

TOP

St. Louis Cardinals @ Houston Astros

Minute Maid Park, Houston, TX

Wed Jun 26 2013, 7:11 PM - 9:57 PM CDT

Att. 17,427 - Roof Closed - 73 F

livebaseballscorecards.com

AB	34
R	3
H	8
RBI	3
BB	3
SO	11
LOB	12

WP: 0 PA: 37
PB: 0
SB: 1
CS: 0

BOTTOM

St. Louis Cardinals @ Houston Astros

Minute Maid Park, Houston, TX

Wed Jun 26 2013, 7:11 PM - 9:57 PM CDT

Att. 17,427 - Roof Closed - 73 F

livebaseballscorecards.com

Batter	1	2	3	4	5	6	7	8	9	AB	R	H	RBI	BB	SO	LOB
10 Jake Elmore, R (1, 6) (9, 7) OBP: 0.267, SLG: 0.333	C FF 91 F FF 91 C FF 93 0-3 ① K		C FF 92 C CU 79 X CU 79 0-2 ③ G6-3	B SI 91 B SI 91 C FF 93 X SI 91 2-1 ③ G5-3			B SL 87 X FF 91 1-0 ① F9			4	0	0	0	0	1	2
27 Jose Altuve, R (1, 4) OBP: 0.327, SLG: 0.377	B FF 92 C FF 93 F FF 93 B FF 93 B SL 88 C FF 94 3-3 ② K			B CU 75 B CU 75 C FF 91 F FF 91 X CU 78 2-2 23 BB 15 1B 12 BB 1B	C FF 92 C FF 91 B SI 91 X FF 93 1-2 ① L8		C FF 92 X SI 90 0-1 ② G6-3			4	1	1	0	0	1	0
15 Jason Castro, L (1, 2) OBP: 0.330, SLG: 0.478	F FF 93 F SL 86 B FF 94 B CH 86 B SL 87 B FF 94 4-2 BB			X SI 90 0-0 12 BB 23 BB 14 FC5-4 1-2 1B	C FF 93 X CU 79 0-1 ② G6-3		X CH 85 0-0 ③ F7			3	1	1	0	1	0	0
23 Chris Carter, R (1, 7) OBP: 0.318, SLG: 0.463 13 Ronny Cedeno, R (9, 6) OBP: 0.279, SLG: 0.345	S FF 93 C FF 93 S SL 88 0-3 ③ K			B SL 85 B SL 84 B SL 87 B FF 93 4-0 14 FC5-4 12 BB 29 1B 1-2 2-3 BB	C FF 93 S FF 94 X FF 94 0-2 2B			F FF 91 X SL 86 0-1 ① G6-3		3 0	1 0	1 0	0 0	1 0	1 0	1 0
12 Carlos Pena, L (1, 10) OBP: 0.331, SLG: 0.378		S CH 84 F FF 92 B FF 93 X FF 93 1-2 ① F8		B CH 85 B CH 85 B FF 93 B CU 78 4-0 14 FC5-4 1-2 2-3 3-H BB	F FF 92 S SL 88 B CH 86 B SL 86 D SL 87 B CH 84 4-2 BB			C CH 83 B CH 84 S CH 83 S SL 85 1-3 K 14 G1-3		2	0	0	1	2	1	0
14 J.D. Martinez, R (1, 9) OBP: 0.266, SLG: 0.399		C FF 92 B SL 88 X FF 91 1-1 ② P3		F FF 93 X SI 91 0-1 ① FC5-4 30 FC5 29 1B 1-2f 2-3 3-H	B FF 93 F FF 93 B SL 86 F FF 93 X FF 93 2-2 ③ F8			B SI 91 X FF 92 1-0 ② G1-3 1-2		4	0	0	1	0	0	5
29 Brett Wallace, L (1, 3) OBP: 0.147, SLG: 0.156		B FF 93 X FF 92 1-0 ③ F8		B SL 85 B SL 86 X FF 93 2-0 30 FC5 2 1B 1-2 3-H 1B			S CH 82 X CH 83 0-1 ① G1-3	B FF 94 C FF 95 F FF 96 S SI 95 1-3 ③ K		4	1	1	1	0	1	1
30 Matt Dominguez, R (1, 5) OBP: 0.268, SLG: 0.414			X FF 92 0-0 ① F9	B FF 92 B FF 94 X SI 91 2-0 FC5 2 1B 1-2 2-3f			C FF 91 B FF 92 F SI 90 B CU 80 F FF 93 X SL 86 2-2 ② G5-3			3	0	0	0	0	0	2
2 Brandon Barnes, R (1, 8) OBP: 0.315, SLG: 0.367			C FF 93 X SL 87 0-1 ② F9	X SL 87 0-0 1-3 2-H 1B			F FF 92 B FF 92 S SL 86 B SI 94 X SL 87 2-2 ③ F8			3	0	1	1	0	0	0
Inning Stats	R: 0 E: 0 K: 3 S: 11 H: 0 LOB: 1 BB: 1 P: 18	R: 0 E: 0 K: 0 S: 6 H: 0 LOB: 0 BB: 0 P: 9	R: 0 E: 0 K: 0 S: 6 H: 0 LOB: 0 BB: 0 P: 6	R: 4 E: 0 K: 0 S: 11 H: 4 LOB: 2 BB: 2 P: 27	R: 0 E: 0 K: 0 S: 13 H: 1 LOB: 2 BB: 1 P: 20		R: 0 E: 0 K: 0 S: 9 H: 0 LOB: 0 BB: 0 P: 13	R: 0 E: 0 K: 0 S: 4 H: 0 LOB: 0 BB: 0 P: 5	R: 0 E: 0 K: 2 S: 9 H: 0 LOB: 1 BB: 0 P: 12	1B: 4 2B: 1 3B: 0 HR: 0	SF: 0 SAC: 0 DP: 0 HBP: 0			WP: 1 PB: 0 SB: 0 CS: 0	PA: 34		

	AB	30
	R	4
	H	5
	RBI	4
	BB	4
	SO	5
	LOB	11

PITCHER		IP	WLS	BF	H	R	ER	SO	BB	IBB	HBP	BLK	WP	HR	S	P	ERA	WHIP
31 Lance Lynn, R ERA: 3.52	(1, 1)	7.2	L	33	5	4	4	4	4	0	0	0	1	0	66	106	4.70	1.174
46 Kevin Siegrist, L ERA:	(8, 1)	0.1		1	0	0	0	1	0	0	0	0	0	0	3	4	0.00	0.000

PITCHER	IP	WLS	BF	H	R	ER	SO	BB	IBB	HBP	BLK	WP	HR	S	P	ERA	WHIP

Batter	1	2	3	4	5	6	7	8	9	AB	R	H	RBI	BB	SO	LOB
39 JB Shuck, L (1, 7) OBP: 0.349, SLG: 0.372 17 Chris Iannetta, R (8, 2) OBP: 0.366, SLG: 0.343	B FF 91 C FF 92 X SL 86 1-1 G3		B SL 80 C FF 92 B FF 93 X CH 86 2-1 L8			X FF 92 0-0 P6		C FF 93 L CU 77 B CU 80 F CU 78 X FF 96 1-2 F8 1-2 2-H	B FF 94 B FF 92 B FF 94 C FF 95 F FF 94 B FF 95 4-2 1-2 BB	4 0	0 0	0 0	0 0	0 1	0 0	2 0
27 Mike Trout, R (1, 8) OBP: 0.392, SLG: 0.546 (8, 7)	C FF 93 T FF 92 S SL 83 0-3 K			B FF 92 B SL 82 C SL 82 B CH 86 F FF 93 B FF 93 4-2 44 S BB		C SL 84 S SL 81 B FF 93 B SL 83 B FF 92 X SL 85 3-2 44 FC6-4 2-H 1B		I IN 63 I IN 68 I IN 75 I IN 80 4-0 5 G5-4-3 IBB	B FF 94 B FF 94 B FF 93 C FF 92 F FF 93 S FF 94 3-3 K	3	0	1	1	2	2	3
5 Albert Pujols, R (1, 10) OBP: 0.326, SLG: 0.437	B FF 92 X SL 84 1-0 P4			C FF 93 P PO 88 X FF 94 1-1 P3		X FF 92 0-0 F9		B CU 77 X FF 95 1-0 G5-4-3 1-2f		4	0	0	0	0	0	4
44 Mark Trumbo, R (1, 3) OBP: 0.321, SLG: 0.465		S FF 91 S FF 92 F FF 93 S SL 82 0-3 K		1 SAFE C SL 84 C FF 94 S FF 94 0-3 K 1-2		C FF 93 1 SAFE F FF 93 X SL 84 0-2 FC6-4 1-2f			X FF 93 0-0 25 1B 32 HBP 2 1B 1B	4	1	1	0	0	2	2
47 Howie Kendrick, R (1, 4) OBP: 0.357, SLG: 0.454		B SL 80 F FF 92 F SL 86 B FF 94 B FF 94 F FF 94 F FF 94 X SL 84 3-2 G6-3		B SL 84 F FF 93 F SI 94 F SL 84 S SL 87 1-3 K			B FF 90 F FF 91 F FF 92 S FF 92 1-3 K		F FF 93 F FF 91 X FF 94 0-2 F9	4	0	0	0	0	2	2
32 Josh Hamilton, L (1, 9) OBP: 0.274, SLG: 0.385		B SL 87 B FF 94 F CH 88 B SL 86 F FF 94 F FF 94 X FF 94 3-2 2B			F CH 85 B FF 93 X SL 87 1-1 6 G1-4-3 1B		F FF 93 S FF 94 B SL 84 B CH 85 F FF 94 X SL 84 2-2 F7		B SI 90 1 SAFE F FC 89 B CU 75 F FC 87 H SI 92 3-2 25 1B 2 1B 1-2 HBP	3	1	2	0	0	0	0
6 Alberto Callaspo, S (1, 5) OBP: 0.332, SLG: 0.371		C SL 82 F SL 86 X SL 83 0-2 L7			C SL 84 X FF 92 0-1 G1-4-3 1-2f		C FF 92 C CH 87 X SL 84 0-2 P6		X SI 92 0-0 F4	4	0	0	0	0	0	4
16 Hank Conger, L (1, 2) OBP: 0.305, SLG: 0.429 25 Peter Bourjos, R (8, PR) OBP: 0.390, SLG: 0.461 (8, 8)			B SL 79 X FF 92 1-0 F8		C SL 87 B CH 85 X CH 86 1-1 F8			B FF 93 F FF 94 B FF 96 F CH 82 B CU 77 F FF 95 F FF 93 X FF 94 3-2 39 E 2B	B SL 87 B FF 94 F FF 94 X FF 95 2-1 2 1B 1-2 2-3 1B	3 1	0 1	1 1	0 0	0 0	0 0	0 0
2 Erick Aybar, S (1, 6) OBP: 0.302, SLG: 0.380			B FF 93 F FF 93 B SL 87 C FF 93 X FF 94 2-2 G3-1			B FF 90 B SL 84 X FF 91 2-0 E8 27 1B 1B		L FF 92 L CU 78 D CU 79 D CU 80 B CU 79 F FF 95 B FF 94 4-2 39 E BB	B FF 95 F CU 77 F FF 94 F CU 82 B FF 95 X FF 95 2-2 17 BB 1-3 2-H 3-H 1B	3	1	2	2	1	0	0

Inning Stats																																			
	R: 0	E: 0	K: 1	S: 6	H: 0	LOB: 0	BB: 0	P: 8	R: 0	E: 0	K: 1	S: 16	H: 1	LOB: 1	BB: 0	P: 22	R: 0	E: 0	K: 0	S: 6	H: 0	LOB: 0	BB: 0	P: 11	R: 0	E: 0	K: 2	S: 12	H: 0	LOB: 1	BB: 1	P: 17	R: 0	E: 0	K: 0	S: 6	H: 1	LOB: 0	BB: 0	P: 8
	R: 1	E: 1	K: 0	S: 9	H: 2	LOB: 1	BB: 0	P: 14	R: 0	E: 0	K: 1	S: 11	H: 0	LOB: 0	BB: 0	P: 14	R: 1	E: 1	K: 0	S: 13	H: 1	LOB: 1	BB: 2	P: 26	R: 2	E: 0	K: 1	S: 18	H: 3	LOB: 3	BB: 1	P: 32	1B: 6	2B: 2	3B: 0	HR: 0	SF: 0	SAC: 0	DP: 2	HBP: 1	WP: 0	PB: 0	SB: 1	CS: 0	PA: 38

PITCHER		IP	WLS	BF	H	R	ER	SO	BB	IBB	HBP	BLK	WP	HR	S	P	ERA	WHIP
20 Bud Norris, R ERA: 3.35	(1, 1)	7.0		25	4	1	0	5	1	0	0	0	0	0	66	94	0.00	0.714
56 Paul Clemens, R ERA: 4.5	(8, 1)	1.1	L	7	2	2	1	0	1	1	0	0	0	0	17	30	6.75	2.250
54 Travis Blackley, L ERA: 5.04	(9, 1)	0.1		2	0	0	0	0	0	0	1	0	0	0	3	6	0.00	0.000
62 Hector Ambriz, R ERA: 4.88	(9, 1)	0.1		4	2	1	1	1	1	0	0	0	0	0	11	22	27.00	9.000

PITCHER	IP	WLS	BF	H	R	ER	SO	BB	IBB	HBP	BLK	WP	HR	S	P	ERA	WHIP

TOP

Los Angeles Angels @ Houston Astros

Minute Maid Park, Houston, TX

Fri Jun 28 2013, 7:13 PM - 11:01 PM CDT

Att. 20,524 - Roof Closed - 73 F

livebaseballscorecards.com

AB	33
R	4
H	8
RBI	3
BB	4
SO	6
LOB	17

Batter	1	2	3	4	5	6	7	8	9	AB	R	H	RBI	BB	SO	LOB
27 Jose Altuve, R (1, 4) OBP: 0.332, SLG: 0.378	F FF 91 B SI 92 X FF 93 1-1 G4-3	F FF 93 C CU 76 H FF 93 1-2 HBP	C CU 77 F CH 84 X SL 82 0-2 23 CS 15 BB 1B	B FF 96 B FF 95 B FF 96 C FF 93 B FF 96 4-1 29 1B 29 S BB		2	0	1	0	1	0	0
29 Brett Wallace, L (1, 3) OBP: 0.158, SLG: 0.167 44 Justin Maxwell, R (8, PR) OBP: 0.306, SLG: 0.367 (9, 9)	S SI 93 X SI 93 0-1 G3	1 SAFE 1 SAFE B CH 82 X SI 91 1-0 G3-1	F SI 90 X CH 83 0-1 F9	1 SAFE F FF 94 B FF 94 1 SAFE P PO 87 C FF 95 F FF 94 X FF 96 2-2 1-3 1B		4 0	0 0	1 0	0 0	0 0	2 0
15 Jason Castro, L (1, 2) OBP: 0.332, SLG: 0.488	C FF 92 F FF 94 F FC 90 B FC 91 B SI 94 F SI 93 F SL 83 X FF 93 2-2 F9	S CH 83 B CH 83 B CH 83 F FF 93 B FC 87 F CH 83 X FF 92 3-2 HR	1 SAFE B SI 89 1 SAFE B CH 83 B CH 82 B SI 91 4-0 23 FC5-4 1-2 BB	B FF 94 B FF 93 1 SAFE S FF 94 B FF 94 1 SAFE S FF 94 X FF 95 3-2 F7		3	1	1	1	1	0	2
23 Chris Carter, R (1, 7) OBP: 0.318, SLG: 0.457 (9, 3)	B FC 88 B FF 92 C FF 92 S SI 92 B SL 82 F SI 94 F FC 90 B SI 94 4-2 12 FC5-6 BB	C CU 78 S FC 90 B FF 93 C FF 93 1-3 K	S FC 89 2 SAFE F FC 87 B FF 92 B FC 89 X FC 88 2-2 FC5-4 1-2f 2-3	C FC 90 X FC 89 0-1 F8		3	0	0	0	1	1	4
12 Carlos Pena, L (1, 10) OBP: 0.333, SLG: 0.378	S CH 84 S SI 92 X FF 91 0-2 FC5-6 14 1B 1-2f	X FF 93 0-0 G4-3	X SI 92 0-0 14 1B 1B	C FF 94 B FF 95 B FF 95 B FF 94 F FF 93 F FF 94 F FF 94 F FF 93 B FF 94 4-2 14 2B 30 SF8 BB		3	1	1	0	1	0	1
14 J.D. Martinez, R (1, 9) OBP: 0.275, SLG: 0.411 (9, 7)	S FC 89 B SI 92 S FC 87 X FC 89 1-2 13 G5-4-3 1-2 1B	B CU 79 C CU 77 X FF 94 1-1 G5-3	B SI 91 D CU 78 S FC 88 1 SAFE X SI 92 2-1 1-3 1B	B FF 94 C FF 94 C FF 94 X FF 95 1-2 30 SF8 1-3 2B		4	0	3	0	0	0	0
13 Ronny Cedeno, R (1, 6) OBP: 0.280, SLG: 0.339 22 Carlos Corporán, S (9, PH) OBP: 0.362, SLG: 0.479	X SI 91 0-0 G5-4-3 1-2f	B FF 92 B FC 90 S SI 91 B SI 93 F SI 93 B SI 93 4-2 2 CS BB	C FF 94 S FC 95 F FC 96 S FC 95 0-3 K	B FF 94 C FF 94 S FF 94 F FF 96 B FF 95 F FF 95 F FF 96 T FF 96 2-2 K		2 1	0 0	0 0	0 0	1 0	1 1	3 2
30 Matt Dominguez, R (1, 5) OBP: 0.264, SLG: 0.410	C FC 86 T SI 93 X SL 80 0-2 F8	F SI 91 1 SAFE S FF 90 F FC 88 S SI 91 0-3 K	B FF 96 X FF 96 1-0 F8	X FF 96 0-0 SF8 2-3 3-H		3	0	0	1	0	1	2
2 Brandon Barnes, R (1, 8) OBP: 0.310, SLG: 0.361 59 Marc Krauss, L (9, PH) OBP: 0.125, SLG: 0.250	B FF 92 B FC 90 F SI 92 S SI 94 F SI 93 X FF 92 2-2 F9	1 SAFE S CH 84 F FC 89 D SL 83 B SI 92 1 SAFE F CH 83 D FC 88 1 SAFE 3-3 S CH 84 1-2 K	C FF 97 F FF 95 X CU 82 0-2 G6-3	B FF 94 F FF 93 S FF 94 B FF 95 B FF 95 F FF 94 C FF 95 3-3 K		3 1	0 0	0 0	0 0	1 1	1 1	1 1

Inning Stats	1	2	3	4	5	6	7	8	9
	R: 0 E: 0 K: 0 S: 10	R: 0 E: 0 K: 0 S: 11	R: 0 E: 0 K: 0 S: 10	R: 1 E: 0 K: 1 S: 10	R: 0 E: 0 K: 2 S: 10	R: 0 E: 0 K: 0 S: 8	R: 0 E: 0 K: 1 S: 8	R: 0 E: 0 K: 0 S: 14	R: 1 E: 0 K: 2 S: 19
	H: 0 LOB: 0 BB: 0 P: 13	H: 1 LOB: 1 BB: 1 P: 16	H: 0 LOB: 1 BB: 0 P: 14	H: 1 LOB: 0 BB: 0 P: 15	H: 0 LOB: 1 BB: 1 P: 17	H: 1 LOB: 1 BB: 1 P: 14	H: 2 LOB: 1 BB: 0 P: 11	H: 1 LOB: 2 BB: 1 P: 22	H: 1 LOB: 1 BB: 1 P: 29

1B: 5 SF: 1
2B: 2 SAC: 0
3B: 0 DP: 2
HR: 1 HBP: 1

WP: 0 PA: 36
PB: 0
SB: 1
CS: 2

PITCHER	IP	WLS	BF	H	R	ER	SO	BB	IBB	HBP	BLK	WP	HR	S	P	ERA	WHIP
57 Jerome Williams, R (1, 1) ERA: 3.21	6.1		24	5	1	1	3	3	0	1	0	0	1	62	94	1.42	1.263
65 Dane De La Rosa, R (7, 1) ERA: 3.25	0.2	W	2	0	0	0	1	0	0	0	0	0	0	5	6	0.00	0.000
40 Kevin Jepsen, R (8, 1) ERA: 4.34	1.0	H	5	1	0	0	0	1	0	0	0	0	0	14	22	0.00	2.000
49 Ernesto Frieri, R (9, 1) ERA: 3.28	1.0	S	5	1	1	1	2	1	0	0	0	0	0	19	29	9.00	2.000

PITCHER	IP	WLS	BF	H	R	ER	SO	BB	IBB	HBP	BLK	WP	HR	S	P	ERA	WHIP

BOTTOM

Los Angeles Angels @ Houston Astros

Minute Maid Park, Houston, TX

Fri Jun 28 2013, 7:13 PM - 11:01 PM CDT

Att. 20,524 - Roof Closed - 73 F

livebaseballscorecards.com

AB	29
R	2
H	7
RBI	2
BB	5
SO	6
LOB	18

Batter	1	2	3	4	5	6	7	8	9	AB	R	H	RBI	BB	SO	LOB
2 Erick Aybar, S (1, 6) OBP: 0.304, SLG: 0.381	C FF 91 C CU 79 B CU 82 B CU 81 X SL 89 2-2 G4-3		B SI 93 X CU 78 1-0 27 E 1B	C CU 78 C SL 87 B CU 80 B SI 92 F SL 86 X SL 86 2-2 1-3 2-H 3-H 1B			F FF 92 B CU 76 X FF 92 1-1 F7	1 SAFE 0-0 CS 1-2	B SI 91 C KC 78 X KC 79 1-1 G5-3	5	0	2	2	0	0	0
27 Mike Trout, R (1, 7) (4, 8) OBP: 0.392, SLG: 0.545	F FF 94 B FF 94 S CU 82 B CU 83 B FF 94 F CU 80 X SI 93 3-2 E6 44 G5-3 5 BB		C FF 93 F CU 81 B CU 80 F FF 94 X FF 92 1-2 L6 1-2	B CU 80 X SL 84 1-0 L8			B FF 94 X FF 92 1-0 5 F9 2B		B KC 78 C FF 91 B CH 86 B CH 86 F KC 78 F FF 92 B FF 92 4-2 44 1B BB	4	0	1	0	1	0	2
5 Albert Pujols, R (1, 10) OBP: 0.324, SLG: 0.431	B FF 94 1 SAFE B FF 93 B FF 93 F FF 92 B FF 93 4-1 44 G5-3 1-2 BB		B CU 81 F FF 93 X CU 81 1-2 F8		B FF 93 F FF 93 C KC 79 X FF 94 1-2 F8		B SL 86 B FF 94 C CU 78 X FF 95 2-1 F9 2-3		C SI 90 F SI 91 X FF 93 0-2 F7	4	0	0	0	1	0	3
44 Mark Trumbo, R (1, 3) OBP: 0.322, SLG: 0.463	B FF 93 C CU 78 X CU 81 1-1 G5-3 1-2 2-3			B FF 92 B FF 93 C CH 81 C CU 81 B FF 95 F FF 93 X FF 93 3-2 32 BB 47 HBP 6 1B 1B	S FF 94 S FF 93 B FF 94 X KC 79 1-2 G3		C FF 93 D SL 87 X SL 86 1-1 G1-3		X KC 78 0-0 1-2 1B	5	1	2	0	0	0	3
47 Howie Kendrick, R (1, 4) OBP: 0.357, SLG: 0.461	B CU 82 X FF 93 1-0 G4-3			B FF 91 1 SAFE H CH 81 2-0 32 BB 6 1B 1-2 HBP	C KC 78 F FF 94 B FF 94 B FF 94 B CH 78 F FF 91 X FF 92 3-2 HR			C SI 91 X FC 88 0-1 G6-3	B SI 92 C SL 82 C FF 92 B SL 85 X FF 92 2-2 G4-3	4	2	1	1	0	0	4
32 Josh Hamilton, L (1, 9) OBP: 0.277, SLG: 0.388		F CU 78 B CH 78 C CU 80 F CU 80 B FF 93 B CU 82 X SI 93 3-2 6 G4-3 17 L5 2B		B SL 87 B CU 79 B FF 91 C SI 90 B CU 76 4-1 17 F8 6 1B 2 1B 1-2 2-3 BB	C KC 77 X FF 94 0-1 F9			S FC 88 B FF 88 B CU 76 B SI 92 S FC 88 C FC 88 3-3 K		3	1	1	0	1	1	0
6 Alberto Callaspo, S (1, 5) OBP: 0.335, SLG: 0.373		X SI 92 0-0 G4-3 2-3	B CU 77 B FF 91 S SI 90 B CH 80 F SI 89 F FF 90 F SI 91 X SI 90 3-2 25 HBP 2 1B 1-2 2-H 3-H 1B		B FF 92 B FF 90 C FF 91 C CH 82 B KC 78 X FF 90 3-2 F9			C SI 92 B CH 84 T CH 82 X CU 78 1-2 17 HR 1B		4	2	2	2	0	0	1
17 Chris Iannetta, R (1, 2) OBP: 0.364, SLG: 0.357		F CU 80 X CU 81 0-1 L5 3-3	B CU 79 X FF 94 1-0 F8 2-3		F FF 93 C KC 78 F KC 78 B KC 80 B FF 94 X FF 93 2-2 G1-3			B SI 92 B SI 90 X SI 91 2-0 1-H HR		4	1	1	2	0	0	3
25 Peter Bourjos, R (1, 8) OBP: 0.392, SLG: 0.457 39 JB Shuck, L (4, 7) OBP: 0.351, SLG: 0.373			F FF 92 C CU 80 B CU 82 C CU 81 1-3 K	B CU 80 B FF 93 C CU 76 F FF 94 F FF 93 F CU 82 1 SAFE H SI 91 3-2 2 1B 1-2 HBP		C KC 76 X CH 84 0-1 P6		B FC 89 F SI 92 C CU 77 X SI 92 1-2 2 CS 1B	1	0	0	0	0	1	0
										2	0	1	0	0	0	0
Inning Stats	R: 0 E: 1 K: 0 S: 11 H: 0 LOB: 2 BB: 1 P: 22	R: 0 E: 0 K: 0 S: 7 H: 1 LOB: 0 BB: 0 P: 10	R: 0 E: 1 K: 1 S: 11 H: 1 LOB: 1 BB: 0 P: 15	R: 4 E: 0 K: 0 S: 20 H: 3 LOB: 1 BB: 1 P: 39	R: 1 E: 0 K: 0 S: 12 H: 1 LOB: 0 BB: 0 P: 17	R: 0 E: 0 K: 0 S: 9 H: 0 LOB: 0 BB: 0 P: 14	R: 0 E: 0 K: 0 S: 7 H: 1 LOB: 1 BB: 0 P: 12	R: 2 E: 0 K: 1 S: 12 H: 3 LOB: 0 BB: 0 P: 19	R: 0 E: 0 K: 0 S: 12 H: 1 LOB: 2 BB: 1 P: 19	1B: 7 2B: 3 3B: 0 HR: 2 SF: 0 SAC: 0 DP: 1 HBP: 2						

PITCHER		IP	WLS	BF	H	R	ER	SO	BB	IBB	HBP	BLK	WP	HR	S	P	ERA	WHIP
18 Jordan Lyles, R ERA: 3.99	(1, 1)	4.0	L	20	5	4	4	1	2	0	2	0	0	0	49	86	9.00	1.750
35 Josh Fields, R ERA: 4.35	(5, 1)	2.0		7	1	1	1	0	0	0	0	0	0	1	21	31	4.50	0.500
62 Hector Ambriz, R ERA: 4.73	(7, 1)	1.0		4	1	0	0	0	0	0	0	0	0	0	7	12	0.00	1.000
54 Travis Blackley, L ERA: 5.54	(8, 1)	1.0		5	3	2	2	1	0	0	0	0	0	1	12	19	18.00	3.000
53 Wesley Wright, L ERA: 4.4	(9, 1)	1.0		5	1	0	0	0	1	0	0	0	0	0	12	19	0.00	2.000

PITCHER	IP	WLS	BF	H	R	ER	SO	BB	IBB	HBP	BLK	WP	HR	S	P	ERA	WHIP

TOP

Los Angeles Angels @ Houston Astros

Minute Maid Park, Houston, TX

Sat Jun 29 2013, 3:12 PM - 6:12 PM CDT

Att. 26,627 - Roof Closed - 73 F

livebaseballscorecards.com

AB	36
R	7
H	11
RBI	7
BB	3
SO	2
LOB	16

BOTTOM

Los Angeles Angels @ Houston Astros

Minute Maid Park, Houston, TX

Sat Jun 29 2013, 3:12 PM - 6:12 PM CDT

Att. 26,627 - Roof Closed - 73 F

livebaseballscorecards.com

Batter	1	2	3	4	5	6	7	8	9	AB	R	H	RBI	BB	SO	LOB
10 Jake Elmore, R (1, 6) OBP: 0.211, SLG: 0.263	X FF 86 0-0 ① G5-3			C FF 86 B SL 83 X FF 88 1-1 ① G6-3		B FF 89 F FF 89 C FF 89 S CH 83 1-3 ① K		C FC 96 F FC 96 B FS 88 B FC 96 X FC 94 2-2 ② F7		4	0	0	0	0	1	1
27 Jose Altuve, R (1, 4) OBP: 0.331, SLG: 0.380	C FF 86 B FF 88 S FF 88 B FF 90 F FF 89 T FC 85 2-2 ② K			B FF 88 B FF 86 B FF 86 C FF 86 X FF 87 3-1 23 WP 2B		B FC 84 1 SAFE X FF 89 1-0 ② L8		C FC 95 C FC 96 C FF 96 0-3 ③ K		4	0	1	0	0	2	1
15 Jason Castro, L (1, 2) OBP: 0.328, SLG: 0.481	C FF 87 F FF 89 X FF 89 0-2 ③ P5			C FF 88 S CH 83 D CH 83 S FF 91 1-3 ② K		B FF 90 S CH 82 X CH 83 1-1 ③ F7			C FF 96 S SL 88 S FF 97 0-3 ① K	4	0	0	0	0	2	2
23 Chris Carter, R (1, 7) OBP: 0.323, SLG: 0.458		C FF 89 X FC 84 0-1 ① F8		C FF 90 B FC 86 B FF 92 D CH 84 C FC 86 B FF 91 4-2 2-3 BB			B CH 82 B FC 87 B FC 88 C FF 87 B SL 82 4-1 29 HR BB		C FC 96 B FC 96 X FC 96 1-1 14 F8 14 DI 1B	2	1	1	0	2	0	0
14 J.D. Martinez, R (1, 9) OBP: 0.270, SLG: 0.403		B FF 88 B FF 88 F FF 88 F SL 84 F FC 84 F FF 90 X CH 80 2-2 ② F7		C FF 90 X FF 91 0-1 ③ F9			F FF 88 X FF 89 0-1 ① F9		C FC 95 B FC 96 X FC 96 1-1 ② F8 1-3	4	0	0	0	0	0	4
29 Brett Wallace, L (1, 3) OBP: 0.167, SLG: 0.250		B CH 87 S FF 87 C CU 76 F CH 82 S CH 84 1-3 ③ K			C CU 74 B CU 76 B SL 82 F FF 88 S CH 82 2-3 ① K		F FF 88 B FF 88 X CH 82 1-1 1-H HR		B FF 96 F FF 96 S FF 98 S SL 89 1-3 ③ K	4	1	1	2	0	3	1
30 Matt Dominguez, R (1, 5) OBP: 0.261, SLG: 0.405			B FF 87 X FF 88 1-0 ① G6-3		B FF 89 S SL 84 X SL 85 1-1 ② F9		C SL 84 X FF 89 0-1 ② F9			3	0	0	0	0	0	0
59 Marc Krauss, L (1, 10) OBP: 0.091, SLG: 0.182			C FF 87 B CU 77 F FF 88 B CH 84 F CH 82 X FF 88 2-2 ② L3		C FF 89 B CH 84 C FF 90 X SL 80 1-2 ③ G3		B CH 84 B FF 90 C FF 89 F FF 89 F CU 77 B FF 90 S CH 81 3-3 ③ K			3	0	0	0	0	1	0
2 Brandon Barnes, R (1, 8) OBP: 0.310, SLG: 0.360			T FF 88 S FF 89 X FF 91 0-2 ③ P3			C FC 84 B SL 79 B FF 89 X SL 84 2-1 1B		C FF 92 B SL 81 B FC 94 S FC 94 B FC 96 F FC 92 S FC 95 3-3 ① K		3	0	1	0	0	1	0
Inning Stats	R: 0 E: 0 K: 1 S: 8 H: 0 LOB: 0 BB: 0 P: 10	R: 0 E: 0 K: 1 S: 11 H: 0 LOB: 0 BB: 0 P: 14	R: 0 E: 0 K: 0 S: 8 H: 0 LOB: 0 BB: 0 P: 11	R: 0 E: 0 K: 1 S: 11 H: 1 LOB: 2 BB: 1 P: 20	R: 0 E: 0 K: 1 S: 8 H: 0 LOB: 0 BB: 0 P: 12	R: 0 E: 0 K: 1 S: 8 H: 1 LOB: 1 BB: 0 P: 13	R: 2 E: 0 K: 1 S: 11 H: 1 LOB: 0 BB: 1 P: 19	R: 0 E: 0 K: 2 S: 10 H: 0 LOB: 0 BB: 0 P: 15	R: 0 E: 0 K: 2 S: 10 H: 1 LOB: 1 BB: 0 P: 13	1B: 2 2B: 1 3B: 0 HR: 1 SF: 0 SAC: 0 DP: 0 HBP: 0							

	AB	31
	R	2
	H	4
	RBI	2
	BB	2
	SO	10
	LOB	9

WP: 1 PB: 0 SB: 0 CS: 0 PA: 33

PITCHER		IP	WLS	BF	H	R	ER	SO	BB	IBB	HBP	BLK	WP	HR	S	P	ERA	WHIP
55 Joe Blanton, R ERA: 5.07	(1, 1)	7.0	W	26	3	2	2	6	2	0	0	0	1	1	65	99	2.57	0.714
65 Dane De La Rosa, R ERA: 3.16	(8, 1)	1.0		3	0	0	0	2	0	0	0	0	0	0	10	15	0.00	0.000
Garrett Richards, R ERA: 5.3	(9, 1)	1.0		4	1	0	0	2	0	0	0	0	0	0	10	13	0.00	1.000

PITCHER	IP	WLS	BF	H	R	ER	SO	BB	IBB	HBP	BLK	WP	HR	S	P	ERA	WHIP

Batter	1	2	3	4	5	6	7	8	9	AB	R	H	RBI	BB	SO	LOB
39 JB Shuck, L (1, 7) OBP: 0.341, SLG: 0.362	B FF 91 X SI 92 1-0 ① G6-3		B CU 81 C SI 93 C FF 93 X FF 93 1-2 ② G5-3		C SI 94 F CU 81 F CH 85 C FF 94 0-3 ③ K		B SI 91 B SI 92 C SI 91 X SI 91 2-1 ③ FC6-4 1-2f		F SI 93 F SI 94 F SI 94 1 SAFE B CU 77 F CU 77 B SI 95 F FS 84 F SI 95 2-2 ②③ F CU 78 X FS 84 L3 1-1	5	0	0	0	0	1	3
47 Howie Kendrick, R (1, 4) OBP: 0.362, SLG: 0.471	C SI 92 X SI 92 0-1 ② G5-3		B SL 90 F SI 93 B FF 93 B FF 94 F FF 94 X FF 94 3-2 3B			C SI 92 B SI 92 F FF 92 B CU 83 F CU 82 X FF 94 2-2 32 CS 1B		B FF 92 S SI 92 X SI 93 1-1 32 E 1B		4	1	3	0	0	0	0
5 Albert Pujols, R (1, 10) OBP: 0.323, SLG: 0.429	C FF 93 B CU 82 X FF 93 1-1 32 BB 1B		C SL 90 D CU 83 B FF 93 S FF 93 S FC 93 2-3 ③ K			C SL 89 F FF 93 B CU 82 X SI 93 2-2 ① F8		B FF 91 B FF 92 C SL 85 S FF 91 S FF 91 2-3 ① K		4	0	1	0	0	2	3
32 Josh Hamilton, L (1, 8) OBP: 0.283, SLG: 0.392	C FF 93 B FF 94 B SI 92 B CH 83 D SI 92 4-1 1-2 BB			X SI 91 0-0 ① L6		B FF 92 B FF 86 S CH 86 F SI 93 F CU 83 B FF 95 D CH 86 4-2 1-2 BB		B FF 91 C FF 92 B FF 93 F FF 91 X SI 93 2-2 1-H E6 2B		2	1	1	1	2	0	0
44 Mark Trumbo, R (1, 3) OBP: 0.321, SLG: 0.470	C FF 92 F SL 89 S FF 93 0-3 ③ K			B SI 92 X FF 93 1-0 HR		C SL 89 S SL 90 S SL 89 0-3 ③ K		C SL 87 S SL 87 B FF 94 S FF 96 1-3 ② K		4	1	1	1	0	3	3
6 Alberto Callaspo, S (1, 5) OBP: 0.333, SLG: 0.368		C SI 92 T SI 91 B CU 80 F FF 93 X SI 92 1-2 ① F7		B FF 92 X SI 92 1-0 ② G4-3			C CH 82 B SI 91 X SI 90 1-1 ① P6	F SI 93 B FF 94 F FF 95 F FF 94 B CH 87 B FF 93 B FF 95 4-2 BB		3	0	0	0	1	0	0
10 Brad Hawpe, L (1, 9) OBP: 0.409, SLG: 0.235		B FF 92 F FF 92 C SI 93 C FF 93 1-3 ② K		B FF 93 X FF 93 1-0 ③ L8			F CH 84 B SI 92 C SI 92 B SL 88 F SI 93 B CH 84 S FF 92 3-3 ② K	F FF 91 B FF 90 C FF 93 B FF 94 S CU 81 2-3 ③ K		4	0	0	0	0	3	1
16 Hank Conger, L (1, 2) OBP: 0.312, SLG: 0.431		B SI 92 C SI 93 X CH 85 1-1 ③ G3			F CH 82 B CH 81 C SI 93 B CU 82 S SI 92 2-3 ① K		B SI 92 X CH 84 1-0 2 1B 1B		S FS 83 F SI 94 B CU 76 F FS 83 B CU 77 X CU 77 2-2 39 L3 1B	4	0	2	0	0	1	0
2 Erick Aybar, S (1, 6) OBP: 0.303, SLG: 0.379			F FF 91 B CU 78 B SI 92 C SI 92 B SI 93 X SI 94 3-2 ① G5-3		B CH 84 B SI 93 F SI 93 C SI 93 F SI 93 F CU 82 X SI 94 2-2 ② G3		C SI 92 X FF 92 0-1 39 FC6-4 1-3 1B		D SI 93 1 SAFE X SI 94 1-0 ① L8	4	0	1	0	0	0	1
Inning Stats	R: 0 E: 0 K: 1 S: 9 H: 1 LOB: 2 BB: 1 P: 15	R: 0 E: 0 K: 1 S: 9 H: 0 LOB: 0 BB: 0 P: 12	R: 0 E: 0 K: 1 S: 12 H: 1 LOB: 1 BB: 0 P: 21	R: 1 E: 0 K: 0 S: 4 H: 1 LOB: 0 BB: 0 P: 7	R: 0 E: 0 K: 2 S: 12 H: 0 LOB: 0 BB: 0 P: 16	R: 0 E: 0 K: 1 S: 13 H: 1 LOB: 1 BB: 1 P: 21	R: 0 E: 0 K: 1 S: 11 H: 2 LOB: 2 BB: 0 P: 18	R: 2 E: 1 K: 3 S: 17 H: 2 LOB: 1 BB: 1 P: 29	R: 0 E: 0 K: 0 S: 13 H: 1 LOB: 0 BB: 0 P: 18	1B: 6 2B: 2 3B: 1 HR: 1 SF: 0 SAC: 0 DP: 1 HBP: 0						

PITCHER		IP	WLS	BF	H	R	ER	SO	BB	IBB	HBP	BLK	WP	HR	S	P	ERA	WHIP
64 Lucas Harrell, R ERA: 4.59	(1, 1)	7.0		28	6	1	1	7	2	0	0	0	0	1	70	110	1.29	1.143
68 José Cisnero, R ERA: 2.34	(8, 1)	1.0	L	6	2	2	1	3	1	0	0	0	0	0	17	29	9.00	3.000
41 Jose Veras, R ERA: 3.6	(9, 1)	1.0		3	1	0	0	0	0	0	0	0	0	0	13	18	0.00	1.000

PITCHER	IP	WLS	BF	H	R	ER	SO	BB	IBB	HBP	BLK	WP	HR	S	P	ERA	WHIP

TOP

Los Angeles Angels @ Houston Astros

Minute Maid Park, Houston, TX

Sun Jun 30 2013, 1:12 PM - 4:19 PM CDT

Att. 22,376 - Roof Closed - 73 F

livebaseballscorecards.com

AB	34
R	3
H	9
RBI	2
BB	3
SO	10
LOB	11

WP: 0 PA: 37
PB: 0
SB: 0
CS: 1

Los Angeles Angels @ Houston Astros

Minute Maid Park, Houston, TX

Sun Jun 30 2013, 1:12 PM - 4:19 PM CDT

Att. 22,376 - Roof Closed - 73 F

livebaseballscorecards.com

BOTTOM

Batter	1	2	3	4	5	6	7	8	9	AB	R	H	RBI	BB	SO	LOB
10 Jake Elmore, R (1, 6) OBP: 0.304, SLG: 0.318	C SI 91 X SI 92 0-1 G1-3		D CH 87 1 SAFE B SI 91 B SI 91 B FF 91 4-0 27 FC5 1-2 BB			1 SAFE 1 SAFE S CU 78 X FF 91 0-1 27 E 1-3 1B		B FF 97 F FF 96 C FF 97 X FF 96 1-2 27 FC4 1B		3	0	2	0	1	0	0
27 Jose Altuve, R (1, 4) OBP: 0.327, SLG: 0.375	B CU 77 X FF 91 1-0 F9		C CU 78 X SL 82 0-1 FC5 1-2 2-3f			S SL 82 1 SAFE F FF 89 X SL 81 0-2 L5 1-2 3-H		C FF 96 B FF 96 B FF 96 X FF 95 2-1 FC4 23 BB 1-2f		4	0	0	0	0	0	4
23 Chris Carter, R (1, 7) OBP: 0.322, SLG: 0.452	B FF 91 C FF 91 F FC 90 B SL 83 S SL 84 2-3 K			B SI 93 B CU 79 C SI 92 B SI 92 F SI 93 T SL 83 3-2 K		2 SAFE C CU 78 B SL 82 X SI 93 1-1 G1-3		B FF 96 B FF 96 B FF 96 B FF 95 4-0 1-2 BB		3	0	0	0	1	2	1
22 Carlos Corporán, S (1, 2) OBP: 0.349, SLG: 0.459		S FF 90 B CU 79 F CU 78 C SI 92 1-3 K		F FF 92 S SL 85 B SI 92 B SL 85 S SL 83 2-3 K		F CU 79 B SI 92 F SL 83 S SL 84 1-3 K2-3		F FF 96 F FF 96 D CU 83 S FF 96 1-3 K		4	0	0	0	0	4	3
14 J.D. Martinez, R (1, 9) OBP: 0.274, SLG: 0.402		C CU 78 B SI 91 B SI 92 B CU 79 C SI 92 B FF 94 4-2 30 G6-4-3 BB		S CU 77 B SI 93 B FF 90 C FF 90 S CU 79 2-3 K			B SL 80 F CU 77 F SI 91 B CU 79 T SL 83 2-2 K		B FF 93 B FF 94 B FF 94 C FF 92 F FF 94 X FF 94 3-2 1B	3	0	1	0	1	2	0
30 Matt Dominguez, R (1, 5) OBP: 0.258, SLG: 0.399		S CU 78 X SI 92 0-1 G6-4-3 1-2f			B SI 90 C CU 78 C FF 89 B CU 78 C FC 89 2-3 K		B CU 79 F SL 83 X SI 93 1-1 G6-3		B SL 83 B FF 94 B FF 94 C FF 95 F FF 94 B SL 84 F FF 95 F FF 94 X FF 95 3-2 P3	4	0	0	0	0	1	2
13 Ronny Cedeno, R (1, 10) 15 Jason Castro, L (9, PH) OBP: 0.326, SLG: 0.479			F SI 91 B FF 91 F CU 78 S SL 83 1-3 K		B SI 88 C SI 92 B SI 91 F SI 92 F FF 92 X SL 82 2-2 F8		C SI 92 S CU 78 B SI 92 B FC 88 F SL 83 B CU 78 B SI 93 4-2 BB		B FF 95 C FF 94 S FF 95 B FF 95 S FF 95 2-3 K	2 1	0 0	0 0	0 0	1 1	1 1	0 1
29 Brett Wallace, L (1, 3) OBP: 0.152, SLG: 0.227			X CU 79 0-0 G3		C FF 92 B SL 84 S SL 85 X CU 80 1-2 F7		1 SAFE D SL 80 1 SAFE F SL 82 B SI 93 1 SAFE F FF 92 1 SAFE F SL 83 2-3 C SI 93 K		X FF 95 0-0 F8	4	0	0	0	0	1	2
2 Brandon Barnes, R (1, 8) OBP: 0.316, SLG: 0.366			C SI 92 B CU 80 C CU 77 B SL 82 B SL 83 X SI 93 3-2 27 FC5 10 BB 1B			C SI 91 B SI 92 B CU 79 X SI 90 2-1 10 1B 10 S 27 E 1B		F FF 97 T FF 96 B FF 95 F FF 97 B CU 83 F FF 96 B FC 91 X FF 96 3-2 P4		3	1	2	0	0	0	0
Inning Stats	R: 0 E: 0 K: 1 S: 6 H: 0 LOB: 0 BB: 0 P: 9	R: 0 E: 0 K: 1 S: 7 H: 0 LOB: 0 BB: 1 P: 12	R: 0 E: 0 K: 1 S: 9 H: 1 LOB: 2 BB: 1 P: 17	R: 0 E: 0 K: 3 S: 9 H: 0 LOB: 0 BB: 0 P: 16	R: 0 E: 0 K: 1 S: 10 H: 0 LOB: 0 BB: 0 P: 15	R: 1 E: 1 K: 1 S: 12 H: 2 LOB: 1 BB: 0 P: 16	R: 0 E: 0 K: 2 S: 12 H: 0 LOB: 1 BB: 1 P: 21	R: 0 E: 0 K: 1 S: 13 H: 1 LOB: 2 BB: 1 P: 24	R: 0 E: 0 K: 1 S: 13 H: 1 LOB: 1 BB: 0 P: 21	1B: 5 2B: 0 3B: 0 HR: 0	SF: 0 SAC: 0 DP: 1 HBP: 0	WP: 0 PB: 0 SB: 1 CS: 0	PA: 35				

	AB	31
	R	1
	H	5
	RBI	0
	BB	4
	SO	12
	LOB	13

PITCHER		IP	WLS	BF	H	R	ER	SO	BB	IBB	HBP	BLK	WP	HR	S	P	ERA	WHIP
33 C.J. Wilson, L ERA: 3.63	(1, 1)	7.0	W	26	3	1	0	10	3	0	0	0	0	0	65	106	0.00	0.857
40 Kevin Jepsen, R ERA: 4.12	(8, 1)	1.0	H	5	1	0	0	1	1	0	0	0	0	0	13	24	0.00	2.000
49 Ernesto Frieri, R ERA: 3.19	(9, 1)	1.0	S	4	1	0	0	1	0	0	0	0	0	0	13	21	0.00	1.000

PITCHER	IP	WLS	BF	H	R	ER	SO	BB	IBB	HBP	BLK	WP	HR	S	P	ERA	WHIP

Batter	1	2	3	4	5	6	7	8	9	AB	R	H	RBI	BB	SO	LOB
8 Desmond Jennings, R (1, 8) OBP: 0.318, SLG: 0.428	C FF 88 X SL 78 0-1 ① G5-3	D SL 79 B SI 90 B FF 91 C FF 91 F FF 91 F SI 91 F FF 92 F SL 81 B SI 91 4-2 1-2 BB		C FF 90 S FF 88 F SL 81 F FF 89 B CH 79 X SL 80 1-2 ② G1-6-3	F FF 94 F FF 95 B CU 81 B CU 81 X CH 84 2-2 ③ G6-3 1-2		B FF 95 C CH 83 X FF 94 1-1 1-2 2-H 9 1B 1 1B 1B	D SL 85 C FF 92 B FF 93 B FF 93 B FF 93 4-1 2-3 1 2B BB		4	2	1	1	2	0	2
1 Sean Rodríguez, R (1, 7) (8, 3) OBP: 0.330, SLG: 0.413	X FF 90 0-0 11 BB 2B	C SL 79 X SI 90 0-1 ③ L8		F FF 87 S CH 79 B FF 89 B CH 78 X CH 79 2-2 1B		X FF 94 0-0 ① F8	S CU 75 B CU 77 B FF 93 B CH 83 X FF 94 3-1 18 BB 1-2 2-H 9 1B 1B	C FF 94 B SL 86 B FF 93 B FF 94 C FF 92 X FF 94 3-2 1-H 3-H 2B		6	0	4	3	0	0	2
9 Wil Myers, R (1, 10) OBP: 0.328, SLG: 0.466	B SL 77 S CH 77 B FF 91 S CH 77 B SL 81 F SI 91 F CH 77 D SI 92 4-2 11 BB BB		S CU 73 B FF 90 B CH 79 F FF 90 F SL 80 B CH 79 B SI 91 4-2 18 2B 21 SF7 BB	S FF 90 S FF 87 B FF 88 F SL 81 B CH 80 S FF 89 2-3 ③ K		C FF 95 B FF 95 S CH 84 C CU 80 1-3 ② K	C SL 84 F FF 94 D SL 86 X FF 94 1-2 1-2 2-H 18 BB 1B	C KC 76 F SI 90 S CH 85 D CH 85 S FF 92 2-3 ③ K		4	1	1	1	2	3	2
18 Ben Zobrist, S (1, 4) (8, 6) OBP: 0.363, SLG: 0.393	B SI 90 B CH 78 X SI 90 2-0 ② F8		L SL 78 D CH 78 F SI 90 B SL 82 X SI 90 2-2 1-3 19 HR 2B		C FF 88 B CH 78 F FF 88 F SL 81 B SL 81 X CH 80 2-2 ① L7	B FF 96 F FF 96 B CU 76 F FF 95 S CU 80 2-3 ③ K	B FF 93 B CU 78 B FF 93 C FF 92 B FF 93 4-1 1-2 2-3 11 FC6-4 BB		X SI 90 0-0 ① F8	5	1	1	0	1	1	2
11 Yunel Escobar, R (1, 6) OBP: 0.308, SLG: 0.351 2 Kelly Johnson, L (8, 5) OBP: 0.311, SLG: 0.427	C SL 78 B FF 91 D SL 79 B FF 91 B SI 90 4-1 1-2 2-3 BB		B SL 79 B FF 90 B FF 90 C FF 91 C CH 80 F SL 81 F FF 91 C SL 80 3-3 ① K		B FF 91 C SL 77 B SI 89 B SI 89 B SI 87 4-1 19 1B 59 1B BB		B SL 87 F FF 96 X SL 86 1-2 ① F9 B SL 87 F FF 96 X SL 86 1-1 ③ FC6-4 1-2!		S SL 82 F SL 83 B SI 91 F FF 91 B KC 78 F SL 82 F FF 91 F SI 91 S KC 78 2-3 ② K	3 1	1 0	0 0	0 0	2 0	1 1	5 0
21 James Loney, L (1, 3) OBP: 0.364, SLG: 0.473 20 Matt Joyce, L (8, PH) (8, 7) OBP: 0.321, SLG: 0.465	C SL 79 B SI 91 S SL 80 S SL 81 1-3 ③ K		C SL 80 X SL 81 0-1 ② SF7 3-H	C SI 89 1 SAFE F SL 80 S SL 80 0-3 ② K		X FF 95 0-0 59 1B 5 1B 1B	C FF 91 F FF 92 B CU 82 B SL 86 X FF 93 2-2 ① F7	B FF 91 F SI 91 S SL 83 F SI 92 F SI 92 S SL 84 1-3 ③ K	3 2	1 0	1 0	1 0	0 0	2 1	4 0
19 Ryan Roberts, R (1, 5) (8, 4) OBP: 0.303, SLG: 0.402		C FF 89 X SL 77 0-1 ① G6-3	X SL 79 0-0 2-H HR	C FF 90 X FF 88 0-1 59 1B 1-2 5 1B 1B		F FF 93 B CU 76 F FF 94 S CU 79 1-3 ② K	B FF 93 C FF 93 S SL 85 B SL 88 X SL 86 2-2 HR		5	3	3	3	0	1	1
59 Jose Lobaton, S (1, 2) OBP: 0.338, SLG: 0.424		C FF 90 X FF 92 0-1 ② G1-3	F FF 91 X FF 88 0-1 ③ P2	S FF 87 F FF 88 D CH 79 X FF 87 1-2 5 1B 1-3 2-H 1B		B FF 96 X CH 84 1-0 5 1B 8 1B 1-3 1B	C FF 92 X SL 85 0-1 8 PB 5 G1 1 2B 1B		5	2	3	1	0	0	0
5 Sam Fuld, L (1, 9) OBP: 0.268, SLG: 0.300		C FF 90 B SL 80 C SL 79 X SI 91 1-2 8 BB 1B		X FF 90 0-0 ① F9	C SI 90 C SL 80 X SL 82 0-2 8 WP 1-3 3-H 1B		C CU 75 F CU 78 B CU 80 F FF 96 F CU 80 X CU 78 1-2 8 1B 1 1B 1-2 3-H 1B	X FF 92 0-0 ② G1 1-2		5	1	3	2	0	0	1
Inning Stats	R: 0 H: 1 E: 0 LOB: 3 K: 1 BB: 2 S: 12 P: 23	R: 0 H: 1 E: 0 LOB: 2 K: 0 BB: 1 S: 14 P: 19	R: 3 H: 2 E: 0 LOB: 0 K: 1 BB: 1 S: 16 P: 25	R: 0 H: 1 E: 0 LOB: 1 K: 1 BB: 0 S: 13 P: 18	R: 2 H: 3 E: 0 LOB: 2 K: 1 BB: 1 S: 19 P: 28	R: 0 H: 0 E: 0 LOB: 0 K: 2 BB: 0 S: 7 P: 10	R: 4 H: 6 E: 0 LOB: 3 K: 1 BB: 1 S: 23 P: 37	R: 3 H: 3 E: 0 LOB: 1 K: 1 BB: 1 S: 16 P: 29	R: 0 H: 0 E: 0 LOB: 0 K: 2 BB: 0 S: 13 P: 16	1B: 12 SF: 1 2B: 3 SAC: 0 3B: 0 DP: 0 HR: 2 HBP: 0						

PITCHER		IP	WLS	BF	H	R	ER	SO	BB	IBB	HBP	BLK	WP	HR	S	P	ERA	WHIP
60 Dallas Keuchel, L ERA: 4.65	(1, 1)	4.2	L	27	8	5	5	4	5	0	0	0	0	1	71	108	9.64	2.786
56 Paul Clemens, R ERA: 5.14	(5, 1)	2.0		11	5	4	4	3	0	0	0	0	1	0	27	40	18.00	2.500
62 Hector Ambriz, R ERA: 5.4	(7, 1)	1.0		9	4	3	3	0	2	0	0	0	0	1	19	36	27.00	6.000
53 Wesley Wright, L ERA: 4.2	(8, 1)	1.1		4	0	0	0	3	0	0	0	0	0	0	16	21	0.00	0.000

PITCHER	IP	WLS	BF	H	R	ER	SO	BB	IBB	HBP	BLK	WP	HR	S	P	ERA	WHIP

TOP

Tampa Bay Rays @ Houston Astros

Minute Maid Park, Houston, TX

Mon Jul 01 2013, 7:11 PM - 10:41 PM CDT

Att. 12,705 - Roof Closed - 73 F

livebaseballscorecards.com

AB	43
R	12
H	17
RBI	12
BB	7
SO	10
LOB	19

WP: 1 PA: 51
PB: 1
SB: 0
CS: 0

Tampa Bay Rays @ Houston Astros

Minute Maid Park, Houston, TX

Mon Jul 01 2013, 7:11 PM - 10:41 PM CDT

Att. 12,705 - Roof Closed - 73 F

livebaseballscorecards.com

BOTTOM

Batter	1	2	3	4	5	6	7	8	9	AB	R	H	RBI	BB	SO	LOB
10 Jake Elmore, R (1, 6) OBP: 0.296, SLG: 0.308	P6		1B			P6			L7	4	0	1	0	0	0	0
27 Jose Altuve, R (1, 4) OBP: 0.327, SLG: 0.373 22 Carlos Corporán, S (9, 3) OBP: 0.345, SLG: 0.455	15 G3 BB		K			F9			G6-3	2 0 0 0 1 1 1 1 0 0 0 0 0 0						
15 Jason Castro, L (1, 2) OBP: 0.325, SLG: 0.473	G3 1-2f			23 1B BB		K2-3			K	3	0	0	0	1	2	1
23 Chris Carter, R (1, 3) OBP: 0.322, SLG: 0.451 59 Marc Krauss, L (9, 7) OBP: 0.091, SLG: 0.182		K		30 G4-6-3 1B 1-3			K			3 0 1 0 0 2 0 0 0 0 0 0 0 0						
14 J.D. Martinez, R (1, 7) OBP: 0.271, SLG: 0.396 (9, 9)		K		K			G2-3			3	0	0	0	0	2	2
30 Matt Dominguez, R (1, 5) OBP: 0.258, SLG: 0.396 29 Brett Wallace, L (9, 5) OBP: 0.152, SLG: 0.227	BB			G4-6-3 1-2f			G3			2 0 0 0 1 0 2 0 0 0 0 0 0 0						
13 Ronny Cedeno, R (1, 10) OBP: 0.275, SLG: 0.325		K			K			F9		3	0	0	0	0	2	1
38 Jimmy Paredes, S (1, 9) OBP: 0.234, SLG: 0.264 (9, 4)			K		G5-3			G5-3		3	0	0	0	0	1	0
2 Brandon Barnes, R (1, 8) OBP: 0.311, SLG: 0.360			F9		G6-3			K		3	0	0	0	0	1	0

	AB	27
	R	0
	H	2
	RBI	0
	BB	3
	SO	11
	LOB	7

Inning Stats										
	R: 0 E: 0 K: 0 S: 6	H: 0 LOB: 0 BB: 1 P: 15	R: 0 E: 0 K: 3 S: 12	H: 0 LOB: 1 BB: 1 P: 23	R: 0 E: 0 K: 2 S: 9	H: 1 LOB: 1 BB: 0 P: 13	R: 0 E: 0 K: 1 S: 9	H: 1 LOB: 1 BB: 1 P: 13	R: 0 E: 0 K: 1 S: 7	H: 0 LOB: 0 BB: 0 P: 10
	R: 0 E: 0 K: 1 S: 6	H: 0 LOB: 0 BB: 0 P: 10	R: 0 E: 0 K: 1 S: 12	H: 0 LOB: 0 BB: 0 P: 17	R: 0 E: 0 K: 1 S: 14	H: 0 LOB: 0 BB: 0 P: 18	R: 0 E: 0 K: 1 S: 6	H: 0 LOB: 0 BB: 0 P: 8	1B: 2 2B: 0 3B: 0 HR: 0	SF: 0 SAC: 0 DP: 2 HBP: 0
	WP: 0 PB: 0 SB: 0 CS: 0	PA: 30								

PITCHER		IP	WLS	BF	H	R	ER	SO	BB	IBB	HBP	BLK	WP	HR	S	P	ERA	WHIP
55 Matt Moore, L ERA: 3.65	(1, 1)	7.0	W	24	2	0	0	9	3	0	0	0	0	0	61	101	0.00	0.714
27 Cesár Ramos, L ERA: 4.03	(8, 1)	2.0		6	0	0	0	2	0	0	0	0	0	0	20	26	0.00	0.000

PITCHER	IP	WLS	BF	H	R	ER	SO	BB	IBB	HBP	BLK	WP	HR	S	P	ERA	WHIP

Tampa Bay Rays @ Houston Astros

Minute Maid Park, Houston, TX

Tue Jul 02 2013, 7:11 PM - 10:12 PM CDT

Att. 19,623 - Roof Closed - 73 F

TOP

livebaseballscorecards.com

Batter	1	2	3	4	5	6	7	8	9	AB	R	H	RBI	BB	SO	LOB
8 Desmond Jennings, R (1, 8) OBP: 0.322, SLG: 0.441	X SI 89 0-0 18 F8 · 1 BB · 9 SF9 · 1B	C CU 76 C CU 76 F CU 76 F FF 92 C CU 78 0-3 ② K		X FS 82 0-0 1 S · 2-H · 3-H · 1B		B FF 94 B KC 75 F FF 93 S FF 93 X FF 94 2-2 3-H · HR		B SI 92 D CH 83 C SI 92 B SI 91 C SI 91 F FF 92 F SI 92 F FF 92 X KC 81 3-2 ③ F8		5	2	3	4	0	1	3
1 Sean Rodríguez, R (1, 7) OBP: 0.340, SLG: 0.409 20 Matt Joyce, L (6, PH) OBP: 0.319, SLG: 0.462 (6, 7)	C SI 90 F SI 90 B SI 91 B SI 90 B FS 81 B SI 92 4-2 9 SF9 · 18 F8 · 1-2 · BB	D FF 92 X SI 93 1-0 ③ FC6-4 · 1-2f		B FF 90 B FF 92 C SI 92 B FF 91 B FF 92 4-1 2-3 · BB		X FF 94 0-0 ② F9			C SI 91 F FF 91 B FF 91 S KC 80 1-3 ① K	1 2	0 0	0 0	0 0	2 0	0 1	2 0
18 Ben Zobrist, S (1, 4) OBP: 0.358, SLG: 0.387	C CU 75 X SI 91 0-1 ① F8 · 1-2 · 2-3		X SI 90 0-0 ① P6	B FF 91 C SI 91 X SI 92 1-1 ③ P5		B FF 95 B FF 94 F FF 94 X FF 94 2-1 ③ G6-3			B CH 83 X SI 90 1-0 ② F8	5	0	0	0	0	0	4
3 Evan Longoria, R (1, 10) OBP: 0.371, SLG: 0.549 5 Sam Fuld, L (9, PR) OBP: 0.268, SLG: 0.300 (9, 10)	B SI 91 S SI 90 B CU 76 B FF 91 B FF 90 4-1 · BB	C SI 90 X SI 90 0-1 ② F9			X SI 88 0-0 11 BB · 1B		B KC 76 C FF 94 C FF 94 F KC 80 B KC 80 S FF 94 2-3 ① K		B KC 80 X SI 91 1-0 9 1B · 11 2B · 1B	4 0	0 1	2 0	0 0	1 0	1 0	0 0
9 Wil Myers, R (1, 9) OBP: 0.318, SLG: 0.452	X SI 92 0-0 ② SF9 · 2-3 · 3-H	F SI 91 C CU 78 S CU 77 0-3 ③ K			X SI 89 0-0 ① F9		B KC 78 X FF 94 1-0 ② G6-3		X SI 92 0-0 1-3 · 11 2B · 1B	4	1	1	1	0	1	1
11 Yunel Escobar, R (1, 6) OBP: 0.310, SLG: 0.353	F SI 92 F CU 76 D CU 76 S SI 92 1-3 ③ K			S FS 79 B CU 77 C SI 91 B FS 82 X SI 93 2-2 ① L9	B SI 84 B SI 90 B CH 76 C SI 89 F FF 88 B SI 91 4-2 21 G4-6-3 · 1-2 · BB		B FF 95 F FF 95 B CH 80 X FF 94 2-1 ③ P3		C KC 80 D CH 83 B CH 82 X SI 90 2-1 21 2B · 1-H · 3-H · 2B	4	1	1	2	1	1	2
21 James Loney, L (1, 3) OBP: 0.367, SLG: 0.477		B FF 91 C SI 91 B CU 76 F FF 91 B CU 78 B SI 93 4-2 2 1B · BB		B SI 93 B FF 89 C SI 91 B SI 93 F FF 87 X SI 90 3-2 2 G4-3 · 28 BB · 8 1B · 1B	F SI 87 X SI 90 0-1 ② ③ G4-6-3 · 1-2f			C SI 92 S SI 92 B SI 93 X SI 92 1-2 ① G1	C FF 91 B SI 91 F SI 90 X SI 92 1-2 2-H · 2B	4	1	2	1	1	0	2
28 José Molina, R (1, 2) OBP: 0.316, SLG: 0.329		B SI 92 C SI 92 C SI 91 X FF 92 1-2 ① F9		B SI 92 B SI 90 B FS 82 B SI 89 4-0 2 G4-3 · 8 1B · 1-2 · BB		S SI 88 S SI 90 B SI 90 F SI 90 B CU 76 X SI 92 2-2 2 G4-3 · 8 HR · 2B		F SI 93 S SI 91 X SI 92 0-2 ② L9	F SI 90 S KC 81 S KC 81 0-3 ③ K	4	2	1	0	1	1	3
2 Kelly Johnson, L (1, 5) OBP: 0.314, SLG: 0.429		B SI 92 B FS 81 S FF 90 S SI 90 B FF 90 X SI 92 3-2 1 FC6-4 · 1-2 · 1B		B SI 90 B SI 90 S SI 88 F SI 91 X FF 90 2-2 ② G4-3 · 1-2 · 2-3		B FF 85 X SI 89 1-0 ① G4-3 · 2-3		C KC 82 F SI 92 X FF 92 0-2 L9 · 1B		4	0	2	0	0	0	3
Inning Stats	R: 1 E: 0 K: 1 S: 10 H: 1 LOB: 2 BB: 2 P: 19	R: 0 E: 0 K: 1 S: 14 H: 1 LOB: 2 BB: 1 P: 23	R: 0 E: 0 K: 1 S: 6 H: 0 LOB: 0 BB: 0 P: 6	R: 2 E: 0 K: 0 S: 13 H: 2 LOB: 2 BB: 2 P: 29	R: 0 E: 0 K: 0 S: 6 H: 1 LOB: 1 BB: 1 P: 10	R: 2 E: 0 K: 0 S: 11 H: 2 LOB: 0 BB: 0 P: 18	R: 0 E: 0 K: 1 S: 7 H: 0 LOB: 0 BB: 0 P: 12	R: 0 E: 0 K: 0 S: 15 H: 1 LOB: 1 BB: 0 P: 19	R: 3 E: 0 K: 2 S: 14 H: 4 LOB: 2 BB: 0 P: 20	1B: 8 2B: 3 3B: 0 HR: 1	SF: 1 SAC: 0 DP: 1 HBP: 0	WP: 0 PB: 0 SB: 1 CS: 0	PA: 44				

	AB	37
	R	8
	H	12
	RBI	8
	BB	6
	SO	6
	LOB	20

PITCHER		IP	WLS	BF	H	R	ER	SO	BB	IBB	HBP	BLK	WP	HR	S	P	ERA	WHIP
45 Erik Bedard, L ERA: 4.59	(1, 1)	5.1	L	27	6	4	4	3	6	0	0	0	0	0	54	95	6.75	2.250
35 Josh Fields, R ERA: 4.5	(6, 1)	1.2		6	1	1	1	1	0	0	0	0	0	1	13	22	5.40	0.600
65 Brett Oberholtzer, L ERA: 11.25	(8, 1)	2.0		11	5	3	3	2	0	0	0	0	0	0	29	39	13.50	2.500

PITCHER	IP	WLS	BF	H	R	ER	SO	BB	IBB	HBP	BLK	WP	HR	S	P	ERA	WHIP

BOTTOM

Batter	1	2	3	4	5	6	7	8	9	AB	R	H	RBI	BB	SO	LOB
10 Jake Elmore, R (1, 6) OBP: 0.258, SLG: 0.267	C SI 94 B SI 95 X SI 95 1-1 G4-3 ①		1 SAFE 1 SAFE 0-0 CS ③ 1-2	C CH 84 B KC 81 B FC 88 X SI 95 2-1 G4-3 ①		B SI 95 C SI 94 B CH 85 C FC 88 C SI 96 2-3 K ③			B FF 92 B CH 90 C FF 92 F CH 88 S SL 86 2-3 K ①	4	0	0	0	0	2	0
27 Jose Altuve, R (1, 4) OBP: 0.324, SLG: 0.368	B SI 95 X SI 95 1-0 G5-3 ②			F KC 80 C FC 89 B SI 95 B FC 91 S CH 86 2-3 K ②			C SI 94 F KC 80 B FC 90 F FC 88 C FC 90 1-3 K ①		X SI 94 0-0 G4-3 ②	4	0	0	0	0	2	0
23 Chris Carter, R (1, 3) OBP: 0.318, SLG: 0.444	C SI 95 F CH 87 B SI 96 S KC 82 1-3 K ③			X CH 86 0-0 G6-3 ③			F CH 85 C KC 80 C SI 91 0-3 K ②		X FF 95 0-0 F8 ③	4	0	0	0	0	2	0
14 J.D. Martinez, R (1, 7) OBP: 0.272, SLG: 0.395		B SI 95 X SI 94 1-0 2 G5-4-3 1B			B CH 85 X CH 85 1-0 P4 ①		B SI 94 X CH 86 1-0 G6-3 ③			3	0	1	0	0	0	0
22 Carlos Corporán, S (1, 2) OBP: 0.354, SLG: 0.461		B SI 95 F SI 95 C FC 90 1 SAFE B FC 91 C SI 95 2-3 K ①			F FF 94 X SI 95 0-1 1B			B SI 89 C FC 87 B CH 82 F FC 86 F CU 78 X CU 78 2-2 2 HBP 1B		3	0	2	0	0	1	1
2 Brandon Barnes, R (1, 8) OBP: 0.311, SLG: 0.356		X CH 86 0-0 G5-4-3 ②③ 1-2f			C CH 86 B FC 90 X FC 90 1-1 F8 ②			1 SAFE B SI 90 S SI 90 1 SAFE H SI 90 2-1 1-2 HBP		2	0	0	0	0	0	2
13 Ronny Cedeno, R (1, 10) 59 Marc Krauss, L (8, PH) (9, 10) OBP: 0.271, SLG: 0.320 OBP: 0.083, SLG: 0.167		S FF 94 S SI 95 C FF 92 0-3 K ①			1 SAFE B SI 94 B CH 85 S CH 86 T SI 95 1 SAFE C FC 91 2-3 K ③			C CU 79 D FS 83 F FS 81 F FF 92 F FF 91 F FS 80 F FS 82 C CU 79 1-3 K ①		2 1	0 0	0 0	0 0	0 0	2 1	1 2
30 Matt Dominguez, R (1, 5) OBP: 0.256, SLG: 0.392		C CH 86 B CH 87 F SI 96 F KC 83 C SI 96 1-3 K ②				B SI 93 B CH 84 X SI 93 2-0 F8 ①		C FS 82 T FS 82 B FF 91 B FF 91 X FS 82 2-2 F6 ②		3	0	0	0	0	1	2
38 Jimmy Paredes, S (1, 9) OBP: 0.237, SLG: 0.267		X SI 96 0-0 10 CS 1B				C CH 86 B CH 85 S CH 85 C SI 96 1-3 K ②		S FS 80 X CU 79 0-1 F7 ③		3	0	1	0	0	1	2
Inning Stats	R: 0 E: 0 K: 1 S: 6 H: 0 LOB: 0 BB: 0 P: 9	R: 0 E: 0 K: 1 S: 5 H: 1 LOB: 0 BB: 0 P: 8	R: 0 E: 0 K: 2 S: 8 H: 1 LOB: 0 BB: 0 P: 9	R: 0 E: 0 K: 1 S: 6 H: 0 LOB: 0 BB: 0 P: 10	R: 0 E: 0 K: 1 S: 8 H: 1 LOB: 1 BB: 0 P: 12	R: 0 E: 0 K: 2 S: 7 H: 0 LOB: 0 BB: 0 P: 12	R: 0 E: 0 K: 2 S: 8 H: 0 LOB: 0 BB: 0 P: 10	R: 0 E: 0 K: 1 S: 17 H: 1 LOB: 2 BB: 0 P: 24	R: 0 E: 0 K: 1 S: 5 H: 0 LOB: 0 BB: 0 P: 7	1B: 4 2B: 0 3B: 0 HR: 0 SF: 0 SAC: 0 DP: 1 HBP: 1						

PITCHER		IP	WLS	BF	H	R	ER	SO	BB	IBB	HBP	BLK	WP	HR	S	P	ERA	WHIP
14 David Price, L ERA: 4.65	(1, 1)	7.0	W	22	3	0	0	10	0	0	0	0	0	0	48	70	0.00	0.429
35 Jamey Wright, R ERA: 3.03	(8, 1)	0.0		2	1	0	0	0	0	0	1	0	0	0	5	9	∞	∞
62 Joel Peralta, R ERA: 2.89	(8, 1)	1.0		3	0	0	0	1	0	0	0	0	0	0	12	15	0.00	0.000
43 Kyle Farnsworth, R ERA: 5.01	(9, 1)	1.0		3	0	0	0	1	0	0	0	0	0	0	5	7	0.00	0.000

PITCHER	IP	WLS	BF	H	R	ER	SO	BB	IBB	HBP	BLK	WP	HR	S	P	ERA	WHIP

Tampa Bay Rays @ Houston Astros

Minute Maid Park, Houston, TX

Tue Jul 02 2013, 7:11 PM - 10:12 PM CDT

Att. 19,623 - Roof Closed - 73 F

livebaseballscorecards.com

AB	29
R	0
H	4
RBI	0
BB	0
SO	12
LOB	10

WP: 0 PA: 31
PB: 0
SB: 0
CS: 1

Batter	1	2	3	4	5	6	7	8	9	AB	R	H	RBI	BB	SO	LOB
8 Desmond Jennings, R (1, 8) OBP: 0.324, SLG: 0.439	X FF 91 0-0 20 1B 20 S 18 SF8 1B		C SL 84 C SL 83 B FF 94 B CH 86 X SL 86 2-2 ① F8		B FF 93 C CH 85 S SL 84 B FF 94 B SL 84 B FF 94 4-2 20 BB BB		B SL 81 1 SAFE B FF 92 1 SAFE S FF 92 B SL 84 S FF 93 F FF 94 F FF 94 3-2 ②③ X SL 84 G5-4-3 1-2f			3	1	1	0	1	0	1
20 Matt Joyce, L (1, 7) OBP: 0.325, SLG: 0.464	C FF 92 1 SAFE B CH 86 X SL 81 1-1 21 FC6 1-3 1B		B SL 87 C CH 88 B SL 82 X FC 93 2-1 ② F9		C FF 90 1 SAFE B SL 79 1 SAFE B CH 86 B FF 94 B FF 93 4-1 1-2 BB			C FF 93 X SI 92 0-1 18 G6-3 1B		3	0	2	0	1	0	0
18 Ben Zobrist, S (1, 4) OBP: 0.354, SLG: 0.383	B SL 81 F FF 93 D SL 88 C SL 83 1 SAFE X FF 93 2-2 ① SF8 3-H		F FF 93 X FF 93 0-1 ③ P6		C SL 82 X SL 88 0-1 ③ P4			C SI 90 X CU 80 0-1 ①② G6-3 1-2f		3	0	0	1	0	0	3
3 Evan Longoria, R (1, 10) OBP: 0.366, SLG: 0.542	B FF 94 X FF 94 1-0 ② F9			C FF 92 C SL 84 S FF 93 0-3 ① K		S SL 83 F FF 92 S SL 84 0-3 ① K		C FF 94 F SI 93 S FF 94 0-3 ③ K		4	0	0	0	0	3	1
21 James Loney, L (1, 3) OBP: 0.369, SLG: 0.481	C SL 86 B FF 93 X FF 94 1-1 ③ FC6 1-2f			B SL 85 B CH 86 C FF 93 X SL 85 2-1 ① 1B	C CH 86 X FF 94 0-1 2B				F SI 94 F FS 83 B CU 76 X CU 77 1-2 ① G3-1	4	0	2	0	0	0	1
9 Wil Myers, R (1, 9) OBP: 0.300, SLG: 0.424		S SL 86 B SL 85 B FF 94 X FF 94 2-1 ① F9		X FF 93 0-0 ② F7	S SL 84 X FF 93 0-1 ② F8				C CU 76 C SI 96 B CU 76 B SI 96 C CU 77 2-3 ② K	4	0	0	0	0	1	2
2 Kelly Johnson, L (1, 5) OBP: 0.317, SLG: 0.427		C FF 92 B CH 87 B SL 84 B FF 94 F FF 93 B FF 94 4-2 28 S BB		B FF 92 C FF 92 S CH 87 F FF 94 D SL 85 X FF 94 2-2 ③ G4-3	B SL 84 F CH 86 S SL 86 C SL 87 1-3 ③ K				S FS 86 B FS 82 X SI 94 1-1 1B	3	0	1	0	1	1	2
28 José Molina, R (1, 2) OBP: 0.317, SLG: 0.329 30 Luke Scott, L (9, PH) OBP: 0.322, SLG: 0.403		C SL 84 B SL 85 B FF 94 B SL 85 X FF 94 3-1 ② F8 1-2			C FF 92 B SL 84 X FF 92 1-1 11 CS 1B		B FF 89 B CH 85 F FF 92 X FF 92 2-1 ① G6-3		C CU 77 B SI 95 X SI 94 1-1 ③ G1-3	3 1	0 0	1 0	0 0	0 0	0 0	1 1
11 Yunel Escobar, R (1, 6) OBP: 0.310, SLG: 0.353		B SL 85 F FF 94 F FF 94 C SL 83 1-3 ③ K			F SL 86 B SL 84 C FF 93 D SL 84 F FC 94 B SL 85 S SL 86 3-3 ①② K 1-2		X SL 82 0-0 8 G5-4-3 1B			3	0	1	0	0	2	2
Inning Stats	R: 1 E: 0 K: 0 S: 9 H: 2 LOB: 1 BB: 0 P: 14	R: 0 E: 0 K: 1 S: 9 H: 0 LOB: 1 BB: 1 P: 19	R: 0 E: 0 K: 0 S: 7 H: 0 LOB: 0 BB: 0 P: 11	R: 0 E: 0 K: 1 S: 10 H: 1 LOB: 1 BB: 0 P: 14	R: 0 E: 0 K: 1 S: 11 H: 1 LOB: 2 BB: 2 P: 23	R: 0 E: 0 K: 2 S: 10 H: 1 LOB: 1 BB: 0 P: 11	R: 0 E: 0 K: 0 S: 8 H: 1 LOB: 0 BB: 0 P: 13	R: 0 E: 0 K: 1 S: 7 H: 1 LOB: 0 BB: 0 P: 7	R: 0 E: 0 K: 1 S: 10 H: 1 LOB: 1 BB: 0 P: 15	1B: 7 2B: 2 3B: 0 HR: 0 SF: 1 SAC: 0 DP: 3 HBP: 0						

PITCHER		IP	WLS	BF	H	R	ER	SO	BB	IBB	HBP	BLK	WP	HR	S	P	ERA	WHIP
20 Bud Norris, R ERA: 3.22	(1, 1)	7.0	W	28	6	1	1	5	3	0	0	0	0	0	64	105	1.29	1.286
68 José Cisnero, R ERA: 2.27	(8, 1)	1.0	H	3	1	0	0	1	0	0	0	0	0	0	7	7	0.00	1.000
41 Jose Veras, R ERA: 3.5	(9, 1)	1.0	S	4	1	0	0	1	0	0	0	0	0	0	10	15	0.00	1.000

PITCHER	IP	WLS	BF	H	R	ER	SO	BB	IBB	HBP	BLK	WP	HR	S	P	ERA	WHIP

TOP

Tampa Bay Rays @ Houston Astros

Minute Maid Park, Houston, TX

Wed Jul 03 2013, 7:12 PM - 9:56 PM CDT

Att. 14,150 - Roof Closed - 73 F

livebaseballscorecards.com

AB	31
R	1
H	8
RBI	1
BB	3
SO	7
LOB	14

WP: 0 PA: 35
PB: 0
SB: 2
CS: 1

BOTTOM

Tampa Bay Rays @ Houston Astros

Minute Maid Park, Houston, TX

Wed Jul 03 2013, 7:12 PM - 9:56 PM CDT

Att. 14,150 - Roof Closed - 73 F

livebaseballscorecards.com

Batter	1	2	3	4	5	6	7	8	9	AB	R	H	RBI	BB	SO	LOB
27 Jose Altuve, R (1, 4) OBP: 0.324, SLG: 0.368	X FF 90 0-0 ① F7		C SI 92 B FF 92 F SI 92 X CH 84 1-2 29 CS 1B			F SL 85 B SL 87 X CH 86 1-1 ③ G6-3		1 SAFE X SI 88 0-0 ① SH5-3 1-2		3	0	1	0	0	0	0
29 Brett Wallace, L (1, 3) OBP: 0.163, SLG: 0.255 10 Jake Elmore, R (7, PR) OBP: 0.250, SLG: 0.258 (8, 7)	B SI 91 C CH 84 S SI 86 X CH 85 1-2 ② L7		1 SAFE B CH 83 1-0 ③ CS 1-2	X SI 91 0-0 ① G3			B CH 86 S CH 84 C SI 92 B SI 92 B CH 85 F SL 85 X CH 84 3-2 15 1B 23 HR 2B	B SI 89 B FC 86 C SI 90 X FC 86 2-1 ② L1-3		3 1	0 1	1 0	0 0	0 0	0 0	0 1
15 Jason Castro, L (1, 2) OBP: 0.324, SLG: 0.470	B SI 92 C SL 85 B SL 85 X CH 86 2-1 ③ L6			C FF 92 B SL 86 F CH 85 B SI 90 F SL 84 F CH 85 B FF 93 X FF 92 3-2 ② F8			D SI 93 F CH 85 B SI 92 F SI 91 B FF 92 F FF 92 X CH 84 3-2 23 HR 1B 2-3	C FC 88 F FC 88 X CH 84 0-2 ③ G4-3		4	1	1	0	0	0	1
23 Chris Carter, R (1, 7) OBP: 0.322, SLG: 0.469 (8, 3)		C FF 91 S FF 91 B CH 84 B CH 85 B FF 91 F FF 91 X FF 91 3-2 HR		B SL 85 S CH 86 C FF 93 X SI 92 1-2 ③ L5			B SI 96 S SI 95 F SI 96 B SI 97 B SI 98 F FF 97 F FF 98 X SI 98 3-2 1-H 3-H HR			3	2	2	4	0	0	0
12 Carlos Pena, L (1, 10) OBP: 0.330, SLG: 0.373		X SI 92 0-0 ① F8			C SI 92 B CH 86 X SL 85 1-1 ① G4-3		S SI 97 X SI 97 0-1 ① G5-3			3	0	0	0	0	0	1
14 J.D. Martinez, R (1, 9) OBP: 0.272, SLG: 0.399		B SL 86 C SL 86 F FF 92 S CH 86 1-3 ② K			F CH 85 B SI 92 B SI 92 X SI 86 2-1 ② F7		C SI 96 B SI 96 B FF 96 X SI 97 2-1 2B			3	0	1	0	0	1	0
2 Brandon Barnes, R (1, 8) OBP: 0.307, SLG: 0.350		X SI 92 0-0 ③ G5-3			C SI 92 B SI 93 F SI 92 X SI 92 1-2 ③ P4		C SI 96 B SI 96 S SI 96 B SI 97 F FF 98 B FF 97 T FF 96 3-2 ② K			3	0	0	0	0	1	1
30 Matt Dominguez, R (1, 5) OBP: 0.253, SLG: 0.388			C SI 91 B SL 85 X SI 92 1-1 ① G6-3			C SI 91 X SL 85 0-1 ① G6-3	C FF 95 F SI 97 B SI 97 B SI 97 F SI 98 S SI 97 2-3 ③ K			3	0	0	0	0	1	1
13 Ronny Cedeno, R (1, 6) OBP: 0.272, SLG: 0.320			B FF 92 X SI 91 1-0 ② P3			C SI 92 B SI 92 X SI 91 1-1 ② G6-3		C SI 88 S FC 86 B CU 77 X SI 88 1-2 27 SH5-3 1B		3	0	1	0	0	0	0
Inning Stats	R: 0 E: 0 K: 0 S: 6 H: 0 LOB: 0 BB: 0 P: 9	R: 1 E: 0 K: 1 S: 9 H: 1 LOB: 0 BB: 0 P: 13	R: 0 E: 0 K: 0 S: 6 H: 1 LOB: 0 BB: 0 P: 10	R: 0 E: 0 K: 0 S: 9 H: 0 LOB: 0 BB: 0 P: 13	R: 0 E: 0 K: 0 S: 7 H: 0 LOB: 0 BB: 0 P: 11	R: 0 E: 0 K: 0 S: 6 H: 0 LOB: 0 BB: 0 P: 8	R: 3 E: 0 K: 2 S: 25 H: 4 LOB: 1 BB: 0 P: 41	R: 0 E: 0 K: 0 S: 9 H: 1 LOB: 1 BB: 0 P: 12		1B: 3 2B: 2 3B: 0 HR: 2 SF: 0 SAC: 1 DP: 0 HBP: 0						

	AB	29
	R	4
	H	7
	RBI	4
	BB	0
	SO	3
	LOB	5

PITCHER		IP	WLS	BF	H	R	ER	SO	BB	IBB	HBP	BLK	WP	HR	S	P	ERA	WHIP
40 Roberto Hernandez, R ERA: 4.95	(1, 1)	6.0	L	21	4	4	4	1	0	0	0	0	0	1	51	78	6.00	0.667
57 Jake McGee, L ERA: 4.96	(7, 1)	1.0		5	2	0	0	2	0	0	0	0	0	1	17	27	0.00	2.000
35 Jamey Wright, R ERA: 2.95	(8, 1)	1.0		4	1	0	0	0	0	0	0	0	0	0	9	12	0.00	1.000

PITCHER	IP	WLS	BF	H	R	ER	SO	BB	IBB	HBP	BLK	WP	HR	S	P	ERA	WHIP

WP: 0 PA: 31
PB: 0
SB: 0
CS: 1

Batter	1	2	3	4	5	6	7	8	9	10	11	AB	R	H	RBI	BB	SO	LOB
8 Desmond Jennings, R (1, 8) OBP: 0.327, SLG: 0.447	B FF 93 X FF 94 1-0 20 1B 3 G5-3 2B		C SL 84 X CU 78 0-1 ① L9		T FF 92 X CH 79 0-1 1-2 1B		X SL 83 0-0 20 WP 1-3 2B	C CU 81 B FF 94 F CU 80 T FF 93 1-2 ③ K			C CH 82 B FF 93 S FF 93 B FF 94 X KC 80 2-2 ① F9 2-3	6	1	3	0	0	1	3
20 Matt Joyce, L (1, 7) OBP: 0.326, SLG: 0.461 1 Sean Rodríguez, R (11, PH) OBP: 0.336, SLG: 0.404 (11, 7)	C CU 77 B SI 92 X CH 82 1-1 3 G5-3 2-3 1B		F FF 91 B CU 78 F CU 78 B CU 80 X FF 91 2-2 ② P6		B CU 77 F FF 90 S CU 79 S CU 81 1-3 ② K		B CU 77 C CH 80 B FF 90 B B CH 80 4-1 2-3 3-H BB		S SI 91 B FS 83 C FS 83 B CU 76 X FS 82 2-2 ① G4-3		X CH 83 0-0 ② G6-3	4 1	0 0	1 0	0 0	1 0	1 0	2 1
18 Ben Zobrist, S (1, 4) OBP: 0.348, SLG: 0.376	D CU 79 F SI 92 1 SAFE X SI 92 1-1 ① F7		F SI 90 B FF 91 B SI 92 F SI 92 B CU 80 C CU 77 3-3 ③ K		X CU 78 0-0 ③ G1-3		B FC 87 1 SAFE B CU 75 1 SAFE F FC 88 1 SAFE X SI 89 2-1 ③ G1-3		B SI 94 C SI 93 B FS 81 X SI 93 2-1 ② P5		C FF 90 C CH 85 C SI 90 F FF 91 B SI 92 B KC 79 C FF 92 3-3 ③ K 3-H	6	0	0	0	0	2	6
3 Evan Longoria, R (1, 10) OBP: 0.365, SLG: 0.537 5 Sam Fuld, L (8, PR) OBP: 0.265, SLG: 0.297 (8, 10)	B SL 85 F FF 93 1 SAFE F FF 91 B FF 92 X SL 87 2-2 ② G5-3 1-2 3-H			B FF 90 X CU 81 1-0 ① F8		B FF 91 F FF 92 X FF 89 1-1 ① G6-3		B FF 94 B SL 86 B FF 94 B FF 93 4-0 9 2B 59 FC4-6 BB	C SI 94 B CU 76 B FS 83 S SI 93 B SI 94 S SI 92 3-3 ③ K			3 1	0 1	0 0	1 0	1 0	0 0	1 0
21 James Loney, L (1, 3) OBP: 0.370, SLG: 0.478	B CU 79 B SL 85 C SL 86 B CU 81 B FF 93 4-1 BB			X FF 90 0-0 1B		B FF 90 B CH 79 C CH 80 X CU 76 2-1 ② F7		C CH 89 B CH 85 X CH 84 1-1 ① L7		B FS 82 X FS 83 1-0 ① L1-4-3		4	0	1	0	1	0	1
9 Wil Myers, R (1, 9) OBP: 0.293, SLG: 0.423	F FF 94 D SL 85 X SL 85 1-1 ③ G5-3			B SL 87 S SL 85 C SL 85 D SL 84 C CU 79 2-3 ② K		S SL 85 X FF 89 0-1 ③ L6		S SL 82 X CU 80 0-1 59 FC4-6 11 2B 1-3 2B			B FF 93 C FF 92 B KC 77 B FF 93 F FF 92 C FF 93 3-3 ② K	5	1	1	0	0	2	3
2 Kelly Johnson, L (1, 5) OBP: 0.315, SLG: 0.420		B SI 91 B SI 91 X SI 91 2-0 ① G4-3		B CU 76 C SI 92 S CH 82 F CU 79 X CU 80 1-2 ③ G3		B SI 90 S CH 79 B CH 80 B SI 91 X SI 89 3-1 ① F7		B FF 93 B FF 90 B FF 91 I IN 75 4-0 59 FC4-6 IBB		B FF 93 X FF 91 1-0 ③ F9		4	0	0	0	1	0	1
59 Jose Lobaton, S (1, 2) OBP: 0.340, SLG: 0.415		B SI 91 C SI 91 X CH 80 1-1 ② G3-1		C CU 76 B CH 78 B CU 78 B CU 74 C FF 90 D CH 80 4-2 11 FC6-4 BB		B SI 90 B CH 79 X SI 90 2-0 ① L9		C CU 75 B CH 78 B CU 78 B CU 74 C FF 90 D CH 80 4-2 11 FC6-4 BB	T FF 92 B CH 88 X CH 87 1-1 ② FC4-6 11 2B 1-2f 2-3 3-H		B FF 92 F CH 80 B FF 93 S FF 92 F FF 93 B CH 79 B FF 93 4-2 11 PB 11 2B BB	3	2	0	1	2	0	2
11 Yunel Escobar, R (1, 6) OBP: 0.315, SLG: 0.364		C SL 85 C CU 80 B CU 79 X FF 93 1-2 ③ L8			C SL 83 B CU 78 C FF 91 X CU 78 1-2 8 1B 1B		X FF 93 0-0 ② FC6-4 8 2B 20 WP 1-2f	X FF 92 0-0 1-H 3-H 2B			1 SAFE B KC 76 B F FF 93 X KC 78 2-1 8 F9 18 WP 1-H 2B	5	2	3	3	0	0	1
Inning Stats	R: 1 E: 0 K: 0 S: 11 H: 2 LOB: 2 BB: 1 P: 21	R: 0 E: 0 K: 0 S: 6 H: 0 LOB: 0 BB: 0 P: 10	R: 0 E: 0 K: 1 S: 8 H: 0 LOB: 0 BB: 0 P: 13	R: 0 E: 0 K: 1 S: 9 H: 1 LOB: 1 BB: 0 P: 13	R: 0 E: 0 K: 1 S: 10 H: 2 LOB: 2 BB: 0 P: 14	R: 0 E: 0 K: 0 S: 6 H: 0 LOB: 0 BB: 0 P: 9	R: 1 E: 0 K: 0 S: 9 H: 1 LOB: 2 BB: 2 P: 22	R: 3 E: 0 K: 1 S: 10 H: 2 LOB: 2 BB: 2 P: 21	R: 0 E: 0 K: 1 S: 8 H: 0 LOB: 0 BB: 0 P: 15	R: 0 E: 0 K: 1 S: 5 H: 0 LOB: 0 BB: 0 P: 10	R: 2 E: 0 K: 1 S: 13 H: 1 LOB: 0 BB: 1 P: 24	1B: 4 2B: 5 3B: 0 HR: 0 SF: 0 SAC: 0 DP: 0 HBP: 0						

PITCHER		IP	WLS	BF	H	R	ER	SO	BB	IBB	HBP	BLK	WP	HR	S	P	ERA	WHIP
18 Jordan Lyles, R ERA: 3.87	(1, 1)	6.2		29	6	2	2	3	3	0	0	0	1	0	57	98	2.70	1.350
54 Travis Blackley, L ERA: 5.47	(7, 1)	0.1		1	0	0	0	0	0	0	0	0	0	0	2	4	0.00	0.000
68 José Cisnero, R ERA: 2.95	(8, 1)	1.0		7	2	3	3	1	1	1	0	0	0	0	10	21	27.00	3.000
41 Jose Veras, R ERA: 3.38	(9, 1)	1.1		4	0	0	0	1	0	0	0	0	0	0	9	17	0.00	0.000
35 Josh Fields, R ERA: 5.54	(10, 1)	1.0	L	5	1	2	2	1	1	0	0	0	0	0	12	24	18.00	2.000

PITCHER		IP	WLS	BF	H	R	ER	SO	BB	IBB	HBP	BLK	WP	HR	S	P	ERA	WHIP
53 Wesley Wright, L ERA: 4.11	(11, 1)	0.2		2	0	0	0	1	0	0	0	0	1	0	5	8	0.00	0.000

TOP

Tampa Bay Rays @ Houston Astros

Minute Maid Park, Houston, TX

Thu Jul 04 2013, 1:13 PM - 5:28 PM CDT

Att. 20,477 - Roof Closed - 73 F

livebaseballscorecards.com

AB	42
R	7
H	9
RBI	5
BB	6
SO	7
LOB	21

WP: 2		PA:	48
PB: 1			
SB: 0			
CS: 0			

Tampa Bay Rays @ Houston Astros

Minute Maid Park, Houston, TX

Thu Jul 04 2013, 1:13 PM - 5:28 PM CDT

Att. 20,477 - Roof Closed - 73 F

livebaseballscorecards.com

BOTTOM

Batter	1	2	3	4	5	6	7	8	9	10	11	AB	R	H	RBI	BB	SO	LOB
27 Jose Altuve, R (1, 4) OBP: 0.322, SLG: 0.365	B FF 93 C FF 93 C SL 85 F SL 87 B FF 94 B SL 84 X FF 95 3-2 F9 ①		C SL 83 1 SAFE X FF 96 0-1 FC6-4 ③ 1-2f		B FF 97 S SL 85 X SL 86 1-1 F8 ③			F CU 78 X FS 80 0-1 29 HR 1-2 1B		F FC 87 B CU 76 B FC 87 C SI 90 X SL 84 2-2 G1-3 ①		5	1	1	0	0	0	2
29 Brett Wallace, L (1, 5) OBP: 0.204, SLG: 0.404	C FF 94 S FF 95 C FF 96 0-3 K ②			B SL 85 C CH 84 X FF 96 1-1 HR		C CH 84 X FF 96 0-1 P5 ①		C CU 78 C FS 81 D FS 82 X FS 81 1-2 1-H 2-H HR		B CU 77 X CH 84 1-0 15 HBP 1B		5	2	3	4	0	1	0
15 Jason Castro, L (1, 2) OBP: 0.326, SLG: 0.465	S FF 96 X FF 96 0-1 L9 ③			B FF 95 S CH 84 C FF 96 B SL 87 B SL 86 B CH 85 4-2 23 G6-4-3 BB		B SL 85 C FF 96 F CH 86 B SI 97 F SL 85 F FF 96 F CH 86 F SL 86 F CH 86 3-3 B FF 86 S CH 84 K ②		C FF 90 B CU 79 C CU 78 S FF 90 1-3 K ①		1 SAFE 1 SAFE B FC 87 F SI 88 B FC 88 C FC 88 F CH 84 1 SAFE H CU 78 3-2 1-2 HBP		3	0	0	0	1	2	0
23 Chris Carter, R (1, 3) OBP: 0.320, SLG: 0.462		B FF 95 S SL 86 S SL 86 C FF 97 1-3 K ①		C SL 84 B FF 96 S SL 84 F SL 84 B FF 97 F SL 85 1 SAFE X SL 85 2-2 G6-4-3 ①② 1-2f		B FF 96 C FF 95 X SL 86 1-1 G5-3 ③		C FF 90 B FS 82 B FS 81 B CU 78 B FF 90 4-1 14 G6-4-3 BB		C FC 89 S SL 83 F CU 78 B FC 89 T CU 78 1-2 K ②		4	0	0	0	1	2	3
12 Carlos Pena, L (1, 10) OBP: 0.328, SLG: 0.370 14 J.D. Martinez, R (7, PH) OBP: 0.269, SLG: 0.394 (8, 10)		F FF 97 S SL 88 F CH 86 F FF 96 B FF 97 B SL 88 T SL 87 2-2 K ②		X FF 95 0-0 L4 ③			B SI 92 S FF 92 B CH 84 X CH 86 2-1 F9 ①	F SI 93 X FF 94 0-1 G6-4-3 ②③ 1-2f		B FC 88 F FC 87 S SL 84 F CH 84 F SI 91 C CU 77 1-3 K ③		2 3	0 0	0 0	0 0	0 0	1 1	0 3
59 Marc Krauss, L (1, 7) OBP: 0.071, SLG: 0.143 13 Ronny Cedeno, R (7, PH) OBP: 0.273, SLG: 0.315 (8, 6)		C FF 97 B FF 96 F CH 87 F FF 96 X SL 86 1-2 P5 ③		B FF 94 B FF 93 C FF 94 C FF 94 X SL 86 2-2 L8 ①			B FF 92 C CH 85 B FF 92 S SI 92 B CH 85 X CH 86 3-2 G1-3 ②		F SI 93 B SL 85 F FF 92 F FF 96 B SL 87 F SL 85 F FF 95 F SL 84 C SL 86 2-3 K ①		F FF 95 B CH 83 B SI 96 B SI 96 B FF 96 4-1 38 FC4-6 BB	2 2	0 0	0 0	0 0	0 1	0 1	0 0
2 Brandon Barnes, R (1, 8) OBP: 0.314, SLG: 0.349			X FF 95 0-0 G1-3 ①		B FF 94 B SL 84 C FF 95 X FF 94 2-1 10 S 38 BB 10 SF9 1B		C CH 85 B CH 84 C CH 84 B FF 92 B SI 93 B CH 87 4-2 BB	C SI 93 F SL 81 B SL 85 B FF 96 B FF 96 D SI 91 4-2 38 S BB		C FF 96 F FF 99 B CH 86 B FF 98 F CH 86 B FF 98 S CH 87 3-3 K ①		3	1	1	0	2	1	1
38 Jimmy Paredes, S (1, 9) OBP: 0.235, SLG: 0.255			C FF 94 F CH 86 B FF 97 B CH 87 F SL 87 B FF 96 S CH 85 3-3 K ②		1 SAFE B FF 93 B CH 82 B FF 94 1 SAFE C FF 95 B FF 94 4-1 10 S 1-2 BB		X FF 92 0-0 G1-3 ③	1 SAFE 1 SAFE 1 SAFE B SI 91 1 SAFE S SI 92 1 SAFE F FF 95 1 SAFE 2-3 B SL 84 S SL 85 K ② 1-2		X SI 97 0-0 FC4-6 ② 1-2f		4	0	0	0	1	2	3
10 Jake Elmore, R (1, 6) OBP: 0.270, SLG: 0.242 (8, 7)			C FF 98 B FF 98 B SL 88 C SL 84 B SL 84 D SL 87 4-2 27 FC6-4 BB		B SL 86 X SL 85 1-0 SF9 ② 1-2 2-H			B FF 90 B FF 90 B FF 90 C FF 88 L FF 91 B FF 90 4-2 27 1B 29 HR BB	C FF 94 X SL 86 0-1 F8 ③		C FF 97 X CH 87 0-1 L5 ③	2	1	0	1	2	0	2
Inning Stats	R: 0 E: 0 K: 1 S: 9 H: 0 LOB: 0 BB: 0 P: 12	R: 0 E: 0 K: 2 S: 12 H: 0 LOB: 0 BB: 0 P: 16	R: 0 E: 0 K: 1 S: 9 H: 0 LOB: 1 BB: 1 P: 16	R: 1 E: 0 K: 0 S: 10 H: 1 LOB: 0 BB: 1 P: 17	R: 1 E: 0 K: 0 S: 9 H: 1 LOB: 1 BB: 1 P: 19	R: 0 E: 0 K: 1 S: 13 H: 0 LOB: 0 BB: 0 P: 17	R: 0 E: 0 K: 0 S: 9 H: 0 LOB: 1 BB: 1 P: 18	R: 3 E: 0 K: 1 S: 13 H: 2 LOB: 0 BB: 2 P: 23	R: 0 E: 0 K: 2 S: 14 H: 0 LOB: 1 BB: 1 P: 22	R: 0 E: 0 K: 2 S: 16 H: 1 LOB: 2 BB: 0 P: 24	R: 0 E: 0 K: 1 S: 8 H: 0 LOB: 1 BB: 1 P: 15	1B: 3 2B: 0 3B: 0 HR: 2 SF: 1 SAC: 0 DP: 2 HBP: 1	WP: 0 PB: 0 SB: 3 CS: 0 PA: 45					

	AB	35
	R	5
	H	5
	RBI	5
	BB	8
	SO	11
	LOB	14

PITCHER	IP	WLS	BF	H	R	ER	SO	BB	IBB	HBP	BLK	WP	HR	S	P	ERA	WHIP
22 Chris Archer, R (1, 1) ERA: 4.17	6.0		22	2	2	2	5	3	0	0	0	0	1	62	97	3.00	0.833
54 Alex Torres, L (7, 1) ERA: 0.38	1.0		4	0	0	0	0	1	0	0	0	0	0	9	18	0.00	1.000
62 Joel Peralta, R (8, 1) ERA: 3.58	0.1	B	5	2	3	3	1	2	0	0	0	0	1	11	21	81.00	12.000
43 Kyle Farnsworth, R (8, 1) ERA: 4.68	1.2		5	0	0	0	2	1	0	0	0	0	0	16	24	0.00	0.600
35 Jamey Wright, R (10, 1) ERA: 2.88	1.0	W	5	1	0	0	2	0	0	1	0	0	0	16	24	0.00	1.000

PITCHER	IP	WLS	BF	H	R	ER	SO	BB	IBB	HBP	BLK	WP	HR	S	P	ERA	WHIP
56 Fernando Rodney, R (11, 1) ERA: 4.29	1.0	S	4	0	0	0	1	1	0	0	0	0	0	8	15	0.00	1.000

Batter	1	2	3	4	5	6	7	8	9	AB	R	H	RBI	BB	SO	LOB
27 Jose Altuve, R (1, 4) OBP: 0.323, SLG: 0.366	C FF 92 F FF 93 B SL 89 X SL 87 1-2 15 G4-3 29 S 1B		B CU 80 B FF 93 C FF 93 F FF 93 X SI 93 2-2 ③ G5-3			X FF 90 0-0 29 BB 15 1B 1B	B FF 90 B CH 85 C SI 91 F CH 86 F CH 86 X SI 92 2-2 ② G4-3		B FF 93 B FF 92 C FF 93 F FF 93 S SL 83 2-3 ③ K	5	1	2	0	0	1	0
29 Brett Wallace, L (1, 3) OBP: 0.207, SLG: 0.382	B SI 93 1 SAFE C SL 86 S FF 92 D CU 80 B SL 88 F SL 86 F SL 86 S CU 81 3-3 ① K 1-2			S CH 82 B SI 91 B CU 79 S SL 86 S CU 81 2-3 ① K2-3		B SI 89 C CH 83 B CH 83 F SL 85 B SL 86 B CH 85 4-2 15 1B 23 2B 1-2 BB	B CH 87 B SI 91 C SI 91 B SI 92 C SI 90 X FF 91 3-2 ③ F7			3	1	0	0	1	2	1
15 Jason Castro, L (1, 2) OBP: 0.331, SLG: 0.473	X FF 92 0-0 ② G4-3 2-3			B SI 91 C SL 86 B CH 84 F SI 92 X CU 81 2-2 2B		C SL 85 X FF 91 0-1 23 2B 1-3 2-H 1B		B SL 82 B CH 85 C FF 90 F SI 90 X SI 91 2-2 12 FC3 12 E 23 BB 1B		4	2	3	1	0	0	1
23 Chris Carter, R (1, 7) OBP: 0.322, SLG: 0.464	C SI 92 C FF 93 F FF 94 B SI 94 F SI 94 S SL 89 1-3 ③ K			B SL 87 S SL 85 S FF 93 C FF 93 1-3 ② K		F SL 85 B FF 92 F SL 86 B SL 86 X SL 85 2-2 12 1B 14 1B 1-H 3-H 2B		B FF 90 B SI 90 B SI 90 C SI 90 B SI 90 4-1 14 G3-6-1 12 E 1-2 BB		3	1	1	2	1	2	2
12 Carlos Pena, L (1, 10) OBP: 0.327, SLG: 0.368		C SI 91 B CU 79 C CU 78 F FF 94 B SI 93 S CU 80 2-3 ① K		B CU 80 C SL 86 F FF 92 F SI 93 D SL 88 S CH 85 2-3 ③ K		B FF 90 X FF 90 1-0 30 L1-4 14 1B 2-3 1B		B CH 87 X CH 86 1-0 FC3 14 G3-6-1 1-2 2-H		4	0	1	0	0	2	2
14 J.D. Martinez, R (1, 9) OBP: 0.273, SLG: 0.400		C FF 93 C FF 93 F SI 94 S CU 81 0-3 ② K			F FF 90 S SL 85 B FF 91 B SL 85 X SL 85 2-2 30 1B 2B	C FF 91 X SL 78 0-1 1-2 3-H 1B		C FF 90 X FF 91 0-1 ①② G3-6-1 1-2f 2-3		4	0	2	1	0	1	2
2 Brandon Barnes, R (1, 8) OBP: 0.308, SLG: 0.342		C SL 87 B FF 92 S SI 93 B SL 87 S SL 87 2-3 ③ K			B FF 92 C FF 91 B SL 86 C FF 92 X FF 91 2-2 ① F9	B FF 92 X CH 86 1-0 ① L8		F SI 91 X FF 92 0-1 ③ F9		4	0	0	0	0	1	4
30 Matt Dominguez, R (1, 5) OBP: 0.253, SLG: 0.386			C FF 91 C FF 92 B FF 92 X SL 86 1-2 ① F9		C FF 91 F SI 91 X FF 92 0-2 13 G5-4-3 2-3 1B	C FF 91 C FF 92 X FF 91 0-2 ②③ L1-4 2-2			B FF 92 C FF 92 X SL 84 1-1 ① G3-1	4	0	1	0	0	0	2
13 Ronny Cedeno, R (1, 6) OBP: 0.268, SLG: 0.308 59 Marc Krauss, L (9, PH) OBP: 0.067, SLG: 0.133			S SL 85 F FF 93 B SL 86 S SL 86 1-3 ② K		F SL 87 F SL 86 B SI 94 X SI 92 1-2 ②③ G5-4-3 1-2f		B SL 80 B FF 89 C SI 89 F FF 89 X SI 90 2-2 ① L3		B FF 92 B FF 92 C FF 92 F FF 92 F SL 84 X FF 92 2-2 ② G3-1	3 1	0 0	0 0	0 0	0 0	1 0	2 0
Inning Stats	R: 0 E: 0 K: 2 S: 14 H: 1 LOB: 1 BB: 0 P: 19	R: 0 E: 0 K: 3 S: 11 H: 0 LOB: 0 BB: 0 P: 15	R: 0 E: 0 K: 1 S: 9 H: 0 LOB: 0 BB: 0 P: 13	R: 0 E: 0 K: 3 S: 13 H: 1 LOB: 1 BB: 0 P: 20	R: 0 E: 0 K: 0 S: 12 H: 2 LOB: 1 BB: 0 P: 17	R: 4 E: 0 K: 0 S: 15 H: 5 LOB: 1 BB: 1 P: 23	R: 0 E: 0 K: 0 S: 10 H: 0 LOB: 0 BB: 0 P: 17	R: 1 E: 1 K: 0 S: 9 H: 1 LOB: 1 BB: 1 P: 16	R: 0 E: 0 K: 1 S: 10 H: 0 LOB: 0 BB: 0 P: 15	1B: 7 2B: 4 3B: 0 HR: 0 SF: 0 SAC: 0 DP: 3 HBP: 0						

PITCHER		IP	WLS	BF	H	R	ER	SO	BB	IBB	HBP	BLK	WP	HR	S	P	ERA	WHIP
49 Nick Tepesch, R ERA: 4.85	(1, 1)	5.0	W	22	7	4	4	9	1	0	0	0	0	0	67	98	7.20	1.600
55 Ross Wolf, R ERA: 1.98	(6, 1)	3.0	H	12	3	1	0	0	1	0	0	0	0	0	26	42	0.00	1.333
44 Jason Frasor, R ERA: 2.7	(9, 1)	1.0		3	0	0	0	1	0	0	0	0	0	0	10	15	0.00	0.000

PITCHER	IP	WLS	BF	H	R	ER	SO	BB	IBB	HBP	BLK	WP	HR	S	P	ERA	WHIP

TOP

Houston Astros @ Texas Rangers

Rangers Ballpark in Arlington, Arlington, TX

Fri Jul 05 2013, 8:09 PM - 11:20 PM EDT

Att. 44,232 - Partly Cloudy - 94 F

livebaseballscorecards.com

AB	35
R	5
H	10
RBI	4
BB	2
SO	10
LOB	16

WP: 0 PA: 37
PB: 0
SB: 1
CS: 0

BOTTOM

Houston Astros @ Texas Rangers

Rangers Ballpark in Arlington, Arlington, TX

Fri Jul 05 2013, 8:09 PM - 11:20 PM EDT

Att. 44,232 - Partly Cloudy - 94 F

Batter	1	2	3	4	5	6	7	8	9	AB	R	H	RBI	BB	SO	LOB
5 Ian Kinsler, R (1, 4) OBP: 0.362, SLG: 0.438	C FF 91 B SI 92 C FF 93 B SL 89 F FF 93 B CU 80 B SI 95 4-2 7 HR BB	C CU 80 B SL 88 B FF 92 B CU 81 C SI 92 B CU 82 4-2 7 BB 17 HR BB		B FF 88 B FF 91 C SI 91 B SI 92 C SI 89 D SI 93 4-2 7 G4-6-3 BB	C FF 92 C CH 82 D KC 82 X FF 92 1-2 ③ F9			B SI 91 B SI 90 F SI 90 X CH 83 2-1 7 F8 7 WP 1B		2	2	1	0	3	0	1
7 David Murphy, L (1, 7) OBP: 0.281, SLG: 0.386	D SI 92 D SI 92 X SI 91 2-0 1-H HR	D CU 80 C SI 91 D CU 81 B CH 82 D SI 92 4-1 17 HR 1-2 2-3 BB		C SI 91 B FF 92 X CH 83 1-1 ①② G4-6-3 1-2f 3-H		F FF 89 F SI 90 X KC 80 0-2 ① G6-3		S FC 89 F SI 92 F FC 90 1 SAFE B CU 77 B CU 75 F FF 91 X FC 87 2-2 ① F8 1-3		4	2	1	2	1	0	2
17 Nelson Cruz, R (1, 9) OBP: 0.327, SLG: 0.521	C SI 92 B CU 80 S CU 82 B FF 93 F CU 82 S SI 93 2-3 ① K	B SI 92 F CU 82 F FF 93 X SI 92 1-2 1-H 2-H 3-H HR		B FF 92 X CU 79 1-0 E3 29 HR		C FF 91 B CH 83 C FF 91 X KC 81 1-2 ② L7		D FC 89 S CH 81 B SI 92 B SI 91 F FC 88 X CH 83 3-2 ② L9		5	2	1	4	0	1	1
29 Adrian Beltré, R (1, 5) OBP: 0.349, SLG: 0.516	B FF 93 B SI 92 C CU 80 S SI 92 B FF 93 F SI 94 B CU 82 4-2 BB	C SI 92 B CU 77 B SI 90 F SI 92 F FF 92 X CU 80 2-2 ③ P4		D CU 82 C FF 91 B FF 92 X SI 91 2-1 1-H HR		F FF 91 B FF 90 X FF 91 1-1 12 HBP 1B		I IN 72 I IN 74 I IN 74 I IN 76 4-0 IBB		3	1	2	2	2	0	0
12 A.J. Pierzynski, L (1, 2) OBP: 0.310, SLG: 0.421	D SI 92 F CU 80 C SI 92 C FF 92 1-3 ② K	X SI 88 0-0 ① G3	C FF 92 X KC 81 0-1 ③ P5			H KC 80 1-0 27 FC4-6 1-2 HBP		B FC 88 X FC 88 1-0 ③ G4-3		4	0	0	0	0	1	3
27 Lance Berkman, S (1, 10) OBP: 0.355, SLG: 0.380	C FF 91 B CH 83 X CH 84 1-1 ③ G4-3	B FF 90 F CH 84 F SI 93 F SI 91 B FF 88 B CH 84 X FF 92 3-2 ② P5			C FF 91 B CH 82 B SI 90 B CH 82 F FF 90 C FF 92 3-3 ① K	X FF 91 0-0 ③ FC4-6 1-2f				4	0	0	0	0	1	3
18 Mitch Moreland, L (1, 3) OBP: 0.320, SLG: 0.494		C SI 90 B CH 84 B CU 80 C SI 92 B CU 82 X FF 94 3-2 ① G4-3	B CH 83 B SI 91 B SI 90 B SI 92 4-0 BB		C FF 92 X FF 91 0-1 2 1B 2B		C SI 91 B FF 90 X KC 79 1-1 ① G3			3	1	1	0	1	0	0
1 Elvis Andrus, R (1, 6) OBP: 0.297, SLG: 0.285		C FF 93 S SL 87 B SI 91 B SL 90 B SI 92 X SI 94 3-2 7 BB 2 S 17 HR 1B	C SI 90 C FF 92 B SL 88 D CU 80 B FF 92 X SI 88 3-2 ③ G5-3		D KC 81 X FF 91 1-0 ② G6-3		B SI 91 S CH 82 C CH 82 F CH 83 C FF 92 1-3 ② K		4	1	1	0	0	1	2
2 Leonys Martin, L (1, 8) OBP: 0.342, SLG: 0.453		1 SAFE 1 SAFE B CU 80 C SI 92 B CU 79 B FF 92 F SI 90 S SI 93 3-3 ② K 1-2		X SI 88 0-0 7 G4-6-3 3B	S KC 80 T FF 92 D KC 82 X KC 81 1-2 2-H 1B		C FF 92 B FF 92 C FF 91 B CH 82 X KC 82 2-2 ③ F7			4	1	2	1	0	1	1
Inning Stats	R: 2 E: 0 K: 2 S: 16 H: 1 LOB: 1 BB: 2 P: 30	R: 4 E: 0 K: 1 S: 19 H: 2 LOB: 0 BB: 2 P: 39	R: 0 E: 0 K: 0 S: 8 H: 0 LOB: 1 BB: 1 P: 18	R: 3 E: 1 K: 0 S: 10 H: 2 LOB: 0 BB: 1 P: 18	R: 1 E: 0 K: 1 S: 12 H: 2 LOB: 1 BB: 0 P: 18	R: 0 E: 0 K: 0 S: 9 H: 1 LOB: 2 BB: 0 P: 12	R: 0 E: 0 K: 1 S: 9 H: 0 LOB: 0 BB: 0 P: 13	R: 0 E: 0 K: 0 S: 11 H: 1 LOB: 2 BB: 1 P: 23		1B: 4 2B: 1 3B: 1 HR: 3 SF: 0 SAC: 0 DP: 1 HBP: 1						

	AB	33
	R	10
	H	9
	RBI	9
	BB	7
	SO	5
	LOB	13

WP: 1 PA: 41
PB: 0
SB: 1
CS: 0

livebaseballscorecards.com

PITCHER		IP	WLS	BF	H	R	ER	SO	BB	IBB	HBP	BLK	WP	HR	S	P	ERA	WHIP
64 Lucas Harrell, R ERA: 5.04	(1, 1)	3.2	L	22	5	9	7	3	6	0	0	0	0	3	51	103	17.18	3.000
65 Brett Oberholtzer, L ERA: 7.36	(4, 1)	3.1		14	3	1	1	2	0	0	1	0	0	0	32	45	2.70	0.900
54 Travis Blackley, L ERA: 5.27	(8, 1)	1.0		5	1	0	0	0	0	1	0	0	1	0	11	23	0.00	1.000

PITCHER	IP	WLS	BF	H	R	ER	SO	BB	IBB	HBP	BLK	WP	HR	S	P	ERA	WHIP

Batter	1	2	3	4	5	6	7	8	9	AB	R	H	RBI	BB	SO	LOB
27 Jose Altuve, R (1, 4) OBP: 0.321, SLG: 0.361	B FF 90 X FF 90 1-0 ① P3		C FF 92 B SI 94 C FF 93 C SI 95 1-3 ② K		F ST 82 F FF 94 X FF 96 0-2 ② F8		C SI 87 B SI 85 B ST 79 B SI 89 B ST 78 4-1 29 HBP 15 HR BB	C FF 96 X FF 97 0-1 ① G1-3		4	1	0	0	1	1	0
29 Brett Wallace, L (1, 3) OBP: 0.270, SLG: 0.439	B FF 93 B SI 90 C FC 92 S FC 86 F ST 83 B ST 80 B FC 93 4-2 15 FC3-6 BB		S FC 91 C FF 95 F FF 95 X ST 83 0-2 2B		S FC 92 B CU 68 B FC 91 B FC 89 B FC 89 4-1 12 BB 15 1B 59 1B BB		C FF 92 1 SAFE H SI 92 1-1 15 HR 1-2 HBP	T FF 97 X FF 97 0-1 2B		2	2	2	0	2	0	0
15 Jason Castro, L (1, 2) OBP: 0.332, SLG: 0.482	C FF 94 C FF 95 X FS 92 0-2 ② FC3-6 1-2f		C FF 95 B ST 81 S FC 92 B SI 96 X ST 78 2-2 ③ L7		S FC 90 X FC 92 0-1 12 BB 59 1B 1-2 1B		S FF 93 S FF 92 B FF 93 B SL 85 B FF 92 X FF 92 3-2 1-H 2-H HR	X SL 84 0-0 ② F9		5	2	2	3	0	0	3
12 Carlos Pena, L (1, 10) OBP: 0.328, SLG: 0.364	S FF 95 X FF 94 0-1 ③ G3			B FF 92 B FF 92 C FF 92 F FC 88 F FF 94 F SI 95 F SI 95 X ST 83 2-2 ① G4-3	T FF 94 B FF 94 2 SAFE F FC 90 B FS 93 D FS 92 B FC 92 4-2 59 1B 1-2 2-3 BB		C FF 94 S FF 93 F SL 86 F SL 87 B FF 93 F SL 85 S FF 94 1-3 ① K	I IN 64 I IN 63 I IN 66 I IN 63 4-0 IBB		3	0	0	0	2	1	1
59 Marc Krauss, L (1, 7) OBP: 0.211, SLG: 0.263 13 Ronny Cedeno, R (7, 6) OBP: 0.266, SLG: 0.306		B FF 92 C FF 92 B FS 85 X FC 88 2-1 ① G6-3		X FF 93 0-0 2 HR 1B	F FC 91 D FC 93 F FC 90 X ST 84 1-2 1-3 2-H 3-H 1B		B FF 93 C SL 85 F SL 84 B FF 93 B SL 86 F FF 95 F SI 93 F FF 93 F FF 93 3-2 X SL 86 2 WP 1B	B SL 82 B SL 83 B FF 91 F FF 92 S FF 92 F FF 92 C FF 93 3-3 ③ K		4 1	1 0	3 0	2 0	0 1	0 2	0 2
38 Jimmy Paredes, S (1, 9) OBP: 0.234, SLG: 0.253		B SI 92 B SI 92 C FF 91 X FF 92 2-1 2 S 1B		B FC 89 F FF 93 B SI 93 1 SAFE X FC 90 2-1 ② L4	B SI 95 B FF 95 F FC 90 S ST 81 S ST 84 2-3 ③ K		S SL 82 F SL 83 1 SAFE S SL 84 0-3 ② K		B SL 82 B SI 91 F SI 92 X SI 91 2-1 ① G4-3	5	0	1	0	0	2	4
2 Brandon Barnes, R (1, 8) OBP: 0.305, SLG: 0.354		1 SAFE S FF 93 C SI 92 S ST 85 0-3 ② K 1-2		F SI 92 B FF 92 B ST 81 X FF 93 2-1 1-H HR		B SI 90 B SI 92 C SI 91 X FC 88 2-1 ① F9	B CH 84 F CH 86 D CH 86 X FF 93 2-1 ③ G3-1 1-2		S FF 90 B FF 92 S SL 84 S SL 84 1-3 ② K	5	1	1	2	0	2	2
30 Matt Dominguez, R (1, 5) OBP: 0.252, SLG: 0.383		S ST 81 F FF 96 C SI 95 0-3 ③ K		B SI 94 C ST 82 F ST 82 F FS 90 S ST 82 1-3 ③ K		B FF 94 X ST 81 1-0 ② P2		S FF 97 X FF 98 0-1 10 HR 1B	B SL 82 S FF 92 X FF 92 1-1 ③ L8	5	1	1	0	0	2	1
10 Jake Elmore, R (1, 6) OBP: 0.268, SLG: 0.324 (7, 7)			B FF 91 C FF 90 B SI 91 X FF 91 2-1 ① F8		F FF 92 B ST 82 C ST 80 B FF 94 B ST 83 C ST 84 3-3 ① K	B SI 93 C FF 91 C ST 81 X ST 82 1-2 ③ P3		1 SAFE L FF 94 L FF 95 B CU 83 X CU 81 1-2 1-H HR		4	1	1	2	0	1	0
Inning Stats	R: 0 E: 0 K: 0 S: 9 H: 0 LOB: 1 BB: 1 P: 14	R: 0 E: 0 K: 2 S: 10 H: 1 LOB: 1 BB: 0 P: 14	R: 0 E: 0 K: 1 S: 12 H: 1 LOB: 1 BB: 0 P: 17	R: 2 E: 0 K: 1 S: 15 H: 2 LOB: 0 BB: 0 P: 22	R: 2 E: 0 K: 2 S: 17 H: 2 LOB: 2 BB: 2 P: 31	R: 0 E: 0 K: 0 S: 6 H: 0 LOB: 0 BB: 0 P: 10	R: 3 E: 0 K: 2 S: 23 H: 2 LOB: 1 BB: 1 P: 37	R: 2 E: 0 K: 1 S: 14 H: 3 LOB: 2 BB: 1 P: 22	R: 0 E: 0 K: 1 S: 7 H: 0 LOB: 0 BB: 0 P: 11	1B: 6 2B: 2 3B: 0 HR: 3 SF: 0 SAC: 0 DP: 0 HBP: 1						

PITCHER		IP	WLS	BF	H	R	ER	SO	BB	IBB	HBP	BLK	WP	HR	S	P	ERA	WHIP
11 Yu Darvish, R ERA: 3.02	(1, 1)	6.0	L	28	6	5	5	6	4	0	0	0	0	1	70	113	7.50	1.667
46 Robbie Ross Jr., L ERA: 2.66	(7, 1)	1.0		6	2	2	2	2	0	0	1	0	1	1	22	32	18.00	2.000
52 Tanner Scheppers, R ERA: 1.88	(8, 1)	0.1		4	3	2	2	0	0	0	0	0	0	1	9	10	54.00	9.000
25 Josh Lindblom, R ERA: 4.5	(8, 1)	1.2		6	0	0	0	2	0	1	0	0	0	0	12	23	0.00	0.000

PITCHER	IP	WLS	BF	H	R	ER	SO	BB	IBB	HBP	BLK	WP	HR	S	P	ERA	WHIP

TOP

Houston Astros @ Texas Rangers

Rangers Ballpark in Arlington, Arlington, TX

Sat Jul 06 2013, 7:17 PM - 11:08 PM EDT

Att. 44,272 - Clear - 93 F

livebaseballscorecards.com

AB	38
R	9
H	11
RBI	9
BB	5
SO	10
LOB	13

WP: 1	PA: 44		
PB: 0			
SB: 1			
CS: 0			

BOTTOM

Houston Astros @ Texas Rangers

Rangers Ballpark in Arlington, Arlington, TX

Sat Jul 06 2013, 7:17 PM - 11:08 PM EDT

Att. 44,272 - Clear - 93 F

Batter	1	2	3	4	5	6	7	8	9	AB	R	H	RBI	BB	SO	LOB
5 Ian Kinsler, R (1, 4) OBP: 0.367, SLG: 0.439	X FF 86 0-0 1 CS 1B		C SI 89 C SI 90 B FF 88 F SL 80 B FF 91 B SL 81 B SI 90 4-2 BB		C SI 90 C SL 78 B FF 87 F SI 89 B SI 90 X SL 79 2-2 ③ F8		B FF 94 F FF 92 X KC 78 1-1 1 CS 1B		C SI 95 S SI 94 X SI 95 0-2 ② F8	4	0	2	0	1	0	1
1 Elvis Andrus, R (1, 6) OBP: 0.296, SLG: 0.284	B FF 87 B FF 89 1 SAFE C SI 88 B FF 88 C SI 88 S SI 88 3-3 ①② K 1-2		B SL 79 T SI 90 S SI 90 X SI 91 1-2 ③ G3			C FF 87 B SI 89 B CU 73 S SI 88 X FC 88 2-2 17 1B 18 SF9 1B	C FF 93 B FF 93 1 SAFE B FF 92 1 SAFE B FF 92 F FF 91 C FF 92 3-3 ①② K 1-2		F SI 95 X SI 93 0-1 ③ F9	5	1	1	0	0	2	3
17 Nelson Cruz, R (1, 9) OBP: 0.331, SLG: 0.533	C FF 89 B CU 72 F SL 78 F SL 79 C SI 90 1-3 ③ K			B SI 89 B SL 77 S CH 77 B SI 88 S SI 88 X SI 90 3-2 27 FC5-4 1B		X SL 79 0-0 27 BB 8 HR 1-3 1B	X KC 79 0-0 HR			4	2	3	1	0	1	0
29 Adrian Beltré, R (1, 5) OBP: 0.351, SLG: 0.519		F SI 88 B SL 78 B SL 77 F SI 88 F FF 88 F SL 80 F FF 89 X SL 79 2-2 27 F7 2B		C FF 88 S SI 90 F SL 80 F FF 89 D SL 80 F SI 90 X CH 78 1-2 ① F8		B FF 94 X FF 94 1-0 ① P4	X FF 94 0-0 61 FC6-4 1B			4	0	2	0	0	0	3
27 Lance Berkman, S (1, 10) OBP: 0.355, SLG: 0.377 61 Robinson Chirinos, R (7, PH) OBP: 0.217, SLG: 0.273 (8, 10)		M SI 88 B CH 79 S FC 88 D CH 78 X FF 88 2-2 ① F7 2-3		X SI 88 0-0 ② FC5-4 1-2f		B FF 95 B FF 95 B FF 93 B FF 94 4-0 8 HR 1-2 BB	B FF 91 F SI 90 1 SAFE F FC 88 X FC 88 1-2 ③ FC6-4 1-2f			2	1	0	0	1	0	2
										1	0	0	0	0	0	1
18 Mitch Moreland, L (1, 3) OBP: 0.315, SLG: 0.488		C SL 79 B FF 90 T SL 78 S SL 80 1-3 ② K		C SI 91 F SL 80 X SL 79 0-2 ③ G6-3		C FF 90 B FF 90 X KC 78 1-1 ② SF9 3-H		C FC 87 C CU 73 X CU 76 0-2 ① G3		3	0	0	1	0	1	2
8 Geovany Soto, R (1, 2) OBP: 0.276, SLG: 0.356		C SL 78 F FF 90 B FC 88 X SL 79 1-2 ③ F7			C FF 87 B FF 86 F FC 88 B SI 90 X SI 90 2-2 ① L4	C KC 79 X FF 92 0-1 ② 1-H 2-H HR		C SI 90 S CH 82 C CU 75 0-3 ② K		4	1	1	3	0	1	1
13 Jurickson Profar, S (1, 7) OBP: 0.323, SLG: 0.369			C SI 87 B FF 89 X SI 89 1-1 ① G1-3		F FF 89 B FF 88 X CH 77 1-1 ② P4	B SI 90 B CH 86 B FF 90 B FF 89 4-0 BB		F SI 92 B CH 83 S FC 90 B CU 78 F FC 88 X FF 92 2-2 ③ L6		3	0	0	0	1	0	0
2 Leonys Martin, L (1, 8) OBP: 0.341, SLG: 0.449			S SI 90 S SL 79 S SL 80 0-3 ② K		C SL 77 B CU 73 B SI 89 X SL 79 2-1 1B	C FF 90 F FF 90 F SL 82 1 SAFE B FF 90 1 SAFE 1 SAFE F SL 83 1 SAFE 1-2 X SL 82 G4-3			C SI 93 B SI 92 C FS 84 F SI 94 B SI 94 S CU 77 2-3 ① K	4	0	1	0	0	2	1

Inning Stats	1	2	3	4	5	6	7	8	9
	R: 0 E: 0 K: 2 S: 8 H: 1 LOB: 0 BB: 0 P: 12	R: 0 E: 0 K: 1 S: 15 H: 1 LOB: 1 BB: 0 P: 21	R: 0 E: 0 K: 1 S: 11 H: 0 LOB: 1 BB: 1 P: 17	R: 0 E: 0 K: 0 S: 13 H: 1 LOB: 1 BB: 0 P: 17	R: 0 E: 0 K: 0 S: 11 H: 1 LOB: 1 BB: 0 P: 18	R: 4 E: 0 K: 0 S: 14 H: 3 LOB: 1 BB: 2 P: 27	R: 1 E: 0 K: 1 S: 10 H: 3 LOB: 1 BB: 0 P: 15	R: 0 E: 0 K: 1 S: 10 H: 0 LOB: 0 BB: 0 P: 12	R: 0 E: 0 K: 1 S: 9 H: 0 LOB: 0 BB: 0 P: 11

| | | | | | | | | | |

Batter	1	2	3	4	5	6	7	8	9	AB	R	H	RBI	BB	SO	LOB
27 Jose Altuve, R (1, 4) OBP: 0.321, SLG: 0.360	B FF 90 X FF 91 1-0 G6-3		B CU 76 F CH 84 C FF 92 F SL 85 B SL 85 F CH 85 X FF 93 2-2 G5-3		1 SAFE X SI 90 0-0 P6			B SL 89 B FF 92 C FF 90 C FF 91 F SL 87 X FF 94 2-2 23 S 22 S 1B		4	0	1	0	0	0	2
29 Brett Wallace, L (1, 3) OBP: 0.254, SLG: 0.410	B FF 92 B FF 91 X FF 91 2-0 G3		C SL 83 B CU 81 F CH 86 F CU 80 F CU 81 X SL 83 1-2 G3-1		B CH 78 B CH 79 1 SAFE S CH 79 S CH 78 B CH 79 1 SAFE S CH 78 3-3 K 1-2			1 SAFE C FF 93 B FF 93 C FF 90 D FF 94 S FF 93 2-3 K		4	0	0	0	0	2	3
22 Carlos Corporán, S (1, 2) OBP: 0.350, SLG: 0.453	X FF 93 0-0 P5			C FF 93 F FF 92 B CU 79 B CH 85 F CU 79 X FF 93 2-2 59 G6-3 12 WP 14 1B 1B		C FF 90 B FF 90 C FF 90 X FF 92 1-2 G4-3		S FF 94 1 SAFE C FF 92 S SL 89 0-3 K 1-2		4	1	1	0	0	1	1
12 Carlos Pena, L (1, 10) OBP: 0.328, SLG: 0.361 23 Chris Carter, R (8, PH) OBP: 0.321, SLG: 0.463 (8, 10)		B FF 90 C FF 90 B CU 77 B FF 90 C FF 92 B FF 92 4-2 59 HR BB	S SL 82 C FF 92 B CU 80 F CH 83 B FF 92 D CU 77 F CH 82 S CH 84 3-3 K 1-2		X FF 90 0-0 G3-1		F SL 88 B FF 94 S FF 93 F FF 93 F FF 93 C FF 94 1-3 K 2-3		2 1	1 0	0 0	0 0	1 0	1 1	1 1
59 Marc Krauss, L (1, 7) OBP: 0.217, SLG: 0.391		B FF 90 B FF 88 B FF 90 C FF 89 F FF 89 F FF 92 X FF 92 3-2 1-H HR	C CU 78 B FF 93 B CH 84 X CH 84 2-1 G6-3 2-3		B FF 90 B FF 90 C FF 90 B FF 90 C FF 91 X FF 90 3-2 F7			C FF 92 B FF 92 S SI 92 B FF 93 F SL 88 S SL 87 2-3 K	4	1	1	2	0	1	1
14 J.D. Martinez, R (1, 9) OBP: 0.280, SLG: 0.406		C FF 92 B SL 88 F SL 82 B FF 94 B CU 80 X FF 92 3-2 2 FC1-6 1B	C FF 93 B SL 86 B SL 84 B FF 87 X CH 83 3-1 2 PO 3-H 1B			C SL 84 B FF 93 X FF 92 1-1 1B		S SL 86 S SL 86 B SL 87 B SL 88 F SL 88 F FF 95 B FF 94 X SL 88 3-2 F8	4	0	3	1	0	0	0
2 Brandon Barnes, R (1, 8) OBP: 0.306, SLG: 0.354 15 Jason Castro, L (9, PH) OBP: 0.331, SLG: 0.480		B FF 92 C CH 83 1 SAFE X CU 78 1-1 FC1-6 30 CS 1-2f	B SL 81 F FF 92 1 SAFE 1-1 PO 1-2	F CU 81 X CU 78 0-1 10 E 30 1B 10 E 1B		1 SAFE C FF 94 1 SAFE F FF 93 C FF 93 0-3 K		C CU 81 B FF 94 B SI 92 F SL 88 B CU 82 X SL 89 3-2 P6	3 1	1 0	1 0	0 0	0 0	1 0	2 0
30 Matt Dominguez, R (1, 5) OBP: 0.253, SLG: 0.383		F FF 92 1 SAFE 1 SAFE C FF 92 B FF 94 1 SAFE B FF 91 S CH 84 2-3 K 1-2		1 SAFE B FF 89 1 SAFE X FF 92 1-0 10 E 10 E 1-2 1B		1 SAFE C FF 93 B FF 93 1 SAFE S SL 84 S FF 93 1-3 K			3	0	1	0	0	2	2
10 Jake Elmore, R (1, 6) OBP: 0.273, SLG: 0.308			C FF 91 B SL 84 X SL 84 1-1 G5-3	1 SAFE C SL 82 B FF 91 B SL 83 3 SAFE B SL 82 B FF 93 4-1 29 CS 1-3 2-H BB		X FF 92 0-0 L9			2	0	0	0	1	0	1
Inning Stats	R: 0 E: 0 K: 0 S: 3 H: 0 LOB: 0 BB: 0 P: 6	R: 2 E: 0 K: 1 S: 14 H: 2 LOB: 1 BB: 1 P: 27	R: 0 E: 0 K: 0 S: 12 H: 0 LOB: 0 BB: 0 P: 16	R: 1 E: 0 K: 1 S: 14 H: 2 LOB: 0 BB: 0 P: 25	R: 1 E: 2 K: 1 S: 8 H: 2 LOB: 2 BB: 1 P: 16	R: 0 E: 0 K: 0 S: 7 H: 0 LOB: 0 BB: 0 P: 11	R: 0 E: 0 K: 2 S: 9 H: 1 LOB: 1 BB: 0 P: 11	R: 0 E: 0 K: 3 S: 15 H: 1 LOB: 1 BB: 0 P: 20	R: 0 E: 0 K: 1 S: 12 H: 0 LOB: 0 BB: 0 P: 20	1B: 7 2B: 2 3B: 0 HR: 1 SF: 0 SAC: 0 DP: 2 HBP: 0						

PITCHER		IP	WLS	BF	H	R	ER	SO	BB	IBB	HBP	BLK	WP	HR	S	P	ERA	WHIP
51 Justin Grimm, R ERA: 5.88	(1, 1)	4.0		18	6	4	3	2	2	0	0	0	1	1	47	83	6.75	2.000
57 Cory Burns, R ERA: 3.86	(5, 1)	1.0	W	2	0	0	0	1	0	0	0	0	0	0	4	7	0.00	0.000
28 Joakim Soria, R ERA:	(6, 1)	1.0	H	3	0	0	0	0	0	0	0	0	0	0	7	11	0.00	0.000
44 Jason Frasor, R ERA: 2.59	(7, 1)	1.0	H	4	1	0	0	2	0	0	0	0	0	0	9	11	0.00	1.000
56 Neal Cotts, L ERA: 1.09	(8, 1)	1.0	H	4	1	0	0	3	0	0	0	0	0	0	15	20	0.00	1.000

PITCHER		IP	WLS	BF	H	R	ER	SO	BB	IBB	HBP	BLK	WP	HR	S	P	ERA	WHIP
36 Joe Nathan, R ERA: 1.4	(9, 1)	1.0	S	3	0	0	0	1	0	0	0	0	0	0	12	20	0.00	0.000

TOP

Houston Astros @ Texas Rangers

Rangers Ballpark in Arlington, Arlington, TX

Sun Jul 07 2013, 3:10 PM - 6:26 PM EDT

Att. 36,746 - Sunny - 93 F

livebaseballscorecards.com

AB	32
R	4
H	8
RBI	3
BB	2
SO	9
LOB	14

WP: 1	PA: 35		
PB: 0			
SB: 2			
CS: 2			

Houston Astros @ Texas Rangers

Rangers Ballpark in Arlington, Arlington, TX

Sun Jul 07 2013, 3:10 PM - 6:26 PM EDT

Att. 36,746 - Sunny - 93 F

livebaseballscorecards.com

BOTTOM

Batter	1	2	3	4	5	6	7	8	9	AB	R	H	RBI	BB	SO	LOB
5 Ian Kinsler, R (1, 4) OBP: 0.365, SLG: 0.436	X SI 86 0-0 ① P6	C CU 75 B SI 90 F CU 76 X FF 91 1-2 ② P4			B SI 90 X CU 76 1-0 E4 1 BB 17 1B		C FF 95 B FF 94 F FF 94 B FF 96 X FF 94 2-2 1 1B 1B			4	1	1	0	0	0	2
1 Elvis Andrus, R (1, 6) OBP: 0.301, SLG: 0.285	B SI 88 B SI 88 F SI 88 F FF 90 B FF 91 B FF 91 4-2 17 BB 12 HR BB	B FF 90 X FF 91 1-0 ③ F9			B FF 90 C CU 77 B CU 76 B FF 91 B FF 90 4-1 17 1B 1-2 BB		1 SAFE F FF 93 1 SAFE 1 SAFE B FF 94 B FF 94 F FF 94 1 SAFE X CU 78 2-2 1-3 1B			2	1	1	0	2	0	2
17 Nelson Cruz, R (1, 9) OBP: 0.333, SLG: 0.531	B FF 90 B CH 75 C FF 90 B SI 91 B FF 90 4-1 12 HR 1-2 BB		C CH 72 B FF 89 C FF 88 X FF 88 1-2 ① F8		B CU 76 F FF 90 F CH 75 B FF 90 X CU 77 2-2 12 F8-4 1-2 2-H 1B		C FF 94 F FF 95 C CU 79 0-3 ② K			3	1	1	1	1	1	2
29 Adrian Beltré, R (1, 10) OBP: 0.350, SLG: 0.524	B FF 91 X FF 90 1-0 ② P3		C CU 75 B FF 91 X FC 87 1-1 HR		X SI 91 0-0 ① F9		B FF 94 B CH 80 D CU 76 C FF 94 X FF 95 3-1 ③ G6-3			4	1	1	1	0	0	6
12 A.J. Pierzynski, L (1, 2) OBP: 0.310, SLG: 0.430	B CU 77 C FF 91 X CU 76 1-1 1-H 2-H HR		C FF 90 S FF 89 S FC 89 0-3 ② K		C SI 89 B SI 92 F FF 89 X FC 88 1-2 ② ③ F8-4 1-2			B FF 89 S FF 90 C FF 91 F FF 90 B FF 90 S FF 92 2-3 ① K		4	1	1	3	0	2	2
13 Jurickson Profar, S (1, 5) OBP: 0.320, SLG: 0.360	B FF 89 C FF 90 C FF 89 B CH 77 S SI 91 2-3 ③ K		B FF 89 X CU 77 1-0 ③ G6-3			C CU 75 C FF 90 B CU 75 F FF 92 B FF 91 B CU 75 B FF 92 4-2 61 CS BB		C KC 80 B FF 90 C FF 91 S SL 84 1-3 ② K		3	0	0	0	1	2	0
7 David Murphy, L (1, 7) OBP: 0.283, SLG: 0.385		B FC 87 C FC 87 F FC 84 B SI 90 B FF 85 F FF 91 X FF 90 3-2 2 1B 1B		B CU 75 B FF 88 B SI 89 B FF 87 4-0 61 G6-4-3 BB		C FF 91 F SI 90 S FF 91 0-3 ① K		C FF 92 X FF 91 0-1 ③ F7		3	0	1	0	1	1	1
61 Robinson Chirinos, R (1, 3) OBP: 0.192, SLG: 0.240 18 Mitch Moreland, L (8, 3) OBP: 0.315, SLG: 0.488		C FF 89 S FF 90 X FF 90 0-2 ① P3		C FF 88 C CU 76 F CU 77 B FF 90 X CU 77 1-2 ① ② G6-4-3 1-2f		F SI 91 1 SAFE 1 SAFE C SI 91 1 SAFE B SI 92 D CU 77 B FF 92 X FF 92 3-2 ② ③ F7 1-2				3 0	0 0	0 0	0 0	0 0	0 0	3 0
2 Leonys Martin, L (1, 8) OBP: 0.341, SLG: 0.448		L FF 90 F CU 75 B FF 88 B FC 86 B FF 91 1 SAFE F FC 90 X FF 90 3-2 1-2 1B		X CU 76 0-0 ③ G4-3			L FF 90 F CU 77 F CU 76 S SI 92 0-3 ① K			3	0	1	0	0	1	0

	AB	R	H	RBI	BB	SO	LOB
	29	5	7	5	5	7	18

Inning Stats																				
	R: 3	H: 1	R: 0	H: 2	R: 1	H: 1	R: 0	H: 0	R: 1	H: 1	R: 0	H: 0	R: 0	H: 2	R: 0	H: 0	1B: 5	SF: 0	WP: 0	PA: 34
	E: 0	LOB: 0	E: 0	LOB: 2	E: 0	LOB: 0	E: 0	LOB: 0	E: 1	LOB: 1	E: 0	LOB: 0	E: 0	LOB: 2	E: 0	LOB: 0	2B: 1	SAC: 0	PB: 0	
	K: 1	BB: 2	K: 0	BB: 0	K: 1	BB: 1	K: 0	BB: 1	K: 0	BB: 1	K: 1	BB: 0	K: 2	BB: 0	K: 2	BB: 0	3B: 0	DP: 2	SB: 0	
	S: 10	P: 22	S: 15	P: 23	S: 9	P: 12	S: 5	P: 10	S: 9	P: 17	S: 9	P: 16	S: 15	P: 22	S: 9	P: 12	HR: 2	HBP: 0	CS: 1	

PITCHER		IP	WLS	BF	H	R	ER	SO	BB	IBB	HBP	BLK	WP	HR	S	P	ERA	WHIP
45 Erik Bedard, L ERA: 4.67	(1, 1)	6.1	L	27	5	5	4	4	5	0	0	0	0	2	61	104	5.68	1.579
56 Paul Clemens, R ERA: 5.23	(7, 1)	0.2		4	2	0	0	1	0	0	0	0	0	0	11	18	0.00	3.000
53 Wesley Wright, L ERA: 4.18	(8, 1)	1.0		3	0	0	0	2	0	0	0	0	0	0	9	12	0.00	0.000

PITCHER	IP	WLS	BF	H	R	ER	SO	BB	IBB	HBP	BLK	WP	HR	S	P	ERA	WHIP

Batter	1	2	3	4	5	6	7	8	9	AB	R	H	RBI	BB	SO	LOB
27 Jose Altuve, R (1, 4) OBP: 0.319, SLG: 0.358	C SI 91 F FF 91 F FF 88 X CU 73 0-2 G5-3		X FC 89 0-0 FC6-4 1-2f			C FF 92 S SI 92 X FC 88 0-2 G4-3	F FC 88 B SI 92 F FC 88 D CU 68 X FC 88 2-2 G1-3		B SL 84 X SI 95 1-0 29 G3 1-3 3-H 1B	5	0	1	1	0	0	2
29 Brett Wallace, L (1, 5) OBP: 0.250, SLG: 0.409	B FC 90 F FC 90 B CU 73 S FC 90 F CU 76 F CU 75 X FC 90 2-2 G6-3		C CU 74 B FC 90 C FF 92 F CU 77 F FC 89 F FC 89 S CU 75 1-3 K			C FC 89 B FF 93 X FC 88 1-1 14 1B 2B		S CU 79 B CU 79 B FF 96 F FF 95 T FF 95 2-2 K	B FF 94 1 SAFE 1 SAFE C FF 94 F SI 95 X FF 95 1-2 G3 1-2 3-H	5	1	1	1	0	2	2
15 Jason Castro, L (1, 2) OBP: 0.332, SLG: 0.475	X FC 89 0-0 G6-3			C FF 90 F CU 74 S CU 73 0-3 K2-3		H SI 93 1-0 14 1B HBP		B FF 95 C FF 97 B FF 96 S FF 95 B FF 97 S FF 95 3-3 K	B CH 85 F FF 94 B FF 93 B CH 84 F FF 94 F FF 94 F FF 94 B SL 82 4-2 BB	3	0	0	0	1	2	0
14 J.D. Martinez, R (1, 9) (6, 7) OBP: 0.279, SLG: 0.402		B SI 91 C SI 91 C SI 92 X FC 88 1-2 G1-3		F FC 88 C CU 73 B FC 88 B SI 92 F SI 92 C CU 76 2-3 K		X FC 90 0-0 1-3 2-H 1B		B FF 96 B CH 87 C FF 96 B FF 95 X FF 95 3-1 F7	S FS 86 B FS 85 F FS 87 D FS 88 B FS 87 F FS 87 F FS 87 S FS 88 3-3 K	5	0	1	1	0	2	2
12 Carlos Pena, L (1, 3) OBP: 0.328, SLG: 0.361 30 Matt Dominguez, R (9, PH) OBP: 0.256, SLG: 0.385		C CU 74 B FC 91 T SI 92 S CU 77 1-3 K2-3		X FC 89 0-0 1B		S CU 75 S FC 92 B CU 78 S FC 90 1-3 K			C SI 86 B SI 86 B SI 87 X SI 86 2-1 2 BB 23 BB 10 1B 1B	3	0	1	0	0	2	2
59 Marc Krauss, L (1, 7) OBP: 0.231, SLG: 0.360 64 Lucas Harrell, S (6, 1) OBP: 0.500, SLG: 0.250 23 Chris Carter, R (9, PH) OBP: 0.323, SLG: 0.463		B FF 90 C FC 88 B CU 73 S FC 89 B CU 76 B CU 76 4-2 BB		B FF 91 C FC 89 C CU 74 S CU 75 1-3 K		B CU 76 X FC 91 1-0 G6-3			B FF 96 C SL 84 S SL 85 B SL 85 B FF 97 B SL 85 4-2 10 1B 2 BB 38 FC3-6 1-2 BB	2 0 0	0 0 1	0 0 0	0 0 0	1 0 1	1 0 0	3 0 0
2 Brandon Barnes, R (1, 8) OBP: 0.305, SLG: 0.348		C SI 90 F FC 88 F SI 93 S CU 76 0-3 K			C FC 86 X SI 91 0-1 G3-1		B FC 87 C FF 91 X CU 74 1-1 G1-3		B FF 97 F FF 95 B SL 84 F FF 96 B CU 74 B FF 96 4-2 38 FC3-6 10 1B 27 1B 1-2 2-3 BB	3	1	0	0	1	1	1
13 Ronny Cedeno, R (1, 6) OBP: 0.262, SLG: 0.301 10 Jake Elmore, R (5, 6) OBP: 0.304, SLG: 0.341			C SI 91 B FF 90 F FC 88 B FC 86 S CU 76 2-3 K		F SI 90 B FC 88 X CU 75 1-1 G6-3		C FC 87 X CU 73 0-1 1B		F FF 95 D CU 76 C FF 96 F FF 96 X CU 79 1-2 38 FC3-6 1-2 2-3 3-H 1B	2 2	0 0	0 2	0 1	0 0	1 0	0 0
20 Bud Norris, R (1, 1) OBP: 0.250, SLG: 0.250 38 Jimmy Paredes, S (6, 9) OBP: 0.229, SLG: 0.248			C SI 91 B FF 91 X SI 93 1-1 27 FC6-4 1B		B SI 91 C FF 90 B FC 88 F SI 91 X FF 92 2-2 L9		C FC 88 F FF 90 S CU 76 0-3 K		X FF 94 0-0 FC3-6 27 1B 29 G3 1-2f 2-3 3-H	2 2	0 1	1 0	0 1	0 0	0 1	0 3
Inning Stats	R: 0 E: 0 K: 0 S: 10 H: 0 LOB: 0 BB: 0 P: 12	R: 0 E: 0 K: 2 S: 12 H: 0 LOB: 1 BB: 1 P: 18	R: 0 E: 0 K: 2 S: 12 H: 1 LOB: 1 BB: 0 P: 16	R: 0 E: 0 K: 3 S: 11 H: 1 LOB: 1 BB: 0 P: 14	R: 0 E: 0 K: 0 S: 7 H: 0 LOB: 0 BB: 0 P: 10	R: 1 E: 0 K: 1 S: 10 H: 2 LOB: 2 BB: 0 P: 14	R: 0 E: 0 K: 1 S: 10 H: 1 LOB: 1 BB: 0 P: 13	R: 0 E: 0 K: 2 S: 8 H: 0 LOB: 0 BB: 0 P: 16	R: 4 E: 0 K: 1 S: 24 H: 3 LOB: 2 BB: 3 P: 44	1B: 7 2B: 1 3B: 0 HR: 0 SF: 0 SAC: 0 DP: 0 HBP: 1						

TOP

Houston Astros @ St. Louis Cardinals

Busch Stadium, St. Louis, MO

Tue Jul 09 2013, 7:19 PM - 10:36 PM CDT

Att. 43,836 - Partly Cloudy - 92 F

livebaseballscorecards.com

AB	35
R	5
H	8
RBI	5
BB	4
SO	12
LOB	15

WP: 0 PB: 0 SB: 0 CS: 0 PA: 40

PITCHER		IP	WLS	BF	H	R	ER	SO	BB	IBB	HBP	BLK	WP	HR	S	P	ERA	WHIP
50 Adam Wainwright, R ERA: 2.3	(1, 1)	7.0	W	28	5	1	1	9	1	0	1	0	0	0	72	97	1.29	0.857
46 Kevin Siegrist, L ERA:	(8, 1)	1.0		3	0	0	0	2	0	0	0	0	0	0	8	16	0.00	0.000
36 Randy Choate, L ERA: 2.5	(9, 1)	0.0		1	1	1	1	0	0	0	0	0	0	0	2	4	∞	∞
67 Michael Blazek, R ERA: 9.0	(9, 1)	0.2		7	2	3	3	0	3	0	0	0	0	0	17	32	40.50	7.500
44 Edward Mujica, R ERA: 2.39	(9, 1)	0.1	S	1	0	0	0	1	0	0	0	0	0	0	5	8	0.00	0.000

PITCHER		IP	WLS	BF	H	R	ER	SO	BB	IBB	HBP	BLK	WP	HR	S	P	ERA	WHIP

BOTTOM

Houston Astros @ St. Louis Cardinals

Busch Stadium, St. Louis, MO

Tue Jul 09 2013, 7:19 PM - 10:36 PM CDT

Att. 43,836 - Partly Cloudy - 92 F

livebaseballscorecards.com

Batter	1	2	3	4	5	6	7	8	9	AB	R	H	RBI	BB	SO	LOB
13 Matt Carpenter, L (1, 4) OBP: 0.393, SLG: 0.496	C FF 93 B SL 84 X FF 94 1-1 7 HR 1B	C FF 95 B SL 83 S SL 88 X SI 95 1-2 ② SF7 3-H		C SI 94 F SL 89 X SL 90 0-2 3 1B 2-H 3-H 2B		B SI 93 X SI 92 1-0 21 1B 2B		C SI 92 X CU 82 0-1 ① G4-3		4	3	3	3	0	0	0
3 Carlos Beltrán, S (1, 9) OBP: 0.347, SLG: 0.534	X SI 93 0-0 ① F7	F SL 85 S SL 87 C FF 95 0-3 ③ K		C SI 95 D SL 88 S FF 90 D SL 87 F CH 86 B CH 86 F SL 90 X SL 82 3-2 2-H 1B		B CH 84 X CU 81 1-0 ① P5		X SI 92 0-0 21 1B 2B		5	1	2	1	0	1	4
7 Matt Holliday, R (1, 7) OBP: 0.352, SLG: 0.447 43 Shane Robinson, R (8, PH) OBP: 0.363, SLG: 0.339 (9, 7)	C SL 79 F FF 94 X SL 82 0-2 1-H HR		X SI 93 0-0 ① P5	B FF 95 F FF 96 B FF 95 F SL 86 F FF 95 S SL 83 2-3 ③ K		H SI 92 1-0 21 1B HBP		B SI 93 C SI 94 B CU 83 B SI 94 C SI 93 F SI 94 B SI 93 4-2 21 1B BB		3 0	1 0	1 0	2 0	0 1	1 0	1 0
21 Allen Craig, R (1, 3) OBP: 0.372, SLG: 0.494	C FF 94 S SL 86 B FF 95 B SL 85 X SI 96 2-2 ② L8		C FF 92 F CH 86 B FF 95 F FF 95 X SL 87 1-2 4 G5-4-3 1B		X FF 92 0-0 ① P3	B FF 90 B FF 94 F SI 92 C SI 94 B FF 91 F SI 94 X SI 94 3-2 1-3 2-H 1B		B SI 92 X SI 94 1-0 48 G6-3 1-3 2-H 1B		5	0	3	2	0	0	0
4 Yadier Molina, R (1, 2) OBP: 0.389, SLG: 0.487 48 Tony Cruz, R (8, 2) OBP: 0.205, SLG: 0.214	S FF 92 C SI 95 F SL 85 X SI 95 0-2 ③ G1-3		F SL 81 B SL 86 F FF 94 X SL 86 1-2 ② ③ G5-4-3 1-2f		B FF 91 F SL 84 H FF 94 2-1 23 1B 19 1B HBP	I IN 46 I I I 4-0 23 G5-4-3 IBB		X SI 92 0-0 ② ③ G6-3 1-2f		2 1	1 0	0 0	0 0	1 0	0 0	1 2
23 David Freese, R (1, 5) OBP: 0.349, SLG: 0.392		X FF 92 0-0 33 2B 13 SF7 1B		X FF 92 0-0 33 2B 19 FC5-2 1B	S SL 81 C SL 86 F FF 94 F SL 84 X SI 95 0-2 19 1B 1-2 1B	B CU 81 C SI 94 B SI 93 X SI 94 2-1 ② ③ G5-4-3 1-2f				4	1	3	0	0	0	3
33 Daniel Descalso, L (1, 6) OBP: 0.339, SLG: 0.439		C CH 86 B SL 86 B CH 85 X FF 93 2-1 1-3 2B		B CH 85 X SI 92 1-0 50 SH2-4 13 2B 1-3 2B	C SL 81 F CH 86 F SL 84 B SI 94 B SI 94 F CH 88 F CH 87 F SL 88 B SL 86 3-3 ② S SL 84 K		C SI 92 F CH 82 B SI 94 F CH 83 F SI 94 X CU 83 1-2 ① G3		4	1	2	0	0	1	2
19 Jon Jay, L (1, 8) OBP: 0.328, SLG: 0.340		B CH 87 B FF 94 B SI 93 B SI 92 4-0 BB		X SL 86 0-0 ① FC5-2 50 SH2-4 13 2B 3-H	B SL 85 X FF 92 1-0 1-2 2-H 1B		X SI 93 0-0 ② G4-3		3	1	1	1	1	0	2
50 Adam Wainwright, R (1, 1) OBP: 0.125, SLG: 0.150 Matt Adams, L (7, PH) OBP: 0.366, SLG: 0.579 46 Kevin Siegrist, L (8, 1) 36 Randy Choate, L (9, 1) 67 Michael Blazek, R (9, 1) 44 Edward Mujica, R (9, 1)		S SL 85 C FF 94 S FF 95 0-3 ① K		X SL 85 0-0 ② SH2-4 1-2 2-3	S FF 94 C FF 94 D SL 86 S SL 84 1-3 ③ K		B SI 94 X CH 86 1-0 ③ G3		2 1 0 0 0 0	0 0 0 0 0 0	0 0 0 0 0 0	0 0 0 0 0 0	2 0 0 0 0 0	2 0 0 0 0 0	5 0 0 0 0 0
Inning Stats	R: 2 E: 0 K: 0 S: 13 H: 2 LOB: 0 BB: 0 P: 16	R: 1 E: 0 K: 2 S: 12 H: 2 LOB: 2 BB: 1 P: 19	R: 0 E: 0 K: 0 S: 8 H: 1 LOB: 0 BB: 0 P: 10	R: 3 E: 0 K: 1 S: 16 H: 4 LOB: 1 BB: 0 P: 22	R: 1 E: 0 K: 2 S: 18 H: 2 LOB: 2 BB: 0 P: 25	R: 1 E: 0 K: 0 S: 8 H: 2 LOB: 2 BB: 1 P: 20	R: 0 E: 0 K: 0 S: 7 H: 0 LOB: 0 BB: 0 P: 9	R: 1 E: 0 K: 0 S: 8 H: 2 LOB: 1 BB: 1 P: 13		1B: 9 2B: 5 3B: 0 HR: 1 SF: 1 SAC: 1 DP: 3 HBP: 2				WP: 0 PB: 0 SB: 0 CS: 0 PA: 41	

	AB	34
	R	9
	H	15
	RBI	9
	BB	3
	SO	5
	LOB	20

PITCHER		IP	WLS	BF	H	R	ER	SO	BB	IBB	HBP	BLK	WP	HR	S	P	ERA	WHIP
20 Bud Norris, R ERA: 3.63	(1, 1)	5.0	L	27	11	7	7	5	1	0	1	0	0	1	67	92	12.60	2.400
64 Lucas Harrell, R ERA: 5.06	(6, 1)	3.0		14	4	2	2	0	1	1	1	0	0	0	23	42	6.00	1.667

PITCHER	IP	WLS	BF	H	R	ER	SO	BB	IBB	HBP	BLK	WP	HR	S	P	ERA	WHIP

Batter	1	2	3	4	5	6	7	8	9	AB	R	H	RBI	BB	SO	LOB
10 Jake Elmore, R (1, 6) OBP: 0.314, SLG: 0.318	4-2 27 G5-4-3 BB	4-2 1-2 2-3 BB		2-2 FC6-4 1-2f		0-2 P6		2-2 P6		3	0	0	0	2	0	2
27 Jose Altuve, R (1, 4) OBP: 0.320, SLG: 0.358	0-0 G5-4-3 1-2f	0-2 F9		0-1 F9			1-2 23 BB 29 1B 1B	1-2 1-3 1B		5	1	2	0	0	0	5
15 Jason Castro, L (1, 2) OBP: 0.330, SLG: 0.474	2-1 F8		3-3 K		3-2 29 G3-1 14 1B 2B		1-2 L4	2-3 K		5	1	1	0	0	2	3
23 Chris Carter, R (1, 7) OBP: 0.327, SLG: 0.472		0-0 HR	4-0 29 1B BB		0-3 K		4-2 29 1B 1-2 BB		2-3 K	3	1	1	1	2	2	1
29 Brett Wallace, L (1, 3) OBP: 0.286, SLG: 0.437	0-0 2 G4-3 14 BB 30 E 1B	1-2 1-3 1B		3-2 G3-1 2-3			2-1 1-3 2-H 1B		1-2 14 E 1B	5	1	4	1	0	0	1
14 J.D. Martinez, R (1, 9) OBP: 0.281, SLG: 0.399	4-2 30 E 2 G4-3 18 FC3-2 1-2 BB	0-3 K		0-1 3-H 1B			1-3 K		2-2 FC5 12 G4-6-3 1-2	4	0	1	1	1	2	5
2 Brandon Barnes, R (1, 8) OBP: 0.299, SLG: 0.341 12 Carlos Pena, L (9, PH) OBP: 0.327, SLG: 0.360	2-0 G4-3 1-2 2-3	1-3 K		0-1 P4			1-3 K		0-1 G4-6-3 1-2f	4 1	0 0	0 0	0 0	0 0	2 0	7 2
30 Matt Dominguez, R (1, 5) OBP: 0.255, SLG: 0.381	0-1 E4 10 BB 18 FC3-2 2-3 3-H		4-2 10 FC6-4 BB		2-2 G6-3			0-3 K		3	0	0	1	1	1	1
18 Jordan Lyles, R (1, 1) 53 Wesley Wright, R (7, 1) 56 Paul Clemens, R (7, 1) 59 Marc Krauss, L (8, PH) OBP: 0.259, SLG: 0.385 38 Jimmy Paredes, S (8, PR) OBP: 0.229, SLG: 0.248 68 José Cisnero, R (8, 1)	0-0 FC3-2 10 BB 1-2 3-H	1-3 K		1-0 27 1B 1B						3 0 0 1 0 0	0 0 0 0 0 0	0 0 0 1 0 0	0 0 0 0 0 0	0 0 0 0 0 0	2 0 0 0 0 0	3 0 0 0 0 0
Inning Stats	R: 0 E: 0 K: 0 S: 5 H: 0 LOB: 0 BB: 1 P: 11	R: 2 E: 1 K: 0 S: 13 H: 2 LOB: 3 BB: 2 P: 23	R: 0 E: 0 K: 3 S: 13 H: 1 LOB: 2 BB: 1 P: 22	R: 0 E: 0 K: 1 S: 11 H: 0 LOB: 1 BB: 1 P: 17	R: 1 E: 0 K: 1 S: 15 H: 2 LOB: 1 BB: 0 P: 21	R: 0 E: 0 K: 1 S: 14 H: 0 LOB: 0 BB: 0 P: 17	R: 1 E: 0 K: 2 S: 21 H: 2 LOB: 2 BB: 1 P: 31	R: 0 E: 0 K: 2 S: 13 H: 2 LOB: 2 BB: 0 P: 19	R: 0 E: 1 K: 1 S: 17 H: 1 LOB: 1 BB: 0 P: 22	1B: 8 2B: 1 3B: 0 HR: 1 SF: 0 SAC: 0 DP: 2 HBP: 0						

PITCHER		IP	WLS	BF	H	R	ER	SO	BB	IBB	HBP	BLK	WP	HR	S	P	ERA	WHIP
40 Shelby Miller, R ERA: 2.92	(1, 1)	5.0		25	5	3	3	5	5	0	0	0	0	1	57	94	5.40	2.000
43 Seth Maness, R ERA: 2.73	(6, 1)	2.0	W	9	2	1	1	3	1	0	0	0	0	0	35	48	4.50	1.500
26 Trevor Rosenthal, R ERA: 1.88	(8, 1)	1.0	H	5	2	0	0	2	0	0	0	0	0	0	13	19	0.00	2.000
44 Edward Mujica, R ERA: 2.33	(9, 1)	1.0	S	4	1	0	0	1	0	0	0	0	0	0	17	22	0.00	1.000

PITCHER	IP	WLS	BF	H	R	ER	SO	BB	IBB	HBP	BLK	WP	HR	S	P	ERA	WHIP

TOP

Houston Astros @ St. Louis Cardinals

Busch Stadium, St. Louis, MO

Wed Jul 10 2013, 7:17 PM - 10:39 PM CDT

Att. 44,313 - Partly Cloudy - 87 F

livebaseballscorecards.com

AB	37
R	4
H	10
RBI	4
BB	6
SO	11
LOB	30

BOTTOM

Houston Astros @ St. Louis Cardinals

Busch Stadium, St. Louis, MO

Wed Jul 10 2013, 7:17 PM - 10:39 PM CDT

Att. 44,313 - Partly Cloudy - 87 F

livebaseballscorecards.com

Batter	1	2	3	4	5	6	7	8	9	AB	R	H	RBI	BB	SO	LOB
13 Matt Carpenter, L (1, 4) OBP: 0.394, SLG: 0.503	C SI 92 B SL 88 B SL 88 X SI 93 2-1 G1 ①		C CU 79 B SL 88 C SI 94 B CU 80 F CU 81 B CU 80 X SI 93 3-2 G4-3 ③		1 SAFE B CU 80 B SI 92 B SI 92 B SI 92 4-0 7 1B 1-2 BB		B SI 91 B SI 91 S SI 91 1 SAFE X SI 91 2-1 1-H HR			3	1	1	2	1	0	0
19 Jon Jay, L (1, 8) OBP: 0.325, SLG: 0.336	B SI 94 X SI 93 1-0 G3 ②			C SI 92 X CH 82 0-1 F7 ①	F CU 79 B SL 86 F CH 82 S CH 83 1-3 K ②		B FF 91 C SL 84 B FF 92 X SL 84 2-1 F8 ②			4	0	0	0	0	1	3
7 Matt Holliday, R (1, 7) OBP: 0.353, SLG: 0.451	B SI 94 B CU 80 C FF 94 B SI 93 F SI 94 F CU 81 X SI 93 3-2 G6-3 ③			X SL 86 0-0 1B 2B	B SI 91 B CU 81 B FF 94 C SI 92 C SI 92 X SI 93 3-2 1-3 2-H 3-H 1B		F FF 95 X CU 77 0-1 G6-3 ③			4	0	2	2	0	0	0
21 Allen Craig, R (1, 9) OBP: 0.373, SLG: 0.491		C FF 93 B SI 92 S SL 86 F SL 86 B SI 92 B SL 86 B SI 95 4-2 WP 1B BB		X SL 86 0-0 G6-3 ②	B SI 95 B SL 85 C SI 94 F SL 86 X SI 92 2-2 G2-3 ③			C FF 94 B FF 96 F SL 84 B FF 95 B SL 83 B FF 95 4-2 S BB		2	1	0	0	2	0	3
Matt Adams, L (1, 3) OBP: 0.370, SLG: 0.576		B SI 93 X SI 93 1-0 33 G4-6-3 1-H 1B		C CU 78 B CH 80 D CH 82 X SI 93 2-1 2-3 1B		X SI 92 0-0 G6-3 ①		B FF 92 B CH 85 B SI 92 S FF 94 S FF 92 F FF 94 S FF 94 3-3 1-2 K ①		4	0	2	1	0	1	1
23 David Freese, R (1, 5) OBP: 0.344, SLG: 0.386 44 Edward Mujica, R (9, 1)		C CU 79 X CU 80 0-1 F9 ①		X CU 81 0-0 G5-3 ③		C SI 94 S CH 82 B CU 80 F CU 81 F SI 92 X CU 81 1-2 G1-3 ②		B FF 95 F FF 95 F FF 93 F FF 95 S SL 83 1-3 K ②		4 0	0 0	0 0	0 0	0 0	1 0	4 0
33 Daniel Descalso, L (1, 6) OBP: 0.337, SLG: 0.431 (9, 5)		D CU 79 C SI 93 X CH 81 1-1 G4-6-3 ②③ 1-2f			B CH 85 X CU 76 1-0 G6-3 ①	X CH 82 0-0 P5 ③		I IN 71 I IN 75 I IN 76 I IN 76 4-0 48 FC6-4 IBB		3	0	0	0	1	0	1
48 Tony Cruz, R (1, 2) OBP: 0.229, SLG: 0.222			C SI 93 C SI 94 X CU 81 0-2 G4-3 ①		C SI 95 X CU 80 0-1 43 1B 7 1B 1B		H CU 74 1-0 13 HR HBP	S FF 94 S FF 94 X FF 95 0-2 FC6-4 ③ 1-2f		3	2	1	0	0	0	2
40 Shelby Miller, R (1, 1) OBP: 0.063, SLG: 0.156 43 Shane Robinson, R (5, PH) OBP: 0.370, SLG: 0.349 43 Seth Maness, R (6, 1) 4 Yadier Molina, R (7, PH) OBP: 0.388, SLG: 0.485 26 Trevor Rosenthal, R (8, 1) 38 Pete Kozma, R (9, 6) OBP: 0.281, SLG: 0.297			C SI 93 B SI 95 B SI 95 X SI 94 2-1 G6-3 ②		B SL 86 B FF 92 C SI 92 F SI 92 B SI 92 F SI 92 X SI 91 3-2 13 BB 7 1B 1-3 1B		C CU 77 S CH 85 F CU 80 F SI 90 B SI 89 S SI 89 1-3 K ①			1 1 0 1 0 0	0 1 0 0 0 0	0 1 0 0 0 0	0 0 0 0 0 0	0 0 0 1 0 0	0 0 0 1 0 0	0 0 0 1 0 0

	AB	30
	R	5
	H	7
	RBI	5
	BB	4
	SO	4
	LOB	15

Inning Stats	1	2	3	4	5	6	7	8	9
	R: 0 E: 0 K: 0 S: 7	H: 0 LOB: 0 BB: 0 P: 13	R: 1 E: 0 K: 0 S: 8	H: 1 LOB: 0 BB: 1 P: 14	R: 0 E: 0 K: 0 S: 9	H: 0 LOB: 0 BB: 0 P: 14	R: 0 E: 0 K: 0 S: 7	H: 2 LOB: 2 BB: 0 P: 9	R: 2 E: 0 K: 1 S: 16	H: 3 LOB: 2 BB: 1 P: 30	R: 0 E: 0 K: 0 S: 7	H: 0 LOB: 0 BB: 0 P: 8	R: 2 E: 0 K: 1 S: 11	H: 1 LOB: 0 BB: 0 P: 17	R: 0 E: 0 K: 2 S: 13	H: 0 LOB: 2 BB: 2 P: 25

	1B: 5	SF: 0	WP: 1	PA: 35
	2B: 1	SAC: 0	PB: 0	
	3B: 0	DP: 1	SB: 1	
	HR: 1	HBP: 1	CS: 0	

PITCHER		IP	WLS	BF	H	R	ER	SO	BB	IBB	HBP	BLK	WP	HR	S	P	ERA	WHIP
18 Jordan Lyles, R ERA: 4.02	(1, 1)	6.1		27	6	4	4	2	2	0	1	0	1	0	59	95	5.68	1.263
53 Wesley Wright, L ERA: 4.41	(7, 1)	0.1	L	2	1	1	1	0	0	0	0	0	0	1	4	8	27.00	3.000
56 Paul Clemens, R ERA: 5.19	(7, 1)	0.1		1	0	0	0	0	0	0	0	0	0	0	2	2	0.00	0.000
68 José Cisnero, R ERA: 2.87	(8, 1)	1.0		5	0	0	0	2	1	1	0	0	0	0	13	25	0.00	1.000

PITCHER		IP	WLS	BF	H	R	ER	SO	BB	IBB	HBP	BLK	WP	HR	S	P	ERA	WHIP

Batter	1	2	3	4	5	6	7	8	9	AB	R	H	RBI	BB	SO	LOB
10 Jake Elmore, R (1, 6) OBP: 0.327, SLG: 0.333	C SI 91 X FF 92 0-1 14 1B 23 1B 22 1B 1B		C FF 93 L KC 80 X FC 89 0-2 ① L6		B SI 94 C SI 94 C SI 94 X SI 95 1-2 ③ G6-3			B CH 86 B SI 93 X SI 91 2-0 27 CS 1B		4	1	2	0	0	0	1
27 Jose Altuve, R (1, 4) OBP: 0.317, SLG: 0.354	X FC 87 0-0 ① F8		X SI 94 0-0 ② F9			C CH 83 F KC 79 T KC 80 0-2 ① K		C FC 89 S KC 80 B KC 79 X FC 89 1-2 ②③ L9 1-2		4	0	0	0	0	1	2
23 Chris Carter, R (1, 7) OBP: 0.326, SLG: 0.469	B SI 93 1 SAFE S CH 84 1 SAFE 1 SAFE X CH 83 1-1 14 1B 22 1B 1-2 1B		C KC 80 S KC 80 S KC 80 0-3 ③ K			X CH 84 0-0 ② G3-1			B CH 82 F KC 79 X KC 79 1-1 ① F7	4	1	1	0	0	1	0
14 J.D. Martinez, R (1, 9) OBP: 0.285, SLG: 0.401	F CH 84 B FC 89 X FC 88 1-1 22 1B 1-2 2-3 1B			B CH 85 S CH 84 B SI 93 X SI 93 2-1 22 G4-6-3 1B		X SI 93 0-0 ③ G6-3			B KC 77 S CH 83 C SI 93 B CH 86 F KC 80 F SI 94 X CH 84 2-2 ② P4	4	0	2	0	0	0	0
22 Carlos Corporán, S (1, 2) OBP: 0.347, SLG: 0.445	F SI 94 X SI 93 0-1 29 G4-6-3 1-2 2-H 3-H 1B			C FC 90 1 SAFE F CH 86 1 SAFE X KC 79 0-2 ①② G4-6-3 1-2f			C CH 84 B SI 93 F SI 94 B SI 95 X CH 86 2-2 ① G6-3		C CH 83 X KC 78 0-1 ③ F8	4	0	1	2	0	0	1
29 Brett Wallace, L (1, 3) OBP: 0.275, SLG: 0.419	X SI 93 0-0 ②③ G4-6-3 1-2f			C KC 80 F KC 80 X SI 94 0-2 ③ G4-3			X SI 94 0-0 ② P1			3	0	0	0	0	0	2
30 Matt Dominguez, R (1, 5) OBP: 0.259, SLG: 0.387		X CH 84 0-0 ① G5-3			C KC 78 C SI 93 B KC 79 X FC 90 1-2 2 F9 2B		C CH 85 B KC 79 X KC 79 1-1 1B			3	0	2	0	0	0	0
2 Brandon Barnes, R (1, 8) OBP: 0.295, SLG: 0.337		C SI 92 F SI 92 X KC 79 0-2 ② P5			X CH 85 0-0 ① F9 2-3		C CH 85 B SI 94 X SI 94 1-1 ③ F8			3	0	0	0	0	0	2
59 Marc Krauss, L (1, 10) OBP: 0.233, SLG: 0.345		C KC 80 X SI 93 0-1 ③ G4-3			C SI 94 C SI 94 S SI 95 0-3 ② K			C KC 79 B KC 80 F SI 93 X SI 94 1-2 ① G6-3		3	0	0	0	0	1	1
Inning Stats	R: 2 E: 0 K: 0 S: 10 H: 4 LOB: 1 BB: 0 P: 12	R: 0 E: 0 K: 0 S: 6 H: 0 LOB: 0 BB: 0 P: 6	R: 0 E: 0 K: 1 S: 7 H: 0 LOB: 0 BB: 0 P: 7	R: 0 E: 0 K: 0 S: 8 H: 1 LOB: 0 BB: 0 P: 10	R: 0 E: 0 K: 1 S: 10 H: 1 LOB: 1 BB: 0 P: 12	R: 0 E: 0 K: 1 S: 5 H: 0 LOB: 0 BB: 0 P: 5	R: 0 E: 0 K: 0 S: 8 H: 1 LOB: 1 BB: 0 P: 12	R: 0 E: 0 K: 0 S: 7 H: 1 LOB: 0 BB: 0 P: 11	R: 0 E: 0 K: 0 S: 9 H: 0 LOB: 0 BB: 0 P: 12	1B: 7 2B: 1 3B: 0 HR: 0 SF: 0 SAC: 0 DP: 2 HBP: 0						

PITCHER	IP	WLS	BF	H	R	ER	SO	BB	IBB	HBP	BLK	WP	HR	S	P	ERA	WHIP
14 David Price, L (1, 1) ERA: 3.94	9.0	L	32	8	2	2	3	0	0	0	0	0	0	70	87	2.00	0.889

PITCHER	IP	WLS	BF	H	R	ER	SO	BB	IBB	HBP	BLK	WP	HR	S	P	ERA	WHIP

TOP

Houston Astros @ Tampa Bay Rays

Tropicana Field, St. Petersburg, FL

Fri Jul 12 2013, 7:13 PM - 9:50 PM EDT

Att. 13,347 - Dome - 72 F

livebaseballscorecards.com

AB	32
R	2
H	8
RBI	2
BB	0
SO	3
LOB	9

1B: 7	SF: 0	WP: 0	PA: 32
2B: 1	SAC: 0	PB: 0	
3B: 0	DP: 2	SB: 0	
HR: 0	HBP: 0	CS: 1	

Houston Astros @ Tampa Bay Rays

Tropicana Field, St. Petersburg, FL

Fri Jul 12 2013, 7:13 PM - 9:50 PM EDT

Att. 13,347 - Dome - 72 F

BOTTOM

Batter	1	2	3	4	5	6	7	8	9	AB	R	H	RBI	BB	SO	LOB
8 Desmond Jennings, R (1, 8) OBP: 0.332, SLG: 0.443	C FC 95 F FF 96 X FF 97 0-2 G6-3 ①			C KC 78 B KC 79 S FC 94 B KC 80 B FC 96 B FC 94 4-2 18 S BB		C FC 94 S FF 94 B KC 81 B KC 80 X KC 78 2-2 G5-3 ③			C CU 76 B CU 76 B CU 75 T SI 94 X CU 77 2-2 E6 30 DI 30 1B	3	1	0	0	1	0	0
30 Luke Scott, L (1, 10) OBP: 0.358, SLG: 0.462 5 Sam Fuld, L (9, PR) OBP: 0.258, SLG: 0.287	B FC 96 X FF 96 1-0 L9 ②			C FF 94 C FF 95 S FF 95 0-3 K ①			B FC 94 C FC 94 B KC 79 X FC 95 2-1 G6-3 ①		C SI 93 D SI 93 F SI 94 B CU 77 D CU 78 F CU 77 F SI 95 F SI 95 X CU 78 3-2 18 1B 1-H 1B	4	0	1	1	0	1	1
										0	0	0	0	0	0	0
18 Ben Zobrist, S (1, 4) OBP: 0.354, SLG: 0.392	C FC 96 C FC 96 B KC 80 B FC 95 C FC 95 2-3 K ③			C FC 94 B FC 95 1 SAFE C FC 94 X KC 80 1-2 G5-3 ② 1-2			B KC 79 C FC 95 B CH 86 X FF 95 2-1 3 G5-4-3 1B		1 SAFE B SI 92 1 SAFE C SI 94 X SI 94 1-1 1-3 1B	4	0	2	0	0	1	1
3 Evan Longoria, R (1, 5) OBP: 0.358, SLG: 0.512		B FC 95 B FC 94 X FC 94 2-0 G5-3 ①		C KC 80 F KC 80 X KC 81 0-2 F9 ③			B FF 93 D FC 94 F FF 95 X FC 95 2-1 G5-4-3 1-2f ② ③		C CU 77 D CU 78 C CU 77 F CU 77 F CU 78 B SI 95 C SI 95 2-3 K ③	4	0	0	0	0	1	4
21 James Loney, L (1, 3) OBP: 0.368, SLG: 0.469		F FC 94 X CH 84 0-1 L9 ②			C FC 93 B CH 85 B KC 79 X FC 93 2-1 G6-3 ①			C FC 92 B SI 92 C FC 94 F FC 94 F FF 94 B FC 93 X CH 86 2-2 9 G4-6-3 1B		3	0	1	0	0	0	0
9 Wil Myers, R (1, 9) OBP: 0.308, SLG: 0.396		C FC 96 C KC 78 B FF 94 F FC 94 B KC 81 B KC 78 X FC 95 3-2 F8 ③			B FC 95 F FF 94 B FC 94 B KC 79 B FC 94 4-1 20 G4-6-3 BB			B FF 94 X FF 94 1-0 G4-6-3 1-2f ① ②		2	0	0	0	1	0	1
20 Matt Joyce, L (1, 7) OBP: 0.324, SLG: 0.443			B KC 78 B FC 94 X FC 94 2-0 F7 ①		C FC 93 B FF 94 B CH 86 C FC 94 X FC 94 2-2 G4-6-3 1-2f ② ③			X FC 94 0-0 G3 ③		3	0	0	0	0	0	1
28 José Molina, R (1, 2) OBP: 0.311, SLG: 0.338 2 Kelly Johnson, L (9, PH) OBP: 0.314, SLG: 0.437			C FF 94 B FC 95 S FC 95 X FC 95 1-2 G6-3 ②			X FC 93 0-0 F8 ①			B FC 94 F FC 94 B FC 94 B FF 94 B FC 94 4-1 11 G6-4-3 BB	2	0	0	0	0	0	0
										0	0	0	0	1	0	0
11 Yunel Escobar, R (1, 6) OBP: 0.304, SLG: 0.359			B FC 96 X FF 95 1-0 G5-3 ③			B FF 94 X FF 94 1-0 L4 ②			B CU 75 S SI 94 F SI 93 X SI 94 1-2 G6-4-3 1-2f ① ②	3	0	0	0	0	0	1

Inning Stats										
	R: 0 E: 0 K: 1 S: 7	H: 0 LOB: 0 BB: 0 P: 10	R: 0 E: 0 K: 0 S: 7	H: 0 LOB: 0 BB: 0 P: 12	R: 0 E: 0 K: 0 S: 5	H: 0 LOB: 0 BB: 0 P: 9	R: 0 E: 0 K: 1 S: 11	H: 0 LOB: 1 BB: 1 P: 16	R: 0 E: 0 K: 0 S: 6	H: 0 LOB: 0 BB: 1 P: 14
	R: 0 E: 0 K: 0 S: 5	H: 0 LOB: 0 BB: 0 P: 8	R: 0 E: 0 K: 0 S: 6	H: 1 LOB: 0 BB: 0 P: 12	R: 0 E: 0 K: 0 S: 7	H: 1 LOB: 0 BB: 0 P: 10	R: 1 E: 1 K: 1 S: 20	H: 2 LOB: 2 BB: 1 P: 33	1B: 4 2B: 0 3B: 0 HR: 0	SF: 0 SAC: 0 DP: 4 HBP: 0

PITCHER		IP	WLS	BF	H	R	ER	SO	BB	IBB	HBP	BLK	WP	HR	S	P	ERA	WHIP
48 Jarred Cosart, R ERA:	(1, 1)	8.0	W	26	2	1	0	2	3	0	0	0	0	0	55	96	0.00	0.625
41 Jose Veras, R ERA: 3.2	(9, 1)	1.0	S	5	2	0	0	1	0	0	0	0	0	0	19	28	0.00	2.000

PITCHER	IP	WLS	BF	H	R	ER	SO	BB	IBB	HBP	BLK	WP	HR	S	P	ERA	WHIP

WP: 0	PA: 31
PB: 0	
SB: 1	
CS: 0	

livebaseballscorecards.com

AB	28
R	1
H	4
RBI	1
BB	3
SO	3
LOB	9

Batter	1	2	3	4	5	6	7	8	9	AB	R	H	RBI	BB	SO	LOB
12 Carlos Pena, L (1, 10) OBP: 0.329, SLG: 0.359	B FF 90 C SI 90 X SL 84 1-1 27 FC5-4 1B	B SI 93 B SI 93 B SI 93 B SI 93 4-0 BB			X SI 92 0-0 ② G3			B FF 91 B CU 79 F CU 79 X FS 81 2-1 ② G1-3		3	0	1	0	1	0	0
27 Jose Altuve, R (1, 4) OBP: 0.316, SLG: 0.353	C SI 90 F SI 88 D CH 81 B SI 90 F CH 83 F SI 90 F FF 90 X CH 85 2-2 ① FC5-4 15 2B 14 G6-3 1-2f	B SI 92 C SI 92 B FF 90 F FF 91 X SI 92 2-2 ③ G6-3			B SI 91 B CH 86 X SI 92 2-0 15 PO 1B			B CU 78 B CU 78 X FF 90 2-0 ③ F8		4	1	1	0	0	0	2
15 Jason Castro, L (1, 2) OBP: 0.332, SLG: 0.478	X CH 84 0-0 29 HR 1-3 2B		B SI 92 C SI 91 X SI 92 1-1 29 G4-6-3 1B		C SI 91 B SI 92 1 SAFE 1-1 ③ PO 1-2	C SL 83 S CH 86 B SI 92 B SI 92 F CH 85 F SI 93 B SI 92 S SL 86 3-3 ① K			C SI 94 F SI 96 B CH 84 S CH 85 1-3 ① K	4	1	2	0	0	2	0
14 J.D. Martinez, R (1, 9) OBP: 0.280, SLG: 0.394	B FF 92 X SI 91 1-0 ② G6-3 3-H		B FF 90 B SI 91 X CH 84 2-0 ① F7			F CH 86 X CH 85 0-1 ② G5-3			S SI 95 X SI 96 0-1 ② G4-3	4	0	0	1	0	0	2
29 Brett Wallace, L (1, 3) OBP: 0.274, SLG: 0.449	B CH 86 X CH 86 1-0 2-H HR		B SI 91 X SI 91 1-0 ②③ G4-6-3 1-2f			B SI 93 B CH 85 F SI 92 F SI 94 S SI 92 2-3 ③ K			B SI 97 F SI 96 B SI 96 S CH 84 S CH 86 2-3 ③ K	4	1	1	2	0	2	1
44 Justin Maxwell, R (1, 8) OBP: 0.306, SLG: 0.376	C SI 92 B FF 93 S SI 92 F CH 85 X SI 92 1-2 2B			C CH 85 B SL 83 S CH 84 F SI 92 F CH 85 B SL 84 T CH 84 2-2 ① K			S SI 95 B FF 96 F FF 95 B SI 97 C SI 97 2-3 ① K			3	0	1	0	0	2	0
59 Marc Krauss, L (1, 7) OBP: 0.212, SLG: 0.313	B SI 93 B CH 85 T SI 93 B FF 92 C CH 85 C SI 92 3-3 ③ K			B CH 85 B SL 88 F SI 93 S SI 87 B SI 92 S CH 85 3-3 ② K			C SI 96 C SI 97 C SI 96 0-3 ② K			3	0	0	0	0	3	1
30 Matt Dominguez, R (1, 5) OBP: 0.257, SLG: 0.383		C FF 91 X SI 92 0-1 ① F7		C SI 92 X SL 85 0-1 ③ F8			S SL 86 B SI 97 T FF 97 X SI 97 1-2 ③ P3			3	0	0	0	0	0	0
10 Jake Elmore, R (1, 6) OBP: 0.310, SLG: 0.314		B SI 92 C FF 92 C SI 92 F FF 92 B CH 86 F CH 86 F SI 92 S SI 94 2-3 ② K			C SI 90 B SI 91 X SI 91 1-1 ① G5-3			C CU 78 S FS 81 F FS 81 B FF 91 X FF 90 1-2 ① F8		3	0	0	0	0	1	0
Inning Stats	R: 3 E: 0 K: 1 S: 18 H: 4 LOB: 1 BB: 0 P: 27	R: 0 E: 0 K: 1 S: 11 H: 0 LOB: 1 BB: 1 P: 19	R: 0 E: 0 K: 0 S: 4 H: 1 LOB: 0 BB: 0 P: 8	R: 0 E: 0 K: 2 S: 10 H: 0 LOB: 0 BB: 0 P: 15	R: 0 E: 0 K: 0 S: 5 H: 1 LOB: 0 BB: 0 P: 9	R: 0 E: 0 K: 2 S: 10 H: 0 LOB: 0 BB: 0 P: 15	R: 0 E: 0 K: 2 S: 9 H: 0 LOB: 0 BB: 0 P: 12	R: 0 E: 0 K: 0 S: 7 H: 0 LOB: 0 BB: 0 P: 12	R: 0 E: 0 K: 2 S: 8 H: 0 LOB: 0 BB: 0 P: 11	1B: 3 2B: 2 3B: 0 HR: 1	SF: 0 SAC: 0 DP: 1 HBP: 0					

TOP

Houston Astros @ Tampa Bay Rays

Tropicana Field, St. Petersburg, FL

Sat Jul 13 2013, 4:11 PM - 6:58 PM EDT

Att. 20,409 - Dome - 72 F

livebaseballscorecards.com

AB	31
R	3
H	6
RBI	3
BB	1
SO	10
LOB	6

WP: 0 PB: 0 SB: 0 CS: 0 PA: 33

PITCHER		IP	WLS	BF	H	R	ER	SO	BB	IBB	HBP	BLK	WP	HR	S	P	ERA	WHIP
40 Roberto Hernandez, R ERA: 4.9	(1, 1)	6.0	W	23	6	3	3	6	1	0	0	0	0	1	58	93	4.50	1.167
57 Jake McGee, L ERA: 4.34	(7, 1)	1.0	H	3	0	0	0	2	0	0	0	0	0	0	9	12	0.00	0.000
62 Joel Peralta, R ERA: 3.21	(8, 1)	1.0	H	3	0	0	0	0	0	0	0	0	0	0	7	12	0.00	0.000
56 Fernando Rodney, R ERA: 3.79	(9, 1)	1.0	S	3	0	0	0	2	0	0	0	0	0	0	8	11	0.00	0.000

PITCHER	IP	WLS	BF	H	R	ER	SO	BB	IBB	HBP	BLK	WP	HR	S	P	ERA	WHIP

Houston Astros @ Tampa Bay Rays

Tropicana Field, St. Petersburg, FL

Sat Jul 13 2013, 4:11 PM - 6:58 PM EDT

Att. 20,409 - Dome - 72 F

livebaseballscorecards.com

BOTTOM

Batter	1	2	3	4	5	6	7	8	9	AB	R	H	RBI	BB	SO	LOB
8 Desmond Jennings, R (1, 8) OBP: 0.334, SLG: 0.442	C CH 79 B SI 90 X SI 88 1-1 G3-1 ①			C SL 77 B SI 89 C SL 77 X FF 88 1-2 G5-3 ①	B CH 76 B SL 76 B CH 76 C SL 76 X SL 77 3-1 2-H 1B		B FF 92 B SI 91 D SI 90 C SI 92 B SI 91 4-1 1-2 BB			3	0	1	1	1	0	0
1 Sean Rodríguez, R (1, 7) OBP: 0.328, SLG: 0.387 20 Matt Joyce, L (7, PH) OBP: 0.323, SLG: 0.442 (8, 7)	B CH 78 B SI 88 C SI 88 B SI 89 X SI 88 3-1 G6-3 ②			F SI 90 B CU 76 B SI 89 F SI 89 B SI 90 X SI 90 3-2 18 FC6-4 1B	C SI 89 1 SAFE 1 SAFE B FF 90 1 SAFE S SI 89 F SL 81 S SI 89 1-3 K ③		B CH 83 B SI 90 C FF 92 B CH 82 F SI 92 X SI 92 3-2 F7 ②			3 1	0 0	1 0	0 0	0 0	1 0	1 2
18 Ben Zobrist, S (1, 4) OBP: 0.350, SLG: 0.387	C FF 88 C SI 90 B SL 81 F FF 90 X SI 91 1-2 G6-3 ③			B SI 89 F FF 88 X SI 90 1-1 FC6-4 ② 1-2f		B SI 87 F FF 87 B CH 77 C SI 89 X SL 80 2-2 G5-3 ①	B SI 92 B SI 91 F SI 91 X CU 80 2-1 P6 ③			4	0	0	0	0	0	3
3 Evan Longoria, R (1, 5) OBP: 0.354, SLG: 0.506		C FF 88 F CU 74 B FF 91 C SI 90 1-3 K ①		C SL 78 B SI 89 B SI 89 B SI 90 X SI 89 3-1 G5-3 ③		B SI 93 F SI 93 B SI 93 X SI 92 2-1 G5-3 ②		B FF 94 X FF 94 1-0 F9 ①		4	0	0	0	0	1	1
9 Wil Myers, R (1, 9) OBP: 0.315, SLG: 0.400		F SI 90 B SI 90 F CU 75 F SL 79 S SI 90 1-3 K ②			B SI 88 X SI 89 1-0 30 HR 1B	C SI 94 C CU 82 B SI 94 F CU 83 B FF 93 B SI 93 X SI 93 3-2 30 S 30 1B 1B		C FF 95 B FF 88 B FF 94 B FF 92 X FF 93 3-1 F7 ②		4	2	2	0	0	1	0
30 Luke Scott, L (1, 10) OBP: 0.361, SLG: 0.478		C FF 91 T SL 80 B SL 80 X SI 89 1-2 G4-3 ③			C SL 80 B FF 88 C SL 79 X SL 79 1-2 1-H HR	B FF 93 S SI 92 B CU 80 X CH 82 2-1 1-H 1B		C SI 90 B FC 88 B CU 75 X FC 88 2-1 G4-3 ③		4	1	2	3	0	0	0
21 James Loney, L (1, 3) OBP: 0.367, SLG: 0.467			F FF 89 F FF 88 X CU 76 0-2 28 G1-6-3 1B		B FF 91 B FF 88 X FF 87 2-0 G4-3 ①	B FF 91 C FF 90 B CU 80 1 SAFE F FF 91 D FF 93 X FF 92 3-2 F8 ③				3	0	1	0	0	0	1
28 José Molina, R (1, 2) OBP: 0.306, SLG: 0.331			X SI 89 0-0 G1-6-3 ① ② 1-2f		F SL 79 F SI 90 B SL 78 F FF 89 B SI 90 X SL 79 2-2 G5-6-3 ②		B SI 92 C FF 92 B SI 92 F SI 92 F SI 92 X CU 81 2-2 G5-3 ①			3	0	0	0	0	0	1
11 Yunel Escobar, R (1, 6) OBP: 0.307, SLG: 0.364			X SI 90 0-0 G5-3 ③		X SI 90 0-0 8 S 8 1B 2B		C SL 88 B SL 87 B SI 93 B SI 93 B SI 94 4-1 8 BB BB			2	1	1	0	1	0	0
Inning Stats	R: 0 E: 0 K: 0 S: 8 H: 0 LOB: 0 BB: 0 P: 13	R: 0 E: 0 K: 2 S: 10 H: 0 LOB: 0 BB: 0 P: 13	R: 0 E: 0 K: 0 S: 5 H: 1 LOB: 0 BB: 0 P: 5	R: 0 E: 0 K: 0 S: 10 H: 1 LOB: 1 BB: 0 P: 18	R: 3 E: 0 K: 1 S: 16 H: 4 LOB: 1 BB: 0 P: 26	R: 1 E: 0 K: 0 S: 14 H: 2 LOB: 1 BB: 0 P: 26	R: 0 E: 0 K: 0 S: 11 H: 0 LOB: 2 BB: 2 P: 26	R: 0 E: 0 K: 0 S: 5 H: 0 LOB: 0 BB: 0 P: 11		1B: 6 2B: 1 3B: 0 HR: 1 SF: 0 SAC: 0 DP: 1 HBP: 0			WP: 0 PB: 0 SB: 2 CS: 0 PA: 33		

	AB	31
	R	4
	H	8
	RBI	4
	BB	2
	SO	3
	LOB	9

PITCHER		IP	WLS	BF	H	R	ER	SO	BB	IBB	HBP	BLK	WP	HR	S	P	ERA	WHIP
60 Dallas Keuchel, L ERA: 4.62	(1, 1)	5.1		21	6	3	3	3	0	0	0	0	0	1	52	80	5.06	1.125
64 Lucas Harrell, R ERA: 5.07	(6, 1)	1.2	L	9	2	1	1	0	2	0	0	0	0	0	22	47	5.40	2.400
35 Josh Fields, R ERA: 5.65	(8, 1)	0.2		2	0	0	0	0	0	0	0	0	0	0	3	7	0.00	0.000
54 Travis Blackley, L ERA: 4.97	(8, 1)	0.1		1	0	0	0	0	0	0	0	0	0	0	2	4	0.00	0.000

PITCHER	IP	WLS	BF	H	R	ER	SO	BB	IBB	HBP	BLK	WP	HR	S	P	ERA	WHIP

Batter	1	2	3	4	5	6	7	8	9	AB	R	H	RBI	BB	SO	LOB
12 Carlos Pena, L (1, 3) OBP: 0.325, SLG: 0.354	C FF 93 S FF 94 B FF 96 F FF 96 C SL 86 1-3 ① K			B FF 92 C SL 83 B FF 93 B SL 81 T FF 92 F SL 84 S SL 84 3-3 ① K		X CH 84 0-0 ③ L9			C FF 94 B FF 96 F FF 96 F FF 96 F FF 96 C SL 86 1-3 ① K	4	0	0	0	0	3	1
27 Jose Altuve, R (1, 4) OBP: 0.315, SLG: 0.352	X FF 95 0-0 15 G5-4-3 1B			B FF 95 C SL 82 X FF 95 1-1 ② G6-3			C FF 93 B FF 95 X SL 84 1-1 ① G1-3		C SL 82 F SL 84 X FF 97 0-2 ② G5-3 1-2	4	0	1	0	0	0	1
15 Jason Castro, L (1, 10) OBP: 0.331, SLG: 0.475	C FF 94 B FF 94 1 SAFE C SL 84 X FF 96 1-2 ② ③ G5-4-3 1-2f			X CH 84 0-0 ③ G4-3			B FF 94 B CH 85 X FF 93 2-0 14 FC4-6 1B		C SL 84 B FF 97 C FF 94 X CH 85 1-2 ③ L8	4	0	1	0	0	0	2
14 J.D. Martinez, R (1, 7) OBP: 0.281, SLG: 0.394		C FF 94 F FF 94 B SL 86 X SL 84 1-2 22 G6-3 1B			C SL 82 B FF 94 F SL 84 X FF 96 1-2 ① P4		X SL 84 0-0 ② FC4-6 1-2f			3	0	1	0	0	0	1
29 Brett Wallace, L (1, 5) OBP: 0.276, SLG: 0.457		C FF 94 B FF 95 S CH 85 F CH 84 F FF 94 S SL 86 1-3 ① K			B FF 95 C SL 83 X FF 95 1-1 2B		F CH 83 C FF 94 B FF 96 B SL 86 F CH 84 B FF 95 S CH 83 3-3 ③ K			3	0	1	0	0	2	2
22 Carlos Corporán, S (1, 2) OBP: 0.339, SLG: 0.434		F FF 95 B FF 95 1 SAFE T FF 95 X FF 95 1-2 ② ③ G6-3 1-2			B FF 93 S CH 81 S FF 94 2 SAFE C FF 94 1-3 ② K			B CH 81 C FF 93 S FF 92 B FF 95 F CH 83 X SL 84 2-2 ① L7		3	0	0	0	0	1	2
44 Justin Maxwell, R (1, 9) OBP: 0.298, SLG: 0.365			B FF 92 B FF 92 F FF 92 X FF 93 2-1 ① P3		B SL 84 S SL 83 X FF 96 1-1 ③ G6-3			B FF 94 X FF 94 1-0 ② G6-3		3	0	0	0	0	0	1
2 Brandon Barnes, R (1, 8) OBP: 0.291, SLG: 0.332			C SL 83 C FF 95 S FF 96 0-3 ② K			S FF 93 B FF 95 S SL 83 B SL 83 X SL 84 2-2 ① F7		C FF 94 X SI 95 0-1 ③ G1-3		3	0	0	0	0	1	0
13 Ronny Cedeno, R (1, 6) OBP: 0.264, SLG: 0.302			B FF 95 C SL 83 T FF 95 X FF 96 1-2 ③ F9			S FF 95 F SI 96 B FF 96 S SL 85 1-3 ② K			C FF 93 B SL 84 F FF 94 B SL 84 X SL 83 2-2 27 G5-3 1B	3	0	1	0	0	1	0
Inning Stats	R: 0 H: 1 E: 0 LOB: 0 K: 1 BB: 0 S: 8 P: 10	R: 0 H: 1 E: 0 LOB: 0 K: 1 BB: 0 S: 11 P: 14	R: 0 H: 0 E: 0 LOB: 0 K: 1 BB: 0 S: 8 P: 11	R: 0 H: 0 E: 0 LOB: 0 K: 1 BB: 0 S: 7 P: 11	R: 0 H: 1 E: 0 LOB: 0 K: 1 BB: 0 S: 10 P: 14	R: 0 H: 0 E: 0 LOB: 0 K: 1 BB: 0 S: 7 P: 10	R: 0 H: 1 E: 0 LOB: 1 K: 1 BB: 0 S: 8 P: 14	R: 0 H: 0 E: 0 LOB: 0 K: 0 BB: 0 S: 7 P: 10	R: 0 H: 1 E: 0 LOB: 1 K: 1 BB: 0 S: 14 P: 18	1B: 4 SF: 0 2B: 1 SAC: 0 3B: 0 DP: 1 HR: 0 HBP: 0						

TOP

Houston Astros @ Tampa Bay Rays

Tropicana Field, St. Petersburg, FL

Sun Jul 14 2013, 1:43 PM - 4:33 PM EDT

Att. 21,180 - Dome - 72 F

livebaseballscorecards.com

AB	30
R	0
H	5
RBI	0
BB	0
SO	8
LOB	10

WP: 0 PA: 30
PB: 0
SB: 0
CS: 0

PITCHER		IP	WLS	BF	H	R	ER	SO	BB	IBB	HBP	BLK	WP	HR	S	P	ERA	WHIP
22 Chris Archer, R ERA: 2.96	(1, 1)	9.0	W	30	5	0	0	8	0	0	0	0	0	0	80	112	0.00	0.556

PITCHER	IP	WLS	BF	H	R	ER	SO	BB	IBB	HBP	BLK	WP	HR	S	P	ERA	WHIP

Houston Astros @ Tampa Bay Rays

Tropicana Field, St. Petersburg, FL

Sun Jul 14 2013, 1:43 PM - 4:33 PM EDT

Att. 21,180 - Dome - 72 F

BOTTOM

Batter	1	2	3	4	5	6	7	8	9	AB	R	H	RBI	BB	SO	LOB
8 Desmond Jennings, R (1, 8) OBP: 0.335, SLG: 0.449	B FS 83 B FS 82 T SI 87 C SI 88 X CU 75 2-2 3 2B 1B	C CU 76 X CU 77 0-1 ③ FC5-4 1-2f		B CU 77 F CH 75 X SI 90 1-1 ①② G4-6-3 1-2f 3-H		1 SAFE B FF 92 1 SAFE X FF 94 1-0 1-H HR		C CU 75 B CU 77 F CU 75 X CU 78 1-2 ③ FC6-4 1-2f		5	2	2	2	0	0	4
18 Ben Zobrist, S (1, 4) (9, 6) OBP: 0.347, SLG: 0.383	X SI 88 0-0 ① F8		C CH 74 B FF 89 F SI 89 F SI 91 B CU 75 X SI 90 2-2 ① F9	F SI 90 B CU 79 F FF 90 B SI 91 B FF 91 S CU 78 3-3 ③ K		F FF 92 S CH 80 B CU 80 S CU 77 1-3 ③ K				4	0	0	0	0	2	1
9 Wil Myers, R (1, 9) OBP: 0.321, SLG: 0.413	C SI 87 F SI 88 B CU 74 C FF 89 1-3 ② K		B CU 76 F CU 76 C FF 89 X FF 89 1-2 30 FC4-6 2B		F SI 88 C SI 89 B CU 76 B SI 90 X CH 72 2-2 ① G6-3		X FF 93 0-0 3 S 1B			4	0	2	0	0	1	1
3 Evan Longoria, R (1, 5) OBP: 0.356, SLG: 0.507	F SI 89 B SI 89 1 SAFE D CU 76 B CH 75 X SI 89 3-1 1-H 2B		B CU 76 F SI 89 S CU 76 B FF 90 F CU 77 B SI 91 F CU 76 B FF 91 4-2 30 FC4-6 BB		B CU 78 S SI 90 C SI 91 S SI 91 1-3 ② K		C CU 75 1 SAFE C CU 76 B CU 79 B FF 94 B CU 77 S FF 94 3-3 ① K 1-2			3	0	1	1	1	2	1
30 Luke Scott, L (1, 10) OBP: 0.359, SLG: 0.479	C SI 88 B SI 90 F SI 86 B SI 89 B FF 86 X FF 86 3-2 ③ F8		B SI 87 X FF 85 1-0 ② FC4-6 1-2f 2-3		C FF 89 C SI 91 X FF 91 0-2 2B		X FF 94 0-0 ② P4			4	0	1	0	0	0	4
1 Sean Rodríguez, R (1, 3) OBP: 0.320, SLG: 0.376 21 James Loney, L (7, PH) OBP: 0.366, SLG: 0.466 (8, 3)		C FF 87 B FF 88 S FF 88 C SI 89 1-3 ① K	B CU 76 C CU 76 D CU 76 C SI 89 B SI 90 S CU 77 3-3 ③ K		B FF 90 C CU 76 C CU 76 F CU 75 B SI 90 S CU 77 2-3 ③ K		C CU 76 S CH 83 D CU 80 F CH 83 D CU 80 F CH 85 X CH 86 2-2 ③ G4-3			3 1	0 0	0 0	0 0	0 0	3 0	3 1
2 Kelly Johnson, L (1, 7) (9, 4) OBP: 0.320, SLG: 0.442		S FF 89 C SI 89 B FF 86 B SI 87 B SI 90 F FF 88 F FF 88 X SI 90 3-2 11 BB 1B		F SI 86 B CU 75 B SI 89 S FF 89 X FF 88 2-2 59 1B 59 E 1B		X FF 92 0-0 8 HR 1B		F FF 91 X CH 82 0-1 ① G3		4	2	3	0	0	0	0
59 Jose Lobaton, S (1, 2) OBP: 0.330, SLG: 0.393		B SI 90 C SI 89 X FF 88 1-1 ② F9		X SI 89 0-0 E1 11 1B 8 G4-6-3 1-H 1B		F FF 92 F FF 92 B FF 94 X CU 78 1-2 ① L4		F CH 81 C CU 75 X CU 78 0-2 ② G4-3		4	1	1	0	0	0	2
11 Yunel Escobar, R (1, 6) OBP: 0.312, SLG: 0.367 5 Sam Fuld, L (8, PR) OBP: 0.258, SLG: 0.287 (9, 7)		B SI 89 C CH 76 F CU 76 B SI 91 F CU 76 B SI 89 B SI 90 4-2 8 FC5-4 1-2 BB		B SI 90 C SI 90 C SI 91 B SI 90 X SI 91 2-2 8 G4-6-3 2-3 1B		1 SAFE F FF 94 X FF 94 0-1 ② F9		B CU 77 S CH 81 X FF 93 1-1 8 FC6-4 1B		3 0	0 0	2 0	0 0	1 0	0 0	1 0
Inning Stats	R: 1 E: 0 K: 1 S: 12 H: 2 LOB: 1 BB: 0 P: 21	R: 0 E: 0 K: 1 S: 15 H: 1 LOB: 2 BB: 1 P: 24	R: 0 E: 0 K: 1 S: 15 H: 1 LOB: 2 BB: 1 P: 26	R: 2 E: 1 K: 1 S: 12 H: 3 LOB: 0 BB: 0 P: 20	R: 0 E: 0 K: 2 S: 13 H: 1 LOB: 1 BB: 0 P: 18	R: 2 E: 0 K: 1 S: 10 H: 2 LOB: 0 BB: 0 P: 13	R: 0 E: 0 K: 1 S: 10 H: 1 LOB: 1 BB: 0 P: 15	R: 0 E: 0 K: 0 S: 10 H: 1 LOB: 1 BB: 0 P: 12		1B: 8 2B: 3 3B: 0 HR: 1 SF: 0 SAC: 0 DP: 1 HBP: 0						

livebaseballscorecards.com

AB	35
R	5
H	12
RBI	3
BB	2
SO	8
LOB	18

WP: 0 PA: 37
PB: 0
SB: 1
CS: 0

PITCHER		IP	WLS	BF	H	R	ER	SO	BB	IBB	HBP	BLK	WP	HR	S	P	ERA	WHIP
45 Erik Bedard, L ERA: 4.61	(1, 1)	5.0	L	24	8	3	2	6	2	0	0	0	0	0	67	109	3.60	2.000
56 Paul Clemens, R ERA: 5.24	(6, 1)	3.0		13	4	2	2	2	0	0	0	0	0	1	30	40	6.00	1.333

PITCHER	IP	WLS	BF	H	R	ER	SO	BB	IBB	HBP	BLK	WP	HR	S	P	ERA	WHIP

Seattle Mariners @ Houston Astros

Minute Maid Park, Houston, TX

Fri Jul 19 2013, 7:12 PM - 10:58 PM CDT

Att. 24,627 - Roof Closed - 73 F

TOP

livebaseballscorecards.com

Batter	1	2	3	4	5	6	7	8	9	AB	R	H	RBI	BB	SO	LOB
5 Brad Miller, L (1, 6) OBP: 0.351, SLG: 0.500	X FC 93 0-0 6 G3 1B		B FF 93 B FF 92 X FF 93 2-0 ② F8	B SL 86 B FF 93 F FF 92 C FF 91 F SL 87 B FF 93 B FF 93 4-2 BB		B SL 86 B FC 92 X FF 91 2-0 1-H HR		F FF 93 D KC 81 C FF 93 F FF 94 F KC 82 B KC 80 F FF 94 F KC 81 B FF 94 3-2 X FF 92 1-H 2-H HR	B FF 93 B FF 93 X FF 94 2-0 ② F8	5	2	3	5	1	0	2
6 Nick Franklin, S (1, 4) OBP: 0.337, SLG: 0.453	1 SAFE B FF 92 C FF 92 1 SAFE B SL 83 C FF 93 X SL 82 2-2 ① G3 1-2		B CH 88 B FC 93 C FF 93 F SL 82 X SL 83 2-2 1B	C SL 80 B FF 92 C FF 91 F SI 93 D SL 81 S FC 94 2-3 ② K		B FF 92 C FF 91 S SL 84 S SL 85 2-3 ③ K		C FF 93 X KC 79 0-1 8 G4-3 2B	B SL 86 S FF 93 B FF 93 B FF 94 F FF 92 F FF 94 S FF 94 3-3 ③ K	6	0	2	0	0	3	5
28 Raul Ibanez, L (1, 7) OBP: 0.312, SLG: 0.571	C SL 81 B SL 82 X SL 87 1-1 ② P2		B SL 84 C FC 93 B CH 88 S SL 88 F CH 87 B FC 94 X SL 86 3-2 ③ L4	F FF 92 S SL 80 X SL 86 0-2 ③ P6			B FF 90 B SL 82 F FF 90 X SL 83 2-1 15 G3 8 BB 1B	B CH 84 C FF 94 C KC 81 F FF 93 S FF 94 1-3 ① K		5	0	1	0	0	1	5
8 Kendrys Morales, S (1, 10) OBP: 0.338, SLG: 0.460	B CH 86 B SL 85 X SI 94 2-0 ③ G3			B FF 91 C FF 88 X SL 82 1-1 15 HR 1B	B SI 90 B FF 91 C FF 91 X SL 86 2-1 ① P5		C FF 91 B SL 85 B FF 91 B SL 85 B FF 92 4-1 1-2 15 G3 BB	C KC 80 X CH 85 0-1 ② G4-3 2-3		4	1	1	0	1	0	2
15 Kyle Seager, L (1, 5) OBP: 0.357, SLG: 0.492		C FF 91 B SL 88 X CH 86 1-1 ① P6		X FF 92 0-0 1-H HR	C SL 80 B FF 95 F SL 87 F SL 83 F FF 93 B SL 83 X FF 93 2-2 ② F7		X SL 84 0-0 ① G3 1-2 2-3	C KC 79 X FF 94 0-1 ③ G3		5	1	1	2	0	0	3
17 Justin Smoak, S (1, 3) OBP: 0.372, SLG: 0.441		B SL 88 F SI 93 B FF 94 S SL 84 B FF 94 F CH 88 B FF 94 4-2 55 FC3-6 BB		B FF 93 B SL 87 S SL 86 F FC 92 X SL 84 2-2 ① F8	B SL 83 X FF 92 1-0 ③ P4		X SL 84 0-0 ② G6-3		X FF 93 0-0 HR	4	1	1	1	1	0	2
55 Michael Saunders, L (1, 9) OBP: 0.305, SLG: 0.362		X SL 86 0-0 ② FC3-6 3 S 1-2f		B SL 87 C FF 92 S SL 86 B FF 93 F SL 84 F SL 82 H SL 84 3-2 3 BB 13 2B HBP		B FF 89 S FC 92 S SL 84 B SL 82 B FF 92 X SL 87 3-2 ① G4-3	S SL 85 B SL 85 B FF 92 F SL 85 S SL 84 2-3 ③ K		X FF 93 0-0 13 WP 1B	4	1	1	0	0	1	3
3 Mike Zunino, R (1, 2) OBP: 0.293, SLG: 0.292		B SL 82 1 SAFE C FF 93 S SL 85 B FF 95 F FF 94 B FF 94 F SL 85 S SL 84 3-3 ③ K 1-2		B FC 93 S SL 82 1 SAFE B FC 93 C FC 92 B SL 83 B FF 93 4-2 13 2B 1-2 BB		B SL 81 B FF 92 F FF 91 S FF 91 B SL 79 B FF 93 4-2 5 HR BB		B FF 94 F FF 93 F KC 81 B KC 80 B KC 80 B FF 93 4-2 13 BB 5 HR BB	X FF 94 0-0 ① F8	2	3	0	0	3	1	2
13 Dustin Ackley, L (1, 8) OBP: 0.275, SLG: 0.261			B FF 91 C FF 91 F SL 87 B SL 81 X FC 93 2-2 ① G3	C FF 92 F SL 85 X SL 83 0-2 1-H 2-H 2B		X SL 83 0-0 ② F7		C FF 94 C FF 95 D KC 81 F FF 94 D KC 83 B FF 94 B FF 94 4-2 1-2 5 HR BB	B SL 86 S FF 92 D SL 88 B FF 93 B FF 92 4-1 1-2 BB	3	1	1	2	2	0	1
Inning Stats	R: 0 E: 0 K: 0 S: 7 H: 1 LOB: 1 BB: 0 P: 12	R: 0 E: 0 K: 1 S: 11 H: 0 LOB: 1 BB: 1 P: 19	R: 0 E: 0 K: 0 S: 11 H: 1 LOB: 1 BB: 0 P: 20	R: 4 E: 0 K: 1 S: 24 H: 3 LOB: 2 BB: 2 P: 40	R: 0 E: 0 K: 0 S: 8 H: 0 LOB: 0 BB: 0 P: 13	R: 2 E: 0 K: 1 S: 10 H: 1 LOB: 0 BB: 1 P: 21	R: 0 E: 0 K: 1 S: 8 H: 1 LOB: 2 BB: 1 P: 16	R: 3 E: 0 K: 1 S: 22 H: 2 LOB: 1 BB: 2 P: 34	R: 1 E: 0 K: 1 S: 9 H: 2 LOB: 2 BB: 1 P: 18	1B: 5 2B: 2 3B: 0 HR: 4 SF: 0 SAC: 0 DP: 0 HBP: 1	WP: 1 PB: 0 SB: 1 CS: 0 PA: 47					

PITCHER		IP	WLS	BF	H	R	ER	SO	BB	IBB	HBP	BLK	WP	HR	S	P	ERA	WHIP
20 Bud Norris, R ERA: 3.91	(1, 1)	5.2	L	28	6	6	6	2	4	0	1	0	0	2	68	120	9.53	1.765
53 Wesley Wright, L ERA: 4.24	(6, 1)	1.1		6	1	0	0	2	1	0	0	0	0	0	11	21	0.00	1.500
35 Josh Fields, R ERA: 7.04	(8, 1)	1.0		7	2	3	3	1	2	0	0	0	0	1	22	34	27.00	4.000
62 Hector Ambriz, R ERA: 5.5	(9, 1)	1.0		6	2	1	1	1	1	0	0	0	1	1	9	18	9.00	3.000

PITCHER	IP	WLS	BF	H	R	ER	SO	BB	IBB	HBP	BLK	WP	HR	S	P	ERA	WHIP

AB	38
R	10
H	11
RBI	10
BB	8
SO	6
LOB	25

Batter	1	2	3	4	5	6	7	8	9	AB	R	H	RBI	BB	SO	LOB
10 Jake Elmore, R (1, 6) OBP: 0.317, SLG: 0.321	C FF 87 B FF 88 B CH 81 X FF 88 2-1 G1-3		B CU 74 X FF 90 1-0 27 G4-3 27 WP 1B		B CH 82 C SI 90 B CU 75 X FF 90 2-1 27 1B 1B	C CU 83 B CU 83 X FF 93 1-1 ③ FC6-4 1-2f		X FF 91 0-0 ② F7		5	0	2	0	0	0	2
27 Jose Altuve, R (1, 4) OBP: 0.316, SLG: 0.358	F FF 90 S CU 75 B SL 80 B FF 90 S CU 76 2-3 ② K		S CH 81 B CH 81 F SI 89 B SL 81 F CU 75 X SI 89 2-2 ② G4-3 1-3		X FF 89 0-0 15 1B 1-3 1B		B FF 93 F FF 93 C CU 82 X CU 84 1-2 ① F8	X FF 90 0-0 3B		5	0	2	0	0	1	1
15 Jason Castro, L (1, 2) OBP: 0.335, SLG: 0.478	X FF 90 0-0 2B		C CU 76 B SL 82 S CU 77 D CU 76 S SL 82 2-3 ③ K		B SL 82 B SI 88 X FF 88 2-0 ② 1-2 1B		X FF 94 0-0 ② G4-3	B SL 80 C SI 91 B FF 91 B SI 91 B SI 92 4-1 23 FC5-4 BB		4	0	2	0	1	1	1
23 Chris Carter, R (1, 3) OBP: 0.327, SLG: 0.466	C FF 90 B CH 82 F FF 90 X CH 82 1-2 ③ G3			B FF 86 B CH 80 B FF 87 C FF 87 C SI 88 B SI 88 4-2 14 G6-4-3 BB	B CU 76 C FF 92 F CH 83 B SL 81 S SL 82 2-3 ③ K2-3		B FF 94 C FF 93 S CU 84 B CU 84 X CU 84 2-2 14 FC5-4 1B	B CU 78 F FF 96 X CU 77 1-1 ③ FC5-4 1-2f		4	0	1	0	1	1	5
14 J.D. Martinez, R (1, 7) OBP: 0.276, SLG: 0.386		X FF 88 0-0 ① F9		C CU 73 X CH 82 0-1 ①② G6-4-3 1-2f		B CU 71 B FF 87 B FF 87 C FF 87 C SI 89 X SI 90 3-2 ① F9	B FF 94 B CU 83 X FF 93 2-0 ③ FC5-4 1-2f		S FF 97 F FF 97 S CU 79 0-3 ① K	5	0	0	0	0	1	2
44 Justin Maxwell, R (1, 9) OBP: 0.311, SLG: 0.370		C CU 72 B CH 80 B CH 81 F FF 88 S CU 75 2-3 ② K		X SI 90 0-0 2 WP 2 3B 1B		B FF 90 B CH 82 B FF 90 C FF 88 B SI 89 4-1 2 1B 29 FC4-6 BB		X FC 89 0-0 2 2B 30 G6-3 1B	B CU 77 C FF 97 S CH 89 C CU 78 1-3 ② K	4	3	2	0	1	2	0
2 Brandon Barnes, R (1, 8) OBP: 0.306, SLG: 0.375		B FF 89 X CU 75 1-0 HR		B SI 90 F SI 89 F CH 82 B SL 80 B CH 81 X FF 91 3-2 1-H 3B		B FF 89 X FF 88 1-0 29 FC4-6 30 BB 1-3 1B		B FC 90 C FF 94 X FF 95 1-1 30 G6-3 1-3 29 HR 2B	B FF 97 C FF 96 F FF 97 X CU 79 1-2 30 DI 30 1B 1B	5	3	5	2	0	0	0
30 Matt Dominguez, R (1, 5) OBP: 0.259, SLG: 0.381		F FF 90 X CH 82 0-1 ③ G4-3		C CU 74 D CH 82 S CU 76 S CU 75 1-3 ③ K		B CH 81 D CU 75 B FF 88 C SI 87 B FF 89 4-1 29 FC4-6 1-2 BB		B FC 91 B FC 90 C FC 90 S CU 78 X CU 78 2-2 ① G6-3 2-3 3-H	C FF 96 D CU 79 X FF 96 1-1 1-H 1B	4	0	1	2	1	1	2
13 Ronny Cedeno, R (1, 10) OBP: 0.260, SLG: 0.298 29 Brett Wallace, L (6, PH) OBP: 0.278, SLG: 0.488 (7, 10)			C FF 88 B FF 88 B FF 89 B SI 89 F FF 90 S SI 90 3-3 ① K		F SI 89 B FF 90 B CH 83 F FF 90 B SL 82 X FF 91 3-2 ① G5-3	X FF 94 0-0 ② FC4-6 10 FC6-4 1-2f 2-3 3-H		C SL 80 F SL 80 X SL 80 0-2 3-H HR	X CH 88 0-0 ③ G3	2 3	0 1	0 1	0 3	0 0	1 0	0 3
Inning Stats	R: 0 E: 0 K: 1 S: 9 H: 1 LOB: 1 BB: 0 P: 14	R: 1 E: 0 K: 1 S: 7 H: 1 LOB: 0 BB: 0 P: 10	R: 0 E: 0 K: 2 S: 11 H: 1 LOB: 1 BB: 0 P: 19	R: 1 E: 0 K: 1 S: 11 H: 2 LOB: 1 BB: 1 P: 19	R: 0 E: 0 K: 1 S: 10 H: 3 LOB: 2 BB: 0 P: 19	R: 1 E: 0 K: 0 S: 9 H: 1 LOB: 2 BB: 2 P: 22	R: 0 E: 0 K: 0 S: 8 H: 1 LOB: 1 BB: 0 P: 13	R: 3 E: 0 K: 0 S: 14 H: 4 LOB: 2 BB: 1 P: 22	R: 1 E: 0 K: 2 S: 12 H: 2 LOB: 1 BB: 0 P: 15	1B: 10 2B: 2 3B: 2 HR: 2 SF: 0 SAC: 0 DP: 1 HBP: 0						

PITCHER		IP	WLS	BF	H	R	ER	SO	BB	IBB	HBP	BLK	WP	HR	S	P	ERA	WHIP
23 Joe Saunders, L ERA: 4.28	(1, 1)	5.1	W	26	9	3	3	6	3	0	0	0	2	1	54	99	5.06	2.250
31 Yoervis Medina, R ERA: 2.25	(6, 1)	1.2	H	6	1	0	0	0	0	0	0	0	0	0	11	17	0.00	0.600
40 Danny Farquhar, R ERA: 7.61	(8, 1)	0.1		3	2	2	2	0	0	0	0	0	0	0	6	9	54.00	6.000
59 Oliver Pérez, L ERA: 1.98	(8, 1)	0.1		4	2	1	1	0	1	0	0	0	0	1	6	10	27.00	9.000
54 Tom Wilhelmsen, R ERA: 4.04	(8, 1)	1.1	S	6	2	1	1	2	0	0	0	0	0	0	14	18	6.75	1.500

PITCHER	IP	WLS	BF	H	R	ER	SO	BB	IBB	HBP	BLK	WP	HR	S	P	ERA	WHIP

BOTTOM

Seattle Mariners @ Houston Astros

Minute Maid Park, Houston, TX

Fri Jul 19 2013, 7:12 PM - 10:58 PM CDT

Att. 24,627 - Roof Closed - 73 F

livebaseballscorecards.com

AB	41
R	7
H	16
RBI	7
BB	4
SO	8
LOB	16

WP: 2 PA: 45
PB: 0
SB: 0
CS: 0

Batter	1	2	3	4	5	6	7	8	9	AB	R	H	RBI	BB	SO	LOB
5 Brad Miller, L (1, 6) OBP: 0.346, SLG: 0.478	C SI 88 X SI 86 0-1 G3 ①			B SI 89 S SI 89 X CU 76 1-1 G3 ①		C CU 77 D CH 76 C SI 90 B CH 78 B SI 91 B SI 90 4-2 6 SF8 6 PB 28 PB 1-2 BB	C FF 95 B SL 84 B CH 88 S FF 95 S FF 95 2-3 K ③			3	1	0	0	1	1	1
6 Nick Franklin, S (1, 4) OBP: 0.330, SLG: 0.444	C SI 90 B CH 78 F SI 91 B CH 76 S CH 76 2-3 K ②			C CU 78 S CU 77 B FF 90 B SI 92 S CU 78 2-3 K ②		C CU 78 B CH 77 B SI 91 X SI 91 2-1 SF8 ② 1-3 2-H		B SI 90 X SI 89 1-0 G5-3 ①		3	0	0	1	0	2	0
28 Raul Ibanez, L (1, 7) OBP: 0.311, SLG: 0.565	C SI 91 B FF 91 B SI 89 S FF 90 S FF 89 2-3 K ③			T FF 90 B SI 90 B SI 91 S CU 78 B FF 90 F FF 86 F FF 90 S CH 76 3-3 K ③		B FF 90 B CH 75 S FF 89 B FF 89 B SI 89 4-1 3-H BB		C SI 92 B FF 88 S SI 90 B CU 79 S FF 88 2-3 K ②		3	0	0	0	1	3	0
8 Kendrys Morales, S (1, 10) OBP: 0.337, SLG: 0.457		B SI 90 F FF 89 F SI 90 X CU 77 1-2 G5-3 ①			C SI 89 C CU 76 B SI 91 B CU 77 B SI 91 B CU 77 4-2 12 FC6-4 BB	C CU 76 S SI 90 X CU 74 0-2 L9 ③		B SI 91 B FC 88 S FF 89 F SI 91 F CH 80 S CU 76 2-3 K ③		3	0	0	0	1	1	1
15 Kyle Seager, L (1, 5) OBP: 0.353, SLG: 0.487		B FF 90 B FF 91 X SI 91 2-0 F7 ②			B SI 91 B CH 77 F SI 90 S CH 76 D CU 78 S CH 76 3-3 K ①		B SI 88 S CH 74 F FF 88 X CH 73 1-2 P5 ①		C FS 82 B SI 93 F FS 83 F CU 76 B CU 76 X SI 94 2-2 P6 ①	4	0	0	0	0	1	1
17 Justin Smoak, S (1, 3) OBP: 0.371, SLG: 0.435		F SI 91 F CU 78 C FF 90 0-3 K ③			B CU 75 F CH 75 F CH 75 F SI 92 S SI 93 1-3 K ②		B SI 87 B CH 77 B CH 75 B SI 86 4-0 3 BB 55 2B BB		F FS 87 B CU 76 F SI 94 S CU 78 1-3 K ②	3	1	0	0	1	3	1
12 Jason Bay, R (1, 9) OBP: 0.308, SLG: 0.409 13 Dustin Ackley, L (7, PH) OBP: 0.272, SLG: 0.259 (7, 8)			F SI 89 B CH 74 B CH 73 B SI 90 X SI 91 3-1 F9 ①		C SI 92 X CH 77 0-1 FC6-4 ③ 1-2f		C FF 94 F FF 94 S FF 96 0-3 K ②		F SI 94 B FS 85 B FS 84 X FS 84 2-1 G3 ③	2 2	0 0	0 0	0 0	0 0	0 1	1 1
3 Mike Zunino, R (1, 2) OBP: 0.294, SLG: 0.286			B SI 92 C SI 91 C SI 92 B CU 79 B CU 79 C SI 92 3-3 K ②			C SI 88 C CU 74 B FF 89 S CU 76 1-3 K ① 4-2 55 2B 1-2 BB	B FF 96 B FF 94 S FF 94 C FF 96 B FF 96 F FF 96 B SL 83			2	1	0	0	1	2	0
55 Michael Saunders, L (1, 8) OBP: 0.309, SLG: 0.367 (7, 9)			S FF 91 S SI 90 F FF 91 B SI 92 C SI 90 1-3 K ③			B FF 89 F SI 89 T CH 75 B SI 90 B CH 75 B FF 85 4-2 6 PB 5 BB 6 SF8 BB	C FF 93 B SL 86 B SL 87 X FF 95 2-1 1-H 2-H 2B			2	1	1	2	1	1	0
Inning Stats	R: 0 E: 0 K: 2 S: 8 H: 0 LOB: 0 BB: 0 P: 12	R: 0 E: 0 K: 1 S: 7 H: 0 LOB: 0 BB: 0 P: 10	R: 0 E: 0 K: 2 S: 9 H: 0 LOB: 0 BB: 0 P: 16	R: 0 E: 0 K: 2 S: 10 H: 0 LOB: 0 BB: 0 P: 16	R: 0 E: 0 K: 2 S: 11 H: 0 LOB: 1 BB: 1 P: 19	R: 2 E: 0 K: 1 S: 13 H: 0 LOB: 1 BB: 3 P: 28	R: 2 E: 0 K: 2 S: 14 H: 1 LOB: 1 BB: 2 P: 27	R: 0 E: 0 K: 2 S: 8 H: 0 LOB: 0 BB: 0 P: 13	R: 0 E: 0 K: 1 S: 9 H: 0 LOB: 0 BB: 0 P: 14	1B: 0 2B: 1 3B: 0 HR: 0 SF: 1 SAC: 0 DP: 0 HBP: 0						

TOP

Seattle Mariners @ Houston Astros

Minute Maid Park, Houston, TX

Sat Jul 20 2013, 6:10 PM - 9:08 PM CDT
Att. 25,747 - Roof Closed - 73 F

livebaseballscorecards.com

AB	27
R	4
H	1
RBI	3
BB	6
SO	15
LOB	6

PITCHER		IP	WLS	BF	H	R	ER	SO	BB	IBB	HBP	BLK	WP	HR	S	P	ERA	WHIP
45 Erik Bedard, L ERA: 4.41	(1, 1)	6.1	L	24	0	3	1	10	5	0	0	0	0	0	61	109	1.42	0.789
68 José Cisnero, R ERA: 3.05	(7, 1)	0.2		4	1	1	1	2	1	0	0	0	0	0	11	19	13.50	3.000
54 Travis Blackley, L ERA: 4.8	(8, 1)	1.0		3	0	0	0	2	0	0	0	0	0	0	8	13	0.00	0.000
41 Jose Veras, R ERA: 3.12	(9, 1)	1.0		3	0	0	0	1	0	0	0	0	0	0	9	14	0.00	0.000

PITCHER	IP	WLS	BF	H	R	ER	SO	BB	IBB	HBP	BLK	WP	HR	S	P	ERA	WHIP

BOTTOM

Batter	1	2	3	4	5	6	7	8	9	AB	R	H	RBI	BB	SO	LOB
12 Carlos Pena, L (1, 10) OBP: 0.324, SLG: 0.350	B FF 86 B FS 85 B FS 87 C FF 87 B FF 88 4-1 27 G6-4-3 BB		F FF 91 S FF 87 B FF 88 D SL 78 S FF 88 2-3 ② K		S FS 84 F FF 91 F FF 92 D FF 87 X FF 91 1-2 ① P3		C SL 82 S FS 84 S FS 84 0-3 ② K			3	0	0	0	1	2	4
27 Jose Altuve, R (1, 4) OBP: 0.313, SLG: 0.355	X SL 80 0-0 ① ② G6-4-3 1-2f		D SL 79 B SL 82 C FF 91 X SL 80 2-1 ③ L1-3		X FF 90 0-0 ② SF9 2-3 3-H		F FF 90 X CU 70 0-1 ③ G6-3			3	0	0	1	0	0	3
15 Jason Castro, L (1, 2) OBP: 0.334, SLG: 0.475	B FF 87 B FF 88 B FF 88 C FF 89 F SL 81 C FF 89 3-3 ③ K			B SL 82 X FF 90 1-0 ① G4-3	T FF 87 B SL 83 S FF 87 X FS 87 1-2 3-H 1B			C SL 80 F SI 92 C SI 94 0-3 ① K		4	0	1	1	0	2	0
23 Chris Carter, R (1, 7) OBP: 0.327, SLG: 0.466		S FF 87 B SL 78 S SL 79 S FF 90 1-3 ① K		X FF 88 0-0 29 G3 2B	X SL 78 0-0 ③ F8			C FF 94 S SI 94 B SL 84 B FF 94 S FF 94 2-3 ② K		4	0	1	0	0	2	1
29 Brett Wallace, L (1, 3) OBP: 0.266, SLG: 0.466		B SL 81 C FF 89 X FF 87 1-1 ② G3-1		X FS 85 0-0 ② G3 2-3		C FS 86 S FS 82 B FS 83 C FF 90 1-3 ① K		X FF 93 0-0 ③ P6		4	0	0	0	0	1	1
44 Justin Maxwell, R (1, 9) OBP: 0.317, SLG: 0.378		S SL 78 B FF 90 X FF 90 1-1 ③ G4-3		B SL 81 F FF 91 S SL 80 D FF 88 B SL 78 B FF 92 4-2 BB		X SL 79 0-0 2 FC1-6-5-4-1 2B			B CU 78 X FF 96 1-0 ① L9	3	0	1	0	1	0	0
2 Brandon Barnes, R (1, 8) OBP: 0.305, SLG: 0.373			C FF 87 X SL 79 0-1 30 1B 1B	C FF 91 X FS 86 0-1 ③ G5-3		B FF 89 F FS 84 B FF 87 X SL 82 2-1 ② FC1-6-5-4-1 2-3			X FF 96 0-0 ② G1-3	4	0	1	0	0	0	3
30 Matt Dominguez, R (1, 5) OBP: 0.265, SLG: 0.384			C FF 88 X SL 78 0-1 1-3 1B		X FS 85 0-0 10 2B 27 SF9 1B	B FS 84 C FF 90 S FS 86 F FS 86 F FF 91 S FS 84 1-3 ③ K			B CU 78 B FF 97 C FF 96 B CH 88 C FF 96 D CU 79 4-2 BB	3	1	2	0	1	1	1
10 Jake Elmore, R (1, 6) OBP: 0.318, SLG: 0.339 59 Marc Krauss, L (9, PH) OBP: 0.206, SLG: 0.303			C FF 90 F FF 91 S FS 86 0-3 ① K		S SL 79 B SL 79 1 SAFE X FF 87 1-1 27 SF9 15 1B 1-3 2B		B FF 87 X FF 87 1-0 ① B5-3		S CH 88 X CH 88 0-1 ③ F8	3 1	1 0	1 0	0 0	0 0	1 0	2 1
Inning Stats	R: 0 E: 0 K: 1 S: 5 H: 0 LOB: 0 BB: 1 P: 12	R: 0 E: 0 K: 1 S: 7 H: 0 LOB: 0 BB: 0 P: 10	R: 0 E: 0 K: 2 S: 12 H: 2 LOB: 2 BB: 0 P: 16	R: 0 E: 0 K: 0 S: 7 H: 1 LOB: 2 BB: 1 P: 12	R: 2 E: 0 K: 0 S: 12 H: 3 LOB: 1 BB: 0 P: 15	R: 0 E: 0 K: 2 S: 11 H: 1 LOB: 1 BB: 0 P: 15	R: 0 E: 0 K: 1 S: 6 H: 0 LOB: 0 BB: 0 P: 7	R: 0 E: 0 K: 2 S: 7 H: 0 LOB: 0 BB: 0 P: 9	R: 0 E: 0 K: 0 S: 6 H: 0 LOB: 1 BB: 1 P: 11	1B: 4 2B: 3 3B: 0 HR: 0	SF: 1 SAC: 0 DP: 1 HBP: 0	WP: 0 PB: 0 SB: 0 CS: 0	PA: 36				

PITCHER	IP	WLS	BF	H	R	ER	SO	BB	IBB	HBP	BLK	WP	HR	S	P	ERA	WHIP
18 Hisashi Iwakuma, R (1, 1) ERA: 2.99	7.0	W	29	7	2	2	7	2	0	0	0	0	0	60	87	2.57	1.286
41 Charlie Furbush, L (8, 1) ERA: 3.43	1.0	H	3	0	0	0	2	0	0	0	0	0	0	7	9	0.00	0.000
54 Tom Wilhelmsen, R (9, 1) ERA: 3.95	1.0	S	4	0	0	0	0	1	0	0	0	0	0	6	11	0.00	1.000

PITCHER	IP	WLS	BF	H	R	ER	SO	BB	IBB	HBP	BLK	WP	HR	S	P	ERA	WHIP

Seattle Mariners @ Houston Astros

Minute Maid Park, Houston, TX

Sat Jul 20 2013, 6:10 PM - 9:08 PM CDT

Att. 25,747 - Roof Closed - 73 F

livebaseballscorecards.com

AB	32
R	2
H	7
RBI	2
BB	3
SO	9
LOB	16

Batter	1	2	3	4	5	6	7	8	9	AB	R	H	RBI	BB	SO	LOB
5 Brad Miller, L (1, 6) (8, 5) OBP: 0.357, SLG: 0.473	F SI 94 B CU 81 B SI 96 B SI 94 B SI 92 4-1 6 L5-3 BB	B SI 94 C SI 93 C SL 87 F CU 82 F CU 82 B FF 92 X SI 93 2-2 6 HR 1-2 2-3 3-H 1B		B SI 92 C FF 92 D CH 83 X FF 91 2-1 ② F7		B SI 90 S FF 90 B FF 90 C SI 91 F SI 92 X CH 84 2-2 ① G4-3	F SL 89 F SI 91 B FF 93 X CH 83 1-2 3-H 1B		F SI 90 C FF 90 C FF 90 0-3 ② K	5	1	2	2	1	1	1
6 Nick Franklin, S (1, 4) OBP: 0.330, SLG: 0.458	B SI 93 C FF 92 X SI 93 1-1 ①② L5-3 1-1	F FF 93 B CH 82 X FF 92 1-1 1-H 2-H 3-H HR		C CU 79 B SI 91 B SI 91 F FF 92 B CU 83 X SI 91 3-2 ③ P6		C CU 81 F SI 93 X FF 93 0-2 8 FC1-6 28 WP 1B	C SI 90 B SI 89 S CH 83 B CH 83 F FF 91 X CU 82 2-2 ③ G3		F FF 91 C SI 91 B KC 78 B SI 91 S KC 79 2-3 ③ K	6	1	2	4	0	1	4
28 Raul Ibanez, L (1, 7) OBP: 0.314, SLG: 0.566 9 Endy Chavez, L (6, 9) OBP: 0.302, SLG: 0.345	B FF 94 C SI 93 B SL 86 B SL 87 F SI 93 S SI 93 3-3 ③ K	S FF 92 S FF 93 B SL 84 B FF 92 X CU 82 2-2 ② F7			C CU 78 X CU 78 0-1 8 1B 2B	C FF 90 F SI 90 B SI 90 B SL 87 B SI 91 F SI 92 F SI 92 F FF 92 F CH 82 4-2 B SL 89 8 FC1-6 1-2 BB		B SI 90 B SI 90 F SI 91 F FF 91 F FF 92 X SI 93 2-2 ① G4-3		3 1	1 0	1 0	0 0	1 0	1 0	0 0
8 Kendrys Morales, S (1, 10) OBP: 0.340, SLG: 0.457		x SI 93 0-0 55 BB 13 1B 15 E 1B x CH 82 0-0 ③ G3			X CH 83 0-0 17 1B 15 HBP 55 FC4-6 2-H 1B	D SI 92 F SI 92 F CH 83 X CU 81 1-2 ② FC1-6 1-2f 2-3		B CU 82 B SI 91 C CH 84 B CH 84 B SI 91 4-1 26 FC4 BB		4	2	2	1	1	0	2
15 Kyle Seager, L (1, 5) OBP: 0.352, SLG: 0.483 26 Brendan Ryan, R (8, PH) (8, 6) OBP: 0.254, SLG: 0.267		B SI 92 B SI 93 B SI 93 C SI 91 X SI 91 3-1 FC6 13 1B 55 BB 33 HBP 1-2 B SI 92 X FF 93 1-0 ① L8			B FF 92 F SI 91 B SL 86 F FF 92 H FF 92 3-2 55 FC4-6 17 1B 13 SF7 1-2 HBP	C SI 91 B SI 91 C FF 92 B SI 92 X CH 84 2-2 ③ G4-3		C SI 92 F SI 91 B SI 92 B SI 91 B FF 92 X SI 93 3-2 ② FC4 17 1B 55 2B 1-2f	3 1	2 1	0 0	0 0	0 0	0 1	3 1
17 Justin Smoak, S (1, 3) OBP: 0.371, SLG: 0.434		B SL 88 C FF 92 S SI 93 F CU 81 B FF 93 B SI 94 S CH 82 3-3 ① K	C SL 87 F SL 85 B CU 81 S FF 91 1-3 ② K		B SI 92 B SI 91 X FF 91 2-0 55 FC4-6 1-2 2-3 1B		C FF 91 B FF 90 X CH 82 1-1 ① F8	X SI 90 0-0 55 2B 1-2 1B	5	0	2	0	0	2	2
55 Michael Saunders, L (1, 9) (6, 8) OBP: 0.314, SLG: 0.371		B SI 93 B CH 83 B SI 94 C FF 92 F SI 93 B CH 83 4-2 33 HBP 13 1B 5 1B 1-2 2-3 BB B CU 78 B SI 92 B SI 92 C FF 91 X SI 91 3-1 ③ G6-3			D FF 90 D FF 91 X FF 90 2-0 ① FC4-6 1-2f 2-3 3-H		B CU 82 C SI 92 B CH 84 B SI 92 B FF 92 4-1 33 FC5-4 13 1B 5 1B BB S CH 81 B SI 90 X SI 91 1-1 1-3 2-H 2B		3	2	1	2	2	0	2
13 Dustin Ackley, L (1, 8) (6, 7) OBP: 0.279, SLG: 0.268		B CU 79 B SI 93 F SI 92 X SI 93 2-1 5 1B 33 HBP 6 HR 1-2 2-3 3-H 1B		C FF 92 X CH 83 0-1 1B	B SI 91 C SI 93 B FF 91 F FF 92 B CU 82 F SI 90 X SI 92 3-2 SF7 3-H		B SI 91 B FF 92 X SI 92 2-0 33 FC5-4 1-2 1B	C SI 90 C FF 90 B FF 90 F KC 78 B SI 91 D SL 82 F FF 92 F FF 91 X SL 82 3-2 ③ F9		4	1	3	2	0	0	2
33 Henry Blanco, R (1, 2) OBP: 0.270, SLG: 0.262		H CU 78 1-0 5 1B 6 HR 1-2 2-3 3-H HBP		F FF 90 B SL 86 C FF 93 F FF 92 F SI 90 F CU 81 X SL 86 1-2 ① F8	B SI 93 C SI 91 X FF 92 1-1 ③ G1-3		X SL 90 0-0 ② FC5-4 5 1B 1-2f 2-3		X SI 90 0-0 ① G6-3	4	1	0	1	0	0	4

Inning Stats																															
	R: 0	E: 0	K: 1	S: 6	H: 0	LOB: 0	BB: 1	P: 14	R: 7	E: 1	K: 1	S: 22	H: 4	LOB: 0	BB: 1	P: 40	R: 0	E: 0	K: 1	S: 6	H: 0	LOB: 0	BB: 0	P: 11	R: 0	E: 0	K: 0	S: 13	H: 1	LOB: 1	BB: 0	P: 19
	R: 3	E: 0	K: 0	S: 13	H: 3	LOB: 1	BB: 0	P: 24	R: 0	E: 0	K: 0	S: 19	H: 1	LOB: 2	BB: 1	P: 28	R: 1	E: 0	K: 0	S: 12	H: 2	LOB: 2	BB: 1	P: 22	R: 1	E: 0	K: 0	S: 17	H: 2	LOB: 2	BB: 1	P: 30
	R: 0	E: 0	K: 2	S: 7	H: 0	LOB: 0	BB: 0	P: 9	1B: 10	2B: 3	3B: 0	HR: 1	SF: 1	SAC: 0	DP: 1	HBP: 2	WP: 1	PB: 0	SB: 0	CS: 0	PA: 47											

PITCHER		IP	WLS	BF	H	R	ER	SO	BB	IBB	HBP	BLK	WP	HR	S	P	ERA	WHIP
18 Jordan Lyles, R ERA: 4.78	(1, 1)	4.0	L	24	8	10	9	3	2	0	2	0	0	1	53	95	20.25	2.500
64 Lucas Harrell, R ERA: 5.06	(5, 1)	3.2		19	5	2	2	0	3	0	0	0	1	0	49	84	4.91	2.182
53 Wesley Wright, L ERA: 4.08	(8, 1)	1.1		4	0	0	0	2	0	0	0	0	0	0	13	18	0.00	0.000

PITCHER	IP	WLS	BF	H	R	ER	SO	BB	IBB	HBP	BLK	WP	HR	S	P	ERA	WHIP

TOP

Seattle Mariners @ Houston Astros

Minute Maid Park, Houston, TX

Sun Jul 21 2013, 1:13 PM - 4:42 PM CDT

Att. 38,830 - Roof Closed - 73 F

livebaseballscorecards.com

AB	39
R	12
H	13
RBI	12
BB	5
SO	5
LOB	21

BOTTOM

Batter	1	2	3	4	5	6	7	8	9	AB	R	H	RBI	BB	SO	LOB
27 Jose Altuve, R (1, 4) OBP: 0.314, SLG: 0.356	B SI 90 B FF 91 X FF 91 2-0 ① F8		S SL 84 F SL 84 B SI 89 X CU 80 1-2 1B		B SI 89 C SI 89 X SI 90 1-1 ②③ G4-3 1-2f		C SL 89 X SL 89 0-1 1B 2-H		B SI 90 B SI 90 B SI 90 C SI 89 F SI 90 F SI 90 S SI 90 3-3 ① K	5	0	2	1	0	1	5
29 Brett Wallace, L (1, 5) OBP: 0.265, SLG: 0.457 30 Matt Dominguez, R (9, PH) OBP: 0.264, SLG: 0.384	X SI 87 0-0 ② G3		C FF 92 C FF 91 X FC 92 0-2 ③ F8			F CH 86 C CU 80 B FF 91 X FF 92 1-2 23 BB 1B	X FF 94 0-0 ③ L3		B CU 77 X FC 91 1-0 ② SF9 2-3 3-H	4 0	0 0	1 0	0 1	0 0	0 0	2 0
15 Jason Castro, L (1, 10) OBP: 0.329, SLG: 0.468	B CU 78 C CU 78 B FF 92 S CH 86 F FF 92 S CU 81 2-3 ③ K			C CH 86 B FF 89 S FF 91 C FC 92 1-3 ① K		B FF 92 S FC 92 X CU 82 1-1 ① F8		X SI 92 0-0 ① G4-3	F FC 91 D CU 78 C FF 96 S CU 77 1-3 K 23 BB 1-H 3-H	5	0	0	0	0	3	1
23 Chris Carter, R (1, 3) OBP: 0.330, SLG: 0.463		C SI 89 X SL 83 0-1 ① G5-3		C FF 91 H FF 92 1-1 HBP		B SL 85 F SI 89 B FF 92 C FF 92 D SI 90 F FC 93 D SL 86 4-2 1-2 BB		C CH 84 S CU 76 B SI 92 S CU 76 1-3 ② K	B CU 76 B FC 90 B FC 91 B FC 94 4-0 1-2 BB	2	0	0	0	2	1	0
22 Carlos Corporán, S (1, 2) OBP: 0.333, SLG: 0.424		B FC 90 C SL 86 X CU 80 1-1 1B		C FF 91 B FC 92 T FF 92 B FF 93 X FC 93 2-2 ② P6		F FF 93 B FC 93 S SI 90 C FF 93 1-3 ② K		B SI 93 F SI 85 S SL 83 F CU 75 C SI 92 1-3 ③ K	X FC 91 0-0 ③ P2	5	0	1	0	0	2	5
59 Marc Krauss, L (1, 7) OBP: 0.189, SLG: 0.278 14 J.D. Martinez, R (9, PH) OBP: 0.278, SLG: 0.388		B FF 92 B FF 90 C SI 88 C FF 91 S FC 92 2-3 ② K		B SI 87 B FF 92 X SI 88 2-0 ③ F9		C FF 93 B FC 93 F CU 81 B FF 92 B FC 93 S FF 92 3-3 ③ K			B SI 91 F SI 91 F CH 83 X SL 83 1-2 44 1B 2 1B 1B	3 1	0 1	0 1	0 0	0 0	2 0	4 0
44 Justin Maxwell, R (1, 9) OBP: 0.315, SLG: 0.374		F SL 85 S SI 89 B FC 92 B FF 92 X CU 81 2-2 ③ G4-3			X SI 90 0-0 E6 10 1B 2 WP		B FF 95 F FF 94 B FF 95 S FF 95 S SL 90 2-3 ① K		B SI 91 X SI 90 1-0 2 1B 30 SF9 1-2 1B	4	1	1	0	0	1	1
2 Brandon Barnes, R (1, 8) OBP: 0.305, SLG: 0.371			B SL 82 C FF 91 B FC 92 F SL 84 F SI 89 B SI 90 X FF 91 3-2 ① P1		F FF 91 F FF 91 B SI 90 F FC 91 F SI 90 F FC 92 B FF 94 S SL 84 2-3 ① K 1-2		C SL 89 X SL 89 0-1 ② G4-3		B CH 82 F SI 91 D CH 83 X SI 91 2-1 30 SF9 10 BB 15 WP 1-3 2-H 1B	4	1	1	1	0	1	1
10 Jake Elmore, R (1, 6) OBP: 0.343, SLG: 0.371			C SI 90 F FC 93 B SI 90 S FF 90 1-3 ② K		C SL 84 S SI 90 D SI 89 F FC 93 F FF 93 X SL 84 1-2 27 G4-3 2-3 1B		C FF 95 B FF 95 S FF 95 X FF 96 1-2 27 1B 2B		B SI 90 B SI 90 B SI 90 C SI 90 C SI 90 F SI 91 F SI 91 B SI 92 4-2 15 DI 15 E 1-2 BB	3	2	2	0	1	1	0
Inning Stats	R: 0 E: 0 K: 1 S: 6 H: 0 LOB: 0 BB: 0 P: 10	R: 0 E: 0 K: 1 S: 10 H: 1 LOB: 1 BB: 0 P: 15	R: 0 E: 0 K: 1 S: 13 H: 1 LOB: 1 BB: 0 P: 18	R: 0 E: 0 K: 1 S: 8 H: 0 LOB: 1 BB: 0 P: 14	R: 0 E: 1 K: 1 S: 14 H: 1 LOB: 1 BB: 0 P: 18	R: 0 E: 0 K: 2 S: 14 H: 1 LOB: 2 BB: 1 P: 24	R: 1 E: 0 K: 1 S: 11 H: 2 LOB: 1 BB: 0 P: 14	R: 0 E: 0 K: 2 S: 8 H: 0 LOB: 0 BB: 0 P: 10	R: 4 E: 1 K: 2 S: 19 H: 3 LOB: 2 BB: 2 P: 36	1B: 8 2B: 1 3B: 0 HR: 0 SF: 1 SAC: 0 DP: 1 HBP: 1						

PITCHER		IP	WLS	BF	H	R	ER	SO	BB	IBB	HBP	BLK	WP	HR	S	P	ERA	WHIP
34 Félix Hernández, R ERA: 2.43	(1, 1)	6.0	W	24	4	0	0	7	1	0	1	0	1	0	65	99	0.00	0.833
45 Hector Noesí, R ERA: 4.95	(7, 1)	1.0		5	2	1	1	1	0	0	0	0	0	0	11	14	9.00	2.000
44 Lucas Luetge, L ERA: 5.65	(8, 1)	1.0		3	0	0	0	2	0	0	0	0	0	0	8	10	0.00	0.000
30 Bobby LaFromboise, L ERA: 16.88	(9, 1)	0.1		5	3	4	3	1	1	0	0	0	0	0	14	25	81.00	12.000
40 Danny Farquhar, R ERA: 7.4	(9, 1)	0.2		4	0	0	0	1	1	0	0	0	1	0	5	11	0.00	1.500

PITCHER	IP	WLS	BF	H	R	ER	SO	BB	IBB	HBP	BLK	WP	HR	S	P	ERA	WHIP

Seattle Mariners @ Houston Astros

Minute Maid Park, Houston, TX

Sun Jul 21 2013, 1:13 PM - 4:42 PM CDT

Att. 38,830 - Roof Closed - 73 F

livebaseballscorecards.com

AB	36
R	5
H	9
RBI	3
BB	3
SO	12
LOB	19

WP: 2	PA: 41		
PB: 0			
SB: 0			
CS: 0			

Oakland Athletics @ Houston Astros

Minute Maid Park, Houston, TX

Mon Jul 22 2013, 7:12 PM - 10:34 PM CDT

Att. 16,375 - Roof Closed - 73 F

TOP

livebaseballscorecards.com

Batter	1	2	3	4	5	6	7	8	9	AB	R	H	RBI	BB	SO	LOB
4 Coco Crisp, S (1, 8) OBP: 0.340, SLG: 0.404	B FF 87 B FF 88 B SI 87 C FF 87 X SI 88 3-1 2B		C SI 89 F FF 87 B SL 82 B SI 90 B SL 82 B SI 90 4-2 25 FC4 BB		B SL 78 C FF 90 C SL 81 S SL 81 1-3 K		B SI 90 C SI 89 F SI 91 S FF 90 1-3 K		X KC 77 0-0 G1-3	4	0	1	0	1	2	0
25 Chris Young, R (1, 7) OBP: 0.275, SLG: 0.389	X SI 89 0-0 G5-3		C SI 89 F FF 88 F SL 83 X SI 89 0-2 FC4 1-2f		B SI 88 X SI 89 1-0 3B		B FF 89 C FF 88 B SI 91 X SI 91 2-1 HR		B FF 94 C CU 82 B FF 95 C FF 94 B FF 96 F SL 83 S FF 94 3-3 K	5	1	2	1	0	1	2
8 Jed Lowrie, S (1, 6) OBP: 0.355, SLG: 0.412	D SL 79 X SI 88 1-0 G1-3		X SL 81 0-0 G5-3		D SL 80 B FF 89 C SI 90 F SL 81 C SI 90 2-3 K		C FF 88 B SI 91 S CU 76 B FC 88 F FC 87 B SI 91 X FF 89 3-2 G4-3		S FF 95 S FF 96 X FF 96 0-2 F8	5	0	0	0	0	1	3
20 Josh Donaldson, R (1, 5) OBP: 0.371, SLG: 0.506	D CU 73 B SI 88 D SL 79 C SL 78 F SI 90 D SL 81 4-2 BB			C SI 89 B SL 79 X SL 80 1-1 E5 7 G4-3		X SL 78 0-0 7 2B 35 SF8 1B	X SL 86 0-0 G5-3			3	1	1	0	1	0	0
7 Nate Freiman, R (1, 3) OBP: 0.317, SLG: 0.388 37 Brandon Moss, L (8, PR) OBP: 0.319, SLG: 0.460 (8, 3)	C FF 89 X CH 76 0-1 L5			F SL 80 B SI 89 F SL 82 X SL 80 1-2 G4-3 2-3		X FF 89 0-0 1-3 2B		B FF 93 B FF 93 X FF 94 2-0 16 HR 1B		4 0	0 1	2 0	0 0	0 0	0 0	3 0
36 Derek Norris, R (1, 2) OBP: 0.324, SLG: 0.339		F SI 88 X FF 89 0-1 16 G6-4-3 1B		B SI 89 B CH 77 B SL 82 B CH 77 4-0 BB		B CH 76 C SI 89 S SL 82 D SL 82 C SI 90 2-3 K		F SL 87 B FF 94 C FF 95 D SL 86 B FF 93 F FF 94 X FF 94 3-2 L5		3	0	1	0	1	1	3
16 Josh Reddick, L (1, 9) OBP: 0.302, SLG: 0.352		C SI 89 D SL 79 X SI 90 1-1 G6-4-3 1-2f		X SI 90 0-0 P2		B SL 81 B SI 90 B SI 89 B SI 90 4-0 BB		F FF 90 D SL 84 B FF 91 B SI 90 F SI 92 X SI 90 3-2 1-H HR		3	1	1	2	1	0	3
35 Grant Green, R (1, 4) 28 Eric Sogard, L (8, 4) OBP: 0.333, SLG: 0.370		X SI 89 0-0 L9		B SI 88 X SI 90 1-0 F8		C SI 90 S SI 90 D SL 83 F SI 90 X SL 82 1-2 SF8 3-H		X SI 91 0-0 G5-3		3 0	0 0	0 0	1 0	0 0	0 0	3 0
15 Seth Smith, L (1, 10) OBP: 0.324, SLG: 0.388			B SI 89 C SI 89 X SI 89 1-1 G6-3		B SL 78 F SI 88 S SI 89 B SL 82 F SI 89 S SL 82 2-3 K		C SL 80 S SL 81 B SL 80 F SI 90 S SL 81 1-3 K		C SL 83 B SL 84 X SL 85 1-1 G3	4	0	0	0	0	2	3

Inning Stats	1	2	3	4	5	6	7	8	9	1B	SF	WP	PA
	R: 0 E: 0 K: 0 S: 8 H: 1 LOB: 2 BB: 1 P: 16	R: 0 E: 0 K: 0 S: 5 H: 1 LOB: 0 BB: 0 P: 6	R: 0 E: 0 K: 0 S: 9 H: 0 LOB: 1 BB: 1 P: 14	R: 0 E: 1 K: 0 S: 7 H: 0 LOB: 2 BB: 1 P: 14	R: 0 E: 0 K: 3 S: 11 H: 1 LOB: 1 BB: 0 P: 17	R: 1 E: 0 K: 2 S: 13 H: 2 LOB: 2 BB: 1 P: 21	R: 1 E: 0 K: 1 S: 10 H: 1 LOB: 0 BB: 0 P: 16	R: 2 E: 0 K: 0 S: 11 H: 2 LOB: 1 BB: 0 P: 20	R: 0 E: 0 K: 1 S: 8 H: 0 LOB: 0 BB: 0 P: 11	1B: 3 2B: 2 3B: 1 HR: 2	SF: 1 SAC: 0 DP: 1 HBP: 0	WP: 0 PB: 0 SB: 0 CS: 0	PA: 39

PITCHER		IP	WLS	BF	H	R	ER	SO	BB	IBB	HBP	BLK	WP	HR	S	P	ERA	WHIP
60 Dallas Keuchel, L ERA: 4.42	(1, 1)	6.0		27	5	1	1	5	4	0	0	0	0	0	53	88	1.50	1.500
54 Travis Blackley, L ERA: 4.99	(7, 1)	0.2	H	3	1	1	1	1	0	0	0	0	0	1	9	15	13.50	1.500
62 Hector Ambriz, R ERA: 5.66	(7, 1)	0.2	H	3	1	1	1	0	0	0	0	0	0	0	6	11	13.50	1.500
53 Wesley Wright, L ERA: 4.21	(8, 1)	1.0	L	4	1	1	1	0	0	0	0	0	0	1	7	11	9.00	1.000
68 José Cisnero, R ERA: 3.0	(9, 1)	0.2		2	0	0	0	1	0	0	0	0	0	0	7	10	0.00	0.000

PITCHER		IP	WLS	BF	H	R	ER	SO	BB	IBB	HBP	BLK	WP	HR	S	P	ERA	WHIP

AB	34
R	4
H	8
RBI	4
BB	4
SO	7
LOB	20

Oakland Athletics @ Houston Astros

Minute Maid Park, Houston, TX

Mon Jul 22 2013, 7:12 PM - 10:34 PM CDT

Att. 16,375 - Roof Closed - 73 F

livebaseballscorecards.com

BOTTOM

Batter	1	2	3	4	5	6	7	8	9	AB	R	H	RBI	BB	SO	LOB
6 Jonathan Villar, S (1, 6) OBP: 0.250, SLG: 0.250	C FF 87 S CH 80 B FF 87 B CH 80 F FF 88 B CU 75 S CH 81 3-3 ① **K**		X CU 74 0-0 ① 27 S, 23 1B, 1B	F CH 80 X CH 80 0-1 ②③ **G6-4-3** 1-2f			C SL 85 B SL 86 B SI 95 S SI 94 S CH 87 2-3 ③ **K**			4	1	1	0	0	2	2
27 Jose Altuve, R (1, 4) OBP: 0.316, SLG: 0.354	B SI 88 C SI 88 B FF 87 F SI 89 B SI 88 B SI 89 4-2 15 E, 15 S, **BB**		F CH 80 1 SAFE B SI 87 L CH 81 F SI 87 B FF 88 B FF 86 X FF 88 3-2 ① **F8** 1-2		X SI 85 0-0 ① **P4**			B FF 94 B FF 94 B FF 94 C FF 94 C FF 94 F FF 95 F FF 95 B FF 96 4-2 23 CS, 15 WP, **BB**		2	0	0	0	2	0	1
15 Jason Castro, L (1, 2) OBP: 0.326, SLG: 0.462	**B SI 87** **C SI 87** **C SI 87** 1 SAFE 1 SAFE F SI 88 B SI 88 S SI 87 2-3 ② **K** 1-3		F FF 86 T CU 77 S FF 87 0-3 ② **K**		C FF 86 B SI 86 F FF 85 X SI 87 1-2 ② **F8**			C FF 95 B CU 81 F FF 95 F FF 96 B CU 81 S FF 97 2-3 ① **K** 1-2		4	0	0	0	0	3	3
23 Chris Carter, R (1, 3) OBP: 0.330, SLG: 0.460	C CU 76 X CH 81 0-1 ③ **F9**		F CH 81 B FF 87 X CH 81 1-1 44 2B, 1B 2-H		C SI 88 X CU 76 0-1 ③ **F7**			B FF 96 C FF 96 B CH 86 F FF 96 F CH 86 F CU 81 S FF 96 2-3 ②③ **K** 2-3		4	1	1	1	0	1	2
44 Justin Maxwell, R (1, 9) OBP: 0.321, SLG: 0.395		F SI 86 B FF 87 F CH 81 B SI 88 X CU 75 2-2 14 S, 14 E, 2B	S CH 82 B SI 88 B CH 80 F CH 81 B SI 86 X CH 80 3-2 ① **F8** 1-H			F CH 79 C FF 85 S SI 86 0-3 ① **K**			B SL 88 B SL 88 C FF 95 S FC 88 X SL 88 2-2 ① **F7**	4	1	2	1	0	1	0
14 J.D. Martinez, R (1, 10) OBP: 0.275, SLG: 0.384 29 Brett Wallace, L (9, PH) OBP: 0.263, SLG: 0.452		C CH 81 F SI 88 D CU 76 B SI 88 B CH 81 X CH 81 3-2 **E6**, 10 FC6-4 2-H	C SI 85 D CH 81 X FF 86 1-1 ③ **G6-3**			B FF 86 X CH 80 1-0 ② **F9**			C SL 89 C FF 95 F SL 86 S FF 94 0-3 ② **K**	3 1	0 0	0 0	1 0	0 0	0 1	1 0
2 Brandon Barnes, R (1, 8) OBP: 0.304, SLG: 0.368		X SI 87 0-0 ① **F9**		C SI 86 X CH 80 0-1 10 1B, 1B		C CH 80 F SI 85 S FF 87 0-3 ③ **K**			C SL 86 S SL 88 F SL 88 S SL 88 0-3 ③ **K**	4	0	1	0	0	2	1
30 Matt Dominguez, R (1, 5) OBP: 0.262, SLG: 0.381		B FF 88 B CH 80 C FF 88 T CH 81 1 SAFE X CH 81 2-2 ② **L9**		C SI 86 B SI 86 X CH 81 1-1 ① **P3**			C FF 95 S FF 96 S SL 86 0-3 ① **K**			3	0	0	0	0	1	2
10 Jake Elmore, R (1, 7) OBP: 0.342, SLG: 0.369		C SI 87 B SI 87 1 SAFE 1 SAFE B CH 82 F CH 81 X FF 86 2-2 ③ **FC6-4** 1-2f		1 SAFE B CH 80 F SI 85 B FF 88 C CH 81 X SI 87 2-2 6 G6-4-3, 1B 1-2			C FF 96 B FF 95 X SL 85 1-1 ② **F8**			3	0	1	0	0	0	1
Inning Stats	R: 0 E: 0 K: 2 S: 12 H: 0 LOB: 1 BB: 1 P: 21	R: 1 E: 1 K: 0 S: 13 H: 1 LOB: 1 BB: 0 P: 22	R: 2 E: 0 K: 1 S: 15 H: 3 LOB: 1 BB: 0 P: 23	R: 0 E: 0 K: 0 S: 9 H: 2 LOB: 1 BB: 0 P: 12	R: 0 E: 0 K: 0 S: 6 H: 0 LOB: 0 BB: 0 P: 7	R: 0 E: 0 K: 2 S: 7 H: 0 LOB: 0 BB: 0 P: 8	R: 0 E: 0 K: 2 S: 8 H: 0 LOB: 0 BB: 0 P: 11	R: 0 E: 0 K: 2 S: 13 H: 0 LOB: 0 BB: 1 P: 21	R: 0 E: 0 K: 2 S: 11 H: 0 LOB: 0 BB: 0 P: 13	1B: 4 2B: 2 3B: 0 HR: 0	SF: 0 SAC: 0 DP: 1 HBP: 0			WP: 1 PB: 0 SB: 3 CS: 1	PA: 34		

	AB	32
	R	3
	H	6
	RBI	3
	BB	2
	SO	11
	LOB	13

PITCHER		IP	WLS	BF	H	R	ER	SO	BB	IBB	HBP	BLK	WP	HR	S	P	ERA	WHIP
57 Tommy Milone, L ERA: 4.26	(1, 1)	6.0		25	6	3	3	5	1	0	0	0	0	0	62	93	4.50	1.167
48 Ryan Cook, R ERA: 2.32	(7, 1)	1.0	W	3	0	0	0	2	0	0	0	0	0	0	8	11	0.00	0.000
62 Sean Doolittle, L ERA: 3.35	(8, 1)	1.0	H	3	0	0	0	2	1	0	0	0	1	0	13	21	0.00	1.000
50 Grant Balfour, R ERA: 1.59	(9, 1)	1.0	S	3	0	0	0	2	0	0	0	0	0	0	11	13	0.00	0.000

PITCHER	IP	WLS	BF	H	R	ER	SO	BB	IBB	HBP	BLK	WP	HR	S	P	ERA	WHIP

Oakland Athletics @ Houston Astros

Minute Maid Park, Houston, TX

Tue Jul 23 2013, 7:14 PM - 10:49 PM CDT

Att. 32,248 - Roof Closed - 73 F

TOP

livebaseballscorecards.com

Batter	1	2	3	4	5	6	7	8	9	AB	R	H	RBI	BB	SO	LOB
4 Coco Crisp, S (1, 8) OBP: 0.344, SLG: 0.405	B FC 97 F FC 96 C FC 97 F FC 97 F KC 81 C FC 97 1-3 ① K		B FC 94 B FC 93 F FC 94 X FC 95 2-1 20 1B 5 BB 37 G4-3-6-4 1B		C KC 76 B KC 77 C FC 94 F KC 78 F KC 79 X FC 94 1-2 5 G6-4-3 1B		B KC 77 C KC 78 C KC 78 D KC 80 F FF 95 F KC 79 C KC 79 2-3 ③ K		I IN 70 I IN 70 I IN 68 I IN 67 4-0 IBB	4	1	2	0	1	2	1
5 John Jaso, L (1, 2) OBP: 0.381, SLG: 0.348 36 Derek Norris, R (8, 2) OBP: 0.323, SLG: 0.337	B FC 96 B FC 96 B FC 95 C FC 94 B FC 95 4-1 20 1B 8 1B BB		1 SAFE B FC 94 B FC 95 B FC 94 D FC 94 4-0 37 G4-3-6-4 20 1B 1-2 BB		B FC 93 X FF 94 1-0 ② ③ G6-4-3 1-2f			B FF 92 B FF 93 C FF 94 B FF 93 B FF 93 4-1 8 G4-6-3 BB	C FF 94 B KC 80 B FF 94 S FF 94 S KC 81 2-3 ③ K	1 1	0 0	0 0	0 0	3 0	0 1	1 2
8 Jed Lowrie, S (1, 6) OBP: 0.354, SLG: 0.410	C FC 96 C FC 95 F FC 96 D FF 97 F FC 96 F FC 96 B FC 96 X FC 97 2-2 20 1B 37 E 1-2 1B		B FC 93 C CH 82 F FC 94 S FC 96 1-3 ① K			B FC 92 B CH 84 X FC 94 2-0 ① G3		L FF 92 X CH 85 0-1 ① ② G4-6-3 1-2f		4	1	1	0	0	1	3
20 Josh Donaldson, R (1, 5) OBP: 0.377, SLG: 0.512	B FC 97 F FC 96 X KC 78 1-1 ② 37 E 1-2 2-3 1B		C KC 78 B FC 96 S FC 95 B FF 96 X FF 96 2-2 37 G4-3-6-4 1-2 2-3 1B			B KC 76 X FF 94 1-0 2B		B FF 94 F SL 82 B FF 94 H FF 93 3-1 37 HR HBP		3	1	3	0	0	0	0
37 Brandon Moss, L (1, 3) OBP: 0.319, SLG: 0.468	B FF 96 B FF 96 F FF 96 X FC 96 2-1 E5 1-3 2-H		B KC 77 F FC 96 C FC 96 D KC 79 X FC 96 2-2 ② ③ G4-3-6-4 1-2f 2-3 3-H			X FC 94 0-0 ② P6		S FF 91 S FF 93 B FF 94 F FF 95 B FF 94 X FF 95 2-2 1-H HR		4	1	1	2	0	0	4
16 Josh Reddick, L (1, 9) OBP: 0.297, SLG: 0.346	B FC 95 F FC 94 C FC 96 X FC 96 1-2 ③ F7			C FC 94 B CH 83 F FC 94 F CH 84 X FC 96 1-2 ① G1-3		X KC 79 0-0 ③ G3-1		S SL 82 X CU 82 0-1 ③ F7		4	0	0	0	0	0	3
25 Chris Young, R (1, 7) OBP: 0.275, SLG: 0.384		C FC 95 X FF 95 0-1 ① G5-3		C KC 77 S FC 95 B FF 96 B FC 96 F KC 79 X FC 95 2-2 ② F8			B FC 92 B KC 76 B FC 93 B FC 92 4-0 52 G4-6-3 BB		B FF 94 B KC 80 F FF 93 C KC 80 B KC 82 S FF 94 3-3 ① K	3	0	0	0	1	1	0
15 Seth Smith, L (1, 10) OBP: 0.322, SLG: 0.385 52 Yoenis Cespedes, R (7, PH) OBP: 0.294, SLG: 0.424 (7, 10)		B FF 95 F FC 95 F CH 84 B FC 96 B CH 83 X FC 96 3-2 ② G4-3		C FC 95 B CH 82 F CH 84 S KC 79 1-3 ③ K			C FC 95 F FC 95 F KC 79 X FC 95 0-2 ① ② G4-6-3 1-2f		B KC 80 S FF 93 X FF 94 1-1 2B	2 2	0 0	0 1	0 0	0 0	1 0	0 1
28 Eric Sogard, L (1, 4) OBP: 0.332, SLG: 0.373		C FC 95 C FF 96 X FC 96 0-2 ③ F7			F FC 93 X CH 83 0-1 ① G3-1		C FC 93 B CH 86 S CH 84 B CH 85 X FC 94 2-2 2B		L FF 94 B CH 86 X CH 83 1-1 ② P4	4	0	1	0	0	0	1

Inning Stats																				
	R: 1	H: 2	R: 0	H: 0	R: 1	H: 2	R: 0	H: 0	R: 0	H: 1	R: 0	H: 1	R: 0	H: 1	R: 2	H: 1	R: 0	H: 1	1B: 5	SF: 0	WP: 0	PA: 38
	E: 1	LOB: 2	E: 0	LOB: 0	E: 0	LOB: 1	E: 0	LOB: 0	E: 0	LOB: 0	E: 0	LOB: 1	E: 0	LOB: 1	E: 0	LOB: 0	E: 0	LOB: 2	2B: 3	SAC: 0	PB: 0	
	K: 1	BB: 1	K: 0	BB: 0	K: 1	BB: 1	K: 0	BB: 0	K: 0	BB: 0	K: 1	BB: 1	K: 0	BB: 1	K: 0	BB: 1	K: 2	BB: 1	3B: 0	DP: 4	SB: 0	
	S: 19	P: 30	S: 8	P: 11	S: 11	P: 22	S: 11	P: 15	S: 8	P: 10	S: 4	P: 7	S: 12	P: 20	S: 10	P: 19	S: 10	P: 21	HR: 1	HBP: 1	CS: 0	

PITCHER		IP	WLS	BF	H	R	ER	SO	BB	IBB	HBP	BLK	WP	HR	S	P	ERA	WHIP
48 Jarred Cosart, R ERA: 0.6	(1, 1)	7.0		28	7	2	1	4	3	0	0	0	0	0	73	115	1.29	1.429
68 José Cisnero, R ERA: 3.38	(8, 1)	1.0		5	1	2	2	0	1	0	1	0	0	1	10	19	18.00	2.000
35 Josh Fields, R ERA: 6.61	(9, 1)	1.0	W	5	1	0	0	2	0	1	0	0	0	0	10	21	0.00	1.000

PITCHER	IP	WLS	BF	H	R	ER	SO	BB	IBB	HBP	BLK	WP	HR	S	P	ERA	WHIP

AB	32
R	4
H	9
RBI	2
BB	5
SO	6
LOB	16

Oakland Athletics @ Houston Astros

Minute Maid Park, Houston, TX

Tue Jul 23 2013, 7:14 PM - 10:49 PM CDT

Att. 32,248 - Roof Closed - 73 F

BOTTOM

Batter	1	2	3	4	5	6	7	8	9	AB	R	H	RBI	BB	SO	LOB
6 Jonathan Villar, S (1, 6) OBP: 0.500, SLG: 0.750	C FF 90 X FF 91 0-1 27 1B 15 1B 2B	S CH 80 C CH 82 D CH 83 S SL 86 1-3 ③ K			D CH 81 X FF 91 1-0 ① SH5-4 2-3		X SI 91 0-0 27 FC6-4 1B		C SL 85 B CU 83 F FC 93 B SL 87 X SL 86 2-2 15 E 2B	4	2	3	0	0	1	1
27 Jose Altuve, R (1, 4) OBP: 0.317, SLG: 0.354	S FF 93 X FF 91 0-1 15 1B 2-3 1B		C FF 91 B FF 92 B SL 81 B FF 91 X FF 92 3-1 ① G5-3		3 SAFE B SL 84 X FF 92 1-0 ② SF8 3-H		1 SAFE B FF 88 1 SAFE X FF 90 1-0 ② FC6-4 15 S 1-2f		C SL 84 D SL 85 D SL 86 D SL 86 D FF 93 4-1 15 None BB	3	0	1	1	1	0	1
15 Jason Castro, L (1, 2) OBP: 0.325, SLG: 0.459	F FF 92 B CH 80 1 SAFE D CU 77 F FF 93 1 SAFE X FF 92 2-2 1-2 3-H 1B		S SL 83 B FF 93 B FF 93 S FF 92 S CH 82 2-3 ② K		C FF 94 F CH 81 X SL 86 0-2 ③ G4-3		B FF 89 X FF 90 1-0 ③ L9 1-2		B CU 83 B SL 85 2-0 1-2 2-H	5	0	1	1	0	1	2
23 Chris Carter, R (1, 10) OBP: 0.326, SLG: 0.454	B FF 93 F FF 92 C SL 84 X CH 82 1-2 ① F7		S SL 85 B FF 92 B FF 93 B FF 92 S FF 92 X FF 92 3-2 ③ F9			X FF 91 0-0 ① P3		B FF 93 C FF 94 S FF 94 S FF 94 1-3 ① K		4	0	0	0	0	1	2
29 Brett Wallace, L (1, 3) OBP: 0.262, SLG: 0.438	C FF 92 X CH 81 0-1 ② F9			C FF 90 H FF 91 1-1 30 WP HBP		B FF 91 C FF 90 B CH 82 F FF 92 X SL 84 2-2 ② L4		B FF 94 B FF 94 C FF 94 F FF 95 X CU 79 2-2 ② F7		3	0	0	0	0	0	2
14 J.D. Martinez, R (1, 7) OBP: 0.275, SLG: 0.382 (7, 9) 10 Jake Elmore, R (9, 7) OBP: 0.342, SLG: 0.369	B SL 84 2 SAFE C SL 83 B FF 92 X FF 92 2-1 ③ F9			B SL 83 C FF 90 X FF 90 1-1 ① F9		X FF 92 0-0 44 WP 1B		C CH 84 X CH 85 0-1 ③ F8		4 0	0 0	1 0	0 0	0 0	0 0	3 0
44 Justin Maxwell, R (1, 9) OBP: 0.326, SLG: 0.393 (7, 8)		B FF 93 C FF 91 F FF 91 B CH 82 C FF 92 2-3 ① K		C FF 91 F FF 90 S SL 85 0-3 ② K		1 SAFE F SL 82 1 SAFE S FF 91 1 SAFE B SL 82 B SL 84 1 SAFE B CH 81 4-2 B SI 91 1-2 BB		F SL 88 B SL 89 C FF 95 F FF 96 B FF 94 X SL 86 2-2 E1 30 HR 1B	3	1	1	0	1	2	1
30 Matt Dominguez, R (1, 5) OBP: 0.265, SLG: 0.389		B SL 83 B FF 93 B FF 92 B FF 91 4-0 2 B5-3 BB		S SL 85 S SL 82 X SL 84 0-2 ③ G1-3 1-2		C FF 91 X SL 83 0-1 ③ F7		C SL 87 S CU 83 D SL 86 D SL 85 F FF 94 D SL 86 F FF 94 X FF 93 3-2 2-H HR	3	1	1	2	1	0	3
2 Brandon Barnes, R (1, 8) OBP: 0.301, SLG: 0.365 59 Marc Krauss, L (7, 7) OBP: 0.179, SLG: 0.263 (9, 9)		X FF 91 0-0 ② B5-3 1-2			C SL 81 F FF 89 B FF 91 X CH 82 1-2 E1 6 SH5-4 27 SF8		C FF 91 X FF 91 0-1 ① F9		B SL 86 B FF 93 X FF 93 2-0 ① F9	2 2	1 0	0 0	0 0	0 0	0 0	1 0

livebaseballscorecards.com

	AB	33
	R	5
	H	8
	RBI	4
	BB	3
	SO	5
	LOB	16

Inning Stats																																		
	R: 1	E: 0	K: 0	S: 14	H: 3	LOB: 2	BB: 0	P: 19	R: 0	E: 0	K: 2	S: 7	H: 0	LOB: 1	BB: 1	P: 14	R: 0	E: 0	K: 1	S: 8	H: 0	LOB: 0	BB: 0	P: 16	R: 0	E: 0	K: 1	S: 9	H: 0	LOB: 1	BB: 0	P: 11	R: 1	E: 1	K: 0	S: 8	H: 0	LOB: 0	BB: 0	P: 11
	R: 0	E: 0	K: 0	S: 9	H: 1	LOB: 2	BB: 1	P: 15	R: 0	E: 0	K: 0	S: 5	H: 1	LOB: 1	BB: 0	P: 7	R: 0	E: 0	K: 1	S: 8	H: 0	LOB: 0	BB: 0	P: 11	R: 3	E: 2	K: 0	S: 14	H: 3	LOB: 1	BB: 1	P: 29	1B: 5	2B: 2	3B: 0	HR: 1	SF: 1	SAC: 1	DP: 0	HBP: 1	WP: 2	PB: 0	SB: 1	CS: 0	PA: 39

PITCHER		IP	WLS	BF	H	R	ER	SO	BB	IBB	HBP	BLK	WP	HR	S	P	ERA	WHIP
11 Jarrod Parker, R ERA: 3.79	(1, 1)	7.0		30	5	2	1	4	2	0	1	0	2	0	60	93	1.29	1.000
62 Sean Doolittle, L ERA: 3.27	(8, 1)	1.0	H	3	0	0	0	1	0	0	0	0	0	0	8	11	0.00	0.000
50 Grant Balfour, R ERA: 2.03	(9, 1)	0.1	L	6	3	3	2	0	1	0	0	0	0	1	14	29	54.00	12.000

PITCHER	IP	WLS	BF	H	R	ER	SO	BB	IBB	HBP	BLK	WP	HR	S	P	ERA	WHIP

Oakland Athletics @ Houston Astros

Minute Maid Park, Houston, TX

Wed Jul 24 2013, 1:14 PM - 4:23 PM CDT

Att. 24,841 - Roof Closed - 73 F

TOP

livebaseballscorecards.com

Batter	1	2	3	4	5	6	7	8	9	AB	R	H	RBI	BB	SO	LOB
4 Coco Crisp, S (1, 8) OBP: 0.342, SLG: 0.412	C SL 81 F FF 92 B FF 94 S FF 93 1-3 ① K		B CH 83 C FF 92 S SL 84 B SL 86 X FF 93 2-2 ② F8		C FF 92 B FF 93 C SL 84 B FF 94 X SL 80 2-2 ③ G4-3		C SI 88 X SI 90 0-1 2-H HR		C CU 74 B FS 83 X SI 93 1-1 ① G1-3	5	1	1	2	0	1	0
5 John Jaso, L (1, 2) OBP: 0.387, SLG: 0.372 36 Derek Norris, R (8, 2) OBP: 0.322, SLG: 0.335	B FF 91 C FF 91 C CH 84 B SL 79 B CH 83 X FF 92 3-2 HR		B FF 92 C CH 85 F CH 83 X SL 86 1-2 2B			B FF 92 B CH 84 B FF 90 B FF 90 4-0 20 HBP BB	C FF 87 C CU 76 S FF 88 0-3 ② K		C CU 74 B CU 76 X SI 93 1-1 ② G6-3	3 1	1 0	2 0	1 0	1 0	1 0	0 0
20 Josh Donaldson, R (1, 5) OBP: 0.380, SLG: 0.510	F FC 93 T FF 92 B FF 94 B SL 84 S SL 84 2-3 ② K		C SL 85 B SL 85 B FF 93 B FF 93 D SL 85 4-1 BB			B FF 93 C FF 92 C FF 93 F SL 86 H SI 94 2-2 1-2 HBP	B FF 93 B SL 86 C FF 93 B FF 93 S SL 87 B SL 86 4-2 BB		F SI 94 B SI 95 C CU 75 C CU 76 1-3 ③ K	2	0	0	0	2	2	0
8 Jed Lowrie, S (1, 6) OBP: 0.350, SLG: 0.406	C FF 92 B SL 82 F FF 92 B FF 94 B FF 94 F SL 84 S FF 93 3-3 ③ K		C FF 93 C FF 93 B FF 94 B SL 85 F FF 93 B FF 94 X CH 85 3-2 ③ F7			X FF 93 0-0 ① F7	X FF 92 0-0 ③ L8			4	0	0	0	0	1	5
52 Yoenis Cespedes, R (1, 7) OBP: 0.294, SLG: 0.422		C FF 92 X SL 83 0-1 1B		F FF 92 B FF 93 X CH 85 1-1 ① G5-3		C SL 85 B SL 84 S FF 93 F FF 94 F SL 83 F SL 82 B FF 93 D SL 83 X FF 94 3-2 ② F6		S FF 92 S SL 86 B FF 92 X FF 93 1-2 ① G6-3		4	0	1	0	0	0	2
37 Brandon Moss, L (1, 3) OBP: 0.315, SLG: 0.461		S FF 92 B SL 85 1 SAFE 1 SAFE X FF 92 1-1 ① F8		X CH 85 0-0 ② F7		B CH 84 S FF 92 F FF 93 S SL 84 1-3 ③ K		X SL 82 0-0 ② G3-1		4	0	0	0	0	1	3
16 Josh Reddick, L (1, 9) OBP: 0.297, SLG: 0.349		1 SAFE B FF 91 1 SAFE B FF 92 C CH 84 S SL 87 T FF 93 2-2 ② K		C FF 90 C SL 82 B FF 94 B SL 83 X CH 85 2-2 ③ F8			B CH 82 C FF 92 F FF 92 F SL 84 B FF 94 X CH 86 2-2 ① P6	B SI 90 C SI 90 F SL 84 X SI 90 1-2 2B		4	0	1	0	0	1	1
15 Seth Smith, L (1, 10) OBP: 0.324, SLG: 0.383		C FF 93 C FF 93 S SL 88 0-3 ③ K			C SL 79 F FF 92 F FF 93 B FF 93 B CH 84 X SL 87 2-2 ① G3		B SI 93 F FF 93 B FF 94 S SL 83 B FF 94 D CH 88 4-2 28 2B BB	B SI 90 B SL 85 B SL 84 C SI 90 C SL 85 B KC 80 4-2 BB		2	1	0	0	2	1	1
28 Eric Sogard, L (1, 4) OBP: 0.331, SLG: 0.375			S SL 81 C SL 87 B SL 77 B FF 93 S SL 82 2-3 ① K		X FF 92 0-0 ② L7		C FF 92 X FF 92 0-1 1-H 4 HR 2B	D KC 79 F FF 90 B SL 84 C SI 90 B SL 84 S SL 83 3-3 ③ K		4	1	1	1	0	2	2

Inning Stats	1	2	3	4	5	6	7	8	9
	R: 1 E: 0 K: 3 S: 13	R: 0 E: 0 K: 2 S: 10	R: 0 E: 0 K: 1 S: 14	R: 0 E: 0 K: 0 S: 6	R: 0 E: 0 K: 0 S: 8	R: 0 E: 0 K: 1 S: 13	R: 3 E: 0 K: 1 S: 16	R: 0 E: 0 K: 1 S: 12	R: 0 E: 0 K: 1 S: 7
	H: 1 LOB: 0 BB: 0 P: 22	H: 1 LOB: 1 BB: 0 P: 13	H: 1 LOB: 2 BB: 1 P: 26	H: 0 LOB: 0 BB: 0 P: 9	H: 0 LOB: 0 BB: 0 P: 12	H: 0 LOB: 2 BB: 1 P: 23	H: 2 LOB: 1 BB: 2 P: 26	H: 1 LOB: 2 BB: 1 P: 21	H: 0 LOB: 0 BB: 0 P: 10

AB	33
R	4
H	6
RBI	4
BB	5
SO	10
LOB	14

	1B: 1	SF: 0	WP: 0	PA: 39
	2B: 3	SAC: 0	PB: 0	
	3B: 0	DP: 0	SB: 0	
	HR: 2	HBP: 1	CS: 0	

PITCHER		IP	WLS	BF	H	R	ER	SO	BB	IBB	HBP	BLK	WP	HR	S	P	ERA	WHIP
20 Bud Norris, R ERA: 3.93	(1, 1)	6.1		27	4	3	3	7	3	0	1	0	0	1	72	119	4.26	1.105
54 Travis Blackley, L ERA: 5.23	(7, 1)	0.1	L	2	1	1	1	1	0	0	0	0	0	1	5	5	27.00	3.000
62 Hector Ambriz, R ERA: 5.55	(7, 1)	0.2		3	0	0	0	0	1	0	0	0	0	0	6	11	0.00	1.500
53 Wesley Wright, L ERA: 4.14	(8, 1)	0.2		4	1	0	0	1	1	0	0	0	0	0	9	17	0.00	3.000
41 Jose Veras, R ERA: 3.05	(9, 1)	1.0		3	0	0	0	1	0	0	0	0	0	0	7	10	0.00	0.000

PITCHER		IP	WLS	BF	H	R	ER	SO	BB	IBB	HBP	BLK	WP	HR	S	P	ERA	WHIP

Oakland Athletics @ Houston Astros

Minute Maid Park, Houston, TX

Wed Jul 24 2013, 1:14 PM - 4:23 PM CDT

Att. 24,841 - Roof Closed - 73 F

livebaseballscorecards.com

BOTTOM

Batter	1	2	3	4	5	6	7	8	9	AB	R	H	RBI	BB	SO	LOB
6 Jonathan Villar, S (1, 6) OBP: 0.333, SLG: 0.500	C FF 87 F CH 80 F CU 69 B FF 89 C SL 81 1-3 ① K		C FF 87 X CH 79 0-1 ③ B5-3		C CH 78 S CH 80 B FF 89 X CH 80 1-2 ③ G4-3		S SI 91 F SI 87 S CU 74 0-3 ③ K			4	0	0	0	0	2	2
27 Jose Altuve, R (1, 4) OBP: 0.319, SLG: 0.363	F FF 89 F FF 89 S SL 82 0-3 ② K			B FF 87 B SL 80 B FF 87 C FF 88 C FF 88 F FF 88 X FF 88 3-2 HR		C FF 86 B SL 79 B SL 80 S SL 81 X FF 89 2-2 ① F8		C CU 76 B FC 92 B FC 92 C FF 95 X CU 78 2-2 22 F8 15 S 1B		4	1	2	1	0	1	0
15 Jason Castro, L (1, 10) OBP: 0.324, SLG: 0.460	B FF 89 B FF 89 B FF 88 C FF 89 S CH 81 X CH 82 3-2 ③ G3			B FF 89 X CH 80 1-0 ① G3		X CH 81 0-0 23 F9 22 HR 2B		C FC 90 B FF 92 1 SAFE B FC 91 C FC 91 B CU 76 S FC 92 3-3 ① K 1-2		4	1	1	0	0	1	1
23 Chris Carter, R (1, 7) OBP: 0.325, SLG: 0.450		C FF 88 B SL 81 F SL 81 B CU 69 F FF 89 C FF 89 2-3 ① K		B SL 80 T FF 87 B FF 87 C SL 82 C CU 67 2-3 ② K		X SL 79 0-0 ② F9 2-3		C FC 91 B FC 91 C SI 94 F CU 78 B CU 78 B FF 94 B FC 91 4-2 BB		3	0	0	0	1	2	1
22 Carlos Corporán, S (1, 2) OBP: 0.338, SLG: 0.446		C FF 89 B CH 81 B FF 89 S SL 82 C FF 90 2-3 ② K		F FF 88 B CU 68 T CH 79 H FF 88 2-2 HBP		C CU 67 X CH 81 0-1 3-H HR		X FC 91 0-0 ② F8 2-3		3	1	1	2	0	1	2
29 Brett Wallace, L (1, 3) OBP: 0.262, SLG: 0.430		B FF 88 S CH 81 C FF 90 B SL 82 X FF 90 2-2 ③ G6-3		S FF 86 C CH 79 F CU 67 S FF 88 0-3 ③ K		C FF 88 T FF 87 X FF 90 0-2 1B		B FF 95 X FF 94 1-0 ③ F7		4	0	1	0	0	1	3
44 Justin Maxwell, R (1, 8) OBP: 0.317, SLG: 0.381			B FF 88 S CH 80 C FF 88 B SL 81 S FF 88 2-3 ① K		F FF 86 B FF 86 B CH 79 F SL 81 S CU 68 2-3 ① K	X SL 80 0-0 ③ P3			S SL 84 C SL 85 S SL 86 0-3 ① K	4	0	0	0	0	3	1
30 Matt Dominguez, R (1, 5) OBP: 0.264, SLG: 0.388			C FF 88 C CU 68 X SL 81 0-2 ② G6-3		X SL 80 0-0 1B		B SL 77 B FF 86 X FF 87 2-0 ① L7		F FF 95 F SL 85 X SL 84 0-2 ② G4-3	4	0	1	0	0	0	0
59 Marc Krauss, L (1, 9) OBP: 0.195, SLG: 0.275 10 Jake Elmore, R (7, PH) (8, 9) OBP: 0.333, SLG: 0.358			B FF 87 C CH 80 F FF 89 F CU 68 B FF 88 X CH 80 2-2 1B		X CH 79 0-0 ② F8		B SI 90 C CH 82 C SI 91 F SL 85 X CU 73 1-2 ② G6-3		B FF 94 B FF 94 B FF 94 C FF 93 X FF 94 3-1 ③ G5-3	2 2	0 0	1 0	0 0	0 0	0 0	1 0
Inning Stats	R: 0 E: 0 K: 2 S: 10 H: 0 LOB: 0 BB: 0 P: 14	R: 0 E: 0 K: 2 S: 10 H: 0 LOB: 0 BB: 0 P: 16	R: 0 E: 0 K: 1 S: 12 H: 1 LOB: 1 BB: 0 P: 16	R: 1 E: 0 K: 2 S: 14 H: 1 LOB: 1 BB: 0 P: 22	R: 0 E: 0 K: 1 S: 8 H: 1 LOB: 1 BB: 0 P: 11	R: 2 E: 0 K: 0 S: 11 H: 3 LOB: 1 BB: 0 P: 13	R: 0 E: 0 K: 1 S: 8 H: 0 LOB: 0 BB: 0 P: 11	R: 0 E: 0 K: 1 S: 11 H: 1 LOB: 2 BB: 1 P: 21	R: 0 E: 0 K: 1 S: 8 H: 0 LOB: 0 BB: 0 P: 11	1B: 4 2B: 1 3B: 0 HR: 2 SF: 0 SAC: 0 DP: 0 HBP: 1						

	AB	34
	R	3
	H	7
	RBI	3
	BB	1
	SO	11
	LOB	11

WP: 0 PA: 36
PB: 0
SB: 1
CS: 0

PITCHER		IP	WLS	BF	H	R	ER	SO	BB	IBB	HBP	BLK	WP	HR	S	P	ERA	WHIP
64 A.J. Griffin, R ERA: 3.84	(1, 1)	6.1	W	26	6	3	3	8	0	0	1	0	0	2	66	95	4.26	0.947
13 Jerry Blevins, L ERA: 3.38	(7, 1)	0.2	H	2	0	0	0	1	0	0	0	0	0	0	7	8	0.00	0.000
60 Jesse Chavez, R ERA: 2.91	(8, 1)	0.2	H	4	1	0	0	1	1	0	0	0	0	0	10	19	0.00	3.000
48 Ryan Cook, R ERA: 2.25	(8, 1)	1.1	S	4	0	0	0	1	0	0	0	0	0	0	9	13	0.00	0.000

PITCHER	IP	WLS	BF	H	R	ER	SO	BB	IBB	HBP	BLK	WP	HR	S	P	ERA	WHIP

Batter	1	2	3	4	5	6	7	8	9	AB	R	H	RBI	BB	SO	LOB
6 Jonathan Villar, S (1, 6) OBP: 0.333, SLG: 0.429	C FF 82 S SI 81 S CH 76 0-3 ① K		B CH 78 B SI 84 C FC 81 B CH 78 F FF 83 B CH 78 4-2 27 CS BB			X FC 81 0-0 ① SH1-3 1-2		X FF 82 0-0 ③ G5-3		2	0	0	0	1	1	0
27 Jose Altuve, R (1, 4) OBP: 0.316, SLG: 0.359	C FF 83 X SI 82 0-1 ② G6-3		D FF 82 1 SAFE 1 SAFE 1-0 ③ CS 1-2	X SI 83 0-0 ① F9		C SI 83 X CH 78 0-1 ② G5-3			C SI 80 X CH 75 0-1 ① G6-3	4	0	0	0	0	0	1
15 Jason Castro, L (1, 2) OBP: 0.320, SLG: 0.454	C FF 84 B FF 82 F CH 78 S FF 85 1-3 ③ K			B FF 81 F CH 78 X CH 78 1-1 ② G1-3		C FF 84 S FF 84 X CU 74 0-2 ③ G4-3			B FF 81 F FF 82 B FF 82 S CH 79 B FC 79 C CH 76 3-3 ② K	4	0	0	0	0	2	1
23 Chris Carter, R (1, 7) OBP: 0.324, SLG: 0.446		B SI 82 B FF 80 F FC 81 F SI 84 B FC 81 B FF 81 4-2 BB		C SI 83 B SI 83 F FF 81 F FF 85 B CH 76 B FC 80 F CU 74 F FC 81 X CH 79 3-2 ③ G3			F SI 81 B CH 81 X SI 82 1-1 ① F8		C SI 82 B CH 75 X SI 82 1-1 ③ F9	3	0	0	0	1	0	0
14 J.D. Martinez, R (1, 10) OBP: 0.276, SLG: 0.385		B SI 82 S SI 83 S CH 78 1 SAFE B FC 79 S FC 80 2-3 ① K			S SI 82 B SI 82 F CH 77 S FC 80 1-3 ① K		X FC 78 0-0 2B			3	0	1	0	0	2	1
29 Brett Wallace, L (1, 3) OBP: 0.255, SLG: 0.417		F FF 82 S SI 84 S FF 83 0-3 ② K			B SI 84 S CH 78 S CH 76 F CH 79 C FF 84 1-3 ② K		D SI 82 C FF 81 F SI 82 F CH 76 B FF 83 F CH 76 S SI 82 2-3 ② K			3	0	0	0	0	3	2
44 Justin Maxwell, R (1, 9) OBP: 0.317, SLG: 0.380		C FC 80 C FC 80 S CH 77 0-3 ③ K			X SI 84 0-0 1B		B FF 80 S FF 81 B FC 79 X CH 80 2-1 ③ G4-3			3	0	1	0	0	1	2
30 Matt Dominguez, R (1, 5) OBP: 0.262, SLG: 0.384			B SI 82 C CH 77 X FC 80 1-1 ① G3		C FF 81 X CH 80 0-1 ③ F9			B FC 78 X FC 78 1-0 ① P2		3	0	0	0	0	0	1
2 Brandon Barnes, R (1, 8) OBP: 0.302, SLG: 0.362			C SI 83 B SI 84 F CU 73 X CH 78 1-2 ② G1-3			C CH 80 B FC 78 F FC 78 H CU 74 2-2 6 SH1-3 HBP		B FF 80 C CH 81 B CH 79 X FC 79 2-1 ② F8		2	0	0	0	0	0	0
Inning Stats	R: 0 H: 0 E: 0 LOB: 0 K: 2 BB: 0 S: 8 P: 9	R: 0 H: 0 E: 0 LOB: 1 K: 3 BB: 1 S: 11 P: 17	R: 0 H: 0 E: 0 LOB: 0 K: 0 BB: 1 S: 7 P: 14	R: 0 H: 0 E: 0 LOB: 0 K: 0 BB: 0 S: 9 P: 13	R: 0 H: 1 E: 0 LOB: 1 K: 2 BB: 0 S: 10 P: 12	R: 0 H: 0 E: 0 LOB: 1 K: 0 BB: 0 S: 8 P: 10	R: 0 H: 1 E: 0 LOB: 1 K: 1 BB: 0 S: 10 P: 15	R: 0 H: 0 E: 0 LOB: 0 K: 0 BB: 0 S: 4 P: 7	R: 0 H: 0 E: 0 LOB: 0 K: 1 BB: 0 S: 7 P: 11	1B: 1 SF: 0 2B: 1 SAC: 1 3B: 0 DP: 0 HR: 0 HBP: 1				WP: 0 PA: 32 PB: 0 SB: 0 CS: 1		

PITCHER	IP	WLS	BF	H	R	ER	SO	BB	IBB	HBP	BLK	WP	HR	S	P	ERA	WHIP
56 Mark Buehrle, L (1, 1) ERA: 4.5	9.0	W	31	2	0	0	9	2	0	1	0	0	0	74	108	0.00	0.444

PITCHER	IP	WLS	BF	H	R	ER	SO	BB	IBB	HBP	BLK	WP	HR	S	P	ERA	WHIP

TOP

Houston Astros @ Toronto Blue Jays

Rogers Centre, Toronto, ON

Thu Jul 25 2013, 7:08 PM - 9:26 PM EDT

Att. 24,188 - Partly Cloudy - 70 F

livebaseballscorecards.com

AB	27
R	0
H	2
RBI	0
BB	2
SO	9
LOB	8

Batter	1	2	3	4	5	6	7	8	9	AB	R	H	RBI	BB	SO	LOB
7 José Reyes, S (1, 6) OBP: 0.373, SLG: 0.476	B SI 90 C SI 88 T SI 88 B CU 75 B SI 92 F FF 91 F SI 93 X FF 94 3-2 11 G5-4-3 1B			B CU 75 B CH 75 C FF 86 B FF 90 C FF 85 F FS 82 S FF 91 3-3 ① K		B SI 94 B SI 93 C SI 92 X SI 93 2-1 11 G5-4-3 1B		B FF 93 B SI 90 C SI 90 F CH 84 X SI 93 2-2 11 G3 2B		4	0	3	0	0	1	0
11 Rajai Davis, R (1, 7) OBP: 0.323, SLG: 0.368	C SI 92 ①② F CH 76 F FF 92 D CH 77 1 SAFE B SI 92 B CH 76 X FF 92 3-2 G5-4-3 1-2f			B CU 77 C FF 92 X FF 91 1-1 ② F8		B SI 93 F SI 92 B SI 93 X SI 92 2-1 ②③ G5-4-3 1-2f		C SI 93 F FF 93 X CU 81 0-2 ② G3 2-3		4	0	0	0	0	0	3
19 José Bautista, R (1, 9) OBP: 0.352, SLG: 0.499	B SI 92 C SI 92 B CH 78 C SI 94 F SI 93 F FF 93 X SI 93 2-2 ③ L5			B CH 75 C CH 76 B FF 93 C CU 77 B FF 90 B CH 75 4-2 10 2B BB			C SI 92 B CU 81 S FF 93 F SL 91 B FF 94 B CU 83 B SI 94 4-2 10 BB 26 2B BB	F FF 92 X SI 92 0-1 ③ G5-3		2	2	0	0	2	0	1
10 Edwin Encarnación, R (1, 3) OBP: 0.353, SLG: 0.525		C SI 85 S CH 74 F FF 90 F CH 76 B FF 92 S FF 92 1-3 ① K		B FF 91 D FS 81 F FF 90 F CH 74 X CU 78 2-2 ③ 1-H 2B			B FF 92 1 SAFE B SI 92 B FF 92 B SI 92 4-0 26 2B 3 1B 1-2 BB			2	1	1	1	1	1	0
16 Mark DeRosa, R (1, 10) OBP: 0.316, SLG: 0.437 26 Adam Lind, L (7, PH) OBP: 0.361, SLG: 0.495 (8, 10)		B CU 76 B SI 92 F FF 91 S SI 92 F CH 74 B SI 92 S FF 90 3-3 ② K			X FF 85 0-0 ① G6-3		C SI 90 X CU 80 0-1 3 1B 1-3 2-H 2B			2 1	0 1	0 1	0 1	0 0	1 0	0 0
3 Maicer Izturis, S (1, 4) OBP: 0.296, SLG: 0.339		C FF 92 F SI 92 S CU 78 0-3 ③ K			B SI 87 B FF 85 B FF 86 C FF 85 T FF 86 F FF 90 F FF 87 F FF 90 F FF 88 3-2 ② F CH 76 X SI 89 L6		B SI 92 X SI 91 1-0 28 CS 1B 2-H 3-H			3	0	1	2	0	1	0
28 Colby Rasmus, L (1, 8) OBP: 0.332, SLG: 0.478			B FF 89 C CH 75 B CH 74 B FF 90 C FF 90 X CH 74 3-2 ① F8		B FF 90 C FF 89 X CH 74 1-1 2B		B SI 92 B CU 82 S SI 90 B CH 84 F SI 92 C FF 92 3-3 ①② K 1-2			3	0	1	0	0	1	1
9 J.P. Arencibia, R (1, 2) OBP: 0.256, SLG: 0.419			F SI 90 C FF 92 B FF 92 S CH 79 1-3 ② K		F CU 77 B FF 90 B FS 82 F FF 90 D CU 78 F CH 74 S FF 92 3-3 ③ K		B CU 80 S SI 94 S SI 93 X CU 83 1-2 ③ L7			3	0	0	0	0	2	1
13 Brett Lawrie, R (1, 5) OBP: 0.265, SLG: 0.363			B SI 93 F CU 78 C FF 93 X CH 75 1-2 ③ G6-3			B SI 94 C SI 94 B SI 94 F SI 94 X SL 83 2-2 ① P4		C SI 92 C FF 92 C FF 92 0-3 ① K		3	0	0	0	0	1	0
Inning Stats	R: 0 E: 0 K: 0 S: 14 H: 1 LOB: 0 BB: 0 P: 22	R: 0 E: 0 K: 3 S: 12 H: 0 LOB: 0 BB: 0 P: 16	R: 0 E: 0 K: 1 S: 9 H: 0 LOB: 0 BB: 0 P: 14	R: 1 E: 0 K: 1 S: 11 H: 1 LOB: 1 BB: 1 P: 21	R: 0 E: 0 K: 1 S: 15 H: 1 LOB: 1 BB: 0 P: 22	R: 0 E: 0 K: 0 S: 7 H: 1 LOB: 0 BB: 0 P: 13	R: 3 E: 0 K: 1 S: 12 H: 2 LOB: 0 BB: 2 P: 25	R: 0 E: 0 K: 1 S: 11 H: 1 LOB: 1 BB: 0 P: 13		1B: 3 2B: 5 3B: 0 HR: 0	SF: 0 SAC: 0 DP: 3 HBP: 0			WP: 0 PB: 0 SB: 0 CS: 1	PA: 30	

PITCHER		IP	WLS	BF	H	R	ER	SO	BB	IBB	HBP	BLK	WP	HR	S	P	ERA	WHIP
45 Erik Bedard, L ERA: 4.28	(1, 1)	5.0	L	17	3	1	1	6	1	0	0	0	0	0	61	95	1.80	0.800
64 Lucas Harrell, R ERA: 5.17	(6, 1)	3.0		13	4	3	3	2	2	0	0	0	0	0	30	51	9.00	2.000

PITCHER	IP	WLS	BF	H	R	ER	SO	BB	IBB	HBP	BLK	WP	HR	S	P	ERA	WHIP

BOTTOM

Houston Astros @ Toronto Blue Jays

Rogers Centre, Toronto, ON

Thu Jul 25 2013, 7:08 PM - 9:26 PM EDT

Att. 24,188 - Partly Cloudy - 70 F

livebaseballscorecards.com

AB	27
R	4
H	7
RBI	4
BB	3
SO	8
LOB	6

Batter	1	2	3	4	5	6	7	8	9	AB	R	H	RBI	BB	SO	LOB
6 Jonathan Villar, S (1, 6) OBP: 0.300, SLG: 0.421	B KN 71 C FF 81 B KN 77 B KN 73 X FF 81 3-1 27 SH1-3 2B		C KN 74 S KN 78 L KN 78 0-3 ① K	B EP 68 C KN 76 B KN 78 B EP 64 C KN 74 S KN 74 3-3 ③ K			B FF 93 B FF 93 F SI 92 B FF 93 C SI 91 X FF 93 3-2 ① G1-3	C FF 95 S CH 87 F FF 94 D CH 88 S CH 86 1-3 ③ K		5	0	1	0	0	3	2
27 Jose Altuve, R (1, 4) OBP: 0.318, SLG: 0.359	X KN 74 0-0 ① SH1-3 2-3		B KN 77 B KN 75 C FF 84 B KN 75 C FF 84 C FF 84 3-3 ② K		B KN 73 B KN 71 F FF 82 X FF 82 2-1 ① G4-3		B SL 84 B SI 95 B FF 94 C FF 92 F FF 94 B FF 94 4-2 15 S 15 1B BB		C SI 89 B CH 79 X SI 92 1-1 29 G3 23 1B 1B	3	1	1	0	1	1	0
15 Jason Castro, L (1, 2) OBP: 0.322, SLG: 0.453 22 Carlos Corporán, S (9, PH) OBP: 0.336, SLG: 0.443	S KN 77 F KN 78 S KN 78 0-3 ② K		B KN 79 S B KN 80 F KN 79 B KN 78 B KN 76 4-2 BB		C EP 67 F EP 66 B FF 85 S KN 80 1-3 ② K		1 SAFE D SI 95 C FF 92 X SI 95 1-1 29 FC3-6 23 BB 1-H 1B		C SI 91 F SI 91 C SI 93 0-3 ① K	3 1	0 0	1 0	1 0	1 0	2 0	1 1
23 Chris Carter, R (1, 10) OBP: 0.325, SLG: 0.443	B KN 77 C KN 78 F KN 77 S KN 79 1-3 ③ K		B KN 79 B KN 77 F KN 76 S KN 77 X KN 78 2-2 ③ F8		C KN 80 S KN 80 C FF 84 0-3 ③ K		B SL 88 F FF 94 D SL 87 B FF 93 B FF 92 4-1 29 FC3-6 1-2 BB		X SI 91 0-0 29 G3 1-2 1B	4	0	1	0	1	2	2
29 Brett Wallace, L (1, 3) OBP: 0.270, SLG: 0.430		B KN 72 F KN 72 B KN 78 S KN 74 B KN 70 B KN 77 4-2 14 FC5-4 BB	F KN 73 B KN 79 S EP 66 X KN 79 1-2 14 2B 59 2B 1B		B KN 75 B KN 72 X KN 72 2-0 14 1B 59 G4-6-3 2B	S FF 91 B SI 91 X SI 92 1-1 ② FC3-6 44 FC6-4 1-2f 2-3		C SL 76 B SI 92 B SI 93 S SI 92 F SL 78 X SI 93 2-2 ② G3 1-2 2-3	4	2	2	0	1	0	4
14 J.D. Martinez, R (1, 9) OBP: 0.280, SLG: 0.392 44 Justin Maxwell, R (7, PH) OBP: 0.313, SLG: 0.374 (7, 9)		C KN 75 B KN 78 C EP 68 X KN 79 1-2 ① FC5-4 59 HR 1-2f	X FF 84 0-0 59 2B 1-3 2B		F KN 78 X KN 79 0-1 59 G4-6-3 2-3 1B	S CU 84 B FF 90 B CU 86 B FF 94 X FF 91 3-1 ③ FC6-4 1-2f		X SI 93 0-0 ③ G4-3	3 2	2 0	2 0	0 0	0 0	0 0	1 4
59 Marc Krauss, L (1, 7) OBP: 0.222, SLG: 0.386		C KN 75 X KN 78 0-1 1-H HR	B KN 79 C KN 78 X KN 80 1-1 2-H 3-H 2B		F KN 78 B KN 79 B EP 67 B FF 83 F KN 77 1 SAFE X KN 71 3-2 ①② G4-6-3 1-2f 3-H			B FF 94 C FF 94 F CH 88 S CH 88 1-3 ① K		4	1	2	4	0	1	1
30 Matt Dominguez, R (1, 5) OBP: 0.262, SLG: 0.381		B FF 84 B KN 71 C KN 74 F KN 76 S KN 78 2-3 ② K	B KN 75 B KN 76 X KN 76 2-0 ① P2		C KN 77 H KN 68 1-1 2 FC6-4 HBP			C FF 94 S FF 95 B FF 96 B FF 95 X CH 88 2-2 ② G6-3		3	0	0	0	0	1	1
2 Brandon Barnes, R (1, 8) OBP: 0.301, SLG: 0.360		B KN 74 B KN 75 C FF 82 S KN 74 F KN 79 F EP 67 X KN 79 2-2 ③ G4-3	B KN 77 S KN 71 X EP 67 1-1 ② P3		C KN 79 S KN 78 X KN 78 1-1 ③ FC6-4 1-2f			B FF 96 B FF 95 X FF 94 2-0 1B		4	0	1	0	0	0	2
Inning Stats	R: 0 E: 0 K: 2 S: 9 H: 1 LOB: 1 BB: 0 P: 13	R: 2 E: 0 K: 1 S: 15 H: 1 LOB: 0 BB: 1 P: 24	R: 0 E: 0 K: 2 S: 11 H: 0 LOB: 1 BB: 1 P: 20	R: 2 E: 0 K: 1 S: 12 H: 3 LOB: 1 BB: 0 P: 20	R: 0 E: 0 K: 2 S: 8 H: 0 LOB: 0 BB: 0 P: 11	R: 1 E: 0 K: 0 S: 9 H: 2 LOB: 1 BB: 0 P: 16	R: 1 E: 0 K: 0 S: 12 H: 1 LOB: 2 BB: 2 P: 28	R: 0 E: 0 K: 2 S: 11 H: 1 LOB: 1 BB: 0 P: 17	R: 0 E: 0 K: 1 S: 11 H: 2 LOB: 2 BB: 0 P: 14	1B: 6 2B: 4 3B: 0 HR: 1 SF: 0 SAC: 1 DP: 1 HBP: 1						

PITCHER		IP	WLS	BF	H	R	ER	SO	BB	IBB	HBP	BLK	WP	HR	S	P	ERA	WHIP
43 R.A. Dickey, R ERA: 4.86	(1, 1)	6.0		27	7	5	5	8	2	0	1	0	0	1	64	104	7.50	1.500
29 Dustin McGowan, R ERA: 2.45	(7, 1)	0.1		4	1	1	1	0	2	0	0	0	0	0	8	20	27.00	9.000
27 Brett Cecil, L ERA: 2.76	(7, 1)	0.2	W	2	0	0	0	0	0	0	0	0	0	0	4	8	0.00	0.000
50 Steve Delabar, R ERA: 2.54	(8, 1)	1.0		4	1	0	0	2	0	0	0	0	0	0	11	17	0.00	1.000
62 Aaron Loup, L ERA: 1.94	(9, 1)	1.0		5	2	0	0	1	0	0	0	0	0	0	11	14	0.00	2.000

PITCHER	IP	WLS	BF	H	R	ER	SO	BB	IBB	HBP	BLK	WP	HR	S	P	ERA	WHIP

TOP

Houston Astros @ Toronto Blue Jays

Rogers Centre, Toronto, ON

Fri Jul 26 2013, 7:10 PM - 10:31 PM EDT

Att. 24,088 - Partly Cloudy - 71 F

livebaseballscorecards.com

AB	36
R	6
H	11
RBI	5
BB	4
SO	11
LOB	19

Batter	1	2	3	4	5	6	7	8	9	AB	R	H	RBI	BB	SO	LOB
7 José Reyes, S (1, 6) OBP: 0.393, SLG: 0.514	C SI 92 B SI 92 S SL 88 F SL 88 F SI 94 X SL 90 1-2 53 G2-3 2B		B SI 92 B CH 83 C SI 93 X CH 82 2-1 HR	D CU 79 X SI 93 1-0 53 G4-6-3 1-2 1B		B SI 90 S SI 90 B CU 75 D SI 90 D FC 89 4-1 19 S BB	B SI 90 B SI 90 B CH 84 B SI 91 4-0 10 HR 1-2 2-3 3-H BB			3	2	3	2	2	0	0
53 Melky Cabrera, S (1, 7) OBP: 0.318, SLG: 0.358 11 Rajai Davis, R (8, 7) OBP: 0.323, SLG: 0.368	B SI 93 X SI 93 1-0 ① G2-3 2-3		B SI 92 X SI 94 1-0 19 BLK 19 SF7 2B	F CU 79 X SI 92 0-1 ② ③ G4-6-3 1-2f		T SI 90 F FC 88 X FC 89 0-2 ② F8 2-3	C FF 90 F CH 86 X CH 86 0-2 ① P3			5 0	1 0	1 0	0 0	0 0	0 0	8 0
19 José Bautista, R (1, 9) OBP: 0.348, SLG: 0.493	C CU 81 B CU 83 X SI 93 1-1 ② P4		C CU 81 B CH 82 B FF 95 B SL 87 X CH 82 3-1 ① SF7 2-H		B SI 94 C SL 87 B SI 93 B FF 93 X SI 95 3-1 ① G4-3	D CU 78 F FF 96 F FF 96 D CU 84 B FF 96 C CH 85 3-3 ③ K 1-2	B SL 89 C FF 94 S FF 95 F FF 94 F SL 88 B SL 82 X FF 95 2-2 ② P4			4	0	0	1	0	1	6
10 Edwin Encarnación, R (1, 10) OBP: 0.359, SLG: 0.546	C SL 87 X SI 95 0-1 ③ G6-3		C SL 88 B SL 88 S SL 87 B SI 92 B SL 88 B SI 92 4-2 26 FC5-4 BB		C FF 94 X SL 86 0-1 28 2B 2B		C FF 86 F CH 86 X FF 86 1-1 HR B SL 88 B SL 88 S SL 87 B FF 94 F FF 94 X FF 94 3-2 1-H 2-H 3-H HR			4	3	3	5	1	0	1
26 Adam Lind, L (1, 3) OBP: 0.359, SLG: 0.500		B SI 92 B SI 93 F SI 92 F CH 83 B SL 88 X SI 92 3-2 ① G1-3	B SI 93 F SI 92 B CH 83 X SI 94 2-1 ② FC5-4 1-2f		X CH 83 0-0 ② L8		B SI 95 F FF 95 X CH 86 1-1 HR 0-3 ③ K			5	1	1	1	0	1	2
28 Colby Rasmus, L (1, 8) OBP: 0.339, SLG: 0.488		X SI 94 0-0 3 BB 1B	C CU 82 B CH 83 B CU 82 F CU 80 B CU 82 F SI 93 F CU 82 F SI 93 T FF 93 3-2 ③ K		B CU 82 B CH 83 B FF 94 C CU 78 S FF 92 X CU 81 3-2 2-H 2B		B CH 86 C CU 76 X FF 95 1-1 E9 3 2B 2B	C SI 94 C SI 93 B FF 95 B CH 89 X CU 81 2-2 13 FC4-6 1B		5	1	4	1	0	1	1
3 Maicer Izturis, S (1, 4) OBP: 0.297, SLG: 0.341		B SI 94 B SI 93 B CH 83 C SI 91 B SI 92 4-1 1-2 BB	B SI 92 X CH 83 1-0 ① G3	F SI 94 B CH 84 X SI 92 1-1 ③ P6		B FF 96 X FF 95 1-0 22 HBP 7 BB 3-H 2B	C SI 92 F SI 92 X FF 94 0-2 ① L4			4	1	1	1	1	0	2
13 Brett Lawrie, R (1, 5) OBP: 0.273, SLG: 0.389		C CU 80 D CU 82 X CH 84 1-1 ② P3	B SI 94 C SI 94 F CU 81 F CU 84 B SI 94 X SL 83 2-2 HR		F FF 93 B FF 95 B CH 83 X FF 94 2-1 53 F8 2B	D CU 77 B CH 86 B CU 80 C FF 95 D CH 87 4-1 7 BB 22 HBP 10 HR BB	F FF 95 F FF 95 F FF 96 F FF 95 D FF 96 X FF 95 1-2 ② FC4-6 1-2f			4	2	2	1	1	0	3
22 Josh Thole, L (1, 2) OBP: 0.264, SLG: 0.156		D CU 80 X FF 93 1-0 ③ F8	B SL 89 B CU 79 B SI 93 C FF 92 B SI 92 4-1 7 1B BB		B SI 88 X SI 90 1-0 ① P5	H CU 80 1-0 7 BB 10 HR 1-2 2-3 HBP	B SI 93 X SI 94 1-0 ③ G6-3			3	1	0	0	1	0	4
Inning Stats	R: 0 E: 0 K: 0 S: 10 H: 1 LOB: 1 BB: 0 P: 13	R: 0 E: 0 K: 0 S: 8 H: 1 LOB: 2 BB: 1 P: 17	R: 2 E: 0 K: 1 S: 15 H: 2 LOB: 1 BB: 1 P: 30	R: 1 E: 0 K: 0 S: 9 H: 2 LOB: 1 BB: 1 P: 17	R: 1 E: 0 K: 0 S: 10 H: 2 LOB: 1 BB: 0 P: 17	R: 0 E: 0 K: 1 S: 10 H: 1 LOB: 2 BB: 1 P: 20	R: 8 E: 1 K: 1 S: 22 H: 5 LOB: 0 BB: 2 P: 40	R: 0 E: 0 K: 0 S: 12 H: 1 LOB: 1 BB: 0 P: 16		1B: 3 2B: 7 3B: 0 HR: 5 SF: 1 SAC: 0 DP: 1 HBP: 1						

PITCHER		IP	WLS	BF	H	R	ER	SO	BB	IBB	HBP	BLK	WP	HR	S	P	ERA	WHIP
18 Jordan Lyles, R ERA: 4.92	(1, 1)	5.0		26	9	4	4	1	3	0	0	1	0	2	54	98	7.20	2.400
54 Travis Blackley, L ERA: 5.12	(6, 1)	0.2	H	3	0	0	0	0	1	0	0	0	0	0	5	10	0.00	1.500
56 Paul Clemens, R ERA: 6.36	(6, 1)	0.1	L	7	4	6	6	1	1	0	1	0	0	2	11	23	162.00	15.000
53 Wesley Wright, L ERA: 4.34	(7, 1)	0.1		2	0	0	0	0	1	0	0	0	0	0	3	7	0.00	3.000
62 Hector Ambriz, R ERA: 5.7	(7, 1)	0.2		3	1	2	2	1	0	0	0	0	0	1	11	16	27.00	1.500

PITCHER		IP	WLS	BF	H	R	ER	SO	BB	IBB	HBP	BLK	WP	HR	S	P	ERA	WHIP
68 José Cisnero, R ERA: 3.29	(8, 1)	1.0		4	1	0	0	0	0	0	0	0	0	0	12	16	0.00	1.000

BOTTOM

Houston Astros @ Toronto Blue Jays

Rogers Centre, Toronto, ON

Fri Jul 26 2013, 7:10 PM - 10:31 PM EDT

Att. 24,088 - Partly Cloudy - 71 F

livebaseballscorecards.com

AB	37
R	12
H	15
RBI	12
BB	6
SO	3
LOB	27

WP: 0 PA: 45
PB: 0
SB: 1
CS: 0

Batter	1	2	3	4	5	6	7	8	9	AB	R	H	RBI	BB	SO	LOB
6 Jonathan Villar, S (1, 6) OBP: 0.360, SLG: 0.409	C FF 92 B CU 79 X SL 84 27 1B 15 1B 1B	C FF 92 F CU 80 C SI 93 0-3 ③ K	B SI 94 B SL 85 C FF 91 B SI 93 B SI 93 4-1 27 CS BB	B SL 80 B SL 79 B SI 94 B SI 92 4-0 29 S 15 S 29 1B BB	C SI 87 B SI 86 B SI 87 C SI 88 B FF 87 C FF 88 3-3 ① K	3	2	1	0	2	2	0
27 Jose Altuve, R (1, 4) OBP: 0.318, SLG: 0.359 10 Jake Elmore, R (7, PH) OBP: 0.325, SLG: 0.348 (7, 4)	1 SAFE B SI 93 1 SAFE F SI 92 X SL 86 1-1 15 1B 23 HR 1-3 1B	X SL 83 0-0 ① G6-3	C SI 92 P PO 87 1-1 ③ CS 1-2	C FF 91 F SL 84 S CU 79 0-3 ① K2-3	1 SAFE C SI 94 X SL 82 0-1 ① P2	B SI 87 B SI 87 C FF 88 B FF 88 C FF 87 X FF 87 3-2 ② L9	3	1	1	0	0	1	0
										2	0	0	0	0	0	1
15 Jason Castro, L (1, 2) OBP: 0.323, SLG: 0.450	B SI 92 S SI 93 1 SAFE S FF 92 B CH 91 F SL 89 1 SAFE D CU 80 F FF 93 3-2 X FF 92 23 HR 1-3 3-H 1B	C SI 92 X FF 91 0-1 ② L9	B CU 79 C SI 92 B SI 92 C CU 80 F CU 80 B FF 92 T FF 93 3-2 ② K	1 SAFE 1 SAFE B SL 94 B SL 82 S SL 82 B SI 94 S SL 82 F SI 94 B SL 84 4-2 29 1B 1-2 BB	B FF 88 C FF 88 S SL 76 S SL 76 1-3 ③ K	4	1	1	1	1	2	0
23 Chris Carter, R (1, 10) OBP: 0.327, SLG: 0.451	X FF 92 0-0 1-H 3-H HR	B SL 85 B SL 86 B SI 94 B SI 93 4-0 BB	C FF 93 B SL 88 X FF 91 1-1 ③ F8	D SL 85 S SI 93 C SL 83 S SL 85 1-3 ② K	3	1	1	3	1	1	2
29 Brett Wallace, L (1, 3) OBP: 0.269, SLG: 0.423	B SI 93 C CU 79 S CU 81 B FF 93 B CU 81 F FF 93 S SL 88 3-3 ① K	C SL 84 F FF 92 B FF 92 S CU 79 1-3 ③ K2-3	X CU 78 0-0 ① G3-1	B SI 93 B SI 93 F SI 93 B SL 84 X SI 94 3-1 1-2 2-H 1B	4	0	1	1	0	2	1
59 Marc Krauss, L (1, 7) OBP: 0.204, SLG: 0.354	C SI 93 X SI 90 0-1 ② G6-3	C FF 91 C FF 92 B FF 92 B SL 84 B FF 93 F FF 93 X FF 94 3-2 ① G3	B CH 90 B CU 80 F FF 92 X CH 90 2-1 ② F8	S SL 84 F SL 86 B SI 94 S SL 84 1-3 ③ K	4	0	0	0	0	1	2
44 Justin Maxwell, R (1, 9) OBP: 0.318, SLG: 0.396	S SL 84 B SL 86 B FF 94 B SL 87 F FF 94 S SL 85 3-3 ③ K	B SL 88 B FF 93 X FF 93 2-0 HR	F CU 79 S FF 92 H FF 92 1-2 30 S 30 1B HBP	C SI 93 C SL 83 B SL 84 F SL 83 C SI 94 1-3 ① K	3	2	1	1	0	2	0
30 Matt Dominguez, R (1, 5) OBP: 0.265, SLG: 0.391	C CH 90 F SI 90 F SI 91 B SL 84 C FF 92 1-3 ① K	F SI 93 B SL 85 C CU 79 B SI 94 X FF 92 2-2 HR	C SL 82 D SL 83 1 SAFE F FF 91 D CH 89 F SL 84 D CU 79 X SI 92 3-2 1-H 1B	C SI 93 X SI 92 0-1 ② G6-3	4	1	2	2	0	1	0
2 Brandon Barnes, R (1, 8) OBP: 0.296, SLG: 0.354	F FF 92 B SL 84 X SL 84 1-1 ② L7	F SL 83 T FF 93 T FF 93 0-2 ② K	C SI 92 B SL 81 C SL 82 S SL 83 1-3 ③ K	F SL 80 F SI 93 B SI 93 F SI 93 X CH 88 1-2 ③ G4-3	4	0	0	0	0	2	1
Inning Stats	R: 4 E: 0 K: 2 S: 19 H: 4 LOB: 0 BB: 0 P: 30	R: 0 E: 0 K: 2 S: 9 H: 0 LOB: 0 BB: 0 P: 11	R: 0 E: 0 K: 1 S: 6 H: 0 LOB: 1 BB: 1 P: 11	R: 2 E: 0 K: 1 S: 14 H: 2 LOB: 0 BB: 1 P: 25	R: 0 E: 0 K: 2 S: 9 H: 0 LOB: 0 BB: 0 P: 13	R: 1 E: 0 K: 1 S: 12 H: 1 LOB: 1 BB: 0 P: 19	R: 1 E: 0 K: 2 S: 13 H: 1 LOB: 2 BB: 2 P: 26	R: 0 E: 0 K: 1 S: 10 H: 0 LOB: 0 BB: 0 P: 12	R: 0 E: 0 K: 2 S: 9 H: 0 LOB: 0 BB: 0 P: 16	1B: 5 2B: 0 3B: 0 HR: 3	SF: 0 SAC: 0 DP: 0 HBP: 1			WP: 0 PB: 0 SB: 3 CS: 1	PA: 40		

TOP

Houston Astros @ Toronto Blue Jays

Rogers Centre, Toronto, ON

Sat Jul 27 2013, 1:09 PM - 3:57 PM EDT

Att. 34,317 - Roof Closed - 69 F

livebaseballscorecards.com

AB	34
R	8
H	8
RBI	8
BB	4
SO	14
LOB	7

PITCHER		IP	WLS	BF	H	R	ER	SO	BB	IBB	HBP	BLK	WP	HR	S	P	ERA	WHIP
55 Josh Johnson, R ERA: 6.08	(1, 1)	5.2	L	26	7	7	7	8	2	0	1	0	0	3	66	105	11.12	1.588
57 Juan Pablo Perez, L ERA: 2.13	(6, 1)	2.1		10	1	1	1	4	2	0	0	0	0	0	26	42	3.86	1.286
38 Darren Oliver, L ERA: 3.82	(9, 1)	1.0		3	0	0	0	2	0	0	0	0	0	0	9	16	0.00	0.000

PITCHER	IP	WLS	BF	H	R	ER	SO	BB	IBB	HBP	BLK	WP	HR	S	P	ERA	WHIP

Batter	1	2	3	4	5	6	7	8	9	AB	R	H	RBI	BB	SO	LOB
7 José Reyes, S (1, 6) OBP: 0.389, SLG: 0.507	C FF 88 B SI 89 B CH 78 X SI 88 2-1 G1-3 ①		B CU 70 X SI 89 1-0 G6-3 ①		C CH 78 B SL 82 C SI 90 B SI 92 F SL 82 C SI 92 2-3 K ③			B SI 89 C SI 89 F SI 90 F SL 80 F SI 92 X FF 90 1-2 53 1B 19 HR 1B		4	1	1	0	0	1	0
53 Melky Cabrera, S (1, 7) OBP: 0.320, SLG: 0.359	B SI 90 C FF 90 F SL 79 F SL 82 F SI 91 F FF 90 X SI 90 1-2 10 WP 10 1B 1B		C FF 90 B SL 81 F FF 91 X FF 91 1-2 L8 ②			C FF 89 X FF 88 0-1 G6-3 ①		C FF 90 X FF 88 0-1 19 HR 1-2 1B		4	2	2	0	0	0	0
19 José Bautista, R (1, 9) OBP: 0.350, SLG: 0.501	B SI 90 B CH 78 C SI 89 C CH 77 F SL 83 X CH 78 2-2 L4 ②		C SI 90 X SI 90 0-1 G5-3 ③			X SI 90 0-0 10 1B 1B		C CH 77 F FF 90 B SL 84 B SI 91 X CH 77 2-2 1-H 2-H HR		4	1	2	3	0	0	1
10 Edwin Encarnación, R (1, 3) OBP: 0.364, SLG: 0.551	D SI 90 B SI 90 C CH 78 S SL 81 X SL 81 2-2 1-H 1B			C SI 88 B CH 77 X CH 78 1-1 16 G4-6-3 1B		C CU 72 B SI 90 X SI 90 1-1 26 G6-4-3 1-3 1B		B SI 93 C SI 94 B CU 75 C FS 85 X CU 78 2-2 1B		4	0	4	1	0	0	0
26 Adam Lind, L (1, 10) OBP: 0.354, SLG: 0.493	C SL 80 S SL 81 S SL 81 0-3 K ③			S SL 80 S SL 81 X SL 81 0-2 P6 ①		B SL 82 X SI 91 1-0 G6-4-3 ②③ 1-2f		F SI 94 X FS 84 0-1 F7 ②		4	0	0	0	0	1	5
16 Mark DeRosa, R (1, 4) OBP: 0.316, SLG: 0.457 3 Maicer Izturis, S (8, PH) OBP: 0.297, SLG: 0.340 (9, 4)		X FF 87 0-0 HR		C CU 73 X FF 90 0-1 G4-6-3 ②③ 1-2f			B CH 76 C FF 88 B CU 71 X CH 76 2-1 G6-3 ①	F SI 94 B CU 76 B FS 84 X SI 94 2-1 F8 ③		3 1	1 0	1 0	1 0	0 0	0 0	1 1
28 Colby Rasmus, L (1, 8) OBP: 0.338, SLG: 0.494		C SI 90 C SL 80 B SL 79 B FC 89 B FF 92 C SL 81 3-3 K ①			X SL 78 0-0 HR		C FC 88 C FF 90 B SL 81 S SI 91 1-3 K ②		C SI 94 B CU 76 B SI 94 C FS 84 F CU 77 X SI 94 2-2 P5 ①	4	1	1	1	0	2	0
9 J.P. Arencibia, R (1, 2) OBP: 0.256, SLG: 0.415		B CU 72 B SI 90 B FF 90 B FF 89 4-0 13 G4-6-3 BB			X FF 89 0-0 F8 ①		C SI 90 B CH 77 F SI 91 S FF 91 1-3 K ③		C CU 77 X CU 77 0-1 G3-1 ②	3	0	0	0	1	1	0
13 Brett Lawrie, R (1, 5) OBP: 0.268, SLG: 0.380		X FF 88 0-0 G4-6-3 ②③ 1-2f			C FF 88 F CH 79 B SI 91 S SL 83 1-3 K ②			B CH 75 X FF 89 1-0 G4-3 ①	C SI 95 X SI 94 0-1 F9 ③	4	0	0	0	0	1	1
Inning Stats	R: 1 E: 0 K: 1 S: 18 H: 2 LOB: 1 BB: 0 P: 25	R: 1 E: 0 K: 1 S: 5 H: 1 LOB: 0 BB: 1 P: 12	R: 0 E: 0 K: 0 S: 6 H: 0 LOB: 0 BB: 0 P: 8	R: 0 E: 0 K: 0 S: 7 H: 1 LOB: 0 BB: 0 P: 8	R: 1 E: 0 K: 2 S: 9 H: 1 LOB: 0 BB: 0 P: 12	R: 0 E: 0 K: 0 S: 6 H: 2 LOB: 1 BB: 0 P: 8	R: 0 E: 0 K: 2 S: 8 H: 0 LOB: 0 BB: 0 P: 12	R: 3 E: 0 K: 0 S: 18 H: 4 LOB: 1 BB: 0 P: 26	R: 0 E: 0 K: 0 S: 8 H: 0 LOB: 0 BB: 0 P: 10	1B: 8 2B: 0 3B: 0 HR: 3 SF: 0 SAC: 0 DP: 3 HBP: 0						

PITCHER		IP	WLS	BF	H	R	ER	SO	BB	IBB	HBP	BLK	WP	HR	S	P	ERA	WHIP
60 Dallas Keuchel, L ERA: 4.63	(1, 1)	7.1	W	30	10	6	6	6	1	0	0	0	1	3	70	100	7.36	1.500
41 Jose Veras, R ERA: 2.93	(8, 1)	1.2	S	6	1	0	0	0	0	0	0	0	0	0	15	21	0.00	0.600

PITCHER	IP	WLS	BF	H	R	ER	SO	BB	IBB	HBP	BLK	WP	HR	S	P	ERA	WHIP

BOTTOM

Houston Astros @ Toronto Blue Jays

Rogers Centre, Toronto, ON

Sat Jul 27 2013, 1:09 PM - 3:57 PM EDT

Att. 34,317 - Roof Closed - 69 F

livebaseballscorecards.com

AB	35
R	6
H	11
RBI	6
BB	1
SO	6
LOB	9

WP: 1 PA: 36
PB: 0
SB: 0
CS: 0

Houston Astros @ Toronto Blue Jays

Rogers Centre, Toronto, ON

Sun Jul 28 2013, 1:08 PM - 4:22 PM EDT

Att. 31,634 - Sunny - 68 F

TOP

livebaseballscorecards.com

Batter	1	2	3	4	5	6	7	8	9	AB	R	H	RBI	BB	SO	LOB
6 Jonathan Villar, S (1, 6) OBP: 0.345, SLG: 0.385	C SI 89 B SI 92 B CH 83 S SI 91 C SI 92 2-3 ① K		B CH 82 B SI 91 B SL 80 C SI 89 X SI 89 3-1 ② 22 S 1B		C SI 90 B CH 83 C SI 92 T SI 91 1-2 ② K			C FF 95 X FF 95 0-1 ② F7		4	0	1	0	0	2	0
19 Robbie Grossman, S (1, 7) OBP: 0.316, SLG: 0.246	F SI 92 S SI 91 B CH 84 F SI 92 B SL 83 B SI 92 B SI 92 4-2 23 E 23 S BB		B SI 90 X SI 89 1-0 ② F8		F SI 91 B CH 83 B SI 90 S SI 91 X SI 93 2-2 ③ F7			C FF 95 X FF 95 0-1 1B		3	0	1	0	1	0	1
22 Carlos Corporán, S (1, 2) OBP: 0.326, SLG: 0.429	C SI 91 F SI 90 X SL 83 0-2 ② F9		C SI 90 1 SAFE F SI 89 B CH 82 T SI 93 1-2 ③ K 1-2			X SI 90 0-0 ① P5		F FF 96 D CH 88 B FF 95 S FF 95 B FF 96 F FF 96 C CH 87 3-3 ③ K		4	0	0	0	0	2	3
23 Chris Carter, R (1, 10) OBP: 0.324, SLG: 0.446	C SL 82 C SI 91 B SL 82 B SL 83 S SI 92 2-3 ③ K 1-3			B SL 81 S SI 88 B SI 90 S SI 90 X SI 91 2-2 ① F9		C SI 90 C SL 84 C SI 92 0-3 ② K			T FC 89 F FF 91 B CU 75 B FF 92 F CU 74 C FF 92 2-3 ① K	4	0	0	0	0	3	1
29 Brett Wallace, L (1, 3) OBP: 0.268, SLG: 0.443		B SI 89 C SI 90 B CH 83 C SI 90 F SI 92 T SI 92 2-2 ① K		B CH 82 F SI 90 B CH 83 B SI 90 X SI 90 3-1 HR		T SI 91 B CH 84 B SI 91 B SL 80 C SI 91 X SI 92 3-2 ③ F8			B FF 90 X FC 90 1-0 ② F7	4	1	1	1	0	1	0
59 Marc Krauss, L (1, 9) OBP: 0.226, SLG: 0.353		C SI 91 B CH 83 S CH 83 B CH 84 B SI 92 B SI 92 4-2 30 S BB		F SI 92 C SL 82 B SI 92 X SL 82 1-2 2 S 1B			B SI 90 B SI 92 C SI 91 F SI 92 S SI 92 3-3 ① K		C FF 92 B FF 93 B FF 91 B FF 92 X FF 91 3-1 ③ F8	3	0	1	0	1	1	0
2 Brandon Barnes, R (1, 8) OBP: 0.297, SLG: 0.354		F SI 90 S SL 82 B SL 81 B SI 93 X SL 81 2-2 ② F8		B SI 89 1 SAFE B SI 90 B SI 90 C SI 89 S SI 90 F SI 90 1 SAFE S SI 89 3-3 ② K 1-2			S CH 77 X SI 92 0-1 30 G4-6-3 1B			3	0	1	0	0	1	2
30 Matt Dominguez, R (1, 5) OBP: 0.262, SLG: 0.388		1 SAFE C SL 83 F SI 92 S SI 91 0-3 ③ K 1-2		B SL 82 F SI 91 T SI 92 S SL 81 1-3 ③ K2-3			B SI 92 B CH 79 1 SAFE B SI 93 C SI 92 1 SAFE 1 SAFE X SI 92 3-1 ② ③ G4-6-3 1-2f			3	0	0	0	0	2	3
10 Jake Elmore, R (1, 4) OBP: 0.313, SLG: 0.333			C SI 88 F SI 90 B SL 82 B SL 82 S SL 82 2-3 ① K		C SI 87 X SL 80 0-1 ① G4-3			B FF 94 B FF 93 C FF 93 B FF 93 F FF 94 C FF 95 3-3 ① K		3	0	0	0	0	2	0

	AB	31
	R	1
	H	5
	RBI	1
	BB	2
	SO	14
	LOB	10

Inning Stats																				
	R: 0 E: 0 K: 2 S: 12	H: 0 LOB: 1 BB: 1 P: 20	R: 0 E: 0 K: 2 S: 12	H: 0 LOB: 1 BB: 1 P: 20	R: 0 E: 0 K: 2 S: 9	H: 1 LOB: 1 BB: 0 P: 16	R: 1 E: 0 K: 2 S: 15	H: 2 LOB: 1 BB: 0 P: 25	R: 0 E: 0 K: 1 S: 8	H: 0 LOB: 0 BB: 0 P: 11	R: 0 E: 0 K: 1 S: 7	H: 0 LOB: 0 BB: 0 P: 10	R: 0 E: 0 K: 1 S: 7	H: 1 LOB: 0 BB: 0 P: 13	R: 0 E: 0 K: 2 S: 11	H: 1 LOB: 1 BB: 0 P: 17	R: 0 E: 0 K: 1 S: 7	H: 0 LOB: 0 BB: 0 P: 13	1B: 4 2B: 0 3B: 0 HR: 1	SF: 0 SAC: 0 DP: 1 HBP: 0	WP: 0 PB: 0 SB: 4 CS: 0	PA: 33

PITCHER		IP	WLS	BF	H	R	ER	SO	BB	IBB	HBP	BLK	WP	HR	S	P	ERA	WHIP
58 Todd Redmond, R ERA: 3.81	(1, 1)	6.0		23	3	1	1	10	2	0	0	0	0	1	63	102	1.50	0.833
62 Aaron Loup, L ERA: 1.9	(7, 1)	1.0		3	1	0	0	1	0	0	0	0	0	0	7	13	0.00	1.000
50 Steve Delabar, R ERA: 2.49	(8, 1)	1.0		4	1	0	0	2	0	0	0	0	0	0	11	17	0.00	1.000
44 Casey Janssen, R ERA: 2.43	(9, 1)	1.0	W	3	0	0	0	1	0	0	0	0	0	0	7	13	0.00	0.000

PITCHER	IP	WLS	BF	H	R	ER	SO	BB	IBB	HBP	BLK	WP	HR	S	P	ERA	WHIP

BOTTOM

Houston Astros @ Toronto Blue Jays

Rogers Centre, Toronto, ON

Sun Jul 28 2013, 1:08 PM - 4:22 PM EDT

Att. 31,634 - Sunny - 68 F

livebaseballscorecards.com

Batter	1	2	3	4	5	6	7	8	9	AB	R	H	RBI	BB	SO	LOB
7 José Reyes, S (1, 6) OBP: 0.390, SLG: 0.497	C FF 96 B FF 96 S FF 96 B FF 96 X FF 96 2-2 G1-3 ①		B FF 95 B CH 84 B FF 94 B FF 93 4-0 19 F9 53 1B 10 SF8 BB		B FF 94 B FF 95 B SI 95 C SI 94 B SI 94 4-1 53 CS BB		B CH 85 C FF 94 C FF 95 S FF 95 1-3 K ①	X SI 94 0-0 F8 ③		3	1	0	0	2	1	3
53 Melky Cabrera, S (1, 7) OBP: 0.325, SLG: 0.367 1 Emilio Bonifácio, S (7, PR) OBP: 0.254, SLG: 0.314 (8, 7)	C FF 97 B SI 96 B FF 95 C FF 95 B SI 96 X FF 96 3-2 10 FC5-4 1B		C SI 95 X SI 95 0-1 1-2 1B		1 SAFE 1 SAFE 1 SAFE C SI 95 F FF 95 B CH 84 C KC 78 1-3 ①② 1-2 K		1 SAFE S FF 95 B FF 95 B CH 83 X FF 94 2-1 1-3 2B		C SI 92 B SI 93 X SI 93 1-1 28 1B 2B	4 1	0 1	3 1	0 0	0 0	1 0	1 0
19 José Bautista, R (1, 10) OBP: 0.346, SLG: 0.496 26 Adam Lind, L (9, PH) OBP: 0.353, SLG: 0.492	B SI 94 C SI 96 D KC 79 F SI 97 F SI 98 F FF 97 F FF 97 1 SAFE F FF 98 3-2 B KC 80 X FF 97 P3 ②		B KC 77 B FF 96 C FF 96 F FF 97 X FF 96 2-2 F9 ① 2-3		B CH 83 C CH 83 F KC 78 F FF 95 X SI 94 1-2 G5-3 ③		B FF 95 C FF 95 C FF 94 S FF 95 1-3 K ②		B SL 83 C SI 91 2 SAFE B SI 90 F FF 91 C FF 90 2-3 K ①	4 1	0 0	0 0	0 0	0 0	1 1	5 1
10 Edwin Encarnación, R (1, 3) OBP: 0.367, SLG: 0.553	C KC 80 B FC 97 F FF 98 X SI 97 1-2 FC5-4 ③ 1-2f		B SI 97 B FF 96 X FF 95 2-0 SF8 ② 3-H			C KC 76 B KC 78 F FF 93 B FF 94 B FF 95 X SI 95 3-2 11 FC6-4 2B	I IN 69 I IN 68 I IN 66 I IN 68 4-0 IBB		I IN 76 I IN 79 I IN 79 I IN 78 4-0 28 1B IBB	2	0	1	1	2	0	1
28 Colby Rasmus, L (1, 8) OBP: 0.336, SLG: 0.490		X FF 96 0-0 F7 ① C FF 95 B SI 96 X CH 84 1-1 G4-3 ②	C SI 94 S CH 85 X SI 96 0-2 G4-3 ③			X SI 95 0-0 F7 ①	B FC 88 C FF 91 X FC 89 1-1 P4 ③		C SI 91 B SI 92 C FF 91 B SI 92 D SL 86 X FF 93 3-2 1-2 2-H 1B	5	0	1	1	0	0	5
3 Maicer Izturis, S (1, 4) OBP: 0.299, SLG: 0.338				B KC 78 C SI 94 F SI 94 B SI 94 B KC 78 B FF 95 4-2 11 FC3-6 BB		B FF 95 B SI 95 C CH 84 B CH 83 C CH 84 B SI 96 4-2 11 FC6-4 BB		B FC 89 F FF 90 B FC 90 X FF 91 2-1 F7 ①		2	0	0	0	2	0	0
11 Rajai Davis, R (1, 9) OBP: 0.327, SLG: 0.368		B FF 96 F FF 94 F SI 96 F FF 95 X SI 95 1-2 13 S 22 S 1B	C SI 95 X SI 95 0-1 FC3-6 ① 22 E 22 S 22 FC1-2 1-2f			B KC 76 X SI 96 1-1 FC6-4 ② 1-2f 2-3		C FF 91 B FF 91 F FC 90 B CU 80 F CU 78 B FC 87 B FC 87 4-2 13 E 13 S BB		3	0	1	0	1	0	3
22 Josh Thole, L (1, 2) OBP: 0.268, SLG: 0.149 9 J.P. Arencibia, R (8, PH) OBP: 0.255, SLG: 0.414 (9, 2)		B SI 95 B FF 94 B SI 94 B SI 95 4-0 1-2 BB	C FF 94 P PO 77 B FF 94 B SI 95 X FF 96 3-1 FC1-2 ② 1-H			B CH 81 X SI 96 1-0 G4-3 ③		1 SAFE 1 SAFE X FC 88 0-0 F8 ②		2 1	0 0	0 0	0 0	1 0	0 0	3 1
13 Brett Lawrie, R (1, 5) OBP: 0.272, SLG: 0.376		F KC 78 B KC 78 F FF 96 B FF 96 F KC 80 D KC 80 X SI 97 3-2 2-3 G6-3 ③	D FF 96 X FF 96 1-0 P3 ③				B KC 80 B FF 95 B FF 95 C FF 94 F FF 94 B FF 94 4-2 53 2B BB	1 SAFE 1 SAFE B FF 94 B FF 95 B SI 96 B SI 96 4-0 1-3 BB		2	0	0	0	2	0	3
Inning Stats	R: 0 E: 0 K: 0 S: 16 H: 1 LOB: 1 BB: 0 P: 25	R: 0 E: 0 K: 0 S: 11 H: 1 LOB: 2 BB: 1 P: 20	R: 1 E: 0 K: 0 S: 9 H: 1 LOB: 1 BB: 1 P: 17	R: 0 E: 0 K: 0 S: 8 H: 0 LOB: 1 BB: 1 P: 15	R: 0 E: 0 K: 1 S: 8 H: 0 LOB: 0 BB: 1 P: 14	R: 0 E: 0 K: 0 S: 9 H: 1 LOB: 2 BB: 1 P: 18	R: 0 E: 0 K: 2 S: 12 H: 1 LOB: 3 BB: 2 P: 25	R: 0 E: 0 K: 0 S: 7 H: 0 LOB: 2 BB: 2 P: 17	R: 1 E: 0 K: 1 S: 8 H: 2 LOB: 2 BB: 1 P: 18	1B: 4 2B: 3 3B: 0 HR: 0 SF: 1 SAC: 0 DP: 0 HBP: 0						WP: 0 PB: 0 SB: 4 CS: 1 PA: 41	

	AB	30
	R	2
	H	7
	RBI	2
	BB	10
	SO	4
	LOB	26

PITCHER		IP	WLS	BF	H	R	ER	SO	BB	IBB	HBP	BLK	WP	HR	S	P	ERA	WHIP
48 Jarred Cosart, R ERA: 0.86	(1, 1)	6.0		26	4	1	1	1	5	0	0	0	0	0	61	109	1.50	1.500
35 Josh Fields, R ERA: 6.35	(7, 1)	0.2		5	1	0	0	2	1	1	0	0	0	0	10	22	0.00	3.000
54 Travis Blackley, L ERA: 4.96	(7, 1)	1.0		4	0	0	0	0	1	0	0	0	0	0	8	15	0.00	1.000
68 José Cisnero, R ERA: 3.48	(8, 1)	0.1	L	3	1	1	1	0	1	0	0	0	0	0	3	8	27.00	6.000
53 Wesley Wright, L ERA: 4.3	(9, 1)	0.1		3	1	0	0	1	0	1	0	0	0	0	6	15	0.00	3.000

PITCHER	IP	WLS	BF	H	R	ER	SO	BB	IBB	HBP	BLK	WP	HR	S	P	ERA	WHIP

Houston Astros @ Baltimore Orioles

Oriole Park at Camden Yards, Baltimore, MD

Tue Jul 30 2013, 7:09 PM - 9:47 PM EDT

Att. 24,904 - Partly Cloudy - 81 F

livebaseballscorecards.com

TOP

Batter	1	2	3	4	5	6	7	8	9	AB	R	H	RBI	BB	SO	LOB
6 Jonathan Villar, S (1, 6) OBP: 0.344, SLG: 0.379	B SI 91 C FF 92 C CU 76 B SI 92 F FF 91 B CH 84 C SI 91 3-3 K ①		C CH 85 X SI 92 0-1 15 BB, 27 1B, S; 1-2, 2-3 1B		1 SAFE 1 SAFE X FF 90 0-0 SH1-3 ① 1-2		X CU 70 0-0 G5-3 ③			3	1	1	0	0	1	1
27 Jose Altuve, R (1, 4) OBP: 0.319, SLG: 0.360	C FF 91 C SL 82 B FF 92 X CH 84 1-2 G6-3 ②		B SL 83 X CH 84 1-0 15 BB; 1-2, 2-H, 3-H 1B		X SI 90 0-0 F9 ② 2-3			B CU 72 B FF 92 B FF 91 C FF 91 C FF 92 F FF 91 F FF 92 X FF 92 3-2 29 S 1B		4	0	2	2	0	0	1
15 Jason Castro, L (1, 10) OBP: 0.323, SLG: 0.446	X SL 84 0-0 F8 ③		B FF 91 S FF 92 B FF 91 B SI 92 B SL 84 4-1 1-2, 2-3 BB		S FF 90 B FF 91 B SI 90 C FF 91 F CU 72 S FF 91 2-3 K ③			1 SAFE F SL 79 B FF 92 B FF 91 F SL 83 S FF 92 2-3 K ①		3	0	0	0	1	2	2
23 Chris Carter, R (1, 3) OBP: 0.320, SLG: 0.440 (8, 7)		C FF 91 S SI 92 B FF 92 F SI 92 X FF 92 1-2 F9 ① C CU 75 F SI 91 B FF 92 F CH 83 B FF 92 S FF 92 2-3 K ②			C CU 72 T FF 92 B FF 92 B CU 70 X FF 91 2-2 F8 ①		1 SAFE F SL 78 C SL 78 S SL 79 0-3 K ②		4	0	0	0	0	2	4
Justin Maxwell, R (1, 9) OBP: 0.311, SLG: 0.387 29 Brett Wallace, L (8, PH) OBP: 0.266, SLG: 0.440 (8, 3)		C FF 92 B FF 91 X FF 92 1-1 P4 ② S FF 91 B FF 92 F SL 83 C FF 93 1-3 K ③; 3-H			B CU 70 B SL 80 C FF 91 B SL 82 F FF 91 F FF 92 S FF 92 3-3 K ②		B SL 79 C SL 79 S FF 86 X FF 87 1-2 F8 ③; 1-2		3 1	0 0	0 0	0 0	0 0	2 0	2 1
22 Carlos Corporán, S (1, 2) OBP: 0.317, SLG: 0.415		B CU 73 F FF 92 F CH 83 S FF 93 1-3 K ③		X CU 75 0-0 G6-3 ①		S FF 92 F FF 93 S FF 92 0-3 K ③			S SI 92 X SI 94 0-1 F9 ①	4	0	0	0	0	2	0
2 Brandon Barnes, R (1, 8) OBP: 0.293, SLG: 0.350 59 Marc Krauss, L (9, PH) OBP: 0.222, SLG: 0.346			F FF 91 T CH 83 X FF 92 0-2 G5-3 ① B FF 92 X CH 83 1-0 G6-3 ②				C CU 72 T SI 91 B SL 82 X CH 84 1-2 G4-3 ①		B FF 93 X SI 92 1-0 G4-3 ②	3 1	0 0	0 0	0 0	0 0	0 0	0 0
30 Matt Dominguez, R (1, 5) OBP: 0.262, SLG: 0.386			C FF 91 B CU 73 X SI 91 1-1 6 1B, 19 1B, 27 1B 1B C FF 93 B SL 84 B FF 92 F FF 92 F FF 92 B FF 92 F FF 93 S CU 73 3-3 K ③				C SI 91 F FF 92 B FF 92 B FF 92 X FF 92 2-2 F9 ②		B SI 93 C SI 93 F SI 93 B CU 79 F SI 95 B SI 93 X SI 94 3-2 G1-3 ③	4	1	1	0	0	1	0
19 Robbie Grossman, S (1, 7) OBP: 0.331, SLG: 0.274 (8, 9)			X SI 92 0-0 6 1B, 27 1B; 1-2 1B		B FF 90 B SL 79 B FF 90 C FF 90 X FF 90 3-1 27 F9, 6 SH1-3 1B		C CU 71 B CH 82 C CH 82 B FF 91 F FF 91 B CU 70 X FF 91 3-2 2B			3	1	3	0	0	0	0
Inning Stats	R: 0 E: 0 K: 1 S: 8 H: 0 LOB: 0 BB: 0 P: 12	R: 0 E: 0 K: 1 S: 9 H: 0 LOB: 0 BB: 0 P: 12	R: 3 E: 0 K: 2 S: 17 H: 4 LOB: 2 BB: 1 P: 26	R: 0 E: 0 K: 1 S: 7 H: 0 LOB: 0 BB: 0 P: 11	R: 0 E: 0 K: 1 S: 8 H: 1 LOB: 1 BB: 0 P: 13	R: 0 E: 0 K: 2 S: 10 H: 0 LOB: 0 BB: 0 P: 15	R: 0 E: 0 K: 0 S: 11 H: 1 LOB: 1 BB: 0 P: 17	R: 0 E: 0 K: 2 S: 14 H: 1 LOB: 1 BB: 0 P: 20	R: 0 E: 0 K: 0 S: 7 H: 0 LOB: 0 BB: 0 P: 11	1B: 6 2B: 1 3B: 0 HR: 0 SF: 0 SAC: 1 DP: 0 HBP: 0						

	AB	33
	R	3
	H	7
	RBI	2
	BB	1
	SO	10
	LOB	11

WP: 0 PA: 35
PB: 0
SB: 2
CS: 0

PITCHER		IP	WLS	BF	H	R	ER	SO	BB	IBB	HBP	BLK	WP	HR	S	P	ERA	WHIP
16 Wei-Yin Chen, L ERA: 2.87	(1, 1)	7.1	W	30	7	3	3	9	1	0	0	0	0	0	78	119	3.68	1.091
56 Darren O'Day, R ERA: 2.17	(8, 1)	0.2	H	2	0	0	0	1	0	0	0	0	0	0	6	7	0.00	0.000
43 Jim Johnson, R ERA: 3.4	(9, 1)	1.0	S	3	0	0	0	0	0	0	0	0	0	0	7	11	0.00	0.000

PITCHER		IP	WLS	BF	H	R	ER	SO	BB	IBB	HBP	BLK	WP	HR	S	P	ERA	WHIP

Houston Astros @ Baltimore Orioles

Oriole Park at Camden Yards, Baltimore, MD

Tue Jul 30 2013, 7:09 PM - 9:47 PM EDT

Att. 24,904 - Partly Cloudy - 81 F

livebaseballscorecards.com

BOTTOM

Batter	1	2	3	4	5	6	7	8	9	AB	R	H	RBI	BB	SO	LOB
9 Nate McLouth, L (1, 7) OBP: 0.354, SLG: 0.419	C SI 91 C SI 91 F SI 90 F FF 91 F CU 82 B FF 93 X CU 82 1-2 ① G4-3		C CH 83 B CH 84 X SI 91 1-1 ③ F7		C SI 91 X CH 84 0-1 ② F7		C SL 82 B SI 91 X SI 91 1-1 21 CS 1B			4	0	1	0	0	0	0
13 Manny Machado, R (1, 5) OBP: 0.325, SLG: 0.453	L SI 93 B SI 93 X FF 92 1-1 ② F9			B SL 89 B SI 92 B SI 92 C SI 92 D SI 92 4-1 32 WP 10 G6-3 2 1B BB	B SI 92 B SI 92 X SI 92 2-0 ③ L8		X FF 90 0-0 ② F9			3	1	0	0	1	0	1
21 Nick Markakis, L (1, 9) OBP: 0.339, SLG: 0.387	C SI 92 B SI 92 B SI 92 B CH 85 F SI 91 X SI 92 3-2 ③ G4-3			C SI 91 B SI 90 B SI 91 F SI 91 F SI 90 F FF 92 1 SAFE X SI 92 2-2 ① P4		B SI 90 B SI 91 B SI 91 B FF 91 4-0 19 HR BB	C SL 83 F SL 84 1 SAFE B FF 91 1-2 ③ CS 1-2	C SL 82 B KC 77 X KC 78 1-1 ① F9		3	1	0	0	1	0	1
10 Adam Jones, R (1, 8) OBP: 0.321, SLG: 0.503		B FF 91 F SI 92 B CU 81 B SI 92 X SI 92 3-1 ① G5-3		S FF 91 B FF 91 B SI 91 C SI 92 B FF 92 X SI 92 3-2 ② G6-3 1-2		C FF 89 X SI 91 0-1 ① L6		X FF 95 0-0 ② F8		4	0	0	0	0	0	2
19 Chris Davis, L (1, 10) OBP: 0.382, SLG: 0.680		B SI 92 B SI 93 F CH 84 T CH 84 C FF 93 2-3 ② K		B SI 91 B SI 89 B FF 88 C SI 89 D SI 89 4-1 32 BB 2 1B BB		B SI 92 B CH 82 B SI 90 S SI 92 X SI 91 3-1 1-H HR		B FF 95 C FF 95 S FF 94 B FF 95 B SL 86 B FF 96 4-2 BB		2	2	1	2	2	1	0
32 Matt Wieters, S (1, 2) OBP: 0.302, SLG: 0.421		B SI 92 S SI 91 B SI 91 F SI 91 B CU 82 B SI 94 4-2 BB		B CU 81 B SI 91 B SI 92 B SI 91 4-0 2 1B 1-2 2-3 BB		B FF 93 B FF 94 F FF 92 S FF 93 C FF 94 2-3 ② K		X FF 94 0-0 ③ F8		2	0	0	0	2	1	1
2 J.J. Hardy, R (1, 6) OBP: 0.293, SLG: 0.427		B FF 92 C SI 92 C SI 92 B SI 93 T SI 90 2-2 ③ K		C SI 93 B SL 89 F FF 92 X SI 92 1-2 1-3 2-H 3-H 1B		B KC 80 B FF 94 B FF 93 B FF 92 4-0 BB				2	0	1	2	1	1	1
3 Ryan Flaherty, L (1, 3) OBP: 0.273, SLG: 0.344			B SI 90 C SI 91 B SI 91 B SI 91 F SI 91 X SI 91 3-2 ① P6	X CH 81 0-0 ③ F9		B SI 90 C SI 90 B SL 84 S SL 84 F SL 84 B SI 91 X SL 84 3-2 ③ G2-3				3	0	0	0	0	0	3
1 Brian Roberts, S (1, 4) OBP: 0.293, SLG: 0.374			C SI 90 B CU 81 F SI 90 C SI 92 1-3 ② K		B FF 91 B SI 90 X SI 90 2-0 ① F7		C CH 84 B KC 78 C CH 85 C FF 91 1-3 ① K			3	0	0	0	0	2	0
Inning Stats	R: 0 E: 0 K: 0 S: 11 H: 0 LOB: 0 BB: 0 P: 16	R: 0 E: 0 K: 2 S: 10 H: 0 LOB: 1 BB: 1 P: 21	R: 0 E: 0 K: 1 S: 8 H: 0 LOB: 0 BB: 0 P: 13	R: 2 E: 0 K: 0 S: 14 H: 1 LOB: 2 BB: 3 P: 32	R: 0 E: 0 K: 0 S: 4 H: 0 LOB: 0 BB: 0 P: 8	R: 2 E: 0 K: 1 S: 11 H: 1 LOB: 1 BB: 2 P: 27	R: 0 E: 0 K: 1 S: 8 H: 1 LOB: 0 BB: 0 P: 11	R: 0 E: 0 K: 0 S: 6 H: 0 LOB: 1 BB: 1 P: 11		1B: 2 2B: 0 3B: 0 HR: 1 SF: 0 SAC: 0 DP: 0 HBP: 0	WP: 1 PB: 0 SB: 0 CS: 1 PA: 34					

	AB	26
	R	4
	H	3
	RBI	4
	BB	7
	SO	5
	LOB	9

PITCHER		IP	WLS	BF	H	R	ER	SO	BB	IBB	HBP	BLK	WP	HR	S	P	ERA	WHIP
64 Lucas Harrell, R ERA: 5.24	(1, 1)	5.1	L	23	2	4	4	3	5	0	0	0	1	1	51	101	6.75	1.312
35 Josh Fields, R ERA: 6.23	(6, 1)	0.1		2	0	0	0	1	1	0	0	0	0	0	3	9	0.00	3.000
53 Wesley Wright, L ERA: 4.12	(6, 1)	1.2		5	1	0	0	1	0	0	0	0	0	0	14	21	0.00	0.600
61 Josh Zeid, R ERA:	(8, 1)	0.2		3	0	0	0	0	1	0	0	0	0	0	4	8	0.00	1.500

PITCHER	IP	WLS	BF	H	R	ER	SO	BB	IBB	HBP	BLK	WP	HR	S	P	ERA	WHIP

Batter	1	2	3	4	5	6	7	8	9	AB	R	H	RBI	BB	SO	LOB
6 Jonathan Villar, S (1, 6) OBP: 0.316, SLG: 0.324	B FF 90 X SI 90 1-0 ① L6	B CU 78 S CH 83 T CH 82 C FF 91 1-3 ③ K		C FF 91 B CH 84 S CH 83 B CH 83 B CH 84 F CH 83 B CH 81 4-2 27 E / 15 HR BB	X SI 89 0-0 ③ FC6-4 1-2f		C CU 76 S CH 82 F CH 81 F FF 91 B CU 77 T CH 82 1-2 ② K		C SI 88 X SI 89 0-1 ③ G3-1	5	1	0	0	1	2	2
28 L.J. Hoes, R (1, 9) (6, 8)	C FF 91 X SL 84 0-1 ② F8		C FF 91 B SI 90 B SI 91 B SL 85 F FF 91 S FF 91 3-3 ① K	F SI 92 B FF 92 F SI 90 B SL 85 C FF 91 2-3 ② K		B SI 88 B CH 81 F SI 88 B SI 87 X SI 88 3-1 ① G6-3	B FF 91 B FF 91 X FF 90 2-0 ③ F9			5	0	0	0	0	2	3
27 Jose Altuve, R (1, 4) OBP: 0.323, SLG: 0.362	X FF 91 0-0 ③ P3		B FF 92 C SL 83 B CU 79 B FF 91 B SL 86 4-1 15 2B / BB	C CU 80 X SL 85 0-1 E6 / 15 HR 1-2 2-3 3-H		B SL 82 B SI 88 X SI 87 2-0 15 BB / 29 1B 1B		F SI 90 X CH 84 0-1 1B		4	2	2	0	1	0	2
15 Jason Castro, L (1, 2) OBP: 0.329, SLG: 0.465		F FF 91 X CH 84 0-1 23 WP / 2 2B 2B	1 SAFE X SI 90 0-0 1-3 2B	B SI 92 B FF 92 B SI 91 F FF 91 X SI 91 3-1 1-H 2-H 3-H HR		B SI 88 B SL 83 B SI 89 B SI 88 4-0 29 1B / 1-2 BB		B FF 90 B FF 91 B FF 91 C FF 91 F FF 91 X SL 87 3-2 ① F9		4	2	3	4	1	0	1
23 Chris Carter, R (1, 10) OBP: 0.319, SLG: 0.437		S SL 84 B FF 91 S FF 91 F FF 91 B CU 81 F FF 91 X FF 92 2-2 ① P3 2-3	B FF 92 S FF 92 F FF 91 D FF 91 F CU 79 D SL 84 T FF 91 3-2 ② K	C CU 78 X FF 91 0-1 1B		S SI 88 B SI 88 F SI 89 T SI 90 1-2 ② K		B SI 92 X SI 91 1-0 ② F8		5	0	1	0	0	2	6
29 Brett Wallace, L (1, 3) OBP: 0.264, SLG: 0.430		C FF 91 B FF 91 B SI 91 F CU 79 X FF 91 2-2 ② P4	B FF 92 S SI 92 S FF 91 B FF 91 F FF 92 F FF 91 B FF 92 S CU 80 3-3 K2-3	B SL 82 S SI 87 F SI 88 B SL 84 C SL 83 2-3 ③ K		B SI 89 D SI 88 C SI 89 S SL 82 B SI 89 X SI 88 3-2 1-2 2-H 1B		B FF 91 F CH 86 B SL 84 C FF 91 C SL 86 2-3 ③ K		5	0	1	1	0	3	5
2 Brandon Barnes, R (1, 8) OBP: 0.297, SLG: 0.357 10 Jake Elmore, R (6, PH) OBP: 0.305, SLG: 0.324 (6, 7)		B FF 91 B SI 90 X FF 91 2-0 30 1B / 3-H 2B		B FF 91 B CH 84 C SI 90 X SL 85 2-1 19 SH1-4 / 30 1B / 27 E 1B	S SI 87 S SI 88 B SL 84 S CH 82 1-3 ① K	C SI 88 B CH 83 X SI 89 1-1 ③ F9		B SI 88 C SI 88 C CH 82 B SI 91 B SL 81 X SI 88 3-2 ① F8		3 2	2 0	2 0	1 0	0 0	1 0	0 2
30 Matt Dominguez, R (1, 5) OBP: 0.270, SLG: 0.401		C SL 82 X FF 91 0-1 19 HR / 2-H 1B		F FF 90 1 SAFE B SI 90 F FF 91 1 SAFE X FF 90 1-2 27 E / 19 SH1-4 / 15 HR 1B	C SL 83 F SI 88 B SI 88 X SI 88 1-2 6 FC6-4 1B		C CU 75 B FF 92 X FF 92 1-1 HR		C SI 89 X SL 81 0-1 ② F8	5	3	4	2	0	0	0
19 Robbie Grossman, S (1, 7) OBP: 0.336, SLG: 0.306 (6, 9)		X SI 90 0-0 1-H HR		X FF 90 0-0 ① SH1-4 1-2 2-3	S SI 88 B SI 89 D CH 83 X SI 89 2-1 ② F7		C FF 91 S CH 81 F CH 84 F FF 92 B CH 83 F CH 82 X FF 92 1-2 ① G3		C SI 90 B SI 90 X CH 84 1-1 1B	4	1	2	2	0	0	1
Inning Stats	R: 0 E: 0 K: 0 S: 4 H: 0 LOB: 0 BB: 0 P: 5	R: 4 E: 0 K: 1 S: 17 H: 4 LOB: 0 BB: 0 P: 24	R: 0 E: 0 K: 3 S: 14 H: 1 LOB: 2 BB: 1 P: 27	R: 5 E: 1 K: 2 S: 21 H: 4 LOB: 1 BB: 1 P: 35	R: 0 E: 0 K: 1 S: 9 H: 1 LOB: 1 BB: 0 P: 13	R: 1 E: 0 K: 1 S: 11 H: 2 LOB: 2 BB: 1 P: 25	R: 1 E: 0 K: 1 S: 14 H: 1 LOB: 0 BB: 0 P: 19	R: 0 E: 0 K: 1 S: 9 H: 1 LOB: 1 BB: 0 P: 15	R: 0 E: 0 K: 0 S: 9 H: 1 LOB: 1 BB: 0 P: 13	1B: 9 2B: 3 3B: 0 HR: 3	SF: 0 SAC: 1 DP: 0 HBP: 0			WP: 1 PB: 0 SB: 0 CS: 0	PA: 46		

PITCHER		IP	WLS	BF	H	R	ER	SO	BB	IBB	HBP	BLK	WP	HR	S	P	ERA	WHIP
50 Miguel González, R ERA: 3.88	(1, 1)	3.2	L	23	9	9	4	5	2	0	0	0	1	2	53	86	9.82	3.000
66 T.J. McFarland, L ERA: 4.12	(4, 1)	2.1		11	3	1	1	3	1	0	0	0	0	0	23	43	3.86	1.714
57 Francisco Rodríguez, R ERA: 1.63	(7, 1)	1.0		4	1	1	1	1	0	0	0	0	0	1	14	19	9.00	1.000
17 Brian Matusz, L ERA: 3.2	(8, 1)	1.0		4	1	0	0	1	0	0	0	0	0	0	9	15	0.00	1.000
40 Troy Patton, L ERA: 3.74	(9, 1)	1.0		4	1	0	0	0	0	0	0	0	0	0	9	13	0.00	1.000

PITCHER	IP	WLS	BF	H	R	ER	SO	BB	IBB	HBP	BLK	WP	HR	S	P	ERA	WHIP

TOP

Houston Astros @ Baltimore Orioles

Oriole Park at Camden Yards, Baltimore, MD

Wed Jul 31 2013, 7:08 PM - 10:10 PM EDT

Att. 25,265 - Cloudy - 80 F

livebaseballscorecards.com

AB	42
R	11
H	15
RBI	10
BB	3
SO	10
LOB	22

Houston Astros @ Baltimore Orioles

Oriole Park at Camden Yards, Baltimore, MD

Wed Jul 31 2013, 7:08 PM - 10:10 PM EDT

Att. 25,265 - Cloudy - 80 F

livebaseballscorecards.com

Batter	1	2	3	4	5	6	7	8	9	AB	R	H	RBI	BB	SO	LOB
9 Nate McLouth, L (1, 7) OBP: 0.353, SLG: 0.417 (8, 8)	B SI 90 B SI 90 C FF 90 X FF 90 2-1 F9 ①		C SI 90 F CH 82 D KC 80 X FF 90 1-2 P4 ②			B FF 90 C FF 89 B CH 80 B CH 80 X SI 90 3-1 P6 ②		S FF 94 B FF 95 F FF 94 X CU 81 1-2 1-2 1B		4	0	1	0	0	0	1
13 Manny Machado, R (1, 5) OBP: 0.323, SLG: 0.450 3 Ryan Flaherty, L (8, PH) OBP: 0.271, SLG: 0.342 (9, 5)	X SI 90 0-0 P3 ②		C FF 90 F CH 81 B SI 91 B CH 80 X CH 80 2-2 G6-3 ③			C FF 90 X CH 81 0-1 P6 ③		F FF 96 F FF 95 S FF 96 0-3 K ③		3 1	0 0	0 0	0 0	0 0	0 1	1 2
21 Nick Markakis, L (1, 9) OBP: 0.340, SLG: 0.388	B FF 91 C FF 90 B CH 82 F FF 90 C SI 91 2-3 K ③			B FF 90 F FF 90 X SI 90 1-1 P6 ①			C FF 89 B CH 81 X SI 90 1-1 1B		B FF 94 F FF 94 X SL 84 1-1 31 2B 1B	4	0	2	0	0	1	0
10 Adam Jones, R (1, 8) OBP: 0.319, SLG: 0.500 51 Henry Urrutia, L (8, 7) OBP: 0.310, SLG: 0.379		C FF 89 X SI 90 0-1 B1-3 ①		F FF 89 F FF 90 F FF 91 X KC 79 0-2 G5-3 ②			C KC 79 S CH 81 X CH 80 0-2 F9 ①		B FF 93 C SI 92 F CH 86 F FF 94 F FF 94 S FF 93 1-3 K ①	3 1	0 0	0 0	0 0	0 0	0 1	1 1
19 Chris Davis, L (1, 3) OBP: 0.381, SLG: 0.675		B FF 90 B KC 79 F SI 89 X SI 90 2-1 1B		C SI 91 S CH 81 S KC 79 0-3 K2-3 ③			B FF 90 X FF 90 1-0 F8 ②		S FF 93 S FF 95 B FF 95 B CH 87 X FF 94 2-2 P5 ②	4	0	1	0	0	1	2
32 Matt Wieters, S (1, 2) OBP: 0.300, SLG: 0.418 31 Taylor Teagarden, R (8, 2) OBP: 0.163, SLG: 0.310		B SI 90 S FF 89 F FF 90 B FF 91 D KC 81 C SI 90 3-3 K ②	C FF 89 F CH 81 F FF 90 B KC 80 T CH 80 1-2 K ①				C FF 90 B SI 89 F FF 89 B SI 90 X CH 81 2-2 L9 ③		B FF 93 X FF 94 1-0 1-3 2B	3 1	0 0	0 1	0 0	0 0	2 0	2 0
2 J.J. Hardy, R (1, 6) OBP: 0.292, SLG: 0.425 12 Alexi Casilla, S (8, 6) OBP: 0.278, SLG: 0.337		C SI 90 B CH 81 S CH 82 X CH 81 1-2 P5 ③	B SI 90 C CH 81 F FF 90 C FF 90 1-3 K ②					C FF 94 F FF 94 B FF 95 X CU 81 1-2 L3 ①	X SI 93 0-0 F7 ③	2 2	0 0	0 0	0 0	0 0	1 0	1 2
1 Brian Roberts, S (1, 4) OBP: 0.284, SLG: 0.362			C SI 89 B CH 81 X SI 89 1-1 F8 ①		B FF 90 X FF 89 1-0 F8 ③			B FF 94 X FF 94 1-0 F8 ②		3	0	0	0	0	0	0
28 Steve Pearce, R (1, 10) OBP: 0.323, SLG: 0.393			B SI 90 C FF 90 X KC 78 1-1 1B		F SI 89 B FF 90 F SI 89 F FF 90 S CH 81 1-3 K ①			B FF 96 C FF 94 B CU 82 B FF 95 X FF 95 3-1 9 1B 1B		3	0	2	0	0	1	0

	AB	R	H	RBI	BB	SO	LOB
	34	**0**	**7**	**0**	**0**	**8**	**13**

Inning Stats	1	2	3	4	5	6	7	8	9	1B: 6	SF: 0	WP: 0	PA: 34
	R: 0 E: 0 K: 1 S: 6 H: 0 LOB: 0 BB: 0 P: 10	R: 0 E: 0 K: 1 S: 10 H: 1 LOB: 1 BB: 0 P: 16	R: 0 E: 0 K: 0 S: 10 H: 1 LOB: 1 BB: 0 P: 15	R: 0 E: 0 K: 1 S: 9 H: 0 LOB: 0 BB: 0 P: 10	R: 0 E: 0 K: 2 S: 8 H: 0 LOB: 0 BB: 0 P: 11	R: 0 E: 0 K: 0 S: 8 H: 0 LOB: 0 BB: 0 P: 12	R: 0 E: 0 K: 0 S: 9 H: 1 LOB: 1 BB: 0 P: 13	R: 0 E: 0 K: 1 S: 12 H: 2 LOB: 2 BB: 0 P: 18	R: 0 E: 0 K: 1 S: 12 H: 2 LOB: 2 BB: 0 P: 17	2B: 1 3B: 0 HR: 0	SAC: 0 DP: 0 HBP: 0	PB: 0 SB: 0 CS: 0	

PITCHER	IP	WLS	BF	H	R	ER	SO	BB	IBB	HBP	BLK	WP	HR	S	P	ERA	WHIP
39 Brett Oberholtzer, L (1, 1) ERA: 3.77	7.0	W	24	3	0	0	6	0	0	0	0	0	0	60	87	0.00	0.429
63 Chia-Jen Lo, R (8, 1) ERA:	1.0		5	2	0	0	1	0	0	0	0	0	0	12	18	0.00	2.000
68 José Cisnero, R (9, 1) ERA: 3.4	1.0		5	2	0	0	1	0	0	0	0	0	0	12	17	0.00	2.000

PITCHER	IP	WLS	BF	H	R	ER	SO	BB	IBB	HBP	BLK	WP	HR	S	P	ERA	WHIP

Batter	1	2	3	4	5	6	7	8	9	AB	R	H	RBI	BB	SO	LOB
6 Jonathan Villar, S (1, 6) OBP: 0.310, SLG: 0.297	C FF 92 B FF 92 X SL 86 1-1 G5-3		1 SAFE C SL 85 B FF 91 1 SAFE B SI 92 1 SAFE X FF 92 2-1 G5-3 1-2		B SL 81 B SL 83 B FF 91 B FF 90 4-0 BB			B FF 96 F FF 96 C FF 97 X CU 82 1-2 G3 2-3		3	0	0	0	1	0	2
28 L.J. Hoes, R (1, 8) OBP: 0.083, SLG: 0.083	C SI 92 C FF 94 X FF 94 0-2 G3		F SL 84 X SL 83 0-1 1B		B FF 91 1 SAFE 1 SAFE 1 SAFE X FF 92 1-0 F9			X FF 96 0-0 G4-3 3-H		4	0	1	1	0	0	1
15 Jason Castro, L (1, 2) OBP: 0.328, SLG: 0.462	B FF 93 C FF 92 F SL 89 X SL 83 1-2 1B		F SL 87 F FF 91 B FF 93 S FF 93 1-3 K			B SL 84 B FF 91 C SL 85 C FF 92 B SL 85 X FF 92 3-2 F7		B CU 75 X FF 88 1-0 L9		4	0	1	0	0	1	1
23 Chris Carter, R (1, 10) OBP: 0.315, SLG: 0.432	S FF 93 F FF 93 B FF 94 S SL 83 1-3 K			F FF 91 B SL 83 F SL 82 B FF 92 B FF 92 S SL 84 3-3 K		B SL 82 F FF 92 B FF 92 S FF 91 F SL 82 F SL 84 B SL 81 F FF 92 F FF 92 3-3 C FF 93 K			C CU 78 C SI 93 B CU 78 F CU 78 F SI 94 B SI 93 X SI 94 2-2 P6	4	0	0	0	0	3	1
29 Brett Wallace, L (1, 3) OBP: 0.271, SLG: 0.452		F FF 92 F FF 92 F FF 94 B FF 94 B SL 88 X FF 93 2-2 HR		B SL 86 F FF 92 B SL 78 B SI 92 C SL 84 F FF 93 S SL 84 3-3 K		B SL 83 C SL 82 B FF 93 C FF 92 C FF 93 2-3 K			B SI 93 B SI 93 C SI 94 B CH 87 C SI 94 B SI 94 4-2 38 G1-3 59 HBP BB	3	1	1	1	1	2	0
59 Marc Krauss, L (1, 9) OBP: 0.241, SLG: 0.400		C SL 80 B FF 93 F FF 93 B FF 92 F SL 82 X FF 93 2-2 F9		X FF 91 0-0 HR			C CU 81 B FF 96 S FC 92 B FC 90 F FF 96 X CU 83 2-2 L4		H SI 92 1-0 38 G1-3 1-2 HBP	3	1	1	1	0	0	0
38 Jimmy Paredes, S (1, 4) OBP: 0.230, SLG: 0.248		B SL 79 S FF 93 B CH 85 F FF 92 S SL 84 2-3 K		B SL 79 F SL 80 B FF 92 F CH 85 X SI 93 2-2 G5-3			B CU 81 X FF 95 1-0 30 G6-4-3 1B		C SI 93 F CH 86 X SI 93 0-2 G1-3 1-2 2-3	4	0	1	0	0	1	2
30 Matt Dominguez, R (1, 5) OBP: 0.267, SLG: 0.396		S SL 84 B SL 84 B FF 93 X SL 86 2-1 G6-3			X FF 89 0-0 F7		B FC 92 C FC 93 X FC 93 1-1 G6-4-3 1-2f		C SI 93 X SI 93 0-1 G5-3	4	0	0	0	0	0	3
19 Robbie Grossman, S (1, 7) OBP: 0.343, SLG: 0.317			B SL 81 F SL 84 C FF 92 B SL 86 F SL 84 B CH 86 F FF 93 B SL 83 4-2 6 G5-3 BB		C FF 89 F CH 84 F FF 92 C SL 84 0-3 K			B CU 79 X FC 90 1-0 6 G3 28 G4-3 2B		2	1	1	0	1	1	0
Inning Stats	R: 0 E: 0 K: 1 S: 11 H: 1 LOB: 1 BB: 0 P: 14	R: 1 E: 0 K: 1 S: 13 H: 1 LOB: 0 BB: 0 P: 21	R: 0 E: 0 K: 1 S: 11 H: 1 LOB: 1 BB: 1 P: 18	R: 1 E: 0 K: 2 S: 11 H: 1 LOB: 0 BB: 0 P: 19	R: 0 E: 0 K: 1 S: 6 H: 0 LOB: 1 BB: 1 P: 11	R: 0 E: 0 K: 2 S: 13 H: 0 LOB: 0 BB: 0 P: 21	R: 0 E: 0 K: 0 S: 7 H: 1 LOB: 0 BB: 0 P: 11	R: 1 E: 0 K: 0 S: 6 H: 1 LOB: 0 BB: 0 P: 9	R: 0 E: 0 K: 0 S: 12 H: 0 LOB: 2 BB: 1 P: 19	1B: 3 2B: 1 3B: 0 HR: 2 SF: 0 SAC: 0 DP: 1 HBP: 1						

PITCHER		IP	WLS	BF	H	R	ER	SO	BB	IBB	HBP	BLK	WP	HR	S	P	ERA	WHIP
25 Bud Norris, R ERA: 3.89	(1, 1)	6.0	W	23	4	2	2	8	2	0	0	0	0	2	65	104	3.00	1.000
29 Tommy Hunter, R ERA: 2.83	(7, 1)	1.2	H	6	2	1	1	0	0	0	0	0	0	0	12	18	5.40	1.200
17 Brian Matusz, L ERA: 3.18	(8, 1)	0.1	H	1	0	0	0	0	0	0	0	0	0	0	1	2	0.00	0.000
43 Jim Johnson, R ERA: 3.33	(9, 1)	1.0	S	5	0	0	0	0	1	0	1	0	0	0	12	19	0.00	1.000

PITCHER	IP	WLS	BF	H	R	ER	SO	BB	IBB	HBP	BLK	WP	HR	S	P	ERA	WHIP

TOP

Houston Astros @ Baltimore Orioles

Oriole Park at Camden Yards, Baltimore, MD

Thu Aug 01 2013, 7:08 PM - 9:59 PM EDT

Att. 17,909 - Cloudy - 78 F

livebaseballscorecards.com

AB	31
R	3
H	6
RBI	3
BB	3
SO	8
LOB	10

Batter	1	2	3	4	5	6	7	8	9	AB	R	H	RBI	BB	SO	LOB
9 Nate McLouth, L (1, 7) OBP: 0.354, SLG: 0.418	C FF 93 X SI 93 0-1 ① L8		C CU 78 B SL 88 X CH 82 1-1 ② G4-3		B SI 92 X SI 92 1-0 13 1B 21 SF7 1B 1-2 3-H	X FC 87 0-0 1B 1-2 2-H				4	1	2	2	0	0	0
13 Manny Machado, R (1, 5) OBP: 0.324, SLG: 0.450	B FF 95 F FF 94 B FF 95 F FF 95 F FF 95 X CU 83 2-2 21 FC4-6 1B		C FF 94 S FF 92 B FF 92 X FF 94 1-2 ③ G4-3		B FF 94 S FF 93 B FF 91 F FF 94 X FF 94 2-2 1B 1-3 2-H	S SI 88 X SI 89 0-1 ③ F9				4	0	2	1	0	0	2
21 Nick Markakis, L (1, 9) OBP: 0.338, SLG: 0.385	X FF 94 0-0 ② FC4-6 10 1B 1-2f			C SI 92 B CH 81 B CH 81 X FF 93 2-1 ① G4-3	D CH 83 B SI 93 1 SAFE X SI 92 2-0 ② SF7 3-H		B SI 90 B SI 89 C SI 88 X FC 87 2-1 ① P5			3	0	0	1	0	0	1
10 Adam Jones, R (1, 8) OBP: 0.318, SLG: 0.498	X FF 94 0-0 1B 1-3			B CU 78 F CH 82 S CU 82 F FF 92 S CU 82 1-3 ② K	S CU 81 C CU 81 S CU 82 0-3 ③ K		X SI 89 0-0 ② L8			4	0	1	0	0	2	1
19 Chris Davis, L (1, 3) OBP: 0.382, SLG: 0.681	B CU 80 F SI 93 S FF 93 F CU 82 B FF 92 B CU 83 F SI 94 X CU 80 3-2 ③ G3-1			X CU 79 0-0 1B		X CU 78 0-0 ① F7	B SI 90 B CH 83 F SI 89 X CH 81 2-1 HR			4	1	2	1	0	0	2
32 Matt Wieters, S (1, 2) OBP: 0.297, SLG: 0.413		C SI 92 F SL 87 B SL 86 B FF 92 C CH 83 2-3 ① K		B SI 93 C SI 92 T SI 92 B SI 93 S SI 92 2-3 ③ K		B FF 92 B SI 92 F FF 92 X SI 92 2-1 ② G3-1	C SI 90 X CU 77 0-1 ③ L9			4	0	0	0	0	2	1
2 J.J. Hardy, R (1, 6) OBP: 0.291, SLG: 0.423		B FF 94 C FF 94 X FF 93 1-1 ② G5-3			C FF 93 B SL 85 B FF 93 F FF 93 B SL 86 C CU 81 3-3 ① K	B SL 86 B FF 94 C SL 88 X FF 93 2-1 1B		B FF 94 F FF 94 X FF 95 1-1 ① G4-3		4	1	1	0	0	1	0
51 Henry Urrutia, L (1, 10) OBP: 0.333, SLG: 0.394		B SI 93 X FF 93 1-0 ③ G6-3			X FF 92 0-0 1B	B CU 78 F SI 91 1 SAFE B CU 79 X FF 92 2-1 1B 1-3		B FF 94 B FF 95 B FF 94 C FF 94 X FF 94 3-1 ② G1-5-3		4	2	2	0	0	0	0
1 Brian Roberts, S (1, 4) OBP: 0.283, SLG: 0.357			C FF 92 B CU 79 B FF 92 B CH 82 F SI 91 X FF 92 3-2 ① F9		B SI 93 B SI 92 X SI 92 2-0 FC6 1-3	B SI 92 X SI 93 1-0 1B 1-2 3-H		B FF 95 S SL 86 S SL 87 B CH 87 F SL 86 X FF 95 2-2 ③ P3		4	1	1	1	0	0	1
Inning Stats	R: 0 E: 0 K: 0 S: 13 H: 2 LOB: 2 BB: 0 P: 18	R: 0 E: 0 K: 1 S: 6 H: 0 LOB: 0 BB: 0 P: 10	R: 0 E: 0 K: 0 S: 8 H: 0 LOB: 0 BB: 0 P: 13	R: 0 E: 0 K: 2 S: 10 H: 1 LOB: 1 BB: 0 P: 15	R: 3 E: 1 K: 2 S: 13 H: 3 LOB: 1 BB: 0 P: 23	R: 2 E: 0 K: 0 S: 11 H: 4 LOB: 2 BB: 0 P: 18	R: 1 E: 0 K: 0 S: 7 H: 1 LOB: 0 BB: 0 P: 11	R: 0 E: 0 K: 0 S: 8 H: 0 LOB: 0 BB: 0 P: 14		1B: 10 2B: 0 3B: 0 HR: 1 SF: 1 SAC: 0 DP: 0 HBP: 0				WP: 0 PB: 0 SB: 0 CS: 0 PA: 36		

PITCHER		IP	WLS	BF	H	R	ER	SO	BB	IBB	HBP	BLK	WP	HR	S	P	ERA	WHIP
18 Jordan Lyles, R ERA: 4.91	(1, 1)	5.2	L	27	9	5	3	5	0	0	0	0	0	0	58	94	4.76	1.588
54 Travis Blackley, L ERA: 5.03	(6, 1)	1.1		6	2	1	1	0	0	0	0	0	0	1	10	14	6.75	1.500
61 Josh Zeid, R ERA:	(8, 1)	1.0		3	0	0	0	0	0	0	0	0	0	0	8	14	0.00	0.000

PITCHER	IP	WLS	BF	H	R	ER	SO	BB	IBB	HBP	BLK	WP	HR	S	P	ERA	WHIP

BOTTOM

Houston Astros @ Baltimore Orioles

Oriole Park at Camden Yards, Baltimore, MD

Thu Aug 01 2013, 7:08 PM - 9:59 PM EDT

Att. 17,909 - Cloudy - 78 F

livebaseballscorecards.com

AB	35
R	6
H	11
RBI	6
BB	0
SO	5
LOB	8

Batter	1	2	3	4	5	6	7	8	9	10	11	12	13	AB	R	H	RBI	BB	SO	LOB
6 Jonathan Villar, S (1, 6) OBP: 0.298, SLG: 0.268	C FF 89 F FC 90 F FF 86 B CU 83 B CU 83 B FF 91 X FF 91 3-2 G6-3 ①		F CU 80 B FC 92 F CU 84 D CU 83 F FC 88 C CU 82 2-3 K ②		B FC 90 S FC 90 S FC 91 B CU 83 B FC 89 B CU 81 4-2 10 WP 15 1B 1-2 BB		F SI 91 X CH 87 0-1 G1-3 ③			B FF 90 B SL 84 F FF 91 C FF 91 S FF 92 2-3 K ②			1 SAFE T FF 92 B FF 92 X FF 92 1-1 SH5-4 ① 1-2	4	1	0	0	1	2	2
10 Jake Elmore, R (1, 4) OBP: 0.307, SLG: 0.308	B FF 90 C FC 89 B FF 89 X FC 90 2-1 G5-3 ②		B CU 80 B CU 82 F FC 90 D CU 82 B CU 81 4-1 BB		C FF 89 B FC 92 F CU 81 F CU 81 B FC 92 B CU 83 F FF 92 B FC 91 4-2 15 1B 1-2 2-3 BB			C SI 88 X SI 87 0-1 F8 ①		C FF 92 S SL 86 X SL 86 0-2 P6 ③			B FF 94 F FF 93 B FF 94 F FF 94 X FF 94 2-2 G6-3 ② 2-3	4	0	0	0	2	0	1
15 Jason Castro, L (1, 10) OBP: 0.326, SLG: 0.457	C FC 91 F CH 86 F CU 84 X FF 88 0-2 P5 ③		F FF 92 S FF 86 D CU 85 C CU 84 1-3 K ③		S CU 78 B CU 80 B CU 80 X FC 92 2-1 1-3 2-H 3-H 1B			C FF 90 S SL 76 S FF 91 0-3 K ②			C FF 90 S FF 91 B FF 92 F FF 92 X CU 78 1-2 G3-1 ①		C FF 94 B FF 94 B FF 94 F FF 94 X FF 95 2-2 G6-3 ③	6	0	1	2	0	2	4
29 Brett Wallace, L (1, 3) OBP: 0.275, SLG: 0.445		B FF 90 X FF 89 1-0 59 L3 1B		B FF 90 B FF 90 F FC 90 B FC 89 C FC 89 B FC 91 4-2 22 G5-4-3 BB	X FC 92 0-0 G4-3 ③			B SL 77 X SI 89 1-0 L3 ③			B SL 84 X FF 92 1-0 G4-3 ②			4	0	1	0	1	0	2
22 Carlos Corporán, S (1, 2) OBP: 0.306, SLG: 0.400		C FF 90 B FF 87 X FF 90 1-1 F7 ①		C FC 90 X FC 93 0-1 G5-4-3 ①② 1-2f		B FC 89 X FC 88 1-0 P5 ①			F SI 95 B FF 95 S FF 94 S SL 85 1-3 K ①		B SL 84 B FF 92 X FF 92 2-0 G1 ③			5	0	0	0	0	1	2
59 Marc Krauss, L (1, 9) OBP: 0.230, SLG: 0.379 28 L.J. Hoes, R (9, PH) OBP: 0.143, SLG: 0.143 (9, 9)		B FF 89 C FF 89 B CU 80 X FC 90 2-1 L3 ②③ 1-1		C CU 77 B FC 90 S FC 86 S CU 82 1-3 K ③		S FC 90 X FC 90 0-1 G4-3 ②			C FF 95 B SL 84 B SI 95 C SI 95 F FF 96 F FF 96 F SL 84 F SL 84 X FF 96 2-2 30 2B 1B			B FF 92 X FF 93 1-0 G6-3 ①		3 2	0 1	0 1	0 0	0 0	1 0	1 0
30 Matt Dominguez, R (1, 5) OBP: 0.268, SLG: 0.399			C FC 89 B CH 82 B CH 86 F FF 90 X CU 83 2-2 2 2B 1B		C CU 81 S CU 82 B FF 88 S CU 83 1-3 K ①	B FC 90 C FC 89 F FC 90 F CU 82 B FC 90 X CU 82 2-2 F8 ③			X FF 95 0-0 1-H 2B ②			B FF 93 B SL 86 B FF 93 C FF 92 X FF 92 3-1 G6-3 ②		5	0	2	1	0	1	0
2 Brandon Barnes, R (1, 8) OBP: 0.299, SLG: 0.360		B FC 87 C FF 90 X FC 90 1-1 1-3 2B			C CU 82 B FF 92 X FC 92 1-1 F9 ②		C FF 92 F FF 93 B CH 87 H CH 88 2-2 19 CS HBP		C SL 84 F SI 96 X SL 84 0-2 G5-3 ③			C SL 86 F FF 94 B CU 80 S CU 80 1-3 K ③		4	0	1	0	0	1	0
19 Robbie Grossman, S (1, 7) OBP: 0.345, SLG: 0.315			C FC 90 S CU 83 C CU 83 0-3 K ①		B FC 90 B FF 91 C FC 89 S FC 88 B CU 84 B FC 91 4-2 10 WP 6 S 15 1B BB		1 SAFE C SI 91 S CH 87 F CH 87 B FF 92 S CH 87 1-3 K ①② 1-2			C SL 86 B SI 90 C SL 86 B FF 92 S FF 92 2-3 K ①			B FF 91 X FF 91 1-0 10 G6-3 6 SH5-4 1B	4	1	1	0	1	3	3
Inning Stats	R: 0 E: 0 K: 0 S: 10 H: 0 LOB: 0 BB: 0 P: 15	R: 0 E: 0 K: 0 S: 5 H: 1 LOB: 0 BB: 0 P: 9	R: 0 E: 0 K: 3 S: 16 H: 2 LOB: 3 BB: 1 P: 26	R: 0 E: 0 K: 1 S: 7 H: 0 LOB: 0 BB: 1 P: 12	R: 2 E: 0 K: 1 S: 16 H: 1 LOB: 2 BB: 3 P: 32	R: 0 E: 0 K: 0 S: 7 H: 0 LOB: 0 BB: 0 P: 10	R: 0 E: 0 K: 1 S: 8 H: 0 LOB: 0 BB: 0 P: 11	R: 0 E: 0 K: 1 S: 6 H: 0 LOB: 0 BB: 0 P: 7	R: 1 E: 0 K: 1 S: 14 H: 2 LOB: 0 BB: 0 P: 17	R: 0 E: 0 K: 2 S: 9 H: 0 LOB: 0 BB: 0 P: 13	R: 0 E: 0 K: 0 S: 6 H: 0 LOB: 0 BB: 0 P: 10	R: 0 E: 0 K: 1 S: 6 H: 0 LOB: 0 BB: 0 P: 11	R: 0 E: 0 K: 0 S: 9 H: 1 LOB: 1 BB: 0 P: 15	1B: 5 2B: 3 3B: 0 HR: 0 SF: 0 SAC: 1 DP: 2 HBP: 1	WP: 1 PB: 0 SB: 1 CS: 1 PA: 48					

PITCHER		IP	WLS	BF	H	R	ER	SO	BB	IBB	HBP	BLK	WP	HR	S	P	ERA	WHIP
21 Samuel Deduno, R ERA: 3.17	(1, 1)	6.0		25	4	2	2	5	5	0	0	0	1	0	61	104	3.00	1.500
61 Jared Burton, R ERA: 3.26	(7, 1)	1.0		3	0	0	0	1	0	0	1	0	0	0	8	11	0.00	0.000
56 Caleb Thielbar, L ERA: 0.66	(8, 1)	1.0		3	0	0	0	1	0	0	0	0	0	0	6	7	0.00	0.000
15 Glen Perkins, L ERA: 2.14	(9, 1)	1.0		4	2	1	1	1	0	0	0	0	0	0	14	17	9.00	2.000
50 Casey Fien, R ERA: 2.76	(10, 1)	1.0		3	0	0	0	2	0	0	0	0	0	0	9	13	0.00	0.000

PITCHER		IP	WLS	BF	H	R	ER	SO	BB	IBB	HBP	BLK	WP	HR	S	P	ERA	WHIP
20 Josh Roenicke, R ERA: 3.2	(11, 1)	1.0		3	0	0	0	0	0	0	0	0	0	0	6	10	0.00	0.000
57 Ryan Pressly, R ERA: 3.08	(12, 1)	2.0	W	7	1	0	0	1	0	0	0	0	0	0	15	26	0.00	0.500

TOP

Houston Astros @ Minnesota Twins

Target Field, Minneapolis, MN

Fri Aug 02 2013, 7:13 PM - 11:39 PM CDT

Att. 30,633 - Partly Cloudy - 78 F

livebaseballscorecards.com

AB	41
R	3
H	7
RBI	3
BB	5
SO	11
LOB	15

Batter	1	2	3	4	5	6	7	8	9	10	11	12	13	AB	R	H	RBI	BB	SO	LOB
2 Brian Dozier, R (1, 4) OBP: 0.306, SLG: 0.388	C FF 93 X FF 96 0-1 L9		B KC 78 1 SAFE F FF 95 X KC 79 1-1 L6		B KC 79 X FC 94 1-0 G6-3			B FF 93 B FF 94 B FF 93 C FF 93 C FF 93 X FF 94 3-2 G4-3 7 33 1B 2B	C FF 94 F FF 95 X CU 82 0-2 1-2 3-H FC4-6 7 1B		C SL 86 B FC 95 B FF 95 B FF 93 C FF 93 X FF 94 3-2 F8		C SI 90 B SI 90 X CH 78 1-1 2-H 1B	7	1	3	2	0	0	2
7 Joe Mauer, L (1, 2) OBP: 0.403, SLG: 0.466	B FF 96 C FF 96 B FC 95 C FC 95 X FC 95 2-2 G1-4-3		D CH 85 C FC 95 D FF 96 X CH 86 2-1 3-H SF8			X CH 82 0-0 F8		B FF 91 F FF 91 B SI 92 F FF 93 2 SAFE B FF 95 X CH 87 3-2 2-3 G4-3	B FF 95 C CU 80 S FF 95 F FF 94 D CU 82 B FF 95 X CU 81 3-2 1-2f 2-3 FC4-6		C FF 95 X CH 86 0-1 G3			5	0	0	1	0	0	3
33 Justin Morneau, L (1, 3) OBP: 0.323, SLG: 0.404	B FC 95 B FF 95 C FC 95 B FC 95 F FF 94 F FC 95 F FC 95 F FC 95 X FC 95 3-2 P5		C FF 94 B FF 94 1 SAFE X CH 86 1-1 G4-3			C SI 91 B CH 81 X FC 92 1-1 2B		B FF 94 B FF 94 F SI 92 B SI 94 X SI 94 3-1 9 1B 3-H 1B	X FF 95 0-0 P6			B SI 88 C SI 89 B FF 87 X SI 89 2-1 L8		6	0	2	1	0	0	3
9 Ryan Doumit, S (1, 9) OBP: 0.307, SLG: 0.388		B KC 77 B FC 94 X FC 93 2-0 G4-3		C CH 85 B KC 77 F FC 94 B KC 80 F FC 95 X FC 96 2-2 F7		D KC 78 C CH 83 B KC 79 X KC 79 2-1 L9		S CU 80 B FF 94 S SL 83 B SL 83 F SI 93 F FF 92 B CU 81 X FF 92 3-2 1-3 1B		B FC 88 S CH 83 X FC 89 1-1 F7		C CH 79 S FF 89 B SL 80 B SI 91 X SI 90 2-2 G5-3		6	0	1	0	0	0	1
31 Oswaldo Arcia, L (1, 7) OBP: 0.317, SLG: 0.406		B FC 95 B FC 95 F FC 95 S FC 95 S FC 94 2-3 K		X FC 94 0-0 55 FC6-4 1B		F FC 94 D FF 93 B FF 94 F FF 94 B FF 93 F KC 78 S FC 96 3-3 K		F SI 90 F SI 90 S SL 83 0-3 K		F FC 88 F FC 88 X CU 75 0-2 F8		S SL 80 B SL 80 X SI 90 1-1 1B		6	0	2	0	0	3	3
24 Trevor Plouffe, R (1, 5) OBP: 0.303, SLG: 0.396		C KC 77 S FC 95 F FC 94 X FF 94 0-2 1B		C FF 94 B FF 96 1 SAFE B FF 95 X FC 96 2-1 F9			B KC 78 B FC 93 B FC 92 B FC 91 4-0 BB	C FF 93 B KC 79 D KC 78 C FF 93 F FF 93 B FF 93 T KC 78 3-2 K		S FC 87 B CH 83 X SI 90 1-1 E6		B SI 89 B SI 89 X SI 90 2-0 G4-3		5	0	1	0	1	1	4
55 Chris Colabello, R (1, 10) OBP: 0.220, SLG: 0.286 17 Doug Bernier, R (9, PR) OBP: 0.381, SLG: 0.353 (10, 6)	C FF 95 X FF 95 0-1 L9			D KC 78 X FF 94 1-0 FC6-4 1-2f				B FC 94 S FC 94 B FF 95 F FC 94 S FC 94 2-3 K	B FF 92 C FF 92 B KC 76 B FF 92 F FF 91 F FF 92 F FF 93 B FF 91 4-2 12 WP 11 SH5-3 2 1B BB	I IN 74 I IN 77 I IN 78 I IN 77 4-0 IBB			B SI 88 C SI 88 X SI 90 1-1 G3	3	0	0	0	1	1	3
														1	1	0	0	1	0	0
11 Clete Thomas, L (1, 8) OBP: 0.306, SLG: 0.346		B FC 94 B FC 94 C FC 94 C FC 94 F KC 79 X FC 94 2-2 25 1B 7 SF8 1B			B FC 92 B FC 93 F FF 92 X FC 94 2-1 G5-3			C FC 92 B FC 94 1 SAFE S FC 93 C FC 93 1-3 K	X FF 91 0-0 SH5-3 1-2	C FC 88 S FC 86 D FC 86 F FC 88 B SI 90 S FC 88 2-3 K		C SL 79 S SL 79 F SL 80 B SI 92 B SL 81 F SL 81 B SI 91 B SI 91 4-2 30 SH3-4 2 1B BB	4	2	1	0	1	2	3
	B FC 94 B FC 94 1 SAFE F FC 94 X CH 82 1-1 1-3 1B			C KC 77 X FC 94 0-1 G5-3				X FC 93 0-0 G4-3	S FF 93 B FF 94 B CU 83 F FF 95 B CU 84 B CU 83 4-2 7 FC4-6 2 1B 2-3 BB		B FF 94 C FF 94 B SL 83 F FF 93 X FC 94 2-2 G4-3		L SI 89 X SI 89 0-1 1-2 SH3-4						
25 Pedro Florimón, S (1, 6) OBP: 0.296, SLG: 0.333 12 Chris Herrmann, L (9, PH) OBP: 0.307, SLG: 0.449 50 Casey Fien, R (10, 1) 20 Josh Roenicke, R (11, 1) 8 Jamey Carroll, R (11, PH) OBP: 0.272, SLG: 0.246 57 Ryan Pressly, R (12, 1) 30 Kevin Correia, R (13, PH)														3	0	1	0	0	0	1
														0	0	0	0	1	0	0
														0	0	0	0	0	0	0
														0	0	0	0	0	0	0
														1	0	0	0	0	0	0
														0	0	0	0	0	0	0
														0	0	0	0	0	0	0
Inning Stats	R: 0 E: 0 K: 0 S: 11 H: 0 LOB: 0 BB: 0 P: 16	R: 0 E: 0 K: 1 S: 10 H: 1 LOB: 1 BB: 0 P: 14	R: 1 E: 0 K: 0 S: 12 H: 2 LOB: 1 BB: 0 P: 19	R: 0 E: 0 K: 0 S: 8 H: 1 LOB: 1 BB: 0 P: 13	R: 0 E: 0 K: 0 S: 5 H: 0 LOB: 0 BB: 0 P: 8	R: 0 E: 0 K: 1 S: 9 H: 1 LOB: 1 BB: 0 P: 15	R: 0 E: 0 K: 2 S: 7 H: 0 LOB: 1 BB: 1 P: 14	R: 1 E: 0 K: 2 S: 20 H: 3 LOB: 2 BB: 2 P: 35	R: 1 E: 0 K: 0 S: 15 H: 1 LOB: 2 BB: 2 P: 26	R: 0 E: 1 K: 1 S: 11 H: 0 LOB: 2 BB: 1 P: 19	R: 0 E: 0 K: 0 S: 8 H: 0 LOB: 0 BB: 0 P: 13	R: 0 E: 0 K: 0 S: 8 H: 1 LOB: 1 BB: 0 P: 15	R: 1 E: 0 K: 0 S: 10 H: 1 LOB: 1 BB: 1 P: 16	1B: 9 2B: 2 3B: 0 HR: 0 SF: 1 SAC: 2 DP: 0 HBP: 0	WP: 1 PB: 0 SB: 0 CS: 0 PA: 55						

PITCHER		IP	WLS	BF	H	R	ER	SO	BB	IBB	HBP	BLK	WP	HR	S	P	ERA	WHIP
48 Jarred Cosart, R ERA: 0.96	(1, 1)	7.0		27	5	1	1	4	1	0	0	0	0	0	62	99	1.29	0.857
68 José Cisnero, R ERA: 3.59	(8, 1)	0.1	B	4	3	1	1	0	0	0	0	0	0	0	13	25	27.00	9.000
53 Wesley Wright, L ERA: 4.08	(8, 1)	0.1		1	0	0	0	1	0	0	0	0	0	0	3	3	0.00	0.000
35 Josh Fields, R ERA: 6.5	(8, 1)	0.2		3	0	1	1	1	1	0	0	0	0	0	9	16	13.50	1.500
63 Chia-Jen Lo, R ERA:	(9, 1)	0.2	B	4	1	0	0	0	1	0	0	0	1	0	10	17	0.00	3.000

PITCHER		IP	WLS	BF	H	R	ER	SO	BB	IBB	HBP	BLK	WP	HR	S	P	ERA	WHIP
54 Travis Blackley, L ERA: 4.89	(10, 1)	1.0		5	0	0	0	1	0	1	0	0	0	0	11	19	0.00	0.000
61 Josh Zeid, R ERA:	(11, 1)	1.0		3	0	0	0	0	0	0	0	0	0	0	8	13	0.00	0.000
60 Dallas Keuchel, L ERA: 4.64	(12, 1)	1.2	L	8	2	1	1	0	1	0	0	0	0	0	18	31	5.40	1.800

Houston Astros @ Minnesota Twins

Target Field, Minneapolis, MN

Fri Aug 02 2013, 7:13 PM - 11:39 PM CDT

Att. 30,633 - Partly Cloudy - 78 F

BOTTOM

livebaseballscorecards.com

AB	47
R	4
H	11
RBI	4
BB	5
SO	7
LOB	23

Batter	1	2	3	4	5	6	7	8	9	AB	R	H	RBI	BB	SO	LOB
6 Jonathan Villar, S (1, 6) OBP: 0.308, SLG: 0.267	B FF 92 X FF 91 1-0 27 S 27 2B 1B	B FF 92 B SI 90 D SI 93 C SI 90 C SI 91 F SI 92 B SI 92 4-2 BB	C SI 92 1 SAFE F SI 91 B SI 92 B SL 84 B FF 92 F SI 90 F SI 90 S SI 90 3-3 ③ K 1-2			F SI 92 X SI 93 0-1 ② G5-3			C SI 94 B SI 96 B SI 96 B SI 93 X SI 95 3-1 ① G6-3	4	1	1	0	1	1	2
27 Jose Altuve, R (1, 4) OBP: 0.321, SLG: 0.362	B SI 92 S SI 92 D SL 87 F SI 94 B CH 83 X SL 84 3-2 1-H 2B	C SI 93 B SI 93 B SI 92 F SI 92 F SI 94 X SI 93 2-2 ③ G6-3		B SI 91 C SI 92 B SL 84 C SL 83 F SI 94 C SL 84 2-3 ① K		C SL 84 C SI 92 B FF 93 C SI 92 1-3 ③ K			B SI 95 B SI 94 C SI 94 B SI 94 C SI 94 F SI 96 F SI 96 C SL 84 3-3 ② K	5	0	1	1	0	3	3
15 Jason Castro, L (1, 2) OBP: 0.324, SLG: 0.454	B SI 92 B CH 84 B SI 93 C SI 92 F SI 93 S SI 93 3-3 ① K		C SI 91 X CH 84 0-1 ① G3	C SL 81 F SI 93 B FF 94 C FF 94 1-3 ② K			S SL 84 C SL 86 X SI 94 0-2 30 WP 1B		S SI 96 B FF 96 B FF 95 F FF 94 F SL 84 X SL 84 2-2 ③ F7	5	0	1	0	0	2	1
23 Chris Carter, R (1, 10) OBP: 0.312, SLG: 0.426	B SI 92 F SI 92 X SI 93 1-1 ② L5		B SL 86 B SL 84 C SL 84 X SI 92 2-1 ② G6-3	B FF 93 B SL 84 B SI 93 X FF 92 3-0 ③ G6-3			C SI 93 B SI 94 S CH 86 S SL 86 1-3 ① K			4	0	0	0	0	1	2
29 Brett Wallace, L (1, 3) OBP: 0.282, SLG: 0.466	D SL 84 F SL 84 B FF 93 F SI 94 B CH 84 X FF 93 3-2 ③ F9		B SL 83 X SI 92 1-0 HR		B SI 91 B CH 82 F SI 91 B SI 92 F SI 92 B SI 92 4-2 30 FC4-6 BB		C SI 93 B SI 93 S SL 84 D SL 85 S SL 85 2-3 ② K			3	1	1	1	1	1	2
30 Matt Dominguez, R (1, 5) OBP: 0.268, SLG: 0.400		C FF 92 X SI 91 0-1 ① G6-3	C SL 84 S SL 84 F FF 93 F SI 92 B SL 85 B SL 85 F SL 83 B FF 94 X SI 91 3-2 19 1B 2B		C SI 90 B SI 91 F SL 82 B SL 83 X SI 91 2-2 ① FC4-6 1-2f		F SI 92 D CH 86 S CH 85 B CH 86 F SL 84 B SI 94 F SI 92 X SI 92 3-2 ③ G5-3 1-2			4	1	1	0	0	0	2
19 Robbie Grossman, S (1, 7) OBP: 0.349, SLG: 0.321		X SI 91 0-0 28 G5-3 2 1B 1B	X SI 90 0-0 2 1B 28 1B 2-H 1B		B SI 90 S SI 90 B FF 91 F FF 92 B SI 92 C SI 91 3-3 ② K			C SL 85 B FF 92 F FF 91 B SL 87 F FF 92 B SL 87 C SL 86 3-3 ① K		4	1	2	1	0	2	1
2 Brandon Barnes, R (1, 8) OBP: 0.302, SLG: 0.362		1 SAFE B SI 91 S SI 91 1 SAFE B SI 92 X FF 90 2-1 28 G5-3 1-2 1B	B SI 91 1 SAFE C SI 91 X SI 90 1-1 28 1B 1-2 1B		B SL 84 C SL 82 S SL 83 F SI 92 S FF 92 1-3 ③ K			C SL 85 C CU 79 S SL 86 0-3 ② K		4	0	2	0	0	2	1
28 L.J. Hoes, R (1, 9) OBP: 0.167, SLG: 0.167		B SL 84 B SI 92 X SI 91 2-0 ② G5-3 1-2 2-3	D SL 86 D SI 92 C SI 91 B CH 83 F SI 92 X SI 92 3-2 6 S 1-3 2-H 1B			C SL 83 B SL 84 C SL 82 X SL 84 1-2 ① G1-3		C FF 91 B SL 86 F FF 91 X FF 93 1-2 ③ G6-3	4	0	1	1	0	0	2
Inning Stats	R: 1 E: 0 K: 1 S: 12 H: 2 LOB: 1 BB: 0 P: 23	R: 0 E: 0 K: 0 S: 13 H: 2 LOB: 3 BB: 1 P: 23	R: 3 E: 0 K: 1 S: 22 H: 5 LOB: 2 BB: 0 P: 35	R: 0 E: 0 K: 2 S: 8 H: 0 LOB: 0 BB: 0 P: 14	R: 0 E: 0 K: 2 S: 12 H: 0 LOB: 1 BB: 1 P: 22	R: 0 E: 0 K: 1 S: 8 H: 0 LOB: 0 BB: 0 P: 10	R: 0 E: 0 K: 2 S: 14 H: 1 LOB: 1 BB: 0 P: 20	R: 0 E: 0 K: 2 S: 10 H: 0 LOB: 0 BB: 0 P: 14	R: 0 E: 0 K: 1 S: 11 H: 0 LOB: 0 BB: 0 P: 19	1B: 7 2B: 2 3B: 0 HR: 1 SF: 0 SAC: 0 DP: 0 HBP: 0						

PITCHER		IP	WLS	BF	H	R	ER	SO	BB	IBB	HBP	BLK	WP	HR	S	P	ERA	WHIP
44 Kyle Gibson, R ERA: 6.69	(1, 1)	3.0		19	9	4	4	2	1	0	0	0	0	1	47	81	12.00	3.333
51 Anthony Swarzak, R ERA: 3.06	(4, 1)	3.0		10	0	0	0	5	1	0	0	0	0	0	28	46	0.00	0.333
52 Brian Duensing, L ERA: 4.65	(7, 1)	1.0	W	4	1	0	0	2	0	0	0	0	1	0	14	20	0.00	1.000
50 Casey Fien, R ERA: 2.7	(8, 1)	1.0	H	3	0	0	0	2	0	0	0	0	0	0	10	14	0.00	0.000
15 Glen Perkins, L ERA: 2.09	(9, 1)	1.0	S	3	0	0	0	1	0	0	0	0	0	0	11	19	0.00	0.000

PITCHER	IP	WLS	BF	H	R	ER	SO	BB	IBB	HBP	BLK	WP	HR	S	P	ERA	WHIP

TOP

Houston Astros @ Minnesota Twins

Target Field, Minneapolis, MN

Sat Aug 03 2013, 6:11 PM - 9:35 PM CDT

Att. 38,078 - Partly Cloudy - 76 F

livebaseballscorecards.com

AB	37
R	4
H	10
RBI	4
BB	2
SO	12
LOB	16

WP: 1 PA: 39
PB: 0
SB: 2
CS: 0

Houston Astros @ Minnesota Twins

Target Field, Minneapolis, MN

Sat Aug 03 2013, 6:11 PM - 9:35 PM CDT

Att. 38,078 - Partly Cloudy - 76 F

BOTTOM

livebaseballscorecards.com

Batter	1	2	3	4	5	6	7	8	9	AB	R	H	RBI	BB	SO	LOB
2 Brian Dozier, R (1, 4) OBP: 0.310, SLG: 0.398	B FF 88 F FF 88 B CH 73 X SI 92 · 2-1 · 7 G4-3 3B	C CU 77 B CU 75 B FF 89 B CU 77 F CU 78 S CH 74 · 3-3 ② · K 3-H			B FS 81 B CU 74 B FS 80 B FF 85 · 4-0 · 7 G4-6-3 BB		C SI 93 C SI 92 B SI 92 X SI 93 · 1-2 · 33 BB 9 1B 3-H 2B	C FF 93 S CU 82 B CU 82 X SI 93 · 1-2 · G5-3 ③		4	2	2	1	1	1	1
7 Joe Mauer, L (1, 2) OBP: 0.402, SLG: 0.463	F FF 91 B FF 90 X CH 74 · 1-1 · ① G4-3 3-H	B FF 89 C CU 77 C SI 90 B FF 90 X CU 78 · 2-2 · ③ G5-3			C FF 86 B CU 77 X CH 73 · 1-1 · ① ② G4-6-3 1-2f		I I IN 52 I IN 48 I IN 60 · 4-0 · 9 1B 33 BB 31 BB IBB			3	1	0	1	1	0	2
33 Justin Morneau, L (1, 10) OBP: 0.325, SLG: 0.403	C FF 90 S FF 90 F SI 91 B FF 89 X SI 90 · 1-2 · ② P2		C FF 87 S FF 87 B FF 87 B CU 77 B FF 87 F CH 72 F FF 88 X CU 78 · 3-2 · 24 G5-4-3 1B		F SI 86 X SI 88 · 0-1 · ③ G4-3		B SI 91 F SI 92 B CH 83 B SI 90 F SI 92 F SI 91 F SI 92 B FF 93 · 4-2 · 31 BB 9 1B 1-2 2-3 BB			3	0	1	0	1	0	0
9 Ryan Doumit, S (1, 9) OBP: 0.309, SLG: 0.389	B SI 90 X CH 75 · 1-0 · 1B		B SI 88 C FF 87 X CU 77 · 1-1 · ① F9			C CU 75 B CU 76 B CH 75 B FF 90 X FF 88 · 3-1 · ① F8	B CU 80 S CH 82 X SI 91 · 1-1 · 31 BB 1-2 2-3 3-H 1B			4	0	2	1	0	0	1
24 Trevor Plouffe, R (1, 5) OBP: 0.299, SLG: 0.391	C CU 75 C CU 76 C CU 76 · 0-3 · ③ K		C FF 88 B FF 87 X CU 77 · 1-1 · ② ③ G5-4-3 1-2f			F CU 76 C FF 90 B CU 76 X FF 91 · 1-2 · E6	C SI 93 D SI 92 B SI 92 S FF 92 B SI 93 X FF 93 · 3-2 · ② F4			4	0	0	0	0	1	5
31 Oswaldo Arcia, L (1, 7) OBP: 0.325, SLG: 0.419		B FF 89 X FF 88 · 1-0 · 17 1B 3B		B SI 84 B SI 84 S FC 84 X CH 73 · 2-1 · 1B		C FF 89 B FF 90 F SI 86 C CU 77 · 1-3 · ② K	F SI 91 F CH 83 D CH 82 D SI 92 D CH 82 D SI 93 · 4-2 · 55 FC6-4 1-2 2-3 3-H BB			3	1	2	1	1	1	1
55 Chris Colabello, R (1, 3) OBP: 0.206, SLG: 0.267		C CU 77 D CU 77 B FF 90 X CU 77 · 2-1 · ① G3		B FF 88 B CU 75 B FF 88 C SI 84 S CH 74 S SI 89 · 3-3 · ① K		B SI 89 C CU 76 F FF 89 B SI 91 F SI 90 X CU 76 · 2-2 · ③ G3	B SI 93 S CU 81 X SI 92 · 1-1 · ③ FC6-4 1-2f			4	0	0	0	0	1	6
11 Clete Thomas, L (1, 8) OBP: 0.310, SLG: 0.352		C FF 90 B FF 91 B FF 92 B CU 78 F SI 90 B CU 77 · 4-2 · 17 1B 2 S BB		C CU 75 B FF 89 F CH 75 F SI 91 F CH 76 C CU 78 · 1-3 · ② K			F SI 92 T SI 92 B FF 93 B FF 94 F SI 92 X CU 82 · 2-2 · 17 SH2-4 2 2B 2B	X SI 91 · 0-0 · ① L7		3	2	1	0	1	1	1
17 Doug Bernier, R (1, 6) OBP: 0.375, SLG: 0.350		X CU 77 · 0-0 · 1-3 3-H 1B		C CU 77 S CU 77 F CU 77 C SI 90 · 0-3 · ③ K			X SI 91 · 0-0 · ① SH2-4 2-3	B SI 92 C SI 93 F CU 80 F SI 92 S CU 83 · 1-3 · ② K2-3		3	0	1	1	0	2	1
Inning Stats	R: 1 E: 0 K: 1 S: 12 H: 2 LOB: 1 BB: 0 P: 17	R: 2 E: 0 K: 1 S: 12 H: 2 LOB: 1 BB: 1 P: 24	R: 0 E: 0 K: 0 S: 9 H: 1 LOB: 0 BB: 0 P: 14	R: 0 E: 0 K: 3 S: 14 H: 1 LOB: 1 BB: 0 P: 20	R: 0 E: 0 K: 0 S: 4 H: 0 LOB: 0 BB: 1 P: 9	R: 0 E: 1 K: 1 S: 13 H: 0 LOB: 1 BB: 0 P: 20	R: 3 E: 0 K: 0 S: 21 H: 3 LOB: 3 BB: 3 P: 41	R: 0 E: 0 K: 1 S: 8 H: 0 LOB: 0 BB: 0 P: 10		1B: 5 2B: 2 3B: 2 HR: 0	SF: 0 SAC: 1 DP: 2 HBP: 0					

	AB	31
	R	6
	H	9
	RBI	5
	BB	5
	SO	7
	LOB	18

WP: 0 PB: 0 SB: 1 CS: 0 PA: 37

PITCHER	IP	WLS	BF	H	R	ER	SO	BB	IBB	HBP	BLK	WP	HR	S	P	ERA	WHIP
45 Erik Bedard, L (1, 1) ERA: 4.29	6.0		25	6	3	3	6	2	0	0	0	0	0	64	104	4.50	1.333
64 Lucas Harrell, R (7, 1) ERA: 5.37	2.0	L	12	3	3	3	1	2	1	0	0	0	0	29	51	13.50	2.500

PITCHER	IP	WLS	BF	H	R	ER	SO	BB	IBB	HBP	BLK	WP	HR	S	P	ERA	WHIP

Batter	1	2	3	4	5	6	7	8	9	AB	R	H	RBI	BB	SO	LOB
19 Robbie Grossman, S (1, 7) OBP: 0.350, SLG: 0.324	B SI 90 T SI 90 B FF 91 B SI 90 C SI 91 X SI 92 3-2 1B		C CU 75 B SI 90 X FS 84 1-1 ① G3-1		C CU 72 F FF 92 B FS 86 B SI 92 X FS 86 2-2 27 G6-3 29 1B 1B		F FF 91 B CU 76 F FF 92 C SL 84 1-3 ① K		X FF 94 0-0 ① F8	5	1	2	0	0	1	0
27 Jose Altuve, R (1, 4) OBP: 0.322, SLG: 0.361	B FF 89 1 SAFE S SL 82 F SI 90 F SL 85 X SI 91 1-2 ① F9		C SI 91 B SI 93 B SI 93 B SI 91 B SI 92 4-1 29 G4-3 15 S BB		F SI 92 F SI 93 X SI 92 0-2 ② G6-3 1-2		X SL 84 0-0 23 BB 15 S 1B		C FF 95 F SL 84 F SI 96 S FF 96 0-3 ② K	4	0	1	0	1	1	2
15 Jason Castro, L (1, 2) OBP: 0.330, SLG: 0.454	C FF 90 1 SAFE T SI 90 S SI 90 0-3 ② K		C CU 75 2 SAFE B SI 90 B SI 91 B SI 91 B FS 85 4-1 29 G4-3 1-2 BB		C SI 93 S SI 93 B SI 93 B SI 93 B SI 93 B SI 92 4-2 29 1B 23 1B BB		D SL 76 1 SAFE 1 SAFE B FF 87 S SL 75 D SL 76 B FF 89 4-1 23 BB 1-2 BB		F FF 95 B FF 96 B FF 95 X SI 94 2-1 1B	2	1	1	0	3	1	1
29 Brett Wallace, L (1, 3) OBP: 0.281, SLG: 0.459 10 Jake Elmore, R (9, PH) OBP: 0.303, SLG: 0.304	C FF 90 B FF 90 1 SAFE B SI 90 S FS 84 C SI 91 2-3 ③ K		B SI 92 S FF 91 B SI 91 F SI 92 B SI 93 X SI 93 3-2 ② G4-3 1-2 2-3		X SI 93 0-0 23 1B 1-3 2-H 1B		X SI 87 0-0 ② P3		S FF 95 F FF 96 D SL 85 F FF 96 F SL 84 D SL 85 X FF 94 2-2 ③ F8	4 1	0 0	1 0	1 0	0 0	1 0	5 1
23 Chris Carter, R (1, 10) OBP: 0.314, SLG: 0.426		B CU 76 C SI 90 X SI 91 1-1 ① P3	B SL 88 X SI 93 1-0 ③ P4		B CU 78 X SL 86 1-0 1-2 3-H 1B		B FF 89 B CU 70 B FF 89 B SI 85 4-0 28 FC6-4 1-2 2-3 BB			3	0	1	1	1	0	2
59 Marc Krauss, L (1, 9) OBP: 0.234, SLG: 0.377 28 L.J. Hoes, R (7, PH) OBP: 0.158, SLG: 0.158 (7, 9)		B SI 91 C SI 90 B SI 91 X FS 86 2-1 30 1B 1B		F SI 90 S FF 91 C SI 92 0-3 ① K	F SI 92 B SI 92 B SI 93 F SI 92 D FS 87 X SI 93 3-2 ③ G6-3		C FF 89 B CU 69 S FF 88 X FF 90 1-2 ③ FC6-4 1-2f			3 1	0 0	1 0	0 0	0 0	1 0	2 3
30 Matt Dominguez, R (1, 5) OBP: 0.271, SLG: 0.401		C FF 91 F FF 90 F SI 92 B SL 86 X SL 86 1-2 1-2 1B		C CU 73 B CU 76 B SI 92 X SL 85 2-1 2 F9-3 1B	S SL 83 X CU 77 0-1 ① G5-3			B SL 84 C SL 85 F CH 87 S CH 86 1-3 ① K		4	0	2	0	0	1	0
2 Brandon Barnes, R (1, 8) OBP: 0.298, SLG: 0.356		B SI 91 B FF 91 B SI 92 C FF 93 S SI 92 X SI 94 3-2 ② L9		B FF 92 F SI 91 F SI 91 F SI 92 B SL 85 X SI 92 2-2 ②③ F9-3 1-1	C FF 91 X SL 84 0-1 ② L8			B FF 92 B SL 85 T FF 91 F SL 85 X CH 87 2-2 ② G5-3		4	0	0	0	0	0	3
6 Jonathan Villar, S (1, 6) OBP: 0.286, SLG: 0.245		C SI 92 B SI 93 B FF 93 B SI 92 C SI 92 C SI 93 3-3 ③ K			C SI 92 B SI 92 X CU 73 1-1 ① G3		B FF 91 C FF 92 X CU 77 1-1 ③ G3-1	F SL 85 B CH 86 S FF 91 F FF 92 S CH 88 1-3 ③ K		4	0	0	0	0	2	2

Inning Stats																								
	R: 0	H: 1	R: 0	H: 2	R: 0	H: 0	R: 0	H: 1	R: 2	H: 3	R: 0	H: 0	R: 0	H: 1	R: 0	H: 0	R: 0	H: 1	1B: 9	SF: 0	WP: 0	PA: 40
	E: 0	LOB: 1	E: 0	LOB: 2	E: 0	LOB: 2	K: 1	LOB: 0	E: 0	LOB: 2	E: 0	LOB: 0	E: 0	LOB: 3	E: 0	LOB: 0	E: 0	LOB: 1	2B: 1	SAC: 0	PB: 0	
	K: 2	BB: 0	K: 1	BB: 0	K: 0	BB: 2	S: 10	BB: 0	K: 0	BB: 1	K: 0	BB: 0	K: 1	BB: 2	K: 2	BB: 0	K: 1	BB: 0	3B: 0	DP: 1	SB: 2	
	S: 13	P: 19	S: 14	P: 24	S: 8	P: 21	S: 10	P: 14	S: 15	P: 26	S: 6	P: 7	S: 9	P: 19	S: 10	P: 14	S: 12	P: 16	HR: 0	HBP: 0	CS: 0	

PITCHER		IP	WLS	BF	H	R	ER	SO	BB	IBB	HBP	BLK	WP	HR	S	P	ERA	WHIP
37 Mike Pelfrey, R ERA: 5.23	(1, 1)	5.0		24	7	2	2	4	3	0	0	0	0	0	60	104	3.60	2.000
20 Josh Roenicke, R ERA: 3.11	(6, 1)	1.1		5	1	0	0	1	0	0	0	0	0	0	10	12	0.00	0.750
56 Caleb Thielbar, L ERA: 0.64	(7, 1)	0.2	W	4	0	0	0	0	2	0	0	0	0	0	5	14	0.00	3.000
61 Jared Burton, R ERA: 3.19	(8, 1)	1.0	H	3	0	0	0	2	0	0	0	0	0	0	10	14	0.00	0.000
15 Glen Perkins, L ERA: 2.05	(9, 1)	1.0	S	4	1	0	0	1	0	0	0	0	0	0	12	16	0.00	1.000

PITCHER	IP	WLS	BF	H	R	ER	SO	BB	IBB	HBP	BLK	WP	HR	S	P	ERA	WHIP

TOP

Houston Astros @ Minnesota Twins

Target Field, Minneapolis, MN

Sun Aug 04 2013, 1:15 PM - 4:16 PM CDT

Att. 34,780 - Overcast - 72 F

livebaseballscorecards.com

AB	35
R	2
H	9
RBI	2
BB	5
SO	8
LOB	21

Batter	1	2	3	4	5	6	7	8	9	AB	R	H	RBI	BB	SO	LOB
2 Brian Dozier, R (1, 4) OBP: 0.307, SLG: 0.394	C FF 90 X FF 92 0-1 L9 ①		1 SAFE B KC 76 F FF 92 B FF 93 F FF 92 S KC 77 2-3 K ①		C KC 76 B KC 76 X FF 94 1-1 G1-3 ③			B FF 94 B FF 93 C FF 92 B FF 91 C FF 92 F FF 92 F FF 92 C KC 76 3-3 K ①		4	0	0	0	0	2	1
12 Chris Herrmann, L (1, 9) OBP: 0.350, SLG: 0.423	B FF 92 B FF 91 C FF 91 F FF 92 B KC 76 F FF 93 F FF 93 X FF 92 3-2 G4-3 ②		B FF 92 1 SAFE X FF 92 1-0 F7 ②			C FF 92 C KC 75 B FF 93 B KC 78 B FF 94 B FF 94 4-2 BB		B FF 94 C FF 92 B KC 76 C FF 91 B KC 78 X FF 92 3-2 L6 ②		3	0	0	0	1	0	1
7 Joe Mauer, L (1, 10) OBP: 0.403, SLG: 0.464	B FF 93 B FF 93 B FF 94 D FF 92 4-0 33 HR BB		B FF 93 B CH 78 C FF 93 D SL 88 C FF 93 S KC 77 3-3 K ③ 1-2			B FF 93 F FF 92 X CH 77 1-1 F8 ①		C FF 93 X FF 94 0-1 2B		3	1	1	0	1	1	2
33 Justin Morneau, L (1, 3) OBP: 0.326, SLG: 0.412	B FF 92 B CH 80 F FF 92 X FF 92 2-1 1-H HR			C FF 91 S SL 84 B SL 85 B CH 78 F SL 86 X FF 94 2-2 31 FC4-6 1B		F FF 93 X CH 79 0-1 F8 ②		B SL 82 B SL 84 X FF 91 2-0 F7 ③		4	1	2	2	0	0	2
9 Ryan Doumit, S (1, 2) OBP: 0.307, SLG: 0.386	B KC 74 C FF 92 F KC 75 S SL 87 1-3 K ③			C FF 92 X KC 74 0-1 F8 ①		C KC 76 S FF 93 B KC 77 B KC 76 S SL 87 2-3 K ③				3	0	0	0	0	2	2
31 Oswaldo Arcia, L (1, 7) OBP: 0.325, SLG: 0.431		C FF 91 B FF 93 F SL 86 T FF 93 1-2 K ①		B SL 86 B FF 93 F FF 92 S FF 93 B FF 93 X FF 94 3-2 FC4-6 ② 1-2f			B FF 92 B KC 74 F FF 92 B CH 79 S FF 91 F FF 93 F FF 92 X FF 93 3-2 HR			3	1	1	1	0	1	1
11 Clete Thomas, L (1, 8) OBP: 0.305, SLG: 0.345		C KC 74 T SL 86 B KC 77 F SL 85 S CH 78 1-3 K2-3 ②		X SL 89 0-0 L8 ③			C KC 76 S KC 78 F KC 77 F FF 93 C KC 76 0-3 K ①			3	0	0	0	0	2	1
8 Jamey Carroll, R (1, 5) OBP: 0.267, SLG: 0.241		C SL 88 F FF 94 B SL 87 B FF 95 C FF 93 2-3 K ③			B FF 91 C FF 90 C FF 91 S SL 86 1-3 K ①		C FF 93 F SL 87 X FF 93 0-2 F8 ②			3	0	0	0	0	2	0
17 Doug Bernier, R (1, 6) OBP: 0.370, SLG: 0.348			B FF 92 C FF 92 F SL 86 F KC 76 B FF 93 X SL 86 2-2 7 S 1B		C FF 93 X KC 75 0-1 G5-3 ②		S FF 93 B FF 93 C KC 76 B FF 93 B FF 93 S FF 93 3-3 K ③			3	0	1	0	0	1	0
Inning Stats	R: 2 E: 0 K: 1 S: 12 H: 1 LOB: 0 BB: 1 P: 22	R: 0 E: 0 K: 3 S: 10 H: 0 LOB: 0 BB: 0 P: 14	R: 0 E: 0 K: 2 S: 11 H: 1 LOB: 1 BB: 0 P: 19	R: 0 E: 0 K: 0 S: 10 H: 1 LOB: 1 BB: 0 P: 15	R: 0 E: 0 K: 1 S: 7 H: 0 LOB: 0 BB: 0 P: 9	R: 0 E: 0 K: 1 S: 9 H: 0 LOB: 1 BB: 1 P: 16	R: 1 E: 0 K: 2 S: 16 H: 1 LOB: 0 BB: 0 P: 22	R: 0 E: 0 K: 1 S: 11 H: 1 LOB: 1 BB: 0 P: 19		1B: 2 2B: 1 3B: 0 HR: 2 SF: 0 SAC: 0 DP: 0 HBP: 0						

PITCHER		IP	WLS	BF	H	R	ER	SO	BB	IBB	HBP	BLK	WP	HR	S	P	ERA	WHIP
41 Brad Peacock, R ERA: 7.25	(1, 1)	7.0	L	27	4	3	3	10	2	0	0	0	0	2	75	117	3.86	0.857
35 Josh Fields, R ERA: 6.27	(8, 1)	0.2		3	1	0	0	1	0	0	0	0	0	0	10	16	0.00	1.500
53 Wesley Wright, L ERA: 4.05	(8, 1)	0.1		1	0	0	0	0	0	0	0	0	0	0	1	3	0.00	0.000

PITCHER	IP	WLS	BF	H	R	ER	SO	BB	IBB	HBP	BLK	WP	HR	S	P	ERA	WHIP

BOTTOM

Houston Astros @ Minnesota Twins

Target Field, Minneapolis, MN

Sun Aug 04 2013, 1:15 PM - 4:16 PM CDT

Att. 34,780 - Overcast - 72 F

livebaseballscorecards.com

AB	29
R	3
H	5
RBI	3
BB	2
SO	11
LOB	10

WP: 0 PA: 31
PB: 0
SB: 1
CS: 0

Batter	1	2	3	4	5	6	7	8	9	AB	R	H	RBI	BB	SO	LOB
2 Jacoby Ellsbury, L (1, 8) OBP: 0.360, SLG: 0.423	C SI 91 B SI 91 X CH 82 1-1 F8		C KC 81 F SI 92 X KC 81 0-2 G5-3			C KC 80 S KC 80 X KC 81 0-2 G4-3		B SL 80 C SI 91 C FF 91 F FF 92 F SL 85 B SI 91 F SL 84 B SL 81 F SL 84 4-2 B FF 82 34 1B BB		3	0	0	0	1	0	0
18 Shane Victorino, S (1, 9) OBP: 0.336, SLG: 0.421	B SI 92 B SI 92 X SI 91 2-0 P4		C SI 91 X CH 83 0-1 L4			C SI 90 B KC 81 B SI 91 B CH 83 F SI 90 F KC 82 X SI 91 3-2 G5-3		B SI 92 C SI 90 F SI 91 X SL 86 1-2 P6		4	0	0	0	0	0	1
15 Dustin Pedroia, R (1, 4) OBP: 0.373, SLG: 0.411	C SI 92 B SI 92 X CH 82 1-1 G6-3			B SI 90 B KC 80 B SI 90 C SI 89 F SI 91 X SI 91 3-2 5 CS 1B		C SI 91 B KC 82 X CH 83 1-1 34 BB 1B		1 SAFE B CH 85 B SI 90 1 SAFE X SI 90 2-0 F8		4	0	2	0	0	0	1
34 David Ortiz, L (1, 10) OBP: 0.400, SLG: 0.580		B SI 92 B KC 81 X SI 91 2-0 E3 39 BB		1 SAFE B KC 80 F SI 91 S CH 82 X SI 91 1-2 F8		B KC 80 B CH 82 F SI 91 B CH 82 F KC 80 D KC 82 4-2 12 FC4 1-2 BB		C SL 87 X SL 87 0-1 1-3 1B		3	0	1	0	1	0	1
12 Mike Napoli, R (1, 3) OBP: 0.341, SLG: 0.449		C FF 90 B SI 91 B CH 82 S SI 92 B CH 81 F SI 92 F SI 91 X SI 91 3-2 F9		T SI 92 1 SAFE 1 SAFE S CH 82 X CH 81 0-2 F9		B SI 91 X CH 83 1-0 FC4 1-2f		B KC 77 B FF 94 S FF 94 D KC 78 S FF 94 T FF 94 3-2 K		4	0	0	0	0	1	6
5 Jonny Gomes, R (1, 7) OBP: 0.328, SLG: 0.409		C FF 91 F KC 81 X SI 91 0-2 P3		S CH 82 1 SAFE C FF 91 0-2 CS 1-2	F SI 90 C SI 90 B CH 82 X SI 90 1-2 F8		C SI 90 B KC 81 X SI 91 1-1 39 F9 2B		C FF 94 C FF 95 B FF 95 T FF 94 1-2 K	4	0	1	0	0	1	1
39 Jarrod Saltalamacchia, S (1, 2) OBP: 0.331, SLG: 0.445		B SI 92 B FF 91 C FF 91 D CH 82 B SI 91 4-1 1-2 BB			B KC 80 X SI 90 1-0 F9		X KC 81 0-0 F9 2-3		C FF 93 F KC 79 F FF 94 S KC 81 0-3 K	3	0	0	0	1	1	1
7 Stephen Drew, L (1, 6) OBP: 0.328, SLG: 0.428		B SI 92 F SI 92 X FF 91 1-1 P6			B SI 91 B SI 92 B SI 91 C FF 90 X SI 91 3-1 2B		B KC 80 C SI 91 F KC 80 S FF 91 1-3 K		B FF 94 C FF 93 B KC 79 C FF 94 F KC 81 S FF 95 2-3 K	4	0	1	0	0	2	3
23 Brandon Snyder, R (1, 5) OBP: 0.244, SLG: 0.450			C SI 91 B SI 90 B FF 92 X FF 91 2-1 L6		S KC 80 X FF 91 0-1 F8		D KC 81 F FF 90 F FF 90 S FF 91 1-3 K			3	0	0	0	0	1	2
Inning Stats	R: 0 E: 0 K: 0 S: 5 H: 0 LOB: 0 BB: 0 P: 9	R: 0 E: 1 K: 0 S: 12 H: 0 LOB: 2 BB: 1 P: 22	R: 0 E: 0 K: 0 S: 7 H: 0 LOB: 0 BB: 0 P: 9	R: 0 E: 0 K: 0 S: 11 H: 1 LOB: 0 BB: 0 P: 15	R: 0 E: 0 K: 0 S: 8 H: 1 LOB: 1 BB: 0 P: 13	R: 0 E: 0 K: 0 S: 12 H: 1 LOB: 2 BB: 1 P: 21	R: 0 E: 0 K: 2 S: 9 H: 1 LOB: 1 BB: 0 P: 12	R: 0 E: 0 K: 1 S: 15 H: 1 LOB: 2 BB: 1 P: 25	R: 0 E: 0 K: 3 S: 11 H: 0 LOB: 0 BB: 0 P: 14	1B: 3 2B: 2 3B: 0 HR: 0 SF: 0 SAC: 0 DP: 0 HBP: 0						

TOP

Boston Red Sox @ Houston Astros

Minute Maid Park, Houston, TX

Mon Aug 05 2013, 7:13 PM - 10:23 PM CDT

Att. 24,539 - Roof Closed - 73 F

livebaseballscorecards.com

AB	32
R	0
H	5
RBI	0
BB	3
SO	6
LOB	16

PITCHER		IP	WLS	BF	H	R	ER	SO	BB	IBB	HBP	BLK	WP	HR	S	P	ERA	WHIP
39 Brett Oberholtzer, L ERA: 2.53	(1, 1)	7.0	W	27	4	0	0	2	2	0	0	0	0	0	64	101	0.00	0.857
53 Wesley Wright, L ERA: 3.98	(8, 1)	0.2	H	4	1	0	0	0	1	0	0	0	0	0	12	19	0.00	3.000
35 Josh Fields, R ERA: 5.85	(8, 1)	1.1	S	4	0	0	0	4	0	0	0	0	0	0	14	20	0.00	0.000

PITCHER		IP	WLS	BF	H	R	ER	SO	BB	IBB	HBP	BLK	WP	HR	S	P	ERA	WHIP

Boston Red Sox @ Houston Astros

Minute Maid Park, Houston, TX

Mon Aug 05 2013, 7:13 PM - 10:23 PM CDT

Att. 24,539 - Roof Closed - 73 F

livebaseballscorecards.com

BOTTOM

Batter	1	2	3	4	5	6	7	8	9	AB	R	H	RBI	BB	SO	LOB
19 Robbie Grossman, S (1, 7) OBP: 0.348, SLG: 0.321	C FF 92 X SI 94 0-1 ① F8		1 SAFE B CU 79 B CU 80 S FC 86 F FF 92 S FC 86 2-3 ② K 1-2		X FC 85 0-0 2 S 1B 1-3 2-H		L FF 91 S FO 88 D FF 90 C FF 95 1-3 ① K			4	0	1	1	0	2	3
2 Brandon Barnes, R (1, 8) OBP: 0.295, SLG: 0.352	C FF 92 B FF 93 B FC 88 X FC 86 2-1 ② G5-3		D FC 86 C FC 85 B FF 93 S FF 93 F FF 94 F FF 93 S FC 87 2-3 ③ K 2-3		M FC 87 S FC 86 F FF 92 B FC 86 S FC 86 1-3 ② K 1-2		B FF 94 X FO 90 1-0 ② SH1-3 1-3 3-H			3	0	0	1	0	2	3
27 Jose Altuve, R (1, 4) OBP: 0.321, SLG: 0.360	C FF 93 B FF 93 B FF 93 X FC 87 2-1 ③ G6-3			B FC 86 B SI 90 C FF 90 C SI 91 X FC 86 2-2 29 CS 15 S 1B	F FF 91 C FF 92 T FC 86 0-2 ③ K		B SL 85 X FO 89 1-0 ③ G6-3			4	0	1	0	0	1	3
15 Jason Castro, L (1, 2) OBP: 0.332, SLG: 0.453		B FF 92 F FC 87 C CU 79 B FF 93 F FF 93 F FC 86 X FC 88 2-2 ① G3		1 SAFE B CU 77 F FF 90 B FC 86 S FC 85 B FF 93 B FC 88 4-2 1-2 BB		B CU 76 C FC 84 B FC 89 X SI 90 2-1 30 FC6-4 1B		B SI 88 X SI 88 1-0 ① L8		3	0	1	0	1	0	0
23 Chris Carter, R (1, 10) OBP: 0.311, SLG: 0.421		B FC 86 S FC 86 S FF 93 S FF 93 1-3 ② K		S FC 86 D FC 85 F FF 92 B FC 86 S FF 94 2-3 ① K		B FF 91 C FF 90 B FC 86 S FC 85 B FC 86 F FF 91 F FC 83 S FC 85 3-3 ① K		C SI 90 S SL 85 B FF 91 T FF 91 1-2 ② K		4	0	0	0	0	4	3
29 Brett Wallace, L (1, 3) OBP: 0.287, SLG: 0.464		F FF 92 B FF 93 B CU 80 X CU 77 2-1 2B		S FC 86 C FF 92 B FF 93 C FF 93 1-3 ② ③ K 2-3		B CU 79 S FC 86 B FF 91 S SI 92 S FC 87 2-3 ② K		B SI 90 B SI 89 F SI 90 B SL 86 B FF 91 4-1 30 CS BB		3	0	1	0	1	2	3
30 Matt Dominguez, R (1, 5) OBP: 0.269, SLG: 0.398		C FF 93 X FC 88 0-1 ③ G1-3			C FC 85 F FF 92 F FF 91 B FC 85 S FC 86 1-3 ① K		S FC 86 F FF 93 X FC 84 0-2 ③ FC6-4 1-2f		C SI 90 B FF 92 1-1 ③ CS 1-2	3	0	0	0	0	1	2
28 L.J. Hoes, R (1, 9) OBP: 0.227, SLG: 0.273			B FF 92 S FC 86 B FF 92 X FF 92 2-1 ① L3		F FF 92 X FF 90 0-1 6 S 19 1B 1B		B FF 90 B FC 85 C FC 90 F FC 84 X FF 92 2-2 6 1B 2 SH1-3 2B			3	2	2	0	0	0	0
6 Jonathan Villar, S (1, 6) OBP: 0.322, SLG: 0.275			B SI 93 X SI 92 1-0 2 S 19 S 1B		B SI 92 1 SAFE 1 SAFE S FC 86 C FC 87 B FC 85 B FF 91 B FC 87 4-2 19 1B 1-2 BB		X FC 84 0-0 2 SH1-3 2 S 2-3 1B			2	0	2	0	1	0	0
Inning Stats	R: 0 E: 0 K: 0 S: 6 H: 0 LOB: 0 BB: 0 P: 10	R: 0 E: 0 K: 1 S: 12 H: 1 LOB: 1 BB: 0 P: 17	R: 0 E: 0 K: 2 S: 11 H: 1 LOB: 1 BB: 0 P: 18	R: 0 E: 0 K: 2 S: 11 H: 1 LOB: 1 BB: 1 P: 20	R: 1 E: 0 K: 3 S: 16 H: 2 LOB: 2 BB: 1 P: 22	R: 0 E: 0 K: 2 S: 13 H: 1 LOB: 1 BB: 0 P: 20	R: 1 E: 0 K: 1 S: 9 H: 2 LOB: 1 BB: 0 P: 14	R: 0 E: 0 K: 1 S: 6 H: 0 LOB: 0 BB: 1 P: 13		1B: 6 2B: 2 3B: 0 HR: 0 SF: 0 SAC: 1 DP: 0 HBP: 0						

	AB	29
	R	2
	H	8
	RBI	2
	BB	3
	SO	12
	LOB	17

WP: 0 PB: 0 SB: 6 CS: 2 PA: 34

PITCHER		IP	WLS	BF	H	R	ER	SO	BB	IBB	HBP	BLK	WP	HR	S	P	ERA	WHIP
41 John Lackey, R ERA: 3.21	(1, 1)	6.0	L	27	8	2	2	10	2	0	0	0	0	0	73	113	3.00	1.667
36 Junichi Tazawa, R ERA: 2.7	(7, 1)	1.0		3	0	0	0	1	0	0	0	0	0	0	5	8	0.00	0.000
32 Craig Breslow, L ERA: 2.48	(8, 1)	1.0		3	0	0	0	1	1	0	0	0	0	0	6	13	0.00	1.000

PITCHER	IP	WLS	BF	H	R	ER	SO	BB	IBB	HBP	BLK	WP	HR	S	P	ERA	WHIP

Batter	1	2	3	4	5	6	7	8	9	AB	R	H	RBI	BB	SO	LOB
2 Jacoby Ellsbury, L (1, 8) OBP: 0.364, SLG: 0.438	X FF 93 0-0 ① L6		C FF 93 B CU 82 B SI 93 B CH 81 X FF 92 3-1 1-H HR		B CU 78 B FF 92 C SI 92 B CH 81 B FF 92 4-1 18 2B 18 E BB	F SI 89 B SI 90 S SL 80 B SL 81 F SI 90 B SL 82 F SI 90 B SI 91 4-2 18 1B 15 1B BB	C FF 90 B SL 86 B SL 85 X FF 91 2-1 HR	B FF 94 C FC 93 B FF 95 B FF 93 C FF 95 T FF 94 3-2 ② K		4	4	2	3	2	1	0
18 Shane Victorino, S (1, 9) OBP: 0.342, SLG: 0.427	B FF 92 B SI 93 B FF 94 C FF 91 F FF 92 X SL 88 3-2 ② G3		C SI 94 S SL 87 X SL 86 0-2 15 HBP 34 1B 1B		C FF 92 X FF 91 0-1 E9 15 2B 1-H 2B	X SI 91 0-0 15 1B 34 1B 1-2 1B	B FF 92 B CH 88 B FF 93 B FF 92 4-0 12 BB 34 BLK 5 1B BB	B SL 85 B FF 95 C FF 94 F FF 93 S CH 86 2-3 ③ K		5	4	3	0	1	1	0
15 Dustin Pedroia, R (1, 4) OBP: 0.375, SLG: 0.413	C FF 93 F SL 89 F SL 88 B FF 94 S SL 88 1-3 ③ K		1 SAFE C FF 94 B SL 88 C SL 87 H SI 91 2-2 34 1B 1-2 HBP		C SL 88 B FF 91 X FF 94 1-1 34 1B 37 G3 2-H 2B	C CH 78 B SI 90 D SL 82 X SI 91 2-1 34 E 34 1B 12 FC4 1-2 2-H 1B	C FF 92 B SL 85 X SL 87 1-1 ① P4		F FF 94 B FF 96 X CU 81 1-1 ① P6	5	1	2	2	0	1	1
34 David Ortiz, L (1, 10) OBP: 0.407, SLG: 0.584 23 Brandon Snyder, R (9, PH) OBP: 0.238, SLG: 0.439 (9, 10)		C FF 92 B SL 84 B SI 92 F FF 92 B SL 86 X SI 93 3-2 12 G6-4-3 1B	B SL 85 C CH 82 D CH 83 X FF 92 2-1 1-3 2-H 1B		X SI 92 0-0 7 WP 37 G3 20 2B 2-3 1B	F SI 92 S SL 81 X SL 81 0-2 E6 12 FC4 5 HR 1-3 2-H 1B	C CH 88 B FF 93 B SL 85 B FF 93 B FF 92 4-1 5 1B 12 BB 7 FC5-2 1-2 BB		S CU 81 B CU 80 X FF 95 1-1 ② F8	4 1	2 0	4 0	2 0	1 0	0 0	0 0
12 Mike Napoli, R (1, 3) OBP: 0.341, SLG: 0.444		S FF 94 B FF 94 X CU 81 1-1 ① S FF 95 ② C CU 83 S CU 82 G6-4-3 1-2f	0-3 ③ K		C CU 79 F CU 80 D CU 82 T FF 94 1-2 ① K	B CH 76 S SI 88 F SI 89 B CH 78 F SL 77 X SI 90 2-2 ① FC4 5 HR 2-3 3-H	C FF 94 B SL 85 F FF 95 B CH 85 B FC 95 B FC 95 4-2 7 FC5-2 5 1B 1-2 2-3 BB		B CU 81 C FF 96 C FF 96 B FF 97 B FF 97 B CU 82 4-2 BB	4	1	0	0	2	2	7
37 Mike Carp, L (1, 7) OBP: 0.366, SLG: 0.573 5 Jonny Gomes, R (6, PH) OBP: 0.332, SLG: 0.427 (6, 7)		B SI 93 C FF 93 F CU 82 T CU 83 1-2 ③ K		B FF 93 X FF 92 1-0 ① G4-3	X CU 81 0-0 ② G3 1-2 3-H	D CU 78 X FF 93 1-0 2-H 3-H HR	X SL 86 0-0 7 FC5-2 1-2 2-3 3-H 1B		C FF 95 C FF 96 C FF 96 0-3 ③ K	3 3	0 1	0 2	1 4	0 0	1 1	1 1
7 Stephen Drew, L (1, 6) OBP: 0.335, SLG: 0.428			C FF 92 B CU 78 B CH 81 X SI 93 2-1 26 FC5-4 1B	B FF 94 S CH 82 B CH 82 B FF 92 B SI 91 4-1 BB	B CU 81 B CH 82 C CU 79 C CH 81 D CU 82 B CH 81 4-2 20 2B 2-3 BB	B FF 92 B CH 87 F FF 92 B CH 87 B FF 92 4-1 BB	C FF 95 S CH 85 X CH 86 0-2 ② FC5-2 1-2 2-3 3-Hf			2	1	1	0	3	0	3
20 Ryan Lavarnway, R (1, 2) OBP: 0.298, SLG: 0.365			C FF 93 B FF 94 B CU 79 T FF 94 C CU 83 2-3 ① F FF 93 B SI 90 C CU 79 S FF 91 1-3 ② K	X FF 93 0-0 1-H 3-H 2B	F FF 92 X CU 80 0-1 ② F8	C FF 97 B FC 94 S CH 85 S CH 86 1-3 ③ K			5	0	1	2	0	3	6
26 Brock Holt, L (1, 5) OBP: 0.276, SLG: 0.275			C FF 93 X FF 93 0-1 ② FC5-4 2 1-2f HR	C SI 91 B CU 79 X CU 77 1-1 ③ G1-3	S SL 80 X FF 91 0-1 ③ G5-3	C FF 91 F CH 87 B CU 78 F FF 93 X CU 81 1-2 ③ F7		X FF 93 0-0 ① G4-3		5	1	0	0	0	0	4
Inning Stats	R: 0 E: 0 K: 1 S: 8 H: 0 LOB: 0 BB: 0 P: 12	R: 0 E: 0 K: 1 S: 8 H: 1 LOB: 0 BB: 0 P: 13	R: 3 E: 0 K: 2 S: 19 H: 4 LOB: 2 BB: 0 P: 30	R: 0 E: 0 K: 1 S: 7 H: 0 LOB: 1 BB: 1 P: 14	R: 5 E: 1 K: 1 S: 15 H: 4 LOB: 1 BB: 2 P: 25	R: 5 E: 1 K: 0 S: 22 H: 4 LOB: 1 BB: 2 P: 36	R: 2 E: 0 K: 1 S: 14 H: 2 LOB: 3 BB: 3 P: 30	R: 0 E: 0 K: 2 S: 7 H: 0 LOB: 0 BB: 0 P: 12	R: 0 E: 0 K: 1 S: 9 H: 0 LOB: 1 BB: 1 P: 15	1B: 9 2B: 3 3B: 0 HR: 3 SF: 0 SAC: 0 DP: 1 HBP: 1						

TOP

Boston Red Sox @ Houston Astros

Minute Maid Park, Houston, TX

Tue Aug 06 2013, 7:11 PM - 11:05 PM CDT

Att. 21,615 - Roof Closed - 73 F

livebaseballscorecards.com

AB	41
R	15
H	15
RBI	14
BB	9
SO	10
LOB	23

PITCHER		IP	WLS	BF	H	R	ER	SO	BB	IBB	HBP	BLK	WP	HR	S	P	ERA	WHIP	PITCHER	IP	WLS	BF	H	R	ER	SO	BB	IBB	HBP	BLK	WP	HR	S	P	ERA	WHIP
18 Jordan Lyles, R ERA: 5.4	(1, 1)	4.2	L	26	9	8	8	6	3	0	1	0	1	1	55	92	15.43	2.571																	
60 Dallas Keuchel, L ERA: 4.96	(5, 1)	0.2		6	3	4	4	0	1	0	0	0	0	0	16	24	54.00	6.000																	
68 José Cisnero, R ERA: 4.12	(6, 1)	1.0		8	2	3	3	0	3	0	0	1	0	2	13	30	27.00	5.000																	
61 Josh Zeid, R ERA:	(7, 1)	1.2		7	1	0	0	3	1	0	0	0	0	0	16	26	0.00	1.200																	
63 Chia-Jen Lo, R ERA:	(9, 1)	1.0		4	0	0	0	1	1	0	0	0	0	0	9	15	0.00	1.000																	

WP: 1	PA: 51		
PB: 0			
SB: 0			
CS: 0			

BOTTOM

Boston Red Sox @ Houston Astros

Minute Maid Park, Houston, TX

Tue Aug 06 2013, 7:11 PM - 11:05 PM CDT

Att. 21,615 - Roof Closed - 73 F

Batter	1	2	3	4	5	6	7	8	9	AB	R	H	RBI	BB	SO	LOB
19 Robbie Grossman, S (1, 7) OBP: 0.358, SLG: 0.350	B KN 76 B KN 74 B FF 84 C FF 84 C KN 75 B KN 76 4-2 2 PB 2 S 27 PB BB	B FF 91 B CH 84 C FF 91 B SI 92 X FF 92 3-1 1-H HR		X CH 82 0-0 ① SH5-3 1-2		B SI 91 C CH 84 X SI 92 1-1 27 G4-3 2 1B 1-2 2-H 1B		B SL 81 X FF 94 1-0 ② L9		3	2	2	3	1	0	0
2 Brandon Barnes, R (1, 8) OBP: 0.300, SLG: 0.352	B KN 76 S KN 76 B KN 78 H KN 76 3-1 27 PB 15 PB 1-3 HBP	C KC 76 S FF 94 F FF 94 X KC 78 0-2 ② G6-3		S KC 76 B FF 92 B FF 92 F FC 87 B KC 76 B CH 87 4-2 27 CS BB		D KC 74 X CH 83 1-0 27 G4-3 1-2 2-3 1B		X CH 87 0-0 ③ F8		3	1	1	0	1	0	0
27 Jose Altuve, R (1, 4) OBP: 0.318, SLG: 0.356	1 SAFE B KN 76 S KN 76 F KN 78 B KN 78 D FF 87 S KN 77 3-3 ① K 1-3 3-H	X FF 94 0-0 ③ F9		C SI 92 B FF 88 B FF 92 B CH 87 F FF 92 X FF 93 3-2 ②③ G4-3 1-2 2-3		C SI 93 X KC 76 0-1 ② G4-3 1-2 2-3 3-H			B FF 96 C FF 96 C CH 90 B FF 98 X CH 90 2-2 ① G2-3	5	0	0	1	0	1	5
15 Jason Castro, L (1, 2) OBP: 0.333, SLG: 0.452 22 Carlos Corporán, S (8, 2) OBP: 0.304, SLG: 0.397	B KN 78 C KN 76 F KN 76 B KN 77 F KN 75 B KN 74 X KN 76 3-2 29 WP 59 BB 29 G4-3 3-H 1B		C FF 92 C KC 76 F FF 93 B FF 94 B KC 77 S CH 86 2-3 ① K		F FF 92 C KC 77 F SI 87 B FF 92 B FF 87 B SI 94 B CH 85 4-2 29 G3-6-3 BB	C SL 81 C SL 81 B SL 83 C FF 95 1-3 ③ K			C FF 96 F FF 92 F FF 98 S SL 90 0-3 ② K	3 1	1 0	1 0	0 0	1 0	2 1	2 0
59 Marc Krauss, L (1, 10) OBP: 0.232, SLG: 0.354	B KN 76 S KN 76 B KN 76 S FF 85 F KN 77 B KN 76 F FF 86 F KN 77 B KN 76 4-2 29 G4-3 29 WP 1-2 BB		B FF 94 C SI 93 B CH 84 X SI 93 2-1 ② F7	X CH 84 0-0 ① F9			B SL 79 C FF 92 B SL 80 S FF 92 B SI 93 X FF 92 3-2 ① G4-3		S FF 97 S SL 90 B FF 98 B FF 98 F SI 92 F FF 98 T FF 98 2-2 ③ K	4	0	0	0	1	1	1
29 Brett Wallace, L (1, 3) OBP: 0.286, SLG: 0.479	B KN 77 B KN 75 F FF 85 X FF 86 2-1 ② G4-3 1-3 2-H		B FF 94 C CH 86 B CH 87 X FF 93 2-1 HR	C KC 75 1 SAFE B FF 92 B FF 91 X CH 82 2-1 ②③ G3-6-3 1-2f			C FF 93 F SI 94 F FF 93 F SL 82 B SI 94 S SL 80 1-3 ② K			4	1	1	2	0	1	2
30 Matt Dominguez, R (1, 5) OBP: 0.266, SLG: 0.394	B KN 77 X FF 86 1-0 ③ F7		C FF 93 F FF 90 X FC 90 0-2 ③ L8			C FF 90 X CH 82 0-1 ① G6-3	C SL 81 X SI 94 0-1 ③ F9			4	0	0	0	0	0	1
28 L.J. Hoes, R (1, 9) OBP: 0.269, SLG: 0.385		C FF 94 B FF 89 F FF 94 F KC 77 B KC 77 F FF 95 B FF 95 S FF 95 3-3 ① K		X FF 91 0-0 6 1B 3B		C KC 75 C CH 84 B KC 76 F KC 77 B FF 93 F SI 93 B KC 77 X SI 93 3-2 10 1B 19 1B 1B		C SL 79 S CH 85 B SL 80 S CH 86 1-3 ① K		4	2	2	0	0	2	0
6 Jonathan Villar, S (1, 6) OBP: 0.344, SLG: 0.302 10 Jake Elmore, R (6, 6) OBP: 0.319, SLG: 0.358		B KC 78 C FF 94 B FF 94 X FF 94 2-1 19 S 19 HR 1B		C KC 76 B SI 92 D KC 76 B FF 93 X FF 93 3-1 27 CS 19 SH5-3 3-H 1B		B FF 92 B CH 83 C FF 91 X CH 83 2-1 2 1B 19 1B 27 G4-3 1-2 1B		B SI 93 S CH 86 B CH 86 X FF 93 2-1 HR		2 2	1 2	2 2	1 1	0 0	0 0	0 0
Inning Stats	R: 3 E: 0 K: 1 S: 18 H: 1 LOB: 1 BB: 2 P: 38	R: 2 E: 0 K: 1 S: 14 H: 2 LOB: 0 BB: 0 P: 22	R: 1 E: 0 K: 1 S: 11 H: 1 LOB: 0 BB: 0 P: 17	R: 1 E: 0 K: 0 S: 9 H: 2 LOB: 1 BB: 1 P: 19	R: 0 E: 0 K: 0 S: 6 H: 0 LOB: 0 BB: 1 P: 12	R: 2 E: 0 K: 1 S: 17 H: 4 LOB: 2 BB: 0 P: 25	R: 0 E: 0 K: 1 S: 10 H: 0 LOB: 0 BB: 0 P: 14	R: 1 E: 0 K: 1 S: 7 H: 1 LOB: 0 BB: 0 P: 11	R: 0 E: 0 K: 2 S: 12 H: 0 LOB: 0 BB: 0 P: 16							

livebaseballscorecards.com

AB	35
R	10
H	11
RBI	8
BB	4
SO	8
LOB	11

1B: 7 SF: 0 WP: 1 PA: 41
2B: 0 SAC: 1 PB: 4
3B: 1 DP: 1 SB: 2
HR: 3 HBP: 1 CS: 2

PITCHER		IP	WLS	BF	H	R	ER	SO	BB	IBB	HBP	BLK	WP	HR	S	P	ERA	WHIP
35 Steven Wright, R ERA: 5.4	(1, 1)	1.0		7	1	3	3	1	2	0	1	0	1	0	18	38	27.00	3.000
67 Brandon Workman, R ERA: 5.04	(2, 1)	4.2	W	23	9	6	6	2	2	0	0	0	0	2	54	91	11.57	2.357
66 Drake Britton, L ERA: 0.79	(6, 1)	2.1	H	8	1	1	1	3	0	0	0	0	0	1	20	29	3.86	0.429
62 Rubby De La Rosa, R ERA:	(9, 1)	1.0		3	0	0	0	2	0	0	0	0	0	0	12	16	0.00	0.000

PITCHER	IP	WLS	BF	H	R	ER	SO	BB	IBB	HBP	BLK	WP	HR	S	P	ERA	WHIP

Batter	1	2	3	4	5	6	7	8	9	AB	R	H	RBI	BB	SO	LOB
2 Jacoby Ellsbury, L (1, 8) OBP: 0.360, SLG: 0.433	C FC 96 B FC 95 C FC 96 B FC 97 X FC 96 2-2 G6-3	B KC 79 X CH 86 1-0 L9		B KC 78 C KC 78 C FC 95 B FF 95 C FC 96 2-3 K		C SL 84 F SL 85 B SL 86 B FF 91 F SL 84 C FF 90 2-3 K		F FF 93 C FF 94 F CH 85 B FF 94 F CU 80 X FF 95 1-2 P2		5	0	0	0	0	2	6
18 Shane Victorino, S (1, 9) OBP: 0.341, SLG: 0.425 12 Mike Napoli, R (7, 3) OBP: 0.340, SLG: 0.443	B FC 96 X FC 96 1-0 34 1B 1B		C FC 93 B KC 80 X CH 84 1-1 G4-3		B KC 76 F FC 94 B KC 77 X FC 93 2-1 F7	D CH 86 C SL 84 F CH 84 S CH 86 1-3 K		B CU 79 B FF 94 C FF 94 X CU 82 2-1 P3		4 1	0 0	1 0	0 0	0 0	1 0	3 0
15 Dustin Pedroia, R (1, 4) OBP: 0.375, SLG: 0.412	C FC 96 B KC 79 S FC 96 D KC 82 1 SAFE X FC 96 2-2 F9		C FC 94 B KC 77 X CH 82 1-1 34 1B 37 G3-6 1B		B KC 78 B FC 94 B FC 94 B FC 94 4-0 34 1B BB		B FF 94 C FF 93 B SL 86 B SL 86 X FF 94 3-1 L8	B CU 79 C FF 94 X CU 80 1-1 G1-3		4	1	1	0	1	0	1
34 David Ortiz, L (1, 10) OBP: 0.412, SLG: 0.587 66 Drake Britton, L (9, PR) (9, 10)	S FC 96 B FC 95 F FC 95 X FC 97 1-2 1B		C FC 95 X KC 80 0-1 37 G3-6 1-3 1B		C CH 82 B CH 83 1 SAFE B FC 95 F FC 94 X KC 78 2-2 37 G4-6-3 1-3 1B		B FF 95 C SL 84 B CH 86 B SL 84 C SL 84 F SL 85 X FF 95 3-2 L3		B FF 94 X FF 93 1-0 5 BB 7 HR 1B	5 0	0 1	4 0	0 0	0 0	0 0	0 0
37 Mike Carp, L (1, 3) OBP: 0.361, SLG: 0.562 (7, 7)	B FC 96 B KC 77 B FC 96 C FC 96 C FC 97 F FC 96 X FC 96 3-2 G1-3		X KC 79 0-0 G3-6 1-2f 3-H		C FC 94 B KC 75 B FC 94 X FC 94 2-1 G4-6-3 1-2f		C FF 95 B FF 94 C SL 85 X SL 87 1-2 5 HR 1B		B B FF 94 S FF 94 C FF 94 B FF 95 X FF 94 3-2 L7	5	1	1	0	0	0	6
5 Jonny Gomes, R (1, 7) OBP: 0.341, SLG: 0.441 (7, 9)		B FC 95 C KC 76 B KC 79 B FC 95 B FC 94 4-1 39 2B 26 G4-3 BB		C FC 94 F FC 94 F KC 78 B KC 79 C FC 94 1-3 K		B FC 94 B FC 94 B FC 93 4-0 26 BB 7 WP BB	C SL 84 X FF 94 0-1 1-H HR		B KC 78 B KC 78 C CH 81 C KC 77 D KC 80 B KC 77 4-2 1-2 7 HR BB	2	3	1	2	3	1	0
7 Stephen Drew, L (1, 6) OBP: 0.339, SLG: 0.439		F FC 95 B CH 84 1 SAFE F FC 96 S CH 83 1-3 K		B KC 79 C FF 95 B CH 85 X FC 94 2-1 F9		C FC 94 B KC 77 F CH 83 B CH 82 B FC 94 D KC 78 4-2 26 BB 1-2 BB	B SI 90 F SI 90 C CU 75 B FC 86 B FC 86 X SI 90 3-2 39 BB 1B		C CH 82 X KC 78 0-1 1-H 2-H HR	4	1	2	3	1	1	1
39 Jarrod Saltalamacchia, S (1, 2) OBP: 0.335, SLG: 0.449		C FC 96 C KC 79 B KC 80 X FF 96 1-2 26 G4-3 1-3 2B		C KC 79 X FC 94 0-1 26 BB 1B		C SI 90 S CH 84 S CH 84 0-3 K	F SI 90 F CH 82 B CU 77 B CH 77 1 SAFE B CU 77 1 SAFE B SI 90 4-2 1-2 BB		C FF 94 B CH 82 C FF 94 B FF 94 X KC 79 2-2 G6-3	4	0	2	0	1	1	3
26 Brock Holt, L (1, 5) OBP: 0.295, SLG: 0.269 23 Brandon Snyder, R (7, PH) OBP: 0.227, SLG: 0.419 (7, 5)		B FF 96 B FC 96 C FF 96 B FC 96 X FC 96 3-1 G4-3 2-3 3-H		B FF 93 B FC 95 B FC 94 C FF 94 B FF 94 4-1 1-2 BB		C SL 83 B SL 85 C FF 90 F SL 85 B FF 90 B SI 90 B SI 90 4-2 1-2 2-3 BB	S CH 83 B FF 94 B CU 79 B FF 94 F FF 94 F FF 94 S CU 78 3-3 K		F FF 94 S FF 95 B KC 81 B FF 93 B KC 80 S FF 93 3-3 K	1 2	0 0	0 0	1 0	2 0	0 2	1 3
Inning Stats	R: 0 E: 0 K: 0 S: 14 H: 2 LOB: 2 BB: 0 P: 23	R: 1 E: 0 K: 1 S: 10 H: 1 LOB: 1 BB: 1 P: 20	R: 1 E: 0 K: 0 S: 7 H: 2 LOB: 0 BB: 0 P: 9	R: 0 E: 0 K: 2 S: 12 H: 1 LOB: 2 BB: 1 P: 21	R: 0 E: 0 K: 0 S: 7 H: 1 LOB: 1 BB: 1 P: 17	R: 0 E: 0 K: 3 S: 15 H: 0 LOB: 3 BB: 3 P: 30	R: 2 E: 0 K: 1 S: 20 H: 3 LOB: 2 BB: 1 P: 37	R: 0 E: 0 K: 0 S: 9 H: 0 LOB: 0 BB: 0 P: 13	R: 3 E: 0 K: 1 S: 14 H: 2 LOB: 1 BB: 1 P: 27	1B: 9 2B: 1 3B: 0 HR: 2 SF: 0 SAC: 0 DP: 2 HBP: 0						

PITCHER		IP	WLS	BF	H	R	ER	SO	BB	IBB	HBP	BLK	WP	HR	S	P	ERA	WHIP
48 Jarred Cosart, R ERA: 1.36	(1, 1)	5.0		25	7	2	2	3	5	0	0	0	1	0	52	100	3.60	2.400
53 Wesley Wright, L ERA: 3.92	(6, 1)	0.2		3	0	0	0	2	1	0	0	0	0	0	10	16	0.00	1.500
61 Josh Zeid, R ERA: 3.38	(6, 1)	1.0		5	2	2	2	1	0	0	0	0	0	1	14	22	18.00	2.000
54 Travis Blackley, L ERA: 4.89	(7, 1)	0.0		2	1	0	0	0	1	0	0	0	0	0	5	12	∞	∞
63 Chia-Jen Lo, R ERA:	(7, 1)	1.1	H	4	0	0	0	1	0	0	0	0	0	0	13	20	0.00	0.000

PITCHER		IP	WLS	BF	H	R	ER	SO	BB	IBB	HBP	BLK	WP	HR	S	P	ERA	WHIP
35 Josh Fields, R ERA: 6.86	(9, 1)	1.0	L	6	2	3	3	1	1	0	0	0	0	1	14	27	27.00	3.000

TOP

Boston Red Sox @ Houston Astros

Minute Maid Park, Houston, TX

Wed Aug 07 2013, 7:11 PM - 11:03 PM CDT

Att. 22,205 - Roof Closed - 73 F

livebaseballscorecards.com

AB	37
R	7
H	12
RBI	6
BB	8
SO	8
LOB	24

WP: 1	PA: 45				
PB: 0					
SB: 0					
CS: 0					

Batter	1	2	3	4	5	6	7	8	9	AB	R	H	RBI	BB	SO	LOB
19 Robbie Grossman, S (1, 7) OBP: 0.361, SLG: 0.381	B FC 85 C FC 88 F SL 84 F FF 88 B FF 90 C SL 84 2-3 ① K		F SL 84 B FS 81 C SL 86 X FF 91 1-2 2-H HR			F FC 85 B SL 83 X SL 83 1-1 2 WP 27 1B 2B		B CU 71 X FF 92 1-0 ① L9		4	2	2	2	0	1	0
2 Brandon Barnes, R (1, 8) OBP: 0.296, SLG: 0.347	B FF 88 F SL 84 X SL 84 1-1 ② G6-3		B FC 88 F FF 90 B FF 91 S SL 85 X SL 84 2-2 ② G6-3			B SL 81 S SL 84 B SL 85 S SL 85 F FS 82 B FS 82 S SL 84 3-3 ① K 2-3		F FF 93 F FF 93 B FF 90 S FO 87 1-3 ② K		4	0	0	0	0	2	1
27 Jose Altuve, R (1, 4) OBP: 0.317, SLG: 0.355	X SL 84 0-0 ③ F9		B SL 84 C SI 90 X FF 90 1-1 ③ G6-3			B FF 90 S SL 86 X FS 82 1-1 15 2B 1B 3-H		B FO 88 C FF 93 X FO 88 1-1 ③ G5-3		4	1	1	1	0	0	0
15 Jason Castro, L (1, 2) OBP: 0.335, SLG: 0.455		C FF 86 F FC 87 B FC 88 B FF 90 F FF 91 F FF 91 S FS 81 2-3 ① K		C FF 88 B FF 90 X FF 90 1-1 59 G3-6-1 1B		1 SAFE B FF 89 1 SAFE 1 SAFE C SL 86 X SL 85 1-1 1-H 59 SF9 2B			S FF 89 C FS 81 T FS 82 0-2 ① K	4	1	2	1	0	2	0
59 Marc Krauss, L (1, 10) OBP: 0.219, SLG: 0.338		C SL 82 B FF 90 S SL 84 B FF 90 B FF 90 C SL 84 3-3 ② K		B FF 88 X SL 84 1-0 ①② G3-6-1 1-2f		F FS 83 X FS 84 0-1 ② SF9 3-H			C FF 89 C FS 82 S FF 91 0-3 ② K	3	0	0	1	0	2	1
29 Brett Wallace, L (1, 3) OBP: 0.291, SLG: 0.479		S SL 82 B SL 84 B FS 80 S FS 81 X FF 89 2-2 1B		C SI 89 S FS 81 S FS 81 0-3 ③ K		C SL 84 F FF 92 B FC 89 F FS 83 S SL 84 1-3 ③ K			B FS 82 C FS 81 B FS 82 B FF 90 C FF 90 F FF 90 F FS 82 F FF 90 F FF 90 3-2 X FF 90 1B	4	0	2	0	0	2	0
30 Matt Dominguez, R (1, 5) OBP: 0.263, SLG: 0.389		C FF 88 X SL 84 0-1 ③ F8			B FF 88 F FF 90 X FS 81 1-1 ① G1-3		C FF 92 B FO 87 X FF 94 1-1 ① F9		C FF 90 F FF 89 S FS 81 0-3 ③ K	4	0	0	0	0	1	2
28 L.J. Hoes, R (1, 9) OBP: 0.241, SLG: 0.345			C SL 83 B FF 89 X FF 89 1-1 ① G1-3		S FC 90 X FC 90 0-1 ② L9		B FF 94 X FF 93 1-0 ② F9			3	0	0	0	0	0	0
10 Jake Elmore, R (1, 6) OBP: 0.319, SLG: 0.369			C FF 89 B FC 88 B FF 90 C SL 85 X FF 90 2-2 19 HR 2B		C SL 83 B FC 91 C FC 91 F FC 91 F FS 82 S FS 82 1-3 ③ K		C FF 96 C FF 93 S FO 90 0-3 ③ K			3	1	1	0	0	2	0
Inning Stats	R: 0 E: 0 K: 1 S: 7 H: 0 LOB: 0 BB: 0 P: 10	R: 0 E: 0 K: 2 S: 13 H: 1 LOB: 1 BB: 0 P: 20	R: 2 E: 0 K: 0 S: 13 H: 2 LOB: 0 BB: 0 P: 20	R: 0 E: 0 K: 1 S: 6 H: 1 LOB: 0 BB: 0 P: 8	R: 0 E: 0 K: 1 S: 9 H: 0 LOB: 0 BB: 0 P: 11	R: 3 E: 0 K: 2 S: 16 H: 3 LOB: 0 BB: 0 P: 23	R: 0 E: 0 K: 1 S: 6 H: 0 LOB: 0 BB: 0 P: 8	R: 0 E: 0 K: 1 S: 6 H: 0 LOB: 0 BB: 0 P: 9	R: 0 E: 0 K: 3 S: 16 H: 1 LOB: 1 BB: 0 P: 19	1B: 4 2B: 3 3B: 0 HR: 1 SF: 1 SAC: 0 DP: 1 HBP: 0						

PITCHER	IP	WLS	BF	H	R	ER	SO	BB	IBB	HBP	BLK	WP	HR	S	P	ERA	WHIP
46 Ryan Dempster, R (1, 1) ERA: 4.67	6.0		24	7	5	5	7	0	0	0	0	1	1	64	92	7.50	1.167
36 Junichi Tazawa, R (7, 1) ERA: 2.6	2.0	W	6	0	0	0	2	0	0	0	0	0	0	12	17	0.00	0.000
19 Koji Uehara, R (9, 1) ERA: 1.38	1.0	S	4	1	0	0	3	0	0	0	0	0	0	16	19	0.00	1.000

PITCHER	IP	WLS	BF	H	R	ER	SO	BB	IBB	HBP	BLK	WP	HR	S	P	ERA	WHIP

BOTTOM

Boston Red Sox @ Houston Astros

Minute Maid Park, Houston, TX

Wed Aug 07 2013, 7:11 PM - 11:03 PM CDT

Att. 22,205 - Roof Closed - 73 F

livebaseballscorecards.com

AB	33
R	5
H	8
RBI	5
BB	0
SO	12
LOB	4

Texas Rangers @ Houston Astros

Minute Maid Park, Houston, TX

Fri Aug 09 2013, 7:11 PM - 11:08 PM CDT

Att. 23,677 - Roof Closed - 73 F

TOP

livebaseballscorecards.com

Batter	1	2	3	4	5	6	7	8	9	AB	R	H	RBI	BB	SO	LOB
2 Leonys Martin, L (1, 9) (8, 8) OBP: 0.323, SLG: 0.412	B FF 88 X FF 88 1-0 ① B2		B CU 79 F SI 91 X SI 91 1-1 ② G1-3		B FF 90 C CU 75 F SI 89 B FF 90 X SI 89 2-2 ② G3		F FF 90 B FF 92 S CU 77 D CU 77 S SI 92 2-3 ② K	S KC 79 D SL 80 F FF 92 B KC 79 X SL 83 2-2 1-3 2-H 3-H 2B		5	0	1	2	0	1	2
1 Elvis Andrus, R (1, 6) OBP: 0.323, SLG: 0.307	X SI 89 0-0 5 FC5-4 1B		B CU 78 C FF 93 C CU 79 X CU 77 1-2 ③ G5-3		F SI 92 B CU 79 F CU 77 X CH 74 1-2 ③ F9		X FF 96 0-0 ③ G1-5-3	B FF 95 X FF 96 1-0 ③ F8		5	0	1	0	0	0	4
5 Ian Kinsler, R (1, 4) OBP: 0.347, SLG: 0.420	C SI 89 B SI 91 X CU 75 1-1 ② FC5-4 1-2f			B SI 91 X SI 90 1-0 12 1B 29 BB 15 SF8 1B		B FS 81 F CU 75 B FF 89 F SI 91 B CU 78 B CH 72 4-2 12 F8 BB		B FC 96 C FC 96 B SL 89 B FC 96 B FC 95 4-1 29 1B 29 S BB	B FF 93 F FF 96 B FS 84 X FF 96 2-1 29 1B 12 G1-3 2B	3	3	2	0	2	0	1
29 Adrián Beltré, R (1, 10) OBP: 0.367, SLG: 0.535	C SI 92 B SI 92 B CU 77 F SI 92 X CU 78 2-2 ③ G6-3			C CU 75 D CU 75 F FF 92 B CU 78 F SI 92 F CH 72 D CH 74 1 SAFE F CU 76 4-2 B FF 88 15 SF8 12 1B 23 SH1-3 1-2 BB		X SI 91 0-0 ① F9		B FC 95 C FC 95 D SL 88 S FC 96 X SL 88 2-2 18 G3-1 12 PB 13 BB 1-H 1B	C FS 85 B FS 85 B FS 83 B FS 96 X FF 96 3-1 12 G1-3 7 2B 2-3 1B	4	3	2	1	1	0	2
12 A.J. Pierzynski, L (1, 2) OBP: 0.301, SLG: 0.427		C FF 90 S FF 92 X FF 91 0-2 23 G4-6-3 1B		D SI 90 X SI 91 1-0 23 SH1-3 1-2 2-3 1B		B SI 91 F CH 76 B FF 91 B CH 74 X FF 92 3-1 ② F8 1-2		B SL 80 F SI 93 F SL 80 B SL 81 F SI 93 B SI 94 C SI 92 3-3 ① K 1-2	F FF 96 X FS 88 0-1 ① G1-3 1-2 3-H	5	0	2	1	0	1	3
15 Jeff Baker, R (1, 3) OBP: 0.363, SLG: 0.627 18 Mitch Moreland, L (8, PH) OBP: 0.306, SLG: 0.452 (8, 3)		C SI 92 S FF 92 D CU 76 F SI 93 C FF 92 1-3 ① K		S CU 78 S CU 78 B SI 93 D CU 79 B SI 93 F CU 79 F FF 92 X SI 92 3-2 ① SF8 2-3 3-H		B CU 76 F CU 77 F CU 77 S SI 92 1-3 ③ K		B FF 93 F FF 92 X KC 78 1-1 ② G3-1 2-3	C FF 97 B FF 96 D FF 96 B FF 96 B FF 95 4-1 7 2B BB	2 1	0 0	0 0	1 0	0 1	2 0	2 1
23 Craig Gentry, R (1, 8) OBP: 0.339, SLG: 0.350 7 David Murphy, L (8, PH) OBP: 0.288, SLG: 0.387 (8, 7)		C CU 77 B CU 78 B FF 92 C CU 76 X FF 91 2-2 ② ③ G4-6-3 1-2f		X CU 78 0-0 ② SH1-3 1-2 3-H			C CU 74 B CU 74 C CU 76 B CU 76 X SI 91 2-2 ① G4-3	I IN 66 I IN 66 I IN 63 I IN 67 4-0 13 BB 20 BB 2 2B IBB	B FF 96 B FS 86 B FF 94 C FF 94 X FF 95 3-1 1-3 2-H 2B	2 1	0 1	0 1	1 1	0 1	0 0	1 0
20 Joey Butler, R (1, 7) OBP: 0.600, SLG: 1.000 43 Engel Beltre, L (8, 9) OBP: 0.297, SLG: 0.306			C SI 90 B FF 90 B SI 92 X CU 76 2-1 2B	F CU 78 S SI 92 B SI 92 B CU 77 S SI 92 2-3 ③ K			X CU 76 0-0 13 1B 2B	B FF 93 B FF 93 F FF 92 B FF 93 B FF 92 4-1 1-2 13 BB 2 2B BB	B FF 95 C FF 95 S FS 86 F FS 85 B FF 95 X FS 86 2-2 ② G4-3	3 1	2 0	2 0	0 0	1 0	1 0	1 2
13 Jurickson Profar, S (1, 5) OBP: 0.315, SLG: 0.354			F CU 76 C FF 91 F CU 78 C SI 92 0-3 ① K		B SI 84 C FS 82 X CU 75 1-1 ① G3		B SI 90 S CU 77 X CU 76 1-1 2-H 1B	B SI 90 F FF 90 B FF 91 B FF 91 F FF 90 F FF 91 F FF 92 B FF 92 4-2 2 2B 1-2 2-3 3-H BB	B FF 95 F FS 84 B FS 85 F FS 85 S FS 86 2-3 ③ K	4	0	1	2	1	2	3
Inning Stats	R: 0 E: 0 K: 0 S: 7 H: 1 LOB: 1 BB: 0 P: 11	R: 0 E: 0 K: 1 S: 10 H: 1 LOB: 0 BB: 0 P: 13	R: 0 E: 0 K: 1 S: 11 H: 1 LOB: 0 BB: 0 P: 15	R: 2 E: 0 K: 1 S: 16 H: 2 LOB: 1 BB: 1 P: 27	R: 0 E: 0 K: 0 S: 8 H: 0 LOB: 0 BB: 0 P: 12	R: 0 E: 0 K: 1 S: 8 H: 0 LOB: 1 BB: 1 P: 16	R: 1 E: 0 K: 1 S: 10 H: 2 LOB: 1 BB: 0 P: 15	R: 4 E: 0 K: 1 S: 19 H: 2 LOB: 2 BB: 4 P: 44	R: 2 E: 0 K: 1 S: 16 H: 3 LOB: 2 BB: 1 P: 32	1B: 7 2B: 5 3B: 0 HR: 0	SF: 1 SAC: 1 DP: 1 HBP: 0					

	AB	36
	R	9
	H	12
	RBI	9
	BB	7
	SO	7
	LOB	22

WP: 0 PB: 1 SB: 1 CS: 0 PA: 45

PITCHER		IP	WLS	BF	H	R	ER	SO	BB	IBB	HBP	BLK	WP	HR	S	P	ERA	WHIP
45 Erik Bedard, L (1, 1) ERA: 4.28		6.2		28	7	3	3	5	2	0	0	0	0	0	69	108	4.05	1.350
61 Josh Zeid, R (7, 1) ERA: 6.35		0.1	L	3	1	2	2	0	1	0	0	0	0	0	5	11	54.00	6.000
66 Kevin Chapman, L (8, 1) ERA:		0.1		1	0	0	0	1	0	0	0	0	0	0	4	7	0.00	0.000
35 Josh Fields, R (8, 1) ERA: 7.59		0.1		3	0	0	0	0	1	1	0	0	0	0	3	12	0.00	3.000
53 Wesley Wright, L (8, 1) ERA: 3.92		0.0		2	1	2	2	0	1	0	0	0	0	0	7	13	∞	∞

PITCHER		IP	WLS	BF	H	R	ER	SO	BB	IBB	HBP	BLK	WP	HR	S	P	ERA	WHIP
67 Jorge De Leon, R (8, 1) ERA: 13.5		1.1		8	3	2	2	1	1	0	0	0	0	0	17	34	13.50	3.000

Texas Rangers @ Houston Astros

Minute Maid Park, Houston, TX

Fri Aug 09 2013, 7:11 PM - 11:08 PM CDT

Att. 23,677 - Roof Closed - 73 F

BOTTOM

livebaseballscorecards.com

Batter	1	2	3	4	5	6	7	8	9	AB	R	H	RBI	BB	SO	LOB
19 Robbie Grossman, S (1, 7) (9, 8) OBP: 0.351, SLG: 0.368	C FF 90 F FF 90 B FF 94 B FF 92 F FF 91 S SL 86 2-3 K ①		S CU 74 X CH 84 0-1 G3 ③		X FF 92 0-0 F8 ②		B FF 92 F FF 93 S FF 92 X FF 92 1-2 F7 ②		X FF 92 0-0 F9 ②	5	0	0	0	0	1	2
28 L.J. Hoes, R (1, 9) OBP: 0.265, SLG: 0.382	C FF 92 X FF 92 0-1 G4-3 ②			C SL 84 B FF 92 B SL 85 S SL 85 B FF 93 X SL 85 3-2 27 2B 2B	B FF 92 F FF 92 B FF 92 S SL 86 X FF 92 2-2 G6-3 ③		X FF 92 0-0 F9 ③		C FF 92 B SL 87 S SL 86 B SL 88 F SL 87 B FF 92 X FF 91 3-2 27 DI 27 1B 1B	5	2	2	0	0	0	2
27 Jose Altuve, R (1, 4) OBP: 0.320, SLG: 0.360	X FF 92 0-0 G6-3 ③			B FF 92 S SL 83 X FF 92 1-1 15 2B 2-H 2B		C FF 91 B SL 83 B SL 83 S FF 92 F FF 93 X CU 74 2-2 1B		B FF 97 C FF 97 F FF 97 B CU 85 B FF 98 C FF 97 3-3 K ①	C SI 93 B SI 94 X FF 93 1-1 1-H 1B	5	1	3	2	0	1	0
15 Jason Castro, L (1, 2) OBP: 0.338, SLG: 0.466		B FF 91 X FF 90 1-0 HR		B FF 92 C CH 84 X FF 94 1-1 2-H 2B		1 SAFE C SL 83 S FF 93 B FF 91 1 SAFE C FF 93 1-3 K ①		F FF 97 B FF 98 S FF 98 B FF 96 B FF 98 F FF 97 F FF 96 B FF 97 4-2 30 BB 23 HBP BB	C SL 88 F FF 92 S SL 89 0-3 K ③	4	1	2	2	1	2	2
23 Chris Carter, R (1, 10) OBP: 0.310, SLG: 0.417		C FF 93 F SL 86 B SL 85 F SL 85 S FF 93 1-3 K ①		S SL 84 D SL 85 S FF 94 B SL 85 B SL 84 S SL 84 3-3 K ①		B FF 93 1 SAFE F FF 92 X FF 93 1-1 L7 ②		F FF 96 B FF 96 H FF 96 2-1 30 BB 1-2 HBP		3	0	0	0	0	2	2
29 Brett Wallace, L (1, 3) OBP: 0.284, SLG: 0.467		F FF 93 F FF 94 C FF 92 0-3 K ②		B CH 84 X FF 94 1-0 F8 ②		D CU 75 D CH 85 S CH 85 B FF 94 C SL 84 S SL 84 3-3 K ③		C FF 97 F FF 97 S CU 82 0-3 K ②		4	0	0	0	0	3	4
30 Matt Dominguez, R (1, 5) OBP: 0.263, SLG: 0.386		X SL 86 0-0 G5-3 ③		B FF 94 F SL 85 B FF 93 F FF 93 F FF 94 S SL 86 2-3 K ③			C SL 83 F FF 92 X FF 94 0-2 G4-3 ①	B FF 97 F FF 96 C FF 97 F FF 97 D CU 83 B FF 97 F FF 97 B CU 84 4-2 1-2 2-3 BB		3	0	0	0	1	1	1
2 Brandon Barnes, R (1, 8) OBP: 0.300, SLG: 0.359 59 Marc Krauss, L (8, PH) (9, 7) OBP: 0.216, SLG: 0.333			X FF 92 0-0 F9 ①		C FF 93 S FF 92 B FF 94 B SL 86 F SL 84 X FF 94 2-2 HR		S FF 93 B FF 93 S FF 93 B SL 86 B SL 84 B SL 82 4-2 10 1B BB	F FF 91 D FF 91 S SL 88 F FF 92 B FF 92 F SL 87 F SI 92 S FF 92 2-3 K ③		2 1	1 0	1 0	1 0	0 1	0 3
10 Jake Elmore, R (1, 6) OBP: 0.316, SLG: 0.364			B FF 92 F FF 92 B FF 92 C SL 84 F SL 85 X FF 94 2-2 F8 ②		C SL 84 B FF 94 C FF 93 B FF 93 S SL 85 2-3 K ①		1 SAFE C SL 81 1 SAFE X FF 92 0-1 1-2 1B		C FF 92 F FF 92 B SL 89 X SL 88 1-2 P4 ①	4	0	1	0	0	1	0
Inning Stats	R: 0 E: 0 K: 1 S: 7 H: 0 LOB: 0 BB: 0 P: 9	R: 1 E: 0 K: 2 S: 9 H: 1 LOB: 0 BB: 0 P: 11	R: 0 E: 0 K: 0 S: 7 H: 0 LOB: 0 BB: 0 P: 9	R: 2 E: 0 K: 2 S: 15 H: 3 LOB: 1 BB: 0 P: 26	R: 1 E: 0 K: 1 S: 11 H: 1 LOB: 0 BB: 0 P: 17	R: 0 E: 0 K: 2 S: 12 H: 1 LOB: 1 BB: 0 P: 19	R: 0 E: 0 K: 0 S: 11 H: 1 LOB: 2 BB: 1 P: 16	R: 0 E: 0 K: 3 S: 21 H: 0 LOB: 3 BB: 2 P: 36	R: 1 E: 0 K: 1 S: 13 H: 2 LOB: 1 BB: 0 P: 18	1B: 4 2B: 3 3B: 0 HR: 2	SF: 0 SAC: 0 DP: 0 HBP: 1		WP: 0 PB: 0 SB: 0 CS: 0	PA: 40		

	AB	36
	R	5
	H	9
	RBI	5
	BB	3
	SO	12
	LOB	16

PITCHER		IP	WLS	BF	H	R	ER	SO	BB	IBB	HBP	BLK	WP	HR	S	P	ERA	WHIP
22 Matt Garza, R ERA: 3.23	(1, 1)	7.0	W	29	7	4	4	8	1	0	0	0	0	2	72	107	5.14	1.143
52 Tanner Scheppers, R ERA: 1.7	(8, 1)	0.2	H	5	0	0	0	2	2	0	1	0	0	0	15	28	0.00	3.000
56 Neal Cotts, L ERA: 0.96	(8, 1)	1.1	S	6	2	1	1	2	0	0	0	0	0	0	19	26	6.75	1.500

PITCHER	IP	WLS	BF	H	R	ER	SO	BB	IBB	HBP	BLK	WP	HR	S	P	ERA	WHIP

Texas Rangers @ Houston Astros

Minute Maid Park, Houston, TX

Sat Aug 10 2013, 6:12 PM - 9:37 PM CDT

Att. 33,318 - Roof Closed - 73 F

livebaseballscorecards.com

Batter	1	2	3	4	5	6	7	8	9	AB	R	H	RBI	BB	SO	LOB
2 Leonys Martin, L (1, 8) OBP: 0.325, SLG: 0.411	B FF 92 F FF 94 B KC 75 X FF 94 2-1 ① G6-3		D KC 76 1 SAFE C FF 94 D CH 81 B FF 93 X FF 94 3-1 1 S 1-3 1B		B FF 92 B FF 93 B FF 92 B FF 93 4-0 5 CS BB		M SL 80 F SI 92 S SL 83 0-3 ② K		X FF 91 0-0 ① SH1-3 1-2	3	0	1	0	1	1	1
1 Elvis Andrus, R (1, 6) OBP: 0.322, SLG: 0.313	C FF 93 C SL 89 B SL 89 B KC 76 C FF 94 2-3 ② K		C SL 85 D SL 87 F SL 88 B FF 94 S SL 87 2-3 ② K 1-2		C FF 92 C SL 87 F KC 74 C FF 93 0-3 ① K		1 SAFE B SI 93 F SI 92 C SL 81 X SL 82 1-2 1-H HR		B FF 92 D CU 81 2 SAFE F FF 92 X FF 92 2-1 ② G4-3 2-3	5	1	1	2	0	3	4
5 Ian Kinsler, R (1, 4) OBP: 0.342, SLG: 0.415	C FF 94 X SL 89 0-1 ③ F9		D SL 87 C FF 93 D SL 87 B FF 94 F FF 95 X FF 95 3-2 ③ P3		1 SAFE 1 SAFE B FF 92 B FF 92 F FF 92 C SL 86 B SL 86 X FF 94 3-2 ②③ F7 1-2		B SL 92 C FF 92 X SL 90 1-1 ③ L9		B SL 91 X FF 92 1-0 ③ G6-3	5	0	0	0	0	0	4
29 Adrian Beltré, R (1, 5) OBP: 0.366, SLG: 0.531		C FF 92 B FF 93 F SL 88 X FF 93 1-2 ① F8		H FF 94 1-0 12 FC1-6 HBP		B SL 85 B FF 90 X FF 92 2-0 ① F9		C FF 91 F FF 92 X FF 93 0-2 ① G3-1		3	0	0	0	0	0	0
12 A.J. Pierzynski, L (1, 2) 43 Engel Beltre, L (8, PR) 8 Geovany Soto, R (8, 2) OBP: 0.303, SLG: 0.439 OBP: 0.297, SLG: 0.306 OBP: 0.312, SLG: 0.405		F FF 95 F KC 79 B KC 79 X KC 75 1-2 ② G4-3		D KC 75 T FF 93 F FF 93 X KC 76 1-2 ① FC1-6 51 1B 1-2f		B KC 77 X CH 80 1-0 HR		F FF 92 B FF 92 B SL 83 B FF 92 X FF 93 3-1 51 3B 2B		4 0 0	1 1 0	2 0 0	1 0 0	0 0 0	0 0 0	1 0 0
51 Alex Rios, R (1, 9) OBP: 0.331, SLG: 0.427		C FF 94 C KC 75 B SL 87 B KC 74 B B FF 95 4-2 BB		S SL 83 D FF 93 C SL 84 X SL 87 1-2 1-3 1B		B SL 84 F FF 92 X SL 85 1-1 ② G6-3		B FF 93 B FF 93 B FF 93 X FF 93 3-0 18 E 2-H 3B		3	1	2	1	1	0	0
18 Mitch Moreland, L (1, 3) OBP: 0.306, SLG: 0.448		1 SAFE F FF 92 C D KC 74 B FF 93 1 SAFE X CH 79 2-2 ③ G6-3		B SL 86 F FF 94 D KC 78 B FF 94 F FF 94 B SL 88 4-2 BB		C KC 77 X SL 88 0-1 ③ G3-1		D CU 81 C FF 92 D CU 83 X FF 92 2-1 ② FC4 3-H		3	0	0	0	1	0	2
13 Jurickson Profar, S (1, 10) OBP: 0.309, SLG: 0.346			C FF 93 F FF 94 C FF 94 0-3 ① K	F KC 76 F FF 93 D KC 78 F FF 95 F KC 76 S KC 75 1-3 ② K			C SI 92 X SI 93 0-1 E6 1 HR	B FF 92 B SL 92 X FF 92 2-0 ③ G3		4	1	0	0	0	2	4
7 David Murphy, L (1, 7) OBP: 0.289, SLG: 0.386 23 Craig Gentry, R (7, PH) OBP: 0.341, SLG: 0.352 (7, 7)			B FF 93 F FF 94 B KC 77 B FF 94 B FF 93 4-1 2 1B BB	C KC 75 B FF 94 X FF 94 1-1 ③ F7			C SL 80 B SI 92 F SL 80 X SL 82 1-2 ① F9		B FF 91 X FF 91 1-0 1 G4-3 2 SH1-3 1B	1 2	0 0	0 1	0 0	1 0	0 0	3 1
Inning Stats	R: 0 E: 0 K: 1 S: 7 H: 0 LOB: 0 BB: 0 P: 11	R: 0 E: 0 K: 0 S: 11 H: 0 LOB: 1 BB: 1 P: 19	R: 0 E: 0 K: 2 S: 12 H: 1 LOB: 2 BB: 1 P: 24	R: 0 E: 0 K: 1 S: 15 H: 1 LOB: 3 BB: 1 P: 24	R: 0 E: 0 K: 1 S: 7 H: 0 LOB: 0 BB: 1 P: 14	R: 1 E: 0 K: 0 S: 6 H: 1 LOB: 0 BB: 0 P: 10	R: 2 E: 1 K: 1 S: 13 H: 1 LOB: 0 BB: 0 P: 16	R: 2 E: 1 K: 0 S: 9 H: 2 LOB: 1 BB: 0 P: 19	R: 0 E: 0 K: 0 S: 5 H: 1 LOB: 1 BB: 0 P: 9	1B: 3 2B: 1 3B: 1 HR: 2 SF: 0 SAC: 1 DP: 0 HBP: 1						

TOP	
AB	33
R	5
H	7
RBI	4
BB	4
SO	6
LOB	20

WP: 0 PB: 0 SB: 1 CS: 1 PA: 39

PITCHER		IP	WLS	BF	H	R	ER	SO	BB	IBB	HBP	BLK	WP	HR	S	P	ERA	WHIP
41 Brad Peacock, R ERA: 6.43	(1, 1)	6.0		25	3	1	1	5	4	0	1	0	0	1	58	102	1.50	1.167
66 Kevin Chapman, L ERA:	(7, 1)	0.2	B	4	1	2	0	1	0	0	0	0	0	1	11	13	0.00	1.500
64 Lucas Harrell, R ERA: 5.34	(7, 1)	2.1	L	10	3	2	1	0	0	0	0	0	0	0	16	31	3.86	1.286

PITCHER		IP	WLS	BF	H	R	ER	SO	BB	IBB	HBP	BLK	WP	HR	S	P	ERA	WHIP

Texas Rangers @ Houston Astros

Minute Maid Park, Houston, TX

Sat Aug 10 2013, 6:12 PM - 9:37 PM CDT

Att. 33,318 - Roof Closed - 73 F

livebaseballscorecards.com

BOTTOM

Batter	1	2	3	4	5	6	7	8	9	AB	R	H	RBI	BB	SO	LOB
19 Robbie Grossman, S (1, 7) OBP: 0.352, SLG: 0.365	C FF 94 B FF 93 X FF 94 1-1 G6-3 ①		X FF 94 0-0 28 FC4-6 1B		L FF 95 B SL 84 B FF 94 C CH 86 B FF 95 X SL 85 3-2 G5-3 ②		X FF 93 0-0 P6 ②		B FF 92 B FF 92 B FC 93 B FF 93 4-0 BB	4	0	1	0	1	0	1
28 L.J. Hoes, R (1, 9) OBP: 0.256, SLG: 0.342	C FF 94 B FF 94 S SL 84 B SI 95 B SL 84 C FF 94 3-3 K ②		C CH 84 C FF 92 B FF 95 B SL 84 1 SAFE F CH 85 X CH 84 2-2 FC4-6 27 2B ② 1-2f		F FF 93 X FF 94 0-1 G5-3 ③		C FF 93 B FF 93 D CH 88 2 SAFE B SL 87 S FF 93 F FF 94 B FF 94 4-2 27 WP 27 S BB 2-3		F SL 87 1 SAFE S SL 87 1 SAFE F FF 94 B SL 88 X FC 95 1-2 F9 ②	4	1	0	0	1	1	2
27 Jose Altuve, R (1, 4) OBP: 0.321, SLG: 0.361	C FF 95 B FF 93 C FF 93 F SI 95 C CH 86 1-3 K ③		X CH 85 0-0 15 1B 1-H 2B			F FF 93 F FF 94 B SL 84 F SL 84 B SI 96 B SI 95 F SL 84 B CH 85 4-2 23 BB 15 1B 30 SF9 BB	C FF 94 F FF 94 B FF 95 B SL 86 F SL 86 X FF 92 2-2 G6-3 ③ 1-3 3-H		1 SAFE X FC 94 0-0 F9 ③	4	1	1	1	1	1	2
15 Jason Castro, L (1, 2) OBP: 0.340, SLG: 0.467		B FF 93 F FF 92 C FF 94 F SI 94 B FF 95 F FF 93 B SL 84 X FF 95 3-2 E6 23 1B	X FF 93 0-0 ③ 2-H 1B			B FF 93 F FF 92 1 SAFE B FF 94 1 SAFE F FF 93 X FF 94 2-2 23 BB 1-2 1B		C FC 89 B FF 88 F FC 91 S CU 70 1-3 K ①		4	0	2	0	0	1	0
23 Chris Carter, R (1, 10) OBP: 0.315, SLG: 0.428		S FF 93 F FF 93 X SL 83 0-2 1-3 1B		B SL 83 B FF 92 B FF 92 X FF 94 3-0 HR		S FF 95 S FF 95 B FF 96 B FF 95 D SL 84 F FF 95 B FF 95 4-2 29 G6-3 BB 1-2 2-3		F FC 90 B FC 90 X FC 90 1-1 P3 ②		3	1	2	1	1	0	0
30 Matt Dominguez, R (1, 5) OBP: 0.263, SLG: 0.386 6 Jonathan Villar, S (8, PR) OBP: 0.344, SLG: 0.302 (9, 6)		F FF 94 B FF 93 F SL 85 T SL 84 1-2 K ①		B SI 96 B FF 94 C FF 94 B FF 95 F FF 93 C CH 86 3-3 K ①		B FF 94 C FF 94 X FF 93 1-1 SF9 ① 3-H		C FF 92 B SL 80 F FC 91 X CU 70 1-2 29 BB 1B	3 0	0 0	1 0	1 0	0 0	2 0	2 0
29 Brett Wallace, L (1, 3) OBP: 0.283, SLG: 0.458		F FF 92 B FF 94 F FF 93 C SI 95 1-3 K ②		B SL 84 F FF 93 F FF 94 F SI 96 S SL 84 1-3 K ②		C CH 84 B FF 92 X FF 92 1-1 G6-3 ②③ 1-2f		1 SAFE B FF 90 1 SAFE B FC 90 1 SAFE 1 SAFE F FF 90 1 SAFE B FC 90 4-1 B FC 92 1-2 BB		3	0	0	0	1	2	4
2 Brandon Barnes, R (1, 8) OBP: 0.299, SLG: 0.357		B SL 86 X CH 85 1-0 F9 ③		S FF 93 S FF 94 F SI 96 B SI 96 B SL 84 X FF 96 2-2 L8 ③			C FF 91 X FF 92 0-1 28 S 10 SH5-4 27 WP 1B	C FC 90 2 SAFE B FC 91 F SL 80 F SL 79 B FC 91 F CU 68 S SL 78 2-3 K ③		4	1	1	0	0	1	4
10 Jake Elmore, R (1, 6) OBP: 0.307, SLG: 0.352 (9, 5)			C FF 93 X FF 95 0-1 F9 ①		C KC 76 B CH 84 B CH 85 B FF 93 X FF 94 3-1 P3 ①		B SL 86 1 SAFE X SL 85 1-0 SH5-4 ① 1-2		C FC 92 X FC 93 0-1 L7 ①	3	0	0	0	0	0	0

	AB	R	H	RBI	BB	SO	LOB
	32	4	8	3	5	8	15

Inning Stats																												
	R: 0 E: 0 K: 2 S: 9	H: 0 LOB: 0 BB: 0 P: 14	R: 0 E: 1 K: 2 S: 15	H: 1 LOB: 2 BB: 0 P: 21	R: 1 E: 0 K: 0 S: 9	H: 3 LOB: 2 BB: 0 P: 11	R: 1 E: 0 K: 2 S: 12	H: 1 LOB: 0 BB: 0 P: 21	R: 0 E: 0 K: 0 S: 7	H: 0 LOB: 0 BB: 0 P: 13	R: 1 E: 0 K: 0 S: 14	H: 1 LOB: 1 BB: 2 P: 26	R: 1 E: 0 K: 0 S: 11	H: 1 LOB: 1 BB: 1 P: 18	R: 0 E: 0 K: 2 S: 14	H: 1 LOB: 2 BB: 1 P: 23	R: 0 E: 0 K: 0 S: 7	H: 0 LOB: 1 BB: 1 P: 12	1B: 6 2B: 1 3B: 0 HR: 1	SF: 1 SAC: 1 DP: 1 HBP: 0	WP: 1 PB: 0 SB: 2 CS: 0	PA: 39

PITCHER		IP	WLS	BF	H	R	ER	SO	BB	IBB	HBP	BLK	WP	HR	S	P	ERA	WHIP
45 Derek Holland, L ERA: 3.07	(1, 1)	6.0		25	6	3	3	6	2	0	0	0	0	1	66	106	4.50	1.333
44 Jason Frasor, R ERA: 2.97	(7, 1)	1.0	W	5	1	1	1	0	1	0	0	0	1	0	11	18	9.00	2.000
28 Joakim Soria, R ERA: 3.48	(8, 1)	1.0	H	5	1	0	0	2	1	0	0	0	0	0	14	23	0.00	2.000
36 Joe Nathan, R ERA: 1.54	(9, 1)	1.0	S	4	0	0	0	0	1	0	0	0	0	0	7	12	0.00	1.000

PITCHER	IP	WLS	BF	H	R	ER	SO	BB	IBB	HBP	BLK	WP	HR	S	P	ERA	WHIP

Batter	1	2	3	4	5	6	7	8	9	AB	R	H	RBI	BB	SO	LOB
2 Leonys Martin, L (1, 8) OBP: 0.324, SLG: 0.408	C FF 89 X SI 90 0-1 ① G1-3			B SI 89 B SI 90 C FF 88 F SI 90 X SL 81 2-2 ① G4-3		C SL 78 S SI 89 S SL 81 0-3 ① K		X FC 87 0-0 ① P6	L SI 90 X SI 90 0-1 1 FC6-4 1B 3-H	5	0	1	1	0	1	0
1 Elvis Andrus, R (1, 10) OBP: 0.319, SLG: 0.309	C SI 90 B CH 79 B FF 88 X SI 91 2-1 ② G5-3			X SI 90 0-0 ② B1-3		B CH 78 B SI 88 X SI 89 2-0 E6 29 1B 51 2B		B SI 90 X SI 90 1-0 ② F8	B FF 93 S FF 93 B FF 95 X FF 94 2-1 ③ FC6-4 1-2f	5	1	0	0	0	0	1
5 Ian Kinsler, R (1, 4) OBP: 0.339, SLG: 0.410	C FF 90 C SL 79 C SI 92 0-3 ③ K			B SI 90 B SI 90 X CH 78 2-0 ③ G5-3		C SI 90 B SI 90 1 SAFE B SI 90 C SI 90 D SL 83 X SI 90 3-2 ② F8		F SL 78 B SL 80 X SI 88 1-1 ③ L7		4	0	0	0	0	1	1
29 Adrián Beltré, R (1, 5) OBP: 0.367, SLG: 0.533		B SI 88 X SI 89 1-0 ① L9			B FF 90 B CH 78 C CH 78 X SI 90 2-1 ① G5-3	B SI 90 1 SAFE 1 SAFE B SI 90 F CH 78 X SI 90 2-1 51 2B 1B 1-2			B CU 76 C SI 89 B SL 79 B SI 89 X SI 88 3-1 51 FC5-4-6 2B	4	0	2	0	0	0	0
51 Alex Rios, R (1, 9) OBP: 0.333, SLG: 0.430		C SI 89 B SL 79 B SI 90 F SI 89 C SI 90 2-3 ② K			S SL 78 B CH 78 X SI 90 1-1 15 1B 8 2B 1B	B SI 90 X CH 78 1-0 1-3 2-H 2B			X SI 90 0-0 ① FC5-4-6 23 HBP 15 BB 13 1B 2-3	4	2	2	1	0	1	1
15 Jeff Baker, R (1, 3) 18 Mitch Moreland, L (9, 3) OBP: 0.306, SLG: 0.448		F SI 90 F SI 91 B SI 90 T SL 82 1-2 ③ K			C SI 91 X SI 91 0-1 8 2B 1-2 1B	F FF 88 B SI 90 S SL 83 S SL 83 1-3 ③ K			F SI 89 B SI 89 C SL 80 B SI 90 D SL 82 B SI 90 4-2 23 HBP 13 1B 1-2 BB	3 0	1 0	1 0	0 0	1 0	2 0	2 0
8 Geovany Soto, R (1, 2) OBP: 0.310, SLG: 0.408			C SI 88 C SI 90 B FF 91 C SI 90 1-3 ① K		F SI 91 X SI 91 0-1 1-3 2-H 2B		B SI 88 B FF 87 X SI 88 2-0 ① G5-3		C SL 78 S SL 81 B SL 81 B SL 80 C SI 90 2-3 ② K	4	0	1	1	0	2	2
23 Craig Gentry, R (1, 7) OBP: 0.339, SLG: 0.345			C CU 76 X SI 91 0-1 ② G4-3		P PO 74 X SL 80 1-0 ② G5-3		M SL 79 S SL 80 C SI 90 0-3 ② K		S SL 81 T SI 89 D SL 82 H SI 90 2-2 13 1B 13 E HBP 1-2 2-3	3	1	0	0	0	1	2
13 Jurickson Profar, S (1, 6) OBP: 0.308, SLG: 0.344			B SL 78 F SI 91 X SI 90 1-1 ③ G1-4-3		B SL 82 F CH 79 X SL 81 1-1 ③ G6-3		C SL 79 X SI 90 0-1 ③ G5-3		B SL 82 B SI 89 X SI 89 2-0 E9 2 1B 1B 1-H 2-H 3-H	4	1	1	2	0	0	2

TOP

Texas Rangers @ Houston Astros

Minute Maid Park, Houston, TX

Sun Aug 11 2013, 1:11 PM - 3:35 PM CDT
Att. 22,926 - Roof Closed - 73 F

AB	36
R	6
H	8
RBI	5
BB	1
SO	8
LOB	11

livebaseballscorecards.com

Inning Stats	1	2	3	4	5	6	7	8	9
	R: 0 E: 0 K: 1 S: 7	R: 0 E: 0 K: 2 S: 7	R: 0 E: 0 K: 1 S: 7	R: 0 E: 0 K: 0 S: 5	R: 1 E: 0 K: 0 S: 12	R: 1 E: 1 K: 2 S: 13	R: 0 E: 0 K: 1 S: 6	R: 0 E: 0 K: 0 S: 4	R: 4 E: 1 K: 1 S: 15
	H: 0 LOB: 0 BB: 0 P: 9	H: 0 LOB: 0 BB: 0 P: 11	H: 0 LOB: 0 BB: 0 P: 9	H: 0 LOB: 0 BB: 0 P: 9	H: 3 LOB: 2 BB: 0 P: 16	H: 2 LOB: 2 BB: 0 P: 22	H: 0 LOB: 0 BB: 0 P: 8	H: 0 LOB: 0 BB: 0 P: 6	H: 3 LOB: 1 BB: 1 P: 30

1B: 5 SF: 0
2B: 3 SAC: 0
3B: 0 DP: 0
HR: 0 HBP: 1

WP: 0 PA: 38
PB: 0
SB: 0
CS: 0

PITCHER	IP	WLS	BF	H	R	ER	SO	BB	IBB	HBP	BLK	WP	HR	S	P	ERA	WHIP
60 Dallas Keuchel, L (1, 1) ERA: 4.97	8.2	L	37	8	6	5	8	1	0	1	0	0	0	74	116	5.19	1.038
67 Jorge De Leon, R (9, 1) ERA: 10.8	0.1		1	0	0	0	0	0	0	0	0	0	0	2	4	0.00	0.000

PITCHER	IP	WLS	BF	H	R	ER	SO	BB	IBB	HBP	BLK	WP	HR	S	P	ERA	WHIP

BOTTOM

Texas Rangers @ Houston Astros

Minute Maid Park, Houston, TX

Sun Aug 11 2013, 1:11 PM - 3:35 PM CDT

Att. 22,926 - Roof Closed - 73 F

Batter	1	2	3	4	5	6	7	8	9	AB	R	H	RBI	BB	SO	LOB
19 Robbie Grossman, S (1, 7) OBP: 0.344, SLG: 0.356	C FF 93 S CH 83 B SI 93 F CH 86 X SI 93 1-2 ① G4-3		S CH 85 B CH 85 F SI 93 X SI 94 1-2 ②③ G6-3 1-2f			C SI 91 C CU 76 C SI 93 0-3 ① K		C SL 85 F SI 93 X SL 85 0-2 ③ L8		4	0	0	0	0	1	3
28 L.J. Hoes, R (1, 9) OBP: 0.233, SLG: 0.310	B SI 93 B CH 83 F SI 92 C SI 93 F CH 86 B CH 88 S CH 84 3-3 ② K			C SL 85 F CU 78 C SI 94 0-3 ① K		C FF 92 X CH 86 0-1 ② G4-3			C SI 91 B SI 93 B SL 84 S SI 91 B SI 92 X SI 93 3-2 ① G4-3	4	0	0	0	0	2	0
27 Jose Altuve, R (1, 4) OBP: 0.321, SLG: 0.362	C FF 92 X SI 93 0-1 ③ 2B			X SI 92 0-0 ② F9		X SI 91 0-0 ③ G6-3			B SI 93 C SI 93 X CH 85 1-1 ② G2-3	4	0	1	0	0	0	0
23 Chris Carter, R (1, 10) OBP: 0.314, SLG: 0.434		X SI 92 0-0 ① F8		B SI 92 C CH 83 C SL 84 C SI 94 1-3 ③ K			B SI 93 S SI 92 C CH 84 F SI 93 B SL 85 F CH 86 C SI 93 2-3 ① K		C SL 85 B CU 76 F FF 92 X CH 86 1-2 HR	4	1	1	1	0	2	0
30 Matt Dominguez, R (1, 5) OBP: 0.260, SLG: 0.382		C CH 84 X SI 93 0-1 ② G4-3			C CH 83 B SI 92 B CH 85 B CH 83 C FF 93 C SI 94 3-3 ① K		X CH 84 0-0 ② G6-3		B SI 92 C CH 84 C SL 83 B SL 83 F FF 93 X SI 94 2-2 ③ G1-3	4	0	0	0	0	1	0
29 Brett Wallace, L (1, 3) OBP: 0.284, SLG: 0.452	S SI 92 B SI 92 F CH 84 T SI 94 1-2 ③ K				C SI 92 F CH 87 F CH 86 B SI 93 F CH 85 F CH 88 F SI 93 H SI 92 2-2 10 FC5 2 BB HBP		F CH 86 X SI 92 0-1 ③ G6-3			2	0	0	0	0	1	0
22 Carlos Corporán, S (1, 2) OBP: 0.305, SLG: 0.396			X SI 92 0-0 10 WP 1B		X CH 83 0-0 ② F9			C SI 91 F CH 85 B SI 94 B CH 86 S CH 85 2-3 ① K		3	0	1	0	0	1	1
2 Brandon Barnes, R (1, 8) OBP: 0.299, SLG: 0.355			B CH 84 S CH 85 B SI 94 X CH 84 2-1 ① F9		B SI 93 B SI 92 B SI 92 C SI 91 D SI 93 4-1 10 FC5 1-2 BB			X SL 85 0-0 ② P3		2	0	0	0	1	0	1
10 Jake Elmore, R (1, 6) OBP: 0.317, SLG: 0.355			C SI 92 B FF 94 B CH 83 B SI 91 B SI 93 4-1 19 G6-3 1-2 BB		X SI 93 0-0 ③ FC5 1-2 2-3f			C SI 91 F SI 92 B SI 94 B CH 86 F SI 93 X CH 84 2-2 1B		2	0	1	0	1	0	2
Inning Stats	R: 0 H: 1 E: 0 LOB: 1 K: 1 BB: 0 S: 10 P: 14	R: 0 H: 0 E: 0 LOB: 0 K: 1 BB: 0 S: 6 P: 7	R: 0 H: 1 E: 0 LOB: 1 K: 0 BB: 1 S: 7 P: 14	R: 0 H: 0 E: 0 LOB: 0 K: 2 BB: 0 S: 7 P: 8	R: 0 H: 0 E: 0 LOB: 2 K: 1 BB: 1 S: 12 P: 21	R: 0 H: 0 E: 0 LOB: 0 K: 1 BB: 0 S: 6 P: 6	R: 0 H: 0 E: 0 LOB: 0 K: 1 BB: 0 S: 8 P: 10	R: 0 H: 1 E: 0 LOB: 1 K: 1 BB: 0 S: 12 P: 16	R: 1 H: 1 E: 0 LOB: 0 K: 0 BB: 0 S: 12 P: 19	1B: 2 SF: 0 2B: 1 SAC: 0 3B: 0 DP: 1 HR: 1 HBP: 1						

PITCHER	IP	WLS	BF	H	R	ER	SO	BB	IBB	HBP	BLK	WP	HR	S	P	ERA	WHIP
33 Martín Pérez, L (1, 1) ERA: 3.44	9.0	W	32	4	1	1	8	2	0	1	0	1	1	80	115	1.00	0.667

PITCHER	IP	WLS	BF	H	R	ER	SO	BB	IBB	HBP	BLK	WP	HR	S	P	ERA	WHIP

livebaseballscorecards.com

AB	29
R	1
H	4
RBI	1
BB	2
SO	8
LOB	7

WP: 1 PA: 32
PB: 0
SB: 0
CS: 0

Texas Rangers @ Houston Astros

Minute Maid Park, Houston, TX

Mon Aug 12 2013, 1:12 PM - 3:47 PM CDT

Att. 18,726 - Roof Closed - 73 F

TOP

livebaseballscorecards.com

Batter	1	2	3	4	5	6	7	8	9	AB	R	H	RBI	BB	SO	LOB
2 Leonys Martin, L (1, 8) OBP: 0.326, SLG: 0.407	B SI 91 B SI 91 F SI 91 B FF 91 F SI 91 F SI 92 B SI 90 4-2 1 CS BB	C SI 91 S SI 91 S FF 90 0-3 ③ K			C SI 90 B CH 81 S KC 80 X SI 90 1-2 ② G6-3		1 SAFE C SI 90 X SI 89 0-1 1-2 1B		B FF 94 C FF 94 1-1 ③ CS 1-2	3	0	1	0	1	1	1
1 Elvis Andrus, R (1, 6) OBP: 0.316, SLG: 0.307	1 SAFE B SI 90 C SI 91 B CH 82 F FF 92 S KC 81 2-3 ① ② K 1-2		X SI 90 0-0 ① F8		C CH 82 B CH 82 B KC 80 X SI 90 2-1 ③ G6-3		X FF 92 0-0 ③ F8			4	0	0	0	0	1	3
5 Ian Kinsler, R (1, 10) OBP: 0.338, SLG: 0.411	X CH 82 0-0 29 2B 2B		B SI 90 B SI 90 X SI 90 2-0 ② F9			L SI 89 X KC 78 0-1 ① F9		B FF 93 B FF 94 C CH 82 X KC 79 2-1 ① G5-3		4	1	1	0	0	0	0
29 Adrián Beltré, R (1, 5) OBP: 0.370, SLG: 0.537	C SI 90 B FF 91 T SI 90 B SI 91 F SI 92 F KC 82 X KC 80 2-2 12 1B 2-H 2B		X SI 90 0-0 ③ P4			C FF 89 F FF 90 X SI 90 0-2 E7 1B		S FF 94 F FF 94 F FF 94 X FF 95 0-2 1B		4	1	3	1	0	0	0
12 A.J. Pierzynski, L (1, 2) OBP: 0.306, SLG: 0.441 8 Geovany Soto, R (6, 2) OBP: 0.308, SLG: 0.405	X FF 90 0-0 2-H 1B			C KC 80 F KC 80 F KC 80 B SI 89 X FF 89 1-2 1B		F KC 80 X SI 90 0-1 ② G5-3		B FF 95 B FF 93 F FF 93 C FF 93 S FF 95 2-3 ② K		3 1	0 0	2 0	1 0	0 0	0 1	1 1
51 Alex Rios, R (1, 9) OBP: 0.330, SLG: 0.426	B SI 90 C SI 90 F FF 90 C FF 91 1-3 ③ K			X SI 90 0-0 ① P3		B SI 90 D KC 80 F CH 81 F SI 90 B SI 90 S CH 81 3-3 ③ K		C KC 81 B KC 79 B CH 83 X FF 94 2-1 ③ F7		4	0	0	0	0	2	4
15 Jeff Baker, R (1, 3) OBP: 0.358, SLG: 0.602 18 Mitch Moreland, L (7, 3) OBP: 0.305, SLG: 0.447		C SI 90 X SI 90 0-1 ① F8		F SI 90 S CH 82 D CH 82 F KC 81 F CH 82 S FF 90 1-3 ② K			C KC 79 X KC 80 0-1 ① G6-3		B FF 93 F FF 94 F FF 95 F CU 80 T FF 96 1-2 ① K	3 1	0 0	0 0	0 0	0 0	1 1	1 0
23 Craig Gentry, R (1, 7) OBP: 0.337, SLG: 0.342		B SI 90 S SI 90 F FF 91 B SI 90 S CH 82 2-3 ② K		F KC 80 B SI 90 C CH 82 X FF 90 1-2 ③ F9			B SI 90 B SI 89 B CH 82 C SI 89 F SI 89 X CH 82 3-2 ② G3		X FF 95 0-0 2 CS 1B	4	0	1	0	0	1	1
13 Jurickson Profar, S (1, 4) OBP: 0.311, SLG: 0.344		B SI 91 C SI 91 B SI 91 C SI 91 B KC 82 B FF 91 4-2 BB			C SI 88 C CH 82 X SI 90 0-2 ① F8		C KC 80 X KC 79 0-1 2 1B 1B		P PO 81 1 SAFE 1 SAFE C FF 92 F FF 94 F FF 94 B FF 94 1 SAFE F FF 94 3-2 B CU 81 X FF 94 F7	3	0	1	0	1	0	1

Inning Stats																								
	R: 2	H: 3	R: 0	H: 0	R: 0	H: 0	R: 0	H: 1	R: 0	H: 0	R: 0	H: 1	R: 0	H: 2	R: 0	H: 1	R: 0	H: 1	1B: 7	SF: 0	WP: 0	PA: 37
	E: 0	LOB: 1	E: 0	LOB: 1	E: 0	LOB: 0	E: 0	LOB: 1	E: 0	LOB: 0	E: 1	LOB: 1	E: 0	LOB: 2	E: 0	LOB: 1	E: 0	LOB: 1	2B: 2	SAC: 0	PB: 0	
	K: 2	BB: 1	K: 2	BB: 1	K: 0	BB: 0	K: 1	BB: 0	K: 0	BB: 0	K: 1	BB: 0	K: 0	BB: 0	K: 1	BB: 0	K: 1	BB: 0	3B: 0	DP: 0	SB: 0	
	S: 16	P: 25	S: 10	P: 16	S: 3	P: 5	S: 13	P: 16	S: 8	P: 11	S: 10	P: 13	S: 10	P: 13	S: 11	P: 17	S: 12	P: 16	HR: 0	HBP: 0	CS: 2	

PITCHER		IP	WLS	BF	H	R	ER	SO	BB	IBB	HBP	BLK	WP	HR	S	P	ERA	WHIP
39 Brett Oberholtzer, L ERA: 2.57	(1, 1)	6.2	L	28	7	2	2	6	2	0	0	0	0	0	69	98	2.70	1.350
35 Josh Fields, R ERA: 7.15	(7, 1)	1.1		5	1	0	0	1	0	0	0	0	0	0	12	18	0.00	0.750
63 Chia-Jen Lo, R ERA:	(9, 1)	1.0		3	1	0	0	1	0	0	0	0	0	0	12	16	0.00	1.000

PITCHER		IP	WLS	BF	H	R	ER	SO	BB	IBB	HBP	BLK	WP	HR	S	P	ERA	WHIP

AB	34
R	2
H	9
RBI	2
BB	2
SO	8
LOB	13

Texas Rangers @ Houston Astros

Minute Maid Park, Houston, TX

Mon Aug 12 2013, 1:12 PM - 3:47 PM CDT

Att. 18,726 - Roof Closed - 73 F

livebaseballscorecards.com

BOTTOM

Batter	1	2	3	4	5	6	7	8	9	AB	R	H	RBI	BB	SO	LOB
19 Robbie Grossman, S (1, 7) OBP: 0.337, SLG: 0.348	C FF 89 B ST 80 C ST 78 C ST 82 1-3 K ①			C ST 76 B ST 79 F FC 88 B ST 76 F ST 81 F FF 94 B ST 82 S ST 82 3-3 K ①		1 SAFE 1 SAFE C FF 92 C FF 95 B FF 94 D ST 84 F FF 92 T ST 77 2-2 K ③ 1-2			C CU 81 X CU 81 0-1 G1-3 ②	4	0	0	0	0	3	1
59 Marc Krauss, L (1, 9) OBP: 0.205, SLG: 0.315	C FC 87 B FF 93 S FF 93 F ST 83 S ST 79 1-3 K2-3 ②			F FF 93 B FF 92 C ST 80 X FF 94 1-2 F7 ②			C ST 77 B FF 94 F ST 77 B CU 67 X ST 80 2-2 F7 ①		B SL 86 C FF 94 F CU 82 C FF 95 1-3 K ③	4	0	0	0	0	2	0
29 Brett Wallace, L (1, 3) OBP: 0.279, SLG: 0.443	C FF 93 C FS 81 B FF 95 B ST 78 B ST 82 C ST 81 3-3 K ③			B FC 88 B FC 87 T FF 92 B ST 79 F FF 92 S ST 77 3-3 K ③			X FF 93 0-0 L7 ②			3	0	0	0	0	2	0
23 Chris Carter, R (1, 10) OBP: 0.312, SLG: 0.431		B FF 90 B ST 78 B FF 92 C FF 90 F FF 91 F ST 82 X ST 82 3-2 F9 ①			T FF 91 B FF 92 F FF 92 S FF 93 1-3 K ①		C FF 93 F FF 92 S FF 92 0-3 K ③			3	0	0	0	0	2	0
30 Matt Dominguez, R (1, 5) OBP: 0.258, SLG: 0.379		C FF 94 F FF 96 X FF 94 0-2 F8 ②			B FF 92 B ST 80 B FF 92 C FF 92 F FF 94 C ST 80 3-3 K ②			B ST 78 C ST 78 B FF 94 C ST 79 B ST 83 F ST 81 C ST 81 3-3 K ①		3	0	0	0	0	2	0
22 Carlos Corporán, S (1, 2) OBP: 0.305, SLG: 0.415		X FF 94 0-0 G3 ③			B FF 93 F ST 79 F ST 80 B FS 84 B ST 80 S ST 82 3-3 K ③			X FF 93 0-0 HR		3	1	1	1	0	1	0
2 Brandon Barnes, R (1, 8) OBP: 0.296, SLG: 0.351			C FF 90 F FF 93 S ST 82 0-3 K ①			C ST 76 F ST 80 C FF 94 0-3 K ①		B FF 92 B ST 79 C ST 79 F ST 80 S ST 82 2-3 K ②		3	0	0	0	0	3	0
10 Jake Elmore, R (1, 4) OBP: 0.308, SLG: 0.344			C FF 90 B ST 79 X FF 91 1-1 G5-3 ②			X FF 90 0-0 F8 ②		B FF 91 B ST 79 C ST 78 B ST 80 C FF 90 X ST 82 3-2 F8 ③		3	0	0	0	0	0	0
6 Jonathan Villar, S (1, 6) OBP: 0.344, SLG: 0.291			B FF 91 S FF 93 B FF 94 C ST 78 S ST 79 2-3 K ③			C ST 78 S ST 82 B ST 78 B FF 95 B ST 80 B ST 81 4-2 19 S BB			B CU 81 C FF 93 X SL 87 1-1 G5-3 ①	2	0	0	0	1	1	0

Inning Stats																														
	R: 0	H: 0	E: 0	LOB: 0	K: 3	BB: 0	S: 10	P: 15	R: 0	H: 0	E: 0	LOB: 0	K: 0	BB: 0	S: 8	P: 11	R: 0	H: 0	E: 0	LOB: 0	K: 2	BB: 0	S: 8	P: 11	R: 0	H: 0	E: 0	LOB: 0	K: 2	BB: 0	S: 11	P: 18
	R: 0	H: 0	E: 0	LOB: 0	K: 3	BB: 0	S: 9	P: 16	R: 0	H: 0	E: 0	LOB: 1	K: 2	BB: 1	S: 10	P: 16	R: 0	H: 0	E: 0	LOB: 0	K: 1	BB: 0	S: 7	P: 9	R: 1	H: 1	E: 0	LOB: 0	K: 2	BB: 0	S: 11	P: 19
	R: 0	H: 0	E: 0	LOB: 0	K: 1	BB: 0	S: 7	P: 9																						

	AB	28
	R	1
	H	1
	RBI	1
	BB	1
	SO	16
	LOB	1

1B: 0 SF: 0 WP: 0 PA: 29
2B: 0 SAC: 0 PB: 0
3B: 0 DP: 0 SB: 1
HR: 1 HBP: 0 CS: 0

PITCHER		IP	WLS	BF	H	R	ER	SO	BB	IBB	HBP	BLK	WP	HR	S	P	ERA	WHIP
11 Yu Darvish, R ERA: 2.64	(1, 1)	8.0	W	26	1	1	1	15	1	0	0	0	0	1	74	115	1.12	0.250
36 Joe Nathan, R ERA: 1.51	(9, 1)	1.0	S	3	0	0	0	1	0	0	0	0	0	0	7	9	0.00	0.000

PITCHER	IP	WLS	BF	H	R	ER	SO	BB	IBB	HBP	BLK	WP	HR	S	P	ERA	WHIP

Batter	1	2	3	4	5	6	7	8	9	AB	R	H	RBI	BB	SO	LOB
19 Robbie Grossman, S (1, 7) OBP: 0.339, SLG: 0.345	B FF 87 C FF 89 F FF 89 B FF 90 X SI 88 2-2 ① L7		F SI 87 C FF 91 F FF 91 F SI 88 F SI 88 X SL 82 0-2 27 L9 29 1B 15 SF7 1B	X SL 82 0-0 ③ F8			B FF 88 B CH 82 F SI 89 B FF 91 C FC 89 B FC 89 4-2 BB		B SI 89 B SI 88 C SI 89 C SI 89 B SI 87 X SI 89 3-2 ① L4	4	1	1	0	1	0	0
29 Brett Wallace, L (1, 3) OBP: 0.277, SLG: 0.436	B FF 89 S SL 83 S CH 81 S CH 82 1-3 ② K		X SL 80 0-0 23 S 23 2B 1-2 1B		B FF 89 C SI 89 B FC 87 X FF 91 2-1 ① P5		X CH 82 0-0 ① L4		C CU 73 B SL 84 X SI 89 1-1 ② F7	5	1	1	0	0	1	1
27 Jose Altuve, R (1, 4) OBP: 0.319, SLG: 0.363	B SI 89 F FF 90 F FF 91 X SI 89 1-2 ③ G5-3		B SI 87 C SI 87 X SI 87 1-1 ① L9 2-3		X FF 90 0-0 ② L9		1 SAFE F SI 90 D CH 84 B SI 89 1 SAFE F FC 89 C FF 90 2-3 ② K		B SI 89 B SI 88 F SI 89 B SI 89 C SI 88 X SI 89 3-2 2B	5	0	1	0	0	1	3
15 Jason Castro, L (1, 2) OBP: 0.340, SLG: 0.466		B SL 81 B SI 88 F SI 87 F SI 88 B FF 90 F SI 88 D SL 82 4-2 30 2B 2 2B BB	S CH 81 C SI 87 B SI 89 X SI 88 1-2 ② SF7 3-H		C FF 89 B CH 83 B FF 90 B FC 88 C SI 90 F FC 88 X FF 91 3-2 1B		C SI 90 X FC 90 0-1 ③ L1		B SL 86 B SI 90 B SL 86 X SL 86 3-0 ③ F7	3	1	1	1	1	0	2
23 Chris Carter, R (1, 10) OBP: 0.311, SLG: 0.431		B SI 86 C SI 86 X SI 86 1-1 ① P5	S SL 82 S SL 82 B SL 82 F FF 91 X SL 82 1-2 1-H 2B		X FC 86 0-0 ③ F8			B FF 89 F SI 89 C CU 73 S FC 89 1-3 ① K		4	0	1	1	0	1	2
30 Matt Dominguez, R (1, 5) OBP: 0.261, SLG: 0.383		C SI 86 C SI 87 B SI 87 F CH 79 B SI 87 X SI 87 2-2 1-3 2 2B 2B	C SI 88 B FF 92 C SI 89 C FF 90 1-3 ③ K			B FF 88 X SI 89 1-0 1B		B SI 91 C FC 88 B SI 91 B CH 85 C SI 92 C FC 90 3-3 ② K		4	1	2	0	0	2	1
2 Brandon Barnes, R (1, 8) OBP: 0.299, SLG: 0.360		B SI 90 C SI 89 C FF 92 F SI 89 F SI 90 F SL 85 F FF 92 F SL 82 X SI 89 1-2 2-H 3-H 2B		B SI 88 B SI 87 X SI 87 2-0 28 1B 6 G4-3-6 2B		1 SAFE C CU 72 D SI 88 S CH 82 D FC 88 S CU 74 2-3 ① K		B FF 92 S FC 89 X SI 92 1-1 E3 28 1B		4	1	2	2	0	1	1
28 L.J. Hoes, R (1, 9) OBP: 0.255, SLG: 0.326		B SI 88 C SI 87 B SI 88 X SI 88 2-1 ② G1-3		X SI 88 0-0 6 G4-3-6 2-3 1B		C FF 91 D CU 74 1 SAFE F FC 87 X CU 74 1-2 ② L4		C FC 88 1 SAFE X SI 89 0-1 6 S 1-3 1B		4	0	2	0	0	0	2
6 Jonathan Villar, S (1, 6) OBP: 0.324, SLG: 0.271		C SI 88 C SI 88 F SI 89 B FF 91 S SL 83 1-3 ③ K		1 SAFE B SI 87 X SI 88 1-0 ① ② G4-3-6 1-2f 3-H		B FF 91 B FC 89 C SI 91 1 SAFE F FF 91 F FC 90 T SI 92 2-2 ③ K		B SL 86 D SI 90 B SI 89 C SI 88 S SI 89 X SI 89 3-2 ③ G4-3 1-2		4	0	0	0	0	2	5
Inning Stats	R: 0 E: 0 K: 1 S: 9 H: 0 LOB: 0 BB: 0 P: 13	R: 2 E: 0 K: 1 S: 23 H: 2 LOB: 1 BB: 1 P: 34	R: 2 E: 0 K: 1 S: 19 H: 3 LOB: 1 BB: 0 P: 23	R: 1 E: 0 K: 0 S: 4 H: 2 LOB: 0 BB: 0 P: 7	R: 0 E: 0 K: 0 S: 8 H: 1 LOB: 1 BB: 0 P: 13	R: 0 E: 0 K: 2 S: 11 H: 1 LOB: 1 BB: 0 P: 17	R: 0 E: 0 K: 1 S: 8 H: 0 LOB: 1 BB: 1 P: 14	R: 0 E: 1 K: 2 S: 13 H: 1 LOB: 2 BB: 0 P: 21	R: 0 E: 0 K: 0 S: 9 H: 1 LOB: 1 BB: 0 P: 19	1B: 6 2B: 5 3B: 0 HR: 0 SF: 1 SAC: 0 DP: 1 HBP: 0						

PITCHER		IP	WLS	BF	H	R	ER	SO	BB	IBB	HBP	BLK	WP	HR	S	P	ERA	WHIP
40 Bartolo Colon, R ERA: 2.97	(1, 1)	4.0	L	19	7	5	5	3	1	0	0	0	0	0	55	77	11.25	2.000
60 Jesse Chavez, R ERA: 3.77	(5, 1)	3.2		16	3	0	0	5	1	0	0	0	0	0	37	59	0.00	1.091
13 Jerry Blevins, L ERA: 3.15	(8, 1)	1.1		5	1	0	0	0	0	0	0	0	0	0	12	25	0.00	0.750

PITCHER	IP	WLS	BF	H	R	ER	SO	BB	IBB	HBP	BLK	WP	HR	S	P	ERA	WHIP

Houston Astros @ Oakland Athletics

O.co Coliseum, Oakland, CA

Tue Aug 13 2013, 10:08 PM - 1:27 AM EDT

Att. 14,261 - Clear - 67 F

TOP

livebaseballscorecards.com

AB	37
R	5
H	11
RBI	4
BB	2
SO	8
LOB	17

WP: 0 PA: 40
PB: 0
SB: 2
CS: 0

BOTTOM

Houston Astros @ Oakland Athletics

O.co Coliseum, Oakland, CA

Tue Aug 13 2013, 10:08 PM - 1:27 AM EDT

Att. 14,261 - Clear - 67 F

livebaseballscorecards.com

Batter	1	2	3	4	5	6	7	8	9	AB	R	H	RBI	BB	SO	LOB
25 Chris Young, R (1, 8) OBP: 0.279, SLG: 0.380	C FF 91 B FF 92 X SL 85 1-1 F8 ①	C SL 88 F FF 92 D SL 87 B SL 87 F CU 81 X FF 93 2-2 G5-3 ③	F FF 92 B FF 93 F CU 78 B FF 92 C FF 92 2-3 K ①	B FF 94 C FF 94 S FF 95 S SL 87 1-3 K ②	C FF 93 F CU 80 S FF 95 0-3 K ③	5	0	0	0	0	3	2
8 Jed Lowrie, S (1, 6) OBP: 0.350, SLG: 0.416	C FF 91 B CH 82 B FF 92 F SI 91 X FF 91 2-2 P5 ②	B SI 91 X SI 92 1-0 G4-3 ①	X CH 80 0-0 F7 ②	B FF 95 F FF 94 B FF 95 B FF 94 C FF 93 F FF 95 F FF 94 X FF 94 3-2 16 E 16 WP 16 1B 1B	4	1	1	0	0	0	0
16 Josh Reddick, L (1, 9) OBP: 0.304, SLG: 0.382	C SI 92 B SI 90 S CU 79 F SI 91 B CU 81 B CU 81 X CU 79 3-2 L9 ③	C SI 92 C SL 85 B SI 92 B FF 92 S CU 81 2-3 K ②	B CU 77 B SI 91 B CU 82 C FF 88 B SI 89 4-1 BB	B FF 94 B FF 93 F FF 95 S CH 84 B CH 85 2 SAFE X FF 95 3-2 1-H 52 HR 1B	3	1	1	1	1	1	0
52 Yoenis Cespedes, R (1, 10) OBP: 0.296, SLG: 0.437	B SI 91 B FF 91 X FF 92 2-0 37 G4-6-3 1B	C FF 93 B SI 92 B FF 93 X FF 94 2-1 2B	D CU 79 F FF 93 F FF 93 B SI 90 X FF 92 2-2 P4 ③	C FF 94 B CH 85 X FF 95 1-1 1-H HR	4	1	3	2	0	0	1
37 Brandon Moss, L (1, 3) OBP: 0.314, SLG: 0.452 7 Nate Freiman, R (8, PH) OBP: 0.311, SLG: 0.369 4 Coco Crisp, S (8, PR) OBP: 0.329, SLG: 0.383 18 Alberto Callaspo, S (9, 5) OBP: 0.326, SLG: 0.358	X SI 90 0-0 G4-6-3 ① ② 1-2f	C CU 78 F SI 92 X FF 92 0-2 P6 ③	B SI 90 B SI 90 X SI 90 2-0 G3-1 ①	H SI 91 1-0 HBP	3 0 0 0	0 0 0 0	0 0 0 0	0 0 0 0	0 0 0 0	0 0 0 0	2 0 0 0
20 Josh Donaldson, R (1, 5) OBP: 0.376, SLG: 0.487 (9, 3)	B FF 92 B CH 86 C SL 85 B SL 86 X FF 92 3-1 F7 ③	C SL 86 B SL 84 C FF 91 B SL 85 F CU 82 X SL 85 2-2 21 G6-3 3B	B FF 92 C FF 92 X SI 91 1-1 15 FC4-6 1B	X FF 92 0-0 F8 ③	4	1	2	0	0	0	1
15 Seth Smith, L (1, 7) OBP: 0.319, SLG: 0.375	C FF 90 C CU 78 B CU 80 B SL 84 F SI 91 B FF 90 T FF 92 3-2 K ①	B CU 78 F SI 92 F SI 93 B SI 92 D SL 86 B FF 91 4-2 21 G6-3 BB	X SI 90 0-0 FC4-6 ② 1-2f	C SI 92 C CU 78 B FF 93 B CU 81 X FF 93 2-2 G4-3 ①	3	0	0	0	1	1	1
21 Stephen Vogt, L (1, 2) OBP: 0.328, SLG: 0.423	C FF 92 X FF 92 0-1 1B	X SI 92 0-0 G6-3 ① ② 1-2f 3-H	B SI 90 B CH 81 B SI 91 C FF 89 F SI 90 X SI 89 3-2 G3-1 ③	B FF 92 F FF 92 S FF 92 F FF 95 B CU 80 F FF 95 B FF 95 F FF 95 F FF 95 4-2 F FF 95 B FF 93 BB	3	0	1	0	1	0	2
28 Eric Sogard, L (1, 4) OBP: 0.328, SLG: 0.376	C SI 91 X SI 91 0-1 F8 ②	B SI 92 X SI 93 1-0 G6-3 ③	C FF 94 B FF 95 F FF 95 S CH 86 1-3 K ①	F FF 92 B FF 93 X CU 79 1-1 F9 ②	4	0	0	0	0	1	2
Inning Stats	R: 0 E: 0 K: 0 S: 9 H: 0 LOB: 0 BB: 0 P: 15	R: 0 E: 0 K: 0 S: 4 H: 1 LOB: 0 BB: 0 P: 9	R: 0 E: 0 K: 1 S: 12 H: 1 LOB: 1 BB: 0 P: 17	R: 0 E: 0 K: 1 S: 9 H: 1 LOB: 1 BB: 0 P: 14	R: 1 E: 0 K: 0 S: 8 H: 1 LOB: 0 BB: 1 P: 15	R: 0 E: 0 K: 1 S: 8 H: 0 LOB: 1 BB: 1 P: 16	R: 0 E: 0 K: 0 S: 7 H: 1 LOB: 1 BB: 0 P: 13	R: 3 E: 1 K: 2 S: 17 H: 3 LOB: 1 BB: 0 P: 27	R: 0 E: 0 K: 1 S: 15 H: 0 LOB: 1 BB: 1 P: 22	1B: 5 2B: 1 3B: 1 HR: 1 SF: 0 SAC: 0 DP: 2 HBP: 1	WP: 1 PB: 0 SB: 0 CS: 0 PA: 37					

	AB	33
	R	4
	H	8
	RBI	3
	BB	3
	SO	6
	LOB	11

PITCHER		IP	WLS	BF	H	R	ER	SO	BB	IBB	HBP	BLK	WP	HR	S	P	ERA	WHIP
18 Jordan Lyles, R ERA: 5.13	(1, 1)	7.0	W	26	5	1	1	3	2	0	0	0	0	0	57	99	1.29	1.000
61 Josh Zeid, R ERA: 9.95	(8, 1)	0.2		5	3	3	3	2	0	0	0	0	1	1	16	25	40.50	4.500
66 Kevin Chapman, L ERA:	(8, 1)	0.0		1	0	0	0	0	0	0	1	0	0	0	0	1	∞	∞
63 Chia-Jen Lo, R ERA:	(8, 1)	1.1	S	5	0	0	0	1	1	0	0	0	0	0	16	23	0.00	0.750

PITCHER	IP	WLS	BF	H	R	ER	SO	BB	IBB	HBP	BLK	WP	HR	S	P	ERA	WHIP

Batter	1	2	3	4	5	6	7	8	9	10	11	AB	R	H	RBI	BB	SO	LOB
19 Robbie Grossman, S (1, 7) OBP: 0.335, SLG: 0.341	B FF 91 C SI 90 S CH 81 B CH 83 X SI 92 2-2 ① G5-3		B SL 82 1 SAFE F SI 91 F SI 92 B SI 93 2-2 ③ CS 1-2	X SI 90 0-0 ① 1B	L SI 91 X CH 82 0-1 ①② G6-4-3 1-2f	1 SAFE B SI 91 B SL 85 X SI 90 2-0 ①② F8 1-2		C FF 92 1 SAFE S SL 86 C CU 83 0-3 ③ K		5	0	1	0	0	1	3
29 Brett Wallace, L (1, 3) OBP: 0.276, SLG: 0.431 10 Jake Elmore, R (11, PH) OBP: 0.306, SLG: 0.340 (11, 3)	B SI 91 S SI 90 F SI 93 C SI 93 1-3 ② K			B SI 90 1 SAFE C CH 82 F FF 92 S CH 83 1-3 ① K	S SI 92 X SI 92 0-1 27 1B 1B	B SL 82 S CH 82 F FF 93 S CH 82 1-3 ③ K		S FF 94 S FF 93 F FF 94 B FF 95 F FF 95 F FF 95 F FF 95 B FF 95 X FF 93 2-2 ① P2		4 1	0 0	1 0	0 0	3 0	1 0
27 Jose Altuve, R (1, 4) OBP: 0.320, SLG: 0.363	B SI 92 X SI 91 1-0 ③ G6-3			1 SAFE X SI 90 0-0 ② L8	B SI 92 X SI 92 1-0 1-2 1B			C SL 84 B SI 92 C CH 80 X SL 83 1-2 ① L6	B FF 94 F FF 94 X FF 94 1-1 22 2B 1B	5	1	2	0	0	0	1
15 Jason Castro, L (1, 2) OBP: 0.340, SLG: 0.463 9 Marwin Gonzalez, S (9, PR) OBP: 0.250, SLG: 0.339 22 Carlos Corporán, S (9, 2) OBP: 0.310, SLG: 0.427		B SI 90 F SI 88 F SI 91 B SL 84 S CH 82 2-3 ① K		S CH 82 B FF 91 1 SAFE F SI 91 F CH 83 C CH 83 1-3 ③ K	C SL 85 X CH 82 0-1 ③ G3-1			F SI 91 C SI 90 B FF 92 B CH 83 F SI 94 X SL 84 2-2 23 WP 1B	X FF 93 0-0 ② 1-H 2B	4 0 1	0 0 0	1 0 1	0 0 1	0 0 0	2 0 0	3 0 0
23 Chris Carter, R (1, 10) OBP: 0.310, SLG: 0.436		B FF 92 X SI 91 1-0 ② L7		C SL 82 X SI 92 0-1 ① G6-3	X SI 91 0-0 HR		C SL 84 F FF 95 S SL 85 0-3 ② K 1-2	B FF 93 S CU 80 T FF 93 F FF 94 F CU 80 F FF 95 F FF 93 B CU 78 S CH 84 2-3 ③ K	5	1	1	1	0	2	1
30 Matt Dominguez, R (1, 5) OBP: 0.261, SLG: 0.380		C SI 91 B SL 84 X CH 81 1-1 ③ G5-3		B SI 91 B FF 92 B SI 91 B FF 92 4-0 2 G6-4-3 BB	B FF 91 C SI 89 X CH 82 1-1 ① G5-3		B SL 83 2 SAFE B FF 96 F FF 96 C SL 85 X SL 86 2-2 ③ G4-3		3	0	0	0	1	0	1
2 Brandon Barnes, R (1, 8) OBP: 0.295, SLG: 0.355			X SI 90 0-0 ① L6	X SI 92 0-0 ② G6-4-3 1-2	C SL 83 B SI 91 S CH 83 S SL 83 1-3 ② K			B SL 86 B SI 94 C FF 94 B FF 94 S FF 93 S FF 94 3-3 ① K	4	0	0	0	0	2	1
28 L.J. Hoes, R (1, 9) OBP: 0.255, SLG: 0.320			C SI 89 X SI 89 0-1 19 CS 1B	C SL 82 B SI 92 X SI 92 1-1 ③ G6-3	C SI 93 X SL 84 0-1 ③ G5-3			C FF 95 B SL 87 B SL 87 F FF 94 F SL 85 B FF 94 X FF 94 3-2 ② L9	4	0	1	0	0	0	1
6 Jonathan Villar, S (1, 6) OBP: 0.347, SLG: 0.302			B FF 89 1 SAFE B SI 90 B FF 89 C FF 90 S SI 91 X SI 91 3-2 ② L7		M SI 91 X SI 93 0-1 19 G6-4-3 1B		C SI 91 B CH 82 C CH 81 B SI 93 X CH 83 2-2 19 CS 1B	B FF 93 C FF 93 C FF 93 B FF 95 F FF 94 X SL 85 2-2 1B	4	0	3	0	0	0	1
Inning Stats	R: 0 E: 0 K: 1 S: 7 H: 0 LOB: 0 BB: 0 P: 11	R: 0 E: 0 K: 1 S: 6 H: 0 LOB: 0 BB: 0 P: 10	R: 0 E: 0 K: 0 S: 8 H: 1 LOB: 0 BB: 0 P: 13	R: 0 E: 0 K: 2 S: 9 H: 1 LOB: 1 BB: 0 P: 11	R: 0 E: 0 K: 0 S: 5 H: 0 LOB: 1 BB: 1 P: 10	R: 0 E: 0 K: 0 S: 9 H: 3 LOB: 2 BB: 0 P: 10	R: 1 E: 0 K: 1 S: 8 H: 1 LOB: 0 BB: 0 P: 10	R: 0 E: 0 K: 1 S: 7 H: 1 LOB: 0 BB: 0 P: 12	R: 0 E: 0 K: 1 S: 13 H: 1 LOB: 1 BB: 0 P: 18	R: 0 E: 0 K: 2 S: 14 H: 1 LOB: 1 BB: 0 P: 22	R: 1 E: 0 K: 1 S: 17 H: 2 LOB: 0 BB: 0 P: 22	1B: 9 2B: 1 3B: 0 HR: 1	SF: 0 SAC: 0 DP: 1 HBP: 0	WP: 1 PB: 0 SB: 0 CS: 2	PA: 42			

PITCHER		IP	WLS	BF	H	R	ER	SO	BB	IBB	HBP	BLK	WP	HR	S	P	ERA	WHIP
11 Jarrod Parker, R ERA: 3.87	(1, 1)	8.1		31	8	1	1	6	1	0	0	0	0	1	66	97	1.08	1.080
48 Ryan Cook, R ERA: 2.03	(9, 1)	0.2		2	0	0	0	1	0	0	0	0	1	0	6	8	0.00	0.000
50 Grant Balfour, R ERA: 1.91	(10, 1)	1.0		4	1	0	0	2	0	0	0	0	0	0	14	22	0.00	1.000
62 Sean Doolittle, L ERA: 2.92	(11, 1)	1.0	L	4	2	1	1	1	0	0	0	0	0	0	17	22	9.00	2.000

PITCHER	IP	WLS	BF	H	R	ER	SO	BB	IBB	HBP	BLK	WP	HR	S	P	ERA	WHIP

TOP

Houston Astros @ Oakland Athletics

O.co Coliseum, Oakland, CA

Wed Aug 14 2013, 10:09 PM - 1:39 AM EDT

Att. 18,278 - Clear - 66 F

livebaseballscorecards.com

AB	40
R	2
H	11
RBI	2
BB	1
SO	10
LOB	13

Batter	1	2	3	4	5	6	7	8	9	10	11	AB	R	H	RBI	BB	SO	LOB
18 Alberto Callaspo, S (1, 4) OBP: 0.327, SLG: 0.357	C FC 95 C FF 95 C KC 79 0-3 ①		B FF 93 B FF 92 B FF 93 C FC 91 T FF 94 X FC 93 3-2 15 G4-6-3 1B			B KC 77 B CH 83 B FF 93 B FF 93 4-0 BB		L FF 90 B CU 76 L FF 89 B CU 77 X CU 78 2-2 ① G1-3			X FF 93 0-0 ① B1	4	0	1	0	1	1	2
15 Seth Smith, L (1, 10) OBP: 0.316, SLG: 0.372 7 Nate Freiman, R (8, PH) OBP: 0.309, SLG: 0.367 (9, 10) 8 Jed Lowrie, S (11, PH) OBP: 0.349, SLG: 0.416	C FF 95 B KC 80 B FF 95 B FF 95 F FF 95 X FF 95 3-2 ② G2-3		B FF 94 C FF 93 D KC 78 C FF 94 B KC 76 1 SAFE X FF 95 3-2 ② ③ G4-6-3 1-2f			1 SAFE B FF 94 B FF 93 B FF 94 C FF 93 F FF 94 X FF 94 3-2 ② F8		X SI 91 0-0 ② ③ F8-5 2-3			B FF 94 B KC 77 C FF 94 D KC 79 C FF 94 F FF 93 C FF 95 3-3 ② K	3 1 1	0 0 0	0 0 0	0 0 0	0 0 1	0 0 1	2 1 1
16 Josh Reddick, L (1, 9) OBP: 0.302, SLG: 0.379	B FF 95 B FF 94 C FF 96 X FF 95 2-1 52 FC6-4 1B			X FF 92 0-0 ① G3		B KC 78 B FF 94 B FF 93 C FF 93 F FC 94 C KC 79 3-3 ③ K			B SL 81 B SI 91 B SI 92 X SI 90 3-0 ① G3		C FF 94 B FF 95 B FF 94 T FF 94 S FF 95 2-3 ③ K	5	0	1	0	0	2	2
52 Yoenis Cespedes, R (1, 7) OBP: 0.296, SLG: 0.435	C FF 95 C KC 79 F KC 80 X SI 93 0-2 ③ FC6-4 1-2f			S FF 94 B KC 79 F CH 81 B KC 79 X KC 78 2-2 ② G5-3			B FF 90 S CH 85 F SI 90 X SL 86 1-2 37 2B 1B		B SI 92 F SI 92 F SL 80 X SI 94 1-2 ② P3			4	1	1	0	0	0	1
37 Brandon Moss, L (1, 3) OBP: 0.313, SLG: 0.453		B FF 95 F FF 94 B KC 77 F FF 95 S KC 78 2-3 ① K		S KC 78 F KC 78 F FF 93 X FF 93 0-2 ③ G3-1			C FF 91 X FF 91 0-1 1-H 2B		C SL 80 X SL 81 0-1 ③ F8			4	0	1	1	0	1	0
20 Josh Donaldson, R (1, 5) OBP: 0.375, SLG: 0.485		F SI 94 S SI 93 B SI 92 X FF 96 1-2 25 WP 21 G3 1B			B KC 78 B FC 92 X FC 92 2-0 ① L8		F SL 86 X SL 86 0-1 ① G1-6-3			C SI 91 B SI 90 B SL 88 B SI 93 X SI 92 3-1 ① P2		4	0	1	0	0	0	1
21 Stephen Vogt, L (1, 2) OBP: 0.306, SLG: 0.393	C FF 94 B FF 94 F FF 96 B SI 95 F KC 80 1 SAFE F FF 96 X FF 95 2-2 ② G3 1-2				B FF 94 C FC 94 C KC 77 B FF 93 C FC 93 2-3 ② K		B FF 91 F FF 90 F CH 86 B FF 91 S CU 79 2-3 ② K			F SI 92 X SI 92 0-1 ② L8		4	0	0	0	0	2	2
25 Chris Young, R (1, 8) OBP: 0.275, SLG: 0.375	F FF 95 B CH 84 B FF 95 S FF 95 X FF 95 2-2 ③ L6 2-3				B CH 82 B CH 82 B FF 94 C FF 93 X CH 83 3-1 ③ F7		B SL 86 B SL 84 C SL 86 S SL 85 B SI 91 X SL 87 3-2 ③ F7			F SI 93 B SI 93 B FF 92 B FF 93 C SI 93 X SI 93 3-2 ③ F7		4	0	0	0	0	0	2
28 Eric Sogard, L (1, 6) OBP: 0.330, SLG: 0.385			C FC 94 B FC 92 B KC 78 B FC 92 C FF 92 X FF 94 3-2 ① G3-1			C FF 92 B FF 92 F FF 92 X FF 94 1-2 ① G6-3		X SI 90 0-0 7 F8-5 2B			X FF 94 0-0 2B	4	0	2	0	0	0	0
Inning Stats	R: 0 E: 0 K: 1 S: 12 H: 1 LOB: 1 BB: 0 P: 17	R: 0 E: 0 K: 1 S: 14 H: 1 LOB: 1 BB: 0 P: 21	R: 0 E: 0 K: 0 S: 9 H: 1 LOB: 0 BB: 0 P: 18	R: 0 E: 0 K: 0 S: 8 H: 0 LOB: 0 BB: 0 P: 10	R: 0 E: 0 K: 1 S: 6 H: 0 LOB: 0 BB: 0 P: 13	R: 0 E: 0 K: 1 S: 9 H: 0 LOB: 1 BB: 1 P: 20	R: 1 E: 0 K: 1 S: 13 H: 2 LOB: 1 BB: 0 P: 19	R: 0 E: 0 K: 0 S: 5 H: 1 LOB: 0 BB: 0 P: 7	R: 0 E: 0 K: 0 S: 6 H: 0 LOB: 0 BB: 0 P: 10	R: 0 E: 0 K: 0 S: 7 H: 0 LOB: 0 BB: 0 P: 13	R: 0 E: 0 K: 2 S: 9 H: 1 LOB: 1 BB: 0 P: 14	1B: 4 2B: 4 3B: 0 HR: 0 SF: 0 SAC: 0 DP: 2 HBP: 0			WP: 1 PB: 0 SB: 0 CS: 0	PA: 39		

BOTTOM

Houston Astros @ Oakland Athletics

O.co Coliseum, Oakland, CA

Wed Aug 14 2013, 10:09 PM - 1:39 AM EDT

Att. 18,278 - Clear - 66 F

livebaseballscorecards.com

AB	38
R	1
H	7
RBI	1
BB	1
SO	7
LOB	14

PITCHER		IP	WLS	BF	H	R	ER	SO	BB	IBB	HBP	BLK	WP	HR	S	P	ERA	WHIP
48 Jarred Cosart, R ERA: 1.15	(1, 1)	6.0		21	3	0	0	4	1	0	0	0	1	0	58	99	0.00	0.667
21 Philip Humber, R ERA: 9.49	(7, 1)	1.1	B	7	3	1	1	1	0	0	0	0	0	0	17	25	6.75	2.250
66 Kevin Chapman, L ERA:	(8, 1)	1.2		4	0	0	0	0	0	0	0	0	0	0	7	11	0.00	0.000
64 Lucas Harrell, R ERA: 5.3	(10, 1)	1.0	W	3	0	0	0	0	0	0	0	0	0	0	7	13	0.00	0.000
35 Josh Fields, R ERA: 6.85	(11, 1)	1.0	S	4	1	0	0	2	0	0	0	0	0	0	9	14	0.00	1.000

PITCHER		IP	WLS	BF	H	R	ER	SO	BB	IBB	HBP	BLK	WP	HR	S	P	ERA	WHIP

Batter	1	2	3	4	5	6	7	8	9	AB	R	H	RBI	BB	SO	LOB
19 Robbie Grossman, S (1, 7) OBP: 0.338, SLG: 0.345	B FF 93 B FF 93 F FF 93 C FF 93 S CU 80 2-3 ① **K**		C CH 88 B CU 79 F CH 87 X CU 81 1-2 **1B**			C CH 86 B CH 86 X FF 94 1-1 **1B**		C CU 80 B FF 94 B SI 91 S FF 93 D CU 82 F FF 94 C CU 77 3-3 ② **K**		4	0	2	0	0	2	1
29 Brett Wallace, L (1, 3) OBP: 0.270, SLG: 0.421	X FF 94 0-0 ② **L4**		D FF 94 B FF 94 S FF 94 D FF 94 S FF 93 F FF 93 S CU 78 3-3 ③ **K**			F FF 93 B CH 85 B FF 94 C FF 92 C SI 92 2-3 ② **K**		B CU 79 B FF 93 B FF 93 C FF 93 F FF 93 F CU 77 X FF 94 3-2 ③ **G1-3**		4	0	0	0	0	2	3
27 Jose Altuve, R (1, 4) OBP: 0.318, SLG: 0.360	C FF 94 B FF 95 B CU 80 F FF 94 S CU 80 2-3 ③ **K**			B SI 93 C SI 93 C CU 79 F SI 94 X SL 83 1-2 ① **L8**		C SI 93 X FF 94 0-1 ③ **F8**			X FF 90 0-0 ① **F8**	4	0	0	0	0	1	1
22 Carlos Corporán, S (1, 2) OBP: 0.314, SLG: 0.425		C FF 93 B FF 94 C CU 79 B FF 94 X CU 79 2-2 ① **G4-3**		F CU 79 X CH 88 0-1 ② **F8**			X CH 85 0-0 59 WP **1B**		B FF 90 B CH 82 B SI 89 C FF 89 B SI 89 4-1 59 2B **BB**	3	0	1	0	1	0	0
23 Chris Carter, R (1, 10) OBP: 0.309, SLG: 0.433		B FF 95 S FF 94 B FF 94 B FF 95 S FF 94 B FF 94 4-2 30 FC6-4 **BB**		C CU 79 X CU 78 0-1 ③ **F8**			C FF 94 B SI 93 X SI 94 1-1 ① **L6**		T FF 90 X SI 91 0-1 ② **F9**	3	0	0	0	1	0	2
59 Marc Krauss, L (1, 9) OBP: 0.207, SLG: 0.325		B FF 93 F FF 93 B FF 93 B FF 91 F FF 91 F FF 92 S FF 94 3-3 ② **K**			X FF 92 0-0 ① **G3**		B FF 94 F CH 85 C CU 80 B SI 94 S CU 80 2-3 ② **K** 1-2		B SI 90 X SI 89 1-0 1-3 **2B**	4	0	1	0	0	2	2
30 Matt Dominguez, R (1, 5) OBP: 0.258, SLG: 0.376		C FF 94 B FF 93 S SI 92 D CU 80 X CU 79 2-2 ③ **FC6-4** 1-2f			C FF 93 B SI 92 C CU 78 B SI 94 F CU 79 B CU 81 F FF 94 X CU 79 3-2 ② **G1-3**		C CH 84 X CU 80 0-1 ③ **G5-3**		C FF 91 C CH 84 B FF 91 C SI 92 1-3 ③ **K**	4	0	0	0	0	1	4
2 Brandon Barnes, R (1, 8) OBP: 0.292, SLG: 0.352			B CU 78 B FF 93 C FF 92 F FF 94 C CU 80 2-3 ① **K**		B FF 94 S FF 94 S FF 93 F FF 94 S CU 80 1-3 ③ **K**			X SI 92 0-0 ① **G6-3**		3	0	0	0	0	2	0
6 Jonathan Villar, S (1, 6) OBP: 0.347, SLG: 0.318			B FF 94 B FF 93 X FF 93 2-0 ② **G1-3**			B FF 92 X FF 93 1-0 ① **L8**		C FF 93 B CU 81 B CU 80 X FF 92 2-1 **2B**		3	0	1	0	0	0	0
Inning Stats	R: 0 E: 0 K: 2 S: 7 H: 0 LOB: 0 BB: 0 P: 11	R: 0 E: 0 K: 1 S: 12 H: 0 LOB: 1 BB: 1 P: 23	R: 0 E: 0 K: 2 S: 11 H: 1 LOB: 1 BB: 0 P: 19	R: 0 E: 0 K: 0 S: 8 H: 0 LOB: 0 BB: 0 P: 9	R: 0 E: 0 K: 1 S: 10 H: 0 LOB: 0 BB: 0 P: 14	R: 0 E: 0 K: 1 S: 8 H: 1 LOB: 1 BB: 0 P: 12	R: 0 E: 0 K: 1 S: 8 H: 1 LOB: 1 BB: 0 P: 11	R: 0 E: 0 K: 1 S: 11 H: 1 LOB: 1 BB: 0 P: 19	R: 0 E: 0 K: 1 S: 8 H: 1 LOB: 2 BB: 1 P: 14	1B: 3 2B: 2 3B: 0 HR: 0 SF: 0 SAC: 0 DP: 0 HBP: 0						

TOP

Houston Astros @ Oakland Athletics

O.co Coliseum, Oakland, CA

Thu Aug 15 2013, 3:39 PM - 6:31 PM EDT

Att. 16,487 - Sunny - 69 F

livebaseballscorecards.com

AB	32
R	0
H	5
RBI	0
BB	2
SO	10
LOB	13

WP: 1 PB: 0 SB: 0 CS: 0 PA: 34

PITCHER		IP	WLS	BF	H	R	ER	SO	BB	IBB	HBP	BLK	WP	HR	S	P	ERA	WHIP
54 Sonny Gray, R ERA: 1.0	(1, 1)	8.0	W	29	4	0	0	9	1	0	0	0	1	0	75	118	0.00	0.625
61 Dan Otero, R ERA: 1.59	(9, 1)	1.0		5	1	0	0	1	1	0	0	0	0	0	8	14	0.00	2.000

PITCHER	IP	WLS	BF	H	R	ER	SO	BB	IBB	HBP	BLK	WP	HR	S	P	ERA	WHIP

BOTTOM

Houston Astros @ Oakland Athletics

O.co Coliseum, Oakland, CA

Thu Aug 15 2013, 3:39 PM - 6:31 PM EDT

Att. 16,487 - Sunny - 69 F

livebaseballscorecards.com

Batter	1	2	3	4	5	6	7	8	9	AB	R	H	RBI	BB	SO	LOB
25 Chris Young, R (1, 8) OBP: 0.277, SLG: 0.375	C FF 86 B FF 88 S CH 71 X FF 88 1-2 8 2B 1B	C SI 87 C FF 88 B FF 88 F SI 88 B CU 76 F SI 91 F CU 77 B SI 89 F FF 88 3-3 ② F FF 88 F CH 76 F FF 89 S CH 72 K		B CU 75 C CH 78 X SI 88 1-1 ① P3		C FF 87 B SI 90 B SI 92 B FF 88 X SI 92 3-1 ② G6-3		C FF 91 B FF 90 B SI 90 X SI 91 2-1 1B		5	1	2	0	0	1	2
8 Jed Lowrie, S (1, 10) OBP: 0.348, SLG: 0.415	X FF 87 0-0 7 1-H 2B 2B	F FF 89 X CU 76 0-1 ③ G1-3		C FF 87 F SI 88 D CU 75 F FF 89 X FF 89 1-2 ② P6		F SI 91 F FF 91 S SI 91 0-3 ③ K		B SI 88 F SI 90 C SI 91 F SI 92 X SI 88 1-2 ③ L5		5	1	1	1	0	1	3
20 Josh Donaldson, R (1, 5) OBP: 0.376, SLG: 0.483	B SI 87 B CH 74 S SI 86 C FF 84 B SI 89 B CH 73 4-2 7 2B BB		C CU 73 F FF 88 F FF 88 B SI 90 C FF 90 1-3 ① K	B CH 75 F FF 88 B SI 89 X CU 77 2-1 ③ G5-3			C CU 77 B SL 87 B SL 87 F SI 89 B SI 91 F FF 92 B SI 91 4-2 7 1B BB			2	1	0	0	2	1	1
52 Yoenis Cespedes, R (1, 7) OBP: 0.295, SLG: 0.433	C CU 74 B FF 88 S FF 86 S SI 89 1-3 ① K		X CU 76 0-0 7 HR 1B		S SI 85 X CU 75 0-1 ① L6		B FF 90 F FF 90 B SI 90 B SI 89 X FF 90 3-1 ① L8			4	1	1	0	0	1	3
7 Nate Freiman, R (1, 3) OBP: 0.325, SLG: 0.409	B SI 89 X SI 90 1-0 1-H 2-H 2B		B FF 90 F FF 89 F FF 90 B FF 90 X FF 87 2-2 1-H HR		X FF 86 0-0 18 BB 1B		C SI 90 B SI 90 B SI 90 C SI 90 X SI 91 2-2 1-2 1B			4	1	4	4	0	0	0
18 Alberto Callaspo, S (1, 4) OBP: 0.326, SLG: 0.354	C SI 87 X FF 88 0-1 ② P5		B CU 77 F SI 89 C CU 75 F SI 90 X CU 76 1-2 ② G5-3		B SI 88 F CH 73 B CH 73 B FF 88 B SI 84 4-1 1-2 BB		B CH 79 C SI 89 B SI 90 X SI 88 2-1 ② F7			3	0	0	0	1	0	3
16 Josh Reddick, L (1, 9) OBP: 0.301, SLG: 0.377	B FF 87 C FC 88 X CU 74 1-1 ③ F8		C FF 90 B SI 90 X CU 75 1-1 1B		B FF 86 D CH 72 X SI 88 2-0 ② F5		F SI 90 B SI 88 B CH 81 F SI 89 B FF 90 X SI 90 3-2 ③ F8			4	0	1	0	0	0	5
36 Derek Norris, R (1, 2) 21 Stephen Vogt, L (8, 2) OBP: 0.333, SLG: 0.391 OBP: 0.302, SLG: 0.386		B SI 84 B SI 88 S SI 87 B FS 82 B FF 87 4-1 BB	X SI 88 0-0 ③ P3		B SL 87 F SI 90 X SI 90 1-1 ③ L7			B CU 76 C SI 90 X SI 88 1-1 ① G6-3		2 1	0 0	0 0	0 0	1 0	0 0	3 0
28 Eric Sogard, L (1, 6) OBP: 0.329, SLG: 0.381		L FF 87 B FF 88 F CH 74 B SI 89 F FF 87 B CU 76 S FF 87 3-3 ① K		B FF 87 B FF 88 C SI 88 B CH 74 B FF 86 4-1 BB		B CU 77 B SI 88 C SI 90 C SI 89 B SI 90 X SI 91 3-2 ① F9		X SI 90 0-0 ② F9		3	0	0	0	1	1	1
Inning Stats	R: 3 E: 0 K: 1 S: 14 H: 3 LOB: 1 BB: 1 P: 22	R: 0 E: 0 K: 2 S: 17 H: 0 LOB: 1 BB: 1 P: 27	R: 2 E: 0 K: 1 S: 15 H: 3 LOB: 1 BB: 0 P: 20	R: 0 E: 0 K: 0 S: 9 H: 0 LOB: 1 BB: 1 P: 17	R: 0 E: 0 K: 0 S: 7 H: 1 LOB: 2 BB: 1 P: 14	R: 0 E: 0 K: 1 S: 8 H: 0 LOB: 0 BB: 0 P: 14	R: 0 E: 0 K: 0 S: 13 H: 1 LOB: 2 BB: 1 P: 27	R: 0 E: 0 K: 0 S: 9 H: 1 LOB: 1 BB: 0 P: 13		1B: 6 2B: 2 3B: 0 HR: 1	SF: 0 SAC: 0 DP: 0 HBP: 0					

	AB	33
	R	5
	H	9
	RBI	5
	BB	5
	SO	5
	LOB	21

WP: 0 PA: 38
PB: 0
SB: 0
CS: 0

PITCHER		IP	WLS	BF	H	R	ER	SO	BB	IBB	HBP	BLK	WP	HR	S	P	ERA	WHIP
45 Erik Bedard, L ERA: 4.49	(1, 1)	4.2	L	25	7	5	5	4	4	0	0	0	0	1	60	97	9.64	2.357
64 Lucas Harrell, R ERA: 5.16	(5, 1)	3.1		13	2	0	0	1	1	0	0	0	0	0	32	57	0.00	0.900

PITCHER	IP	WLS	BF	H	R	ER	SO	BB	IBB	HBP	BLK	WP	HR	S	P	ERA	WHIP

Houston Astros @ Los Angeles Angels

Angel Stadium of Anaheim, Anaheim, CA

Fri Aug 16 2013, 7:10 PM - 10:56 PM PDT

Att. 39,074 - Clear - 79 F

TOP

livebaseballscorecards.com

Batter	1	2	3	4	5	6	7	8	9	AB	R	H	RBI	BB	SO	LOB
19 Robbie Grossman, S (1, 7) OBP: 0.340, SLG: 0.346	B SI 91 B SI 92 B SI 92 C FF 92 X FC 89 3-2 29 G4-3 1B		B FF 90 1 SAFE 1 SAFE B CH 85 F FC 90 1 SAFE S CH 86 C SI 93 2-3 ① K 1-3		B FC 90 X CH 86 1-0 15 BB 29 G5-3 23 SF7 1-3 3-H 1B	B SI 94 C CU 84 F SI 94 X FF 95 1-2 ③ G4-3		B SI 88 B CU 76 X FF 88 2-0 ③ G1-3		5	1	2	1	0	1	2
29 Brett Wallace, L (1, 3) OBP: 0.268, SLG: 0.420	C SI 90 T FC 89 D CH 84 X CH 84 1-2 ① G4-3 1-2		3 SAFE B CH 86 F CH 85 F FC 92 B SI 94 F CH 86 S FC 91 2-3 ② K		X SI 91 0-0 ① G5-3 1-2		F SI 92 B CU 79 S CU 81 X CU 83 1-2 15 G4-6-3 23 1B 2B		C FF 88 S CU 76 B CH 83 B FF 89 F CH 83 F SL 82 B FF 90 F CU 75 F FF 89 3-3 ① F SI 89 S FF 90 K	5	1	1	0	0	2	4
27 Jose Altuve, R (1, 4) OBP: 0.320, SLG: 0.360	B CU 79 F FC 90 B SI 93 C CU 79 X CH 86 2-2 ② G6-3		X FC 90 0-0 ③ G4-3		B FC 89 S SL 81 B SI 92 B CH 86 F CH 84 B FC 89 4-2 15 BB BB		B CH 85 D SI 93 F SI 93 B CU 81 B CU 81 4-1 15 G4-6-3 BB		X SI 90 0-0 15 WP 15 S 23 HR 1B	3	1	1	0	2	0	2
15 Jason Castro, L (1, 2) OBP: 0.343, SLG: 0.461	S FC 91 B FC 90 S FC 90 F CH 86 B FC 92 B FF 93 B FC 91 4-2 BB			B SI 92 X SI 91 1-0 ① G6-3	B FC 90 F SI 92 B FC 90 F CH 86 F SI 93 F FC 89 B FF 93 F SI 93 F FC 90 4-2 D SI 92 1-2 2-3 3-H BB		B SI 92 F SI 92 B CU 81 X SI 92 2-1 ①② G4-6-3 1-2f 2-3		1 SAFE 1 SAFE B FF 87 S CH 83 1 SAFE B FF 89 B CU 77 I IN 69 4-1 23 HR 1-3 IBB	2	1	0	1	3	0	2
23 Chris Carter, R (1, 10) OBP: 0.310, SLG: 0.441	F FC 91 F SL 80 B SI 93 B SI 93 F FF 93 C FC 90 2-3 ③ K			B SL 79 S FC 90 S SI 93 B FC 92 F FF 93 S CH 85 2-3 ② K	C CU 86 X FF 95 0-1 ② SF7 3-H		B CU 82 C CU 83 X FF 92 1-1 2 WP 30 1B 3-H 1B		B SL 84 F FF 90 F FF 89 1 SAFE D FC 85 B FC 84 1 SAFE F FC 84 X FF 89 3-2 1-H 3-H HR	4	1	2	5	0	2	2
30 Matt Dominguez, R (1, 5) OBP: 0.262, SLG: 0.386		C SI 93 B FC 91 T SI 94 C FF 94 1-3 ① K		B FC 91 F CU 76 X SI 94 1-1 2 FC6-4 1B	C CU 85 F CU 86 X FF 95 0-2 ③ F9		C FF 96 B CU 85 B FF 97 X FF 96 2-1 2 WP 1-2 1B		C FF 90 X CU 77 0-1 HR	5	1	3	1	0	1	2
2 Brandon Barnes, R (1, 8) OBP: 0.288, SLG: 0.346		C FC 89 B SI 93 F CU 78 F FC 90 F FF 94 B FF 93 F FF 93 X SL 80 2-2 ② F7		F SI 91 X FC 89 0-1 ③ FC6-4 1-2f	B FF 95 B FF 95 X CU 85 2-0 ① F7	B FF 95 B FF 95 X CU 85 2-0 ① F7	S FC 85 F CH 84 B FC 85 F SI 90 B CH 85 B CH 84 X FC 83 3-2 ③ F9 1-2 2-3		C FF 91 F FF 90 S FC 84 0-3 ② K	5	0	0	0	0	1	3
28 L.J. Hoes, R (1, 9) OBP: 0.286, SLG: 0.400		C SI 93 X FF 93 0-1 ③ G4-3		F SI 92 B SI 93 B FF 91 X FC 91 2-1 6 1B 19 1B 2B	F CU 86 C CU 79 B CU 82 F FF 95 B CU 87 F FF 95 B FF 96 X FF 96 3-2 6 G5-3 1B			C FF 88 X CU 77 0-1 ① G6-3	X CU 78 0-0 3B	5	1	3	0	0	0	0
6 Jonathan Villar, S (1, 6) OBP: 0.350, SLG: 0.314			C CU 78 B SI 94 S CH 86 B SI 93 F CH 85 B FC 91 B SI 92 4-2 19 E BB		L SI 91 X SI 91 0-1 19 1B 15 BB 2-3 1B	1 SAFE D CH 84 X SI 95 1-0 ② G5-3 1-2		C FF 88 S CH 83 X CH 82 0-2 ② G3	C CH 83 B FF 91 S FF 90 S CH 83 1-3 ③ K	4	1	1	0	1	1	2

	AB	38
	R	8
	H	13
	RBI	8
	BB	6
	SO	8
	LOB	19

Inning Stats																				
	R: 0 E: 0 K: 1 S: 16	H: 1 LOB: 2 BB: 1 P: 28	R: 0 E: 0 K: 1 S: 11	H: 0 LOB: 0 BB: 0 P: 14	R: 0 E: 1 K: 2 S: 11	H: 0 LOB: 1 BB: 1 P: 19	R: 0 E: 0 K: 1 S: 9	H: 1 LOB: 1 BB: 0 P: 13	R: 3 E: 0 K: 0 S: 19	H: 3 LOB: 2 BB: 2 P: 30	R: 0 E: 0 K: 0 S: 10	H: 1 LOB: 1 BB: 0 P: 17	R: 1 E: 0 K: 0 S: 14	H: 3 LOB: 2 BB: 1 P: 27	R: 0 E: 0 K: 0 S: 6	H: 0 LOB: 0 BB: 0 P: 8	R: 4 E: 0 K: 3 S: 23	H: 4 LOB: 1 BB: 1 P: 34	1B: 8 2B: 2 3B: 1 HR: 2	SF: 1 SAC: 0 DP: 1 HBP: 0	WP: 2 PB: 0 SB: 1 CS: 0	PA: 45

PITCHER		IP	WLS	BF	H	R	ER	SO	BB	IBB	HBP	BLK	WP	HR	S	P	ERA	WHIP
57 Jerome Williams, R ERA: 4.9	(1, 1)	4.1	L	22	5	3	3	5	4	0	0	0	0	0	61	99	6.23	2.077
38 Juan Gutierrez, R ERA: 4.05	(5, 1)	1.2		6	1	0	0	0	0	0	0	0	0	0	15	22	0.00	0.600
54 Buddy Boshers, L ERA: 7.71	(7, 1)	0.2		3	1	1	1	0	1	0	0	0	0	0	6	13	13.50	3.000
40 Kevin Jepsen, R ERA: 4.36	(7, 1)	0.0		2	2	0	0	0	0	0	0	0	0	0	4	7	∞	∞
55 Joe Blanton, R ERA: 6.03	(7, 1)	2.1		12	4	4	4	3	0	1	0	0	2	2	33	49	15.43	1.714

PITCHER	IP	WLS	BF	H	R	ER	SO	BB	IBB	HBP	BLK	WP	HR	S	P	ERA	WHIP

BOTTOM

Houston Astros @ Los Angeles Angels

Angel Stadium of Anaheim, Anaheim, CA

Fri Aug 16 2013, 7:10 PM - 10:56 PM PDT

Att. 39,074 - Clear - 79 F

Batter	1	2	3	4	5	6	7	8	9	AB	R	H	RBI	BB	SO	LOB
39 JB Shuck, L (1, 10) OBP: 0.330, SLG: 0.370	C FF 91 F FF 92 S SL 88 0-3 K ①		X CH 82 0-0 G4-3 ③			C FF 92 F FF 93 B FF 94 S SL 86 1-3 K ①		B FF 95 B FF 94 C FF 94 X FF 94 2-1 G6-3 ①		4	0	0	0	0	2	1
56 Kole Calhoun, L (1, 3) OBP: 0.310, SLG: 0.387	B FF 94 B CH 83 B FF 93 C FF 93 X FF 94 3-1 F7 ②			C FF 93 B CH 81 B CH 81 S FF 94 F SL 86 F FF 95 X CH 80 2-2 G4-3 ①		B FF 94 X FF 93 1-0 F7 ②		B FF 97 B FF 94 C FF 96 C FF 96 T FF 96 2-2 K ②		4	0	0	0	0	1	0
27 Mike Trout, R (1, 7) OBP: 0.428, SLG: 0.572	B FF 93 F FF 94 B KC 75 X CH 82 2-1 P4 ③			B SL 87 C FF 94 X CH 82 1-1 G6-3 ②		B FF 93 C KC 77 B FF 93 B CH 82 C KC 75 D FF 93 4-2 BB		C FF 96 S CH 86 B CH 87 F FF 96 X CH 86 1-2 1B		3	0	1	0	1	0	0
32 Josh Hamilton, L (1, 9) OBP: 0.280, SLG: 0.405		F FF 92 B KC 77 X CH 83 1-1 L7 ①		F KC 79 B SL 88 S KC 80 B FF 94 S SL 89 2-3 K ③		X CH 80 0-0 F9 ③		C SI 90 B SL 81 F SI 92 F SL 80 X SL 80 1-2 P6 ③		4	0	0	0	0	1	2
2 Erick Aybar, S (1, 6) OBP: 0.315, SLG: 0.378		B FF 94 C CH 84 F CH 84 X FF 94 1-2 G6-3 ②			B FF 92 C FF 93 B CH 82 X FF 93 2-1 E4 8 F8 16 G3-1 1B		C FF 92 X CH 79 0-1 F9 ①		C FF 95 C CH 86 F FF 95 X FF 95 0-2 G4-3 ①	4	1	1	0	0	0	0
8 Chris Nelson, R (1, 5) OBP: 0.293, SLG: 0.343		C FF 94 B SL 89 B FF 96 F FF 94 F SL 86 X FF 94 2-2 F9 ③			F FF 92 F SL 86 X KC 72 0-2 F8 ① 2-3		B FF 93 B FF 92 X FF 92 2-0 E6 16 2B 10 1B		B FF 95 F FF 95 C FF 96 X CU 83 1-2 16 G3-1 16 DI 1B	4	1	1	0	0	0	1
16 Hank Conger, L (1, 2) OBP: 0.295, SLG: 0.423			B FF 94 F CH 79 B CH 81 X FF 94 2-1 1B		B FF 94 F CH 79 B FF 94 B FF 94 X FF 93 3-1 G3-1 ② 3-H	B FF 92 X FF 93 1-0 10 1B 1-3 2B			B FF 96 C FF 94 F FF 96 F CU 81 F FF 96 X FF 96 1-2 G3-1 ② 1-3	4	0	2	1	0	0	1
10 Grant Green, R (1, 4) OBP: 0.365, SLG: 0.333			B FF 92 F FF 92 C SL 84 S SL 87 1-3 K ①		B SL 88 B FF 96 B FF 94 C FF 94 B FF 94 4-1 BB	B SL 88 S FF 93 B SL 85 F FF 93 X SL 87 2-2 25 G5-4-3 2-3 3-H 1B			C FF 96 S FF 96 B FF 97 X FF 96 1-2 G5-3 ③	3	0	1	1	1	1	2
25 Peter Bourjos, R (1, 8) OBP: 0.384, SLG: 0.447			C FF 93 D CH 81 F FF 93 D SL 87 C FF 94 2-3 K ②		L FF 92 X KC 74 0-1 G3 ③		1 SAFE C FF 94 B FF 95 S CH 84 X CH 85 1-2 G5-4-3 ②③ 1-2f			3	0	0	0	0	1	4

Inning Stats	1	2	3	4	5	6	7	8	9
	R: 0 E: 0 K: 1 S: 7 H: 0 LOB: 0 BB: 0 P: 12	R: 0 E: 0 K: 0 S: 9 H: 0 LOB: 0 BB: 0 P: 13	R: 0 E: 0 K: 2 S: 9 H: 1 LOB: 1 BB: 0 P: 14	R: 0 E: 0 K: 1 S: 10 H: 0 LOB: 0 BB: 0 P: 15	R: 1 E: 1 K: 0 S: 10 H: 1 LOB: 1 BB: 1 P: 19	R: 0 E: 0 K: 1 S: 7 H: 0 LOB: 1 BB: 1 P: 13	R: 1 E: 1 K: 0 S: 10 H: 2 LOB: 1 BB: 0 P: 16	R: 0 E: 0 K: 1 S: 13 H: 1 LOB: 1 BB: 0 P: 19	R: 0 E: 0 K: 0 S: 15 H: 1 LOB: 1 BB: 0 P: 18

1B: 5	SF: 0	WP: 0	PA: 35
2B: 1	SAC: 0	PB: 0	
3B: 0	DP: 1	SB: 0	
HR: 0	HBP: 0	CS: 0	

	AB	33
	R	2
	H	6
	RBI	2
	BB	2
	SO	6
	LOB	11

livebaseballscorecards.com

PITCHER		IP	WLS	BF	H	R	ER	SO	BB	IBB	HBP	BLK	WP	HR	S	P	ERA	WHIP
41 Brad Peacock, R ERA: 5.59	(1, 1)	6.1	W	26	4	2	0	5	2	0	0	0	0	0	59	98	0.00	0.947
61 Josh Zeid, R ERA: 8.22	(7, 1)	1.1	H	4	1	0	0	1	0	0	0	0	0	0	12	18	0.00	0.750
66 Kevin Chapman, L ERA:	(8, 1)	0.1	H	1	0	0	0	0	0	0	0	0	0	0	4	5	0.00	0.000
63 Chia-Jen Lo, R ERA:	(9, 1)	1.0		4	1	0	0	0	0	0	0	0	0	0	15	18	0.00	1.000

PITCHER		IP	WLS	BF	H	R	ER	SO	BB	IBB	HBP	BLK	WP	HR	S	P	ERA	WHIP

Batter	1	2	3	4	5	6	7	8	9	10	AB	R	H	RBI	BB	SO	LOB
19 Robbie Grossman, S (1, 7) OBP: 0.346, SLG: 0.353	C SI 95 F FF 96 S SL 85 0-3 ① **K**		B FF 95 X SI 94 1-0 27 G4-6-3 29 1B 1-2 2-3 1B		B CU 78 B SI 96 C FC 94 X FF 95 2-1 29 HR 29 WP 1B		C FF 94 B FF 94 B SL 85 B SI 95 X FC 94 3-1 27 CS 1B		B SI 96 F FF 95 S FF 96 S SI 96 1-3 ③ **K**		5	1	3	0	0	2	0
29 Brett Wallace, L (1, 3) OBP: 0.277, SLG: 0.442	B SI 95 B FF 96 F FF 95 B SI 95 X FF 95 3-1 1B		C SL 85 C SL 85 X SL 87 0-2 27 G4-6-3 1-2 2-3 3-H 1B		F FF 96 B SI 95 F FC 95 B SL 86 X FF 95 2-2 1-H HR		B CU 81 C CU 81 F SI 94 B CU 84 S CU 83 2-3 ① **K**			F FF 95 S FF 95 S SI 95 0-3 ① **K**	5	1	3	3	0	2	1
27 Jose Altuve, R (1, 4) OBP: 0.319, SLG: 0.358	S FC 94 S SL 86 S SL 85 0-3 ② **K**		X SL 86 0-0 ① ② **G4-6-3** 1-2f 2-3 3-H		X FC 96 0-0 23 2B 1B		1 SAFE X CU 81 0-0 ② ③ **F9** 1-2			C SL 85 X SL 86 0-1 ② **L4**	5	1	1	0	0	1	4
15 Jason Castro, L (1, 2) OBP: 0.339, SLG: 0.455	B FF 95 C SI 94 F SI 96 X SL 85 1-2 ③ **G3**		B CU 77 F FF 95 B FF 95 F SI 95 S FF 96 2-3 ③ **K**		1 SAFE F SL 85 C FF 94 S FC 94 0-3 ② **K**			B FF 95 C FF 94 F FF 96 F FF 98 B FS 87 X FF 97 2-2 ① **G6-3**		B SI 96 B FF 95 S SI 95 S SI 96 B FF 95 S FF 95 3-3 ③ **K**	5	0	0	0	0	3	3
23 Chris Carter, R (1, 10) OBP: 0.312, SLG: 0.445		B FF 95 F FF 96 B SL 86 S SL 86 S SL 85 2-3 ① **K**		B FC 96 S FF 96 B FF 96 X SL 86 2-1 ① **G6-3**	B FF 95 B SL 86 1 SAFE S SL 85 1 SAFE S SL 86 X FF 96 2-2 1-H 2B			B SL 82 C FF 96 B SL 84 F FF 96 X SL 81 2-2 1B			4	0	2	1	0	1	0
30 Matt Dominguez, R (1, 5) OBP: 0.262, SLG: 0.385		X FC 95 0-0 ② **F9**		B SL 88 C FC 96 F FF 96 B CU 77 X SL 87 2-2 2 1B 1B	B SL 87 X FC 96 1-0 ③ **F8**			B FF 96 B FF 94 S FF 94 S FC 94 X FF 97 2-2 ② **L9**			4	0	1	0	0	0	2
2 Brandon Barnes, R (1, 8) OBP: 0.287, SLG: 0.344		C FC 96 B SI 96 F SL 86 X SL 86 1-2 ③ **G6-3**		F FF 95 X FF 95 0-1 28 G3-6-1 1-2 1B		S FF 94 F SL 86 S CU 76 0-3 ① **K**		S FF 96 S FF 96 S FF 98 0-3 ③ **K**			4	0	1	0	0	2	1
28 L.J. Hoes, R (1, 9) OBP: 0.300, SLG: 0.407			C FF 95 B FF 95 B FF 96 X FF 96 2-1 19 1B 6 1B 29 1B 1B	B SL 87 X FF 96 1-0 ② ③ **G3-6-1** 1-2f		C CU 76 B CU 77 B FC 95 X FF 95 2-1 ② **G4-3**			S FF 94 S FF 96 F FF 94 B FF 96 B FF 96 X FF 96 2-2 ① 1B		4	1	2	0	0	0	2
6 Jonathan Villar, S (1, 6) OBP: 0.345, SLG: 0.311			B SI 94 X FF 94 1-0 29 1B 19 1B 27 G4-6-3 1-2 1B		C CU 77 C CU 78 S FC 95 0-3 ① **K**	X FC 94 0-0 ③ **G6-3**			B FF 94 C FF 94 S SL 86 B SI 95 S FF 96 2-3 ② **K**		4	1	1	0	0	2	0
Inning Stats	R: 0 E: 0 K: 2 S: 11 H: 1 LOB: 1 BB: 0 P: 15	R: 0 E: 0 K: 1 S: 7 H: 0 LOB: 0 BB: 0 P: 10	R: 2 E: 0 K: 1 S: 11 H: 4 LOB: 1 BB: 0 P: 17	R: 0 E: 0 K: 0 S: 8 H: 2 LOB: 1 BB: 0 P: 13	R: 3 E: 0 K: 2 S: 16 H: 4 LOB: 1 BB: 0 P: 23	R: 0 E: 0 K: 1 S: 6 H: 0 LOB: 0 BB: 0 P: 8	R: 0 E: 0 K: 1 S: 6 H: 1 LOB: 0 BB: 0 P: 11	R: 0 E: 0 K: 1 S: 13 H: 1 LOB: 1 BB: 0 P: 19	R: 0 E: 0 K: 2 S: 10 H: 1 LOB: 0 BB: 0 P: 15	R: 0 E: 0 K: 2 S: 8 H: 0 LOB: 0 BB: 0 P: 11	1B: 12 2B: 1 3B: 0 HR: 1	SF: 0 SAC: 0 DP: 2 HBP: 0					

PITCHER		IP	WLS	BF	H	R	ER	SO	BB	IBB	HBP	BLK	WP	HR	S	P	ERA	WHIP
Garrett Richards, R ERA: 4.24	(1, 1)	6.0		28	12	5	5	7	0	0	0	0	1	1	61	91	7.50	2.000
54 Buddy Boshers, L ERA: 5.4	(7, 1)	1.0		2	0	0	0	1	0	0	0	0	0	0	4	6	0.00	0.000
65 Dane De La Rosa, R ERA: 3.56	(8, 1)	1.0		4	1	0	0	1	0	0	0	0	0	0	13	19	0.00	1.000
49 Ernesto Frieri, R ERA: 4.41	(9, 1)	2.0	W	6	1	0	0	4	0	0	0	0	0	0	18	26	0.00	0.500

PITCHER	IP	WLS	BF	H	R	ER	SO	BB	IBB	HBP	BLK	WP	HR	S	P	ERA	WHIP

TOP

Houston Astros @ Los Angeles Angels

Angel Stadium of Anaheim, Anaheim, CA

Sat Aug 17 2013, 6:08 PM - 9:56 PM PDT

Att. 40,246 - Clear - 83 F

livebaseballscorecards.com

AB	40
R	5
H	14
RBI	4
BB	0
SO	13
LOB	13

WP: 1 PB: 0 SB: 0 CS: 1 PA: 40

Batter	1	2	3	4	5	6	7	8	9	10	AB	R	H	RBI	BB	SO	LOB
25 Peter Bourjos, R (1, 8) OBP: 0.371, SLG: 0.431	C FC 88 B SI 89 X SI 89 1-1 G5-3 ①		B SI 90 C CH 78 B SI 90 X CH 79 2-1 G6-3 ②	C CH 78 B SI 90 S CH 78 1 SAFE F CH 78 X FF 89 1-2 FC5-4 ③ 1-2f		1 SAFE S CU 81 C SI 93 X CU 82 0-2 G5-3 ③		D CH 84 X FF 93 1-0 G4-3 ③			5	0	0	0	0	0	3
19 Collin Cowgill, R (1, 9) OBP: 0.259, SLG: 0.365 39 JB Shuck, L (9, PH) OBP: 0.332, SLG: 0.372 (10, 9)	C FF 90 B SI 90 C SI 92 X SI 91 1-2 27 G6-4-3 1B		C FF 91 B CH 79 X SI 90 1-1 27 44 3B 1B		B FF 88 B CH 76 B SI 87 C SI 86 B SI 87 4-1 2 G6-3 27 BB BB		C SI 91 C FF 91 S SL 86 0-3 K ①		B FF 94 C CH 83 X FF 95 1-1 27 FC5-4 1B		3 1	1 0	2 1	0 0	1 0	1 0	0 0
27 Mike Trout, R (1, 7) OBP: 0.429, SLG: 0.571	S SI 91 B FF 90 1 SAFE B SI 91 X FF 89 2-1 G6-4-3 ②③ 1-2f		C SI 90 B FF 91 X CH 79 1-1 44 3B 1-2 1B		B SI 90 C FF 88 B CH 79 C SL 81 F SL 83 B FF 91 B SI 89 4-2 2 G6-3 1-2 BB		B SI 92 F SL 87 C SL 87 B SL 83 B SL 85 B SI 92 4-2 44 S 2 1B BB		C FF 96 X CH 83 0-1 FC5-4 ① 44 G6-4-3 1-2f		3	2	1	0	2	0	2
44 Mark Trumbo, R (1, 3) OBP: 0.301, SLG: 0.462		B FF 89 B FF 90 C FF 90 F CH 79 F FF 90 X SL 82 2-2 HR	D CH 79 D SI 90 F CH 79 D SI 91 F SI 92 F SI 91 X SI 91 3-2 2 2B 1-H 2-H 3B		C FF 93 F FC 88 S SL 83 0-3 K ①		1 SAFE C FF 92 F FC 88 B CU 81 S SL 83 1-3 K ② 1-2		1 SAFE S FF 95 X FF 96 0-1 G6-4-3 ②③ 1-2f		5	2	2	3	0	2	4
2 Erick Aybar, S (1, 6) OBP: 0.319, SLG: 0.384		X FF 91 0-0 8 G6-4-3 32 1B 1B	S CH 79 F CH 79 X FF 92 0-2 3-H 2B		F FF 93 F SI 88 X CU 82 0-2 G6-3 ② 1-2 2-3		B CU 80 C FF 92 F FF 87 B CU 82 D CU 81 F FF 92 X FF 91 3-2 2-H 1B			B FF 95 B FF 96 C FF 93 C CH 85 F CH 82 X FF 96 2-2 P6 ①	5	0	3	2	0	0	2
32 Josh Hamilton, L (1, 10) OBP: 0.281, SLG: 0.412		B CU 72 X SI 90 1-0 8 G6-4-3 1-2 1B	S SL 82 S SL 82 B FF 92 D SL 82 X SI 90 2-2 F8 ③		B CU 81 X CH 87 1-0 G3-1 ③		X SL 81 0-0 F9 ③			F KC 81 F FF 97 X KC 80 0-2 HR	5	1	2	1	0	0	4
8 Chris Nelson, R (1, 5) OBP: 0.298, SLG: 0.343		C FF 91 D CU 76 B CU 73 X FF 90 2-1 G6-4-3 ①② 1-2f 2-3	B CH 76 B CU 74 C SI 89 B FF 90 B FF 90 4-1 10 FC6-4 BB		C FF 93 F FF 92 F CU 82 B FF 94 F FC 88 B CU 82 F FF 94 B SI 92 S SI 93 3-3 K ①		B FF 93 B FF 94 B FF 93 C SL 89 X FF 92 3-1 7 SH2-3 1B		3	0	1	0	1	1	2
17 Chris Iannetta, R (1, 2) OBP: 0.355, SLG: 0.333 7 Andrew Romine, S (8, PH) OBP: 0.214, SLG: 0.154 16 Hank Conger, L (9, 2) OBP: 0.295, SLG: 0.423		B SI 90 X CH 78 1-0 G5-3 ③		F SI 90 D CH 81 S CH 79 B FF 90 F SI 91 S CH 79 2-3 K ①		B FF 93 F FF 92 F FF 93 B SL 82 B SL 83 B FF 93 4-2 10 FC6-4 BB		L FF 94 1 SAFE D CH 86 C FF 94 X CH 84 1-2 SH2-3 ① 1-2		2 0 0	0 0 0	0 0 0	1 0 0	1 0 0	1 0 0	2 0 0
10 Grant Green, R (1, 4) OBP: 0.339, SLG: 0.306			C FF 89 X CH 78 0-1 G4-3 ①	P PO 74 B FF 89 B SI 90 C FF 89 X SI 89 3-1 FC6-4 ② 25 FC5-4 1-2f		C FF 93 B CU 81 X FF 93 1-1 FC6-4 ② 1-2f		B FF 96 X FF 93 1-0 L6 ②		4	0	0	0	0	0	3
Inning Stats	R: 0 E: 0 K: 0 S: 7 H: 1 LOB: 0 BB: 0 P: 11	R: 1 E: 0 K: 0 S: 9 H: 3 LOB: 1 BB: 0 P: 15	R: 3 E: 0 K: 0 S: 18 H: 4 LOB: 1 BB: 0 P: 27	R: 0 E: 0 K: 1 S: 12 H: 0 LOB: 1 BB: 1 P: 21	R: 0 E: 0 K: 1 S: 11 H: 0 LOB: 2 BB: 2 P: 20	R: 0 E: 0 K: 1 S: 13 H: 0 LOB: 1 BB: 1 P: 21	R: 1 E: 0 K: 2 S: 13 H: 1 LOB: 1 BB: 1 P: 21	R: 0 E: 0 K: 0 S: 7 H: 1 LOB: 1 BB: 0 P: 13	R: 0 E: 0 K: 0 S: 6 H: 1 LOB: 0 BB: 0 P: 7	R: 1 E: 0 K: 0 S: 7 H: 1 LOB: 0 BB: 0 P: 9	1B: 8 2B: 1 3B: 1 HR: 2 SF: 0 SAC: 1 DP: 3 HBP: 0	WP: 0 PB: 0 SB: 1 CS: 0 PA: 42					

PITCHER		IP	WLS	BF	H	R	ER	SO	BB	IBB	HBP	BLK	WP	HR	S	P	ERA	WHIP
60 Dallas Keuchel, L ERA: 5.11	(1, 1)	4.0		21	8	4	4	1	3	0	0	0	0	1	50	86	9.00	2.750
21 Philip Humber, R ERA: 9.08	(5, 1)	2.2		11	1	1	1	4	2	0	0	0	0	0	32	49	3.38	1.125
66 Kevin Chapman, L ERA:	(7, 1)	0.1		1	0	0	0	0	0	0	0	0	0	0	1	1	0.00	0.000
61 Josh Zeid, R ERA: 7.27	(8, 1)	1.0		4	1	0	0	0	0	0	0	0	0	0	7	13	0.00	1.000
35 Josh Fields, R ERA: 6.84	(9, 1)	1.1	L	5	2	1	1	0	0	0	0	0	0	1	13	16	6.75	1.500

PITCHER	IP	WLS	BF	H	R	ER	SO	BB	IBB	HBP	BLK	WP	HR	S	P	ERA	WHIP

BOTTOM

Houston Astros @ Los Angeles Angels

Angel Stadium of Anaheim, Anaheim, CA

Sat Aug 17 2013, 6:08 PM - 9:56 PM PDT

Att. 40,246 - Clear - 83 F

livebaseballscorecards.com

AB	36
R	6
H	12
RBI	6
BB	5
SO	5
LOB	22

Houston Astros @ Los Angeles Angels

Angel Stadium of Anaheim, Anaheim, CA

Sun Aug 18 2013, 12:38 PM - 4:00 PM PDT

Att. 36,896 - Sunny - 76 F

TOP

livebaseballscorecards.com

Batter	1	2	3	4	5	6	7	8	9	AB	R	H	RBI	BB	SO	LOB
19 Robbie Grossman, S (1, 7) OBP: 0.344, SLG: 0.356	C FF 86 X FF 86 0-1 ① F9	C KC 76 D KC 74 X FF 88 1-1 28 1B 2B 3-H		F FF 86 B FF 87 C KC 75 B CH 81 B FF 88 X FF 87 3-2 ① L9		B SI 95 1 SAFE S SI 94 1 SAFE B CU 81 F SI 95 F CU 85 S CU 85 2-3 ③ K 1-2		X SI 97 0-0 ① SH2-4 1-2 2-3		4	0	1	1	0	1	1
28 L.J. Hoes, R (1, 9) OBP: 0.338, SLG: 0.476	C FF 87 X FF 87 0-1 HR	C CH 81 S CH 80 X KC 76 0-2 2-3 1B		C KC 75 B FF 87 X KC 75 1-1 ② G4-3			C CU 80 B FF 96 S CU 86 X CU 85 1-2 23 E 30 HR 1B	B SI 97 3 SAFE F SI 97 H SI 97 2-1 HBP		4	2	3	1	0	0	0
27 Jose Altuve, R (1, 10) OBP: 0.316, SLG: 0.355	F FF 87 X KC 75 0-1 ② P3	F FF 88 1 SAFE 1 SAFE X KC 76 0-1 ③ L9		C KC 75 X KC 75 0-1 ③ F8			B FF 95 1 SAFE X FF 95 1-0 ① F9	F SI 96 S FC 91 B FC 92 B FF 97 B FF 92 X SI 98 3-2 ② SF7 3-H		4	0	0	1	0	0	3
23 Chris Carter, R (1, 3) OBP: 0.313, SLG: 0.441	B FF 87 B FF 87 B FF 87 C FF 87 B CH 80 4-1 22 FC6-4 BB	F FF 86 S KC 75 B CH 78 B KC 73 B CH 80 F FF 88 B CH 80 4-2 30 1B BB		C FF 85 B CH 80 F KC 75 B KC 74 S FF 86 2-3 ① K			F CU 82 B CU 86 1 SAFE T CU 86 S CU 86 1-3 ② K 1-2	B FC 90 B SI 97 C SI 97 S SI 96 S SI 98 2-3 ③ K		3	0	0	0	2	3	3
22 Carlos Corporán, S (1, 2) OBP: 0.311, SLG: 0.413	F FF 86 B CH 79 S FF 87 X KC 75 1-2 ③ FC6-4 1-2f	C KC 74 S KC 75 B FF 87 F KC 74 B CH 79 B FF 88 X KC 76 3-2 ① L8		S CH 80 B CH 80 X KC 75 1-1 ② F9			I IN 74 I IN 76 I IN 74 I IN 72 4-0 30 HR IBB		B CH 90 S FF 95 X CH 90 1-1 ① F8	4	1	0	0	1	0	2
30 Matt Dominguez, R (1, 5) OBP: 0.268, SLG: 0.397		C FF 85 F FF 86 X KC 75 0-2 10 1B 2 1B 9 G4-3 1B	B CH 80 1 SAFE F FF 87 X SI 87 1-1 2 BB 1-3 1B	C FF 88 F FF 87 F FF 88 X CH 82 0-2 ③ G5-3			X CU 84 0-0 1-H 2-H HR		B FF 95 C FF 95 F FF 95 F FF 96 B FF 96 F CH 91 B FF 95 X FF 95 3-2 1B	5	2	4	3	0	0	0
2 Brandon Barnes, R (1, 8) OBP: 0.289, SLG: 0.343		B CH 80 B FF 87 X FF 87 2-0 9 G4-3 10 1B 19 2B 1-2 1B	C KC 76 S FF 88 F KC 76 D CH 81 B FF 87 D KC 76 1 SAFE B CH 81 4-2 1-2 BB			C FF 86 B CH 80 S FF 87 F FF 88 F KC 75 S CH 80 1-3 ① K	S FF 96 S FF 95 S FF 96 0-3 ③ K		S FF 94 F FF 95 F FF 95 X CH 89 0-2 ② L6	4	1	1	0	1	2	1
10 Jake Elmore, R (1, 4) OBP: 0.310, SLG: 0.343		F FF 87 X CH 81 0-1 9 G4-3 1-2 2-3 1B	C FF 87 S CH 80 D CH 81 S CH 80 1-3 ② K			C FF 93 X CU 80 0-1 ② L4		C SI 98 X SI 97 0-1 19 SH2-4 9 1B 27 SF7 1B	B FF 93 F FF 94 F FF 93 B FF 95 F FF 95 X CH 88 2-2 ③ L4	5	1	2	0	0	1	4
9 Marwin Gonzalez, S (1, 6) OBP: 0.250, SLG: 0.337		C FF 87 X CH 81 0-1 ① ② G4-3 1-2f 2-3 3-H	F CH 80 F CH 80 F FF 87 F FF 87 X KC 76 0-2 ③ L4			C CU 80 F SI 95 S CU 87 0-3 K 19 S		L SI 96 1 SAFE L FF 96 F CU 86 X CU 82 0-2 19 SH2-4 1-2		4	0	1	0	0	1	5
Inning Stats	R: 1 H: 1 E: 0 LOB: 1 K: 0 BB: 1 S: 10 P: 15	R: 2 H: 5 E: 0 LOB: 2 K: 0 BB: 0 S: 15 P: 18	R: 0 H: 1 E: 0 LOB: 3 K: 1 BB: 2 S: 20 P: 33	R: 0 H: 0 E: 0 LOB: 0 K: 0 BB: 0 S: 7 P: 11	R: 0 H: 0 E: 0 LOB: 0 K: 1 BB: 0 S: 9 P: 12	R: 0 H: 0 E: 0 LOB: 1 K: 3 BB: 0 S: 14 P: 17	R: 3 H: 2 E: 1 LOB: 0 K: 2 BB: 1 S: 11 P: 18	R: 1 H: 2 E: 0 LOB: 2 K: 1 BB: 0 S: 14 P: 21	R: 0 H: 1 E: 0 LOB: 1 K: 0 BB: 0 S: 15 P: 21	1B: 9 SF: 1 2B: 1 SAC: 1 3B: 0 DP: 1 HR: 2 HBP: 1						

	AB	37
	R	7
	H	12
	RBI	6
	BB	4
	SO	8
	LOB	19

PITCHER		IP	WLS	BF	H	R	ER	SO	BB	IBB	HBP	BLK	WP	HR	S	P	ERA	WHIP
60 Jason Vargas, L ERA: 3.92	(1, 1)	5.1		25	7	3	3	3	3	0	0	0	0	1	66	95	5.06	1.875
38 Juan Gutierrez, R ERA: 4.54	(6, 1)	1.2	L	9	2	3	3	4	0	1	0	0	1	1	20	29	16.20	1.200
40 Kevin Jepsen, R ERA: 4.5	(8, 1)	1.0		6	2	1	1	1	0	0	1	0	0	0	14	21	9.00	2.000
58 Michael Kohn, R ERA: 3.89	(9, 1)	1.0		4	1	0	0	0	0	0	0	0	0	0	15	21	0.00	1.000

PITCHER	IP	WLS	BF	H	R	ER	SO	BB	IBB	HBP	BLK	WP	HR	S	P	ERA	WHIP

WP: 1	PA: 44		
PB: 0			
SB: 1			
CS: 0			

BOTTOM

Batter	1	2	3	4	5	6	7	8	9	AB	R	H	RBI	BB	SO	LOB
39 JB Shuck, L (1, 7) OBP: 0.333, SLG: 0.372	C FF 91 X SI 91 0-1 ① G6-3	C FF 90 F FF 90 B KC 80 B KC 82 2-2 ③ CS 1-2	B KC 79 C FF 89 C FF 90 X FF 89 1-2 ① G6-3		C KC 78 X KC 78 0-1 1B		C SI 94 X CU 81 0-1 ③ G4-3		B CU 80 X SI 93 1-0 25 G4-6-3 1-2 1B	5	0	2	0	0	0	0
19 Collin Cowgill, R (1, 9) (6, 8) OBP: 0.259, SLG: 0.361 16 Hank Conger, L (9, PH) OBP: 0.295, SLG: 0.423 25 Peter Bourjos, R (9, PH) OBP: 0.368, SLG: 0.428	C FF 91 C CH 81 B FF 91 B FF 92 X CH 82 2-2 27 1B 1B	L KC 80 X CH 82 0-1 ② G5-3	C FF 90 B SI 90 1 SAFE 1 SAFE F CH 81 F FF 89 B FF 90 S CH 80 2-3 ① K		B FF 93 B SI 85 C FF 92 S SI 91 C FF 94 2-3 ① K		B FF 92 B SI 92 C SI 92 X SI 93 2-1 ② G4-6-3 1-2f ③	4	0	1	0	0	2	1
										0	0	0	0	0	0	0
										1	0	0	0	0	0	2
27 Mike Trout, R (1, 8) OBP: 0.430, SLG: 0.574 56 Kole Calhoun, L (6, 9) OBP: 0.319, SLG: 0.387	B FF 92 B FF 92 1 SAFE X CH 81 2-0 1-2 1B	B KC 79 S SI 91 B FF 91 B CH 82 S CH 81 X FF 91 3-2 44 1B 2B	S FF 90 1 SAFE X CH 81 0-1 ② F8		B SI 93 B SI 94 B SI 93 C FF 90 B SI 91 4-1 44 HR BB			3	1	2	0	0	0	1
										0	1	0	0	1	0	0
44 Mark Trumbo, R (1, 3) OBP: 0.302, SLG: 0.468	S SI 91 S FF 92 T FF 92 0-2 ② K	X CH 82 0-0 2-H 1B	C SI 89 B FF 90 X CH 82 1-1 ③ F7		X FF 94 0-0 1-H HR			4	1	2	3	0	1	3
2 Erick Aybar, S (1, 6) OBP: 0.316, SLG: 0.380	C FF 91 B FF 91 X SI 92 1-1 ③ F7	L SI 90 C SI 90 D KC 81 X SI 91 1-2 ③ F9			B KC 78 C SI 89 B CH 80 S CH 81 X CH 82 2-2 ① G1-3		F CH 83 B SL 83 C CU 80 B FF 92 F CU 81 X FF 94 2-2 ② L4	4	0	0	0	0	0	3
32 Josh Hamilton, L (1, 10) OBP: 0.285, SLG: 0.425		C KC 79 C SI 91 B FF 91 F SI 90 X CH 82 1-2 8 SF9 3B		F FF 91 S FF 90 B KC 80 X FF 91 1-2 HR	S KC 80 F SL 81 B KC 80 X KC 80 1-2 ② F9			B FF 92 B CH 83 B SI 93 C SI 93 C CU 79 B FF 93 4-2 BB		3	2	2	1	1	0	0
8 Chris Nelson, R (1, 5) OBP: 0.292, SLG: 0.337		B SI 91 X SI 91 1-0 ① SF9 3-H	C CH 82 B KC 79 X CH 82 1-1 ① G3		B CH 82 F SI 91 B KC 81 T SI 89 B SI 92 S KC 82 3-3 ③ K			C CU 80 X CU 83 0-1 ③ G5-3		3	0	0	1	0	1	1
17 Chris Iannetta, R (1, 2) OBP: 0.357, SLG: 0.331		B SI 90 F FF 91 B FF 91 F SI 90 F FF 92 B CH 82 B FF 92 4-2 39 CS BB	S CH 81 B SI 90 B CH 81 X SI 89 2-1 ② L8				B FF 94 C FF 94 B FF 94 X SI 94 2-1 ① L8		F FF 93 B FF 93 B CU 82 C CU 79 F FF 94 B FF 95 B CU 80 4-2 39 1B BB	2	0	0	0	2	0	0
10 Grant Green, R (1, 4) OBP: 0.317, SLG: 0.283		F FF 90 C KC 79 F KC 80 F SI 91 S CH 82 0-3 ② K	C CH 82 X CH 81 0-1 ③ F9				C FF 95 S FF 95 F SI 94 B FF 95 B SL 83 C CU 83 2-3 ② K		F SI 91 X SI 92 0-1 ① F9	4	0	0	0	0	2	2

Inning Stats	1	2	3	4	5	6	7	8	9
	R: 0 E: 0 K: 1 S: 11	H: 2 LOB: 2 BB: 0 P: 16	R: 1 E: 0 K: 1 S: 15	H: 1 LOB: 0 BB: 1 P: 23	R: 1 E: 0 K: 0 S: 12	H: 2 LOB: 1 BB: 0 P: 17	R: 1 E: 0 K: 0 S: 9	H: 1 LOB: 0 BB: 0 P: 13	R: 0 E: 0 K: 1 S: 10	H: 1 LOB: 1 BB: 0 P: 13	R: 0 E: 0 K: 1 S: 9	H: 0 LOB: 0 BB: 0 P: 15	R: 0 E: 0 K: 1 S: 8	H: 0 LOB: 0 BB: 0 P: 12	R: 2 E: 0 K: 1 S: 13	H: 1 LOB: 1 BB: 2 P: 25	R: 0 E: 0 K: 0 S: 8	H: 1 LOB: 1 BB: 1 P: 15

| | | | | | | | | | |

Batter	1	2	3	4	5	6	7	8	9	AB	R	H	RBI	BB	SO	LOB
19 Robbie Grossman, S (1, 8) OBP: 0.341, SLG: 0.357	C FF 89 F FF 92 C CU 75 0-3 ① K		C FF 95 B SI 93 F SL 86 F SL 86 F FF 96 B FF 96 F SL 86 S FF 96 2-3 ② K			C FF 94 X FF 94 0-1 ① F7	D SL 85 X FF 94 1-0 29 2B 2-H 3-H 2B		F FF 90 S FF 92 B CU 74 B CH 83 B FF 92 X FF 90 3-2 ③ L7	5	1	1	2	0	2	0
29 Brett Wallace, L (1, 3) OBP: 0.276, SLG: 0.443	B FF 94 B FF 93 C FF 92 F FF 92 C SL 85 2-3 ② K		S CH 87 C FF 95 X FF 95 0-2 ③ G1-3			F FF 94 F FF 94 C FF 96 0-3 ② K	S SL 85 B FF 93 X FF 94 1-1 2-H 2B			4	0	1	1	0	2	0
27 Jose Altuve, R (1, 4) OBP: 0.316, SLG: 0.355 9 Marwin Gonzalez, S (6, PR) OBP: 0.249, SLG: 0.335 (6, 4)	B FF 93 B FF 92 F FF 92 F FF 93 X FF 96 2-2 ③ G4-3			C FF 93 B FF 93 F FF 94 X SL 85 1-2 ① L9		X SL 86 0-0 1B	F FF 93 C FF 94 S SL 87 0-3 ③ K			3	0	1	0	0	0	0
										1	0	0	0	0	1	1
15 Jason Castro, L (1, 10) OBP: 0.342, SLG: 0.459 (8, 2)		B FF 92 F FF 92 X CH 84 1-1 23 2B 2B		B FF 94 S FF 94 X FF 94 1-1 1B		B FF 93 F CH 86 D CU 75 S FF 93 B SI 94 X SL 85 3-2 ③ P6		B SI 92 B SL 86 F FF 93 C FF 92 B SL 87 B FF 94 4-2 10 FC6-4 BB		3	1	2	0	1	0	1
23 Chris Carter, R (1, 7) OBP: 0.313, SLG: 0.442		X FF 92 0-0 2-H 2B		S SL 83 B SL 85 S SL 86 B FF 95 D SL 85 F SL 86 S FF 96 3-3 ② K			B FF 93 C FF 93 X FF 94 1-1 ① F9	F FF 94 X FF 95 0-1 ① F8		4	0	1	1	0	1	2
30 Matt Dominguez, R (1, 5) OBP: 0.268, SLG: 0.398		C SL 84 X SL 85 0-1 ① G6-3		C FF 94 S FF 95 F FF 95 D CU 76 D SL 85 X SL 84 2-2 ③ F8			C FF 94 F FF 94 F FF 94 X SL 84 0-2 10 1B 28 1B 2B	F FF 94 X FF 93 0-1 ② P4		4	1	1	0	0	0	3
22 Carlos Corporán, S (1, 2) OBP: 0.309, SLG: 0.411 10 Jake Elmore, R (4, 2) OBP: 0.319, SLG: 0.346 (8, 1)		S CU 75 C FF 93 D CU 77 D CU 76 B FF 94 S SL 85 3-3 ② K			C FF 93 B SL 86 B FF 92 B FF 94 B FF 93 4-1 6 G6-4-3 BB		F FF 94 F FF 93 X FF 93 0-2 6 WP 28 1B 19 2B 2-3 1B	B FF 94 X FF 93 1-0 ③ FC6-4 1-2f		1	0	0	0	0	1	1
										2	1	1	0	1	0	1
28 L.J. Hoes, R (1, 9) OBP: 0.333, SLG: 0.463		S SL 84 X FF 94 0-1 ③ G3			B FF 93 C FF 92 F SI 92 F SL 84 F FF 95 D CU 75 S SL 85 2-3 ① K		S SL 83 F FF 91 X SL 83 0-2 6 WP 19 2B 1-2 3-H 1B		C FF 90 B CH 86 X FC 88 1-1 ① G4-3	4	1	1	1	0	1	2
6 Jonathan Villar, S (1, 6) OBP: 0.330, SLG: 0.295			C FF 94 C FF 95 B FF 94 B CU 76 X FF 95 2-2 ① G4-3		X FF 93 0-0 ② ③ G6-4-3 1-2f		C FF 92 C FF 94 B FF 95 F SL 84 F FF 94 F FF 95 D CU 75 B CH 87 S SL 85 3-3 ② K 1-2 2-3		B FF 90 F FF 89 F FF 92 S CU 72 1-3 ② K	4	0	0	0	0	2	3

| Inning Stats | | | | | | | | | |

Houston Astros @ Texas Rangers

Rangers Ballpark in Arlington, Arlington, TX

Mon Aug 19 2013, 8:11 PM - 11:16 PM EDT

Att. 32,113 - Clear - 92 F

BOTTOM

livebaseballscorecards.com

Batter	1	2	3	4	5	6	7	8	9	AB	R	H	RBI	BB	SO	LOB
2 Leonys Martin, L (1, 8) (8, 9) OBP: 0.331, SLG: 0.402	C SI 92 B SI 92 X SI 91 1-1 1 1B 5 SF8 1B		X SI 91 0-0 5 SH2-3 12 1B 1 1B 1B B CU 74 B CU 72 B SI 88 B SI 87 4-1 1 E 5 1B 1-2 2-3 BB	B CU 72 B CU 72 B FF 86 C SI 84 S SI 86 X CU 73 3-2 1 BB 2-H 1B		B CH 85 F FF 91 F FF 92 X FC 88 1-2 ② G4-3 3-H				4	3	3	2	1	0	0
1 Elvis Andrus, R (1, 6) OBP: 0.320, SLG: 0.308 9 Adam Rosales, R (7, 6) OBP: 0.265, SLG: 0.314	B FF 92 C SI 93 X SI 92 1-1 5 SF8 5 S 12 S 1-3 1B		1 SAFE 1-2 C FF 95 B FF 91 B SI 92 1 SAFE 1 SAFE C SI 91 X SI 92 5 SH2-3 12 1B 1-2 1B D CH 76 F SI 87 C CU 74 D CU 73 X CH 76 2-2 E5 5 1B 29 G6-3 1-2 2-3 3-H	B SI 87 B SI 85 S SI 84 B CU 71 F SI 85 B SI 87 4-2 1-2 BB	B SI 92 B FF 92 X FF 92 2-0 ③ G5-3				4 0	3 0	2 0	1 0	1 0	0 0	2 0
5 Ian Kinsler, R (1, 10) OBP: 0.339, SLG: 0.408	B FF 92 1 SAFE F SI 92 C SI 91 B SI 92 B SI 92 F SI 93 X SL 91 3-2 ① SF8 1-3 3-H		X SI 92 0-0 ① SH2-3 1-2 2-3 X SI 87 0-0 12 1B 1-3 2-H 3-H 1B	C CH 74 S CH 74 F CU 73 X SI 85 0-2 ③ F8			C SI 91 B SL 87 F SL 86 X SL 88 1-2 ① G6-3			3	1	1	3	0	0	2
29 Adrian Beltré, R (1, 5) OBP: 0.377, SLG: 0.530 15 Jeff Baker, R (7, 5) OBP: 0.363, SLG: 0.595	B FF 92 B SI 93 B FF 92 I 4-0 12 S IBB		R SI 91 R SI 91 R FF 90 2 SAFE I 4-0 51 1B 12 1B 18 2B IBB D SI 88 B SI 88 X SI 86 2-0 ② G6-3 3-H		X SI 83 0-0 ① G5-3		X SI 92 0-0 ② G3-4-1			2 1	1 0	0 0	1 0	2 0	0 0	1 0
12 A.J. Pierzynski, L (1, 2) OBP: 0.310, SLG: 0.450	F SI 90 B SI 91 F SI 91 B FF 92 B SI 92 F CH 83 S CH 83 3-3 ② K 1-2 3-H		D CH 82 1-0 51 1B 18 2B 1-2 2-H 3-H 1B F CU 74 D CH 75 X SI 87 1-1 2-H 1B		C SI 85 X CU 72 0-1 2B		B FF 91 F SI 92 B FF 92 F SI 92 F SL 88 F SI 92 X SL 86 2-2 HR			5	2	4	4	0	1	1
51 Alex Rios, R (1, 9) OBP: 0.325, SLG: 0.415 23 Craig Gentry, R (7, PH) OBP: 0.348, SLG: 0.348 (8, 8)	C CU 81 F SI 93 D CU 82 B SI 94 B SI 93 X SI 94 3-2 ③ G5-3		D CU 82 1-0 18 2B 7 FC4 1-2 2-3 1B B CH 74 B CU 74 F SI 86 X SI 86 2-1 ③ L9		F CU 74 B CH 74 F CH 76 F CH 72 B SI 87 F CU 75 F FF 86 B CH 73 C SI 85 3-3 ② K		F FF 92 X FF 92 0-1 ③ F9			4 1	1 0	1 0	0 0	0 0	1 0	3 0
18 Mitch Moreland, L (1, 3) OBP: 0.307, SLG: 0.448		C SI 92 B CU 81 C SI 92 X SI 92 1-2 ① G5-3	X SI 91 0-0 7 FC4 7 E 1-3 2-H 3-H 2B	B SI 84 B SI 85 B SI 86 C SI 83 F SI 86 X SI 87 3-2 ① G4-3	B CU 75 B CU 75 X SI 86 2-0 ③ F7			C CH 78 F CH 80 B KN 68 X CH 80 1-2 ① F8		5	1	1	2	0	0	1
13 Jurickson Profar, S (1, 4) OBP: 0.312, SLG: 0.336		B CH 84 X SI 92 1-0 ② P6	B SI 92 D CU 80 B CH 82 C FF 92 B SI 90 4-1 2 BB 7 E 1 E BB	B SI 84 B SI 86 B SI 86 X SI 85 2-1 ② G5-3		C FF 91 X FF 92 0-1 7 G3-1 2 G4-3 2B		C CH 81 F KN 71 F CU 68 B CH 83 X CH 82 1-2 ② G3-1		4	2	1	0	1	0	0
7 David Murphy, L (1, 7) OBP: 0.284, SLG: 0.382		B CU 80 B SI 92 C SI 93 F SI 94 F FF 93 C CH 84 2-3 ③ K	B CU 71 B SI 87 F CU 71 X SI 88 2-1 FC4 1 E 2 BB 5 1B 1-2 2-H 3-H	X SI 86 0-0 2 1B 2B		F FF 91 X CH 86 0-1 ① G3-1 2-3		B CH 82 X CH 82 1-0 ③ G4-3		5	2	1	1	0	1	2
Inning Stats	R: 2 E: 0 K: 1 S: 15 H: 2 LOB: 1 BB: 1 P: 30	R: 0 E: 0 K: 1 S: 8 H: 0 LOB: 0 BB: 0 P: 12	R: 11 E: 2 K: 0 S: 21 H: 7 LOB: 1 BB: 3 P: 45	R: 1 E: 0 K: 0 S: 15 H: 2 LOB: 2 BB: 1 P: 27	R: 0 E: 0 K: 1 S: 10 H: 1 LOB: 1 BB: 0 P: 15	R: 1 E: 0 K: 0 S: 8 H: 1 LOB: 0 BB: 0 P: 11	R: 1 E: 0 K: 0 S: 11 H: 1 LOB: 0 BB: 0 P: 14	R: 0 E: 0 K: 0 S: 8 H: 0 LOB: 0 BB: 0 P: 11		1B: 9 2B: 4 3B: 0 HR: 1 SF: 1 SAC: 1 DP: 0 HBP: 0					WP: 0 PB: 0 SB: 3 CS: 0 PA: 45	

	AB	38
	R	16
	H	14
	RBI	14
	BB	5
	SO	3
	LOB	12

PITCHER		IP	WLS	BF	H	R	ER	SO	BB	IBB	HBP	BLK	WP	HR	S	P	ERA	WHIP
64 Lucas Harrell, R ERA: 5.55	(1, 1)	2.1	L	17	7	9	7	2	1	2	0	0	0	0	32	62	27.00	3.429
46 Wade LeBlanc, L ERA: 5.4	(3, 1)	2.2		17	5	5	1	1	2	0	0	0	0	0	37	67	3.38	2.625
21 Philip Humber, R ERA: 9.07	(6, 1)	2.0		8	2	2	2	0	0	0	0	0	0	1	19	25	9.00	1.000
10 Jake Elmore, R ERA:	(8, 1)	1.0		3	0	0	0	0	0	0	0	0	0	0	8	11	0.00	0.000

PITCHER	IP	WLS	BF	H	R	ER	SO	BB	IBB	HBP	BLK	WP	HR	S	P	ERA	WHIP

Houston Astros @ Texas Rangers

Rangers Ballpark in Arlington, Arlington, TX

Tue Aug 20 2013, 8:10 PM - 11:14 PM EDT

Att. 39,009 - Clear - 94 F

TOP

livebaseballscorecards.com

Batter	1	2	3	4	5	6	7	8	9	AB	R	H	RBI	BB	SO	LOB
19 Robbie Grossman, S (1, 7) OBP: 0.344, SLG: 0.360	B SI 90 C SI 90 F SI 90 B CU 76 X FF 90 2-2 ① G6-3		F FC 85 X FC 86 0-1 28 G4-6-3 1B		1 SAFE C FF 94 B FF 93 1 SAFE C FF 94 S CH 87 1-3 ③ K			C FF 96 B FF 98 B FF 96 B FF 97 C FF 96 X FF 95 3-2 1B		4	0	2	0	0	1	1
28 L.J. Hoes, R (1, 9) OBP: 0.315, SLG: 0.437	B SI 90 B SI 90 X SI 89 2-0 ② G1-5-3		C SI 90 X FC 80 0-1 ②③ G4-6-3 1-2f			C SL 86 C FF 92 B FF 94 X CH 87 1-2 ① G4-3		F FF 95 1 SAFE X FF 95 0-1 ② F9		4	0	0	0	0	0	2
27 Jose Altuve, R (1, 4) OBP: 0.314, SLG: 0.352	C SI 90 S CH 81 X CH 82 0-2 ③ F8			B CH 80 C SI 90 S CH 82 X CH 82 1-2 ① L6		F FF 93 C FF 94 B FF 93 X FF 94 1-2 ② G6-3		1 SAFE B FF 95 F FF 94 1 SAFE B FF 95 X FF 95 2-1 ③ G4-3		4	0	0	0	0	0	1
15 Jason Castro, L (1, 2) OBP: 0.342, SLG: 0.457		B SI 89 C SI 90 C FF 90 B FF 91 B SI 91 F SI 90 X FC 87 3-2 ① L8		B FC 87 S FC 86 S FC 91 B FF 90 B FC 90 F FC 91 X CH 83 3-2 1B		C SL 89 B SL 88 F SL 89 F FF 92 B FF 92 F FF 92 S SL 87 2-3 ③ K			C FF 92 C CU 80 S FF 94 0-3 ① K	4	0	1	0	0	2	0
23 Chris Carter, R (1, 3) OBP: 0.312, SLG: 0.438		B FF 90 B FC 86 B CH 82 C SI 89 B FF 90 4-1 30 30 WP 30 HR BB		1 SAFE F SI 91 B FC 84 S CH 81 F FC 85 1 SAFE B CH 82 S CH 79 2-3 ② K			C FF 92 S FF 92 B FF 93 C FF 92 1-3 ① K		C FF 93 S SL 87 B FF 95 S FF 94 1-3 ② K	3	1	0	0	1	3	1
30 Matt Dominguez, R (1, 5) OBP: 0.268, SLG: 0.404		F FF 90 D FC 87 B CH 80 B SI 90 X SI 91 3-1 1-H HR		S FC 87 B SI 90 1 SAFE B CH 79 F CH 81 B FC 86 F CH 81 F FC 86 F FC 85 3-2 ③ F CH 81 1 SAFE X CH 81 G1-3			B SL 88 C SL 87 C FF 92 F SL 89 S SL 89 1-3 ② K		C FF 93 F FF 94 B FC 94 B SL 83 B SL 89 S SL 89 3-3 ③ K	4	1	1	2	0	2	1
41 Max Stassi, R (1, 10) OBP: 0.667, SLG: 0.667		C FC 86 T CH 83 S CH 81 0-3 ② K			F FF 93 B SL 87 F SL 85 B CH 89 F FF 93 X FF 94 2-2 9 E4 1B		C SL 88 B FF 92 S SL 87 F FF 93 X SL 89 1-2 1B			3	0	2	0	0	1	0
2 Brandon Barnes, R (1, 8) OBP: 0.287, SLG: 0.340		X SI 89 0-0 ③ P4			C FF 93 B FF 93 S FF 92 T FF 94 1-2 ① K		B FC 92 X SL 88 1-0 ③ G4-3			3	0	0	0	0	1	2
9 Marwin Gonzalez, S (1, 6) OBP: 0.245, SLG: 0.330			C FC 86 B SI 90 X CH 81 1-1 ① F8		C FF 93 M FF 93 X FF 93 0-2 ② FC 1-3			F FF 96 F FF 96 F CU 83 B FF 98 B CU 84 X FF 98 2-2 ① L5		3	0	0	0	0	0	1
Inning Stats	R: 0 E: 0 K: 0 S: 7 H: 0 LOB: 0 BB: 0 P: 11	R: 2 E: 0 K: 1 S: 11 H: 1 LOB: 0 BB: 1 P: 21	R: 0 E: 0 K: 0 S: 6 H: 1 LOB: 0 BB: 0 P: 7	R: 0 E: 0 K: 1 S: 18 H: 1 LOB: 1 BB: 0 P: 27	R: 0 E: 1 K: 2 S: 13 H: 1 LOB: 1 BB: 0 P: 17	R: 0 E: 0 K: 1 S: 11 H: 0 LOB: 0 BB: 0 P: 15	R: 0 E: 0 K: 2 S: 12 H: 1 LOB: 1 BB: 0 P: 16	R: 0 E: 0 K: 0 S: 11 H: 1 LOB: 1 BB: 0 P: 18	R: 0 E: 0 K: 3 S: 9 H: 0 LOB: 0 BB: 0 P: 13	1B: 5 2B: 0 3B: 0 HR: 1 SF: 0 SAC: 0 DP: 1 HBP: 0						

	AB	32
	R	2
	H	6
	RBI	2
	BB	1
	SO	10
	LOB	9

WP: 1 PA: 33
PB: 0
SB: 0
CS: 0

PITCHER		IP	WLS	BF	H	R	ER	SO	BB	IBB	HBP	BLK	WP	HR	S	P	ERA	WHIP
59 Travis Blackley, L ERA: 4.85	(1, 1)	4.0		15	3	2	2	2	1	0	0	0	1	1	42	66	4.50	1.000
44 Jason Frasor, R ERA: 2.77	(5, 1)	1.2		6	1	0	0	2	0	0	0	0	0	0	19	25	0.00	0.600
56 Neal Cotts, L ERA: 1.3	(6, 1)	1.1	W	5	1	0	0	3	0	0	0	0	0	0	17	23	0.00	0.750
52 Tanner Scheppers, R ERA: 1.76	(8, 1)	1.0	H	4	1	0	0	0	0	0	0	0	0	0	11	18	0.00	1.000
36 Joe Nathan, R ERA: 1.6	(9, 1)	1.0	S	3	0	0	0	3	0	0	0	0	0	0	9	13	0.00	0.000

PITCHER	IP	WLS	BF	H	R	ER	SO	BB	IBB	HBP	BLK	WP	HR	S	P	ERA	WHIP

BOTTOM

Batter	1	2	3	4	5	6	7	8	9	AB	R	H	RBI	BB	SO	LOB
2 Leonys Martin, L (1, 8) OBP: 0.327, SLG: 0.397	C FF 96 X FF 95 0-1 ① G1-3		B FF 94 B FF 95 B SI 95 C FF 94 X SI 93 3-1 ② G4-3		B KC 77 B FF 94 C FF 92 F FF 95 T CH 84 2-2 ②③ K 1-2			C SI 90 B SL 81 B SL 80 X SI 91 2-1 ① P2		4	0	0	0	0	1	1
1 Elvis Andrus, R (1, 6) OBP: 0.322, SLG: 0.308	B FF 96 C SI 96 B SI 96 X FF 96 2-1 ② G1-3		C FF 95 B KC 79 C KC 78 B KC 80 B SI 94 F KC 79 B FC 94 4-2 5 1B BB			C FF 94 C KC 77 F KC 79 B SI 93 F SI 93 F KC 80 B KC 80 F KC 79 X FF 95 2-2 ① G6-3		X FF 94 0-0 29 S 5 1B 51 WP 1B		3	1	1	0	1	0	0
5 Ian Kinsler, R (1, 4) OBP: 0.342, SLG: 0.410	C FF 95 B KC 78 B KC 78 S FF 94 B FF 96 F FF 95 F FC 95 X FF 96 3-2 ③ F8		C KC 78 P PO 77 1 SAFE B KC 79 S FF 95 X FF 95 2-2 1-3 1B			B FC 95 C FF 94 B KC 79 B KC 78 C FF 94 B FF 95 4-2 29 HR BB		X FF 94 0-0 51 WP 29 S 1-2 1B		3	1	2	0	1	0	0
29 Adrian Beltré, R (1, 10) OBP: 0.378, SLG: 0.538		B FF 94 S FF 94 X FC 95 1-1 51 WP 51 1B 2B	D KC 79 B KC 80 C KC 80 X FF 95 2-1 ③ F9			C FF 95 D FF 97 X KC 80 1-1 1-H HR		C CH 84 F CH 86 S SL 90 0-3 ② K 1-2 2-3		4	2	2	2	0	1	4
12 A.J. Pierzynski, L (1, 2) OBP: 0.309, SLG: 0.446		S KC 79 B FF 95 S KC 79 B FF 96 C FF 96 2-3 ① K		B KC 77 B FF 92 C FC 93 C FC 92 X KC 79 2-2 ① G1-3		S KC 79 B FF 94 S KC 80 X KC 80 1-2 ② L8		I IN 70 I IN 72 I IN 74 I IN 73 4-0 51 WP IBB		3	0	0	0	1	1	1
51 Alex Rios, R (1, 9) OBP: 0.324, SLG: 0.414		B FF 96 C KC 79 B FF 95 X KC 80 2-1 18 S 2-H 1B		B FF 93 F FF 94 X KC 78 1-1 ② F8		X FC 94 0-0 ③ G3		B CH 84 B FF 96 X FF 93 2-0 ③ F8 1-2 2-3 3-H		4	0	1	1	0	0	2
18 Mitch Moreland, L (1, 3) OBP: 0.304, SLG: 0.444		D KC 80 B FF 94 1 SAFE C FC 94 T FC 94 D KC 79 C KC 80 3-3 ② K 1-2		B FF 94 X FF 94 1-0 ③ G4-3			X SI 92 0-0 ① F7			3	0	0	0	0	1	1
13 Jurickson Profar, S (1, 5) OBP: 0.313, SLG: 0.333		C KC 80 C KC 81 B FF 95 B KC 80 B SI 92 F FF 95 F FF 95 X FF 96 3-2 ③ G3			B KC 77 B FF 92 C FF 94 B FF 94 B FF 94 4-1 2 CS BB		C SI 92 X FF 92 0-1 ② G6-3			2	0	0	0	1	0	1
7 David Murphy, L (1, 7) OBP: 0.283, SLG: 0.380 23 Craig Gentry, R (7, PH) OBP: 0.346, SLG: 0.346 (8, 7)			B FC 93 B FC 93 X FC 93 2-0 ① G4-3		B FF 95 C FF 94 B KC 77 F FF 95 X KC 79 2-2 ① L9		B SL 79 C SI 93 B SL 80 B SI 92 F SI 93 F SI 93 X SI 93 3-2 ③ F9			2 1	0 0	0 0	0 0	0 0	0 0	1 0
Inning Stats	R: 0 E: 0 K: 0 S: 9 H: 0 LOB: 0 BB: 0 P: 14	R: 1 E: 0 K: 2 S: 15 H: 2 LOB: 1 BB: 0 P: 26	R: 0 E: 0 K: 0 S: 12 H: 1 LOB: 2 BB: 1 P: 24	R: 0 E: 0 K: 0 S: 6 H: 0 LOB: 0 BB: 0 P: 10	R: 0 E: 0 K: 1 S: 7 H: 0 LOB: 0 BB: 1 P: 15	R: 2 E: 0 K: 0 S: 15 H: 1 LOB: 0 BB: 1 P: 23	R: 0 E: 0 K: 0 S: 7 H: 0 LOB: 0 BB: 0 P: 10	R: 1 E: 0 K: 1 S: 8 H: 2 LOB: 2 BB: 1 P: 16		1B: 4 2B: 1 3B: 0 HR: 1 SF: 0 SAC: 0 DP: 0 HBP: 0						

PITCHER		IP	WLS	BF	H	R	ER	SO	BB	IBB	HBP	BLK	WP	HR	S	P	ERA	WHIP
48 Jarred Cosart, R ERA: 1.6	(1, 1)	6.0	L	24	4	3	3	3	3	0	0	0	1	1	64	112	4.50	1.167
66 Kevin Chapman, L ERA:	(7, 1)	1.1		4	0	0	0	0	0	0	0	0	0	0	9	14	0.00	0.000
61 Josh Zeid, R ERA: 7.71	(8, 1)	0.2		5	2	1	1	1	0	1	0	0	1	0	6	12	13.50	3.000

PITCHER	IP	WLS	BF	H	R	ER	SO	BB	IBB	HBP	BLK	WP	HR	S	P	ERA	WHIP

Houston Astros @ Texas Rangers

Rangers Ballpark in Arlington, Arlington, TX

Tue Aug 20 2013, 8:10 PM - 11:14 PM EDT

Att. 39,009 - Clear - 94 F

livebaseballscorecards.com

AB	29
R	4
H	6
RBI	3
BB	4
SO	4
LOB	11

WP: 2	PA: 33		
PB: 0			
SB: 3			
CS: 1			

Batter	1	2	3	4	5	6	7	8	9	AB	R	H	RBI	BB	SO	LOB
19 Robbie Grossman, S (1, 7) (7, 8) OBP: 0.341, SLG: 0.356	C SI 92 X SI 93 0-1 G6-3		L SI 94 C SI 93 X SI 95 0-2 G1-4-3			C SI 93 X SL 82 0-1 G5-3		S FF 97 X FF 91 0-1 28 G4-6-3 1B	B SI 91 F FF 92 C FF 92 B FF 93 C SL 88 2-3 K	5	0	1	0	0	1	1
28 L.J. Hoes, R (1, 9) OBP: 0.333, SLG: 0.440	B SI 92 C SI 93 F SI 92 B SI 94 X SL 82 2-2 L8			C SI 91 X SI 92 0-1 27 FC5-4 1B		F SL 83 B SI 92 C SI 93 B SI 94 B SI 93 B SL 82 4-2 BB		F FF 96 F FF 95 B FF 96 F FF 96 X FF 97 1-2 G4-6-3 1-2f	B FF 92 X SL 86 1-0 1B	4	0	2	0	1	0	1
27 Jose Altuve, R (1, 4) OBP: 0.313, SLG: 0.350	F SI 91 F SI 94 B SI 94 F CH 83 X SI 94 1-2 G5-3			F SI 92 X CH 82 0-1 FC5-4 15 CS 1-2f		B KC 75 X CH 83 1-0 L7		S CU 84 X CU 84 0-1 23 WP 15 WP 23 1B 1B	1 SAFE T FF 91 1 SAFE F FF 93 1 SAFE B FF 93 S FF 94 1-3 K	5	1	1	0	0	1	4
15 Jason Castro, L (1, 2) OBP: 0.345, SLG: 0.466		T SI 92 B SI 94 F SI 93 X SL 82 1-2 HR		F SI 92 1 SAFE B SI 93 1 SAFE X SI 93 1-1 L5 1-2			B SI 94 X SI 92 1-0 30 BB 23 BB 41 G4-6-3 1B	B FF 96 B FF 96 B FF 98 B FF 97 4-0 23 1B 41 HBP 1-2 BB		3	3	2	1	1	0	1
23 Chris Carter, R (1, 3) (7, 7) OBP: 0.314, SLG: 0.438		T SI 94 B SI 94 B CH 83 B SI 94 F SI 94 F SI 95 S CH 83 3-3 K			B SL 82 B SI 92 B SI 93 S SI 94 B SI 94 C SI 95 3-3 K		C SI 94 F SI 93 B FF 94 D SL 83 B SL 83 B SI 95 4-2 41 G4-6-3 30 BB 1-2 BB	F FF 98 F FF 98 B CU 84 B CU 84 X FF 98 2-2 41 HBP 30 HBP 1-3 2-H 1B		3	0	1	1	1	2	0
30 Matt Dominguez, R (1, 5) OBP: 0.270, SLG: 0.402		C SL 82 X SI 94 0-1 F9			F CH 84 B SI 94 F SL 82 F SL 81 X SI 95 1-2 P3		B SI 94 B FF 94 B SI 93 B SI 94 4-0 41 G4-6-3 1-2 2-3 BB	H FF 97 1-0 41 HBP 1-2 HBP		2	0	0	0	1	0	0
41 Max Stassi, R (1, 10) OBP: 0.429, SLG: 0.333 60 Dallas Keuchel, L (8, PR) (8, 10)		B SI 92 X SI 92 1-0 G5-3			B SI 94 S SL 83 S SL 81 B SI 94 B SL 82 S SL 83 3-3 K2-3		S FF 91 B FF 93 B FF 92 F FF 91 X FF 93 2-2 G4-6-3 1-2f 2-3 3-H	H FF 96 1-0 1-2 2-3 3-H HBP		3 0	0 0	0 0	1 0	0 0	1 0	2 0
2 Brandon Barnes, R (1, 8) OBP: 0.285, SLG: 0.338 29 Brett Wallace, L (7, PH) OBP: 0.279, SLG: 0.441 (7, 3)			C FF 91 F SI 93 B SI 95 S SL 82 1-3 K			B SI 92 C SI 92 S SL 82 S SL 83 1-3 K2-3	B FF 91 F FF 91 B CU 71 B CH 82 D FF 91 4-1 BB	B FF 92 F FF 93 F FF 92 S FF 92 1-3 K		2 1	0 0	0 0	0 0	0 1	2 1	0 3
9 Marwin Gonzalez, S (1, 6) OBP: 0.245, SLG: 0.333			B SI 93 B SI 93 B SI 93 C SI 93 X SI 94 3-1 F7			B CH 83 F SI 92 X SI 94 1-1 2B	C FF 92 F FF 92 X FF 93 0-2 G5-3		X SI 90 0-0 G5-3	4	0	1	0	0	0	2
Inning Stats	R: 0 E: 0 K: 0 S: 9 H: 0 LOB: 0 BB: 0 P: 12	R: 1 E: 0 K: 1 S: 10 H: 1 LOB: 0 BB: 0 P: 15	R: 0 E: 0 K: 1 S: 8 H: 0 LOB: 0 BB: 0 P: 12	R: 0 E: 0 K: 0 S: 6 H: 1 LOB: 0 BB: 0 P: 7	R: 0 E: 0 K: 2 S: 10 H: 0 LOB: 0 BB: 0 P: 17	R: 0 E: 0 K: 1 S: 10 H: 1 LOB: 2 BB: 1 P: 17	R: 1 E: 0 K: 0 S: 10 H: 1 LOB: 2 BB: 3 P: 25	R: 2 E: 0 K: 1 S: 14 H: 3 LOB: 3 BB: 1 P: 24	R: 0 E: 0 K: 2 S: 8 H: 1 LOB: 1 BB: 0 P: 12	1B: 6 2B: 1 3B: 0 HR: 1	SF: 0 SAC: 0 DP: 2 HBP: 2					

PITCHER		IP	WLS	BF	H	R	ER	SO	BB	IBB	HBP	BLK	WP	HR	S	P	ERA	WHIP
45 Derek Holland, L ERA: 2.95	(1, 1)	6.0		24	4	2	2	5	3	0	0	0	0	1	56	92	3.00	1.167
28 Joakim Soria, R ERA: 3.46	(7, 1)	1.0	H	3	0	0	0	0	1	0	0	0	0	0	7	13	0.00	1.000
52 Tanner Scheppers, R ERA: 2.05	(8, 1)	0.2	B	7	3	2	2	0	1	0	2	0	2	0	11	20	27.00	6.000
44 Jason Frasor, R ERA: 2.75	(8, 1)	0.1		1	0	0	0	1	0	0	0	0	0	0	3	4	0.00	0.000
36 Joe Nathan, R ERA: 1.57	(9, 1)	1.0	W	4	1	0	0	2	0	0	0	0	0	0	8	12	0.00	1.000

PITCHER	IP	WLS	BF	H	R	ER	SO	BB	IBB	HBP	BLK	WP	HR	S	P	ERA	WHIP

TOP

Houston Astros @ Texas Rangers

Rangers Ballpark in Arlington, Arlington, TX

Wed Aug 21 2013, 8:09 PM - 11:31 PM EDT

Att. 38,699 - Partly Cloudy - 92 F

livebaseballscorecards.com

AB	32
R	4
H	8
RBI	3
BB	5
SO	8
LOB	14

1B: 6	SF: 0	WP: 2	PA: 39
2B: 1	SAC: 0	PB: 0	
3B: 0	DP: 2	SB: 0	
HR: 1	HBP: 2	CS: 1	

Houston Astros @ Texas Rangers

Rangers Ballpark in Arlington, Arlington, TX

Wed Aug 21 2013, 8:09 PM - 11:31 PM EDT

Att. 38,699 - Partly Cloudy - 92 F

BOTTOM

livebaseballscorecards.com

Batter	1	2	3	4	5	6	7	8	9	AB	R	H	RBI	BB	SO	LOB
2 Leonys Martin, L (1, 8) OBP: 0.329, SLG: 0.395	B FF 89 B FF 91 C FF 90 C SI 90 F SI 91 B FF 91 F FF 91 F FF 92 F SI 91 3-3 S FS 82 ① K		X FF 91 0-0 ① B1-3		F FF 90 B FF 92 1 SAFE B CU 77 F SI 91 B FF 90 B FF 90 4-2 29 5 G5-3 1B 1-2 BB		B SI 88 X FF 87 1-0 ① SH1-4 2-3		B FF 95 B FF 95 F FF 93 B FF 95 F FF 95 B FF 95 4-2 1-2 2-3 BB	2	0	0	0	2	1	0
1 Elvis Andrus, R (1, 6) OBP: 0.319, SLG: 0.306	C SI 91 F CU 76 X SI 92 0-2 ② L9		C CU 76 X CU 77 0-1 ② B3		B CH 77 C FF 90 B FS 81 L FF 91 X CU 76 2-2 ① L7 2-3		P PO 87 B SI 91 B FF 92 X FF 90 3-0 ② SH1-4 3-H		B CU 82 X FF 95 1-0 ② SF8 3-H	3	0	0	2	0	0	2
5 Ian Kinsler, R (1, 4) OBP: 0.344, SLG: 0.411	X SI 92 0-0 ③ L7		C CU 77 B FF 94 B CU 78 B FF 92 F FF 85 X FF 93 3-2 29 1B 29 E 1B		B FS 82 F SI 91 B CU 75 B FF 90 X FF 91 3-1 1-2 3-H 1B		C SL 83 X FF 94 0-1 ③ F8			4	1	2	1	0	0	0
29 Adrian Beltré, R (1, 5) OBP: 0.379, SLG: 0.537		C SI 91 X SI 91 0-1 12 G4-6-3 1B	D CH 74 C CU 74 C FF 91 X CU 76 1-2 E7 1-H 1B		B SL 83 B FF 92 B SI 92 C FF 92 C SL 81 X SL 84 3-2 ② ③ G5-3 2-3f			X FF 95 0-0 ① P4		4	0	2	0	0	0	2
12 A.J. Pierzynski, L (1, 2) OBP: 0.306, SLG: 0.441		B FF 91 X CH 73 1-0 ① ② G4-6-3 1-2f	X CU 75 0-0 ③ G3			C SI 89 S CH 84 X SL 78 0-2 ① G4-3		C FF 95 X CH 86 0-1 ② G6-3		4	0	0	0	0	0	2
51 Alex Rios, R (1, 9) OBP: 0.325, SLG: 0.414		B FF 92 B CH 74 B FF 92 C FF 90 C FF 92 B SI 92 4-2 15 BB BB		C FF 91 B CH 74 B FF 92 X CU 74 2-1 ① G6-3		B SL 80 S SL 81 X CH 84 1-1 15 S 1B		B CU 82 X FF 95 1-0 ③ G4-3		3	0	1	0	1	0	0
15 Jeff Baker, R (1, 3) OBP: 0.362, SLG: 0.584 18 Mitch Moreland, L (7, 3) OBP: 0.306, SLG: 0.446 9 Adam Rosales, R (9, PR) OBP: 0.265, SLG: 0.314		B CU 76 T SI 92 B CU 76 C FF 91 D CU 74 B FF 92 4-2 1-2 BB		B CU 78 C FF 92 F FF 92 B CU 77 F FF 93 B CH 74 X CH 77 3-2 ② G6-3		B FF 91 B SI 90 F SI 91 F SL 82 D SI 92 T FF 93 3-2 ② K 1-2			B FF 95 S FF 94 B CU 82 X FF 94 2-1 2 13 BB BB 1 SF8 1B	2 1 0	0 0 1	0 1 0	0 0 0	1 0 0	1 0 0	1 0 0
13 Jurickson Profar, S (1, 10) OBP: 0.311, SLG: 0.329		C SI 90 C CU 76 D CU 75 C SI 93 1-3 ③ K		B CU 78 X FF 92 1-0 ③ F9		B FF 91 B FF 92 X SI 89 2-0 ③ G3			B B B FF 92 C FF 93 B FF 94 4-1 2 BB 1-2 BB	3	0	0	0	1	1	3
23 Craig Gentry, R (1, 7) OBP: 0.349, SLG: 0.364			B FF 90 B SI 91 B FF 89 C SI 86 X SI 90 3-1 HR		C CU 75 S CU 76 F CU 77 B FF 91 F CU 78 B SI 92 F CH 78 F CU 78 B SI 91 4-2 B CU 76 1 2 L7 BB 5 1B BB		C FF 90 X SL 82 0-1 E6 2 SH1-4 1 SH1-4		L F FF 94 F CU 83 B CU 82 F FF 95 X CU 80 1-2 ① P3	3	3	1	1	1	0	2
Inning Stats	R: 0 E: 0 K: 1 S: 11 H: 0 LOB: 0 BB: 0 P: 14	R: 0 E: 0 K: 1 S: 10 H: 1 LOB: 2 BB: 2 P: 20	R: 2 E: 1 K: 0 S: 12 H: 3 LOB: 1 BB: 0 P: 19	R: 0 E: 0 K: 0 S: 7 H: 0 LOB: 0 BB: 0 P: 13	R: 1 E: 0 K: 0 S: 16 H: 1 LOB: 1 BB: 2 P: 32	R: 0 E: 0 K: 1 S: 9 H: 1 LOB: 1 BB: 0 P: 15	R: 1 E: 1 K: 0 S: 7 H: 0 LOB: 0 BB: 0 P: 10	R: 0 E: 0 K: 0 S: 4 H: 0 LOB: 0 BB: 0 P: 5	R: 1 E: 0 K: 0 S: 11 H: 1 LOB: 2 BB: 2 P: 23	1B: 6 2B: 0 3B: 0 HR: 1 SF: 1 SAC: 2 DP: 2 HBP: 0						

	AB	29
	R	5
	H	7
	RBI	4
	BB	6
	SO	3
	LOB	12

PITCHER		IP	WLS	BF	H	R	ER	SO	BB	IBB	HBP	BLK	WP	HR	S	P	ERA	WHIP
45 Erik Bedard, L ERA: 4.48	(1, 1)	4.1		21	5	3	2	2	4	0	0	0	0	1	53	92	4.15	2.077
54 David Martinez, R ERA:	(5, 1)	2.2		9	1	1	0	1	0	0	0	0	0	0	19	31	0.00	0.375
63 Chia-Jen Lo, R ERA: 1.0	(8, 1)	1.2	L	8	1	1	1	0	2	0	0	0	0	0	15	28	5.40	1.800

PITCHER	IP	WLS	BF	H	R	ER	SO	BB	IBB	HBP	BLK	WP	HR	S	P	ERA	WHIP

Toronto Blue Jays @ Houston Astros

Minute Maid Park, Houston, TX

Fri Aug 23 2013, 7:12 PM - 10:05 PM CDT

Att. 21,193 - Roof Closed - 73 F

TOP

livebaseballscorecards.com

Batter	1	2	3	4	5	6	7	8	9	AB	R	H	RBI	BB	SO	LOB
7 José Reyes, S (1, 6) OBP: 0.355, SLG: 0.444 66 Munenori Kawasaki, L (7, 4) OBP: 0.314, SLG: 0.305	B FF 93 C FF 92 S CU 80 B CU 83 F SI 94 X FF 93 2-2 ① F8		C CU 80 B CU 78 B SI 92 F SI 91 F FF 93 B CU 80 X SI 92 3-2 1B		C FF 91 B SI 90 B CU 74 X FF 91 2-1 ① F7		X SI 91 0-0 1-2 1B		B FF 94 X FF 92 1-0 ② G4-3 2-3	4 1	0 0	2 0	0 0	0 0	0 0	0 1
11 Rajai Davis, R (1, 7) OBP: 0.322, SLG: 0.354 22 Kevin Pillar, R (7, 7) OBP: 0.200, SLG: 0.077	C FF 93 B FF 94 X SL 87 1-1 10 CS 1B		B SL 85 F FF 93 S CU 80 C CU 80 1-3 ① K		F FF 92 F FF 93 X FF 92 0-2 ② G4-3		X FF 93 0-0 ③ P4		B FF 94 S FF 94 S FF 95 S FF 95 1-3 ③ K	4 1	0 0	1 0	0 0	0 0	1 1	3 1
10 Edwin Encarnación, R (1, 10) OBP: 0.365, SLG: 0.529	F FF 94 B FF 94 F FF 94 B FF 94 F CU 83 X FF 94 2-2 ② 1-2 HR		C SL 85 B CU 85 X FF 94 1-1 ② F9		X CU 83 0-0 ③ L7			B FF 92 S SL 85 B FF 93 X FF 92 2-1 ① F8		4	1	1	1	0	0	1
26 Adam Lind, L (1, 3) OBP: 0.353, SLG: 0.472	B B FF 94 C CH 84 B SL 94 X FF 92 3-1 ③ G5-3		B FF 92 B CH 82 1 SAFE C SI 91 B CH 82 X FF 91 3-1 ③ G4-3			B FF 91 X SI 90 1-0 ① P6		B FF 92 B SI 91 X FF 92 2-0 13 HR 1B		4	1	1	0	0	0	1
13 Brett Lawrie, R (1, 5) OBP: 0.316, SLG: 0.436		B FF 93 X FF 93 1-0 ① P3		X FF 92 0-0 ① L9		C FF 93 X CU 85 0-1 ② G1-3		B FF 93 F FF 92 S FF 92 X CU 82 1-2 1-H HR		4	1	1	2	0	0	0
9 J.P. Arencibia, R (1, 2) OBP: 0.248, SLG: 0.404		S FF 93 X SL 85 0-1 ② G5-3		C SL 85 F FF 94 X CU 81 0-2 HR		C FF 94 X SL 85 0-1 ③ F8		S FC 94 B FC 94 S FC 94 B FC 94 F CH 84 F FC 94 B FC 94 F FF 94 X FC 92 3-2 ② L8		4	1	1	1	0	0	0
14 Moisés Sierra, R (1, 9)		C SL 86 B FF 92 S SL 86 B CU 85 F FF 92 B CU 81 B CU 78 4-2 8 1B BB		F FF 94 X SL 86 0-1 ② G4-3			C FF 93 C FF 90 B FF 92 B FF 93 S CU 82 2-3 ① K	F FC 95 B SL 86 C FC 92 F SL 87 B FC 92 X FF 94 2-2 ③ G1-3		3	0	0	0	1	1	0
8 Anthony Gose, L (1, 8) OBP: 0.308, SLG: 0.306		B CU 76 B FF 93 X SI 92 2-0 1-3 1B		B CU 82 B FF 92 B SI 91 C SI 89 C SL 89 F SI 90 X CU 82 3-2 1B			F FF 93 X FF 93 0-1 ② L7		B FF 94 F FF 93 B FF 94 X FF 93 2-1 ① G4-3	4	0	2	0	0	0	0
17 Ryan Goins, L (1, 4) OBP: 0.500, SLG: 0.750 (7, 6)		D SL 92 B FF 93 1 SAFE X FF 93 2-0 ③ G4-3		1 SAFE B SI 92 1 SAFE F SI 91 1 SAFE B SI 91 B FF 90 1 SAFE X SI 92 3-1 ③ G3			C FF 93 B CH 84 B SI 92 F SI 91 F FF 94 B CU 80 X FF 93 3-2 7 1B 1B		C FF 95 B FF 95 B KC 78 F FF 93 F FF 95 X FF 94 2-2 66 G4-3 2B	4	0	2	0	0	0	3
Inning Stats	R: 1 E: 0 K: 0 S: 12 H: 2 LOB: 0 BB: 0 P: 20	R: 0 E: 0 K: 0 S: 8 H: 1 LOB: 2 BB: 1 P: 17	R: 0 E: 0 K: 1 S: 11 H: 1 LOB: 1 BB: 0 P: 19	R: 1 E: 0 K: 0 S: 12 H: 2 LOB: 1 BB: 0 P: 18	R: 0 E: 0 K: 0 S: 6 H: 0 LOB: 0 BB: 0 P: 8	R: 0 E: 0 K: 0 S: 5 H: 0 LOB: 0 BB: 0 P: 6	R: 0 E: 0 K: 1 S: 11 H: 2 LOB: 2 BB: 0 P: 16	R: 2 E: 0 K: 0 S: 16 H: 2 LOB: 0 BB: 0 P: 26	R: 0 E: 0 K: 1 S: 10 H: 1 LOB: 1 BB: 0 P: 16	1B: 7 2B: 1 3B: 0 HR: 3	SF: 0 SAC: 0 DP: 0 HBP: 0					WP: 0 PB: 0 SB: 0 CS: 1	PA: 38	

	AB	37
	R	4
	H	11
	RBI	4
	BB	1
	SO	3
	LOB	10

PITCHER		IP	WLS	BF	H	R	ER	SO	BB	IBB	HBP	BLK	WP	HR	S	P	ERA	WHIP
18 Jordan Lyles, R ERA: 5.17	(1, 1)	7.1	W	32	10	4	4	2	1	0	0	0	0	3	71	115	4.91	1.500
61 Josh Zeid, R ERA: 7.2	(8, 1)	0.2		2	0	0	0	0	0	0	0	0	0	0	10	15	0.00	0.000
35 Josh Fields, R ERA: 6.58	(9, 1)	1.0		4	1	0	0	1	0	0	0	0	0	0	10	16	0.00	1.000

PITCHER		IP	WLS	BF	H	R	ER	SO	BB	IBB	HBP	BLK	WP	HR	S	P	ERA	WHIP

Batter	1	2	3	4	5	6	7	8	9	AB	R	H	RBI	BB	SO	LOB
19 Robbie Grossman, S (1, 7) OBP: 0.342, SLG: 0.373	C SI 89 S SI 91 B SL 82 S SI 92 1-3 ① K	B SI 92 C SI 91 S SI 92 B FF 92 X SL 82 2-2 ③ F7		B SL 82 D SI 91 X SI 91 2-0 ① SF9 3-H	F FF 93 S FF 93 B CU 83 B CH 85 X FF 94 2-2 28 1B 3-H 1B		B FF 87 B FF 88 X FF 87 2-0 2-H HR			4	1	2	4	0	1	1
28 L.J. Hoes, R (1, 9) OBP: 0.361, SLG: 0.449	B B FF 90 S SI 90 F FF 90 B FF 90 B SL 80 4-2 27 2B BB	X SI 89 0-0 27 E 27 1B 1B	C SL 79 B SL 81 B SI 90 B SL 79 B SI 89 4-1 15 S 15 3B BB	C FF 93 S CU 82 X CU 82 0-2 1-2 1B		C SI 87 S SL 74 C FF 86 0-3 ③ K			3	3	2	0	2	1	0
27 Jose Altuve, R (1, 4) OBP: 0.314, SLG: 0.354 9 Marwin Gonzalez, S (8, 4) OBP: 0.249, SLG: 0.337	X FF 89 0-0 1-H 2B	1 SAFE 1 SAFE C SL 78 X SI 89 0-1 ① E1 1-H 1B	X FF 91 0-0 ② F7	C FF 94 C FF 95 S SL 87 0-3 ③ K2-3			C FC 88 B CH 83 B CH 83 X FC 88 2-1 10 G5-3 1B		4 1	0 0	2 1	1 0	0 0	1 0	3 0
15 Jason Castro, L (1, 2) OBP: 0.344, SLG: 0.469 39 Cody Clark, R (8, PH) (9, 2)	F FF 91 S SL 82 S SL 82 0-3 ② K	X SL 80 0-0 ② F7	C CU 80 B FF 92 B CU 82 X CU 81 2-1 1-H 3B		X FF 95 0-0 ① G3			C FC 89 F FC 90 S CU 75 0-3 ① K		4 1	0 0	1 0	1 0	0 0	1 1	1 1
23 Chris Carter, R (1, 10) OBP: 0.311, SLG: 0.433 10 Jake Elmore, R (8, PH) OBP: 0.316, SLG: 0.343 (9, 10)	C SL 82 F SI 90 C SI 91 0-3 ③ K	C SI 90 B SI 90 C SL 82 F SL 81 B SI 92 S SL 81 2-3 ③ K	S FF 93 S FF 93 S FF 93 0-3 ③ K		S SL 86 B SL 87 C FC 94 S SL 85 1-3 ② K			B FC 88 X FC 87 1-0 ② G5-3 1-2		4 1	0 0	0 0	0 0	0 0	4 0	2 1
30 Matt Dominguez, R (1, 5) OBP: 0.274, SLG: 0.408		B FF 89 B SL 81 C SI 89 X SI 90 2-1 HR	B SI 89 B FF 90 B SI 88 C FF 88 B SL 79 4-1 29 2B 2 1B BB	B CU 79 B FF 94 F FF 92 B FF 91 F FF 92 F FF 93 B FF 93 4-2 2 1B 29 BB 6 G6-3 BB	X FF 93 0-0 ③ F7			B FC 88 C FC 89 B SL 83 B FC 89 X FC 89 3-1 ③ L8		3	3	1	1	2	0	1
29 Brett Wallace, L (1, 3) OBP: 0.288, SLG: 0.455		C SL 81 B SI 89 S SL 79 F SL 82 S SL 82 1-3 ① K	B SI 89 X SL 80 1-0 2 1B 6 3B 1-3 2B	B FF 94 B FF 93 S FF 93 D FF 94 B FF 93 4-1 6 G6-3 2 1B 19 1B 1-2 BB			F SI 87 X SI 87 0-1 19 HR 2B			3	3	2	0	1	1	0
2 Brandon Barnes, R (1, 8) OBP: 0.287, SLG: 0.340		C SI 91 B SI 90 C SL 81 B SI 92 B SL 82 T FF 90 3-2 ② K	B SI 89 F SL 80 X SL 81 1-1 6 3B 2-3 3-H 1B	C CU 81 B CU 80 S CU 82 X CU 82 1-2 6 G6-3 1-2 2-3 1B			C FF 88 B FF 86 S SL 75 X SL 75 1-2 ① G5-3			4	1	2	1	0	1	1
6 Jonathan Villar, S (1, 6) OBP: 0.337, SLG: 0.354		B FF 90 S SL 81 S SL 82 B SL 82 B SL 80 X SI 91 3-2 3B	B SI 90 1 SAFE 1 SAFE B SL 79 S SI 90 X SI 90 2-1 19 SF9 1-H 3-H 3B	B FF 93 X CH 85 1-0 ① ② G6-3 1-2f 2-3 3-H			B FF 88 C SI 88 S FF 86 C FF 86 1-3 ② K			4	1	2	2	0	1	3
Inning Stats	R: 1 E: 0 K: 3 S: 12 H: 1 LOB: 1 BB: 1 P: 17	R: 1 E: 0 K: 2 S: 15 H: 2 LOB: 1 BB: 0 P: 26	R: 1 E: 1 K: 1 S: 8 H: 2 LOB: 0 BB: 0 P: 10	R: 5 E: 0 K: 1 S: 14 H: 4 LOB: 1 BB: 2 P: 30	R: 2 E: 0 K: 1 S: 17 H: 3 LOB: 2 BB: 2 P: 29	R: 0 E: 0 K: 1 S: 5 H: 0 LOB: 0 BB: 0 P: 6	R: 2 E: 0 K: 2 S: 12 H: 2 LOB: 0 BB: 0 P: 16	R: 0 E: 0 K: 1 S: 8 H: 1 LOB: 1 BB: 0 P: 14		1B: 7 2B: 3 3B: 3 HR: 2 SF: 1 SAC: 0 DP: 1 HBP: 0						

PITCHER	IP	WLS	BF	H	R	ER	SO	BB	IBB	HBP	BLK	WP	HR	S	P	ERA	WHIP
58 Todd Redmond, R (1, 1) ERA: 4.44	3.1	L	20	8	8	7	6	3	0	0	0	0	1	43	75	18.90	3.300
49 Brad Lincoln, R (4, 1) ERA: 3.98	1.1		9	4	2	2	1	2	0	0	0	0	0	20	34	13.50	4.500
21 Sergio Santos, R (5, 1) ERA: 2.63	1.1		4	0	0	0	2	0	0	0	0	0	0	8	9	0.00	0.000
38 Darren Oliver, L (7, 1) ERA: 4.25	1.0		5	2	2	2	2	0	0	0	0	0	1	12	16	18.00	2.000
44 Casey Janssen, R (8, 1) ERA: 3.07	1.0		4	1	0	0	1	0	0	0	0	0	0	8	14	0.00	1.000

PITCHER	IP	WLS	BF	H	R	ER	SO	BB	IBB	HBP	BLK	WP	HR	S	P	ERA	WHIP

BOTTOM

Toronto Blue Jays @ Houston Astros

Minute Maid Park, Houston, TX

Fri Aug 23 2013, 7:12 PM - 10:05 PM CDT

Att. 21,193 - Roof Closed - 73 F

livebaseballscorecards.com

AB	36
R	12
H	15
RBI	10
BB	5
SO	12
LOB	14

WP: 0 PA: 42
PB: 0
SB: 1
CS: 0

Batter	1	2	3	4	5	6	7	8	9	AB	R	H	RBI	BB	SO	LOB
7 José Reyes, S (1, 6) OBP: 0.349, SLG: 0.435	B FF 91 C FF 93 B KC 73 F FF 93 C FF 94 2-3 K		B KC 75 C FF 92 X SL 87 1-1 G3-1		B FF 92 B FF 92 B FF 92 C FF 91 X FF 93 3-1 P6		B FF 93 X FF 94 1-0 L9		T FF 93 F FF 95 D CU 80 D CU 81 B FF 94 X FF 95 3-2 G4-3 1-2	5	0	0	0	0	1	1
11 Rajai Davis, R (1, 9) OBP: 0.316, SLG: 0.347 (6, 8)	C FF 93 S SL 89 B FF 95 F ST 87 S KC 72 1-3 K		C FF 92 X KC 76 0-1 G6-3		X FF 92 0-0 F9			S FC 91 B FC 93 S SL 84 F FC 94 X SL 85 1-2 G3	B FF 94 S FF 94 F FF 95 S CU 80 1-3 K	5	0	0	0	0	2	1
10 Edwin Encarnación, R (1, 10) OBP: 0.369, SLG: 0.536	C FF 92 B SL 87 B ST 87 B FF 95 B FF 93 4-1 BB			C FF 92 B SL 86 B SL 86 F FF 92 F SL 88 B SL 86 B FF 93 4-2 26 G4-6-3 BB		C FF 91 X FF 93 0-1 HR		B FC 93 S SL 85 S SL 87 B SL 86 B SL 88 B SL 85 4-2 13 FC5-4 26 1B 9 2B BB		1	2	1	1	3	0	0
26 Adam Lind, L (1, 3) OBP: 0.354, SLG: 0.473	B FF 92 C FF 92 D CH 81 B FF 92 F FF 92 F FF 93 X FF 93 3-2 G6-3			B FF 92 C FF 93 B CH 80 F FF 93 B FF 94 X FF 93 3-2 G4-6-3 1-2f		C SL 87 B CH 80 B CH 82 B FF 94 X FF 92 3-1 1B		C FF 94 S CH 84 X CH 86 0-2 13 FC5-4 1-2 1B		4	0	2	0	0	0	2
13 Brett Lawrie, R (1, 5) OBP: 0.315, SLG: 0.437		F FF 90 F SL 87 X FF 92 0-2 2B		B SL 86 X FF 92 1-0 G5-3	F FF 92 D FF 92 X FF 91 1-1 F8		C CH 83 B FF 95 F CH 85 X CH 83 1-2 FC5-4 9 2B 1-2f 2-3		4	0	1	0	0	0	3
9 J.P. Arencibia, R (1, 2) OBP: 0.248, SLG: 0.405		B FF 92 C FF 92 D CH 82 F FF 93 B FF 91 S FF 93 3-3 K			B FF 91 F FF 92 X CH 81 1-1 P3	D KC 77 F FF 92 F FF 91 B FF 92 S FF 93 2-3 K		C FF 93 F FC 93 F CH 86 B FC 94 X CH 84 1-2 1-3 3-H 2B		4	0	1	1	0	2	2
8 Anthony Gose, L (1, 8) OBP: 0.315, SLG: 0.314 14 Moisés Sierra, R (6, PH) (6, 9)		X FF 93 0-0 G1-3			C FF 93 X FF 93 0-1 17 1B 22 HR 1B	B SI 92 B SI 92 F SI 92 F SI 92 X SI 93 2-2 G4-3		D KC 78 F FF 94 S FF 94 S FF 94 1-3 K		2 2	1 0	1 0	0 0	0 0	0 1	1 3
17 Ryan Goins, L (1, 4) OBP: 0.375, SLG: 0.500		B FF 93 B CH 81 C FF 92 C FF 93 S KC 76 2-3 K			X FF 93 0-0 22 HR 1-2 1B		C SI 92 C SL 79 B SI 93 X SL 78 1-2 G4-3		B FF 93 F FF 92 F FF 94 X CU 79 1-2 G4-3	4	1	1	0	0	1	1
22 Kevin Pillar, R (1, 7) OBP: 0.235, SLG: 0.233			B FF 92 B FF 93 F FF 91 X FF 92 2-1 F8		B FF 92 B FF 93 F FF 92 F FF 92 B KC 76 X FF 92 3-2 1-H 2-H HR		B FC 94 C FF 93 F FC 93 X CH 85 1-2 G4-3		X FF 94 0-0 7 G4-3 1B	4	1	2	3	0	0	0
Inning Stats	R: 0 E: 0 K: 2 S: 12 H: 0 LOB: 1 BB: 1 P: 22	R: 0 E: 0 K: 2 S: 10 H: 1 LOB: 1 BB: 0 P: 15	R: 0 E: 0 K: 0 S: 6 H: 0 LOB: 0 BB: 0 P: 9	R: 0 E: 0 K: 0 S: 7 H: 0 LOB: 0 BB: 1 P: 15	R: 3 E: 0 K: 0 S: 11 H: 3 LOB: 0 BB: 0 P: 18	R: 1 E: 0 K: 1 S: 12 H: 2 LOB: 1 BB: 0 P: 20	R: 0 E: 0 K: 0 S: 7 H: 0 LOB: 0 BB: 0 P: 10	R: 1 E: 0 K: 1 S: 19 H: 2 LOB: 2 BB: 1 P: 27	R: 0 E: 0 K: 1 S: 10 H: 1 LOB: 1 BB: 0 P: 15	1B: 5 2B: 2 3B: 0 HR: 2 SF: 0 SAC: 0 DP: 1 HBP: 0						WP: 0 PB: 0 SB: 0 CS: 0 PA: 38	

PITCHER		IP	WLS	BF	H	R	ER	SO	BB	IBB	HBP	BLK	WP	HR	S	P	ERA	WHIP
41 Brad Peacock, R ERA: 5.67	(1, 1)	5.2	W	24	6	4	4	5	2	0	0	0	0	2	55	94	6.35	1.412
66 Kevin Chapman, L ERA:	(6, 1)	0.2	H	2	0	0	0	0	0	0	0	0	0	0	6	9	0.00	0.000
61 Josh Zeid, R ERA: 7.15	(7, 1)	1.1	H	7	2	1	1	0	1	0	0	0	0	0	20	29	6.75	2.250
35 Josh Fields, R ERA: 6.49	(8, 1)	0.1	H	1	0	0	0	1	0	0	0	0	0	0	3	4	0.00	0.000
63 Chia-Jen Lo, R ERA: 0.9	(9, 1)	1.0	S	4	1	0	0	1	0	0	0	0	0	0	10	15	0.00	1.000

PITCHER	IP	WLS	BF	H	R	ER	SO	BB	IBB	HBP	BLK	WP	HR	S	P	ERA	WHIP

TOP

Toronto Blue Jays @ Houston Astros

Minute Maid Park, Houston, TX

Sat Aug 24 2013, 6:12 PM - 8:56 PM CDT

Att. 26,307 - Roof Closed - 73 F

livebaseballscorecards.com

AB	35
R	5
H	9
RBI	5
BB	3
SO	7
LOB	14

Batter	1	2	3	4	5	6	7	8	9	AB	R	H	RBI	BB	SO	LOB
19 Robbie Grossman, S (1, 7) OBP: 0.340, SLG: 0.376	B FF 88 B SI 89 C SI 88 X SI 89 2-1 ① L9	1 SAFE 1 SAFE X SI 87 0-0 ③ F8		X SI 92 0-0 28 PB, 28 2B, 2B 3-H		B SL 82 X SI 91 1-0 ③ G4-3				4	1	1	1	0	0	1
28 L.J. Hoes, R (1, 9) OBP: 0.368, SLG: 0.457	B FF 90 F SI 90 S FS 79 B FF 91 F FS 79 T FS 79 2-2 ② K		B SI 88 B SI 89 B FF 89 B FF 88 4-0 27 F9, 27 S, 15 HR, BB	B SL 84 F FF 91 B SI 91 X FF 92 2-1 2-H, 2B			X FF 91 0-0 ① L9			3	1	1	1	1	1	0
27 Jose Altuve, R (1, 10) OBP: 0.312, SLG: 0.351	X SI 89 0-0 ③ F8		B CU 76 X SI 90 1-0 ① F9 1-3	F SL 82 S SL 83 F SL 84 B FF 92 F SL 83 X FF 93 1-2 ③ F9			C FF 91 B SI 92 X CH 82 1-1 ② L9			4	0	0	0	0	0	2
15 Jason Castro, L (1, 2) OBP: 0.350, SLG: 0.490		C SI 88 X SI 89 0-1 29 1B, 2, 2B, 2B	B SI 91 C FS 79 B SI 88 S FS 78 B SI 90 X FS 80 3-2 3-H, HR		B SI 90 B SI 91 B SI 90 C SI 90 B SI 90 4-1 BB		B SI 92 F FF 92 X FF 92 1-1 HR			3	3	3	3	1	0	0
30 Matt Dominguez, R (1, 5) OBP: 0.271, SLG: 0.405		C SI 89 D FS 78 C SI 90 C CU 77 1-3 ① K	X FF 90 0-0 ② F7		C SI 91 X SI 91 0-1 ① F9		C SL 84 X SL 85 0-1 ③ L6			4	0	0	0	0	1	2
29 Brett Wallace, L (1, 3) OBP: 0.287, SLG: 0.451		F SI 90 B SI 91 F SI 89 F FS 77 X FS 80 1-2 2, 2B, 2-3, 1B	F FF 89 C CU 76 B SI 90 S FS 78 1-3 ③ K		C FF 91 F FF 92 B CH 84 S SL 84 1-3 ② K			C CU 82 S SI 89 B SI 93 S CU 83 1-3 ① K		4	1	1	0	0	3	1
2 Brandon Barnes, R (1, 8) OBP: 0.290, SLG: 0.345		C SI 90 X SI 89 0-1 6 WP, 6, 6 E, 1-H, 3-H, 2B		C SI 92 X SI 92 0-1 E6, 6 G4-3, 9 G4-3, 19 2B	C SI 92 B SL 82 F FF 92 D SL 84 C SI 92 2-3 ③ K			S CH 87 X SI 91 0-1 9 G5-3, 1B		4	2	2	2	0	1	1
9 Marwin Gonzalez, S (1, 4) OBP: 0.244, SLG: 0.330		B SI 87 X SI 89 1-0 ② G6-3		X SI 90 0-0 ① G4-3 1-2		C SI 91 X SL 84 0-1 ① F7		1 SAFE X SI 92 0-0 ② G5-3 1-2		4	0	0	0	0	0	3
6 Jonathan Villar, S (1, 6) OBP: 0.323, SLG: 0.337		C SI 89 B CU 78 B SI 90 T SI 89 X SI 90 2-2 2-H, E6		X SI 92 0-0 ② G4-3 2-3		C CH 83 B SL 85 X SI 90 1-1 ② G4-3		B SI 92 D CU 83 X SI 90 2-0 ③ G5-3		4	0	0	0	0	0	2
Inning Stats	R: 0 E: 0 K: 1 S: 7 H: 0 LOB: 0 BB: 0 P: 11	R: 3 E: 1 K: 1 S: 16 H: 3 LOB: 1 BB: 0 P: 21	R: 2 E: 0 K: 1 S: 8 H: 1 LOB: 0 BB: 1 P: 17	R: 2 E: 1 K: 0 S: 12 H: 2 LOB: 1 BB: 0 P: 15	R: 0 E: 0 K: 2 S: 9 H: 0 LOB: 1 BB: 1 P: 16	R: 0 E: 0 K: 0 S: 5 H: 0 LOB: 0 BB: 0 P: 7	R: 1 E: 0 K: 0 S: 7 H: 1 LOB: 0 BB: 0 P: 9	R: 0 E: 0 K: 1 S: 7 H: 1 LOB: 1 BB: 0 P: 10		1B: 2 2B: 4 3B: 0 HR: 2	SF: 0 SAC: 0 DP: 0 HBP: 0			WP: 1 PB: 1 SB: 1 CS: 0	PA: 36	

PITCHER	IP	WLS	BF	H	R	ER	SO	BB	IBB	HBP	BLK	WP	HR	S	P	ERA	WHIP
67 Chien-Ming Wang, R (1, 1) ERA: 7.67	3.0	L	15	4	5	4	3	1	0	0	0	1	1	31	49	12.00	1.667
64 Chad Jenkins, R (4, 1) ERA: 3.32	4.0		17	3	3	1	2	1	0	0	0	0	1	33	47	2.25	1.000
27 Brett Cecil, L (8, 1) ERA: 2.73	1.0		4	1	0	0	1	0	0	0	0	0	0	7	10	0.00	1.000

PITCHER	IP	WLS	BF	H	R	ER	SO	BB	IBB	HBP	BLK	WP	HR	S	P	ERA	WHIP

BOTTOM

Toronto Blue Jays @ Houston Astros

Minute Maid Park, Houston, TX

Sat Aug 24 2013, 6:12 PM - 8:56 PM CDT

Att. 26,307 - Roof Closed - 73 F

livebaseballscorecards.com

AB	34
R	8
H	8
RBI	7
BB	2
SO	6
LOB	12

Batter	1	2	3	4	5	6	7	8	9	AB	R	H	RBI	BB	SO	LOB
7 José Reyes, S (1, 6) OBP: 0.353, SLG: 0.436	C FF 86 B FF 88 S CH 76 F SI 91 X CH 76 1-2 ① G1-3		B SI 91 D CH 78 F SI 90 L SI 90 X CH 78 2-2 ② FC5-4 11 FC4-6 1-2f		C CU 74 X CU 76 0-1 11 FC4-6 1B			C FF 93 X KC 80 0-1 11 CS 1B	B SL 79 B SL 80 D SL 80 I 4-0 IBB	4	0	2	0	1	0	1
11 Rajai Davis, R (1, 8) OBP: 0.310, SLG: 0.340	B FF 88 C FF 88 F CH 78 X SI 90 1-2 ② F9		X SI 91 0-0 ③ FC4-6 1-2f		B SI 89 B CH 78 X SI 89 2-0 ③ FC4-6 1-2f			C FF 94 1 SAFE B FF 94 C FF 95 B FF 94 S FF 95 2-3 ①② K 1-2	B FF 92 B FF 91 X FF 91 2-0 ③ G5-3	5	0	0	0	0	1	6
10 Edwin Encarnación, R (1, 3) OBP: 0.368, SLG: 0.533	B FF 88 C CH 78 B CH 76 X CH 77 2-1 ③ F7			B FF 87 C FF 88 B CU 73 B FF 88 B FF 88 4-1 13 FC5-4 BB		C CU 73 B SI 88 X CH 77 1-1 ① G4-3		B FF 95 S FF 94 F KC 80 B FF 95 F FF 96 X KC 81 2-2 ③ G6-3		3	0	0	0	1	0	0
13 Brett Lawrie, R (1, 5) OBP: 0.314, SLG: 0.433		C FF 88 B FF 87 F CH 77 X SI 91 1-2 ① G4-3		B FF 90 X CH 77 1-0 ① FC5-4 16 BB 1-2f		B FF 89 B CH 78 B SI 88 X FF 88 3-0 ② F9			B CU 81 B FF 93 C FF 93 F FF 94 B FF 96 F FF 94 F FF 94 F FF 95 B FF 94 4-2 66 BB 26 1B 14 BB BB	3	1	0	0	1	0	1
16 Mark DeRosa, R (1, 10) OBP: 0.314, SLG: 0.425 26 Adam Lind, L (9, PH) OBP: 0.356, SLG: 0.474 8 Anthony Gose, L (9, PR) OBP: 0.315, SLG: 0.314 (9, 10)		C FF 89 B SI 91 S SL 81 F SL 82 F SI 90 B SI 91 B CH 79 B SI 90 4-2 BB		C FF 90 B FF 90 B CH 78 B CH 78 B FF 90 4-1 1-2 BB		S FF 89 F SI 90 B SL 82 B SI 90 B SL 82 X CH 78 3-2 ③ G6-3			B CH 84 B FF 92 S FF 93 B FF 93 S FF 93 F FF 93 F FF 93 X FF 94 3-2 14 BB 66 BB 17 G4-3 1-2 1B	1	0	0	0	2	0	0
9 J.P. Arencibia, R (1, 2) OBP: 0.249, SLG: 0.405 66 Munenori Kawasaki, L (9, PH) OBP: 0.317, SLG: 0.305 22 Josh Thole, L (9, 2) OBP: 0.255, SLG: 0.232		B SI 90 B SI 90 X SI 90 2-0 ② F9		C SI 89 S CH 79 S SL 81 0-3 ② K			B SI 88 C SI 89 X FF 86 1-1 17 WP 1B		B FF 91 B FF 91 B FF 90 C FF 91 B FF 91 4-1 17 G4-3 14 BB 1-2 2-3 BB	3	0	1	0	0	1	3
										0	0	0	0	1	0	0
										0	0	0	0	0	0	0
14 Moisés Sierra, R (1, 9)		T SI 90 X CH 78 0-1 ③ L4		B FF 90 X CH 78 1-0 ③ F9			C SI 89 C SI 89 F SI 90 D SL 83 D SL 82 X CH 78 2-2 ① P3		B CU 81 T FF 92 B FF 94 F FF 93 B CU 80 B FF 93 4-2 17 G4-3 1-2 2-3 3-H BB	3	0	0	1	1	0	4
22 Kevin Pillar, R (1, 7) OBP: 0.237, SLG: 0.235			C FF 87 B CU 76 S CH 77 X FF 90 1-2 ① G6-3		F FF 87 B CU 72 B CH 76 X FF 88 2-1 17 CS 1B		D CU 75 C CH 77 X FF 90 1-1 ② F7		F FF 93 F CU 79 C FF 95 0-3 ① K	4	0	1	0	0	1	4
17 Ryan Goins, L (1, 4) OBP: 0.333, SLG: 0.417			C SI 89 B SI 91 X SL 80 1-1 7 FC5-4 1B		D SI 90 S FF 88 S SL 81 B SL 82 X SL 81 2-2 ①② G4-3 1-2		S SL 79 F SL 81 B SL 81 D SL 83 D SL 82 C SI 90 3-3 ③ K 1-2		X SL 79 0-0 ② G4-3 1-2 2-3 3-H	4	0	1	1	0	1	4

Inning Stats	1	2	3	4	5	6	7	8	9
	R: 0 E: 0 K: 0 S: 9 H: 0 LOB: 0 BB: 0 P: 13	R: 0 E: 0 K: 0 S: 10 H: 0 LOB: 1 BB: 1 P: 17	R: 0 E: 0 K: 0 S: 9 H: 1 LOB: 1 BB: 0 P: 13	R: 0 E: 0 K: 1 S: 7 H: 0 LOB: 2 BB: 2 P: 17	R: 0 E: 0 K: 0 S: 8 H: 2 LOB: 1 BB: 0 P: 14	R: 0 E: 0 K: 0 S: 6 H: 0 LOB: 0 BB: 0 P: 13	R: 0 E: 0 K: 1 S: 11 H: 1 LOB: 1 BB: 0 P: 18	R: 0 E: 0 K: 1 S: 9 H: 1 LOB: 0 BB: 0 P: 13	R: 2 E: 0 K: 1 S: 18 H: 1 LOB: 3 BB: 4 P: 39

1B: 6 SF: 0 WP: 1 PA: 38
2B: 0 SAC: 0 PB: 0
3B: 0 DP: 0 SB: 0
HR: 0 HBP: 0 CS: 2

PITCHER		IP	WLS	BF	H	R	ER	SO	BB	IBB	HBP	BLK	WP	HR	S	P	ERA	WHIP
60 Dallas Keuchel, L ERA: 4.82	(1, 1)	7.0		27	4	0	0	2	3	0	0	0	1	0	60	105	0.00	1.000
35 Josh Fields, R ERA: 6.26	(8, 1)	1.0	H	3	1	0	0	1	0	0	0	0	0	0	9	13	0.00	1.000
63 Chia-Jen Lo, R ERA: 2.61	(9, 1)	0.1	L	5	1	2	2	1	3	0	0	0	0	0	16	31	54.00	12.000
66 Kevin Chapman, L ERA:	(9, 1)	0.1		2	0	0	0	0	0	1	0	0	0	0	1	5	0.00	0.000
21 Philip Humber, R ERA: 9.0	(9, 1)	0.1		1	0	0	0	0	0	0	0	0	0	0	1	3	0.00	0.000

PITCHER	IP	WLS	BF	H	R	ER	SO	BB	IBB	HBP	BLK	WP	HR	S	P	ERA	WHIP

TOP

Toronto Blue Jays @ Houston Astros

Minute Maid Park, Houston, TX

Sun Aug 25 2013, 1:11 PM - 3:59 PM CDT
Att. 21,405 - Roof Closed - 73 F

livebaseballscorecards.com

AB	31
R	2
H	6
RBI	2
BB	7
SO	4
LOB	23

Toronto Blue Jays @ Houston Astros

Minute Maid Park, Houston, TX

Sun Aug 25 2013, 1:11 PM - 3:59 PM CDT

Att. 21,405 - Roof Closed - 73 F

livebaseballscorecards.com

BOTTOM

Batter	1	2	3	4	5	6	7	8	9	AB	R	H	RBI	BB	SO	LOB
19 Robbie Grossman, S (1, 7) OBP: 0.343, SLG: 0.378	C FF 84 B SI 83 B SI 81 X SI 85 2-1 1B		C SI 84 B CH 80 X CH 81 1-1 ① G6-3		C CH 80 B SI 85 X SI 84 1-1 28 CS 1B			C FC 79 S CU 73 B FF 84 B CH 77 C CU 72 2-3 ① K		4	0	2	0	0	1	0
28 L.J. Hoes, R (1, 9) OBP: 0.363, SLG: 0.447	X SI 81 0-0 ① F9		C FF 82 B CH 79 S CH 79 B FF 82 F CH 80 F CU 75 X FF 81 2-2 23 S 1B		C CH 80 B SI 82 1 SAFE C FF 82 B CU 75 C CH 77 2-3 ②③ K 1-2			C CH 78 B SI 84 X SI 81 1-1 ② G4-3		4	0	1	0	0	1	2
27 Jose Altuve, R (1, 10) OBP: 0.311, SLG: 0.350	B CH 79 1 SAFE 1 SAFE B CH 80 B SI 84 C SI 84 C FF 84 T FF 85 3-2 ② K		F SI 86 1 SAFE X CH 79 0-1 ② F9			X CH 77 0-0 1B		B SI 83 F FF 85 F CU 73 B SI 84 B SI 84 X CU 73 3-2 ③ G5-3		4	0	1	0	0	1	2
23 Chris Carter, R (1, 3) OBP: 0.310, SLG: 0.430	B SI 85 C CH 80 X SI 84 1-1 ③ P4		B CH 78 1 SAFE B CH 79 F SI 85 F CH 80 D CU 75 B CH 81 4-2 1-2 BB			B SI 83 F SI 83 F CH 81 C CH 80 1-3 ① K			X FC 89 0-0 ① G5-3	3	0	0	0	1	1	2
30 Matt Dominguez, R (1, 5) OBP: 0.271, SLG: 0.402		B SI 83 B SI 85 B FF 81 C FF 85 B FF 85 4-1 6 1B 2 1B 10 G6-4-3 BB	T SI 86 D FF 83 F CH 80 S SI 86 1-3 ③ K			1 SAFE X SI 82 0-0 ② F9			B FF 89 C FF 91 B SL 86 X FF 90 2-1 ② G4-3	3	1	0	0	1	1	3
2 Brandon Barnes, R (1, 8) OBP: 0.290, SLG: 0.345 15 Jason Castro, L (9, PH) OBP: 0.352, SLG: 0.490 9 Marwin Gonzalez, S (9, PR) OBP: 0.244, SLG: 0.330		C FF 82 X CH 79 0-1 10 G6-4-3 6 1B 1-2 1B		C SI 84 B CH 80 F SI 82 F FF 85 B CH 79 S FC 81 2-3 ① K		B CH 78 B CH 79 X SI 84 2-0 ③ G1-3			C FC 90 B FC 91 S CH 85 B FC 90 F CH 85 B FC 91 B FC 91 4-2 29 BB 6 1B BB	3 0 0	0 0 0	1 0 0	0 0 0	0 1 0	1 0 0	1 0 0
6 Jonathan Villar, S (1, 6) OBP: 0.340, SLG: 0.356		X CH 78 0-0 10 G6-4-3 1-2 2-3 1B		B SI 85 B SI 85 C FF 86 B FF 86 C FF 86 F FF 86 F FF 86 X FF 86 3-2 10 CS 1B			B SI 83 B FC 78 C SI 84 B FC 79 C SI 84 F SI 82 X CH 79 3-2 ① P6		B FF 91 X FC 90 1-0 29 BB 1-2 1B	4	0	3	0	0	0	0
10 Jake Elmore, R (1, 4) OBP: 0.308, SLG: 0.333 29 Brett Wallace, L (9, PH) OBP: 0.290, SLG: 0.451	C SI 82 X SI 82 0-1 ①② G6-4-3 1-2f 2-3 3-H		B FF 81 1 SAFE 1 SAFE 1 SAFE B SI 84 B FF 84 C FF 83 F FF 85 X FF 86 3-2 ②③ G5-3 1-2				B FF 84 X CH 79 1-0 ② L1-3		B CU 75 B FC 89 B FC 90 B FC 89 4-0 1-2 2-3 BB	3 0	0 0	0 0	0 0	0 1	0 0	3 0
39 Cody Clark, R (1, 2)		X SI 87 0-0 ③ G4-3			B SI 84 B FF 84 C SI 84 C FF 81 X CH 80 2-2 ① L6		C CH 79 F CU 74 C SI 84 0-3 ③ K		F FC 90 X FC 89 0-1 ③ G1-4-3	4	0	0	0	0	1	4
Inning Stats	R: 0 E: 0 K: 1 S: 8 H: 1 LOB: 1 BB: 0 P: 14	R: 1 E: 0 K: 0 S: 7 H: 2 LOB: 1 BB: 1 P: 11	R: 0 E: 0 K: 1 S: 14 H: 1 LOB: 2 BB: 1 P: 22	R: 0 E: 0 K: 1 S: 12 H: 1 LOB: 0 BB: 0 P: 20	R: 0 E: 0 K: 1 S: 8 H: 1 LOB: 0 BB: 0 P: 13	R: 0 E: 0 K: 1 S: 6 H: 1 LOB: 1 BB: 0 P: 9	R: 0 E: 0 K: 1 S: 8 H: 0 LOB: 0 BB: 0 P: 12	R: 0 E: 0 K: 1 S: 8 H: 0 LOB: 0 BB: 0 P: 14	R: 0 E: 0 K: 0 S: 9 H: 1 LOB: 3 BB: 2 P: 20	1B: 8 2B: 0 3B: 0 HR: 0 SF: 0 SAC: 0 DP: 1 HBP: 0						

	AB	32
	R	1
	H	8
	RBI	0
	BB	4
	SO	7
	LOB	17

WP: 0 PA: 36
PB: 0
SB: 1
CS: 2

PITCHER	IP	WLS	BF	H	R	ER	SO	BB	IBB	HBP	BLK	WP	HR	S	P	ERA	WHIP
56 Mark Buehrle, L (1, 1) ERA: 4.08	8.0	W	30	7	1	1	7	2	0	0	0	0	0	71	115	1.12	1.125
44 Casey Janssen, R (9, 1) ERA: 3.0	1.0	S	6	1	0	0	0	2	0	0	0	0	0	9	20	0.00	3.000

PITCHER	IP	WLS	BF	H	R	ER	SO	BB	IBB	HBP	BLK	WP	HR	S	P	ERA	WHIP

Batter	1	2	3	4	5	6	7	8	9	AB	R	H	RBI	BB	SO	LOB
19 Robbie Grossman, S (1, 7) OBP: 0.340, SLG: 0.378	B FF 91 X SI 91 1-0 F8		B FF 93 F CH 85 S CU 80 C CU 80 1-3 K	B SI 90 1 SAFE B FC 88 1 SAFE 1 SAFE X FC 86 2-0 E8 1-2 2B		D CU 79 C FF 92 B FF 90 S FF 89 B CU 81 X FF 89 3-2 F8 3-H		S SL 89 X SI 99 0-1 L7		5	0	1	0	0	1	1
28 L.J. Hoes, R (1, 9) OBP: 0.344, SLG: 0.422	B FF 91 C FF 90 B FF 93 X FF 88 2-1 G1-3		C FC 90 S CU 80 B FF 93 B CU 79 F FC 89 B FF 94 X FF 89 3-2 G4-3	X FF 89 0-0 G6-3		C SI 91 B FF 86 X FC 88 1-1 G6-3		C SL 90 S SL 91 F SI 99 S SI 99 0-3 K		5	0	0	0	0	1	2
27 Jose Altuve, R (1, 4) OBP: 0.310, SLG: 0.348	B FF 91 X FF 89 1-0 G6-3		B SI 93 F FF 90 X FF 92 1-1 30 BB 15 1B 1B		X FC 84 0-0 G6-3		C SI 93 B SI 96 B SI 95 C SL 85 F SL 85 S SI 96 2-3 K		F FF 92 B FF 93 F SL 79 S SL 83 1-3 K	5	0	1	0	0	2	0
15 Jason Castro, L (1, 2) OBP: 0.354, SLG: 0.498		B CU 74 X FF 90 1-0 HR	C FF 93 1 SAFE 1 SAFE D CU 79 B FF 88 X CH 86 2-1 30 BB 1-2 1B		B CU 72 C CH 84 F FF 92 S CU 81 1-3 K 23 HR		B SL 85 S SL 86 F SI 94 B SL 86 B SI 94 B SI 94 4-2 30 FC6-4 BB		C SL 83 B CH 84 B SL 83 B FF 94 F SL 83 S SL 84 3-3 K2-3	4	2	2	1	1	2	0
30 Matt Dominguez, R (1, 5) OBP: 0.274, SLG: 0.410		F FF 92 X FF 89 0-1 2 1B 23 BB 2 E 1B	C CU 76 B FF 90 D CU 78 B FF 93 S FC 88 D FF 91 4-2 1-2 2-3 BB		B FC 90 X SI 91 1-0 P4		B SL 85 F SI 93 B SI 95 X CH 86 2-1 FC6-4 23 WP 23 1B 1-2f		F SL 81 X SL 80 0-1 HR	4	3	2	1	1	0	2
23 Chris Carter, R (1, 10) OBP: 0.316, SLG: 0.448		B FF 91 B FC 88 B FC 88 B FF 90 4-0 2 E 2 E 1-2 BB	T FF 93 S CU 78 B CU 81 S FC 88 1-3 K		B CU 76 C FF 91 X FF 91 1-1 1-H HR		B SI 94 C SL 85 D SL 85 S SI 88 F SI 96 F SL 85 B CH 86 X SL 86 3-2 1-H 1B		C FF 93 S SL 80 X FF 94 0-2 HR	4	3	3	4	1	1	3
29 Brett Wallace, L (1, 3) OBP: 0.288, SLG: 0.460		B CU 78 B FC 87 X SI 91 2-0 F8		B CU 72 X CH 83 1-0 HR	S CU 76 B CU 76 B FF 90 S FC 87 S CU 81 2-3 K		B FF 94 S CU 78 C CU 78 S CU 79 1-3 K		C FF 94 B FF 93 X SL 81 1-1 P5	5	1	1	1	0	2	3
2 Brandon Barnes, R (1, 8) OBP: 0.295, SLG: 0.353		B FF 90 X FF 88 1-0 E9 6 1-H 2-H G2-3-1 1B		C FC 86 C FC 88 X CU 79 0-2 G6-3		C FC 86 B CU 78 X FC 88 1-1 6 SH5-4 19 WP 2B		C SL 90 B SL 90 T SI 99 B SL 91 B SI 99 X SI 98 3-2 6 SH3-4 1B		4	1	3	0	0	0	0
6 Jonathan Villar, S (1, 6) OBP: 0.343, SLG: 0.352		B FF 92 X FC 88 1-0 G2-3-1 3-Hf		B FC 86 F SI 89 B FF 88 B FC 88 C FF 92 B FC 89 4-2 19 2B BB		D FF 89 B FF 88 S FF 87 B FC 84 X FC 85 3-1 SH5-4 2-3		B SI 97 1 SAFE T SI 98 1 SAFE X SI 98 1-1 SH3-4 1-2		1	0	0	0	1	0	1
Inning Stats	R: 0 E: 0 K: 0 S: 4 H: 0 LOB: 0 BB: 0 P: 8	R: 3 E: 1 K: 0 S: 6 H: 3 LOB: 0 BB: 1 P: 15	R: 0 E: 0 K: 2 S: 16 H: 2 LOB: 3 BB: 1 P: 28	R: 1 E: 1 K: 0 S: 8 H: 2 LOB: 1 BB: 1 P: 15	R: 2 E: 0 K: 2 S: 10 H: 1 LOB: 0 BB: 0 P: 15	R: 1 E: 0 K: 0 S: 9 H: 1 LOB: 0 BB: 0 P: 17	R: 1 E: 0 K: 2 S: 16 H: 1 LOB: 1 BB: 1 P: 28	R: 0 E: 0 K: 1 S: 11 H: 1 LOB: 1 BB: 0 P: 15	R: 2 E: 0 K: 2 S: 13 H: 2 LOB: 0 BB: 0 P: 18	1B: 6 2B: 3 3B: 0 HR: 5 SF: 0 SAC: 2 DP: 1 HBP: 0						

TOP

Houston Astros @ Chicago White Sox

U.S. Cellular Field, Chicago, IL

Mon Aug 26 2013, 8:10 PM - 11:40 PM EDT

Att. 13,404 - Clear - 85 F

livebaseballscorecards.com

AB	37
R	10
H	13
RBI	7
BB	4
SO	9
LOB	12

WP: 3 PB: 0 SB: 0 CS: 0 PA: 43

PITCHER		IP	WLS	BF	H	R	ER	SO	BB	IBB	HBP	BLK	WP	HR	S	P	ERA	WHIP
64 André Rienzo, R ERA: 4.21	(1, 1)	6.0		29	9	7	5	4	3	0	0	0	2	3	53	98	7.50	2.000
52 Jake Petricka, R ERA: 6.75	(7, 1)	0.2	B	4	1	1	1	1	1	0	0	0	1	0	13	24	13.50	3.000
46 Donnie Veal, L ERA: 5.66	(7, 1)	0.1		1	0	0	0	1	0	0	0	0	0	0	3	4	0.00	0.000
65 Nate Jones, R ERA: 3.76	(8, 1)	1.0		4	1	0	0	1	0	0	0	0	0	0	11	15	0.00	1.000
43 Addison Reed, R ERA: 3.32	(9, 1)	1.0	L	5	2	2	2	2	0	0	0	0	0	2	13	18	18.00	2.000

BOTTOM

Houston Astros @ Chicago White Sox

U.S. Cellular Field, Chicago, IL

Mon Aug 26 2013, 8:10 PM - 11:40 PM EDT

Att. 13,404 - Clear - 85 F

livebaseballscorecards.com

Batter	1	2	3	4	5	6	7	8	9	AB	R	H	RBI	BB	SO	LOB
30 Alejandro De Aza, L (1, 8) OBP: 0.330, SLG: 0.418	B FF 92 X SI 91 1-0 15 F9 10 FC1-5 2B		D KC 81 B FF 91 X SI 91 2-0 15 G5-4-3 1-3 1B		B KC 82 B KC 81 X SI 91 2-0 15 E 1B	D SI 92 B SI 88 F SI 94 D FF 94 X FF 93 3-1 15 G6-4-3 2-H 3-H 1B			X FF 94 0-0 G4-3 ①	5	1	4	1	0	0	0
15 Gordon Beckham, R (1, 4) OBP: 0.338, SLG: 0.396	B FF 91 C FF 91 D SL 82 B FF 91 X FF 92 3-1 F9 ① 2-3		X KC 80 0-0 G5-4-3 ① ② 1-2f 3-H		B SI 91 S FF 90 X FF 91 1-1 E9 1-H	1 SAFE S SL 84 X SL 82 0-1 G6-4-3 ② ③ 1-2f			B FF 95 B FF 95 C FF 94 B FF 95 C FF 94 D FF 92 4-2 14 2B BB	4	0	0	0	1	0	3
10 Alexei Ramirez, R (1, 6) OBP: 0.309, SLG: 0.373	X KC 81 0-0 FC1-5 14 CS ② 3-H		F SI 92 C FF 92 X FF 92 0-2 F8 ③		C KC 80 C FF 91 B FF 92 X CH 82 1-2 F7 ③		B FF 92 X FF 91 1-0 G5-3 ①		X FF 94 0-0 F8 ②	5	0	0	0	0	0	3
14 Paul Konerko, R (1, 3) OBP: 0.307, SLG: 0.350 28 Leury García, S (9, PR) OBP: 0.250, SLG: 0.245	B FF 91 C SI 91 B KC 82 2-1 CS ③ 1-2	B FF 91 B FF 91 B FF 92 C SI 91 F FF 92 F FF 92 F FF 92 F CH 82 X SI 91 3-2 26 1B 1B	B SI 92 S CH 82 C KC 80 B FF 92 X FF 91 2-2 P4 ①		B KC 80 F FF 90 F FF 90 F KC 80 B CH 81 B CH 82 F FF 92 B FF 91 4-2 44 HR BB	C FF 94 B SL 84 X FF 93 1-1 P2 ②		C FF 96 D SL 89 F FF 96 D CH 87 X FF 96 2-2 1-3 2B	4 0	1 0	2 0	0 0	1 0	0 0	0 0
44 Adam Dunn, L (1, 10) OBP: 0.336, SLG: 0.470 20 Jordan Danks, L (9, PR) OBP: 0.297, SLG: 0.381		B KC 79 X FF 92 1-0 P6 ①	C KC 81 X KC 82 0-1 F8 ②		B FF 92 D CH 82 F SI 90 B CH 82 X SI 90 3-1 1-H HR	C FF 92 S CH 80 S CH 83 0-3 K ③			B SL 80 C SL 81 D SI 93 S SL 81 D SL 82 D SL 82 4-2 BB	4 0	1 0	1 0	2 0	1 0	1 0	1 0
26 Avisaíl García, R (1, 9) OBP: 0.310, SLG: 0.384		S FF 91 X FF 91 0-1 1-2 1B	C FF 92 F CH 82 S FF 92 0-3 K ③		B CH 83 S CH 82 B KC 80 F SI 91 F CH 82 B KC 79 F FF 91 F CH 81 F FF 92 3-3 S SI 89 K ①			B FF 92 B FF 93 X FF 92 2-0 7 SH1-4 1B	B CU 83 B SI 96 B FF 95 C SI 94 S FF 96 C FF 95 3-3 K ③	5	0	2	0	0	3	3
7 Jeff Keppinger, R (1, 5) OBP: 0.274, SLG: 0.308		C FF 91 D SL 82 F KC 82 F KC 80 B FF 91 S FF 92 2-3 K ②			C FF 90 B CH 81 B KC 79 X FF 90 2-1 HR	X FF 92 0-0 24 2B 36 1B 1B		X SL 82 0-0 SH1-4 ① 1-2		3	2	2	1	0	1	2
24 Dayan Viciedo, R (1, 7) OBP: 0.295, SLG: 0.412		C FF 91 F KC 82 F FF 92 B FF 92 D CH 81 X SI 92 2-2 F8 ③			C SI 92 X FF 92 0-1 G6-3 ①	X FF 91 0-0 36 1B 30 BLK 2B 1-3		B SL 82 X FF 93 1-0 F9 ②		4	1	1	0	0	0	3
36 Josh Phegley, R (1, 2) OBP: 0.237, SLG: 0.359			C FF 91 B FF 91 B FF 91 F CH 81 F SI 92 F KC 81 X CH 83 2-2 30 1B 15 G5-4-3 1B		B SI 92 F FF 90 X SI 91 1-1 G6-3 ②	X SL 83 0-0 30 BLK 30 1B 1B 2-3 3-H		C SL 83 B FF 91 B SL 82 B SL 84 X FF 92 3-1 F7 ③		4	2	2	1	0	0	1

Inning Stats	1	2	3	4	5	6	7	8	9
	R: 0 E: 0 K: 0 S: 5	R: 0 E: 0 K: 1 S: 17	R: 1 E: 0 K: 0 S: 10	R: 0 E: 0 K: 1 S: 8	R: 2 E: 1 K: 0 S: 12	R: 5 E: 0 K: 1 S: 20	R: 0 E: 0 K: 1 S: 6	R: 0 E: 0 K: 0 S: 5	R: 0 E: 0 K: 1 S: 12
	H: 1 LOB: 0 BB: 0 P: 11	H: 2 LOB: 2 BB: 0 P: 25	H: 2 LOB: 0 BB: 0 P: 14	H: 0 LOB: 0 BB: 0 P: 10	H: 2 LOB: 1 BB: 0 P: 19	H: 5 LOB: 0 BB: 1 P: 33	H: 0 LOB: 0 BB: 0 P: 8	H: 1 LOB: 1 BB: 0 P: 11	H: 1 LOB: 3 BB: 2 P: 25

	AB	
AB	38	
R	8	
H	14	
RBI	5	
BB	3	
SO	5	
LOB	16	

1B: 9	SF: 0	WP: 0	PA: 43
2B: 3	SAC: 1	PB: 0	
3B: 0	DP: 2	SB: 0	
HR: 2	HBP: 0	CS: 1	

PITCHER		IP	WLS	BF	H	R	ER	SO	BB	IBB	HBP	BLK	WP	HR	S	P	ERA	WHIP
39 Brett Oberholtzer, L ERA: 3.43	(1, 1)	5.1		24	8	5	4	3	1	0	0	0	0	2	65	102	6.75	1.688
54 David Martinez, R ERA: 5.06	(6, 1)	2.2	W	12	5	3	3	1	0	0	0	1	0	0	18	29	10.12	1.875
61 Josh Zeid, R ERA: 6.75	(9, 1)	0.2	H	4	1	0	0	0	1	0	0	0	0	0	7	13	0.00	3.000
66 Kevin Chapman, L ERA:	(9, 1)	0.0		1	0	0	0	0	1	0	0	0	0	0	2	6	∞	∞
18 Jordan Lyles, R ERA: 5.15	(9, 1)	0.1	S	1	0	0	0	1	0	0	0	0	0	0	3	6	0.00	0.000

PITCHER		IP	WLS	BF	H	R	ER	SO	BB	IBB	HBP	BLK	WP	HR	S	P	ERA	WHIP

Houston Astros @ Chicago White Sox

U.S. Cellular Field, Chicago, IL

Tue Aug 27 2013, 8:10 PM - 11:20 PM EDT

Att. 15,491 - Clear - 90 F

TOP

livebaseballscorecards.com

Batter	1	2	3	4	5	6	7	8	9	AB	R	H	RBI	BB	SO	LOB
19 Robbie Grossman, S (1, 7) OBP: 0.345, SLG: 0.388	B FF 91 C FF 90 X FF 91 1-1 28 G4-6-3 1B		X CH 85 0-0 ③ G5-3			C CU 76 X CU 78 0-1 27 G4-3 28 G6-3 30 1B 1B	1 SAFE C FF 90 1 SAFE X SL 86 0-1 ③ FC6-4 1-2f		C FF 92 B CH 85 B SL 84 X SL 82 2-1 2B	5	1	3	0	0	0	2
28 L.J. Hoes, R (1, 9) OBP: 0.327, SLG: 0.400	B FF 91 1 SAFE B SL 87 F FF 91 F CH 85 1 SAFE X FF 88 2-2 ① ② G4-6-3 1-2f			B CU 77 F SL 87 C FF 90 C FF 91 1-3 ① K		F FF 90 X SL 87 0-1 ① G6-3 1-2		C CH 88 C CH 82 F SL 86 C FF 90 0-3 ① K	C SL 82 B SL 81 X FF 92 1-1 ③ G6-3	5	0	0	0	0	2	3
27 Jose Altuve, R (1, 4) OBP: 0.308, SLG: 0.345	C FF 91 X CU 80 0-1 ③ P3			F FF 88 F CH 82 B FF 91 B CH 84 F CU 79 S FF 92 2-3 ② K		F CU 78 F SI 91 X FF 92 0-2 ② G4-3 2-3		F CU 76 B FF 90 B FF 91 C SL 89 F FF 92 C CH 84 2-3 ② K		4	0	0	0	0	2	1
15 Jason Castro, L (1, 2) OBP: 0.358, SLG: 0.498		B FF 92 C CU 78 X FF 91 1-1 ① G4-3		B CU 79 B SL 87 B FF 92 B FF 90 4-0 30 2B BB		D FF 89 D CU 78 B FF 91 F FF 91 B FF 91 4-1 30 1B BB		C FF 91 B SL 88 F FF 91 B CU 79 X CU 80 2-2 23 WP 30 1B 23 1B 1B		2	2	1	0	2	0	0
30 Matt Dominguez, R (1, 5) OBP: 0.278, SLG: 0.415		C FF 91 F CH 89 S FF 92 0-3 ② K		F FF 91 X CU 80 0-1 1-H 2B		B CH 83 B FF 91 C SL 86 F FF 91 X FF 92 2-2 1-2 3-H 1B		F FF 91 B FF 88 X CH 84 1-1 23 1B 1-2 1B		4	0	3	2	0	1	0
23 Chris Carter, R (1, 10) OBP: 0.315, SLG: 0.446		C FF 91 B CU 80 B CH 85 B CH 86 F FF 91 T FF 91 3-2 ③ K		X CU 80 0-0 ③ F8		C FF 91 B CU 78 X CU 80 1-1 ③ F9		B SI 95 S SL 87 F SI 95 B SL 87 X SI 96 2-2 29 S 1-3 2-H 1B		4	0	1	1	0	1	3
29 Brett Wallace, L (1, 3) OBP: 0.288, SLG: 0.455			C FF 91 B FF 90 S FF 91 B CU 80 F FF 91 C FF 93 2-3 ① K		B CH 89 S CH 82 T SL 87 B CU 79 X CU 79 2-2 2 G5-4-3 1B		F FF 90 S CU 79 B FF 89 B FF 92 C FF 91 2-3 ① K	C CU 77 B CU 78 B SI 94 C CU 77 F CU 79 D SI 94 F SI 94 C CU 79 3-3 ③ K 1-2		4	0	1	0	0	3	2
2 Brandon Barnes, R (1, 8) OBP: 0.292, SLG: 0.348			F FF 91 X FF 88 0-1 ② G5-3		B FF 87 1 SAFE F FF 91 X CH 84 1-1 ① ② G5-4-3 1-2f		B CU 77 C FF 90 X SL 87 1-1 ② L7		B FF 91 C SL 78 X SL 78 1-1 ① L7	4	0	0	0	0	0	1
6 Jonathan Villar, S (1, 6) OBP: 0.349, SLG: 0.351			B FF 91 B FF 91 C FF 91 X FF 91 2-1 E9 1B		B FF 90 X FF 90 1-0 ③ G6-3	F FF 90 B CH 87 C CH 83 B CU 78 B CU 79 B FF 89 4-2 19 FC6-4 BB			B FF 93 C FF 92 B SL 82 C FF 93 C FF 92 2-3 ② K	3	0	1	0	1	1	0

Inning Stats																							
	R: 0	H: 1		R: 0	H: 0		R: 0	H: 1		R: 1	H: 1		R: 0	H: 1		R: 1	H: 2		R: 0	H: 0		R: 1	H: 3		R: 0	H: 1		1B: 8	SF: 0		WP: 1	PA: 38
	E: 0	LOB: 0		E: 0	LOB: 0		E: 1	LOB: 1		E: 0	LOB: 1		E: 0	LOB: 0		E: 0	LOB: 2		E: 0	LOB: 1		E: 0	LOB: 2		E: 0	LOB: 1		2B: 2	SAC: 0		PB: 0	
	K: 0	BB: 0		K: 2	BB: 0		K: 1	BB: 0		K: 2	BB: 1		K: 0	BB: 0		K: 0	BB: 1		K: 1	BB: 1		K: 3	BB: 0		K: 1	BB: 0		3B: 0	DP: 2		SB: 1	
	S: 7	P: 10		S: 8	P: 12		S: 9	P: 13		S: 10	P: 17		S: 6	P: 10		S: 13	P: 20		S: 9	P: 16		S: 21	P: 31		S: 9	P: 15		HR: 0	HBP: 0		CS: 0	

PITCHER		IP	WLS	BF	H	R	ER	SO	BB	IBB	HBP	BLK	WP	HR	S	P	ERA	WHIP
62 Jose Quintana, L ERA: 3.66	(1, 1)	7.2		32	8	3	3	8	3	0	0	0	0	0	75	116	3.52	1.435
52 Jake Petricka, R ERA: 6.75	(8, 1)	0.0		1	1	0	0	0	0	0	0	0	1	0	3	5	∞	∞
46 Donnie Veal, L ERA: 5.57	(8, 1)	0.1	W	1	0	0	0	1	0	0	0	0	0	0	5	8	0.00	0.000
43 Addison Reed, R ERA: 3.27	(9, 1)	1.0	S	4	1	0	0	1	0	0	0	0	0	0	9	15	0.00	1.000

PITCHER		IP	WLS	BF	H	R	ER	SO	BB	IBB	HBP	BLK	WP	HR	S	P	ERA	WHIP

AB	35
R	3
H	10
RBI	3
BB	3
SO	10
LOB	12

Batter	1	2	3	4	5	6	7	8	9	AB	R	H	RBI	BB	SO	LOB
30 Alejandro De Aza, L (1, 7) OBP: 0.329, SLG: 0.416	C FF 92 F FF 95 F CU 79 B FF 94 X CU 76 1-2 ① F7		D CU 76 B CH 84 B FF 94 B SI 91 4-0 BB		B FF 92 B FF 90 B FF 91 C FF 91 F FF 90 S FF 91 3-3 ③ K			B FC 84 C FS 83 B FC 85 F FF 87 X FF 89 2-2 ① L7		3	0	0	0	1	1	0
12 Conor Gillaspie, L (1, 5) OBP: 0.305, SLG: 0.378 7 Jeff Keppinger, R (8, PH) OBP: 0.276, SLG: 0.308 (9, 3)	C FF 92 X FF 94 0-1 ② F8		X FF 93 0-0 ③ L6			C FF 90 F CH 83 X CU 78 0-2 ① P4		C CU 73 B CU 74 C CH 73 F SI 91 B CU 74 B FF 89 B CU 75 4-2 10 1B 14 1B BB		3 0	0 1	0 0	0 0	0 1	0 0	2 0
10 Alexei Ramirez, R (1, 6) OBP: 0.312, SLG: 0.377	B FF 94 X FF 93 1-0 ③ L8			B FF 91 B FF 91 F FF 92 B FF 91 F FF 90 B FF 92 4-2 14 1B 14 S 26 1B BB		B FF 93 B FF 93 X FF 91 2-0 2B		B CU 74 X CU 72 1-0 26 1B 14 1B 20 1B 1-2 1B		3	2	2	0	1	0	0
44 Adam Dunn, L (1, 10) OBP: 0.333, SLG: 0.465		C FF 91 F CH 84 B CU 78 X CH 85 1-2 ① F7		X FF 92 0-0 ① P5		X CH 84 0-0 ② F9		B FS 83 F CH 72 S FF 91 C FF 91 1-3 ② K		4	0	0	0	0	1	4
14 Paul Konerko, R (1, 3) OBP: 0.308, SLG: 0.351 15 Gordon Beckham, R (8, PR) OBP: 0.338, SLG: 0.396 (9, 4)		B FF 94 X FF 92 1-0 ② F7		C CH 85 B FF 95 D CH 85 B FF 92 1 SAFE S FF 92 X FF 94 3-2 26 1B 1-3 1B		B CU 78 B CH 84 S CH 83 X CH 83 2-1 ③ G5-3		B CH 78 B CH 75 C CH 79 F FF 92 X FF 92 2-2 26 1B 20 1B 1-2 2-H 1B		4 0	0 1	2 0	1 0	0 0	0 0	1 0
26 Avisaíl García, R (1, 9) OBP: 0.314, SLG: 0.387		B FF 94 B FF 93 S FF 93 B FF 94 F FF 93 X FF 94 3-2 ③ L4		D CU 78 X FF 93 1-0 20 G3-6-3 1-3 3-H 1B			F SI 87 S FF 87 C CU 72 0-3 ① K	C CU 76 B SI 91 S CH 74 X FC 89 1-2 20 1B 1-2 2-3 1B		4	0	2	1	0	1	0
20 Jordan Danks, L (1, 8) OBP: 0.316, SLG: 0.420			X FF 93 0-0 28 G4-3 2B	C CH 83 D CH 85 B FF 93 X FF 92 2-1 ② ③ G3-6-3 1-2f			X FF 88 0-0 2B	B CU 78 B CH 77 C FC 92 X CU 76 2-1 36 S 1-3 2-H 3-H 1B		4	0	3	2	0	0	2
36 Josh Phegley, R (1, 2) OBP: 0.230, SLG: 0.348			B CU 76 B FF 92 C FF 92 B FF 92 F FF 91 X FF 90 3-2 ① G6-3		B FF 92 B FF 90 F FF 90 F FF 89 X FF 94 2-2 ① P5		X FF 86 0-0 ② F7	B KC 79 S FF 96 B FF 95 F FF 96 F KC 80 T FF 95 2-2 ③ K 1-2		4	0	0	0	0	1	4
28 Leury García, S (1, 4) OBP: 0.237, SLG: 0.232 (9, 5)			X FF 92 0-0 ② G4-3 2-3		C FF 92 F CH 84 C CU 80 0-3 ② K		C CU 74 X SI 90 0-1 ③ L8			3	0	0	0	0	1	2
Inning Stats	R: 0 H: 0 E: 0 LOB: 0 K: 0 BB: 0 S: 7 P: 9	R: 0 H: 0 E: 0 LOB: 0 K: 0 BB: 0 S: 7 P: 12	R: 0 H: 1 E: 0 LOB: 2 K: 0 BB: 1 S: 6 P: 13	R: 1 H: 2 E: 0 LOB: 1 K: 0 BB: 1 S: 9 P: 19	R: 0 H: 0 E: 0 LOB: 0 K: 2 BB: 0 S: 9 P: 14	R: 0 H: 1 E: 0 LOB: 1 K: 0 BB: 0 S: 7 P: 11	R: 0 H: 1 E: 0 LOB: 1 K: 1 BB: 0 S: 7 P: 7	R: 3 H: 4 E: 0 LOB: 3 K: 2 BB: 1 S: 22 P: 37		1B: 6 SF: 0 2B: 3 SAC: 0 3B: 0 DP: 1 HR: 0 HBP: 0						

BOTTOM

Houston Astros @ Chicago White Sox

U.S. Cellular Field, Chicago, IL

Tue Aug 27 2013, 8:10 PM - 11:20 PM EDT

Att. 15,491 - Clear - 90 F

livebaseballscorecards.com

AB	32
R	4
H	9
RBI	4
BB	3
SO	5
LOB	15

PITCHER		IP	WLS	BF	H	R	ER	SO	BB	IBB	HBP	BLK	WP	HR	S	P	ERA	WHIP
56 Paul Clemens, R ERA: 5.81	(1, 1)	6.0		23	4	1	1	2	2	0	0	0	0	0	45	78	1.50	1.000
45 Erik Bedard, L ERA: 4.63	(7, 1)	1.2	L	11	5	3	3	2	1	0	0	0	0	0	25	38	16.20	3.600
35 Josh Fields, R ERA: 6.18	(8, 1)	0.1		1	0	0	0	1	0	0	0	0	0	0	4	6	0.00	0.000

PITCHER		IP	WLS	BF	H	R	ER	SO	BB	IBB	HBP	BLK	WP	HR	S	P	ERA	WHIP

Houston Astros @ Chicago White Sox

U.S. Cellular Field, Chicago, IL

Wed Aug 28 2013, 8:12 PM - 10:54 PM EDT

Att. 15,961 - Partly Cloudy - 71 F

TOP

livebaseballscorecards.com

Batter	1	2	3	4	5	6	7	8	9	AB	R	H	RBI	BB	SO	LOB
19 Robbie Grossman, S (1, 7) OBP: 0.340, SLG: 0.381	C SI 94 B SI 95 F SI 94 B SL 80 F SL 82 S CH 86 2-3 ① K		C SL 79 S SL 79 F SI 96 C SI 92 0-3 ③ K			1 SAFE X SI 93 0-0 ① FC3-6 28 CS 1-2f		C SL 79 X SI 95 0-1 ③ FC4 1-2f		4	0	0	0	0	2	2
28 L.J. Hoes, R (1, 9) OBP: 0.324, SLG: 0.388	C SI 95 B SI 95 F SI 94 B SI 96 C SL 78 2-3 ② K			B SL 76 X SI 94 1-0 ① G6-3		C SL 79 1 SAFE S CH 82 C SL 81 0-3 ②③ K 1-2			C SL 77 F SL 78 B SI 94 B SI 95 F SL 78 B CH 84 F SL 79 B SI 94 4-2 27 G6-4-3 BB	3	0	0	0	1	2	1
27 Jose Altuve, R (1, 10) OBP: 0.305, SLG: 0.343	F SI 93 B SI 95 S SL 79 B SL 80 S CH 84 2-3 ③ K			X SI 93 0-0 ② F8			C CH 81 X SL 77 0-1 ① F7		X SI 95 0-0 ①② G6-4-3 1-2f	4	0	0	0	0	1	1
30 Matt Dominguez, R (1, 5) OBP: 0.278, SLG: 0.413		C SI 93 B SI 93 C CH 84 F SL 80 B SL 79 F SI 94 B CH 85 S SL 80 3-3 ① K		C CH 82 X CH 82 0-1 ③ F8			C SI 94 B SL 78 X CH 85 1-1 ② G5-3		X SI 96 0-0 1B	4	0	1	0	0	1	0
23 Chris Carter, R (1, 3) OBP: 0.317, SLG: 0.456		X SI 96 0-0 2B			C CH 82 C SL 78 B SL 80 B SI 93 B SL 78 F CH 84 F SI 96 C SI 96 3-3 ① K		F SI 95 B SL 78 X CH 85 1-1 HR		C SL 87 D SL 88 S SL 88 B SL 86 F FF 96 S SL 88 2-3 ③ K	4	1	2	1	0	2	1
2 Brandon Barnes, R (1, 8) OBP: 0.290, SLG: 0.345		F SI 96 S CH 84 S CH 86 0-3 ② K			F SI 96 S SL 81 B SL 81 S SI 96 1-3 ② K		C SL 79 S SL 79 F SL 81 S SI 96 0-3 ③ K			3	0	0	0	0	3	1
10 Jake Elmore, R (1, 4) OBP: 0.309, SLG: 0.333		B SI 96 B SL 80 C SI 96 B CH 85 C SI 95 X CH 85 3-2 ③ F7			X SI 96 0-0 1B			B SI 94 C SI 91 B SI 95 C SL 79 X SI 96 2-2 ① F9		3	0	1	0	0	0	1
6 Jonathan Villar, S (1, 6) OBP: 0.349, SLG: 0.351			C SI 93 B SL 78 F SL 80 C SI 95 1-3 ① K		C SI 95 S CH 83 S SI 96 0-3 ③ K			X SI 95 0-0 19 FC4 1B		3	0	1	0	0	2	1
39 Cody Clark, R (1, 2)			B SI 95 S CH 83 B SL 80 S SI 95 B CH 84 X CH 85 3-2 ② P3			B SI 94 B SL 79 B SI 94 B SI 92 4-0 19 FC3-6 BB		B SL 79 X SI 94 1-0 ② F9		2	0	0	0	1	0	1
Inning Stats	R: 0 E: 0 K: 3 S: 10 H: 0 LOB: 0 BB: 0 P: 16	R: 0 E: 0 K: 2 S: 12 H: 1 LOB: 1 BB: 0 P: 18	R: 0 E: 0 K: 2 S: 10 H: 0 LOB: 0 BB: 0 P: 14	R: 0 E: 0 K: 0 S: 4 H: 0 LOB: 0 BB: 0 P: 5	R: 0 E: 0 K: 3 S: 12 H: 1 LOB: 1 BB: 0 P: 16	R: 0 E: 0 K: 1 S: 4 H: 0 LOB: 0 BB: 1 P: 8	R: 1 E: 0 K: 1 S: 10 H: 1 LOB: 0 BB: 0 P: 12	R: 0 E: 0 K: 0 S: 7 H: 1 LOB: 1 BB: 0 P: 10	R: 0 E: 0 K: 1 S: 10 H: 1 LOB: 1 BB: 1 P: 16	1B: 3 2B: 1 3B: 0 HR: 1 SF: 0 SAC: 0 DP: 1 HBP: 0						

	AB	30
	R	1
	H	5
	RBI	1
	BB	2
	SO	13
	LOB	9

PITCHER		IP	WLS	BF	H	R	ER	SO	BB	IBB	HBP	BLK	WP	HR	S	P	ERA	WHIP
49 Chris Sale, L ERA: 2.99	(1, 1)	8.0	W	29	4	1	1	12	2	0	0	0	0	1	73	107	1.12	0.750
27 Matt Lindstrom, R ERA: 3.04	(9, 1)	1.0		3	1	0	0	1	0	0	0	0	0	0	6	8	0.00	1.000

PITCHER		IP	WLS	BF	H	R	ER	SO	BB	IBB	HBP	BLK	WP	HR	S	P	ERA	WHIP

BOTTOM

Houston Astros @ Chicago White Sox

U.S. Cellular Field, Chicago, IL

Wed Aug 28 2013, 8:12 PM - 10:54 PM EDT

Att. 15,961 - Partly Cloudy - 71 F

livebaseballscorecards.com

Batter	1	2	3	4	5	6	7	8	9	AB	R	H	RBI	BB	SO	LOB
28 Leury García, S (1, 6) OBP: 0.250, SLG: 0.224	C FF 96 S FF 96 B FF 95 B KC 76 F KC 78 F FF 96 B FF 96 B FF 96 4-2 7 1B 15 1B 14 1B BB	C FF 94 B FF 93 B CH 86 F FF 94 B FF 94 X FF 94 3-2 ③ F7			B CH 83 F FF 92 B KC 78 B FF 93 F FF 92 S FF 93 3-3 ① K		C SI 92 B CU 81 B SI 91 C SI 92 B FF 90 F SI 91 B SI 93 4-2 15 E 15 S 7 SF8 BB	B SI 93 B SI 92 X SI 90 2-0 ② SF7 3-H		2	2	0	1	2	1	1
15 Gordon Beckham, R (1, 4) OBP: 0.339, SLG: 0.399	B FF 95 F SI 96 X FF 95 1-1 14 1B 7 1B 1-2 1B		F FF 93 X FF 93 0-1 ① F8		B CH 83 B CH 84 X FF 94 2-0 ② G5-3		B FF 89 F SI 93 B SI 93 X SI 92 2-1 ① G5-3 1-3	B CU 78 B SI 92 B SI 91 C SI 90 X SI 92 3-1 2B		5	0	2	0	0	0	1
7 Jeff Keppinger, R (1, 5) OBP: 0.280, SLG: 0.311	C KC 78 B KC 78 B KC 77 B SI 94 F FF 96 X FF 95 3-2 14 1B 1-2 2-3 1B		B FF 93 C FF 93 B FF 94 C FF 94 X KC 77 2-2 44 G3 1B		B CH 83 B CH 83 B FF 93 B FF 91 4-0 44 FC6-5 BB		C SI 93 F SI 93 B FF 93 X SI 93 1-2 ② SF8 3-H	X SI 89 0-0 ③ G5-3		3	0	2	1	1	0	1
44 Adam Dunn, L (1, 10) OBP: 0.333, SLG: 0.462	C KC 80 F CH 84 B FF 94 C SI 95 1-3 ① K		X FF 91 0-0 ② G3 1-2		X CH 83 0-0 ③ FC6-5 1-2f		B CH 82 B SI 91 B CH 84 B SI 92 4-0 14 BB 26 HR BB			3	1	0	0	1	1	5
14 Paul Konerko, R (1, 3) OBP: 0.313, SLG: 0.354	B KC 79 X FF 96 1-0 26 G5-4-3 1-2 2-3 3-H 1B		D FF 94 B FF 94 B KC 78 F FF 94 C KC 78 X KC 80 3-2 ③ G5-3			C FF 93 X FF 92 0-1 20 G6-3 26 1B 1B	B SI 92 B FF 92 F SI 92 F SI 92 B FF 94 F SI 93 B SI 93 4-2 26 HR 1-2 BB			3	1	2	1	1	0	1
26 Avisaíl García, R (1, 8) OBP: 0.325, SLG: 0.416	F KC 79 B FF 96 B KC 78 B SI 95 T SI 94 F SI 95 X FF 95 3-2 ②③ G5-4-3 1-2f			X KC 77 0-0 24 CS 1B		C CH 83 F KC 78 D FF 91 B CH 82 X CH 83 2-2 20 G6-3 1-2 1B	B SI 92 F SI 92 F SI 93 B CU 81 X SI 93 2-2 1-H 2-H HR			4	1	3	3	0	0	3
20 Jordan Danks, L (1, 9) OBP: 0.313, SLG: 0.407		B FF 93 C FF 92 B CH 82 B FF 94 B FF 93 4-1 BB		S CH 82 B FF 92 C FF 92 S KC 78 1-3 ① K		F CH 83 B CH 80 X SI 93 1-1 ①② G6-3 1-2f 2-3	B SI 90 B CH 85 X SI 92 2-0 ③ G4-3			3	0	0	0	1	1	3
24 Dayan Viciedo, R (1, 7) OBP: 0.299, SLG: 0.416		F FF 95 B FF 95 X KC 79 1-1 ① F9		F FF 92 C SI 95 B SI 92 B SI 94 B KC 79 B KC 79 4-2 ② 1-2 BB		B KC 77 B CH 81 B KC 76 B FF 93 4-0 BB		B FF 92 F SI 92 B FF 88 X SI 93 2-1 36 G6-3 28 SF7 2B		2	1	1	0	2	0	1
36 Josh Phegley, R (1, 2) OBP: 0.223, SLG: 0.338		C KC 77 F FF 94 B SI 91 X FF 95 1-2 ② F9		B KC 77 C FF 92 S CH 82 F FF 94 F KC 77 S KC 80 1-3 ③ K		S KC 79 C KC 78 F SI 94 B FF 94 F FF 95 X FF 95 1-2 ③ G4-3		C SI 92 X CU 80 0-1 ① G6-3 2-3		4	0	0	0	0	1	5
Inning Stats	R: 1 E: 0 K: 1 S: 17 H: 3 LOB: 2 BB: 1 P: 30	R: 0 E: 0 K: 0 S: 9 H: 0 LOB: 1 BB: 1 P: 18	R: 0 E: 0 K: 0 S: 9 H: 1 LOB: 1 BB: 0 P: 14	R: 0 E: 0 K: 2 S: 11 H: 1 LOB: 1 BB: 1 P: 17	R: 0 E: 0 K: 1 S: 5 H: 0 LOB: 1 BB: 1 P: 14	R: 0 E: 0 K: 0 S: 12 H: 2 LOB: 2 BB: 1 P: 20	R: 4 E: 0 K: 0 S: 15 H: 1 LOB: 0 BB: 3 P: 34	R: 1 E: 0 K: 0 S: 8 H: 2 LOB: 1 BB: 0 P: 15		1B: 7 2B: 2 3B: 0 HR: 1 SF: 2 SAC: 0 DP: 2 HBP: 0				WP: 0 PB: 0 SB: 1 CS: 1 PA: 39		

	AB	29
	R	6
	H	10
	RBI	6
	BB	8
	SO	4
	LOB	21

PITCHER		IP	WLS	BF	H	R	ER	SO	BB	IBB	HBP	BLK	WP	HR	S	P	ERA	WHIP
48 Jarred Cosart, R ERA: 1.59	(1, 1)	6.0		27	7	1	1	4	5	0	0	0	0	0	63	113	1.50	2.000
64 Lucas Harrell, R ERA: 5.81	(7, 1)	2.0	L	12	3	5	5	0	3	0	0	0	0	1	23	49	22.50	3.000

PITCHER	IP	WLS	BF	H	R	ER	SO	BB	IBB	HBP	BLK	WP	HR	S	P	ERA	WHIP

Batter	1	2	3	4	5	6	7	8	9	AB	R	H	RBI	BB	SO	LOB
5 Brad Miller, L (1, 6) OBP: 0.322, SLG: 0.418	C FF 92 X FF 92 0-1 G6-3		B SL 83 B SI 92 C FF 90 F CH 82 X CH 82 2-2 P6		C CH 81 X SL 89 0-1 P6			X SI 92 0-0 15 BB 1B		4	0	1	0	0	0	1
6 Nick Franklin, S (1, 4) OBP: 0.294, SLG: 0.411	C FF 92 S CU 81 B FF 93 B CU 82 F SI 93 B FF 92 X FF 92 3-2 HR		X FF 91 0-0 F8		C CU 77 F FF 90 F FF 91 B CU 82 B CH 83 F CH 80 S CH 82 2-3 K			1 SAFE B SI 91 F SI 92 F SL 81 1 SAFE S SI 91 1-3 K		4	1	1	1	0	2	2
15 Kyle Seager, L (1, 5) OBP: 0.347, SLG: 0.463	C FF 93 B CU 81 S CU 79 X FF 92 1-2 P2		B CU 80 B SI 91 B SI 92 C FF 91 X FF 91 3-1 F9			B SL 87 X CH 82 1-0 F9		B SL 81 B SL 80 B SI 92 B SI 92 4-0 28 G4-6-3 1-2 BB		3	0	0	0	1	0	1
28 Raul Ibanez, L (1, 10) OBP: 0.308, SLG: 0.499	B FF 92 C SI 92 X CU 83 1-1 L8			B FF 91 B SI 90 X SL 84 2-0 21 HR 1B		C SI 91 B FF 91 B CU 80 C SI 92 B SL 85 S SI 93 3-3 K		B SL 81 C SL 80 X SI 92 1-1 G4-6-3 1-2f		4	1	1	0	0	1	2
17 Justin Smoak, S (1, 3) OBP: 0.344, SLG: 0.408		C FF 92 B CU 79 F CH 82 B CH 81 S SL 86 2-3 K		X CU 78 0-0 F8		B SL 86 B CH 82 F SI 93 X CH 83 2-1 E9			B SI 92 X SI 91 1-0 G5-3	4	0	0	0	0	1	1
21 Franklin Gutierrez, R (1, 9) OBP: 0.293, SLG: 0.630		B FF 93 C FF 94 X FF 94 1-1 2B		B SL 87 X FF 93 1-0 1-H HR		D SL 88 1 SAFE B CH 82 1 SAFE 1 SAFE C FF 92 F SL 88 X CU 81 2-2 L8			C FF 95 X CU 81 0-1 13 FC6-4 1B	4	1	3	2	0	0	1
55 Michael Saunders, L (1, 7) OBP: 0.324, SLG: 0.385		B CU 80 F FF 92 D CH 82 B CH 80 F SI 92 B FF 92 4-2 13 G4-3 BB	C FF 91 B CH 83 B CH 83 F FF 91 F CU 80 B FF 92 F SI 91 S CU 79 3-3 K			C SI 92 C SL 77 C SI 93 0-3 K		B FF 93 C CH 84 F CU 81 S FF 95 1-3 K	3	0	0	0	1	3	1
13 Dustin Ackley, L (1, 8) OBP: 0.304, SLG: 0.341		B FF 92 B SL 83 F FF 89 X FF 91 2-1 G4-3 1-2f		B CU 78 X FF 92 1-0 L7			B SL 80 C SL 78 B SI 93 C SI 93 F SL 81 F SI 93 S SL 80 2-3 K		C CU 81 B FF 95 B CU 81 X FF 94 2-1 FC6-4 1-2f	4	0	0	0	0	1	3
35 Humberto Quintero, R (1, 2) OBP: 0.285, SLG: 0.382			B FF 91 B FF 91 S FF 91 F FF 92 B FF 94 B SI 91 4-2 BB		F FF 91 S FF 90 X FF 88 0-2 P4		C SI 93 F SI 93 B SI 94 B SI 93 X SI 93 2-2 L9			2	0	0	0	1	0	0

TOP

Seattle Mariners @ Houston Astros

Minute Maid Park, Houston, TX

Thu Aug 29 2013, 7:11 PM - 10:13 PM CDT

Att. 22,203 - Roof Closed - 73 F

livebaseballscorecards.com

AB	32
R	3
H	6
RBI	3
BB	3
SO	8
LOB	12

Inning Stats	1	2	3	4	5	6	7	8	9			
	R: 1 E: 0 K: 0 S: 11	H: 1 LOB: 0 BB: 0 P: 16	R: 0 E: 0 K: 1 S: 9	H: 1 LOB: 1 BB: 1 P: 18	R: 0 E: 0 K: 0 S: 8	H: 0 LOB: 1 BB: 1 P: 17	R: 2 E: 0 K: 1 S: 9	H: 2 LOB: 0 BB: 0 P: 16	R: 0 E: 0 K: 1 S: 10	H: 0 LOB: 0 BB: 0 P: 12	R: 0 E: 1 K: 1 S: 9	H: 0 LOB: 1 BB: 0 P: 17
	R: 0 E: 0 K: 2 S: 11	H: 0 LOB: 0 BB: 0 P: 15	R: 0 E: 0 K: 1 S: 6	H: 1 LOB: 1 BB: 1 P: 12	R: 0 E: 0 K: 1 S: 8	H: 1 LOB: 1 BB: 0 P: 12	1B: 3 2B: 1 3B: 0 HR: 2	SF: 0 SAC: 0 DP: 2 HBP: 0	WP: 0 PB: 0 SB: 0 CS: 0	PA: 35		

PITCHER	IP	WLS	BF	H	R	ER	SO	BB	IBB	HBP	BLK	WP	HR	S	P	ERA	WHIP
18 Jordan Lyles, R (1, 1) ERA: 5.12	6.0	L	24	4	3	3	4	2	0	0	0	0	2	56	96	4.50	1.000
66 Kevin Chapman, L (7, 1) ERA:	2.1		8	1	0	0	3	1	0	0	0	0	0	18	29	0.00	0.857
63 Chia-Jen Lo, R (9, 1) ERA: 2.45	0.2		3	1	0	0	1	0	0	0	0	0	0	7	10	0.00	1.500

PITCHER	IP	WLS	BF	H	R	ER	SO	BB	IBB	HBP	BLK	WP	HR	S	P	ERA	WHIP

BOTTOM

Seattle Mariners @ Houston Astros

Minute Maid Park, Houston, TX

Thu Aug 29 2013, 7:11 PM - 10:13 PM CDT

Att. 22,203 - Roof Closed - 73 F

livebaseballscorecards.com

Batter	1	2	3	4	5	6	7	8	9	AB	R	H	RBI	BB	SO	LOB
19 Robbie Grossman, S (1, 7) OBP: 0.338, SLG: 0.379	C FF 89 B CH 80 S CH 79 C FF 92 1-3 ① K	C CU 78 B CH 82 S FF 93 B CU 79 B CH 79 C SL 85 3-3 ③ K	F SL 87 B SI 92 S CH 80 X SI 92 1-2 1B	F FF 94 B CU 85 B CU 84 F FF 94 C CU 84 2-3 ③ K					4	0	1	0	0	3	0
28 L.J. Hoes, R (1, 9) OBP: 0.321, SLG: 0.382	C FF 92 B CH 81 B FF 91 F FF 91 S FF 94 2-3 ② K	C FF 93 F SI 92 X FF 92 0-2 15 2B 1B	B FF 94 C FF 92 B SL 88 F SL 85 X CH 79 2-2 ③ G6-3	X FF 94 0-0 ① P4						4	1	1	0	0	1	1
27 Jose Altuve, R (1, 4) OBP: 0.305, SLG: 0.344	S SL 86 C SL 87 X SL 87 0-2 ③ G6-3	B SL 84 S FF 91 1 SAFE B SL 86 F SL 86 C FF 90 2-3 ① K	C SL 88 S SL 87 F SL 86 X CU 76 0-2 15 G3 2B	B FF 93 B FF 93 C FF 94 S FF 93 B FF 94 F FF 94 F SI 94 C CU 84 3-3 ② K						4	0	1	0	0	2	1
15 Jason Castro, L (1, 2) OBP: 0.359, SLG: 0.499		C CU 75 B FF 91 C CU 77 B FF 92 F FF 92 B SL 83 F CU 76 F SI 94 B CH 81 4-2 30 FC5-4 BB	F SI 92 1 SAFE 1 SAFE X FF 92 0-1 1-H 2B	C CU 76 F CU 76 B FF 93 D CU 77 F SI 94 X SL 87 2-2 ① G3 2-3	C FF 94 B CU 84 B CU 84 B CH 88 C CU 83 C CU 85 3-3 ③ K				3	0	1	1	1	1	1
30 Matt Dominguez, R (1, 5) OBP: 0.278, SLG: 0.411 9 Marwin Gonzalez, S (9, PR) OBP: 0.244, SLG: 0.330		T SL 86 F FF 92 X SL 86 0-2 ① FC5-4 1-2f	B SL 87 X SL 85 1-0 ② F8	S SL 87 S FF 93 B FF 93 F FF 93 S SL 86 1-3 ② K			B FC 89 B FC 94 B FC 90 B FF 94 4-0 29 G1-6-3 BB		3 0	0 0	0 0	0 0	1 0	1 0	3 0
23 Chris Carter, R (1, 10) OBP: 0.316, SLG: 0.453		X SL 85 0-0 ② L5	F SL 87 D SL 86 B SL 85 C SL 84 F FF 94 F FF 93 F SL 85 F SL 86 X CU 78 2-2 ③ P5	D SL 87 B SL 85 B SL 85 B FF 93 4-0 BB			C FC 90 B CU 76 C FC 90 S FF 95 1-3 ① K		3	0	0	0	1	1	3
29 Brett Wallace, L (1, 3) OBP: 0.287, SLG: 0.466		F CH 81 C FF 90 1 SAFE D CU 79 X CH 81 1-2 ③ G4-3	S CH 79 C SI 91 D CU 78 X CH 80 1-2 HR	X FF 92 0-0 ③ F8			B CU 76 X FC 90 1-0 ② ③ G1-6-3 1-2f		4	1	1	1	0	0	4
2 Brandon Barnes, R (1, 8) OBP: 0.287, SLG: 0.342			B FF 92 C SL 86 F SL 88 B FF 93 S FF 92 2-3 ① K	C FF 93 S FF 93 B SL 85 X SL 85 1-2 ① G4-3	S SI 91 B CH 87 F SL 80 B FF 94 F FF 92 X FF 94 2-2 ① L8				3	0	0	0	0	1	0
6 Jonathan Villar, S (1, 6) OBP: 0.339, SLG: 0.340			F SI 93 S CU 79 B CU 79 B SL 85 S FF 93 2-3 ② K	B CU 78 X SI 93 1-0 ② G1-3	C SL 81 F SI 90 B SL 83 X SI 90 1-2 ② G6-3				3	0	0	0	0	1	0
Inning Stats	R: 0 E: 0 K: 2 S: 9 H: 0 LOB: 0 BB: 0 P: 12	R: 0 E: 0 K: 0 S: 12 H: 0 LOB: 1 BB: 1 P: 17	R: 0 E: 0 K: 3 S: 9 H: 0 LOB: 0 BB: 0 P: 16	R: 1 E: 0 K: 1 S: 16 H: 2 LOB: 1 BB: 0 P: 21	R: 1 E: 0 K: 0 S: 13 H: 2 LOB: 1 BB: 0 P: 19	R: 0 E: 0 K: 1 S: 13 H: 1 LOB: 2 BB: 1 P: 20	R: 0 E: 0 K: 1 S: 10 H: 0 LOB: 0 BB: 0 P: 15	R: 0 E: 0 K: 2 S: 9 H: 0 LOB: 0 BB: 0 P: 15	R: 0 E: 0 K: 1 S: 4 H: 0 LOB: 1 BB: 1 P: 10	1B: 2 2B: 2 3B: 0 HR: 1 SF: 0 SAC: 0 DP: 1 HBP: 0						

	AB	31
	R	2
	H	5
	RBI	2
	BB	3
	SO	11
	LOB	13

WP: 0 PB: 0 SB: 0 CS: 0 PA: 34

PITCHER	IP	WLS	BF	H	R	ER	SO	BB	IBB	HBP	BLK	WP	HR	S	P	ERA	WHIP
50 Erasmo Ramírez, R (1, 1) ERA: 5.18	5.2	W	24	5	2	2	7	2	0	0	0	0	1	71	104	3.18	1.235
41 Charlie Furbush, L (6, 1) ERA: 3.08	1.0	H	3	0	0	0	0	0	0	0	0	0	0	8	11	0.00	0.000
31 Yoervis Medina, R (7, 1) ERA: 2.51	1.1	H	4	0	0	0	3	0	0	0	0	0	0	12	20	0.00	0.000
40 Danny Farquhar, R (9, 1) ERA: 4.57	1.0	S	3	0	0	0	1	1	0	0	0	0	0	4	10	0.00	1.000

PITCHER	IP	WLS	BF	H	R	ER	SO	BB	IBB	HBP	BLK	WP	HR	S	P	ERA	WHIP

Seattle Mariners @ Houston Astros

Minute Maid Park, Houston, TX

Fri Aug 30 2013, 7:10 PM - 10:25 PM CDT

Att. 13,869 - Roof Closed - 73 F

TOP

livebaseballscorecards.com

Batter	1	2	3	4	5	6	7	8	9	AB	R	H	RBI	BB	SO	LOB
5 Brad Miller, L (1, 6) OBP: 0.324, SLG: 0.418	S FF 94 B FF 94 X CH 83 1-1 1B		B KC 76 F FF 94 B CH 84 X FF 95 2-1 ① P5		B KC 74 C FF 93 B CH 82 X FF 94 2-1 6 G3 6 S 15 1B 1B	F FF 91 B FF 92 C FF 92 F CU 79 B CU 82 C FF 92 2-3 ② K		C CU 78 C FF 91 B FF 91 F CU 80 D CU 81 B FF 91 X FF 92 3-2 ③ G3		5	1	2	0	0	1	1
6 Nick Franklin, S (1, 4) OBP: 0.289, SLG: 0.404	B FF 93 B FF 92 F FF 93 1 SAFE B CH 81 F FF 94 F FF 94 X FF 93 3-2 ① P5		S SL 89 F SL 90 B CH 84 S SL 90 1-3 ② K		C FF 92 D SL 86 S FF 92 D SL 86 B FF 93 X FF 94 3-2 ① G3 1-3	B FF 91 B FF 87 F FF 91 B FF 91 X FF 92 3-1 ③ P6			B FF 94 X FF 94 1-0 ① F8	5	0	0	0	0	1	2
15 Kyle Seager, L (1, 5) OBP: 0.346, SLG: 0.460	C KC 76 B KC 77 X FF 94 1-1 ② L8		B FF 95 B FF 96 B FF 95 X FF 93 3-0 ③ P6		D KC 77 X FF 94 1-0 17 WP 8 S 13 1B 3-H 1B		D FF 89 X FF 89 1-0 ① P2		B FF 94 C FF 93 F FF 94 S CH 87 1-3 ② K	5	1	1	1	0	1	1
8 Kendrys Morales, S (1, 10) OBP: 0.338, SLG: 0.442	B KC 76 B FF 94 X FF 94 2-0 ③ G1-3			C FF 93 B KC 76 B CH 82 B FF 94 B FF 93 4-1 17 BB 13 1B BB	D CH 80 D FF 92 F FF 92 1 SAFE B FF 92 C FF 91 X FF 94 3-2 ② F8 1-2		C CU 77 X FF 90 0-1 ② F8		B FF 93 B FF 93 B FF 92 C FF 93 C FF 94 B FC 93 4-2 55 1B 13 1B BB	3	2	0	0	2	0	2
28 Raul Ibanez, L (1, 7) OBP: 0.310, SLG: 0.497 55 Michael Saunders, L (7, 7) OBP: 0.326, SLG: 0.387		B FF 94 C FF 94 X KC 76 1-1 17 1B 1B		B FF 93 B FF 92 B SL 87 C FF 92 S FF 92 F FF 93 F FF 93 S SL 89 3-3 ① K	D KC 78 F FF 93 B SL 87 B FF 93 B FF 91 4-1 17 WP 13 1B BB		C FF 90 B FF 91 B SL 84 C FF 92 X SL 84 2-2 ③ G5-3		X FF 95 0-0 13 1B 17 BB 1-3 1B	3 1	1 0	1 1	0 0	1 0	1 0	1 0
17 Justin Smoak, S (1, 3) OBP: 0.349, SLG: 0.409		B KC 76 X FF 94 1-0 33 FC6-4 1-3 1B		S SL 89 D CH 81 S SL 87 B SL 88 D CH 80 B SL 86 4-2 13 1B 36 FC6-4 1-2 BB	B KC 76 B CH 82 B SL 86 B FF 92 4-0 13 1B 1-2 2-3 BB			B FF 90 S SL 86 B FF 87 C FF 90 X CU 80 2-2 ① G4-3	B CH 85 B CH 86 B FF 94 C FF 94 B FF 95 4-1 13 1B 1-2 BB	2	1	1	0	3	0	0
13 Dustin Ackley, L (1, 8) OBP: 0.311, SLG: 0.355		F FF 94 F FF 94 F FF 94 D KC 78 F FF 95 S KC 78 1-3 ① K		F FF 94 F FF 94 X KC 77 0-2 36 FC6-4 1-3 2-H 1B	B FF 92 X FF 92 1-0 1-2 2-H 3-H 1B			C CU 77 F FF 91 B SL 84 B FF 91 B FF 91 F SI 92 X FF 90 3-2 36 1B 3B	C FF 94 F CH 85 D CH 86 X CH 85 1-2 1-2 2-3 3-H 1B	5	1	4	4	0	1	2
36 Abraham Almonte, S (1, 9) OBP: 0.200, SLG: 0.200		B FF 95 F FF 93 C KC 78 S KC 77 1-3 ② K		F FF 94 X FF 94 0-1 ② FC6-4 1-2f 3-H	F FF 91 B CU 78 F CH 86 C FF 92 1-3 ③ K			S CU 79 X CH 87 0-1 3-H 1B	X CH 86 0-0 ③ G3-1	5	0	1	2	0	2	8
33 Henry Blanco, R (1, 2) OBP: 0.242, SLG: 0.271		C FF 95 C KC 77 D KC 77 B KC 77 F FF 95 X SL 88 2-2 ③ FC6-4 1-2f		X FF 93 0-0 ③ F9		F FF 90 C SL 83 S SL 82 0-3 ① K		B FF 90 B FF 90 F FF 90 B CU 77 X FF 90 3-1 ② P3		4	0	0	0	0	1	4

Inning Stats	1	2	3	4	5	6	7	8	9
	R: 0 E: 0 K: 0 S: 9 H: 1 LOB: 1 BB: 0 P: 16	R: 0 E: 0 K: 2 S: 15 H: 2 LOB: 2 BB: 0 P: 21	R: 0 E: 0 K: 1 S: 6 H: 0 LOB: 0 BB: 0 P: 12	R: 2 E: 0 K: 1 S: 14 H: 1 LOB: 1 BB: 2 P: 25	R: 3 E: 0 K: 1 S: 14 H: 3 LOB: 2 BB: 2 P: 33	R: 0 E: 0 K: 2 S: 9 H: 0 LOB: 0 BB: 0 P: 14	R: 0 E: 0 K: 0 S: 6 H: 0 LOB: 0 BB: 0 P: 9	R: 1 E: 0 K: 0 S: 15 H: 2 LOB: 1 BB: 0 P: 26	R: 1 E: 0 K: 1 S: 12 H: 2 LOB: 3 BB: 2 P: 23

1B: 10	SF: 0
2B: 0	SAC: 0
3B: 1	DP: 0
HR: 0	HBP: 0

WP: 1	PA: 44
PB: 0	
SB: 2	
CS: 0	

AB	38
R	7
H	11
RBI	7
BB	6
SO	8
LOB	21

PITCHER		IP	WLS	BF	H	R	ER	SO	BB	IBB	HBP	BLK	WP	HR	S	P	ERA	WHIP
41 Brad Peacock, R ERA: 5.98	(1, 1)	4.2	L	25	7	5	5	4	4	0	0	0	1	0	55	103	9.64	2.357
21 Philip Humber, R ERA: 8.54	(5, 1)	3.1		12	2	1	1	3	0	0	0	0	0	0	33	53	2.70	0.600
61 Josh Zeid, R ERA: 6.92	(9, 1)	1.0		7	2	1	1	1	2	0	0	0	0	0	12	23	9.00	4.000

PITCHER	IP	WLS	BF	H	R	ER	SO	BB	IBB	HBP	BLK	WP	HR	S	P	ERA	WHIP

BOTTOM

Seattle Mariners @ Houston Astros

Minute Maid Park, Houston, TX

Fri Aug 30 2013, 7:10 PM - 10:25 PM CDT

Att. 13,869 - Roof Closed - 73 F

livebaseballscorecards.com

Batter	1	2	3	4	5	6	7	8	9	AB	R	H	RBI	BB	SO	LOB
19 Robbie Grossman, S (1, 7) OBP: 0.333, SLG: 0.372	B FF 92 B FF 92 C FF 91 B FC 90 C FF 91 X FF 94 3-2 ① L8		S FF 95 D FF 96 S FS 88 B FF 97 X FF 97 2-2 E3 28 1B 2-H		X FF 93 0-0 ③ F8			B SL 80 B FF 93 S FF 92 X FF 93 2-1 ③ F9		4	0	0	0	0	0	0
28 L.J. Hoes, R (1, 9) OBP: 0.327, SLG: 0.387	C FF 94 B CU 72 F FC 91 X CU 72 1-2 ② G6-3		B FC 92 F FF 93 B FC 91 D FC 90 1 SAFE X FF 94 3-1 1-2 1B			C FF 95 S FF 95 B SL 88 B SL 88 X FF 96 2-2 ① G5-3			C FF 91 X SI 90 0-1 27 FC3-6 1B	4	0	2	0	0	0	0
27 Jose Altuve, R (1, 4) OBP: 0.303, SLG: 0.341	B FC 90 X FC 90 1-0 ③ G4-3		B FC 91 X FC 91 1-0 ③ L9			B SL 88 X SL 86 1-0 ② G5-3			C FF 90 S SL 79 X FF 92 0-2 ① FC3-6 30 DI 1-2f	4	0	0	0	0	0	3
15 Jason Castro, L (1, 2) OBP: 0.356, SLG: 0.494		C FF 93 C CU 72 S FF 95 0-3 ① K		C FS 86 S FF 94 B FF 95 B CU 72 S FF 95 2-3 ① K		C FF 98 S FF 96 S FF 97 0-3 ③ K			B SL 80 S SL 80 C SI 92 X SL 80 1-2 ② P6	4	0	0	0	0	3	1
30 Matt Dominguez, R (1, 10) OBP: 0.278, SLG: 0.409		B CU 72 B FC 90 X FC 90 2-0 ② P6		C FF 95 C CU 74 X CU 75 0-2 ② G4-3			C SL 87 S FF 98 B FF 97 X FF 98 1-2 2 G5-4-3 1B		B SL 79 B SL 80 B SL 81 C FF 92 X FF 92 3-1 ③ G4-3 1-2	4	0	1	0	0	0	1
29 Brett Wallace, L (1, 3) OBP: 0.288, SLG: 0.462		B FF 94 X FF 94 1-0 ③ F7		B FF 94 F FS 88 B FF 95 S FF 94 F FF 96 B CU 75 F FF 96 B FC 90 4-2 ① BB			B FF 95 B FF 96 F FF 95 F FF 96 X SL 88 2-2 ① L9			2	0	0	0	1	0	1
2 Brandon Barnes, R (1, 8) OBP: 0.285, SLG: 0.339			B FC 90 C FF 94 C FC 91 B FF 97 B FC 90 X FF 96 3-2 ① P3	X FF 94 0-0 ③ P3			B FF 96 F FF 96 X SL 89 1-1 ②③ G5-4-3 1-2f			3	0	0	0	0	0	2
9 Marwin Gonzalez, S (1, 5) OBP: 0.240, SLG: 0.325			B FS 87 C FF 94 X FS 88 1-1 ② G3		C FF 90 B CU 70 B FF 92 C FF 92 F FC 88 F FF 94 X FF 94 2-2 ① P4			B CU 76 C FF 92 C FF 93 B SL 81 F FF 92 F FF 94 F FF 92 X FF 93 2-2 ① F8		3	0	0	0	0	0	0
6 Jonathan Villar, S (1, 6) OBP: 0.339, SLG: 0.350			X FF 94 0-0 19 E 2B		B FF 93 F FF 92 X FS 86 1-1 ② B1-3			B SI 93 B FF 92 B FF 93 C FF 91 C FF 92 S FF 93 3-3 ② K		3	1	1	0	0	1	0
Inning Stats	R: 0 E: 0 K: 0 S: 7 H: 0 LOB: 0 BB: 0 P: 12	R: 0 E: 0 K: 1 S: 5 H: 0 LOB: 0 BB: 0 P: 8	R: 1 E: 1 K: 0 S: 12 H: 2 LOB: 2 BB: 0 P: 22	R: 0 E: 0 K: 1 S: 11 H: 0 LOB: 1 BB: 1 P: 17	R: 0 E: 0 K: 0 S: 8 H: 0 LOB: 0 BB: 0 P: 11	R: 0 E: 0 K: 1 S: 7 H: 0 LOB: 0 BB: 0 P: 10	R: 0 E: 0 K: 0 S: 8 H: 1 LOB: 0 BB: 0 P: 12	R: 0 E: 0 K: 1 S: 11 H: 0 LOB: 0 BB: 0 P: 18	R: 0 E: 0 K: 0 S: 10 H: 1 LOB: 1 BB: 0 P: 14	1B: 3 2B: 1 3B: 0 HR: 0 SF: 0 SAC: 0 DP: 1 HBP: 0						WP: 0 PB: 0 SB: 0 CS: 0 PA: 32	

	AB	31
	R	1
	H	4
	RBI	0
	BB	1
	SO	4
	LOB	8

PITCHER		IP	WLS	BF	H	R	ER	SO	BB	IBB	HBP	BLK	WP	HR	S	P	ERA	WHIP
32 Taijuan Walker, R ERA:	(1, 1)	5.0	W	19	2	1	0	2	1	0	0	0	0	0	43	70	0.00	0.600
58 Carter Capps, R ERA: 5.4	(6, 1)	2.0		6	1	0	0	1	0	0	0	0	0	0	15	22	0.00	0.500
41 Charlie Furbush, L ERA: 3.02	(8, 1)	1.0		3	0	0	0	1	0	0	0	0	0	0	11	18	0.00	0.000
59 Oliver Pérez, L ERA: 3.97	(9, 1)	1.0		4	1	0	0	0	0	0	0	0	0	0	10	14	0.00	1.000

PITCHER	IP	WLS	BF	H	R	ER	SO	BB	IBB	HBP	BLK	WP	HR	S	P	ERA	WHIP

Seattle Mariners @ Houston Astros

Minute Maid Park, Houston, TX

Sat Aug 31 2013, 6:11 PM - 9:05 PM CDT

Att. 21,091 - Roof Closed - 73 F

livebaseballscorecards.com

Batter	1	2	3	4	5	6	7	8	9	AB	R	H	RBI	BB	SO	LOB
5 Brad Miller, L (1, 6) OBP: 0.331, SLG: 0.419	S SI 89 B SI 90 S SL 80 B SL 82 B SL 82 X SI 90 3-2 15 1B 8 1B 1B	B FF 91 B FF 90 S SI 89 C SI 91 B SI 90 C SI 90 3-3 ② K			H SI 89 1-0 15 CS HBP			B SI 88 B FF 90 S SI 90 B SI 89 B SI 91 4-1 15 BB 1-2 BB		2	1	1	0	1	1	0
21 Franklin Gutierrez, R (1, 9) OBP: 0.278, SLG: 0.597	B FF 90 C FF 89 X FF 91 1-1 ① F8	B CU 74 F CH 78 X FF 90 1-1 ③ F7			B FF 90 X FF 90 1-0 ② F9			C FF 89 S CH 75 B CU 75 X SI 90 1-2 ① F7		4	0	0	0	0	0	4
15 Kyle Seager, L (1, 5) OBP: 0.349, SLG: 0.461	B SI 90 X SI 90 1-0 28 BB 8 1B 6 BB 1-3 1B		C FF 89 F SI 89 F SL 81 B FF 91 X SL 81 1-2 ① F9		C SL 80 F SI 90 B SL 81 D SL 81 2-2 ③ CS 1-2	X SL 78 0-0 8 G4-3 1B		D CU 77 B FF 90 B SI 90 B FF 90 4-0 1-2 2-3 BB		3	1	2	0	1	0	0
8 Kendrys Morales, S (1, 3) OBP: 0.338, SLG: 0.440 17 Justin Smoak, S (8, 3) OBP: 0.349, SLG: 0.409	S SL 81 B SL 82 X CH 77 1-1 6 BB 28 BB 13 G3 1-2 3-H 1B		C CU 75 F SI 88 S SL 82 0-3 ② K			C SI 88 B SI 88 F CH 77 D SL 81 F CH 74 B SI 90 X SI 89 3-2 ①② G4-3 1-2		X CH 75 0-0 ② P3		4 0	1 0	1 0	1 0	0 0	1 0	4 0
28 Raul Ibanez, L (1, 10) OBP: 0.310, SLG: 0.494	C SI 90 C SL 79 B SI 91 D SL 82 D SL 82 B SI 91 4-2 13 G3 6 BB 1-2 2-3 BB		C SL 80 S SI 90 F SL 81 B SL 81 C SI 90 1-3 ③ K			S SI 89 B FF 91 B SI 89 C SL 80 S SL 81 2-3 ③ K		B CU 77 B CU 75 B FF 89 C FF 90 S FF 89 F FF 89 X FF 91 3-2 ③ G1-3		3	0	0	0	1	2	3
6 Nick Franklin, S (1, 4) OBP: 0.288, SLG: 0.400	F SI 90 B CH 79 B SI 90 B FF 88 B SI 89 4-1 13 G3 1-2 2-3 3-H BB			B FF 89 C CH 76 S CH 76 S SL 81 1-3 ① K			B CH 74 C FF 88 X FF 89 1-1 ① L7		B SI 88 X SI 89 1-0 ① F8	3	0	0	1	1	1	0
13 Dustin Ackley, L (1, 8) OBP: 0.308, SLG: 0.350	C SI 90 B SI 90 S SL 81 D SL 82 F SL 81 X SI 90 2-2 ② G3 1-2 2-3 3-H			B SI 90 C FF 90 C SI 89 X SI 90 1-2 ② G3			C CU 74 S SL 80 B SL 80 S SL 80 1-3 ② K		C SI 90 C SI 90 F CU 77 X FF 91 0-2 ② F7	4	0	0	1	0	1	2
36 Abraham Almonte, S (1, 7) OBP: 0.222, SLG: 0.222	C CU 74 S SI 90 S SI 91 0-3 ③ K			C CH 73 L FF 91 F SL 81 S SI 90 0-3 ③ K			C SI 89 X SI 90 0-1 ③ G6-3		B SI 91 F SI 92 X CU 77 1-1 ③ E1 1B	4	0	1	0	0	2	2
35 Humberto Quintero, R (1, 2) OBP: 0.284, SLG: 0.378		B FF 87 B FF 88 X SI 88 2-0 ① G1-3			C FF 88 B FF 88 F CH 77 F SL 81 F SI 89 B SI 90 B FF 89 F SI 89 X CH 77 3-2 ① G5-3			B SI 88 F CH 72 X CH 72 1-1 15 BB 5 PB 1B	S CU 76 B FF 91 B CU 75 F CU 75 B SI 92 F CU 75 F SI 92 F CU 77 X SI 91 3-2 ③ G5-3	4	0	1	0	0	0	1

Inning Stats																																			
	R: 3	H: 3	R: 0	H: 0	R: 0	H: 0	R: 0	H: 0	R: 0	H: 0	R: 0	H: 1	R: 0	H: 0	R: 0	H: 1	R: 0	H: 1	1B: 6	SF: 0	WP: 0	PA: 37
	E: 0	LOB: 2	E: 0	LOB: 0	E: 0	LOB: 0	E: 0	LOB: 0	E: 0	LOB: 0	E: 0	LOB: 0	E: 0	LOB: 0	E: 0	LOB: 3	E: 1	LOB: 1	2B: 0	SAC: 0	PB: 1	
	K: 1	BB: 2	K: 1	BB: 0	K: 2	BB: 0	K: 2	BB: 0	K: 0	BB: 0	K: 1	BB: 0	K: 1	BB: 0	K: 0	BB: 2	K: 0	BB: 0	3B: 0	SB: 0		
	S: 18	P: 34	S: 6	P: 12	S: 11	P: 13	S: 10	P: 12	S: 9	P: 16	S: 8	P: 13	S: 7	P: 9	S: 11	P: 24	S: 13	P: 18	HR: 0	HBP: 1	CS: 1	

PITCHER		IP	WLS	BF	H	R	ER	SO	BB	IBB	HBP	BLK	WP	HR	S	P	ERA	WHIP
60 Dallas Keuchel, L	(1, 1)	7.0	L	26	4	3	3	8	2	0	1	0	0	0	69	109	3.86	0.857
ERA: 4.77																		
45 Erik Bedard, L	(8, 1)	2.0		10	2	0	0	0	2	0	0	0	0	0	24	42	0.00	2.000
ERA: 4.56																		

PITCHER	IP	WLS	BF	H	R	ER	SO	BB	IBB	HBP	BLK	WP	HR	S	P	ERA	WHIP

TOP	
AB	31
R	3
H	6
RBI	3
BB	4
SO	8
LOB	16

Seattle Mariners @ Houston Astros

Minute Maid Park, Houston, TX

Sat Aug 31 2013, 6:11 PM - 9:05 PM CDT

Att. 21,091 - Roof Closed - 73 F

livebaseballscorecards.com

Batter	1	2	3	4	5	6	7	8	9	AB	R	H	RBI	BB	SO	LOB
19 Robbie Grossman, S (1, 7) (9, 8) OBP: 0.331, SLG: 0.369	B FF 87 C FF 89 X CH 80 1-1 G6-3 ①		B CH 81 F FF 89 F SI 90 B FF 90 X FF 91 2-2 G3 ①		X SI 88 0-0 G3 ①		C SL 87 C SL 88 B FF 95 X SL 88 1-2 28 FC4-6 1B		B FC 90 F FC 90 F FC 91 S FF 95 1-3 K ②	5	0	1	0	0	1	1
28 L.J. Hoes, R (1, 9) OBP: 0.322, SLG: 0.378	C FF 90 B CH 82 X CH 82 1-1 G5-3 ②		C FF 91 B FF 90 B CH 82 B CH 83 X SI 90 3-1 27 G1-3 1B		B FF 86 C CH 79 B CH 80 X FF 88 2-1 G1-3 ②		F FF 95 X FF 96 0-1 FC4-6 27 1B ② 1-2f		D FC 91 B FC 94 F FC 90 X FC 90 2-1 G1-3 ③	5	0	1	0	0	0	2
27 Jose Altuve, R (1, 10) OBP: 0.302, SLG: 0.341	L FF 90 B CU 74 X CH 82 1-1 G4-3 ③		F FF 89 1 SAFE B CH 81 F SL 82 X FF 90 1-2 G1-3 ② 1-2		X FF 89 0-0 G1-3 ③		F FF 94 F CU 84 1 SAFE X CU 84 0-2 1B 1-2			4	0	1	0	0	0	1
30 Matt Dominguez, R (1, 5) OBP: 0.280, SLG: 0.410		C FF 88 X CU 74 0-1 2 G5-4-3 23 BB 1B	C FF 91 X FF 91 0-1 G6-3 ③			B SI 88 X FF 88 1-0 2 1B 1B	X FF 93 0-0 F7 ③			4	0	2	0	0	0	3
23 Chris Carter, R (1, 3) (9, 7) OBP: 0.318, SLG: 0.451		B CH 81 B FF 90 B CH 82 B FF 89 4-0 2 G5-4-3 1-2 BB		C FF 89 B CH 81 F FF 89 B SI 90 X SI 90 2-2 G5-3 ①		C CH 80 S CH 81 F FF 90 D CH 79 F FF 91 D CU 77 F CH 80 S FF 89 2-3 K ①		B CU 83 B FF 92 B FF 92 C FF 93 B FF 93 4-1 29 FC3-6 BB		2	0	0	0	2	1	1
2 Brandon Barnes, R (1, 8) OBP: 0.288, SLG: 0.342 29 Brett Wallace, L (8, PH) (9, 3) OBP: 0.286, SLG: 0.459		C FF 90 B CH 83 B FF 91 F FF 91 F FF 91 D CU 77 X FF 91 3-2 G5-4-3 ① ② 1-2f 2-3		F SI 90 X FF 90 0-1 10 1B 9 CS 1B		X FF 89 0-0 1-2 1B	F FF 92 B CU 83 X FF 92 1-1 FC3-6 10 FC6-4 ① 1-2f			3 1	1 0	2 0	0 0	0 0	0 0	2 1
10 Jake Elmore, R (1, 4) OBP: 0.315, SLG: 0.333		C CU 76 D FF 92 D CU 76 B FF 92 B FF 91 4-1 9 S BB		X FF 90 0-0 9 CS 1-3 1B		C FF 95 B SL 85 X SL 88 1-1 P2 ②	B FF 93 C FF 93 B FF 92 B FF 93 X FF 94 3-1 FC6-4 9 CS ② 1-2f			3	0	1	0	1	0	3
9 Marwin Gonzalez, S (1, 6) OBP: 0.245, SLG: 0.321		L SI 90 D CU 77 B SI 90 B CH 82 B FF 92 4-1 39 FC6-4 1-2 BB		B CU 75 F SI 90 1 SAFE F FF 90 D CU 77 B CH 81 F FF 90 S CH 85 3-3 K ② 1-2 3-H		C SL 85 B FF 96 C SL 87 S SL 86 1-3 K ③		B FF 94 C FF 93 D CU 84 B SI 93 3-1 CS ③ 1-2	C FC 93 B CU 78 B FC 90 B FC 89 C FC 94 B FF 95 4-2 BB	2	0	0	0	2	2	3
39 Cody Clark, R (1, 2) 15 Jason Castro, L (9, PH) OBP: 0.355, SLG: 0.493		B FF 91 F FF 90 X CH 83 1-1 FC6-4 ③ 1-2f		C FF 91 D CH 84 X FF 90 1-1 G6-3 ③			C FF 95 S SL 86 S FF 96 0-3 K ①		F FC 92 B SI 95 C FC 90 S CU 78 1-3 K ①	3 1	0 0	0 0	0 0	0 0	1 1	4 1

Inning Stats	R: 0 E: 0 K: 0 S: 6	H: 0 LOB: 0 BB: 0 P: 9	R: 0 E: 0 K: 0 S: 10	H: 1 LOB: 3 BB: 3 P: 26	R: 0 E: 0 K: 0 S: 10	H: 1 LOB: 1 BB: 0 P: 16	R: 1 E: 0 K: 1 S: 12	H: 2 LOB: 1 BB: 0 P: 18	R: 0 E: 0 K: 0 S: 4	H: 0 LOB: 0 BB: 0 P: 6
	R: 0 E: 0 K: 2 S: 13	H: 2 LOB: 2 BB: 0 P: 18	R: 0 E: 0 K: 1 S: 12	H: 2 LOB: 2 BB: 0 P: 13	R: 0 E: 0 K: 0 S: 6	H: 0 LOB: 0 BB: 1 P: 17	R: 0 E: 0 K: 2 S: 10	H: 0 LOB: 1 BB: 1 P: 18	1B: 8 2B: 0 3B: 0 HR: 0	SF: 0 SAC: 0 DP: 1 HBP: 0	WP: 0 PB: 0 SB: 1 CS: 3	PA: 39

	AB	33
	R	1
	H	8
	RBI	0
	BB	5
	SO	6
	LOB	22

PITCHER	IP	WLS	BF	H	R	ER	SO	BB	IBB	HBP	BLK	WP	HR	S	P	ERA	WHIP
23 Joe Saunders, L (1, 1) ERA: 4.92	5.1	W	24	6	1	0	2	3	0	0	0	0	0	50	86	0.00	1.688
58 Carter Capps, R (6, 1) ERA: 5.26	1.1	H	5	1	0	0	2	0	0	0	0	0	0	13	16	0.00	0.750
31 Yoervis Medina, R (7, 1) ERA: 2.45	1.1	H	5	1	0	0	0	1	0	0	0	0	0	10	21	0.00	1.500
40 Danny Farquhar, R (9, 1) ERA: 4.47	1.0	S	4	0	0	0	2	1	0	0	0	0	0	10	18	0.00	1.000

PITCHER	IP	WLS	BF	H	R	ER	SO	BB	IBB	HBP	BLK	WP	HR	S	P	ERA	WHIP

Batter	1	2	3	4	5	6	7	8	9	AB	R	H	RBI	BB	SO	LOB
5 Brad Miller, L (1, 6) OBP: 0.329, SLG: 0.416	C SI 90 X SI 90 0-1 ① G3		C SI 91 B SI 90 B KC 81 C SI 90 X CH 80 2-2 1-3 1B			X FF 89 0-0 ① L8		C SI 90 F SI 90 X SI 90 0-2 ③ F9		4	0	1	0	0	0	0
6 Nick Franklin, S (1, 4) OBP: 0.288, SLG: 0.398	C SI 90 F SI 91 C KC 80 0-3 ② K		S KC 81 F CH 82 B CH 81 1 SAFE T SI 91 1-2 ③ K			C SI 90 X SI 89 0-1 8 FC5-4 1B			B SI 89 C SI 90 S KC 80 B SI 90 B CH 81 X KC 80 3-2 ① F7	4	0	1	0	0	2	2
15 Kyle Seager, L (1, 5) OBP: 0.348, SLG: 0.460	C SI 91 C SI 91 B KC 81 F FF 91 F SI 91 B SI 92 S SI 91 2-3 ③ K			C SI 90 F SI 90 F KC 81 B FF 90 S CH 81 1-3 ① K		X SI 89 0-0 ② L9			F FF 90 X SI 91 0-1 1B	4	0	1	0	0	2	1
8 Kendrys Morales, S (1, 10) OBP: 0.337, SLG: 0.439		C SI 90 F CH 81 F SI 91 F SI 91 F KC 81 B SI 91 X CH 82 1-2 ① F8		C SI 90 X KC 80 0-1 1B		C SI 89 S FF 90 X SI 89 0-2 ③ FC5-4 1-2f			F SI 90 B CH 81 F SI 90 X FF 90 1-2 ② F9	4	0	1	0	0	0	2
21 Franklin Gutierrez, R (1, 9) OBP: 0.265, SLG: 0.568		C SI 91 F SI 91 F SI 91 X CH 82 0-2 ② G6-3		B CH 81 X SI 90 1-0 ② F8			C CH 80 C CH 80 B SI 90 X SI 90 1-2 ① G6-3		C FF 90 S CH 80 B SI 90 D CH 81 F FF 91 F KC 81 X CH 81 2-2 ③ F9	4	0	0	0	0	0	2
55 Michael Saunders, L (1, 7) OBP: 0.323, SLG: 0.383		B KC 82 X SI 90 1-0 ③ G4-3		B SI 90 B CH 80 X SI 90 2-0 ③ G4-3			B SI 90 B SI 89 F SI 89 F FF 90 F KC 80 X SI 90 2-2 ② P1			3	0	0	0	0	0	1
17 Justin Smoak, S (1, 3) OBP: 0.349, SLG: 0.407			B FF 90 C CH 81 B CH 81 B KC 80 B SI 90 4-1 5 1B BB		F SI 89 X CH 81 0-1 ① G5-3		C KC 79 X CH 81 0-1 ③ G6-3			2	0	0	0	1	0	0
13 Dustin Ackley, L (1, 8) OBP: 0.305, SLG: 0.347			X SI 91 0-0 ① F7		C SI 90 B SI 91 B KC 80 X FF 90 2-1 ② G3-1			C SI 90 B KC 80 X SI 90 1-1 ① G4-3		3	0	0	0	0	0	1
33 Henry Blanco, R (1, 2) OBP: 0.237, SLG: 0.264			C SI 90 C SI 91 F KC 80 B SI 91 S CH 82 1-3 ② K		S SI 90 B SI 90 B FF 89 C SI 89 X SI 90 2-2 ③ P3			X SI 90 0-0 ② L8		3	0	0	0	0	1	1
Inning Stats	R: 0 E: 0 K: 2 S: 10 H: 0 LOB: 0 BB: 0 P: 12	R: 0 E: 0 K: 0 S: 11 H: 0 LOB: 0 BB: 0 P: 13	R: 0 E: 0 K: 2 S: 12 H: 1 LOB: 2 BB: 1 P: 20	R: 0 E: 0 K: 1 S: 8 H: 1 LOB: 1 BB: 0 P: 12	R: 0 E: 0 K: 0 S: 7 H: 0 LOB: 0 BB: 0 P: 11	R: 0 E: 0 K: 0 S: 7 H: 1 LOB: 1 BB: 0 P: 7	R: 0 E: 0 K: 0 S: 9 H: 0 LOB: 0 BB: 0 P: 12	R: 0 E: 0 K: 0 S: 6 H: 0 LOB: 0 BB: 0 P: 7	R: 0 E: 0 K: 0 S: 13 H: 1 LOB: 1 BB: 0 P: 19	1B: 4 2B: 0 3B: 0 HR: 0	SF: 0 SAC: 0 DP: 0 HBP: 0					

PITCHER		IP	WLS	BF	H	R	ER	SO	BB	IBB	HBP	BLK	WP	HR	S	P	ERA	WHIP
39 Brett Oberholtzer, L ERA: 2.79	(1, 1)	9.0	W	32	4	0	0	5	1	0	0	0	0	0	83	113	0.00	0.556
39 Brett Oberholtzer, L ERA: 2.79	(9, 1)	9.0	W	32	4	0	0	5	1	0	0	0	0	0	83	113	0.00	0.556

PITCHER	IP	WLS	BF	H	R	ER	SO	BB	IBB	HBP	BLK	WP	HR	S	P	ERA	WHIP

TOP

Seattle Mariners @ Houston Astros

Minute Maid Park, Houston, TX

Sun Sep 01 2013, 1:11 PM - 3:52 PM CDT

Att. 17,199 - Roof Closed - 73 F

livebaseballscorecards.com

AB	31
R	0
H	4
RBI	0
BB	1
SO	5
LOB	10

WP: 0	PA: 32		
PB: 0			
SB: 0			
CS: 0			

Batter	1	2	3	4	5	6	7	8	9	AB	R	H	RBI	BB	SO	LOB
19 Robbie Grossman, S (1, 7) OBP: 0.326, SLG: 0.363	C FS 85 C CU 71 F FF 87 S FS 83 0-3 ① K		S FS 84 B CU 73 B CU 73 F FS 84 C FF 91 2-3 ② K		B CU 74 B FS 86 T FF 90 C FF 90 S FS 85 2-3 ② K		X FS 84 0-0 ③ G3			4	0	0	0	0	3	0
27 Jose Altuve, R (1, 4) OBP: 0.306, SLG: 0.346	B FF 87 X SL 80 1-0 ② L7		F SL 80 F FF 90 B FS 85 X FS 84 1-2 1B		C FF 89 X SL 78 0-1 15 FC4-6 1B			F SI 91 X SI 92 0-1 15 2B 2B		4	1	3	0	0	0	0
15 Jason Castro, L (1, 2) OBP: 0.354, SLG: 0.493	B FF 88 F FS 83 C CU 74 B FF 90 X FS 83 2-2 ③ G6-3		C FF 89 1 SAFE S FF 88 T FF 90 0-2 ③ K		1 SAFE X FS 84 0-0 ③ FC4-6 1-2f			C SI 91 S SI 93 B SL 81 X SI 93 1-2 30 F9 2 1B 2B 2-H		4	1	1	1	0	1	2
30 Matt Dominguez, R (1, 5) OBP: 0.279, SLG: 0.409		X FF 88 0-0 29 FC3-6 1B	C SL 81 F FS 83 F FF 92 X CU 73 0-2 ① F7			B FF 90 C SL 83 X FS 85 1-1 ① G5-3		X SI 92 0-0 ① F9 2-3		4	0	1	0	0	0	1
29 Brett Wallace, L (1, 3) OBP: 0.287, SLG: 0.458 2 Brandon Barnes, R (8, PH) OBP: 0.290, SLG: 0.344 (9, 8)		X FS 82 0-0 ① FC3-6 8 1B 1-2f	B FF 90 B SL 80 X FS 84 2-0 ② G3			X FS 84 0-0 1B		B SI 93 L SI 92 X SL 80 1-1 3-H 1B		3 1	0 0	1 1	0 1	0 0	0 0	1 0
23 Chris Carter, R (1, 10) OBP: 0.317, SLG: 0.448 (9, 3)		C SL 81 B SL 80 C FF 89 S FF 88 1-3 ② K	C SL 81 B SL 83 B FS 84 F SL 80 B FF 91 B SL 84 4-2 8 2B BB			B SL 83 S FF 90 F FF 90 X CU 75 1-2 ② P2		1 SAFE S FF 92 1 SAFE X FF 91 0-1 ② F7		3	0	0	0	1	1	3
8 Trevor Crowe, S (1, 8) OBP: 0.293, SLG: 0.311 39 Brett Oberholtzer, L (9, 1)		F FF 89 F FF 88 B FF 89 D FS 83 X FF 89 2-2 1-3 1B	B FF 91 B FS 86 F FF 90 B FF 90 S FF 91 X FF 91 3-2 1-3 2B			X FF 89 0-0 ③ P5		C FF 95 X FF 96 0-1 ③ G3		4 0	0 0	2 0	0 0	0 0	0 0	2 0
28 L.J. Hoes, R (1, 9) OBP: 0.314, SLG: 0.368		B FF 88 1 SAFE C SL 82 1 SAFE B FF 90 C FF 88 B FS 84 X SI 90 3-2 ③ G6-3	B FF 90 B FF 92 X FF 90 2-0 ③ G4-3				T FF 90 B SL 81 B FF 90 F FF 90 S FS 84 2-3 ① K			3	0	0	0	0	1	4
6 Jonathan Villar, S (1, 6) OBP: 0.331, SLG: 0.340			C FF 88 C CU 73 B FS 83 B FS 83 F CU 74 B FF 90 F FF 89 X FF 89 3-2 ① P5		C FF 89 B CU 73 X CU 72 1-1 ① G4-3		S FF 90 F FS 86 C FF 90 0-3 ② K			3	0	0	0	0	1	0
Inning Stats	R: 0 E: 0 K: 1 S: 8 H: 0 LOB: 0 BB: 0 P: 11	R: 0 E: 0 K: 1 S: 11 H: 2 LOB: 2 BB: 0 P: 17	R: 0 E: 0 K: 2 S: 14 H: 1 LOB: 1 BB: 0 P: 20	R: 0 K: 0 S: 11 H: 1 LOB: 2 BB: 1 P: 22	R: 0 E: 0 K: 1 S: 8 H: 1 LOB: 1 BB: 0 P: 11	R: 0 E: 0 K: 0 S: 7 H: 1 LOB: 1 BB: 0 P: 9	R: 0 E: 0 K: 2 S: 7 H: 0 LOB: 0 BB: 0 P: 9	R: 2 E: 0 K: 0 S: 12 H: 3 LOB: 1 BB: 0 P: 14		1B: 6 2B: 3 3B: 0 HR: 0	SF: 0 SAC: 0 DP: 0 HBP: 0			WP: 0 PB: 0 SB: 0 CS: 0	PA: 34	

PITCHER	IP	WLS	BF	H	R	ER	SO	BB	IBB	HBP	BLK	WP	HR	S	P	ERA	WHIP
18 Hisashi Iwakuma, R (1, 1) ERA: 2.92	7.0		28	6	0	0	7	1	0	0	0	0	0	66	99	0.00	1.000
41 Charlie Furbush, L (8, 1) ERA: 3.31	0.2	L	5	3	2	2	0	0	0	0	0	0	0	10	12	27.00	4.500
54 Tom Wilhelmsen, R (8, 1) ERA: 4.34	0.1		1	0	0	0	0	0	0	0	0	0	0	2	2	0.00	0.000

PITCHER	IP	WLS	BF	H	R	ER	SO	BB	IBB	HBP	BLK	WP	HR	S	P	ERA	WHIP

BOTTOM

Seattle Mariners @ Houston Astros

Minute Maid Park, Houston, TX

Sun Sep 01 2013, 1:11 PM - 3:52 PM CDT

Att. 17,199 - Roof Closed - 73 F

livebaseballscorecards.com

AB	33
R	2
H	9
RBI	2
BB	1
SO	7
LOB	13

Minnesota Twins @ Houston Astros

Minute Maid Park, Houston, TX

Mon Sep 02 2013, 1:14 PM - 4:45 PM CDT

Att. 14,287 - Roof Closed - 73 F

livebaseballscorecards.com

Batter	1	2	3	4	5	6	7	8	9	AB	R	H	RBI	BB	SO	LOB
1 Alex Presley, L (1, 8) OBP: 0.305, SLG: 0.392	B FF 88 C FF 90 B FF 91 X FF 91 2-1 ① P4		B FF 89 C FF 90 F FF 91 B CU 78 B FF 92 F FF 92 B FF 90 4-2 19 2B BB	D FF 91 B FF 89 1 SAFE B FF 89 D FF 90 4-0 1-2 BB		B FF 96 X FF 95 1-0 ②③ G4-6-3 1-2f		C SL 81 S SI 94 C SI 94 0-3 ③ K		3	1	0	0	2	1	3
19 Darin Mastroianni, R (1, 9) OBP: 0.217, SLG: 0.227 (8, 7)	B FF 92 C FF 90 X FF 92 1-1 ② P2		C FF 91 D CU 76 X FF 92 1-1 1-H 2B	B SI 91 X SI 90 1-0 ③ G5-3			B FF 94 C FF 93 B FF 96 B FF 94 C FF 93 F FF 94 S FF 95 3-3 ① K		C FF 93 C CU 79 B FF 94 F CU 78 B FF 96 S FF 94 2-3 ① K	5	0	1	1	0	2	2
2 Brian Dozier, R (1, 4) OBP: 0.314, SLG: 0.434	C FF 91 C CU 76 X FF 94 0-2 ③ F8		B FF 92 C FF 93 B FF 92 B CH 82 C CH 82 B FF 92 4-2 BB		B FF 92 X FF 92 1-0 HR		B FF 95 X FF 94 1-0 ② P3		C FF 94 S FF 95 F FF 94 X CU 78 0-2 12 BB E6 55 HR 1B	4	2	2	1	1	0	0
16 Josh Willingham, R (1, 10) OBP: 0.342, SLG: 0.375		B FF 91 F FF 91 F FF 91 F CU 76 B CU 77 B FF 93 F FF 91 X FF 92 3-2 ① F8	C FF 92 B CH 84 S CH 83 B FF 93 X CH 84 2-2 ③ F8		C FF 92 B SI 92 B CU 82 B SI 92 B SI 93 4-1 24 1B 12 1B BB		B KC 80 S FF 95 S FF 96 B FF 96 B FF 96 S FF 96 3-3 ③ K		C CU 80 F FF 96 B FF 95 C FF 94 1-3 ② K	4	0	0	0	1	2	3
24 Trevor Plouffe, R (1, 5) OBP: 0.299, SLG: 0.396 17 Doug Bernier, R (8, PR) OBP: 0.351, SLG: 0.306 (8, 5)		B FF 90 X FF 89 1-0 HR	B FF 89 C FF 88 S FF 90 B FF 92 F FF 90 X CH 82 2-2 12 CS 1B	B SL 90 X FF 92 1-0 12 1B 1-2 1B				C FF 96 B FF 96 C FF 95 F FF 96 B KC 83 B FF 96 B FF 95 4-2 25 1B 12 SH1-4 BB	D CU 80 B FF 94 B FF 94 C FF 93 F FF 94 D FF 95 4-2 12 BB 55 HR BB	3 0	1 2	3 0	1 0	1 1	0 0	0 0
12 Chris Herrmann, L (1, 2) OBP: 0.311, SLG: 0.383		X FF 89 0-0 55 G5-4-3 1B	B FF 90 C FF 90 B CH 82 X FF 89 2-1 ①② F7 1-2	S SI 91 D CH 83 B CH 83 X SI 92 2-1 ①② 1-2 2-H 1B				B SL 78 B 1 SAFE X SI 92 2-0 SH1-4 1-2	F FF 94 C FF 94 B FF 95 F FF 95 B CH 85 B FF 94 B FF 93 4-2 1-2 2-3 55 HR BB	3	1	2	0	1	0	1
55 Chris Colabello, R (1, 3) OBP: 0.270, SLG: 0.360		X FF 90 0-0 ②③ G5-4-3 1-2f	B FF 89 X FF 90 1-0 HR	C SI 93 C FF 92 B CU 81 B SI 92 D SL 90 S CU 80 3-3 ③ K				C SI 92 B SL 82 S SL 81 C SI 94 1-3 ② K	X FF 94 0-0 1-H 2-H 3-H HR	5	2	2	5	0	2	4
11 Clete Thomas, L (1, 7) OBP: 0.306, SLG: 0.331 9 Ryan Doumit, S (8, PH) OBP: 0.307, SLG: 0.378 (8, 9)			B FF 89 X FF 90 1-0 ① F8	B FF 88 B FF 90 X FF 90 2-0 E8 25 1B 1B		B FF 94 T FF 93 B FF 95 B FF 94 B FF 94 4-1 1 G4-6-3 BB		D SL 80 B SL 79 B SL 80 I IN 80 4-0 25 1B IBB	C FF 96 B CH 86 B CH 86 X FF 93 2-1 ③ G4-3	2 1	1 0	1 0	0 0	1 1	0 0	0 0
25 Pedro Florimón, S (1, 6) OBP: 0.286, SLG: 0.340			C FF 90 S CH 83 B CU 80 B CH 83 F FF 91 B FF 91 X FF 88 3-2 ② F9	F FF 91 B FF 91 B CH 81 F FF 92 F FF 92 X FF 92 2-2 1 S 2-H 1B		X FF 95 0-0 ① P6		B SI 92 B SL 80 C SI 93 X SI 93 2-1 1-2 2-H 1B		4	0	2	2	0	0	1
Inning Stats	R: 0 E: 0 K: 0 S: 7 H: 0 LOB: 0 BB: 0 P: 10	R: 1 E: 0 K: 0 S: 8 H: 2 LOB: 0 BB: 0 P: 12	R: 1 E: 0 K: 0 S: 15 H: 1 LOB: 2 BB: 2 P: 30	R: 2 E: 1 K: 0 S: 13 H: 4 LOB: 2 BB: 1 P: 27	R: 1 E: 0 K: 1 S: 8 H: 3 LOB: 1 BB: 1 P: 19	R: 0 E: 0 K: 0 S: 3 H: 0 LOB: 0 BB: 1 P: 8	R: 0 E: 0 K: 2 S: 8 H: 0 LOB: 0 BB: 0 P: 15	R: 1 E: 0 K: 2 S: 12 H: 1 LOB: 2 BB: 2 P: 25	R: 4 E: 1 K: 2 S: 19 H: 2 LOB: 0 BB: 2 P: 32	1B: 8 2B: 1 3B: 0 HR: 4 SF: 0 SAC: 1 DP: 2 HBP: 0						

TOP

AB	34
R	10
H	13
RBI	10
BB	9
SO	7
LOB	14

WP: 0 PB: 0 SB: 1 CS: 1 PA: 44

PITCHER		IP	WLS	BF	H	R	ER	SO	BB	IBB	HBP	BLK	WP	HR	S	P	ERA	WHIP
56 Paul Clemens, R ERA: 5.91	(1, 1)	3.2		19	7	4	3	0	3	0	0	0	0	2	42	77	7.36	2.727
64 Lucas Harrell, R ERA: 5.81	(4, 1)	1.1		6	3	1	1	1	1	0	0	0	0	1	9	21	6.75	3.000
35 Josh Fields, R ERA: 6.07	(6, 1)	2.0	H	7	0	1	1	2	2	0	0	0	0	0	14	30	4.50	1.000
66 Kevin Chapman, L ERA:	(8, 1)	1.0	B	5	1	0	0	2	0	1	0	0	0	0	9	18	0.00	1.000
63 Chia-Jen Lo, R ERA: 5.25	(9, 1)	1.0	L	7	2	4	4	2	2	0	0	0	0	1	19	32	36.00	4.000

PITCHER	IP	WLS	BF	H	R	ER	SO	BB	IBB	HBP	BLK	WP	HR	S	P	ERA	WHIP

Batter	1	2	3	4	5	6	7	8	9	AB	R	H	RBI	BB	SO	LOB
19 Robbie Grossman, S (1, 7) OBP: 0.331, SLG: 0.369	C SI 84 B SI 84 X SI 85 1-1 27 1B 15 1B 2B	M SL 79 X SI 85 0-1 27 FC5 15 1B 2-3 1B	C SL 90 B CH 81 1 SAFE B FF 90 B SI 90 B SI 92 4-1 27 1B 1-2 BB		S SL 81 F SI 92 B SI 93 B SL 82 2-2 ③ CS 1-2	F FF 92 B CH 83 C FF 91 B SI 93 X FF 92 2-2 ① G2-3		B SI 90 S FF 90 C SL 84 S CU 77 1-3 ②③ K 1-2		4	2	2	0	1	1	1
27 Jose Altuve, R (1, 4) OBP: 0.310, SLG: 0.350	X SI 84 0-0 30 F9 15 1B 23 1B 2-3 1B	X SL 79 0-0 FC5 15 1B 23 2B 1-2 3-H	F SL 82 F SL 84 B SI 91 F SL 84 X FF 92 1-2 39 S 1-3 2-H 1B			X SL 84 0-0 1B			C FF 92 B FF 93 X SL 89 1-1 ① 1B	5	2	4	1	0	0	2
15 Jason Castro, L (1, 2) OBP: 0.357, SLG: 0.495 39 Cody Clark, R (2, PR) (3, 2)	B SI 85 S SL 78 1 SAFE F SI 86 F CU 66 1 SAFE B SI 86 D CU 71 X SI 87 3-2 23 1B 8 1B 1-2 3-H 1B	B CH 79 C SI 87 B SI 85 F SL 78 X SI 87 2-2 23 2B 1-3 2-H 1B	B SI 92 B SL 84 C FF 92 S SL 83 T SL 84 C SI 92 2-3 ③ K 1-2			1 SAFE 1 SAFE F SI 91 S SL 82 1 SAFE S SL 82 0-3 ② K			C FF 92 F FF 93 F FF 93 F FF 93 B CU 81 S CU 81 1-3 ② K	2 3	1 0	2 0	2 0	0 3	0 3	0 3
30 Matt Dominguez, R (1, 5) OBP: 0.277, SLG: 0.404	C SI 86 X SI 87 0-1 ① F9 2-3	B SI 86 C SL 79 F SI 87 S CU 67 1-3 ② K		C SL 81 S SL 85 X SL 84 0-2 ① F9		1 SAFE C FF 90 F SL 81 C FF 92 0-3 ③ K			B FF 93 C FF 92 S SL 88 F FF 94 X CU 80 1-2 ③ G5-3	5	0	0	0	0	2	5
23 Chris Carter, R (1, 3) OBP: 0.318, SLG: 0.450	C SI 87 T SI 86 X SI 87 0-2 8 1B 1-3 3-H 1B	T SI 87 F SI 87 D CU 68 1 SAFE B CU 66 F SI 89 F SI 88 1 SAFE X SI 88 2-2 1-3 3-H 2B		F FF 92 C SI 92 X SL 83 0-2 ② L6			B SL 84 B FF 92 X FF 92 2-0 ① P2			4	0	2	2	0	0	0
8 Trevor Crowe, S (1, 9) OBP: 0.291, SLG: 0.308	C SI 87 X SL 79 0-1 1-2 3-H 1B	C FF 92 F FF 93 B SI 93 X SL 83 1-2 ③ F7 3-H 2B		X SI 91 0-0 ③ L9			B FF 91 X SL 84 1-0 ② F8			4	0	1	1	0	0	3
2 Brandon Barnes, R (1, 8) OBP: 0.290, SLG: 0.343	B SI 88 F SI 87 F SL 80 S SI 87 1-3 ② K	B SI 92 F SI 92 S SL 84 X FF 93 1-2 ① F8			B SL 82 F FF 90 X SI 92 1-1 19 CS 1B		C FF 92 C SL 84 F FF 94 F SL 83 S FF 93 0-3 ③ K			4	0	1	0	0	2	2
28 L.J. Hoes, R (1, 10) OBP: 0.304, SLG: 0.356	F SI 86 B SI 87 D CH 78 X SI 87 2-1 ③ G6-3		S SL 83 B SL 83 B SL 85 F SI 93 F SI 93 X SL 83 2-2 ② G6-3		B SI 88 C FF 89 B SL 81 1 SAFE F SI 90 S SL 83 2-3 ① K			B FF 90 X FF 90 1-0 ① P4		4	0	0	0	0	1	3
6 Jonathan Villar, S (1, 6) OBP: 0.344, SLG: 0.352		X SI 84 0-0 19 1B 27 FC5 2B	C SI 93 B FF 94 F FF 93 B FF 94 B FF 94 B FF 93 4-2 27 S 19 BB 27 1B BB		C FF 90 F SI 90 C SI 92 0-3 ② K			B FF 90 B SL 82 B FF 91 C FF 91 F FF 92 B FF 92 4-2 19 CS BB		2	1	1	0	2	1	1
Inning Stats	R: 3 E: 0 K: 1 S: 19 H: 5 LOB: 2 BB: 0 P: 26	R: 2 E: 0 K: 1 S: 18 H: 4 LOB: 3 BB: 0 P: 24	R: 1 E: 0 K: 1 S: 18 H: 1 LOB: 2 BB: 2 P: 32	R: 0 E: 0 K: 0 S: 7 H: 0 LOB: 0 BB: 0 P: 7	R: 0 E: 0 K: 2 S: 10 H: 1 LOB: 0 BB: 0 P: 15	R: 0 E: 0 K: 2 S: 10 H: 1 LOB: 1 BB: 0 P: 12	R: 0 E: 0 K: 1 S: 7 H: 0 LOB: 0 BB: 0 P: 10	R: 0 E: 0 K: 1 S: 6 H: 0 LOB: 0 BB: 1 P: 12	R: 0 E: 0 K: 1 S: 11 H: 1 LOB: 0 BB: 0 P: 14	1B: 10 2B: 3 3B: 0 HR: 0	SF: 0 SAC: 0 DP: 0 HBP: 0					

PITCHER		IP	WLS	BF	H	R	ER	SO	BB	IBB	HBP	BLK	WP	HR	S	P	ERA	WHIP
63 Andrew Albers, L ERA: 3.96	(1, 1)	1.2		14	9	5	5	2	0	0	0	0	0	0	34	46	27.00	5.400
51 Anthony Swarzak, R ERA: 2.92	(2, 1)	4.1		17	3	1	1	5	2	0	0	0	0	0	48	70	2.08	1.154
20 Josh Roenicke, R ERA: 2.96	(7, 1)	2.0	W	6	0	0	0	2	1	0	0	0	0	0	13	22	0.00	0.500
50 Casey Fien, R ERA: 3.93	(9, 1)	1.0		3	1	0	0	1	0	0	0	0	0	0	11	14	0.00	1.000

PITCHER	IP	WLS	BF	H	R	ER	SO	BB	IBB	HBP	BLK	WP	HR	S	P	ERA	WHIP

BOTTOM

Minnesota Twins @ Houston Astros

Minute Maid Park, Houston, TX

Mon Sep 02 2013, 1:14 PM - 4:45 PM CDT

Att. 14,287 - Roof Closed - 73 F

livebaseballscorecards.com

AB	37
R	6
H	13
RBI	6
BB	3
SO	10
LOB	20

WP: 0 PA: 41
PB: 0
SB: 2
CS: 2

Batter	1	2	3	4	5	6	7	8	9	10	11	12	AB	R	H	RBI	BB	SO	LOB
1 Alex Presley, L (1, 8) OBP: 0.303, SLG: 0.395	C FC 95 X FC 96 0-1 P6	B KC 79 C FF 95 B CH 84 B KC 78 C FC 96 F FC 95 F FC 96 F FC 95 C KC 80 3-3 K		C KC 78 C KC 78 S FC 94 0-3 K		B FF 93 D CH 85 B SI 91 C SI 91 X SI 90 3-1 19 G6-4-3 2-3 1B		X FF 92 0-0 19 PB 19 SF8 1-H 2B		S CH 85 B SL 86 B CH 86 X FF 94 2-1 E6 19 CS		F SI 92 P PO 88 P PO 86 X SI 92 2-1 L6	7	1	2	1	0	2	5
19 Darin Mastroianni, R (1, 7) OBP: 0.267, SLG: 0.321	C FC 96 F FC 96 B FC 95 B KC 79 B KC 80 X FC 95 3-2 2 HR 1B		L FC 93 B FC 94 B FC 94 S FC 93 X FC 94 2-2 F8	B FC 95 F FC 94 B KC 79 X FC 93 2-1 P4		C FF 91 S CU 81 B FF 91 X FF 90 1-2 G6-4-3 1-2f		C FS 86 B FS 88 S FF 96 B FS 87 X FF 96 2-2 SF8 2-H		L FF 93 1 SAFE 1 SAFE B FC 93 1-1 CS 1-2	C SL 83 B SL 86 X FC 92 1-1 2 F7 1B	B SI 92 X SI 92 1-0 1-H 3-H 2B	6	1	3	3	0	0	3
2 Brian Dozier, R (1, 4) OBP: 0.313, SLG: 0.437	B FC 95 B FC 95 C FC 94 F FC 96 F FC 95 B FC 95 X FC 95 3-2 1-H HR		C FC 94 B FC 94 B FC 93 X FC 93 2-1 L7		C FF 92 B FF 92 C CU 80 B SI 92 X CU 81 2-2 L6		C CU 79 B SL 86 B CU 80 X SL 90 2-1 F8	C FF 95 C FS 86 X FF 96 0-2 F9			L SL 82 L FC 93 B FC 92 1 SAFE X SL 85 1-2 F7 1-2	C SI 81 B SI 93 B SL 80 B SL 80 D SI 92 4-1 BB	6	1	1	2	1	0	1
16 Josh Willingham, R (1, 10) OBP: 0.341, SLG: 0.370	X FC 96 0-0 G4-3		B FC 94 B FC 94 B FC 92 B FC 92 4-0 24 HR BB		B CU 83 B SI 93 B FF 93 B SI 92 4-0 24 1B BB		C SI 90 B CU 80 B SI 89 S SI 90 X FF 91 2-2 G6-3		B FC 95 B FF 94 F FF 93 F FC 94 X SL 86 2-2 F8		F SL 86 C SL 86 S FC 93 0-3 K	C SI 81 F SI 92 F SI 93 B SL 82 X SI 94 1-2 G6-3	5	1	0	0	2	1	3
24 Trevor Plouffe, R (1, 5) OBP: 0.304, SLG: 0.408	C FC 96 B KC 79 C KC 78 T FC 94 1-2 K		B FC 94 X FC 94 1-0 1-H HR		B FF 93 B SI 92 F CU 93 X SI 92 2-1 1-3 1B		B SI 91 X CU 80 1-0 55 WP 1B		C SL 86 F FF 95 B FF 95 F FF 95 B SL 88 X FC 93 2-2 11 FC6-4 1B		C SL 86 S SL 87 X SL 87 0-2 G1-3		6	1	4	2	0	1	1
55 Chris Colabello, R (1, 3) OBP: 0.280, SLG: 0.370		B FC 96 S FC 94 S KC 79 B FC 95 X KC 78 2-2 G6-3	F FC 94 B KC 79 X KC 77 1-1 2B	B SI 93 B SI 92 F SI 92 C SI 92 S SI 93 2-3 K		B SI 91 B CU 81 F FF 90 B SI 91 S CU 81 B CU 82 4-2 1-2 BB		S SL 85 C FC 93 D SL 87 B SL 86 S FC 94 2-3 K			B SL 78 X SI 92 1-0 11 FC5-6 1B	5	0	2	0	1	2	3
31 Oswaldo Arcia, L (1, 9) OBP: 0.308, SLG: 0.427 11 Clete Thomas, L (8, 9) OBP: 0.303, SLG: 0.328		B FC 95 F FC 94 S CH 85 B KC 79 B CH 84 F FC 95 D FC 94 4-2 25 G3 43 1B BB	C CH 84 F FC 92 D KC 79 S KC 80 1-3 K		D CH 84 S CH 85 C FF 93 B SL 92 S CH 84 2-3 K		S CH 83 X CH 83 0-1 G4-3	X FF 92 0-0 FC6-4 1-2f			1 SAFE X SI 90 0-0 FC5-6 43 2B 9 WP 1-2f	3 2	0 1	0 0	0 0	1 0	2 0	5 2
43 Josmil Pinto, R (1, 2) OBP: 0.700, SLG: 0.889		B KC 78 C FC 95 B KC 79 B FF 95 S FC 95 X FC 95 3-2 25 G3 1-2 1B		B FC 94 B FC 93 B FC 92 4-0 BB		B FF 91 C FF 91 B CU 80 B FF 93 X SI 92 3-1 1 1B 25 G3 1B		B FF 95 X FF 95 1-0 1 2B 1B		C SL 84 S SL 87 B FC 92 T SL 85 1-2 K		C SL 79 B SL 80 1 SAFE X SL 77 1-1 9 WP 19 2B 1-3 2B	5	2	4	0	1	1	0
25 Pedro Florimón, S (1, 6) OBP: 0.283, SLG: 0.335 9 Ryan Doumit, S (12, PH) OBP: 0.309, SLG: 0.378 17 Doug Bernier, R (12, PR) OBP: 0.351, SLG: 0.306 (12, 6)		S FC 94 B FC 94 B KC 82 B FC 95 C FC 94 X FC 95 3-2 G3 1-2 2-3		C FC 92 B FF 93 F CH 82 S KC 79 1-3 K		S SI 92 B SI 92 B CH 84 F SI 92 B SI 93 1 SAFE F SI 92 X SI 92 3-2 G3 1-2		B FF 93 X FF 93 1-0 B1		X FF 93 0-0 B1-3		S SL 79 S SL 80 B SL 81 D SI 94 D SL 80 F SL 81 B SI 92 4-2 19 2B 2-3 3-H BB	5 0 0	0 0 1	0 0 0	0 1 0	0 0 0	1 0 0	5 0 0
Inning Stats	R: 2 E: 0 K: 1 S: 13 H: 2 LOB: 0 BB: 0 P: 20	R: 0 E: 0 K: 1 S: 18 H: 1 LOB: 2 BB: 1 P: 33	R: 2 E: 0 K: 1 S: 11 H: 2 LOB: 1 BB: 1 P: 22	R: 0 E: 0 K: 2 S: 8 H: 0 LOB: 1 BB: 1 P: 15	R: 0 E: 0 K: 2 S: 11 H: 1 LOB: 2 BB: 1 P: 23	R: 0 E: 0 K: 0 S: 11 H: 2 LOB: 1 BB: 0 P: 21	R: 0 E: 0 K: 0 S: 10 H: 1 LOB: 2 BB: 1 P: 19	R: 2 E: 0 K: 0 S: 9 H: 2 LOB: 0 BB: 0 P: 13	R: 0 E: 0 K: 1 S: 11 H: 1 LOB: 1 BB: 0 P: 17	R: 0 E: 1 K: 1 S: 7 H: 0 LOB: 0 BB: 0 P: 11	R: 0 E: 0 K: 1 S: 11 H: 1 LOB: 1 BB: 0 P: 13	R: 3 E: 0 K: 0 S: 17 H: 3 LOB: 2 BB: 2 P: 29	1B: 10 2B: 4 3B: 0 HR: 2	SF: 1 SAC: 0 DP: 1 HBP: 0	WP: 2 PB: 1 SB: 0 CS: 1	PA: 59			

PITCHER	IP	WLS	BF	H	R	ER	SO	BB	IBB	HBP	BLK	WP	HR	S	P	ERA	WHIP
48 Jarred Cosart, R (1, 1) ERA: 2.13	4.0		20	5	4	4	5	3	0	0	0	0	2	50	90	9.00	2.000
64 Lucas Harrell, R (5, 1) ERA: 5.69	3.0		14	4	0	0	2	2	0	0	0	1	0	32	63	0.00	2.000
67 Jorge De Leon, R (8, 1) ERA: 10.13	1.0		5	2	2	1	0	0	0	0	0	0	0	9	13	9.00	2.000
61 Josh Zeid, R (9, 1) ERA: 5.63	3.0		11	2	0	0	3	0	0	0	0	0	0	29	41	0.00	0.667
66 Kevin Chapman, L (12, 1) ERA: 2.53	1.0	L	8	3	3	3	0	2	0	0	0	1	0	17	29	27.00	5.000

PITCHER	IP	WLS	BF	H	R	ER	SO	BB	IBB	HBP	BLK	WP	HR	S	P	ERA	WHIP

TOP

Minnesota Twins @ Houston Astros

Minute Maid Park, Houston, TX

Tue Sep 03 2013, 7:10 PM - 11:28 PM CDT

Att. 13,493 - Roof Closed - 73 F

livebaseballscorecards.com

AB	50
R	9
H	16
RBI	8
BB	7
SO	10
LOB	28

Minnesota Twins @ Houston Astros

Minute Maid Park, Houston, TX

Tue Sep 03 2013, 7:10 PM - 11:28 PM CDT

Att. 13,493 - Roof Closed - 73 F

livebaseballscorecards.com

BOTTOM

Batter	1	2	3	4	5	6	7	8	9	10	11	12	AB	R	H	RBI	BB	SO	LOB
19 Robbie Grossman, S (1, 10) OBP: 0.332, SLG: 0.370	C SI 91 X FF 92 0-1 27 G5-4-3 1B		B SI 92 X SI 87 1-0 F9 ③			B SI 88 X FF 89 1-0 27 G5-4-3 1B		C FF 91 B SI 93 L FF 93 B CH 87 X CH 88 2-2 G4-3 ②		S CH 81 B FF 90 F SI 91 F FF 92 B FF 91 X CH 82 2-2 L4 ②		B FF 92 S FF 92 C SL 84 F FF 93 X SL 83 1-2 G6-3 ③	5	0	2	0	0	0	0
44 Matt Pagnozzi, R (12, PH)													1	0	0	0	0	0	2
27 Jose Altuve, R (1, 4) OBP: 0.307, SLG: 0.347	X FF 90 0-0 G5-4-3 ①② 1-2f			C SI 89 B FF 90 B SI 87 F SI 90 X FF 92 2-2 F7 ①		X SI 88 0-0 G5-4-3 ②③ 1-2f		S SL 87 S CH 87 F FF 91 B FF 92 F FF 93 F CH 88 B SL 86 X CH 88 2-2 F8 ③		X SI 90 0-0 L9 ③			5	0	0	0	0	0	2
8 Trevor Crowe, S (1, 7) OBP: 0.297, SLG: 0.313	B SI 90 B SI 91 F FF 91 B FF 92 X SI 91 3-1 F8 ③			B SI 90 B SI 85 B SI 90 C SI 88 X SI 89 3-1 L8 ②			B SI 88 C SI 88 B CU 77 F FF 90 B SI 89 X FF 91 3-2 28 G3-1 29 BB 2 1B 1B		B SI 95 C SI 95 X FF 96 1-1 23 G6-4-3 1B		B CU 71 X SI 90 1-0 G6-3 ①		5	1	2	0	0	0	0
23 Chris Carter, R (1, 3) OBP: 0.317, SLG: 0.455		X SI 90 0-0 HR		B SI 90 B SI 86 C SI 90 B SI 86 X SI 89 3-1 G5-3 ③			C SL 86 1 SAFE 1 SAFE S FF 92 B FF 92 T FF 93 1-2 K ①		B SI 95 B SL 85 B FF 95 C FF 95 S FF 95 X SI 95 3-2 G6-4-3 ①② 1-2f		B CH 80 S SI 93 B CU 71 S SI 92 B CH 83 F SI 93 F SI 94 S SI 92 3-3 K ②		5	1	1	1	0	2	2
29 Brett Wallace, L (1, 5) OBP: 0.289, SLG: 0.451		C FF 91 B SL 85 X FF 86 1-1 G4-3 ①			C SI 89 B FF 86 F FF 89 F CU 79 S CU 77 1-3 K ①		1 SAFE B FF 92 B SL 87 F FF 92 B FF 93 B FF 92 4-1 28 G3-1 2 1B 1-2 BB		C FF 96 H SI 95 1-1 28 1B 2 HR HBP		B SL 80 F FF 92 B SL 80 S FF 92 S FF 93 2-3 K ③		3	2	0	0	1	2	0
28 L.J. Hoes, R (1, 9) OBP: 0.300, SLG: 0.350		C SI 91 B SI 92 C SI 88 B SL 81 S CU 79 2-3 K ②			B SI 89 X CH 84 1-0 L8 ②		X SL 87 0-0 G3-1 ② 1-2 2-3		B FF 96 C SI 95 F FF 96 D SL 85 B FF 96 X FF 94 3-2 2 HR 1B 1-3			C FF 91 X SL 83 0-1 L8 ①	5	1	1	0	1	2
2 Brandon Barnes, R (1, 8) OBP: 0.296, SLG: 0.356		X SI 90 0-0 G4-3 ③			C SI 90 F FF 91 X SL 81 0-2 1B		C SL 87 S SL 88 B FF 93 X SL 89 1-2 39 WP 9 BB 39 CS 1B 2-H 3-H		F FF 95 S FF 96 X FF 96 0-2 1-H 3-H HR			B SL 83 B SL 84 C FF 92 F FF 91 B SL 84 F FF 93 B FF 93 4-2 9 BB BB	4	1	3	5	1	0	0
6 Jonathan Villar, S (1, 6) OBP: 0.350, SLG: 0.358			B SI 90 F SI 86 B SI 90 X SI 89 2-1 1B ①		B SI 88 B FF 88 B SI 86 C FF 88 X SI 88 3-1 L8 ③		B SI 92 S CH 86 B SI 93 B SI 93 B SI 93 4-1 1-2 BB		X FF 95 0-0 G6-3 ③			B FF 92 B FF 92 B FF 92 C FF 91 B FF 91 4-1 1-2 BB	1	0	1	0	0	0	0
9 Marwin Gonzalez, S (4, 6) OBP: 0.250, SLG: 0.318			B SI 89 C SI 90 B SI 89 F SI 90 S FF 92 2-3 K ②										2	0	0	0	2	0	1
39 Cody Clark, R (1, 2)						L SI 88 X SI 90 0-1 F8 ①	F SI 93 B CH 87 S SI 93 B SL 88 2-2 CS ③ 2-H	C FF 93 B FF 93 F FF 93 F FF 93 B SL 88 B FF 93 X FF 92 3-2 F8 ①		X SI 89 0-0 F7 ①		C FF 92 B SL 84 F FF 92 F FF 93 B SL 83 C SL 84 2-3 K ②	4	0	0	0	0	1	0
10 Jake Elmore, R (12, PH) OBP: 0.313, SLG: 0.330													1	0	0	0	0	1	2
Inning Stats	R: 0 E: 0 K: 0 S: 5 H: 1 LOB: 0 BB: 0 P: 8	R: 1 E: 0 K: 1 S: 7 H: 1 LOB: 0 BB: 0 P: 10	R: 0 E: 0 K: 1 S: 6 H: 1 LOB: 0 BB: 0 P: 11	R: 0 E: 0 K: 0 S: 7 H: 0 LOB: 0 BB: 0 P: 15	R: 0 E: 0 K: 1 S: 10 H: 1 LOB: 1 BB: 0 P: 15	R: 0 E: 0 K: 0 S: 4 H: 1 LOB: 0 BB: 0 P: 5	R: 2 E: 0 K: 1 S: 14 H: 2 LOB: 1 BB: 2 P: 29	R: 0 E: 0 K: 0 S: 13 H: 0 LOB: 0 BB: 0 P: 20	R: 3 E: 0 K: 0 S: 13 H: 3 LOB: 0 BB: 0 P: 21	R: 0 E: 0 K: 0 S: 6 H: 0 LOB: 0 BB: 0 P: 8	R: 0 E: 0 K: 2 S: 9 H: 0 LOB: 0 BB: 0 P: 15	R: 0 E: 0 K: 1 S: 14 H: 0 LOB: 2 BB: 2 P: 25	1B: 8 2B: 0 3B: 0 HR: 2 SF: 0 SAC: 0 DP: 3 HBP: 1	WP: 1 PB: 0 SB: 0 CS: 1 PA: 47					

	AB	41
	R	6
	H	10
	RBI	6
	BB	4
	SO	7
	LOB	11

PITCHER	IP	WLS	BF	H	R	ER	SO	BB	IBB	HBP	BLK	WP	HR	S	P	ERA	WHIP
60 Pedro Hernandez, L (1, 1) ERA: 5.19	6.0		21	6	2	2	3	0	0	0	0	0	1	42	70	3.00	1.000
50 Casey Fien, R (7, 1) ERA: 4.04	0.2	H	4	1	1	1	1	1	0	0	0	0	0	8	14	13.50	3.000
52 Brian Duensing, L (7, 1) ERA: 3.59	0.1	H	1	0	0	0	0	1	0	0	0	1	0	3	9	0.00	3.000
61 Jared Burton, R (8, 1) ERA: 3.73	1.0	H	3	0	0	0	0	0	0	0	0	0	0	13	20	0.00	0.000
15 Glen Perkins, L (9, 1) ERA: 2.63	1.0	B	6	3	3	3	0	0	0	1	0	0	1	13	21	27.00	3.000

PITCHER	IP	WLS	BF	H	R	ER	SO	BB	IBB	HBP	BLK	WP	HR	S	P	ERA	WHIP
56 Caleb Thielbar, L (10, 1) ERA: 1.22	2.0	W	6	0	0	0	2	0	0	0	0	0	0	15	23	0.00	0.000
20 Josh Roenicke, R (12, 1) ERA: 2.91	1.0	S	5	0	0	0	1	2	0	0	0	0	0	14	25	0.00	2.000

Minnesota Twins @ Houston Astros

Minute Maid Park, Houston, TX

Wed Sep 04 2013, 1:11 PM - 4:14 PM CDT

Att. 14,874 - Roof Closed - 73 F

TOP

livebaseballscorecards.com

Batter	1	2	3	4	5	6	7	8	9	AB	R	H	RBI	BB	SO	LOB
1 Alex Presley, L (1, 8) OBP: 0.312, SLG: 0.433	C FF 91 B FF 91 B CH 82 X SI 92 2-1 19 G1-6-3 1B		S CU 79 C FF 92 D SL 87 F SI 92 B FF 93 B SI 93 F SI 91 F SI 91 F SI 91 3-2 F SI 90 F CU 78 F FF 92 X FF 91 1-H 2-H HR			B CU 75 B SI 90 C FF 90 X SI 90 2-1 ① L7		C CH 74 X SI 90 0-1 ① G4-3 2-3		4	1	2	3	0	0	1
19 Darin Mastroianni, R (1, 7) OBP: 0.235, SLG: 0.281	B FF 92 C FF 92 X SI 91 1-1 ① ② G1-6-3 1-2f		X FF 92 0-0 ② F8			C SL 86 F SL 87 B FF 88 X FF 89 1-2 ② G5-3		B CU 75 C CH 73 F FF 91 F CU 76 B FS 75 X CH 74 2-2 ② G6-3 3-H		4	0	0	1	0	0	1
2 Brian Dozier, R (1, 4) OBP: 0.311, SLG: 0.433	B FF 93 B FF 94 C FF 93 X FF 91 2-1 ③ P6		C FF 93 C SL 87 B CU 81 B FF 91 B CU 81 C CU 79 3-3 ③ K			B SL 87 C FF 93 X SI 89 2-1 ③ P2		C FF 91 B CH 74 S CH 74 B CU 76 X FF 91 2-2 ③ G6-3		4	0	0	0	0	1	0
9 Ryan Doumit, S (1, 10) OBP: 0.310, SLG: 0.387		C FF 87 C FF 90 B CU 79 F SI 91 B FF 91 X SI 91 2-2 ① G6-3		C CH 80 X CU 78 0-1 ① G6-3			B FF 90 X SI 91 1-0 55 BB 31 HBP 1B		C SI 89 C CU 76 X SI 92 0-2 HR	4	1	2	1	0	0	0
24 Trevor Plouffe, R (1, 5) (9, 3) OBP: 0.301, SLG: 0.404		B FF 92 B FF 90 X FF 91 2-0 ② P4		B FF 92 S SL 85 X SL 86 1-1 ② G1-3			B SL 87 S SI 90 F FF 89 B FF 94 C SL 87 2-3 ① K		X SI 92 0-0 ① F9	4	0	0	0	0	1	1
31 Oswaldo Arcia, L (1, 9) OBP: 0.307, SLG: 0.422		C FF 91 B SI 91 X CH 81 1-1 ③ G4-3		B SI 90 S SI 91 B SL 85 S FF 91 C CU 80 2-3 ③ K			B CU 78 B SI 91 F SI 91 B FF 91 F SI 90 H SL 85 4-2 55 BB 1-2 HBP		C SI 89 X SI 90 0-1 ② G4-3	3	0	0	0	0	1	0
55 Chris Colabello, R (1, 3) OBP: 0.294, SLG: 0.372 17 Doug Bernier, R (9, PR) OBP: 0.351, SLG: 0.306 (9, 5)			B FF 92 C FF 92 X CU 78 1-1 12 BB 1 HR 1B		C FF 92 F SI 90 B SL 86 B FF 93 F CU 81 S FF 93 2-3 ① K		B CU 75 B FF 90 B FF 89 B FF 90 4-0 12 G4-6-3 1-2 2-3 BB		F CH 76 B CU 78 B CH 74 B CU 76 B SI 93 4-1 43 1B BB	2 0	1 0	1 0	0 0	2 0	1 0	0 0
12 Chris Herrmann, L (1, 2) OBP: 0.312, SLG: 0.377 43 Josmil Pinto, R (9, PH) OBP: 0.727, SLG: 0.900 (9, 2)			D SI 92 B SI 91 B FF 89 C FF 87 F SI 90 B SI 90 4-2 1 HR 1-2 BB		S FF 92 X FF 92 0-1 ② G4-3		S FF 90 C SI 88 X CU 76 0-2 ② ③ G4-6-3 1-2f		C CU 77 S CH 74 D CH 74 B SI 92 X CH 74 2-2 1-2 1B	2 1	1 0	0 1	0 0	1 0	0 0	3 0
25 Pedro Florimón, S (1, 6) OBP: 0.282, SLG: 0.337			B SI 92 S SI 91 B FF 93 X SI 91 2-1 ① F7		B SI 90 B CH 79 F SI 90 C FF 91 B CU 81 X FF 90 3-2 ③ F8			B SI 88 C CH 72 B SI 90 X FF 89 2-1 1 G4-3 19 G6-3 2B	B CU 75 F SI 91 B FF 90 B CH 75 F CH 77 S CU 77 3-3 ③ K	4	1	1	0	0	1	4
Inning Stats	R: 0 E: 0 K: 0 S: 6 H: 1 LOB: 0 BB: 0 P: 11	R: 0 E: 0 K: 0 S: 7 H: 0 LOB: 0 BB: 0 P: 12	R: 3 E: 0 K: 1 S: 20 H: 2 LOB: 0 BB: 1 P: 33	R: 0 E: 0 K: 1 S: 7 H: 0 LOB: 0 BB: 0 P: 10	R: 0 E: 0 K: 1 S: 9 H: 0 LOB: 0 BB: 0 P: 14	R: 0 E: 0 K: 0 S: 7 H: 0 LOB: 0 BB: 0 P: 12	R: 0 E: 0 K: 1 S: 9 H: 1 LOB: 2 BB: 1 P: 20	R: 1 E: 0 K: 0 S: 11 H: 1 LOB: 0 BB: 0 P: 17	R: 1 E: 0 K: 1 S: 13 H: 2 LOB: 2 BB: 1 P: 22	1B: 4 2B: 1 3B: 0 HR: 2 SF: 0 SAC: 0 DP: 2 HBP: 1						

	AB	32
	R	5
	H	7
	RBI	5
	BB	3
	SO	5
	LOB	10

PITCHER		IP	WLS	BF	H	R	ER	SO	BB	IBB	HBP	BLK	WP	HR	S	P	ERA	WHIP
18 Jordan Lyles, R ERA: 5.08	(1, 1)	6.1		24	4	3	3	4	1	0	1	0	0	1	62	105	4.26	0.789
45 Erik Bedard, L ERA: 4.6	(7, 1)	2.2	W	12	3	2	2	1	2	0	0	0	0	1	27	46	6.75	1.875

PITCHER		IP	WLS	BF	H	R	ER	SO	BB	IBB	HBP	BLK	WP	HR	S	P	ERA	WHIP

BOTTOM

Batter	1	2	3	4	5	6	7	8	9	AB	R	H	RBI	BB	SO	LOB
6 Jonathan Villar, S (1, 6) OBP: 0.352, SLG: 0.368	C SI 88 B FF 89 F SI 89 B FF 90 T FF 90 2-2 K ①	X SI 89 0-0 27 F8 2B		C SI 89 B CU 74 C FF 90 B CU 74 B FF 91 F SI 90 F FF 90 S CH 90 3-3 K ②		S SI 93 B SL 88 B FF 94 S SL 88 F CU 83 S CU 83 2-3 K ②			C SI 91 B CH 85 X SI 92 1-1 27 SH1-3 8 1B 1B	5	1	2	0	0	3	0
27 Jose Altuve, R (1, 4) OBP: 0.309, SLG: 0.350	C FF 89 F SL 83 X SI 90 0-2 8 E 29 2B 1B	F SL 83 X FF 90 0-1 ② F8 2-3		C SL 83 B CU 74 X FF 91 1-1 8 1B 2B		F FF 94 X SL 87 0-1 ③ G5-3			1 SAFE X SI 92 0-0 ① SH1-3 1-2	4	2	2	0	0	0	1
8 Trevor Crowe, S (1, 7) OBP: 0.302, SLG: 0.318	X CH 90 0-0 FC4 29 2B 18 1B 1-2	B CH 86 X SI 90 1-0 ③ G4-3		B CH 89 C SL 84 B CH 89 F FF 89 X FF 92 2-2 2-H 1B			M SI 92 B CU 81 S SI 93 B SL 88 S CU 83 2-3 K ①		C SI 93 X CH 86 0-1 2-H 1B	5	1	2	2	0	1	2
29 Brett Wallace, L (1, 5) OBP: 0.293, SLG: 0.457	B SI 91 S SI 90 B FF 90 S SI 90 F SI 91 F FF 92 D CU 75 F SI 90 X FF 92 3-2 18 1B 2 SF9 2B 1-3 2-H		B SL 81 B CH 89 C SI 90 F SI 90 F FF 91 X SL 84 2-2 ① F8	X SI 90 0-0 G4-3 ③			B FF 94 S SI 93 B SL 88 X SI 94 2-1 1B			4	1	2	1	0	0	1
23 Chris Carter, R (1, 3) OBP: 0.321, SLG: 0.456	B SI 92 B SL 84 B FF 91 S FF 91 S FF 92 F FF 92 B FF 93 4-2 2 SF9 18 1B BB		F SL 82 X FF 91 0-1 2 G6-3 18 BB 1B		C CH 89 X FF 91 0-1 18 G4-3 18 S 2 1B 1B		B SL 87 B FF 94 B FF 92 C FF 93 X SI 93 3-1 ② L5			3	1	2	0	1	0	1
18 Marc Krauss, L (1, 10) OBP: 0.221, SLG: 0.325	S FF 92 B FF 92 B FF 92 F FF 91 B FF 92 F SI 90 X SI 91 3-2 2 SF9 1B 1-2 2-3 3-H	B SI 90 B SI 90 B SI 90 B SI 90 4-0 2 G6-3 BB 1-2		B SI 89 F SI 90 C FF 91 B CU 75 F FF 91 F SI 91 B SL 81 F SI 91 F FF 91 3-2 ① G4-3 1-3			B SI 94 X FF 92 1-0 ③ G3			3	0	1	1	1	0	2
2 Brandon Barnes, R (1, 8) OBP: 0.296, SLG: 0.356	C FF 91 S SL 84 X SL 84 0-2 ② SF9 1-2 2-3 3-H	C FF 92 B SI 90 B SL 83 F FF 91 X SI 90 2-2 ② G6-3 1-2 2-3		F FF 93 X FF 94 0-1 28 CS 1B 3-H				B SL 85 B FF 93 B FF 92 C FF 92 X SI 93 3-1 ① G5-3		3	0	1	2	0	0	2
28 L.J. Hoes, R (1, 9) OBP: 0.291, SLG: 0.339	C SI 91 F FF 91 B SL 82 X SL 83 1-2 ③ F9	T SL 83 C SI 90 B FF 91 S SL 84 1-3 ③ K		S FF 93 C SL 86 F SL 87 X CU 81 0-2 ② ③ G5-3 1-2				B FF 93 B FF 93 X FF 93 2-0 ② L9		4	0	0	0	0	1	5
44 Matt Pagnozzi, R (1, 2)		C FF 88 X FF 90 0-1 ① G6-3		X FF 90 0-0 ① G6-3		C FF 93 S FF 92 B CU 83 X SL 86 1-2 ① G2-3			S SL 88 B SI 93 B CU 83 X FF 94 2-1 ③ P6	4	0	0	0	0	0	0
Inning Stats	R: 3 H: 3 E: 1 LOB: 2 K: 1 BB: 1 S: 26 P: 39	R: 0 H: 1 E: 0 LOB: 1 K: 0 BB: 0 S: 6 P: 7	R: 0 H: 1 E: 0 LOB: 2 K: 1 BB: 1 S: 12 P: 21	R: 1 H: 2 E: 0 LOB: 1 K: 1 BB: 0 S: 12 P: 18	R: 1 H: 2 E: 0 LOB: 0 K: 0 BB: 0 S: 16 P: 19	R: 0 H: 0 E: 0 LOB: 0 K: 1 BB: 0 S: 9 P: 12	R: 0 H: 1 E: 0 LOB: 1 K: 1 BB: 0 S: 8 P: 16	R: 0 H: 0 E: 0 LOB: 0 K: 0 BB: 0 S: 5 P: 12	R: 1 H: 2 E: 0 LOB: 1 K: 0 BB: 0 S: 5 P: 6	1B: 9 SF: 1 2B: 3 SAC: 1 3B: 0 DP: 0 HR: 0 HBP: 0						

PITCHER		IP	WLS	BF	H	R	ER	SO	BB	IBB	HBP	BLK	WP	HR	S	P	ERA	WHIP
62 Liam Hendriks, R ERA: 5.28	(1, 1)	4.1		24	8	5	3	3	2	0	0	0	0	0	66	98	6.23	2.308
57 Ryan Pressly, R ERA: 3.5	(5, 1)	3.2		12	2	0	0	2	0	0	0	0	0	0	28	46	0.00	0.545
52 Brian Duensing, L ERA: 3.74	(9, 1)	0.1	L	3	2	1	1	0	0	0	0	0	0	0	5	6	27.00	6.000

PITCHER	IP	WLS	BF	H	R	ER	SO	BB	IBB	HBP	BLK	WP	HR	S	P	ERA	WHIP

Minnesota Twins @ Houston Astros

Minute Maid Park, Houston, TX

Wed Sep 04 2013, 1:11 PM - 4:14 PM CDT

Att. 14,874 - Roof Closed - 73 F

livebaseballscorecards.com

AB	35
R	6
H	12
RBI	6
BB	2
SO	5
LOB	14

WP: 0 PA: 39
PB: 0
SB: 1
CS: 1

Batter	1	2	3	4	5	6	7	8	9	AB	R	H	RBI	BB	SO	LOB
6 Jonathan Villar, S (1, 6) OBP: 0.341, SLG: 0.356	C FF 92 X FF 93 0-1 G4-3	C FF 93 B CH 88 F FF 93 C SI 93 1-3 K			L FF 92 X SI 93 0-1 G4-3		F FF 93 C FF 94 B FF 95 X CU 80 1-2 G1-3			4	0	0	0	0	1	2
27 Jose Altuve, R (1, 4) OBP: 0.310, SLG: 0.351	C FF 93 X SI 93 0-1 8 2B 1B	B FF 93 B CU 79 X FF 92 2-0 E7 1-H 2-H 1B			C FF 93 B CU 80 X CU 80 1-1 G5-3			X SI 92 0-0 L8		4	0	2	1	0	0	0
8 Trevor Crowe, S (1, 7) OBP: 0.310, SLG: 0.337	C FF 91 F FF 92 1 SAFE X CU 81 0-2 1-2 23 1B 2B	C CU 78 X CU 79 0-1 G6-3			B SI 89 X SI 93 1-0 29 S 1B			B SI 92 C CH 86 F CU 81 X SI 94 1-2 G3-1		4	1	2	0	0	0	1
29 Brett Wallace, L (1, 5) OBP: 0.292, SLG: 0.450 9 Marwin Gonzalez, S (8, 5) OBP: 0.250, SLG: 0.318	B FF 93 B CU 78 B FF 92 F FF 91 B FF 92 4-1 23 1B BB		B SI 91 X FF 92 1-0 G3		B SI 93 F SI 93 B CU 81 C CU 80 S CU 81 2-3 1-2 K			C FF 93 S SI 94 F FF 95 B SI 94 X FF 93 1-2 P5		3 0	0 0	0 0	0 0	1 0	1 0	1 0
23 Chris Carter, R (1, 3) OBP: 0.320, SLG: 0.454	X CU 79 0-0 1-2 2-H 1B		C FF 93 S SI 91 C SI 93 0-3 K			F SI 92 F FF 94 B CU 81 X CU 82 1-2 G5-3			F SL 83 B FF 95 F SL 84 C SL 84 1-3 K	4	0	1	1	0	2	0
18 Marc Krauss, L (1, 10) OBP: 0.211, SLG: 0.310	B FF 93 B FF 92 C FF 92 C FF 92 S FF 92 2-3 K		B SI 93 X FF 93 1-0 G3			B CU 80 B SI 94 S FF 93 C CH 87 C CU 81 2-3 K			B SI 94 F FF 94 B CH 87 F FF 96 B SL 86 S FF 95 3-3 K	4	0	0	0	0	3	2
2 Brandon Barnes, R (1, 8) OBP: 0.295, SLG: 0.355		C FF 92 S CU 80 S SL 86 0-3 K		F CH 87 F FF 92 X SL 87 0-2 G5-3		B SI 89 X SI 93 1-0 G4-3			S FF 94 X FF 94 0-1 1B	4	0	1	0	0	1	0
28 L.J. Hoes, R (1, 9) OBP: 0.290, SLG: 0.336		C FF 92 B FF 92 S FF 92 X SL 90 1-2 44 1B 27 1B 1B		B FF 91 X SI 93 1-0 G6-3			C CU 80 C CU 80 B SL 86 C CU 81 1-3 K		1 SAFE 1 SAFE B FF 92 S FF 95 1 SAFE X FF 94 1-1 F9	4	1	1	0	0	1	1
44 Matt Pagnozzi, R (1, 2) OBP: 0.125, SLG: 0.125		B FF 92 1 SAFE X FF 92 1-0 27 1B 27 E 1-2 1B		B CH 88 X FF 93 1-0 G6-3			C CH 88 C CU 81 B CU 81 X CU 81 1-2 G6-3			3	1	1	0	0	0	0

Inning Stats	1	2	3	4	5	6	7	8	9
	R: 1 E: 0 K: 1 S: 12 H: 3 LOB: 2 BB: 1 P: 18	R: 2 E: 1 K: 2 S: 13 H: 3 LOB: 1 BB: 0 P: 18	R: 0 E: 0 K: 1 S: 5 H: 0 LOB: 0 BB: 0 P: 7	R: 0 E: 0 K: 0 S: 5 H: 0 LOB: 0 BB: 0 P: 7	R: 0 E: 0 K: 1 S: 8 H: 1 LOB: 1 BB: 0 P: 12	R: 0 E: 0 K: 1 S: 7 H: 0 LOB: 0 BB: 0 P: 11	R: 0 E: 0 K: 1 S: 9 H: 0 LOB: 0 BB: 0 P: 12	R: 0 E: 0 K: 0 S: 8 H: 0 LOB: 0 BB: 0 P: 10	R: 0 E: 0 K: 2 S: 10 H: 1 LOB: 1 BB: 0 P: 15

1B: 7 SF: 0 WP: 0 PA: 35
2B: 1 SAC: 0 PB: 0
3B: 0 DP: 0 SB: 1
HR: 0 HBP: 0 CS: 0

PITCHER		IP	WLS	BF	H	R	ER	SO	BB	IBB	HBP	BLK	WP	HR	S	P	ERA	WHIP
54 Sonny Gray, R ERA: 2.51	(1, 1)	8.0	L	31	7	3	2	7	1	0	0	0	0	0	67	95	2.25	1.000
48 Ryan Cook, R ERA: 2.07	(9, 1)	1.0		4	1	0	0	2	0	0	0	0	0	0	10	15	0.00	1.000

PITCHER	IP	WLS	BF	H	R	ER	SO	BB	IBB	HBP	BLK	WP	HR	S	P	ERA	WHIP

TOP

Houston Astros @ Oakland Athletics

O.co Coliseum, Oakland, CA

Thu Sep 05 2013, 10:09 PM - 1:00 AM EDT

Att. 11,569 - Clear - 69 F

livebaseballscorecards.com

AB	34
R	3
H	8
RBI	2
BB	1
SO	9
LOB	7

Batter	1	2	3	4	5	6	7	8	9	AB	R	H	RBI	BB	SO	LOB
4 Coco Crisp, S (1, 8) OBP: 0.331, SLG: 0.437	C FF 92 C FF 93 B SL 88 B KC 78 X FF 94 2-2 G4-3		C FF 94 X FF 95 0-1 2B			C KC 76 B CH 80 X FF 94 1-1 F8		C SL 77 C SI 90 B SL 80 B SI 92 F SL 80 S SL 80 2-3 K2-3		4	0	1	0	0	1	1
20 Josh Donaldson, R (1, 5) OBP: 0.369, SLG: 0.485	C FF 94 B FF 92 X SL 87 1-1 1B		X KC 77 0-0 F7			B FF 95 F FF 94 X FF 94 1-1 G4-3		X SI 91 0-0 G4-3 2-3		4	0	1	0	0	0	2
8 Jed Lowrie, S (1, 6) OBP: 0.346, SLG: 0.431	C FF 92 S FF 93 F FF 93 D KC 77 F FF 94 1 SAFE B KC 76 F FF 93 X KC 78 2-2 F8			C FF 94 F FF 94 X FF 94 0-2 P4		B FF 94 B FF 92 X FF 94 2-0 G4-3		X SL 78 0-0 52 FC5 18 FC1 1B		4	0	1	0	0	0	1
37 Brandon Moss, L (1, 9) OBP: 0.332, SLG: 0.500 7 Nate Freiman, R (8, PH) OBP: 0.332, SLG: 0.406 18 Alberto Callaspo, S (8, PH) OBP: 0.334, SLG: 0.357 25 Chris Young, R (8, PR) OBP: 0.281, SLG: 0.369 (9, 9)	D KC 77 S FF 93 S FF 93 S FF 93 1-3 K		C KC 78 S FF 94 S KC 79 0-3 K			B KC 76 B FF 92 S FF 94 F FF 94 B KC 78 F FF 94 B KC 77 4-2 BB		C FF 92 D FS 86 F FF 94 X SI 93 1-2 FC1 52 FC5 1-2 3-H		2 0 1 0	0 0 0 0	0 0 1 0	0 0 1 0	1 0 0 0	2 0 0 0	1 0 1 0
52 Yoenis Cespedes, R (1, 7) OBP: 0.291, SLG: 0.422		C FF 91 B FF 94 S KC 77 B FF 94 S FF 93 2-3 K	F FF 93 X KC 78 0-1 15 WP 1B				F FF 93 C SL 87 S KC 76 0-3 K	B FF 94 F FF 93 X KC 79 1-1 FC5 1-2 2-3f		4	0	1	0	0	2	3
15 Seth Smith, L (1, 10) OBP: 0.318, SLG: 0.368		C FF 92 F FF 94 B FF 94 B KC 79 C KC 79 2-3 K	C KC 78 B FF 94 S KC 77 C KC 78 1-3 K 1-2				F FF 94 B KC 77 F FF 93 S KC 79 1-3 K		B FF 92 B FF 94 F FF 93 F FF 94 F FF 95 B KC 80 X FF 93 3-2 G3	4	0	0	0	0	3	2
10 Daric Barton, L (1, 3) OBP: 0.286, SLG: 0.340	B FF 94 X FF 94 1-0 F8			B FF 92 C CH 80 X FF 94 1-1 F8			D KC 78 D CH 80 X FF 94 2-0 F8		X FF 94 0-0 F8	4	0	0	0	0	0	1
28 Eric Sogard, L (1, 4) OBP: 0.323, SLG: 0.375			C FF 93 B FF 94 C KC 78 B KC 80 B FF 95 F FF 94 S KC 78 3-3 K	F FF 94 B CH 82 X CH 81 1-1 G5-3				X FF 93 0-0 21 2B 3B	B CH 81 B FF 93 B FF 94 C FF 93 C FF 94 X FF 92 3-2 P6	4	1	1	0	0	1	0
21 Stephen Vogt, L (1, 2) OBP: 0.305, SLG: 0.423			C FF 94 X FF 96 0-1 L8	C FF 93 B KC 78 F FF 94 S KC 79 1-3 K				C KC 78 B FF 93 B FF 94 X FF 93 2-1 20 G4-3 18 FC1 3-H 2B		3	1	1	1	0	1	0
Inning Stats	R: 0 E: 0 K: 1 S: 14 H: 1 LOB: 1 BB: 0 P: 20	R: 0 E: 0 K: 2 S: 7 H: 0 LOB: 0 BB: 0 P: 12	R: 0 E: 0 K: 1 S: 9 H: 1 LOB: 1 BB: 0 P: 12	R: 0 E: 0 K: 2 S: 11 H: 1 LOB: 1 BB: 0 P: 12	R: 0 E: 0 K: 1 S: 7 H: 0 LOB: 0 BB: 0 P: 10	R: 0 E: 0 K: 0 S: 5 H: 0 LOB: 0 BB: 0 P: 9	R: 0 E: 0 K: 2 S: 10 H: 0 LOB: 1 BB: 1 P: 17	R: 2 E: 0 K: 1 S: 14 H: 3 LOB: 2 BB: 0 P: 20	R: 0 E: 0 K: 0 S: 8 H: 0 LOB: 0 BB: 0 P: 14	1B: 3 2B: 2 3B: 1 HR: 0	SF: 0 SAC: 0 DP: 0 HBP: 0		WP: 1 PB: 0 SB: 0 CS: 0	PA: 35			

BOTTOM

Houston Astros @ Oakland Athletics

O.co Coliseum, Oakland, CA

Thu Sep 05 2013, 10:09 PM - 1:00 AM EDT

Att. 11,569 - Clear - 69 F

livebaseballscorecards.com

AB	34
R	2
H	6
RBI	2
BB	1
SO	10
LOB	12

PITCHER		IP	WLS	BF	H	R	ER	SO	BB	IBB	HBP	BLK	WP	HR	S	P	ERA	WHIP
41 Brad Peacock, R ERA: 5.62	(1, 1)	7.0	W	27	5	2	2	9	1	0	0	0	1	0	66	97	2.57	0.857
66 Kevin Chapman, L ERA: 2.38	(8, 1)	0.2	H	3	1	0	0	1	0	0	0	0	0	0	6	8	0.00	1.500
67 Jorge De Leon, R ERA: 10.13	(8, 1)	0.0		1	0	0	0	0	0	0	0	0	0	0	3	4	∞	∞
35 Josh Fields, R ERA: 5.81	(8, 1)	1.1	S	4	0	0	0	0	0	0	0	0	0	0	10	17	0.00	0.000

PITCHER	IP	WLS	BF	H	R	ER	SO	BB	IBB	HBP	BLK	WP	HR	S	P	ERA	WHIP

Houston Astros @ Oakland Athletics

O.co Coliseum, Oakland, CA

Fri Sep 06 2013, 10:08 PM - 1:33 AM EDT

Att. 15,502 - Clear - 80 F

TOP

livebaseballscorecards.com

Batter	1	2	3	4	5	6	7	8	9	AB	R	H	RBI	BB	SO	LOB
6 Jonathan Villar, S (1, 6) OBP: 0.350, SLG: 0.374	F FF 89 B FF 89 F FF 89 B CU 69 B FF 88 S FF 90 3-3 ① K		C SL 76 B CH 80 X FF 87 1-1 27 1B 2B	B CU 68 X FF 89 1-0 8 S 2-3 3-H 1B			C FF 94 B FF 95 C FF 94 B FF 96 S FF 96 2-3 ① K		C FF 92 B FF 94 B FF 94 B FF 94 X FF 93 3-1 27 1B 8 E 1B	5	2	3	1	0	2	0
27 Jose Altuve, R (1, 4) OBP: 0.311, SLG: 0.351	F FF 89 B SL 78 X CH 81 1-1 ② B1-3		B FF 87 X FF 87 1-0 15 F9 8 1B 30 1B 2-H 1B	S SL 76 1 SAFE X CH 82 0-1 ② P5			F FF 94 F FF 95 S CU 80 0-3 ② K		B FF 93 C FF 94 B SL 87 T FF 92 X FF 94 2-2 15 FC3-6 8 E 1-3 1B	5	1	2	1	0	1	2
8 Trevor Crowe, S (1, 9) OBP: 0.314, SLG: 0.351 (6, 8)	C FF 88 X FF 89 0-1 2B		X CH 79 0-0 15 F9 30 1B 1-2 1B	S CU 68 1 SAFE B FF 89 C CU 68 X SL 77 1-2 ③ F9 1-2			C FF 94 B FF 95 B FF 93 B CU 84 X FF 95 3-1 ③ L9		D CU 82 C CU 82 F FF 93 X SL 84 1-2 E4 15 FC3-6 1-2 3-H	5	1	2	1	0	0	3
15 Jason Castro, L (1, 10) OBP: 0.353, SLG: 0.490 10 Jake Elmore, R (9, PR) OBP: 0.313, SLG: 0.330	C SL 76 B CU 67 S FF 89 X FF 90 1-2 ③ F8		X SL 76 0-0 ② F9 1-2 2-3		C FF 88 F CH 80 B FF 88 B CU 68 C CU 67 2-3 ① K			B FF 92 S FF 94 F SI 91 B CU 78 S FF 93 2-3 ① K	T FF 92 F SL 84 B FF 92 F FF 93 D CU 82 B FF 93 X FF 93 3-2 ② FC3-6 30 WP 1-2f 2-3	5 0	0 0	0 0	0 0	2 0	5 0
30 Matt Dominguez, R (1, 5) OBP: 0.276, SLG: 0.402		C FF 88 C SL 76 B CU 67 B FF 88 F CU 68 F CU 68 C FF 89 2-3 ① K	C CU 68 B FF 89 X SL 77 1-1 2-H 3-H 1B		B FF 88 F CH 81 S CU 67 S FF 89 1-3 ② K			C FF 94 B FF 95 B FF 94 S FF 93 C FF 95 2-3 ② K	B SL 88 B SL 86 B FF 93 C FF 93 F FF 93 S FF 93 3-3 ③ K 1-2	5	0	1	2	0	4	2
23 Chris Carter, R (1, 7) OBP: 0.320, SLG: 0.455		C FF 88 X FF 88 0-1 ② F7	C FF 88 X FF 88 0-1 ③ P3		B CU 70 B FF 89 S CH 81 S FF 89 F CU 68 B SL 74 S CH 81 3-3 ③ K			F FF 94 C SL 84 X FF 96 0-2 29 1B 2B		4	0	1	0	0	1	1
29 Brett Wallace, L (1, 3) OBP: 0.300, SLG: 0.453		F FF 88 C FF 88 B FF 88 B FF 89 B CU 67 F FF 89 B FF 88 4-2 BB	C FF 88 B FF 88 C FF 89 F FF 89 B FF 89 X SL 77 2-2 39 SH5-4 2 HBP 6 1B 1B			B FF 88 X FF 88 1-0 ① P6		X SI 94 0-0 2-3 1B	3	1	2	0	1	0	0
2 Brandon Barnes, R (1, 8) OBP: 0.296, SLG: 0.353 28 L.J. Hoes, R (6, 9) OBP: 0.288, SLG: 0.333		C FF 87 C FF 88 S SL 75 0-3 ③ K	B FF 88 1 SAFE S FF 88 S SL 75 H FF 88 2-2 6 1B 39 SH5-4 1-2 HBP			S SL 78 C FF 89 B SL 80 B CU 68 S FF 89 2-3 ② K		B FF 95 S SL 85 D SL 88 B FF 96 S FF 95 C FF 95 3-3 ③ K	2 1	0 0	0 0	0 0	0 0	2 1	1 2
39 Cody Clark, R (1, 2) 18 Marc Krauss, L (9, PH) OBP: 0.209, SLG: 0.306			C FF 87 F FF 87 B CU 66 B SL 76 T FF 88 2-2 ① K	L FF 87 B FF 87 X FF 87 1-1 ① SH5-4 1-2 2-3		S SL 78 C CU 67 S SL 75 0-3 ③ K			C FF 93 B SI 93 B FF 93 C FF 93 F FF 94 F FF 93 B SL 87 X FF 94 3-2 ① G3	2 1	0 0	0 0	0 0	2 0	0 0

Inning Stats	1	2	3	4	5	6	7	8	9
	R: 0 E: 0 K: 1 S: 10	R: 0 E: 0 K: 2 S: 13	R: 3 E: 0 K: 1 S: 12	R: 1 E: 0 K: 0 S: 14	R: 0 E: 0 K: 3 S: 10	R: 0 E: 0 K: 2 S: 7	R: 0 E: 0 K: 2 S: 8	R: 0 E: 0 K: 3 S: 13	R: 1 E: 1 K: 1 S: 20
	H: 1 LOB: 1 BB: 0 P: 15	H: 0 LOB: 1 BB: 1 P: 19	H: 4 LOB: 1 BB: 0 P: 17	H: 2 LOB: 2 BB: 0 P: 21	H: 0 LOB: 0 BB: 0 P: 16	H: 0 LOB: 0 BB: 0 P: 10	H: 0 LOB: 0 BB: 0 P: 13	H: 2 LOB: 2 BB: 0 P: 20	H: 2 LOB: 3 BB: 0 P: 35

| | | |

Houston Astros @ Oakland Athletics

O.co Coliseum, Oakland, CA

Fri Sep 06 2013, 10:08 PM - 1:33 AM EDT

Att. 15,502 - Clear - 80 F

BOTTOM

livebaseballscorecards.com

Batter	1	2	3	4	5	6	7	8	9	AB	R	H	RBI	BB	SO	LOB
4 Coco Crisp, S (1, 8) OBP: 0.334, SLG: 0.441	C FF 87 B SI 89 S SL 80 X SL 81 1-2 G5-3	C SI 89 C SI 89 D SL 83 B SI 89 X SL 80 2-2 F9		B FF 88 B CU 74 C SI 87 C FF 87 B FF 89 B SI 87 4-2 20 8 1B BB		X FF 90 0-0 20 HR 3B	B FF 91 B CH 86 B FF 89 B FF 89 4-0 1-2 2-3 BB			3	2	1	0	2	0	3
20 Josh Donaldson, R (1, 5) OBP: 0.371, SLG: 0.494	C FF 89 B FF 90 F SL 80 B SI 90 F SL 81 F SI 91 F SI 90 X SI 90 2-2 G6-3		B CU 70 X SI 87 1-0 8 2B 2B	S SL 79 F SI 89 X SI 90 0-2 52 S 8 1B 52 G5-3 1-2 1B		X CU 78 0-0 3-H HR	B FF 91 C SL 80 B FF 92 X FF 92 2-1 L9			5	3	3	2	0	0	3
8 Jed Lowrie, S (1, 6) OBP: 0.346, SLG: 0.433	C FF 89 B SI 90 S SL 81 F SL 80 S SI 90 1-3 K		X SI 88 0-0 52 1B 7 1B 2-H 2B	X SL 79 0-0 52 G5-3 1-2 2-H 1B		C FF 91 B FF 90 F FF 91 S SL 86 1-3 K		C FF 94 B FF 95 B FF 95 X FF 94 2-1 L8		5	1	2	2	0	2	0
52 Yoenis Cespedes, R (1, 7) OBP: 0.292, SLG: 0.422		B FF 88 X FF 90 1-0 18 FC4-6 7 1B 25 1B 1B	S SL 81 C SI 89 D SL 82 F SL 81 F SI 90 D SL 81 B SI 89 F SL 81 X SI 90 3-2 18 G5-3 7 1B 2-3 1B	B CU 78 S FF 90 X CU 80 1-1 G5-3 1-2 2-H		B SL 86 C FF 91 C CH 85 X FF 91 1-2 F8		C FF 96 F CU 81 F FF 95 B CU 80 B CU 79 S FF 96 2-3 K		5	1	2	1	0	1	1
7 Nate Freiman, R (1, 10) OBP: 0.335, SLG: 0.408 15 Seth Smith, L (8, PH) OBP: 0.317, SLG: 0.367 (9, 10)		B FF 89 B FF 89 B SI 88 C SI 88 X SI 89 3-1 18 FC4-6 1-2 1B	B SI 90 C SL 80 C SI 89 F SL 81 B SI 90 X SI 90 2-2 18 G5-3 1-2 3-H 1B	B FF 90 C CU 78 X CU 79 1-1 G6-3		C FF 92 B SL 86 F SL 86 B FF 91 S SL 85 2-3 K		B FF 95 X CH 88 1-0 G4-3		4 1	0 0	2 0	1 0	0 0	1 0	1 0
18 Alberto Callaspo, S (1, 4) OBP: 0.333, SLG: 0.356 28 Eric Sogard, L (7, PR) OBP: 0.323, SLG: 0.375 (8, 4)		B SI 88 C SL 80 S SL 81 D SL 82 X SI 90 2-2 FC4-6 36 1B 25 1B 1-2f 2-3 1B	S SL 81 B SI 87 C SI 88 F SL 80 D SL 81 F SI 89 X SI 90 2-2 G5-3 1-2 2-3f	B FF 89 X FF 91 1-0 F8		B FF 90 F FF 90 B FF 90 X FF 90 2-1 4 BB 37 BB 1B			4 0	0 0	1 0	0 0	0 0	0 0	4 0
25 Chris Young, R (1, 9) OBP: 0.284, SLG: 0.369	X SL 80 0-0 36 1B 1-2 3-H 1B		B SL 81 D SL 81 B SL 80 I IN 50 4-0 IBB	X FF 92 0-0 L7		B FF 89 F CH 85 X FF 90 1-1 F9				3	0	1	1	1	0	1
37 Brandon Moss, L (1, 3) OBP: 0.331, SLG: 0.496	C SL 78 C SI 90 S SL 80 0-3 K		F SI 90 S SL 81 F SL 80 D SL 80 S SL 81 1-3 K	C FF 91 S SL 80 X SL 81 0-2 E7		D SL 84 B SL 85 1 SAFE B SL 85 B FF 90 4-0 4 BB 1-2 BB				3	0	0	0	1	2	4
36 Derek Norris, R (1, 2) OBP: 0.338, SLG: 0.392 21 Stephen Vogt, L (7, PH) OBP: 0.302, SLG: 0.418 (8, 2) 22 Kurt Suzuki, R (9, 2) OBP: 0.287, SLG: 0.330		F SL 81 B FF 89 C SI 89 D SL 81 D SL 81 F SI 89 F SI 89 X SL 81 3-2 1-2 2-3 1B		B FC 86 B CH 76 C FC 87 F SI 87 X CH 76 2-2 G5-3		D CU 79 B FF 91 B FF 91 C FF 90 S FF 90 T FF 92 3-2 K		C FF 89 S CU 80 B FF 91 X SL 85 1-2 L5		3 1 0	0 0 0	1 0 0	0 0 0	0 0 0	1 0 0	1 2 0

Inning Stats	1	2	3	4	5	6	7	8	9
	R: 0 E: 0 K: 1 S: 13 H: 0 LOB: 0 BB: 0 P: 17	R: 1 E: 0 K: 1 S: 18 H: 4 LOB: 3 BB: 0 P: 29	R: 2 E: 0 K: 1 S: 21 H: 4 LOB: 2 BB: 1 P: 34	R: 2 E: 0 K: 0 S: 13 H: 2 LOB: 1 BB: 1 P: 21	R: 0 E: 1 K: 1 S: 8 H: 0 LOB: 1 BB: 0 P: 12	R: 2 E: 0 K: 2 S: 11 H: 2 LOB: 0 BB: 0 P: 15	R: 0 E: 0 K: 0 S: 9 H: 1 LOB: 3 BB: 2 P: 23	R: 0 E: 0 K: 1 S: 7 H: 0 LOB: 0 BB: 0 P: 12	

	AB	R	H	RBI	BB	SO	LOB
	37	7	13	7	4	7	20

1B: 9 SF: 0 WP: 0 PA: 41
2B: 2 SAC: 0 PB: 0
3B: 1 DP: 1 SB: 1
HR: 1 HBP: 0 CS: 0

PITCHER		IP	WLS	BF	H	R	ER	SO	BB	IBB	HBP	BLK	WP	HR	S	P	ERA	WHIP
60 Dallas Keuchel, L ERA: 4.99	(1, 1)	3.1	L	21	10	5	5	3	1	1	0	0	0	0	61	95	13.50	3.300
21 Philip Humber, R ERA: 8.27	(4, 1)	3.2		17	3	2	2	3	2	0	0	0	0	1	32	56	4.91	1.364
63 Chia-Jen Lo, R ERA: 4.85	(8, 1)	1.0		3	0	0	0	1	0	0	0	0	0	0	7	12	0.00	0.000

PITCHER	IP	WLS	BF	H	R	ER	SO	BB	IBB	HBP	BLK	WP	HR	S	P	ERA	WHIP

Houston Astros @ Oakland Athletics

O.co Coliseum, Oakland, CA

Sat Sep 07 2013, 4:08 PM - 7:02 PM EDT

Att. 20,340 - Sunny - 84 F

TOP

livebaseballscorecards.com

Batter	1	2	3	4	5	6	7	8	9	AB	R	H	RBI	BB	SO	LOB
6 Jonathan Villar, S (1, 6) OBP: 0.348, SLG: 0.370	B FF 89 F FF 90 B FF 90 X FF 90 2-1 ① F8		1 SAFE 1 SAFE B FF 89 C SL 80 X FF 87 1-1 ③ 1-3 1B			M SL 81 S SL 82 B SL 81 F FF 90 F SL 82 F FF 91 B SL 84 F FF 89 X SL 81 2-2 ② G4-3		S FF 94 F FF 94 B CU 77 F FF 95 B FF 96 1 SAFE F FF 95 2-2 ③ CS 1-3	X FF 93 0-0 ① P4	4	0	1	0	0	0	0
27 Jose Altuve, R (1, 4) OBP: 0.310, SLG: 0.351	S FF 91 B FF 92 X SL 82 1-1 ② G6-3			C SL 80 B SL 80 B FF 90 S FF 90 S SL 84 2-3 ① K2-3		C SL 83 F FF 90 X FF 90 0-2 ③ FC9			B FF 94 C FF 93 B CU 77 C FF 94 B CU 76 F FF 94 X FF 95 3-2 1B	4	0	1	0	0	1	0
8 Trevor Crowe, S (1, 9) OBP: 0.303, SLG: 0.337	C CU 74 B SI 90 F SI 91 X FF 91 1-2 ③ G3			X SL 81 0-0 ② B2-3			B SI 88 C SL 80 X SL 81 1-1 ① FC9		C FF 95 B FF 94 X FF 94 1-1 ② F9	4	0	0	0	0	0	1
15 Jason Castro, L (1, 10) OBP: 0.350, SLG: 0.485		B SI 90 C FF 89 B CU 74 B FF 91 S FF 91 X FF 91 3-2 ① F8		C CU 75 S SI 90 B FF 90 S SI 90 1-3 ③ K			B SL 83 B FF 88 C SL 79 B FF 89 F FF 90 S SI 89 3-3 ② K		1 SAFE D CU 78 F FF 94 1 SAFE F FF 94 B CU 77 X FF 96 2-2 ③ F7	4	0	0	0	0	2	1
30 Matt Dominguez, R (1, 5) OBP: 0.276, SLG: 0.404		C SL 83 S SL 83 B FF 92 F SL 84 X SL 83 1-2 ② G5-3			B SL 82 S FF 88 B FF 90 C SL 83 F FF 91 X SL 82 2-2 2B		B CU 73 S SL 82 B FF 90 C FF 89 S SL 82 2-3 ③ K2-3			3	0	1	0	0	1	0
23 Chris Carter, R (1, 7) OBP: 0.318, SLG: 0.451		B SL 84 S FF 90 B SL 82 B SL 83 F FF 90 S SL 83 3-3 ③ K			S SL 82 F SL 82 F SL 83 S FF 91 0-3 ① K			C FF 91 B SI 90 X SL 81 1-1 ① F9		3	0	0	0	0	2	1
29 Brett Wallace, L (1, 3) OBP: 0.300, SLG: 0.456			X FF 89 0-0 ① P4		C FF 88 F FF 89 F FF 89 S SL 82 0-3 ② K			C FF 91 B FF 91 X FF 91 1-1 18 1B 2 FC1-6 2B		3	1	1	0	0	1	1
44 Matt Pagnozzi, R (1, 2) OBP: 0.100, SLG: 0.100 18 Marc Krauss, L (8, PH) OBP: 0.217, SLG: 0.314 60 Dallas Keuchel, L (8, PR) 39 Cody Clark, R (8, 2)			C FF 88 B SL 82 B FF 90 S FF 90 F FF 90 X SL 83 2-2 ② G6-3		B SL 82 D SL 81 B FF 89 C FF 89 X FF 89 3-1 ③ G6-3			C SL 82 F SI 92 B FF 91 F SL 83 B SL 83 F SI 91 X SI 92 2-2 2 FC1-6 2-3 1B		2 1 0 0	0 0 0 0	0 1 0 0	0 0 0 0	0 0 0 0	0 0 0 0	1 0 0 0
2 Brandon Barnes, R (1, 8) OBP: 0.296, SLG: 0.351			B SL 83 B FF 90 S FF 90 B FF 90 B FF 90 4-1 6 1B BB			B FF 87 B FF 88 C FF 89 F FF 89 X SL 82 2-2 ① G5-3		B SL 83 B SI 92 F SI 91 C SI 91 F SI 91 X SI 91 2-2 ② FC1-6 6 CS 6 S 1-2f 3-H		2	0	0	1	1	0	1

Inning Stats																																	
	R: 0	E: 0	K: 0	S: 7	H: 0	LOB: 0	BB: 0	P: 11	R: 0	E: 0	K: 1	S: 10	H: 0	LOB: 0	BB: 0	P: 17	R: 0	E: 0	K: 0	S: 8	H: 1	LOB: 2	BB: 1	P: 15	R: 0	E: 0	K: 2	S: 7	H: 0	LOB: 0	BB: 0	P: 10
	R: 0	E: 0	K: 2	S: 14	H: 1	LOB: 1	BB: 0	P: 19	R: 0	E: 0	K: 0	S: 13	H: 0	LOB: 0	BB: 0	P: 17	R: 0	E: 0	K: 2	S: 8	H: 0	LOB: 0	BB: 0	P: 14	R: 1	E: 0	K: 0	S: 17	H: 2	LOB: 1	BB: 0	P: 25
	R: 0	E: 0	K: 0	S: 10	H: 1	LOB: 1	BB: 0	P: 16	1B: 3	2B: 2	3B: 0	HR: 0	SF: 0	SAC: 0	DP: 0	HBP: 0	WP: 0	PB: 0	SB: 1	CS: 1	PA: 32											

	AB	30
	R	1
	H	5
	RBI	1
	BB	1
	SO	7
	LOB	6

PITCHER		IP	WLS	BF	H	R	ER	SO	BB	IBB	HBP	BLK	WP	HR	S	P	ERA	WHIP
67 Dan Straily, R ERA: 4.15	(1, 1)	7.0	W	23	2	0	0	7	1	0	0	0	0	0	67	103	0.00	0.429
61 Dan Otero, R ERA: 1.41	(8, 1)	0.2	H	4	2	1	1	0	0	0	0	0	0	0	13	19	13.50	3.000
62 Sean Doolittle, L ERA: 3.41	(8, 1)	1.1	S	4	1	0	0	0	0	0	0	0	0	0	14	22	0.00	0.750

PITCHER	IP	WLS	BF	H	R	ER	SO	BB	IBB	HBP	BLK	WP	HR	S	P	ERA	WHIP

Batter	1	2	3	4	5	6	7	8	9	AB	R	H	RBI	BB	SO	LOB
8 Jed Lowrie, S (1, 6) OBP: 0.347, SLG: 0.439	B SI 89 X FF 89 1-0 L9		C KC 81 S KC 80 B FF 89 X KC 79 1-2 20 1B 1-2 1B		S KC 79 F KC 80 B KC 79 F SI 90 F FF 90 F FF 90 F KC 80 X KC 80 1-2 F8		S CH 86 F SL 86 B FF 96 X CH 85 1-2 HR			4	1	2	1	0	0	0
25 Chris Young, R (1, 8) OBP: 0.286, SLG: 0.374	C FF 90 X FF 90 0-1 2B		D KC 78 F KC 80 F KC 81 X SI 90 1-2 F9		B FF 90 C KC 81 X KC 81 1-1 F8		S SL 87 X SL 87 0-1 20 2B 1B			4	0	2	0	0	0	2
20 Josh Donaldson, R (1, 5) OBP: 0.372, SLG: 0.496	B KC 79 X KC 80 1-0 G5-3		F KC 81 B SI 89 X SI 90 1-1 1-2 2-H 1B			C SI 89 B SI 88 X KC 79 1-1 G1-3	1 SAFE D FF 92 B FF 94 X SL 84 2-0 1-3 2B			4	0	2	0	0	0	1
52 Yoenis Cespedes, R (1, 7) OBP: 0.294, SLG: 0.429	B KC 80 C KC 81 F KC 80 S KC 80 1-3 K			B FF 89 F FF 89 X KC 80 1-1 HR		S KC 78 B SI 88 S FF 89 B KC 79 F KC 79 B FF 89 F KC 79 X FF 89 3-2 36 S 18 1B 1B	X SL 86 0-0 G6-3			4	1	2	1	0	1	3
7 Nate Freiman, R (1, 3) OBP: 0.335, SLG: 0.407 10 Daric Barton, L (7, 3) OBP: 0.281, SLG: 0.333		C SI 90 B SI 90 B KC 81 B FF 90 F FF 90 C FF 90 3-3 K		X KC 78 0-0 1B		B KC 78 1 SAFE X KC 80 1-0 P3		B FF 93 B FF 93 X FF 93 2-0 F7		3 1	0 0	1 0	0 0	0 0	1 0	1 0
18 Alberto Callaspo, S (1, 4) OBP: 0.333, SLG: 0.355		B FF 90 F FF 90 F SI 90 B KC 80 X FF 90 2-2 F8		1 SAFE F SI 89 B SI 88 F KC 81 F KC 79 X FF 89 1-2 L9		1 SAFE B FF 88 B KC 80 X FF 88 2-0 1-2 1B		X FF 93 0-0 F9		4	0	1	0	0	0	1
36 Derek Norris, R (1, 10) OBP: 0.335, SLG: 0.387 15 Seth Smith, L (8, PH) OBP: 0.316, SLG: 0.366 (9, 10)		F FF 90 S FF 90 B CH 79 B FF 91 F FF 90 F KC 78 F SI 90 S KC 81 2-3 K		F FF 89 F KC 80 B FF 90 S KC 80 1-3 K		F KC 80 B KC 78 S KC 80 F SI 89 F KC 81 S FF 90 1-3 2-3 K		B FF 93 X FF 93 1-0 F8		3 1	0 0	0 0	0 0	0 0	3 0	3 0
35 Michael Choice, R (1, 9) OBP: 0.250, SLG: 0.143 37 Brandon Moss, L (7, PH) OBP: 0.330, SLG: 0.495 (8, 9)			C FF 89 X KC 80 0-1 FC3-1	B KC 80 S KC 80 B KC 80 B FF 89 S KC 82 X KC 80 3-2 FC3			B SI 95 F FF 95 S CH 86 F SL 86 B FF 93 X CH 85 2-2 F9		2 1	0 0	0 0	0 0	0 0	0 0	1 0
22 Kurt Suzuki, R (1, 2) OBP: 0.284, SLG: 0.326			C FF 89 F FF 90 X FF 90 0-2 E5 8 1B 20 1B		B SI 88 B SI 88 X FF 88 2-0 L8		B SL 85 S FF 95 C SL 86 F FF 96 X FF 92 1-2 F7			3	0	0	0	0	0	0
Inning Stats	R: 0 E: 0 K: 1 S: 7 H: 1 LOB: 1 BB: 0 P: 10	R: 0 E: 0 K: 2 S: 12 H: 0 LOB: 0 BB: 0 P: 19	R: 0 E: 1 K: 0 S: 13 H: 2 LOB: 2 BB: 0 P: 16	R: 1 E: 0 K: 1 S: 13 H: 2 LOB: 1 BB: 0 P: 19	R: 0 E: 0 K: 0 S: 10 H: 0 LOB: 0 BB: 0 P: 14	R: 0 E: 0 K: 1 S: 14 H: 2 LOB: 2 BB: 0 P: 22	R: 1 E: 0 K: 0 S: 15 H: 3 LOB: 2 BB: 0 P: 21	R: 0 E: 0 K: 0 S: 3 H: 0 LOB: 0 BB: 0 P: 6		1B: 6 2B: 2 3B: 0 HR: 2 SF: 0 SAC: 0 DP: 0 HBP: 0				WP: 0 PB: 0 SB: 1 CS: 0 PA: 34		

PITCHER		IP	WLS	BF	H	R	ER	SO	BB	IBB	HBP	BLK	WP	HR	S	P	ERA	WHIP
39 Brett Oberholtzer, L ERA: 2.65	(1, 1)	6.0	L	25	7	1	1	5	0	0	0	0	0	1	69	100	1.50	1.167
61 Josh Zeid, R ERA: 5.82	(7, 1)	1.0		6	3	1	1	0	0	0	0	0	0	1	15	21	9.00	3.000
63 Chia-Jen Lo, R ERA: 4.5	(8, 1)	1.0		3	0	0	0	0	0	0	0	0	0	0	3	6	0.00	0.000

PITCHER	IP	WLS	BF	H	R	ER	SO	BB	IBB	HBP	BLK	WP	HR	S	P	ERA	WHIP

BOTTOM

Houston Astros @ Oakland Athletics

O.co Coliseum, Oakland, CA

Sat Sep 07 2013, 4:08 PM - 7:02 PM EDT

Att. 20,340 - Sunny - 84 F

livebaseballscorecards.com

AB	34
R	2
H	10
RBI	2
BB	0
SO	5
LOB	12

Batter	1	2	3	4	5	6	7	8	9	AB	R	H	RBI	BB	SO	LOB
6 Jonathan Villar, S (1, 6) OBP: 0.342, SLG: 0.364	L FF 88 X FF 90 0-1 27 2B 1B		C SI 88 B SI 88 C FF 91 C SI 88 1-3 ①		C FF 88 F FF 92 B FF 92 F SI 89 X SL 82 1-2 E6 27 G6-4-3		B FF 92 S SL 82 S SL 82 S SL 82 1-3 ①		X FF 93 0-0 ③ F9	5	1	1	0	0	2	4
27 Jose Altuve, R (1, 4) OBP: 0.310, SLG: 0.352	1 SAFE B SL 84 X SI 86 1-0 1-H 2B		C SL 81 C FF 91 C SI 90 0-3 ②		F SI 86 B SI 87 X SI 87 1-1 ② ③ G6-4-3 1-2f		X SL 81 0-0 ② ③ G6-4-3 1-2f			4	0	1	1	0	1	3
8 Trevor Crowe, S (1, 7) OBP: 0.301, SLG: 0.343	S FF 90 B FF 92 F SI 90 C SI 89 1-3 ① K		C SI 88 X SI 89 0-1 ③ G3			F FF 88 X FF 91 0-1 30 S 2B		B FF 92 S SI 90 C SL 82 S SL 83 1-3 ① K		4	0	1	0	0	2	1
29 Brett Wallace, L (1, 3) OBP: 0.296, SLG: 0.450 4 Brandon Laird, R (8, PH) OBP: 0.237, SLG: 0.417 (8, 3)	S FF 91 F FF 92 S FF 92 0-3 ② K			C SI 87 B FF 89 B SI 89 C SI 88 F FF 91 C SI 88 2-3 ① K		B FF 89 C SI 88 B FF 91 F SI 89 X FF 92 2-2 ① P5		F SI 92 X SL 82 0-1 ② G5-3		3 1	0 0	0 0	0 0	0 0	2 0	2 0
30 Matt Dominguez, R (1, 5) OBP: 0.274, SLG: 0.400	B SL 83 B SL 83 B SI 88 C SI 89 X SI 89 3-1 ③ G6-3			C SL 81 B FF 91 C SI 89 B FF 91 X SI 89 2-2 ② F7		B SI 89 F SI 88 B FF 93 F FF 93 C SI 90 2-3 ② K 2-3		C KC 76 X FF 92 0-1 ③ G3		4	0	0	0	0	1	2
18 Marc Krauss, L (1, 10) OBP: 0.221, SLG: 0.315 10 Jake Elmore, R (9, PH) OBP: 0.318, SLG: 0.330		B FF 89 B FF 88 F FF 88 X FF 90 2-1 ① F8		B SL 82 C SL 82 C SL 83 B SI 90 X SI 92 2-2 28 BB 1B		B FF 92 C SI 90 S FF 93 C SI 90 1-3 ③ K			B FF 90 B FF 93 B SI 90 D FF 92 4-0 44 F9 28 BB BB	3 0	0 0	1 0	0 0	0 1	1 0	1 0
28 L.J. Hoes, R (1, 9) OBP: 0.308, SLG: 0.343		B FF 89 C SI 88 F SI 88 X SL 82 1-2 44 G3 1B		C FF 88 C SI 88 B FF 92 D SL 82 B SI 88 B SI 89 4-2 1-2 BB			X FF 93 0-0 44 1B 2 1B 1B		C SI 92 S SL 82 B SL 83 B SL 83 F SL 82 B SL 83 B FF 92 4-2 1-2 BB	2	1	2	0	2	0	0
44 Matt Pagnozzi, R (1, 2) OBP: 0.143, SLG: 0.143		B SI 85 1 SAFE 1 SAFE C SI 86 B SL 79 X SI 86 2-1 ② G3 1-2		F SI 90 X SI 90 0-1 ③ G6-3			C KC 76 B FF 92 B SL 80 X FF 92 2-1 2 1B 1-2 1B		C FF 91 X SL 83 0-1 ① F9 2-3	4	0	1	0	0	0	5
2 Brandon Barnes, R (1, 8) OBP: 0.295, SLG: 0.350		B FF 92 F SI 89 C FF 92 X SL 84 1-2 ③ L9			C SI 86 B FF 91 S FF 91 F FF 92 X SI 90 1-2 ① G4-3		X FF 91 0-0 27 G6-4-3 1-2 2-H 1B		C KC 78 F FF 93 S SL 83 0-3 ② K	4	0	1	1	0	1	3
Inning Stats	R: 1 E: 0 K: 2 S: 11 H: 2 LOB: 1 BB: 0 P: 16	R: 0 E: 0 K: 0 S: 10 H: 1 LOB: 1 BB: 0 P: 16	R: 0 E: 0 K: 2 S: 8 H: 0 LOB: 0 BB: 0 P: 9	R: 0 E: 0 K: 1 S: 14 H: 1 LOB: 2 BB: 1 P: 24	R: 0 E: 1 K: 0 S: 10 H: 0 LOB: 0 BB: 0 P: 13	R: 0 E: 0 K: 2 S: 11 H: 1 LOB: 1 BB: 0 P: 16	R: 1 E: 0 K: 1 S: 8 H: 3 LOB: 1 BB: 0 P: 11	R: 0 E: 0 K: 1 S: 7 H: 0 LOB: 0 BB: 0 P: 8	R: 0 E: 0 K: 1 S: 9 H: 0 LOB: 2 BB: 2 P: 17	1B: 6 2B: 2 3B: 0 HR: 0 SF: 0 SAC: 0 DP: 2 HBP: 0						

PITCHER		IP	WLS	BF	H	R	ER	SO	BB	IBB	HBP	BLK	WP	HR	S	P	ERA	WHIP
40 Bartolo Colon, R ERA: 2.85	(1, 1)	6.0	W	24	5	1	1	7	1	0	0	0	0	0	64	94	1.50	1.000
49 Brett Anderson, L ERA: 5.95	(7, 1)	3.0	S	13	3	1	1	3	2	0	0	0	0	0	24	36	3.00	1.667

PITCHER	IP	WLS	BF	H	R	ER	SO	BB	IBB	HBP	BLK	WP	HR	S	P	ERA	WHIP

TOP

Houston Astros @ Oakland Athletics

O.co Coliseum, Oakland, CA

Sun Sep 08 2013, 4:09 PM - 6:45 PM EDT

Att. 18,824 - Sunny - 75 F

livebaseballscorecards.com

AB	34
R	2
H	8
RBI	2
BB	3
SO	10
LOB	21

WP: 0 PA: 37
PB: 0
SB: 1
CS: 0

Houston Astros @ Oakland Athletics

O.co Coliseum, Oakland, CA

Sun Sep 08 2013, 4:09 PM - 6:45 PM EDT

Att. 18,824 - Sunny - 75 F

livebaseballscorecards.com

BOTTOM

Batter	1	2	3	4	5	6	7	8	9	AB	R	H	RBI	BB	SO	LOB
4 Coco Crisp, S (1, 8) OBP: 0.331, SLG: 0.436	C SI 87 C SI 87 B SL 86 B FF 89 F SI 88 B CU 80 C SI 88 3-3 ① **K**		X FF 89 0-0 ① **L8**	B FS 80 B FS 80 S CH 71 X SI 87 2-1 ① **F7**		F CH 72 B FS 80 X FS 79 1-1 ② **F9**		B FF 94 B FF 94 C FF 94 C FS 85 S FS 87 2-3 ② **K**		5	0	0	0	0	2	3
28 Eric Sogard, L (1, 4) OBP: 0.322, SLG: 0.372	B SI 88 B SI 89 F FF 89 X SL 87 2-1 ② **B5-3**		C CU 78 S SI 90 F FF 88 B FF 91 F SI 88 X CU 79 1-2 **37 2B** 1-2 1B	B FS 80 C FS 81 C CU 70 X SI 84 1-2 ② **G6-3**		C CU 71 S CH 75 F SI 89 X CH 77 0-2 ③ **P5**		X FS 82 0-0 ③ **P5**		5	1	1	0	0	0	2
8 Jed Lowrie, S (1, 6) OBP: 0.345, SLG: 0.436	B SI 88 B SI 89 X SI 90 2-0 ③ **F7**		D CU 79 B FF 91 X CH 81 2-0 ② **L9** 2-3	X CH 73 0-0 ③ **F8**			C CU 71 X CH 73 0-1 ① **G5-3**			4	0	0	0	0	0	2
37 Brandon Moss, L (1, 9) OBP: 0.334, SLG: 0.500		B CH 86 S CH 80 B CH 88 C FF 88 S SL 85 2-3 ① **K**	F FF 88 B FF 88 F CH 82 B FF 91 B SL 88 X SI 90 3-2 **52 1B** 1-H 3-H 2B		B CH 76 C FS 79 S CU 69 X SI 85 1-2 **10 BB 18 BB** 1B		B FC 83 F FS 83 X CU 71 1-1 **1B**		4	1	3	2	0	1	0
52 Yoenis Cespedes, R (1, 7) OBP: 0.295, SLG: 0.429		B FF 89 F FF 90 B SI 89 B SL 86 X SI 91 3-1 **10 BB** 1B	X SL 86 0-0 **10 1B** 2-H 1B		B CH 77 X CH 70 1-0 ① **F8**		B FS 79 X CH 72 1-0 ② **F8**			4	1	2	1	0	0	2
18 Alberto Callaspo, S (1, 5) OBP: 0.334, SLG: 0.353		X SI 87 0-0 ② **F8**	C CH 82 B SL 86 F FF 89 D CU 77 B SL 87 B CH 82 4-2 **10 1B 15 HR** BB		B FS 79 D CH 70 B CH 69 B FS 83 4-0 **10 BB** 1-2 BB		S CH 72 C CU 67 X FF 89 0-2 ③ **P4**			2	1	0	0	2	0	2
10 Daric Barton, L (1, 3) OBP: 0.328, SLG: 0.358		B SI 87 C CH 81 B CH 81 1 SAFE B SI 88 B SI 90 4-1 1-2 BB	S CH 80 F FF 86 B FF 90 X CH 79 1-2 **15 HR** 1-2 2-H 1B		B CU 66 C CH 77 B SI 86 B CH 77 4-1 **7 G6-4-3** 1-2 2-3 BB			F SI 93 F FF 95 B FS 86 X FS 83 1-2 **7 1B** 1B		2	1	2	1	2	0	0
15 Seth Smith, L (1, 10) OBP: 0.317, SLG: 0.375 7 Nate Freiman, R (5, PH) OBP: 0.337, SLG: 0.408 (6, 10)		D CU 79 X FF 89 1-0 ③ **G4-3**	B CH 85 B CU 78 C SI 89 B SI 89 X FF 90 3-1 1-H 2-H HR		B CH 78 B FF 86 X CH 77 2-0 ② ③ **G6-4-3** 1-2f			B FS 83 B FF 94 X FF 95 2-0 **1-3 1B**		2 2	1 0	1 1	3 0	0 0	0 0	2 3
21 Stephen Vogt, L (1, 2) OBP: 0.300, SLG: 0.412			B SI 88 C SI 87 B SI 87 B CH 85 X FF 90 3-1 **8 LO 28 1B 37 2B** 1B B FF 90 C CH 81 X CH 82 1-1 ③ **F9**			C CU 68 F FS 79 X CU 71 0-2 ① **P5**		C FF 94 F FF 95 X FF 95 0-2 ① **F7**		4	1	1	0	0	0	2

Inning Stats	1	2	3	4	5	6	7	8	9
	R: 0 E: 0 K: 1 S: 7 H: 0 LOB: 0 BB: 0 P: 14	R: 0 E: 0 K: 1 S: 8 H: 1 LOB: 2 BB: 1 P: 18	R: 7 E: 0 K: 0 S: 22 H: 6 LOB: 0 BB: 1 P: 40	R: 0 E: 0 K: 0 S: 6 H: 0 LOB: 0 BB: 0 P: 9	R: 0 E: 0 K: 0 S: 6 H: 1 LOB: 2 BB: 2 P: 18	R: 0 E: 0 K: 0 S: 9 H: 0 LOB: 0 BB: 0 P: 10	R: 0 E: 0 K: 0 S: 8 H: 1 LOB: 1 BB: 0 P: 10	R: 0 E: 0 K: 1 S: 11 H: 2 LOB: 2 BB: 0 P: 16	

	AB	R	H	RBI	BB	SO	LOB
AB	34						
R	7						
H	11						
RBI	7						
BB	4						
SO	3						
LOB	18						

1B: 9 SF: 0
2B: 1 SAC: 0
3B: 0 DP: 1
HR: 1 HBP: 0

WP: 0 PA: 38
PB: 0
SB: 0
CS: 0

PITCHER		IP	WLS	BF	H	R	ER	SO	BB	IBB	HBP	BLK	WP	HR	S	P	ERA	WHIP
64 Lucas Harrell, R ERA: 6.01	(1, 1)	3.0	L	18	7	7	7	2	2	0	0	0	0	1	37	72	21.00	3.000
45 Erik Bedard, L ERA: 4.47	(4, 1)	4.0		15	2	0	0	0	2	0	0	0	0	0	29	47	0.00	1.000
67 Jorge De Leon, R ERA: 7.36	(8, 1)	1.0		5	2	0	0	1	0	0	0	0	0	0	11	16	0.00	2.000

PITCHER	IP	WLS	BF	H	R	ER	SO	BB	IBB	HBP	BLK	WP	HR	S	P	ERA	WHIP

Batter	1	2	3	4	5	6	7	8	9	AB	R	H	RBI	BB	SO	LOB
6 Jonathan Villar, S (1, 6) OBP: 0.344, SLG: 0.360	C FF 93 X FF 96 0-1 G4-3	C FC 90 B FF 97 B FC 92 S FF 95 F FF 96 F FC 92 S FF 96 2-3 K			L FF 94 X FC 92 0-1 G4-3			B FF 96 B FF 94 B FF 94 C FF 94 B FF 96 4-1 27 E 27 S BB	S FC 90 B FF 95 L FC 90 B CU 76 F FC 91 F CU 78 X FC 91 2-2 27 1B 8 E 2-H 3-H 1B	4	1	1	2	1	1	0
27 Jose Altuve, R (1, 4) OBP: 0.312, SLG: 0.356	B FF 95 C FF 95 X FC 90 1-1 30 BB 8 1B		B FF 94 B FF 94 C FF 94 X FF 95 2-1 8 2B		B CU 74 F FF 96 B FF 97 F FF 96 X FF 93 2-2 G5-3			1 SAFE 1 SAFE B FF 93 X FF 95 1-0 FC6 8 S 1-3	X SI 90 0-0 8 E 1-3 1B	5	1	3	0	0	0	1
8 Trevor Crowe, S (1, 8) (7, 7) OBP: 0.305, SLG: 0.355	C FF 92 F FS 88 X CU 74 0-2 30 BB 1-2 1B		X FF 91 0-0 2-H 2B		F FF 96 S CU 75 F FF 98 F CU 74 S FF 96 0-3 K			B FF 94 C FF 96 B SL 83 F FF 96 F SL 86 X FF 96 2-2 G4-3 1-2	B SL 82 X SI 91 1-0 P3 2-3 3-H	5	0	2	1	0	1	4
29 Brett Wallace, L (1, 3) OBP: 0.293, SLG: 0.444 4 Brandon Laird, R (8, PH) OBP: 0.225, SLG: 0.395 (8, 3)	F FF 96 F FF 95 B FF 97 B FC 91 F FF 96 F FF 96 S FS 88 2-3 K	B FF 95 B FF 92 X FC 91 2-0 F8			X FF 91 0-0 G4-3			C SI 93 C SL 81 D SL 82 S FF 94 1-3 K	B SI 91 D SL 83 F SI 91 S SI 91 B SI 92 F SI 91 F SI 92 X SI 91 3-2 F7	3 2	0 0	0 0	0 0	0 0	1 1	3 4
30 Matt Dominguez, R (1, 5) OBP: 0.274, SLG: 0.398	B FC 89 C FF 96 B CU 73 B FF 96 B FF 96 4-1 1-2 2-3 BB	X FC 92 0-0 P3			C SL 84 F FF 92 B CU 74 X CU 75 1-2 G5-3			X SI 94 0-0 G4-3		3	0	0	0	1	0	3
23 Chris Carter, R (1, 7) OBP: 0.316, SLG: 0.448 2 Brandon Barnes, R (7, 8) OBP: 0.295, SLG: 0.349	B FC 90 F FF 95 S FF 92 F FF 97 B FF 98 F FF 92 S FF 97 2-3 K	C FC 90 B FF 97 D FC 93 S FC 91 S CU 73 2-3 K			C SL 87 S SL 88 S SL 86 0-3 K				S FC 90 C CU 77 S CU 77 0-3 K	3 1	0 0	0 0	0 0	0 0	3 1	4 0
18 Marc Krauss, L (1, 10) OBP: 0.232, SLG: 0.326 10 Jake Elmore, R (9, PR) OBP: 0.318, SLG: 0.330 (9, 10)		C FF 92 B FF 94 X FS 86 1-1 22 G4-3 38 SF8 2B		B FF 94 F FC 90 B FC 91 S FC 90 F FF 97 B FC 90 S FF 96 3-3 K			S SL 87 B CU 74 F SI 91 B SL 87 B SL 87 S SI 90 3-3 K		C FC 91 B CU 76 S FC 90 B CU 76 B FC 90 B FC 91 4-2 22 BB 38 E BB	3 0	1 1	1 0	0 0	1 0	2 0	0 0
22 Carlos Corporán, S (1, 2) OBP: 0.308, SLG: 0.403 9 Marwin Gonzalez, S (9, PR) OBP: 0.250, SLG: 0.318 39 Cody Clark, R (9, 2)		B FF 94 B FF 94 T FF 93 X FC 90 2-1 G4-3 2-3		S FF 95 S CU 74 B FF 96 C FF 97 1-3 K			X SI 92 0-0 G4-3		1 SAFE S FC 89 1 SAFE B FF 94 B FC 91 B FF 92 F FC 90 B FC 89 4-2 38 E 6 1B 1-2 BB	3 0 0	0 1 0	0 0 0	0 0 0	1 0 0	1 0 0	1 0 0
38 Jimmy Paredes, S (1, 9) OBP: 0.231, SLG: 0.250		C FF 96 B FC 91 X FF 97 1-1 SF8 3-H		T FF 97 S FC 90 S FF 98 0-3 K			C SI 91 S SL 86 B CU 76 X FF 90 1-2 G5-3		S FC 89 F CU 77 B FF 93 X CU 77 1-2 E9 6 1B 1-3 2-H 1B	3	1	1	2	0	1	0
Inning Stats	R: 0 E: 0 K: 2 S: 18 H: 2 LOB: 3 BB: 1 P: 27	R: 1 E: 0 K: 1 S: 11 H: 1 LOB: 0 BB: 0 P: 17	R: 1 E: 0 K: 1 S: 8 H: 2 LOB: 1 BB: 0 P: 14	R: 0 E: 0 K: 3 S: 10 H: 0 LOB: 0 BB: 0 P: 14	R: 0 E: 0 K: 1 S: 10 H: 0 LOB: 0 BB: 0 P: 12	R: 0 E: 0 K: 1 S: 7 H: 0 LOB: 0 BB: 0 P: 8	R: 0 E: 0 K: 1 S: 7 H: 0 LOB: 0 BB: 0 P: 11	R: 0 E: 1 K: 1 S: 10 H: 0 LOB: 2 BB: 1 P: 18	R: 4 E: 2 K: 1 S: 22 H: 3 LOB: 2 BB: 2 P: 37	1B: 5 2B: 3 3B: 0 HR: 0 SF: 1 SAC: 0 DP: 0 HBP: 0	WP: 0 PB: 0 SB: 2 CS: 0 PA: 40					

PITCHER	IP	WLS	BF	H	R	ER	SO	BB	IBB	HBP	BLK	WP	HR	S	P	ERA	WHIP
32 Taijuan Walker, R (1, 1) ERA: 3.6	5.0		21	5	2	2	8	1	0	0	0	0	0	57	84	3.60	1.200
57 Chance Ruffin, R (6, 1) ERA: 2.7	1.0		3	0	0	0	1	0	0	0	0	0	0	7	8	0.00	0.000
44 Lucas Luetge, L (7, 1) ERA: 4.18	1.0		3	0	0	0	1	0	0	0	0	0	0	7	11	0.00	0.000
58 Carter Capps, R (8, 1) ERA: 5.19	0.1	H	3	0	0	0	0	1	0	0	0	0	0	6	13	0.00	3.000
41 Charlie Furbush, L (8, 1) ERA: 3.07	0.2	H	2	0	0	0	1	0	0	0	0	0	0	4	5	0.00	0.000

PITCHER	IP	WLS	BF	H	R	ER	SO	BB	IBB	HBP	BLK	WP	HR	S	P	ERA	WHIP
40 Danny Farquhar, R (9, 1) ERA: 4.71	0.1	L	5	2	4	3	1	2	0	0	0	0	0	15	26	81.00	12.000
30 Bobby LaFromboise, L (9, 1) ERA: 13.5	0.2		3	1	0	0	0	0	0	0	0	0	0	7	11	0.00	1.500

TOP

Houston Astros @ Seattle Mariners

Safeco Field, Seattle, WA

Mon Sep 09 2013, 7:11 PM - 10:33 PM PDT

Att. 9,808 - Clear - 73 F

livebaseballscorecards.com

AB	35
R	6
H	8
RBI	5
BB	4
SO	12
LOB	20

Houston Astros @ Seattle Mariners

Safeco Field, Seattle, WA

Mon Sep 09 2013, 7:11 PM - 10:33 PM PDT

Att. 9,808 - Clear - 73 F

BOTTOM

Batter	1	2	3	4	5	6	7	8	9	AB	R	H	RBI	BB	SO	LOB
5 Brad Miller, L (1, 6) OBP: 0.314, SLG: 0.412	F FF 95 C SI 95 B FF 95 T FF 95 1-2 ① **K**	C KC 77 B KC 78 S KC 78 X SI 94 1-2 ③ **G4-3**			B SI 94 X FF 93 1-0 ① **B3**		X CU 78 0-0 **36 HR** 1B		F FF 95 F KC 83 B FF 96 F FF 96 B FF 96 F FF 96 F FF 95 F KC 83 X FF 95 2-2 **HR**	5	2	2	1	0	1	3
36 Abraham Almonte, S (1, 9) OBP: 0.324, SLG: 0.452	C FF 95 B FF 95 X FC 95 1-1 **8 E** 2B		B KC 77 F FF 93 X FF 93 1-1 ① **B3**		S SI 93 C KC 78 X FF 93 0-2 ② **G4-3** **1-2**		B FF 93 C FF 93 F FF 94 B FF 94 X FF 95 2-2 **1-H HR**		X FF 94 0-0 ② **F9**	5	2	2	2	0	0	1
15 Kyle Seager, L (1, 5) OBP: 0.349, SLG: 0.459	D KC 80 B FF 95 B FF 94 B FF 95 4-0 **8 FC4-6** BB		B KC 77 B KC 79 B FC 94 B FF 94 4-0 **8 G3-6-1** BB		C KC 77 B KC 78 B FF 94 B KC 78 S SI 93 F SI 96 B FC 94 4-2 BB		B CH 87 C FF 94 F FF 94 X CU 79 1-2 ② **L3**		B FF 95 B FF 95 C FF 94 F FF 94 F FF 95 X FF 95 2-2 ③ **P5**	2	0	0	0	3	0	0
8 Kendrys Morales, S (1, 10) OBP: 0.339, SLG: 0.450	B FC 94 C FF 94 C KC 79 F FF 96 F SI 94 F FF 95 B KC 78 F CH 83 X FC 94 2-2 ② **FC4-6** **1-2f** **2-H**		C SI 92 X FF 94 0-1 ②③ **G3-6-1** **1-2f**		B KC 77 C KC 77 F FF 93 B CH 83 S KC 79 2-3 ③ **K**		X CU 78 0-0 ③ **F8**			4	0	0	0	0	1	4
28 Raul Ibanez, L (1, 7) OBP: 0.312, SLG: 0.505 55 Michael Saunders, L (8, 7) OBP: 0.323, SLG: 0.385	C FF 94 B SI 93 S FF 94 D FF 94 X SI 94 2-2 ③ **F7**			C FC 92 X FF 92 0-1 ① **G6-3**		B SI 94 B SI 94 F FF 96 F FF 96 B SI 95 X FF 96 3-2 ① **L8**		C SI 92 B SI 93 F SL 80 B SI 93 F SL 81 C SL 80 2-3 ① **K**		3 1	0 0	0 0	0 0	0 0	0 1	1 0
17 Justin Smoak, S (1, 3) OBP: 0.345, SLG: 0.416		C FC 94 S KC 79 F FF 93 B KC 79 F KC 78 B SI 92 S SI 95 2-3 ① **K**		B FF 93 X FC 93 1-0 ② **G3-1**		C FF 95 B CH 87 C FF 95 B CH 87 B FF 96 X SI 95 3-2 ② **G6-3**		F SI 94 B SI 93 X SI 93 1-1 ② **G5-3**		4	0	0	0	0	1	0
13 Dustin Ackley, L (1, 8) OBP: 0.315, SLG: 0.346		C FF 94 B SI 94 B FF 93 B FC 94 X FF 94 3-1 ② **L4**		B FC 92 B FC 92 S FF 93 C KC 77 B CH 79 B KC 77 4-2 BB		F SL 86 B CH 86 B FF 95 B FF 94 B SI 93 4-1 BB		B SL 80 B SI 93 B SI 94 D SI 93 4-0 BB		1	0	0	0	3	0	0
3 Mike Zunino, R (1, 2) OBP: 0.301, SLG: 0.306		C FF 94 B FC 93 B FC 94 B FF 93 B FC 92 4-1 **6 BB** BB		B KC 74 B SI 92 X FC 92 2-0 ③ **F8**		B FF 91 1 SAFE C SL 86 X SL 85 1-1 ③ **F7**		B SI 93 B SL 79 F SI 92 X SI 92 2-1 ③ **L8**		3	0	0	0	1	0	3
6 Nick Franklin, S (1, 4) OBP: 0.293, SLG: 0.394		D SI 92 B SI 93 B SI 92 B SI 92 4-0 **1-2** BB			X SI 94 0-0 **36 G4-3** 1B		F FF 92 F CU 78 C FF 94 0-3 ① **K**		C FF 95 T FF 95 F FF 95 X KC 82 0-2 ① **F9**	3	0	1	0	1	1	0

Inning Stats	1	2	3	4	5	6	7	8	9
	R: 1 E: 1 K: 1 S: 15	H: 1 LOB: 1 BB: 1 P: 25	R: 0 E: 0 K: 1 S: 11	H: 0 LOB: 2 BB: 2 P: 25	R: 0 E: 0 K: 0 S: 4	H: 0 LOB: 0 BB: 1 P: 9	R: 0 E: 0 K: 0 S: 6	H: 0 LOB: 1 BB: 1 P: 13	R: 0 E: 0 K: 1 S: 12	H: 1 LOB: 2 BB: 1 P: 19	R: 0 E: 0 K: 0 S: 9	H: 0 LOB: 1 BB: 1 P: 20	R: 2 E: 0 K: 1 S: 11	H: 2 LOB: 0 BB: 0 P: 14	R: 0 E: 0 K: 1 S: 8	H: 0 LOB: 1 BB: 1 P: 17	R: 1 E: 0 K: 0 S: 16	H: 1 LOB: 0 BB: 0 P: 20

livebaseballscorecards.com

AB	31
R	4
H	5
RBI	3
BB	8
SO	5
LOB	12

| | | |

Houston Astros @ Seattle Mariners

Safeco Field, Seattle, WA

Tue Sep 10 2013, 7:11 PM - 10:33 PM PDT

Att. 10,241 - Clear - 73 F

TOP

livebaseballscorecards.com

Batter	1	2	3	4	5	6	7	8	9	AB	R	H	RBI	BB	SO	LOB
6 Jonathan Villar, S (1, 6) OBP: 0.350, SLG: 0.383	X SI 90 0-0 HR		C CU 76 B SL 83 B SI 90 B SI 91 B SI 91 4-1 27 S 27 2B BB	C SI 93 C CU 76 B SI 96 X SL 88 1-2 ② G3			B FF 94 X FF 95 1-0 ① F7	S FF 92 S SL 84 F FF 94 S FF 93 0-3 ① K	B SI 90 F SI 90 F SL 88 D CU 74 F SI 91 X SI 91 2-2 1-2 27 2B 1B	5	3	2	1	1	1	1
27 Jose Altuve, R (1, 4) OBP: 0.314, SLG: 0.361	B FF 91 C SL 82 C CU 77 B FF 91 S SL 86 2-3 ① K		C CU 76 C SL 82 X SL 85 0-2 8 S 1-H 30 1B 2B	C FF 92 S CH 90 X FF 96 0-2 ③ G6-3			F SL 82 C FF 95 X FF 97 0-2 4 S 8 S 4 HR 1B	X FF 93 0-0 ② F7	B SI 90 X SI 90 1-0 1-H 2-H 4 2B 2B	6	3	3	3	0	1	1
8 Trevor Crowe, S (1, 7) OBP: 0.298, SLG: 0.339	C FF 91 B CU 76 C CU 76 B SI 92 F FF 92 F SI 87 F SI 92 S SL 79 2-3 ② K		S FF 92 B CU 78 T FF 91 B SL 84 B CU 76 F SI 92 C FF 92 3-3 ① K 2-3		C SI 95 X CH 87 0-1 ① G1-3		S FF 95 1 SAFE 1 SAFE S FF 96 D SL 84 T FF 96 1-2 ② K 1-2	D FF 87 B CH 86 B FF 94 B FF 94 4-0 30 BB 4 HBP 23 BB 2-3 BB	D SL 88 X SI 90 1-0 ② G5-3	5	1	0	0	1	3	3
4 Brandon Laird, R (1, 3) OBP: 0.261, SLG: 0.488	X SI 92 0-0 ③ F8		B SL 84 B FF 93 C FF 92 S CU 78 S SL 78 2-3 ② K2-3		S SL 88 S CU 78 S SL 88 0-3 ② K		2 SAFE F FF 96 B SL 85 X FF 96 1-1 2-H HR	B FF 93 B FF 93 F FF 91 C SL 84 H CU 75 3-2 23 BB 30 BB 1-2 HBP	F SL 87 B CU 73 X FF 90 1-1 30 1B 2-H 2B	5	1	2	3	0	2	1
30 Matt Dominguez, R (1, 5) OBP: 0.278, SLG: 0.402		B SI 90 SL 82 X SI 91 2-0 ① F9	F SI 92 D CU 78 B SL 84 X SI 92 2-1 23 2B 28 2B 3-H 1B		C SL 86 X FF 95 0-1 ③ F7		C SL 86 F FF 97 B SL 85 X SL 85 1-2 28 BB 2B	B FF 93 B FF 93 F FF 93 S SL 86 B SL 87 B FF 95 4-2 28 FC5 23 BB 1-2 2-3 3-H BB	X FF 88 0-0 2-3 1B	5	1	3	2	1	0	0
23 Chris Carter, R (1, 10) OBP: 0.322, SLG: 0.456		F SL 82 S FF 91 B SL 86 B FF 92 B SL 83 X SL 87 3-2 28 E 2B	B CU 78 B SI 92 F SI 91 X SL 83 2-1 1-3 28 2B 2B			B FF 96 C FF 95 S SL 84 B SL 86 X FF 95 2-2 2 FC6-4 1B	T FF 96 B SL 87 F FF 97 F FF 96 B FF 95 B FF 97 B FF 97 4-2 28 BB BB	B SL 87 B SI 91 B SI 91 B SI 89 4-0 28 FC5 1-2 2-3 3-H BB	F SI 90 F CH 84 B CU 74 S CU 74 1-3 ③ K	4	2	3	1	2	1	2
28 L.J. Hoes, R (1, 9) OBP: 0.318, SLG: 0.355		X SI 91 0-0 E8 2-H 1B	C SI 92 B CU 78 X FF 92 1-1 2-H 3-H 2B			C FF 95 B SL 84 F FF 95 S SL 86 1-3 ① K	B FF 91 C SL 84 D CU 73 B FF 92 B FF 91 4-1 1-2 2-3 BB	X SI 90 0-0 ③ FC5 1-2 2-3f		4	0	2	3	1	1	4
39 Cody Clark, R (1, 2)		C CU 77 S SI 91 F CU 77 B SI 91 D SL 87 F SI 92 B SI 92 F SI 92 C SI 92 3-3 ② K	X SI 91 0-0 ③ G5-3			C FF 96 C FF 98 D SL 83 D SL 85 F FF 96 S FF 97 2-3 ② K	B SL 85 C FF 91 C FF 92 F CU 76 F SL 86 B CU 74 F CU 75 B FF 93 T FF 93 3-2 ③ K		X SI 90 0-0 ① F9	5	0	0	0	0	3	6
2 Brandon Barnes, R (1, 8) OBP: 0.294, SLG: 0.350 10 Jake Elmore, R (9, PH) OBP: 0.323, SLG: 0.336 (9, 8)		B SL 84 C CU 78 X SI 92 1-1 ③ G4-3	X SI 95 0-0 ① F8			C SL 85 B SL 85 X FF 95 1-1 ③ FC6-4 1-2f	C FF 91 S SL 84 X CU 74 0-2 8 WP 30 BB 2B	C SI 90 X SL 88 0-1 6 1B 27 2B 1B	4 1	1 1	1 1	0 0	0 0	0 0	2 0
Inning Stats	R: 1 H: 1 E: 0 LOB: 0 K: 2 BB: 0 S: 11 P: 15	R: 1 H: 2 E: 1 LOB: 1 K: 1 BB: 0 S: 13 P: 22	R: 4 H: 4 E: 0 LOB: 1 K: 2 BB: 1 S: 18 P: 32	R: 0 H: 0 E: 0 LOB: 0 K: 0 BB: 0 S: 7 P: 8	R: 0 H: 0 E: 0 LOB: 0 K: 1 BB: 0 S: 7 P: 7	R: 0 H: 1 E: 0 LOB: 1 K: 2 BB: 0 S: 12 P: 18	R: 2 H: 3 E: 0 LOB: 3 K: 2 BB: 2 S: 22 P: 37	R: 2 H: 1 E: 0 LOB: 3 K: 1 BB: 3 S: 15 P: 30	R: 3 H: 5 E: 0 LOB: 2 K: 1 BB: 0 S: 15 P: 21	1B: 7 SF: 0 2B: 8 SAC: 0 3B: 0 DP: 0 HR: 2 HBP: 1						

	AB	44
	R	13
	H	17
	RBI	13
	BB	6
	SO	12
	LOB	20

WP: 1 PA: 51
PB: 0
SB: 5
CS: 0

PITCHER		IP	WLS	BF	H	R	ER	SO	BB	IBB	HBP	BLK	WP	HR	S	P	ERA	WHIP
23 Joe Saunders, L ERA: 5.18	(1, 1)	3.0	L	17	7	6	6	5	1	0	0	0	0	1	42	69	18.00	2.667
54 Tom Wilhelmsen, R ERA: 4.06	(4, 1)	2.0		6	0	0	0	1	0	0	0	0	0	0	14	15	0.00	0.000
58 Carter Capps, R ERA: 5.37	(6, 1)	1.2		10	4	2	2	3	1	0	0	0	0	1	27	41	10.80	3.000
57 Chance Ruffin, R ERA: 6.23	(7, 1)	1.0		8	1	2	2	2	3	0	1	0	1	0	21	39	18.00	4.000
44 Lucas Luetge, L ERA: 4.81	(8, 1)	1.1		10	5	3	3	1	1	0	0	0	0	0	16	26	20.25	4.500

PITCHER		IP	WLS	BF	H	R	ER	SO	BB	IBB	HBP	BLK	WP	HR	S	P	ERA	WHIP

BOTTOM

Houston Astros @ Seattle Mariners

Safeco Field, Seattle, WA

Tue Sep 10 2013, 7:11 PM - 10:33 PM PDT

Att. 10,241 - Clear - 73 F

Batter	1	2	3	4	5	6	7	8	9	AB	R	H	RBI	BB	SO	LOB
5 Brad Miller, L (1, 6) OBP: 0.315, SLG: 0.407	T SL 93 B SI 94 S CH 84 F SI 94 B CU 82 B CH 85 B SI 95 4-2 36 G1-3 BB	B CH 83 C CU 79 X SI 94 1-1 ③ G1			B CU 77 S CH 82 T SL 94 F SI 92 B SI 93 B CU 82 S SI 93 3-3 ③ K		B FS 84 B FF 96 C FF 96 F FF 95 B FS 87 B FF 96 4-2 15 BB 55 1B BB		X FF 94 0-0 ② F8	3	0	0	0	2	1	3
36 Abraham Almonte, S (1, 8) OBP: 0.324, SLG: 0.441 55 Michael Saunders, L (7, 8) OBP: 0.324, SLG: 0.385	C SI 94 M CH 83 B SI 94 B CU 82 B CH 84 F SI 93 X SI 92 3-2 ① G1-3 1-2		B SI 91 C SL 92 C SI 93 F SL 94 X SL 93 1-2 ① P6			S CH 81 B SI 92 B SL 86 B SI 92 S SI 92 X SI 92 3-2 8 E 21 1B 1B	X SI 94 0-0 15 BB 1-2 1B		C FF 96 B CH 89 X FF 96 1-1 ③ L7	3 2	1 0	1 1	0 0	0 0	0 0	1 1
15 Kyle Seager, L (1, 5) OBP: 0.348, SLG: 0.457	B CU 81 C CH 82 X SI 94 1-1 ② F8		B FF 94 B CH 82 B SI 94 C SL 92 X FF 92 3-1 ② F8			X SI 93 0-0 ① F9	C FF 94 B FS 85 F SI 95 B FS 87 B FS 87 F FF 95 F FF 95 B FF 95 4-2 1-2 2-3 BB			3	0	0	0	1	0	2
8 Kendrys Morales, S (1, 10) OBP: 0.337, SLG: 0.447	B CU 82 X CH 83 1-0 ③ L7		B SI 93 C SL 93 X SL 87 1-1 ③ G4-3			X SI 92 0-0 FC6 21 1B 1-2	S FS 87 B FS 88 S FS 87 B FF 96 S FS 86 2-3 ③ K			4	0	0	0	0	1	5
28 Raul Ibanez, L (1, 7) OBP: 0.311, SLG: 0.505		C FF 93 B SL 87 X SL 84 1-1 21 1B 2B		C FF 92 B SI 93 F SI 93 B SI 92 B SI 94 C SI 92 3-3 ① K		S SI 94 B SI 94 F SI 94 S SI 95 1-3 ② K		B FF 97 C FF 98 F SI 98 S FF 91 1-3 ① K		4	1	1	0	0	3	2
21 Franklin Gutierrez, R (1, 9) OBP: 0.274, SLG: 0.505		C SI 91 F CU 82 F CU 81 D SL 87 X CU 83 1-2 3 G5-3 17 G3 2-H 1B		S SI 94 F SI 92 F SL 92 F SI 91 S CH 83 0-3 ② K		D CU 82 X SI 92 1-0 1-2 2-H 1B		B SI 98 B SI 97 F FF 96 S FF 98 X FF 98 2-2 ② P6		4	0	2	2	0	1	0
17 Justin Smoak, S (1, 3) OBP: 0.342, SLG: 0.412		S SI 94 F SI 94 D SL 88 X CH 83 1-2 ① G3 1-2		B CU 78 X CH 83 1-0 ③ F8		C SL 87 B CU 81 B CU 79 F CH 83 F SL 94 X CH 83 2-2 ③ G1-3		B FF 98 C SI 99 B SL 85 X FF 97 2-1 ③ F8		4	0	0	0	0	0	3
3 Mike Zunino, R (1, 2) OBP: 0.300, SLG: 0.298		F SI 92 B CU 82 X SL 87 1-1 ② G5-3 2-3			F SL 93 B SI 90 B SL 87 S SI 93 F SI 94 X SI 93 2-2 ① G6-3		C SI 93 S FS 87 B FS 88 B SL 85 B SI 95 X FF 96 3-2 ① P2		B FF 95 F SI 96 H SI 96 2-1 HBP	3	0	0	0	0	0	1
6 Nick Franklin, S (1, 4) OBP: 0.293, SLG: 0.391	B CH 84 B CH 83 B SI 94 C SI 94 F SL 94 B SI 95 4-2 BB				F SL 88 B SI 92 B CH 81 S SI 93 B CH 83 S SL 94 3-3 ② K		F SI 96 X FS 85 0-1 ② F8		S FF 95 S FF 94 F SI 97 F CH 87 X CH 90 0-2 ① P6	3	0	0	0	1	1	1

Inning Stats																				
	R: 0	H: 0	R: 1	H: 2	R: 0	H: 0	R: 0	H: 0	R: 0	H: 0	R: 1	H: 2	R: 0	H: 1	R: 0	H: 0	R: 0	H: 0	1B: 4	SF: 0	WP: 0	PA: 38
	E: 0	LOB: 1	E: 0	LOB: 2	E: 0	LOB: 0	K: 2	LOB: 0	E: 0	LOB: 0	E: 1	LOB: 2	E: 0	LOB: 3	E: 0	LOB: 0	E: 0	LOB: 1	2B: 1	SAC: 0	PB: 0	
	K: 0	BB: 1	K: 0	BB: 1	K: 0	BB: 0	S: 11	BB: 0	K: 2	BB: 0	K: 1	BB: 0	K: 1	BB: 2	K: 0	BB: 0	K: 0	BB: 0	3B: 0	DP: 0	SB: 0	
	S: 10	P: 19	S: 15	P: 24	S: 8	P: 13		P: 19	S: 9	P: 13	S: 13	P: 20	S: 15	P: 28	S: 8	P: 13	S: 9	P: 12	HR: 0	HBP: 1	CS: 0	

livebaseballscorecards.com

AB	33
R	2
H	5
RBI	2
BB	4
SO	7
LOB	19

PITCHER		IP	WLS	BF	H	R	ER	SO	BB	IBB	HBP	BLK	WP	HR	S	P	ERA	WHIP
18 Jordan Lyles, R ERA: 4.92	(1, 1)	6.0	W	25	4	2	1	5	2	0	0	0	0	0	66	108	1.50	1.000
67 Jorge De Leon, R ERA: 5.79	(7, 1)	1.0		6	1	0	0	1	2	0	0	0	0	0	15	28	0.00	3.000
55 Rhiner Cruz, R ERA: 3.86	(8, 1)	2.0		7	0	0	0	1	0	0	1	0	0	0	17	25	0.00	0.000

PITCHER	IP	WLS	BF	H	R	ER	SO	BB	IBB	HBP	BLK	WP	HR	S	P	ERA	WHIP

Houston Astros @ Seattle Mariners

Safeco Field, Seattle, WA

Wed Sep 11 2013, 7:12 PM - 10:10 PM PDT

Att. 11,675 - Clear - 80 F

TOP

livebaseballscorecards.com

Batter	1	2	3	4	5	6	7	8	9	AB	R	H	RBI	BB	SO	LOB
6 Jonathan Villar, S (1, 6) OBP: 0.352, SLG: 0.384	C SI 95 B SL 89 C CU 77 F FF 98 S CU 79 1-3 ① K		X SI 89 0-0 8 G4-3 27 S 29 1B 1B	C SI 91 S CH 82 B SI 92 B SI 90 F SL 81 X SL 81 2-2 ③ G4-3			F SI 89 S SL 76 C SL 78 0-3 ① K		X FF 94 0-0 1-2 3-H 1B	5	1	2	1	0	2	1
27 Jose Altuve, R (1, 4) OBP: 0.312, SLG: 0.358	C SL 90 B FF 99 B CU 78 S SL 90 S CU 79 2-3 ② K		1 SAFE C SL 82 X SI 93 0-1 ① G5-3 1-2		B SI 89 X SI 89 1-0 ① G5-3		B SL 75 B SI 90 X SI 91 2-0 ② L7		D SL 89 B FF 94 X FF 95 2-0 ③ F9	5	0	0	0	0	1	4
8 Trevor Crowe, S (1, 8) OBP: 0.289, SLG: 0.328 (8, 7)	B SI 97 B SI 88 C SL 89 S SL 89 X CU 80 2-2 ③ G6-3		D SL 86 X SI 91 1-0 ② G4-3 2-3		C SI 89 F SL 80 B SI 91 F CH 80 S SL 80 1-3 ② K		C FF 90 B SL 77 1 SAFE 1-1 ③ CS 1-2	B SI 89 S FF 90 C FF 89 S SL 78 1-3 ① K		4	0	0	0	0	2	1
29 Brett Wallace, L (1, 3) OBP: 0.293, SLG: 0.443 2 Brandon Barnes, R (8, PH) OBP: 0.294, SLG: 0.349 (8, 8)		X FF 94 0-0 ① G4-3	D SI 89 C CH 83 B CU 76 B SI 93 C SI 92 X SL 87 3-2 30 2B 23 1B 3-H 1B		B SL 81 F SI 89 X SL 81 1-1 ③ L9			C SL 76 B SI 91 F SL 76 B FF 92 S SL 79 2-3 ② K2-3		3 1	1 0	1 0	1 0	0 1	0 0	0 0
30 Matt Dominguez, R (1, 5) OBP: 0.282, SLG: 0.408		C SL 86 C CU 74 F FF 97 B SL 89 B FF 96 F SL 89 B FF 96 X SL 88 3-2 18 2B 2B	B CU 75 B FF 96 C SI 91 B SL 85 S SL 87 X FF 94 3-2 1-3 23 1B 2B			B SI 95 B CH 92 B FF 96 C FF 94 F SI 95 B FF 94 4-2 BB		B SI 91 B SL 77 X FF 91 2-0 ③ F9		3	2	2	0	1	0	0
23 Chris Carter, R (1, 7) OBP: 0.321, SLG: 0.454 (8, 3)		F FF 97 D SL 87 B CU 75 X SL 88 2-1 ② G5-3	S SL 86 B FF 94 F SL 88 B FF 94 X CU 74 2-2 2-H 3-H 1B			B CU 77 B FF 95 S FF 94 F SL 91 S CU 79 2-3 ① K			C FF 94 B FF 96 X SL 88 1-1 ① G5-3	4	0	1	2	0	1	2
18 Marc Krauss, L (1, 10) OBP: 0.243, SLG: 0.344 10 Jake Elmore, R (9, PR) OBP: 0.323, SLG: 0.336 (9, 10)		D CU 74 T SL 90 B CH 86 F FF 97 X SI 95 2-2 22 1B 2-H 2B	B SI 90 X SI 91 1-0 ③ G3			C FF 95 F CH 87 D CH 89 C FF 96 1-3 ② K			B SI 95 B SL 89 S FF 96 B FF 95 F FF 96 X SI 95 3-2 38 1B 6 1B 1B	4 0	1 1	2 0	1 0	0 0	1 0	2 0
22 Carlos Corporán, S (1, 2) OBP: 0.306, SLG: 0.399		F FF 96 B CU 74 C SL 88 X SL 90 1-2 2-H 1B		B SI 90 F SI 90 B SI 90 X SL 82 2-1 ① P4		B CH 87 B FF 96 C SI 95 C CU 78 S CH 89 2-3 ③ K			X SI 93 0-0 ② F8	4	0	1	1	0	1	2
38 Jimmy Paredes, S (1, 9) OBP: 0.240, SLG: 0.259		B SI 92 B FF 93 F FF 94 S SL 89 S SI 95 2-3 ③ K		X SI 90 0-0 ② L9			C FF 91 S FF 91 X FF 92 0-2 8 CS 1B		C SL 88 X FF 93 0-1 1-3 6 1B 1B	4	0	2	0	0	1	1

Inning Stats																								
	R: 0	H: 0	R: 2	H: 3	R: 3	H: 4	R: 0	H: 0	R: 0	H: 0	R: 0	H: 0	R: 0	H: 1	R: 0	H: 0	R: 1	H: 3	1B: 8	SF: 0	WP: 0	PA: 39
	E: 0	LOB: 0	E: 0	LOB: 1	E: 0	LOB: 1	E: 0	LOB: 0	E: 0	LOB: 0	E: 0	LOB: 1	E: 0	LOB: 0	E: 0	LOB: 0	E: 0	LOB: 2	2B: 3	SAC: 0	PB: 0	
	K: 2	BB: 0	K: 1	BB: 0	K: 0	BB: 0	K: 0	BB: 0	K: 1	BB: 0	K: 3	BB: 1	K: 1	BB: 0	K: 2	BB: 0	K: 0	BB: 0	3B: 0	DP: 0	SB: 1	
	S: 10	P: 15	S: 17	P: 27	S: 14	P: 24	S: 7	P: 11	S: 7	P: 10	S: 11	P: 20	S: 8	P: 11	S: 7	P: 12	S: 10	P: 16	HR: 0	HBP: 0	CS: 1	

PITCHER		IP	WLS	BF	H	R	ER	SO	BB	IBB	HBP	BLK	WP	HR	S	P	ERA	WHIP
37 Brandon Maurer, R ERA: 7.18	(1, 1)	3.0	L	16	7	5	5	3	0	0	0	0	0	0	41	66	15.00	2.333
30 Bobby LaFromboise, L ERA: 8.44	(4, 1)	2.0		6	0	0	0	1	0	0	0	0	0	0	14	21	0.00	0.000
54 Tom Wilhelmsen, R ERA: 3.98	(6, 1)	1.0		4	0	0	0	3	1	0	0	0	0	0	11	20	0.00	1.000
59 Oliver Pérez, L ERA: 3.62	(7, 1)	2.0		6	1	0	0	3	0	0	0	0	0	0	15	23	0.00	0.500
45 Hector Noesí, R ERA: 5.92	(9, 1)	1.0		6	3	1	1	0	0	0	0	0	0	0	10	16	9.00	3.000

PITCHER	IP	WLS	BF	H	R	ER	SO	BB	IBB	HBP	BLK	WP	HR	S	P	ERA	WHIP

AB	37
R	6
H	11
RBI	6
BB	1
SO	10
LOB	13

BOTTOM

Houston Astros @ Seattle Mariners

Safeco Field, Seattle, WA

Wed Sep 11 2013, 7:12 PM - 10:10 PM PDT

Att. 11,675 - Clear - 80 F

Batter	1	2	3	4	5	6	7	8	9	AB	R	H	RBI	BB	SO	LOB
5 Brad Miller, L (1, 6) OBP: 0.318, SLG: 0.409	F FF 93 F FF 93 B FF 94 B FF 94 X FF 95 2-2 8 1B 15 S 1B		B FF 92 F FF 94 F FF 94 X FF 95 1-2 ① G4-3		S FF 95 B FF 96 X CH 81 1-1 ③ G1-3			C SL 80 B SL 78 S SL 80 F SL 80 B SI 94 X SL 79 2-2 15 F8 21 E 1B		4	0	2	0	0	0	0
21 Franklin Gutierrez, R (1, 9) OBP: 0.264, SLG: 0.486	B FF 93 C SL 87 B SL 88 F FF 93 S FF 94 2-3 ① K		B FF 95 B FF 95 C FF 93 C FF 95 F FF 96 F FF 93 F FF 95 X SL 89 2-2 ② G5-3			C SL 86 S SL 87 B FF 93 B FF 95 F FF 94 F SL 88 F FF 95 S CH 80 2-3 ① K		D SI 92 X SI 93 1-0 FC6 8 WP 1-2		4	0	0	0	0	2	2
15 Kyle Seager, L (1, 5) OBP: 0.346, SLG: 0.453	1 SAFE B FF 94 C FF 94 B FF 94 B FF 94 F FF 95 S FF 95 3-3 ② K 1-2		C KC 77 B FF 95 B FF 96 X FF 94 2-1 ③ F8			S FF 95 B FF 95 C FF 95 B FF 94 X CH 81 2-2 ② P6		B SI 94 C SL 80 F SI 93 B SI 93 B SI 93 F SL 81 X SI 93 3-2 ② F8 2-3		4	0	0	0	0	1	3
8 Kendrys Morales, S (1, 10) OBP: 0.340, SLG: 0.454 6 Nick Franklin, S (8, PR) OBP: 0.293, SLG: 0.391 (9, 10)	X KC 76 0-0 2-3 1B			B CH 82 F FF 93 F FF 94 B FF 94 X KC 78 2-2 HR		C FF 94 F FF 94 F FF 93 B CH 83 B CH 81 X CH 80 2-2 ③ F9		B SI 94 B SI 94 B SI 94 C SI 92 B SL 80 4-1 1-2 BB		3 0	1 0	2 0	1 0	1 0	0 0	0 0
28 Raul Ibanez, L (1, 7) OBP: 0.310, SLG: 0.501	S FF 93 X FF 94 0-1 ③ P6			C FF 94 B FF 96 C FF 95 F FF 96 X FF 94 1-2 ① P4			B SL 79 S SL 80 F SI 92 B SI 92 B SI 93 F SI 92 B SI 94 4-2 BB	B FF 97 F FF 98 B FF 97 X FF 96 2-1 ③ P5		3	0	0	0	1	0	5
17 Justin Smoak, S (1, 3) OBP: 0.339, SLG: 0.408		B FF 94 S FF 95 C CH 82 B FF 94 F FF 95 F SL 88 B KC 79 F FF 96 F FF 95 3-2 ① X FF 85 G4-3		F FF 94 F FF 96 X FF 94 0-2 ② F8			B SI 92 X SI 92 1-0 ① F8		C FF 96 S CH 87 X CH 86 0-2 ① G3	4	0	0	0	0	0	1
55 Michael Saunders, L (1, 8) OBP: 0.324, SLG: 0.382		C KC 78 B CH 82 B FF 96 B FF 95 T FF 93 B FF 95 4-2 BB		X FF 95 0-0 ③ L8			X SL 80 0-0 ② F7		B FF 96 F FF 96 S SL 87 C CH 87 1-3 ② K	3	0	0	0	1	1	1
3 Mike Zunino, R (1, 2) OBP: 0.299, SLG: 0.297		F FF 94 X FF 94 0-1 ② P6			C FF 93 F FF 93 B FF 94 F FF 94 S SL 87 1-3 ① K		B SI 93 F SI 92 X SI 93 1-1 ③ F7		F FF 96 F FF 98 B SL 90 X FF 97 1-2 1B	4	0	1	0	0	1	2
13 Dustin Ackley, L (1, 4) OBP: 0.312, SLG: 0.342		B FF 94 1 SAFE B FF 94 C FF 94 F FF 94 F FF 95 B FF 93 X FF 93 3-2 ③ G4-3			C FF 94 B FF 96 F FF 95 X FF 95 1-2 ② P6			C SL 79 B SL 81 B SI 92 X SI 92 2-1 ① L5	F FF 96 S CH 86 X CH 86 0-2 ③ G3-1	4	0	0	0	0	0	2
Inning Stats	R: 0 E: 0 K: 2 S: 12 H: 2 LOB: 2 BB: 0 P: 19	R: 0 E: 0 K: 0 S: 15 H: 0 LOB: 1 BB: 1 P: 25	R: 0 E: 0 K: 0 S: 11 H: 0 LOB: 0 BB: 0 P: 16	R: 1 E: 0 K: 0 S: 11 H: 1 LOB: 0 BB: 0 P: 14	R: 0 E: 0 K: 1 S: 9 H: 0 LOB: 0 BB: 0 P: 12	R: 0 E: 0 K: 1 S: 13 H: 0 LOB: 0 BB: 0 P: 19	R: 0 E: 0 K: 0 S: 7 H: 0 LOB: 1 BB: 1 P: 13	R: 0 E: 1 K: 0 S: 14 H: 1 LOB: 3 BB: 1 P: 28	R: 0 E: 0 K: 1 S: 12 H: 1 LOB: 1 BB: 0 P: 14	1B: 4 2B: 0 3B: 0 HR: 1	SF: 0 SAC: 0 DP: 0 HBP: 0		WP: 1 PB: 0 SB: 1 CS: 0	PA: 36			

livebaseballscorecards.com

AB	33
R	1
H	5
RBI	1
BB	3
SO	5
LOB	16

PITCHER		IP	WLS	BF	H	R	ER	SO	BB	IBB	HBP	BLK	WP	HR	S	P	ERA	WHIP
41 Brad Peacock, R ERA: 5.27	(1, 1)	6.0	W	22	3	1	1	4	1	0	0	0	0	1	71	105	1.50	0.667
66 Kevin Chapman, L ERA: 1.93	(7, 1)	1.2		9	1	0	0	0	2	0	0	0	1	0	19	37	0.00	1.800
61 Josh Zeid, R ERA: 5.12	(8, 1)	1.1	S	5	1	0	0	1	0	0	0	0	0	0	14	18	0.00	0.750

PITCHER	IP	WLS	BF	H	R	ER	SO	BB	IBB	HBP	BLK	WP	HR	S	P	ERA	WHIP

Los Angeles Angels @ Houston Astros

Minute Maid Park, Houston, TX

Fri Sep 13 2013, 7:11 PM - 10:21 PM CDT

Att. 19,745 - Roof Closed - 73 F

TOP

livebaseballscorecards.com

Batter	1	2	3	4	5	6	7	8	9	AB	R	H	RBI	BB	SO	LOB
2 Erick Aybar, S (1, 6) OBP: 0.303, SLG: 0.384	B FC 88 C CH 77 X SI 89 1-1 ① G6-3		B CH 78 C CH 78 X SI 90 1-1 ② G6-3	X SI 88 0-0 1B		B CH 78 X CH 77 1-0 1-H 2B		X FF 95 0-0 27 BB 1-2 2-3 1B		5	0	3	1	0	0	0
47 Howie Kendrick, R (1, 4) OBP: 0.341, SLG: 0.436 10 Grant Green, R (8, 4) OBP: 0.309, SLG: 0.325	B FF 89 C FF 90 S SL 81 F SI 90 F SL 82 X CH 77 1-2 44 BB 1B		B SI 89 C SI 89 X SI 89 1-1 27 BB 44 3B 1B	C SI 90 S SL 81 B FF 90 X SL 81 1-2 ③ G5-3		B FS 85 F FF 94 F FF 96 B FS 86 S FS 86 2-3 ③ K		B FF 95 X FF 95 1-0 ① F9		5 0	1 0	2 0	0 0	0 0	1 0	5 0
27 Mike Trout, R (1, 8) OBP: 0.438, SLG: 0.565	C FF 90 F SI 90 D SL 82 X SL 82 1-2 ② F9		B SI 89 B SI 88 B SI 89 B SI 89 4-0 1-2 44 3B BB	C CU 72 C FF 87 B SL 80 F SL 81 B SI 90 F SI 89 S SL 80 2-3 ① K		C FF 95 B FS 85 F FF 96 F FS 84 B FS 86 B FF 96 4-2 44 G4-6-3 BB		C FF 95 B SL 88 B SL 88 B FF 96 S FF 96 F FF 96 B FC 94 4-2 44 G6-4-3 1-2 2-3 3-H BB		2	1	0	1	3	1	1
44 Mark Trumbo, R (1, 3) OBP: 0.300, SLG: 0.476	B FF 90 B SI 89 B FC 87 B SI 88 4-0 1-2 BB		X SI 90 0-0 1-H 2-H 3B	B SI 87 F CH 79 F FF 90 F FF 89 B SL 82 S SL 80 2-3 ② K		X FF 95 0-0 ① ② G4-6-3 1-2f		C SL 88 B SL 88 F FF 96 X SL 85 1-2 ② ③ G6-4-3 1-2f		4	0	1	2	1	1	4
32 Josh Hamilton, L (1, 10) OBP: 0.304, SLG: 0.429	D SL 81 S SL 81 F SL 79 D SL 82 S SL 81 2-3 ③ K		B SL 82 S SL 81 C SI 89 D SL 81 D SL 82 S SL 81 3-3 ③ K	C SI 90 B SI 89 B CU 74 B SL 79 C SL 79 S SL 80 3-3 ③ K		B FF 96 S FS 85 F FF 96 B FS 83 F FS 85 X FF 96 2-2 17 HBP 1B			X FF 94 0-0 ① G6-3	5	0	1	0	0	3	3
17 Chris Iannetta, R (1, 2) OBP: 0.366, SLG: 0.379		C FF 88 B SI 89 S CH 77 S CH 78 1-3 ① K	X CH 76 0-0 HR	X FF 88 0-0 19 G4-3 7 1B 2B		S FS 85 B FF 96 H FS 85 2-1 1-2 HBP			C FF 95 B FF 94 B KC 80 F FF 95 F FF 96 S FF 96 2-3 ② K	4	2	2	1	0	2	0
56 Kole Calhoun, L (1, 9) OBP: 0.367, SLG: 0.511		B FF 90 S FF 90 C SL 79 B SI 90 S SL 81 2-3 ② K	B SI 90 X SI 89 1-0 19 G5-3 7 1B 1B	C SL 79 F SL 81 B FF 89 D SL 81 S SL 80 2-3 ① K		C SL 78 B SL 78 B SL 77 S SL 78 B SI 92 X SL 79 3-2 ③ L8			C FF 95 B FF 95 C CH 81 S FF 95 1-3 ③ K	5	1	1	0	0	3	3
19 Collin Cowgill, R (1, 7) OBP: 0.234, SLG: 0.324		C FF 89 B FF 89 B SI 88 C CH 78 S CH 77 2-3 ③ K	C SI 89 D SL 82 X CH 76 1-1 ① G5-3 1-2	S CU 74 X FF 88 0-1 ② G4-3 2-3				C SI 89 B SI 91 B SL 80 S SI 91 B SI 91 F SI 91 B SI 92 4-2 2 1B 7 WP 27 BB BB		3	1	0	0	1	1	2
7 Andrew Romine, S (1, 5) OBP: 0.292, SLG: 0.283			C FF 88 B FF 88 B FF 88 X FF 89 2-1 ① G6-3	F SI 90 X FF 90 0-1 ② 2-H 1B		B SI 90 D SI 90 S CH 77 F CH 77 B SI 89 X SL 80 3-2 2 2B 3-H 1B		B SI 92 B SL 78 D SI 92 B SI 91 4-0 27 BB 2 1B 1-2 BB		3	1	2	2	1	0	0
Inning Stats	R: 0 E: 0 K: 1 S: 13 H: 1 LOB: 2 BB: 1 P: 22	R: 0 E: 0 K: 3 S: 9 H: 0 LOB: 0 BB: 0 P: 14	R: 2 E: 0 K: 1 S: 10 H: 2 LOB: 1 BB: 1 P: 21	R: 2 E: 0 K: 0 S: 10 H: 4 LOB: 1 BB: 0 P: 13	R: 0 E: 0 K: 3 S: 12 H: 0 LOB: 0 BB: 0 P: 19	R: 2 E: 0 K: 2 S: 13 H: 3 LOB: 1 BB: 0 P: 21	R: 0 E: 0 K: 0 S: 12 H: 1 LOB: 2 BB: 1 P: 23	R: 1 E: 0 K: 0 S: 11 H: 1 LOB: 2 BB: 3 P: 25	R: 0 E: 0 K: 2 S: 8 H: 0 LOB: 0 BB: 0 P: 11	1B: 8 2B: 2 3B: 1 HR: 1 SF: 0 SAC: 0 DP: 2 HBP: 1						

	AB	36
	R	7
	H	12
	RBI	7
	BB	6
	SO	12
	LOB	18

WP: 1 PB: 0 SB: 0 CS: 0 PA: 43

PITCHER		IP	WLS	BF	H	R	ER	SO	BB	IBB	HBP	BLK	WP	HR	S	P	ERA	WHIP
60 Dallas Keuchel, L ERA: 5.17	(1, 1)	5.2	W	28	10	6	6	9	2	0	0	0	0	1	64	105	9.53	2.118
67 Jorge De Leon, R ERA: 4.76	(6, 1)	1.0	H	5	1	0	0	1	1	0	1	0	0	0	12	22	0.00	2.000
66 Kevin Chapman, L ERA: 2.51	(7, 1)	0.1	H	3	0	1	1	0	2	0	0	0	1	0	6	17	27.00	6.000
61 Josh Zeid, R ERA: 4.87	(8, 1)	1.0	H	4	1	0	0	0	1	0	0	0	0	0	8	14	0.00	2.000
35 Josh Fields, R ERA: 5.73	(9, 1)	1.0	S	3	0	0	0	2	0	0	0	0	0	0	8	11	0.00	0.000

PITCHER	IP	WLS	BF	H	R	ER	SO	BB	IBB	HBP	BLK	WP	HR	S	P	ERA	WHIP

Batter	1	2	3	4	5	6	7	8	9	AB	R	H	RBI	BB	SO	LOB
6 Jonathan Villar, S (1, 6) OBP: 0.359, SLG: 0.391	X CH 84 0-0 27 FC6-4 1B		C KC 76 X KC 75 0-1 ② F8 2-3		X SI 86 0-0 ① B2	M FF 94 B CH 87 S FF 94 B CU 85 F FF 94 B CU 86 F FF 94 X FF 95 3-2 27 G5-4-3 1B		X FF 94 0-0 27 CS 1B		5	0	3	0	0	0	4
27 Jose Altuve, R (1, 4) OBP: 0.313, SLG: 0.364	C SI 85 C SI 87 X KC 75 0-2 ① FC6-4 8 CS 1-2f		F SI 86 B CH 79 1 SAFE B KC 76 B FF 88 X CH 78 3-1 1-H 3-H HR		X FF 86 0-0 8 1B 30 HR 1B 1-2 2-3	1 SAFE 1 SAFE 1 SAFE X FF 93 0-0 ②③ G5-4-3 1-2f		P PO 90 1 SAFE 1 SAFE 1-0 ③ CS 1-2		4	2	2	3	0	0	2
8 Trevor Crowe, S (1, 7) OBP: 0.303, SLG: 0.341	B SI 87 1 SAFE B SI 87 C FF 86 B SI 87 X FF 87 3-1 ②③ G6-3 1-2		B SI 87 X SI 87 1-0 1B		S KC 75 F CH 78 X KC 75 0-2 4 HBP 30 HR 1B 1-3 2-H 3-H		B FF 94 X FF 95 1-0 30 BB 18 1B 23 F9-2 1B			4	1	3	2	0	0	1
4 Brandon Laird, R (1, 10) OBP: 0.265, SLG: 0.467 18 Marc Krauss, L (7, PH) OBP: 0.250, SLG: 0.351 (8, 10)		C FF 85 X CH 78 0-1 ① G1-3	B FF 87 X FF 87 1-0 ③ G4-3		1 SAFE F CH 78 H FF 87 1-1 30 HR HBP 1-2		B CH 84 1 SAFE 1 SAFE 1 SAFE X FF 94 1-0 23 F9-2 30 BB 1B 1-2			2 1	1 0	0 1	0 0	0 0	0 0	1 0
30 Matt Dominguez, R (1, 5) OBP: 0.285, SLG: 0.414		C KC 74 B FF 86 B FF 87 S CH 78 B SI 87 S CH 80 3-3 ② K		C FF 85 B SI 86 S FF 87 H FF 86 2-2 28 CS HBP	X FF 93 0-0 1-H 2-H 3-H HR		B SL 87 C FF 95 1 SAFE D SL 88 B FF 95 F FF 95 D SL 88 4-2 1-2 2-3 BB			2	1	1	4	1	1	0
23 Chris Carter, R (1, 3) OBP: 0.319, SLG: 0.450		C FF 86 C FF 87 S CH 80 0-3 ③ K		F FF 86 B FF 86 B CH 78 F FF 86 D KC 75 1 SAFE S CH 78 3-3 ① K	C FF 94 S SL 88 B CU 77 B CU 76 B FF 94 X SL 85 3-2 ② P3		X SL 84 0-0 ①② F9-2 2-3 3-H			4	0	0	0	0	2	4
28 L.J. Hoes, R (1, 9) OBP: 0.322, SLG: 0.355			C FF 86 X CH 78 0-1 6 F8 2 1B 27 HR 1B	B FF 87 B FF 86 F KC 75 F KC 76 B SI 87 1 SAFE C SI 87 3-3 ②③ K 1-2	C SL 87 B SL 86 B CH 86 B SL 87 B FF 94 4-1 BB		C FF 96 D SL 89 B FF 94 S FF 95 S FF 95 2-3 ③ K			3	1	1	0	1	2	3
39 Cody Clark, R (1, 2) OBP: 0.069, SLG: 0.036			X FF 85 0-0 ① F9	B FF 86 B FF 86 B CH 78 F KC 75 F KC 76 X KC 74 2-1 27 2 1B 8 1B 1B F FF 92 B FF 94 D SL 88 X SL 85 2-1 ③ F8				F FF 95 X FF 95 0-1 ① L8		4	1	1	0	0	0	2
2 Brandon Barnes, R (1, 8) OBP: 0.296, SLG: 0.351			S CH 78 B FF 87 X FF 86 1-1 27 HR 1B 1-2		F FF 85 B FF 86 B SI 86 F KC 74 B FF 86 X CH 78 3-2 27 1B 8 1B 1B 1-2	S CU 80 F FF 94 B CU 85 B CU 85 S FF 95 2-3 ① K		C SL 84 S SL 88 S SL 87 0-3 ② K		4	2	2	0	0	2	0
Inning Stats	R: 0 E: 0 K: 0 S: 6 H: 1 LOB: 0 BB: 0 P: 9	R: 0 E: 0 K: 2 S: 8 H: 0 LOB: 0 BB: 0 P: 11	R: 3 E: 0 K: 0 S: 11 H: 4 LOB: 1 BB: 0 P: 17	R: 0 E: 0 K: 2 S: 8 H: 0 LOB: 1 BB: 0 P: 16	R: 6 E: 0 K: 0 S: 18 H: 5 LOB: 1 BB: 1 P: 33	R: 0 E: 0 K: 1 S: 9 H: 1 LOB: 0 BB: 0 P: 14	R: 0 E: 0 K: 1 S: 8 H: 2 LOB: 2 BB: 1 P: 16	R: 0 E: 0 K: 1 S: 7 H: 1 LOB: 0 BB: 0 P: 7		1B: 12 2B: 2 3B: 0 HR: 2 SF: 0 SAC: 0 DP: 3 HBP: 2						

PITCHER		IP	WLS	BF	H	R	ER	SO	BB	IBB	HBP	BLK	WP	HR	S	P	ERA	WHIP
60 Jason Vargas, L ERA: 4.2	(1, 1)	4.1	L	22	9	8	8	4	0	0	2	0	0	1	44	70	16.61	2.077
46 Cory Rasmus, R ERA: 6.46	(5, 1)	0.2		4	1	1	1	0	1	0	0	0	0	1	7	16	13.50	3.000
38 Juan Gutierrez, R ERA: 4.2	(6, 1)	1.0		3	1	0	0	1	0	0	0	0	0	0	9	14	0.00	1.000
62 Ryan Brasier, R ERA: 2.25	(7, 1)	2.0		8	3	0	0	2	1	0	0	0	0	0	15	23	0.00	2.000

PITCHER	IP	WLS	BF	H	R	ER	SO	BB	IBB	HBP	BLK	WP	HR	S	P	ERA	WHIP

BOTTOM

Los Angeles Angels @ Houston Astros

Minute Maid Park, Houston, TX

Fri Sep 13 2013, 7:11 PM - 10:21 PM CDT

Att. 19,745 - Roof Closed - 73 F

livebaseballscorecards.com

AB	33
R	9
H	14
RBI	9
BB	2
SO	7
LOB	17

1B: 12	SF: 0	WP: 0	PA: 38
2B: 2	SAC: 0	PB: 0	
3B: 0	DP: 3	SB: 0	
HR: 2	HBP: 2	CS: 3	

Los Angeles Angels @ Houston Astros

Minute Maid Park, Houston, TX

Sat Sep 14 2013, 6:12 PM - 9:22 PM CDT

Att. 21,905 - Roof Closed - 73 F

livebaseballscorecards.com

Batter	1	2	3	4	5	6	7	8	9	AB	R	H	RBI	BB	SO	LOB
39 JB Shuck, L (1, 7) OBP: 0.330, SLG: 0.377 19 Collin Cowgill, R (9, 7) OBP: 0.234, SLG: 0.324	C SI 90 C SI 90 X SI 91 0-2 ① G1-3		F SI 90 1 SAFE B FF 89 C SI 87 1 SAFE B SI 90 F SI 91 X KC 80 2-2 ② G4-3 1-2		C KC 77 X SI 88 0-1 2 G5-4-3 1B		B FF 90 X FF 90 1-0 3-H 1B		X CH 83 0-0 ① SF8 3-H	4 0	0 0	2 0	1 0	0 0	0 0	1 0
2 Erick Aybar, S (1, 6) OBP: 0.302, SLG: 0.381	X SI 91 0-0 ② F8		C CH 82 B SI 90 X SI 90 1-1 ③ F9		B SI 88 1 SAFE B SI 88 F SI 89 C SI 88 X CH 80 2-2 ① ② G5-4-3 1-2f		B CH 83 F SI 88 F FF 89 S SL 78 1-3 ② K		B FF 89 B FF 87 B FF 89 C FF 89 B FF 88 4-1 1-2 BB	4	0	0	0	1	1	3
27 Mike Trout, R (1, 8) OBP: 0.438, SLG: 0.561	B SI 91 B SI 91 X SI 90 2-0 ③ F9			C SI 88 B SI 89 B FF 89 B FF 89 F CH 81 B KC 80 4-2 47 2B BB	C KC 79 B SI 90 B SI 89 B CH 81 B SI 89 4-1 BB		C FF 92 B FF 91 B SI 87 B FF 91 X FF 90 3-1 ③ F9		C FF 90 C SL 83 C SL 78 0-3 ② K	3	1	0	0	2	1	3
44 Mark Trumbo, R (1, 3) OBP: 0.300, SLG: 0.473		B SI 90 F SI 89 X CH 80 1-1 ① G4-3		B SI 90 1 SAFE S CH 81 C SI 90 B SI 90 S SI 90 2-3 ① K	B SI 89 S CH 81 1 SAFE F SI 88 F SI 89 S FF 89 1-3 ③ K			B FF 90 B FF 89 C FF 91 C FF 91 B SL 82 B FF 92 4-2 BB	F SL 80 B SL 80 F FF 91 F SL 77 X SL 78 1-2 ③ F8	4	0	0	0	1	2	4
47 Howie Kendrick, R (1, 10) OBP: 0.341, SLG: 0.437		C CH 81 F SI 90 B FF 91 F SI 91 B SI 90 B CH 82 X SI 90 3-2 ② G5-3		C SI 90 B SI 89 1 SAFE F SI 90 F CH 81 F SI 90 X KC 79 1-2 56 2B 1-H 2B		C SI 88 X SI 87 0-1 E6 56 G6-4-3			F FF 89 B FF 91 F SI 89 B FF 90 X SL 81 2-2 ① P6	4	1	1	1	0	0	1
56 Kole Calhoun, L (1, 9) OBP: 0.364, SLG: 0.511		C SI 90 B SI 90 B KC 80 F FF 90 S SI 90 2-3 ③ K		F SI 89 X KC 78 0-1 17 1B 2-H 2B		B SI 89 F SI 89 B SI 89 C SI 89 X SI 89 2-2 ① ② G6-4-3 1-2f			F SI 89 F FF 90 F SL 77 X SL 78 0-2 ② F8	4	1	1	1	0	1	2
17 Chris Iannetta, R (1, 2) OBP: 0.367, SLG: 0.391			F CH 80 B KC 79 X CH 80 1-1 HR	B SI 89 B SI 88 2 SAFE C SI 90 B SI 90 X SI 89 3-1 2-H 1B		X SI 89 0-0 ③ G6-3		B FF 89 D SL 82 X FF 92 2-0 ③ G3		4	1	2	2	0	0	1
10 Grant Green, R (1, 4) OBP: 0.314, SLG: 0.354			C SI 90 F SI 90 C FF 90 0-3 ① K	S CH 81 B CH 81 F SI 90 X SI 89 1-2 ② P4			B FF 91 S FF 90 X FF 90 1-1 7 SH1-3 39 PB 2B		X FF 91 0-0 39 SF8 3B	4	2	2	0	0	1	1
7 Andrew Romine, S (1, 5) OBP: 0.309, SLG: 0.290			C SI 90 X SI 90 0-1 39 G4-3 1B	X SI 88 0-0 ③ F8			X SI 90 0-0 ① SH1-3 2-3		P PO 82 B SL 82 B FF 92 B FF 92 4-0 2 BB BB	2	0	1	0	1	0	1
Inning Stats	R: 0 E: 0 K: 0 S: 5 H: 0 LOB: 0 BB: 0 P: 7	R: 0 E: 0 K: 1 S: 9 H: 0 LOB: 0 BB: 0 P: 15	R: 1 E: 0 K: 1 S: 13 H: 2 LOB: 1 BB: 0 P: 17	R: 3 E: 0 K: 1 S: 18 H: 3 LOB: 1 BB: 1 P: 29	R: 0 E: 0 K: 1 S: 10 H: 1 LOB: 1 BB: 1 P: 17	R: 0 E: 1 K: 0 S: 6 H: 0 LOB: 0 BB: 0 P: 8	R: 1 E: 0 K: 1 S: 9 H: 2 LOB: 1 BB: 0 P: 15	R: 0 E: 0 K: 0 S: 10 H: 0 LOB: 1 BB: 1 P: 18	R: 1 E: 0 K: 1 S: 11 H: 1 LOB: 2 BB: 2 P: 19	1B: 4 2B: 3 3B: 1 HR: 1 SF: 1 SAC: 1 DP: 2 HBP: 0						

	AB	33
	R	6
	H	9
	RBI	5
	BB	5
	SO	6
	LOB	17

	WP: 0	PA: 40
	PB: 1	
	SB: 0	
	CS: 0	

PITCHER		IP	WLS	BF	H	R	ER	SO	BB	IBB	HBP	BLK	WP	HR	S	P	ERA	WHIP
39 Brett Oberholtzer, L ERA: 2.98	(1, 1)	6.0	L	25	6	4	4	4	2	0	0	0	0	1	61	93	6.00	1.333
54 David Martinez, R ERA: 5.4	(7, 1)	3.0		15	3	2	2	2	3	0	0	0	0	0	30	52	6.00	2.000

PITCHER	IP	WLS	BF	H	R	ER	SO	BB	IBB	HBP	BLK	WP	HR	S	P	ERA	WHIP

Batter	1	2	3	4	5	6	7	8	9	AB	R	H	RBI	BB	SO	LOB
6 Jonathan Villar, S (1, 6) OBP: 0.355, SLG: 0.385	B SI 85 B FF 88 B CH 80 C FF 83 C CH 82 X FF 88 3-2 G4-3 ①		L CH 78 B CU 72 B FF 85 X FF 86 2-1 F7 ③		X FF 84 0-0 27 1B 1-2 1B		B FF 95 C FF 95 B FC 94 C FF 94 B FF 96 S FF 95 3-3 K ②		C SI 94 B CU 82 F FF 94 S CU 87 1-3 K ③	5	0	1	0	0	2	2
27 Jose Altuve, R (1, 10) OBP: 0.316, SLG: 0.367	C FC 87 C FC 88 B CU 74 X FC 89 1-2 1B			C SL 80 B CU 72 B FC 86 F FC 86 F CH 75 F FC 84 F SL 82 T CU 70 2-2 K ①	F FC 86 D SL 81 F CH 79 B SL 81 F FC 87 X CU 76 2-2 1-2 2-3 1B		X FF 95 0-0 1-2 1B			4	0	3	0	0	1	0
8 Trevor Crowe, S (1, 8) OBP: 0.301, SLG: 0.333	1 SAFE C CH 81 1 SAFE X SI 86 0-1 F8 ②			C FF 85 B CU 70 B FF 85 B CH 79 S CH 77 B FF 85 4-2 29 WP 29 HR BB	F CH 80 F CU 71 B FC 85 C FF 84 1-3 K ③		B FF 95 X FF 95 1-0 G4-3 ③			3	1	0	0	1	1	6
29 Brett Wallace, L (1, 3) OBP: 0.293, SLG: 0.452	B CU 73 B FF 88 S CH 82 B CH 79 F FF 88 C FF 86 3-3 K ③			B FF 85 S CH 78 B CU 72 X FC 85 2-1 1-H HR		C CU 70 S CH 78 X CU 70 0-2 G4-3 ①		B FC 96 S FC 93 S FS 87 B FF 89 F FC 97 F FF 96 S SL 83 2-3 K ①		4	1	1	2	0	2	1
30 Matt Dominguez, R (1, 5) OBP: 0.285, SLG: 0.413		B FC 86 C FC 86 B FC 87 F SL 80 F CH 80 X SL 78 2-2 F8 ①		B SL 79 B FC 87 B FC 85 C FC 85 F SL 79 F CH 78 X FC 87 3-2 P3 ②		B FC 86 S CU 70 X CU 72 1-1 1B		B FF 97 C FF 95 B FC 97 F FF 95 X FC 96 2-2 G3-1 ②		4	0	1	0	0	0	0
22 Carlos Corporán, S (1, 2) OBP: 0.299, SLG: 0.389		C CU 71 X CU 72 0-1 G3 ②		B FF 85 C CU 70 S CH 77 B SL 78 F SI 84 B FF 87 F CH 78 X CU 71 3-2 F9 ③		S CH 80 T CH 78 X FF 87 0-2 P5 ②		F FC 95 B FF 90 B FC 96 X FC 96 2-1 G4-3 ③		4	0	0	0	0	0	1
18 Marc Krauss, L (1, 7) OBP: 0.241, SLG: 0.337		B FF 86 C CU 71 X CH 80 1-1 F8 ③			B CU 70 X FF 84 1-0 G4-3 ①	B CH 79 C FF 86 S CH 77 C FF 85 1-3 K ③			C FF 94 C CU 80 F CU 86 S FF 94 0-3 K ①	4	0	0	0	0	2	1
38 Jimmy Paredes, S (1, 9) OBP: 0.240, SLG: 0.259			B FF 86 B CU 70 C FF 85 S CH 77 S CH 75 2-3 K ①		F CU 70 F CU 71 B FC 84 X CH 78 1-2 G4-3 ②		C FF 94 S FF 95 F FF 96 F CH 90 F FF 96 F CH 91 X SL 84 0-2 F9 ①		C CU 80 F FF 94 X CU 85 0-2 9 DI 1B	4	0	1	0	0	1	0
9 Marwin Gonzalez, S (1, 4) OBP: 0.255, SLG: 0.322			B CU 70 X FF 86 1-0 F7 ②		B FF 86 L CU 70 C CH 77 B FF 85 X FF 85 2-2 27 1B 6 1B 1B		B FF 96 C FC 94 F FF 96 B SL 84 F FF 96 F FF 97 X CH 89 2-2 27 1B 1B		B FF 94 B FF 94 C SI 95 F FF 94 D CU 85 X FF 94 3-2 1-2 F9 ②	4	0	2	0	0	0	1
Inning Stats	R: 0 E: 0 K: 1 S: 11 H: 1 LOB: 1 BB: 0 P: 18	R: 0 E: 0 K: 0 S: 8 H: 0 LOB: 0 BB: 0 P: 11	R: 0 E: 0 K: 1 S: 6 H: 0 LOB: 0 BB: 0 P: 11	R: 2 E: 0 K: 1 S: 19 H: 1 LOB: 0 BB: 1 P: 33	R: 0 E: 0 K: 1 S: 15 H: 3 LOB: 3 BB: 0 P: 22	R: 0 E: 0 K: 1 S: 11 H: 1 LOB: 1 BB: 0 P: 13	R: 0 E: 0 K: 1 S: 17 H: 2 LOB: 2 BB: 0 P: 23	R: 0 E: 0 K: 1 S: 10 H: 0 LOB: 0 BB: 0 P: 16	R: 0 E: 0 K: 2 S: 13 H: 1 LOB: 1 BB: 0 P: 17	1B: 8 2B: 0 3B: 0 HR: 1 SF: 0 SAC: 0 DP: 0 HBP: 0						

PITCHER	IP	WLS	BF	H	R	ER	SO	BB	IBB	HBP	BLK	WP	HR	S	P	ERA	WHIP
36 Jered Weaver, R (1, 1) ERA: 3.36	6.0	W	25	6	2	2	5	1	0	0	0	1	1	70	108	3.00	1.167
58 Michael Kohn, R (7, 1) ERA: 3.2	1.0	H	5	2	0	0	1	0	0	0	0	0	0	17	23	0.00	2.000
65 Dane De La Rosa, R (8, 1) ERA: 3.03	1.0	H	3	0	0	0	1	0	0	0	0	0	0	10	16	0.00	0.000
38 Juan Gutierrez, R (9, 1) ERA: 4.11	1.0		4	1	0	0	2	0	0	0	0	0	0	13	17	0.00	1.000

PITCHER	IP	WLS	BF	H	R	ER	SO	BB	IBB	HBP	BLK	WP	HR	S	P	ERA	WHIP

BOTTOM

Los Angeles Angels @ Houston Astros

Minute Maid Park, Houston, TX

Sat Sep 14 2013, 6:12 PM - 9:22 PM CDT

Att. 21,905 - Roof Closed - 73 F

livebaseballscorecards.com

AB	36
R	2
H	9
RBI	2
BB	1
SO	9
LOB	12

1B: 8	SF: 0	WP: 1	PA: 37
2B: 0	SAC: 0	PB: 0	
3B: 0	DP: 0	SB: 0	
HR: 1	HBP: 0	CS: 0	

Los Angeles Angels @ Houston Astros

Minute Maid Park, Houston, TX

Sun Sep 15 2013, 1:14 PM - 4:10 PM CDT

Att. 21,377 - Roof Closed - 73 F

TOP

livebaseballscorecards.com

Batter	1	2	3	4	5	6	7	8	9	AB	R	H	RBI	BB	SO	LOB
39 JB Shuck, L (1, 7) OBP: 0.329, SLG: 0.374 19 Collin Cowgill, R (8, 7) OBP: 0.234, SLG: 0.324	C FF 90 B FF 91 X FF 92 1-1 ① F8		C FF 90 B FF 90 C FF 90 S CU 77 1-3 ① K		B FF 89 X FF 90 1-0 ③ F8			B SI 93 B SI 92 B SL 80 D SI 93 4-0 BB		3 0	0 0	0 0	0 0	1 0	1 0	0 0
47 Howie Kendrick, R (1, 4) OBP: 0.340, SLG: 0.435	F FF 91 B FF 94 B CH 84 B FF 92 X FF 91 3-1 ② G5-3		C FF 93 B CU 77 T CH 84 B CU 78 X FF 91 2-2 ② G6-3			F FF 90 X FF 91 0-1 27 G6-4-3 1B		C SI 93 F SI 93 B SI 93 F SI 93 X SI 92 1-2 ② L9		4	0	1	0	0	0	1
27 Mike Trout, R (1, 10) OBP: 0.437, SLG: 0.558	C FF 90 B FF 93 B CU 76 B FF 94 B FF 92 4-1 32 S 32 3B BB		B FF 92 C CH 83 S CH 85 B CU 78 X CH 84 2-2 ③ L8			X FF 90 0-0 ①② G6-4-3 1-2f		B SI 93 C SI 92 X SI 93 1-1 ③ G4-3		3	1	0	0	1	0	2
32 Josh Hamilton, L (1, 8) OBP: 0.303, SLG: 0.431	B FF 92 B CH 82 X CH 84 2-0 1-H 3B			X FF 90 0-0 ① F9		F FF 90 F FF 91 B CU 79 B CU 78 X FF 93 2-2 ③ G5-3			B SI 90 C SL 79 S SL 78 S SL 79 1-3 ① K	4	0	1	1	0	1	0
44 Mark Trumbo, R (1, 3) OBP: 0.298, SLG: 0.470	B CU 77 C CU 78 B CU 75 F FF 93 X CU 77 2-2 ③ G5-3			C FF 89 S CU 74 X FF 91 0-2 ② F9			F FF 90 B FF 91 F CH 81 B CU 78 F FF 91 X FF 93 2-2 ① G6-3		B CU 78 C FF 94 F FF 96 B FF 95 X CU 78 2-2 ② G5-3	4	0	0	0	0	0	1
56 Kole Calhoun, L (1, 9) OBP: 0.361, SLG: 0.503		C FF 88 F FF 91 C CU 78 0-3 ① K		C FF 90 X FF 92 0-1 ③ G4-3			B FF 90 X FF 89 1-0 1B		B FF 95 S FF 94 S FF 96 B CH 86 B FF 95 F FF 95 S CU 80 3-3 ③ K	4	0	1	0	0	2	0
2 Erick Aybar, S (1, 6) OBP: 0.302, SLG: 0.381		F FF 92 B CH 86 X FF 91 1-1 ② F8			C FF 89 X CH 83 0-1 16 1B 7 SF7-6-3 1B		C FF 90 B FF 91 X FF 90 1-1 ② P6			3	1	1	0	0	0	1
16 Hank Conger, L (1, 2) OBP: 0.323, SLG: 0.434		B FF 92 B FF 93 B FF 90 C FF 90 S FF 92 F FF 92 X FF 91 3-2 1B			B FF 91 1 SAFE 1 SAFE B FF 90 X FF 90 2-0 7 SF7-6-3 1-3 1B		B FF 91 X CH 82 1-0 ③ G4-3			3	0	2	0	0	0	1
7 Andrew Romine, S (1, 5) OBP: 0.296, SLG: 0.281		S FF 91 D FF 90 F FF 90 B CU 78 X CU 76 2-2 ③ G1			1 SAFE X FF 92 0-0 ①② SF7-6-3 1-1 3-H			C SI 92 F SI 92 B SI 93 F SI 93 B SL 79 F SI 93 X SI 92 2-2 ① G3		2	0	0	1	0	0	1
Inning Stats	R: 1 E: 0 K: 0 S: 9 H: 1 LOB: 1 BB: 1 P: 21	R: 0 E: 0 K: 1 S: 12 H: 1 LOB: 1 BB: 0 P: 18	R: 0 E: 0 K: 1 S: 9 H: 0 LOB: 0 BB: 0 P: 14	R: 0 E: 0 K: 0 S: 6 H: 0 LOB: 0 BB: 0 P: 6	R: 1 E: 0 K: 0 S: 5 H: 2 LOB: 0 BB: 0 P: 8	R: 0 E: 0 K: 0 S: 6 H: 1 LOB: 0 BB: 0 P: 8	R: 0 E: 0 K: 0 S: 8 H: 1 LOB: 1 BB: 0 P: 13	R: 0 E: 0 K: 0 S: 11 H: 0 LOB: 1 BB: 1 P: 19	R: 0 E: 0 K: 2 S: 10 H: 0 LOB: 0 BB: 0 P: 16	1B: 5 2B: 1 3B: 1 HR: 0	SF: 1 SAC: 0 DP: 2 HBP: 0	WP: 0 PB: 0 SB: 1 CS: 0	PA: 33				

	AB	30
	R	2
	H	6
	RBI	2
	BB	2
	SO	4
	LOB	7

PITCHER		IP	WLS	BF	H	R	ER	SO	BB	IBB	HBP	BLK	WP	HR	S	P	ERA	WHIP
56 Paul Clemens, R ERA: 5.54	(1, 1)	7.0	L	26	6	2	2	2	1	0	0	0	0	0	55	88	2.57	1.000
66 Kevin Chapman, L ERA: 2.3	(8, 1)	1.1		5	0	0	0	1	1	0	0	0	0	0	14	23	0.00	0.750
63 Chia-Jen Lo, R ERA: 5.17	(9, 1)	0.2		2	0	0	0	1	0	0	0	0	0	0	7	12	0.00	0.000

PITCHER		IP	WLS	BF	H	R	ER	SO	BB	IBB	HBP	BLK	WP	HR	S	P	ERA	WHIP

Los Angeles Angels @ Houston Astros

Minute Maid Park, Houston, TX

Sun Sep 15 2013, 1:14 PM - 4:10 PM CDT

Att. 21,377 - Roof Closed - 73 F

livebaseballscorecards.com

BOTTOM

Batter	1	2	3	4	5	6	7	8	9	AB	R	H	RBI	BB	SO	LOB
6 Jonathan Villar, S (1, 6) OBP: 0.358, SLG: 0.384	C SI 91 B CU 79 S SL 80 B FF 92 F CH 86 B SL 82 X SI 93 3-2 ① G6-3		X CH 84 0-0 ① FC5-6 27 1B 1-2f		C FF 89 F CH 84 B FF 91 B FF 91 F SL 81 X SI 91 2-2 1-2 1B			1 SAFE B FC 93 B FC 93 B FC 91 B FC 92 4-0 1-2 27 SH5-4 BB		3	0	1	0	1	0	1
27 Jose Altuve, R (1, 4) OBP: 0.316, SLG: 0.366	B CU 78 X FF 92 1-0 ② G6-3		B SL 79 1 SAFE C FC 87 X SI 91 1-1 1-3 8 G6-4-3 1B		C SL 80 B FC 88 X SI 92 1-1 ③ G4-3			B FF 94 X FF 94 1-0 ① SH5-4 1-2 2-3		3	0	1	0	0	0	2
8 Trevor Crowe, S (1, 9) OBP: 0.300, SLG: 0.331	C SI 92 F FF 92 X SL 80 0-2 1B		M CH 84 S FF 90 F FF 91 F FF 90 B FF 91 X FF 90 1-2 ②③ G6-4-3 1-2f			C CU 76 X FF 90 0-1 ① G2-3 X CH 84 0-0 ② P2		C FF 94 P PO 92 S FF 94 F FF 95 T FF 95 1-2 ② K		4	0	1	0	0	1	4
29 Brett Wallace, L (1, 10) OBP: 0.288, SLG: 0.445	F CH 85 C FF 91 B SI 92 S SL 82 1-3 ③ K2-3			B SI 91 B CU 77 S CH 84 F SL 80 B FC 88 X CH 86 3-2 ① F8				S SI 94 S FF 94 S FF 95 0-3 ③ K		4	0	0	0	0	2	3
30 Matt Dominguez, R (1, 5) OBP: 0.287, SLG: 0.412 38 Jimmy Paredes, S (9, PR) OBP: 0.240, SLG: 0.259		X FC 89 0-0 ① G5-3		B SL 81 H SI 92 2-0 23 G5-4-3 HBP		C FF 90 B SI 91 F FC 89 B SL 81 X SI 91 2-2 ③ G6-3			C SL 85 B SL 85 F FF 94 F FF 92 F SL 85 F FF 95 F FF 95 B FF 96 F SL 85 2-2 F SL 85 F FF 94 X CH 88 1B	3 0	0 0	1 0	0 0	0 0	0 0	0 0
23 Chris Carter, R (1, 3) OBP: 0.316, SLG: 0.446		C FF 91 S FC 90 B FC 88 B SI 92 S SL 81 2-3 ② K	X SI 91 0-0 ②③ G5-4-3 1-2f				S CU 78 C SI 90 S SL 81 0-3 ① K		1 SAFE S FF 94 S FF 94 1 SAFE B FF 95 S FF 95 1-3 ① K	4	0	0	0	0	3	2
18 Marc Krauss, L (1, 7) OBP: 0.241, SLG: 0.362		B SI 91 C CH 86 F FC 89 F SL 81 F FF 92 B SI 92 F CH 85 X FC 90 2-2 HR			B SI 91 B CH 85 C CH 84 X SI 92 2-1 ① G5-3		C SI 90 C CU 76 B FC 87 F CH 84 F SI 90 B FF 91 B SI 91 F CH 84 X CU 77 3-2 ② G3		S FF 94 1 SAFE B SI 95 X FF 94 1-1 ② P5	4	1	1	1	0	0	1
44 Matt Pagnozzi, R (1, 2) OBP: 0.118, SLG: 0.118 4 Brandon Laird, R (9, PH) OBP: 0.260, SLG: 0.457		C FF 93 S SI 93 B FC 90 B FC 89 X FC 89 2-2 ③ G6-3			B CU 78 X FC 89 1-0 ② P2		X SI 91 0-0 ③ G6-3		F FF 94 B SL 86 S FF 94 S FF 94 1-3 ③ K	3 1	0 0	0 0	0 0	0 1	0 1	0 1
2 Brandon Barnes, R (1, 8) OBP: 0.298, SLG: 0.354			B FC 88 X FC 89 1-0 6 FC5-6 1B		B SI 91 S SL 81 X SI 91 1-1 6 E6 6 1B			B SL 79 S FC 93 F FC 94 B FF 97 X FF 94 2-2 27 SH5-4 6 BB 1B		3	0	2	0	0	0	0
Inning Stats	R: 0 E: 0 K: 1 S: 11 H: 1 LOB: 1 BB: 0 P: 16	R: 1 E: 0 K: 1 S: 13 H: 1 LOB: 0 BB: 0 P: 19	R: 0 E: 0 K: 0 S: 9 H: 2 LOB: 1 BB: 0 P: 12	R: 0 E: 0 K: 0 S: 4 H: 0 LOB: 0 BB: 0 P: 9	R: 0 E: 1 K: 0 S: 11 H: 1 LOB: 2 BB: 0 P: 18	R: 0 E: 0 K: 0 S: 6 H: 0 LOB: 0 BB: 0 P: 8	R: 0 E: 0 K: 1 S: 10 H: 0 LOB: 0 BB: 0 P: 13	R: 0 E: 0 K: 2 S: 12 H: 1 LOB: 2 BB: 1 P: 19	R: 0 E: 0 K: 2 S: 18 H: 1 LOB: 1 BB: 0 P: 23	1B: 6 2B: 0 3B: 0 HR: 1 SF: 0 SAC: 1 DP: 2 HBP: 1						
										WP: 0 PB: 0 SB: 0 CS: 0 PA: 35						

	AB	32
	R	1
	H	7
	RBI	1
	BB	1
	SO	7
	LOB	14

PITCHER	IP	WLS	BF	H	R	ER	SO	BB	IBB	HBP	BLK	WP	HR	S	P	ERA	WHIP
57 Jerome Williams, R (1, 1) ERA: 4.65	7.0	W	26	5	1	1	3	0	0	1	0	0	1	64	95	1.29	0.714
65 Dane De La Rosa, R (8, 1) ERA: 3.03	0.0		2	1	0	0	0	1	0	0	0	0	0	3	9	∞	∞
49 Ernesto Frieri, R (8, 1) ERA: 3.68	2.0	S	7	1	0	0	4	0	0	0	0	0	0	27	33	0.00	0.500

PITCHER	IP	WLS	BF	H	R	ER	SO	BB	IBB	HBP	BLK	WP	HR	S	P	ERA	WHIP

Batter	1	2	3	4	5	6	7	8	9	AB	R	H	RBI	BB	SO	LOB
17 Shin-Soo Choo, L (1, 8) OBP: 0.424, SLG: 0.469	C FF 86 S FF 91 B FF 91 B SI 92 B FF 90 C FS 80 3-3 ① K		X CU 74 0-0 ② L7		B SI 90 B SI 90 B SI 91 B SI 92 4-0 19 BB, 4 1B, 32 1B BB	C SI 90 C SI 91 D CU 81 B SI 92 D CH 84 B SI 92 4-2 BB			B SI 91 B CU 80 B SI 92 C SI 92 F SI 91 F SI 92 B FF 91 4-2 19 1B BB	2	1	0	0	3	1	0
4 Brandon Phillips, R (1, 4) OBP: 0.310, SLG: 0.406	F SI 89 B FF 92 C SI 92 B FF 92 F SI 91 F CU 74 B CH 74 F SI 92 S CH 74 3-3 ② K		C SI 90 C FF 92 S CU 77 0-3 ③ K		X SI 91 0-0 19 BB 32 1B 1-2 1B	X CU 80 0-0 ③ F8			B SI 91 F SI 90 F SL 91 T SI 92 1-2 ② K	5	1	1	0	0	3	3
19 Joey Votto, L (1, 3) OBP: 0.433, SLG: 0.499	B FF 86 C FF 84 X SI 90 1-1 ③ G3			C CH 73 C SI 91 X SI 89 0-2 48 BB, 32 BB 2 1B 1B	C SI 90 B SI 89 D CH 81 D FF 91 B SI 92 4-1 32 1B 1-2 2-3 BB		C FF 90 B FF 91 S SI 90 F FF 91 B SI 92 C SI 92 2-3 ① K		X FF 90 0-0 1-2 1B	4	1	2	0	1	1	0
32 Jay Bruce, L (1, 9) OBP: 0.331, SLG: 0.484		C FS 82 C FF 90 F FF 91 B SI 90 X CU 75 1-2 2 S 2 HR 1B		B FS 81 B FF 89 C FF 92 S SI 91 B SI 92 B CH 74 4-2 48 BB 2 1B 1-2 BB	C CH 82 D CH 83 X SI 90 1-1 1-2 2-H 3-H 1B		B SI 92 X SI 90 1-0 ② G4-3		C CH 82 C SI 92 B SI 90 B SI 91 F CH 82 F SI 92 X CU 80 2-2 ③ G1-3	4	2	2	2	1	0	2
48 Ryan Ludwick, R (1, 10) OBP: 0.305, SLG: 0.361		C FS 80 B SI 91 S SI 91 S CH 71 1-3 ① K		B SI 91 C FF 91 B FF 92 S SI 90 B SI 92 B CH 75 4-2 2 1B 1-2 2-3 BB	S SI 92 X SL 88 0-1 ② F3		C SI 91 F FF 92 S SI 91 0-3 ③ K			3	0	0	0	1	2	3
21 Todd Frazier, R (1, 5) OBP: 0.317, SLG: 0.401		C CU 71 B SI 91 C FS 74 D CH 75 S SI 92 2-3 ② K		C FF 90 F CU 75 S CH 75 0-3 ① K	X FF 90 0-0 ③ P4			F SI 91 B CU 81 S FF 91 F SI 90 X SI 91 1-2 ① G1-3		4	0	0	0	0	2	6
2 Zack Cozart, R (1, 6) OBP: 0.283, SLG: 0.377		B FS 82 B FS 76 B FF 91 C FF 90 X CH 75 3-1 1-H HR		C CU 75 X FF 91 0-1 ② 1-3 2-H 3-H 1B		B SI 90 X SI 90 1-0 ① G5-3		B SI 91 C SI 91 B SI 91 F FF 91 B FF 93 X SI 91 3-2 ② G5-3		4	1	2	4	0	0	0
29 Ryan Hanigan, R (1, 2) OBP: 0.315, SLG: 0.271		B SI 90 B SI 90 C FF 88 X FF 90 2-1 ③ P4		B SI 91 F FF 92 X FF 89 1-1 ③ P5		C SI 90 X FF 91 0-1 ② G4-3		B FF 92 B SI 92 X SI 91 2-0 ③ F9		4	0	0	0	0	0	1
28 Chris Heisey, R (1, 7) OBP: 0.278, SLG: 0.417			C SI 83 X SI 88 0-1 ① F9		X FF 91 0-0 ① P4	B SI 91 C SI 91 B SL 87 X SI 91 2-1 E6 1B			C FF 90 B SI 91 B SI 90 C SI 91 X SL 87 2-2 ① G6-3	4	0	1	0	0	0	0
Inning Stats	R: 0 E: 0 K: 2 S: 11 H: 0 LOB: 0 BB: 0 P: 18	R: 2 E: 0 K: 2 S: 14 H: 2 LOB: 0 BB: 0 P: 23	R: 0 E: 0 K: 1 S: 6 H: 0 LOB: 0 BB: 0 P: 6	R: 2 E: 0 K: 1 S: 14 H: 2 LOB: 1 BB: 2 P: 23	R: 2 E: 0 K: 0 S: 8 H: 2 LOB: 2 BB: 2 P: 17	R: 0 E: 1 K: 0 S: 8 H: 1 LOB: 2 BB: 1 P: 15	R: 0 E: 0 K: 2 S: 8 H: 0 LOB: 0 BB: 0 P: 11	R: 0 E: 0 K: 0 S: 8 H: 0 LOB: 0 BB: 0 P: 14	R: 0 E: 0 K: 1 S: 15 H: 1 LOB: 2 BB: 1 P: 24	1B: 7 2B: 0 3B: 0 HR: 1 SF: 0 SAC: 0 DP: 0 HBP: 0				WP: 0 PB: 0 SB: 1 CS: 0		PA: 40

PITCHER		IP	WLS	BF	H	R	ER	SO	BB	IBB	HBP	BLK	WP	HR	S	P	ERA	WHIP
45 Erik Bedard, L ERA: 4.6	(1, 1)	4.0	L	17	4	4	4	6	2	0	0	0	0	1	45	70	9.00	1.500
64 Lucas Harrell, R ERA: 5.93	(5, 1)	5.0		23	4	2	2	3	4	0	0	0	0	0	47	81	3.60	1.600

PITCHER	IP	WLS	BF	H	R	ER	SO	BB	IBB	HBP	BLK	WP	HR	S	P	ERA	WHIP

TOP

Cincinnati Reds @ Houston Astros

Minute Maid Park, Houston, TX

Mon Sep 16 2013, 7:13 PM - 9:47 PM CDT

Att. 15,454 - Roof Closed - 73 F

livebaseballscorecards.com

AB	34
R	6
H	8
RBI	6
BB	6
SO	9
LOB	15

Batter	1	2	3	4	5	6	7	8	9	AB	R	H	RBI	BB	SO	LOB
6 Jonathan Villar, S (1, 6) OBP: 0.356, SLG: 0.377	S FF 90 S CH 82 B CH 83 B FC 90 S CH 84 2-3 K2-3		B CH 84 S FC 90 X FC 89 2-1 G1-3		C SI 93 S FC 91 B FF 94 B FC 90 F SI 93 B FF 92 B FC 90 4-2 1-2 BB			C SI 96 X SI 96 0-1 G1-3		3	0	0	0	1	1	0
27 Jose Altuve, R (1, 4) OBP: 0.317, SLG: 0.367	B FF 92 F FF 93 X CH 83 1-1 8 G6-3 1B			B SI 92 C FF 92 X FF 93 1-1 G6-3	S FC 89 B SI 93 F FC 89 S SL 85 1-3 K			B CU 80 F SI 95 X SI 95 1-1 8 FC6-4 1B		4	0	2	0	0	1	3
8 Trevor Crowe, S (1, 7) OBP: 0.299, SLG: 0.336	C SI 92 1 SAFE F FC 88 X FC 90 0-2 G6-3 1-2f			B CH 84 B FC 90 C SI 93 F FC 90 B FC 90 S SI 92 3-3 K		C SI 95 F SI 95 B CU 81 F FF 97 X FS 88 1-2 29 F8 30 G4-3 2B		X SI 96 0-0 FC6-4 1-2f		4	1	1	0	0	1	2
29 Brett Wallace, L (1, 10) OBP: 0.288, SLG: 0.442		B SL 81 S SI 93 S CH 81 B SL 82 F CH 83 B FC 89 S SI 93 3-3 K		C FC 90 B FC 90 B FC 89 B SI 93 X FC 89 3-1 1B		X SI 96 0-0 F8 2-3		C SI 95 X FF 94 0-1 F8		4	0	1	0	0	1	2
30 Matt Dominguez, R (1, 5) OBP: 0.285, SLG: 0.409		B FF 94 C FF 93 B SI 93 F FF 94 F FF 95 B SL 83 F FF 94 X CH 82 3-2 G3-1		X FC 88 0-0 F9		B SI 97 F SI 96 B FC 91 X FC 92 2-1 G4-3 3-H		C FF 95 B FC 92 X FC 92 1-1 G6-3		4	0	0	1	0	0	1
23 Chris Carter, R (1, 3) OBP: 0.316, SLG: 0.446		C CU 78 B FC 89 B SL 84 X FF 93 2-1 2B			B FF 91 X FC 87 1-0 L7	B CU 82 F FF 95 X FC 91 1-1 G5-3			C FF 96 X CU 78 0-1 G4-3	4	0	1	0	0	0	0
22 Carlos Corporán, S (1, 2) OBP: 0.298, SLG: 0.386		B SI 93 X CH 83 1-0 F9			B FC 87 S CH 91 B FC 89 C FC 89 F FF 93 X FC 90 2-2 2 FC5-4 28 1B 1B		C SI 96 S SI 96 B SI 95 C SI 95 1-3 K		X FC 93 0-0 G3-1	4	0	1	0	0	1	1
28 L.J. Hoes, R (1, 9) OBP: 0.323, SLG: 0.354			B SI 92 S SI 92 X FC 88 1-1 F9		C SI 93 X SI 94 0-1 2 FC5-4 1-2 1B		B SI 95 F FC 90 S SI 96 B FC 92 B SI 97 S SI 96 3-3 K			3	0	1	0	0	1	0
2 Brandon Barnes, R (1, 8) OBP: 0.296, SLG: 0.351			B FF 94 F FF 94 B SL 84 C SL 81 S SL 85 2-3 K		F SL 85 X SI 94 0-1 FC5-4 6 BB 1-2f 2-3		C SI 96 B SI 96 S SI 96 S FC 91 1-3 K			3	0	0	0	0	2	2
Inning Stats	R: 0 E: 0 K: 1 S: 8 H: 1 LOB: 0 BB: 0 P: 11	R: 0 E: 0 K: 1 S: 12 H: 1 LOB: 1 BB: 0 P: 21	R: 0 E: 0 K: 1 S: 7 H: 0 LOB: 0 BB: 0 P: 12	R: 0 E: 0 K: 1 S: 8 H: 1 LOB: 1 BB: 0 P: 15	R: 0 E: 0 K: 1 S: 15 H: 2 LOB: 3 BB: 1 P: 23	R: 1 E: 0 K: 0 S: 9 H: 1 LOB: 0 BB: 0 P: 13	R: 0 E: 0 K: 3 S: 9 H: 0 LOB: 0 BB: 0 P: 14	R: 0 E: 0 K: 0 S: 7 H: 1 LOB: 1 BB: 0 P: 8	R: 0 E: 0 K: 0 S: 5 H: 0 LOB: 0 BB: 0 P: 6	1B: 5 2B: 2 3B: 0 HR: 0 SF: 0 SAC: 0 DP: 1 HBP: 0						

PITCHER		IP	WLS	BF	H	R	ER	SO	BB	IBB	HBP	BLK	WP	HR	S	P	ERA	WHIP
47 Johnny Cueto, R ERA: 3.02	(1, 1)	5.0	W	20	5	0	0	5	1	0	0	0	0	0	50	82	0.00	1.200
31 Alfredo Simon, R ERA: 3.23	(6, 1)	3.0	H	11	2	1	1	3	0	0	0	0	0	0	25	35	3.00	0.667
Logan Ondrusek, R ERA: 4.13	(9, 1)	1.0		3	0	0	0	0	0	0	0	0	0	0	5	6	0.00	0.000

PITCHER	IP	WLS	BF	H	R	ER	SO	BB	IBB	HBP	BLK	WP	HR	S	P	ERA	WHIP

BOTTOM

Cincinnati Reds @ Houston Astros

Minute Maid Park, Houston, TX

Mon Sep 16 2013, 7:13 PM - 9:47 PM CDT

Att. 15,454 - Roof Closed - 73 F

livebaseballscorecards.com

AB	33
R	1
H	7
RBI	1
BB	1
SO	8
LOB	11

Batter	1	2	3	4	5	6	7	8	9	AB	R	H	RBI	BB	SO	LOB
17 Shin-Soo Choo, L (1, 8) OBP: 0.423, SLG: 0.467	B FF 92 F FF 92 X CH 83 1-1 G3 ①	B FF 90 X CH 81 1-0 G4-3 ②		B SI 90 1 SAFE B FF 90 B CH 82 4-2 19 BB, 32 HR, 1-2 BB	B FF 92 C FF 92 B CH 85 F FF 91 B SL 86 S FF 92 3-3 K ③			B FF 96 F FF 95 X FF 96 1-1 L7 ②		3	1	0	0	1	1	0
6 Billy Hamilton, S (7, 8)										1	0	0	0	0	0	0
4 Brandon Phillips, R (1, 4) OBP: 0.311, SLG: 0.408	B FF 94 X FF 94 1-0 E1 19 1B, 32 1B, 1-3	S FF 92 X FF 93 0-1 1B		X SI 90 0-0 F8, 2-3 ①	F FF 91 X FF 91 0-1 19 F8, 32 F7-2, 2B			S FF 97 F FF 96 B CH 89 X FF 96 1-2 G1-3 ③		4	1	2	0	0	0	2
36 Henry Alejandro Rodriguez (7, 4) OBP: 0.333, SLG: 0.200										1	0	0	0	0	0	0
19 Joey Votto, L (1, 3) OBP: 0.433, SLG: 0.498	X SI 93 0-0 26 BB, 32 1B, 21 1B, 2-3 1B	B SI 91 C SL 87 B FF 91 C FF 91 B FF 92 X FF 92 3-2 F7 ③		B SI 91 F FF 92 B SL 86 F FF 91 B FF 91 F CU 78 F FF 92 1 SAFE 1 SAFE 4-2 32 HR, 1-2 BB		C CH 85 C SL 84 X FF 90 0-2 F8, 2-3 ①			F FF 95 X SL 82 0-1 P4 ①	3	2	1	0	1	0	2
50 Neftali Soto, R (7, 3)										1	0	0	0	0	0	0
32 Jay Bruce, L (1, 9) OBP: 0.332, SLG: 0.489	C SI 92 T SI 93 B FF 93 F SI 93 B FF 93 1 SAFE F CU 81 X FF 93 2-2 21 1B, 26 BB, 2 1B, 1-2, 3-H 1B		X CU 74 0-0 F8 ①	X SI 91 0-0 1-H, 2-H, 3-H HR		S FF 91 X FF 91 0-1 F7-2, 3-H ② ③			C FF 96 X FF 96 0-1 P4 ②	4	2	2	5	0	0	1
28 Chris Heisey, R (7, 9) OBP: 0.276, SLG: 0.415										1	0	0	0	0	0	0
26 Xavier Paul, L (1, 10) OBP: 0.338, SLG: 0.405	B SI 93 S CH 82 C SI 93 D CU 82 B FF 92 B SI 91 4-2 21 1B, 2 1B, 1-2, 2-3 BB		F FF 92 B FF 92 X CH 81 1-1 G6-3 ②	B FF 93 F FF 87 B SL 85 F FF 93 X FF 87 2-2 1B			B FF 90 C FF 91 C FF 91 F SL 83 B SL 86 B FF 92 F FF 92 X SL 85 3-2 9 BLK, 3 SF8, 2B		B FF 96 S FF 96 H FF 96 2-1 HBP	3	2	2	0	1	0	0
21 Todd Frazier, R (1, 5) OBP: 0.317, SLG: 0.400	B SL 88 F FF 94 F SI 91 X SI 91 1-2 2 1B, 1-2, 2-3, 3-H 1B		B FF 93 C SL 85 S SL 86 B SI 89 X SI 90 2-2 E5 2 S, 2 1B	S FF 92 S FF 92 B SL 85 S FF 93 1-3 K ②			S FF 91 S FF 92 B SL 83 F FF 92 T FF 91 1-2 K ① 2-3		B FF 96 C FF 95 S FF 96 S SI 89 1-3 K ③	3	1	1	1	0	1	1
9 Jack Hannahan, L (7, PH) OBP: 0.327, SLG: 0.299										2	0	0	0	0	2	2
(7, 5)																
2 Zack Cozart, R (1, 6) OBP: 0.285, SLG: 0.379	F FF 94 X FF 94 0-1 39 G6-4-3, 1-3, 2-H, 3-H 1B		C SL 85 S SL 86 B FF 93 B SL 87 X FF 93 2-2 1-H 1B	X SL 85 0-0 G5-3 ③			B FF 91 X FF 91 1-0 SF8, 3-H ②			3	0	2	3	0	0	1
3 Cesar Izturis, S (7, PH) OBP: 0.246, SLG: 0.242										0	0	0	1	0	0	0
(7, 6)																
39 Devin Mesoraco, R (1, 2) OBP: 0.293, SLG: 0.370	X SL 88 0-0 G6-4-3, 1-2f ② ③		C FF 92 1 SAFE F SL 86 F FF 93 X SL 85 0-2 F8 ③		B FF 91 S SL 83 B SL 83 X FF 92 2-1 G5-3 ①		B SL 83 S SL 83 X FF 91 1-1 F8 ③			4	0	0	0	0	0	3
15 Derrick Robinson, S (1, 7) OBP: 0.315, SLG: 0.319		C FF 90 X FF 90 0-1 F7 ①		F SI 90 S SL 85 B CU 79 B FF 92 X CH 81 2-2 4 F8, 17 S, 32 HR, 1B	F FF 92 B FF 92 X FF 91 1-1 F8 ②			B FF 96 X FF 96 1-0 F7 ①		4	1	1	0	0	0	0

Inning Stats																																	
	R: 4	E: 1	K: 0	S: 17	H: 4	LOB: 1	BB: 1	P: 26	R: 0	E: 0	K: 0	S: 8	H: 1	LOB: 1	BB: 0	P: 12	R: 1	E: 1	K: 0	S: 13	H: 1	LOB: 1	BB: 0	P: 18	R: 4	E: 0	K: 1	S: 18	H: 3	LOB: 1	BB: 2	P: 31
	R: 0	E: 0	K: 1	S: 7	H: 0	LOB: 0	BB: 0	P: 13	R: 0	E: 0	K: 0	S: 7	H: 1	LOB: 0	BB: 0	P: 7	R: 1	E: 0	K: 1	S: 12	H: 1	LOB: 0	BB: 0	P: 18	R: 0	E: 0	K: 0	S: 6	H: 0	LOB: 0	BB: 0	P: 9
	R: 0	E: 0	K: 1	S: 8	H: 0	LOB: 1	BB: 0	P: 11	1B: 8	2B: 3	3B: 0	HR: 1	SF: 1	SAC: 0	DP: 2	HBP: 1	WP: 0	PB: 0	SB: 2	CS: 0	PA: 42											

PITCHER		IP	WLS	BF	H	R	ER	SO	BB	IBB	HBP	BLK	WP	HR	S	P	ERA	WHIP
18 Jordan Lyles, R	(1, 1)	3.1	L	22	8	9	7	0	3	0	0	0	0	1	49	77	18.90	3.300
ERA: 5.26																		
21 Philip Humber, R	(4, 1)	3.2		13	3	1	1	3	0	0	0	1	0	0	33	48	2.46	0.818
ERA: 7.86																		
55 Rhiner Cruz, R	(8, 1)	2.0		7	0	0	0	1	0	0	1	0	0	0	14	20	0.00	0.000
ERA: 3.44																		

PITCHER	IP	WLS	BF	H	R	ER	SO	BB	IBB	HBP	BLK	WP	HR	S	P	ERA	WHIP

TOP

Cincinnati Reds @ Houston Astros

Minute Maid Park, Houston, TX

Tue Sep 17 2013, 7:12 PM - 9:51 PM CDT

Att. 25,569 - Roof Closed - 73 F

livebaseballscorecards.com

AB	37
R	10
H	11
RBI	10
BB	3
SO	4
LOB	12

Cincinnati Reds @ Houston Astros

Minute Maid Park, Houston, TX

Tue Sep 17 2013, 7:12 PM - 9:51 PM CDT

Att. 25,569 - Roof Closed - 73 F

BOTTOM

livebaseballscorecards.com

Batter	1	2	3	4	5	6	7	8	9	AB	R	H	RBI	BB	SO	LOB
6 Jonathan Villar, S (1, 6) OBP: 0.364, SLG: 0.378	C SI 89 X SI 90 0-1 ① 1B		B SI 92 B CH 85 S FC 90 B FC 91 B FC 91 4-1 BB			C KC 78 B SI 90 B CH 85 B CH 85 C SI 91 B FC 90 4-2 27 G6-4-3 BB		X SI 92 0-0 ② L9		2	0	1	0	2	0	1
27 Jose Altuve, R (1, 4) OBP: 0.317, SLG: 0.368	C FF 90 B FC 87 B SI 90 X FC 89 2-1 E6 18 1B		B SI 91 X SI 92 1-0 ③ G4-3			B SI 91 X FC 89 1-0 ① ② G6-4-3 1-2f		S SI 92 X FC 89 0-1 1-3 2B		4	0	1	0	0	0	2
18 Marc Krauss, L (1, 7) OBP: 0.241, SLG: 0.358 (7, 3)	C FF 90 F SI 90 B SI 92 B FC 90 F FC 89 1 SAFE D CH 84 X FC 91 3-2 30 G6-4-3 1-3 1B			B SI 90 C SI 91 B CH 85 C FC 89 F KC 80 X SI 92 2-2 ① F8		B KC 80 X SI 92 1-0 ③ G4-3		B KC 79 B CH 86 C FC 88 F FC 90 B FF 93 S CU 83 3-3 ③ K		4	0	1	0	0	1	2
30 Matt Dominguez, R (1, 5) OBP: 0.284, SLG: 0.408 4 Brandon Laird, R (7, 5) OBP: 0.250, SLG: 0.438	C KC 80 X FC 91 0-1 ② ③ G6-4-3 1-2f			C SI 92 B FC 89 F FC 90 B KC 81 X FC 91 2-2 ② L4			B FF 90 S FC 88 X CU 79 1-1 ① G1-3		F SL 81 F CU 75 B CU 75 C SI 88 1-3 ① K	2 2	0 0	0 0	0 0	0 0	0 1	2 0
29 Brett Wallace, L (1, 10) OBP: 0.292, SLG: 0.442 44 Matt Pagnozzi, R (9, PH) OBP: 0.111, SLG: 0.111		X FF 90 0-0 ① F7		C SI 92 X FC 90 0-1 1B			C KC 78 F FC 89 F KC 80 H SL 82 1-2 HBP		B SL 82 S SI 87 B CU 76 S SL 85 B CU 76 C CU 76 3-3 ② K	2 1	0 0	1 0	0 0	0 0	0 1	0 0
23 Chris Carter, R (1, 3) OBP: 0.315, SLG: 0.444 14 J.D. Martinez, R (7, 7) OBP: 0.278, SLG: 0.389		C SI 91 F SI 91 S FC 89 0-3 ② K		C KC 79 B FC 91 F FC 90 D SL 83 X FC 91 2-2 ③ F9			B SI 91 C SI 92 X FC 90 1-1 ② F9		B SI 87 C SL 83 B SL 84 F SI 88 F CU 76 X CU 76 2-2 ③ F9	2 2	0 0	0 0	0 0	0 0	1 0	1 1
22 Carlos Corporán, S (1, 2) OBP: 0.295, SLG: 0.381 39 Cody Clark, R (7, 2) OBP: 0.067, SLG: 0.034		B FF 91 X SI 91 1-0 ③ P5			C KC 77 X SI 90 0-1 ① L9		C KC 78 F FC 89 S SL 82 0-3 ③ K			2 1	0 0	0 0	0 0	0 0	0 1	0 1
2 Brandon Barnes, R (1, 8) OBP: 0.295, SLG: 0.349 10 Jake Elmore, R (8, 8) OBP: 0.321, SLG: 0.333			C SI 90 B SI 91 X CH 84 1-1 ① L1		B KC 77 B CH 84 F FF 91 F KC 80 F FC 90 C FC 90 2-3 ② K			B SI 90 C KC 78 B SI 90 F FC 89 F FC 90 B FF 92 C FC 90 3-3 ① K		2 1	0 0	0 0	0 0	1 1	0 0
38 Jimmy Paredes, S (1, 9) OBP: 0.242, SLG: 0.261			B SI 90 C SI 91 F CH 85 B FC 92 S FF 87 2-3 ② K		X SI 91 0-0 ③ L8			B SI 91 C CH 86 X FC 90 1-1 27 2B 1B		3	0	1	0	0	1	0

Inning Stats	1	2	3	4	5	6	7	8	9
	R: 0 E: 1 K: 0 S: 10 H: 2 LOB: 1 BB: 0 P: 15	R: 0 E: 0 K: 1 S: 5 H: 0 LOB: 0 BB: 0 P: 6	R: 0 E: 0 K: 1 S: 7 H: 0 LOB: 1 BB: 1 P: 15	R: 0 E: 0 K: 0 S: 12 H: 1 LOB: 1 BB: 0 P: 18	R: 0 E: 0 K: 1 S: 7 H: 0 LOB: 0 BB: 0 P: 9	R: 0 E: 0 K: 0 S: 4 H: 0 LOB: 0 BB: 1 P: 10	R: 0 E: 0 K: 1 S: 10 H: 0 LOB: 1 BB: 0 P: 13	R: 0 E: 0 K: 2 S: 12 H: 2 LOB: 2 BB: 0 P: 19	R: 0 E: 0 K: 2 S: 10 H: 0 LOB: 0 BB: 0 P: 16

1B: 4	SF: 0
2B: 1	SAC: 0
3B: 0	DP: 2
HR: 0	HBP: 1
WP: 0	PA: 33
PB: 0	
SB: 0	
CS: 0	

	AB	30
	R	0
	H	5
	RBI	0
	BB	2
	SO	8
	LOB	10

PITCHER		IP	WLS	BF	H	R	ER	SO	BB	IBB	HBP	BLK	WP	HR	S	P	ERA	WHIP
44 Mike Leake, R ERA: 3.21	(1, 1)	8.0	W	30	5	0	0	6	2	0	1	0	0	0	67	105	0.00	0.875
45 Sean Marshall, L ERA: 2.25	(9, 1)	1.0		3	0	0	0	2	0	0	0	0	0	0	10	16	0.00	0.000

PITCHER	IP	WLS	BF	H	R	ER	SO	BB	IBB	HBP	BLK	WP	HR	S	P	ERA	WHIP

Batter	1	2	3	4	5	6	7	8	9	10	11	12	13	AB	R	H	RBI	BB	SO	LOB
17 Shin-Soo Choo, L (1, 7) OBP: 0.426, SLG: 0.466	B FF 92 B FF 94 B FF 93 C FF 92 B FF 93 4-1 32 2B 19 BB BB	C KC 76 X CH 81 0-1 2-H 1B		B FF 93 L FF 93 D KC 78 B KC 77 C SL 86 F SL 87 F SL 87 F FF 93 C SL 86 3-3 1-2		C SI 91 B SI 92 1 SAFE B SI 92 F SL 80 B SL 80 X SL 81 3-2 G4-3 1-2			1 SAFE 1 SAFE B FF 94 B FF 94 B FF 95 B FF 94 4-0 32 IBB 1-2 BB		B CU 79 B FF 92 B FS 82 B FS 84 B FF 92 4-0 32 BB BB		1 SAFE P PO 84 B FS 82 B FS 84 B FF 93 4-0 4 WP 32 2B 1-2 BB	3	2	1	1	4	1	2
4 Brandon Phillips, R (1, 4) OBP: 0.307, SLG: 0.403	X FF 93 0-0 F8	F FF 92 B FF 92 D SL 86 1 SAFE S FF 92 S FF 92 2-3			X SL 86 0-0 G5-3		B SI 91 X SL 77 1-0 F8		B KC 79 X FF 93 1-0 B3-4		L FF 92 1 SAFE P PO 85 F FF 93 X CU 80 1-2 P5		C FF 94 B FS 87 X FF 94 1-1 G5-3 1-2 2-3	7	0	0	0	0	1	7
19 Joey Votto, L (1, 3) OBP: 0.433, SLG: 0.495	F FF 93 F SL 88 B FF 94 B SL 87 1 SAFE F FF 94 B FF 92 1 SAFE B FF 92 4-2 32 2B 48 SF8 1-2 BB		B KC 75 C FF 92 B FF 94 X SL 87 2-1 G4-3		C FF 93 B FF 93 B KC 77 S FF 94 B SL 88 B FF 94 4-2 32 FC3-6 BB		C SL 78 F SI 92 B SI 92 X SL 79 1-2 F9		X FF 95 0-0 F8 2-3		F FF 94 F FF 94 B FF 94 S FF 95 1-3 K		I IN 68 I IN 69 I IN 69 I IN 68 4-0 32 2B IBB	4	1	0	0	3	1	3
32 Jay Bruce, L (1, 9) OBP: 0.336, SLG: 0.495	X FF 92 0-0 1-3 2-H 2B		B SL 88 C CH 82 B KC 77 X FF 94 2-1 2B		B KC 76 1 SAFE S KC 77 F SL 88 B SL 87 B KC 76 X SL 86 3-2 FC3-6 1-2f		X SL 80 0-0 F8		B FF 96 C FF 96 B FF 97 B FF 97 I IN 73 4-1 1-2 IBB		B CU 79 B FF 94 B FF 93 C FF 93 B FF 94 4-1 1-2 BB		B FS 85 B FF 95 X FF 94 2-0 1-3 2-H 3-H 2B	5	0	3	3	2	0	1
48 Ryan Ludwick, R (1, 10) OBP: 0.286, SLG: 0.340	X SL 87 0-0 SF8 3-H		C KC 77 S SL 86 F KC 76 F SL 86 S FF 93 0-3 K		X FF 93 0-0 P4			B SL 85 S SL 87 S CH 86 B SL 90 T FF 97 2-2 K	B FF 96 B FF 95 B FF 94 C FF 95 C FF 95 C FF 95 3-3 K		F CU 78 D CU 79 F FF 93 F CU 79 F CU 78 X FF 94 1-2 F9		B FS 86 C FS 84 B FF 95 B FS 87 X FF 96 2-2 L4	6	0	0	1	0	3	9
21 Todd Frazier, R (1, 5) OBP: 0.314, SLG: 0.397	S SL 88 B SL 88 S FF 92 B FF 93 C FF 93 2-3 K		C FF 92 F SL 86 X KC 76 0-2 P4			C KC 76 S SL 88 X KC 75 0-2 E6 2 G3 6 1B		B SL 87 F FF 96 F FC 96 S CH 87 1-3 K		B FF 93 F FF 94 X CU 80 1-1 2 SH1-4 1B		X FF 94 0-0 F7	S FS 86 B FS 87 F FF 94 S FS 87 1-3 K	7	1	1	0	0	3	4
2 Zack Cozart, R (1, 6) OBP: 0.284, SLG: 0.377		C FF 92 S SL 85 B SL 85 B SL 87 C FF 93 2-3 K		B KC 74 X FF 92 1-0 G1-3		B FF 92 X KC 75 1-0 G3 2-3		B FC 97 F FC 96 X FF 96 1-1 1B		B FF 93 1 SAFE L FF 92 1 SAFE B CU 79 X FF 92 2-1 SH1-4 1-2		X FF 95 0-0 G5-3		5	0	1	0	0	1	1
39 Devin Mesoraco, R (1, 2) OBP: 0.289, SLG: 0.365 26 Xavier Paul, L (12, PH) OBP: 0.339, SLG: 0.403 29 Ryan Hanigan, R (12, 2) OBP: 0.315, SLG: 0.271		F FF 94 B FF 94 C SL 89 F SL 88 B FF 95 F SL 87 B FF 95 X FF 94 3-2 G6-3		X SL 89 0-0 L5		B FF 93 F SL 85 S SL 87 X SL 88 1-2 G6-3		F CH 84 B SL 88 D SL 89 S FC 95 1 SAFE D CH 85 X SL 86 3-2 F8			C CU 79 F FF 94 S FF 96 0-3 K	X FF 94 0-0 L9		5 1 0	0 0 0	0 0 0	0 0 0	0 0 0	1 0 0	3 0 0
6 Billy Hamilton, S (1, 8) OBP: 0.556, SLG: 0.571		B FF 94 X FF 94 1-0 17 1B 2B		C FF 94 X FF 94 0-1 17 S 1B		F KC 78 F SL 87 X SL 85 0-2 17 S 3-H 1B			B FF 96 B FF 95 B FF 95 B FF 95 4-0 19 F8 17 S BB		S FF 94 S FF 95 C FF 95 0-3 K		B FF 94 B FF 93 C FF 93 B FF 94 C FF 92 B FF 93 4-2 4 WP 17 S 32 2B BB	4	2	3	1	2	1	1
Inning Stats	R: 2 E: 0 K: 1 S: 10 H: 1 LOB: 1 BB: 2 P: 20	R: 1 E: 0 K: 2 S: 14 H: 2 LOB: 1 BB: 0 P: 22	R: 0 E: 0 K: 1 S: 12 H: 1 LOB: 1 BB: 0 P: 16	R: 0 E: 0 K: 1 S: 10 H: 1 LOB: 1 BB: 0 P: 14	R: 0 E: 0 K: 0 S: 7 H: 0 LOB: 1 BB: 1 P: 14	R: 1 E: 1 K: 0 S: 13 H: 1 LOB: 1 BB: 0 P: 18	R: 0 E: 0 K: 0 S: 5 H: 0 LOB: 0 BB: 0 P: 7	R: 0 E: 0 K: 2 S: 11 H: 1 LOB: 1 BB: 0 P: 18	R: 0 E: 0 K: 1 S: 6 H: 0 LOB: 3 BB: 3 P: 22	R: 0 E: 0 K: 2 S: 10 H: 1 LOB: 1 BB: 0 P: 13	R: 0 E: 0 K: 1 S: 13 H: 0 LOB: 2 BB: 2 P: 23	R: 0 E: 0 K: 0 S: 3 H: 0 LOB: 0 BB: 0 P: 3	R: 2 E: 0 K: 1 S: 12 H: 1 LOB: 2 BB: 3 P: 29	1B: 5 2B: 4 3B: 0 HR: 0 SF: 1 SAC: 1 DP: 0 HBP: 0	WP: 1 PB: 0 SB: 4 CS: 0 PA: 60					

PITCHER		IP	WLS	BF	H	R	ER	SO	BB	IBB	HBP	BLK	WP	HR	S	P	ERA	WHIP
41 Brad Peacock, R ERA: 5.24	(1, 1)	5.2		27	6	4	3	5	3	0	0	0	0	0	63	98	4.76	1.588
66 Kevin Chapman, L ERA: 2.12	(6, 1)	1.1		4	0	0	0	0	0	0	0	0	0	0	8	13	0.00	0.000
61 Josh Zeid, R ERA: 4.64	(8, 1)	1.0		4	1	0	0	2	0	0	0	0	0	0	11	18	0.00	1.000
35 Josh Fields, R ERA: 5.56	(9, 1)	1.0		6	0	0	0	1	2	1	0	0	0	0	6	22	0.00	2.000
63 Chia-Jen Lo, R ERA: 4.58	(10, 1)	2.0		9	1	0	0	3	2	0	0	0	0	0	23	36	0.00	1.500

PITCHER		IP	WLS	BF	H	R	ER	SO	BB	IBB	HBP	BLK	WP	HR	S	P	ERA	WHIP
67 Jorge De Leon, R ERA: 5.87	(12, 1)	2.0	L	10	1	2	2	1	2	1	0	0	1	0	15	32	9.00	1.500

TOP

livebaseballscorecards.com

Cincinnati Reds @ Houston Astros

Minute Maid Park, Houston, TX

Wed Sep 18 2013, 7:12 PM - 12:28 AM CDT

Att. 29,704 - Roof Closed - 73 F

AB	47
R	6
H	9
RBI	6
BB	11
SO	12
LOB	31

Cincinnati Reds @ Houston Astros

Minute Maid Park, Houston, TX

Wed Sep 18 2013, 7:12 PM - 12:28 AM CDT

Att. 29,704 - Roof Closed - 73 F

livebaseballscorecards.com

BOTTOM

Batter	1	2	3	4	5	6	7	8	9	10	11	12	13	AB	R	H	RBI	BB	SO	LOB
6 Jonathan Villar, S (1, 6) OBP: 0.363, SLG: 0.369	C FF 88 S CH 82 B CU 79 C SI 89 1-3		S FF 89 X CU 77 0-1 G4-3	B CU 77 B CU 75 B FF 95 C FF 92 S FF 93 S FF 94 3-3 K		C KC 74 B CH 81 B KC 76 C KC 74 D KC 77 X FF 88 3-2 G6-3			B CU 73 B CU 73 I IN 74 I IN 75 4-0 8 DI IBB		C SI 94 B FF 95 X SI 95 1-1 SH1-4 1-2		B FF 96 F FF 97 C SL 85 F FF 100 B FF 100 B FF 98 B FF 97 4-2 27 G5-3 27 WP 8 G5-3 BB	4	1	0	0	2	2	4
27 Jose Altuve, R (1, 4) OBP: 0.318, SLG: 0.370	B SI 89 X FF 89 1-0 8 G3 2B		C SI 88 X SL 86 0-1 L4		B FF 94 X FF 94 1-0 G5-3		S KC 74 X SL 83 0-1 8 CS 1B		X SI 92 0-0 F9 2-3		I IN 67 I IN 70 I IN 69 I IN 72 4-0 8 1B IBB		C FF 96 F FF 98 B FF 100 X FF 100 1-2 G5-3 1-3	6	0	2	0	1	0	3
8 Trevor Crowe, S (1, 9) OBP: 0.298, SLG: 0.329 (7, 7)	F CU 78 B SL 87 X SL 87 1-1 G3 2-3		B SI 88 B CH 82 C FF 89 X SL 87 2-1 F8		B CU 78 B FC 92 S FF 96 S FF 97 F FF 97 F FC 94 F FF 97 F FF 98 S CH 83 2-3 K		1 SAFE S KC 75 B SI 90 S KC 78 B SI 90 F KC 76 B SL 82 S KC 76 3-3 K 1-2		B CU 75 C SI 91 B FF 90 D SI 92 B SI 85 4-1 1-2 BB		X SI 95 0-0 18 DI 1-3 2-3 1B		C FF 100 X FF 100 0-1 G5-3 3-H	6	0	1	1	1	2	2
18 Marc Krauss, L (1, 10) OBP: 0.238, SLG: 0.342 4 Brandon Laird, R (13, PH) OBP: 0.264, SLG: 0.438 9 Marwin Gonzalez, S (13, PR) OBP: 0.255, SLG: 0.322	B CU 79 B CH 84 S SL 87 B SL 88 X FF 89 3-1 F7			F FF 88 F SI 89 C FF 89 F CU 78 F CH 82 B SI 89 B SI 90 F FF 89 F FF 89 4-2 F SL 87 B SI 89 30 1B 22 SF9 BB	C FF 96 S CH 84 S CH 83 0-3 K2-3		B FF 90 C CH 82 B FF 90 S KC 75 X KC 77 2-2 G3-1		B SL 77 X SI 92 1-0 L6		C SI 96 B SI 95 F SI 96 F SI 96 B SI 96 S SI 96 2-3 K 1-2		B FF 99 B FF 95 B FF 95 B FF 97 4-0 30 1B BB	5 0 0	1 0 0	0 0 0	0 0 0	1 1 0	2 0 0	6 0 0
30 Matt Dominguez, R (1, 5) OBP: 0.287, SLG: 0.411		C SI 88 C FF 88 B FF 90 B SL 86 X SL 86 2-2 2B		C CU 78 C SI 89 X SL 87 0-2 2 HBP 23 BB 1-3 1B		B FF 96 B CU 77 X FF 97 2-0 P6		C CU 73 B FF 92 C CU 73 B FF 93 F FF 92 F FF 93 B CU 74 D FF 93 4-2 23 G5-4-3 BB		C FF 95 X FC 90 0-1 F8			S FF 95 S FC 90 B FC 90 B CU 82 X FC 90 2-2 G6-3	C FF 97 X FF 99 0-1 1-2 1B	6	0	3	0	1	0	0
23 Chris Carter, R (1, 7) OBP: 0.318, SLG: 0.446 (7, 3)		B SI 90 C FF 89 X CU 78 1-1 G5-3		B SL 86 B SL 88 B SL 86 B SI 89 4-0 2 HBP 1-2 BB		F FF 96 S FC 94 B FC 97 F FC 92 B CU 81 X FC 92 2-2 28 2B		B FF 93 C CU 74 S FF 92 B FF 93 F FF 92 X CU 75 2-2 G5-4-3 1-2f		B FC 91 S FF 95 S CU 80 B FC 92 B FC 92 B FF 96 4-2 28 G4-3 BB			F FF 95 B CU 80 F FC 90 B CU 78 X FC 90 2-2 28 1B 1B	C FF 101 F FF 101 S FF 103 0-3 K	5	1	2	0	2	1	4
29 Brett Wallace, L (1, 3) OBP: 0.290, SLG: 0.439 28 L.J. Hoes, R (6, PH) OBP: 0.327, SLG: 0.365 (7, 9)		C CU 76 F SL 86 B FF 89 B SI 89 X FF 90 2-2 F8		B SL 87 B SL 87 X FF 89 2-0 F7		S SL 84 B FF 93 C SL 84 F FS 87 F FS 87 B FS 87 X FF 95 2-2 22 2B 2-H 2B		X FF 93 0-0 F9			C CU 80 S SI 97 B SI 96 B SI 96 X SI 96 2-2 G4-3 1-2		X FF 95 0-0 1-2 1B	2 4	0 1	0 2	0 1	0 0	0 0	4 1
22 Carlos Corporán, S (1, 2) OBP: 0.299, SLG: 0.388 38 Jimmy Paredes, S (9, PR) OBP: 0.242, SLG: 0.261 39 Cody Clark, R (10, 2) OBP: 0.067, SLG: 0.034 14 J.D. Martinez, R (10, PH) OBP: 0.277, SLG: 0.388 44 Matt Pagnozzi, R (11, 2) OBP: 0.105, SLG: 0.105		B SL 87 B SL 87 X CH 83 2-0 G3		X FF 89 0-0 SF9 3-H		X FS 84 0-0 2-H 2B		B FF 90 C FF 91 F CH 86 B FF 92 H FF 93 3-2 27 F9 2 SH3-4 HBP		B FC 93 X SI 96 1-0 G4-3			B FF 95 B FF 95 F FF 95 F FC 90 F CU 76 S FF 96 2-3 K		2 0 0 1	0 0 0 0	1 0 0 0	2 0 0 0	0 0 0 0	0 0 0 1	1 0 0 2
2 Brandon Barnes, R (1, 8) OBP: 0.298, SLG: 0.358			B FF 89 X SI 88 1-0 HR	S SL 86 S FF 88 H FF 89 1-2 2-3 HBP		X SL 83 0-0 B2			B FF 92 X FF 92 1-0 SH3-4 1-2			B FC 90 F SI 95 F SI 95 F SI 95 X SI 96 1-2 8 1B 6 SH1-4 1B	S FC 90 X FC 90 0-1 F9	4	1	2	1	0	0	3
Inning Stats	R: 0 E: 0 K: 1 S: 8 H: 1 LOB: 1 BB: 0 P: 14	R: 0 E: 0 K: 0 S: 9 H: 1 LOB: 1 BB: 0 P: 16	R: 1 E: 0 K: 0 S: 7 H: 1 LOB: 0 BB: 0 P: 10	R: 1 E: 0 K: 1 S: 17 H: 1 LOB: 3 BB: 2 P: 31	R: 0 E: 0 K: 2 S: 11 H: 0 LOB: 0 BB: 0 P: 14	R: 2 E: 0 K: 0 S: 15 H: 3 LOB: 1 BB: 0 P: 24	R: 0 E: 0 K: 1 S: 9 H: 1 LOB: 0 BB: 0 P: 14	R: 0 E: 0 K: 0 S: 9 H: 0 LOB: 0 BB: 1 P: 15	R: 0 E: 0 K: 0 S: 6 H: 0 LOB: 3 BB: 2 P: 19	R: 0 E: 0 K: 0 S: 8 H: 0 LOB: 1 BB: 1 P: 15	R: 0 E: 0 K: 1 S: 11 H: 2 LOB: 2 BB: 1 P: 19	R: 0 E: 0 K: 1 S: 13 H: 2 LOB: 2 BB: 0 P: 19	R: 1 E: 0 K: 1 S: 13 H: 1 LOB: 2 BB: 2 P: 22	1B: 7 2B: 5 3B: 0 HR: 1 SF: 1 SAC: 2 DP: 1 HBP: 2						

AB	**46**																			
R	**5**																			
H	**13**																			
RBI	**5**																			
BB	**9**																			
SO	**8**																			
LOB	**31**																			

WP: 1 PB: 0 SB: 0 CS: 1 PA: 60

PITCHER		IP	WLS	BF	H	R	ER	SO	BB	IBB	HBP	BLK	WP	HR	S	P	ERA	WHIP
40 Greg Reynolds, R ERA: 5.55	(1, 1)	3.2		18	4	2	2	1	2	0	1	0	0	1	38	65	4.91	1.636
Logan Ondrusek, R ERA: 4.17	(4, 1)	1.2		6	1	1	1	3	0	0	0	0	0	0	19	29	5.40	0.600
43 Manny Parra, L ERA: 3.67	(6, 1)	0.0	B	2	2	1	1	0	0	0	0	0	0	0	6	8	∞	∞
63 Sam LeCure, R ERA: 2.76	(6, 1)	1.2		5	1	0	0	1	0	0	0	0	0	0	13	21	0.00	0.600
60 J.J. Hoover, R ERA: 2.89	(8, 1)	1.1		6	0	0	0	0	1	1	1	0	0	0	12	26	0.00	0.750

PITCHER		IP	WLS	BF	H	R	ER	SO	BB	IBB	HBP	BLK	WP	HR	S	P	ERA	WHIP
30 Zach Duke, L ERA: 7.0	(9, 1)	0.2		3	0	0	0	0	1	0	0	0	0	0	3	8	0.00	1.500
31 Alfredo Simon, R ERA: 3.11	(10, 1)	3.0	W	14	4	0	0	2	1	1	0	0	0	0	32	53	0.00	1.667
54 Aroldis Chapman, L ERA: 2.67	(13, 1)	1.0	S	6	1	1	1	1	2	0	0	0	1	0	13	22	9.00	3.000

Batter	1	2	3	4	5	6	7	8	9	10	11	AB	R	H	RBI	BB	SO	LOB
6 Jonathan Villar, S (1, 6) OBP: 0.354, SLG: 0.358	C FF 91 F FF 93 B FS 84 C SL 87 1-3 ① K		B FS 83 C SL 86 B FF 94 F FF 93 B SI 95 C FF 94 3-3 ① K		B FF 95 S SL 83 2 SAFE D FS 85 F SI 93 F FF 91 C SL 85 2-3 ②③ K 2-3			X SL 82 0-0 ② FC6-4 1-2f		C KC 84 2 SAFE B FF 96 S KC 86 X KC 87 1-2 ①② G3 2-3		5	0	0	0	0	3	3
27 Jose Altuve, R (1, 4) OBP: 0.317, SLG: 0.368	B FF 93 F SI 93 C FF 94 X SL 82 1-2 ② F9		X FF 94 0-0 8 CS 1B			B SL 85 X FF 92 1-0 ① L3		1 SAFE S SI 88 1 SAFE X SL 82 0-1 ③ B2-3		C KC 87 X FF 96 0-1 ③ P4		5	0	1	0	0	0	2
8 Trevor Crowe, S (1, 8) OBP: 0.288, SLG: 0.317	C SI 93 C SL 85 F B FF 94 B SL 86 S SI 87 2-3 ③ K		C SL 85 S FF 94 S FF 94 0-3 ②③ K 1-2			F FF 88 X CU 77 0-1 ② F8			C FF 94 F FF 94 B FF 95 C SL 83 1-3 ① K		B FC 93 C FC 94 F FC 94 T FC 96 1-2 ① K	5	0	0	0	0	4	1
18 Marc Krauss, L (1, 7) OBP: 0.254, SLG: 0.373 38 Jimmy Paredes, S (9, PR) OBP: 0.240, SLG: 0.258 (9, 9)		B FF 93 C FF 93 B FS 84 X FF 93 2-1 23 1B 30 1B 28 SF9 1B		B SI 92 X FS 84 1-0 2B		B SL 85 S FF 93 B FF 90 C SL 84 F FS 87 X FS 84 2-2 ③ G1-3			B SL 84 C FF 95 F FF 95 X SL 84 1-2 23 BB 2B		S FC 95 B FC 96 F SL 82 X FC 97 1-2 ② G4-3	4 1	1 0	3 0	0 0	0 0	0 0	0 0
30 Matt Dominguez, R (1, 5) OBP: 0.289, SLG: 0.410 9 Marwin Gonzalez, S (9, PR) OBP: 0.254, SLG: 0.320 (9, 5)		C SL 86 X FF 93 0-1 28 SF9 23 1B 1-2 1B		C FF 95 C SL 88 D FS 86 B FF 95 S FF 93 2-3 ① K			B FC 89 B SI 93 C SL 81 F FF 94 X CU 78 2-2 ① G5-3		H FF 94 1-0 23 BB HBP		X FC 96 0-0 ③ G3	3 1	0 0	1 0	0 0	0 0	1 0	1 0
23 Chris Carter, R (1, 3) OBP: 0.319, SLG: 0.445		B FF 95 T SL 86 X SL 86 1-1 1-2 2-3 1B		B SL 87 X FF 93 1-0 ② G5-3			C FF 94 B SL 83 B FS 87 X SL 80 2-1 ② P4		B SL 81 B FF 92 S FF 94 C FF 93 B FF 95 B FF 96 4-2 1-2 2-3 BB			3	0	1	0	1	0	1
29 Brett Wallace, L (1, 10) OBP: 0.286, SLG: 0.432		F SL 87 S SI 88 C FF 96 0-3 ① K		F SL 87 B FF 95 S FC 90 B CU 78 S FF 88 2-3 ③ K			C CU 75 B FS 82 C SL 85 B FF 94 S FF 93 2-3 ③ K		B FF 94 F FF 94 S SL 83 S SL 84 1-3 ② K			4	0	0	0	0	4	7
28 L.J. Hoes, R (1, 9) OBP: 0.325, SLG: 0.364 (9, 7)		B SL 88 D SL 87 C FF 96 F SI 88 X SL 81 2-2 ② SF9 2-3 3-H			C FF 92 B CU 79 B SL 86 X FC 90 2-1 6 A-H 39 G4-3 1B			S SI 90 B SI 90 B SI 90 F SI 90 B SL 83 X SI 90 3-2 ① G1-3		C SL 82 B SL 84 F FF 94 S SL 85 1-3 ③ K		3	0	1	1	0	1	3
39 Cody Clark, R (1, 2) OBP: 0.118, SLG: 0.121 10 Jake Elmore, R (10, PR) OBP: 0.321, SLG: 0.333 22 Carlos Corporán, S (10, 2) OBP: 0.299, SLG: 0.388		F SL 88 X FF 96 0-1 ③ B1-3			1 SAFE C FF 93 B SL 83 1 SAFE 1 SAFE F SI 93 1 SAFE F FF 91 B FS 84 3-2 ① G4-3 B FF 93 X FF 91 1-2			X SI 90 0-0 6 FC6-4 1B		C FF 95 B KC 86 B FF 96 X FF 96 2-1 6 G3 2B	4 0 0	0 0 0	2 0 0	0 0 0	0 0 0	0 0 0	3 0 0
Inning Stats	R: 0 E: 0 K: 2 S: 10 H: 0 LOB: 0 BB: 0 P: 14	R: 1 E: 0 K: 1 S: 14 H: 3 LOB: 2 BB: 0 P: 19	R: 0 E: 0 K: 2 S: 7 H: 1 LOB: 0 BB: 0 P: 10	R: 0 E: 0 K: 2 S: 8 H: 1 LOB: 1 BB: 0 P: 14	R: 0 E: 0 K: 1 S: 10 H: 1 LOB: 1 BB: 0 P: 17	R: 0 E: 0 K: 0 S: 7 H: 0 LOB: 0 BB: 0 P: 10	R: 0 E: 0 K: 1 S: 8 H: 0 LOB: 0 BB: 0 P: 14	R: 0 E: 0 K: 0 S: 8 H: 1 LOB: 1 BB: 0 P: 11	R: 0 E: 0 K: 3 S: 14 H: 1 LOB: 3 BB: 1 P: 23	R: 0 E: 0 K: 0 S: 7 H: 1 LOB: 1 BB: 0 P: 10	R: 0 E: 0 K: 1 S: 7 H: 0 LOB: 0 BB: 0 P: 9	1B: 6 2B: 3 3B: 0 HR: 0 SF: 1 SAC: 0 DP: 0 HBP: 1	WP: 0 PB: 0 SB: 0 CS: 1 PA: 41					

PITCHER	IP	WLS	BF	H	R	ER	SO	BB	IBB	HBP	BLK	WP	HR	S	P	ERA	WHIP
30 Ubaldo Jiménez, R (1, 1) ERA: 3.39	7.0		25	6	1	1	9	0	0	0	0	0	0	64	98	1.29	0.857
38 Joe Smith, R (8, 1) ERA: 2.26	1.0		4	1	0	0	0	0	0	0	0	0	0	8	11	0.00	1.000
54 Chris Perez, R (9, 1) ERA: 3.42	1.0		6	1	0	0	3	1	0	1	0	0	0	14	23	0.00	2.000
37 Cody Allen, R (10, 1) ERA: 2.59	1.0		3	1	0	0	0	0	0	0	0	0	0	7	10	0.00	1.000
27 Bryan Shaw, R (11, 1) ERA: 3.49	1.0	W	3	0	0	0	1	0	0	0	0	0	0	7	9	0.00	0.000

TOP

Houston Astros @ Cleveland Indians

Progressive Field, Cleveland, OH

Thu Sep 19 2013, 7:09 PM - 10:46 PM EDT

Att. 12,607 - Partly Cloudy - 74 F

livebaseballscorecards.com

AB	38
R	1
H	9
RBI	1
BB	1
SO	13
LOB	21

Batter	1	2	3	4	5	6	7	8	9	10	11	AB	R	H	RBI	BB	SO	LOB
24 Michael Bourn, L (1, 8) OBP: 0.312, SLG: 0.349	C FF 86 C SL 80 B SL 81 B FF 89 F SL 81 B SI 92 X SI 90 3-2 G4-3	B SI 89 C SI 90 F SI 90 S SL 81 1-3 K	B CU 74 S SL 81 S SL 81 S SL 81 1-3 K	C SI 92 C SI 92 B SI 94 S SL 79 1-3 K	X FF 94 0-0 L4							5	0	0	0	0	3	0
33 Nick Swisher, S (1, 3) OBP: 0.346, SLG: 0.424 62 Jose Ramirez, S (8, PR) OBP: 0.429, SLG: 0.600 54 Chris Perez, R (9, 1) 37 Cody Allen, R (10, 1) 8 Lonnie Chisenhall, L (10, PH) OBP: 0.370, SLG: 0.403 27 Bryan Shaw, S (11, 1)	B FF 90 C CH 79 B CU 73 C CH 78 B SL 83 X CH 78 3-2 22 1B 2B	C CU 74 B FF 88 F FF 91 F SL 81 B FC 88 X SI 92 2-2 22 G6-4-3 1B	B CU 70 C SL 80 X SL 80 1-1 22 G4-6-3 1B	B SI 93 C SL 80 C SI 93 X SI 94 1-2 22 1B 1B	F FF 94 C FF 96 F CH 88 F CH 86 B FF 96 B FF 95 S FF 96 2-3 K						4 0 0 0 0 1 0	1 0 0 0 0 0 0	4 0 0 0 0 0 0	0 0 0 0 0 0 0	0 0 0 0 0 1 0	0 0 0 0 0 0 0	0 0 0 0 0 0 0
22 Jason Kipnis, L (1, 4) OBP: 0.361, SLG: 0.447	B SI 90 X SL 80 1-0 2-H 1B	B FF 91 C SI 90 C SI 91 B SI 92 X SI 91 2-2 G6-4-3 1-2f	D SL 81 X FF 90 1-0 G4-6-3 1-2f	C SI 93 B SI 92 X SL 80 1-1 1-2 1B	B SL 88 F FF 96 F FF 96 X FF 95 2-1 L7							5	0	2	1	0	0	2
41 Carlos Santana, S (1, 10) OBP: 0.377, SLG: 0.443 (9, 3)	B FF 90 X FF 91 1-0 F9	C FF 90 F FF 88 X SL 81 0-2 P5	B FF 89 F FF 90 B SL 82 B SL 82 B CH 77 4-1 BB	C SI 94 C SI 94 F SI 95 B SL 82 S SL 82 1-3 K	X FF 97 0-0 F9							4	0	0	0	1	1	3
10 Yan Gomes, R (1, 2) OBP: 0.346, SLG: 0.487	C FF 89 F FF 89 B FF 90 S SL 82 1-3 K	C CU 73 B FF 91 B FC 88 X CH 79 2-1 13 FC5-4 1B	C FF 90 B FF 90 C SL 80 B FF 90 B FF 90 1 SAFE F SL 79 F SL 81 S CH 76 3-3 K	C SL 82 D SI 94 S SI 94 S SI 95 1-3 K	C FF 97 B FF 96 C FF 97 B SI 96 F FF 96 B SL 85 F SI 97 X FF 97 3-2 4 BB 13 1B 7 1B 1B							5	1	2	0	0	3	4
13 Asdrúbal Cabrera, S (1, 6) OBP: 0.294, SLG: 0.401	C FF 87 B FF 90 C CH 77 B FF 90 X FF 91 2-2 1B	X CH 78 0-0 FC5-4 23 WP 1-2f	B FF 88 X CH 77 1-0 F8	B FF 96 C FF 95 F SL 87 B SL 88 B FF 96 S FF 95 3-3 K	B SI 97 S SI 96 F SI 96 X CH 88 1-2 7 1B 4 BB 1-2 1B							5	0	2	0	0	1	1
23 Michael Brantley, L (1, 7) OBP: 0.327, SLG: 0.382	C SI 91 C SI 91 D SL 83 D SL 82 S SL 81 2-3 K	C SL 80 F SL 81 B SL 82 D SL 82 X SL 81 2-2 G1-3 1-2	C SL 78 B FF 90 B SL 82 X SL 78 2-1 11 FC4 1B	C FF 97 F FF 96 B FF 96 B SL 88 F FF 97 B FF 97 B FF 95 4-2 4 CS BB	C FF 96 B SI 95 X FF 97 1-1 L8							4	0	1	0	1	1	4
4 Mike Aviles, R (1, 5) OBP: 0.284, SLG: 0.375	B CU 74 F CH 78 B FF 91 B FF 90 X CH 80 3-1 L6	C CU 72 B FF 89 T FF 89 F SL 81 S SL 81 1-3 K	C FF 90 B SI 89 X CH 78 1-1 L8	B SL 83 F FF 94 B SL 84 1 SAFE B FF 93 B FF 96 4-1 1-2 BB	C FF 95 B FF 96 B FF 96 B FF 96 B SL 84 4-1 7 1B 1-2 2-3 BB							3	0	0	0	2	1	2
11 Drew Stubbs, R (1, 9) OBP: 0.300, SLG: 0.356 25 Jason Giambi, L (9, PH) OBP: 0.277, SLG: 0.360 7 Matt Carson, R (10, 9) OBP: 0.818, SLG: 1.111	C FF 90 B FF 90 F CH 79 D SL 82 S CH 78 2-3 K	B FF 89 X CH 78 1-0 G6-3	1 SAFE B CH 76 S SL 80 B FF 89 B FF 90 X SI 89 3-1 FC4 1-2f	F FF 97 D SL 89 F SL 89 1 SAFE F FF 96 B FF 97 X SL 86 2-2 P4	F FF 96 X FF 97 0-1 1-2 2-3 3-H 1B							3 1 1	0 0 0	0 0 1	0 0 1	0 0 1	1 0 0	2 1 0
Inning Stats	R: 1 E: 0 K: 1 S: 12 H: 2 LOB: 1 BB: 0 P: 21	R: 0 E: 0 K: 2 S: 11 H: 1 LOB: 1 BB: 0 P: 20	R: 0 E: 0 K: 1 S: 10 H: 1 LOB: 0 BB: 0 P: 15	R: 0 E: 0 K: 0 S: 9 H: 1 LOB: 1 BB: 0 P: 13	R: 0 E: 0 K: 2 S: 8 H: 0 LOB: 0 BB: 0 P: 11	R: 0 E: 0 K: 1 S: 9 H: 1 LOB: 1 BB: 1 P: 18	R: 0 E: 0 K: 0 S: 7 H: 1 LOB: 1 BB: 0 P: 14	R: 0 E: 0 K: 3 S: 15 H: 2 LOB: 2 BB: 0 P: 20	R: 0 E: 0 K: 1 S: 11 H: 0 LOB: 1 BB: 2 P: 24	R: 0 E: 0 K: 1 S: 8 H: 0 LOB: 0 BB: 0 P: 12	R: 1 E: 0 K: 0 S: 14 H: 3 LOB: 3 BB: 1 P: 23	1B: 11 2B: 1 3B: 0 HR: 0 SF: 0 SAC: 0 DP: 2 HBP: 0	WP: 1 PB: 0 SB: 0 CS: 1 PA: 45						

PITCHER	IP	WLS	BF	H	R	ER	SO	BB	IBB	HBP	BLK	WP	HR	S	P	ERA	WHIP
60 Dallas Keuchel, L (1, 1) ERA: 4.99	7.0		27	7	1	1	7	1	0	0	0	1	0	66	112	1.29	1.143
66 Kevin Chapman, L (8, 1) ERA: 2.0	1.0		5	2	0	0	3	0	0	0	0	0	0	15	20	0.00	2.000
61 Josh Zeid, R (9, 1) ERA: 4.24	2.0		7	0	0	0	2	2	0	0	0	0	0	19	36	0.00	1.000
55 Rhiner Cruz, R (11, 1) ERA: 3.79	0.2	L	6	3	1	1	0	1	0	0	0	0	0	14	23	13.50	6.000

PITCHER	IP	WLS	BF	H	R	ER	SO	BB	IBB	HBP	BLK	WP	HR	S	P	ERA	WHIP

BOTTOM

Houston Astros @ Cleveland Indians

Progressive Field, Cleveland, OH

Thu Sep 19 2013, 7:09 PM - 10:46 PM EDT

Att. 12,607 - Partly Cloudy - 74 F

livebaseballscorecards.com

AB	41
R	2
H	12
RBI	2
BB	4
SO	12
LOB	19

Houston Astros @ Cleveland Indians

Progressive Field, Cleveland, OH

Fri Sep 20 2013, 7:06 PM - 9:11 PM EDT

Att. 17,310 - Partly Cloudy - 82 F

TOP

livebaseballscorecards.com

Batter	1	2	3	4	5	6	7	8	9	AB	R	H	RBI	BB	SO	LOB
6 Jonathan Villar, S (1, 6) OBP: 0.348, SLG: 0.352	B FF 91 X FF 91 1-0 ① F8		L CH 81 B CH 83 B CU 83 B FF 91 F SI 91 C FF 92 3-3 ③ K		B FF 93 X FF 91 1-0 ②③ G4-6-3 1-2f					3	0	0	0	0	1	3
27 Jose Altuve, R (1, 4) OBP: 0.317, SLG: 0.367	B FF 92 C FF 93 X FF 93 1-1 ② G3			X FF 91 0-0 ① F9		B FF 90 B FF 92 B FF 89 B FF 90 4-0 18 CS BB				2	0	0	0	1	0	0
18 Marc Krauss, L (1, 7) OBP: 0.248, SLG: 0.364	C FF 91 X SL 88 0-1 ③ L3			C FF 90 B FF 92 B CH 80 C FF 93 B FF 93 S FF 93 3-3 ② K		B SI 91 S SI 91 B SI 92 1 SAFE S SI 92 S SL 85 2-3 ①② K 1-2				3	0	0	0	0	2	1
23 Chris Carter, R (1, 3) OBP: 0.319, SLG: 0.449		C FF 93 B CU 82 B CU 82 C FF 93 B FF 95 X FF 93 3-2 ① L6		B FC 88 C CU 81 C FF 94 F FF 94 B CH 83 X FF 94 2-2 3B		B FC 94 B SL 81 C FC 95 S SL 82 B FC 96 F SL 82 S FC 93 3-3 ③ K				3	0	1	0	0	1	0
8 Trevor Crowe, S (1, 8) OBP: 0.283, SLG: 0.311		B FF 92 X FF 92 1-0 ② G3-1		C FF 92 X FC 88 0-1 ③ P6			B FC 94 C FC 93 B SL 80 S FC 94 F FC 95 C SL 82 2-3 ① K			3	0	0	0	0	1	1
4 Brandon Laird, R (1, 5) OBP: 0.268, SLG: 0.490		B FF 92 C FF 93 X CU 82 1-1 HR			B FF 92 S FF 92 X FF 92 1-1 ① G6-3		C FC 94 X FC 94 0-1 ② G5-3			3	1	1	1	0	0	0
14 J.D. Martinez, R (1, 10) OBP: 0.277, SLG: 0.387		C FF 93 B FF 94 B FF 93 C FF 93 B FF 95 S FF 93 3-3 ③ K			X SL 87 0-0 28 1B 22 BB 1B		C FC 94 C SL 81 S SL 84 0-3 ③ K			3	0	1	0	0	2	0
22 Carlos Corporán, S (1, 2) OBP: 0.302, SLG: 0.386			B FF 91 C FF 91 B FF 92 T FF 91 F FF 92 B FF 92 X FF 91 3-2 ① F8		B FF 90 B FF 91 B FF 90 B FF 92 4-0 28 1B BB 1-2					1	0	0	0	1	0	0
28 L.J. Hoes, R (1, 9) OBP: 0.327, SLG: 0.366			B FF 94 F FF 92 C FF 93 B FF 94 B FF 94 X FF 93 3-2 ② G6-3		B FF 93 B FF 93 C FF 91 X FF 92 2-1 6 G4-6-3 1-2 2-3 1B					2	0	1	0	0	0	0
Inning Stats	R: 0 E: 0 K: 0 S: 5 H: 0 LOB: 0 BB: 0 P: 7	R: 1 E: 0 K: 1 S: 9 H: 1 LOB: 0 BB: 0 P: 17	R: 0 E: 0 K: 1 S: 10 H: 0 LOB: 0 BB: 0 P: 19	R: 0 E: 0 K: 1 S: 10 H: 1 LOB: 1 BB: 0 P: 15	R: 0 E: 0 K: 0 S: 6 H: 2 LOB: 2 BB: 1 P: 14	R: 0 E: 0 K: 2 S: 7 H: 0 LOB: 0 BB: 1 P: 16	R: 0 E: 0 K: 2 S: 9 H: 0 LOB: 0 BB: 0 P: 11			1B: 2 2B: 0 3B: 1 HR: 1 SF: 0 SAC: 0 DP: 1 HBP: 0						

	AB	23
	R	1
	H	4
	RBI	1
	BB	2
	SO	7
	LOB	5

PITCHER		IP	WLS	BF	H	R	ER	SO	BB	IBB	HBP	BLK	WP	HR	S	P	ERA	WHIP
34 Zach McAllister, R ERA: 3.88	(1, 1)	5.0	W	20	4	1	1	3	2	0	0	0	0	1	40	76	1.80	1.200
35 Marc Rzepczynski, L ERA: 3.58	(6, 1)	0.2	H	1	0	0	0	1	0	0	0	0	0	0	3	5	0.00	0.000
27 Bryan Shaw, R ERA: 3.42	(6, 1)	1.1	S	4	0	0	0	3	0	0	0	0	0	0	13	18	0.00	0.000

PITCHER	IP	WLS	BF	H	R	ER	SO	BB	IBB	HBP	BLK	WP	HR	S	P	ERA	WHIP

Batter	1	2	3	4	5	6	7	8	9	AB	R	H	RBI	BB	SO	LOB
24 Michael Bourn, L (1, 8) OBP: 0.310, SLG: 0.347	L FF 89 B KC 79 F FF 90 B CH 81 F SI 92 X SI 91 2-2 ① G6-3		B KC 79 F SI 90 X SI 90 1-1 ① G4-3	B KC 81 B SI 91 X SI 91 2-0 ③ G4-3						3	0	0	0	0	0	3
33 Nick Swisher, S (1, 3) OBP: 0.344, SLG: 0.422	C SI 91 B CH 82 X CH 83 1-1 ② G6-3		B KC 79 S CH 82 F SI 91 B CH 81 X CH 82 2-2 ② G6-3		F KC 79 B CH 81 F CH 81 B FF 89 F SI 91 F FF 90 X SI 91 2-2 ① F9					3	0	0	0	0	0	0
22 Jason Kipnis, L (1, 4) OBP: 0.359, SLG: 0.445	C SI 92 B FF 92 B KC 80 X SI 92 2-1 ③ G6-3		C SI 90 X SI 92 0-1 ③ L7		X CH 82 0-0 ② F9					3	0	0	0	0	0	0
41 Carlos Santana, S (1, 2) OBP: 0.379, SLG: 0.443		C SI 90 B CH 81 C CH 82 B SI 91 B SI 90 X SI 91 3-2 23 1B, 13 E, 4 FC5 1B		C KC 79 S CH 83 B SI 91 B SI 91 S CH 82 2-3 ① K	B KC 80 S CH 82 B SI 90 B SI 90 B CH 82 4-1 9 FC5-4 BB					2	1	1	0	1	1	0
9 Ryan Raburn, R (1, 10) OBP: 0.366, SLG: 0.575		C SI 90 X SI 90 0-1 ① F9		S KC 80 B CH 82 F SI 90 F SI 91 B SI 91 X CH 82 2-2 23 FC3, 13 BB, 23 E 1B	X SI 90 0-0 ③ FC5-4 1-2f					3	1	1	0	0	0	2
13 Asdrúbal Cabrera, S (1, 6) OBP: 0.294, SLG: 0.400		X SI 90 0-0 FC5 4 FC5, 23 1B 1-2		C SI 90 B SI 90 1 SAFE B SI 90 F CH 82 B SI 91 F CH 82 1 SAFE B SI 90 4-2 23 E 1-2 BB		B SI 89 F SI 88 F SI 89 B FF 91 X SI 90 2-2 ① G5-3				2	0	0	0	1	0	1
23 Michael Brantley, L (1, 7) OBP: 0.327, SLG: 0.382		C KC 79 D KC 80 F SI 91 X SI 92 1-2 4 FC5 1-2 2-3 1B		B SI 90 C SI 91 C CH 81 B KC 79 X KC 80 2-2 FC3 1-3 2-H		X SI 90 0-0 ② G4-3				3	0	1	0	0	0	1
4 Mike Aviles, R (1, 5) OBP: 0.285, SLG: 0.378		C CH 82 X CH 82 0-1 ② FC5 1-2 2-3f 3-H		S SI 90 C FF 91 F SI 91 X CH 81 0-2 ② G1-3		B SI 90 B CH 82 X SI 89 2-0 2B				3	0	1	1	0	0	4
11 Drew Stubbs, R (1, 9) OBP: 0.300, SLG: 0.354		F SI 91 B SI 91 B CH 82 S CH 82 S FF 92 2-3 ③ K		F SI 90 B SI 90 B CH 82 S CH 82 B CH 82 B KC 80 4-2 BB		F KC 79 D KC 80 S CH 81 D CH 82 X SL 81 2-2 ③ G6-3				2	0	0	0	1	1	3
Inning Stats	R: 0 E: 0 K: 0 S: 8 H: 0 LOB: 0 BB: 0 P: 13	R: 1 E: 1 K: 1 S: 14 H: 2 LOB: 2 BB: 0 P: 20	R: 0 E: 0 K: 0 S: 7 H: 0 LOB: 0 BB: 0 P: 10	R: 1 E: 1 K: 1 S: 20 H: 1 LOB: 3 BB: 2 P: 36	R: 0 E: 0 K: 0 S: 8 H: 0 LOB: 1 BB: 1 P: 14	R: 0 E: 0 K: 0 S: 8 H: 1 LOB: 1 BB: 0 P: 14				1B: 3 2B: 1 3B: 0 HR: 0 SF: 0 SAC: 0 DP: 0 HBP: 0				WP: 0 PB: 0 SB: 0 CS: 0 PA: 27		

PITCHER	IP	WLS	BF	H	R	ER	SO	BB	IBB	HBP	BLK	WP	HR	S	P	ERA	WHIP
39 Brett Oberholtzer, L (1, 1) ERA: 2.71	6.0	L	27	4	2	0	2	3	0	0	0	0	0	65	107	0.00	1.167

PITCHER	IP	WLS	BF	H	R	ER	SO	BB	IBB	HBP	BLK	WP	HR	S	P	ERA	WHIP

BOTTOM

Houston Astros @ Cleveland Indians

Progressive Field, Cleveland, OH

Fri Sep 20 2013, 7:06 PM - 9:11 PM EDT

Att. 17,310 - Partly Cloudy - 82 F

livebaseballscorecards.com

AB	24
R	2
H	4
RBI	1
BB	3
SO	2
LOB	14

Batter	1	2	3	4	5	6	7	8	9	AB	R	H	RBI	BB	SO	LOB
6 Jonathan Villar, S (1, 6) OBP: 0.347, SLG: 0.350	B SI 92 X SI 92 1-0 27 G5-4-3 1B			C SI 91 C SL 86 F SI 93 X SI 92 0-2 ① P3		B CH 80 F SL 88 S SI 92 F SL 83 S SI 94 1-3 ② K		S KC 86 B FF 96 S KC 86 S KC 86 1-3 ③ K		4	0	1	0	0	2	1
27 Jose Altuve, R (1, 4) OBP: 0.315, SLG: 0.365	X SI 92 0-0 ① ② G5-4-3 1-2f			B SI 91 X SI 92 1-0 ② G6-3		C SI 92 F SL 89 F SI 94 S SL 84 0-3 ③ K2-3			F SI 89 X SI 89 0-1 ① G6-3	4	0	0	0	0	1	1
30 Matt Dominguez, R (1, 5) OBP: 0.287, SLG: 0.407	C SI 92 C SL 89 B SI 94 S CH 80 1-3 ③ K			F SL 89 F SI 93 B SI 94 C SI 94 1-3 ③ K			C SL 88 C CH 78 X CH 78 0-2 ① G6-3		B SL 82 X SI 89 1-0 ② G6-3	4	0	0	0	0	2	0
23 Chris Carter, R (1, 3) OBP: 0.323, SLG: 0.458		B SI 91 F SL 87 B SI 93 S SI 93 S SI 94 F CH 78 B CH 80 F CH 79 X SI 93 3-2 ① F8			B SL 87 C CH 77 X SI 91 1-1 14 G1-3 1B		X SI 92 0-0 1B		B SI 90 X FF 91 1-0 HR	4	1	3	1	0	0	0
4 Brandon Laird, R (1, 10) OBP: 0.254, SLG: 0.463 18 Marc Krauss, L (9, PH) OBP: 0.254, SLG: 0.364		B CU 76 B SI 93 F SL 90 S SI 94 F SI 94 S CH 78 2-3 ② K			B SL 86 B SI 91 F SI 92 S CH 81 B SI 93 X SI 93 3-2 ① F9		B SL 89 D CH 80 F SI 92 F SI 93 T SI 95 2-2 ② K		B FF 90 S SL 81 S SL 83 B SL 84 B SL 82 B FF 92 4-2 BB	3 0	0 0	0 0	0 0	0 1	2 0	2 0
14 J.D. Martinez, R (1, 7) OBP: 0.275, SLG: 0.383 8 Trevor Crowe, S (9, PH) OBP: 0.281, SLG: 0.309		C SI 93 S SI 94 F SI 94 X CH 80 0-2 ③ G6-3			S CH 81 F SI 92 X SI 94 0-2 ② G1-3 1-2		D SL 89 B SI 93 C SI 94 S CH 80 S CH 80 2-3 ③ K		C SI 91 B SL 83 F FF 91 X SL 84 1-2 ③ G3	3 1	0 0	0 0	0 0	0 0	1 0	2 1
28 L.J. Hoes, R (1, 9) OBP: 0.333, SLG: 0.374			C SI 91 C SI 92 B SI 93 F CH 79 C CH 79 1-3 ① K		B SI 92 B SI 92 S SI 93 T CH 80 B SI 94 D CH 80 4-2 BB			X SL 88 0-0 2B		2	0	1	0	1	1	0
2 Brandon Barnes, R (1, 8) OBP: 0.296, SLG: 0.355			F SL 87 B SI 94 F SL 90 S SI 93 1-3 ② K		C SI 94 F SL 89 X CH 80 0-2 ③ G3			F FF 95 B KC 84 B FF 96 F FF 96 X KC 85 2-2 ① G4-3		3	0	0	0	0	1	3
39 Cody Clark, R (1, 2) OBP: 0.111, SLG: 0.114 22 Carlos Corporán, S (8, PH) OBP: 0.300, SLG: 0.384 (8, 2)			B SI 93 F SI 93 B SI 94 X CH 82 2-1 ③ P6			C SI 89 C SL 86 C SI 93 0-3 ① K		B FF 96 F FF 96 S FF 96 S KC 87 1-3 ② K		2 1	0 0	0 0	0 0	0 0	1 1	0 1
Inning Stats	R: 0 E: 0 K: 1 S: 5 H: 1 LOB: 0 BB: 0 P: 7	R: 0 E: 0 K: 1 S: 14 H: 0 LOB: 0 BB: 0 P: 19	R: 0 E: 0 K: 2 S: 9 H: 0 LOB: 0 BB: 0 P: 13	R: 0 E: 0 K: 1 S: 8 H: 0 LOB: 0 BB: 0 P: 10	R: 0 E: 0 K: 0 S: 13 H: 1 LOB: 2 BB: 1 P: 21	R: 0 E: 0 K: 3 S: 11 H: 0 LOB: 0 BB: 0 P: 12	R: 0 E: 0 K: 2 S: 10 H: 1 LOB: 1 BB: 0 P: 14	R: 0 E: 0 K: 2 S: 10 H: 1 LOB: 1 BB: 0 P: 14	R: 1 E: 0 K: 0 S: 9 H: 1 LOB: 1 BB: 1 P: 16	1B: 3 2B: 1 3B: 0 HR: 1 SF: 0 SAC: 0 DP: 1 HBP: 0						

PITCHER		IP	WLS	BF	H	R	ER	SO	BB	IBB	HBP	BLK	WP	HR	S	P	ERA	WHIP
26 Scott Kazmir, L ERA: 4.14	(1, 1)	7.0	W	25	4	0	0	10	1	0	0	0	0	0	71	97	0.00	0.714
37 Cody Allen, R ERA: 2.55	(8, 1)	1.0		3	0	0	0	2	0	0	0	0	0	0	9	13	0.00	0.000
38 Joe Smith, R ERA: 2.37	(9, 1)	1.0		5	1	1	1	0	1	0	0	0	0	1	9	16	9.00	2.000

PITCHER	IP	WLS	BF	H	R	ER	SO	BB	IBB	HBP	BLK	WP	HR	S	P	ERA	WHIP

TOP

Houston Astros @ Cleveland Indians

Progressive Field, Cleveland, OH

Sat Sep 21 2013, 6:06 PM - 8:51 PM EDT

Att. 26,611 - Partly Cloudy - 65 F

livebaseballscorecards.com

AB	31
R	1
H	5
RBI	1
BB	2
SO	12
LOB	11

BOTTOM

Houston Astros @ Cleveland Indians

Progressive Field, Cleveland, OH

Sat Sep 21 2013, 6:06 PM - 8:51 PM EDT

Att. 26,611 - Partly Cloudy - 65 F

livebaseballscorecards.com

Batter	1	2	3	4	5	6	7	8	9	AB	R	H	RBI	BB	SO	LOB
24 Michael Bourn, L (1, 8) OBP: 0.313, SLG: 0.352	C FF 90 X FF 93 0-1 33 1B 22 SF8 2B	C FF 91 B CH 86 X CH 82 1-1 22 BB 2B		D CH 83 S FF 91 X CU 76 1-1 ① F8		C SI 90 X CU 79 0-1 ① G3		C SI 92 B CH 83 B SI 92 B SI 92 B SI 93 4-1 33 G3 BB		4	1	2	0	1	0	1
33 Nick Swisher, S (1, 9) (9, 3) OBP: 0.346, SLG: 0.421	B FF 92 X CH 85 1-0 23 HR 2-3 1B	B CH 84 B FF 92 B CH 83 B SI 91 4-0 22 BB BB		B CU 74 B SI 89 B FF 91 D FF 90 4-0 1-2 BB		B SI 92 B SI 92 F SI 92 X CH 84 2-1 ② G4-3		F SI 92 1 SAFE B SI 90 B FF 93 S SI 92 D CH 83 X SI 92 3-2 ① G3 1-2		3	1	1	0	2	0	1
22 Jason Kipnis, L (1, 4) OBP: 0.357, SLG: 0.442	B FF 93 B FF 91 F FF 92 S FF 94 D CU 79 X SI 91 3-2 ① SF8 3-H	C FF 91 B FF 92 F FF 91 B CU 78 B FF 93 F CH 83 B FF 92 4-2 1-2 2-3 BB		F FF 91 C CU 76 S CU 79 0-3 ② K		B SI 93 C SI 92 B FF 93 X SI 93 2-1 E1		C CH 83 B SI 92 B CU 82 C SI 93 1-3 ② K		3	0	0	1	1	2	3
41 Carlos Santana, S (1, 3) OBP: 0.375, SLG: 0.439 7 Matt Carson, R (9, 9) OBP: 0.818, SLG: 1.111	B SI 92 D CU 76 X FF 92 2-0 ② F8	B SI 92 S CH 84 F CH 85 F CU 77 X CU 78 1-2 ③ G3		F SI 90 D CU 76 B CH 84 B CH 84 X FF 92 3-1 ③ F9		C CH 83 B FF 92 1 SAFE S CH 82 B SI 93 1 SAFE X CH 82 2-2 ③ G4-3		D CU 81 F SI 92 F CH 83 X SI 92 1-2 ③ G3		5 0	0 0	0 0	0 0	0 0	0 0	8 0
23 Michael Brantley, L (1, 7) OBP: 0.326, SLG: 0.387	B FF 92 F FF 93 B FF 92 X FF 93 2-1 1-H HR	B FF 90 B CH 84 C FF 91 X CH 83 2-1 ① G4-3		C FF 90 C CH 83 B CU 75 S CH 87 1-3 ① K		B CH 81 F SI 91 C FF 92 X SI 93 1-2 ① G6-3				4	1	1	2	0	1	0
13 Asdrúbal Cabrera, S (1, 6) OBP: 0.297, SLG: 0.405	X SI 92 0-0 1B	X FF 90 0-0 ② L8		C FF 92 B CH 86 F CH 84 B CU 79 X CH 86 2-2 25 S 2B		X SI 93 0-0 10 1B 25 WP 8 G2-3 1B				4	0	3	0	0	0	0
25 Jason Giambi, L (1, 10) OBP: 0.276, SLG: 0.354 62 José Ramírez, S (7, PR) OBP: 0.429, SLG: 0.500 (8, 10)	C CH 84 B FF 93 F CH 84 C CU 79 1-3 ③ K	B SI 92 F FF 93 B CH 84 B SI 92 F CH 85 X CH 84 3-2 ③ G3		B CH 84 C CH 85 B FF 92 F SI 92 S CU 78 2-3 ② K 2-3		C CH 82 B FF 93 B CU 82 B CH 83 D CH 82 4-1 10 1B 1-2 BB				3 0	0 0	0 0	0 0	1 0	2 0	2 0
10 Yan Gomes, R (1, 2) OBP: 0.352, SLG: 0.492		X SI 92 0-0 ① G5-3		B FF 91 C SI 92 X FF 92 1-1 8 1B 2B		B CU 73 C CH 85 H SI 92 2-1 HBP		X SI 92 0-0 1-2 2-3 1B		3	1	2	0	0	0	0
8 Lonnie Chisenhall, L (1, 5) OBP: 0.270, SLG: 0.401		C FF 90 X CH 84 0-1 ② F9		X SI 90 0-0 33 BB 2-H 1B		D CH 82 B FF 92 X SI 92 2-0 ③ L7		B CH 82 X FF 92 1-0 ②③ G2-3 3-Hf		4	0	1	1	0	0	5
Inning Stats	R: 3 H: 4 E: 0 LOB: 1 K: 1 BB: 0 S: 13 P: 22	R: 0 H: 1 E: 0 LOB: 3 K: 0 BB: 2 S: 12 P: 22	R: 0 H: 0 E: 0 LOB: 0 K: 0 BB: 0 S: 6 P: 11	R: 1 H: 2 E: 0 LOB: 2 K: 1 BB: 1 S: 10 P: 19	R: 0 H: 1 E: 0 LOB: 2 K: 2 BB: 0 S: 11 P: 20	R: 0 H: 0 E: 1 LOB: 1 K: 0 BB: 0 S: 9 P: 15	R: 0 H: 2 E: 0 LOB: 2 K: 0 BB: 1 S: 7 P: 13	R: 0 H: 0 E: 0 LOB: 1 K: 1 BB: 1 S: 10 P: 19		1B: 5 SF: 1 2B: 4 SAC: 0 3B: 0 DP: 1 HR: 1 HBP: 1					WP: 1 PA: 40 PB: 0 SB: 1 CS: 0	

PITCHER		IP	WLS	BF	H	R	ER	SO	BB	IBB	HBP	BLK	WP	HR	S	P	ERA	WHIP
56 Paul Clemens, R ERA: 5.69	(1, 1)	4.2	L	26	8	4	4	4	3	0	1	0	0	1	51	91	7.71	2.357
64 Lucas Harrell, R ERA: 5.8	(5, 1)	3.1		14	2	0	0	1	2	0	0	0	1	0	27	50	0.00	1.200

PITCHER	IP	WLS	BF	H	R	ER	SO	BB	IBB	HBP	BLK	WP	HR	S	P	ERA	WHIP

AB	33
R	4
H	10
RBI	4
BB	5
SO	5
LOB	20

Houston Astros @ Cleveland Indians

Progressive Field, Cleveland, OH

Sun Sep 22 2013, 1:06 PM - 4:20 PM EDT

Att. 26,168 - Cloudy - 59 F

livebaseballscorecards.com

Batter	1	2	3	4	5	6	7	8	9	AB	R	H	RBI	BB	SO	LOB
6 Jonathan Villar, S (1, 6) OBP: 0.345, SLG: 0.348	B SI 93 B SI 93 C SI 93 C SI 92 X SL 91 2-2 27 CS 1B		M CH 87 C SI 94 C SL 85 0-3 ② K		B SI 93 C SI 92 B CH 85 F SL 91 X CH 88 2-2 ② FC4-6 27 PO 1-2f			C FF 93 B CH 83 F SI 93 C FF 94 1-3 ① K		4	0	1	0	0	2	1
27 Jose Altuve, R (1, 4) OBP: 0.315, SLG: 0.364	C SI 93 X SI 95 0-1 ①② G6-3 1-2		X SL 90 0-0 ③ G4-3		1 SAFE S SL 91 M SI 94 1 SAFE 0-2 ③ PO 1-2	B CU 82 C SI 93 F SL 90 B CH 87 X SI 94 2-2 ① G6-3		C SI 94 S SI 93 B SL 89 X SI 93 1-2 1B		4	0	1	0	0	0	1
18 Marc Krauss, L (1, 10) OBP: 0.261, SLG: 0.384	B SI 93 B SI 94 B SL 91 C SI 94 C SI 95 C SI 95 3-3 ③ K			B SI 92 X SI 94 1-0 30 1B 8 G4-6-3 2B		C SI 91 B SI 91 X SI 91 1-1 2B		B SL 75 X SI 84 1-0 ② F7		4	1	2	0	0	1	1
23 Chris Carter, R (1, 3) OBP: 0.324, SLG: 0.463		X SI 94 0-0 HR		B SL 91 B SI 94 B SL 90 D SI 93 4-0 8 G4-6-3 30 1B BB		C SL 80 F SL 79 S FC 94 0-3 ② K		F SI 93 F CU 83 D CU 83 S CU 83 1-3 ③ K		3	1	1	1	1	2	2
30 Matt Dominguez, R (1, 5) OBP: 0.288, SLG: 0.408		C SI 93 S SL 90 X CU 84 0-2 1B		F SI 94 X SL 92 0-1 8 G4-6-3 1-2 2-3 1B		X SL 79 0-0 ③ F9			S FF 96 B FF 96 X CH 88 1-1 ① G5-3	4	0	2	0	0	0	1
8 Trevor Crowe, S (1, 7) OBP: 0.274, SLG: 0.301		C SI 93 S CH 86 B FF 94 B SI 94 C SI 94 2-3 ① K		B SI 93 B SI 93 S SI 94 X SI 94 2-1 ①② G4-6-3 1-2f 2-3 3-H			B FC 92 F FC 92 X FC 93 1-1 ① L4		C CH 88 B FF 96 X FF 96 1-1 ② F8	4	0	0	0	0	1	3
28 L.J. Hoes, R (1, 9) OBP: 0.337, SLG: 0.373		S CU 84 1 SAFE B SI 94 F SL 90 B SI 94 B CU 82 F SI 94 X SL 92 3-2 ② F9		B SL 91 F SI 93 S CU 85 C SL 91 1-3 ③ K			B SL 81 C FC 92 B FC 93 B SL 79 B FC 93 4-1 BB		F FF 97 B CH 90 X FF 96 1-1 22 DI 1B	3	0	1	0	1	1	2
22 Carlos Corporán, S (1, 2) OBP: 0.299, SLG: 0.381		D SL 90 B SI 93 F SI 94 F SI 94 F SL 85 F CU 84 B SI 94 X SL 90 3-2 ③ G4-3			B SL 90 B SI 92 C SI 92 X SI 94 2-1 6 FC4-6 1B		1 SAFE B KC 85 B FF 95 F FF 95 F FF 95 S FF 95 2-3 ② K		S CH 88 S CH 89 S CH 90 0-3 ③ K 1-2	4	0	1	0	0	2	3
2 Brandon Barnes, R (1, 8) OBP: 0.294, SLG: 0.353			C SI 93 S SL 90 B FF 92 B SL 91 S SI 94 2-3 ① K		C SI 92 F CU 83 S SL 91 0-3 ① K		D KC 88 B FF 96 F FF 96 F FF 96 B FF 97 F FF 96 F FF 96 C KC 86 3-3 ③ K			3	0	0	0	0	3	2
Inning Stats	R: 0 E: 0 K: 1 S: 8 H: 1 LOB: 0 BB: 0 P: 13	R: 1 E: 0 K: 1 S: 16 H: 2 LOB: 1 BB: 0 P: 24	R: 0 E: 0 K: 2 S: 7 H: 0 LOB: 0 BB: 0 P: 9	R: 1 E: 0 K: 1 S: 8 H: 2 LOB: 1 BB: 1 P: 16	R: 0 E: 0 K: 1 S: 10 H: 1 LOB: 0 BB: 0 P: 14	R: 0 E: 0 K: 1 S: 9 H: 1 LOB: 1 BB: 0 P: 12	R: 0 E: 0 K: 2 S: 11 H: 0 LOB: 1 BB: 1 P: 21	R: 0 E: 0 K: 2 S: 10 H: 1 LOB: 1 BB: 0 P: 14	R: 0 E: 0 K: 1 S: 9 H: 1 LOB: 1 BB: 0 P: 12	1B: 6 2B: 2 3B: 0 HR: 1 SF: 0 SAC: 0 DP: 1 HBP: 0						

TOP

AB	33
R	2
H	9
RBI	1
BB	2
SO	12
LOB	16

WP: 0 PB: 0 SB: 0 CS: 1 PA: 36

PITCHER		IP	WLS	BF	H	R	ER	SO	BB	IBB	HBP	BLK	WP	HR	S	P	ERA	WHIP
28 Corey Kluber, R ERA: 3.61	(1, 1)	5.1	W	20	6	2	2	6	1	0	0	0	0	1	52	81	3.38	1.312
35 Marc Rzepczynski, L ERA: 3.58	(6, 1)	0.0		1	1	0	0	0	0	0	0	0	0	0	2	3	∞	∞
27 Bryan Shaw, R ERA: 3.38	(6, 1)	1.0	H	4	0	0	0	1	1	0	0	0	0	0	7	12	0.00	1.000
37 Cody Allen, R ERA: 2.53	(7, 1)	0.2		2	0	0	0	2	0	0	0	0	0	0	8	13	0.00	0.000
32 Matt Albers, R ERA: 3.3	(8, 1)	0.1		2	1	0	0	1	0	0	0	0	0	0	6	8	0.00	3.000

PITCHER		IP	WLS	BF	H	R	ER	SO	BB	IBB	HBP	BLK	WP	HR	S	P	ERA	WHIP
57 Clay Rapada, L ERA:	(8, 1)	0.1		1	0	0	0	0	0	0	0	0	0	0	1	2	0.00	0.000
20 C.C. Lee, R ERA: 4.5	(8, 1)	0.1		1	0	0	0	1	0	0	0	0	0	0	3	4	0.00	0.000
59 Carlos Carrasco, R ERA: 6.75	(9, 1)	1.0		4	1	0	0	1	0	0	0	0	0	0	9	12	0.00	1.000

BOTTOM

Houston Astros @ Cleveland Indians

Progressive Field, Cleveland, OH

Sun Sep 22 2013, 1:06 PM - 4:20 PM EDT

Att. 26,168 - Cloudy - 59 F

livebaseballscorecards.com

Batter	1	2	3	4	5	6	7	8	9	AB	R	H	RBI	BB	SO	LOB
24 Michael Bourn, L (1, 8) OBP: 0.314, SLG: 0.355	C FF 85 C FF 88 S FF 89 0-3 K ①		B FF 90 C SI 89 B SI 90 F CH 74 B CU 77 F CH 72 F SI 91 B SI 91 4-2 1-2 BB	C CU 76 B CU 77 C CH 77 B FF 89 T CU 77 2-2 K ③		S FF 91 F SL 83 B FF 93 X SL 85 1-2 33 SF8 2-H 3-H 3B	S FF 92 X FF 92 0-1 L4 ③		4	1	1	2	1	2	4
33 Nick Swisher, S (1, 3) OBP: 0.343, SLG: 0.418	C SI 87 B SI 89 S CH 74 B CH 73 C CH 72 2-3 K ②		C CH 74 X CH 75 0-1 F8 ③		C CU 74 B CH 72 F SI 88 S CH 72 1-3 K ①	B FF 93 X SI 92 1-0 SF8 ② 3-H		C FF 94 X FF 96 0-1 F7 ①		4	0	0	1	0	2	2
22 Jason Kipnis, L (1, 4) OBP: 0.359, SLG: 0.445 62 José Ramírez, S (9, 4) OBP: 0.429, SLG: 0.500	C CU 74 X CH 72 0-1 F8 ③			L FS 81 B CU 75 B CU 76 B CH 73 X SI 92 3-1 41 2B 1B	B CU 75 B CH 72 C FF 88 X SI 87 2-1 1B	C FF 87 C CU 80 X SI 88 0-2 2B		B FF 95 F FF 95 C FF 95 S FF 96 1-3 K ②		5 0	1 0	3 0	0 0	1 0	0 0	0 0
41 Carlos Santana, S (1, 10) OBP: 0.376, SLG: 0.446		C SI 86 F CU 73 S CH 73 0-3 K ①		X SI 91 0-0 1-H 23 1B 2B	B CH 75 B FF 90 C CH 78 B FF 90 F CH 76 X CH 75 3-2 F8 ②	X FF 93 0-0 F9 ③		B FF 96 X FF 96 1-0 HR		5	2	2	2	0	1	2
9 Ryan Raburn, R (1, 9) OBP: 0.364, SLG: 0.569 7 Matt Carson, R (7, PR) OBP: 0.750, SLG: 1.000 (8, 9)		C CU 72 X CH 74 0-1 F8 ②		C CU 75 S CU 77 X CU 76 0-2 G5-3 ①	X CH 78 0-0 F8 ③		C SL 82 X SL 84 0-1 13 BB 4 1B 1B	B FS 84 C FS 83 X FF 95 1-1 L5 ③		4 1	0 1	1 0	0 0	0 0	0 0	2 0
13 Asdrúbal Cabrera, S (1, 6) OBP: 0.301, SLG: 0.405		B SI 89 F FF 90 L SI 91 B CU 74 F SI 91 S CH 75 2-3 K ③		C CU 76 F CH 73 B SI 90 B CU 75 F CH 75 D CH 76 B SI 88 4-2 23 1B 4 1B BB		S CU 75 B CU 74 B FF 90 X CH 73 2-1 10 HBP 23 1B 1B	C FF 91 B SI 91 B FF 91 1 SAFE B SI 91 1 SAFE S FF 91 1 SAFE B FF 91 4-2 4 1B 1-2 BB			2	2	1	0	2	1	0
10 Yan Gomes, R (1, 2) OBP: 0.350, SLG: 0.487			B FF 89 B SI 90 B CH 75 C SI 84 F CH 78 S FF 92 3-3 K ①	C FF 91 S FF 90 T FF 90 0-2 K ②		B FF 88 T FF 88 S FS 75 F FF 90 H CH 74 2-2 4 SH3-4 23 1B 24 3B 1-2 HBP	B FF 91 C FF 92 F SI 92 S FF 92 1-3 K ①			3	1	0	0	0	3	4
23 Michael Brantley, L (1, 7) OBP: 0.329, SLG: 0.389			B FS 83 X FF 90 1-0 24 BB 1B	B CU 77 B CU 78 C CU 76 B FF 91 F CH 76 F CU 78 X SI 92 3-2 4 1B 1-2 2-H 1B		X SI 90 0-0 4 SH3-4 24 3B 1-2 2-H 1B	F SI 92 F FF 92 B FF 91 B CU 79 T FF 92 2-2 K ②			4	1	3	2	0	1	2
4 Mike Aviles, R (1, 5) OBP: 0.288, SLG: 0.381			B SI 90 F SI 91 X CH 73 1-1 F7 ②	S SI 90 B SI 92 F FS 76 F CH 77 X SI 90 1-2 1-3 2-H 1B		X SI 92 0-0 SH3-4 ① 1-2 2-3	X SI 91 0-0 1-2 2-H 1B			3	0	2	2	0	0	1
Inning Stats	R: 0 E: 0 K: 2 S: 8 H: 0 LOB: 0 BB: 0 P: 10	R: 0 E: 0 K: 2 S: 9 H: 0 LOB: 0 BB: 0 P: 11	R: 0 E: 0 K: 1 S: 12 H: 1 LOB: 2 BB: 1 P: 21	R: 3 E: 0 K: 2 S: 23 H: 4 LOB: 2 BB: 1 P: 36	R: 0 E: 0 K: 1 S: 9 H: 1 LOB: 1 BB: 0 P: 15	R: 4 E: 0 K: 0 S: 15 H: 4 LOB: 1 BB: 0 P: 21	R: 1 E: 0 K: 2 S: 13 H: 2 LOB: 2 BB: 1 P: 20	R: 1 E: 0 K: 1 S: 8 H: 1 LOB: 0 BB: 0 P: 11		1B: 9 2B: 2 3B: 1 HR: 1 SF: 1 SAC: 1 DP: 0 HBP: 1					WP: 0 PB: 0 SB: 0 CS: 0	PA: 41

	AB	35
	R	9
	H	13
	RBI	9
	BB	3
	SO	11
	LOB	17

PITCHER		IP	WLS	BF	H	R	ER	SO	BB	IBB	HBP	BLK	WP	HR	S	P	ERA	WHIP
45 Erik Bedard, L ERA: 4.81	(1, 1)	5.0	L	26	8	6	6	8	2	0	1	0	0	0	67	103	10.80	2.000
21 Philip Humber, R ERA: 7.9	(6, 1)	2.0		11	4	2	2	2	1	0	0	0	0	0	22	31	9.00	2.500
67 Jorge De Leon, R ERA: 6.23	(8, 1)	1.0		4	1	1	1	1	0	0	0	0	0	1	8	11	9.00	1.000

PITCHER	IP	WLS	BF	H	R	ER	SO	BB	IBB	HBP	BLK	WP	HR	S	P	ERA	WHIP

Batter	1	2	3	4	5	6	7	8	9	AB	R	H	RBI	BB	SO	LOB
6 Jonathan Villar, S (1, 6) OBP: 0.338, SLG: 0.340	C SI 96 X SI 95 0-1 G6-3		S CH 84 L SL 84 S CH 84 0-3 ② K			S SI 93 B SI 94 F SL 79 B SI 95 X SL 84 2-2 ① L7		F SI 94 X SI 94 0-1 ② G4-3		4	0	0	0	0	1	2
27 Jose Altuve, R (1, 4) OBP: 0.315, SLG: 0.364 10 Jake Elmore, R (6, 4) OBP: 0.318, SLG: 0.331	B SI 93 X SI 94 1-0 30 K 1B		X SL 78 0-0 ③ P6			F SI 94 X KC 78 0-1 ② L8		B SI 95 X SI 94 1-0 ③ F9		3 1	0 0	1 0	0 0	0 0	0 0	2 0
30 Matt Dominguez, R (1, 5) OBP: 0.288, SLG: 0.407 9 Marwin Gonzalez, S (6, 5) OBP: 0.252, SLG: 0.319	B SI 95 ② F SI 94 ③ 1 SAFE 1 SAFE F SI 94 F SL 86 1 SAFE S CH 83 1-3 K 1-2			C SI 94 X SI 95 0-1 ① L9		B KC 77 X SI 95 1-0 1B			C SI 94 B SL 78 F SI 92 B SL 83 X SI 95 2-2 ① G6-3	3 1	0 0	1 0	0 0	0 0	1 0	1 0
23 Chris Carter, R (1, 10) OBP: 0.323, SLG: 0.461 14 J.D. Martinez, R (6, PH) OBP: 0.276, SLG: 0.384 (6, 10)		C SI 94 F SI 95 B SL 83 B SI 96 B SL 82 X SI 96 3-2 ① G5-3		B SI 94 F SI 94 F SL 84 F SI 95 S SL 85 1-3 ② K		B SI 93 B SI 94 F SI 94 F SI 94 S SI 94 2-3 ③ K			F SI 94 X SI 95 0-1 1B	2 2	0 0	0 1	0 0	0 1	1 1	0 1
4 Brandon Laird, R (1, 3) OBP: 0.238, SLG: 0.431		C SL 79 X SI 96 0-1 ② F8		C SI 95 F SI 94 F SI 96 F SL 85 S CH 85 0-3 ③ K			X SI 93 0-0 ① P6		F SI 92 B SI 94 S SI 92 S CH 85 1-3 ② K	4	0	0	0	0	2	1
28 L.J. Hoes, R (1, 9) OBP: 0.330, SLG: 0.364 (7, 7)		C SI 94 B SI 96 F SI 95 S SI 95 1-3 ③ K			F SI 93 F SI 94 B SI 95 B SL 84 C SI 94 2-3 ① K		C SI 93 X SI 94 0-1 ② G6-3		B SI 94 C SI 93 B SI 94 B SI 94 X SI 93 3-1 ③ F8	4	0	0	0	0	2	1
8 Trevor Crowe, S (1, 7) OBP: 0.287, SLG: 0.310 (7, 8)			C SI 93 B SI 94 F SI 94 B SI 94 F CH 84 X SI 95 2-2 2 L9 22 1B 1B		B SI 95 F SI 94 B SI 95 B SI 95 B SI 94 4-1 BB		X SI 94 0-0 1B			2	0	2	0	1	0	0
22 Carlos Corporán, S (1, 2) OBP: 0.301, SLG: 0.382 12 Max Stassi, R (6, 2) OBP: 0.375, SLG: 0.286			B SI 94 F SI 95 1 SAFE 1 SAFE F SL 85 F SI 95 X SL 80 1-2 1-2 1B		C CH 86 F SI 95 F SI 95 X SL 84 0-2 ② F8		X SI 93 0-0 ③ F8			2 1	0 0	1 0	0 0	0 0	0 0	1 1
2 Brandon Barnes, R (1, 8) OBP: 0.293, SLG: 0.351 38 Jimmy Paredes, S (7, 9) OBP: 0.238, SLG: 0.256			C SI 94 F SI 94 F SI 96 B SI 95 D SL 85 X SI 95 2-2 ① L9 2-3		F SI 94 F SI 93 S SL 80 0-3 ③ K			B SI 93 F SI 93 X SL 84 1-1 ① L7		2 1	0 0	0 0	0 0	1 0	3 0	
Inning Stats	R: 0 E: 0 K: 1 S: 7 H: 1 LOB: 1 BB: 0 P: 9	R: 0 E: 0 K: 1 S: 8 H: 0 LOB: 0 BB: 0 P: 12	R: 0 E: 0 K: 1 S: 16 H: 2 LOB: 2 BB: 0 P: 21	R: 0 E: 0 K: 2 S: 11 H: 0 LOB: 0 BB: 0 P: 12	R: 0 E: 0 K: 2 S: 11 H: 0 LOB: 1 BB: 1 P: 17	R: 0 E: 0 K: 1 S: 9 H: 1 LOB: 1 BB: 0 P: 14	R: 0 E: 0 K: 0 S: 5 H: 1 LOB: 1 BB: 0 P: 5	R: 0 E: 0 K: 0 S: 5 H: 0 LOB: 0 BB: 0 P: 7	R: 0 E: 0 K: 1 S: 10 H: 1 LOB: 1 BB: 0 P: 16	1B: 6 2B: 0 3B: 0 HR: 0	SF: 0 SAC: 0 DP: 0 HBP: 0					

PITCHER		IP	WLS	BF	H	R	ER	SO	BB	IBB	HBP	BLK	WP	HR	S	P	ERA	WHIP
45 Derek Holland, L ERA: 3.33	(1, 1)	9.0	W	33	6	0	0	9	1	0	0	0	0	0	82	113	0.00	0.778

PITCHER	IP	WLS	BF	H	R	ER	SO	BB	IBB	HBP	BLK	WP	HR	S	P	ERA	WHIP

TOP

Houston Astros @ Texas Rangers

Rangers Ballpark in Arlington, Arlington, TX

Mon Sep 23 2013, 8:08 PM - 10:55 PM EDT

Att. 33,743 - Clear - 83 F

livebaseballscorecards.com

AB	32
R	0
H	6
RBI	0
BB	1
SO	9
LOB	13

1B: 6	SF: 0	WP: 0	PA: 33
2B: 0	SAC: 0	PB: 0	
3B: 0	DP: 0	SB: 0	
HR: 0	HBP: 0	CS: 0	

Houston Astros @ Texas Rangers

Rangers Ballpark in Arlington, Arlington, TX

Mon Sep 23 2013, 8:08 PM - 10:55 PM EDT

Att. 33,743 - Clear - 83 F

BOTTOM

livebaseballscorecards.com

Batter	1	2	3	4	5	6	7	8	9	AB	R	H	RBI	BB	SO	LOB
5 Ian Kinsler, R (1, 4) OBP: 0.340, SLG: 0.409 13 Jurickson Profar, S (7, 4) OBP: 0.307, SLG: 0.324 (8, 6)	B FF 92 F FF 93 X SL 85 1-1 1 1B 51 2B 1B	F FF 93 B FF 93 B SI 94 B SI 91 F SL 85 F SL 83 X FF 93 3-2 3-H 2B		C FF 92 X FF 91 0-1 E5 1 1B	B FF 91 B SI 92 X CH 84 2-0 ③ FC5-4 1-2f		X FF 94 0-0 ③ L8			4 1	2 0	2 0	1 0	0 0	0 0	2 0
1 Elvis Andrus, R (1, 6) OBP: 0.332, SLG: 0.336 35 James Adduci, L (8, 3) OBP: 0.324, SLG: 0.290	B FF 93 B SI 90 F SI 90 F SI 93 B FF 93 X SI 93 3-2 51 2B 1-3 1B	D CU 79 C FF 93 C FF 92 F CU 82 X FF 92 1-2 ③ L8		B SI 89 B SL 82 S FF 92 B FF 92 F FF 90 X FF 93 3-2 ① 2-H 1B		C FF 91 B FF 92 B FF 91 X SI 90 2-1 51 3B 1B		B FF 93 B FF 93 B FF 92 B FF 92 4-0 9 L8 43 E BB		4 0	2 0	3 0	1 0	0 1	0 0	1 0
51 Alex Rios, R (1, 9) OBP: 0.327, SLG: 0.436 43 Engel Beltre, L (8, 9) OBP: 0.268, SLG: 0.275	C FF 94 C CH 82 B SI 94 X CH 82 1-2 12 G6-3 2-H 3-H 2B	C FF 90 X CU 83 0-1 12 1B 7 BB 1B	C SL 83 C FF 94 X SL 83 0-2 HR	B SL 84 X FF 92 1-0 29 SF8 1-H 3B		C FF 94 B FF 94 F KC 78 X FF 92 1-2 E6 1-2			4 1	3 0	4 0	4 0	0 0	0 1	0 1
29 Adrian Beltré, R (1, 5) OBP: 0.372, SLG: 0.505 9 Adam Rosales, R (7, 5) OBP: 0.259, SLG: 0.327 (8, 4)	C FF 93 B FF 92 T FF 94 S FF 93 1-3 ① K	F SI 89 F FF 92 1 SAFE S SI 89 0-3 ① K	C FF 93 B SI 91 F FF 92 F FF 94 B SL 80 S FF 93 2-3 ② K	B SI 91 X SI 90 1-0 ① SF8 3-H		B SI 94 B FF 95 X FF 94 2-0 ① L8 2-3			3 1	0 0	0 0	1 0	0 0	3 0	2 2
12 A.J. Pierzynski, L (1, 2) OBP: 0.299, SLG: 0.435	B FF 91 B FF 91 S CH 84 X SI 92 2-1 ② G6-3 2-3	1 SAFE B SI 90 B CH 80 1 SAFE X SI 90 2-0 7 BB 18 BB 2 2B 1-3 1B	F SI 92 B SI 93 B SL 79 X FF 92 2-1 ③ G3	B FF 92 X CH 84 1-0 18 WP 18 SF9 2B		S KC 80 C FF 95 C FF 95 0-3 ② K			5 2	2 0	2 0	0 0	0 1	1 3	3 2
18 Mitch Moreland, L (1, 3) OBP: 0.299, SLG: 0.449 61 Robinson Chirinos, R (8, 5) OBP: 0.233, SLG: 0.286	B CH 83 F CH 82 B CU 80 F CU 82 X CH 83 2-2 ③ G6-3	B SL 87 D CU 78 C SI 92 B SI 91 F SI 91 B CU 77 4-2 7 BB 2 2B 1-2 BB	B SI 91 S SI 91 X FF 92 1-1 7 1B 1B	B SI 91 S CH 83 F CH 85 B SL 81 X SL 82 2-2 ② SF9 2-H		S FF 96 B FF 95 C FF 95 S KC 81 1-3 ③ K2-3			2 1	1 0	1 0	1 0	1 1	0 2	1 2
23 Craig Gentry, R (1, 7) OBP: 0.363, SLG: 0.377		S FF 92 B CU 82 B FF 92 B CU 83 C FF 92 B FF 91 4-2 7 G4-3 7 S 5 2B BB	X CU 81 0-0 ② F8	X SL 83 0-0 ① F9	B FF 93 B SI 92 F SI 92 F SI 93 F FF 93 X FF 94 2-2 ③ F8					3 0	1 0	0 0	0 1	1 0	0 4
7 David Murphy, L (1, 10) OBP: 0.281, SLG: 0.376		1 SAFE S SI 91 F CH 81 B CU 69 X SI 91 1-2 ① G4-3 1-3	B CU 79 D SI 92 F SI 91 B SI 90 B FF 90 4-1 2 2B 1-2 2-3 3-H BB	D CH 86 F SI 89 X SI 91 1-1 5 FC5-4 1-3 1B			X FF 92 0-0 ① G4-3			3 0	1 0	1 0	1 0	1 0	0 0	1 0
2 Leonys Martin, L (1, 8) OBP: 0.313, SLG: 0.384		F CU 81 B CU 82 B CU 79 F SI 92 X CU 71 2-2 ② G4-3	B CU 78 X CU 78 1-0 ③ 1-H 2-H 3-H 2B	S CH 86 S CH 85 T CH 85 0-2 ② K			B FF 93 F FF 94 F FF 94 X FF 94 1-2 ② G6-3			4 0	0 1	1 0	3 0	0 1	1 0	3 0
Inning Stats	R: 2 E: 0 K: 1 S: 16 H: 3 LOB: 1 BB: 0 P: 26	R: 1 E: 0 K: 0 S: 16 H: 1 LOB: 1 BB: 1 P: 27	R: 4 E: 0 K: 1 S: 11 H: 3 LOB: 1 BB: 2 P: 22	R: 2 E: 1 K: 1 S: 14 H: 2 LOB: 0 BB: 0 P: 21	R: 0 E: 0 K: 1 S: 9 H: 2 LOB: 2 BB: 0 P: 13	R: 3 E: 0 K: 0 S: 12 H: 3 LOB: 0 BB: 0 P: 21	R: 0 E: 0 K: 0 S: 5 H: 0 LOB: 0 BB: 0 P: 6	R: 0 E: 1 K: 2 S: 10 H: 0 LOB: 2 BB: 1 P: 18		1B: 8 2B: 4 3B: 1 HR: 1 SF: 2 SAC: 0 DP: 0 HBP: 0					WP: 1 PB: 0 SB: 1 CS: 0 PA: 42	

	AB	36
	R	12
	H	14
	RBI	12
	BB	4
	SO	6
	LOB	22

PITCHER		IP	WLS	BF	H	R	ER	SO	BB	IBB	HBP	BLK	WP	HR	S	P	ERA	WHIP
18 Jordan Lyles, R ERA: 5.59	(1, 1)	3.0	L	18	7	7	7	2	3	0	0	0	0	0	43	75	21.00	3.333
54 David Martinez, R ERA: 7.15	(4, 1)	3.0		16	7	5	4	2	0	0	0	0	1	1	35	55	12.00	2.333
63 Chia-Jen Lo, R ERA: 4.34	(7, 1)	1.0		3	0	0	0	0	0	0	0	0	0	0	5	6	0.00	0.000
35 Josh Fields, R ERA: 5.4	(8, 1)	1.0		5	0	0	0	2	1	0	0	0	0	0	10	18	0.00	1.000

PITCHER	IP	WLS	BF	H	R	ER	SO	BB	IBB	HBP	BLK	WP	HR	S	P	ERA	WHIP

Houston Astros @ Texas Rangers

Rangers Ballpark in Arlington, Arlington, TX

Tue Sep 24 2013, 8:07 PM - 11:13 PM EDT

Att. 42,267 - Clear - 89 F

TOP

livebaseballscorecards.com

Batter	1	2	3	4	5	6	7	8	9	AB	R	H	RBI	BB	SO	LOB
6 Jonathan Villar, S (1, 6) OBP: 0.330, SLG: 0.332	X FC 87 0-0 ① G6-3		B FF 90 X FF 90 1-0 ① G5-3		M FC 88 B FS 86 B FC 89 C FF 90 S ST 82 2-3 ② K		1 SAFE B SL 87 B FF 91 B SL 84 C SL 88 L FF 90 F FF 89 C FF 91 3-3 ① K 1-2		C CU 80 S SL 87 B SL 87 B FF 93 B SL 86 F FF 95 T FF 93 3-2 ② K	5	0	0	0	0	3	1
27 Jose Altuve, R (1, 4) OBP: 0.315, SLG: 0.364	B FF 90 X FF 90 1-0 ① 30 BB, 18 BB, 23 SF7, 1B		B FF 90 B ST 80 X FF 90 2-0 ② G5-3		B FF 92 F FC 87 X ST 80 1-1 1B		C FF 96 S CU 83 D CU 84 F FF 97 X FF 97 1-2 ② F9		F FF 93 F SL 86 B FF 94 F SL 88 F SL 87 B CU 81 X FF 94 2-2 ③ P3	5	1	2	0	0	0	1
18 Marc Krauss, L (1, 7) (8, 3) OBP: 0.268, SLG: 0.383	B FF 92 C FC 88 1 SAFE B FC 90 F FF 92 F FF 95 B ST 82 B ST 82 4-2 30 BB 1-2 BB		B FF 92 B FC 89 F FC 89 F FC 88 X FF 93 2-2 1B		1 SAFE B FF 92 B FC 89 B FF 92 C FF 93 C FC 88 S ST 84 3-3 ③ K		B FF 97 C FF 97 S CU 83 B CU 85 F FF 97 F FF 98 S FF 96 2-3 ③ K 2-3			3	0	1	0	1	2	2
30 Matt Dominguez, R (1, 5) OBP: 0.290, SLG: 0.413	B FC 88 B FF 93 B FF 92 C FF 93 F FF 92 B FF 92 4-2 1-2 2-3 BB		S ST 82 F FF 92 F FF 93 X ST 84 0-2 ③ P6			B FF 90 F FC 87 B FF 92 B ST 77 X FF 92 3-1 HR		C FF 96 C CU 84 X FF 99 0-2 ① P4		3	1	1	1	1	0	1
23 Chris Carter, R (1, 10) OBP: 0.320, SLG: 0.458	B ST 81 X FF 92 1-0 ② SF7 3-H			C ST 78 B ST 81 C ST 80 C FF 93 1-3 ① K		F FF 91 B ST 80 B ST 80 S FC 88 S FC 90 2-3 ① K		C CU 84 S CU 85 S CU 85 0-3 ② K		3	0	0	1	0	3	0
8 Trevor Crowe, S (1, 9) OBP: 0.298, SLG: 0.308	F FC 90 X ST 76 0-1 ③ G4-3			B FF 90 B FC 85 C FF 90 B FC 87 B FC 87 4-1 29 S, BB		B FF 90 B FC 86 B FF 90 B FF 91 4-0 4 WP, BB		F FF 97 B FF 97 B FF 97 F FF 96 F FF 97 B CU 84 F FF 97 B FF 98 4-2 4 1B, BB		1	0	0	0	3	0	2
29 Brett Wallace, L (1, 3) OBP: 0.284, SLG: 0.429 4 Brandon Laird, R (6, PH) (6, 3) OBP: 0.246, SLG: 0.433 10 Jake Elmore, R (8, PR) (8, 7) OBP: 0.318, SLG: 0.331		B FF 89 C FC 86 S FC 88 B CS 66 S ST 80 2-3 ① K		S FC 88 B FC 90 B FC 89 1 SAFE F FF 92 1 SAFE S ST 81 2-3 ② K 1-2		S SL 88 T FF 92 B FF 91 F SL 86 B SL 84 F FF 92 F SL 83 S FF 92 2-3 ② K 1-2		1 SAFE B FF 95 F FF 95 1 SAFE 1 SAFE B FF 95 B FF 96 F FF 96 X CU 83 3-2 1-3 1B		2 2 0	0 0 0	0 1 0	0 0 0	0 1 0	2 1 0	1 1 0
22 Carlos Corporán, S (1, 2) OBP: 0.295, SLG: 0.374		B ST 78 C FC 86 S FF 91 B FF 93 F ST 79 X FC 90 2-2 ② G4-3		B FF 95 2 SAFE F FC 90 D FC 92 F FF 93 F ST 78 C FF 93 2-3 ③ K		X SL 88 0-0 ③ G5-3		C FF 93 C FF 93 1 SAFE X FF 93 0-2 ③ F8		4	0	0	0	0	1	4
2 Brandon Barnes, R (1, 8) OBP: 0.292, SLG: 0.350		F FF 91 S FF 92 B FF 92 S FF 93 1-3 ③ K			C FF 89 S FC 87 B ST 80 C ST 79 1-3 ① K		S FF 93 X SL 88 0-1 18 WP, 6 WP, 1B		B FF 92 T FF 92 F FC 92 S SL 88 1-3 ① K	4	0	1	0	0	3	0
Inning Stats	R: 1 E: 0 K: 0 S: 10 H: 1 LOB: 2 BB: 2 P: 20	R: 0 E: 0 K: 2 S: 10 H: 0 LOB: 0 BB: 0 P: 15	R: 0 E: 0 K: 0 S: 9 H: 1 LOB: 1 BB: 0 P: 14	R: 0 E: 0 K: 3 S: 11 H: 0 LOB: 1 BB: 1 P: 20	R: 0 E: 0 K: 3 S: 11 H: 1 LOB: 1 BB: 0 P: 18	R: 1 E: 0 K: 2 S: 12 H: 1 LOB: 1 BB: 1 P: 23	R: 0 E: 0 K: 2 S: 15 H: 1 LOB: 1 BB: 0 P: 21	R: 0 E: 0 K: 1 S: 16 H: 1 LOB: 2 BB: 1 P: 23	R: 0 E: 0 K: 2 S: 12 H: 0 LOB: 0 BB: 0 P: 18	1B: 5 2B: 0 3B: 0 HR: 1 SF: 1 SAC: 0 DP: 0 HBP: 0	WP: 3 PB: 0 SB: 1 CS: 0 PA: 38					

	AB	32
	R	2
	H	6
	RBI	2
	BB	5
	SO	15
	LOB	13

PITCHER		IP	WLS	BF	H	R	ER	SO	BB	IBB	HBP	BLK	WP	HR	S	P	ERA	WHIP
11 Yu Darvish, R ERA: 2.82	(1, 1)	5.1		24	4	2	2	9	4	0	0	0	0	1	56	101	3.38	1.500
56 Neal Cotts, L ERA: 1.17	(6, 1)	1.0	W	4	1	0	0	2	0	0	0	0	2	0	13	18	0.00	1.000
52 Tanner Scheppers, R ERA: 1.88	(7, 1)	1.1	H	6	1	0	0	2	1	0	0	0	1	0	22	32	0.00	1.500
44 Jason Frasor, R ERA: 2.7	(8, 1)	0.1	H	1	0	0	0	0	0	0	0	0	0	0	3	3	0.00	0.000
36 Joe Nathan, R ERA: 1.48	(9, 1)	1.0	S	3	0	0	0	2	0	0	0	0	0	0	12	18	0.00	0.000

PITCHER	IP	WLS	BF	H	R	ER	SO	BB	IBB	HBP	BLK	WP	HR	S	P	ERA	WHIP

BOTTOM

Houston Astros @ Texas Rangers

Rangers Ballpark in Arlington, Arlington, TX

Tue Sep 24 2013, 8:07 PM - 11:13 PM EDT

Att. 42,267 - Clear - 89 F

livebaseballscorecards.com

Batter	1	2	3	4	5	6	7	8	9	AB	R	H	RBI	BB	SO	LOB
5 Ian Kinsler, R (1, 4) OBP: 0.339, SLG: 0.408	F FF 91 B FF 93 C SL 88 B FF 92 T FF 92 2-2 ① K		F FF 91 X FF 91 0-1 ② L9		C SL 84 X SL 87 0-1 ② 2-H 1B		F SL 87 F FF 94 D CH 87 D CH 88 B SL 89 F SL 88 C SL 88 3-3 ③ K			4	0	1	1	0	2	2
1 Elvis Andrus, R (1, 6) OBP: 0.330, SLG: 0.333	B FF 94 C SL 86 B SL 87 C FF 93 X KC 76 2-2 ② G1-3		C FF 93 B FF 92 C FF 93 D KC 77 S SL 86 2-3 ③ K 1-2		C FF 91 B FF 94 S FF 88 B SL 87 S SL 87 2-3 ③ K			B FF 94 X FF 94 1-0 ① F9		4	0	0	0	0	2	1
51 Alex Rios, R (1, 9) OBP: 0.327, SLG: 0.434	C FF 89 B FF 94 C FF 88 B FF 90 X FF 92 2-2 ③ L9			B SL 85 C FF 88 B FF 88 X FF 90 2-1 ① F9		B KC 76 C CH 86 F FF 88 S KC 76 1-3 ① K		C FF 95 F CH 86 B SL 89 X CH 86 1-2 29 E 29 S 1B		4	0	1	0	0	1	0
29 Adrián Beltré, R (1, 5) OBP: 0.374, SLG: 0.510		X FF 89 0-0 ① L8		C FF 90 B SL 88 B SL 87 S FF 94 B FF 91 F SL 86 B FF 94 4-2 12 G4-3 8 1B BB		C FF 90 C FF 88 B KC 75 F SL 87 X FF 91 1-2 HR		1 SAFE C FF 95 C FF 97 H FF 94 1-2 12 G4-6-3 1-3 HBP		2	2	1	1	1	0	0
12 A.J. Pierzynski, L (1, 10) OBP: 0.297, SLG: 0.431		C FF 92 F KC 75 B KC 76 X KC 76 1-2 ② G4-3		S KC 76 S KC 78 D KC 73 X KC 76 1-2 ② G4-3 1-2		B KC 76 X KC 78 1-0 ② G4-3		B CH 86 X SL 87 1-0 ②③ G4-6-3 1-2f		4	0	0	0	0	0	3
8 Geovany Soto, R (1, 2) OBP: 0.318, SLG: 0.438		C SL 85 B KC 74 C KC 75 B KC 76 X SL 87 2-2 1B		F FF 92 S FF 92 X FF 92 0-2 2-H 1B		B FF 93 S SL 86 B SL 88 C SL 86 C KC 76 2-3 ③ K				3	0	2	1	0	1	0
18 Mitch Moreland, L (1, 3) OBP: 0.299, SLG: 0.448		B FF 92 F CH 82 F KC 75 F FF 92 C FF 93 1-3 ③ K		B FF 91 D KC 76 D CH 81 F FF 92 X FF 92 3-1 ③ G4-3			C SI 91 C SL 79 X SL 80 0-2 23 SH1-4 1B			3	0	1	0	0	1	2
23 Craig Gentry, R (1, 7) OBP: 0.364, SLG: 0.378			C SL 87 S SL 85 S KC 75 0-3 ① K2-3		C FF 91 B FF 93 X KC 74 1-1 2 SH1-3 5 1B 1B		1 SAFE F SI 92 X SI 91 0-1 ① SH1-4 1-2			2	1	1	0	0	1	0
2 Leonys Martin, L (1, 8) OBP: 0.314, SLG: 0.385			C CH 84 B KC 77 F FF 93 F FF 94 X FF 95 1-2 1 S 1B		1 SAFE X CH 80 0-0 ① SH1-3 1-2		B SL 79 B SL 80 C SL 79 X SI 92 2-1 ② F8			2	0	1	0	0	0	1
Inning Stats	R: 0 E: 0 K: 1 S: 9 H: 0 LOB: 0 BB: 0 P: 15	R: 0 E: 0 K: 1 S: 11 H: 1 LOB: 1 BB: 0 P: 15	R: 0 E: 0 K: 2 S: 12 H: 1 LOB: 1 BB: 0 P: 15	R: 1 E: 0 K: 0 S: 13 H: 1 LOB: 1 BB: 1 P: 23	R: 1 E: 0 K: 1 S: 8 H: 2 LOB: 0 BB: 0 P: 11	R: 1 E: 0 K: 2 S: 11 H: 1 LOB: 0 BB: 0 P: 16	R: 0 E: 0 K: 1 S: 11 H: 1 LOB: 1 BB: 0 P: 16	R: 0 E: 0 K: 0 S: 7 H: 1 LOB: 1 BB: 0 P: 11		1B: 7 2B: 0 3B: 0 HR: 1 SF: 0 SAC: 2 DP: 1 HBP: 1				WP: 0 PB: 0 SB: 2 CS: 0 PA: 32		

	AB	28
	R	3
	H	8
	RBI	3
	BB	1
	SO	8
	LOB	9

PITCHER		IP	WLS	BF	H	R	ER	SO	BB	IBB	HBP	BLK	WP	HR	S	P	ERA	WHIP
41 Brad Peacock, R ERA: 5.18	(1, 1)	6.0	L	24	6	3	3	7	1	0	0	0	0	1	64	95	4.50	1.167
66 Kevin Chapman, L ERA: 1.93	(7, 1)	0.2		3	1	0	0	0	0	0	0	0	0	0	7	9	0.00	1.500
61 Josh Zeid, R ERA: 4.01	(7, 1)	1.1		5	1	0	0	1	0	0	1	0	0	0	11	18	0.00	0.750

PITCHER	IP	WLS	BF	H	R	ER	SO	BB	IBB	HBP	BLK	WP	HR	S	P	ERA	WHIP

Houston Astros @ Texas Rangers

Rangers Ballpark in Arlington, Arlington, TX

Wed Sep 25 2013, 8:09 PM - 10:50 PM EDT

Att. 43,207 - Clear - 89 F

livebaseballscorecards.com

Batter	1	2	3	4	5	6	7	8	9	AB	R	H	RBI	BB	SO	LOB
6 Jonathan Villar, S (1, 6) OBP: 0.327, SLG: 0.325	S FF 94 B SI 93 F SL 86 B FF 95 X CH 88 2-2 ① G6-3		S SL 82 B CH 85 X CH 86 1-1 ③ G1-3		B SI 92 C SI 93 B SL 85 B CH 85 B FF 93 4-1 27 1B BB		S CH 86 B SI 93 B CU 81 B CH 85 S SI 93 X SI 94 3-2 ③ G4-3		C FF 91 S FC 91 C CU 68 0-3 ③ K	4	0	0	0	1	1	2
27 Jose Altuve, R (1, 4) OBP: 0.317, SLG: 0.366	B SI 94 B SI 94 X SI 92 2-0 ② G4-3			C CU 75 B SI 94 S SI 94 X FF 96 1-2 23 E 23 1B 2B	X SI 95 0-0 1-2 1B			B FF 92 X FF 92 1-0 ① G6-3		4	1	2	0	0	0	0
30 Matt Dominguez, R (1, 5) OBP: 0.290, SLG: 0.411	B FF 94 C SL 86 B SI 94 B CH 85 X CH 86 3-1 ③ G1-3			F FF 95 X SL 87 0-1 ① G6-3	X SL 86 0-0 ③ F8			C FF 92 B FF 92 C FF 92 F CH 85 B CH 87 F CH 86 B FF 92 X FF 92 3-2 8 BB 1B		4	0	1	0	0	0	3
23 Chris Carter, R (1, 3) OBP: 0.322, SLG: 0.459		B FF 92 C SL 84 B SI 92 B FF 92 X SI 92 3-1 ① F9		F FF 95 2 SAFE B FF 92 D SL 84 S SI 95 X SI 95 2-2 4 HR 2-H 1B		X CU 78 0-0 4 WP 1B		D SL 86 B SL 87 C FF 92 S FF 93 C FF 93 2-3 ② K		4	1	2	1	0	1	1
14 J.D. Martinez, R (1, 7) OBP: 0.273, SLG: 0.380 8 Trevor Crowe, S (8, PH) OBP: 0.302, SLG: 0.308 (8, 7)		C CU 76 F SI 93 B SI 92 X CU 79 1-2 ② F7		S CH 84 S CH 85 S CH 85 0-3 ② K		C SL 86 B FF 93 B FF 94 F CH 84 F CH 86 B SI 94 S CH 85 3-3 ① K		B FF 92 F FF 93 B FF 93 B FF 93 B FF 92 4-1 1-2 BB		3 0	0 0	0 0	0 0	0 1	2 0	2 0
4 Brandon Laird, R (1, 10) OBP: 0.246, SLG: 0.469		C SL 84 F FF 94 F FF 92 B CH 87 B CH 87 B SL 87 S CH 87 3-3 ③ K		X CH 83 0-0 1-H HR		B SI 94 S SI 92 B SI 93 B CH 87 F SI 94 X SL 83 3-2 ② G6-3 1-2		C SL 87 B FF 93 F FF 93 X CH 87 1-2 ③ G5-3		4	1	1	2	0	1	3
28 L.J. Hoes, R (1, 9) OBP: 0.328, SLG: 0.361			C FF 90 C FF 90 C SL 85 0-3 ① K	C SL 86 B FF 94 B CH 86 C CH 85 S CU 78 2-3 ③ K		F SL 86 B FF 95 X SI 94 1-1 ③ G3			F FF 90 B SL 78 X FF 90 1-1 18 WP 1B	4	0	1	0	0	2	1
39 Cody Clark, R (1, 2) OBP: 0.128, SLG: 0.132 38 Jimmy Paredes, S (9, PH) OBP: 0.237, SLG: 0.254			X SI 92 0-0 1B		C FF 92 X CU 76 0-1 ① G5-3		C FF 92 F FF 92 S SL 86 0-3 ① K		C FF 90 B FF 91 F FF 91 S CU 67 1-3 ① K	3 1	0 0	1 0	0 0	0 0	1 1	0 1
2 Brandon Barnes, R (1, 8) OBP: 0.290, SLG: 0.347 18 Marc Krauss, L (9, PH) OBP: 0.266, SLG: 0.380			F FF 93 C FF 93 S SI 94 0-3 ② K		X SL 84 0-0 ② B1-3		B CU 77 F CH 84 B FF 94 F SI 92 S CH 86 2-3 ② K		F FF 90 B CU 69 B CH 83 B FF 92 C FF 91 3-3 ② K 1-2	3 1	0 0	0 0	0 0	0 0	2 1	1 1
Inning Stats	R: 0 E: 0 K: 0 S: 6 H: 0 LOB: 0 BB: 0 P: 13	R: 0 E: 0 K: 1 S: 9 H: 0 LOB: 0 BB: 0 P: 16	R: 0 E: 0 K: 2 S: 9 H: 1 LOB: 1 BB: 0 P: 10	R: 3 E: 1 K: 2 S: 15 H: 3 LOB: 0 BB: 0 P: 20	R: 0 E: 0 K: 0 S: 6 H: 1 LOB: 2 BB: 1 P: 10	R: 0 E: 0 K: 1 S: 10 H: 1 LOB: 1 BB: 0 P: 17	R: 0 E: 0 K: 2 S: 9 H: 0 LOB: 0 BB: 0 P: 14	R: 0 E: 0 K: 1 S: 13 H: 1 LOB: 2 BB: 1 P: 24	R: 0 E: 0 K: 3 S: 11 H: 1 LOB: 1 BB: 0 P: 16	1B: 6 2B: 1 3B: 0 HR: 1 SF: 0 SAC: 0 DP: 0 HBP: 0						

TOP

AB	35
R	3
H	8
RBI	3
BB	2
SO	12
LOB	15

WP: 2 PA: 37
PB: 0
SB: 0
CS: 0

PITCHER		IP	WLS	BF	H	R	ER	SO	BB	IBB	HBP	BLK	WP	HR	S	P	ERA	WHIP
33 Martín Pérez, L ERA: 3.55	(1, 1)	7.0	W	28	6	3	3	8	1	0	0	0	1	1	64	100	3.86	1.000
44 Jason Frasor, R ERA: 2.64	(8, 1)	1.0		5	1	0	0	1	1	0	0	0	0	0	13	24	0.00	2.000
28 Joakim Soria, R ERA: 4.09	(9, 1)	1.0		4	1	0	0	3	0	0	0	0	1	0	11	16	0.00	1.000

PITCHER		IP	WLS	BF	H	R	ER	SO	BB	IBB	HBP	BLK	WP	HR	S	P	ERA	WHIP

Batter	1	2	3	4	5	6	7	8	9	AB	R	H	RBI	BB	SO	LOB
5 Ian Kinsler, R (1, 4) OBP: 0.341, SLG: 0.414	C FC 88 B FC 89 X SL 80 1-1 G5-3 ①		F SL 81 B FF 91 C FF 91 B SI 91 F SL 81 B SI 90 B SI 91 4-2 1 FC6-4 2-3 BB	B CH 78 B SI 90 X FF 89 2-0 1 1B 51 1B 2-H 1B		B CU 68 X FF 89 1-0 HR		C FF 96 X FS 87 0-1 P3 ②		4	2	2	2	1	0	0
1 Elvis Andrus, R (1, 6) OBP: 0.329, SLG: 0.332	C FF 89 X FF 90 0-1 G6-3 ②		F SL 82 X SI 90 0-1 FC6-4 51 S 1-2f 3-H ②	X FF 89 0-0 51 1B 1-2 1B		C SI 96 C SL 83 B FF 96 F SL 83 F SL 83 B FF 96 F FF 97 F FF 97 B SL 84 3-2 G6-3 ③		B FF 97 F FF 97 B FF 97 X SI 96 2-1 G5-3 ③		5	0	1	1	0	0	1
51 Alex Rios, R (1, 9) OBP: 0.326, SLG: 0.433	B FC 90 X FF 90 1-0 G3 ③		C FF 90 B FF 91 F FF 90 B SI 91 X FF 90 2-2 G5-3 ③ 1-2	B FC 89 F FC 89 X FF 89 1-1 1-3 2-H 1B			X SI 95 0-0 P3 ①			4	0	1	1	0	0	1
29 Adrián Beltré, R (1, 5) OBP: 0.373, SLG: 0.510		C FF 88 B FF 90 B SL 79 X CH 78 2-1 G6-3 ①		G5-3 ③ L5			C SL 81 X SL 82 0-1 7 WP 2B			4	0	1	0	0	0	2
12 A.J. Pierzynski, L (1, 2) OBP: 0.295, SLG: 0.428		C SL 80 F FC 89 F SL 80 B SL 81 X SL 81 1-2 G4-3 ②		B CU 70 X SL 79 1-0 G3 ② B SL 78 X SL 78 1-0 L7 ①			C FF 96 B CH 87 F CH 88 S SI 97 1-3 K ②			4	0	0	0	0	1	1
15 Jeff Baker, R (1, 10) OBP: 0.357, SLG: 0.553 7 David Murphy, L (7, PH) OBP: 0.281, SLG: 0.376 (8, 10)		B FF 90 B CH 78 B FF 90 B FF 89 4-0 BB		C FF 88 B CU 66 B CH 77 X SL 80 2-1 23 HBP 18 BB 2 2B 1B C FF 87 B FC 89 F FC 88 B CH 77 S CH 77 2-3 K ②			B CH 86 S SI 96 F FF 96 F FF 96 1-2 CI 18 BB 2-3			2 0	1 0	1 0	0 0	1 0	1 0	0 0
18 Mitch Moreland, L (1, 3) OBP: 0.301, SLG: 0.446		B SL 81 B SI 90 T SL 81 S SL 80 D SL 81 X SL 78 3-2 G4-3 ③		B SL 79 S SL 80 B SI 90 B FF 90 D SL 79 4-1 23 HBP 2 2B 1-2 BB C FF 90 B SI 89 C SL 79 B FF 89 S SL 80 2-3 K ③			F FF 96 D SL 84 F SI 96 D CH 89 F SI 98 B SI 97 B FF 96 4-2 1-2 BB			2	1	0	0	2	1	1
23 Craig Gentry, R (1, 7) OBP: 0.362, SLG: 0.373			X FF 88 0-0 E6 5 WP 2 S 1 FC6-4	C SL 81 F SI 88 B SL 80 B CH 78 H SI 91 3-2 2 2B 1-2 2-3 HBP		L FC 88 B FF 88 F CH 76 C SL 79 1-3 K ①	B FF 96 B SI 96 C FF 96 F FF 97 B SI 98 F FF 98 X SI 98 3-2 P4 ③			3	2	0	0	0	1	3
2 Leonys Martin, L (1, 8) OBP: 0.313, SLG: 0.386			B FF 90 S SL 79 M SL 79 S SL 79 1-3 K2-3 ① 1-2	X SL 79 0-0 5 1B 1-H 2-H 3-H 2B		C SL 77 F SI 88 F SL 78 B SL 80 S SL 81 1-3 K ②		X FF 94 0-0 F8 ①		4	1	1	3	0	2	1
Inning Stats	R: 0 E: 0 K: 0 S: 5 H: 0 LOB: 0 BB: 0 P: 7	R: 0 E: 0 K: 0 S: 9 H: 0 LOB: 1 BB: 1 P: 19	R: 1 E: 1 K: 1 S: 12 H: 0 LOB: 1 BB: 1 P: 19	R: 5 E: 0 K: 0 S: 15 H: 5 LOB: 2 BB: 1 P: 29	R: 0 E: 0 K: 2 S: 7 H: 0 LOB: 0 BB: 0 P: 12	R: 1 E: 0 K: 2 S: 15 H: 1 LOB: 0 BB: 0 P: 21	R: 0 E: 1 K: 1 S: 16 H: 1 LOB: 3 BB: 1 P: 25	R: 0 E: 0 K: 0 S: 5 H: 0 LOB: 0 BB: 0 P: 7		1B: 4 2B: 2 3B: 0 HR: 1 SF: 0 SAC: 0 DP: 0 HBP: 1						

PITCHER		IP	WLS	BF	H	R	ER	SO	BB	IBB	HBP	BLK	WP	HR	S	P	ERA	WHIP
60 Dallas Keuchel, L ERA: 5.15	(1, 1)	5.2	L	28	6	7	6	5	3	0	1	0	1	1	56	97	9.53	1.588
55 Rhiner Cruz, R ERA: 3.54	(6, 1)	1.1		7	1	0	0	1	1	0	0	0	1	0	23	35	0.00	1.500
67 Jorge De Leon, R ERA: 5.59	(8, 1)	1.0		3	0	0	0	0	0	0	0	0	0	0	5	7	0.00	0.000

PITCHER	IP	WLS	BF	H	R	ER	SO	BB	IBB	HBP	BLK	WP	HR	S	P	ERA	WHIP

BOTTOM

Houston Astros @ Texas Rangers

Rangers Ballpark in Arlington, Arlington, TX

Wed Sep 25 2013, 8:09 PM - 10:50 PM EDT

Att. 43,207 - Clear - 89 F

livebaseballscorecards.com

AB	32
R	7
H	7
RBI	7
BB	4
SO	6
LOB	10

WP: 2 PA: 38
PB: 0
SB: 2
CS: 0

New York Yankees @ Houston Astros

Minute Maid Park, Houston, TX

Fri Sep 27 2013, 7:13 PM - 10:17 PM CDT

Att. 29,471 - Roof Closed - 73 F

TOP

livebaseballscorecards.com

Batter	1	2	3	4	5	6	7	8	9	AB	R	H	RBI	BB	SO	LOB
14 Curtis Granderson, L (1, 8) OBP: 0.320, SLG: 0.414	S SI 89 X SI 90 0-1 ① G4-3		C CH 81 D KC 80 B CH 81 S KC 79 F CH 82 B SI 91 F CH 82 X SI 91 3-2 ③ F8		C KC 78 F KC 78 S KC 79 0-3 ② K			B SI 91 C SI 92 C SL 78 C SL 79 1-3 ① K		4	0	0	0	0	2	1
26 Eduardo Núñez, R (1, 5) OBP: 0.305, SLG: 0.365	X SI 89 0-0 ② P3			C CH 81 X CH 81 0-1 ① L6	B CH 82 X CH 81 1-0 ③ L8			C SI 92 X SI 93 0-1 ② G6-3		4	0	0	0	0	0	0
24 Robinson Canó, L (1, 10) OBP: 0.383, SLG: 0.514	C SI 90 C SI 90 S KC 79 0-3 ③ K			B SI 90 B SI 90 B SI 89 C SI 89 X FF 90 3-1 ① 12 BB; 39 1B; 1B		B KC 77 S CH 80 B CH 81 C SI 89 B KC 80 F CH 82 S SI 91 3-3 ① K		B SL 78 X SL 80 1-0 ③ F8		4	1	1	0	0	2	0
12 Alfonso Soriano, R (1, 7) OBP: 0.299, SLG: 0.489		C SI 90 S CH 80 B SI 91 B SI 91 B CH 82 S CH 82 3-3 ① K		C SI 89 B KC 80 B SI 90 B CH 82 1 SAFE S SI 89 B SI 90 4-2 39 E; 39 1B; 45 2B; BB 1-2		B SI 90 B SI 89 X SI 90 2-0 2B			F FF 96 F CH 81 S KC 82 0-3 ① K	3	1	1	0	1	2	0
39 Mark Reynolds, R (1, 3) OBP: 0.308, SLG: 0.390		F SI 90 B CH 82 F FF 90 X CH 82 1-2 ② F8		B SI 90 F FF 90 X CH 80 1-1 E5; 45 2B; 1B 1-3 2-H		S SL 86 D SL 89 X SL 86 1-1 ② F8			B FF 96 S FF 95 S FF 96 X FF 97 1-2 1B	4	1	2	1	0	0	1
45 David Adams, R (1, 4) OBP: 0.255, SLG: 0.276		X FF 88 0-0 ③ F8		C SI 89 B SI 90 X SI 90 1-1 2B 2-H 3-H		C FC 95 T FF 95 S SL 88 0-3 ③ K			C KC 81 F FF 96 D KC 82 D KC 82 F FF 96 S KC 82 2-3 ② K	4	0	1	2	0	2	2
63 Zoilo Almonte, S (1, 9) OBP: 0.282, SLG: 0.313			B KC 78 B SI 89 F SI 89 B SI 90 F SI 88 X CH 81 3-2 ① G6-3	B CH 81 F SI 90 X KC 78 1-1 ② G6-3			B FF 93 B SL 83 B FF 94 C FF 92 F FF 94 S FF 95 3-3 ① K		C FF 97 X FF 97 0-1 ③ F8	4	0	0	0	0	1	2
35 Brendan Ryan, R (1, 6) OBP: 0.257, SLG: 0.275			C SI 90 B CH 82 F SI 89 X FF 91 1-2 ② G6-3	F CH 81 X CH 81 0-1 ③ P6			C FC 95 F SL 88 F FF 96 F CH 84 X SL 86 0-2 ② G4-3			3	0	0	0	0	0	1
66 John Ryan Murphy, R (1, 2) OBP: 0.200, SLG: 0.211			B FF 90 X SI 90 1-0 2B		F FF 88 F CH 81 B SI 89 B KC 79 X CH 81 2-2 ① P6		C SL 84 F FC 92 S CH 85 0-3 ③ K			3	0	1	0	0	1	0
Inning Stats	R: 0 E: 0 K: 1 S: 6 H: 0 LOB: 0 BB: 0 P: 6	R: 0 E: 0 K: 1 S: 7 H: 0 LOB: 0 BB: 0 P: 11	R: 0 E: 0 K: 0 S: 12 H: 1 LOB: 1 BB: 0 P: 20	R: 3 E: 1 K: 0 S: 14 H: 3 LOB: 1 BB: 1 P: 24	R: 0 E: 0 K: 1 S: 7 H: 0 LOB: 0 BB: 0 P: 10	R: 0 E: 0 K: 2 S: 10 H: 1 LOB: 1 BB: 0 P: 16	R: 0 E: 0 K: 2 S: 11 H: 0 LOB: 0 BB: 0 P: 14	R: 0 E: 0 K: 1 S: 6 H: 0 LOB: 0 BB: 0 P: 8	R: 0 E: 0 K: 2 S: 12 H: 1 LOB: 1 BB: 0 P: 15	1B: 3 2B: 3 3B: 0 HR: 0 SF: 0 SAC: 0 DP: 0 HBP: 0						

	AB	33
	R	3
	H	6
	RBI	3
	BB	1
	SO	10
	LOB	7

WP: 0 PA: 34
PB: 0
SB: 0
CS: 0

PITCHER		IP	WLS	BF	H	R	ER	SO	BB	IBB	HBP	BLK	WP	HR	S	P	ERA	WHIP
39 Brett Oberholtzer, L ERA: 2.76	(1, 1)	5.1	L	22	5	3	2	4	1	0	0	0	0	0	51	81	3.38	1.125
61 Josh Zeid, R ERA: 3.76	(6, 1)	1.2		5	0	0	0	3	0	0	0	0	0	0	16	20	0.00	0.000
66 Kevin Chapman, L ERA: 1.83	(8, 1)	1.0		3	0	0	0	1	0	0	0	0	0	0	6	8	0.00	0.000
35 Josh Fields, R ERA: 5.25	(9, 1)	1.0		4	1	0	0	2	0	0	0	0	0	0	12	15	0.00	1.000

PITCHER		IP	WLS	BF	H	R	ER	SO	BB	IBB	HBP	BLK	WP	HR	S	P	ERA	WHIP

BOTTOM

Batter	1	2	3	4	5	6	7	8	9	AB	R	H	RBI	BB	SO	LOB
6 Jonathan Villar, S (1, 6) OBP: 0.326, SLG: 0.323	C SI 92 B FF 93 S SL 86 C FF 94 1-3 K ①		M CH 85 1 SAFE B SL 86 S FF 94 B SL 87 X FF 94 2-2 FC6-4 ① 1-2f			B FF 90 F FF 90 C SL 87 C SI 93 1-3 K ①	X FF 94 0-0 27 S 2-3 1B			4	0	1	0	0	2	1
27 Jose Altuve, R (1, 4) OBP: 0.316, SLG: 0.365	X FC 93 0-0 L8 ②		C SL 86 1 SAFE X SL 85 0-1 F9 ②			X KC 83 0-0 L1 ②	C SL 83 S SL 86 D SL 87 B SL 88 B SL 85 B SL 86 4-2 1-2 BB			3	0	0	0	1	0	1
30 Matt Dominguez, R (1, 5) OBP: 0.289, SLG: 0.409	B FF 94 S SL 86 X SL 84 1-1 G6-3 ③		D CU 81 F FF 93 X SL 87 1-1 L9 ③			C FF 91 B SL 86 B FF 91 B KC 82 B FF 91 4-1 BB	S SL 83 B SL 89 F FF 94 B CU 82 F FF 95 X SL 85 2-2 F8 ③			3	0	0	0	1	0	4
18 Marc Krauss, L (1, 10) OBP: 0.273, SLG: 0.374 10 Jake Elmore, R (8, PR) OBP: 0.318, SLG: 0.331 (9, 10)		B CU 79 B FF 93 C FF 94 B CH 85 F FC 94 B FC 95 4-2 28 1B BB	B SI 92 C FF 92 X CH 83 1-1 G4-3 ①			B FF 91 C CH 84 X SL 86 1-1 G4-3 ③		B FF 92 S CH 86 B FF 93 B SL 84 B FF 92 4-1 28 CS BB		2 0	0 0	0 0	0 0	2 0	0 0	1 0
23 Chris Carter, R (1, 3) OBP: 0.321, SLG: 0.456 (8, 7)		S SL 86 X SL 85 0-1 F8 ①	B FF 93 S CH 84 B FF 93 B CH 83 X SL 86 3-1 G2-3 ②				S KC 80 C FF 90 F FF 91 F SL 86 B FF 91 B KC 81 B SI 92 B KC 82 4-2 28 1B 29 2B BB	1 SAFE C SL 85 1 SAFE X SL 83 0-1 P4 ①		3	1	0	0	1	0	2
8 Trevor Crowe, S (1, 7) OBP: 0.295, SLG: 0.300 (8, 8)		C SI 93 C SL 84 F SI 94 1 SAFE S CU 81 0-3 K ②	F FF 93 C FC 93 C SL 85 0-3 K ③				B SL 86 F FF 91 B FF 91 X CH 84 2-1 F9 ①	1 SAFE L CH 87 F SL 86 1 SAFE 1 SAFE T SI 93 0-2 K ②		4	0	0	0	0	3	3
28 L.J. Hoes, R (1, 9) OBP: 0.332, SLG: 0.365		B FC 94 C SL 84 S SL 87 1 SAFE X FF 94 1-2 1-3 1B	B CU 79 B CU 80 C FF 93 B FF 93 F SL 84 X SI 93 3-2 G5-3 ①				C FF 91 F FF 90 X SL 86 0-2 29 2B 1-2 1B	S SL 86 B SI 92 B SL 85 2-1 CS ③ 1-2	X FC 92 0-0 G4-3 ①	4	1	2	0	0	0	0
22 Carlos Corporán, S (1, 2) OBP: 0.289, SLG: 0.366		C SL 87 1 SAFE X FF 93 0-1 F7 ③	B FF 94 S SI 92 S SL 84 X FF 94 1-2 F7 ②				F SL 85 S FF 91 B SI 92 F SL 86 X KC 83 1-2 F8 ②		C FC 93 X FC 93 0-1 G6-3 ②	4	0	0	0	0	0	4
2 Brandon Barnes, R (1, 8) OBP: 0.291, SLG: 0.348 29 Brett Wallace, L (7, PH) OBP: 0.285, SLG: 0.433 (8, 3)			B SL 86 S FF 92 S SL 86 X SL 87 1-2 6 FC6-4 1B		C FC 94 S CU 82 S SL 87 0-3 K ③		X FF 93 0-0 6 1B 1-H 2-H 2B		B KC 81 S KC 81 S KC 79 S KC 80 1-3 K2-3 ③	2 2	0 0	1 1	0 2	0 0	1 1	0 0
Inning Stats	R: 0 E: 0 K: 1 S: 6 H: 0 LOB: 0 BB: 0 P: 8	R: 0 E: 0 K: 1 S: 13 H: 1 LOB: 2 BB: 1 P: 18	R: 0 E: 0 K: 0 S: 10 H: 1 LOB: 1 BB: 0 P: 14	R: 0 E: 0 K: 1 S: 7 H: 0 LOB: 0 BB: 0 P: 11	R: 0 E: 0 K: 1 S: 9 H: 0 LOB: 0 BB: 0 P: 13	R: 0 E: 0 K: 1 S: 7 H: 0 LOB: 1 BB: 1 P: 13	R: 2 E: 0 K: 0 S: 21 H: 3 LOB: 3 BB: 2 P: 34	R: 0 E: 0 K: 1 S: 7 H: 0 LOB: 1 BB: 1 P: 13	R: 0 E: 0 K: 1 S: 6 H: 0 LOB: 0 BB: 0 P: 7	1B: 4 2B: 1 3B: 0 HR: 0 SF: 0 SAC: 0 DP: 0 HBP: 0						

PITCHER		IP	WLS	BF	H	R	ER	SO	BB	IBB	HBP	BLK	WP	HR	S	P	ERA	WHIP
43 Adam Warren, R ERA: 3.39	(1, 1)	5.0	W	18	2	0	0	4	1	0	0	0	0	0	45	64	0.00	0.600
41 David Phelps, R ERA: 5.04	(6, 1)	1.2	H	8	1	2	2	1	2	0	0	0	0	0	20	33	10.80	1.800
62 Joba Chamberlain, R ERA: 4.93	(7, 1)	0.1	H	4	2	0	0	0	1	0	0	0	0	0	8	14	0.00	9.000
38 Preston Claiborne, R ERA: 4.17	(8, 1)	1.0	H	3	0	0	0	1	1	0	0	0	0	0	7	13	0.00	1.000
30 David Robertson, R ERA: 2.07	(9, 1)	1.0	S	3	0	0	0	1	0	0	0	0	0	0	6	7	0.00	0.000

PITCHER	IP	WLS	BF	H	R	ER	SO	BB	IBB	HBP	BLK	WP	HR	S	P	ERA	WHIP

New York Yankees @ Houston Astros

Minute Maid Park, Houston, TX

Fri Sep 27 2013, 7:13 PM - 10:17 PM CDT

Att. 29,471 - Roof Closed - 73 F

livebaseballscorecards.com

AB	31
R	2
H	5
RBI	2
BB	5
SO	7
LOB	16

WP: 0 PA: 37
PB: 0
SB: 1
CS: 1

Batter	1	2	3	4	5	6	7	8	9	AB	R	H	RBI	BB	SO	LOB
14 Curtis Granderson, L (1, 8) OBP: 0.318, SLG: 0.406	C FF 91 B CH 84 F FF 92 B CU 79 B FF 93 B FF 90 4-2 24 CS BB		X FF 92 0-0 ② F9			C FF 90 B FF 92 S FF 92 F FF 94 S CU 79 1-3 ① K	B SL 78 C SL 79 T SI 92 S SL 80 1-3 ③ K		X FF 95 0-0 ③ F8	4	0	0	0	1	2	3
26 Eduardo Núñez, R (1, 5) OBP: 0.305, SLG: 0.364	C FF 91 1 SAFE F FF 91 S CU 76 0-3 ① K		B SI 91 B SI 92 F FF 91 X FF 92 2-1 ③ F8			B FF 92 B CH 81 F FF 91 B FF 90 F FF 89 X FF 93 3-2 12 BB 24 1B 63 E 1-3 1B		B SL 76 B SI 90 X SI 90 2-0 ① G6-3		4	1	1	0	0	1	1
24 Robinson Canó, L (1, 4) OBP: 0.383, SLG: 0.516	1 SAFE F FF 91 B FF 92 B FF 91 X FF 92 2-1 ②③ P5 1-2			X FF 91 0-0 ① F8		X CH 82 0-0 12 BB 1-2 3-H 1B		C SL 80 F SI 92 B SI 93 X SL 80 1-2 2B		4	0	2	1	0	0	1
12 Alfonso Soriano, R (1, 7) OBP: 0.302, SLG: 0.489		X FF 92 0-0 31 1B 1B		C FF 92 F CU 74 C CU 77 0-3 ② K		B CU 75 D CU 78 B FF 93 B FF 94 4-0 1-2 2-3 BB		C SL 79 B SI 92 B SL 80 B SI 92 B SL 81 4-1 BB		2	0	1	0	2	1	0
55 Lyle Overbay, L (1, 3) OBP: 0.295, SLG: 0.393 39 Mark Reynolds, R (8, PH) OBP: 0.307, SLG: 0.390 (8, 3)		B FF 91 B FF 91 B FF 90 X FF 90 3-0 ① P6		X FF 92 0-0 ③ F7		B FF 94 C FF 93 B FF 95 B FF 92 X FF 94 3-1 ② L4		B SL 87 F SL 88 B FF 95 F SL 86 B FF 96 S SL 84 3-3 ② K		3 1	0 0	0 0	0 0	0 0	0 1	4 2
63 Zoilo Almonte, S (1, 9) OBP: 0.271, SLG: 0.300		1 SAFE X FF 92 0-0 ② F9			B FF 91 X FF 90 1-0 ① G4-3	B CU 78 2 SAFE C FF 92 C FF 93 D CU 78 F FF 95 X FF 95 2-2 ③ F8 3-H		B FF 93 S CH 86 X CH 86 1-1 ③ G4-3		4	0	0	0	0	0	5
31 Ichiro Suzuki, L (1, 10) OBP: 0.297, SLG: 0.342		B FF 91 X SI 91 1-0 1-2 1B			F FF 90 C FF 83 B CH 85 C CU 77 1-3 ② K		B FF 96 X FF 96 1-0 ① P5		C FF 93 S FF 94 B KC 80 F FF 95 X FF 95 1-2 1B	4	0	2	0	0	1	0
35 Brendan Ryan, R (1, 6) OBP: 0.254, SLG: 0.272		B CU 75 B FF 93 S CH 82 F FF 92 B CU 76 F CH 80 X SI 94 3-2 ③ G6-3			B FF 91 X CH 83 1-0 ③ P5		S FF 96 C SL 83 S SL 84 0-3 ② K		1 SAFE S FF 94 T FF 95 X FF 95 0-2 ① F9	4	0	0	0	0	1	3
19 Chris Stewart, R (1, 2) OBP: 0.293, SLG: 0.272			C FF 91 B CH 83 F SI 92 B CU 79 X CU 76 2-2 ① G6-3			B FF 90 F FF 92 B FF 91 F FF 91 B CH 82 X FF 93 3-2 26 1B 24 1B 1B	C SL 83 B FF 97 X FF 97 1-1 1B		P PO 86 S FF 95 1 SAFE 1 SAFE B FF 94 X FF 95 2-1 ② P3	4	1	2	0	0	0	1
Inning Stats	R: 0 E: 0 K: 1 S: 7 H: 0 LOB: 0 BB: 1 P: 13	R: 0 E: 0 K: 0 S: 8 H: 2 LOB: 2 BB: 0 P: 15	R: 0 E: 0 K: 0 S: 6 H: 0 LOB: 0 BB: 0 P: 10	R: 0 E: 0 K: 1 S: 5 H: 0 LOB: 0 BB: 0 P: 5	R: 0 E: 0 K: 1 S: 5 H: 0 LOB: 0 BB: 0 P: 8	R: 2 E: 0 K: 1 S: 17 H: 3 LOB: 2 BB: 1 P: 33	R: 0 E: 0 K: 2 S: 9 H: 1 LOB: 1 BB: 0 P: 12	R: 0 E: 0 K: 1 S: 10 H: 1 LOB: 2 BB: 1 P: 21	R: 0 E: 0 K: 0 S: 11 H: 1 LOB: 1 BB: 0 P: 13	1B: 7 2B: 1 3B: 0 HR: 0 SF: 0 SAC: 0 DP: 0 HBP: 0						WP: 0 PB: 0 SB: 0 CS: 1 PA: 37	

PITCHER		IP	WLS	BF	H	R	ER	SO	BB	IBB	HBP	BLK	WP	HR	S	P	ERA	WHIP
56 Paul Clemens, R ERA: 5.4	(1, 1)	5.1	L	21	5	2	1	4	1	0	0	0	0	0	42	69	1.69	1.125
63 Chia-Jen Lo, R ERA: 4.19	(6, 1)	0.2		3	0	0	0	0	1	0	0	0	0	0	6	15	0.00	1.500
55 Rhiner Cruz, R ERA: 3.43	(7, 1)	0.2		3	1	0	0	1	0	0	0	0	0	0	6	8	0.00	1.500
66 Kevin Chapman, L ERA: 1.77	(7, 1)	0.2		4	1	0	0	1	1	0	0	0	0	0	8	16	0.00	3.000
61 Josh Zeid, R ERA: 3.67	(8, 1)	0.2		2	0	0	0	1	0	0	0	0	0	0	5	9	0.00	0.000

PITCHER		IP	WLS	BF	H	R	ER	SO	BB	IBB	HBP	BLK	WP	HR	S	P	ERA	WHIP
35 Josh Fields, R ERA: 5.11	(9, 1)	1.0		4	1	0	0	0	0	0	0	0	0	0	11	13	0.00	1.000

TOP

New York Yankees @ Houston Astros

Minute Maid Park, Houston, TX

Sat Sep 28 2013, 6:14 PM - 9:01 PM CDT

Att. 37,214 - Roof Closed - 73 F

livebaseballscorecards.com

AB	34
R	2
H	8
RBI	1
BB	3
SO	7
LOB	20

BOTTOM

Batter	1	2	3	4	5	6	7	8	9	AB	R	H	RBI	BB	SO	LOB
6 Jonathan Villar, S (1, 6) OBP: 0.325, SLG: 0.319	S SI 88 S CH 79 S FF 86 0-3 ① **K**		C CU 74 M FC 86 B FC 85 B SL 82 X CH 81 2-2 ③ **L7**			C CU 74 B SI 87 B CH 77 B SI 88 B SI 88 4-1 27 G6-3 **BB**		F SL 81 S CH 79 X FF 91 0-2 ③ **G4-3**		3	0	0	0	1	1	0
27 Jose Altuve, R (1, 4) OBP: 0.317, SLG: 0.366	C CU 74 L FF 87 B SI 90 F SL 81 X SL 83 1-2 30 G6-4-3 **1B**			C CU 74 X CH 80 0-1 30 G4-3 23 G6-3 **1B**		S SI 87 1 SAFE X CU 78 0-1 ① **G6-3** **1-2**			C CU 75 B SI 89 X CU 74 1-1 ① **F9**	4	1	2	0	0	0	1
30 Matt Dominguez, R (1, 5) OBP: 0.287, SLG: 0.406	B SI 88 F SI 89 S FC 86 X CH 81 1-2 ②③ **G6-4-3** **1-2f**			B FC 87 X CH 78 1-0 ① **G4-3** **1-2**		S FF 86 F FC 85 F FF 86 F FC 86 B SI 90 C SL 83 1-3 ② **K**			B SL 80 X SI 89 1-0 ② **F9**	4	0	0	0	0	1	3
23 Chris Carter, R (1, 3) OBP: 0.321, SLG: 0.454 8 Trevor Crowe, S (9, PR) OBP: 0.295, SLG: 0.300		C CU 73 B SI 88 B SL 80 S CU 73 X FF 89 2-2 ① **F8**		D CU 75 C CU 75 B FF 86 B SL 82 C CU 76 X CU 76 3-2 ② **G6-3** **2-H**		B FF 89 C SL 81 X FF 87 1-1 ③ **G6-3**			F SL 82 C FF 90 B FC 84 X SL 82 1-2 **1B**	4 0	0 0	1 0	1 0	0 0	0 0	1 0
14 J.D. Martinez, R (1, 7) OBP: 0.273, SLG: 0.381		X FF 90 0-0 **2B**		B CU 76 F CU 75 F FF 87 S SL 82 1-3 ③ **K**			X CU 75 0-0 ① **L8**		B FF 89 X SL 81 1-0 ③ **G5-3**	4	0	1	0	0	1	1
4 Brandon Laird, R (1, 10) OBP: 0.236, SLG: 0.448		C CU 75 X FF 87 0-1 ② **G5-3**			B SI 88 X SI 91 1-0 ① **P5**		C CU 73 B FC 86 B SI 89 F FF 87 X SL 83 2-2 ② **L7**			3	0	0	0	0	0	1
38 Jimmy Paredes, S (1, 9) OBP: 0.231, SLG: 0.248		B CH 79 S CH 80 X CH 79 1-1 ③ **G4-3**			C SI 90 S FF 88 B FF 90 X FF 88 1-2 ② **G4-3**		B CH 79 B SI 88 B SI 88 C FF 90 X SI 87 3-1 ③ **G5-3**			3	0	0	0	0	0	1
44 Matt Pagnozzi, R (1, 2) OBP: 0.182, SLG: 0.143			C CU 73 B SL 84 S CH 79 B SI 90 F FC 85 F CH 79 B SI 90 B SI 90 4-2 2 G1-4-3 **BB**		B FF 88 X SI 89 1-0 **1B**			C SL 81 F FF 88 B SL 83 C SL 82 1-3 ① **K**		2	0	1	0	1	1	0
2 Brandon Barnes, R (1, 8) OBP: 0.289, SLG: 0.346			C CU 74 S CH 81 B FF 89 1 SAFE F FF 87 F FC 84 X CH 81 1-2 ①② **G1-4-3** **1-2f**		X CH 80 0-0 ③ **F9**			B SL 81 B SI 88 B SI 88 C FF 89 C SI 86 S SL 84 3-3 ② **K**		3	0	0	0	0	1	2
Inning Stats	R: 0 E: 0 K: 1 S: 10 H: 1 LOB: 0 BB: 0 P: 12	R: 0 E: 0 K: 0 S: 8 H: 1 LOB: 1 BB: 0 P: 11	R: 0 E: 0 K: 0 S: 12 H: 0 LOB: 0 BB: 1 P: 19	R: 1 E: 0 K: 1 S: 9 H: 1 LOB: 0 BB: 0 P: 14	R: 0 E: 0 K: 0 S: 6 H: 1 LOB: 1 BB: 0 P: 9	R: 0 E: 0 K: 1 S: 10 H: 0 LOB: 1 BB: 1 P: 16	R: 0 E: 0 K: 0 S: 6 H: 0 LOB: 0 BB: 0 P: 11	R: 0 E: 0 K: 2 S: 9 H: 0 LOB: 0 BB: 0 P: 13	R: 0 E: 0 K: 0 S: 7 H: 1 LOB: 1 BB: 0 P: 11	1B: 4 2B: 1 3B: 0 HR: 0 SF: 0 SAC: 0 DP: 2 HBP: 0						

PITCHER	IP	WLS	BF	H	R	ER	SO	BB	IBB	HBP	BLK	WP	HR	S	P	ERA	WHIP
46 Andy Pettitte, L (1, 1) ERA: 3.74	9.0	W	32	5	1	1	5	2	0	0	0	0	0	77	116	1.00	0.778

PITCHER	IP	WLS	BF	H	R	ER	SO	BB	IBB	HBP	BLK	WP	HR	S	P	ERA	WHIP

New York Yankees @ Houston Astros
Minute Maid Park, Houston, TX
Sat Sep 28 2013, 6:14 PM - 9:01 PM CDT
Att. 37,214 - Roof Closed - 73 F

livebaseballscorecards.com

AB	30
R	1
H	5
RBI	1
BB	2
SO	5
LOB	10

WP: 0 PB: 0 SB: 0 CS: 0 PA: 32

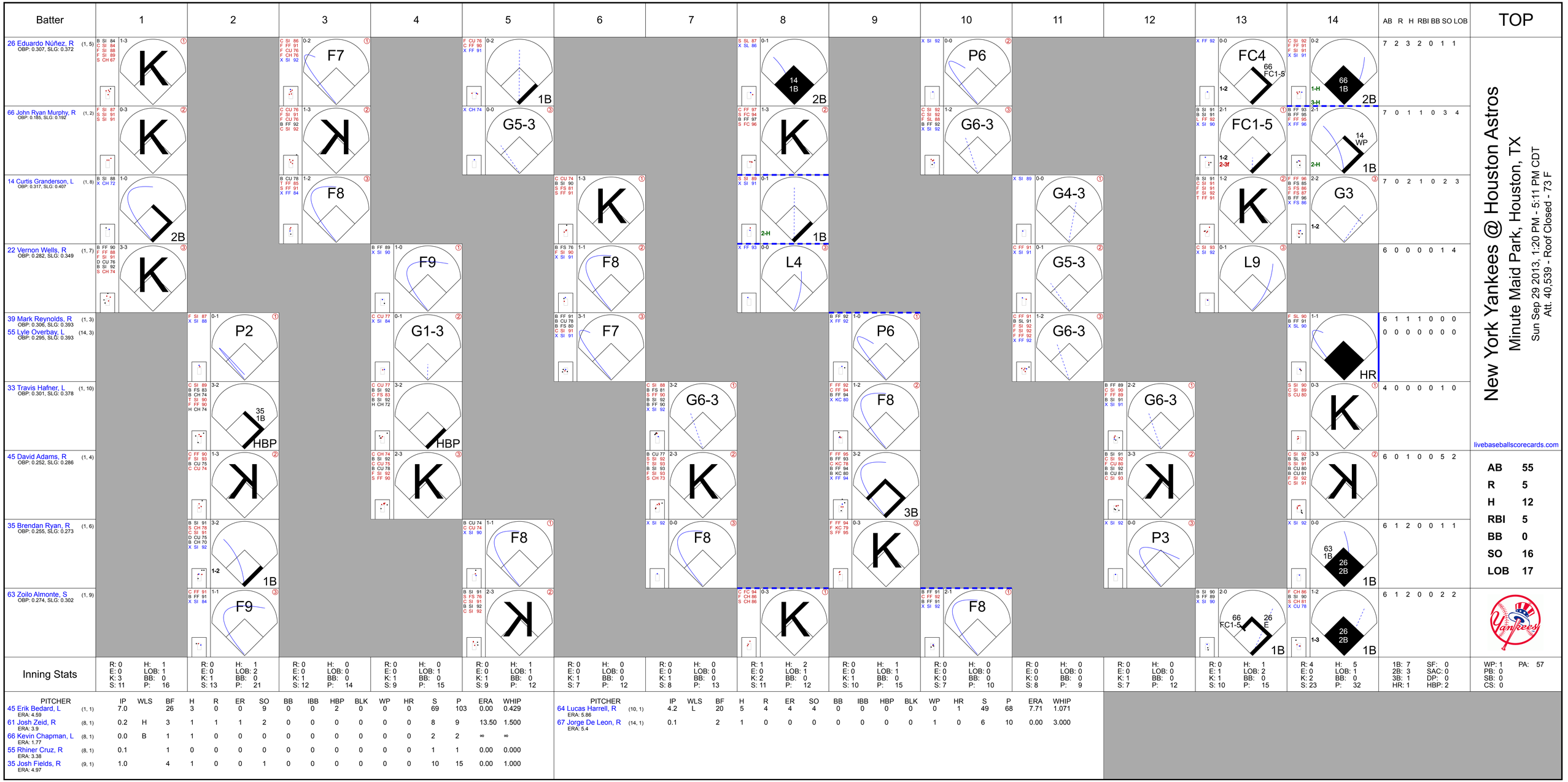
Batter
1
2
3
4
5
6
7
8
9
10
11
12
13
14
AB R H RBI BB SO LOB
TOP
26 Eduardo Núñez, R (1, 5) OBP: 0.307, SLG: 0.372
66 John Ryan Murphy, R (1, 2) OBP: 0.185, SLG: 0.192
14 Curtis Granderson, L (1, 8) OBP: 0.317, SLG: 0.407
22 Vernon Wells, R (1, 7) OBP: 0.282, SLG: 0.349
39 Mark Reynolds, R (1, 3) OBP: 0.306, SLG: 0.393
55 Lyle Overbay, L (14, 3) OBP: 0.295, SLG: 0.393
33 Travis Hafner, L (1, 10) OBP: 0.301, SLG: 0.378
45 David Adams, R (1, 4) OBP: 0.252, SLG: 0.286
35 Brendan Ryan, R (1, 6) OBP: 0.255, SLG: 0.273
63 Zoilo Almonte, S (1, 9) OBP: 0.274, SLG: 0.302
7 2 3 2 0 1 1
7 0 1 1 0 3 4
7 0 2 1 0 2 3
6 0 0 0 0 1 4
6 1 1 1 0 0 0
0 0 0 0 0 0 0
4 0 0 0 0 1 0
6 0 1 0 0 5 2
6 1 2 0 0 1 1
6 1 2 0 0 2 2
New York Yankees @ Houston Astros
Minute Maid Park, Houston, TX
Sun Sep 29 2013, 1:20 PM - 5:11 PM CDT
Att. 40,539 - Roof Closed - 73 F
livebaseballscorecards.com
AB 55
R 5
H 12
RBI 5
BB 0
SO 16
LOB 17
Inning Stats
PITCHER IP WLS BF H R ER SO BB IBB HBP BLK WP HR S P ERA WHIP
45 Erik Bedard, L (1, 1) ERA: 4.59 7.0 26 3 0 0 9 0 0 2 0 0 0 69 103 0.00 0.429
61 Josh Zeid, R (8, 1) ERA: 3.9 0.2 H 3 1 1 1 2 0 0 0 0 0 0 8 9 13.50 1.500
66 Kevin Chapman, L (8, 1) ERA: 1.77 0.0 B 1 1 0 0 0 0 0 0 0 0 0 2 2 ∞ ∞
55 Rhiner Cruz, R (8, 1) ERA: 3.38 0.1 1 0 0 0 0 0 0 0 0 0 0 1 1 0.00 0.000
35 Josh Fields, R (9, 1) ERA: 4.97 1.0 4 1 0 0 1 0 0 0 0 0 0 10 15 0.00 1.000
64 Lucas Harrell, R (10, 1) ERA: 5.86 4.2 L 20 5 4 4 4 0 0 0 0 0 1 0 49 68 7.71 1.071
67 Jorge De Leon, R (14, 1) ERA: 5.4 0.1 2 1 0 0 0 0 0 0 0 1 0 6 10 0.00 3.000
1B: 7 SF: 0
2B: 3 SAC: 0
3B: 1 DP: 0
HR: 1 HBP: 2
WP: 1 PA: 57
PB: 0
SB: 0
CS: 0

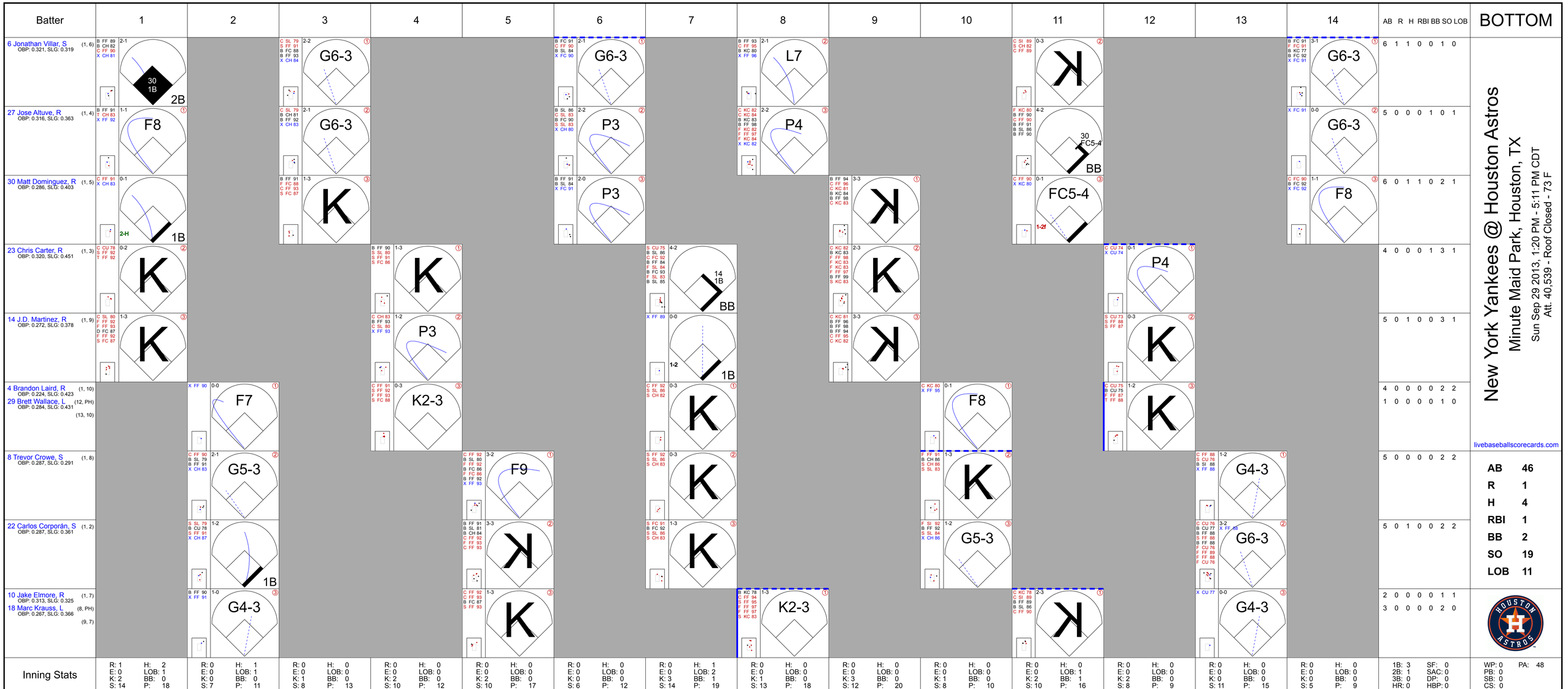

New York Yankees @ Houston Astros

Minute Maid Park, Houston, TX

Sun Sep 29 2013, 1:20 PM - 5:11 PM CDT

Att. 40,539 - Roof Closed - 73 F

livebaseballscorecards.com

Batter	1	2	3	4	5	6	7	8	9	10	11	12	13	14	AB	R	H	RBI	BB	SO	LOB
6 Jonathan Villar, S (1, 6) OBP: 0.321, SLG: 0.319	B FF 89 B CH 82 C FF 90 X CH 81 2-1 30 1B 2B		C SL 79 S FF 91 B FC 88 B FF 93 X CH 84 2-2 G6-3			B FC 91 C FF 90 B SL 84 X FC 90 2-1 G6-3		B FF 93 C FF 95 B KC 80 X FF 96 2-1 L7			C SI 89 S CH 82 C FF 89 0-3 K			B FC 91 F FC 91 B KC 77 B FC 92 X FC 91 3-1 G6-3	6	1	1	0	0	1	0
27 Jose Altuve, R (1, 4) OBP: 0.316, SLG: 0.363	B FF 91 T CH 83 X FF 92 1-1 F8		C SL 79 B CH 81 B FF 92 X CH 83 2-1 G6-3			B SL 86 C SL 83 B FC 90 S SL 83 X CH 80 2-2 P3		C KC 82 C KC 84 B KC 83 B FF 98 F KC 82 F FF 97 F KC 84 X KC 82 2-2 P4			F KC 80 B FF 90 C FF 90 B FF 91 B SL 86 B FF 90 4-2 30 FC5-4 BB			X FC 91 0-0 G6-3	5	0	0	0	1	0	1
30 Matt Dominguez, R (1, 5) OBP: 0.286, SLG: 0.403	C FF 91 X CH 83 0-1 2-H 1B		B FF 91 F FC 88 C FF 93 S FC 87 1-3 K			B FF 91 B SL 84 X FC 91 2-0 P3			B FF 94 C FF 96 C KC 81 B KC 84 B FF 98 C KC 83 3-3 K		C FF 90 X KC 80 0-1 FC5-4 1-2f			C FC 90 B FC 92 X FC 92 1-1 F8	6	0	1	1	0	2	1
23 Chris Carter, R (1, 3) OBP: 0.320, SLG: 0.451	C CU 78 S FF 92 T FF 92 0-2 K			B FF 90 S SL 80 S FF 91 S FC 86 1-3 K			S CU 75 B SL 86 C FC 92 B FF 84 F SL 84 B FC 93 F SL 83 B SL 85 4-2 14 1B BB		C KC 82 B KC 83 F FF 98 F KC 83 F KC 83 F FF 97 B FF 99 S KC 83 2-3 K			C CU 74 X CU 74 0-1 P4			4	0	0	0	1	3	1
14 J.D. Martinez, R (1, 9) OBP: 0.272, SLG: 0.378	C SL 80 F FF 92 F FF 93 D FC 87 F FF 92 S FC 87 1-3 K			C CH 83 B FF 93 C SL 80 X FF 93 1-2 P3			X FF 89 0-0 1-2 1B		C KC 81 B FF 96 B FF 98 B FF 94 C FF 95 C KC 82 3-3 K			S CU 73 S FF 88 S FF 87 0-3 K			5	0	1	0	0	3	1
4 Brandon Laird, R (1, 10) OBP: 0.224, SLG: 0.423 29 Brett Wallace, L (12, PH) OBP: 0.284, SLG: 0.431 (13, 10)		X FF 90 0-0 F7		C FF 91 S FF 92 F FF 93 S FC 88 0-3 K2-3			C FF 92 S SL 86 S CH 82 0-3 K			C KC 80 X FF 95 0-1 F8		C CU 75 B CU 75 F FF 87 T FF 88 1-2 K			4 1	0 0	0 0	0 0	0 1	2 0	2 0
8 Trevor Crowe, S (1, 8) OBP: 0.287, SLG: 0.291		C FF 90 B SL 79 B FF 91 X CH 83 2-1 G5-3			C FF 92 B SL 80 F FF 92 B FC 86 F FC 86 B FF 92 X FF 93 3-2 F9		S FF 92 S SL 86 S CH 83 0-3 K			F FF 91 B CH 86 S CH 86 S SL 83 1-3 K			C FF 88 S CU 76 B SI 88 X FF 88 1-2 G4-3		5	0	0	0	0	2	2
22 Carlos Corporán, S (1, 2) OBP: 0.287, SLG: 0.361		S SL 79 B CU 78 S FF 91 X CH 87 1-2 1B			B FF 91 B SL 81 B CH 84 C FF 92 F FF 93 C FF 93 3-3 K		S FC 91 B FC 92 S SL 86 S CH 83 1-3 K			F SI 92 B FF 92 S SL 84 X CH 86 1-2 G5-3			C CU 76 B CU 77 B FF 88 S FF 88 B FF 88 F CU 76 F FF 89 F FF 88 F CU 76 3-2 X FF 88 G6-3		5	0	1	0	0	2	2
10 Jake Elmore, R (1, 7) OBP: 0.313, SLG: 0.325 18 Marc Krauss, L (8, PH) OBP: 0.267, SLG: 0.366 (9, 7)		B FF 90 X FF 91 1-0 G4-3			C FF 92 C FF 93 B FC 87 S FF 93 1-3 K			B KC 78 C FF 94 S FF 95 F FF 97 F FF 97 S KC 83 1-3 K2-3			C KC 78 C SI 89 B FF 89 B SL 86 C FF 90 2-3 K			X CU 77 0-0 G4-3	2 3	0 0	0 0	0 0	0 2	1 0	1 0

Inning Stats	1	2	3	4	5	6	7	8	9	10	11	12	13	14	AB	R	H	RBI	BB	SO	LOB
	R: 1 E: 0 K: 2 S: 14	H: 2 LOB: 1 BB: 0 P: 18	R: 0 E: 0 K: 0 S: 7	H: 1 LOB: 1 BB: 0 P: 11	R: 0 E: 0 K: 1 S: 8	H: 0 LOB: 0 BB: 0 P: 13	R: 0 E: 0 K: 2 S: 10	H: 0 LOB: 0 BB: 0 P: 12	R: 0 E: 0 K: 0 S: 6	H: 0 LOB: 0 BB: 0 P: 12	R: 0 E: 0 K: 3 S: 14	H: 1 LOB: 2 BB: 1 P: 19	R: 0 E: 0 K: 1 S: 13	H: 0 LOB: 0 BB: 0 P: 18	R: 0 E: 0 K: 3 S: 12	H: 0 LOB: 0 BB: 0 P: 20	R: 0 E: 0 K: 1 S: 8	H: 0 LOB: 0 BB: 0 P: 10	R: 0 E: 0 K: 2 S: 10	H: 0 LOB: 1 BB: 1 P: 16	R: 0 E: 0 K: 2 S: 8	H: 0 LOB: 0 BB: 0 P: 9	R: 0 E: 0 K: 0 S: 11	H: 0 LOB: 0 BB: 0 P: 15	R: 0 E: 0 K: 0 S: 5	H: 0 LOB: 0 BB: 0 P: 9	1B: 3 2B: 1 3B: 0 HR: 0	SF: 0 SAC: 0 DP: 0 HBP: 0	WP: 0 PB: 0 SB: 0 CS: 0	PA: 48

PITCHER	IP	WLS	BF	H	R	ER	SO	BB	IBB	HBP	BLK	WP	HR	S	P	ERA	WHIP
60 David Huff, L (1, 1) ERA: 5.5	5.0		18	3	1	1	7	0	0	0	0	0	0	49	71	1.80	0.600
70 Brett Marshall, R (6, 1) ERA: 4.5	2.0		8	1	0	0	3	1	0	0	0	0	0	20	31	0.00	1.000
61 Dellin Betances, R (8, 1) ERA: 10.8	2.1		7	0	0	0	4	0	0	0	0	0	0	27	40	0.00	0.000
38 Preston Claiborne, R (10, 1) ERA: 4.11	0.2		2	0	0	0	1	0	0	0	0	0	0	6	8	0.00	0.000
41 David Phelps, R (11, 1) ERA: 4.98	1.0		4	0	0	0	2	1	0	0	0	0	0	10	16	0.00	1.000

PITCHER	IP	WLS	BF	H	R	ER	SO	BB	IBB	HBP	BLK	WP	HR	S	P	ERA	WHIP
40 Matt Daley, R (12, 1) ERA:	2.0	W	6	0	0	0	2	0	0	0	0	0	0	19	24	0.00	0.000
30 David Robertson, R (14, 1) ERA: 2.04	1.0		3	0	0	0	0	0	0	0	0	0	0	5	9	0.00	0.000

AB	46
R	1
H	4
RBI	1
BB	2
SO	19
LOB	11