

Houston Astros - 2014

Batter	1	2	3	4	5	6	7	8	9	AB	R	H	RBI	BB	SO	LOB	TOP								
21 Dexter Fowler, S OBP: 0.667, SLG: 0.500 80 Delino DeShields, R (5, PR)	F8				G4-3	G3-1		F8		2	0	1	2	1	0	0									
27 Jose Altuve, R OBP: 0.333, SLG: 0.333 9 Marwin Gonzalez, S OBP: 0.500, SLG: 1.000		G6-3			G4-3			F7		3	0	1	0	0	0	2									
18 Marc Krauss, L OBP: 0.000, SLG: 1.000 79 George Springer, R (5, PR)				G4-3		P3				3	0	2	1	0	0	0									
23 Chris Carter, R OBP: 0.333, SLG: 0.667 83 Preston Tucker, L OBP: 0.500, SLG: 0.500	F7			K						3	0	1	1	0	1	2									
29 Brett Wallace, L 13 Jon Singleton, L	K			G4-3						3	0	0	0	0	2	4									
30 Matt Dominguez, R 81 Jonathan Meyer, R		G3			F8	G4-3				3	0	0	0	0	2										
22 Carlos Corporan, S OBP: 0.500, SLG: 0.500 84 Carlos Correa, R OBP: 0.500, SLG: 0.500				K						2	1	1	0	0	1	0									
19 Robbie Grossman, S (1, 7) 12 Max Stassi, R (5, 2)										1	1	1	0	1	0	0									
6 Jonathan Villar, S OBP: 0.500, SLG: 0.500 20 J.D. Martinez, R (5, 7)										2	0	1	0	0	1	1									
Inning Stats	R: 0 E: 0 K: 1 S: 7	H: 2 LOB: 2 P: 7	R: 2 E: 0 K: 0 S: 5	H: 3 LOB: 1 P: 9	R: 0 E: 0 K: 1 S: 5	H: 0 LOB: 0 P: 5	R: 0 E: 0 K: 2 S: 8	H: 1 LOB: 1 P: 8	R: 2 E: 0 K: 1 S: 7	H: 2 LOB: 2 P: 13	R: 0 E: 0 K: 3 S: 9	H: 0 LOB: 1 P: 13	R: 0 E: 0 K: 0 S: 2	H: 0 LOB: 0 P: 6	R: 1 E: 0 K: 1 S: 5	H: 1 LOB: 0 P: 10	1B: 7 2B: 5 3B: 0 HR: 0	SF: 0 SAC: 0 DP: 1 HBP: 0	WP: 0 PB: 0 SB: 3 CS: 0	PA: 41					
PITCHER	IP WLS BF H R ER SO BB IBB HBP BLK WP HR S P ERA WHIP	37 Brandon Beachy, R ERA: 10.8	53 Cory Gearrin, R ERA: 1.0	46 Craig Kimbrel, R ERA: 18.0	52 Jordan Walden, R ERA: 18.0	72 J.R. Graham, R ERA: 27.0	70 Daniel Rodriguez, L ERA: 13.5	82 Ian Thomas, L ERA: 7.1	64 Carlos Perez, L ERA: 8.1	77 Jason Hursh, R ERA: 9.0	IP WLS BF H R ER SO BB IBB HBP BLK WP HR S P ERA WHIP	70 Daniel Rodriguez, L ERA: 13.5	82 Ian Thomas, L ERA: 7.1	64 Carlos Perez, L ERA: 8.1	77 Jason Hursh, R ERA: 9.0	IP WLS BF H R ER SO BB IBB HBP BLK WP HR S P ERA WHIP	70 Daniel Rodriguez, L ERA: 13.5	82 Ian Thomas, L ERA: 7.1	64 Carlos Perez, L ERA: 8.1	77 Jason Hursh, R ERA: 9.0	IP WLS BF H R ER SO BB IBB HBP BLK WP HR S P ERA WHIP	70 Daniel Rodriguez, L ERA: 13.5	82 Ian Thomas, L ERA: 7.1	64 Carlos Perez, L ERA: 8.1	77 Jason Hursh, R ERA: 9.0

Houston Astros @ Atlanta Braves
Champion Stadium, Lake Buena Vista, FL
Fri Feb 28 2014, 6:08 PM - 9:46 PM EST
Att. 4,592 - Clear - 69 F

AB 36
R 7
H 12
RBI 7
BB 5
SO 10
LOB 18



Batter	1	2	3	4	5	6	7	8	9	AB	R	H	RBI	BB	SO	LOB	BOTTOM						
22 Jason Heyward, L OBP: 0.286, SLG: 0.667 20 Todd Cunningham, S (4, 8)		G3								1	1	0	0	1	0	1							
84 Tommy La Stella, L OBP: 0.500, SLG: 0.400 69 Phil Gosselin, R (8, 4)										3	0	1	0	1	1	3							
5 Freddie Freeman, L OBP: 0.600, SLG: 0.750 59 Ernesto Mejia, R OBP: 0.500, SLG: 0.833										2	0	2	1	1	0	0							
24 Evan Gattis, R OBP: 0.200, SLG: 0.400 74 Matt Kennelly, R OBP: 0.500, SLG: 0.500										3	0	0	0	0	0	4							
23 Chris Johnson, R OBP: 0.400, SLG: 0.800 7 Tyler Greene, R (5, PR)										3	0	1	0	0	1	4							
26 Dan Uggla, R OBP: 0.800, SLG: 1.000 85 Edward Salcedo, R (7, PH) OBP: 0.167, SLG: 0.333 68 Mark Hamilton, L (9, PH)										0	0	0	2	2	0	0							
19 Andrelton Simmons, R OBP: 0.400, SLG: 0.250 67 Elmer Reyes, R (6, 6)										3	0	1	0	0	0	5							
25 Joey Terdoslavich, S (1, 7) (4, 9)										1	1	0	0	3	0	2							
13 Jose Constanza, L OBP: 0.143, SLG: 0.143 (4, 7) 86 Matt Lipka, R (7, 8)										3	0	0	0	0	1	2							
Inning Stats	R: 1 E: 0 K: 1 S: 6	H: 1 LOB: 3 P: 18	R: 0 E: 0 K: 0 S: 3	H: 0 LOB: 1 P: 7	R: 0 E: 0 K: 0 S: 4	H: 1 LOB: 2 P: 8	R: 1 E: 0 K: 1 S: 5	H: 1 LOB: 2 P: 13	R: 1 E: 0 K: 0 S: 7	H: 3 LOB: 2 P: 11	R: 0 E: 0 K: 0 S: 3	H: 0 LOB: 1 P: 7	R: 1 E: 0 K: 1 S: 6	H: 1 LOB: 0 P: 7	R: 0 E: 0 K: 2 S: 7	H: 0 LOB: 0 P: 7	1B: 6 2B: 2 3B: 0 HR: 1	SF: 1 SAC: 0 DP: 1 HBP: 0	WP: 1 PB: 0 SB: 2 CS: 0	PA: 43			
PITCHER	IP WLS BF H R ER SO BB IBB HBP BLK WP HR S P ERA WHIP	64 Lucas Harrell, R ERA: 4.5	58 Peter Moylan, R ERA: 9.0	37 Matt Albers, R ERA: 9.0	56 Paul Clemens, R ERA: 9.0	38 Darin Downs, L ERA: 9.0	99 Rudy Owens, L ERA: 9.0	63 Chia-Jen Lo, R ERA: 9.0	IP WLS BF H R ER SO BB IBB HBP BLK WP HR S P ERA WHIP	99 Rudy Owens, L ERA: 9.0	63 Chia-Jen Lo, R ERA: 9.0	IP WLS BF H R ER SO BB IBB HBP BLK WP HR S P ERA WHIP	99 Rudy Owens, L ERA: 9.0	63 Chia-Jen Lo, R ERA: 9.0	IP WLS BF H R ER SO BB IBB HBP BLK WP HR S P ERA WHIP	99 Rudy Owens, L ERA: 9.0	63 Chia-Jen Lo, R ERA: 9.0	IP WLS BF H R ER SO BB IBB HBP BLK WP HR S P ERA WHIP	99 Rudy Owens, L ERA: 9.0	63 Chia-Jen Lo, R ERA: 9.0	IP WLS BF H R ER SO BB IBB HBP BLK WP HR S P ERA WHIP	99 Rudy Owens, L ERA: 9.0	63 Chia-Jen Lo, R ERA: 9.0

Houston Astros @ Atlanta Braves
Champion Stadium, Lake Buena Vista, FL
Fri Feb 28 2014, 6:08 PM - 9:46 PM EST
Att. 4,592 - Clear - 69 F

AB 33
R 5
H 9
RBI 5
BB 9
SO 6
LOB 25



Batter	1	2	3	4	5	6	7	8	9	AB	R	H	RBI	BB	SO	LOB	TOP								
6 Jonathan Villar, S (1,6) 84 Carlos Correa, R (5,6) OBP: 0.250, SLG: 0.250 OBP: 0.500, SLG: 0.750	F7		F8			G6-3	K			2	0	0	0	0	0	1									
28 L.J. Hoes, R (1,9) 65 Domingo Santana, R (5,9)	K		F8			K		BB		2	0	0	0	0	1	0									
15 Jason Castro, L (1,2) 12 Max Stassi, R (5,2) OBP: 0.750, SLG: 1.000	K		G4-3			G6-3		K		2	0	0	0	0	1	0									
23 Chris Carter, R (1,10) 29 Brett Wallace, L (6,PH) (6,10)		P4				G6-3				2	0	0	0	0	0	0									
14 Jesus Guzman, R (1,3) 13 Jon Singleton, L (5,3)	K				G6-3			BB		2	0	0	0	0	1	0									
20 J.D. Martinez, R (1,7) 83 Preston Tucker, L (5,7) OBP: 0.250, SLG: 0.250	G6-3					G3		F8		1	0	0	0	1	0	0									
79 George Springer, R (1,8) 80 Delino DeShields, R (5,8)			K							2	0	1	0	0	1	0									
81 Jonathan Meyer, R (1,5) 9 Marwin Gonzalez, S (5,5) OBP: 0.250, SLG: 0.500					FC6-4		K			1	0	0	0	1	0	2									
3 Cesar Izturis, S (1,4) 2 Gregorio Petit, R (5,4)			L5			P4				2	0	0	0	0	0	3									
Inning Stats	R: 0 E: 0 K: 2 S: 7	H: 0 LOB: 0 BB: 0 P: 7	R: 0 E: 0 K: 1 S: 5	H: 0 LOB: 0 BB: 0 P: 5	R: 0 E: 0 K: 1 S: 5	H: 0 LOB: 1 BB: 1 P: 9	R: 0 E: 0 K: 0 S: 3	H: 0 LOB: 0 BB: 0 P: 3	R: 0 E: 0 K: 0 S: 4	H: 1 LOB: 2 BB: 1 P: 8	R: 1 E: 0 K: 1 S: 7	H: 2 LOB: 2 BB: 1 P: 11	R: 0 E: 0 K: 2 S: 7	H: 0 LOB: 1 BB: 1 P: 11	R: 0 E: 0 K: 1 S: 6	H: 1 LOB: 2 BB: 1 P: 10	R: 0 E: 0 K: 1 S: 5	H: 0 LOB: 0 BB: 0 P: 5	1B: 3 2B: 1 3B: 0 HR: 0	SF: 0 SAC: 0 DP: 0 HBP: 0	WP: 0 PB: 0 SB: 0 CS: 0	PA: 36			
PITCHER	IP WLS BF H R ER SO BB IBB HBP BLK WP HR S P ERA WHIP																								
53 Kyle Lobstein, L (1,1) ERA:	3.0		10	0	0	0	4	1	0	0	0	0	0	0	0	0	0	0	0	0	0	0	0	0.00	0.333
75 Drew VerHagen, R (4,1) ERA:	2.0	W	8	1	0	0	0	1	0	0	0	0	0	0	0	7	11	0.00	1.000						
60 Justin Miller, R (6,1) ERA: 4.5	1.0		6	2	1	1	1	1	0	0	0	0	0	0	7	11	9.00	3.000							
62 Al Albuquerque, R (7,1) ERA:	1.0		4	0	0	0	2	1	0	0	0	0	0	0	7	11	0.00	1.000							
46 Ian Krol, L (8,1) ERA:	1.0		5	1	0	0	1	1	0	0	0	0	0	0	6	10	0.00	2.000							
PITCHER	IP WLS BF H R ER SO BB IBB HBP BLK WP HR S P ERA WHIP																								
43 Bruce Rondón, R (9,1) ERA:	1.0		3	0	0	0	1	0	0	0	0	0	0	0	5	5	0.00	0.000							

Houston Astros @ Detroit Tigers
Joker Marchant Stadium, Lakeland, FL
Sat Mar 01 2014, 1:08 PM - 4:05 PM EST
Att: 6,264 - Sunny - 73 F

AB	31
R	1
H	4
RBI	1
BB	5
SO	9
LOB	18



Batter	1	2	3	4	5	6	7	8	9	AB	R	H	RBI	BB	SO	LOB	BOTTOM								
20 Rajai Davis, R (1,7) 72 Tyler Collins, L (6,7) OBP: 0.444, SLG: 0.429 OBP: 0.167, SLG: 0.167	F9			G6-3		K				2	0	0	0	1	0	0									
4 Steve Lombardozzi, S (1,6) 27 Eugenio Suárez, R (6,6) OBP: 0.143, SLG: 0.143 OBP: 0.500, SLG: 0.750	G3		G4-3			F8				3	0	1	0	0	0	1									
24 Miguel Cabrera, R (1,3) 30 Aaron Westlake, L (5,PR) (6,3)						E9				2	1	1	0	1	0	1									
41 Victor Martinez, S (1,10) 12 Andy Dirks, L (7,PH) (8,10)	FC6-5					F7				3	1	1	0	0	0	3									
13 Alex Avila, L (1,2) 38 Ramón Cabrera, S (6,2)	F7					K				2	1	0	0	1	1	2									
14 Austin Jackson, R (1,8) 34 Daniel Fields, L (6,8) OBP: 0.687, SLG: 0.625 OBP: 0.500, SLG: 0.400						F9				3	1	2	1	0	0	2									
32 Don Kelly, L (1,9) 63 Trevor Crowe, S (6,9)	G6-3									2	1	1	2	0	0	1									
9 Nick Castellanos, R (1,5) 55 Francisco Martínez, R (6,5) OBP: 0.375, SLG: 0.714 OBP: 0.444, SLG: 0.375			G5-3							1	0	0	1	0	0	0									
26 Hernán Pérez, R (1,4) 74 Devon Travis, R (6,4) OBP: 0.182, SLG: 0.200 OBP: 0.500, SLG: 0.500	F9									1	0	1	0	0	0	0									
Inning Stats	R: 0 E: 0 K: 0 S: 3	H: 0 LOB: 1 BB: 1 P: 7	R: 0 E: 0 K: 0 S: 3	H: 1 LOB: 0 BB: 0 P: 3	R: 0 E: 0 K: 0 S: 3	H: 0 LOB: 1 BB: 1 P: 7	R: 5 E: 0 K: 0 S: 7	H: 4 LOB: 0 BB: 1 P: 11	R: 0 E: 1 K: 1 S: 7	H: 1 LOB: 2 BB: 0 P: 7	R: 0 E: 0 K: 2 S: 9	H: 2 LOB: 2 BB: 0 P: 9	R: 0 E: 0 K: 0 S: 3	H: 0 LOB: 0 BB: 0 P: 3	R: 0 E: 0 K: 0 S: 3	H: 1 LOB: 0 BB: 0 P: 3	1B: 8 2B: 1 3B: 0 HR: 0	SF: 2 SAC: 0 DP: 2 HBP: 0	WP: 0 PB: 0 SB: 1 CS: 0	PA: 35					
PITCHER	IP WLS BF H R ER SO BB IBB HBP BLK WP HR S P ERA WHIP																								
46 Scott Feldman, R (1,1) ERA:	2.0		7	1	0	0	0	1	0	0	0	0	0	0	0	0	0	0	0	0	0	0	0	0.00	1.000
41 Brad Peacock, R (3,1) ERA: 45.0	1.0	L	9	4	5	5	0	2	0	0	0	0	0	0	7	15	45.00	6.000							
72 Jason Stoffel, R (4,1) ERA:	1.0		3	0	0	0	0	0	0	0	0	0	0	0	3	3	0.00	0.000							
31 Collin McHugh, R (5,1) ERA:	1.2		9	3	0	0	3	0	0	0	0	0	0	0	15	15	0.00	1.800							
70 Jake Buchanan, R (6,1) ERA:	0.1		1	0	0	0	0	0	0	0	0	0	0	0	1	1	0.00	0.000							
PITCHER	IP WLS BF H R ER SO BB IBB HBP BLK WP HR S P ERA WHIP																								
73 Mike Foltyniewicz, R (7,1) ERA:	2.0		6	1	0	0	0	0	0	0	0	0	0	0	6	6	0.00	0.500							

Houston Astros @ Detroit Tigers
Joker Marchant Stadium, Lakeland, FL
Sat Mar 01 2014, 1:08 PM - 4:05 PM EST
Att: 6,264 - Sunny - 73 F

AB	30
R	5
H	9
RBI	5
BB	3
SO	3
LOB	16



Batter	1	2	3	4	5	6	7	8	9	AB	R	H	RBI	BB	SO	LOB	TOP								
22 Jason Heyward, L (1,9) OBP: 0.300, SLG: 0.556 92 Brandon Boggs, S (5,9) OBP: 0.500, SLG: 0.500										3	1	1	0	0	1	1	<p>Atlanta Braves @ Houston Astros Osceola County Stadium, Kissimmee, FL Sun Mar 02 2014, 1:07 PM - 3:53 PM EST Att: 2,449 - Partly Cloudy - 75 F</p> <p>livebaseballscorecards.com</p> <p>AB 35 R 4 H 11 RBI 4 BB 2 SO 7 LOB 13</p>								
2 B.J. Upton, R (1,8) OBP: 0.290, SLG: 0.286 69 Phil Gosselin, R (6,7)										3	0	1	1	0	0	1									
8 Justin Upton, R (1,7) OBP: 0.125, SLG: 0.250 95 Cedric Hunter, L (4,7) OBP: 1.000, SLG: 1.000										1	0	0	0	1	0	1									
24 Evan Gattis, R (1,2) OBP: 0.125, SLG: 0.250 71 José Yépez, R (7,2)										3	0	0	0	0	1	2									
59 Ernesto Mejia, R (1,3) OBP: 0.417, SLG: 0.583 89 Joe Leonard, R (7,3)										3	0	0	0	0	1	1									
84 Tommy La Stella, L (1,4) OBP: 0.500, SLG: 0.600										4	0	2	1	0	0	0									
85 Edward Salcedo, R (1,5) OBP: 0.200, SLG: 0.300										4	1	1	0	0	1	2									
17 Jordan Schafer, L (1,10) OBP: 0.500, SLG: 0.727 83 Steven Lerud, L (9,PH) OBP: 0.500, SLG: 0.500										3	1	2	0	0	0	0									
14 Ramiro Pena, S (1,6) OBP: 0.444, SLG: 0.667 87 Sean Kazmar Jr., R (6,6)										2	0	1	0	0	1	0									
										2	0	0	0	0	0	2									
Inning Stats	R: 0 E: 0 K: 1 S: 5	H: 0 LOB: 1 BB: 1 P: 10	R: 0 E: 0 K: 0 S: 3	H: 0 LOB: 0 BB: 0 P: 3	R: 1 E: 0 K: 1 S: 7	H: 2 LOB: 1 BB: 0 P: 7	R: 0 E: 0 K: 1 S: 6	H: 1 LOB: 1 BB: 0 P: 6	R: 0 E: 0 K: 0 S: 4	H: 2 LOB: 1 BB: 0 P: 4	R: 0 E: 0 K: 2 S: 7	H: 1 LOB: 0 BB: 0 P: 8	R: 2 E: 0 K: 0 S: 6	H: 3 LOB: 1 BB: 0 P: 6	R: 1 E: 0 K: 0 S: 4	H: 2 LOB: 1 BB: 1 P: 8	R: 0 E: 0 K: 2 S: 7	H: 0 LOB: 0 BB: 0 P: 7	1B: 7 2B: 4 3B: 0 HR: 0	SF: 0 SAC: 0 DP: 1 HBP: 0	WP: 0 PB: 0 SB: 0 CS: 1	PA: 37			
PITCHER	IP	WLS	BF	H	R	ER	SO	BB	IBB	HBP	BLK	WP	HR	S	P	ERA	WHIP								
48 Jarred Cosart, R (1,1) ERA: 4.5	2.0	W	7	0	0	0	1	1	0	0	0	0	0	8	13	0.00	0.500								
39 Brett Oberholzer, R (3,1) ERA: 4.5	2.0	H	9	3	1	1	2	0	0	0	0	0	0	13	13	4.50	1.500								
36 Jerome Williams, R (5,1) ERA: 18.0	2.0	H	7	3	0	0	2	0	0	0	0	0	0	11	12	0.00	1.500								
50 Chad Qualls, R (7,1) ERA: 18.0	1.0	H	6	3	2	2	0	0	0	0	0	0	0	6	6	18.00	3.000								
54 David Martinez, R (8,1) ERA: 9.0	1.0	H	5	2	1	1	0	1	0	0	0	0	0	4	8	9.00	3.000								
PITCHER	IP	WLS	BF	H	R	ER	SO	BB	IBB	HBP	BLK	WP	HR	S	P	ERA	WHIP								
45 Anthony Bass, R (9,1) ERA:	1.0	S	3	0	0	0	2	0	0	0	0	0	0	7	7	0.00	0.000								

Batter	1	2	3	4	5	6	7	8	9	AB	R	H	RBI	BB	SO	LOB	BOTTOM								
21 Dexter Fowler, S (1,8) OBP: 0.500, SLG: 0.250 82 Leo Heras, L (6,7)										2	1	0	0	1	1	2	<p>Atlanta Braves @ Houston Astros Osceola County Stadium, Kissimmee, FL Sun Mar 02 2014, 1:07 PM - 3:53 PM EST Att: 2,449 - Partly Cloudy - 75 F</p> <p>livebaseballscorecards.com</p> <p>AB 31 R 7 H 9 RBI 6 BB 5 SO 7 LOB 20</p>								
27 Jose Altuve, R (1,4) OBP: 0.333, SLG: 0.333 86 Ronald Torreyes, R (6,4) OBP: 1.000, SLG: 3.000										3	0	1	0	0	1	0									
15 Jason Castro, L (1,10) OBP: 0.143, SLG: 0.143										3	0	0	0	0	1	1									
29 Brett Wallace, L (7,PH) OBP: 0.143, SLG: 0.143										2	0	0	0	0	1	4									
23 Chris Carter, R (1,3) OBP: 0.250, SLG: 0.500 2 Gregorio Pettit, R (6,5)										3	0	1	0	0	0	0									
18 Marc Krauss, L (1,9) OBP: 0.600, SLG: 1.000 80 Delino DeShields, R (6,8)										2	1	1	0	0	1	1									
30 Matt Dominguez, R (1,5) OBP: 0.200, SLG: 0.600 3 Cesar Izturis, S (4,FR) OBP: 0.250, SLG: 0.250										2	1	1	0	0	0	1									
22 Carlos Corporán, S (1,2) OBP: 0.200, SLG: 0.600 14 Jesus Guzman, R (6,PH) 77 René García, R (7,2)										1	0	1	2	0	0	0									
19 Robbie Grossman, S (1,7) OBP: 0.750, SLG: 1.500 13 Jon Singleton, L (6,3)										1	0	1	1	0	0	0									
9 Marwin Gonzalez, S (1,6) OBP: 0.167, SLG: 0.333 28 L.J. Hoes, R (6,9)										2	0	0	0	0	1	3									
										1	0	0	1	1	0	0									
Inning Stats	R: 0 E: 0 K: 2 S: 7	H: 2 LOB: 1 BB: 0 P: 7	R: 2 E: 1 K: 1 S: 8	H: 2 LOB: 1 BB: 0 P: 8	R: 1 E: 0 K: 1 S: 6	H: 2 LOB: 1 BB: 1 P: 10	R: 1 E: 0 K: 0 S: 5	H: 2 LOB: 2 BB: 0 P: 5	R: 0 E: 0 K: 0 S: 3	H: 0 LOB: 0 BB: 0 P: 3	R: 0 E: 0 K: 0 S: 3	H: 0 LOB: 0 BB: 0 P: 5	R: 1 E: 0 K: 1 S: 7	H: 2 LOB: 1 BB: 0 P: 7	R: 2 E: 0 K: 2 S: 8	H: 1 LOB: 3 BB: 4 P: 24	R: 0 E: 0 K: 2 S: 8	H: 0 LOB: 1 BB: 1 P: 7	1B: 5 2B: 2 3B: 2 HR: 0	SF: 2 SAC: 0 DP: 1 HBP: 1	WP: 0 PB: 0 SB: 1 CS: 0	PA: 39			
PITCHER	IP	WLS	BF	H	R	ER	SO	BB	IBB	HBP	BLK	WP	HR	S	P	ERA	WHIP								
57 David Hale, R (1,1) ERA: 4.5	2.0	L	9	2	2	1	3	0	0	0	0	0	0	6	10	9.00	3.000								
48 David Carpenter, R (3,1) ERA: 4.5	1.0		5	2	1	1	1	1	0	0	0	0	0	8	8	4.50	1.000								
60 Yunesky Maya, R (4,1) ERA: 3.0	2.0		8	2	1	1	0	0	0	0	0	0	0	10	12	4.50	1.000								
76 Lay Batista, R (6,1) ERA: 3.0	2.0		9	2	1	1	1	0	0	1	0	0	0	10	12	4.50	1.000								
64 Carlos Perez, L (8,1) ERA: 13.5	0.1		4	1	2	2	1	2	0	0	0	0	0	4	12	54.00	9.000								

Batter	1	2	3	4	5	6	7	8	9	AB	R	H	RBI	BB	SO	LOB	TOP																				
21 Dexter Fowler, S OBP: 0.400, SLG: 0.143 80 Delino DeShields, R (7, 8)	F7		K		G3		BB		K	3	0	0	0	1	1	0																					
27 Jose Altuve, R OBP: 0.333, SLG: 0.333 82 Leo Heras, L OBP: 0.250, SLG: 0.250	G4-3				G4-3		1B		G3	3	0	1	0	0	0	0																					
18 Marc Krauss, L OBP: 0.455, SLG: 0.999 65 Domingo Santana, R(4, 9)	G4-3				G6-3		K		P6	2	0	0	0	0	0	0																					
23 Chris Carter, R OBP: 0.273, SLG: 0.545 83 Preston Tucker, L OBP: 0.167, SLG: 0.167					G6-3		P4		G3-1	3	0	1	0	0	0	1																					
14 Jesus Guzman, R OBP: 0.333, SLG: 0.400 77 René García, R (6, 2)					2B		F9		L8	3	0	1	0	0	1	2																					
22 Carlos Corporán, S OBP: 0.333, SLG: 0.400 84 Carlos Correa, R OBP: 0.375, SLG: 0.429					F8		K		E3	2	0	0	0	0	1	1																					
28 L.J. Hoes, R OBP: 0.200, SLG: 0.200 9 Marwin González, S OBP: 0.400, SLG: 0.600					K		6 HR		G4-3	2	1	1	0	0	1	1																					
6 Jonathan Villar, S OBP: 0.250, SLG: 0.625 13 Jon Singleton, L (6, 3)					K		1B		1B	2	1	1	2	0	1	0																					
3 Cesar Izturis, S OBP: 0.333, SLG: 0.333 81 Jonathan Meyer, R (6, 5)					K		1B		K	2	0	1	0	0	0	0																					
Inning Stats	R: 0 E: 0 K: 0 S: 4	H: 0 LOB: 0 BB: 0 P: 4	R: 0 E: 0 K: 1 S: 6	H: 1 LOB: 1 BB: 0 P: 6	R: 0 E: 0 K: 2 S: 7	H: 1 LOB: 0 BB: 0 P: 7	R: 0 E: 0 K: 0 S: 5	H: 1 LOB: 1 BB: 0 P: 6	R: 2 E: 0 K: 1 S: 8	H: 2 LOB: 0 BB: 0 P: 8	R: 0 E: 0 K: 0 S: 3	H: 0 LOB: 3 BB: 3 P: 15	R: 0 E: 0 K: 0 S: 3	H: 0 LOB: 0 BB: 0 P: 4	R: 0 E: 1 K: 2 S: 9	H: 1 LOB: 2 BB: 0 P: 9	1B: 4 2B: 2 3B: 0 HR: 1	SF: 0 SAC: 0 DP: 0 HBP: 0	WP: 0 PB: 0 SB: 0 CS: 0	PA: 37																	
PITCHER	IP	WLS	BF	H	R	ER	SO	BB	IBB	HBP	BLK	WP	HR	S	P	ERA	WHIP	PITCHER			IP	WLS	BF	H	R	ER	SO	BB	IBB	HBP	BLK	WP	HR	S	P	ERA	WHIP
45 Zack Wheeler, R ERA: 4.5	3.0	W	10	2	0	0	3	0	0	0	0	0	0	17	17	0.00	0.667	56 Scott Rice, L ERA:			1.0		5	1	0	0	2	0	0	0	0	0	9	9	0.00	1.000	
44 Kyle Farnsworth, R ERA: 4.5	1.0		4	1	0	0	0	0	0	0	0	0	0	5	6	0.00	1.000																				
62 Erik Goeddel, R ERA: 10.13	1.2		8	3	2	2	2	0	0	0	0	0	1	13	13	10.80	1.800																				
38 Vic Black, R ERA:	1.0	H	6	0	0	0	1	3	0	0	0	0	0	5	17	0.00	3.000																				
46 Jeff Walters, R ERA: 3.85	1.1	H	4	0	0	0	0	0	0	0	0	0	0	4	5	0.00	0.000																				

Houston Astros @ New York Mets
Tradition Field, Port St. Lucie, FL
Tue Mar 04 2014, 1:13 PM - 4:13 PM EST
Att: 3,674 - Partly Cloudy - 82 F

AB 34
R 2
H 7
RBI 2
BB 3
SO 8
LOB 18



Batter	1	2	3	4	5	6	7	8	9	AB	R	H	RBI	BB	SO	LOB	BOTTOM																					
22 Eric Young Jr., S OBP: 0.429, SLG: 0.429	2B				E6					2	1	0	0	1	0	0																						
1 Chris Young, R OBP: 0.273, SLG: 0.364 77 Brandon Nimmo, L OBP: 0.500, SLG: 0.500	BB				L7				F8	3	1	1	1	0	0	1																						
3 Curtis Granderson, L OBP: 0.500, SLG: 1.429 65 César Puello, R OBP: 0.500, SLG: 0.800	HR				FC4-6				F8	3	2	2	3	0	0	1																						
60 Brandon Allen, L OBP: 0.111, SLG: 0.111	F8				G4-3				E6	5	0	1	0	0	0	1																						
13 Josh Satin, R OBP: 0.429, SLG: 0.200 68 Eric Campbell, R OBP: 0.444, SLG: 0.375	BB				G5-3				K	2	0	0	0	1	1	0																						
15 Travis d'Arnaud, R OBP: 0.426, SLG: 0.571 36 Juan Centeno, L OBP: 0.333, SLG: 0.333	1B				2B				G6-3	3	0	2	0	0	0	0																						
23 Taylor Teagarden, R OBP: 0.286, SLG: 0.167 20 Anthony Recker, R (8, 10)	BB				K				G5-3	2	0	0	0	1	2	1																						
2 Anthony Seratelli, S OBP: 0.182, SLG: 0.200	F7				2B				B5-3	3	0	1	0	1	0	3																						
0 Omar Quintanilla, L OBP: 0.600, SLG: 0.333	L7				G4-3				K	2	0	0	0	0	5																							
Inning Stats	R: 3 E: 0 K: 0 S: 6	H: 3 LOB: 3 BB: 3 P: 19	R: 1 E: 0 K: 0 S: 6	H: 1 LOB: 0 BB: 0 P: 9	R: 0 E: 0 K: 1 S: 7	H: 2 LOB: 2 BB: 0 P: 7	R: 0 E: 0 K: 0 S: 4	H: 0 LOB: 1 BB: 0 P: 4	R: 0 E: 0 K: 2 S: 7	H: 0 LOB: 0 BB: 0 P: 7	R: 1 E: 0 K: 0 S: 4	H: 1 LOB: 1 BB: 1 P: 9	R: 0 E: 0 K: 1 S: 6	H: 1 LOB: 3 BB: 1 P: 11	R: 1 E: 1 K: 1 S: 7	H: 3 LOB: 1 BB: 0 P: 8	1B: 6 2B: 3 3B: 0 HR: 2	SF: 0 SAC: 0 DP: 0 HBP: 1	WP: 0 PB: 0 SB: 1 CS: 1	PA: 41																		
PITCHER	IP	WLS	BF	H	R	ER	SO	BB	IBB	HBP	BLK	WP	HR	S	P	ERA	WHIP	PITCHER			IP	WLS	BF	H	R	ER	SO	BB	IBB	HBP	BLK	WP	HR	S	P	ERA	WHIP	
99 Rudy Owens, L ERA: 27.0	0.1	L	7	3	3	3	0	3	0	0	0	0	0	1	4	17	81.00	18.000	71 Bobby Doran, R ERA:			7.1																
67 Jorge De Leon, R ERA:	1.2		6	1	1	1	0	0	0	0	0	0	0	1	8	11	5.40	0.600	69 Nick Tropeano, R ERA:			8.1																
35 Josh Fields, R ERA:	1.0		5	2	0	0	1	0	0	0	0	0	0	7	7	0.00	2.000																					
62 Luis Leroy Cruz, L ERA:	2.0		7	0	0	0	2	0	0	0	0	0	0	11	11	0.00	0.000																					
56 Paul Clemens, R ERA: 9.0	1.0		5	1	1	1	0	1	0	0	0	0	0	4	9	9.00	2.000																					

Houston Astros @ New York Mets
Tradition Field, Port St. Lucie, FL
Tue Mar 04 2014, 1:13 PM - 4:13 PM EST
Att: 3,674 - Partly Cloudy - 82 F


AB 35
R 6
H 11
RBI 5
BB 5
SO 5
LOB 21




Batter	1	2	3	4	5	6	7	8	9	AB	R	H	RBI	BB	SO	LOB	TOP										
3 Ian Kinsler, R (1,4) 74 Devon Travis, R (6,4) OBP: 0.357, SLG: 0.273 OBP: 0.455, SLG: 0.455	G6-3		HBP		E9			E5		2	0	1	1	0	0	0	Detroit Tigers @ Houston Astros Osceola County Stadium, Kissimmee, FL Wed Mar 05 2014, 1:08 PM - 3:49 PM EST Att: 3,447 - Partly Cloudy - 74 F										
63 Trevor Crowe, S (1,7) OBP: 0.154, SLG: 0.083	1B		FC3-6		G4-3			F8		4	0	1	0	0	0	3											
41 Victor Martinez, S (1,10) 71 James McCann, R (8,PH) OBP: 0.167, SLG: 0.167 (8,10)	G5-6-3		CS		G5-3			G6-3		3	0	0	0	0	0	1											
13 Alex Avila, L (1,2) 76 Craig Albernaz, R (7,2) OBP: 0.333, SLG: 0.333	K				K			K		3	0	0	0	0	3	1											
32 Don Kelly, L (1,9) OBP: 0.429, SLG: 0.667 (7,3)					L4			G5-3		3	1	1	0	1	0	0											
28 Jordan Lennerton, L (1,3) 30 Steven Moya, L (7,9) OBP: 0.313, SLG: 0.267 OBP: 0.400, SLG: 0.333	1B							K		3	0	1	0	0	0	0											
9 Nick Castellanos, R (1,5) OBP: 0.400, SLG: 0.786	1B				F9			L6		1	0	0	0	0	1	1											
26 Hernán Pérez, R (1,6) 29 Danny Worth, R (7,6) OBP: 0.156, SLG: 0.222 OBP: 0.297, SLG: 0.298	G5-4-3				K			F9		4	1	1	0	0	0	2											
61 Ezequiel Carrera, L (1,8) OBP: 0.455, SLG: 0.333	G5-3				K			K		3	0	0	0	0	2	1											
										0	0	0	0	0	0	0											
										3	1	1	0	0	0	0											
										3	1	1	0	0	0	0											
Inning Stats	R: 0 E: 0 K: 1 S: 6	H: 1 LOB: 1 BB: 0 P: 6	R: 1 E: 0 K: 0 S: 4	H: 2 LOB: 0 BB: 0 P: 4	R: 0 E: 0 K: 0 S: 2	H: 0 LOB: 0 BB: 0 P: 5	R: 0 E: 0 K: 1 S: 5	H: 0 LOB: 0 BB: 0 P: 5	R: 2 E: 1 K: 1 S: 8	H: 3 LOB: 1 BB: 0 P: 9	R: 0 E: 0 K: 1 S: 5	H: 0 LOB: 0 BB: 0 P: 5	R: 0 E: 1 K: 0 S: 4	H: 0 LOB: 1 BB: 0 P: 4	R: 0 E: 0 K: 2 S: 7	H: 0 LOB: 1 BB: 1 P: 12	1B: 6 2B: 0 3B: 0 HR: 0	SF: 0 SAC: 0 DP: 1 HBP: 1	WP: 1 PB: 0 SB: 1 CS: 1	PA: 35							
PITCHER	IP	WLS	BF	H	R	ER	SO	BB	IBB	HBP	BLK	WP	HR	S	P	ERA	WHIP										
64 Lucas Harrell, R (1,1) ERA: 3.6	3.0	L	11	3	1	1	1	0	0	1	0	0	0	12	15	3.00	1.000										
50 Chad Qualls, R (4,1) ERA: 9.0	1.0		3	0	0	0	1	0	0	0	0	0	0	5	5	0.00	0.000										
45 Anthony Bass, R (5,1) ERA: 3.6	2.0		9	3	2	1	2	0	0	0	0	0	0	13	14	4.50	1.500										
73 Mike Foltyniewicz, R (7,1) ERA:	2.0		7	0	0	0	1	0	0	0	0	0	0	9	9	0.00	0.000										
68 José Cisnero, R (9,1) ERA:	1.0		4	0	0	0	2	1	0	0	0	1	0	7	12	0.00	1.000										

Batter	1	2	3	4	5	6	7	8	9	AB	R	H	RBI	BB	SO	LOB	BOTTOM										
80 Delino DeShields, R (1,8)	K		G6-3		F8			K		4	0	0	0	0	2	1	Detroit Tigers @ Houston Astros Osceola County Stadium, Kissimmee, FL Wed Mar 05 2014, 1:08 PM - 3:49 PM EST Att: 3,447 - Partly Cloudy - 74 F										
27 Jose Altuve, R (1,4) 29 Brett Wallace, L (7,3) OBP: 0.333, SLG: 0.333 OBP: 0.200, SLG: 0.200	1B				E5			K		3	0	1	0	0	0	0											
15 Jason Castro, L (1,2) 83 Preston Tucker, L (7,9) 82 Leo Heras, L (9,PR) OBP: 0.286, SLG: 0.167 OBP: 0.250, SLG: 0.250	P6				F8			L6		3	0	0	0	0	0	2											
23 Chris Carter, R (1,10) 14 Jesus Guzman, R (9,PH) OBP: 0.214, SLG: 0.429 OBP: 0.429, SLG: 0.400	F8				L6			K		0	0	0	0	1	0	0											
13 Jon Singleton, L (1,3) 9 Marwin Gonzalez, S (7,5) OBP: 0.333, SLG: 0.500	K				L6			K		3	0	0	0	0	1	2											
79 George Springer, R (1,9) 3 Cesar Izturis, S (7,6) OBP: 0.600, SLG: 0.200 OBP: 0.250, SLG: 0.250	K				F9			F9		2	0	0	0	0	1	2											
19 Robbie Grossman, S (1,7) 12 Max Stassi, R (7,2) OBP: 0.375, SLG: 0.429	P6				F9			K		2	0	0	0	0	2	2											
30 Matt Dominguez, R (1,5) 20 J.D. Martinez, R (7,7) OBP: 0.100, SLG: 0.300 OBP: 0.375, SLG: 0.429					G6-3			F9		2	0	0	0	0	0	1											
84 Carlos Correa, R (1,6) 2 Gregorio Petit, R (7,4)					F8			K		1	0	0	0	0	0	0											
										2	0	0	0	0	1	1											
										1	0	0	0	0	0	1											
										2	0	0	0	0	1	1											
Inning Stats	R: 0 E: 0 K: 1 S: 6	H: 1 LOB: 1 BB: 0 P: 6	R: 0 E: 0 K: 2 S: 7	H: 0 LOB: 0 BB: 0 P: 7	R: 0 E: 0 K: 0 S: 3	H: 0 LOB: 0 BB: 0 P: 3	R: 0 E: 1 K: 0 S: 4	H: 0 LOB: 2 BB: 1 P: 8	R: 0 E: 0 K: 1 S: 6	H: 1 LOB: 1 BB: 0 P: 6	R: 0 E: 0 K: 1 S: 5	H: 0 LOB: 0 BB: 0 P: 5	R: 0 E: 0 K: 1 S: 5	H: 0 LOB: 0 BB: 0 P: 5	R: 0 E: 0 K: 1 S: 5	H: 1 LOB: 0 BB: 0 P: 5	R: 0 E: 0 K: 1 S: 5	H: 0 LOB: 2 BB: 2 P: 13	1B: 2 2B: 1 3B: 0 HR: 0	SF: 0 SAC: 0 DP: 1 HBP: 0	WP: 0 PB: 0 SB: 0 CS: 0	PA: 33					
PITCHER	IP	WLS	BF	H	R	ER	SO	BB	IBB	HBP	BLK	WP	HR	S	P	ERA	WHIP										
37 Max Scherzer, R (1,1) 52 Jose Alvarez, L (4,1) 57 Evan Reed, R (6,1) 65 Blaine Hardy, L (7,1) 39 Luke Putkonen, R (8,1) ERA: 1.8 ERA: 2.25 ERA: 2.25 ERA:	3.0	W	10	10	0	0	3	0	0	0	0	0	0	16	16	0.00	0.333										
58 José Valdez, R (9,1) ERA:	1.0		5	5	0	0	1	2	0	0	0	0	0	5	5	0.00	2.000										



Batter	1	2	3	4	5	6	7	8	9	AB	R	H	RBI	BB	SO	LOB	TOP																		
																		New York Mets @ Houston Astros Osceola County Stadium, Kissimmee, FL Thu Mar 06 2014, 1:05 PM EST livebaseballscorecards.com																	
											AB	0																							
											R	0																							
											H	0																							
											RBI	0																							
											BB	0																							
											SO	0																							
											LOB	0																							
																					1B: 0 SF: 0 2B: 0 SAC: 0 3B: 0 DP: 0 HR: 0 HBP: 0	WP: 0 PA: 0 FB: 0 SB: 0 CS: 0													
Inning Stats																																			
PITCHER	IP	WLS	BF	H	R	ER	SO	BB	IBB	HBP	BLK	WP	HR	S	P	ERA	WHIP	PITCHER	IP	WLS	BF	H	R	ER	SO	BB	IBB	HBP	BLK	WP	HR	S	P	ERA	WHIP

Batter	1	2	3	4	5	6	7	8	9	AB	R	H	RBI	BB	SO	LOB	BOTTOM																		
																		New York Mets @ Houston Astros Osceola County Stadium, Kissimmee, FL Thu Mar 06 2014, 1:05 PM EST livebaseballscorecards.com																	
											AB	0																							
											R	0																							
											H	0																							
											RBI	0																							
											BB	0																							
											SO	0																							
											LOB	0																							
																					1B: 0 SF: 0 2B: 0 SAC: 0 3B: 0 DP: 0 HR: 0 HBP: 0	WP: 0 PA: 0 FB: 0 SB: 0 CS: 0													
Inning Stats																																			
PITCHER	IP	WLS	BF	H	R	ER	SO	BB	IBB	HBP	BLK	WP	HR	S	P	ERA	WHIP	PITCHER	IP	WLS	BF	H	R	ER	SO	BB	IBB	HBP	BLK	WP	HR	S	P	ERA	WHIP

Batter	1	2	3	4	5	6	7	8	9	AB	R	H	RBI	BB	SO	LOB	TOP																				
19 Robbie Grossman, S (1, 8) OBP: 0.538, SLG: 0.700	G3		K						G4-6-3	3	0	1	1	1	1	10	Houston Astros @ Washington Nationals Space Coast Stadium, Viera, FL Fri Mar 07 2014, 1:05 PM - 4:11 PM EST Att. 4,115 - Partly Cloudy - 68 F																				
20 J.D. Martinez, R (6, 9) OBP: 0.444, SLG: 0.429										0	0	0	0	1	0	0																					
82 Leo Heras, L (9, PR) OBP: 0.250, SLG: 0.250										0	0	0	0	0	0	0																					
27 Jose Altuve, R (1, 4) OBP: 0.250, SLG: 0.250	P4		G4-3						G4-6-3	4	0	0	0	0	1	3																					
1 Adron Chambers, L (6, 8)										1	0	0	0	0	0	1																					
18 Marc Krauss, L (1, 3) OBP: 0.444, SLG: 1.067										4	2	3	1	0	0	1																					
86 Ronald Torreyes, R (6, 4) OBP: 0.667, SLG: 1.500	1B									1	0	0	0	0	1	1																					
23 Chris Carter, R (1, 10) OBP: 0.235, SLG: 0.412										3	0	1	0	0	1	1																					
80 Delino DeShields, R (7, PH) (7, 10)	1B									1	0	0	0	0	0	0																					
14 Jesus Guzman, R (1, 7) OBP: 0.364, SLG: 0.333	F7									4	1	1	0	0	1	2																					
79 George Springer, R (1, 9) OBP: 0.462, SLG: 0.125										3	1	0	0	0	1	2																					
84 Carlos Correa, R (6, 6) OBP: 0.273, SLG: 0.300	G6-3									1	0	0	0	0	1	0																					
22 Carlos Corporan, S (1, 2) OBP: 0.333, SLG: 0.571										2	1	1	2	1	1	0																					
12 Max Stassi, R (7, 2) OBP: 0.333, SLG: 0.375	K									1	0	0	0	0	0	0																					
9 Marwin Gonzalez, S (1, 5) OBP: 0.313, SLG: 0.467										3	0	1	1	0	0	1																					
6 Jonathan Villar, S (1, 6) OBP: 0.273, SLG: 0.545										3	0	1	0	0	1	1																					
13 Jon Singleton, L (6, 3)										1	0	0	0	0	0	0																					
Inning Stats	R: 0 E: 0 K: 0 S: 5	H: 2 LOB: 2 BB: 0 P: 5	R: 0 E: 0 K: 2 S: 8	H: 1 LOB: 1 BB: 0 P: 8	R: 1 E: 0 K: 2 S: 8	H: 1 LOB: 0 BB: 0 P: 10	R: 2 E: 1 K: 2 S: 10	H: 2 LOB: 2 BB: 1 P: 14	R: 2 E: 0 K: 1 S: 8	H: 3 LOB: 1 BB: 0 P: 8	R: 0 E: 0 K: 0 S: 3	H: 0 LOB: 1 BB: 1 P: 7	R: 0 E: 0 K: 1 S: 5	H: 0 LOB: 0 BB: 0 P: 5	R: 0 E: 0 K: 0 S: 3	H: 0 LOB: 1 BB: 1 P: 8	1B: 7 2B: 1 3B: 0 HR: 1	SF: 1 SAC: 0 DP: 1 HBP: 0	WP: 0 PB: 0 SB: 0 CS: 0	PA: 39																	
PITCHER	IP	WLS	BF	H	R	ER	SO	BB	IBB	HBP	BLK	WP	HR	S	P	ERA	WHIP	PITCHER		IP	WLS	BF	H	R	ER	SO	BB	IBB	HBP	BLK	WP	HR	S	P	ERA	WHIP	
57 Tanner Roark, R (1, 1) ERA: 1.95	2.2	W	12	4	1	1	3	0	0	0	0	0	1	18	20	3.38	1.500	45 Tyler Robertson, L (9, 1) ERA:		1.0	S	3	0	0	0	1	1	0	0	0	0	0	0	4	8	0.00	1.000
71 Christian Garcia, R (3, 1) ERA: 10.8	1.1		8	2	2	0	3	1	0	0	0	0	0	13	17	0.00	2.250																				
29 Rafael Soriano, R (5, 1) ERA: 18.0	1.0	H	6	3	2	2	1	0	0	0	0	0	0	8	8	18.00	3.000																				
13 Jerry Blevins, L (6, 1) ERA:	1.2	H	6	0	0	0	0	1	0	0	0	0	0	5	9	0.00	0.600																				
56 Luis Ayala, R (7, 1) ERA: 10.8	1.1	H	4	0	0	0	1	0	0	0	0	0	0	6	6	0.00	0.000																				

Batter	1	2	3	4	5	6	7	8	9	AB	R	H	RBI	BB	SO	LOB	BOTTOM																			
2 Denard Span, L (1, 8) OBP: 0.333, SLG: 0.333										3	1	1	0	0	1	10	Houston Astros @ Washington Nationals Space Coast Stadium, Viera, FL Fri Mar 07 2014, 1:05 PM - 4:11 PM EST Att. 4,115 - Partly Cloudy - 68 F																			
68 Michael Taylor, R (6, 8) OBP: 0.250, SLG: 0.400										2	0	0	0	0	0	3																				
20 Ian Desmond, R (1, 6) OBP: 0.385, SLG: 1.000										3	1	1	0	0	0	0																				
4 Zach Walters, S (6, 6) OBP: 0.800, SLG: 1.556										2	0	1	2	0	0	0																				
28 Jayson Werth, R (1, 9)										3	0	0	0	0	0	2																				
21 Steven Souza Jr., R (6, 9) OBP: 0.333, SLG: 0.467										1	0	0	0	0	0	2																				
34 Bryce Harper, L (1, 7) OBP: 0.455, SLG: 0.625										3	1	1	2	0	0	1																				
3 Eury Pérez, R (6, 7) OBP: 0.697, SLG: 0.714										1	0	1	0	0	0	0																				
11 Ryan Zimmerman, R (1, 5) OBP: 0.308, SLG: 0.308										3	1	1	0	0	0	1																				
63 Matt Skole, L (6, 5) OBP: 0.467, SLG: 0.846										0	0	0	0	1	0	0																				
25 Adam LaRoche, L (1, 3) OBP: 0.333, SLG: 0.583										3	1	2	0	0	0	1																				
16 Brock Peterson, R (7, 3) OBP: 0.500, SLG: 0.556										1	0	0	0	0	1	2																				
40 Wilson Ramos, R (1, 2) OBP: 0.538, SLG: 0.846										3	1	2	3	0	0	1																				
10 Will Rhymes, L (6, PR) OBP: 0.600, SLG: 0.500										0	1	0	0	0	0	0																				
23 Jhonatan Solano, R (7, 2)										0	0	0	0	1	0	0																				
12 Tyler Moore, R (1, 10) OBP: 0.188, SLG: 0.200										3	0	0	0	0	3	2																				
41 Sandy León, S (7, PH) (8, 10)										1	0	0	0	0	0	2																				
1 Jamey Carroll, R (1, 4) OBP: 0.308, SLG: 0.100										2	0	0	0	0	1	0																				
26 Jeff Kobernus, R (6, 4) OBP: 0.400, SLG: 0.556										1	1	0	0	0	0	0																				
Inning Stats	R: 6 E: 1 K: 1 S: 15	H: 5 LOB: 0 BB: 0 P: 18	R: 0 E: 0 K: 0 S: 3	H: 0 LOB: 0 BB: 0 P: 3	R: 0 E: 0 K: 0 S: 4	H: 1 LOB: 1 BB: 0 P: 4	R: 0 E: 0 K: 3 S: 9	H: 0 LOB: 0 BB: 0 P: 9	R: 0 E: 1 K: 0 S: 4	H: 0 LOB: 1 BB: 0 P: 4	R: 2 E: 0 K: 1 S: 8	H: 3 LOB: 2 BB: 0 P: 9	R: 0 E: 0 K: 1 S: 5	H: 1 LOB: 2 BB: 2 P: 13	R: 0 E: 0 K: 0 S: 3	H: 0 LOB: 0 BB: 0 P: 3	1B: 6 2B: 2 3B: 0 HR: 2	SF: 0 SAC: 0 DP: 0 HBP: 1	WP: 1 PB: 0 SB: 0 CS: 2	PA: 38																
PITCHER	IP	WLS	BF	H	R	ER	SO	BB	IBB	HBP	BLK	WP	HR	S	P	ERA	WHIP	PITCHER		IP	WLS	BF	H	R	ER	SO	BB	IBB	HBP	BLK	WP	HR	S	P	ERA	WHIP
39 Brett Oberholzer, L (1, 1) ERA:	2.0	L	12	5	6	5	1	0	0	0	0	0	0	4	4	0.00	1.000	35 Josh Fields, R (8, 1) ERA:		1.0		3	0	0	0	0	0	0	0	0	0	3	3	0.00	0.000	
58 Peter Moylan, R (3, 1) ERA:	1.0		4	1	0	0	0	0	0	0	0	0	0	4	4	0.00	1.000																			
36 Jerome Williams, R (4, 1) ERA: 3.6	2.2		12	2	2	2	4	0	0	1	0	0	0	19	20	6.75	0.750																			
61 Josh Zeld, R (6, 1) ERA:	0.2		5	2	0	0	1	1	0	0	0	0	0	6	10	0.00	4.500																			
66 Kevin Chapman, L (7, 1) ERA:	0.2		2	0	0	0	0	1	0	0	0	0	0	1	5	0.00	1.500																			

AB	35
R	5
H	9
RBI	5
BB	3
SO	9
LOB	13



livebaseballscorecards.com

Batter	1	2	3	4	5	6	7	8	9	AB	R	H	RBI	BB	SO	LOB	TOP								
80 Delino DeShields, R (1, 8) 95 Chris Epps, L (9, PH)	P4		19 1B BB			K	K		G4-3	3	1	0	0	1	2	1	Houston Astros @ Philadelphia Phillies Bright House Field, Clearwater, FL Sat Mar 08 2014, 1:09 PM - 4:22 PM EST Att: 8,019 - Sunny - 63 F								
19 Robbie Grossman, S (1, 7) 82 Leo Heras, L (7, 7)	G3		30 BB 1B			30 BB 13 BB BB	F9		1B	3	0	1	1	1	0	1									
13 Jon Singleton, L (1, 3)	F8		30 BB BB			30 BB BB			K	3	0	0	0	2	1	1									
30 Matt Dominguez, R (1, 5) 86 Ronald Torreyes, R (7, 6)		20 1B BB	1-2 BB			1-2 BB			K	1	0	0	0	3	1	0									
29 Brett Wallace, L (1, 10) 75 Japhet Amador, R (5, PH)		K	K			P3			K	2	0	0	0	0	2	4									
20 JD Martinez, R (1, 9) 65 Domingo Santana, R (6, PH)									F9	2	0	1	0	0	1	0									
22 Carlos Corporán, S (1, 2) 77 René García, R (6, PH)	G4-6-3								K	1	1	0	0	1	1	0									
78 Tyler Heineman, S (8, 2)										0	0	0	0	0	0	0									
9 Marwin Gonzalez, S (1, 6) (7, 5)									F9	4	1	1	0	0	0	1									
2 Gregorio Petit, R (1, 4) 97 Ruben Sosa, S (9, PH)									G4-3	3	0	1	1	0	1	0									
Inning Stats	R: 0 E: 0 K: 0 S: 3	H: 0 LOB: 0 BB: 0 P: 3	R: 0 E: 0 K: 1 S: 5	H: 1 LOB: 1 BB: 1 P: 9	R: 1 E: 0 K: 2 S: 8	H: 1 LOB: 3 BB: 3 P: 20	R: 0 E: 0 K: 1 S: 4	H: 0 LOB: 0 BB: 1 P: 8	R: 0 E: 0 K: 1 S: 5	H: 0 LOB: 3 BB: 3 P: 17	R: 2 E: 0 K: 1 S: 7	H: 2 LOB: 1 BB: 1 P: 12	R: 0 E: 0 K: 2 S: 7	H: 0 LOB: 0 BB: 0 P: 7	R: 0 E: 0 K: 1 S: 5	H: 0 LOB: 0 BB: 0 P: 5		R: 0 E: 0 K: 1 S: 6	H: 1 LOB: 1 BB: 0 P: 6	1B: 4 2B: 1 3B: 0 HR: 0	SF: 0 SAC: 0 DP: 2 HBP: 0	WP: 1 PB: 0 SB: 0 CS: 0	PA: 39		
PITCHER	IP	WLS	BF	H	R	ER	SO	BB	IBB	HBP	BLK	WP	HR	S	P	ERA		WHIP							
27 Roberto Hernandez, R (1, 1) ERA: 3.24	3.1		15	2	1	1	4	4	0	0	0	0	0	19	35	2.70	1.800								
52 Kevin Munson, R (4, 1) ERA: 1.5	1.2		8	0	0	0	1	4	0	0	0	0	0	6	22	0.00	2.400								
70 Jesse Biddle, L (6, 1) ERA: 12.0	1.0	W	6	2	2	2	1	1	0	0	0	1	0	7	12	18.00	3.000								
59 Antonio Bastardo, L (7, 1) ERA: 2.08	1.0		3	0	0	0	2	0	0	0	0	0	0	7	7	0.00	0.000								
63 Jake Diekmann, L (8, 1) ERA: 4.5	1.0		3	0	0	0	1	0	0	0	0	0	0	5	5	0.00	0.000								
PITCHER	IP	WLS	BF	H	R	ER	SO	BB	IBB	HBP	BLK	WP	HR	S	P	ERA	WHIP								
50 Shawn Camp, R (9, 1) ERA:	1.0		4	1	0	0	1	0	0	0	0	0	0	6	6	0.00	1.000								

Batter	1	2	3	4	5	6	7	8	9	AB	R	H	RBI	BB	SO	LOB	BOTTOM									
25 Cody Asche, L (1, 5) 17 Reid Brignac, L (8, 5)	F7		G4-3							4	2	2	3	0	0	0	Houston Astros @ Philadelphia Phillies Bright House Field, Clearwater, FL Sat Mar 08 2014, 1:09 PM - 4:22 PM EST Att: 8,019 - Sunny - 63 F									
11 Jimmy Rollins, S (1, 6) 19 Tony Gwynn Jr., L (7, 8)	L5		F8							3	0	0	0	0	1	0										
26 Chase Utley, L (1, 4) 16 César Hernández, S (7, 4)										2	0	0	0	1	0	0										
6 Ryan Howard, L (1, 10) 24 Clete Thomas, L (6, PH)										4	1	1	0	0	3	4										
3 Marlon Byrd, R (1, 9) 15 John Mayberry Jr., R (7, 9)										1	0	1	1	0	0	0										
18 Darin Ruf, R (1, 7) 80 Zach Collier, L (6, PR)										3	1	1	0	0	0	0										
51 Carlos Ruiz, R (1, 2) 21 Wil Nieves, R (7, 2)										3	0	1	1	0	1	0										
13 Freddy Galvis, S (1, 8) 66 Andrés Blanco, S (8, 6)										2	0	0	0	1	0	2										
74 Maikel Franco, R (1, 3)										1	0	1	0	0	0	0										
Inning Stats	R: 0 E: 0 K: 1 S: 5	H: 0 LOB: 1 BB: 1 P: 9	R: 0 E: 1 K: 1 S: 6	H: 0 LOB: 1 BB: 0 P: 6	R: 0 E: 0 K: 1 S: 3	H: 0 LOB: 0 BB: 0 P: 3	R: 0 E: 0 K: 1 S: 5	H: 0 LOB: 0 BB: 0 P: 5	R: 3 E: 0 K: 2 S: 10	H: 3 LOB: 1 BB: 1 P: 14	R: 1 E: 0 K: 1 S: 9	H: 3 LOB: 3 BB: 1 P: 13	R: 3 E: 0 K: 2 S: 10	H: 3 LOB: 1 BB: 1 P: 14	R: 1 E: 0 K: 1 S: 9	H: 3 LOB: 3 BB: 1 P: 13		1B: 7 2B: 3 3B: 0 HR: 2	SF: 0 SAC: 0 DP: 0 HBP: 0	WP: 0 PB: 0 SB: 0 CS: 0	PA: 41					
PITCHER	IP	WLS	BF	H	R	ER	SO	BB	IBB	HBP	BLK	WP	HR	S	P	ERA		WHIP								
60 Dallas Keuchel, L (1, 1) ERA:	3.0		11	0	0	0	2	1	0	0	0	0	0	14	18	0.00		0.333								
31 Collin McHugh, R (4, 1) ERA: 13.5	2.1	L	13	5	6	6	2	1	0	0	0	0	1	17	21	23.14	2.571									
72 Jason Stoffel, R (6, 1) ERA: 5.4	0.2		3	1	1	1	0	0	0	0	0	0	1	4	7	13.50	1.500									
62 Luis Leroy Cruz, L (7, 1) ERA: 10.13	0.2		6	3	3	3	2	1	0	0	0	0	0	9	13	40.50	6.000									
54 David Martinez, R (7, 1) ERA: 6.75	0.1		1	0	0	0	0	0	0	0	0	0	0	1	1	0.00	0.000									
PITCHER	IP	WLS	BF	H	R	ER	SO	BB	IBB	HBP	BLK	WP	HR	S	P	ERA	WHIP									
63 Chia-Jen Lo, R (8, 1) ERA:	0.2		5	2	1	0	0	0	0	0	0	0	0	7	11	0.00	4.500									
71 Bobby Doran, R (8, 1) ERA:	0.1		2	1	0	0	0	0	0	0	0	0	0	2	2	0.00	3.000									

Batter	1	2	3	4	5	6	7	8	9	AB	R	H	RBI	BB	SO	LOB	TOP			
15 Nate McLouth, L OBP: 0.261, SLG: 0.316 21 Steven Souza Jr., R OBP: 0.333, SLG: 0.565	0-3 K	0-0 G1-3		1-0 10 1B HBP	1-1 HR			0-0 F9		3	1	1	2	0	1	1	<p>Washington Nationals @ Houston Astros Osceola County Stadium, Kissimmee, FL Wed Mar 12 2014, 2:11 PM - 5:34 PM EDT Att: 2,162 - Cloudy - 71 F</p> <p>livebaseballscorecards.com</p>			
10 Will Rhymes, L OBP: 0.476, SLG: 0.400	0-0 1B		0-0 G4-3	0-0 1B	0-0 G3			0-0 1B		5	0	3	2	0	0	0				
1 Jamey Carroll, R OBP: 0.360, SLG: 0.300 8 Jose Lozada, S	1-0 F7		0-0 3B	0-0 F9				1-3 K		4	0	2	0	0	0	4				
59 Jose Lobaton, S OBP: 0.235, SLG: 0.071 23 Jhonatan Solano, R OBP: 0.306, SLG: 0.100	0-0 G4-3		0-3 K		4-0 12 1B 19 1B BB			0-0 G6-4-3		3	1	0	0	1	1	3				
12 Tyler Moore, R OBP: 0.258, SLG: 0.267		0-0 E6 3 2B 7 1B	0-0 F7		0-0 3 19 1B 18 1B 1B			0-3 F7		5	2	1	0	0	1	1				
19 Chris Snyder, R OBP: 0.444, SLG: 0.643 6 Sean Nicol, R	0-3 K		0-0 E6 7 2B 18 FC3-2	0-0 1B				0-3 K		4	1	1	1	0	2	1				
7 Scott Hairston, R Destin Hood, R	0-0 3 2B 18 G4-3 1B		0-0 FC3-2 10 1B 2B		0-3 K			0-0 G6-3		2	1	2	0	0	0	0				
67 Brian Goodwin, L OBP: 0.333, SLG: 0.412	1-2 1B		0-0 G1-3		0-0 G6-3			0-0 F9		2	0	0	0	0	0	0				
3 Eury Pérez, R OBP: 0.366, SLG: 0.412	0-0 18 G4-3 2B		0-0 G1-3		0-0 G6-3			0-0 F9		4	0	1	1	0	0	4				
18 Mike Fontenot, L OBP: 0.150, SLG: 0.167	0-0 G4-3		0-0 FC3-2 10 1B HBP		0-0 15 HR 1B			0-0 G4-3		4	2	1	3	0	0	3				
Inning Stats	R: 0 E: 0 K: 1 S: 6	H: 1 LOB: 1 BB: 0 P: 7	R: 2 E: 1 K: 1 S: 8	H: 2 LOB: 1 BB: 0 P: 8	R: 0 E: 0 K: 1 S: 6	H: 1 LOB: 0 BB: 0 P: 6	R: 2 E: 1 K: 0 S: 6	H: 2 LOB: 2 BB: 0 P: 7	R: 5 E: 0 K: 1 S: 10	H: 4 LOB: 0 BB: 1 P: 15	R: 0 E: 0 K: 0 S: 3	H: 1 LOB: 0 BB: 0 P: 3	R: 0 E: 0 K: 1 S: 5	H: 0 LOB: 0 BB: 0 P: 5	R: 0 E: 0 K: 1 S: 6	H: 1 LOB: 1 BB: 0 P: 7	1B: 8 2B: 2 3B: 1 HR: 1	SF: 0 SAC: 0 DP: 1 HBP: 1	WP: 0 PB: 0 SB: 2 CS: 0	PA: 42
PITCHER	IP WLS BF H R ER SO BB IBB HBP BLK WP HR S P ERA WHIP	3.2 0 20 6 4 0 3 0 0 1 0 0 0 25 27 0.00 1.636	4.1 0 11 0 0 0 0 0 0 0 0 0 0 7 11 0.00 6.000	5.1 0 11 5 2 1 0 0 0 0 0 0 1 6 7 6.75 1.500	7.1 0 11 7 1 0 2 0 0 0 0 0 0 11 12 0.00 0.500	9.1 1 33 10 0 0 2 0 0 0 0 0 1 7 11 4.50 0.000	IP WLS BF H R ER SO BB IBB HBP BLK WP HR S P ERA WHIP	1.0 0 3 0 0 0 2 0 0 0 0 0 0 0 7 7 0.00 0.000												

Batter	1	2	3	4	5	6	7	8	9	AB	R	H	RBI	BB	SO	LOB	BOTTOM					
21 Dexter Fowler, S OBP: 0.391, SLG: 0.278 75 Japhet Amador, R OBP: 0.167, SLG: 0.167	4-0 15 2B 27 G6-3 BB		0-0 27 G6-3 15 HR 2B	0-3 K		0-0 E8 1-H 2-H HR		0-3 K		2	2	1	0	1	1	2	<p>Washington Nationals @ Houston Astros Osceola County Stadium, Kissimmee, FL Wed Mar 12 2014, 2:11 PM - 5:34 PM EDT Att: 2,162 - Cloudy - 71 F</p> <p>livebaseballscorecards.com</p>					
27 Jose Altuve, R OBP: 0.280, SLG: 0.320 20 J.D. Martinez, R OBP: 0.357, SLG: 0.333	0-0 G6-3		0-0 G6-3	0-0 G6-3		0-3 K		0-0 G4-3		3	0	0	0	0	0	4						
15 Jason Castro, L OBP: 0.353, SLG: 0.813 2 Gregorio Petit, R OBP: 0.267, SLG: 0.286	0-0 2B		1-0 HR		0-3 K			0-3 K		3	1	2	3	0	1	0						
18 Marc Krauss, L OBP: 0.500, SLG: 0.895 14 Jesus Guzman, R OBP: 0.300, SLG: 0.188	4-0 BB		0-0 G3-1		0-3 K			4-0 80 1B 9 1B 80 WP BB		2	0	0	0	1	1	0						
23 Chris Carter, R OBP: 0.276, SLG: 0.483 77 René García, R OBP: 0.500, SLG: 0.250 1 Adron Chambers, L OBP: 0.750, SLG: 0.750	0-3 K		0-0 P6		0-3 K			0-0 F9		3	0	0	0	0	2	2						
30 Matt Dominguez, R OBP: 0.250, SLG: 0.200 80 Delino DeShields, R OBP: 0.281, SLG: 0.150	0-0 F9		0-3 K		0-0 G3-1			1-0 9 1B 1B		2	0	0	0	0	1	2						
28 L.J. Hoes, R OBP: 0.429, SLG: 0.333 9 Marwin Gonzalez, S OBP: 0.417, SLG: 0.652		0-0 F9		0-0 19 1B 6 1B 1B		0-0 G3-1		0-0 1B		2	1	1	0	0	0	0						
19 Robbie Grossman, S OBP: 0.500, SLG: 0.556 79 George Springer, R OBP: 0.370, SLG: 0.190		0-3 K		0-0 6 1B 1B		0-0 75 1B E 1B		0-0 1B		3	2	3	2	0	0	0						
6 Jonathan Villar, S OBP: 0.318, SLG: 0.476	0-0 G3-1		0-0 1B		0-0 K			0-0 G4-3		4	0	1	1	0	1	2						
Inning Stats	R: 1 E: 0 K: 1 S: 6	H: 1 LOB: 2 BB: 2 P: 14	R: 0 E: 0 K: 1 S: 5	H: 0 LOB: 0 BB: 0 P: 5	R: 2 E: 0 K: 0 S: 5	H: 2 LOB: 0 BB: 0 P: 6	R: 1 E: 0 K: 2 S: 10	H: 3 LOB: 2 BB: 0 P: 10	R: 0 E: 0 K: 3 S: 9	H: 0 LOB: 0 BB: 0 P: 9	R: 2 E: 1 K: 2 S: 10	H: 2 LOB: 1 BB: 0 P: 10	R: 1 E: 0 K: 1 S: 7	H: 2 LOB: 2 BB: 1 P: 12	R: 0 E: 0 K: 1 S: 5	H: 0 LOB: 0 BB: 0 P: 5		R: 3 E: 0 K: 1 S: 8	H: 4 LOB: 1 BB: 0 P: 9	1B: 10 2B: 3 3B: 0 HR: 1	SF: 0 SAC: 0 DP: 0 HBP: 0	WP: 2 PB: 0 SB: 0 CS: 0
PITCHER	IP WLS BF H R ER SO BB IBB HBP BLK WP HR S P ERA WHIP	3.1 0 15 3 3 3 3 2 0 0 0 0 0 19 19 8.10 2.500	4.1 0 11 5 3 1 4 0 0 0 0 0 0 19 19 4.50 2.500	6.1 0 11 8 2 1 2 1 0 0 0 1 0 11 16 6.75 2.250	7.1 0 11 4 0 0 2 0 0 0 0 0 0 8 8 0.00 0.000	9.1 0 11 6 4 3 1 0 0 0 0 1 0 8 9 40.50 6.000	IP WLS BF H R ER SO BB IBB HBP BLK WP HR S P ERA WHIP	1.0 0 3 0 0 0 2 0 0 0 0 0 0 0 7 7 0.00 0.000														



Batter	1	2	3	4	5	6	7	8	9	AB	R	H	RBI	BB	SO	LOB	TOP										
19 Robbie Grossman, S (1, 8) OBP: 0.423, SLG: 0.476 1 Adron Chambers, L (6, 8) OBP: 0.600, SLG: 0.600	G4-3	K		G4-3		SF8		F7		3	0	1	0	1	2	1	0	0	0	0	1						
84 Carlos Correa, R (1, 6) OBP: 0.238, SLG: 0.550	K			HR		G3		FC4-6		5	2	2	3	0	1	2											
13 Jon Singleton, L (1, 3) OBP: 0.346, SLG: 0.222	K			HR						3	1	1	1	2	2	0											
14 Jesus Guzman, R (1, 10) OBP: 0.304, SLG: 0.167 75 Japhet Amador, R (7, PH) OBP: 0.250, SLG: 0.250																											
30 Matt Dominguez, R (1, 5) OBP: 0.259, SLG: 0.261 9 Marwin Gonzalez, S (6, 7) OBP: 0.423, SLG: 0.640																											
79 George Springer, R (1, 9) OBP: 0.400, SLG: 0.261 20 J.D. Martinez, R (6, 9) OBP: 0.313, SLG: 0.286																											
22 Carlos Corporán, S (1, 2) OBP: 0.529, SLG: 0.846 87 Nolan Fontana, L (6, PR) OBP: 0.667, SLG: 1.667																											
93 Austin Wates, R (9, 7)																											
28 L.J. Hoes, R (1, 7) OBP: 0.353, SLG: 0.267 76 Carlos Pérez, R (6, 2) OBP: 0.500, SLG: 0.500																											
3 Cesar Izturis, S (1, 4) OBP: 0.400, SLG: 0.400 2 Gregorio Petit, R (6, 5) OBP: 0.313, SLG: 0.400																											
Inning Stats	R: 0 E: 0 K: 2 S: 7	H: 0 LOB: 0 BB: 0 P: 7	R: 2 E: 0 K: 2 S: 9	H: 2 LOB: 2 BB: 2 P: 17	R: 2 E: 0 K: 2 S: 15	H: 3 LOB: 1 BB: 0 P: 23	R: 0 E: 0 K: 0 S: 5	H: 0 LOB: 0 BB: 0 P: 7	R: 0 E: 0 K: 0 S: 3	H: 0 LOB: 1 BB: 1 P: 7	R: 1 E: 0 K: 0 S: 5	H: 2 LOB: 2 BB: 1 P: 9	R: 0 E: 0 K: 2 S: 9	H: 2 LOB: 3 BB: 1 P: 13	R: 2 E: 0 K: 1 S: 7	H: 2 LOB: 0 BB: 0 P: 8	R: 0 E: 0 K: 1 S: 6	H: 1 LOB: 1 BB: 0 P: 6	1B: 5 2B: 3 3B: 1 HR: 3	SF: 1 SAC: 0 DP: 0 HBP: 0	WP: 0 PB: 0 SB: 0 CS: 0	PA: 44					
PITCHER	IP	WLS	BF	H	R	ER	SO	BB	IBB	HBP	BLK	WP	HR	S	P	ERA	WHIP										
32 Esmil Rogers, R (1, 1) ERA: 7.0	3.0	L	16	5	4	4	6	2	0	0	0	0	2	31	47	12.00	2.333										
29 Dustin McGowan, R (4, 1) ERA: 6.75	2.0		7	0	0	0	0	1	0	0	0	0	0	8	14	0.00	0.500										
33 Jeremy Jeffress, R (6, 1) ERA: 4.5	1.1		10	4	1	1	1	2	0	0	0	0	0	10	18	6.75	4.500										
45 Neil Wagner, R (7, 1) ERA: 7.94	1.2		7	2	2	2	2	0	0	0	0	0	1	11	12	10.80	1.200										
72 Ryan Tepera, R (9, 1) ERA:	1.0		4	1	0	0	1	0	0	0	0	0	0	6	6	0.00	1.000										

Houston Astros @ Toronto Blue Jays
Florida Auto Exchange Stadium, Dunedin, FL
Thu Mar 13 2014, 1:15 PM - 4:16 PM EDT
Att.: 4,510 - Sunny - 60 F

AB 38
R 7
H 12
RBI 7
BB 5
SO 10
LOB 25



Batter	1	2	3	4	5	6	7	8	9	AB	R	H	RBI	BB	SO	LOB	BOTTOM										
7 José Reyes, S (1, 6) OBP: 0.235, SLG: 0.242 17 Ryan Goins, L (6, 6) OBP: 0.290, SLG: 0.214	G5-4-3									3	1	2	1	0	0	1											
53 Melky Cabrera, S (1, 8) OBP: 0.382, SLG: 0.515 8 Anthony Gose, L (5, PR) OBP: 0.320, SLG: 0.364	G5-4-3									3	0	2	0	0	0	1											
19 José Bautista, R (1, 9) OBP: 0.484, SLG: 0.875 11 Kevin Pillar, R (6, 7) OBP: 0.174, SLG: 0.136										2	0	1	1	0	1	2											
10 Edwin Encarnación, R (1, 10) OBP: 0.364, SLG: 0.613 16 Dan Johnson, L (5, PH) OBP: 0.300, SLG: 0.633										2	0	1	0	0	1	0											
13 Brett Lawrie, R (1, 5) OBP: 0.360, SLG: 0.417 38 Jared Goert, R (7, 3) OBP: 0.211, SLG: 0.118										2	0	1	1	0	0	0											
26 Adam Lind, L (1, 3) OBP: 0.440, SLG: 0.739 22 Josh Thole, L (7, 2) OBP: 0.214, SLG: 0.214										3	0	1	0	0	0	0											
30 Dioner Navarro, S (1, 2) OBP: 0.304, SLG: 0.296 1 Jonathan Diaz, R (7, 5)										3	0	0	0	0	0	1											
14 Moisés Sierra, R (1, 7) OBP: 0.385, SLG: 0.478										2	1	1	0	1	0	0											
3 Maicer Izturis, S (1, 4) OBP: 0.300, SLG: 0.263 39 Chris Getz, L (6, 4) OBP: 0.316, SLG: 0.444										2	0	1	0	0	0	0											
Inning Stats	R: 0 E: 0 K: 0 S: 4	H: 3 LOB: 2 BB: 0 P: 4	R: 0 E: 0 K: 0 S: 5	H: 0 LOB: 0 BB: 0 P: 7	R: 0 E: 0 K: 1 S: 12	H: 2 LOB: 0 BB: 0 P: 18	R: 0 E: 0 K: 1 S: 6	H: 1 LOB: 1 BB: 0 P: 6	R: 3 E: 0 K: 0 S: 6	H: 3 LOB: 1 BB: 0 P: 7	R: 0 E: 0 K: 0 S: 4	H: 1 LOB: 2 BB: 1 P: 8	R: 1 E: 0 K: 0 S: 3	H: 1 LOB: 1 BB: 1 P: 8	R: 0 E: 0 K: 1 S: 4	H: 0 LOB: 0 BB: 1 P: 9	R: 1 E: 0 K: 1 S: 7	H: 2 LOB: 1 BB: 0 P: 7	1B: 7 2B: 5 3B: 1 HR: 0	SF: 2 SAC: 0 DP: 1 HBP: 2	WP: 0 PB: 0 SB: 0 CS: 3	PA: 42					
PITCHER	IP	WLS	BF	H	R	ER	SO	BB	IBB	HBP	BLK	WP	HR	S	P	ERA	WHIP										
60 Dallas Keuchel, L (1, 1) ERA:	4.0	W	16	6	0	0	0	0	0	0	0	0	0	9	14	16.20	3.000										
31 Collin McHugh, R (5, 1) ERA: 14.29	1.2		11	4	3	3	0	1	0	1	0	0	0	3	8	9.00	2.000										
61 Josh Zeid, R (6, 1) ERA: 4.91	1.0	H	5	1	1	1	0	1	0	1	0	0	0	6	11	0.00	0.600										
66 Kevin Chapman, L (7, 1) ERA:	1.2	H	5	0	0	0	1	1	0	0	0	0	0	6	11	0.00	0.600										
63 Chia-Jen Lo, R (9, 1) ERA: 2.7	0.2	S	4	2	1	1	1	0	0	0	0	0	0	6	6	13.50	3.000										

Houston Astros @ Toronto Blue Jays
Florida Auto Exchange Stadium, Dunedin, FL
Thu Mar 13 2014, 1:15 PM - 4:16 PM EDT
Att.: 4,510 - Sunny - 60 F

AB 34
R 5
H 13
RBI 4
BB 3
SO 4
LOB 13



Batter	1	2	3	4	5	6	7	8	9	AB	R	H	RBI	BB	SO	LOB	TOP					
6 Jonathan Villar, S OBP: 0.296, SLG: 0.500 78 Tyler Heineman, S (7, PH) OBP: 0.500, SLG: 0.500	G4-3		G3		F8		P2			3	1	1	0	0	0	0						
21 Dexter Fowler, S OBP: 0.310, SLG: 0.208 80 Delino DeShields, R OBP: 0.289, SLG: 0.136	F7		G3		K			K		3	0	0	1	0	1	0						
27 Jose Altuve, R OBP: 0.290, SLG: 0.323 2 Gregorio Petit, R OBP: 0.294, SLG: 0.375	F8		F8		G6-3			G6-3		3	0	0	0	0	0	0						
18 Marc Krauss, L OBP: 0.423, SLG: 0.800 9 Marwin Gonzalez, S OBP: 0.464, SLG: 0.704			K		K			K		3	1	1	0	0	2	0						
14 Jesus Guzman, R OBP: 0.333, SLG: 0.190			K		K			F9		3	0	1	1	1	1	1						
19 Robbie Grossman, S (1, 7) OBP: 0.448, SLG: 0.625 1 Adron Chambers, L OBP: 0.500, SLG: 0.429			K		K			F9		3	1	2	1	0	0	1						
22 Carlos Corporan, S OBP: 0.500, SLG: 0.733 91 Andrew Aplin, L (7, PR) 77 René García, R OBP: 0.429, SLG: 0.200			K		F7			F9		2	0	0	0	1	1	2						
28 L.J. Hoes, R OBP: 0.286, SLG: 0.211			K		F8			G4-3		4	0	0	0	0	1	3						
84 Carlos Correa, R OBP: 0.208, SLG: 0.478			K		K			FC5-4		3	0	0	0	0	2	3						
Inning Stats	R: 0 E: 0 K: 0 S: 3	H: 0 LOB: 0 BB: 0 P: 3	R: 1 E: 0 K: 3 S: 12	H: 3 LOB: 2 BB: 0 P: 10	R: 1 E: 0 K: 1 S: 6	H: 1 LOB: 0 BB: 0 P: 6	R: 1 E: 0 K: 1 S: 7	H: 1 LOB: 0 BB: 0 P: 8	R: 0 E: 0 K: 1 S: 5	H: 0 LOB: 1 BB: 1 P: 9	R: 0 E: 0 K: 0 S: 3	H: 0 LOB: 0 BB: 0 P: 7	R: 0 E: 0 K: 1 S: 6	H: 1 LOB: 1 BB: 0 P: 6	R: 0 E: 0 K: 0 S: 3	H: 0 LOB: 0 BB: 0 P: 3	1B: 2 2B: 1 3B: 2 HR: 1	SF: 0 SAC: 0 DP: 0 HBP: 0	WP: 0 PB: 0 SB: 0 CS: 0	PA: 35		
PITCHER	IP	WLS	BF	H	R	ER	SO	BB	IBB	HBP	BLK	WP	HR	S	P	ERA	WHIP					
37 Max Scherzer, R ERA: 2.51	4.2	W	19	5	3	3	6	0	0	0	0	0	0	1	32	33	5.79	1.071				
65 Blaine Hardy, L ERA:	1.1		5	0	0	0	2	1	0	0	0	0	0	0	8	12	0.00	0.750				
46 Ian Krol, L ERA: 4.5	1.0		4	0	0	0	2	1	0	0	0	0	0	0	3	7	0.00	1.000				
66 Jhan Mariñez, R ERA: 6.23	1.0		4	1	0	0	1	0	0	0	0	0	0	0	6	6	0.00	1.000				
39 Luke Putkonen, R ERA:	1.0		3	0	0	0	0	0	0	0	0	0	0	0	3	3	0.00	0.000				

Houston Astros @ Detroit Tigers
Joker Marchant Stadium, Lakeland, FL
Sat Mar 15 2014, 1:08 PM - 4:17 PM EDT
Att: 7,887 - Sunny - 75 F

AB 33
R 3
H 6
RBI 3
BB 2
SO 9
LOB 11



Batter	1	2	3	4	5	6	7	8	9	AB	R	H	RBI	BB	SO	LOB	BOTTOM					
41 Victor Martinez, S OBP: 0.316, SLG: 0.361 13 Alex Avila, L OBP: 0.424, SLG: 0.393			K		K			K		3	1	1	0	0	1	2						
72 Tyler Collins, L OBP: 0.333, SLG: 0.714			F9		F7			K		5	3	3	1	0	0	1						
48 Torii Hunter, R OBP: 0.424, SLG: 0.500 61 Ezequiel Carrera, L OBP: 0.292, SLG: 0.273			F9		F7			K		3	1	2	3	1	0	0						
24 Miguel Cabrera, R OBP: 0.513, SLG: 0.625 32 Don Kelly, L OBP: 0.467, SLG: 0.680			P3		L3-6			G4-3		4	1	1	0	0	0	4						
3 Ian Kinsler, R OBP: 0.400, SLG: 0.613 26 Hernán Pérez, R OBP: 0.206, SLG: 0.200			K		K			K		3	3	3	4	1	0	0						
14 Austin Jackson, R OBP: 0.514, SLG: 0.750 76 Craig Albernaz, R (6, PR) OBP: 0.500, SLG: 0.250			K		G5-3			K		3	1	1	0	1	0	0						
9 Nick Castellanos, R OBP: 0.493, SLG: 0.763 30 Marcus Lemon, L			K		K			K		4	2	2	1	0	0	2						
29 Danny Worth, R OBP: 0.371, SLG: 0.448			K		K			K		4	0	3	3	1	0	1						
4 Steve Lombardozzi, S OBP: 0.241, SLG: 0.222			K		K			K		4	0	1	2	0	0	4						
Inning Stats	R: 6 E: 0 K: 0 S: 10	H: 8 LOB: 1 BB: 0 P: 10	R: 4 E: 1 K: 0 S: 8	H: 4 LOB: 1 BB: 0 P: 9	R: 0 E: 0 K: 1 S: 7	H: 1 LOB: 1 BB: 0 P: 7	R: 1 E: 0 K: 0 S: 7	H: 2 LOB: 1 BB: 0 P: 10	R: 0 E: 0 K: 0 S: 3	H: 1 LOB: 1 BB: 1 P: 7	R: 2 E: 0 K: 0 S: 4	H: 1 LOB: 0 BB: 2 P: 12	R: 1 E: 0 K: 2 S: 10	H: 1 LOB: 0 BB: 0 P: 12	R: 0 E: 0 K: 2 S: 7	H: 0 LOB: 2 BB: 2 P: 15	1B: 10 2B: 4 3B: 2 HR: 3	SF: 1 SAC: 0 DP: 2 HBP: 0	WP: 0 PB: 0 SB: 1 CS: 0	PA: 46		
PITCHER	IP	WLS	BF	H	R	ER	SO	BB	IBB	HBP	BLK	WP	HR	S	P	ERA	WHIP					
64 Lucas Harrell, R ERA: 10.13	1.2	L	17	12	10	9	0	0	0	0	0	0	0	1	17	18	48.60	7.200				
93 Jonas Dufek, R ERA:	1.1		5	1	0	0	1	0	0	0	0	0	0	0	8	8	0.00	0.750				
50 Chad Qualls, R ERA: 6.75	1.0		5	2	1	1	0	0	0	0	0	0	1	7	10	9.00	2.000					
37 Matt Albers, R ERA: 2.25	1.0		4	1	0	0	0	1	0	0	0	0	0	3	7	0.00	2.000					
58 Peter Moylan, R ERA: 3.6	1.0		6	1	2	2	0	2	0	0	0	0	0	4	12	18.00	3.000					

Houston Astros @ Detroit Tigers
Joker Marchant Stadium, Lakeland, FL
Sat Mar 15 2014, 1:08 PM - 4:17 PM EDT
Att: 7,887 - Sunny - 75 F

AB 40
R 14
H 18
RBI 14
BB 5
SO 5
LOB 18



Batter	1	2	3	4	5	6	7	8	9	AB	R	H	RBI	BB	SO	LOB	TOP					
6 Anthony Rendon, R OBP: 0.412, SLG: 0.500 Cutter Dykstra, R (1,4) (5,4)																	3 0 1 0 0 1 3 1 0 0 0 0 1 0					
8 Danny Espinosa, S OBP: 0.395, SLG: 0.258 3 Eury Pérez, R OBP: 0.333, SLG: 0.364 (1,6) (6,6)																	3 0 1 0 0 1 3 2 0 0 0 0 0 0					
7 Scott Hairston, R OBP: 0.278, SLG: 0.393 14 Randolph Oduber, R, PH (1,10) (8,10)																	4 0 1 0 0 1 2 1 0 0 0 0 1 0					
12 Tyler Moore, R OBP: 0.300, SLG: 0.385 24 Isaac Ballou, L (1,7) (5,7)																	3 1 1 0 0 0 3 2 0 0 0 0 0 0					
4 Zach Walters, S OBP: 0.469, SLG: 0.643 (1,5)																	5 0 0 0 0 3 4					
16 Brock Peterson, R OBP: 0.414, SLG: 0.538 (1,3)																	5 1 2 0 0 3 1					
41 Sandy León, S OBP: 0.375, SLG: 0.375 Koyile Hill, S OBP: 0.467, SLG: 0.462 (1,2) (7,7)																	3 0 1 0 0 0 2 1 0 0 0 0 0 1					
21 Steven Souza Jr., R OBP: 0.429, SLG: 0.806 (1,9)																	3 2 3 3 1 0 0					
67 Brian Goodwin, L OBP: 0.310, SLG: 0.440 7 Theo Bowe, L (1,8) (7,8)																	3 0 2 1 0 0 0 1 0 0 0 0 0 1					
Inning Stats	R: 0 E: 1 K: 2 S: 9	H: 1 LOB: 2 BB: 0 P: 9	R: 1 E: 0 K: 1 S: 9	H: 2 LOB: 2 BB: 0 P: 13	R: 0 E: 0 K: 0 S: 5	H: 2 LOB: 2 BB: 0 P: 6	R: 1 E: 0 K: 2 S: 11	H: 2 LOB: 1 BB: 0 P: 13	R: 1 E: 0 K: 2 S: 10	H: 3 LOB: 3 BB: 1 P: 14	R: 0 E: 0 K: 0 S: 3	H: 0 LOB: 0 BB: 0 P: 3	R: 1 E: 0 K: 0 S: 5	H: 2 LOB: 1 BB: 0 P: 5	R: 0 E: 0 K: 2 S: 7	H: 0 LOB: 0 BB: 0 P: 7	R: 0 E: 0 K: 2 S: 7	H: 0 LOB: 0 BB: 0 P: 7	1B: 7 2B: 1 3B: 2 HR: 2	SF: 0 SAC: 0 DP: 0 HBP: 1	WP: 1 PB: 0 SB: 1 CS: 0	PA: 42
PITCHER	IP WLS BF H R ER SO BB IBB HBP BLK WP HR S P ERA WHIP																					
46 Scott Feldman, R ERA: 4.5 (1,1)	4.0 L 22 8 3 3 5 0 0 1 0 0 0 2 35 42 6.75 2.000																					
67 Jorge De Leon, R ERA: 1.8 (5,1)	1.0 6 2 0 0 2 1 0 0 0 1 0 9 13 0.00 3.000																					
41 Brad Peacock, R ERA: 10.8 (6,1)	4.0 14 2 1 1 4 0 0 0 0 0 0 22 22 2.25 0.500																					

Washington Nationals @ Houston Astros
Osceola County Stadium, Kissimmee, FL
Sun Mar 16 2014, 1:11 PM - 4:05 PM EDT
Att: 3,512 - Sunny - 80 F

AB	40
R	4
H	12
RBI	4
BB	1
SO	11
LOB	20



Batter	1	2	3	4	5	6	7	8	9	AB	R	H	RBI	BB	SO	LOB	BOTTOM					
19 Robbie Grossman, S OBP: 0.438, SLG: 0.593 9 Marwin Gonzalez, S OBP: 0.448, SLG: 0.679 (1,8) (7,5)																	3 1 1 0 0 0 0 1 0 0 0 0 0 1					
27 Jose Altuve, R OBP: 0.294, SLG: 0.353 David Martinez, R (1,4) (7,7)																	3 0 1 1 0 0 0 1 0 0 0 0 0 0					
15 Jason Castro, L OBP: 0.304, SLG: 0.636 3 Cesar Izturis, S OBP: 0.333, SLG: 0.333 (1,2) (7,4)																	3 0 0 0 0 1 1 1 0 0 0 0 0 0					
23 Chris Carter, R OBP: 0.250, SLG: 0.417 1 Adron Chambers, L OBP: 0.444, SLG: 0.375 (1,3) (7,9)																	3 0 0 0 0 3 1 1 0 0 0 0 0 0					
30 Matt Dominguez, R OBP: 0.294, SLG: 0.367 76 Carlos Pérez, R OBP: 0.400, SLG: 0.400 (1,5) (7,2)																	3 1 1 0 0 0 1 1 0 0 0 0 0 0					
79 George Springer, R OBP: 0.362, SLG: 0.231 80 Delino DeShields, R OBP: 0.286, SLG: 0.167 (1,9) (7,8)																	1 0 0 0 0 1 1 0 2 0 1 0 0 0 0 0					
75 Japhet Amador, R OBP: 0.273, SLG: 0.273 18 Marc Krauss, L OBP: 0.407, SLG: 0.769 (1,10) (9,PH)																	3 0 1 0 0 2 2 1 0 0 0 0 1 1					
28 L.J. Hoes, R OBP: 0.304, SLG: 0.238 84 Carlos Correa, R OBP: 0.231, SLG: 0.520 (1,7) (7,6)																	2 0 1 1 0 0 1 2 1 1 0 0 1 1					
6 Jonathan Villar, S OBP: 0.276, SLG: 0.464 13 Jon Singleton, L OBP: 0.355, SLG: 0.391 (1,6) (7,3)																	2 0 0 0 0 0 2 1 0 1 1 0 0 0					
Inning Stats	R: 0 E: 0 K: 0 S: 3	H: 0 LOB: 0 BB: 0 P: 3	R: 0 E: 0 K: 2 S: 7	H: 0 LOB: 0 BB: 0 P: 7	R: 0 E: 0 K: 0 S: 3	H: 1 LOB: 0 BB: 0 P: 3	R: 0 E: 0 K: 0 S: 3	H: 0 LOB: 0 BB: 0 P: 3	R: 1 E: 0 K: 2 S: 9	H: 2 LOB: 1 BB: 0 P: 13	R: 1 E: 0 K: 2 S: 9	H: 2 LOB: 1 BB: 0 P: 9	R: 1 E: 0 K: 1 S: 7	H: 2 LOB: 1 BB: 0 P: 7	R: 0 E: 0 K: 0 S: 3	H: 0 LOB: 0 BB: 0 P: 3	R: 0 E: 0 K: 2 S: 8	H: 1 LOB: 1 BB: 0 P: 9	1B: 4 2B: 4 3B: 0 HR: 0	SF: 0 SAC: 0 DP: 1 HBP: 0	WP: 0 PB: 0 SB: 2 CS: 0	PA: 35
PITCHER	IP WLS BF H R ER SO BB IBB HBP BLK WP HR S P ERA WHIP																					
47 Gio González, L ERA: 3.12 (1,1)	4.2 W 17 3 1 1 4 1 0 0 0 0 0 0 24 28 1.93 0.857																					
29 Rafael Soriano, R ERA: 19.64 (5,1)	1.0 H 5 2 1 1 2 0 0 0 0 0 0 9 9 9.00 2.000																					
71 Christian Garcia, R ERA: 0.43 (6,1)	1.1 H 6 2 1 1 1 0 0 0 0 0 0 8 8 6.75 1.500																					
17 Manny Delcarmen, R ERA: 5.68 (8,1)	2.0 S 7 1 0 0 2 0 0 0 0 0 0 0 11 12 0.00 0.500																					

Washington Nationals @ Houston Astros
Osceola County Stadium, Kissimmee, FL
Sun Mar 16 2014, 1:11 PM - 4:05 PM EDT
Att: 3,512 - Sunny - 80 F

AB	34
R	3
H	8
RBI	3
BB	1
SO	9
LOB	11



Batter	1	2	3	4	5	6	7	8	9	AB	R	H	RBI	BB	SO	LOB	TOP						
17 Jordan Schafer, L (1, 8) OBP: 0.267, SLG: 0.333	G3-1		FC4 14 CS	G5-3						3	0	0	0	0	0	2	<p>Atlanta Braves @ Houston Astros</p> <p>Osceola County Stadium, Kissimmee, FL</p> <p>Mon Mar 17 2014, 1:12 PM - 2:47 PM EDT</p> <p>Att: 2,613 - Cloudy - 76 F</p>						
14 Ramiro Pena, S (1, 6) OBP: 0.364, SLG: 0.531 67 Elmer Reyes, R (5, 6) OBP: 0.333, SLG: 0.348	K		23 1B 2B		G3-1					3	1	1	0	0	1	0							
23 Chris Johnson, R (1, 5) OBP: 0.318, SLG: 0.419 84 Tommy La Stella, L (5, PH) OBP: 0.375, SLG: 0.381 (5, 4)	F8		24 1B 26 3B 1B		G4-3					2	1	1	1	0	0	0							
24 Evan Gattis, R (1, 2) OBP: 0.225, SLG: 0.400		G1-3	26 3B 1B							3	1	2	0	0	0	0							
26 Dan Uggla, R (1, 4) OBP: 0.432, SLG: 0.606 69 Phil Gosselin, R (5, PH) OBP: 0.313, SLG: 0.500 (5, 5)	HR		1B 3B		K					2	1	2	3	0	0	0							
59 Ernesto Mejia, R (1, 3) OBP: 0.350, SLG: 0.486	G5-3		K							2	0	0	0	0	1	1							
19 Andrelton Simmons, R (1, 10) OBP: 0.295, SLG: 0.293	BB				F8					1	0	0	0	1	0	0							
13 Jose Constanza, L (1, 7) OBP: 0.400, SLG: 0.455	G3		25 G4-3 2B							2	0	1	0	0	0	1							
25 Joey Terdoslavich, S (1, 9) OBP: 0.306, SLG: 0.300			17 FC4 1B		G4-3					2	0	1	0	0	0	1							
Inning Stats	R: 0 E: 0 K: 1 S: 5	H: 0 LOB: 0 BB: 0 P: 6	R: 1 E: 0 K: 0 S: 6	H: 1 LOB: 1 BB: 1 P: 12	R: 3 E: 0 K: 1 S: 9	H: 5 LOB: 1 BB: 0 P: 9	R: 0 E: 0 K: 0 S: 4	H: 1 LOB: 1 BB: 0 P: 4	R: 0 E: 0 K: 1 S: 6	H: 1 LOB: 1 BB: 0 P: 6													
PITCHER	IP	WLS	BF	H	R	ER	SO	BB	IBB	HBP	BLK	WP	HR	S	P	ERA	WHIP						
38 Darin Downs, L (1, 1) ERA: 4.91	2.0	L	8	1	1	1	1	1	0	0	0	0	1	11	18	4.50	1.000						
66 Kevin Chapman, L (3, 1) ERA: 5.09	1.0		7	5	3	3	1	0	0	0	0	0	0	9	9	27.00	5.000						
35 Josh Fields, R (4, 1) ERA: 1.8	1.0		4	1	0	0	0	0	0	0	0	0	0	4	4	0.00	1.000						
92 Ross Seaton, R (5, 1) ERA:	1.0		4	1	0	0	1	0	0	0	0	0	0	6	6	0.00	1.000						

AB	22
R	4
H	8
RBI	4
BB	1
SO	3
LOB	6



WP	0	PA	23
PB	0		
SB	0		
CS	1		

Batter	1	2	3	4	5	6	7	8	9	AB	R	H	RBI	BB	SO	LOB	BOTTOM						
21 Dexter Fowler, S (1, 8) OBP: 0.323, SLG: 0.231 80 Delino DeShields, R (5, 8) OBP: 0.276, SLG: 0.160	27 FC5-4 1B		K		F8					2	0	1	0	0	1	0	<p>Atlanta Braves @ Houston Astros</p> <p>Osceola County Stadium, Kissimmee, FL</p> <p>Mon Mar 17 2014, 1:12 PM - 2:47 PM EDT</p> <p>Att: 2,613 - Cloudy - 76 F</p>						
27 Jose Altuve, R (1, 4) OBP: 0.278, SLG: 0.333 9 Marwin Gonzalez, S (5, 4) OBP: 0.448, SLG: 0.679	FC5-4		G1-4-3							2	0	0	0	0	0	1							
15 Jason Castro, L (1, 2) OBP: 0.280, SLG: 0.583 77 René García, R (5, 2) OBP: 0.428, SLG: 0.200	K		K							2	0	0	0	0	2	1							
14 Jesus Guzman, R (1, 3) OBP: 0.310, SLG: 0.174	F8				G6-3					2	0	0	0	0	0	1							
19 Robbie Grossman, S (1, 9) OBP: 0.441, SLG: 0.586 20 J.D. Martinez, R (5, 9) OBP: 0.294, SLG: 0.267	K				1B					2	0	1	0	0	1	0							
22 Carlos Corporán, S (1, 10) OBP: 0.500, SLG: 0.688	28 E BB		K		K					1	0	0	0	1	1	1							
28 L.J. Hoes, R (1, 7) OBP: 0.280, SLG: 0.217 1 Adron Chambers, L (5, 7) OBP: 0.444, SLG: 0.375	FC6				F8					2	0	0	0	0	0	2							
2 Gregorio Petit, R (1, 5) OBP: 0.263, SLG: 0.333	F8				K					2	0	0	0	0	1	2							
84 Carlos Correa, R (1, 6) OBP: 0.222, SLG: 0.500 3 Cesar Izturis, S (5, 6) OBP: 0.316, SLG: 0.316	G6-3				P4					1	0	0	0	0	0	2							
Inning Stats	R: 0 E: 0 K: 1 S: 6	H: 1 LOB: 1 BB: 0 P: 6	R: 0 E: 1 K: 1 S: 6	H: 0 LOB: 2 BB: 1 P: 10	R: 0 E: 0 K: 2 S: 7	H: 0 LOB: 0 BB: 0 P: 7	R: 0 E: 0 K: 1 S: 6	H: 1 LOB: 1 BB: 0 P: 6	R: 0 E: 0 K: 1 S: 5	H: 0 LOB: 0 BB: 0 P: 5													
PITCHER	IP	WLS	BF	H	R	ER	SO	BB	IBB	HBP	BLK	WP	HR	S	P	ERA	WHIP						
40 Alex Wood, L (1, 1) ERA:	5.0	W	19	2	0	0	6	1	0	0	0	0	0	30	34	0.00	0.600						

AB	18
R	0
H	2
RBI	0
BB	1
SO	6
LOB	10



WP	0	PA	19
PB	0		
SB	0		
CS	0		

Batter	1	2	3	4	5	6	7	8	9	AB	R	H	RBI	BB	SO	LOB	TOP					
80 Delino DeShields, R OBP: 0.250, SLG: 0.143 19 Robbie Grossman, S OBP: 0.429, SLG: 0.567										3	0	0	0	0	0	1	Houston Astros @ Miami Marlins Roger Dean Stadium, Jupiter, FL Tue Mar 18 2014, 1:08 PM - 3:30 PM EDT Att: 2,546 - Partly Cloudy - 71 F					
6 Jonathan Villar, S OBP: 0.313, SLG: 0.448 45 Anthony Bass, R OBP: 0.278, SLG: 0.250 37 Matt Albers, L OBP: 0.278, SLG: 0.250 20 J.D. Martinez, R OBP: 0.278, SLG: 0.250 50 Chad Qualls, R OBP: 0.278, SLG: 0.250										1	1	0	0	2	0	1						
18 Marc Krauss, L OBP: 0.440, SLG: 0.724 14 Jesus Guzman, R OBP: 0.300, SLG: 0.167										3	0	1	0	0	2	1						
23 Chris Carter, R OBP: 0.231, SLG: 0.395 13 Jon Singleton, L OBP: 0.375, SLG: 0.391										2	0	0	1	0	0	0						
30 Matt Dominguez, R OBP: 0.324, SLG: 0.355 2 Gregorio Petit, R OBP: 0.250, SLG: 0.316										1	0	0	0	2	0	1						
79 George Springer, R OBP: 0.342, SLG: 0.200										4	0	0	0	0	0	2						
22 Carlos Corporán, S OBP: 0.372, SLG: 0.579 76 Carlos Pérez, R OBP: 0.333, SLG: 0.333										3	0	0	0	0	1	1						
3 Cesar Izturis, S OBP: 0.286, SLG: 0.286 84 Carlos Correa, R OBP: 0.241, SLG: 0.500										2	0	0	0	0	0	0						
60 Dallas Keuchel, L OBP: 0.452, SLG: 0.667										1	0	0	0	0	1	0						
9 Marwin Gonzalez, S OBP: 0.452, SLG: 0.667										2	0	1	0	0	0	1						
Inning Stats	R: 1 E: 1 K: 0 S: 4	H: 1 LOB: 1 BB: 1 P: 8	R: 0 E: 0 K: 0 S: 3	H: 0 LOB: 0 BB: 0 P: 3	R: 0 E: 0 K: 2 S: 7	H: 0 LOB: 1 BB: 1 P: 11	R: 0 E: 0 K: 1 S: 5	H: 0 LOB: 1 BB: 1 P: 9	R: 0 E: 0 K: 1 S: 5	H: 1 LOB: 1 BB: 0 P: 4	R: 0 E: 0 K: 1 S: 5	H: 1 LOB: 1 BB: 0 P: 9	R: 0 E: 0 K: 1 S: 6	H: 1 LOB: 1 BB: 0 P: 6	R: 0 E: 0 K: 1 S: 5	H: 0 LOB: 0 BB: 1 P: 5	R: 0 E: 0 K: 1 S: 5	H: 0 LOB: 0 BB: 0 P: 5	1B: 3 2B: 0 3B: 0 HR: 0	SF: 1 SAC: 0 DP: 0 HBP: 0	WP: 0 PB: 0 SB: 1 CS: 0	PA: 35
PITCHER	IP WLS BF H R ER SO BB IBB HBP BLK WP HR S P ERA WHIP																					
33 Jacob Turner, R ERA: 3.38	5.0 W 20 2 1 1 3 3 0 0 0 0 0 0 23 35 1.80 1.000																					
31 Steve Cishek, R ERA: 1.29	2.0 8 1 0 0 2 1 0 0 0 0 0 0 11 15 0.00 1.000																					
43 Dan Jennings, L ERA:	1.0 4 0 0 0 1 1 0 0 0 0 0 0 5 9 0.00 1.000																					
44 AJ Ramos, R ERA: 2.57	1.0 3 0 0 0 1 0 0 0 0 0 0 0 5 5 0.00 0.000																					

Batter	1	2	3	4	5	6	7	8	9	AB	R	H	RBI	BB	SO	LOB	BOTTOM	
23 Jake Marisnick, R OBP: 0.429, SLG: 0.500										5	2	3	0	0	0	1	Houston Astros @ Miami Marlins Roger Dean Stadium, Jupiter, FL Tue Mar 18 2014, 1:08 PM - 3:30 PM EDT Att: 2,546 - Partly Cloudy - 71 F	
17 Donovan Solano, R OBP: 0.417, SLG: 0.455 54 Juan Diaz, L OBP: 0.538, SLG: 0.545										4	2	3	0	0	0	1		
27 Giancarlo Stanton, R OBP: 0.372, SLG: 0.682 47 Brian Bogusevic, L OBP: 0.206, SLG: 0.182										3	1	2	3	0	0	3		
10 Jeff Baker, R OBP: 0.367, SLG: 0.333 8 Ty Wigginton, R OBP: 0.297, SLG: 0.192										3	1	1	1	0	0	1		
9 Casey McGehee, R OBP: 0.279, SLG: 0.325 86 Austin Nola, R OBP: 0.412, SLG: 0.333										4	0	1	3	0	1	1		
5 Reed Johnson, R OBP: 0.471, SLG: 0.625 50 Matt Angle, L OBP: 0.381, SLG: 0.421										4	0	3	0	0	0	1		
32 Derek Dietrich, L OBP: 0.436, SLG: 0.629										0	1	0	0	0	0	0		
6 Jeff Mathis, R OBP: 0.273, SLG: 0.300 43 Dan Jennings, L OBP: 0.273, SLG: 0.300 44 AJ Ramos, R OBP: 0.273, SLG: 0.300										4	0	0	0	0	1	4		
33 Jacob Turner, R OBP: 0.500, SLG: 0.500 Alex Burg, R OBP: 0.500, SLG: 0.500 31 Steve Cishek, R OBP: 0.500, SLG: 0.500 53 Kyle Skipworth, L OBP: 0.500, SLG: 0.500										2	1	1	0	0	1	0		
Inning Stats	R: 3 E: 0 K: 0 S: 9	H: 5 LOB: 2 BB: 0 P: 9	R: 4 E: 0 K: 0 S: 8	H: 6 LOB: 1 BB: 0 P: 8	R: 0 E: 0 K: 1 S: 6	H: 1 LOB: 1 BB: 0 P: 6	R: 0 E: 0 K: 0 S: 4	H: 1 LOB: 1 BB: 0 P: 5	R: 0 E: 0 K: 1 S: 5	H: 1 LOB: 0 BB: 0 P: 5	R: 1 E: 0 K: 3 S: 11	H: 2 LOB: 1 BB: 0 P: 11	R: 0 E: 0 K: 0 S: 3	H: 1 LOB: 0 BB: 0 P: 3	1B: 13 2B: 3 3B: 1 HR: 1	SF: 0 SAC: 0 DP: 2 HBP: 0		WP: 1 PB: 0 SB: 0 CS: 0
PITCHER	IP WLS BF H R ER SO BB IBB HBP BLK WP HR S P ERA WHIP																	
60 Dallas Keuchel, L ERA: 4.85	4.0 L 24 13 7 7 1 0 0 0 0 0 0 0 27 28 15.75 3.250																	
45 Anthony Bass, R ERA: 3.38	2.0 7 2 0 0 1 0 0 0 0 0 0 0 9 9 0.00 1.000																	
37 Matt Albers, R ERA: 3.6	1.0 5 2 1 1 3 0 0 0 0 0 0 0 11 11 9.00 2.000																	
50 Chad Qualls, R ERA: 5.4	1.0 3 1 0 0 0 0 0 0 0 0 0 0 3 3 0.00 1.000																	

Batter	1	2	3	4	5	6	7	8	9	AB	R	H	RBI	BB	SO	LOB	TOP					
21 Dexter Fowler, S OBP: 0.314, SLG: 0.233										4	0	1	0	0	1	1	Houston Astros @ Washington Nationals Space Coast Stadium, Viera, FL Wed Mar 19 2014, 6:08 PM - 8:42 PM EDT Att: 5,171 - Clear - 73 F					
27 Jose Altuve, R OBP: 0.282, SLG: 0.333										3	1	1	0	0	0	0						
44 Raul Valdes, L										0	0	0	0	0	0	0						
84 Carlos Correa, R OBP: 0.297, SLG: 0.500										0	0	0	0	0	0	0						
Ronald Torreyes, R OBP: 0.667, SLG: 1.500										0	0	0	0	0	0	0						
15 Jason Castro, L OBP: 0.250, SLG: 0.250										3	0	0	1	0	1	0						
75 Japhet Amador, R OBP: 0.250, SLG: 0.250										1	0	0	0	0	1	2						
18 Marc Krauss, L OBP: 0.424, SLG: 0.700										1	0	0	0	2	0	0						
2 Gregorio Petit, R OBP: 0.236, SLG: 0.300										1	0	0	0	0	1	2						
13 Jon Singleton, L OBP: 0.371, SLG: 0.385										3	0	1	0	0	1	1						
77 René García, R OBP: 0.375, SLG: 0.167										1	0	0	0	0	0	2						
28 L.J. Hoos, R OBP: 0.250, SLG: 0.192										3	0	0	0	0	0	2						
79 George Springer, R OBP: 0.333, SLG: 0.194										1	0	0	0	0	1	0						
9 Marwin Gonzalez, S OBP: 0.429, SLG: 0.647										4	0	1	0	0	0	0						
6 Jonathan Villar, S OBP: 0.290, SLG: 0.406										3	0	0	0	0	1	2						
73 Mike Folynewicz, R										0	0	0	0	0	0	0						
1 Adron Chambers, L OBP: 0.500, SLG: 0.444										1	0	1	0	0	0	0						
48 Jarrod Cosart, R										2	0	0	0	0	2	1						
14 Jesus Guzman, R OBP: 0.323, SLG: 0.320										1	1	1	1	0	0	0						
61 Josh Zeid, R										0	0	0	0	0	0	0						
Inning Stats	R: 1 E: 0 K: 1 S: 7	H: 2 LOB: 2 BB: 1 P: 11	R: 0 E: 1 K: 1 S: 5	H: 0 LOB: 0 BB: 0 P: 5	R: 0 E: 0 K: 0 S: 3	H: 0 LOB: 0 BB: 0 P: 3	R: 0 E: 0 K: 1 S: 5	H: 0 LOB: 0 BB: 0 P: 5	R: 0 E: 0 K: 2 S: 8	H: 1 LOB: 1 BB: 0 P: 8	R: 0 E: 0 K: 1 S: 5	H: 0 LOB: 0 BB: 0 P: 9	R: 0 E: 0 K: 0 S: 3	H: 0 LOB: 0 BB: 0 P: 3	R: 1 E: 0 K: 2 S: 9	H: 2 LOB: 2 BB: 0 P: 10	R: 0 E: 0 K: 1 S: 6	H: 1 LOB: 0 BB: 0 P: 6	1B: 4 2B: 1 3B: 0 HR: 1	SF: 0 SAC: 0 DP: 1 HBP: 1	WP: 0 PB: 0 SB: 0 CS: 1	PA: 36
PITCHER	IP WLS BF H R ER SO BB IBB HBP BLK WP HR S P ERA WHIP																					
38 Taylor Jordan, R ERA: 4.8	5.0 L 19 3 0 1 1 5 1 0 0 0 0 0 0 28 32 1.80 0.800																					
48 Ross Detwiler, L ERA: 5.63	1.0 4 0 0 0 1 1 0 0 0 0 0 0 0 5 9 0.00 1.000																					
1 Francisco Soriano, R ERA: 1.5	1.0 3 0 0 0 0 0 0 0 0 0 0 0 0 3 3 0.00 0.000																					
36 Tyler Clippard, R ERA: 1.5	1.0 6 2 1 1 2 0 0 0 1 0 0 1 9 10 9.00 2.000																					
43 Ross Ohlendorf, R ERA: 18.0	1.0 3 1 0 0 1 0 0 0 0 0 0 0 0 6 6 0.00 1.000																					

Batter	1	2	3	4	5	6	7	8	9	AB	R	H	RBI	BB	SO	LOB	BOTTOM					
2 Denard Span, L OBP: 0.333, SLG: 0.485										3	0	1	0	0	1	0	Houston Astros @ Washington Nationals Space Coast Stadium, Viera, FL Wed Mar 19 2014, 6:08 PM - 8:42 PM EDT Att: 5,171 - Clear - 73 F					
15 Nate McLouth, L OBP: 0.258, SLG: 0.333										1	0	0	0	0	1	0						
20 Ian Desmond, R OBP: 0.289, SLG: 0.538										2	0	0	0	1	2	0						
4 Zach Walters, S OBP: 0.455, SLG: 0.621										1	0	0	0	0	1	0						
11 Ryan Zimmerman, R OBP: 0.286, SLG: 0.491										3	0	0	0	0	0	3						
1 Francisco Soriano, S										0	0	0	0	0	0	0						
12 Tyler Moore, R OBP: 0.293, SLG: 0.375										1	0	0	0	0	1	0						
28 Jayson Werth, R OBP: 0.350, SLG: 0.278										3	0	1	0	0	1	0						
26 Jeff Kobernus, R OBP: 0.321, SLG: 0.346										1	0	0	0	0	1	0						
34 Bryce Harper, L OBP: 0.313, SLG: 0.296										3	0	0	0	0	1	1						
16 Brock Peterson, R OBP: 0.433, SLG: 0.556										1	0	1	0	0	0	0						
40 Wilson Ramos, R OBP: 0.379, SLG: 0.552										3	0	1	0	0	1	0						
41 Sandy León, S OBP: 0.263, SLG: 0.353										1	0	0	0	0	0	1						
25 Adam LaRoche, L OBP: 0.313, SLG: 0.484										3	0	0	0	0	1	2						
36 Tyler Clippard, R										0	0	0	0	0	0	0						
43 Ross Ohlendorf, R										0	0	0	0	0	0	0						
6 Anthony Rendon, R OBP: 0.405, SLG: 0.484										3	0	1	0	0	2	2						
1 Jamey Carroll, R OBP: 0.345, SLG: 0.375										0	0	0	0	0	0	0						
38 Taylor Jordan, R										1	0	0	0	0	1	0						
48 Ross Detwiler, R										0	0	0	0	0	0	0						
7 Scott Hairston, R OBP: 0.258, SLG: 0.379										1	0	0	0	0	0	1						
8 Danny Espinosa, S OBP: 0.297, SLG: 0.250										1	0	0	0	0	1	0						
Inning Stats	R: 0 E: 0 K: 1 S: 5	H: 0 LOB: 0 BB: 0 P: 5	R: 0 E: 0 K: 2 S: 7	H: 0 LOB: 0 BB: 0 P: 7	R: 0 E: 0 K: 3 S: 9	H: 0 LOB: 0 BB: 0 P: 9	R: 0 E: 0 K: 2 S: 7	H: 0 LOB: 0 BB: 0 P: 7	R: 0 E: 0 K: 1 S: 5	H: 0 LOB: 0 BB: 0 P: 5	R: 0 E: 0 K: 0 S: 5	H: 2 LOB: 3 BB: 1 P: 9	R: 0 E: 0 K: 1 S: 7	H: 2 LOB: 2 BB: 0 P: 7	R: 0 E: 0 K: 3 S: 9	H: 0 LOB: 0 BB: 0 P: 9	R: 0 E: 0 K: 2 S: 8	H: 1 LOB: 1 BB: 0 P: 8	1B: 5 2B: 0 3B: 0 HR: 0	SF: 0 SAC: 0 DP: 0 HBP: 0	WP: 0 PB: 0 SB: 0 CS: 0	PA: 33
PITCHER	IP WLS BF H R ER SO BB IBB HBP BLK WP HR S P ERA WHIP																					
48 Jarrod Cosart, R	1.0 W 15 0 0 0 0 0 0 0 0 0 0 0 5 9 0.00 3.000																					
44 Raul Valdes, L ERA: 2.25	1.0 H 6 2 0 0 0 1 0 0 0 0 0 0 5 9 0.00 3.000																					
73 Mike Folynewicz, R ERA: 1.74	2.0 H 8 2 0 0 4 0 0 0 0 0 0 0 16 16 0.00 1.000																					
61 Josh Zeid, R ERA: 4.05	1.0 S 4 1 0 0 2 0 0 0 0 0 0 0 8 8 0.00 1.000																					

AB	32
R	2
H	6
RBI	2
BB	2
SO	9
LOB	13



WP	0
PB	0
SB	0
CS	1
PA	36

AB	32
R	0
H	5
RBI	0
BB	1
SO	15
LOB	10



WP	0
PB	0
SB	0
CS	0
PA	33

Batter	1	2	3	4	5	6	7	8	9	AB	R	H	RBI	BB	SO	LOB	TOP						
2 Ben Revere, L (1,8) OBP: 0.383, SLG: 0.442	F7		7 BB 1B		G6-3		7 1B 25 FC6-4 7 S 1B	G3		5	1	2	0	0	0	2	Philadelphia Phillies @ Houston Astros Osceola County Stadium, Kissimmee, FL Thu Mar 20 2014, 1:08 PM - 4:16 PM EDT Att: 3,609 - Sunny - 74 F						
7 Ronny Cedeno, R (1,6) OBP: 0.353, SLG: 0.400	G6-3		25 FC6-4 BB		2B		25 FC6-4 1B	G5-3		4	0	2	1	1	0	1							
25 Cody Asche, L (1,5) OBP: 0.279, SLG: 0.361	G4-3		FC4-6		K		FC6-4 6 C4-3 29 1B			5	1	0	1	0	2	4							
6 Ryan Howard, L (1,3) OBP: 0.298, SLG: 0.364 59 Antonio Bastardo, R (8,1) 61 Sean O'Sullivan, R (8,1)		G3-1		G6-3	K		G4-3			4	0	0	0	0	1	2							
29 Cameron Rupp, R (1,2) OBP: 0.364, SLG: 0.476		G5-3		L3		53 2B 16 SF9 1B	2H 1B			5	1	2	1	0	1	0							
53 Bobby Abreu, L (1,9) OBP: 0.452, SLG: 0.438 26 Cameron Perkins, R (7,9)		1B		1B		16 SF9 17 E 2B	F7			4	1	3	0	0	0	1							
16 César Hernández, S (1,4) OBP: 0.259, SLG: 0.208		G4-3		1B						0	0	0	0	0	0	0							
17 Reid Brignac, L (1,10) OBP: 0.500, SLG: 0.600			7 BB 2 1B 1B	G3						3	1	2	1	0	0	1							
24 Steve Susdorf, L (1,7)			P4		7 PB 7 G6-3 2B BB		G5-3			2	1	0	1	1	0	1							
Inning Stats	R: 0 E: 0 K: 0 S: 3	H: 0 LOB: 0 BB: 0 P: 3	R: 0 E: 0 K: 0 S: 4	H: 1 LOB: 1 BB: 0 P: 4	R: 0 E: 0 K: 0 S: 4	H: 2 LOB: 2 BB: 1 P: 8	R: 0 E: 0 K: 0 S: 5	H: 2 LOB: 2 BB: 0 P: 5	R: 1 E: 0 K: 2 S: 8	H: 1 LOB: 0 BB: 1 P: 13	R: 2 E: 1 K: 0 S: 5	H: 2 LOB: 0 BB: 0 P: 5	R: 2 E: 0 K: 0 S: 6	H: 3 LOB: 1 BB: 0 P: 7	R: 1 E: 0 K: 0 S: 5	H: 2 LOB: 1 BB: 0 P: 5	R: 0 E: 0 K: 3 S: 9	H: 0 LOB: 0 BB: 0 P: 9	1B: 10 2B: 3 3B: 0 HR: 0	SF: 2 SAC: 0 DP: 0 HBP: 0	WP: 0 PB: 1 SB: 1 CS: 0	PA: 41	
PITCHER	IP WLS BF H R ER SO BB IBB HBP BLK WP HR S P ERA WHIP																						
64 Lucas Harrell, R (1,1) ERA: 7.8	4.1		20	6	1	1	0	2	0	0	0	0	0	0	0	0	0	0	0	18	27	2.08	1.846
66 Kevin Chapman, L (5,1) ERA: 5.14	1.2	L	7	2	2	1	2	0	0	0	0	0	0	0	0	0	0	0	0	11	11	5.40	1.200
38 Darin Downs, L (7,1) ERA: 6.75	2.0		11	5	3	3	0	0	0	0	0	0	0	0	0	0	0	0	0	11	12	13.50	2.500
35 Josh Fields, R (9,1) ERA: 1.5	1.0		3	0	0	0	3	0	0	0	0	0	0	0	0	0	0	0	0	9	9	0.00	0.000

Batter	1	2	3	4	5	6	7	8	9	AB	R	H	RBI	BB	SO	LOB	BOTTOM						
21 Dexter Fowler, S (1,8) OBP: 0.368, SLG: 0.313 9 Marwin Gonzalez, S (6,8) OBP: 0.432, SLG: 0.639	27 F9 15 2B 2B		27 FC6-4 1B		27 CS BB		F9			2	1	2	0	1	0	0	Philadelphia Phillies @ Houston Astros Osceola County Stadium, Kissimmee, FL Thu Mar 20 2014, 1:08 PM - 4:16 PM EDT Att: 3,609 - Sunny - 74 F						
27 Jose Altuve, R (1,4) OBP: 0.250, SLG: 0.295	F9		FC6-4		K					5	0	0	0	0	1	6							
15 Jason Castro, L (1,10) OBP: 0.290, SLG: 0.567 14 Jesus Guzman, R (6, PR) OBP: 0.313, SLG: 0.308			K							3	0	2	1	0	1	2							
18 Marc Krauss, L (1,7) OBP: 0.417, SLG: 0.656 20 J.D. Martinez, R (7,7) OBP: 0.293, SLG: 0.235			F9		18 BB 1B					1	0	0	0	0	0	0							
23 Chris Carter, R (1,3) OBP: 0.209, SLG: 0.357	P2				K					2	0	0	0	1	0	3							
22 Carlos Corporán, S (1,2) OBP: 0.429, SLG: 0.591 76 Carlos Pérez, R (7,2) OBP: 0.429, SLG: 0.571		G4-3								4	0	0	0	0	2	3							
30 Matt Dominguez, R (1,5) OBP: 0.300, SLG: 0.324 3 Cesar Izturis, S (7,5) OBP: 0.318, SLG: 0.318					F8					3	0	1	0	0	0	2							
1 Adron Chambers, L (1,9) OBP: 0.429, SLG: 0.417										1	1	1	0	0	0	0							
6 Jonathan Villar, S (1,6) OBP: 0.308, SLG: 0.417										3	0	1	1	0	1	0							
										4	0	2	1	0	1	0							
Inning Stats	R: 1 E: 0 K: 0 S: 5	H: 2 LOB: 1 BB: 0 P: 5	R: 0 E: 0 K: 1 S: 5	H: 0 LOB: 0 BB: 0 P: 5	R: 0 E: 0 K: 1 S: 7	H: 2 LOB: 0 BB: 0 P: 7	R: 0 E: 0 K: 1 S: 6	H: 2 LOB: 2 BB: 0 P: 6	R: 0 E: 0 K: 2 S: 6	H: 0 LOB: 0 BB: 1 P: 10	R: 0 E: 0 K: 1 S: 6	H: 1 LOB: 2 BB: 1 P: 10	R: 0 E: 0 K: 1 S: 5	H: 0 LOB: 0 BB: 0 P: 5	R: 0 E: 0 K: 1 S: 5	H: 0 LOB: 0 BB: 0 P: 5	R: 2 E: 0 K: 0 S: 7	H: 4 LOB: 2 BB: 0 P: 9	1B: 7 2B: 4 3B: 0 HR: 0	SF: 1 SAC: 0 DP: 0 HBP: 0	WP: 0 PB: 0 SB: 0 CS: 1	PA: 38	
PITCHER	IP WLS BF H R ER SO BB IBB HBP BLK WP HR S P ERA WHIP																						
60 Jeff Manship, R (1,1) ERA: 2.25	5.0	W	20	6	1	1	5	1	0	0	0	0	0	0	0	0	0	0	0	29	33	1.80	1.400
39 B.J. Rosenberg, R (6,1) ERA: 4.82	2.0	H	8	1	0	0	2	1	0	0	0	0	0	0	0	0	0	0	0	11	15	0.00	1.000
59 Antonio Bastardo, L (8,1) ERA: 2.35	0.2		2	0	0	0	0	0	0	0	0	0	0	0	0	0	0	0	0	2	2	0.00	0.000
61 Sean O'Sullivan, R (8,1) ERA: 6.92	1.1		8	4	2	2	1	0	0	0	0	0	0	0	0	0	0	0	0	10	12	13.50	3.000

AB	37
R	6
H	13
RBI	5
BB	2
SO	5
LOB	14



Batter	1	2	3	4	5	6	7	8	9	AB	R	H	RBI	BB	SO	LOB	TOP					
21 Christian Yelich, L (1, 8) 50 Matt Angle, L (6, PH) OBP: 0.313, SLG: 0.233 OBP: 0.345, SLG: 0.381	L8		L8			K2-3			F8	3	1	1	1	0	0	0						
23 Jake Marisnick, R (1, 7) 54 Alfredo Silverio, R (6, 7)	46 S 46 HR					46 1B 46 E			K	3	2	3	0	0	0	0						
46 Garrett Jones, L (1, 3) 8 Ty Wigginton, R (6, 3) OBP: 0.217, SLG: 0.364 OBP: 0.258, SLG: 0.185	1B		G5-3			E7			K	3	1	2	3	0	0	1						
39 Jarrod Saltalamacchia, R (1, 2) 53 Kyle Skipworth, L (6, 2)	HR					10 FC6-4 BB			K	2	0	0	0	1	1	0						
10 Jeff Baker, R (1, 5) 22 Carter Capps, R (5, 1) 26 Arquimedes Caminero, R (7, 1) 58 Joel Jimenez, R (8, PH) 44 AJ Ramos, R (8, 1) 41 Chris Hatcher, R (9, 1)	G5-3					FC6-4			K	3	0	0	0	0	0	2						
17 Donovan Solano, R (1, 6) 93 JT Riddle, L (7, 4) OBP: 0.390, SLG: 0.421			G4-3			86 BLK 47 G1-3 86 1B			G6-3	3	1	1	0	0	0	0						
47 Brian Bogusevic, L (1, 9)			L6						G3-1	4	0	0	0	0	1	1						
86 Austin Nola, R (1, 4) OBP: 0.429, SLG: 0.368										4	1	2	1	0	1	0						
24 Nathan Eovaldi, R (1, 1) 54 Juan Diaz, L (5, 6) OBP: 0.500, SLG: 0.500 OBP: 0.467, SLG: 0.462			G1-3			E9 21 1B			G4-3	2	1	1	0	0	0	0						
										2	0	0	0	0	0	2						
Inning Stats	R: 2 E: 0 K: 0 S: 6	H: 2 LOB: 0 BB: 7	R: 0 E: 0 K: 1 S: 5	H: 0 LOB: 0 BB: 5	R: 0 E: 0 K: 1 S: 4	H: 1 LOB: 1 BB: 4	R: 0 E: 0 K: 1 S: 5	H: 0 LOB: 0 BB: 0	R: 3 E: 2 K: 1 S: 9	H: 4 LOB: 2 BB: 1 P: 13	R: 1 E: 0 K: 3 S: 7	H: 2 LOB: 1 BB: 0 P: 8	R: 0 E: 0 K: 3 S: 9	H: 0 LOB: 0 BB: 0 P: 9	R: 0 E: 0 K: 1 S: 5	H: 0 LOB: 0 BB: 0 P: 5	R: 1 E: 0 K: 1 S: 6	H: 1 LOB: 0 BB: 7	1B: 8 2B: 1 3B: 0 HR: 1	SF: 0 SAC: 0 DP: 0 HBP: 0	WP: 1 PB: 0 SB: 1 CS: 0	PA: 38
PITCHER	IP WLS BF H R ER SO BB IBB HBP BLK WP HR S P ERA WHIP																					
46 Scott Feldman, R (1, 1) ERA: 5.73	5.0 L 23 7 5 4 3 1 0 0 0 0 0 1 29 34 7.20 1.600																					
61 Josh Zeid, R (6, 1) ERA: 4.15	2.0 8 2 1 1 4 0 0 0 0 1 0 0 16 17 4.50 1.000																					
37 Matt Albers, R (8, 1) ERA: 3.0	1.0 3 0 0 0 1 0 0 0 0 0 0 0 5 5 0.00 0.000																					
50 Chad Qualls, R (9, 1) ERA: 6.0	1.0 4 1 1 1 1 0 0 0 0 0 1 0 6 7 9.00 1.000																					

Miami Marlins @ Houston Astros
Osceola County Stadium, Kissimmee, FL
Fri Mar 21 2014, 1:09 PM - 3:58 PM EDT
Att: 2,636 - Sunny - 79 F

AB	37
R	7
H	10
RBI	5
BB	1
SO	9
LOB	8



Batter	1	2	3	4	5	6	7	8	9	AB	R	H	RBI	BB	SO	LOB	BOTTOM					
21 Dexter Fowler, S (1, 8) 20 J.D. Martinez, R (7, 7) OBP: 0.357, SLG: 0.306 OBP: 0.250, SLG: 0.222	K		27 G6-3 19 G4-3			P6			G6-3	4	0	1	0	0	1	0						
19 Robbie Grossman, S (1, 7) 1 Adron Chambers, L (5, PR) OBP: 0.421, SLG: 0.576 OBP: 0.375, SLG: 0.357	K		G4-3			22 1B			K	3	0	1	0	0	1	1						
27 Jose Altuve, R (1, 4) 2 Gregorio Petit, R (5, PR) OBP: 0.277, SLG: 0.289 OBP: 0.227, SLG: 0.286	22 HBP BB		G6-3			23 BB 22 1B			G1-3	1	0	0	0	2	0	1						
22 Carlos Corporan, S (1, 2) OBP: 0.438, SLG: 0.560	2-0 HBP		F7			23 BB			F9	3	0	1	1	0	0	1						
23 Chris Carter, R (1, 10) 75 Japhet Amador, R (8, PH) OBP: 0.217, SLG: 0.341 OBP: 0.231, SLG: 0.231	F9					1-2 2-3 BB			K	2	0	0	0	1	1	2						
18 Marc Krauss, L (1, 3) 14 Jesus Guzman, R (6, 3) OBP: 0.410, SLG: 0.629 OBP: 0.333, SLG: 0.333			G4-3			28 S 28 1B			F7	3	1	1	0	0	0	3						
30 Matt Dominguez, R (1, 5) 77 René García, R (8, PH) 9 Marwin Gonzalez, S (9, 5) OBP: 0.302, SLG: 0.324 OBP: 0.333, SLG: 0.143 OBP: 0.432, SLG: 0.639						F9			F7	1	0	0	0	0	0	0						
28 L.J. Hoes, R (1, 9) Preston Tucker, L (7, 9) OBP: 0.258, SLG: 0.207 OBP: 0.222, SLG: 0.125			F9			1-2 2-3 1B			G4-3	3	0	1	1	0	0	1						
3 Cesar Izturis, S (1, 6) OBP: 0.269, SLG: 0.269			G4-3			G4-3			G3-1	4	0	0	0	0	2							
Inning Stats	R: 0 E: 0 K: 2 S: 7	H: 0 LOB: 2 BB: 1 P: 13	R: 0 E: 0 K: 0 S: 4	H: 1 LOB: 1 BB: 0 P: 4	R: 0 E: 0 K: 0 S: 4	H: 1 LOB: 1 BB: 0 P: 4	R: 1 E: 0 K: 1 S: 7	H: 2 LOB: 1 BB: 0 P: 8	R: 1 E: 0 K: 0 S: 5	H: 2 LOB: 3 BB: 2 P: 13	R: 0 E: 0 K: 0 S: 3	H: 0 LOB: 0 BB: 0 P: 3	R: 0 E: 0 K: 1 S: 5	H: 0 LOB: 0 BB: 0 P: 5	R: 0 E: 0 K: 1 S: 6	H: 1 LOB: 1 BB: 0 P: 6	R: 0 E: 0 K: 1 S: 5	H: 0 LOB: 0 BB: 0 P: 5	1B: 6 2B: 1 3B: 0 HR: 0	SF: 0 SAC: 0 DP: 0 HBP: 1	WP: 0 PB: 0 SB: 1 CS: 0	PA: 38
PITCHER	IP WLS BF H R ER SO BB IBB HBP BLK WP HR S P ERA WHIP																					
24 Nathan Eovaldi, R (1, 1) ERA: 2.15	4.1 W 23 6 2 2 3 3 0 1 0 0 0 0 25 40 4.15 2.077																					
22 Carter Capps, R (5, 1) ERA: 3.0	1.2 H 5 0 0 0 0 0 0 0 0 0 0 5 5 0.00 0.000																					
26 Arquimedes Caminero, R (7, 1) ERA: 1.13	1.0 3 0 0 0 1 0 0 0 0 0 0 0 5 5 0.00 0.000																					
44 AJ Ramos, R (8, 1) ERA: 2.25	1.0 4 1 0 0 1 0 0 0 0 0 0 0 6 6 0.00 1.000																					
41 Chris Hatcher, R (9, 1) ERA:	1.0 3 0 0 0 1 0 0 0 0 0 0 0 5 5 0.00 0.000																					

Miami Marlins @ Houston Astros
Osceola County Stadium, Kissimmee, FL
Fri Mar 21 2014, 1:09 PM - 3:58 PM EDT
Att: 2,636 - Sunny - 79 F

AB	34
R	2
H	7
RBI	2
BB	3
SO	6
LOB	17



Batter	1	2	3	4	5	6	7	8	9	AB R H RBI BB SO LOB	TOP									
8 Peter Bourjos, R (1, 8) 91 Tommy Pham, R (6, 8)	F9			K		G5-3			K	4 0 1 0 0 1 1 1 0 0 0 0 1 0	St. Louis Cardinals @ Houston Astros Osceola County Stadium, Kissimmee, FL Sat Mar 22 2014, 1:10 PM - 3:35 PM EDT Att: 5,115 - Overcast - 78 F									
3 Mark Ellis, R (1, 4) 79 Greg Garcia, L (4, 4)		P5		F7		G3			G4-3	3 1 1 0 0 0 2 2 0 0 0 0 0 0										
13 Matt Carpenter, L (1, 5) 55 Scott Moore, L (7, 5)		G4-3							F8	3 1 1 0 1 0 1 1 0 0 0 0 0 0										
Matt Adams, L (1, 10) 56 Joey Butler, R (7, PH) 91 Stephen Piscotty, R (1, 9)				F7					G4-3	3 2 2 3 0 0 2 1 0 0 0 0 0 0										
91 Stephen Piscotty, R (1, 9)				F8					G6-3	4 1 1 1 0 1 0										
88 Randal Grichuk, R (1, 7)	F7			E6					K	4 0 0 0 0 2 1										
48 Tony Cruz, R (1, 2) 72 Ed Easley, R (8, 2)				F8						3 0 2 1 1 0 1 0 0 0 0 0 0 0										
Xavier Scruggs, R (1, 3)	FC5-4			FC6-4					P3	4 0 0 0 0 0 4										
Aledmys Diaz, R (1, 6) 38 Pete Kozma, R (6, 6)				F9					FC6-4	3 0 1 0 0 1 0 1 0 0 0 0 0 1										
Inning Stats	R: 4 E: 0 K: 0 S: 7	H: 4 LOB: 1 BB: 1 P: 11	R: 0 E: 0 K: 0 S: 4	H: 1 LOB: 1 BB: 0 P: 4	R: 1 E: 1 K: 0 S: 5	H: 1 LOB: 1 BB: 0 P: 6	R: 0 E: 0 K: 1 S: 7	H: 2 LOB: 2 BB: 0 P: 7	R: 0 E: 0 K: 2 S: 3	H: 0 LOB: 1 BB: 0 P: 11		R: 0 E: 0 K: 1 S: 5	H: 0 LOB: 0 BB: 0 P: 5	R: 0 E: 0 K: 1 S: 6	H: 1 LOB: 1 BB: 0 P: 6	R: 0 E: 0 K: 1 S: 5	H: 0 LOB: 0 BB: 0 P: 5	1B: 6 2B: 2 3B: 0 HR: 1	SF: 0 SAC: 0 DP: 0 HBP: 0	WP: 0 PB: 0 SB: 0 CS: 0
PITCHER	IP WLS BF H R ER SO BB IBB HBP BLK WP HR S P ERA WHIP																			
39 Brett Oberholtzer, L (1, 1) 50 Chad Qualls, R (6, 1) 37 Matt Albers, R (7, 1) 35 Josh Fields, R (8, 1) 92 Ross Seaton, R (9, 1)	5.0 L 26 8 5 5 3 2 0 0 0 0 0 1 30 39 9.00 2.000																			

AB	37
R	5
H	9
RBI	5
BB	2
SO	6
LOB	13



Batter	1	2	3	4	5	6	7	8	9	AB R H RBI BB SO LOB	BOTTOM											
1 Adron Chambers, L (1, 9)	L7								G1-3	4 0 0 0 0 1 0	St. Louis Cardinals @ Houston Astros Osceola County Stadium, Kissimmee, FL Sat Mar 22 2014, 1:10 PM - 3:35 PM EDT Att: 5,115 - Overcast - 78 F											
21 Dexter Fowler, S (1, 8)									G4-3	4 1 2 0 0 0 0												
19 Robbie Grossman, S (1, 7) 93 Austin Wates, R (6, 7)									K	3 0 1 0 0 1 1 1 0 0 0 0 1 0												
27 Jose Altuve, R (1, 4)										3 1 1 1 0 1 3												
18 Marc Krauss, L (1, 10)										2 0 0 1 0 2 0												
14 Jesus Guzman, R (1, 3)										3 0 0 0 0 0 0												
9 Marwin Gonzalez, S (1, 5)										3 0 1 0 0 0 0												
76 Carlos Pérez, R (1, 2) 77 René García, R (7, 2)										2 0 0 0 0 1 0 1 0 0 0 0 0 1												
6 Jonathan Villar, S (1, 6)										3 0 0 0 0 2 0												
Inning Stats	R: 0 E: 0 K: 1 S: 6	H: 1 LOB: 0 BB: 0 P: 6	R: 0 E: 0 K: 1 S: 5	H: 0 LOB: 0 BB: 0 P: 5	R: 0 E: 0 K: 2 S: 7	H: 0 LOB: 0 BB: 0 P: 7	R: 1 E: 0 K: 0 S: 4	H: 2 LOB: 0 BB: 0 P: 4	R: 0 E: 0 K: 0 S: 3	H: 0 LOB: 0 BB: 0 P: 3		R: 0 E: 0 K: 2 S: 7	H: 0 LOB: 0 BB: 0 P: 7	R: 1 E: 0 K: 2 S: 8	H: 1 LOB: 0 BB: 0 P: 9	R: 0 E: 0 K: 0 S: 3	H: 1 LOB: 0 BB: 0 P: 3	R: 0 E: 0 K: 1 S: 5	H: 0 LOB: 0 BB: 0 P: 5	1B: 4 2B: 0 3B: 0 HR: 1	SF: 1 SAC: 0 DP: 1 HBP: 0	WP: 0 PB: 0 SB: 0 CS: 0
PITCHER	IP WLS BF H R ER SO BB IBB HBP BLK WP HR S P ERA WHIP																					
52 Michael Wacha, R (1, 1) 65 Keith Butler, R (8, 1) 43 Seth Maness, R (9, 1)	7.0 W 24 4 2 2 8 4 0 0 0 0 0 0 3 40 41 2.57 0.571																					



Batter	1	2	3	4	5	6	7	8	9	AB	R	H	RBI	BB	SO	LOB	TOP								
28 L.J. Hoes, R OBP: 0.235, SLG: 0.188 45 Anthony Bass, R (5, 1)	G5-3		G6-3		L7				G6-3	3	0	0	0	0	0	0	Houston Astros @ St. Louis Cardinals Roger Dean Stadium, Jupiter, FL Sun Mar 23 2014, 1:09 PM - 3:56 PM EDT Att: 6,644 - Sunny - 83 F								
14 Jesus Guzman, R OBP: 0.316, SLG: 0.344							1-H 2B			0	0	0	0	0	0	0									
6 Jonathan Villar, S OBP: 0.304, SLG: 0.429	G4-3									3	1	1	0	1	1	1									
19 Robbie Grossman, S OBP: 0.400, SLG: 0.525	K									4	1	1	1	0	2	2									
18 Marc Krauss, L OBP: 0.391, SLG: 0.564 Jorge De Leon, R (7, 1)										2	0	0	0	2	0	3									
23 Chris Carter, R OBP: 0.204, SLG: 0.319 44 Raul Valdes, L (6, 1) 92 Teoscar Hernández, R (7, 7)										0	0	0	0	0	0	0									
22 Carlos Corporán, S OBP: 0.417, SLG: 0.500	K									3	0	0	0	1	1	3									
30 Matt Dominguez, R OBP: 0.298, SLG: 0.300	FC5-4									3	0	0	0	1	0	4									
9 Marwin Gonzalez, S OBP: 0.386, SLG: 0.558										4	0	0	0	0	1	2									
36 Jerome Williams, R (1, 1) 1 Adron Chambers, L (5, PH) (5, 8)										1	0	0	0	0	1	0									
Inning Stats	R: 0 E: 0 K: 1 S: 6	H: 0 LOB: 0 BB: 0 P: 6	R: 0 E: 0 K: 1 S: 5	H: 0 LOB: 1 BB: 1 P: 9	R: 0 E: 0 K: 2 S: 7	H: 0 LOB: 0 BB: 0 P: 7	R: 0 E: 1 K: 0 S: 4	H: 0 LOB: 3 BB: 2 P: 12	R: 0 E: 0 K: 1 S: 5	H: 0 LOB: 0 BB: 0 P: 5	R: 2 E: 0 K: 1 S: 7	H: 2 LOB: 2 BB: 2 P: 15	R: 1 E: 0 K: 2 S: 8	H: 1 LOB: 1 BB: 1 P: 12	R: 0 E: 0 K: 1 S: 5	H: 0 LOB: 0 BB: 0 P: 5	R: 0 E: 0 K: 0 S: 3	H: 0 LOB: 0 BB: 0 P: 3	1B: 1 2B: 1 3B: 1 HR: 0	SF: 0 SAC: 0 DP: 0 HBP: 0	WP: 1 PB: 0 SB: 0 CS: 0	PA: 37			
PITCHER	IP	WLS	BF	H	R	ER	SO	BB	IBB	HBP	BLK	WP	HR	S	P	ERA	WHIP								
58 Joe Kelly, R ERA: 6.28	5.0	W	22	2	2	2	5	4	0	0	0	0	0	29	45	3.60	1.200								
68 Jorge Rondon, R ERA: 3.38	1.0		4	0	0	0	1	1	0	0	0	1	0	5	9	0.00	1.000								
41 Pat Neshek, R ERA: 1.29	1.0	H	3	0	0	0	1	0	0	0	0	0	0	5	5	0.00	0.000								
26 Trevor Rosenthal, R ERA: 1.29	1.0	S	3	0	0	0	0	0	0	0	0	0	0	3	3	0.00	0.000								

Batter	1	2	3	4	5	6	7	8	9	AB	R	H	RBI	BB	SO	LOB	BOTTOM								
13 Matt Carpenter, L OBP: 0.333, SLG: 0.257 41 Pat Neshek, S (7, 1) 46 Kevin Siegrist, L (8, 1) 26 Trevor Rosenthal, R (9, 1)	L7									4	0	0	0	0	2	1	Houston Astros @ St. Louis Cardinals Roger Dean Stadium, Jupiter, FL Sun Mar 23 2014, 1:09 PM - 3:56 PM EDT Att: 6,644 - Sunny - 83 F								
16 Kellen Wong, L OBP: 0.426, SLG: 0.674 33 Daniel Descalso, L OBP: 0.400, SLG: 0.406										3	1	1	0	0	1	0									
7 Matt Holliday, R OBP: 0.410, SLG: 0.559 43 Shane Robinson, R OBP: 0.294, SLG: 0.333										3	1	2	1	0	0	0									
21 Allen Craig, R OBP: 0.333, SLG: 0.400 88 Randal Grichuk, R OBP: 0.310, SLG: 0.432										1	0	0	0	0	0	1									
4 Yadier Molina, R OBP: 0.366, SLG: 0.405 72 Ed Easley, R OBP: 0.364, SLG: 0.300										3	1	2	1	0	0	2									
Matt Adams, L OBP: 0.326, SLG: 0.622 Xavier Scruggs, R OBP: 0.385, SLG: 0.400										3	1	1	2	0	0	1									
27 Jhonny Peralta, R OBP: 0.308, SLG: 0.615 Greg Garcia, L OBP: 0.429, SLG: 0.294										1	0	0	0	0	1	0									
19 Jon Jay, L OBP: 0.205, SLG: 0.190										4	0	0	0	0	0	1									
58 Joe Kelly, R OBP: 0.600, SLG: 0.600 68 Jorge Rondon, R (6, 1) 86 Luis Mateo, R OBP: 0.333, SLG: 0.357 (7, 6)										2	0	0	0	0	0	0									
Inning Stats	R: 1 E: 0 K: 0 S: 5	H: 3 LOB: 1 BB: 0 P: 6	R: 1 E: 0 K: 0 S: 5	H: 1 LOB: 0 BB: 0 P: 5	R: 4 E: 0 K: 1 S: 13	H: 5 LOB: 1 BB: 0 P: 15	R: 0 E: 0 K: 1 S: 5	H: 0 LOB: 0 BB: 0 P: 5	R: 0 E: 0 K: 1 S: 6	H: 1 LOB: 1 BB: 0 P: 6	R: 0 E: 0 K: 1 S: 5	H: 0 LOB: 1 BB: 1 P: 7	R: 0 E: 0 K: 0 S: 4	H: 1 LOB: 1 BB: 0 P: 4	R: 0 E: 0 K: 2 S: 7	H: 0 LOB: 0 BB: 0 P: 7		1B: 6 2B: 1 3B: 1 HR: 3	SF: 0 SAC: 0 DP: 1 HBP: 1	WP: 1 PB: 0 SB: 1 CS: 0	PA: 35				
PITCHER	IP	WLS	BF	H	R	ER	SO	BB	IBB	HBP	BLK	WP	HR	S	P	ERA	WHIP								
36 Jerome Williams, R ERA: 5.84	4.0	L	20	9	6	6	2	0	0	0	0	0	0	8	9	0.00	0.600								
45 Anthony Bass, R ERA: 2.79	1.2		7	1	0	0	1	0	0	1	0	0	0	8	9	0.00	1.500								
44 Raul Valdes, L ERA: 1.93	0.2		3	1	0	0	1	0	0	0	0	1	0	5	6	0.00	1.500								
Jorge De Leon, R ERA: 1.35	1.2		5	0	0	0	2	0	0	0	0	0	0	9	9	0.00	0.000								

Houston Astros @ St. Louis Cardinals
 Roger Dean Stadium, Jupiter, FL
 Sun Mar 23 2014, 1:09 PM - 3:56 PM EDT
 Att: 6,644 - Sunny - 83 F



Houston Astros @ St. Louis Cardinals
 Roger Dean Stadium, Jupiter, FL
 Sun Mar 23 2014, 1:09 PM - 3:56 PM EDT
 Att: 6,644 - Sunny - 83 F



AB 31
 R 3
 H 3
 RBI 2
 BB 6
 SO 9
 LOB 20

AB 34
 R 6
 H 11
 RBI 6
 BB 0
 SO 6
 LOB 7

livebaseballscorecards.com

livebaseballscorecards.com

Batter	1	2	3	4	5	6	7	8	9	AB	R	H	RBI	BB	SO	LOB	TOP					
21 Dexter Fowler, S (1,8) OBP: 0.412, SLG: 0.364										4	2	3	1	1	0	0	Houston Astros @ Atlanta Braves Champion Stadium, Lake Buena Vista, FL Mon Mar 24 2014, 6:07 PM - 9:27 PM EDT Att: 6,187 - Cloudy - 71 F					
19 Robbie Grossman, S (1,7) OBP: 0.400, SLG: 0.555										5	0	2	1	0	0	2						
15 Jason Castro, L (1,2) OBP: 0.278, SLG: 0.543 91 Andrew Aplin, L (9, PR) 92 Roberto Peña, R (9, 2)										5	0	1	0	0	0	4						
27 Jose Altuve, R (1,4) OBP: 0.291, SLG: 0.358										5	1	2	0	0	0	3						
23 Chris Carter, R (1,3) OBP: 0.204, SLG: 0.314 92 Ross Seaton, L (9, 1)										4	1	1	1	0	1	3						
28 L.J. Hoes, R (1,9) OBP: 0.283, SLG: 0.222 44 Raul Valdes, L (8, 1)										4	0	2	0	0	1	0						
14 Jesus Guzman, R (9, PH) OBP: 0.333, SLG: 0.344										4	0	0	0	0	0	0						
6 Jonathan Villar, S (1,6) OBP: 0.300, SLG: 0.413										4	1	1	1	0	0	3						
9 Marwin Gonzalez, S (1,5) OBP: 0.375, SLG: 0.532										4	0	1	0	0	1	2						
60 Dallas Keuchel, L (1, 1) 22 Carlos Corporan, S (5, PH) Jason Stoffel, R (5, 1) 66 Kevin Chapman, L (6, 1) 93 Andrew Robinson, R (7, 1) Leo Heras, L (7, 9) OBP: 0.333, SLG: 0.333										1	1	0	0	1	1	2						
Inning Stats	R: 0 E: 0 K: 0 S: 4	H: 1 LOB: 1 BB: 0 P: 4	R: 0 E: 0 K: 2 S: 9	H: 2 LOB: 2 BB: 0 P: 9	R: 0 E: 0 K: 0 S: 5	H: 2 LOB: 2 BB: 0 P: 5	R: 3 E: 1 K: 1 S: 8	H: 3 LOB: 1 BB: 1 P: 13	R: 2 E: 0 K: 1 S: 8	H: 3 LOB: 1 BB: 0 P: 9	R: 1 E: 1 K: 0 S: 4	H: 1 LOB: 1 BB: 1 P: 8	R: 0 E: 0 K: 0 S: 3	H: 0 LOB: 0 BB: 0 P: 3	R: 0 E: 0 K: 0 S: 3	H: 0 LOB: 0 BB: 0 P: 3	R: 1 E: 0 K: 0 S: 4	H: 1 LOB: 2 BB: 1 P: 8	1B: 11 2B: 1 3B: 1 HR: 0	SF: 1 SAC: 1 DP: 0 HBP: 0	WP: 2 PB: 0 SB: 0 CS: 0	PA: 43
PITCHER	IP: 5.1 WLS: L BF: 30 ERA: 6.62	H: 12 R: 6 ER: 6 SO: 4	BB: 2 IBB: 0 HBP: 0 BLK: 0	WP: 2 HR: 0 S: 36 P: 46	ERA: 10.12 WHIP: 2.625	IP: 0.1 WLS: S BF: 1 ERA: 13.5	H: 0 R: 0 ER: 0 SO: 0	BB: 0 IBB: 0 HBP: 0 BLK: 0	WP: 0 HR: 0 S: 1 P: 1	ERA: 0.00 WHIP: 0.000												
57 David Hale, R (1, 1) ERA: 6.62	IP: 5.1 WLS: L BF: 30 ERA: 6.62	H: 12 R: 6 ER: 6 SO: 4	BB: 2 IBB: 0 HBP: 0 BLK: 0	WP: 2 HR: 0 S: 36 P: 46	ERA: 10.12 WHIP: 2.625	IP: 0.1 WLS: S BF: 1 ERA: 13.5	H: 0 R: 0 ER: 0 SO: 0	BB: 0 IBB: 0 HBP: 0 BLK: 0	WP: 0 HR: 0 S: 1 P: 1	ERA: 0.00 WHIP: 0.000												
53 Cory Garrin, R (6, 1) ERA: 6.75	IP: 0.2 WLS: L BF: 2 ERA: 6.75	H: 0 R: 0 ER: 0 SO: 0	BB: 0 IBB: 0 HBP: 0 BLK: 0	WP: 0 HR: 0 S: 2 P: 3	ERA: 0.00 WHIP: 0.000	IP: 0.1 WLS: S BF: 1 ERA: 13.5	H: 0 R: 0 ER: 0 SO: 0	BB: 0 IBB: 0 HBP: 0 BLK: 0	WP: 0 HR: 0 S: 1 P: 1	ERA: 0.00 WHIP: 0.000												
38 Anthony Varvaro, R (7, 1) ERA: 9.9	IP: 1.0 WLS: L BF: 3 ERA: 9.9	H: 0 R: 0 ER: 0 SO: 0	BB: 0 IBB: 0 HBP: 0 BLK: 0	WP: 0 HR: 0 S: 3 P: 3	ERA: 0.00 WHIP: 0.000	IP: 0.1 WLS: S BF: 1 ERA: 13.5	H: 0 R: 0 ER: 0 SO: 0	BB: 0 IBB: 0 HBP: 0 BLK: 0	WP: 0 HR: 0 S: 1 P: 1	ERA: 0.00 WHIP: 0.000												
52 Jordan Walden, R (8, 1) ERA: 3.86	IP: 1.0 WLS: L BF: 3 ERA: 3.86	H: 0 R: 0 ER: 0 SO: 0	BB: 0 IBB: 0 HBP: 0 BLK: 0	WP: 0 HR: 0 S: 3 P: 3	ERA: 0.00 WHIP: 0.000	IP: 0.1 WLS: S BF: 1 ERA: 13.5	H: 0 R: 0 ER: 0 SO: 0	BB: 0 IBB: 0 HBP: 0 BLK: 0	WP: 0 HR: 0 S: 1 P: 1	ERA: 0.00 WHIP: 0.000												
46 Craig Kimbrel, R (9, 1) ERA: 2.08	IP: 0.2 WLS: L BF: 4 ERA: 2.08	H: 1 R: 1 ER: 1 SO: 0	BB: 1 IBB: 0 HBP: 0 BLK: 0	WP: 0 HR: 0 S: 3 P: 7	ERA: 13.50 WHIP: 3.000	IP: 0.1 WLS: S BF: 1 ERA: 13.5	H: 0 R: 0 ER: 0 SO: 0	BB: 0 IBB: 0 HBP: 0 BLK: 0	WP: 0 HR: 0 S: 1 P: 1	ERA: 0.00 WHIP: 0.000												

AB	38
R	7
H	13
RBI	4
BB	3
SO	4
LOB	20



Batter	1	2	3	4	5	6	7	8	9	AB	R	H	RBI	BB	SO	LOB	BOTTOM					
22 Jason Heyward, L (1,9) OBP: 0.371, SLG: 0.518 38 Anthony Varvaro, R (7, 1)										4	1	1	0	0	2	1	Houston Astros @ Atlanta Braves Champion Stadium, Lake Buena Vista, FL Mon Mar 24 2014, 6:07 PM - 9:27 PM EDT Att: 6,187 - Cloudy - 71 F					
69 Phil Gosselin, R (8, 5) OBP: 0.360, SLG: 0.520										3	0	0	0	1	2	2						
2 B.J. Upton, R (1, 8) OBP: 0.350, SLG: 0.352 98 Derrick Mitchell, R (7, PR) (8, 9)										2	2	2	1	1	0	0						
5 Freddie Freeman, L (1, 3) OBP: 0.474, SLG: 0.690 59 Ernesto Mejia, R (6, 3) OBP: 0.365, SLG: 0.521										2	0	1	0	0	0	1						
23 Chris Johnson, R (1, 5) OBP: 0.295, SLG: 0.441 David Rohm, R (8, 7)										4	1	2	3	0	1	2						
8 Justin Upton, R (1, 7) OBP: 0.264, SLG: 0.449 52 Jordan Walden, R (8, 1) 46 Craig Kimbrel, R (9, 1) 80 Atahualpa Severino, L (9, 1) 85 Edward Salcedo, R (9, PH) OBP: 0.236, SLG: 0.500										4	1	1	1	0	1	4						
26 Dan Uggla, R (1, 4) OBP: 0.400, SLG: 0.553 1 Tyler Pastornicky, R (7, 4) OBP: 0.250, SLG: 0.250										2	0	0	0	1	1	0						
24 Evan Gattis, R (1, 2) OBP: 0.279, SLG: 0.372 83 Steven Lerud, L (7, 2) OBP: 0.458, SLG: 0.478										3	0	0	0	0	2	3						
19 Andrelton Simmons, R (1, 6) OBP: 0.317, SLG: 0.404 14 Ramiro Pena, S (7, 6) OBP: 0.390, SLG: 0.600										3	0	1	0	0	1	3						
57 David Hale, R (1, 1) 53 Cory Garrin, R (6, 1) 11 Gerald Laird, R (6, PH) OBP: 0.174, SLG: 0.143 17 Jordan Schafer, L (7, 9) OBP: 0.273, SLG: 0.346 (8, 8)										2	0	0	0	0	1	0						
Inning Stats	R: 4 E: 0 K: 2 S: 14	H: 3 LOB: 0 BB: 1 P: 21	R: 0 E: 1 K: 2 S: 8	H: 0 LOB: 1 BB: 0 P: 8	R: 0 E: 0 K: 1 S: 7	H: 2 LOB: 3 BB: 1 P: 11	R: 0 E: 0 K: 2 S: 7	H: 0 LOB: 0 BB: 0 P: 7	R: 1 E: 0 K: 1 S: 6	H: 1 LOB: 0 BB: 0 P: 6	R: 0 E: 0 K: 2 S: 8	H: 1 LOB: 1 BB: 0 P: 8	R: 0 E: 0 K: 1 S: 6	H: 1 LOB: 2 BB: 1 P: 10	R: 0 E: 0 K: 2 S: 8	H: 1 LOB: 1 BB: 0 P: 8	R: 0 E: 0 K: 1 S: 6	H: 1 LOB: 1 BB: 0 P: 6	1B: 6 2B: 1 3B: 0 HR: 3	SF: 0 SAC: 0 DP: 0 HBP: 0	WP: 0 PB: 1 SB: 0 CS: 0	PA: 41
PITCHER	IP: 4.0 WLS: W BF: 20 ERA: 5.82	H: 4 R: 1 ER: 1 SO: 2	BB: 2 IBB: 0 HBP: 0 BLK: 0	WP: 0 HR: 1 S: 11 P: 11	ERA: 5.40 WHIP: 1.200	IP: 1.0 WLS: S BF: 4 ERA: 1.69	H: 0 R: 0 ER: 0 SO: 1	BB: 0 IBB: 0 HBP: 0 BLK: 0	WP: 0 HR: 0 S: 6 P: 6	ERA: 0.00 WHIP: 1.000												
60 Dallas Keuchel, L (1, 1) ERA: 5.82	IP: 4.0 WLS: W BF: 20 ERA: 5.82	H: 4 R: 1 ER: 1 SO: 2	BB: 2 IBB: 0 HBP: 0 BLK: 0	WP: 0 HR: 1 S: 11 P: 11	ERA: 5.40 WHIP: 1.200	IP: 1.0 WLS: S BF: 4 ERA: 1.69	H: 0 R: 0 ER: 0 SO: 1	BB: 0 IBB: 0 HBP: 0 BLK: 0	WP: 0 HR: 0 S: 6 P: 6	ERA: 0.00 WHIP: 1.000												
Jason Stoffel, R (5, 1) ERA: 5.4	IP: 1.2 WLS: W BF: 7 ERA: 5.4	H: 2 R: 1 ER: 1 SO: 2	BB: 0 IBB: 0 HBP: 0 BLK: 0	WP: 0 HR: 1 S: 11 P: 11	ERA: 5.40 WHIP: 1.200	IP: 1.0 WLS: S BF: 4 ERA: 1.69	H: 0 R: 0 ER: 0 SO: 1	BB: 0 IBB: 0 HBP: 0 BLK: 0	WP: 0 HR: 0 S: 6 P: 6	ERA: 0.00 WHIP: 1.000												
66 Kevin Chapman, L (6, 1) ERA: 4.91	IP: 0.1 WLS: H BF: 3 ERA: 4.91	H: 1 R: 0 ER: 0 SO: 1	BB: 1 IBB: 0 HBP: 0 BLK: 0	WP: 0 HR: 0 S: 4 P: 8	ERA: 0.00 WHIP: 6.000	IP: 1.0 WLS: S BF: 4 ERA: 1.69	H: 0 R: 0 ER: 0 SO: 1	BB: 0 IBB: 0 HBP: 0 BLK: 0	WP: 0 HR: 0 S: 6 P: 6	ERA: 0.00 WHIP: 1.000												
93 Andrew Robinson, R (7, 1) ERA: 1.69	IP: 1.1 WLS: H BF: 5 ERA: 1.69	H: 1 R: 0 ER: 0 SO: 2	BB: 0 IBB: 0 HBP: 0 BLK: 0	WP: 0 HR: 0 S: 9 P: 9	ERA: 0.00 WHIP: 0.750	IP: 1.0 WLS: S BF: 4 ERA: 1.69	H: 0 R: 0 ER: 0 SO: 1	BB: 0 IBB: 0 HBP: 0 BLK: 0	WP: 0 HR: 0 S: 6 P: 6	ERA: 0.00 WHIP: 1.000												
44 Raul Valdes, L (8, 1) ERA: 1.69	IP: 0.2 WLS: H BF: 2 ERA: 1.69	H: 0 R: 0 ER: 0 SO: 1	BB: 0 IBB: 0 HBP: 0 BLK: 0	WP: 0 HR: 0 S: 4 P: 4	ERA: 0.00 WHIP: 0.000	IP: 1.0 WLS: S BF: 4 ERA: 1.69	H: 0 R: 0 ER: 0 SO: 1	BB: 0 IBB: 0 HBP: 0 BLK: 0	WP: 0 HR: 0 S: 6 P: 6	ERA: 0.00 WHIP: 1.000												

AB	38
R	5
H	10
RBI	5
BB	3
SO	14
LOB	23



Batter	1	2	3	4	5	6	7	8	9	AB	R	H	RBI	BB	SO	LOB	TOP										
28 Daniel Murphy, L OBP: 0.320, SLG: 0.478 2 Anthony Seratelli, S OBP: 0.217, SLG: 0.244	L3		F8			12 1B 2B	K		6 S 1B	3	1	1	0	0	0	0											
12 Juan Lagares, R OBP: 0.382, SLG: 0.377 Brandon Nimmo, L OBP: 0.556, SLG: 0.429	29 S 1B			G6-3		21 G6-3 29 E 2H	1B	29 G6-3 3B	K	4	1	3	1	0	0	0											
29 Ike Davis, L OBP: 0.269, SLG: 0.542 6 Ryan Sandoval, R (9, PH)	K			K		E5 21 G6-3	1B	G6-3	K	4	0	0	1	0	2	2											
21 Lucas Duda, L OBP: 0.318, SLG: 0.579 53 Travis Taiter, R OBP: 0.400, SLG: 0.690	F9			K		G6-3	1B	30 2B 1B	K	4	0	1	0	0	1	3											
30 Andrew Brown, R OBP: 0.288, SLG: 0.510 T.J. Rivera, R	F9					68 G5-3 13 G6-3 20 HR	1B	13 1B 20 1B 1H		4	1	2	1	0	1	2											
13 Josh Satin, R OBP: 0.345, SLG: 0.375	K			G6-3		G6-3	1B	20 1B 2B		4	0	1	0	0	1	3											
68 Eric Campbell, R OBP: 0.396, SLG: 0.535	K			G5-3			1B	0 G4-3 K		4	0	1	0	0	2	4											
20 Anthony Recker, R OBP: 0.405, SLG: 0.595				G6-3			HR	0 S 1B		4	1	2	3	0	1	1											
0 Omar Quintanilla, L OBP: 0.244, SLG: 0.189	F7			F7		G1-3		1-3 3-H K		4	0	0	0	0	1	4											
Inning Stats	R: 0 E: 0 K: 1 S: 6	H: 1 LOB: 1 BB: 0 P: 6	R: 0 E: 0 K: 2 S: 7	H: 0 LOB: 0 BB: 0 P: 7	R: 0 E: 0 K: 0 S: 3	H: 0 LOB: 0 BB: 0 P: 3	R: 0 E: 0 K: 2 S: 7	H: 0 LOB: 0 BB: 0 P: 7	R: 2 E: 0 K: 0 S: 5	H: 2 LOB: 0 BB: 0 P: 5	R: 1 E: 1 K: 1 S: 8	H: 2 LOB: 2 BB: 0 P: 8	R: 0 E: 0 K: 2 S: 8	H: 1 LOB: 1 BB: 0 P: 8	R: 3 E: 0 K: 2 S: 12	H: 5 LOB: 3 BB: 0 P: 13	R: 0 E: 0 K: 3 S: 10	H: 1 LOB: 1 BB: 0 P: 10	1B: 8 2B: 2 3B: 1 HR: 1	SF: 0 SAC: 0 DP: 0 HBP: 0	WP: 0 PB: 0 SB: 3 CS: 0	PA: 40					
PITCHER	IP	WLS	BF	H	R	ER	SO	BB	IBB	HBP	BLK	WP	HR	S	P	ERA	WHIP										
46 Scott Feldman, R ERA: 5.4	5.2		23	5	3	3	6	0	0	0	0	0	1	35	35	4.76	0.882										
41 Brad Peacock, R ERA: 10.13	0.1	W	1	0	0	0	0	0	0	0	0	0	0	1	1	0.00	0.000										
Mark Appel, R ERA: 7.88	1.0		4	1	0	0	2	0	0	0	0	0	0	8	8	0.00	1.000										
66 Kevin Chapman, L ERA: 2.45	0.2	S	6	4	3	3	1	0	0	0	0	0	0	8	8	40.50	6.000										
45 Anthony Bass, R	1.1		6	2	0	0	4	0	0	0	0	0	0	14	15	0.00	1.500										

New York Mets @ Houston Astros
Osceola County Stadium, Kissimmee, FL
Wed Mar 26 2014, 6:11 PM - 9:14 PM EDT
Att. 4,702 - Partly Cloudy - 62 F

AB	40
R	6
H	12
RBI	6
BB	0
SO	13
LOB	23



Batter	1	2	3	4	5	6	7	8	9	AB	R	H	RBI	BB	SO	LOB	BOTTOM											
21 Dexter Fowler, S OBP: 0.389, SLG: 0.340 9 Marwin Gonzalez, S OBP: 0.388, SLG: 0.542	G4-3		F7			F8	1B			3	0	0	0	0	0	1												
19 Robbie Grossman, S OBP: 0.396, SLG: 0.632 Preston Tucker, L OBP: 0.300, SLG: 0.222	F8			G5-3			14 BB 2B			2	1	0	0	1	0	0												
15 Jason Castro, L OBP: 0.263, SLG: 0.514 14 Jesus Guzman, R OBP: 0.341, SLG: 0.333	K			K			23 BB 2B			2	0	0	0	0	2	0												
27 Jose Altuve, R OBP: 0.276, SLG: 0.339 93 Austin Wates, R	F7			K						3	0	0	0	0	2	2												
23 Chris Carter, R OBP: 0.224, SLG: 0.315	F8			G6-3			22 2B 28 2B			3	2	1	0	1	0	0												
22 Carlos Corporán, S OBP: 0.415, SLG: 0.515	K			F7			28 2B 28 2B			4	2	2	2	0	1	0												
28 L.J. Hoes, R OBP: 0.262, SLG: 0.256	F9			K			30 2B 2B			3	1	1	3	0	1	0												
30 Matt Dominguez, R OBP: 0.300, SLG: 0.358 95 Enrique Hernández, R OBP: 1.000, SLG: 1.000	K						6 1B 9 1B			3	0	1	1	0	1	0												
6 Jonathan Villar, S OBP: 0.321, SLG: 0.417 87 Nolan Fontana, L OBP: 0.500, SLG: 1.250							9 1B 1B			2	0	1	0	1	1	0												
Inning Stats	R: 0 E: 0 K: 1 S: 5	H: 0 LOB: 0 BB: 0 P: 5	R: 0 E: 0 K: 1 S: 5	H: 0 LOB: 0 BB: 0 P: 5	R: 0 E: 0 K: 1 S: 5	H: 0 LOB: 1 BB: 1 P: 9	R: 0 E: 0 K: 2 S: 7	H: 0 LOB: 0 BB: 0 P: 7	R: 0 E: 0 K: 1 S: 5	H: 0 LOB: 0 BB: 0 P: 5	R: 7 E: 0 K: 2 S: 12	H: 6 LOB: 2 BB: 3 P: 26	R: 2 E: 1 K: 0 S: 6	H: 3 LOB: 1 BB: 0 P: 7	1B: 6 2B: 3 3B: 0 HR: 0	SF: 1 SAC: 0 DP: 0 HBP: 0	WP: 0 PB: 1 SB: 1 CS: 0	PA: 36										
PITCHER	IP	WLS	BF	H	R	ER	SO	BB	IBB	HBP	BLK	WP	HR	S	P	ERA	WHIP											
35 Dillon Gee, R ERA: 1.08	6.0		19	0	0	0	7	1	0	0	0	0	0	0	32	36	0.00	0.167										
32 John Lannan, L ERA: 5.4	0.0		2	0	2	2	0	2	0	0	0	0	0	0	8													
71 Gonzalez Germen, R ERA: 6.97	0.1	L	3	1	0	0	1	1	0	0	0	0	0	4	8	0.00	6.000											
52 Carlos Torres, R ERA: 3.88	0.2	B	6	5	5	5	1	0	0	0	0	0	0	8	10	67.50	7.500											
47 Jose Valverde, R ERA: 3.6	1.0		6	3	2	1	0	0	0	0	0	0	0	6	7	9.00	3.000											

New York Mets @ Houston Astros
Osceola County Stadium, Kissimmee, FL
Wed Mar 26 2014, 6:11 PM - 9:14 PM EDT
Att. 4,702 - Partly Cloudy - 62 F


AB	31
R	9
H	9
RBI	8
BB	4
SO	9
LOB	6



Batter	1	2	3	4	5	6	7	8	9	AB	R	H	RBI	BB	SO	LOB	TOP					
19 Enrique Osorio, R (1.8)	L5		G5-3			P3			HBP	3	0	0	0	0	0	0						
4 Ismael Salas, R (1.5)	G5-3			P6		1B			1B	4	0	2	0	0	0	0						
14 Jose Castillo, R (1.4)				G5-3						2	0	0	0	1	1	0						
23 Humberto Castro, R (8.4)	K								K	1	0	0	0	0	1	2						
38 Alex Cabrera, R (1.3)										3	0	0	0	0	0	2						
12 Sharnol Adriana, R (7.3)				F8					P3	1	0	0	0	0	0	2						
47 Amaury Cazana, R (1.10)										3	0	0	0	0	0	2						
24 Jorge Guzman, L (1.9)										3	0	2	0	0	1	0						
54 Humberto Sosa, R (1.2)										3	0	0	0	0	0	2						
49 Eliezer Ortiz, R (1.7)										3	0	0	0	0	0	0						
7 Alejandro Rivero, R (1.6)										2	0	0	0	0	1	0						
72 Refugio Cervantes, L (9. PH)										1	0	0	0	0	0	0						
Inning Stats	R: 0 E: 0 K: 1 S: 8	H: 0 LOB: 0 BB: 0 P: 14	R: 0 E: 0 K: 0 S: 10	H: 1 LOB: 1 BB: 0 P: 12	R: 0 E: 0 K: 0 S: 7	H: 0 LOB: 0 BB: 0 P: 10	R: 0 E: 0 K: 0 S: 5	H: 0 LOB: 0 BB: 0 P: 7	R: 0 E: 0 K: 0 S: 5	H: 1 LOB: 1 BB: 0 P: 7	R: 0 E: 0 K: 1 S: 7	H: 0 LOB: 0 BB: 0 P: 8	R: 0 E: 0 K: 0 S: 6	H: 1 LOB: 1 BB: 1 P: 10	R: 0 E: 0 K: 1 S: 9	H: 0 LOB: 0 BB: 0 P: 10	R: 0 E: 0 K: 1 S: 9	H: 1 LOB: 2 BB: 0 P: 14	1B: 4 2B: 0 3B: 0 HR: 0	SF: 0 SAC: 0 DP: 2 HBP: 1	WP: 0 PB: 0 SB: 0 CS: 0	PA: 31
PITCHER	IP	WLS	BF	H	R	ER	SO	BB	IBB	HBP	BLK	WP	HR	S	P	ERA	WHIP					
39 Brett Oberholzer, L (1.1)	6.0	W	19	2	0	0	2	0	0	0	0	0	0	42	58	0.00	0.333					
45 Anthony Bass, R (7.1)	1.0	H	4	1	0	0	0	1	0	0	0	0	0	6	10	0.00	2.000					
37 Matt Albers, R (8.1)	1.0	H	3	0	0	0	1	0	0	0	0	0	0	9	10	0.00	0.000					
35 Josh Fields, R (9.1)	1.0	S	5	1	0	0	1	0	0	1	0	0	0	9	14	0.00	1.000					

Rojos del Aguila de Veracruz @ Houston Astros
Minute Maid Park, Houston, TX
Sat Mar 29 2014, 7:13 PM - 9:35 PM CDT
Att: 11,549 - Partly Cloudy - 75 F

AB 29
R 0
H 4
RBI 0
BB 1
SO 4
LOB 10



Batter	1	2	3	4	5	6	7	8	9	AB	R	H	RBI	BB	SO	LOB	BOTTOM					
21 Dexter Fowler, S (1.8)	G6-3									2	1	1	1	0	0	0						
22 Carlos Corporan, S (5.2)										2	0	0	0	0	1	1						
19 Robbie Grossman, S (1.7)										1	0	0	0	0	0	0						
8 Alex Presley, L (4. PR)	F9									2	1	1	0	0	1	0						
27 Jose Altuve, R (1.4)										2	0	1	0	0	0	0						
Gregorio Petit, R (4. PR)	F8									2	0	1	0	0	0	1						
15 Jason Castro, L (1.2)										1	0	0	0	1	0	0						
75 Japhet Amador, R (4. PR)										2	0	0	0	0	0	2						
23 Chris Carter, R (1.10)										2	0	0	0	1	1	3						
30 Matt Dominguez, R (1.5)										2	0	0	1	0	1	2						
18 Marc Krauss, L (1.3)										1	0	0	0	2	0	2						
28 L.J. Hoes, R (1.9)										2	0	0	0	1	0	1						
6 Jonathan Villar, S (1.6)										2	0	1	0	0	0	1						
Carlos Correa, R (6.6)										1	0	0	0	0	1	0						
Inning Stats	R: 0 E: 0 K: 0 S: 6	H: 0 LOB: 0 BB: 0 P: 11	R: 0 E: 0 K: 1 S: 8	H: 0 LOB: 0 BB: 0 P: 13	R: 0 E: 0 K: 0 S: 4	H: 0 LOB: 2 BB: 2 P: 13	R: 2 E: 0 K: 1 S: 14	H: 2 LOB: 2 BB: 1 P: 28	R: 0 E: 0 K: 0 S: 7	H: 1 LOB: 0 BB: 0 P: 9	R: 0 E: 0 K: 0 S: 8	H: 1 LOB: 2 BB: 1 P: 16	R: 0 E: 0 K: 1 S: 11	H: 0 LOB: 0 BB: 1 P: 19	R: 0 E: 0 K: 2 S: 9	H: 1 LOB: 1 BB: 0 P: 15	1B: 2 2B: 4 3B: 0 HR: 1	SF: 1 SAC: 0 DP: 3 HBP: 1	WP: 0 PB: 0 SB: 0 CS: 0	PA: 31		
PITCHER	IP	WLS	BF	H	R	ER	SO	BB	IBB	HBP	BLK	WP	HR	S	P	ERA	WHIP					
33 Tomas Solis, L (1.1)	3.0	L	10	3	2	2	1	1	0	1	0	0	1	21	37	9.00	2.000					
99 Oscar Verdugo, R (4.1)	2.0	L	10	3	2	2	1	1	0	1	0	0	1	21	37	9.00	2.000					
29 Edward Valdez, R (6.1)	1.0		5	1	0	0	0	1	0	0	0	0	0	8	16	0.00	2.000					
31 Jose Cobos, R (7.1)	1.0		3	0	0	0	1	1	0	0	0	0	0	11	19	0.00	1.000					
44 Rafael Cova, R (8.1)	1.0		4	1	0	0	2	0	0	0	0	0	0	9	15	0.00	1.000					

Rojos del Aguila de Veracruz @ Houston Astros
Minute Maid Park, Houston, TX
Sat Mar 29 2014, 7:13 PM - 9:35 PM CDT
Att: 11,549 - Partly Cloudy - 75 F

AB 24
R 2
H 5
RBI 2
BB 5
SO 5
LOB 13



Batter	1	2	3	4	5	6	7	8	9	AB	R	H	RBI	BB	SO	LOB	TOP										
22 Jacoby Ellsbury, L (1, 8)	G4-3		L7		G4-3		BB			3	0	0	0	1	0	3	<p>New York Yankees @ Houston Astros Minute Maid Park, Houston, TX Wed Apr 02 2014, 7:15 PM - 10:31 PM CDT Att: 23,145 - Roof Closed - 73 F</p> <p>livebaseballscorecards.com</p>										
2 Derek Jeter, R (1, 6)	G4-3			G4-3		BB	K			3	0	0	0	1	1												
36 Carlos Beltrán, S (1, 9)	G3			F8		K				4	0	1	0	0	1												
34 Brian McCann, L (1, 2)		G3-1			1B					4	0	2	0	0	1												
25 Mark Teixeira, S (1, 3)		K			P5					4	0	0	0	0	3	4											
12 Alfonso Soriano, R (1, 10)			G5-3			K	G5-3			4	0	0	0	0	2	3											
11 Brett Gardner, L (1, 7)										3	1	1	0	1	1	0											
14 Brian Roberts, S (1, 4)										4	0	3	0	0	1	0											
33 Kelly Johnson, L (1, 5)										2	0	0	0	0	0	3											
26 Yangervis Solarte, S (7, PH)										2	0	0	0	0	0	1											
Inning Stats	R: 0 H: 0 E: 0 K: 0 S: 10	H: 0 LOB: 0 BB: 0 P: 15	R: 0 H: 0 E: 0 K: 1 S: 10	H: 0 LOB: 0 BB: 0 P: 13	R: 0 H: 1 E: 0 K: 1 S: 13	H: 1 LOB: 1 BB: 0 P: 22	R: 0 H: 1 E: 0 K: 0 S: 8	H: 1 LOB: 1 BB: 0 P: 14	R: 0 H: 2 E: 0 K: 1 S: 16	H: 2 LOB: 2 BB: 0 P: 24	R: 0 H: 1 E: 0 K: 2 S: 13	H: 1 LOB: 1 BB: 2 P: 21	R: 0 H: 1 E: 0 K: 1 S: 13	H: 1 LOB: 1 BB: 2 P: 25	R: 0 H: 1 E: 0 K: 3 S: 10	H: 1 LOB: 1 BB: 0 P: 16	R: 0 H: 0 E: 0 K: 1 S: 8	H: 0 LOB: 0 BB: 0 P: 10	1B: 6 2B: 1 3B: 0 HR: 0	SF: 0 SAC: 0 DP: 1 HBP: 0	WP: 0 PB: 0 SB: 1 CS: 0	PA: 36					
PITCHER	IP	WLS	BF	H	R	ER	SO	BB	IBB	HBP	BLK	WP	HR	S	P	ERA	WHIP										
48 Jarrod Cosart, R (1, 1)	5.0	W	19	4	0	0	3	0	0	0	0	0	0	57	88	0.00	0.800										
36 Jerome Williams, R (6, 1)	1.0	H	5	1	0	0	2	1	0	0	0	0	0	13	21	0.00	2.000										
66 Kevin Chapman, L (7, 1)	0.2	H	4	1	1	1	0	2	0	0	0	0	0	9	19	13.50	4.500										
37 Matt Albers, R (7, 1)	1.1	H	5	1	0	0	4	0	0	0	0	0	0	14	22	0.00	0.750										
35 Josh Fields, R (9, 1)	1.0	S	3	0	0	0	1	0	0	0	0	0	0	8	10	0.00	0.000										

Batter	1	2	3	4	5	6	7	8	9	AB	R	H	RBI	BB	SO	LOB	BOTTOM										
21 Dexter Fowler, S (1, 8)	HR					G4-3		K		4	2	2	1	0	1	1	<p>New York Yankees @ Houston Astros Minute Maid Park, Houston, TX Wed Apr 02 2014, 7:15 PM - 10:31 PM CDT Att: 23,145 - Roof Closed - 73 F</p> <p>livebaseballscorecards.com</p>										
19 Robbie Grossman, S (1, 7)	K2-3		E3							3	0	1	1	1	1	0											
15 Jason Castro, L (1, 2)										3	0	0	0	1	0	4											
27 Jose Altuve, R (1, 4)		F8								3	0	0	0	1	1	2											
23 Chris Carter, R (1, 10)										3	0	0	0	0	2	1											
22 Carlos Corporán, S (8, PH)										1	0	0	0	0	0	3											
18 Marc Krauss, L (1, 3)										3	0	0	0	0	0	0											
30 Matt Dominguez, R (1, 5)										3	1	1	1	0	1	0											
8 Alex Presley, L (1, 9)										3	0	0	0	0	0	0											
6 Jonathan Villar, S (1, 6)										2	0	0	0	1	1	0											
Inning Stats	R: 1 E: 0 K: 1 S: 12	H: 1 LOB: 1 BB: 1 P: 21	R: 0 H: 0 E: 0 K: 1 S: 8	H: 0 LOB: 0 BB: 0 P: 14	R: 1 H: 1 E: 1 K: 0 S: 10	H: 1 LOB: 0 BB: 0 P: 16	R: 0 H: 0 E: 0 K: 2 S: 9	H: 0 LOB: 0 BB: 0 P: 16	R: 0 H: 1 E: 0 K: 0 S: 9	H: 1 LOB: 1 BB: 0 P: 16	R: 1 E: 0 K: 1 S: 9	H: 1 LOB: 0 BB: 0 P: 14	R: 0 H: 0 E: 0 K: 1 S: 12	H: 0 LOB: 3 BB: 3 P: 24	1B: 0 2B: 0 3B: 2 HR: 2	SF: 0 SAC: 0 DP: 1 HBP: 0	WP: 0 PB: 0 SB: 1 CS: 0	PA: 32									
PITCHER	IP	WLS	BF	H	R	ER	SO	BB	IBB	HBP	BLK	WP	HR	S	P	ERA	WHIP										
18 Hiroki Kuroda, R (1, 1)	6.0	L	22	3	2	2	5	1	0	0	0	0	1	55	91	3.00	0.667										
41 David Phelps, R (7, 1)	1.1		7	1	1	1	2	2	0	0	0	0	1	17	30	6.75	2.250										
48 Matt Thornton, L (8, 1)	0.1		2	0	0	0	0	0	1	0	0	0	0	1	5	0.00	0.000										
27 Shawn Kelley, R (8, 1)	0.1		1	0	0	0	0	0	0	0	0	0	0	3	3	0.00	0.000										

Batter	1	2	3	4	5	6	7	8	9	AB	R	H	RBI	BB	SO	LOB	TOP
56 Kole Calhoun, L OBP: 0.167, SLG: 0.389	G3	FC5-2 27 BB	G4-3			F8	HR		G3-1	6	1	1	2	0	0	5	Los Angeles Angels @ Houston Astros Minute Maid Park, Houston, TX Fri Apr 04 2014, 7:11 PM - 10:45 PM CDT Att: 15,611 - Partly Cloudy - 73 F
27 Mike Trout, R OBP: 0.529, SLG: 1.071	HR	BB			F8		1B			4	1	2	2	1	0	1	
5 Albert Pujols, R OBP: 0.176, SLG: 0.294 7 Collin Cowgill, R	G5-3	G5-3			G5-3		L6			5	1	1	0	0	0	4	
32 Josh Hamilton, L OBP: 0.563, SLG: 0.769 44 Ian Stewart, L	WP 6 BB		1B 6 47 2B		1B 6 FC6-4		HR		P5	3	2	3	3	1	0	0	
6 David Freese, R OBP: 0.188, SLG: 0.143 8 John McDonald, R OBP: 1.000, SLG: 1.000	HR		1B 47 2B 17 2B		FC6-4		F9		28 FC4-6 1B	4	1	1	0	0	1	2	
28 Raul Ibanez, L OBP: 0.188, SLG: 0.375		1B 17 BB 56 FC5-2 47 BB	K		K		L4		FC4-6	5	0	1	0	0	2	3	
47 Howie Kendrick, R OBP: 0.188, SLG: 0.200		1B 56 FC5-2 17 BB	2B 17 2B 2 SF9		F9		K		L4	5	2	2	1	0	1	1	
17 Chris Iannetta, R OBP: 0.250, SLG: 0.364		BB 27 BB 56 FC5-2	2B 2 3H		K		2 1B 2B		P4	4	1	2	1	1	1	0	
2 Erick Aybar, S OBP: 0.200, SLG: 0.154	HR		SF9				5 1B HR BB		L6	3	2	1	2	1	1	3	
Inning Stats	R: 1 H: 1 E: 0 K: 1 S: 10	H: 2 LOB: 3 BB: 2 P: 29	R: 3 H: 4 E: 0 K: 1 S: 17	H: 1 LOB: 1 BB: 0 P: 27	R: 0 H: 1 E: 0 K: 2 S: 12	H: 0 LOB: 0 BB: 0 P: 12	R: 3 H: 2 E: 0 K: 0 S: 11	H: 4 LOB: 1 BB: 0 P: 18	R: 0 H: 1 E: 0 K: 0 S: 8	H: 0 LOB: 1 BB: 0 P: 11	1B: 9 2B: 3 3B: 0 HR: 3	SF: 1 SAC: 0 DP: 0 HBP: 0	WP: 1 PB: 0 SB: 0 CS: 0	PA: 46			
PITCHER	IP WLS BF H R ER SO BB IBB HBP BLK WP HR S P ERA WHIP																
64 Lucas Harrell, R ERA: 15.0	3.0 L 19 7 5 5 3 3 0 0 0 0 1 1 38 76 15.00 3.333																
36 Jerome Williams, R ERA: 11.57	3.2 19 7 6 6 3 1 0 0 0 0 2 44 66 14.73 2.182																
45 Anthony Bass, R ERA:	2.1 8 1 0 0 0 0 0 0 0 0 0 16 21 0.00 0.429																

Batter	1	2	3	4	5	6	7	8	9	AB	R	H	RBI	BB	SO	LOB	BOTTOM	
8 Alex Presley, L OBP: 0.167, SLG: 0.167	K		K2-3			G4-3			K	5	0	1	0	0	3	3	Los Angeles Angels @ Houston Astros Minute Maid Park, Houston, TX Fri Apr 04 2014, 7:11 PM - 10:45 PM CDT Att: 15,611 - Partly Cloudy - 73 F	
19 Robbie Grossman, S OBP: 0.294, SLG: 0.285	K				G5-3		BB		K	4	0	0	0	1	3	0		
27 Jose Altuve, R OBP: 0.500, SLG: 0.462 6 Jonathan Villar, S OBP: 0.364, SLG: 0.500	L9				BB		2B		2B	3	0	2	1	1	0	0		
18 Marc Krauss, L OBP: 0.333, SLG: 0.250		14 WP 14 BB			F7		K		K	4	0	0	0	1	3	6		
23 Chris Carter, R OBP: 0.333, SLG: 0.250		K			14 FC6-4 BB		2B		BB	2	0	1	0	2	1	1		
14 Jesus Guzman, R OBP: 0.250, SLG: 0.625					FC6-4		2B		F8	4	0	1	0	0	1	5		
22 Carlos Corporan, S OBP: 0.167, SLG: 0.167		K2-3			F7		30 BB 1B		G3-1	4	0	1	0	0	1	1		
30 Matt Dominguez, R OBP: 0.267, SLG: 0.333			G6-3		8 1B 27 BB BB		BB		K	2	1	0	0	2	1	0		
9 Marwin Gonzalez, S OBP: 0.267, SLG: 0.333			L8		K		K		G6-3	4	0	0	0	0	2	4		
Inning Stats	R: 0 H: 0 E: 0 K: 2 S: 8	H: 1 LOB: 1 BB: 1 P: 20	R: 0 H: 0 E: 0 K: 1 S: 8	H: 0 LOB: 0 BB: 0 P: 13	R: 0 H: 1 E: 0 K: 0 S: 11	H: 1 LOB: 2 BB: 1 P: 19	R: 1 H: 1 E: 0 K: 2 S: 20	H: 1 LOB: 3 BB: 3 P: 35	R: 0 H: 2 E: 0 K: 2 S: 20	H: 1 LOB: 2 BB: 1 P: 30	R: 0 H: 0 E: 0 K: 1 S: 8	H: 0 LOB: 0 BB: 0 P: 10	R: 0 H: 1 E: 0 K: 3 S: 13	H: 1 LOB: 1 BB: 0 P: 18	1B: 4 2B: 3 3B: 0 HR: 0	SF: 0 SAC: 0 DP: 0 HBP: 0		WP: 2 PB: 0 SB: 0 CS: 0
PITCHER	IP WLS BF H R ER SO BB IBB HBP BLK WP HR S P ERA WHIP																	
Garrett Richards, R ERA: 1.8	5.0 W 22 3 1 1 0 7 5 0 0 0 0 0 20 30 0.00 1.600																	
59 Fernando Salas, R ERA: 6.75	1.0 6 2 0 0 2 1 0 0 0 0 0 0 20 30 0.00 3.000																	
58 Michael Kohn, R ERA: 6.0	1.0 5 1 0 0 2 1 0 0 0 0 1 0 18 28 0.00 2.000																	
40 Kevin Jepsen, R ERA: 27.0	1.0 3 0 0 0 1 0 0 0 0 0 0 0 8 10 0.00 0.000																	
63 Nick Maronde, L ERA: 3.88	1.0 4 1 0 0 3 0 0 0 0 0 0 0 13 18 0.00 1.000																	

Batter	1	2	3	4	5	6	7	8	9	AB	R	H	RBI	BB	SO	LOB	TOP										
56 Kole Calhoun, L OBP: 0.160, SLG: 0.320	F7		L6-4		G4-3			F8	K2-3	5	0	0	0	0	1	5											
27 Mike Trout, R OBP: 0.385, SLG: 0.696	G1-3			G4-3	F9			L8		4	0	0	0	0	0	0											
5 Albert Pujols, R OBP: 0.231, SLG: 0.320	G6-3			F7	P3					4	1	1	0	0	0	0											
32 Josh Hamilton, L OBP: 0.560, SLG: 0.864		G3-1				G4-3				4	1	2	0	0	0	0											
6 David Freese, R OBP: 0.240, SLG: 0.182	G6-3			FC1-4						4	0	0	0	0	0	3											
28 Raul Ibanez, L OBP: 0.250, SLG: 0.368	B1-3									3	1	1	2	1	1	0											
47 Howie Kendrick, R OBP: 0.320, SLG: 0.348										3	1	2	0	0	0	1											
16 Hank Conger, L OBP: 0.375, SLG: 0.375										4	0	1	0	0	0	4											
2 Erick Aybar, S OBP: 0.292, SLG: 0.333										3	0	1	2	1	0	1											
Inning Stats	R: 0 H: 0 E: 0 K: 0 S: 11	H: 0 LOB: 0 BB: 0 P: 18	R: 0 H: 0 E: 0 K: 0 S: 7	H: 0 LOB: 0 BB: 0 P: 10	R: 0 H: 0 E: 0 K: 0 S: 7	H: 0 LOB: 1 BB: 1 P: 15	R: 0 H: 1 E: 0 K: 0 S: 9	H: 1 LOB: 1 BB: 0 P: 14	R: 0 H: 2 E: 0 K: 1 S: 16	H: 2 LOB: 1 BB: 0 P: 23	R: 0 H: 0 E: 0 K: 0 S: 6	H: 0 LOB: 0 BB: 0 P: 11	R: 0 H: 0 E: 0 K: 0 S: 10	H: 0 LOB: 1 BB: 1 P: 15	R: 0 H: 0 E: 0 K: 0 S: 7	H: 0 LOB: 0 BB: 0 P: 11	R: 3 H: 5 E: 0 K: 1 S: 20	H: 5 LOB: 2 BB: 0 P: 31	1B: 7 2B: 2 3B: 0 HR: 0	SF: 0 SAC: 0 DP: 1 HBP: 1	WP: 0 PB: 0 SB: 2 CS: 0	PA: 37					
PITCHER	IP	WLS	BF	H	R	ER	SO	BB	IBB	HBP	BLK	WP	HR	S	P	ERA	WHIP										
46 Scott Feldman, R ERA: 0.66	7.0	W	26	3	1	1	1	2	0	1	0	0	0	66	106	1.29	0.714										
45 Anthony Bass, R ERA: 7.35	1.1		8	4	3	3	0	0	0	0	0	0	0	18	30	20.25	3.000										
50 Chad Qualls, R ERA: 6.75	0.2	S	3	1	0	0	1	0	0	0	0	0	0	9	12	0.00	1.500										

Los Angeles Angels @ Houston Astros
Minute Maid Park, Houston, TX
Sun Apr 06 2014, 1:17 PM - 4:06 PM CDT
Att: 14,786 - Roof Closed - 73 F

AB 34
R 4
H 8
RBI 4
BB 2
SO 2
LOB 14



Batter	1	2	3	4	5	6	7	8	9	AB	R	H	RBI	BB	SO	LOB	BOTTOM										
6 Jonathan Villar, S OBP: 0.368, SLG: 0.588			B2		F8					3	2	1	2	0	0	0											
19 Robbie Grossman, S OBP: 0.200, SLG: 0.182	L1-6-3									4	0	0	0	0	3	1											
15 Jason Castro, L OBP: 0.333, SLG: 0.417										4	1	1	2	0	1	0											
27 Jose Altuve, R OBP: 0.417, SLG: 0.350	G6-3									4	0	0	0	0	0	0											
14 Jesus Guzman, R OBP: 0.250, SLG: 0.625										4	1	2	1	0	1	0											
18 Marc Krauss, L OBP: 0.238, SLG: 0.444										3	0	0	0	0	1	1											
30 Matt Dominguez, R OBP: 0.238, SLG: 0.444										3	1	1	1	0	0	0											
8 Alex Presley, L OBP: 0.200, SLG: 0.400										3	1	1	1	0	0	0											
28 L.J. Hoes, R OBP: 0.444, SLG: 0.750										3	1	1	0	0	1	0											
Inning Stats	R: 2 H: 1 E: 0 K: 1 S: 10	H: 1 LOB: 0 BB: 0 P: 18	R: 1 H: 1 E: 0 K: 0 S: 11	H: 1 LOB: 0 BB: 0 P: 18	R: 0 H: 0 E: 0 K: 2 S: 8	H: 0 LOB: 0 BB: 0 P: 12	R: 1 H: 1 E: 0 K: 1 S: 12	H: 1 LOB: 0 BB: 0 P: 20	R: 1 H: 1 E: 0 K: 2 S: 12	H: 1 LOB: 0 BB: 0 P: 16	R: 0 H: 1 E: 1 K: 0 S: 12	H: 1 LOB: 1 BB: 0 P: 19	R: 2 H: 2 E: 0 K: 1 S: 10	H: 2 LOB: 0 BB: 0 P: 14	R: 0 H: 0 E: 0 K: 0 S: 6	H: 0 LOB: 0 BB: 0 P: 9	R: 0 H: 0 E: 0 K: 0 S: 6	H: 0 LOB: 0 BB: 0 P: 9	1B: 2 2B: 0 3B: 0 HR: 5	SF: 0 SAC: 0 DP: 0 HBP: 1	WP: 0 PB: 0 SB: 1 CS: 0	PA: 32					
PITCHER	IP	WLS	BF	H	R	ER	SO	BB	IBB	HBP	BLK	WP	HR	S	P	ERA	WHIP										
36 Jered Weaver, R ERA: 6.0	5.2	L	23	5	5	5	6	0	0	1	0	0	1	19	100	7.94	0.882										
52 Matt Shoemaker, R ERA: 3.96	2.1		9	2	2	2	1	0	0	0	0	0	1	19	26	7.71	0.857										

Los Angeles Angels @ Houston Astros
Minute Maid Park, Houston, TX
Sun Apr 06 2014, 1:17 PM - 4:06 PM CDT
Att: 14,786 - Roof Closed - 73 F


AB 31
R 7
H 7
RBI 7
BB 0
SO 7
LOB 2




Batter	1	2	3	4	5	6	7	8	9	AB	R	H	RBI	BB	SO	LOB	TOP				
21 Dexter Fowler, S (1,8) OBP: 0.471, SLG: 0.875										3	1	1	0	1	1	0	Houston Astros @ Toronto Blue Jays Rogers Centre, Toronto, ON Wed Apr 09 2014, 7:11 PM - 10:20 PM EDT Att: 13,569 - Roof Closed - 68 F				
8 Alex Presley, L (1,9) OBP: 0.227, SLG: 0.500										4	1	1	2	0	1	1					
15 Jason Castro, L (1,2) OBP: 0.222, SLG: 0.250										4	0	1	0	0	2	0					
27 Jose Altuve, R (1,4) OBP: 0.378, SLG: 0.424										4	1	1	0	0	1	2					
23 Chris Carter, R (1,10) OBP: 0.267, SLG: 0.333										4	0	0	1	0	2	2					
18 Marc Krauss, L (1,3) OBP: 0.200, SLG: 0.111										4	0	2	0	0	1	0					
30 Matt Dominguez, R (1,5) OBP: 0.188, SLG: 0.357										4	0	0	0	0	1	2					
19 Robbie Grossman, S (1,7) OBP: 0.189, SLG: 0.125										3	0	0	0	0	2	1					
6 Jonathan Villar, S (1,6) OBP: 0.300, SLG: 0.407										3	0	0	0	0	2	1					
Inning Stats	R: 0 E: 0 K: 3 S: 10	H: 0 LOB: 0 BB: 0 P: 14	R: 0 E: 0 K: 2 S: 9	H: 0 LOB: 0 BB: 0 P: 10	R: 0 E: 0 K: 1 S: 10	H: 0 LOB: 0 BB: 0 P: 14	R: 0 E: 0 K: 2 S: 10	H: 1 LOB: 2 BB: 1 P: 19	R: 0 E: 0 K: 1 S: 10	H: 1 LOB: 1 BB: 0 P: 14	R: 3 E: 0 K: 0 S: 11	H: 3 LOB: 0 BB: 0 P: 15	R: 0 E: 0 K: 2 S: 13	H: 0 LOB: 0 BB: 0 P: 18	R: 0 E: 0 K: 1 S: 13	H: 1 LOB: 1 BB: 0 P: 19		1B: 4 2B: 0 3B: 1 HR: 1	SF: 0 SAC: 0 DP: 0 HBP: 0	WP: 0 PB: 0 SB: 0 CS: 0	PA: 34
PITCHER	IP WLS BF H R ER SO	IP WLS BF H R ER SO	IP WLS BF H R ER SO	IP WLS BF H R ER SO	IP WLS BF H R ER SO	IP WLS BF H R ER SO	IP WLS BF H R ER SO	IP WLS BF H R ER SO	IP WLS BF H R ER SO	IP WLS BF H R ER SO	IP WLS BF H R ER SO	IP WLS BF H R ER SO	IP WLS BF H R ER SO	IP WLS BF H R ER SO	IP WLS BF H R ER SO	IP WLS BF H R ER SO	ERA WHIP	ERA WHIP	ERA WHIP	ERA WHIP	
23 Brandon Morrow, R (1,1) ERA: 5.73	6.0	W	24	5	3	3	9	1	0	0	0	0	0	0	0	0	0	4.50	1.000		
45 Neil Wagner, R (7,1) ERA:	2.0	H	6	0	0	0	3	0	0	0	0	0	0	0	26	36	0.00	0.000			
50 Steve Delabar, R (9,1) ERA: 4.5	0.1		1	0	0	0	0	0	0	0	0	0	0	0	3	6	0.00	0.000			
32 Esmil Rogers, R (9,1) ERA: 5.06	0.2		3	1	0	0	1	0	0	0	0	0	0	0	9	13	0.00	1.500			

Batter	1	2	3	4	5	6	7	8	9	AB	R	H	RBI	BB	SO	LOB	BOTTOM			
53 Melky Cabrera, S (1,7) OBP: 0.325, SLG: 0.625										5	1	2	0	0	1	2	Houston Astros @ Toronto Blue Jays Rogers Centre, Toronto, ON Wed Apr 09 2014, 7:11 PM - 10:20 PM EDT Att: 13,569 - Roof Closed - 68 F			
3 Maicer Izturis, S (1,4) OBP: 0.500, SLG: 0.500										3	2	2	1	1	0	0				
1 Jonathan Diaz, R (8,6) OBP: 0.316, SLG: 0.250										1	0	0	0	0	1	1				
19 José Bautista, R (1,9) OBP: 0.474, SLG: 0.750										4	2	2	1	1	0	1				
10 Edwin Encarnación, R (1,3) OBP: 0.270, SLG: 0.303										4	0	0	0	0	2	5				
26 Adam Lind, L (1,10) OBP: 0.423, SLG: 0.500										3	0	1	1	1	0	0				
30 Dioner Navarro, S (1,2) OBP: 0.273, SLG: 0.406										4	1	2	1	0	0	2				
13 Brett Lawrie, R (1,5) OBP: 0.171, SLG: 0.212										4	1	1	2	0	1	3				
28 Colby Rasmus, L (1,8) OBP: 0.206, SLG: 0.200										3	0	1	0	1	0	2				
17 Ryan Goins, L (1,6) OBP: 0.100, SLG: 0.105										3	0	0	0	1	1	3				
Inning Stats	R: 2 E: 0 K: 0 S: 14	H: 3 LOB: 1 BB: 0 P: 20	R: 0 E: 0 K: 1 S: 11	H: 1 LOB: 1 BB: 0 P: 18	R: 0 E: 0 K: 1 S: 9	H: 0 LOB: 0 BB: 0 P: 17	R: 0 E: 0 K: 0 S: 16	H: 1 LOB: 2 BB: 1 P: 29	R: 3 E: 1 K: 0 S: 13	H: 2 LOB: 2 BB: 2 P: 29	R: 0 E: 0 K: 2 S: 13	H: 1 LOB: 2 BB: 2 P: 23	R: 2 E: 0 K: 1 S: 14	H: 2 LOB: 0 BB: 0 P: 20	R: 0 E: 0 K: 1 S: 9	H: 1 LOB: 0 BB: 0 P: 15	1B: 7 2B: 3 3B: 0 HR: 1	SF: 0 SAC: 0 DP: 1 HBP: 0	WP: 0 PB: 0 SB: 2 CS: 0	PA: 39
PITCHER	IP WLS BF H R ER SO	IP WLS BF H R ER SO	IP WLS BF H R ER SO	IP WLS BF H R ER SO	IP WLS BF H R ER SO	IP WLS BF H R ER SO	IP WLS BF H R ER SO	IP WLS BF H R ER SO	IP WLS BF H R ER SO	IP WLS BF H R ER SO	IP WLS BF H R ER SO	IP WLS BF H R ER SO	IP WLS BF H R ER SO	IP WLS BF H R ER SO	IP WLS BF H R ER SO	IP WLS BF H R ER SO	ERA WHIP	ERA WHIP	ERA WHIP	ERA WHIP
64 Lucas Harrell, R (1,1) ERA: 11.05	4.1	L	24	7	5	4	2	2	0	0	0	0	0	0	0	0	8.31	2.077		
36 Jerome Williams, R (5,1) ERA: 9.0	1.1		6	1	0	0	1	2	0	0	0	0	0	14	24	0.00	2.250			
61 Josh Zeid, R (6,1) ERA: 6.0	2.1		9	3	2	2	3	0	0	0	0	0	0	1	26	40	7.71	1.286		

AB	33
R	3
H	6
RBI	3
BB	1
SO	13
LOB	9



AB	34
R	7
H	11
RBI	6
BB	5
SO	6
LOB	19



Batter	1	2	3	4	5	6	7	8	9	AB	R	H	RBI	BB	SO	LOB	TOP							
21 Dexter Fowler, S OBP: 0.408, SLG: 0.714	G4-3		L1		1B		K		G5-4-3	5	0	1	0	0	1	1								
8 Alex Presley, L OBP: 0.192, SLG: 0.423	K		K		G5-3		G3-1			4	0	0	0	0	2	1								
15 Jason Castro, L OBP: 0.258, SLG: 0.393	G3				1B		F7		HR	4	1	2	1	0	0	0								
27 Jose Altuve, R OBP: 0.366, SLG: 0.405		F9		FC5-4		L9			1B	4	0	1	0	0	0	1								
23 Chris Carter, R OBP: 0.235, SLG: 0.290		F7		K		G5-3			K	4	0	0	0	0	2	2								
18 Marc Krauss, L OBP: 0.250, SLG: 0.190					BB		F7		K	3	1	1	0	1	1	1								
30 Matt Dominguez, R OBP: 0.222, SLG: 0.387					BB		G3-1		K	3	1	1	0	1	1	2								
19 Robbie Grossman, S OBP: 0.244, SLG: 0.235							HR		G5-4-3	2	2	1	2	2	0	2								
6 Jonathan Villar, S OBP: 0.294, SLG: 0.484					F7		F8		K	4	1	1	3	0	1	1								
Inning Stats	R: 0 H: 0 E: 0 K: 1 S: 8	H: 0 LOB: 0 BB: 0 P: 9	R: 0 H: 0 E: 0 K: 0 S: 14	H: 0 LOB: 2 BB: 2 P: 27	R: 0 H: 0 E: 0 K: 1 S: 6	H: 0 LOB: 0 BB: 0 P: 8	R: 0 H: 1 E: 0 K: 1 S: 7	H: 1 LOB: 0 BB: 0 P: 11	R: 2 H: 3 E: 0 K: 0 S: 14	H: 3 LOB: 1 BB: 0 P: 24	R: 0 H: 0 E: 0 K: 0 S: 8	H: 0 LOB: 0 BB: 0 P: 10	R: 3 H: 2 E: 0 K: 3 S: 15	H: 2 LOB: 1 BB: 1 P: 23	R: 1 H: 2 E: 0 K: 3 S: 17	H: 2 LOB: 1 BB: 0 P: 22	R: 0 H: 0 E: 0 K: 1 S: 8	H: 0 LOB: 0 BB: 1 P: 12	1B: 3 2B: 2 3B: 0 HR: 3	SF: 0 SAC: 0 DP: 1 HBP: 0	WP: 0 PB: 0 SB: 0 CS: 0	PA: 37		
PITCHER	IP	WLS	BF	H	R	ER	SO	BB	IBB	HBP	BLK	WP	HR	S	P	ERA	WHIP							
43 R.A. Dickey, R ERA: 5.3	7.0	L	29	6	5	5	4	3	0	0	0	0	2	72	112	6.43	1.286							
32 Esmil Rogers, R ERA: 5.69	1.0		5	2	1	1	3	0	0	0	0	0	1	17	22	9.00	2.000							
58 Todd Redmond, R ERA:	1.0		3	0	0	0	1	1	0	0	0	0	0	8	12	0.00	1.000							

Houston Astros @ Toronto Blue Jays
Rogers Centre, Toronto, ON
Thu Apr 10 2014, 7:10 PM - 9:58 PM EDT
Att: 15,778 - Roof Closed - 68 F

AB	33
R	6
H	8
RBI	6
BB	4
SO	8
LOB	11



Batter	1	2	3	4	5	6	7	8	9	AB	R	H	RBI	BB	SO	LOB	BOTTOM							
53 Melky Cabrera, S OBP: 0.333, SLG: 0.644	SH1-3		G6-4-3		G5-3				E1	5	0	2	0	0	0	2								
3 Maicer Izturis, S OBP: 0.423, SLG: 0.423	SH1-3				K		G1-3		G6-3	4	0	0	0	0	1	2								
19 José Bautista, R OBP: 0.476, SLG: 0.700	P3				BB				K	2	0	0	0	2	1	2								
10 Edwin Encarnación, R OBP: 0.244, SLG: 0.270	G5-3				F8		P6		G5-3	4	0	0	0	0	4									
30 Dioner Navarro, S OBP: 0.270, SLG: 0.371		F8			K		P3		BB	3	1	0	0	1	1	2								
13 Brett Lawrie, R OBP: 0.154, SLG: 0.189					G5-3		K		K	4	0	0	0	0	2	1								
28 Colby Rasmus, L OBP: 0.263, SLG: 0.353		K					HR		1B	4	2	3	1	0	1	0								
22 Josh Thole, L OBP: 0.500, SLG: 0.500					G5-3				G6-3	2	0	1	0	0	0	0								
31 Erik Kratz, R OBP: 0.222, SLG: 0.556							1B		F9	2	0	0	0	0	0	3								
1 Jonathan Diaz, R OBP: 0.333, SLG: 0.278									K	2	0	1	0	0	1	1								
14 Moisés Sierra, R ERA: 4.91									K	1	0	0	0	0	1	1								
17 Ryan Goins, L OBP: 0.100, SLG: 0.105										0	0	0	0	0	0	0								
26 Adam Lind, L OBP: 0.444, SLG: 0.571										1	1	1	2	0	0	0								
Inning Stats	R: 0 H: 1 E: 0 K: 0 S: 6	H: 0 LOB: 0 BB: 0 P: 7	R: 0 H: 0 E: 0 K: 1 S: 5	H: 0 LOB: 0 BB: 0 P: 10	R: 0 H: 1 E: 0 K: 0 S: 6	H: 1 LOB: 0 BB: 0 P: 11	R: 0 H: 0 E: 0 K: 2 S: 9	H: 0 LOB: 1 BB: 1 P: 18	R: 1 H: 2 E: 0 K: 1 S: 12	H: 2 LOB: 1 BB: 0 P: 16	R: 0 H: 0 E: 0 K: 0 S: 10	H: 0 LOB: 1 BB: 1 P: 20	R: 0 H: 1 E: 0 K: 2 S: 12	H: 1 LOB: 0 BB: 0 P: 19	R: 0 H: 1 E: 0 K: 1 S: 8	H: 1 LOB: 1 BB: 0 P: 9	R: 3 H: 2 E: 1 K: 1 S: 18	H: 2 LOB: 1 BB: 1 P: 29	1B: 4 2B: 3 3B: 0 HR: 1	SF: 0 SAC: 1 DP: 1 HBP: 0	WP: 0 PB: 0 SB: 0 CS: 0	PA: 38		
PITCHER	IP	WLS	BF	H	R	ER	SO	BB	IBB	HBP	BLK	WP	HR	S	P	ERA	WHIP							
60 Dallas Keuchel, L ERA: 3.75	7.0	W	27	5	1	1	6	2	0	0	0	0	1	60	101	1.29	1.000							
50 Chad Qualls, R ERA: 4.91	1.0		4	1	0	0	1	0	0	0	0	0	0	8	9	0.00	1.000							
35 Josh Fields, R ERA: 4.91	0.2		5	2	3	2	1	1	0	0	0	0	0	13	22	27.00	4.500							
45 Anthony Bass, R ERA: 6.75	0.1	S	2	0	0	0	0	0	0	0	0	0	0	5	7	0.00	0.000							

Houston Astros @ Toronto Blue Jays
Rogers Centre, Toronto, ON
Thu Apr 10 2014, 7:10 PM - 9:58 PM EDT
Att: 15,778 - Roof Closed - 68 F

AB	34
R	4
H	8
RBI	3
BB	3
SO	8
LOB	18



Batter	1	2	3	4	5	6	7	8	9	AB	R	H	RBI	BB	SO	LOB	TOP					
21 Dexter Fowler, S (1,8) OBP: 0.278, SLG: 0.441	F9		K			G4-3			G4-3	4	0	0	0	0	1	1						
27 Jose Altuve, R (1,4) OBP: 0.345, SLG: 0.367	G4-3		CS		F8				F8	4	0	1	0	0	0	0						
14 Jesus Guzman, R (1,3) OBP: 0.269, SLG: 0.538					G3				G6-4-3	3	0	1	0	0	0	1						
23 Chris Carter, R (1,10)	F9				K					2	0	0	0	1	1							
30 Matt Dominguez, R (1,5) OBP: 0.255, SLG: 0.381		G1-3							F9	3	0	1	0	0	0	1						
28 L.J. Hoos, R (1,9) OBP: 0.421, SLG: 0.467						L6			F9	2	0	0	0	1	0	1						
19 Robbie Grossman, S (1,7) OBP: 0.255, SLG: 0.341						L1				3	0	1	0	0	0	1						
22 Carlos Corporán, S (1,2) OBP: 0.200, SLG: 0.333									G6-3	3	0	1	0	0	0	1						
6 Jonathan Villar, S (1,6) OBP: 0.244, SLG: 0.366									F8	2	0	0	0	1	0	1						
Inning Stats	R: 0 E: 0 K: 0 S: 6	H: 1 LOB: 1 BB: 0 P: 9	R: 0 E: 0 K: 0 S: 8	H: 0 LOB: 0 BB: 1 P: 12	R: 0 E: 0 K: 1 S: 6	H: 0 LOB: 0 BB: 1 P: 15	R: 0 E: 0 K: 1 S: 10	H: 0 LOB: 0 BB: 0 P: 16	R: 0 E: 0 K: 0 S: 9	H: 1 LOB: 0 BB: 0 P: 13	R: 0 E: 0 K: 0 S: 3	H: 1 LOB: 0 BB: 0 P: 7	R: 0 E: 0 K: 0 S: 13	H: 1 LOB: 1 BB: 1 P: 21	R: 0 E: 0 K: 0 S: 10	H: 1 LOB: 0 BB: 0 P: 14	R: 0 E: 0 K: 0 S: 7	H: 0 LOB: 0 BB: 0 P: 12	1B: 5 2B: 0 3B: 0 HR: 0	SF: 0 SAC: 0 DP: 4 HBP: 0	WP: 0 PB: 0 SB: 0 CS: 2	PA: 30
PITCHER	IP WLS BF H R ER SO BB IBB HBP BLK WP HR S P ERA WHIP	8.0 W 26 5 0 0 2 3 0 0 0 0 0 65 107 0.00 1.000	1.0 S 3 0 0 0 0 0 0 0 0 0 0 7 12 0.00 0.000	PITCHER										IP WLS BF H R ER SO BB IBB HBP BLK WP HR S P ERA WHIP								
33 Martin Pérez, L (1,1) ERA: 2.7											33 Martin Pérez, L (1,1) ERA: 2.7											
41 Alexi Ogando, R (9,1) ERA: 5.14											41 Alexi Ogando, R (9,1) ERA: 5.14											

Houston Astros @ Texas Rangers
Globe Life Park in Arlington, Arlington, TX
Sun Apr 13 2014, 3:08 PM - 5:22 PM EDT
Att: 38,698 - Drizzlie - 69 F

AB 26
R 0
H 5
RBI 0
BB 3
SO 2
LOB 8



Batter	1	2	3	4	5	6	7	8	9	AB	R	H	RBI	BB	SO	LOB	BOTTOM				
17 Shin-Soo Choo, L (1,10) OBP: 0.436, SLG: 0.395	G4-3		K						L9	4	0	1	0	0	1	0					
1 Elvis Andrus, R (1,6) OBP: 0.327, SLG: 0.404	K									2	0	0	0	0	2	0					
16 Donnie Murphy, R (4,4) OBP: 0.313, SLG: 0.346	K									1	0	0	1	0	1	0					
Alex Rios, R (1,9) OBP: 0.333, SLG: 0.413	K									3	0	0	0	0	1	1					
84 Prince Fielder, L (1,3) OBP: 0.245, SLG: 0.191		F7			G4-3				L4	3	0	0	0	0	0	1					
6 Kevin Kouzmanoff, R (1,5) OBP: 0.533, SLG: 0.500					K2-3					3	0	2	0	0	1	0					
15 Michael Choice, R (1,7) OBP: 0.211, SLG: 0.353									FC8	3	0	1	0	0	0	1					
61 Robinson Chirinos, R (1,2) OBP: 0.273, SLG: 0.368									F8	3	0	0	0	0	1	3					
2 Leonys Martin, L (1,8) OBP: 0.349, SLG: 0.282									G6-3	3	0	0	0	0	0	3					
12 Josh Wilson, R (1,4) OBP: 0.333, SLG: 0.381									F8	3	1	1	0	0	0	0					
Inning Stats	R: 0 E: 0 K: 2 S: 10	H: 0 LOB: 0 BB: 0 P: 12	R: 0 E: 0 K: 1 S: 11	H: 2 LOB: 2 BB: 0 P: 16	R: 0 E: 0 K: 2 S: 8	H: 0 LOB: 0 BB: 0 P: 13	R: 0 E: 0 K: 1 S: 5	H: 0 LOB: 0 BB: 0 P: 7	R: 0 E: 0 K: 0 S: 8	H: 0 LOB: 0 BB: 0 P: 12	R: 1 E: 0 K: 0 S: 7	H: 2 LOB: 1 BB: 0 P: 16	R: 0 E: 0 K: 0 S: 8	H: 1 LOB: 1 BB: 0 P: 13	R: 0 E: 0 K: 1 S: 9	H: 0 LOB: 0 BB: 0 P: 13	1B: 4 2B: 1 3B: 0 HR: 0	SF: 1 SAC: 0 DP: 0 HBP: 0	WP: 0 PB: 0 SB: 0 CS: 0	PA: 29	
PITCHER	IP WLS BF H R ER SO BB IBB HBP BLK WP HR S P ERA WHIP	7.0 L 26 5 1 1 7 0 0 0 0 0 0 9 13 0.00 0.000	1.0 S 3 0 0 0 1 0 0 0 0 0 0 9 13 0.00 0.000	PITCHER										IP WLS BF H R ER SO BB IBB HBP BLK WP HR S P ERA WHIP							
39 Brett Oberholzer, L (1,1) ERA: 3.5											39 Brett Oberholzer, L (1,1) ERA: 3.5										
36 Jerome Williams, R (8,1) ERA: 7.71											36 Jerome Williams, R (8,1) ERA: 7.71										

Houston Astros @ Texas Rangers
Globe Life Park in Arlington, Arlington, TX
Sun Apr 13 2014, 3:08 PM - 5:22 PM EDT
Att: 38,698 - Drizzlie - 69 F

AB 28
R 1
H 5
RBI 1
BB 0
SO 7
LOB 9



Batter	1	2	3	4	5	6	7	8	9	AB	R	H	RBI	BB	SO	LOB	TOP										
23 Norichika Aoki, L (1,9) OBP: 0.313, SLG: 0.386	G6-3		FC6-4 14 BB		SF9 16 BB		G1-3		K	4	1	1	0	1	1	0	Kansas City Royals @ Houston Astros Minute Maid Park, Houston, TX Tue Apr 15 2014, 7:16 PM - 10:00 PM CDT Att: 29,778 - Clear - 62 F										
14 Omar Infante, R (1,4) OBP: 0.391, SLG: 0.378	HR		FC6-4 35 2B		BB		F7			3	2	1	2	1	0	1											
35 Eric Hosmer, L (1,3) OBP: 0.347, SLG: 0.364	K		2B		BB		FC6-4 16 BB			3	0	2	1	1	1	0											
16 Billy Butler, R (1,10) OBP: 0.224, SLG: 0.143	G6-3		G6-3		SF9		FC6-4			3	0	0	1	0	0	2											
4 Alex Gordon, L (1,7) OBP: 0.292, SLG: 0.409	K				F7		L6			4	0	0	0	0	1	2											
13 Salvador Perez, R (1,2) OBP: 0.224, SLG: 0.475	K		G6-3 8 2B				G5-3			4	0	1	0	0	2	0											
8 Mike Moustakas, L (1,5) OBP: 0.200, SLG: 0.150	K		G6-3		G3-1		P6			4	0	0	0	0	1	1											
6 Lorenzo Cain, R (1,8) OBP: 0.375, SLG: 0.395			E7 14 FC6-4		L4		G5-3			4	1	2	0	0	0	1											
2 Alcides Escobar, R (1,6) OBP: 0.244, SLG: 0.275	G5-3		G5-3		F7		G1-3		K	4	0	0	0	0	1	2											
Inning Stats	R: 1 H: 1 E: 0 K: 1 S: 10	H: 1 LOB: 0 BB: 0 P: 18	R: 0 H: 0 E: 0 K: 3 S: 10	H: 0 LOB: 0 BB: 0 P: 15	R: 2 H: 2 E: 1 K: 0 S: 10	H: 2 LOB: 1 BB: 1 P: 22	R: 0 H: 1 E: 0 K: 0 S: 13	H: 1 LOB: 1 BB: 0 P: 18	R: 1 H: 1 E: 0 K: 1 S: 13	H: 1 LOB: 2 BB: 2 P: 28	R: 0 H: 1 E: 0 K: 1 S: 9	H: 1 LOB: 1 BB: 0 P: 11	R: 0 H: 1 E: 0 K: 0 S: 7	H: 0 LOB: 1 BB: 0 P: 13	R: 0 H: 0 E: 0 K: 0 S: 6	H: 0 LOB: 0 BB: 0 P: 7		R: 0 H: 0 E: 0 K: 2 S: 11	H: 0 LOB: 0 BB: 0 P: 16	1B: 3 2B: 3 3B: 0 HR: 1	SF: 1 SAC: 0 DP: 0 HBP: 0	WP: 0 PB: 0 SB: 0 CS: 0	PA: 37				
PITCHER	IP	WLS	BF	H	R	ER	SO	BB	IBB	HBP	BLK	WP	HR	S	P	ERA	WHIP										
64 Lucas Harrell, R (1,1) ERA: 9.49	5.0	L	23	5	4	4	4	3	0	0	0	0	1	56	101	7.20	1.600										
56 Paul Clemens, R (6,1) ERA:	3.0		11	2	0	0	1	0	0	0	0	0	0	22	31	0.00	0.667										
35 Josh Fields, R (9,1) ERA: 3.86	1.0		3	0	0	0	2	0	0	0	0	0	0	11	16	0.00	0.000										


Batter	1	2	3	4	5	6	7	8	9	AB	R	H	RBI	BB	SO	LOB	BOTTOM										
21 Dexter Fowler, S (1,8) OBP: 0.275, SLG: 0.447	15 2B 23 E		G5-3		F8		G3			4	1	1	0	0	0	2	Kansas City Royals @ Houston Astros Minute Maid Park, Houston, TX Tue Apr 15 2014, 7:16 PM - 10:00 PM CDT Att: 29,778 - Clear - 62 F										
8 Alex Presley, L (1,9) OBP: 0.150, SLG: 0.282	F7		BB				P5		K	3	0	0	0	1	1	1											
15 Jason Castro, L (1,10) OBP: 0.289, SLG: 0.385	23 E 1B		K		G3-1		G3-1		K	4	0	1	0	0	2	1											
27 Jose Altuve, R (1,4) OBP: 0.339, SLG: 0.346	K		G5-3		BB		P4			3	0	0	0	1	1	2											
23 Chris Carter, R (1,3) OBP: 0.240, SLG: 0.227	P3		K		K		K		K	4	0	0	0	0	3	2											
30 Matt Dominguez, R (1,5) OBP: 0.295, SLG: 0.370	P3		G5-3		G5-3		22 G1-3 1B		K	4	0	1	0	0	1	0											
19 Robbie Grossman, S (1,7) OBP: 0.289, SLG: 0.313	K		K		F8		K		K2-3	4	0	0	0	0	3	1											
22 Carlos Corporan, S (1,2) OBP: 0.217, SLG: 0.476	K		K		HR		G1-3			3	1	1	1	0	1	1											
6 Jonathan Villar, S (1,6) OBP: 0.250, SLG: 0.349	G1-3		G1-3		G4-3		BB			2	0	0	0	1	0	0											
Inning Stats	R: 1 H: 2 E: 1 K: 1 S: 14	H: 2 LOB: 1 BB: 0 P: 19	R: 0 H: 0 E: 0 K: 2 S: 8	H: 0 LOB: 0 BB: 0 P: 8	R: 0 H: 0 E: 0 K: 1 S: 8	H: 0 LOB: 1 BB: 1 P: 15	R: 0 H: 0 E: 0 K: 1 S: 9	H: 0 LOB: 0 BB: 0 P: 15	R: 1 H: 1 E: 0 K: 0 S: 7	H: 1 LOB: 0 BB: 0 P: 13	R: 0 H: 0 E: 0 K: 1 S: 9	H: 0 LOB: 1 BB: 1 P: 15	R: 0 H: 1 E: 0 K: 1 S: 11	H: 1 LOB: 2 BB: 1 P: 16	R: 0 H: 0 E: 0 K: 2 S: 9	H: 0 LOB: 0 BB: 0 P: 14		R: 0 H: 0 E: 0 K: 3 S: 10	H: 0 LOB: 0 BB: 0 P: 17	1B: 2 2B: 1 3B: 0 HR: 1	SF: 0 SAC: 0 DP: 0 HBP: 0	WP: 0 PB: 0 SB: 0 CS: 0	PA: 34				
PITCHER	IP	WLS	BF	H	R	ER	SO	BB	IBB	HBP	BLK	WP	HR	S	P	ERA	WHIP										
30 Yordano Ventura, R (1,1) ERA: 0.69	7.0	W	28	4	2	1	7	3	0	0	0	0	0	66	101	1.29	1.000										
17 Wade Davis, R (8,1) ERA: 3.69	1.0	H	3	0	0	0	2	0	0	0	0	0	0	9	14	0.00	0.000										
56 Greg Holland, R (9,1) ERA: 3.6	1.0	S	3	0	0	0	3	0	0	0	0	0	0	10	17	0.00	0.000										

Batter	1	2	3	4	5	6	7	8	9	AB	R	H	RBI	BB	SO	LOB	TOP					
27 Jose Altuve, R OBP: 0.338, SLG: 0.343	F9		1B			FC5-4		L7		5	1	2	0	0	0	1						
21 Dexter Fowler, S OBP: 0.265, SLG: 0.365	G4-3		FC6-4			FC5-4		BB		4	1	2	1	1	0	1						
15 Jason Castro, L OBP: 0.333, SLG: 0.451	2B		BB			G4-3		K		4	0	1	0	1	2	5						
4 George Springer, R OBP: 0.333, SLG: 0.286	E6		FC5-4			E8		K		5	0	2	1	0	1	4						
18 Marc Krauss, L OBP: 0.231, SLG: 0.257	G4-3		K			BB		F9		2	0	0	0	1	1	4						
14 Jesus Guzman, R (7, PH) OBP: 0.273, SLG: 0.452										1	0	0	0	1	0	1						
23 Chris Carter, R OBP: 0.233, SLG: 0.196	P3		K			SF9		K		4	0	0	1	0	3	3						
28 L.J. Hoes, R OBP: 0.321, SLG: 0.333	1B		G1-3			G4-3		G6-3		4	0	1	0	0	0	3						
30 Matt Dominguez, R OBP: 0.238, SLG: 0.328	K		G3-1			F9		G4-3		4	0	0	0	0	1	1						
6 Jonathan Villar, S OBP: 0.273, SLG: 0.347	G1-3		1B			1B		K		4	1	2	0	0	1	1						
Inning Stats	R: 0 H: 1 E: 1 K: 0 S: 8	L: 1 LOB: 2 BB: 0 P: 17	R: 0 H: 1 E: 0 K: 1 S: 10	L: 1 LOB: 1 BB: 0 P: 14	R: 0 H: 1 E: 0 K: 1 S: 13	L: 1 LOB: 2 BB: 1 P: 20	R: 0 H: 0 E: 0 K: 1 S: 8	L: 0 LOB: 0 BB: 0 P: 12	R: 3 H: 4 E: 1 K: 1 S: 16	L: 2 LOB: 2 BB: 1 P: 26	R: 0 H: 2 E: 0 K: 0 S: 10	L: 2 LOB: 2 BB: 0 P: 17	R: 0 H: 1 E: 0 K: 1 S: 9	L: 1 LOB: 1 BB: 0 P: 14	R: 0 H: 0 E: 0 K: 1 S: 6	L: 0 LOB: 0 BB: 2 P: 10	R: 0 H: 0 E: 0 K: 3 S: 12	L: 2 LOB: 2 BB: 2 P: 20	1B: 9 2B: 1 3B: 0 HR: 0	SF: 1 SAC: 0 DP: 0 HBP: 0	WP: 0 PB: 0 SB: 1 CS: 0	PA: 42
PITCHER	IP	WLS	BF	H	R	ER	SO	BB	IBB	HBP	BLK	WP	HR	S	P	ERA	WHIP					
54 Sonny Gray, R ERA: 1.8	6.0	W	30	9	3	3	4	2	0	0	0	0	0	65	106	4.50	1.833					
56 Fernando Abad, L ERA:	2.0		7	1	0	0	2	0	0	0	0	0	0	15	24	0.00	0.500					
48 Ryan Cook, R ERA: 2.08	1.0		5	0	0	0	3	2	0	0	0	0	0	12	20	0.00	2.000					

Houston Astros @ Oakland Athletics
O.co Coliseum, Oakland, CA
Fri Apr 18, 2014, 10:09 PM - 1:29 AM EDT
Att: 18,234 - Partly Cloudy - 54 F

livebaseballscorecards.com

AB 37
R 3
H 10
RBI 3
BB 4
SO 9
LOB 24




Batter	1	2	3	4	5	6	7	8	9	AB	R	H	RBI	BB	SO	LOB	BOTTOM					
4 Coco Crisp, S OBP: 0.498, SLG: 0.630	L4		1B			HR		BB		3	1	2	2	1	0	1						
3 Craig Gentry, R (7, PH) OBP: 0.471, SLG: 0.357										0	0	0	0	1	0	0						
8 Jed Lowrie, S OBP: 0.443, SLG: 0.423	FC4-6		F7			F8		P5		5	1	0	0	0	0	7						
20 Josh Donaldson, R OBP: 0.276, SLG: 0.425	L8		G5-3			F8		BB		3	1	0	1	2	0	0						
37 Brandon Moss, L OBP: 0.354, SLG: 0.429	G4-3		P6			P2		BB		3	1	0	0	2	0	3						
52 Yoenis Cespedes, R (7, PH) OBP: 0.315, SLG: 0.523	HR		HR			BB		K		4	2	3	3	1	1	0						
18 Alberto Callaspo, S OBP: 0.404, SLG: 0.553	G5-3		G3			G4-6-3		G4-3		5	1	1	3	0	0	3						
5 John Jaso, L OBP: 0.350, SLG: 0.490	HR		K			HR		P2		3	3	1	0	2	1	0						
16 Josh Reddick, L OBP: 0.240, SLG: 0.222	HR		1B			G6-3		BB		4	1	3	2	0	0	1						
28 Eric Sogard, L OBP: 0.273, SLG: 0.205	BB		FC4-6			G4-3		K		3	0	0	0	1	1	4						
Inning Stats	R: 7 H: 3 E: 0 K: 0 S: 20	L: 3 LOB: 1 BB: 5 P: 51	R: 1 H: 1 E: 0 K: 0 S: 12	L: 1 LOB: 0 BB: 0 P: 20	R: 0 H: 2 E: 0 K: 1 S: 8	L: 2 LOB: 0 BB: 0 P: 14	R: 0 H: 0 E: 0 K: 0 S: 8	L: 0 LOB: 1 BB: 1 P: 13	R: 2 H: 2 E: 0 K: 0 S: 13	L: 2 LOB: 2 BB: 0 P: 20	R: 0 H: 1 E: 0 K: 0 S: 9	L: 1 LOB: 1 BB: 1 P: 17	R: 1 H: 1 E: 0 K: 1 S: 16	L: 1 LOB: 3 BB: 3 P: 36	R: 0 H: 0 E: 0 K: 1 S: 7	L: 0 LOB: 0 BB: 0 P: 11	1B: 6 2B: 0 3B: 0 HR: 4	SF: 0 SAC: 0 DP: 1 HBP: 0	WP: 1 PB: 0 SB: 0 CS: 0	PA: 43		
PITCHER	IP	WLS	BF	H	R	ER	SO	BB	IBB	HBP	BLK	WP	HR	S	P	ERA	WHIP					
48 Jarrod Cosart, R ERA: 7.36	0.1	L	8	3	7	7	0	4	0	0	0	0	2	15	39	189.00	21.000					
56 Paul Clemens, R ERA: 3.68	4.1		20	5	3	3	1	2	0	0	0	0	2	44	76	6.23	1.615					
37 Matt Albers, R ERA: 1.13	1.1		5	1	0	0	0	1	0	0	0	0	0	11	20	0.00	1.500					
44 Raul Valdes, L ERA: 13.5	0.2		5	1	1	1	1	2	0	0	0	0	0	13	27	13.50	4.500					
35 Josh Fields, R ERA: 2.57	1.1		5	0	0	0	1	1	0	0	0	0	0	10	20	0.00	0.750					

Houston Astros @ Oakland Athletics
O.co Coliseum, Oakland, CA
Fri Apr 18, 2014, 10:09 PM - 1:29 AM EDT
Att: 18,234 - Partly Cloudy - 54 F

livebaseballscorecards.com

AB 33
R 11
H 10
RBI 11
BB 10
SO 3
LOB 19



Batter	1	2	3	4	5	6	7	8	9	AB	R	H	RBI	BB	SO	LOB	TOP
27 Jose Altuve, R OBP: 0.337, SLG: 0.347	1-1 15 CS 2B		0-0 G4-3		0-3 K		4-1 21 1B 21 S BB		0-0 G6-3	4	0	1	0	1	1	0	Houston Astros @ Oakland Athletics O.co Coliseum, Oakland, CA Sun Apr 20 2014, 4:08 PM - 7:01 PM EDT Att: 16,382 - Sunny - 70 F
21 Dexter Fowler, S OBP: 0.270, SLG: 0.345	1-2 G5-3		4-1 4 E BB		4-2 BB		1-0 15 S 1B			2	0	1	0	2	0	1	
15 Jason Castro, L OBP: 0.328, SLG: 0.426	4-1 4 1B BB		2-3 K		1-3 K		3-2 F7			3	0	0	0	1	2	4	
4 George Springer, R OBP: 0.304, SLG: 0.318	1-2 1B		2-2 E5		1-3 K		1-2 E6			4	0	1	0	0	1	2	
18 Marc Krauss, L OBP: 0.214, SLG: 0.237	2-2 F9		1-0 F9		2-3 K		3-3 K			3	0	0	0	0	1	4	
14 Jesus Guzman, R OBP: 0.237, SLG: 0.389										1	0	0	0	0	1	1	
23 Chris Carter, R OBP: 0.250, SLG: 0.211		2-2 F7		0-0 F7		2-2 F7		2-3 K		4	0	0	0	0	1	1	
28 L.J. Hoes, R OBP: 0.278, SLG: 0.313		0-0 G6-3		0-0 F9		2-2 G5-3		1-2 G6-3		4	0	0	0	0	0	1	
9 Marwin Gonzalez, S OBP: 0.353, SLG: 0.500		0-2 1B		1-2 HR		1-1 G5-3		1-0 G4-3		4	1	2	1	0	0	0	
6 Jonathan Villar, S OBP: 0.274, SLG: 0.411		0-0 G4-3		3-2 K		1-0 G5-3		2-3 K		4	0	0	0	0	2	1	
Inning Stats	R: 0 H: 2 E: 0 K: 0 S: 13	H: 1 LOB: 1 BB: 1 P: 22	R: 0 H: 0 E: 0 K: 1 S: 12	H: 0 LOB: 2 BB: 1 P: 21	R: 1 H: 1 E: 0 K: 1 S: 9	H: 0 LOB: 0 BB: 1 P: 15	R: 0 H: 0 E: 0 K: 3 S: 13	H: 0 LOB: 0 BB: 1 P: 16	R: 0 H: 1 E: 0 K: 0 S: 8	H: 0 LOB: 1 BB: 0 P: 18	R: 0 H: 0 E: 1 K: 2 S: 13	H: 0 LOB: 1 BB: 0 P: 20	R: 0 H: 0 E: 0 K: 1 S: 5	H: 0 LOB: 0 BB: 0 P: 8	1B: 3 2B: 1 3B: 0 HR: 1	SF: 0 SAC: 0 DP: 0 HBP: 0	WP: 0 PA: 37 PB: 0 SB: 2 CS: 1
PITCHER	IP WLS BF H R ER SO BB IBB HBP BLK WP HR S P ERA WHIP	IP WLS BF H R ER SO BB IBB HBP BLK WP HR S P ERA WHIP	IP WLS BF H R ER SO BB IBB HBP BLK WP HR S P ERA WHIP	IP WLS BF H R ER SO BB IBB HBP BLK WP HR S P ERA WHIP	IP WLS BF H R ER SO BB IBB HBP BLK WP HR S P ERA WHIP	IP WLS BF H R ER SO BB IBB HBP BLK WP HR S P ERA WHIP	IP WLS BF H R ER SO BB IBB HBP BLK WP HR S P ERA WHIP	IP WLS BF H R ER SO BB IBB HBP BLK WP HR S P ERA WHIP	IP WLS BF H R ER SO BB IBB HBP BLK WP HR S P ERA WHIP	IP WLS BF H R ER SO BB IBB HBP BLK WP HR S P ERA WHIP	IP WLS BF H R ER SO BB IBB HBP BLK WP HR S P ERA WHIP	IP WLS BF H R ER SO BB IBB HBP BLK WP HR S P ERA WHIP	IP WLS BF H R ER SO BB IBB HBP BLK WP HR S P ERA WHIP	IP WLS BF H R ER SO BB IBB HBP BLK WP HR S P ERA WHIP	IP WLS BF H R ER SO BB IBB HBP BLK WP HR S P ERA WHIP	IP WLS BF H R ER SO BB IBB HBP BLK WP HR S P ERA WHIP	IP WLS BF H R ER SO BB IBB HBP BLK WP HR S P ERA WHIP

Batter	1	2	3	4	5	6	7	8	9	AB	R	H	RBI	BB	SO	LOB	BOTTOM
4 Coco Crisp, S OBP: 0.432, SLG: 0.515	1-1 F9	3-2 F8			2-2 L4		0-2 FC1-6 20 2B 8 1B	0-2 G6-3		5	1	0	0	0	0	4	Houston Astros @ Oakland Athletics O.co Coliseum, Oakland, CA Sun Apr 20 2014, 4:08 PM - 7:01 PM EDT Att: 16,382 - Sunny - 70 F
8 Jed Lowrie, S OBP: 0.443, SLG: 0.467	1-1 20 HR 1B		0-1 F9		4-1 20 2B BB		0-1 20 2B 18 PB 1B		3	2	2	0	1	0	0		
20 Josh Donaldson, R OBP: 0.306, SLG: 0.506	3-1 1H HR		0-2 L9		0-1 2B		0-1 18 PB 2B		4	1	3	3	0	0	0		
37 Brandon Moss, L OBP: 0.357, SLG: 0.417	0-1 G6-4-3 1B		1-3 K		1-3 K		4-0 18 PB IBB		3	0	1	0	1	2	2		
10 Daric Barton, L OBP: 0.212, SLG: 0.138									0	0	0	0	0	0	0		
52 Yoenis Cespedes, R OBP: 0.333, SLG: 0.507	2-1 G6-4-3				4-0 16 FC4-6 BB		2-0 F9		2-3 K	2	0	0	0	1	0	1	
3 Craig Gentry, R OBP: 0.476, SLG: 0.444									1	0	0	0	0	1	3		
18 Alberto Callaspo, S OBP: 0.377, SLG: 0.500		2-2 28 FC3-6 5 BB 1B		1-2 F8		2-2 F9		0-2 G6-3		4	0	1	0	0	0	3	
16 Josh Reddick, L OBP: 0.271, SLG: 0.278		0-3 K		0-2 FC4-6		0-0 2B		2-2 G4-3		4	0	1	0	0	1	2	
5 John Jaso, L OBP: 0.333, SLG: 0.359		4-1 28 FC3-6 BB		2-3 K		2-1 F7		1-1 L9		3	0	0	0	1	1	2	
28 Eric Sogard, L OBP: 0.292, SLG: 0.256		0-1 FC3-6				1-0 L6		2-2 FC1-6 4 2B		4	0	2	0	0	0	2	
Inning Stats	R: 2 H: 3 E: 0 K: 0 S: 10	H: 1 LOB: 2 BB: 1 P: 17	R: 0 H: 0 E: 0 K: 1 S: 12	H: 0 LOB: 0 BB: 0 P: 21	R: 0 H: 0 E: 0 K: 1 S: 11	H: 0 LOB: 1 BB: 1 P: 18	R: 0 H: 1 E: 0 K: 0 S: 7	H: 1 LOB: 2 BB: 0 P: 13	R: 2 H: 3 E: 0 K: 1 S: 17	H: 3 LOB: 1 BB: 1 P: 25	R: 0 H: 1 E: 0 K: 0 S: 10	H: 1 LOB: 1 BB: 0 P: 13	1B: 5 2B: 4 3B: 0 HR: 1	SF: 0 SAC: 0 DP: 1 HBP: 0	WP: 0 PA: 37 PB: 1 SB: 0 CS: 0		
PITCHER	IP WLS BF H R ER SO BB IBB HBP BLK WP HR S P ERA WHIP	IP WLS BF H R ER SO BB IBB HBP BLK WP HR S P ERA WHIP	IP WLS BF H R ER SO BB IBB HBP BLK WP HR S P ERA WHIP	IP WLS BF H R ER SO BB IBB HBP BLK WP HR S P ERA WHIP	IP WLS BF H R ER SO BB IBB HBP BLK WP HR S P ERA WHIP	IP WLS BF H R ER SO BB IBB HBP BLK WP HR S P ERA WHIP	IP WLS BF H R ER SO BB IBB HBP BLK WP HR S P ERA WHIP	IP WLS BF H R ER SO BB IBB HBP BLK WP HR S P ERA WHIP	IP WLS BF H R ER SO BB IBB HBP BLK WP HR S P ERA WHIP	IP WLS BF H R ER SO BB IBB HBP BLK WP HR S P ERA WHIP	IP WLS BF H R ER SO BB IBB HBP BLK WP HR S P ERA WHIP	IP WLS BF H R ER SO BB IBB HBP BLK WP HR S P ERA WHIP	IP WLS BF H R ER SO BB IBB HBP BLK WP HR S P ERA WHIP	IP WLS BF H R ER SO BB IBB HBP BLK WP HR S P ERA WHIP	IP WLS BF H R ER SO BB IBB HBP BLK WP HR S P ERA WHIP	IP WLS BF H R ER SO BB IBB HBP BLK WP HR S P ERA WHIP	

Batter	1	2	3	4	5	6	7	8	9	AB	R	H	RBI	BB	SO	LOB	TOP
41 Brad Peacock, R ERA: 6.14	5.0	2	2	2	4												Oakland Athletics
36 Jerome Williams, R ERA: 6.75	3.0	5	2	1	1	0	1	0	0	0	0	34	51	3.00	1.667		

Batter	1	2	3	4	5	6	7	8	9	AB	R	H	RBI	BB	SO	LOB	TOP								
27 Jose Altuve, R OBP: 0.341, SLG: 0.354										4	1	1	0	1	0	0									
21 Dexter Fowler, S OBP: 0.265, SLG: 0.333										5	1	1	0	0	1	2									
15 Jason Castro, L OBP: 0.309, SLG: 0.404										3	0	0	1	0	0	2									
4 George Springer, R OBP: 0.259, SLG: 0.269										4	0	0	0	0	1	2									
18 Marc Krauss, L OBP: 0.239, SLG: 0.333										4	2	2	2	0	1	0									
14 Jesus Guzman, R OBP: 0.237, SLG: 0.389										0	0	0	0	0	0	0									
8 Alex Presley, L OBP: 0.213, SLG: 0.378										4	2	3	1	0	0	0									
30 Matt Dominguez, R OBP: 0.268, SLG: 0.400										3	1	2	3	1	0	0									
9 Marwin Gonzalez, S OBP: 0.286, SLG: 0.400										4	0	0	0	0	0	3									
6 Jonathan Villar, S OBP: 0.258, SLG: 0.383										4	0	0	0	0	1	0									
Inning Stats	R: 0 E: 0 K: 0 S: 7	H: 0 LOB: 0 BB: 1 P: 14	R: 0 E: 0 K: 0 S: 5	H: 0 LOB: 0 BB: 0 P: 8	R: 0 E: 0 K: 1 S: 7	H: 0 LOB: 0 BB: 0 P: 9	R: 0 E: 0 K: 0 S: 9	H: 1 LOB: 1 BB: 0 P: 15	R: 2 E: 1 K: 1 S: 10	H: 2 LOB: 1 BB: 0 P: 15	R: 4 E: 0 K: 1 S: 14	H: 4 LOB: 1 BB: 0 P: 22	R: 0 E: 0 K: 1 S: 8	H: 0 LOB: 0 BB: 0 P: 13	R: 1 E: 0 K: 0 S: 12	H: 2 LOB: 2 BB: 1 P: 19	R: 0 E: 0 K: 0 S: 4	H: 0 LOB: 0 BB: 0 P: 7	1B: 4 2B: 3 3B: 1 HR: 2	SF: 1 SAC: 0 DP: 1 HBP: 0	WP: 0 PB: 0 SB: 2 CS: 0	PA: 38			
PITCHER	IP	WLS	BF	H	R	ER	SO	BB	IBB	HBP	BLK	WP	HR	S	P	ERA	WHIP								
34 Félix Hernández, R ERA: 2.04	7.0	L	29	7	6	2	4	1	0	0	0	0	1	60	96	2.57	1.143								
54 Tom Wilhelmsen, R ERA: 4.82	2.0		9	2	1	1	0	1	0	0	0	0	1	16	26	4.50	1.500								

Houston Astros @ Seattle Mariners
Safeco Field, Seattle, WA
Mon Apr 21 2014, 7:11 PM - 9:59 PM PDT
Att: 14,630 - Cloudy - 54 F

AB	35
R	7
H	9
RBI	7
BB	2
SO	4
LOB	9



Batter	1	2	3	4	5	6	7	8	9	AB	R	H	RBI	BB	SO	LOB	BOTTOM								
36 Abraham Almonte, S OBP: 0.267, SLG: 0.346										4	0	1	2	0	1	0									
13 Dustin Ackley, L OBP: 0.290, SLG: 0.400										4	0	0	0	0	3	1									
22 Robinson Canó, L OBP: 0.329, SLG: 0.351										3	0	1	0	1	1	1									
27 Corey Hart, R OBP: 0.328, SLG: 0.536										4	0	1	0	0	1	1									
17 Justin Smoak, S OBP: 0.288, SLG: 0.379										4	0	0	0	0	1	3									
7 Stefan Romero, R OBP: 0.250, SLG: 0.304										4	0	2	0	0	1	2									
15 Kyle Seager, L OBP: 0.282, SLG: 0.230										4	1	1	0	0	1	2									
3 Mike Zunino, R OBP: 0.293, SLG: 0.544										4	1	1	0	0	3	0									
5 Brad Miller, L OBP: 0.228, SLG: 0.347										3	0	0	0	0	2	2									
Inning Stats	R: 0 E: 0 K: 1 S: 8	H: 0 LOB: 0 BB: 0 P: 12	R: 0 E: 0 K: 0 S: 11	H: 1 LOB: 1 BB: 0 P: 15	R: 0 E: 0 K: 2 S: 9	H: 0 LOB: 0 BB: 0 P: 13	R: 0 E: 0 K: 1 S: 16	H: 1 LOB: 2 BB: 1 P: 25	R: 2 E: 0 K: 3 S: 17	H: 3 LOB: 1 BB: 0 P: 28	R: 0 E: 0 K: 1 S: 13	H: 1 LOB: 1 BB: 0 P: 20	R: 0 E: 0 K: 2 S: 7	H: 0 LOB: 0 BB: 0 P: 12	R: 0 E: 0 K: 1 S: 9	H: 1 LOB: 0 BB: 0 P: 15	R: 0 E: 0 K: 3 S: 9	H: 0 LOB: 0 BB: 0 P: 15	1B: 4 2B: 3 3B: 0 HR: 0	SF: 0 SAC: 0 DP: 0 HBP: 0	WP: 0 PB: 0 SB: 0 CS: 0	PA: 35			
PITCHER	IP	WLS	BF	H	R	ER	SO	BB	IBB	HBP	BLK	WP	HR	S	P	ERA	WHIP								
60 Dallas Keuchel, L ERA: 3.38	6.0	W	25	6	2	2	8	1	0	0	0	0	0	74	113	3.00	1.167								
50 Chad Qualls, R ERA: 7.5	1.0		3	0	0	0	2	0	0	0	0	0	0	7	12	0.00	0.000								
37 Matt Albers, R ERA: 0.9	1.0		4	1	0	0	1	0	0	0	0	0	0	9	15	0.00	1.000								
35 Josh Fields, R ERA: 2.25	1.0		3	0	0	0	3	0	0	0	0	0	0	9	15	0.00	0.000								

Houston Astros @ Seattle Mariners
Safeco Field, Seattle, WA
Mon Apr 21 2014, 7:11 PM - 9:59 PM PDT
Att: 14,630 - Cloudy - 54 F

AB	34
R	2
H	7
RBI	2
BB	1
SO	14
LOB	12




Batter	1	2	3	4	5	6	7	8	9	AB	R	H	RBI	BB	SO	LOB	TOP										
27 Jose Altuve, R OBP: 0.333, SLG: 0.337	F9		21 S BB		F8		L8		G6-3	4	0	0	0	1	0	1											
21 Dexter Fowler, S OBP: 0.274, SLG: 0.328	15 HR BB		K		G4-3		G4-3		4 BB 1B	4	1	1	0	1	1	2											
15 Jason Castro, L OBP: 0.329, SLG: 0.459	1-H HR				F7			8 1B 23 1B 1B	F7	4	2	2	2	1	0	1											
4 George Springer, R OBP: 0.250, SLG: 0.233	G5-3		K							4	0	0	0	1	3	3											
18 Marc Krauss, L OBP: 0.224, SLG: 0.311	K		K							3	0	0	0	0	3	2											
14 Jesus Guzman, R OBP: 0.250, SLG: 0.395	K		K					23 1B 8 1B 1B	K	2	0	1	0	0	1	2											
8 Alex Presley, L OBP: 0.235, SLG: 0.388	G6-3									4	0	2	0	0	0	0											
23 Chris Carter, R OBP: 0.264, SLG: 0.279	HR		P3							4	1	2	2	0	1	1											
30 Matt Dominguez, R OBP: 0.267, SLG: 0.435	F8		F7							4	1	1	1	0	0	4											
6 Jonathan Villar, S OBP: 0.257, SLG: 0.375	K		K							4	0	1	0	0	2	4											
Inning Stats	R: 2 H: 1 E: 0 K: 1 S: 11	H: 1 LOB: 0 BB: 1 P: 19	R: 1 H: 1 E: 0 K: 1 S: 10	H: 1 LOB: 0 BB: 0 P: 11	R: 0 H: 0 E: 0 K: 3 S: 20	H: 0 LOB: 2 BB: 2 P: 33	R: 0 H: 1 E: 0 K: 1 S: 9	H: 1 LOB: 1 BB: 0 P: 15	R: 0 H: 0 E: 0 K: 0 S: 5	H: 0 LOB: 0 BB: 0 P: 10	R: 0 H: 2 E: 1 K: 1 S: 7	H: 1 LOB: 1 BB: 0 P: 11	R: 1 H: 4 E: 0 K: 1 S: 25	H: 4 LOB: 3 BB: 0 P: 37	R: 0 H: 1 E: 0 K: 1 S: 9	H: 1 LOB: 2 BB: 1 P: 18	1B: 7 2B: 0 3B: 0 HR: 3	SF: 0 SAC: 0 DP: 0 HBP: 0	WP: 0 PB: 0 SB: 1 CS: 0	PA: 41							
PITCHER	IP	WLS	BF	H	R	ER	SO	BB	IBB	HBP	BLK	WP	HR	S	P	ERA	WHIP										
50 Erasmo Ramirez, R ERA: 6.75	6.0	L	24	3	3	3	8	3	0	0	0	0	2	63	98	4.50	1.000										
52 Dominic Leone, R ERA: 1.59	1.0	5	2	1	1	1	0	0	0	0	0	0	1	7	11	9.00	2.000										
40 Danny Farquhar, R ERA: 1.69	1.0	7	4	1	1	1	0	0	0	0	0	0	0	25	37	9.00	4.000										
31 Yoervis Medina, R ERA: 3.86	1.0	5	1	0	0	1	1	1	0	0	0	0	0	9	18	0.00	2.000										
Batter	1	2	3	4	5	6	7	8	9	AB	R	H	RBI	BB	SO	LOB	BOTTOM										
36 Abraham Almonte, S OBP: 0.267, SLG: 0.341	K			22 1B 1B		K		K		4	0	1	0	0	3	1											
13 Dustin Ackley, L OBP: 0.274, SLG: 0.377	K			K				G1-3		4	0	0	0	0	3	2											
22 Robinson Cano, L OBP: 0.326, SLG: 0.346	K			1B						4	0	1	0	0	3	0											
27 Corey Hart, R OBP: 0.323, SLG: 0.517	1B			F7						4	0	1	0	0	0	2											
15 Kyle Seager, L OBP: 0.280, SLG: 0.219	G3			K						3	1	0	0	1	1	2											
17 Justin Smoak, S OBP: 0.289, SLG: 0.420	F7									3	1	1	2	0	0	0											
55 Michael Saunders, L OBP: 0.237, SLG: 0.265										2	0	0	0	0	1	0											
6 Nick Franklin, S OBP: 0.200, SLG: 0.231										1	0	0	0	0	0	0											
3 Mike Zunino, R OBP: 0.279, SLG: 0.517										3	0	0	0	0	2	1											
5 Brad Miller, L OBP: 0.232, SLG: 0.359										3	0	1	0	0	1	0											
Inning Stats	R: 0 H: 0 E: 0 K: 3 S: 12	H: 1 LOB: 0 BB: 0 P: 18	R: 0 H: 1 E: 0 K: 0 S: 5	H: 1 LOB: 0 BB: 0 P: 6	R: 0 H: 0 E: 0 K: 3 S: 9	H: 0 LOB: 0 BB: 0 P: 13	R: 0 H: 2 E: 0 K: 2 S: 16	H: 2 LOB: 2 BB: 0 P: 21	R: 0 H: 0 E: 1 K: 1 S: 6	H: 0 LOB: 1 BB: 0 P: 11	R: 0 H: 0 E: 0 K: 2 S: 9	H: 0 LOB: 0 BB: 0 P: 14	R: 2 H: 1 E: 0 K: 1 S: 10	H: 1 LOB: 1 BB: 0 P: 18	R: 0 H: 1 E: 0 K: 1 S: 9	H: 1 LOB: 0 BB: 0 P: 11	R: 0 H: 0 E: 0 K: 1 S: 11	H: 0 LOB: 0 BB: 0 P: 16	1B: 3 2B: 2 3B: 0 HR: 1	SF: 0 SAC: 0 DP: 1 HBP: 0	WP: 0 PB: 0 SB: 0 CS: 1	PA: 32					
PITCHER	IP	WLS	BF	H	R	ER	SO	BB	IBB	HBP	BLK	WP	HR	S	P	ERA	WHIP										
31 Collin McHugh, R ERA: 4.05	6.2	W	22	3	2	2	0	1	0	0	0	0	1	5	11	6.25	1.125										
44 Raul Valdes, L ERA: 2.45	1.1	H	5	1	0	0	1	0	0	0	0	0	0	10	12	0.00	0.750										
35 Josh Fields, R ERA: 2.0	1.0	S	3	0	0	0	1	0	0	0	0	0	0	11	16	0.00	0.000										

Houston Astros @ Seattle Mariners
Safeco Field, Seattle, WA
Tue Apr 22 2014, 7:11 PM - 10:12 PM PDT
Att: 10,466 - Cloudy - 51 F

livebaseballscorecards.com


AB 37
R 5
H 10
RBI 5
BB 4
SO 11
LOB 20



Houston Astros @ Seattle Mariners
Safeco Field, Seattle, WA
Tue Apr 22 2014, 7:11 PM - 10:12 PM PDT
Att: 10,466 - Cloudy - 51 F

livebaseballscorecards.com

AB 31
R 2
H 5
RBI 2
BB 1
SO 14
LOB 8



Batter	1	2	3	4	5	6	7	8	9	AB	R	H	RBI	BB	SO	LOB	TOP										
27 Jose Altuve, R OBP: 0.316, SLG: 0.318	F8		P6		F7		G6-3		G5-3	5	0	0	0	0	0	4	Houston Astros @ Seattle Mariners Safeco Field, Seattle, WA Wed Apr 23 2014, 12:43 PM - 3:32 PM PDT Att: 13,739 - Cloudy - 53 F										
21 Dexter Fowler, S OBP: 0.295, SLG: 0.329	15 CS 1B		15 2B BB		K		F7		BB	3	1	1	0	2	1	1											
15 Jason Castro, L OBP: 0.321, SLG: 0.455	P5		1-H 2-H 2B		F7		L8		K	5	0	1	2	0	1	3											
4 George Springer, R OBP: 0.250, SLG: 0.212		P5			P4		F9			3	0	0	0	1	0	0											
18 Marc Krauss, L OBP: 0.231, SLG: 0.298					F8		F8		8 1B BB	2	0	0	0	1	0	2											
14 Jesus Guzman, R (8, PH) OBP: 0.268, SLG: 0.395		23 BLK BB								0	0	0	0	1	0	0											
8 Alex Presley, L OBP: 0.236, SLG: 0.377					F8		K		1B	4	0	1	0	0	2	1											
23 Chris Carter, R OBP: 0.276, SLG: 0.328							HR		K	3	1	1	1	1	2	3											
30 Matt Dominguez, R OBP: 0.278, SLG: 0.431					F9		P6		6 SH1-3 1B	3	1	1	0	1	0	1											
9 Marwin Gonzalez, S (9, PR) OBP: 0.286, SLG: 0.400			15 2B 21 BB BB							0	0	0	0	0	0	0											
6 Jonathan Villar, S OBP: 0.260, SLG: 0.388					K		27 G6-3 2B		SH1-3	3	0	1	0	0	2	2											
Inning Stats	R: 0 E: 0 K: 0 S: 8	H: 1 LOB: 0 BB: 0 P: 14	R: 0 E: 0 K: 2 S: 9	H: 0 LOB: 1 BB: 1 P: 18	R: 2 E: 0 K: 1 S: 12	H: 1 LOB: 2 BB: 3 P: 29	R: 0 E: 0 K: 1 S: 12	H: 0 LOB: 1 BB: 1 P: 17	R: 0 E: 0 K: 1 S: 6	H: 0 LOB: 0 BB: 0 P: 8	R: 0 E: 0 K: 1 S: 7	H: 0 LOB: 0 BB: 0 P: 11	R: 1 E: 0 K: 0 S: 9	H: 2 LOB: 1 BB: 0 P: 16	R: 0 E: 0 K: 1 S: 10	H: 1 LOB: 2 BB: 1 P: 17		R: 0 E: 0 K: 1 S: 17	H: 1 LOB: 2 BB: 1 P: 28	1B: 3 2B: 2 HR: 1	SF: 0 SAC: 1 DP: 0 HBP: 0	WP: 0 PB: 0 SB: 0 CS: 1	PA: 39				
PITCHER	IP	WLS	BF	H	R	ER	SO	BB	IBB	HBP	BLK	WP	HR	S	P	ERA	WHIP										
53 Chris Young, R ERA: 3.5	7.0		29	4	3	3	6	5	0	0	1	0	1	63	113	3.86	1.286										
41 Charlie Furbush, L ERA: 5.14	1.0		5	1	0	0	1	1	0	0	0	0	0	10	17	0.00	2.000										
56 Fernando Rodney, R ERA: 1.42	1.0	W	5	1	0	0	1	1	0	0	0	0	0	17	28	0.00	2.000										

Batter	1	2	3	4	5	6	7	8	9	AB	R	H	RBI	BB	SO	LOB	BOTTOM										
36 Abraham Almonte, S OBP: 0.255, SLG: 0.326	F8		G4-3							4	0	0	0	0	2	1	Houston Astros @ Seattle Mariners Safeco Field, Seattle, WA Wed Apr 23 2014, 12:43 PM - 3:32 PM PDT Att: 13,739 - Cloudy - 53 F										
5 Brad Miller, L OBP: 0.221, SLG: 0.341	K				G4-3		F7		K	4	0	0	0	0	2	0											
22 Robinson Cano, L OBP: 0.333, SLG: 0.354	G5-3				27 BB 1B		F7		27 BB 15 HR 1B	4	1	2	0	0	0	0											
27 Corey Hart, R OBP: 0.333, SLG: 0.508							K		15 HR 1B	3	0	1	0	1	1	0											
55 Michael Saunders, L (9, PR) OBP: 0.237, SLG: 0.265					17 G4-6-3 BB				15 HR 1B	0	1	0	0	0	0	0											
17 Justin Smoak, S OBP: 0.288, SLG: 0.411					G4-6-3				K	4	1	1	0	0	1	4											
15 Kyle Seager, L OBP: 0.294, SLG: 0.328					13 G6-3 6 1B BB		15 HR 1B			3	2	2	5	1	0	0											
6 Nick Franklin, S OBP: 0.222, SLG: 0.250							13 G6-3 1B		15 HR 1B	3	0	1	0	0	1	0											
13 Dustin Ackley, L OBP: 0.276, SLG: 0.366									K	2	0	0	0	1	0	2											
3 Mike Zunino, R OBP: 0.266, SLG: 0.492									F7	3	0	0	0	0	2												
Inning Stats	R: 0 E: 0 K: 1 S: 6	H: 0 LOB: 0 BB: 0 P: 6	R: 0 E: 0 K: 0 S: 8	H: 0 LOB: 0 BB: 0 P: 11	R: 0 E: 0 K: 1 S: 13	H: 0 LOB: 1 BB: 1 P: 20	R: 0 E: 0 K: 0 S: 9	H: 1 LOB: 1 BB: 1 P: 16	R: 0 E: 0 K: 0 S: 12	H: 1 LOB: 1 BB: 1 P: 17	R: 0 E: 0 K: 1 S: 8	H: 0 LOB: 0 BB: 0 P: 11	R: 2 E: 0 K: 1 S: 19	H: 2 LOB: 0 BB: 0 P: 25	R: 0 E: 0 K: 2 S: 10	H: 0 LOB: 0 BB: 0 P: 14		R: 3 E: 0 K: 1 S: 7	H: 3 LOB: 1 BB: 0 P: 8	1B: 5 2B: 0 3B: 0 HR: 2	SF: 0 SAC: 0 DP: 2 HBP: 0	WP: 0 PB: 0 SB: 0 CS: 0	PA: 33				
PITCHER	IP	WLS	BF	H	R	ER	SO	BB	IBB	HBP	BLK	WP	HR	S	P	ERA		WHIP									
48 Jarrod Cosart, R ERA: 6.12	6.2		25	4	2	2	4	3	0	0	0	0	0	73	104	2.70	1.050										
44 Raul Valdes, L ERA: 27.0	0.1	H	1	0	0	0	0	0	0	0	0	0	0	2	2	0.00	0.000										
50 Chad Qualls, R ERA: 6.43	1.0	H	3	0	0	0	2	0	0	0	0	0	0	10	14	0.00	0.000										
35 Josh Fields, R ERA: 4.82	0.1	L	4	3	3	3	1	0	0	0	0	0	1	7	8	81.00	9.000										

AB	31
R	3
H	6
RBI	3
BB	7
SO	8
LOB	17



Batter	1	2	3	4	5	6	7	8	9	AB	R	H	RBI	BB	SO	LOB	TOP
4 Coco Crisp, S OBP: 0.441, SLG: 0.500	F7	E9		G6-3	FC4-6 8 2B		F7		G4-3	5	1	1	1	0	0	1	Oakland Athletics @ Houston Astros Minute Maid Park, Houston, TX Thu Apr 24 2014, 7:13 PM - 10:40 PM CDT Att: 19,987 - Cloudy - 80 F
10 Daric Barton, L OBP: 0.220, SLG: 0.162									G4-3	4	2	3	1	0	0	2	
8 Jed Lowrie, S OBP: 0.439, SLG: 0.474		L7							G4-3	1	0	0	0	0	0	0	
28 Eric Sogard, L OBP: 0.273, SLG: 0.265	20 HR								G5-3	4	3	3	4	2	0	0	
20 Josh Donaldson, R OBP: 0.343, SLG: 0.567										5	0	1	0	0	2	5	
52 Yoenis Cespedes, R OBP: 0.316, SLG: 0.464	K									0	0	0	0	0	0	0	
16 Josh Reddick, L OBP: 0.290, SLG: 0.274										3	1	2	1	2	1	0	
36 Derek Norris, R OBP: 0.396, SLG: 0.476	K									5	1	1	2	0	1	6	
18 Alberto Callaspo, S OBP: 0.353, SLG: 0.458										4	2	2	0	0	0	0	
3 Craig Gentry, R OBP: 0.400, SLG: 0.407										4	0	1	1	0	1	3	
37 Brandon Moss, L OBP: 0.341, SLG: 0.423										5	0	0	0	0	2	6	
1 Nick Punto, S OBP: 0.318, SLG: 0.211										5	0	0	0	0	2	6	
Inning Stats	R: 2 H: 2 E: 0 K: 2 S: 16	WLS: 2 BF: 23	H: 8 R: 6 ER: 6 SO: 4	BB: 2 IBB: 0 HBP: 1 BLK: 1	WP: 0 HR: 2 S: 55 P: 93	ERA: 14.73 WHIP: 2.727	PITCHER	IP: 3.2 WLS: 2 BF: 23	H: 8 R: 6 ER: 6 SO: 4	BB: 2 IBB: 0 HBP: 1 BLK: 1	WP: 0 HR: 2 S: 55 P: 93	ERA: 14.73 WHIP: 2.727	1B: 7 2B: 4 3B: 0 HR: 3	SF: 0 SAC: 0 DP: 1 HBP: 2	WP: 0 PB: 0 SB: 1 CS: 0	PA: 48	
39 Brett Oberholzer, L ERA: 4.61	3.2	23	8	6	6	4	2	0	1	1	0	2	55	93	14.73	2.727	
56 Paul Clemens, R ERA: 5.4	2.2	15	4	3	3	2	1	0	1	0	0	0	30	51	10.12	1.875	
45 Anthony Bass, R ERA: 3.69	0.2	4	2	1	1	0	1	0	0	0	0	1	9	17	13.50	4.500	
36 Jerome Williams, R ERA: 5.79	2.0	6	0	0	0	1	0	0	0	0	0	0	12	16	0.00	0.000	

Batter	1	2	3	4	5	6	7	8	9	AB	R	H	RBI	BB	SO	LOB	BOTTOM
27 Jose Altuve, R OBP: 0.330, SLG: 0.344	G5-3									5	0	3	0	0	0	1	Oakland Athletics @ Houston Astros Minute Maid Park, Houston, TX Thu Apr 24 2014, 7:13 PM - 10:40 PM CDT Att: 19,987 - Cloudy - 80 F
21 Dexter Fowler, S OBP: 0.309, SLG: 0.333										2	1	1	0	1	0	1	
8 Alex Presley, L OBP: 0.246, SLG: 0.382										2	0	1	0	0	0	1	
15 Jason Castro, L OBP: 0.321, SLG: 0.449										3	0	1	0	0	2	3	
22 Carlos Corporan, S OBP: 0.179, SLG: 0.385										2	0	0	0	0	0	3	
4 George Springer, R OBP: 0.275, SLG: 0.200										2	0	0	0	1	0	1	
14 Jesus Guzman, R OBP: 0.244, SLG: 0.357										4	0	0	0	0	3	4	
23 Chris Carter, R OBP: 0.275, SLG: 0.313										3	0	0	1	1	1	1	
30 Matt Dominguez, R OBP: 0.289, SLG: 0.434										4	0	2	0	0	1	3	
28 L.J. Hoes, R OBP: 0.250, SLG: 0.278										4	0	0	0	0	2	2	
6 Jonathan Villar, S OBP: 0.273, SLG: 0.408										4	0	2	0	0	1	0	
Inning Stats	R: 1 H: 2 E: 0 K: 2 S: 13	WLS: 2 BF: 25	H: 5 R: 1 ER: 1 SO: 7	BB: 2 IBB: 0 HBP: 0 BLK: 0	WP: 0 HR: 0 S: 56 P: 93	ERA: 1.50 WHIP: 1.167	PITCHER	IP: 6.0 WLS: 2 BF: 25	H: 5 R: 1 ER: 1 SO: 7	BB: 2 IBB: 0 HBP: 0 BLK: 0	WP: 0 HR: 0 S: 56 P: 93	ERA: 1.50 WHIP: 1.167	1B: 8 2B: 2 3B: 0 HR: 0	SF: 0 SAC: 0 DP: 2 HBP: 1	WP: 0 PB: 0 SB: 0 CS: 0	PA: 39	
26 Scott Kazmir, L ERA: 1.62	6.0	25	5	1	1	7	2	0	1	0	0	0	56	93	1.50	1.167	
61 Dan Otero, R ERA: 0.79	1.0	4	1	0	0	1	0	0	0	0	0	12	16	0.00	1.000		
13 Drew Pomeranz, L ERA: 1.59	2.0	10	4	0	0	2	1	0	0	0	0	23	36	0.00	2.500		

AB	41
R	10
H	14
RBI	10
BB	4
SO	7
LOB	23



Batter	1	2	3	4	5	6	7	8	9	AB	R	H	RBI	BB	SO	LOB	TOP										
4 Coco Crisp, S OBP: 0.378, SLG: 0.424	P5		K		K			F7		4	0	0	0	0	2	0											
8 Jed Lowrie, S OBP: 0.434, SLG: 0.449	1B		BB			F7		F9		3	0	1	0	1	0	0											
20 Josh Donaldson, R OBP: 0.345, SLG: 0.556	BB		FC5-4			K		F8		3	0	0	0	1	1	1											
37 Brandon Moss, L OBP: 0.365, SLG: 0.451	L9		P4			P5		HBP		3	1	0	0	0	0	3											
18 Alberto Callaspo, S OBP: 0.352, SLG: 0.432	BB		F9			G3-1		1B		3	0	1	1	1	0	0											
16 Josh Reddick, L OBP: 0.291, SLG: 0.306	P6		P5			P6		L8		3	0	0	0	0	0	3											
3 Craig Gentry, R OBP: 0.395, SLG: 0.364			F7			K				3	0	0	0	0	1	0											
5 John Jaso, L OBP: 0.311, SLG: 0.308	L4		F7			K				3	0	0	0	0	1	0											
10 Daric Barton, L OBP: 0.224, SLG: 0.178	G6-3		K			K				3	0	0	0	0	2	0											
28 Eric Sogard, L OBP: 0.279, SLG: 0.259	K		F7			G3-1				3	0	0	0	0	1	0											
Inning Stats	R: 0 H: 1 E: 0 K: 0 S: 12	H: 1 LOB: 3 BB: 2 P: 21	R: 0 H: 0 E: 0 K: 1 S: 9	LOB: 0 BB: 0 P: 11	R: 0 H: 0 E: 0 K: 1 S: 7	LOB: 1 BB: 1 P: 14	R: 0 H: 0 E: 0 K: 0 S: 6	LOB: 0 BB: 0 P: 10	R: 0 H: 0 E: 0 K: 1 S: 10	LOB: 0 BB: 0 P: 14	R: 0 H: 0 E: 0 K: 1 S: 7	LOB: 0 BB: 0 P: 10	R: 0 H: 0 E: 0 K: 1 S: 8	LOB: 0 BB: 0 P: 12	R: 1 H: 1 E: 0 K: 0 S: 8	LOB: 1 BB: 0 P: 12	1B: 2 2B: 0 3B: 0 HR: 0	SF: 0 SAC: 0 DP: 0 HBP: 1	WP: 0 PB: 0 SB: 1 CS: 0	PA: 33							
PITCHER	IP	WLS	BF	H	R	ER	SO	BB	IBB	HBP	BLK	WP	HR	S	P	ERA	WHIP										
31 Collin McHugh, R ERA: 0.59	8.2	W	32	2	1	1	7	3	0	1	0	0	0	73	114	1.04	0.577										
44 Raul Valdes, L ERA: 8.1	0.1		1	0	0	0	0	0	0	0	0	0	0	2	3	0.00	0.000										

Oakland Athletics @ Houston Astros
Minute Maid Park, Houston, TX
Sun Apr 27 2014, 1:13 PM - 3:44 PM CDT
Att: 18,935 - Roof Closed - 73 F

AB	29
R	1
H	2
RBI	1
BB	3
SO	7
LOB	8



Batter	1	2	3	4	5	6	7	8	9	AB	R	H	RBI	BB	SO	LOB	BOTTOM										
27 Jose Altuve, R OBP: 0.345, SLG: 0.396	F9		1B		F7		HR			4	1	2	2	0	0	0											
21 Dexter Fowler, S OBP: 0.319, SLG: 0.381	1B		G5-3		G5-3		E6			4	0	1	1	0	0	1											
14 Jesus Guzman, R OBP: 0.235, SLG: 0.333	P4		G5-3		G3		P4			4	0	1	0	0	0	2											
4 George Springer, R OBP: 0.264, SLG: 0.213	FC6-4		G6-3		G3		P4			4	0	0	0	0	0	3											
23 Chris Carter, R OBP: 0.293, SLG: 0.364	G5-3		BB		BB		G6-3			3	0	0	0	1	0	0											
30 Matt Dominguez, R OBP: 0.277, SLG: 0.395	L9		FC5-4		FC5-4		K			3	1	0	0	1	1	1											
28 L.J. Hoes, R OBP: 0.222, SLG: 0.244	K		G1-3		G1-3		F9			4	0	0	0	0	2	2											
22 Carlos Corporan, S OBP: 0.194, SLG: 0.379	K		K		F8		1B			3	1	1	0	0	1	0											
6 Jonathan Villar, S OBP: 0.289, SLG: 0.468	2B		G1-3		G1-3		1B			3	2	2	2	0	0	0											
Inning Stats	R: 0 H: 1 E: 0 K: 0 S: 9	H: 0 LOB: 0 BB: 0 P: 15	R: 0 H: 0 E: 0 K: 1 S: 9	LOB: 0 BB: 0 P: 12	R: 1 H: 2 E: 0 K: 1 S: 16	LOB: 1 BB: 0 P: 22	R: 0 H: 0 E: 0 K: 0 S: 10	LOB: 0 BB: 1 P: 17	R: 0 H: 0 E: 0 K: 0 S: 6	LOB: 0 BB: 0 P: 10	R: 0 H: 0 E: 0 K: 0 S: 6	LOB: 0 BB: 0 P: 9	R: 4 H: 4 E: 1 K: 0 S: 16	LOB: 2 BB: 1 P: 28	R: 0 H: 0 E: 0 K: 2 S: 10	LOB: 0 BB: 0 P: 10	1B: 4 2B: 1 3B: 1 HR: 1	SF: 0 SAC: 0 DP: 0 HBP: 0	WP: 0 PB: 0 SB: 0 CS: 0	PA: 34							
PITCHER	IP	WLS	BF	H	R	ER	SO	BB	IBB	HBP	BLK	WP	HR	S	P	ERA	WHIP										
57 Tommy Milone, L ERA: 4.56	6.2	L	27	5	4	4	2	2	0	0	0	0	1	65	103	5.40	1.050										
61 Dan Otero, R ERA: 1.42	0.1		4	2	1	1	0	0	0	0	0	0	1	7	10	27.00	6.000										
45 Jim Johnson, R ERA: 5.73	1.0		3	0	0	0	2	0	0	0	0	0	0	10	10	0.00	0.000										

Oakland Athletics @ Houston Astros
Minute Maid Park, Houston, TX
Sun Apr 27 2014, 1:13 PM - 3:44 PM CDT
Att: 18,935 - Roof Closed - 73 F

AB	32
R	5
H	7
RBI	5
BB	2
SO	4
LOB	9




Batter	1	2	3	4	5	6	7	8	9	AB R H RBI BB SO LOB	TOP															
2 Denard Span, L (1,8) OBP: 0.288, SLG: 0.284	G4-3		FC4-5 28 F8 6 1B				G4-3		G4-3 6 25 1B BB	4 1 1 0 1 0 1	Washington Nationals @ Houston Astros Minute Maid Park, Houston, TX Tue Apr 29 2014, 7:12 PM - 10:36 PM CDT Att: 23,394 - Clear - 81 F livebaseballscorecards.com															
6 Anthony Rendon, R (1,5) OBP: 0.333, SLG: 0.486	K						G1-3		G4-3	5 0 1 0 0 2 2																
28 Jayson Werth, R (1,10) OBP: 0.379, SLG: 0.460	HR		F8				L7		25 2B 1B BB	4 2 2 1 1 0 3																
25 Adam LaRoche, L (1,3) OBP: 0.413, SLG: 0.495	G6-3		K				G4-3		19 1B 2B BB E9 20 G6-4-3 1B	5 0 2 2 0 1 2																
20 Ian Desmond, R (1,6) OBP: 0.272, SLG: 0.383	P3						K		8 WP BB K G6-4-3 1B	4 0 0 0 1 2 3																
8 Danny Espinosa, S (1,4) OBP: 0.331, SLG: 0.447	G3-1						L4		G1-3	4 0 1 0 0 0 2																
15 Nate McLouth, L (1,9) OBP: 0.304, SLG: 0.222	K						G3		19 1B IBB	2 0 0 0 2 1 1																
19 Kevin Frandsen, R (1,7) OBP: 0.359, SLG: 0.294			G3-1				K		1-2 2-3 1B	3 1 1 0 0 1 3																
59 Jose Lobaton, S (1,2) OBP: 0.329, SLG: 0.406			FC4-5 2B				L8		F7	4 0 1 1 0 1 3																
Inning Stats	R: 1 H: 1 E: 0 K: 1 S: 16	H: 1 LOB: 0 BB: 0 P: 20	R: 0 H: 0 E: 0 K: 1 S: 5	H: 0 LOB: 0 BB: 0 P: 8	R: 1 H: 2 E: 0 K: 1 S: 13	H: 2 LOB: 2 BB: 0 P: 21	R: 0 H: 1 E: 0 K: 1 S: 9	H: 1 LOB: 1 BB: 0 P: 13	R: 0 H: 1 E: 0 K: 1 S: 12	H: 1 LOB: 1 BB: 0 P: 19		R: 0 H: 0 E: 0 K: 1 S: 10	H: 0 LOB: 2 BB: 2 P: 24	R: 0 H: 0 E: 0 K: 0 S: 6	H: 0 LOB: 0 BB: 0 P: 8	R: 1 H: 3 E: 0 K: 2 S: 18	H: 3 LOB: 3 BB: 1 P: 32	R: 1 H: 1 E: 1 K: 0 S: 9	H: 1 LOB: 1 BB: 2 P: 22	1B: 6 2B: 2 3B: 0 HR: 1	SF: 0 SAC: 0 DP: 1 HBP: 1	WP: 1 PB: 0 CS: 1	PA: 41			
PITCHER	IP WLS BF H R ER SO BB IBB HBP BLK WP HR S P ERA WHIP											IP WLS BF H R ER SO BB IBB HBP BLK WP HR S P ERA WHIP														
48 Jarrod Cosart, R (1,1) ERA: 5.52	6.0	26	5	2	2	6	2	0	1	0	1	1	65	105	3.00	1.167										
45 Anthony Bass, R (7,1) ERA: 4.51	1.0	4	1	1	1	0	0	0	0	0	0	0	10	15	9.00	1.000										
44 Raul Valdes, L (8,1) ERA: 8.1	0.0	1	1	0	0	0	0	0	0	0	0	0	2	4	∞	∞										
50 Chad Qualls, R (8,1) ERA: 5.4	1.0	5	1	0	0	2	0	1	0	0	0	0	12	21	0.00	1.000										
35 Josh Fields, R (9,1) ERA: 9.88	1.0	5	1	1	1	0	2	0	0	0	0	0	9	22	9.00	3.000										

Batter	1	2	3	4	5	6	7	8	9	AB R H RBI BB SO LOB	BOTTOM															
27 Jose Altuve, R (1,4) OBP: 0.331, SLG: 0.378	F7		F7				L8		F9	5 0 0 0 0 0 3	Washington Nationals @ Houston Astros Minute Maid Park, Houston, TX Tue Apr 29 2014, 7:12 PM - 10:36 PM CDT Att: 23,394 - Clear - 81 F livebaseballscorecards.com															
21 Dexter Fowler, S (1,8) OBP: 0.316, SLG: 0.375	K		15 2B 4 1B				K		G4-3	4 1 1 1 0 2 0																
15 Jason Castro, L (1,2) OBP: 0.340, SLG: 0.443			4 1B 2B				K		BB	2 1 1 0 2 1 0																
4 George Springer, R (1,9) OBP: 0.263, SLG: 0.216	K		4 1B 1B				K		K	4 0 1 2 0 3 2																
14 Jesus Guzman, R (1,3) OBP: 0.241, SLG: 0.333	L8		G1-3				1B		K	3 0 1 0 0 0 1																
18 Marc Krauss, L (8,PH) OBP: 0.217, SLG: 0.259							K		K	1 0 0 0 0 1 1																
23 Chris Carter, R (1,10) OBP: 0.281, SLG: 0.346	K		P6				K		G6-3	4 0 0 0 0 2 1																
28 L.J. Hoes, R (1,7) OBP: 0.229, SLG: 0.233	K						G4-3		K	2 0 0 0 1 1 1																
8 Alex Presley, L (9,PH) OBP: 0.250, SLG: 0.371	K								K	1 0 0 0 0 1 0																
30 Matt Dominguez, R (1,5) OBP: 0.286, SLG: 0.404			SH1-3 6 21 1B				F8		G4-3	3 1 1 0 1 0 1																
9 Marwin Gonzalez, S (9,PR) OBP: 0.292, SLG: 0.391			2B						BB	0 0 0 0 0 0 0																
6 Jonathan Villar, S (1,6) OBP: 0.291, SLG: 0.456			SH1-3				K		BB	2 0 0 0 1 2 1																
Inning Stats	R: 0 H: 0 E: 0 K: 2 S: 9	H: 0 LOB: 1 BB: 1 P: 19	R: 0 H: 0 E: 0 K: 2 S: 9	H: 0 LOB: 0 BB: 0 P: 15	R: 3 H: 4 E: 0 K: 0 S: 15	H: 4 LOB: 1 BB: 0 P: 26	R: 0 H: 0 E: 0 K: 1 S: 11	H: 0 LOB: 1 BB: 1 P: 19	R: 0 H: 1 E: 0 K: 2 S: 13	H: 1 LOB: 0 BB: 0 P: 19	R: 0 H: 0 E: 0 K: 1 S: 5	H: 0 LOB: 0 BB: 0 P: 9	R: 0 H: 0 E: 0 K: 2 S: 14	H: 0 LOB: 1 BB: 1 P: 19	R: 0 H: 0 E: 0 K: 1 S: 8	H: 0 LOB: 2 BB: 2 P: 17	1B: 3 2B: 2 3B: 0 HR: 0	SF: 0 SAC: 1 DP: 0 HBP: 0	WP: 0 PB: 0 CS: 0	PA: 37						
PITCHER	IP WLS BF H R ER SO BB IBB HBP BLK WP HR S P ERA WHIP											IP WLS BF H R ER SO BB IBB HBP BLK WP HR S P ERA WHIP														
47 Gio Gonzalez, L (1,1) ERA: 3.25	6.0	25	5	3	3	9	2	0	0	0	0	0	65	111	4.50	1.167										
35 Craig Stammen, R (7,1) ERA: 4.11	1.0	3	0	0	0	1	0	0	0	0	0	0	5	9	0.00	0.000										
36 Tyler Clippard, R (8,1) ERA: 2.84	1.0	4	0	0	0	2	1	0	0	0	0	0	14	19	0.00	1.000										
29 Rafael Soriano, R (9,1) ERA:	1.0	5	0	0	0	1	2	0	0	0	0	0	8	17	0.00	2.000										

Batter	1	2	3	4	5	6	7	8	9	AB	R	H	RBI	BB	SO	LOB	TOP
2 Denard Span, L OBP: 0.295, SLG: 0.314										5	2	2	0	0	1	0	
6 Anthony Rendon, R OBP: 0.352, SLG: 0.544										5	2	4	3	0	0	0	
28 Jayson Werth, R OBP: 0.375, SLG: 0.452										4	0	1	1	0	1	2	
15 Nate McLouth, L OBP: 0.298, SLG: 0.216										1	0	0	0	0	0	0	
20 Ian Desmond, R OBP: 0.269, SLG: 0.375										5	0	1	0	0	1	2	
12 Tyler Moore, R OBP: 0.240, SLG: 0.348										4	0	0	0	1	2	2	
19 Kevin Frandsen, R OBP: 0.372, SLG: 0.342										4	1	2	0	0	0	1	
8 Danny Espinosa, S OBP: 0.341, SLG: 0.488										4	1	2	1	0	1	2	
41 Sandy León, S OBP: 0.256, SLG: 0.286										2	1	1	0	2	0	1	
21 Steven Souza Jr., R OBP: 0.222, SLG: 0.125										4	0	0	0	0	2	4	
Inning Stats	R: 0 H: 1 E: 0 K: 2 S: 13	H: 1 LOB: 1 BB: 0 P: 20	R: 0 H: 3 E: 1 K: 1 S: 15	H: 1 LOB: 1 BB: 0 P: 20	R: 1 H: 5 E: 1 K: 2 S: 16	H: 1 LOB: 1 BB: 2 P: 23	R: 1 H: 1 E: 0 K: 0 S: 9	H: 1 LOB: 1 BB: 0 P: 9	R: 0 H: 0 E: 0 K: 2 S: 9	H: 0 LOB: 0 BB: 0 P: 11	1B: 7 2B: 3 3B: 1 HR: 2	SF: 0 SAC: 0 DP: 1 HBP: 0	WP: 0 PB: 0 SB: 1 CS: 0	PA: 41			
PITCHER	IP WLS BF H R ER SO BB IBB HBP BLK WP HR S P ERA WHIP																
39 Brett Oberholzer, L ERA: 5.63	4.2 L 25 11 6 6 5 2 0 0 0 0 1 60 90 11.57 2.786																
56 Paul Clemens, R ERA: 4.73	3.1 13 2 1 1 1 1 0 0 0 0 1 25 43 2.70 0.900																
68 José Cisnero, R ERA:	1.0 3 0 0 0 2 0 0 0 0 0 0 9 11 0.00 0.000																

Washington Nationals @ Houston Astros
Minute Maid Park, Houston, TX
Wed Apr 30 2014, 7:13 PM - 10:14 PM CDT
Att: 25,172 - Partly Cloudy - 74 F

AB 38
R 7
H 13
RBI 5
BB 3
SO 8
LOB 14



Batter	1	2	3	4	5	6	7	8	9	AB	R	H	RBI	BB	SO	LOB	BOTTOM
27 Jose Altuve, R OBP: 0.325, SLG: 0.371										5	0	1	0	0	1	4	
21 Dexter Fowler, S OBP: 0.307, SLG: 0.363										3	0	0	0	0	1	3	
28 L.J. Hoes, R OBP: 0.224, SLG: 0.227										1	0	0	0	0	2		
15 Jason Castro, L OBP: 0.330, SLG: 0.427										3	0	0	0	0	3	2	
22 Carlos Corporán, S OBP: 0.188, SLG: 0.387										1	0	0	0	0	0	0	
4 George Springer, R OBP: 0.262, SLG: 0.218										4	0	1	0	0	1	0	
14 Jesus Guzman, R OBP: 0.276, SLG: 0.382										4	0	3	0	0	0	0	
8 Alex Presley, L OBP: 0.250, SLG: 0.364										4	0	1	0	0	0	3	
23 Chris Carter, R OBP: 0.270, SLG: 0.329										4	0	0	0	0	2	5	
30 Matt Dominguez, R OBP: 0.304, SLG: 0.407										2	0	1	0	1	0	0	
6 Jonathan Villar, S OBP: 0.300, SLG: 0.458										4	0	2	0	0	1	2	
Inning Stats	R: 0 H: 0 E: 0 K: 1 S: 16	H: 1 LOB: 1 BB: 0 P: 22	R: 0 H: 0 E: 0 K: 2 S: 10	H: 0 LOB: 1 BB: 1 P: 19	R: 0 H: 2 E: 0 K: 1 S: 10	H: 2 LOB: 2 BB: 0 P: 15	R: 0 H: 0 E: 0 K: 1 S: 9	H: 0 LOB: 0 BB: 0 P: 13	R: 0 H: 2 E: 0 K: 1 S: 14	H: 2 LOB: 2 BB: 0 P: 19	1B: 8 2B: 1 3B: 0 HR: 0	SF: 0 SAC: 0 DP: 1 HBP: 1	WP: 0 PB: 0 SB: 0 CS: 0	PA: 37			
PITCHER	IP WLS BF H R ER SO BB IBB HBP BLK WP HR S P ERA WHIP																
27 Jordan Zimmermann, R ERA: 3.23	6.1 W 27 7 0 0 0 7 1 0 0 0 0 0 72 110 0.00 1.263																
30 Aaron Barrett, R ERA: 1.08	0.2 2 0 0 0 1 0 0 0 0 0 0 5 7 0.00 0.000																
48 Ross Detwiler, L ERA: 1.94	1.0 5 2 0 0 1 0 0 0 0 0 0 14 19 0.00 2.000																
52 Ryan Mattheus, R ERA:	1.0 3 0 0 0 0 0 0 0 1 0 0 4 9 0.00 0.000																

Washington Nationals @ Houston Astros
Minute Maid Park, Houston, TX
Wed Apr 30 2014, 7:13 PM - 10:14 PM CDT
Att: 25,172 - Partly Cloudy - 74 F

AB 35
R 0
H 9
RBI 0
BB 1
SO 9
LOB 21



Batter	1	2	3	4	5	6	7	8	9	10	11	AB	R	H	RBI	BB	SO	LOB	TOP									
55 Michael Saunders, L OBP: 0.315, SLG: 0.383	(1, 9) C FF 92 0-1 X FF 93 F7		X FF 93 0-0 G3-6			X ST 82 0-0 27 1B 15 2B 5 G3 1B	C FF 92 4-2 B CH 88 5 1B BB		F SL 86 2-2 B SI 92 1 SAFE CS	G FF 93 1-2 B FC 94 X FC 95 G6-3		4	1	1	0	1	0	1										
5 Brad Miller, L OBP: 0.224, SLG: 0.330	(1, 6) C FF 93 0-3 C CH 83 S KC 76 K			C FF 93 0-2 X KC 76 27 G6-4-3 1B		C CH 80 1-0 X FF 93 G3	C FF 93 0-2 X FF 94 1B			F SL 86 0-1 X CH 88 F8		5	0	2	0	0	1	1										
22 Robinson Canó, L OBP: 0.336, SLG: 0.368	(1, 4) B SL 83 2-1 C FF 94 X FF 94 G6-3			C FF 92 0-2 C FF 92 X FF 93 F7		B KC 77 4-0 D FF 94 B FF 94 27 1B	S SL 81 0-2 X FF 92 1B			F SL 87 2-2 B FC 95 B SL 88 F FC 96 X FC 95 G4-3		4	1	0	0	1	0	3										
27 Corey Hart, R OBP: 0.316, SLG: 0.417	(1, 10) B FF 92 2-2 C FF 92 B ST 82 F FF 94 F FC 94 X FF 93 F8			X FF 92 0-0 G6-4-3		C FF 92 0-2 X ST 82 15 2B 1B		B FF 91 2-3 B FF 92 S CH 76 K		X FC 94 0-0 F9		5	0	1	0	0	1	1										
15 Kyle Seager, L OBP: 0.333, SLG: 0.457	(1, 5) B ST 84 3-3 C FF 93 B CH 83 B CH 84 C FF 94 C FF 94 K				FF 92 2-1 B CH 82 3 1B	D CH 83 3-1 C FF 92 B KC 77 X FF 93 1-3 2-H 2B		B FF 91 3-1 B FF 92 B SL 81 X FF 93 G3		C FC 95 1-3 C FC 95 C FC 95 S FC 94 K		5	1	2	2	0	2	0										
17 Justin Smoak, S OBP: 0.292, SLG: 0.385	(1, 3) B FF 95 4-0 B FF 93 B FF 94 BB				C ST 84 0-3 C CH 83 S KC 76 K	C ST 84 0-3 C FF 93 X KC 76 K		B CH 76 1-3 C FF 93 S SL 77 K		B CH 88 3-2 B FC 95 B SL 88 F FC 96 X FC 95 G6-3		4	0	0	0	1	3	3										
13 Dustin Ackley, L OBP: 0.293, SLG: 0.353	(1, 7) B FF 93 3-3 B FF 93 B FF 93 T FF 92 K				B FF 93 2-2 C CH 83 S FF 92 S SAFE D KC 76 X FF 92 G5-3	B FF 93 1-1 X KC 77 G3		X FF 91 0-0 P6				4	0	0	0	0	1	4										
3 Mike Zunino, R OBP: 0.294, SLG: 0.494	(1, 2) F FF 93 2-3 B ST 82 B ST 82 C FF 93 B CH 81 F FF 94 S KC 76 K				B ST 82 2-2 C CH 83 S FF 92 X KC 76 2-H HR		B FF 92 2-3 C FF 93 B FF 93 F FF 94 F FF 94 S CU 81 K		C FC 95 0-2 X SL 86 55 CS 1B			4	1	2	2	0	2	0										
36 Abraham Almonte, S OBP: 0.249, SLG: 0.292	(1, 8) B FF 93 4-1 B FF 93 B CH 82 B FF 92 55 G3-6 BB				FF 92 0-1 X ST 85 G6-3		X FF 92 0-0 P4		C FC 94 0-3 C FC 94 X FC 94 K			3	0	0	0	1	1	1										
Inning Stats	R: 0 E: 0 K: 1 S: 7	H: 0 LOB: 0 BB: 0 P: 9	R: 0 E: 0 K: 2 S: 11	H: 0 LOB: 1 BB: 1 P: 23	R: 0 E: 0 K: 1 S: 7	H: 0 LOB: 0 BB: 1 P: 13	R: 0 E: 0 K: 0 S: 7	H: 1 LOB: 0 BB: 0 P: 7	R: 2 E: 0 K: 1 S: 13	H: 2 LOB: 0 BB: 0 P: 19	R: 2 E: 0 K: 1 S: 12	H: 3 LOB: 2 BB: 1 P: 21	R: 0 E: 0 K: 2 S: 8	H: 0 LOB: 0 BB: 0 P: 14	R: 0 E: 0 K: 1 S: 9	H: 1 LOB: 0 BB: 0 P: 11	R: 0 E: 0 K: 0 S: 9	H: 0 LOB: 0 BB: 0 P: 12	R: 0 E: 0 K: 1 S: 8	H: 0 LOB: 0 BB: 0 P: 12	1B: 6 2B: 1 3B: 0 HR: 1	SF: 0 SAC: 0 DP: 2 HBP: 0	WP: 0 PB: 0 SB: 1 CS: 1	PA: 43				
PITCHER	IP: 6.0 WLS: 25 BF: 6 H: 4 R: 0 ER: 4 SO: 6 BB: 1 IBB: 0 HBP: 0 BLK: 0 WP: 0 HR: 0 S: 57 P: 92 ERA: 6.00 WHIP: 1.500																											
41 Brad Peacock, R ERA: 5.96	(1, 1)	68 José Cisnero, R ERA: 7.1	(7, 1)	29 Tony Sipp, L ERA: 7.1	(7, 1)	50 Chad Qualls, R ERA: 5.0	(9, 1)	45 Anthony Bass, R ERA: 4.02	(10, 1)																			

Seattle Mariners @ Houston Astros
Minute Maid Park, Houston, TX
Fri May 02 2014, 7:12 PM - 11:14 PM CDT
Att: 15,771 - Party Cloudy - 80 F

livebaseballscores.com

AB 38
R 4
H 8
RBI 4
BB 4
SO 11
LOB 14



Batter	1	2	3	4	5	6	7	8	9	10	11	AB	R	H	RBI	BB	SO	LOB	BOTTOM									
27 Jose Altuve, R OBP: 0.341, SLG: 0.388	(1, 4) X SI 90 21 G4-3 2B		C FF 91 1-1 X SL 83 21 1B 15 E 1B	1 SAFE P CO 87 X FF 91 G5-3		B FF 97 4-2 C FF 94 B KC 76 D CU 79 21 1B BB		F CU 95 1-1 B FC 95 X CU 84 G6-3			B FF 92 2-2 B SL 79 S FF 92 F FF 93 X SI 92 22 SH 4 1B 1B		5	2	3	0	1	0	3									
21 Dexter Fowler, S OBP: 0.309, SLG: 0.361	(1, 8) F FF 91 0-2 C CH 88 X CU 81 G4-3		F FF 91 1-2 B CH 87 C CH 88 1 SAFE X FF 92 15 E 1B	C CU 80 0-0 G4-3		B SI 96 2-3 C FF 91 D CU 81 S FF 96 K			B FC 96 2-3 B FC 91 C FF 93 S FC 90 X CU 77 K		1 SAFE B SI 91 X FF 92 4 1B 22 SH 1B		6	1	2	0	0	2	4									
15 Jason Castro, L OBP: 0.333, SLG: 0.419	(1, 2) C CH 89 3-3 F FF 92 B CH 90 B SL 83 K		F SI 92 0-1 X CH 89 E8 18 1B		F FF 91 1-1 H FF 90 4 G2-3 1B		C SI 89 0-3 F FF 90 SL 80 K2-3		B FC 91 2-2 B FC 91 S FC 90 X CU 77 18 1B BB 1B		L FF 91 1-1 B SI 91 X SI 91 SH 4 1B		4	1	1	0	0	2	2									
28 L.J. Hoest, R OBP: 0.224, SLG: 0.227	(9, PR)																											
22 Carlos Corporán, S OBP: 0.189, SLG: 0.367	(10, 2)																											
4 George Springer, R OBP: 0.254, SLG: 0.213	(1, 9) C SL 84 1-3 S CH 88 S SI 93 K		C SL 84 0-3 S CH 88 X CH 89 K		B CU 81 1-1 X CH 88 G2-3		S FC 90 1-3 S FC 90 S FC 96 K		S FC 90 2-3 D CU 78 B FF 95 S FC 92 K		B SL 81 1-0 X SI 92 1B		6	0	1	1	0	4	5									
18 Marc Krauss, L OBP: 0.262, SLG: 0.281	(1, 10) C FF 90 4-2 B CH 91 B CU 72 B FF 92 B FF 93 F FF 92 B CH 89 BB		X FF 92 0-0 G4-3 1B		B CH 88 3-2 B FF 91 C CH 87 B SI 92 2-H 1B		B FF 96 2-3 C FF 94 B FF 95 S FC 90 K		B FC 96 4-2 B FC 91 B FC 92 B FC 90 14 FC6-4 BB			3	0	2	2	2	1	0										
14 Jesus Guzman, R OBP: 0.254, SLG: 0.350	(1, 3) B FF 92 2-3 1 SAFE C CU 83 B CH 88 S SI 92 S CU 81 K		C SL 84 1-3 F FF 91 D CH 88 S CH 88 K		B FF 90 3-2 C FF 91 X CH 88 P5		S FF 95 0-3 F FF 95 C CU 85 K		X FC 90 0-0 FC6-4 BB			5	0	0	0	0	3	5										
8 Alex Presley, L OBP: 0.247, SLG: 0.343	(1, 7) B FF 92 2-0 X FF 92 G4-3		X FF 92 0-0 F9		B FF 95 1-1 X CH 88 L9		B FF 95 4-1 B FF 96 B FF 95 K		B FF 91 2-1 B FF 94 X FC 90 F8			4	1	0	0	1	0	3										
30 Matt Dominguez, R OBP: 0.311, SLG: 0.404	(1, 5) B SL 84 4-1 B SI 92 B CU 76 B SL 84 BB				X FF 91 0-0 L7		C CU 81 0-1 X FF 96 G5-3		X FF 95 0-0 30 1B 6 G1-3 BB		C FF 94 0-3 F FF 94 F FF 95 S CU 77 K		3	0	1	0	1	0	0									
9 Marwin Gonzalez, S OBP: 0.280, SLG: 0.375	(8, PR) (9, 5)																											
6 Jonathan Villar, S OBP: 0.305, SLG: 0.448	(1, 6) C CH 88 0-3 C CU 80 C CH 89 C FF 93 K				B FF 91 4-2 B CH 88 B FF 91 E8 27 S 1B		B FF 95 2-0 B FF 95 X FF 95 G1-3		1 SAFE P PO 84 B FC 91 1 SAFE F FF 95 1 SAFE X FF 95 1-2 3-H K		C FC 94 0-3 C FC 91 S FF 95 K		4	0	1	1	1	2	3									
Inning Stats	R: 0 E: 0 K: 2 S: 11	H: 1 LOB: 1 BB: 0 P: 15	R: 0 E: 0 K: 2 S: 14	H: 0 LOB: 2 BB: 2 P: 26	R: 2 E: 1 K: 2 S: 16	H: 3 LOB: 2 BB: 0 P: 19	R: 0 E: 0 K: 0 S: 7	H: 0 LOB: 0 BB: 1 P: 11	R: 1 E: 0 K: 1 S: 10	H: 1 LOB: 2 BB: 1 P: 19	R: 0 E: 0 K: 3 S: 9	H: 0 LOB: 0 BB: 0 P: 12	R: 1 E: 0 K: 1 S: 11	H: 1 LOB: 2 BB: 1 P: 17	R: 0 E: 0 K: 2 S: 12	H: 1 LOB: 2 BB: 1 P: 22	R: 0 E: 0 K: 2 S: 10	H: 0 LOB: 0 BB: 0 P: 12	R: 1 E: 0 K: 0 S: 8	H: 3 LOB: 3 BB: 0 P: 13	1B: 10 2B: 1 3B: 0 HR: 0	SF: 0 SAC: 1 DP: 0 HBP: 1	WP: 0 PB: 0 SB: 3 CS: 0	PA: 49				
PITCHER	IP: 5.0 WLS: 5 BF: 24 H: 1 R: 1 ER: 2 SO: 6 BB: 1 IBB: 0 HBP: 0 BLK: 0 WP: 0 HR: 0 S: 58 P: 99 ERA: 3.60 WHIP: 1.600																											
34 Félix Hernández, R ERA: 2.53	(1, 1)	54 Tom Wilhelmsen, R ERA: 3.65	(6, 1)	97 Joe Beimel, L ERA: 3.45	(7, 1)	52 Dominic Leone, R ERA: 1.42	(7, 1)	31 Yoervis Medina, R ERA: 3.38	(8, 1)																			
40 Danny Farquhar, R ERA: 1.2	(9, 1)	41 Charlie Furbush, L ERA: 5.79	(11, 1)																									

Seattle Mariners @ Houston Astros
Minute Maid Park, Houston, TX
Fri May 02 2014, 7:12 PM - 11:14 PM CDT
Att: 15,771 - Party Cloudy - 80 F

livebaseballscores.com

AB 41
R 5
H 11
RBI 4
BB 6
SO 15
LOB 25



Batter	1	2	3	4	5	6	7	8	9	AB	R	H	RBI	BB	SO	LOB	TOP										
55 Michael Saunders, L (1.8) OBP: 0.322, SLG: 0.404	B1-3		FC6-4 1B			G4-3	7 1B	F8		5	1	2	2	0	0	1											
7 Stefan Romero, R (1.9) OBP: 0.250, SLG: 0.340	G5-3		FC6-4			22 1B	2B	K		5	1	2	1	0	1	2											
22 Robinson Cano, L (1.4) OBP: 0.339, SLG: 0.369	G4-3					27 G3 1B	15 E 1B	K		5	1	2	2	0	1	0											
27 Corey Hart, R (1.10) OBP: 0.300, SLG: 0.393	G6-3					G3	F7	G6-3		5	0	0	0	0	0	2											
15 Kyle Seager, L (1.5) OBP: 0.327, SLG: 0.454	G3-1					G3-1	E6 17 HR 2B	F7		5	1	1	1	0	1	1											
17 Justin Smoak, S (1.3) OBP: 0.309, SLG: 0.434						G4-3				3	2	2	2	1	0	0											
16 Cole Gillespie, R (1.7) OBP: 0.308, SLG: 0.333	G4-3					G6-3				3	1	0	0	1	0	1											
5 Brad Miller, L (1.6) OBP: 0.228, SLG: 0.323						CI	3 BB 2B	F9		2	1	0	0	1	1	0											
3 Mike Zunino, R (1.2) OBP: 0.303, SLG: 0.482						G5-3	55 2B 7 1B BB			2	1	0	1	2	1	1											
Inning Stats	R: 0 H: 0 E: 0 K: 0 S: 5	H: 0 LOB: 0 BB: 0 P: 7	R: 0 H: 1 E: 0 K: 0 S: 11	H: 1 LOB: 1 BB: 0 P: 20	R: 0 H: 1 E: 0 K: 2 S: 9	H: 1 LOB: 1 BB: 0 P: 12	R: 0 H: 0 E: 0 K: 1 S: 6	H: 0 LOB: 0 BB: 0 P: 9	R: 0 H: 0 E: 1 K: 0 S: 7	H: 0 LOB: 1 BB: 0 P: 12	R: 1 H: 2 E: 0 K: 0 S: 11	H: 2 LOB: 1 BB: 0 P: 17	R: 3 H: 5 E: 1 K: 0 S: 12	H: 5 LOB: 4 BB: 1 P: 31	R: 0 H: 0 E: 0 K: 1 S: 8	H: 0 LOB: 1 BB: 1 P: 16	R: 0 H: 0 E: 0 K: 1 S: 7	H: 0 LOB: 0 BB: 0 P: 7	1B: 4 2B: 3 3B: 1 HR: 1	SF: 0 SAC: 0 DP: 0 HBP: 0	WP: 0 PB: 0 SB: 0 CS: 0	PA: 41					
PITCHER	IP	WLS	BF	H	R	ER	SO	BB	IBB	HBP	BLK	WP	HR	S	P	ERA	WHIP										
60 Dallas Keuchel, L (1.1) ERA: 3.96	6.0	L	26	4	4	4	3	3	0	0	0	0	0	51	91	6.00	1.167										
68 Jose Cisneros, R (7.1) ERA: 7.39	0.2	B	5	3	2	2	0	1	0	0	0	0	0	6	13	27.00	6.000										
44 Raul Valdes, L (7.1) ERA: 12.27	0.1		3	2	3	3	0	0	0	0	0	0	1	4	4	81.00	6.000										
35 Josh Fields, R (8.1) ERA: 8.74	1.0		4	0	0	0	1	1	0	0	0	0	0	8	16	0.00	1.000										
36 Jerome Williams, R (9.1) ERA: 6.55	1.0		3	0	0	0	1	0	0	0	0	0	0	7	7	0.00	0.000										

Seattle Mariners @ Houston Astros
Minute Maid Park, Houston, TX
Sat May 03 2014, 3:12 PM - 6:36 PM CDT
Att: 15,798 - Roof Closed - 73 F

AB	35
R	9
H	9
RBI	9
BB	5
SO	5
LOB	8



Batter	1	2	3	4	5	6	7	8	9	AB	R	H	RBI	BB	SO	LOB	BOTTOM											
27 Jose Altuve, R (1.4) OBP: 0.343, SLG: 0.387	15 G3 1B		SF8			L4		F9		3	1	1	1	1	0	4												
21 Dexter Fowler, S (1.8) OBP: 0.313, SLG: 0.356	F7		G6-3			K	E6 15 CS 1B			4	0	1	0	0	1	1												
15 Jason Castro, L (1.2) OBP: 0.318, SLG: 0.396	G3		G3			L7	CS	G3		5	0	0	0	0	1	2												
30 Matt Dominguez, R (1.5) OBP: 0.315, SLG: 0.408	K					G4-3	18 G5-4-3 BB	K		4	1	1	0	1	2	2												
18 Marc Krauss, L (1.3) OBP: 0.243, SLG: 0.258						G5-4-3	F7	G1-3		5	0	0	0	0	1	3												
23 Chris Carter, R (1.10) OBP: 0.279, SLG: 0.393	L5					F7	HR	8 1B 3B		4	2	2	2	0	0	0												
8 Alex Presley, L (1.9) OBP: 0.247, SLG: 0.338	G6-3					G4-3	F7	6 BB 9 HBP 1B		4	0	1	1	0	0	0												
9 Marwin Gonzalez, S (1.7) OBP: 0.379, SLG: 0.481						G1-3	6 HR	6 BB HBP		3	2	3	0	0	0	0												
6 Jonathan Villar, S (1.6) OBP: 0.323, SLG: 0.511						G1-3	27 SF8 3B			3	2	2	3	1	0	1												
Inning Stats	R: 0 H: 1 E: 0 K: 1 S: 13	H: 0 LOB: 0 BB: 0 P: 15	R: 2 H: 2 E: 0 K: 0 S: 8	H: 2 LOB: 0 BB: 0 P: 9	R: 0 H: 0 E: 0 K: 0 S: 5	H: 0 LOB: 0 BB: 1 P: 13	R: 0 H: 0 E: 0 K: 0 S: 4	H: 1 LOB: 1 BB: 0 P: 6	R: 0 H: 0 E: 0 K: 1 S: 8	H: 0 LOB: 0 BB: 0 P: 10	R: 4 H: 4 E: 1 K: 0 S: 17	H: 4 LOB: 0 BB: 1 P: 31	R: 2 H: 3 E: 0 K: 0 S: 16	H: 3 LOB: 3 BB: 1 P: 30	R: 0 H: 0 E: 0 K: 2 S: 10	H: 0 LOB: 1 BB: 0 P: 19	1B: 5 2B: 2 3B: 2 HR: 2	SF: 1 SAC: 0 DP: 1 HBP: 2	WP: 0 PB: 0 SB: 1 CS: 1	PA: 42								
PITCHER	IP	WLS	BF	H	R	ER	SO	BB	IBB	HBP	BLK	WP	HR	S	P	ERA	WHIP											
18 Hisashi Iwakuma, R (1.1) ERA: 5.4	6.2	W	26	6	4	4	3	1	0	0	0	0	0	1	7	15	5.40	1.050										
52 Dominic Leone, R (7.1) ERA: 2.13	0.0		3	2	2	1	0	1	0	0	0	0	0	1	7	15	∞	∞										
97 Joe Beimel, L (7.1) ERA: 3.27	0.2	H	1	0	0	0	0	0	0	0	0	0	0	6	10	0.00	0.000											
31 Yoervis Medina, R (8.1) ERA: 4.61	0.1	H	6	3	2	2	0	1	0	1	0	0	0	7	17	54.00	12.000											
56 Fernando Rodney, R (8.1) ERA: 3.09	1.1	S	5	0	0	0	2	0	0	1	0	0	0	15	25	0.00	0.000											

Seattle Mariners @ Houston Astros
Minute Maid Park, Houston, TX
Sat May 03 2014, 3:12 PM - 6:36 PM CDT
Att: 15,798 - Roof Closed - 73 F

AB	35
R	8
H	11
RBI	7
BB	3
SO	5
LOB	13



Batter	1	2	3	4	5	6	7	8	9	AB	R	H	RBI	BB	SO	LOB	TOP						
55 Michael Saunders, L (1, 8) OBP: 0.328, SLG: 0.404										5	1	2	1	0	2	3							
8 Willie Bloomquist, R (1, 6) OBP: 0.273, SLG: 0.261										5	1	1	2	0	1	3							
22 Robinson Cano, L (1, 4) OBP: 0.341, SLG: 0.388										5	1	2	2	0	0	1							
27 Corey Hart, R (1, 10) OBP: 0.305, SLG: 0.394										5	1	2	1	0	1	1							
36 Abraham Almonte, R (9, 10) OBP: 0.246, SLG: 0.292										0	0	0	0	0	0	0							
15 Kyle Seager, L (1, 5) OBP: 0.322, SLG: 0.436										4	0	0	0	1	1	2							
17 Justin Smoak, S (1, 3) OBP: 0.344, SLG: 0.423										5	0	1	0	0	1	3							
7 Stefan Romero, R (1, 9) OBP: 0.269, SLG: 0.360										3	1	1	0	0	1	2							
13 Dustin Ackley, L (1, 7) OBP: 0.302, SLG: 0.345										2	1	0	1	2	0	1							
4 John Buck, R (1, 2) OBP: 0.391, SLG: 0.400										4	2	3	1	0	0	3							
Inning Stats	R: 1 H: 1 E: 0 K: 2 S: 13	H: 1 LOB: 0 BB: 0 P: 16	R: 0 H: 0 E: 0 K: 1 S: 7	H: 0 LOB: 0 BB: 0 P: 10	R: 4 H: 5 E: 0 K: 1 S: 25	H: 5 LOB: 2 BB: 1 P: 39	R: 1 H: 2 E: 0 K: 0 S: 14	H: 2 LOB: 1 BB: 0 P: 20	R: 1 H: 1 E: 0 K: 1 S: 14	H: 1 LOB: 2 BB: 2 P: 25	R: 0 H: 0 E: 0 K: 1 S: 8	H: 0 LOB: 0 BB: 0 P: 13	R: 0 H: 0 E: 0 K: 0 S: 8	H: 0 LOB: 0 BB: 0 P: 12	R: 1 H: 2 E: 0 K: 0 S: 10	H: 2 LOB: 1 BB: 0 P: 10	R: 0 H: 1 E: 0 K: 1 S: 8	H: 1 LOB: 2 BB: 0 P: 10	1B: 7 2B: 4 3B: 1 HR: 0	SF: 0 SAC: 0 DP: 1 HBP: 1	WP: 0 PB: 0 SB: 1 CS: 0	PA: 42	
PITCHER	IP WLS BF H R ER SO BB IBB HBP BLK WP HR S P ERA WHIP	IP WLS BF H R ER SO BB IBB HBP BLK WP HR S P ERA WHIP	IP WLS BF H R ER SO BB IBB HBP BLK WP HR S P ERA WHIP	IP WLS BF H R ER SO BB IBB HBP BLK WP HR S P ERA WHIP	IP WLS BF H R ER SO BB IBB HBP BLK WP HR S P ERA WHIP	IP WLS BF H R ER SO BB IBB HBP BLK WP HR S P ERA WHIP	IP WLS BF H R ER SO BB IBB HBP BLK WP HR S P ERA WHIP	IP WLS BF H R ER SO BB IBB HBP BLK WP HR S P ERA WHIP	IP WLS BF H R ER SO BB IBB HBP BLK WP HR S P ERA WHIP	IP WLS BF H R ER SO BB IBB HBP BLK WP HR S P ERA WHIP	IP WLS BF H R ER SO BB IBB HBP BLK WP HR S P ERA WHIP	IP WLS BF H R ER SO BB IBB HBP BLK WP HR S P ERA WHIP	IP WLS BF H R ER SO BB IBB HBP BLK WP HR S P ERA WHIP	IP WLS BF H R ER SO BB IBB HBP BLK WP HR S P ERA WHIP	IP WLS BF H R ER SO BB IBB HBP BLK WP HR S P ERA WHIP	IP WLS BF H R ER SO BB IBB HBP BLK WP HR S P ERA WHIP	IP WLS BF H R ER SO BB IBB HBP BLK WP HR S P ERA WHIP	IP WLS BF H R ER SO BB IBB HBP BLK WP HR S P ERA WHIP	IP WLS BF H R ER SO BB IBB HBP BLK WP HR S P ERA WHIP	IP WLS BF H R ER SO BB IBB HBP BLK WP HR S P ERA WHIP	IP WLS BF H R ER SO BB IBB HBP BLK WP HR S P ERA WHIP	IP WLS BF H R ER SO BB IBB HBP BLK WP HR S P ERA WHIP	IP WLS BF H R ER SO BB IBB HBP BLK WP HR S P ERA WHIP

Seattle Mariners @ Houston Astros
Minute Maid Park, Houston, TX
Sun May 04 2014, 1:14 PM - 4:42 PM CDT
Att: 24,996 - Roof Closed - 73 F

AB	38
R	8
H	12
RBI	8
BB	3
SO	7
LOB	19



Batter	1	2	3	4	5	6	7	8	9	AB	R	H	RBI	BB	SO	LOB	BOTTOM						
27 Jose Altuve, R (1, 4) OBP: 0.345, SLG: 0.391										4	1	1	0	1	1	0							
21 Dexter Fowler, S (1, 8) OBP: 0.308, SLG: 0.349										5	0	1	0	0	0	1							
15 Jason Castro, L (1, 2) OBP: 0.330, SLG: 0.400										4	1	2	1	1	1	2							
28 L.J. Hoes, R (9, PR) OBP: 0.224, SLG: 0.227										0	0	0	0	0	0	0							
30 Matt Dominguez, R (1, 10) OBP: 0.310, SLG: 0.408										5	1	1	0	0	2	4							
8 Alex Presley, L (1, 7) OBP: 0.263, SLG: 0.403										3	2	2	1	0	0	2							
14 Jesus Guzman, R (8, PH) OBP: 0.234, SLG: 0.350										0	0	0	0	0	0	0							
18 Marc Krauss, L (8, PH) OBP: 0.254, SLG: 0.270										1	0	1	2	0	0	0							
4 George Springer, R (1, 9) OBP: 0.254, SLG: 0.215										4	1	1	0	0	1	1							
23 Chris Carter, R (1, 3) OBP: 0.278, SLG: 0.398										4	0	1	2	0	0	1							
9 Marwin Gonzalez, S (1, 5) OBP: 0.333, SLG: 0.419										4	0	0	0	0	1	2							
6 Jonathan Villar, S (1, 6) OBP: 0.320, SLG: 0.532										4	1	1	1	0	1	0							
Inning Stats	R: 0 H: 0 E: 0 K: 1 S: 9	H: 1 LOB: 1 BB: 1 P: 16	R: 1 H: 1 E: 0 K: 0 S: 15	H: 1 LOB: 0 BB: 0 P: 23	R: 0 H: 0 E: 0 K: 0 S: 8	H: 0 LOB: 0 BB: 0 P: 11	R: 2 H: 3 E: 0 K: 1 S: 11	H: 3 LOB: 1 BB: 0 P: 19	R: 1 H: 2 E: 0 K: 1 S: 10	H: 2 LOB: 2 BB: 1 P: 19	R: 0 H: 0 E: 0 K: 1 S: 8	H: 0 LOB: 0 BB: 0 P: 12	R: 0 H: 0 E: 0 K: 1 S: 11	H: 0 LOB: 0 BB: 0 P: 18	R: 2 H: 3 E: 0 K: 1 S: 10	H: 3 LOB: 1 BB: 0 P: 16	R: 1 H: 2 E: 0 K: 1 S: 15	H: 2 LOB: 1 BB: 0 P: 23	1B: 5 2B: 4 3B: 0 HR: 2	SF: 0 SAC: 0 DP: 0 HBP: 0	WP: 0 PB: 1 SB: 0 CS: 0	PA: 40	
PITCHER	IP WLS BF H R ER SO BB IBB HBP BLK WP HR S P ERA WHIP	IP WLS BF H R ER SO BB IBB HBP BLK WP HR S P ERA WHIP	IP WLS BF H R ER SO BB IBB HBP BLK WP HR S P ERA WHIP	IP WLS BF H R ER SO BB IBB HBP BLK WP HR S P ERA WHIP	IP WLS BF H R ER SO BB IBB HBP BLK WP HR S P ERA WHIP	IP WLS BF H R ER SO BB IBB HBP BLK WP HR S P ERA WHIP	IP WLS BF H R ER SO BB IBB HBP BLK WP HR S P ERA WHIP	IP WLS BF H R ER SO BB IBB HBP BLK WP HR S P ERA WHIP	IP WLS BF H R ER SO BB IBB HBP BLK WP HR S P ERA WHIP	IP WLS BF H R ER SO BB IBB HBP BLK WP HR S P ERA WHIP	IP WLS BF H R ER SO BB IBB HBP BLK WP HR S P ERA WHIP	IP WLS BF H R ER SO BB IBB HBP BLK WP HR S P ERA WHIP	IP WLS BF H R ER SO BB IBB HBP BLK WP HR S P ERA WHIP	IP WLS BF H R ER SO BB IBB HBP BLK WP HR S P ERA WHIP	IP WLS BF H R ER SO BB IBB HBP BLK WP HR S P ERA WHIP	IP WLS BF H R ER SO BB IBB HBP BLK WP HR S P ERA WHIP	IP WLS BF H R ER SO BB IBB HBP BLK WP HR S P ERA WHIP	IP WLS BF H R ER SO BB IBB HBP BLK WP HR S P ERA WHIP	IP WLS BF H R ER SO BB IBB HBP BLK WP HR S P ERA WHIP	IP WLS BF H R ER SO BB IBB HBP BLK WP HR S P ERA WHIP	IP WLS BF H R ER SO BB IBB HBP BLK WP HR S P ERA WHIP	IP WLS BF H R ER SO BB IBB HBP BLK WP HR S P ERA WHIP	IP WLS BF H R ER SO BB IBB HBP BLK WP HR S P ERA WHIP

Seattle Mariners @ Houston Astros
Minute Maid Park, Houston, TX
Sun May 04 2014, 1:14 PM - 4:42 PM CDT
Att: 24,996 - Roof Closed - 73 F

AB	38
R	7
H	11
RBI	7
BB	2
SO	7
LOB	13



Batter	1	2	3	4	5	6	7	8	9	AB	R	H	RBI	BB	SO	LOB	TOP			
27 Jose Altuve, R OBP: 0.336, SLG: 0.379	G5-3			P4		E6 21 G4-3		K		4	0	0	0	0	1	2				
21 Dexter Fowler, S OBP: 0.314, SLG: 0.349	G4-3			HBP 1B		G4-3			F8 15 BB	3	0	1	0	1	0	1				
15 Jason Castro, L OBP: 0.319, SLG: 0.384	K			K		F7			F8	4	0	0	0	0	2	3				
23 Chris Carter, R OBP: 0.277, SLG: 0.385		K		HBP		F8			P5	3	0	0	0	0	1	0				
8 Alex Presley, L OBP: 0.253, SLG: 0.388		K		G4-3		L8				3	0	0	0	0	1	2				
4 George Springer, R OBP: 0.297, SLG: 0.221						G5-3				3	0	1	0	0	1	0				
18 Marc Krauss, L OBP: 0.257, SLG: 0.262										2	0	0	0	1	1	0				
9 Marwin Gonzalez, S OBP: 0.333, SLG: 0.419	CS					P6			F8 27 CS, 6 BB	0	0	0	0	0	0	0				
30 Matt Dominguez, R OBP: 0.303, SLG: 0.396						K			F9	3	0	0	0	0	2	1				
6 Jonathan Villar, S OBP: 0.321, SLG: 0.526										3	0	1	0	0	0	0				
Inning Stats	R: 0 H: 0 E: 0 K: 1 S: 10	H: 0 LOB: 0 BB: 0 P: 14	R: 0 H: 1 E: 0 K: 2 S: 11	H: 1 LOB: 0 BB: 0 P: 18	R: 0 H: 0 E: 0 K: 2 S: 8	H: 0 LOB: 2 BB: 0 P: 12	R: 0 H: 1 E: 0 K: 1 S: 10	H: 1 LOB: 0 BB: 0 P: 15	R: 0 H: 0 E: 0 K: 0 S: 8	H: 0 LOB: 1 BB: 0 P: 11	R: 0 H: 0 E: 0 K: 0 S: 5	H: 0 LOB: 0 BB: 0 P: 10	R: 0 H: 1 E: 0 K: 1 S: 11	H: 2 LOB: 2 BB: 1 P: 19	R: 0 H: 0 E: 0 K: 0 S: 7	H: 0 LOB: 0 BB: 1 P: 13	1B: 3 2B: 1 3B: 0 HR: 0	SF: 0 SAC: 0 DP: 1 HBP: 1	WP: 0 PA: 32 PB: 0 SB: 0 CS: 2	
PITCHER	IP WLS BF H R ER SO BB IBB HBP BLK WP HR S P ERA WHIP																			
37 Max Scherzer, R ERA: 1.72	8.0 W 28 3 0 0 9 1 0 1 0 0 0 71 111 0.00 0.500																			
36 Joe Nathan, R ERA: 4.63	1.0 S 3 0 0 0 0 1 0 0 0 0 0 7 13 0.00 1.000																			

Houston Astros @ Detroit Tigers
Comerica Park, Detroit, MI
Mon May 05 2014, 7:09 PM - 10:01 PM EDT
Att: 26,475 - Overcast - 53 F

AB	28
R	0
H	3
RBI	0
BB	2
SO	9
LOB	9



Batter	1	2	3	4	5	6	7	8	9	AB	R	H	RBI	BB	SO	LOB	BOTTOM			
3 Ian Kinsler, R OBP: 0.331, SLG: 0.417	E6 48 1B, 24 G3-5			F8				G6-4-3		3	0	0	0	0	0	2				
48 Tori Hunter, R OBP: 0.353, SLG: 0.520									P3	4	0	2	0	0	0	1				
24 Miguel Cabrera, R OBP: 0.319, SLG: 0.414										4	0	0	0	0	1	3				
41 Victor Martinez, S OBP: 0.381, SLG: 0.535										4	1	1	1	0	1	1				
14 Austin Jackson, R OBP: 0.378, SLG: 0.478										3	0	1	0	1	1	0				
9 Nick Castellanos, R OBP: 0.286, SLG: 0.419										4	1	1	0	0	0	2				
13 Alex Avila, L OBP: 0.352, SLG: 0.390										1	0	0	0	2	0	1				
17 Andrew Romine, S OBP: 0.333, SLG: 0.260										2	0	0	0	0	0	3				
20 Rajai Davis, R OBP: 0.389, SLG: 0.442										3	0	1	1	0	0	0				
Inning Stats	R: 0 H: 1 E: 1 K: 1 S: 11	H: 1 LOB: 1 BB: 0 P: 16	R: 0 H: 1 E: 0 K: 0 S: 5	H: 1 LOB: 1 BB: 0 P: 8	R: 0 H: 1 E: 0 K: 0 S: 7	H: 1 LOB: 1 BB: 0 P: 11	R: 0 H: 0 E: 0 K: 0 S: 10	H: 0 LOB: 2 BB: 2 P: 23	R: 0 H: 0 E: 0 K: 2 S: 6	H: 0 LOB: 0 BB: 0 P: 11	R: 0 H: 0 E: 0 K: 2 S: 7	H: 0 LOB: 0 BB: 0 P: 12	R: 1 H: 1 E: 1 K: 0 S: 12	H: 2 LOB: 1 BB: 1 P: 19	R: 1 H: 2 E: 0 K: 0 S: 14	H: 2 LOB: 1 BB: 0 P: 21	1B: 5 2B: 1 3B: 0 HR: 1	SF: 0 SAC: 1 DP: 2 HBP: 1	WP: 0 PA: 33 PB: 0 SB: 0 CS: 1	
PITCHER	IP WLS BF H R ER SO BB IBB HBP BLK WP HR S P ERA WHIP																			
48 Jarrod Cosart, R ERA: 4.5	7.0 L 28 4 1 1 3 3 0 1 0 0 58 100 0.00 1.000																			
45 Anthony Bass, R ERA: 4.32	1.0 S 5 2 1 1 0 0 0 0 0 0 1 14 21 9.00 2.000																			

Houston Astros @ Detroit Tigers
Comerica Park, Detroit, MI
Mon May 05 2014, 7:09 PM - 10:01 PM EDT
Att: 26,475 - Overcast - 53 F

AB	28
R	2
H	6
RBI	2
BB	3
SO	3
LOB	13



Batter	1	2	3	4	5	6	7	8	9	AB	R	H	RBI	BB	SO	LOB	TOP								
27 Jose Altuve, R OBP: 0.333, SLG: 0.382										4	0	1	0	0	0	1	Houston Astros @ Detroit Tigers Comerica Park, Detroit, MI Tue May 06 2014, 7:09 PM - 10:35 PM EDT Att: 27,939 - Partly Cloudy - 60 F								
21 Dexter Fowler, S OBP: 0.320, SLG: 0.354										4	1	2	0	0	1	0									
15 Jason Castro, L OBP: 0.317, SLG: 0.379										4	0	1	0	0	2	2									
23 Chris Carter, R OBP: 0.276, SLG: 0.380										4	1	1	1	1	0	2		3							
14 Jesus Guzman, R OBP: 0.239, SLG: 0.328										4	1	0	0	0	1	5									
4 George Springer, R OBP: 0.282, SLG: 0.264										4	1	3	1	0	0	0									
30 Matt Dominguez, R OBP: 0.301, SLG: 0.391										4	0	1	1	0	0	2									
28 L.J. Hoes, R OBP: 0.226, SLG: 0.213										3	0	0	1	1	0	2									
6 Jonathan Villar, S OBP: 0.312, SLG: 0.510										3	0	0	0	0	1	2									
9 Marwin Gonzalez, S OBP: 0.324, SLG: 0.406										1	0	0	0	0	1	1									
Inning Stats	R: 0 E: 0 K: 2 S: 15	H: 2 LOB: 2 BB: 0 P: 23	R: 0 E: 0 K: 0 S: 8	H: 1 LOB: 1 BB: 0 P: 12	R: 0 E: 0 K: 1 S: 7	H: 0 LOB: 0 BB: 0 P: 11	R: 0 E: 0 K: 2 S: 10	H: 0 LOB: 0 BB: 0 P: 12	R: 0 E: 0 K: 0 S: 9	H: 0 LOB: 1 BB: 1 P: 18	R: 1 E: 0 K: 0 S: 7	H: 2 LOB: 0 BB: 0 P: 11	R: 0 E: 0 K: 0 S: 6	H: 1 LOB: 0 BB: 0 P: 12	R: 0 E: 0 K: 2 S: 8	H: 0 LOB: 0 BB: 0 P: 12	R: 3 E: 1 K: 1 S: 18	H: 3 LOB: 1 BB: 0 P: 27	1B: 7 2B: 2 3B: 0 HR: 0	SF: 0 SAC: 0 DP: 2 HBP: 0	WP: 0 PB: 0 SB: 0 CS: 0	PA: 36			
PITCHER	IP	WLS	BF	H	R	ER	SO	BB	IBB	HBP	BLK	WP	HR	S	P	ERA	WHIP								
38 Robbie Ray, L ERA: 1.69	5.1	W	22	5	1	1	5	1	0	0	0	0	0	55	86	1.69	1.125								
57 Evan Reed, R ERA: 3.0	1.2	H	4	1	0	0	0	0	0	0	0	0	0	7	13	0.00	0.600								
62 Al Albuquerque, R ERA: 4.5	1.0		3	0	0	0	2	0	0	0	0	0	0	8	12	0.00	0.000								
60 Justin Miller, R ERA: 2.84	1.0		7	3	3	1	1	0	0	0	0	0	0	18	27	9.00	3.000								

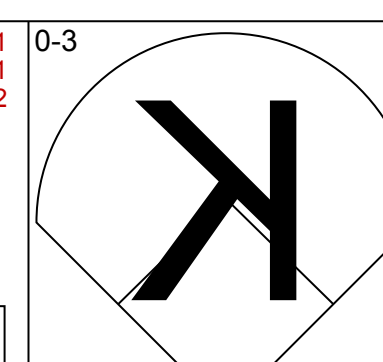
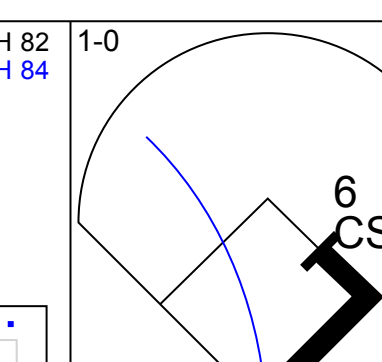
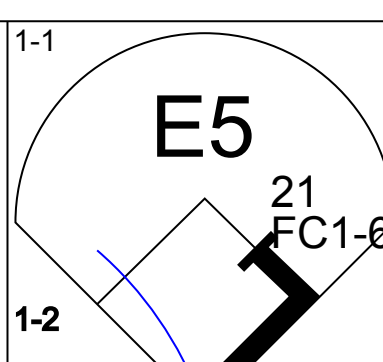
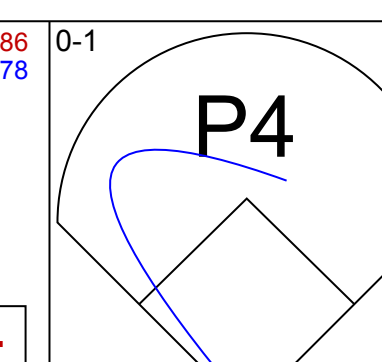
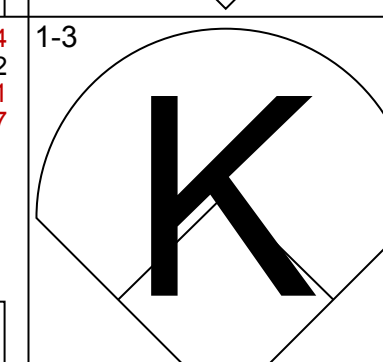
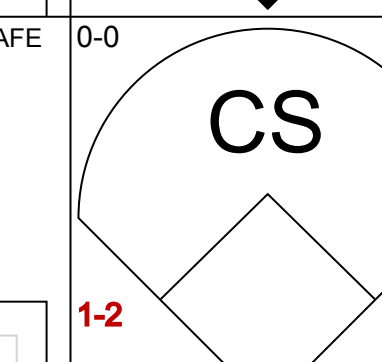
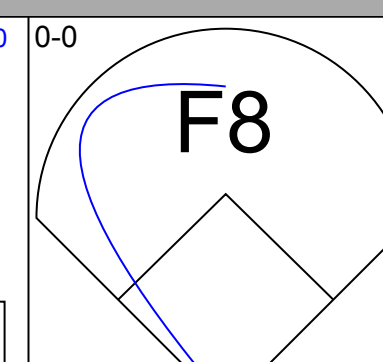
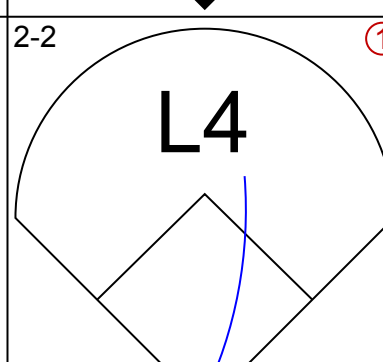
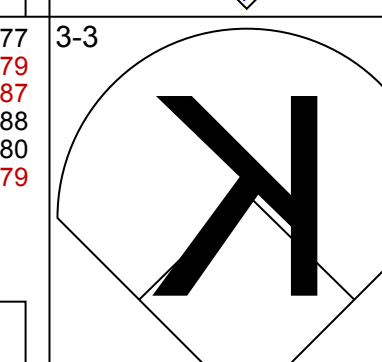
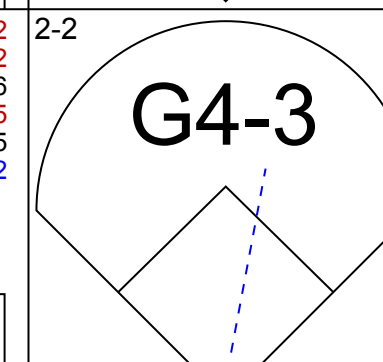
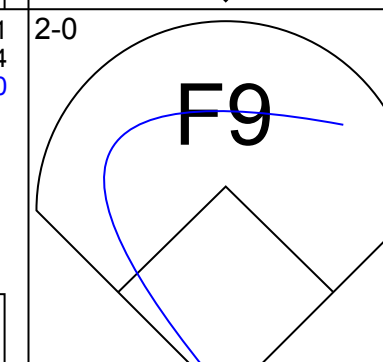
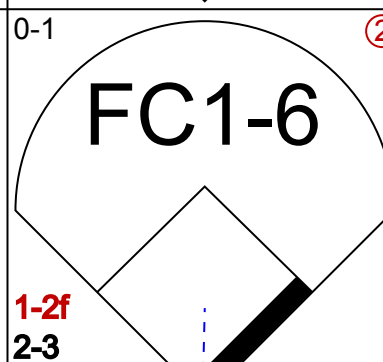
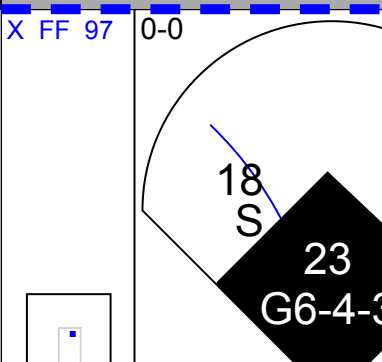
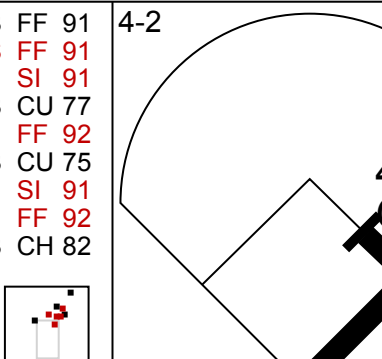
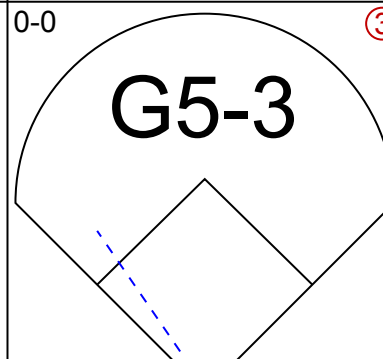
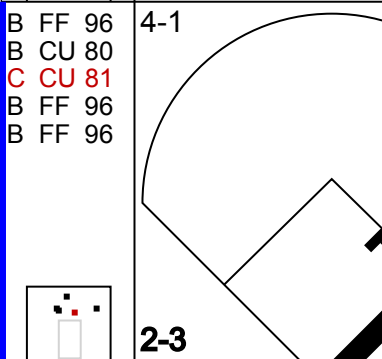
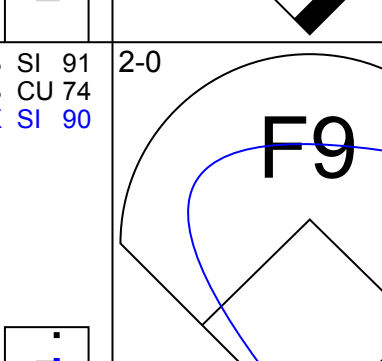
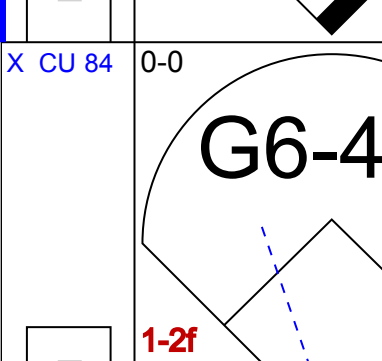
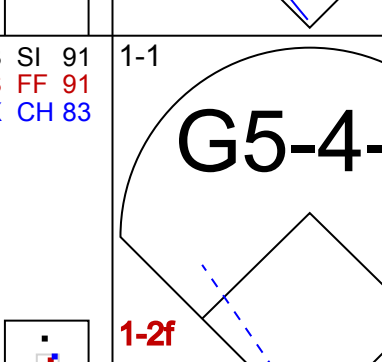
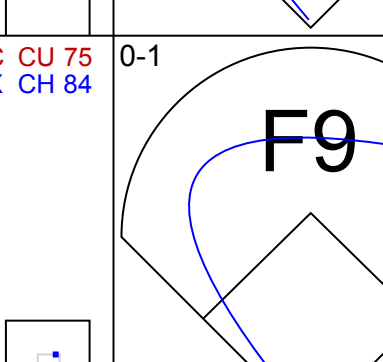
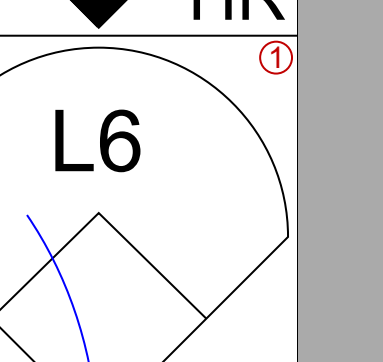
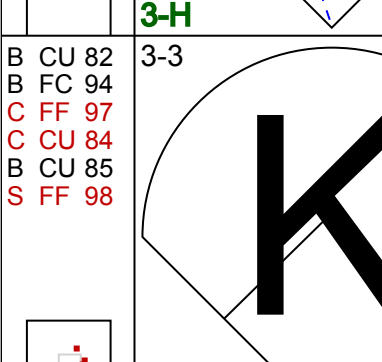

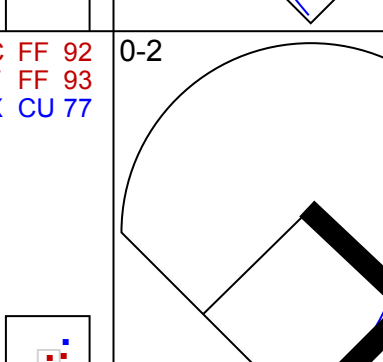
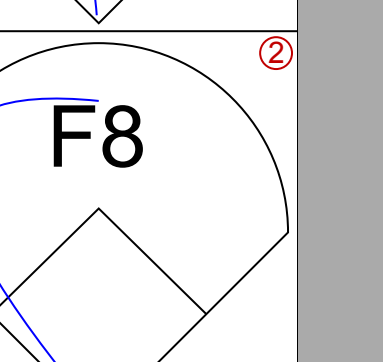

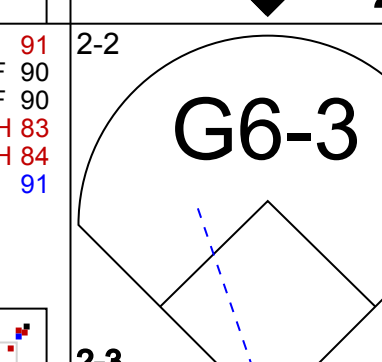
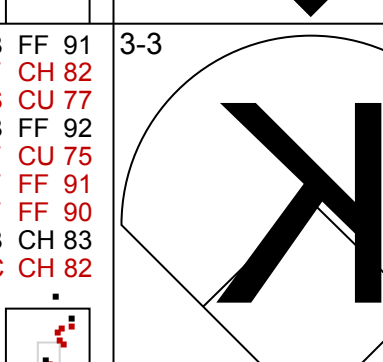
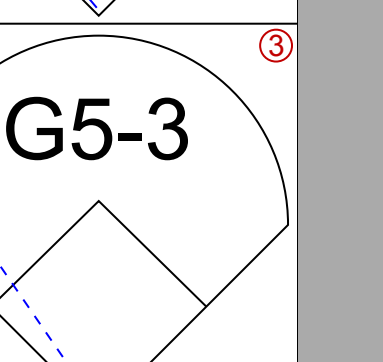
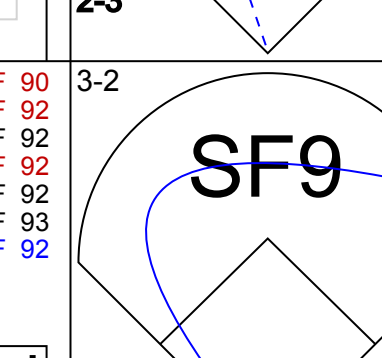
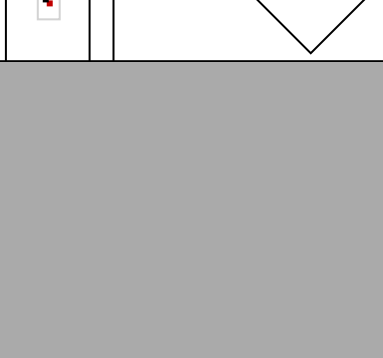
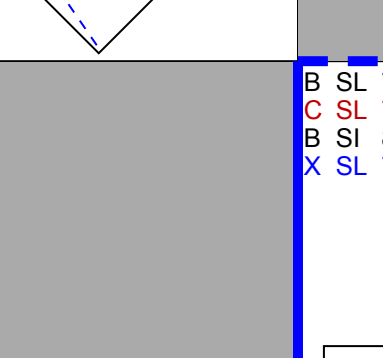
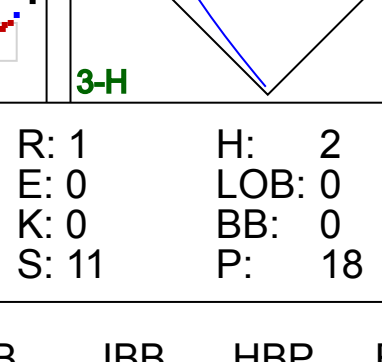
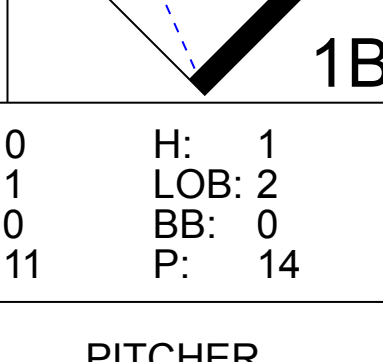
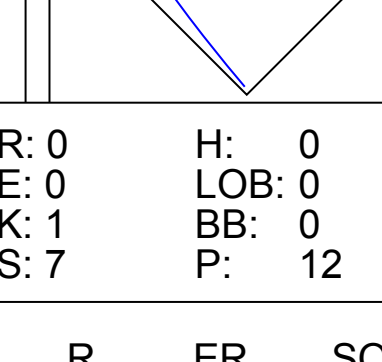



Batter	1	2	3	4	5	6	7	8	9	AB	R	H	RBI	BB	SO	LOB	BOTTOM								
3 Ian Kinsler, R OBP: 0.341, SLG: 0.425										5	2	3	0	0	0	1	Houston Astros @ Detroit Tigers Comerica Park, Detroit, MI Tue May 06 2014, 7:09 PM - 10:35 PM EDT Att: 27,939 - Partly Cloudy - 60 F								
48 Torii Hunter, R OBP: 0.385, SLG: 0.529										4	1	2	1	0	1	2									
32 Don Kelly, L OBP: 0.346, SLG: 0.417										5	2	4	4	0	0	2									
24 Miguel Cabrera, R OBP: 0.333, SLG: 0.260										0	0	0	0	0	0	0									
41 Victor Martinez, S OBP: 0.381, SLG: 0.524										4	0	1	1	1	1	3									
28 J.D. Martinez, R OBP: 0.320, SLG: 0.409										4	0	1	2	0	1	4									
14 Austin Jackson, R OBP: 0.371, SLG: 0.464										5	1	1	0	0	1	4									
9 Nick Castellanos, R OBP: 0.276, SLG: 0.422										4	1	2	0	0	1	0									
13 Alex Avila, L OBP: 0.360, SLG: 0.413										4	2	2	0	0	1	2									
29 Danny Worth, R OBP: 0.313, SLG: 0.357										3	2	2	3	0	0	0									
Inning Stats	R: 1 E: 0 K: 0 S: 11	H: 2 LOB: 0 BB: 0 P: 17	R: 0 E: 0 K: 2 S: 13	H: 0 LOB: 0 BB: 0 P: 19	R: 2 E: 0 K: 0 S: 13	H: 4 LOB: 2 BB: 0 P: 19	R: 1 E: 0 K: 1 S: 10	H: 2 LOB: 1 BB: 0 P: 18	R: 0 E: 0 K: 0 S: 11	H: 1 LOB: 2 BB: 1 P: 19	R: 0 E: 0 K: 1 S: 8	H: 0 LOB: 0 BB: 0 P: 13	R: 2 E: 0 K: 0 S: 18	H: 3 LOB: 1 BB: 0 P: 26	R: 5 E: 0 K: 2 S: 25	H: 6 LOB: 1 BB: 0 P: 31	1B: 14 2B: 3 3B: 0 HR: 1	SF: 3 SAC: 0 DP: 0 HBP: 0	WP: 0 PB: 0 SB: 1 CS: 1	PA: 42					
PITCHER	IP	WLS	BF	H	R	ER	SO	BB	IBB	HBP	BLK	WP	HR	S	P	ERA	WHIP								
39 Brett Oberholtzer, L ERA: 5.68	6.0	L	27	9	4	4	4	1	0	0	0	0	0	18	26	18.00	3.000								
68 José Cisnero, R ERA: 9.64	1.0		6	3	2	2	0	0	0	0	0	0	0	18	26	18.00	3.000								
35 Josh Fields, R ERA: 12.0	0.2		8	6	5	5	2	0	0	0	0	0	0	22	27	67.50	9.000								
38 Darin Downs, L ERA:	0.1		1	0	0	0	0	0	0	0	0	0	0	3	4	0.00	0.000								

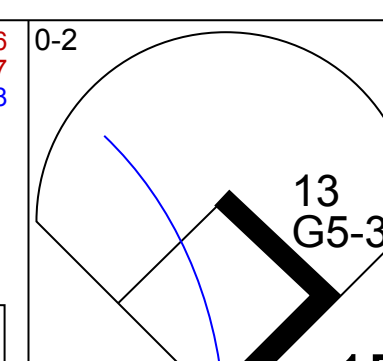
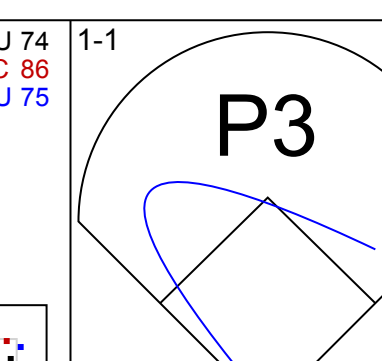
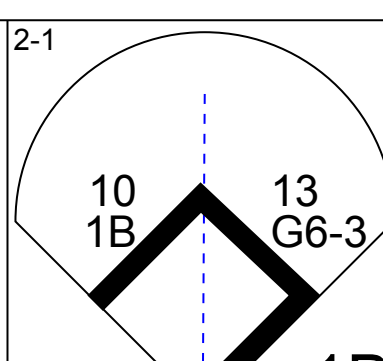
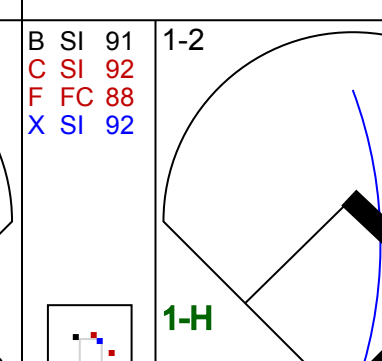
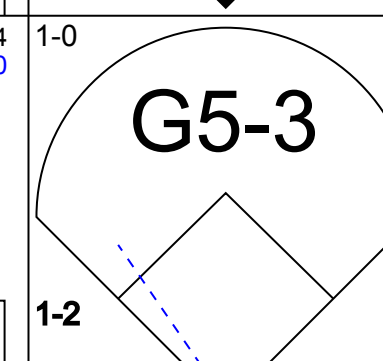
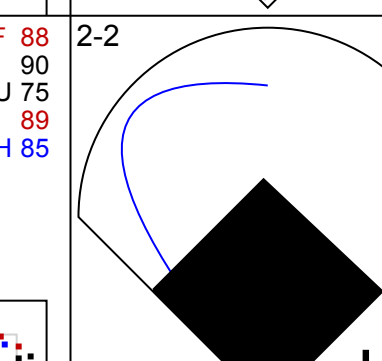
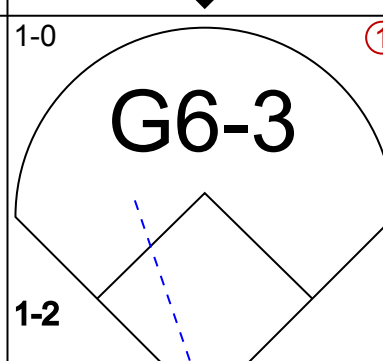
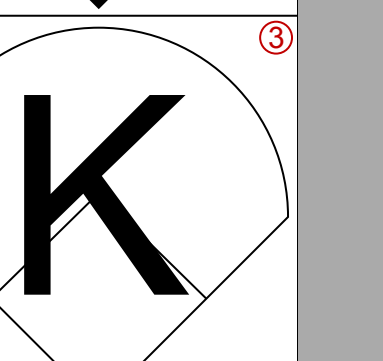
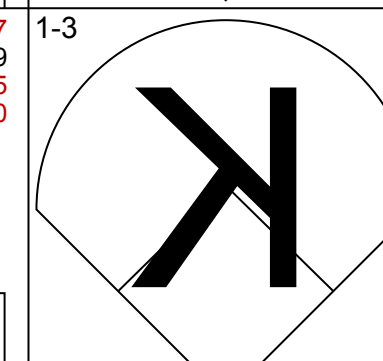
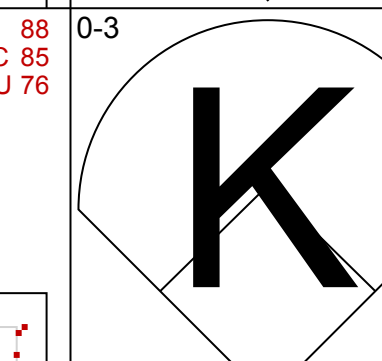
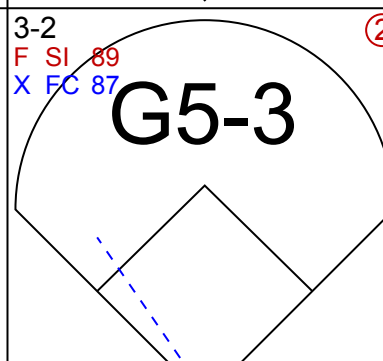
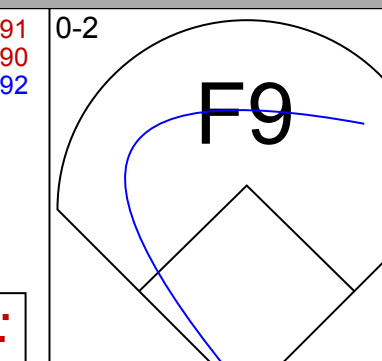
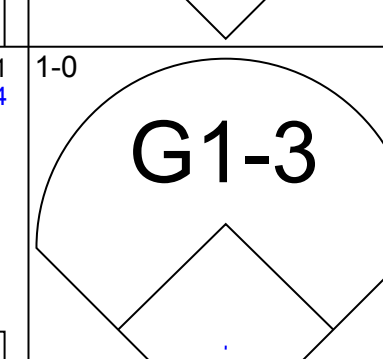
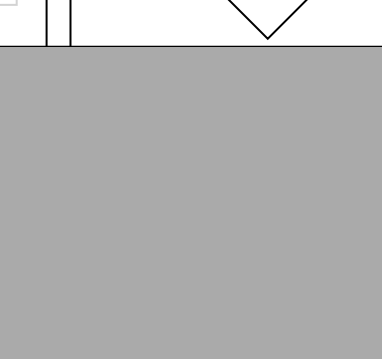
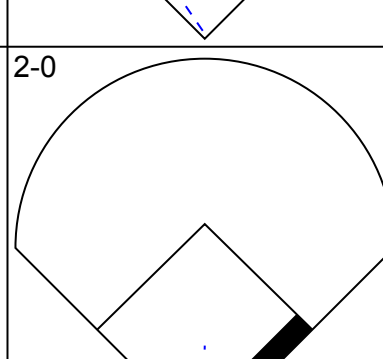
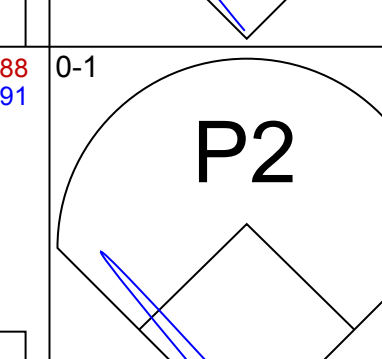
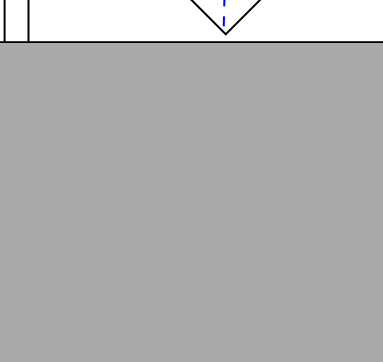
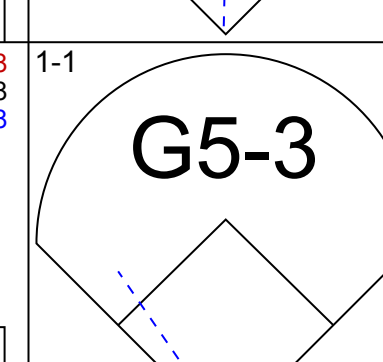
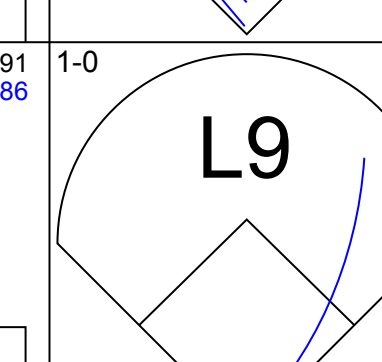
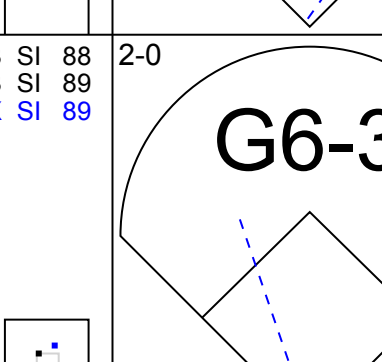
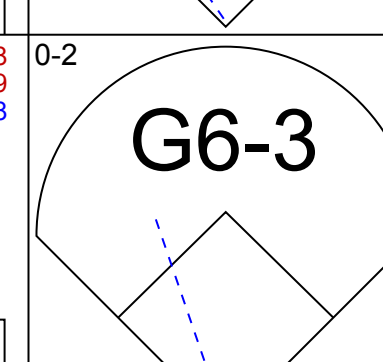
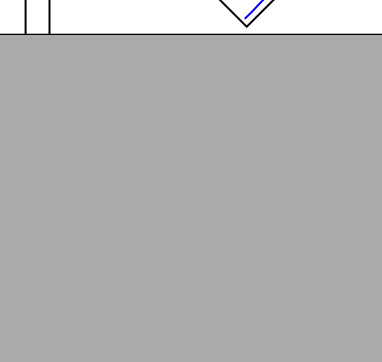
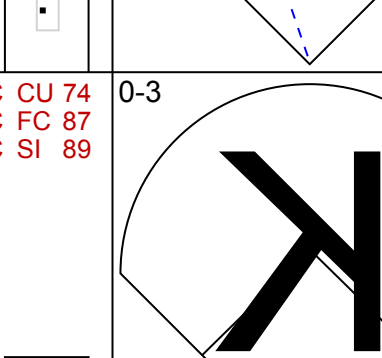
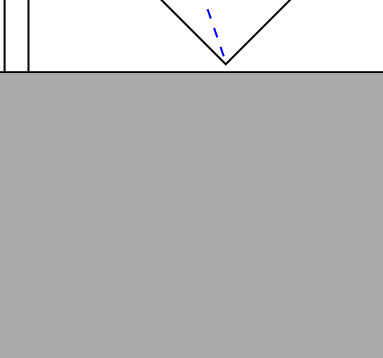
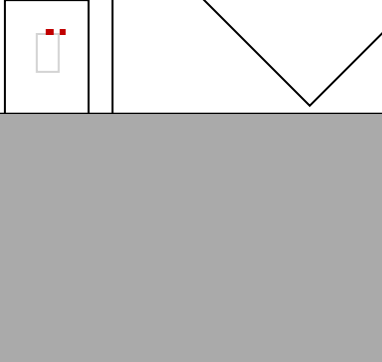
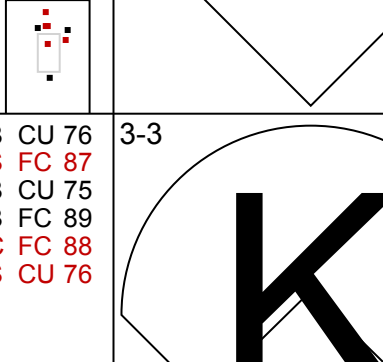
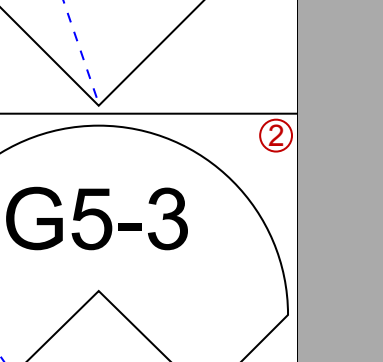
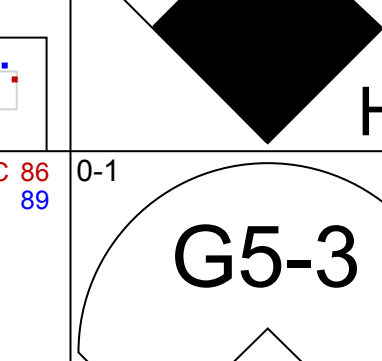
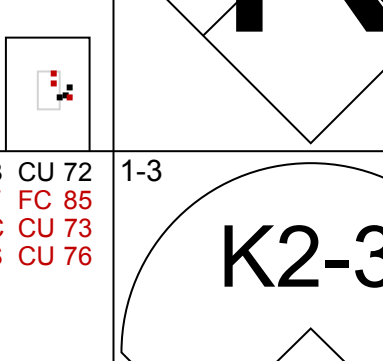
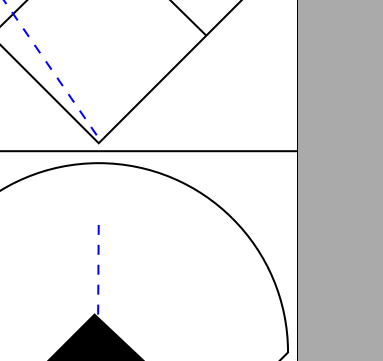
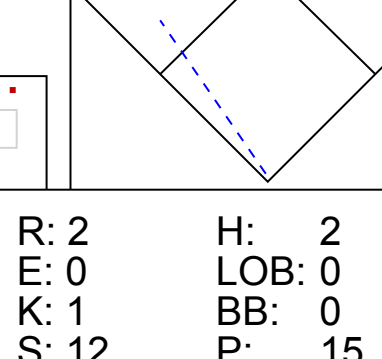
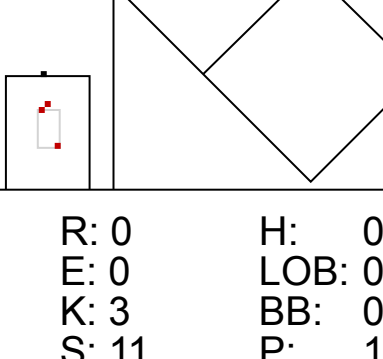
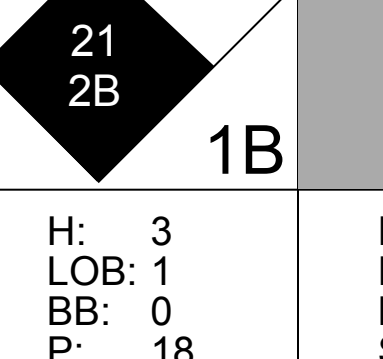
AB	35
R	4
H	9
RBI	4
BB	1
SO	8
LOB	18



AB	38
R	11
H	18
RBI	11
BB	1
SO	6
LOB	18



Batter	1	2	3	4	5	6	7	8	9	AB	R	H	RBI	BB	SO	LOB	TOP					
27 Jose Altuve, R OBP: 0.321, SLG: 0.372										4	0	1	0	0	1	1	Houston Astros @ Baltimore Orioles Oriole Park at Camden Yards, Baltimore, MD Fri May 09 2014, 7:08 PM - 9:37 PM EDT Att: 28,875 - Overcast - 70 F					
6 Jonathan Villar, S OBP: 0.291, SLG: 0.472										4	0	0	0	0	2	2						
21 Dexter Fowler, S OBP: 0.314, SLG: 0.347										4	1	1	0	0	0	2						
14 Jesus Guzman, R OBP: 0.243, SLG: 0.314										2	0	0	0	1	1	2						
18 Marc Krauss, L OBP: 0.291, SLG: 0.284										0	0	0	0	1	0	0						
23 Chris Carter, R OBP: 0.266, SLG: 0.378										4	1	1	1	0	0	2						
4 George Springer, R OBP: 0.276, SLG: 0.289										4	0	0	0	0	1	1						
30 Matt Dominguez, R OBP: 0.306, SLG: 0.430										3	1	2	0	0	0	0						
22 Carlos Corporan, S OBP: 0.205, SLG: 0.417										3	0	0	0	0	1	2						
28 L.J. Hoes, R OBP: 0.276, SLG: 0.275										1	0	1	1	0	0	0						
8 Alex Presley, L OBP: 0.236, SLG: 0.360										1	0	0	0	0	0	0						
Inning Stats	R: 0 E: 0 K: 2 S: 10	H: 0 LOB: 0 BB: 0 P: 13	R: 0 E: 0 K: 0 S: 8	H: 0 LOB: 0 BB: 1 P: 15	R: 0 E: 0 K: 0 S: 11	H: 2 LOB: 0 BB: 0 P: 18	R: 0 E: 0 K: 1 S: 5	H: 0 LOB: 0 BB: 0 P: 9	R: 0 E: 0 K: 1 S: 14	H: 1 LOB: 1 BB: 0 P: 20	R: 0 E: 1 K: 0 S: 11	H: 1 LOB: 2 BB: 0 P: 14	R: 1 E: 0 K: 0 S: 8	H: 1 LOB: 0 BB: 0 P: 12	R: 0 E: 0 K: 1 S: 7	H: 0 LOB: 0 BB: 0 P: 12	R: 1 E: 0 K: 1 S: 6	H: 1 LOB: 0 BB: 0 P: 13	1B: 2 2B: 3 HR: 1	SF: 1 SAC: 0 DP: 2 HBP: 0	WP: 0 PB: 0 SB: 1 CS: 1	PA: 34
PITCHER	IP WLS BF H R ER SO BB IBB HBP BLK WP HR S P ERA WHIP																					
16 Wei-Yin Chen, L ERA: 3.95	(1, 1) 7.0 W 26 5 2 2 4 1 0 0 0 0 0 1 67 101 2.57 0.857																					
56 Darren O'Day, R ERA: 9.54	(8, 1) 1.0 H 3 0 0 0 1 0 0 0 0 0 0 0 7 12 0.00 0.000																					
29 Tommy Hunter, R ERA: 3.29	(9, 1) 1.0 S 4 1 1 1 1 1 0 0 0 0 0 0 6 13 9.00 2.000																					

Batter	1	2	3	4	5	6	7	8	9	AB	R	H	RBI	BB	SO	LOB	BOTTOM			
21 Nick Markakis, L OBP: 0.371, SLG: 0.416										4	0	3	1	0	0	0	Houston Astros @ Baltimore Orioles Oriole Park at Camden Yards, Baltimore, MD Fri May 09 2014, 7:08 PM - 9:37 PM EDT Att: 28,875 - Overcast - 70 F			
13 Manny Machado, R OBP: 0.235, SLG: 0.255										4	1	1	1	0	1	3				
23 Nelson Cruz, R OBP: 0.345, SLG: 0.540										4	0	0	0	0	2	2				
9 David Lough, L OBP: 0.221, SLG: 0.234										0	0	0	0	0	0	0				
10 Adam Jones, R OBP: 0.284, SLG: 0.393										4	0	1	0	0	0	1				
32 Matt Wieters, S OBP: 0.355, SLG: 0.525										4	0	0	0	0	0	2				
2 J.J. Hardy, R OBP: 0.280, SLG: 0.323										3	1	1	0	0	0	0				
45 Steve Clevenger, L OBP: 0.289, SLG: 0.412										3	0	0	0	0	2	1				
28 Steve Pearce, R OBP: 0.310, SLG: 0.575										3	1	1	1	0	1	1				
6 Jonathan Schoop, R OBP: 0.278, SLG: 0.392										3	1	1	1	0	1	0				
Inning Stats	R: 0 E: 0 K: 1 S: 8	H: 1 LOB: 1 BB: 0 P: 11	R: 0 E: 0 K: 1 S: 7	H: 0 LOB: 0 BB: 0 P: 10	R: 2 E: 0 K: 1 S: 12	H: 2 LOB: 0 BB: 0 P: 15	R: 0 E: 0 K: 0 S: 8	H: 0 LOB: 0 BB: 0 P: 11	R: 0 E: 0 K: 0 S: 14	H: 2 LOB: 2 BB: 0 P: 23	R: 2 E: 0 K: 1 S: 12	H: 3 LOB: 1 BB: 0 P: 18	R: 0 E: 0 K: 0 S: 6	H: 0 LOB: 0 BB: 0 P: 7	R: 0 E: 0 K: 0 S: 6	H: 0 LOB: 0 BB: 0 P: 7	1B: 4 2B: 2 3B: 0 HR: 2	SF: 0 SAC: 0 DP: 0 HBP: 0	WP: 0 PB: 0 SB: 0 CS: 0	PA: 32
PITCHER	IP WLS BF H R ER SO BB IBB HBP BLK WP HR S P ERA WHIP																			
46 Scott Feldman, R ERA: 1.93	(1, 1) 6.0 L 23 5 2 2 6 0 0 0 0 0 0 2 60 88 3.00 0.833																			
36 Jerome Williams, R ERA: 6.25	(7, 1) 2.0 L 9 3 2 2 1 0 0 0 0 0 0 0 18 25 9.00 1.500																			

AB	30
R	3
H	6
RBI	2
BB	2
SO	6
LOB	12




AB	32
R	4
H	8
RBI	4
BB	0
SO	7
LOB	10



Batter	1	2	3	4	5	6	7	8	9	10	AB	R	H	RBI	BB	SO	LOB	TOP									
27 Jose Altuve, R OBP: 0.329, SLG: 0.375	F8		30 S 21 1B BB		21 S 1B		G4-3		2-1 B FC 93 B FC 92 X CU 85		4	0	2	2	1	0	0	Houston Astros @ Baltimore Orioles Oriole Park at Camden Yards, Baltimore, MD Sat May 10 2014, 7:07 PM - 11:30 PM EDT Att: 26,264 - Overcast - 74 F									
21 Dexter Fowler, S OBP: 0.346, SLG: 0.346	G5-3		30 S 1B		30 S BB		G5-3		B CH 83 B CH 82 B SI 87		3	0	1	1	2	0	0										
15 Jason Castro, L OBP: 0.310, SLG: 0.366	K		K		G4-3		G4-3		D CU 81 X CU 94		5	0	1	0	0	2	6										
30 Matt Dominguez, R OBP: 0.309, SLG: 0.429	G5-3		P4		4 2B 1B		G6-4-3		B SI 91 X SI 91		5	0	2	0	0	0	3										
8 Alex Presley, L OBP: 0.299, SLG: 0.348	P4				P6		K		B SI 91 X SI 91		3	0	0	0	0	1	1										
28 L.J. Hoes, R OBP: 0.271, SLG: 0.269							G4-3		B SI 91 X SI 91		1	0	0	0	0	0	0										
4 George Springer, R OBP: 0.324, SLG: 0.341	HR		K		K		2B		B FC 92 F FC 92 X CU 82		5	1	2	1	0	3	1										
23 Chris Carter, R OBP: 0.265, SLG: 0.374	P6		HR		F8		P4		C SI 82 S SI 82 X SI 82		4	0	1	0	0	0	2										
9 Marwin Gonzalez, S OBP: 0.368, SLG: 0.457			P6						B SI 91 X SI 91		1	0	0	0	0	1	1										
18 Marc Krauss, L OBP: 0.289, SLG: 0.296			P2		K		G3		B FC 90 F FC 90 X CU 83		4	0	1	0	0	1	2										
60 Dallas Keuchel, L OBP: 0.243, SLG: 0.314			E8 27 S 21 1B 1B		B1-3		K		B FC 93 B FC 92 X CU 83		4	2	1	0	0	1	3										
6 Jonathan Villar, S OBP: 0.289, SLG: 0.484									B FC 90 F FC 90 X CU 83		4	2	1	0	0	1	3										
Inning Stats	R: 0 E: 0 K: 1 S: 6	H: 0 LOB: 0 BB: 0 P: 9	R: 1 E: 0 K: 0 S: 8	H: 1 LOB: 0 BB: 0 P: 13	R: 1 E: 1 K: 1 S: 12	H: 2 LOB: 2 BB: 1 P: 22	R: 0 E: 0 K: 1 S: 7	H: 0 LOB: 0 BB: 0 P: 9	R: 0 E: 0 K: 1 S: 10	H: 1 LOB: 2 BB: 1 P: 16	R: 0 E: 0 K: 1 S: 10	H: 2 LOB: 2 BB: 0 P: 14	R: 0 E: 0 K: 1 S: 7	H: 0 LOB: 0 BB: 0 P: 7	R: 0 E: 0 K: 0 S: 8	H: 1 LOB: 0 BB: 0 P: 10	R: 2 E: 0 K: 1 S: 17	H: 3 LOB: 2 BB: 1 P: 29	R: 0 E: 0 K: 2 S: 12	H: 1 LOB: 1 BB: 0 P: 17	1B: 8 2B: 2 3B: 0 HR: 1	SF: 0 SAC: 1 DP: 1 HBP: 0	WP: 0 PB: 0 SB: 4 CS: 0	PA: 43			
PITCHER	IP 7.0	WLS 29	BF 6	H 2	R 2	ER 2	SO 6	BB 2	IBB 0	HBP 0	BLK 0	WP 0	HR 1	S 60	P 90	ERA 2.57	WHIP 1.143										
50 Miguel González, R ERA: 4.78	1.0	3	1	0	0	0	0	0	0	0	0	0	0	8	10	0.00	1.000										
53 Zack Britton, L ERA: 0.84	0.2	B	5	3	2	2	1	0	0	0	0	0	0	15	23	27.00	4.500										
29 Tommy Hunter, R ERA: 4.4	0.1		2	0	0	0	0	0	1	0	0	0	0	2	6	0.00	0.000										
40 Troy Patton, L ERA: 3.38	1.0	W	4	1	0	0	2	0	0	0	0	0	0	12	17	0.00	1.000										
58 Ryan Webb, R ERA: 4.2																											

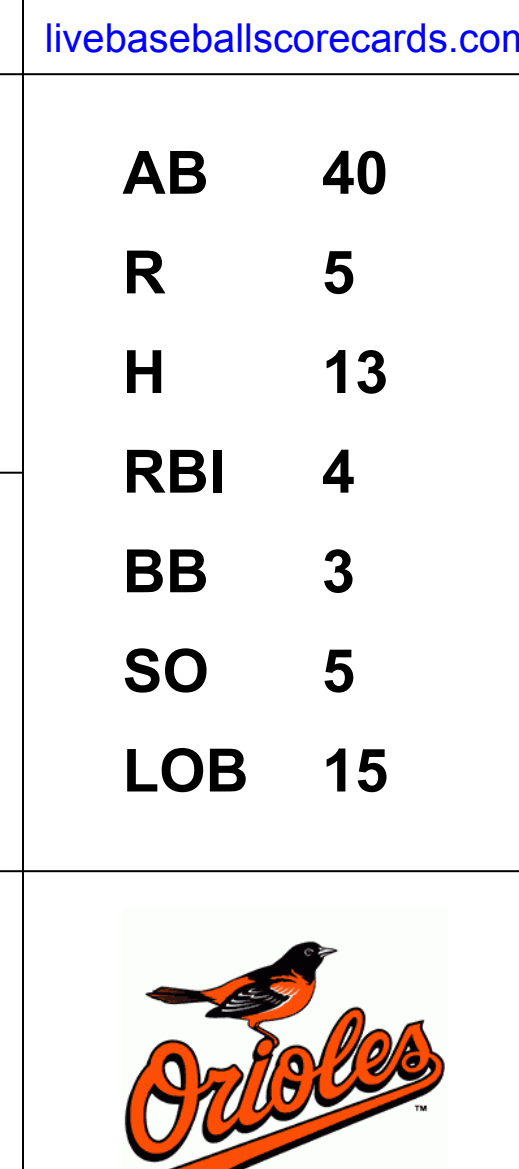
Batter	1	2	3	4	5	6	7	8	9	10	AB	R	H	RBI	BB	SO	LOB	BOTTOM									
21 Nick Markakis, L OBP: 0.372, SLG: 0.415	13 CS 1B		F8		G4-3		G4-3		27 1B 13 BB 1B		5	0	2	0	0	0	3	Houston Astros @ Baltimore Orioles Oriole Park at Camden Yards, Baltimore, MD Sat May 10 2014, 7:07 PM - 11:30 PM EDT Att: 26,264 - Overcast - 74 F									
13 Manny Machado, R OBP: 0.231, SLG: 0.229	G5-3		G4-3		P4		K		27 1B BB		4	0	0	0	1	1	3										
23 Nelson Cruz, R OBP: 0.350, SLG: 0.562			K		K		HR		27 1B BB		4	1	2	1	0	2	0										
9 David Lough, L OBP: 0.221, SLG: 0.234									1-2 2-3 3-H		0	0	0	0	0	0	0										
27 Delmon Young, R OBP: 0.362, SLG: 0.436	1B								1-2 2-3 3-H		1	0	1	1	0	0	0										
10 Adam Jones, R OBP: 0.281, SLG: 0.407	K		F9		HR		HR		P4		5	1	1	1	0	1	4										
32 Matt Wieters, S OBP: 0.339, SLG: 0.500	G6-3		K		G6-3		G6-3		G1-3		5	0	0	0	0	1	0										
2 J.J. Hardy, R OBP: 0.286, SLG: 0.327	P6		F9		F9		28 1B 6 WP 45 1B 1B		45 2B 1B		5	2	2	0	0	0	0										
45 Steve Clevenger, L OBP: 0.326, SLG: 0.482			G4-3		G4-3		G4-3		G5-3		5	0	3	1	0	0	0										
28 Steve Pearce, R OBP: 0.348, SLG: 0.571			28 BB 1B		6 G5-3 BB		6 WP 1B		F7		2	0	1	0	2	0	0										
6 Jonathan Schoop, R OBP: 0.277, SLG: 0.387	G6-3		G6-3		G5-3		G5-3		13 BB 27 1B 1B		4	1	1	0	0	0	5										
Inning Stats	R: 0 E: 0 K: 1 S: 12	H: 2 LOB: 1 BB: 0 P: 16	R: 0 E: 0 K: 0 S: 8	H: 1 LOB: 2 BB: 1 P: 15	R: 0 E: 0 K: 1 S: 9	H: 0 LOB: 0 BB: 0 P: 14	R: 0 E: 0 K: 1 S: 11	H: 0 LOB: 0 BB: 0 P: 16	R: 0 E: 0 K: 0 S: 10	H: 1 LOB: 1 BB: 1 P: 16	R: 1 E: 0 K: 1 S: 17	H: 3 LOB: 2 BB: 0 P: 24	R: 1 E: 0 K: 0 S: 6	H: 1 LOB: 0 BB: 0 P: 7	R: 1 E: 0 K: 0 S: 13	H: 3 LOB: 3 BB: 1 P: 22	R: 1 E: 0 K: 0 S: 3	H: 2 LOB: 1 BB: 0 P: 6	1B: 10 2B: 1 3B: 0 HR: 2	SF: 0 SAC: 0 DP: 0 HBP: 0	WP: 1 PB: 0 SB: 0 CS: 1	PA: 43					
PITCHER	IP 6.1	WLS 27	BF 7	H 2	R 2	ER 2	SO 4	BB 2	IBB 0	HBP 0	BLK 0	WP 1	HR 1	S 68	P 101	ERA 2.84	WHIP 1.421										
31 Collin McHugh, R ERA: 2.81	0.1		0	0	0	0	0	0	0	0	0	0	0	3	5	0.00	0.000										
29 Tony Sipp, L ERA: 5.79	1.1	B	5	1	1	1	1	0	0	0	0	0	0	10	13	6.75	0.750										
45 Anthony Bass, R ERA: 4.5	1.0		7	3	1	1	0	1	0	0	0	0	0	13	22	9.00	4.000										
56 Paul Clemens, R ERA: 5.27	0.1	L	3	2	1	1	0	0	0	0	0	0	0	3	6	27.00	6.000										

AB	39
R	4
H	11
RBI	4
BB	3
SO	9
LOB	19



WP: 0	PA: 43
PB: 0	
SB: 4	
CS: 0	

AB	40
R	5
H	13
RBI	4
BB	3
SO	5
LOB	15



WP: 1	PA: 43
PB: 0	
SB: 0	
CS: 1	

Batter	1	2	3	4	5	6	7	8	9	AB	R	H	RBI	BB	SO	LOB	TOP				
27 Jose Altuve, R OBP: 0.343, SLG: 0.391										4	1	3	0	1	0	0	Houston Astros @ Baltimore Orioles Oriole Park at Camden Yards, Baltimore, MD Sun May 11 2014, 1:39 PM - 4:58 PM EDT Att: 45,944 - Cloudy - 73 F				
21 Dexter Fowler, S OBP: 0.327, SLG: 0.338										3	1	0	0	2	0	5					
15 Jason Castro, L OBP: 0.306, SLG: 0.385										5	1	1	3	0	2	4					
30 Matt Dominguez, R OBP: 0.313, SLG: 0.427										5	1	2	0	0	0	0					
18 Marc Krauss, L OBP: 0.307, SLG: 0.347										4	1	2	2	1	1	1					
4 George Springer, R OBP: 0.270, SLG: 0.323										5	0	0	0	0	4	3					
8 Alex Presley, L OBP: 0.247, SLG: 0.366										4	0	2	0	1	0	2					
22 Carlos Corporán, S OBP: 0.186, SLG: 0.375										4	0	0	0	0	0	4					
6 Jonathan Villar, S OBP: 0.288, SLG: 0.457										4	0	1	0	0	2	1					
Inning Stats	R: 3 H: 1 E: 0 K: 1 S: 16	L: 1 LOB: 1 BB: 3 P: 32	R: 0 H: 2 E: 0 K: 0 S: 13	L: 2 LOB: 2 BB: 0 P: 18	R: 0 H: 1 E: 0 K: 1 S: 14	L: 1 LOB: 2 BB: 1 P: 26	R: 0 H: 0 E: 0 K: 1 S: 10	L: 0 LOB: 1 BB: 0 P: 17	R: 0 H: 2 E: 0 K: 1 S: 8	L: 2 LOB: 2 BB: 0 P: 12	R: 2 H: 3 E: 0 K: 2 S: 13	L: 1 LOB: 1 BB: 0 P: 18	R: 0 H: 1 E: 0 K: 1 S: 8	L: 1 LOB: 1 BB: 0 P: 17	R: 0 H: 1 E: 0 K: 2 S: 10	L: 1 LOB: 1 BB: 0 P: 17	1B: 7 2B: 2 3B: 0 HR: 2	SF: 0 SAC: 0 DP: 0 HBP: 0	WP: 1 PB: 0 SB: 0 CS: 0	PA: 43	
PITCHER	IP WLS BF H R ER SO BB IBB HBP BLK WP HR S P ERA WHIP	IP WLS BF H R ER SO BB IBB HBP BLK WP HR S P ERA WHIP	IP WLS BF H R ER SO BB IBB HBP BLK WP HR S P ERA WHIP	IP WLS BF H R ER SO BB IBB HBP BLK WP HR S P ERA WHIP	IP WLS BF H R ER SO BB IBB HBP BLK WP HR S P ERA WHIP	IP WLS BF H R ER SO BB IBB HBP BLK WP HR S P ERA WHIP	IP WLS BF H R ER SO BB IBB HBP BLK WP HR S P ERA WHIP	IP WLS BF H R ER SO BB IBB HBP BLK WP HR S P ERA WHIP	IP WLS BF H R ER SO BB IBB HBP BLK WP HR S P ERA WHIP	IP WLS BF H R ER SO BB IBB HBP BLK WP HR S P ERA WHIP	IP WLS BF H R ER SO BB IBB HBP BLK WP HR S P ERA WHIP	IP WLS BF H R ER SO BB IBB HBP BLK WP HR S P ERA WHIP	IP WLS BF H R ER SO BB IBB HBP BLK WP HR S P ERA WHIP	IP WLS BF H R ER SO BB IBB HBP BLK WP HR S P ERA WHIP	IP WLS BF H R ER SO BB IBB HBP BLK WP HR S P ERA WHIP	IP WLS BF H R ER SO BB IBB HBP BLK WP HR S P ERA WHIP	IP WLS BF H R ER SO BB IBB HBP BLK WP HR S P ERA WHIP	IP WLS BF H R ER SO BB IBB HBP BLK WP HR S P ERA WHIP	IP WLS BF H R ER SO BB IBB HBP BLK WP HR S P ERA WHIP	IP WLS BF H R ER SO BB IBB HBP BLK WP HR S P ERA WHIP	IP WLS BF H R ER SO BB IBB HBP BLK WP HR S P ERA WHIP
30 Chris Tillman, R ERA: 3.97	5.0	L	24	4	3	3	3	5	0	0	0	0	1	1	61	105	5.40	1.800			
66 T.J. McFarland, L ERA: 3.89	3.0	H	16	7	2	2	4	0	0	0	0	0	0	1	32	46	6.00	2.333			
40 Troy Patton, L ERA: 2.45	1.0	S	3	0	0	0	2	0	0	0	0	0	0	0	7	13	0.00	0.000			

Batter	1	2	3	4	5	6	7	8	9	AB	R	H	RBI	BB	SO	LOB	BOTTOM							
21 Nick Markakis, L OBP: 0.375, SLG: 0.414										3	1	1	0	1	1	0	Houston Astros @ Baltimore Orioles Oriole Park at Camden Yards, Baltimore, MD Sun May 11 2014, 1:39 PM - 4:58 PM EDT Att: 45,944 - Cloudy - 73 F							
13 Manny Machado, R OBP: 0.256, SLG: 0.255										4	1	2	0	0	2	1								
19 Chris Davis, L OBP: 0.378, SLG: 0.400										4	0	2	0	0	2	1								
10 Adam Jones, R OBP: 0.280, SLG: 0.403										4	0	1	2	0	1	3								
23 Nelson Cruz, R OBP: 0.347, SLG: 0.549										3	0	0	0	1	1	4								
45 Steve Clevenger, L OBP: 0.214, SLG: 0.452										3	0	1	0	0	0	3								
27 Delmon Young, R (7, PH) OBP: 0.356, SLG: 0.429										4	0	1	0	0	0	1								
2 J.J. Hardy, R OBP: 0.284, SLG: 0.324										3	0	0	0	0	0	2								
3 Ryan Flaherty, L OBP: 0.280, SLG: 0.257										2	0	0	0	0	0	0								
9 David Lough, L OBP: 0.214, SLG: 0.227										2	0	0	0	0	0	0								
28 Steve Pearce, R (7, PH) OBP: 0.333, SLG: 0.545										2	0	0	0	0	1	1								
Inning Stats	R: 0 H: 1 E: 0 K: 1 S: 10	L: 1 LOB: 0 BB: 0 P: 17	R: 0 H: 1 E: 0 K: 0 S: 11	L: 1 LOB: 1 BB: 1 P: 18	R: 2 H: 4 E: 0 K: 0 S: 13	L: 4 LOB: 0 BB: 0 P: 21	R: 0 H: 0 E: 0 K: 0 S: 8	L: 0 LOB: 0 BB: 0 P: 11	R: 0 H: 1 E: 0 K: 2 S: 14	L: 1 LOB: 2 BB: 1 P: 23	R: 0 H: 1 E: 0 K: 0 S: 7	L: 0 LOB: 0 BB: 0 P: 8	R: 0 H: 0 E: 0 K: 3 S: 9	L: 0 LOB: 0 BB: 0 P: 16	R: 0 H: 0 E: 0 K: 2 S: 11	L: 0 LOB: 0 BB: 0 P: 20	R: 0 H: 0 E: 0 K: 2 S: 11	L: 0 LOB: 0 BB: 0 P: 15	R: 0 H: 0 E: 0 K: 0 S: 11	L: 0 LOB: 0 BB: 0 P: 15	1B: 7 2B: 1 3B: 0 HR: 0	SF: 0 SAC: 0 DP: 2 HBP: 1	WP: 0 PB: 0 SB: 0 CS: 0	PA: 36
PITCHER	IP WLS BF H R ER SO BB IBB HBP BLK WP HR S P ERA WHIP	IP WLS BF H R ER SO BB IBB HBP BLK WP HR S P ERA WHIP	IP WLS BF H R ER SO BB IBB HBP BLK WP HR S P ERA WHIP	IP WLS BF H R ER SO BB IBB HBP BLK WP HR S P ERA WHIP	IP WLS BF H R ER SO BB IBB HBP BLK WP HR S P ERA WHIP	IP WLS BF H R ER SO BB IBB HBP BLK WP HR S P ERA WHIP	IP WLS BF H R ER SO BB IBB HBP BLK WP HR S P ERA WHIP	IP WLS BF H R ER SO BB IBB HBP BLK WP HR S P ERA WHIP	IP WLS BF H R ER SO BB IBB HBP BLK WP HR S P ERA WHIP	IP WLS BF H R ER SO BB IBB HBP BLK WP HR S P ERA WHIP	IP WLS BF H R ER SO BB IBB HBP BLK WP HR S P ERA WHIP	IP WLS BF H R ER SO BB IBB HBP BLK WP HR S P ERA WHIP	IP WLS BF H R ER SO BB IBB HBP BLK WP HR S P ERA WHIP	IP WLS BF H R ER SO BB IBB HBP BLK WP HR S P ERA WHIP	IP WLS BF H R ER SO BB IBB HBP BLK WP HR S P ERA WHIP	IP WLS BF H R ER SO BB IBB HBP BLK WP HR S P ERA WHIP	IP WLS BF H R ER SO BB IBB HBP BLK WP HR S P ERA WHIP	IP WLS BF H R ER SO BB IBB HBP BLK WP HR S P ERA WHIP	IP WLS BF H R ER SO BB IBB HBP BLK WP HR S P ERA WHIP	IP WLS BF H R ER SO BB IBB HBP BLK WP HR S P ERA WHIP	IP WLS BF H R ER SO BB IBB HBP BLK WP HR S P ERA WHIP	IP WLS BF H R ER SO BB IBB HBP BLK WP HR S P ERA WHIP		
48 Jarred Cosart, R ERA: 4.3	6.0	W	26	8	2	2	3	2	0	0	0	0	0	0	63	98	3.00	1.667						
29 Tony Sipp, L ERA:	2.0	H	6	0	0	0	5	0	0	0	0	0	0	20	36	0.00	0.000							
50 Chad Qualls, R ERA: 3.75	1.0	S	4	0	0	0	0	0	0	1	0	0	0	11	15	0.00	0.000							

AB 38
R 5
H 11
RBI 5
BB 5
SO 9
LOB 20



livebaseballscorecards.com

AB 33
R 2
H 8
RBI 2
BB 2
SO 8
LOB 16




livebaseballscorecards.com

Batter	1	2	3	4	5	6	7	8	9	AB	R	H	RBI	BB	SO	LOB	TOP			
17 Shin-Soo Choo, L (1, 7) OBP: 0.457, SLG: 0.504										3	0	1	0	0	2	1				
1 Elvis Andrus, R (1, 6) OBP: 0.318, SLG: 0.340										4	0	1	0	0	0	3				
29 Adrián Beltré, R (1, 5) OBP: 0.312, SLG: 0.404										4	0	1	0	0	0	1				
84 Prince Fielder, L (1, 3) OBP: 0.357, SLG: 0.354										4	0	2	0	0	0	2				
Alex Rios, R (1, 9) OBP: 0.345, SLG: 0.444										3	0	1	0	0	1					
15 Michael Choice, R (1, 8) OBP: 0.326, SLG: 0.312										3	0	0	0	0	0	1				
2 Leonys Martín, L (1, 10) OBP: 0.317, SLG: 0.354										3	0	0	0	0	2	0				
61 Robinson Chirinos, R (1, 2) OBP: 0.279, SLG: 0.329										3	0	1	0	0	0	0				
12 Rougned Odor, L (1, 4) OBP: 0.211, SLG: 0.368										3	0	0	0	0	1	2				
Inning Stats	R: 0 H: 1 E: 0 K: 1 S: 10	H: 1 LOB: 1 BB: 0 P: 18	R: 0 H: 0 E: 0 K: 2 S: 9	H: 0 LOB: 2 BB: 0 P: 10	R: 0 H: 1 E: 0 K: 0 S: 7	H: 1 LOB: 1 BB: 0 P: 12	R: 0 H: 2 E: 0 K: 0 S: 7	H: 0 LOB: 0 BB: 0 P: 11	R: 0 H: 1 E: 0 K: 0 S: 6	H: 1 LOB: 0 BB: 0 P: 10	R: 0 H: 1 E: 0 K: 0 S: 6	H: 1 LOB: 0 BB: 0 P: 11	R: 0 H: 0 E: 1 K: 3 S: 12	H: 0 LOB: 1 BB: 0 P: 18	R: 0 H: 1 E: 0 K: 0 S: 6	H: 1 LOB: 0 BB: 0 P: 9	1B: 6 2B: 1 3B: 0 HR: 0	SF: 0 SAC: 0 DP: 4 HBP: 1	WP: 0 PB: 0 SB: 0 CS: 0	PA: 31
PITCHER 60 Dallas Keuchel, L (1, 1) ERA: 3.06	IP: 9.0 WLS: W BF: 31 H: 7 R: 0 ER: 0 SO: 7 BB: 0 IBB: 0 HBP: 1 BLK: 0 WP: 0 HR: 0 S: 69 P: 108 ERA: 0.00 WHIP: 0.778															PITCHER				

Texas Rangers @ Houston Astros
Minute Maid Park, Houston, TX
Tue May 13 2014, 7:13 PM - 9:58 PM CDT
Att: 14,028 - Cloudy - 66 F


AB 30
R 0
H 7
RBI 0
BB 0
SO 6
LOB 11



Batter	1	2	3	4	5	6	7	8	9	AB	R	H	RBI	BB	SO	LOB	BOTTOM			
27 Jose Altuve, R (1, 4) OBP: 0.352, SLG: 0.422										5	2	2	0	0	0	0				
4 George Springer, R (1, 9) OBP: 0.303, SLG: 0.333										2	0	1	1	3	0	0				
21 Dexter Fowler, S (1, 8) OBP: 0.338, SLG: 0.350										4	0	1	1	1	0	2				
30 Matt Dominguez, R (1, 5) OBP: 0.307, SLG: 0.414										5	0	0	0	0	3	5				
14 Jesus Guzman, R (1, 3) OBP: 0.253, SLG: 0.324										3	1	1	0	1	1	2				
23 Chris Carter, R (1, 10) OBP: 0.279, SLG: 0.398										4	2	3	0	0	0	1				
28 L.J. Hoes, R (1, 7) OBP: 0.286, SLG: 0.339										4	2	2	3	0	0	2				
22 Carlos Corporán, S (1, 2) OBP: 0.191, SLG: 0.432										4	1	1	3	0	0	1				
6 Jonathan Villar, S (1, 6) OBP: 0.286, SLG: 0.439										4	0	0	0	0	2	0				
Inning Stats	R: 0 H: 0 E: 0 K: 0 S: 15	H: 4 LOB: 2 BB: 1 P: 28	R: 3 H: 4 E: 0 K: 1 S: 20	H: 4 LOB: 1 BB: 1 P: 33	R: 0 H: 1 E: 0 K: 0 S: 10	H: 1 LOB: 1 BB: 0 P: 19	R: 1 H: 2 E: 0 K: 1 S: 14	H: 2 LOB: 1 BB: 0 P: 22	R: 4 H: 3 E: 0 K: 0 S: 18	H: 3 LOB: 1 BB: 2 P: 34	R: 0 H: 1 E: 0 K: 2 S: 10	H: 1 LOB: 0 BB: 0 P: 16	R: 0 H: 0 E: 0 K: 1 S: 8	H: 0 LOB: 0 BB: 0 P: 11	R: 0 H: 0 E: 0 K: 1 S: 9	H: 0 LOB: 0 BB: 0 P: 14	1B: 5 2B: 3 3B: 1 HR: 2	SF: 0 SAC: 0 DP: 0 HBP: 0	WP: 0 PB: 0 SB: 0 CS: 0	PA: 40
PITCHER 54 Matt Harrison, L (1, 1) ERA: 4.15	IP: 1.2 WLS: L BF: 12 H: 4 R: 3 ER: 3 SO: 3 BB: 3 IBB: 0 HBP: 0 BLK: 0 WP: 0 HR: 1 S: 31 P: 55 ERA: 13.50 WHIP: 2.400															PITCHER				
67 Justin Germano, R (2, 1) ERA: 11.91	IP: 3.1 WLS: L BF: 18 H: 6 R: 5 ER: 5 SO: 1 BB: 2 IBB: 0 HBP: 0 BLK: 0 WP: 0 HR: 1 S: 46 P: 81 ERA: 0.00 WHIP: 0.500															PITCHER				
37 Shawn Tolleson, R (6, 1) ERA: 3.92	IP: 2.0 WLS: L BF: 7 H: 1 R: 0 ER: 0 SO: 3 BB: 0 IBB: 0 HBP: 0 BLK: 0 WP: 0 HR: 0 S: 18 P: 27 ERA: 0.00 WHIP: 0.000															PITCHER				
41 Alexi Ogando, R (8, 1) ERA: 7.64	IP: 1.0 WLS: L BF: 3 H: 0 R: 0 ER: 0 SO: 1 BB: 0 IBB: 0 HBP: 0 BLK: 0 WP: 0 HR: 0 S: 9 P: 14 ERA: 0.00 WHIP: 0.000															PITCHER				

Texas Rangers @ Houston Astros
Minute Maid Park, Houston, TX
Tue May 13 2014, 7:13 PM - 9:58 PM CDT
Att: 14,028 - Cloudy - 66 F

AB 35
R 8
H 11
RBI 8
BB 5
SO 6
LOB 13



Batter	1	2	3	4	5	6	7	8	9	AB	R	H	RBI	BB	SO	LOB	TOP								
15 Gordon Beckham, R (1, 4) OBP: 0.303, SLG: 0.405										5	1	1	1	0	2	5	Chicago White Sox @ Houston Astros Minute Maid Park, Houston, TX Fri May 16 2014, 7:14 PM - 10:44 PM CDT Att: 17,529 - Clear - 82 F								
12 Conor Gillaspie, L (1, 5) OBP: 0.390, SLG: 0.443										4	1	2	2	1	0	2									
79 José Abreu, R (1, 10) OBP: 0.317, SLG: 0.606										4	1	0	0	0	2	2									
44 Adam Dunn, L (1, 3) OBP: 0.391, SLG: 0.477										4	1	2	3	1	1	1									
24 Dayan Viedro, R (1, 7) OBP: 0.354, SLG: 0.469										4	1	1	0	0	2	2									
28 Leury García, S (7, 8) OBP: 0.273, SLG: 0.293										1	0	0	0	0	1	1									
10 Alexei Ramirez, R (1, 6) OBP: 0.345, SLG: 0.470										5	0	1	0	0	2	2									
30 Alejandro De Aza, L (1, 8) OBP: 0.242, SLG: 0.303										4	1	1	0	1	0	2									
21 Tyler Flowers, R (1, 2) OBP: 0.372, SLG: 0.398										3	1	1	1	2	1	3									
25 Moisés Sierra, R (1, 9) OBP: 0.206, SLG: 0.231										2	0	0	0	2	0	3									
Inning Stats	R: 0 E: 0 K: 2 S: 7	H: 0 LOB: 0 BB: 0 P: 9	R: 0 E: 0 K: 0 S: 6	H: 0 LOB: 0 BB: 1 P: 13	R: 0 E: 0 K: 1 S: 14	H: 1 LOB: 2 BB: 1 P: 21	R: 0 E: 0 K: 2 S: 10	H: 0 LOB: 0 BB: 0 P: 16	R: 0 E: 0 K: 1 S: 7	H: 0 LOB: 1 BB: 1 P: 13	R: 4 E: 0 K: 1 S: 20	H: 3 LOB: 3 BB: 3 P: 38	R: 0 E: 0 K: 2 S: 10	H: 1 LOB: 1 BB: 0 P: 15	R: 3 E: 1 K: 1 S: 13	H: 2 LOB: 1 BB: 1 P: 19	R: 0 E: 0 K: 1 S: 13	H: 2 LOB: 2 BB: 0 P: 16	1B: 5 2B: 3 HR: 1	SF: 0 SAC: 0 HBP: 1	WP: 0 PB: 0 SB: 1 CS: 0	PA: 44			
PITCHER	IP	WLS	BF	H	R	ER	SO	BB	IBB	HBP	BLK	WP	HR	S	P	ERA	WHIP								
31 Collin McHugh, R (1, 1) ERA: 3.48	5.1	L	23	3	4	4	7	4	0	1	0	0	1	55	92	6.75	1.312								
61 Josh Zeid, R (6, 1) ERA: 4.05	1.0		7	2	0	0	0	1	1	0	0	0	0	13	23	0.00	3.000								
38 Darin Downs, L (7, 1) ERA:	0.1		1	0	0	0	1	0	0	0	0	0	0	3	5	0.00	0.000								
56 Paul Clemens, R (7, 1) ERA: 4.08	2.1		13	4	3	0	3	1	0	0	0	0	0	29	40	0.00	2.143								

Batter	1	2	3	4	5	6	7	8	9	AB	R	H	RBI	BB	SO	LOB	BOTTOM								
27 Jose Altuve, R (1, 4) OBP: 0.349, SLG: 0.415										5	1	2	0	0	0	0	Chicago White Sox @ Houston Astros Minute Maid Park, Houston, TX Fri May 16 2014, 7:14 PM - 10:44 PM CDT Att: 17,529 - Clear - 82 F								
4 George Springer, R (1, 9) OBP: 0.341, SLG: 0.343										4	0	0	1	1	2	3									
21 Dexter Fowler, S (1, 8) OBP: 0.359, SLG: 0.357										3	0	0	0	2	2	2									
15 Jason Castro, L (1, 2) OBP: 0.311, SLG: 0.380										4	0	1	1	0	1	3									
30 Matt Dominguez, R (1, 5) OBP: 0.309, SLG: 0.409										4	0	1	0	0	0	0									
14 Jesus Guzman, R (1, 3) OBP: 0.282, SLG: 0.329										3	0	1	0	0	0	2									
18 Marc Krauss, L (8, PH) OBP: 0.305, SLG: 0.333										1	0	0	0	0	1	0									
23 Chris Carter, R (1, 10) OBP: 0.284, SLG: 0.405										4	0	2	0	0	1	1									
28 L.J. Hoes, R (1, 7) OBP: 0.303, SLG: 0.362										2	0	1	0	1	1	1									
8 Alex Presley, L (8, PH) OBP: 0.233, SLG: 0.343										1	0	0	0	0	0	1									
6 Jonathan Villar, S (1, 6) OBP: 0.277, SLG: 0.420										4	1	1	0	0	2	4									
Inning Stats	R: 0 E: 0 K: 2 S: 11	H: 0 LOB: 1 BB: 1 P: 20	R: 0 E: 0 K: 2 S: 13	H: 2 LOB: 2 BB: 0 P: 22	R: 0 E: 0 K: 0 S: 9	H: 0 LOB: 1 BB: 1 P: 16	R: 0 E: 0 K: 1 S: 12	H: 1 LOB: 0 BB: 0 P: 20	R: 2 E: 0 K: 0 S: 12	H: 4 LOB: 2 BB: 0 P: 24	R: 0 E: 0 K: 2 S: 14	H: 1 LOB: 2 BB: 1 P: 24	R: 0 E: 0 K: 0 S: 8	H: 0 LOB: 0 BB: 1 P: 15	R: 0 E: 0 K: 1 S: 8	H: 1 LOB: 1 BB: 0 P: 10	R: 0 E: 0 K: 2 S: 8	H: 0 LOB: 0 BB: 0 P: 11	1B: 7 2B: 3 HR: 0	SF: 0 SAC: 0 HBP: 0	WP: 0 PB: 0 SB: 0 CS: 0	PA: 39			
PITCHER	IP	WLS	BF	H	R	ER	SO	BB	IBB	HBP	BLK	WP	HR	S	P	ERA	WHIP								
62 Jose Quintana, L (1, 1) ERA: 3.67	5.0	W	24	7	2	2	5	2	0	0	0	0	0	14	24	0.00	2.000								
52 Jake Petricka, R (6, 1) ERA: 1.9	1.0	H	5	1	0	0	2	1	0	0	0	0	0	8	15	0.00	1.000								
57 Zach Putnam, R (7, 1) ERA: 1.65	1.0		4	1	0	0	1	0	0	0	0	0	0	8	10	0.00	1.000								
54 Ronald Belisario, R (8, 1) ERA: 4.3	1.0		3	0	0	0	2	0	0	0	0	0	0	8	11	0.00	0.000								
43 Frank Francisco, R (9, 1) ERA: 9.82	1.0		3	0	0	0	2	0	0	0	0	0	0	8	11	0.00	0.000								

AB	36
R	7
H	9
RBI	7
BB	7
SO	11
LOB	23



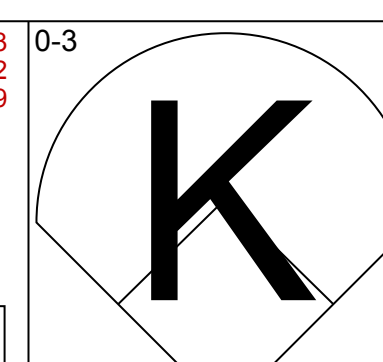
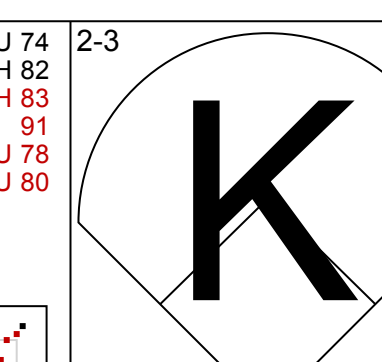
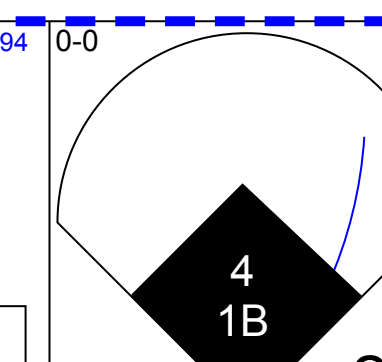
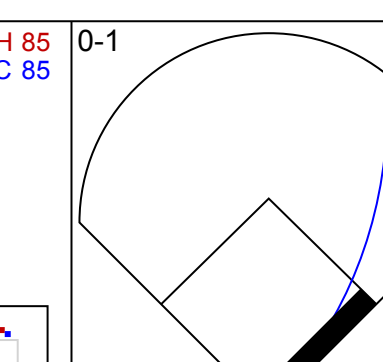
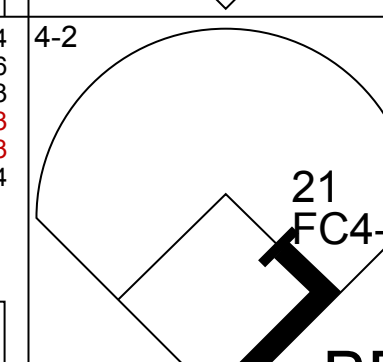
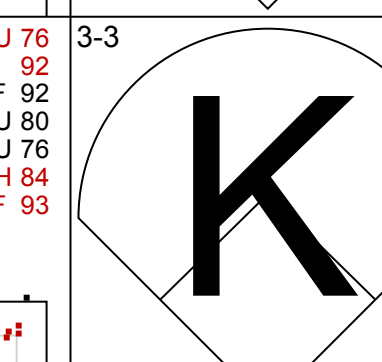
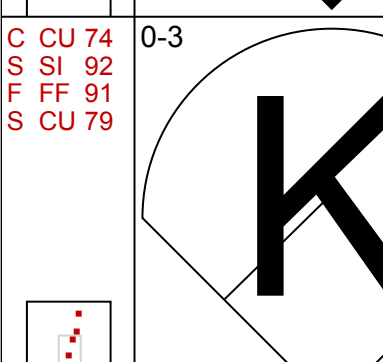
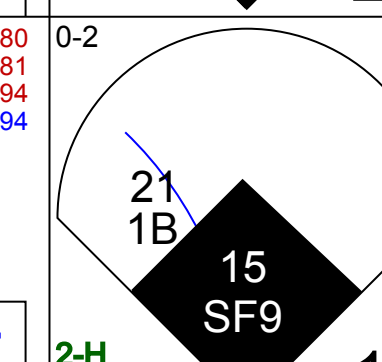
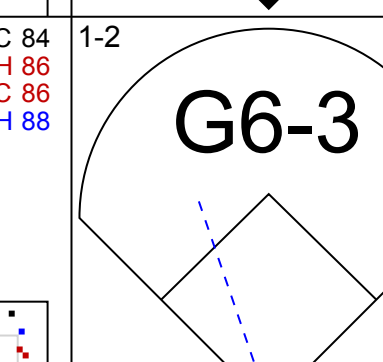
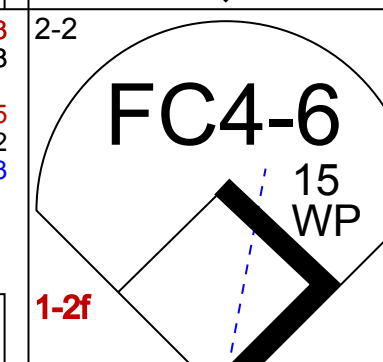
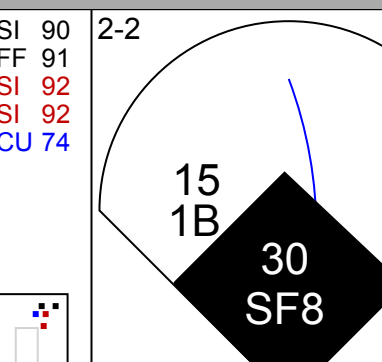
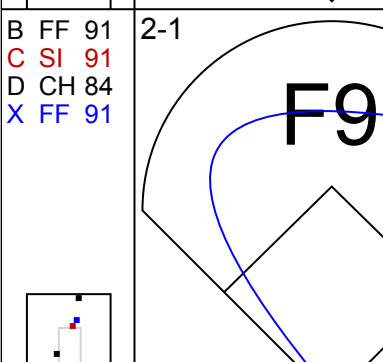
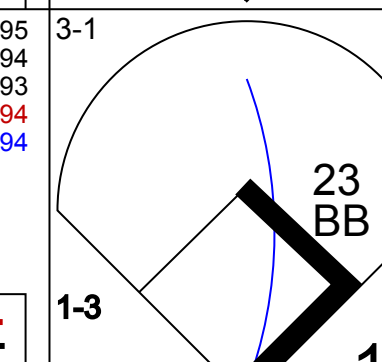

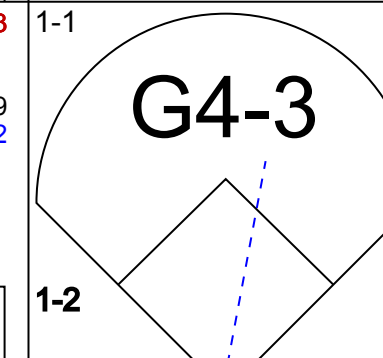
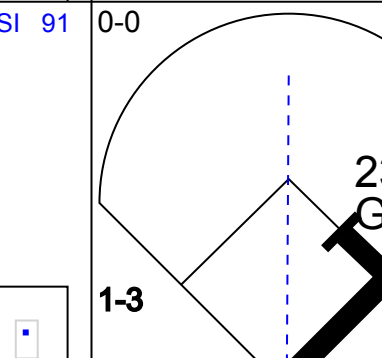
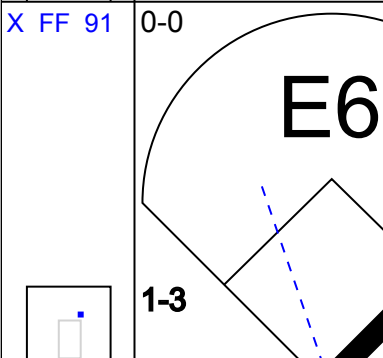
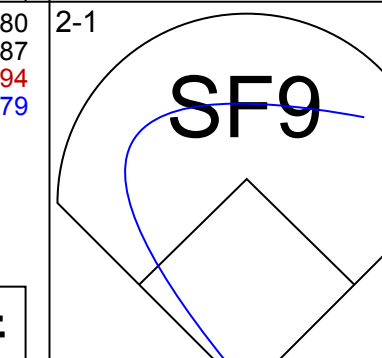

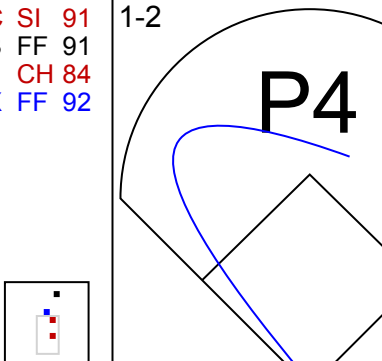
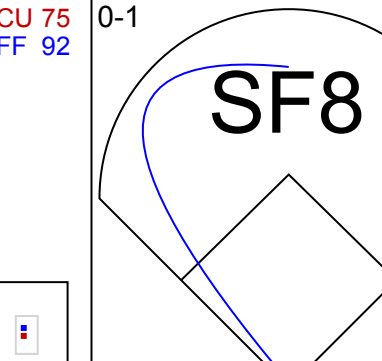
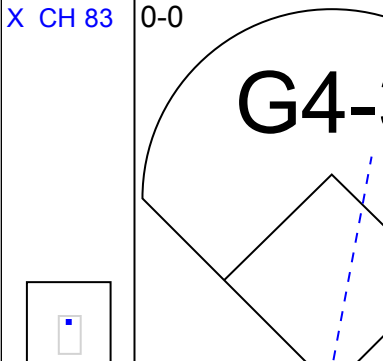
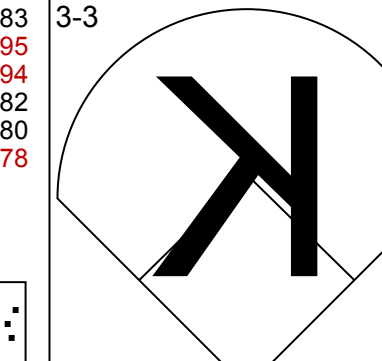

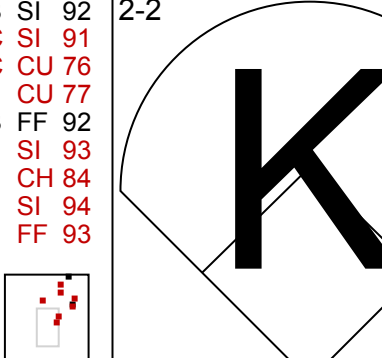
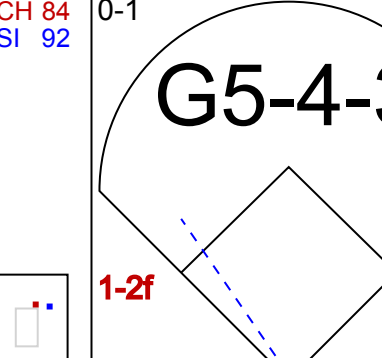
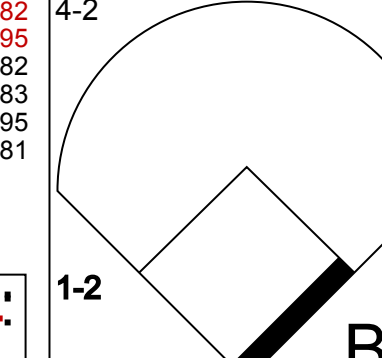

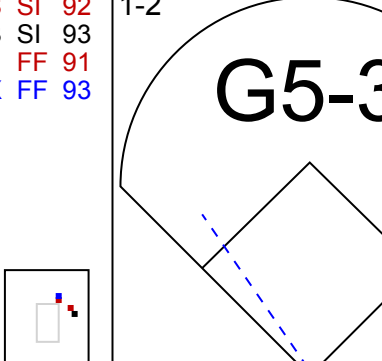
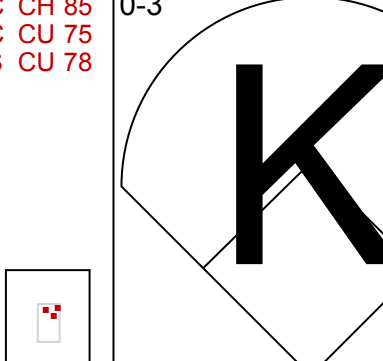
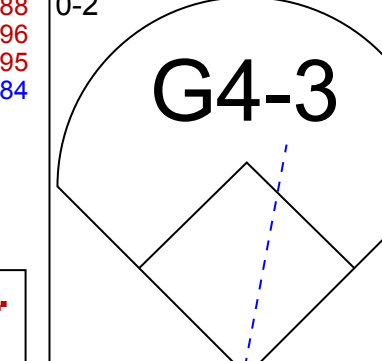

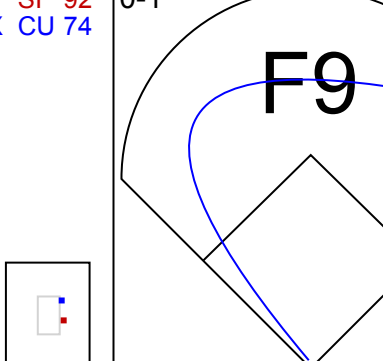
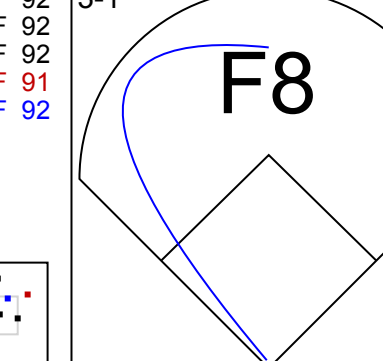
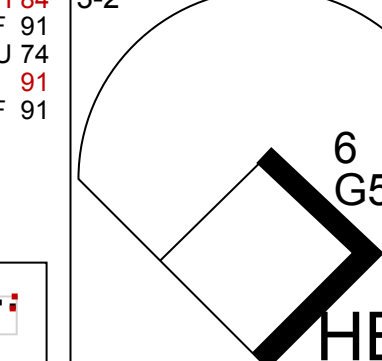
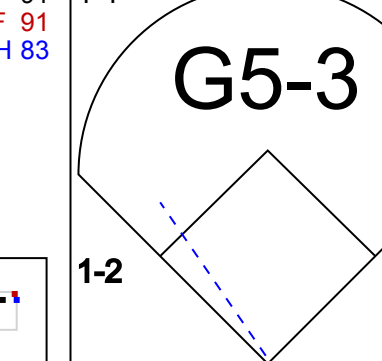
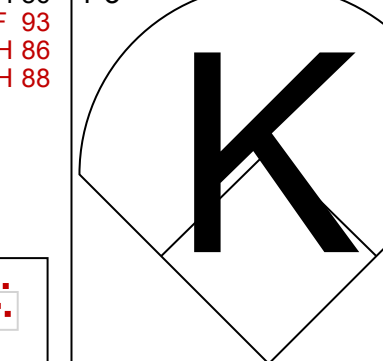
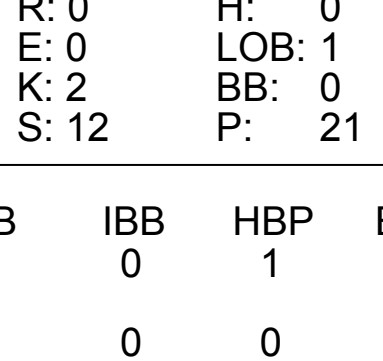
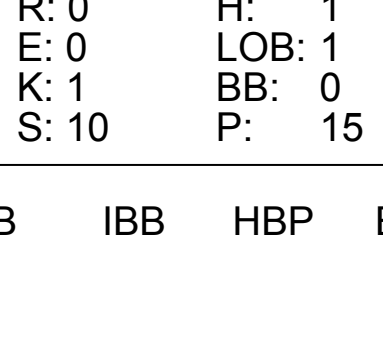
Batter	1	2	3	4	5	6	7	8	9	AB	R	H	RBI	BB	SO	LOB	TOP				
15 Gordon Beckham, R (1, 4) OBP: 0.308, SLG: 0.416										5	1	2	1	0	1	3	Chicago White Sox @ Houston Astros Minute Maid Park, Houston, TX Sat May 17 2014, 3:14 PM - 6:39 PM CDT Att: 20,612 - Sunny - 86 F				
12 Conor Gillaspie, L (1, 5) OBP: 0.381, SLG: 0.430										5	0	1	0	0	0	3					
79 Jose Abreu, R (1, 10) 14 Paul Konerko, R (7, PH) OBP: 0.259, SLG: 0.333 (7, 10)										3	0	0	1	0	0	1					
44 Adam Dunn, L (1, 3) OBP: 0.399, SLG: 0.474										3	1	1	0	2	1	0					
24 Dayan Viciedo, R (1, 7) OBP: 0.362, SLG: 0.469										4	2	2	0	1	0	1					
10 Alexei Ramirez, R (1, 6) OBP: 0.348, SLG: 0.480										3	1	2	1	0	0	2					
30 Alejandro De Aza, L (1, 8) OBP: 0.249, SLG: 0.306										2	0	1	1	0	1						
21 Tyler Flowers, R (1, 2) OBP: 0.368, SLG: 0.388										3	0	0	0	1	2	3					
25 Moisés Sierra, R (1, 9) OBP: 0.222, SLG: 0.239										2	0	1	1	1	1	1					
Inning Stats	R: 0 H: 1 E: 0 K: 0 S: 12	H: 1 LOB: 1 BB: 0 P: 16	R: 2 H: 1 E: 0 K: 0 S: 9	H: 1 LOB: 1 BB: 3 P: 27	R: 1 H: 1 E: 0 K: 0 S: 11	H: 1 LOB: 1 BB: 1 P: 23	R: 0 H: 2 E: 0 K: 2 S: 15	H: 2 LOB: 2 BB: 0 P: 21	R: 0 H: 1 E: 0 K: 2 S: 10	H: 1 LOB: 1 BB: 0 P: 17	R: 0 H: 0 E: 0 K: 1 S: 7	H: 0 LOB: 0 BB: 0 P: 14	R: 2 H: 2 E: 0 K: 0 S: 12	H: 2 LOB: 2 BB: 2 P: 24	R: 0 H: 0 E: 0 K: 1 S: 8	H: 0 LOB: 0 BB: 0 P: 13		1B: 8 2B: 3 3B: 0 HR: 0	SF: 3 SAC: 0 DP: 2 HBP: 0	WP: 1 PB: 0 SB: 1 CS: 0	PA: 41
PITCHER	IP WLS BF H R ER SO BB IBB HBP BLK WP HR S P ERA WHIP	IP WLS BF H R ER SO BB IBB HBP BLK WP HR S P ERA WHIP	IP WLS BF H R ER SO BB IBB HBP BLK WP HR S P ERA WHIP	IP WLS BF H R ER SO BB IBB HBP BLK WP HR S P ERA WHIP	IP WLS BF H R ER SO BB IBB HBP BLK WP HR S P ERA WHIP	IP WLS BF H R ER SO BB IBB HBP BLK WP HR S P ERA WHIP	IP WLS BF H R ER SO BB IBB HBP BLK WP HR S P ERA WHIP	IP WLS BF H R ER SO BB IBB HBP BLK WP HR S P ERA WHIP	IP WLS BF H R ER SO BB IBB HBP BLK WP HR S P ERA WHIP	IP WLS BF H R ER SO BB IBB HBP BLK WP HR S P ERA WHIP	IP WLS BF H R ER SO BB IBB HBP BLK WP HR S P ERA WHIP	IP WLS BF H R ER SO BB IBB HBP BLK WP HR S P ERA WHIP	IP WLS BF H R ER SO BB IBB HBP BLK WP HR S P ERA WHIP	IP WLS BF H R ER SO BB IBB HBP BLK WP HR S P ERA WHIP	IP WLS BF H R ER SO BB IBB HBP BLK WP HR S P ERA WHIP	IP WLS BF H R ER SO BB IBB HBP BLK WP HR S P ERA WHIP	IP WLS BF H R ER SO BB IBB HBP BLK WP HR S P ERA WHIP	IP WLS BF H R ER SO BB IBB HBP BLK WP HR S P ERA WHIP	IP WLS BF H R ER SO BB IBB HBP BLK WP HR S P ERA WHIP	IP WLS BF H R ER SO BB IBB HBP BLK WP HR S P ERA WHIP	IP WLS BF H R ER SO BB IBB HBP BLK WP HR S P ERA WHIP

AB	32
R	5
H	10
RBI	5
BB	6
SO	6
LOB	15



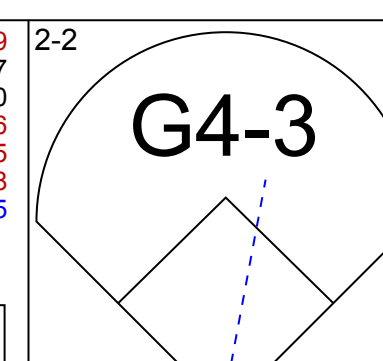
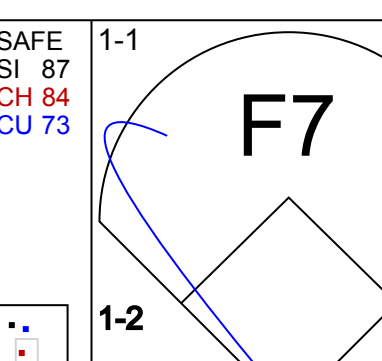

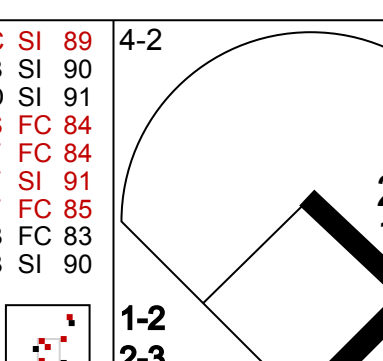

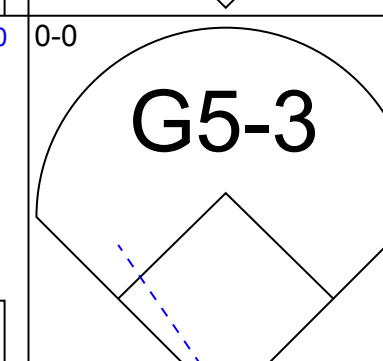
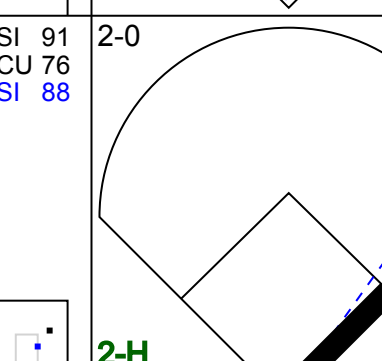
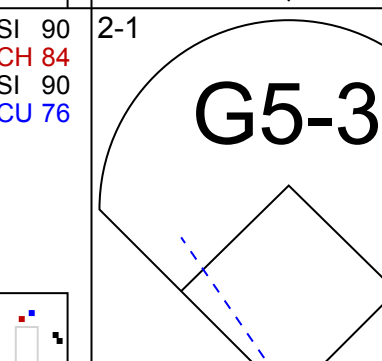
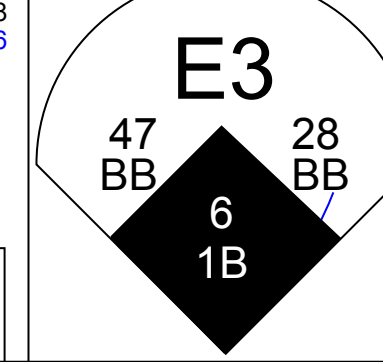
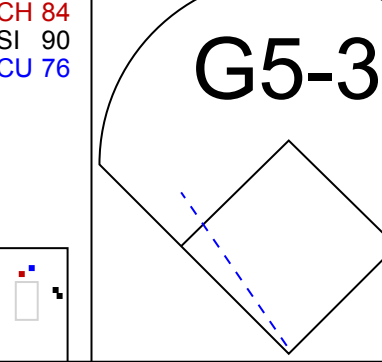
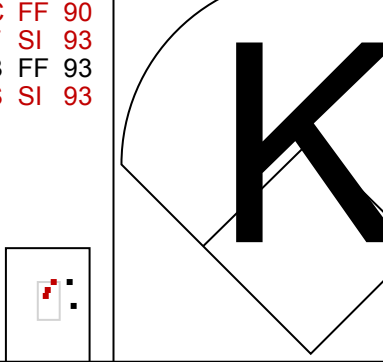
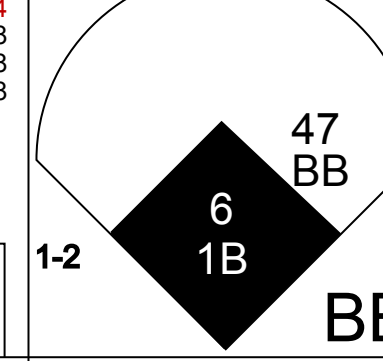

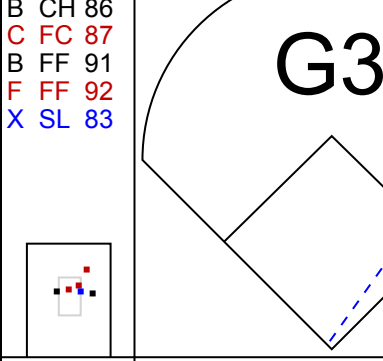
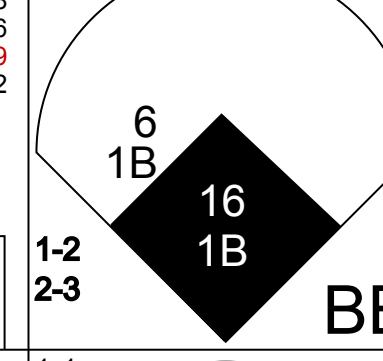
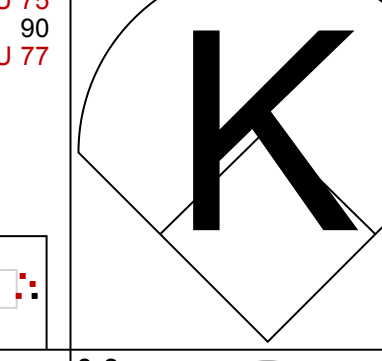
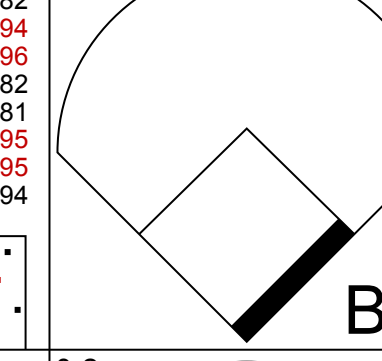
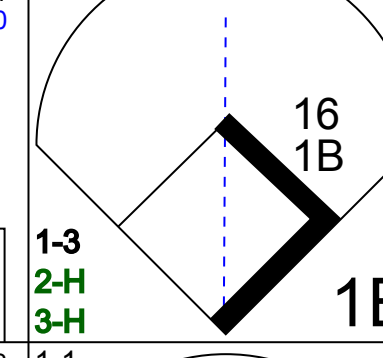
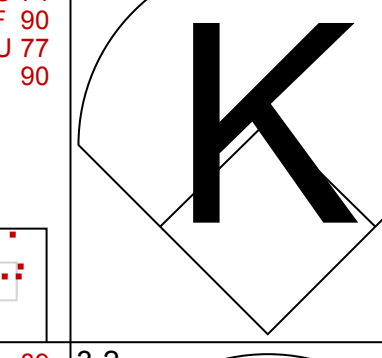
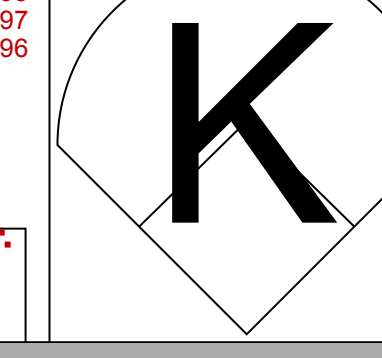
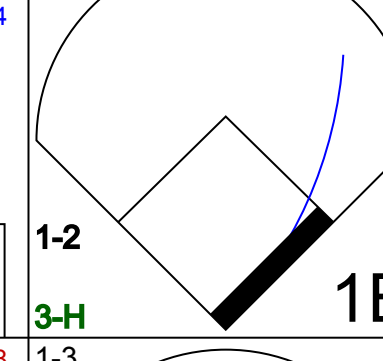
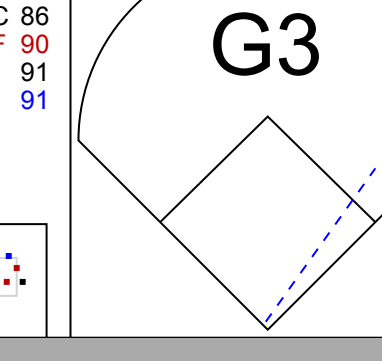
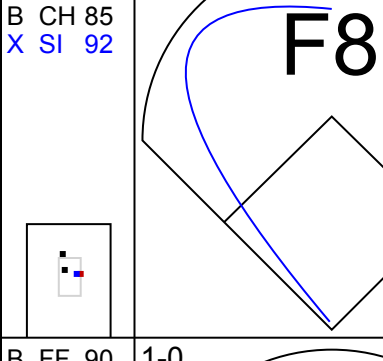
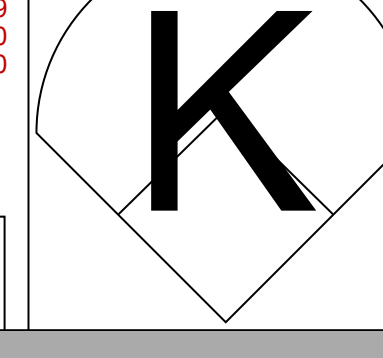
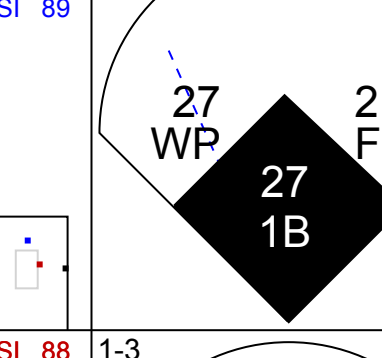
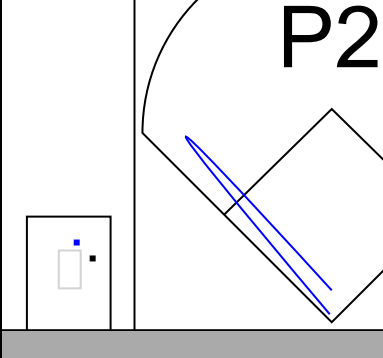

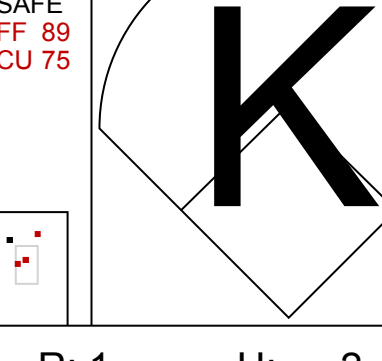

Batter	1	2	3	4	5	6	7	8	9	AB	R	H	RBI	BB	SO	LOB	BOTTOM				
27 Jose Altuve, R (1, 4) OBP: 0.350, SLG: 0.414										5	1	2	0	0	0	1	Chicago White Sox @ Houston Astros Minute Maid Park, Houston, TX Sat May 17 2014, 3:14 PM - 6:39 PM CDT Att: 20,612 - Sunny - 86 F				
4 George Springer, R (1, 9) OBP: 0.305, SLG: 0.366										4	2	2	1	1	1	1					
21 Dexter Fowler, S (1, 8) OBP: 0.372, SLG: 0.388										4	2	3	2	1	1	3					
15 Jason Castro, L (1, 2) OBP: 0.307, SLG: 0.396										5	1	1	3	0	1	5					
30 Matt Dominguez, R (1, 5) OBP: 0.313, SLG: 0.404										2	0	0	0	2	0	0					
18 Marc Krauss, L (1, 3) 14 Jesus Guzman, R (7, PH) OBP: 0.259, SLG: 0.325 (8, 3)										3	0	1	0	0	2	1					
23 Chris Carter, R (1, 10) OBP: 0.283, SLG: 0.396										3	0	0	0	1	1	3					
8 Alex Presley, L (1, 7) OBP: 0.243, SLG: 0.350										4	0	2	0	0	0	2					
9 Marwin Gonzalez, S (1, 6) OBP: 0.326, SLG: 0.400										3	0	0	0	1	3						
Inning Stats	R: 4 H: 4 E: 0 K: 0 S: 17	H: 4 LOB: 2 BB: 2 P: 32	R: 0 H: 1 E: 0 K: 0 S: 11	H: 1 LOB: 1 BB: 0 P: 17	R: 0 H: 0 E: 0 K: 2 S: 10	H: 0 LOB: 0 BB: 0 P: 14	R: 0 H: 1 E: 0 K: 1 S: 9	H: 1 LOB: 1 BB: 0 P: 11	R: 1 H: 1 E: 0 K: 2 S: 13	H: 1 LOB: 1 BB: 1 P: 20	R: 0 H: 0 E: 0 K: 1 S: 9	H: 0 LOB: 0 BB: 0 P: 12	R: 1 H: 2 E: 1 K: 1 S: 11	H: 2 LOB: 2 BB: 1 P: 22	R: 0 H: 2 E: 0 K: 1 S: 11	H: 2 LOB: 3 BB: 1 P: 19		1B: 8 2B: 0 3B: 1 HR: 2	SF: 0 SAC: 1 DP: 0 HBP: 0	WP: 0 PB: 0 SB: 2 CS: 0	PA: 40
PITCHER	IP WLS BF H R ER SO BB IBB HBP BLK WP HR S P ERA WHIP	IP WLS BF H R ER SO BB IBB HBP BLK WP HR S P ERA WHIP	IP WLS BF H R ER SO BB IBB HBP BLK WP HR S P ERA WHIP	IP WLS BF H R ER SO BB IBB HBP BLK WP HR S P ERA WHIP	IP WLS BF H R ER SO BB IBB HBP BLK WP HR S P ERA WHIP	IP WLS BF H R ER SO BB IBB HBP BLK WP HR S P ERA WHIP	IP WLS BF H R ER SO BB IBB HBP BLK WP HR S P ERA WHIP	IP WLS BF H R ER SO BB IBB HBP BLK WP HR S P ERA WHIP	IP WLS BF H R ER SO BB IBB HBP BLK WP HR S P ERA WHIP	IP WLS BF H R ER SO BB IBB HBP BLK WP HR S P ERA WHIP	IP WLS BF H R ER SO BB IBB HBP BLK WP HR S P ERA WHIP	IP WLS BF H R ER SO BB IBB HBP BLK WP HR S P ERA WHIP	IP WLS BF H R ER SO BB IBB HBP BLK WP HR S P ERA WHIP	IP WLS BF H R ER SO BB IBB HBP BLK WP HR S P ERA WHIP	IP WLS BF H R ER SO BB IBB HBP BLK WP HR S P ERA WHIP	IP WLS BF H R ER SO BB IBB HBP BLK WP HR S P ERA WHIP	IP WLS BF H R ER SO BB IBB HBP BLK WP HR S P ERA WHIP	IP WLS BF H R ER SO BB IBB HBP BLK WP HR S P ERA WHIP	IP WLS BF H R ER SO BB IBB HBP BLK WP HR S P ERA WHIP	IP WLS BF H R ER SO BB IBB HBP BLK WP HR S P ERA WHIP	IP WLS BF H R ER SO BB IBB HBP BLK WP HR S P ERA WHIP



Batter	1	2	3	4	5	6	7	8	9	AB	R	H	RBI	BB	SO	LOB	TOP			
27 Jose Altuve, R OBP: 0.355, SLG: 0.426										5	1	3	0	0	2	1	Houston Astros @ Los Angeles Angels Angel Stadium of Anaheim, Anaheim, CA Tue May 20 2014, 7:09 PM - 10:42 PM PDT Att: 30,150 - Partly Cloudy - 68 F			
4 George Springer, R OBP: 0.321, SLG: 0.361										4	1	1	1	1	2	3				
21 Dexter Fowler, S OBP: 0.380, SLG: 0.395										4	1	2	0	0	0	2				
15 Jason Castro, L OBP: 0.317, SLG: 0.411										3	0	2	1	0	0	1				
30 Matt Dominguez, R OBP: 0.315, SLG: 0.438										3	0	0	1	0	1	3				
23 Chris Carter, R OBP: 0.280, SLG: 0.400										3	0	0	0	1	1	1				
14 Jesus Guzman, R OBP: 0.232, SLG: 0.314										3	0	0	0	0	1	0				
8 Alex Presley, L OBP: 0.232, SLG: 0.333										2	0	1	0	0	0	0				
22 Carlos Corporan, S OBP: 0.222, SLG: 0.408										1	0	0	0	0	0	0				
18 Marc Krauss, L OBP: 0.294, SLG: 0.318										4	0	0	0	0	1	2				
6 Jonathan Villar, S OBP: 0.279, SLG: 0.416										4	0	0	0	0	1	2				
Inning Stats	R: 0 E: 0 K: 1 S: 10	H: 0 LOB: 1 BB: 1 P: 17	R: 0 E: 0 K: 1 S: 13	H: 0 LOB: 0 BB: 0 P: 17	R: 0 E: 0 K: 2 S: 12	H: 0 LOB: 0 BB: 0 P: 21	R: 1 E: 0 K: 0 S: 8	H: 2 LOB: 0 BB: 0 P: 10	R: 0 E: 1 K: 1 S: 9	H: 2 LOB: 2 BB: 0 P: 13	R: 0 E: 0 K: 0 S: 11	H: 1 LOB: 1 BB: 0 P: 15	R: 2 E: 0 K: 1 S: 18	H: 3 LOB: 2 BB: 1 P: 30	R: 0 E: 0 K: 1 S: 10	H: 1 LOB: 1 BB: 0 P: 15	1B: 8 2B: 1 3B: 0 HR: 0	SF: 2 SAC: 0 DP: 1 HBP: 1	WP: 1 PB: 0 SB: 0 CS: 0	PA: 38
PITCHER	IP WLS BF H R ER SO BB IBB HBP BLK WP HR S P ERA WHIP	7.0 W 27 5 1 1 6 1 0 1 0 1 0 71 101 1.29 0.857	0.2 6 3 2 2 1 1 0 0 0 0 0 0 14 26 27.00 6.000	0.1 1 0 0 0 0 0 0 0 0 0 0 0 4 4 0.00 0.000	1.0 4 1 0 0 1 0 0 0 0 0 0 0 10 15 0.00 1.000	PITCHER										IP WLS BF H R ER SO BB IBB HBP BLK WP HR S P ERA WHIP				


AB	33
R	3
H	9
RBI	3
BB	2
SO	8
LOB	15



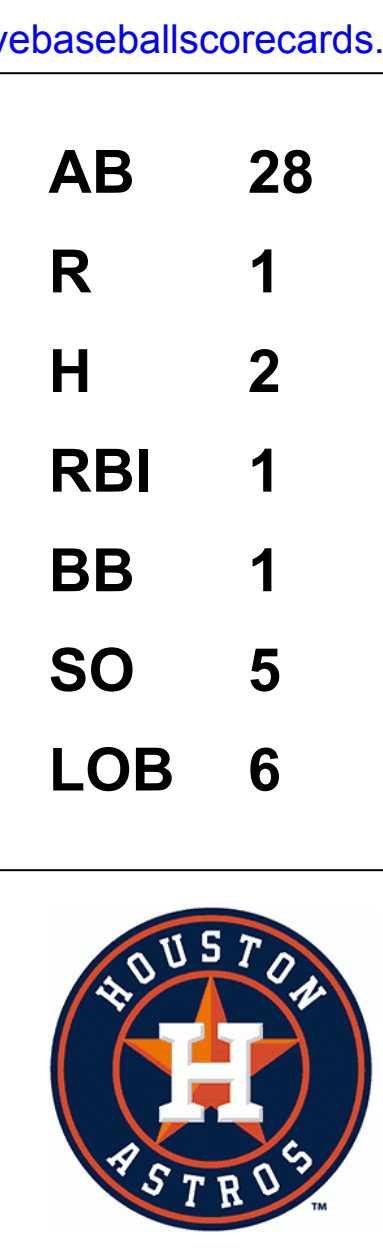
Batter	1	2	3	4	5	6	7	8	9	AB	R	H	RBI	BB	SO	LOB	BOTTOM			
2 Erick Aybar, S OBP: 0.297, SLG: 0.391										3	0	1	1	1	0	1	Houston Astros @ Los Angeles Angels Angel Stadium of Anaheim, Anaheim, CA Tue May 20 2014, 7:09 PM - 10:42 PM PDT Att: 30,150 - Partly Cloudy - 68 F			
8 John McDonald, R OBP: 0.333, SLG: 0.276										1	0	0	0	0	0	0				
27 Mike Trout, R OBP: 0.361, SLG: 0.511										3	0	2	3	0	0	0				
10 Grant Green, R OBP: 0.378, SLG: 0.476										1	0	0	0	0	0	0				
5 Albert Pujols, R OBP: 0.350, SLG: 0.536										4	1	1	0	0	1	4				
20 C.J. Cron, R OBP: 0.298, SLG: 0.478										1	0	0	0	0	0	0				
28 Raul Ibanez, L OBP: 0.273, SLG: 0.277										4	2	1	0	1	1	1				
47 Howie Kendrick, R OBP: 0.388, SLG: 0.437										3	2	2	0	2	1	0				
6 David Freese, R OBP: 0.273, SLG: 0.303										5	1	2	4	0	2	2				
16 Hank Conger, L OBP: 0.368, SLG: 0.508										3	1	1	1	1	0	1				
7 Collin Cowgill, R OBP: 0.393, SLG: 0.402										4	1	1	0	0	1	6				
19 Efen Navarro, L OBP: 0.379, SLG: 0.500										4	1	1	0	0	2	4				
Inning Stats	R: 3 E: 1 K: 1 S: 18	H: 2 LOB: 2 BB: 2 P: 32	R: 1 E: 0 K: 0 S: 14	H: 3 LOB: 1 BB: 0 P: 20	R: 0 E: 0 K: 2 S: 11	H: 0 LOB: 0 BB: 0 P: 15	R: 1 E: 0 K: 1 S: 10	H: 2 LOB: 1 BB: 0 P: 17	R: 3 E: 0 K: 2 S: 23	H: 3 LOB: 3 BB: 2 P: 42	R: 1 E: 0 K: 0 S: 12	H: 2 LOB: 1 BB: 0 P: 21	R: 0 E: 0 K: 0 S: 6	H: 0 LOB: 0 BB: 0 P: 9	R: 0 E: 0 K: 2 S: 13	H: 0 LOB: 1 BB: 1 P: 20	1B: 8 2B: 4 3B: 0 HR: 0	SF: 1 SAC: 0 DP: 0 HBP: 0	WP: 2 PB: 0 SB: 0 CS: 1	PA: 42
PITCHER	IP WLS BF H R ER SO BB IBB HBP BLK WP HR S P ERA WHIP	4.0 L 24 9 8 3 4 2 0 0 0 1 0 59 94 6.75 2.750	0.2 4 0 0 0 1 2 0 0 0 0 1 0 11 22 0.00 3.000	2.1 10 3 1 1 1 0 0 0 0 0 0 0 24 40 3.86 1.286	1.0 4 0 0 0 2 1 0 0 0 0 0 0 13 20 0.00 1.000	PITCHER										IP WLS BF H R ER SO BB IBB HBP BLK WP HR S P ERA WHIP				

AB	36
R	9
H	12
RBI	9
BB	5
SO	8
LOB	19



Batter	1	2	3	4	5	6	7	8	9	AB	R	H	RBI	BB	SO	LOB	TOP			
27 Jose Altuve, R OBP: 0.349, SLG: 0.417	L8		F8			K			F7	4	0	0	0	0	1	1	Houston Astros @ Los Angeles Angels Angel Stadium of Anaheim, Anaheim, CA Wed May 21 2014, 7:09 PM - 9:35 PM PDT Att: 40,112 - Partly Cloudy - 68 F			
4 George Springer, R OBP: 0.326, SLG: 0.384	L8			HR		F7			HBP	3	1	1	1	0	0	0				
21 Dexter Fowler, S OBP: 0.372, SLG: 0.385	K								P5	4	0	0	0	0	2	1				
15 Jason Castro, L OBP: 0.317, SLG: 0.417		G3-1								3	0	1	0	0	1	0				
30 Matt Dominguez, R OBP: 0.309, SLG: 0.430	F7									3	0	0	0	0	0	1				
23 Chris Carter, R OBP: 0.275, SLG: 0.392	L7									3	0	0	0	0	0	1				
14 Jesus Guzman, R OBP: 0.271, SLG: 0.307										2	0	0	0	1	1	0				
8 Alex Presley, L OBP: 0.226, SLG: 0.324			FC1-6							3	0	0	0	0	0	1	AB 28 R 1 H 2 RBI 1 BB 1 SO 5 LOB 6			
6 Jonathan Villar, S OBP: 0.273, SLG: 0.407			G4-3							3	0	0	0	0	0	1				
Inning Stats	R: 0 H: 0 E: 0 K: 1 S: 6	H: 0 LOB: 0 BB: 0 P: 8	R: 0 H: 0 E: 0 K: 0 S: 6	H: 0 LOB: 0 BB: 0 P: 8	R: 0 H: 0 E: 0 K: 0 S: 9	H: 0 LOB: 1 BB: 1 P: 14	R: 1 H: 1 E: 0 K: 2 S: 9	H: 1 LOB: 0 BB: 0 P: 12	R: 0 H: 0 E: 0 K: 1 S: 5	H: 0 LOB: 0 BB: 0 P: 6	R: 0 H: 1 E: 0 K: 0 S: 8	H: 1 LOB: 1 BB: 0 P: 14	R: 0 H: 0 E: 0 K: 1 S: 7	H: 0 LOB: 0 BB: 0 P: 12	R: 0 H: 0 E: 0 K: 0 S: 4	H: 0 LOB: 0 BB: 0 P: 8	1B: 0 2B: 1 3B: 0 HR: 1	SF: 0 SAC: 0 DP: 0 HBP: 1	WP: 0 PB: 0 SB: 0 CS: 0	PA: 30
PITCHER 36 Jered Weaver, R ERA: 2.85	IP: 9.0 WLS: W BF: 30	H: 2 R: 1 ER: 1 SO: 5	BB: 1 IBB: 0 HBP: 1 BLK: 0	WP: 0 HR: 1 S: 63 P: 94	ERA: 1.00 WHIP: 0.333	PITCHER										IP: WLS: BF: H: R: ER: SO: BB: IBB: HBP: BLK: WP: HR: S: P: ERA: WHIP				

Batter	1	2	3	4	5	6	7	8	9	AB	R	H	RBI	BB	SO	LOB	BOTTOM			
47 Howie Kendrick, R OBP: 0.385, SLG: 0.433	G5-3		G5-3					G4-3		4	0	1	0	0	0	1	Houston Astros @ Los Angeles Angels Angel Stadium of Anaheim, Anaheim, CA Wed May 21 2014, 7:09 PM - 9:35 PM PDT Att: 40,112 - Partly Cloudy - 68 F			
2 Erick Aybar, S OBP: 0.296, SLG: 0.387	G6-3							P5		4	0	1	1	0	0	0				
5 Albert Pujols, R OBP: 0.328, SLG: 0.545	P5		G5-3					K		4	1	1	1	0	1	1				
28 Raul Ibanez, L OBP: 0.274, SLG: 0.272										2	0	0	0	1	1	0				
6 David Freese, R OBP: 0.265, SLG: 0.293										3	0	0	0	0	1	1				
8 John McDonald, R OBP: 0.333, SLG: 0.276										0	0	0	0	0	0	0				
56 Kole Calhoun, L OBP: 0.284, SLG: 0.476										3	0	0	0	0	1	1				
16 Hank Conger, L OBP: 0.352, SLG: 0.484										3	0	0	0	0	1	1				
7 Collin Cowgill, R OBP: 0.391, SLG: 0.394										2	0	0	0	1	2	0				
19 Efrén Navarro, L OBP: 0.375, SLG: 0.483										3	1	1	0	0	1	2				
Inning Stats	R: 0 H: 0 E: 0 K: 0 S: 11	H: 0 LOB: 0 BB: 0 P: 13	R: 0 H: 0 E: 0 K: 0 S: 8	H: 0 LOB: 1 BB: 1 P: 15	R: 1 H: 2 E: 0 K: 1 S: 14	H: 2 LOB: 1 BB: 0 P: 19	R: 0 H: 0 E: 0 K: 3 S: 13	H: 0 LOB: 0 BB: 0 P: 18	R: 0 H: 1 E: 0 K: 1 S: 8	H: 1 LOB: 2 BB: 0 P: 11	R: 1 H: 1 E: 0 K: 0 S: 9	H: 1 LOB: 0 BB: 0 P: 14	R: 0 H: 0 E: 0 K: 2 S: 12	H: 0 LOB: 1 BB: 1 P: 22	R: 0 H: 0 E: 0 K: 1 S: 8	H: 0 LOB: 0 BB: 0 P: 13	1B: 3 2B: 0 3B: 0 HR: 1	SF: 0 SAC: 0 DP: 0 HBP: 0	WP: 1 PB: 0 SB: 0 CS: 0	PA: 30
PITCHER 31 Collin McHugh, R ERA: 3.32	IP: 7.0 WLS: L BF: 27	H: 4 R: 2 ER: 2 SO: 7	BB: 2 IBB: 0 HBP: 0 BLK: 0	WP: 1 HR: 1 S: 75 P: 112	ERA: 2.57 WHIP: 0.857	PITCHER										IP: WLS: BF: H: R: ER: SO: BB: IBB: HBP: BLK: WP: HR: S: P: ERA: WHIP				
44 Kyle Farnsworth, R ERA: 3.96	IP: 1.0 WLS: L BF: 3	H: 0 R: 0 ER: 0 SO: 1	BB: 0 IBB: 0 HBP: 0 BLK: 0	WP: 0 HR: 0 S: 8 P: 13	ERA: 0.00 WHIP: 0.000	PITCHER										IP: WLS: BF: H: R: ER: SO: BB: IBB: HBP: BLK: WP: HR: S: P: ERA: WHIP				




Batter	1	2	3	4	5	6	7	8	9	AB	R	H	RBI	BB	SO	LOB	TOP																	
27 Jose Altuve, R OBP: 0.352, SLG: 0.433										4	1	2	1	0	0	2	Houston Astros @ Seattle Mariners Safeco Field, Seattle, WA Thu May 22 2014, 7:10 PM - 10:19 PM PDT Att: 13,836 - Cloudy - 71 F																	
21 Dexter Fowler, S OBP: 0.375, SLG: 0.380										2	0	0	0	2	0	1																		
30 Matt Dominguez, R OBP: 0.308, SLG: 0.426										4	0	1	0	0	2	1																		
15 Jason Castro, L OBP: 0.310, SLG: 0.405										4	0	0	0	0	3	3																		
23 Chris Carter, R OBP: 0.275, SLG: 0.384										3	0	0	0	1	3	3																		
14 Jesus Guzman, R OBP: 0.273, SLG: 0.308										3	0	1	0	0	1	3																		
18 Marc Krauss, L OBP: 0.291, SLG: 0.315										1	0	0	0	0	0	0																		
28 L.J. Hoes, R OBP: 0.301, SLG: 0.359										2	0	0	0	1	1	1																		
9 Marwin Gonzalez, S OBP: 0.306, SLG: 0.370										1	0	0	0	0	0	0																		
6 Jonathan Villar, S OBP: 0.266, SLG: 0.396										4	0	0	0	0	0	2																		
8 Alex Presley, L OBP: 0.220, SLG: 0.316										3	0	0	0	0	1	2																		
Inning Stats	R: 1 E: 0 K: 2 S: 10	H: 1 LOB: 1 BB: 1 P: 19	R: 0 E: 0 K: 1 S: 10	H: 1 LOB: 2 BB: 1 P: 20	R: 0 E: 0 K: 2 S: 11	H: 1 LOB: 0 BB: 1 P: 21	R: 0 E: 0 K: 0 S: 11	H: 0 LOB: 0 BB: 0 P: 18	R: 0 E: 0 K: 3 S: 10	H: 0 LOB: 1 BB: 1 P: 17	R: 0 E: 0 K: 3 S: 10	H: 1 LOB: 0 BB: 0 P: 14	R: 0 E: 0 K: 3 S: 9	H: 0 LOB: 0 BB: 0 P: 12	R: 0 E: 0 K: 0 S: 7	H: 0 LOB: 0 BB: 0 P: 13	1B: 3 2B: 0 3B: 0 HR: 1	SF: 0 SAC: 0 DP: 0 HBP: 0	WP: 0 PB: 0 SB: 1 CS: 0	PA: 35														
PITCHER	IP WLS BF H R ER SO BB IBB HBP BLK WP HR S P ERA WHIP																																	
29 Roenis Elias, L ERA: 3.88	5.1	23	3	1	1	6	4	0	0	0	0	0	0	1	53	100	1.69	1.312																
52 Dominic Leone, R ERA: 1.4	1.2	6	1	0	0	2	0	0	0	0	0	0	0	0	17	21	0.00	0.600																
31 Yoervis Medina, R ERA: 3.79	1.0	3	0	0	0	3	0	0	0	0	0	0	0	9	12	0.00	0.000																	
56 Fernando Rodney, R ERA: 2.95	1.0	3	0	0	0	0	0	0	0	0	0	0	0	7	13	0.00	0.000																	
Batter	1	2	3	4	5	6	7	8	9	AB	R	H	RBI	BB	SO	LOB	BOTTOM																	
99 James Jones, L OBP: 0.400, SLG: 0.472										2	1	1	0	1	0	0	Houston Astros @ Seattle Mariners Safeco Field, Seattle, WA Thu May 22 2014, 7:10 PM - 10:19 PM PDT Att: 13,836 - Cloudy - 71 F																	
16 Cole Gillespie, R OBP: 0.318, SLG: 0.300										1	0	0	0	0	3																			
55 Michael Saunders, L OBP: 0.319, SLG: 0.462										4	0	2	2	0	1	1																		
22 Robinson Cano, L OBP: 0.372, SLG: 0.428										2	0	0	1	1	1	0																		
15 Kyle Seager, L OBP: 0.330, SLG: 0.416										2	0	0	0	2	0	4																		
17 Justin Smoak, S OBP: 0.294, SLG: 0.399										4	0	0	0	0	2	3																		
13 Dustin Ackley, L OBP: 0.316, SLG: 0.424										4	1	1	0	0	0	1																		
7 Stefan Romero, R OBP: 0.266, SLG: 0.371										3	1	2	0	1	0	1																		
6 Nick Franklin, S OBP: 0.258, SLG: 0.231										3	0	0	0	1	3	2																		
3 Mike Zunino, R OBP: 0.285, SLG: 0.444										3	0	0	0	0	1	4																		
Inning Stats	R: 1 E: 0 K: 0 S: 10	H: 1 LOB: 1 BB: 1 P: 23	R: 0 E: 0 K: 1 S: 10	H: 1 LOB: 0 BB: 0 P: 11	R: 0 E: 0 K: 1 S: 6	H: 0 LOB: 1 BB: 1 P: 13	R: 0 E: 0 K: 0 S: 6	H: 0 LOB: 0 BB: 0 P: 11	R: 0 E: 0 K: 2 S: 11	H: 0 LOB: 1 BB: 1 P: 19	R: 2 E: 0 K: 1 S: 17	H: 3 LOB: 3 BB: 2 P: 35	R: 0 E: 0 K: 2 S: 13	H: 0 LOB: 1 BB: 1 P: 18	1B: 6 2B: 0 3B: 0 HR: 0	SF: 1 SAC: 0 DP: 1 HBP: 0	WP: 2 PB: 0 SB: 0 CS: 0	PA: 35																
PITCHER	IP WLS BF H R ER SO BB IBB HBP BLK WP HR S P ERA WHIP																																	
48 Jarred Cosart, R ERA: 4.39	6.1	27	4	0	0	0	4	0	0	0	0	0	0	0	59	105	4.26	1.421																
29 Tony Sipp, L ERA: 8.82	0.2	4	1	0	0	0	0	1	0	0	0	0	0	8	18	0.00	1.500																	
35 Josh Fields, R ERA: 8.82	1.0	4	0	0	0	2	1	0	0	0	0	0	0	13	18	0.00	1.000																	

Batter	1	2	3	4	5	6	7	8	9	AB	R	H	RBI	BB	SO	LOB	TOP					
27 Jose Altuve, R OBP: 0.359, SLG: 0.444	G5-3		21 S 1B					21 G1-6-3 1B		4	0	3	1	0	0	0	Houston Astros @ Seattle Mariners Safeco Field, Seattle, WA Fri May 23 2014, 7:10 PM - 9:50 PM PDT Att: 21,192 - Partly Cloudy - 69 F					
21 Dexter Fowler, S OBP: 0.372, SLG: 0.377	1B		2 K					G1-6-3 1-2 1-2		4	0	1	0	0	2	3						
15 Jason Castro, L OBP: 0.302, SLG: 0.395	K		K2-3					G1-3		4	0	0	0	0	2	2						
30 Matt Dominguez, R OBP: 0.302, SLG: 0.416	L9							G5-3		4	0	0	0	0	2	1						
18 Marc Krauss, L OBP: 0.280, SLG: 0.301	G3-1							F8		4	0	0	0	0	1	0						
8 Alex Presley, L OBP: 0.223, SLG: 0.316	G6-3							G5-3		3	0	1	0	0	0	0						
28 L.J. Hoes, R OBP: 0.289, SLG: 0.343	K							K		3	0	0	0	0	2	1	AB 31 R 1 H 5 RBI 1 BB 1 SO 10 LOB 8					
9 Marwin Gonzalez, S OBP: 0.308, SLG: 0.354								G3		2	1	0	0	1	0	0	livebaseballscores.com					
6 Jonathan Villar, S OBP: 0.261, SLG: 0.388	G5-3							F8		3	0	0	0	0	1	1						
Inning Stats	R: 0 E: 0 K: 1 S: 9	H: 1 LOB: 1 BB: 0 P: 9	R: 0 E: 0 K: 1 S: 9	H: 0 LOB: 0 BB: 0 P: 14	R: 1 E: 0 K: 2 S: 14	H: 1 LOB: 1 BB: 1 P: 21	R: 0 E: 0 K: 2 S: 10	H: 1 LOB: 0 BB: 0 P: 15	R: 0 E: 0 K: 2 S: 11	H: 1 LOB: 1 BB: 0 P: 16	R: 0 E: 0 K: 0 S: 6	H: 0 LOB: 0 BB: 0 P: 6	R: 0 E: 0 K: 1 S: 9	H: 0 LOB: 0 BB: 0 P: 12	R: 0 E: 0 K: 0 S: 7	H: 1 LOB: 0 BB: 0 P: 9	R: 0 E: 0 K: 1 S: 10	H: 0 LOB: 0 BB: 0 P: 13	1B: 4 2B: 1 3B: 0 HR: 0	SF: 0 SAC: 0 DP: 1 HBP: 0	WP: 1 PB: 0 SB: 1 CS: 0	PA: 32
PITCHER	IP WLS BF H R ER SO BB IBB HBP BLK WP HR S P ERA WHIP	8.0 W 29 5 1 1 9 1 0 0 0 1 0 75 102 1.12 0.750	0.1 1 0 0 0 0 0 0 0 0 0 0 0 3 5 0.00 0.000	0.2 2 0 0 0 1 0 0 0 0 0 0 0 7 8 0.00 0.000	PITCHER										IP WLS BF H R ER SO BB IBB HBP BLK WP HR S P ERA WHIP							

Batter	1	2	3	4	5	6	7	8	9	AB	R	H	RBI	BB	SO	LOB	BOTTOM			
99 James Jones, L OBP: 0.391, SLG: 0.456	F8	G4-3				B1-3				4	0	1	0	0	0	1	Houston Astros @ Seattle Mariners Safeco Field, Seattle, WA Fri May 23 2014, 7:10 PM - 9:50 PM PDT Att: 21,192 - Partly Cloudy - 69 F			
7 Stefan Romero, R OBP: 0.265, SLG: 0.359	G5-3				P6					3	0	0	0	1	1	2				
22 Robinson Cano, L OBP: 0.374, SLG: 0.429	17 2B 15 1B				F7	CS		F9		4	1	2	0	0	0	0				
17 Justin Smoak, S OBP: 0.298, SLG: 0.407	15 1B				F8	G6-3		15 BLK 1B		4	2	2	0	0	0	1				
15 Kyle Seager, L OBP: 0.339, SLG: 0.420					F7			16 G5-4-3 1B		3	0	2	3	0	0	1				
16 Cole Gillespie, R OBP: 0.308, SLG: 0.261	L9				G4-3			G5-4-3		3	1	0	0	1	0	3				
13 Dustin Ackley, L OBP: 0.314, SLG: 0.420					P5	G4-3		L7		4	0	1	0	0	0	1	AB 32 R 6 H 11 RBI 6 BB 2 SO 2 LOB 11			
3 Mike Zunino, R OBP: 0.291, SLG: 0.453		L8			99 1B			F7		4	1	2	0	0	0	1	livebaseballscores.com			
8 Willie Bloomquist, R OBP: 0.200, SLG: 0.271		P3			SF9			K		3	1	1	3	0	1	1				
Inning Stats	R: 2 E: 0 K: 0 S: 13	H: 3 LOB: 1 BB: 0 P: 21	R: 0 E: 0 K: 0 S: 8	H: 1 LOB: 0 BB: 0 P: 9	R: 0 E: 0 K: 1 S: 10	H: 1 LOB: 1 BB: 0 P: 13	R: 1 E: 0 K: 0 S: 10	H: 2 LOB: 2 BB: 1 P: 17	R: 0 E: 0 K: 0 S: 8	H: 0 LOB: 0 BB: 0 P: 16	R: 2 E: 0 K: 0 S: 12	H: 2 LOB: 0 BB: 1 P: 17	R: 1 E: 0 K: 0 S: 6	H: 2 LOB: 0 BB: 0 P: 8	R: 0 E: 0 K: 1 S: 7	H: 0 LOB: 0 BB: 0 P: 11	1B: 8 2B: 2 3B: 0 HR: 1	SF: 1 SAC: 0 DP: 1 HBP: 1	WP: 0 PB: 0 SB: 0 CS: 1	PA: 37
PITCHER	IP WLS BF H R ER SO BB IBB HBP BLK WP HR S P ERA WHIP	5.2 L 29 4 2 1 1 0 0 0 0 0 0 8 10 6.75 1.941	1.1 4 2 1 1 0 0 0 0 0 0 0 0 8 10 6.75 1.500	1.0 3 0 0 0 1 0 0 0 0 0 0 0 7 11 0.00 0.000	PITCHER										IP WLS BF H R ER SO BB IBB HBP BLK WP HR S P ERA WHIP					


Houston Astros @ Seattle Mariners
Safeco Field, Seattle, WA
Fri May 23 2014, 7:10 PM - 9:50 PM PDT
Att: 21,192 - Partly Cloudy - 69 F

livebaseballscores.com



Houston Astros @ Seattle Mariners
Safeco Field, Seattle, WA
Fri May 23 2014, 7:10 PM - 9:50 PM PDT
Att: 21,192 - Partly Cloudy - 69 F

livebaseballscores.com




Batter	1	2	3	4	5	6	7	8	9	AB R H RBI BB SO LOB	TOP												
27 Jose Altuve, R (1.4)	G6-3		F8			F8		G6-4-3		4 1 2 0 0 0 1	Houston Astros @ Seattle Mariners Safeco Field, Seattle, WA Sun May 25 2014, 1:11 PM - 3:39 PM PDT Att: 26,839 - Roof Closed - 61 F												
4 George Springer, R (1.9)	F9		K			HR		G6-4-3		4 1 1 2 0 1 1													
21 Dexter Fowler, S (1.8)	K					F8		K		4 0 1 0 0 2 0													
15 Jason Castro, L (1.10)										4 0 1 0 0 1 1													
30 Matt Dominguez, R (1.5)										4 1 2 0 0 1 1													
18 Marc Krauss, L (1.3)										4 1 2 2 0 1 1													
14 Jesus Guzman, R (9.3)										0 0 0 0 0 0 0													
8 Alex Presley, L (1.7)										3 0 1 0 1 0 0													
22 Carlos Corporan, S (1.2)										4 0 0 0 0 0 5													
9 Marwin Gonzalez, S (1.6)										3 0 1 0 0 1 0													
Inning Stats	R: 0 H: 0 E: 0 K: 1 S: 6	H: 0 LOB: 0 P: 9	R: 0 H: 3 E: 0 K: 0 S: 11	H: 3 LOB: 2 BB: 0 P: 18	R: 0 H: 1 E: 0 K: 1 S: 8	H: 1 LOB: 0 BB: 0 P: 10	R: 0 H: 1 E: 0 K: 1 S: 8	H: 1 LOB: 0 BB: 0 P: 12	R: 0 H: 0 E: 0 K: 1 S: 6	H: 0 LOB: 0 BB: 0 P: 7	R: 2 H: 2 E: 0 K: 1 S: 12	H: 2 LOB: 0 BB: 0 P: 17	R: 2 H: 2 E: 0 K: 1 S: 15	H: 2 LOB: 0 BB: 0 P: 21	R: 0 H: 1 E: 0 K: 1 S: 8	H: 1 LOB: 0 BB: 0 P: 11	R: 0 H: 1 E: 0 K: 0 S: 15	H: 1 LOB: 2 BB: 1 P: 27	1B: 8 2B: 1 3B: 0 HR: 2	SF: 0 SAC: 0 DP: 3 HBP: 0	WP: 0 PB: 0 SB: 0 CS: 1	PA: 35	
PITCHER	IP WLS BF H R ER SO BB IBB HBP BLK WP HR S P ERA WHIP											PITCHER	IP WLS BF H R ER SO BB IBB HBP BLK WP HR S P ERA WHIP										
18 Hisashi Iwakuma, R (1.1)	7.0 L 27 9 4 4 6 0 0 0 0 0 0 2 66 94 5.14 1.286																						
40 Danny Farquhar, R (8.1)	1.0 3 1 0 0 1 0 0 0 0 0 0 0 8 11 0.00 1.000																						
31 Yoervis Medina, R (9.1)	1.0 5 1 0 0 0 1 0 0 0 0 0 0 15 27 0.00 2.000																						

AB	34
R	4
H	11
RBI	4
BB	1
SO	7
LOB	10



Batter	1	2	3	4	5	6	7	8	9	AB R H RBI BB SO LOB	BOTTOM												
99 James Jones, L (1.8)	G3		G1-3			K2-3		G1-3		4 0 0 0 0 1 0	Houston Astros @ Seattle Mariners Safeco Field, Seattle, WA Sun May 25 2014, 1:11 PM - 3:39 PM PDT Att: 26,839 - Roof Closed - 61 F												
7 Stefan Romero, R (1.10)	G3-1		F8			G3-1		G5-3		4 0 0 0 0 0 0													
22 Robinson Cano, L (1.4)	G1-3		L6			K		F8		4 0 0 0 0 1 0													
17 Justin Smoak, S (1.3)										3 0 0 0 0 1 0													
15 Kyle Seager, L (1.5)										3 0 1 0 0 1 0													
3 Mike Zunino, R (1.2)										3 1 1 0 0 0 1													
55 Michael Saunders, L (1.9)										3 0 1 0 0 1 0													
16 Cole Gillespie, R (1.7)										3 0 1 0 0 1 0													
5 Brad Miller, L (1.6)										3 0 0 0 0 0 2													
Inning Stats	R: 0 H: 0 E: 0 K: 0 S: 7	H: 0 LOB: 0 P: 12	R: 1 H: 3 E: 1 K: 2 S: 15	H: 3 LOB: 0 BB: 0 P: 22	R: 0 H: 0 E: 0 K: 0 S: 4	H: 0 LOB: 0 BB: 0 P: 5	R: 0 H: 0 E: 0 K: 1 S: 7	H: 0 LOB: 0 BB: 0 P: 10	R: 0 H: 0 E: 0 K: 2 S: 8	H: 0 LOB: 0 BB: 0 P: 14		R: 0 H: 1 E: 0 K: 0 S: 6	H: 1 LOB: 0 BB: 0 P: 11	R: 0 H: 0 E: 0 K: 1 S: 8	H: 0 LOB: 0 BB: 0 P: 14	R: 0 H: 0 E: 0 K: 0 S: 5	H: 0 LOB: 0 BB: 0 P: 8	1B: 4 2B: 0 3B: 0 HR: 0	SF: 0 SAC: 0 DP: 1 HBP: 0	WP: 0 PB: 0 SB: 0 CS: 0	PA: 30		
PITCHER	IP WLS BF H R ER SO BB IBB HBP BLK WP HR S P ERA WHIP											PITCHER	IP WLS BF H R ER SO BB IBB HBP BLK WP HR S P ERA WHIP										
60 Dallas Keuchel, L (1.1)	9.0 W 30 4 1 0 6 0 0 0 0 0 0 0 66 106 0.00 0.444																						

AB	30
R	1
H	4
RBI	0
BB	0
SO	6
LOB	3



Batter	1	2	3	4	5	6	7	8	9	AB	R	H	RBI	BB	SO	LOB	TOP							
27 Jose Altuve, R OBP: 0.366, SLG: 0.441 6 Jonathan Villar, S OBP: 0.261, SLG: 0.380										5	2	1	0	1	0	5								
4 George Springer, R OBP: 0.346, SLG: 0.500											4	5	4	3	1	0								
21 Dexter Fowler, S OBP: 0.361, SLG: 0.373											2	0	2	1	3	0								
15 Jason Castro, L OBP: 0.301, SLG: 0.386											5	0	2	2	0	4								
30 Matt Dominguez, R OBP: 0.300, SLG: 0.411											4	0	0	1	0	4								
18 Marc Krauss, L OBP: 0.277, SLG: 0.324										5	0	0	0	0	2	3								
19 Robbie Grossman, S OBP: 0.217, SLG: 0.283										5	0	0	0	0	2	2								
8 Alex Presley, L OBP: 0.259, SLG: 0.341										5	1	3	0	0	0	0								
9 Marwin Gonzalez, S OBP: 0.350, SLG: 0.411											5	1	4	1	0	0								
Inning Stats	R: 2 E: 0 K: 0 S: 13	H: 1 LOB: 1 BB: 2 P: 23	R: 3 E: 0 K: 2 S: 21	H: 4 LOB: 2 BB: 1 P: 30	R: 0 E: 0 K: 1 S: 18	H: 2 LOB: 2 BB: 0 P: 28	R: 1 E: 0 K: 0 S: 9	H: 1 LOB: 0 BB: 1 P: 16	R: 1 E: 0 K: 1 S: 14	H: 2 LOB: 1 BB: 0 P: 19	R: 1 E: 0 K: 1 S: 16	H: 3 LOB: 2 BB: 2 P: 25	R: 0 E: 0 K: 0 S: 7	H: 0 LOB: 0 BB: 0 P: 13	R: 1 E: 0 K: 0 S: 7	H: 1 LOB: 0 BB: 1 P: 17	R: 0 E: 0 K: 1 S: 9	H: 2 LOB: 2 BB: 0 P: 13	1B: 11 2B: 4 3B: 0 HR: 1	SF: 1 DP: 2 HBP: 0	WP: 0 PB: 0 SB: 0 CS: 0	PA: 46		
PITCHER	IP WLS BF H R ER SO BB IBB HBP BLK WP HR S P ERA WHIP	IP WLS BF H R ER SO BB IBB HBP BLK WP HR S P ERA WHIP	IP WLS BF H R ER SO BB IBB HBP BLK WP HR S P ERA WHIP	IP WLS BF H R ER SO BB IBB HBP BLK WP HR S P ERA WHIP	IP WLS BF H R ER SO BB IBB HBP BLK WP HR S P ERA WHIP	IP WLS BF H R ER SO BB IBB HBP BLK WP HR S P ERA WHIP	IP WLS BF H R ER SO BB IBB HBP BLK WP HR S P ERA WHIP	IP WLS BF H R ER SO BB IBB HBP BLK WP HR S P ERA WHIP	IP WLS BF H R ER SO BB IBB HBP BLK WP HR S P ERA WHIP	IP WLS BF H R ER SO BB IBB HBP BLK WP HR S P ERA WHIP	IP WLS BF H R ER SO BB IBB HBP BLK WP HR S P ERA WHIP	IP WLS BF H R ER SO BB IBB HBP BLK WP HR S P ERA WHIP	IP WLS BF H R ER SO BB IBB HBP BLK WP HR S P ERA WHIP	IP WLS BF H R ER SO BB IBB HBP BLK WP HR S P ERA WHIP	IP WLS BF H R ER SO BB IBB HBP BLK WP HR S P ERA WHIP	IP WLS BF H R ER SO BB IBB HBP BLK WP HR S P ERA WHIP	IP WLS BF H R ER SO BB IBB HBP BLK WP HR S P ERA WHIP	IP WLS BF H R ER SO BB IBB HBP BLK WP HR S P ERA WHIP	IP WLS BF H R ER SO BB IBB HBP BLK WP HR S P ERA WHIP	IP WLS BF H R ER SO BB IBB HBP BLK WP HR S P ERA WHIP	IP WLS BF H R ER SO BB IBB HBP BLK WP HR S P ERA WHIP	IP WLS BF H R ER SO BB IBB HBP BLK WP HR S P ERA WHIP	IP WLS BF H R ER SO BB IBB HBP BLK WP HR S P ERA WHIP	IP WLS BF H R ER SO BB IBB HBP BLK WP HR S P ERA WHIP

Houston Astros @ Kansas City Royals
Kauffman Stadium, Kansas City, MO
Mon May 26 2014, 7:14 PM - 10:37 PM CDT
Att: 32,070 - Overcast - 77 F

AB	40
R	9
H	16
RBI	8
BB	5
SO	6
LOB	18



Batter	1	2	3	4	5	6	7	8	9	AB	R	H	RBI	BB	SO	LOB	BOTTOM							
23 Norichika Aoki, L OBP: 0.329, SLG: 0.332										5	0	0	0	0	1	2								
14 Omar Infante, R OBP: 0.324, SLG: 0.395 32 Jimmy Paredes, S OBP: 0.200, SLG: 0.200										4	0	1	0	0	1	0								
35 Eric Hosmer, L OBP: 0.324, SLG: 0.379										4	0	0	0	0	0	1								
16 Billy Butler, R OBP: 0.305, SLG: 0.313										4	1	1	0	0	0	1								
4 Alex Gordon, L OBP: 0.348, SLG: 0.394										3	1	2	0	0	0	0								
13 Salvador Perez, R OBP: 0.311, SLG: 0.407										4	0	0	0	0	1	3								
6 Lorenzo Cain, R OBP: 0.376, SLG: 0.402										4	0	4	1	0	0	0								
2 Alcides Escobar, R OBP: 0.314, SLG: 0.367										3	0	1	0	1	0	3								
37 Pedro Ciriaco, R OBP: 0.214, SLG: 0.250										4	0	1	0	0	0	6								
Inning Stats	R: 0 E: 0 K: 0 S: 9	H: 1 LOB: 1 BB: 0 P: 12	R: 0 E: 0 K: 0 S: 11	H: 1 LOB: 2 BB: 0 P: 15	R: 0 E: 0 K: 0 S: 10	H: 0 LOB: 0 BB: 0 P: 14	R: 1 E: 0 K: 0 S: 15	H: 2 LOB: 1 BB: 1 P: 23	R: 0 E: 0 K: 0 S: 11	H: 0 LOB: 0 BB: 0 P: 17	R: 1 E: 0 K: 0 S: 10	H: 4 LOB: 2 BB: 0 P: 15	R: 0 E: 0 K: 1 S: 7	H: 0 LOB: 0 BB: 0 P: 9	R: 0 E: 0 K: 1 S: 6	H: 0 LOB: 0 BB: 0 P: 9	R: 0 E: 0 K: 1 S: 20	H: 2 LOB: 2 BB: 0 P: 24	1B: 8 2B: 2 3B: 0 HR: 0	SF: 0 DP: 1 HBP: 1	WP: 0 PB: 0 SB: 1 CS: 0	PA: 38		
PITCHER	IP WLS BF H R ER SO BB IBB HBP BLK WP HR S P ERA WHIP	IP WLS BF H R ER SO BB IBB HBP BLK WP HR S P ERA WHIP	IP WLS BF H R ER SO BB IBB HBP BLK WP HR S P ERA WHIP	IP WLS BF H R ER SO BB IBB HBP BLK WP HR S P ERA WHIP	IP WLS BF H R ER SO BB IBB HBP BLK WP HR S P ERA WHIP	IP WLS BF H R ER SO BB IBB HBP BLK WP HR S P ERA WHIP	IP WLS BF H R ER SO BB IBB HBP BLK WP HR S P ERA WHIP	IP WLS BF H R ER SO BB IBB HBP BLK WP HR S P ERA WHIP	IP WLS BF H R ER SO BB IBB HBP BLK WP HR S P ERA WHIP	IP WLS BF H R ER SO BB IBB HBP BLK WP HR S P ERA WHIP	IP WLS BF H R ER SO BB IBB HBP BLK WP HR S P ERA WHIP	IP WLS BF H R ER SO BB IBB HBP BLK WP HR S P ERA WHIP	IP WLS BF H R ER SO BB IBB HBP BLK WP HR S P ERA WHIP	IP WLS BF H R ER SO BB IBB HBP BLK WP HR S P ERA WHIP	IP WLS BF H R ER SO BB IBB HBP BLK WP HR S P ERA WHIP	IP WLS BF H R ER SO BB IBB HBP BLK WP HR S P ERA WHIP	IP WLS BF H R ER SO BB IBB HBP BLK WP HR S P ERA WHIP	IP WLS BF H R ER SO BB IBB HBP BLK WP HR S P ERA WHIP	IP WLS BF H R ER SO BB IBB HBP BLK WP HR S P ERA WHIP	IP WLS BF H R ER SO BB IBB HBP BLK WP HR S P ERA WHIP	IP WLS BF H R ER SO BB IBB HBP BLK WP HR S P ERA WHIP	IP WLS BF H R ER SO BB IBB HBP BLK WP HR S P ERA WHIP	IP WLS BF H R ER SO BB IBB HBP BLK WP HR S P ERA WHIP	IP WLS BF H R ER SO BB IBB HBP BLK WP HR S P ERA WHIP

Houston Astros @ Kansas City Royals
Kauffman Stadium, Kansas City, MO
Mon May 26 2014, 7:14 PM - 10:37 PM CDT
Att: 32,070 - Overcast - 77 F

AB	36
R	2
H	10
RBI	1
BB	1
SO	3
LOB	18



Batter	1	2	3	4	5	6	7	8	9	AB	R	H	RBI	BB	SO	LOB	TOP			
27 Jose Altuve, R OBP: 0.362, SLG: 0.436										5	0	1	0	0	1	2	Houston Astros @ Kansas City Royals Kauffman Stadium, Kansas City, MO Tue May 27 2014, 7:12 PM - 10:13 PM CDT Att: 17,826 - Partly Cloudy - 83 F			
4 George Springer, R OBP: 0.350, SLG: 0.453										4	0	1	0	1	0	1				
21 Dexter Fowler, S OBP: 0.361, SLG: 0.370										4	1	1	0	1	0	4				
15 Jason Castro, L OBP: 0.309, SLG: 0.394										4	1	2	0	1	2	1				
30 Matt Dominguez, R OBP: 0.298, SLG: 0.405										5	0	1	1	0	1	3				
18 Marc Krauss, L OBP: 0.278, SLG: 0.318										2	0	0	0	0	1	2				
14 Jesus Guzman, R OBP: 0.275, SLG: 0.301										0	1	0	0	1	0	0				
19 Robbie Grossman, S OBP: 0.234, SLG: 0.298										4	0	2	0	0	0	2				
8 Alex Presley, L OBP: 0.273, SLG: 0.356										3	0	3	1	0	0	0				
9 Marwin Gonzalez, S OBP: 0.344, SLG: 0.400										4	0	1	0	0	0	5				
Inning Stats	R: 0 H: 1 E: 0 K: 1 S: 11	H: 1 LOB: 1 BB: 0 P: 17	R: 0 H: 0 E: 0 K: 1 S: 9	H: 0 LOB: 0 BB: 0 P: 14	R: 0 H: 1 E: 0 K: 1 S: 7	H: 1 LOB: 0 BB: 0 P: 10	R: 1 H: 1 E: 1 K: 1 S: 14	H: 1 LOB: 2 BB: 2 P: 23	R: 0 H: 2 E: 0 K: 1 S: 15	H: 2 LOB: 3 BB: 0 P: 23	R: 0 H: 1 E: 0 K: 0 S: 4	H: 1 LOB: 0 BB: 0 P: 8	R: 2 H: 2 E: 0 K: 0 S: 16	H: 2 LOB: 1 BB: 1 P: 26	R: 0 H: 2 E: 0 K: 0 S: 9	H: 2 LOB: 2 BB: 0 P: 14	1B: 11 2B: 1 3B: 0 HR: 0	SF: 1 SAC: 0 DP: 3 HBP: 1	WP: 1 PB: 0 SB: 1 CS: 0	PA: 41
PITCHER	IP WLS BF H R ER SO BB IBB HBP BLK WP HR S P ERA WHIP																			
11 Jeremy Guthrie, R ERA: 4.14	6.0 L 27 7 1 1 5 3 0 1 0 0 0 0 67 105 1.50 1.667																			
43 Aaron Crow, L ERA: 2.49	1.0 3 1 0 0 0 0 0 0 0 0 0 4 8 0.00 1.000																			
55 Tim Collins, L ERA: 6.75	1.0 6 2 2 2 0 1 0 0 0 0 1 0 16 26 18.00 3.000																			
40 Kelvin Herrera, R ERA: 1.88	1.0 5 2 0 0 0 0 0 0 0 0 0 0 9 14 0.00 2.000																			

Batter	1	2	3	4	5	6	7	8	9	AB	R	H	RBI	BB	SO	LOB	BOTTOM			
23 Norichika Aoki, L OBP: 0.322, SLG: 0.325										4	0	0	0	0	1	2	Houston Astros @ Kansas City Royals Kauffman Stadium, Kansas City, MO Tue May 27 2014, 7:12 PM - 10:13 PM CDT Att: 17,826 - Partly Cloudy - 83 F			
14 Omar Infante, R OBP: 0.321, SLG: 0.391										4	0	1	0	0	1	2				
35 Eric Hosmer, L OBP: 0.319, SLG: 0.372										4	0	0	0	0	1	1				
16 Billy Butler, R OBP: 0.300, SLG: 0.306										4	0	0	0	0	2	0				
4 Alex Gordon, L OBP: 0.346, SLG: 0.391										4	0	1	0	0	1	0				
13 Salvador Perez, R OBP: 0.311, SLG: 0.406										3	0	1	0	0	1	0				
6 Lorenzo Cain, R OBP: 0.375, SLG: 0.400										3	0	1	0	0	1	2				
2 Alcides Escobar, R OBP: 0.309, SLG: 0.361										3	0	0	0	0	2	3				
32 Jimmy Paredes, S OBP: 0.250, SLG: 0.250										3	0	1	0	0	1	0				
Inning Stats	R: 0 H: 0 E: 0 K: 2 S: 7	H: 2 LOB: 2 BB: 0 P: 7	R: 0 H: 1 E: 0 K: 1 S: 11	H: 1 LOB: 0 BB: 0 P: 18	R: 0 H: 0 E: 0 K: 2 S: 10	H: 0 LOB: 0 BB: 0 P: 15	R: 0 H: 2 E: 0 K: 1 S: 11	H: 2 LOB: 2 BB: 0 P: 15	R: 0 H: 0 E: 0 K: 1 S: 8	H: 0 LOB: 0 BB: 0 P: 13	R: 0 H: 0 E: 0 K: 1 S: 7	H: 0 LOB: 0 BB: 0 P: 11	R: 0 H: 0 E: 0 K: 1 S: 8	H: 0 LOB: 0 BB: 0 P: 11	R: 0 H: 0 E: 0 K: 1 S: 6	H: 0 LOB: 0 BB: 0 P: 9		1B: 5 2B: 0 3B: 0 HR: 0	SF: 0 SAC: 0 DP: 0 HBP: 0	WP: 0 PB: 0 SB: 0 CS: 0
PITCHER	IP WLS BF H R ER SO BB IBB HBP BLK WP HR S P ERA WHIP																			
31 Collin McHugh, R ERA: 2.8	7.0 W 26 5 0 0 0 9 0 0 0 0 0 0 68 102 0.00 0.714																			
29 Tony Sipp, L ERA: 2.93	1.1 H 4 0 0 0 1 0 0 0 0 0 0 9 12 0.00 0.000																			
50 Chad Qualls, R ERA: 2.93	0.2 2 0 0 0 1 0 0 0 0 0 0 5 8 0.00 0.000																			

Batter	1	2	3	4	5	6	7	8	9	AB	R	H	RBI	BB	SO	LOB	TOP				
21 Nick Markakis, L OBP: 0.350, SLG: 0.395										4	0	1	0	0	0	2					
28 Steve Pearce, R OBP: 0.361, SLG: 0.574										4	1	1	0	0	0	1					
10 Adam Jones, R OBP: 0.307, SLG: 0.436										4	0	1	0	0	1	2					
19 Chris Davis, L OBP: 0.364, SLG: 0.444										4	0	0	0	0	3	3					
23 Nelson Cruz, R OBP: 0.378, SLG: 0.660										4	0	2	1	0	0	0					
2 J.J. Hardy, R OBP: 0.322, SLG: 0.361										4	0	0	0	0	3	3					
13 Manny Machado, R OBP: 0.270, SLG: 0.284										4	0	0	0	0	2	0					
3 Ryan Flaherty, L OBP: 0.280, SLG: 0.289										3	0	1	0	0	1	0					
40 Nick Hundley, R OBP: 0.280, SLG: 0.342										3	0	1	0	0	2	1					
Inning Stats	R: 0 E: 0 K: 0 S: 7	H: 1 LOB: 1 BB: 0 P: 11	R: 0 E: 0 K: 2 S: 12	H: 0 LOB: 0 BB: 0 P: 16	R: 0 E: 0 K: 1 S: 6	H: 0 LOB: 0 BB: 0 P: 6	R: 1 E: 0 K: 2 S: 15	H: 2 LOB: 1 BB: 0 P: 20	R: 0 E: 0 K: 1 S: 13	H: 2 LOB: 2 BB: 0 P: 19	R: 0 E: 0 K: 1 S: 7	H: 1 LOB: 1 BB: 0 P: 8	R: 0 E: 0 K: 2 S: 11	H: 0 LOB: 0 BB: 0 P: 13	R: 0 E: 0 K: 1 S: 6	H: 0 LOB: 0 BB: 0 P: 8	1B: 6 2B: 1 3B: 0 HR: 0	SF: 0 SAC: 0 DP: 0 HBP: 0	WP: 0 PB: 0 SB: 0 CS: 0	PA: 34	
PITCHER	IP	WLS	BF	H	R	ER	SO	BB	IBB	HBP	BLK	WP	HR	S	P	ERA	WHIP				
41 Brad Peacock, R ERA: 4.76	6.0		24	6	1	1	8	0	0	0	0	0	0	65	93	1.50	1.000				
35 Josh Fields, R ERA: 7.2	2.0	W	7	1	0	0	3	0	0	0	0	0	0	18	21	0.00	0.500				
50 Chad Qualls, R ERA: 2.76	1.0	S	3	0	0	0	1	0	0	0	0	0	0	6	8	0.00	0.000				

Baltimore Orioles @ Houston Astros
Minute Maid Park, Houston, TX
Thu May 29 2014, 7:11 PM - 10:08 PM CDT
Att: 22,884 - Partly Cloudy - 83 F

AB 34
R 1
H 7
RBI 1
BB 0
SO 12
LOB 12



Batter	1	2	3	4	5	6	7	8	9	AB	R	H	RBI	BB	SO	LOB	BOTTOM				
27 Jose Altuve, R OBP: 0.368, SLG: 0.440										4	1	3	0	0	0	0					
4 George Springer, R OBP: 0.395, SLG: 0.523										4	1	1	2	0	2	2					
21 Dexter Fowler, S OBP: 0.375, SLG: 0.360										3	0	0	0	0	1	1					
15 Jason Castro, L OBP: 0.308, SLG: 0.387										3	1	0	0	1	0	3					
30 Matt Dominguez, R OBP: 0.298, SLG: 0.397										4	0	1	0	0	2	3					
23 Chris Carter, R OBP: 0.283, SLG: 0.423										3	0	0	0	0	2	2					
14 Jesus Guzman, R OBP: 0.287, SLG: 0.299										0	0	0	0	1	0	0					
8 Alex Presley, L OBP: 0.278, SLG: 0.348										2	0	0	0	2	0	1					
19 Robbie Grossman, S OBP: 0.247, SLG: 0.281										4	0	0	0	0	0	5					
6 Jonathan Villar, S OBP: 0.253, SLG: 0.361										4	0	0	0	0	2	5					
Inning Stats	R: 0 E: 0 K: 2 S: 9	H: 0 LOB: 0 BB: 0 P: 12	R: 1 E: 0 K: 1 S: 13	H: 1 LOB: 2 BB: 2 P: 25	R: 0 E: 0 K: 0 S: 8	H: 1 LOB: 1 BB: 0 P: 14	R: 0 E: 0 K: 2 S: 12	H: 0 LOB: 2 BB: 1 P: 21	R: 0 E: 0 K: 1 S: 11	H: 0 LOB: 0 BB: 0 P: 17	R: 2 E: 0 K: 1 S: 13	H: 2 LOB: 1 BB: 0 P: 22	R: 0 E: 0 K: 0 S: 7	H: 0 LOB: 1 BB: 1 P: 14	1B: 3 2B: 1 3B: 0 HR: 1	SF: 0 SAC: 0 DP: 0 HBP: 1	WP: 2 PB: 0 SB: 2 CS: 0	PA: 36			
PITCHER	IP	WLS	BF	H	R	ER	SO	BB	IBB	HBP	BLK	WP	HR	S	P	ERA	WHIP				
31 Ubaldo Jimenez, R ERA: 4.65	6.0		26	3	1	1	8	3	0	1	0	1	1	65	112	1.50	1.000				
63 Preston Guilmet, R ERA: 2.57	1.0	L	6	2	2	2	1	0	0	0	0	1	1	13	22	18.00	2.000				
58 Ryan Webb, R ERA: 3.13	1.0		4	0	0	0	0	1	0	0	0	0	0	7	14	0.00	1.000				

Baltimore Orioles @ Houston Astros
Minute Maid Park, Houston, TX
Thu May 29 2014, 7:11 PM - 10:08 PM CDT
Att: 22,884 - Partly Cloudy - 83 F

AB 31
R 3
H 5
RBI 2
BB 4
SO 9
LOB 22



Batter	1	2	3	4	5	6	7	8	9	AB	R	H	RBI	BB	SO	LOB	TOP				
56 Kole Calhoun, L OBP: 0.292, SLG: 0.412										5	0	1	0	0	1	3	Los Angeles Angels @ Houston Astros Minute Maid Park, Houston, TX Tue Jun 03 2014, 7:14 PM - 10:43 PM CDT Att: 23,219 - Roof Closed - 73 F				
27 Mike Trout, R OBP: 0.379, SLG: 0.546										1	0	0	0	0	1	1					
7 Collin Cowgill, R OBP: 0.377, SLG: 0.422										3	1	1	1	0	1	2					
5 Albert Pujols, R OBP: 0.312, SLG: 0.502										4	0	1	0	0	1	2					
32 Josh Hamilton, L OBP: 0.541, SLG: 0.800										3	1	1	1	1	1	1					
47 Howie Kendrick, R OBP: 0.357, SLG: 0.400										4	0	0	0	0	0	2					
28 Raul Ibanez, L OBP: 0.285, SLG: 0.266										3	0	0	0	0	0	2					
20 C.J. Cron, R OBP: 0.321, SLG: 0.526										1	0	0	0	0	0	1					
6 David Freese, R OBP: 0.282, SLG: 0.278										3	0	1	0	0	1	0					
17 Chris Iannetta, R OBP: 0.370, SLG: 0.439										4	0	0	0	0	2	4					
2 Erick Aybar, S OBP: 0.306, SLG: 0.421										3	0	0	0	1	0	1					
Inning Stats	R: 0 E: 0 K: 2 S: 21	H: 1 LOB: 1 BB: 0 P: 29	R: 0 E: 0 K: 0 S: 8	H: 0 LOB: 0 BB: 0 P: 12	R: 0 E: 1 K: 2 S: 13	H: 0 LOB: 1 BB: 0 P: 17	R: 0 E: 0 K: 0 S: 13	H: 1 LOB: 3 BB: 1 P: 25	R: 0 E: 0 K: 1 S: 7	H: 0 LOB: 0 BB: 0 P: 8	R: 0 E: 0 K: 1 S: 9	H: 0 LOB: 0 BB: 0 P: 11	R: 2 E: 1 K: 1 S: 15	H: 2 LOB: 1 BB: 0 P: 22	R: 0 E: 0 K: 0 S: 7	H: 1 LOB: 1 BB: 0 P: 9	1B: 2 2B: 1 3B: 0 HR: 2	SF: 0 SAC: 0 DP: 0 HBP: 1	WP: 0 PB: 0 SB: 0 CS: 0	PA: 37	
PITCHER	IP: 5.0 WLS: W BF: 21 ERA: 2.52	H: 2 R: 0 ER: 0 SO: 4	BB: 2 IBB: 0 HBP: 1 BLK: 0	WP: 0 HR: 0 S: 63 P: 97	ERA: 0.00 WHIP: 0.800	IP: 1.0 WLS: W BF: 4 ERA: 2.41	H: 1 R: 0 ER: 0 SO: 0	BB: 0 IBB: 0 HBP: 0 BLK: 0	WP: 0 HR: 0 S: 7 P: 9	ERA: 0.00 WHIP: 1.000											
31 Collin McHugh, R ERA: 2.52						50 Chad Qualls, R ERA: 2.41															
38 Dartn Downs, L ERA: 1.74																					
35 Josh Fields, R ERA: 6.85																					
29 Tony Sipp, L ERA: 0.93																					
44 Kyle Farnsworth, R ERA: 3.32																					

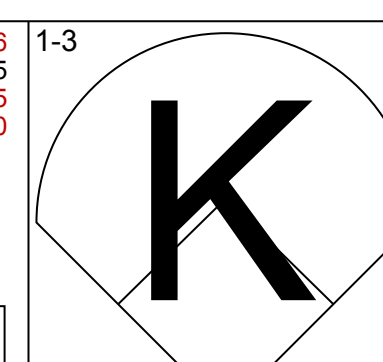
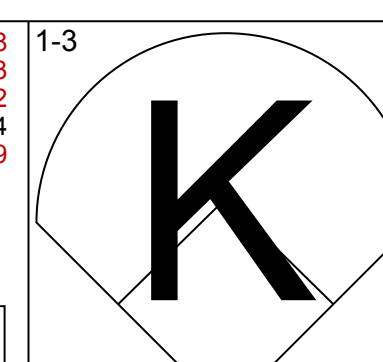
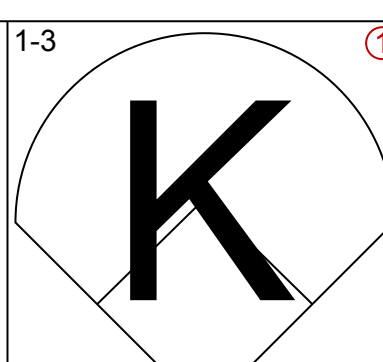
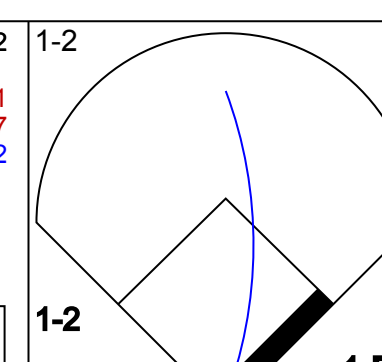
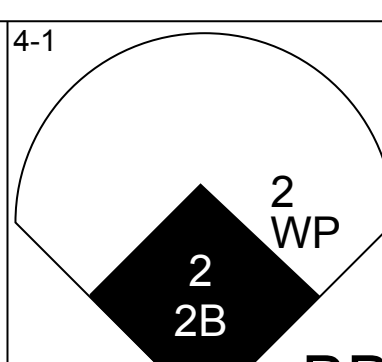
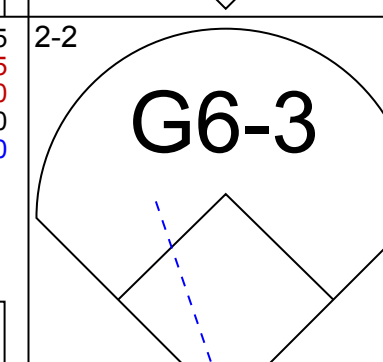
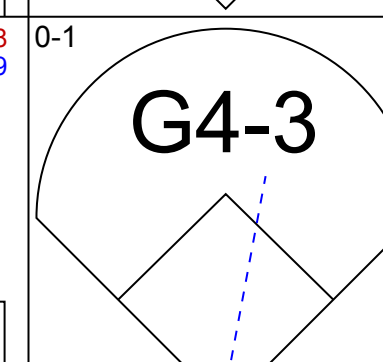
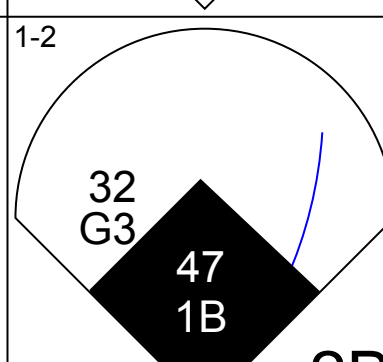
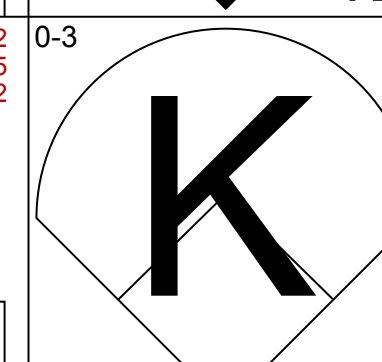
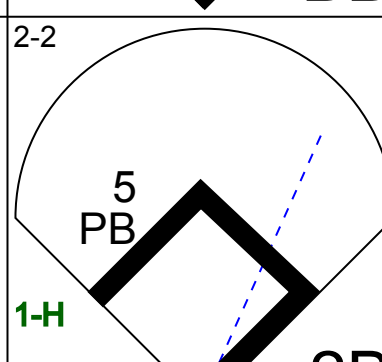
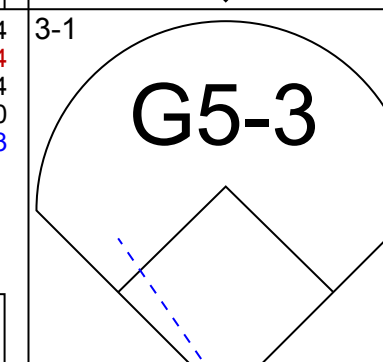
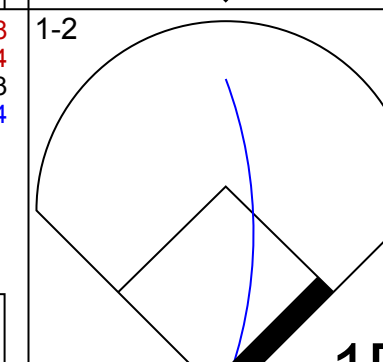
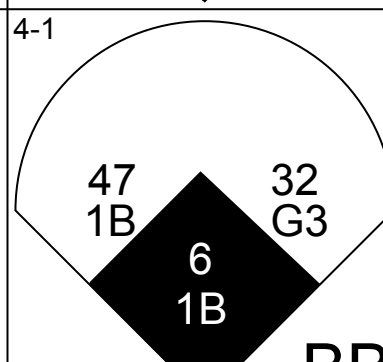
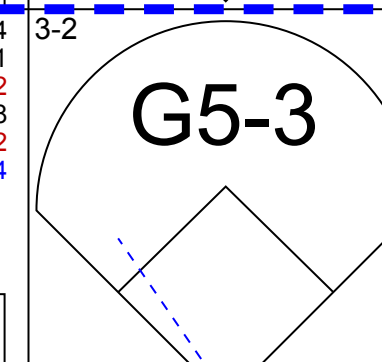
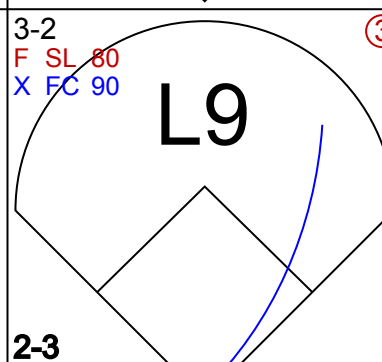

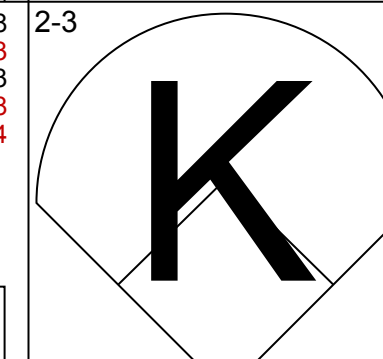
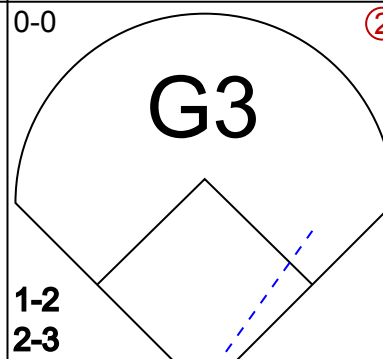
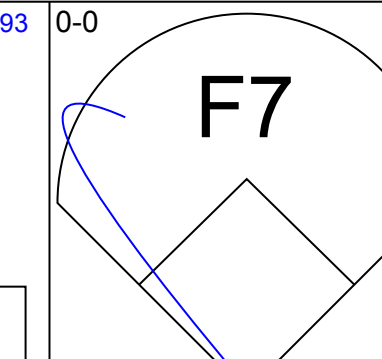

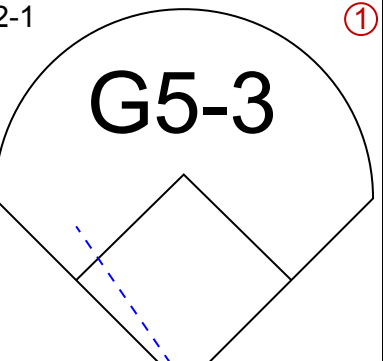
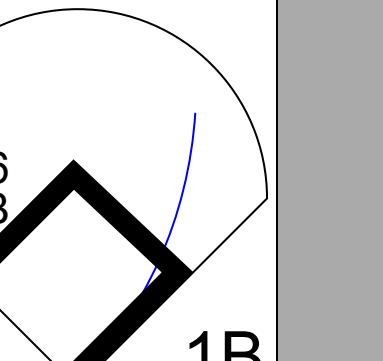
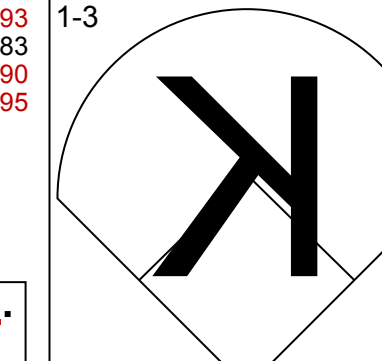

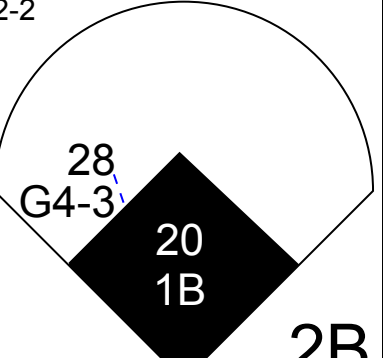
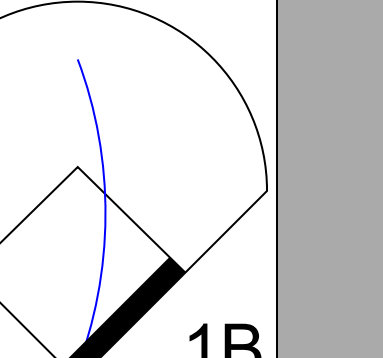
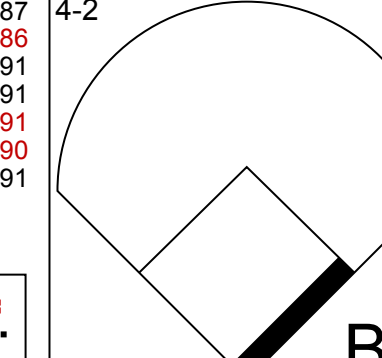
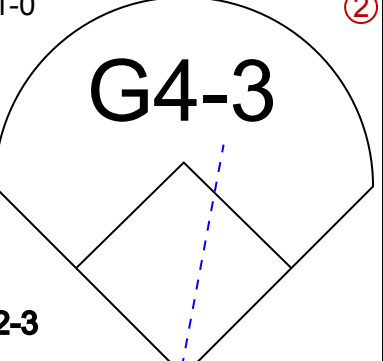
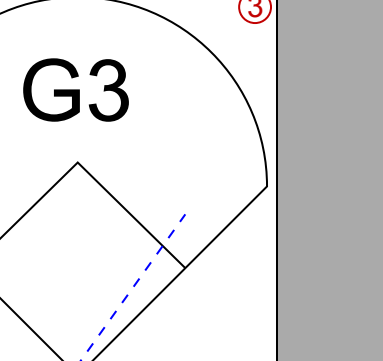
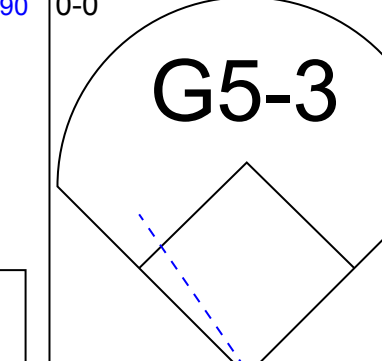
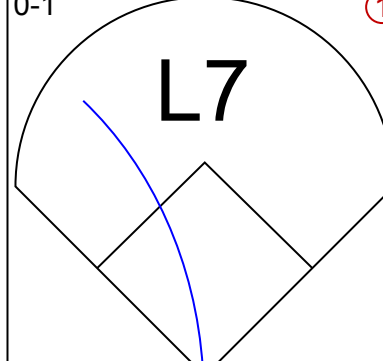
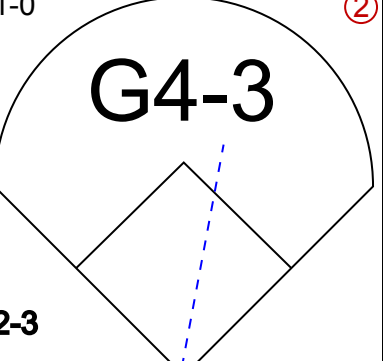
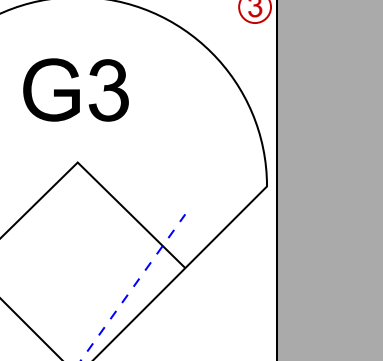
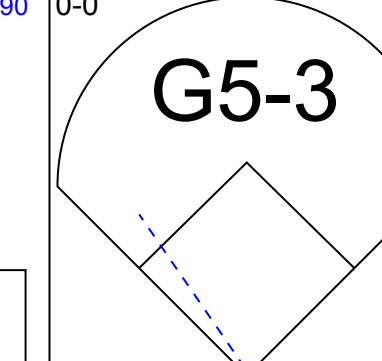
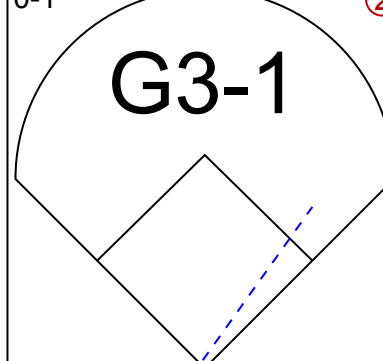
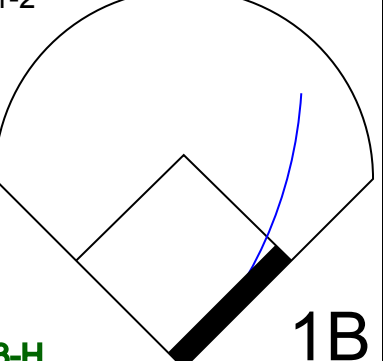
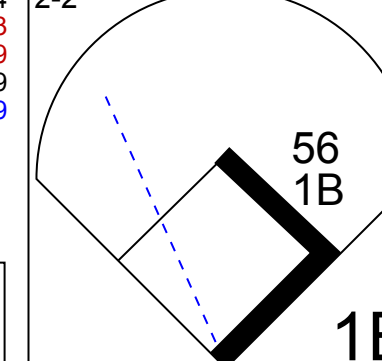
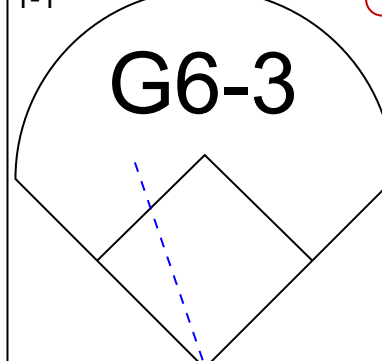

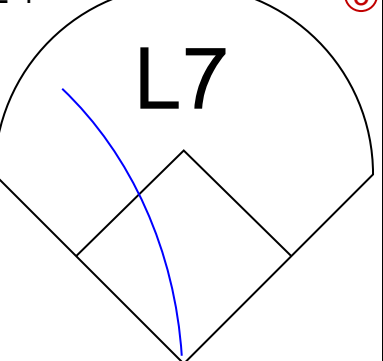
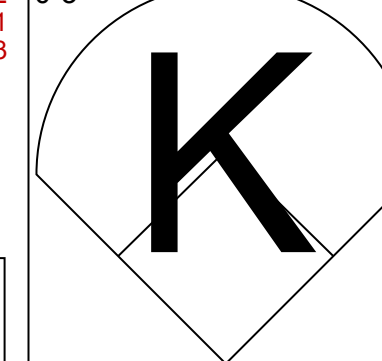

Batter	1	2	3	4	5	6	7	8	9	AB	R	H	RBI	BB	SO	LOB	BOTTOM				
21 Dexter Fowler, S OBP: 0.375, SLG: 0.356										3	1	2	0	2	0	0	Los Angeles Angels @ Houston Astros Minute Maid Park, Houston, TX Tue Jun 03 2014, 7:14 PM - 10:43 PM CDT Att: 23,219 - Roof Closed - 73 F				
27 Jose Altuve, R OBP: 0.357, SLG: 0.424										5	0	1	0	0	1	5					
4 George Springer, R OBP: 0.346, SLG: 0.491										3	1	0	0	2	2	5					
15 Jason Castro, L OBP: 0.306, SLG: 0.383										4	1	1	2	0	0	4					
30 Matt Dominguez, R OBP: 0.313, SLG: 0.417										3	1	2	0	1	1	0					
21 Jon Singleton, L OBP: 0.500, SLG: 1.333										3	1	1	2	1	2	2					
23 Chris Carter, R OBP: 0.281, SLG: 0.429										4	1	2	1	0	2	4					
19 Robbie Grossman, S OBP: 0.264, SLG: 0.312										4	0	1	2	0	1	3					
2 Jonathan Villar, S OBP: 0.260, SLG: 0.355										2	1	0	0	1	1	2					
9 Marwin Gonzalez, S OBP: 0.362, SLG: 0.397										0	0	0	0	0	0	0					
Inning Stats	R: 0 E: 0 K: 1 S: 11	H: 2 LOB: 1 BB: 0 P: 15	R: 0 E: 0 K: 1 S: 9	H: 1 LOB: 1 BB: 1 P: 15	R: 5 E: 0 K: 2 S: 19	H: 3 LOB: 4 BB: 4 P: 45	R: 0 E: 0 K: 0 S: 7	H: 1 LOB: 1 BB: 0 P: 13	R: 0 E: 0 K: 1 S: 14	H: 0 LOB: 0 BB: 0 P: 21	R: 0 E: 0 K: 1 S: 9	H: 0 LOB: 0 BB: 0 P: 13	R: 0 E: 0 K: 1 S: 9	H: 0 LOB: 0 BB: 1 P: 18	R: 2 E: 0 K: 2 S: 17	H: 2 LOB: 2 BB: 1 P: 36	1B: 7 2B: 1 3B: 0 HR: 2	SF: 0 SAC: 0 DP: 3 HBP: 1	WP: 1 PB: 0 SB: 0 CS: 0	PA: 39	
PITCHER	IP: 2.2 WLS: L BF: 17 ERA: 3.52	H: 5 R: 5 ER: 5 SO: 5	BB: 5 IBB: 0 HBP: 0 BLK: 0	WP: 0 HR: 0 S: 36 P: 69	ERA: 16.88 WHIP: 4.125	IP: 1.0 WLS: W BF: 7 ERA: 4.03	H: 2 R: 2 ER: 2 SO: 2	BB: 1 IBB: 0 HBP: 1 BLK: 0	WP: 1 HR: 2 S: 17 P: 36	ERA: 18.00 WHIP: 3.000											
33 C.J. Wilson, L ERA: 3.52						52 Matt Shoemaker, R ERA: 4.03															
64 Mike Morin, R ERA: 1.2																					
59 Fernando Salas, R ERA: 3.13																					
68 Cam Bedrosian, R ERA																					
40 Kevin Jepsen, R ERA: 3.93																					

AB	34
R	2
H	5
RBI	2
BB	2
SO	8
LOB	19




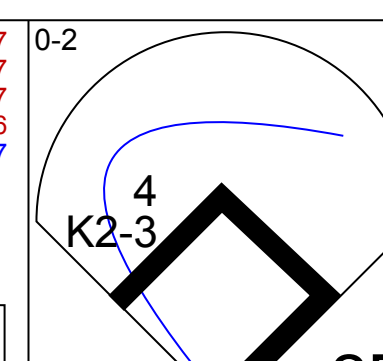
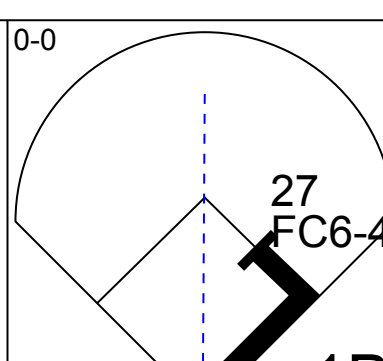
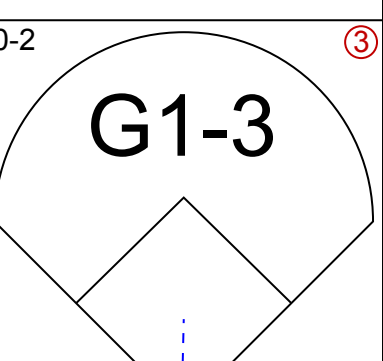
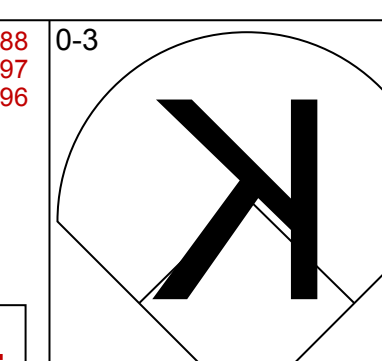
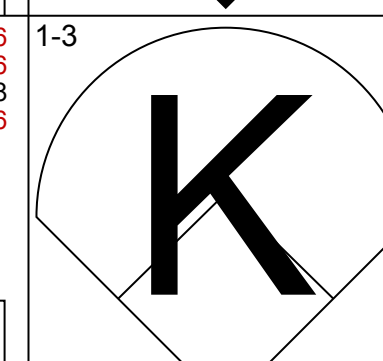
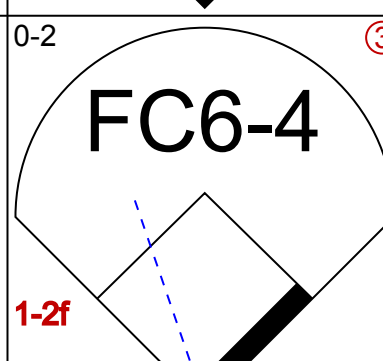
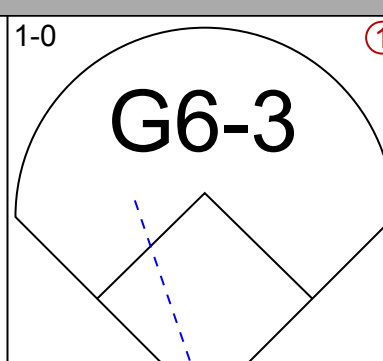
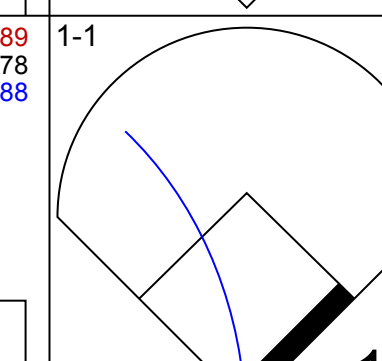
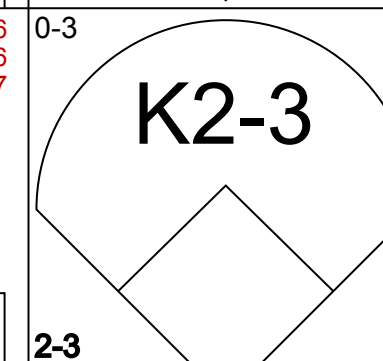
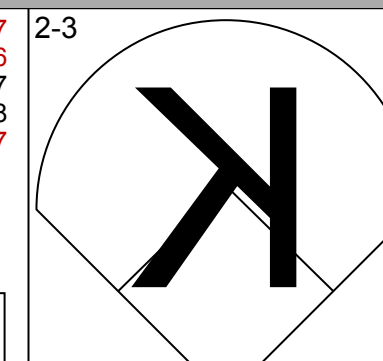
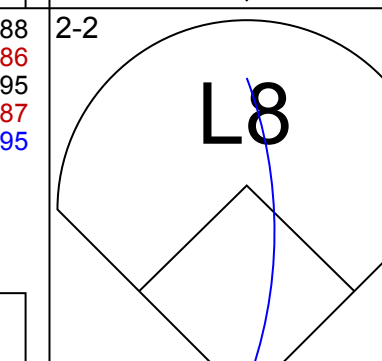
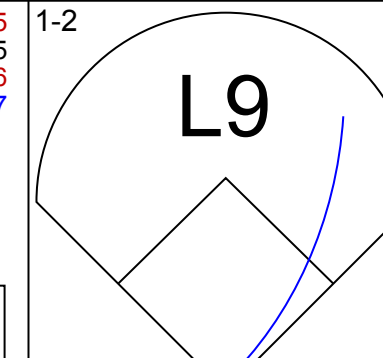
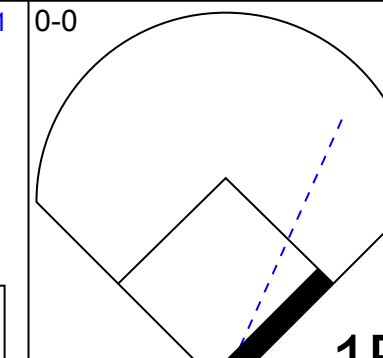
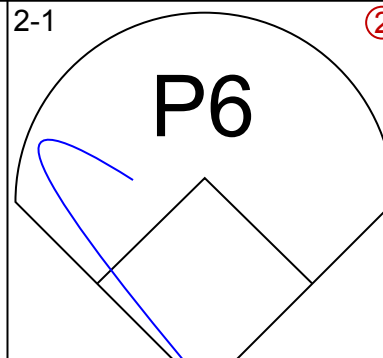
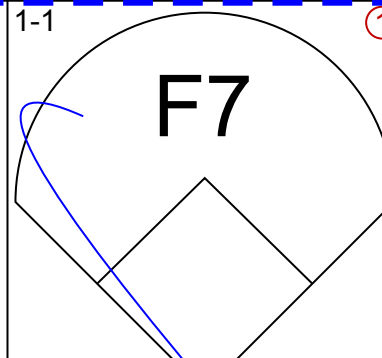
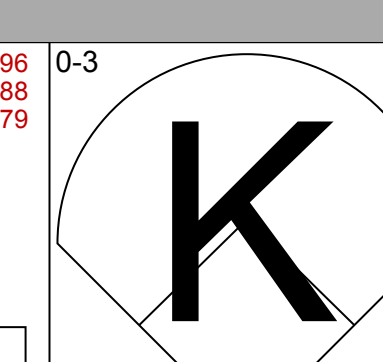
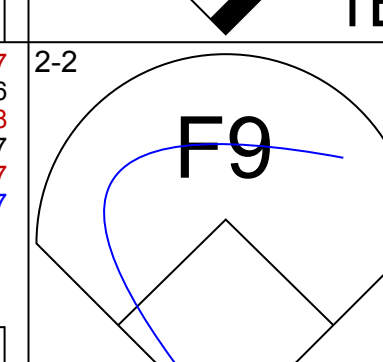
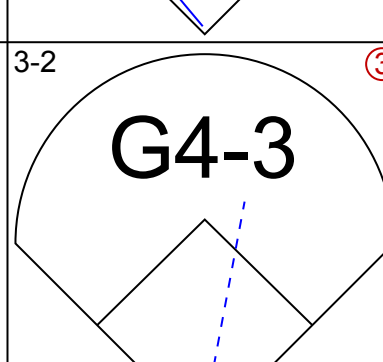
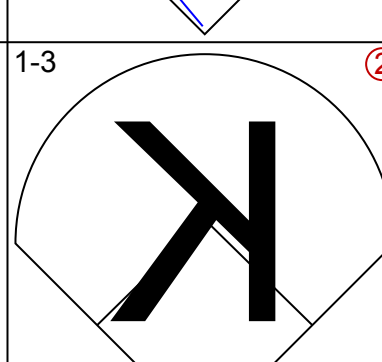
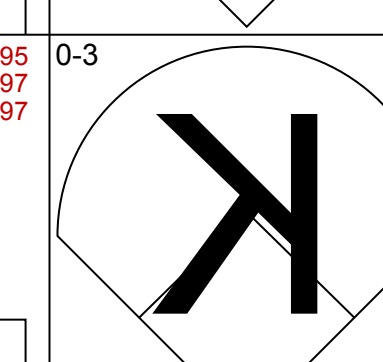
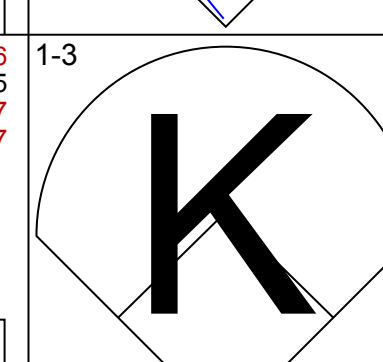
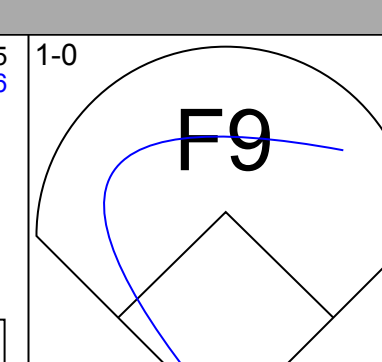
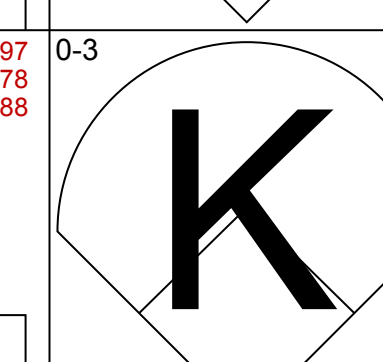
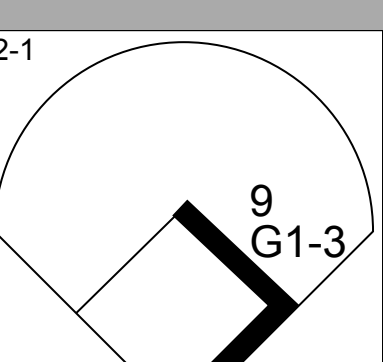
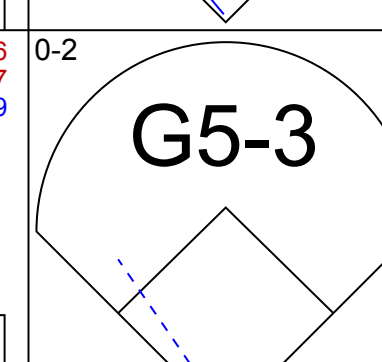
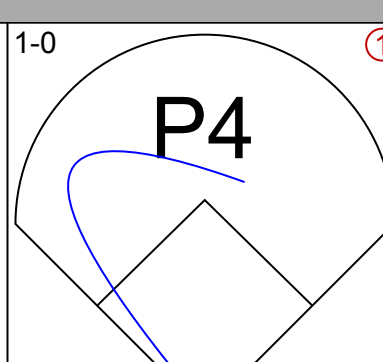
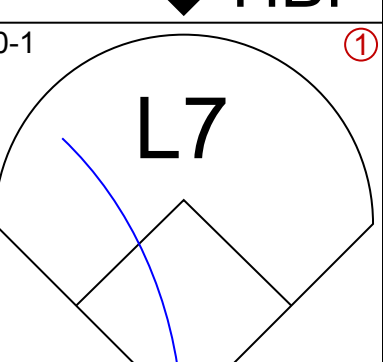
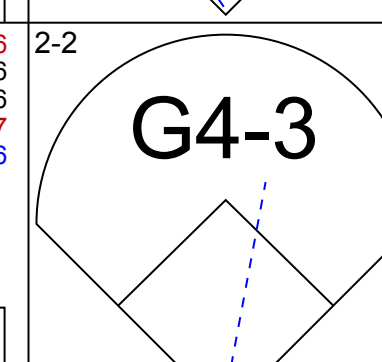
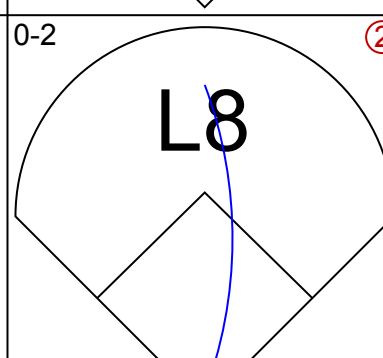
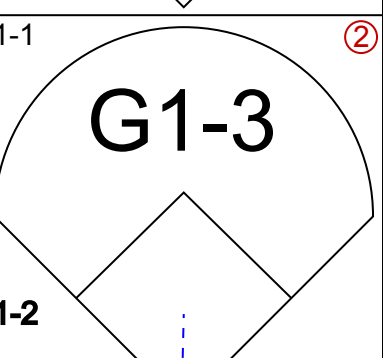
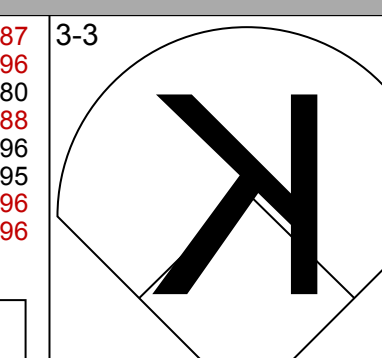
AB	31
R	7
H	10
RBI	7
BB	7
SO	10
LOB	25




Batter	1	2	3	4	5	6	7	8	9	AB	R	H	RBI	BB	SO	LOB	TOP																					
56 Kole Calhoun, L (1,9) OBP: 0.297, SLG: 0.406										4	1	1	0	1	3	0	Los Angeles Angels @ Houston Astros Minute Maid Park, Houston, TX Wed Jun 04 2014, 7:11 PM - 10:03 PM CDT Att: 23,902 - Roof Closed - 73 F																					
2 Erick Aybar, S (1,6) OBP: 0.308, SLG: 0.430										5	1	2	1	0	1	2																						
5 Albert Pujols, R (1,3) OBP: 0.313, SLG: 0.498										4	1	1	0	1	0	3																						
32 Josh Hamilton, L (1,8) OBP: 0.488, SLG: 0.706										4	0	0	0	0	1	3																						
47 Howie Kendrick, R (1,4) OBP: 0.356, SLG: 0.397										4	0	1	1	0	1	0																						
6 David Freese, R (1,5) OBP: 0.294, SLG: 0.294										3	1	2	1	1	1	0																						
7 Collin Cowgill, R (8,FR) OBP: 0.377, SLG: 0.422										0	0	0	0	0	0	0																						
28 Raul Ibanez, L (1,7) OBP: 0.249, SLG: 0.259										4	0	0	0	0	0	4																						
8 John McDonald, R (8,5) OBP: 0.343, SLG: 0.290										0	0	0	0	0	0	0																						
20 C.J. Cron, R (1,10) OBP: 0.329, SLG: 0.524										4	0	2	1	0	0	0																						
16 Hank Conger, L (1,2) OBP: 0.323, SLG: 0.422										4	0	0	0	0	3	2																						
Inning Stats	R: 0 E: 0 K: 1 S: 8	H: 0 LOB: 0 BB: 0 P: 14	R: 0 E: 0 K: 1 S: 8	H: 0 LOB: 0 BB: 0 P: 10	R: 0 E: 0 K: 1 S: 7	H: 0 LOB: 0 BB: 0 P: 9	R: 0 E: 0 K: 2 S: 12	H: 1 LOB: 1 BB: 0 P: 16	R: 1 E: 0 K: 0 S: 11	H: 2 LOB: 1 BB: 0 P: 19	R: 2 E: 0 K: 1 S: 17	H: 3 LOB: 2 BB: 1 P: 25	R: 0 E: 0 K: 2 S: 15	H: 2 LOB: 2 BB: 0 P: 21	R: 0 E: 0 K: 1 S: 8	H: 0 LOB: 1 BB: 1 P: 13	R: 1 E: 0 K: 1 S: 17	H: 1 LOB: 1 BB: 1 P: 28	1B: 6 2B: 3 3B: 0 HR: 0	SF: 0 SAC: 0 DP: 0 HBP: 0	WP: 1 PB: 1 SB: 0 CS: 0	PA: 39																
PITCHER	IP	WLS	BF	H	R	ER	SO	BB	IBB	HBP	BLK	WP	HR	S	P	ERA	WHIP	PITCHER				IP	WLS	BF	H	R	ER	SO	BB	IBB	HBP	BLK	WP	HR	S	P	ERA	WHIP
48 Jarrod Cosart, R (1,1) ERA: 4.16	6.2	L	29	8	3	3	8	1	0	0	0	0	0	75	108	4.05	1.350																					
44 Kyle Farnsworth, R (7,1) ERA: 3.13	1.1		5	0	0	0	1	1	0	0	0	0	0	11	19	0.00	0.750																					
36 Jerome Williams, R (9,1) ERA: 5.4	1.0		5	1	1	1	1	1	0	0	0	1	0	17	28	9.00	2.000																					

AB	36
R	4
H	9
RBI	4
BB	3
SO	10
LOB	14



Batter	1	2	3	4	5	6	7	8	9	AB	R	H	RBI	BB	SO	LOB	BOTTOM																					
21 Dexter Fowler, S (1,8) OBP: 0.377, SLG: 0.364										4	0	2	0	0	1	1	Los Angeles Angels @ Houston Astros Minute Maid Park, Houston, TX Wed Jun 04 2014, 7:11 PM - 10:03 PM CDT Att: 23,902 - Roof Closed - 73 F																					
27 Jose Altuve, R (1,4) OBP: 0.355, SLG: 0.421										4	0	1	0	0	1	2																						
4 George Springer, R (1,9) OBP: 0.344, SLG: 0.482										3	0	0	0	0	2	2																						
15 Jason Castro, L (1,2) OBP: 0.305, SLG: 0.380										4	0	1	0	0	0	2																						
21 Jon Singleton, L (1,3) OBP: 0.250, SLG: 0.571										4	0	0	0	0	2	2																						
30 Matt Dominguez, R (1,5) OBP: 0.308, SLG: 0.409										4	0	0	0	0	2	1																						
23 Chris Carter, R (1,10) OBP: 0.281, SLG: 0.424										2	0	0	0	0	1	0																						
8 Alex Presley, L (1,7) OBP: 0.279, SLG: 0.340										3	0	0	0	0	0	1																						
9 Marwin Gonzalez, S (1,6) OBP: 0.347, SLG: 0.379										3	0	0	0	0	1	1																						
Inning Stats	R: 0 E: 0 K: 2 S: 14	H: 1 LOB: 1 BB: 0 P: 16	R: 0 E: 0 K: 3 S: 9	H: 0 LOB: 0 BB: 0 P: 9	R: 0 E: 0 K: 0 S: 9	H: 1 LOB: 1 BB: 0 P: 10	R: 0 E: 0 K: 2 S: 11	H: 1 LOB: 1 BB: 0 P: 16	R: 0 E: 0 K: 0 S: 8	H: 0 LOB: 1 BB: 0 P: 11	R: 0 E: 0 K: 0 S: 9	H: 0 LOB: 0 BB: 0 P: 16	R: 0 E: 0 K: 2 S: 13	H: 1 LOB: 1 BB: 0 P: 19	R: 0 E: 0 K: 1 S: 8	H: 0 LOB: 0 BB: 0 P: 11		1B: 3 2B: 1 3B: 0 HR: 0	SF: 0 SAC: 0 DP: 0 HBP: 2	WP: 0 PB: 0 SB: 0 CS: 0	PA: 33																	
PITCHER	IP	WLS	BF	H	R	ER	SO	BB	IBB	HBP	BLK	WP	HR	S	P	ERA	WHIP	PITCHER				IP	WLS	BF	H	R	ER	SO	BB	IBB	HBP	BLK	WP	HR	S	P	ERA	WHIP
Garrett Richards, R (1,1) ERA: 3.25	8.0	W	30	4	0	0	9	0	0	2	0	0	0	80	107	0.00	0.500																					
38 Jose Smith, R (9,1) ERA: 3.04	1.0		3	0	0	0	1	0	0	0	0	0	0	8	11	0.00	0.000																					

AB	31
R	0
H	4
RBI	0
BB	0
SO	10
LOB	12



Batter	1	2	3	4	5	6	7	8	9	AB	R	H	RBI	BB	SO	LOB	TOP										
56 Kole Calhoun, L OBP: 0.289, SLG: 0.394	F9		F8		G3		G6-3		FC4-6	3	0	0	0	0	0	1	Los Angeles Angels @ Houston Astros Minute Maid Park, Houston, TX Thu Jun 05 2014, 6:13 PM - 9:44 PM CDT Att: 24,672 - Roof Closed - 73 F										
20 C.J. Cron, R OBP: 0.326, SLG: 0.518										1	0	0	0	0	0	0											
7 Collin Cowgill, R OBP: 0.374, SLG: 0.419										1	0	0	1	0	2												
27 Mike Trout, R OBP: 0.379, SLG: 0.557	5 SF8		F9		G4-3		K		K	5	1	2	1	0	2	2											
5 Albert Pujols, R OBP: 0.307, SLG: 0.489	SF8		F8		G4-3				F9	4	0	0	1	0	0	3											
32 Josh Hamilton, L OBP: 0.444, SLG: 0.632	F8				F8				K	4	0	0	0	0	2	1											
47 Howie Kendrick, R OBP: 0.350, SLG: 0.391		L5			G6-3				G6-3							0											
6 David Freese, R OBP: 0.306, SLG: 0.302		17 BB								3	1	2	0	1	1	0											
28 Raul Ibanez, L OBP: 0.249, SLG: 0.259			F9		G4-3				E3	4	1	1	0	0	0	3											
17 Chris Iannetta, R OBP: 0.380, SLG: 0.458									FC4-6	4	1	3	0	0	1	1											
2 Erick Aybar, S OBP: 0.311, SLG: 0.429	P5									3	1	1	2	1	0	2											
Inning Stats	R: 1 E: 0 K: 0 S: 9	H: 1 LOB: 0 BB: 0 P: 18	R: 0 E: 0 K: 0 S: 10	H: 1 LOB: 2 BB: 1 P: 21	R: 0 E: 0 K: 0 S: 5	H: 0 LOB: 0 BB: 0 P: 8	R: 0 E: 0 K: 0 S: 11	H: 1 LOB: 1 BB: 0 P: 13	R: 2 E: 0 K: 2 S: 16	H: 3 LOB: 1 BB: 0 P: 21	R: 0 E: 0 K: 2 S: 13	H: 1 LOB: 0 BB: 0 P: 18	R: 0 E: 0 K: 1 S: 10	H: 0 LOB: 0 BB: 0 P: 15	R: 0 E: 0 K: 1 S: 9	H: 0 LOB: 0 BB: 0 P: 12	R: 2 E: 1 K: 1 S: 15	H: 2 LOB: 2 BB: 1 P: 26	1B: 6 2B: 2 3B: 1 HR: 0	SF: 1 SAC: 0 DP: 0 HBP: 0	WP: 0 PB: 0 SB: 0 CS: 0	PA: 39					
PITCHER	IP	WLS	BF	H	R	ER	SO	BB	IBB	HBP	BLK	WP	HR	S	P	ERA	WHIP										
41 Brad Peacock, R ERA: 4.82	5.0	W	22	6	3	3	1	1	0	0	0	0	0	51	81	5.40	1.400										
35 Josh Fields, R ERA: 6.45	1.1	H	5	1	0	0	2	0	0	0	0	0	0	15	21	0.00	0.750										
38 Darin Downs, L ERA: 1.69	0.1	H	1	0	0	0	0	0	0	0	0	0	0	5	7	0.00	0.000										
44 Kyle Farnsworth, R ERA: 3.09	0.1	H	1	0	0	0	1	0	0	0	0	0	0	3	5	0.00	0.000										
56 Paul Clemens, R ERA: 3.92	1.0	H	7	2	2	1	1	1	0	0	0	0	0	17	27	9.00	3.000										

Batter	1	2	3	4	5	6	7	8	9	AB	R	H	RBI	BB	SO	LOB	BOTTOM										
21 Dexter Fowler, S OBP: 0.386, SLG: 0.368	27 BB		F7							3	2	2	1	2	0	0	Los Angeles Angels @ Houston Astros Minute Maid Park, Houston, TX Thu Jun 05 2014, 6:13 PM - 9:44 PM CDT Att: 24,672 - Roof Closed - 73 F										
27 Jose Altuve, R OBP: 0.356, SLG: 0.425			F8		G4-3					5	1	2	2	0	1	5											
4 George Springer, R OBP: 0.340, SLG: 0.477	SF8									4	0	1	3	0	2	0											
30 Matt Dominguez, R OBP: 0.302, SLG: 0.400	L4									5	0	0	0	0	1	2											
21 Jon Singleton, L OBP: 0.250, SLG: 0.455	G3-1									4	1	1	0	0	1	1											
23 Chris Carter, R OBP: 0.296, SLG: 0.424										0	0	0	0	4	0	0											
2 Jonathan Villar, S OBP: 0.260, SLG: 0.355										0	0	0	0	0	0	0											
19 Robbie Grossman, S OBP: 0.289, SLG: 0.329		SH5-3								2	2	2	1	1	0	0											
22 Carlos Corporan, S OBP: 0.254, SLG: 0.397										3	2	1	1	1	0	3											
9 Marwin Gonzalez, S OBP: 0.342, SLG: 0.371										4	0	1	0	0	2	5											
Inning Stats	R: 1 E: 0 K: 0 S: 11	H: 2 LOB: 1 BB: 0 P: 19	R: 0 E: 0 K: 1 S: 8	H: 0 LOB: 1 BB: 1 P: 12	R: 0 E: 0 K: 1 S: 9	H: 0 LOB: 0 BB: 0 P: 12	R: 3 E: 0 K: 0 S: 24	H: 5 LOB: 2 BB: 1 P: 35	R: 0 E: 0 K: 2 S: 10	H: 0 LOB: 0 BB: 0 P: 12	R: 0 E: 0 K: 2 S: 13	H: 1 LOB: 3 BB: 2 P: 24	R: 0 E: 0 K: 1 S: 9	H: 0 LOB: 0 BB: 0 P: 15	R: 4 E: 0 K: 0 S: 19	H: 2 LOB: 1 BB: 4 P: 40	1B: 9 2B: 1 3B: 0 HR: 0	SF: 1 SAC: 1 DP: 0 HBP: 0	WP: 2 PB: 0 SB: 2 CS: 3	PA: 40							
PITCHER	IP	WLS	BF	H	R	ER	SO	BB	IBB	HBP	BLK	WP	HR	S	P	ERA	WHIP										
45 Tyler Skaggs, L ERA: 4.34	5.0	L	24	7	4	4	4	3	0	0	0	2	0	13	20	0.00	2.000										
64 Mike Morin, R ERA: 1.13	1.0		5	1	0	0	2	1	0	0	0	0	0	9	15	0.00	0.000										
40 Kevin Jepsen, R ERA: 3.72	1.0		3	0	0	0	1	0	0	0	0	0	0	9	15	0.00	0.000										
68 Cam Bedrosian, R ERA: 16.2	0.2		5	0	3	3	0	4	0	0	0	0	0	14	31	40.50	6.000										
59 Fernando Salas, R ERA: 3.47	0.1		3	2	1	1	0	0	0	0	0	0	0	5	9	27.00	6.000										

Batter	1	2	3	4	5	6	7	8	9	AB R H RBI BB SO LOB	TOP											
21 Dexter Fowler, S (1, 8) OBP: 0.383, SLG: 0.376										4 1 1 0 0 1 0	Houston Astros @ Minnesota Twins Target Field, Minneapolis, MN Fri Jun 06 2014, 8:33 PM - 11:31 PM CDT Att: 29,448 - Overcast - 73 F											
27 Jose Altuve, R (1, 4) OBP: 0.355, SLG: 0.422										4 1 1 1 0 0 0												
4 George Springer, R (1, 9) OBP: 0.338, SLG: 0.489										4 1 1 2 0 3 0												
15 Jason Castro, L (1, 2) OBP: 0.304, SLG: 0.377										4 0 1 0 0 1 0												
30 Matt Dominguez, R (1, 5) OBP: 0.309, SLG: 0.420										4 1 3 1 0 0 0												
21 Jon Singleton, L (1, 3) OBP: 0.188, SLG: 0.333										4 0 0 0 0 2 3												
23 Chris Carter, R (1, 10) OBP: 0.290, SLG: 0.414										4 0 0 0 0 2 2												
19 Robbie Grossman, S (1, 7) OBP: 0.280, SLG: 0.317										4 0 0 0 0 2 2												
9 Marwin Gonzalez, S (1, 6) OBP: 0.342, SLG: 0.411										3 0 0 0 0 0 0												
Inning Stats	R: 0 H: 0 E: 0 K: 2 S: 9	H: 0 LOB: 0 BB: 0 P: 13	R: 0 H: 1 E: 0 K: 2 S: 12	H: 1 LOB: 1 BB: 0 P: 20	R: 1 H: 1 E: 0 K: 0 S: 10	H: 1 LOB: 0 BB: 0 P: 12	R: 1 H: 1 E: 0 K: 1 S: 12	H: 1 LOB: 0 BB: 0 P: 14	R: 0 H: 0 E: 0 K: 1 S: 11	H: 0 LOB: 0 BB: 0 P: 19	R: 3 H: 3 E: 0 K: 1 S: 14	H: 3 LOB: 0 BB: 0 P: 21	R: 0 H: 0 E: 0 K: 1 S: 6	H: 0 LOB: 0 BB: 0 P: 8	R: 0 H: 0 E: 0 K: 1 S: 5	H: 0 LOB: 0 BB: 0 P: 7	R: 0 H: 2 E: 0 K: 0 S: 9	H: 2 LOB: 1 BB: 0 P: 15	1B: 4 2B: 0 3B: 1 HR: 3	SF: 0 SAC: 0 DP: 1 HBP: 0	WP: 0 PB: 0 SB: 0 CS: 0	PA: 34
PITCHER	IP WLS BF H R ER SO BB IBB HBP BLK WP HR S P ERA WHIP											IP WLS BF H R ER SO BB IBB HBP BLK WP HR S P ERA WHIP										
45 Phil Hughes, R (1, 1) ERA: 3.46	6.0 L 24 6 5 5 7 0 0 0 0 0 0 3 68 99 7.50 1.000																					
52 Brian Duensing, L (7, 1) ERA: 1.93	1.0 3 0 0 0 1 0 0 0 0 0 0 0 6 8 0.00 0.000																					
54 Matt Guerrier, R (8, 1) ERA: 2.38	2.0 7 2 0 0 1 0 0 0 0 0 0 0 14 22 0.00 1.000																					
54 Matt Guerrier, R (9, 1) ERA: 2.38	2.0 7 2 0 0 1 0 0 0 0 0 0 0 14 22 0.00 1.000																					

AB 34
R 5
H 8
RBI 5
BB 0
SO 9
LOB 5



Batter	1	2	3	4	5	6	7	8	9	AB R H RBI BB SO LOB	BOTTOM											
39 Danny Santana, S (1, 10) OBP: 0.379, SLG: 0.452										5 1 1 2 0 2 3	Houston Astros @ Minnesota Twins Target Field, Minneapolis, MN Fri Jun 06 2014, 8:33 PM - 11:31 PM CDT Att: 29,448 - Overcast - 73 F											
2 Brian Dozier, R (1, 4) OBP: 0.348, SLG: 0.441										5 0 0 0 0 1 1												
7 Joe Mauer, L (1, 3) OBP: 0.347, SLG: 0.343										4 0 1 0 1 1 1												
16 Josh Willingham, R (1, 7) OBP: 0.473, SLG: 0.564										5 0 1 0 0 0 3												
24 Trevor Plouffe, R (1, 5) OBP: 0.325, SLG: 0.421										4 0 1 0 0 1 3												
13 Jason Kubel, L (1, 9) OBP: 0.313, SLG: 0.295										4 0 0 0 0 2 2												
8 Kurt Suzuki, R (1, 2) OBP: 0.359, SLG: 0.394										4 1 1 0 0 0 2												
5 Eduardo Escobar, S (1, 6) OBP: 0.344, SLG: 0.462										4 1 3 1 0 0 1												
32 Aaron Hicks, S (1, 8) OBP: 0.344, SLG: 0.268										2 1 2 1 1 0 0												
31 Oswaldo Arcia, L (8, PH) OBP: 0.308, SLG: 0.578										1 0 0 0 0 0 1												
54 Matt Guerrier, R (9, 1) ERA: 2.19										0 0 0 0 0 0 0												
Inning Stats	R: 0 H: 0 E: 1 K: 1 S: 11	H: 2 LOB: 2 BB: 1 P: 16	R: 0 H: 1 E: 0 K: 1 S: 8	H: 1 LOB: 0 BB: 0 P: 15	R: 0 H: 1 E: 0 K: 1 S: 20	H: 1 LOB: 1 BB: 0 P: 28	R: 0 H: 1 E: 0 K: 1 S: 10	H: 1 LOB: 0 BB: 0 P: 13	R: 3 H: 3 E: 0 K: 1 S: 19	H: 3 LOB: 0 BB: 0 P: 25	R: 1 H: 2 E: 0 K: 0 S: 10	H: 2 LOB: 1 BB: 0 P: 15	R: 0 H: 0 E: 1 K: 0 S: 9	H: 0 LOB: 1 BB: 0 P: 13	R: 0 H: 0 E: 1 K: 0 S: 9	H: 0 LOB: 1 BB: 0 P: 13	1B: 4 2B: 5 3B: 0 HR: 1	SF: 0 SAC: 0 DP: 1 HBP: 0	WP: 0 PB: 0 SB: 1 CS: 0	PA: 40		
PITCHER	IP WLS BF H R ER SO BB IBB HBP BLK WP HR S P ERA WHIP											IP WLS BF H R ER SO BB IBB HBP BLK WP HR S P ERA WHIP										
60 Dallas Keuchel, L (1, 1) ERA: 2.5	6.0 W 25 5 3 3 3 1 0 0 0 0 0 0 1 15 18 40.50 4.500																					
29 Tony Sipp, L (7, 1) ERA: 3.45	1.0 H 5 2 1 1 0 0 0 0 0 0 0 0 13 21 9.00 2.000																					
36 Jerome Williams, R (7, 1) ERA: 5.5	0.1 H 1 0 0 0 0 0 0 0 0 0 0 0 1 1 0.00 0.000																					
38 Darin Downs, L (8, 1) ERA: 1.84	1.0 S 4 0 0 0 0 0 0 0 0 0 0 0 9 13 0.00 0.000																					

AB 38
R 4
H 10
RBI 4
BB 2
SO 7
LOB 17



Batter	1	2	3	4	5	6	7	8	9	AB	R	H	RBI	BB	SO	LOB	TOP	
21 Dexter Fowler, S (1,8) OBP: 0.391, SLG: 0.381 19 Robbie Grossman, S (7,7) OBP: 0.277, SLG: 0.313										2	0	2	0	1	0	0		
27 Jose Altuve, R (1,4) OBP: 0.353, SLG: 0.423										4	0	1	0	0	0	4		
4 George Springer, R (1,9) OBP: 0.337, SLG: 0.483										4	0	1	0	0	1	2		
15 Jason Castro, L (1,2)										4	0	0	0	0	2	3		
30 Matt Dominguez, R (1,5)										4	0	0	0	0	1	2		
21 Jon Singleton, L (1,3)										4	0	1	0	0	0	0		
8 Alex Presley, L (1,7) (7,8)										2	0	0	0	1	1	1	AB 32	
23 Chris Carter, R (9,PH) OBP: 0.288, SLG: 0.412										1	0	0	0	0	0	0	R 0	
14 Jesus Guzman, R (1,10)										3	0	0	0	1	1	2	H 5	
9 Marwin Gonzalez, S (1,6)										3	0	0	0	0	2		RBI 0	
	R: 0 E: 0 K: 2 S: 9	H: 1 LOB: 1 BB: 0 P: 13	R: 0 E: 0 K: 2 S: 12	H: 1 LOB: 1 BB: 0 P: 19	R: 0 E: 0 K: 1 S: 7	H: 0 LOB: 0 BB: 0 P: 14	R: 0 E: 0 K: 0 S: 10	H: 0 LOB: 2 BB: 2 P: 20	R: 0 E: 0 K: 1 S: 12	H: 2 LOB: 2 BB: 0 P: 19	R: 0 E: 0 K: 0 S: 5	H: 0 LOB: 0 BB: 0 P: 10	1B: 4 2B: 1 3B: 0 HR: 0	SF: 0 SAC: 0 DP: 0 HBP: 0	WP: 0 PB: 0 SB: 0 CS: 0	PA: 35		
PITCHER	IP	WLS	BF	H	R	ER	SO	BB	IBB	HBP	BLK	WP	HR	S	P	ERA	WHIP	
44 Kyle Gibson, R (1,1) ERA: 3.91	7.0	W	27	3	0	0	5	3	0	0	0	0	0	64	106	0.00	0.857	
61 Jared Burton, R (8,1) ERA: 6.2	1.0		5	2	0	0	1	0	0	0	0	0	0	12	19	0.00	2.000	
56 Caleb Thielbar, L (9,1) ERA: 3.48	1.0		3	0	0	0	0	0	0	0	0	0	0	5	10	0.00	0.000	

Houston Astros @ Minnesota Twins
Target Field, Minneapolis, MN
Sat Jun 07 2014, 1:11 PM - 4:35 PM CDT
Att: 27,732 - Overcast - 56 F

AB 32
R 0
H 5
RBI 0
BB 3
SO 6
LOB 16



Batter	1	2	3	4	5	6	7	8	9	AB	R	H	RBI	BB	SO	LOB	BOTTOM	
39 Danny Santana, S (1,10) OBP: 0.408, SLG: 0.493										5	0	4	5	0	0	0		
2 Brian Dozier, R (1,4)										3	1	0	0	2	2	3		
7 Joe Mauer, L (1,3) OBP: 0.341, SLG: 0.336 9 Eduardo Nunez, R (8,9) OBP: 0.288, SLG: 0.360										4	1	0	0	0	1	5		
16 Josh Willingham, R (1,7) OBP: 0.468, SLG: 0.542										4	1	1	1	0	0	1		
24 Trevor Plouffe, R (1,5)										4	1	0	0	1	0	2		
27 Chris Parmelee, L (1,9) (8,3)										4	0	0	1	1	2	3		
8 Kurt Suzuki, R (1,2) OBP: 0.367, SLG: 0.395										2	3	1	0	2	1	3	AB 32	
5 Eduardo Escobar, S (1,6)										2	1	0	0	2	1	3	R 8	
32 Aaron Hicks, S (1,8) OBP: 0.338, SLG: 0.262										3	0	0	0	0	1	4	H 7	
	R: 0 E: 0 K: 1 S: 9	H: 0 LOB: 0 BB: 0 P: 14	R: 3 E: 2 K: 1 S: 26	H: 1 LOB: 3 BB: 2 P: 49	R: 0 E: 0 K: 1 S: 6	H: 0 LOB: 0 BB: 0 P: 9	R: 4 E: 0 K: 1 S: 26	H: 2 LOB: 3 BB: 5 P: 50	R: 0 E: 0 K: 0 S: 7	H: 0 LOB: 0 BB: 0 P: 11	R: 1 E: 0 K: 2 S: 16	H: 2 LOB: 2 BB: 1 P: 24	R: 0 E: 0 K: 1 S: 8	H: 1 LOB: 1 BB: 0 P: 12	1B: 6 2B: 1 3B: 0 HR: 0	SF: 0 SAC: 1 DP: 0 HBP: 1	WP: 0 PB: 0 SB: 1 CS: 0	PA: 42
PITCHER	IP	WLS	BF	H	R	ER	SO	BB	IBB	HBP	BLK	WP	HR	S	P	ERA	WHIP	
46 Scott Feldman, R (1,1) ERA: 4.12	1.2	L	11	1	3	0	0	2	0	0	0	0	0	33	58	0.00	1.800	
56 Paul Clemens, R (2,1) ERA: 5.16	2.0		13	2	4	4	1	5	0	0	0	0	0	31	61	18.00	3.500	
36 Jerome Williams, R (4,1) ERA: 5.3	3.0		13	3	1	1	3	1	0	0	0	0	0	32	48	3.00	1.333	
29 Tony Sipp, L (7,1) ERA: 3.09	1.1		5	1	0	0	2	0	0	0	0	0	0	11	15	0.00	0.750	

Houston Astros @ Minnesota Twins
Target Field, Minneapolis, MN
Sat Jun 07 2014, 1:11 PM - 4:35 PM CDT
Att: 27,732 - Overcast - 56 F

AB 32
R 8
H 7
RBI 7
BB 8
SO 8
LOB 24



Batter	1	2	3	4	5	6	7	8	9	AB	R	H	RBI	BB	SO	LOB	TOP					
16 Chris Owings, R OBP: 0.309, SLG: 0.431	G4-3		G1-3					P4		4	0	1	0	0	0	1	Arizona Diamondbacks @ Houston Astros Minute Maid Park, Houston, TX Wed Jun 11 2014, 7:11 PM - 9:33 PM CDT Att: 24,319 - Roof Closed - 73 F					
2 Aaron Hill, R OBP: 0.296, SLG: 0.400	G1-3			HR		L9		G6-3		4	1	1	1	0	0	1						
44 Paul Goldschmidt, R OBP: 0.372, SLG: 0.551	K					K		G1-3		4	0	1	0	0	2	1						
26 Miguel Montero, L OBP: 0.365, SLG: 0.430		G6-3			G6-4-3			F9		4	0	0	0	0	0	1						
14 Martin Prado, R OBP: 0.325, SLG: 0.371					G5-3			P2		2	0	0	0	1	0	0						
7 Cody Ross, R OBP: 0.260, SLG: 0.254								G6-3		3	0	1	0	0	0	0						
6 David Peralta, L OBP: 0.333, SLG: 0.487								K		3	0	0	0	0	1	2						
28 Nick Evans, R OBP: 0.091, SLG: 0.364								G5-3		3	0	0	0	0	2	0						
5 Ender Inciarte, L OBP: 0.238, SLG: 0.235										3	0	1	0	0	0	0						
Inning Stats	R: 0 E: 0 K: 1 S: 9	H: 0 LOB: 0 BB: 0 P: 13	R: 0 E: 0 K: 0 S: 7	H: 1 LOB: 1 BB: 1 P: 15	R: 0 E: 0 K: 1 S: 6	H: 0 LOB: 0 BB: 0 P: 10	R: 1 E: 0 K: 0 S: 9	H: 2 LOB: 0 BB: 0 P: 12	R: 0 E: 0 K: 1 S: 10	H: 0 LOB: 0 BB: 0 P: 15	R: 0 E: 0 K: 1 S: 12	H: 1 LOB: 1 BB: 0 P: 15	R: 0 E: 0 K: 0 S: 8	H: 0 LOB: 0 BB: 0 P: 12	R: 0 E: 0 K: 1 S: 8	H: 1 LOB: 1 BB: 0 P: 9	R: 0 E: 0 K: 0 S: 7	H: 0 LOB: 0 BB: 0 P: 10	1B: 4 2B: 0 3B: 0 HR: 1	SF: 0 SAC: 0 DP: 2 HBP: 0	WP: 0 PB: 0 SB: 0 CS: 0	PA: 31
PITCHER	IP	WLS	BF	H	R	ER	SO	BB	IBB	HBP	BLK	WP	HR	S	P	ERA	WHIP					
60 Dallas Keuchel, L ERA: 2.38	8.0	W	28	5	1	1	5	1	0	0	0	0	1	69	101	1.12	0.750					
50 Chad Qualls, R ERA: 1.99	1.0		3	0	0	0	0	0	0	0	0	0	0	7	10	0.00	0.000					

Batter	1	2	3	4	5	6	7	8	9	AB	R	H	RBI	BB	SO	LOB	BOTTOM				
21 Dexter Fowler, S OBP: 0.393, SLG: 0.397	F8		K							4	0	0	0	0	3	4	Arizona Diamondbacks @ Houston Astros Minute Maid Park, Houston, TX Wed Jun 11 2014, 7:11 PM - 9:33 PM CDT Att: 24,319 - Roof Closed - 73 F				
4 George Springer, R OBP: 0.345, SLG: 0.500										3	1	2	1	0	0	0					
21 Jon Singleton, L OBP: 0.282, SLG: 0.459										3	0	0	1	1	0	3					
15 Jason Castro, L OBP: 0.300, SLG: 0.366										3	0	1	1	1	0	1					
30 Matt Dominguez, R OBP: 0.299, SLG: 0.398										4	0	0	0	0	1	2					
23 Chris Carter, R OBP: 0.294, SLG: 0.455										4	2	2	2	0	0	1					
8 Alex Presley, L OBP: 0.292, SLG: 0.340										4	1	2	0	0	0	1					
9 Marwin Gonzalez, S OBP: 0.329, SLG: 0.385										2	0	0	0	1	1	1					
2 Jonathan Villar, S OBP: 0.265, SLG: 0.354										3	1	2	0	0	0	0					
Inning Stats	R: 1 E: 0 K: 1 S: 8	H: 2 LOB: 1 BB: 1 P: 18	R: 0 E: 0 K: 0 S: 7	H: 1 LOB: 0 BB: 0 P: 11	R: 1 E: 0 K: 1 S: 8	H: 2 LOB: 1 BB: 0 P: 13	R: 1 E: 0 K: 1 S: 10	H: 1 LOB: 0 BB: 0 P: 16	R: 0 E: 0 K: 1 S: 7	H: 0 LOB: 0 BB: 0 P: 8	R: 0 E: 0 K: 0 S: 4	H: 0 LOB: 0 BB: 0 P: 7	R: 2 E: 0 K: 1 S: 15	H: 3 LOB: 2 BB: 1 P: 25	R: 0 E: 0 K: 0 S: 8	H: 0 LOB: 1 BB: 1 P: 15	1B: 7 2B: 0 3B: 0 HR: 2	SF: 1 SAC: 0 DP: 1 HBP: 0	WP: 1 PB: 0 SB: 1 CS: 0	PA: 34	
PITCHER	IP	WLS	BF	H	R	ER	SO	BB	IBB	HBP	BLK	WP	HR	S	P	ERA	WHIP				
32 Brandon McCarthy, R ERA: 5.28	6.0	L	26	8	5	5	4	2	0	0	0	0	2	52	86	7.50	1.667				
40 J.J. Putz, R ERA: 4.63	0.2		3	1	0	0	1	0	0	0	0	0	0	6	9	0.00	1.500				
54 Joe Thatcher, L ERA: 3.0	0.1		1	0	0	0	0	0	0	0	0	0	0	1	3	0.00	0.000				
38 Will Harris, R ERA: 7.84	1.0		4	0	0	0	0	1	0	0	0	0	0	8	15	0.00	1.000				

AB 30
R 1
H 5
RBI 1
BB 1
SO 5
LOB 6



AB 30
R 5
H 9
RBI 5
BB 3
SO 5
LOB 13




Batter	1	2	3	4	5	6	7	8	9	10	AB	R	H	RBI	BB	SO	LOB					
1 Didi Gregorius, L OBP: 0.379, SLG: 0.522	F7		SF7			HBP	L7			K	3	1	0	1	0	1	1					
8 Gerardo Parra, L OBP: 0.321, SLG: 0.382	K		G4-3			P6		K		G4-3	5	0	0	0	0	2	2					
44 Paul Goldschmidt, R OBP: 0.374, SLG: 0.558	K			G5-3		2B		2B		CI	4	0	2	0	0	1	0					
14 Martín Prado, R OBP: 0.323, SLG: 0.368		G6-3		1B		K		F9-6		G3-1	5	0	1	0	0	1	4					
26 Miguel Montero, L OBP: 0.353, SLG: 0.440		L8		K		K2-3					4	1	1	1	0	2	2					
2 Aaron Hill, R OBP: 0.292, SLG: 0.393		G5-3		L8			G1-6-3			L5	4	0	0	0	0	0	1					
16 Chris Owings, R OBP: 0.308, SLG: 0.442			L6		F9		HR			G4-3	4	1	1	1	0	0	0					
6 David Peralta, L OBP: 0.372, SLG: 0.512			SF7		G4-3		HR			FC5-4	4	1	3	0	0	0	0					
5 Ender Inciarte, L OBP: 0.233, SLG: 0.229			E4		K2-3		1B			FC6-4	2	0	0	0	0	0	1					
7 Cody Ross, R OBP: 0.256, SLG: 0.250					K2-3		FC5-4			FC6-4	2	0	0	0	0	0	2					
Inning Stats	R: 0 E: 0 K: 2 S: 8	H: 0 LOB: 0 BB: 0 P: 11	R: 0 E: 0 K: 0 S: 4	H: 0 LOB: 0 BB: 0 P: 6	R: 1 E: 1 K: 0 S: 10	H: 1 LOB: 1 BB: 0 P: 15	R: 0 E: 0 K: 1 S: 6	H: 0 LOB: 0 BB: 0 P: 9	R: 1 E: 0 K: 2 S: 14	H: 1 LOB: 1 BB: 0 P: 23	R: 1 E: 0 K: 0 S: 10	H: 2 LOB: 1 BB: 0 P: 17	R: 0 E: 0 K: 1 S: 8	H: 1 LOB: 0 BB: 0 P: 14	R: 1 E: 0 K: 0 S: 9	H: 2 LOB: 1 BB: 0 P: 13	R: 0 E: 1 K: 1 S: 11	H: 0 LOB: 1 BB: 0 P: 14	1B: 4 2B: 3 3B: 0 HR: 2	SF: 1 SAC: 0 DP: 1 HBP: 1	WP: 1 PB: 0 SB: 2 CS: 0	PA: 40

PITCHER	IP	WLS	BF	H	R	ER	SO	BB	IBB	HBP	BLK	WP	HR	S	P	ERA	WHIP
46 Scott Feldman, R ERA: 3.98	6.1		25	4	3	2	6	0	0	0	0	0	0	9	15	0.00	1.000
38 Darin Downs, L ERA: 1.23	1.0	H	4	1	0	0	1	0	0	0	0	0	0	5	8	0.00	1.500
35 Josh Fields, R ERA: 6.0	0.2	H	2	1	0	0	0	0	0	0	0	0	0	1	9	9.00	2.000
50 Chad Qualls, R ERA: 2.28	1.0	B	5	2	1	1	0	0	0	0	0	0	1	9	13	9.00	2.000
29 Tony Stpp, L ERA: 2.51	1.0	W	4	0	0	0	1	0	0	0	0	0	0	11	14	0.00	0.000

Arizona Diamondbacks @ Houston Astros
Minute Maid Park, Houston, TX
Thu Jun 12, 2014, 7:11 PM - 10:37 PM CDT
Att. 33,457 - Roof Closed - 73 F


AB	37
R	4
H	8
RBI	3
BB	0
SO	8
LOB	13



Batter	1	2	3	4	5	6	7	8	9	10	AB	R	H	RBI	BB	SO	LOB					
21 Dexter Fowler, S OBP: 0.396, SLG: 0.491	SF8			G1-3			G1-2-3		G4-3		5	1	3	0	0	0	0					
27 Jose Altuve, R OBP: 0.361, SLG: 0.429											3	0	2	0	0	0	2					
9 Marwin Gonzalez, S (7, PR) OBP: 0.337, SLG: 0.385	SF8										0	0	0	0	1	0	0					
4 George Springer, R OBP: 0.355, SLG: 0.497			G5-3	G5-3							3	0	1	0	2	0	1					
21 Jon Singleton, L OBP: 0.295, SLG: 0.525	SF8					G4-3					3	1	1	2	1	0	3					
30 Matt Dominguez, R OBP: 0.293, SLG: 0.390											5	0	0	0	0	3	8					
23 Chris Carter, R OBP: 0.291, SLG: 0.464	F9										5	1	1	1	0	2	2					
19 Robbie Grossman, S (1, 7) OBP: 0.297, SLG: 0.313							F8				3	1	0	0	1	1	0					
22 Carlos Corporán, S (1, 2) OBP: 0.288, SLG: 0.451											4	1	3	2	0	0	0					
2 Jonathan Villar, S (1, 6) OBP: 0.260, SLG: 0.346											4	0	0	0	0	3	2					
Inning Stats	R: 1 E: 0 K: 1 S: 16	H: 2 LOB: 2 BB: 1 P: 26	R: 0 E: 0 K: 2 S: 12	H: 2 LOB: 2 BB: 0 P: 21	R: 1 E: 0 K: 2 S: 10	H: 1 LOB: 1 BB: 0 P: 14	R: 2 E: 0 K: 1 S: 16	H: 2 LOB: 1 BB: 1 P: 27	R: 0 E: 0 K: 2 S: 9	H: 0 LOB: 0 BB: 0 P: 14	R: 0 E: 0 K: 0 S: 9	H: 0 LOB: 0 BB: 0 P: 16	R: 0 E: 0 K: 0 S: 8	H: 1 LOB: 1 BB: 0 P: 12	R: 0 E: 0 K: 0 S: 8	H: 1 LOB: 2 BB: 2 P: 20	R: 1 E: 0 K: 0 S: 3	H: 1 LOB: 0 BB: 0 P: 5	1B: 7 2B: 1 3B: 0 HR: 3	SF: 1 SAC: 0 DP: 2 HBP: 1	WP: 0 PB: 0 SB: 0 CS: 0	PA: 42

Arizona Diamondbacks @ Houston Astros
Minute Maid Park, Houston, TX
Thu Jun 12, 2014, 7:11 PM - 10:37 PM CDT
Att. 33,457 - Roof Closed - 73 F

AB	35
R	5
H	11
RBI	5
BB	5
SO	9
LOB	18



PITCHER	IP	WLS	BF	H	R	ER	SO	BB	IBB	HBP	BLK	WP	HR	S	P	ERA	WHIP	
36 Wade Miley, L ERA: 4.71	5.0		24	7	4	4	8	2	0	0	0	0	0	63	102	7.20	1.800	
48 Randall Delgado, R ERA: 6.67	1.0		6	1	0	0	0	1	0	1	0	0	0	12	25	0.00	2.000	
54 Joe Thatcher, L ERA: 2.95	0.1		1	0	0	0	0	0	0	0	0	0	0	3	4	0.00	0.000	
50 Evan Marshall, R ERA: 1.62	1.2		5	1	0	0	1	0	0	0	0	0	0	11	14	0.00	0.600	
29 Brad Ziegler, R ERA: 2.55	1.0		5	1	0	0	0	1	1	0	0	0	0	8	20	0.00	2.000	
40 J.J. Putz, R ERA: 5.4	10.1		0.0	L	1	1	1	0	0	0	0	0	0	1	3	5	∞	∞

Batter	1	2	3	4	5	6	7	8	9	AB	R	H	RBI	BB	SO	LOB	TOP					
8 Desmond Jennings, R OBP: 0.330, SLG: 0.575										5	0	1	0	0	0	1	Tampa Bay Rays @ Houston Astros Minute Maid Park, Houston, TX Sat Jun 14 2014, 3:11 PM - 6:50 PM CDT Att: 26,264 - Roof Closed - 73 F					
39 Kevin Kiermaier, L OBP: 0.422, SLG: 0.707										4	2	2	0	0	1	2						
3 Evan Longoria, R OBP: 0.330, SLG: 0.396										4	1	2	3	0	0	2						
21 James Loney, L OBP: 0.343, SLG: 0.382										4	0	1	0	0	0	1						
18 Ben Zobrist, S OBP: 0.322, SLG: 0.381										4	0	0	0	0	2	2						
7 David DeJesus, L OBP: 0.355, SLG: 0.434										2	0	1	0	1	0	0						
1 Sean Rodriguez, R OBP: 0.269, SLG: 0.490										1	0	1	0	0	0	0						
20 Matt Joyce, L OBP: 0.355, SLG: 0.388										3	0	1	0	0	0	1						
11 Logan Forsythe, R OBP: 0.234, SLG: 0.231										1	0	0	0	0	0	1						
11 Yunel Escobar, R OBP: 0.318, SLG: 0.320										4	0	1	0	0	0	1						
24 Ryan Hanigan, R OBP: 0.302, SLG: 0.331										4	0	1	0	0	0	1						
Inning Stats	R: 1 H: 2 E: 0 K: 1 S: 15	H: 2 R: 0 ER: 0 LOB: 1 BB: 0 P: 22	R: 0 H: 0 E: 0 K: 0 S: 7	H: 0 R: 0 ER: 0 LOB: 1 BB: 1 P: 12	R: 0 H: 1 E: 0 K: 0 S: 9	H: 1 R: 0 ER: 0 LOB: 0 BB: 0 P: 13	R: 0 H: 2 E: 0 K: 0 S: 9	H: 2 R: 0 ER: 0 LOB: 2 BB: 0 P: 18	R: 2 H: 3 E: 0 K: 0 S: 12	H: 3 R: 0 ER: 0 LOB: 1 BB: 0 P: 15	R: 0 H: 0 E: 0 K: 0 S: 5	H: 0 R: 0 ER: 0 LOB: 0 BB: 0 P: 8	R: 0 H: 1 E: 0 K: 1 S: 11	H: 1 R: 0 ER: 0 LOB: 1 BB: 0 P: 16	R: 0 H: 1 E: 0 K: 1 S: 8	H: 1 R: 0 ER: 0 LOB: 1 BB: 0 P: 13	R: 0 H: 0 E: 0 K: 0 S: 9	H: 0 R: 0 ER: 0 LOB: 0 BB: 0 P: 15	1B: 6 2B: 3 3B: 0 HR: 1	SF: 0 SAC: 0 DP: 0 HBP: 0	WP: 0 PB: 0 SB: 0 CS: 1	PA: 37
PITCHER	IP WLS BF H R ER SO BB IBB HBP BLK WP HR S P ERA WHIP																					
48 Jarred Cosart, R ERA: 4.16	(1, 1) 7.0 W 30 9 3 3 2 1 0 0 0 0 0 1 68 104 3.86 1.429																					
29 Tony Sipp, L ERA: 2.4	(8, 1) 0.2 3 1 0 0 1 0 0 0 0 0 0 6 10 0.00 1.500																					
35 Josh Fields, R ERA: 5.93	(8, 1) 0.1 1 0 0 0 0 0 0 0 0 0 0 2 3 0.00 0.000																					
61 Josh Zeid, R ERA: 2.7	(9, 1) 1.0 3 0 0 0 0 0 0 0 0 0 0 9 15 0.00 0.000																					

Batter	1	2	3	4	5	6	7	8	9	AB	R	H	RBI	BB	SO	LOB	BOTTOM					
21 Dexter Fowler, S OBP: 0.388, SLG: 0.394										5	1	1	2	0	2	2	Tampa Bay Rays @ Houston Astros Minute Maid Park, Houston, TX Sat Jun 14 2014, 3:11 PM - 6:50 PM CDT Att: 26,264 - Roof Closed - 73 F					
4 George Springer, R OBP: 0.346, SLG: 0.480										3	1	0	0	0	1	1						
21 Jon Singleton, L OBP: 0.308, SLG: 0.543										2	1	0	0	2	1	1						
15 Jason Castro, L OBP: 0.303, SLG: 0.365										2	1	0	1	2	0	0						
30 Matt Dominguez, R OBP: 0.299, SLG: 0.395										4	0	2	3	0	0	2						
23 Chris Carter, R OBP: 0.286, SLG: 0.451										4	0	0	0	0	1	4						
8 Alex Presley, L OBP: 0.291, SLG: 0.333										3	1	0	0	1	0	0						
9 Marwin Gonzalez, S OBP: 0.351, SLG: 0.400										4	2	3	0	0	0	0						
2 Jonathan Villar, S OBP: 0.256, SLG: 0.339										4	0	1	0	0	2	4						
Inning Stats	R: 0 H: 0 E: 0 K: 1 S: 9	H: 0 R: 0 ER: 0 LOB: 0 BB: 0 P: 14	R: 0 H: 1 E: 0 K: 0 S: 7	H: 1 R: 0 ER: 0 LOB: 0 BB: 0 P: 12	R: 5 H: 2 E: 1 K: 1 S: 24	H: 2 R: 0 ER: 0 LOB: 1 BB: 2 P: 43	R: 2 H: 2 E: 0 K: 3 S: 18	H: 2 R: 0 ER: 0 LOB: 1 BB: 1 P: 30	R: 0 H: 0 E: 0 K: 0 S: 7	H: 0 R: 0 ER: 0 LOB: 0 BB: 0 P: 11	R: 0 H: 1 E: 0 K: 1 S: 11	H: 1 R: 0 ER: 0 LOB: 2 BB: 0 P: 19	R: 0 H: 0 E: 0 K: 0 S: 10	H: 0 R: 0 ER: 0 LOB: 2 BB: 2 P: 22	R: 0 H: 1 E: 0 K: 1 S: 13	H: 1 R: 0 ER: 0 LOB: 1 BB: 0 P: 19		R: 0 H: 0 E: 0 K: 0 S: 9	H: 0 R: 0 ER: 0 LOB: 0 BB: 0 P: 15	1B: 4 2B: 3 3B: 0 HR: 0	SF: 0 SAC: 0 DP: 1 HBP: 1	WP: 2 PB: 0 SB: 0 CS: 0
PITCHER	IP WLS BF H R ER SO BB IBB HBP BLK WP HR S P ERA WHIP																					
22 Chris Archer, R ERA: 3.4	(1, 1) 3.0 L 16 3 6 1 2 3 0 0 0 0 0 0 41 74 3.00 2.000																					
27 Cesar Ramos, L ERA: 4.09	(4, 1) 3.0 12 3 1 1 4 0 0 0 0 0 0 35 55 3.00 1.000																					
46 Juan Carlos Oviedo, R ERA: 2.01	(7, 1) 1.0 5 0 0 0 0 2 0 0 0 0 1 0 10 22 0.00 2.000																					
49 Kirby Yates, R ERA:	(8, 1) 1.0 4 1 0 0 1 0 0 0 0 0 0 0 13 19 0.00 1.000																					

AB	36
R	3
H	10
RBI	3
BB	1
SO	3
LOB	14



Batter	1	2	3	4	5	6	7	8	9	AB	R	H	RBI	BB	SO	LOB	TOP							
21 Dexter Fowler, S OBP: 0.389, SLG: 0.412										5	1	2	1	0	0	1								
27 Jose Altuve, R OBP: 0.387, SLG: 0.441										5	1	4	2	0	0	1								
4 George Springer, R OBP: 0.346, SLG: 0.471										4	0	2	0	1	0	2								
21 Jon Singleton, L OBP: 0.293, SLG: 0.500										5	0	1	0	0	1	5								
15 Jason Castro, L OBP: 0.305, SLG: 0.363										4	1	1	0	1	2	3								
9 Marwin Gonzalez, S (9, PR) OBP: 0.340, SLG: 0.386										5	1	2	1	0	0	1								
30 Matt Dominguez, R OBP: 0.303, SLG: 0.411										5	1	2	1	0	0	4								
2 Jonathan Villar, S OBP: 0.260, SLG: 0.340										5	1	2	1	0	0	4								
19 Robbie Grossman, S OBP: 0.286, SLG: 0.338										3	0	0	0	0	2	4								
44 Kyle Farnsworth, R OBP: 0.340, SLG: 0.386										0	0	0	0	0	0	0								
36 Jerome Williams, R OBP: 0.340, SLG: 0.386										0	0	0	0	0	0	0								
23 Chris Carter, R OBP: 0.281, SLG: 0.442										1	0	0	0	0	0	0								
29 Tony Sipp, L OBP: 0.281, SLG: 0.442										0	0	0	0	0	0	0								
61 Josh Zeid, R OBP: 0.281, SLG: 0.442										0	0	0	0	0	0	0								
60 Dallas Keuchel, L OBP: 0.287, SLG: 0.329										1	0	0	0	1	0	0								
38 Darin Downs, R OBP: 0.287, SLG: 0.329										0	0	0	0	0	0	0								
8 Alex Presley, L OBP: 0.287, SLG: 0.329										2	0	0	0	0	1	2								
Inning Stats	R: 0 H: 2 E: 0 K: 1 S: 13	WLS: 2 BF: 22 LOB: 0 P: 22	R: 0 H: 0 E: 0 K: 1 S: 8	LOB: 0 BB: 0 P: 12	R: 0 H: 0 E: 0 K: 0 S: 6	LOB: 0 BB: 1 P: 15	R: 1 H: 4 E: 0 K: 2 S: 19	LOB: 3 BB: 0 P: 29	R: 0 H: 1 E: 0 K: 1 S: 9	LOB: 2 BB: 1 P: 17	R: 0 H: 1 E: 0 K: 1 S: 8	LOB: 2 BB: 0 P: 13	R: 0 H: 1 E: 0 K: 0 S: 12	LOB: 2 BB: 0 P: 16	R: 4 H: 5 E: 0 K: 2 S: 15	LOB: 1 BB: 2 P: 21	R: 0 H: 0 E: 0 K: 0 S: 9	LOB: 1 BB: 1 P: 14	1B: 11 2B: 3 3B: 0 HR: 0	SF: 0 SAC: 0 DP: 2 HBP: 0	WP: 0 PB: 0 SB: 0 CS: 0	PA: 43		
PITCHER	IP: 5.0 WLS: 2 BF: 22 LOB: 0 P: 22	ERA: 2.85	IP: 5.0 WLS: 2 BF: 22 LOB: 0 P: 22	ERA: 2.85	IP: 5.0 WLS: 2 BF: 22 LOB: 0 P: 22	ERA: 2.85	IP: 5.0 WLS: 2 BF: 22 LOB: 0 P: 22	ERA: 2.85	IP: 5.0 WLS: 2 BF: 22 LOB: 0 P: 22	ERA: 2.85	IP: 5.0 WLS: 2 BF: 22 LOB: 0 P: 22	ERA: 2.85	IP: 5.0 WLS: 2 BF: 22 LOB: 0 P: 22	ERA: 2.85	IP: 5.0 WLS: 2 BF: 22 LOB: 0 P: 22	ERA: 2.85	IP: 5.0 WLS: 2 BF: 22 LOB: 0 P: 22	ERA: 2.85	IP: 5.0 WLS: 2 BF: 22 LOB: 0 P: 22	ERA: 2.85	IP: 5.0 WLS: 2 BF: 22 LOB: 0 P: 22	ERA: 2.85	IP: 5.0 WLS: 2 BF: 22 LOB: 0 P: 22	ERA: 2.85
57 Tanner Roark, R ERA: 2.85	IP: 5.0 WLS: 2 BF: 22 LOB: 0 P: 22	ERA: 2.85	IP: 5.0 WLS: 2 BF: 22 LOB: 0 P: 22	ERA: 2.85	IP: 5.0 WLS: 2 BF: 22 LOB: 0 P: 22	ERA: 2.85	IP: 5.0 WLS: 2 BF: 22 LOB: 0 P: 22	ERA: 2.85	IP: 5.0 WLS: 2 BF: 22 LOB: 0 P: 22	ERA: 2.85	IP: 5.0 WLS: 2 BF: 22 LOB: 0 P: 22	ERA: 2.85	IP: 5.0 WLS: 2 BF: 22 LOB: 0 P: 22	ERA: 2.85	IP: 5.0 WLS: 2 BF: 22 LOB: 0 P: 22	ERA: 2.85	IP: 5.0 WLS: 2 BF: 22 LOB: 0 P: 22	ERA: 2.85	IP: 5.0 WLS: 2 BF: 22 LOB: 0 P: 22	ERA: 2.85	IP: 5.0 WLS: 2 BF: 22 LOB: 0 P: 22	ERA: 2.85	IP: 5.0 WLS: 2 BF: 22 LOB: 0 P: 22	ERA: 2.85
35 Craig Stammen, R ERA: 2.94	IP: 1.0 WLS: 0 BF: 4 LOB: 1 P: 4	ERA: 2.94	IP: 1.0 WLS: 0 BF: 4 LOB: 1 P: 4	ERA: 2.94	IP: 1.0 WLS: 0 BF: 4 LOB: 1 P: 4	ERA: 2.94	IP: 1.0 WLS: 0 BF: 4 LOB: 1 P: 4	ERA: 2.94	IP: 1.0 WLS: 0 BF: 4 LOB: 1 P: 4	ERA: 2.94	IP: 1.0 WLS: 0 BF: 4 LOB: 1 P: 4	ERA: 2.94	IP: 1.0 WLS: 0 BF: 4 LOB: 1 P: 4	ERA: 2.94	IP: 1.0 WLS: 0 BF: 4 LOB: 1 P: 4	ERA: 2.94	IP: 1.0 WLS: 0 BF: 4 LOB: 1 P: 4	ERA: 2.94	IP: 1.0 WLS: 0 BF: 4 LOB: 1 P: 4	ERA: 2.94	IP: 1.0 WLS: 0 BF: 4 LOB: 1 P: 4	ERA: 2.94	IP: 1.0 WLS: 0 BF: 4 LOB: 1 P: 4	ERA: 2.94
22 Drew Storen, R ERA: 1.21	IP: 1.0 WLS: 0 BF: 5 LOB: 0 P: 5	ERA: 1.21	IP: 1.0 WLS: 0 BF: 5 LOB: 0 P: 5	ERA: 1.21	IP: 1.0 WLS: 0 BF: 5 LOB: 0 P: 5	ERA: 1.21	IP: 1.0 WLS: 0 BF: 5 LOB: 0 P: 5	ERA: 1.21	IP: 1.0 WLS: 0 BF: 5 LOB: 0 P: 5	ERA: 1.21	IP: 1.0 WLS: 0 BF: 5 LOB: 0 P: 5	ERA: 1.21	IP: 1.0 WLS: 0 BF: 5 LOB: 0 P: 5	ERA: 1.21	IP: 1.0 WLS: 0 BF: 5 LOB: 0 P: 5	ERA: 1.21	IP: 1.0 WLS: 0 BF: 5 LOB: 0 P: 5	ERA: 1.21	IP: 1.0 WLS: 0 BF: 5 LOB: 0 P: 5	ERA: 1.21	IP: 1.0 WLS: 0 BF: 5 LOB: 0 P: 5	ERA: 1.21	IP: 1.0 WLS: 0 BF: 5 LOB: 0 P: 5	ERA: 1.21
36 Tyler Clippard, R ERA: 2.4	IP: 0.2 WLS: 0 BF: 7 LOB: 4 P: 7	ERA: 2.4	IP: 0.2 WLS: 0 BF: 7 LOB: 4 P: 7	ERA: 2.4	IP: 0.2 WLS: 0 BF: 7 LOB: 4 P: 7	ERA: 2.4	IP: 0.2 WLS: 0 BF: 7 LOB: 4 P: 7	ERA: 2.4	IP: 0.2 WLS: 0 BF: 7 LOB: 4 P: 7	ERA: 2.4	IP: 0.2 WLS: 0 BF: 7 LOB: 4 P: 7	ERA: 2.4	IP: 0.2 WLS: 0 BF: 7 LOB: 4 P: 7	ERA: 2.4	IP: 0.2 WLS: 0 BF: 7 LOB: 4 P: 7	ERA: 2.4	IP: 0.2 WLS: 0 BF: 7 LOB: 4 P: 7	ERA: 2.4	IP: 0.2 WLS: 0 BF: 7 LOB: 4 P: 7	ERA: 2.4	IP: 0.2 WLS: 0 BF: 7 LOB: 4 P: 7	ERA: 2.4	IP: 0.2 WLS: 0 BF: 7 LOB: 4 P: 7	ERA: 2.4
30 Aaron Barrett, R ERA: 1.89	IP: 0.1 WLS: 0 BF: 1 LOB: 0 P: 1	ERA: 1.89	IP: 0.1 WLS: 0 BF: 1 LOB: 0 P: 1	ERA: 1.89	IP: 0.1 WLS: 0 BF: 1 LOB: 0 P: 1	ERA: 1.89	IP: 0.1 WLS: 0 BF: 1 LOB: 0 P: 1	ERA: 1.89	IP: 0.1 WLS: 0 BF: 1 LOB: 0 P: 1	ERA: 1.89	IP: 0.1 WLS: 0 BF: 1 LOB: 0 P: 1	ERA: 1.89	IP: 0.1 WLS: 0 BF: 1 LOB: 0 P: 1	ERA: 1.89	IP: 0.1 WLS: 0 BF: 1 LOB: 0 P: 1	ERA: 1.89	IP: 0.1 WLS: 0 BF: 1 LOB: 0 P: 1	ERA: 1.89	IP: 0.1 WLS: 0 BF: 1 LOB: 0 P: 1	ERA: 1.89	IP: 0.1 WLS: 0 BF: 1 LOB: 0 P: 1	ERA: 1.89	IP: 0.1 WLS: 0 BF: 1 LOB: 0 P: 1	ERA: 1.89
Batter	1	2	3	4	5	6	7	8	9	AB	R	H	RBI	BB	SO	LOB	BOTTOM							
2 Denard Span, L OBP: 0.308, SLG: 0.381											4	2	2	0	0	1	1							
6 Anthony Rendon, R OBP: 0.331, SLG: 0.456										4	1	2	3	1	1	1								
28 Jayson Werth, R OBP: 0.362, SLG: 0.402										4	1	0	0	1	1	5								
25 Adam LaRoche, L OBP: 0.415, SLG: 0.486																								

Batter	1	2	3	4	5	6	7	8	9	AB R H RBI BB SO LOB	TOP																
21 Dexter Fowler, S (1, 8) OBP: 0.389, SLG: 0.409										4 0 1 0 1 0 2	Houston Astros @ Washington Nationals Nationals Park, Washington, DC Wed Jun 18 2014, 7:09 PM - 10:50 PM EDT Att: 25,453 - Partly Cloudy - 94 F																
27 Jose Altuve, R (1, 4) OBP: 0.370, SLG: 0.442										4 1 2 0 1 0 2																	
4 George Springer, R (1, 9) OBP: 0.347, SLG: 0.464										3 1 0 0 1 1 2																	
21 Jon Singleton, L (1, 3) OBP: 0.323, SLG: 0.500										2 1 1 0 1 1 1																	
30 Matt Dominguez, R (1, 5) OBP: 0.303, SLG: 0.409										4 1 1 2 0 2 4																	
15 Jason Castro, L (1, 2) OBP: 0.304, SLG: 0.365										4 0 1 1 0 1 1																	
2 Jonathan Villar, S (1, 6) OBP: 0.260, SLG: 0.345										3 0 1 1 0 0 0																	
19 Robbie Grossman, S (1, 7) OBP: 0.288, SLG: 0.280										3 1 0 0 1 2 2																	
46 Scott Feldman, L (1, 1) 61 Josh Zeid, R (6, 1) 38 Darin Downs, R (7, 1) 44 Kyle Farnsworth, R (7, 1) 29 Tony Sipp, L (8, 1) 23 Chris Carter, R (8, PH) OBP: 0.226, SLG: 0.440										2 0 0 0 0 2 2 1 0 0 0 0 1 1 0 1 0 0 0 0 1 0																	
Inning Stats	R: 0 E: 0 K: 0 S: 6	H: 0 LOB: 0 BB: 1 P: 10	R: 0 E: 0 K: 2 S: 7	H: 0 LOB: 0 BB: 1 P: 13	R: 0 E: 0 K: 2 S: 14	H: 1 LOB: 1 BB: 0 P: 19	R: 4 E: 0 K: 1 S: 23	H: 3 LOB: 1 BB: 1 P: 35	R: 0 E: 0 K: 1 S: 12	H: 0 LOB: 0 BB: 0 P: 16		R: 1 E: 0 K: 1 S: 18	H: 1 LOB: 3 BB: 2 P: 34	R: 0 E: 0 K: 1 S: 8	H: 0 LOB: 0 BB: 0 P: 12	R: 0 E: 0 K: 2 S: 16	H: 1 LOB: 1 BB: 0 P: 23	1B: 5 2B: 2 3B: 0 HR: 0	SF: 1 SAC: 0 DP: 1 HBP: 2	WP: 1 PB: 0 SB: 0 CS: 1	PA: 39						
PITCHER	IP WLS BF H R ER SO BB IBB HBP BLK WP HR S P ERA WHIP											IP WLS BF H R ER SO BB IBB HBP BLK WP HR S P ERA WHIP															
47 Gio González, L (1, 1) ERA: 4.85	5.0	22	5	4	4	6	3	0	1	0	0	0	0	61	93	7.20	1.600										
48 Ross Detwiler, L (6, 1) ERA: 4.97	1.2	9	1	1	1	2	1	1	1	0	1	0	26	45	5.40	1.200											
30 Aaron Barrett, R (7, 1) ERA: 1.85	0.1	W	1	0	0	0	0	0	0	0	0	0	4	5	0.00	0.000											
36 Tyler Clippard, R (8, 1) ERA: 2.32	1.0	H	3	0	0	1	0	0	0	0	0	0	8	12	0.00	0.000											
29 Rafael Soriano, R (9, 1) ERA: 1.29	1.0	S	4	1	0	2	0	0	0	0	0	0	16	23	0.00	1.000											

Houston Astros @ Washington Nationals
 Nationals Park, Washington, DC
 Wed Jun 18 2014, 7:09 PM - 10:50 PM EDT
 Att: 25,453 - Partly Cloudy - 94 F

AB 31
 R 5
 H 7
 RBI 4
 BB 5
 SO 11
 LOB 17



Batter	1	2	3	4	5	6	7	8	9	AB R H RBI BB SO LOB	BOTTOM															
2 Denard Span, L (1, 8) OBP: 0.313, SLG: 0.386										4 1 2 1 1 0 0	Houston Astros @ Washington Nationals Nationals Park, Washington, DC Wed Jun 18 2014, 7:09 PM - 10:50 PM EDT Att: 25,453 - Partly Cloudy - 94 F															
6 Anthony Rendon, R (1, 5) OBP: 0.332, SLG: 0.466										5 1 2 1 0 2 2																
28 Jayson Werth, R (1, 9) OBP: 0.362, SLG: 0.398										3 2 0 0 2 1 2																
25 Adam LaRoche, L (1, 3) OBP: 0.416, SLG: 0.489										3 0 2 1 0 1 1																
11 Ryan Zimmerman, R (1, 7) OBP: 0.330, SLG: 0.433										3 1 1 1 1 0 2																
20 Ian Desmond, R (1, 6) OBP: 0.300, SLG: 0.434										4 0 2 1 0 1 4																
8 Danny Espinosa, S (1, 4) OBP: 0.292, SLG: 0.368										3 1 2 0 1 0 1																
41 Sandy León, S (1, 2) OBP: 0.250, SLG: 0.255										3 0 0 0 0 1 2																
15 Nate McLouth, L (7, PH) ERA: 4.53										0 0 0 1 0 0 0 0 0 0 0 0 0 0																
59 Jose Lobaton, S (8, 2) OBP: 0.312, SLG: 0.345										2 0 0 0 0 1 1 0 0 0 0 0 0 0 0 0 0 0 0 0 0 1 0 0 0 0 0 2 0 0 0 0 0 0 0 0 0 0 0 0 0 0																
Inning Stats	R: 1 E: 0 K: 2 S: 13	H: 1 LOB: 2 BB: 2 P: 26	R: 0 E: 0 K: 0 S: 9	H: 2 LOB: 0 BB: 0 P: 14	R: 1 E: 0 K: 1 S: 16	H: 1 LOB: 1 BB: 1 P: 27	R: 0 E: 0 K: 1 S: 7	H: 0 LOB: 0 BB: 0 P: 13	R: 0 E: 0 K: 1 S: 15	H: 2 LOB: 2 BB: 0 P: 23	R: 1 E: 0 K: 1 S: 8	H: 2 LOB: 1 BB: 0 P: 9	R: 3 E: 0 K: 0 S: 15	H: 3 LOB: 2 BB: 2 P: 23	R: 0 E: 0 K: 1 S: 7	H: 0 LOB: 0 BB: 0 P: 8	1B: 8 2B: 2 3B: 0 HR: 1	SF: 2 SAC: 1 DP: 0 HBP: 0	WP: 0 PB: 0 SB: 5 CS: 0	PA: 39						
PITCHER	IP WLS BF H R ER SO BB IBB HBP BLK WP HR S P ERA WHIP											IP WLS BF H R ER SO BB IBB HBP BLK WP HR S P ERA WHIP														
46 Scott Feldman, R (1, 1) ERA: 3.95	5.0	24	6	2	2	5	3	0	0	0	0	1	10	15	27.00	4.000										
61 Josh Zeid, R (6, 1) ERA: 4.53	1.0	H	6	3	3	3	1	0	0	0	0	0	3	5	∞	∞										
38 Darin Downs, L (7, 1) ERA: 2.6	0.0	L	1	1	0	0	0	0	0	0	0	0	10	12	9.00	1.000										
44 Kyle Farnsworth, R (7, 1) ERA: 4.13	1.0	B	5	1	1	1	0	1	0	0	0	0	7	8	0.00	0.000										
29 Tony Sipp, L (8, 1) ERA: 2.04	1.0	3	0	0	0	1	0	0	0	0	0	0	7	8	0.00	0.000										

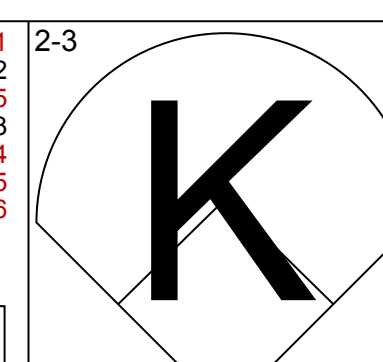
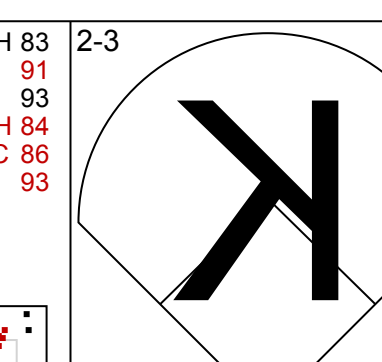
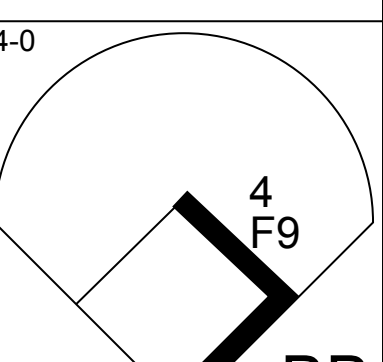
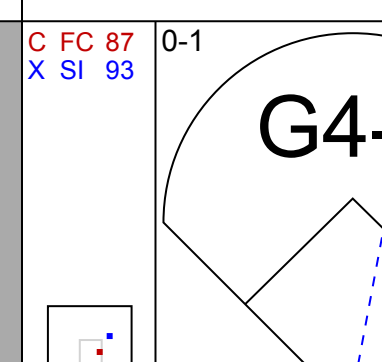
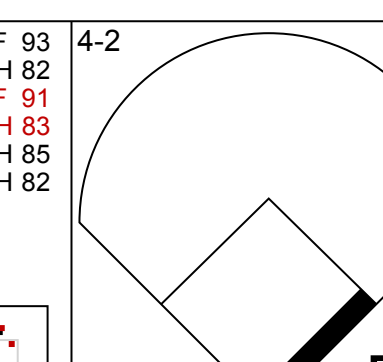
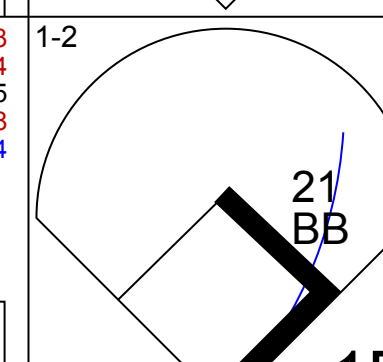
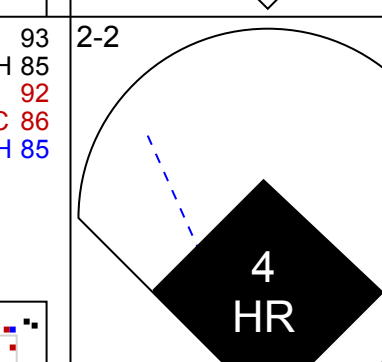
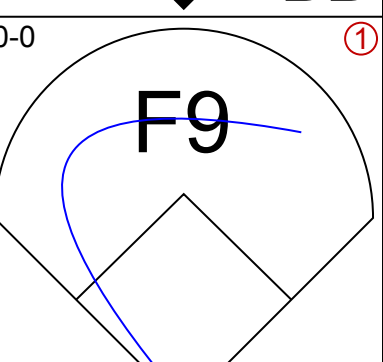
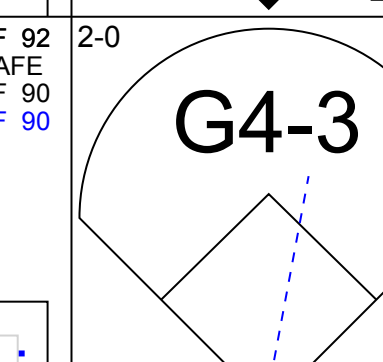
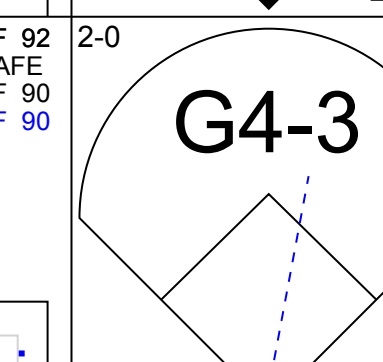
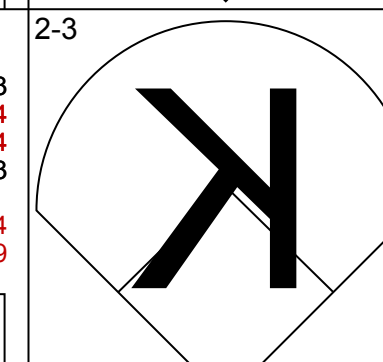
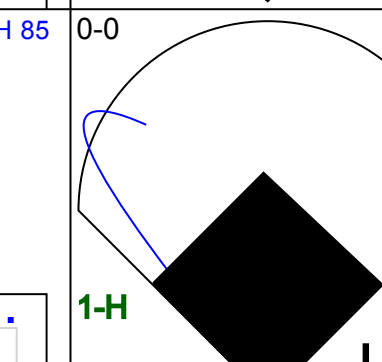
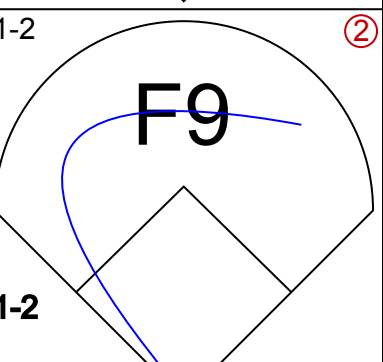

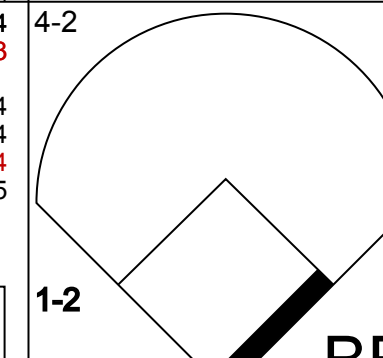
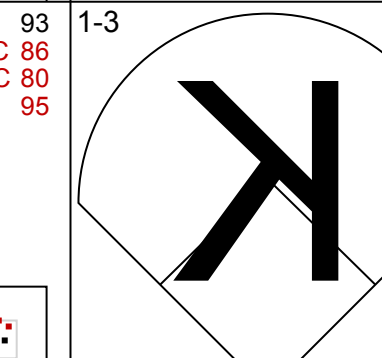
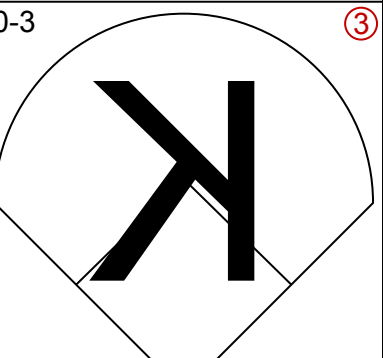

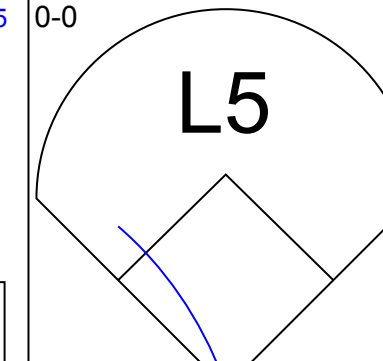
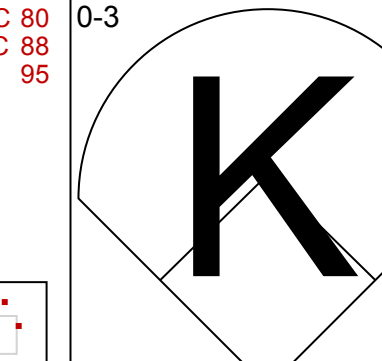


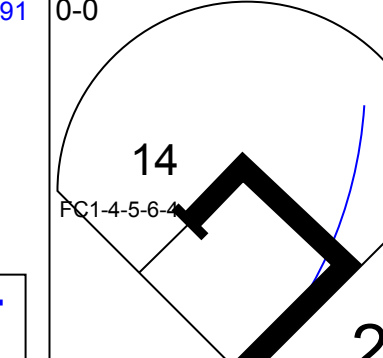
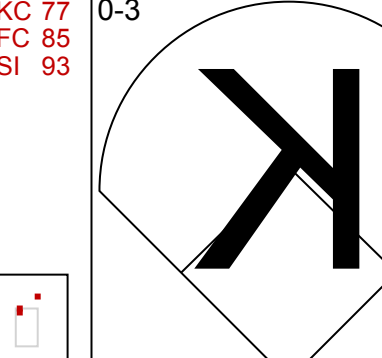
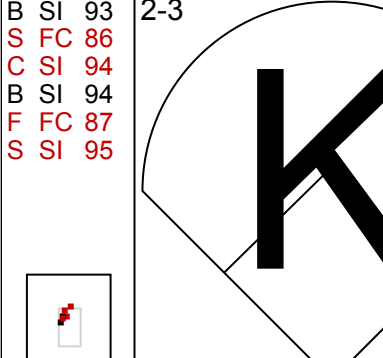

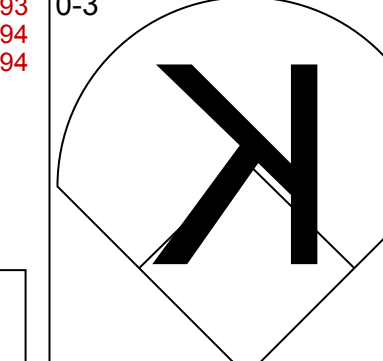
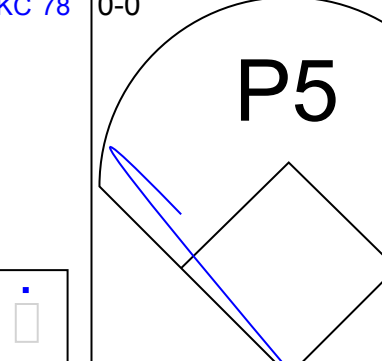
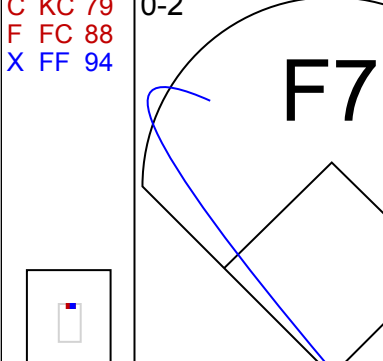
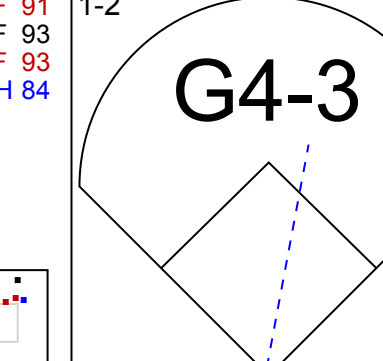
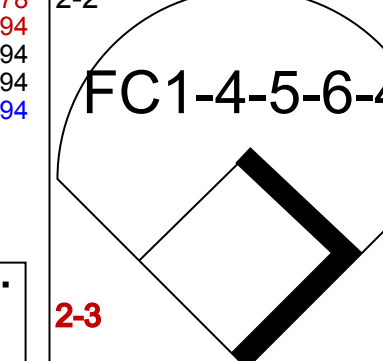
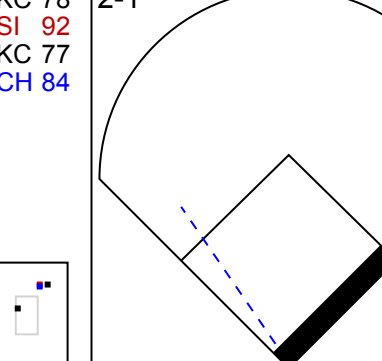
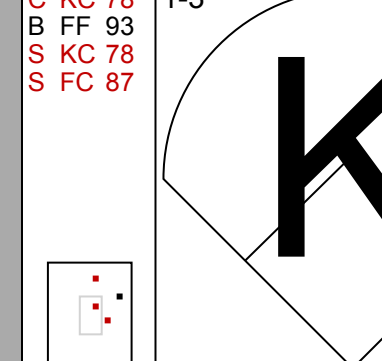
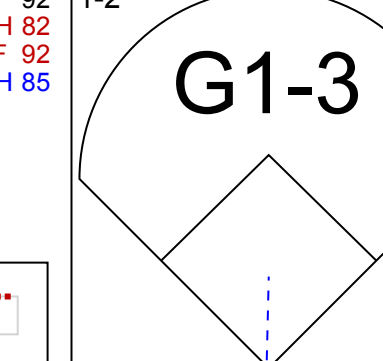
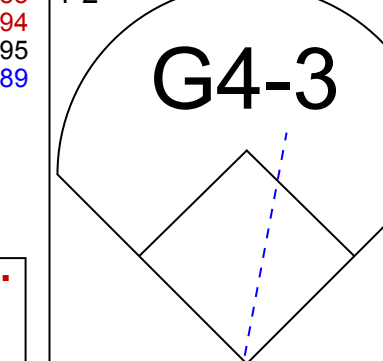
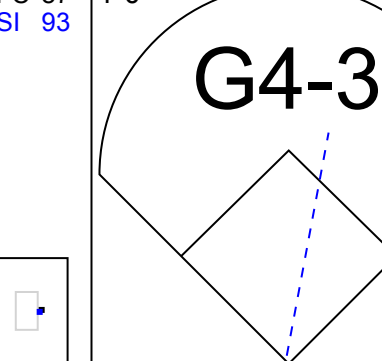
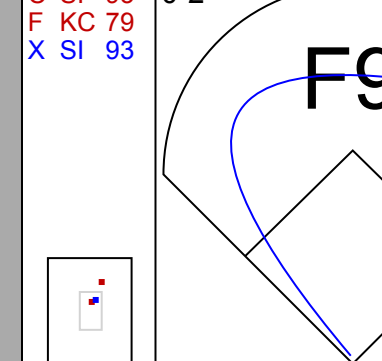
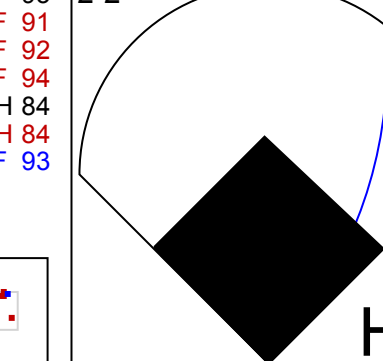
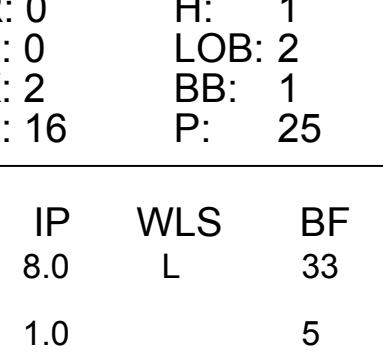
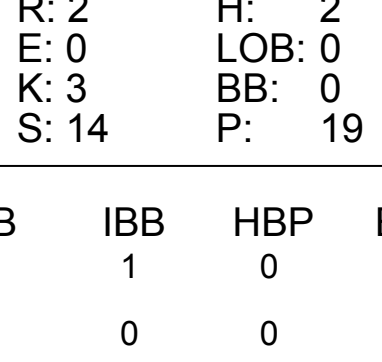
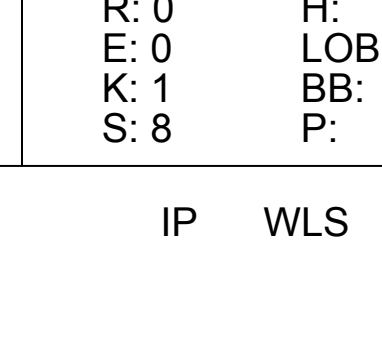
Houston Astros @ Washington Nationals
 Nationals Park, Washington, DC
 Wed Jun 18 2014, 7:09 PM - 10:50 PM EDT
 Att: 25,453 - Partly Cloudy - 94 F

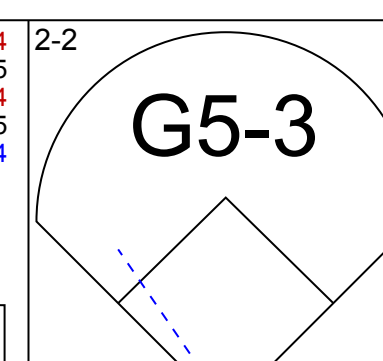
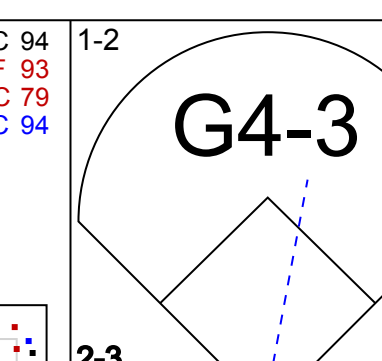
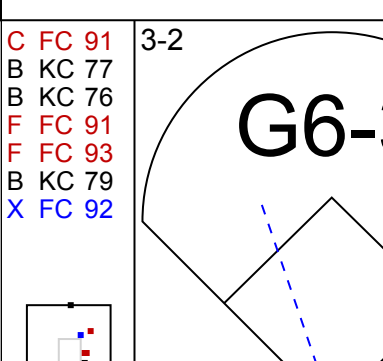

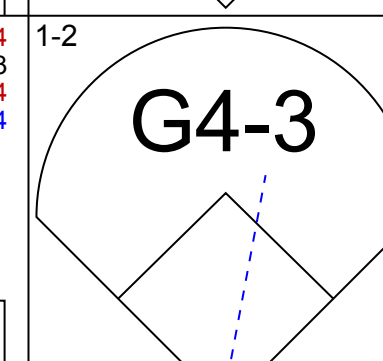
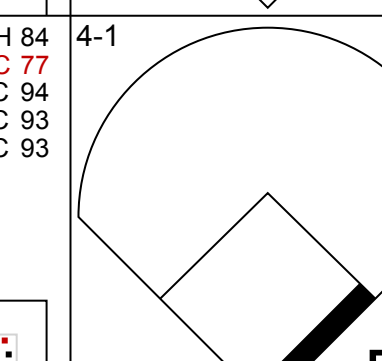
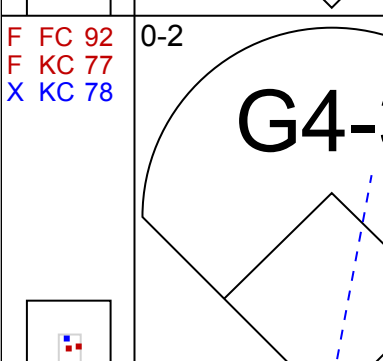

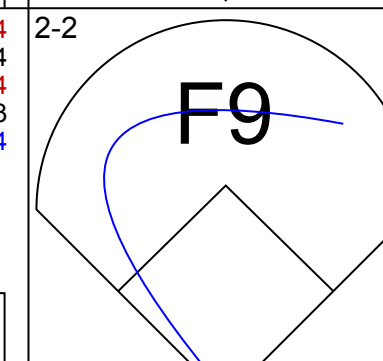
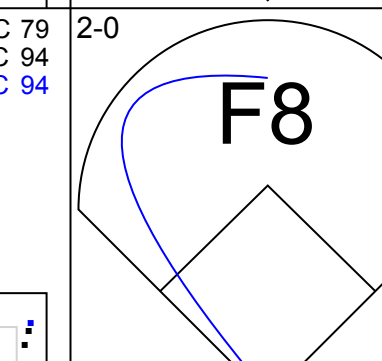
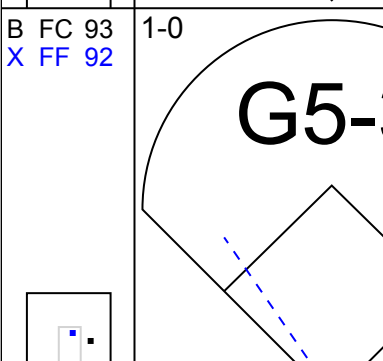
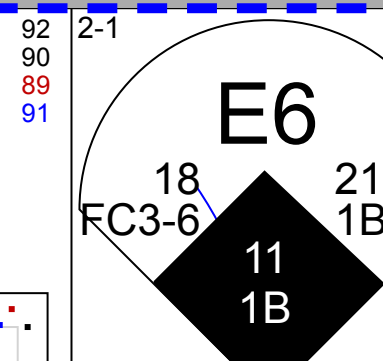


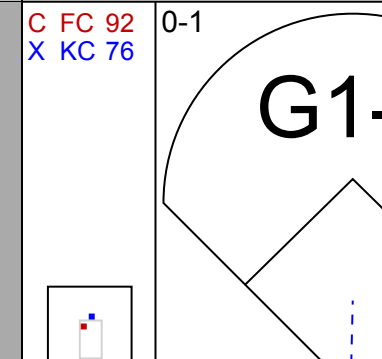
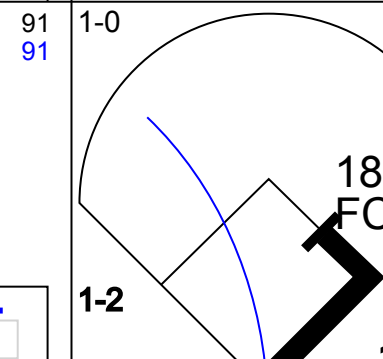


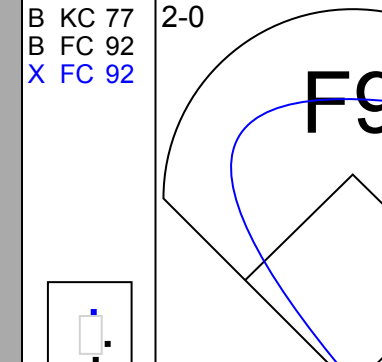
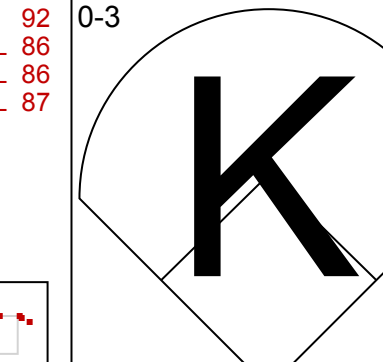


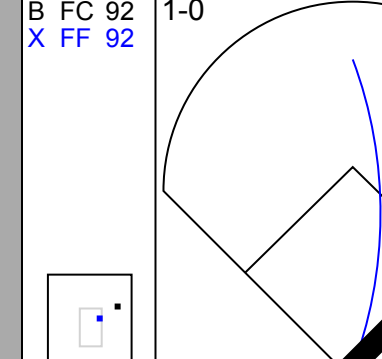
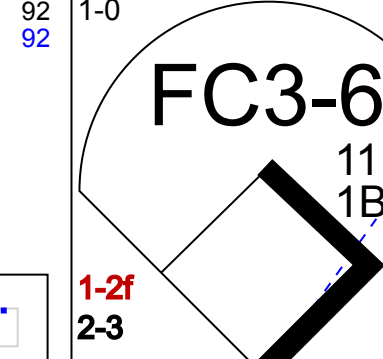


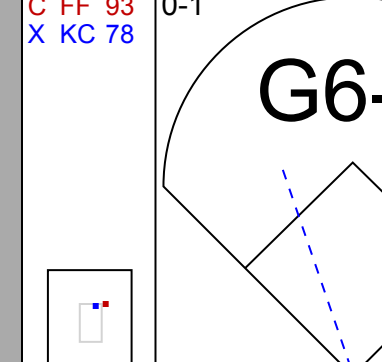
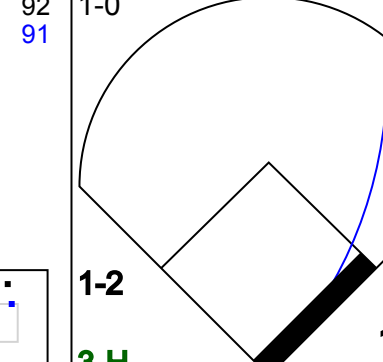

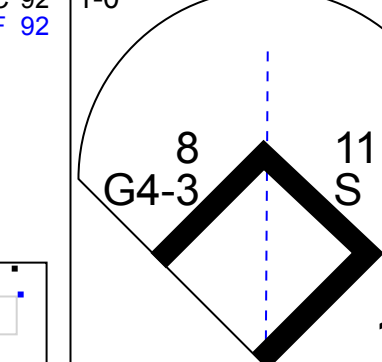
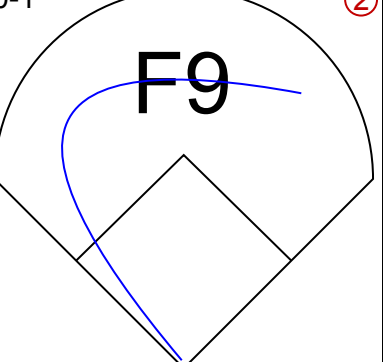


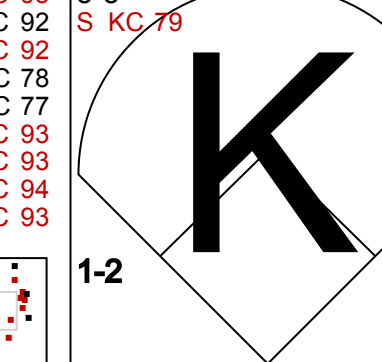
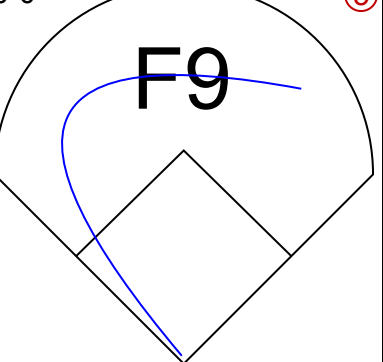

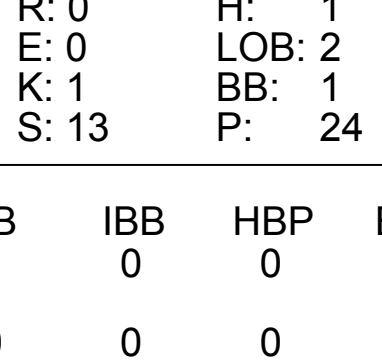
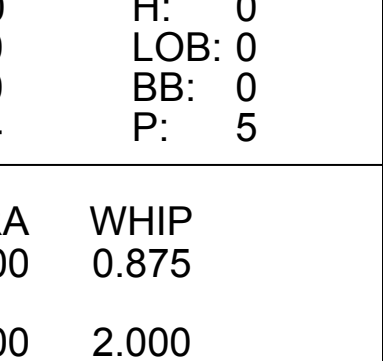
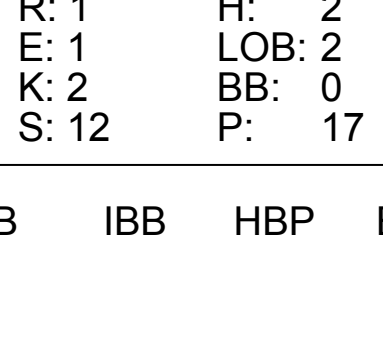



AB 31
 R 6
 H 11
 RBI 6
 BB 5
 SO 7
 LOB 17



Batter	1	2	3	4	5	6	7	8	9	AB	R	H	RBI	BB	SO	LOB	TOP										
21 Dexter Fowler, S OBP: 0.388, SLG: 0.405	L8		F7			L9		BB		3	0	0	0	1	0	0	Houston Astros @ Tampa Bay Rays Tropicana Field, St. Petersburg, FL Thu Jun 19 2014, 7:14 PM - 10:17 PM EDT Att: 10,880 - Dome - 72 F										
27 Jose Altuve, R OBP: 0.372, SLG: 0.443	G5-3			1B		1B		F9		4	0	2	0	0	0	1											
4 George Springer, R OBP: 0.346, SLG: 0.460	1B		P1			K		P3		4	0	1	0	0	1	3											
21 Jon Singleton, L OBP: 0.303, SLG: 0.466	K		F7			P3		K		4	0	0	0	0	2	3											
30 Matt Dominguez, R OBP: 0.299, SLG: 0.403	K		K			F9		K		4	0	0	0	0	3	1											
15 Jason Castro, L OBP: 0.303, SLG: 0.360	L8			P4				K		3	0	0	0	1	1	0											
23 Chris Carter, R OBP: 0.276, SLG: 0.434	K			K		BB		K		3	0	0	0	0	3	1											
8 Alex Presley, L OBP: 0.288, SLG: 0.325			L7					K		2	0	0	0	1	1	1											
2 Jonathan Villar, S OBP: 0.257, SLG: 0.340	K		K			F7		G4-3		3	0	0	0	0	1	1											
Inning Stats	R: 0 H: 1 E: 0 K: 1 S: 11	H: 1 LOB: 1 BB: 0 P: 18	R: 0 H: 0 E: 0 K: 2 S: 12	H: 0 LOB: 0 BB: 0 P: 16	R: 0 H: 0 E: 0 K: 1 S: 6	H: 0 LOB: 0 BB: 0 P: 11	R: 0 H: 1 E: 0 K: 1 S: 11	H: 1 LOB: 1 BB: 0 P: 18	R: 0 H: 0 E: 0 K: 3 S: 10	H: 0 LOB: 1 BB: 1 P: 14	R: 0 H: 0 E: 0 K: 1 S: 10	H: 0 LOB: 1 BB: 1 P: 16	R: 0 H: 0 E: 0 K: 2 S: 7	H: 0 LOB: 1 BB: 1 P: 13	R: 0 H: 0 E: 0 K: 0 S: 11	H: 0 LOB: 1 BB: 1 P: 20		R: 0 H: 0 E: 0 K: 3 S: 9	H: 0 LOB: 0 BB: 0 P: 13	1B: 3 2B: 0 3B: 0 HR: 0	SF: 0 SAC: 0 DP: 0 HBP: 0	WP: 0 PB: 0 SB: 2 CS: 0	PA: 33				
PITCHER	IP	WLS	BF	H	R	ER	SO	BB	IBB	HBP	BLK	WP	HR	S	P	ERA	WHIP										
22 Chris Archer, R ERA: 3.14	6.2	W	25	3	0	0	8	2	0	0	0	0	0	62	102	0.00	0.750										
26 Brad Boxberger, R ERA: 2.95	0.1	H	1	0	0	0	1	0	0	0	0	0	0	3	4	0.00	0.000										
62 Joel Peralta, R ERA: 3.69	1.0		4	0	0	0	0	1	0	0	0	0	0	11	20	0.00	1.000										
50 Grant Balfour, R ERA: 5.72	1.0		3	0	0	0	3	0	0	0	0	0	0	9	13	0.00	0.000										

Batter	1	2	3	4	5	6	7	8	9	AB	R	H	RBI	BB	SO	LOB	BOTTOM										
8 Desmond Jennings, R OBP: 0.326, SLG: 0.381	1B			F7		P4		G4-3		4	0	1	0	1	0	3	Houston Astros @ Tampa Bay Rays Tropicana Field, St. Petersburg, FL Thu Jun 19 2014, 7:14 PM - 10:17 PM EDT Att: 10,880 - Dome - 72 F										
18 Ben Zobrist, S OBP: 0.323, SLG: 0.372	BB		P5			F9		F9		3	0	0	0	1	0	3											
39 Kevin Kiermaier, L OBP: 0.366, SLG: 0.618	K		K			F9		HR		4	1	1	2	0	2	4											
3 Evan Longoria, R OBP: 0.332, SLG: 0.408	K		L5			K		HR		4	1	1	1	0	2	4											
21 James Loney, L OBP: 0.338, SLG: 0.378	G1-3			1B		K		1B		4	1	2	0	0	1	2											
5 Brandon Guyer, R OBP: 0.269, SLG: 0.338	G6-3		FC4			K		F8		4	1	0	0	0	1	2											
20 Matt Joyce, L OBP: 0.353, SLG: 0.389	F9		F3					G4-3		4	0	1	0	0	0	2											
11 Yunel Escobar, R OBP: 0.321, SLG: 0.336	F9		1B			G6-3		L9		4	0	1	1	0	0	1											
24 Ryan Hanigan, R OBP: 0.322, SLG: 0.364			SH1					1B		2	1	2	1	1	0	0											
Inning Stats	R: 0 H: 1 E: 1 K: 2 S: 18	H: 0 LOB: 2 BB: 1 P: 29	R: 0 H: 0 E: 0 K: 0 S: 6	H: 0 LOB: 0 BB: 0 P: 7	R: 0 H: 0 E: 0 K: 1 S: 9	H: 0 LOB: 2 BB: 2 P: 24	R: 2 H: 2 E: 1 K: 0 S: 11	H: 2 LOB: 1 BB: 0 P: 19	R: 0 H: 1 E: 0 K: 2 S: 11	H: 1 LOB: 1 BB: 0 P: 16	R: 3 H: 4 E: 0 K: 0 S: 9	H: 4 LOB: 1 BB: 0 P: 14	R: 0 H: 1 E: 0 K: 0 S: 8	H: 1 LOB: 1 BB: 0 P: 10	R: 0 H: 0 E: 0 K: 0 S: 8	H: 0 LOB: 0 BB: 0 P: 10		1B: 6 2B: 1 3B: 0 HR: 2	SF: 0 SAC: 1 DP: 0 HBP: 0	WP: 0 PB: 0 SB: 0 CS: 0	PA: 37						
PITCHER	IP	WLS	BF	H	R	ER	SO	BB	IBB	HBP	BLK	WP	HR	S	P	ERA	WHIP										
31 Collin McHugh, R ERA: 2.76	6.0	L	26	4	2	0	6	3	0	0	0	0	0	62	104	0.00	1.167										
56 Paul Clemens, R ERA: 6.08	1.0		7	4	3	3	0	0	0	0	0	0	2	9	14	27.00	4.000										
50 Chad Qualls, R ERA: 2.19	1.0		4	1	0	0	0	0	0	0	0	0	0	8	10	0.00	1.000										

Batter	1	2	3	4	5	6	7	8	9	AB	R	H	RBI	BB	SO	LOB	TOP				
21 Dexter Fowler, S OBP: 0.388, SLG: 0.400										3	0	0	0	2	2	0	Houston Astros @ Tampa Bay Rays Tropicana Field, St. Petersburg, FL Fri Jun 20 2014, 7:13 PM - 10:09 PM EDT Att: 13,961 - Dome - 72 F livebaseballscorecards.com				
27 Jose Altuve, R OBP: 0.375, SLG: 0.445										5	1	3	0	0	0	2					
4 George Springer, R OBP: 0.344, SLG: 0.470										4	1	1	2	0	2	3					
21 Jon Singleton, L OBP: 0.300, SLG: 0.443										3	0	0	0	1	2	2					
30 Matt Dominguez, R OBP: 0.298, SLG: 0.399										3	0	0	0	1	1	2					
15 Jason Castro, L OBP: 0.302, SLG: 0.363										4	0	1	0	0	3	2					
23 Chris Carter, R OBP: 0.272, SLG: 0.426										4	0	0	0	0	1	1					
14 Jesus Guzman, R OBP: 0.288, SLG: 0.286										3	0	1	0	0	1	1					
8 Alex Presley, L OBP: 0.323										1	0	0	0	0	0	0					
2 Jonathan Villar, S OBP: 0.257, SLG: 0.352										4	1	1	1	0	0	2					
Inning Stats	R: 0 H: 1 E: 0 K: 2 S: 16	H: 1 LOB: 2 BB: 1 P: 25	R: 0 H: 1 E: 0 K: 1 S: 10	H: 1 LOB: 1 BB: 0 P: 13	R: 2 H: 2 E: 0 K: 3 S: 14	LOB: 2 BB: 0 P: 19	R: 0 H: 1 E: 0 K: 1 S: 7	H: 0 LOB: 1 BB: 0 P: 10	R: 0 H: 0 E: 0 K: 1 S: 8	H: 0 LOB: 0 BB: 1 P: 12	R: 0 H: 0 E: 0 K: 1 S: 8	H: 0 LOB: 0 BB: 0 P: 9	R: 0 H: 1 E: 1 K: 2 S: 11	H: 1 LOB: 2 BB: 1 P: 18	R: 1 H: 1 E: 0 K: 0 S: 14	H: 1 LOB: 1 BB: 1 P: 24	1B: 4 2B: 1 3B: 0 HR: 2	SF: 0 SAC: 0 DP: 0 HBP: 0	WP: 0 PB: 0 SB: 0 CS: 0	PA: 38	
PITCHER	IP WLS BF H R ER SO	IP WLS BF H R ER SO	IP WLS BF H R ER SO	IP WLS BF H R ER SO	IP WLS BF H R ER SO	IP WLS BF H R ER SO	IP WLS BF H R ER SO	IP WLS BF H R ER SO	IP WLS BF H R ER SO	IP WLS BF H R ER SO	IP WLS BF H R ER SO	IP WLS BF H R ER SO	IP WLS BF H R ER SO	IP WLS BF H R ER SO	IP WLS BF H R ER SO	IP WLS BF H R ER SO	ERA WHIP	ERA WHIP			
14 David Price, L ERA: 3.81	8.0	L	33	6	2	2	12	2	1	0	0	0	0	0	1	81	116	2.25	1.000		
46 Juan Carlos Oviedo, R ERA: 2.49	1.0	S	5	1	1	1	0	1	0	0	0	0	0	0	1	14	24	9.00	2.000		

Batter	1	2	3	4	5	6	7	8	9	AB	R	H	RBI	BB	SO	LOB	BOTTOM					
8 Desmond Jennings, R OBP: 0.328, SLG: 0.375										4	0	0	0	0	0	2	Houston Astros @ Tampa Bay Rays Tropicana Field, St. Petersburg, FL Fri Jun 20 2014, 7:13 PM - 10:09 PM EDT Att: 13,961 - Dome - 72 F livebaseballscorecards.com					
39 Kevin Kiermaier, L OBP: 0.360, SLG: 0.595										3	0	0	0	1	1	1						
3 Evan Longoria, R OBP: 0.328, SLG: 0.402										4	1	0	0	0	0	2						
21 James Loney, L OBP: 0.337, SLG: 0.376										4	0	1	0	0	0	0						
19 Jerry Sands, R OBP: 0.263, SLG: 0.389										3	0	1	0	0	0	0						
20 Matt Joyce, L OBP: 0.351, SLG: 0.387										1	0	0	0	0	0	2						
5 Brandon Guyer, R OBP: 0.286, SLG: 0.353										4	0	1	1	0	0	3						
18 Ben Zobrist, S OBP: 0.322, SLG: 0.370										4	0	1	1	0	0	3						
11 Yunel Escobar, R OBP: 0.320, SLG: 0.335										3	0	2	0	0	0	0						
28 José Molina, R OBP: 0.196, SLG: 0.152										3	0	2	0	0	0	0						
1 Sean Rodriguez, R OBP: 0.291, SLG: 0.495										3	0	1	0	0	1	1						
24 Ryan Hanigan, R OBP: 0.320, SLG: 0.361										3	0	1	0	0	1	1						
11 Logan Forsythe, R OBP: 0.248, SLG: 0.246										3	0	1	0	0	1	1						
Inning Stats	R: 0 H: 0 E: 0 K: 0 S: 9	H: 2 LOB: 0 BB: 0 P: 14	R: 0 H: 2 E: 0 K: 0 S: 11	H: 1 LOB: 1 BB: 0 P: 16	R: 0 H: 1 E: 0 K: 1 S: 13	H: 1 LOB: 2 BB: 1 P: 24	R: 0 H: 0 E: 0 K: 0 S: 8	H: 0 LOB: 0 BB: 0 P: 14	R: 0 H: 0 E: 0 K: 0 S: 4	H: 0 LOB: 0 BB: 0 P: 5	R: 0 H: 0 E: 0 K: 0 S: 8	H: 0 LOB: 0 BB: 0 P: 12	R: 0 H: 1 E: 0 K: 0 S: 6	H: 1 LOB: 1 BB: 0 P: 9	R: 0 H: 2 E: 0 K: 1 S: 9	H: 2 LOB: 1 BB: 0 P: 15	R: 1 H: 2 E: 1 K: 2 S: 12	H: 2 LOB: 2 BB: 0 P: 17	1B: 8 2B: 0 3B: 0 HR: 0	SF: 0 SAC: 0 DP: 1 HBP: 0	WP: 0 PB: 0 SB: 1 CS: 0	PA: 35
PITCHER	IP WLS BF H R ER SO	IP WLS BF H R ER SO	IP WLS BF H R ER SO	IP WLS BF H R ER SO	IP WLS BF H R ER SO	IP WLS BF H R ER SO	IP WLS BF H R ER SO	IP WLS BF H R ER SO	IP WLS BF H R ER SO	IP WLS BF H R ER SO	IP WLS BF H R ER SO	IP WLS BF H R ER SO	IP WLS BF H R ER SO	IP WLS BF H R ER SO	IP WLS BF H R ER SO	IP WLS BF H R ER SO	ERA WHIP	ERA WHIP				
48 Jarrod Cosart, R ERA: 3.78	8.0	W	29	6	0	0	2	1	0	0	0	0	0	0	0	0	0	0.00	0.875			
50 Chad Qualls, R ERA: 2.1	1.0	S	6	2	1	0	2	0	0	0	0	0	0	0	0	0	0	0.00	2.000			

Batter	1	2	3	4	5	6	7	8	9	AB	R	H	RBI	BB	SO	LOB	TOP
21 Dexter Fowler, S OBP: 0.383, SLG: 0.394	F7			L8		K			F9	4	0	0	0	0	1	0	
27 Jose Altuve, R OBP: 0.377, SLG: 0.444	G6-3			4 BB 1B		BB			F8	3	0	1	0	1	0	0	
4 George Springer, R OBP: 0.343, SLG: 0.463	L7			BB		K			P4	3	0	0	0	1	1	1	
21 Jon Singleton, L OBP: 0.288, SLG: 0.422	G6-3			K		K				3	0	0	0	0	2	2	
30 Matt Dominguez, R OBP: 0.295, SLG: 0.394	G6-3			F8		F9				3	0	0	0	0	0	2	
15 Jason Castro, L OBP: 0.298, SLG: 0.358	K			K		K				3	0	0	0	0	3	0	
22 Carlos Corporán, S OBP: 0.267, SLG: 0.416	F8			K		K			L4	3	0	0	0	0	1	0	
8 Alex Presley, L OBP: 0.282, SLG: 0.317	K			G5-3		L9			L9	3	0	0	0	0	1	0	
9 Marwin Gonzalez, S OBP: 0.330, SLG: 0.374	G3-1			K		K			K	3	0	0	0	0	2	0	
Inning Stats	R: 0 H: 0 E: 0 K: 0 S: 5	WLS: 0 BF: 9	H: 0 R: 0 ER: 0 SO: 10	BB: 0 IBB: 0 HBP: 0 BLK: 0	WP: 0 HR: 0 S: 12	H: 1 R: 0 LOB: 2 BB: 1 P: 23	R: 0 H: 0 E: 0 K: 2 S: 12	H: 0 R: 0 LOB: 1 BB: 1 P: 19	R: 0 H: 0 E: 0 K: 2 S: 8	H: 0 R: 0 LOB: 0 BB: 0 P: 11	R: 0 H: 0 E: 0 K: 1 S: 11	H: 0 R: 0 LOB: 0 BB: 0 P: 14	R: 0 H: 0 E: 0 K: 0 S: 13	H: 0 R: 0 LOB: 0 BB: 0 P: 18	1B: 1 2B: 0 3B: 0 HR: 0	SF: 0 SAC: 0 DP: 0 HBP: 0	WP: 0 PA: 30 PB: 0 SB: 0 CS: 0
PITCHER	IP	WLS	BF	H	R	ER	SO	BB	IBB	HBP	BLK	WP	HR	S	P	ERA	WHIP
23 Jake Odorizzi, R ERA: 4.29	7.1	W	25	1	0	0	10	2	0	0	0	0	0	70	111	0.00	0.409
26 Brad Boxberger, R ERA: 2.93	0.2		2	0	0	0	1	0	0	0	0	0	0	5	5	0.00	0.000
49 Kirby Yates, R ERA: 1.35	1.0		3	0	0	0	0	0	0	0	0	0	0	13	18	0.00	0.000

Houston Astros @ Tampa Bay Rays
Tropicana Field, St. Petersburg, FL
Sat Jun 21 2014, 4:12 PM - 7:16 PM EDT
Att: 17,551 - Dome - 72 F

AB	28
R	0
H	1
RBI	0
BB	2
SO	11
LOB	5



Batter	1	2	3	4	5	6	7	8	9	AB	R	H	RBI	BB	SO	LOB	BOTTOM
8 Desmond Jennings, R OBP: 0.327, SLG: 0.381	G6-3	G4-3 2B		18 FC4-6 1B	F7			39 WP 21 BB 1B		4	1	2	0	1	0	1	
18 Ben Zobrist, S OBP: 0.327, SLG: 0.370	39 BB 2B	39 G4-3 BB		1-2 FC4-6		G4-3		39 WP 21 BB BB		3	2	1	0	2	0	1	
39 Kevin Kiermaier, L OBP: 0.363, SLG: 0.590	3 BB 21 BB 1B	G4-3		G4-3		G4-3		21 BB HBP		4	1	1	1	0	0	3	
3 Evan Longoria, R OBP: 0.329, SLG: 0.400	21 BB 1B	F8				F9		K		4	1	1	0	0	1	5	
21 James Loney, L OBP: 0.338, SLG: 0.376	5 SH1-3 1B		L7		L7		L1-6-3		1B	5	0	2	3	0	0	1	
5 Brandon Guyer, R OBP: 0.294, SLG: 0.347	SH1-3		G6-3		20 BB 1B		G6-3		K	4	1	1	1	0	1	2	
20 Matt Joyce, L OBP: 0.356, SLG: 0.393	BB		11 FC6-4 BB		24 BB 2B		K			2	1	1	1	2	1	0	
11 Yunel Escobar, R OBP: 0.316, SLG: 0.329	G3-1		FC6-4		L7			F9		4	0	0	0	0	0	5	
24 Ryan Hanigan, R OBP: 0.325, SLG: 0.372	G5-3		G5-3		2B			18 BB 39 WP 8 BB 1B		4	1	2	1	0	0	0	
Inning Stats	R: 2 H: 4 E: 0 K: 0 S: 16	WLS: 3 BF: 26	H: 1 R: 0 ER: 5 SO: 5	BB: 0 IBB: 0 HBP: 1 BLK: 0	WP: 0 HR: 0 S: 14	H: 1 R: 0 LOB: 1 BB: 0 P: 18	R: 3 H: 3 E: 0 K: 0 S: 10	H: 3 R: 0 LOB: 1 BB: 0 P: 19	R: 0 H: 0 E: 0 K: 0 S: 7	H: 0 R: 0 LOB: 0 BB: 0 P: 10	R: 0 H: 0 E: 0 K: 1 S: 7	H: 0 R: 0 LOB: 0 BB: 0 P: 12	R: 3 H: 2 E: 0 K: 2 S: 20	H: 2 R: 0 LOB: 2 BB: 2 P: 34	1B: 7 2B: 4 3B: 0 HR: 0	SF: 0 SAC: 1 DP: 0 HBP: 2	WP: 1 PA: 42 PB: 0 SB: 1 CS: 0
PITCHER	IP	WLS	BF	H	R	ER	SO	BB	IBB	HBP	BLK	WP	HR	S	P	ERA	WHIP
58 Jake Buchanan, R ERA: 10.38	4.1	L	25	8	5	5	0	3	0	1	0	0	0	53	90	10.38	2.538
36 Jerome Williams, R ERA: 5.99	3.2		17	3	3	3	3	2	0	1	0	1	0	40	66	7.36	1.364

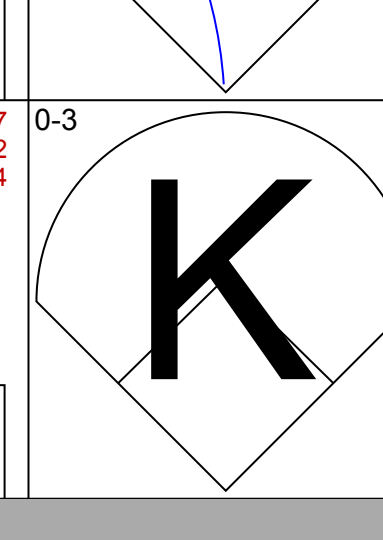

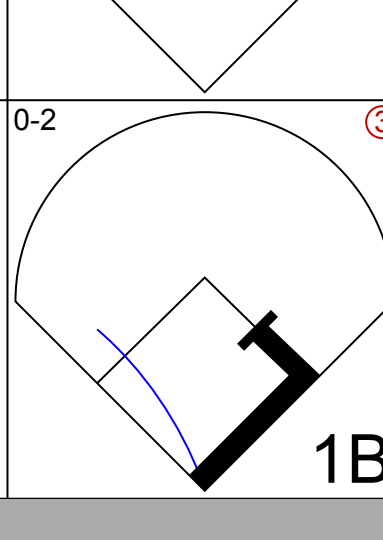
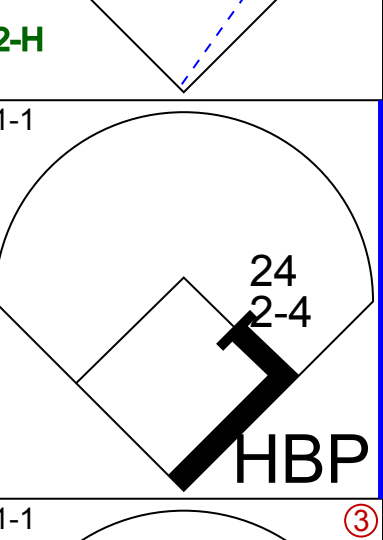

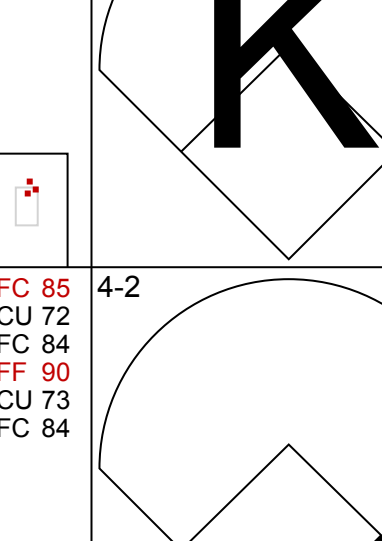

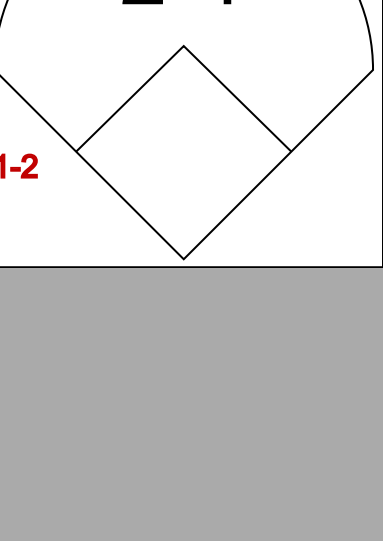

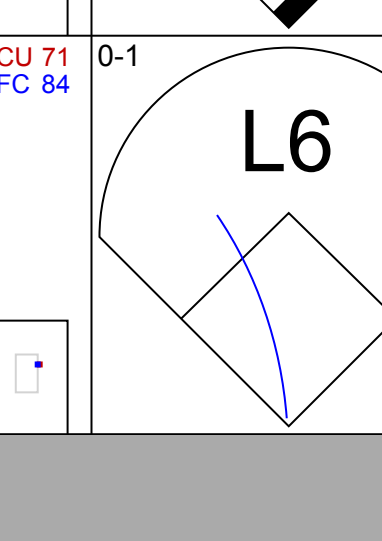






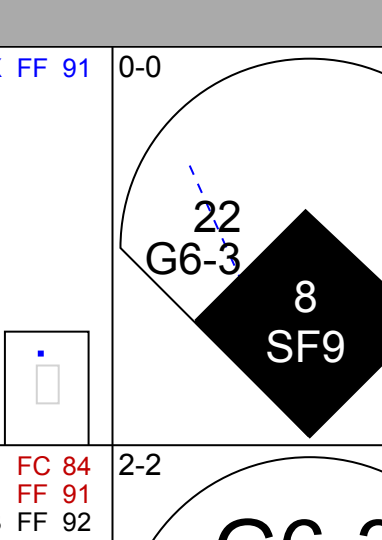
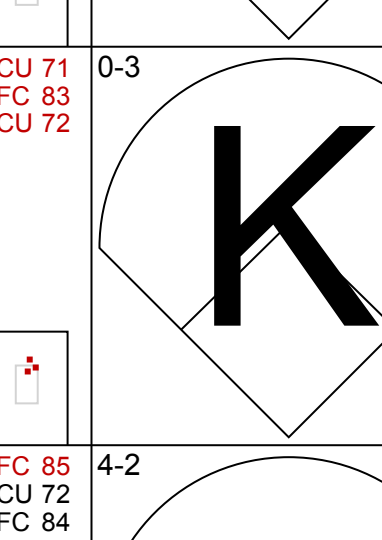

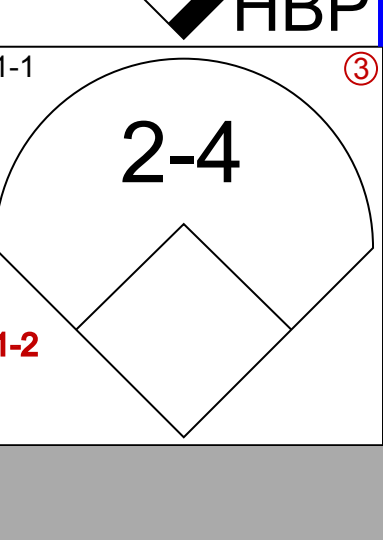
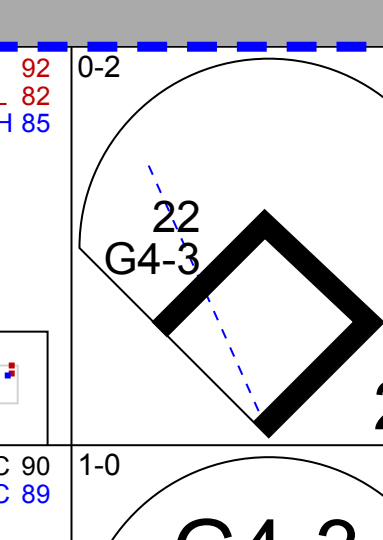

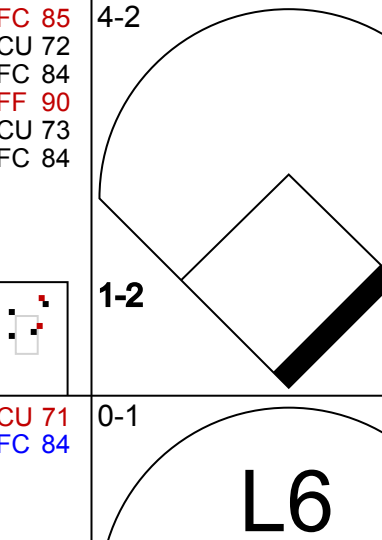



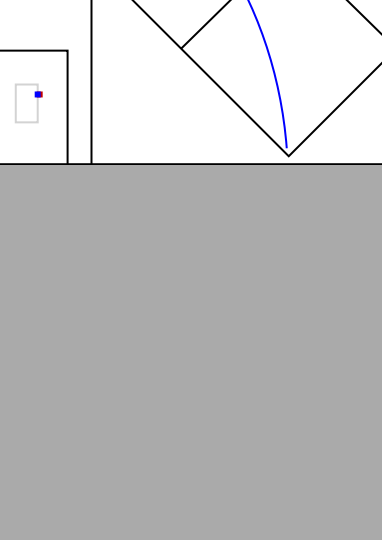





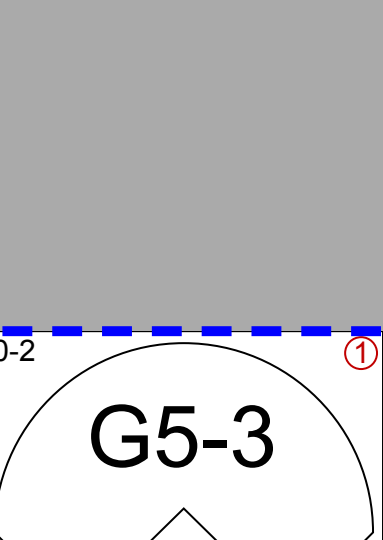
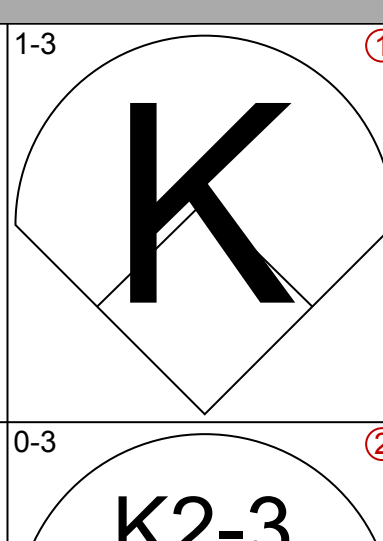
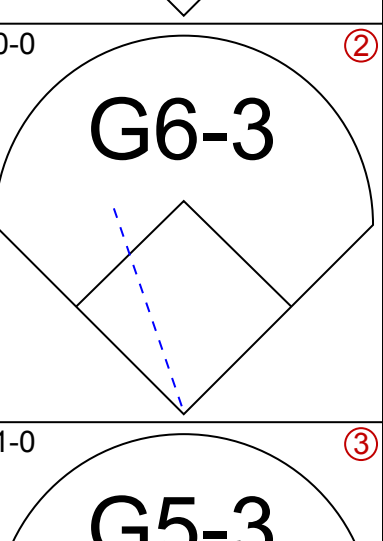

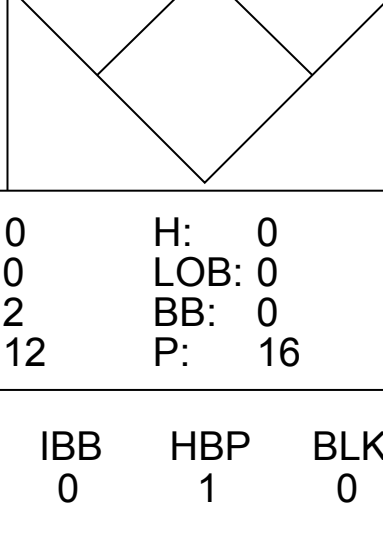
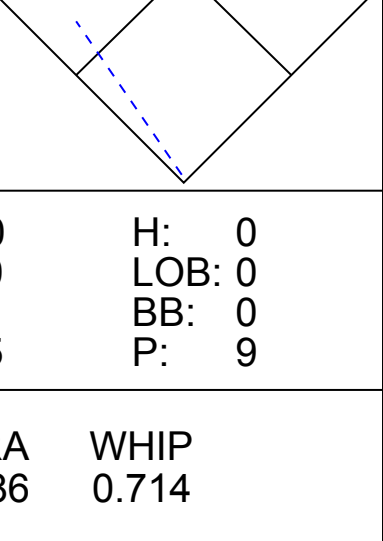
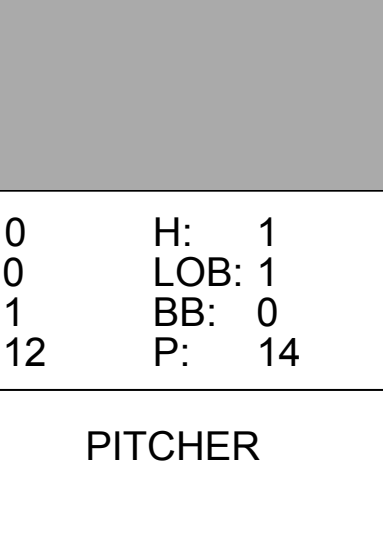
Houston Astros @ Tampa Bay Rays
Tropicana Field, St. Petersburg, FL
Sat Jun 21 2014, 4:12 PM - 7:16 PM EDT
Att: 17,551 - Dome - 72 F

AB	34
R	8
H	11
RBI	7
BB	5
SO	3
LOB	18



Batter	1	2	3	4	5	6	7	8	9	AB	R	H	RBI	BB	SO	LOB	TOP					
21 Dexter Fowler, S OBP: 0.383, SLG: 0.405										5	1	2	1	0	2	1	Houston Astros @ Tampa Bay Rays Tropicana Field, St. Petersburg, FL Sun Jun 22 2014, 1:41 PM - 4:32 PM EDT Att: 13,841 - Dome - 72 F					
27 Jose Altuve, R OBP: 0.378, SLG: 0.443										3	0	1	1	1	1	1						
4 George Springer, R OBP: 0.291, SLG: 0.459										2	0	0	0	1	0	2						
30 Matt Dominguez, R OBP: 0.291, SLG: 0.389										4	0	0	0	0	1	3						
23 Chris Carter, R OBP: 0.271, SLG: 0.423										4	0	1	0	0	2	1						
14 Jesus Guzman, R OBP: 0.281, SLG: 0.287										3	0	1	0	1	1	0						
22 Carlos Corporán, S OBP: 0.295, SLG: 0.407										4	0	1	0	0	1	3						
19 Robbie Grossman, S (1, 7)										3	0	0	0	0	1	3						
15 Jason Castro, L (9, PH)										1	0	0	0	0	1	0						
2 Jonathan Villar, S (1, 6)										3	1	1	0	0	2	0						
21 Jon Singleton, L (9, PH)										1	0	0	0	0	1	0						
Inning Stats	R: 1 E: 0 K: 2 S: 11	H: 1 LOB: 1 BB: 1 P: 21	R: 0 E: 0 K: 0 S: 8	H: 0 LOB: 0 BB: 0 P: 12	R: 1 E: 0 K: 1 S: 15	H: 2 LOB: 1 BB: 0 P: 26	R: 0 E: 0 K: 3 S: 14	H: 1 LOB: 1 BB: 0 P: 20	R: 0 E: 0 K: 1 S: 10	H: 1 LOB: 1 BB: 0 P: 11	R: 0 E: 0 K: 1 S: 16	H: 2 LOB: 2 BB: 0 P: 27	R: 0 E: 0 K: 2 S: 12	H: 0 LOB: 1 BB: 1 P: 19	R: 0 E: 0 K: 1 S: 9	H: 0 LOB: 1 BB: 1 P: 14	R: 0 E: 0 K: 2 S: 11	H: 0 LOB: 0 BB: 0 P: 15	1B: 5 2B: 1 3B: 0 HR: 1	SF: 0 SAC: 0 DP: 1 HBP: 1	WP: 1 PB: 0 SB: 1 CS: 0	PA: 37
PITCHER	IP WLS BF H R ER SO BB IBB HBP BLK WP HR S P ERA WHIP																					
40 Erik Bedard, L (1, 1)	5.1	24	7	2	2	8	1	0	1	0	0	0	1	69	108	3.38	1.500					
46 Juan Carlos Oviedo, R (6, 1)	0.2	W	2	0	0	0	0	0	0	0	0	1	0	5	9	0.00	0.000					
50 Grant Balfour, R (7, 1)	1.0	H	4	0	0	0	2	1	0	0	0	0	0	12	19	0.00	1.000					
57 Jake McGee, L (8, 1)	1.0	H	4	0	0	0	1	1	0	0	0	0	0	9	14	0.00	1.000					
62 Joel Peralta, R (9, 1)	1.0	S	3	0	0	0	2	0	0	0	0	0	0	11	15	0.00	0.000					

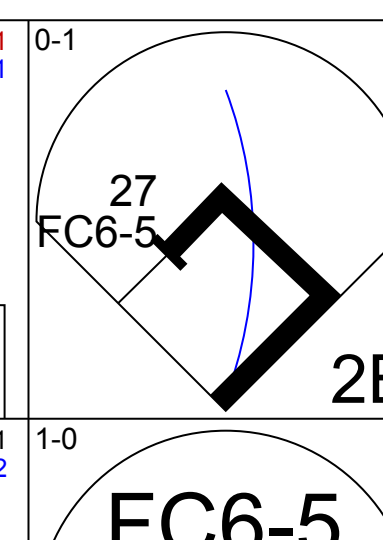
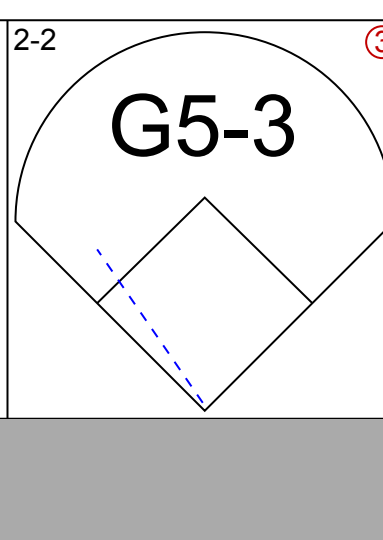
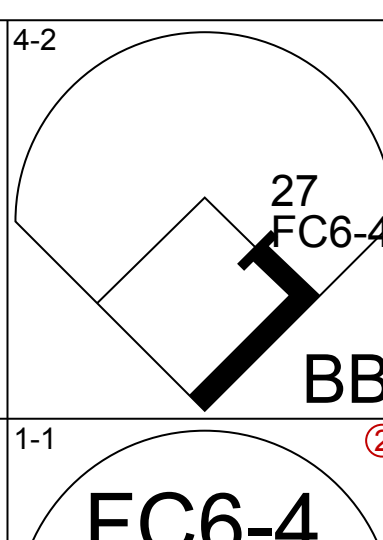
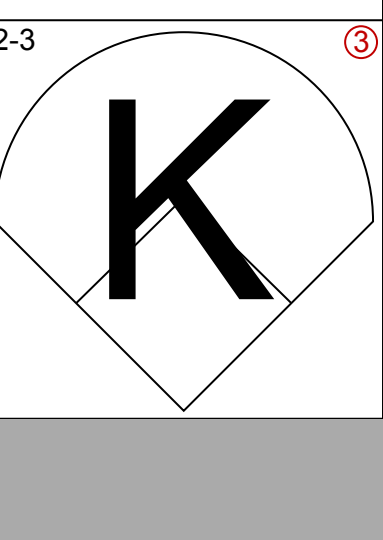
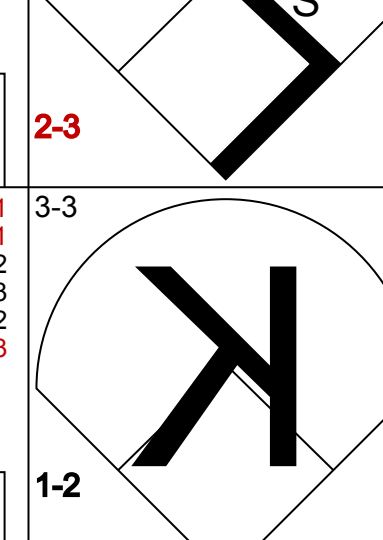
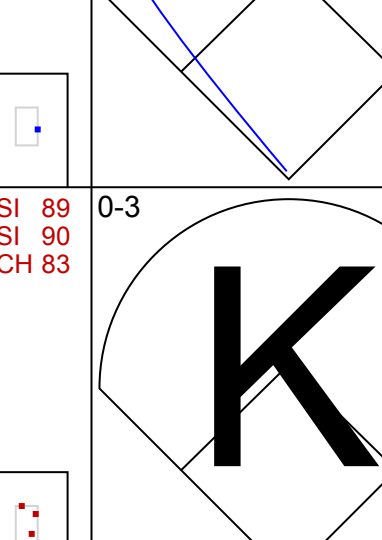
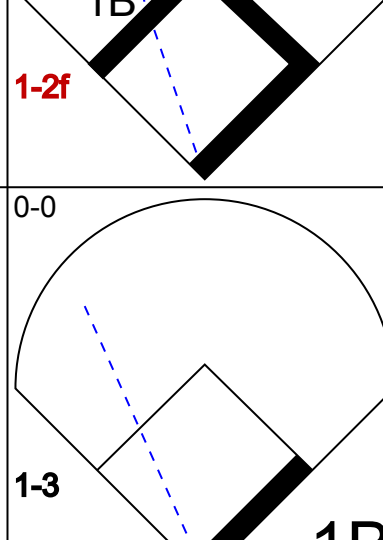

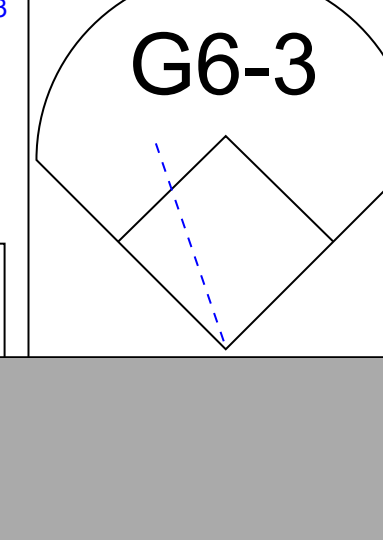
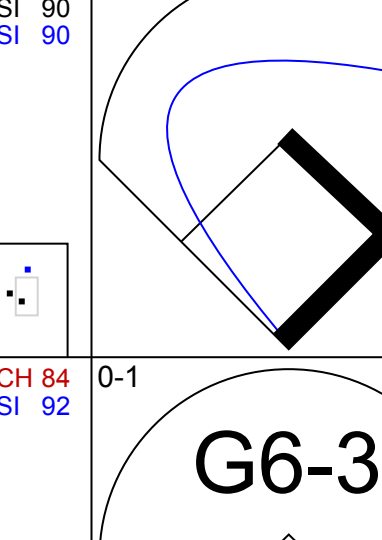



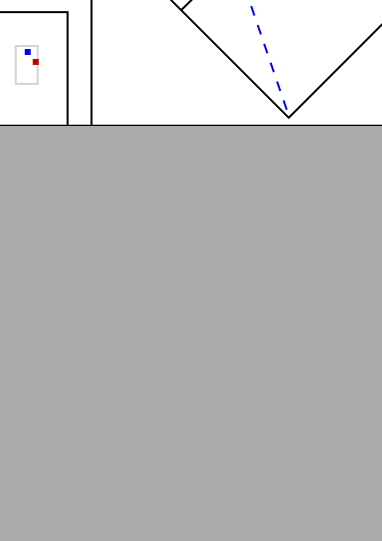


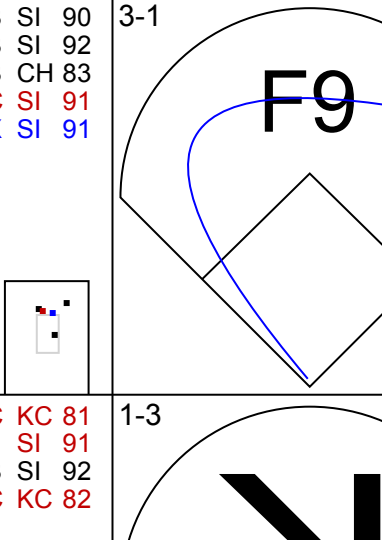
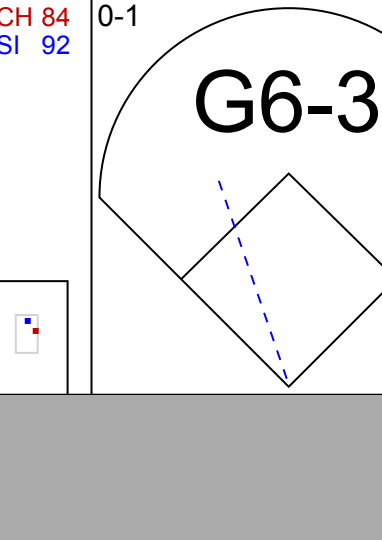

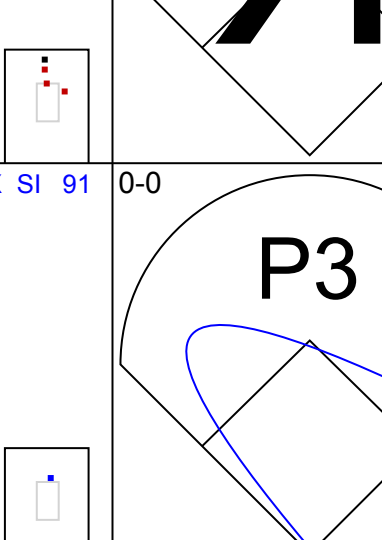
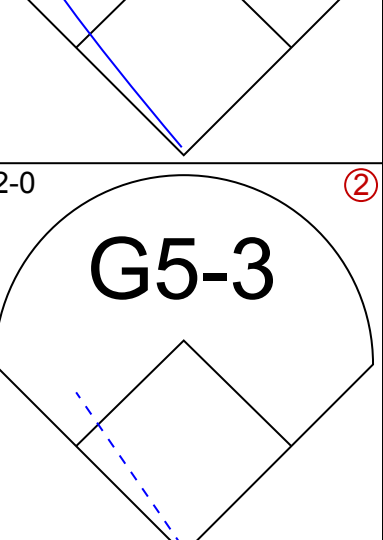


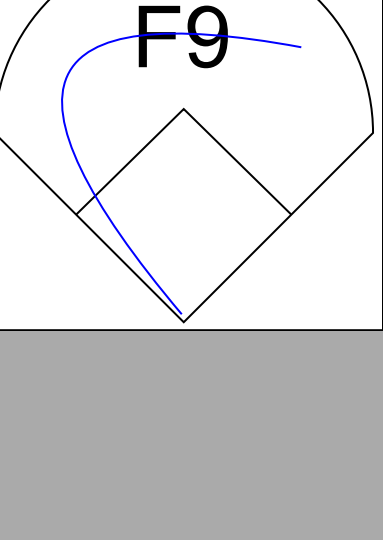
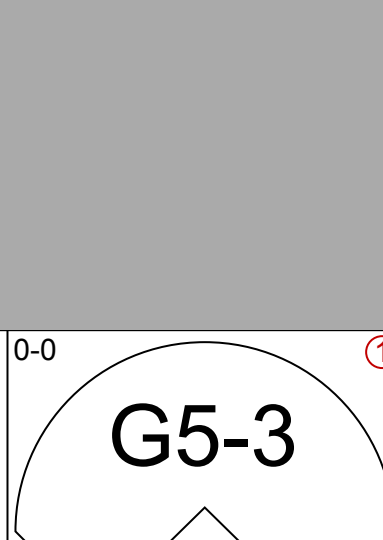
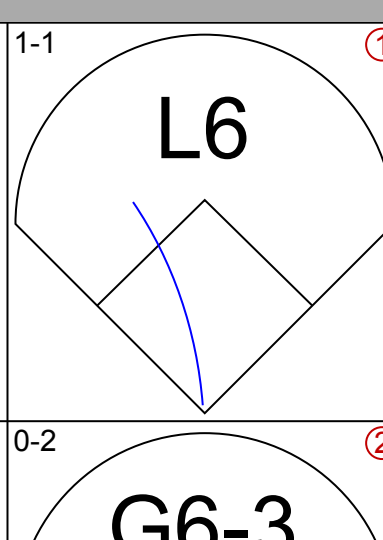
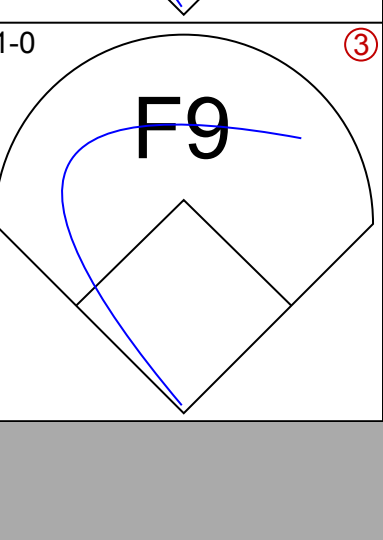
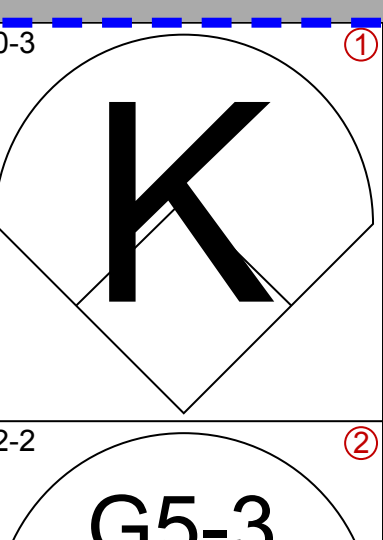
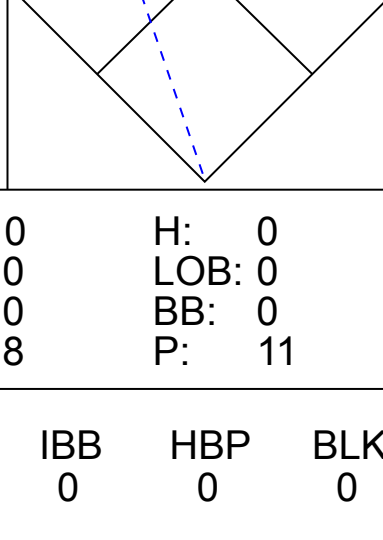
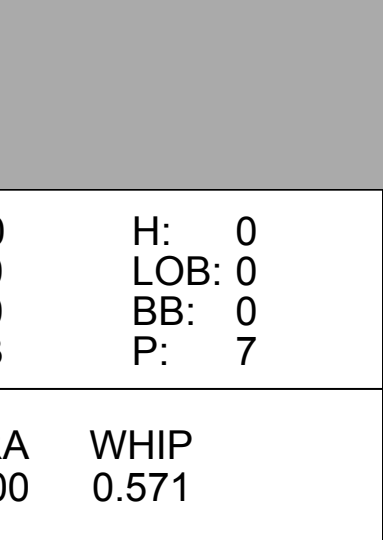
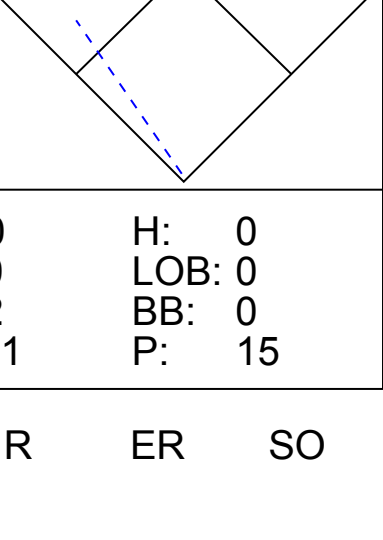
Batter	1	2	3	4	5	6	7	8	9	AB	R	H	RBI	BB	SO	LOB	BOTTOM					
8 Desmond Jennings, R OBP: 0.326, SLG: 0.377										3	0	0	0	0	2	0	Houston Astros @ Tampa Bay Rays Tropicana Field, St. Petersburg, FL Sun Jun 22 2014, 1:41 PM - 4:32 PM EDT Att: 13,841 - Dome - 72 F					
18 Ben Zobrist, S (9, 4)										2	2	1	0	2	0	0						
5 Brandon Guyer, R (1, 7)										3	2	2	0	0	1	2						
3 Evan Longoria, R (1, 5)										4	1	3	1	0	0	0						
19 Jerry Sands, R (1, 10)										3	0	0	0	0	1	5						
39 Kevin Kiermaier, L (8, PH)										0	0	0	0	0	0	0						
11 Yunel Escobar, R (1, 6)										2	0	1	2	2	0	0						
1 Sean Rodriguez, R (1, 3)										3	0	0	2	0	0	2						
11 Logan Forsythe, R (1, 4)										4	0	2	0	0	0	1						
62 Joel Peralta, R (9, 1)										0	0	0	0	0	0	0						
2B José Molina, R (1, 2)										3	0	0	0	0	0	1						
Inning Stats	R: 1 E: 0 K: 1 S: 13	H: 1 LOB: 1 BB: 1 P: 23	R: 0 E: 0 K: 0 S: 6	H: 0 LOB: 0 BB: 0 P: 8	R: 0 E: 0 K: 1 S: 8	H: 1 LOB: 1 BB: 0 P: 15	R: 0 E: 0 K: 0 S: 6	H: 0 LOB: 1 BB: 1 P: 13	R: 0 E: 0 K: 0 S: 6	H: 1 LOB: 0 BB: 0 P: 6	R: 3 E: 1 K: 1 S: 13	H: 3 LOB: 1 BB: 1 P: 21	R: 0 E: 0 K: 1 S: 6	H: 0 LOB: 0 BB: 0 P: 8	R: 1 E: 0 K: 0 S: 10	H: 3 LOB: 2 BB: 1 P: 17	R: 0 E: 0 K: 0 S: 10	H: 0 LOB: 1 BB: 1 P: 17	1B: 8 2B: 1 3B: 0 HR: 0	SF: 1 SAC: 1 DP: 2 HBP: 2	WP: 0 PB: 0 SB: 0 CS: 1	PA: 36
PITCHER	IP WLS BF H R ER SO BB IBB HBP BLK WP HR S P ERA WHIP																					
60 Dallas Keuchel, L (1, 1)	8.0	L	35	9	5	4	4	3	1	2	0	0	0	68	111	4.50	1.500					

Batter	1	2	3	4	5	6	7	8	9	AB	R	H	RBI	BB	SO	LOB	TOP			
2 B.J. Upton, R OBP: 0.272, SLG: 0.339										4	1	1	0	0	1	0				
7 Tommy La Stella, L OBP: 0.350, SLG: 0.312										3	0	0	1	1	1	0				
5 Freddie Freeman, L OBP: 0.375, SLG: 0.495										3	0	1	0	0	2	1				
14 Ramiro Pena, S OBP: 0.263, SLG: 0.341										0	0	0	0	0	0	0				
24 Evan Gattis, R OBP: 0.345, SLG: 0.562										4	1	2	0	0	1	1				
22 Jason Heyward, L OBP: 0.343, SLG: 0.388										2	1	0	0	1	0	2				
8 Justin Upton, R OBP: 0.341, SLG: 0.513										3	1	1	3	0	0	3				
23 Chris Johnson, R OBP: 0.299, SLG: 0.362										4	0	0	0	0	2	1				
4 Ryan Doumit, S OBP: 0.233, SLG: 0.305										3	0	0	0	0	2	0				
19 Andrelton Simmons, R OBP: 0.286, SLG: 0.363										3	0	0	0	0	1	0				
Inning Stats	R: 0 E: 0 K: 2 S: 9	H: 0 LOB: 0 BB: 0 P: 10	R: 1 E: 0 K: 0 S: 11	H: 1 LOB: 0 BB: 0 P: 16	R: 0 E: 0 K: 2 S: 12	H: 0 LOB: 0 BB: 0 P: 16	R: 0 E: 0 K: 2 S: 12	H: 0 LOB: 0 BB: 2 P: 21	R: 0 E: 0 K: 1 S: 5	H: 1 LOB: 1 BB: 0 P: 9	R: 2 E: 0 K: 1 S: 13	H: 1 LOB: 0 BB: 0 P: 20	R: 1 E: 0 K: 0 S: 9	H: 1 LOB: 1 BB: 0 P: 14	R: 0 E: 0 K: 1 S: 9	H: 1 LOB: 0 BB: 0 P: 10	1B: 1 2B: 3 3B: 0 HR: 1	SF: 1 SAC: 0 DP: 0 HBP: 2	WP: 0 PB: 0 SB: 1 CS: 0	PA: 34
PITCHER	IP	WLS	BF	H	R	ER	SO	BB	IBB	HBP	BLK	WP	HR	S	P	ERA	WHIP			
31 Collin McHugh, R ERA: 2.86	7.0	L	26	3	3	3	9	2	0	1	0	0	1	74	106	3.86	0.714			
44 Kyle Farnsworth, R ERA: 4.4	0.1		2	1	1	1	0	0	0	0	0	0	0	4	5	27.00	3.000			
38 Darin Downs, L ERA: 2.5	0.2		3	0	0	0	0	0	0	1	1	0	0	5	9	0.00	0.000			
36 Jerome Williams, R ERA: 5.44	1.0		4	1	0	0	1	0	0	0	0	0	0	9	10	0.00	1.000			

Atlanta Braves @ Houston Astros
Minute Maid Park, Houston, TX
Wed Jun 25 2014, 7:12 PM - 9:44 PM CDT
Att: 20,559 - Roof Closed - 73 F

AB 29
R 4
H 5
RBI 4
BB 2
SO 10
LOB 8



Batter	1	2	3	4	5	6	7	8	9	AB	R	H	RBI	BB	SO	LOB	BOTTOM					
21 Dexter Fowler, S OBP: 0.382, SLG: 0.402										3	0	1	0	1	1	0						
27 Jose Altuve, R OBP: 0.374, SLG: 0.437										4	0	0	0	0	0	2						
4 George Springer, R OBP: 0.341, SLG: 0.463										4	0	1	0	0	3	1						
21 Jon Singleton, L OBP: 0.268, SLG: 0.397										4	0	1	0	0	2	3						
30 Matt Dominguez, R OBP: 0.288, SLG: 0.381										3	0	0	0	0	0	1						
15 Jason Castro, L OBP: 0.297, SLG: 0.354										3	0	0	0	0	1	0						
23 Chris Carter, R OBP: 0.276, SLG: 0.420										3	0	0	0	0	0	0						
0 L.J. Hoes, R OBP: 0.278, SLG: 0.329										3	0	0	0	0	1	0						
2 Jonathan Villar, S OBP: 0.258, SLG: 0.352										3	0	0	0	0	0	0						
Inning Stats	R: 0 E: 0 K: 1 S: 8	H: 1 LOB: 1 BB: 0 P: 12	R: 0 E: 0 K: 1 S: 6	H: 0 LOB: 0 BB: 0 P: 10	R: 0 E: 0 K: 0 S: 8	H: 0 LOB: 0 BB: 0 P: 11	R: 0 E: 0 K: 1 S: 7	H: 1 LOB: 1 BB: 0 P: 9	R: 0 E: 0 K: 0 S: 3	H: 0 LOB: 0 BB: 0 P: 7	R: 0 E: 0 K: 1 S: 11	H: 1 LOB: 2 BB: 1 P: 17	R: 0 E: 0 K: 0 S: 10	H: 0 LOB: 0 BB: 0 P: 13	R: 0 E: 0 K: 2 S: 11	H: 0 LOB: 0 BB: 0 P: 15	R: 0 E: 0 K: 2 S: 10	H: 0 LOB: 0 BB: 0 P: 15	1B: 1 2B: 2 3B: 0 HR: 0	SF: 0 SAC: 0 DP: 0 HBP: 0	WP: 0 PB: 0 SB: 1 CS: 0	PA: 31
PITCHER	IP	WLS	BF	H	R	ER	SO	BB	IBB	HBP	BLK	WP	HR	S	P	ERA	WHIP					
40 Alex Wood, L ERA: 3.07	7.0	W	25	3	0	0	4	1	0	0	0	0	0	11	15	0.00	0.571					
59 Shea Simmons, R ERA: 1.64	1.0		3	0	0	0	2	0	0	0	0	0	0	11	15	0.00	0.000					
58 Juan Jaime, R ERA:	1.0		3	0	0	0	2	0	0	0	0	0	0	10	15	0.00	0.000					

Atlanta Braves @ Houston Astros
Minute Maid Park, Houston, TX
Wed Jun 25 2014, 7:12 PM - 9:44 PM CDT
Att: 20,559 - Roof Closed - 73 F

AB 30
R 0
H 3
RBI 0
BB 1
SO 8
LOB 7



Batter	1	2	3	4	5	6	7	8	9	10	11	AB	R	H	RBI	BB	SO	LOB	TOP				
3 Ian Kinsler, R OBP: 0.342, SLG: 0.478	(1, 4) F FF 91 1-2 B FF 93 S ST 84 X FF 84		(1, 2) L FF 93 1-2 B FF 92 S ST 85		(2, 2) F FC 8 B FC 8 F FF 84 B CH 82 X FF 93			(1, 0) B CU 75		(2, 2) B CH 79 B FF 81 S CH 79 X CH 80			5	0	3	0	0	0	1				
48 Torii Hunter, R OBP: 0.282, SLG: 0.421	(1, 9) C KC 76 0-2 F FF 93 F ST 84 1 SAFE F FF 75 X KC 76		(1, 3) B KC 77 1-3 C KC 76 F FF 92 S ST 88		(1, 0) B FF 94 X KC 77			(3, 2) F SI 94 B SI 94 1 SAFE B SI 93 B CU 78 1 SAFE F SI 91 1 SAFE		(2, 1) B FF 92 B FF 83 F FF 84 X FF 92			5	0	0	0	0	1	5				
24 Miguel Cabrera, R OBP: 0.374, SLG: 0.549	(1, 3) B FF 91 4-1 C KC 77 B FF 93 B FF 92		(1, 0) B FF 92 1-0 X FF 92					(0, 1) C KC 76 X KC 77		(3, 2) S CU 76 B SI 95 B SI 94 X SI 94			4	0	0	0	1	0	2				
41 Victor Martinez, S OBP: 0.388, SLG: 0.600	(1, 10) B KC 76 2-1 F FF 93 B CH 83 X FF 93				(0, 1) C FF 92 X KC 77			(2, 2) C KC 76 C KC 77 C CH 81 X CH 79		(1, 1) C FS 83 B FS 85 X SI 94			5	0	0	0	0	0	2				
28 J.D. Martinez, R OBP: 0.345, SLG: 0.618	(1, 7) B KC 77 3-2 F FF 92 B ST 83 F ST 86 F FF 84 X ST 85				(0, 0) X FF 92			(1, 3) B KC 76 C KC 77 C CH 81 F FF 92		(0, 1) X SI 94			5	1	2	0	0	1	0				
9 Nick Castellanos, R OBP: 0.265, SLG: 0.429	(1, 5) F FF 93 0-3 F FF 93 S ST 84				(0, 0) X FF 91			(1, 2) B KC 76 C KC 77 F FF 84 X FF 93		(1, 3) S SL 96 B SI 94 C SI 95 S SL 98			4	1	1	1	0	2	1				
14 Austin Jackson, R OBP: 0.315, SLG: 0.366	(1, 8) B FF 92 2-1 C FF 93 D ST 87 X FF 92				(4, 2) F FF 90 B FF 92 F FF 90 B KC 76 F FF 92 B FF 93			(2, 2) C FF 93 B KC 76 F FF 92 B FF 94 X KC 76		(1, 1) C SL 85 B SI 93 X SI 93			3	0	0	0	1	0	1				
13 Alex Avila, L OBP: 0.347, SLG: 0.366	(1, 2) C KC 77 0-1 X KC 77				(1, 1) C FF 92 1-1 1 SAFE X CH 80			(0, 1) C CH 86 X KC 91		(2, 1) B SL 81 C FF 94 B SL 82 X FF 93			4	0	1	1	0	0	1				
30 Eugenio Suárez, R OBP: 0.369, SLG: 0.518					(0, 2) C FF 91 C FF 93 X ST 84			(0, 1) L FF 92 X FF 91		(3, 2) B SI 92 B SI 93 B SI 94 C SI 93 B SI 94 F SI 94 B SI 95			3	1	1	0	1	1	0				
Inning Stats	R: 0 E: 0 K: 0 S: 11	H: 1 LOB: 1 BB: 0 P: 18	R: 1 E: 0 K: 1 S: 11	H: 2 LOB: 1 BB: 0 P: 16	R: 0 E: 0 K: 1 S: 10	H: 2 LOB: 1 BB: 0 P: 13	R: 1 E: 0 K: 0 S: 9	H: 2 LOB: 1 BB: 0 P: 14	R: 0 E: 0 K: 1 S: 8	H: 0 LOB: 0 BB: 0 P: 11	R: 0 E: 0 K: 0 S: 8	H: 0 LOB: 0 BB: 0 P: 11	R: 0 E: 0 K: 1 S: 7	H: 0 LOB: 0 BB: 0 P: 9	R: 0 E: 0 K: 1 S: 10	H: 1 LOB: 1 BB: 0 P: 16	R: 0 E: 0 K: 0 S: 5	H: 0 LOB: 0 BB: 0 P: 5	1B: 7 2B: 1 3B: 0 HR: 1	SF: 0 SAC: 0 DP: 2 HBP: 0	WP: 0 PB: 1 SB: 0 CS: 0	PA: 41	
PITCHER	41 Brad Peacock, R ERA: 4.21	38 Darin Downs, L ERA: 2.45	55 Jose Veras, R ERA: 7.26	50 Chad Qualls, R ERA: 1.98	29 Tony Sipp, L ERA: 1.71	PITCHER	58 Jake Buchanan, R ERA: 6.44																

Detroit Tigers @ Houston Astros
Minute Maid Park, Houston, TX
Fri Jun 27 2014, 7:13 PM - 11:16 PM CDT
Att. 22,386 - Roof Closed - 73 F

livebaseballscores.com

AB 38
R 3
H 8
RBI 2
BB 3
SO 5
LOB 13



Batter	1	2	3	4	5	6	7	8	9	10	11	AB	R	H	RBI	BB	SO	LOB	BOTTOM					
27 Jose Altuve, R OBP: 0.382, SLG: 0.446	(1, 4) F FF 91 0-2 B FF 92 X FF 92		(1, 1) C SL 83 B FF 91 X FF 92		(0, 0) X SL 88			(0, 2) F SI 93 B SI 93 X SL 88		(2, 2) B CH 79 B FF 80 C FF 90 C CH 80 F CU 90 X CU 79			5	2	4	1	0	0	0					
4 George Springer, R OBP: 0.344, SLG: 0.470	(1, 9) 1 SAFE C SI 84 1 SAFE S SL 86 B FF 93 B SL 86		(0, 3) F SL 86 B SL 85 S SL 86		(1, 2) C FF 95 B FF 94 D CU 81 X SL 87			(4, 2) 1 SAFE C FF 94 B SL 86 B SI 95 1 SAFE B SI 93 B CU 79 T FF 94 B FF 94		(2, 3) 1 SAFE C FF 89 B FF 89 C CH 80 B CU 79 F FF 91 1 SAFE S CU 78			4	0	1	0	1	3	2					
21 Jon Singleton, L OBP: 0.275, SLG: 0.395	(1, 3) C FF 93 1-1 B FF 93 X CH 84		(4, 1) C CH 84 B FF 93 B CH 84 B CH 84		(0, 3) S FF 95 1 SAFE S FF 96			(1, 1) B SL 83 S SI 91 X FF 92		(2, 2) F FF 90 B FF 89 C CU 78 1 SAFE X FF 87			4	0	0	0	1	1	5					
30 Matt Dominguez, R OBP: 0.286, SLG: 0.384	(1, 5) C FF 91 2-3 B SL 84 F FF 93 F CU 80 S CU 80		(0, 0) X SL 85		(3, 2) 1 SAFE B FF 95 1 SAFE F FF 82 B CU 80 D CU 81 X SL 87			(0, 3) C FF 94 B FF 94 S CU 85			(0, 0) X FF 89			5	0	0	0	0	2	2				
15 Jason Castro, L OBP: 0.302, SLG: 0.369	(1, 2) B CH 80 2-2 F FF 90 B CH 80 F FF 92 F CH 84 X CH 84				(3, 2) F FF 90 B SL 84 B FF 91 B CH 83 F FF 91 X FF 92			(3, 2) B FF 89 B FF 91 B FF 91 F FF 90 F FF 92 X FF 94		(4, 1) C CU 77 B FF 94 B CU 78 B SL 84 F FF 93			4	1	1	1	1	0	0					
14 Jesus Guzman, R OBP: 0.294, SLG: 0.287		(0, 0) X FF 92			(3, 2) C FF 92 B CU 78 C SL 84 B SL 86 F FF 94 T SL 86			(1, 3) S SL 85 C FF 94 B CU 80		(0, 1) C CU 78 1 SAFE X SL 85			4	0	1	0	0	2	1					
8 Alex Presley, L OBP: 0.280, SLG: 0.314	(1, 8) 1 SAFE B FF 91 F FF 92 1 SAFE X CH 83				(2, 2) F FF 91 B CH 83 S CH 82 T CU 81			(2, 1) C SL 84 B FF 92 X CH 84		(0, 2) C SI 93 X SL 88			4	0	1	0	0	1	0					
0 L.J. Hoes, R OBP: 0.277, SLG: 0.324	(1, 7) B FF 94 2-3 S SL 86 C SL 87 B SI 83 S CU 83				(2, 2) S SL 85 B CH 83 B CH 81 B CU 81 X FF 94			(3, 2) C SI 92 B SL 88 B SL 88 B SL 86 B SL 86 B CU 81 X SI 93		(3, 2) S SL 86 B SI 95 B SI 96 C SL 85 X SL 86			4	1	1	0	0	1	2					
2 Jonathan Villar, S OBP: 0.265, SLG: 0.347	(1, 6) S FF 94 1-2 S FF 95 D CU 82 X CU 81				(0, 1) C CH 84 1 SAFE X FF 92			(3, 2) C SI 92 B SL 86 B SL 86 B FF 94 B FF 94 X FF 94		(1, 3) F SL 86 B SI 94 S SL 88			3	0	0	0	0	1	2					
Inning Stats	R: 1 E: 0 K: 2 S: 13	H: 1 LOB: 0 BB: 0 P: 17	R: 0 E: 0 K: 1 S: 14	H: 2 LOB: 2 BB: 0 P: 20	R: 0 E: 0 K: 1 S: 7	H: 0 LOB: 1 BB: 1 P: 12	R: 0 E: 0 K: 2 S: 10	H: 0 LOB: 0 BB: 0 P: 18	R: 2 E: 1 K: 1 S: 17	H: 3 LOB: 1 BB: 0 P: 23	R: 0 E: 0 K: 1 S: 9	H: 0 LOB: 0 BB: 0 P: 15	R: 0 E: 0 K: 1 S: 7	H: 1 LOB: 2 BB: 1 P: 25	R: 0 E: 0 K: 1 S: 9	H: 0 LOB: 0 BB: 0 P: 13	R: 0 E: 0 K: 1 S: 11	H: 1 LOB: 1 BB: 0 P: 17	R: 1 E: 0 K: 0 S: 3	H: 1 LOB: 0 BB: 0 P: 5	1B: 7 2B: 1 3B: 0 HR: 1	SF: 0 SAC: 1 DP: 2 HBP: 0	WP: 1 PB: 0 SB: 3 CS: 0	PA: 41
PITCHER	35 Justin Verlander, R ERA: 4.8	55 Chad Smith, R ERA: 3.5	63 Patrick McCoy, L ERA: 2.67	44 Jose Chamberlain, R ERA: 2.67	62 Al Alburquerque, R ERA: 3.0	PITCHER	65 Blaine Hardy, L ERA: 2.45																	

Detroit Tigers @ Houston Astros
Minute Maid Park, Houston, TX
Fri Jun 27 2014, 7:13 PM - 11:16 PM CDT
Att. 22,386 - Roof Closed - 73 F

livebaseballscores.com

AB 37
R 4
H 9
RBI 2
BB 3
SO 11
LOB 14




Batter	1	2	3	4	5	6	7	8	9	AB	R	H	RBI	BB	SO	LOB	TOP								
20 Rajai Davis, R OBP: 0.321, SLG: 0.406	F8		BB		P5		FC5-2		SH1-3	3	0	0	0	1	0	5									
3 Ian Kinsler, R OBP: 0.343, SLG: 0.489	2B		F8		F9		F7		HR	5	1	2	3	0	0	6									
24 Miguel Cabrera, R OBP: 0.369, SLG: 0.540	K			F8		P6		G1	L9	5	0	0	0	0	1	2									
41 Victor Martinez, S OBP: 0.383, SLG: 0.592	G5-3			G3-1		F8		L3		4	0	0	0	0	0	1									
28 J.D. Martinez, R OBP: 0.342, SLG: 0.615 32 Don Kelly, L OBP: 0.313, SLG: 0.291	K			F9		K		2B		4	0	1	0	0	2	0									
48 Tori Hunter, R OBP: 0.282, SLG: 0.419	F8					50 1B		F9	G6-3	4	1	1	0	0	0	1									
9 Nick Castellanos, R OBP: 0.303, SLG: 0.468 14 Austin Jackson, R OBP: 0.315, SLG: 0.366	F9					F9			20 30 1B	3	0	1	0	1	0	1									
50 Bryan Holaday, R OBP: 0.338, SLG: 0.347 13 Alex Avila, L OBP: 0.345, SLG: 0.364			G1-3			30 1B		20 30 1B	K	3	0	2	0	0	0	0									
30 Eugenio Suárez, R OBP: 0.391, SLG: 0.533	K							20 FC5-2	20 SH1-3 3 HR	4	1	3	1	0	1	0									
Inning Stats	R: 0 E: 0 K: 1 S: 8	H: 1 LOB: 1 BB: 0 P: 10	R: 0 E: 0 K: 1 S: 8	H: 0 LOB: 0 BB: 0 P: 12	R: 0 E: 0 K: 1 S: 10	H: 0 LOB: 1 BB: 1 P: 18	R: 0 E: 0 K: 0 S: 7	H: 0 LOB: 0 BB: 0 P: 9	R: 1 E: 0 K: 0 S: 17	H: 3 LOB: 2 BB: 0 P: 24	R: 0 E: 0 K: 1 S: 8	H: 0 LOB: 0 BB: 0 P: 9	R: 0 E: 0 K: 0 S: 14	H: 2 LOB: 3 BB: 1 P: 25	R: 0 E: 0 K: 0 S: 8	H: 1 LOB: 1 BB: 0 P: 12	R: 3 E: 0 K: 1 S: 10	H: 3 LOB: 1 BB: 0 P: 15	1B: 7 2B: 2 3B: 0 HR: 1	SF: 0 SAC: 1 DP: 0 HBP: 0	WP: 0 PB: 0 SB: 0 CS: 0	PA: 39			
PITCHER	IP	WLS	BF	H	R	ER	SO	BB	IBB	HBP	BLK	WP	HR	S	P	ERA	WHIP								
39 Brett Oberholtzer, L ERA: 4.4	6.1		26	5	1	1	4	2	0	0	0	0	0	60	88	1.42	1.105								
61 Josh Zeid, R ERA: 3.86	0.2	H	3	1	0	0	0	0	0	0	0	0	0	12	19	0.00	1.500								
50 Chad Qualls, R ERA: 1.91	1.0	H	4	1	0	0	0	0	0	0	0	0	0	8	12	0.00	1.000								
36 Jerome Williams, R ERA: 5.91	1.0	L	6	3	3	3	1	0	0	0	0	0	1	10	15	27.00	3.000								

Detroit Tigers @ Houston Astros
Minute Maid Park, Houston, TX
Sat Jun 28 2014, 3:11 PM - 6:26 PM CDT
Att: 25,788 - Roof Closed - 73 F

livebaseballscores.com

AB 36
R 4
H 10
RBI 4
BB 2
SO 5
LOB 17




Batter	1	2	3	4	5	6	7	8	9	AB	R	H	RBI	BB	SO	LOB	BOTTOM								
27 Jose Altuve, R OBP: 0.383, SLG: 0.447	F7		21 S				G1-3			4	0	2	0	0	0	0									
4 George Springer, R OBP: 0.343, SLG: 0.467	21 1B		K		K			P5		4	1	1	0	0	2	3									
21 Jon Singleton, L OBP: 0.274, SLG: 0.388	8 1B		K		K			K		4	1	1	0	0	3	3									
15 Jason Castro, L OBP: 0.297, SLG: 0.363	K		K		K			G4-3		4	0	0	0	0	3	3									
8 Alex Presley, L OBP: 0.284, SLG: 0.335				G6-3			K		HR	4	1	2	3	0	1	0									
30 Matt Dominguez, R OBP: 0.286, SLG: 0.380	K				P4				P4	3	0	0	0	1	1	1									
23 Chris Carter, R OBP: 0.267, SLG: 0.406	K				K					4	0	0	0	0	4	1									
9 Marwin Gonzalez, S OBP: 0.327, SLG: 0.367		P6							F8	4	0	2	0	0	0	0									
0 L.J. Hoes, R OBP: 0.267, SLG: 0.312	K				P4					3	0	0	0	0	1	2									
Inning Stats	R: 2 E: 0 K: 2 S: 15	H: 3 LOB: 1 BB: 0 P: 23	R: 0 E: 0 K: 2 S: 7	H: 0 LOB: 0 BB: 0 P: 10	R: 0 E: 0 K: 3 S: 10	H: 1 LOB: 1 BB: 0 P: 16	R: 0 E: 0 K: 1 S: 6	H: 0 LOB: 0 BB: 0 P: 10	R: 0 E: 0 K: 2 S: 14	H: 2 LOB: 2 BB: 0 P: 22	R: 0 E: 0 K: 3 S: 14	H: 0 LOB: 1 BB: 1 P: 22	R: 0 E: 0 K: 0 S: 7	H: 1 LOB: 0 BB: 0 P: 9	R: 0 E: 0 K: 1 S: 9	H: 0 LOB: 0 BB: 0 P: 17	R: 1 E: 0 K: 1 S: 12	H: 1 LOB: 0 BB: 0 P: 20	1B: 7 2B: 0 3B: 0 HR: 1	SF: 0 SAC: 0 DP: 0 HBP: 0	WP: 0 PB: 0 SB: 3 CS: 1	PA: 35			
PITCHER	IP	WLS	BF	H	R	ER	SO	BB	IBB	HBP	BLK	WP	HR	S	P	ERA	WHIP								
37 Max Scherzer, R ERA: 3.64	7.0		28	7	2	2	13	1	0	0	0	0	0	73	112	2.57	1.143								
40 Phil Coke, L ERA: 5.34	1.0	W	3	0	0	0	1	0	0	0	0	0	0	9	17	0.00	0.000								
36 Joe Nathan, R ERA: 6.37	1.0	S	4	1	1	1	1	0	0	0	0	0	1	12	20	9.00	1.000								

Detroit Tigers @ Houston Astros
Minute Maid Park, Houston, TX
Sat Jun 28 2014, 3:11 PM - 6:26 PM CDT
Att: 25,788 - Roof Closed - 73 F

livebaseballscores.com


AB 34
R 3
H 8
RBI 3
BB 1
SO 15
LOB 13



Batter	1	2	3	4	5	6	7	8	9	AB	R	H	RBI	BB	SO	LOB	TOP							
14 Austin Jackson, R OBP: 0.310, SLG: 0.359										5	0	0	0	0	4	5								
48 Toni Hunter, R OBP: 0.281, SLG: 0.420										4	0	1	1	0	0	1								
24 Miguel Cabrera, R OBP: 0.364, SLG: 0.533										4	0	0	0	0	0	1								
41 Victor Martinez, S OBP: 0.384, SLG: 0.589										3	1	1	0	1	1	0								
28 J.D. Martinez, R OBP: 0.347, SLG: 0.612										4	1	2	0	0	0	1								
9 Nick Castellanos, R OBP: 0.306, SLG: 0.417										4	0	2	2	0	0	2								
13 Alex Avila, L OBP: 0.342, SLG: 0.381										2	1	1	1	1	1	1	AB 34							
3 Ian Kinsler, R OBP: 0.342, SLG: 0.488										1	0	0	0	0	1	1	R 4							
50 Bryan Holaday, R OBP: 0.338, SLG: 0.347										0	0	0	0	0	0	0	H 9							
30 Eugenio Suárez, R OBP: 0.384, SLG: 0.516										4	0	1	0	0	0	2	RBI 4							
17 Andrew Romine, S OBP: 0.280, SLG: 0.265										2	2	1	0	1	1	2	BB 3							
20 Rajai Davis, R OBP: 0.319, SLG: 0.405										1	0	0	0	0	0	0	SO 8							
																	LOB 16							
Inning Stats	R: 0 E: 0 K: 1 S: 13	H: 0 LOB: 0 BB: 0 P: 18	R: 0 E: 0 K: 2 S: 12	H: 1 LOB: 1 BB: 0 P: 16	R: 1 E: 0 K: 1 S: 12	H: 2 LOB: 1 BB: 0 P: 20	R: 0 E: 0 K: 0 S: 9	H: 1 LOB: 0 BB: 0 P: 12	R: 1 E: 0 K: 0 S: 10	H: 2 LOB: 1 BB: 1 P: 23	R: 0 E: 0 K: 0 S: 8	H: 0 LOB: 0 BB: 0 P: 13	R: 0 E: 0 K: 2 S: 11	H: 1 LOB: 2 BB: 1 P: 21	R: 2 E: 0 K: 1 S: 12	H: 2 LOB: 1 BB: 1 P: 21	R: 0 E: 0 K: 1 S: 7	H: 0 LOB: 0 BB: 0 P: 10	1B: 6 2B: 1 3B: 1 HR: 1	SF: 0 SAC: 0 DP: 2 HBP: 0	WP: 0 PB: 0 SB: 2 CS: 0	PA: 37		
PITCHER	IP: 6.0 WLS: W BF: 24 ERA: 3.92	WLS: H BF: 4 ERA: 2.33	H: 7 R: 2 ER: 2 SO: 4	R: 0 ER: 0 SO: 2	BB: 1 IBB: 0 HBP: 0 BLK: 0	IBB: 0 HBP: 0 BLK: 0	WP: 0 HR: 1 S: 67 P: 107	HR: 0 S: 8 P: 16	ERA: 3.00 WHIP: 1.333	IP: 7.1 WLS: H BF: 31 ERA: 2.77	WLS: H BF: 5 ERA: 4.50	S: 2 P: 18	IP: 8.1 WLS: S BF: 4 ERA: 1.61	WLS: S BF: 4 ERA: 0.00	S: 4 P: 10	S: 13 P: 13	IP: 1.1 WLS: S BF: 4 ERA: 1.61	WLS: S BF: 4 ERA: 0.00	S: 4 P: 10	S: 13 P: 13	IP: 1.1 WLS: S BF: 4 ERA: 1.61	WLS: S BF: 4 ERA: 0.00	S: 4 P: 10	S: 13 P: 13

Detroit Tigers @ Houston Astros
Minute Maid Park, Houston, TX
Sun Jun 29 2014, 1:15 PM - 4:37 PM CDT
Att: 22,478 - Roof Closed - 73 F


AB 34
R 4
H 9
RBI 4
BB 3
SO 8
LOB 16



Batter	1	2	3	4	5	6	7	8	9	AB	R	H	RBI	BB	SO	LOB	BOTTOM							
27 Jose Altuve, R OBP: 0.386, SLG: 0.452										5	1	3	0	0	0	2								
4 George Springer, R OBP: 0.351, SLG: 0.471										2	1	1	1	3	0	0								
21 Jon Singleton, L OBP: 0.280, SLG: 0.382										4	0	1	2	1	3	3								
14 Jesus Guzman, R OBP: 0.291, SLG: 0.283										5	1	1	1	0	1	5								
30 Matt Dominguez, R OBP: 0.291, SLG: 0.388										4	1	3	0	0	0	0								
0 L.J. Hoest, R OBP: 0.287, SLG: 0.325										3	0	1	2	0	0	1								
2 Jonathan Villar, S OBP: 0.255, SLG: 0.342										3	0	0	0	1	1	2								
15 Jason Castro, L OBP: 0.297, SLG: 0.363										0	0	0	0	0	0	0	AB 33							
22 Carlos Corporan, S OBP: 0.287, SLG: 0.435										4	0	3	0	0	0	0	R 6							
9 Marwin Gonzalez, S OBP: 0.327, SLG: 0.387										0	1	0	0	0	0	0	H 14							
8 Alex Presley, L OBP: 0.285, SLG: 0.335										3	1	1	0	0	0	4	RBI 6							
																	BB 5							
Inning Stats	R: 3 E: 0 K: 2 S: 18	H: 4 LOB: 1 BB: 0 P: 26	R: 0 E: 0 K: 1 S: 17	H: 2 LOB: 2 BB: 1 P: 27	R: 1 E: 0 K: 0 S: 13	H: 3 LOB: 1 BB: 1 P: 22	R: 0 E: 0 K: 1 S: 10	H: 0 LOB: 0 BB: 0 P: 15	R: 0 E: 0 K: 0 S: 9	H: 0 LOB: 0 BB: 0 P: 13	R: 1 E: 0 K: 1 S: 12	H: 2 LOB: 3 BB: 2 P: 25	R: 0 E: 0 K: 0 S: 4	H: 1 LOB: 0 BB: 0 P: 6	R: 1 E: 0 K: 0 S: 7	H: 2 LOB: 2 BB: 1 P: 19	R: 1 E: 0 K: 0 S: 7	H: 0 LOB: 0 BB: 0 P: 10	1B: 9 2B: 6 3B: 0 HR: 0	SF: 1 SAC: 1 DP: 3 HBP: 0	WP: 1 PB: 0 SB: 3 CS: 0	PA: 40		
PITCHER	IP: 2.1 WLS: L BF: 16 ERA: 3.57	WLS: L BF: 8 ERA: 6.75	H: 8 R: 4 ER: 4 SO: 3	R: 4 ER: 4 SO: 1	BB: 2 IBB: 0 HBP: 0 BLK: 0	IBB: 0 HBP: 0 BLK: 0	WP: 1 HR: 0 S: 44 P: 67	HR: 0 S: 7 P: 19	ERA: 15.43 WHIP: 4.286	IP: 2.2 WLS: L BF: 8 ERA: 6.75	WLS: L BF: 10 ERA: 2.7	S: 23 P: 36	IP: 2.0 WLS: L BF: 10 ERA: 2.7	WLS: L BF: 6 ERA: 4.50	WLS: L BF: 6 ERA: 4.50	WLS: L BF: 6 ERA: 4.50	IP: 1.0 WLS: L BF: 6 ERA: 4.50	WLS: L BF: 6 ERA: 4.50	S: 16 P: 31	S: 31 P: 45	S: 16 P: 31	S: 31 P: 45	S: 16 P: 31	S: 31 P: 45

Detroit Tigers @ Houston Astros
Minute Maid Park, Houston, TX
Sun Jun 29 2014, 1:15 PM - 4:37 PM CDT
Att: 22,478 - Roof Closed - 73 F

AB 33
R 6
H 14
RBI 6
BB 5
SO 5
LOB 17



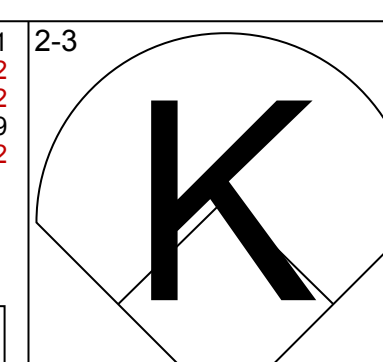
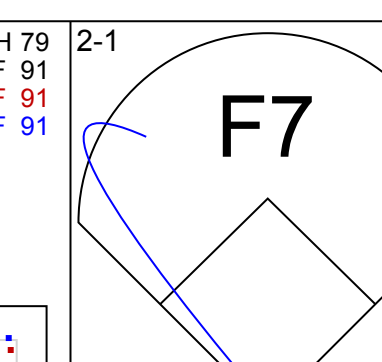
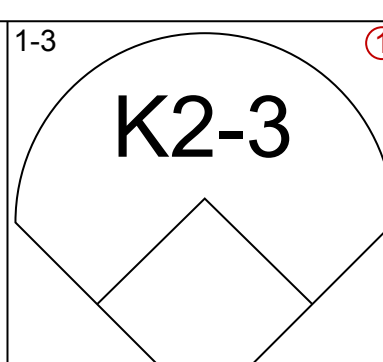
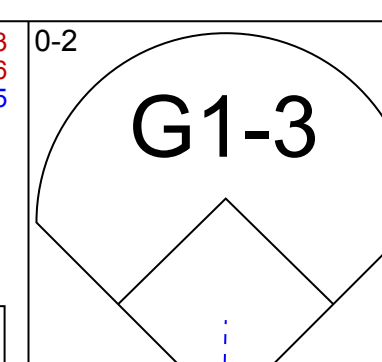
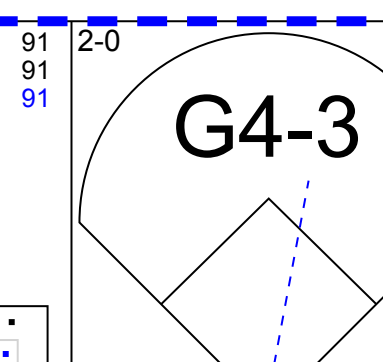
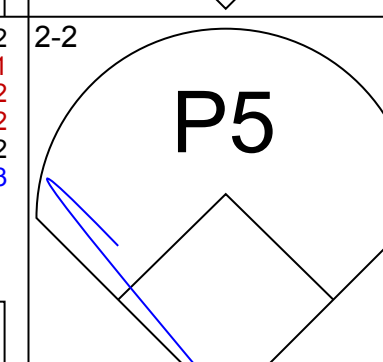
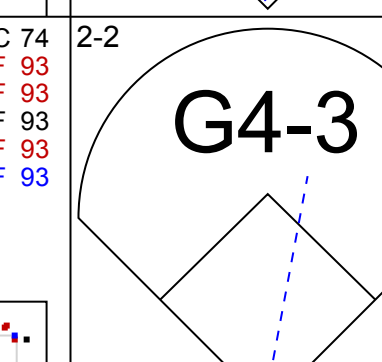
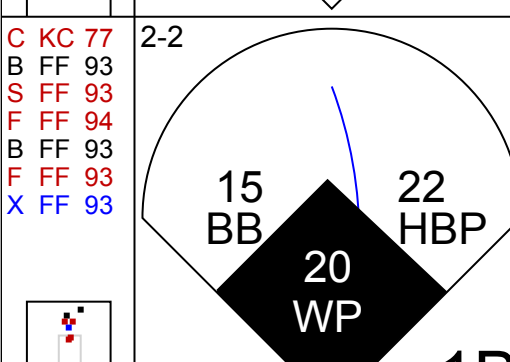
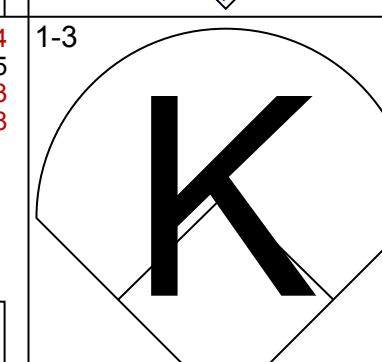
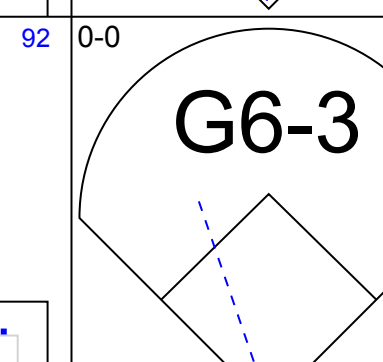
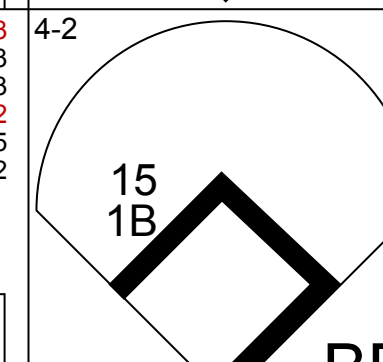
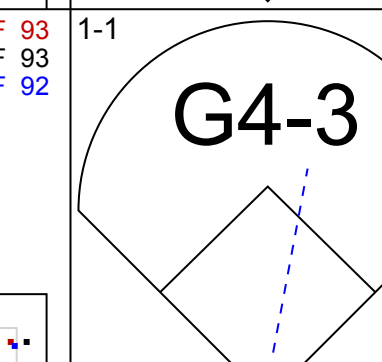
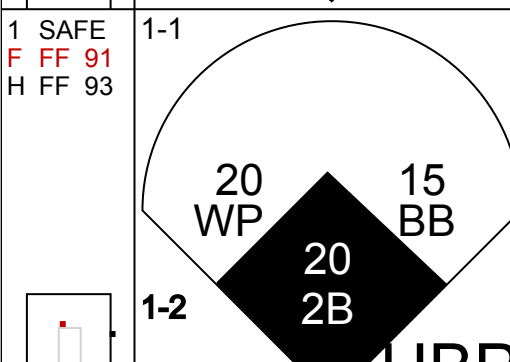
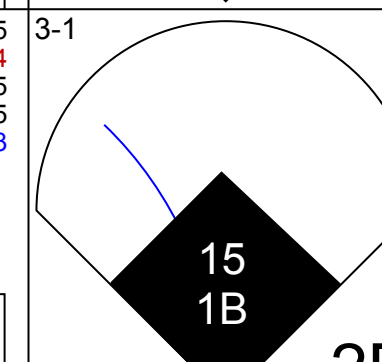
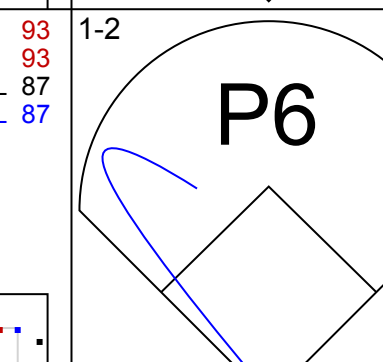
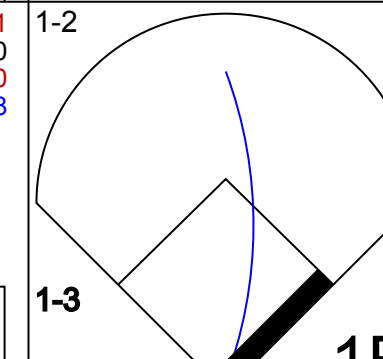
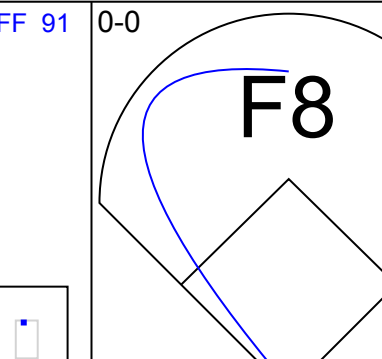
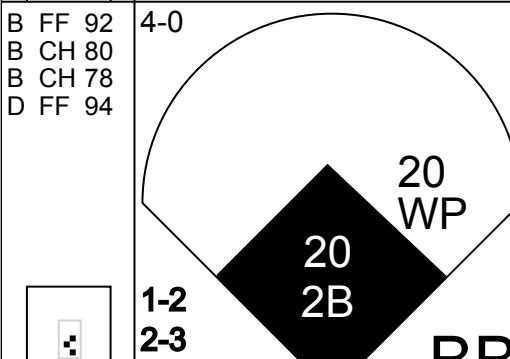
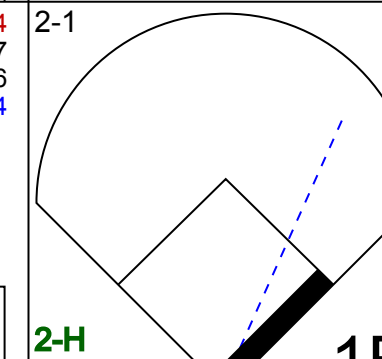
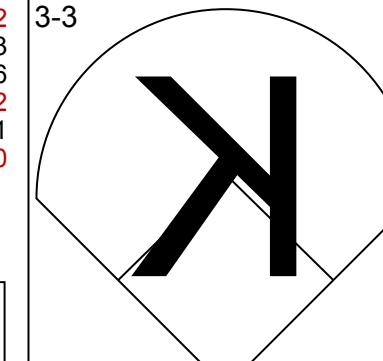
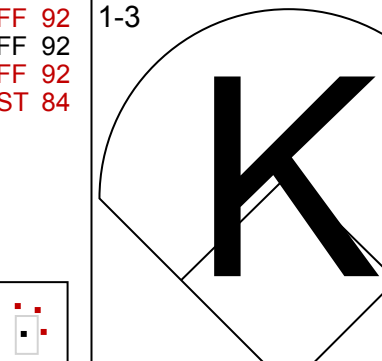
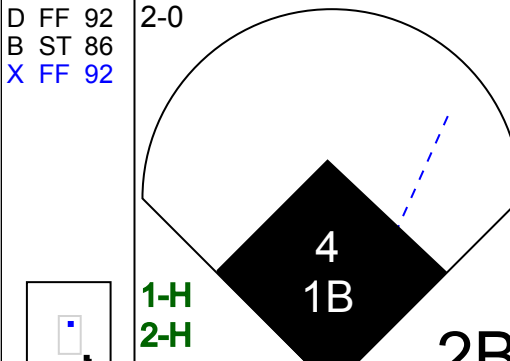
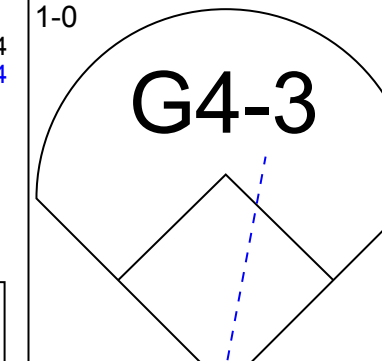
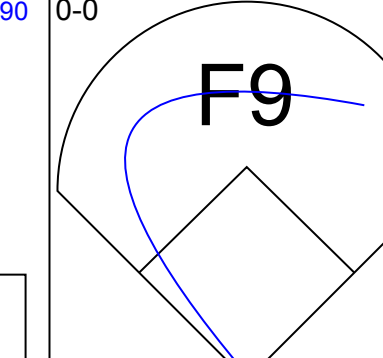
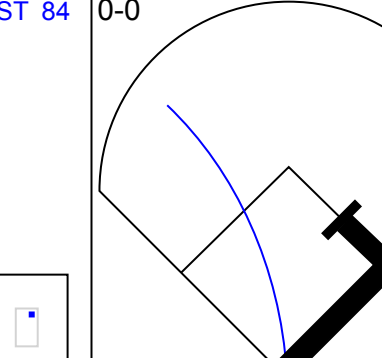
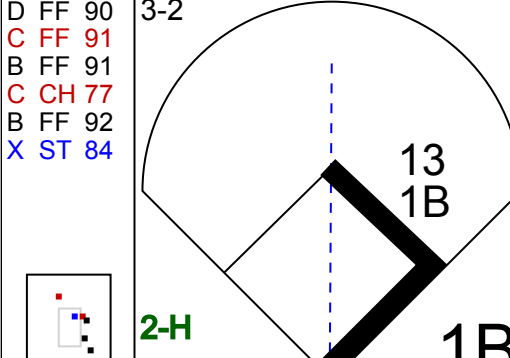
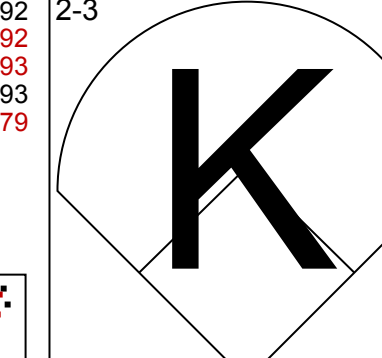
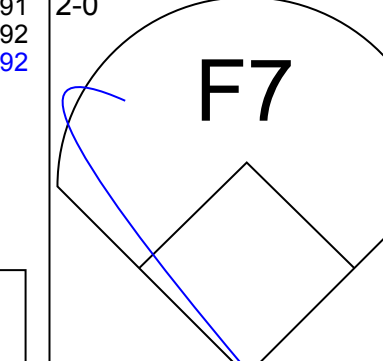
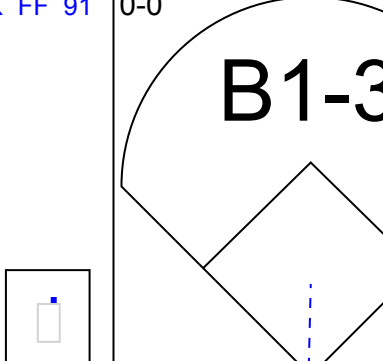
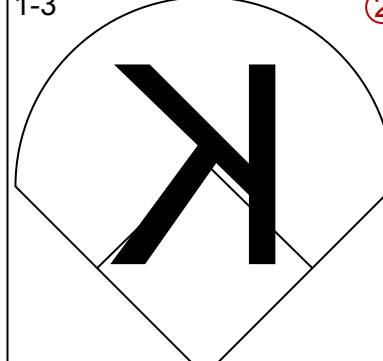
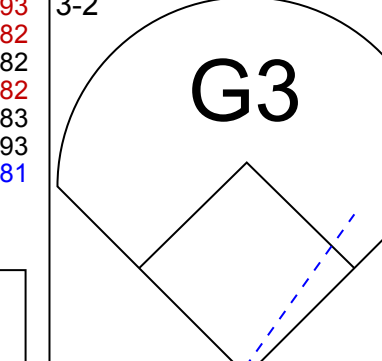
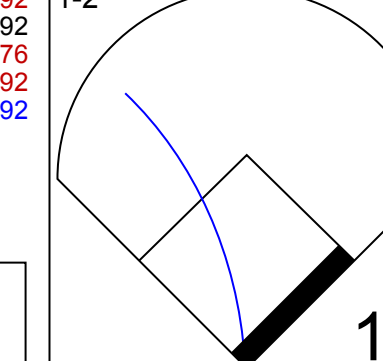
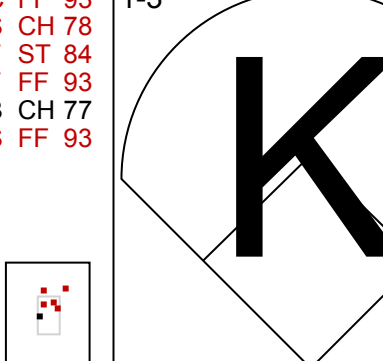
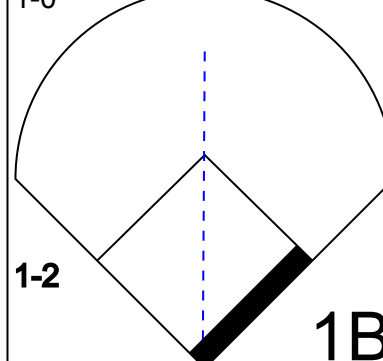
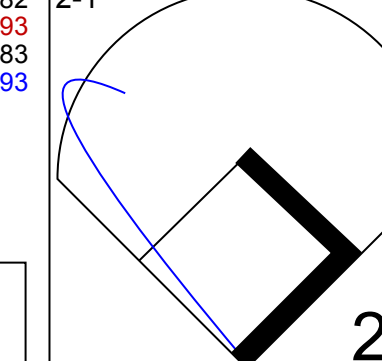
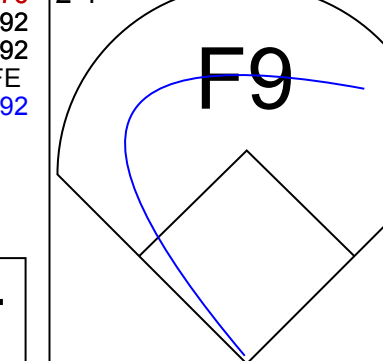
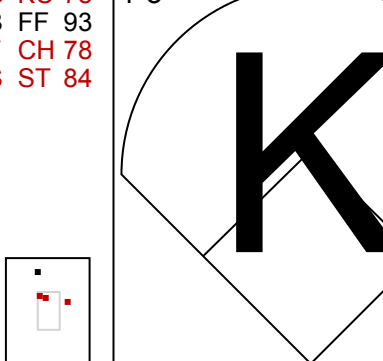
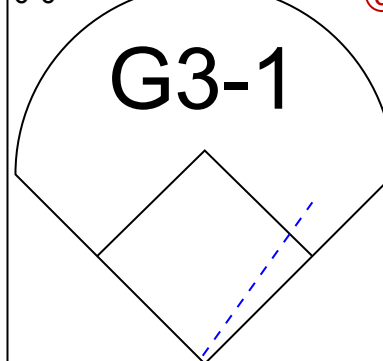
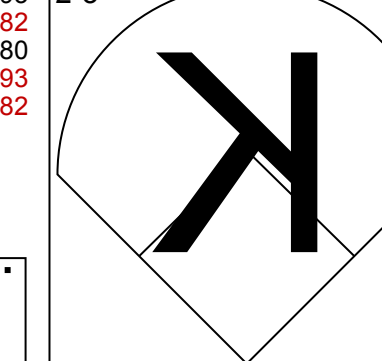
Batter	1	2	3	4	5	6	7	8	9	AB	R	H	RBI	BB	SO	LOB	TOP					
9 Endy Chavez, L (1, 10) OBP: 0.300, SLG: 0.404 16 Cole Gillespie, R (8, PH) OBP: 0.312, SLG: 0.324										3	3	1	0	2	0	4						
99 James Jones, L (1, 8) OBP: 0.325, SLG: 0.365										6	3	3	2	0	1	5						
22 Robinson Cano, L (1, 4) OBP: 0.379, SLG: 0.445 8 Willie Bloomquist, R (7, PH) OBP: 0.287, SLG: 0.346										4	1	2	3	0	0	3						
15 Kyle Seager, L (1, 5) OBP: 0.350, SLG: 0.498										5	2	3	3	1	0	1						
20 Logan Morrison, L (1, 3) OBP: 0.307, SLG: 0.407										6	1	2	1	0	0	3						
3 Mike Zunino, R (1, 2) OBP: 0.279, SLG: 0.438										6	1	1	1	0	3	4						
55 Michael Saunders, L (1, 9) OBP: 0.315, SLG: 0.434										4	1	2	1	1	1	1						
13 Dustin Ackley, L (1, 7) OBP: 0.283, SLG: 0.340										4	1	3	1	1	0	2						
5 Brad Miller, L (1, 6) OBP: 0.279, SLG: 0.342										4	0	1	0	1	1	3						
Inning Stats	R: 2 H: 2 E: 0 K: 1 S: 13	H: 2 LOB: 1 BB: 1 P: 20	R: 1 H: 2 E: 0 K: 1 S: 15	H: 2 LOB: 2 BB: 1 P: 28	R: 0 H: 1 E: 0 K: 1 S: 12	H: 1 LOB: 1 BB: 0 P: 10	R: 0 H: 1 E: 0 K: 0 S: 6	H: 1 LOB: 1 BB: 0 P: 8	R: 7 H: 7 E: 0 K: 0 S: 28	H: 7 LOB: 1 BB: 2 P: 48	R: 2 H: 1 E: 0 K: 0 S: 9	H: 2 LOB: 2 BB: 0 P: 18	R: 0 H: 2 E: 0 K: 2 S: 15	H: 2 LOB: 0 BB: 0 P: 14	R: 1 H: 1 E: 0 K: 1 S: 12	H: 1 LOB: 0 BB: 0 P: 14	1B: 10 2B: 6 3B: 1 HR: 1	SF: 0 SAC: 0 DP: 0 HBP: 0	WP: 0 PB: 0 SB: 0 CS: 0	PA: 51		
PITCHER	IP: 5.2 WLS: L BF: 30 ERA: 3.93	IP: 6.1 WLS: 5 BF: 4 ERA: 4.12	IP: 2.0 WLS: 11 BF: 2 ERA: 11.12	IP: 1.0 WLS: 4 BF: 1 ERA: 5.63	IP: 0.0 WLS: 9 BF: 6 ERA: 9.53	IP: 0.0 WLS: 5 BF: 4 ERA: 108.00	IP: 0.0 WLS: 3 BF: 2 ERA: 9.00	IP: 0.0 WLS: 2 BF: 2 ERA: 9.00	IP: 1.0 WLS: 17 BF: 26 ERA: 108.00	IP: 1.0 WLS: 17 BF: 26 ERA: 108.00	IP: 1.0 WLS: 17 BF: 26 ERA: 108.00	IP: 1.0 WLS: 17 BF: 26 ERA: 108.00	IP: 1.0 WLS: 17 BF: 26 ERA: 108.00	IP: 1.0 WLS: 17 BF: 26 ERA: 108.00	IP: 1.0 WLS: 17 BF: 26 ERA: 108.00	IP: 1.0 WLS: 17 BF: 26 ERA: 108.00	IP: 1.0 WLS: 17 BF: 26 ERA: 108.00	IP: 1.0 WLS: 17 BF: 26 ERA: 108.00	IP: 1.0 WLS: 17 BF: 26 ERA: 108.00	IP: 1.0 WLS: 17 BF: 26 ERA: 108.00	IP: 1.0 WLS: 17 BF: 26 ERA: 108.00	IP: 1.0 WLS: 17 BF: 26 ERA: 108.00

Seattle Mariners @ Houston Astros
Minute Maid Park, Houston, TX
Tue Jul 01 2014, 7:11 PM - 10:46 PM CDT
Att: 17,504 - Roof Closed - 73 F

AB 45
R 13
H 18
RBI 13
BB 6
SO 6
LOB 28

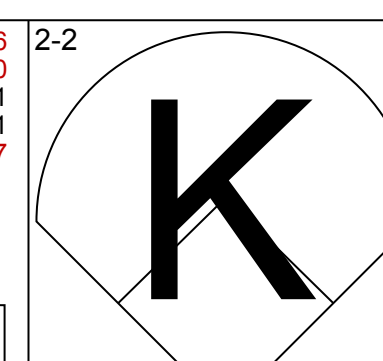
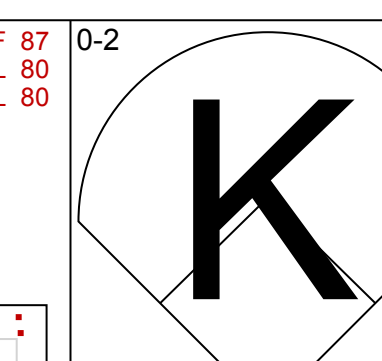
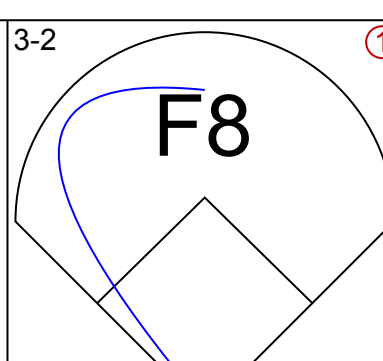
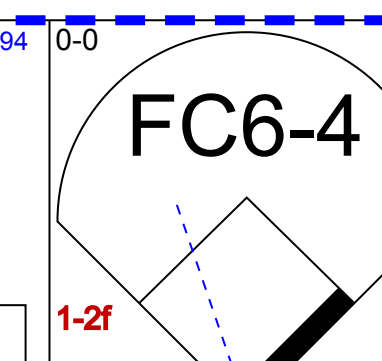
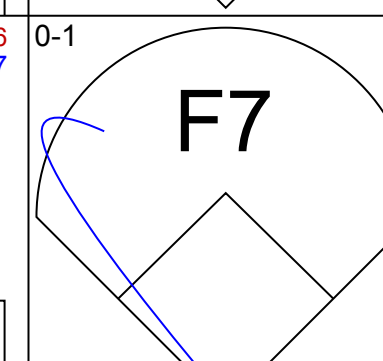
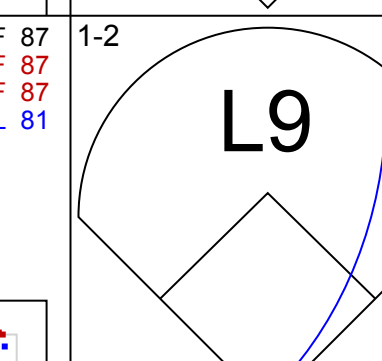
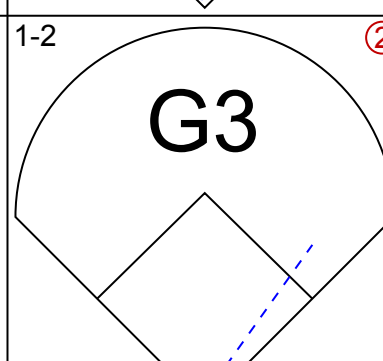
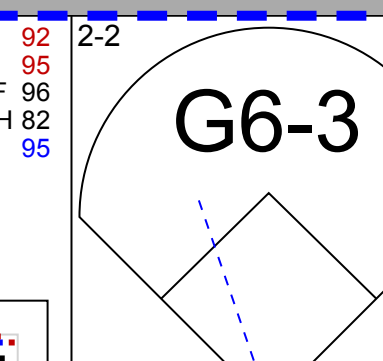
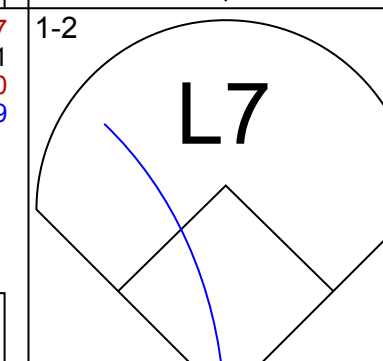
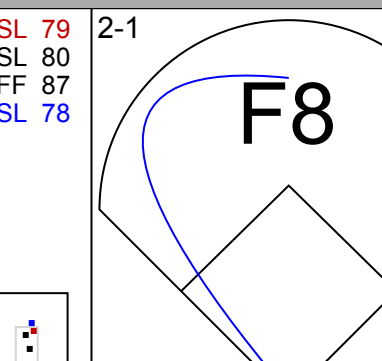
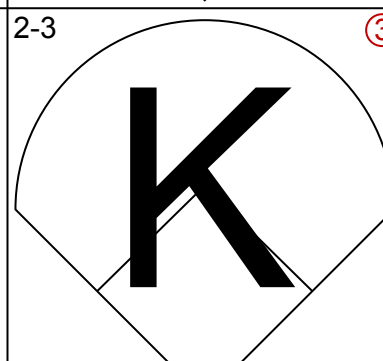
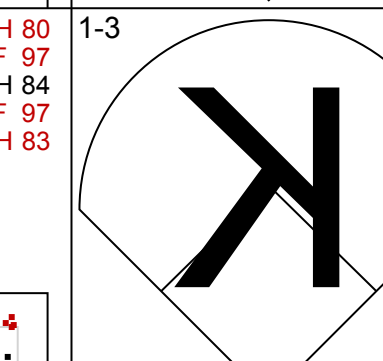
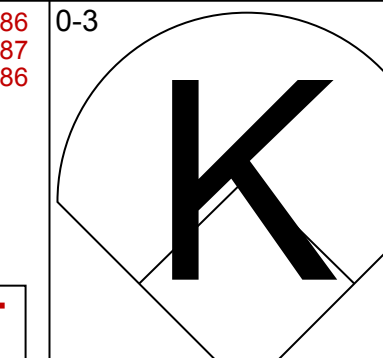
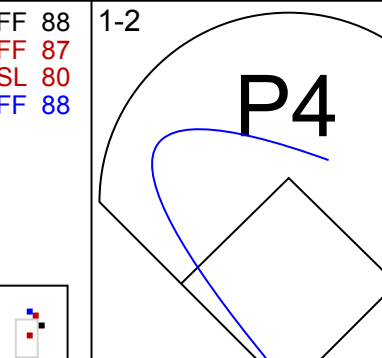

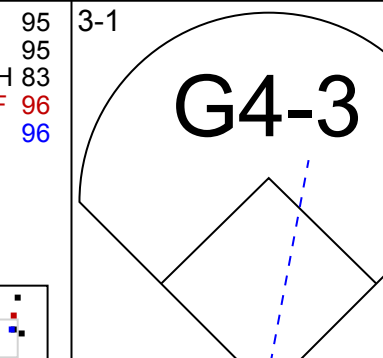
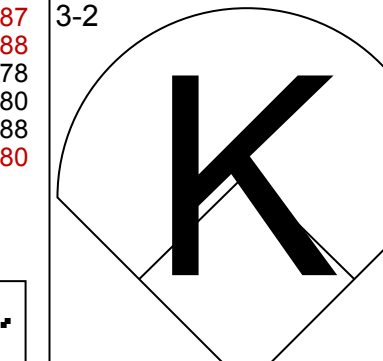
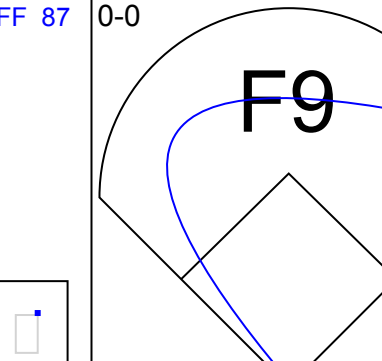

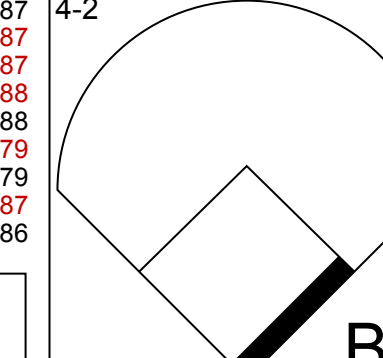
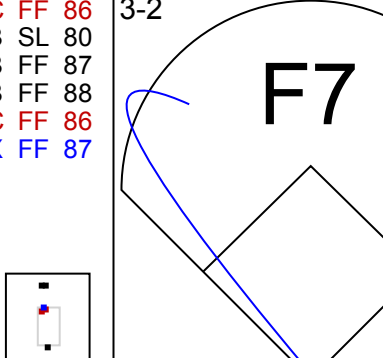

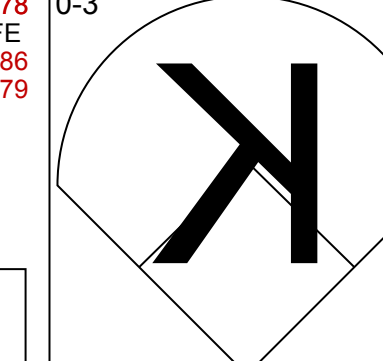


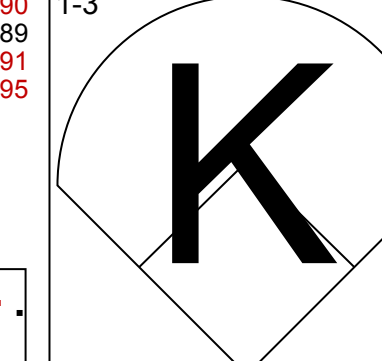
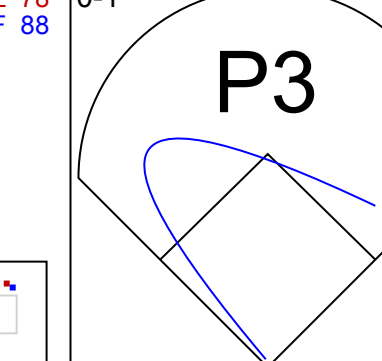
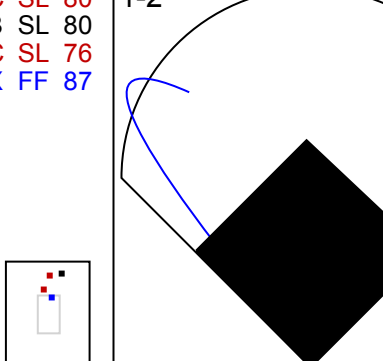
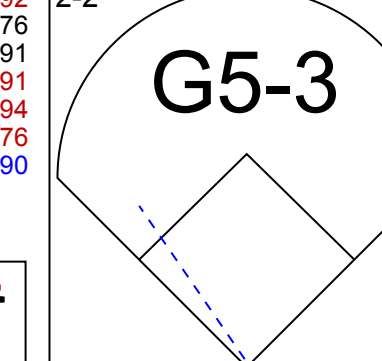
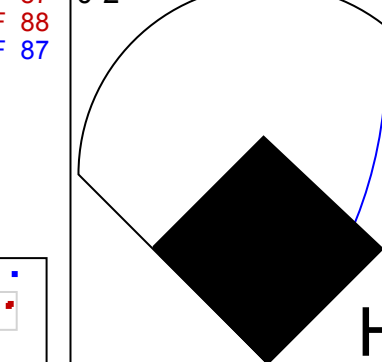
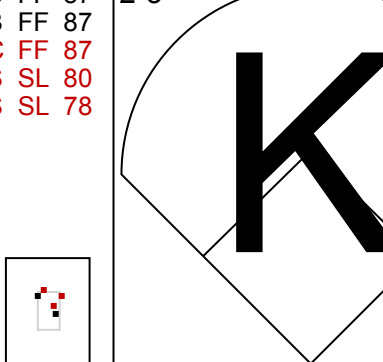
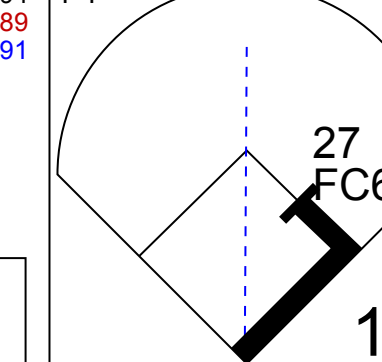


Batter	1	2	3	4	5	6	7	8	9	AB	R	H	RBI	BB	SO	LOB	BOTTOM
27 Jose Altuve, R (1, 4) OBP: 0.387, SLG: 0.450 6 Enrique Hernández, R (7, 4) OBP: 1.000, SLG: 1.500										3	1	2	0	0	0	1	
8 Alex Presley, L (1, 8) OBP: 0.292, SLG: 0.340										5	0	2	0	0	1	4	
4 George Springer, R (1, 9) OBP: 0.350, SLG: 0.476										5	0	1	0	0	2	6	
21 Jon Singleton, L (1, 3) OBP: 0.294, SLG: 0.362										3	0	0	0	2	1	3	
30 Matt Dominguez, R (1, 5) OBP: 0.291, SLG: 0.386 14 Jesus Guzman, R (7, PH) OBP: 0.286, SLG: 0.286										3	0	1	1	0	1	1	
15 Jason Castro, L (1, 2) OBP: 0.296, SLG: 0.357 22 Carlos Corporan, S (9, 2) OBP: 0.287, SLG: 0.435										4	0	1	0	0	1	2	

Batter	1	2	3	4	5	6	7	8	9	AB	R	H	RBI	BB	SO	LOB	TOP						
9 Endy Chavez, L (1,10) OBP: 0.286, SLG: 0.384										5	0	0	0	0	2	0	Seattle Mariners @ Houston Astros Minute Maid Park, Houston, TX Wed Jul 02 2014, 1:11 PM - 3:57 PM CDT Att: 17,209 - Roof Closed - 73 F						
99 James Jones, L (1,8) OBP: 0.322, SLG: 0.361										5	1	1	0	0	1	0							
22 Robinson Canó, L (1,4) OBP: 0.382, SLG: 0.447										3	2	1	0	1	0	0							
15 Kyle Seager, L (1,5) OBP: 0.355, SLG: 0.500										3	1	2	1	1	0	0							
20 Logan Morrison, L (1,3) OBP: 0.305, SLG: 0.411										4	1	1	2	0	2	3							
4 John Buck, R (1,2) OBP: 0.327, SLG: 0.300										4	0	2	1	0	1	0							
55 Michael Saunders, L (1,9) OBP: 0.309, SLG: 0.424										4	0	0	0	0	1	1							
13 Dustin Ackley, L (1,7) OBP: 0.289, SLG: 0.351										4	0	3	0	0	1	0							
5 Brad Miller, L (1,6) OBP: 0.275, SLG: 0.336										4	0	0	0	0	2	4							
Inning Stats	R: 0 E: 0 K: 2 S: 15	H: 1 LOB: 2 BB: 1 P: 27	R: 0 E: 0 K: 0 S: 8	H: 1 LOB: 1 BB: 0 P: 13	R: 0 E: 0 K: 0 S: 8	H: 0 LOB: 0 BB: 0 P: 13	R: 0 E: 0 K: 1 S: 5	H: 1 LOB: 1 BB: 0 P: 6	R: 0 E: 0 K: 2 S: 9	H: 0 LOB: 0 BB: 0 P: 11	R: 4 E: 0 K: 2 S: 19	H: 4 LOB: 2 BB: 1 P: 34	R: 1 E: 0 K: 1 S: 11	H: 2 LOB: 1 BB: 0 P: 18	R: 0 E: 0 K: 2 S: 12	H: 1 LOB: 1 BB: 0 P: 21		R: 0 E: 0 K: 0 S: 5	H: 0 LOB: 0 BB: 0 P: 8	1B: 7 2B: 3 3B: 0 HR: 0	SF: 0 SAC: 0 DP: 0 HBP: 1	WP: 1 PB: 0 CS: 0	PA: 39
PITCHER	IP WLS BF H R ER SO BB IBB HBP BLK WP HR S P ERA WHIP	IP WLS BF H R ER SO BB IBB HBP BLK WP HR S P ERA WHIP	IP WLS BF H R ER SO BB IBB HBP BLK WP HR S P ERA WHIP	IP WLS BF H R ER SO BB IBB HBP BLK WP HR S P ERA WHIP	IP WLS BF H R ER SO BB IBB HBP BLK WP HR S P ERA WHIP	IP WLS BF H R ER SO BB IBB HBP BLK WP HR S P ERA WHIP	IP WLS BF H R ER SO BB IBB HBP BLK WP HR S P ERA WHIP	IP WLS BF H R ER SO BB IBB HBP BLK WP HR S P ERA WHIP	IP WLS BF H R ER SO BB IBB HBP BLK WP HR S P ERA WHIP	IP WLS BF H R ER SO BB IBB HBP BLK WP HR S P ERA WHIP	IP WLS BF H R ER SO BB IBB HBP BLK WP HR S P ERA WHIP	IP WLS BF H R ER SO BB IBB HBP BLK WP HR S P ERA WHIP	IP WLS BF H R ER SO BB IBB HBP BLK WP HR S P ERA WHIP	IP WLS BF H R ER SO BB IBB HBP BLK WP HR S P ERA WHIP	IP WLS BF H R ER SO BB IBB HBP BLK WP HR S P ERA WHIP	IP WLS BF H R ER SO BB IBB HBP BLK WP HR S P ERA WHIP	IP WLS BF H R ER SO BB IBB HBP BLK WP HR S P ERA WHIP	IP WLS BF H R ER SO BB IBB HBP BLK WP HR S P ERA WHIP	IP WLS BF H R ER SO BB IBB HBP BLK WP HR S P ERA WHIP	IP WLS BF H R ER SO BB IBB HBP BLK WP HR S P ERA WHIP	IP WLS BF H R ER SO BB IBB HBP BLK WP HR S P ERA WHIP	IP WLS BF H R ER SO BB IBB HBP BLK WP HR S P ERA WHIP	IP WLS BF H R ER SO BB IBB HBP BLK WP HR S P ERA WHIP
41 Brad Peacock, R (1,1) ERA: 4.38	5.1	L	24	6	4	4	6	2	0	0	1	0	0	0	0	0	1	0	59	97	6.75	1.500	
45 Anthony Bass, R (6,1) ERA: 4.55	1.2		8	3	1	1	2	0	0	0	0	0	0	0	0	0	0	0	16	25	5.40	1.800	
29 Tony Sipp, L (8,1) ERA: 1.54	1.0		4	1	0	0	2	0	0	0	0	0	0	0	0	0	0	0	12	21	0.00	1.000	
50 Chad Qualls, R (9,1) ERA: 1.84	1.0		3	0	0	0	0	0	0	0	0	0	0	0	0	0	0	0	5	8	0.00	0.000	

AB	36
R	5
H	10
RBI	4
BB	2
SO	10
LOB	8



Batter	1	2	3	4	5	6	7	8	9	AB	R	H	RBI	BB	SO	LOB	BOTTOM						
27 Jose Altuve, R (1,4) OBP: 0.383, SLG: 0.445										4	0	0	0	0	2	1	Seattle Mariners @ Houston Astros Minute Maid Park, Houston, TX Wed Jul 02 2014, 1:11 PM - 3:57 PM CDT Att: 17,209 - Roof Closed - 73 F						
8 Alex Presley, L (1,8) OBP: 0.286, SLG: 0.333										4	0	0	0	0	0	0							
4 George Springer, R (1,9) OBP: 0.346, SLG: 0.469										4	0	0	0	0	2	0							
21 Jon Singleton, L (1,3) OBP: 0.283, SLG: 0.347										4	0	0	0	0	1	0							
30 Matt Dominguez, R (1,5) OBP: 0.289, SLG: 0.382										3	0	0	0	0	1	0							
22 Carlos Corporán, S (1,2) OBP: 0.289, SLG: 0.425										2	0	0	0	1	0	0							
13 Domingo Santana, R (1,7) OBP: 0.289, SLG: 0.425										3	0	0	0	0	3	1							
6 Enrique Hernández, R (1,10) OBP: 0.600, SLG: 1.400										3	1	1	1	0	0	0							
9 Marwin González, S (1,6) OBP: 0.339, SLG: 0.431										3	1	2	1	0	1	0							
Inning Stats	R: 0 E: 0 K: 1 S: 8	H: 0 LOB: 0 BB: 0 P: 11	R: 0 E: 0 K: 3 S: 14	H: 0 LOB: 1 BB: 1 P: 21	R: 1 E: 0 K: 1 S: 11	H: 1 LOB: 0 BB: 0 P: 12	R: 0 E: 0 K: 0 S: 6	H: 0 LOB: 0 BB: 0 P: 9	R: 1 E: 0 K: 2 S: 13	H: 1 LOB: 0 BB: 0 P: 22	R: 0 E: 0 K: 1 S: 10	H: 0 LOB: 0 BB: 0 P: 16	R: 0 E: 0 K: 0 S: 8	H: 0 LOB: 0 BB: 0 P: 8	R: 0 E: 0 K: 1 S: 11	H: 1 LOB: 1 BB: 0 P: 15		R: 0 E: 0 K: 1 S: 9	H: 0 LOB: 0 BB: 0 P: 15	1B: 1 2B: 0 3B: 0 HR: 2	SF: 0 SAC: 0 DP: 0 HBP: 0	WP: 0 PB: 0 CS: 0	PA: 31
PITCHER	IP WLS BF H R ER SO BB IBB HBP BLK WP HR S P ERA WHIP	IP WLS BF H R ER SO BB IBB HBP BLK WP HR S P ERA WHIP	IP WLS BF H R ER SO BB IBB HBP BLK WP HR S P ERA WHIP	IP WLS BF H R ER SO BB IBB HBP BLK WP HR S P ERA WHIP	IP WLS BF H R ER SO BB IBB HBP BLK WP HR S P ERA WHIP	IP WLS BF H R ER SO BB IBB HBP BLK WP HR S P ERA WHIP	IP WLS BF H R ER SO BB IBB HBP BLK WP HR S P ERA WHIP	IP WLS BF H R ER SO BB IBB HBP BLK WP HR S P ERA WHIP	IP WLS BF H R ER SO BB IBB HBP BLK WP HR S P ERA WHIP	IP WLS BF H R ER SO BB IBB HBP BLK WP HR S P ERA WHIP	IP WLS BF H R ER SO BB IBB HBP BLK WP HR S P ERA WHIP	IP WLS BF H R ER SO BB IBB HBP BLK WP HR S P ERA WHIP	IP WLS BF H R ER SO BB IBB HBP BLK WP HR S P ERA WHIP	IP WLS BF H R ER SO BB IBB HBP BLK WP HR S P ERA WHIP	IP WLS BF H R ER SO BB IBB HBP BLK WP HR S P ERA WHIP	IP WLS BF H R ER SO BB IBB HBP BLK WP HR S P ERA WHIP	IP WLS BF H R ER SO BB IBB HBP BLK WP HR S P ERA WHIP	IP WLS BF H R ER SO BB IBB HBP BLK WP HR S P ERA WHIP	IP WLS BF H R ER SO BB IBB HBP BLK WP HR S P ERA WHIP	IP WLS BF H R ER SO BB IBB HBP BLK WP HR S P ERA WHIP	IP WLS BF H R ER SO BB IBB HBP BLK WP HR S P ERA WHIP	IP WLS BF H R ER SO BB IBB HBP BLK WP HR S P ERA WHIP	IP WLS BF H R ER SO BB IBB HBP BLK WP HR S P ERA WHIP
53 Chris Young, R (1,1) ERA: 3.11	7.0	W	24	2	2	2	8	1	0	0	0	0	0	0	0	0	2	70	99	2.57	0.429		
40 Danny Farquhar, R (8,1) ERA: 2.4	0.2	H	3	1	0	0	1	0	0	0	0	0	0	0	0	0	0	10	14	0.00	1.500		
31 Yoervis Medina, R (8,1) ERA: 2.4	0.1	H	1	0	0	0	0	0	0	0	0	0	0	0	0	0	0	1	1	0.00	0.000		
56 Fernando Rodney, R (9,1) ERA: 2.16	1.0	S	3	0	0	0	1	0	0	0	0	0	0	0	0	0	0	9	15	0.00	0.000		

AB	30
R	2
H	3
RBI	2
BB	1
SO	10
LOB	2



Batter	1	2	3	4	5	6	7	8	9	AB	R	H	RBI	BB	SO	LOB	TOP																
27 Jose Altuve, R OBP: 0.386, SLG: 0.450										5	1	3	0	0	0	1	Houston Astros @ Los Angeles Angels Angel Stadium of Anaheim, Anaheim, CA Thu Jul 03 2014, 7:09 PM - 10:09 PM PDT Att: 37,625 - Clear - 81 F livebaseballscorecards.com																
15 Jason Castro, L OBP: 0.299, SLG: 0.359										4	0	2	1	0	0	1																	
4 George Springer, R OBP: 0.344, SLG: 0.465										4	0	1	1	0	1	4																	
21 Jon Singleton, L OBP: 0.282, SLG: 0.337										3	0	0	0	1	2	4																	
30 Matt Dominguez, R OBP: 0.283, SLG: 0.377										4	0	0	0	0	0	3																	
23 Chris Carter, R OBP: 0.286, SLG: 0.401										4	0	1	0	0	2	1																	
8 Alex Presley, L OBP: 0.286, SLG: 0.337										4	0	1	0	0	1	1																	
6 Enrique Hernández, R OBP: 0.444, SLG: 0.875										3	0	0	0	1	2	2																	
9 Marwin Gonzalez, S OBP: 0.344, SLG: 0.423										2	1	0	0	2	1	1																	
Inning Stats	R: 0 E: 0 K: 1 S: 11	H: 2 LOB: 1 BB: 0 P: 15	R: 0 E: 0 K: 2 S: 12	H: 1 LOB: 1 BB: 0 P: 16	R: 2 E: 0 K: 0 S: 18	H: 2 LOB: 1 BB: 2 P: 31	R: 0 E: 0 K: 1 S: 7	H: 0 LOB: 1 BB: 1 P: 13	R: 0 E: 0 K: 2 S: 8	H: 1 LOB: 1 BB: 0 P: 12	R: 0 E: 0 K: 1 S: 11	H: 0 LOB: 0 BB: 0 P: 11	R: 0 E: 0 K: 1 S: 12	H: 1 LOB: 1 BB: 0 P: 15	R: 0 E: 0 K: 0 S: 11	H: 0 LOB: 1 BB: 1 P: 17	1B: 5 2B: 3 3B: 0 HR: 0	SF: 0 SAC: 0 DP: 1 HBP: 0	WP: 0 PB: 0 SB: 1 CS: 0	PA: 38													
PITCHER	IP WLS BF H R ER SO BB IBB HBP BLK WP HR S P ERA WHIP																PITCHER	IP WLS BF H R ER SO BB IBB HBP BLK WP HR S P ERA WHIP															
52 Matt Shoemaker, R ERA: 4.35	6.0 W 26	7 2 2 7	3 0 0 0	0 0 0 0	0 0 0 0	0 0 0 0	0 0 0 0	0 0 0 0	0 0 0 0	0 0 0 0	0 0 0 0	0 0 0 0	0 0 0 0	0 0 0 0	0 0 0 0	0 0 0 0	3.00	1.667															
40 Kevin Jepsen, R ERA: 2.33	1.0 H 3	0 0 0 1	0 0 0 0	0 0 0 0	0 0 0 0	0 0 0 0	0 0 0 0	0 0 0 0	0 0 0 0	0 0 0 0	0 0 0 0	0 0 0 0	0 0 0 0	0 0 0 0	0 0 0 0	0 0 0 0	0.00	0.000															
39 Jason Grilli, R ERA: 4.18	1.0 H 4	1 0 0 1	0 0 0 0	0 0 0 0	0 0 0 0	0 0 0 0	0 0 0 0	0 0 0 0	0 0 0 0	0 0 0 0	0 0 0 0	0 0 0 0	0 0 0 0	0 0 0 0	0 0 0 0	0 0 0 0	0.00	1.000															
38 Joe Smith, R ERA: 2.7	1.0 S 4	0 0 0 0	0 0 0 0	1 0 0 0	0 0 0 0	0 0 0 0	0 0 0 0	0 0 0 0	0 0 0 0	0 0 0 0	0 0 0 0	0 0 0 0	0 0 0 0	0 0 0 0	0 0 0 0	0 0 0 0	0.00	1.000															

Batter	1	2	3	4	5	6	7	8	9	AB	R	H	RBI	BB	SO	LOB	BOTTOM																
7 Collin Cowgill, R OBP: 0.354, SLG: 0.418										3	0	0	0	1	1	0	Houston Astros @ Los Angeles Angels Angel Stadium of Anaheim, Anaheim, CA Thu Jul 03 2014, 7:09 PM - 10:09 PM PDT Att: 37,625 - Clear - 81 F livebaseballscorecards.com																
27 Mike Trout, R OBP: 0.406, SLG: 0.611										4	1	2	0	0	0	2																	
5 Albert Pujols, R OBP: 0.308, SLG: 0.459										4	0	1	0	0	0	3																	
32 Josh Hamilton, L OBP: 0.389, SLG: 0.471										4	0	0	0	0	3	2																	
47 Howie Kendrick, R OBP: 0.338, SLG: 0.376										4	1	2	1	0	0	0																	
2 Enck Aybar, S OBP: 0.318, SLG: 0.418										4	1	1	0	0	1	2																	
20 C.J. Cron, R OBP: 0.320, SLG: 0.529										2	1	1	1	1	0	0																	
6 David Freese, R OBP: 0.317, SLG: 0.327										3	1	2	2	0	1	1																	
8 John McDonald, R OBP: 0.313, SLG: 0.262										0	0	0	0	0	0	0																	
17 Chris Iannetta, R OBP: 0.378, SLG: 0.417										1	0	0	1	1	0	1																	
Inning Stats	R: 1 E: 0 K: 2 S: 15	H: 3 LOB: 2 BB: 0 P: 18	R: 0 E: 0 K: 0 S: 6	H: 1 LOB: 0 BB: 0 P: 9	R: 0 E: 0 K: 0 S: 8	H: 1 LOB: 0 BB: 0 P: 12	R: 4 E: 0 K: 0 S: 17	H: 4 LOB: 0 BB: 0 P: 23	R: 0 E: 0 K: 1 S: 6	H: 0 LOB: 0 BB: 1 P: 8	R: 0 E: 0 K: 1 S: 13	H: 0 LOB: 1 BB: 2 P: 24	R: 0 E: 0 K: 2 S: 10	H: 0 LOB: 0 BB: 0 P: 13	1B: 7 2B: 3 3B: 0 HR: 0	SF: 1 SAC: 0 DP: 3 HBP: 0	WP: 0 PB: 0 SB: 0 CS: 0	PA: 33															
PITCHER	IP WLS BF H R ER SO BB IBB HBP BLK WP HR S P ERA WHIP																PITCHER	IP WLS BF H R ER SO BB IBB HBP BLK WP HR S P ERA WHIP															
39 Brett Oberholzer, L ERA: 4.68	6.1 L 29	9 5 5 4	3 0 0 0	0 0 0 0	0 0 0 0	0 0 0 0	0 0 0 0	0 0 0 0	0 0 0 0	0 0 0 0	0 0 0 0	0 0 0 0	0 0 0 0	0 0 0 0	0 0 0 0	0 0 0 0	7.11	1.895															
55 Jose Veras, R ERA: 7.41	1.2	4 0 0 0	0 0 0 2	0 0 0 0	0 0 0 0	0 0 0 0	0 0 0 0	0 0 0 0	0 0 0 0	0 0 0 0	0 0 0 0	0 0 0 0	0 0 0 0	0 0 0 0	0 0 0 0	0 0 0 0	0.00	0.000															

Batter	1	2	3	4	5	6	7	8	9	AB	R	H	RBI	BB	SO	LOB	TOP			
27 Jose Altuve, R OBP: 0.381, SLG: 0.444	G6-3		G5-3		K		F8		G4-3	5	0	0	0	0	1	0				
6 Enrique Hernández, R OBP: 0.236, SLG: 0.653	L9			4 HR	1B		4 BB		1B	4	1	3	0	0	0	0				
4 George Springer, R OBP: 0.350, SLG: 0.477	G1-3			1-H	HR		1-2		BB	2	1	1	2	2	0	0				
30 Matt Dominguez, R OBP: 0.285, SLG: 0.376		K		1-1	23 1B		L7		P4	4	1	1	0	0	1	4				
23 Chris Carter, R OBP: 0.266, SLG: 0.415		HR		1-2	21 HR		K		G6-3	4	2	2	1	0	1	2				
21 Jon Singleton, L OBP: 0.281, SLG: 0.362	P2			1-2	1-H		HR		K	4	1	1	3	0	1	0				
22 Carlos Corporán, S OBP: 0.277, SLG: 0.407	G6-3			1-2	2-H		HR		K	4	0	0	0	0	3	0				
13 Domingo Santana, R OBP: 0.245, SLG: 0.295				3-3					K	3	0	0	0	0	2	0				
8 Alex Presley, L OBP: 0.281, SLG: 0.335				0-3					K	1	0	0	0	0	1	0				
0 L.J. Hoes, R OBP: 0.245, SLG: 0.295				3-2					G5-3	4	0	0	0	0	1	0				
Inning Stats	R: 0 E: 0 K: 0 S: 5	H: 0 LOB: 0 BB: 0 P: 8	R: 1 E: 0 K: 1 S: 10	H: 1 LOB: 0 BB: 0 P: 17	R: 0 E: 0 K: 2 S: 7	H: 0 LOB: 0 BB: 0 P: 12	R: 5 E: 0 K: 2 S: 23	H: 5 LOB: 0 BB: 1 P: 34	R: 0 E: 0 K: 1 S: 12	H: 0 LOB: 0 BB: 0 P: 7	R: 0 E: 0 K: 0 S: 11	H: 1 LOB: 2 BB: 1 P: 16	R: 0 E: 0 K: 2 S: 8	H: 0 LOB: 0 BB: 0 P: 11	R: 0 E: 0 K: 1 S: 5	H: 0 LOB: 0 BB: 0 P: 5	1B: 5 2B: 0 3B: 0 HR: 3	SF: 0 SAC: 0 DP: 0 HBP: 0	WP: 0 PB: 0 SB: 0 CS: 0	PA: 37
PITCHER	IP WLS BF H R ER SO BB IBB HBP BLK WP HR S P ERA WHIP	IP WLS BF H R ER SO BB IBB HBP BLK WP HR S P ERA WHIP	IP WLS BF H R ER SO BB IBB HBP BLK WP HR S P ERA WHIP	IP WLS BF H R ER SO BB IBB HBP BLK WP HR S P ERA WHIP	IP WLS BF H R ER SO BB IBB HBP BLK WP HR S P ERA WHIP	IP WLS BF H R ER SO BB IBB HBP BLK WP HR S P ERA WHIP	IP WLS BF H R ER SO BB IBB HBP BLK WP HR S P ERA WHIP	IP WLS BF H R ER SO BB IBB HBP BLK WP HR S P ERA WHIP	IP WLS BF H R ER SO BB IBB HBP BLK WP HR S P ERA WHIP	IP WLS BF H R ER SO BB IBB HBP BLK WP HR S P ERA WHIP	IP WLS BF H R ER SO BB IBB HBP BLK WP HR S P ERA WHIP	IP WLS BF H R ER SO BB IBB HBP BLK WP HR S P ERA WHIP	IP WLS BF H R ER SO BB IBB HBP BLK WP HR S P ERA WHIP	IP WLS BF H R ER SO BB IBB HBP BLK WP HR S P ERA WHIP	IP WLS BF H R ER SO BB IBB HBP BLK WP HR S P ERA WHIP	IP WLS BF H R ER SO BB IBB HBP BLK WP HR S P ERA WHIP	IP WLS BF H R ER SO BB IBB HBP BLK WP HR S P ERA WHIP			
33 C.J. Wilson, L ERA: 4.23	4.1	21	7	6	6	6	1	0	0	0	0	0	0	0	22	31	0.00	0.857		
46 Cory Rasmus, R ERA: 3.0	2.1	9	1	0	0	2	1	0	0	0	0	0	0	0	9	12	0.00	0.000		
64 Mike Morin, R ERA: 2.05	1.1	4	0	0	0	2	0	0	0	0	0	0	0	0	5	5	0.00	0.000		
38 Joe Smith, R ERA: 2.63	1.0	W 3	0	0	0	1	0	0	0	0	0	0	0	0	5	5	0.00	0.000		

Houston Astros @ Los Angeles Angels
Angel Stadium of Anaheim, Anaheim, CA
Fri Jul 04 2014, 6:11 PM - 9:14 PM PDT
Att: 43,557 - Clear - 81 F

AB 35
R 6
H 8
RBI 6
BB 2
SO 11
LOB 6



Batter	1	2	3	4	5	6	7	8	9	AB	R	H	RBI	BB	SO	LOB	BOTTOM					
7 Collin Cowgill, R OBP: 0.349, SLG: 0.410	G6-3			FC5-4		G4-3		G3		3	1	0	1	0	0	2						
56 Kole Calhoun, L OBP: 0.342, SLG: 0.489		G4-3		5 HR						2	0	0	0	0	0	0						
27 Mike Trout, R OBP: 0.406, SLG: 0.616	47 1B	5 G1-3		1-2	HR		F8		HR	4	1	1	1	1	1	2						
5 Albert Pujols, R OBP: 0.313, SLG: 0.472	G1-3		47 1B	32 1B			32 1B			4	3	3	2	0	0	1						
32 Josh Hamilton, L OBP: 0.391, SLG: 0.472		47 1B		G6-4-3		G1-3		K		4	1	2	0	0	1	1						
47 Howie Kendrick, R OBP: 0.345, SLG: 0.387				2 1B						4	0	4	1	0	0	0						
2 Enck Aybar, S OBP: 0.314, SLG: 0.413	P6			2 1B		G5-3		K		4	0	0	0	0	1	7						
6 David Freese, R OBP: 0.320, SLG: 0.335		G6-3		20 1B				K		4	0	2	1	0	1	1						
20 C.J. Cron, R OBP: 0.325, SLG: 0.528				17 2B		G6-4-3		K		4	1	2	0	0	1	2						
17 Chris Iannetta, R OBP: 0.380, SLG: 0.425		G4-3		7 FC5-4				K		4	0	2	0	0	2	0						
Inning Stats	R: 0 E: 0 K: 0 S: 14	H: 2 LOB: 3 BB: 1 P: 27	R: 1 E: 0 K: 0 S: 14	H: 2 LOB: 1 BB: 0 P: 24	R: 2 E: 0 K: 0 S: 13	H: 5 LOB: 2 BB: 0 P: 19	R: 2 E: 0 K: 1 S: 7	H: 2 LOB: 0 BB: 0 P: 13	R: 0 E: 0 K: 0 S: 7	H: 0 LOB: 0 BB: 0 P: 9	R: 0 E: 0 K: 1 S: 8	H: 0 LOB: 0 BB: 0 P: 13	R: 1 E: 0 K: 3 S: 14	H: 2 LOB: 1 BB: 0 P: 22	R: 0 E: 0 K: 2 S: 9	H: 0 LOB: 0 BB: 0 P: 10	R: 1 E: 0 K: 0 S: 3	H: 1 LOB: 0 BB: 0 P: 3	1B: 11 2B: 3 3B: 0 HR: 2	SF: 0 SAC: 0 DP: 2 HBP: 0	WP: 0 PB: 0 SB: 1 CS: 0	PA: 38
PITCHER	IP WLS BF H R ER SO BB IBB HBP BLK WP HR S P ERA WHIP	IP WLS BF H R ER SO BB IBB HBP BLK WP HR S P ERA WHIP	IP WLS BF H R ER SO BB IBB HBP BLK WP HR S P ERA WHIP	IP WLS BF H R ER SO BB IBB HBP BLK WP HR S P ERA WHIP	IP WLS BF H R ER SO BB IBB HBP BLK WP HR S P ERA WHIP	IP WLS BF H R ER SO BB IBB HBP BLK WP HR S P ERA WHIP	IP WLS BF H R ER SO BB IBB HBP BLK WP HR S P ERA WHIP	IP WLS BF H R ER SO BB IBB HBP BLK WP HR S P ERA WHIP	IP WLS BF H R ER SO BB IBB HBP BLK WP HR S P ERA WHIP	IP WLS BF H R ER SO BB IBB HBP BLK WP HR S P ERA WHIP	IP WLS BF H R ER SO BB IBB HBP BLK WP HR S P ERA WHIP	IP WLS BF H R ER SO BB IBB HBP BLK WP HR S P ERA WHIP	IP WLS BF H R ER SO BB IBB HBP BLK WP HR S P ERA WHIP	IP WLS BF H R ER SO BB IBB HBP BLK WP HR S P ERA WHIP	IP WLS BF H R ER SO BB IBB HBP BLK WP HR S P ERA WHIP	IP WLS BF H R ER SO BB IBB HBP BLK WP HR S P ERA WHIP	IP WLS BF H R ER SO BB IBB HBP BLK WP HR S P ERA WHIP					
60 Dallas Keuchel, L ERA: 3.06	5.0	H 4	1	1	1	1	0	0	0	0	0	0	0	0	10	16	9.00	1.000				
61 Josh Zeid, R ERA: 5.82	1.0	H 4	1	1	1	1	0	0	0	0	0	0	0	3	5	0.00	0.000					
38 Darin Downs, L ERA: 4.05	0.1	H 1	0	0	0	1	0	0	0	0	0	0	0	0	16	22	0.00	0.750				
35 Josh Fields, R ERA: 5.85	1.1	B 5	1	0	0	4	0	0	0	0	0	0	0	1	5	5	27.00	3.000				
29 Tony Sipp, L ERA: 1.9	0.1	L 2	1	1	1	0	0	0	0	0	0	0	0	0	0	0						

Houston Astros @ Los Angeles Angels
Angel Stadium of Anaheim, Anaheim, CA
Fri Jul 04 2014, 6:11 PM - 9:14 PM PDT
Att: 43,557 - Clear - 81 F

AB 37
R 7
H 16
RBI 6
BB 1
SO 7
LOB 16



Batter	1	2	3	4	5	6	7	8	9	AB	R	H	RBI	BB	SO	LOB	TOP										
27 Jose Altuve, R OBP: 0.378, SLG: 0.439										4	0	0	0	1	0	2											
15 Jason Castro, L OBP: 0.304, SLG: 0.367										5	1	3	1	0	2	1											
4 George Springer, R OBP: 0.347, SLG: 0.470										4	1	0	0	0	2	4											
30 Matt Dominguez, R OBP: 0.287, SLG: 0.377										4	1	2	0	0	0	1											
23 Chris Carter, R OBP: 0.270, SLG: 0.426										3	1	1	4	1	2	0											
21 Jon Singleton, L OBP: 0.272, SLG: 0.349										4	0	0	0	0	2	3											
6 Enrique Hernández, R OBP: 0.471, SLG: 0.667										3	0	0	0	1	1	3											
13 Domingo Santana, R (1, 9)										3	0	0	0	0	3	1											
9 Marwin Gonzalez, S (9, PH)										1	0	0	0	0	0	0											
0 L.J. Hoes, R (1, 7)										3	1	1	0	0	0	0											
8 Alex Presley, L (9, PH)										1	0	1	0	0	0	0											
Inning Stats	R: 0 H: 0 E: 0 K: 1 S: 10	H: 0 LOB: 1 BB: 1 P: 17	R: 0 H: 0 E: 0 K: 2 S: 12	H: 0 LOB: 1 BB: 1 P: 20	R: 5 H: 4 E: 0 K: 2 S: 18	H: 4 LOB: 0 BB: 0 P: 29	R: 0 H: 0 E: 0 K: 1 S: 6	H: 0 LOB: 0 BB: 0 P: 9	R: 0 H: 2 E: 0 K: 1 S: 15	H: 2 LOB: 3 BB: 1 P: 24	R: 0 H: 0 E: 0 K: 1 S: 10	H: 0 LOB: 0 BB: 0 P: 16	R: 0 H: 0 E: 0 K: 1 S: 6	H: 0 LOB: 0 BB: 0 P: 7	R: 0 H: 0 E: 0 K: 2 S: 10	H: 0 LOB: 0 BB: 0 P: 15	R: 0 H: 2 E: 0 K: 1 S: 11	H: 2 LOB: 0 BB: 0 P: 13	1B: 6 2B: 1 HR: 1	SF: 0 SAC: 0 DP: 0 HBP: 1	WP: 1 PB: 0 SB: 1 CS: 0	PA: 39					
PITCHER	IP	WLS	BF	H	R	ER	SO	BB	IBB	HBP	BLK	WP	HR	S	P	ERA	WHIP										
53 Héctor Santiago, L (1, 1)	5.0		25	6	5	5	7	2	1	1	0	1	1	61	99	9.00	1.600										
41 Michael Roth, L (6, 1)	2.0	W	6	0	0	0	2	0	0	0	0	0	0	16	23	0.00	0.000										
40 Kevin Jepsen, R (8, 1)	1.0		3	0	0	0	2	0	0	0	0	0	0	10	15	0.00	0.000										
39 Jason Grilli, R (9, 1)	1.0		5	2	0	0	1	0	0	0	0	0	0	11	13	0.00	2.000										

Houston Astros @ Los Angeles Angels
Angel Stadium of Anaheim, Anaheim, CA
Sat Jul 05 2014, 7:07 PM - 10:42 PM PDT
Att: 40,479 - Clear - 83 F

livebaseballscorecards.com

AB 35
R 5
H 8
RBI 5
BB 3
SO 12
LOB 15

Batter	1	2	3	4	5	6	7	8	9	AB	R	H	RBI	BB	SO	LOB	BOTTOM										
56 Kole Calhoun, L (1, 9)										5	2	3	0	0	1	2											
27 Mike Trout, R (1, 8)										5	0	0	0	0	2	6											
5 Albert Pujols, R (1, 3)										5	2	3	3	0	0	1											
32 Josh Hamilton, L (1, 7)										4	1	0	0	1	2	2											
2 Erick Aybar, S (1, 6)										5	2	3	1	0	0	2											
47 Howie Kendrick, R (1, 4)										4	1	2	2	1	0	1											
20 C.J. Cron, R (1, 10)										5	2	2	3	0	2	2											
16 Hank Conger, L (1, 2)										3	0	0	0	1	2	2											
8 John McDonald, R (1, 5)										2	0	0	0	0	0	0											
6 David Freese, R (7, PH)										1	1	1	2	1	0	0											
10 Grant Green, R (7, PR)										0	0	0	0	0	0	0											
Inning Stats	R: 1 H: 2 E: 0 K: 0 S: 13	H: 2 LOB: 1 BB: 0 P: 22	R: 0 H: 0 E: 0 K: 2 S: 9	H: 0 LOB: 0 BB: 0 P: 13	R: 0 H: 1 E: 0 K: 1 S: 8	H: 1 LOB: 0 BB: 0 P: 14	R: 1 H: 2 E: 0 K: 2 S: 14	H: 2 LOB: 1 BB: 0 P: 21	R: 0 H: 0 E: 0 K: 0 S: 8	H: 0 LOB: 0 BB: 0 P: 14	R: 0 H: 1 E: 0 K: 0 S: 13	H: 1 LOB: 0 BB: 0 P: 20	R: 8 H: 6 E: 0 K: 3 S: 40	H: 6 LOB: 3 BB: 4 P: 74	R: 1 H: 2 E: 0 K: 1 S: 8	H: 2 LOB: 1 BB: 0 P: 12	1B: 8 2B: 3 HR: 3	SF: 0 SAC: 0 DP: 0 HBP: 0	WP: 2 PB: 0 SB: 2 CS: 0	PA: 43							
PITCHER	IP	WLS	BF	H	R	ER	SO	BB	IBB	HBP	BLK	WP	HR	S	P	ERA	WHIP										
46 Scott Feldman, R (1, 1)	6.0		24	6	2	2	5	0	0	0	0	0	2	15	24	54.00	6.000										
45 Anthony Bass, R (7, 1)	0.2	L	6	4	4	4	1	0	0	0	0	0	0	10	21	∞	∞										
29 Tony Sipp, L (7, 1)	0.0		3	1	1	1	0	1	1	0	0	0	0	10	21	∞	∞										
61 Josh Zeid, R (7, 1)	0.1		5	1	3	3	2	2	0	0	0	1	1	15	29	81.00	9.000										
38 Darin Downs, L (8, 1)	1.0		5	2	1	1	1	0	0	0	0	0	0	8	12	9.00	2.000										

Houston Astros @ Los Angeles Angels
Angel Stadium of Anaheim, Anaheim, CA
Sat Jul 05 2014, 7:07 PM - 10:42 PM PDT
Att: 40,479 - Clear - 83 F

livebaseballscorecards.com

AB 39
R 11
H 14
RBI 11
BB 4
SO 9
LOB 18

Batter	1	2	3	4	5	6	7	8	9	AB	R	H	RBI	BB	SO	LOB	TOP										
27 Jose Altuve, R OBP: 0.377, SLG: 0.436										5	2	2	0	0	0	1	Houston Astros @ Texas Rangers Globe Life Park in Arlington, Arlington, TX Mon Jul 07 2014, 8:09 PM - 11:56 PM EDT Att: 31,010 - Clear - 93 F										
8 Alex Presley, L OBP: 0.291, SLG: 0.359										4	1	2	2	0	1	1											
0 L.J. Hoest, R OBP: 0.245, SLG: 0.297										0	0	0	1	0	0	0											
4 George Springer, R OBP: 0.341, SLG: 0.458										5	1	1	0	0	3	2											
21 Jon Singleton, L OBP: 0.284, SLG: 0.385										4	2	3	4	1	1	1											
30 Matt Dominguez, R OBP: 0.288, SLG: 0.376										5	1	2	0	0	0	2											
23 Chris Carter, R OBP: 0.269, SLG: 0.421										5	1	1	0	0	1	1											
22 Carlos Corporán, S OBP: 0.303, SLG: 0.434										5	1	3	1	0	0	1											
6 Enrique Hernández, R OBP: 0.440, SLG: 0.545										5	1	2	1	0	1	2											
9 Marwin Gonzalez, S OBP: 0.341, SLG: 0.425										4	2	1	3	1	0	4											
Inning Stats	R: 0 E: 0 K: 1 S: 7	H: 0 LOB: 0 BB: 0 P: 10	R: 6 E: 0 K: 2 S: 26	H: 7 LOB: 1 BB: 0 P: 33	R: 0 E: 0 K: 1 S: 18	H: 2 LOB: 2 BB: 0 P: 26	R: 3 E: 0 K: 1 S: 15	H: 3 LOB: 0 BB: 0 P: 23	R: 0 E: 0 K: 0 S: 9	H: 1 LOB: 0 BB: 0 P: 13	R: 1 E: 0 K: 0 S: 8	H: 1 LOB: 0 BB: 1 P: 14	R: 0 E: 0 K: 1 S: 8	H: 0 LOB: 0 BB: 0 P: 12	R: 2 E: 0 K: 1 S: 19	H: 2 LOB: 1 BB: 1 P: 30	R: 0 E: 0 K: 0 S: 7	H: 1 LOB: 0 BB: 0 P: 12	1B: 12 HR: 2	SF: 1 2B: 2 3B: 1 DP: 1 HBP: 0	WP: 0 PB: 1 SB: 2 CS: 0	PA: 45					
PITCHER	IP	WLS	BF	H	R	ER	SO	BB	IBB	HBP	BLK	WP	HR	S	P	ERA	WHIP	PITCHER								ERA	WHIP
36 Miles Mikolas, R ERA: 12.46	3.1	L	22	12	9	9	5	0	0	0	0	0	1	63	88	24.30	3.600										
37 Shawn Tolleson, R ERA: 3.07	1.2		5	1	0	0	0	0	0	0	0	0	0	12	17	0.00	0.600										
25 Scott Baker, R ERA: 5.96	3.1		15	3	3	2	2	2	0	0	0	0	1	36	57	8.10	1.500										
28 Joaquin Soria, R ERA: 2.76	0.2		3	1	0	0	0	0	0	0	0	0	0	6	11	0.00	1.500										

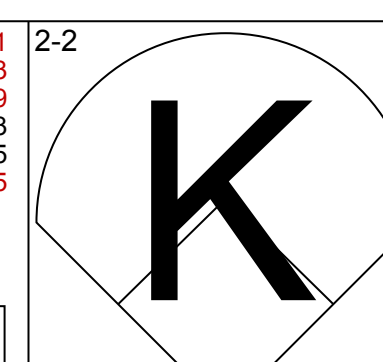
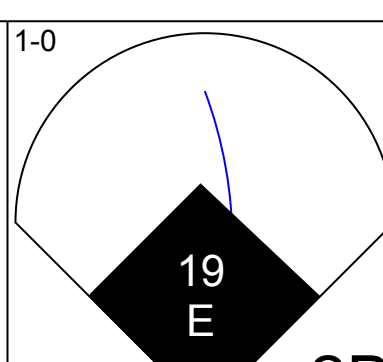
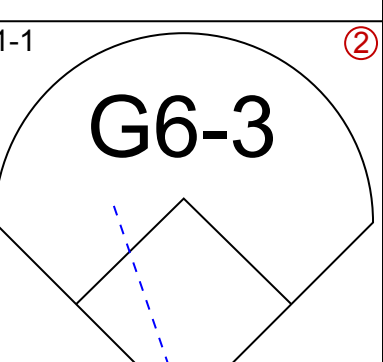
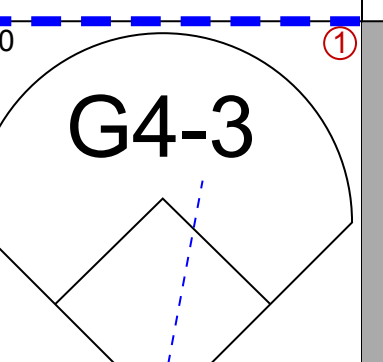
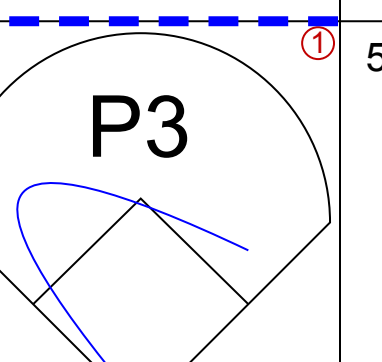
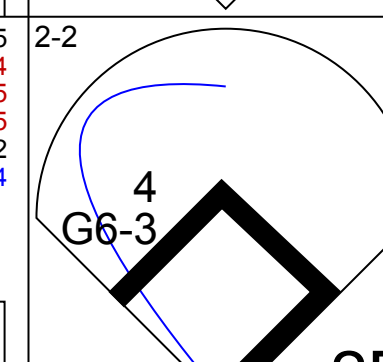
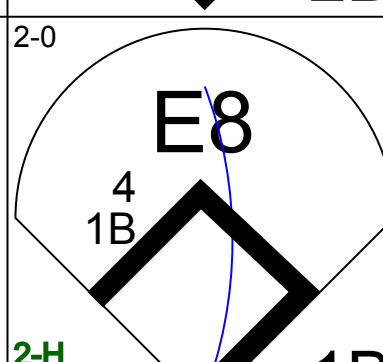
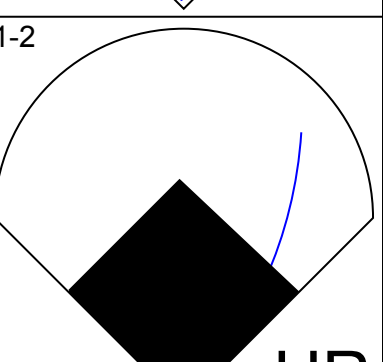
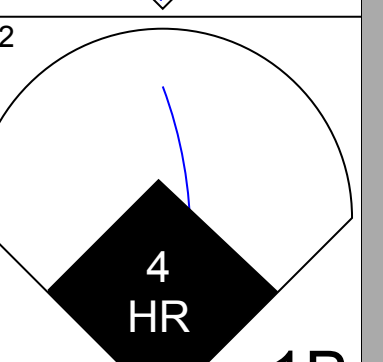
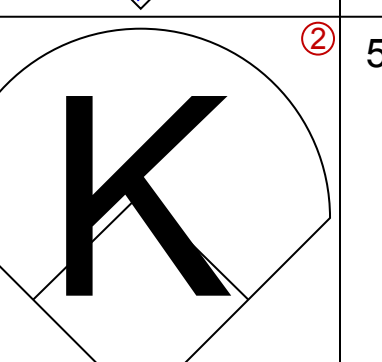
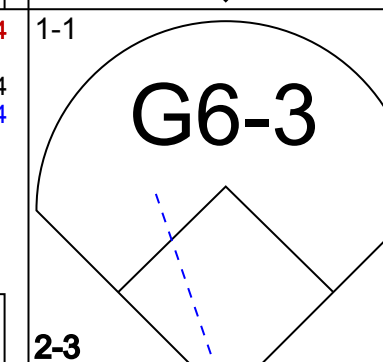
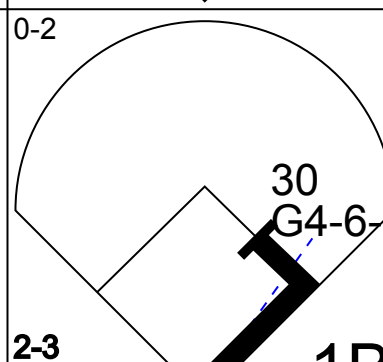
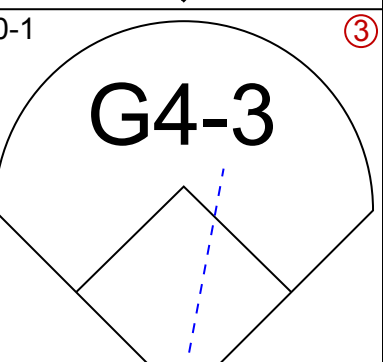
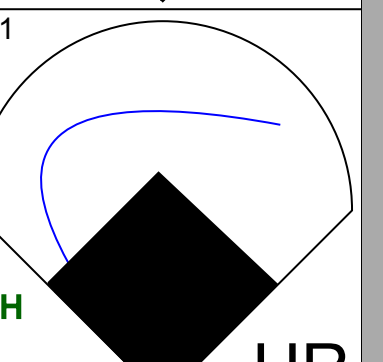
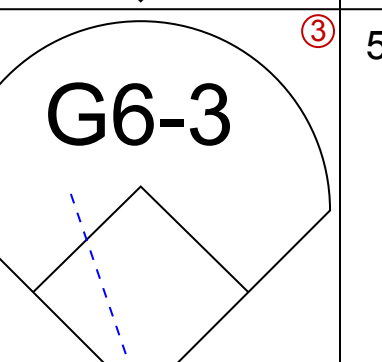
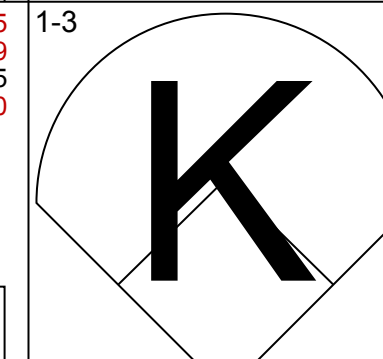
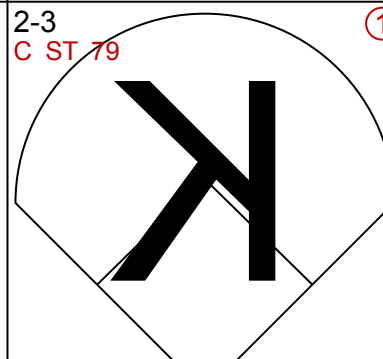
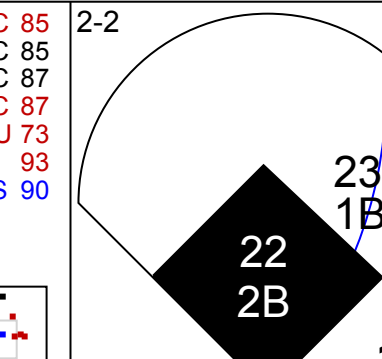


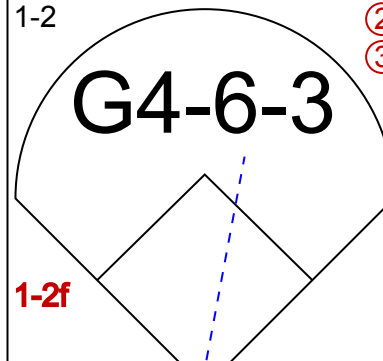
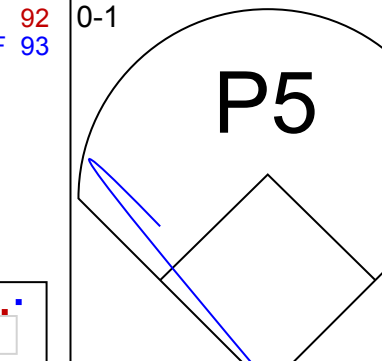



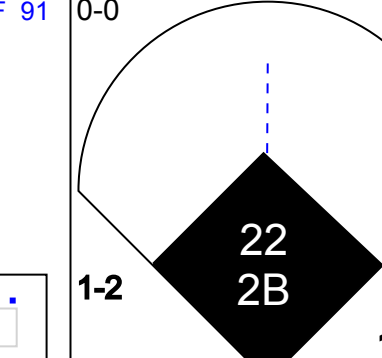
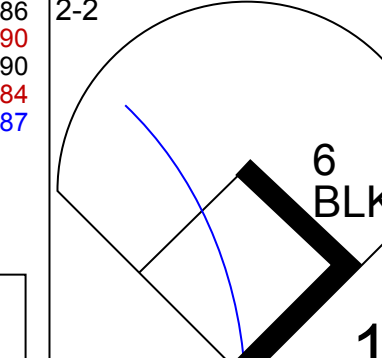


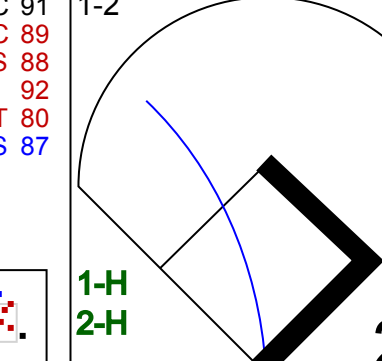
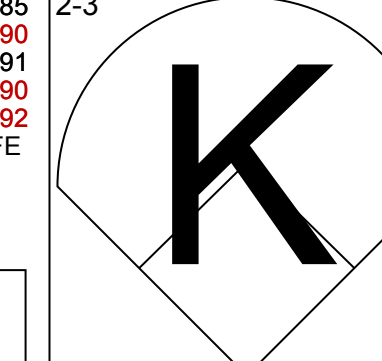


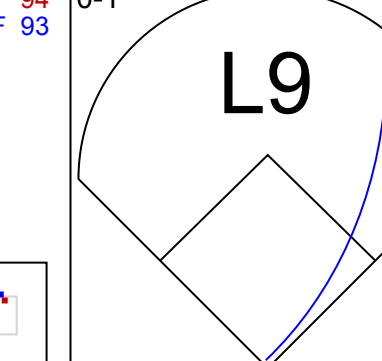
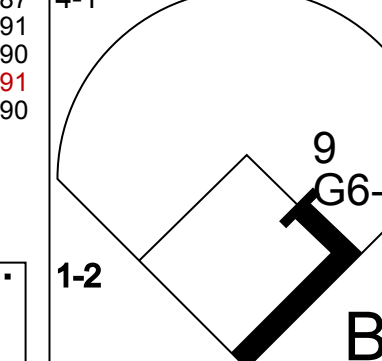


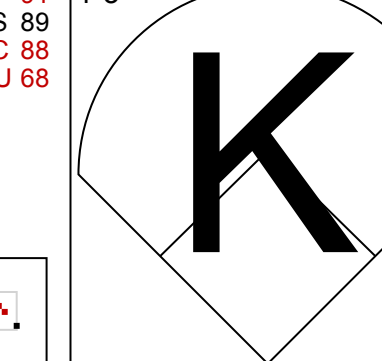
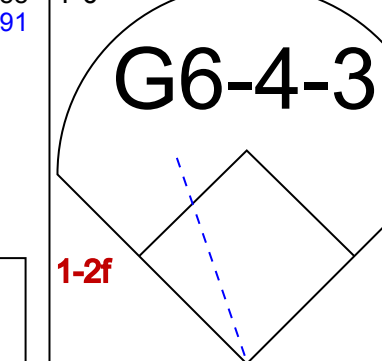
Batter	1	2	3	4	5	6	7	8	9	AB	R	H	RBI	BB	SO	LOB	BOTTOM										
17 Shin-Soo Choo, L OBP: 0.373, SLG: 0.393										3	1	1	0	2	1	0	Houston Astros @ Texas Rangers Globe Life Park in Arlington, Arlington, TX Mon Jul 07 2014, 8:09 PM - 11:56 PM EDT Att: 31,010 - Clear - 93 F										
1 Elvis Andrus, R OBP: 0.318, SLG: 0.348										5	1	2	3	0	1	2											
Alex Rios, R OBP: 0.334, SLG: 0.440										5	1	2	1	0	1	2											
29 Adrián Beltré, R OBP: 0.380, SLG: 0.530										5	1	2	2	0	2	1											
2 Leonys Martin, L OBP: 0.331, SLG: 0.371										2	1	0	0	1	1	1											
20 Jake Smolinski, R OBP: 0.329, SLG: 0.416										2	0	0	0	0	1	1											
61 Robinson Chirinos, R OBP: 0.293, SLG: 0.453										4	1	1	0	0	1	1											
21 Carlos Pena, L OBP: 0.239, SLG: 0.286										3	0	2	0	0	0	1											
60 Chris Gimenez, R OBP: 0.329, SLG: 0.416										1	0	0	0	0	1	0											
12 Rougned Odor, L OBP: 0.293, SLG: 0.389										4	1	1	0	0	1	2											
19 Daniel Robertson, R OBP: 0.262, SLG: 0.259										4	0	0	0	0	0	4											
Inning Stats	R: 0 E: 0 K: 1 S: 8	H: 0 LOB: 0 BB: 0 P: 12	R: 1 E: 1 K: 0 S: 16	H: 1 LOB: 1 BB: 1 P: 27	R: 1 E: 0 K: 1 S: 12	H: 3 LOB: 1 BB: 0 P: 17	R: 3 E: 0 K: 0 S: 16	H: 3 LOB: 1 BB: 1 P: 28	R: 1 E: 0 K: 0 S: 7	H: 2 LOB: 1 BB: 0 P: 8	R: 0 E: 0 K: 2 S: 13	H: 0 LOB: 1 BB: 1 P: 22	R: 0 E: 0 K: 3 S: 10	H: 0 LOB: 0 BB: 0 P: 11	R: 0 E: 0 K: 2 S: 10	H: 0 LOB: 0 BB: 0 P: 16	R: 1 E: 0 K: 1 S: 14	H: 2 LOB: 1 BB: 0 P: 22	1B: 7 HR: 1	SF: 0 2B: 3 3B: 0 DP: 1 HBP: 0	WP: 1 PB: 0 SB: 0 CS: 0	PA: 41					
PITCHER	IP	WLS	BF	H	R	ER	SO	BB	IBB	HBP	BLK	WP	HR	S	P	ERA	WHIP	PITCHER								ERA	WHIP
48 Jarrod Cosart, R ERA: 4.17	5.0		26	9	6	5	2	2	0	0	0	0	0	4	9	9.00	2.200										
38 Darin Downs, L ERA: 4.22	0.1		2	0	0	0	0	1	0	0	0	0	0	4	9	0.00	3.000										
35 Josh Fields, R ERA: 5.46	1.0		3	0	0	0	3	0	0	0	0	0	0	12	16	0.00	0.000										
29 Tony Sipp, L ERA: 2.84	1.2		5	0	0	0	4	0	0	0	0	0	0	17	24	0.00	0.000										
55 Jose Veras, R ERA: 7.5	1.0		5	2	1	1	1	0	0	0	0	1	0	14	22	9.00	2.000										

AB	42
R	12
H	17
RBI	12
BB	2
SO	7
LOB	15




AB	38
R	7
H	11
RBI	6
BB	3
SO	10
LOB	15

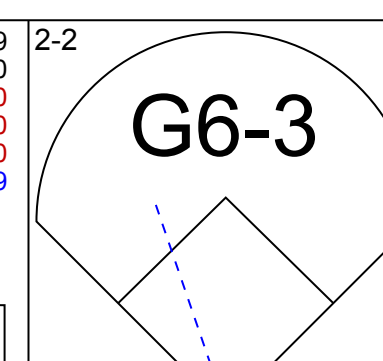

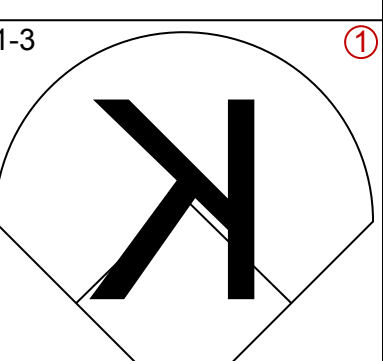
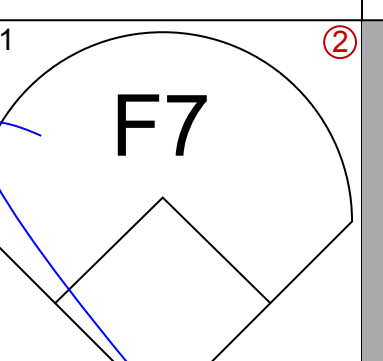
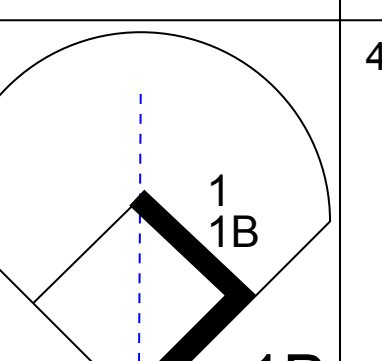
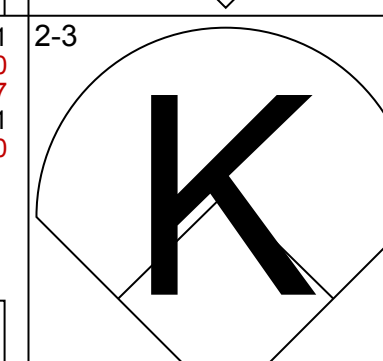

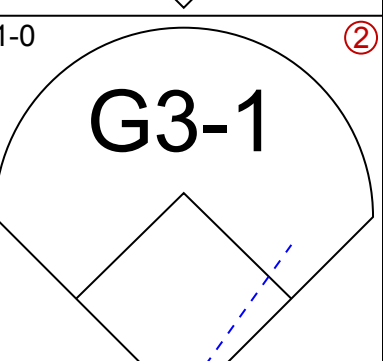
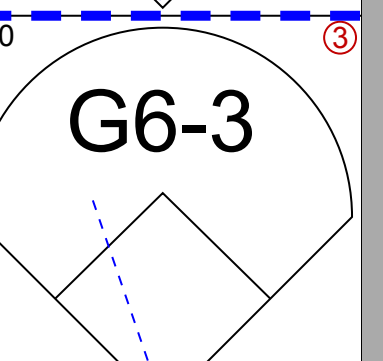
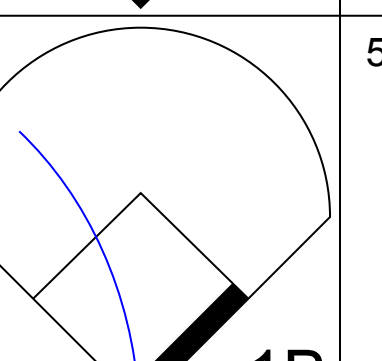
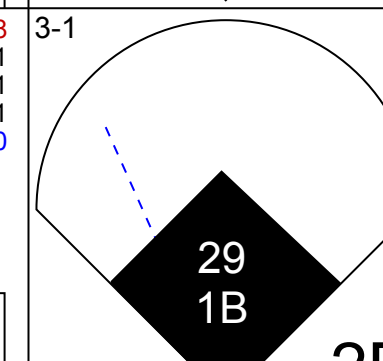
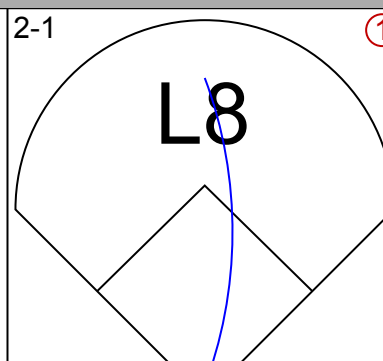
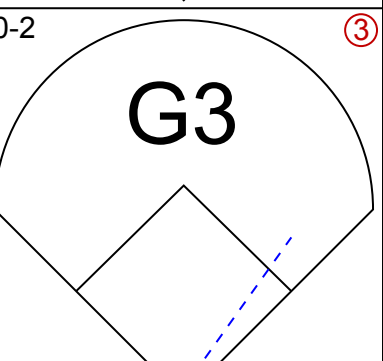

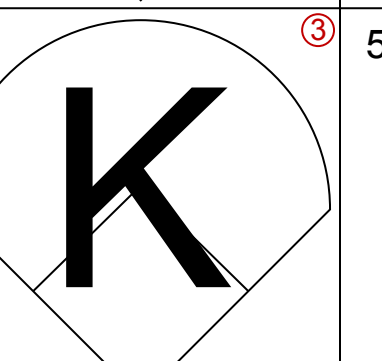
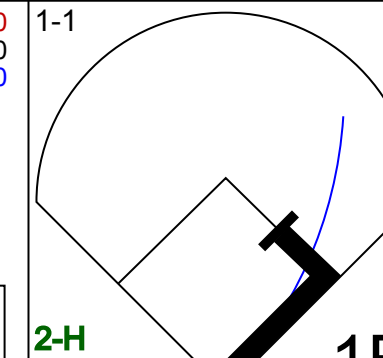
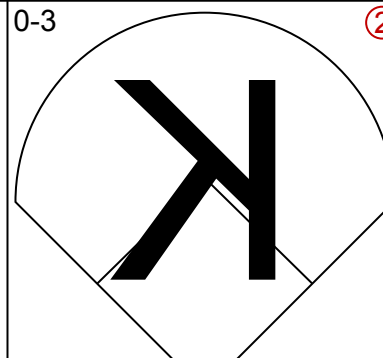
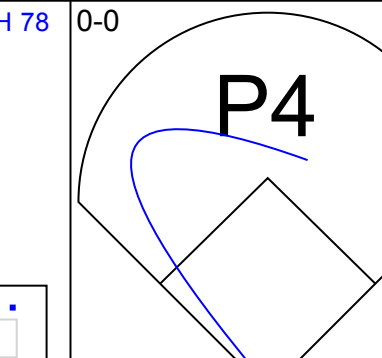
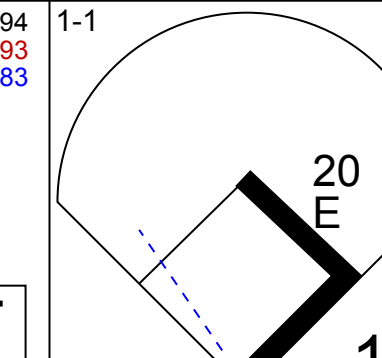
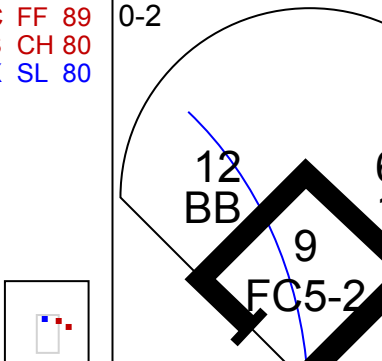
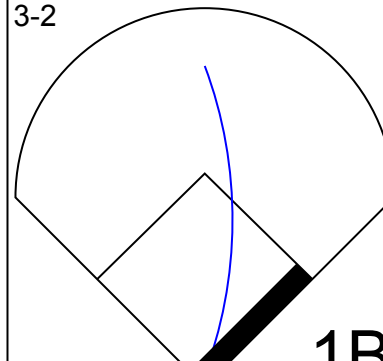
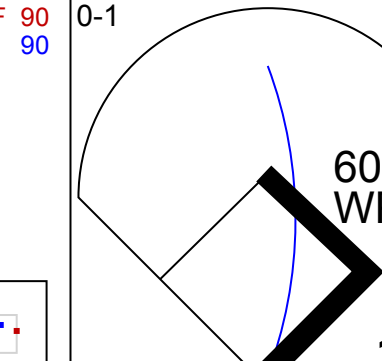
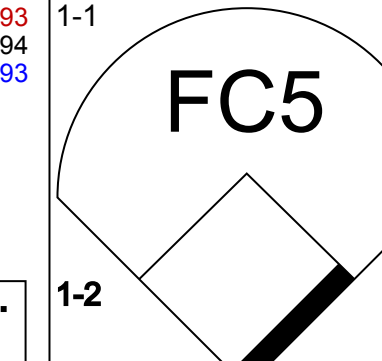
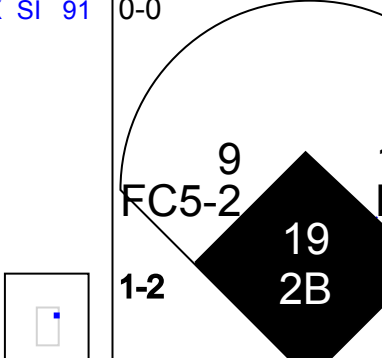
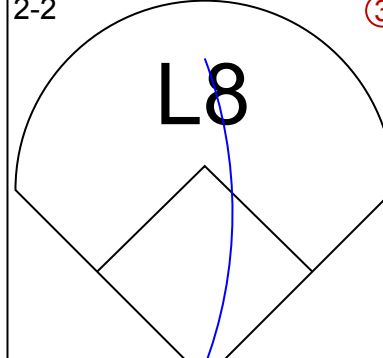
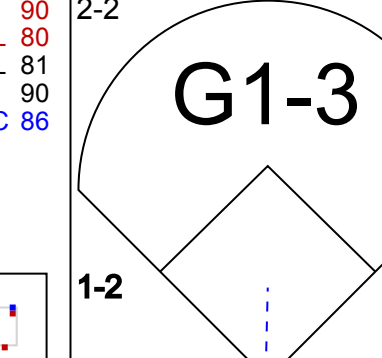
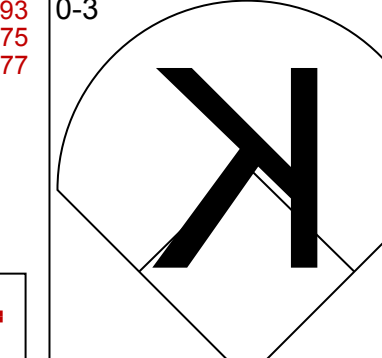
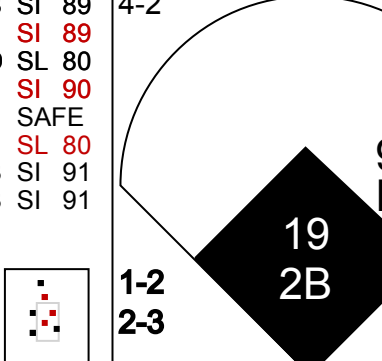
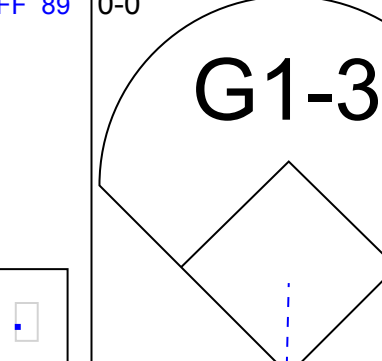
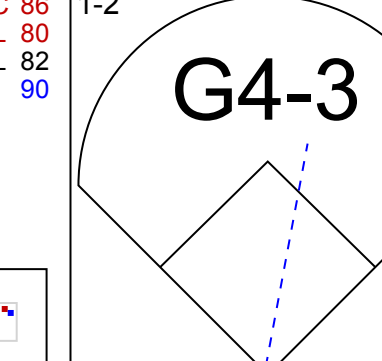
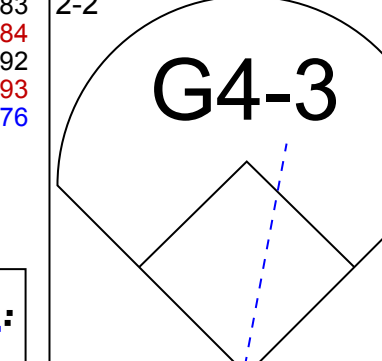
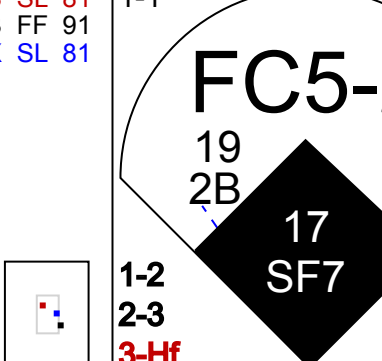
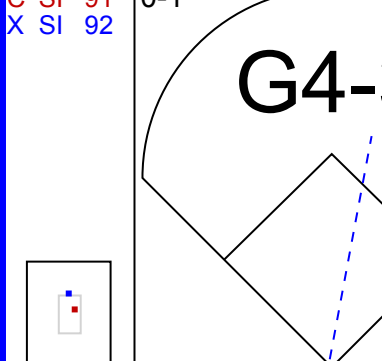
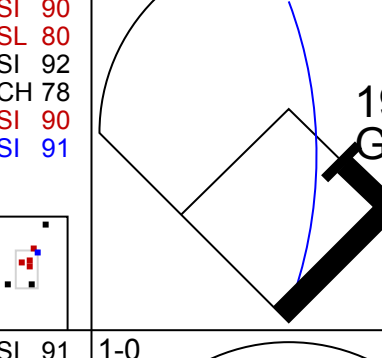
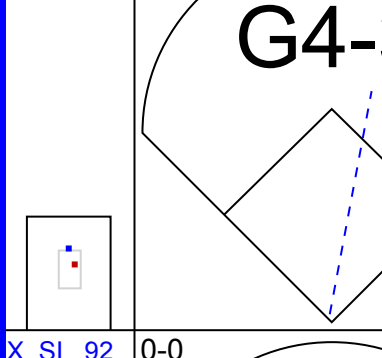
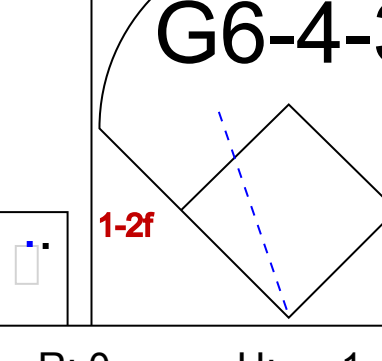
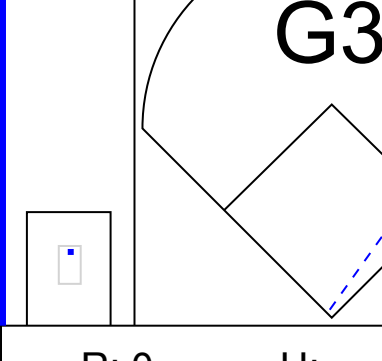


Batter	1	2	3	4	5	6	7	8	9	AB	R	H	RBI	BB	SO	LOB	TOP						
27 Jose Altuve, R (1,4) OBP: 0.378, SLG: 0.437										5	1	1	0	0	1	0							
19 Robbie Grossman, S (1,9) OBP: 0.289, SLG: 0.309										5	2	4	2	0	1	0							
4 George Springer, R (1,8) OBP: 0.342, SLG: 0.475										5	1	2	2	0	0	1							
21 Jon Singleton, L (1,3) OBP: 0.294, SLG: 0.392										4	1	1	0	0	3	3							
30 Matt Dominguez, R (1,5) OBP: 0.284, SLG: 0.369										4	0	0	0	0	0	3							
23 Chris Carter, R (1,10) OBP: 0.277, SLG: 0.447										4	1	2	0	0	1	0							
22 Carlos Corporán, S (1,2) OBP: 0.305, SLG: 0.444										4	1	2	2	0	2	1							
6 Enrique Hernández, R (1,7) OBP: 0.424, SLG: 0.586										3	1	1	1	1	1	1							
9 Marwin Gonzalez, S (1,6) OBP: 0.336, SLG: 0.414										4	0	0	0	0	2	3							
Inning Stats	R: 0 H: 1 E: 0 K: 2 S: 13	H: 1 LOB: 1 BB: 0 P: 19	R: 2 H: 2 E: 0 K: 1 S: 11	H: 2 LOB: 1 BB: 0 P: 17	R: 1 H: 3 E: 1 K: 1 S: 15	H: 3 LOB: 1 BB: 0 P: 21	R: 0 H: 0 E: 0 K: 3 S: 10	H: 0 LOB: 0 BB: 0 P: 15	R: 1 H: 1 E: 0 K: 0 S: 11	H: 1 LOB: 1 BB: 0 P: 15	R: 2 H: 3 E: 0 K: 1 S: 18	H: 3 LOB: 1 BB: 0 P: 22	R: 2 H: 2 E: 0 K: 1 S: 10	H: 2 LOB: 0 BB: 0 P: 18	R: 0 H: 1 E: 0 K: 1 S: 8	H: 1 LOB: 1 BB: 1 P: 17	R: 0 H: 0 E: 0 K: 1 S: 6	H: 0 LOB: 0 BB: 0 P: 8	1B: 6 2B: 4 3B: 1 HR: 2	SF: 0 SAC: 0 DP: 2 HBP: 0	WP: 1 PB: 0 SB: 0 CS: 0	PA: 39	
PITCHER	IP WLS BF H R ER SO BB IBB HBP BLK WP HR S P ERA WHIP	IP WLS BF H R ER SO BB IBB HBP BLK WP HR S P ERA WHIP	IP WLS BF H R ER SO BB IBB HBP BLK WP HR S P ERA WHIP	IP WLS BF H R ER SO BB IBB HBP BLK WP HR S P ERA WHIP	IP WLS BF H R ER SO BB IBB HBP BLK WP HR S P ERA WHIP	IP WLS BF H R ER SO BB IBB HBP BLK WP HR S P ERA WHIP	IP WLS BF H R ER SO BB IBB HBP BLK WP HR S P ERA WHIP	IP WLS BF H R ER SO BB IBB HBP BLK WP HR S P ERA WHIP	IP WLS BF H R ER SO BB IBB HBP BLK WP HR S P ERA WHIP	IP WLS BF H R ER SO BB IBB HBP BLK WP HR S P ERA WHIP	IP WLS BF H R ER SO BB IBB HBP BLK WP HR S P ERA WHIP	IP WLS BF H R ER SO BB IBB HBP BLK WP HR S P ERA WHIP	IP WLS BF H R ER SO BB IBB HBP BLK WP HR S P ERA WHIP	IP WLS BF H R ER SO BB IBB HBP BLK WP HR S P ERA WHIP	IP WLS BF H R ER SO BB IBB HBP BLK WP HR S P ERA WHIP	IP WLS BF H R ER SO BB IBB HBP BLK WP HR S P ERA WHIP	IP WLS BF H R ER SO BB IBB HBP BLK WP HR S P ERA WHIP	IP WLS BF H R ER SO BB IBB HBP BLK WP HR S P ERA WHIP	IP WLS BF H R ER SO BB IBB HBP BLK WP HR S P ERA WHIP	IP WLS BF H R ER SO BB IBB HBP BLK WP HR S P ERA WHIP	IP WLS BF H R ER SO BB IBB HBP BLK WP HR S P ERA WHIP	IP WLS BF H R ER SO BB IBB HBP BLK WP HR S P ERA WHIP	IP WLS BF H R ER SO BB IBB HBP BLK WP HR S P ERA WHIP

Houston Astros @ Texas Rangers
 Globe Life Park in Arlington, Arlington, TX
 Wed Jul 09 2014, 8:10 PM - 11:13 PM EDT
 Att: 31,161 - Clear - 95 F


AB 38
 R 8
 H 13
 RBI 7
 BB 1
 SO 11
 LOB 12



Batter	1	2	3	4	5	6	7	8	9	AB	R	H	RBI	BB	SO	LOB	BOTTOM						
17 Shin-Soo Choo, L (1,7) OBP: 0.371, SLG: 0.390										4	0	1	1	0	1	1							
1 Elvis Andrus, R (1,6) OBP: 0.315, SLG: 0.344										5	0	1	0	0	1	2							
Alex Rios, R (1,10) OBP: 0.332, SLG: 0.437										5	1	1	0	0	1	2							
29 Adrian Beltré, R (1,5) OBP: 0.380, SLG: 0.532										4	0	2	1	0	1	0							
20 Jake Smolinski, R (1,9) OBP: 0.500, SLG: 0.600										4	0	3	0	0	0	1							
60 Chris Gimenez, R (1,2) OBP: 0.322, SLG: 0.393										4	1	1	0	0	1	4							
12 Rougned Odor, L (1,4) OBP: 0.297, SLG: 0.381										3	1	0	0	1	0	3							
9 Adam Rosales, R (1,3) OBP: 0.333, SLG: 0.417										2	1	1	0	0	0	3							
2 Leonys Martin, L (9,PH) OBP: 0.332, SLG: 0.390										1	0	0	0	0	0	0							
19 Daniel Robertson, R (1,8) OBP: 0.266, SLG: 0.279										3	0	1	2	0	0	2							
21 Carlos Pena, L (9,PH) OBP: 0.216, SLG: 0.255										1	0	0	0	0	0	0							
Inning Stats	R: 1 H: 2 E: 0 K: 1 S: 11	H: 2 LOB: 1 BB: 0 P: 19	R: 3 H: 3 E: 0 K: 0 S: 16	H: 3 LOB: 1 BB: 1 P: 24	R: 0 H: 1 E: 0 K: 1 S: 13	H: 1 LOB: 0 BB: 0 P: 20	R: 0 H: 1 E: 0 K: 0 S: 7	H: 0 LOB: 0 BB: 0 P: 11	R: 0 H: 1 E: 0 K: 0 S: 9	H: 1 LOB: 1 BB: 0 P: 12	R: 0 H: 0 E: 1 K: 0 S: 9	H: 0 LOB: 0 BB: 0 P: 15	R: 0 H: 1 E: 0 K: 1 S: 13	H: 1 LOB: 0 BB: 0 P: 18	R: 0 H: 2 E: 0 K: 1 S: 11	H: 2 LOB: 2 BB: 0 P: 13	1B: 9 2B: 2 3B: 0 HR: 0	SF: 1 SAC: 0 DP: 1 HBP: 0	WP: 1 PB: 0 SB: 0 CS: 0	PA: 39			
PITCHER	IP WLS BF H R ER SO BB IBB HBP BLK WP HR S P ERA WHIP	IP WLS BF H R ER SO BB IBB HBP BLK WP HR S P ERA WHIP	IP WLS BF H R ER SO BB IBB HBP BLK WP HR S P ERA WHIP	IP WLS BF H R ER SO BB IBB HBP BLK WP HR S P ERA WHIP	IP WLS BF H R ER SO BB IBB HBP BLK WP HR S P ERA WHIP	IP WLS BF H R ER SO BB IBB HBP BLK WP HR S P ERA WHIP	IP WLS BF H R ER SO BB IBB HBP BLK WP HR S P ERA WHIP	IP WLS BF H R ER SO BB IBB HBP BLK WP HR S P ERA WHIP	IP WLS BF H R ER SO BB IBB HBP BLK WP HR S P ERA WHIP	IP WLS BF H R ER SO BB IBB HBP BLK WP HR S P ERA WHIP	IP WLS BF H R ER SO BB IBB HBP BLK WP HR S P ERA WHIP	IP WLS BF H R ER SO BB IBB HBP BLK WP HR S P ERA WHIP	IP WLS BF H R ER SO BB IBB HBP BLK WP HR S P ERA WHIP	IP WLS BF H R ER SO BB IBB HBP BLK WP HR S P ERA WHIP	IP WLS BF H R ER SO BB IBB HBP BLK WP HR S P ERA WHIP	IP WLS BF H R ER SO BB IBB HBP BLK WP HR S P ERA WHIP	IP WLS BF H R ER SO BB IBB HBP BLK WP HR S P ERA WHIP	IP WLS BF H R ER SO BB IBB HBP BLK WP HR S P ERA WHIP	IP WLS BF H R ER SO BB IBB HBP BLK WP HR S P ERA WHIP	IP WLS BF H R ER SO BB IBB HBP BLK WP HR S P ERA WHIP	IP WLS BF H R ER SO BB IBB HBP BLK WP HR S P ERA WHIP	IP WLS BF H R ER SO BB IBB HBP BLK WP HR S P ERA WHIP	IP WLS BF H R ER SO BB IBB HBP BLK WP HR S P ERA WHIP

Houston Astros @ Texas Rangers
 Globe Life Park in Arlington, Arlington, TX
 Wed Jul 09 2014, 8:10 PM - 11:13 PM EDT
 Att: 31,161 - Clear - 95 F

AB 36
 R 4
 H 11
 RBI 4
 BB 1
 SO 5
 LOB 18



Batter	1	2	3	4	5	6	7	8	9	AB	R	H	RBI	BB	SO	LOB	TOP								
26 Brock Holt, L OBP: 0.356, SLG: 0.439										4	2	2	1	1	0	1									
15 Dustin Pedroia, R OBP: 0.347, SLG: 0.381										4	0	1	1	1	1	4									
34 David Ortiz, L OBP: 0.356, SLG: 0.485										5	0	1	3	0	0	3									
37 Mike Carp, L OBP: 0.322, SLG: 0.276										3	0	0	0	2	0	2									
29 Daniel Nava, S OBP: 0.322, SLG: 0.305										5	1	2	0	0	0	3									
25 Jackie Bradley Jr., L OBP: 0.301, SLG: 0.309										4	1	2	0	0	1	2									
2 Xander Bogaerts, R OBP: 0.310, SLG: 0.349										4	0	0	0	0	1	5									
7 Stephen Drew, L OBP: 0.198, SLG: 0.258										3	2	1	0	1	1	0									
55 Christian Vázquez, R OBP: 0.429, SLG: 0.714										4	2	3	3	0	1	0									
Inning Stats	R: 0 E: 0 K: 0 S: 11	H: 1 LOB: 0 BB: 0 P: 16	R: 0 E: 0 K: 1 S: 12	H: 1 LOB: 1 BB: 1 P: 21	R: 2 E: 0 K: 1 S: 19	H: 3 LOB: 2 BB: 1 P: 30	R: 1 E: 0 K: 0 S: 8	H: 3 LOB: 1 BB: 0 P: 11	R: 0 E: 0 K: 1 S: 10	H: 0 LOB: 0 BB: 0 P: 14	R: 5 E: 1 K: 0 S: 21	H: 4 LOB: 1 BB: 2 P: 39	R: 0 E: 0 K: 1 S: 8	H: 0 LOB: 0 BB: 0 P: 12	R: 0 E: 0 K: 1 S: 8	H: 0 LOB: 0 BB: 1 P: 12	R: 0 E: 0 K: 0 S: 7	H: 0 LOB: 1 BB: 1 P: 12	1B: 5 2B: 5 3B: 2 HR: 0	SF: 0 SAC: 0 DP: 2 HBP: 0	WP: 0 PB: 0 SB: 0 CS: 1	PA: 41			
PITCHER	IP	WLS	BF	H	R	ER	SO	BB	IBB	HBP	BLK	WP	HR	S	P	ERA	WHIP								
46 Scott Feldman, R ERA: 4.33	5.1	L	27	11	7	7	3	2	1	0	0	0	0	8	116	11.81	2.438								
38 Dartn Downs, L ERA: 4.75	0.2		4	1	1	1	0	1	0	0	0	0	0	8	15	13.50	3.000								
54 David Martinez, R ERA: 1.5	3.0		10	0	0	0	2	1	0	0	0	0	0	23	36	0.00	0.333								

Boston Red Sox @ Houston Astros
Minute Maid Park, Houston, TX
Fri Jul 11 2014, 7:12 PM - 10:37 PM CDT
Att: 27,264 - Roof Closed - 73 F

AB	36
R	8
H	12
RBI	8
BB	5
SO	5
LOB	20



Batter	1	2	3	4	5	6	7	8	9	AB	R	H	RBI	BB	SO	LOB	BOTTOM								
27 Jose Altuve, R OBP: 0.376, SLG: 0.434										5	0	1	0	0	1	1									
15 Jason Castro, L OBP: 0.302, SLG: 0.366										5	0	1	0	0	1	2									
30 Matt Dominguez, R OBP: 0.286, SLG: 0.368										4	0	1	0	1	0	1									
21 Jon Singleton, L OBP: 0.291, SLG: 0.380										4	1	0	0	1	1	3									
23 Chris Carter, R OBP: 0.280, SLG: 0.470										4	2	2	2	0	1	1									
19 Robbie Grossman, S OBP: 0.295, SLG: 0.304										2	0	0	0	2	1	0									
6 Enrique Hernández, R OBP: 0.432, SLG: 0.563										3	0	1	1	1	0	1									
9 Marwin Gonzalez, S OBP: 0.333, SLG: 0.409										4	0	1	0	0	1	3									
0 L.J. Hoes, R OBP: 0.245, SLG: 0.287										3	0	0	0	1	0	2									
Inning Stats	R: 0 E: 0 K: 0 S: 9	H: 0 LOB: 1 BB: 1 P: 17	R: 0 E: 0 K: 2 S: 8	H: 0 LOB: 0 BB: 0 P: 16	R: 0 E: 0 K: 1 S: 8	H: 0 LOB: 1 BB: 1 P: 14	R: 1 E: 0 K: 0 S: 16	H: 1 LOB: 2 BB: 2 P: 31	R: 0 E: 0 K: 0 S: 9	H: 1 LOB: 0 BB: 0 P: 10	R: 1 E: 0 K: 0 S: 17	H: 2 LOB: 2 BB: 1 P: 29	R: 0 E: 0 K: 1 S: 8	H: 0 LOB: 0 BB: 0 P: 13	R: 1 E: 0 K: 1 S: 13	H: 1 LOB: 1 BB: 1 P: 24	R: 0 E: 0 K: 1 S: 11	H: 2 LOB: 2 BB: 0 P: 17	1B: 4 2B: 1 3B: 0 HR: 2	SF: 0 SAC: 0 DP: 0 HBP: 0	WP: 0 PB: 0 SB: 0 CS: 0	PA: 40			
PITCHER	IP	WLS	BF	H	R	ER	SO	BB	IBB	HBP	BLK	WP	HR	S	P	ERA	WHIP								
41 John Lackey, R ERA: 3.79	6.0	W	27	4	2	2	3	5	0	0	0	0	0	8	13	0.00	0.000								
35 Burke Badenhop, R ERA: 2.53	1.0		3	0	0	0	1	0	0	0	0	0	0	8	13	0.00	0.000								
32 Craig Breslow, L ERA: 5.18	1.0		5	1	1	1	1	1	0	0	0	0	1	13	24	9.00	2.000								
54 Edward Mujica, R ERA: 5.45	1.0		5	2	0	0	1	0	0	0	0	0	0	11	17	0.00	2.000								

Boston Red Sox @ Houston Astros
Minute Maid Park, Houston, TX
Fri Jul 11 2014, 7:12 PM - 10:37 PM CDT
Att: 27,264 - Roof Closed - 73 F

AB	34
R	3
H	7
RBI	3
BB	6
SO	6
LOB	14



Batter	1	2	3	4	5	6	7	8	9	AB	R	H	RBI	BB	SO	LOB	TOP				
26 Brock Holt, L OBP: 0.360, SLG: 0.442										5	0	3	0	0	0	2	Boston Red Sox @ Houston Astros Minute Maid Park, Houston, TX Sat Jul 12 2014, 3:12 PM - 6:15 PM CDT Att: 26,322 - Roof Closed - 73 F				
15 Dustin Pedroia, R OBP: 0.345, SLG: 0.380										4	0	1	1	0	0	3					
34 David Ortiz, L OBP: 0.357, SLG: 0.492										3	1	1	1	1	0	4					
12 Mike Napoli, R OBP: 0.386, SLG: 0.432										4	0	1	0	0	1	3					
5 Jonny Gomes, R OBP: 0.329, SLG: 0.351										4	0	0	0	0	3	1					
2 Xander Bogaerts, R OBP: 0.312, SLG: 0.351										4	0	2	0	0	1	1					
3 David Ross, R OBP: 0.239, SLG: 0.361										4	0	1	0	0	0	2					
25 Jackie Bradley Jr., L OBP: 0.303, SLG: 0.312										4	1	2	0	0	0	1					
50 Mookie Betts, R OBP: 0.286, SLG: 0.394										4	0	2	0	0	1	1					
Inning Stats	R: 0 E: 0 K: 0 S: 9	H: 1 LOB: 1 BB: 0 P: 14	R: 0 E: 0 K: 1 S: 12	H: 2 LOB: 1 BB: 0 P: 18	R: 0 E: 0 K: 1 S: 9	H: 0 LOB: 0 BB: 0 P: 12	R: 1 E: 0 K: 0 S: 13	H: 2 LOB: 1 BB: 0 P: 18	R: 0 E: 0 K: 1 S: 11	H: 1 LOB: 2 BB: 0 P: 15	R: 1 E: 0 K: 1 S: 16	H: 2 LOB: 2 BB: 1 P: 29	R: 0 E: 0 K: 2 S: 7	H: 0 LOB: 0 BB: 0 P: 12	R: 0 E: 0 K: 0 S: 11	H: 2 LOB: 1 BB: 0 P: 15		1B: 12 2B: 0 3B: 0 HR: 1	SF: 1 SAC: 0 DP: 2 HBP: 0	WP: 0 PB: 0 SB: 1 CS: 0	PA: 38
PITCHER	IP WLS BF H R ER SO BB IBB HBP BLK WP HR S P ERA WHIP	IP WLS BF H R ER SO BB IBB HBP BLK WP HR S P ERA WHIP	IP WLS BF H R ER SO BB IBB HBP BLK WP HR S P ERA WHIP	IP WLS BF H R ER SO BB IBB HBP BLK WP HR S P ERA WHIP	IP WLS BF H R ER SO BB IBB HBP BLK WP HR S P ERA WHIP	IP WLS BF H R ER SO BB IBB HBP BLK WP HR S P ERA WHIP	IP WLS BF H R ER SO BB IBB HBP BLK WP HR S P ERA WHIP	IP WLS BF H R ER SO BB IBB HBP BLK WP HR S P ERA WHIP	IP WLS BF H R ER SO BB IBB HBP BLK WP HR S P ERA WHIP	IP WLS BF H R ER SO BB IBB HBP BLK WP HR S P ERA WHIP	IP WLS BF H R ER SO BB IBB HBP BLK WP HR S P ERA WHIP	IP WLS BF H R ER SO BB IBB HBP BLK WP HR S P ERA WHIP	IP WLS BF H R ER SO BB IBB HBP BLK WP HR S P ERA WHIP	IP WLS BF H R ER SO BB IBB HBP BLK WP HR S P ERA WHIP	IP WLS BF H R ER SO BB IBB HBP BLK WP HR S P ERA WHIP	IP WLS BF H R ER SO BB IBB HBP BLK WP HR S P ERA WHIP	IP WLS BF H R ER SO BB IBB HBP BLK WP HR S P ERA WHIP	IP WLS BF H R ER SO BB IBB HBP BLK WP HR S P ERA WHIP	IP WLS BF H R ER SO BB IBB HBP BLK WP HR S P ERA WHIP	IP WLS BF H R ER SO BB IBB HBP BLK WP HR S P ERA WHIP	IP WLS BF H R ER SO BB IBB HBP BLK WP HR S P ERA WHIP

Batter	1	2	3	4	5	6	7	8	9	AB	R	H	RBI	BB	SO	LOB	BOTTOM				
27 Jose Altuve, R OBP: 0.377, SLG: 0.440										4	2	2	0	0	0	1	Boston Red Sox @ Houston Astros Minute Maid Park, Houston, TX Sat Jul 12 2014, 3:12 PM - 6:15 PM CDT Att: 26,322 - Roof Closed - 73 F				
15 Jason Castro, L OBP: 0.304, SLG: 0.386										4	1	2	2	0	1	1					
4 George Springer, R OBP: 0.341, SLG: 0.470										3	0	0	0	1	1	1					
21 Jon Singleton, L OBP: 0.283, SLG: 0.368										4	0	0	0	0	4	3					
23 Chris Carter, R OBP: 0.280, SLG: 0.467										4	0	1	1	0	2	1					
30 Matt Dominguez, R OBP: 0.288, SLG: 0.369										4	0	2	0	0	1	0					
19 Robbie Grossman, S OBP: 0.300, SLG: 0.305										3	0	1	0	1	1	4					
6 Enrique Hernández, R OBP: 0.400, SLG: 0.514										3	0	0	0	0	0	2					
9 Marwin Gonzalez, S OBP: 0.327, SLG: 0.400										3	0	0	0	0	1	2					
Inning Stats	R: 0 E: 0 K: 2 S: 7	H: 0 LOB: 0 BB: 0 P: 11	R: 0 E: 0 K: 2 S: 9	H: 1 LOB: 1 BB: 0 P: 11	R: 2 E: 0 K: 0 S: 13	H: 2 LOB: 0 BB: 0 P: 19	R: 0 E: 0 K: 1 S: 7	H: 0 LOB: 0 BB: 0 P: 9	R: 0 E: 0 K: 1 S: 10	H: 1 LOB: 1 BB: 0 P: 17	R: 0 E: 0 K: 2 S: 10	H: 1 LOB: 1 BB: 0 P: 16	R: 0 E: 0 K: 1 S: 10	H: 0 LOB: 1 BB: 1 P: 19	R: 1 E: 0 K: 2 S: 14	H: 3 LOB: 3 BB: 1 P: 22		1B: 4 2B: 2 3B: 1 HR: 1	SF: 0 SAC: 0 DP: 0 HBP: 0	WP: 0 PB: 0 SB: 0 CS: 0	PA: 34
PITCHER	IP WLS BF H R ER SO BB IBB HBP BLK WP HR S P ERA WHIP	IP WLS BF H R ER SO BB IBB HBP BLK WP HR S P ERA WHIP	IP WLS BF H R ER SO BB IBB HBP BLK WP HR S P ERA WHIP	IP WLS BF H R ER SO BB IBB HBP BLK WP HR S P ERA WHIP	IP WLS BF H R ER SO BB IBB HBP BLK WP HR S P ERA WHIP	IP WLS BF H R ER SO BB IBB HBP BLK WP HR S P ERA WHIP	IP WLS BF H R ER SO BB IBB HBP BLK WP HR S P ERA WHIP	IP WLS BF H R ER SO BB IBB HBP BLK WP HR S P ERA WHIP	IP WLS BF H R ER SO BB IBB HBP BLK WP HR S P ERA WHIP	IP WLS BF H R ER SO BB IBB HBP BLK WP HR S P ERA WHIP	IP WLS BF H R ER SO BB IBB HBP BLK WP HR S P ERA WHIP	IP WLS BF H R ER SO BB IBB HBP BLK WP HR S P ERA WHIP	IP WLS BF H R ER SO BB IBB HBP BLK WP HR S P ERA WHIP	IP WLS BF H R ER SO BB IBB HBP BLK WP HR S P ERA WHIP	IP WLS BF H R ER SO BB IBB HBP BLK WP HR S P ERA WHIP	IP WLS BF H R ER SO BB IBB HBP BLK WP HR S P ERA WHIP	IP WLS BF H R ER SO BB IBB HBP BLK WP HR S P ERA WHIP	IP WLS BF H R ER SO BB IBB HBP BLK WP HR S P ERA WHIP	IP WLS BF H R ER SO BB IBB HBP BLK WP HR S P ERA WHIP	IP WLS BF H R ER SO BB IBB HBP BLK WP HR S P ERA WHIP	IP WLS BF H R ER SO BB IBB HBP BLK WP HR S P ERA WHIP



Batter	1	2	3	4	5	6	7	8	9	AB	R	H	RBI	BB	SO	LOB	TOP											
27 Jose Altuve, R OBP: 0.372, SLG: 0.436	G3		1B		2B		K		K	5	0	2	2	0	2	4	Houston Astros @ Chicago White Sox U.S. Cellular Field, Chicago, IL Sat Jul 19 2014, 7:13 PM - 10:28 PM EDT Att: 28,210 - Clear - 75 F											
15 Jason Castro, L OBP: 0.299, SLG: 0.375	G4-3		P5		F7				K	4	0	0	0	1	1	5												
4 George Springer, R OBP: 0.336, SLG: 0.468	G6-3			HR	G4-3		G5-3			4	1	1	1	0	0	4												
23 Chris Carter, R OBP: 0.277, SLG: 0.454	G6-3		K		BB		L7			3	0	0	0	1	1	0												
21 Jon Singleton, L OBP: 0.272, SLG: 0.350	F9		G3		F7		K			4	0	0	0	0	1	1												
30 Matt Dominguez, R OBP: 0.282, SLG: 0.361	G5-3		G5-3		G4-6-3		K			4	0	0	0	0	1	1												
19 Robbie Grossman, S OBP: 0.300, SLG: 0.299			K		G4-3					3	0	1	0	1	1	0												
6 Enrique Hernández, R OBP: 0.400, SLG: 0.477			1B		1B		1B		P4	4	1	3	0	0	0	1												
9 Marwin Gonzalez, S OBP: 0.327, SLG: 0.397	F7		1B		1B		1B		1B	3	1	2	0	0	0	1												
Inning Stats	R: 0 E: 0 K: 0 S: 4	H: 0 LOB: 0 BB: 0 P: 6	R: 0 E: 0 K: 0 S: 6	H: 0 LOB: 0 BB: 0 P: 11	R: 0 E: 0 K: 1 S: 11	H: 2 LOB: 2 BB: 0 P: 17	R: 1 E: 0 K: 1 S: 11	H: 1 LOB: 0 BB: 0 P: 16	R: 2 E: 0 K: 0 S: 12	H: 3 LOB: 1 BB: 0 P: 20	R: 0 E: 0 K: 0 S: 8	H: 0 LOB: 0 BB: 1 P: 13	R: 0 E: 0 K: 1 S: 12	H: 2 LOB: 3 BB: 1 P: 19	R: 0 E: 0 K: 2 S: 10	H: 0 LOB: 0 BB: 0 P: 14		R: 0 E: 0 K: 2 S: 14	H: 1 LOB: 2 BB: 1 P: 20	1B: 7 2B: 1 3B: 0 HR: 1	SF: 0 SAC: 1 DP: 1 HBP: 0	WP: 1 PB: 0 SB: 0 CS: 0	PA: 38					
PITCHER	IP	WLS	BF	H	R	ER	SO	BB	IBB	HBP	BLK	WP	HR	S	P	ERA	WHIP											
48 Hector Noesi, R ERA: 5.21	(1, 1)	6.0	W	24	6	3	3	2	1	0	0	0	1	1	52	83	4.50	1.167										
41 Javy Guerra, R ERA: 3.32	(7, 1)	0.0		2	2	0	0	0	0	0	0	0	0	0	6	7												
54 Ronald Belisario, R ERA: 4.84	(7, 1)	2.0	H	7	0	0	0	3	0	1	0	0	0	0	16	26	0.00	0.000										
52 Jake Petricka, R ERA: 2.15	(9, 1)	0.2	H	4	1	0	0	1	1	0	0	0	0	0	9	15	0.00	3.000										
57 Zach Putnam, R ERA: 2.41	(9, 1)	0.1	S	1	0	0	0	1	0	0	0	0	0	0	5	5	0.00	0.000										

Batter	1	2	3	4	5	6	7	8	9	AB	R	H	RBI	BB	SO	LOB	BOTTOM											
1 Adam Eaton, L OBP: 0.344, SLG: 0.382	1B	E6	K		1B			SH5-3		4	0	3	0	0	1	3	Houston Astros @ Chicago White Sox U.S. Cellular Field, Chicago, IL Sat Jul 19 2014, 7:13 PM - 10:28 PM EDT Att: 28,210 - Clear - 75 F											
10 Alexei Ramirez, R OBP: 0.316, SLG: 0.396	1B	G1-6-3		1B	G4-3		K			5	0	2	0	0	1	5												
79 José Abreu, R OBP: 0.342, SLG: 0.624	K		K	1B	1B		F9		L8	5	0	1	0	0	2	3												
24 Dayan Viciedo, R OBP: 0.294, SLG: 0.412	F7		1B		1B		F9			4	1	1	0	0	1	4												
25 Moisés Sierra, R OBP: 0.234, SLG: 0.294	F7		1B		1B		F9			0	0	0	0	0	0	0												
14 Paul Konerko, R OBP: 0.257, SLG: 0.377	G6-3		1B	BB	1B		G6-3			3	1	0	0	1	0	4												
12 Conor Gillaspie, L OBP: 0.371, SLG: 0.475	G4-3		1B		F8		K			4	0	1	1	0	1	2												
15 Gordon Beckham, R OBP: 0.284, SLG: 0.370	G5-3		K		F8		K			4	0	0	0	0	2	2												
30 Alejandro De Aza, L OBP: 0.306, SLG: 0.371	1B	1B	1B		1B		G4-3			3	2	2	0	1	0	0												
21 Tyler Flowers, R OBP: 0.288, SLG: 0.321	1B	1B	1B		1B		1B			3	0	3	2	0	0	0												
Inning Stats	R: 0 E: 0 K: 1 S: 14	H: 2 LOB: 2 BB: 0 P: 22	R: 1 E: 1 K: 0 S: 17	H: 3 LOB: 2 BB: 0 P: 19	R: 2 E: 0 K: 3 S: 16	H: 2 LOB: 3 BB: 2 P: 33	R: 0 E: 0 K: 1 S: 9	H: 2 LOB: 2 BB: 0 P: 16	R: 1 E: 0 K: 0 S: 9	H: 3 LOB: 1 BB: 0 P: 13	R: 0 E: 0 K: 0 S: 8	H: 0 LOB: 0 BB: 0 P: 12	R: 0 E: 0 K: 2 S: 11	H: 0 LOB: 0 BB: 0 P: 13	R: 0 E: 0 K: 1 S: 6	H: 1 LOB: 1 BB: 0 P: 9	1B: 11 2B: 1 3B: 1 HR: 0	SF: 0 SAC: 1 DP: 1 HBP: 1	WP: 0 PB: 0 SB: 0 CS: 0	PA: 39								
PITCHER	IP	WLS	BF	H	R	ER	SO	BB	IBB	HBP	BLK	WP	HR	S	P	ERA	WHIP											
60 Dallas Keuchel, L ERA: 3.29	(1, 1)	5.0	L	29	12	4	3	5	2	0	1	0	0	0	65	103	5.40	2.800										
45 Anthony Bass, R ERA: 5.68	(6, 1)	1.0		3	0	0	0	0	0	0	0	0	0	0	8	12	0.00	0.000										
29 Tony Sipp, L ERA: 2.67	(7, 1)	1.0		3	0	0	0	2	0	0	0	0	0	0	11	13	0.00	0.000										
50 Chad Qualls, R ERA: 1.89	(8, 1)	1.0		4	1	0	0	1	0	0	0	0	0	0	6	9	0.00	1.000										

Batter	1	2	3	4	5	6	7	8	9	10	11	12	AB	R	H	RBI	BB	SO	LOB	TOP
27 Jose Altuve, R OBP: 0.374, SLG: 0.444													6	1	3	0	0	1	0	
6 Enrique Hernández, R OBP: 0.367, SLG: 0.426													5	0	0	0	0	0	3	
23 Chris Carter, R OBP: 0.287, SLG: 0.472													5	0	3	2	0	1	0	
30 Matt Dominguez, R OBP: 0.285, SLG: 0.373													5	0	1	0	0	1	3	
14 Jesus Guzman, R OBP: 0.281, SLG: 0.275													4	0	0	0	1	2	1	
15 Jason Castro, L OBP: 0.284, SLG: 0.369													5	0	0	0	0	2	2	
19 Robbie Grossman, S OBP: 0.318, SLG: 0.310													4	0	2	0	1	0	1	
0 L.J. Hoes, R OBP: 0.235, SLG: 0.308													5	1	1	1	0	0	4	
9 Marwin Gonzalez, S OBP: 0.333, SLG: 0.407													5	1	1	0	0	2	1	
Inning Stats	R: 0 E: 0 K: 1 S: 8	H: 2 LOB: 1 BB: 0 P: 11	R: 0 E: 0 K: 1 S: 12	H: 0 LOB: 1 BB: 1 P: 19	R: 2 E: 1 K: 0 S: 8	H: 3 LOB: 0 BB: 0 P: 13	R: 0 E: 0 K: 1 S: 9	H: 0 LOB: 0 BB: 0 P: 13	R: 0 E: 0 K: 2 S: 13	H: 1 LOB: 1 BB: 23 P: 23	R: 0 E: 0 K: 1 S: 10	H: 1 LOB: 1 BB: 0 P: 12	R: 0 E: 0 K: 1 S: 9	H: 1 LOB: 1 BB: 0 P: 13	R: 1 E: 0 K: 0 S: 9	H: 1 LOB: 0 BB: 0 P: 16	1B: 8 2B: 2 3B: 0 HR: 1	SF: 0 SAC: 0 DP: 1 HBP: 0	WP: 1 PB: 0 SB: 0 CS: 1	PA: 46
PITCHER	IP: 7.0 ERA: 4.32	WLS: 27 ERA: 2.03	BF: 4 ERA: 2.76	R: 0 ER: 0 SO: 6	BB: 0 HBP: 0 BLK: 0	WP: 0 HR: 0 S: 67	P: 107 ERA: 1.29 WHIP: 1.143	48 Ryan Cook, R ERA: 2.97	IP: 0.1 WLS: 1	BF: 1 H: 0 R: 0 ER: 0 SO: 0	BB: 0 HBP: 0 BLK: 0	WP: 0 HR: 0 S: 5	ERA: 0.00 WHIP: 0.000							

Houston Astros @ Oakland Athletics
O.co Coliseum, Oakland, CA
Tue Jul 22 2014, 10:08 PM - 2:16 AM EDT
Att. 22,908 - Overcast - 65 F

livebaseballscorecards.com

AB 44
R 3
H 11
RBI 3
BB 2
SO 9
LOB 15

Batter	1	2	3	4	5	6	7	8	9	10	11	12	AB	R	H	RBI	BB	SO	LOB	BOTTOM				
4 Coco Crisp, S OBP: 0.376, SLG: 0.428													6	0	0	0	0	2	3					
3 Craig Gentry, R OBP: 0.332, SLG: 0.309													3	1	1	0	0	0	0					
16 Josh Reddick, L OBP: 0.293, SLG: 0.354													2	0	0	0	0	1	1					
52 Yoenis Cespedes, R OBP: 0.303, SLG: 0.443													4	0	1	0	1	0	0					
20 Josh Donaldson, R OBP: 0.316, SLG: 0.457													4	1	1	1	1	1	1					
36 Derek Norris, R OBP: 0.396, SLG: 0.481													4	0	1	0	0	0	3					
5 John Jaso, L OBP: 0.387, SLG: 0.458													1	0	1	0	0	0	0					
8 Jed Lowrie, S OBP: 0.318, SLG: 0.344													3	0	1	1	1	0	0					
37 Brandon Moss, L OBP: 0.346, SLG: 0.524													5	0	1	0	0	0	3					
35 Nate Freiman, R OBP: 0.265, SLG: 0.406													4	0	0	0	0	1	2					
21 Stephen Vogt, L OBP: 0.394, SLG: 0.529													1	0	0	0	0	0	0					
1 Nick Punto, S OBP: 0.300, SLG: 0.286													5	0	1	0	0	0	2					
Inning Stats	R: 0 E: 0 K: 0 S: 9	H: 1 LOB: 2 BB: 1 P: 16	R: 0 E: 0 K: 0 S: 10	H: 2 LOB: 2 BB: 0 P: 16	R: 1 E: 0 K: 0 S: 11	H: 1 LOB: 0 BB: 1 P: 20	R: 0 E: 0 K: 0 S: 6	H: 0 LOB: 0 BB: 0 P: 9	R: 0 E: 0 K: 0 S: 11	H: 0 LOB: 0 BB: 0 P: 13	R: 1 E: 1 K: 0 S: 10	H: 2 LOB: 1 BB: 0 P: 13	R: 0 E: 0 K: 0 S: 8	H: 0 LOB: 0 BB: 0 P: 12	R: 0 E: 0 K: 2 S: 12	H: 0 LOB: 0 BB: 0 P: 16	R: 0 E: 0 K: 1 S: 9	H: 1 LOB: 2 BB: 1 P: 19	R: 0 E: 0 K: 0 S: 10	H: 0 LOB: 0 BB: 0 P: 14	1B: 6 2B: 2 3B: 0 HR: 0	SF: 1 SAC: 0 DP: 1 HBP: 0	WP: 1 PB: 0 SB: 2 CS: 0	PA: 46
PITCHER	IP: 7.0 ERA: 4.32	WLS: 28 ERA: 4.42	H: 6 ER: 4	R: 2 ER: 2	SO: 2 BB: 0	BB: 2 HBP: 0 BLK: 0	WP: 0 HR: 0 S: 65	P: 99 ERA: 1.78 WHIP: 0.000	50 Chad Qualls, R ERA: 1.78	IP: 1.0 WLS: 3	BF: 3 H: 0 R: 0 ER: 0 SO: 1	BB: 0 HBP: 0 BLK: 0	WP: 0 HR: 0 S: 14	ERA: 0.00 WHIP: 0.000										

Houston Astros @ Oakland Athletics
O.co Coliseum, Oakland, CA
Tue Jul 22 2014, 10:08 PM - 2:16 AM EDT
Att. 22,908 - Overcast - 65 F

livebaseballscorecards.com


AB 42
R 2
H 8
RBI 2
BB 3
SO 5
LOB 15

Batter	1	2	3	4	5	6	7	8	9	AB	R	H	RBI	BB	SO	LOB	TOP				
27 Jose Altuve, R OBP: 0.372, SLG: 0.441	L9		K		K			G6-3		5	1	1	0	0	2	4					
15 Jason Castro, L OBP: 0.296, SLG: 0.369	L8			K		21 2B		18 1B	L7	5	2	2	0	0	1	0					
23 Chris Carter, R OBP: 0.288, SLG: 0.473		BB		K		F7		18 1B	P4	4	1	1	1	1	1	1					
18 Marc Krauss, L OBP: 0.271, SLG: 0.307	L4			L8		P5		21 1B		4	1	1	1	0	0	2					
14 Jesus Guzman, R OBP: 0.279, SLG: 0.273										1	0	0	0	0	1	0					
21 Jon Singleton, L OBP: 0.269, SLG: 0.349		P5			K			E5		4	1	1	2	0	1	1					
30 Matt Dominguez, R OBP: 0.285, SLG: 0.371				K		6 1B	19 BB	L7		4	1	1	0	0	1	3					
19 Robbie Grossman, S OBP: 0.322, SLG: 0.311		G4-3								3	0	1	1	1	0	0					
6 Enrique Hernández, R OBP: 0.375, SLG: 0.431			G4-3							4	0	2	1	0	1	0					
9 Marwin Gonzalez, S OBP: 0.327, SLG: 0.399										3	0	0	1	0	1	2					
0 L.J. Hoest, R OBP: 0.233, SLG: 0.306				K						1	0	0	0	0	1	2					
Inning Stats	R: 0 H: 0 E: 0 K: 0 S: 10	H: 0 LOB: 1 BB: 1 P: 18	R: 0 H: 0 E: 0 K: 1 S: 7	H: 0 LOB: 0 BB: 0 P: 12	R: 0 H: 0 E: 0 K: 2 S: 9	H: 0 LOB: 0 BB: 0 P: 13	R: 0 H: 0 E: 0 K: 2 S: 10	H: 0 LOB: 0 BB: 0 P: 17	R: 1 H: 2 E: 0 K: 0 S: 6	H: 2 LOB: 1 BB: 1 P: 31	R: 0 H: 0 E: 0 K: 1 S: 10	H: 0 LOB: 0 BB: 0 P: 14	R: 5 H: 6 E: 1 K: 1 S: 23	H: 6 LOB: 2 BB: 0 P: 33	R: 0 H: 0 E: 0 K: 1 S: 9	H: 0 LOB: 0 BB: 0 P: 10	1B: 8 2B: 2 3B: 0 HR: 0	SF: 0 SAC: 0 DP: 0 HBP: 0	WP: 0 PB: 0 SB: 0 CS: 0	PA: 40	
PITCHER	IP WLS BF H R ER SO BB IBB HBP BLK WP HR S P ERA WHIP	IP WLS BF H R ER SO BB IBB HBP BLK WP HR S P ERA WHIP	IP WLS BF H R ER SO BB IBB HBP BLK WP HR S P ERA WHIP	IP WLS BF H R ER SO BB IBB HBP BLK WP HR S P ERA WHIP	IP WLS BF H R ER SO BB IBB HBP BLK WP HR S P ERA WHIP	IP WLS BF H R ER SO BB IBB HBP BLK WP HR S P ERA WHIP	IP WLS BF H R ER SO BB IBB HBP BLK WP HR S P ERA WHIP	IP WLS BF H R ER SO BB IBB HBP BLK WP HR S P ERA WHIP	IP WLS BF H R ER SO BB IBB HBP BLK WP HR S P ERA WHIP	IP WLS BF H R ER SO BB IBB HBP BLK WP HR S P ERA WHIP	IP WLS BF H R ER SO BB IBB HBP BLK WP HR S P ERA WHIP	IP WLS BF H R ER SO BB IBB HBP BLK WP HR S P ERA WHIP	IP WLS BF H R ER SO BB IBB HBP BLK WP HR S P ERA WHIP	IP WLS BF H R ER SO BB IBB HBP BLK WP HR S P ERA WHIP	IP WLS BF H R ER SO BB IBB HBP BLK WP HR S P ERA WHIP	IP WLS BF H R ER SO BB IBB HBP BLK WP HR S P ERA WHIP	IP WLS BF H R ER SO BB IBB HBP BLK WP HR S P ERA WHIP	IP WLS BF H R ER SO BB IBB HBP BLK WP HR S P ERA WHIP	IP WLS BF H R ER SO BB IBB HBP BLK WP HR S P ERA WHIP	IP WLS BF H R ER SO BB IBB HBP BLK WP HR S P ERA WHIP	IP WLS BF H R ER SO BB IBB HBP BLK WP HR S P ERA WHIP

Houston Astros @ Oakland Athletics
 O.co Coliseum, Oakland, CA
 Wed Jul 23 2014, 10:08 PM - 1:37 AM EDT
 Att: 28,310 - Clear - 66 F

livebaseballscorecards.com

AB 38
 R 7
 H 10
 RBI 7
 BB 2
 SO 10
 LOB 15




Batter	1	2	3	4	5	6	7	8	9	AB	R	H	RBI	BB	SO	LOB	BOTTOM				
4 Coco Crisp, S OBP: 0.380, SLG: 0.425	20 1B	52 HR		G3	5 1B		K			2	1	0	0	3	1	2					
5 John Jaso, L OBP: 0.385, SLG: 0.469	20 1B	SF8		52 HR						3	1	3	2	1	0	0					
36 Derek Norris, R OBP: 0.396, SLG: 0.481	20 1B			52 HR						0	0	0	0	0	0	0					
52 Yoenis Cespedes, R OBP: 0.365, SLG: 0.460	L7									4	2	2	5	0	0	4					
3 Craig Gentry, R OBP: 0.330, SLG: 0.307					G4-3					1	0	0	1	0	0	2					
37 Brandon Moss, L OBP: 0.344, SLG: 0.519	K	K		F8						5	0	1	0	0	2	4					
20 Josh Donaldson, R OBP: 0.321, SLG: 0.456										3	0	1	0	2	1	1					
21 Stephen Vogt, L OBP: 0.386, SLG: 0.516	G4-3	F8		F8						5	0	1	0	0	0	6					
8 Jed Lowrie, S OBP: 0.318, SLG: 0.351			L9		G3					4	1	1	1	0	0	1					
16 Josh Reddick, L OBP: 0.300, SLG: 0.362				F7						4	3	2	0	1	0	1					
28 Eric Sogard, L OBP: 0.267, SLG: 0.232					G4-3					4	1	2	0	0	0	1					
Inning Stats	R: 0 H: 2 E: 0 K: 1 S: 21	H: 3 LOB: 3 BB: 1 P: 34	R: 5 H: 3 E: 0 K: 1 S: 18	H: 3 LOB: 3 BB: 3 P: 32	R: 0 H: 0 E: 0 K: 0 S: 3	H: 0 LOB: 0 BB: 0 P: 5	R: 2 H: 2 E: 0 K: 0 S: 11	H: 2 LOB: 1 BB: 1 P: 19	R: 1 H: 2 E: 0 K: 0 S: 15	H: 2 LOB: 2 BB: 1 P: 25	R: 0 H: 1 E: 0 K: 1 S: 12	H: 1 LOB: 1 BB: 0 P: 16	R: 1 H: 2 E: 0 K: 1 S: 12	H: 2 LOB: 2 BB: 1 P: 25	R: 0 H: 1 E: 0 K: 0 S: 6	H: 1 LOB: 1 BB: 0 P: 12	1B: 8 2B: 2 3B: 0 HR: 3	SF: 1 SAC: 1 DP: 0 HBP: 0	WP: 0 PB: 0 SB: 0 CS: 0	PA: 44	
PITCHER	IP WLS BF H R ER SO BB IBB HBP BLK WP HR S P ERA WHIP	IP WLS BF H R ER SO BB IBB HBP BLK WP HR S P ERA WHIP	IP WLS BF H R ER SO BB IBB HBP BLK WP HR S P ERA WHIP	IP WLS BF H R ER SO BB IBB HBP BLK WP HR S P ERA WHIP	IP WLS BF H R ER SO BB IBB HBP BLK WP HR S P ERA WHIP	IP WLS BF H R ER SO BB IBB HBP BLK WP HR S P ERA WHIP	IP WLS BF H R ER SO BB IBB HBP BLK WP HR S P ERA WHIP	IP WLS BF H R ER SO BB IBB HBP BLK WP HR S P ERA WHIP	IP WLS BF H R ER SO BB IBB HBP BLK WP HR S P ERA WHIP	IP WLS BF H R ER SO BB IBB HBP BLK WP HR S P ERA WHIP	IP WLS BF H R ER SO BB IBB HBP BLK WP HR S P ERA WHIP	IP WLS BF H R ER SO BB IBB HBP BLK WP HR S P ERA WHIP	IP WLS BF H R ER SO BB IBB HBP BLK WP HR S P ERA WHIP	IP WLS BF H R ER SO BB IBB HBP BLK WP HR S P ERA WHIP	IP WLS BF H R ER SO BB IBB HBP BLK WP HR S P ERA WHIP	IP WLS BF H R ER SO BB IBB HBP BLK WP HR S P ERA WHIP	IP WLS BF H R ER SO BB IBB HBP BLK WP HR S P ERA WHIP	IP WLS BF H R ER SO BB IBB HBP BLK WP HR S P ERA WHIP	IP WLS BF H R ER SO BB IBB HBP BLK WP HR S P ERA WHIP	IP WLS BF H R ER SO BB IBB HBP BLK WP HR S P ERA WHIP	IP WLS BF H R ER SO BB IBB HBP BLK WP HR S P ERA WHIP

Houston Astros @ Oakland Athletics
 O.co Coliseum, Oakland, CA
 Wed Jul 23 2014, 10:08 PM - 1:37 AM EDT
 Att: 28,310 - Clear - 66 F

livebaseballscorecards.com

AB 35
 R 9
 H 13
 RBI 9
 BB 7
 SO 4
 LOB 22



Batter	1	2	3	4	5	6	7	8	9	AB	R	H	RBI	BB	SO	LOB	TOP										
27 Jose Altuve, R OBP: 0.374, SLG: 0.441										4	0	2	0	0	2	0	Houston Astros @ Oakland Athletics O.co Coliseum, Oakland, CA Thu Jul 24 2014, 3:44 PM - 6:40 PM EDT Att: 22,759 - Sunny - 72 F										
19 Robbie Grossman, S OBP: 0.320, SLG: 0.309										4	0	1	0	0	2	3											
23 Chris Carter, R OBP: 0.288, SLG: 0.480										4	1	1	1	0	0	2											
18 Marc Krauss, L OBP: 0.271, SLG: 0.305										4	0	1	0	0	0	1											
21 Jon Singleton, L OBP: 0.263, SLG: 0.340									4	0	0	0	0	0	1	1											
30 Matt Dominguez, R OBP: 0.282, SLG: 0.367										4	0	0	0	0	1	1											
22 Carlos Corporán, S OBP: 0.299, SLG: 0.427										3	0	1	0	0	0	0											
6 Enrique Hernández, R OBP: 0.358, SLG: 0.410									3	0	0	0	0	0	0	1											
9 Marwin Gonzalez, S OBP: 0.323, SLG: 0.394									2	0	0	0	0	0	0	0											
0 L.J. Hoest, R OBP: 0.231, SLG: 0.303									1	0	0	0	0	0	0	1											
Inning Stats	R: 0 E: 0 K: 0 S: 8	H: 1 LOB: 1 BB: 0 P: 13	R: 0 E: 0 K: 0 S: 10	H: 0 LOB: 0 BB: 0 P: 14	R: 0 E: 0 K: 1 S: 5	H: 0 LOB: 0 BB: 0 P: 9	R: 1 E: 0 K: 2 S: 12	H: 1 LOB: 0 BB: 0 P: 18	R: 0 E: 0 K: 1 S: 10	H: 0 LOB: 0 BB: 0 P: 10	R: 0 E: 0 K: 1 S: 10	H: 1 LOB: 1 BB: 0 P: 11	R: 0 E: 0 K: 1 S: 9	H: 0 LOB: 0 BB: 0 P: 13	R: 0 E: 0 K: 1 S: 10	H: 2 LOB: 2 BB: 0 P: 13	R: 0 E: 0 K: 0 S: 12	H: 1 LOB: 1 BB: 0 P: 16	1B: 5 2B: 0 3B: 0 HR: 1	SF: 0 SAC: 0 DP: 0 HBP: 0	WP: 0 PB: 0 SB: 0 CS: 0	PA: 33					
PITCHER	IP	WLS	BF	H	R	ER	SO	BB	IBB	HBP	BLK	WP	HR	S	P	ERA	WHIP										
29 Jeff Samardzija, R ERA: 2.8	8.0	W	29	5	1	1	6	0	0	0	0	0	1	70	101	1.12	0.625										
58 Evan Scribner, R ERA:	1.0		4	1	0	0	0	0	0	0	0	0	0	12	16	0.00	1.000										

Batter	1	2	3	4	5	6	7	8	9	AB	R	H	RBI	BB	SO	LOB	BOTTOM										
4 Coco Crisp, S OBP: 0.377, SLG: 0.422										4	1	1	1	0	0	2	Houston Astros @ Oakland Athletics O.co Coliseum, Oakland, CA Thu Jul 24 2014, 3:44 PM - 6:40 PM EDT Att: 22,759 - Sunny - 72 F										
3 Craig Gentry, R OBP: 0.330, SLG: 0.307										4	0	0	0	1	2	4											
5 John Jaso, L OBP: 0.362, SLG: 0.461										4	0	0	0	1	2	4											
20 Josh Donaldson, R OBP: 0.326, SLG: 0.457									3	2	2	1	1	0	0	0											
1 Nick Punto, S OBP: 0.300, SLG: 0.286									0	1	0	0	0	0	0	0											
37 Brandon Moss, L OBP: 0.347, SLG: 0.526									3	2	1	4	1	1	3												
36 Derek Norris, R OBP: 0.404, SLG: 0.486									4	2	3	1	1	0	0												
21 Stephen Vogt, L OBP: 0.387, SLG: 0.519									5	0	2	3	0	0	3												
35 Nate Freiman, R OBP: 0.265, SLG: 0.406									0	1	0	0	0	0	0												
8 Jed Lowrie, S OBP: 0.321, SLG: 0.355									5	1	3	1	0	0	4												
16 Josh Reddick, L OBP: 0.303, SLG: 0.376									4	1	2	1	0	1	2												
28 Eric Sogard, L OBP: 0.270, SLG: 0.228									3	2	0	0	2	0	4												
Inning Stats	R: 0 E: 0 K: 0 S: 7	H: 0 LOB: 0 BB: 0 P: 10	R: 0 E: 0 K: 1 S: 11	H: 2 LOB: 1 BB: 0 P: 16	R: 3 E: 0 K: 1 S: 14	H: 3 LOB: 2 BB: 2 P: 30	R: 1 E: 0 K: 0 S: 16	H: 2 LOB: 3 BB: 2 P: 29	R: 0 E: 0 K: 1 S: 9	H: 1 LOB: 1 BB: 0 P: 13	R: 5 E: 0 K: 1 S: 20	H: 3 LOB: 1 BB: 2 P: 36	R: 0 E: 0 K: 0 S: 10	H: 0 LOB: 0 BB: 0 P: 15	R: 4 E: 0 K: 0 S: 18	H: 3 LOB: 2 BB: 0 P: 29	1B: 10 2B: 3 3B: 0 HR: 1	SF: 2 SAC: 0 DP: 1 HBP: 2	WP: 2 PB: 0 SB: 2 CS: 0	PA: 45							
PITCHER	IP	WLS	BF	H	R	ER	SO	BB	IBB	HBP	BLK	WP	HR	S	P	ERA	WHIP										
46 Scott Feldman, R ERA: 4.6	5.1	L	29	9	6	6	4	4	1	0	0	1	1	68	117	10.12	2.438										
45 Anthony Bass, R ERA: 6.33	1.2		9	2	3	3	1	0	1	0	0	1	1	19	32	16.20	1.800										
61 Josh Zeid, R ERA: 6.97	1.0		7	3	4	4	0	0	0	1	0	0	0	18	29	36.00	3.000										

AB	33
R	1
H	6
RBI	1
BB	0
SO	6
LOB	10



AB	35
R	13
H	14
RBI	12
BB	6
SO	4
LOB	22



Batter	1	2	3	4	5	6	7	8	9	AB	R	H	RBI	BB	SO	LOB	TOP		
21 Christian Yelich, L (1,7) OBP: 0.354, SLG: 0.422	G1-3		K				G6-3		K	5	0	1	0	0	2	2			
17 Donovan Solano, R (1,4) OBP: 0.316, SLG: 0.323	G4-1								G6-3	4	0	2	0	1	0	1			
27 Giancarlo Stanton, R (1,9) OBP: 0.395, SLG: 0.542										4	0	2	0	0	1	3			
9 Casey McGehee, R (1,5) OBP: 0.379, SLG: 0.385	K									4	0	1	0	0	2	5			
10 Jeff Baker, R (1,3) OBP: 0.296, SLG: 0.362										4	0	1	0	0	1	1			
39 Jarrod Saltalamacchia, B (1,10) OBP: 0.332, SLG: 0.415										4	1	1	0	0	1	3			
13 Marcell Ozuna, R (1,8) OBP: 0.317, SLG: 0.447										4	0	1	0	0	2	4			
3 Adeiny Hechavarria, R (1,6) OBP: 0.297, SLG: 0.333										3	1	1	0	1	0	2			
6 Jeff Mathis, R (1,2) OBP: 0.285, SLG: 0.282										4	0	1	2	0	0	3			
Inning Stats	R: 0 H: 1 E: 0 K: 1 S: 12	H: 1 LOB: 1 BB: 0 P: 17	R: 0 H: 0 E: 0 K: 2 S: 8	H: 0 LOB: 0 BB: 0 P: 13	R: 0 H: 0 E: 0 K: 1 S: 7	H: 0 LOB: 0 BB: 0 P: 9	R: 0 H: 2 E: 0 K: 2 S: 11	H: 2 LOB: 1 BB: 0 P: 17	R: 0 H: 2 E: 0 K: 0 S: 10	H: 2 LOB: 1 BB: 0 P: 15	R: 2 H: 2 E: 1 K: 1 S: 11	H: 2 LOB: 3 BB: 1 P: 34	R: 0 H: 2 E: 0 K: 1 S: 22	H: 2 LOB: 3 BB: 1 P: 34	R: 0 H: 0 E: 0 K: 1 S: 10	LOB: 0 2B: 2 3B: 0 HR: 0	SF: 0 SAC: 0 DP: 2 HBP: 0	WP: 1 PB: 1 SB: 1 CS: 1	PA: 38
PITCHER	IP	WLS	BF	H	R	ER	SO	BB	IBB	HBP	BLK	WP	HR	S	P	ERA	WHIP		
60 Dallas Keuchel, L (1,1) ERA: 3.11	7.0	L	28	9	2	0	7	0	0	0	0	1	0	68	98	0.00	1.286		
35 Josh Fields, R (8,1) ERA: 4.3	1.0		6	2	0	0	1	1	0	0	0	0	0	22	34	0.00	3.000		
55 Jose Veras, R (9,1) ERA: 6.35	1.0		4	0	0	0	1	1	0	0	0	0	0	10	17	0.00	1.000		

Miami Marlins @ Houston Astros
Minute Maid Park, Houston, TX
Fri Jul 25 2014, 7:12 PM - 10:09 PM CDT
Att: 23,132 - Roof Closed - 73 F

AB	36
R	2
H	11
RBI	2
BB	2
SO	9
LOB	24



Batter	1	2	3	4	5	6	7	8	9	AB	R	H	RBI	BB	SO	LOB	BOTTOM			
27 Jose Altuve, R (1,4) OBP: 0.373, SLG: 0.439	G6-3		G5-4-3							4	0	1	0	0	0	1				
6 Enrique Hernández, R (1,8) OBP: 0.336, SLG: 0.365	G6-3									4	0	0	0	0	1	0				
23 Chris Carter, R (1,10) OBP: 0.291, SLG: 0.478										1	0	0	0	2	1	0				
30 Matt Dominguez, R (1,5) OBP: 0.280, SLG: 0.365	G3-1									3	0	0	0	0	0	2				
14 Jesus Guzman, R (1,3) (9,7) OBP: 0.274, SLG: 0.268										3	0	0	0	0	1	0				
15 Jason Castro, L (1,2) OBP: 0.296, SLG: 0.372										3	0	1	0	0	1	0				
19 Robbie Grossman, S (1,9) OBP: 0.315, SLG: 0.303										3	0	0	0	0	0	1				
0 L.J. Hoes, R (1,7) OBP: 0.228, SLG: 0.297										2	0	0	0	0	1	0				
21 Jon Singleton, L (8,PH) OBP: 0.251, SLG: 0.338										1	0	0	0	0	1	1				
3 Gregorio Petit, R (1,6) OBP: 0.500, SLG: 0.500										2	0	1	0	0	0	0				
18 Marc Krauss, L (8,PH) OBP: 0.269, SLG: 0.303										1	0	0	0	0	1	0				
Inning Stats	R: 0 H: 0 E: 0 K: 0 S: 13	H: 0 LOB: 1 BB: 1 P: 22	R: 0 H: 0 E: 0 K: 2 S: 9	H: 0 LOB: 0 BB: 0 P: 12	R: 0 H: 1 E: 0 K: 1 S: 7	H: 0 LOB: 0 BB: 0 P: 8	R: 0 H: 0 E: 0 K: 1 S: 8	H: 0 LOB: 0 BB: 0 P: 12	R: 0 H: 1 E: 0 K: 0 S: 8	H: 0 LOB: 0 BB: 0 P: 11	R: 0 H: 0 E: 0 K: 0 S: 10	H: 0 LOB: 1 BB: 1 P: 14	R: 0 H: 1 E: 0 K: 1 S: 12	H: 1 LOB: 0 BB: 0 P: 20	R: 0 H: 0 E: 0 K: 2 S: 13	H: 0 LOB: 0 BB: 0 P: 18	1B: 2 2B: 1 3B: 0 HR: 0	SF: 0 SAC: 0 DP: 2 HBP: 0	WP: 1 PB: 0 SB: 0 CS: 1	PA: 30
PITCHER	IP	WLS	BF	H	R	ER	SO	BB	IBB	HBP	BLK	WP	HR	S	P	ERA	WHIP			
52 Brad Hand, L (1,1) ERA: 4.19	7.1	W	24	3	0	0	4	2	0	0	0	1	0	66	97	0.00	0.682			
57 Bryan Morris, R (8,1) ERA: 1.57	0.2	H	2	0	0	0	1	0	0	0	0	0	0	7	10	0.00	0.000			
31 Steve Cishek, R (9,1) ERA: 3.25	1.0	S	3	0	0	0	2	0	0	0	0	0	0	13	18	0.00	0.000			

Miami Marlins @ Houston Astros
Minute Maid Park, Houston, TX
Fri Jul 25 2014, 7:12 PM - 10:09 PM CDT
Att: 23,132 - Roof Closed - 73 F

AB	27
R	0
H	3
RBI	0
BB	2
SO	7
LOB	5



Batter	1	2	3	4	5	6	7	8	9	AB	R	H	RBI	BB	SO	LOB	TOP						
21 Christian Yelich, L OBP: 0.358, SLG: 0.423										4	2	2	1	1	0	2							
1 Jordany Valdespin, L OBP: 0.273, SLG: 0.429										4	1	1	2	0	1	5							
27 Giancarlo Stanton, R OBP: 0.395, SLG: 0.541										4	0	1	3	1	2	1							
9 Casey McGehee, R OBP: 0.379, SLG: 0.385										5	0	2	1	0	0	3							
46 Garrett Jones, L OBP: 0.317, SLG: 0.409										5	0	1	0	0	1	2							
39 Jarrod Saltalamacchia, R OBP: 0.331, SLG: 0.410										3	1	0	0	1	1	1							
5 Reed Johnson, R OBP: 0.287, SLG: 0.359										4	0	0	0	0	2	2							
13 Marcell Ozuna, R OBP: 0.317, SLG: 0.447										0	0	0	0	0	0	0							
17 Donovan Solano, R OBP: 0.314, SLG: 0.328										4	1	1	0	0	0	1							
3 Adeiny Hechavarria, R OBP: 0.300, SLG: 0.333										3	2	1	0	1	1	0							
Inning Stats	R: 1 H: 1 E: 0 K: 0 S: 12	H: 1 LOB: 1 BB: 1 P: 20	R: 4 H: 3 E: 0 K: 1 S: 21	H: 3 LOB: 1 BB: 2 P: 36	R: 0 H: 1 E: 0 K: 2 S: 11	LOB: 1 BB: 0 P: 14	R: 0 H: 1 E: 0 K: 0 S: 9	H: 1 LOB: 2 BB: 1 P: 17	R: 0 H: 0 E: 0 K: 0 S: 7	H: 0 LOB: 0 BB: 0 P: 9	R: 0 H: 1 E: 0 K: 1 S: 14	H: 1 LOB: 1 BB: 0 P: 20	R: 0 H: 0 E: 0 K: 2 S: 9	H: 0 LOB: 0 BB: 0 P: 13	R: 0 H: 0 E: 0 K: 1 S: 8	H: 0 LOB: 0 BB: 0 P: 12	R: 2 H: 2 E: 1 K: 1 S: 14	H: 2 LOB: 1 BB: 0 P: 18	1B: 6 2B: 2 HR: 1	SF: 0 SAC: 1 DP: 0 HBP: 0	WP: 1 PB: 0 SB: 2 CS: 0	PA: 41	
PITCHER	IP: 5.2 WLS: L BF: 28 ERA: 4.41	WLS: L BF: 28 ERA: 4.41	H: 7 R: 5 ER: 5 SO: 4	H: 5 R: 5 ER: 5 SO: 4	BB: 3 IBB: 1 HBP: 0 BLK: 0	BB: 3 IBB: 1 HBP: 0 BLK: 0	WP: 1 HR: 0 S: 71 P: 112	WP: 1 HR: 0 S: 71 P: 112	ERA: 7.94 WHIP: 1.765	ERA: 7.94 WHIP: 1.765	IP: 0.1 WLS: 1 BF: 1 ERA: 7.0	IP: 0.1 WLS: 1 BF: 1 ERA: 7.0	H: 0 R: 0 ER: 0 SO: 0	H: 0 R: 0 ER: 0 SO: 0	BB: 0 IBB: 0 HBP: 0 BLK: 0	BB: 0 IBB: 0 HBP: 0 BLK: 0	WP: 0 HR: 0 S: 2 P: 3	WP: 0 HR: 0 S: 2 P: 3	ERA: 0.00 WHIP: 0.000	ERA: 0.00 WHIP: 0.000			
48 Jarrod Cosart, R ERA: 4.41																							
38 Darin Downs, L ERA: 4.97																							
55 Jose Veras, R ERA: 6.08																							
29 Tony Sipp, L ERA: 2.37																							
50 Chad Qualls, R ERA: 2.0																							

Miami Marlins @ Houston Astros
Minute Maid Park, Houston, TX
Sat Jul 26 2014, 6:12 PM - 9:39 PM CDT
Att: 28,968 - Roof Closed - 73 F

AB 36
R 7
H 9
RBI 7
BB 4
SO 8
LOB 17



Batter	1	2	3	4	5	6	7	8	9	AB	R	H	RBI	BB	SO	LOB	BOTTOM
27 Jose Altuve, R OBP: 0.375, SLG: 0.441										5	1	3	0	0	0	2	
9 Marwin Gonzalez, S OBP: 0.256, SLG: 0.394										5	0	2	0	0	2	1	
23 Chris Carter, R OBP: 0.293, SLG: 0.477										5	1	2	1	0	1	3	
15 Jason Castro, L OBP: 0.298, SLG: 0.382										5	1	2	2	0	1	5	
30 Matt Dominguez, R OBP: 0.278, SLG: 0.361										4	0	0	0	0	1	5	
21 Jon Singleton, L OBP: 0.256, SLG: 0.329										4	0	0	0	0	1	0	
18 Marc Krauss, L OBP: 0.277, SLG: 0.320										4	0	0	0	0	1	0	
14 Jesus Guzman, R OBP: 0.272, SLG: 0.266										3	0	2	0	0	0	0	
6 Enrique Hernández, R OBP: 0.347, SLG: 0.397										3	0	1	0	1	0	2	
19 Robbie Grossman, S OBP: 0.314, SLG: 0.297										3	0	0	0	1	0	3	
Inning Stats	R: 2 H: 2 E: 0 K: 0 S: 10	H: 2 LOB: 0 BB: 0 P: 15	R: 0 H: 1 E: 0 K: 0 S: 5	H: 1 LOB: 0 BB: 0 P: 12	R: 0 H: 2 E: 0 K: 2 S: 13	H: 2 LOB: 0 BB: 0 P: 15	R: 0 H: 1 E: 0 K: 0 S: 11	H: 1 LOB: 1 BB: 0 P: 17	R: 1 H: 3 E: 0 K: 0 S: 9	H: 3 LOB: 0 BB: 0 P: 12	R: 0 H: 1 E: 0 K: 0 S: 10	H: 1 LOB: 1 BB: 1 P: 21	R: 0 H: 1 E: 0 K: 2				

Batter	1	2	3	4	5	6	7	8	9	AB	R	H	RBI	BB	SO	LOB	TOP											
5 John Jaso, L (1,10) OBP: 0.358, SLG: 0.465	L3		G6-3		1B		F8		FC3-6 8 WP 52 1B	5	1	1	0	0	0	1	Oakland Athletics @ Houston Astros Minute Maid Park, Houston, TX Tue Jul 29 2014, 7:11 PM - 10:26 PM CDT Att: 16,940 - Roof Closed - 73 F											
8 Jed Lowrie, S (1,6) OBP: 0.323, SLG: 0.357	K		F8		BB		G5-3		52 1B 37 1B BB	3	1	0	0	2	1	0												
52 Yoenis Cespedes, R (1,7) OBP: 0.306, SLG: 0.468	2B				F9				37 1B 20 2B 1B	5	1	3	1	0	1	2												
37 Brandon Moss, L (1,9) OBP: 0.341, SLG: 0.505	F7				F7				20 2B 1B	5	1	1	1	0	0	4												
20 Josh Donaldson, R (1,5) OBP: 0.328, SLG: 0.461	F7								1B 2B	4	0	1	2	1	0	0												
21 Stephen Vogt, L (1,3) OBP: 0.311, SLG: 0.530	P5				L5				K	4	0	0	0	1	1	2												
36 Derek Norris, R (1,2) OBP: 0.399, SLG: 0.473	1B				F8				1B FC6-4	4	1	2	0	1	0	4												
16 Josh Reddick, L (1,8) OBP: 0.305, SLG: 0.406	P2								7 1B 2B	4	2	2	1	0	0	2												
28 Eric Sogard, L (1,4) OBP: 0.273, SLG: 0.240									5 FC3-6 1B	3	0	0	0	0	0	0												
7 Alberto Callaspo, S (9,PH) OBP: 0.310, SLG: 0.310										1	0	1	2	0	0	0												
19 Billy Burns, S (9,FR)										0	0	0	0	0	0	0												
1 Nick Punto, S (9,4)										0	0	0	0	0	0	0												
Inning Stats	R: 0 E: 0 K: 1 S: 9	H: 1 LOB: 1 BB: 0 P: 11	R: 0 E: 0 K: 0 S: 11	H: 1 LOB: 1 BB: 0 P: 15	R: 0 E: 0 K: 0 S: 6	H: 0 LOB: 0 BB: 0 P: 9	R: 0 E: 0 K: 0 S: 9	H: 1 LOB: 2 BB: 1 P: 18	R: 1 E: 0 K: 0 S: 9	H: 2 LOB: 2 BB: 1 P: 17	R: 0 E: 0 K: 0 S: 10	H: 0 LOB: 1 BB: 0 P: 18	R: 0 E: 0 K: 0 S: 5	H: 0 LOB: 0 BB: 0 P: 7	R: 0 E: 0 K: 1 S: 12	H: 0 LOB: 0 BB: 0 P: 18	R: 6 E: 0 K: 1 S: 22	H: 6 LOB: 2 BB: 2 P: 36	1B: 6 2B: 4 3B: 0 HR: 1	SF: 0 SAC: 0 DP: 0 HBP: 0	WP: 1 PB: 0 SB: 1 CS: 0	PA: 43						
PITCHER	IP	WLS	BF	H	R	ER	SO	BB	IBB	HBP	BLK	WP	HR	S	P	ERA	WHIP											
46 Scott Feldman, R (1,1) ERA: 4.39	7.0		29	5	1	1	1	3	0	0	0	0	0	1	59	95	1.29	1.143										
35 Josh Fields, R (8,1) ERA: 4.08	1.0	H	3	0	0	0	1	0	0	0	0	0	0	12	18	0.00	0.000											
50 Chad Qualls, R (9,1) ERA: 3.19	0.2	L	7	4	5	5	1	1	0	0	0	0	1	0	15	22	67.50	7.500										
29 Tony Sipp, L (9,1) ERA: 2.56	0.0		1	1	0	0	0	0	0	0	0	0	0	4	7	∞	∞											
55 Jose Veras, R (9,1) ERA: 6.0	0.1		3	1	1	1	0	0	1	0	0	0	0	3	7	27.00	3.000											

AB 38
R 7
H 11
RBI 7
BB 5
SO 3
LOB 15



Batter	1	2	3	4	5	6	7	8	9	AB	R	H	RBI	BB	SO	LOB	BOTTOM										
27 Jose Altuve, R (1,4) OBP: 0.378, SLG: 0.449	G5-3		F8		1B					3	0	1	1	1	0	0	Oakland Athletics @ Houston Astros Minute Maid Park, Houston, TX Tue Jul 29 2014, 7:11 PM - 10:26 PM CDT Att: 16,940 - Roof Closed - 73 F										
9 Marwin Gonzalez, S (1,6) OBP: 0.321, SLG: 0.401	HR				G4-3		G6-3			4	1	1	1	0	1	3											
23 Chris Carter, R (1,10) OBP: 0.291, SLG: 0.474	K				15 1B BB		F8		P6	3	0	0	0	1	1	0											
15 Jason Castro, L (1,2) OBP: 0.293, SLG: 0.384	G4-3				1B		K		K	4	0	1	0	0	2	0											
18 Marc Krauss, L (1,7) OBP: 0.274, SLG: 0.336	K				K		G2-3		K	4	0	0	0	0	3	2											
0 L.J. Hoes, R (9,7) OBP: 0.226, SLG: 0.295	K				K		G2-3		K	0	0	0	0	0	0	0											
21 Jon Singleton, L (1,3) OBP: 0.266, SLG: 0.337	F7				G6-3				K	3	1	0	0	1	1	2											
30 Matt Dominguez, R (1,5) OBP: 0.275, SLG: 0.363	G5-3						P6		G1-3	4	0	0	0	0	0	1											
19 Robbie Grossman, S (1,9) OBP: 0.304, SLG: 0.287	K						6 S 6 3B 1B		K	4	1	1	0	0	2	1											
6 Enrique Hernandez, R (1,8) OBP: 0.357, SLG: 0.434	G6-3						27 1B 3B			3	1	2	2	0	0	0											
Inning Stats	R: 1 E: 0 K: 1 S: 6	H: 1 LOB: 0 BB: 0 P: 12	R: 0 E: 0 K: 1 S: 8	H: 0 LOB: 0 BB: 0 P: 12	R: 0 E: 0 K: 1 S: 5	H: 0 LOB: 0 BB: 0 P: 8	R: 0 E: 0 K: 2 S: 18	H: 1 LOB: 2 BB: 1 P: 28	R: 2 E: 0 K: 0 S: 10	H: 3 LOB: 0 BB: 0 P: 15	R: 0 E: 0 K: 1 S: 7	H: 0 LOB: 0 BB: 0 P: 11	R: 1 E: 0 K: 1 S: 13	H: 1 LOB: 2 BB: 2 P: 27	R: 0 E: 0 K: 2 S: 7	H: 0 LOB: 0 BB: 0 P: 9	R: 0 E: 0 K: 1 S: 7	H: 0 LOB: 0 BB: 0 P: 10	1B: 3 2B: 1 3B: 1 HR: 1	SF: 0 SAC: 0 DP: 0 HBP: 0	WP: 1 PB: 0 SB: 1 CS: 1	PA: 35					
PITCHER	IP	WLS	BF	H	R	ER	SO	BB	IBB	HBP	BLK	WP	HR	S	P	ERA	WHIP										
29 Jeff Samardzija, R (1,1) ERA: 2.92	6.2		27	4	4	4	7	2	0	0	0	0	1	63	104	5.40	1.200										
61 Dan Otero, R (7,1) ERA: 2.36	0.1		2	0	0	0	0	0	1	0	0	0	0	4	9	0.00	0.000										
58 Evan Scribner, R (8,1) ERA: 1.69	1.0	W	3	0	0	0	2	0	0	0	0	0	0	7	9	0.00	0.000										
62 Sean Doolittle, L (9,1) ERA: 2.59	1.0	S	3	0	0	0	1	0	0	0	0	0	0	7	10	0.00	0.000										

AB 32
R 4
H 6
RBI 4
BB 3
SO 10
LOB 9



Batter	1	2	3	4	5	6	7	8	9	AB	R	H	RBI	BB	SO	LOB	TOP			
19 Billy Burns, S (1, 8) C FC 87 B SI 80 X SI 80	F9		G5-3			G4-3		FC6-4		4	0	0	0	0	0	1	Oakland Athletics @ Houston Astros Minute Maid Park, Houston, TX Wed Jul 30 2014, 1:11 PM - 3:45 PM CDT Att: 17,637 - Roof Closed - 73 F			
8 Jed Lowrie, S (1, 6) B FF 89 X SI 88	L8			G6-3		2B		K		4	0	1	0	0	1	1				
Yoenis Cespedes, R (1, 7) B FF 90 C SI 90 X SI 90	F8			F9		P3			K	4	0	0	0	0	1	1				
20 Josh Donaldson, R (1, 10) OBP: 0.330, SLG: 0.467		HR			BB			K		3	1	1	1	1	1	0				
36 Derek Norris, R (1, 2) OBP: 0.401, SLG: 0.476		G5-3		FC5-4		BB				3	0	1	0	1	0	1				
37 Brandon Moss, L (1, 3) OBP: 0.340, SLG: 0.503						BB		F8		4	0	1	0	0	1	2				
7 Alberto Callaspo, S (1, 5) OBP: 0.307, SLG: 0.307						1B		K		3	0	0	0	0	1	2				
16 Josh Reddick, L (1, 9) OBP: 0.301, SLG: 0.400				G6-3		L1		P6		3	0	0	0	0	0	0				
1 Nick Punto, S (1, 4) OBP: 0.299, SLG: 0.277				G4-3		G5-3		BB		2	0	0	0	1	0	0				
Inning Stats	R: 0 H: 0 K: 0 S: 5	H: 0 LOB: 0 BB: 8	R: 1 H: 1 K: 1 S: 7	H: 1 LOB: 0 BB: 12	R: 0 H: 0 K: 0 S: 5	H: 0 LOB: 0 BB: 7	R: 0 H: 0 K: 0 S: 9	H: 0 LOB: 1 BB: 17	R: 0 H: 1 K: 0 S: 8	H: 1 LOB: 0 BB: 11	R: 0 H: 0 K: 2 S: 9	H: 0 LOB: 1 BB: 16	R: 0 H: 0 K: 1 S: 9	H: 0 LOB: 1 BB: 15	R: 0 H: 1 K: 1 S: 12	H: 1 LOB: 0 BB: 16	1B: 1 2B: 2 3B: 0 HR: 1	SF: 0 SAC: 0 DP: 1 HBP: 0	WP: 0 PB: 0 SB: 0 CS: 0	PA: 33
PITCHER 60 Dallas Keuchel, L ERA: 2.97	IP: 9.0 WLS: W BF: 33 H: 4 R: 1 ER: 1 SO: 5 BB: 3 IBB: 0 HBP: 0 BLK: 0 WP: 0 HR: 1 S: 70 P: 111 ERA: 1.00 WHIP: 0.778																			

AB	30
R	1
H	4
RBI	1
BB	3
SO	5
LOB	8



Batter	1	2	3	4	5	6	7	8	9	AB	R	H	RBI	BB	SO	LOB	BOTTOM			
27 Jose Altuve, R (1, 4) OBP: 0.378, SLG: 0.447	F8			BB		1B		F9		4	0	1	0	1	1	3	Oakland Athletics @ Houston Astros Minute Maid Park, Houston, TX Wed Jul 30 2014, 1:11 PM - 3:45 PM CDT Att: 17,637 - Roof Closed - 73 F			
Enrique Hernández, R (1, 8) OBP: 0.346, SLG: 0.420	15 1B 18 FC4-6	G6-3		P4		F9		G5-3		5	1	1	0	0	0	5				
15 Jason Castro, L (1, 10) OBP: 0.296, SLG: 0.383	18 FC4-6					K				3	1	1	0	1	2	2				
18 Marc Krauss, L (1, 7) OBP: 0.267, SLG: 0.326	21 BB 30 1B	F8				G3				4	1	0	1	0	1	2				
21 Jon Singleton, L (1, 3) OBP: 0.270, SLG: 0.355	30 1B 30 E			K		HR		G6-3		3	2	1	2	1	1	0				
30 Matt Dominguez, R (1, 5) OBP: 0.275, SLG: 0.362	E8 22 1B			L9		G4-3		F9		4	1	1	1	0	0	0				
22 Carlos Corporán, S (1, 2) OBP: 0.296, SLG: 0.411	19 HR			K		L7				3	1	1	1	1	1	0				
19 Robbie Grossman, S (1, 9) OBP: 0.313, SLG: 0.308	HR					G3-1		BB		2	1	1	2	2	0	0				
3 Gregorio Petit, R (1, 6) OBP: 0.333, SLG: 0.333	1B			G5-3				K		4	0	1	0	0	2	3				
Inning Stats	R: 6 H: 6 K: 1 S: 27	H: 6 LOB: 1 BB: 1 P: 44	R: 0 H: 0 K: 1 S: 8	H: 0 LOB: 0 BB: 0 P: 15	R: 0 H: 0 K: 2 S: 8	H: 0 LOB: 0 BB: 0 P: 11	R: 0 H: 0 K: 0 S: 7	H: 0 LOB: 1 BB: 1 P: 11	R: 2 H: 1 K: 0 S: 8	H: 1 LOB: 2 BB: 1 P: 20	R: 0 H: 1 K: 2 S: 12	H: 0 LOB: 0 BB: 0 P: 11	R: 0 H: 0 K: 1 S: 11	H: 0 LOB: 2 BB: 2 P: 24	R: 0 H: 1 K: 1 S: 11	H: 0 LOB: 0 BB: 2 P: 24	1B: 6 2B: 0 3B: 0 HR: 2	SF: 0 SAC: 0 DP: 0 HBP: 0	WP: 0 PB: 0 SB: 0 CS: 0	PA: 38
PITCHER 40 Jason Hammel, R ERA: 3.87 48 Ryan Cook, R ERA: 2.65 39 Eric O'Flaherty, L ERA: 2.0 56 Fernando Abad, L ERA: 1.87 44 Luke Gregerson, R ERA: 1.93	IP: 4.1 WLS: L BF: 23 H: 7 R: 8 ER: 8 SO: 4 BB: 3 IBB: 0 HBP: 0 BLK: 0 WP: 0 HR: 2 S: 53 P: 92 ERA: 16.61 WHIP: 2.308																			

AB	32
R	8
H	8
RBI	7
BB	6
SO	8
LOB	15



Batter	1	2	3	4	5	6	7	8	9	AB	R	H	RBI	BB	SO	LOB	TOP										
7 José Reyes, S OBP: 0.330, SLG: 0.409										4	1	2	0	0	0	0	Toronto Blue Jays @ Houston Astros Minute Maid Park, Houston, TX Thu Jul 31 2014, 7:14 PM - 9:59 PM CDT Att: 17,423 - Roof Closed - 73 F										
53 Melky Cabrera, S OBP: 0.361, SLG: 0.482										4	0	1	0	0	0	1											
19 José Bautista, R OBP: 0.414, SLG: 0.519										3	1	1	2	0	0	0											
30 Dioner Navarro, S OBP: 0.315, SLG: 0.393										4	1	2	1	0	0	0											
47 Juan Francisco, L OBP: 0.314, SLG: 0.517										4	0	0	0	0	1	1											
15 Danny Valencia, R OBP: 0.326, SLG: 0.388										4	1	2	0	0	2	0											
14 Nolan Reimold, R OBP: 0.421, SLG: 0.882										4	2	2	2	0	1	2											
17 Ryan Goins, L OBP: 0.248, SLG: 0.299										4	0	1	1	0	1	1											
8 Anthony Gose, L OBP: 0.347, SLG: 0.289										2	0	0	0	0	0	1											
18 Steve Tolleson, R OBP: 0.314, SLG: 0.397										1	0	0	0	0	0	1											
28 Colby Rasmus, L OBP: 0.279, SLG: 0.448										1	0	0	0	0	1	0											
Inning Stats	R: 1 E: 0 K: 0 S: 7	H: 2 LOB: 0 BB: 0 P: 10	R: 1 E: 0 K: 1 S: 11	H: 2 LOB: 1 BB: 0 P: 17	R: 0 E: 0 K: 0 S: 7	H: 0 LOB: 0 BB: 0 P: 10	R: 0 E: 0 K: 1 S: 7	H: 0 LOB: 0 BB: 0 P: 8	R: 1 E: 0 K: 1 S: 11	H: 1 LOB: 0 BB: 0 P: 19	R: 1 E: 0 K: 1 S: 8	H: 1 LOB: 1 BB: 0 P: 14	R: 0 E: 0 K: 0 S: 8	H: 1 LOB: 1 BB: 0 P: 9	R: 1 E: 0 K: 0 S: 12	H: 3 LOB: 1 BB: 0 P: 16	R: 1 E: 0 K: 2 S: 11	H: 1 LOB: 0 BB: 0 P: 14	1B: 6 2B: 2 3B: 0 HR: 4	SF: 1 SAC: 0 DP: 2 HBP: 0	WP: 0 PB: 0 SB: 0 CS: 0	PA: 36					
PITCHER	IP	WLS	BF	H	R	ER	SO	BB	IBB	HBP	BLK	WP	HR	S	P	ERA	WHIP										
58 Jake Buchanan, R ERA: 5.51	5.0		19	5	3	3	3	0	0	0	0	0	2	43	64	5.40	1.000										
55 Jose Veras, R ERA: 5.04	1.1	B	6	2	1	1	1	0	0	0	0	0	1	11	17	6.75	1.500										
29 Tony Sipp, L ERA: 2.51	0.2	H	2	0	0	0	0	0	0	0	0	0	0	5	6	0.00	0.000										
35 Josh Fields, R ERA: 4.2	1.0	B	5	3	1	1	0	0	0	0	0	0	0	12	16	9.00	3.000										
50 Chad Qualls, R ERA: 3.35	1.0	L	4	1	1	1	2	0	0	0	0	0	1	11	14	9.00	1.000										

Batter	1	2	3	4	5	6	7	8	9	AB	R	H	RBI	BB	SO	LOB	BOTTOM										
27 Jose Altuve, R OBP: 0.377, SLG: 0.443										4	0	0	0	1	1	1	Toronto Blue Jays @ Houston Astros Minute Maid Park, Houston, TX Thu Jul 31 2014, 7:14 PM - 9:59 PM CDT Att: 17,423 - Roof Closed - 73 F										
19 Robbie Grossman, S OBP: 0.325, SLG: 0.314										3	1	2	1	2	1	2											
23 Chris Carter, R OBP: 0.290, SLG: 0.470										5	0	1	0	0	1	3											
15 Jason Castro, L OBP: 0.295, SLG: 0.385										4	1	1	1	0	0	3											
18 Marc Krauss, L OBP: 0.266, SLG: 0.324										4	0	1	1	0	0	2											
21 Jon Singleton, L OBP: 0.270, SLG: 0.369										4	1	1	1	0	3	1											
30 Matt Dominguez, R OBP: 0.275, SLG: 0.364										4	1	1	0	0	0	0											
0 L.J. Hoes, R OBP: 0.227, SLG: 0.287										3	0	0	0	1	0	1											
3 Gregorio Petit, R OBP: 0.300, SLG: 0.300										4	1	1	1	0	0	2											
Inning Stats	R: 0 E: 0 K: 0 S: 8	H: 1 LOB: 1 BB: 0 P: 12	R: 1 E: 0 K: 0 S: 12	H: 1 LOB: 0 BB: 0 P: 18	R: 3 E: 0 K: 2 S: 18	H: 4 LOB: 1 BB: 0 P: 32	R: 0 E: 0 K: 0 S: 5	H: 0 LOB: 0 BB: 1 P: 9	R: 0 E: 0 K: 1 S: 10	H: 1 LOB: 2 BB: 1 P: 17	R: 1 E: 0 K: 2 S: 12	H: 1 LOB: 0 BB: 1 P: 24	R: 0 E: 0 K: 0 S: 4	H: 0 LOB: 0 BB: 0 P: 8	R: 0 E: 0 K: 1 S: 7	H: 0 LOB: 0 BB: 0 P: 12	R: 0 E: 0 K: 0 S: 7	H: 0 LOB: 1 BB: 1 P: 13	1B: 5 2B: 2 3B: 0 HR: 1	SF: 0 SAC: 0 DP: 1 HBP: 0	WP: 0 PB: 0 SB: 0 CS: 0	PA: 39					
PITCHER	IP	WLS	BF	H	R	ER	SO	BB	IBB	HBP	BLK	WP	HR	S	P	ERA	WHIP										
36 Drew Hutchison, R ERA: 4.62	3.0		15	6	4	4	2	0	0	0	0	0	1	38	62	12.00	2.000										
58 Todd Redmond, R ERA: 2.14	2.2		13	2	1	0	2	2	1	0	0	0	0	23	43	0.00	1.500										
27 Brett Cecil, L ERA: 3.48	0.1		1	0	0	0	1	0	0	0	0	0	0	4	7	0.00	0.000										
41 Aaron Sanchez, R ERA: 1.42	2.0	W	6	0	0	0	1	0	0	0	0	0	0	11	20	0.00	0.000										
44 Casey Janssen, R ERA: 2.86	1.0	S	4	0	0	0	0	1	0	0	0	0	0	7	13	0.00	1.000										

AB	35
R	6
H	11
RBI	6
BB	0
SO	6
LOB	7



AB	35
R	5
H	8
RBI	5
BB	4
SO	6
LOB	15



Batter	1	2	3	4	5	6	7	8	9	AB	R	H	RBI	BB	SO	LOB	TOP			
7 José Reyes, S OBP: 0.330, SLG: 0.409										4	0	3	0	0	0	1	Toronto Blue Jays @ Houston Astros Minute Maid Park, Houston, TX Sun Aug 03 2014, 1:13 PM - 3:51 PM CDT Att: 19,932 - Roof Closed - 73 F			
53 Melky Cabrera, S OBP: 0.369, SLG: 0.475										4	0	0	0	0	0	3				
19 José Bautista, R OBP: 0.412, SLG: 0.515										3	0	1	0	1	1	1				
30 Dioner Navarro, S OBP: 0.314, SLG: 0.389										3	0	0	0	1	0	1				
47 Juan Francisco, L OBP: 0.312, SLG: 0.510										4	1	1	0	0	0	3				
28 Coby Rasmus, L OBP: 0.281, SLG: 0.441										4	0	1	0	0	0	0				
66 Munenori Kawasaki, L OBP: 0.322, SLG: 0.319										3	0	0	0	0	1	2				
17 Ryan Goins, L OBP: 0.234, SLG: 0.280										3	0	1	1	0	0	0				
8 Anthony Gose, L OBP: 0.344, SLG: 0.285										3	0	1	0	0	0	2				
Inning Stats	R: 0 E: 0 K: 0 S: 10	H: 2 LOB: 1 BB: 0 P: 15	R: 1 E: 0 K: 0 S: 9	H: 3 LOB: 1 BB: 0 P: 14	R: 0 E: 0 K: 0 S: 8	H: 1 LOB: 2 BB: 2 P: 17	R: 0 E: 0 K: 0 S: 10	H: 0 LOB: 0 BB: 0 P: 17	R: 0 E: 0 K: 0 S: 7	H: 1 LOB: 1 BB: 0 P: 9	R: 0 E: 0 K: 0 S: 5	H: 0 LOB: 0 BB: 0 P: 8	R: 0 E: 0 K: 1 S: 6	H: 1 LOB: 0 BB: 0 P: 10	R: 0 E: 0 K: 0 S: 7	H: 0 LOB: 0 BB: 0 P: 9	1B: 8 2B: 0 3B: 0 HR: 0	SF: 0 SAC: 0 DP: 3 HBP: 0	WP: 1 PB: 0 SB: 2 CS: 0	PA: 33
PITCHER 46 Scott Feldman, R ERA: 4.13	IP: 9.0 WLS: W BF: 33 H: 8 R: 1 ER: 1 SO: 2 BB: 2 IBB: 0 HBP: 0 BLK: 0 WP: 1 HR: 0 S: 69 P: 109 ERA: 1.00 WHIP: 1.111															PITCHER				

Batter	1	2	3	4	5	6	7	8	9	AB	R	H	RBI	BB	SO	LOB	BOTTOM			
27 Jose Altuve, R OBP: 0.377, SLG: 0.444										3	1	1	0	1	0	0	Toronto Blue Jays @ Houston Astros Minute Maid Park, Houston, TX Sun Aug 03 2014, 1:13 PM - 3:51 PM CDT Att: 19,932 - Roof Closed - 73 F			
19 Robbie Grossman, S OBP: 0.321, SLG: 0.300										2	0	0	1	2	2	0				
23 Chris Carter, R OBP: 0.294, SLG: 0.480										4	0	1	2	0	1	3				
15 Jason Castro, L OBP: 0.297, SLG: 0.393										4	0	0	0	0	0	5				
18 Marc Krauss, L OBP: 0.261, SLG: 0.315										4	1	1	0	0	1	0				
0 L.J. Hoes, R OBP: 0.227, SLG: 0.286										0	0	0	0	0	0	0				
21 Jon Singleton, L OBP: 0.282, SLG: 0.405										4	2	2	0	0	0	0				
30 Matt Dominguez, R OBP: 0.274, SLG: 0.362										3	1	2	2	0	0	0				
6 Jake Marisnick, R OBP: 0.210, SLG: 0.169										4	1	2	1	0	0	1				
9 Marwin Gonzalez, S OBP: 0.316, SLG: 0.394										3	0	0	0	0	0	2				
Inning Stats	R: 0 E: 0 K: 1 S: 7	H: 0 LOB: 0 BB: 0 P: 9	R: 0 E: 0 K: 0 S: 7	H: 0 LOB: 0 BB: 0 P: 11	R: 2 E: 0 K: 0 S: 21	H: 3 LOB: 2 BB: 1 P: 34	R: 3 E: 0 K: 0 S: 16	H: 4 LOB: 3 BB: 2 P: 30	R: 1 E: 1 K: 0 S: 13	H: 1 LOB: 0 BB: 0 P: 20	R: 0 E: 0 K: 1 S: 7	H: 0 LOB: 0 BB: 0 P: 12	R: 0 E: 0 K: 2 S: 9	H: 0 LOB: 0 BB: 0 P: 15	R: 0 E: 0 K: 0 S: 7	H: 1 LOB: 1 BB: 0 P: 9	1B: 7 2B: 2 3B: 0 HR: 0	SF: 1 SAC: 1 DP: 0 HBP: 0	WP: 0 PB: 0 SB: 0 CS: 0	PA: 36
PITCHER 6 Marcus Stroman, R ERA: 3.49 58 Todd Redmond, R ERA: 2.07 41 Aaron Sanchez, R ERA: 1.23 29 Dustin McGowan, R ERA: 4.01 64 Chad Jenkins, R ERA: 3.27	IP: 3.0 WLS: L BF: 17 H: 7 R: 5 ER: 5 SO: 1 BB: 1 IBB: 0 HBP: 0 BLK: 0 WP: 0 HR: 0 S: 44 P: 67 ERA: 15.00 WHIP: 2.667															PITCHER				

AB	31
R	1
H	8
RBI	1
BB	2
SO	2
LOB	13



AB	31
R	6
H	9
RBI	6
BB	3
SO	4
LOB	11



Batter	1	2	3	4	5	6	7	8	9	AB	R	H	RBI	BB	SO	LOB	TOP							
27 Jose Altuve, R OBP: 0.375, SLG: 0.440										5	1	2	1	0	0	4								
19 Robbie Grossman, S OBP: 0.316, SLG: 0.291 48 Mike Foltyniewicz, R (7, 1)										4	0	0	0	0	2	3								
23 Chris Carter, R OBP: 0.294, SLG: 0.473										4	0	2	0	0	0	1								
21 Jon Singleton, L OBP: 0.279, SLG: 0.392										4	0	0	1	0	0	3								
30 Matt Dominguez, R OBP: 0.272, SLG: 0.361										4	1	1	0	0	2	1								
22 Carlos Corporán, S OBP: 0.289, SLG: 0.397										3	0	1	1	0	0	0								
6 Jake Marisnick, R OBP: 0.194, SLG: 0.162										4	1	2	0	0	1	0								
3 Gregorio Petit, R OBP: 0.318, SLG: 0.455										2	0	0	0	0	2	2								
41 Brad Peacock, R (1, 1) 38 Darin Downs, R (6, 1) 18 Marc Krauss, L OBP: 0.264, SLG: 0.318 (7, PH) 0 L.J. Hoos, R OBP: 0.233, SLG: 0.292 (9, PH)										1	0	1	0	0	0	0								
Inning Stats	R: 1 E: 0 K: 0 S: 11	H: 2 LOB: 1 BB: 0 P: 17	R: 0 E: 0 K: 1 S: 12	H: 2 LOB: 2 BB: 0 P: 18	R: 0 E: 0 K: 1 S: 6	H: 0 LOB: 0 BB: 0 P: 11	R: 1 E: 0 K: 1 S: 7	H: 1 LOB: 0 BB: 0 P: 9	R: 0 E: 0 K: 1 S: 12	H: 0 LOB: 2 BB: 0 P: 20	R: 0 E: 0 K: 1 S: 10	H: 0 LOB: 1 BB: 0 P: 11	R: 1 E: 0 K: 1 S: 15	H: 2 LOB: 1 BB: 0 P: 24	R: 0 E: 0 K: 1 S: 7	H: 0 LOB: 0 BB: 0 P: 13	R: 0 E: 0 K: 0 S: 7	H: 1 LOB: 1 BB: 0 P: 10	1B: 9 2B: 1 3B: 0 HR: 0	SF: 1 SAC: 0 DP: 0 HBP: 0	WP: 1 PB: 0 SB: 1 CS: 0	PA: 37		
PITCHER	IP WLS BF H R ER SO BB IBB HBP BLK WP HR S P ERA WHIP	6.1 W 28 9 3 3 5 0 0 0 0 0 0 68 102 4.26 1.421	0.2 2 0 0 0 1 0 0 0 0 1 0 5 8 0.00 0.000	1.0 3 0 0 0 1 0 0 0 0 0 0 7 13 0.00 0.000	1.0 4 1 0 0 0 0 0 0 0 0 0 7 10 0.00 1.000																			

Houston Astros @ Philadelphia Phillies
Citizens Bank Park, Philadelphia, PA
Wed Aug 06 2014, 7:07 PM - 9:55 PM EDT
Att: 26,691 - Partly Cloudy - 80 F

AB	36
R	3
H	10
RBI	3
BB	0
SO	7
LOB	15



Batter	1	2	3	4	5	6	7	8	9	AB	R	H	RBI	BB	SO	LOB	BOTTOM					
2 Ben Revere, L OBP: 0.328, SLG: 0.370										5	2	4	0	0	0	1						
11 Jimmy Rollins, S OBP: 0.318, SLG: 0.399										5	2	2	0	0	1	2						
26 Chase Utley, L OBP: 0.349, SLG: 0.428										4	2	2	3	0	0	3						
6 Ryan Howard, L OBP: 0.301, SLG: 0.377										4	1	2	2	0	2	1						
3 Marlon Byrd, R OBP: 0.320, SLG: 0.473 30 Justin De Fratus, S ERA: 2.63 56 Cesar Jimenez, L ERA:										3	1	1	1	1	0	0						
24 Grady Sizemore, L OBP: 0.313, SLG: 0.361										3	1	0	0	1	0	2						
21 Wil Nieves, R OBP: 0.270, SLG: 0.403										3	0	0	1	0	2	1						
25 Cody Asche, L OBP: 0.303, SLG: 0.385										3	0	0	0	1	2	0						
55 David Buchanan, R OBP: 0.143, SLG: 0.053 63 Jake Diekman, R (7, 1) 9 Dominic Brown, L OBP: 0.279, SLG: 0.337 (8, 7)										2	1	1	1	1	0	0						
Inning Stats	R: 5 E: 0 K: 0 S: 16	H: 4 LOB: 2 BB: 3 P: 33	R: 0 E: 0 K: 1 S: 8	H: 1 LOB: 1 BB: 0 P: 10	R: 0 E: 0 K: 1 S: 9	H: 0 LOB: 0 BB: 0 P: 10	R: 3 E: 0 K: 2 S: 16	H: 2 LOB: 1 BB: 1 P: 26	R: 0 E: 0 K: 0 S: 9	H: 0 LOB: 0 BB: 0 P: 13	R: 0 E: 0 K: 1 S: 12	H: 1 LOB: 1 BB: 0 P: 16	R: 1 E: 0 K: 1 S: 13	H: 3 LOB: 1 BB: 0 P: 22	R: 1 E: 0 K: 1 S: 8	H: 1 LOB: 0 BB: 0 P: 12	1B: 8 2B: 2 3B: 1 HR: 1	SF: 1 SAC: 0 DP: 1 HBP: 0	WP: 2 PB: 0 SB: 1 CS: 0	PA: 38		
PITCHER	IP WLS BF H R ER SO BB IBB HBP BLK WP HR S P ERA WHIP	5.0 L 25 7 8 8 4 3 1 0 0 0 0 58 92 14.40 2.000	1.0 4 1 0 0 1 0 0 0 0 0 0 12 16 0.00 1.000	2.0 9 4 2 2 2 2 0 0 0 0 1 0 21 34 9.00 2.000																		

Houston Astros @ Philadelphia Phillies
Citizens Bank Park, Philadelphia, PA
Wed Aug 06 2014, 7:07 PM - 9:55 PM EDT
Att: 26,691 - Partly Cloudy - 80 F


AB	33
R	10
H	12
RBI	8
BB	4
SO	7
LOB	10




Batter	1	2	3	4	5	6	7	8	9	AB	R	H	RBI	BB	SO	LOB	TOP	
27 Jose Altuve, R OBP: 0.372, SLG: 0.436	L8	G6-3		F8			G5-4-3			4	0	0	0	0	0	2	Houston Astros @ Philadelphia Phillies Citizens Bank Park, Philadelphia, PA Thu Aug 07 2014, 7:07 PM - 9:53 PM EDT Att: 26,609 - Cloudy - 81 F	
15 Jason Castro, L OBP: 0.300, SLG: 0.392	23 HR		23 HR	1B	18 G1-6-3	1B	G4-3			3	2	2	0	1	0	0		
23 Chris Carter, R OBP: 0.299, SLG: 0.494	1H	HR	1H	HR	21 FC4-5	K	G4-6-3	1B		4	2	3	4	0	1	1		
18 Marc Krauss, L OBP: 0.269, SLG: 0.338					21 FC4-5					3	1	1	1	1	0	2		
35 Josh Fields, R										0	0	0	0	0	0	0		
29 Tony Sipp, L										0	0	0	0	0	0	0		
50 Chad Qualls, R										0	0	0	0	0	0	0		
21 Jon Singleton, L OBP: 0.274, SLG: 0.384	K		FC4-5	30 G6-3		K				4	0	0	0	0	3	1		
30 Matt Dominguez, R OBP: 0.272, SLG: 0.360			G6-3			F7				4	0	1	0	0	0	1		
9 Marwin Gonzalez, S OBP: 0.315, SLG: 0.386	F9					K				4	0	1	0	0	1	1		
6 Jake Marisnick, R OBP: 0.187, SLG: 0.155		G5-3		FC6-4	31 SH2-4		K	31 FC5-6		3	0	0	0	0	1	1		
31 Collin McHugh, R										2	0	0	0	0	0	1		
19 Robbie Grossman, S OBP: 0.316, SLG: 0.291		G6-3		SH2-4			FC5-6	27 G5-4-3		0	0	0	0	0	0	0		
Inning Stats	R: 3 E: 0 K: 1 S: 23	H: 3 LOB: 1 BB: 1 P: 35	R: 0 E: 0 K: 0 S: 6	H: 0 LOB: 0 BB: 0 P: 7	R: 2 E: 0 K: 0 S: 7	H: 2 LOB: 0 BB: 1 P: 15	R: 0 E: 0 K: 0 S: 7	H: 1 LOB: 1 BB: 0 P: 8	R: 0 E: 0 K: 2 S: 8	H: 0 LOB: 0 BB: 0 P: 12	R: 0 E: 0 K: 1 S: 7	H: 0 LOB: 0 BB: 0 P: 9	R: 0 E: 0 K: 1 S: 11	H: 0 LOB: 0 BB: 0 P: 14	1B: 5 2B: 0 3B: 0 HR: 3	SF: 0 SAC: 1 DP: 4 HBP: 0	WP: 1 PB: 0 SB: 0 CS: 0	PA: 34
PITCHER	IP WLS BF H R ER SO BB IBB HBP BLK WP HR S P ERA WHIP																	
61 Sean O'Sullivan, R ERA: 6.84	(1, 1) 6.0 25 7 5 5 4 2 0 0 0 0 0 3 61 92 7.50 1.500																	
43 Mariano Holland, L ERA: 4.32	(7, 1) 2.0 W 6 1 0 0 1 0 0 0 0 0 1 0 13 16 0.00 0.500																	
58 Jonathan Papelbon, R ERA: 1.68	(9, 1) 1.0 S 3 0 0 0 1 0 0 0 0 0 0 0 0 11 14 0.00 0.000																	

Batter	1	2	3	4	5	6	7	8	9	AB	R	H	RBI	BB	SO	LOB	BOTTOM			
2 Ben Revere, L OBP: 0.329, SLG: 0.371	L5		L7			11 L3		11 HR		4	1	2	0	0	0	0	Houston Astros @ Philadelphia Phillies Citizens Bank Park, Philadelphia, PA Thu Aug 07 2014, 7:07 PM - 9:53 PM EDT Att: 26,609 - Cloudy - 81 F			
11 Jimmy Rollins, S OBP: 0.318, SLG: 0.398	G6-3		K			L3		6 HR		4	1	1	0	0	1	1				
26 Chase Utley, L OBP: 0.349, SLG: 0.426	G4-3			F8				F7		4	0	1	0	0	0	3				
6 Ryan Howard, L OBP: 0.301, SLG: 0.383		K		G6-3		K		HR		4	1	1	4	0	2	1				
3 Marlon Byrd, R OBP: 0.319, SLG: 0.471			24 1B		K		K	G6-3		4	1	1	0	0	2	1				
24 Grady Sizemore, L OBP: 0.313, SLG: 0.361			25 1B		G4-3		P6			3	0	1	0	0	0	1				
51 Carlos Ruiz, R OBP: 0.363, SLG: 0.369			25 1B		K			25 1B		3	1	2	1	0	1	0				
25 Cody Asche, L OBP: 0.304, SLG: 0.384			25 1B		F9			11 1B	2 1B	3	1	1	1	0	0	2				
61 Sean O'Sullivan, R								6 HR		1	0	0	0	0	1	0				
17 Reid Brignac, L OBP: 0.310, SLG: 0.359										1	0	0	0	0	1	0				
43 Mariano Holland, L										0	0	0	0	0	0	0				
9 Domonic Brown, L OBP: 0.279, SLG: 0.336										1	0	0	0	0	1	1				
56 Jonathan Papelbon, R										0	0	0	0	0	0	0				
Inning Stats	R: 0 E: 0 K: 0 S: 8	H: 0 LOB: 0 BB: 0 P: 10	R: 1 E: 0 K: 1 S: 12	H: 3 LOB: 1 BB: 0 P: 15	R: 0 E: 0 K: 2 S: 9	H: 0 LOB: 0 BB: 0 P: 13	R: 0 E: 0 K: 1 S: 9	H: 0 LOB: 0 BB: 0 P: 16	R: 0 E: 0 K: 1 S: 9	H: 0 LOB: 0 BB: 0 P: 14	R: 0 E: 0 K: 1 S: 10	H: 1 LOB: 0 BB: 0 P: 15	R: 0 E: 0 K: 2 S: 11	H: 1 LOB: 1 BB: 0 P: 17	R: 5 E: 0 K: 1 S: 17	H: 5 LOB: 0 BB: 0 P: 28	1B: 8 2B: 2 3B: 0 HR: 1	SF: 0 SAC: 0 DP: 2 HBP: 0	WP: 0 PB: 0 SB: 0 CS: 0	PA: 32
PITCHER	IP WLS BF H R ER SO BB IBB HBP BLK WP HR S P ERA WHIP																			
31 Collin McHugh, R ERA: 3.18	(1, 1) 7.0 24 5 1 1 8 0 0 0 0 0 0 0 8 13 1.29 0.714																			
35 Josh Fields, R ERA: 4.71	(8, 1) 0.1 4 3 3 3 1 0 0 0 0 0 0 0 8 13 81.00 9.000																			
29 Tony Sipp, L ERA: 2.91	(8, 1) 0.1 L 3 2 2 2 0 0 0 0 0 0 0 1 8 13 54.00 6.000																			
50 Chad Qualls, R ERA: 3.23	(8, 1) 0.1 1 0 0 0 0 0 0 0 0 0 0 0 1 2 0.00 0.000																			

livebaseballscorecards.com



livebaseballscorecards.com



Batter	1	2	3	4	5	6	7	8	9	AB	R	H	RBI	BB	SO	LOB	TOP
17 Shin-Soo Choo, L OBP: 0.345, SLG: 0.363 35 James Adduci, L OBP: 0.300, SLG: 0.274	0-1 SH1-3 1B		0-2 K		0-0 G3		1-2 G6-3			4	1	1	0	0	1	1	Texas Rangers @ Houston Astros Minute Maid Park, Houston, TX Fri Aug 08 2014, 7:12 PM - 10:36 PM CDT Att: 24,256 - Roof Closed - 73 F
1 Elvis Andrus, R OBP: 0.322, SLG: 0.347	1-1 SH1-3 1-2		1-1 G5-3		2-1 G6-3			1-0 F8		3	0	0	0	0	0	0	
7 J.P. Arencibia, R OBP: 0.261, SLG: 0.430	2-2 HR		2-0 F8		3-1 G6-3			1-3 K		4	1	1	2	0	1	0	
29 Adrian Beltré, R OBP: 0.370, SLG: 0.505	2-3 K		1-2 2B 1B		3-0 F8			1-3 K		4	0	1	0	0	2	0	
9 Adam Rosales, R OBP: 0.419, SLG: 0.632	1-2 1B		0-0 F9		0-2 E5			0-1 2B 1B		4	1	2	0	0	0	1	
2 Leonys Martin, L OBP: 0.313, SLG: 0.358	1-1 F8		1-0 1B		0-3 K			0-2 F9		4	0	1	0	0	1	3	
8 Geovany Soto, R OBP: 0.286, SLG: 0.357 28 Mike Carp, L OBP: 0.321, SLG: 0.275			0-0 G5-3		2-3 K			2-0 12B 1B		3	0	0	0	0	1	2	
12 Rougned Odor, L OBP: 0.297, SLG: 0.379			1-2 F8		0-0 F8			2-2 19 CS BB		3	0	1	0	1	0	2	
19 Daniel Robertson, R OBP: 0.330, SLG: 0.320			1-2 G6-3		3-1 F8			2-1 G4-6-3		4	0	1	0	0	0	2	
								1-2 17 WP 1B									
Inning Stats	R: 2 H: 3 E: 0 K: 1 S: 15	H: 3 R: 2 ER: 2 SO: 4 BB: 0 LOB: 22	R: 0 H: 0 E: 0 K: 0 S: 8	H: 0 R: 0 ER: 0 SO: 0 BB: 0 LOB: 10	R: 0 H: 2 E: 0 K: 1 S: 9	H: 2 R: 0 ER: 0 SO: 0 BB: 0 LOB: 13	R: 0 H: 0 E: 0 K: 0 S: 5	H: 0 R: 0 ER: 0 SO: 0 BB: 0 LOB: 10	R: 0 H: 1 E: 0 K: 2 S: 12	H: 0 R: 0 ER: 0 SO: 0 BB: 0 LOB: 12	R: 1 H: 3 E: 0 K: 0 S: 12	H: 3 R: 0 ER: 0 SO: 0 BB: 0 LOB: 18	1B: 7 2B: 1 3B: 0 HR: 1	SF: 0 SAC: 1 DP: 1 HBP: 0	WP: 1 PB: 0 SB: 0 CS: 1	PA: 36	
PITCHER	IP WLS BF H R ER SO BB IBB HBP BLK WP HR S P ERA WHIP	IP WLS BF H R ER SO BB IBB HBP BLK WP HR S P ERA WHIP	IP WLS BF H R ER SO BB IBB HBP BLK WP HR S P ERA WHIP	IP WLS BF H R ER SO BB IBB HBP BLK WP HR S P ERA WHIP	IP WLS BF H R ER SO BB IBB HBP BLK WP HR S P ERA WHIP	IP WLS BF H R ER SO BB IBB HBP BLK WP HR S P ERA WHIP	IP WLS BF H R ER SO BB IBB HBP BLK WP HR S P ERA WHIP	IP WLS BF H R ER SO BB IBB HBP BLK WP HR S P ERA WHIP	IP WLS BF H R ER SO BB IBB HBP BLK WP HR S P ERA WHIP	IP WLS BF H R ER SO BB IBB HBP BLK WP HR S P ERA WHIP	IP WLS BF H R ER SO BB IBB HBP BLK WP HR S P ERA WHIP	IP WLS BF H R ER SO BB IBB HBP BLK WP HR S P ERA WHIP	IP WLS BF H R ER SO BB IBB HBP BLK WP HR S P ERA WHIP	IP WLS BF H R ER SO BB IBB HBP BLK WP HR S P ERA WHIP	IP WLS BF H R ER SO BB IBB HBP BLK WP HR S P ERA WHIP	IP WLS BF H R ER SO BB IBB HBP BLK WP HR S P ERA WHIP	
39 Brett Oberholzer, L ERA: 4.05 55 Jose Veras, R ERA: 5.53 50 Chad Qualls, R ERA: 9.38	7.0 1.0 1.0 1.0	28 W 3 S	6 0 0 3	2 0 0 1	2 0 0 0	4 2 0 0	1 0 0 0	1 0 0 0	66 9 12 18	101 9 12 18	2.57 0.00 0.00 9.00	1.000 0.000 0.000 3.000					

Batter	1	2	3	4	5	6	7	8	9	AB	R	H	RBI	BB	SO	LOB	BOTTOM	
27 Jose Altuve, R OBP: 0.369, SLG: 0.434 3 Gregorio Petit, R OBP: 0.333, SLG: 0.500	1-1 L5	1-1 F8			0-0 P5		2-0 F9			3	0	0	0	0	0	3	Texas Rangers @ Houston Astros Minute Maid Park, Houston, TX Fri Aug 08 2014, 7:12 PM - 10:36 PM CDT Att: 24,256 - Roof Closed - 73 F	
15 Jason Castro, L OBP: 0.298, SLG: 0.387	4-2 BB		2-2 L9		2-2 G4-3		1-3 K	0-3 K		4	0	0	0	1	2	1		
23 Chris Carter, R OBP: 0.299, SLG: 0.500	1-3 K		0-3 K		3-2 HR		2-3 K			4	1	1	1	0	3	1		
18 Marc Krauss, L OBP: 0.269, SLG: 0.342 0 L.J. Hoest, R OBP: 0.233, SLG: 0.292	2-2 G4-3		2-2 G6-3		2-2 2B		1-1 P2			4	0	1	0	0	0	1		
21 Jon Singleton, L OBP: 0.273, SLG: 0.381		2-3 K			3-1 F9		3-2 P5			4	1	1	0	0	1	1		
30 Matt Dominguez, R OBP: 0.272, SLG: 0.359		0-2 F8			0-2 F8		3-2 19B 1B			4	0	1	0	0	1	1		
19 Robbie Grossman, S OBP: 0.328, SLG: 0.323		4-2 6B BB			0-0		2-1 1B			3	1	3	2	1	0	0		
6 Jake Marisnick, R OBP: 0.215, SLG: 0.176		2-2 9HBP 1B			4-2 BB		2-3 K			3	1	2	0	1	1	2		
9 Marwin Gonzalez, S OBP: 0.313, SLG: 0.380		2-1 HBP			1-3 K		0-3 K			3	0	0	0	0	2	5		
								1-2 G6-3										
Inning Stats	R: 0 H: 0 E: 0 K: 1 S: 11	H: 0 R: 1 ER: 1 SO: 1 BB: 1 LOB: 19	R: 0 H: 0 E: 0 K: 1 S: 16	H: 0 R: 0 ER: 0 SO: 0 BB: 0 LOB: 15	R: 0 H: 1 E: 0 K: 1 S: 12	H: 1 R: 0 ER: 0 SO: 0 BB: 0 LOB: 20	R: 1 H: 2 E: 0 K: 0 S: 14	H: 2 R: 0 ER: 0 SO: 0 BB: 0 LOB: 24	R: 0 H: 2 E: 0 K: 2 S: 14	H: 2 R: 0 ER: 0 SO: 0 BB: 0 LOB: 23	R: 0 H: 0 E: 0 K: 2 S: 8	H: 0 R: 0 ER: 0 SO: 0 BB: 0 LOB: 12	R: 3 H: 4 E: 0 K: 2 S: 23	H: 4 R: 0 ER: 0 SO: 0 BB: 0 LOB: 26	1B: 5 2B: 3 3B: 0 HR: 2	SF: 0 SAC: 0 DP: 0 HBP: 1	WP: 1 PB: 0 SB: 0 CS: 0	PA: 38
PITCHER	IP WLS BF H R ER SO BB IBB HBP BLK WP HR S P ERA WHIP	IP WLS BF H R ER SO BB IBB HBP BLK WP HR S P ERA WHIP	IP WLS BF H R ER SO BB IBB HBP BLK WP HR S P ERA WHIP	IP WLS BF H R ER SO BB IBB HBP BLK WP HR S P ERA WHIP	IP WLS BF H R ER SO BB IBB HBP BLK WP HR S P ERA WHIP	IP WLS BF H R ER SO BB IBB HBP BLK WP HR S P ERA WHIP	IP WLS BF H R ER SO BB IBB HBP BLK WP HR S P ERA WHIP	IP WLS BF H R ER SO BB IBB HBP BLK WP HR S P ERA WHIP	IP WLS BF H R ER SO BB IBB HBP BLK WP HR S P ERA WHIP	IP WLS BF H R ER SO BB IBB HBP BLK WP HR S P ERA WHIP	IP WLS BF H R ER SO BB IBB HBP BLK WP HR S P ERA WHIP	IP WLS BF H R ER SO BB IBB HBP BLK WP HR S P ERA WHIP	IP WLS BF H R ER SO BB IBB HBP BLK WP HR S P ERA WHIP	IP WLS BF H R ER SO BB IBB HBP BLK WP HR S P ERA WHIP	IP WLS BF H R ER SO BB IBB HBP BLK WP HR S P ERA WHIP	IP WLS BF H R ER SO BB IBB HBP BLK WP HR S P ERA WHIP		
36 Miles Mikolas, R ERA: 6.57 37 Shawn Tolleson, R ERA: 3.25 55 Roman Mendez, R ERA: 1.69 56 Neal Cotts, L ERA: 3.73	5.0 1.0 1.0 1.0	23 H 5 L	4 2 0 4	1 0 0 3	1 0 0 1	0 0 0 0	0 0 0 0	8 12 12 26	105 14 23 26	0.00 0.00 0.00 27.00	0.000 0.000 0.000 4.000	2.000						

Batter	1	2	3	4	5	6	7	8	9	AB	R	H	RBI	BB	SO	LOB	TOP			
39 Danny Santana, S (1.8) OBP: 0.362, SLG: 0.476										5	1	3	0	0	0	2				
2 Brian Dozier, R (1.4) OBP: 0.340, SLG: 0.427										4	1	1	0	1	0	2				
7 Joe Mauer, L (1.3) OBP: 0.348, SLG: 0.358										4	0	2	1	1	0	1				
19 Kennys Vargas, S (1.10) OBP: 0.348, SLG: 0.381										5	0	1	0	0	2	4				
24 Trevor Plouffe, R (1.5) OBP: 0.321, SLG: 0.403										4	0	1	1	0	1	4				
8 Kurt Suzuki, R (1.2) OBP: 0.322, SLG: 0.385										4	0	0	0	0	1	5				
27 Chris Parmelee, L (1.9) OBP: 0.306, SLG: 0.389										4	0	1	0	0	2	0				
5 Eduardo Escobar, S (1.6) OBP: 0.320, SLG: 0.403										3	1	2	0	1	1	0				
1 Jordan Schafer, L (1.7) OBP: 0.270, SLG: 0.242										3	1	0	0	1	1	3				
Inning Stats	R: 1 H: 2 E: 0 K: 1 S: 18	H: 2 BB: 1 P: 27	R: 0 H: 1 E: 0 K: 1 S: 11	LOB: 1 BB: 0 P: 15	R: 0 H: 2 E: 0 K: 0 S: 14	H: 1 BB: 0 P: 23	R: 1 H: 2 E: 1 K: 2 S: 22	H: 2 LOB: 1 BB: 0 P: 34	R: 0 H: 0 E: 0 K: 1 S: 12	H: 0 LOB: 1 BB: 0 P: 16	R: 0 H: 0 E: 1 K: 0 S: 5	H: 1 LOB: 0 BB: 0 P: 7	R: 0 H: 2 E: 0 K: 0 S: 9	H: 2 LOB: 2 BB: 0 P: 12	R: 2 H: 1 E: 0 K: 2 S: 15	LOB: 1 BB: 2 P: 30	1B: 7 2B: 5 3B: 0 HR: 0	SF: 0 SAC: 0 DP: 1 HBP: 0	WP: 0 PB: 1 SB: 1 CS: 1	PA: 40
PITCHER	IP	WLS	BF	H	R	ER	SO	BB	IBB	HBP	BLK	WP	HR	S	P	ERA	WHIP			
41 Brad Peacock, R (1.1) ERA: 5.25	5.0		23	7	2	1	5	1	0	0	0	0	0	77	115	1.80	1.600			
56 Jake Buchanan, R (6.1) ERA: 4.3	3.0		11	3	0	0	1	1	0	0	0	0	0	25	37	0.00	1.333			
35 Josh Fields, R (9.1) ERA: 4.84	1.0	L	6	1	2	2	2	2	0	0	0	0	0	15	30	18.00	3.000			

Minnesota Twins @ Houston Astros
Minute Maid Park, Houston, TX
Mon Aug 11 2014, 7:11 PM - 10:31 PM CDT
Att: 15,569 - Roof Closed - 73 F

AB 36
R 4
H 11
RBI 2
BB 4
SO 8
LOB 21



Batter	1	2	3	4	5	6	7	8	9	AB	R	H	RBI	BB	SO	LOB	BOTTOM					
19 Robbie Grossman, S (1.9) OBP: 0.329, SLG: 0.312										5	0	0	0	0	1	6						
27 Jose Altuve, R (1.4) OBP: 0.373, SLG: 0.444										4	1	2	1	0	0	0						
23 Chris Carter, R (1.10) OBP: 0.302, SLG: 0.504										3	1	1	1	1	0	1						
30 Matt Dominguez, R (1.5) OBP: 0.273, SLG: 0.358										4	0	1	0	0	1	2						
15 Jason Castro, L (1.2) OBP: 0.296, SLG: 0.382										4	0	0	0	0	1	3						
13 Domingo Santana, R (1.7) OBP: 0.285, SLG: 0.382										4	0	0	0	0	3	1						
21 Jon Singleton, L (1.3) OBP: 0.285, SLG: 0.382										3	0	1	0	1	1	0						
6 Jake Marisnick, R (1.8) OBP: 0.264, SLG: 0.244										4	0	4	0	0	0	0						
3 Gregorio Petit, R (1.6) OBP: 0.281, SLG: 0.387										3	0	0	0	1	1	4						
Inning Stats	R: 1 H: 1 E: 0 K: 1 S: 11	H: 1 LOB: 1 BB: 1 P: 19	R: 0 H: 2 E: 1 K: 1 S: 10	LOB: 2 BB: 1 P: 18	R: 0 H: 1 E: 0 K: 0 S: 10	H: 1 LOB: 0 BB: 0 P: 14	R: 0 H: 1 E: 0 K: 2 S: 10	H: 1 LOB: 2 BB: 1 P: 18	R: 1 H: 2 E: 0 K: 1 S: 9	H: 2 LOB: 1 BB: 0 P: 15	R: 0 H: 1 E: 0 K: 0 S: 8	H: 0 LOB: 0 BB: 0 P: 13	R: 0 H: 0 E: 0 K: 0 S: 7	H: 0 LOB: 0 BB: 0 P: 10	R: 0 H: 0 E: 0 K: 2 S: 13	H: 0 LOB: 0 BB: 0 P: 20	R: 0 H: 1 E: 0 K: 1 S: 11	LOB: 1 BB: 0 P: 15	1B: 7 2B: 0 3B: 0 HR: 2	SF: 0 SAC: 0 DP: 1 HBP: 0	WP: 0 PB: 0 SB: 0 CS: 1	PA: 37
PITCHER	IP	WLS	BF	H	R	ER	SO	BB	IBB	HBP	BLK	WP	HR	S	P	ERA	WHIP					
49 Tommy Milone, L (1.1) ERA: 3.52	6.0		27	8	2	2	5	3	0	0	0	0	0	58	97	3.00	1.833					
57 Ryan Pressly, R (7.1) ERA: 0.82	1.1		4	0	0	0	1	0	0	0	0	0	0	10	14	0.00	0.000					
52 Brian Duensing, L (8.1) ERA: 2.3	0.2	W	2	0	0	0	1	0	0	0	0	0	0	10	16	0.00	0.000					
15 Glen Perkins, L (9.1) ERA: 2.88	1.0	S	4	1	0	0	1	0	0	0	0	0	0	11	15	0.00	1.000					

Minnesota Twins @ Houston Astros
Minute Maid Park, Houston, TX
Mon Aug 11 2014, 7:11 PM - 10:31 PM CDT
Att: 15,569 - Roof Closed - 73 F

AB 34
R 2
H 9
RBI 2
BB 3
SO 8
LOB 17



Batter	1	2	3	4	5	6	7	8	9	AB	R	H	RBI	BB	SO	LOB	TOP					
19 Robbie Grossman, S (1.7) OBP: 0.327, SLG: 0.315	L7		27 1B	K2-3			K		K	5	0	1	1	0	3	3						
27 Jose Altuve, R (1.4) OBP: 0.374, SLG: 0.442	G6-3		1B			G5-3	F9-2			4	0	1	0	0	0	2						
23 Chris Carter, R (1.10) OBP: 0.302, SLG: 0.515	P2		F3			G4-3		P4		4	0	0	0	0	0	2						
21 Dexter Fowler, S (1.8) OBP: 0.380, SLG: 0.393		21 FC3 15 BB 21 E	K			G1-3		BB		2	1	0	0	2	1	2						
15 Jason Castro, L (1.2) OBP: 0.295, SLG: 0.377		30 G5-4-3 21 E	G3-1					K		3	0	1	0	1	1	3						
21 Jon Singleton, L (1.3) OBP: 0.282, SLG: 0.367	FC3					F8		K		3	1	0	0	1	1	3						
30 Matt Dominguez, R (1.5) OBP: 0.273, SLG: 0.360	G5-4-3					G4-6-3				4	1	2	2	0	0	3						
6 Jake Marisnick, R (1.9) OBP: 0.265, SLG: 0.289	F8					G5-3		L9		4	0	1	0	0	0	2						
9 Marwin Gonzalez, S (1.6) OBP: 0.318, SLG: 0.390			19 1B			P3		K		4	1	2	0	0	1	1						
Inning Stats	R: 0 E: 0 K: 0 S: 6	H: 0 LOB: 0 BB: 0 P: 10	R: 1 E: 1 K: 0 S: 9	H: 0 LOB: 1 BB: 2 P: 20	R: 1 E: 0 K: 1 S: 18	H: 3 LOB: 2 BB: 0 P: 23	R: 2 E: 0 K: 1 S: 11	H: 1 LOB: 0 BB: 1 P: 17	R: 0 E: 0 K: 0 S: 8	H: 0 LOB: 0 BB: 0 P: 11	R: 0 E: 0 K: 0 S: 4	H: 1 LOB: 0 BB: 0 P: 4	R: 0 E: 0 K: 1 S: 9	H: 2 LOB: 1 BB: 0 P: 14	R: 0 E: 0 K: 2 S: 11	H: 0 LOB: 1 BB: 1 P: 21	R: 0 E: 0 K: 2 S: 11	H: 1 LOB: 1 BB: 0 P: 20	1B: 5 2B: 3 3B: 0 HR: 1	SF: 0 SAC: 0 DP: 3 HBP: 0	WP: 0 PB: 0 SB: 0 CS: 0	PA: 37
PITCHER	IP	WLS	BF	H	R	ER	SO	BB	IBB	HBP	BLK	WP	HR	S	P	ERA	WHIP					
64 Allen Webster, R (1.1) ERA: 4.79	6.0	W	25	5	4	3	2	3	0	0	0	0	1	56	85	4.50	1.333					
30 Alex Wilson, R (7.1) ERA: 2.94	1.0		4	2	0	0	1	0	0	0	0	0	0	9	14	0.00	2.000					
36 Junichi Tazawa, R (8.1) ERA: 3.24	1.0		4	0	0	0	2	1	0	0	0	0	0	11	21	0.00	1.000					
32 Craig Breslow, L (9.1) ERA: 4.74	1.0		4	1	0	0	2	0	0	0	0	0	0	11	20	0.00	1.000					

Houston Astros @ Boston Red Sox
Fenway Park, Boston, MA
Thu Aug 14 2014, 7:16 PM - 10:34 PM EDT
Att: 38,065 - Partly Cloudy - 73 F

AB	33
R	4
H	8
RBI	3
BB	4
SO	7
LOB	21

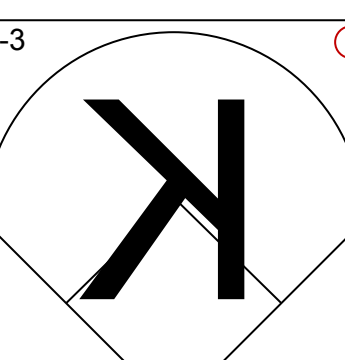
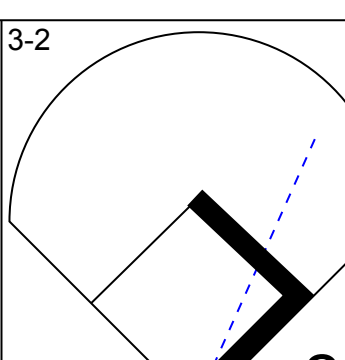
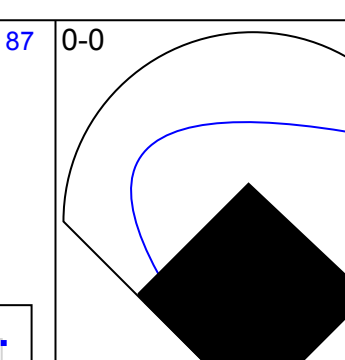
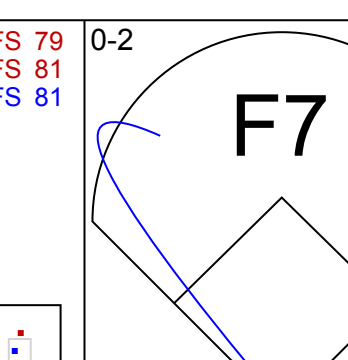
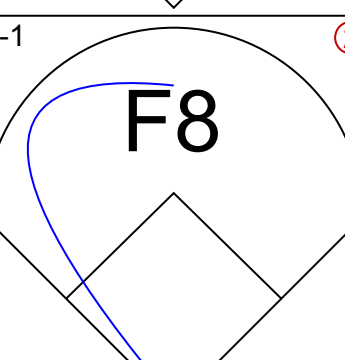
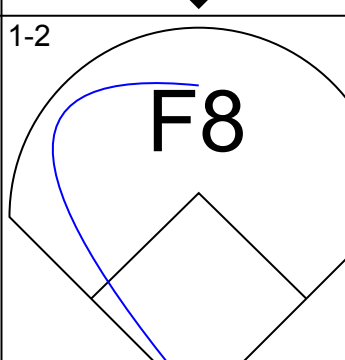
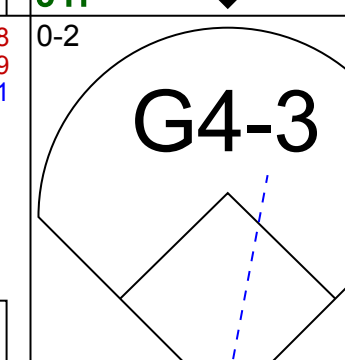
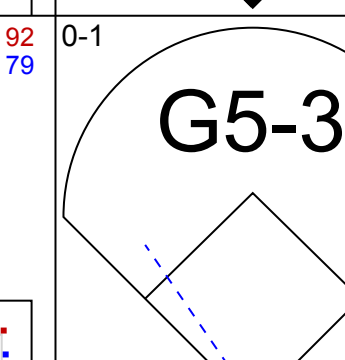
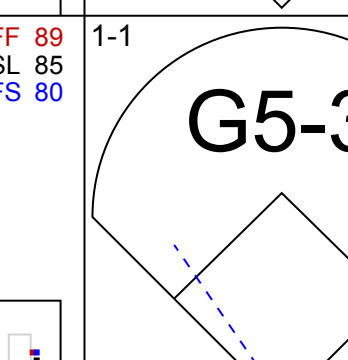
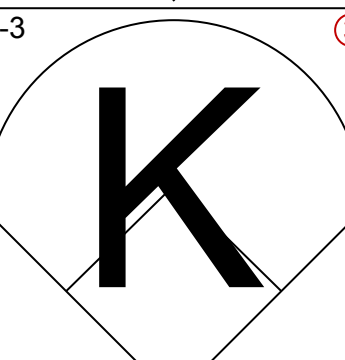
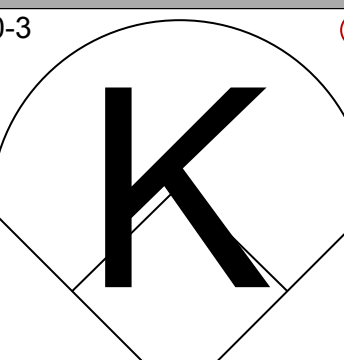
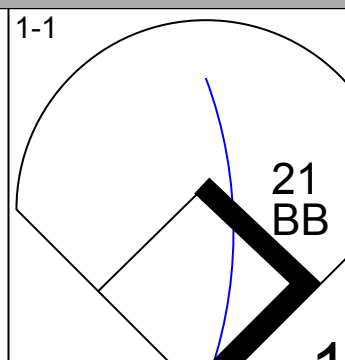
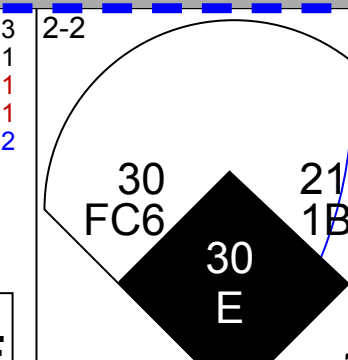
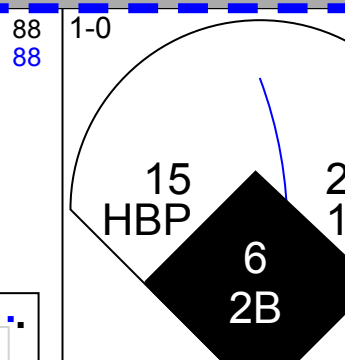

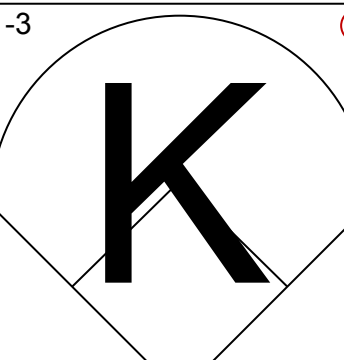
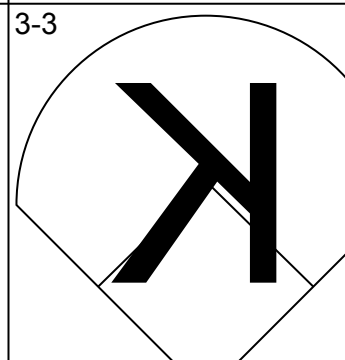
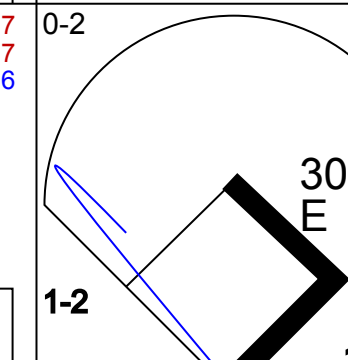
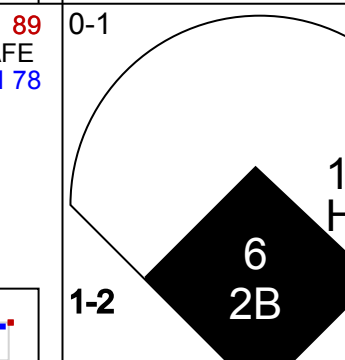
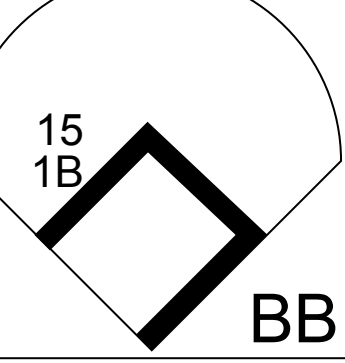
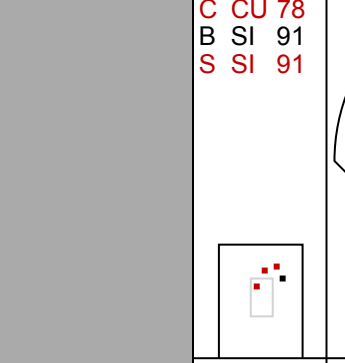
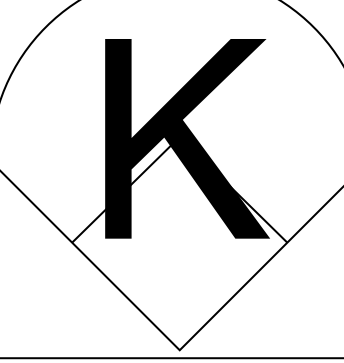
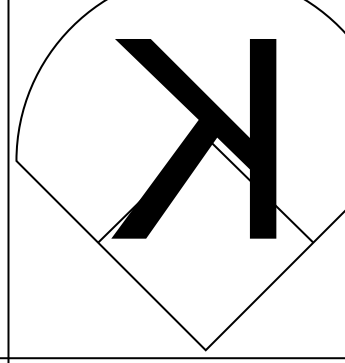
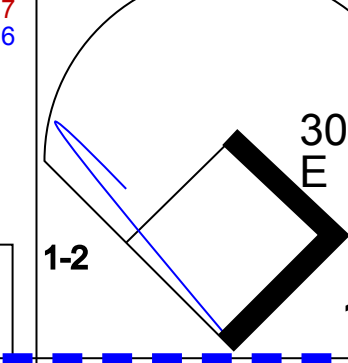
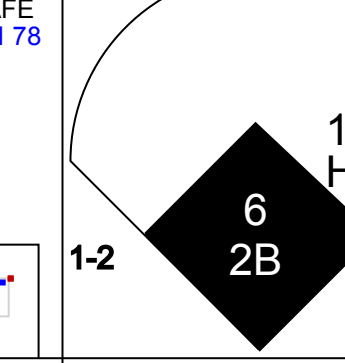
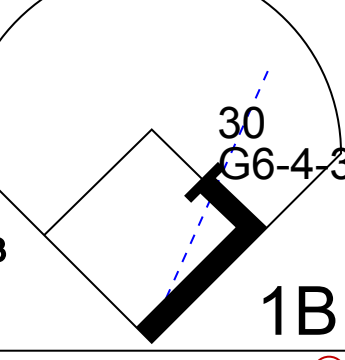
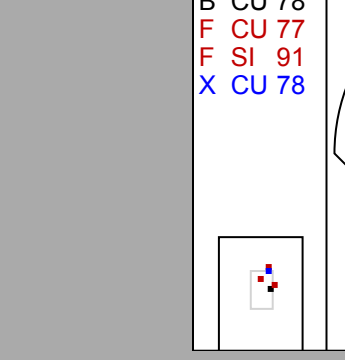
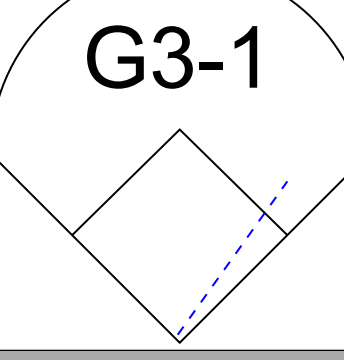
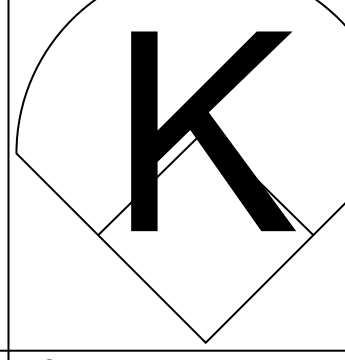
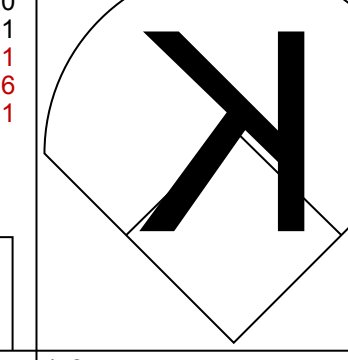
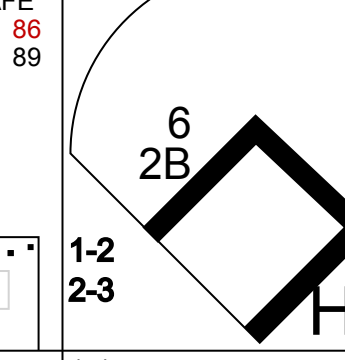


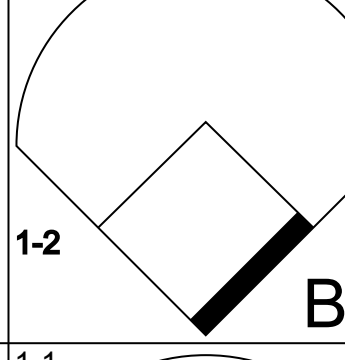
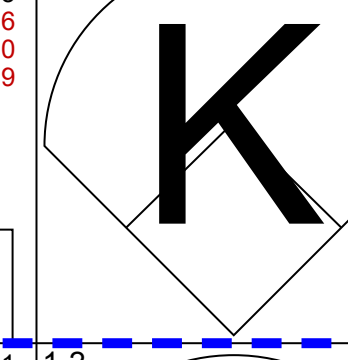
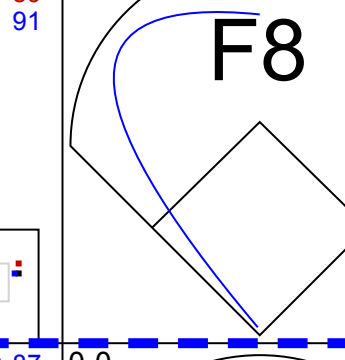
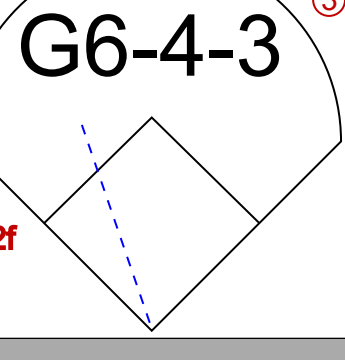

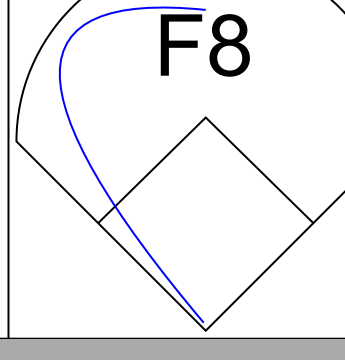
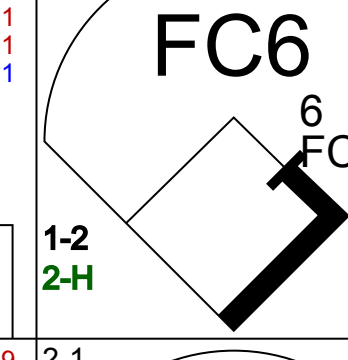
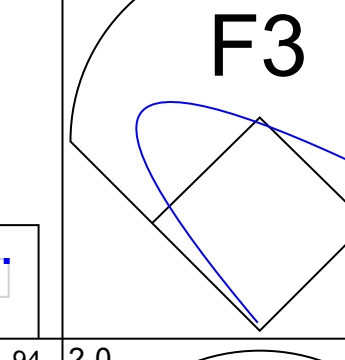
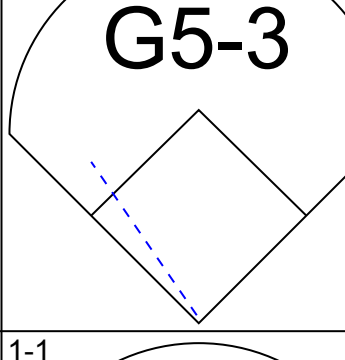
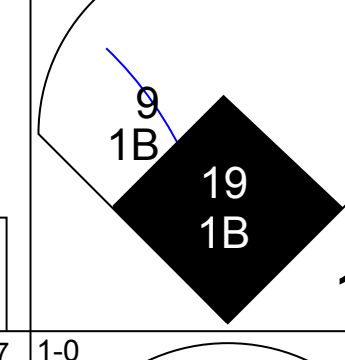
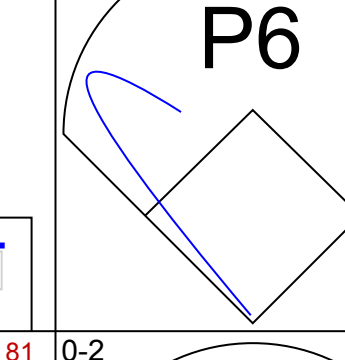
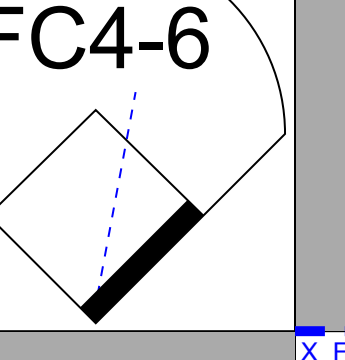
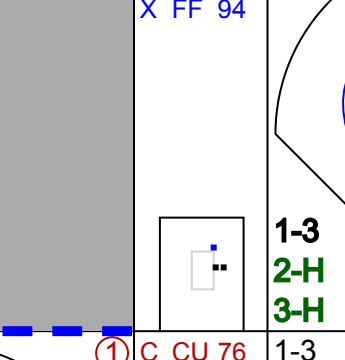
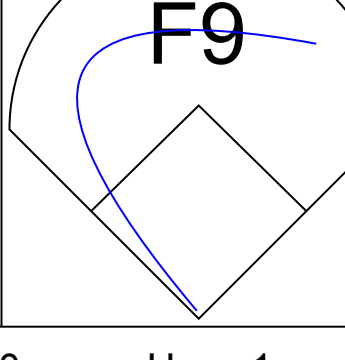
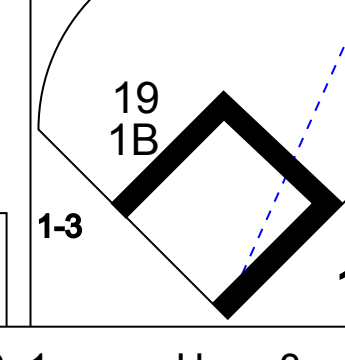
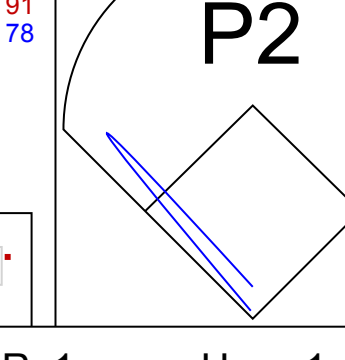
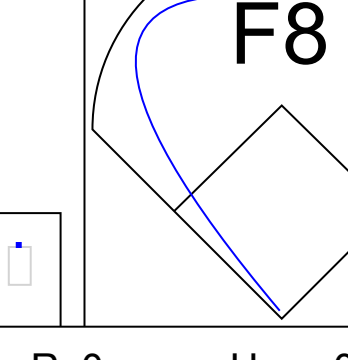
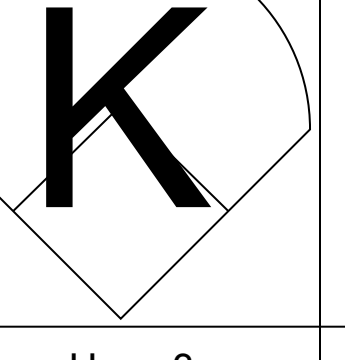


Batter	1	2	3	4	5	6	7	8	9	AB	R	H	RBI	BB	SO	LOB	BOTTOM					
26 Brock Holt, L (1.6) OBP: 0.346, SLG: 0.411	G4-3		G4-3							4	1	2	1	1	0	1						
15 Dustin Pedroia, R (1.4) OBP: 0.347, SLG: 0.382	G6-3							F7		5	2	3	2	0	0	2						
34 David Ortiz, L (1.10) OBP: 0.337, SLG: 0.487	G3							F5		5	0	2	1	0	0	4						
52 Yoenis Cespedes, R (1.7) OBP: 0.299, SLG: 0.461										5	1	0	0	0	0	5						
39 Corey Brown, L (9.9)	L8							P3		0	0	0	0	0	0	0						
12 Mike Napoli, R (1.3) OBP: 0.384, SLG: 0.451	G6-3							K		3	1	1	1	1	1	0						
29 Daniel Nava, S (1.9) OBP: 0.336, SLG: 0.331	G4-3									3	1	2	0	1	0	0						
16 Will Middlebrooks, R (1.5) OBP: 0.265, SLG: 0.286								L9		4	1	1	1	0	0	1						
25 Jackie Bradley Jr., L (1.8) OBP: 0.286, SLG: 0.290										3	2	1	1	1	1	0						
55 Christian Vazquez, R (1.2) OBP: 0.293, SLG: 0.306										3	0	2	1	0	0	0						
Inning Stats	R: 0 E: 0 K: 0 S: 6	H: 0 LOB: 0 BB: 0 P: 8	R: 0 E: 0 K: 0 S: 10	H: 0 LOB: 0 BB: 0 P: 14	R: 0 E: 0 K: 1 S: 9	H: 1 LOB: 1 BB: 0 P: 15	R: 1 E: 0 K: 0 S: 11	H: 3 LOB: 2 BB: 1 P: 21	R: 0 E: 0 K: 0 S: 7	H: 0 LOB: 0 BB: 0 P: 9	R: 7 E: 0 K: 0 S: 29	H: 6 LOB: 2 BB: 3 P: 53	R: 0 E: 0 K: 1 S: 9	H: 1 LOB: 1 BB: 0 P: 13	R: 1 E: 0 K: 0 S: 15	H: 3 LOB: 2 BB: 0 P: 24	1B: 10 2B: 4 3B: 0 HR: 0	SF: 1 SAC: 0 DP: 1 HBP: 0	WP: 0 PB: 1 SB: 0 CS: 0	PA: 40		
PITCHER	IP	WLS	BF	H	R	ER	SO	BB	IBB	HBP	BLK	WP	HR	S	P	ERA	WHIP					
46 Scott Feldman, R (1.1) ERA: 4.45	5.1	L	25	9	7	7	1	2	0	0	0	0	0	58	92	11.81	2.062					
38 Darin Downs, L (6.1) ERA: 4.31	0.1		3	0	0	0	0	2	0	0	0	0	0	5	15	0.00	6.000					
48 Mike Folytynicz, R (6.1) ERA: 7.71	2.1		12	5	2	2	1	0	0	0	0	0	0	33	50	7.71	2.143					

Houston Astros @ Boston Red Sox
Fenway Park, Boston, MA
Thu Aug 14 2014, 7:16 PM - 10:34 PM EDT
Att: 38,065 - Partly Cloudy - 73 F

AB	35
R	9
H	14
RBI	8
BB	4
SO	2
LOB	13



Batter	1	2	3	4	5	6	7	8	9	10	AB	R	H	RBI	BB	SO	LOB	TOP																						
19 Robbie Grossman, S (1, 7) OBP: 0.332, SLG: 0.339											5	1	3	2	0	1	0																							
27 Jose Altuve, R (1, 4) OBP: 0.370, SLG: 0.438											5	0	0	0	0	0	3																							
23 Chris Carter, R (1, 10) OBP: 0.304, SLG: 0.515											4	0	2	0	0	2	0																							
3 Gregorio Petit, R (8, PR) OBP: 0.303, SLG: 0.406											1	2	1	0	0	0	0																							
21 Dexter Fowler, S (1, 8) OBP: 0.363, SLG: 0.395											4	1	2	0	1	2	1																							
15 Jason Castro, L (1, 2) OBP: 0.297, SLG: 0.376											4	0	1	0	0	2	3																							
21 Jon Singleton, L (1, 3) OBP: 0.278, SLG: 0.360											4	0	0	0	1	3	7																							
30 Matt Dominguez, R (1, 5) OBP: 0.270, SLG: 0.356											5	0	0	0	0	1	8																							
6 Jake Marisnick, R (1, 9) OBP: 0.271, SLG: 0.304											5	1	2	2	0	0	2																							
9 Marwin Gonzalez, S (1, 6) OBP: 0.316, SLG: 0.386											5	0	1	0	0	1	2																							
Inning Stats	R: 0 E: 0 K: 2 S: 11	H: 0 LOB: 0 BB: 0 P: 13	R: 0 E: 0 K: 1 S: 7	H: 1 LOB: 1 BB: 1 P: 14	R: 0 E: 0 K: 0 S: 10	H: 1 LOB: 1 BB: 0 P: 16	R: 0 E: 0 K: 2 S: 10	H: 0 LOB: 0 BB: 0 P: 12	R: 1 E: 0 K: 2 S: 14	H: 3 LOB: 2 BB: 0 P: 19	R: 0 E: 0 K: 1 S: 15	H: 1 LOB: 0 BB: 1 P: 27	R: 1 E: 0 K: 0 S: 8	H: 1 LOB: 0 BB: 0 P: 9	R: 1 E: 1 K: 1 S: 19	H: 2 LOB: 2 BB: 0 P: 28	R: 0 E: 0 K: 0 S: 6	H: 0 LOB: 0 BB: 0 P: 7	R: 2 E: 0 K: 1 S: 13	H: 3 LOB: 2 BB: 0 P: 20	1B: 9 2B: 2 3B: 0 HR: 1	SF: 0 SAC: 0 DP: 1 HBP: 1	WP: 0 PB: 0 SB: 0 CS: 0	PA: 45																
PITCHER	IP WLS BF H R ER SO BB IBB HBP BLK WP HR S P ERA WHIP	7.0 0.0 2.0 0.2 0.1 1.0	29 2 2 0 2 3	7 2 0 0 0 0	2 2 0 0 0 0	9 0 0 2 0 0	2 0 0 0 0 0	0 0 0 0 0 0	0 0 0 0 0 0	0 0 0 0 0 0	0 0 0 0 0 0	1 6 7 11 9 6	75 8 ∞ ∞ 7 11 6	110 8 ∞ ∞ 11 11 7	2.57 ∞ ∞ 0.00 0.00 0.00	1.286 ∞ ∞ 0.00 0.00 0.00	PITCHER	IP WLS BF H R ER SO BB IBB HBP BLK WP HR S P ERA WHIP	0.1 L 4 2 2 0 0 0 0 0 0 0 0 0 0 0 0 0 0	0.1 L 4 2 2 0 0 0 0 0 0 0 0 0 0 0 0 0 0	10 6 10 7 10	54.00 6.000 1.500	32 Craig Breslow, L (10, 1) ERA: 5.11	36 Junichi Tazawa, R (10, 1) ERA: 3.2																
11 Clay Buchholz, R (1, 1) ERA: 5.79	54 Edward Mujica, R (8, 1) ERA: 4.5	59 Tommy Layne, L (8, 1) ERA: 1.23	35 Burke Badenhop, R (8, 1) ERA: 2.57	19 Koji Uehara, R (9, 1) ERA: 1.27	26 Brock Holt, L (1, 9) OBP: 0.347, SLG: 0.411	15 Dustin Pedroia, R (1, 4) OBP: 0.345, SLG: 0.379	7 Kelly Johnson, L (9, 4) OBP: 0.297, SLG: 0.362	34 David Ortiz, L (1, 10) OBP: 0.339, SLG: 0.486	52 Yoenis Cespedes, R (1, 7) OBP: 0.298, SLG: 0.465	12 Mike Napoli, R (1, 3) OBP: 0.367, SLG: 0.455	2 Xander Bogaerts, R (1, 6) OBP: 0.294, SLG: 0.346	16 Will Middlebrooks, R (1, 5) OBP: 0.264, SLG: 0.276	25 Jackie Bradley Jr., L (1, 8) OBP: 0.283, SLG: 0.287	55 Christian Vazquez, R (1, 2) OBP: 0.291, SLG: 0.303	60 Dallas Keuchel, L (1, 1) ERA: 3.11	55 Jose Veras, R (8, 1) ERA: 5.17	29 Tony Sipp, L (9, 1) ERA: 2.68	PITCHER	IP WLS BF H R ER SO BB IBB HBP BLK WP HR S P ERA WHIP	7.0 1.2 1.1	28 6 4	6 0 0	3 0 0	8 2 1	3 0 0	0 0 0	0 2 1	0 0 0	0 0 0	2 0 0	1 18 9	65 27 15	3.86 0.600 0.000	1.286 0.600 0.000	PITCHER	IP WLS BF H R ER SO BB IBB HBP BLK WP HR S P ERA WHIP	0.1 L 4 2 2 0 0 0 0 0 0 0 0 0 0 0 0 0	0.1 L 4 2 2 0 0 0 0 0 0 0 0 0 0 0 0 0	10 6 10	54.00 6.000 1.500
Inning Stats	R: 0 E: 0 K: 1 S: 7	H: 0 LOB: 0 BB: 0 P: 10	R: 0 E: 0 K: 2 S: 8	H: 0 LOB: 1 BB: 1 P: 14	R: 0 E: 0 K: 1 S: 11	H: 1 LOB: 1 BB: 0 P: 18	R: 2 E: 0 K: 1 S: 12	H: 2 LOB: 1 BB: 1 P: 18	R: 0 E: 0 K: 2 S: 8	H: 0 LOB: 0 BB: 0 P: 12	R: 0 E: 0 K: 0 S: 9	H: 1 LOB: 1 BB: 1 P: 18	R: 1 E: 0 K: 1 S: 9	H: 2 LOB: 1 BB: 0 P: 13	R: 0 E: 0 K: 1 S: 9	H: 0 LOB: 0 BB: 0 P: 12	R: 0 E: 0 K: 1 S: 11	H: 0 LOB: 1 BB: 0 P: 18	R: 0 E: 0 K: 1 S: 7	H: 0 LOB: 0 BB: 0 P: 12	1B: 4 2B: 1 3B: 0 HR: 1	SF: 0 SAC: 0 DP: 1 HBP: 0	WP: 2 PB: 0 SB: 0 CS: 0	PA: 38																

Houston Astros @ Boston Red Sox
Fenway Park, Boston, MA
Fri Aug 15 2014, 7:13 PM - 10:58 PM EDT
Att: 37,016 - Cloudy - 67 F

AB 42
R 5
H 12
RBI 4
BB 2
SO 12
LOB 26



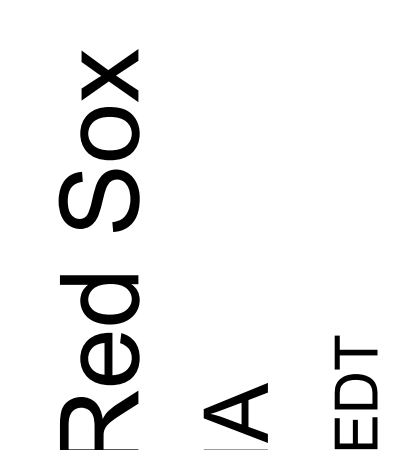
Houston Astros @ Boston Red Sox
Fenway Park, Boston, MA
Fri Aug 15 2014, 7:13 PM - 10:58 PM EDT
Att: 37,016 - Cloudy - 67 F

AB 34
R 3
H 6
RBI 3
BB 4
SO 11
LOB 9



Batter	1	2	3	4	5	6	7	8	9	AB	R	H	RBI	BB	SO	LOB	TOP							
19 Robbie Grossman, S (1.7) OBP: 0.333, SLG: 0.335										3	1	0	0	2	0	1	Houston Astros @ Boston Red Sox Fenway Park, Boston, MA Sat Aug 16 2014, 7:11 PM - 11:00 PM EDT Att: 37,652 - Cloudy - 76 F							
27 Jose Altuve, R (1.4) OBP: 0.370, SLG: 0.438										5	0	2	0	0	0	1								
23 Chris Carter, R (1.10) OBP: 0.305, SLG: 0.523										4	2	2	2	0	1	0								
21 Dexter Fowler, S (1.8) OBP: 0.384, SLG: 0.395										5	0	2	1	0	1	2								
15 Jason Castro, L (1.2) OBP: 0.303, SLG: 0.386										3	1	2	1	2	0	1								
21 Jon Singleton, L (1.3) OBP: 0.282, SLG: 0.358										4	1	1	1	1	0	4								
6 Jake Marisnick, R (1.9) OBP: 0.288, SLG: 0.292										4	0	0	0	0	0	5								
9 Marwin Gonzalez, S (1.6) OBP: 0.317, SLG: 0.386										5	2	2	0	0	0	4								
3 Gregorio Petit, R (1.5) OBP: 0.297, SLG: 0.417										4	0	1	2	0	1	1								
Inning Stats	R: 2 H: 2 E: 0 K: 0 S: 18	H: 2 BB: 2 LOB: 2 P: 29	R: 1 H: 2 E: 0 K: 2 S: 14	H: 2 BB: 1 LOB: 1 P: 24	R: 2 H: 2 E: 0 K: 0 S: 11	H: 2 BB: 1 LOB: 1 P: 19	R: 1 H: 3 E: 0 K: 0 S: 10	H: 0 BB: 0 LOB: 0 P: 13	R: 0 H: 0 E: 0 K: 0 S: 6	H: 0 BB: 0 LOB: 0 P: 7	R: 0 H: 1 E: 0 K: 0 S: 15	H: 0 BB: 2 LOB: 2 P: 25	R: 0 H: 0 E: 0 K: 0 S: 9	H: 0 BB: 0 LOB: 0 P: 14	R: 1 H: 2 E: 0 K: 1 S: 18	H: 2 BB: 0 LOB: 2 P: 26	1B: 9 2B: 1 3B: 0 HR: 2	SF: 1 SAC: 0 DP: 0 HBP: 1	WP: 1 PB: 0 SB: 0 CS: 1	PA: 44				
PITCHER	IP: 4.0 WLS: 0 BF: 24 ERA: 3.75	WLS: 1 BF: 7 ERA: 2.08	H: 9 R: 6 ER: 6 SO: 2	H: 6 R: 0 ER: 0 SO: 0	H: 4 R: 0 ER: 0 SO: 0	H: 0 R: 0 ER: 0 SO: 0	H: 22 R: 0 ER: 0 SO: 29	H: 0 R: 0 ER: 0 SO: 0	H: 0 R: 0 ER: 0 SO: 0	H: 0 R: 0 ER: 0 SO: 0	H: 1 R: 0 ER: 0 SO: 29	H: 2 R: 0 ER: 0 SO: 29	H: 0 R: 0 ER: 0 SO: 14	H: 0 R: 0 ER: 0 SO: 26	H: 0 R: 0 ER: 0 SO: 9	H: 2 R: 0 ER: 0 SO: 26	1B: 9 2B: 1 3B: 0 HR: 2	SF: 1 SAC: 0 DP: 0 HBP: 1	WP: 1 PB: 0 SB: 0 CS: 1	ERA: 13.50 WHIP: 3.250				
62 Rubby De La Rosa, R (1.1) ERA: 3.75	(5.1)	(7.1)	(1.10)	(6.1)	(9.1)	(1.10)	(6.1)	(9.1)	(1.10)	(6.1)	(9.1)	(1.10)	(6.1)	(9.1)	(1.10)	(6.1)	(9.1)	(1.10)	(6.1)	(9.1)	(1.10)	(6.1)	(9.1)	
30 Alex Wilson, R (5.1) ERA: 2.08	(7.1)	(1.10)	(6.1)	(9.1)	(1.10)	(6.1)	(9.1)	(1.10)	(6.1)	(9.1)	(1.10)	(6.1)	(9.1)	(1.10)	(6.1)	(9.1)	(1.10)	(6.1)	(9.1)	(1.10)	(6.1)	(9.1)	(1.10)	(6.1)
59 Tommy Layne, L (7.1) ERA: 1.23	(1.10)	(6.1)	(9.1)	(1.10)	(6.1)	(9.1)	(1.10)	(6.1)	(9.1)	(1.10)	(6.1)	(9.1)	(1.10)	(6.1)	(9.1)	(1.10)	(6.1)	(9.1)	(1.10)	(6.1)	(9.1)	(1.10)	(6.1)	(9.1)
35 Burke Badenhop, R (7.1) ERA: 2.5	(1.10)	(6.1)	(9.1)	(1.10)	(6.1)	(9.1)	(1.10)	(6.1)	(9.1)	(1.10)	(6.1)	(9.1)	(1.10)	(6.1)	(9.1)	(1.10)	(6.1)	(9.1)	(1.10)	(6.1)	(9.1)	(1.10)	(6.1)	(9.1)
19 Koji Uehara, R (9.1) ERA: 1.4	(1.10)	(6.1)	(9.1)	(1.10)	(6.1)	(9.1)	(1.10)	(6.1)	(9.1)	(1.10)	(6.1)	(9.1)	(1.10)	(6.1)	(9.1)	(1.10)	(6.1)	(9.1)	(1.10)	(6.1)	(9.1)	(1.10)	(6.1)	(9.1)

Batter	1	2	3	4	5	6	7	8	9	AB	R	H	RBI	BB	SO	LOB	BOTTOM							
26 Brock Holt, L (1.5) OBP: 0.348, SLG: 0.409										4	2	1	0	1	0	3	Houston Astros @ Boston Red Sox Fenway Park, Boston, MA Sat Aug 16 2014, 7:11 PM - 11:00 PM EDT Att: 37,652 - Cloudy - 76 F							
15 Dustin Pedroia, R (1.4) OBP: 0.345, SLG: 0.379										5	2	2	0	0	1	1								
34 David Ortiz, L (1.10) OBP: 0.341, SLG: 0.504										5	2	3	6	0	1	0								
39 Corey Brown, L (6.1) OBP: 0.297, SLG: 0.417										0	0	0	0	0	0	0								
52 Yoenis Cespedes, R (1.7) OBP: 0.297, SLG: 0.463										5	1	1	1	0	0	0								
12 Mike Napoli, R (1.3) OBP: 0.390, SLG: 0.455										4	2	2	0	1	0	3								
29 Daniel Nava, S (1.9) OBP: 0.342, SLG: 0.342										4	0	3	2	0	0	1								
2 Xander Bogaerts, R (1.6) OBP: 0.296, SLG: 0.344										2	0	0	0	2	1	1								
25 Jackie Bradley Jr., L (1.8) OBP: 0.283, SLG: 0.287										3	1	1	1	0	0	2								
55 Christian Vazquez, R (1.2) OBP: 0.292, SLG: 0.295										2	0	0	0	1	1	2								
Inning Stats	R: 0 H: 0 E: 0 K: 1 S: 8	H: 0 BB: 0 LOB: 0 P: 8	R: 1 H: 2 E: 0 K: 0 S: 22	H: 2 BB: 2 LOB: 2 P: 39	R: 2 H: 3 E: 0 K: 0 S: 15	H: 3 BB: 0 LOB: 0 P: 18	R: 0 H: 0 E: 0 K: 2 S: 8	H: 0 BB: 0 LOB: 0 P: 11	R: 4 H: 3 E: 1 K: 0 S: 23	H: 3 BB: 2 LOB: 2 P: 41	R: 0 H: 0 E: 0 K: 1 S: 9	H: 0 BB: 0 LOB: 0 P: 11	R: 0 H: 1 E: 0 K: 0 S: 8	H: 1 BB: 0 LOB: 0 P: 13	R: 3 H: 4 E: 0 K: 0 S: 12	H: 4 BB: 1 LOB: 2 P: 20	1B: 9 2B: 2 3B: 0 HR: 2	SF: 1 SAC: 1 DP: 2 HBP: 0	WP: 0 PB: 0 SB: 1 CS: 0	PA: 41				
PITCHER	IP: 4.1 WLS: 4 BF: 22 ERA: 5.47	WLS: 1 BF: 5 ERA: 5.32	H: 7 R: 6 ER: 6 SO: 3	H: 6 R: 0 ER: 0 SO: 0	H: 2 R: 0 ER: 0 SO: 0	H: 0 R: 0 ER: 0 SO: 0	H: 12 R: 0 ER: 0 SO: 23	H: 0 R: 0 ER: 0 SO: 37	H: 0 R: 0 ER: 0 SO: 7	H: 0 R: 0 ER: 0 SO: 12.46	H: 0 R: 0 ER: 0 SO: 2.077	H: 0 R: 0 ER: 0 SO: 0.00	H: 1 R: 0 ER: 0 SO: 4.500	H: 0 R: 0 ER: 0 SO: 11.57	H: 0 R: 0 ER: 0 SO: 2.143	H: 0 R: 0 ER: 0 SO: 1.500	1B: 9 2B: 2 3B: 0 HR: 2	SF: 1 SAC: 1 DP: 2 HBP: 0	WP: 0 PB: 0 SB: 1 CS: 0	ERA: 12.46 WHIP: 2.077				
41 Brad Peacock, R (1.1) ERA: 5.47	(5.1)	(1.10)	(6.1)	(9.1)	(1.10)	(6.1)	(9.1)	(1.10)	(6.1)	(9.1)	(1.10)	(6.1)	(9.1)	(1.10)	(6.1)	(9.1)	(1.10)	(6.1)	(9.1)	(1.10)	(6.1)	(9.1)		
35 Josh Fields, R (5.1) ERA: 5.32	(7.1)	(1.10)	(6.1)	(9.1)	(1.10)	(6.1)	(9.1)	(1.10)	(6.1)	(9.1)	(1.10)	(6.1)	(9.1)	(1.10)	(6.1)	(9.1)	(1.10)	(6.1)	(9.1)	(1.10)	(6.1)	(9.1)	(1.10)	(6.1)
66 Kevin Chapman, L (6.1) ERA: 11.25	(1.10)	(6.1)	(9.1)	(1.10)	(6.1)	(9.1)	(1.10)	(6.1)	(9.1)	(1.10)	(6.1)	(9.1)	(1.10)	(6.1)	(9.1)	(1.10)	(6.1)	(9.1)	(1.10)	(6.1)	(9.1)	(1.10)	(6.1)	(9.1)
58 Jake Buchanan, R (8.1) ERA: 4.18	(1.10)	(6.1)	(9.1)	(1.10)	(6.1)	(9.1)	(1.10)	(6.1)	(9.1)	(1.10)	(6.1)	(9.1)	(1.10)	(6.1)	(9.1)	(1.10)	(6.1)	(9.1)	(1.10)	(6.1)	(9.1)	(1.10)	(6.1)	(9.1)



Batter	1	2	3	4	5	6	7	8	9	AB	R	H	RBI	BB	SO	LOB	TOP					
19 Robbie Grossman, S (1.9) OBP: 0.336, SLG: 0.332			L6							4	1	1	1	1	2	2						
27 Jose Altuve, R (1.4) OBP: 0.376, SLG: 0.446			G2-3							3	1	1	0	2	0	1						
23 Chris Carter, R (1.10) OBP: 0.301, SLG: 0.519										5	1	1	3	0	4	3						
21 Dexter Fowler, S (1.8) OBP: 0.390, SLG: 0.414										4	1	2	0	1	1	0						
15 Jason Castro, L (1.2) OBP: 0.304, SLG: 0.386										5	0	2	1	0	2	1						
30 Matt Dominguez, R (1.5) OBP: 0.287, SLG: 0.352										5	1	1	0	0	3	4						
21 Jon Singleton, L (1.3) OBP: 0.294, SLG: 0.373										4	1	2	0	1	2	1						
6 Jake Marisnick, R (1.7) OBP: 0.256, SLG: 0.279			P3							5	0	0	0	0	1	6						
3 Gregorio Petit, R (1.6) OBP: 0.333, SLG: 0.500										2	1	2	0	0	0	0						
9 Marwin Gonzalez, S (6, PH) OBP: 0.314, SLG: 0.380										2	0	1	2	0	0	0						
Inning Stats	R: 0 E: 0 K: 2 S: 8	H: 1 LOB: 1 BB: 0 P: 12	R: 0 E: 0 K: 2 S: 12	H: 0 LOB: 1 BB: 1 P: 18	R: 0 E: 0 K: 0 S: 10	H: 1 LOB: 1 BB: 0 P: 14	R: 0 E: 0 K: 2 S: 13	H: 1 LOB: 1 BB: 0 P: 21	R: 1 E: 0 K: 2 S: 11	H: 2 LOB: 2 BB: 1 P: 19	R: 3 E: 1 K: 1 S: 19	H: 4 LOB: 1 BB: 0 P: 31	R: 0 E: 0 K: 2 S: 9	H: 0 LOB: 0 BB: 0 P: 10	R: 0 E: 0 K: 2 S: 10	H: 1 LOB: 1 BB: 0 P: 13	R: 3 E: 0 K: 2 S: 16	H: 3 LOB: 3 BB: 3 P: 32	1B: 9 2B: 2 3B: 1 HR: 1	SF: 0 SAC: 0 DP: 0 HBP: 0	WP: 0 PB: 0 SB: 2 CS: 0	PA: 44
PITCHER	IP: 5.1 ERA: 4.35	WLS: 25 BF: 8	H: 8 R: 4 ER: 4 SO: 8	BB: 2 IBB: 0 HBP: 0 BLK: 0	WP: 0 HR: 0 S: 64 P: 103	ERA: 6.75 WHIP: 1.875	PITCHER	IP: 0.2 ERA: 4.5	WLS: 4 BF: 1	H: 1 R: 0 ER: 0 SO: 2	BB: 1 IBB: 0 HBP: 0 BLK: 0	WP: 0 HR: 0 S: 7 P: 12	ERA: 0.00 WHIP: 3.000									
26 Chris Capuano, L (1.1) ERA: 4.35	27 Adam Warren, R (6.1) ERA: 3.49	27 Shawn Kelley, R (7.1) ERA: 4.46	68 Dellin Betances, R (8.1) ERA: 1.46	30 David Robertson, R (9.1) ERA: 3.05	57 Rich Hill, L (9.1) ERA: 4.5																	
11 Brett Gardner, L (1.7) OBP: 0.348, SLG: 0.444										4	0	0	0	0	0	0						
2 Derek Jeter, R (1.6) OBP: 0.316, SLG: 0.321										4	0	0	0	0	0	1						
22 Jacoby Ellsbury, L (1.8) OBP: 0.340, SLG: 0.400										4	1	3	0	0	1	1						
25 Mark Teixeira, S (1.3) OBP: 0.332, SLG: 0.443										4	0	1	0	0	3	2						
36 Carlos Beltrán, S (1.10) OBP: 0.294, SLG: 0.419										3	1	0	0	1	0	3						
14 Martín Prado, R (1.4) OBP: 0.312, SLG: 0.374										4	1	3	2	0	1	0						
34 Brian McCann, L (1.2) OBP: 0.290, SLG: 0.386										4	1	1	2	0	1	3						
12 Chase Headley, S (1.5) OBP: 0.305, SLG: 0.352										4	0	0	0	0	3	1						
31 Ichiro Suzuki, L (1.9) OBP: 0.325, SLG: 0.323										4	0	1	0	0	1	0						
Inning Stats	R: 0 E: 0 K: 0 S: 18	H: 2 LOB: 2 BB: 0 P: 25	R: 0 E: 0 K: 2 S: 11	H: 0 LOB: 0 BB: 0 P: 14	R: 0 E: 0 K: 1 S: 8	H: 1 LOB: 1 BB: 0 P: 12	R: 2 E: 0 K: 2 S: 14	H: 2 LOB: 0 BB: 0 P: 19	R: 0 E: 0 K: 1 S: 6	H: 0 LOB: 0 BB: 0 P: 7	R: 2 E: 0 K: 2 S: 15	H: 2 LOB: 1 BB: 1 P: 29	R: 0 E: 0 K: 0 S: 10	H: 0 LOB: 0 BB: 0 P: 15	R: 0 E: 0 K: 1 S: 12	H: 2 LOB: 2 BB: 0 P: 16	R: 0 E: 0 K: 1 S: 9	H: 0 LOB: 0 BB: 0 P: 12	1B: 7 2B: 1 3B: 0 HR: 1	SF: 0 SAC: 1 DP: 0 HBP: 0	WP: 0 PB: 0 SB: 1 CS: 0	PA: 37
PITCHER	IP: 5.1 ERA: 4.01	WLS: 24 BF: 7	H: 7 R: 4 ER: 4 SO: 7	BB: 1 IBB: 0 HBP: 0 BLK: 0	WP: 0 HR: 0 S: 66 P: 106	ERA: 6.75 WHIP: 1.500	PITCHER	IP: 0.2 ERA: 2.5	WLS: 5 BF: 2	H: 0 R: 0 ER: 0 SO: 1	BB: 0 IBB: 0 HBP: 0 BLK: 0	WP: 0 HR: 0 S: 12 P: 16	ERA: 0.00 WHIP: 2.000									
39 Brett Oberholzer, L (1.1) ERA: 4.01	29 Tony Sipp, L (6.1) ERA: 2.5	35 Josh Fields, R (8.1) ERA: 5.21	50 Chad Qualls, R (9.1) ERA: 3.14																			

Houston Astros @ New York Yankees
Yankee Stadium, Bronx, NY
Tue Aug 19 2014, 7:10 PM - 10:48 PM EDT
Att. 40,015 - Clear - 75 F


AB 39
R 7
H 13
RBI 7
BB 5
SO 15
LOB 18




Houston Astros @ New York Yankees
Yankee Stadium, Bronx, NY
Tue Aug 19 2014, 7:10 PM - 10:48 PM EDT
Att. 40,015 - Clear - 75 F

AB 35
R 4
H 9
RBI 4
BB 1
SO 10
LOB 11



Batter	1	2	3	4	5	6	7	8	9	AB R H RBI BB SO LOB	TOP									
19 Robbie Grossman, S (1, 7) OBP: 0.336, SLG: 0.332	G1-3			21 2B 1B		G6-3		G4-3		4 0 1 0 0 0 0	<p>Houston Astros @ New York Yankees Yankee Stadium, Bronx, NY Thu Aug 21 2014, 1:09 PM - 3:16 PM EDT Att: 41,767 - Cloudy - 83 F</p> <p>livebaseballscores.com</p> <p>AB 31 R 0 H 4 RBI 0 BB 0 SO 8 LOB 9</p> 									
27 Jose Altuve, R (1, 4) OBP: 0.373, SLG: 0.441	G1-3			F9		L8		K		4 0 0 0 0 1 1										
23 Chris Carter, R (1, 10)	K			K				P4		4 0 1 0 0 2 1										
21 Dexter Fowler, S (1, 8) OBP: 0.386, SLG: 0.416		K				FC4-6 18 2B		F8		4 0 1 0 0 1 1										
18 Marc Krauss, L (1, 9) OBP: 0.283, SLG: 0.345		K				G1-3				3 0 1 0 0 1 2										
21 Jon Singleton, L (1, 3) OBP: 0.290, SLG: 0.364						G4-3		K		3 0 0 0 0 1 2										
22 Carlos Corporán, S (1, 2) OBP: 0.285, SLG: 0.372						G4-3		F7		3 0 0 0 0 1 2										
30 Matt Dominguez, R (1, 5) OBP: 0.268, SLG: 0.351						L5		K		3 0 0 0 0 1 0										
9 Marwin Gonzalez, S (1, 6) OBP: 0.309, SLG: 0.373						F7		G6-3		3 0 0 0 0 0 0										
Inning Stats	R: 0 E: 0 K: 1 S: 6	H: 0 LOB: 0 BB: 0 P: 9	R: 0 E: 0 K: 2 S: 9	H: 0 LOB: 0 BB: 0 P: 10	R: 0 E: 0 K: 0 S: 7	H: 0 LOB: 0 BB: 0 P: 9	R: 0 E: 0 K: 1 S: 13	H: 2 LOB: 2 BB: 0 P: 20	R: 0 E: 0 K: 0 S: 7	H: 0 LOB: 0 BB: 0 P: 9	R: 0 E: 0 K: 1 S: 12	H: 2 LOB: 2 BB: 0 P: 16	R: 0 E: 0 K: 1 S: 7	H: 0 LOB: 0 BB: 0 P: 8	R: 0 E: 0 K: 1 S: 10	H: 0 LOB: 0 BB: 0 P: 13	1B: 2 2B: 2 3B: 0 HR: 0	SF: 0 SAC: 0 DP: 0 HBP: 0	WP: 0 PB: 0 SB: 0 CS: 0	PA: 31
PITCHER 38 Brandon McCarthy, R (1, 1) ERA: 4.01	IP: 9.0 WLS: W BF: 31 H: 4 R: 0 ER: 0 SO: 8 BB: 0 IBB: 0 HBP: 0 BLK: 0 WP: 0 HR: 0 S: 79 P: 107 ERA: 0.00 WHIP: 0.444											PITCHER								

Batter	1	2	3	4	5	6	7	8	9	AB R H RBI BB SO LOB	BOTTOM									
11 Brett Gardner, L (1, 7) OBP: 0.346, SLG: 0.439	G4-3		G1-3		G4-3			G3		4 0 0 0 0 0 1	<p>Houston Astros @ New York Yankees Yankee Stadium, Bronx, NY Thu Aug 21 2014, 1:09 PM - 3:16 PM EDT Att: 41,767 - Cloudy - 83 F</p> <p>livebaseballscores.com</p> <p>AB 29 R 3 H 7 RBI 3 BB 0 SO 5 LOB 11</p> 									
2 Derek Jeter, R (1, 6) OBP: 0.318, SLG: 0.322	G6-3		G4-3			14 G4-3 22 1B		G1-3		4 0 1 0 0 0 0										
22 Jacoby Ellsbury, L (1, 8) OBP: 0.340, SLG: 0.398	G3		G4-3			14 G4-3 1B		K		4 0 1 0 0 1 0										
25 Mark Teixeira, S (1, 3) OBP: 0.332, SLG: 0.440		14 2B 12 2B				K				3 1 2 0 0 1 2										
14 Martín Prado, R (1, 4) OBP: 0.310, SLG: 0.373		12 2B				G4-3		G4-3		3 1 1 0 0 0 3										
12 Chase Headley, S (1, 5) OBP: 0.308, SLG: 0.357		29 G5-3 31 SF8				K		G4-3		3 1 1 2 0 1 2										
29 Francisco Cervelli, R (1, 2) OBP: 0.355, SLG: 0.465		G5-3						F9		3 0 1 0 0 0 1										
31 Ichiro Suzuki, L (1, 9) OBP: 0.324, SLG: 0.327		SF8				K		F7		2 0 0 1 0 1 1										
45 Zolus Wheeler, R (1, 10) OBP: 0.242, SLG: 0.424		G6-3				K		G6-3		3 0 0 0 0 1 1										
Inning Stats	R: 0 E: 0 K: 0 S: 6	H: 3 LOB: 0 BB: 0 P: 19	R: 0 E: 0 K: 0 S: 12	H: 0 LOB: 0 BB: 0 P: 11	R: 0 E: 0 K: 1 S: 8	H: 1 LOB: 0 BB: 0 P: 11	R: 0 E: 0 K: 2 S: 10	H: 1 LOB: 1 BB: 0 P: 15	R: 0 E: 0 K: 1 S: 11	H: 2 LOB: 2 BB: 0 P: 14	R: 0 E: 0 K: 0 S: 6	H: 0 LOB: 0 BB: 0 P: 8	R: 0 E: 0 K: 1 S: 6	H: 0 LOB: 0 BB: 0 P: 9	R: 0 E: 0 K: 1 S: 6	H: 0 LOB: 0 BB: 0 P: 9	1B: 5 2B: 2 3B: 0 HR: 0	SF: 1 SAC: 0 DP: 1 HBP: 0	WP: 0 PB: 0 SB: 0 CS: 0	PA: 30
PITCHER 60 Dallas Keuchel, L (1, 1) ERA: 3.12	IP: 8.0 WLS: L BF: 30 H: 7 R: 3 ER: 3 SO: 5 BB: 0 IBB: 0 HBP: 0 BLK: 0 WP: 0 HR: 0 S: 65 P: 96 ERA: 3.38 WHIP: 0.875											PITCHER								

Batter	1	2	3	4	5	6	7	8	9	AB	R	H	RBI	BB	SO	LOB	TOP										
19 Robbie Grossman, S (1, 7) OBP: 0.331, SLG: 0.327	 1-3		 2-2			 0-3		 0-0		4	0	0	0	0	2	1											
27 Jose Altuve, R (1, 4) OBP: 0.372, SLG: 0.439	 4-2		 0-2			 2-0		 0-0		3	0	0	0	1	0	1											
23 Chris Carter, R (1, 10) OBP: 0.299, SLG: 0.509	 2-3		 2-1			 4-2		 4-0		2	0	0	0	2	1	1											
3 Gregorio Petit, R (9, PR) OBP: 0.333, SLG: 0.500	 2-3		 1-0			 0-3		 1-2		4	0	0	0	0	1	3											
21 Dexter Fowler, S (1, 8) OBP: 0.382, SLG: 0.411	 1-2		 1-0			 0-3		 1-3		4	0	0	0	0	1	3											
15 Jason Castro, L (1, 2) OBP: 0.303, SLG: 0.380	 2-3		 1-3			 1-3		 0-1		3	1	0	0	1	3	0											
9 Marwin Gonzalez, S (1, 6) OBP: 0.308, SLG: 0.384	 0-1		 0-1			 1-2		 0-1		4	2	1	1	0	0	2											
21 Jon Singleton, L (1, 3) OBP: 0.290, SLG: 0.374	 2-3		 1-1			 3-3		 1-2		4	1	1	3	0	2	0											
30 Matt Dominguez, R (1, 5) OBP: 0.266, SLG: 0.349	 1-3		 0-1			 0-1		 0-0		4	0	0	0	0	1	1											
6 Jake Marisnick, R (1, 9) OBP: 0.266, SLG: 0.288	 3-2		 1-0			 0-2				3	0	1	0	0	1	0											
Inning Stats	R: 0 E: 0 K: 2 S: 12	H: 0 LOB: 1 BB: 1 P: 20	R: 0 E: 0 K: 2 S: 10	H: 0 LOB: 0 BB: 0 P: 14	R: 0 E: 0 K: 1 S: 16	H: 1 LOB: 1 BB: 0 P: 22	R: 0 E: 0 K: 1 S: 6	H: 0 LOB: 0 BB: 0 P: 10	R: 1 E: 0 K: 0 S: 7	H: 1 LOB: 0 BB: 0 P: 9	R: 0 E: 0 K: 2 S: 9	H: 0 LOB: 0 BB: 1 P: 15	R: 0 E: 0 K: 2 S: 9	H: 0 LOB: 0 BB: 0 P: 14	R: 0 E: 0 K: 1 S: 6	H: 0 LOB: 0 BB: 0 P: 6	R: 4 E: 0 K: 0 S: 15	H: 1 LOB: 1 BB: 2 P: 27	1B: 1 2B: 0 3B: 0 HR: 2	SF: 0 SAC: 0 DP: 0 HBP: 0	WP: 1 PB: 0 SB: 2 CS: 0	PA: 35					
PITCHER	IP	WLS	BF	H	R	ER	SO	BB	IBB	HBP	BLK	WP	HR	S	P	ERA	WHIP										
59 Carlos Carrasco, R (1, 1) ERA: 3.14	6.0		22	2	1	1	8	2	0	0	0	1	1	60	90	1.50	0.667										
50 Nick Hagadone, L (7, 1) ERA: 1.4	1.0		3	0	0	0	2	0	0	0	0	0	0	9	14	0.00	0.000										
27 Bryan Shaw, R (8, 1) ERA: 2.47	1.0		3	0	0	0	1	0	0	0	0	0	0	6	6	0.00	0.000										
37 Cody Allen, R (9, 1) ERA: 1.81	1.0	L	7	1	4	0	0	2	0	0	0	0	1	15	27	0.00	3.000										

Houston Astros @ Cleveland Indians
 Progressive Field, Cleveland, OH
 Fri Aug 22 2014, 7:09 PM - 10:09 PM EDT
 Att: 18,743 - Partly Cloudy - 75 F

AB 31
 R 5
 H 3
 RBI 4
 BB 4
 SO 11
 LOB 9

Batter	1	2	3	4	5	6	7	8	9	AB	R	H	RBI	BB	SO	LOB	BOTTOM										
24 Michael Bourn, L (1, 8) OBP: 0.319, SLG: 0.370	 2-3		 2-1			 3-3		 0-1		4	0	0	0	0	2	1											
11 José Ramirez, S (1, 6) OBP: 0.272, SLG: 0.268	 2-1		 2-2			 1-1		 0-1		4	0	2	0	0	1	1											
23 Michael Brantley, L (1, 7) OBP: 0.370, SLG: 0.499	 3-2		 1-0			 0-2		 2-1		4	0	0	0	0	0	3											
41 Carlos Santana, S (1, 3) OBP: 0.366, SLG: 0.428	 2-0		 2-2			 1-3		 3-2		4	0	0	0	0	2	2											
22 Jason Kipnis, L (1, 4) OBP: 0.320, SLG: 0.349	 2-1		 1-1			 1-1		 1-2		3	0	1	0	0	0	0											
6 Zach Walters, S (1, 10) OBP: 0.272, SLG: 0.547	 0-2		 1-1			 3-3		 1-2		3	1	1	1	0	1	1											
8 Lonnie Chisenhall, L (1, 5) OBP: 0.351, SLG: 0.445	 2-1		 0-0			 1-2		 1-2		2	0	0	0	0	0	0											
4 Mike Aviles, R (8, PH) OBP: 0.277, SLG: 0.342	 2-1		 0-0			 1-2		 1-2		1	0	1	0	0	0	0											
38 Chris Dickerson, L (1, 9) OBP: 0.306, SLG: 0.341	 1-0		 1-2			 1-2		 0-0		2	0	0	0	0	0	0											
62 Tyler Holt, R (8, PH) OBP: 0.438, SLG: 0.467	 1-0		 1-2			 1-2		 0-0		0	0	0	0	0	0	0											
55 Roberto Pérez, R (1, 2) OBP: 0.310, SLG: 0.385	 2-3		 1-1			 1-1		 3-3		3	0	0	0	0	2	2											
Inning Stats	R: 0 E: 0 K: 1 S: 10	H: 1 LOB: 0 BB: 0 P: 17	R: 0 E: 0 K: 0 S: 6	H: 0 LOB: 0 BB: 0 P: 10	R: 0 E: 0 K: 1 S: 6	H: 0 LOB: 0 BB: 0 P: 11	R: 0 E: 0 K: 1 S: 7	H: 0 LOB: 0 BB: 0 P: 12	R: 1 E: 0 K: 1 S: 8	H: 1 LOB: 0 BB: 0 P: 12	R: 0 E: 1 K: 1 S: 11	H: 0 LOB: 1 BB: 0 P: 17	R: 0 E: 0 K: 2 S: 12	H: 1 LOB: 1 BB: 0 P: 17	R: 0 E: 0 K: 1 S: 7	H: 1 LOB: 0 BB: 0 P: 11	R: 0 E: 1 K: 0 S: 9	H: 1 LOB: 1 BB: 0 P: 14	1B: 4 2B: 1 3B: 0 HR: 1	SF: 0 SAC: 1 DP: 2 HBP: 0	WP: 0 PB: 0 SB: 1 CS: 3	PA: 31					
PITCHER	IP	WLS	BF	H	R	ER	SO	BB	IBB	HBP	BLK	WP	HR	S	P	ERA	WHIP										
41 Brad Peacock, R (1, 1) ERA: 5.3	5.0		16	2	1	1	4	0	0	0	0	0	0	14	20	0.00	0.400										
66 Kevin Chapman, L (6, 1) ERA: 9.31	1.1		5	0	0	0	1	0	0	0	0	0	0	14	20	0.00	0.000										
35 Josh Fields, R (7, 1) ERA: 5.03	0.2		3	1	0	0	2	0	0	0	0	0	0	9	14	0.00	1.500										
29 Tony Sipp, L (8, 1) ERA: 2.43	1.0	W	3	1	0	0	1	0	0	0	0	0	0	7	11	0.00	1.000										
50 Chad Qualls, R (9, 1) ERA: 3.07	1.0		4	1	0	0	0	0	0	0	0	0	0	9	14	0.00	1.000										

Houston Astros @ Cleveland Indians
 Progressive Field, Cleveland, OH
 Fri Aug 22 2014, 7:09 PM - 10:09 PM EDT
 Att: 18,743 - Partly Cloudy - 75 F

AB 30
 R 1
 H 5
 RBI 1
 BB 0
 SO 8
 LOB 10

Batter	1	2	3	4	5	6	7	8	9	AB	R	H	RBI	BB	SO	LOB	TOP					
19 Robbie Grossman, S (1, 7) OBP: 0.333, SLG: 0.327										3	1	1	0	1	2	0	Houston Astros @ Cleveland Indians Progressive Field, Cleveland, OH Sat Aug 23 2014, 7:10 PM - 10:28 PM EDT Att: 20,785 - Clear - 73 F					
27 Jose Altuve, R (1, 4) OBP: 0.371, SLG: 0.438										4	0	1	1	0	0	1						
23 Chris Carter, R (1, 10) OBP: 0.297, SLG: 0.504										4	0	0	0	0	3	1						
21 Dexter Fowler, S (1, 8) OBP: 0.381, SLG: 0.407										3	0	0	0	1	2	0						
15 Jason Castro, L (1, 2) OBP: 0.300, SLG: 0.376										4	0	0	0	0	2	1						
14 Jesus Guzman, R (1, 3) OBP: 0.270, SLG: 0.264										3	0	0	0	0	0	1						
9 Marwin Gonzalez, S (1, 6) OBP: 0.308, SLG: 0.380										2	0	0	0	1	0	1						
6 Jake Marisnick, R (1, 9) OBP: 0.268, SLG: 0.289										3	1	1	0	0	0	1						
3 Gregorio Petit, R (1, 5) OBP: 0.310, SLG: 0.463										3	0	0	0	0	1	1						
Inning Stats	R: 0 E: 0 K: 0 S: 8	H: 1 LOB: 0 BB: 0 P: 16	R: 0 E: 0 K: 1 S: 8	H: 0 LOB: 0 BB: 0 P: 12	R: 2 E: 1 K: 2 S: 14	H: 2 LOB: 1 BB: 1 P: 25	R: 0 E: 0 K: 1 S: 12	H: 0 LOB: 0 BB: 1 P: 18	R: 0 E: 0 K: 2 S: 9	H: 0 LOB: 0 BB: 0 P: 14	R: 0 E: 0 K: 0 S: 7	H: 0 LOB: 1 BB: 1 P: 14	R: 0 E: 0 K: 1 S: 10	H: 0 LOB: 0 BB: 0 P: 12	R: 0 E: 0 K: 2 S: 9	H: 0 LOB: 0 BB: 0 P: 15	1B: 3 2B: 0 3B: 0 HR: 0	SF: 0 SAC: 0 DP: 1 HBP: 0	WP: 0 PB: 0 SB: 0 CS: 0	PA: 32		
PITCHER	IP WLS BF H R ER SO BB IBB HBP BLK WP HR S P ERA WHIP	IP WLS BF H R ER SO BB IBB HBP BLK WP HR S P ERA WHIP	IP WLS BF H R ER SO BB IBB HBP BLK WP HR S P ERA WHIP	IP WLS BF H R ER SO BB IBB HBP BLK WP HR S P ERA WHIP	IP WLS BF H R ER SO BB IBB HBP BLK WP HR S P ERA WHIP	IP WLS BF H R ER SO BB IBB HBP BLK WP HR S P ERA WHIP	IP WLS BF H R ER SO BB IBB HBP BLK WP HR S P ERA WHIP	IP WLS BF H R ER SO BB IBB HBP BLK WP HR S P ERA WHIP	IP WLS BF H R ER SO BB IBB HBP BLK WP HR S P ERA WHIP	IP WLS BF H R ER SO BB IBB HBP BLK WP HR S P ERA WHIP	IP WLS BF H R ER SO BB IBB HBP BLK WP HR S P ERA WHIP	IP WLS BF H R ER SO BB IBB HBP BLK WP HR S P ERA WHIP	IP WLS BF H R ER SO BB IBB HBP BLK WP HR S P ERA WHIP	IP WLS BF H R ER SO BB IBB HBP BLK WP HR S P ERA WHIP	IP WLS BF H R ER SO BB IBB HBP BLK WP HR S P ERA WHIP	IP WLS BF H R ER SO BB IBB HBP BLK WP HR S P ERA WHIP	IP WLS BF H R ER SO BB IBB HBP BLK WP HR S P ERA WHIP					
31 Danny Salazar, R (1, 1) ERA: 4.52	6.0	22	3	2	1	7	2	0	0	0	0	0	0	0	0	0	0	59	98	1.50	0.833	
48 Scott Atchison, R (7, 1) ERA: 2.51	1.0	4	0	0	0	0	1	0	0	0	0	0	0	0	0	0	0	7	14	0.00	1.000	
27 Bryan Shaw, R (8, 1) ERA: 2.43	1.0	3	0	0	0	1	0	0	0	0	0	0	0	0	0	0	0	10	12	0.00	0.000	
37 Cody Allen, R (9, 1) ERA: 1.78	1.0	W	3	0	0	0	2	0	0	0	0	0	0	0	0	0	0	9	15	0.00	0.000	
Batter	1	2	3	4	5	6	7	8	9	AB	R	H	RBI	BB	SO	LOB	BOTTOM					
24 Michael Bourn, L (1, 8) OBP: 0.320, SLG: 0.369										4	0	1	1	1	1	1	Houston Astros @ Cleveland Indians Progressive Field, Cleveland, OH Sat Aug 23 2014, 7:10 PM - 10:28 PM EDT Att: 20,785 - Clear - 73 F					
11 José Ramirez, S (1, 6) OBP: 0.278, SLG: 0.284									5	1	2	1	0	0	2							
23 Michael Brantley, L (1, 7) OBP: 0.369, SLG: 0.487										4	0	1	1	0	0	1						
41 Carlos Santana, S (1, 3) OBP: 0.367, SLG: 0.427										3	0	1	0	1	2	1						
22 Jason Kipnis, L (1, 4) OBP: 0.320, SLG: 0.347										3	0	0	0	1	0	1						
6 Zach Walters, S (1, 10) OBP: 0.259, SLG: 0.519										4	0	0	0	0	0	5						
8 Lonnie Chisenhall, L (1, 5) OBP: 0.353, SLG: 0.447										3	1	2	0	0	0	0						
4 Mike Aviles, R (8, PH) OBP: 0.276, SLG: 0.340										1	0	0	0	0	1	2						
38 Chris Dickerson, L (1, 9) OBP: 0.317, SLG: 0.352										3	0	2	0	0	0	0						
62 Tyler Holt, R (9, PH) OBP: 0.471, SLG: 0.500									2	0	0	0	0	1	0							
55 Roberto Pérez, R (1, 2) OBP: 0.295, SLG: 0.366										1	0	0	0	0	1	0						
Inning Stats	R: 0 E: 0 K: 1 S: 14	H: 1 LOB: 1 BB: 0 P: 19	R: 0 E: 0 K: 0 S: 11	H: 2 LOB: 2 BB: 0 P: 15	R: 1 E: 0 K: 0 S: 19	H: 3 LOB: 3 BB: 1 P: 32	R: 1 E: 0 K: 0 S: 12	H: 2 LOB: 1 BB: 0 P: 20	R: 0 E: 0 K: 1 S: 10	H: 0 LOB: 0 BB: 0 P: 18	R: 0 E: 0 K: 0 S: 9	H: 0 LOB: 0 BB: 0 P: 13	R: 0 E: 0 K: 2 S: 8	H: 0 LOB: 0 BB: 0 P: 12	R: 0 E: 0 K: 1 S: 14	H: 0 LOB: 2 BB: 1 P: 24	R: 1 E: 0 K: 0 S: 6	H: 2 LOB: 2 BB: 1 P: 13	1B: 9 2B: 1 3B: 0 HR: 0	SF: 0 SAC: 2 DP: 0 HBP: 0	WP: 1 PB: 0 SB: 1 CS: 0	PA: 38
PITCHER	IP WLS BF H R ER SO BB IBB HBP BLK WP HR S P ERA WHIP	IP WLS BF H R ER SO BB IBB HBP BLK WP HR S P ERA WHIP	IP WLS BF H R ER SO BB IBB HBP BLK WP HR S P ERA WHIP	IP WLS BF H R ER SO BB IBB HBP BLK WP HR S P ERA WHIP	IP WLS BF H R ER SO BB IBB HBP BLK WP HR S P ERA WHIP	IP WLS BF H R ER SO BB IBB HBP BLK WP HR S P ERA WHIP	IP WLS BF H R ER SO BB IBB HBP BLK WP HR S P ERA WHIP	IP WLS BF H R ER SO BB IBB HBP BLK WP HR S P ERA WHIP	IP WLS BF H R ER SO BB IBB HBP BLK WP HR S P ERA WHIP	IP WLS BF H R ER SO BB IBB HBP BLK WP HR S P ERA WHIP	IP WLS BF H R ER SO BB IBB HBP BLK WP HR S P ERA WHIP	IP WLS BF H R ER SO BB IBB HBP BLK WP HR S P ERA WHIP	IP WLS BF H R ER SO BB IBB HBP BLK WP HR S P ERA WHIP	IP WLS BF H R ER SO BB IBB HBP BLK WP HR S P ERA WHIP	IP WLS BF H R ER SO BB IBB HBP BLK WP HR S P ERA WHIP	IP WLS BF H R ER SO BB IBB HBP BLK WP HR S P ERA WHIP						
31 Collin McHugh, R (1, 1) ERA: 3.02	5.1	24	8	2	2	2	1	0	0	0	0	0	0	0	0	0	0	69	109	3.38	1.688	
66 Kevin Chapman, L (6, 1) ERA: 7.71	2.0	6	0	0	0	2	0	0	0	0	0	0	0	0	0	0	0	15	21	0.00	0.000	
55 Jose Veras, R (8, 1) ERA: 4.96	0.1	3	0	0	0	0	1	0	0	0	0	0	0	0	0	0	0	10	19	0.00	3.000	
29 Tony Sipp, L (8, 1) ERA: 2.41	0.1	1	0	0	0	0	0	0	0	0	0	0	0	0	0	0	0	3	4	0.00	0.000	
58 Jake Buchanan, R (9, 1) ERA: 4.5	0.1	L	4	2	1	1	0	0	0	0	0	0	0	0	0	0	0	6	13	27.00	9.000	

Batter	1	2	3	4	5	6	7	8	9	AB	R	H	RBI	BB	SO	LOB	TOP			
19 Robbie Grossman, S (1, 9) OBP: 0.331, SLG: 0.328										5	0	1	0	0	2	3	Houston Astros @ Cleveland Indians Progressive Field, Cleveland, OH Sun Aug 24 2014, 1:09 PM - 4:23 PM EDT Att: 17,123 - Partly Cloudy - 76 F			
27 Jose Altuve, R (1, 4) OBP: 0.371, SLG: 0.437										5	0	2	0	0	0	1				
21 Dexter Fowler, S (1, 10)										5	0	1	0	0	1	5				
18 Marc Krauss, L (1, 7) OBP: 0.283, SLG: 0.343										4	1	1	0	0	1	2				
21 Jon Singleton, L (1, 3) OBP: 0.293, SLG: 0.378										3	0	1	1	1	2	1				
9 Marwin Gonzalez, S (1, 6) OBP: 0.310, SLG: 0.376										3	0	0	0	0	2	3				
22 Carlos Corporan, S (1, 2) OBP: 0.296, SLG: 0.377										1	0	1	0	2	0	0				
3 Gregorio Pettit, R (7, 5) OBP: 0.310, SLG: 0.463										0	0	0	0	0	0	0				
23 Chris Carter, R (9, PH) OBP: 0.298, SLG: 0.504										0	0	0	0	1	0	0				
30 Matt Dominguez, R (1, 5) OBP: 0.264, SLG: 0.347										2	0	0	0	0	2	3				
15 Jason Castro, L (7, PH) OBP: 0.299, SLG: 0.374										2	0	0	0	0	1	2				
6 Jake Marisnick, R (1, 8) OBP: 0.275, SLG: 0.296										4	0	2	0	0	1	0				
Inning Stats	R: 0 H: 1 E: 0 K: 1 S: 9	H: 1 LOB: 1 BB: 0 P: 12	R: 0 H: 1 E: 0 K: 2 S: 14	H: 1 LOB: 1 BB: 23 P: 23	R: 0 H: 1 E: 0 K: 0 S: 11	H: 1 LOB: 2 BB: 0 P: 16	R: 0 H: 0 E: 0 K: 3 S: 13	H: 0 LOB: 2 BB: 1 P: 23	R: 0 H: 1 E: 0 K: 2 S: 10	H: 1 LOB: 1 BB: 0 P: 15	R: 0 H: 1 E: 0 K: 1 S: 12	H: 1 LOB: 1 BB: 1 P: 19	R: 1 H: 2 E: 0 K: 0 S: 14	H: 2 LOB: 1 BB: 0 P: 23	R: 0 H: 2 E: 0 K: 2 S: 18	H: 2 LOB: 3 BB: 1 P: 29	1B: 7 2B: 3 3B: 0 HR: 0	SF: 0 SAC: 0 DP: 2 HBP: 1	WP: 0 PB: 0 SB: 1 CS: 1	PA: 39
PITCHER	IP WLS BF H R ER SO BB IBB HBP BLK WP HR S P ERA WHIP	IP WLS BF H R ER SO BB IBB HBP BLK WP HR S P ERA WHIP	IP WLS BF H R ER SO BB IBB HBP BLK WP HR S P ERA WHIP	IP WLS BF H R ER SO BB IBB HBP BLK WP HR S P ERA WHIP	IP WLS BF H R ER SO BB IBB HBP BLK WP HR S P ERA WHIP	IP WLS BF H R ER SO BB IBB HBP BLK WP HR S P ERA WHIP	IP WLS BF H R ER SO BB IBB HBP BLK WP HR S P ERA WHIP	IP WLS BF H R ER SO BB IBB HBP BLK WP HR S P ERA WHIP	IP WLS BF H R ER SO BB IBB HBP BLK WP HR S P ERA WHIP	IP WLS BF H R ER SO BB IBB HBP BLK WP HR S P ERA WHIP	IP WLS BF H R ER SO BB IBB HBP BLK WP HR S P ERA WHIP	IP WLS BF H R ER SO BB IBB HBP BLK WP HR S P ERA WHIP	IP WLS BF H R ER SO BB IBB HBP BLK WP HR S P ERA WHIP	IP WLS BF H R ER SO BB IBB HBP BLK WP HR S P ERA WHIP	IP WLS BF H R ER SO BB IBB HBP BLK WP HR S P ERA WHIP	IP WLS BF H R ER SO BB IBB HBP BLK WP HR S P ERA WHIP	IP WLS BF H R ER SO BB IBB HBP BLK WP HR S P ERA WHIP			
47 Trevor Bauer, R (1, 1) ERA: 4.18	6.0	W	25	4	0	0	9	3	0	1	0	0	0	0	0	0	0.00	1.167		
48 Scott Alchin, R (7, 1) ERA: 2.75	1.0	H	3	1	0	0	1	0	0	0	0	0	0	0	0	7	10	0.00	1.000	
27 Bryan Shaw, R (8, 1) ERA: 2.54	1.0	H	5	2	1	1	0	0	0	0	0	0	0	0	14	23	9.00	2.000		
37 Cody Allen, R (9, 1) ERA: 1.75	1.0	S	6	2	0	0	2	1	0	0	0	0	0	0	18	29	0.00	3.000		
Batter	1	2	3	4	5	6	7	8	9	AB	R	H	RBI	BB	SO	LOB	BOTTOM			
24 Michael Bourn, L (1, 8) OBP: 0.320, SLG: 0.367										4	1	1	0	0	1	1	Houston Astros @ Cleveland Indians Progressive Field, Cleveland, OH Sun Aug 24 2014, 1:09 PM - 4:23 PM EDT Att: 17,123 - Partly Cloudy - 76 F			
11 José Ramirez, S (1, 6) OBP: 0.295, SLG: 0.311										4	0	3	1	0	1	0				
22 Jason Kipnis, L (1, 4) OBP: 0.322, SLG: 0.349										3	0	2	0	0	0	2				
41 Carlos Santana, S (1, 3) OBP: 0.366, SLG: 0.425										2	0	0	1	1	0	2				
62 Tyler Holt, R (1, 9) OBP: 0.429, SLG: 0.450										4	0	1	0	0	2	3				
6 Zach Walters, S (1, 10) OBP: 0.247, SLG: 0.494										4	0	0	0	0	1	1				
4 Mike Aviles, R (1, 7) OBP: 0.276, SLG: 0.343										4	1	1	0	0	2	1				
8 Lonnie Chisenhall, L (1, 5) OBP: 0.355, SLG: 0.447										4	1	2	1	0	2	2				
55 Roberto Pérez, R (1, 2) OBP: 0.283, SLG: 0.349										2	0	0	0	0	1	3				
Inning Stats	R: 0 H: 1 E: 0 K: 0 S: 8	H: 1 LOB: 1 BB: 0 P: 13	R: 0 H: 1 E: 0 K: 2 S: 12	H: 1 LOB: 2 BB: 0 P: 17	R: 1 H: 2 E: 0 K: 0 S: 9	H: 2 LOB: 1 BB: 0 P: 15	R: 1 H: 2 E: 0 K: 1 S: 13	H: 2 LOB: 1 BB: 0 P: 21	R: 0 H: 1 E: 0 K: 2 S: 11	H: 1 LOB: 1 BB: 0 P: 15	R: 0 H: 0 E: 0 K: 1 S: 10	H: 0 LOB: 0 BB: 0 P: 14	R: 1 H: 3 E: 0 K: 1 S: 10	H: 3 LOB: 3 BB: 1 P: 15	R: 0 H: 0 E: 0 K: 3 S: 9	H: 0 LOB: 0 BB: 0 P: 12		1B: 8 2B: 2 3B: 0 HR: 0	SF: 1 SAC: 2 DP: 0 HBP: 0	WP: 1 PB: 0 SB: 0 CS: 0
PITCHER	IP WLS BF H R ER SO BB IBB HBP BLK WP HR S P ERA WHIP	IP WLS BF H R ER SO BB IBB HBP BLK WP HR S P ERA WHIP	IP WLS BF H R ER SO BB IBB HBP BLK WP HR S P ERA WHIP	IP WLS BF H R ER SO BB IBB HBP BLK WP HR S P ERA WHIP	IP WLS BF H R ER SO BB IBB HBP BLK WP HR S P ERA WHIP	IP WLS BF H R ER SO BB IBB HBP BLK WP HR S P ERA WHIP	IP WLS BF H R ER SO BB IBB HBP BLK WP HR S P ERA WHIP	IP WLS BF H R ER SO BB IBB HBP BLK WP HR S P ERA WHIP	IP WLS BF H R ER SO BB IBB HBP BLK WP HR S P ERA WHIP	IP WLS BF H R ER SO BB IBB HBP BLK WP HR S P ERA WHIP	IP WLS BF H R ER SO BB IBB HBP BLK WP HR S P ERA WHIP	IP WLS BF H R ER SO BB IBB HBP BLK WP HR S P ERA WHIP	IP WLS BF H R ER SO BB IBB HBP BLK WP HR S P ERA WHIP	IP WLS BF H R ER SO BB IBB HBP BLK WP HR S P ERA WHIP	IP WLS BF H R ER SO BB IBB HBP BLK WP HR S P ERA WHIP	IP WLS BF H R ER SO BB IBB HBP BLK WP HR S P ERA WHIP				
39 Brett Oberholzer, L (1, 1) ERA: 4.01	6.2	L	31	10	3	3	6	0	0	0	1	0	0	0	1	3	4.05	1.500		
48 Mike Follyniewicz, R (7, 1) ERA: 5.79	1.1		5	0	0	0	4	1	0	0	0	0	0	0	1	19	0.00	0.750		

Batter	1	2	3	4	5	6	7	8	9	AB R H RBI BB SO LOB	TOP									
4 Coco Crisp, S (1.8) OBP: 0.348, SLG: 0.395	G6-3		L9		G4-3		K		20 2B 36 1B BB	4 1 0 1 1 1 1	Oakland Athletics @ Houston Astros Minute Maid Park, Houston, TX Mon Aug 25 2014, 7:14 PM - 10:30 PM CDT Att: 14,094 - Roof Closed - 73 F									
7 Alberto Callaspo, S (1.10) OBP: 0.394, SLG: 0.312	G4-3		FC1-6-5-4-6 20 2B		G3		G6-3		F7	5 1 0 0 0 0 4										
20 Josh Donaldson, R (1.5) OBP: 0.339, SLG: 0.462	G5-3		2-H 2B		1B		HBP		36 1B 2B	4 1 3 3 0 0 0										
21 Stephen Vogt, L (1.3) OBP: 0.348, SLG: 0.507			37 G6-3 1B		K2-3		F8		K2-3	5 0 1 0 0 3 5										
36 Derek Norris, R (1.2) OBP: 0.375, SLG: 0.446	K				G6-3		F8		1B	5 0 1 2 0 1 2										
37 Brandon Moss, L (1.7) OBP: 0.338, SLG: 0.461	G6-3		16 HR 1B		1B		K		K	5 1 2 0 0 2 3										
16 Josh Reddick, L (1.9) OBP: 0.314, SLG: 0.438			BB		HR		F7		28 BB 12 BB 4 BB BB	2 2 1 2 2 0 1										
12 Andy Parrino, S (1.6) OBP: 0.270, SLG: 0.375	G6-3		G3		G3		K		4 BB 20 2B BB	3 1 0 0 1 1 3										
28 Eric Sogard, L (1.4) OBP: 0.305, SLG: 0.276			7 2B		G6-3		L1		4 BB 20 2B BB	3 1 1 0 1 0 0										
Inning Stats	R: 0 E: 0 K: 0 S: 7	H: 0 LOB: 0 BB: 0 P: 10	R: 0 E: 0 K: 1 S: 10	H: 1 LOB: 2 BB: 1 P: 17	R: 1 E: 0 K: 1 S: 11	H: 2 LOB: 1 BB: 0 P: 15	R: 2 E: 0 K: 0 S: 10	H: 2 LOB: 0 BB: 0 P: 15	R: 0 E: 0 K: 1 S: 13	H: 1 LOB: 1 BB: 0 P: 22	R: 0 E: 0 K: 1 S: 13	H: 0 LOB: 0 BB: 0 P: 9	R: 0 E: 0 K: 1 S: 8	H: 0 LOB: 1 BB: 0 P: 14	R: 5 E: 0 K: 2 S: 21	H: 2 LOB: 1 BB: 4 P: 46	1B: 5 2B: 3 HR: 1	SF: 0 SAC: 0 DP: 0 HBP: 1	WP: 0 PB: 0 SB: 1 CS: 0	PA: 42
PITCHER	IP WLS BF H R ER SO BB IBB HBP BLK WP HR S P ERA WHIP											IP WLS BF H R ER SO BB IBB HBP BLK WP HR S P ERA WHIP								
46 Scott Feldman, R (1.1) ERA: 4.34	7.0 L 29 7 3 3 5 1 0 0 0 0 0 1 71 104 3.86 1.143																			
35 Josh Fields, R (8.1) ERA: 4.93	1.0 4 0 0 0 1 0 0 1 0 0 0 8 14 0.00 0.000																			
29 Tony Sipp, L (9.1) ERA: 3.29	0.0 4 0 4 0 0 4 0 0 0 0 0 7 23 ∞ ∞																			
55 Jose Veras, R (9.1) ERA: 5.08	1.0 5 2 1 1 2 0 0 0 0 0 0 0 14 23 9.00 2.000																			

Batter	1	2	3	4	5	6	7	8	9	AB R H RBI BB SO LOB	BOTTOM											
19 Robbie Grossman, S (1.7) OBP: 0.330, SLG: 0.327	P6		27 FC6-4 1B		F7				K2-3	4 0 1 0 0 1 0	Oakland Athletics @ Houston Astros Minute Maid Park, Houston, TX Mon Aug 25 2014, 7:14 PM - 10:30 PM CDT Att: 14,094 - Roof Closed - 73 F											
27 Jose Altuve, R (1.4) OBP: 0.370, SLG: 0.436	G6-3		FC6-4 1-2		G6-3				23 HR 1B	4 1 1 0 0 0 1												
23 Chris Carter, R (1.10) OBP: 0.298, SLG: 0.509	P4		K		P3				HR	4 1 1 2 0 1 1												
21 Dexter Fowler, S (1.8) OBP: 0.377, SLG: 0.402	K				F8				F7	4 0 1 0 0 1 0												
15 Jason Castro, L (1.2) OBP: 0.296, SLG: 0.371	F8				K				G4-3	4 0 0 0 0 1 1												
9 Marwin Gonzalez, S (1.6) OBP: 0.314, SLG: 0.390									G4-3	4 0 3 0 0 0 0												
21 Jon Singleton, L (1.3) OBP: 0.296, SLG: 0.375									E9 2B	2 0 0 0 2 2 1												
30 Matt Dominguez, R (1.5) OBP: 0.262, SLG: 0.344	K								30 G5-4-3 BB	4 0 0 0 0 2 4												
6 Jake Marisnick, R (1.9) OBP: 0.269, SLG: 0.289									K	3 0 0 0 0 2 0												
Inning Stats	R: 0 E: 0 K: 0 S: 5	H: 0 LOB: 0 BB: 0 P: 8	R: 0 E: 0 K: 2 S: 13	H: 1 LOB: 1 BB: 1 P: 21	R: 0 E: 0 K: 1 S: 9	H: 1 LOB: 1 BB: 0 P: 13	R: 0 E: 0 K: 2 S: 10	H: 1 LOB: 0 BB: 0 P: 13	R: 0 E: 0 K: 0 S: 8	H: 0 LOB: 0 BB: 0 P: 13	R: 0 E: 0 K: 0 S: 8	H: 1 LOB: 1 BB: 0 P: 12	R: 0 E: 0 K: 2 S: 9	H: 0 LOB: 0 BB: 0 P: 16	R: 2 E: 0 K: 2 S: 14	H: 2 LOB: 0 BB: 0 P: 20	R: 0 E: 1 K: 0 S: 7	H: 1 LOB: 1 BB: 1 P: 13	1B: 4 2B: 2 HR: 1	SF: 0 SAC: 0 DP: 1 HBP: 0	WP: 0 PB: 0 SB: 0 CS: 0	PA: 35
PITCHER	IP WLS BF H R ER SO BB IBB HBP BLK WP HR S P ERA WHIP											IP WLS BF H R ER SO BB IBB HBP BLK WP HR S P ERA WHIP										
29 Jeff Samardzija, R (1.1) ERA: 3.23	8.0 W 31 6 2 2 10 1 0 0 0 0 0 76 116 2.25 0.875																					
39 Eric O'Flaherty, L (9.1) ERA: 1.29	1.0 4 1 0 0 0 1 0 0 0 0 0 7 13 0.00 2.000																					

AB	36
R	8
H	9
RBI	8
BB	5
SO	8
LOB	19



AB	33
R	2
H	7
RBI	2
BB	2
SO	10
LOB	8



Batter	1	2	3	4	5	6	7	8	9	AB	R	H	RBI	BB	SO	LOB	TOP				
4 Coco Crisp, S OBP: 0.346, SLG: 0.391	1-2 FC5 3 1B BB		1-0 G1-3		0-0 G4-3		2-2 G3-1		3-3 K	4	0	0	0	1	1	0					
3 Craig Gentry, R OBP: 0.326, SLG: 0.298	0-1 FC5-4 15 1B 20 FC5 1B		2-2 G5-3		2-2 G6-3		0-0 L8			4	1	1	0	0	0	0					
20 Josh Donaldson, R OBP: 0.340, SLG: 0.461	2-1 FC5 36 FC5-4 1-2 2-3		0-0 G6-3		2-1 G6-3 36 E 1B		4-2 BB			3	0	1	0	1	0	2					
36 Derek Norris, R OBP: 0.370, SLG: 0.440	1-0 FC5-4 15 1B 1-2 2-3			3-3 K	0-0 E3		3-2 G4-3			4	0	0	0	0	1	4					
15 Jonny Gomes, R OBP: 0.333, SLG: 0.343	0-0 BB			1-1 35 2B 1B	0-2 G4-3					3	1	2	1	0	0	2					
16 Josh Reddick, L OBP: 0.313, SLG: 0.436	1-2 3H 1B									1	0	0	0	0	0	0					
35 Nate Freiman, R OBP: 0.293, SLG: 0.556	2-3 K			1-2 2B		0-0 F9		1-2 F8		3	0	1	1	0	1	2					
21 Stephen Vogt, L OBP: 0.346, SLG: 0.505				3-1 G6-3		1-2 F9		3-2 L6		4	0	0	0	0	0	1					
7 Alberto Callaspo, S OBP: 0.301, SLG: 0.309		0-0 G6-3		4-2 BB		2-1 1B				2	0	1	0	1	1	0					
28 Eric Sogard, L OBP: 0.305, SLG: 0.276				1-0 FC4		3-2 G4-3				0	0	0	0	0	0	0					
17 Geovany Soto, R OBP: 0.268, SLG: 0.375		2-3 K		1-2 2B		0-2 G5-3				2	0	1	0	1	1	0					
23 Sam Fuld, L OBP: 0.339, SLG: 0.347				0-1 G4-3		0-2 F7				4	0	0	0	0	0	3					
12 Andy Parrino, S OBP: 0.244, SLG: 0.333					1-0 FC4																
Inning Stats	R: 1 H: 2 E: 0 K: 1 S: 15	H: 2 BB: 1 P: 24	R: 0 H: 0 E: 0 K: 1 S: 7	H: 0 BB: 0 P: 9	R: 0 H: 0 E: 0 K: 0 S: 5	H: 0 BB: 0 P: 8	R: 1 H: 2 E: 0 K: 1 S: 14	H: 2 BB: 1 P: 27	R: 0 H: 1 E: 0 K: 0 S: 10	H: 1 BB: 0 P: 15	R: 0 H: 0 E: 0 K: 0 S: 12	H: 0 BB: 1 P: 21	R: 0 H: 0 E: 0 K: 0 S: 12	H: 0 BB: 0 P: 18	R: 0 H: 0 E: 0 K: 1 S: 11	H: 0 BB: 0 P: 14	1B: 5 2B: 1 3B: 0 HR: 0	SF: 0 SAC: 0 DP: 0 HBP: 0	WP: 0 PB: 0 SB: 0 CS: 0	PA: 37	
PITCHER	IP WLS BF H R ER SO BB IBB HBP BLK WP HR S P ERA WHIP	IP WLS BF H R ER SO BB IBB HBP BLK WP HR S P ERA WHIP	IP WLS BF H R ER SO BB IBB HBP BLK WP HR S P ERA WHIP	IP WLS BF H R ER SO BB IBB HBP BLK WP HR S P ERA WHIP	IP WLS BF H R ER SO BB IBB HBP BLK WP HR S P ERA WHIP	IP WLS BF H R ER SO BB IBB HBP BLK WP HR S P ERA WHIP	IP WLS BF H R ER SO BB IBB HBP BLK WP HR S P ERA WHIP	IP WLS BF H R ER SO BB IBB HBP BLK WP HR S P ERA WHIP	IP WLS BF H R ER SO BB IBB HBP BLK WP HR S P ERA WHIP	IP WLS BF H R ER SO BB IBB HBP BLK WP HR S P ERA WHIP	IP WLS BF H R ER SO BB IBB HBP BLK WP HR S P ERA WHIP	IP WLS BF H R ER SO BB IBB HBP BLK WP HR S P ERA WHIP	IP WLS BF H R ER SO BB IBB HBP BLK WP HR S P ERA WHIP	IP WLS BF H R ER SO BB IBB HBP BLK WP HR S P ERA WHIP	IP WLS BF H R ER SO BB IBB HBP BLK WP HR S P ERA WHIP	IP WLS BF H R ER SO BB IBB HBP BLK WP HR S P ERA WHIP	IP WLS BF H R ER SO BB IBB HBP BLK WP HR S P ERA WHIP	IP WLS BF H R ER SO BB IBB HBP BLK WP HR S P ERA WHIP	IP WLS BF H R ER SO BB IBB HBP BLK WP HR S P ERA WHIP	IP WLS BF H R ER SO BB IBB HBP BLK WP HR S P ERA WHIP	IP WLS BF H R ER SO BB IBB HBP BLK WP HR S P ERA WHIP

Oakland Athletics @ Houston Astros
Minute Maid Park, Houston, TX
Tue Aug 26 2014, 7:15 PM - 9:48 PM CDT
Att: 17,345 - Roof Closed - 73 F

livebaseballscorecards.com

AB 34
R 2
H 6
RBI 2
BB 3
SO 4
LOB 14



Batter	1	2	3	4	5	6	7	8	9	AB	R	H	RBI	BB	SO	LOB	BOTTOM				
19 Robbie Grossman, S OBP: 0.326, SLG: 0.322	1-2 F8		2-0 F7		1-0 F9			0-1 E3 27 HBP 23 HR		4	1	0	0	0	0	1					
27 Jose Altuve, R OBP: 0.371, SLG: 0.437	0-0 G3-1		0-1 2B		0-2 G4-3			1-0 23 HBP		3	1	1	0	0	0	0					
23 Chris Carter, R OBP: 0.297, SLG: 0.513	1-3 K		2-2 L7		1-3 K		1-3 K	1-1 HR		4	1	1	3	0	2	2					
21 Dexter Fowler, S OBP: 0.376, SLG: 0.409		2-1 L7		0-2 HR		1-0 F8		0-2 F9		4	1	1	1	0	0	0					
15 Jason Castro, L OBP: 0.293, SLG: 0.367		1-0 L3		2-1 F8		2-2 L8		0-0 G4-3		4	0	0	0	0	0	0					
9 Marwin Gonzalez, S OBP: 0.314, SLG: 0.389		1-1 1B		1-2 G6-3				2-2 G5-3		3	0	1	0	0	0	0					
21 Jon Singleton, L OBP: 0.296, SLG: 0.372		1-3 K		4-1 BB				2-3 K		2	0	0	0	1	2	1					
6 Jake Marisnick, R OBP: 0.263, SLG: 0.282			1-2 G5-3		2-3 K			2-2 K		3	0	0	0	0	2	1					
3 Gregorio Petit, R OBP: 0.318, SLG: 0.452								0-0 G1-3		1	0	0	0	0	0	0					
18 Marc Krauss, L OBP: 0.281, SLG: 0.341										1	0	0	0	0	0	0					
30 Matt Dominguez, R OBP: 0.262, SLG: 0.344			1-1 27 2B HBP							0	0	0	0	0	0	0					
Inning Stats	R: 0 H: 0 E: 0 K: 1 S: 7	H: 1 BB: 0 P: 13	R: 0 H: 1 E: 0 K: 0 S: 10	H: 1 BB: 0 P: 16	R: 1 H: 1 E: 0 K: 1 S: 13	H: 1 BB: 1 P: 22	R: 0 H: 0 E: 0 K: 0 S: 5	H: 0 BB: 0 P: 6	R: 0 H: 0 E: 0 K: 1 S: 7	H: 0 BB: 0 P: 11	R: 0 H: 0 E: 0 K: 2 S: 10	H: 0 BB: 0 P: 16	R: 3 H: 1 E: 1 K: 0 S: 9	H: 1 BB: 0 P: 11	1B: 1 2B: 1 3B: 0 HR: 2	SF: 0 SAC: 0 DP: 0 HBP: 2	WP: 0 PB: 0 SB: 0 CS: 0	PA: 32			
PITCHER	IP WLS BF H R ER SO BB IBB HBP BLK WP HR S P ERA WHIP	IP WLS BF H R ER SO BB IBB HBP BLK WP HR S P ERA WHIP	IP WLS BF H R ER SO BB IBB HBP BLK WP HR S P ERA WHIP	IP WLS BF H R ER SO BB IBB HBP BLK WP HR S P ERA WHIP	IP WLS BF H R ER SO BB IBB HBP BLK WP HR S P ERA WHIP	IP WLS BF H R ER SO BB IBB HBP BLK WP HR S P ERA WHIP	IP WLS BF H R ER SO BB IBB HBP BLK WP HR S P ERA WHIP	IP WLS BF H R ER SO BB IBB HBP BLK WP HR S P ERA WHIP	IP WLS BF H R ER SO BB IBB HBP BLK WP HR S P ERA WHIP	IP WLS BF H R ER SO BB IBB HBP BLK WP HR S P ERA WHIP	IP WLS BF H R ER SO BB IBB HBP BLK WP HR S P ERA WHIP	IP WLS BF H R ER SO BB IBB HBP BLK WP HR S P ERA WHIP	IP WLS BF H R ER SO BB IBB HBP BLK WP HR S P ERA WHIP	IP WLS BF H R ER SO BB IBB HBP BLK WP HR S P ERA WHIP	IP WLS BF H R ER SO BB IBB HBP BLK WP HR S P ERA WHIP	IP WLS BF H R ER SO BB IBB HBP BLK WP HR S P ERA WHIP	IP WLS BF H R ER SO BB IBB HBP BLK WP HR S P ERA WHIP	IP WLS BF H R ER SO BB IBB HBP BLK WP HR S P ERA WHIP	IP WLS BF H R ER SO BB IBB HBP BLK WP HR S P ERA WHIP	IP WLS BF H R ER SO BB IBB HBP BLK WP HR S P ERA WHIP	IP WLS BF H R ER SO BB IBB HBP BLK WP HR S P ERA WHIP

Oakland Athletics @ Houston Astros
Minute Maid Park, Houston, TX
Tue Aug 26 2014, 7:15 PM - 9:48 PM CDT
Att: 17,345 - Roof Closed - 73 F

livebaseballscorecards.com

AB 29
R 4
H 4
RBI 4
BB 1
SO 6
LOB 5



Batter	1	2	3	4	5	6	7	8	9	AB	R	H	RBI	BB	SO	LOB	TOP			
2 Leonys Martin, L (1, 8) OBP: 0.328, SLG: 0.370										4	1	2	0	0	0	1	Texas Rangers @ Houston Astros Minute Maid Park, Houston, TX Thu Aug 28 2014, 7:15 PM - 10:17 PM CDT Att: 16,399 - Clear - 84 F			
1 Elvis Andrus, R (1, 6) OBP: 0.321, SLG: 0.337										4	0	2	0	0	2	1				
28 Mike Carp, L (1, 3) OBP: 0.289, SLG: 0.230										3	0	0	1	0	0	1				
29 Adrian Beltré, R (1, 5) OBP: 0.378, SLG: 0.498										4	0	1	0	0	2	2				
35 James Adduci, L (1, 9) OBP: 0.245, SLG: 0.235										2	0	0	0	0	1	3				
19 Daniel Robertson, R (5, 9) OBP: 0.367, SLG: 0.350										2	0	1	0	0	0	0				
7 J.P. Arencibia, R (1, 10) OBP: 0.230, SLG: 0.351										4	0	0	0	0	0	1				
12 Rougned Odor, L (1, 4) OBP: 0.279, SLG: 0.371										4	0	0	0	0	1	1	AB 33 R 2 H 8 RBI 1 BB 0 SO 6 LOB 11			
15 Michael Choice, R (1, 7) OBP: 0.242, SLG: 0.303										3	0	0	0	0	0	0				
61 Robinson Chirinos, R (1, 2) OBP: 0.286, SLG: 0.414										3	1	2	0	0	0	1				
Inning Stats	R: 1 E: 0 K: 0 S: 11	H: 3 LOB: 1 BB: 0 P: 15	R: 0 E: 0 K: 0 S: 8	H: 0 LOB: 0 BB: 0 P: 12	R: 1 E: 0 K: 2 S: 14	H: 3 LOB: 2 BB: 0 P: 16	R: 0 E: 0 K: 0 S: 9	H: 0 LOB: 1 BB: 0 P: 14	R: 0 E: 0 K: 1 S: 10	H: 1 LOB: 1 BB: 0 P: 15	R: 0 E: 0 K: 1 S: 10	H: 1 LOB: 1 BB: 0 P: 16	R: 0 E: 0 K: 0 S: 9	H: 0 LOB: 0 BB: 0 P: 16	R: 0 E: 0 K: 1 S: 11	H: 0 LOB: 0 BB: 0 P: 14	1B: 7 2B: 1 3B: 0 HR: 0	SF: 1 SAC: 0 DP: 1 HBP: 1	WP: 1 PB: 0 SB: 0 CS: 0	PA: 35
PITCHER	IP WLS BF H R ER SO BB IBB HBP BLK WP HR S P ERA WHIP	IP WLS BF H R ER SO BB IBB HBP BLK WP HR S P ERA WHIP																		
31 Collin McHugh, R (1, 1) ERA: 2.99	7.0 W 29 8 2 2 6 0 0 1 0 1 0 0 73 102 2.57 1.143																			
35 Josh Fields, R (8, 1) ERA: 4.73	1.0 H 3 0 0 0 0 0 0 0 0 0 0 9 16 0.00 0.000																			
29 Tony Sipp, L (9, 1) ERA: 3.21	1.0 S 3 0 0 0 2 0 0 0 0 0 0 0 11 14 0.00 0.000																			

Batter	1	2	3	4	5	6	7	8	9	AB	R	H	RBI	BB	SO	LOB	BOTTOM			
9 Marwin Gonzalez, S (1, 6) OBP: 0.315, SLG: 0.386										3	0	1	0	1	0	0	Texas Rangers @ Houston Astros Minute Maid Park, Houston, TX Thu Aug 28 2014, 7:15 PM - 10:17 PM CDT Att: 16,399 - Clear - 84 F			
27 Jose Altuve, R (1, 4) OBP: 0.389, SLG: 0.434										4	1	1	0	0	0	3				
23 Chris Carter, R (1, 10) OBP: 0.300, SLG: 0.518										3	1	1	0	1	2	0				
21 Dexter Fowler, S (1, 8) OBP: 0.375, SLG: 0.407										4	1	1	0	0	0	2				
15 Jason Castro, L (1, 2) OBP: 0.297, SLG: 0.377										3	1	2	4	1	0	0				
18 Marc Krauss, L (1, 7) OBP: 0.281, SLG: 0.335										3	0	0	0	1	0	1				
21 Jon Singleton, L (1, 3) OBP: 0.293, SLG: 0.364										4	0	0	0	0	1	3		AB 29 R 4 H 7 RBI 4 BB 4 SO 4 LOB 14		
30 Matt Dominguez, R (1, 5) OBP: 0.265, SLG: 0.343										3	0	1	0	0	1	0				
6 Jake Marisnick, R (1, 9) OBP: 0.264, SLG: 0.272										2	0	0	0	0	0	5				
Inning Stats	R: 0 E: 0 K: 1 S: 10	H: 0 LOB: 0 BB: 0 P: 14	R: 0 E: 0 K: 0 S: 16	H: 1 LOB: 1 BB: 1 P: 27	R: 0 E: 0 K: 0 S: 7	H: 2 LOB: 1 BB: 0 P: 12	R: 0 E: 0 K: 0 S: 13	H: 1 LOB: 2 BB: 1 P: 21	R: 4 E: 0 K: 1 S: 16	H: 3 LOB: 0 BB: 1 P: 30	R: 0 E: 0 K: 1 S: 8	H: 0 LOB: 0 BB: 1 P: 17	R: 0 E: 0 K: 1 S: 8	H: 0 LOB: 0 BB: 0 P: 14	R: 0 E: 0 K: 0 S: 8	H: 0 LOB: 0 BB: 0 P: 11	1B: 6 2B: 0 3B: 0 HR: 1	SF: 0 SAC: 0 DP: 2 HBP: 2	WP: 0 PB: 0 SB: 0 CS: 0	PA: 35
PITCHER	IP WLS BF H R ER SO BB IBB HBP BLK WP HR S P ERA WHIP	IP WLS BF H R ER SO BB IBB HBP BLK WP HR S P ERA WHIP																		
23 Nick Tepesch, R (1, 1) ERA: 4.44	4.1 L 8 2 2 2 2 1 0 1 0 0 0 1 16 32 10.80 1.846																			
55 Roman Mendez, R (5, 1) ERA: 1.9	1.2 8 2 2 2 2 1 0 1 0 0 0 1 16 32 10.80 1.800																			
35 Phil Klein, R (7, 1) ERA: 2.7	1.0 3 0 0 0 1 0 0 0 0 0 0 0 8 14 0.00 0.000																			
37 Shawn Tolleson, R (8, 1) ERA: 2.86	1.0 3 0 0 0 0 0 0 0 0 0 0 0 8 11 0.00 0.000																			

Batter	1	2	3	4	5	6	7	8	9	AB	R	H	RBI	BB	SO	LOB	TOP		
19 Daniel Robertson, R OBP: 0.375, SLG: 0.364										4	1	2	1	1	0	0			
1 Elvis Andrus, R OBP: 0.322, SLG: 0.339										3	0	1	2	1	1	2			
Alex Rios, R OBP: 0.309, SLG: 0.399										5	2	1	0	0	0	3			
29 Adrian Beltré, R OBP: 0.380, SLG: 0.500										4	2	2	1	1	0	0			
16 Ryan Rua, R OBP: 0.200, SLG: 0.200										5	1	1	0	0	1	2			
9 Adam Rosales, R OBP: 0.405, SLG: 0.520										5	2	3	2	0	1	1			
6 Tomás Telis, S OBP: 0.308, SLG: 0.385										5	1	1	1	0	0	3			
12 Rougned Odor, L OBP: 0.281, SLG: 0.381										5	2	2	3	0	0	3			
15 Michael Choice, R OBP: 0.251, SLG: 0.330										4	2	3	3	0	0	0			
Inning Stats	R: 1 H: 1 E: 0 K: 0 S: 8	H: 1 LOB: 0 BB: 1 P: 17	R: 0 H: 0 E: 0 K: 1 S: 6	H: 0 LOB: 0 BB: 0 P: 8	R: 1 H: 2 E: 0 K: 0 S: 12	H: 2 LOB: 1 BB: 0 P: 17	R: 4 H: 4 E: 0 K: 1 S: 20	H: 4 LOB: 0 BB: 0 P: 23	R: 1 H: 2 E: 0 K: 0 S: 8	H: 2 LOB: 1 BB: 0 P: 14	R: 5 H: 3 E: 1 K: 0 S: 18	H: 3 LOB: 0 BB: 1 P: 28	R: 0 H: 0 E: 0 K: 0 S: 5	H: 0 LOB: 0 BB: 0 P: 12	R: 0 H: 1 E: 0 K: 0 S: 9	H: 1 LOB: 1 BB: 0 P: 12	1B: 10 SF: 1 2B: 5 3B: 0 HR: 2	SF: 1 SAC: 0 DP: 2 HBP: 0	WP: 1 PA: 44 PB: 0 SB: 1 CS: 0
PITCHER	IP WLS BF H R ER SO BB IBB HBP BLK WP HR S P ERA WHIP																		
39 Brett Oberholzer, L ERA: 4.39	4.1 L 22 9 7 7 2 1 0 0 0 0 1 51 76 14.54 2.308																		
58 Jake Buchanan, R ERA: 5.74	2.2 16 6 6 5 2 1 0 0 0 1 1 35 53 16.88 2.625																		
48 Mike Foltyniewicz, R ERA: 4.63	2.0 7 1 0 0 0 1 0 0 0 0 0 14 24 0.00 1.000																		

Texas Rangers @ Houston Astros
Minute Maid Park, Houston, TX
Fri Aug 29 2014, 7:13 PM - 10:28 PM CDT
Att: 18,931 - Roof Closed - 73 F

AB 40
R 13
H 16
RBI 13
BB 3
SO 3
LOB 14



Batter	1	2	3	4	5	6	7	8	9	AB	R	H	RBI	BB	SO	LOB	BOTTOM				
9 Marwin Gonzalez, S OBP: 0.320, SLG: 0.398										5	1	3	2	0	0	0					
27 Jose Altuve, R OBP: 0.389, SLG: 0.433										5	1	2	0	0	0	3					
23 Chris Carter, R OBP: 0.299, SLG: 0.513										4	0	0	0	1	0	3					
21 Dexter Fowler, S OBP: 0.378, SLG: 0.413										2	0	2	1	0	0	0					
14 Jesus Guzman, R OBP: 0.288, SLG: 0.281										3	0	1	1	0	0	1					
15 Jason Castro, L OBP: 0.297, SLG: 0.383										4	1	1	1	0	2	3					
18 Marc Krauss, L OBP: 0.285, SLG: 0.335										3	0	1	0	1	1	3					
21 Jon Singleton, L OBP: 0.293, SLG: 0.360										3	1	0	0	1	1	2					
6 Jake Marisnick, R OBP: 0.270, SLG: 0.279										4	1	2	0	0	1	1					
3 Gregorio Petit, R OBP: 0.320, SLG: 0.458										4	1	1	0	0	2	2					
Inning Stats	R: 1 H: 2 E: 0 K: 0 S: 8	H: 2 LOB: 1 BB: 0 P: 12	R: 0 H: 0 E: 0 K: 1 S: 10	H: 0 LOB: 1 BB: 1 P: 17	R: 0 H: 1 E: 0 K: 1 S: 8	H: 1 LOB: 0 BB: 0 P: 15	R: 0 H: 1 E: 0 K: 0 S: 12	H: 1 LOB: 0 BB: 0 P: 23	R: 0 H: 0 E: 0 K: 1 S: 7	H: 0 LOB: 0 BB: 0 P: 13	R: 0 H: 1 E: 0 K: 0 S: 4	H: 1 LOB: 0 BB: 0 P: 4	R: 1 H: 3 E: 0 K: 2 S: 17	H: 3 LOB: 2 BB: 0 P: 26	R: 1 H: 2 E: 0 K: 2 S: 14	H: 2 LOB: 1 BB: 1 P: 24	R: 3 H: 3 E: 1 K: 0 S: 13	H: 3 LOB: 1 BB: 1 P: 23	1B: 9 SF: 0 2B: 3 3B: 0 HR: 1	SF: 0 SAC: 0 DP: 1 HBP: 0	WP: 1 PA: 40 PB: 0 SB: 0 CS: 1
PITCHER	IP WLS BF H R ER SO BB IBB HBP BLK WP HR S P ERA WHIP																				
25 Scott Baker, R ERA: 5.23	6.1 W 23 6 2 2 3 1 0 0 0 0 0 53 93 2.84 1.105																				
58 Alex Claudio, L ERA: 1.35	1.2 10 4 1 1 4 1 0 0 0 0 0 27 41 5.40 3.000																				
56 Neal Cotts, L ERA: 3.77	1.0 7 3 3 3 0 1 0 0 0 1 0 13 23 27.00 4.000																				

Texas Rangers @ Houston Astros
Minute Maid Park, Houston, TX
Fri Aug 29 2014, 7:13 PM - 10:28 PM CDT
Att: 18,931 - Roof Closed - 73 F

AB 37
R 6
H 13
RBI 5
BB 3
SO 7
LOB 18




Batter	1	2	3	4	5	6	7	8	9	AB	R	H	RBI	BB	SO	LOB	TOP					
2 Leonys Martin, L (1, 8) OBP: 0.327, SLG: 0.369	G4-3			P6		G6-3			FC6-4 1B	4	0	1	0	0	0	1						
1 Elvis Andrus, R (1, 6) OBP: 0.319, SLG: 0.337	G5-3			K		G6-3			F8	4	0	0	0	0	1	1						
Alex Rios, R (1, 9) OBP: 0.307, SLG: 0.396	L7			G5-3		G3			FC6-4	4	0	0	0	0	0	1						
29 Adrián Beltré, R (1, 5) OBP: 0.380, SLG: 0.498		F7		G4-3						2	0	0	0	1	0	0						
16 Ryan Rua, R (1, 3) OBP: 0.250, SLG: 0.250		L7				G5-3				3	0	1	0	0	0	1						
9 Adam Rosales, R (1, 10) OBP: 0.391, SLG: 0.500						L9				3	0	0	0	0	0	1						
6 Tomás Telis, S (1, 2) OBP: 0.250, SLG: 0.313				F7		G5-3				3	0	0	0	0	0	1						
12 Rougned Odor, L (1, 4) OBP: 0.281, SLG: 0.381				G4-3						3	0	1	0	0	1	0						
15 Michael Choice, R (1, 7) OBP: 0.248, SLG: 0.326				FC		FC				3	0	0	0	0	0	1						
Inning Stats	R: 0 E: 0 K: 0 S: 10	H: 0 LOB: 0 BB: 0 P: 14	R: 0 E: 0 K: 0 S: 8	H: 0 LOB: 0 BB: 0 P: 11	R: 0 E: 0 K: 1 S: 10	H: 0 LOB: 0 BB: 0 P: 12	R: 0 E: 0 K: 1 S: 6	H: 0 LOB: 0 BB: 0 P: 12	R: 0 E: 1 K: 0 S: 10	H: 1 LOB: 1 BB: 0 P: 15	R: 0 E: 0 K: 0 S: 6	H: 1 LOB: 0 BB: 0 P: 8	R: 0 E: 0 K: 0 S: 10	H: 0 LOB: 1 BB: 1 P: 17	R: 0 E: 0 K: 1 S: 8	H: 0 LOB: 0 BB: 0 P: 12	R: 0 E: 0 K: 0 S: 9	H: 1 LOB: 1 BB: 0 P: 14	1B: 3 2B: 0 3B: 0 HR: 0	SF: 0 SAC: 0 DP: 0 HBP: 0	WP: 0 PB: 0 SB: 0 CS: 1	PA: 30
PITCHER 46 Scott Feldman, R (1, 1) ERA: 4.09	IP: 9.0 WLS: W BF: 30 H: 3 R: 0 ER: 0 SO: 5 BB: 1 IBB: 0 HBP: 0 BLK: 0 WP: 0 HR: 0 S: 77 P: 115 ERA: 0.00 WHIP: 0.444																					

Texas Rangers @ Houston Astros
Minute Maid Park, Houston, TX
Sat Aug 30 2014, 6:14 PM - 8:39 PM CDT
Att: 24,771 - Roof Closed - 73 F

livebaseballscorecards.com

AB 29
R 0
H 3
RBI 0
BB 1
SO 2
LOB 7




Batter	1	2	3	4	5	6	7	8	9	AB	R	H	RBI	BB	SO	LOB	BOTTOM	
19 Robbie Grossman, S (1, 7) OBP: 0.326, SLG: 0.320	G6-3		G5-3			K				4	0	0	0	0	1	1		
27 Jose Altuve, R (1, 4) OBP: 0.370, SLG: 0.434		K		FC6-4 21 BB					F8	3	0	1	0	1	1	0		
23 Chris Carter, R (1, 10) OBP: 0.299, SLG: 0.509		F8		FC7		K			FC6-4 14 BB	3	0	0	0	1	1	2		
21 Dexter Fowler, S (1, 8) OBP: 0.374, SLG: 0.409			K	FC6-4		G4-3			FC7	4	0	0	0	0	1	3		
14 Jesus Guzman, R (1, 3) OBP: 0.279, SLG: 0.265		FC6-4 6 BB		K						2	1	1	0	2	1	1		
22 Carlos Corporán, S (1, 2) OBP: 0.296, SLG: 0.377		F9				F8			K	4	1	1	0	0	1	3		
6 Jake Marisnick, R (1, 9) OBP: 0.272, SLG: 0.280		FC6-4				K				3	0	1	1	0	1	1		
30 Matt Dominguez, R (1, 5) OBP: 0.265, SLG: 0.341			F8							2	0	0	0	1	0	1		
3 Gregorio Petit, R (1, 6) OBP: 0.302, SLG: 0.431			K			FC5-4				3	0	0	0	0	2	2		
Inning Stats	R: 0 E: 0 K: 1 S: 11	H: 0 LOB: 0 BB: 0 P: 19	R: 0 E: 0 K: 1 S: 8	H: 0 LOB: 1 BB: 1 P: 12	R: 0 E: 0 K: 1 S: 6	H: 0 LOB: 0 BB: 0 P: 11	R: 0 E: 0 K: 1 S: 7	H: 0 LOB: 0 BB: 1 P: 16	R: 0 E: 0 K: 2 S: 11	H: 1 LOB: 0 BB: 0 P: 17	R: 2 E: 1 K: 1 S: 10	H: 2 LOB: 1 BB: 1 P: 17	R: 0 E: 0 K: 1 S: 9	H: 1 LOB: 2 BB: 1 P: 18	1B: 2 2B: 2 3B: 0 HR: 0	SF: 0 SAC: 0 DP: 0 HBP: 0	WP: 0 PB: 0 SB: 0 CS: 0	PA: 33
PITCHER 46 Robbie Ross Jr., L (1, 1) ERA: 5.63 35 Phil Klein, R (6, 1) ERA: 3.95 37 Shawn Tolleson, R (7, 1) ERA: 2.8	IP: 5.0 WLS: L BF: 9 H: 3 R: 2 ER: 2 SO: 3 BB: 1 IBB: 0 HBP: 0 BLK: 0 WP: 0 HR: 0 S: 19 P: 32 ERA: 10.80 WHIP: 2.400																	

Texas Rangers @ Houston Astros
Minute Maid Park, Houston, TX
Sat Aug 30 2014, 6:14 PM - 8:39 PM CDT
Att: 24,771 - Roof Closed - 73 F

livebaseballscorecards.com

AB 28
R 2
H 4
RBI 1
BB 5
SO 9
LOB 14



Batter	1	2	3	4	5	6	7	8	9	AB	R	H	RBI	BB	SO	LOB	TOP	
19 Daniel Robertson, R OBP: 0.374, SLG: 0.371	G6-3		F7			1B		K		3	1	1	0	0	0	0		
2 Leonys Martin, L OBP: 0.339, SLG: 0.368	G6-3		K			G3		K		1	0	0	0	0	1	0		
1 Elvis Andrus, R OBP: 0.319, SLG: 0.336	G6-3		K			G3		K		4	0	1	0	0	1	1		
Alex Rios, R OBP: 0.310, SLG: 0.400	16 1B		K			29 BB		BB		3	1	2	1	1	1	0		
29 Adrián Beltré, R OBP: 0.381, SLG: 0.496	16 1B					16 G4-6-3		K		2	0	0	0	2	1	2		
16 Ryan Rua, R OBP: 0.250, SLG: 0.250	1B		L7			BB		L9		4	0	1	1	0	0	4		
7 J.P. Arencibia, R OBP: 0.225, SLG: 0.343	K		G5-3					F9		4	0	0	0	0	2	2		
61 Robinson Chirinos, R OBP: 0.282, SLG: 0.408		G3				P3		G6-3		4	0	0	0	0	0	0		
12 Rougned Odor, L OBP: 0.284, SLG: 0.380			G3			G3		G4-3		3	0	1	0	0	0	0		
15 Michael Choice, R OBP: 0.245, SLG: 0.321			FC4-6-3			FC8		FC4-3		3	0	0	0	0	0	2		
Inning Stats	R: 1 H: 2 E: 0 K: 1 S: 16	H: 2 LOB: 2 BB: 1 P: 26	R: 0 H: 0 E: 0 K: 0 S: 5	H: 0 LOB: 0 BB: 0 P: 7	R: 0 H: 0 E: 0 K: 2 S: 9	H: 0 LOB: 0 BB: 0 P: 13	R: 0 H: 0 E: 0 K: 0 S: 4	H: 0 LOB: 0 BB: 0 P: 7	R: 0 H: 2 E: 0 K: 0 S: 9	H: 1 LOB: 1 BB: 1 P: 22	R: 0 H: 1 E: 0 K: 2 S: 14	H: 1 LOB: 2 BB: 1 P: 26	R: 0 H: 0 E: 0 K: 1 S: 8	H: 0 LOB: 0 BB: 0 P: 11	1B: 4 2B: 2 3B: 0 HR: 0	SF: 0 SAC: 0 DP: 2 HBP: 1	WP: 1 PB: 0 SB: 1 CS: 0	PA: 35
PITCHER	IP WLS BF H R ER SO BB IBB HBP BLK WP HR S P ERA WHIP																	
60 Dallas Keuchel, L ERA: 3.08	7.0		5	2	2	3	2	0	1	0	0	1	0	61	101	2.57	1.000	
55 Jose Veras, R ERA: 4.71	1.0	W	5	1	0	0	2	1	0	0	0	0	0	14	26	0.00	2.000	
50 Chad Qualls, R ERA: 3.47	1.0	S	3	0	0	0	1	0	0	0	0	0	0	8	11	0.00	0.000	

Texas Rangers @ Houston Astros
Minute Maid Park, Houston, TX
Sun Aug 31 2014, 1:14 PM - 4:30 PM CDT
Att: 19,024 - Roof Closed - 73 F

AB	31
R	2
H	6
RBI	2
BB	3
SO	6
LOB	11



Batter	1	2	3	4	5	6	7	8	9	AB	R	H	RBI	BB	SO	LOB	BOTTOM			
19 Robbie Grossman, S OBP: 0.327, SLG: 0.316	K		G4-6-3			P5		21 BB		3	0	0	0	2	1	1				
27 Jose Altuve, R OBP: 0.374, SLG: 0.441	F8		21 BB					21 BB		5	0	4	1	0	0	0				
23 Chris Carter, R OBP: 0.300, SLG: 0.507	P3		21 BB			K		K		4	0	1	0	1	2	3				
21 Dexter Fowler, S OBP: 0.378, SLG: 0.409	FC7		BB			21 BB		BB		2	0	1	0	2	0	0				
15 Jason Castro, L OBP: 0.296, SLG: 0.384	30 1B		FC7			K		FC7		4	1	1	0	0	1	7				
21 Jon Singleton, L OBP: 0.292, SLG: 0.356	P2					G5-3		P4		3	0	0	0	1	0	1				
30 Matt Dominguez, R OBP: 0.267, SLG: 0.349	1B					G4-3		F4		4	1	2	2	0	0	2				
6 Jake Marisnick, R OBP: 0.271, SLG: 0.274	K		F9			F9		K		3	1	0	0	0	2	3				
3 Gregorio Petit, R OBP: 0.298, SLG: 0.418			19 G4-6-3			F9		P6		4	0	1	0	0	0	1				
Inning Stats	R: 0 H: 0 E: 0 K: 1 S: 7	H: 2 LOB: 1 BB: 0 P: 9	R: 1 H: 2 E: 0 K: 1 S: 10	H: 2 LOB: 1 BB: 0 P: 15	R: 0 H: 2 E: 0 K: 0 S: 16	H: 2 LOB: 3 BB: 2 P: 32	R: 0 H: 0 E: 0 K: 0 S: 11	H: 0 LOB: 0 BB: 0 P: 15	R: 0 H: 1 E: 0 K: 1 S: 13	H: 1 LOB: 1 BB: 0 P: 20	R: 0 H: 1 E: 0 K: 2 S: 17	H: 1 LOB: 2 BB: 1 P: 26	R: 0 H: 1 E: 0 K: 1 S: 9	H: 1 LOB: 3 BB: 2 P: 18	R: 2 H: 3 E: 0 K: 0 S: 15	H: 3 LOB: 3 BB: 1 P: 25	1B: 6 2B: 3 3B: 0 HR: 1	SF: 0 SAC: 0 DP: 1 HBP: 1	WP: 0 PB: 0 SB: 1 CS: 0	PA: 39
PITCHER	IP WLS BF H R ER SO BB IBB HBP BLK WP HR S P ERA WHIP																			
22 Nick Martinez, R ERA: 5.14	5.1		3	0	0	0	0	0	0	0	0	64	104	1.69	1.688					
55 Roman Mendez, R ERA: 1.8	1.1	H	7	1	0	0	2	2	0	0	0	18	30	0.00	2.250					
56 Neal Cotts, L ERA: 4.01	1.0	L	5	1	2	2	0	0	0	1	13	18	18.00	1.000						
30 Nefeli Feliz, R ERA: 2.78	0.1		3	2	0	0	0	1	0	0	3	8	0.00	9.000						

Texas Rangers @ Houston Astros
Minute Maid Park, Houston, TX
Sun Aug 31 2014, 1:14 PM - 4:30 PM CDT
Att: 19,024 - Roof Closed - 73 F

AB	32
R	3
H	10
RBI	3
BB	6
SO	6
LOB	18



Batter	1	2	3	4	5	6	7	8	9	AB	R	H	RBI	BB	SO	LOB	TOP								
56 Kole Calhoun, L OBP: 0.330, SLG: 0.452	K2-3		G4-3				P6			4	0	1	0	0	1	2	Los Angeles Angels @ Houston Astros Minute Maid Park, Houston, TX Tue Sep 02 2014, 7:13 PM - 10:24 PM CDT Att: 16,131 - Roof Closed - 73 F								
27 Mike Trout, R OBP: 0.371, SLG: 0.556	F8			K		F9		K		4	0	0	0	0	2	1									
5 Albert Pujols, R OBP: 0.330, SLG: 0.466	G6-3			F8		E8		F8		4	0	0	0	0	0	0									
32 Josh Hamilton, L OBP: 0.330, SLG: 0.418		G4-3		G3-1			K			4	0	0	0	0	2	1									
47 Howie Kendrick, R OBP: 0.336, SLG: 0.367		G6-3			F7					3	1	1	0	1	0	0									
2 Erick Aybar, S OBP: 0.326, SLG: 0.389			F7							4	1	1	0	0	0	1									
17 Chris Iannetta, R OBP: 0.379, SLG: 0.427										2	0	0	1	1	1	1									
28 Brennan Boesch, L OBP: 0.143, SLG: 0.182										2	0	0	0	0	1	1									
10 Grant Green, R OBP: 0.314, SLG: 0.390			P5							2	0	0	0	0	0	2									
18 Gordon Beckham, R OBP: 0.270, SLG: 0.344										3	1	3	1	0	0	0									
Inning Stats	R: 0 E: 0 K: 1 S: 8	H: 0 LOB: 0 BB: 0 P: 14	R: 0 E: 0 K: 0 S: 12	H: 0 LOB: 0 BB: 0 P: 19	R: 0 E: 0 K: 1 S: 10	H: 1 LOB: 1 BB: 0 P: 14	R: 0 E: 0 K: 1 S: 6	H: 0 LOB: 1 BB: 0 P: 9	R: 0 E: 0 K: 1 S: 9	H: 0 LOB: 1 BB: 1 P: 16	R: 1 E: 0 K: 1 S: 12	H: 2 LOB: 1 BB: 0 P: 15	R: 2 E: 0 K: 0 S: 12	H: 2 LOB: 1 BB: 1 P: 23	R: 0 E: 0 K: 2 S: 7	H: 0 LOB: 0 BB: 0 P: 7	R: 0 E: 0 K: 0 S: 11	H: 1 LOB: 1 BB: 0 P: 18	1B: 3 2B: 3 3B: 0 HR: 0	SF: 1 SAC: 0 DP: 0 HBP: 0	WP: 0 PB: 0 SB: 0 CS: 0	PA: 35			
PITCHER	IP	WLS	BF	H	R	ER	SO	BB	IBB	HBP	BLK	WP	HR	S	P	ERA	WHIP								
41 Brad Peacock, R ERA: 5.01	6.1	W	25	4	3	2	5	2	0	0	0	0	0	62	98	2.84	0.947								
66 Kevin Chapman, L ERA: 7.43	0.2		3	1	0	0	0	0	0	0	0	0	0	7	12	0.00	1.500								
35 Josh Fields, R ERA: 4.56	2.0		7	1	0	0	2	0	0	0	0	0	0	18	25	0.00	0.500								

Batter	1	2	3	4	5	6	7	8	9	AB	R	H	RBI	BB	SO	LOB	BOTTOM								
19 Robbie Grossman, S OBP: 0.331, SLG: 0.329	2B		K2-3			P5				5	1	3	1	0	1	0	Los Angeles Angels @ Houston Astros Minute Maid Park, Houston, TX Tue Sep 02 2014, 7:13 PM - 10:24 PM CDT Att: 16,131 - Roof Closed - 73 F								
27 Jose Altuve, R OBP: 0.377, SLG: 0.451					G6-3					5	2	4	2	0	0	1									
21 Dexter Fowler, S OBP: 0.383, SLG: 0.411	1B			HR						3	2	2	1	2	1	1									
23 Chris Carter, R OBP: 0.299, SLG: 0.503	1B									5	1	1	1	0	3	6									
15 Jason Castro, L OBP: 0.298, SLG: 0.387										4	0	2	2	0	1	3									
30 Matt Dominguez, R OBP: 0.297, SLG: 0.348										4	0	1	0	0	0	3									
6 Jake Marisnick, R OBP: 0.270, SLG: 0.282										3	1	1	1	0	1	2									
21 Jon Singleton, L OBP: 0.292, SLG: 0.352										3	0	0	0	1	1	1									
3 Gregorio Petit, R OBP: 0.295, SLG: 0.407										4	1	1	0	0	2	3									
Inning Stats	R: 3 E: 0 K: 0 S: 20	H: 5 LOB: 1 BB: 0 P: 31	R: 0 E: 0 K: 3 S: 9	H: 0 LOB: 0 BB: 0 P: 13	R: 1 E: 0 K: 1 S: 11	H: 2 LOB: 1 BB: 1 P: 24	R: 1 E: 0 K: 0 S: 9	H: 2 LOB: 1 BB: 0 P: 14	R: 2 E: 0 K: 1 S: 21	H: 2 LOB: 2 BB: 1 P: 37	R: 0 E: 0 K: 2 S: 11	H: 1 LOB: 1 BB: 0 P: 20	R: 0 E: 0 K: 2 S: 7	H: 0 LOB: 0 BB: 0 P: 10	R: 1 E: 0 K: 1 S: 14	H: 3 LOB: 3 BB: 1 P: 23		1B: 9 2B: 6 3B: 0 HR: 1	SF: 2 SAC: 0 DP: 1 HBP: 0	WP: 0 PB: 0 SB: 1 CS: 1	PA: 41				
PITCHER	IP	WLS	BF	H	R	ER	SO	BB	IBB	HBP	BLK	WP	HR	S	P	ERA	WHIP								
33 C.J. Wilson, L ERA: 4.66	3.1	L	17	8	5	5	4	1	0	0	0	0	0	42	71	13.50	2.700								
62 Yostan Herrera, R ERA: 4.82	0.2		3	1	0	0	0	0	0	0	0	0	0	7	11	0.00	1.500								
68 Cam Bedrosian, R ERA: 7.3	0.2		6	2	2	0	0	1	0	0	0	0	0	18	32	0.00	4.500								
63 Vinnie Pestano, R ERA: 3.97	1.1		5	1	0	0	3	0	0	0	0	0	0	14	25	0.00	0.750								
35 Wade LeBlanc, L ERA: 9.75	1.1		6	2	1	1	2	0	0	0	0	0	0	15	22	6.75	1.500								

Batter	1	2	3	4	5	6	7	8	9	AB	R	H	RBI	BB	SO	LOB	TOP										
56 Kole Calhoun, L (1,9) OBP: 0.332, SLG: 0.453										4	0	2	0	0	1	0	Los Angeles Angels @ Houston Astros Minute Maid Park, Houston, TX Wed Sep 03 2014, 7:13 PM - 9:49 PM CDT Att: 16,949 - Roof Closed - 73 F										
27 Mike Trout, R (1,8) OBP: 0.389, SLG: 0.551										4	0	0	1	0	0	2											
5 Albert Pujols, R (1,3) OBP: 0.328, SLG: 0.462										4	0	0	0	0	2	3											
32 Josh Hamilton, L (1,10) OBP: 0.329, SLG: 0.416										4	0	1	0	0	0	3											
47 Howie Kendrick, R (1,4) OBP: 0.375, SLG: 0.364										4	0	0	0	0	1	1											
2 Erick Aybar, S (1,6) OBP: 0.324, SLG: 0.387										3	0	0	0	0	1	0											
6 David Freese, R (1,5) OBP: 0.310, SLG: 0.347										3	0	0	0	0	1	0											
19 Efrén Navarro, L (1,7) OBP: 0.318, SLG: 0.355										3	1	1	0	0	1	0											
17 Chris Iannetta, R (1,2) OBP: 0.375, SLG: 0.423										3	0	0	0	0	1	1											
Inning Stats	R: 0 E: 0 K: 0 S: 11	H: 1 LOB: 1 BB: 0 P: 17	R: 0 E: 0 K: 1 S: 9	H: 0 LOB: 0 BB: 0 P: 13	R: 1 E: 1 K: 2 S: 15	H: 2 LOB: 2 BB: 0 P: 20	R: 0 E: 0 K: 1 S: 6	H: 0 LOB: 0 BB: 0 P: 9	R: 0 E: 0 K: 1 S: 7	H: 1 LOB: 1 BB: 0 P: 9	R: 0 E: 0 K: 1 S: 11	H: 0 LOB: 0 BB: 0 P: 15	R: 0 E: 0 K: 0 S: 8	H: 0 LOB: 0 BB: 0 P: 12	R: 0 E: 0 K: 0 S: 6	H: 0 LOB: 0 BB: 0 P: 7	1B: 4 2B: 0 3B: 0 HR: 0	SF: 0 SAC: 0 DP: 0 HBP: 0	WP: 0 PB: 0 SB: 0 CS: 0	PA: 32							
PITCHER	IP	WLS	BF	H	R	ER	SO	BB	IBB	HBP	BLK	WP	HR	S	P	ERA	WHIP										
31 Collin McHugh, R (1,1) ERA: 2.89	7.2	W	28	4	1	1	8	0	0	0	0	0	0	68	96	1.17	0.522										
55 Jose Veras, R (8,1) ERA: 4.95	0.1	H	1	0	0	0	0	0	0	0	0	0	0	6	8	0.00	0.000										
50 Chad Qualls, R (9,1) ERA: 3.4	1.0	S	3	0	0	0	0	0	0	0	0	0	0	6	7	0.00	0.000										

Batter	1	2	3	4	5	6	7	8	9	AB	R	H	RBI	BB	SO	LOB	BOTTOM										
19 Robbie Grossman, S (1,7) OBP: 0.328, SLG: 0.325										3	0	0	0	0	0	1	Los Angeles Angels @ Houston Astros Minute Maid Park, Houston, TX Wed Sep 03 2014, 7:13 PM - 9:49 PM CDT Att: 16,949 - Roof Closed - 73 F										
9 Marwin Gonzalez, S (8,6) OBP: 0.319, SLG: 0.396										1	0	0	0	0	0	0											
27 Jose Altuve, R (1,4) OBP: 0.376, SLG: 0.452										4	1	1	0	0	0	0											
21 Dexter Fowler, S (1,8) OBP: 0.384, SLG: 0.409										2	1	0	0	2	1	1											
23 Chris Carter, R (1,10) OBP: 0.302, SLG: 0.519										4	2	3	3	0	0	1											
15 Jason Castro, L (1,2) OBP: 0.297, SLG: 0.386										4	0	1	1	0	1	2											
6 Jake Marisnick, R (1,9) OBP: 0.285, SLG: 0.276										3	0	0	0	0	3												
21 Jon Singleton, L (1,3) OBP: 0.292, SLG: 0.352										3	0	1	0	0	2	0											
30 Matt Dominguez, R (1,5) OBP: 0.268, SLG: 0.349										2	0	1	0	0	1	0											
2 Jonathan Villar, S (1,6) OBP: 0.253, SLG: 0.339										2	0	0	0	0	1	1											
8 Alex Presley, L (7,PH) OBP: 0.290, SLG: 0.357										1	0	0	0	0	0	1											
Inning Stats	R: 0 E: 0 K: 1 S: 6	H: 0 LOB: 0 BB: 0 P: 10	R: 1 E: 0 K: 1 S: 9	H: 1 LOB: 0 BB: 0 P: 13	R: 0 E: 0 K: 2 S: 9	H: 0 LOB: 0 BB: 0 P: 14	R: 1 E: 0 K: 0 S: 13	H: 1 LOB: 1 BB: 1 P: 23	R: 0 E: 0 K: 1 S: 8	H: 1 LOB: 1 BB: 0 P: 10	R: 0 E: 0 K: 1 S: 14	H: 1 LOB: 2 BB: 1 P: 22	R: 0 E: 0 K: 0 S: 5	H: 1 LOB: 0 BB: 0 P: 6	R: 2 E: 0 K: 0 S: 11	H: 2 LOB: 0 BB: 0 P: 15	1B: 4 2B: 1 3B: 0 HR: 2	SF: 0 SAC: 1 DP: 0 HBP: 0	WP: 0 PB: 0 SB: 1 CS: 0	PA: 33							
PITCHER	IP	WLS	BF	H	R	ER	SO	BB	IBB	HBP	BLK	WP	HR	S	P	ERA	WHIP										
36 Jered Weaver, R (1,1) ERA: 3.96	6.0	L	25	5	2	2	6	2	0	0	0	0	1	60	93	3.00	1.167										
39 Jason Grilli, R (7,1) ERA: 3.45	1.0		2	0	0	0	0	0	0	0	0	0	0	4	5	0.00	0.000										
59 Fernando Salas, R (8,1) ERA: 2.5	1.0		5	2	2	2	0	0	0	0	1	0	1	11	15	18.00	2.000										

AB	32
R	1
H	4
RBI	1
BB	0
SO	8
LOB	10



AB	29
R	4
H	7
RBI	4
BB	2
SO	6
LOB	10



Batter	1	2	3	4	5	6	7	8	9	AB	R	H	RBI	BB	SO	LOB	TOP				
19 Robbie Grossman, S (1,7) OBP: 0.325, SLG: 0.322 8 Alex Presley, L (6,7)	G4-3		G4-3			K		G4-3		3	0	0	0	0	1	0					
27 Jose Altuve, R (1,4)	L9					1B		K		4	2	2	0	0	1	0					
21 Dexter Fowler, S (1,8)	K					K		K		4	0	0	0	0	3	2					
23 Chris Carter, R (1,10)		G5-3				1B		K		4	1	2	3	0	1	0					
15 Jason Castro, L (1,2)	G5-3					1B		F7		4	0	1	0	0	0	1					
9 Marwin Gonzalez, S (1,6)	K					P5		F9		4	0	1	0	0	1	2					
30 Matt Dominguez, R (1,5)						K		FC6-4		4	0	0	0	0	2	1					
21 Jon Singleton, L (1,3)						K		K		3	1	1	1	0	2	0					
6 Jake Marisnick, R (1,9)						K		F9		3	0	0	0	0	1	0					
Inning Stats	R: 0 E: 0 K: 1 S: 10	H: 0 LOB: 0 BB: 0 P: 16	R: 0 E: 0 K: 1 S: 8	H: 0 LOB: 0 BB: 0 P: 11	R: 1 E: 0 K: 2 S: 10	H: 1 LOB: 0 BB: 0 P: 15	R: 1 E: 0 K: 1 S: 15	H: 2 LOB: 1 BB: 0 P: 19	R: 0 E: 0 K: 1 S: 9	H: 0 LOB: 0 BB: 0 P: 11	R: 2 E: 0 K: 2 S: 15	H: 3 LOB: 1 BB: 0 P: 20	R: 0 E: 0 K: 2 S: 9	H: 0 LOB: 0 BB: 0 P: 11	R: 0 E: 0 K: 1 S: 8	H: 1 LOB: 1 BB: 0 P: 12	1B: 5 2B: 0 3B: 0 HR: 2	SF: 0 SAC: 0 DP: 0 HBP: 0	WP: 0 PB: 0 SB: 1 CS: 0	PA: 34	
PITCHER	IP	WLS	BF	H	R	ER	SO	BB	IBB	HBP	BLK	WP	HR	S	P	ERA	WHIP				
29 Jeff Samardzija, R (1,1) ERA: 3.21	7.0	L	27	6	4	4	9	0	0	0	0	0	2	76	103	5.14	0.857				
48 Ryan Cook, R (8,1) ERA: 3.29	1.1		4	0	0	0	3	0	0	0	0	0	0	11	14	0.00	0.000				
56 Fernando Abad, L (9,1) ERA: 1.55	0.2		3	1	0	0	0	0	0	0	0	0	0	5	8	0.00	1.500				

Houston Astros @ Oakland Athletics
O.co Coliseum, Oakland, CA
Fri Sep 05 2014, 10:09 PM - 1:15 AM EDT
Att: 21,130 - Clear - 63 F

AB	34
R	4
H	7
RBI	4
BB	0
SO	12
LOB	6

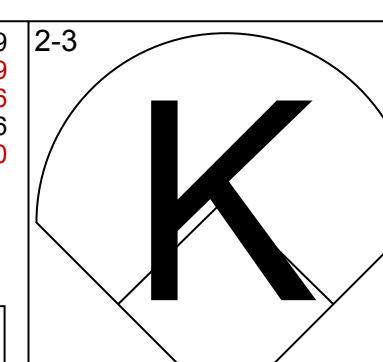
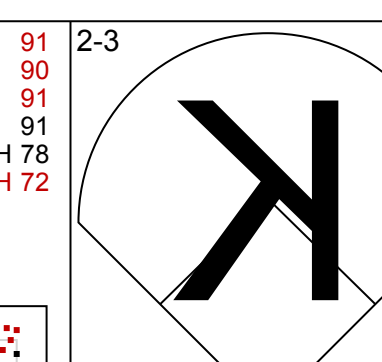
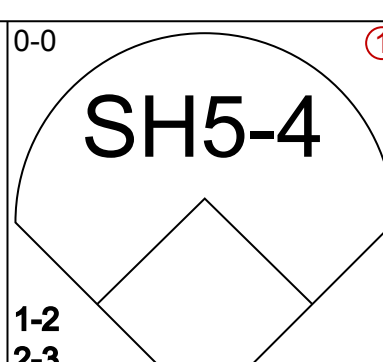
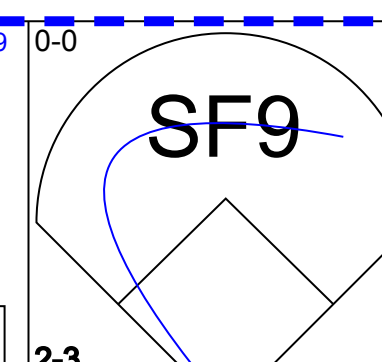
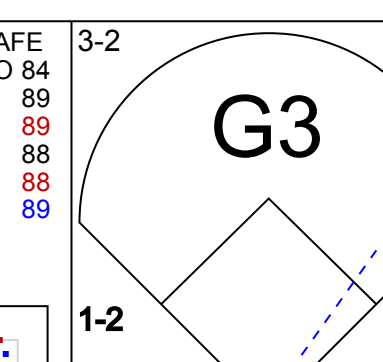
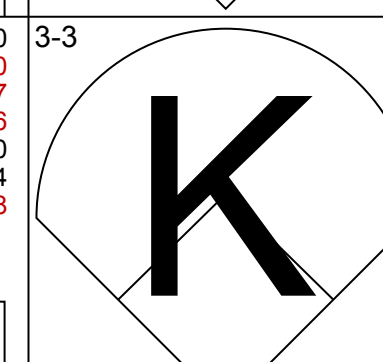
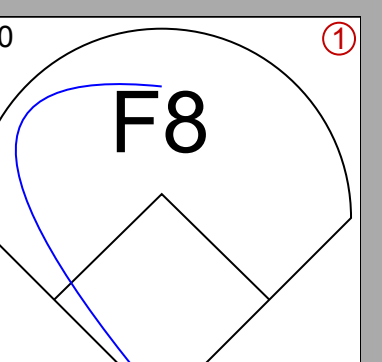
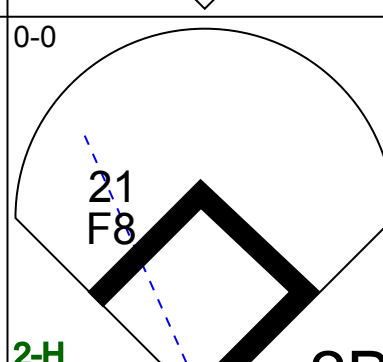
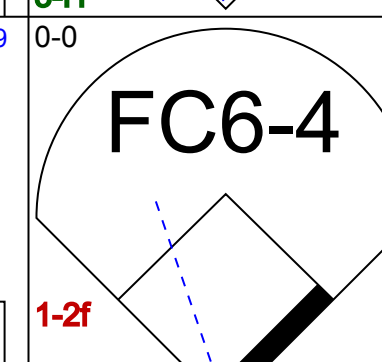
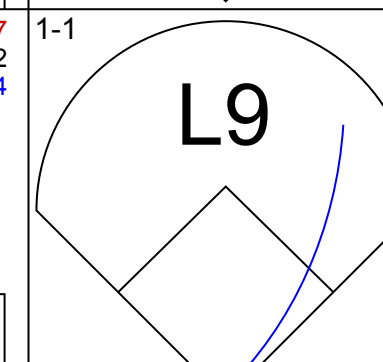
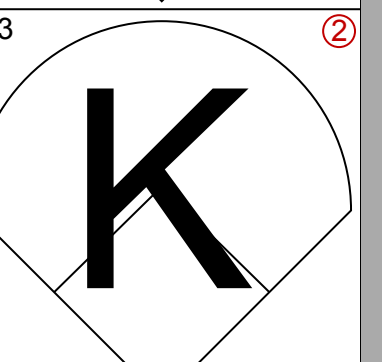
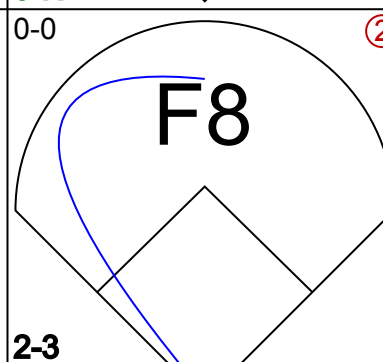
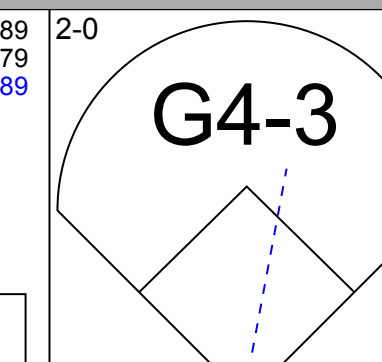
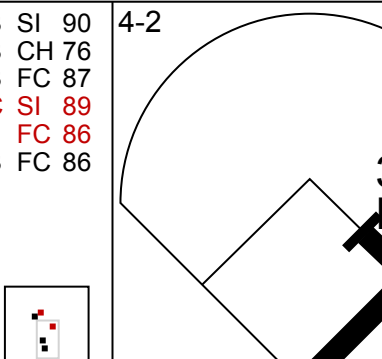
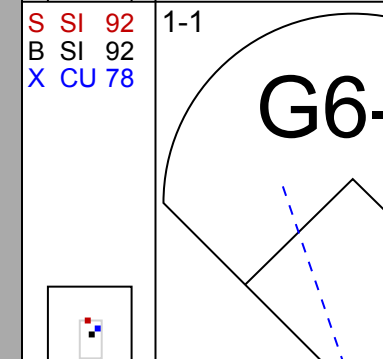
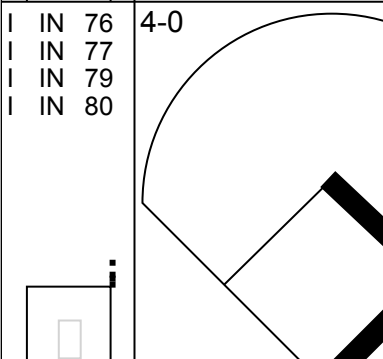
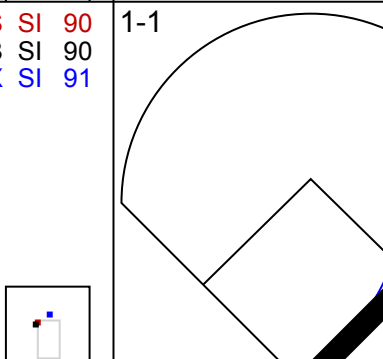
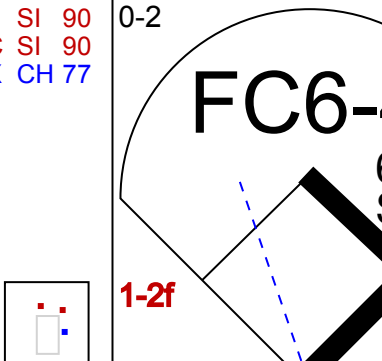
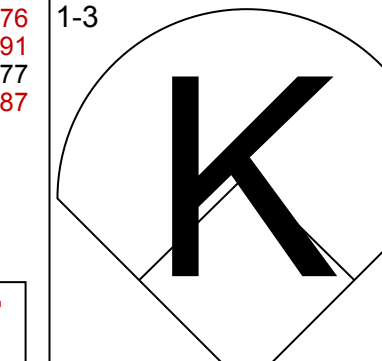
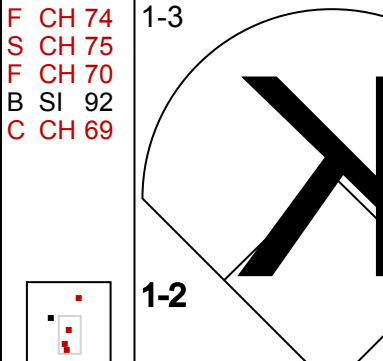
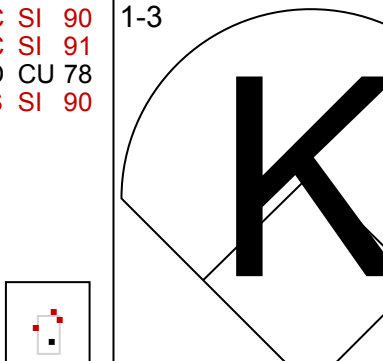

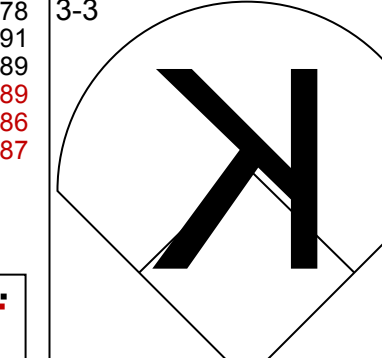
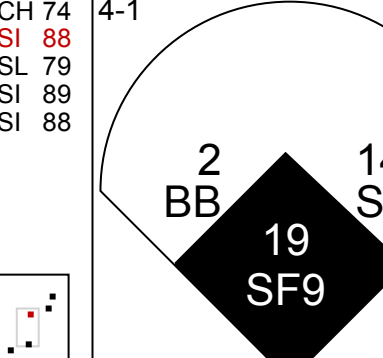
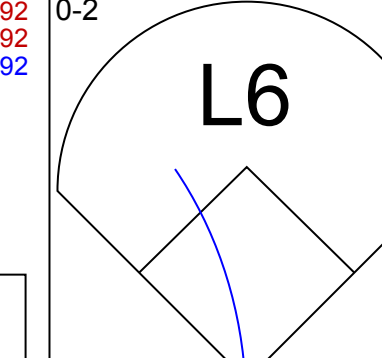

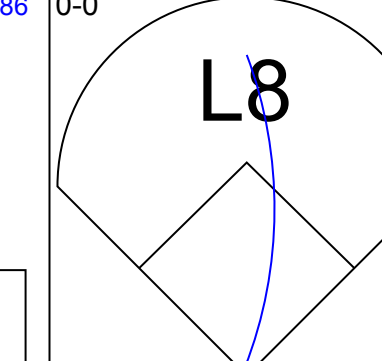
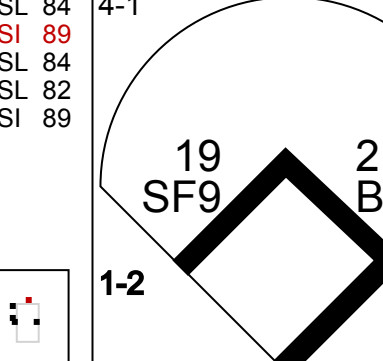
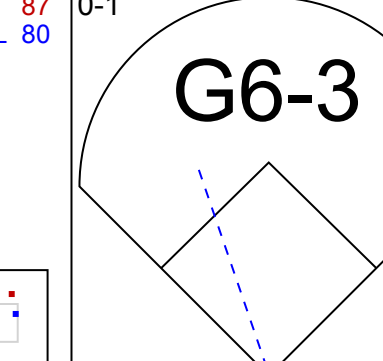
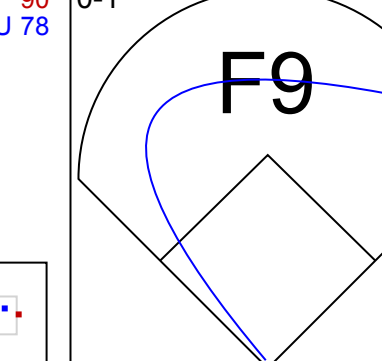
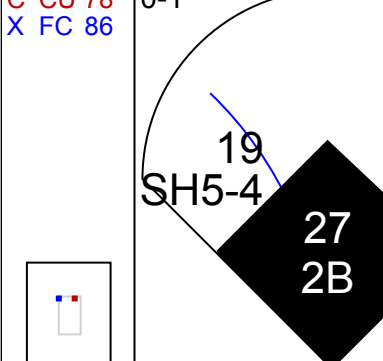
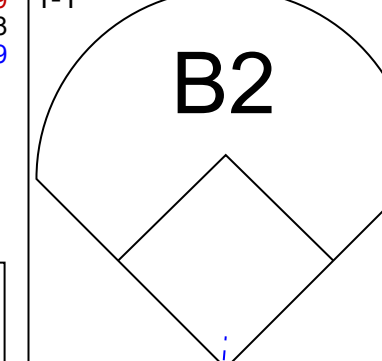
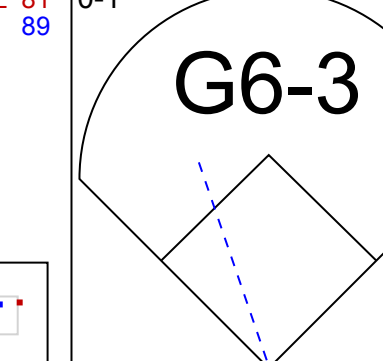
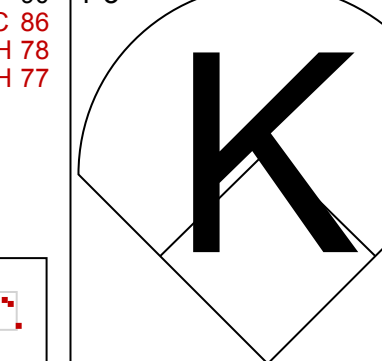
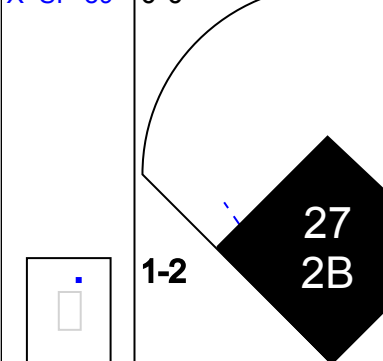
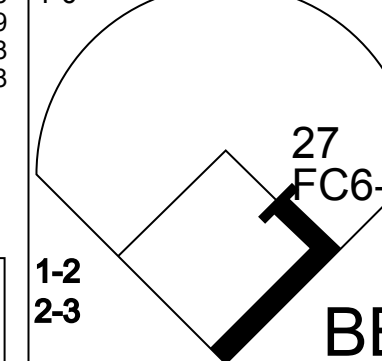
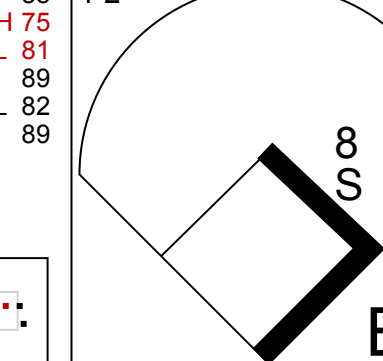


Batter	1	2	3	4	5	6	7	8	9	AB	R	H	RBI	BB	SO	LOB	BOTTOM					
4 Coco Crisp, S (1,8) OBP: 0.344, SLG: 0.395	F9		K			E8		K		5	0	1	0	0	2	3						
3 Craig Gentry, R (1,9)	L9					FC5-2		L8		4	1	0	0	1	0	4						
20 Josh Donaldson, R (1,5)	F7					G5-2-3		K		3	1	0	0	1	1	4						
36 Derek Norris, R (1,2)		P4				G4-3		K		4	0	1	1	0	1	1						
15 Jonny Gomes, R (1,7) OBP: 0.329, SLG: 0.336 23 Sam Fuld, L (8,PH) OBP: 0.330, SLG: 0.352	G3-1		P2			L4		L3		3	0	0	0	0	0	2						
10 Adam Dunn, L (1,10)						F9		K		3	0	1	1	0	1	0						
8 Jed Lowrie, S (1,6) OBP: 0.316, SLG: 0.351 1 Billy Burns, S (8,PR)	HBP					FC5-4		K		4	0	1	0	0	1	2						
12 Andy Parrino, S (9,6) OBP: 0.217, SLG: 0.293						FC5-4		K		0	0	0	0	0	0	0						
35 Nate Freiman, R (1,3) OBP: 0.292, SLG: 0.517						P3		P5		4	0	1	0	0	0	3						
7 Alberto Callaspo, S (1,4) OBP: 0.293, SLG: 0.297						G5-3		K		4	1	2	0	0	1	0						
Inning Stats	R: 0 E: 0 K: 0 S: 7	H: 0 LOB: 0 BB: 0 P: 11	R: 0 E: 0 K: 0 S: 13	H: 1 LOB: 2 BB: 0 P: 18	R: 3 E: 1 K: 1 S: 18	H: 3 LOB: 2 BB: 2 P: 34	R: 0 E: 0 K: 0 S: 9	H: 2 LOB: 2 BB: 0 P: 13	R: 0 E: 0 K: 0 S: 7	H: 0 LOB: 0 BB: 0 P: 10	R: 0 E: 0 K: 0 S: 5	H: 0 LOB: 0 BB: 0 P: 8	R: 0 E: 0 K: 2 S: 14	H: 1 LOB: 1 BB: 0 P: 21	R: 0 E: 0 K: 2 S: 12	H: 0 LOB: 1 BB: 0 P: 14	R: 0 E: 0 K: 2 S: 9	H: 0 LOB: 0 BB: 0 P: 15	1B: 7 2B: 0 3B: 0 HR: 0	SF: 0 SAC: 0 DP: 1 HBP: 1	WP: 1 PB: 0 SB: 1 CS: 0	PA: 38
PITCHER	IP	WLS	BF	H	R	ER	SO	BB	IBB	HBP	BLK	WP	HR	S	P	ERA	WHIP					
39 Brett Oberholtzer, L (1,1) ERA: 4.38	6.1	W	29	7	3	3	1	2	0	0	0	0	0	64	102	4.26	1.421					
55 Jose Veras, R (7,1) ERA: 4.58	0.2	H	2	0	0	0	2	0	0	0	0	0	0	9	13	0.00	0.000					
29 Tony Sipp, L (8,1) ERA: 3.07	2.0	S	7	0	0	0	4	0	0	0	0	1	0	21	29	0.00	0.000					

Houston Astros @ Oakland Athletics
O.co Coliseum, Oakland, CA
Fri Sep 05 2014, 10:09 PM - 1:15 AM EDT
Att: 21,130 - Clear - 63 F

AB	35
R	3
H	7
RBI	2
BB	2
SO	7
LOB	19

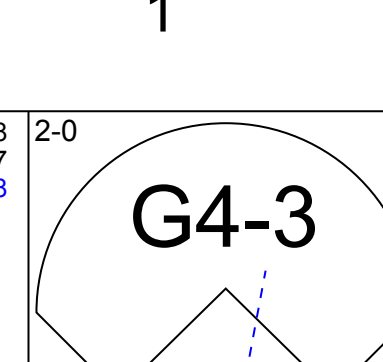
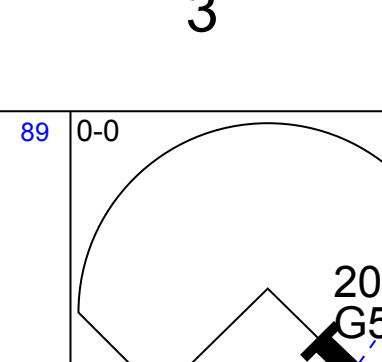
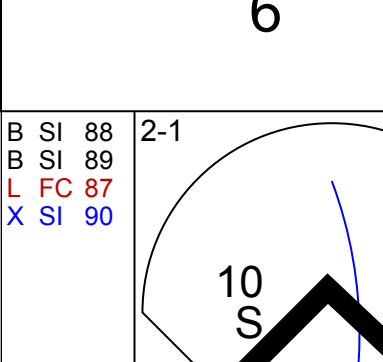
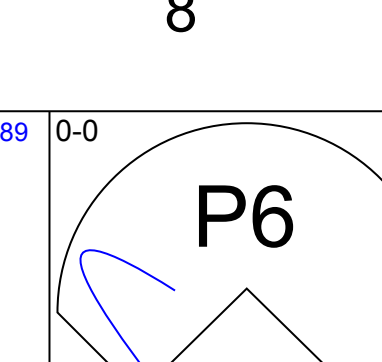
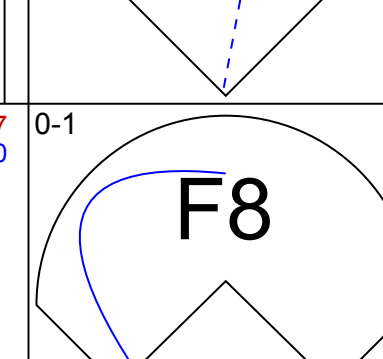
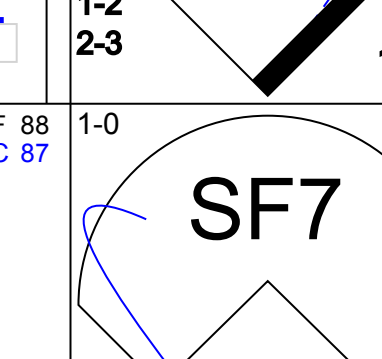
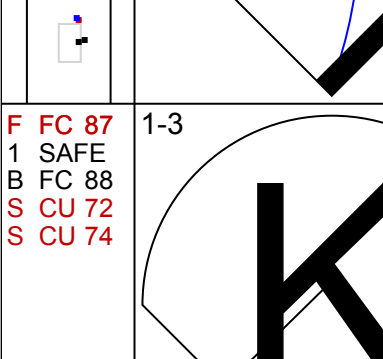
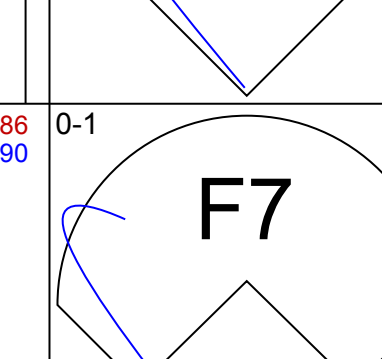
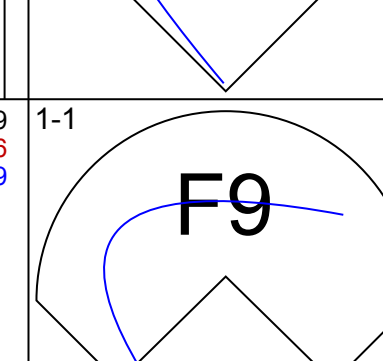
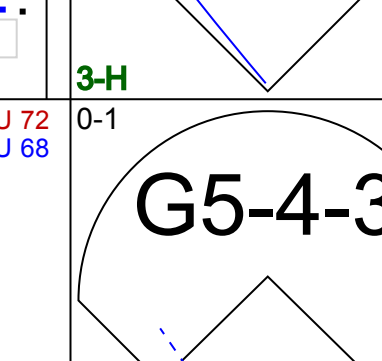
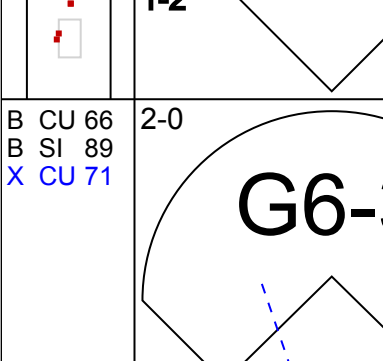
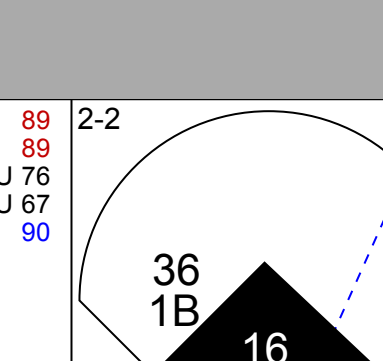
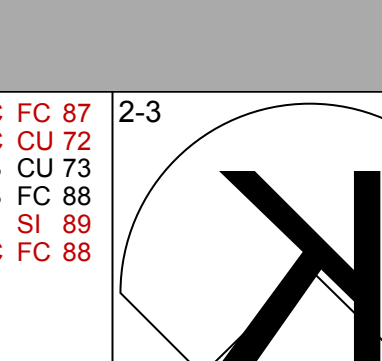
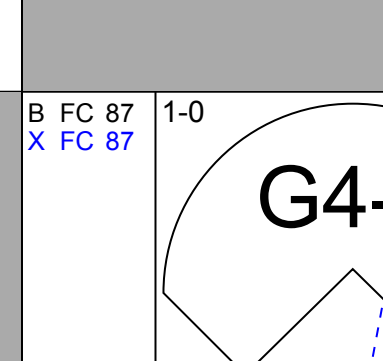
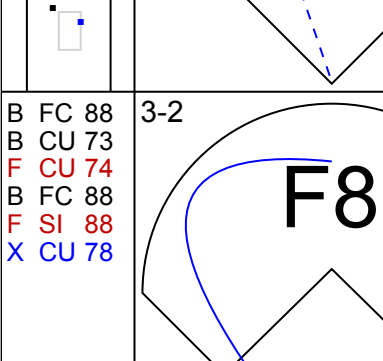
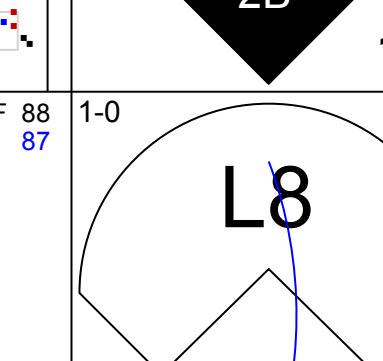
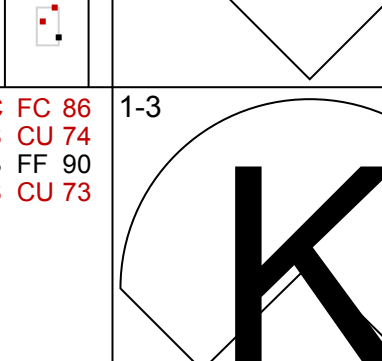
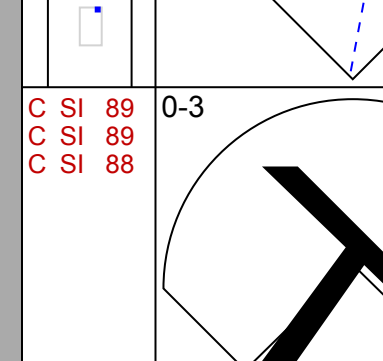
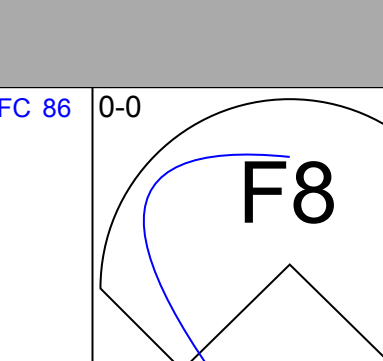
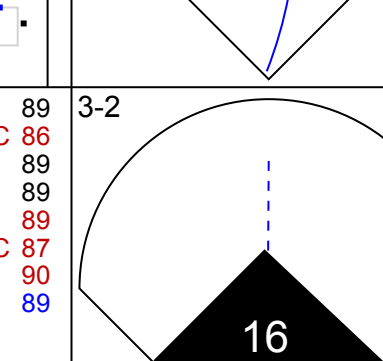
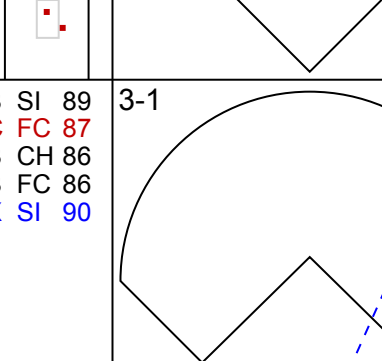
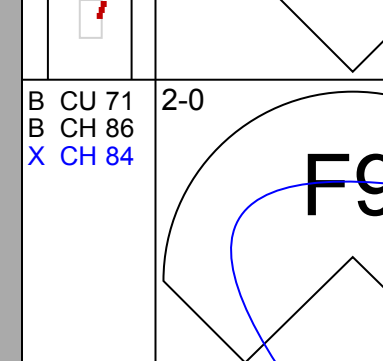
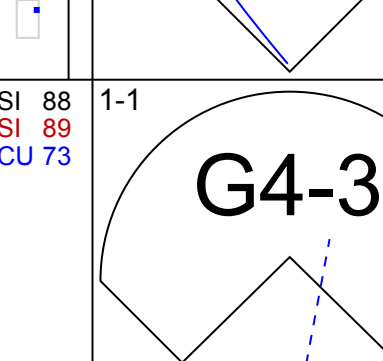
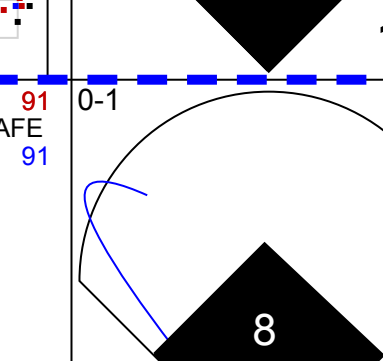
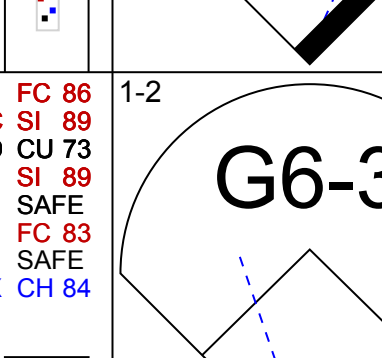
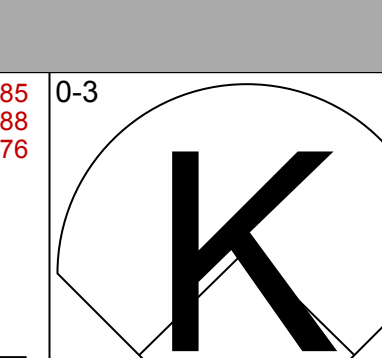
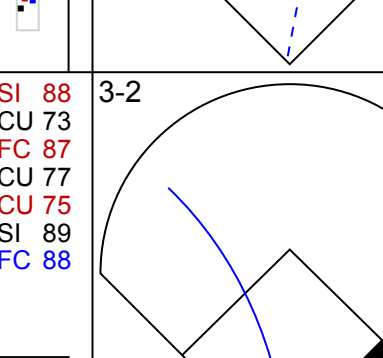
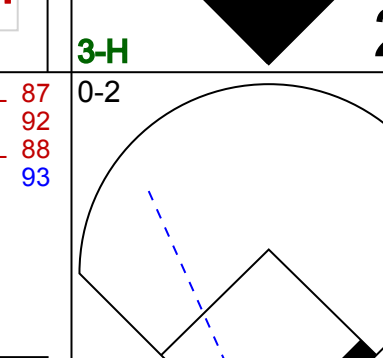
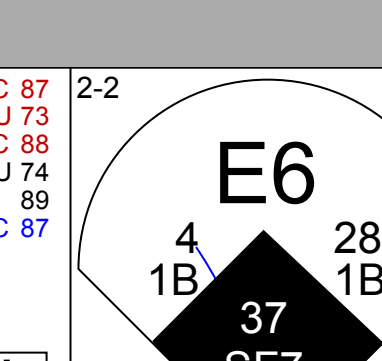
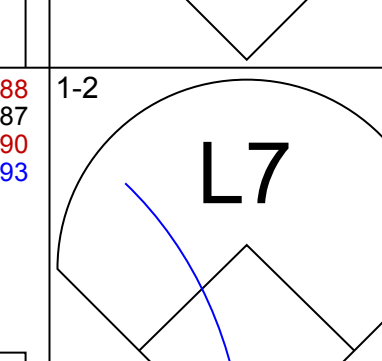
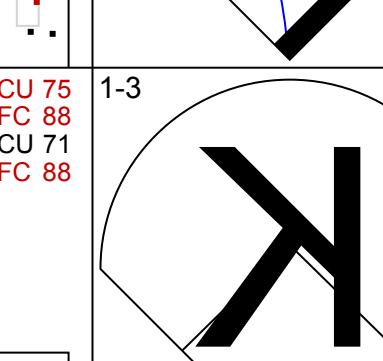

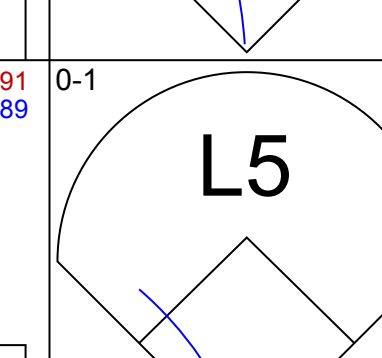
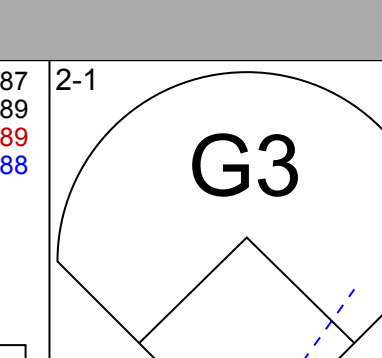


Batter	1	2	3	4	5	6	7	8	9	AB	R	H	RBI	BB	SO	LOB	TOP			
19 Robbie Grossman, S (1, 7) 8 Alex Presley, L (7, 7)										2	0	0	1	0	2	0				
27 Jose Altuve, R (1, 4)										4	0	1	2	0	1	2				
21 Dexter Fowler, S (1, 8)										4	0	0	0	0	1	1				
23 Chris Carter, R (1, 10)										2	0	1	0	2	0	0				
30 Matt Dominguez, R (1, 5)										4	0	0	0	0	3	4				
6 Jake Marisnick, R (1, 9)										2	1	0	0	1	1	1				
14 Jesus Guzman, R (1, 3)										3	0	0	0	1	0	1				
22 Carlos Corporan, S (1, 2)										4	1	1	0	0	0	2				
2 Jonathan Villar, S (1, 6)										2	1	1	0	2	1	0				
Inning Stats	R: 0 E: 0 K: 2 S: 9	H: 0 LOB: 0 BB: 0 P: 15	R: 0 E: 0 K: 0 S: 7	H: 0 LOB: 1 BB: 1 P: 11	R: 0 E: 0 K: 2 S: 9	H: 0 LOB: 0 BB: 0 P: 12	R: 0 E: 0 K: 1 S: 7	H: 0 LOB: 0 BB: 0 P: 11	R: 0 E: 0 K: 2 S: 10	H: 3 LOB: 2 BB: 1 P: 15	R: 1 E: 0 K: 0 S: 6	H: 0 LOB: 2 BB: 3 P: 19	R: 0 E: 0 K: 1 S: 9	H: 1 LOB: 1 BB: 0 P: 13	R: 0 E: 0 K: 0 S: 10	H: 0 LOB: 1 BB: 1 P: 16	1B: 3 2B: 1 3B: 0 HR: 0	SF: 1 SAC: 2 DP: 0 HBP: 0	WP: 0 PA: 37 PB: 0 SB: 3 CS: 0	
PITCHER	IP WLS BF H R ER SO BB IBB HBP BLK WP HR S P ERA WHIP	6.1 27 3 3 3 8 4 1 0 0 0 0 53 92 4.26 1.105	1.2 6 1 0 0 1 0 0 0 0 0 0 11 15 0.00 0.600	1.0 W 4 0 0 0 0 1 0 0 0 0 0 0 10 16 0.00 1.000																

Houston Astros @ Oakland Athletics
O.co Coliseum, Oakland, CA
Sat Sep 06 2014, 4:09 PM - 6:47 PM EDT
Att: 28,668 - Sunny - 68 F

AB	28
R	3
H	4
RBI	3
BB	6
SO	9
LOB	12



Batter	1	2	3	4	5	6	7	8	9	AB	R	H	RBI	BB	SO	LOB	BOTTOM				
4 Coco Crisp, S (1, 8)										4	0	2	0	0	0	0					
37 Brandon Moss, L (1, 3)										3	0	0	1	0	1	1					
20 Josh Donaldson, R (1, 5)										4	1	1	0	0	0	3					
10 Adam Dunn, L (1, 10)										4	0	0	0	0	1	2					
36 Derek Norris, R (1, 2) 1 Billy Burns, S (9, PR)										4	0	1	0	0	2	0					
16 Josh Reddick, L (1, 9)										4	1	2	2	0	0	0					
8 Jed Lowrie, S (1, 6)										4	0	2	1	0	1	1					
23 Sam Fuld, L (1, 7)										3	1	0	0	0	1	1					
28 Eric Sogard, L (1, 4)										3	0	1	0	0	0	0					
Inning Stats	R: 0 E: 0 K: 0 S: 5	H: 0 LOB: 0 BB: 0 P: 8	R: 0 E: 0 K: 2 S: 14	H: 1 LOB: 1 BB: 0 P: 21	R: 1 E: 1 K: 0 S: 11	H: 2 LOB: 1 BB: 0 P: 16	R: 0 E: 0 K: 1 S: 5	H: 0 LOB: 0 BB: 0 P: 8	R: 0 E: 0 K: 1 S: 8	H: 0 LOB: 0 BB: 0 P: 9	R: 0 E: 0 K: 1 S: 9	H: 1 LOB: 1 BB: 0 P: 17	R: 0 E: 0 K: 1 S: 10	H: 1 LOB: 0 BB: 0 P: 15	R: 0 E: 0 K: 0 S: 5	H: 0 LOB: 0 BB: 0 P: 7	R: 3 E: 0 K: 0 S: 15	H: 4 LOB: 1 BB: 0 P: 21	1B: 8 2B: 1 3B: 0 HR: 0	SF: 1 SAC: 0 DP: 1 HBP: 0	WP: 0 PA: 34 PB: 0 SB: 2 CS: 0
PITCHER	IP WLS BF H R ER SO BB IBB HBP BLK WP HR S P ERA WHIP	8.1 32 7 3 2 6 0 0 0 0 0 0 76 116 2.16 0.840	0.0 L 2 2 1 1 0 0 0 0 0 0 0 0 6 6 " " " "																		

Houston Astros @ Oakland Athletics
O.co Coliseum, Oakland, CA
Sat Sep 06 2014, 4:09 PM - 6:47 PM EDT
Att: 28,668 - Sunny - 68 F

AB	33
R	4
H	9
RBI	4
BB	0
SO	6
LOB	8



Batter	1	2	3	4	5	6	7	8	9	AB	R	H	RBI	BB	SO	LOB	TOP										
6 Jake Marisnick, R OBP: 0.260, SLG: 0.273										4	0	1	1	0	1	2											
27 Jose Altuve, R OBP: 0.377, SLG: 0.451										4	0	1	0	1	0	1											
21 Dexter Fowler, S OBP: 0.376, SLG: 0.399										3	0	1	1	1	2	0											
23 Chris Carter, R OBP: 0.309, SLG: 0.527										3	1	1	0	1	1	1											
2 Jonathan Villar, S OBP: 0.260, SLG: 0.339										1	0	0	0	0	0	3											
15 Jason Castro, L OBP: 0.299, SLG: 0.384										3	1	1	0	1	0	3											
9 Marwin Gonzalez, S OBP: 0.318, SLG: 0.391										2	1	0	0	1	1	2											
21 Jon Singleton, L OBP: 0.289, SLG: 0.357										4	0	0	1	0	1	3											
3 Gregorio Petit, R OBP: 0.297, SLG: 0.403										3	0	1	1	0	0	0											
18 Marc Krauss, L OBP: 0.289, SLG: 0.335										0	0	0	0	1	0	0											
0 L.J. Hoes, R OBP: 0.233, SLG: 0.292										0	0	1	0	0	0	0											
30 Matt Dominguez, R OBP: 0.264, SLG: 0.343										0	0	0	0	0	0	0											
8 Alex Presley, L OBP: 0.284, SLG: 0.351										2	0	0	0	0	1	0											
19 Robbie Grossman, S OBP: 0.326, SLG: 0.319										0	0	0	0	1	0	0											
Inning Stats	R: 0 E: 0 K: 2 S: 9	H: 0 LOB: 0 BB: 0 P: 13	R: 0 E: 0 K: 0 S: 7	H: 1 LOB: 1 BB: 0 P: 11	R: 0 E: 0 K: 1 S: 14	H: 1 LOB: 1 BB: 0 P: 20	R: 0 E: 0 K: 2 S: 11	H: 1 LOB: 0 BB: 0 P: 14	R: 0 E: 0 K: 1 S: 9	H: 0 LOB: 0 BB: 0 P: 13	R: 2 E: 0 K: 0 S: 11	H: 2 LOB: 2 BB: 1 P: 19	R: 0 E: 0 K: 0 S: 4	H: 1 LOB: 2 BB: 1 P: 11	R: 2 E: 0 K: 0 S: 11	H: 0 LOB: 5 BB: 5 P: 35	1B: 4 2B: 2 3B: 0 HR: 0	SF: 1 SAC: 2 DP: 1 HBP: 1	WP: 0 PB: 0 SB: 0 CS: 0	PA: 40							
PITCHER	IP	WLS	BF	H	R	ER	SO	BB	IBB	HBP	BLK	WP	HR	S	P	ERA	WHIP										
40 Jason Hammel, R ERA: 3.55	(1, 1)	6.2	27	5	2	2	7	1	0	1	0	0	0	67	101	2.70	0.900										
61 Dan Otero, R ERA: 2.09	(7, 1)	0.1	1	0	0	0	0	0	0	0	0	0	0	2	2	0.00	0.000										
44 Luke Gregerson, R ERA: 2.29	(8, 1)	1.0	H	4	1	0	0	0	1	0	0	0	0	4	11	0.00	1.000										
48 Ryan Cook, R ERA: 3.64	(9, 1)	0.1	L	4	0	2	0	3	0	0	0	0	0	5	18	54.00	9.000										
56 Fernando Abad, L ERA: 1.53	(9, 1)	0.2	B	4	0	0	0	1	1	0	0	0	0	6	17	0.00	1.500										

Houston Astros @ Oakland Athletics
O.co Coliseum, Oakland, CA
Sun Sep 07 2014, 4:08 PM - 7:23 PM EDT
Att: 25,533 - Sunny - 68 F

AB	29
R	4
H	6
RBI	4
BB	7
SO	7
LOB	15



Batter	1	2	3	4	5	6	7	8	9	AB	R	H	RBI	BB	SO	LOB	BOTTOM										
4 Coco Crisp, S OBP: 0.348, SLG: 0.398										5	0	3	0	0	1	0											
3 Craig Gentry, R OBP: 0.316, SLG: 0.288										3	0	0	0	1	1	3											
20 Josh Donaldson, R OBP: 0.343, SLG: 0.457										4	0	1	0	1	1	2											
36 Derek Norris, R OBP: 0.361, SLG: 0.417										3	0	0	1	0	0	3											
10 Adam Dunn, L OBP: 0.342, SLG: 0.443										1	0	0	0	0	1	3											
15 Jonny Gomes, R OBP: 0.329, SLG: 0.336										3	0	1	0	0	0	2											
23 Sam Fuld, L OBP: 0.326, SLG: 0.347										1	0	0	0	0	0	0											
8 Jed Lowrie, S OBP: 0.321, SLG: 0.356										4	1	3	0	0	0	0											
35 Nate Freiman, R OBP: 0.290, SLG: 0.547										4	1	1	2	0	1	3											
17 Geovany Soto, R OBP: 0.268, SLG: 0.340										4	0	0	0	0	2	2											
12 Andy Parrino, S OBP: 0.224, SLG: 0.295										3	1	1	0	0	1	0											
7 Alberto Callaspo, S OBP: 0.262, SLG: 0.296										1	0	0	0	0	1	0											
Inning Stats	R: 0 E: 0 K: 1 S: 7	H: 0 LOB: 0 BB: 0 P: 10	R: 0 E: 0 K: 0 S: 6	H: 0 LOB: 0 BB: 0 P: 8	R: 0 E: 0 K: 2 S: 8	H: 0 LOB: 0 BB: 0 P: 12	R: 0 E: 0 K: 0 S: 11	H: 1 LOB: 1 BB: 0 P: 18	R: 0 E: 0 K: 0 S: 9	H: 2 LOB: 1 BB: 0 P: 14	R: 1 E: 1 K: 0 S: 11	H: 1 LOB: 3 BB: 1 P: 19	R: 2 E: 0 K: 1 S: 23	H: 5 LOB: 3 BB: 0 P: 36	R: 0 E: 0 K: 2 S: 11	H: 1 LOB: 1 BB: 0 P: 14	R: 0 E: 0 K: 3 S: 11	H: 0 LOB: 1 BB: 1 P: 17	1B: 9 2B: 0 3B: 0 HR: 1	SF: 0 SAC: 1 DP: 1 HBP: 0	WP: 1 PB: 0 SB: 0 CS: 0	PA: 39					
PITCHER	IP	WLS	BF	H	R	ER	SO	BB	IBB	HBP	BLK	WP	HR	S	P	ERA	WHIP										
60 Dallas Keuchel, L ERA: 3.06	(1, 1)	6.2	29	8	3	2	3	0	1	0	0	1	0	17	25	0.00	1.500										
55 Jose Veras, R ERA: 4.42	(7, 1)	1.1	W	6	2	0	3	0	0	0	0	0	0	8	14	0.00	1.500										
29 Tony Sipp, L ERA: 3.02	(9, 1)	0.2	H	3	0	0	2	1	0	0	0	0	0	3	3	0.00	0.000										
35 Josh Fields, R ERA: 4.53	(9, 1)	0.1	S	1	0	0	1	0	0	0	0	0	0	3	3	0.00	0.000										

Houston Astros @ Oakland Athletics
O.co Coliseum, Oakland, CA
Sun Sep 07 2014, 4:08 PM - 7:23 PM EDT
Att: 25,533 - Sunny - 68 F


AB	36
R	3
H	10
RBI	3
BB	2
SO	9
LOB	18



Batter	1	2	3	4	5	6	7	8	9	AB	R	H	RBI	BB	SO	LOB	TOP		
19 Robbie Grossman, S (1, 7) OBP: 0.330, SLG: 0.331	G5-3		1B		L8		3B		1B	5	1	3	0	0	0	1			
27 Jose Altuve, R (1, 4) OBP: 0.375, SLG: 0.449	G6-3		K				SF9		L5	3	0	0	1	1	1	3			
21 Dexter Fowler, S (1, 8) OBP: 0.376, SLG: 0.397			K		F7		G1-6-3		G6-3	5	0	1	0	0	1	5			
23 Chris Carter, R (1, 10) OBP: 0.311, SLG: 0.526	K				G6-3		1B		BB	3	0	1	0	1	1	1			
15 Jason Castro, L (1, 2) OBP: 0.296, SLG: 0.381		K			F7		K		K	4	0	0	0	0	3	2			
9 Marwin Gonzalez, S (1, 6) OBP: 0.317, SLG: 0.392	G6-3						K		F8	4	0	1	0	0	1	2			
21 Jon Singleton, L (1, 3) OBP: 0.291, SLG: 0.355					2B					2	0	0	0	2	1	2			
30 Matt Dominguez, R (1, 5) OBP: 0.265, SLG: 0.343							G5-3		BB	3	0	1	0	1	0	3			
8 Alex Presley, L (1, 9) OBP: 0.285, SLG: 0.347										2	0	0	0	1	2	1			
6 Jake Marisnick, R (8, 9) OBP: 0.259, SLG: 0.272							K		L9	1	0	0	0	0	0	1			
Inning Stats	R: 0 H: 1 E: 0 K: 1 S: 11	H: 1 LOB: 1 BB: 0 P: 17	R: 0 H: 0 E: 0 K: 1 S: 9	H: 0 LOB: 1 BB: 1 P: 16	R: 0 H: 1 E: 0 K: 2 S: 11	H: 1 LOB: 1 BB: 1 P: 17	R: 0 H: 1 E: 0 K: 1 S: 9	H: 1 LOB: 2 BB: 1 P: 10	R: 0 H: 1 E: 0 K: 1 S: 9	H: 1 LOB: 0 BB: 0 P: 15	R: 0 H: 0 E: 0 K: 1 S: 9	H: 1 LOB: 1 BB: 1 P: 17	R: 0 H: 1 E: 0 K: 0 S: 18	H: 1 LOB: 2 BB: 1 P: 30	1B: 5 2B: 1 3B: 1 HR: 0	SF: 1 SAC: 0 DP: 0 HBP: 0	WP: 2 PB: 0 SB: 2 CS: 1	PA: 39	
PITCHER	IP	WLS	BF	H	R	ER	SO	BB	IBB	HBP	BLK	WP	HR	S	P	ERA	WHIP		
34 Félix Hernández, R (1, 1) ERA: 2.12	6.0		26	5	0	0	8	4	0	0	0	2	0	60	99	0.00	1.500		
37 Brandon Maurer, R (7, 1) ERA: 5.0	1.0	B	4	1	1	1	1	0	0	0	0	0	0	9	15	9.00	1.000		
40 Danny Farquhar, R (8, 1) ERA: 2.42	1.0	W	4	0	0	0	1	1	0	0	0	0	0	9	17	0.00	1.000		
56 Fernando Rodney, R (9, 1) ERA: 2.54	1.0	S	5	1	0	0	0	1	0	0	0	0	0	18	30	0.00	2.000		

Houston Astros @ Seattle Mariners
Safeco Field, Seattle, WA
Mon Sep 08 2014, 7:13 PM - 10:53 PM PDT
Att: 15,617 - Cloudy - 64 F

AB	32
R	1
H	7
RBI	1
BB	6
SO	10
LOB	21



Batter	1	2	3	4	5	6	7	8	9	AB	R	H	RBI	BB	SO	LOB	BOTTOM		
16 Austin Jackson, R (1, 8) OBP: 0.322, SLG: 0.372	K		BB			G1-4-3			1B	4	0	1	1	1	2	2			
9 Endy Chavez, L (1, 7) OBP: 0.323, SLG: 0.381	L9		P5						L9	3	0	1	0	0	0	1			
28 Chris Denorfia, R (7, PH) OBP: 0.287, SLG: 0.318										2	0	0	0	0	0	1			
2 Jesús Sucre, R (9, 2) OBP: 0.250, SLG: 0.288										0	0	0	0	0	0	0			
22 Robinson Canó, L (1, 4) OBP: 0.388, SLG: 0.460									F8	4	0	2	0	1	1	2			
21 Kendrys Morales, S (1, 10) OBP: 0.271, SLG: 0.344										4	0	0	0	0	1	5			
15 Kyle Seager, L (1, 5) OBP: 0.345, SLG: 0.477	G4-3		K			G1-3			K	4	0	0	0	0	2	3			
20 Logan Morrison, L (1, 3) OBP: 0.292, SLG: 0.354									G6-3	3	1	1	0	1	1	0			
3 Mike Zunino, R (1, 2) ERA: 4.8										2	0	0	0	1	1	1			
99 James Jones, L (8, PR) OBP: 0.281, SLG: 0.309										0	1	0	0	0	0	0			
55 Michael Saunders, L (1, 9) OBP: 0.335, SLG: 0.434										2	1	1	0	2	0	2			
5 Brad Miller, L (1, 6) OBP: 0.289, SLG: 0.366										4	1	2	3	0	1	3			
Inning Stats	R: 0 H: 1 E: 0 K: 1 S: 11	H: 1 LOB: 1 BB: 0 P: 16	R: 0 H: 1 E: 0 K: 0 S: 14	H: 1 LOB: 2 BB: 0 P: 20	R: 0 H: 0 E: 0 K: 1 S: 12	H: 0 LOB: 2 BB: 2 P: 26	R: 0 H: 1 E: 0 K: 2 S: 9	H: 1 LOB: 1 BB: 0 P: 14	R: 0 H: 1 E: 0 K: 1 S: 13	H: 1 LOB: 2 BB: 2 P: 26	R: 1 H: 1 E: 0 K: 1 S: 14	H: 2 LOB: 1 BB: 2 P: 18	R: 3 H: 2 E: 0 K: 0 S: 12	H: 2 LOB: 1 BB: 2 P: 26	1B: 5 2B: 2 3B: 1 HR: 0	SF: 0 SAC: 0 DP: 0 HBP: 1	WP: 0 PB: 0 SB: 3 CS: 0	PA: 39	
PITCHER	IP	WLS	BF	H	R	ER	SO	BB	IBB	HBP	BLK	WP	HR	S	P	ERA	WHIP		
41 Brad Peacock, R (1, 1) ERA: 4.8	5.0		22	4	0	0	6	1	1	1	0	0	0	59	92	0.00	1.000		
38 Darin Downs, L (6, 1) ERA: 4.55	0.1		2	0	1	1	0	1	0	0	0	0	0	1	6	27.00	3.000		
67 Jorge De Leon, R (6, 1) ERA: 6.75	0.2		4	1	0	0	1	1	0	0	0	0	0	13	20	0.00	3.000		
66 Kevin Chapman, L (7, 1) ERA: 6.75	1.1		5	1	0	0	2	0	0	0	0	0	0	15	19	0.00	0.750		
48 Mike Folytynicz, R (8, 1) ERA: 5.4	0.0	L	1	0	0	0	0	1	0	0	0	0	0	2	6	"	"		
29 Tony Sipp, L (8, 1) ERA: 3.43	0.0		2	1	2	2	0	1	0	0	0	0	0	4	10				
50 Jake Buchanan, R (8, 1) ERA: 5.6	0.2		3	1	1	1	0	0	0	0	0	0	0	5	9	13.50	1.500		

Houston Astros @ Seattle Mariners
Safeco Field, Seattle, WA
Mon Sep 08 2014, 7:13 PM - 10:53 PM PDT
Att: 15,617 - Cloudy - 64 F

AB	32
R	4
H	8
RBI	4
BB	6
SO	9
LOB	20




Batter	1	2	3	4	5	6	7	8	9	AB	R	H	RBI	BB	SO	LOB	TOP																					
19 Robbie Grossman, S (1, 7) OBP: 0.328, SLG: 0.328	G6-3	21 F9 27 1B		E6 21 2B		P5			G4-3	5	1	1	1	0	0	0																						
27 Jose Altuve, R (1, 4) OBP: 0.374, SLG: 0.447				F9		G5-3				4	1	2	0	0	0	1																						
9 Marwin Gonzalez, S (6, 4) OBP: 0.319, SLG: 0.392	21 1B 6 1B								8 1B BB	0	0	0	0	1	0	0																						
21 Dexter Fowler, S (1, 8) OBP: 0.292, SLG: 0.353				F9						4	0	2	1	0	0	2																						
8 Alex Presley, L (7, 8) OBP: 0.292, SLG: 0.353	6 1B 23 S									1	0	1	0	0	0	0																						
23 Chris Carter, R (1, 10) OBP: 0.315, SLG: 0.522										2	0	1	0	2	1	2																						
0 L.J. Hoes, R (9, PH) OBP: 0.231, SLG: 0.289	6 1B									1	0	0	0	0	1	2																						
15 Jason Castro, L (1, 2) OBP: 0.295, SLG: 0.377										4	0	0	0	0	3	6																						
12 Max Stassi, R (7, 2) OBP: 0.200, SLG: 0.200	K									1	0	0	0	0	1	2																						
6 Jake Marisnick, R (1, 9) OBP: 0.260, SLG: 0.271										4	0	2	1	0	0	1																						
30 Matt Dominguez, R (1, 5) OBP: 0.297, SLG: 0.338										3	0	0	0	0	1	4																						
3 Gregorio Petit, R (7, 5) OBP: 0.292, SLG: 0.397	F9									1	0	0	0	0	1	0																						
21 Jon Singleton, L (1, 3) OBP: 0.297, SLG: 0.355										2	1	0	0	1	0	1																						
18 Marc Krauss, L (7, 3) OBP: 0.258, SLG: 0.333										1	0	0	0	0	1	0																						
2 Jonathan Villar, S (1, 6) OBP: 0.260, SLG: 0.343										4	0	0	0	0	3	1																						
Inning Stats	R: 1 E: 0 K: 1 S: 16	H: 3 LOB: 3 BB: 1 P: 30	R: 1 E: 0 K: 2 S: 15	H: 2 LOB: 2 BB: 1 P: 28	R: 0 E: 0 K: 1 S: 9	H: 1 LOB: 1 BB: 0 P: 12	R: 1 E: 0 K: 1 S: 13	H: 1 LOB: 2 BB: 1 P: 26	R: 0 E: 0 K: 1 S: 8	H: 0 LOB: 0 BB: 0 P: 12	R: 0 E: 0 K: 1 S: 6	H: 0 LOB: 0 BB: 0 P: 8	R: 0 E: 0 K: 1 S: 12	H: 1 LOB: 1 BB: 0 P: 20	R: 0 E: 0 K: 2 S: 9	H: 0 LOB: 2 BB: 0 P: 16	R: 0 E: 0 K: 2 S: 15	H: 1 LOB: 2 BB: 1 P: 27	1B: 8 2B: 1 3B: 0 HR: 0	SF: 0 SAC: 0 DP: 0 HBP: 0	WP: 1 PB: 0 SB: 4 CS: 0	PA: 41																
PITCHER	IP	WLS	BF	H	R	ER	SO	BB	IBB	HBP	BLK	WP	HR	S	P	ERA	WHIP	PITCHER				IP	WLS	BF	H	R	ER	SO	BB	IBB	HBP	BLK	WP	HR	S	P	ERA	WHIP
33 C.J. Wilson, L (1, 1) ERA: 4.61	5.0	W	26	7	3	2	6	1	2	0	0	1	0	61	108	3.60	1.600					5.0	W	26	7	3	2	6	1	2	0	0	1	0	61	108	3.60	1.600
64 Mike Morin, R (6, 1) ERA: 2.32	1.2		6	1	0	0	2	0	0	0	0	0	0	15	23	0.00	0.600					1.2		6	1	0	0	2	0	0	0	0	15	23	0.00	0.600		
63 Vinnie Pestano, R (7, 1) ERA: 3.86	0.1		1	0	0	0	0	0	0	0	0	0	0	3	5	0.00	0.000					0.1		1	0	0	0	0	0	0	0	3	5	0.00	0.000			
49 Jairo Diaz, R (8, 1) ERA: 5.87	1.0		3	0	0	0	2	0	0	0	0	0	0	9	16	0.00	0.000					1.0		3	0	0	0	2	0	0	0	9	16	0.00	0.000			
68 Cam Bedrosian, R (9, 1) ERA: 5.87	1.0		5	1	0	0	2	1	0	0	0	0	0	15	27	0.00	2.000					1.0		5	1	0	0	2	1	0	0	15	27	0.00	2.000			
Batter	1	2	3	4	5	6	7	8	9	AB	R	H	RBI	BB	SO	LOB	BOTTOM																					
56 Kole Calhoun, L (1, 9) OBP: 0.338, SLG: 0.473	K									4	3	3	2	0	1	0																						
22 Tony Campana, R (7, PH) OBP: 0.172, SLG: 0.206										1	0	0	0	0	1	2																						
27 Mike Trout, R (1, 8) OBP: 0.374, SLG: 0.553										4	2	2	2	0	1	1																						
8 John McDonald, R (8, 6) OBP: 0.241, SLG: 0.164										1	0	0	0	0	0	0																						
5 Albert Pujols, R (1, 10) OBP: 0.329, SLG: 0.471										2	1	0	1	1	1	1																						
13 Luis Jimenez, R (6, PH) OBP: 0.207, SLG: 0.185										1	0	0	0	0	0	0																						
47 Howie Kendrick, R (1, 4) OBP: 0.347, SLG: 0.396										4	1	2	2	0	1	0																						
10 Grant Green, R (6, PR) OBP: 0.319, SLG: 0.402										1	0	0	0	0	1	0																						
6 David Freese, R (1, 5) OBP: 0.323, SLG: 0.375										4	1	1	2	0	1	1																						
44 John Buck, R (8, 2) OBP: 0.287, SLG: 0.279										0	0	0	0	0	0	0																						
2 Enck Aybar, S (1, 6) OBP: 0.328, SLG: 0.391										3	1	2	0	0	0	0																						
18 Gordon Beckham, R (7, PH) OBP: 0.271, SLG: 0.341										1	0	0	0	0	0	0																						
17 Chris Iannetta, R (1, 2) OBP: 0.377, SLG: 0.413										2	1	1	0	1	0	0																						
12 Shawn O'Malley, S (7, PH) OBP: 0.667, SLG: 0.667										1	0	0	0	0	0	0																						
24 C.J. Cron, R (1, 3) OBP: 0.302, SLG: 0.474										3	0	0	0	0	1	4																						
19 Eren Navarro, L (6, 3) OBP: 0.313, SLG: 0.381										1	0	0	0	0	0	1																						
7 Collin Cowgill, R (1, 7) OBP: 0.340, SLG: 0.376										4	1	1	0	0	1	1																						
Inning Stats	R: 0 E: 0 K: 2 S: 9	H: 0 LOB: 0 BB: 0 P: 14	R: 0 E: 0 K: 1 S: 7	H: 0 LOB: 0 BB: 0 P: 10	R: 0 E: 0 K: 1 S: 8	H: 0 LOB: 0 BB: 0 P: 13	R: 2 E: 1 K: 1 S: 14	H: 2 LOB: 0 BB: 0 P: 23	R: 7 E: 1 K: 1 S: 27	H: 7 LOB: 2 BB: 1 P: 44	R: 2 E: 0 K: 1 S: 18	H: 2 LOB: 1 BB: 1 P: 28	R: 0 E: 0 K: 1 S: 12	H: 1 LOB: 2 BB: 0 P: 17	R: 0 E: 0 K: 1 S: 10	H: 0 LOB: 0 BB: 0 P: 15	1B: 8 2B: 2 3B: 1 HR: 1	SF: 1 SAC: 0 DP: 0 HBP: 0	WP: 1 PB: 0 SB: 1 CS: 0	PA: 40																		
PITCHER	IP	WLS	BF	H	R	ER	SO	BB	IBB	HBP	BLK	WP	HR	S	P	ERA	WHIP	PITCHER				IP	WLS	BF	H	R	ER	SO	BB	IBB	HBP	BLK	WP	HR	S	P	ERA	WHIP
39 Brett Oberholzer, L (1, 1) ERA: 27.0	4.1	L	19	5	6	4	6	1	0	0	0	1	1	14	26	81.00	15.000					4.1	L	19	5	6	4	6	1	0	0	1	1	14	26	81.00	15.000	
44 Samuel Deduno, R (5, 1) ERA: 4.75	1.1		7	2	2	2	1	1	0	0	1	0	0	21	31	13.50	2.250					1.1		7	2	2	2	1	1	0	0	21	31	13.50	2.250			
48 Mike Foltyniewicz, R (7, 1) ERA: 4.97	1.0		5	1	0	0	1	0	0	0	0	0	0	12	17	0.00	1.000					1.0		5	1	0	0	1	0	0	0	12	17	0.00	1.000			
56 Jake Buchanan, R (8, 1) ERA: 5.4	1.0		3	0	0	0	1	0	0	0	0	0	0	10	15	0.00	0.000					1.0		3	0	0	0	1	0	0	0	10	15	0.00	0.000			

Houston Astros @ Los Angeles Angels
Angel Stadium of Anaheim, Anaheim, CA
Fri Sep 12 2014, 7:09 PM - 10:46 PM PDT
Att: 33,339 - Partly Cloudy - 84 F

livebaseballscorecards.com


AB 37
R 3
H 9
RBI 3
BB 4
SO 12
LOB 22



Houston Astros @ Los Angeles Angels
Angel Stadium of Anaheim, Anaheim, CA
Fri Sep 12 2014, 7:09 PM - 10:46 PM PDT
Att: 33,339 - Partly Cloudy - 84 F

livebaseballscorecards.com

AB 37
R 11
H 12
RBI 9
BB 2
SO 9
LOB 11



Batter	1	2	3	4	5	6	7	8	9	AB	R	H	RBI	BB	SO	LOB	TOP										
24 Michael Bourn, L (1, 8) OBP: 0.323, SLG: 0.373	E3 SH1-3 41 1B		K					K		4	1	1	0	0	2	0	Cleveland Indians @ Houston Astros Minute Maid Park, Houston, TX Mon Sep 15 2014, 7:15 PM - 9:58 PM CDT Att: 17,403 - Roof Closed - 73 F										
11 José Ramírez, S (1, 6) OBP: 0.300, SLG: 0.330	SH1-3		L7					G5-3		3	0	0	0	0	0	1											
23 Michael Brantley, L (1, 7) OBP: 0.361, SLG: 0.500	K									4	0	2	0	0	1	1											
41 Carlos Santana, S (1, 3) OBP: 0.365, SLG: 0.444										4	0	1	1	0	2	2											
22 Jason Kipnis, L (1, 10) OBP: 0.316, SLG: 0.335	F7									4	0	1	0	0	1	1											
10 Yan Gomes, R (1, 2) OBP: 0.319, SLG: 0.470										4	0	0	0	0	1	1											
7 David Murphy, L (1, 9) OBP: 0.325, SLG: 0.384										4	0	1	0	0	1	0											
8 Lonnie Chisenhall, L (1, 5) OBP: 0.348, SLG: 0.448										4	0	1	0	0	0	1											
6 Zach Walters, S (1, 4) OBP: 0.235, SLG: 0.410										2	0	0	0	0	1	1											
1 Justin Sellers, R (6, 4) OBP: 0.316, SLG: 0.188										0	0	0	0	0	0	0											
4 Mike Aviles, R (7, PH) OBP: 0.271, SLG: 0.340										1	0	0	0	0	0	0											
Inning Stats	R: 1 H: 1 E: 1 K: 1 S: 13	H: 1 LOB: 1 BB: 0 P: 22	R: 0 H: 0 E: 0 K: 2 S: 9	H: 1 LOB: 1 BB: 0 P: 12	R: 0 H: 1 E: 0 K: 2 S: 9	H: 1 LOB: 1 BB: 0 P: 14	R: 0 H: 0 E: 0 K: 1 S: 8	H: 0 LOB: 0 BB: 0 P: 12	R: 0 H: 1 E: 0 K: 0 S: 5	H: 1 LOB: 1 BB: 0 P: 16	R: 0 H: 0 E: 0 K: 1 S: 11	H: 0 LOB: 0 BB: 0 P: 7	R: 0 H: 1 E: 0 K: 1 S: 11	H: 1 LOB: 1 BB: 0 P: 18	R: 0 H: 1 E: 0 K: 1 S: 9	H: 1 LOB: 1 BB: 0 P: 10	1B: 6 2B: 1 3B: 0 HR: 0	SF: 0 SAC: 1 DP: 0 HBP: 0	WP: 0 PB: 0 SB: 0 CS: 0	PA: 35							
PITCHER	IP	WLS	BF	H	R	ER	SO	BB	IBB	HBP	BLK	WP	HR	S	P	ERA	WHIP										
31 Collin McHugh, R (1, 1) ERA: 2.66	6.2	W	26	5	1	0	7	0	0	0	0	0	0	59	90	0.00	0.750										
66 Kevin Chapman, L (7, 1) ERA: 5.94	1.0	H	4	1	0	0	1	0	0	0	0	0	0	10	15	0.00	1.000										
44 Samuel Deduno, R (8, 1) ERA: 4.71	0.1	H	1	0	0	0	0	0	0	0	0	0	0	2	5	0.00	0.000										
50 Chad Qualls, R (9, 1) ERA: 3.51	1.0	S	4	1	0	0	1	0	0	0	0	0	0	9	10	0.00	1.000										

Batter	1	2	3	4	5	6	7	8	9	AB	R	H	RBI	BB	SO	LOB	BOTTOM										
19 Robbie Grossman, S (1, 7) OBP: 0.327, SLG: 0.333	K									4	1	1	0	0	2	1	Cleveland Indians @ Houston Astros Minute Maid Park, Houston, TX Mon Sep 15 2014, 7:15 PM - 9:58 PM CDT Att: 17,403 - Roof Closed - 73 F										
27 Jose Altuve, R (1, 4) OBP: 0.379, SLG: 0.455	F9									4	1	3	2	0	0	0											
21 Dexter Fowler, S (1, 8) OBP: 0.373, SLG: 0.404	K									3	0	0	1	0	1	2											
23 Chris Carter, R (1, 10) OBP: 0.313, SLG: 0.513	K									4	0	0	0	0	1	0											
18 Marc Krauss, L (1, 3) OBP: 0.283, SLG: 0.328										3	0	0	0	0	2	0											
21 Jon Singleton, L (8, 3) OBP: 0.292, SLG: 0.349										1	0	0	0	0	0	0											
15 Jason Castro, L (1, 2) OBP: 0.295, SLG: 0.378										3	0	2	0	0	0	0											
6 Jake Marisnick, R (1, 9) OBP: 0.275, SLG: 0.283										3	0	1	0	0	1	1											
30 Matt Dominguez, R (1, 5) OBP: 0.260, SLG: 0.333										3	0	0	0	0	0	2											
3 Gregorio Petit, R (1, 6) OBP: 0.311, SLG: 0.458										3	1	2	0	0	0	0											
Inning Stats	R: 0 H: 0 E: 0 K: 2 S: 8	H: 1 LOB: 1 BB: 0 P: 13	R: 0 H: 1 E: 0 K: 3 S: 12	H: 1 LOB: 1 BB: 0 P: 14	R: 2 H: 3 E: 0 K: 0 S: 10	H: 3 LOB: 0 BB: 0 P: 17	R: 0 H: 2 E: 0 K: 0 S: 10	H: 2 LOB: 2 BB: 0 P: 15	R: 0 H: 1 E: 0 K: 0 S: 11	H: 1 LOB: 1 BB: 0 P: 16	R: 0 H: 0 E: 0 K: 1 S: 13	H: 0 LOB: 0 BB: 0 P: 16	R: 0 H: 1 E: 0 K: 1 S: 12	H: 1 LOB: 1 BB: 0 P: 18	R: 1 H: 1 E: 0 K: 0 S: 13	H: 1 LOB: 0 BB: 0 P: 20	1B: 6 2B: 2 3B: 1 HR: 0	SF: 1 SAC: 0 DP: 0 HBP: 0	WP: 0 PB: 0 SB: 1 CS: 1	PA: 33							
PITCHER	IP	WLS	BF	H	R	ER	SO	BB	IBB	HBP	BLK	WP	HR	S	P	ERA	WHIP										
34 Zach McAllister, R (1, 1) ERA: 5.74	6.0	L	24	7	2	2	6	0	0	0	0	0	0	64	91	3.00	1.167										
20 C.C. Lee, R (7, 1) ERA: 4.56	0.2		3	1	0	0	0	0	0	0	0	0	0	9	12	0.00	1.500										
50 Nick Hagadone, L (7, 1) ERA: 2.14	0.1		1	0	0	0	1	0	0	0	0	0	0	3	6	0.00	0.000										
48 Scott Alchison, R (8, 1) ERA: 2.73	0.2		3	1	1	1	0	0	0	0	0	0	0	11	17	13.50	1.500										
57 Kyle Crockett, L (8, 1) ERA: 1.69	0.1		1	0	0	0	0	0	0	0	0	0	0	2	3	0.00	0.000										



Batter	1	2	3	4	5	6	7	8	9	AB	R	H	RBI	BB	SO	LOB	TOP	
24 Michael Bourn, L (1, 8) OBP: 0.322, SLG: 0.371										5	1	1	0	0	2	0	Cleveland Indians @ Houston Astros Minute Maid Park, Houston, TX Tue Sep 16 2014, 7:13 PM - 10:30 PM CDT Att: 18,381 - Roof Closed - 73 F	
11 José Ramírez, S (1, 6) OBP: 0.299, SLG: 0.325										3	0	0	0	1	1	1		
23 Michael Brantley, L (1, 7) OBP: 0.360, SLG: 0.496										4	0	1	0	0	0	1		
41 Carlos Santana, S (1, 3) OBP: 0.366, SLG: 0.443										3	1	1	1	1	0	1		
22 Jason Kipnis, L (1, 4) OBP: 0.315, SLG: 0.334										4	0	1	0	0	1	2		
4 Mike Aviles, R (8, PR) OBP: 0.271, SLG: 0.340										0	0	0	0	0	0	0		
8 Lonnie Chisenhall, L (1, 5) OBP: 0.347, SLG: 0.446										4	1	1	0	0	2	3		
1 Justin Sellers, R (8, 5) OBP: 0.316, SLG: 0.188										4	1	2	2	0	0	2		
10 Yan Gomes, R (1, 2) OBP: 0.320, SLG: 0.477										1	0	0	0	1	1	1		
72 Jason Giambi, L (1, 10) OBP: 0.250, SLG: 0.286										1	0	0	0	0	1	1		
36 Jesús Aguilar, R (6, PH) OBP: 0.250, SLG: 0.148										1	0	0	0	0	1	0		
39 JB Shuck, L (9, PH) OBP: 0.172, SLG: 0.219										1	0	0	0	0	0	0		
7 David Murphy, L (1, 9) OBP: 0.322, SLG: 0.380										4	0	0	0	0	0	1		
62 Tyler Holt, R (9, 9) OBP: 0.316, SLG: 0.283										0	0	0	0	0	0	0		
Inning Stats	R: 1 H: 2 E: 0 K: 1 S: 12	H: 2 R: 0 ER: 0 SO: 11	H: 0 R: 0 ER: 0 SO: 11	H: 0 R: 0 ER: 0 SO: 9	H: 2 R: 1 ER: 1 SO: 19	H: 1 R: 0 ER: 0 SO: 14	H: 0 R: 0 ER: 0 SO: 11	H: 0 R: 0 ER: 0 SO: 14	H: 2 R: 0 ER: 0 SO: 15	H: 0 R: 0 ER: 0 SO: 7	H: 0 R: 0 ER: 0 SO: 10	H: 0 R: 0 ER: 0 SO: 10	1B: 6 2B: 0 3B: 0 HR: 1	SF: 0 SAC: 0 DP: 0 HBP: 0	WP: 0 PB: 0 SB: 0 CS: 0	PA: 37		
PITCHER	IP: 5.0 WLS: L BF: 21 ERA: 2.7	IP: 1.0 WLS: 5 BF: 1 ERA: 5.19	IP: 2.0 WLS: 8 BF: 2 ERA: 9.0	IP: 1.0 WLS: 3 BF: 0 ERA: 5.22	IP: 6.1 WLS: 1 BF: 5 ERA: 2.7	IP: 7.1 WLS: 2 BF: 8 ERA: 5.19	IP: 9.1 WLS: 1 BF: 3 ERA: 9.0	IP: 1.0 WLS: 1 BF: 1 ERA: 5.22	IP: 1.0 WLS: 1 BF: 1 ERA: 5.22	IP: 1.0 WLS: 1 BF: 1 ERA: 5.22	IP: 1.0 WLS: 1 BF: 1 ERA: 5.22	IP: 1.0 WLS: 1 BF: 1 ERA: 5.22	IP: 1.0 WLS: 1 BF: 1 ERA: 5.22	IP: 1.0 WLS: 1 BF: 1 ERA: 5.22	IP: 1.0 WLS: 1 BF: 1 ERA: 5.22	IP: 1.0 WLS: 1 BF: 1 ERA: 5.22	IP: 1.0 WLS: 1 BF: 1 ERA: 5.22	IP: 1.0 WLS: 1 BF: 1 ERA: 5.22

Batter	1	2	3	4	5	6	7	8	9	AB	R	H	RBI	BB	SO	LOB	BOTTOM	
19 Robbie Grossman, S (1, 7) OBP: 0.325, SLG: 0.329										4	0	0	0	1	4	1	Cleveland Indians @ Houston Astros Minute Maid Park, Houston, TX Tue Sep 16 2014, 7:13 PM - 10:30 PM CDT Att: 18,381 - Roof Closed - 73 F	
27 Jose Altuve, R (1, 4) OBP: 0.379, SLG: 0.456										5	1	2	0	0	1	1		
21 Dexter Fowler, S (1, 8) OBP: 0.369, SLG: 0.398										5	0	0	0	0	3	4		
23 Chris Carter, R (1, 10) OBP: 0.315, SLG: 0.512										3	0	1	0	1	1	1		
9 Marwin Gonzalez, S (1, 6) OBP: 0.321, SLG: 0.392										4	1	2	1	0	1	1		
21 Jon Singleton, L (1, 3) OBP: 0.292, SLG: 0.346										3	0	0	0	1	3	3		
12 Max Stassi, R (1, 2) OBP: 0.333, SLG: 0.333										4	0	2	0	0	1	0		
6 Jake Marisnick, R (6, PR) OBP: 0.275, SLG: 0.283										4	0	1	1	0	1	3		
30 Matt Dominguez, R (9, 5) OBP: 0.260, SLG: 0.333										3	0	1	0	0	2	3		
8 Alex Presley, L (1, 9) OBP: 0.290, SLG: 0.347										4	0	1	1	0	1	3		
3 Gregorio Petit, R (1, 5) OBP: 0.312, SLG: 0.453										3	0	1	0	0	2	3		
15 Jason Castro, L (8, PH) OBP: 0.294, SLG: 0.377										1	0	0	0	0	0	2		
Inning Stats	R: 1 H: 2 E: 0 K: 2 S: 14	H: 0 R: 0 ER: 0 SO: 10	H: 0 R: 0 ER: 0 SO: 7	H: 0 R: 0 ER: 0 SO: 8	H: 2 R: 1 ER: 1 SO: 16	H: 1 R: 0 ER: 0 SO: 11	H: 0 R: 0 ER: 0 SO: 8	H: 0 R: 0 ER: 0 SO: 12	H: 2 R: 0 ER: 0 SO: 17	H: 0 R: 0 ER: 0 SO: 10	H: 0 R: 0 ER: 0 SO: 12	H: 0 R: 0 ER: 0 SO: 12	1B: 8 2B: 1 3B: 0 HR: 0	SF: 0 SAC: 0 DP: 0 HBP: 0	WP: 0 PB: 0 SB: 0 CS: 0	PA: 39		
PITCHER	IP: 7.0 WLS: W BF: 30 ERA: 2.54	IP: 0.2 WLS: H BF: 5 ERA: 2.75	IP: 1.1 WLS: S BF: 4 ERA: 2.06	IP: 1.1 WLS: S BF: 4 ERA: 2.06	IP: 7.0 WLS: W BF: 30 ERA: 2.54	IP: 8.1 WLS: H BF: 5 ERA: 2.75	IP: 8.1 WLS: S BF: 4 ERA: 2.06	IP: 1.1 WLS: S BF: 4 ERA: 2.06	IP: 1.1 WLS: S BF: 4 ERA: 2.06	IP: 1.1 WLS: S BF: 4 ERA: 2.06	IP: 1.1 WLS: S BF: 4 ERA: 2.06	IP: 1.1 WLS: S BF: 4 ERA: 2.06	IP: 1.1 WLS: S BF: 4 ERA: 2.06	IP: 1.1 WLS: S BF: 4 ERA: 2.06	IP: 1.1 WLS: S BF: 4 ERA: 2.06	IP: 1.1 WLS: S BF: 4 ERA: 2.06	IP: 1.1 WLS: S BF: 4 ERA: 2.06	IP: 1.1 WLS: S BF: 4 ERA: 2.06



Batter	1	2	3	4	5	6	7	8	9	AB	R	H	RBI	BB	SO	LOB	TOP			
24 Michael Bourn, L (1, 8) OBP: 0.319, SLG: 0.367										4	0	0	0	0	0	2				
11 José Ramírez, S (1, 6) OBP: 0.293, SLG: 0.318										4	0	0	0	0	1	0				
23 Michael Brantley, L (1, 7) OBP: 0.391, SLG: 0.496										4	1	2	0	0	1	0				
41 Carlos Santana, S (1, 10) OBP: 0.365, SLG: 0.444										4	1	1	0	0	0	2				
10 Yan Gomes, R (1, 2) OBP: 0.322, SLG: 0.481										4	0	2	2	0	0	1				
4 Mike Aviles, R (1, 4) OBP: 0.320, SLG: 0.337																				
39 JB Shuck, L (9, PH) OBP: 0.170, SLG: 0.216																				
1 Justin Sellers, R (9, 4) OBP: 0.316, SLG: 0.188																				
8 Lonnie Chisenhall, L (1, 5) OBP: 0.344, SLG: 0.442										4	0	0	0	0	0	1				
53 Chris Gimenez, R (1, 3) OBP: 0.320, SLG: 0.336																				
7 David Murphy, L (9, PH) OBP: 0.321, SLG: 0.379										3	0	0	0	0	1	0				
36 Jesús Aguilar, R (9, 3) OBP: 0.250, SLG: 0.148										1	0	0	0	0	0	0				
62 Tyler Holt, R (1, 9) OBP: 0.333, SLG: 0.304										3	0	2	0	0	0	0				
Inning Stats	R: 0 E: 0 K: 2 S: 7	H: 0 LOB: 0 BB: 0 P: 9	R: 0 E: 1 K: 0 S: 10	H: 0 LOB: 1 BB: 0 P: 12	R: 0 E: 0 K: 1 S: 8	H: 0 LOB: 0 BB: 0 P: 11	R: 1 E: 0 K: 0 S: 11	H: 2 LOB: 1 BB: 0 P: 17	R: 0 E: 0 K: 0 S: 6	H: 1 LOB: 1 BB: 0 P: 9	R: 1 E: 0 K: 0 S: 8	H: 2 LOB: 1 BB: 0 P: 13	R: 0 E: 0 K: 0 S: 10	H: 1 LOB: 1 BB: 0 P: 12	R: 0 E: 0 K: 0 S: 9	H: 0 LOB: 0 BB: 0 P: 12	1B: 5 2B: 1 3B: 1 HR: 0	SF: 0 SAC: 0 DP: 0 HBP: 0	WP: 0 PB: 0 SB: 2 CS: 0	PA: 35
PITCHER	IP: 7.2 WLS: L BF: 31	H: 7 R: 2 ER: 2 SO: 3	BB: 0 IBB: 0 HBP: 0 BLK: 0	WP: 0 HR: 0 S: 67 P: 94	ERA: 2.35 WHIP: 0.913	PITCHER	IP: 1.1 WLS: W BF: 4	H: 0 R: 0 ER: 0 SO: 0	BB: 0 IBB: 0 HBP: 0 BLK: 0	WP: 0 HR: 0 S: 10 P: 14	ERA: 0.00 WHIP: 0.000									

Cleveland Indians @ Houston Astros
Minute Maid Park, Houston, TX
Wed Sep 17 2014, 7:13 PM - 9:33 PM CDT
Att: 18,474 - Roof Closed - 73 F

AB	35
R	2
H	7
RBI	2
BB	0
SO	3
LOB	9



Batter	1	2	3	4	5	6	7	8	9	AB	R	H	RBI	BB	SO	LOB	BOTTOM					
8 Alex Presley, L (1, 7) OBP: 0.286, SLG: 0.341										4	0	0	0	0	2	1						
27 Jose Altuve, R (1, 4) OBP: 0.380, SLG: 0.456										4	0	2	0	0	1	0						
21 Dexter Fowler, S (1, 8) OBP: 0.365, SLG: 0.395										4	0	0	0	0	1	2						
23 Chris Carter, R (1, 10) OBP: 0.313, SLG: 0.508										3	0	0	0	0	2	1						
15 Jason Castro, L (1, 2) OBP: 0.293, SLG: 0.374										3	0	0	0	0	1	1						
6 Jake Marisnick, R (1, 9) OBP: 0.270, SLG: 0.279										3	0	0	0	0	0	0						
30 Matt Dominguez, R (1, 5) OBP: 0.259, SLG: 0.331										3	0	0	0	0	1	0						
21 Jon Singleton, L (1, 3) OBP: 0.292, SLG: 0.343										2	0	0	0	1	1	0						
2 Jonathan Villar, S (1, 6) OBP: 0.258, SLG: 0.340																						
9 Marwin Gonzalez, S (9, PH) OBP: 0.320, SLG: 0.391										2	0	0	0	0	2	1						
Inning Stats	R: 0 E: 0 K: 1 S: 6	H: 0 LOB: 0 BB: 0 P: 8	R: 0 E: 0 K: 2 S: 12	H: 0 LOB: 0 BB: 0 P: 16	R: 0 E: 0 K: 2 S: 8	H: 0 LOB: 1 BB: 1 P: 15	R: 0 E: 0 K: 1 S: 9	H: 1 LOB: 0 BB: 0 P: 13	R: 0 E: 0 K: 2 S: 11	H: 0 LOB: 0 BB: 0 P: 12	R: 0 E: 0 K: 2 S: 7	H: 0 LOB: 0 BB: 0 P: 7	R: 0 E: 0 K: 0 S: 6	H: 0 LOB: 0 BB: 0 P: 8	R: 0 E: 0 K: 0 S: 4	H: 0 LOB: 0 BB: 0 P: 5	R: 0 E: 0 K: 2 S: 11	H: 1 LOB: 1 BB: 0 P: 14	1B: 2 2B: 0 3B: 0 HR: 0	SF: 0 SAC: 0 DP: 0 HBP: 0	WP: 0 PB: 0 SB: 1 CS: 0	PA: 30
PITCHER	IP: 9.0 WLS: W BF: 30	H: 2 R: 0 ER: 0 SO: 12	BB: 1 IBB: 0 HBP: 0 BLK: 0	WP: 0 HR: 0 S: 74 P: 98	ERA: 0.00 WHIP: 0.333	PITCHER	IP: 9.0 WLS: W BF: 30	H: 2 R: 0 ER: 0 SO: 12	BB: 1 IBB: 0 HBP: 0 BLK: 0	WP: 0 HR: 0 S: 74 P: 98	ERA: 0.00 WHIP: 0.333											

Cleveland Indians @ Houston Astros
Minute Maid Park, Houston, TX
Wed Sep 17 2014, 7:13 PM - 9:33 PM CDT
Att: 18,474 - Roof Closed - 73 F

AB	29
R	0
H	2
RBI	0
BB	1
SO	12
LOB	6



Batter	1	2	3	4	5	6	7	8	9	AB	R	H	RBI	BB	SO	LOB	TOP										
16 Austin Jackson, R OBP: 0.316, SLG: 0.360 99 James Jones, L OBP: 0.280, SLG: 0.313										3	1	1	0	1	0	3											
28 Chris Denorfia, R OBP: 0.286, SLG: 0.312										4	0	0	0	0	1	2											
22 Robinson Cano, L OBP: 0.386, SLG: 0.463 5 Brad Miller, L OBP: 0.281, SLG: 0.353										4	0	1	1	0	0	2											
21 Kendrys Morales, S OBP: 0.270, SLG: 0.334										4	0	1	0	0	0	2											
15 Kyle Seager, L OBP: 0.341, SLG: 0.464										4	0	1	0	0	0	4											
20 Logan Morrison, L OBP: 0.305, SLG: 0.394										4	0	1	0	0	2	1											
27 Corey Hart, R OBP: 0.271, SLG: 0.316										4	0	2	0	0	2	1											
3 Mike Zunino, R OBP: 0.256, SLG: 0.408										4	0	1	0	0	1	2											
1 Chris Taylor, R OBP: 0.352, SLG: 0.351										3	0	0	0	0	3	3											
Inning Stats	R: 0 H: 1 E: 1 K: 1 S: 14	H: 1 LOB: 2 BB: 0 P: 18	R: 0 H: 1 E: 0 K: 1 S: 6	H: 1 LOB: 0 BB: 0 P: 7	R: 1 H: 2 E: 0 K: 1 S: 15	H: 2 LOB: 2 BB: 1 P: 24	R: 0 H: 3 E: 0 K: 1 S: 13	H: 3 LOB: 2 BB: 0 P: 19	R: 0 H: 0 E: 1 K: 0 S: 9	H: 0 LOB: 0 BB: 0 P: 14	R: 0 H: 0 E: 0 K: 2 S: 11	H: 0 LOB: 0 BB: 0 P: 16	R: 0 H: 0 E: 0 K: 2 S: 10	H: 0 LOB: 0 BB: 0 P: 12	R: 0 H: 0 E: 0 K: 0 S: 9	H: 0 LOB: 0 BB: 0 P: 10	R: 0 H: 1 E: 0 K: 1 S: 10	H: 1 LOB: 1 BB: 0 P: 16	1B: 8 2B: 0 3B: 0 HR: 0	SF: 0 SAC: 0 DP: 3 HBP: 0	WP: 0 PB: 0 SB: 0 CS: 0	PA: 35					
PITCHER	IP	WLS	BF	H	R	ER	SO	BB	IBB	HBP	BLK	WP	HR	S	P	ERA	WHIP										
60 Dallas Keuchel, L ERA: 2.93	8.0	W	31	7	1	1	8	1	0	0	0	0	0	87	120	1.12	1.000										
48 Mike Folynevicz, R ERA: 4.7	1.0		4	1	0	0	1	0	0	0	0	0	0	10	16	0.00	1.000										

Seattle Mariners @ Houston Astros
Minute Maid Park, Houston, TX
Sat Sep 20 2014, 6:12 PM - 8:45 PM CDT
Att: 36,525 - Partly Cloudy - 86 F

AB	34
R	1
H	8
RBI	1
BB	1
SO	9
LOB	20



Batter	1	2	3	4	5	6	7	8	9	AB	R	H	RBI	BB	SO	LOB	BOTTOM										
19 Robbie Grossman, S OBP: 0.332, SLG: 0.331										3	1	1	0	2	0	0											
27 Jose Altuve, R OBP: 0.380, SLG: 0.457 2 Jonathan Villar, S OBP: 0.261, SLG: 0.343										4	0	2	1	0	0	2											
23 Chris Carter, R OBP: 0.314, SLG: 0.507										4	1	1	2	0	0	3											
21 Dexter Fowler, S OBP: 0.371, SLG: 0.400										4	2	3	0	0	1	0											
8 Alex Presley, L OBP: 0.289, SLG: 0.356										4	2	2	2	0	1	1											
6 Jake Marisnick, R OBP: 0.282, SLG: 0.308										4	1	1	3	0	2	1											
30 Matt Dominguez, R OBP: 0.256, SLG: 0.333										4	1	1	1	0	1	1											
22 Carlos Corporan, S OBP: 0.302, SLG: 0.384										4	1	1	1	0	2	0											
3 Gregorio Petit, R OBP: 0.291, SLG: 0.429										4	1	1	0	0	1	0											
Inning Stats	R: 4 H: 4 E: 0 K: 1 S: 19	H: 4 LOB: 0 BB: 0 P: 31	R: 1 H: 2 E: 0 K: 0 S: 15	H: 2 LOB: 1 BB: 1 P: 23	R: 0 H: 0 E: 0 K: 2 S: 9	H: 0 LOB: 0 BB: 0 P: 10	R: 2 H: 2 E: 0 K: 0 S: 10	H: 2 LOB: 1 BB: 1 P: 15	R: 0 H: 1 E: 0 K: 2 S: 15	H: 1 LOB: 0 BB: 0 P: 19	R: 0 H: 0 E: 0 K: 1 S: 7	H: 0 LOB: 0 BB: 0 P: 12	R: 3 H: 4 E: 0 K: 0 S: 14	H: 4 LOB: 0 BB: 0 P: 18	R: 0 H: 0 E: 0 K: 2 S: 8	H: 0 LOB: 0 BB: 0 P: 9	1B: 6 2B: 2 3B: 0 HR: 5	SF: 0 SAC: 0 DP: 1 HBP: 0	WP: 2 PB: 0 SB: 1 CS: 1	PA: 37							
PITCHER	IP	WLS	BF	H	R	ER	SO	BB	IBB	HBP	BLK	WP	HR	S	P	ERA	WHIP										
53 Chris Young, R ERA: 3.65	3.0	L	17	8	7	7	3	1	0	0	0	0	4	46	68	21.00	3.000										
50 Erasmo Ramirez, R ERA: 5.15	4.0		17	5	3	3	3	1	0	0	0	0	1	43	60	6.75	1.500										
44 Lucas Luetge, L ERA: 3.68	1.0		3	0	0	0	2	0	0	0	0	0	0	8	9	0.00	0.000										

Seattle Mariners @ Houston Astros
Minute Maid Park, Houston, TX
Sat Sep 20 2014, 6:12 PM - 8:45 PM CDT
Att: 36,525 - Partly Cloudy - 86 F

AB	35
R	10
H	13
RBI	10
BB	2
SO	8
LOB	8



Batter	1	2	3	4	5	6	7	8	9	AB	R	H	RBI	BB	SO	LOB	TOP								
19 Robbie Grossman, S (1.7) OBP: 0.336, SLG: 0.333										3	1	2	0	0	0	0									
27 Jose Altuve, R (1.4) OBP: 0.380, SLG: 0.459										4	0	1	1	0	1	2									
23 Chris Carter, R (1.3) OBP: 0.315, SLG: 0.503										1	0	0	1	2	1	0									
21 Dexter Fowler, S (1.8) OBP: 0.370, SLG: 0.398										4	0	1	0	0	0	4									
6 Jake Marisnick, R (1.9) OBP: 0.284, SLG: 0.324										4	1	1	0	0	1	4									
8 Alex Presley, L (1.10) OBP: 0.291, SLG: 0.360										4	0	0	0	0	0	2									
30 Matt Dominguez, R (1.5) OBP: 0.256, SLG: 0.332										4	0	1	1	0	0	0									
3 Gregorio Petit, R (0. PR) OBP: 0.300, SLG: 0.432										0	0	0	0	0	0	0									
12 Max Stassi, R (1.2) OBP: 0.333, SLG: 0.400										4	0	1	0	0	0	1									
2 Jonathan Villar, S (1.6) OBP: 0.268, SLG: 0.349										4	1	1	0	0	0	2									
Inning Stats	R: 0 H: 1 E: 0 K: 1 S: 12	H: 1 LOB: 0 BB: 0 P: 16	R: 0 H: 0 E: 0 K: 0 S: 7	H: 1 LOB: 0 BB: 0 P: 8	R: 0 H: 0 E: 0 K: 0 S: 5	H: 0 LOB: 1 BB: 1 P: 8	R: 0 H: 0 E: 0 K: 1 S: 12	H: 0 LOB: 1 BB: 0 P: 18	R: 1 H: 1 E: 0 K: 0 S: 10	H: 1 LOB: 0 BB: 0 P: 15	R: 2 H: 2 E: 1 K: 0 S: 9	H: 2 LOB: 1 BB: 0 P: 12	R: 0 H: 1 E: 0 K: 0 S: 9	H: 1 LOB: 1 BB: 0 P: 17	R: 0 H: 1 E: 0 K: 1 S: 12	H: 1 LOB: 2 BB: 0 P: 23	R: 0 H: 1 E: 0 K: 0 S: 10	H: 1 LOB: 2 BB: 0 P: 19	1B: 5 2B: 3 3B: 0 HR: 0	SF: 1 SAC: 1 DP: 1 HBP: 0	WP: 2 PB: 0 SB: 0 CS: 1	PA: 36			
PITCHER	IP	WLS	BF	H	R	ER	SO	BB	IBB	HBP	BLK	WP	HR	S	P	ERA	WHIP								
45 Derek Holland, L (1.1) ERA: 1.31	7.0	W	28	7	3	2	2	1	0	0	0	1	0	67	100	2.57	1.143								
55 Roman Mendez, R (8.1) ERA: 2.3	1.0	H	4	0	0	0	1	1	0	0	0	0	0	9	17	0.00	1.000								
30 Neftali Feliz, R (9.1) ERA: 2.12	1.0	S	4	1	0	0	0	0	0	0	0	1	0	10	19	0.00	1.000								

Houston Astros @ Texas Rangers
Globe Life Park in Arlington, Arlington, TX
Mon Sep 22 2014, 8:10 PM - 10:55 PM EDT
Att: 28,717 - Clear - 84 F

AB 32
R 3
H 8
RBI 3
BB 2
SO 3
LOB 15



Batter	1	2	3	4	5	6	7	8	9	AB	R	H	RBI	BB	SO	LOB	BOTTOM								
2 Leonys Martin, L (1.8) OBP: 0.330, SLG: 0.371										3	1	0	0	1	1	2									
9 Adam Rosales, R (1.3) OBP: 0.360, SLG: 0.419										4	0	1	0	0	1	3									
12 Rougned Odor, L (1.4) OBP: 0.296, SLG: 0.394										4	0	1	3	0	0	1									
29 Adrián Beltré, R (1.10) OBP: 0.386, SLG: 0.490										4	0	0	0	0	1	2									
20 Jake Smolinski, R (1.9) OBP: 0.400, SLG: 0.508										3	1	1	0	0	0	1									
16 Ryan Rua, R (1.7) OBP: 0.318, SLG: 0.395										3	0	0	0	0	1	2									
3 Luis Sardinas, S (1.6) OBP: 0.295, SLG: 0.308										3	0	0	0	0	0	1									
61 Robinson Chirinos, R (1.2) OBP: 0.297, SLG: 0.408										2	1	1	0	1	0	0									
60 Guilder Rodriguez, S (1.5) OBP: 0.300, SLG: 0.222										3	1	2	1	0	0	0									
Inning Stats	R: 0 H: 0 E: 0 K: 0 S: 10	H: 0 LOB: 0 BB: 0 P: 15	R: 0 H: 0 E: 0 K: 1 S: 7	H: 0 LOB: 0 BB: 0 P: 10	R: 3 H: 3 E: 0 K: 0 S: 18	H: 3 LOB: 1 BB: 1 P: 25	R: 0 H: 1 E: 0 K: 0 S: 7	H: 1 LOB: 0 BB: 0 P: 9	R: 0 H: 0 E: 0 K: 1 S: 9	H: 0 LOB: 0 BB: 0 P: 11	R: 0 H: 0 E: 0 K: 1 S: 9	H: 0 LOB: 0 BB: 0 P: 11	R: 1 H: 1 E: 0 K: 2 S: 12	H: 1 LOB: 2 BB: 1 P: 26	R: 0 H: 1 E: 0 K: 0 S: 9	H: 1 LOB: 1 BB: 0 P: 13	1B: 5 2B: 0 3B: 1 HR: 0	SF: 0 SAC: 0 DP: 1 HBP: 1	WP: 1 PB: 0 SB: 0 CS: 0	PA: 32					
PITCHER	IP	WLS	BF	H	R	ER	SO	BB	IBB	HBP	BLK	WP	HR	S	P	ERA	WHIP								
63 Nick Tropeano, R (1.1) ERA: 3.78	6.2	L	27	5	4	4	3	1	1	1	0	0	0	67	101	5.40	0.900								
66 Kevin Chapman, L (7.1) ERA: 5.03	0.2		3	1	0	0	1	0	0	0	0	0	0	8	12	0.00	1.500								
67 Jorge De Leon, R (8.1) ERA: 5.79	0.2		2	0	0	0	0	0	0	0	0	0	0	4	7	0.00	0.000								

Houston Astros @ Texas Rangers
Globe Life Park in Arlington, Arlington, TX
Mon Sep 22 2014, 8:10 PM - 10:55 PM EDT
Att: 28,717 - Clear - 84 F

AB 29
R 4
H 6
RBI 4
BB 2
SO 4
LOB 12



Batter	1	2	3	4	5	6	7	8	9	AB	R	H	RBI	BB	SO	LOB	TOP	
19 Robbie Grossman, S (1, 7) OBP: 0.339, SLG: 0.333										2	0	1	0	2	1	0	Houston Astros @ Texas Rangers Globe Life Park in Arlington, Arlington, TX Wed Sep 24 2014, 8:09 PM - 11:13 PM EDT Att: 28,003 - Clear - 82 F	
27 Jose Altuve, R (1, 4) OBP: 0.379, SLG: 0.455										3	0	1	0	1	0	2		
6 Jake Marisnick, R (1, 8) OBP: 0.287, SLG: 0.330										4	0	1	0	0	3	3		
23 Chris Carter, R (1, 10) OBP: 0.310, SLG: 0.495										4	0	0	0	0	3	3		
18 Marc Krauss, L (1, 3) OBP: 0.279, SLG: 0.323										2	0	0	0	0	0	0		
14 Jesus Guzman, R (7, PH) OBP: 0.272, SLG: 0.248										1	0	0	0	1	1	0		
15 Jason Castro, L (1, 2) OBP: 0.286, SLG: 0.364										3	0	1	0	0	1	1		
8 Alex Presley, L (1, 9) OBP: 0.288, SLG: 0.355										2	0	0	0	0	0	1		
3 Gregorio Petit, R (1, 5) OBP: 0.301, SLG: 0.422										3	1	1	1	0	1	1		
2 Jonathan Villar, S (1, 6) OBP: 0.268, SLG: 0.359										3	1	1	1	0	1	1		
Inning Stats	R: 0 H: 1 E: 0 K: 2 S: 9	H: 1 LOB: 2 BB: 1 P: 17	R: 0 H: 1 E: 0 K: 0 S: 9	H: 1 LOB: 1 BB: 0 P: 16	R: 0 H: 2 E: 0 K: 1 S: 9	H: 2 LOB: 2 BB: 0 P: 16	R: 0 H: 0 E: 0 K: 1 S: 8	H: 0 LOB: 0 BB: 0 P: 16	R: 0 H: 0 E: 0 K: 2 S: 10	H: 1 LOB: 1 BB: 1 P: 17	R: 0 H: 0 E: 0 K: 0 S: 9	H: 0 LOB: 0 BB: 1 P: 14	R: 0 H: 0 E: 0 K: 3 S: 9	H: 0 LOB: 0 BB: 0 P: 13	1B: 4 2B: 0 HR: 1	SF: 0 SAC: 0 DP: 3 HBP: 1	WP: 1 PA: 32 PB: 0 SB: 3 CS: 0	
PITCHER	IP WLS BF H R ER SO BB IBB HBP BLK WP HR S P ERA WHIP	IP WLS BF H R ER SO BB IBB HBP BLK WP HR S P ERA WHIP	IP WLS BF H R ER SO BB IBB HBP BLK WP HR S P ERA WHIP	IP WLS BF H R ER SO BB IBB HBP BLK WP HR S P ERA WHIP	IP WLS BF H R ER SO BB IBB HBP BLK WP HR S P ERA WHIP	IP WLS BF H R ER SO BB IBB HBP BLK WP HR S P ERA WHIP	IP WLS BF H R ER SO BB IBB HBP BLK WP HR S P ERA WHIP	IP WLS BF H R ER SO BB IBB HBP BLK WP HR S P ERA WHIP	IP WLS BF H R ER SO BB IBB HBP BLK WP HR S P ERA WHIP	IP WLS BF H R ER SO BB IBB HBP BLK WP HR S P ERA WHIP	IP WLS BF H R ER SO BB IBB HBP BLK WP HR S P ERA WHIP	IP WLS BF H R ER SO BB IBB HBP BLK WP HR S P ERA WHIP	IP WLS BF H R ER SO BB IBB HBP BLK WP HR S P ERA WHIP	IP WLS BF H R ER SO BB IBB HBP BLK WP HR S P ERA WHIP	IP WLS BF H R ER SO BB IBB HBP BLK WP HR S P ERA WHIP	IP WLS BF H R ER SO BB IBB HBP BLK WP HR S P ERA WHIP	IP WLS BF H R ER SO BB IBB HBP BLK WP HR S P ERA WHIP	
59 Lisalberto Bonilla, R (1, 1) ERA: 3.05	6.0 W 22 4 0 0 7 2 0 1 0 1 0 51 94 0.00 1.000	6.0 L 22 4 0 0 7 2 0 1 0 1 0 51 94 0.00 1.000	6.0 W 22 4 0 0 7 2 0 1 0 1 0 51 94 0.00 1.000	6.0 L 22 4 0 0 7 2 0 1 0 1 0 51 94 0.00 1.000	6.0 W 22 4 0 0 7 2 0 1 0 1 0 51 94 0.00 1.000	6.0 L 22 4 0 0 7 2 0 1 0 1 0 51 94 0.00 1.000	6.0 W 22 4 0 0 7 2 0 1 0 1 0 51 94 0.00 1.000	6.0 L 22 4 0 0 7 2 0 1 0 1 0 51 94 0.00 1.000	6.0 L 22 4 0 0 7 2 0 1 0 1 0 51 94 0.00 1.000	6.0 L 22 4 0 0 7 2 0 1 0 1 0 51 94 0.00 1.000	6.0 L 22 4 0 0 7 2 0 1 0 1 0 51 94 0.00 1.000	6.0 L 22 4 0 0 7 2 0 1 0 1 0 51 94 0.00 1.000	6.0 L 22 4 0 0 7 2 0 1 0 1 0 51 94 0.00 1.000	6.0 L 22 4 0 0 7 2 0 1 0 1 0 51 94 0.00 1.000	6.0 L 22 4 0 0 7 2 0 1 0 1 0 51 94 0.00 1.000	6.0 L 22 4 0 0 7 2 0 1 0 1 0 51 94 0.00 1.000	6.0 L 22 4 0 0 7 2 0 1 0 1 0 51 94 0.00 1.000	
46 Robbie Ross Jr., L (7, 1) ERA: 6.34	1.0 H 3 0 0 0 0 1 0 0 0 0 0 9 16 0.00 1.000	1.0 H 3 0 0 0 0 1 0 0 0 0 0 9 16 0.00 1.000	1.0 H 3 0 0 0 0 1 0 0 0 0 0 9 16 0.00 1.000	1.0 H 3 0 0 0 0 1 0 0 0 0 0 9 16 0.00 1.000	1.0 H 3 0 0 0 0 1 0 0 0 0 0 9 16 0.00 1.000	1.0 H 3 0 0 0 0 1 0 0 0 0 0 9 16 0.00 1.000	1.0 H 3 0 0 0 0 1 0 0 0 0 0 9 16 0.00 1.000	1.0 H 3 0 0 0 0 1 0 0 0 0 0 9 16 0.00 1.000	1.0 H 3 0 0 0 0 1 0 0 0 0 0 9 16 0.00 1.000	1.0 H 3 0 0 0 0 1 0 0 0 0 0 9 16 0.00 1.000	1.0 H 3 0 0 0 0 1 0 0 0 0 0 9 16 0.00 1.000	1.0 H 3 0 0 0 0 1 0 0 0 0 0 9 16 0.00 1.000	1.0 H 3 0 0 0 0 1 0 0 0 0 0 9 16 0.00 1.000	1.0 H 3 0 0 0 0 1 0 0 0 0 0 9 16 0.00 1.000	1.0 H 3 0 0 0 0 1 0 0 0 0 0 9 16 0.00 1.000	1.0 H 3 0 0 0 0 1 0 0 0 0 0 9 16 0.00 1.000	1.0 H 3 0 0 0 0 1 0 0 0 0 0 9 16 0.00 1.000	
35 Phil Klein, R (8, 1) ERA: 2.84	2.0 7 1 1 1 3 1 0 0 0 0 0 1 18 27 4.50 1.000	2.0 7 1 1 1 3 1 0 0 0 0 0 1 18 27 4.50 1.000	2.0 7 1 1 1 3 1 0 0 0 0 0 1 18 27 4.50 1.000	2.0 7 1 1 1 3 1 0 0 0 0 0 1 18 27 4.50 1.000	2.0 7 1 1 1 3 1 0 0 0 0 0 1 18 27 4.50 1.000	2.0 7 1 1 1 3 1 0 0 0 0 0 1 18 27 4.50 1.000	2.0 7 1 1 1 3 1 0 0 0 0 0 1 18 27 4.50 1.000	2.0 7 1 1 1 3 1 0 0 0 0 0 1 18 27 4.50 1.000	2.0 7 1 1 1 3 1 0 0 0 0 0 1 18 27 4.50 1.000	2.0 7 1 1 1 3 1 0 0 0 0 0 1 18 27 4.50 1.000	2.0 7 1 1 1 3 1 0 0 0 0 0 1 18 27 4.50 1.000	2.0 7 1 1 1 3 1 0 0 0 0 0 1 18 27 4.50 1.000	2.0 7 1 1 1 3 1 0 0 0 0 0 1 18 27 4.50 1.000	2.0 7 1 1 1 3 1 0 0 0 0 0 1 18 27 4.50 1.000	2.0 7 1 1 1 3 1 0 0 0 0 0 1 18 27 4.50 1.000	2.0 7 1 1 1 3 1 0 0 0 0 0 1 18 27 4.50 1.000	2.0 7 1 1 1 3 1 0 0 0 0 0 1 18 27 4.50 1.000	2.0 7 1 1 1 3 1 0 0 0 0 0 1 18 27 4.50 1.000

Batter	1	2	3	4	5	6	7	8	9	AB	R	H	RBI	BB	SO	LOB	BOTTOM		
2 Leonys Martin, L (1, 8) OBP: 0.329, SLG: 0.369										5	1	1	0	0	0	3	Houston Astros @ Texas Rangers Globe Life Park in Arlington, Arlington, TX Wed Sep 24 2014, 8:09 PM - 11:13 PM EDT Att: 28,003 - Clear - 82 F		
1 Elvis Andrus, R (1, 6) OBP: 0.314, SLG: 0.333										5	0	1	1	0	1	1			
12 Rougned Odor, L (1, 4) OBP: 0.301, SLG: 0.407										3	1	2	1	1	1	1			
29 Adrian Beltré, R (1, 5) OBP: 0.390, SLG: 0.492										2	1	0	0	2	1	2			
20 Jake Smolinski, R (1, 7) OBP: 0.410, SLG: 0.500										3	1	0	0	1	2	3			
6 Tomás Telis, S (1, 2) OBP: 0.269, SLG: 0.262										4	0	0	0	0	1	3			
16 Ryan Rua, R (1, 3) OBP: 0.344, SLG: 0.446										3	1	1	3	0	1	0			
3 Luis Sardinas, S (1, 10) OBP: 0.302, SLG: 0.309										3	0	1	0	1	1	3			
19 Daniel Robertson, R (1, 9) OBP: 0.333, SLG: 0.328										2	0	0	0	1	1	0			
Inning Stats	R: 0 H: 1 E: 0 K: 1 S: 13	H: 0 LOB: 0 BB: 0 P: 19	R: 0 H: 0 E: 0 K: 1 S: 8	H: 0 LOB: 0 BB: 0 P: 11	R: 0 H: 0 E: 0 K: 0 S: 6	H: 0 LOB: 1 BB: 1 P: 12	R: 0 H: 0 E: 0 K: 1 S: 16	H: 0 LOB: 3 BB: 1 P: 27	R: 1 H: 2 E: 0 K: 3 S: 12	H: 2 LOB: 2 BB: 1 P: 21	R: 0 H: 1 E: 0 K: 0 S: 11	H: 1 LOB: 1 BB: 1 P: 21	R: 4 H: 2 E: 0 K: 2 S: 15	H: 2 LOB: 0 BB: 2 P: 32	R: 0 H: 0 E: 0 K: 1 S: 8	H: 0 LOB: 0 BB: 0 P: 9		1B: 2 2B: 2 3B: 0 HR: 2	SF: 0 SAC: 1 DP: 0 HBP: 1
PITCHER	IP WLS BF H R ER SO BB IBB HBP BLK WP HR S P ERA WHIP	IP WLS BF H R ER SO BB IBB HBP BLK WP HR S P ERA WHIP	IP WLS BF H R ER SO BB IBB HBP BLK WP HR S P ERA WHIP	IP WLS BF H R ER SO BB IBB HBP BLK WP HR S P ERA WHIP	IP WLS BF H R ER SO BB IBB HBP BLK WP HR S P ERA WHIP	IP WLS BF H R ER SO BB IBB HBP BLK WP HR S P ERA WHIP	IP WLS BF H R ER SO BB IBB HBP BLK WP HR S P ERA WHIP	IP WLS BF H R ER SO BB IBB HBP BLK WP HR S P ERA WHIP	IP WLS BF H R ER SO BB IBB HBP BLK WP HR S P ERA WHIP	IP WLS BF H R ER SO BB IBB HBP BLK WP HR S P ERA WHIP	IP WLS BF H R ER SO BB IBB HBP BLK WP HR S P ERA WHIP	IP WLS BF H R ER SO BB IBB HBP BLK WP HR S P ERA WHIP	IP WLS BF H R ER SO BB IBB HBP BLK WP HR S P ERA WHIP	IP WLS BF H R ER SO BB IBB HBP BLK WP HR S P ERA WHIP	IP WLS BF H R ER SO BB IBB HBP BLK WP HR S P ERA WHIP	IP WLS BF H R ER SO BB IBB HBP BLK WP HR S P ERA WHIP	IP WLS BF H R ER SO BB IBB HBP BLK WP HR S P ERA WHIP		
46 Scott Feldman, R (1, 1) ERA: 3.74	6.0 L 28 4 1 1 1 6 3 1 1 0 0 66 111 1.50 1.167	6.0 L 28 4 1 1 1 6 3 1 1 0 0 66 111 1.50 1.167	6.0 L 28 4 1 1 1 6 3 1 1 0 0 66 111 1.50 1.167	6.0 L 28 4 1 1 1 6 3 1 1 0 0 66 111 1.50 1.167	6.0 L 28 4 1 1 1 6 3 1 1 0 0 66 111 1.50 1.167	6.0 L 28 4 1 1 1 6 3 1 1 0 0 66 111 1.50 1.167	6.0 L 28 4 1 1 1 6 3 1 1 0 0 66 111 1.50 1.167	6.0 L 28 4 1 1 1 6 3 1 1 0 0 66 111 1.50 1.167	6.0 L 28 4 1 1 1 6 3 1 1 0 0 66 111 1.50 1.167	6.0 L 28 4 1 1 1 6 3 1 1 0 0 66 111 1.50 1.167	6.0 L 28 4 1 1 1 6 3 1 1 0 0 66 111 1.50 1.167	6.0 L 28 4 1 1 1 6 3 1 1 0 0 66 111 1.50 1.167	6.0 L 28 4 1 1 1 6 3 1 1 0 0 66 111 1.50 1.167	6.0 L 28 4 1 1 1 6 3 1 1 0 0 66 111 1.50 1.167	6.0 L 28 4 1 1 1 6 3 1 1 0 0 66 111 1.50 1.167	6.0 L 28 4 1 1 1 6 3 1 1 0 0 66 111 1.50 1.167	6.0 L 28 4 1 1 1 6 3 1 1 0 0 66 111 1.50 1.167		
55 Jose Veras, R (7, 1) ERA: 4.53	0.2 6 2 4 4 1 2 0 0 0 0 2 10 25 54.00 6.000	0.2 6 2 4 4 1 2 0 0 0 0 2 10 25 54.00 6.000	0.2 6 2 4 4 1 2 0 0 0 0 2 10 25 54.00 6.000	0.2 6 2 4 4 1 2 0 0 0 0 2 10 25 54.00 6.000	0.2 6 2 4 4 1 2														

Batter	1	2	3	4	5	6	7	8	9	AB	R	H	RBI	BB	SO	LOB	TOP										
19 Robbie Grossman, S (1.7) OBP: 0.338, SLG: 0.335										4	1	1	0	0	2	1											
27 Jose Altuve, R (1.4) OBP: 0.378, SLG: 0.454										4	1	1	1	0	0	0											
23 Chris Carter, R (1.3) OBP: 0.310, SLG: 0.495										4	1	1	0	0	1	0											
21 Dexter Fowler, S (1.8) OBP: 0.374, SLG: 0.398										2	0	1	0	1	0	0											
30 Matt Dominguez, R (1.5) OBP: 0.256, SLG: 0.332										4	0	1	1	0	0	2											
6 Jake Marisnick, R (1.9) OBP: 0.286, SLG: 0.329										4	0	1	0	0	3	2											
2 Jonathan Villar, S (1.0) 66 Kevin Chapman, L (0.1) 67 Jorge De Leon, R (0.1) 21 Jon Singleton, L (7.7) 29 Tony Sipp, L (7.1) 8 Alex Presley, L (0.9) 50 Chad Qualls, R (0.1)										2	0	0	0	0	0	2											
22 Carlos Corporan, S (1.2) OBP: 0.302, SLG: 0.376										3	0	0	0	1	1												
41 Brad Peacock, R (1.1) 3 Gregorio Petit, R (5.6)										1	0	0	0	0	1	0											
Inning Stats	R: 0 E: 0 K: 1 S: 10	H: 0 LOB: 0 BB: 0 P: 15	R: 0 E: 0 K: 1 S: 10	H: 1 LOB: 1 BB: 0 P: 15	R: 0 E: 0 K: 2 S: 11	H: 0 LOB: 0 BB: 0 P: 15	R: 0 E: 0 K: 0 S: 4	H: 0 LOB: 0 BB: 0 P: 6	R: 0 E: 0 K: 0 S: 6	H: 1 LOB: 1 BB: 0 P: 10	R: 3 E: 1 K: 1 S: 18	H: 5 LOB: 1 BB: 0 P: 30	R: 0 E: 0 K: 1 S: 10	H: 0 LOB: 1 BB: 1 P: 20	R: 0 E: 0 K: 1 S: 10	H: 0 LOB: 1 BB: 1 P: 16	R: 0 E: 0 K: 2 S: 8	H: 0 LOB: 0 BB: 0 P: 13	1B: 5 2B: 2 HR: 0	SF: 0 SAC: 0 DP: 0 HBP: 1	WP: 0 PB: 0 SB: 1 CS: 1	PA: 35					
PITCHER	IP	WLS	BF	H	R	ER	SO	BB	IBB	HBP	BLK	WP	HR	S	P	ERA	WHIP										
49 Jonathon Niese, L (1.1) ERA: 3.4	5.0		18	3	1	1	4	0	0	0	0	0	0	43	65	1.80	0.600										
52 Carlos Torres, R (6.1) ERA: 3.09	2.0	L	10	4	2	1	2	1	0	1	0	0	0	26	46	4.50	2.500										
62 Erik Goeddel, R (8.1) ERA: 2.7	2.0		7	0	0	0	3	1	0	0	0	0	0	18	29	0.00	0.500										

Houston Astros @ New York Mets
Citi Field, Flushing, NY
Fri Sep 26 2014, 7:13 PM - 10:21 PM EDT
Att: 27,729 - Clear - 74 F

AB	32
R	3
H	7
RBI	2
BB	2
SO	9
LOB	9



Batter	1	2	3	4	5	6	7	8	9	AB	R	H	RBI	BB	SO	LOB	BOTTOM										
22 Eric Young Jr., S (1.7) OBP: 0.301, SLG: 0.305										4	0	1	0	0	1	1											
4 Wilmer Flores, R (1.4) OBP: 0.282, SLG: 0.373										3	0	0	0	1	3	2											
28 Daniel Murphy, L (1.5) OBP: 0.333, SLG: 0.403										4	0	0	0	0	1	4											
21 Lucas Duda, L (1.3) OBP: 0.349, SLG: 0.468										4	0	1	0	0	0	0											
3 Curtis Granderson, L (1.9) OBP: 0.329, SLG: 0.393										4	1	1	1	0	1	1											
6 Matthew den Dekker, L (1.8) OBP: 0.341, SLG: 0.303										3	0	1	0	1	1	0											
20 Anthony Recker, R (1.2) OBP: 0.245, SLG: 0.378										4	0	0	0	0	3	3											
11 Ruben Tejada, R (1.6) OBP: 0.340, SLG: 0.298										3	0	0	0	1	0	2											
49 Jonathon Niese, L (1.1) OBP: 0.180, SLG: 0.109										2	0	1	0	0	0	1											
52 Carlos Torres, R (6.1) ERA: 4.87										0	0	0	0	0	0	0											
29 Eric Campbell, R (7.7) ERA: 3.06										1	0	0	0	0	0	0											
62 Erik Goeddel, R (8.1)										0	0	0	0	0	0	0											
Inning Stats	R: 0 E: 0 K: 1 S: 9	H: 0 LOB: 0 BB: 0 P: 13	R: 0 E: 0 K: 1 S: 10	H: 1 LOB: 1 BB: 0 P: 19	R: 0 E: 0 K: 2 S: 19	H: 0 LOB: 2 BB: 2 P: 30	R: 1 E: 0 K: 2 S: 10	H: 1 LOB: 0 BB: 0 P: 19	R: 0 E: 0 K: 1 S: 14	H: 2 LOB: 2 BB: 0 P: 20	R: 0 E: 0 K: 0 S: 7	H: 1 LOB: 2 BB: 1 P: 15	R: 0 E: 0 K: 1 S: 11	H: 0 LOB: 0 BB: 0 P: 12	R: 0 E: 0 K: 1 S: 8	H: 0 LOB: 0 BB: 0 P: 11	R: 0 E: 0 K: 1 S: 6	H: 0 LOB: 0 BB: 0 P: 9	1B: 4 2B: 0 HR: 1	SF: 0 SAC: 0 DP: 0 HBP: 0	WP: 0 PB: 0 SB: 1 CS: 0	PA: 35					
PITCHER	IP	WLS	BF	H	R	ER	SO	BB	IBB	HBP	BLK	WP	HR	S	P	ERA	WHIP										
41 Brad Peacock, R (1.1) ERA: 4.72	4.2		20	4	1	1	7	2	0	0	0	0	0	59	96	1.93	1.286										
66 Kevin Chapman, L (5.1) ERA: 4.87	0.2	W	4	1	0	0	0	1	0	0	0	0	0	7	15	0.00	3.000										
67 Jorge De Leon, R (6.1) ERA: 4.05	0.2	H	2	0	0	0	0	0	0	0	0	0	0	3	5	0.00	0.000										
29 Tony Sipp, L (7.1) ERA: 3.06	2.0	H	6	0	0	0	2	0	0	0	0	0	0	19	23	0.00	0.000										
50 Chad Qualls, R (9.1) ERA: 3.33	1.0	S	3	0	0	0	1	0	0	0	0	0	0	6	9	0.00	0.000										

Houston Astros @ New York Mets
Citi Field, Flushing, NY
Fri Sep 26 2014, 7:13 PM - 10:21 PM EDT
Att: 27,729 - Clear - 74 F

AB	32
R	1
H	5
RBI	1
BB	3
SO	10
LOB	14



Batter	1	2	3	4	5	6	7	8	9	AB	R	H	RBI	BB	SO	LOB	TOP										
19 Robbie Grossman, S (1.7) OBP: 0.337, SLG: 0.334	G6-3		K				L7			4	0	1	0	0	1	1	Houston Astros @ New York Mets Citi Field, Flushing, NY Sat Sep 27 2014, 7:12 PM - 10:11 PM EDT Att: 34,886 - Clear - 78 F										
27 Jose Altuve, R (1.4) OBP: 0.376, SLG: 0.451	P3		G6-3		G5-4-3		F9			4	0	0	0	0	0	2											
23 Chris Carter, R (1.3) OBP: 0.308, SLG: 0.491	K							G5-3		4	0	0	0	0	2	0											
21 Dexter Fowler, S (1.8) OBP: 0.375, SLG: 0.399		G1-3						F9		4	1	2	0	0	0	0											
15 Jason Castro, L (1.2) OBP: 0.286, SLG: 0.366		P6								4	0	1	1	0	1	1											
9 Marwin Gonzalez, S (1.6) OBP: 0.327, SLG: 0.400										3	0	2	0	1	0	0											
30 Matt Dominguez, R (1.5) OBP: 0.257, SLG: 0.330										2	0	0	0	1	1	3											
66 Kevin Chapman, L (6.1) OBP: 0.285, SLG: 0.333										0	0	0	0	0	0	0											
55 Jose Veras, R (7.1) OBP: 0.286, SLG: 0.352										1	0	0	0	0	0	0											
8 Alex Presley, L (9. PH) OBP: 0.286, SLG: 0.352										0	0	0	0	0	0	0											
29 Tony Sipp, L (9.1) OBP: 0.281, SLG: 0.323										4	0	0	0	0	3	5											
44 Samuel Deduno, R (1.1) OBP: 0.200, SLG: 0.400										1	0	1	0	0	0	0											
21 Jon Singleton, L (5. PH) OBP: 0.285, SLG: 0.333										1	0	0	0	0	1	0											
58 Jake Buchanan, R (5.1) OBP: 0.302, SLG: 0.419										0	0	0	0	0	0	0											
3 Gregorio Petit, R (6.5) OBP: 0.302, SLG: 0.419										1	0	0	0	0	0	0											
Inning Stats	R: 0 E: 0 K: 1 S: 9	H: 0 LOB: 0 BB: 0 P: 13	R: 0 E: 0 K: 1 S: 8	H: 1 LOB: 1 BB: 0 P: 13	R: 0 E: 0 K: 1 S: 9	H: 1 LOB: 0 BB: 0 P: 13	R: 0 E: 0 K: 1 S: 11	H: 1 LOB: 3 BB: 2 P: 23	R: 0 E: 0 K: 1 S: 8	H: 1 LOB: 0 BB: 0 P: 12	R: 1 E: 0 K: 2 S: 20	H: 3 LOB: 2 BB: 0 P: 28	R: 0 E: 0 K: 0 S: 6	H: 0 LOB: 0 BB: 0 P: 10	R: 0 E: 0 K: 1 S: 10	H: 0 LOB: 0 BB: 0 P: 12	R: 0 E: 0 K: 1 S: 7	H: 0 LOB: 0 BB: 0 P: 11	1B: 4 2B: 3 3B: 0 HR: 0	SF: 0 SAC: 0 DP: 1 HBP: 0	WP: 0 PB: 1 SB: 1 CS: 0	PA: 35					
PITCHER	IP	WLS	BF	H	R	ER	SO	BB	IBB	HBP	BLK	WP	HR	S	P	ERA	WHIP										
50 Rafael Montero, R (1.1) ERA: 4.06	5.1		23	6	1	1	6	2	0	0	0	0	0	56	91	1.69	1.500										
44 Buddy Carlyle, R (6.1) ERA: 1.45	1.2		6	1	0	0	1	0	0	0	0	0	0	15	21	0.00	0.600										
27 Jeury Familia, R (8.1) ERA: 2.24	1.0		3	0	0	0	1	0	0	0	0	0	0	10	12	0.00	0.000										
58 Jenny Mejia, R (9.1) ERA: 3.69	1.0	W	3	0	0	0	1	0	0	0	0	0	0	7	11	0.00	0.000										

Batter	1	2	3	4	5	6	7	8	9	AB	R	H	RBI	BB	SO	LOB	BOTTOM										
6 Matthew den Dekker, L (1.8) OBP: 0.341, SLG: 0.311	G3		G4-3							3	0	1	0	0	0	0	Houston Astros @ New York Mets Citi Field, Flushing, NY Sat Sep 27 2014, 7:12 PM - 10:11 PM EDT Att: 34,886 - Clear - 78 F										
29 Eric Campbell, R (9. PH) OBP: 0.324, SLG: 0.360										1	0	0	0	0	0	0											
22 Eric Young Jr., S (1.7) OBP: 0.300, SLG: 0.312	K2-3		G6-3							4	1	1	0	0	1	1											
28 Daniel Murphy, L (1.5) OBP: 0.331, SLG: 0.401	K									4	0	0	0	0	1	2											
21 Lucas Duda, L (1.3) OBP: 0.348, SLG: 0.473		F8								4	1	1	2	0	0	0											
3 Curtis Granderson, L (1.9) OBP: 0.328, SLG: 0.391										3	0	0	0	0	1	0											
4 Wilmer Flores, R (1.4) OBP: 0.283, SLG: 0.373										3	0	1	0	0	0	0											
20 Anthony Recker, R (1.2) OBP: 0.246, SLG: 0.374										2	0	0	0	1	0	0											
11 Rubén Tejada, R (1.6) OBP: 0.341, SLG: 0.299										2	0	1	0	0	1	0											
44 Buddy Carlyle, L (6.1) OBP: 1.000, SLG: 1.000										0	0	0	0	0	0	0											
27 Jeury Familia, R (8.1) OBP: 0.667, SLG: 0.667										0	0	0	0	0	0	0											
53 Bobby Abreu, L (6. PH) OBP: 0.336, SLG: 0.336										1	0	0	0	0	0	0											
58 Jenny Mejia, R (9.1) OBP: 0.302, SLG: 0.419										0	0	0	0	0	0	0											
50 Rafael Montero, R (1.1) OBP: 0.200, SLG: 0.400										1	0	0	0	0	1	0											
70 Wilfredo Tovar, R (6.6) OBP: 0.302, SLG: 0.419										2	0	0	0	0	0	0											
Inning Stats	R: 0 E: 0 K: 2 S: 11	H: 0 LOB: 0 BB: 0 P: 15	R: 0 E: 0 K: 0 S: 10	H: 2 LOB: 2 BB: 1 P: 22	R: 0 E: 0 K: 1 S: 9	H: 0 LOB: 0 BB: 0 P: 13	R: 0 E: 0 K: 1 S: 7	H: 0 LOB: 0 BB: 0 P: 15	R: 0 E: 0 K: 0 S: 9	H: 1 LOB: 1 BB: 0 P: 13	R: 0 E: 0 K: 0 S: 8	H: 0 LOB: 0 BB: 0 P: 10	R: 0 E: 0 K: 0 S: 8	H: 0 LOB: 0 BB: 0 P: 14	R: 2 E: 0 K: 0 S: 6	H: 2 LOB: 0 BB: 0 P: 9	1B: 2 2B: 1 3B: 1 HR: 1	SF: 0 SAC: 0 DP: 0 HBP: 0	WP: 0 PB: 0 SB: 0 CS: 0	PA: 31							
PITCHER	IP	WLS	BF	H	R	ER	SO	BB	IBB	HBP	BLK	WP	HR	S	P	ERA	WHIP										
44 Samuel Deduno, R (1.1) ERA: 4.47	4.0		14	2	0	0	4	1	0	0	0	0	0	37	65	0.00	0.750										
58 Jake Buchanan, R (5.1) ERA: 4.58	1.2		6	1	0	0	1	0	0	0	0	0	0	15	22	0.00	0.600										
66 Kevin Chapman, L (6.1) ERA: 4.64	1.0	H	3	0	0	0	0	0	0	0	0	0	0	6	8	0.00	0.000										
55 Jose Veras, R (7.1) ERA: 4.5	1.1	H	4	0	0	0	0	0	0	0	0	0	0	11	17	0.00	0.000										
29 Tony Sipp, L (9.1) ERA: 3.38	0.2	L	4	2	2	2	0	0	0	0	0	0	1	6	9	27.00	3.000										

AB	33
R	1
H	7
RBI	1
BB	2
SO	9
LOB	12



AB	30
R	2
H	5
RBI	2
BB	1
SO	5
LOB	3



Batter	1	2	3	4	5	6	7	8	9	AB	R	H	RBI	BB	SO	LOB	TOP										
19 Robbie Grossman, S (1.7) OBP: 0.337, SLG: 0.333										4	0	1	0	0	0	2											
27 Jose Altuve, R (1.4) OBP: 0.377, SLG: 0.453										4	0	2	1	0	0	1											
8 Alex Presley, L (1.9) OBP: 0.281, SLG: 0.346										4	0	0	0	0	0	3											
21 Jon Singleton, L (1.3) OBP: 0.285, SLG: 0.335										4	1	1	0	0	0	0											
6 Jake Marisnick, R (1.8) OBP: 0.281, SLG: 0.326										4	1	1	0	0	3	1											
12 Max Stassi, R (1.2) OBP: 0.350, SLG: 0.450										4	0	2	2	0	1	0											
3 Gregorio Petit, R (1.5) (6.6)										4	1	1	0	0	1	2											
2 Jonathan Villar, S (1.6) OBP: 0.267, SLG: 0.354										2	0	0	0	1	1	2											
48 Mike Follynewicz, R (6.1) OBP: 0.299, SLG: 0.311										0	0	0	0	0	0	0											
67 Jorge De Leon, R (8.1) OBP: 0.299, SLG: 0.311										0	0	0	0	0	0	0											
0 L.J. Hoest, R (9. PH) OBP: 0.230, SLG: 0.287										1	0	0	0	0	0	0											
63 Nick Tropeano, R (1.1) OBP: 0.256, SLG: 0.330										1	0	0	0	1	0	2											
30 Matt Dominguez, R (6.5) OBP: 0.256, SLG: 0.330										1	0	0	0	0	0	0											
Inning Stats	R: 0 E: 0 K: 0 S: 8	H: 1 LOB: 0 BB: 0 P: 10	R: 1 E: 0 K: 1 S: 15	H: 2 LOB: 2 BB: 1 P: 22	R: 0 E: 0 K: 1 S: 6	H: 0 LOB: 0 BB: 0 P: 10	R: 0 E: 0 K: 1 S: 7	H: 0 LOB: 0 BB: 1 P: 11	R: 1 E: 0 K: 1 S: 15	H: 2 LOB: 2 BB: 1 P: 24	R: 1 E: 0 K: 1 S: 9	H: 2 LOB: 1 BB: 0 P: 13	R: 0 E: 0 K: 0 S: 6	H: 0 LOB: 0 BB: 0 P: 8	R: 0 E: 0 K: 1 S: 6	H: 0 LOB: 0 BB: 0 P: 10	R: 0 E: 0 K: 1 S: 7	H: 0 LOB: 0 BB: 0 P: 11	1B: 3 2B: 5 HR: 0	SF: 0 SAC: 0 DP: 1 HBP: 0	WP: 0 PB: 0 SB: 0 CS: 0	PA: 35					
PITCHER	IP	WLS	BF	H	R	ER	SO	BB	IBB	HBP	BLK	WP	HR	S	P	ERA	WHIP										
40 Bartolo Colon, R (1.1) ERA: 4.09	6.0	W	26	8	3	3	4	1	1	0	0	0	0	60	90	4.50	1.500										
52 Carlos Torres, R (7.1) ERA: 3.05	1.0	H	3	0	0	0	0	0	0	0	0	0	0	6	8	0.00	0.000										
27 Jeury Familia, R (8.1) ERA: 2.21	1.0	H	3	0	0	0	1	0	0	0	0	0	0	6	10	0.00	0.000										
58 Jenny Mejia, R (9.1) ERA: 3.65	1.0		3	0	0	0	1	0	0	0	0	0	0	7	11	0.00	0.000										

Houston Astros @ New York Mets
Citi Field, Flushing, NY
Sun Sep 28 2014, 1:12 PM - 3:53 PM EDT
Att: 34,897 - Partly Cloudy - 81 F

AB	33
R	3
H	8
RBI	3
BB	2
SO	6
LOB	13



Batter	1	2	3	4	5	6	7	8	9	AB	R	H	RBI	BB	SO	LOB	BOTTOM										
6 Matthew den Dekker, L (1.7) OBP: 0.345, SLG: 0.322										4	1	2	1	0	0	0											
53 Bobby Abreu, L (1.9) OBP: 0.342, SLG: 0.338										2	0	1	0	1	0	1											
22 Eric Young Jr., S (5. FR) OBP: 0.299, SLG: 0.311										1	1	0	0	0	0	0											
28 Daniel Murphy, L (1.5) OBP: 0.332, SLG: 0.403										2	2	1	1	1	0	2											
21 Lucas Duda, L (1.3) OBP: 0.349, SLG: 0.481										4	1	2	4	0	1	2											
3 Curtis Granderson, L (1.8) OBP: 0.326, SLG: 0.388										4	0	0	0	0	0	2											
4 Wilmer Flores, R (1.4) OBP: 0.286, SLG: 0.378										4	1	2	0	0	0	0											
11 Rubén Tejada, R (1.6) OBP: 0.342, SLG: 0.310										4	1	2	2	0	0	1											
36 Juan Centeno, L (1.2) OBP: 0.273, SLG: 0.200										3	1	0	0	1	0	1											
40 Bartolo Colon, R (1.1) ERA: 4.09	5.0	L	23	6	4	4	1	3	0	0	0	0	0	51	85	7.20	1.800										
52 Carlos Torres, R (7.1) ERA: 3.05	2.1		10	3	3	3	0	0	0	0	0	0	0	25	39	11.57	1.286										
27 Jeury Familia, R (8.1) ERA: 2.21	0.2		3	1	1	1	0	0	0	0	0	0	0	8	13	13.50	1.500										
29 Eric Campbell, R (8. PH) OBP: 0.299, SLG: 0.311										1	0	0	0	0	0	0											
58 Jenny Mejia, R (9.1) ERA: 3.65										0	0	0	0	0	0	0											
Inning Stats	R: 1 E: 0 K: 1 S: 10	H: 1 LOB: 0 BB: 0 P: 17	R: 0 E: 0 K: 0 S: 11	H: 1 LOB: 0 BB: 0 P: 16	R: 1 E: 0 K: 0 S: 10	H: 1 LOB: 2 BB: 2 P: 20	R: 0 E: 0 K: 0 S: 8	H: 1 LOB: 1 BB: 0 P: 13	R: 2 E: 0 K: 0 S: 12	H: 2 LOB: 2 BB: 1 P: 19	R: 0 E: 0 K: 0 S: 5	H: 0 LOB: 0 BB: 0 P: 8	R: 0 E: 0 K: 0 S: 8	H: 0 LOB: 0 BB: 0 P: 14	R: 4 E: 0 K: 0 S: 20	H: 4 LOB: 0 BB: 0 P: 30	1B: 4 2B: 4 HR: 2	SF: 1 SAC: 1 DP: 0 HBP: 0	WP: 0 PB: 0 SB: 1 CS: 1	PA: 37							
PITCHER	IP	WLS	BF	H	R	ER	SO	BB	IBB	HBP	BLK	WP	HR	S	P	ERA	WHIP										
63 Nick Tropeano, R (1.1) ERA: 4.91	5.0	L	23	6	4	4	1	3	0	0	0	0	0	51	85	7.20	1.800										
48 Mike Follynewicz, R (6.1) ERA: 5.3	2.1		10	3	3	3	0	0	0	0	0	0	0	25	39	11.57	1.286										
67 Jorge De Leon, R (8.1) ERA: 4.91	0.2		3	1	1	1	0	0	0	0	0	0	0	8	13	13.50	1.500										

Houston Astros @ New York Mets
Citi Field, Flushing, NY
Sun Sep 28 2014, 1:12 PM - 3:53 PM EDT
Att: 34,897 - Partly Cloudy - 81 F

AB	31
R	8
H	10
RBI	8
BB	3
SO	1
LOB	9

