Houston Astros - 2016

Houston Astros @ Philadelphia Phillies

Bright House Field, Clearwater, FL

Thu Mar 03 2016, 1:09 PM - 4:21 PM EST

Att. 4,018 - Partly Cloudy - 75 F

TOP

livebaseballscorecards.com

Batter	1	2	3	4	5	6	7	8	9	AB	R	H	RBI	BB	SO	LOB
6 Jake Marisnick, R (1, 8)	P3	F9		L8		2B		P6		3	0	0	0	0	0	3
77 Andrew Aplin, L (5, 8) OBP: 0.500, SLG: 1.000										2	0	1	0	0	0	0
4 George Springer, R (1, 9) OBP: 1.000, SLG: 2.000	20 L7-6-4 2B		84 WP 19 BB 84 E HBP	2B		K		F9		2	1	2	0	0	0	0
87 Jon Kemmer, L (4, PR) (4, 9)										2	0	0	0	0	1	1
20 Preston Tucker, L (1, 7)	L7-6-4 2-2		F8	G4-3		HBP			G6-3	3	0	0	0	0	0	3
16 Eury Pérez, R (5, 7)										1	0	0	0	0	0	0
19 Matt Duffy, R (1, 5) OBP: 0.667, SLG: 2.000		K	1 SAFE 1 SAFE	84 E 84 WP 1-2 BB	1-2 HR	K			K	2	1	1	1	1	1	0
82 Alex Bregman, R (6, PH) (6, 6)										2	0	0	0	0	2	2
21 Jon Singleton, L (1, 3)		G3-1	K	P2	2 SAFE	K			1B	3	0	0	0	0	1	2
80 AJ Reed, L (6, PH) OBP: 0.500, SLG: 0.500 (6, 3)										2	0	1	0	0	1	2
84 Tyler White, R (1, 10) OBP: 0.333, SLG: 0.333	12 E 26 1B 76 BB 1B		E5 12 FC5 26 BB 1-3 2-H	F9			L8		F7	3	1	1	0	0	0	1
81 Joe Sclafani, S (7, PH) (7, 10)										2	0	0	0	0	0	1
26 Danny Worth, R (1, 6) OBP: 1.000, SLG: 1.000	76 BB 12 E 1-2 1B		12 FC5 1-2 BB	4-0 12 1B BB			4-0 72 CS BB			1	0	1	0	2	0	0
79 Colin Moran, L (6, 5)										0	0	0	0	1	0	0
12 Max Stassi, R (1, 2) OBP: 0.333, SLG: 0.333	E5 76 BB 1-2 2-3		FC5 1-2 2-3f		1-2		F8 1-2			3	0	1	0	0	0	5
72 Tyler Heineman, S (7, PH) (7, 2)										1	0	0	0	0	0	1
76 Nolan Fontana, L (1, 4)		BB 1-2 2-3 3-H		F9	K			P6		2	0	0	1	1	1	2
78 Tony Kemp, L (6, 4)										1	0	0	0	0	0	0
Inning Stats	R: 0 E: 0 K: 0 S: 3 H: 1 LOB: 0 BB: 0 P: 3	R: 1 E: 1 K: 1 S: 8 H: 2 LOB: 3 BB: 1 P: 12	R: 1 E: 1 K: 1 S: 6 H: 0 LOB: 3 BB: 2 P: 16	R: 0 E: 0 K: 0 S: 4 H: 1 LOB: 1 BB: 0 P: 4	R: 1 E: 0 K: 1 S: 9 H: 2 LOB: 2 BB: 1 P: 14	R: 0 E: 0 K: 3 S: 10 H: 1 LOB: 2 BB: 0 P: 11	R: 0 E: 0 K: 0 S: 2 H: 0 LOB: 0 BB: 1 P: 7	R: 0 E: 0 K: 0 S: 3 H: 0 LOB: 0 BB: 0 P: 3	R: 0 E: 0 K: 1 S: 6 H: 1 LOB: 1 BB: 0 P: 6	1B: 4 2B: 4 3B: 0 HR: 1 SF: 0 SAC: 0 DP: 1 HBP: 2						

	AB	35
	R	3
	H	8
	RBI	2
	BB	5
	SO	7
	LOB	23

WP: 1 PB: 0 SB: 0 CS: 1 PA: 42

PITCHER		IP	WLS	BF	H	R	ER	SO	BB	IBB	HBP	BLK	WP	HR	S	P	ERA	WHIP
75 Jake Thompson, R ERA:	(1, 1)	2.0	L	10	3	1	0	1	1	0	0	0	0	0	11	15	0.00	2.000
73 Zach Eflin, R ERA:	(3, 1)	2.0		11	1	1	0	1	2	0	1	0	1	0	10	20	0.00	1.500
41 Ernesto Frieri, R ERA: 9.0	(5, 1)	1.0		6	2	1	1	1	1	0	0	0	0	1	9	14	9.00	3.000
40 James Russell, L ERA:	(6, 1)	1.0		5	1	0	0	3	0	0	1	0	0	0	10	11	0.00	1.000
59 Elvis Araujo, L ERA:	(7, 1)	1.0		3	0	0	0	0	1	0	0	0	0	0	2	7	0.00	1.000
61 Greg Burke, R ERA:	(8, 1)	1.0		3	0	0	0	0	0	0	0	0	0	0	3	3	0.00	0.000
60 Colton Murray, R ERA:	(9, 1)	1.0		4	1	0	0	1	0	0	0	0	0	0	6	6	0.00	1.000

Batter	1	2	3	4	5	6	7	8	9	AB	R	H	RBI	BB	SO	LOB
37 Odúbel Herrera, L (1, 8) OBP: 0.250, SLG: 0.625	G6-3		F7		3B		17 L7 78 G4-3 2B		E4 78 DI 51 1B	5	2	2	0	0	0	0
17 Peter Bourjos, R (1, 7) OBP: 0.500, SLG: 0.667	80 1B 1B		80 1B 1B		80 CS BB		L7 2-3		L5	4	0	2	0	1	0	2
80 Andrew Knapp, S (1, 2) OBP: 0.800, SLG: 1.000 83 Gabriel Lino, R (6, 2) 24 Darnell Sweeney, S (9, PH)	1-3 1B		1-3 6 G3-6-3 1B		F7 1-2		78 G4-3 BB		K	3 0 1	0 0 0	2 0 0	0 0 0	0 1 0	0 0 1	2 0 1
6 Ryan Howard, L (1, 3) 78 Brock Stassi, L (6, 3)	K		G3-6-3 1-2f		G3-1		G4-3 1-2 3-H		51 1B 1-2 BB	3 1	0 0	0 0	0 1	0 1	1 0	5 1
51 Carlos Ruiz, R (1, 10) OBP: 0.429, SLG: 0.333	K			F9		79 WP BB	K		1-2 2-H 1B	4	0	1	1	1	2	3
79 Nick Williams, L (1, 9) OBP: 0.600, SLG: 0.333		13 FC3-6 BB		K		1-3 BB		16 WP 1B	K	3	0	1	0	2	2	2
16 César Hernández, S (1, 4) OBP: 0.444, SLG: 0.167		K		13 2B BB		K		82 G6-3 1-2 BB		2	0	0	0	2	2	3
13 Freddy Galvis, S (1, 6) OBP: 0.143, SLG: 0.286		FC3-6 1-2f		1-3 2B		L7		P5		4	0	1	0	0	0	5
82 Taylor Featherston, R (1, 5)		K		K		K		G6-3 1-2f		4	0	0	0	0	3	7
Inning Stats	R: 0 E: 0 K: 2 S: 9 H: 2 LOB: 2 BB: 0 P: 9	R: 0 E: 0 K: 2 S: 7 H: 0 LOB: 1 BB: 1 P: 11	R: 0 E: 0 K: 0 S: 4 H: 2 LOB: 1 BB: 0 P: 4	R: 0 E: 0 K: 2 S: 8 H: 1 LOB: 2 BB: 1 P: 12	R: 0 E: 0 K: 0 S: 3 H: 1 LOB: 1 BB: 1 P: 8	R: 0 E: 0 K: 2 S: 7 H: 0 LOB: 2 BB: 2 P: 15	R: 1 E: 0 K: 1 S: 6 H: 1 LOB: 1 BB: 1 P: 10	R: 0 E: 0 K: 0 S: 3 H: 1 LOB: 1 BB: 1 P: 7	R: 1 E: 1 K: 2 S: 10 H: 1 LOB: 2 BB: 1 P: 14	1B: 6 2B: 2 3B: 1 HR: 0 SF: 0 SAC: 0 DP: 2 HBP: 0							

PITCHER	IP	WLS	BF	H	R	ER	SO	BB	IBB	HBP	BLK	WP	HR	S	P	ERA	WHIP
58 Doug Fister, R (1, 1) ERA:	2.0	W	9	2	0	0	4	1	0	0	0	0	0	16	20	0.00	1.500
50 Kevin Chapman, L (3, 1) ERA:	1.0	H	4	2	0	0	0	0	0	0	0	0	0	4	4	0.00	2.000
45 Michael Feliz, R (4, 1) ERA:	2.0	H	9	2	0	0	2	2	0	0	0	0	0	11	20	0.00	2.000
65 James Hoyt, R (6, 1) ERA:	1.0	H	5	0	0	0	2	2	0	0	0	1	0	7	15	0.00	2.000
70 Brendan McCurry, R (7, 1) ERA: 9.0	1.0	H	5	1	1	1	1	1	0	0	0	0	0	6	10	9.00	2.000

PITCHER	IP	WLS	BF	H	R	ER	SO	BB	IBB	HBP	BLK	WP	HR	S	P	ERA	WHIP
69 Danny Reynolds, R (8, 1) ERA:	1.0	H	4	1	0	0	0	1	0	0	0	1	0	3	7	0.00	2.000
67 Jandel Gustave, R (9, 1) ERA:	1.0	S	6	1	1	0	2	1	0	0	0	0	0	10	14	0.00	2.000

BOTTOM

Houston Astros @ Philadelphia Phillies

Bright House Field, Clearwater, FL

Thu Mar 03 2016, 1:09 PM - 4:21 PM EST

Att. 4,018 - Partly Cloudy - 75 F

livebaseballscorecards.com

AB	34
R	2
H	9
RBI	2
BB	8
SO	11
LOB	31

WP: 3 PB: 0 SB: 0 CS: 1 PA: 42

New York Mets @ Houston Astros

Osceola County Stadium, Kissimmee, FL

Sat Mar 05 2016, 1:10 PM - 4:28 PM EST

Att. 4,423 - Cloudy - 72 F

TOP

livebaseballscorecards.com

Batter	1	2	3	4	5	6	7	8	9	AB	R	H	RBI	BB	SO	LOB
55 Ty Kelly, S (1, 8) OBP: 0.222, SLG: 0.333 82 Kyle Johnson, R (6, 8)	G6-3		2B		G1-3	F8			BB	4 0	0 1	1 0	0 0	0 1	0 0	3 0
11 Rubén Tejada, R (1, 6) 15 Matt Reynolds, R (5, 6) OBP: 0.333, SLG: 0.333	F8	F8		7 1B BB			61 F8 95 S 1B		61 FC4-6 1-3 1B	2 2	0 0	0 2	0 0	1 0	0 0	1 0
30 Michael Conforto, L (1, 7) OBP: 0.333, SLG: 0.400 95 Stefan Sabol, R (6, 7)	G6-3			K	SF7 3-H		K 1-2		SF9 3-H	2 1	0 0	0 0	1 1	0 1	1 1	0 1
7 Travis d'Arnaud, R (1, 10) OBP: 0.400, SLG: 0.250 61 Marc Krauss, L (7, PH) (7, 10)		F8		K	1B 1-2		F8 2-3		FC4-6 74 1B 1-2f	3 2	0 0	1 0	0 0	0 0	1 0	0 2
74 Dominic Smith, L (1, 3) OBP: 0.444, SLG: 0.375		1B		4 1B BB	L4		K		1B 1-3	4	0	2	0	1	1	3
4 Wilmer Flores, R (1, 5) OBP: 0.500, SLG: 0.600 75 T.J. Rivera, R (6, 5) OBP: 0.286, SLG: 0.286		F9		1B 1-2		P3		K	G5-3	3 2	0 0	1 0	0 0	0 0	0 1	1 2
26 Kevin Plawecki, R (1, 2) OBP: 0.200, SLG: 0.500 70 Nevin Ashley, R (6, 2) OBP: 0.333, SLG: 0.333		F9		F8	2B 29 WP			1B		3 1	0 0	1 1	0 0	0 0	0 0	3 0
29 Eric Campbell, R (1, 9) OBP: 0.833, SLG: 1.000 73 Travis Taijeron, R (6, PR) OBP: 0.400, SLG: 1.000 (6, 9)			1B 2 CS		2B 2 3B	BB 2-3		K		2 1	1 0	2 0	0 0	1 0	0 1	0 1
2 Dilson Herrera, R (1, 4) OBP: 0.429, SLG: 1.143 81 Danny Muno, S (6, 4)			K 1-2		3B 30 SF7 2-H	F9		F7		3 1	1 0	1 0	1 0	0 0	1 0	3 1
Inning Stats	R: 0 E: 0 K: 0 S: 4 H: 0 LOB: 0 BB: 0 P: 4	R: 0 E: 0 K: 0 S: 4 H: 1 LOB: 1 BB: 0 P: 4	R: 0 E: 0 K: 1 S: 6 H: 2 LOB: 1 BB: 0 P: 6	R: 0 E: 0 K: 2 S: 8 H: 1 LOB: 2 BB: 1 P: 12	R: 2 E: 0 K: 0 S: 6 H: 3 LOB: 2 BB: 1 P: 10	R: 0 E: 0 K: 0 S: 4 H: 1 LOB: 2 BB: 1 P: 8	R: 0 E: 0 K: 2 S: 8 H: 1 LOB: 1 BB: 0 P: 8	R: 0 E: 0 K: 2 S: 8 H: 1 LOB: 2 BB: 1 P: 8	R: 1 E: 0 K: 0 S: 5 H: 2 LOB: 2 BB: 1 P: 9	1B: 8 2B: 4 3B: 1 HR: 0 SF: 2 SAC: 0 DP: 1 HBP: 0						

	AB	36
	R	3
	H	12
	RBI	3
	BB	4
	SO	7
	LOB	21

WP: 1 PB: 0 SB: 1 CS: 1 PA: 42

PITCHER		IP	WLS	BF	H	R	ER	SO	BB	IBB	HBP	BLK	WP	HR	S	P	ERA	WHIP
31 Collin McHugh, R ERA:	(1, 1)	2.0		7	1	0	0	0	0	0	0	0	0	0	8	8	0.00	0.500
37 Pat Neshek, R ERA:	(3, 1)	1.0	H	4	2	0	0	1	0	0	0	0	0	0	6	6	0.00	2.000
29 Tony Sipp, L ERA:	(4, 1)	1.0	H	5	1	0	0	2	1	0	0	0	0	0	8	12	0.00	2.000
53 Ken Giles, R ERA: 18.0	(5, 1)	1.0	L	7	3	2	2	0	1	0	0	0	0	0	6	10	18.00	4.000
35 Josh Fields, R ERA:	(6, 1)	1.0		5	1	0	0	0	1	0	0	0	1	0	4	8	0.00	2.000

PITCHER		IP	WLS	BF	H	R	ER	SO	BB	IBB	HBP	BLK	WP	HR	S	P	ERA	WHIP
66 Chris Devenski, R ERA:	(7, 1)	2.0		8	2	0	0	4	0	0	0	0	0	0	16	16	0.00	1.000
69 Danny Reynolds, R ERA: 4.5	(9, 1)	1.0		6	2	1	1	0	1	0	0	0	0	0	5	9	9.00	3.000

BOTTOM

New York Mets @ Houston Astros

Osceola County Stadium, Kissimmee, FL

Sat Mar 05 2016, 1:10 PM - 4:28 PM EST

Att. 4,423 - Cloudy - 72 F

livebaseballscorecards.com

Batter	1	2	3	4	5	6	7	8	9	AB	R	H	RBI	BB	SO	LOB
4 George Springer, R (1, 9) OBP: 1.000, SLG: 2.000	0-0 79 1B 2B		4-0 79 CS BB			0-3 K		4-0 83 1B BB		1	1	1	0	1	0	0
16 Eury Pérez, R (6, 9) OBP: 0.600, SLG: 0.333										1	0	0	0	1	1	0
79 Colin Moran, L (1, 5) OBP: 0.667, SLG: 0.500	0-0 2-H 1B		1 SAFE 0-0 F7 1-2			0-0 G5-3		0-0 1-2 1B		2	0	1	1	0	0	1
27 Jose Altuve, R (6, PH) OBP: 0.250, SLG: 0.500										1	0	0	0	0	0	0
83 J.D. Davis, R (7, 5) OBP: 1.000, SLG: 1.000										1	0	1	0	0	0	0
28 Colby Rasmus, L (1, 7)	0-0 F7		0-0 G3			4-0 94 S BB		0-3 K		2	0	0	0	0	0	1
86 Derek Fisher, L (4, 7)										1	0	0	0	1	1	2
30 Carlos Gómez, R (1, 8)	0-0 F7			0-3 K		1-0 F8 1-2			4-0 87 E BB	2	0	0	0	0	1	1
94 Teoscar Hernández, R (5, 8)										1	0	0	0	0	0	1
78 Tony Kemp, L (9, PH)										0	0	0	0	1	0	0
80 AJ Reed, L (1, 3) OBP: 0.333, SLG: 0.200	0-0 G4-3			0-0 G3-1			0-3 K		0-3 K	3	0	0	0	0	1	1
84 Tyler White, R (8, 3) OBP: 0.143, SLG: 0.143										1	0	0	0	0	1	1
15 Jason Castro, L (1, 10) OBP: 0.500, SLG: 0.500		0-0 E7 1B		0-3 K			0-0 F7		4-0 21 DI 1-3 BB	2	0	1	0	0	1	0
87 Jon Kemmer, L (7, PH)										1	0	0	0	1	0	0
(8, 10)																
77 Andrew Aplin, L (9, PR) OBP: 0.400, SLG: 0.600										0	0	0	0	0	0	0
82 Alex Bregman, R (1, 6)	0-0 F9				4-0 76 CS BB		0-0 L5		0-3 K	2	0	0	0	1	0	1
91 Mott Hyde, R (8, 6)										0	0	0	0	0	0	0
19 Matt Duffy, R (9, PH) OBP: 0.400, SLG: 1.000										1	0	0	0	0	1	2
12 Max Stassi, R (1, 2) OBP: 0.200, SLG: 0.200	0-3 K				0-0 P3			0-0 P6	1-3 K 1-2	2	0	0	0	0	1	2
72 Tyler Heineman, S (7, 2)										1	0	0	0	0	0	0
21 Jon Singleton, L (9, PH)										1	0	0	0	0	1	2
76 Nolan Fontana, L (1, 4)	0-0 G1-3				0-3 K 1-2			0-0 G1-3		2	0	0	0	0	1	2
81 Joe Sclafani, S (7, 4)										1	0	0	0	0	0	0
Inning Stats	R: 1 H: 2 E: 0 LOB: 1 K: 0 BB: 0 S: 5 P: 5	R: 0 H: 1 E: 1 LOB: 1 K: 1 BB: 0 S: 6 P: 6	R: 0 H: 0 E: 0 LOB: 0 K: 0 BB: 1 S: 2 P: 6	R: 0 H: 0 E: 0 LOB: 0 K: 2 BB: 0 S: 7 P: 7	R: 0 H: 0 E: 0 LOB: 1 K: 1 BB: 1 S: 4 P: 8	R: 0 H: 0 E: 0 LOB: 1 K: 1 BB: 1 S: 5 P: 10	R: 0 H: 0 E: 0 LOB: 0 K: 1 BB: 0 S: 5 P: 5	R: 0 H: 1 E: 0 LOB: 2 K: 1 BB: 1 S: 6 P: 10	R: 0 H: 0 E: 0 LOB: 3 K: 3 BB: 2 S: 9 P: 18	1B: 3 SF: 0 2B: 2 SAC: 0 3B: 0 DP: 1 HR: 0 HBP: 0						

	AB	29
	R	1
	H	4
	RBI	1
	BB	6
	SO	10
	LOB	17

WP: 0 PA: 35
PB: 0
SB: 1
CS: 2

PITCHER		IP	WLS	BF	H	R	ER	SO	BB	IBB	HBP	BLK	WP	HR	S	P	ERA	WHIP
65 Robert Gsellman, R ERA: 4.5	(1, 1)	2.0		9	3	1	1	1	0	0	0	0	0	0	11	11	4.50	1.500
59 Antonio Bastardo, L ERA:	(3, 1)	1.0		3	0	0	0	0	1	0	0	0	0	0	2	6	0.00	1.000
49 Josh Smoker, L ERA:	(4, 1)	1.0	W	3	0	0	0	2	0	0	0	0	0	0	7	7	0.00	0.000
80 Zack Thornton, R ERA:	(5, 1)	1.0	H	3	0	0	0	1	1	0	0	0	0	0	4	8	0.00	1.000
67 Seth Lugo, R ERA:	(6, 1)	2.0	H	7	0	0	0	2	1	0	0	0	0	0	10	15	0.00	0.500

PITCHER		IP	WLS	BF	H	R	ER	SO	BB	IBB	HBP	BLK	WP	HR	S	P	ERA	WHIP
56 Jeff Walters, R ERA: 5.4	(8, 1)	0.2	H	4	1	0	0	0	1	0	0	0	0	0	3	7	0.00	3.000
47 Hansel Robles, R ERA:	(8, 1)	1.1	S	6	0	0	0	4	2	0	0	0	0	0	12	21	0.00	1.500

Batter	1	2	3	4	5	6	7	8	9	AB	R	H	RBI	BB	SO	LOB
6 Jake Marisnick, R (1, 8) OBP: 0.333, SLG: 0.625 94 Teoscar Hernández, R (6, PR) OBP: 0.500, SLG: 2.000 (6, 8)	S S S 0-3 ① K		X 0-0 ② G6-3	S B C X 1-2 2-H HR	B B B 4-0 BB		X 0-0 1-H HR		3 1 1 2 1 1 0 1 1 1 2 0 0 0							
4 George Springer, R (1, 9) OBP: 0.556, SLG: 0.857 87 Jon Kemmer, L (6, 9)	X 0-0 ② G6-3		X 0-0 ③ G6-3		X 0-0 ① G2-3	S S S 0-3 ③ K	X 0-0 ② F9		4 0 0 0 0 1 1 1 0 0 0 0 0 0							
1 Carlos Correa, R (1, 6) OBP: 0.500, SLG: 0.400 26 Danny Worth, R (6, 6) OBP: 0.833, SLG: 0.750 (8, 4)	X 0-0 20 E 1B			X 0-0 20 2B 1B	C C C 0-3 ② K		X 0-0 ① G3-1	X 0-0 1B	3 1 2 0 0 1 0 2 0 1 0 0 0 0							
20 Preston Tucker, L (1, 7) OBP: 0.333, SLG: 0.778 86 Derek Fisher, L (7, 7)	X 0-0 E6 1-2			X 0-0 1-H 19 HR 2B	X 0-0 19 BB 80 1B		X 0-0 ② G4-3	X C C C 0-3 ③ K		4 2 2 1 0 0 1 1 0 0 0 0 1 1						
19 Matt Duffy, R (1, 5) OBP: 0.500, SLG: 1.500	S S S 0-3 ③ K			B X 1-0 2-H HR	B B B B 4-0 80 1B 1-2 BB		X 0-0 ③ F9		C B S B B X 3-2 HR	4 2 2 3 1 1 2						
80 AJ Reed, L (1, 3) OBP: 0.455, SLG: 0.500		X 0-0 ① G1		X 0-0 ① G5-3	X 0-0 1-2 2-H 1B			X 0-0 84 HR 1B	X 0-0 79 1B 2B	5 1 3 1 0 0 0						
84 Tyler White, R (1, 10) OBP: 0.182, SLG: 0.455 79 Colin Moran, L (9, PH) OBP: 0.750, SLG: 0.667 (9, 10)		X 0-0 ② G5-3		X 0-0 ② F8	X 0-0 ③ F8			C X 0-1 1-H HR	X 0-0 ① 2-H 1B	4 1 1 2 0 0 2 1 0 1 0 0 0 0						
73 Roberto Peña, R (1, 2) 12 Max Stassi, R (6, 2) OBP: 0.143, SLG: 0.143		X 0-0 ③ F8		S C S 0-3 ③ K		X 0-0 ① F7		X 0-0 ① G6-3	X 0-0 ② F9	3 0 0 0 0 1 0 2 0 0 0 0 0 1						
78 Tony Kemp, L (1, 4) OBP: 0.333, SLG: 0.400 82 Alex Bregman, R (8, PH) (8, 6)			C S S 0-3 ① K	X 0-0 6 HR 2B		C C C 0-3 ② K		B B B 4-0 94 HR BB	C C C 0-3 ③ K	3 1 1 0 0 2 0 1 1 0 0 1 1 1						
Inning Stats	R: 0 H: 1 E: 1 LOB: 2 K: 2 BB: 0 S: 9 P: 9	R: 0 H: 0 E: 0 LOB: 0 K: 0 BB: 0 S: 3 P: 3	R: 0 H: 0 E: 0 LOB: 0 K: 1 BB: 0 S: 5 P: 5	R: 3 H: 3 E: 0 LOB: 0 K: 1 BB: 0 S: 8 P: 9	R: 3 H: 4 E: 0 LOB: 2 K: 1 BB: 1 S: 11 P: 16	R: 0 H: 0 E: 0 LOB: 1 K: 2 BB: 1 S: 7 P: 11	R: 0 H: 0 E: 0 LOB: 0 K: 0 BB: 0 S: 3 P: 3	R: 4 H: 4 E: 0 LOB: 1 K: 1 BB: 1 S: 10 P: 14	R: 1 H: 3 E: 0 LOB: 1 K: 1 BB: 0 S: 9 P: 12	1B: 7 SF: 0 2B: 3 SAC: 0 3B: 0 DP: 0 HR: 5 HBP: 0						

PITCHER		IP	WLS	BF	H	R	ER	SO	BB	IBB	HBP	BLK	WP	HR	S	P	ERA	WHIP
12 Juan Nicasio, R ERA:	(1, 1)	2.0		8	1	0	0	2	0	0	0	0	0	0	12	12	0.00	0.500
53 Kyle Lobstein, L ERA:	(3, 1)	1.0	H	3	0	0	0	1	0	0	0	0	0	0	5	5	0.00	0.000
37 Arquimedes Caminero, R ERA: 13.5	(4, 1)	1.0	B	6	3	3	3	1	0	0	0	0	0	1	8	9	27.00	3.000
48 Jared Hughes, R ERA: 21.6	(5, 1)	0.2		7	4	3	3	1	1	0	0	0	0	1	10	15	40.50	7.500
54 Daniel Bard, R ERA:	(5, 1)	0.1		1	0	0	0	0	0	0	0	0	0	0	1	1	0.00	0.000
43 John Holdzkom, R ERA: 16.2	(6, 1)	1.0		4	0	0	0	2	1	0	0	0	0	0	7	11	0.00	1.000
69 Wilfredo Boscan, R ERA:	(7, 1)	1.0	H	3	0	0	0	0	0	0	0	0	0	0	3	3	0.00	0.000
76 Kelvin Marte, L ERA: 13.5	(8, 1)	0.2	L	7	4	4	4	0	1	0	0	0	0	2	7	11	54.00	7.500
63 Guido Knudson, R ERA: 13.5	(8, 1)	1.1		6	3	1	1	2	0	0	0	0	0	1	12	15	6.75	2.250

TOP

Houston Astros @ Pittsburgh Pirates

McKechnie Field, Bradenton, FL

Sun Mar 06 2016, 1:09 PM - 4:37 PM EST

Att. 6,304 - Sunny - 73 F

livebaseballscorecards.com

AB	42
R	11
H	15
RBI	11
BB	3
SO	9
LOB	9

WP: 0 PA: 45
PB: 0
SB: 0
CS: 0

BOTTOM

Houston Astros @ Pittsburgh Pirates

McKechnie Field, Bradenton, FL

Sun Mar 06 2016, 1:09 PM - 4:37 PM EST

Att. 6,304 - Sunny - 73 F

livebaseballscorecards.com

Batter	1	2	3	4	5	6	7	8	9	AB	R	H	RBI	BB	SO	LOB
5 Josh Harrison, R (1, 4) OBP: 0.333, SLG: 0.333	BBBB 4-0 29 WP 29 S 22 F8-2 BB	X 0-0 ② SF8 3-H		B 1 SAFE X 1-0 ②③ G6-3 1-2		X 0-0 ① FC3-6 83 S 17 3B 1-2f 3-H		X 0-0 ① F7		1	0	0	1	1	0	1
59 Alen Hanson, S (6, 4) OBP: 0.556, SLG: 0.500										2	1	0	1	0	0	2
29 Francisco Cervelli, R (1, 2) OBP: 0.250, SLG: 0.571	BBBB 4-0 22 F8-2 28 1B 1-3 BB	X 0-0 ③ G6-3			SSS 0-3 ① K	BBBB 4-0 17 3B 1-2 BB		X 0-0 ② F8 2-3		2	1	0	0	1	1	2
83 Jacob Stallings, R (6, 2) OBP: 0.500, SLG: 0.250										1	1	0	0	1	0	1
22 Andrew McCutchen, R (1, 8) OBP: 0.250, SLG: 0.143	X 0-0 ①② F8-2 1-2 3-H		SSS 0-3 ① K		X 0-0 28 G1-3 38 1B 1B	X 0-0 74 FC4 1-H 2-H 3B		SSS 0-3 ③ K		3	1	1	0	0	1	2
17 Pedro Florimón, S (6, 8) OBP: 0.444, SLG: 0.667										2	1	1	2	0	1	1
28 John Jaso, L (1, 3) OBP: 0.714, SLG: 0.600	X 0-0 2-H 1B		BBBB 4-0 38 1B BB		X 0-0 ② G1-3 1-2	X 0-0 FC4 61 2-6 3-H			CSS 0-3 ① K	2	0	1	1	1	0	1
74 Dan Gamache, L (6, 3)										2	0	0	1	0	1	0
38 Michael Morse, R (1, 9) OBP: 0.455, SLG: 0.600	SSS 0-3 ③ K		X 0-0 1-3 1B		X 0-0 2-H 1B	X 0-0 ② F8			SSS 0-3 ② K	3	0	2	1	0	1	1
60 Willy García, R (6, 9) OBP: 0.273, SLG: 0.400										2	0	0	0	0	1	1
10 Jordy Mercer, R (1, 6) OBP: 0.400, SLG: 0.700		X 0-0 71 1B 23 BB 5 SF8 1B	SSS 0-3 ② K		X 0-0 ③ F8	D 1-0 ③ 2-6 1-2	SSS 0-3 ① K		SCC 0-3 ③ K	3	1	1	0	0	1	3
61 Gift Ngoepe, R (6, 6)										2	0	0	0	0	2	0
15 Jason Rogers, R (1, 10) OBP: 0.167, SLG: 0.250		X 0-0 ① F8	SSS 0-3 ③ K			X 0-0 77 1B 2B	BBBB 4-0 73 G6-3 BB			3	1	1	0	0	1	3
32 Elías Díaz, R (7, PH) OBP: 0.714, SLG: 0.667										0	0	0	0	1	0	0
(8, 10)																
23 Jake Goebbert, L (1, 7) OBP: 0.429, SLG: 0.400	BBBB 4-0 71 1B 1-2 BB		SSS 0-3 ① K			BBBB 4-0 77 E 77 1B 59 FC3-6 BB	X 0-0 ②③ G6-3 1-2f			1	0	0	0	1	1	0
73 Adam Frazier, L (6, 7) OBP: 0.500, SLG: 0.625										1	1	0	0	1	0	1
71 Max Moroff, S (1, 5) OBP: 0.500, SLG: 0.500	X 0-0 1-2 2-3 1B			X 0-0 5 G6-3 1B		X 0-0 E8 59 FC3-6 1-3 2-H 1B		X 0-0 83 F8 2B		2	0	2	0	0	0	0
77 Juan Diaz, L (6, 5) OBP: 0.714, SLG: 0.833										2	0	2	1	0	0	0

	AB	34
	R	8
	H	11
	RBI	8
	BB	7
	SO	11
	LOB	19

Inning Stats	1	2	3	4	5	6	7	8	9
	R: 1 H: 1 E: 0 LOB: 1 K: 1 BB: 2 S: 5 P: 13	R: 1 H: 2 E: 0 LOB: 2 K: 0 BB: 1 S: 5 P: 9	R: 0 H: 1 E: 0 LOB: 2 K: 3 BB: 1 S: 10 P: 14	R: 0 H: 1 E: 0 LOB: 0 K: 1 BB: 0 S: 5 P: 6	R: 1 H: 2 E: 0 LOB: 1 K: 1 BB: 0 S: 7 P: 7	R: 5 H: 3 E: 1 LOB: 1 K: 0 BB: 2 S: 6 P: 15	R: 0 H: 0 E: 0 LOB: 0 K: 1 BB: 1 S: 4 P: 8	R: 0 H: 1 E: 0 LOB: 1 K: 1 BB: 0 S: 6 P: 6	R: 0 H: 0 E: 0 LOB: 0 K: 3 BB: 0 S: 9 P: 9

	1B: 8	SF: 1	WP: 1	PA: 42
	2B: 3	SAC: 0	PB: 0	
	3B: 1	DP: 2	SB: 2	
	HR: 0	HBP: 0	CS: 0	

PITCHER		IP	WLS	BF	H	R	ER	SO	BB	IBB	HBP	BLK	WP	HR	S	P	ERA	WHIP
41 Brad Peacock, R ERA: 10.8	(1, 1)	1.2		10	3	2	2	1	3	0	0	0	1	0	9	21	10.80	3.600
65 James Hoyt, R ERA:	(2, 1)	1.1		6	1	0	0	3	1	0	0	0	0	0	11	15	0.00	1.500
68 Joe Musgrove, R ERA: 4.5	(4, 1)	2.0		8	3	1	1	2	0	0	0	0	0	0	12	13	4.50	1.500
71 David Paulino, R ERA: 108.0	(6, 1)	0.1	H	5	2	4	4	0	2	0	0	0	0	0	3	11	108.00	12.000
75 Edwar Cabrera, L ERA: 3.38	(6, 1)	1.2	W	7	1	1	1	1	1	0	0	0	0	0	7	12	5.40	1.200

PITCHER		IP	WLS	BF	H	R	ER	SO	BB	IBB	HBP	BLK	WP	HR	S	P	ERA	WHIP
70 Brendan McCurry, R ERA: 4.5	(8, 1)	1.0	H	4	1	0	0	1	0	0	0	0	0	0	6	6	0.00	1.000
67 Jandel Gustave, R ERA:	(9, 1)	1.0	S	3	0	0	0	3	0	0	0	0	0	0	9	9	0.00	0.000

Batter	1	2	3	4	5	6	7	8	9	AB	R	H	RBI	BB	SO	LOB
11 Kevin Pillar, R (1, 8) 67 Roemon Fields, L (6, 8) OBP: 0.286, SLG: 0.857	G5-3			P5		G6-3		F8		3 1	0 0	0 0	0 0	0 0	0 0	0 1
17 Ryan Goins, L (1, 4) OBP: 0.300, SLG: 0.444 7 David Adams, R (6, 4)	K			G6-3		G1-3		CS 1-2	K	3 1	0 0	0 0	0 0	0 0	1 1	0 0
9 Darrell Ceciliani, L (1, 9) OBP: 0.273, SLG: 0.111 71 Rowdy Tellez, L (7, 3) OBP: 0.286, SLG: 0.286	G3			K			14 BB HBP		F9	2 1	0 0	0 0	0 0	0 0	1 0	0 0
14 Justin Smoak, S (1, 3) OBP: 0.455, SLG: 1.111 75 Anthony Alford, R (7, PR) OBP: 0.222, SLG: 0.125 (7, 9)		G4-3			F9		BB 1-2		G4-3	2 1	0 0	0 0	0 0	1 0	0 0	0 0
13 Domonic Brown, L (1, 10) OBP: 0.222, SLG: 0.444		G4-3			32 1B 3B		K			3	1	1	0	0	1	2
32 Matt Dominguez, R (1, 5) OBP: 0.455, SLG: 0.333 58 Jio Mier, R (6, 5) OBP: 0.333, SLG: 0.444 (8, 6)		G6-3			23 FC6-4 1B 3-H		F8			2 1	0 0	1 0	1 0	0 0	0 0	0 2
23 Dalton Pompey, S (1, 7) OBP: 0.300, SLG: 0.500 1 Andy Burns, R (7, PH) OBP: 0.375, SLG: 0.429 (7, 7)			P5		FC6-4 1-2f		L9			2 1	0 0	0 0	0 0	0 0	0 0	1 2
46 Humberto Quintero, R (1, 2) OBP: 0.167, SLG: 0.167 76 Tony Sanchez, R (6, 2)			K		G6-3			K		2 1	0 0	0 0	0 0	0 0	1 1	1 0
78 Richard Urena, S (1, 6) OBP: 0.375, SLG: 0.500 72 Matt Dean, R (8, 5)			G5-3			P4		7 CS 1B		3 0	0 0	1 0	0 0	0 0	0 0	0 0
Inning Stats	R: 0 E: 0 K: 1 S: 5	R: 0 E: 0 K: 0 S: 3	R: 0 E: 0 K: 1 S: 5	R: 0 E: 0 K: 1 S: 5	R: 1 E: 0 K: 0 S: 5	R: 0 E: 0 K: 0 S: 3	R: 0 E: 0 K: 1 S: 5	R: 0 E: 0 K: 1 S: 5	R: 0 E: 0 K: 1 S: 5							
	H: 0 LOB: 0 BB: 0 P: 5	H: 0 LOB: 0 BB: 0 P: 3	H: 0 LOB: 0 BB: 0 P: 5	H: 0 LOB: 0 BB: 0 P: 5	H: 2 LOB: 1 BB: 0 P: 5	H: 0 LOB: 0 BB: 0 P: 3	H: 0 LOB: 2 BB: 1 P: 10	H: 1 LOB: 0 BB: 0 P: 6	H: 0 LOB: 0 BB: 0 P: 5							

PITCHER		IP	WLS	BF	H	R	ER	SO	BB	IBB	HBP	BLK	WP	HR	S	P	ERA	WHIP
46 Scott Feldman, R ERA:	(1, 1)	2.0		6	0	0	0	1	0	0	0	0	0	0	8	8	0.00	0.000
59 Asher Wojciechowski, R ERA:	(3, 1)	2.0	H	6	0	0	0	2	0	0	0	0	0	0	10	10	0.00	0.000
61 Brady Rodgers, R ERA: 4.5	(5, 1)	2.0	W	8	2	1	1	0	0	0	0	0	0	0	8	8	4.50	1.000
23 Neal Cotts, L ERA:	(7, 1)	1.0	H	5	0	0	0	1	1	0	1	0	0	0	5	10	0.00	1.000
63 Jordan Jankowski, R ERA:	(8, 1)	1.0	H	3	1	0	0	1	0	0	0	0	0	0	5	6	0.00	1.000

PITCHER		IP	WLS	BF	H	R	ER	SO	BB	IBB	HBP	BLK	WP	HR	S	P	ERA	WHIP
50 Kevin Chapman, L ERA:	(9, 1)	1.0		3	0	0	0	1	0	0	0	0	0	0	5	5	0.00	0.000

TOP

Toronto Blue Jays @ Houston Astros

Osceola County Stadium, Kissimmee, FL

Sun Mar 06 2016, 1:08 PM - 3:44 PM EST

Att. 4,898 - Sunny - 73 F

livebaseballscorecards.com

AB	29
R	1
H	3
RBI	1
BB	1
SO	6
LOB	9

1B: 2	SF: 0	WP: 0	PA: 32
2B: 0	SAC: 0	PB: 0	
3B: 1	DP: 0	SB: 0	
HR: 0	HBP: 1	CS: 1	

BOTTOM

Toronto Blue Jays @ Houston Astros

Osceola County Stadium, Kissimmee, FL

Sun Mar 06 2016, 1:08 PM - 3:44 PM EST

Att. 4,898 - Sunny - 73 F

Batter	1	2	3	4	5	6	7	8	9	AB	R	H	RBI	BB	SO	LOB
27 Jose Altuve, R (1, 4) OBP: 0.125, SLG: 0.250 91 Mott Hyde, R (9, 4)	G4-3		K		G5-3			F8		4 0	0 0	0 0	0 0	0 0	1 0	1 0
9 Marwin Gonzalez, S (1, 6) OBP: 0.600, SLG: 1.333 76 Nolan Fontana, L (8, 6) OBP: 0.333, SLG: 0.200	K			F8		18 E BB		18 2B 1B		2 1	0 1	0 1	0 0	1 0	1 0	0 0
18 Luis Valbuena, L (1, 5) OBP: 0.429, SLG: 1.000 83 J.D. Davis, R (8, PR) OBP: 1.000, SLG: 1.000 (9, 5)	G6-3			K		G2 1-3		77 1B 21 2B 1-H 2B		4 0	0 1	1 0	1 0	0 0	1 0	1 0
28 Colby Rasmus, L (1, 7) OBP: 0.500, SLG: 1.333 81 Joe Sclafani, S (6, PH) (7, 7)		HR		BB		F8		77 1B 21 2B BB		1 1	1 1	1 0	1 0	1 1	0 0	0 1
30 Carlos Gómez, R (1, 8) 77 Andrew Aplin, L (7, 8) OBP: 0.500, SLG: 0.667	K			G4-3		BB		21 2B 93 1B 1-2 2-3 1B		2 1	0 1	0 1	0 0	1 0	1 0	1 0
21 Jon Singleton, L (1, 3) OBP: 0.200, SLG: 0.600	G4-3				HR	P5		93 1B 74 G5-3 1-3 2-H 3-H 2B		4 2	2 2	2 3	3 0	0 0	0 2	2 0
15 Jason Castro, L (1, 10) OBP: 0.400, SLG: 0.250 93 Trent Woodward, S (8, PH) OBP: 1.000, SLG: 1.000 (9, 10)	K				72 G4-3 BB		K	74 G5-3 2-3 3-H 1B		2 1	0 0	0 1	0 1	1 0	2 0	0 0
72 Tyler Heineman, S (1, 2) 74 Alfredo González, R (8, 2)			G4-3	G4-3 1-2			G6-3	G5-3 1-2 3-H		3 1	0 0	0 0	0 1	0 0	0 0	1 2
16 Eury Pérez, R (1, 9) OBP: 0.375, SLG: 0.167 99 Ramón Laureano, R (8, PH) (9, 9)			F8		G6-3		B1-3	K		3 1	0 0	0 0	0 0	0 1	0 1	1 1
Inning Stats	R: 0 E: 0 K: 1 S: 5 H: 0 LOB: 0 BB: 0 P: 5	R: 1 E: 0 K: 2 S: 10 H: 1 LOB: 0 BB: 0 P: 11	R: 0 E: 0 K: 1 S: 5 H: 0 LOB: 0 BB: 0 P: 5	R: 0 E: 0 K: 1 S: 5 H: 0 LOB: 1 BB: 1 P: 9	R: 1 E: 0 K: 0 S: 4 H: 1 LOB: 1 BB: 1 P: 9	R: 0 E: 0 K: 0 S: 3 H: 0 LOB: 2 BB: 2 P: 12	R: 0 E: 0 K: 1 S: 5 H: 0 LOB: 0 BB: 0 P: 5	R: 5 E: 0 K: 1 S: 10 H: 5 LOB: 1 BB: 1 P: 14		1B: 3 2B: 2 3B: 0 HR: 2	SF: 0 SAC: 0 DP: 0 HBP: 0			WP: 0 PB: 0 SB: 0 CS: 0	PA: 36	

livebaseballscorecards.com

AB	31
R	7
H	7
RBI	7
BB	5
SO	7
LOB	11

PITCHER		IP	WLS	BF	H	R	ER	SO	BB	IBB	HBP	BLK	WP	HR	S	P	ERA	WHIP
6 Marcus Stroman, R ERA: 5.4	(1, 1)	3.0		10	1	1	1	4	0	0	0	0	0	1	20	21	3.00	0.333
30 Jesse Chavez, R ERA: 2.25	(4, 1)	2.0	L	9	1	1	1	1	2	0	0	0	0	1	9	18	4.50	1.500
44 Pat Venditte, S ERA:	(6, 1)	1.0		5	0	0	0	0	2	0	0	0	0	0	3	12	0.00	2.000
31 Joe Biagini, R ERA:	(7, 1)	1.0		3	0	0	0	1	0	0	0	0	0	0	5	5	0.00	0.000
51 Ben Rowen, R ERA: 40.5	(8, 1)	0.1		6	4	5	5	0	1	0	0	0	0	0	5	9	135.00	15.000

PITCHER		IP	WLS	BF	H	R	ER	SO	BB	IBB	HBP	BLK	WP	HR	S	P	ERA	WHIP
74 Taylor Cole, R ERA: 27.0	(8, 1)	0.2		3	1	0	0	1	0	0	0	0	0	0	5	5	0.00	1.500

Batter	1	2	3	4	5	6	7	8	9	AB	R	H	RBI	BB	SO	LOB
6 Jake Marisnick, R (1, 8) OBP: 0.333, SLG: 0.545	L4		9 CS 1B		G6-3		K			3	0	1	0	0	0	0
87 Jon Kemmer, L (6, 9)										1	0	0	0	0	1	1
9 Marwin Gonzalez, S (1, 4) OBP: 0.500, SLG: 0.800	K		1-2 HBP			L4	F9			2	0	0	0	0	1	0
26 Danny Worth, R (6, 4) OBP: 0.714, SLG: 0.600										1	0	0	0	0	0	1
18 Luis Valbuena, L (1, 5) OBP: 0.400, SLG: 0.800	1B		K			G6-3		G4-3		3	0	1	0	0	1	1
79 Colin Moran, L (6, 5) OBP: 0.600, SLG: 0.500										1	0	0	0	0	0	0
84 Tyler White, R (1, 3) OBP: 0.286, SLG: 0.571	F8			2B		20 BB 1B		K		3	0	2	0	0	0	1
80 AJ Reed, L (7, 3) OBP: 0.417, SLG: 0.455										1	0	0	0	0	1	0
20 Preston Tucker, L (1, 7) OBP: 0.333, SLG: 0.636		G3		K		1-2 BB		F8		2	0	0	0	1	1	1
94 Teoscar Hernández, R (6, PR) OBP: 0.333, SLG: 1.333 (6, 8)										1	0	0	0	0	0	0
82 Alex Bregman, R (1, 6) OBP: 0.300, SLG: 0.125		21 S 1B		G6-3		K			F8	3	0	1	0	0	1	3
76 Nolan Fontana, L (6, 6) OBP: 0.286, SLG: 0.167										1	0	0	0	0	0	0
21 Jon Singleton, L (1, 10) OBP: 0.154, SLG: 0.462		1-2 K		G4-3			K		G4-3	3	0	0	0	0	2	2
83 J.D. Davis, R (9, PH) OBP: 0.667, SLG: 0.667 (9, 10)										1	0	0	0	0	0	0
12 Max Stassi, R (1, 2) OBP: 0.200, SLG: 0.300		K			P4		77 E 2B		F8	3	1	1	0	0	1	1
73 Roberto Peña, R (8, 2)										1	0	0	0	0	0	0
77 Andrew Aplin, L (1, 9) OBP: 0.333, SLG: 0.444 (6, 7)			B1-3		K		2-H E9			3	0	0	0	0	1	0
Inning Stats	R: 0 E: 0 K: 1 S: 6 H: 1 LOB: 1 BB: 0 P: 6	R: 0 E: 0 K: 2 S: 8 H: 1 LOB: 1 BB: 0 P: 9	R: 0 E: 0 K: 1 S: 5 H: 1 LOB: 1 BB: 0 P: 7	R: 0 E: 0 K: 1 S: 6 H: 1 LOB: 1 BB: 0 P: 6	R: 0 E: 0 K: 1 S: 5 H: 0 LOB: 0 BB: 0 P: 5	R: 0 E: 0 K: 1 S: 6 H: 1 LOB: 2 BB: 1 P: 10	R: 1 E: 1 K: 2 S: 9 H: 1 LOB: 1 BB: 0 P: 9	R: 0 E: 0 K: 1 S: 5 H: 0 LOB: 0 BB: 0 P: 5	R: 0 E: 0 K: 0 S: 3 H: 0 LOB: 0 BB: 0 P: 3	1B: 4 2B: 2 3B: 0 HR: 0 SF: 0 SAC: 0 DP: 0 HBP: 1						

TOP

Houston Astros @ New York Yankees

George M. Steinbrenner Field, Tampa, FL

Mon Mar 07 2016, 1:12 PM - 3:37 PM EST

Att. 8,041 - Sunny - 79 F

livebaseballscorecards.com

AB	33
R	1
H	6
RBI	0
BB	1
SO	10
LOB	11

PITCHER		IP	WLS	BF	H	R	ER	SO	BB	IBB	HBP	BLK	WP	HR	S	P	ERA	WHIP
35 Michael Pineda, R ERA:	(1, 1)	2.0		8	2	0	0	3	0	0	0	0	0	0	14	15	0.00	1.000
40 Luis Severino, R ERA: 10.38	(3, 1)	3.0		11	2	0	0	3	0	0	1	0	0	0	16	18	0.00	0.667
48 Andrew Miller, L ERA:	(6, 1)	1.0		5	1	0	0	1	1	0	0	0	0	0	6	10	0.00	2.000
68 Dellin Betances, R ERA:	(7, 1)	1.0	L	5	1	1	0	2	0	0	0	0	0	0	9	9	0.00	1.000
61 Vinnie Pestano, R ERA: 13.5	(8, 1)	1.0		3	0	0	0	1	0	0	0	0	0	0	5	5	0.00	0.000

PITCHER		IP	WLS	BF	H	R	ER	SO	BB	IBB	HBP	BLK	WP	HR	S	P	ERA	WHIP
65 Jacob Lindgren, L ERA: 27.0	(9, 1)	1.0		3	0	0	0	0	0	0	0	0	0	0	3	3	0.00	0.000

BOTTOM

Houston Astros @ New York Yankees

George M. Steinbrenner Field, Tampa, FL

Mon Mar 07 2016, 1:12 PM - 3:37 PM EST

Att. 8,041 - Sunny - 79 F

livebaseballscorecards.com

Batter	1	2	3	4	5	6	7	8	9	AB	R	H	RBI	BB	SO	LOB
22 Jacoby Ellsbury, L (1, 8) OBP: 0.167, SLG: 0.500	G6-3		G4-3		F7			91 S 1B		3	0	0	0	0	0	1
98 Lane Adams, R (6, 8) OBP: 0.667, SLG: 0.667										1	0	1	0	0	0	0
36 Carlos Beltrán, S (1, 9) OBP: 0.333, SLG: 0.444	2B		G6-3			G3		K		3	0	1	0	0	0	0
71 Slade Heathcott, L (7, 9)						K				1	0	0	0	0	1	1
13 Alex Rodriguez, R (1, 10) OBP: 0.556, SLG: 0.857	P4			L8		K		F8 1-2		3	0	0	0	0	1	1
91 Santiago Nessy, R (8, PH) (9, 10)										1	0	0	0	0	0	1
25 Mark Teixeira, S (1, 3) OBP: 0.300, SLG: 0.222	G6-3			G4-3		K			94 1B 2B	3	0	0	0	0	1	1
24 Chris Parmelee, L (7, 3) OBP: 0.333, SLG: 0.500										1	0	1	0	0	0	0
95 Dustin Fowler, L (9, PR) OBP: 0.250, SLG: 0.250										0	0	0	0	0	0	0
34 Brian McCann, L (1, 2) OBP: 0.400, SLG: 0.500		38 BB 1B		1B			G4-3		F8	3	0	2	0	0	0	0
17 Carlos Corporán, S (8, 2)										1	0	0	0	0	0	1
14 Starlin Castro, R (1, 4) OBP: 0.273, SLG: 0.364		L8		K			B1-3		79 G5-4-3 2-3 1B	2	0	0	0	0	1	2
94 Tyler Wade, L (5, 4) OBP: 0.429, SLG: 0.429										2	0	1	0	0	0	0
38 Chris Denorfia, R (1, 7)		93 G6-4-3 1-2 BB			K		HBP		G5-4-3 1-2f	1	0	0	0	1	1	0
79 César Puello, R (6, 7) OBP: 0.333, SLG: 0.143										1	0	0	0	0	0	3
93 Jorge Mateo, R (1, 6) OBP: 0.500, SLG: 1.000		G6-4-3 1-2f			P4		G1-4-3			2	0	0	0	0	0	2
17 Ronald Torreyes, R (7, 6) OBP: 0.125, SLG: 0.125										1	0	0	0	0	0	1
78 Jonathan Diaz, R (1, 5) OBP: 0.600, SLG: 0.333			G5-3		1B			P6		2	0	1	0	0	0	0
97 Deibinson Romero, R (7, 5) OBP: 0.182, SLG: 0.182										1	0	0	0	0	0	0
Inning Stats	R: 0 H: 1 E: 0 LOB: 1 K: 0 BB: 0 S: 4 P: 4	R: 0 H: 1 E: 0 LOB: 1 K: 0 BB: 1 S: 3 P: 7	R: 0 H: 0 E: 0 LOB: 0 K: 0 BB: 0 S: 3 P: 3	R: 0 H: 1 E: 0 LOB: 1 K: 1 BB: 0 S: 6 P: 6	R: 0 H: 1 E: 0 LOB: 1 K: 1 BB: 0 S: 6 P: 6	R: 0 H: 0 E: 0 LOB: 0 K: 2 BB: 0 S: 7 P: 7	R: 0 H: 0 E: 0 LOB: 1 K: 0 BB: 0 S: 3 P: 4	R: 0 H: 1 E: 0 LOB: 1 K: 1 BB: 0 S: 7 P: 7	R: 0 H: 2 E: 0 LOB: 2 K: 0 BB: 0 S: 4 P: 4	1B: 5 SF: 0 2B: 2 SAC: 0 3B: 0 DP: 2 HR: 0 HBP: 1						

	AB	32
	R	0
	H	7
	RBI	0
	BB	1
	SO	5
	LOB	14

WP: 0 PA: 34
PB: 0
SB: 1
CS: 0

PITCHER		IP	WLS	BF	H	R	ER	SO	BB	IBB	HBP	BLK	WP	HR	S	P	ERA	WHIP
54 Mike Fiers, R ERA:	(1, 1)	2.0		8	2	0	0	0	1	0	0	0	0	0	7	11	0.00	1.500
45 Michael Feliz, R ERA:	(3, 1)	3.0		11	2	0	0	2	0	0	0	0	0	0	15	15	0.00	0.667
64 César Valdez, R ERA: 2.45	(6, 1)	2.0	W	7	0	0	0	2	0	0	1	0	0	0	10	11	0.00	0.000
38 Jake Buchanan, R ERA:	(8, 1)	1.0	H	4	1	0	0	1	0	0	0	0	0	0	7	7	0.00	1.000
62 Juan Minaya, R ERA:	(9, 1)	1.0	S	4	2	0	0	0	0	0	0	0	0	0	4	4	0.00	2.000

PITCHER	IP	WLS	BF	H	R	ER	SO	BB	IBB	HBP	BLK	WP	HR	S	P	ERA	WHIP

Washington Nationals @ Houston Astros

Osceola County Stadium, Kissimmee, FL

Tue Mar 08 2016, 1:06 PM - 3:45 PM EST

Att. 2,974 - Partly Cloudy - 77 F

TOP

livebaseballscorecards.com

Batter	1	2	3	4	5	6	7	8	9	AB	R	H	RBI	BB	SO	LOB
21 Matthew den Dekker, L (1, 9) OBP: 0.250, SLG: 0.417	G1-4-3	G4-3		K			2 S 1B		K	3	0	0	0	0	1	2
22 Logan Schafer, L (4, 9) OBP: 0.182, SLG: 0.182							3-H			2	0	1	1	0	1	0
7 Trea Turner, R (1, 6) OBP: 0.333, SLG: 0.444	3 1B BB		25 G4-3 3 L1-5-3 BB		G6-3		L7 1-2		2B	1	0	0	0	2	0	0
2 Brendan Ryan, R (5, 6) OBP: 0.417, SLG: 0.667										2	0	1	0	0	0	1
92 Bryan Mejia, S (9, PR) (9, 6)										0	0	0	0	0	0	0
3 Michael Taylor, R (1, 8) OBP: 0.417, SLG: 0.636	1B		L1-5-3		K		G3-1		F7	3	0	1	0	0	1	1
14 Chris Heisey, R (5, 8) OBP: 0.462, SLG: 0.125										2	0	0	0	0	0	2
93 Andrew Stevenson, L (9, 8)										0	0	0	0	0	0	0
25 Clint Robinson, L (1, 3) OBP: 0.250, SLG: 0.455	K		G4-3		G6-3			65 BB 16 2B BB		3	0	0	0	0	1	3
63 Matt Skole, L (5, 3) OBP: 0.333, SLG: 0.556										0	1	0	0	1	0	0
32 Tyler Moore, R (1, 10) OBP: 0.071, SLG: 0.143	K		F8			G6-3		F9		3	0	0	0	0	1	3
60 Brian Jeroloman, L (8, PH) (8, 10)										1	0	0	0	0	0	1
68 Jason Martinson, R (1, 5) OBP: 0.385, SLG: 0.300		K		G6-3		P3		1-2 16 2B BB		2	0	0	0	0	1	0
65 Christopher Bostick, R (5, 5) OBP: 0.444, SLG: 0.167										1	0	0	0	1	0	0
1 Wilmer Difo, S (1, 4) OBP: 0.444, SLG: 0.875		5 L1-3 59 1B BB		5 WP 59 G4-3 2B		G3		1-H 2-H 2B		1	2	1	0	1	0	0
16 Scott Sizemore, R (5, 4) OBP: 0.636, SLG: 1.444										2	0	1	1	0	0	0
5 Reed Johnson, R (1, 7) OBP: 0.545, SLG: 0.375	L1-3		59 G4-3				22 1B 3B	G3-1		1	0	0	0	1	0	1
4 Tony Campana, L (5, 7) OBP: 0.300, SLG: 0.444										2	1	1	0	0	0	1
59 Jose Lobaton, S (1, 2) OBP: 0.444, SLG: 0.286	2-H 1B			G4-3			P3		P4	2	0	1	2	0	0	1
23 Jhonatan Solano, R (6, 2) OBP: 0.429, SLG: 0.400										2	0	0	0	0	0	1

	AB	33
	R	4
	H	7
	RBI	4
	BB	6
	SO	6
	LOB	17

Inning Stats	1	2	3	4	5	6	7	8	9
	R: 0 E: 0 K: 2 S: 8	H: 1 LOB: 2 BB: 1 P: 12	R: 1 E: 0 K: 1 S: 6	H: 1 LOB: 1 BB: 1 P: 10	R: 0 E: 0 K: 0 S: 3	H: 0 LOB: 1 BB: 1 P: 7	R: 1 E: 0 K: 1 S: 6	H: 1 LOB: 1 BB: 1 P: 10	R: 0 E: 0 K: 1 S: 5	H: 0 LOB: 0 BB: 0 P: 5
	R: 0 E: 0 K: 0 S: 3	H: 0 LOB: 0 BB: 0 P: 3	R: 1 E: 0 K: 0 S: 5	H: 2 LOB: 1 BB: 0 P: 6	R: 1 E: 0 K: 0 S: 3	H: 1 LOB: 1 BB: 2 P: 11	R: 0 E: 0 K: 1 S: 6	H: 1 LOB: 1 BB: 0 P: 6		

	1B: 3	SF: 0	WP: 1	PA: 39
	2B: 3	SAC: 0	PB: 0	
	3B: 1	DP: 0	SB: 1	
	HR: 0	HBP: 0	CS: 0	

PITCHER		IP	WLS	BF	H	R	ER	SO	BB	IBB	HBP	BLK	WP	HR	S	P	ERA	WHIP
58 Doug Fister, R ERA: 1.8	(1, 1)	3.0		14	2	1	1	3	3	0	0	0	0	0	17	29	3.00	1.667
53 Ken Giles, R ERA: 13.5	(4, 1)	1.0	L	5	1	1	1	1	1	0	0	0	1	0	6	10	9.00	2.000
51 Wandy Rodriguez, L ERA: 1.8	(5, 1)	3.0		11	2	1	1	1	0	0	0	0	0	0	13	14	3.00	0.667
29 Tony Sipp, L ERA: 4.5	(8, 1)	1.0		5	1	1	1	0	2	0	0	0	0	0	3	11	9.00	3.000
36 Will Harris, R ERA:	(9, 1)	1.0		4	1	0	0	1	0	0	0	0	0	0	6	6	0.00	1.000

PITCHER	IP	WLS	BF	H	R	ER	SO	BB	IBB	HBP	BLK	WP	HR	S	P	ERA	WHIP

Batter	1	2	3	4	5	6	7	8	9	AB	R	H	RBI	BB	SO	LOB
27 Jose Altuve, R (1, 4) OBP: 0.182, SLG: 0.273	0-0 4 1B 28 E 1B	0-0 G5-3			0-0 G5-3			0-0 26 F7-3 1B		3	1	1	0	0	0	0
81 Joe Sclafani, S (6, 4) OBP: 0.333, SLG: 0.200										1	0	1	0	0	0	0
4 George Springer, R (1, 9) OBP: 0.500, SLG: 0.700	0-0 28 E 80 FC5-2 1-2 1B		0-3 K			0-3 K		0-0 F9		3	0	1	0	0	2	0
94 Teoscar Hernández, R (7, 9) OBP: 0.250, SLG: 1.000										1	0	0	0	0	0	1
1 Carlos Correa, R (1, 6) OBP: 0.444, SLG: 0.375	0-3 K		0-0 28 CS 1B			0-0 L1		0-0 F7-3 1-1		3	0	1	0	0	1	2
26 Danny Worth, R (7, 6) OBP: 0.625, SLG: 0.500										1	0	0	0	0	0	1
28 Colby Rasmus, L (1, 7) OBP: 0.571, SLG: 1.000	0-0 E9 80 FC5-2 1-3 2-H 1B		1-0 G3 1-2			0-0 1B			0-0 F7	3	0	2	1	0	0	1
78 Tony Kemp, L (6, PR) (7, 7) OBP: 0.286, SLG: 0.333										1	0	0	0	0	0	0
30 Carlos Gómez, R (1, 8) OBP: 0.400, SLG: 0.250	4-0 80 FC5-2 BB			0-3 K		1 SAFE 0-3 K			0-0 1B	1	0	0	0	1	1	0
16 Eury Pérez, R (6, 8)										2	0	1	0	0	1	1
80 AJ Reed, L (1, 10) OBP: 0.357, SLG: 0.385	0-0 FC5-2 1-2 2-3 3-Hf			0-0 F9			0-0 HR		0-3 K	2	0	0	0	0	0	3
86 Derek Fisher, L (7, PH) (8, 10) OBP: 0.286, SLG: 0.667										2	1	1	1	0	1	1
21 Jon Singleton, L (1, 3) OBP: 0.133, SLG: 0.400	0-3 K			0-3 K			0-0 F7		0-0 F7	2	0	0	0	0	2	3
19 Matt Duffy, R (6, 3) OBP: 0.417, SLG: 1.200										2	0	0	0	0	0	1
79 Colin Moran, L (1, 5) OBP: 0.429, SLG: 0.333		0-0 G6-3			0-0 G1-3		0-0 G6-3			2	0	0	0	0	0	0
83 J.D. Davis, R (6, 5) OBP: 0.500, SLG: 0.500										1	0	0	0	0	0	0
15 Jason Castro, L (1, 2) OBP: 0.286, SLG: 0.167		0-0 G4-3			0-3 K		0-3 K2-3			2	0	0	0	0	1	0
72 Tyler Heineman, S (6, 2)										1	0	0	0	0	1	0
Inning Stats	R: 1 E: 1 K: 2 S: 10 H: 3 LOB: 3 BB: 1 P: 14	R: 0 E: 0 K: 0 S: 3 H: 0 LOB: 0 BB: 0 P: 3	R: 0 E: 0 K: 1 S: 5 H: 1 LOB: 0 BB: 0 P: 6	R: 0 E: 0 K: 2 S: 7 H: 0 LOB: 0 BB: 0 P: 7	R: 0 E: 0 K: 1 S: 5 H: 0 LOB: 0 BB: 0 P: 5	R: 0 E: 0 K: 2 S: 8 H: 1 LOB: 1 BB: 0 P: 8	R: 1 E: 0 K: 1 S: 6 H: 1 LOB: 0 BB: 0 P: 6	R: 0 E: 0 K: 0 S: 3 H: 1 LOB: 0 BB: 0 P: 3	R: 0 E: 0 K: 1 S: 6 H: 1 LOB: 1 BB: 0 P: 6	1B: 7 2B: 1 3B: 0 HR: 1 SF: 0 SAC: 0 DP: 1 HBP: 0							

PITCHER	IP	WLS	BF	H	R	ER	SO	BB	IBB	HBP	BLK	WP	HR	S	P	ERA	WHIP
31 Max Scherzer, R (1, 1) ERA: 2.25	2.0		10	3	1	1	2	1	0	0	0	0	0	13	17	4.50	2.000
52 Yusmeiro Petit, R (3, 1) ERA: 1.8	3.0	W	9	1	0	0	4	0	0	0	0	0	0	17	18	0.00	0.333
70 Austin Voth, R (6, 1) ERA:	1.0	H	4	1	0	0	2	0	0	0	0	0	0	8	8	0.00	1.000
27 Shawn Kelley, R (7, 1) ERA: 4.5	1.0	H	4	1	1	1	1	0	0	0	0	0	1	6	6	9.00	1.000
53 Rafael Martín, R (8, 1) ERA:	1.0	H	3	1	0	0	0	0	0	0	0	0	0	3	3	0.00	1.000

PITCHER	IP	WLS	BF	H	R	ER	SO	BB	IBB	HBP	BLK	WP	HR	S	P	ERA	WHIP
71 Michael Brady, R (9, 1) ERA:	1.0	S	4	1	0	0	1	0	0	0	0	0	0	6	6	0.00	1.000

BOTTOM

Washington Nationals @ Houston Astros

Osceola County Stadium, Kissimmee, FL

Tue Mar 08 2016, 1:06 PM - 3:45 PM EST

Att. 2,974 - Partly Cloudy - 77 F

livebaseballscorecards.com

AB	33
R	2
H	8
RBI	2
BB	1
SO	10
LOB	14

Atlanta Braves @ Houston Astros

Osceola County Stadium, Kissimmee, FL

Wed Mar 09 2016, 1:06 PM - 4:07 PM EST

Att. 3,038 - Partly Cloudy - 78 F

TOP

livebaseballscorecards.com

Batter	1	2	3	4	5	6	7	8	9	AB	R	H	RBI	BB	SO	LOB
2 Michael Bourn, L (1, 8) OBP: 0.429, SLG: 0.333	C X 0-1 ① G5-3		X 0-0 87 G5-3 5 HR 1B		X 0-0 ① G6-3		X 0-0 ① F9		S S S 0-3 ① K	3	1	1	0	0	0	0
80 Dansby Swanson, R (5, 4) OBP: 0.250, SLG: 0.438										2	0	0	0	0	1	0
87 Ozzie Albies, S (1, 6) OBP: 0.421, SLG: 0.529	X 0-0 ② G4-3		1 SAFE X 0-0 ② G5-3 1-2		X 0-0 ② F7		S S S 0-3 ② K2-3		X 0-0 ② F7	5	0	0	0	0	1	1
5 Freddie Freeman, L (1, 3) OBP: 0.667, SLG: 1.429	B B B B 4-0 13 2B BB		B B X 2-0 2-H HR		X 0-0 ③ F9		X 0-0 HR		H 1-0 HBP	2	1	1	2	1	0	0
72 Nate Freiman, R (5, 3) OBP: 0.333, SLG: 0.353										1	1	1	1	0	0	0
13 Adonis García, R (1, 10) OBP: 0.333, SLG: 0.533	X 0-0 1-3 2B		X 0-0 ③ G6-3			X 0-0 ① L9	S S S 0-3 ③ K		X 0-0 ③ G5-3	3	0	1	0	0	0	0
19 Ryan Lavarnway, R (7, PH) OBP: 0.364, SLG: 0.636										2	0	0	0	0	1	1
(7, 10)																
24 Kelly Johnson, L (1, 5) OBP: 0.571, SLG: 0.556	S S S 0-3 ③ K			S S C 0-3 ① K		B B B B 4-0 28 1B 85 2B BB		X 0-0 ① F7		2	1	0	0	1	2	2
73 Chase d'Arnaud, R (6, 7)										1	0	0	0	0	0	0
(8, 9)																
28 Héctor Olivera, R (1, 7) OBP: 0.450, SLG: 0.474		X 0-0 ① P3		X 0-0 85 1B 1B		1 SAFE X 0-0 85 2B 8 FC6-5 1-2 1B		X 0-0 14 WP 1B		3	1	2	0	0	0	0
82 Rio Ruiz, L (6, 5) OBP: 0.455, SLG: 0.500										1	0	1	0	0	0	0
92 Sean Kazmar Jr., R (8, PR)										0	0	0	0	0	0	0
(8, 7)																
85 Willians Astudillo, R (1, 2) OBP: 0.375, SLG: 0.500		X 0-0 ② G3		X 0-0 8 G2-3 1-3 1B		X 0-0 8 FC6-5 1-3 2-H 2B		X 0-0 ② F8		3	0	2	1	0	0	0
88 Blake Lalli, L (6, 2)										1	0	0	0	0	0	1
8 Jace Peterson, L (1, 4) OBP: 0.222, SLG: 0.067		X 0-0 ③ G3		X 0-0 ② G2-3 1-2		X 0-0 ② FC6-5 2-3 3-H		B B B B 4-0 1-2 BB		3	0	0	1	0	0	3
(5, 9)																
14 Daniel Castro, R (8, PH) OBP: 0.462, SLG: 0.455										0	0	0	0	1	0	0
(8, 5)																
63 Mallex Smith, L (1, 9) OBP: 0.381, SLG: 0.850			S S S 0-3 ① K	X 0-0 ③ G3		1 SAFE 1 SAFE S S S 0-3 ③ K		X 0-0 ③ G3-1		4	0	0	0	0	2	5
(5, 8)																

	AB	36
	R	5
	H	9
	RBI	5
	BB	3
	SO	7
	LOB	13

Inning Stats	1	2	3	4	5	6	7	8	9			
	R: 0 E: 0 K: 1 S: 7	H: 1 LOB: 2 BB: 1 P: 11	R: 0 E: 0 K: 0 S: 3	H: 0 LOB: 0 BB: 0 P: 3	R: 2 E: 0 K: 1 S: 7	H: 2 LOB: 0 BB: 0 P: 9	R: 0 E: 0 K: 1 S: 7	H: 2 LOB: 2 BB: 0 P: 7	R: 0 E: 0 K: 0 S: 3	H: 0 LOB: 0 BB: 0 P: 3	R: 2 E: 0 K: 1 S: 7	H: 2 LOB: 1 BB: 1 P: 11
	R: 1 E: 0 K: 2 S: 8	H: 1 LOB: 0 BB: 0 P: 8	R: 0 E: 0 K: 0 S: 4	H: 1 LOB: 2 BB: 1 P: 8	R: 0 E: 0 K: 1 S: 5	H: 0 LOB: 1 BB: 0 P: 6	1B: 5 2B: 2 3B: 0 HR: 2	SF: 0 SAC: 0 DP: 0 HBP: 1	WP: 1 PB: 0 SB: 0 CS: 0	PA: 40		

PITCHER		IP	WLS	BF	H	R	ER	SO	BB	IBB	HBP	BLK	WP	HR	S	P	ERA	WHIP
60 Dallas Keuchel, L	(1, 1)	2.0		8	1	0	0	1	1	0	0	0	0	0	10	14	0.00	1.000
ERA:																		
23 Neal Cotts, L	(3, 1)	1.0	B	5	2	2	2	1	0	0	0	0	0	1	7	9	18.00	2.000
ERA: 9.0																		
37 Pat Neshek, R	(4, 1)	1.0	W	5	2	0	0	1	0	0	0	0	0	0	7	7	0.00	2.000
ERA:																		
35 Josh Fields, R	(5, 1)	1.0		3	0	0	0	0	0	0	0	0	0	0	3	3	0.00	0.000
ERA:																		
47 Dan Straily, R	(6, 1)	2.0		10	3	3	3	3	1	0	0	0	0	1	15	19	13.50	2.000
ERA: 15.0																		

PITCHER		IP	WLS	BF	H	R	ER	SO	BB	IBB	HBP	BLK	WP	HR	S	P	ERA	WHIP
50 Kevin Chapman, L	(8, 1)	1.0		5	1	0	0	0	1	0	0	0	1	0	4	8	0.00	2.000
ERA:																		
65 James Hoyt, R	(9, 1)	1.0		4	0	0	0	1	0	0	1	0	0	0	5	6	0.00	0.000
ERA:																		

BOTTOM

Atlanta Braves @ Houston Astros

Osceola County Stadium, Kissimmee, FL

Wed Mar 09 2016, 1:06 PM - 4:07 PM EST

Att. 3,038 - Partly Cloudy - 78 F

livebaseballscorecards.com

Batter	1	2	3	4	5	6	7	8	9	AB	R	H	RBI	BB	SO	LOB
27 Jose Altuve, R (1, 4) OBP: 0.286, SLG: 0.500	0-0 4 F7 1 SF8 2B	1-0 P2 1-2		0-0 4 E 1-H 2-H 2B	4-0 77 WP BB		1-0 G3 1-3			3	1	2	2	0	0	1
76 Nolan Fontana, L (4, PR) OBP: 0.333, SLG: 0.143 (5, 4)										1	1	0	0	1	0	1
4 George Springer, R (1, 9) OBP: 0.400, SLG: 0.538	0-0 F7 2-3		0-0 P4	0-0 E6 1 2B 16 BB 2-H	1-0 G3 1-2		0-0 82 CS 1B 3-H			3	0	0	0	0	0	1
77 Andrew Aplin, L (4, PR) OBP: 0.364, SLG: 0.455 (5, 9)										2	1	1	1	0	0	1
1 Carlos Correa, R (1, 6) OBP: 0.417, SLG: 0.500	0-0 SF8 3-H		0-0 G6-3	0-0 16 BB 1-3 2B		0-3 K	1-0 CS 1-2	0-3 K		2	0	1	1	0	0	0
82 Alex Bregman, R (4, PR) OBP: 0.250, SLG: 0.100 (5, 6)										2	0	0	0	0	2	0
18 Luis Valbuena, L (1, 10) OBP: 0.462, SLG: 0.727	4-0 BB		0-0 F7	4-0 16 BB BB		0-0 E5 12 G6-3 16 1B		4-0 16 G6-4-3 BB		1	0	0	0	2	0	0
19 Matt Duffy, R (4, PR) OBP: 0.429, SLG: 1.091 (5, 10)										1	0	0	0	1	0	0
30 Carlos Gómez, R (1, 8) OBP: 0.333, SLG: 0.286	0-0 P6			0-0 12 G4-3 84 2B 2B 4-0 1-2 2-3 3-H BB		0-0 12 G6-3 1-2 1B		1 SAFE 0-0 G6-4-3 1-2f		2	0	1	0	0	0	1
16 Eury Pérez, R (4, PR) OBP: 0.462, SLG: 0.300 (5, 8)										2	1	1	1	1	0	1
15 Jason Castro, L (1, 2) OBP: 0.375, SLG: 0.714	0-0 HR			0-0 G4-3 2-3 0-3 K		0-0 G6-3 1-2 2-3				1	1	1	1	0	0	0
12 Max Stassi, R (4, 2) OBP: 0.154, SLG: 0.231										3	0	0	0	0	1	6
74 Alfredo González, R (8, 2)										0	0	0	0	0	0	0
84 Tyler White, R (1, 3) OBP: 0.353, SLG: 0.647	0-0 6 FC6-4 1B			0-0 27 2B 3-H 2B	0-0 F8	0-0 G3-1				3	1	2	1	0	0	0
21 Jon Singleton, L (6, 3) OBP: 0.125, SLG: 0.375										1	0	0	0	0	0	2
9 Marwin Gonzalez, S (1, 5) OBP: 0.545, SLG: 1.143	0-3 K			4-0 27 2B BB	3-2 HR		0-0 G4-3			2	2	1	1	1	1	1
79 Colin Moran, L (6, 5) OBP: 0.375, SLG: 0.286										1	0	0	0	0	0	0
6 Jake Marisnick, R (1, 7) OBP: 0.286, SLG: 0.462	0-0 FC6-4 27 S 1-2f			0-3 K	0-0 P4		0-0 E4 76 G3 76 WP 77 1B			2	0	0	0	0	1	3
20 Preston Tucker, L (5, 7) OBP: 0.286, SLG: 0.538										2	1	0	0	0	0	0
Inning Stats	R: 1 E: 0 K: 0 S: 4 H: 1 LOB: 1 BB: 1 P: 8	R: 1 E: 0 K: 1 S: 7 H: 2 LOB: 1 BB: 0 P: 8	R: 0 E: 0 K: 0 S: 3 H: 0 LOB: 0 BB: 0 P: 3	R: 5 E: 1 K: 2 S: 12 H: 4 LOB: 3 BB: 3 P: 24	R: 1 E: 0 K: 0 S: 6 H: 1 LOB: 1 BB: 1 P: 14	R: 0 E: 1 K: 1 S: 7 H: 1 LOB: 2 BB: 0 P: 7	R: 1 E: 1 K: 0 S: 4 H: 1 LOB: 0 BB: 0 P: 6	R: 0 E: 0 K: 1 S: 4 H: 0 LOB: 0 BB: 1 P: 8		1B: 3 2B: 5 3B: 0 HR: 2		SF: 1 SAC: 0 DP: 1 HBP: 0		WP: 2 PB: 0 SB: 1 CS: 1	PA: 42	

	AB	34
	R	9
	H	10
	RBI	8
	BB	6
	SO	5
	LOB	18

PITCHER		IP	WLS	BF	H	R	ER	SO	BB	IBB	HBP	BLK	WP	HR	S	P	ERA	WHIP
49 Julio Teheran, R ERA: 6.0	(1, 1)	3.0		13	3	2	2	1	1	0	0	0	0	1	14	19	6.00	1.333
32 Chris Volstad, R ERA: 27.0	(4, 1)	0.2	L	7	3	5	3	1	1	0	0	0	0	0	8	12	40.50	6.000
75 Rob Wooten, R ERA:	(4, 1)	0.1		4	1	0	0	1	2	0	0	0	0	0	4	12	0.00	9.000
68 Mauricio Cabrera, R ERA: 12.0	(5, 1)	1.0		5	1	1	1	0	1	0	0	0	1	1	6	14	9.00	2.000
54 Alex Torres, L ERA:	(6, 1)	1.2		9	2	1	0	1	0	0	0	0	1	0	11	12	0.00	1.200

PITCHER		IP	WLS	BF	H	R	ER	SO	BB	IBB	HBP	BLK	WP	HR	S	P	ERA	WHIP
77 Madison Younginer, R ERA:	(7, 1)	1.1		3	0	0	0	1	1	0	0	0	0	0	4	9	0.00	0.750

Batter	1	2	3	4	5	6	7	8	9	AB	R	H	RBI	BB	SO	LOB
6 Jake Marisnick, R (1, 8) OBP: 0.235, SLG: 0.375	B X 1-0 ① G6-3			X 0-0 ① P6		B X 1-0 ① G6-3 1-3	X 0-0 ③ G3			3	0	0	0	0	0	1
78 Tony Kemp, L (7, PH) OBP: 0.250, SLG: 0.286 (7, 8)										1	0	0	0	0	0	1
79 Colin Moran, L (1, 10) OBP: 0.455, SLG: 0.400	X 0-0 ② G4-3			X 0-0 9 HR 1B		X 0-0 9 1B 87 1B 3-H 1B		X 0-0 1B		3	2	2	1	0	0	0
80 AJ Reed, L (8, PH) OBP: 0.400, SLG: 0.429										1	0	1	0	0	0	0
82 Alex Bregman, R (8, PR) OBP: 0.250, SLG: 0.100 (8, 10)										0	0	0	0	0	0	0
9 Marwin Gonzalez, S (1, 6) OBP: 0.571, SLG: 1.300	X 0-0 ③ G3			B C S X 1-2 1-H HR		X 0-0 87 1B 1-2 1B		X 0-0 ① F9		3	1	2	2	0	0	0
26 Danny Worth, R (6, PR) OBP: 0.556, SLG: 0.429 (6, 6)										1	0	0	0	0	0	1
87 Jon Kemmer, L (1, 9) OBP: 0.167, SLG: 0.091		X 0-0 ① P4		S S S 0-3 ② K		X 0-0 1-3 2-H 1B		X 0-0 ② L9		4	0	1	1	0	1	1
19 Matt Duffy, R (1, 5) OBP: 0.333, SLG: 0.800 (7, 3)		S S S 0-3 ② K		X 0-0 ③ G5-3		S S T 0-2 ② K		X 0-0 ③ F8		4	0	0	0	0	2	4
20 Preston Tucker, L (1, 7) OBP: 0.235, SLG: 0.438		S S S 0-3 ③ K			S S S 0-3 ① K	S S S 0-3 ③ K			C C C 0-3 ① K	3	0	0	0	0	3	3
86 Derek Fisher, L (6, 7) OBP: 0.250, SLG: 0.571										1	0	0	0	0	1	0
21 Jon Singleton, L (1, 3) OBP: 0.105, SLG: 0.316			S S S 0-3 ① K		X 0-0 ② G3		X 0-0 E4		X 0-0 ② G4-3	3	0	0	0	0	1	0
83 J.D. Davis, R (7, PR) OBP: 0.400, SLG: 0.400 (7, 5)										1	0	0	0	0	0	0
12 Max Stassi, R (1, 2) OBP: 0.125, SLG: 0.188		X 0-0 ② G6-3			S S S 0-3 ③ K		X 0-0 ① P4		X 0-0 2B	3	0	0	0	0	1	1
73 Roberto Peña, R (7, 2) OBP: 0.143, SLG: 0.286										1	0	1	0	0	0	0
76 Nolan Fontana, L (1, 4) OBP: 0.364, SLG: 0.222		X 0-0 ③ F8				X 0-0 6 G6-3 6 WP 79 1B 1B	X 0-0 ② F7		X 0-0 ③ L8	2	1	1	0	0	0	0
81 Joe Sclafani, S (7, PH) OBP: 0.250, SLG: 0.143 (7, 4)										2	0	0	0	0	0	2
Inning Stats	R: 0 E: 0 K: 0 S: 3 H: 0 LOB: 0 BB: 0 P: 4	R: 0 E: 0 K: 2 S: 7 H: 0 LOB: 0 BB: 0 P: 7	R: 0 E: 0 K: 1 S: 5 H: 0 LOB: 0 BB: 0 P: 5	R: 2 E: 0 K: 1 S: 9 H: 2 LOB: 0 BB: 0 P: 10	R: 0 E: 0 K: 2 S: 7 H: 0 LOB: 0 BB: 0 P: 7	R: 2 E: 0 K: 2 S: 11 H: 4 LOB: 3 BB: 0 P: 12	R: 0 E: 1 K: 0 S: 4 H: 0 LOB: 1 BB: 0 P: 4	R: 0 E: 0 K: 0 S: 4 H: 1 LOB: 1 BB: 0 P: 4	R: 0 E: 0 K: 1 S: 6 H: 1 LOB: 1 BB: 0 P: 6	1B: 6 2B: 1 3B: 0 HR: 1	SF: 0 SAC: 0 DP: 0 HBP: 0						

TOP

Houston Astros @ Washington Nationals

Space Coast Stadium, Viera, FL

Thu Mar 10 2016, 5:07 PM - 7:55 PM EST

Att. 4,870 - Partly Cloudy - 76 F

livebaseballscorecards.com

AB	36
R	4
H	8
RBI	4
BB	0
SO	9
LOB	14

PITCHER		IP	WLS	BF	H	R	ER	SO	BB	IBB	HBP	BLK	WP	HR	S	P	ERA	WHIP
61 Bronson Arroyo, R ERA: 3.6	(1, 1)	3.0		9	0	0	0	3	0	0	0	0	0	0	15	16	0.00	0.000
26 Trevor Gott, R ERA: 9.0	(4, 1)	1.0	L	5	2	2	2	1	0	0	0	0	0	1	9	10	18.00	2.000
50 Aaron Laffey, L ERA: 7.71	(5, 1)	1.1		7	3	2	2	2	0	0	0	0	1	0	11	12	13.50	2.250
66 Wander Suero, R ERA:	(6, 1)	0.2		3	1	0	0	2	0	0	0	0	0	0	7	7	0.00	1.500
72 Burke Badenhop, R ERA: 6.0	(7, 1)	1.0		4	0	0	0	0	0	0	0	0	0	0	4	4	0.00	0.000

PITCHER		IP	WLS	BF	H	R	ER	SO	BB	IBB	HBP	BLK	WP	HR	S	P	ERA	WHIP
62 Abel De Los Santos, R ERA:	(8, 1)	1.0		4	1	0	0	0	0	0	0	0	0	0	4	4	0.00	1.000
43 A.J. Cole, R ERA: 9.0	(9, 1)	1.0		4	1	0	0	1	0	0	0	0	0	0	6	6	0.00	1.000

BOTTOM

Batter	1	2	3	4	5	6	7	8	9	AB	R	H	RBI	BB	SO	LOB
9 Ben Revere, L (1, 7) OBP: 0.583, SLG: 1.000										2	0	2	0	0	0	0
14 Chris Heisey, R (6, 7) OBP: 0.400, SLG: 0.100										2	0	0	0	0	2	2
20 Daniel Murphy, L (1, 4) OBP: 0.167, SLG: 0.182										2	0	0	0	0	0	1
65 Christopher Bostick, R (6, 4) OBP: 0.455, SLG: 0.250										2	0	1	0	0	0	0
34 Bryce Harper, L (1, 9) OBP: 0.250, SLG: 0.250										2	0	1	0	0	0	1
21 Matthew den Dekker, L (6, 9) OBP: 0.214, SLG: 0.385										1	0	0	1	0	0	0
28 Jayson Werth, R (1, 10) OBP: 0.125, SLG: 0.125										2	0	0	0	0	1	2
22 Logan Schafer, L (6, PH) OBP: 0.231, SLG: 0.231 (7, 10)										2	0	1	0	0	0	2
6 Anthony Rendon, R (1, 5) OBP: 0.455, SLG: 0.333										2	0	0	0	0	0	1
63 Matt Skole, L (6, 5) OBP: 0.357, SLG: 0.545										2	1	1	0	0	0	1
25 Clint Robinson, L (1, 3) OBP: 0.250, SLG: 0.357										2	0	0	0	0	0	0
10 Stephen Drew, L (6, 3) OBP: 0.455, SLG: 0.333										2	1	1	0	0	0	0
3 Michael Taylor, R (1, 8) OBP: 0.375, SLG: 0.533										2	0	0	0	0	0	0
5 Reed Johnson, R (6, 8) OBP: 0.462, SLG: 0.300										2	0	0	0	0	2	2
8 Danny Espinosa, S (1, 6)										2	0	0	0	0	1	0
7 Trea Turner, R (6, 6) OBP: 0.267, SLG: 0.364										1	0	0	1	0	0	0
59 Jose Lobaton, S (1, 2) OBP: 0.455, SLG: 0.333										2	0	1	0	0	1	0
4 Tony Campana, L (6, PR) OBP: 0.333, SLG: 0.545										0	1	0	0	0	0	0
23 Jhonatan Solano, R (7, 2) OBP: 0.400, SLG: 0.375										1	0	1	1	0	0	0
Inning Stats	R: 0 E: 0 K: 1 S: 6 H: 1 LOB: 1 BB: 0 P: 6	R: 0 E: 0 K: 0 S: 3 H: 0 LOB: 0 BB: 0 P: 3	R: 0 E: 0 K: 1 S: 5 H: 1 LOB: 0 BB: 0 P: 6	R: 0 E: 0 K: 0 S: 4 H: 1 LOB: 1 BB: 0 P: 4	R: 0 E: 0 K: 1 S: 5 H: 0 LOB: 0 BB: 0 P: 5	R: 1 E: 0 K: 1 S: 7 H: 2 LOB: 2 BB: 0 P: 7	R: 2 E: 0 K: 2 S: 10 H: 3 LOB: 1 BB: 0 P: 11	R: 0 E: 0 K: 0 S: 4 H: 1 LOB: 1 BB: 0 P: 4	R: 0 E: 0 K: 1 S: 5 H: 0 LOB: 0 BB: 0 P: 5	1B: 8 2B: 1 3B: 0 HR: 0 SF: 2 SAC: 0 DP: 0 HBP: 0	WP: 0 PB: 1 SB: 0 CS: 1	PA: 36				

PITCHER		IP	WLS	BF	H	R	ER	SO	BB	IBB	HBP	BLK	WP	HR	S	P	ERA	WHIP
31 Collin McHugh, R ERA:	(1, 1)	3.0	W	10	2	0	0	2	0	0	0	0	0	0	14	15	0.00	0.667
67 Jandel Gustave, R ERA:	(4, 1)	1.0	H	4	1	0	0	0	0	0	0	0	0	0	4	4	0.00	1.000
68 Joe Musgrove, R ERA: 4.5	(5, 1)	2.0	H	8	2	1	1	2	0	0	0	0	0	0	12	12	4.50	1.000
66 Chris Devenski, R ERA: 2.25	(7, 1)	2.0	H	10	4	2	1	2	0	0	0	0	0	0	14	15	4.50	2.000
38 Jake Buchanan, R ERA:	(9, 1)	1.0	S	3	0	0	0	1	0	0	0	0	0	0	5	5	0.00	0.000

PITCHER	IP	WLS	BF	H	R	ER	SO	BB	IBB	HBP	BLK	WP	HR	S	P	ERA	WHIP

Houston Astros @ Washington Nationals

Space Coast Stadium, Viera, FL

Thu Mar 10 2016, 5:07 PM - 7:55 PM EST

Att. 4,870 - Partly Cloudy - 76 F

livebaseballscorecards.com

AB	33
R	3
H	9
RBI	3
BB	0
SO	7
LOB	12

Batter	1	2	3	4	5	6	7	8	9	AB	R	H	RBI	BB	SO	LOB
3 Ian Kinsler, R (1, 4) OBP: 0.476, SLG: 0.889	0-0 24 G4-3 1B		0-0 F9		0-0 1-3 2-H 1B		4-0 BB		0-3 K	3	0	2	1	0	0	1
74 Tommy Field, R (5, 4) OBP: 0.263, SLG: 0.375										1	0	0	0	1	1	0
12 Anthony Gose, L (1, 8) OBP: 0.429, SLG: 0.556	0-3 K		1-0 2-H 2B		0-3 K		0-2 K		0-0 F9	3	0	1	1	0	2	3
63 Wynton Bernard, R (5, 8) OBP: 0.263, SLG: 0.222										2	0	0	0	0	1	1
24 Miguel Cabrera, R (1, 3) OBP: 0.421, SLG: 0.714	0-0 G4-3 1-2f		0-0 F9		0-3 K		0-0 F7			3	0	0	0	0	1	4
72 Dominic Ficociello, S (5, 3) OBP: 0.267, SLG: 0.333										1	0	0	0	0	0	1
41 Victor Martinez, S (1, 10) OBP: 0.375, SLG: 0.652		0-0 L3		0-0 G3-1	0-0 G4-3			0-0 G3-1		3	0	0	0	0	0	2
75 Mike Gerber, L (8, PH) OBP: 0.300, SLG: 0.556										1	0	0	0	0	0	0
(8, 10)																
28 J.D. Martinez, R (1, 9) OBP: 0.273, SLG: 0.444		0-0 F9		0-3 K		0-3 K		0-3 K		3	0	0	0	0	2	0
73 Jason Krizan, L (6, 9) OBP: 0.533, SLG: 0.400										1	0	0	0	0	1	0
33 Steven Moya, L (1, 7) OBP: 0.438, SLG: 1.000		0-0 G4-3		0-0 HR		0-0 1B		0-0 3B		3	1	2	1	0	0	0
18 Tyler Collins, L (6, 7) OBP: 0.524, SLG: 0.733										1	0	1	0	0	0	0
31 Casey McGehee, R (1, 5) OBP: 0.429, SLG: 0.333			0-0 G5-3	0-0 F9		0-0 F9		4-0 BB		3	0	0	0	0	0	1
79 JaCoby Jones, R (6, 5) OBP: 0.182, SLG: 0.400										0	0	0	0	1	0	0
50 Bryan Holaday, R (1, 2) OBP: 0.643, SLG: 1.500			0-0 1 2B 2B		0-0 1 1B 3 1B 1B	0-0 F8		0-0 G3		3	2	2	0	0	0	1
80 Raffy Lopez, L (6, 2) OBP: 0.500, SLG: 0.333										1	0	0	0	0	0	2
1 Jose Iglesias, R (1, 6) OBP: 0.455, SLG: 0.571			0-0 12 WP 12 2B 2-H 2B		0-0 3 1B 1-2 1B		0-0 F9		0-0 F9	2	1	2	1	0	0	0
49 Dixon Machado, R (6, 6) OBP: 0.200, SLG: 0.143										2	0	0	0	0	0	0
Inning Stats	R: 0 E: 0 K: 1 S: 5 H: 1 LOB: 0 BB: 0 P: 5	R: 0 E: 0 K: 0 S: 3 H: 0 LOB: 0 BB: 0 P: 3	R: 2 E: 0 K: 0 S: 6 H: 3 LOB: 1 BB: 0 P: 7	R: 1 E: 0 K: 1 S: 6 H: 1 LOB: 0 BB: 0 P: 6	R: 1 E: 0 K: 2 S: 10 H: 3 LOB: 2 BB: 0 P: 10	R: 0 E: 0 K: 1 S: 6 H: 1 LOB: 1 BB: 0 P: 6	R: 0 E: 0 K: 1 S: 5 H: 0 LOB: 1 BB: 1 P: 9	R: 0 E: 0 K: 1 S: 6 H: 1 LOB: 2 BB: 1 P: 10	R: 0 E: 0 K: 1 S: 5 H: 0 LOB: 0 BB: 0 P: 5	1B: 5 2B: 3 3B: 1 HR: 1 SF: 0 SAC: 0 DP: 1 HBP: 0						

TOP

Detroit Tigers @ Houston Astros

Osceola County Stadium, Kissimmee, FL

Fri Mar 11 2016, 1:07 PM - 4:09 PM EST

Att. 4,237 - Partly Cloudy - 81 F

livebaseballscorecards.com

AB	36
R	4
H	10
RBI	4
BB	2
SO	8
LOB	16

WP: 1 PB: 0 SB: 0 CS: 0 PA: 38

PITCHER		IP	WLS	BF	H	R	ER	SO	BB	IBB	HBP	BLK	WP	HR	S	P	ERA	WHIP
46 Scott Feldman, R ERA: 3.6	(1, 1)	3.0	W	12	4	2	2	1	0	0	0	0	1	0	14	15	6.00	1.333
53 Ken Giles, R ERA: 12.0	(4, 1)	1.0	H	4	1	1	1	1	0	0	0	0	0	1	6	6	9.00	1.000
29 Tony Sipp, L ERA: 6.0	(5, 1)	1.0		6	3	1	1	2	0	0	0	0	0	0	10	10	9.00	3.000
63 Jordan Jankowski, R ERA:	(6, 1)	1.0		4	1	0	0	1	0	0	0	0	0	0	6	6	0.00	1.000
41 Brad Peacock, R ERA: 4.91	(7, 1)	2.0		9	1	0	0	2	2	0	0	0	0	0	11	19	0.00	1.500

PITCHER		IP	WLS	BF	H	R	ER	SO	BB	IBB	HBP	BLK	WP	HR	S	P	ERA	WHIP
71 David Paulino, R ERA: 27.0	(9, 1)	1.0		3	0	0	0	1	0	0	0	0	0	0	5	5	0.00	0.000

Detroit Tigers @ Houston Astros

Osceola County Stadium, Kissimmee, FL

Fri Mar 11 2016, 1:07 PM - 4:09 PM EST

Att. 4,237 - Partly Cloudy - 81 F

BOTTOM

Batter	1	2	3	4	5	6	7	8	9	AB	R	H	RBI	BB	SO	LOB
27 Jose Altuve, R (1, 4) OBP: 0.389, SLG: 0.467	BBBB 4-0 1 F8 4 BB 28 HR BB	BBBB 4-0 1 1B BB		X 0-0 ① G5-3	BBB 4-0 16 1B 16 E 1-2 BB		X 0-0 ② F8			1	1	0	0	3	0	0
78 Tony Kemp, L (5, PR) OBP: 0.222, SLG: 0.250 (6, 4) (7, 7)										1	1	0	0	0	0	0
4 George Springer, R (1, 9) OBP: 0.444, SLG: 0.538	BBBB 4-0 1 F8 28 HR 1-2 BB	X 0-0 ② SF9 3-H		H 1-0 1 1B 28 1B HBP	X 0-0 E9 1 2B 1-H 2-H 1B		X 0-0 1B			0	2	0	1	1	0	0
16 Eury Pérez, R (5, PH) OBP: 0.533, SLG: 0.417 (6, 9)										2	1	2	1	0	0	0
1 Carlos Correa, R (1, 6) OBP: 0.500, SLG: 0.643	X 0-0 ① F8 1-2 2-3	X 0-0 1B 1-2		X 0-0 28 1B 30 G6-3 1-2 1B	X 0-0 81 WP 2-H 2B		X 0-0 ③ G5-3			4	1	3	1	0	0	2
26 Danny Worth, R (5, PR) OBP: 0.500, SLG: 0.375 (6, 6)										1	0	0	0	0	0	1
28 Colby Rasmus, L (1, 7) OBP: 0.600, SLG: 1.222	CX 0-1 2-H 3-H HR	CCC 0-3 ③ K		X 0-0 30 G6-3 1-3 2-H 1B	BX 1-0 ③ G3 2-3			X 0-0 ① G3-1		3	1	2	4	0	1	2
81 Joe Sclafani, S (4, PR) OBP: 0.222, SLG: 0.125 (5, 7)										1	0	0	0	0	0	2
76 Nolan Fontana, L (7, 4) OBP: 0.333, SLG: 0.200										1	0	0	0	0	0	0
30 Carlos Gómez, R (1, 8) OBP: 0.417, SLG: 0.333	BBBB 4-0 BB	X 0-0 84 WP 18 PB 84 1B 1B		X 0-0 ② G6-3 1-2 3-H		X 0-0 ① G5-3		X 0-0 ② L6		2	1	1	1	1	0	1
77 Andrew Aplin, L (6, 8) OBP: 0.308, SLG: 0.385										2	0	0	0	0	0	0
18 Luis Valbuena, L (1, 5) OBP: 0.375, SLG: 0.571	X 0-0 ② F8	BSSS 1-3 ① K 1-2		X 0-0 ③ F7		X 0-0 2B		X 0-0 2B		3	0	0	0	0	1	4
79 Colin Moran, L (6, 5) OBP: 0.538, SLG: 0.667										2	0	2	0	0	0	0
84 Tyler White, R (1, 10) OBP: 0.364, SLG: 0.591	SSS 0-3 ③ K	B X 1-0 2-H 1B		X 0-0 27 BB 16 1B 1B	SSC 0-3 ② K			X 0-0 ③ G1-3		5	1	2	1	0	2	3
80 AJ Reed, L (1, 3) OBP: 0.389, SLG: 0.471		X 0-0 15 G3 4 SF9 2B	SSS 0-3 ② K		SSS 0-3 ① K	X 0-0 ③ P2				3	1	1	0	0	2	2
21 Jon Singleton, L (6, PH) OBP: 0.100, SLG: 0.300 (7, 3)										1	0	0	0	0	0	1
15 Jason Castro, L (1, 2) OBP: 0.273, SLG: 0.500		X 0-0 ① G3 2-3	X 0-0 ③ G3		X 0-0 ② F7		X 0-0 ① F7			3	0	0	0	0	0	3
72 Tyler Heineman, S (6, 2)										1	0	0	0	0	0	0
Inning Stats	R: 3 E: 0 K: 1 S: 7 H: 1 LOB: 1 BB: 3 P: 19	R: 1 E: 0 K: 1 S: 7 H: 2 LOB: 2 BB: 1 P: 11	R: 1 E: 0 K: 2 S: 9 H: 2 LOB: 1 BB: 0 P: 11	R: 2 E: 0 K: 0 S: 5 H: 2 LOB: 2 BB: 0 P: 6	R: 3 E: 1 K: 1 S: 8 H: 3 LOB: 3 BB: 1 P: 13	R: 0 E: 0 K: 1 S: 6 H: 1 LOB: 1 BB: 0 P: 6	R: 0 E: 0 K: 0 S: 4 H: 1 LOB: 1 BB: 0 P: 4	R: 0 E: 0 K: 0 S: 4 H: 1 LOB: 1 BB: 0 P: 4		1B: 8 2B: 4 3B: 0 HR: 1 SF: 1 SAC: 0 DP: 0 HBP: 1						

livebaseballscorecards.com

AB	36
R	10
H	13
RBI	9
BB	5
SO	6
LOB	21

WP: 2 PB: 1 SB: 0 CS: 0 PA: 43

PITCHER		IP	WLS	BF	H	R	ER	SO	BB	IBB	HBP	BLK	WP	HR	S	P	ERA	WHIP
32 Michael Fulmer, R ERA: 5.4	(1, 1)	1.0	L	7	1	3	3	1	3	0	0	0	0	1	7	19	27.00	4.000
66 Drake Britton, L ERA: 3.86	(2, 1)	1.0		6	2	1	1	1	1	0	0	0	0	0	7	11	9.00	3.000
38 Justin Wilson, L ERA: 9.0	(3, 1)	1.0		5	2	1	1	2	0	0	0	0	1	0	9	11	9.00	2.000
21 Mark Lowe, R ERA: 9.0	(4, 1)	1.0		6	2	2	2	0	0	0	1	0	0	0	5	6	18.00	2.000
43 Bruce Rondón, R ERA: 8.31	(5, 1)	1.0		7	3	3	3	1	1	0	0	0	1	0	8	13	27.00	4.000
56 Kyle Ryan, L ERA: 1.8	(6, 1)	1.0		4	1	0	0	1	0	0	0	0	0	0	6	6	0.00	1.000
60 Angel Nesbitt, R ERA:	(7, 1)	1.0		4	1	0	0	0	0	0	0	0	0	0	4	4	0.00	1.000
67 Logan Kensing, R ERA: 4.5	(8, 1)	1.0		4	1	0	0	0	0	0	0	0	0	0	4	4	0.00	1.000

Batter	1	2	3	4	5	6	7	8	9	AB	R	H	RBI	BB	SO	LOB
6 Jake Marisnick, R (1, 8) OBP: 0.250, SLG: 0.368 94 Teoscar Hernández, R (6, 8) OBP: 0.333, SLG: 1.000	B B S B X 3-1 79 G4-6-3 1B	B X 1-0 ③ P4	S B F B 1 SAFE F 1 SAFE F F 2-2 X ② FC5-4 79 S 1-2f	B C S X 1-2 84 1B 2B	B B B C X 3-1 ③ L7	3 0 1 0 0 0 1 2 1 1 0 0 0 0										
79 Colin Moran, L (1, 10) OBP: 0.500, SLG: 0.571 84 Tyler White, R (7, PH) OBP: 0.391, SLG: 0.609 (7, 10)	X 0-0 ① ② G4-6-3 1-2f			X 0-0 ① F8	1 SAFE B B B S S S B 4-2 1-2 BB	C S X 0-2 2-H 1B				2 0 0 0 1 0 1 1 0 1 1 0 0 0						
9 Marwin Gonzalez, S (1, 6) OBP: 0.471, SLG: 1.000 78 Tony Kemp, L (5, 4) OBP: 0.200, SLG: 0.222	B S B C X 2-2 ③ G3-1			B C X 1-1 ② F9	D F S F X 1-2 ③ L8		C S F B B X 2-2 ③ G3			3 0 0 0 0 0 2 1 0 0 0 0 0 1						
18 Luis Valbuena, L (1, 5) OBP: 0.421, SLG: 0.625 19 Matt Duffy, R (6, PR) OBP: 0.368, SLG: 0.875 (6, 5)		L X 0-1 ① B1-3		C B B B 4-1 20 1B 26 2B BB		X 0-0 2B		C B B S X 2-2 2B		2 1 1 0 1 0 0 1 0 1 0 0 0 0						
20 Preston Tucker, L (1, 7) OBP: 0.250, SLG: 0.421 16 Eury Pérez, R (6, 7) OBP: 0.500, SLG: 0.385		B C C B X 2-2 ② G3-1		C B X 1-1 26 2B 1-3 1B		S S S 0-3 ① K		X 0-0 ① B3		3 0 1 0 0 1 1 1 0 0 0 0 0 1						
26 Danny Worth, R (1, 4) OBP: 0.500, SLG: 0.750 (5, 6)		C F B F B X 2-2 HR		X 0-0 1-3 3-H 2B		B S C S 1-3 ② K		S F B C 1-3 ② K		4 1 2 2 0 2 2						
21 Jon Singleton, L (1, 3) OBP: 0.087, SLG: 0.261 74 Alfredo González, R (7, 2)		S F C 0-3 ③ K		F B S S 1-3 ③ K		S X 0-1 ③ G3		B B F S S B S 3-3 ③ K		3 0 0 0 0 2 3 1 0 0 0 0 1 1						
73 Roberto Peña, R (1, 2) OBP: 0.111, SLG: 0.222 80 AJ Reed, L (7, PH) OBP: 0.350, SLG: 0.421 (7, 3)			C F X 0-2 ① P3		X 0-0 ① G1-3		X 0-0 ① F9		S S C 0-3 ① K	2 0 0 0 0 0 0 2 0 0 0 0 1 0						
77 Andrew Aplin, L (1, 9) OBP: 0.235, SLG: 0.294			B B X 2-0 ② F8		S B F B X 2-2 6 FC5-4 E4		X 0-0 ② G4-3		B S C T S 1-3 ② K	4 0 0 0 0 1 0						
Inning Stats	R: 0 H: 1 E: 0 LOB: 0 K: 0 BB: 0 S: 6 P: 11	R: 1 H: 1 E: 0 LOB: 0 K: 1 BB: 0 S: 12 P: 16	R: 0 H: 0 E: 0 LOB: 0 K: 0 BB: 0 S: 5 P: 8	R: 1 H: 2 E: 0 LOB: 2 K: 1 BB: 1 S: 10 P: 17	R: 0 H: 0 E: 1 LOB: 2 K: 0 BB: 1 S: 16 P: 25	R: 0 H: 1 E: 0 LOB: 1 K: 2 BB: 0 S: 9 P: 10	R: 1 H: 2 E: 0 LOB: 1 K: 0 BB: 0 S: 12 P: 15	R: 0 H: 1 E: 0 LOB: 1 K: 2 BB: 0 S: 10 P: 16	R: 0 H: 0 E: 0 LOB: 0 K: 2 BB: 0 S: 9 P: 13	1B: 3 SF: 0 2B: 4 SAC: 0 3B: 0 DP: 1 HR: 1 HBP: 0						

TOP

Houston Astros @ St. Louis Cardinals

Roger Dean Stadium, Jupiter, FL

Sat Mar 12 2016, 1:08 PM - 4:13 PM EST

Att. 6,843 - Cloudy - 80 F

livebaseballscorecards.com

AB	35
R	3
H	8
RBI	3
BB	2
SO	8
LOB	13

PITCHER		IP	WLS	BF	H	R	ER	SO	BB	IBB	HBP	BLK	WP	HR	S	P	ERA	WHIP
50 Adam Wainwright, R ERA: 3.0	(1, 1)	4.0		16	4	2	2	2	1	0	0	0	0	1	33	52	4.50	1.250
61 Juan Gonzalez, R ERA: 3.0	(5, 1)	1.0		5	0	0	0	0	1	0	0	0	0	0	16	25	0.00	1.000
44 Trevor Rosenthal, R ERA: 6.75	(6, 1)	1.0		4	1	0	0	2	0	0	0	0	0	0	9	10	0.00	1.000
30 Jonathan Broxton, R ERA: 2.25	(7, 1)	1.0		5	2	1	1	0	0	0	0	0	0	0	12	15	9.00	2.000
46 Kevin Siegrist, L ERA:	(8, 1)	1.0		4	1	0	0	2	0	0	0	0	0	0	10	16	0.00	1.000

PITCHER		IP	WLS	BF	H	R	ER	SO	BB	IBB	HBP	BLK	WP	HR	S	P	ERA	WHIP
95 Daniel Ponce de Leon, R ERA:	(9, 1)	1.0	W	3	0	0	0	2	0	0	0	0	0	0	9	13	0.00	0.000

WP: 0 PA: 37
PB: 0
SB: 1
CS: 0

BOTTOM

Batter	1	2	3	4	5	6	7	8	9	AB	R	H	RBI	BB	SO	LOB
13 Matt Carpenter, L (1, 5) OBP: 0.154, SLG: 0.083	C B B S B X 3-2 L8			S C S 0-3 K		F F S 0-3 K		S T F B B C 2-3 K	X 0-0 FC5-2 1-2 2-H 3-Hf	3	0	0	0	0	2	1
65 Dean Anna, L (7, 5) OBP: 0.333, SLG: 0.333										1	0	0	0	0	1	1
96 Harrison Bader, R (9, PH) OBP: 0.200, SLG: 0.200										1	0	0	0	0	0	2
73 Aledmys Díaz, R (1, 6) OBP: 0.333, SLG: 0.400	F B T F F B B F S 3-3 K			X 0-0 F8		X 0-0 1-H 2B		C F X 0-2 G5-3		4	0	1	1	0	1	1
91 Óscar Mercado, R (9, 6)										0	0	0	0	0	0	0
7 Matt Holliday, R (1, 10)	X 0-0 G6-3			S F B S 1-3 K		S S X 0-2 F8		S B B B X 3-1 99 WP 2-H 2B		3	0	0	0	0	1	1
OBP: 0.222, SLG: 0.125																
92 Luke Voit, R (8, PH)										1	0	1	1	0	0	0
OBP: 1.000, SLG: 2.000 (9, 10)																
32 Matt Adams, L (1, 3) OBP: 0.316, SLG: 0.563		S F S 0-3 K			X 0-0 F8		S B B B 4-1 28 1B BB	S S B B C S 3-3 K 2-3		2	0	0	0	1	1	0
99 Chris Jacobs, R (7, PR) (8, 3)										1	0	0	0	0	1	1
28 Tommy Pham, R (1, 8) OBP: 0.391, SLG: 0.550		B C X 1-1 F7			B B B B 4-0 91 FC4-6 BB		X 0-0 1-2 1B		B B S S B X 3-2 HR	3	1	2	1	1	0	0
91 Jeremy Hazelbaker, L (1, 9) OBP: 0.333, SLG: 0.313		F S C 0-3 K			1 SAFE F B X 1-1 FC4-6 1-2f		X 0-0 L8		X 0-0 G4-3	4	0	0	0	0	1	3
35 Greg Garcia, L (1, 4) OBP: 0.300, SLG: 0.222			B F S F E X 1-2 G4-3		S B F X 1-2 L7		C C B B S 2-3 K		S S F B B X 2-2 93 BB 96 1B 96 FC5-2 1B	4	0	1	0	0	1	3
59 Eric Fryer, R (1, 2) OBP: 0.313, SLG: 0.083		S F F F F B X 1-2 G6-3				X 0-0 E4 73 2B	S S D S 1-3 K		C 1 SAFE 1 SAFE X 0-1 93 BB 96 E 1-2 1B	3	1	0	0	0	1	2
96 Luis Cruz, R (9, 2) OBP: 0.333, SLG: 0.333										1	1	1	0	0	0	0
93 David Washington, L (1, 7) OBP: 0.353, SLG: 0.357		C C B B B C 3-3 K				S S C 0-3 K		X 0-0 92 2B 2B	F D B B B S F B 4-2 96 E 1-2 2-3 BB	3	1	1	0	1	2	1
Inning Stats	R: 0 E: 0 K: 1 S: 9 H: 0 LOB: 0 BB: 0 P: 15	R: 0 E: 0 K: 2 S: 8 H: 0 LOB: 0 BB: 0 P: 9	R: 0 E: 0 K: 1 S: 14 H: 0 LOB: 0 BB: 0 P: 19	R: 0 E: 0 K: 2 S: 7 H: 0 LOB: 0 BB: 0 P: 8	R: 0 E: 0 K: 0 S: 6 H: 0 LOB: 1 BB: 1 P: 12	R: 1 E: 1 K: 2 S: 11 H: 1 LOB: 1 BB: 0 P: 11	R: 0 E: 0 K: 2 S: 9 H: 1 LOB: 2 BB: 1 P: 16	R: 1 E: 0 K: 2 S: 13 H: 2 LOB: 1 BB: 0 P: 21	R: 2 E: 1 K: 0 S: 15 H: 3 LOB: 3 BB: 1 P: 24	1B: 3 2B: 3 3B: 0 HR: 1	SF: 0 SAC: 0 DP: 0 HBP: 0						

PITCHER		IP	WLS	BF	H	R	ER	SO	BB	IBB	HBP	BLK	WP	HR	S	P	ERA	WHIP
54 Mike Fiers, R ERA:	(1, 1)	3.0		9	0	0	0	4	0	0	0	0	0	0	31	43	0.00	0.000
37 Pat Neshek, R ERA:	(4, 1)	1.0	H	3	0	0	0	2	0	0	0	0	0	0	7	8	0.00	0.000
59 Asher Wojciechowski, R ERA: 2.45	(5, 1)	1.0	H	4	0	0	0	0	1	0	0	0	0	0	6	12	0.00	1.000
75 Edwar Cabrera, L ERA: 1.29	(6, 1)	1.0	H	5	1	1	0	2	0	0	0	0	0	0	11	11	0.00	1.000
45 Michael Feliz, R	(7, 1)	2.0	H	10	3	1	1	4	1	0	0	0	1	0	22	37	4.50	2.000

PITCHER		IP	WLS	BF	H	R	ER	SO	BB	IBB	HBP	BLK	WP	HR	S	P	ERA	WHIP
61 Brady Rodgers, R ERA: 7.71	(9, 1)	0.1	L	5	3	2	1	0	1	0	0	0	0	1	14	23	27.00	12.000
50 Kevin Chapman, L ERA:	(9, 1)	0.1		1	0	0	0	0	0	0	0	0	0	0	1	1	0.00	0.000

Houston Astros @ St. Louis Cardinals

Roger Dean Stadium, Jupiter, FL

Sat Mar 12 2016, 1:08 PM - 4:13 PM EST

Att. 6,843 - Cloudy - 80 F

livebaseballscorecards.com

AB	34
R	4
H	7
RBI	3
BB	3
SO	12
LOB	16

Atlanta Braves @ Houston Astros

Osceola County Stadium, Kissimmee, FL

Sun Mar 13 2016, 1:09 PM - 4:25 PM EDT

Att. 4,657 - Cloudy - 83 F

TOP

livebaseballscorecards.com

Batter	1	2	3	4	5	6	7	8	9	AB	R	H	RBI	BB	SO	LOB
11 Ender Inciarte, L (1, 8) OBP: 0.423, SLG: 0.560	F8		1 1B 3B	1 FC3-2 1-3 3-H 2B			P5	K		4	1	2	1	0	0	0
8 Jace Peterson, L (7, 9) OBP: 0.292, SLG: 0.250										1	0	0	0	0	1	1
1 Erick Aybar, S (1, 6) OBP: 0.440, SLG: 0.583	2B		13 WP 13 HR 3-H 1B	FC3-2 2-3 3-H			4 1B 2B		G4-3	4	1	3	1	0	0	2
87 Ozzie Albies, S (7, PR) OBP: 0.370, SLG: 0.440 (7, 4)										1	1	0	0	0	0	0
5 Freddie Freeman, L (1, 3) OBP: 0.529, SLG: 0.909	K		K	F8			K	K	K	3	0	0	0	0	2	4
64 Emilio Bonifácio, S (5, 7) OBP: 0.429, SLG: 0.550										2	0	0	0	0	2	1
13 Adonis García, R (1, 5) OBP: 0.348, SLG: 0.652	G5-3		HR 1-H		P5		2-H 1B		G3	3	1	1	2	0	0	1
4 Reid Brignac, L (5, 5) OBP: 0.474, SLG: 0.733										2	0	1	1	0	0	0
25 Tyler Flowers, R (1, 2) OBP: 0.231, SLG: 0.462		K	1B		F8		F7			3	0	1	0	0	1	0
19 Ryan Lavarnway, R (5, 2) OBP: 0.250, SLG: 0.438										1	0	0	0	0	0	2
23 Nick Swisher, S (1, 7) OBP: 0.333, SLG: 0.286		28 FC5-4 1B	G4-3		G6-3			63 3B 1B		3	0	1	0	0	0	1
87 Barrett Kleinknecht, R (5, 3) OBP: 0.333, SLG: 0.333										1	1	1	0	0	0	0
28 Héctor Olivera, R (1, 10) OBP: 0.419, SLG: 0.500		FC5-4 1-2f		80 FC4-6 18 1B 11 2B 1B		F9		F7		4	1	1	0	0	0	2
18 Jeff Francoeur, R (1, 9) OBP: 0.360, SLG: 0.478		G4-3		80 FC4-6 1-2 1B		G3-1		1-H 3B		3	0	1	0	0	0	1
63 Mallex Smith, L (6, 9) OBP: 0.346, SLG: 0.800 (7, 8)										1	0	1	1	0	0	0
80 Dansby Swanson, R (1, 4) OBP: 0.250, SLG: 0.348 (7, 6)			P3	FC4-6 11 2B 1 FC3-2 1-2f 2-3		F8		F9		4	0	0	0	0	0	3

AB	40
R	6
H	13
RBI	6
BB	0
SO	6
LOB	18

| Inning Stats | | | | | | | | | |

BOTTOM

Atlanta Braves @ Houston Astros

Osceola County Stadium, Kissimmee, FL

Sun Mar 13 2016, 1:09 PM - 4:25 PM EDT

Att. 4,657 - Cloudy - 83 F

livebaseballscorecards.com

Batter	1	2	3	4	5	6	7	8	9	AB	R	H	RBI	BB	SO	LOB
27 Jose Altuve, R (1, 10) OBP: 0.409, SLG: 0.684 21 Jon Singleton, L (7, PH) OBP: 0.125, SLG: 0.261 (8, 10)	0-0: 4 1B, 28 SF8, 2B		0-3: K ①	1-2: 2-H 3-H HR	0-3: K ②		4-0: BB			4	2	2	3	0	2	3
										0	0	0	0	1	0	0
4 George Springer, R (1, 9) OBP: 0.455, SLG: 0.500 77 Andrew Aplin, L (6, 9) OBP: 0.222, SLG: 0.278	0-0: 28 SF8, 1 S, 2-3, 1B		4-0: 28 BLK, BB	0-0: F8 ②	0-3: K ③		0-3: K ③			3	0	1	0	1	1	3
										1	0	0	0	0	1	1
1 Carlos Correa, R (1, 6) OBP: 0.474, SLG: 0.588 76 Nolan Fontana, L (6, 6) OBP: 0.357, SLG: 0.182	1-3: K ①, 1-2		0-0: L5 ②	0-0: 28 PB, 28 2B, 1B		4-0: 72 BB, BB		0-0: G5-3 ①		3	1	1	0	0	1	3
										1	0	0	0	1	0	0
28 Colby Rasmus, L (1, 7) OBP: 0.538, SLG: 1.182 94 Teoscar Hernández, R (6, 7) OBP: 0.250, SLG: 0.750	0-0: SF8 ②, 2-3 3-H		0-0: L3 ③, 1-2	1-0: 1-H 2B		0-3: K ①		0-0: F9 ②		2	0	1	2	0	0	1
										2	0	0	0	0	1	1
30 Carlos Gómez, R (1, 8) OBP: 0.467, SLG: 0.300 72 Tyler Heineman, S (6, 2)	4-0: BB			4-0: 84 1B, BB		4-0: 1-2 BB		0-0: B5-3 ③		1	1	0	0	2	1	1
				0-3: K ③						1	0	0	0	1	0	0
84 Tyler White, R (1, 3) OBP: 0.385, SLG: 0.577 80 AJ Reed, L (6, 3) OBP: 0.333, SLG: 0.400	0-0: G1-3 ③			1-0: 19 F8, 9 1B, 15 2B, 1-H 1B	0-3: K ①	0-3: K ②				3	1	1	1	0	1	2
										1	0	0	0	0	1	2
9 Marwin Gonzalez, S (1, 4) OBP: 0.500, SLG: 1.000 78 Tony Kemp, L (5, PR) OBP: 0.182, SLG: 0.200 (6, 4)		0-3: K ①		0-0: 15 2B, 27 HR, 1-2 1B	0-0: 19 WP, 2B	0-0: L3 ③				3	1	2	0	0	1	0
										1	0	0	0	0	0	2
19 Matt Duffy, R (1, 5) OBP: 0.348, SLG: 0.737		0-0: F8 ②		0-0: F8 ① 2-3	4-0: 15 BB, 2-3 BB		0-0: G6-3 ①			3	0	0	0	1	0	2
15 Jason Castro, L (1, 2) OBP: 0.357, SLG: 0.583 16 Eury Pérez, R (5, PR) OBP: 0.471, SLG: 0.357 (6, 8)		0-0: G4-3 ③		0-0: 27 HR, 1-3 3-H 2B	4-0: 1-2 BB		0-0: F9 ②			2	1	1	1	1	0	0
										1	0	0	0	0	0	0
Inning Stats	R: 1 E: 0 K: 1 S: 7 H: 2 LOB: 2 BB: 1 P: 12	R: 0 E: 0 K: 1 S: 5 H: 0 LOB: 0 BB: 0 P: 5	R: 0 E: 0 K: 1 S: 5 H: 0 LOB: 1 BB: 1 P: 9	R: 6 E: 0 K: 1 S: 13 H: 6 LOB: 1 BB: 1 P: 20	R: 0 E: 0 K: 3 S: 10 H: 1 LOB: 3 BB: 2 P: 18	R: 0 E: 0 K: 2 S: 7 H: 0 LOB: 2 BB: 2 P: 15	R: 0 E: 0 K: 1 S: 5 H: 0 LOB: 1 BB: 1 P: 9	R: 0 E: 0 K: 0 S: 3 H: 0 LOB: 0 BB: 0 P: 3		1B: 4 2B: 4 3B: 0 HR: 1		SF: 1 SAC: 0 DP: 0 HBP: 0		WP: 1 PB: 1 SB: 2 CS: 0		PA: 41

	AB	32
	R	7
	H	9
	RBI	7
	BB	8
	SO	10
	LOB	21

PITCHER	IP	WLS	BF	H	R	ER	SO	BB	IBB	HBP	BLK	WP	HR	S	P	ERA	WHIP
37 Matt Wisler, R (1, 1) ERA: 1.93	2.2		12	2	1	1	3	2	0	0	0	0	0	16	25	3.38	1.500
56 Matt Marksberry, L (3, 1) ERA: 8.1	0.1	H	4	2	3	3	0	1	0	0	1	0	0	3	8	81.00	9.000
75 Rob Wooten, R (4, 1) ERA: 7.36	1.0	L	7	4	3	3	1	0	0	0	0	0	1	11	13	27.00	4.000
51 Chris Withrow, R (5, 1) ERA: 3.86	0.1		4	1	0	0	1	2	0	0	0	1	0	4	12	0.00	9.000
36 José Ramirez, R (5, 1) ERA:	1.0		5	0	0	0	3	2	0	0	0	0	0	9	17	0.00	2.000

PITCHER	IP	WLS	BF	H	R	ER	SO	BB	IBB	HBP	BLK	WP	HR	S	P	ERA	WHIP
52 John Gant, R (6, 1) ERA: 1.59	2.2		9	0	0	0	2	1	0	0	0	0	0	12	16	0.00	0.375

Batter	1	2	3	4	5	6	7	8	9	AB	R	H	RBI	BB	SO	LOB
27 Jose Altuve, R (1, 4) OBP: 0.440, SLG: 0.682	0-0 6 G6-4-3 1B		0-0 1 BB 1B		0-3 K		0-0 G3 1-2 2-3			3	0	2	0	0	1	0
76 Nolan Fontana, L (6, 4) OBP: 0.333, SLG: 0.167										1	0	0	0	0	0	2
6 Jake Marisnick, R (1, 9) OBP: 0.208, SLG: 0.304	0-0 G6-4-3 1-2f		0-3 K		0-3 K		0-0 G6-3			4	0	0	0	0	2	4
16 Eury Pérez, R (7, 9) OBP: 0.471, SLG: 0.357										0	0	0	0	0	0	0
1 Carlos Correa, R (1, 6) OBP: 0.500, SLG: 0.737	2-2 HR		4-0 1-2 BB			0-0 F9		0-0 G5-3		2	1	1	1	1	0	0
26 Danny Worth, R (6, 6) OBP: 0.467, SLG: 0.692										1	0	0	0	0	0	0
18 Luis Valbuena, L (1, 5) OBP: 0.409, SLG: 0.579	0-0 84 FC4-6 1B		0-3 K			0-0 G5-3		0-3 K		3	0	1	0	0	1	2
79 Colin Moran, L (6, 5) OBP: 0.471, SLG: 0.533										1	0	0	0	0	1	0
84 Tyler White, R (1, 3) OBP: 0.393, SLG: 0.556	0-0 FC4-6 1-2f			4-0 21 1B BB		0-0 1B		0-3 K		1	0	0	0	1	0	1
80 AJ Reed, L (6, PH) OBP: 0.348, SLG: 0.409 (6, 3)										2	0	1	0	0	1	0
21 Jon Singleton, L (1, 10) OBP: 0.143, SLG: 0.259		0-0 G3-1		0-0 77 G3 77 S 1-3 1B		0-0 F7			0-0 G4-1	4	0	1	0	0	0	1
77 Andrew Aplin, L (1, 8) OBP: 0.238, SLG: 0.250		0-0 G6-3		1-0 G3 1-3			4-0 76 G3 78 E BB		0-3 K	2	0	0	0	1	0	1
94 Teoscar Hernández, R (8, 8) OBP: 0.222, SLG: 0.667										1	0	0	0	0	1	0
73 Roberto Peña, R (1, 2) OBP: 0.083, SLG: 0.167		0-0 G5-3		0-3 K			0-0 F8		0-3 K	3	0	0	0	0	1	2
74 Alfredo González, R (7, 2)										1	0	0	0	0	1	0
78 Tony Kemp, L (1, 7) OBP: 0.143, SLG: 0.154			0-0 B1-3		0-0 G3-1		0-0 FC1 76 G3 1-2			3	0	0	0	0	0	1
Inning Stats	R: 1 E: 0 K: 0 S: 7 H: 3 LOB: 1 BB: 0 P: 9	R: 0 E: 0 K: 0 S: 3 H: 0 LOB: 0 BB: 0 P: 3	R: 0 E: 0 K: 2 S: 8 H: 1 LOB: 2 BB: 1 P: 12	R: 0 E: 0 K: 1 S: 5 H: 1 LOB: 1 BB: 1 P: 10	R: 0 E: 0 K: 2 S: 7 H: 0 LOB: 0 BB: 0 P: 7	R: 0 E: 0 K: 0 S: 4 H: 1 LOB: 1 BB: 0 P: 4	R: 0 E: 1 K: 0 S: 4 H: 0 LOB: 2 BB: 1 P: 8	R: 0 E: 0 K: 2 S: 7 H: 0 LOB: 0 BB: 0 P: 7	R: 0 E: 0 K: 2 S: 7 H: 0 LOB: 0 BB: 0 P: 7	1B: 5 2B: 0 3B: 0 HR: 1 SF: 0 SAC: 0 DP: 1 HBP: 0							

PITCHER	IP	WLS	BF	H	R	ER	SO	BB	IBB	HBP	BLK	WP	HR	S	P	ERA	WHIP
41 Joe Ross, R (1, 1) ERA: 3.12	4.0		17	5	1	1	3	2	0	0	0	0	1	23	34	2.25	1.750
52 Yusmeiro Petit, R (5, 1) ERA: 1.29	2.0		7	1	0	0	2	0	0	0	0	0	0	11	11	0.00	0.500
Nick Lee, L (7, 1) ERA:	1.0		5	0	0	0	0	1	0	0	0	0	0	4	8	0.00	1.000
73 Felipe Vázquez, L (8, 1) ERA: 6.0	1.0		3	0	0	0	2	0	0	0	0	0	0	7	7	0.00	0.000
58 Jonathan Papelbon, R (9, 1) ERA: 10.13	1.0		3	0	0	0	2	0	0	0	0	0	0	7	7	0.00	0.000

PITCHER IP WLS BF H R ER SO BB IBB HBP BLK WP HR S P ERA WHIP

TOP

Houston Astros @ Washington Nationals

Space Coast Stadium, Viera, FL

Mon Mar 14 2016, 1:06 PM - 4:05 PM EDT

Att. 4,331 - Sunny - 81 F

livebaseballscorecards.com

AB	32
R	1
H	6
RBI	1
BB	3
SO	9
LOB	14

1B: 5	SF: 0	WP: 0	PA: 35
2B: 0	SAC: 0	PB: 0	
3B: 0	DP: 1	SB: 1	
HR: 1	HBP: 0	CS: 0	

Batter	1	2	3	4	5	6	7	8	9	AB	R	H	RBI	BB	SO	LOB
9 Ben Revere, L (1, 8) OBP: 0.444, SLG: 0.722	F9		K 1-2			P2	4 1B; 63 BB; 1B		G1-3	2	0	0	0	0	1	1
14 Chris Heisey, R (6, 8) OBP: 0.333, SLG: 0.143										3	0	1	0	0	0	0
6 Anthony Rendon, R (1, 5) OBP: 0.353, SLG: 0.267	G6-3			G5-3		68 1B; 21 WP; 5 HBP; BB	4 1B; 1-2; BB		4 FC4-6; BB	2	0	0	0	0	0	0
63 Matt Skole, L (6, 5) OBP: 0.409, SLG: 0.400										0	1	0	0	3	0	0
34 Bryce Harper, L (1, 9) OBP: 0.333, SLG: 0.353	K			BB		K	1-2; 2-3; 1B		FC4-6; 21 WP; 21 S; 1-2f	1	0	0	0	1	1	0
4 Tony Campana, L (6, 9) OBP: 0.421, SLG: 0.611										3	0	1	0	0	1	2
11 Ryan Zimmerman, R (1, 10) OBP: 0.200, SLG: 0.200		F7		P6		K; 5 HBP; 68 1B; 1-2	G3		68 S; 1-3; BB	2	0	0	0	0	0	1
21 Matthew den Dekker, L (6, PH) OBP: 0.292, SLG: 0.400 (7, 10)										2	0	0	0	1	1	4
20 Daniel Murphy, L (1, 4) OBP: 0.167, SLG: 0.176		G1-3		G3		5 HBP; 1-2; 2-3; 1B		K	K 1-2	2	0	0	0	0	0	1
68 Jason Martinson, R (6, 4) OBP: 0.462, SLG: 0.429										3	0	1	0	0	2	2
28 Jayson Werth, R (1, 7) OBP: 0.286, SLG: 0.231	K				40 WP; 1B	1-2; 2-3; 3-H; HBP		10 1B; 1B		2	0	1	0	0	1	0
5 Reed Johnson, R (6, 7) OBP: 0.526, SLG: 0.400										1	0	1	1	0	0	0
25 Clint Robinson, L (1, 3) OBP: 0.208, SLG: 0.409			G5-3		P5	F9		1-3; 1B		2	0	0	0	0	0	1
10 Stephen Drew, L (6, 3) OBP: 0.438, SLG: 0.429										2	0	1	0	0	0	3
40 Wilson Ramos, R (1, 2) OBP: 0.429, SLG: 0.429			K		K 1-2		F8	K		2	0	0	0	0	2	1
59 Jose Lobaton, S (6, 2) OBP: 0.375, SLG: 0.250										2	0	0	0	0	1	2
2 Brendan Ryan, R (1, 6) OBP: 0.400, SLG: 0.600			9 WP; 1B		G6-3		G3	K		2	0	1	0	0	0	1
7 Trea Turner, R (6, 6) OBP: 0.292, SLG: 0.316										2	0	0	0	0	1	2
Inning Stats	R: 0 E: 0 K: 1 S: 5 H: 0 LOB: 0 BB: 0 P: 5	R: 0 E: 0 K: 1 S: 5 H: 0 LOB: 0 BB: 0 P: 5	R: 0 E: 0 K: 2 S: 8 H: 1 LOB: 1 BB: 0 P: 9	R: 0 E: 0 K: 0 S: 3 H: 0 LOB: 1 BB: 1 P: 7	R: 0 E: 0 K: 1 S: 6 H: 1 LOB: 1 BB: 0 P: 7	R: 1 E: 0 K: 2 S: 9 H: 1 LOB: 3 BB: 1 P: 14	R: 0 E: 0 K: 0 S: 5 H: 2 LOB: 3 BB: 1 P: 9	R: 0 E: 0 K: 3 S: 11 H: 2 LOB: 2 BB: 0 P: 11	R: 0 E: 0 K: 1 S: 5 H: 0 LOB: 2 BB: 2 P: 14	1B: 7 2B: 0 3B: 0 HR: 0 SF: 0 SAC: 0 DP: 0 HBP: 1							

BOTTOM

Houston Astros @ Washington Nationals

Space Coast Stadium, Viera, FL

Mon Mar 14 2016, 1:06 PM - 4:05 PM EDT

Att. 4,331 - Sunny - 81 F

livebaseballscorecards.com

AB	35
R	1
H	7
RBI	1
BB	5
SO	11
LOB	21

WP: 4 PB: 0 SB: 2 CS: 0 PA: 41

PITCHER		IP	WLS	BF	H	R	ER	SO	BB	IBB	HBP	BLK	WP	HR	S	P	ERA	WHIP
60 Dallas Keuchel, L ERA:	(1, 1)	3.0		10	1	0	0	4	0	0	0	0	1	0	18	19	0.00	0.333
53 Ken Giles, R ERA: 9.0	(4, 1)	1.0	H	4	0	0	0	0	1	0	0	0	0	0	3	7	0.00	1.000
36 Will Harris, R ERA:	(5, 1)	1.0	H	4	1	0	0	1	0	0	0	0	1	0	6	7	0.00	1.000
65 James Hoyt, R ERA: 2.08	(6, 1)	1.0	B	7	1	1	1	2	1	0	1	0	1	0	9	14	9.00	2.000
50 Kevin Chapman, L ERA:	(7, 1)	1.0		6	2	0	0	0	1	0	0	0	0	0	5	9	0.00	3.000

PITCHER		IP	WLS	BF	H	R	ER	SO	BB	IBB	HBP	BLK	WP	HR	S	P	ERA	WHIP
63 Jordan Jankowski, R ERA:	(8, 1)	1.0		5	2	0	0	3	0	0	0	0	0	0	11	11	0.00	2.000
75 Edwar Cabrera, L ERA: 1.93	(9, 1)	1.0		5	0	0	0	1	2	0	0	0	1	0	5	14	0.00	2.000

Washington Nationals @ Houston Astros

Osceola County Stadium, Kissimmee, FL

Tue Mar 15 2016, 1:09 PM - 4:17 PM EDT

Att. 4,197 - Partly Cloudy - 85 F

TOP

livebaseballscorecards.com

Batter	1	2	3	4	5	6	7	8	9	AB	R	H	RBI	BB	SO	LOB
8 Danny Espinosa, S (1, 6) 7 Trea Turner, R (7, PH) (7, 6) OBP: 0.308, SLG: 0.381	B3		FC5-4 (20 2B) 1-2f 2-3	K			G4-3		25 2B 1-3 2B	3 1 2 1	0	0	0	1	5
20 Daniel Murphy, L (1, 3) 25 Clint Robinson, L (7, PH) (7, 3) OBP: 0.190, SLG: 0.250 OBP: 0.269, SLG: 0.500	P2		3 2B 1-H 3-H 2B	F8			1B		2-H 3-H 2B	3 1 2 0	1	2	2	0	3
28 Jayson Werth, R (1, 10) OBP: 0.211, SLG: 0.167	K		K		K		K		G4-3	5 0	0	0	0	4	3
3 Michael Taylor, R (1, 8) 14 Chris Heisey, R (7, 8) OBP: 0.458, SLG: 0.696 OBP: 0.310, SLG: 0.130		21 G3-1 21 E 1B	2-H 2B		K			G4-3	K	3 0 2 0	2	1	0	1	0
21 Matthew den Dekker, L (1, 9) 5 Reed Johnson, R (7, 7) OBP: 0.259, SLG: 0.348 OBP: 0.500, SLG: 0.375		G3-1 1-3	P6		P2			K		3 0 1 0	0	0	0	0	2
10 Stephen Drew, L (1, 5) 32 Tyler Moore, R (7, 5) OBP: 0.474, SLG: 0.438 OBP: 0.250, SLG: 0.476		K		16 2B BB		16 L5-3 1B		L4		2 0 1 0	1	0	1	1	1
16 Scott Sizemore, R (1, 4) 2 Brendan Ryan, R (7, 4) OBP: 0.458, SLG: 0.955 OBP: 0.438, SLG: 0.625		K	1-3 2B		L5-3 1-1				23 1B 23 E 1B	3 0 1 1	1	0	0	1	2
29 Pedro Severino, R (1, 2) 23 Jhonatan Solano, R (7, 2) OBP: 0.600, SLG: 0.692 OBP: 0.538, SLG: 0.500			8 FC5-4 4 1B 20 2B 1B	BB	K				E9 7 2B 25 2B 1-H 1B	2 1 1 1	1	1	0	1	0
4 Tony Campana, L (1, 7) 94 Isaac Ballou, L (7, 9) OBP: 0.409, SLG: 0.571			8 FC5-4 1-2 1B	L4			G3-1		F8	3 0 1 0	1	0	0	0	3
Inning Stats	R: 0 E: 0 K: 1 S: 5 H: 0 LOB: 0 BB: 0 P: 5	R: 0 E: 1 K: 2 S: 8 H: 1 LOB: 1 BB: 0 P: 8	R: 3 E: 0 K: 1 S: 9 H: 4 LOB: 1 BB: 0 P: 9	R: 0 E: 0 K: 1 S: 6 H: 1 LOB: 3 BB: 2 P: 14	R: 0 E: 0 K: 2 S: 7 H: 0 LOB: 0 BB: 0 P: 7	R: 0 E: 0 K: 1 S: 5 H: 1 LOB: 0 BB: 0 P: 5	R: 0 E: 0 K: 1 S: 6 H: 1 LOB: 1 BB: 0 P: 6	R: 0 E: 0 K: 1 S: 5 H: 0 LOB: 0 BB: 0 P: 5	R: 3 E: 1 K: 1 S: 9 H: 4 LOB: 1 BB: 0 P: 9	1B: 7 2B: 6 3B: 0 HR: 0 SF: 0 SAC: 0 DP: 1 HBP: 0						

	AB	38
	R	6
	H	12
	RBI	5
	BB	2
	SO	11
	LOB	21

WP: 0 PB: 0 SB: 0 CS: 0 PA: 40

PITCHER		IP	WLS	BF	H	R	ER	SO	BB	IBB	HBP	BLK	WP	HR	S	P	ERA	WHIP
31 Collin McHugh, R ERA: 3.12	(1, 1)	3.2		19	6	3	3	5	2	0	0	0	0	0	27	35	7.36	2.182
29 Tony Sipp, L ERA: 5.4	(4, 1)	0.1		1	0	0	0	0	0	0	0	0	0	0	1	1	0.00	0.000
37 Pat Neshek, R ERA:	(5, 1)	0.2		2	0	0	0	2	0	0	0	0	0	0	6	6	0.00	0.000
23 Neal Cotts, L ERA: 4.91	(5, 1)	1.1		4	1	0	0	1	0	0	0	0	0	0	6	6	0.00	0.750
66 Chris Devenski, R ERA: 1.5	(7, 1)	2.0		7	1	0	0	2	0	0	0	0	0	0	11	11	0.00	0.500
38 Jake Buchanan, R ERA: 6.75	(9, 1)	1.0	L	7	4	3	3	1	0	0	0	0	0	0	9	9	27.00	4.000

BOTTOM

Washington Nationals @ Houston Astros

Osceola County Stadium, Kissimmee, FL

Tue Mar 15 2016, 1:09 PM - 4:17 PM EDT

Att. 4,197 - Partly Cloudy - 85 F

livebaseballscorecards.com

Batter	1	2	3	4	5	6	7	8	9	AB	R	H	RBI	BB	SO	LOB
4 George Springer, R (1, 9) OBP: 0.480, SLG: 0.471 20 Preston Tucker, L (5, PR) OBP: 0.318, SLG: 0.476 (6, 7)	G5-3		82 FC4-6 1-2 BB		9 1B 82 BB 30 G1-2-3 1-2 HBP		1B	1-3 2-H 1B		1 2	0 0	0 2	0 1	1 0	0 0	0 0
82 Alex Bregman, R (1, 6) OBP: 0.235, SLG: 0.071	P3		FC4-6 1-2f		30 G1-2-3 9 1B 1-2 2-3 BB		F9	P3		4	0	0	0	1	0	5
9 Marwin Gonzalez, S (1, 4) OBP: 0.522, SLG: 1.105 72 Tyler Heineman, S (7, 2)	K			HR	30 G1-2-3 1-2 2-3 3-H 1B		F9		K	3 2	1 0	2 0	2 0	0 0	1 1	0 1
30 Carlos Gómez, R (1, 8) OBP: 0.444, SLG: 0.308 94 Teoscar Hernández, R (6, 8) OBP: 0.182, SLG: 0.545		19 G5-4-3 1B		K	G1-2-3 1-2 2-3 3-Hf		F8		G6-3	3 2	0 0	1 0	0 0	0 0	1 0	3 1
18 Luis Valbuena, L (1, 5) OBP: 0.400, SLG: 0.591 21 Jon Singleton, L (6, 3) OBP: 0.133, SLG: 0.241		K	84 BB 15 L1-5 2B		G3-1			K	G4-1	3 2	0 0	1 0	0 0	0 0	1 1	4 0
19 Matt Duffy, R (1, 3) OBP: 0.346, SLG: 0.667 (6, 5) 79 Colin Moran, L (7, 5) OBP: 0.500, SLG: 0.533 78 Tony Kemp, L (8, PR) OBP: 0.143, SLG: 0.154 (9, 4)		G5-4-3 1-2f	84 BB BB			F7		80 S 16 1B BB		2 0 0 0	0 0 0 1	0 0 0 0	0 0 0 0	1 1 0 0	0 0 0 0	1 0 0 0
84 Tyler White, R (1, 10) OBP: 0.387, SLG: 0.517 80 AJ Reed, L (8, PH) OBP: 0.333, SLG: 0.391 (9, 10)			L5	1-2 2-3 BB		G5-3		K 1-2		2 1	0 0	0 0	0 0	1 1	0 1	0 1
15 Jason Castro, L (1, 2) OBP: 0.412, SLG: 0.538 76 Nolan Fontana, L (6, PR) OBP: 0.375, SLG: 0.167 (7, 4) (9, 5)			4 BB BB	L1-5 3-3		4-0 BB		16 1B 20 1B BB		1 0	0 1	0 0	0 0	2 1	0 0	3 0
16 Eury Pérez, R (1, 7) OBP: 0.476, SLG: 0.353 (6, 9)			K		82 BB 4 HBP 9 1B BB	K		20 1B 1-2 2-H 1B		3	1	1	1	1	2	2

Inning Stats									
	R: 0 H: 0 E: 0 LOB: 0 K: 1 BB: 0 S: 5 P: 5	R: 0 H: 1 E: 0 LOB: 0 K: 1 BB: 0 S: 5 P: 5	R: 0 H: 0 E: 0 LOB: 2 K: 1 BB: 2 S: 5 P: 13	R: 1 H: 2 E: 0 LOB: 2 K: 1 BB: 2 S: 8 P: 16	R: 1 H: 1 E: 0 LOB: 3 K: 0 BB: 2 S: 3 P: 13	R: 0 H: 0 E: 0 LOB: 1 K: 1 BB: 1 S: 5 P: 9	R: 0 H: 1 E: 0 LOB: 1 K: 0 BB: 0 S: 4 P: 4	R: 2 H: 2 E: 0 LOB: 2 K: 2 BB: 2 S: 8 P: 16	R: 0 H: 0 E: 0 LOB: 0 K: 1 BB: 0 S: 5 P: 5

1B: 5	SF: 0
2B: 2	SAC: 0
3B: 0	DP: 3
HR: 1	HBP: 1

WP: 0	PA: 41
PB: 0	
SB: 1	
CS: 0	

AB	31
R	4
H	7
RBI	4
BB	9
SO	8
LOB	21

PITCHER		IP	WLS	BF	H	R	ER	SO	BB	IBB	HBP	BLK	WP	HR	S	P	ERA	WHIP
47 Gio González, L ERA: 3.12	(1, 1)	4.0		17	3	1	1	4	4	0	0	0	0	1	23	39	2.25	1.750
72 Burke Badenhop, R ERA: 5.4	(5, 1)	1.0	H	6	1	1	1	0	2	0	1	0	0	0	3	13	9.00	3.000
17 Sean Burnett, L ERA:	(6, 1)	1.0	H	4	0	0	0	1	1	0	0	0	0	0	5	9	0.00	1.000
44 Lucas Giolito, R ERA: 5.79	(7, 1)	1.2	B	10	3	2	2	2	2	0	0	0	0	0	11	19	10.80	3.000
71 Michael Brady, R ERA:	(8, 1)	0.1	W	1	0	0	0	0	0	0	0	0	0	0	1	1	0.00	0.000

PITCHER		IP	WLS	BF	H	R	ER	SO	BB	IBB	HBP	BLK	WP	HR	S	P	ERA	WHIP
50 Aaron Laffey, L ERA: 4.5	(9, 1)	1.0	S	3	0	0	0	1	0	0	0	0	0	0	5	5	0.00	0.000

TOP

Detroit Tigers @ Houston Astros

Osceola County Stadium, Kissimmee, FL

Wed Mar 16 2016, 1:07 PM - 4:15 PM EDT

Att. 4,644 - Partly Cloudy - 82 F

livebaseballscorecards.com

Batter	1	2	3	4	5	6	7	8	9	AB	R	H	RBI	BB	SO	LOB
12 Anthony Gose, L (1, 8) OBP: 0.357, SLG: 0.560 63 Wynton Bernard, R (6, 8) OBP: 0.320, SLG: 0.292	B1-3		G3		L8		P2		90 HBP; 74 1B; 79 FC5-4; 1-2; 1B	3 2	0 1	0 1	0 0	0 0	0 0	1 1
1 Jose Iglesias, R (1, 6) OBP: 0.419, SLG: 0.464 49 Dixon Machado, R (6, 6) OBP: 0.143, SLG: 0.100	F7		3 G5-3; 1B		K		K; 3-H		L4	3 2	0 0	1 0	0 0	0 0	1 1	1 2
3 Ian Kinsler, R (1, 4) OBP: 0.424, SLG: 0.828 74 Tommy Field, R (6, 4) OBP: 0.320, SLG: 0.381	F9		G5-3; 1-2			HR		K	79 FC5-4; 90 HBP; 1-2; 2-3; 1B	3 2	1 0	1 1	1 0	0 0	0 1	1 0
33 Steven Moya, L (1, 9) OBP: 0.409, SLG: 0.952 90 Chad Huffman, R (6, 9) OBP: 0.750, SLG: 1.333		F8	K			L9		89 1B; 2B	79 FC5-4; 1-2; 2-3; 3-H; HBP	3 1	0 0	0 1	0 1	0 0	1 0	1 0
31 Casey McGehee, R (1, 5) OBP: 0.414, SLG: 0.522 79 JaCoby Jones, R (6, 5) OBP: 0.375, SLG: 0.538		G6-3		K		75 FC6; 1B		70 FC5; 89 1B; BB	FC5-4; 1-2f; 2-3; 3-H	3 1	0 0	1 0	0 1	0 1	1 0	0 2
75 Mike Gerber, L (1, 10) OBP: 0.313, SLG: 0.667 89 Joey Pankake, R (8, PH) OBP: 0.667, SLG: 0.500 (8, 10)		HR		L3		FC6; 1-2f		1-2; 2-3; 1B	K	3 2	1 0	1 1	1 2	0 0	0 1	1 2
64 John Mayberry Jr., R (1, 3) OBP: 0.269, SLG: 0.391 72 Dominic Ficociello, S (6, 3) OBP: 0.190, SLG: 0.238		50 HR; BB		K		F8		K		2 1	1 0	0 0	0 0	1 0	1 1	1 3
50 Bryan Holaday, R (1, 2) OBP: 0.619, SLG: 1.450 70 Miguel Gonzalez, R (7, 2) OBP: 0.429, SLG: 0.333		1-H; HR			1B		F8	FC5; 2-3f		3 1	1 0	2 0	2 0	0 0	0 0	0 3
18 Tyler Collins, L (1, 7) OBP: 0.448, SLG: 0.652 73 Jason Krizan, L (7, 7) OBP: 0.500, SLG: 0.385		K			F7		49 WP; 3B		74 1B; 63 1B; 90 HBP; 1B	3 1	1 1	1 1	0 0	0 0	1 0	1 0
Inning Stats	R: 0 E: 0 K: 0 S: 3 H: 0 LOB: 0 BB: 0 P: 3	R: 3 E: 0 K: 1 S: 9 H: 2 LOB: 0 BB: 1 P: 17	R: 0 E: 0 K: 1 S: 6 H: 1 LOB: 1 BB: 0 P: 6	R: 0 E: 0 K: 2 S: 7 H: 0 LOB: 0 BB: 0 P: 7	R: 0 E: 0 K: 1 S: 6 H: 1 LOB: 1 BB: 0 P: 6	R: 1 E: 0 K: 0 S: 6 H: 2 LOB: 1 BB: 0 P: 6	R: 1 E: 0 K: 1 S: 6 H: 1 LOB: 0 BB: 0 P: 7	R: 0 E: 0 K: 2 S: 9 H: 2 LOB: 3 BB: 1 P: 13	R: 2 E: 0 K: 1 S: 8 H: 3 LOB: 2 BB: 0 P: 9	1B: 7 2B: 1 3B: 1 HR: 3 SF: 0 SAC: 0 DP: 0 HBP: 1						WP: 1 PB: 0 SB: 0 CS: 0 PA: 42	

PITCHER		IP	WLS	BF	H	R	ER	SO	BB	IBB	HBP	BLK	WP	HR	S	P	ERA	WHIP	PITCHER		IP	WLS	BF	H	R	ER	SO	BB	IBB	HBP	BLK	WP	HR	S	P	ERA	WHIP
41 Brad Peacock, R ERA: 6.75	(1, 1)	3.0	L	13	3	3	3	2	1	0	0	0	0	2	18	26	9.00	1.333																			
65 James Hoyt, R ERA: 1.69	(4, 1)	1.0		3	0	0	0	2	0	0	0	0	0	0	7	7	0.00	0.000																			
47 Dan Straily, R ERA: 10.5	(5, 1)	3.0		13	4	2	2	2	0	0	0	0	1	1	18	19	6.00	1.333																			
64 César Valdez, R ERA: 5.4	(8, 1)	2.0		13	5	2	2	3	1	0	1	0	0	0	17	22	9.00	3.000																			

AB	39
R	7
H	12
RBI	6
BB	2
SO	9
LOB	20

Batter	1	2	3	4	5	6	7	8	9	AB	R	H	RBI	BB	SO	LOB
27 Jose Altuve, R (1, 4) OBP: 0.393, SLG: 0.600 76 Nolan Fontana, L (7, 4) OBP: 0.333, SLG: 0.143	K		L8		G6-3		K 1-2		G3-1	3 2	0 0	0 0	0 0	0 0	1 1	0 2
4 George Springer, R (1, 9) OBP: 0.500, SLG: 0.500 16 Eury Pérez, R (6, PR) OBP: 0.455, SLG: 0.333 (7, 9)	K		1 FC6-4 1B			1 S 21 2B 1B	F8			3 1	0 1	2 1	0 0	0 0	1 0	0 1
1 Carlos Correa, R (1, 6) OBP: 0.480, SLG: 0.667 26 Danny Worth, R (6, PR) OBP: 0.500, SLG: 0.692 (7, 6)	K		FC6-4 28 PO 1-2f			3-0 21 2B 1-2 BB		4-0 77 G4-6-3 BB		2 0	0 1	0 0	0 0	1 1	1 0	1 0
28 Colby Rasmus, L (1, 10) OBP: 0.438, SLG: 0.929 80 AJ Reed, L (8, PH) OBP: 0.320, SLG: 0.375 (9, 10)		G4-3	PO 2-3	F7		K		K		3 1	0 0	0 0	0 0	0 1	1 1	2 1
30 Carlos Gómez, R (1, 8) OBP: 0.500, SLG: 0.308 77 Andrew Aplin, L (6, 8) OBP: 0.217, SLG: 0.227 (8, 7)		79 1B HBP		BB		L7		G4-6-3 1-2f		0 2	0 0	0 0	0 0	1 0	0 0	0 3
21 Jon Singleton, L (1, 3) OBP: 0.176, SLG: 0.394		F8		P4		1-H 2-H 2B			HR	4	1	2	3	0	0	2
79 Colin Moran, L (1, 5) OBP: 0.455, SLG: 0.474		15 HBP 1-3 1B		F7		F9			K	4	0	1	0	0	1	3
15 Jason Castro, L (1, 2) OBP: 0.421, SLG: 0.500 74 Alfredo González, R (6, 2) OBP: 0.333, SLG: 0.200		1-0 1-2 HBP			G3-1		76 BLK 1B		78 FC3-6 BB	1 1	0 0	0 1	0 0	0 1	0 0	0 0
6 Jake Marisnick, R (1, 7) OBP: 0.185, SLG: 0.269 78 Tony Kemp, L (8, 8) OBP: 0.133, SLG: 0.143		G4-3			G5-3		F7		FC3-6 1-2f	3 1	0 0	0 0	0 0	0 0	0 0	4 1
Inning Stats	R: 0 H: 0 E: 0 LOB: 0 K: 3 BB: 0 S: 9 P: 9	R: 0 H: 1 E: 0 LOB: 3 K: 0 BB: 0 S: 4 P: 6	R: 0 H: 1 E: 1 LOB: 0 K: 0 BB: 0 S: 3 P: 3	R: 0 H: 0 E: 0 LOB: 1 K: 0 BB: 1 S: 3 P: 7	R: 0 H: 0 E: 0 LOB: 0 K: 0 BB: 0 S: 3 P: 3	R: 2 H: 2 E: 0 LOB: 2 K: 1 BB: 1 S: 7 P: 10	R: 0 H: 1 E: 0 LOB: 1 K: 1 BB: 0 S: 6 P: 6	R: 0 H: 0 E: 0 LOB: 0 K: 1 BB: 1 S: 4 P: 8	R: 1 H: 1 E: 0 LOB: 1 K: 1 BB: 1 S: 7 P: 14	1B: 4 SF: 0 2B: 1 SAC: 0 3B: 0 DP: 1 HR: 1 HBP: 2						WP: 0 PA: 38 PB: 0 SB: 1 CS: 0

Detroit Tigers @ Houston Astros

Osceola County Stadium, Kissimmee, FL

Wed Mar 16 2016, 1:07 PM - 4:15 PM EDT

Att. 4,644 - Partly Cloudy - 82 F

BOTTOM

livebaseballscorecards.com

AB	31
R	3
H	6
RBI	3
BB	4
SO	7
LOB	20

PITCHER		IP	WLS	BF	H	R	ER	SO	BB	IBB	HBP	BLK	WP	HR	S	P	ERA	WHIP
27 Jordan Zimmermann, R ERA: 4.82	(1, 1)	3.0	W	12	2	0	0	3	0	0	2	0	0	0	16	18	0.00	0.667
54 Drew VerHagen, R ERA: 5.4	(4, 1)	1.0	H	4	0	0	0	0	1	0	0	0	0	0	3	7	0.00	1.000
32 Michael Fulmer, R ERA: 6.14	(5, 1)	2.1	H	11	3	2	2	1	1	0	0	0	0	0	12	15	7.71	1.714
65 Blaine Hardy, L ERA: 10.38	(7, 1)	0.2	H	2	0	0	0	1	0	0	0	1	0	0	4	4	0.00	0.000
36 Bobby Parnell, R ERA: 3.38	(8, 1)	1.0	H	3	0	0	0	1	1	0	0	0	0	0	4	8	0.00	1.000
66 Drake Britton, L ERA: 5.4	(9, 1)	1.0		5	1	1	1	1	1	0	0	0	0	1	7	14	9.00	2.000

Houston Astros @ Atlanta Braves

Champion Stadium, Lake Buena Vista, FL

Thu Mar 17 2016, 1:11 PM - 4:02 PM EDT

Att. 4,475 - Partly Cloudy - 84 F

TOP

livebaseballscorecards.com

Batter	1	2	3	4	5	6	7	8	9	AB	R	H	RBI	BB	SO	LOB
30 Carlos Gómez, R (1, 10) OBP: 0.500, SLG: 0.333 21 Jon Singleton, L (5, PH) OBP: 0.189, SLG: 0.371 (5, 10)	B S S S 1-3 ① K		X 0-0 ③ 1B		B B B 4-0 76 BLK BB		X 0-0 ③ G6-3		S S S 0-3 ③ K	2 2	0 0	1 0	0 0	0 1	1 1	0 2
76 Nolan Fontana, L (1, 4) OBP: 0.273, SLG: 0.111	X 0-0 ② F7		1 SAFE X 0-0 ③ G3-1		C C C 0-3 ③ K 1-2			S S S 0-3 ① K		4	0	0	0	0	2	2
18 Luis Valbuena, L (1, 5) OBP: 0.429, SLG: 0.565 83 J.D. Davis, R (6, 5) OBP: 0.500, SLG: 0.500	B B B B 4-0 BB			B B B 4-0 26 HR BB		X 0-0 ① F8		X 0-0 26 1B 80 HR 1B		1 1	1 1	0 1	0 0	2 0	0 0	0 0
28 Colby Rasmus, L (1, 7) OBP: 0.350, SLG: 0.722 94 Teoscar Hernández, R (8, 8) OBP: 0.182, SLG: 0.545	X 0-0 ③ G4-3			X 0-0 ① F7		S S S 0-3 ② K		X 0-0 ② F8		4 0	0 0	0 0	0 0	0 0	1 0	3 0
26 Danny Worth, R (1, 6) OBP: 0.500, SLG: 0.824		X 0-0 ① F8		S B X 1-1 1-H HR		X 0-0 ③ F7		X 0-0 1-2 80 HR 1B		4	2	2	2	0	0	0
80 AJ Reed, L (1, 3) OBP: 0.310, SLG: 0.464		X 0-0 ② G3-1		X 0-0 ② F7			X 0-0 ① G4-3	B B B S X 3-1 1-H 2-H HR		4	1	1	3	0	0	0
16 Eury Pérez, R (1, 8) OBP: 0.385, SLG: 0.273 (8, 7)		X 0-0 ③ F8		X 0-0 ③ G4-3			X 0-0 ② P6	X 0-0 ③ G6-3		4	0	0	0	0	0	0
77 Andrew Aplin, L (1, 9) OBP: 0.222, SLG: 0.200			C C C 0-3 ① K		X 0-0 ① F8		B B B B 4-0 73 1B BB		S S S 0-3 ① K	3	0	0	0	1	2	0
73 Roberto Peña, R (1, 2) OBP: 0.125, SLG: 0.188			X 0-0 ② G6-3		X 0-0 ② G6-3		X 0-0 1-2 1B		X 0-0 ② L9	4	0	1	0	0	0	0
Inning Stats	R: 0 E: 0 K: 1 S: 5 H: 0 LOB: 1 BB: 1 P: 10	R: 0 E: 0 K: 0 S: 3 H: 0 LOB: 0 BB: 0 P: 3	R: 0 E: 0 K: 1 S: 6 H: 1 LOB: 1 BB: 0 P: 6	R: 2 E: 0 K: 0 S: 5 H: 1 LOB: 0 BB: 1 P: 10	R: 0 E: 0 K: 1 S: 5 H: 0 LOB: 1 BB: 1 P: 9	R: 0 E: 0 K: 1 S: 5 H: 0 LOB: 0 BB: 0 P: 5	R: 0 E: 0 K: 0 S: 4 H: 1 LOB: 2 BB: 1 P: 8	R: 3 E: 0 K: 1 S: 9 H: 3 LOB: 0 BB: 0 P: 12	R: 0 E: 0 K: 2 S: 7 H: 0 LOB: 0 BB: 0 P: 7	1B: 4 2B: 0 3B: 0 HR: 2 SF: 0 SAC: 0 DP: 0 HBP: 0						

	AB	33
	R	5
	H	6
	RBI	5
	BB	4
	SO	7
	LOB	7

WP: 0 PB: 0 SB: 0 CS: 0 PA: 37

PITCHER		IP	WLS	BF	H	R	ER	SO	BB	IBB	HBP	BLK	WP	HR	S	P	ERA	WHIP
57 Williams Pérez, R ERA: 1.29	(1, 1)	3.0		11	1	0	0	2	1	0	0	0	0	0	14	19	0.00	0.667
39 Jason Grilli, R ERA: 18.0	(4, 1)	1.0	H	5	1	2	2	0	1	0	0	0	0	1	5	10	18.00	2.000
50 Manny Bañuelos, L ERA: 7.2	(5, 1)	3.0	H	12	1	0	0	2	2	0	0	1	0	0	14	22	0.00	1.000
53 Jim Johnson, R ERA: 9.0	(8, 1)	1.0	L	6	3	3	3	1	0	0	0	0	0	1	9	12	27.00	3.000
40 Alexi Ogando, R ERA: 1.8	(9, 1)	1.0		3	0	0	0	2	0	0	0	0	0	0	7	7	0.00	0.000

PITCHER	IP	WLS	BF	H	R	ER	SO	BB	IBB	HBP	BLK	WP	HR	S	P	ERA	WHIP

BOTTOM

Batter	1	2	3	4	5	6	7	8	9	AB	R	H	RBI	BB	SO	LOB
2 Michael Bourn, L (1, 8) OBP: 0.300, SLG: 0.250		FC4 1-3 2-H 3-H		G5-3 ①		G4-3 ③			G4-3 ①	4	1	1	1	0	0	1
98 Matt Lipka, R (7, 9)	22 G6-3 1 G4-3 23 1B 1B									1	0	0	0	0	0	0
1 Erick Aybar, S (1, 6) OBP: 0.344, SLG: 0.452	G4-3 ① 1-2	F7 ②		G6-3 ②			K ①		F9 ②	4	0	0	0	0	1	3
53 Jim Johnson, R (8, 1)										0	0	0	0	0	0	0
40 Alexi Ogando, R (9, 1)										0	0	0	0	0	0	0
69 Braeden Schlehuber, R (9, PH) OBP: 0.250, SLG: 0.250										1	0	0	0	0	0	0
22 Nick Markakis, L (1, 9) OBP: 0.318, SLG: 0.421	G6-3 ② 2-3	F9 ③		G6-3 ③			G1-3 ②		G6-3 ③	3	0	0	0	0	0	3
50 Manny Bañuelos, R (5, 1)										0	0	0	0	0	0	0
92 Sean Kazmar Jr., R (7, PH) OBP: 0.167, SLG: 0.167										2	0	0	0	0	0	0
(8, 5)																
23 Nick Swisher, S (1, 3) OBP: 0.375, SLG: 0.321	3-H	24 1B 1B			BB 15 G4-3		F8 ③			2	0	2	1	1	0	0
(5, 7)										1	0	0	0	0	0	0
74 Matt Tuiasosopo, R (6, 7) OBP: 0.333, SLG: 0.167																
15 A.J. Pierzynski, L (1, 2) OBP: 0.250, SLG: 0.263	F8 ③	L6 ①			G4-3 ① 1-2			K ①		3	0	0	0	0	0	3
86 Joseph Odom, R (8, 2) OBP: 0.333, SLG: 0.667										1	0	0	0	0	1	0
18 Jeff Francoeur, R (1, 7) OBP: 0.343, SLG: 0.406		4 BB 24 BB 2 FC4 1B			F8 ②			G1-3 ②		4	1	1	0	0	1	2
(5, 9)																
(7, 8)																
24 Kelly Johnson, L (1, 4) OBP: 0.464, SLG: 0.429		2 FC4 4 BB 2 E 1-2 BB		4 BB 1-3 1B	F7 ③			4 1B BB		2	1	1	0	2	0	1
4 Reid Brignac, L (1, 5) OBP: 0.464, SLG: 0.619	2 E 1-2 2-3 BB		1-2 BB			L8 ①		1-2 1B		2	0	1	0	2	0	0
(8, 6)																
57 Williams Pérez, R (1, 1)	K ①	G1-3 ③				F8 ②		K ③		1	0	0	0	0	1	3
85 Willians Astudillo, R (3, PH) OBP: 0.364, SLG: 0.455										1	0	0	0	0	0	3
39 Jason Grilli, R (4, 1)										0	0	0	0	0	0	0
72 Nate Freiman, R (5, 3) OBP: 0.250, SLG: 0.250										2	0	0	0	0	1	2
Inning Stats	R: 1 E: 0 K: 0 S: 5 H: 2 LOB: 1 BB: 0 P: 5	R: 2 E: 1 K: 1 S: 7 H: 1 LOB: 2 BB: 2 P: 15	R: 0 E: 0 K: 1 S: 7 H: 2 LOB: 3 BB: 1 P: 11	R: 0 E: 0 K: 0 S: 3 H: 0 LOB: 0 BB: 0 P: 3	R: 0 E: 0 K: 0 S: 3 H: 0 LOB: 1 BB: 1 P: 7	R: 0 E: 0 K: 0 S: 3 H: 0 LOB: 0 BB: 0 P: 3	R: 0 E: 0 K: 1 S: 5 H: 0 LOB: 0 BB: 0 P: 5	R: 0 E: 0 K: 2 S: 8 H: 1 LOB: 2 BB: 1 P: 12	R: 0 E: 0 K: 0 S: 3 H: 0 LOB: 0 BB: 0 P: 3	1B: 6 2B: 0 3B: 0 HR: 0 SF: 0 SAC: 0 DP: 0 HBP: 0						

PITCHER		IP	WLS	BF	H	R	ER	SO	BB	IBB	HBP	BLK	WP	HR	S	P	ERA	WHIP
54 Mike Fiers, R ERA: 2.25	(1, 1)	3.0		18	5	3	2	2	3	0	0	0	0	0	19	31	6.00	2.667
50 Kevin Chapman, L ERA:	(4, 1)	1.1		5	0	0	0	0	1	0	0	0	0	0	4	8	0.00	0.750
35 Josh Fields, R ERA: 2.25	(5, 1)	1.1		4	0	0	0	0	0	0	0	0	0	0	4	4	0.00	0.000
36 Will Harris, R ERA:	(6, 1)	1.1	W	4	0	0	0	1	0	0	0	0	0	0	6	6	0.00	0.000
75 Edwar Cabrera, L ERA: 1.69	(8, 1)	0.2	H	4	1	0	0	1	1	0	0	0	0	0	5	9	0.00	3.000
86 Travis Ballew, R ERA:	(8, 1)	1.1	S	4	0	0	0	1	0	0	0	0	0	0	6	6	0.00	0.000

Houston Astros @ Atlanta Braves

Champion Stadium, Lake Buena Vista, FL

Thu Mar 17 2016, 1:11 PM - 4:02 PM EDT

Att. 4,475 - Partly Cloudy - 84 F

livebaseballscorecards.com

AB	34
R	3
H	6
RBI	2
BB	5
SO	5
LOB	21

WP: 0 PB: 0 SB: 0 CS: 0 PA: 39

Batter	1	2	3	4	5	6	7	8	9	AB	R	H	RBI	BB	SO	LOB
17 Ryan Goins, L (1, 4) OBP: 0.393, SLG: 0.440	F8		1-2 1B		CS 1-2	F8	K		G5-3	3	0	1	0	0	0	0
36 Christian Lopes, R (6, 4)										2	0	0	0	0	1	1
9 Darrell Ceciliani, L (1, 8) OBP: 0.500, SLG: 0.667	G3		F8			G3		BBBB 48 BB 78 1B BB		3	0	0	0	0	0	2
57 Melky Mesa, R (6, 8)										0	1	0	0	1	0	0
48 Junior Lake, R (1, 7) OBP: 0.321, SLG: 0.400	F8			15 G6-3 13 1B 2B		SSS K		BBBB 78 1B 1-2 BB		3	1	1	0	1	1	0
15 Chris Colabello, R (1, 10) OBP: 0.393, SLG: 0.500		G5-3		G6-3 2-3			58 2B 2B		F9	3	1	1	0	0	0	1
51 Wilkin Castillo, S (8, PH)										1	0	0	0	0	0	2
(8, 10)																
13 Domonic Brown, L (1, 9) OBP: 0.286, SLG: 0.360		G6-3		32 G5-4-3 3-H 1B			P6	1-3 2-H 1B		3	0	1	1	0	0	1
78 Josh Almonte, R (7, 9) OBP: 1.000, SLG: 1.000										1	0	1	1	0	0	0
32 Matt Dominguez, R (1, 5) OBP: 0.375, SLG: 0.286		G3-1		G5-4-3 1-2f			BBBB 58 2B 22 2B BB	SSS K		2	1	0	0	1	0	1
8 Jason Leblebijian, R (7, 5)										1	0	0	0	0	1	2
35 Casey Kotchman, L (1, 3) OBP: 0.316, SLG: 0.278			58 G5-4-3 1B		G5	F8		L8		4	0	1	0	0	0	4
58 Jio Mier, R (1, 6) OBP: 0.375, SLG: 0.609			G5-4-3 1-2f		BBBB 17 CS BB		22 2B 1-3 2-H 2B		F7	3	1	1	1	1	0	1
22 Josh Thole, L (1, 2) OBP: 0.188, SLG: 0.313			17 1B 1B		P4		2-H 3-H 2B	SSS	K2-3	3	0	2	2	0	0	1
77 Jorge Saez, R (8, 2)										1	0	0	0	0	1	0
Inning Stats	R: 0 E: 0 K: 0 S: 3 H: 0 LOB: 0 BB: 0 P: 3	R: 0 E: 0 K: 0 S: 3 H: 0 LOB: 0 BB: 0 P: 3	R: 0 E: 0 K: 0 S: 5 H: 3 LOB: 2 BB: 0 P: 5	R: 1 E: 0 K: 0 S: 4 H: 2 LOB: 0 BB: 0 P: 4	R: 0 E: 0 K: 0 S: 2 H: 0 LOB: 0 BB: 1 P: 7	R: 0 E: 0 K: 1 S: 5 H: 0 LOB: 0 BB: 0 P: 5	R: 3 E: 0 K: 1 S: 8 H: 3 LOB: 1 BB: 1 P: 12	R: 1 E: 0 K: 1 S: 6 H: 1 LOB: 2 BB: 2 P: 14	R: 0 E: 0 K: 1 S: 5 H: 0 LOB: 0 BB: 0 P: 5	1B: 5 2B: 4 3B: 0 HR: 0 SF: 0 SAC: 0 DP: 2 HBP: 0							

PITCHER	IP	WLS	BF	H	R	ER	SO	BB	IBB	HBP	BLK	WP	HR	S	P	ERA	WHIP
45 Michael Feliz, R (1, 1) ERA: 0.9	3.0	W	11	3	0	0	0	0	0	0	0	0	0	11	11	0.00	1.000
37 Pat Neshek, R (4, 1) ERA: 1.93	1.0		4	2	1	1	0	0	0	0	0	0	0	4	4	9.00	2.000
23 Neal Cotts, L (5, 1) ERA: 3.38	1.2		5	0	0	0	0	1	0	0	0	0	0	4	9	0.00	0.600
63 Jordan Jankowski, R (6, 1) ERA: 5.79	1.1		8	3	3	3	2	1	0	0	0	0	0	11	15	20.25	3.000
59 Asher Wojciechowski, R (8, 1) ERA: 2.25	1.0	H	6	1	1	1	1	2	0	0	0	0	0	6	14	9.00	3.000

PITCHER	IP	WLS	BF	H	R	ER	SO	BB	IBB	HBP	BLK	WP	HR	S	P	ERA	WHIP
70 Brendan McCurry, R (9, 1) ERA: 3.0	1.0	S	3	0	0	0	1	0	0	0	0	0	0	5	5	0.00	0.000

TOP

Toronto Blue Jays @ Houston Astros

Osceola County Stadium, Kissimmee, FL

Thu Mar 17 2016, 1:10 PM - 3:53 PM EDT

Att. 5,191 - Partly Cloudy - 82 F

livebaseballscorecards.com

AB	33
R	5
H	9
RBI	5
BB	4
SO	4
LOB	16

BOTTOM

Toronto Blue Jays @ Houston Astros

Osceola County Stadium, Kissimmee, FL

Thu Mar 17 2016, 1:10 PM - 3:53 PM EDT

Att. 5,191 - Partly Cloudy - 82 F

Batter	1	2	3	4	5	6	7	8	9	AB	R	H	RBI	BB	SO	LOB
27 Jose Altuve, R (1, 4) OBP: 0.375, SLG: 0.536	B B B B 4-0 4 1B 20 BB BB	x 0-0 ② P4		x 0-0 ③ G3		x 0-0 ②③ L4 2-2				3	1	0	0	1	0	1
81 Joe Sclafani, S (7, 4) OBP: 0.222, SLG: 0.125										0	0	0	0	0	0	0
4 George Springer, R (1, 9) OBP: 0.531, SLG: 0.609	x 0-0 20 BB 19 1B 1-3 1B	x 0-0 1 HR 3B			B B B B 4-0 20 HR BB		S S S 0-3 ① K			3	3	2	0	1	1	0
(6, 8)																
92 Danry Vasquez, L (8, 7)										0	0	0	0	0	0	0
1 Carlos Correa, R (1, 6) OBP: 0.500, SLG: 0.783	B B B B 4-0 20 BB 19 1B BB	B B B C X 3-1 3-H HR			S S S 0-3 ① K	x 0-0 ② F9				2	2	1	2	1	1	1
82 Alex Bregman, R (7, 6) OBP: 0.222, SLG: 0.067										1	0	0	0	0	0	0
20 Preston Tucker, L (1, 10) OBP: 0.346, SLG: 0.583	B B B B 4-0 19 1B 1-2 2-3 3-H BB	x 0-0 ③ L4			B B X 2-0 1-H HR		x 0-0 ③ G6-3			3	1	1	3	1	0	0
19 Matt Duffy, R (1, 5) OBP: 0.345, SLG: 0.625	x 0-0 72 S 1-3 2-H 3-H 1B		x 0-0 ① G5-3		C C C 0-3 ② K			x 0-0 ① G4-3		3	0	1	2	0	1	0
79 Colin Moran, L (6, 5) OBP: 0.435, SLG: 0.450										1	0	0	0	0	0	0
9 Marwin Gonzalez, S (1, 3) OBP: 0.500, SLG: 1.000	x 0-0 ① P5		x 0-0 ② G6-3		x 0-0 6 FC6-4 1B			x 0-0 ② G4-3		3	0	1	0	0	0	2
87 Jon Kemmer, L (5, PR) OBP: 0.154, SLG: 0.083										1	0	0	0	0	0	0
(6, 9)																
6 Jake Marisnick, R (1, 8) OBP: 0.167, SLG: 0.241	S S C 0-3 ② K		x 0-0 ③ P4		x 0-0 ③ FC6-4 1-2f			B B B B 4-0 72 1B BB		3	0	0	0	0	1	3
84 Tyler White, R (6, 3) OBP: 0.406, SLG: 0.517										0	0	0	0	1	0	0
72 Tyler Heineman, S (1, 2) OBP: 0.267, SLG: 0.286	B X 1-0 ③ F8 1-2			x 0-0 78 G1-6-3 1B		x 0-0 27 L4 2B		x 0-0 78 FC6 1-2 1B		4	0	3	0	0	0	2
78 Tony Kemp, L (1, 7) OBP: 0.105, SLG: 0.111		x 0-0 ① G4-3		x 0-0 ①② G1-6-3 1-2f		x 0-0 ① P5		x 0-0 ③ FC6 1-2f		4	0	0	0	0	0	4
(8, 8)																
Inning Stats	R: 3 E: 0 K: 1 S: 7 H: 2 LOB: 2 BB: 3 P: 20	R: 2 E: 0 K: 0 S: 6 H: 2 LOB: 0 BB: 0 P: 9	R: 0 E: 0 K: 0 S: 3 H: 0 LOB: 0 BB: 0 P: 3	R: 0 E: 0 K: 0 S: 3 H: 1 LOB: 0 BB: 0 P: 3	R: 2 E: 0 K: 2 S: 9 H: 2 LOB: 1 BB: 1 P: 15	R: 0 E: 0 K: 0 S: 3 H: 1 LOB: 0 BB: 0 P: 3	R: 0 E: 0 K: 1 S: 5 H: 0 LOB: 0 BB: 0 P: 5	R: 0 E: 0 K: 0 S: 4 H: 1 LOB: 2 BB: 1 P: 8		1B: 5 2B: 2 3B: 1 HR: 2	SF: 0 SAC: 0 DP: 2 HBP: 0						

	AB	31
	R	7
	H	9
	RBI	7
	BB	5
	SO	4
	LOB	13

WP: 0 PB: 0 SB: 1 CS: 0 PA: 36

livebaseballscorecards.com

PITCHER		IP	WLS	BF	H	R	ER	SO	BB	IBB	HBP	BLK	WP	HR	S	P	ERA	WHIP
31 Brad Penny, R ERA: 10.29	(1, 1)	2.0	L	13	4	5	5	1	3	0	0	0	0	1	13	29	22.50	3.500
44 Pat Venditte, S ERA:	(3, 1)	1.0		3	0	0	0	0	0	0	0	0	0	0	3	3	0.00	0.000
31 Joe Biagini, R ERA: 5.4	(4, 1)	2.0		9	3	2	2	2	1	0	0	0	0	1	12	18	9.00	2.000
56 Roberto Hernandez, R ERA: 5.14	(6, 1)	2.0		6	1	0	0	1	0	0	0	0	0	0	8	8	0.00	0.500
64 Chad Jenkins, R ERA: 2.25	(8, 1)	1.0		5	1	0	0	0	1	0	0	0	0	0	4	8	0.00	2.000

PITCHER	IP	WLS	BF	H	R	ER	SO	BB	IBB	HBP	BLK	WP	HR	S	P	ERA	WHIP

Houston Astros @ Toronto Blue Jays

Florida Auto Exchange Stadium, Dunedin, FL

Fri Mar 18 2016, 1:09 PM - 4:00 PM EDT

Att. 5,534 - Partly Cloudy - 78 F

livebaseballscorecards.com

Batter	1	2	3	4	5	6	7	8	9	AB	R	H	RBI	BB	SO	LOB
6 Jake Marisnick, R (1, 8) OBP: 0.147, SLG: 0.212 94 Teoscar Hernández, R (8, 8) OBP: 0.182, SLG: 0.545	SSC 0-3 K	SST 0-2 K				X 0-0 G3-1		X 0-0 G5-3		4 0 0 0 0 2 1 0 0 0 0 0 0 0						
9 Marwin Gonzalez, S (1, 6) OBP: 0.500, SLG: 1.000 81 Joe Sclafani, S (5, 4) OBP: 0.182, SLG: 0.100	X 0-0 G3			X 0-0 18 WP 84 SF9 2B		X 0-0 F8		X 0-0 G5-3		2 1 1 0 0 0 0 2 0 0 0 0 0 1						
18 Luis Valbuena, L (1, 5) OBP: 0.387, SLG: 0.500 79 Colin Moran, L (7, 5) OBP: 0.417, SLG: 0.429	X 0-0 G6-3			BX 1-0 P5 2-3		X 0-0 G3		SSS 0-3 K2-3		3 0 0 0 0 0 1 1 0 0 0 0 1 1						
84 Tyler White, R (1, 3) OBP: 0.412, SLG: 0.533 80 AJ Reed, L (7, PH) OBP: 0.290, SLG: 0.433 (7, 3)		X 0-0 15 G4-6-3 1B		X 0-0 SF9 3-H			X 0-0 F8		X 0-0 G4-3	1 0 1 1 0 0 0 2 0 0 0 0 0 0						
15 Jason Castro, L (1, 2) OBP: 0.364, SLG: 0.412 73 Roberto Peña, R (7, 2) OBP: 0.176, SLG: 0.235		X 0-0 G4-6-3 1-2f		SSS 0-3 K			X 0-0 G4-3		X 0-0 1B	3 0 0 0 0 1 1 1 0 1 0 0 0 0						
21 Jon Singleton, L (1, 10) OBP: 0.220, SLG: 0.368		BBBB 4-0 BB			SSC 0-3 K		X 0-0 1B		SFS 0-3 K	3 0 1 0 1 2 1						
26 Danny Worth, R (1, 4) OBP: 0.435, SLG: 0.700 (5, 6) 76 Nolan Fontana, L (7, 6) OBP: 0.261, SLG: 0.105		X 0-0 G1-3			SSC 0-3 K		X 0-0 G4-3		X 0-0 G4-3	3 0 0 0 0 1 2 1 0 0 0 0 0 1						
77 Andrew Aplin, L (1, 9) OBP: 0.267, SLG: 0.222			X 0-0 L7		BBBB 4-0 16 S BB			X 0-0 19 2B 1B		2 1 1 0 1 0 0						
16 Eury Pérez, R (1, 7) OBP: 0.357, SLG: 0.250 19 Matt Duffy, R (6, 7) OBP: 0.367, SLG: 0.680			X 0-0 G6-3		CX 0-1 G4-3 1-2			X 0-0 1-H 2B		2 0 0 0 0 0 1 1 0 1 1 0 0 0						
Inning Stats	R: 0 H: 0 E: 0 LOB: 0 K: 1 BB: 0 S: 5 P: 5	R: 0 H: 1 E: 0 LOB: 1 K: 0 BB: 1 S: 3 P: 7	R: 0 H: 0 E: 0 LOB: 0 K: 1 BB: 0 S: 5 P: 5	R: 1 H: 1 E: 0 LOB: 0 K: 1 BB: 0 S: 6 P: 7	R: 0 H: 0 E: 0 LOB: 1 K: 2 BB: 1 S: 8 P: 12	R: 0 H: 0 E: 0 LOB: 0 K: 0 BB: 0 S: 3 P: 3	R: 0 H: 1 E: 0 LOB: 1 K: 0 BB: 0 S: 4 P: 4	R: 1 H: 2 E: 0 LOB: 1 K: 1 BB: 0 S: 7 P: 7	R: 0 H: 1 E: 0 LOB: 1 K: 1 BB: 0 S: 6 P: 6	1B: 4 SF: 1 2B: 2 SAC: 0 3B: 0 DP: 1 HR: 0 HBP: 0						

AB	31
R	2
H	6
RBI	2
BB	2
SO	7
LOB	10

WP: 1 PA: 34
PB: 0
SB: 1
CS: 0

PITCHER		IP	WLS	BF	H	R	ER	SO	BB	IBB	HBP	BLK	WP	HR	S	P	ERA	WHIP
41 Aaron Sanchez, R ERA: 1.98	(1, 1)	4.2	W	17	2	1	1	5	2	0	0	0	1	0	25	34	1.93	0.857
50 Steve Delabar, R ERA: 3.6	(5, 1)	1.0		3	0	0	0	0	0	0	0	0	0	0	4	4	0.00	0.000
37 Randy Choate, L ERA:	(6, 1)	0.1		1	0	0	0	0	0	0	0	0	0	0	1	1	0.00	0.000
45 Drew Storen, R ERA: 1.8	(7, 1)	1.0		4	1	0	0	0	0	0	0	0	0	0	4	4	0.00	1.000
27 Brett Cecil, L ERA: 3.0	(8, 1)	1.0		5	2	1	1	1	0	0	0	0	0	0	7	7	9.00	2.000

PITCHER		IP	WLS	BF	H	R	ER	SO	BB	IBB	HBP	BLK	WP	HR	S	P	ERA	WHIP
57 Chad Girodo, L ERA:	(9, 1)	1.0		4	1	0	0	1	0	0	0	0	0	0	6	6	0.00	1.000

BOTTOM

Batter	1	2	3	4	5	6	7	8	9	AB	R	H	RBI	BB	SO	LOB
11 Kevin Pillar, R (1, 8) OBP: 0.281, SLG: 0.367 48 Junior Lake, R (6, PH) OBP: 0.333, SLG: 0.385 (7, 8)	0-0 19 G3 1B		0-0 G5-3	0-0 3-H 1B		4-0 7 1B 74 WP BB		0-0 FC5-4 7 1B 1-2f		3 1	0 1	2 0	1 0	0 1	0 0	1 1
20 Josh Donaldson, R (1, 5) OBP: 0.462, SLG: 0.333 7 David Adams, R (6, PH) OBP: 0.474, SLG: 0.706 (7, 5)	0-0 F8		4-0 19 HR 2-3 BB	0-3 K		0-0 74 WP 1-3 1B		0-0 1-2 1B		2 2	1 0	0 2	0 0	1 0	1 0	2 0
19 José Bautista, R (1, 9) OBP: 0.333, SLG: 0.600 74 David Harris, R (6, PH) (7, 7)	0-0 G3 1-2		2-0 1-H 3-H HR		0-0 G6-3	0-3 K 58 FC5-4 1-2 3-H		0-3 K2-3		3 2	1 0	1 0	3 0	0 0	0 2	1 3
2 Troy Tulowitzki, R (1, 6) OBP: 0.357, SLG: 0.500 58 Jio Mier, R (6, PH) OBP: 0.360, SLG: 0.583 (7, 6)	0-3 K		0-0 G5-3		1-0 HR	0-0 1-2f FC5-4				3 1	1 0	1 0	1 0	0 0	1 0	1 2
15 Chris Colabello, R (1, 10) OBP: 0.355, SLG: 0.448 1 Andy Burns, R (7, PH) OBP: 0.458, SLG: 0.750 (8, 10)		0-3 K	0-3 K		0-0 L8		0-3 K			3 1	0 0	0 0	0 0	0 0	2 1	0 0
14 Justin Smoak, S (1, 3) OBP: 0.433, SLG: 0.692 71 K.C. Hobson, L (7, 3)	0-0 2B		0-0 3 2B 18 G6-3 1B		4-0 BB		0-3 K			2 1	1 0	2 0	0 0	1 0	0 1	0 0
3 Ezequiel Carrera, L (1, 7) OBP: 0.250, SLG: 0.176 9 Darrell Ceciliani, L (5, PH) OBP: 0.464, SLG: 0.609 (6, 7) (7, 9)	0-0 F7		0-0 18 G6-3 11 1B 1-3 2B		0-0 G3		0-3 K			2 2	1 0	1 0	0 0	0 0	0 1	1 1
18 Darwin Barney, R (1, 4) OBP: 0.346, SLG: 0.391 76 Jorge Flores, R (7, 4) OBP: 0.500, SLG: 0.500	0-0 G5-3		0-0 G6-3 2-3 3-H			0-0 G6-3		0-0 48 FC5-4 1B		3 1	0 0	0 1	1 0	0 0	0 0	2 0
8 A.J. Jimenez, R (1, 2) OBP: 0.500, SLG: 0.643 76 Tony Sanchez, R (6, 2) OBP: 0.273, SLG: 0.300			0-0 E1 20 WP 19 HR 1B	0-0 G5-3		0-0 P6		0-3 K		2 2	1 0	1 0	0 0	0 1	0 1	1 1
Inning Stats	R: 0 E: 0 K: 1 S: 6 H: 1 LOB: 1 BB: 0 P: 6	R: 0 E: 0 K: 1 S: 6 H: 1 LOB: 1 BB: 0 P: 6	R: 3 E: 1 K: 1 S: 7 H: 2 LOB: 0 BB: 1 P: 13	R: 2 E: 0 K: 1 S: 8 H: 3 LOB: 1 BB: 0 P: 8	R: 1 E: 0 K: 0 S: 4 H: 1 LOB: 1 BB: 1 P: 9	R: 1 E: 0 K: 1 S: 7 H: 1 LOB: 2 BB: 1 P: 11	R: 0 E: 0 K: 3 S: 9 H: 0 LOB: 0 BB: 0 P: 9	R: 0 E: 0 K: 2 S: 9 H: 2 LOB: 2 BB: 0 P: 9		1B: 7 2B: 2 3B: 0 HR: 2	SF: 0 SAC: 0 DP: 0 HBP: 0						

PITCHER		IP	WLS	BF	H	R	ER	SO	BB	IBB	HBP	BLK	WP	HR	S	P	ERA	WHIP
58 Doug Fister, R ERA: 6.94	(1, 1)	3.2	L	18	6	5	5	3	1	0	0	0	1	1	23	29	12.27	1.909
67 Jandel Gustave, R ERA: 1.69	(4, 1)	1.1		7	2	1	1	1	1	0	0	0	0	1	8	13	6.75	2.250
29 Tony Sipp, L ERA: 6.75	(6, 1)	0.2		5	1	1	1	1	1	0	0	0	1	0	6	10	13.50	3.000
65 James Hoyt, R ERA: 1.35	(6, 1)	1.1		4	0	0	0	3	0	0	0	0	0	0	10	10	0.00	0.000
38 Jake Buchanan, R ERA: 5.4	(8, 1)	1.0		5	2	0	0	2	0	0	0	0	0	0	9	9	0.00	2.000

PITCHER	IP	WLS	BF	H	R	ER	SO	BB	IBB	HBP	BLK	WP	HR	S	P	ERA	WHIP

Houston Astros @ Toronto Blue Jays

Florida Auto Exchange Stadium, Dunedin, FL

Fri Mar 18 2016, 1:09 PM - 4:00 PM EDT

Att. 5,534 - Partly Cloudy - 78 F

livebaseballscorecards.com

AB	36
R	7
H	11
RBI	6
BB	3
SO	10
LOB	17

WP: 2 PA: 39
PB: 0
SB: 0
CS: 0

Batter	1	2	3	4	5	6	7	8	9	AB	R	H	RBI	BB	SO	LOB
27 Jose Altuve, R (1, 4) OBP: 0.417, SLG: 0.533 81 Joe Sclafani, S (8, 4) OBP: 0.182, SLG: 0.100	BBBB 4-0 1 CS 4 S BB			BBBB 4-0 28 G3 1 BB BB		X 0-0 4 SF8 28 HR 1-2 2-3 1B		CCC 0-3 ① K		2 1 1 0 2 1 1 0 0 0 0 0 0 0						
4 George Springer, R (1, 9) OBP: 0.472, SLG: 0.538 92 Danry Vasquez, L (8, PR) (8, 7)	CSS 0-3 ① K 1-2			X 0-0 ① P4		X 0-0 ① SF8 1-2 2-3 3-H		X 0-0 ② FC6-5 1 FC4-6 2-3		3 0 0 1 0 1 3 0 0 0 0 0 0 0						
1 Carlos Correa, R (1, 6) OBP: 0.469, SLG: 0.692 64 César Valdez, R (8, 1)	CSS 0-3 ②③ K 2-3			BBBD 4-0 28 G3 1-2 BB		CCC 0-3 ② K		X 0-0 ③ FC4-6 1-2f		3 0 0 0 1 2 4 0 0 0 0 0 0 0						
28 Colby Rasmus, L (1, 8) OBP: 0.348, SLG: 0.810 Asher Wojciechowski, R (6, 1) 26 Danny Worth, R (8, 6) OBP: 0.417, SLG: 0.667		CCC 0-3 ① K		X 0-0 ②③ G3 1-2f 2-3		BSX 1-1 2-H 3-H HR			SSS 0-3 ① K	3 1 1 3 0 1 2 0 0 0 0 0 0 0 1 0 0 0 0 1 0						
84 Tyler White, R (1, 3) OBP: 0.389, SLG: 0.500 21 Jon Singleton, L (6, PH) OBP: 0.209, SLG: 0.350 (6, 3) 91 Mott Hyde, R (9, PR)		X 0-0 ② F7			SSS 0-3 ① K	X 0-0 ③ G6-3			X 0-0 E5	2 0 0 0 0 1 0 2 0 0 0 0 0 0 0 0 0 0 0 0 0						
19 Matt Duffy, R (1, 5) OBP: 0.344, SLG: 0.630 79 Colin Moran, L (6, 5) OBP: 0.385, SLG: 0.391		X 0-0 ③ F7			CCC 0-3 ② K		X 0-0 ① G5-3		SSS 0-3 ② K	2 0 0 0 0 1 0 2 0 0 0 0 1 1						
73 Roberto Peña, R (1, 2) OBP: 0.150, SLG: 0.200 92 Jamie Ritchie, R (8, 2) 80 AJ Reed, L (9, PH) OBP: 0.281, SLG: 0.419		X 0-0 ① F8			CCC 0-3 ③ K		X 0-0 ② G5-3		X 0-0 ③ P6	3 0 0 0 0 1 0 0 0 0 0 0 0 0 1 0 0 0 0 0 1						
16 Eury Pérez, R (1, 7) OBP: 0.355, SLG: 0.231 (8, 9)		X 0-0 ② G3				BBBB 4-0 27 1B 20 S 4 SF8 BB	SSS 0-3 ③ K			2 1 0 0 1 1 0						
51 Wandy Rodriguez, S (1, 1) 53 Ken Giles, R (5, 1) 20 Preston Tucker, L (6, PH) OBP: 0.370, SLG: 0.583 94 Teoscar Hernández, R (6, 8) OBP: 0.250, SLG: 0.667		X 0-0 ③ G4-3				BBBB 4-0 4 SF8 27 1B 28 HR 1-2 BB		X 0-0 4 FC6-5 2B		1 0 0 0 0 0 0 0 0 0 0 0 0 0 0 1 0 0 1 0 0 1 0 1 0 0 0 0						
Inning Stats	R: 0 H: 0 E: 0 LOB: 0 K: 2 BB: 1 S: 6 P: 10	R: 0 H: 0 E: 0 LOB: 0 K: 1 BB: 0 S: 5 P: 5	R: 0 H: 0 E: 0 LOB: 0 K: 0 BB: 0 S: 3 P: 3	R: 0 H: 0 E: 0 LOB: 1 K: 0 BB: 2 S: 2 P: 10	R: 0 H: 0 E: 0 LOB: 0 K: 3 BB: 0 S: 9 P: 9	R: 4 H: 2 E: 0 LOB: 0 K: 1 BB: 2 S: 8 P: 17	R: 0 H: 0 E: 0 LOB: 0 K: 1 BB: 0 S: 5 P: 5	R: 0 H: 1 E: 0 LOB: 1 K: 1 BB: 0 S: 6 P: 6	R: 0 H: 0 E: 1 LOB: 1 K: 2 BB: 0 S: 8 P: 8	1B: 1 SF: 1 2B: 1 SAC: 0 3B: 0 DP: 1 HR: 1 HBP: 0						

PITCHER		IP	WLS	BF	H	R	ER	SO	BB	IBB	HBP	BLK	WP	HR	S	P	ERA	WHIP
58 Jeremy Hellickson, R ERA: 1.29	(1, 1)	5.0		16	0	0	0	6	3	0	0	0	0	0	25	37	0.00	0.600
50 Héctor Neris, R ERA: 8.53	(6, 1)	1.0	B	7	2	4	4	1	2	0	0	0	0	1	8	17	36.00	4.000
57 Luis García, R ERA: 5.4	(7, 1)	1.0	W	3	0	0	0	1	0	0	0	0	0	0	5	5	0.00	0.000
53 Daniel Stumpf, L ERA: 4.0	(8, 1)	1.0	H	4	1	0	0	1	0	0	0	0	0	0	6	6	0.00	1.000
62 Bobby LaFromboise, L ERA:	(9, 1)	1.0	S	4	0	0	0	2	0	0	0	0	0	0	8	8	0.00	0.000

PITCHER	IP	WLS	BF	H	R	ER	SO	BB	IBB	HBP	BLK	WP	HR	S	P	ERA	WHIP

TOP

Houston Astros @ Philadelphia Phillies

Bright House Field, Clearwater, FL

Sun Mar 20 2016, 1:10 PM - 3:48 PM EDT

Att. 8,200 - Partly Cloudy - 74 F

livebaseballscorecards.com

AB	28
R	4
H	3
RBI	4
BB	5
SO	11
LOB	12

1B: 1	SF: 1	WP: 0	PA: 34
2B: 1	SAC: 0	PB: 0	
3B: 0	DP: 1	SB: 2	
HR: 1	HBP: 0	CS: 1	

BOTTOM

Houston Astros @ Philadelphia Phillies

Bright House Field, Clearwater, FL

Sun Mar 20 2016, 1:10 PM - 3:48 PM EDT

Att. 8,200 - Partly Cloudy - 74 F

livebaseballscorecards.com

Batter	1	2	3	4	5	6	7	8	9	AB	R	H	RBI	BB	SO	LOB
16 César Hernández, S (1, 4) OBP: 0.468, SLG: 0.585	HR		L7		1B		2B			4	2	3	3	0	0	0
13 Freddy Galvis, S (1, 6) OBP: 0.186, SLG: 0.214	K2-3		G6-3		K		SH4-3			3	0	0	1	0	2	1
7 Maikel Franco, R (1, 5) OBP: 0.372, SLG: 0.850 76 Angelys Nina, R (7, 5) OBP: 0.400, SLG: 0.444	1B			G4-3		G6-3	G6-3			3 1	0 0	1 0	0 0	0 0	0 0	0 0
6 Ryan Howard, L (1, 3) OBP: 0.343, SLG: 0.548 18 Darin Ruf, R (6, PR) OBP: 0.359, SLG: 0.657 (7, 3)	K			K		17 HBP BB		K		2 1	0 0	0 0	0 0	1 0	2 1	1 0
17 Peter Bourjos, R (1, 9) OBP: 0.395, SLG: 0.559	P3			G4-3		HBP		G6-3		3	0	0	0	0	0	1
19 J.P. Arencibia, R (1, 2) OBP: 0.400, SLG: 0.842 29 Cameron Rupp, R (6, 2) OBP: 0.520, SLG: 0.955		K			K	P4		K		2 2	0 0	0 0	0 0	0 0	2 1	0 2
2 Tyler Goeddel, R (1, 7) OBP: 0.354, SLG: 0.395		G6-3			64 WP 24 G3 64 2B 1B	G6-3				3	1	1	0	0	0	2
24 Darnell Sweeney, S (1, 8) OBP: 0.310, SLG: 0.240		G5-3			G3 1-2		G4-3			3	0	0	0	0	0	1
58 Jeremy Hellickson, R (1, 1) 64 Cedric Hunter, L (5, PH) OBP: 0.349, SLG: 0.615 50 Hector Neris, R (6, 1) 57 Luis García, R (7, 1) 3 David Lough, L (7, PH) OBP: 0.455, SLG: 0.462 53 Daniel Stumpf, L (8, 1) 62 Bobby LaFromboise, L (9, 1)			K		16 1B 2B		16 2B BB			1 1 0 0 0 0 0	0 1 0 0 1 0 0	0 1 0 0 0 0 0	0 1 0 0 1 0 0	1 0 0 0 0 0 0	0 0 0 0 0 0 0	0 0 0 0 0 0 0
Inning Stats	R: 1 E: 0 K: 2 S: 10 H: 2 LOB: 1 BB: 0 P: 11	R: 0 E: 0 K: 1 S: 5 H: 0 LOB: 0 BB: 0 P: 5	R: 0 E: 0 K: 1 S: 5 H: 0 LOB: 0 BB: 0 P: 5	R: 0 E: 0 K: 1 S: 5 H: 0 LOB: 0 BB: 0 P: 5	R: 2 E: 0 K: 2 S: 10 H: 3 LOB: 1 BB: 0 P: 11	R: 0 E: 0 K: 0 S: 3 H: 0 LOB: 2 BB: 1 P: 8	R: 2 E: 0 K: 0 S: 4 H: 1 LOB: 0 BB: 1 P: 8	R: 0 E: 0 K: 2 S: 7 H: 0 LOB: 0 BB: 0 P: 7		1B: 3 2B: 2 3B: 0 HR: 1	SF: 0 SAC: 1 DP: 0 HBP: 1			WP: 1 PB: 0 SB: 0 CS: 0	PA: 33	

	AB	29
	R	5
	H	6
	RBI	5
	BB	2
	SO	9
	LOB	8

PITCHER		IP	WLS	BF	H	R	ER	SO	BB	IBB	HBP	BLK	WP	HR	S	P	ERA	WHIP
51 Wandy Rodriguez, L ERA: 2.25	(1, 1)	4.0		14	2	1	1	5	0	0	0	0	0	1	25	26	2.25	0.500
53 Ken Giles, R ERA: 10.8	(5, 1)	1.0		6	3	2	2	2	0	0	0	0	1	0	10	11	18.00	3.000
Asher Wojciechowski, R ERA: 4.5	(6, 1)	2.0	L	10	1	2	2	0	2	0	1	0	0	0	7	16	9.00	1.500
64 César Valdez, R ERA: 4.7	(8, 1)	1.0		3	0	0	0	2	0	0	0	0	0	0	7	7	0.00	0.000

PITCHER	IP	WLS	BF	H	R	ER	SO	BB	IBB	HBP	BLK	WP	HR	S	P	ERA	WHIP

Houston Astros @ Washington Nationals

Space Coast Stadium, Viera, FL

Mon Mar 21 2016, 1:06 PM - 4:02 PM EDT

Att. 6,059 - Sunny - 56 F

TOP

livebaseballscorecards.com

Batter	1	2	3	4	5	6	7	8	9	AB	R	H	RBI	BB	SO	LOB
6 Jake Marisnick, R (1, 9) OBP: 0.154, SLG: 0.211 (8, 8)	F8	G5-3		F8			79 HR 1B		G6-3	5	1	1	0	0	0	3
9 Marwin Gonzalez, S (1, 6) OBP: 0.484, SLG: 0.923 79 Colin Moran, L (6, 5) OBP: 0.393, SLG: 0.520	G6-3	BB			G5-3		1-H HR		G3-1	2	0	0	0	1	0	0
										2	1	1	2	0	0	0
30 Carlos Gómez, R (1, 8) OBP: 0.520, SLG: 0.353 80 AJ Reed, L (6, 3) OBP: 0.273, SLG: 0.406	84 BB 18 1B 1B	K			BB		F8			2	1	1	0	1	1	3
										1	0	0	0	0	0	0
84 Tyler White, R (1, 10) OBP: 0.410, SLG: 0.485 21 Jon Singleton, L (7, PH) OBP: 0.205, SLG: 0.341 (7, 10)	18 1B BB		18 P5 BB		P6		K			1	0	0	0	2	0	1
										1	0	0	0	0	1	0
18 Luis Valbuena, L (1, 5) OBP: 0.382, SLG: 0.483 82 Alex Bregman, R (6, 6) OBP: 0.211, SLG: 0.063	19 FC5-4 1B		P5		F7			P5		3	0	1	1	0	0	2
										1	0	0	0	0	0	0
19 Matt Duffy, R (1, 3) OBP: 0.306, SLG: 0.548 (6, 7) 97 Ronnie Mitchell, L (8, 7)	FC5-4		L5			K		G1-3		4	0	0	0	0	1	2
										0	0	0	0	0	0	0
15 Jason Castro, L (1, 2) OBP: 0.360, SLG: 0.400 72 Tyler Heineman, S (6, 2) OBP: 0.313, SLG: 0.333		16 WP 26 1B 1B		G3-1		G4-3		1B		3	0	1	0	0	0	0
										1	0	1	0	0	0	0
26 Danny Worth, R (1, 4) OBP: 0.429, SLG: 0.680 92 Danry Vasquez, L (8, 9)		16 WP 1-2 1B		2B		F9		F9		4	0	2	0	0	0	1
										0	0	0	0	0	0	0
16 Eury Pérez, R (1, 7) OBP: 0.324, SLG: 0.207 (6, 8) 81 Joe Sclafani, S (8, 4) OBP: 0.167, SLG: 0.091		G5-3 1-2 2-3		G5-3			P6		P5	3	0	0	0	0	0	3
										1	0	0	0	0	0	0
Inning Stats	R: 1 E: 0 K: 0 S: 5 H: 2 LOB: 2 BB: 1 P: 10	R: 0 E: 0 K: 1 S: 7 H: 2 LOB: 3 BB: 1 P: 12	R: 0 E: 0 K: 0 S: 2 H: 0 LOB: 0 BB: 1 P: 7	R: 0 E: 0 K: 0 S: 4 H: 1 LOB: 1 BB: 0 P: 4	R: 0 E: 0 K: 0 S: 3 H: 0 LOB: 1 BB: 1 P: 7	R: 0 E: 0 K: 1 S: 5 H: 0 LOB: 0 BB: 0 P: 5	R: 2 E: 0 K: 1 S: 8 H: 2 LOB: 0 BB: 0 P: 11	R: 0 E: 0 K: 0 S: 4 H: 1 LOB: 1 BB: 0 P: 4	R: 0 E: 0 K: 0 S: 3 H: 0 LOB: 0 BB: 0 P: 3	1B: 6 2B: 1 3B: 0 HR: 1	SF: 0 SAC: 0 DP: 0 HBP: 0						

	AB	34
	R	3
	H	8
	RBI	3
	BB	4
	SO	3
	LOB	15

WP: 1 PB: 0 SB: 0 CS: 0 PA: 38

PITCHER		IP	WLS	BF	H	R	ER	SO	BB	IBB	HBP	BLK	WP	HR	S	P	ERA	WHIP
47 Gio González, L ERA: 2.77	(1, 1)	4.1		21	5	1	1	1	4	0	0	0	1	0	19	38	2.08	2.077
73 Felipe Vázquez, L ERA: 4.91	(5, 1)	0.2	H	2	0	0	0	0	0	0	0	0	0	0	2	2	0.00	0.000
26 Trevor Gott, R ERA: 4.5	(6, 1)	1.0	H	3	0	0	0	1	0	0	0	0	0	0	5	5	0.00	0.000
53 Rafael Martín, R ERA: 2.0	(7, 1)	2.0	W	9	3	2	2	1	0	0	0	0	0	1	12	15	9.00	1.500
49 Nick Masset, R ERA: 4.91	(9, 1)	1.0	S	3	0	0	0	0	0	0	0	0	0	0	3	3	0.00	0.000

PITCHER	IP	WLS	BF	H	R	ER	SO	BB	IBB	HBP	BLK	WP	HR	S	P	ERA	WHIP

Batter	1	2	3	4	5	6	7	8	9	AB	R	H	RBI	BB	SO	LOB
3 Michael Taylor, R (1, 8) OBP: 0.514, SLG: 0.848	F9		34 1B, 6 1B, 11 2B, 1B		2 1B, 2 S, 1B		P2, 1-2			2	1	1	0	0	0	0
4 Tony Campana, L (5, PH) (6, 8) OBP: 0.400, SLG: 0.542										2	0	1	0	0	0	1
6 Anthony Rendon, R (1, 5) OBP: 0.321, SLG: 0.320	K		34 1B, 11 2B, 1-2, 1B		5 CS, 1-3, 1B		2-3, 1B			2	1	1	0	0	1	0
2 Brendan Ryan, R (5, PH) (6, 5) OBP: 0.455, SLG: 0.636										2	0	2	0	0	0	0
34 Bryce Harper, L (1, 9) OBP: 0.433, SLG: 0.615	K		11 2B, 1-2, 2-3, 1B		1-2 K		SF8, 3-H			2	0	1	0	0	1	0
5 Reed Johnson, R (5, PH) (6, 9) OBP: 0.448, SLG: 0.391										1	0	0	1	0	1	2
11 Ryan Zimmerman, R (1, 10) OBP: 0.286, SLG: 0.476		G3-1	1-3, 2-H, 3-H, 2B			G5-3	K			3	0	1	2	0	0	0
16 Scott Sizemore, R (7, PH) (8, 10) OBP: 0.429, SLG: 0.840										1	0	0	0	0	1	1
20 Daniel Murphy, L (1, 4) OBP: 0.265, SLG: 0.333		G3	P4			23 2B, 1B		3-2, HR		3	0	1	0	0	0	2
90 Cutter Dykstra, R (6, PR) (7, 4) OBP: 1.000, SLG: 4.000										1	1	1	1	0	0	0
40 Wilson Ramos, R (1, 2) OBP: 0.333, SLG: 0.722	HR		L6			1-3, 2B		K		2	1	1	1	0	0	0
23 Jhonatan Solano, R (6, 2) OBP: 0.556, SLG: 0.600										1	0	1	0	0	0	0
59 Jose Lobaton, S (8, PH) (9, 2) OBP: 0.409, SLG: 0.389										1	0	0	0	0	1	0
25 Clint Robinson, L (1, 3) OBP: 0.290, SLG: 0.571	G6-3		F9			K		F8		2	0	0	0	0	0	0
32 Tyler Moore, R (6, 3) OBP: 0.188, SLG: 0.345										2	0	0	0	0	1	3
21 Matthew den Dekker, L (1, 7) OBP: 0.294, SLG: 0.345			K2-3		10 2-6, BB	K		K		1	0	0	0	1	1	0
14 Chris Heisey, R (6, 7) OBP: 0.308, SLG: 0.364										2	0	0	0	0	2	3
10 Stephen Drew, L (1, 6) OBP: 0.407, SLG: 0.391			F7	2-6, 1-2	F9		2 1B, 4 S, 5 SF8, 1B			2	0	0	0	0	0	0
7 Trea Turner, R (6, 6) OBP: 0.314, SLG: 0.367										1	1	1	0	0	0	0
Inning Stats	R: 0 E: 0 K: 2 S: 7 / H: 0 LOB: 0 BB: 0 P: 7	R: 1 E: 0 K: 0 S: 4 / H: 1 LOB: 0 BB: 0 P: 4	R: 2 E: 0 K: 1 S: 9 / H: 4 LOB: 2 BB: 0 P: 9	R: 0 E: 0 K: 0 S: 2 / H: 0 LOB: 1 BB: 1 P: 7	R: 0 E: 0 K: 1 S: 6 / H: 2 LOB: 1 BB: 0 P: 8	R: 0 E: 0 K: 2 S: 9 / H: 2 LOB: 3 BB: 0 P: 9	R: 1 E: 0 K: 1 S: 7 / H: 2 LOB: 1 BB: 0 P: 8	R: 1 E: 0 K: 2 S: 10 / H: 1 LOB: 0 BB: 0 P: 13		1B: 8 2B: 2 3B: 0 HR: 2	SF: 1 SAC: 0 DP: 0 HBP: 0						

PITCHER		IP	WLS	BF	H	R	ER	SO	BB	IBB	HBP	BLK	WP	HR	S	P	ERA	WHIP
46 Scott Feldman, R ERA: 5.19	(1, 1)	3.2		17	5	3	3	3	1	0	0	0	0	1	22	26	7.36	1.636
23 Neal Cotts, L ERA: 3.0	(4, 1)	0.2		4	2	0	0	0	0	0	0	0	0	0	3	5	0.00	3.000
37 Pat Neshek, R ERA: 1.69	(5, 1)	0.2		1	0	0	0	1	0	0	0	0	0	0	3	4	0.00	0.000
47 Dan Straily, R ERA: 9.0	(6, 1)	2.0	L	10	4	1	1	3	0	0	0	0	0	0	16	17	4.50	2.000
67 Jandel Gustave, R ERA: 2.84	(8, 1)	1.0		4	1	1	1	2	0	0	0	0	0	1	10	13	9.00	1.000

PITCHER	IP	WLS	BF	H	R	ER	SO	BB	IBB	HBP	BLK	WP	HR	S	P	ERA	WHIP

BOTTOM

Houston Astros @ Washington Nationals

Space Coast Stadium, Viera, FL

Mon Mar 21 2016, 1:06 PM - 4:02 PM EDT

Att. 6,059 - Sunny - 56 F

livebaseballscorecards.com

AB	33
R	5
H	12
RBI	5
BB	1
SO	9
LOB	12

Atlanta Braves @ Houston Astros

Osceola County Stadium, Kissimmee, FL

Tue Mar 22 2016, 1:09 PM - 4:29 PM EDT

Att. 3,855 - Sunny - 66 F

TOP

livebaseballscorecards.com

Batter	1	2	3	4	5	6	7	8	9	AB	R	H	RBI	BB	SO	LOB
11 Ender Inciarte, L (1, 8) OBP: 0.364, SLG: 0.512	K 13 WP		1 1B 5 G3 2-H 1B		23 BB 5 2B 1B	F7		G4-3	F7	3	2	2	1	0	1	0
88 Blake Lalli, L (5, 3) OBP: 0.333, SLG: 0.333										3	0	0	0	0	0	1
1 Erick Aybar, S (1, 6) OBP: 0.333, SLG: 0.419	F7		5 G3 1-3 1B		5 2B 4 1B 1-2 BB	F9		8 1B BB		2	0	1	0	0	0	1
23 Nick Swisher, S (4, 9) OBP: 0.429, SLG: 0.382										1	1	0	0	2	0	0
64 Emilio Bonifácio, S (8, PR) (8, 9) OBP: 0.326, SLG: 0.442										0	0	0	0	0	0	0
5 Freddie Freeman, L (1, 3) OBP: 0.514, SLG: 0.880	K		G3 1-2 3-H		4 1B 2 1B 1-3 2-H 2B	8 BB		F9		3	1	1	2	0	1	2
19 Ryan Lavarnway, R (5, 2) OBP: 0.259, SLG: 0.385										1	0	0	0	1	0	1
13 Adonis García, R (1, 5) OBP: 0.256, SLG: 0.474	F8 1-2		F9		2 1B 4 1B 25 HBP BB	1-2 BB		1-3 1B		2	0	0	0	0	0	2
8 Jace Peterson, L (4, 5) OBP: 0.408, SLG: 0.400										1	1	1	0	2	0	0
22 Nick Markakis, L (1, 9) OBP: 0.233, SLG: 0.296		G3	G6-3		25 HBP 2 1B 1-2 2-3 3-H 1B	K		G3		2	0	0	0	0	0	1
4 Reid Brignac, L (4, 4) OBP: 0.381, SLG: 0.471										3	0	1	1	0	1	4
28 Héctor Olivera, R (1, 7) OBP: 0.404, SLG: 0.480		K		F8	F9		F7		2 1B 7 SF9 BB	2	0	0	0	0	1	0
18 Jeff Francoeur, R (5, PH) (5, 7) OBP: 0.386, SLG: 0.436										2	1	0	0	1	0	3
15 A.J. Pierzynski, L (1, 2) OBP: 0.240, SLG: 0.250	1B			G4-3	25 HBP 1-2 2-3 3-H 1B	F8			1-3 1B	2	0	1	0	0	0	0
2 Michael Bourn, L (5, PH) (5, 8) OBP: 0.316, SLG: 0.333										3	0	2	1	0	0	0
24 Kelly Johnson, L (1, 10) OBP: 0.382, SLG: 0.333	F9			G4-3	H 1-0 1-2 2-3 3-H HBP	BB			K	2	0	0	0	0	0	1
25 Tyler Flowers, R (5, PH) (5, 10) OBP: 0.267, SLG: 0.333										1	0	0	1	1	1	2
7 Gordon Beckham, R (1, 4) OBP: 0.424, SLG: 0.320			11 1B 2B	F8 K		K			SF9 3-H	4	1	1	1	0	2	4
(4, 6)																

	AB	37
	R	7
	H	10
	RBI	7
	BB	7
	SO	7
	LOB	22

Inning Stats	1	2	3	4	5	6	7	8	9
	R: 0 E: 0 K: 2 S: 8	H: 0 LOB: 1 BB: 0 P: 8	R: 0 E: 0 K: 1 S: 6	H: 1 LOB: 1 BB: 0 P: 6	R: 2 E: 0 K: 0 S: 6	H: 3 LOB: 1 BB: 0 P: 6	R: 0 E: 0 K: 0 S: 3	H: 0 LOB: 0 BB: 0 P: 3	R: 4 E: 0 K: 1 S: 9	H: 4 LOB: 3 BB: 2 P: 18	R: 0 E: 0 K: 1 S: 5	H: 0 LOB: 2 BB: 2 P: 13	R: 0 E: 0 K: 1 S: 5	H: 0 LOB: 1 BB: 1 P: 9	R: 0 E: 0 K: 0 S: 4	H: 1 LOB: 2 BB: 1 P: 8	R: 1 E: 0 K: 1 S: 6	H: 1 LOB: 1 BB: 1 P: 10

	1B: 8	SF: 1	WP: 2	PA: 46
	2B: 2	SAC: 0	PB: 0	
	3B: 0	DP: 0	SB: 0	
	HR: 0	HBP: 1	CS: 0	

PITCHER		IP	WLS	BF	H	R	ER	SO	BB	IBB	HBP	BLK	WP	HR	S	P	ERA	WHIP
54 Mike Fiers, R ERA: 5.68	(1, 1)	4.2		26	8	6	6	3	2	0	1	0	2	0	29	38	11.57	2.143
50 Kevin Chapman, L ERA:	(5, 1)	1.1		6	0	0	0	2	2	0	0	0	0	0	8	16	0.00	1.500
36 Will Harris, R ERA:	(7, 1)	1.0	W	4	0	0	0	1	1	0	0	0	0	0	5	9	0.00	1.000
41 Brad Peacock, R ERA: 6.23	(8, 1)	2.0	S	10	2	1	1	1	2	0	0	0	0	0	10	18	4.50	2.000

PITCHER		IP	WLS	BF	H	R	ER	SO	BB	IBB	HBP	BLK	WP	HR	S	P	ERA	WHIP

BOTTOM

Atlanta Braves @ Houston Astros

Osceola County Stadium, Kissimmee, FL

Tue Mar 22 2016, 1:09 PM - 4:29 PM EDT

Att. 3,855 - Sunny - 66 F

livebaseballscorecards.com

Batter	1	2	3	4	5	6	7	8	9	AB	R	H	RBI	BB	SO	LOB
27 Jose Altuve, R (1, 4) OBP: 0.450, SLG: 0.588	0-0 1 FC5-4 1B		0-3 K ②		0-0 1 HR 2B	0-0 1 WP 1B 2-H 3-H	0-0 F7 ②			4	1	3	2	0	1	0
81 Joe Sclafani, S (6, PR) OBP: 0.154, SLG: 0.083 (7, 4)										1	0	0	0	0	0	2
4 George Springer, R (1, 9) OBP: 0.415, SLG: 0.452 (6, 8)	0-0 F7 ①		0-0 F8 ③		0-0 L4 ①	0-3 K ② SSS	0-3 K ③ CCC			5	0	0	0	0	2	5
79 Colin Moran, L (8, 5) OBP: 0.393, SLG: 0.520										0	0	0	0	0	0	0
1 Carlos Correa, R (1, 6) OBP: 0.500, SLG: 0.793	0-0 FC5-4 ② 1-2f			0-0 18 BB 9 1B 1B SSBBBX	3-2 2-H HR BBBBB	4-0 1-2 BB		0-0 L4 ①		3	2	2	2	1	0	1
26 Danny Worth, R (6, PR) OBP: 0.414, SLG: 0.654 (7, 6)										1	0	0	0	0	0	0
28 Colby Rasmus, L (1, 7) OBP: 0.308, SLG: 0.708	SSS 0-3 K ③			0-0 F9 ①	0-0 G6-3 ②	0-0 F9 ③		0-0 G6-3 ②		3	0	0	0	0	1	2
16 Eury Pérez, R (6, 9) OBP: 0.306, SLG: 0.194 (8, 8)										2	0	0	0	0	0	2
30 Carlos Gómez, R (1, 8) OBP: 0.500, SLG: 0.316		BBBB 4-0 BB		CCC 0-3 K ②	SSS 0-3 K ③		0-0 19 2B 80 SF8 1B	SSS 0-3 K ③		2	0	0	0	1	2	1
Jason Martin, L (6, 7) OBP: 0.500, SLG: 0.500 (8, 9)										2	1	1	0	0	1	0
18 Luis Valbuena, L (1, 5) OBP: 0.405, SLG: 0.484		0-0 F8 ①		BBBB 4-0 84 BB 9 1B 1-2 BB		0-0 9 BB 84 1B 1B	0-0 80 SF8 84 1B 1-3 2B			2	0	1	0	1	0	1
19 Matt Duffy, R (6, PR) OBP: 0.324, SLG: 0.594 (7, 5)										1	2	1	0	0	0	0
(8, 7)																
9 Marwin Gonzalez, S (1, 3) OBP: 0.500, SLG: 0.893		0-0 F9 ②		0-0 84 BB 1-2 2-H 1B		BBBB 4-0 73 G3 84 1B 27 1B 1-2 BB	0-0 SF8 ① 2-3 3-H			2	1	1	1	1	0	1
80 AJ Reed, L (7, 3) OBP: 0.265, SLG: 0.406										0	0	0	1	0	0	0
20 Preston Tucker, L (1, 10) OBP: 0.357, SLG: 0.560	SSS 0-3 K ③			BBBB 4-0 1-2 2-3 BB		0-0 73 G3 27 1B 1-2 2-H 1B	0-0 73 1B 3-H 1B			1	0	0	0	0	1	1
84 Tyler White, R (4, PH) OBP: 0.452, SLG: 0.514 (5, 10)										2	1	2	2	1	0	0
15 Jason Castro, L (1, 2) OBP: 0.333, SLG: 0.364			CCC 0-3 K ①	SSS 0-3 K ③		0-0 G3 ① 1-2 2-3	0-0 1-2 1B			2	0	0	0	0	2	3
73 Roberto Peña, R (6, 2) OBP: 0.182, SLG: 0.227										2	0	1	0	0	0	2
Inning Stats	R: 0 H: 1 E: 0 LOB: 1 K: 1 BB: 0 S: 6 P: 6	R: 0 H: 0 E: 0 LOB: 1 K: 1 BB: 1 S: 5 P: 9	R: 0 H: 0 E: 0 LOB: 0 K: 2 BB: 0 S: 7 P: 7	R: 1 H: 2 E: 0 LOB: 3 K: 2 BB: 2 S: 9 P: 17	R: 2 H: 2 E: 0 LOB: 0 K: 1 BB: 0 S: 9 P: 12	R: 3 H: 3 E: 0 LOB: 2 K: 1 BB: 2 S: 8 P: 16	R: 2 H: 4 E: 0 LOB: 2 K: 1 BB: 0 S: 9 P: 9	R: 0 H: 0 E: 0 LOB: 0 K: 1 BB: 0 S: 5 P: 5		1B: 9 SF: 1 2B: 2 SAC: 0 3B: 0 DP: 0 HR: 1 HBP: 0						

AB	35
R	8
H	12
RBI	8
BB	5
SO	10
LOB	21

WP: 1 PA: 41
PB: 0
SB: 0
CS: 0

PITCHER		IP	WLS	BF	H	R	ER	SO	BB	IBB	HBP	BLK	WP	HR	S	P	ERA	WHIP
26 Mike Foltynewicz, R ERA: 4.76	(1, 1)	3.2		14	2	1	1	5	1	0	0	0	0	0	23	27	2.46	0.818
97 Chase Johnson-Mullins, L ERA:	(4, 1)	0.1	H	4	1	0	0	1	2	0	0	0	0	0	4	12	0.00	9.000
50 Manny Bañuelos, L ERA: 12.15	(5, 1)	1.2		12	5	5	5	2	2	0	0	0	1	1	16	27	27.00	4.200
36 José Ramirez, R ERA: 2.0	(6, 1)	1.1	L	8	4	2	2	1	0	0	0	0	0	0	10	10	13.50	3.000
83 Hunter Cervenka, L ERA: 2.25	(8, 1)	1.0		3	0	0	0	1	0	0	0	0	0	0	5	5	0.00	0.000

PITCHER	IP	WLS	BF	H	R	ER	SO	BB	IBB	HBP	BLK	WP	HR	S	P	ERA	WHIP

Philadelphia Phillies @ Houston Astros

Osceola County Stadium, Kissimmee, FL

Wed Mar 23 2016, 6:09 PM - 8:49 PM EDT

Att. 4,626 - Partly Cloudy - 78 F

livebaseballscorecards.com

Batter	1	2	3	4	5	6	7	8	9	AB	R	H	RBI	BB	SO	LOB
3 David Lough, L (1, 8) OBP: 0.455, SLG: 0.457	G4-3	F7			K			SH2-3		3	0	0	0	0	1	0
16 César Hernández, S (1, 4) OBP: 0.436, SLG: 0.521	BB		G4-3			G1-3		1B		2	1	0	0	1	0	0
4 Andrés Blanco, S (6, 4) OBP: 0.321, SLG: 0.481										1	0	1	0	0	0	0
7 Maikel Franco, R (1, 5) OBP: 0.340, SLG: 0.720	K		G5-3			K		F9-2		4	0	0	0	0	2	3
18 Darin Ruf, R (1, 3) OBP: 0.375, SLG: 0.610	BB		F8			BB			K	2	0	0	0	2	1	0
64 Cedric Hunter, L (1, 7) OBP: 0.327, SLG: 0.604	1B			G3-1		G3			G6-3	4	0	1	1	0	0	1
51 Carlos Ruiz, R (1, 2) OBP: 0.296, SLG: 0.208	BB			F8			F9		K	1	0	0	0	1	0	0
84 Logan Moore, L (6, 2) OBP: 0.286, SLG: 0.250										2	0	0	0	0	1	0
13 Freddy Galvis, S (1, 6) OBP: 0.191, SLG: 0.239	K			K			G6-3			3	0	0	0	0	2	3
17 Peter Bourjos, R (1, 10) OBP: 0.372, SLG: 0.513		K			G6-3		K			3	0	0	0	0	2	0
2 Tyler Goeddel, R (1, 9) OBP: 0.333, SLG: 0.354		G5-3			L8			HBP		2	0	0	0	0	0	0
15 Emmanuel Burriss, S (8, PR) (8, 9) OBP: 0.382, SLG: 0.484										0	0	0	0	0	0	0

	AB	27
	R	1
	H	2
	RBI	1
	BB	4
	SO	9
	LOB	7

Inning Stats	1	2	3	4	5	6	7	8	9
	R: 1 E: 0 K: 2 S: 8	R: 0 E: 0 K: 1 S: 5	R: 0 E: 0 K: 0 S: 3	R: 0 E: 0 K: 1 S: 5	R: 0 E: 0 K: 1 S: 5	R: 0 E: 0 K: 1 S: 5	R: 0 E: 0 K: 1 S: 5	R: 0 E: 0 K: 0 S: 3	R: 0 E: 0 K: 2 S: 7
	H: 1 LOB: 3 BB: 3 P: 19	H: 0 LOB: 0 BB: 0 P: 5	H: 0 LOB: 0 BB: 0 P: 3	H: 0 LOB: 0 BB: 0 P: 5	H: 0 LOB: 0 BB: 0 P: 5	H: 0 LOB: 1 BB: 1 P: 9	H: 0 LOB: 0 BB: 0 P: 5	H: 1 LOB: 1 BB: 0 P: 4	H: 0 LOB: 0 BB: 0 P: 7

1B: 2 SF: 0
2B: 1 SAC: 1
3B: 0 DP: 1
HR: 0 HBP: 1

WP: 0 PA: 33
PB: 0
SB: 1
CS: 0

PITCHER		IP	WLS	BF	H	R	ER	SO	BB	IBB	HBP	BLK	WP	HR	S	P	ERA	WHIP
45 Michael Feliz, R ERA: 1.29	(1, 1)	4.0		16	1	1	1	4	3	0	0	0	0	0	21	32	2.25	1.000
65 James Hoyt, R ERA: 1.08	(5, 1)	1.2	W	6	0	0	0	2	1	0	0	0	0	0	9	13	0.00	0.600
23 Neal Cotts, L ERA: 2.45	(6, 1)	1.1	H	4	0	0	0	1	0	0	0	0	0	0	6	6	0.00	0.000
38 Jake Buchanan, R ERA: 4.5	(8, 1)	1.0	H	4	1	0	0	0	0	0	1	0	0	0	3	4	0.00	1.000
53 Ken Giles, R ERA: 9.0	(9, 1)	1.0	S	3	0	0	0	2	0	0	0	0	0	0	7	7	0.00	0.000

PITCHER	IP	WLS	BF	H	R	ER	SO	BB	IBB	HBP	BLK	WP	HR	S	P	ERA	WHIP

Batter	1	2	3	4	5	6	7	8	9	AB	R	H	RBI	BB	SO	LOB
27 Jose Altuve, R (1, 4) OBP: 0.442, SLG: 0.556 81 Joe Sclafani, S (5, PR) OBP: 0.143, SLG: 0.077 (6, 4)	C C C 0-3 ① K		S S S 0-3 ② K		B B B 4-0 20 1B 28 G4-3 1-2 BB		S S S 0-3 ① K			2 0 0 0 1 2 0 1 1 0 0 0 1 1						
20 Preston Tucker, L (1, 7) OBP: 0.387, SLG: 0.571 94 Teoscar Hernández, R (5, PR) OBP: 0.231, SLG: 0.615 (6, 8)	X 0-0 ② G3		X 0-0 1B		X 0-0 28 G4-3 1-3 2-H 1B		S S S 0-3 ② K			3 0 2 1 0 0 0 1 0 0 0 0 1 1						
28 Colby Rasmus, L (1, 8) OBP: 0.310, SLG: 0.654 16 Eury Pérez, R (6, 7) OBP: 0.297, SLG: 0.188 (8, 9)	B B B B 4-0 BB		X 0-0 ③ G3		X 0-0 ② G4-3 1-2 3-H		S S S 0-3 ③ K			2 0 0 1 1 0 2 1 0 0 0 0 1 1						
80 AJ Reed, L (1, 10) OBP: 0.237, SLG: 0.361	X 0-0 ③ G1-3			C C C 0-3 ① K	X 0-0 ③ G3			S S S 0-3 ① K		4 0 0 0 0 2 3						
18 Luis Valbuena, L (1, 5) OBP: 0.375, SLG: 0.441 19 Matt Duffy, R (7, 5) OBP: 0.316, SLG: 0.576		X 0-0 ① G3-1		S S S 0-3 ② K		S S S 0-3 ① K		C C C 0-3 ② K		3 0 0 0 0 2 0 1 0 0 0 0 1 0						
15 Jason Castro, L (1, 2) OBP: 0.400, SLG: 0.480 72 Tyler Heineman, S (6, PR) OBP: 0.294, SLG: 0.313 (7, 2)		X 0-0 6 SH1-3 1B		X 0-0 2B		X 0-0 6 CS 1B		C C C 0-3 ③ K		3 0 3 0 0 0 0 1 0 0 0 0 1 0						
6 Jake Marisnick, R (1, 9) OBP: 0.171, SLG: 0.205 92 Danry Vasquez, L (8, 7)		X 0-0 ② SH1-3 1-2		X 0-0 ③ G5-3		B B B 3-0 ② 1-2 BB				1 0 0 0 1 0 1 0 0 0 0 0 0 0						
21 Jon Singleton, L (1, 3) OBP: 0.191, SLG: 0.318		X 0-0 ③ G4-3			X 0-0 ① F8	X 0-0 ③ G3				3 0 0 0 0 0 2						
26 Danny Worth, R (1, 6) OBP: 0.406, SLG: 0.607 91 Mott Hyde, R (7, PR) (8, 6)			X 0-0 ① B5-3		X 0-0 E3 27 BB 20 1B		B B B B 4-0 BB			2 1 0 0 1 0 0 0 0 0 0 0 0 0						
Inning Stats	R: 0 H: 0 E: 0 LOB: 1 K: 1 BB: 1 S: 5 P: 9	R: 0 H: 1 E: 0 LOB: 1 K: 0 BB: 0 S: 4 P: 4	R: 0 H: 1 E: 0 LOB: 1 K: 1 BB: 0 S: 6 P: 6	R: 0 H: 1 E: 0 LOB: 1 K: 2 BB: 0 S: 8 P: 8	R: 2 H: 1 E: 1 LOB: 2 K: 0 BB: 1 S: 5 P: 9	R: 0 H: 1 E: 0 LOB: 1 K: 1 BB: 1 S: 5 P: 8	R: 0 H: 0 E: 0 LOB: 1 K: 3 BB: 1 S: 9 P: 13	R: 0 H: 0 E: 0 LOB: 0 K: 3 BB: 0 S: 9 P: 9		1B: 4 SF: 0 2B: 1 SAC: 1 3B: 0 DP: 0 HR: 0 HBP: 0						

PITCHER		IP	WLS	BF	H	R	ER	SO	BB	IBB	HBP	BLK	WP	HR	S	P	ERA	WHIP
47 Charlie Morton, R ERA: 4.63	(1, 1)	5.1	L	23	4	2	0	5	2	0	0	0	0	0	31	39	0.00	1.125
34 Brett Oberholtzer, L ERA:	(6, 1)	0.2		3	1	0	0	0	1	0	0	0	0	0	2	5	0.00	3.000
63 Chris Leroux, R ERA: 7.2	(7, 1)	1.0		4	0	0	0	3	1	0	0	0	0	0	9	13	0.00	1.000
53 Daniel Stumpf, L ERA: 3.72	(8, 1)	0.2		2	0	0	0	2	0	0	0	0	0	0	6	6	0.00	0.000
50 Héctor Neris, R ERA: 8.1	(8, 1)	0.1		1	0	0	0	1	0	0	0	0	0	0	3	3	0.00	0.000

PITCHER	IP	WLS	BF	H	R	ER	SO	BB	IBB	HBP	BLK	WP	HR	S	P	ERA	WHIP

BOTTOM

Philadelphia Phillies @ Houston Astros

Osceola County Stadium, Kissimmee, FL

Wed Mar 23 2016, 6:09 PM - 8:49 PM EDT

Att. 4,626 - Partly Cloudy - 78 F

livebaseballscorecards.com

AB	28
R	2
H	5
RBI	2
BB	4
SO	11
LOB	11

1B: 4 SF: 0
2B: 1 SAC: 1
3B: 0 DP: 0
HR: 0 HBP: 0

WP: 0 PA: 33
PB: 0
SB: 0
CS: 1

Houston Astros @ New York Mets

Tradition Field, Port St. Lucie, FL

Thu Mar 24 2016, 1:12 PM - 4:31 PM EDT

Att. 6,285 - Overcast - 81 F

TOP

livebaseballscorecards.com

Batter	1	2	3	4	5	6	7	8	9	AB	R	H	RBI	BB	SO	LOB
4 George Springer, R (1, 8) OBP: 0.400, SLG: 0.412 99 Ramón Laureano, R (6, 8)	F8	9 SF8 BB 1-2 2-3 3-H	G4-3		FC6-5 1-3		F7			3 1	0 0	0 0	1 0	1 0	0 0	2 1
9 Marwin Gonzalez, S (1, 4) OBP: 0.474, SLG: 0.833 81 Joe Sclafani, S (6, 4) OBP: 0.200, SLG: 0.077	1 1B BB	SF8 1-2 2-3 3-H		K	G1-3			19 PB BB		2 0	0 0	0 0	1 0	1 1	1 0	1 0
1 Carlos Correa, R (1, 6) OBP: 0.513, SLG: 0.774 26 Danny Worth, R (6, PH) OBP: 0.382, SLG: 0.567 (6, 6)	20 G4-6-3 1B 1-3	K		80 BB 20 WP 79 WP BB		F9		K		2 2	1 0	1 0	0 0	1 0	1 1	2 1
20 Preston Tucker, L (1, 9) OBP: 0.343, SLG: 0.500 21 Jon Singleton, L (8, PH) OBP: 0.188, SLG: 0.311 (8, 3)	G4-6-3 1-2f		P6	F7 1-2		P2		F7		4 1	0 0	0 0	0 0	0 0	0 0	3 1
84 Tyler White, R (1, 3) OBP: 0.457, SLG: 0.526 19 Matt Duffy, R (8, PH) OBP: 0.308, SLG: 0.559 (8, 7)		K	80 2B 2B	79 WP 80 BB BB		G6-3		K 1-2		3 1	1 0	1 0	0 0	1 1	1 0	0 1
80 AJ Reed, L (1, 10) OBP: 0.302, SLG: 0.525		IHR	79 G3 86 3B 2B 2-H	79 WP 1-2 2-3 BB			79 F7 73 SF8 2B		K	4	3	3	2	1	1	0
79 Colin Moran, L (1, 5) OBP: 0.364, SLG: 0.467		86 BB 73 1B 4 BB 1B	G3 2-3	G4-3 1-2 2-3 3-H			F7 2-3		L7	5	1	1	0	0	0	4
73 Roberto Peña, R (1, 2) OBP: 0.231, SLG: 0.250 93 Trent Woodward, S (8, 2) OBP: 0.500, SLG: 0.500		4 BB 86 BB 9 SF8 1B 1-2	86 3B BB		L5		SF8 3-H		G1-3	2 1	2 0	1 0	1 0	1 0	0 0	0 0
86 Derek Fisher, L (1, 7) OBP: 0.500, SLG: 0.889 (8, 9)		9 SF8 4 BB BB 1-2 2-3	1-H 3-H 3B		4 FC6-5 4 S 1B		BB			2	0	2	2	2	0	0

Inning Stats									
	R: 0 H: 1 E: 0 LOB: 1 K: 0 BB: 1 S: 3 P: 7	R: 3 H: 3 E: 0 LOB: 2 K: 2 BB: 2 S: 12 P: 22	R: 3 H: 3 E: 0 LOB: 1 K: 0 BB: 1 S: 6 P: 10	R: 1 H: 0 E: 0 LOB: 2 K: 1 BB: 3 S: 5 P: 19	R: 0 H: 1 E: 0 LOB: 1 K: 0 BB: 0 S: 5 P: 5	R: 0 H: 0 E: 0 LOB: 0 K: 0 BB: 0 S: 3 P: 3	R: 1 H: 1 E: 0 LOB: 1 K: 0 BB: 1 S: 4 P: 8	R: 0 H: 0 E: 0 LOB: 1 K: 2 BB: 1 S: 7 P: 12	R: 0 H: 0 E: 0 LOB: 0 K: 1 BB: 0 S: 5 P: 5	1B: 4 SF: 2 2B: 3 SAC: 0 3B: 1 DP: 1 HR: 1 HBP: 0	WP: 2 PA: 44 PB: 1 SB: 1 CS: 0

	AB	33
	R	8
	H	9
	RBI	7
	BB	9
	SO	6
	LOB	16

PITCHER		IP	WLS	BF	H	R	ER	SO	BB	IBB	HBP	BLK	WP	HR	S	P	ERA	WHIP
33 Matt Harvey, R ERA: 6.3	(1, 1)	3.0	L	19	7	6	6	2	4	0	0	0	0	0	21	39	18.00	3.667
90 Beck Wheeler, R ERA: 9.0	(4, 1)	1.0		6	0	1	1	1	3	0	0	0	2	0	5	19	9.00	3.000
27 Jeurys Familia, R ERA:	(5, 1)	1.0		4	1	0	0	0	0	0	0	0	0	0	5	5	0.00	1.000
59 Antonio Bastardo, L ERA: 7.0	(6, 1)	2.0		8	1	1	1	0	1	0	0	0	0	0	7	11	4.50	1.000
51 Jim Henderson, R ERA: 1.17	(8, 1)	1.0		4	0	0	0	2	1	0	0	0	0	0	7	12	0.00	1.000

PITCHER		IP	WLS	BF	H	R	ER	SO	BB	IBB	HBP	BLK	WP	HR	S	P	ERA	WHIP
39 Jerry Blevins, L ERA: 5.14	(9, 1)	1.0		3	0	0	0	1	0	0	0	0	0	0	5	5	0.00	0.000

Houston Astros @ New York Mets

Traditions Field, Port St. Lucie, FL

Thu Mar 24 2016, 1:12 PM - 4:31 PM EDT

Att. 6,285 - Overcast - 81 F

livebaseballscorecards.com

BOTTOM

Batter	1	2	3	4	5	6	7	8	9	AB	R	H	RBI	BB	SO	LOB
3 Curtis Granderson, L (1, 9) OBP: 0.323, SLG: 0.452	3B		1B			F7		BB	BB	3	0	2	0	0	0	0
55 Ty Kelly, S (8, 9) OBP: 0.342, SLG: 0.250										0	1	0	0	2	0	0
5 David Wright, R (1, 5) OBP: 0.333, SLG: 0.273	BB		F8			F8		2B	1B	2	0	0	0	1	0	1
83 Jeff McNeil, L (7, 5) OBP: 0.667, SLG: 1.000										2	1	2	1	0	0	0
52 Yoenis Cespedes, R (1, 8) OBP: 0.429, SLG: 0.455	K		K						FC3-6	2	0	0	0	0	2	3
87 John Mora, L (6, 8) OBP: 0.667, SLG: 0.600						1B		1B		3	1	2	1	0	0	2
21 Lucas Duda, L (1, 3) OBP: 0.314, SLG: 0.323	G4-6-3			K		F8			G3	3	0	0	0	0	1	3
74 Dominic Smith, L (8, 3) OBP: 0.207, SLG: 0.185								1B		2	1	1	1	0	0	2
20 Neil Walker, S (1, 4) OBP: 0.206, SLG: 0.258		G5-3		G3			F8			3	0	0	0	0	0	0
89 Phillip Evans, R (8, 4) OBP: 1.000, SLG: 2.000								2B		1	0	1	2	0	0	0
7 Travis d'Arnaud, R (1, 2) OBP: 0.314, SLG: 0.290		G5-3		K			F8	F9		3	0	0	0	0	1	0
71 Raywilly Gomez, S (8, 2) OBP: 0.500, SLG: 0.500										1	0	0	0	0	0	1
16 Alejandro De Aza, L (1, 7) OBP: 0.512, SLG: 0.514		1B		G3-1			1B	G6-3		3	0	2	0	0	0	0
95 Stefan Sabol, R (8, PH) (9, 7)										1	0	0	0	0	0	1
72 Gavin Cecchini, R (1, 6) OBP: 0.231, SLG: 0.167		FC4		K			G6-3	G3		4	0	0	0	0	1	3
33 Matt Harvey, R (1, 1) 90 Beck Wheeler, R (6, 1) 27 Jeurys Familia, R (8, 1) 32 Steven Matz, R (9, PH) 59 Antonio Bastardo, R (8, 1) 51 Jim Henderson, L (8, 1) 84 Derrik Gibson, R (8, PH) Replaced Jeff Ibe 39 Jerry Blevins, L (8, 1) 91 Colton Plaia, R (9, PH)			G4-3		G5-3			1B	K	1 0 0 1 0 0 0 0 1 0	0 0 0 0 0 0 0 1 0 0	0 0 0 0 0 0 0 1 0 0	0 0 0 0 0 0 0 0 0 0	0 0 0 0 0 0 0 0 0 1	0 0 0 0 0 0 0 0 0 0	0 0 0 0 0 0 0 0 0 0
Inning Stats	R: 0 E: 0 K: 1 S: 5 H: 1 LOB: 1 BB: 1 P: 9	R: 0 E: 0 K: 0 S: 4 H: 1 LOB: 1 BB: 0 P: 4	R: 0 E: 0 K: 1 S: 6 H: 1 LOB: 1 BB: 0 P: 6	R: 0 E: 0 K: 2 S: 7 H: 0 LOB: 0 BB: 0 P: 7	R: 0 E: 0 K: 1 S: 5 H: 0 LOB: 0 BB: 0 P: 5	R: 0 E: 0 K: 0 S: 4 H: 1 LOB: 1 BB: 0 P: 4	R: 0 E: 0 K: 0 S: 4 H: 1 LOB: 1 BB: 0 P: 4	R: 5 E: 0 K: 0 S: 8 H: 5 LOB: 1 BB: 1 P: 12	R: 0 E: 0 K: 1 S: 6 H: 1 LOB: 2 BB: 1 P: 10	1B: 8 2B: 2 3B: 1 HR: 0 SF: 0 SAC: 0 DP: 1 HBP: 0						

AB	37
R	5
H	11
RBI	5
BB	3
SO	6
LOB	16

WP: 0 PB: 0 SB: 0 CS: 0 PA: 40

PITCHER		IP	WLS	BF	H	R	ER	SO	BB	IBB	HBP	BLK	WP	HR	S	P	ERA	WHIP
60 Dallas Keuchel, L ERA:	(1, 1)	5.0	W	18	3	0	0	5	1	0	0	0	0	0	27	31	0.00	0.800
35 Josh Fields, R ERA: 1.93	(6, 1)	0.2		2	0	0	0	0	0	0	0	0	0	0	2	2	0.00	0.000
51 Wandy Rodriguez, L ERA: 2.13	(6, 1)	0.2		3	1	0	0	0	0	0	0	0	0	0	3	3	0.00	1.500
37 Pat Neshek, R ERA: 1.5	(7, 1)	0.2		3	1	0	0	0	0	0	0	0	0	0	3	3	0.00	1.500
67 Jandel Gustave, R ERA: 9.95	(8, 1)	0.0		5	4	5	5	0	1	0	0	0	0	0	4	8	∞	∞

PITCHER		IP	WLS	BF	H	R	ER	SO	BB	IBB	HBP	BLK	WP	HR	S	P	ERA	WHIP
75 Edwar Cabrera, L ERA: 1.42	(8, 1)	1.0		4	1	0	0	0	0	0	0	0	0	0	4	4	0.00	1.000
64 César Valdez, R ERA: 4.15	(9, 1)	1.0	S	5	1	0	0	1	1	0	0	0	0	0	6	10	0.00	2.000

Batter	1	2	3	4	5	6	7	8	9	AB	R	H	RBI	BB	SO	LOB
27 Jose Altuve, R (1, 10) OBP: 0.413, SLG: 0.513	C C C 0-3 ① K		X 0-0 ③ F9			X 0-0 ① G1-3				3	0	0	0	0	1	2
6 Jake Marisnick, R (1, 9) OBP: 0.182, SLG: 0.214 87 Jon Kemmer, L (6, 9) OBP: 0.154, SLG: 0.083	X 0-0 ② F9			X 0-0 28 S 1B		X 0-0 ②③ L4 2-2				3 0	0 0	1 0	0 0	0 0	0 0	1 0
28 Colby Rasmus, L (1, 7) OBP: 0.313, SLG: 0.607 78 Tony Kemp, L (7, PR) OBP: 0.105, SLG: 0.111	X 0-0 ③ G4-3			B S S T 1-2 ① K 1-2			B B B B 4-0 15 S 15 E BB			2 0	0 1	0 0	0 0	1 0	1 0	1 0
30 Carlos Gómez, R (1, 8) OBP: 0.452, SLG: 0.273		X 0-0 ① G6-3		S S S 0-3 ② K			X 0-0 ① F9			3	0	0	0	0	1	2
15 Jason Castro, L (1, 2) OBP: 0.394, SLG: 0.464 16 Eury Pérez, R (7, PR) OBP: 0.297, SLG: 0.188		X 0-0 ② G4-3		X 0-0 ③ L8			B B X 2-0 E7 1-H 1B			3 0	0 0	1 0	1 0	0 0	0 0	1 0
19 Matt Duffy, R (1, 5) OBP: 0.310, SLG: 0.568		X 0-0 21 PO 2B			S S S 0-3 ① K		S S S 0-3 ② K			3	0	1	0	0	2	2
21 Jon Singleton, L (1, 3) OBP: 0.176, SLG: 0.292		2 SAFE 0-0 ③ PO 2-3	X 0-0 ① G4-3		X 0-0 ② G4-3		C C C 0-3 ③ K			3	0	0	0	0	1	2
81 Joe Sclafani, S (1, 4) OBP: 0.176, SLG: 0.067			S S S 0-3 ② K		X 0-0 ③ P6					2	0	0	0	0	1	0
26 Danny Worth, R (1, 6) OBP: 0.417, SLG: 0.656 91 Mott Hyde, R (6, 6)			X 0-0 2B			X 0-0 6 L4 2B				2 0	0 0	2 0	0 0	0 0	0 0	0 0
Inning Stats	R: 0 E: 0 K: 1 S: 5 H: 0 LOB: 0 BB: 0 P: 5	R: 0 E: 0 K: 0 S: 3 H: 1 LOB: 0 BB: 0 P: 3	R: 0 E: 0 K: 1 S: 6 H: 1 LOB: 1 BB: 0 P: 6	R: 0 E: 0 K: 2 S: 8 H: 1 LOB: 1 BB: 0 P: 9	R: 0 E: 0 K: 1 S: 5 H: 0 LOB: 0 BB: 0 P: 5	R: 0 E: 0 K: 0 S: 3 H: 1 LOB: 0 BB: 0 P: 3	R: 1 E: 1 K: 2 S: 8 H: 1 LOB: 2 BB: 1 P: 14			1B: 2 2B: 4 3B: 0 HR: 0	SF: 0 SAC: 0 DP: 1 HBP: 0			WP: 0 PB: 0 SB: 2 CS: 0	PA: 26	

TOP

Houston Astros @ Atlanta Braves

Champion Stadium, Lake Buena Vista, FL

Fri Mar 25 2016, 1:07 PM - 2:46 PM EDT

Att. 5,341 - Partly Cloudy - 77 F

livebaseballscorecards.com

AB	24
R	1
H	5
RBI	1
BB	1
SO	7
LOB	11

PITCHER		IP	WLS	BF	H	R	ER	SO	BB	IBB	HBP	BLK	WP	HR	S	P	ERA	WHIP
49 Julio Teheran, R ERA: 2.6	(1, 1)	6.0		20	4	0	0	5	0	0	0	0	0	0	30	31	0.00	0.667
39 Jason Grilli, R ERA: 9.0	(7, 1)	1.0	B	5	1	1	1	2	1	0	0	0	0	0	8	14	9.00	2.000

PITCHER	IP	WLS	BF	H	R	ER	SO	BB	IBB	HBP	BLK	WP	HR	S	P	ERA	WHIP

Houston Astros @ Atlanta Braves

Champion Stadium, Lake Buena Vista, FL

Fri Mar 25 2016, 1:07 PM - 2:46 PM EDT

Att. 5,341 - Partly Cloudy - 77 F

BOTTOM

Batter	1	2	3	4	5	6	7	8	9	AB	R	H	RBI	BB	SO	LOB
2 Michael Bourn, L (1, 8) (5, 7) OBP: 0.293, SLG: 0.308	F9		K			G6-3 2-3				3	0	0	0	0	1	1
1 Erick Aybar, S (1, 6) OBP: 0.333, SLG: 0.457	K2-3			G4-3		3B 3-H				3	0	1	1	0	1	0
22 Nick Markakis, L (1, 9) OBP: 0.212, SLG: 0.267	K			F7		G4-3				3	0	0	0	0	1	1
23 Nick Swisher, S (1, 3) OBP: 0.409, SLG: 0.361		K		F8						2	0	0	0	0	1	0
25 Tyler Flowers, R (1, 2) OBP: 0.250, SLG: 0.310		F7			G4-3					2	0	0	0	0	0	0
24 Kelly Johnson, L (1, 4) OBP: 0.389, SLG: 0.321		18 FC6-4 BB			G6-3					1	0	0	0	1	0	0
18 Jeff Francoeur, R (1, 7) (5, 8) OBP: 0.370, SLG: 0.415		FC6-4 1-2f			G6-3					2	0	0	0	0	0	1
7 Gordon Beckham, R (1, 5) OBP: 0.429, SLG: 0.370			F7			2 G6-3 1 3B 2B				2	1	1	0	0	0	0
49 Julio Teheran, R (1, 1) 39 Jason Grilli, R (7, 1)			P3			B3				2 0	0 0	0 0	0 0	0 0	0 0	1 0
Inning Stats	R: 0 E: 0 K: 2 S: 7 H: 0 LOB: 0 BB: 0 P: 7	R: 0 E: 0 K: 1 S: 5 H: 0 LOB: 1 BB: 1 P: 9	R: 0 E: 0 K: 1 S: 5 H: 0 LOB: 0 BB: 0 P: 5	R: 0 E: 0 K: 0 S: 3 H: 0 LOB: 0 BB: 0 P: 3	R: 0 E: 0 K: 0 S: 3 H: 0 LOB: 0 BB: 0 P: 3	R: 1 E: 0 K: 0 S: 5 H: 2 LOB: 1 BB: 0 P: 5				1B: 0 2B: 1 3B: 1 HR: 0		SF: 0 SAC: 0 DP: 0 HBP: 0				

livebaseballscorecards.com

AB	20
R	1
H	2
RBI	1
BB	1
SO	4
LOB	4

WP: 0 PB: 0 SB: 0 CS: 0 PA: 21

PITCHER		IP	WLS	BF	H	R	ER	SO	BB	IBB	HBP	BLK	WP	HR	S	P	ERA	WHIP
47 Dan Straily, R ERA: 6.0	(1, 1)	4.0		13	0	0	0	4	1	0	0	0	0	0	20	24	0.00	0.250
53 Ken Giles, R ERA: 8.59	(5, 1)	1.1		5	1	1	1	0	0	0	0	0	0	0	5	5	6.75	0.750
29 Tony Sipp, L ERA: 5.79	(6, 1)	0.2		3	1	0	0	0	0	0	0	0	0	0	3	3	0.00	1.500

PITCHER	IP	WLS	BF	H	R	ER	SO	BB	IBB	HBP	BLK	WP	HR	S	P	ERA	WHIP

Batter	1	2	3	4	5	6	7	8	9	AB	R	H	RBI	BB	SO	LOB
Inning Stats																

Miami Marlins @ Houston Astros

Osceola County Stadium, Kissimmee, FL

Sat Mar 26 2016, 6:05 PM EDT

TOP

livebaseballscorecards.com

AB	0
R	0
H	0
RBI	0
BB	0
SO	0
LOB	0

MIAMI

1B: 0
2B: 0
3B: 0
HR: 0

SF: 0
SAC: 0
DP: 0
HBP: 0

WP: 0
PB: 0
SB: 0
CS: 0

PA: 0

PITCHER	IP	WLS	BF	H	R	ER	SO	BB	IBB	HBP	BLK	WP	HR	S	P	ERA	WHIP

PITCHER	IP	WLS	BF	H	R	ER	SO	BB	IBB	HBP	BLK	WP	HR	S	P	ERA	WHIP

Batter	1	2	3	4	5	6	7	8	9	AB	R	H	RBI	BB	SO	LOB
Inning Stats										1B: 0 2B: 0 3B: 0 HR: 0		SF: 0 SAC: 0 DP: 0 HBP: 0					

PITCHER	IP	WLS	BF	H	R	ER	SO	BB	IBB	HBP	BLK	WP	HR	S	P	ERA	WHIP

PITCHER	IP	WLS	BF	H	R	ER	SO	BB	IBB	HBP	BLK	WP	HR	S	P	ERA	WHIP

BOTTOM

Miami Marlins @ Houston Astros

Osceola County Stadium, Kissimmee, FL

Sat Mar 26 2016, 6:05 PM EDT

livebaseballscorecards.com

AB	**0**
R	**0**
H	**0**
RBI	**0**
BB	**0**
SO	**0**
LOB	**0**

WP: 0 PA: 0
PB: 0
SB: 0
CS: 0

San Diego Padres @ Houston Astros

Estadio de Beisbol 'Fray Nano', Mexico City, MX

Sat Mar 26 2016, 9:06 PM - 12:01 AM EDT

Att. 5,602 - Partly Cloudy - 75 F

livebaseballscorecards.com

TOP

Batter	1	2	3	4	5	6	7	8	9	AB	R	H	RBI	BB	SO	LOB
24 Jon Jay, L (1, 8) OBP: 0.375, SLG: 0.538	C B F S 1-3 K	C H 1-1 HBP	B X 1-0 G3					S S B F B X 2-2 3B		3	0	1	0	0	1	1
86 Casey McElroy, L (8, PR) (8, 5)										0	0	0	0	0	0	0
15 Cory Spangenberg, L (1, 4) OBP: 0.304, SLG: 0.340	B B F F X 2-2 26 S 2B	F B F 1 SAFE 1 SAFE S 1-3 K				X 0-0 G6-3		B C X 1-1 G2-3		4	0	1	0	0	1	2
32 Jabari Blash, R (1, 7) OBP: 0.347, SLG: 0.450	F C B F S 1-3 K	S S B B S 2-3 K				B B C B H 4-1 26 G4-6-3 HBP		B C C F S 1-3 K		2	0	0	0	0	2	2
69 Alan Garcia, L (6, PR) (6, 7)										1	0	0	0	0	1	1
26 Yangervis Solarte, S (1, 5) OBP: 0.288, SLG: 0.265	B B B C S F F F F 3-2 X F9 2-3			L F B S 1-3 K		X 0-0 G4-6-3 1-2f			X 0-0 F8	3	0	0	0	0	1	2
8 Fernando Perez, L (6, 5) (8, 9)										1	0	0	0	0	0	0
10 Alexei Ramirez, R (1, 6) OBP: 0.340, SLG: 0.463		F F B S 1-3 K		C F X 0-2 18 CS 1B			B X 1-0 G6-3		B F X 1-1 G5-3	3	0	1	0	0	1	0
88 Luis Urías, R (7, 6)										1	0	0	0	0	0	0
18 Austin Hedges, R (1, 2) OBP: 0.419, SLG: 0.667		X 0-0 1B		B C B F B X 3-2 G1 1-2			X 0-0 2B		B F X 1-1 96 3B 1B	3	0	2	0	0	0	1
92 Auston Bousfield, R (8, 8) OBP: 0.571, SLG: 0.667										1	1	1	0	0	0	0
9 Adam Rosales, R (1, 3) OBP: 0.366, SLG: 0.314		S B 1 SAFE C B X 2-2 F8			M B B B F S 3-3 K		C C D D S 2-3 K		X 0-0 1-H 3B	3	0	0	0	0	2	2
96 Trae Santos, L (7, 3) OBP: 0.571, SLG: 1.333										1	0	1	1	0	0	0
16 Travis Jankowski, L (1, 9) OBP: 0.359, SLG: 0.242		B C B F F F B X 3-2 G3			B F B S X 2-2 G5-3		B X 1-0 G3		S C S 0-3 K	3	0	0	0	0	0	2
61 Ricardo Valenzuela, R (8, 2)										0	0	0	0	0	0	0
Jose Carlos Urena, R (9, PH)										1	0	0	0	0	1	1
58 Rocky Gale, R (1, 10) OBP: 0.313, SLG: 0.400			F B S X 1-2 G1-3		C X 0-1 E6			B F B X 2-1 F8		3	0	0	0	0	0	0

	AB	33
	R	1
	H	7
	RBI	1
	BB	0
	SO	10
	LOB	14

Inning Stats	1	2	3	4	5	6	7	8	9
	R: 0 E: 0 K: 2 S: 17	H: 1 LOB: 1 BB: 0 P: 24	R: 0 E: 0 K: 1 S: 11	H: 1 LOB: 1 BB: 0 P: 17	R: 0 E: 0 K: 2 S: 10	H: 0 LOB: 1 BB: 0 P: 15	R: 0 E: 0 K: 1 S: 9	H: 1 LOB: 0 BB: 0 P: 13	R: 0 E: 1 K: 1 S: 9	H: 0 LOB: 1 BB: 0 P: 15
	R: 0 E: 0 K: 0 S: 3	H: 0 LOB: 1 BB: 0 P: 7	R: 0 E: 0 K: 1 S: 6	H: 1 LOB: 1 BB: 0 P: 10	R: 0 E: 1 K: 1 S: 12	H: 1 LOB: 1 BB: 0 P: 18	R: 1 E: 0 K: 1 S: 9	H: 2 LOB: 1 BB: 0 P: 11		

	1B: 3	SF: 0
	2B: 2	SAC: 0
	3B: 2	DP: 1
	HR: 0	HBP: 2

	WP: 0	PA: 35
	PB: 0	
	SB: 1	
	CS: 1	

PITCHER		IP	WLS	BF	H	R	ER	SO	BB	IBB	HBP	BLK	WP	HR	S	P	ERA	WHIP
66 Chris Devenski, R ERA: 0.87	(1, 1)	4.1	W	16	3	0	0	7	0	0	1	0	0	0	50	75	0.00	0.692
98 Michael Freeman, L ERA:	(5, 1)	1.0	H	4	0	0	0	0	0	0	0	0	0	0	7	10	0.00	0.000
63 Jordan Jankowski, R ERA: 5.06	(6, 1)	0.2	H	2	0	0	0	0	0	0	1	0	0	0	2	6	0.00	0.000
36 Will Harris, R ERA:	(7, 1)	1.0	H	4	1	0	0	1	0	0	0	0	0	0	6	10	0.00	1.000
38 Jake Buchanan, R ERA: 3.86	(8, 1)	1.0		4	1	0	0	1	0	0	0	0	0	0	12	18	0.00	1.000

PITCHER		IP	WLS	BF	H	R	ER	SO	BB	IBB	HBP	BLK	WP	HR	S	P	ERA	WHIP
94 José Urquidy, R ERA: 9.0	(9, 1)	1.0		5	2	1	1	1	0	0	0	0	0	0	9	11	9.00	2.000

BOTTOM

San Diego Padres @ Houston Astros

Estadio de Beisbol 'Fray Nano', Mexico City, MX

Sat Mar 26 2016, 9:06 PM - 12:01 AM EDT

Att. 5,602 - Partly Cloudy - 75 F

livebaseballscorecards.com

Batter	1	2	3	4	5	6	7	8	9	AB	R	H	RBI	BB	SO	LOB
27 Jose Altuve, R (1, 4) OBP: 0.388, SLG: 0.476	G6-3		L1-3		F7		1B	E9, 79 HBP, 26 2B, 1-2 2-H, 1B		3	0	0	0	0	0	0
81 Joe Sclafani, S (7, PH) OBP: 0.263, SLG: 0.176 (8, 4)										2	1	2	0	0	0	0
9 Marwin Gonzalez, S (1, 5) OBP: 0.463, SLG: 0.788	G5-3		G5-3			19 G5-3, 84 BB, 1B	G4-3	26 2B, 1-2 2-3, HBP		3	0	1	0	0	0	0
79 Colin Moran, L (7, PH) OBP: 0.371, SLG: 0.452 (8, 5)						SAFE				1	1	0	0	0	0	1
1 Carlos Correa, R (1, 6) OBP: 0.524, SLG: 0.848	4-2 BB			HR		K		84 WP, 72 1B, BB; 2-2 1H 2-H 3H 2B		2	1	1	1	1	1	1
26 Danny Worth, R (8, 6) OBP: 0.447, SLG: 0.697						4-2 1-2 BB				1	1	1	3	1	0	0
84 Tyler White, R (1, 3) OBP: 0.460, SLG: 0.585	F9			HR				2-1 F8 1-3; 3-3 K		3	1	1	1	1	0	2
92 Jamie Ritchie, R (8, PH)										1	0	0	0	0	1	1
94 José Urquidy, R (9, 1)										0	0	0	0	0	0	0
19 Matt Duffy, R (1, 10) OBP: 0.326, SLG: 0.538		4-2 BB		2-2 K		0-1 G5-3 2-3f		1-2 78 WP, 72 1B, HBP		2	1	0	0	1	1	2
(9, 3)																
20 Preston Tucker, L (1, 9) OBP: 0.324, SLG: 0.471		0-1 L7		0-3 K			3-2 E3, 6 2B	4-2 72 1B, 90 1B, 1-2 BB		2	0	0	0	0	1	1
78 Tony Kemp, L (7, 8) OBP: 0.143, SLG: 0.105										1	2	0	0	1	0	0
6 Jake Marisnick, R (1, 8) OBP: 0.191, SLG: 0.244		0-2 L7		2-2 K			SAFE 0-0 90 SF8, 1-H 2B	1-3 K		3	1	1	1	0	1	1
(7, 9)																
87 Jon Kemmer, L (8, PH) OBP: 0.143, SLG: 0.077										1	0	0	0	0	1	3
(9, 9)																
72 Tyler Heineman, S (1, 2) OBP: 0.286, SLG: 0.300		0-3 K			G5-3		1-0 G3	1-1 81 1B, 90 1B, 81 E, 1-3 2-H 3-H, 1B		4	1	1	2	0	1	2
90 Leo Heras, L (1, 7) OBP: 0.250, SLG: 0.333			G1-3		K		SF8 3-H	79 HBP, 81 E, 26 2B, 1-2 3-H, 1B		3	1	1	2	0	1	0

	AB	32
	R	11
	H	9
	RBI	10
	BB	5
	SO	8
	LOB	14

Inning Stats	1	2	3	4	5	6	7	8	9
	R: 0 H: 0 E: 0 LOB: 1 K: 0 BB: 1 S: 11 P: 16	R: 0 H: 0 E: 0 LOB: 1 K: 1 BB: 1 S: 12 P: 16	R: 0 H: 0 E: 0 LOB: 0 K: 0 BB: 0 S: 3 P: 3	R: 2 H: 2 E: 0 LOB: 0 K: 3 BB: 0 S: 14 P: 18	R: 0 H: 0 E: 0 LOB: 0 K: 1 BB: 0 S: 10 P: 16	R: 0 H: 1 E: 0 LOB: 1 K: 1 BB: 1 S: 10 P: 15	R: 2 H: 2 E: 1 LOB: 1 K: 0 BB: 0 S: 11 P: 18	R: 7 H: 4 E: 1 LOB: 1 K: 2 BB: 2 S: 25 P: 43	

1B: 5	SF: 1	
2B: 2	SAC: 0	
3B: 0	DP: 1	
HR: 2	HBP: 2	

WP: 2	PA: 40	
PB: 0		
SB: 0		
CS: 0		

PITCHER		IP	WLS	BF	H	R	ER	SO	BB	IBB	HBP	BLK	WP	HR	S	P	ERA	WHIP
41 Robbie Erlin, L ERA: 2.25	(1, 1)	5.0	L	19	2	2	2	5	2	0	0	0	0	2	50	69	3.60	0.800
Justin Hancock, R ERA:	(6, 1)	2.0		10	3	2	0	1	1	0	0	0	0	0	21	33	0.00	2.000
49 Josh Martin, R ERA: 11.25	(8, 1)	0.2		6	1	4	4	1	2	0	1	0	2	0	13	26	54.00	4.500
25 Jeff Ibarra, L ERA:	(8, 1)	0.0		4	3	3	3	0	0	0	1	0	0	0	9	14	∞	∞
96 Kyle Lloyd, R ERA:	(8, 1)	0.1		1	0	0	0	1	0	0	0	0	0	0	3	3	0.00	0.000

PITCHER	IP	WLS	BF	H	R	ER	SO	BB	IBB	HBP	BLK	WP	HR	S	P	ERA	WHIP

Houston Astros @ Detroit Tigers

Joker Marchant Stadium, Lakeland, FL

Sun Mar 27 2016, 1:08 PM - 4:09 PM EDT

Att. 6,133 - Partly Cloudy - 84 F

TOP

livebaseballscorecards.com

Batter	1	2	3	4	5	6	7	8	9	AB	R	H	RBI	BB	SO	LOB
4 George Springer, R (1, 9) OBP: 0.412, SLG: 0.378 94 Teoscar Hernández, R (9, 8) OBP: 0.231, SLG: 0.615	C C C 0-3 K	X 0-0 ② FC6-4 1-2f 2-3		B B B B 4-0 BB		B B B B 4-0 82 FC5-4 1-2 2-3 BB	B B B B 4-0 82 1B BB		X 0-0 ② G5-3	3 0 0 0 3 1 3 0 0 0 0 0 0 0						
82 Alex Bregman, R (1, 6) OBP: 0.200, SLG: 0.091	X 0-0 ② G5-3	S S S 0-3 ③ K		X 0-0 ③ F8		X 0-0 ③ FC5-4 1-2f	X 0-0 1-2 2-3 3-H 1B		B C C C 1-3 ③ K 2-3	6 0 1 1 0 2 7						
28 Colby Rasmus, L (1, 7) OBP: 0.361, SLG: 0.600 86 Derek Fisher, L (7, PR) OBP: 0.462, SLG: 0.800 (7, 7)	B B B B 4-0 BB		X 0-0 ① F8		X 0-0 80 CS 1B		80 HR BB 0-3 K			2 0 1 0 2 0 0 1 1 0 0 0 1 3						
30 Carlos Gómez, R (1, 8) OBP: 0.400, SLG: 0.231 16 Eury Pérez, R (7, 8) OBP: 0.316, SLG: 0.188 (9, 9)	X 0-0 ③ L5		X 0-0 ② F8		S S S 0-3 ① K		S S S 0-3 ① K	B B B B 4-0 80 G3-1 BB		4 0 0 0 0 2 3 0 0 0 0 1 0 0						
80 AJ Reed, L (1, 10) OBP: 0.333, SLG: 0.600		X 0-0 21 1B 15 1B 83 FC4-6 1B	X 0-0 15 HR 1B		1 SAFE X 0-0 ②③ F8 1-2		X 0-0 1-H HR	X 0-0 ① G3-1 1-2		5 3 3 2 0 0 2						
15 Jason Castro, L (1, 2) OBP: 0.444, SLG: 0.600 73 Roberto Peña, R (6, 2) OBP: 0.214, SLG: 0.231		X 0-0 83 FC4-6 21 1B 91 1B 1-2 1B	B B C C X 2-2 1-H HR			B B B B 4-0 21 FC5-6 BB	X 0-0 ② F8	X 0-0 ② G5-3		2 2 2 2 1 0 0 2 0 0 0 0 0 2						
21 Jon Singleton, L (1, 3) OBP: 0.196, SLG: 0.358		X 0-0 83 FC4-6 1-2 2-3 1B	X 0-0 ③ F8			X 0-0 ① FC5-6 4 BB 83 BB 1-2f	B B C X 2-1 HR	X 0-0 ③ F7		5 1 2 1 0 0 2						
83 J.D. Davis, R (1, 5) OBP: 0.500, SLG: 0.444 92 Nick Tanielu, R (7, 5) OBP: 1.000, SLG: 2.000		X 0-0 ① FC4-6 4 FC6-4 91 1B 1-2f 2-3 3-H		X 0-0 ① G4-3		B B B B 4-0 4 BB 1-2 BB	X 0-0 91 1B 82 1B 1B		X 0-0 82 WP 2B	3 1 1 1 1 0 2 1 0 1 0 0 0 0						
91 Mott Hyde, R (1, 4) OBP: 0.400, SLG: 0.400		X 0-0 4 FC6-4 1-2 3-H 1B		S S S 0-3 ② K		C C C 0-3 ② K	X 0-0 82 1B 1-3 1B		S S S 0-3 ① K	5 0 2 1 0 3 3						
Inning Stats	R: 0 H: 0 E: 0 LOB: 1 K: 1 BB: 1 S: 5 P: 9	R: 2 H: 4 E: 0 LOB: 2 K: 1 BB: 0 S: 9 P: 9	R: 2 H: 2 E: 0 LOB: 0 K: 0 BB: 0 S: 7 P: 9	R: 0 H: 0 E: 0 LOB: 1 K: 1 BB: 1 S: 5 P: 9	R: 0 H: 1 E: 0 LOB: 0 K: 1 BB: 0 S: 5 P: 5	R: 0 H: 0 E: 0 LOB: 3 K: 1 BB: 3 S: 5 P: 17	R: 4 H: 5 E: 0 LOB: 3 K: 2 BB: 2 S: 13 P: 23	R: 0 H: 0 E: 0 LOB: 1 K: 0 BB: 1 S: 3 P: 7	R: 0 H: 1 E: 0 LOB: 1 K: 2 BB: 0 S: 8 P: 9	1B: 9 SF: 0 2B: 1 SAC: 0 3B: 0 DP: 0 HR: 3 HBP: 0							

AB	39
R	8
H	13
RBI	8
BB	8
SO	9
LOB	27

WP: 1 PA: 47
PB: 0
SB: 0
CS: 1

PITCHER		IP	WLS	BF	H	R	ER	SO	BB	IBB	HBP	BLK	WP	HR	S	P	ERA	WHIP
37 Mike Pelfrey, R ERA: 2.66	(1, 1)	5.0	L	23	7	4	4	4	2	0	0	0	0	1	31	41	7.20	1.800
68 Lendy Castillo, R ERA: 2.16	(6, 1)	0.2		5	0	0	0	1	3	0	0	0	0	0	4	16	0.00	4.500
66 Drake Britton, L ERA: 4.91	(6, 1)	0.1		1	0	0	0	0	0	0	0	0	0	0	1	1	0.00	0.000
43 Bruce Rondón, R ERA: 9.0	(7, 1)	0.2		6	3	4	4	1	1	0	0	0	0	2	8	14	54.00	6.000
31 Michael Crotta, R ERA:	(7, 1)	0.1		4	2	0	0	1	1	0	0	0	0	0	5	9	0.00	9.000

PITCHER		IP	WLS	BF	H	R	ER	SO	BB	IBB	HBP	BLK	WP	HR	S	P	ERA	WHIP
54 Drew VerHagen, R ERA: 6.23	(8, 1)	1.0		4	0	0	0	0	1	0	0	0	0	0	3	7	0.00	1.000
36 Bobby Parnell, R ERA: 8.68	(9, 1)	1.0		4	1	0	0	2	0	0	0	0	1	0	8	9	0.00	1.000

Houston Astros @ Detroit Tigers

Joker Marchant Stadium, Lakeland, FL

Sun Mar 27 2016, 1:08 PM - 4:09 PM EDT

Att. 6,133 - Partly Cloudy - 84 F

BOTTOM

Batter	1	2	3	4	5	6	7	8	9	AB	R	H	RBI	BB	SO	LOB
3 Ian Kinsler, R (1, 4) OBP: 0.327, SLG: 0.568	G5-3		F8		K		1-2 1B			3	0	0	0	0	1	0
17 Andrew Romine, S (7, PH) OBP: 0.436, SLG: 0.323 (8, 4)										1	0	1	0	0	0	0
1 Jose Iglesias, R (1, 6) OBP: 0.408, SLG: 0.444	P6		F9			F9	F9			3	0	0	0	0	0	0
14 Mike Aviles, R (7, PH) OBP: 0.308, SLG: 0.405 (8, 6)										1	0	0	0	0	0	2
24 Miguel Cabrera, R (1, 3) OBP: 0.426, SLG: 0.595	G5-3		2B			F9		G5-3		3	0	1	0	0	0	0
64 John Mayberry Jr., R (8, 3) OBP: 0.213, SLG: 0.238										1	0	0	0	0	0	0
28 J.D. Martinez, R (1, 9) OBP: 0.300, SLG: 0.568		P3	F7			G6-3		L3		3	0	0	0	0	0	1
62 Nate Schierholtz, L (8, 9) OBP: 0.290, SLG: 0.600										1	0	0	0	0	0	0
39 Jarrod Saltalamacchia, S (1, 10) OBP: 0.353, SLG: 0.581		31 1B 18 FC5-6 1B		31 G4-6-3 1B			K	F8		4	1	2	0	0	1	0
31 Casey McGehee, R (1, 5) OBP: 0.413, SLG: 0.447		18 FC5-6 1-3 1B		G4-6-3 1-2f			34 HR 1B		F8	4	1	2	0	0	0	1
18 Tyler Collins, L (1, 7) OBP: 0.420, SLG: 0.651		FC5-6 34 2B 1-2f 3-H		G3-1			F7		K	4	0	0	1	0	1	2
34 James McCann, R (1, 2) OBP: 0.368, SLG: 0.703		1-3 2B			K		HR 1-H		K	4	1	2	2	0	2	0
12 Anthony Gose, L (1, 8) OBP: 0.244, SLG: 0.357		L6			K		17 1B			3	0	1	0	0	1	2
63 Wynton Bernard, R (8, 8) OBP: 0.257, SLG: 0.212										0	0	0	0	0	0	0
Inning Stats	R: 0 E: 0 K: 0 S: 3 H: 0 LOB: 0 BB: 0 P: 3	R: 1 E: 0 K: 0 S: 6 H: 3 LOB: 2 BB: 0 P: 6	R: 0 E: 0 K: 0 S: 4 H: 1 LOB: 1 BB: 0 P: 4	R: 0 E: 0 K: 0 S: 3 H: 1 LOB: 0 BB: 0 P: 3	R: 0 E: 0 K: 3 S: 9 H: 0 LOB: 0 BB: 0 P: 9	R: 0 E: 0 K: 0 S: 3 H: 0 LOB: 0 BB: 0 P: 3	R: 2 E: 0 K: 1 S: 11 H: 4 LOB: 2 BB: 0 P: 14	R: 0 E: 0 K: 0 S: 3 H: 0 LOB: 0 BB: 0 P: 3	R: 0 E: 0 K: 2 S: 7 H: 0 LOB: 0 BB: 0 P: 7	1B: 6 2B: 2 3B: 0 HR: 1	SF: 0 SAC: 0 DP: 1 HBP: 0						

livebaseballscorecards.com

AB	35
R	3
H	9
RBI	3
BB	0
SO	6
LOB	8

PITCHER	IP	WLS	BF	H	R	ER	SO	BB	IBB	HBP	BLK	WP	HR	S	P	ERA	WHIP
46 Scott Feldman, R (1, 1) ERA: 4.26	4.0	W	16	5	1	1	0	0	0	0	0	0	0	16	16	2.25	1.250
44 Luke Gregerson, R (5, 1) ERA:	1.0	H	3	0	0	0	3	0	0	0	0	0	0	9	9	0.00	0.000
54 Mike Fiers, R (6, 1) ERA: 5.4	4.0	S	16	4	2	2	3	0	0	0	0	0	1	24	27	4.50	1.000

PITCHER	IP	WLS	BF	H	R	ER	SO	BB	IBB	HBP	BLK	WP	HR	S	P	ERA	WHIP

Houston Astros @ San Diego Padres

Estadio de Beisbol 'Fray Nano', Mexico City, MX

Sun Mar 27 2016, 3:03 PM - 6:15 PM EDT

Att. 6,143 - Partly Cloudy - 77 F

livebaseballscorecards.com

TOP

Batter	1	2	3	4	5	6	7	8	9	AB	R	H	RBI	BB	SO	LOB
27 Jose Altuve, R (1, 4) OBP: 0.392, SLG: 0.477	B S X 1-1 F9 ①		B C C F B B F X 3-2 1 FC6-4 1B		X 0-0 G3-1 ①	C X 0-1 G6-3 ③		B B B X 3-0 G3 ③		2	0	1	0	0	0	0
81 Joe Sclafani, S (3, PR) OBP: 0.227, SLG: 0.150 (3, 4)										3	0	0	0	0	0	2
9 Marwin Gonzalez, S (1, 6) OBP: 0.442, SLG: 0.743	C S F S 0-3 K ②		C S F S 0-3 K ①		C C B F F B X 2-2 G5-3 ②		C F F B B C 2-3 K ①		C X 0-1 G5-3 ①	2	0	0	0	0	2	1
26 Danny Worth, R (3, 6) OBP: 0.415, SLG: 0.639										3	0	0	0	0	1	0
1 Carlos Correa, R (1, 10) OBP: 0.523, SLG: 0.824	B F F B B B 4-2 BB		B B X 2-0 FC6-4 ② 1-2f		B B T B X 3-1 G4-3 ③		B F F B B C 3-3 K ②		C B S 1-3 K ②	1	0	0	0	1	0	1
72 Tyler Heineman, S (3, PR) OBP: 0.250, SLG: 0.261 (3, 10)										3	0	0	0	0	2	0
19 Matt Duffy, R (1, 3) OBP: 0.294, SLG: 0.477	C F S 0-3 K ③		X 0-0 L8 ③			C F B F X 1-2 G3 ①	C X 0-1 G5-3 ③		B B F C S 2-3 K ③	5	0	0	0	0	2	2
79 Colin Moran, L (1, 5) OBP: 0.436, SLG: 0.588		B B B C F B 4-2 78 1B BB		X 0-0 90 2B 78 G3-1 1B		X 0-0 HR		B B F X 2-1 90 2B 1B		3	3	3	1	1	0	0
6 Jake Marisnick, R (1, 9) OBP: 0.184, SLG: 0.234		C F B C 1-3 K ①		C D B C S 2-3 K ①		B B S B F X 3-2 90 WP 90 1B 1B		B F X 1-1 F8 ①		2	0	0	0	0	2	2
87 Jon Kemmer, L (4, 9) OBP: 0.188, SLG: 0.133										2	1	1	0	0	0	1
90 Leo Heras, L (1, 7) OBP: 0.500, SLG: 0.857		C F S 0-3 K ②		B X 1-0 78 G3-1 1-3 2B		B F B C F X 2-2 92 BLK 92 1B 1-H 1B		B B F X 2-1 78 1B 1-H 2B		4	2	3	2	0	1	1
78 Tony Kemp, L (1, 8) OBP: 0.200, SLG: 0.174		F X 0-1 1-2 1B		B S S X 1-2 G3-1 2-3 3-H		B X 1-0 L7 ②		X 0-0 2-H 1B		4	0	2	2	0	0	2
90 Garrett Stubbs, L (1, 2)		C X 0-1 L8 ③		X 0-0 G3 ③		B X 1-0 1-H 1B		C X 0-1 L3 ②		2	0	0	0	0	0	3
92 Jamie Ritchie, R (6, PH) OBP: 0.333, SLG: 0.333 (6, 2)										2	0	1	1	0	0	1
Inning Stats	R: 0 E: 0 K: 2 S: 11 H: 0 LOB: 1 BB: 1 P: 16	R: 0 E: 0 K: 2 S: 12 H: 1 LOB: 2 BB: 1 P: 17	R: 0 E: 0 K: 1 S: 11 H: 1 LOB: 1 BB: 0 P: 16	R: 1 E: 0 K: 1 S: 9 H: 2 LOB: 1 BB: 0 P: 13	R: 0 E: 0 K: 0 S: 8 H: 0 LOB: 0 BB: 0 P: 13	R: 3 E: 0 K: 0 S: 16 H: 4 LOB: 1 BB: 0 P: 24	R: 0 E: 0 K: 2 S: 11 H: 0 LOB: 0 BB: 0 P: 16	R: 2 E: 0 K: 0 S: 10 H: 3 LOB: 1 BB: 0 P: 18	R: 0 E: 0 K: 2 S: 8 H: 0 LOB: 0 BB: 0 P: 11	1B: 8 2B: 2 3B: 0 HR: 1	SF: 0 SAC: 0 DP: 0 HBP: 0						

	AB	38
	R	6
	H	11
	RBI	6
	BB	2
	SO	10
	LOB	16

WP: 1 PB: 0 SB: 0 CS: 0 PA: 40

PITCHER

PITCHER		IP	WLS	BF	H	R	ER	SO	BB	IBB	HBP	BLK	WP	HR	S	P	ERA	WHIP
75 César Vargas, R ERA: 4.5	(1, 1)	3.0	W	13	2	0	0	5	2	0	0	0	0	0	34	49	0.00	1.333
64 Daniel McCutchen, R ERA: 3.48	(4, 1)	2.1		9	2	1	1	1	0	0	0	0	0	0	21	31	3.86	0.857
36 Gerardo Reyes, R ERA: 40.5	(6, 1)	0.2		6	4	3	3	0	0	0	0	1	1	1	12	19	40.50	6.000
53 Philip Humber, R ERA: 4.35	(7, 1)	2.0		9	3	2	2	2	0	0	0	0	0	0	21	34	9.00	1.500
40 Ryan Buchter, L ERA: 4.5	(9, 1)	1.0		3	0	0	0	2	0	0	0	0	0	0	8	11	0.00	0.000

PITCHER		IP	WLS	BF	H	R	ER	SO	BB	IBB	HBP	BLK	WP	HR	S	P	ERA	WHIP

BOTTOM

Houston Astros @ San Diego Padres

Estadio de Beisbol 'Fray Nano', Mexico City, MX

Sun Mar 27 2016, 3:03 PM - 6:15 PM EDT

Att. 6,143 - Partly Cloudy - 77 F

livebaseballscorecards.com

Batter	1	2	3	4	5	6	7	8	9	AB	R	H	RBI	BB	SO	LOB
24 Jon Jay, L (1, 8) OBP: 0.383, SLG: 0.582 92 Auston Bousfield, R (5, 8) OBP: 0.444, SLG: 0.571	BB HR	G6-3		G5-3		G3-1	SF7 2-3 3-H			3 1	2 0	1 0	3 1	1 0	0 0	1 0
15 Cory Spangenberg, L (1, 4) OBP: 0.350, SLG: 0.393 86 Casey McElroy, L (5, 4) OBP: 1.000, SLG: 4.000 (6, 5)	1B BB		2B 1B	1B			HBP HR			3 1	3 2	3 1	0 2	1 0	0 0	0 0
32 Jabari Blash, R (1, 7) OBP: 0.370, SLG: 0.523 Jose Carlos Urena, R (7, PH) (8, 7)	HR BB	G6-3 2-3		G5-3			1B G5-3			4 1	2 0	2 0	4 0	1 0	0 0	2 0
26 Yangervis Solarte, S (1, 5) OBP: 0.286, SLG: 0.264 8 Fernando Perez, L (6, 4) OBP: 0.333, SLG: 0.333	G5-3 1B	FC1 3-H			K		HBP 1B	K		4 2	0 1	1 1	2 0	0 0	1 1	0 0
18 Austin Hedges, R (1, 2) OBP: 0.429, SLG: 0.633 58 Rocky Gale, R (6, 2) OBP: 0.333, SLG: 0.412	HBP G2-3		1B		G3-1		1B	K2-3		3 2	1 1	1 1	0 1	0 0	0 1	2 0
9 Adam Rosales, R (1, 3) OBP: 0.378, SLG: 0.410 96 Trae Santos, L (6, 3) OBP: 0.667, SLG: 1.333	HR	1B	F9		L8		2B HBP	BB		4 0	2 2	2 0	2 0	0 1	0 0	2 0
16 Travis Jankowski, L (1, 9) OBP: 0.395, SLG: 0.361 69 Alan Garcia, L (7, 9) OBP: 0.333, SLG: 0.333	1B	G2-3	BB			HR	K	1B		3 2	2 0	2 1	1 0	1 0	0 1	1 3
88 Luis Urías, R (1, 6) OBP: 0.375, SLG: 0.286	1B	G3-1	G3			F7	BB	1B		5	2	2	2	1	0	4
61 Ricardo Valenzuela, R (1, 10) OBP: 0.333, SLG: 0.400	G6-3	BB		G4-3		G5-3	2B	K		5	1	1	2	1	1	4
Inning Stats	R: 9 E: 0 K: 0 S: 28 H: 7 LOB: 2 BB: 3 P: 51	R: 1 E: 0 K: 0 S: 6 H: 1 LOB: 1 BB: 1 P: 13	R: 1 E: 0 K: 0 S: 11 H: 2 LOB: 3 BB: 1 P: 21	R: 0 E: 0 K: 0 S: 6 H: 1 LOB: 1 BB: 0 P: 9	R: 0 E: 0 K: 1 S: 7 H: 0 LOB: 0 BB: 0 P: 9	R: 1 E: 0 K: 0 S: 8 H: 1 LOB: 0 BB: 0 P: 10	R: 8 E: 0 K: 1 S: 21 H: 5 LOB: 0 BB: 1 P: 29	R: 1 E: 0 K: 3 S: 18 H: 2 LOB: 2 BB: 1 P: 25		1B: 12 2B: 2 3B: 0 HR: 5 SF: 1 SAC: 0 DP: 0 HBP: 3						

AB	43
R	21
H	19
RBI	20
BB	7
SO	5
LOB	19

WP: 3 PA: 54
PB: 0
SB: 0
CS: 0

PITCHER	IP	WLS	BF	H	R	ER	SO	BB	IBB	HBP	BLK	WP	HR	S	P	ERA	WHIP
61 Brady Rodgers, R (1, 1) ERA: 30.0	0.2	L	10	6	8	8	0	1	0	1	0	0	3	21	35	108.00	10.500
86 Travis Ballew, R (1, 1) ERA: 6.75	1.1		9	2	2	2	0	3	0	0	0	2	0	13	29	13.50	3.750
93 Mike Hauschild, R (3, 1) ERA: 4.91	3.2		17	4	2	2	1	1	0	0	0	0	1	31	48	4.91	1.364
36 Will Harris, R (6, 1) ERA:	0.1		1	0	0	0	0	0	0	0	0	0	0	1	1	0.00	0.000
70 Brendan McCurry, R (7, 1) ERA: 22.09	0.2		10	5	8	8	1	1	0	2	0	1	1	18	26	108.00	9.000

PITCHER	IP	WLS	BF	H	R	ER	SO	BB	IBB	HBP	BLK	WP	HR	S	P	ERA	WHIP
65 James Hoyt, R (7, 1) ERA: 1.86	1.1		7	2	1	1	3	1	0	0	0	0	0	21	28	6.75	2.250

Houston Astros @ Atlanta Braves

Champion Stadium, Lake Buena Vista, FL

Mon Mar 28 2016, 6:06 PM - 9:32 PM EDT

Att. 5,679 - Cloudy - 79 F

TOP

livebaseballscorecards.com

Batter	1	2	3	4	5	6	7	8	9	AB	R	H	RBI	BB	SO	LOB
4 George Springer, R (1, 9) OBP: 0.444, SLG: 0.575 94 Teoscar Hernández, R (4, 9) OBP: 0.267, SLG: 0.667	HR		79 HR 1B	HR		FC6-4 79 S 1-2f		79 2B 1-3 2-H 2B		3 2	3 1	3 1	2 1	0 0	0 0	0 1
79 Colin Moran, L (1, 5) OBP: 0.455, SLG: 0.692	P6		1-H HR	1 3B 1B		F8 1-2		78 1B 2-H 3-H 2B		5	2	3	4	0	0	1
1 Carlos Correa, R (1, 6) OBP: 0.532, SLG: 0.892 78 Tony Kemp, L (4, PR) (4, 4) (8, 8) OBP: 0.222, SLG: 0.200	E5 28 G3-6-1		28 G6-3 20 E 2B	28 2B 1-H 3B		F7		6 L3 2-3 1B		3 2	1 1	2 1	1 0	0 0	0 0	0 1
28 Colby Rasmus, L (1, 8) OBP: 0.359, SLG: 0.606 6 Jake Marisnick, R (4, PR) (4, 8) OBP: 0.196, SLG: 0.245 91 Jose Fernandez, R (8, 4)	G3-6-1 1-2f		G6-3 2-3	3-H 2B			30 L4-3 1B	L3 1-1		3 2 0	0 0 0	1 0 0	1 0 0	0 0 0	0 0 0	2 2 0
30 Carlos Gómez, R (1, 10) OBP: 0.375, SLG: 0.323		HR	K	F9			L4-3 1-1		G3	5	1	1	1	0	1	4
20 Preston Tucker, L (1, 7) OBP: 0.333, SLG: 0.538		HR	E6 84 FC5-4 3-H		P3		K		84 1B 1B	5	1	2	1	0	1	0
84 Tyler White, R (1, 3) OBP: 0.436, SLG: 0.543		F8	FC5-4 1-2f		P4			K	1-3 1B	5	0	1	0	0	1	1
15 Jason Castro, L (1, 2) OBP: 0.410, SLG: 0.545 73 Roberto Peña, R (6, 2) OBP: 0.233, SLG: 0.222		L8		L3	K			BB 26 HBP 94 2B	K	3 1	0 1	0 0	0 0	0 1	1 1	0 2
26 Danny Worth, R (1, 4) OBP: 0.413, SLG: 0.600 (4, 6)		K	L8			94 FC6-4 1B		HBP 94 2B 79 2B 1-2	G1-3	4	1	1	0	0	1	2

Inning Stats										
	R: 1 E: 1 K: 0 S: 4	H: 1 LOB: 0 BB: 0 P: 4	R: 2 E: 0 K: 1 S: 8	H: 2 LOB: 0 BB: 0 P: 10	R: 3 E: 1 K: 1 S: 10	H: 3 LOB: 1 BB: 0 P: 12	R: 3 E: 0 K: 0 S: 7	H: 4 LOB: 2 BB: 0 P: 8	R: 0 E: 0 K: 1 S: 5	H: 0 LOB: 0 BB: 0 P: 5
	R: 0 E: 0 K: 0 S: 5	H: 1 LOB: 1 BB: 0 P: 5	R: 0 E: 0 K: 1 S: 5	H: 1 LOB: 0 BB: 0 P: 5	R: 3 E: 0 K: 1 S: 7	H: 3 LOB: 1 BB: 1 P: 12	R: 0 E: 0 K: 1 S: 7	H: 2 LOB: 2 BB: 0 P: 7	1B: 7 2B: 6 3B: 1 HR: 5	SF: 0 SAC: 0 DP: 3 HBP: 1

	AB	43
	R	12
	H	17
	RBI	11
	BB	1
	SO	6
	LOB	16

WP: 0 PB: 0 SB: 1 CS: 0 PA: 45

PITCHER		IP	WLS	BF	H	R	ER	SO	BB	IBB	HBP	BLK	WP	HR	S	P	ERA	WHIP
26 Mike Foltynewicz, R ERA: 8.31	(1, 1)	3.0		16	6	6	5	2	0	0	0	0	0	4	22	26	15.00	2.000
57 Williams Pérez, R ERA: 3.27	(4, 1)	4.0		17	6	3	3	2	0	0	0	0	0	1	22	23	6.75	1.500
36 José Ramirez, R ERA: 4.09	(8, 1)	1.0	L	7	3	3	3	1	1	0	1	0	0	0	7	12	27.00	4.000
76 Jason Hursh, R ERA: 10.13	(9, 1)	1.0		5	2	0	0	1	0	0	0	0	0	0	7	7	0.00	2.000

PITCHER		IP	WLS	BF	H	R	ER	SO	BB	IBB	HBP	BLK	WP	HR	S	P	ERA	WHIP

BOTTOM

Houston Astros @ Atlanta Braves

Champion Stadium, Lake Buena Vista, FL

Mon Mar 28 2016, 6:06 PM - 9:32 PM EDT

Att. 5,679 - Cloudy - 79 F

livebaseballscorecards.com

Batter	1	2	3	4	5	6	7	8	9	AB	R	H	RBI	BB	SO	LOB
11 Ender Inciarte, L (1, 8) OBP: 0.340, SLG: 0.478	CCC	0-3 K	x 0-0 G4-3 1-2 3-H	x 0-0 G4-3		x 0-0 L6		x 0-0 F7		3	0	0	1	0	1	2
64 Emilio Bonifácio, S (6, PH) OBP: 0.314, SLG: 0.417										1	0	0	0	0	0	1
92 Sean Kazmar Jr., R (7, 4) OBP: 0.222, SLG: 0.222										1	0	0	0	0	0	0
1 Erick Aybar, S (1, 6) OBP: 0.327, SLG: 0.423	x 0-0 G5-3	CCC 0-3 K			BBB 4-0 22 1B 28 2B BB	CCC 0-3 K		x 0-0 F7		3	1	0	0	1	2	2
94 Jordan Edgerton, R (7, 5)										1	0	0	0	0	0	0
5 Freddie Freeman, L (1, 3) OBP: 0.500, SLG: 0.759	x 0-0 F8		BBB 4-0 13 1B BB		x 0-0 F7		BBB 4-0 22 FC3-6 7 1B 28 2B BB	x 0-0 7 2B 1B		2	1	0	0	2	0	1
88 Blake Lalli, L (8, 3) OBP: 0.348, SLG: 0.348										1	0	1	0	0	0	0
13 Adonis García, R (1, 5) OBP: 0.261, SLG: 0.432		BBB 4-0 22 1B 28 1B BB	x 0-0 28 G5-4-3 1-2 1B		x 0-0 F9		x 0-0 22 FC3-6 1-2 1B	x 0-0 1-3 2B		2	1	1	0	1	0	1
7 Gordon Beckham, R (6, 5) OBP: 0.463, SLG: 0.545										2	0	2	0	0	0	0
(7, 6)																
22 Nick Markakis, L (1, 9) OBP: 0.225, SLG: 0.270		x 0-0 28 1B 15 2B 1-2 1B	x 0-0 F7		x 0-0 28 2B 1-3 1B		x 0-0 FC3-6 28 2B 15 G3 1-2f 2-3	x 0-0 G6-3		4	2	2	0	0	0	4
99 KD Kang, L (7, PR)										1	1	0	0	0	0	2
(8, 9)																
28 Héctor Olivera, R (1, 7) OBP: 0.414, SLG: 0.518		x 0-0 15 2B 8 SF7 1-2 2-H 1B	x 0-0 G5-4-3 1-2f		x 0-0 1-H 3-H 2B		x 0-0 15 G3 18 2B 1-3 3-H 2B		SSS 0-3 K	4	2	3	4	0	0	2
71 Sean Godfrey, R (8, 7)										1	0	0	0	0	1	0
15 A.J. Pierzynski, L (1, 2) OBP: 0.281, SLG: 0.323		x 0-0 8 SF7 11 G4-3 1-3 2-H 2B		x 0-0 1B	x 0-0 G5-3		x 0-0 G3 2-3 3-H		SSS 0-3 K	4	1	2	2	0	0	3
36 José Ramirez, R (8, 1)										0	0	0	0	0	0	0
76 Jason Hursh, R (9, 1)										0	0	0	0	0	0	0
71 Carlos Martínez, R (9, PH)										1	0	0	0	0	1	0
8 Jace Peterson, L (1, 4) OBP: 0.364, SLG: 0.364		x 0-0 SF7 2-3 3-H		x 0-0 F7		SSS 0-3 K	x 0-0 3-H 2B		x 0-0 G4-6-3	1	0	0	1	0	0	1
18 Jeff Francoeur, R (6, PH) OBP: 0.389, SLG: 0.449										3	0	1	1	0	1	0
(7, 8)																
26 Mike Foltynewicz, R (1, 1)		BBB 4-0 11 G4-3 BB		SSL 0-3 K		x 0-0 1B	x 0-0 F9			0	0	0	0	1	0	0
57 Williams Pérez, R (4, 1) OBP: 0.333, SLG: 0.333										2	0	1	0	0	1	1
19 Ryan Lavarnway, R (7, PH) OBP: 0.241, SLG: 0.357										1	0	0	0	0	0	2
(8, 2)																

Totals	
AB	38
R	9
H	13
RBI	9
BB	5
SO	7
LOB	22

Inning Stats	1	2	3	4	5	6	7	8	9
	R: 0 E: 0 K: 1 S: 5	R: 4 E: 0 K: 1 S: 8	R: 0 E: 0 K: 0 S: 3	R: 0 E: 0 K: 1 S: 6	R: 2 E: 0 K: 0 S: 5	R: 0 E: 0 K: 2 S: 8	R: 3 E: 0 K: 0 S: 6	R: 0 E: 0 K: 0 S: 5	R: 0 E: 0 K: 2 S: 7
	H: 0 LOB: 0 BB: 0 P: 5	H: 3 LOB: 1 BB: 2 P: 16	H: 1 LOB: 1 BB: 1 P: 7	H: 1 LOB: 1 BB: 0 P: 6	H: 2 LOB: 1 BB: 1 P: 9	H: 1 LOB: 1 BB: 0 P: 8	H: 3 LOB: 2 BB: 1 P: 10	H: 2 LOB: 2 BB: 0 P: 5	H: 0 LOB: 0 BB: 0 P: 7

1B: 8	SF: 1
2B: 5	SAC: 0
3B: 0	DP: 1
HR: 0	HBP: 0

WP: 0	PA: 44
PB: 0	
SB: 0	
CS: 0	

PITCHER		IP	WLS	BF	H	R	ER	SO	BB	IBB	HBP	BLK	WP	HR	S	P	ERA	WHIP
58 Doug Fister, R ERA: 8.27	(1, 1)	4.2		24	7	6	6	3	4	0	0	0	0	0	26	42	11.57	2.357
29 Tony Sipp, L ERA: 4.76	(5, 1)	1.0	H	4	1	0	0	1	0	0	0	0	0	0	6	6	0.00	1.000
35 Josh Fields, R ERA: 1.8	(6, 1)	0.1	H	1	0	0	0	1	0	0	0	0	0	0	3	3	0.00	0.000
51 Wandy Rodriguez, L ERA: 3.95	(7, 1)	1.0	W	7	3	3	3	0	1	0	0	0	0	0	6	10	27.00	4.000
53 Ken Giles, R ERA: 7.56	(8, 1)	1.0	H	5	2	0	0	0	0	0	0	0	0	0	5	5	0.00	2.000

PITCHER		IP	WLS	BF	H	R	ER	SO	BB	IBB	HBP	BLK	WP	HR	S	P	ERA	WHIP
99 Reymin Guduan, L ERA:	(9, 1)	1.0	S	3	0	0	0	2	0	0	0	0	0	0	7	7	0.00	0.000

Batter	1	2	3	4	5	6	7	8	9	AB	R	H	RBI	BB	SO	LOB
27 Jose Altuve, R (1, 4) OBP: 0.382, SLG: 0.521	G6-3		K		HR		L8		79 G4-6-3 1B	4	1	1	3	0	1	2
26 Danny Worth, R (8, 4) OBP: 0.426, SLG: 0.610										1	0	1	0	0	0	0
4 George Springer, R (1, 9) OBP: 0.431, SLG: 0.545	F8			E5	1B		F8		G4-6-3	4	0	1	0	0	0	2
79 Colin Moran, L (8, 5) OBP: 0.444, SLG: 0.675										1	0	0	0	0	0	2
1 Carlos Correa, R (1, 10) OBP: 0.500, SLG: 0.825	K			K	G5-3			BB		3	0	0	0	0	2	2
84 Tyler White, R (8, PH) OBP: 0.446, SLG: 0.543 (8, 10)										0	0	0	0	1	0	0
28 Colby Rasmus, L (1, 7) OBP: 0.326, SLG: 0.541		K		P3		F7		K		4	0	0	0	0	2	2
86 Derek Fisher, L (8, 7) OBP: 0.462, SLG: 0.800										0	0	0	0	0	0	0
30 Carlos Gómez, R (1, 8) OBP: 0.364, SLG: 0.343		2B		F9		P3		K		4	0	1	0	0	1	2
18 Luis Valbuena, L (1, 5) OBP: 0.364, SLG: 0.447		P3			15 S 27 HR 2B	K		G1-3		4	1	1	0	0	1	2
94 Teoscar Hernández, R (8, 9) OBP: 0.267, SLG: 0.667										0	0	0	0	0	0	0
9 Marwin Gonzalez, S (1, 6) OBP: 0.426, SLG: 0.692		K			G5-3		4 PB 15 1B 1B		P5	4	0	1	0	0	1	2
19 Matt Duffy, R (1, 3) OBP: 0.278, SLG: 0.447			F9		P4		F8		15 1B 2B	3	0	0	0	0	0	2
20 Preston Tucker, L (9, PH) OBP: 0.349, SLG: 0.575										1	0	1	0	0	0	0
82 Alex Bregman, R (9, PR) OBP: 0.200, SLG: 0.091										0	1	0	0	0	0	0
15 Jason Castro, L (1, 2) OBP: 0.442, SLG: 0.556			B1-3		27 HR BB		4 PB 1B		26 1B	3	1	2	1	1	0	0
73 Roberto Peña, R (9, PR) OBP: 0.233, SLG: 0.222										0	0	0	0	0	0	0
Inning Stats	R: 0 E: 0 K: 1 S: 5 H: 0 LOB: 0 BB: 0 P: 5	R: 0 E: 0 K: 2 S: 8 H: 1 LOB: 1 BB: 0 P: 8	R: 0 E: 0 K: 1 S: 5 H: 0 LOB: 0 BB: 0 P: 5	R: 0 E: 1 K: 1 S: 6 H: 0 LOB: 1 BB: 0 P: 6	R: 3 E: 0 K: 0 S: 6 H: 3 LOB: 1 BB: 1 P: 10	R: 0 E: 0 K: 1 S: 5 H: 0 LOB: 0 BB: 0 P: 5	R: 0 E: 0 K: 0 S: 5 H: 2 LOB: 2 BB: 0 P: 6	R: 0 E: 0 K: 2 S: 7 H: 0 LOB: 1 BB: 1 P: 11	R: 1 E: 0 K: 0 S: 5 H: 3 LOB: 2 BB: 0 P: 5	1B: 5 2B: 3 3B: 0 HR: 1		SF: 0 SAC: 0 DP: 1 HBP: 0				

TOP

Houston Astros @ Philadelphia Phillies

Bright House Field, Clearwater, FL

Wed Mar 30 2016, 1:11 PM - 3:59 PM EDT

Att. 5,575 - Partly Cloudy - 80 F

livebaseballscorecards.com

AB	36
R	4
H	9
RBI	4
BB	2
SO	8
LOB	18

WP: 0 PB: 1 SB: 1 CS: 0 PA: 38

PITCHER		IP	WLS	BF	H	R	ER	SO	BB	IBB	HBP	BLK	WP	HR	S	P	ERA	WHIP
58 Jeremy Hellickson, R ERA: 3.31	(1, 1)	4.2		20	4	3	3	5	1	0	0	0	0	1	29	33	5.79	1.071
40 James Russell, L ERA: 2.7	(5, 1)	1.1		4	0	0	0	1	0	0	0	0	0	0	6	6	0.00	0.000
30 David Hernandez, R ERA: 2.25	(7, 1)	1.0		5	2	0	0	0	0	0	0	0	0	0	5	6	0.00	2.000
53 Daniel Stumpf, L ERA: 3.97	(8, 1)	1.0	W	4	0	0	0	2	1	0	0	0	0	0	7	11	0.00	1.000
38 Andrew Bailey, R ERA: 5.63	(9, 1)	1.0		5	3	1	1	0	0	0	0	0	0	0	5	5	9.00	3.000

PITCHER	IP	WLS	BF	H	R	ER	SO	BB	IBB	HBP	BLK	WP	HR	S	P	ERA	WHIP

BOTTOM

Houston Astros @ Philadelphia Phillies

Bright House Field, Clearwater, FL

Wed Mar 30 2016, 1:11 PM - 3:59 PM EDT

Att. 5,575 - Partly Cloudy - 80 F

livebaseballscorecards.com

Batter	1	2	3	4	5	6	7	8	9	AB	R	H	RBI	BB	SO	LOB
17 Peter Bourjos, R (1, 8) OBP: 0.368, SLG: 0.510	P4		G5-3			F7		SF 16 1B 7 1B 2-3 3-H		3	1	0	1	0	0	1
16 César Hernández, S (1, 4) OBP: 0.394, SLG: 0.453	F8			F8			G6-3	18 G5-3 7 1B 4 HR 2-3 3-H 1B		4	1	1	1	0	0	0
7 Maikel Franco, R (1, 5) OBP: 0.333, SLG: 0.692	K			G5-3			K	18 G5-3 4 HR 1-2 3-H 1B		4	1	1	1	0	2	0
18 Darin Ruf, R (1, 3) OBP: 0.375, SLG: 0.582		P5		K			1B	G5-3 1-2 2-3		4	0	1	0	0	1	2
29 Cameron Rupp, R (1, 2) OBP: 0.459, SLG: 0.781		F9			P3		K	4 HR BB		3	1	0	0	1	1	1
4 Andrés Blanco, S (1, 6) OBP: 0.300, SLG: 0.487		K			F9			85 16 64 1B 6 L3 1B HR		4	2	2	4	0	1	0
2 Tyler Goeddel, R (1, 7) OBP: 0.323, SLG: 0.339 64 Cedric Hunter, L (8, PH) OBP: 0.292, SLG: 0.517 (9, 7)			85 G2-3 85 WP 1B		G5-3			6 L3 85 1B 17 SF 1-2 1B K		2 2	0 1	1 1	0 0	0 0	0 1	0 0
85 Will Venable, L (1, 9) OBP: 0.275, SLG: 0.152			G2-3 1-3			G4-3		17 SF 6 L3 16 1B 1-2 2-3 1B		3	1	1	0	0	0	1
58 Jeremy Hellickson, R (1, 1) 40 James Russell, L (5, 1) 37 Odúbel Herrera, L (6, PH) OBP: 0.395, SLG: 0.579 30 David Hernández, R (7, 1) 53 Daniel Stumpf, L (8, 1) 6 Ryan Howard, L (8, PH) OBP: 0.362, SLG: 0.426 38 Andrew Bailey, R (9, 1)			K			G4-3		L3 1-2 2-3 3-H		1 0 1 0 0 0 1 0	0 0 0 0 0 0 0 0	0 0 0 0 0 0 1 0	0 0 0 0 0 0 0 0	0 0 0 0 0 0 0 0	1 0 0 0 0 0 0 0	1 0 0 0 0 0 2 0
Inning Stats	R: 0 E: 0 K: 1 S: 5 H: 0 LOB: 0 BB: 0 P: 5	R: 0 E: 0 K: 1 S: 5 H: 0 LOB: 0 BB: 0 P: 5	R: 0 E: 0 K: 1 S: 6 H: 1 LOB: 1 BB: 0 P: 7	R: 0 E: 0 K: 1 S: 5 H: 0 LOB: 0 BB: 0 P: 5	R: 0 E: 0 K: 0 S: 3 H: 0 LOB: 0 BB: 0 P: 3	R: 0 E: 0 K: 0 S: 3 H: 0 LOB: 0 BB: 0 P: 3	R: 0 E: 0 K: 2 S: 8 H: 1 LOB: 1 BB: 0 P: 8	R: 8 E: 1 K: 1 S: 12 H: 6 LOB: 0 BB: 1 P: 17		1B: 7 2B: 0 3B: 0 HR: 1	SF: 1 SAC: 0 DP: 0 HBP: 0					

	AB	32
	R	8
	H	8
	RBI	8
	BB	1
	SO	7
	LOB	8

WP: 1 PB: 0 SB: 0 CS: 0 PA: 34

PITCHER		IP	WLS	BF	H	R	ER	SO	BB	IBB	HBP	BLK	WP	HR	S	P	ERA	WHIP
60 Dallas Keuchel, L ERA:	(1, 1)	7.0		23	2	0	0	6	0	0	0	0	1	0	35	36	0.00	0.286
37 Pat Neshek, R ERA: 6.0	(8, 1)	0.0		3	3	3	3	0	0	0	0	0	0	0	3	3	∞	∞
29 Tony Sipp, L ERA: 4.5	(8, 1)	0.1	L	3	1	0	0	0	0	0	0	0	0	0	3	3	0.00	3.000
65 James Hoyt, R ERA: 4.35	(8, 1)	0.2		5	2	5	3	1	1	0	0	0	0	1	6	11	40.50	4.500

PITCHER	IP	WLS	BF	H	R	ER	SO	BB	IBB	HBP	BLK	WP	HR	S	P	ERA	WHIP

Batter	1	2	3	4	5	6	7	8	9	AB	R	H	RBI	BB	SO	LOB
16 Domingo Santana, R (1, 9) OBP: 0.455, SLG: 0.541	B FF 89 X FF 89 1-0 ① F7		X FC 87 0-0 ② F8		C FC 87 B CU 72 F CH 82 B CU 72 B FF 89 X FC 84 3-2 ② P4		C FF 95 B FF 95 F FF 96 F FF 96 C SL 86 1-3 ① K		C FF 93 B CH 83 C CH 83 X SL 81 1-2 7 1B 2B	4	0	0	0	0	1	1
7 Alex Presley, L (7, 9) OBP: 0.420, SLG: 0.595										1	1	1	0	0	0	0
2 Scooter Gennett, L (1, 4) OBP: 0.438, SLG: 0.900	C FF 90 B CH 82 S FC 88 B FC 89 X CU 74 2-2 ② F9		C FC 87 B CH 83 B CH 82 B FC 86 C FC 87 C FC 87 3-3 ③ K		B CH 81 F FC 82 C FF 90 F CU 72 B SI 89 B FC 85 X FC 87 3-2 ③ F9		F FF 94 B FF 95 1 SAFE B FF 95 C FF 94 2 SAFE B FF 96 C FF 94 3-3 ② K 1-2		S CH 83 X CH 82 0-1 2-H 1B	4	0	0	0	0	2	1
7 Colin Walsh, S (7, 4) OBP: 0.410, SLG: 0.333										1	0	1	1	0	0	0
8 Ryan Braun, R (1, 7) OBP: 0.500, SLG: 0.714	X FF 91 0-0 ③ F9			C FC 84 F SI 87 X CU 72 0-2 HR		C FC 85 B FC 82 S CH 81 F FF 89 B CU 71 F FC 86 B CH 81 X FC 86 3-2 E6 20 2B 1B	B SL 86 F FF 96 B SL 85 F FF 96 B FF 95 F FF 96 X FF 96 3-2 ③ G4-3 2-3		C FF 93 S FF 94 C FF 94 0-3 ② K	4	2	2	1	0	0	1
23 Keon Broxton, R (7, 7) OBP: 0.357, SLG: 0.283										1	0	0	0	0	1	1
(8, 8)																
20 Jonathan Lucroy, R (1, 2) OBP: 0.431, SLG: 0.574		B FF 89 C FF 90 B FC 87 X FC 87 2-1 18 G1-6-3 33 1B 9 1B 1B		B CU 71 X FC 85 1-0 18 FC3-6 33 BB 9 SF8 1B		C SI 89 B SL 80 X FF 88 1-1 18 1B 2-H 2B		C SL 81 S SL 82 S SI 90 0-3 ① K	B FF 94 F FF 93 S SL 81 B FF 93 S FF 95 2-3 ③ K	3	3	3	1	0	0	0
92 Jacob Nottingham, R (7, 2) OBP: 0.417, SLG: 0.818										2	0	0	0	0	2	1
33 Chris Carter, R (1, 3) OBP: 0.356, SLG: 0.510		X FC 87 0-0 18 G1-6-3 1-2 1B		B CU 70 B FF 87 B FC 87 B FF 89 4-0 18 FC3-6 1-2 BB		B SL 80 C SI 88 F SI 88 S SL 80 1-3 ① K		B SI 90 F SI 89 B SI 90 X SI 90 2-1 18 1B 1B		3	0	2	0	1	1	1
18 Ramón Flores, L (1, 8) OBP: 0.379, SLG: 0.412		C FC 86 C CH 82 D CU 73 D CU 71 B FC 86 F FC 86 X FC 86 3-2 ① ② G1-6-3 1-2f 2-3		F FC 86 B FC 86 B CH 82 X FC 86 2-1 ① FC3-6 1-2f 2-3		B FF 89 X FF 89 1-0 9 2B 2-H 1B		C SI 88 B CH 66 B SI 90 S SI 90 F SI 90 B SI 89 X SI 90 3-2 1-3 1B		4	0	2	1	0	0	4
94 Brandon Macias, R (8, PR)										0	0	0	0	0	0	0
(8, 5)																
9 Aaron Hill, R (1, 5) OBP: 0.298, SLG: 0.300		C FC 87 X FC 86 0-1 3-H 1B		F FF 89 B CU 69 S FC 85 B FF 89 X FC 86 2-2 ② SF8 3-H		C FF 89 B CH 75 B CH 75 X FF 88 2-1 ② 1-2 2B		C FF 91 S CH 83 S FF 92 0-3 ② K		2	0	2	2	0	0	0
77 Brett Phillips, L (8, PH)										1	0	0	0	0	1	2
(8, 7)																
10 Kirk Nieuwenhuis, L (1, 10) OBP: 0.339, SLG: 0.393		C FF 88 X FC 86 0-1 ③ F7		F FC 86 B FC 87 S FC 85 X FC 85 1-2 ③ F7		B FF 89 C FF 90 C SL 79 D SL 80 B SL 79 S FF 90 3-3 ③ K		B FF 94 F CH 82 1 SAFE B CH 80 C FF 93 T FF 94 2-2 ③ K		4	0	0	0	0	2	5
5 Jonathan Villar, S (1, 6) OBP: 0.233, SLG: 0.286			B FF 89 S FC 86 X FC 88 1-1 ① G5-3		C FC 85 X CH 82 0-1 ① G4-3		B FF 93 F FF 95 B SL 83 X FF 94 2-1 8 WP 2 S 1B		B FF 92 B FF 92 F FF 91 X FF 91 2-1 ① G5-3	3	0	1	0	0	0	0
29 Yadiel Rivera, R (7, 6) OBP: 0.327, SLG: 0.617										1	0	0	0	0	0	0
Inning Stats	R: 0 E: 0 K: 0 S: 5 H: 0 LOB: 0 BB: 0 P: 8	R: 1 E: 0 K: 0 S: 11 H: 3 LOB: 1 BB: 0 P: 16	R: 0 E: 0 K: 1 S: 6 H: 0 LOB: 0 BB: 0 P: 10	R: 2 E: 0 K: 0 S: 12 H: 2 LOB: 1 BB: 1 P: 22	R: 0 E: 0 K: 0 S: 9 H: 0 LOB: 0 BB: 0 P: 15	R: 2 E: 1 K: 2 S: 16 H: 4 LOB: 1 BB: 0 P: 27	R: 0 E: 0 K: 2 S: 13 H: 1 LOB: 1 BB: 0 P: 22	R: 0 E: 0 K: 3 S: 15 H: 2 LOB: 2 BB: 0 P: 22	R: 1 E: 0 K: 2 S: 13 H: 2 LOB: 1 BB: 0 P: 18	1B: 10 2B: 3 3B: 0 HR: 1 SF: 1 SAC: 0 DP: 1 HBP: 0						

PITCHER		IP	WLS	BF	H	R	ER	SO	BB	IBB	HBP	BLK	WP	HR	S	P	ERA	WHIP
31 Collin McHugh, R ERA: 4.61	(1, 1)	5.0	L	21	6	4	4	1	1	0	0	0	0	1	48	79	7.20	1.400
44 Luke Gregerson, R ERA: 6.75	(6, 1)	0.1		2	1	0	0	1	0	0	0	0	0	0	5	7	0.00	3.000
29 Tony Sipp, L ERA: 4.05	(6, 1)	0.2		3	2	1	1	1	0	0	0	0	0	0	6	12	13.50	3.000
53 Ken Giles, R ERA: 6.75	(7, 1)	1.0		4	1	0	0	2	0	0	0	0	1	0	13	22	0.00	1.000
37 Pat Neshek, R ERA: 5.68	(8, 1)	0.1		3	2	0	0	1	0	0	0	0	0	0	9	14	0.00	6.000

PITCHER		IP	WLS	BF	H	R	ER	SO	BB	IBB	HBP	BLK	WP	HR	S	P	ERA	WHIP
Michael Feliz, R ERA: 1.72	(8, 1)	1.2		7	2	1	1	4	0	0	0	0	0	0	19	26	5.40	1.200

TOP

Milwaukee Brewers @ Houston Astros

Minute Maid Park, Houston, TX

Thu Mar 31 2016, 7:11 PM - 10:16 PM CDT

Att. 14,780 - Roof Closed - 73 F

livebaseballscorecards.com

AB	38
R	6
H	14
RBI	6
BB	1
SO	10
LOB	17

PA: 40

WP: 1
PB: 0
SB: 1
CS: 0

Batter	1	2	3	4	5	6	7	8	9	AB	R	H	RBI	BB	SO	LOB
27 Jose Altuve, R (1, 4) OBP: 0.362, SLG: 0.490 26 Danny Worth, R (7, 4) OBP: 0.417, SLG: 0.595	L SI 92 B SI 94 C FF 93 C SL 86 1-3 ① K	C KC 81 B SL 86 B FF 93 B FF 93 F SI 93 T SI 92 3-2 ② K 1-2	C SI 92 F SL 85 X SL 86 0-2 ① G4-3	X FF 94 0-0 ① P4	3 0 0 0 0 2 1 1 0 0 0 0 0 0											
4 George Springer, R (1, 9) OBP: 0.426, SLG: 0.522 86 Derek Fisher, L (6, PR) OBP: 0.429, SLG: 0.727 (7, 9)	B SI 94 F SI 94 B SI 94 S SI 93 C SL 86 2-3 ② K	B SI 94 C KC 81 X SI 93 1-1 ③ G1-3	B SI 87 B CH 74 B SI 86 B SI 86 4-0 BB	C SI 94 S FF 95 B CU 79 S CH 85 1-3 ② K	2 0 0 0 1 1 1 1 0 0 0 0 1 0											
1 Carlos Correa, R (1, 6) OBP: 0.472, SLG: 0.767 82 Alex Bregman, R (7, 6) OBP: 0.192, SLG: 0.087	C SI 94 B SI 93 X SI 94 1-1 ③ G5-3	C KC 81 X FF 93 0-1 ① F9	B CH 79 B SI 85 X SI 87 2-0 ② F7	C FF 95 F CH 85 B FF 95 B FF 94 F FF 94 B FF 96 C CH 83 3-3 ③ K	3 0 0 0 0 0 1 1 0 0 0 0 1 0											
28 Colby Rasmus, L (1, 7) OBP: 0.304, SLG: 0.500 94 Teoscar Hernández, R (7, 7) OBP: 0.250, SLG: 0.625 (8, 8)		C SI 93 B CH 84 X SI 94 1-1 ① F8	B FF 94 F SI 94 X SI 94 1-1 ② L4	D SL 81 1 SAFE F SI 85 F SI 87 F SL 81 C SI 87 1-3 ③ K	B FF 94 S FF 95 F FF 94 S KC 80 1-3 ① K	3 0 0 0 0 1 1 1 0 0 0 0 1 0										
30 Carlos Gómez, R (1, 8) OBP: 0.340, SLG: 0.316 19 Matt Duffy, R (8, 7) OBP: 0.273, SLG: 0.438		X SI 94 0-0 ② L5	B KC 81 X KC 81 1-0 ③ F8	T FF 91 F FF 93 F FF 92 S SL 80 0-3 ① K2-3	B FF 95 S FF 94 F FF 95 S KC 80 1-3 ② K	3 0 0 0 0 1 0 1 0 0 0 0 1 0										
18 Luis Valbuena, L (1, 5) OBP: 0.391, SLG: 0.462 79 Colin Moran, L (7, 5) OBP: 0.426, SLG: 0.643		C SI 94 B CH 86 X SI 94 1-1 1B	B KC 81 B KC 80 B SI 92 C SI 92 F SI 92 B SI 93 4-2 20 FC6-5 BB	S FF 92 B FF 92 B SL 84 C FF 92 F CH 85 B FF 93 C FF 92 3-3 ② K	X CH 88 0-0 ③ G5-3	1 0 1 0 1 0 0 2 0 0 0 0 1 0										
20 Preston Tucker, L (1, 10) OBP: 0.348, SLG: 0.581		C KC 81 X SI 93 0-1 ③ G5-3	S SI 92 B FF 92 B SI 92 B SI 92 X FF 91 3-1 ① FC6-5 1-2f	B CU 77 X SL 85 1-0 84 1B 2B	3 1 1 0 0 0 2											
9 Marwin Gonzalez, S (1, 3) OBP: 0.408, SLG: 0.659 84 Tyler White, R (7, 3) OBP: 0.456, SLG: 0.553			B FF 93 X SI 94 1-0 ① F9	1 SAFE C SI 93 F FF 91 S SL 87 0-3 ② K	C FF 91 B SL 85 X FF 92 1-1 2-H 1B	2 0 0 0 0 1 1 1 0 1 1 0 0 0										
15 Jason Castro, L (1, 2) OBP: 0.444, SLG: 0.553 23 Erik Kratz, R (7, 2) OBP: 0.300, SLG: 0.370			X SI 94 0-0 27 S 1B	B KC 81 F SI 92 S SI 93 B FF 94 S FF 93 2-3 ③ K	S FF 91 D SL 87 X FF 91 1-1 ③ F9	2 0 1 0 0 1 1 1 0 0 0 0 0 1										
Inning Stats	R: 0 H: 0 E: 0 LOB: 0 K: 2 BB: 0 S: 8 P: 12	R: 0 H: 1 E: 0 LOB: 1 K: 0 BB: 0 S: 7 P: 9	R: 0 H: 1 E: 0 LOB: 1 K: 1 BB: 0 S: 7 P: 12	R: 0 H: 0 E: 0 LOB: 0 K: 0 BB: 0 S: 5 P: 7	R: 0 H: 0 E: 0 LOB: 1 K: 2 BB: 1 S: 10 P: 19	R: 0 H: 0 E: 0 LOB: 1 K: 1 BB: 1 S: 8 P: 15	R: 1 H: 2 E: 0 LOB: 1 K: 2 BB: 0 S: 13 P: 19	R: 0 H: 0 E: 0 LOB: 0 K: 2 BB: 0 S: 8 P: 12	R: 0 H: 0 E: 0 LOB: 0 K: 2 BB: 0 S: 7 P: 9	1B: 3 SF: 0 2B: 1 SAC: 0 3B: 0 DP: 0 HR: 0 HBP: 0						

PITCHER	IP	WLS	BF	H	R	ER	SO	BB	IBB	HBP	BLK	WP	HR	S	P	ERA	WHIP
52 Jimmy Nelson, R (1, 1) ERA: 1.17	5.1	W	19	2	0	0	5	1	0	0	0	0	0	40	62	0.00	0.562
39 Chris Capuano, L (6, 1) ERA: 1.35	0.2		3	0	0	0	1	1	0	0	0	0	0	5	12	0.00	1.500
45 Tyler Cravy, R (7, 1) ERA: 5.06	1.0		5	2	1	1	2	0	0	0	0	0	0	13	19	9.00	2.000
37 Tyler Thornburg, R (8, 1) ERA: 8.0	1.0		3	0	0	0	2	0	0	0	0	0	0	8	12	0.00	0.000
46 Corey Knebel, R (9, 1) ERA: 5.14	1.0		3	0	0	0	2	0	0	0	0	0	0	7	9	0.00	0.000

PITCHER	IP	WLS	BF	H	R	ER	SO	BB	IBB	HBP	BLK	WP	HR	S	P	ERA	WHIP

BOTTOM

Milwaukee Brewers @ Houston Astros

Minute Maid Park, Houston, TX

Thu Mar 31 2016, 7:11 PM - 10:16 PM CDT

Att. 14,780 - Roof Closed - 73 F

livebaseballscorecards.com

AB	31
R	1
H	4
RBI	1
BB	2
SO	12
LOB	9

1B: 3 SF: 0 PA: 33
2B: 1 SAC: 0
3B: 0 DP: 0
HR: 0 HBP: 0

WP: 0
PB: 0
SB: 1
CS: 0

Milwaukee Brewers @ Houston Astros

Minute Maid Park, Houston, TX

Fri Apr 01 2016, 1:12 PM - 3:43 PM CDT

Att. 14,457 - Roof Closed - 73 F

TOP

livebaseballscorecards.com

Batter	1	2	3	4	5	6	7	8	9	AB	R	H	RBI	BB	SO	LOB
16 Domingo Santana, R (1, 9) OBP: 0.447, SLG: 0.600 10 Kirk Nieuwenhuis, L (5, 9) OBP: 0.333, SLG: 0.386 (8, 8)	B FF 89 F FF 88 B FF 90 F FF 90 B FF 89 X FF 88 3-2 HR		F FF 87 B CU 73 F FF 87 B SL 80 B SL 80 X FF 87 3-2 P4 ①		C CU 73 B FF 88 B SL 82 B CH 82 F FC 89 C FF 88 3-3 K ③			X FF 94 0-0 G1-3 ②		3 1 1 1 0 1 0 1 0 0 0 0 0 0						
2 Scooter Gennett, L (1, 4) OBP: 0.457, SLG: 0.879 91 Javier Betancourt, R (6, 4)	B FF 88 X FF 90 1-0 7 2B 1B		C CH 82 S CH 83 B FC 87 X CU 74 1-2 G3-1 ②			X FF 88 0-0 1B		C FF 94 B SL 84 C SL 85 S SL 86 1-3 K ③		3 0 2 0 0 0 0 1 0 0 0 0 1 0						
8 Ryan Braun, R (1, 10) OBP: 0.500, SLG: 0.875 9 Aaron Hill, R (6, PH) OBP: 0.288, SLG: 0.288 (6, 10)	X FF 89 0-0 F9 ①		C FF 88 B CU 76 B FF 89 X SL 82 2-1 HR			B SL 82 X FF 87 1-0 P4 ①			B FF 95 S FF 94 F CH 81 C FF 95 1-3 K ①	2 1 1 1 0 0 1 2 0 0 0 0 1 1						
20 Jonathan Lucroy, R (1, 3) OBP: 0.407, SLG: 0.540 18 Ramón Flores, L (7, 3) OBP: 0.373, SLG: 0.404	1 SAFE C FF 88 1 SAFE F FF 90 F FF 90 F CH 83 F FF 90 S CU 75 0-3 K ②		B FF 88 C FF 89 X FF 90 1-1 G6-3 ③			1 SAFE B FC 88 B FC 90 X FC 89 2-0 F8 ②			C FF 94 B KC 82 F CH 81 B FF 94 B FF 95 C FF 95 3-3 K ②	3 0 0 0 0 1 2 1 0 0 0 0 1 0						
7 Colin Walsh, S (1, 5) OBP: 0.406, SLG: 0.353 76 René García, R (9, PH) OBP: 0.500, SLG: 0.250	P PO 84 X FF 88 1-0 1-3 2B			C FF 87 B FC 85 B FC 86 C CH 81 B FF 88 C CH 82 3-3 K ①		F FC 90 1 SAFE C FC 90 S CU 80 0-3 K ③			C SL 78 S FF 95 S FF 95 0-3 K ③	3 0 1 0 0 2 1 1 0 0 0 0 1 0						
12 Martín Maldonado, R (1, 2) OBP: 0.340, SLG: 0.500 92 Jacob Nottingham, R (7, 2) OBP: 0.417, SLG: 0.818	B FF 88 C CH 83 B CH 83 X FF 90 2-1 G6-3 ③			B FF 89 S FF 88 F FF 90 T FF 90 1-2 K ②			T SI 88 L SI 89 S SL 82 0-3 K ①			3 0 0 0 0 2 2 0 0 0 0 0 0 0						
7 Alex Presley, L (1, 7) OBP: 0.396, SLG: 0.556 (8, 9)		C FF 88 X FC 85 0-1 E4 ①		C CH 82 B CH 81 X FC 87 1-1 G3-1 ③			C SI 89 B SL 81 B SI 89 X SI 89 2-1 G1-3 ②			3 0 0 0 0 0 0						
5 Jonathan Villar, S (1, 6) OBP: 0.226, SLG: 0.276 29 Yadiel Rivera, R (5, 6) OBP: 0.320, SLG: 0.604		C FF 88 B FF 90 X FC 86 1-1 G3 ②			C CH 81 F FC 85 S FF 89 0-3 K ①		B SL 82 C SL 80 F SI 89 S SL 82 1-3 K ③			2 0 0 0 0 1 0 1 0 0 0 0 1 0						
23 Keon Broxton, R (1, 8) OBP: 0.339, SLG: 0.265 96 Victor Roache, R (8, 7) OBP: 0.500, SLG: 1.000		C FF 89 B CU 73 C CU 72 B CH 80 F CH 82 S FF 90 2-3 K ③			F FF 88 F SL 82 S CU 72 0-3 K ②			B FF 93 B FF 94 B FF 94 C FF 93 C FF 94 F FF 94 S FF 94 3-3 K ①		3 0 0 0 0 3 0 0 0 0 0 0 0 0						
Inning Stats	R: 1 E: 0 K: 1 S: 15 H: 3 LOB: 2 BB: 0 P: 21	R: 0 E: 1 K: 1 S: 8 H: 0 LOB: 0 BB: 0 P: 11	R: 1 E: 0 K: 0 S: 10 H: 1 LOB: 0 BB: 0 P: 17	R: 0 E: 0 K: 2 S: 8 H: 0 LOB: 0 BB: 0 P: 13	R: 0 E: 0 K: 3 S: 9 H: 0 LOB: 0 BB: 0 P: 12	R: 0 E: 0 K: 1 S: 6 H: 1 LOB: 1 BB: 0 P: 9	R: 0 E: 0 K: 2 S: 8 H: 0 LOB: 0 BB: 0 P: 11	R: 0 E: 0 K: 2 S: 8 H: 0 LOB: 0 BB: 0 P: 12	R: 0 E: 0 K: 3 S: 9 H: 0 LOB: 0 BB: 0 P: 13	1B: 2 2B: 1 3B: 0 HR: 2 SF: 0 SAC: 0 DP: 0 HBP: 0						

	AB	32
	R	2
	H	5
	RBI	2
	BB	0
	SO	15
	LOB	7

WP: 0 PB: 0 SB: 0 CS: 0 PA: 32

PITCHER		IP	WLS	BF	H	R	ER	SO	BB	IBB	HBP	BLK	WP	HR	S	P	ERA	WHIP
54 Mike Fiers, R ERA: 4.91	(1, 1)	5.1		21	5	2	2	7	0	0	0	0	0	2	52	77	3.38	0.938
36 Will Harris, R ERA:	(6, 1)	0.2	W	2	0	0	0	1	0	0	0	0	0	0	4	6	0.00	0.000
44 Luke Gregerson, R ERA: 3.86	(7, 1)	1.0	H	3	0	0	0	2	0	0	0	0	0	0	8	11	0.00	0.000
65 James Hoyt, R ERA: 3.97	(8, 1)	1.0	H	3	0	0	0	2	0	0	0	0	0	0	8	12	0.00	0.000
35 Josh Fields, R ERA: 1.5	(9, 1)	1.0	S	3	0	0	0	3	0	0	0	0	0	0	9	13	0.00	0.000

PITCHER	IP	WLS	BF	H	R	ER	SO	BB	IBB	HBP	BLK	WP	HR	S	P	ERA	WHIP

BOTTOM

Batter	1	2	3	4	5	6	7	8	9	AB	R	H	RBI	BB	SO	LOB
27 Jose Altuve, R (1, 4) OBP: 0.361, SLG: 0.481 9 Marwin Gonzalez, S (7, 4) OBP: 0.400, SLG: 0.643 82 Alex Bregman, R (8, 6) OBP: 0.192, SLG: 0.087	B FF 89 C FF 89 C FF 90 X FF 91 1-2 ① F8		B FF 90 X FF 90 1-0 4 CS 1B		B CU 75 C SL 82 B FF 94 C SL 83 B SL 84 C SL 84 3-3 ② K		C FF 91 C FF 91 X FF 91 0-2 ① G5-3			3 1 0	0 0 0	1 0 0	0 0 0	0 0 0	1 0 0	0 0 0
4 George Springer, R (1, 10) OBP: 0.406, SLG: 0.490 73 Roberto Peña, R (7, PH) OBP: 0.226, SLG: 0.214 (8, 10)	X FF 92 0-0 ② F8		F SL 82 F FF 92 B FF 92 D SL 83 B FF 93 S SL 84 3-3 ①② K 1-2		C SL 82 X FF 92 0-1 ③ G6-3		B FF 91 B SL 86 F FF 91 X FF 91 2-1 ② F8			3 1	0 0	0 0	0 0	0 0	1 0	1 0
1 Carlos Correa, R (1, 6) OBP: 0.482, SLG: 0.756 26 Danny Worth, R (7, 6) OBP: 0.408, SLG: 0.581 (8, 4)	B FF 91 B FF 90 C FF 92 B SL 83 C FF 91 S FF 92 3-3 ③ K		B SL 84 B SL 84 B FF 92 C FF 91 F FF 92 B FF 94 4-2 28 1B BB			B FF 94 C FF 94 C CU 78 X CU 79 1-2 28 2B 30 2B 1B	C CU 75 X FF 92 0-1 ③ G6-3			2 1	1 0	1 0	0 0	1 0	1 0	0 0
28 Colby Rasmus, L (1, 7) OBP: 0.327, SLG: 0.535 94 Teoscar Hernández, R (6, PR) OBP: 0.235, SLG: 0.588 (7, 9) (8, 8)		C CU 73 F CH 82 B FF 91 F FF 92 S SL 84 1-3 ① K	X FF 92 0-0 1-3 1B			B CU 75 C CH 85 B CH 85 X FF 94 2-1 30 2B 1-3 2B		B FF 90 B SL 89 B FF 91 X FF 90 3-0 ① G6-3		3 1	0 1	2 0	0 0	0 0	1 0	0 0
30 Carlos Gómez, R (1, 8) OBP: 0.340, SLG: 0.341 79 Colin Moran, L (8, 5) OBP: 0.417, SLG: 0.628		S SL 83 B SL 82 F FF 93 X FF 93 1-2 ② F9	F FF 92 S SL 83 S SL 83 0-3 ③ K			C CH 86 F FF 94 X FF 94 0-2 19 G6-3 23 1B 2-H 3-H 2B		C FF 90 X SL 84 0-1 ② P6		3 1	1 0	1 0	2 0	0 0	1 0	2 0
13 Tyler White, R (1, 3) OBP: 0.443, SLG: 0.588 86 Derek Fisher, L (9, 7) OBP: 0.429, SLG: 0.727		B FF 92 C SL 83 X FF 93 1-1 HR		B FF 87 B SL 81 X FF 90 2-0 ① F8		C CU 77 B FF 94 F FF 94 C CU 79 1-3 ① K		C FF 91 B FF 91 X FF 90 1-1 ③ P2		4 0	1 0	1 0	1 0	0 0	1 0	1 0
18 Luis Valbuena, L (1, 5) OBP: 0.396, SLG: 0.450 19 Matt Duffy, R (5, 5) OBP: 0.268, SLG: 0.429 (8, 7) (9, 3)		B FF 91 C FF 90 F FF 92 F CU 76 B SL 84 B FF 93 B FF 93 4-2 23 E BB		B CU 70 B CU 78 B CH 86 C SI 90 C FF 89 X FF 92 3-2 ② L8		X FF 94 0-0 ② G6-3 2-3				1 1	0 0	0 0	0 0	1 0	0 0	0 1
23 Erik Kratz, R (1, 2) OBP: 0.303, SLG: 0.367		X FF 92 0-0 E6 1-2		C SL 82 B FF 90 X FF 89 1-1 ③ F8		C FF 94 S CH 86 B CU 80 B FF 95 X FF 94 2-2 1B 3-H				3	0	1	1	0	0	1
6 Jake Marisnick, R (1, 9) OBP: 0.189, SLG: 0.235 20 Preston Tucker, L (6, PH) OBP: 0.340, SLG: 0.568 (7, 7) (8, 9)		C FF 92 C FF 93 D SL 84 F FF 93 F FF 93 C SL 83 1-3 ③ K			S SL 81 F FF 89 B FF 94 S SL 84 1-3 ① K	B SI 88 F SI 88 S CH 80 B CH 80 B CH 79 T CH 79 3-2 ③ K				2 1	0 0	0 0	0 0	0 0	2 1	2 2
Inning Stats	R: 0 E: 0 K: 1 S: 7 H: 0 LOB: 0 BB: 0 P: 11	R: 1 E: 1 K: 2 S: 18 H: 1 LOB: 2 BB: 1 P: 26	R: 0 E: 0 K: 2 S: 10 H: 2 LOB: 2 BB: 1 P: 18	R: 0 E: 0 K: 0 S: 6 H: 0 LOB: 0 BB: 0 P: 12	R: 0 E: 0 K: 2 S: 8 H: 0 LOB: 0 BB: 0 P: 12	R: 3 E: 0 K: 2 S: 18 H: 4 LOB: 2 BB: 0 P: 27	R: 0 E: 0 K: 0 S: 7 H: 0 LOB: 0 BB: 0 P: 9	R: 0 E: 0 K: 0 S: 5 H: 0 LOB: 0 BB: 0 P: 9		1B: 4 2B: 3 3B: 0 HR: 1 SF: 0 SAC: 0 DP: 1 HBP: 0			WP: 0 PB: 0 SB: 0 CS: 1 PA: 33	

PITCHER		IP	WLS	BF	H	R	ER	SO	BB	IBB	HBP	BLK	WP	HR	S	P	ERA	WHIP
22 Matt Garza, R ERA: 4.5	(1, 1)	3.1		15	3	1	1	5	2	0	0	0	0	1	36	58	2.70	1.500
54 Michael Blazek, R ERA: 9.0	(4, 1)	1.2	H	5	0	0	0	2	0	0	0	0	0	0	13	21	0.00	0.000
37 Tyler Thornburg, R ERA: 10.24	(6, 1)	0.2	L	6	4	3	3	1	0	0	0	0	0	0	15	21	40.50	6.000
18 Jaye Chapman, R ERA: 6.75	(6, 1)	0.1		1	0	0	0	1	0	0	0	0	0	0	3	6	0.00	0.000
48 Blaine Boyer, R ERA: 7.59	(7, 1)	1.0		3	0	0	0	0	0	0	0	0	0	0	7	9	0.00	0.000

PITCHER		IP	WLS	BF	H	R	ER	SO	BB	IBB	HBP	BLK	WP	HR	S	P	ERA	WHIP
45 Tyler Cravy, R ERA: 4.63	(8, 1)	1.0		3	0	0	0	0	0	0	0	0	0	0	5	9	0.00	0.000

Milwaukee Brewers @ Houston Astros

Minute Maid Park, Houston, TX

Fri Apr 01 2016, 1:12 PM - 3:43 PM CDT

Att. 14,457 - Roof Closed - 73 F

livebaseballscorecards.com

AB	31
R	4
H	7
RBI	4
BB	2
SO	9
LOB	10

Houston Astros @ New York Yankees

Yankee Stadium, Bronx, NY

Tue Apr 05 2016, 1:13 PM - 4:28 PM EDT

Att. 47,820 - Sunny - 36 F

TOP

livebaseballscorecards.com

Batter	1	2	3	4	5	6	7	8	9	AB	R	H	RBI	BB	SO	LOB
27 Jose Altuve, R (1, 4) OBP: 0.400, SLG: 0.500	G6-3			4 1B 1 FC5-4 2B		G6-3		4 S 1 E BB	L7	4	2	1	0	1	0	0
4 George Springer, R (1, 9) OBP: 0.200, SLG: 0.200	F8			1 FC5-4 2-3 1B		G1-3		F7 1-2	K	5	0	1	0	0	1	1
1 Carlos Correa, R (1, 6) OBP: 0.250, SLG: 1.000	K			FC5-4 28 G4-3 28 S 1-2f 3-H		HR		E1 28 S 18 1B 2-H		4	2	1	2	0	1	1
28 Colby Rasmus, L (1, 7)		G4-3		G4-3 1-3		BB		18 1B 18 1B 1-2 BB		2	1	0	0	2	0	1
30 Carlos Gómez, R (1, 8)		K		K		G1-3		K		4	0	0	0	0	3	4
18 Luis Valbuena, L (1, 5) OBP: 0.250, SLG: 0.250		G3-1			G4-3		G4-3	1B 1-H 2-H		4	0	1	2	0	0	0
20 Preston Tucker, L (1, 10) OBP: 0.500, SLG: 1.000			L7		2B		1B	HBP		2	0	1	0	0	0	0
13 Tyler White, R (7, PH) OBP: 1.000, SLG: 1.000										1	0	1	0	0	0	0
(7, 10)																
9 Marwin Gonzalez, S (1, 3)			G3		K		K			4	0	0	0	0	3	4
15 Jason Castro, L (1, 2)			F7		G1-3		K		K	4	0	0	0	0	2	2

	AB	34
	R	5
	H	6
	RBI	4
	BB	3
	SO	10
	LOB	13

Inning Stats										
	R: 0 E: 0 K: 1 S: 9	H: 0 LOB: 0 BB: 0 P: 12	R: 0 E: 0 K: 1 S: 9	H: 0 LOB: 0 BB: 0 P: 15	R: 0 E: 0 K: 0 S: 6	H: 0 LOB: 0 BB: 0 P: 10	R: 1 E: 0 K: 1 S: 10	H: 2 LOB: 1 BB: 0 P: 21	R: 0 E: 0 K: 1 S: 9	H: 1 LOB: 1 BB: 0 P: 13
	R: 1 E: 0 K: 0 S: 10	H: 1 LOB: 1 BB: 1 P: 18	R: 0 E: 0 K: 2 S: 15	H: 1 LOB: 1 BB: 0 P: 24	R: 3 E: 1 K: 2 S: 19	H: 1 LOB: 2 BB: 2 P: 36	R: 0 E: 0 K: 2 S: 8	H: 0 LOB: 0 BB: 0 P: 12	1B: 3 2B: 2 3B: 0 HR: 1	SF: 0 SAC: 0 DP: 0 HBP: 1
	WP: 0 PB: 0 SB: 3 CS: 0	PA: 38								

PITCHER	IP	WLS	BF	H	R	ER	SO	BB	IBB	HBP	BLK	WP	HR	S	P	ERA	WHIP
19 Masahiro Tanaka, R (1, 1) ERA: 3.18	5.2		22	4	2	2	4	1	0	0	0	0	1	51	87	3.18	0.882
45 Chasen Shreve, L (6, 1) ERA:	1.1		5	1	0	0	2	0	0	0	0	0	0	17	26	0.00	0.750
68 Dellin Betances, R (8, 1) ERA:	0.2	L	6	1	3	0	1	2	0	0	0	0	0	16	30	0.00	4.500
26 Johnny Barbato, R (8, 1) ERA:	1.1		5	0	0	0	3	0	0	1	0	0	0	11	18	0.00	0.000

PITCHER	IP	WLS	BF	H	R	ER	SO	BB	IBB	HBP	BLK	WP	HR	S	P	ERA	WHIP

Batter	1	2	3	4	5	6	7	8	9	AB	R	H	RBI	BB	SO	LOB
22 Jacoby Ellsbury, L (1, 8)	F FC 85 F SI 87 B SL 78 B FF 89 S SI 88 2-3 K		F FF 87 B SI 89 B SL 76 C SI 88 B SL 76 F SI 89 X FF 89 3-2 P5		X SI 87 0-0 G4-3			B FF 97 B FF 96 C FF 94 C SL 83 F SL 85 F SL 85 B SL 86 F FF 96 S SL 84 3-3 K		4	0	0	0	0	2	0
31 Aaron Hicks, S (1, 7) 11 Brett Gardner, L (8, PH) (9, 7)	B SI 88 B FC 87 B SI 87 B FC 86 4-0 13 G4-3 BB		C FF 88 B FF 88 F FC 86 B SL 78 C SI 90 2-3 K		C SI 87 B FC 83 B SI 88 X SI 87 2-1 F8			C SL 84 C SL 84 F SL 86 C FF 95 0-3 K		2 1	0 0	0 0	0 0	1 0	1 0	0 0
13 Alex Rodriguez, R (1, 10)	B FF 87 X SI 88 1-0 G4-3 1-2f		B FC 84 B FF 89 F FF 88 F SI 88 B FF 89 B SI 88 4-2 25 S BB			B SI 87 F SI 87 B FC 84 F FF 87 X SL 78 2-2 L6		C SL 85 F FF 94 X SL 87 0-2 G6-3		3	0	0	0	1	0	1
25 Mark Teixeira, S (1, 3)		B FC 83 C FF 87 X FF 87 1-1 F7	C FF 88 C FC 85 D SL 78 B FF 89 D SL 78 B FF 89 4-2 1-2 BB			X SI 87 0-0 G1-3			B SI 89 C SI 88 B SL 80 X SI 90 2-1 G6-3	3	0	0	0	1	0	0
36 Carlos Beltrán, S (1, 9) OBP: 0.250, SLG: 0.250		C FF 88 F FC 84 F SL 77 F SI 88 B SL 78 F FC 84 X FF 89 1-2 12 G6-3 34 BB 14 2B 1B	T FC 85 F FC 83 X SI 88 0-2 P4			B FF 87 X FF 88 1-0 F8			F SI 89 S SL 81 S SL 81 0-3 K	4	1	1	0	0	1	2
34 Brian McCann, L (1, 2) OBP: 0.500, SLG: 0.333		B FF 87 B FF 87 F FF 88 B FF 88 B SI 90 4-1 12 G6-3 14 2B 1-2 BB		C SI 87 B SI 88 C SL 77 B SL 77 F SI 87 X SL 77 2-2 14 G5-4-3 1B			F SI 86 C SL 76 S SL 76 0-3 K		C SL 80 B SI 88 X SI 88 1-1 G3-1	3	1	1	0	1	1	0
12 Chase Headley, S (1, 5)		B FC 84 C FC 84 X FC 84 1-1 G6-3 1-2 2-3		C SI 87 B FC 83 F FC 83 B SL 78 S SI 87 2-3 K			B FC 83 C SI 87 B FC 83 B SI 87 C FF 87 F SI 87 X FC 84 3-2 P4			3	0	0	0	0	1	3
14 Starlin Castro, R (1, 4) OBP: 0.333, SLG: 0.667		C FC 86 X FC 85 0-1 2-H 3-H 2B		B SI 87 X FF 88 1-0 G5-4-3 1-2f			B FF 88 B CH 78 F SI 87 B SI 88 F SI 87 S SI 88 3-3 K			3	0	1	2	0	1	1
18 Didi Gregorius, L (1, 6) OBP: 0.333, SLG: 1.333		S SI 88 X SI 88 0-1 G6-3			B SI 86 S SI 86 C SI 88 X SL 77 1-2 G4-3			B FF 96 C FF 96 F FF 97 B SL 86 X FF 96 2-2 HR		3	1	1	1	0	0	1
Inning Stats	R: 0 E: 0 K: 1 S: 4 H: 0 LOB: 0 BB: 1 P: 11	R: 2 E: 0 K: 0 S: 15 H: 2 LOB: 1 BB: 1 P: 22	R: 0 E: 0 K: 1 S: 14 H: 0 LOB: 2 BB: 2 P: 27	R: 0 E: 0 K: 1 S: 8 H: 1 LOB: 0 BB: 0 P: 13	R: 0 E: 0 K: 0 S: 6 H: 0 LOB: 0 BB: 0 P: 9	R: 0 E: 0 K: 0 S: 5 H: 0 LOB: 0 BB: 0 P: 8	R: 0 E: 0 K: 2 S: 10 H: 0 LOB: 0 BB: 0 P: 16	R: 1 E: 0 K: 2 S: 16 H: 1 LOB: 0 BB: 0 P: 21	R: 0 E: 0 K: 1 S: 7 H: 0 LOB: 0 BB: 0 P: 10	1B: 2 2B: 1 3B: 0 HR: 1	SF: 0 SAC: 0 DP: 2 HBP: 0			WP: 0 PB: 0 SB: 1 CS: 0	PA: 33		

PITCHER		IP	WLS	BF	H	R	ER	SO	BB	IBB	HBP	BLK	WP	HR	S	P	ERA	WHIP
60 Dallas Keuchel, L ERA: 2.57	(1, 1)	7.0	W	26	3	2	2	5	4	0	0	0	0	0	62	106	2.57	1.000
53 Ken Giles, R ERA: 9.0	(8, 1)	1.0	H	4	1	1	1	2	0	0	0	0	0	1	16	21	9.00	1.000
44 Luke Gregerson, R ERA:	(9, 1)	1.0	S	3	0	0	0	1	0	0	0	0	0	0	7	10	0.00	0.000

PITCHER	IP	WLS	BF	H	R	ER	SO	BB	IBB	HBP	BLK	WP	HR	S	P	ERA	WHIP

BOTTOM

Houston Astros @ New York Yankees

Yankee Stadium, Bronx, NY

Tue Apr 05 2016, 1:13 PM - 4:28 PM EDT

Att. 47,820 - Sunny - 36 F

livebaseballscorecards.com

AB	29
R	3
H	4
RBI	3
BB	4
SO	8
LOB	8

Batter	1	2	3	4	5	6	7	8	9	AB	R	H	RBI	BB	SO	LOB
27 Jose Altuve, R (1, 4) OBP: 0.444, SLG: 0.429	B FF 92 S FF 91 C FF 91 F FF 93 X SL 86 1-2 ① F8	B FC 93 F FF 92 H FF 91 2-1 4 HR HBP		F FC 91 S SL 84 B FF 93 F SL 85 F FF 93 F FF 94 X CH 87 1-2 ② F8		C SI 91 B SL 83 X SI 92 1-1 4 FC6-4 1-2 1B			C SI 89 F SI 90 B CU 78 S SL 84 1-3 ① K	3	1	1	0	0	0	0
19 Matt Duffy, R (7, 5)										1	0	0	0	0	1	0
4 George Springer, R (1, 9) OBP: 0.300, SLG: 0.556	C SL 80 F FF 93 X SL 84 0-2 ② G1-3	S FF 93 X SL 86 0-1 1-H 2-H 3-H HR		B FC 91 B CH 84 F FF 90 C SL 84 X FF 94 2-2 ③ F9		F FF 91 F FF 92 D CU 79 X SI 91 1-2 ③ FC6-4 1-2f			B SI 90 B SI 90 B FF 91 C SI 89 B SI 90 4-1 1 WP BB	4	1	1	4	1	0	2
1 Carlos Correa, R (1, 6) OBP: 0.556, SLG: 1.556	B FF 92 B FF 90 X SL 80 2-0 HR	S FF 94 X FF 93 0-1 1B			C FC 92 B CH 91 X CH 86 1-1 HR		C SI 91 B SI 91 X SI 91 1-1 30 G5-3 28 1B 1B		C SI 90 C SL 84 B CU 80 S CU 77 1-3 ② K 1-2	5	2	4	2	0	1	1
28 Colby Rasmus, L (1, 7) OBP: 0.500, SLG: 0.500	C FF 91 B FC 91 S SL 83 X FF 92 1-2 2B	B SL 83 1 SAFE C FF 92 1 SAFE X CH 85 1-1 ③ F8			B FF 93 X FF 91 1-0 ① G4-3		X SI 91 0-0 30 G5-3 1-2 1B		X SI 91 0-0 ③ G5-3	4	0	2	0	0	0	1
6 Jake Marisnick, R (7, 7)										1	0	0	0	0	0	1
30 Carlos Gómez, R (1, 8)	S SL 83 F SL 84 F SL 83 B FF 92 S SL 87 1-3 ③ K		X FF 90 0-0 ① B1-3		B FF 94 S SL 84 B FF 94 F FF 93 X SL 85 2-2 ② L5		D SI 91 D SI 91 X SI 91 2-0 ① ② G5-3 1-2 2-3f			4	0	0	0	0	1	3
18 Luis Valbuena, L (1, 5) OBP: 0.250, SLG: 0.250		B FF 89 C FF 89 X FF 92 1-1 20 2B 4 HR 1B	B SL 81 C FF 91 X CH 83 1-1 ② G5-3		C FC 94 F FF 94 S FF 93 0-3 ③ K		B CU 78 C CU 79 F FF 92 B CU 80 S SI 91 2-3 ③ K			4	1	1	0	0	2	1
9 Marwin Gonzalez, S (7, 4)										0	0	0	0	0	0	0
13 Tyler White, R (1, 3) OBP: 0.667, SLG: 0.800		B FF 90 C FF 91 T SL 82 S SL 86 1-3 ① K	B FC 92 F FC 91 B SL 84 X FF 92 2-1 2B			B SI 92 B SI 91 B FF 91 C FF 91 X FF 91 3-1 20 FC4-6 1B		B SI 90 C SI 90 B SI 90 F SI 91 X CU 77 2-2 ① G5-3		4	0	2	0	0	1	1
20 Preston Tucker, L (1, 10) OBP: 0.400, SLG: 0.800		B SL 81 X FF 91 1-0 4 HR 1-3 2B	S SL 84 F SL 84 B FF 92 X SL 86 1-2 ③ G4-3			C SI 91 C SI 92 X SI 92 0-2 ① FC4-6 27 1B 1-2f		B SI 90 S SI 91 C CU 77 B CU 79 S CU 78 2-3 ② K		3	1	1	0	0	0	2
23 Erik Kratz, R (8, PH)										1	0	0	0	0	1	0
(8, 10)																
15 Jason Castro, L (1, 2)		B FF 92 F SL 83 C SL 84 F SL 84 B FF 93 S SL 86 2-3 ② K		C FF 89 B CH 86 C CH 85 B FC 92 S FC 92 2-3 ① K		D SI 92 F SI 92 S CU 78 S CU 80 1-3 ② K		X SI 91 0-0 ③ G1-3		4	0	0	0	0	3	3
Inning Stats	R: 1 E: 0 K: 1 S: 15 H: 2 LOB: 1 BB: 0 P: 20	R: 4 E: 0 K: 2 S: 17 H: 4 LOB: 1 BB: 0 P: 25	R: 0 E: 0 K: 0 S: 8 H: 1 LOB: 1 BB: 0 P: 12	R: 0 E: 0 K: 1 S: 12 H: 0 LOB: 0 BB: 0 P: 17	R: 1 E: 0 K: 1 S: 9 H: 1 LOB: 0 BB: 0 P: 13	R: 0 E: 0 K: 1 S: 13 H: 2 LOB: 2 BB: 0 P: 19	R: 0 E: 0 K: 1 S: 7 H: 2 LOB: 1 BB: 0 P: 12	R: 0 E: 0 K: 1 S: 7 H: 0 LOB: 0 BB: 0 P: 11	R: 0 E: 0 K: 2 S: 8 H: 0 LOB: 1 BB: 1 P: 14	1B: 6 2B: 3 3B: 0 HR: 3	SF: 0 SAC: 0 DP: 1 HBP: 1			WP: 1 PB: 0 SB: 0 CS: 0	PA: 40		

PITCHER		IP	WLS	BF	H	R	ER	SO	BB	IBB	HBP	BLK	WP	HR	S	P	ERA	WHIP
35 Michael Pineda, R	(1, 1)	5.0	W	24	8	6	6	5	0	0	1	0	0	3	61	87	10.80	1.600
ERA: 10.8																		
47 Iván Nova, R	(6, 1)	4.0	S	16	4	0	0	5	1	0	0	0	1	0	35	56	0.00	1.250
ERA:																		
47 Iván Nova, R	(9, 1)	4.0	S	16	4	0	0	5	1	0	0	0	1	0	35	56	0.00	1.250
ERA:																		

PITCHER	IP	WLS	BF	H	R	ER	SO	BB	IBB	HBP	BLK	WP	HR	S	P	ERA	WHIP

TOP

Houston Astros @ New York Yankees

Yankee Stadium, Bronx, NY

Wed Apr 06 2016, 7:10 PM - 10:53 PM EDT

Att. 37,493 - Cloudy - 43 F

livebaseballscorecards.com

AB	38
R	6
H	12
RBI	6
BB	1
SO	10
LOB	15

Batter	1	2	3	4	5	6	7	8	9	AB	R	H	RBI	BB	SO	LOB
22 Jacoby Ellsbury, L (1, 8) OBP: 0.111, SLG: 0.111	B FF 89 S FC 85 B CU 72 B FC 86 B FC 86 F FC 87 3-2 CI 13 BB 11 BB 25 1B C FF 92 B SL 79 D CH 82 F FF 93 X FF 94 2-2 L6		B FF 90 F FF 90 X FF 93 1-1 11 S 25 HR 1B	X FF 92 0-0 FC4-6 1-2f		T CH 75 B SL 76 F FF 90 S SL 80 1-3 K	B KC 78 B FF 94 S FF 94 B CH 80 C FF 94 X FF 94 3-2 G3			5	2	1	0	0	1	6
11 Brett Gardner, L (1, 7)	B FC 86 B FF 89 S FC 85 B FC 86 C FC 86 F FC 86 B FC 86 4-2 25 1B 13 BB 34 2B 1-2 BB 1 SAFE B FF 92 B CH 80 B FF 93 C FF 93 B FF 93 4-1 1-2 BB		1 SAFE 1 SAFE B FF 90 C FF 92 B CH 82 B FF 92 F FF 92 F FF 93 B FF 94 4-2 25 HR 1-2 BB		C FF 89 B CH 80 F FF 89 B SL 78 B SL 77 X FF 89 3-2 G4-3	B SL 79 B FF 90 B FF 90 C FF 89 C FF 90 B FF 90 4-2 1-2 BB		C SI 88 B SL 84 X SI 87 1-1 L8		2	2	0	0	4	0	0
13 Alex Rodriguez, R (1, 10) 27 Austin Romine, R (8, PH) (9, 2)	F FC 86 F FF 86 S FC 85 D CU 72 D FC 86 D SI 86 B FC 87 4-2 25 1B 34 2B 1-2 2-3 BB C SL 81 B SL 83 B FF 93 X FF 92 2-1 F9		C SL 81 S SL 82 D SL 81 D SL 83 C FF 94 2-3 K		B SL 80 S FF 90 S FF 90 B SL 78 B FF 92 B FF 90 4-2 25 FC4-5 BB	S FF 95 B FF 95 S SL 82 D SL 85 T FF 95 2-2 K		X SI 88 0-0 F9		3 1	1 0	0 0	0 0	2 0	2 0	8 0
25 Mark Teixeira, S (1, 3) OBP: 0.375, SLG: 0.714 29 Dustin Ackley, L (7, PH) (8, 3) (9, 4)	B FC 87 B FC 87 C FF 90 F FC 88 B FF 90 F FC 87 X FF 90 3-2 34 2B 36 G3 1-2 2-3 3-H 1B	B FF 94 B FF 92 C FF 91 S SL 80 B SL 79 C FF 91 3-3 K	B SL 79 X FF 92 1-0 1-H 2-H HR		D CH 83 B FF 90 F FF 91 X FF 92 2-1 FC4-5 1-2f		B FF 94 F FF 93 X CH 81 1-1 F9	C SI 89 B CH 71 C SI 90 F SI 91 B SI 91 F CH 65 X SI 89 2-2 G3-1		4 2	2 0	2 0	4 0	0 0	1 0	1 0
34 Brian McCann, L (1, 2) OBP: 0.556, SLG: 0.571 (9, 3)	C CU 73 F FC 86 X CU 73 0-2 36 G3 12 1B 1-3 2-H 3-H 2B	B SL 76 B FF 89 C FF 90 B CH 81 B FF 92 4-1 36 1B 14 HR BB	B CH 83 F FF 92 C CH 82 B SL 82 F CH 82 B SL 81 X FF 92 3-2 F8		B SL 80 F FF 90 F CH 76 D SL 81 B FF 90 X FF 90 3-2 F7		B FF 94 C CH 78 C KC 80 B KC 81 X FF 94 2-2 31 1B 17 3B 1B			4	3	2	2	1	0	1
36 Carlos Beltrán, S (1, 9) OBP: 0.375, SLG: 0.750 31 Aaron Hicks, S (7, 9) OBP: 0.500, SLG: 0.333	D CU 73 F FF 90 X FC 88 1-1 G3 2-3 3-H	B FF 92 C FF 93 D SL 78 X FF 92 2-1 14 HR 1-2 1B	B FF 92 B FF 91 F FF 92 F FF 92 S FL 82 2-3 K			B FF 88 B FF 88 B FF 87 C FF 88 F FF 88 X FF 88 3-2 HR	C FF 95 B FF 94 C KC 80 D KC 82 X FF 95 2-2 17 3B 1-2 1B			4 1	2 1	2 1	2 0	0 0	1 0	1 0
12 Chase Headley, S (1, 5) OBP: 0.143, SLG: 0.143 17 Ronald Torreyes, R (7, PH) OBP: 1.000, SLG: 3.000 (8, 5)	B FC 86 C FC 86 D CU 75 B FF 90 C FC 86 F FC 86 F FC 86 F FC 86 F FC 88 3-2 F CU 73 X FC 86 14 14 S 14 1B 3-H 1B	F FF 92 C FF 94 S SL 78 0-3 K	B FF 89 B FF 89 B FF 89 C FF 89 C FF 90 F FF 90 X FF 91 3-2 G3			B FF 88 T FF 88 S CH 76 S CH 76 1-3 K	C SL 83 B FF 94 F FF 95 F SL 82 X FF 95 1-2 14 14 1B 1-H 2-H 3B			4 1	1 1	1 1	1 2	0 0	2 0	2 0
14 Starlin Castro, R (1, 4) OBP: 0.625, SLG: 1.250 47 Iván Nova, R (9, 1)	B FF 91 B FF 93 C FF 91 B FF 92 F FF 92 X FF 93 3-2 18 1B 1-H 1B	D SL 80 S FF 92 X SL 80 1-1 1-H 2-H HR	C FF 92 B SL 80 C SL 80 X SL 81 1-2 G1-3			B FF 88 S CH 74 X SL 76 1-1 18 1B 2B	F SL 84 S KC 81 F KC 81 F FF 95 F KC 82 F SL 85 B FF 94 F KC 80 X FF 94 1-2 18 FC5-6 3-H 1B			5 0	1 0	4 0	5 0	0 0	0 0	0 0
18 Didi Gregorius, L (1, 6) OBP: 0.500, SLG: 0.875	X FF 92 0-0 11 BB 1-3 1B	B FF 92 C FF 92 B CH 85 X FF 91 2-1 P6	F FF 90 B CH 82 X CH 81 1-1 22 FC4-6 1B			X SL 78 0-0 11 BB 2-3 1B	B KC 79 F FF 94 F CH 81 X CH 80 1-2 FC5-6 1-2f			5	0	3	0	0	0	1
Inning Stats	R: 6 E: 1 K: 0 S: 36 H: 5 LOB: 3 BB: 3 P: 65	R: 3 E: 0 K: 2 S: 13 H: 2 LOB: 0 BB: 1 P: 25	R: 3 E: 0 K: 2 S: 16 H: 2 LOB: 0 BB: 1 P: 29	R: 0 E: 0 K: 0 S: 10 H: 1 LOB: 1 BB: 0 P: 15	R: 0 E: 0 K: 0 S: 10 H: 0 LOB: 1 BB: 1 P: 22	R: 1 E: 0 K: 3 S: 18 H: 3 LOB: 3 BB: 1 P: 30	R: 3 E: 0 K: 0 S: 26 H: 4 LOB: 1 BB: 0 P: 37	R: 0 E: 0 K: 0 S: 8 H: 0 LOB: 0 BB: 0 P: 11		1B: 11 2B: 2 3B: 1 HR: 3 SF: 0 SAC: 0 DP: 0 HBP: 0			WP: 0 PB: 0 SB: 2 CS: 0 PA: 49	

PITCHER		IP	WLS	BF	H	R	ER	SO	BB	IBB	HBP	BLK	WP	HR	S	P	ERA	WHIP
31 Collin McHugh, R ERA: 135.0	(1, 1)	0.1	L	7	3	6	5	0	2	0	0	0	0	0	25	43	135.00	15.000
45 Michael Feliz, R ERA: 12.46	(1, 1)	4.1		24	7	6	6	4	4	0	0	0	0	2	57	107	12.46	2.538
29 Tony Sipp, L ERA: 9.0	(5, 1)	1.0		7	3	1	1	2	1	0	0	0	0	1	17	30	9.00	4.000
35 Josh Fields, R ERA: 20.25	(6, 1)	1.1		8	4	3	3	1	0	0	0	0	0	0	30	43	20.25	3.000
37 Pat Neshek, R ERA:	(8, 1)	1.0		3	0	0	0	0	0	0	0	0	0	0	8	11	0.00	0.000

PITCHER	IP	WLS	BF	H	R	ER	SO	BB	IBB	HBP	BLK	WP	HR	S	P	ERA	WHIP

BOTTOM

Houston Astros @ New York Yankees

Yankee Stadium, Bronx, NY

Wed Apr 06 2016, 7:10 PM - 10:53 PM EDT

Att. 37,493 - Cloudy - 43 F

livebaseballscorecards.com

AB	41
R	16
H	17
RBI	16
BB	7
SO	7
LOB	20

Batter	1	2	3	4	5	6	7	8	9	AB	R	H	RBI	BB	SO	LOB
27 Jose Altuve, R (1, 4) OBP: 0.308, SLG: 0.273	X FF 98 0-0 ① L9		C FF 95 C FF 96 F FC 90 X FC 95 0-2 ① F8		C FF 96 B CU 76 F FS 87 S FS 87 1-3 ① K		C FF 92 X FF 92 0-1 ③ G5-3			4	0	0	0	0	1	0
4 George Springer, R (1, 9) OBP: 0.214, SLG: 0.385	X FF 98 0-0 ② G6-3		B CU 74 B FF 95 S SL 90 S FS 89 B FS 89 S FS 90 3-3 ② K		B SL 89 C SL 88 X FC 94 1-1 ② P3			F FF 95 B FF 94 B FF 96 B KC 82 X FF 96 3-1 ① G4-3		4	0	0	0	0	1	0
1 Carlos Correa, R (1, 6) OBP: 0.385, SLG: 1.077	C FF 99 B FF 97 S FF 98 X FC 90 1-2 ③ F8		B FF 96 S FF 98 B FF 94 F FC 91 F FF 97 C FF 98 2-3 ③ K		C FF 97 B SI 95 B FS 90 F FF 98 X FF 98 2-2 ③ F9			S KC 82 B FF 96 F FF 97 S KC 84 1-3 ② K2-3		4	0	0	0	0	2	0
28 Colby Rasmus, L (1, 7) OBP: 0.417, SLG: 0.400		C SL 88 F FF 96 B FS 89 B SL 90 C FC 90 2-3 ① K	B CU 74 B FF 96 B FF 95 C FF 96 X FF 96 3-1 30 2B 13 1B 1B			X SL 83 0-0 ① F8		B KC 82 S FF 95 S KC 82 S SV 86 1-3 ③ K2-3		4	1	1	0	0	2	0
30 Carlos Gómez, R (1, 8) OBP: 0.167, SLG: 0.250		F FS 89 B FF 96 S FF 96 B FF 96 T FC 92 2-2 ② K	X FS 86 0-0 13 1B 1-3 2B			B FF 94 C SL 82 C SL 82 S FF 93 1-3 ② K			S SL 83 B FF 95 F SL 83 B SL 84 X SL 83 2-2 13 1B 1B	4	1	2	0	0	2	0
18 Luis Valbuena, L (1, 5) OBP: 0.364, SLG: 0.455 19 Matt Duffy, R (9, PH)		F FF 99 B FS 90 B FS 90 S FC 90 F FF 99 B SL 90 F FF 98 F FF 98 X SL 88 3-2 13 HR 2B	F FS 86 B FF 96 B FF 97 C FF 96 B FS 89 F FS 89 X FF 96 3-2 ① P3			B FF 94 F FF 93 X KC 77 1-1 1B			C FF 93 F FF 95 S SL 85 0-3 ① K	3 1	1 0	2 0	0 0	0 0	0 1	2 1
13 Tyler White, R (1, 3) OBP: 0.700, SLG: 1.111		F FF 98 X FS 87 0-1 2-H HR	C CU 76 X FF 97 0-1 2-H 3-H 1B			C FF 93 C SL 81 B SL 82 B FF 93 B FF 93 F SL 82 S SL 83 3-3 ③ K			C SL 84 F SL 84 B FF 96 X SL 84 1-2 1-2 1B	4	1	3	4	0	1	1
20 Preston Tucker, L (1, 10) OBP: 0.429, SLG: 1.143 9 Marwin Gonzalez, S (7, PH) (7, 10)		B CU 74 F FF 96 B CU 75 B FS 89 F FF 98 F FS 90 F FS 88 X SL 88 3-2 HR	F FF 97 B FS 87 C CU 74 S FS 88 1-3 ② K				X FF 91 0-0 ① P3		S SL 83 B SL 83 D SL 83 B SL 83 C FF 93 S SL 85 3-3 ② K	2 2	1 0	1 0	1 0	0 0	1 1	1 2
23 Erik Kratz, R (1, 2)		S FC 90 C FC 91 F FC 93 F FS 90 F FF 97 F FC 89 B FF 96 B FS 91 X FF 97 2-2 ③ G6-3	C FC 90 C CU 76 S FC 89 0-3 ③ K				C CH 82 B SL 81 C FF 92 B CH 81 X FF 92 2-2 ② F7		T SL 84 B SL 84 C SL 83 B SI 97 S SL 84 2-3 ③ K	4	0	0	0	0	2	3
Inning Stats	R: 0 E: 0 K: 0 S: 5 H: 0 LOB: 0 BB: 0 P: 6	R: 3 E: 0 K: 2 S: 26 H: 3 LOB: 0 BB: 0 P: 38	R: 0 E: 0 K: 2 S: 11 H: 0 LOB: 0 BB: 0 P: 16	R: 2 E: 0 K: 2 S: 15 H: 3 LOB: 1 BB: 0 P: 22	R: 0 E: 0 K: 1 S: 8 H: 0 LOB: 0 BB: 0 P: 12	R: 0 E: 0 K: 2 S: 10 H: 1 LOB: 1 BB: 0 P: 15	R: 0 E: 0 K: 0 S: 6 H: 0 LOB: 0 BB: 0 P: 8	R: 0 E: 0 K: 2 S: 8 H: 0 LOB: 0 BB: 0 P: 13	R: 0 E: 0 K: 3 S: 15 H: 2 LOB: 2 BB: 0 P: 23	1B: 5 2B: 2 3B: 0 HR: 2 SF: 0 SAC: 0 DP: 0 HBP: 0						

PITCHER		IP	WLS	BF	H	R	ER	SO	BB	IBB	HBP	BLK	WP	HR	S	P	ERA	WHIP
30 Nathan Eovaldi, R ERA: 9.0	(1, 1)	5.0		21	6	5	5	7	0	0	0	0	0	2	65	94	9.00	1.200
39 Kirby Yates, R ERA:	(6, 1)	1.0		4	1	0	0	2	0	0	0	0	0	0	10	15	0.00	1.000
45 Chasen Shreve, L ERA:	(7, 1)	1.0	W	3	0	0	0	0	0	0	0	0	0	0	6	8	0.00	0.000
68 Dellin Betances, R ERA:	(8, 1)	1.0	H	3	0	0	0	2	0	0	0	0	0	0	8	13	0.00	0.000
48 Andrew Miller, L ERA:	(9, 1)	1.0	S	5	2	0	0	3	0	0	0	0	0	0	15	23	0.00	2.000

PITCHER	IP	WLS	BF	H	R	ER	SO	BB	IBB	HBP	BLK	WP	HR	S	P	ERA	WHIP

TOP

Houston Astros @ New York Yankees

Yankee Stadium, Bronx, NY

Thu Apr 07 2016, 4:18 PM - 7:17 PM EDT

Att. 30,003 - Cloudy - 57 F

livebaseballscorecards.com

AB	36
R	5
H	9
RBI	5
BB	0
SO	14
LOB	10

WP: 0 PA: 36
PB: 0
SB: 0
CS: 0

Houston Astros @ New York Yankees

Yankee Stadium, Bronx, NY

Thu Apr 07 2016, 4:18 PM - 7:17 PM EDT

Att. 30,003 - Cloudy - 57 F

livebaseballscorecards.com

BOTTOM

Batter	1	2	3	4	5	6	7	8	9	AB	R	H	RBI	BB	SO	LOB
22 Jacoby Ellsbury, L (1, 8) OBP: 0.214, SLG: 0.357	C FF 88 X FF 89 0-1 ① F7		F FF 88 B FF 89 1 SAFE X FF 86 1-1 1-H 2B		F CH 83 C CU 72 B FF 90 X FC 86 1-2 11 L9 13 1B 2B		C FC 90 S CU 80 B FC 90 B CU 80 X FC 90 2-2 ① G6-3	C SL 78 B SL 80 X SL 76 1-1 ③ L7 1-2		5	1	2	1	0	0	1
11 Brett Gardner, L (1, 7) OBP: 0.455, SLG: 0.143	C FF 88 B FF 89 B FF 90 B FF 89 F FF 89 F FF 88 X FF 88 3-2 ② G4-3		X FF 89 0-0 ① P5		C FF 89 B FF 90 X CH 84 1-1 ① L9 2-3		B CU 79 B FC 89 X FC 89 2-0 13 1B 25 HR 1B			4	1	1	0	0	0	2
13 Alex Rodriguez, R (1, 10) OBP: 0.385, SLG: 0.200	C FF 90 B FF 89 B FF 90 X FF 89 2-1 ③ F8		B FF 89 S FF 90 B FF 90 F FC 85 S CH 83 2-3 ② K		F FF 88 S FF 90 X FF 90 0-2 3-H 1B		S FF 96 S FF 97 X FF 97 0-2 1-2 25 HR 1B			4	1	2	1	0	1	1
25 Mark Teixeira, S (1, 3) OBP: 0.417, SLG: 0.909		C FF 86 B FF 87 F FF 87 X FF 90 1-2 34 1B 12 SF7 1B	C CU 73 F FF 90 B FC 87 F CU 76 D CU 75 S FC 88 2-3 ③ K		C CU 73 B FF 91 D CU 74 S CH 84 T CH 82 2-2 ② K		B FF 96 X FF 97 1-0 1-H 2-H HR			4	2	2	3	0	2	2
34 Brian McCann, L (1, 2) OBP: 0.538, SLG: 0.818		X FF 89 0-0 14 1B 1-3 1B		X FF 89 0-0 HR	1 SAFE B FF 90 B FC 87 C CH 83 X CH 84 2-1 ③ G6-3		C SL 84 B SL 83 B FF 96 C SL 83 C SL 85 2-3 ② K			4	1	2	1	0	1	1
36 Carlos Beltrán, S (1, 9) OBP: 0.250, SLG: 0.500 31 Aaron Hicks, S (8, 9) OBP: 0.500, SLG: 0.333		X FF 89 0-0 ① L9		C FF 88 B CU 73 X CH 83 1-1 ① G3		C CU 80 X FC 90 0-1 E5	B SL 85 B FF 95 C SL 84 X FF 97 2-1 ③ L7			4	0	0	0	0	0	2
										0	0	0	0	0	0	0
12 Chase Headley, S (1, 5) OBP: 0.091, SLG: 0.100		B FF 90 T FF 87 B FC 87 X FF 87 2-1 ② SF7 3-H		C FF 89 X FF 87 0-1 ② L3		B FC 89 B FC 91 F FC 92 B FC 91 X FC 90 3-1 ① F8		C FF 88 B SL 75 X SL 75 1-1 ① F7		3	0	0	1	0	0	1
14 Starlin Castro, R (1, 4) OBP: 0.583, SLG: 1.250		B FF 91 B FF 89 C FF 90 B FF 86 X FF 90 3-1 ③ 1-3 1B		B FF 90 B FF 89 C CH 81 B CH 84 X FC 86 3-1 HR		C FF 90 S CU 81 D CU 80 D CU 82 S CU 81 2-3 ② K		C FF 89 F FF 89 X SL 75 0-2 ② F8		4	1	2	1	0	1	1
18 Didi Gregorius, L (1, 6) OBP: 0.500, SLG: 0.727			C FF 87 X FF 89 0-1 22 2B 1B	B CH 82 B FF 88 F FF 88 B CH 83 S FF 89 F FF 89 X FF 89 3-2 ③ P5		C FF 92 1 SAFE 1 SAFE S FC 90 D CU 81 B CU 80 F FC 91 S FC 90 2-3 ③ K		B FF 89 B FF 88 B FF 89 C FF 88 C FF 87 B FF 89 4-2 22 S BB		3	1	1	0	1	1	1
Inning Stats	R: 0 E: 0 K: 0 S: 8 H: 0 LOB: 0 BB: 0 P: 13	R: 1 E: 0 K: 0 S: 9 H: 3 LOB: 2 BB: 0 P: 15	R: 1 E: 0 K: 2 S: 12 H: 2 LOB: 1 BB: 0 P: 17	R: 2 E: 0 K: 0 S: 11 H: 2 LOB: 0 BB: 0 P: 18	R: 1 E: 0 K: 1 S: 13 H: 2 LOB: 1 BB: 0 P: 19	R: 0 E: 1 K: 2 S: 11 H: 0 LOB: 1 BB: 0 P: 18	R: 3 E: 0 K: 1 S: 13 H: 3 LOB: 0 BB: 0 P: 22	R: 0 E: 0 K: 0 S: 9 H: 0 LOB: 1 BB: 1 P: 15		1B: 7 2B: 2 3B: 0 HR: 3 SF: 1 SAC: 0 DP: 0 HBP: 0	WP: 0 PB: 0 SB: 1 CS: 0 PA: 37					

	AB	35
	R	8
	H	12
	RBI	8
	BB	1
	SO	6
	LOB	12

PITCHER		IP	WLS	BF	H	R	ER	SO	BB	IBB	HBP	BLK	WP	HR	S	P	ERA	WHIP
54 Mike Fiers, R ERA: 9.0	(1, 1)	5.0		23	9	5	5	3	0	0	0	0	0	2	53	82	9.00	1.800
36 Will Harris, R ERA: 6.75	(6, 1)	1.1	L	6	1	1	1	2	0	0	0	0	0	0	15	26	6.75	0.750
53 Ken Giles, R ERA: 16.2	(7, 1)	0.2		4	2	2	2	1	0	0	0	0	0	1	9	14	27.00	3.000
29 Tony Sipp, L ERA: 4.5	(8, 1)	1.0		4	0	0	0	0	1	0	0	0	0	0	9	15	0.00	1.000

PITCHER	IP	WLS	BF	H	R	ER	SO	BB	IBB	HBP	BLK	WP	HR	S	P	ERA	WHIP

Houston Astros @ Milwaukee Brewers

Miller Park, Milwaukee, WI

Fri Apr 08 2016, 7:13 PM - 10:20 PM CDT

Att. 30,100 - Roof Closed - 63 F

TOP

livebaseballscorecards.com

Batter	1	2	3	4	5	6	7	8	9	AB	R	H	RBI	BB	SO	LOB
27 Jose Altuve, R (1, 4) OBP: 0.278, SLG: 0.250	C FF 91 B FF 91 B FF 92 S CH 82 F CH 82 X FF 93 2-2 1 S 1B		B CU 77 C FF 91 F CU 77 B CH 83 X FF 92 2-2 ② G4-3			B FF 91 B CU 78 X FF 90 2-0 ① G5-3		B FF 94 X FF 93 1-0 ② F9	D SI 92 X SI 94 1-0 ②③ G4-6-3 1-2f	5	0	1	0	0	0	3
4 George Springer, R (1, 9) OBP: 0.167, SLG: 0.294 35 Josh Fields, R (8, 1)	1 SAFE 1 SAFE F FF 92 1 SAFE 1 SAFE C FF 89 S FF 92 0-3 ① K		B CH 82 C CH 82 C FF 89 B CU 78 S CH 82 2-3 ③ K			B CU 81 C FF 91 B SI 92 X FF 90 2-1 ② G6-3		B CU 78 C FF 95 C FF 95 B FF 95 S FF 95 2-3 ③ K		4	0	0	0	0	3	2
										0	0	0	0	0	0	0
1 Carlos Correa, R (1, 6) OBP: 0.412, SLG: 1.000	1 SAFE C FF 91 1 SAFE C FF 88 B FF 91 D CH 82 X CH 83 2-2 ② P4 1-2			B CU 76 B FF 87 C FF 91 X FF 90 2-1 ① G4-3		C FF 91 B FC 84 F FF 91 B FF 92 X CU 80 2-2 2B			B FF 92 X FF 92 1-0 30 1B 13 HR 1B	4	1	2	0	0	0	1
18 Luis Valbuena, L (1, 5) OBP: 0.267, SLG: 0.333	B CH 82 B CH 82 X CH 82 2-0 ③ F9			C CU 78 C FF 90 F FF 91 B FF 89 X CH 82 1-2 ② G1-3		B CU 74 B SI 90 S FC 89 F FF 89 X FF 91 2-2 ③ G1-3			C FF 93 B SL 85 X FF 93 1-1 ① F7	4	0	0	0	0	0	3
30 Carlos Gómez, R (1, 8) OBP: 0.250, SLG: 0.375		B FF 91 B CH 82 S CH 82 C FF 91 B FF 92 C CH 83 3-3 ① K		X FF 92 0-0 13 CS 2B			S CH 84 S FC 89 F FC 90 B FF 91 B FF 91 B CU 83 F FF 90 X FC 91 3-2 ① F8		B FS 86 B FF 93 X FS 84 2-0 1-2 13 HR 1B	4	1	2	0	0	1	0
13 Tyler White, R (1, 3) OBP: 0.714, SLG: 1.308		B CU 77 C CH 83 C FF 92 B CU 78 X CH 82 2-2 15 G4-3 2B		C CU 78 F FC 86 F FC 88 D CU 79 1-2 ③ CS 2-3	C FF 87 B CU 76 C CU 75 B CU 78 X FC 86 2-2 1B		F FC 87 S FC 88 C FF 90 0-3 ② K		B FS 83 B FS 83 C FF 92 S FS 83 X FS 85 2-2 1-H 2-H HR	4	1	3	3	0	1	0
15 Jason Castro, L (1, 2) 9 Marwin Gonzalez, S (9, PH)		C CU 77 S SI 92 B FF 92 D CU 78 F SI 92 X CU 79 2-2 ② G4-3 2-3			B CH 82 F CH 81 1 SAFE F FF 93 D CU 78 S FF 93 2-3 ① K		C FC 89 B CU 78 S FC 88 X FC 89 1-2 ③ G3		B SI 94 B SI 92 B SI 89 B FF 90 4-0 20 2B BB	3	0	0	0	0	1	2
										0	1	0	0	1	0	0
6 Jake Marisnick, R (1, 7) 47 Chris Devenski, R (5, 1) 20 Preston Tucker, L (8, PH) OBP: 0.444, SLG: 1.111 (8, 7)		B FF 92 F FF 93 B FF 93 B FF 93 X SI 93 3-1 ③ F8			L CU 77 B CH 82 B FC 88 F FC 88 F FF 92 X SI 92 2-2 ② F7		B FF 94 C CH 84 B CU 78 B FF 92 F FF 94 S CH 85 3-3 ① K	D SI 94 C SI 93 F CH 89 X CH 89 1-2 1-H 2B	2	0	0	0	0	0	2
										0	0	0	0	0	0	0
										2	0	1	1	0	1	0
46 Scott Feldman, L (1, 1) 28 Colby Rasmus, L (5, PH) OBP: 0.467, SLG: 0.364 (5, 7) (8, 9)			C FF 90 S CH 80 S CH 80 0-3 ① K		D CU 77 B CU 77 X FF 91 2-0 ③ P2			B CH 86 B CH 85 B FF 94 B FF 93 4-0 BB	B KC 79 B SI 93 D SI 94 C SI 92 B SI 93 4-1 27 G4-6-3 BB	1	0	0	0	0	1	0
										1	0	0	0	2	0	1
Inning Stats	R: 0 E: 0 K: 1 S: 11 H: 1 LOB: 1 BB: 0 P: 17	R: 0 E: 0 K: 1 S: 12 H: 1 LOB: 1 BB: 0 P: 22	R: 0 E: 0 K: 2 S: 9 H: 0 LOB: 0 BB: 0 P: 13	R: 0 E: 0 K: 0 S: 10 H: 1 LOB: 0 BB: 0 P: 14	R: 0 E: 0 K: 1 S: 11 H: 1 LOB: 1 BB: 0 P: 19	R: 0 E: 0 K: 0 S: 9 H: 1 LOB: 1 BB: 0 P: 17	R: 0 E: 0 K: 1 S: 11 H: 0 LOB: 0 BB: 0 P: 15	R: 0 E: 0 K: 2 S: 7 H: 0 LOB: 1 BB: 1 P: 17	R: 4 E: 0 K: 0 S: 12 H: 4 LOB: 1 BB: 2 P: 28	1B: 4 2B: 5 3B: 0 HR: 1 SF: 0 SAC: 0 DP: 1 HBP: 0						

| | | | | | | | | | |

BOTTOM

Houston Astros @ Milwaukee Brewers

Miller Park, Milwaukee, WI

Fri Apr 08 2016, 7:13 PM - 10:20 PM CDT

Att. 30,100 - Roof Closed - 63 F

livebaseballscorecards.com

Batter	1	2	3	4	5	6	7	8	9	AB	R	H	RBI	BB	SO	LOB
16 Domingo Santana, R (1, 9) OBP: 0.333, SLG: 0.313	B SI 89 B SI 90 B SI 90 C SI 90 C SI 90 F SI 91 C SI 91 3-3 ① K	B FC 89 B CU 75 C SI 89 X CH 83 2-1 1-H 2B			B FF 92 B FF 92 C FF 91 C CH 80 B CH 82 C CH 79 3-3 ① K		X SL 84 0-0 ③ F9			4	0	1	1	0	2	0
2 Scooter Gennett, L (1, 4) OBP: 0.529, SLG: 0.846	X SI 90 0-0 HR	B CU 74 C CH 84 X FC 88 1-1 ③ P6			C FF 93 F CH 82 X FF 92 0-2 ② G6-3			B FF 95 S FF 94 B FF 95 F CH 78 F FF 93 F CH 78 F FF 94 B KC 79 B FF 93 4-2 8 HR BB		3	2	1	1	1	0	1
8 Ryan Braun, R (1, 7) OBP: 0.375, SLG: 0.600	B FC 87 F SI 90 B CH 83 B CU 74 F SI 90 D SI 92 4-2 33 CS 20 1B BB		B SI 88 C SI 88 X SI 89 1-1 ① P4		B FF 93 B SL 85 B CH 80 C FF 91 X FF 92 3-1 ③ P5			B FF 93 B FF 94 X FF 92 2-0 1-H HR		3	1	1	2	1	0	0
20 Jonathan Lucroy, R (1, 2) OBP: 0.313, SLG: 0.267	C SI 88 X CU 71 0-1 1-2 33 HR 1B		C FC 85 B SI 88 F CH 83 B CU 72 F SI 89 X FC 88 2-2 ② G6-3			C FF 91 B SL 84 S CH 80 X CH 81 1-2 ① L7		C SL 82 B FF 94 F SL 82 B KC 81 S FF 94 2-3 ① K		4	1	1	0	0	1	0
33 Chris Carter, R (1, 3) OBP: 0.375, SLG: 0.846	B SI 89 X CU 73 1-0 ② 1-H 2-3 HR		B SI 88 C SI 89 B SI 90 S FC 88 F FC 88 B SI 90 X FC 88 3-2 ③ G4-3			C FF 93 B FF 92 X FF 92 1-1 2B		C SL 82 B SL 82 F FF 94 S FF 94 1-3 ② K		4	1	2	2	0	1	0
9 Aaron Hill, R (1, 5) OBP: 0.200, SLG: 0.143	C SI 89 B FC 88 B SI 88 X FC 88 2-1 ③ F9			B FC 85 C CH 87 B FC 86 F FC 86 S FC 87 2-3 ① K		F FF 92 B SL 86 S CH 80 X CH 82 1-2 ② L8		C FF 94 B SL 85 S FF 95 C KC 82 1-3 ③ K		4	0	0	0	0	2	1
5 Jonathan Villar, S (1, 6) OBP: 0.500, SLG: 0.700		B FC 87 B FC 90 X FF 89 2-0 23 CS 1B		S FC 86 B FF 88 B CH 83 C FC 87 B FC 88 D FC 89 4-2 BB		C CH 80 F FF 93 F CH 82 C CH 82 0-3 ③				2	0	1	0	1	1	1
57 Chase Anderson, R (1, 1) 59 Carlos Torres, R (6, 1) 10 Kirk Nieuwenhuis, L (7, PH) OBP: 0.333, SLG: 0.333 37 Tyler Thornburg, R (8, 1) 51 Sam Freeman, R (9, 1) 21 Jeremy Jeffress, R (9, 1)		D SI 90 L SI 90 F CU 73 1 SAFE 1 SAFE M CU 72 1-3 ① K		L FC 86 C FF 87 1 SAFE 1 SAFE M FC 86 0-3 ② K			C FF 91 B FF 91 C CH 79 S CH 80 1-3 ① K			2 0 1 0 0 0	0 0 0 0 0 0	0 0 0 0 0 0	0 0 0 0 0 0	2 0 1 0 0 0	2 0 0 0 0 0	2 0 0 0 0 0
23 Keon Broxton, R (1, 8)		1 SAFE B FC 87 B SI 90 B SI 90 C SI 90 S FC 89 B FF 91 4-2 ② 16 S 16 2B 1-2 BB		1 SAFE B FC 85 B CH 87 C FC 86 B CU 72 F FC 86 S FC 88 3-3 ③ K			S FF 92 C FF 92 B CH 82 S CH 82 1-3 ② K			2	1	0	0	1	2	1
Inning Stats	R: 3 E: 0 K: 1 S: 12 H: 3 LOB: 0 BB: 1 P: 22	R: 1 E: 0 K: 1 S: 11 H: 2 LOB: 1 BB: 1 P: 21	R: 0 E: 0 K: 0 S: 10 H: 0 LOB: 0 BB: 0 P: 16	R: 0 E: 0 K: 3 S: 11 H: 0 LOB: 1 BB: 1 P: 20	R: 0 E: 0 K: 1 S: 8 H: 0 LOB: 0 BB: 0 P: 14	R: 0 E: 0 K: 1 S: 12 H: 1 LOB: 1 BB: 0 P: 15	R: 0 E: 0 K: 2 S: 7 H: 0 LOB: 0 BB: 0 P: 9	R: 2 E: 0 K: 3 S: 15 H: 1 LOB: 0 BB: 1 P: 25		1B: 2 2B: 2 3B: 0 HR: 3 SF: 0 SAC: 0 DP: 0 HBP: 0				WP: 0 PB: 0 SB: 1 CS: 2 PA: 33		

AB	29
R	6
H	7
RBI	6
BB	4
SO	12
LOB	6

PITCHER		IP	WLS	BF	H	R	ER	SO	BB	IBB	HBP	BLK	WP	HR	S	P	ERA	WHIP
46 Scott Feldman, R ERA: 9.0	(1, 1)	4.0	L	18	5	4	4	5	3	0	0	0	0	2	44	79	9.00	2.000
47 Chris Devenski, R ERA:	(5, 1)	3.0		10	1	0	0	4	0	0	0	0	0	0	27	38	0.00	0.333
35 Josh Fields, R ERA: 19.29	(8, 1)	1.0		5	1	2	2	3	1	0	0	0	0	1	15	25	18.00	2.000

PITCHER	IP	WLS	BF	H	R	ER	SO	BB	IBB	HBP	BLK	WP	HR	S	P	ERA	WHIP

Batter	1	2	3	4	5	6	7	8	9	AB	R	H	RBI	BB	SO	LOB
27 Jose Altuve, R (1, 4) OBP: 0.261, SLG: 0.238	S SI 94 B SI 93 X SI 96 1-1 4 1B 4 S 28 SF7 1B	D SL 86 X SI 93 1-0 ②③ G4-6-3 1-2f		B SL 83 B SL 83 C SI 94 C SI 95 F SL 87 F SL 87 B SI 96 C SL 86 3-3 ③ K		C SI 92 F SL 87 X SI 92 0-2 ③ G5-3			1 SAFE 1 SAFE 1 SAFE X FF 91 0-0 ②③ G6-3 1-2f	5	1	1	0	0	1	4
4 George Springer, R (1, 9) OBP: 0.227, SLG: 0.300	1 SAFE B FF 94 B SI 94 X SI 93 2-0 28 SF7 1 BB 13 SF8 1-3 1B		S SL 84 S SL 85 B SL 85 B FF 94 B SL 86 S SL 85 3-3 ① K		C FF 92 F SL 85 B FF 96 B FF 96 B SL 86 B SL 87 4-2 1 E 1 S 28 HR BB		C SL 84 B SL 84 B FF 90 F FF 90 S FF 91 2-3 ① K			3	2	1	0	1	2	0
1 Carlos Correa, R (1, 6) OBP: 0.381, SLG: 0.850	B SL 84 B SL 84 B SI 93 B FF 93 4-0 1-2 BB		C SL 85 F SI 95 S SL 86 0-3 ② K		1 SAFE C FF 94 1 SAFE B SL 84 1 SAFE 1 SAFE F FF 94 1 SAFE B FF 94 3-2 ① D SL 88 F SL 87 F SI 95 X SL 86 G6-3 1-3		X SL 86 0-0 ② L8			3	0	0	0	1	1	1
28 Colby Rasmus, L (1, 7) OBP: 0.474, SLG: 0.857	S SL 85 F SL 86 D SL 85 X SI 96 1-2 ① SF7 2-3 3-H		X SL 86 0-0 HR		B FF 94 B FF 94 D CH 86 X CH 84 3-0 3-H HR		B SL 86 C CH 83 M FF 92 X FF 93 1-2 ③ L8			3	2	2	4	0	0	0
13 Tyler White, R (1, 3) OBP: 0.667, SLG: 1.400	1 SAFE C SL 83 1 SAFE 1 SAFE 1 SAFE B SL 84 X FF 92 1-1 ② SF8 3-H		B FF 96 C SL 86 S FF 95 B SL 87 B SL 86 B SL 86 4-2 BB		C FF 94 X FF 94 0-1 HR			C SL 83 X SI 90 0-1 ① F9		2	1	1	2	1	0	0
30 Carlos Gómez, R (1, 8) OBP: 0.250, SLG: 0.350	B SL 86 1 SAFE T SL 86 1 SAFE X SL 85 1-1 ③ P3		B FF 91 F SL 82 F FF 94 B FF 95 F FF 96 S SL 88 2-3 ③ K		F SL 84 X CU 74 0-1 ② G4-3			X FF 91 0-0 ② E5 1B		4	0	1	0	0	1	2
18 Luis Valbuena, L (1, 5) OBP: 0.263, SLG: 0.316		X SL 84 0-0 58 FC1-5 15 1B 1B		C SI 94 B CH 85 B FF 93 F CH 83 F SL 85 X SL 85 2-2 ① G5-3	B CU 72 C SI 91 B CU 73 T SL 85 B CU 76 F SL 86 F FF 91 X SL 85 3-2 ③ F8			S SI 87 B SL 82 B SL 81 L SI 87 B SI 89 X SL 82 3-2 ③ F8		4	0	1	0	0	0	0
15 Jason Castro, L (1, 2) OBP: 0.133, SLG: 0.071		X SI 92 0-0 58 FC1-5 1-2 1B		B SL 85 B SI 94 C SI 94 B CH 85 B SL 85 4-1 58 SH1-4 BB		F SL 84 B CU 74 X SI 90 1-1 ① G6-3			C SL 78 C SI 86 B SL 81 X SL 81 1-2 ① F7	3	0	1	0	1	0	0
58 Doug Fister, L (1, 1) 19 Matt Duffy, R (6, PH) 37 Pat Neshek, S (6, 1) 36 Will Harris, R (7, 1) 53 Ken Giles, R (8, 1) 9 Marwin Gonzalez, S (9, PH) OBP: 0.250, SLG: 0.143 6 Jake Marisnick, R (9, PR) 44 Luke Gregerson, L (9, 1)		X SL 82 0-0 ① FC1-5 27 G4-6-3 1-2 2-3f		X SI 91 0-0 ② SH1-4 1-2		C CU 74 F SL 86 B CU 78 X SI 91 1-2 ② G5-3			C SL 80 B CH 78 B SL 81 B SI 87 F SI 88 X SI 88 3-2 27 G6-3 1B	1 1 0 0 0 1 0 0	0 0 0 0 0 0 1 0	0 0 0 0 0 1 0 0	0 0 0 0 0 0 0 0	0 0 0 0 0 0 0 0	0 0 0 0 0 0 0 0	2 0 0 0 0 0 0 0
Inning Stats	R: 2 E: 0 K: 0 S: 10 H: 2 LOB: 1 BB: 1 P: 20	R: 0 E: 0 K: 0 S: 4 H: 2 LOB: 1 BB: 0 P: 5	R: 1 E: 0 K: 3 S: 13 H: 1 LOB: 1 BB: 1 P: 22	R: 0 E: 0 K: 1 S: 11 H: 0 LOB: 1 BB: 1 P: 20	R: 3 E: 0 K: 0 S: 17 H: 2 LOB: 0 BB: 1 P: 30	R: 0 E: 0 K: 0 S: 8 H: 0 LOB: 0 BB: 0 P: 10	R: 0 E: 0 K: 1 S: 7 H: 0 LOB: 0 BB: 0 P: 10	R: 0 E: 1 K: 0 S: 6 H: 1 LOB: 0 BB: 0 P: 9	R: 0 E: 0 K: 0 S: 7 H: 1 LOB: 1 BB: 0 P: 11	1B: 6 2B: 0 3B: 0 HR: 3 SF: 2 SAC: 1 DP: 2 HBP: 0						

PITCHER		IP	WLS	BF	H	R	ER	SO	BB	IBB	HBP	BLK	WP	HR	S	P	ERA	WHIP
38 Wily Peralta, R ERA: 10.8	(1, 1)	4.1	L	23	7	6	6	4	4	0	0	0	0	3	48	87	12.46	2.538
48 Blaine Boyer, R ERA:	(5, 1)	1.2		5	0	0	0	0	0	0	0	0	0	0	15	20	0.00	0.000
45 Tyler Cravy, R ERA:	(7, 1)	1.2		5	1	0	0	1	0	0	0	0	0	0	10	13	0.00	0.600
39 Chris Capuano, L ERA: 4.5	(8, 1)	0.2		3	1	0	0	0	0	0	0	0	0	0	9	16	0.00	1.500
54 Michael Blazek, R ERA:	(9, 1)	0.2		1	0	0	0	0	0	0	0	0	0	0	1	1	0.00	0.000

PITCHER	IP	WLS	BF	H	R	ER	SO	BB	IBB	HBP	BLK	WP	HR	S	P	ERA	WHIP

TOP

Houston Astros @ Milwaukee Brewers

Miller Park, Milwaukee, WI

Sat Apr 09 2016, 6:12 PM - 9:22 PM CDT

Att. 28,127 - Roof Closed - 63 F

livebaseballscorecards.com

AB	30
R	6
H	9
RBI	6
BB	4
SO	5
LOB	9

WP: 0 PA: 37
PB: 0
SB: 2
CS: 0

Batter	1	2	3	4	5	6	7	8	9	AB	R	H	RBI	BB	SO	LOB
16 Domingo Santana, R (1, 9) OBP: 0.304, SLG: 0.250	C SI 84 C SI 84 F FC 82 B CU 70 X SI 84 1-2 L4 ①		1 SAFE B FC 82 C SI 85 1 SAFE S FC 82 B SI 84 B FC 82 B SI 84 4-2 2 1B 1-2 BB		F FC 82 B SI 85 X SI 86 1-1 G6-3 ② 3-H		B FC 92 B FC 91 1 SAFE 1 SAFE B FC 89 C FC 90 X FF 90 3-1 F9 ②		B SL 80 X SI 87 1-0 G6-3 ③	4	0	0	1	1	0	3
2 Scooter Gennett, L (1, 4) OBP: 0.524, SLG: 0.941	C SI 85 B CH 80 C CU 69 B CU 71 B SI 86 X CH 80 3-2 G6-3 ②		X SI 85 0-0 1-3 2-H 1B ②		X CU 68 0-0 HR		B FC 90 C FF 91 S FC 91 1 SAFE D CU 81 X CU 80 2-2 G4-3 ③			4	1	2	1	0	0	1
8 Ryan Braun, R (1, 7) OBP: 0.300, SLG: 0.474	C SI 86 B CH 80 B FC 81 F SI 87 C SI 86 2-3 K ③		F SI 86 B SI 87 B SI 85 F CH 80 F FC 82 S CU 71 2-3 K ③		B SI 84 B SI 85 X CH 79 2-0 G6-3 ③			B FF 95 F FF 96 F SL 86 B SL 86 F FF 98 X SL 87 2-2 G5-3 ①		4	0	0	0	0	2	1
20 Jonathan Lucroy, R (1, 2) OBP: 0.350, SLG: 0.333		C SI 85 B CH 79 B FC 82 C SI 86 F CU 72 B CH 82 B SI 87 4-2 BB	B SI 84 C SI 83 X SI 86 1-1 2B	C SI 87 F SL 83 B SL 85 X SI 90 1-2 L8 ①			T FF 96 S SL 87 X SL 87 0-2 F8 ②		3	0	1	0	1	0	0
33 Chris Carter, R (1, 3) OBP: 0.300, SLG: 0.647		C SI 86 C SI 87 C SI 86 0-3 K ①	S FC 81 C SI 84 D CU 70 B SI 85 B SI 86 S FC 83 3-3 K ①	C SI 89 S SL 85 S SL 84 0-3 K ②			C SI 84 S SL 85 B SL 85 B FF 96 S SL 85 2-3 K ③		4	0	0	0	0	4	2
10 Kirk Nieuwenhuis, L (1, 8) OBP: 0.286, SLG: 0.714		B SI 86 F SI 86 B CU 71 S FF 87 S SI 86 2-3 K ②	C SI 85 F CH 78 B SI 85 S SI 86 1-3 K ②	B SI 88 C CH 66 S SI 90 B SI 90 F SI 90 X SI 89 2-2 HR					C SI 88 B SI 89 F SI 87 X SL 80 1-2 G5-3 ①	4	1	1	1	0	2	2
9 Aaron Hill, R (1, 5) OBP: 0.176, SLG: 0.125 48 Blaine Boyer, R (5, 1) 18 Ramón Flores, L (6, PH) OBP: 0.100, SLG: 0.100 45 Tyler Cravy, R (7, 1) 39 Chris Capuano, L (8, 1) 54 Michael Blazek, R (9, 1) 7 Colin Walsh, S (9, PH)		B SI 87 C SI 87 X FC 84 1-1 G5-3 ③	X FC 80 0-0 G6-3 ③	B SL 82 C SI 87 C CH 65 F SI 90 T SL 83 1-2 K ③					B SI 88 F SI 87 F SL 82 B SL 80 B SI 87 F SI 88 S SI 88 3-3 K ②	2 0 1 0 0 0 1	0 0 0 0 0 0 0	0 0 0 0 0 0 0	0 0 1 0 0 0 0	0 0 0 0 0 0 1	0 0 1 0 0 0 0	2 0 0 0 0 0 0
38 Wily Peralta, R (1, 1) 29 Yadiel Rivera, R (5, 5) OBP: 0.667, SLG: 1.000		C SI 83 C SI 84 B SI 85 X CU 68 1-2 F7 ①	C CH 81 B SI 82 C SI 84 B FC 80 B SI 85 X SI 84 3-2 5 G4-3 16 G6-3 2B			C FC 91 B FC 91 F FC 91 S CU 82 1-3 K2-3 ①		X SI 87 0-0 5 BB 1B	1 3	0 1	0 2	0 0	0 1	0 0	0 0
5 Jonathan Villar, S (1, 6) OBP: 0.556, SLG: 0.692		B SI 86 B SI 86 L SI 86 F SI 87 F SI 87 X CU 71 2-2 16 BB 2 1B	B CU 68 X SI 83 1-0 G4-3 ① 2-3	X FC 90 0-0 1B					C SI 88 F SI 87 F SL 80 D SL 80 D SL 81 D SL 80 B SI 88 4-2 1-2 BB	3	1	2	0	1	0	1

BOTTOM

Houston Astros @ Milwaukee Brewers

Miller Park, Milwaukee, WI

Sat Apr 09 2016, 6:12 PM - 9:22 PM CDT

Att. 28,127 - Roof Closed - 63 F

livebaseballscorecards.com

AB	34
R	4
H	8
RBI	3
BB	3
SO	11
LOB	12

Inning Stats	1	2	3	4	5	6	7	8	9
	R: 0 E: 0 K: 1 S: 10	R: 0 E: 0 K: 2 S: 11	R: 1 E: 0 K: 1 S: 14	R: 0 E: 0 K: 2 S: 9	R: 2 E: 0 K: 0 S: 8	R: 1 E: 0 K: 2 S: 14	R: 0 E: 0 K: 1 S: 9	R: 0 E: 0 K: 1 S: 10	R: 0 E: 0 K: 1 S: 12
	H: 0 LOB: 0 BB: 0 P: 16	H: 0 LOB: 1 BB: 1 P: 18	H: 2 LOB: 1 BB: 1 P: 23	H: 1 LOB: 1 BB: 0 P: 14	H: 2 LOB: 0 BB: 0 P: 15	H: 1 LOB: 0 BB: 0 P: 18	H: 1 LOB: 1 BB: 0 P: 15	H: 0 LOB: 0 BB: 0 P: 14	H: 1 LOB: 2 BB: 1 P: 21

| | | | | |

Batter	1	2	3	4	5	6	7	8	9	AB	R	H	RBI	BB	SO	LOB
27 Jose Altuve, R (1, 4) OBP: 0.296, SLG: 0.375	X SI 93 0-0 HR		B SI 94 C FF 94 B SL 88 B SL 86 B FF 93 4-1 4 CS 4 S BB			C SL 86 S FF 93 F FF 92 B KC 84 B SL 87 T SI 93 2-2 ① K		1 SAFE C SL 84 1 SAFE C FF 93 1 SAFE B FF 93 X SL 84 1-2 FC1 1-3		3	1	1	1	1	1	1
4 George Springer, R (1, 9) OBP: 0.231, SLG: 0.292 36 Will Harris, R (8, 1)	X FF 92 0-0 1 CS 1B		B FF 92 D SL 88 F FF 93 B FF 94 2 SAFE F FF 93 C KC 82 3-3 ② ③ K 1-3			F SL 86 F SL 87 B FF 92 C SI 94 1-3 ② K		S SL 87 B SL 87 X SL 86 1-1 ② F8		4 0	0 0	1 0	0 0	0 0	2 0	4 0
1 Carlos Correa, R (1, 6) OBP: 0.360, SLG: 0.739	C FF 92 B SL 86 S SI 93 F SL 88 C FF 94 1-3 ① ② K 1-2			B SI 92 F SI 93 B SL 85 F FF 93 B SI 93 F SI 92 B KC 82 4-2 28 CS BB		X SL 86 0-0 ③ G6-3		S SL 86 F SL 88 X SL 85 0-2 ③ G6-3		3	0	0	0	1	1	4
28 Colby Rasmus, L (1, 8) OBP: 0.435, SLG: 0.706 (8, 9)	B FF 94 S KC 84 F KC 84 B SI 95 B KC 84 X KC 84 3-2 ③ G3			B KC 82 B SI 93 C SI 93 F KC 84 1 SAFE F KC 83 X SI 95 2-2 ① ② G4-3 1-2			B SL 86 B SL 86 B SI 93 C SI 92 B KC 81 4-1 13 WP BB		C SI 94 S CH 89 F CH 90 B SI 95 B KC 79 S KC 79 2-3 ① K	3	0	0	0	1	1	1
13 Tyler White, R (1, 3) OBP: 0.591, SLG: 1.167		B SL 86 C SL 86 B SI 94 B FF 94 C FF 93 F SL 87 F SI 94 F FF 94 B SL 86 4-2 9 G3 BB		C KC 82 F SI 94 S FF 93 0-3 ③ K			D CU 77 1 SAFE B FF 94 C CH 84 S FF 95 B FF 96 X CH 84 3-2 ① P3 1-2		B KC 78 C SI 95 F SI 94 X KC 80 1-2 ② G4-3	3	0	0	0	1	1	1
20 Preston Tucker, L (1, 7) OBP: 0.385, SLG: 1.077		B SI 92 F SI 93 C KC 83 F KC 83 S FF 94 1-3 ① K			B KC 81 X SI 93 1-0 HR		B CU 77 F CH 85 B FF 94 S CH 85 C FF 95 2-3 ② K		X KC 79 0-0 ③ L1	4	1	1	1	0	2	2
9 Marwin Gonzalez, S (1, 5) OBP: 0.182, SLG: 0.100		B SI 93 D SI 92 F SI 93 X SI 94 2-1 ② G3 1-2			F SI 94 B KC 82 C KC 83 F SI 95 F SL 87 F SL 87 F FF 93 F KC 84 F SL 87 1-3 ① S FF 95 K		C CU 77 B FF 95 S CH 86 S CH 87 1-3 ③ K			3	0	0	0	0	2	2
15 Jason Castro, L (1, 2) OBP: 0.118, SLG: 0.063 30 Carlos Gómez, R (8, PH) OBP: 0.238, SLG: 0.333 (8, 8)		B KC 81 C KC 83 C SI 95 S KC 84 1-3 ③ K			B KC 83 F SI 94 B SI 94 B KC 83 S SI 94 F SI 94 S SI 93 3-3 ② K			T SL 83 F SL 82 S SL 85 1-3 ① K		2 1	0 0	0 0	0 0	0 0	2 1	1 0
60 Dallas Keuchel, L (1, 1) 37 Pat Neshek, S (6, 1) 35 Josh Fields, R (7, 1) 18 Luis Valbuena, L (8, PH) OBP: 0.300, SLG: 0.316 6 Jake Marisnick, R (8, PR) 23 Erik Kratz, R (8, 2)			B SI 92 X SI 93 1-0 ① G4-3		C SI 93 B SI 94 X SI 94 1-1 ③ G5-3			C CU 78 B SI 93 B SI 92 B CU 77 B SI 93 4-1 27 E 27 FC1 BB		2 0 0 0 0 0	0 0 0 0 0 0	0 0 0 0 0 0	0 0 0 0 1 0	0 0 0 0 0 0	0 0 0 0 0 0	0 0 0 0 0 0
Inning Stats	R: 1 E: 0 K: 1 S: 9 H: 2 LOB: 0 BB: 0 P: 13	R: 0 E: 0 K: 2 S: 14 H: 0 LOB: 1 BB: 1 P: 22	R: 0 E: 0 K: 1 S: 5 H: 0 LOB: 0 BB: 1 P: 13	R: 0 E: 0 K: 1 S: 10 H: 0 LOB: 0 BB: 1 P: 16	R: 1 E: 0 K: 2 S: 16 H: 1 LOB: 0 BB: 0 P: 22	R: 0 E: 0 K: 2 S: 8 H: 0 LOB: 0 BB: 0 P: 11	R: 0 E: 0 K: 2 S: 10 H: 0 LOB: 1 BB: 1 P: 20	R: 0 E: 1 K: 1 S: 12 H: 0 LOB: 3 BB: 1 P: 19	R: 0 E: 0 K: 1 S: 8 H: 0 LOB: 0 BB: 0 P: 11	1B: 1 2B: 0 3B: 0 HR: 2	SF: 0 SAC: 0 DP: 0 HBP: 0		WP: 1 PB: 0 SB: 1 CS: 3	PA: 33		

TOP

Houston Astros @ Milwaukee Brewers

Miller Park, Milwaukee, WI

Sun Apr 10 2016, 1:10 PM - 4:19 PM CDT

Att. 28,441 - Roof Closed - 65 F

livebaseballscorecards.com

AB	28
R	2
H	3
RBI	2
BB	5
SO	13
LOB	16

PITCHER		IP	WLS	BF	H	R	ER	SO	BB	IBB	HBP	BLK	WP	HR	S	P	ERA	WHIP
52 Jimmy Nelson, R	(1, 1)	6.0	W	22	3	2	2	9	4	0	0	0	0	2	63	102	3.00	1.167
ERA: 2.7																		
37 Tyler Thornburg, R	(7, 1)	1.0	H	3	0	0	0	2	0	0	0	0	1	0	9	15	0.00	0.000
ERA:																		
54 Michael Blazek, R	(8, 1)	1.0	H	5	0	0	0	1	1	0	0	0	0	0	12	19	0.00	1.000
ERA:																		
21 Jeremy Jeffress, R	(9, 1)	1.0	S	3	0	0	0	1	0	0	0	0	0	0	8	11	0.00	0.000
ERA:																		

PITCHER	IP	WLS	BF	H	R	ER	SO	BB	IBB	HBP	BLK	WP	HR	S	P	ERA	WHIP

BOTTOM

Batter	1	2	3	4	5	6	7	8	9	AB	R	H	RBI	BB	SO	LOB
16 Domingo Santana, R (1, 9) OBP: 0.370, SLG: 0.348	B FF 87 B SI 87 C SI 87 F SI 88 B CH 78 B SI 88 4-2 33 BB 8 BB 9 1B BB	C SI 87 X CH 78 0-1 ② L9		B SL 74 B CH 78 C SI 88 B SL 76 X SI 88 3-1 1-3 2-H 2B		B SI 88 B CH 78 X FC 83 2-0 1B				3	1	2	1	1	0	0
5 Jonathan Villar, S (1, 6) OBP: 0.455, SLG: 0.529	B SI 88 B FF 88 C SI 87 F SI 87 B FF 89 C FF 89 3-3 ① K	F FC 84 C FC 84 B SL 78 S SL 78 1-3 ③ K		C SL 76 X FC 85 0-1 ② G3		F FC 85 D SL 77 D SI 88 F FC 85 F SL 78 B SI 89 S SI 88 3-3 ② K				4	0	0	0	0	3	4
8 Ryan Braun, R (1, 7) OBP: 0.333, SLG: 0.429	B FF 87 D SI 88 C SI 88 B SI 88 D SI 89 4-1 33 BB 9 1B 1-2 BB		X FF 87 0-0 ① F8	I IN 52 I IN 50 I IN 49 I IN 50 4-0 IBB		C SI 87 B SL 83 B SI 88 B SL 81 X SI 88 3-1 ③ F8				2	1	0	0	2	0	1
33 Chris Carter, R (1, 3) OBP: 0.333, SLG: 0.650	B SI 88 B SL 75 B SI 87 C SI 88 B SI 88 4-1 12 BB 9 1B 1-2 2-3 BB		X FF 88 0-0 2B	C SL 75 B CH 78 X SL 76 1-1 ③ G5-3			C FF 93 F SL 82 B KC 81 S FF 94 1-3 ① K			3	0	1	0	1	1	3
9 Aaron Hill, R (1, 5) OBP: 0.190, SLG: 0.150	X SI 88 0-0 12 BB 1-2 2-H 3-H 1B		C SL 75 D CH 78 C SI 88 F SL 76 S SL 77 1-3 ② K		B SI 86 F SI 88 X CH 77 1-1 ① G5-3		X FF 94 0-0 ② G6-3			4	0	1	2	0	1	1
12 Martín Maldonado, R (1, 2)	C CH 77 B FF 88 S CH 77 B CH 77 B FF 88 F FF 89 D SI 88 4-2 1-2 2-3 BB		S SL 75 B CH 78 B SI 88 S CH 79 D SL 78 X CH 79 3-2 ③ G1-3		C SI 88 B CH 77 B SL 75 X CH 77 2-1 E3 52 B2-5-4 29 BB		B FF 94 C FF 94 S SL 84 B KC 81 F FF 93 S FF 94 2-3 ③ K			3	0	0	0	1	1	1
29 Yadiel Rivera, R (1, 4) OBP: 0.571, SLG: 0.833	S CH 77 F CH 78 D SL 80 D CH 78 S FF 89 2-3 ② K			B FF 87 X FC 84 1-0 16 2B 2B	D CH 76 B SI 88 C SI 88 B SI 88 B SI 88 4-1 1-2 BB			B FC 90 C CU 80 F CU 80 B CU 82 X FC 91 2-2 ① G4-3		3	1	1	0	1	1	3
52 Jimmy Nelson, R (1, 1) OBP: 0.250, SLG: 0.250 37 Tyler Thornburg, R (7, 1) 54 Michael Blazek, R (8, 1) 7 Colin Walsh, S (8, PH) 10 Kirk Nieuwenhuis, L (9, 8) OBP: 0.286, SLG: 0.714	C SI 88 F SI 89 C SL 78 0-3 ③ K			X FC 85 0-0 16 2B 1B	M SI 87 B SI 87 X SI 87 1-1 ②③ B2-5-4 2-3f			B CU 81 C FC 90 B FC 90 B FC 90 B FC 90 4-1 2 G4-6-3 BB		3 0 0 0 0	0 0 0 0 0	1 0 0 0 0	0 0 0 0 1	0 0 0 0 0	1 0 0 0 0	5 0 0 0 0
23 Keon Broxton, R (1, 8) 2 Scooter Gennett, L (8, PH) OBP: 0.500, SLG: 0.889 21 Jeremy Jeffress, R (9, 1)		C SI 86 B FC 83 B SI 88 X FF 87 2-1 ① L9		C FF 87 F FC 85 C SL 78 0-3 ① K		F SI 88 B CH 77 C CH 77 C SL 78 1-3 ① K		X FC 89 0-0 ②③ G4-6-3 1-2f		3 1 0	0 0 0	0 0 0	0 0 0	0 0 0	2 0 0	2 1 0
Inning Stats	R: 2 E: 0 K: 3 S: 17 H: 1 LOB: 3 BB: 4 P: 38	R: 0 E: 0 K: 1 S: 7 H: 0 LOB: 0 BB: 0 P: 10	R: 0 E: 0 K: 1 S: 9 H: 1 LOB: 1 BB: 0 P: 13	R: 1 E: 0 K: 1 S: 11 H: 3 LOB: 3 BB: 1 P: 20	R: 0 E: 1 K: 0 S: 7 H: 0 LOB: 1 BB: 1 P: 15	R: 0 E: 0 K: 2 S: 10 H: 1 LOB: 1 BB: 0 P: 19	R: 0 E: 0 K: 2 S: 8 H: 0 LOB: 0 BB: 0 P: 11	R: 0 E: 0 K: 0 S: 5 H: 0 LOB: 0 BB: 1 P: 11		1B: 3 2B: 4 3B: 0 HR: 0	SF: 0 SAC: 0 DP: 2 HBP: 0			WP: 0 PB: 0 SB: 0 CS: 0	PA: 36	

PITCHER		IP	WLS	BF	H	R	ER	SO	BB	IBB	HBP	BLK	WP	HR	S	P	ERA	WHIP
60 Dallas Keuchel, L ERA: 3.55	(1, 1)	5.2	L	29	6	3	3	8	5	1	0	0	0	0	59	110	4.76	1.941
37 Pat Neshek, R ERA: 3.86	(6, 1)	0.1		1	0	0	0	0	0	0	0	0	0	0	2	5	0.00	0.000
35 Josh Fields, R ERA: 13.5	(7, 1)	1.0		3	0	0	0	2	0	0	0	0	0	0	8	11	0.00	0.000
36 Will Harris, R ERA: 2.7	(8, 1)	1.0		3	0	0	0	0	1	0	0	0	0	0	5	11	0.00	1.000

PITCHER	IP	WLS	BF	H	R	ER	SO	BB	IBB	HBP	BLK	WP	HR	S	P	ERA	WHIP

Houston Astros @ Milwaukee Brewers

Miller Park, Milwaukee, WI

Sun Apr 10 2016, 1:10 PM - 4:19 PM CDT

Att. 28,441 - Roof Closed - 65 F

livebaseballscorecards.com

AB	29
R	3
H	6
RBI	3
BB	7
SO	10
LOB	21

Batter	1	2	3	4	5	6	7	8	9	AB	R	H	RBI	BB	SO	LOB
2 Alcides Escobar, R (1, 6) OBP: 0.250, SLG: 0.393	S FC 85 S FF 91 X CU 73 0-2 ① F8		C FC 87 X FC 86 0-1 ② F9		C FC 86 S CU 72 F FC 87 X CU 71 0-2 8 G3-6-1 1-2 1B		X FC 84 0-0 FC6 1-2 2-3		C SL 84 X FF 94 0-1 8 G4-6-3 1B	5	0	2	0	0	0	3
8 Mike Moustakas, L (1, 5) OBP: 0.259, SLG: 0.480	C FC 89 B CU 73 X FC 88 1-1 ② P2		1 SAFE B CU 70 C FC 86 1 SAFE B FF 89 F FC 87 X CU 72 2-2 ③ F7		C CU 70 B FC 86 X FC 86 1-1 ②③ G3-6-1 1-2f		C CU 71 B CU 71 X FC 85 1-1 ② F6		B FF 94 F FF 95 B KC 78 X KC 75 2-1 ②③ G4-6-3 1-2f	5	0	0	0	0	0	7
6 Lorenzo Cain, R (1, 8) OBP: 0.320, SLG: 0.333 16 Paulo Orlando, R (7, 8) OBP: 0.375, SLG: 0.375	B FC 87 C FF 90 B FC 88 F FC 89 F FF 92 S CU 74 2-3 ③ K			C FF 90 B CU 72 S FC 86 F CU 73 F FC 86 B FF 91 X CU 73 2-2 ① F9		X FC 84 0-0 ① F8	F CU 72 S CU 72 D CU 71 X FC 84 1-2 ③ F9			4 0	0 0	0 0	0 0	1 0	3 0
35 Eric Hosmer, L (1, 3) OBP: 0.400, SLG: 0.409		B FC 87 C FC 87 F CU 72 F FF 91 X CU 74 1-2 ① G4-3		B CU 70 F FC 86 F FC 89 F FF 90 X FC 86 1-2 4 2B 1B		C CU 69 B CU 72 B FC 85 F FC 85 X FF 89 2-2 1B		B FF 90 X FF 89 1-0 25 HR 1B		4	1	3	0	0	0	0
25 Kendrys Morales, S (1, 10) OBP: 0.208, SLG: 0.524		B FF 90 B CH 82 X FF 90 2-0 ② L8		B FF 90 C FF 89 B CH 81 C FC 86 F CU 73 T FC 86 2-2 ② K		B FC 85 X FF 89 1-0 ② F7		D CH 78 C CH 75 B FF 90 D FF 90 C FF 91 F FF 90 X FF 90 3-2 1-H HR		4	1	1	2	0	1	2
4 Alex Gordon, L (1, 7) OBP: 0.304, SLG: 0.286		S FC 87 S CU 74 F FF 91 X CU 74 0-2 1B		B FC 85 B FF 89 X FC 85 2-0 1-3 2B		C FC 87 C FF 89 D CU 72 C CU 72 1-3 ③ K		C SL 80 B CH 79 B SL 80 S SL 81 B CH 78 S FF 90 3-3 ① K		4	0	2	0	0	2	1
13 Salvador Perez, R (1, 2) OBP: 0.286, SLG: 0.450 9 Drew Butera, R (7, 2)		F FF 90 1 SAFE X FF 89 0-1 ③ P3		B FF 88 C CU 71 X SI 89 1-1 ③ F8			C CH 86 X CU 70 0-1 ① G5-3	B FF 89 C FF 90 C CH 77 X CH 77 1-2 ② G5-3		3 1	0 0	0 0	0 0	0 0	0 0	3 0
14 Omar Infante, R (1, 4) OBP: 0.278, SLG: 0.353			F FF 88 S FC 86 B FC 88 C CU 72 1-3 ① K		F FC 87 X FC 85 0-1 ① G6-3		B FC 82 X FC 84 1-0 2 FC6 34 1B 1B	S CH 76 C FF 89 X CH 76 0-2 ③ F9		4	0	1	0	0	1	0
34 Rey Fuentes, L (1, 9) OBP: 0.286, SLG: 0.231			B FF 89 X FF 90 1-0 1B		C CU 69 B FC 84 B FC 85 B FF 89 B FF 89 4-1 2 1B BB		X FC 84 0-0 2 FC6 1-2 1B		F FF 94 X FF 94 0-1 ① P4	3	0	2	0	1	0	0
Inning Stats	R: 0 E: 0 K: 1 S: 9 H: 0 LOB: 0 BB: 0 P: 12	R: 0 E: 0 K: 0 S: 11 H: 1 LOB: 1 BB: 0 P: 14	R: 0 E: 0 K: 1 S: 9 H: 1 LOB: 0 BB: 0 P: 13	R: 0 E: 0 K: 1 S: 16 H: 2 LOB: 2 BB: 0 P: 24	R: 0 E: 0 K: 0 S: 9 H: 1 LOB: 1 BB: 1 P: 14	R: 0 E: 0 K: 1 S: 8 H: 1 LOB: 1 BB: 0 P: 12	R: 0 E: 0 K: 0 S: 10 H: 2 LOB: 3 BB: 0 P: 13	R: 2 E: 0 K: 1 S: 14 H: 2 LOB: 0 BB: 0 P: 22	R: 0 E: 0 K: 0 S: 6 H: 1 LOB: 0 BB: 0 P: 8	1B: 9 2B: 1 3B: 0 HR: 1 SF: 0 SAC: 0 DP: 2 HBP: 0						

PITCHER		IP	WLS	BF	H	R	ER	SO	BB	IBB	HBP	BLK	WP	HR	S	P	ERA	WHIP
31 Collin McHugh, R ERA: 6.14	(1, 1)	7.0	W	30	8	0	0	4	1	0	0	0	0	0	72	102	0.00	1.286
29 Tony Sipp, L ERA: 9.0	(8, 1)	1.0		5	2	2	2	1	0	0	0	0	0	1	14	22	18.00	2.000
35 Josh Fields, R ERA: 10.38	(9, 1)	1.0		3	1	0	0	0	0	0	0	0	0	0	6	8	0.00	1.000

PITCHER	IP	WLS	BF	H	R	ER	SO	BB	IBB	HBP	BLK	WP	HR	S	P	ERA	WHIP

TOP

Kansas City Royals @ Houston Astros

Minute Maid Park, Houston, TX

Mon Apr 11 2016, 7:13 PM - 10:03 PM CDT

Att. 43,332 - Roof Closed - 73 F

livebaseballscorecards.com

AB	37
R	2
H	11
RBI	2
BB	1
SO	5
LOB	19

WP: 0 PA: 38
PB: 0
SB: 0
CS: 0

Batter	1	2	3	4	5	6	7	8	9	AB	R	H	RBI	BB	SO	LOB
27 Jose Altuve, R (1, 4) OBP: 0.375, SLG: 0.429	X FF 86 0-0 4 S 1 2B 1B		F SL 79 F SL 81 S SL 82 0-3 ① K	D SL 81 F SL 82 X FF 88 1-1 1 S 4 G6-3 1B 3-H		B SI 91 F SI 89 C FF 91 X SL 84 1-2 4 1B 1 1B 1B		F FF 96 B SI 98 B FF 96 B FF 96 B FF 95 4-1 4 3B BB		4	3	3	1	1	1	0
4 George Springer, R (1, 9) OBP: 0.258, SLG: 0.379	B SL 80 C SL 81 X FF 87 1-1 ① G5-3 1-2		C SL 81 S SL 81 F SL 82 F FF 88 X SL 82 0-2 ② G5-3	1 SAFE T FF 87 B FF 88 1 SAFE C SL 79 B SL 80 X FF 88 2-2 ② G6-3 1-2		C FF 89 1 SAFE F FF 89 B FF 89 X FF 90 1-2 1 1B 1-3 1B		C SI 95 C SI 95 B FF 96 X SI 96 1-2 1-H 3B		5	0	2	1	0	0	2
1 Carlos Correa, R (1, 6) OBP: 0.400, SLG: 0.750	B FF 88 B SL 81 F FF 88 S SL 82 X SL 81 2-2 28 HR 2-H 2B		C FF 88 X SL 82 0-1 28 1B 1B	B SL 81 F FF 88 S FF 88 X SL 83 1-2 ③ F9 2-3		C FF 89 B FF 90 F FF 90 B SI 92 F FF 91 F SI 91 X SI 90 2-2 ② 1-3 3-H 1B		B CU 86 B SI 95 X SI 94 2-0 ② G6-3		5	1	3	2	0	0	2
28 Colby Rasmus, L (1, 7) OBP: 0.444, SLG: 0.810 6 Jake Marisnick, R (8, PH) (9, 7)	B SL 82 B FF 88 C SL 81 C SL 81 X FF 88 2-2 2-H HR		C SL 79 1 SAFE X SL 81 0-1 13 FC6-4 1B 1-2		F SL 80 F SL 82 S SL 81 0-3 ① K	F SI 88 B FS 76 F FF 90 F SI 91 S CU 77 1-3 ③ K2-3		C SI 94 S CU 86 S SI 96 0-3 ③ K		4 1	1 0	2 0	2 0	0 0	2 1	1 1
13 Tyler White, R (1, 3) OBP: 0.577, SLG: 1.091	C SL 80 S SL 81 S SL 81 B SL 80 B SL 80 F FF 89 X FF 87 3-2 ② F8		B FF 88 B SL 81 S SL 82 X SL 82 2-1 ③ FC6-4 1-2f		C SL 81 B FF 88 X SL 82 1-1 20 BB 1B		B CU 75 X SI 88 1-0 2B			4	0	2	0	0	0	2
30 Carlos Gómez, R (1, 8) OBP: 0.200, SLG: 0.280	X SL 81 0-0 ③ G5-3			S SL 80 B FF 87 F FF 86 F SL 81 F SL 80 B SL 80 S SL 82 2-3 ① K	D SL 81 C SL 80 X SL 81 1-1 ② F7		S SL 81 F SL 80 B SI 89 X SI 87 1-2 ① F9			4	0	0	0	0	1	2
20 Preston Tucker, L (1, 10) OBP: 0.412, SLG: 0.933		B FF 87 C FF 87 C SL 80 B SL 80 X SL 81 2-2 ① G4-3		B SL 81 B FF 88 B FF 88 C FF 87 B FF 88 4-1 18 2B BB	C SL 81 D SL 80 F SL 82 B FF 87 B FF 88 F SL 81 F SL 81 F SL 80 F SL 79 4-2 B FF 87 1-2 BB		S FF 89 C FF 90 S FF 89 0-3 ② K			2	1	0	0	2	1	1
18 Luis Valbuena, L (1, 5) OBP: 0.292, SLG: 0.348		C FF 86 F SL 80 B FF 89 F SL 82 F FF 88 F SL 82 B CH 81 X SL 82 2-2 ② G4-3		F FF 87 B FF 89 X SL 82 1-1 15 3B 2B 1-H	D SI 89 F FF 91 F SI 90 C FF 92 1-3 ③ K		S FS 77 B SI 90 B SI 90 X FS 77 2-1 ③ F9			4	1	1	1	0	1	3
15 Jason Castro, L (1, 2) OBP: 0.143, SLG: 0.200		S FF 88 C SL 81 S SL 82 0-3 ③ K		X FF 87 0-0 27 1B 3B 3-H		B SI 88 B SI 88 X SI 88 2-0 ① L9		S FF 96 B CU 84 S FF 96 X FF 96 1-2 ① F7		4	1	1	1	0	1	0
Inning Stats	R: 3 H: 3 E: 0 LOB: 0 K: 0 BB: 0 S: 14 P: 22	R: 0 H: 0 E: 0 LOB: 0 K: 1 BB: 0 S: 12 P: 16	R: 0 H: 2 E: 0 LOB: 2 K: 1 BB: 0 S: 14 P: 16	R: 3 H: 3 E: 0 LOB: 1 K: 1 BB: 1 S: 17 P: 28	R: 0 H: 1 E: 0 LOB: 2 K: 2 BB: 1 S: 16 P: 23	R: 1 H: 3 E: 0 LOB: 1 K: 1 BB: 0 S: 16 P: 23	R: 0 H: 1 E: 0 LOB: 1 K: 1 BB: 0 S: 9 P: 13	R: 1 H: 1 E: 0 LOB: 1 K: 1 BB: 1 S: 11 P: 19		1B: 8 SF: 0 2B: 3 SAC: 0 3B: 2 DP: 0 HR: 1 HBP: 0					WP: 0 PA: 40 PB: 0 SB: 2 CS: 0	

BOTTOM

Kansas City Royals @ Houston Astros

Minute Maid Park, Houston, TX

Mon Apr 11 2016, 7:13 PM - 10:03 PM CDT

Att. 43,332 - Roof Closed - 73 F

livebaseballscorecards.com

AB	37
R	8
H	14
RBI	8
BB	3
SO	8
LOB	14

PITCHER	IP	WLS	BF	H	R	ER	SO	BB	IBB	HBP	BLK	WP	HR	S	P	ERA	WHIP
32 Chris Young, R (1, 1) ERA: 7.45	4.2	L	25	9	6	6	4	2	0	0	0	0	1	70	101	11.57	2.357
67 Chien-Ming Wang, R (5, 1) ERA: 2.7	2.1		10	4	1	1	3	0	0	0	0	0	0	28	40	3.86	1.714
41 Danny Duffy, L (8, 1) ERA: 2.25	1.0		5	1	1	1	1	1	0	0	0	0	0	11	19	9.00	2.000

PITCHER	IP	WLS	BF	H	R	ER	SO	BB	IBB	HBP	BLK	WP	HR	S	P	ERA	WHIP

Batter	1	2	3	4	5	6	7	8	9	AB	R	H	RBI	BB	SO	LOB
2 Alcides Escobar, R (1, 6) OBP: 0.250, SLG: 0.375	B FF 88 F FF 89 X FC 86 1-1 8 1B 6 HR 1B	D CU 74 F FF 89 C CU 75 F FF 90 B SL 83 B CU 75 F FC 88 X FF 89 3-2 ③ L8			F FF 89 B CH 83 X SL 83 1-1 ② L8		B FC 91 X FC 89 1-0 ③ F9			4	1	1	0	0	0	2
8 Mike Moustakas, L (1, 5) OBP: 0.290, SLG: 0.464	B FF 88 B FF 89 X FC 86 2-0 6 HR 1-3 1B		B CU 72 B FF 88 F FF 89 F FF 89 X CU 75 2-2 ① L9		C CU 73 B FC 86 B FC 86 B FF 90 B CH 82 4-1 BB			C FC 90 X CU 80 0-1 ① G4-3		3	1	1	0	1	0	0
6 Lorenzo Cain, R (1, 8) OBP: 0.310, SLG: 0.440	B CU 72 C FF 89 1 SAFE B CH 83 C CH 84 B FF 90 X FF 91 3-2 1-H 3-H HR		X FF 89 0-0 ② L9		C FF 90 D CH 82 F CU 73 B FF 89 D FF 90 X SL 80 3-2 ③ F9			C FC 90 B FC 91 S FC 90 S FC 90 1-3 ② K		4	1	1	3	0	1	1
35 Eric Hosmer, L (1, 3) OBP: 0.379, SLG: 0.385	C FF 89 X CU 74 0-1 ① G5-3		B CH 84 C CH 83 S FF 90 X FC 88 1-2 ③ G5-3			X CU 72 0-0 25 G3-6-3 1B		F CU 80 F FC 90 S CU 81 0-3 ③ K		4	0	1	0	0	1	0
25 Kendrys Morales, S (1, 10) OBP: 0.179, SLG: 0.440	C CH 83 F FF 90 S CU 75 0-3 ② K			B CH 82 C CH 82 F FF 88 B FC 85 B CU 74 X CH 82 3-2 ① G3		C CH 82 X FC 85 0-1 ①② G3-6-3 1-2f			C SI 88 X SI 88 0-1 ① G4-3	4	0	0	0	0	1	1
4 Alex Gordon, L (1, 7) OBP: 0.333, SLG: 0.292	B CH 83 F FF 90 B FC 87 F FF 89 B CU 74 S CH 84 3-3 ③ K			C FF 89 B CU 74 F FF 89 F CU 74 B CU 76 B CH 85 X FF 88 3-2 13 S 1B		F FF 89 B CH 82 S CH 82 B FF 88 X CU 74 2-2 ③ G5-3			L FF 89 S SL 79 B FC 89 B SL 81 B FF 89 F SL 80 B SL 82 4-2 13 WP BB	3	0	1	0	1	1	0
13 Salvador Perez, R (1, 2) OBP: 0.240, SLG: 0.375		B FF 88 C SL 82 B SL 81 X FF 89 2-1 ① F7		1 SAFE B SL 80 B FF 89 B SL 81 S CH 82 F CH 84 S CH 83 3-3 ② K 1-2			F FC 92 X CU 81 0-1 ① G6-3		B SI 89 C SI 88 1 SAFE S SL 81 B SL 81 B SI 89 X SL 80 3-2 ② P6 1-2	4	0	0	0	0	1	2
14 Omar Infante, R (1, 4) OBP: 0.273, SLG: 0.381		B FF 88 C FF 88 B FC 86 X FF 89 2-1 2B		B CH 84 F FF 88 B SL 83 B SL 82 X FC 85 3-1 ③ G3			C FC 91 X FC 91 0-1 ② G6-3		C SL 79 S SL 81 S SL 80 0-3 ③ K2-3	4	0	1	0	0	1	2
16 Paulo Orlando, R (1, 9) OBP: 0.364, SLG: 0.364		S FF 89 B CU 73 D CU 74 X CH 83 2-1 ② G6-3			C SL 80 X CU 72 0-1 ① G5-3		C FC 91 B CU 82 X CU 81 1-1 1B			3	0	1	0	0	0	1
Inning Stats	R: 3 E: 0 K: 2 S: 14 H: 3 LOB: 0 BB: 0 P: 23	R: 0 E: 0 K: 0 S: 11 H: 1 LOB: 1 BB: 0 P: 20	R: 0 E: 0 K: 0 S: 7 H: 0 LOB: 0 BB: 0 P: 10	R: 0 E: 0 K: 1 S: 12 H: 1 LOB: 1 BB: 0 P: 24	R: 0 E: 0 K: 0 S: 8 H: 0 LOB: 1 BB: 1 P: 16	R: 0 E: 0 K: 0 S: 6 H: 1 LOB: 0 BB: 0 P: 8	R: 0 E: 0 K: 0 S: 7 H: 1 LOB: 1 BB: 0 P: 9	R: 0 E: 0 K: 2 S: 8 H: 0 LOB: 0 BB: 0 P: 9	R: 0 E: 0 K: 1 S: 11 H: 0 LOB: 1 BB: 1 P: 18	1B: 5 2B: 1 3B: 0 HR: 1 SF: 0 SAC: 0 DP: 1 HBP: 0						

PITCHER		IP	WLS	BF	H	R	ER	SO	BB	IBB	HBP	BLK	WP	HR	S	P	ERA	WHIP
54 Mike Fiers, R ERA: 6.55	(1, 1)	6.0	L	24	6	3	3	3	1	0	0	0	0	1	58	101	4.50	1.167
36 Will Harris, R ERA: 1.69	(7, 1)	2.0		7	1	0	0	2	0	0	0	0	0	0	15	18	0.00	0.500
44 Luke Gregerson, R ERA:	(9, 1)	1.0		4	0	0	0	1	1	0	0	0	1	0	11	18	0.00	1.000

PITCHER	IP	WLS	BF	H	R	ER	SO	BB	IBB	HBP	BLK	WP	HR	S	P	ERA	WHIP

TOP

Kansas City Royals @ Houston Astros

Minute Maid Park, Houston, TX

Tue Apr 12 2016, 7:13 PM - 10:28 PM CDT

Att. 21,027 - Roof Closed - 73 F

livebaseballscorecards.com

AB	33
R	3
H	7
RBI	3
BB	2
SO	6
LOB	9

WP: 1	PA: 35		
PB: 0			
SB: 1			
CS: 0			

Batter	1	2	3	4	5	6	7	8	9	AB	R	H	RBI	BB	SO	LOB
27 Jose Altuve, R (1, 4) OBP: 0.351, SLG: 0.375	B SI 90 C SI 90 B SL 85 C SI 92 B SL 86 B CH 85 4-2 1 G5-4-3 4 1B 28 2B BB	C SI 91 B SL 86 B SI 90 C CH 84 C SI 92 2-3 ③ K			C SL 84 F CU 76 X CU 76 0-2 ② G6-3		B SL 82 B SL 81 S FF 97 B FF 98 F FF 97 X SL 84 3-2 ③ F8		F FF 94 B FC 92 B KC 84 B FC 92 S FC 92 X FF 94 3-2 ② F9	4	1	0	0	1	1	2
4 George Springer, R (1, 9) OBP: 0.306, SLG: 0.394	B SI 90 1 SAFE 1 SAFE S FF 91 B SI 90 X SL 85 2-1 1 G5-4-3 1-2 1B		B SI 91 F FF 89 B SI 89 F SI 91 X SI 91 2-2 1 1B 1B		B SI 83 B SL 86 B SI 91 C SI 91 S SL 87 B SI 92 4-2 1 BB BB			B FC 90 F FC 91 C FC 91 B CU 70 F SL 81 X FF 92 2-2 ① F9	C KC 83 B FF 94 B KC 84 S FF 94 D KC 84 F FF 95 C FC 92 3-3 ③ K	4	0	2	0	1	1	2
1 Carlos Correa, R (1, 6) OBP: 0.412, SLG: 0.710	B SI 90 C SI 91 D CU 80 S SI 91 X SI 91 2-2 ① ② G5-4-3 1-2f 2-3		D SL 85 S SL 84 B SI 88 1 SAFE X SL 84 2-1 ① 28 G4-3-6-3-5 1-2 1B		B SI 92 B SI 91 B SL 86 C SI 90 B SI 90 4-1 1-2 BB			C SL 79 C FC 91 S CU 71 0-3 ② K		3	0	1	0	1	1	2
28 Colby Rasmus, L (1, 7) OBP: 0.452, SLG: 0.800	X SI 91 0-0 13 1B 3-H 2B		B SI 90 B CH 84 C FF 92 B SL 86 X SL 85 3-1 ② ③ G4-3-6-3-5 1-2f		B CU 76 B CH 85 F FF 89 B FF 90 C SL 84 S CU 79 3-3 ③ K			C FC 93 X FF 91 0-1 13 BB 1B		4	1	2	1	0	1	3
13 Tyler White, R (1, 3) OBP: 0.567, SLG: 1.000	B SI 90 B SL 87 F SI 90 C CH 86 X CU 78 2-2 30 BB 2-H 1B			C SI 89 B CH 83 C SL 85 C FF 90 1-3 ① K		B FF 93 C FC 88 C KC 78 B FF 94 F FC 88 S FC 88 2-3 ① K		B FF 93 B SL 81 B FF 92 B FC 92 4-0 1-2 BB		3	0	1	1	1	2	0
30 Carlos Gómez, R (1, 8) OBP: 0.241, SLG: 0.321	B FF 91 B CH 84 B SI 91 B SI 91 4-0 1-2 BB			B SL 84 C SI 90 X SI 90 1-1 11 G4-3 2B		C KC 78 B KC 78 B FC 89 X FC 87 2-1 ② P4		S FF 92 X FF 91 0-1 ③ G4-3		3	0	1	0	1	0	2
11 Evan Gattis, R (1, 10)	B FF 90 S SL 87 B CU 78 S SL 86 S SL 84 2-3 ③ K			S SL 86 X SL 84 0-1 ② G4-3 2-3		C KC 78 S FC 88 B KC 78 B FF 94 S FC 87 2-3 ③ K			B FC 90 B FF 94 F FC 91 C FF 94 F KC 83 B FC 91 S FF 95 3-3 ① K	4	0	0	0	0	3	3
18 Luis Valbuena, L (1, 5) OBP: 0.286, SLG: 0.308 6 Jake Marisnick, R (9, PR)		C FF 89 F CH 82 B CU 77 B SI 91 S FF 90 2-3 ① K		C FF 89 C FF 91 B FF 92 X FF 90 1-2 ③ F8			F FF 96 C CU 81 B CH 90 B FF 97 S CH 89 2-3 ① K		F FC 91 S KC 84 B FF 95 B FF 95 F FC 92 B FC 95 B KC 85 4-2 15 BB BB	3 0	0 0	0 0	0 0	1 0	2 0	1 0
23 Erik Kratz, R (1, 2) 20 Preston Tucker, L (7, PH) OBP: 0.389, SLG: 0.875 15 Jason Castro, L (8, 2) OBP: 0.182, SLG: 0.200		B SI 91 C SI 91 S SL 85 F SL 85 S SL 84 1-3 ② K			C CU 76 S SL 83 B SL 84 B SL 83 S SI 91 2-3 ① K		B SL 83 C FF 97 B CU 81 S FF 98 B CH 89 S FF 97 3-3 ② K		S FC 91 1 SAFE B FC 93 S FC 91 B FF 94 B FC 94 B FC 92 4-2 1-2 BB	2 1 0	0 0 0	0 0 0	0 0 0	0 0 1	2 1 0	0 0 0

BOTTOM

Kansas City Royals @ Houston Astros

Minute Maid Park, Houston, TX

Tue Apr 12 2016, 7:13 PM - 10:28 PM CDT

Att. 21,027 - Roof Closed - 73 F

livebaseballscorecards.com

AB	31
R	2
H	7
RBI	2
BB	7
SO	14
LOB	15

Inning Stats	1	2	3	4	5	6	7	8	9
	R: 2 E: 0 K: 1 S: 14 H: 3 LOB: 2 BB: 2 P: 30	R: 0 E: 0 K: 3 S: 10 H: 0 LOB: 0 BB: 0 P: 15	R: 0 E: 0 K: 0 S: 7 H: 2 LOB: 0 BB: 0 P: 14	R: 0 E: 0 K: 1 S: 10 H: 1 LOB: 1 BB: 0 P: 13	R: 0 E: 0 K: 2 S: 12 H: 0 LOB: 2 BB: 2 P: 25	R: 0 E: 0 K: 2 S: 9 H: 0 LOB: 0 BB: 0 P: 15	R: 0 E: 0 K: 2 S: 9 H: 0 LOB: 0 BB: 0 P: 17	R: 0 E: 0 K: 1 S: 11 H: 1 LOB: 2 BB: 1 P: 17	R: 0 E: 0 K: 2 S: 16 H: 0 LOB: 2 BB: 2 P: 33

| | | |

Kansas City Royals @ Houston Astros

Minute Maid Park, Houston, TX

Wed Apr 13 2016, 7:11 PM - 10:14 PM CDT

Att. 24,109 - Roof Closed - 73 F

livebaseballscorecards.com

Batter	1	2	3	4	5	6	7	8	9	AB	R	H	RBI	BB	SO	LOB
2 Alcides Escobar, R (1, 6) OBP: 0.243, SLG: 0.351	X FC 86 0-0 ① G6-3		C FC 86 X CU 75 0-1 ② G5-3		X CU 73 0-0 ③ G1-3		C FC 86 B FC 85 B CU 76 C SI 90 F FC 86 X CU 75 2-2 1B		B SL 84 S CH 82 S CH 83 C FF 96 1-3 ② K	5	0	1	0	0	1	1
8 Mike Moustakas, L (1, 5) OBP: 0.278, SLG: 0.455	B FC 86 B CU 75 B FC 88 C FF 88 F FC 87 X FC 87 3-2 35 PB 2B		C CU 75 B CU 77 B FC 87 C SI 88 B CU 77 X CU 77 3-2 ③ F9			B CU 74 F FC 87 B SI 88 C SI 89 B FC 88 X SI 90 3-2 ① L9	B SL 79 C SL 79 C CH 77 1 SAFE C SL 80 1-3 ② K		C KC 78 F FF 95 F CH 84 T FF 94 0-2 ③ K	5	0	1	0	0	2	1
6 Lorenzo Cain, R (1, 8) OBP: 0.303, SLG: 0.414	B FC 87 C FC 87 C CH 84 S FC 88 1-3 ② K			B FF 88 X FC 86 1-0 ① F9		B CU 76 C FC 87 X CH 83 1-1 35 1B 25 E 1B	S SL 81 B SL 82 B SL 84 C SI 86 S SL 84 2-3 ③ K			4	1	1	0	0	2	2
35 Eric Hosmer, L (1, 3) OBP: 0.394, SLG: 0.400	C CU 74 F FC 86 D CU 77 B SI 89 T CU 77 2-2 ③ K 2-3			C FC 86 X FC 88 0-1 1B		1 SAFE X FC 87 0-0 25 E 13 SF7 1-3 1B		C SL 86 B FF 98 X FF 97 1-1 ① G6-3		4	1	2	0	0	1	1
25 Kendrys Morales, S (1, 10) OBP: 0.188, SLG: 0.448		F SI 87 B CH 85 B FC 88 X FC 88 2-1 2B		B SI 88 C CU 75 B CU 74 X CH 84 2-1 ② F8		X CU 73 0-0 E1 1-3 3-H		B SL 86 S SL 87 S SL 87 S SL 86 1-3 ② K		4	0	1	0	0	1	2
4 Alex Gordon, L (1, 7) OBP: 0.355, SLG: 0.269		B FC 86 B SI 87 C FC 86 X CU 76 2-1 ① L4		S CU 75 B SI 88 S FC 88 F CU 75 S CU 75 1-3 ③ K		I I I IN 47 I IN 46 4-0 IBB		B FF 98 C FF 96 B SL 86 C SL 87 B FF 97 B SL 86 4-2 13 HR BB		2	1	0	0	2	1	2
13 Salvador Perez, R (1, 2) OBP: 0.241, SLG: 0.481		X SI 88 0-0 ② P2			B FF 88 B CU 76 X SI 89 2-0 ① L8	B SI 89 C CU 76 X SI 89 1-1 ② SF7 3-H		1 SAFE S SL 87 F FF 96 B SL 87 X SL 86 1-2 1-H HR		3	1	1	3	0	0	1
14 Omar Infante, R (1, 4) OBP: 0.269, SLG: 0.400		B CU 76 X FC 87 1-0 ③ G6-3			B FC 87 C FC 88 X CU 77 1-1 16 G4-3 2B	C CU 75 B CU 73 B FC 86 B FC 86 X FC 88 3-1 ③ P6		B SL 88 S SL 86 F FF 97 F FF 97 S SL 86 1-3 ③ K2-3		4	0	1	0	0	1	3
16 Paulo Orlando, R (1, 9) OBP: 0.267, SLG: 0.267			C FC 87 B SI 89 C CU 76 B CU 76 F SI 90 S FC 87 2-3 ① K		B FC 87 F FC 86 F SI 88 X CU 76 1-2 ② G4-3 2-3		B FC 85 C FF 88 B FC 86 S FF 88 F CU 76 F SI 89 F FC 86 X SI 90 2-2 ① G4-3		B CH 82 F FF 94 C CH 83 B CH 83 S FF 95 2-3 ① K	4	0	0	0	0	2	1

Inning Stats									
	R: 0 E: 0 K: 2 S: 10	H: 1 LOB: 1 BB: 0 P: 16	R: 0 E: 0 K: 0 S: 6	H: 1 LOB: 1 BB: 0 P: 11	R: 0 E: 0 K: 1 S: 9	H: 0 LOB: 0 BB: 0 P: 14	R: 0 E: 0 K: 1 S: 9	H: 1 LOB: 1 BB: 0 P: 13
	R: 0 E: 0 K: 0 S: 7	H: 1 LOB: 1 BB: 0 P: 11	R: 2 E: 1 K: 0 S: 11	H: 2 LOB: 2 BB: 1 P: 23	R: 0 E: 0 K: 2 S: 16	H: 1 LOB: 1 BB: 0 P: 23	R: 2 E: 0 K: 2 S: 14	H: 1 LOB: 0 BB: 1 P: 22
	R: 0 E: 0 K: 3 S: 10	H: 0 LOB: 0 BB: 0 P: 13	1B: 4 2B: 3 3B: 0 HR: 1	SF: 1 SAC: 0 DP: 0 HBP: 0	WP: 0 PB: 1 SB: 0 CS: 0	PA: 38		

PITCHER		IP	WLS	BF	H	R	ER	SO	BB	IBB	HBP	BLK	WP	HR	S	P	ERA	WHIP
46 Scott Feldman, R ERA: 3.48	(1, 1)	6.1		28	7	2	0	4	0	1	0	0	0	0	62	102	0.00	1.105
29 Tony Sipp, L ERA: 8.1	(7, 1)	0.1		1	0	0	0	1	0	0	0	0	0	0	3	4	0.00	0.000
37 Pat Neshek, R ERA: 3.38	(7, 1)	0.1		1	0	0	0	1	0	0	0	0	0	0	3	5	0.00	0.000
53 Ken Giles, R ERA: 12.27	(8, 1)	1.0	L	5	1	2	2	2	1	0	0	0	0	1	14	22	18.00	2.000
47 Chris Devenski, R ERA:	(9, 1)	1.0		3	0	0	0	3	0	0	0	0	0	0	10	13	0.00	0.000

PITCHER	IP	WLS	BF	H	R	ER	SO	BB	IBB	HBP	BLK	WP	HR	S	P	ERA	WHIP

TOP

AB	35
R	4
H	8
RBI	3
BB	2
SO	11
LOB	14

BOTTOM

Batter	1	2	3	4	5	6	7	8	9	AB	R	H	RBI	BB	SO	LOB
27 Jose Altuve, R (1, 4) OBP: 0.381, SLG: 0.541	C FF 94 B CU 80 B FF 94 C FF 94 X FF 95 / 2-2 1 G4-3 2B		B FF 94 B CH 84 X FF 95 / 2-0 ② F9			B FC 92 C FF 92 B CH 84 X FF 94 / 2-1 HR	B FC 90 S KC 79 C KC 79 X KC 79 / 1-2 3-H 2B		X FC 91 / 0-0 ③ L6	5	1	3	2	0	0	1
4 George Springer, R (1, 9) OBP: 0.275, SLG: 0.351	C FF 95 C CU 80 S CH 87 / 0-3 ① K		F FF 95 D CU 83 S CH 86 X CU 82 / 1-2 ③ L8			B CU 79 C FF 94 S CU 80 S CH 85 / 1-3 ① K	S FC 88 F FC 88 B FC 88 S FC 89 / 1-3 ② K			4	0	0	0	0	3	4
1 Carlos Correa, R (1, 6) OBP: 0.368, SLG: 0.629	C CU 82 X CH 87 / 0-1 ② G4-3 2-3			C FF 94 B CH 85 C FF 97 X CU 83 / 1-2 ① F9		B SI 96 X CH 84 / 1-0 ② F7	B FF 94 S FC 88 F FC 88 C FF 94 / 1-3 ③ K			4	0	0	0	0	1	3
28 Colby Rasmus, L (1, 7) OBP: 0.457, SLG: 0.741	S CU 82 S CU 83 D CU 84 C CU 84 / 1-3 ③ K			B FF 97 S FF 97 X FF 97 / 1-1 ② F8		B CU 82 B CU 82 B CH 85 B CH 83 / 4-0 20 E 13 1B BB		S FF 96 B CU 80 B FF 96 B CH 88 T FF 96 B FF 94 / 4-2 30 FC6-4 BB		2	0	0	0	2	1	1
13 Tyler White, R (1, 3) OBP: 0.529, SLG: 0.897		B FF 94 B FF 94 C FF 95 B CH 85 C FF 96 F FF 96 X FF 95 / 3-2 ① G6-3		B FF 96 C CH 86 B CH 86 B CH 85 F SI 97 F FF 97 F CH 86 S CH 86 / 3-3 ③ K		F FF 95 B CU 81 C CH 84 1 SAFE X FF 95 / 1-2 20 E 1-2 1B		C FF 96 F FF 98 S SL 84 / 0-3 ① K		4	0	1	0	0	2	1
20 Preston Tucker, L (1, 10) OBP: 0.364, SLG: 0.750		F CH 85 X CU 82 / 0-1 30 G4-6-3 1B			C CU 79 B CH 84 F CH 85 X FF 97 / 1-2 ① G5-3	S FF 95 F FF 95 B CU 84 F CU 83 F FF 95 F CH 86 X CU 82 / 1-2 E6 1-2 2-3		C CU 79 B SL 88 B CH 88 F FF 96 S CH 87 / 2-3 ② K		4	0	1	0	0	1	3
30 Carlos Gómez, R (1, 8) OBP: 0.212, SLG: 0.281		X FF 96 / 0-0 ② ③ G4-6-3 1-2f			T FF 96 S CH 84 B FF 98 S FF 97 / 1-3 ② K	B CU 83 S CH 84 M CU 83 D CU 83 B CH 85 X CH 84 / 3-2 ③ G4-3		S SL 82 X SL 82 / 0-1 ③ FC6-4 1-2f		4	0	0	0	0	1	5
18 Luis Valbuena, L (1, 5) OBP: 0.281, SLG: 0.276			X FF 94 / 0-0 ① F8		B CU 84 C CH 85 B CU 83 B CH 85 F CH 86 B SI 95 / 4-2 BB		B FC 89 X FF 93 / 1-0 ① F8		C FF 91 S FC 90 S CH 85 / 0-3 ① K	3	0	0	0	1	1	0
15 Jason Castro, L (1, 2) OBP: 0.240, SLG: 0.318 6 Jake Marisnick, R (7, PR) 23 Erik Kratz, R (8, 2) 9 Marwin Gonzalez, S (9, PH) OBP: 0.167, SLG: 0.091			B FF 93 B FF 94 B FF 95 B FF 94 / 4-0 BB		C FF 94 S FF 93 C CU 83 / 0-3 ③ K		X FC 89 / 0-0 27 2B 3B		X FC 90 / 0-0 ② F8	2 0 0 1	0 1 0 0	1 0 0 0	0 0 0 0	1 0 0 0	1 0 0 0	1 0 0 0
Inning Stats	R: 0 E: 0 K: 2 S: 11 / H: 1 LOB: 1 BB: 0 P: 14	R: 0 E: 0 K: 0 S: 7 / H: 1 LOB: 0 BB: 0 P: 10	R: 0 E: 0 K: 0 S: 5 / H: 0 LOB: 1 BB: 1 P: 12	R: 0 E: 0 K: 1 S: 10 / H: 0 LOB: 0 BB: 0 P: 15	R: 0 E: 0 K: 2 S: 11 / H: 0 LOB: 1 BB: 1 P: 17	R: 1 E: 1 K: 1 S: 18 / H: 2 LOB: 3 BB: 1 P: 31	R: 1 E: 0 K: 2 S: 11 / H: 2 LOB: 2 BB: 0 P: 15	R: 0 E: 0 K: 2 S: 10 / H: 0 LOB: 1 BB: 1 P: 16	R: 0 E: 0 K: 1 S: 5 / H: 0 LOB: 0 BB: 0 P: 5	1B: 2 2B: 2 3B: 1 HR: 1	SF: 0 SAC: 0 DP: 1 HBP: 0					

PITCHER	IP	WLS	BF	H	R	ER	SO	BB	IBB	HBP	BLK	WP	HR	S	P	ERA	WHIP
30 Yordano Ventura, R (1, 1) ERA: 2.45	6.0		25	4	1	1	6	3	0	0	0	0	1	62	99	1.50	1.167
44 Luke Hochevar, R (7, 1) ERA: 3.6	1.0	W	5	2	1	1	2	0	0	0	0	0	0	11	15	9.00	2.000
40 Kelvin Herrera, R (8, 1) ERA:	1.0	H	4	0	0	0	2	1	0	0	0	0	0	10	16	0.00	1.000
48 Joakim Soria, R (9, 1) ERA: 7.71	1.0	S	3	0	0	0	1	0	0	0	0	0	0	5	5	0.00	0.000

PITCHER	IP	WLS	BF	H	R	ER	SO	BB	IBB	HBP	BLK	WP	HR	S	P	ERA	WHIP

Kansas City Royals @ Houston Astros

Minute Maid Park, Houston, TX

Wed Apr 13 2016, 7:11 PM - 10:14 PM CDT

Att. 24,109 - Roof Closed - 73 F

livebaseballscorecards.com

AB	33
R	2
H	6
RBI	2
BB	4
SO	11
LOB	19

1B: 2	SF: 0	WP: 0	PA: 37
2B: 2	SAC: 0	PB: 0	
3B: 1	DP: 1	SB: 0	
HR: 1	HBP: 0	CS: 0	

Batter	1	2	3	4	5	6	7	8	9	AB	R	H	RBI	BB	SO	LOB
2 Alcides Escobar, R (1, 6) OBP: 0.214, SLG: 0.310	C FC 84 C SI 84 S FC 82 0-3 K		L FC 82 F FC 82 X FF 84 0-2 G1-3			X FC 82 0-0 F9	F FF 91 B SL 83 F CH 81 S CH 82 1-3 K		X SL 84 0-0 G5-3	5	0	0	0	0	2	1
8 Mike Moustakas, L (1, 5) OBP: 0.317, SLG: 0.541 24 Christian Colón, R (9, PR) OBP: 0.500, SLG: 0.333 (9, 5)	F FF 84 C CU 68 B CU 70 X FC 79 1-2 HR		B CU 69 C CU 68 S FF 86 B CU 70 B SI 86 X FF 87 3-2 L7			B CU 67 B FC 84 X FF 84 2-0 F8	C FF 93 B FF 93 B FF 92 B CH 81 B CH 81 4-1 BB		B FF 94 X FF 94 1-0 1B	4 0	1 0	2 0	1 0	1 0	0 0	1 0
6 Lorenzo Cain, R (1, 8) OBP: 0.316, SLG: 0.412	S FC 82 X FC 84 0-1 35 WP 35 1B 1B			B FF 83 C SI 84 B FC 81 X SI 86 2-1 G2-3		B FC 83 X SI 84 1-0 1-3 35 2B 1B	B CH 81 B FF 93 F FF 93 X FF 93 2-1 L5		B FF 94 S FF 95 F FF 95 F FF 95 S KC 82 1-3 K	5	1	2	0	0	1	2
35 Eric Hosmer, L (1, 3) OBP: 0.395, SLG: 0.429	C CU 69 C FF 85 B CU 69 B CU 69 B FC 84 X CU 70 3-2 1-H 1B			X CU 68 0-0 G3-1		B FC 82 C SI 84 X CH 77 1-1 2-H 3-H 25 2B 2B	X FF 92 0-0 P5		B FF 95 C FF 96 D CH 81 F FF 95 X FF 95 2-2 P6	5	1	2	2	0	0	2
25 Kendrys Morales, S (1, 10) OBP: 0.194, SLG: 0.455	C SI 86 X CH 77 0-1 L4-3			B CH 78 B SI 85 C SI 85 X CU 69 2-1 P6		C CU 68 B SI 84 C SI 85 D CU 69 B SI 86 X SI 85 3-2 2-H 4 2B 2B		B CH 75 C FF 89 S CH 76 F CH 76 S CH 76 1-3 K		4	1	1	1	0	1	1
4 Alex Gordon, L (1, 7) OBP: 0.371, SLG: 0.333		B FF 83 C FC 85 B FC 83 C FF 84 B CU 70 X SI 87 3-2 L5			B FC 83 C CH 77 C CH 77 B FC 84 C SI 84 2-3 K	B FC 84 B FC 83 X SI 84 2-0 2-H 13 1B 2B		C FF 89 X CH 76 0-1 14 1B 1B		4	1	2	1	0	1	0
13 Salvador Perez, R (1, 2) OBP: 0.242, SLG: 0.452		X FF 85 0-0 G5-3			C FF 85 C SI 86 B SI 86 B FF 86 B FC 83 X SI 86 3-2 L5	B SI 84 X FC 82 1-0 2-H 14 1B 1B		B FF 89 F FF 89 F FF 89 F CH 76 X FF 90 1-2 F7		4	0	1	1	0	0	1
14 Omar Infante, R (1, 4) OBP: 0.300, SLG: 0.414		B FC 84 C FC 85 C FC 81 X FC 84 1-2 G5-3			C SI 85 X FC 83 0-1 L4	X FF 91 0-0 1-2 1B		D SL 76 B FF 88 X FF 88 2-0 1-3 1B		4	0	2	0	0	0	0
16 Paulo Orlando, R (1, 9) OBP: 0.263, SLG: 0.263			B SI 84 X FF 85 1-0 F7			B FC 81 C FF 84 B FC 82 X FF 85 2-1 6 1B 35 2B 1B 1-2 F8		D CH 76 C FF 90 X CH 76 1-1 G5-3		4	1	1	0	0	0	4
Inning Stats	R: 1 E: 0 K: 1 S: 13 H: 3 LOB: 1 BB: 0 P: 17	R: 0 E: 0 K: 0 S: 7 H: 0 LOB: 0 BB: 0 P: 11	R: 0 E: 0 K: 0 S: 7 H: 0 LOB: 0 BB: 0 P: 11	R: 0 E: 0 K: 0 S: 5 H: 0 LOB: 0 BB: 0 P: 9	R: 0 E: 0 K: 1 S: 8 H: 0 LOB: 0 BB: 0 P: 13	R: 5 E: 0 K: 0 S: 16 H: 7 LOB: 2 BB: 0 P: 29	R: 0 E: 0 K: 1 S: 7 H: 0 LOB: 1 BB: 1 P: 14	R: 0 E: 0 K: 1 S: 13 H: 2 LOB: 2 BB: 0 P: 18	R: 0 E: 0 K: 1 S: 9 H: 1 LOB: 1 BB: 0 P: 13	1B: 9 2B: 3 3B: 0 HR: 1 SF: 0 SAC: 0 DP: 0 HBP: 0						

TOP

Kansas City Royals @ Houston Astros

Minute Maid Park, Houston, TX

Thu Apr 14 2016, 7:11 PM - 9:53 PM CDT

Att. 21,203 - Partly Cloudy - 75 F

livebaseballscorecards.com

AB	39
R	6
H	13
RBI	6
BB	1
SO	5
LOB	12

PITCHER		IP	WLS	BF	H	R	ER	SO	BB	IBB	HBP	BLK	WP	HR	S	P	ERA	WHIP
58 Doug Fister, R ERA: 7.59	(1, 1)	5.2	L	25	9	6	6	2	0	0	0	0	1	1	52	85	9.53	1.588
47 Chris Devenski, R ERA:	(6, 1)	1.1		6	1	0	0	1	1	0	0	0	0	0	11	19	0.00	1.500
29 Tony Sipp, L ERA: 6.23	(8, 1)	1.0		5	2	0	0	1	0	0	0	0	0	0	13	18	0.00	2.000
35 Josh Fields, R ERA: 8.44	(9, 1)	1.0		4	1	0	0	1	0	0	0	0	0	0	9	13	0.00	1.000

PITCHER	IP	WLS	BF	H	R	ER	SO	BB	IBB	HBP	BLK	WP	HR	S	P	ERA	WHIP

Batter	1	2	3	4	5	6	7	8	9	AB	R	H	RBI	BB	SO	LOB
27 Jose Altuve, R (1, 4) OBP: 0.391, SLG: 0.634	B FF 89 F FF 91 B SL 85 X FF 91 2-1 ① F8			C KC 75 B KC 76 C FF 90 F SL 84 C KC 77 1-3 ① K			B SL 85 B FF 89 X FF 90 2-0 HR		F SI 95 S CH 86 X SI 96 0-2 1-3 2B	4	1	2	1	0	1	0
4 George Springer, R (1, 9) OBP: 0.273, SLG: 0.325	B FF 91 C CH 83 B FF 91 X CH 83 2-1 ② L5			B KC 76 S FF 90 C FF 91 B FF 92 X FF 92 2-2 ② F8			B FF 91 C CH 82 C FF 90 B FF 91 B SL 85 F FF 91 F FF 92 B CH 83 4-2 1 FC9-6 BB		B CH 88 B SI 96 C SI 96 B SI 95 F SI 96 S FF 96 3-3 ① K	3	0	0	0	1	1	2
1 Carlos Correa, R (1, 6) OBP: 0.357, SLG: 0.590	C FF 91 B FF 92 F FF 92 X CH 83 1-2 ③ F8			X FF 91 0-0 ③ F8			C FF 90 F SL 84 X FF 91 0-2 ① FC9-6 1-2f		X CH 87 0-0 28 G4-6-3 3-H 1B	4	0	1	1	0	0	1
28 Colby Rasmus, L (1, 7) OBP: 0.436, SLG: 0.667		B FF 90 B KC 76 B FF 90 B FF 91 4-0 13 CS BB			B KC 75 X CH 82 1-0 ① F8		F FF 90 D KC 76 D KC 76 C FF 91 S KC 76 2-3 ② K		B KC 82 B FC 92 F FF 94 B KC 81 C FC 91 F FF 96 F FC 92 X FC 90 3-2 ②③ G4-6-3 1-2f	3	0	0	0	1	1	3
13 Tyler White, R (1, 3) OBP: 0.486, SLG: 0.813		B FF 90 B SL 83 C FF 91 D CH 83 S FF 91 S FF 92 3-3 ①② K 1-2			C FF 91 B KC 76 X FF 90 1-1 ② F8		C FF 91 B FF 92 F FF 92 B SL 85 B FF 92 S FF 91 3-3 ③ K			3	0	0	0	0	2	2
20 Preston Tucker, L (1, 10) OBP: 0.333, SLG: 0.682 6 Jake Marisnick, R (8, PH) (9, 10)		S FF 92 C FF 92 B FF 92 S FF 92 1-3 ③ K			B FF 92 C FF 91 S FF 91 S FF 92 1-3 ③ K			S SI 96 C SI 96 B SI 97 S SI 96 1-3 ① K		2 1	0 0	0 0	0 0	0 0	2 1	0 0
30 Carlos Gómez, R (1, 8) OBP: 0.222, SLG: 0.286			T FF 91 X FF 91 0-1 ① P6			C FF 90 X KC 75 0-1 9 P6-3 1B		T SI 96 X SI 97 0-1 ② G4-3		3	0	1	0	0	0	0
9 Marwin Gonzalez, S (1, 5) OBP: 0.133, SLG: 0.071			C FF 91 B KC 77 B FF 92 B FF 92 S CH 83 X FF 92 3-2 ② G4-3			C FF 89 S KC 75 F FF 91 B FF 91 F KC 76 F FF 91 B FF 92 X CH 83 2-2 ①② P6-3 1-2f		B SI 97 X FF 97 1-0 ③ P3		3	0	0	0	0	0	1
15 Jason Castro, L (1, 2) OBP: 0.222, SLG: 0.292 11 Evan Gattis, R (9, PH) OBP: 0.200, SLG: 0.200			B FF 91 F FF 92 S FF 92 B FF 92 S FF 91 2-3 ③ K			B FF 92 S FF 92 X FF 92 1-1 ③ F9			X SI 96 0-0 27 2B 1 1B 1B	2 1	0 1	0 1	0 1	0 0	1 0	0 0
Inning Stats	R: 0 E: 0 K: 0 S: 7 H: 0 LOB: 0 BB: 0 P: 12	R: 0 E: 0 K: 2 S: 6 H: 0 LOB: 0 BB: 1 P: 14	R: 0 E: 0 K: 1 S: 8 H: 0 LOB: 0 BB: 0 P: 13	R: 0 E: 0 K: 1 S: 8 H: 0 LOB: 0 BB: 0 P: 11	R: 0 E: 0 K: 1 S: 6 H: 0 LOB: 0 BB: 0 P: 9	R: 0 E: 0 K: 0 S: 10 H: 1 LOB: 0 BB: 0 P: 13	R: 1 E: 0 K: 2 S: 14 H: 1 LOB: 1 BB: 1 P: 25	R: 0 E: 0 K: 1 S: 6 H: 0 LOB: 0 BB: 0 P: 8	R: 1 E: 0 K: 1 S: 13 H: 3 LOB: 1 BB: 0 P: 19	1B: 3 2B: 3 3B: 0 HR: 1 SF: 0 SAC: 0 DP: 3 HBP: 0						WP: 0 PB: 0 SB: 0 CS: 1 PA: 31

PITCHER	IP	WLS	BF	H	R	ER	SO	BB	IBB	HBP	BLK	WP	HR	S	P	ERA	WHIP
31 Ian Kennedy, R (1, 1) ERA: 0.66	7.0	W	23	2	1	1	7	2	0	0	0	0	1	59	97	1.29	0.571
41 Danny Duffy, L (8, 1) ERA: 3.38	1.1		7	3	1	1	2	0	0	0	0	0	0	14	19	6.75	2.250
17 Wade Davis, R (9, 1) ERA:	0.2	S	1	0	0	0	0	0	0	0	0	0	0	5	8	0.00	0.000

PITCHER	IP	WLS	BF	H	R	ER	SO	BB	IBB	HBP	BLK	WP	HR	S	P	ERA	WHIP

BOTTOM

Kansas City Royals @ Houston Astros

Minute Maid Park, Houston, TX

Thu Apr 14 2016, 7:11 PM - 9:53 PM CDT

Att. 21,203 - Partly Cloudy - 75 F

livebaseballscorecards.com

AB	29
R	2
H	5
RBI	2
BB	2
SO	9
LOB	9

TOP

Detroit Tigers @ Houston Astros

Minute Maid Park, Houston, TX

Fri Apr 15 2016, 7:11 PM - 9:45 PM CDT

Att. 30,092 - Partly Cloudy - 76 F

livebaseballscorecards.com

Batter	1	2	3	4	5	6	7	8	9	AB	R	H	RBI	BB	SO	LOB
3 Ian Kinsler, R (1, 4) OBP: 0.372, SLG: 0.600	X SI 86 0-0 24 1B 1B		C SI 88 X SL 78 0-1 ② F8			B SL 75 F SI 87 F SL 77 B FF 89 X SL 78 2-2 ① G6-3		F FC 83 1 SAFE S FC 83 F FF 88 B FC 82 B SI 87 S SL 78 2-3 ② K		4	0	1	0	0	1	1
8 Justin Upton, R (1, 7) OBP: 0.310, SLG: 0.439	C FF 87 B FF 88 B FC 84 B CH 80 C SI 88 C SI 88 3-3 ① K		S FC 84 F FC 85 X SI 89 0-2 24 FC4-6 1B			S FC 84 B SI 89 B SI 88 X FC 84 2-1 ② G5-3		F FC 83 B SI 87 B FC 83 X FC 83 2-1 ③ F7		4	0	1	0	0	1	2
24 Miguel Cabrera, R (1, 3) OBP: 0.375, SLG: 0.364	1 SAFE C SI 88 D SL 77 F SI 88 X SL 77 1-2 ② 1-3 1B		X SI 88 0-0 ③ FC4-6 1-2f			B SI 88 B SI 88 C FC 84 S SL 79 B SI 89 F FC 84 F SL 79 F FC 84 F SI 88 3-3 ③ K			C SI 90 B SL 82 X SI 90 1-1 ① G4-3	4	0	1	0	0	1	1
41 Victor Martinez, S (1, 10) OBP: 0.360, SLG: 0.571	X SI 87 0-0 ③ L8			C SI 86 B SL 75 C SL 76 F SL 77 X FC 85 1-2 ① G3			C SL 75 B FC 82 B SL 75 F SI 87 B SI 88 X FC 84 3-2 ① G5-3		X SI 90 0-0 ② L8	4	0	0	0	0	0	1
28 J.D. Martinez, R (1, 9) OBP: 0.475, SLG: 0.588		B SI 86 C SI 87 X SI 85 1-1 ① F8		B SL 76 C SI 87 B SI 88 X SL 77 2-1 ② G5-3			B CH 79 X SI 88 1-0 9 FC3-6 1B		X SL 82 0-0 ③ F8	4	0	1	0	0	0	0
9 Nick Castellanos, R (1, 5) OBP: 0.324, SLG: 0.576		X SI 88 0-0 1B		C SL 76 X FC 84 0-1 ③ L7			B SI 87 S FC 84 S SL 78 D SL 78 X FC 83 2-2 ② FC3-6 1-2f			3	0	1	0	0	0	1
39 Jarrod Saltalamacchia, S (1, 2) OBP: 0.263, SLG: 0.588		C SI 88 S SL 77 S SL 76 0-3 ② K			B SI 87 X SI 87 1-0 ① G4-3		C SL 77 X SI 86 0-1 ③ G4-3			3	0	0	0	0	1	2
12 Anthony Gose, L (1, 8) OBP: 0.321, SLG: 0.360		B SI 88 F SI 88 X SL 77 1-1 ③ G1-3			C SI 89 X SI 88 0-1 ② G1-3			C SL 76 B SL 78 C SI 87 B SL 78 B SI 88 F SI 87 X SI 89 3-2 ① G4-3		3	0	0	0	0	0	1
1 Jose Iglesias, R (1, 6) OBP: 0.406, SLG: 0.296			B SI 87 B SI 87 C SI 88 C SI 87 F SL 78 X CH 80 2-2 ① L4		C FC 83 C SL 76 X SI 88 0-2 ③ G3			B SL 77 F SI 87 B SI 88 B FC 84 B FC 84 4-1 BB		2	0	0	0	1	0	0

Inning Stats																																			
	R: 0	E: 0	K: 1	S: 8	H: 2	LOB: 1	BB: 0	P: 12	R: 0	E: 0	K: 1	S: 8	H: 1	LOB: 1	BB: 0	P: 10	R: 0	E: 0	K: 0	S: 10	H: 1	LOB: 1	BB: 0	P: 12	R: 0	E: 0	K: 0	S: 8	H: 0	LOB: 0	BB: 0	P: 11	R: 0	E: 0	K: 0	S: 6	H: 0	LOB: 0	BB: 0	P: 7
	R: 0	E: 0	K: 1	S: 12	H: 0	LOB: 0	BB: 0	P: 19	R: 0	E: 0	K: 0	S: 9	H: 1	LOB: 1	BB: 0	P: 15	R: 0	E: 0	K: 1	S: 11	H: 0	LOB: 1	BB: 1	P: 22	R: 0	E: 0	K: 0	S: 4	H: 0	LOB: 0	BB: 0	P: 5	1B: 5	2B: 0	3B: 0	HR: 0	SF: 0	SAC: 0	DP: 0	HBP: 0	WP: 0	PB: 0	SB: 0	CS: 0	PA: 32

PITCHER	IP	WLS	BF	H	R	ER	SO	BB	IBB	HBP	BLK	WP	HR	S	P	ERA	WHIP
60 Dallas Keuchel, L (1, 1) ERA: 2.18	8.0	W	29	5	0	0	4	1	0	0	0	0	0	72	108	0.00	0.750
44 Luke Gregerson, R (9, 1) ERA:	1.0	S	3	0	0	0	0	0	0	0	0	0	0	4	5	0.00	0.000

PITCHER	IP	WLS	BF	H	R	ER	SO	BB	IBB	HBP	BLK	WP	HR	S	P	ERA	WHIP

AB	31
R	0
H	5
RBI	0
BB	1
SO	4
LOB	9

Batter	1	2	3	4	5	6	7	8	9	AB	R	H	RBI	BB	SO	LOB
27 Jose Altuve, R (1, 4) OBP: 0.380, SLG: 0.591	X SI 91 0-0 G6-3 ① 1-2	C FS 80 B SI 92 S FS 81 B SI 93 B FF 93 B SI 93 4-2 1 G6-4-3 BB 1-2 2-3		X SI 91 0-0 F8 ② F FS 79 B SI 91 S SI 92 B FS 80 X SI 91 3-2 L9 ③ 1-3			C FF 94 B CU 81 S CH 87 B CH 88 X FF 94 2-2 G1-3 ② X CH 86 0-0 F7 ③			3	0	0	0	1	0	1
4 George Springer, R (1, 9) OBP: 0.271, SLG: 0.318	B SI 92 X SI 91 1-0 1 BB 28 1B 1B F FS 80 C SI 92 F FS 81 T FS 82 0-2 K ①									4	1	1	0	0	1	4
1 Carlos Correa, R (1, 6) OBP: 0.348, SLG: 0.548	1 SAFE C FF 91 B FF 92 B SI 92 1 SAFE 1 SAFE B SI 92 F SI 92 B SI 92 4-2 13 BB 28 1B 1-2 BB	F SI 92 B SI 93 F FF 92 B SI 93 X SI 92 2-2 G6-4-3 ②③ 1-2f			B SI 92 F SI 92 X FS 79 1-1 G5-3 ①			B FF 92 B FF 93 C FF 92 X CH 86 2-1 F9 ①		3	0	0	0	1	0	3
28 Colby Rasmus, L (1, 7) OBP: 0.465, SLG: 0.667	F SI 93 X SI 93 0-1 13 BB 1-2 2-H 1B		B CU 73 B SI 93 C SI 92 X SI 93 2-1 13 BB 1B		F SI 92 B CU 72 B FS 79 C SI 92 B FS 79 B SI 92 4-2 13 G5-4-3 BB			B FF 94 S CU 81 C FF 93 F CU 81 B CU 82 S FF 93 2-3 K ②		3	0	2	1	1	1	0
13 Tyler White, R (1, 3) OBP: 0.488, SLG: 0.765	B SI 92 B SI 92 B FF 93 C SI 92 F FF 93 B SI 93 4-2 1-2 2-3 BB		1 SAFE C SI 91 B SI 92 B FS 80 C SI 91 B SI 92 B SI 91 4-2 30 G4-3 BB 1-2		1 SAFE C FF 90 1 SAFE X SI 91 0-1 G5-4-3 ②③ 1-2f			B FF 94 F FF 94 B CH 88 S SI 89 C FF 94 2-3 K ③		2	0	0	0	2	1	1
11 Evan Gattis, R (1, 10) OBP: 0.125, SLG: 0.125	C SI 93 C FS 81 B SL 82 C SI 93 1-3 K ②		B SI 92 X FF 92 1-0 P2 ①			C SI 90 C SL 84 S FS 81 0-3 K ①				3	0	0	0	0	2	5
30 Carlos Gómez, R (1, 8) OBP: 0.205, SLG: 0.263	F FS 81 S FS 82 X SI 93 0-2 G5-3 ③		S FS 80 B SI 92 S FS 82 B SI 92 B SI 93 X SI 92 3-2 G4-3 ②③ 1-2f			B SI 91 X SI 92 1-0 G5-3 ②				3	0	0	0	0	0	5
18 Luis Valbuena, L (1, 5) OBP: 0.286, SLG: 0.258		C FF 94 S CU 73 B FS 81 B FS 81 B FS 82 B SI 94 4-2 27 BB 15 1B BB		B SI 92 S SI 91 B FS 80 F SI 92 X SI 93 2-2 G1 ①		C FS 79 B SI 92 X SI 91 1-1 G4-3 ③				2	0	0	0	1	0	0
15 Jason Castro, L (1, 2) OBP: 0.267, SLG: 0.333		B SI 92 1 SAFE B SI 92 X SI 92 2-0 27 BB 1-2 1B		B SI 92 B SI 91 S SI 92 C SI 92 F FS 81 B SI 91 X SI 92 3-2 4 E 4 S 1B			C FF 93 B FF 92 F FF 94 B FF 92 C FC 89 2-3 K ①			3	0	2	0	0	1	0
Inning Stats	R: 1 E: 0 K: 1 S: 14 H: 2 LOB: 3 BB: 2 P: 24	R: 0 E: 0 K: 1 S: 12 H: 1 LOB: 2 BB: 2 P: 24	R: 0 E: 0 K: 0 S: 8 H: 1 LOB: 1 BB: 1 P: 18	R: 0 E: 0 K: 0 S: 11 H: 1 LOB: 1 BB: 0 P: 19	R: 0 E: 0 K: 0 S: 6 H: 0 LOB: 0 BB: 1 P: 11	R: 0 E: 0 K: 1 S: 6 H: 0 LOB: 0 BB: 0 P: 8	R: 0 E: 0 K: 1 S: 7 H: 0 LOB: 0 BB: 0 P: 11	R: 0 E: 0 K: 2 S: 9 H: 0 LOB: 0 BB: 0 P: 15		1B: 5 2B: 0 3B: 0 HR: 0 SF: 0 SAC: 0 DP: 3 HBP: 0				WP: 0 PB: 0 SB: 1 CS: 0 PA: 32		

PITCHER		IP	WLS	BF	H	R	ER	SO	BB	IBB	HBP	BLK	WP	HR	S	P	ERA	WHIP
37 Mike Pelfrey, R ERA: 2.79	(1, 1)	6.0	L	26	5	1	1	3	6	0	0	0	0	0	57	104	1.50	1.833
45 Buck Farmer, R ERA: 3.38	(7, 1)	2.0		6	0	0	0	3	0	0	0	0	0	0	16	26	0.00	0.000

PITCHER	IP	WLS	BF	H	R	ER	SO	BB	IBB	HBP	BLK	WP	HR	S	P	ERA	WHIP

BOTTOM

Detroit Tigers @ Houston Astros

Minute Maid Park, Houston, TX

Fri Apr 15 2016, 7:11 PM - 9:45 PM CDT

Att. 30,092 - Partly Cloudy - 76 F

livebaseballscorecards.com

AB	26
R	1
H	5
RBI	1
BB	6
SO	6
LOB	19

Detroit Tigers @ Houston Astros

Minute Maid Park, Houston, TX

Sat Apr 16 2016, 6:12 PM - 9:27 PM CDT

Att. 30,013 - Roof Closed - 73 F

TOP

livebaseballscorecards.com

Batter	1	2	3	4	5	6	7	8	9	AB	R	H	RBI	BB	SO	LOB
3 Ian Kinsler, R (1, 4) OBP: 0.354, SLG: 0.556	B FF 88 C FF 89 F FC 87 F FF 89 F FC 87 X CU 72 1-2 G6-3		S FC 84 1 SAFE B FF 87 F SI 88 X CU 71 1-2 F8		B FC 84 C FF 89 X CU 71 1-1 F8	C SL 81 F SI 86 F SL 84 F SL 84 S SI 90 0-3 K		C FC 90 X FC 90 0-1 1-3 1B		5	0	1	0	0	1	3
8 Justin Upton, R (1, 7) OBP: 0.277, SLG: 0.391	B FF 89 B FF 90 F FC 87 S FC 87 F CU 72 S FF 92 2-3 K		S FF 87 B FC 87 B FC 86 B SI 88 X FF 88 3-1 F9		B FF 88 X SI 89 1-0 E3 24 2B 2-H	C SL 82 B SL 83 B SI 89 F SL 82 S SL 83 2-3 1-2 K		T FC 90 D CU 81 S CU 81 C CU 81 1-3 K		5	0	0	0	0	3	4
24 Miguel Cabrera, R (1, 3) OBP: 0.400, SLG: 0.421	X FF 90 0-0 F9		C CU 71 F FF 90 D CU 71 B FC 85 B CU 72 X FF 89 3-2 1-2 1B		X FF 88 0-0 2-3 2B		B FF 97 C FF 96 S SL 84 B SL 87 X FF 98 2-2 G1-3		B KC 76 F SL 82 C KC 78 X KC 80 1-2 41 2B 1B	5	1	3	0	0	0	0
41 Victor Martinez, S (1, 10) OBP: 0.367, SLG: 0.615		C FF 89 B CU 69 B CU 71 C FC 86 X FF 91 2-2 9 2B 2B	C CU 70 B FF 90 X CU 71 1-1 G4-3		C CU 69 F FF 89 D CU 71 B FC 86 X CU 72 2-2 P5		X FF 96 0-0 F7		C FF 94 C CH 78 D KC 80 X CH 78 1-2 1-H 2B	5	1	2	1	0	0	4
28 J.D. Martinez, R (1, 9) OBP: 0.444, SLG: 0.538		C CU 72 F FF 89 F FF 90 F FF 89 C FC 86 0-3	C FC 85 B CU 71 B CH 81 C FC 85 S CU 72 2-3 K	S CU 72 S CU 72 D CU 72 S FC 86 1-3 K		B SL 84 X FF 95 1-0 9 WP 1B		B SL 84 B FF 94 X FF 95 2-0 F8		5	0	1	0	0	3	4
9 Nick Castellanos, R (1, 5) OBP: 0.359, SLG: 0.605 17 Andrew Romine, S (9, 5) OBP: 0.333, SLG: 0.200		S FC 87 S FC 87 X FF 90 0-2 2-H 2B	C FC 86 F CU 73 B CU 72 B CU 71 X FC 86 2-2 1B		C CU 70 B SI 87 B FC 85 F CU 71 X CU 71 2-2 39 HR 1B	S SL 85 B SL 85 D SL 86 F FF 96 S SL 85 2-3 1-2 K		B SL 83 F FF 95 B SL 85 F FF 95 B FF 95 F FF 95 S FF 96 3-3 K		5 0	1 0	3 0	1 0	0 0	2 0	2 0
39 Jarrod Saltalamacchia, S (1, 2) OBP: 0.292, SLG: 0.727		B CU 72 X FC 87 1-0 2B	F FF 89 C CU 70 S CU 71 0-3 K		B FC 86 C CU 70 S CH 81 D CU 72 X FC 87 2-2 1-H HR			F FC 91 B FC 92 S CU 81 X CU 82 1-2 F7	X CH 81 0-0 L3	5	1	2	2	0	1	2
12 Anthony Gose, L (1, 8) OBP: 0.313, SLG: 0.345		C CU 72 C FF 90 S CU 72 0-3 K	C CU 70 C FC 86 S CU 72 0-3 K			B CU 71 F FF 89 C FF 90 F FF 90 X CU 72 1-2 G4-3		C FC 92 B CU 81 X FC 92 1-1 1 FC5-4 1B		4	0	1	0	0	2	2
1 Jose Iglesias, R (1, 6) OBP: 0.444, SLG: 0.367			C FF 88 X FC 86 0-1 24 1B 1B		X FC 84 0-0 8 E 2B	B SL 80 C SL 80 B SL 83 B SI 87 B SI 87 4-1 8 S BB		1 SAFE 1 SAFE 1 SAFE B FC 88 B FC 90 C FC 89 C CU 78 1 SAFE X CU 79 2-2 FC5-4 3 1B 1-2f		3	1	2	0	1	0	1
Inning Stats	R: 0 E: 0 K: 1 S: 10 H: 0 LOB: 0 BB: 0 P: 13	R: 1 E: 0 K: 2 S: 15 H: 3 LOB: 1 BB: 0 P: 18	R: 0 E: 0 K: 0 S: 12 H: 2 LOB: 2 BB: 0 P: 20	R: 0 E: 0 K: 3 S: 12 H: 1 LOB: 1 BB: 0 P: 16	R: 1 E: 1 K: 1 S: 11 H: 2 LOB: 2 BB: 0 P: 16	R: 2 E: 0 K: 2 S: 19 H: 2 LOB: 1 BB: 1 P: 30	R: 0 E: 0 K: 1 S: 8 H: 1 LOB: 1 BB: 0 P: 13	R: 0 E: 0 K: 1 S: 13 H: 2 LOB: 2 BB: 0 P: 18	R: 1 E: 0 K: 1 S: 12 H: 2 LOB: 1 BB: 0 P: 19	1B: 8 2B: 6 3B: 0 HR: 1 SF: 0 SAC: 0 DP: 0 HBP: 0						

	AB	42
	R	5
	H	15
	RBI	4
	BB	1
	SO	12
	LOB	22

WP: 1 PA: 43
PB: 0
SB: 1
CS: 0

PITCHER		IP	WLS	BF	H	R	ER	SO	BB	IBB	HBP	BLK	WP	HR	S	P	ERA	WHIP
31 Collin McHugh, R ERA: 6.39	(1, 1)	5.1	L	26	10	4	4	7	0	0	0	0	0	1	70	98	6.75	1.875
37 Pat Neshek, R ERA: 2.7	(6, 1)	0.2		3	0	0	0	2	1	0	0	0	0	0	9	15	0.00	1.500
53 Ken Giles, R ERA: 9.64	(7, 1)	1.0		4	1	0	0	1	0	0	0	0	1	0	8	13	0.00	1.000
36 Will Harris, R ERA: 1.42	(8, 1)	1.0		5	2	0	0	1	0	0	0	0	0	0	13	18	0.00	2.000
35 Josh Fields, R ERA: 8.53	(9, 1)	1.0		5	2	1	1	1	0	0	0	0	0	0	12	19	9.00	2.000

PITCHER	IP	WLS	BF	H	R	ER	SO	BB	IBB	HBP	BLK	WP	HR	S	P	ERA	WHIP

Detroit Tigers @ Houston Astros

Minute Maid Park, Houston, TX

Sat Apr 16 2016, 6:12 PM - 9:27 PM CDT

Att. 30,013 - Roof Closed - 73 F

livebaseballscorecards.com

BOTTOM

Batter	1	2	3	4	5	6	7	8	9	AB	R	H	RBI	BB	SO	LOB
27 Jose Altuve, R (1, 4) OBP: 0.389, SLG: 0.574	B FF 90 X FF 90 1-0 4 HR 1B		C FF 89 F CU 76 B SL 81 F CH 84 B SL 83 B CU 76 B FF 92 4-2 4 1B BB		F FF 90 X CH 82 0-1 ① G5-3		T SI 95 S SI 95 B SI 97 S FC 87 1-3 ③ K			3	1	1	0	1	1	0
4 George Springer, R (1, 9) OBP: 0.308, SLG: 0.417	1 SAFE B FF 90 1 SAFE C FF 91 B FF 91 1 SAFE X FF 91 2-1 1-H HR		1 SAFE C CU 77 B FF 91 B FF 91 X CH 84 2-1 ① 28 FC3-6 1 BB 1-2 1B		B CH 81 X FF 90 1-0 1B			X FF 91 0-0 ① G6-3		4	1	3	2	0	0	0
1 Carlos Correa, R (1, 6) OBP: 0.340, SLG: 0.511	C FF 91 C CU 76 F FF 91 S SL 83 0-3 ① K		1 SAFE B FF 91 1 SAFE B FF 90 B SL 83 C FF 91 1 SAFE B FF 91 4-1 28 FC3-6 1-2 BB		C SL 82 B FF 91 1 SAFE 1 SAFE B FF 90 1 SAFE X FF 91 2-1 ② F9			C FF 91 B SL 86 B SL 84 X FF 91 2-1 ② G6-3		3	0	0	0	1	1	1
28 Colby Rasmus, L (1, 7) OBP: 0.426, SLG: 0.595	S FF 91 B CH 84 S CH 84 S CU 78 1-3 ② K		B CU 77 B FF 93 F FF 92 F CH 85 X CU 78 2-2 ② FC3-6 1-2f 2-3		B FF 91 1 SAFE F FF 90 B SL 82 B FF 92 S CH 82 F CU 78 S CH 84 3-3 ③ K			C FF 91 B SL 85 F SL 84 C FF 93 1-3 ③ K		4	0	0	0	0	3	3
13 Tyler White, R (1, 3) OBP: 0.467, SLG: 0.789	C FF 90 X FF 90 0-1 HR		C FF 93 1 SAFE S CU 78 B FF 93 1 SAFE B FF 92 F CU 80 D CH 86 F CU 78 3-3 ③ C FF 93 K			C FF 89 C SL 81 X SL 83 0-2 ① F9			B FF 89 C FF 88 X CH 81 1-1 ① F8	4	1	1	1	0	1	2
20 Preston Tucker, L (1, 10) OBP: 0.321, SLG: 0.615	S FF 91 B FF 91 F CH 83 B FF 92 X FF 93 2-2 ③ P5			B FF 89 X CH 82 1-0 ① G1-3		B CH 83 F CH 82 X CH 83 1-1 30 G5-4-3 1B			B FF 89 F FF 89 X CH 82 1-1 ② G3-1	4	0	1	0	0	0	0
30 Carlos Gómez, R (1, 8) OBP: 0.209, SLG: 0.262		B CU 76 B FF 90 F SL 83 X CU 76 2-1 ① G5-3		C FF 91 S FF 90 F FF 91 B FF 91 B SL 84 B SL 85 X FF 94 3-2 18 S 1B		C FF 91 B SL 83 X SL 83 1-1 ②③ G5-4-3 1-2f			B FF 89 B FF 88 B FF 87 C FF 88 X FF 88 3-1 ③ F9	4	0	1	0	0	0	1
18 Luis Valbuena, L (1, 5) OBP: 0.270, SLG: 0.242 9 Marwin Gonzalez, S (7, PH) (8, 5) OBP: 0.188, SLG: 0.133		C FF 90 B FF 90 F FF 90 F CH 84 T FF 91 1-2 ② K		D CH 84 D CH 84 C CH 82 1 SAFE T FF 91 B FF 93 S FF 93 3-3 ② K 1-2			B SI 94 S FC 86 X FF 95 1-1 15 G4-6-3 1B			2	0	0	0	0	2	1
										1	0	1	0	0	0	0
15 Jason Castro, L (1, 2) OBP: 0.242, SLG: 0.300		C FF 90 C SL 82 B SL 82 S FF 91 1-3 ③ K		B FF 92 F FF 93 S SL 83 C SL 85 1-3 ③ K			1 SAFE X SI 95 0-0 ①② G4-6-3 1-2f			3	0	0	0	0	2	2

	AB	32
	R	3
	H	8
	RBI	3
	BB	2
	SO	10
	LOB	10

Inning Stats																								
	R: 3	H: 3	R: 0	H: 0	R: 0	H: 1	R: 0	H: 1	R: 0	H: 1	R: 0	H: 1	R: 0	H: 0	R: 0	H: 0	1B: 6	SF: 0	WP: 0	PA: 34
	E: 0	LOB: 0	E: 0	LOB: 0	E: 0	LOB: 2	E: 0	LOB: 1	E: 0	LOB: 0	E: 0	LOB: 0	E: 0	LOB: 0	E: 0	LOB: 0	2B: 0	SAC: 0	PB: 0	
	K: 2	BB: 0	K: 2	BB: 0	K: 1	BB: 0	K: 2	BB: 1	K: 1	BB: 0	K: 0	BB: 0	K: 1	BB: 0	K: 1	BB: 0	3B: 0	DP: 2	SB: 1	
	S: 15	P: 21	S: 9	P: 13	S: 14	P: 29	S: 11	P: 19	S: 9	P: 15	K: 7	P: 9	S: 6	P: 8	S: 6	P: 9	HR: 2	HBP: 0	CS: 0	
											S: 6				K: 0	P: 11				

PITCHER		IP	WLS	BF	H	R	ER	SO	BB	IBB	HBP	BLK	WP	HR	S	P	ERA	WHIP
35 Justin Verlander, R ERA: 7.16	(1, 1)	6.0	W	25	7	3	3	8	2	0	0	0	0	2	65	106	4.50	1.500
38 Justin Wilson, L ERA:	(7, 1)	1.0	H	3	1	0	0	1	0	0	0	0	0	0	6	8	0.00	1.000
21 Mark Lowe, R ERA: 4.26	(8, 1)	1.0	H	3	0	0	0	1	0	0	0	0	0	0	6	9	0.00	0.000
57 Francisco Rodríguez, R ERA: 5.06	(9, 1)	1.0	S	3	0	0	0	0	0	0	0	0	0	0	6	11	0.00	0.000

PITCHER	IP	WLS	BF	H	R	ER	SO	BB	IBB	HBP	BLK	WP	HR	S	P	ERA	WHIP

Batter	1	2	3	4	5	6	7	8	9	AB	R	H	RBI	BB	SO	LOB
3 Ian Kinsler, R (1, 4) OBP: 0.358, SLG: 0.600	B FF 87 X FF 88 1-0 ① F8		C CU 73 X FF 88 0-1 1-2 1B		S FF 88 1 SAFE F CH 84 1 SAFE B CU 75 B SL 81 F CH 82 X CH 82 2-2 1-H HR		C SL 81 1 SAFE 1 SAFE X SL 82 0-1 ② L7		B FF 88 B FF 88 X SI 88 2-0 ③ G4-3	5	1	2	2	0	0	1
8 Justin Upton, R (1, 7) OBP: 0.255, SLG: 0.360 18 Tyler Collins, L (7, 7) OBP: 0.250, SLG: 0.375	C FF 88 X CU 72 0-1 ② G5-3		B SL 81 F FF 88 C FF 89 D CU 74 B CU 75 S CH 83 3-3 ③ K		B FF 88 X CU 74 1-0 ② G5-3		1 SAFE B SL 82 S SL 84 1 SAFE S SL 84 C SL 84 1-3 ③ K			4 0	0 0	0 0	0 0	0 0	2 0	3 0
24 Miguel Cabrera, R (1, 3) OBP: 0.367, SLG: 0.381	C FF 88 B SL 78 B FF 90 C CH 82 B CU 73 F FF 89 X CH 82 3-2 ③ L8			B FC 84 C SL 83 B FC 88 X CH 84 2-1 ① G6-3	X CH 83 0-0 ③ L8			S SL 84 S FF 96 B SL 86 S SL 84 1-3 ① K		4	0	0	0	0	1	0
41 Victor Martinez, S (1, 10) OBP: 0.353, SLG: 0.567		B FF 88 C FF 88 B FF 89 F CH 83 F FC 86 X CH 82 2-2 ① G1-3		X FF 88 0-0 28 FC4 1B		C FF 87 B CU 73 F FF 88 B FC 85 F FC 84 X FC 85 2-2 ① G4-3		B SL 84 C FF 96 F FF 97 B SL 85 S SL 86 2-3 ② K		4	0	1	0	0	1	0
28 J.D. Martinez, R (1, 9) OBP: 0.429, SLG: 0.581		C CH 82 B FF 90 B FF 90 S CH 83 S SL 83 2-3 ② K		B CU 73 X FF 89 1-0 ② FC4 1-2f		S CU 74 C CU 74 B FF 88 X FF 90 1-2 HR		S SL 85 B SL 86 B FF 96 X SL 85 2-1 E5 9 1B		4	1	1	1	0	1	1
9 Nick Castellanos, R (1, 5) OBP: 0.349, SLG: 0.571		B SL 83 F FF 90 T FF 90 X FF 91 1-2 ③ F7		1 SAFE C FF 89 S CH 84 S CH 84 0-3 ③ K		B CH 82 B FF 90 C FF 89 B CH 81 F FF 88 S CH 81 3-3 ② K		X FF 96 0-0 1-3 1B		4	0	1	0	0	2	1
39 Jarrod Saltalamacchia, S (1, 2) OBP: 0.321, SLG: 0.808			C FF 88 X CH 81 0-1 3 1B 1B		F FF 87 X FF 89 0-1 HR		B CH 76 B SI 89 F FF 90 S FF 90 B FF 90 S CH 76 3-3 ③ K	C FF 97 X FF 97 0-1 ③ G4-3		4	1	2	1	0	1	2
12 Anthony Gose, L (1, 8) OBP: 0.306, SLG: 0.313			C CH 81 B FF 89 B CU 73 S FF 89 S FF 91 2-3 ① K		B CH 81 F FF 90 F FF 89 B FF 89 X CU 73 2-2 ① G3		B FF 90 B FF 90 C SI 89 B FF 90 F FF 90 F FF 91 F FF 90 F FF 90 F FF 90 4-2 F SL 80 B SL 80 BB		S SI 88 B SI 89 X SL 81 1-1 ① G4-3	3	0	0	0	1	1	1
1 Jose Iglesias, R (1, 6) OBP: 0.425, SLG: 0.353			B FF 89 C FF 89 B FF 89 F FF 88 X CH 81 2-2 ② L5		B FF 88 C FF 88 C CH 82 X FF 89 1-2 3 HR 1B		C SI 86 X SL 82 0-1 ① P4		C SI 89 F SL 82 S SL 80 0-3 ② K	4	1	1	0	0	1	2
Inning Stats	R: 0 E: 0 K: 0 S: 7 H: 0 LOB: 0 BB: 0 P: 11	R: 0 E: 0 K: 1 S: 10 H: 0 LOB: 0 BB: 0 P: 15	R: 0 E: 0 K: 2 S: 13 H: 2 LOB: 2 BB: 0 P: 20	R: 0 E: 0 K: 1 S: 7 H: 1 LOB: 1 BB: 0 P: 10	R: 3 E: 0 K: 0 S: 14 H: 3 LOB: 0 BB: 0 P: 20	R: 1 E: 0 K: 2 S: 13 H: 1 LOB: 0 BB: 0 P: 22	R: 0 E: 0 K: 1 S: 14 H: 0 LOB: 1 BB: 1 P: 19	R: 0 E: 1 K: 2 S: 11 H: 1 LOB: 2 BB: 0 P: 16	R: 0 E: 0 K: 1 S: 6 H: 0 LOB: 0 BB: 0 P: 9	1B: 5 2B: 0 3B: 0 HR: 3	SF: 0 SAC: 0 DP: 0 HBP: 0						

PITCHER		IP	WLS	BF	H	R	ER	SO	BB	IBB	HBP	BLK	WP	HR	S	P	ERA	WHIP
54 Mike Fiers, R ERA: 6.48	(1, 1)	5.2	W	24	7	4	4	5	0	0	0	0	0	3	61	92	6.35	1.235
29 Tony Sipp, L ERA: 5.79	(6, 1)	0.1	H	2	0	0	0	1	1	0	0	0	0	0	10	17	0.00	3.000
37 Pat Neshek, R ERA: 2.08	(7, 1)	1.0	H	3	0	0	0	1	0	0	0	0	0	0	7	8	0.00	0.000
53 Ken Giles, R ERA: 7.94	(8, 1)	1.0	H	5	1	0	0	2	0	0	0	0	0	0	11	16	0.00	1.000
44 Luke Gregerson, R ERA:	(9, 1)	1.0	S	3	0	0	0	1	0	0	0	0	0	0	6	9	0.00	0.000

PITCHER	IP	WLS	BF	H	R	ER	SO	BB	IBB	HBP	BLK	WP	HR	S	P	ERA	WHIP

TOP

Detroit Tigers @ Houston Astros

Minute Maid Park, Houston, TX

Sun Apr 17 2016, 1:10 PM - 4:22 PM CDT
Att. 30,657 - Roof Closed - 73 F

livebaseballscorecards.com

AB	36
R	4
H	8
RBI	4
BB	1
SO	10
LOB	11

WP: 0 PB: 0 SB: 0 CS: 0 PA: 37

Detroit Tigers @ Houston Astros

Minute Maid Park, Houston, TX

Sun Apr 17 2016, 1:10 PM - 4:22 PM CDT

Att. 30,657 - Roof Closed - 73 F

livebaseballscorecards.com

BOTTOM

Batter	1	2	3	4	5	6	7	8	9	AB	R	H	RBI	BB	SO	LOB
27 Jose Altuve, R (1, 4) OBP: 0.397, SLG: 0.627	B FF 89 X SL 88 1-0 HR	B SL 86 F FC 92 X FF 90 1-1 ③ P4		X FF 91 0-0 4 WP 2-H 3-H 1B		B SL 87 S SL 86 C FF 92 S SL 88 1-3 ③ K				4	1	2	3	0	1	1
4 George Springer, R (1, 9) OBP: 0.321, SLG: 0.481	B FC 91 X SI 91 1-0 11 F9 28 BB 18 WP 1B		X FS 81 0-0 HR	F FF 91 B FF 91 S SL 84 B CU 74 F FC 92 F FF 92 D CH 69 C SL 88 3-3 ③ 2-3			F FC 91 B SL 86 X SL 86 1-1 ① F8			4	2	2	1	0	1	1
28 Colby Rasmus, L (1, 7) OBP: 0.431, SLG: 0.564	1 SAFE F CU 77 B SI 91 1 SAFE B SI 90 B SI 90 B SI 90 4-1 18 WP 1-2 BB		F FF 90 B CU 79 B FS 84 S FS 85 C FC 91 2-3 ① K		F FS 82 S SL 88 B FC 90 F FS 82 B SL 85 F FC 91 B FC 91 B CU 77 4-2 13 FC4-6 BB		B FF 89 C FF 89 B FC 84 X CH 83 2-1 ② G3-1			2	0	0	0	2	1	0
13 Tyler White, R (1, 3) OBP: 0.429, SLG: 0.714	B FC 91 B SL 88 C FC 89 F FC 92 X CU 80 2-2 ① P3		B SI 91 B FF 91 B FF 91 C FF 90 F SL 88 S SL 89 3-3 ② K		B FF 90 X SL 87 1-0 ① FC4-6 11 1B 1-2f		B SI 90 X SI 89 1-0 ③ F9			4	0	0	0	0	1	3
11 Evan Gattis, R (1, 10) OBP: 0.167, SLG: 0.167	S FC 91 B FC 92 X SL 84 1-1 ② F9 2-3		S FF 91 S FC 92 S FC 92 0-3 ③ K		B SL 83 B FC 90 B FF 89 C FC 90 F FC 91 X FC 89 3-2 1-2 1B			C SI 88 F SI 89 B CH 83 X FC 85 1-2 ① F7		4	0	1	0	0	1	2
18 Luis Valbuena, L (1, 5) OBP: 0.268, SLG: 0.243	C FC 91 B SI 92 F FS 83 B FC 92 F FC 92 F CH 66 B SL 86 S FC 92 3-3 ③ K 1-2 3-H			X FC 90 0-0 ① P4	B FC 89 C FC 92 F SL 88 B FC 90 B FC 92 S FS 82 3-3 ② K			B FF 89 S FF 89 S FC 83 B FC 82 B FF 90 F FF 90 X FF 90 3-2 1B		4	0	1	0	0	2	3
9 Marwin Gonzalez, S (1, 6) OBP: 0.250, SLG: 0.263		B CU 76 C CU 77 B SL 88 F SL 88 X SL 84 2-2 2B		B FC 90 F FC 89 S FS 83 X FC 90 1-2 6 E 6 1B 27 1B	C SL 88 D CU 78 F SL 88 D SL 86 F FF 91 D CH 69 F CU 78 F FF 91 S FS 83 3-3 ③ K			X FF 94 0-0 ② F8		4	1	2	0	0	1	3
23 Erik Kratz, R (1, 2)		C FF 91 X SL 82 0-1 ① G1-3		S FC 91 1 SAFE 1 SAFE S CU 79 F FC 91 F CU 72 B FC 91 1 SAFE X SI 92 1-2 ② F8		F FC 92 S SL 87 F FF 91 B SL 86 B SL 86 X FF 93 2-2 ① L8		B CU 78 C SI 94 D CU 77 B SI 95 S FF 95 X FF 95 3-2 ③ F9		4	0	0	0	0	0	3
6 Jake Marisnick, R (1, 8) OBP: 0.125, SLG: 0.125		2 SAFE B FF 91 F FF 91 S FC 92 F FC 92 B SL 84 B FC 92 F SL 84 C SL 88 3-3 ② K		X SL 89 0-0 E3 27 1B 1-3 1B		C FF 92 F FF 92 C FF 93 0-3 ② K				3	1	1	0	0	2	1
Inning Stats	R: 2 E: 0 K: 1 S: 13 H: 2 LOB: 1 BB: 1 P: 25	R: 0 E: 0 K: 1 S: 12 H: 1 LOB: 1 BB: 0 P: 18	R: 1 E: 0 K: 3 S: 10 H: 1 LOB: 0 BB: 0 P: 15	R: 2 E: 1 K: 1 S: 16 H: 3 LOB: 1 BB: 0 P: 21	R: 0 E: 0 K: 2 S: 17 H: 1 LOB: 2 BB: 1 P: 31	R: 0 E: 0 K: 0 S: 10 H: 0 LOB: 0 BB: 0 P: 13	R: 0 E: 0 K: 0 S: 5 H: 0 LOB: 0 BB: 0 P: 9	R: 0 E: 0 K: 0 S: 11 H: 1 LOB: 1 BB: 0 P: 18								

	AB	33
	R	5
	H	9
	RBI	4
	BB	2
	SO	10
	LOB	17

1B: 6 SF: 0
2B: 1 SAC: 0
3B: 0 DP: 0
HR: 2 HBP: 0

WP: 2 PA: 35
PB: 0
SB: 0
CS: 0

PITCHER		IP	WLS	BF	H	R	ER	SO	BB	IBB	HBP	BLK	WP	HR	S	P	ERA	WHIP
19 Aníbal Sánchez, R ERA: 4.6	(1, 1)	5.0	L	25	8	5	4	8	2	0	0	0	2	2	68	110	7.20	2.000
30 Alex Wilson, R ERA:	(6, 1)	1.1		4	0	0	0	2	0	0	0	0	0	0	12	16	0.00	0.000
56 Kyle Ryan, L ERA:	(7, 1)	1.0		4	1	0	0	0	0	0	0	0	0	0	10	17	0.00	1.000
54 Drew VerHagen, R ERA: 4.5	(8, 1)	0.2		2	0	0	0	0	0	0	0	0	0	0	4	7	0.00	0.000

PITCHER	IP	WLS	BF	H	R	ER	SO	BB	IBB	HBP	BLK	WP	HR	S	P	ERA	WHIP

Houston Astros @ Texas Rangers

Globe Life Park in Arlington, Arlington, TX

Tue Apr 19 2016, 8:09 PM - 11:29 PM EDT

Att. 24,181 - Overcast - 75 F

TOP

livebaseballscorecards.com

Batter	1	2	3	4	5	6	7	8	9	AB	R	H	RBI	BB	SO	LOB
27 Jose Altuve, R (1, 4) OBP: 0.381, SLG: 0.643	B SI 91 C SI 90 C SL 78 B SI 92 B SL 79 X SI 93 3-2 ① L7	F SL 77 B SI 92 B SL 78 X SL 78 2-1 ③ G5-3			C KC 76 B SI 92 C CH 83 F SI 94 S SL 77 1-3 ① K		B FF 94 B FF 94 C FF 94 B FF 95 F FF 94 X FF 94 3-2 HR		B FC 87 F FF 94 X FF 94 1-1 ② G6-3 3-H	5	1	1	2	0	1	1
4 George Springer, R (1, 9) OBP: 0.328, SLG: 0.544	F SI 90 B CH 82 C SI 90 F SL 81 B SI 92 B KC 78 X SI 91 3-2 1 G3-1 2B		C SL 77 B SI 91 C SI 91 F CH 83 B SI 93 F SL 78 F SL 78 F SI 93 B SI 93 3-2 ① F8		C SI 93 C SI 94 B SI 93 B SL 79 F SI 95 B CH 85 C SL 78 3-3 ② K		C CU 83 B FF 95 F FF 94 B CU 84 B CU 84 X FF 94 3-2 HR		S SL 84 B FF 93 S CH 82 B SL 85 F SL 84 S SL 85 2-3 ③ K	5	1	2	1	0	2	0
1 Carlos Correa, R (1, 6) OBP: 0.352, SLG: 0.500	B SI 91 C SL 78 B SI 91 X SI 92 2-1 ② G3-1 2-3		B SL 78 X CH 83 1-0 1B		F SI 94 C SI 93 F SI 94 F SL 78 B CH 84 X SL 78 1-2 ③ F8		B FF 93 B CH 87 B FF 93 C FF 94 B CH 87 4-1 BB			3	0	1	0	1	0	1
13 Tyler White, R (1, 3) OBP: 0.415, SLG: 0.696	B SL 78 B SI 92 C SI 91 X SL 78 2-1 ③ F9		C SI 92 D SL 79 1 SAFE F SI 92 F SL 79 F SL 78 B SI 92 1 SAFE 1 SAFE 3-3 ② K			B FC 88 F FF 92 F FF 93 B FC 89 F SL 82 B FC 88 F FC 87 F FC 86 X FF 94 3-2 2B	C SI 94 C CH 86 F SI 94 S SI 96 0-3 ③ K			4	0	1	0	0	2	3
11 Evan Gattis, R (1, 10) OBP: 0.188, SLG: 0.250		B SI 89 F SI 90 B SI 90 B SI 91 X SI 90 3-1 30 2B 2B	C SL 79 S SL 77 X SI 92 0-2 ③ F9			C FC 87 F SL 80 X SL 86 0-2 ① F8		C CU 83 B CU 83 C CU 82 X CU 84 1-2 ① L7		4	1	1	0	0	0	2
30 Carlos Gómez, R (1, 8) OBP: 0.213, SLG: 0.283		B SI 91 F SI 92 F SI 90 B CH 83 X SI 92 2-2 9 2B 2-H 2B		B KC 76 S CH 83 S SI 93 S SI 94 B SL 82 F SL 78 F SI 94 B SI 93 X KC 77 3-2 ① F8		D SL 82 2 SAFE C FF 92 X FC 87 1-1 ② L8		F FF 97 S CU 83 S CU 86 0-3 ② K		4	1	1	1	0	1	1
9 Marwin Gonzalez, S (1, 5) OBP: 0.250, SLG: 0.304		C SI 91 D SL 78 X SI 91 1-1 6 S 2B 2-H 2B		B SI 94 C CH 84 X SL 78 1-1 ② G6-3		C SI 92 B FC 87 X FS 89 1-1 ③ G3-1		B FF 98 C FF 96 C CU 84 S CU 85 1-3 ③ K		4	0	1	1	0	1	1
15 Jason Castro, L (1, 2) OBP: 0.250, SLG: 0.281 28 Colby Rasmus, L (9, PH) OBP: 0.442, SLG: 0.564		X SI 92 0-0 ① G1-3		B CH 84 B SI 91 C SI 93 B SI 93 T SI 91 B SI 94 4-2 BB			B FF 94 B FF 93 C FF 93 F FF 95 B CU 84 T FF 94 3-2 ① K		B FC 88 B FF 92 B FF 94 B FF 92 4-0 20 L8 20 S 27 G6-3 BB	2 0	0 1	0 0	0 0	1 1	1 0	1 0
6 Jake Marisnick, R (1, 7) OBP: 0.100, SLG: 0.100 20 Preston Tucker, L (7, PH) OBP: 0.300, SLG: 0.571 (7, 7)		F SI 92 B SL 79 F SI 92 2 SAFE S CH 84 1-3 ② K 2-3		F SI 94 C SL 80 S SI 94 0-3 ③ K			C CU 82 X CU 84 0-1 ② F8		B CH 83 C FF 93 T CH 83 B FF 93 B FF 93 X FF 95 3-2 ① L8 1-3	2 2	0 0	0 0	0 0	0 0	2 0	2 1
Inning Stats	R: 0 E: 0 K: 0 S: 11 H: 1 LOB: 1 BB: 0 P: 21	R: 2 E: 0 K: 1 S: 13 H: 3 LOB: 1 BB: 0 P: 22	R: 0 E: 0 K: 1 S: 16 H: 1 LOB: 1 BB: 0 P: 23	R: 0 E: 0 K: 1 S: 13 H: 0 LOB: 1 BB: 1 P: 21	R: 0 E: 0 K: 2 S: 13 H: 0 LOB: 0 BB: 0 P: 18	R: 0 E: 0 K: 0 S: 13 H: 1 LOB: 1 BB: 0 P: 18	R: 2 E: 0 K: 2 S: 16 H: 2 LOB: 1 BB: 1 P: 29	R: 0 E: 0 K: 2 S: 9 H: 0 LOB: 0 BB: 0 P: 11	R: 1 E: 0 K: 1 S: 9 H: 0 LOB: 0 BB: 1 P: 19	1B: 1 2B: 5 3B: 0 HR: 2 SF: 0 SAC: 0 DP: 0 HBP: 0						

	AB	35
	R	5
	H	8
	RBI	5
	BB	3
	SO	10
	LOB	13

	WP: 0	PA: 38
	PB: 0	
	SB: 2	
	CS: 0	

PITCHER		IP	WLS	BF	H	R	ER	SO	BB	IBB	HBP	BLK	WP	HR	S	P	ERA	WHIP
45 Derek Holland, L ERA: 2.7	(1, 1)	5.0	W	21	5	2	2	5	1	0	0	0	0	0	66	105	3.60	1.200
43 Tony Barnette, R ERA: 3.0	(6, 1)	1.0	H	4	1	0	0	0	0	0	0	0	0	0	13	18	0.00	1.000
50 Keone Kela, R ERA: 7.11	(7, 1)	0.2		5	2	2	2	1	1	0	0	0	0	2	12	25	27.00	4.500
41 Jake Diekman, L ERA:	(7, 1)	0.1	H	1	0	0	0	1	0	0	0	0	0	0	4	4	0.00	0.000
47 Sam Dyson, R ERA: 1.23	(8, 1)	1.0	H	3	0	0	0	2	0	0	0	0	0	0	9	11	0.00	0.000

PITCHER		IP	WLS	BF	H	R	ER	SO	BB	IBB	HBP	BLK	WP	HR	S	P	ERA	WHIP
37 Shawn Tolleson, R ERA: 10.8	(9, 1)	1.0	S	4	0	1	1	1	1	0	0	0	0	0	9	19	9.00	1.000

Houston Astros @ Texas Rangers

Globe Life Park in Arlington, Arlington, TX

Tue Apr 19 2016, 8:09 PM - 11:29 PM EDT

Att. 24,181 - Overcast - 75 F

BOTTOM

livebaseballscorecards.com

Batter	1	2	3	4	5	6	7	8	9	AB	R	H	RBI	BB	SO	LOB
3 Delino DeShields, R (1, 8) OBP: 0.407, SLG: 0.447	C SI 88 B FC 86 C SI 88 F FC 85 B CU 76 F SI 89 X FC 87 2-2 G6-3 ①	L SI 87 1 SAFE X FC 85 0-1 SH2-3 ① 1-2		X FC 83 0-0 F8 ①		L FF 94 X FF 95 0-1 30 G4-3 2-3 1B		C KC 76 B KC 76 F FF 92 C CH 82 1-3 K ③		4	0	1	0	0	1	0
30 Nomar Mazara, L (1, 9) OBP: 0.457, SLG: 0.552	B FF 85 C FC 85 B CU 76 X FC 87 2-1 E6 84 HR	B CU 73 B FC 84 B SI 88 C FC 86 B FC 87 4-1 BB		C CU 73 S SI 87 B CU 74 F CU 75 B SI 88 F FC 86 F CU 74 B FC 87 B FC 88 4-2 84 G5-6-3 BB		F FF 92 F CH 82 1 SAFE 1 SAFE 1 SAFE 1 SAFE X CH 82 0-2 G4-3 ①② 1-2				2	1	0	0	2	0	2
84 Prince Fielder, L (1, 10) OBP: 0.246, SLG: 0.288	C FC 85 F CH 82 X CU 74 0-2 HR 1-H	F FC 86 B SI 87 B SI 87 B CH 83 X FC 87 3-1 F7 ②		X FC 86 0-0 G5-6-3 ②③ 1-2f		B CH 82 F FF 93 F CH 82 D CH 84 X FF 94 2-2 F8 ③				4	1	1	2	0	0	4
29 Adrián Beltré, R (1, 5) OBP: 0.345, SLG: 0.500	C FC 86 C SI 89 B CU 78 B SI 88 X FC 85 2-2 18 1B 20 1B 1B	B FC 86 C CU 74 F SI 88 X CU 74 1-2 G1-3 ③			C CU 74 B FC 85 X SI 87 1-1 G6-3 ①		S FF 92 X KC 76 0-1 G6-3 ①			4	1	1	0	0	0	2
18 Mitch Moreland, L (1, 3) OBP: 0.300, SLG: 0.489	B FC 87 C CH 87 D CU 76 B FC 86 F FC 88 X SI 89 3-2 12 FC3-6 20 1B 1-3 1B		S CU 74 B FC 86 S CU 76 F SI 88 X CU 76 1-2 G3 ①		C CU 73 X SI 88 0-1 G3 ②		X FF 91 0-0 HR			4	1	2	1	0	0	0
20 Ian Desmond, R (1, 7) OBP: 0.204, SLG: 0.160	B FC 84 C SI 88 B FC 86 C SI 88 X CU 75 2-2 12 FC3-6 1-2 3-H 1B		F FC 83 B FF 90 B SI 89 B FC 87 X SI 88 3-1 12 1B 2B		S FC 85 C FC 86 B CH 85 C FF 86 1-3 K ③		B FF 91 X FF 91 1-0 F8 ②			4	1	2	1	0	1	0
12 Rougned Odor, L (1, 4) OBP: 0.291, SLG: 0.385	B FC 87 F SI 87 X FC 88 1-1 FC3-6 1 S ② 1-2f 2-3		X FC 86 0-0 1 SH1-3 1 PB 2-H 1B			B FF 94 F FF 94 B CH 77 S FF 94 F KC 79 F FF 94 F FF 94 X CH 78 2-2 1 2B 1B	C KC 76 X CH 82 0-1 P6 ③			4	1	2	1	0	0	2
1 Elvis Andrus, R (1, 6) OBP: 0.422, SLG: 0.425	1 SAFE B FC 86 B FC 86 B SI 88 C SI 88 C SI 90 F SI 90 F SI 90 X SI 90 3-2 L1-3 ③ 1-2		1 SAFE B SI 88 X FC 86 1-0 SH1-3 ② 1-3			1 SAFE 1 SAFE 1 SAFE X FF 94 0-0 63 2B 1-H 2B		B KC 75 C FF 91 B FF 91 S CH 78 X CH 81 2-2 63 G4-6-3 1B		3	1	2	1	0	0	2
63 Brett Nicholas, L (1, 2) OBP: 0.375, SLG: 0.429		B FF 86 F SI 87 B CU 75 B SI 88 B FC 87 4-1 3 SH2-3 BB	X CU 76 0-0 G3 ③			C KC 78 F FF 94 X FF 94 0-2 3 1B 2-H 2B		1 SAFE C FF 92 X CH 81 0-1 G4-6-3 ①② 1-2f		3	0	1	1	1	0	2
Inning Stats	R: 3 E: 1 K: 0 S: 26 H: 4 LOB: 2 BB: 0 P: 41	R: 0 E: 0 K: 0 S: 9 H: 0 LOB: 2 BB: 2 P: 21	R: 1 E: 0 K: 0 S: 9 H: 2 LOB: 1 BB: 0 P: 14	R: 0 E: 0 K: 0 S: 7 H: 0 LOB: 0 BB: 1 P: 11	R: 0 E: 0 K: 1 S: 7 H: 0 LOB: 0 BB: 0 P: 9	R: 2 E: 0 K: 0 S: 18 H: 4 LOB: 1 BB: 0 P: 22	R: 1 E: 0 K: 0 S: 6 H: 1 LOB: 0 BB: 0 P: 7	R: 0 E: 0 K: 1 S: 8 H: 1 LOB: 0 BB: 0 P: 11		1B: 7 2B: 3 3B: 0 HR: 2 SF: 0 SAC: 2 DP: 2 HBP: 0						

	AB	32
	R	7
	H	12
	RBI	7
	BB	3
	SO	2
	LOB	14

WP: 0 PA: 37
PB: 1
SB: 1
CS: 0

PITCHER		IP	WLS	BF	H	R	ER	SO	BB	IBB	HBP	BLK	WP	HR	S	P	ERA	WHIP
46 Scott Feldman, R ERA: 4.11	(1, 1)	5.0	L	24	6	4	3	1	3	0	0	0	0	1	58	96	5.40	1.800
35 Josh Fields, R ERA: 11.37	(6, 1)	0.0		4	4	2	2	0	0	0	0	0	0	0	12	14	∞	∞
47 Chris Devenski, R ERA: 1.08	(6, 1)	3.0		9	2	1	1	1	0	0	0	0	0	1	20	26	3.00	0.667

PITCHER	IP	WLS	BF	H	R	ER	SO	BB	IBB	HBP	BLK	WP	HR	S	P	ERA	WHIP

Batter	1	2	3	4	5	6	7	8	9	AB	R	H	RBI	BB	SO	LOB
27 Jose Altuve, R (1, 4) OBP: 0.412, SLG: 0.638	C FF 92 B SI 93 H FF 89 2-1 13 CS 4 HBP HBP		B CU 78 X FC 87 1-0 ① 1B		F CH 84 B CH 84 B SI 91 D CH 83 B FF 92 4-1 BB		C CU 77 S SI 90 H CU 81 1-2 4 S HBP		C FF 93 B SL 86 1 SAFE B FF 93 X FF 92 2-1 ③ F9	2	0	1	0	1	0	1
4 George Springer, R (1, 9) OBP: 0.323, SLG: 0.517	B SI 91 S CH 84 B FF 92 B FF 92 F CH 85 H FF 92 4-2 13 CS 1-2 HBP		X FF 90 0-0 ② F9		F CU 79 1 SAFE F FF 92 F CU 80 D CU 80 B FF 92 D CH 86 S FC 87 3-3 ③ K		B SI 94 X SI 95 1-0 ③ G1-3 1-2			3	0	0	0	0	1	4
1 Carlos Correa, R (1, 6) OBP: 0.345, SLG: 0.500	B FF 92 B CH 83 S CH 84 S CH 84 T CH 85 2-2 ① K		B FF 90 X FF 90 1-0 ③ F9			C CU 75 F FC 87 B CU 79 B FF 91 X CU 78 2-2 ① G5-3		B SI 93 F CH 91 B CU 80 F FF 95 X CU 81 2-2 2B		4	0	1	0	0	1	2
13 Tyler White, R (1, 3) OBP: 0.404, SLG: 0.720	C FC 89 B FC 88 S CH 85 C SI 92 1-3 ② ③ K 1-2 2-3			B FF 91 C FF 91 C CU 78 B SI 92 S FC 88 2-3 ① K		F FF 91 X FC 89 0-1 HR		X SI 95 0-0 ① G5-3		4	1	1	1	0	2	3
28 Colby Rasmus, L (1, 7) OBP: 0.446, SLG: 0.548		C SI 91 C SI 91 B FF 92 X FF 93 1-2 30 1B 11 1B 9 F9-2-4-2 1B		C CU 78 B CU 79 S SI 92 X CU 80 1-2 ② P6		S SI 90 F SI 92 B SI 92 B SI 92 F CU 80 B FC 88 F SI 92 F SI 92 F CH 85 4-2 B SI 91 11 G5-4-3 BB		C SI 94 F SI 95 D SL 85 D SL 85 B SI 94 C SI 96 3-3 ② K		3	0	1	0	1	1	1
11 Evan Gattis, R (1, 10) OBP: 0.200, SLG: 0.250		X FF 92 0-0 9 30 1B F9-2-4-2 1-2 1B		B FC 86 F CH 83 B CH 83 C FC 88 C CU 79 2-3 ③ K		X CH 85 0-0 ② ③ G5-4-3 1-2f		B SI 96 B SI 97 S SI 96 F SI 96 C SI 97 2-3 ③ K		4	0	1	0	0	2	2
30 Carlos Gómez, R (1, 8) OBP: 0.235, SLG: 0.286		B FF 89 S CH 84 X FC 88 1-1 9 F9-2-4-2 1-2 2-3 1B			C FC 87 F FC 88 S CU 78 0-3 ① K		B CU 75 B CH 83 B CH 82 B FF 91 4-0 15 S 9 G4-3 BB		B FF 94 F SL 84 F FF 93 B SL 84 F FF 94 X FF 93 2-2 ① G3-1	3	0	1	0	1	1	0
9 Marwin Gonzalez, S (1, 5) OBP: 0.222, SLG: 0.269 20 Preston Tucker, L (9, PH) OBP: 0.290, SLG: 0.552		D FC 87 B CH 83 S CH 84 B FC 88 X FF 92 3-1 ① ② F9-2-4-2 1-2 2-3 3-H		B SI 91 C CH 84 X CH 84 1-1 E1 15 G3		C FF 91 1 SAFE 1 SAFE X FC 87 0-1 ① G4-3 1-2		B FF 92 S FF 92 B FF 93 F FF 93 X FF 94 2-2 ② P6	3 1	0 0	0 0	0 0	0 0	0 0	4 0
15 Jason Castro, L (1, 2) OBP: 0.231, SLG: 0.257 18 Luis Valbuena, L (9, PH) OBP: 0.286, SLG: 0.263 6 Jake Marisnick, R (9, PR) OBP: 0.100, SLG: 0.100		B FC 90 S SI 92 B SI 91 X FC 89 2-1 ③ G5-3		X SI 90 0-0 ② G3 2-3		B SI 91 B SI 90 B SI 91 C FF 91 F SI 92 S CH 84 3-3 ② K 2-3		C CH 82 B CH 82 B CH 84 X FF 95 2-1 1B	3 1 0	0 0 0	0 1 0	0 0 0	0 0 0	1 0 0	4 0 0
Inning Stats	R: 0 E: 0 K: 2 S: 9 H: 0 LOB: 2 BB: 0 P: 18	R: 0 E: 0 K: 0 S: 10 H: 3 LOB: 2 BB: 0 P: 17	R: 0 E: 0 K: 0 S: 3 H: 1 LOB: 0 BB: 0 P: 5	R: 0 E: 0 K: 2 S: 9 H: 0 LOB: 0 BB: 0 P: 14	R: 0 E: 1 K: 2 S: 11 H: 0 LOB: 2 BB: 1 P: 19	R: 1 E: 0 K: 0 S: 12 H: 1 LOB: 0 BB: 1 P: 18	R: 0 E: 0 K: 1 S: 8 H: 0 LOB: 2 BB: 1 P: 17	R: 0 E: 0 K: 2 S: 10 H: 1 LOB: 1 BB: 0 P: 17	R: 0 E: 0 K: 0 S: 11 H: 1 LOB: 1 BB: 0 P: 19	1B: 5 2B: 3 3B: 0 HR: 1 SF: 0 SAC: 0 DP: 3 HBP: 3						

TOP

Houston Astros @ Texas Rangers

Globe Life Park in Arlington, Arlington, TX

Wed Apr 20 2016, 8:08 PM - 11:17 PM EDT

Att. 25,821 - Cloudy - 71 F

livebaseballscorecards.com

AB	31
R	1
H	7
RBI	1
BB	3
SO	9
LOB	21

PITCHER		IP	WLS	BF	H	R	ER	SO	BB	IBB	HBP	BLK	WP	HR	S	P	ERA	WHIP
35 Cole Hamels, L ERA: 2.52	(1, 1)	6.2	W	28	5	1	1	7	3	0	3	0	0	1	61	106	1.35	1.200
47 Sam Dyson, R ERA: 1.13	(7, 1)	0.2	H	3	1	0	0	0	0	0	0	0	0	0	5	8	0.00	1.500
41 Jake Diekman, L ERA:	(8, 1)	0.2	H	2	0	0	0	2	0	0	0	0	0	0	6	11	0.00	0.000
37 Shawn Tolleson, R ERA: 9.0	(9, 1)	1.0	S	4	1	0	0	0	0	0	0	0	0	0	11	19	0.00	1.000

PITCHER	IP	WLS	BF	H	R	ER	SO	BB	IBB	HBP	BLK	WP	HR	S	P	ERA	WHIP

Houston Astros @ Texas Rangers

Globe Life Park in Arlington, Arlington, TX

Wed Apr 20 2016, 8:08 PM - 11:17 PM EDT

Att. 25,821 - Cloudy - 71 F

BOTTOM

livebaseballscorecards.com

Batter	1	2	3	4	5	6	7	8	9	AB	R	H	RBI	BB	SO	LOB
3 Delino DeShields, R (1, 8) OBP: 0.379, SLG: 0.412	B SI 84 C SI 84 X SI 85 1-1 G5-3 ①		B SI 85 X SI 85 1-0 G4-3 ①		D CU 69 D SI 85 X FC 80 2-0 G5-3 ②		1 SAFE B FC 89 S FF 90 C FC 90 T CU 80 1-2 K ②			4	0	0	0	0	1	2
30 Nomar Mazara, L (1, 9) OBP: 0.410, SLG: 0.485	X SI 84 0-0 F9 ②		C CH 80 C SI 86 B CU 71 F CU 70 X CH 80 1-2 G6-3 ②		F CU 68 B CH 76 D CU 70 C SI 86 C FC 82 2-3 K ③		C SL 79 1 SAFE 1 SAFE B SL 80 F FF 90 1 SAFE B SL 81 F SL 80 B CH 76 3-3 S FF 90 K ③			4	0	0	0	0	2	2
84 Prince Fielder, L (1, 10) OBP: 0.246, SLG: 0.286 2 Hanser Alberto, R (8, PR) OBP: 0.091, SLG: 0.091 (9, 10)	C SI 87 S CH 79 B FF 87 F SI 87 X SI 82 1-2 1B		B SI 86 B FF 88 X SI 87 2-0 G6-3 ③			C CH 76 F SI 86 X FC 80 0-2 F9 ①		C FF 96 F FF 97 X SL 87 0-2 29 2B E3		4 0	0 0	1 0	0 0	0 0	0 0	0 0
29 Adrian Beltré, R (1, 5) OBP: 0.355, SLG: 0.518	C CU 70 C CU 71 X FC 80 0-2 P4 ③			X SI 85 0-0 G5-3 ①		C SI 86 F CH 79 B FF 85 F SI 85 X CH 77 1-2 18 BB 1B		1 SAFE C SL 87 F FF 98 F FF 97 D SL 86 X FF 97 1-2 1-3 2B		4	0	2	0	0	0	1
18 Mitch Moreland, L (1, 3) OBP: 0.333, SLG: 0.510		C SI 85 S CU 70 B SI 86 B CU 71 X CU 69 2-2 G6-3 ①		B CU 70 X SI 85 1-0 20 G4-3 2B		D CU 68 B FC 80 C CH 76 B SI 84 B FC 80 4-1 1-2 BB		S SL 87 D SL 87 B FF 96 C FF 97 B SL 85 F FF 97 B SL 87 4-2 BB		2	0	1	0	2	0	0
20 Ian Desmond, R (1, 7) OBP: 0.207, SLG: 0.151		B SI 86 B SI 85 C CH 80 B SI 87 C SI 86 B SI 87 4-2 12 WP 12 HR BB		S CU 69 B FC 79 B SI 85 B CH 80 X SI 85 3-1 G4-3 ② 2-3		C SI 83 C SI 84 X FC 82 0-2 L9 ②		S SL 86 B SL 86 B FF 96 X FF 95 2-1 F9 ①		3	1	0	0	1	0	6
12 Rougned Odor, L (1, 4) OBP: 0.288, SLG: 0.429		C SI 85 1 SAFE F CH 78 B CU 68 B SI 84 F CU 69 X SI 85 2-2 1-H HR		C CU 68 X SI 86 0-1 G1-3 ③		B FC 82 B SI 85 X SI 85 2-0 L7 ③		D SL 86 B FF 94 F FF 94 B FF 95 F FF 95 X FF 96 3-2 F7 ②		4	1	1	2	0	0	6
1 Elvis Andrus, R (1, 6) OBP: 0.408, SLG: 0.432		X SI 86 0-0 G5-3 ②			C SI 83 B CH 80 C SI 84 B FC 80 B SI 85 F SI 86 X SI 86 3-2 2B		B FC 90 B FC 91 C FC 89 X FC 91 2-1 E5	C SL 86 S SL 86 F SL 86 S SL 85 0-3 K ③		4	0	1	0	0	1	3
8 Bryan Holaday, R (1, 2) OBP: 0.227, SLG: 0.200		C SI 86 F SI 86 B CU 71 F SI 86 B FC 82 X FC 80 2-2 L7 ③			L SI 85 B SI 84 B FC 80 D SI 85 C SI 84 X FF 85 3-2 F7 ①		C FC 89 F CU 78 B CU 79 B CU 78 1 SAFE F FC 90 T FC 91 2-2 K ①			3	0	0	0	0	1	2
Inning Stats	R: 0 E: 0 K: 0 S: 10 H: 1 LOB: 1 BB: 0 P: 12	R: 2 E: 0 K: 0 S: 14 H: 1 LOB: 0 BB: 1 P: 24	R: 0 E: 0 K: 0 S: 6 H: 0 LOB: 0 BB: 0 P: 10	R: 0 E: 0 K: 0 S: 6 H: 1 LOB: 1 BB: 0 P: 10	R: 0 E: 0 K: 1 S: 11 H: 1 LOB: 1 BB: 0 P: 21	R: 0 E: 0 K: 0 S: 12 H: 1 LOB: 2 BB: 1 P: 19	R: 0 E: 1 K: 3 S: 13 H: 0 LOB: 1 BB: 0 P: 21	R: 0 E: 1 K: 1 S: 19 H: 1 LOB: 3 BB: 1 P: 29		1B: 2 2B: 3 3B: 0 HR: 1 SF: 0 SAC: 0 DP: 0 HBP: 0				WP: 1 PB: 0 SB: 0 CS: 0 PA: 35		

	AB	32
	R	2
	H	6
	RBI	2
	BB	3
	SO	5
	LOB	22

PITCHER		IP	WLS	BF	H	R	ER	SO	BB	IBB	HBP	BLK	WP	HR	S	P	ERA	WHIP
58 Doug Fister, R ERA: 5.94	(1, 1)	6.0	L	25	5	2	2	1	2	0	0	0	1	1	59	96	3.00	1.167
36 Will Harris, R ERA: 1.29	(7, 1)	0.2		3	0	0	0	2	0	0	0	0	0	0	9	14	0.00	0.000
29 Tony Sipp, L ERA: 5.4	(7, 1)	0.1		1	0	0	0	1	0	0	0	0	0	0	4	7	0.00	0.000
53 Ken Giles, R ERA: 6.75	(8, 1)	1.0		6	1	0	0	1	1	0	0	0	0	0	19	29	0.00	2.000

PITCHER	IP	WLS	BF	H	R	ER	SO	BB	IBB	HBP	BLK	WP	HR	S	P	ERA	WHIP

Houston Astros @ Texas Rangers

Globe Life Park in Arlington, Arlington, TX

Thu Apr 21 2016, 8:08 PM - 10:49 PM EDT

Att. 25,886 - Partly Cloudy - 74 F

livebaseballscorecards.com

Batter	1	2	3	4	5	6	7	8	9	AB	R	H	RBI	BB	SO	LOB
27 Jose Altuve, R (1, 4) OBP: 0.417, SLG: 0.639	C FF 88 C FF 88 B FF 89 B CU 69 X FF 88 2-2 4 2B 2B		B FF 88 C SL 84 C FF 88 B FF 89 B CU 67 X FF 90 3-2 ① G6-3		B CU 66 B SL 83 F SL 82 B FF 88 C FF 88 B FF 89 4-2 BB			F FF 93 C CU 77 B SI 92 F FS 88 S SL 85 1-3 ① K2-3		3	1	1	0	1	1	0
4 George Springer, R (1, 9) OBP: 0.319, SLG: 0.516	F FF 88 B SL 84 B SL 83 X CH 82 2-1 2-H 2B		F SL 85 S FF 89 B FF 89 F FF 90 X CU 68 1-2 ② F7		1 SAFE S SL 82 1 SAFE F SL 82 B FF 88 B CU 66 F CU 66 F FF 89 F FF 86 2-3 F CH 81 S FF 88 ② K			S FF 94 B SL 85 F FC 88 F FF 94 X FS 88 1-2 ② G6-3		4	0	1	1	0	1	1
1 Carlos Correa, R (1, 6) OBP: 0.339, SLG: 0.482	C SL 84 F FF 88 B CU 67 C CU 66 1-3 ① K		C FF 89 B FF 89 X CH 82 1-1 ③ G5-3		B FF 88 X FF 88 1-0 ③ L4			F FF 93 X SI 94 0-1 28 HR 1B		4	1	1	0	0	1	2
28 Colby Rasmus, L (1, 7) OBP: 0.467, SLG: 0.689	B FF 88 B CH 81 C CH 82 2 SAFE B FF 89 F CH 82 B FF 88 4-2 BB			B FF 87 F FF 86 X CH 82 1-1 HR		C CU 65 S CU 65 B FF 88 C FF 87 1-3 ① K		F FF 93 S FF 93 F FF 93 X SL 82 0-2 1-H HR		3	2	2	3	1	1	0
13 Tyler White, R (1, 3) OBP: 0.377, SLG: 0.667	B FF 87 C CU 68 X SL 82 1-1 ② L9			B FF 88 C SL 81 F FF 89 X CU 66 1-2 ① G5-3		B SL 82 C SL 83 C FF 88 F CU 65 B CU 64 F SL 83 X CU 66 2-2 ② F9		B SI 95 B SI 96 C SI 95 S SI 95 X SI 97 2-2 ③ F8		4	0	0	0	0	0	2
20 Preston Tucker, L (1, 10) OBP: 0.286, SLG: 0.545	C CH 82 X CU 67 0-1 ③ G3			X CH 80 0-0 30 G1-4-3 2B		C FF 86 B FF 88 F CU 67 B FF 89 F CU 66 B FF 88 S FF 88 3-3 ③ K			F FF 92 X CH 81 0-1 ① G5-3	4	0	1	0	0	1	2
30 Carlos Gómez, R (1, 8) OBP: 0.218, SLG: 0.264		F SL 83 B SL 82 F CU 67 C FF 90 1-3 ① K		B SL 83 B SL 82 S SL 81 X SL 83 2-1 ② G1-4-3 2-3			X FC 88 0-0 ① G5-3		F FF 92 B FF 93 B FF 93 S FF 94 F FF 93 F FF 94 F FF 94 S FC 88 2-3 ② K	4	0	0	0	0	2	1
18 Luis Valbuena, L (1, 5) OBP: 0.283, SLG: 0.262		C FF 87 S CH 82 B FF 89 B CH 82 F FF 89 B CU 67 F FF 89 F CH 83 F CH 83 3-2 F FF 89 X SL 84 ② L4		B CH 81 C CH 81 X FF 88 1-1 ③ F7			B FF 93 C SI 93 B FS 90 B FF 93 X FF 94 3-1 ② G3		B FF 93 F FF 92 X CH 82 1-1 1B	4	0	1	0	0	0	1
15 Jason Castro, L (1, 2) OBP: 0.214, SLG: 0.237 11 Evan Gattis, R (9, PH) OBP: 0.190, SLG: 0.238		F FF 88 C FF 89 C CU 68 0-3 ③ K			F FF 86 X CH 80 0-1 ① F7		F FF 93 S FC 90 S FS 90 0-3 ③ K		X FC 88 0-0 ③ G5-3	3 1	0 0	0 0	0 0	0 0	2 0	0 1

Inning Stats	1	2	3	4	5	6	7	8	9
	R: 1 E: 0 K: 1 S: 14 H: 2 LOB: 2 BB: 1 P: 24	R: 0 E: 0 K: 2 S: 14 H: 0 LOB: 0 BB: 0 P: 18	R: 0 E: 0 K: 0 S: 9 H: 0 LOB: 0 BB: 0 P: 14	R: 1 E: 0 K: 0 S: 10 H: 2 LOB: 1 BB: 0 P: 15	R: 0 E: 0 K: 1 S: 12 H: 0 LOB: 1 BB: 1 P: 19	R: 0 E: 0 K: 2 S: 12 H: 0 LOB: 0 BB: 0 P: 18	R: 0 E: 0 K: 1 S: 6 H: 0 LOB: 0 BB: 0 P: 9	R: 2 E: 0 K: 1 S: 17 H: 2 LOB: 0 BB: 0 P: 21	R: 0 E: 0 K: 1 S: 11 H: 1 LOB: 1 BB: 0 P: 14

| | | |

Houston Astros @ Texas Rangers

Globe Life Park in Arlington, Arlington, TX

Thu Apr 21 2016, 8:08 PM - 10:49 PM EDT

Att. 25,886 - Partly Cloudy - 74 F

BOTTOM

Batter	1	2	3	4	5	6	7	8	9	AB	R	H	RBI	BB	SO	LOB
3 Delino DeShields, R (1, 8) OBP: 0.349, SLG: 0.375	C SI 87 X SI 88 0-1 ① G1-3	D SL 77 F FC 83 X SL 76 1-1 ② G6-3 3-H		S FC 85 S CH 80 B SL 75 X SL 76 1-2 ③ F8		B CH 77 B SI 86 F SI 86 D SL 78 F SI 87 X SI 88 3-2 ② FC5 30 1B 1-2 2-3f		B FF 95 X FF 95 1-0 ③ F8		5	0	0	1	0	0	4
30 Nomar Mazara, L (1, 9) OBP: 0.419, SLG: 0.514	C SI 88 C SI 88 X SL 77 0-2 ② G1-3	S SL 76 C SL 76 S SL 77 0-3 ③ K2-3			C SI 87 B SL 77 X SL 77 1-1 29 1B 84 FC4-6 2B	D SL 78 X SI 87 1-0 ③ 1-3 2-3 1B				4	1	2	0	0	1	1
29 Adrián Beltré, R (1, 5) OBP: 0.379, SLG: 0.583	B SI 88 B SI 88 S FC 85 B FC 85 X SI 89 3-1 84 1B 20 HR 1B		C FC 84 S SL 77 B SL 79 X FC 86 1-2 ① G5-3		B CH 78 C FC 84 S SL 76 D SL 78 X SL 77 2-2 84 FC4-6 2-3 1B		C SL 81 B SL 84 X SL 82 1-1 HR			4	2	3	1	0	0	0
84 Prince Fielder, L (1, 10) OBP: 0.246, SLG: 0.283	B SI 89 X SI 89 1-0 20 HR 1-2 1B		B SL 78 C SI 89 B SL 77 S SL 77 X SI 88 2-2 ② F7		S SL 79 D SL 78 B SI 88 S SL 78 X SI 88 2-2 ① FC4-6 1-2f 3-H		C SI 89 B CH 68 F CH 67 B SI 91 B SI 90 X CH 68 3-2 ① L9			4	1	1	1	0	0	1
20 Ian Desmond, R (1, 7) OBP: 0.226, SLG: 0.246	X SI 89 0-0 1-H 2-H HR		X FC 85 0-0 1 3B 2B		B SL 77 B CH 79 C SL 76 S CH 80 F SL 78 S SL 77 2-3 ② K		C SL 82 S SL 84 X SL 83 0-2 ② G6-3			4	2	2	3	0	1	1
1 Elvis Andrus, R (1, 6) OBP: 0.396, SLG: 0.458	B SL 76 C SI 88 B SL 76 F FC 84 S SL 78 2-3 ③ K		C FF 89 D SL 79 X FC 85 1-1 2-H 3B		S CH 79 B SL 75 B SI 87 S CH 79 X SL 77 2-2 ③ F9		S SL 82 C SI 90 S SL 84 0-3 ③ K			4	0	1	1	0	2	1
16 Ryan Rua, R (1, 3) OBP: 0.333, SLG: 0.375		S FC 84 X SI 87 0-1 2 SH1-4 8 1B 3 G6-3 1B	C SL 77 B FC 88 S SL 78 D SL 79 B SI 89 S SL 78 3-3 ③ K			F FC 86 S SL 77 B SL 77 X SI 88 1-2 3 FC5 2 1B 1B		B FF 95 F FF 94 B KC 79 S FF 94 S KC 77 2-3 ① K		4	1	2	0	0	2	1
8 Bryan Holaday, R (1, 2) OBP: 0.308, SLG: 0.261		X SI 87 0-0 2 SH1-4 1-2 1B		B SL 75 X SI 87 1-0 2 K 1B		X CH 78 0-0 ① F8		B KC 77 B FF 94 B FF 90 B FF 92 4-0 BB		3	0	2	0	1	0	1
2 Hanser Alberto, R (1, 4) OBP: 0.154, SLG: 0.154 12 Rougned Odor, L (8, PH) OBP: 0.283, SLG: 0.421 (9, 4)		X SL 76 0-0 ① SH1-4 1-2 2-3		S SL 77 D CH 78 S CH 80 D SL 78 1 SAFE S SL 76 2-3 ① ② K 1-2		B SI 87 1 SAFE B SI 87 S CH 79 X CH 78 2-1 30 1B 3 FC5 1-2 1B		1 SAFE 1 SAFE C KC 75 1 SAFE S FF 94 S FF 95 0-3 ② K		2 1	0 0	1 0	0 0	0 0	1 1	1 1
Inning Stats	R: 3 H: 3 E: 0 LOB: 0 K: 1 BB: 0 S: 12 P: 18	R: 1 H: 2 E: 0 LOB: 1 K: 1 BB: 0 S: 9 P: 10	R: 1 H: 2 E: 0 LOB: 1 K: 1 BB: 0 S: 12 P: 19	R: 0 H: 1 E: 0 LOB: 0 K: 1 BB: 0 S: 7 P: 11	R: 1 H: 2 E: 0 LOB: 1 K: 1 BB: 0 S: 15 P: 24	R: 0 H: 3 E: 0 LOB: 3 K: 0 BB: 0 S: 10 P: 17	R: 1 H: 1 E: 0 LOB: 0 K: 1 BB: 0 S: 11 P: 15	R: 0 H: 0 E: 0 LOB: 1 K: 2 BB: 1 S: 7 P: 14		1B: 9 SF: 0 2B: 2 SAC: 1 3B: 1 DP: 0 HR: 2 HBP: 0						

livebaseballscorecards.com

AB	35
R	7
H	14
RBI	7
BB	1
SO	8
LOB	12

WP: 0 PA: 37
PB: 0
SB: 0
CS: 0

PITCHER		IP	WLS	BF	H	R	ER	SO	BB	IBB	HBP	BLK	WP	HR	S	P	ERA	WHIP
60 Dallas Keuchel, L ERA: 3.71	(1, 1)	6.0	L	29	13	6	6	5	0	0	0	0	0	1	65	99	9.00	2.167
37 Pat Neshek, R ERA: 3.38	(7, 1)	1.0		4	1	1	1	1	0	0	0	0	0	1	11	15	9.00	1.000
35 Josh Fields, R ERA: 9.82	(8, 1)	1.0		4	0	0	0	2	1	0	0	0	0	0	7	14	0.00	1.000

PITCHER	IP	WLS	BF	H	R	ER	SO	BB	IBB	HBP	BLK	WP	HR	S	P	ERA	WHIP

Boston Red Sox @ Houston Astros

Minute Maid Park, Houston, TX

Fri Apr 22 2016, 7:12 PM - 10:39 PM CDT

Att. 26,672 - Clear - 79 F

TOP

livebaseballscorecards.com

Batter	1	2	3	4	5	6	7	8	9	AB	R	H	RBI	BB	SO	LOB
50 Mookie Betts, R (1, 9) OBP: 0.307, SLG: 0.542	F FF 88 B FC 86 B FC 87 X FF 90 2-1 15 1B 3B	2 SAFE X CU 71 0-0 2-H 2B		C FC 86 B CH 84 S CH 84 X FC 86 1-2 15 G5-3 2 2B 1B		C FF 93 X FF 93 0-1 ② F8			C SI 90 S SL 82 X SI 91 0-2 2 WP 3B	5	3	4	1	0	0	1
15 Dustin Pedroia, R (1, 4) OBP: 0.338, SLG: 0.388	F FF 91 F CU 71 X FF 90 0-2 34 BB 2 1B 13 SF7 3-H 1B	C FC 86 B FC 86 F FC 87 S CU 71 1-3 ② K2-3		1 SAFE B FC 89 F FF 89 1 SAFE P PO 82 X FC 85 2-1 ② G5-3 1-2		B SL 83 S SL 84 F FF 93 1 SAFE X CH 81 1-2 2 FC5-4 1-2 1B			B SL 83 X SI 90 1-0 ① G6-3	5	1	2	1	0	1	3
2 Xander Bogaerts, R (1, 6) OBP: 0.329, SLG: 0.431 30 Chris Young, R (9, PR) OBP: 0.250, SLG: 0.278 (9, 7)	C FF 90 B FF 89 B FC 88 C FC 88 B CU 71 F FC 87 X FC 87 3-2 34 BB 1-2 1B	C FF 89 C FC 86 F FF 88 B CU 71 S FC 87 1-3 ③ K		B CU 72 S CH 83 F FF 88 X FF 89 1-2 2-H 2B		S FF 93 S CH 82 X CH 82 0-2 ③ FC5-4 1-2f			S SL 83 S SL 83 B SL 83 F SL 83 B SL 82 B SL 82 H SI 89 4-2 34 G4-6-3 3-H HBP	4	0	2	1	0	1	3
										0	0	0	0	0	0	0
34 David Ortiz, L (1, 10) OBP: 0.397, SLG: 0.596	C CU 70 F FF 90 B FF 91 B FC 88 B FC 87 B FF 90 4-2 1-2 2-3 BB	C CH 81 B FF 89 F FF 89 F CU 71 B FC 86 X CU 70 2-2 ① L8	C FC 86 X FF 89 0-1 47 1B 12 1B 1B	C CU 73 F CU 72 B FF 89 B FC 87 F FC 87 F CU 71 F FF 89 S CH 84 2-3 ③ K			C SL 80 X SL 79 0-1 ① G3-1		B SI 89 F SI 88 S SI 88 X SI 88 1-2 ② ③ G4-6-3 1-2f	4	0	0	0	1	1	2
13 Hanley Ramirez, R (1, 3) OBP: 0.290, SLG: 0.400	B FC 87 B CU 71 X FF 89 2-0 ① SF7 3-H		C FC 86 X FF 89 0-1 47 1B 12 1B 1B	B CH 80 S FF 92 X CH 80 1-1 ① 1B			F FF 90 S CH 77 B CH 78 S CH 78 1-3 ② K			3	1	2	1	0	1	0
47 Travis Shaw, L (1, 5) OBP: 0.417, SLG: 0.537	X CH 82 0-0 ② F5		1 SAFE B FC 86 C FC 87 C CU 72 X FF 90 1-2 12 1B 12 WP 1-3 1B	F FF 93 C CH 81 B CH 82 F CH 83 B FF 93 X CH 82 2-2 12 G1-6-3 1B			B SL 80 B SL 80 C FF 91 C SL 79 B FF 91 X SL 80 3-2 ③ G1-3			4	0	2	0	0	0	2
12 Brock Holt, L (1, 7) OBP: 0.388, SLG: 0.476 (9, 6)	C FC 86 X FC 88 0-1 ③ F7		C FC 87 C FC 87 B FF 88 B FF 90 F CU 72 B CH 82 F FC 89 X FC 87 3-2 10 L4-3 1-3 3-H 1B	C FF 93 X FF 94 0-1 ② ③ G1-6-3 1-2f				C FC 91 X CU 81 0-1 ① G3-1		4	0	1	1	0	0	3
10 Ryan Hanigan, R (1, 2) OBP: 0.278, SLG: 0.133		X FF 89 0-0 ① L9	B FF 88 B CU 72 B FC 86 C FF 90 F FC 87 F FF 90 X FC 86 3-2 ② ③ L4-3 1-1			C FF 92 B FF 92 X CH 79 1-1 15 1B 1B		C FC 91 F CU 82 B CU 82 B FC 91 X FC 93 2-2 ② G3-1		4	0	1	0	0	0	2
25 Jackie Bradley Jr., L (1, 8) OBP: 0.291, SLG: 0.340		B FF 89 S CU 71 X CU 71 1-1 50 2B 2B		F FF 89 B FC 86 F CH 83 F CH 83 X CU 72 1-2 ① G3-1		C FF 94 T FF 94 F FF 93 S CH 82 0-3 ① K		F FC 93 C FC 92 B CU 81 B CU 82 S FC 92 2-3 ③ K		4	1	1	0	0	2	1

Inning Stats																						
	R: 2	H: 3	R: 1	H: 2	R: 1	H: 3	R: 1	H: 2	R: 0	H: 2	R: 0	H: 2	R: 0	H: 0	R: 0	H: 1	1B: 10	SF: 1	WP: 2	PA: 40
	E: 0	LOB: 2	E: 0	LOB: 1	E: 0	LOB: 1	E: 0	LOB: 1	E: 0	LOB: 2	E: 0	LOB: 2	E: 0	LOB: 0	E: 0	LOB: 1	2B: 4	SAC: 0	PB: 0	
	K: 0	BB: 1	K: 2	BB: 0	K: 0	BB: 0	K: 1	BB: 0	K: 0	BB: 0	K: 1	BB: 0	K: 1	BB: 0	K: 0	BB: 0	3B: 2	DP: 3	SB: 0	
	S: 15	P: 26	S: 11	P: 14	S: 18	P: 27	S: 19	P: 25	S: 8	P: 11	S: 14	P: 16	S: 8	P: 12	S: 8	P: 12	HR: 0	HBP: 1	CS: 0	

PITCHER		IP	WLS	BF	H	R	ER	SO	BB	IBB	HBP	BLK	WP	HR	S	P	ERA	WHIP
31 Collin McHugh, R ERA: 7.56	(1, 1)	4.0	L	22	10	5	5	3	1	0	0	0	1	0	63	92	11.25	2.750
47 Chris Devenski, R ERA: 0.87	(5, 1)	2.0		8	4	0	0	1	0	0	0	0	0	0	22	27	0.00	2.000
29 Tony Sipp, L ERA: 4.5	(7, 1)	1.0		3	0	0	0	1	0	0	0	0	0	0	8	12	0.00	0.000
36 Will Harris, R ERA: 1.13	(8, 1)	1.0		3	0	0	0	1	0	0	0	0	0	0	8	12	0.00	0.000
44 Luke Gregerson, R ERA: 1.5	(9, 1)	1.0		4	1	1	1	0	0	0	1	0	1	0	10	16	9.00	1.000

PITCHER	IP	WLS	BF	H	R	ER	SO	BB	IBB	HBP	BLK	WP	HR	S	P	ERA	WHIP

AB	37
R	6
H	15
RBI	5
BB	1
SO	6
LOB	17

BOTTOM

Batter	1	2	3	4	5	6	7	8	9	AB	R	H	RBI	BB	SO	LOB
27 Jose Altuve, R (1, 4) OBP: 0.403, SLG: 0.600	B KN 74 S KN 74 F KN 74 F KN 77 B KN 76 B KN 71 C KN 74 3-3 ① K		X KN 73 0-0 ① G6-3		S KN 74 C KN 72 X KN 74 0-2 ③ L6		B KN 75 B KN 75 S KN 74 S KN 75 D KN 76 B CU 69 4-2 1-3 2-H BB		C FF 94 X FF 95 0-1 ② F8 2-3	4	0	0	0	1	1	2
4 George Springer, R (1, 9) OBP: 0.324, SLG: 0.507	X FF 84 0-0 E5 1 1B		C FF 82 B KN 74 B KN 74 B KN 74 X KN 74 3-1 ② L8			X KN 72 0-0 1 CS 1 WP 1B	C FF 94 F FF 94 B FF 95 F SL 87 C SL 89 1-3 ③ K		X CU 82 0-0 1 DI 1-3 3-H 1B	5	0	2	1	0	1	2
1 Carlos Correa, R (1, 6) OBP: 0.358, SLG: 0.483	C FF 84 1 SAFE 1 SAFE X KN 74 0-1 1-2 1B		B KN 74 C CU 67 B KN 74 S KN 73 B KN 74 F KN 74 B CU 68 4-2 28 PB BB			B KN 74 C KN 74 B KN 74 C KN 74 X KN 74 2-2 ① 1-3 1B		B FF 92 S FF 91 F FF 93 B FF 95 F FF 93 F FF 94 F SL 86 C FF 94 2-3 ① K	S FF 97 B FF 98 F FF 96 D KC 88 F FF 97 X FF 96 2-2 ③ G6-3 1-2	4	0	2	0	1	1	2
28 Colby Rasmus, L (1, 7) OBP: 0.438, SLG: 0.633	B KN 75 2 SAFE C KN 73 F KN 74 X KN 72 1-2 ② L8		B KN 74 S KN 74 X KN 73 1-1 ③ G3 1-2			B KN 73 B KN 74 S KN 75 X KN 74 2-1 ② F7		B CU 78 C FF 92 B CU 78 C FF 94 F FF 94 B FF 95 F FF 93 S FF 94 3-3 ② K		4	0	0	0	0	1	4
13 Tyler White, R (1, 3) OBP: 0.369, SLG: 0.632	B KN 76 C KN 75 X KN 74 1-1 ③ G4-3			C KN 72 S KN 74 X KN 76 0-2 ① G1-3		B KN 74 B KN 72 C KN 74 F KN 75 S KN 76 2-3 ③ K		B CU 76 S FF 91 B SL 87 B FF 94 C FF 92 D FF 94 4-2 BB		3	0	0	0	1	1	3
11 Evan Gattis, R (1, 10) OBP: 0.200, SLG: 0.208		C KN 73 B KN 75 S CU 67 F KN 75 C KN 76 1-3 ① K		C KN 74 X KN 74 0-1 ② L9			B KN 72 B KN 73 B FF 81 C FF 80 F FF 80 F FF 84 B KN 73 4-2 30 FC6-4 BB	C FF 93 X FF 94 0-1 ③ F9		3	0	0	0	1	1	1
30 Carlos Gómez, R (1, 8) OBP: 0.237, SLG: 0.281		C KN 75 X KN 74 0-1 1B		B KN 75 B KN 73 C KN 73 X KN 75 2-1 ③ L8			S KN 74 F KN 74 X CU 68 0-2 ① FC6-4 18 BB 27 PB 1-2f		B CU 77 C CU 79 X FF 95 1-1 27 F8 6 BB 4 1B 1B	4	2	2	0	0	0	1
18 Luis Valbuena, L (1, 5) OBP: 0.300, SLG: 0.250		1 SAFE C KN 74 1 SAFE F KN 72 D KN 76 B CU 70 S KN 74 2-3 ② K			B KN 73 S CU 67 B KN 72 B CU 71 C KN 77 B FF 84 4-2 23 G5-4-3 BB		B KN 74 B KN 74 C KN 67 L FF 84 B KN 75 F KN 74 F FF 86 B KN 72 4-2 27 PB 1-2 BB		F FF 95 B SL 87 F FF 94 S FC 89 1-3 ① K	2	0	0	0	2	2	2
23 Erik Kratz, R (1, 2) 9 Marwin Gonzalez, S (7, PH) OBP: 0.214, SLG: 0.259 15 Jason Castro, L (8, 2) OBP: 0.214, SLG: 0.237 6 Jake Marisnick, R (9, PH) OBP: 0.182, SLG: 0.100		1 SAFE B KN 76 B KN 76 B KN 74 C FF 84 C CU 70 S KN 76 3-3 ③ K2-3			C KN 73 1 SAFE X KN 74 0-1 ① ② G5-4-3 1-2f		C KN 75 F KN 76 B KN 76 2 SAFE F KN 74 F KN 76 S CU 66 1-3 ② K		F FF 95 B SL 88 B FF 95 B CU 80 B FF 93 4-2 4 1B 1-2 BB	2 1 0 0	0 0 0 0	0 0 0 0	0 0 0 1	0 0 0 0	1 0 0 0	2 2 0 0
Inning Stats	R: 0 E: 1 K: 1 S: 12 H: 1 LOB: 2 BB: 0 P: 17	R: 0 E: 0 K: 3 S: 12 H: 1 LOB: 1 BB: 0 P: 18	R: 0 E: 0 K: 0 S: 8 H: 0 LOB: 1 BB: 1 P: 16	R: 0 E: 0 K: 0 S: 7 H: 0 LOB: 0 BB: 0 P: 9	R: 0 E: 0 K: 0 S: 7 H: 0 LOB: 0 BB: 1 P: 11	R: 0 E: 0 K: 1 S: 9 H: 2 LOB: 1 BB: 0 P: 15	R: 1 E: 0 K: 2 S: 21 H: 0 LOB: 2 BB: 3 P: 35	R: 0 E: 0 K: 2 S: 15 H: 0 LOB: 1 BB: 1 P: 24	R: 1 E: 0 K: 1 S: 14 H: 2 LOB: 2 BB: 1 P: 22	1B: 6 2B: 0 3B: 0 HR: 0 SF: 0 SAC: 0 DP: 1 HBP: 0	WP: 1 PB: 3 SB: 0 CS: 1 PA: 39					

PITCHER		IP	WLS	BF	H	R	ER	SO	BB	IBB	HBP	BLK	WP	HR	S	P	ERA	WHIP
35 Steven Wright, R ERA: 1.4	(1, 1)	6.2	W	28	4	1	0	6	5	0	0	0	1	0	72	116	0.00	1.350
37 Heath Hembree, R ERA:	(7, 1)	1.1	H	5	0	0	0	3	1	0	0	0	0	0	19	29	0.00	0.750
28 Robbie Ross Jr., L ERA: 3.86	(9, 1)	0.2		5	2	1	1	1	1	0	0	0	0	0	10	16	13.50	4.500
46 Craig Kimbrel, R ERA: 3.38	(9, 1)	0.1	S	1	0	0	0	0	0	0	0	0	0	0	4	6	0.00	0.000

PITCHER	IP	WLS	BF	H	R	ER	SO	BB	IBB	HBP	BLK	WP	HR	S	P	ERA	WHIP

Boston Red Sox @ Houston Astros

Minute Maid Park, Houston, TX

Fri Apr 22 2016, 7:12 PM - 10:39 PM CDT

Att. 26,672 - Clear - 79 F

livebaseballscorecards.com

AB	32
R	2
H	6
RBI	1
BB	7
SO	10
LOB	21

Boston Red Sox @ Houston Astros

Minute Maid Park, Houston, TX

Sat Apr 23 2016, 3:07 PM - 6:33 PM CDT

Att. 40,232 - Partly Cloudy - 85 F

TOP

livebaseballscorecards.com

Batter	1	2	3	4	5	6	7	8	9	AB	R	H	RBI	BB	SO	LOB
50 Mookie Betts, R (1, 9) OBP: 0.300, SLG: 0.519	B FF 88 B FF 89 C FF 88 X FF 89 2-1 15 E 34 1B 1B		C SL 81 X SL 80 0-1 ① L9		X FC 84 0-0 ③ L7		X SL 81 0-0 ② FC1-4 1-2f		C CH 80 X FF 94 0-1 ② F8	5	1	1	0	0	0	1
15 Dustin Pedroia, R (1, 4) OBP: 0.355, SLG: 0.408	C FF 88 1 SAFE B FC 87 B CH 83 F CH 84 F FC 84 D CH 84 B FF 90 4-2 34 1B 1-2 BB		C CH 82 X SL 81 0-1 1B			C FF 87 X CH 82 0-1 47 1B 12 SF7 2B	B SL 83 C SI 88 B SL 82 F SI 88 X SL 83 2-2 ③ G6-3		B FF 96 B FF 95 C FF 94 C CH 81 S KC 80 2-3 ③ K	4	1	2	0	1	1	1
34 David Ortiz, L (1, 10) OBP: 0.403, SLG: 0.589	C CH 84 C CU 73 B CU 74 2 SAFE X FF 91 1-2 1-3 2-H 1B		D CH 83 X FC 86 1-0 ② F7			F CH 82 F FF 91 B CH 82 S CU 73 1-3 ① K		F X FF 97 0-1 12 1B 32 2B 1B		4	1	2	1	0	1	2
13 Hanley Ramirez, R (1, 3) OBP: 0.288, SLG: 0.382	S FF 91 C FF 91 B CU 75 D CU 75 S CH 82 2-3 ① K		1 SAFE S CH 82 B FF 90 X FF 89 1-1 ③ F9			B FF 90 B SL 78 B FF 90 B FC 84 4-0 47 1B BB		B SL 84 C B S C SL 85 2-3 ① K		3	0	0	0	1	2	4
47 Travis Shaw, L (1, 5) OBP: 0.406, SLG: 0.517	B CU 71 B FF 87 F FC 86 F FC 88 B FF 91 S CH 83 3-3 ② K			C FF 88 S FC 85 X CU 72 0-2 ① G4-1		B FC 87 F FF 89 D CH 83 X FC 85 2-1 1-2 2-3 1B		B FF 97 X FF 96 1-0 ② F7		4	0	1	0	0	1	3
12 Brock Holt, L (1, 6) (8, 7) OBP: 0.377, SLG: 0.467	X CH 84 0-0 ③ G1			B CH 83 F FF 88 S CH 82 C FF 91 1-3 ② K		B FC 91 B FC 90 B FC 91 C FC 92 X FC 91 3-1 ② SF7 3-H		B C FF 96 S SL 85 D SL 85 F FF 96 F FF 97 X FF 98 2-2 32 2B 1-2 1B		3	0	1	1	0	1	2
30 Chris Young, R (1, 7) OBP: 0.217, SLG: 0.238 32 Josh Rutledge, R (8, PH) OBP: 0.600, SLG: 1.200 (8, 6)		B FC 85 B FF 88 S CH 81 B CH 82 C FF 89 C CH 80 3-3 ① K		B SL 81 F FF 89 C SL 84 B CH 81 F FC 85 C CU 73 2-3 ③ K		B CU 81 C FC 92 B CU 81 D CU 82 C FC 92 X FC 91 3-2 ③ G5-3		C FF 98 X SL 85 0-1 1-3 2-H 2B		3 1	0 0	0 1	0 1	0 0	2 0	2 0
25 Jackie Bradley Jr., L (1, 8) OBP: 0.271, SLG: 0.315		B FF 91 C CH 83 B FC 87 S FC 85 B CH 82 X FC 86 3-2 ② G4-3			S FC 84 F CH 82 B CH 82 X CU 72 1-2 ① F9		C SI 87 B SI 89 F SI 89 S CH 67 1-3 ① K	X FF 93 0-0 ③ F9		4	0	0	0	0	1	2
7 Christian Vázquez, R (1, 2) OBP: 0.261, SLG: 0.238		B FF 90 S SL 80 F FF 90 X SL 83 1-2 ③ G6-3			F SL 83 S CH 79 B CU 74 B FF 91 X CH 83 2-2 ② L9		C SL 82 B SL 83 C SI 90 X SL 82 1-2 50 FC1-4 1B		C FF 94 B SL 84 F FF 94 X KC 80 1-2 ① G6-3	4	0	1	0	0	0	0
Inning Stats	R: 1 E: 1 K: 2 S: 15 H: 2 LOB: 2 BB: 1 P: 27	R: 0 E: 0 K: 1 S: 9 H: 0 LOB: 0 BB: 0 P: 16	R: 0 E: 0 K: 0 S: 7 H: 1 LOB: 1 BB: 0 P: 9	R: 0 E: 0 K: 2 S: 10 H: 0 LOB: 0 BB: 0 P: 13	R: 0 E: 0 K: 0 S: 7 H: 0 LOB: 0 BB: 0 P: 10	R: 1 E: 0 K: 1 S: 12 H: 2 LOB: 2 BB: 1 P: 25	R: 0 E: 0 K: 1 S: 10 H: 1 LOB: 1 BB: 0 P: 14	R: 1 E: 0 K: 1 S: 14 H: 3 LOB: 2 BB: 0 P: 19	R: 0 E: 0 K: 1 S: 8 H: 0 LOB: 0 BB: 0 P: 11	1B: 7 2B: 2 3B: 0 HR: 0	SF: 1 SAC: 0 DP: 0 HBP: 0			WP: 0 PB: 0 SB: 0 CS: 0	PA: 38		

	AB	35
	R	3
	H	9
	RBI	3
	BB	2
	SO	9
	LOB	17

PITCHER		IP	WLS	BF	H	R	ER	SO	BB	IBB	HBP	BLK	WP	HR	S	P	ERA	WHIP
54 Mike Fiers, R ERA: 5.73	(1, 1)	5.1	W	23	5	2	2	6	2	0	0	0	0	0	55	89	3.38	1.312
36 Will Harris, R ERA: 1.04	(6, 1)	0.2	H	2	0	0	0	0	0	0	0	0	0	0	5	11	0.00	0.000
37 Pat Neshek, R ERA: 2.84	(7, 1)	1.0	H	4	1	0	0	1	0	0	0	0	0	0	10	14	0.00	1.000
53 Ken Giles, R ERA: 7.04	(8, 1)	1.0	H	6	3	1	1	1	0	0	0	0	0	0	14	19	9.00	3.000
35 Josh Fields, R ERA: 8.64	(9, 1)	1.0		3	0	0	0	1	0	0	0	0	0	0	8	11	0.00	0.000

PITCHER	IP	WLS	BF	H	R	ER	SO	BB	IBB	HBP	BLK	WP	HR	S	P	ERA	WHIP

Boston Red Sox @ Houston Astros

Minute Maid Park, Houston, TX

Sat Apr 23 2016, 3:07 PM - 6:33 PM CDT

Att. 40,232 - Partly Cloudy - 85 F

BOTTOM

Batter	1	2	3	4	5	6	7	8	9	AB	R	H	RBI	BB	SO	LOB
27 Jose Altuve, R (1, 4) OBP: 0.415, SLG: 0.629	X FS 88 0-0 4 1B 1B	D CU 79 F FC 89 B SI 92 B CH 81 C FC 89 C SI 93 3-3 ③ K			B SI 91 1 SAFE X FC 86 1-0 ② FC5-4 1 HBP 4 1B 28 HR 1-2f		C CU 78 X CH 83 0-1 ① 2B	F CH 87 X CH 84 0-1 4 G4-3 28 2B 3-H 2B		5	2	3	1	0	1	2
4 George Springer, R (1, 9) OBP: 0.342, SLG: 0.507	1 SAFE D FC 85 1 SAFE B FC 89 C FC 87 1 SAFE S SI 91 X CH 79 2-2 1-2 1B		S CU 77 B FC 89 B FC 88 X CU 79 2-1 ① G6-3		B CH 79 1 SAFE C FF 91 F CH 80 X FF 91 1-2 1 HBP 28 HR 1-2 1B		B SI 90 B SI 90 C CU 78 S CH 85 F CH 85 B FF 90 B CH 84 4-2 28 BB 1 1B BB	X SI 90 0-0 ② G4-3 2-3		4	1	2	0	1	0	1
1 Carlos Correa, R (1, 6) OBP: 0.375, SLG: 0.476	C FF 90 F FC 89 B FF 90 1 SAFE D CH 81 X FF 91 2-2 ① F6		C FF 91 C CH 81 B SI 92 S CH 81 1-3 ② K		B CH 80 B CU 76 S FC 85 H CH 79 3-1 28 HR 1-2 2-3 HBP		F SI 90 X CU 79 0-1 28 BB 1-2 1B	B SI 92 D CH 86 I IN 67 I 4-0 28 2B IBB		3	1	1	0	1	1	2
28 Colby Rasmus, L (1, 7) OBP: 0.449, SLG: 0.698	B CU 74 B CU 74 B CH 79 C FF 91 X FC 87 3-1 ② F3		S CH 80 B FF 92 F CU 80 B CH 81 B SI 92 S CH 79 3-3 ③ K		B FF 91 D CH 80 S CU 76 S CU 78 X SI 93 2-2 1-H 2-H 3-H HR		B CU 75 C CU 76 B CU 77 B FF 92 C SI 92 F CU 76 B CU 78 4-2 30 FC5-4 1-2 2-3 BB	X CU 78 0-0 1-3 3-H 2B		4	1	2	5	1	1	2
20 Preston Tucker, L (1, 10) OBP: 0.263, SLG: 0.500 11 Evan Gattis, R (7, PH) OBP: 0.185, SLG: 0.192 (8, 10)	C CU 76 X FC 87 0-1 ③ P2			L CH 79 F FC 88 B FC 88 F FF 92 F CU 78 S FS 85 1-3 ① K	C CU 78 F FC 89 B SI 88 X CH 80 1-2 ③ G3		D FF 92 C CH 84 F B C CU 76 2-3 ② K	X FF 92 0-0 ③ G5-3		3 2	0 0	0 0	0 0	0 0	1 1	2 5
30 Carlos Gómez, R (1, 8) OBP: 0.222, SLG: 0.262		S CU 76 B FC 88 B SI 90 C FC 89 B SI 93 X FC 88 3-2 ① P6		F FF 92 X SI 91 0-1 ② F7		B FC 85 C FC 87 S CH 78 F FC 88 F CH 78 F CH 79 F FF 90 F CU 78 F CH 80 2-3 ① B FF 92 C FC 88 K	X 0-0 ③ FC5-4 1-2f			4	0	0	0	0	1	3
9 Marwin Gonzalez, S (1, 3) OBP: 0.250, SLG: 0.323		C CU 76 X CH 81 0-1 18 2B 15 G4-3 1B		C CU 77 F CU 78 B FF 92 S CH 85 1-3 ③ K		C FC 87 B CH 82 B CU 78 C CU 77 B FC 87 X CH 80 3-2 ② F9		B CU 76 X FF 92 1-0 18 2B 2B		4	2	2	0	0	1	0
18 Luis Valbuena, L (1, 5) OBP: 0.352, SLG: 0.326		X FC 88 0-0 15 G4-3 1-3 2B			C CU 76 B CU 77 F CH 79 B CH 84 B FS 85 B FC 89 4-2 27 FC5-4 BB	L SL 85 F SL 86 B CU 81 B SI 92 B SL 83 B SL 85 4-2 BB		L CU 78 B CU 78 C SI 90 X SI 92 1-2 15 G3 27 2B 2-H 2B		2	1	2	1	2	0	0
15 Jason Castro, L (1, 2) OBP: 0.196, SLG: 0.214		X FC 89 0-0 ② G4-3 2-3 3-H			C CU 76 C CH 80 B SI 91 X CH 80 1-2 ① F9	B SI 89 F SI 89 C SL 86 C SL 82 1-3 ③ K		B CU 77 B CU 78 C X SI 90 2-1 ① G3 2-3		4	0	0	1	0	1	4
Inning Stats	R: 0 E: 0 K: 0 S: 11 H: 2 LOB: 2 BB: 0 P: 18	R: 1 E: 0 K: 1 S: 10 H: 2 LOB: 1 BB: 0 P: 16	R: 0 E: 0 K: 2 S: 8 H: 0 LOB: 0 BB: 0 P: 14	R: 0 E: 0 K: 2 S: 10 H: 0 LOB: 0 BB: 0 P: 12	R: 4 E: 0 K: 0 S: 16 H: 2 LOB: 0 BB: 1 P: 29	R: 0 E: 0 K: 2 S: 17 H: 0 LOB: 1 BB: 1 P: 27	R: 0 E: 0 K: 1 S: 14 H: 2 LOB: 3 BB: 2 P: 24	R: 3 E: 0 K: 0 S: 11 H: 4 LOB: 2 BB: 1 P: 19		1B: 5 2B: 6 3B: 0 HR: 1 SF: 0 SAC: 0 DP: 0 HBP: 1					

livebaseballscorecards.com

AB	35
R	8
H	12
RBI	8
BB	5
SO	8
LOB	21

WP: 0 PB: 0 SB: 0 CS: 0 PA: 41

PITCHER		IP	WLS	BF	H	R	ER	SO	BB	IBB	HBP	BLK	WP	HR	S	P	ERA	WHIP
11 Clay Buchholz, R ERA: 6.33	(1, 1)	5.2	L	25	6	5	5	6	1	0	1	0	0	1	67	106	7.94	1.235
59 Tommy Layne, L ERA: 3.38	(6, 1)	0.1		2	0	0	0	1	1	0	0	0	0	0	5	10	0.00	3.000
66 Noé Ramirez, R ERA: 5.79	(7, 1)	0.1		3	2	0	0	0	1	0	0	0	0	0	7	11	0.00	9.000
29 Roenis Elías, L ERA: 16.2	(7, 1)	1.2		11	4	3	3	1	1	1	0	0	0	0	18	32	16.20	3.000

PITCHER	IP	WLS	BF	H	R	ER	SO	BB	IBB	HBP	BLK	WP	HR	S	P	ERA	WHIP

Batter	1	2	3	4	5	6	7	8	9	10	11	12	AB	R	H	RBI	BB	SO	LOB
50 Mookie Betts, R (1, 9) OBP: 0.299, SLG: 0.500	F FC 88 X FC 86 0-1 15 2B 13 E 1B	C CU 74 B CU 72 X CH 83 1-1 ② P3	C CH 81 C CU 73 F CU 76 X CH 84 0-2 E6 2-3		S SL 83 C CH 83 B SL 84 X CH 84 1-2 ③ FC5 1-2 2-3f			X CH 80 0-0 15 1B 15 S 1B			B SL 87 X SL 87 1-0 ② FC6-2 15 WP 1-2 2-3 3-Hf	7	1	2	0	0	0	6
15 Dustin Pedroia, R (1, 4) OBP: 0.361, SLG: 0.449	X SI 88 0-0 13 E 47 BB 1-3 2B	C FC 88 B FC 87 F CU 74 B CH 86 B SI 89 X SI 90 3-2 3B	B FC 87 F SI 90 X CU 74 1-1 G5-3 ③			X FF 93 0-0 ① F8		1 SAFE 1 SAFE C FF 92 X CH 80 0-1 1-3 1B			C FF 87 X SI 89 0-1 ② G6-3	F SL 87 B FF 96 B FF 96 B FF 96 F SL 87 S SL 86 3-3 ③ K 1-2 2-3 3-H	7	1	3	0	0	1	4
2 Xander Bogaerts, R (1, 6) OBP: 0.329, SLG: 0.414	B CU 75 F FF 89 X FC 86 1-1 ① G3	B CU 75 B CH 81 B FC 88 B SI 90 4-0 BB	C SI 89 X CH 82 0-1 ① P2			B SL 81 F FF 94 B SL 82 F FF 93 F CH 82 B SL 80 X FF 95 3-2 ② G5-3		C SL 80 B SL 82 X SI 86 1-1 ③ F9			X FF 89 0-0 1B		5	0	1	0	1	0	4
34 David Ortiz, L (1, 10) OBP: 0.411, SLG: 0.574	I I I 4-0 47 BB 13 E 12 SF8 IBB	C FC 86 B CH 81 X CH 81 1-1 ③ F7		B CH 81 B SI 90 B CH 84 X FC 88 3-0 13 G6-4-3 1B		X FF 95 0-0 ③ F9			B SL 80 B SL 80 C SL 79 B FF 90 F FF 90 X FF 92 3-2 ① 1B		B FF 89 C FF 89 X SI 87 1-1 ③ G1-3		5	1	2	0	1	0	3
13 Hanley Ramirez, R (1, 3) OBP: 0.291, SLG: 0.378	X SI 89 0-0 E4 47 BB 1-2 2-3 3-H	C SI 88 S SI 89 B SI 90 C FC 88 1-3 ① K	S SI 90 B FC 88 X SI 90 1-1 ②③ G6-4-3 1-2f				B SL 80 F FF 92 B FF 93 X CH 81 2-1 47 G5-3 47 S 12 L9-2 1B		B CH 78 S FF 91 F CH 78 B CH 78 X CH 79 2-2 ② G6-3		X SL 85 0-0 12 SH5-4 47 1B 25 1B 1B		6	1	2	1	0	1	3
47 Travis Shaw, L (1, 5) OBP: 0.400, SLG: 0.492	C CU 75 B FC 88 F FC 88 F CU 74 B FC 88 B FC 88 B SI 89 4-2 10 FC6 1-2 2-3 3-H BB	B FC 88 F FC 89 S CU 75 F FF 90 B CU 77 C FC 88 2-3 ② K			X FC 88 0-0 ① F8		1 SAFE B FF 93 C CH 82 B FF 94 C CH 81 X KC 78 2-2 ① G5-3 1-3		B SL 81 B SL 79 B FF 90 C FF 90 F FF 91 F SL 80 F SL 79 F FF 90 X SL 80 3-2 ③ P5		T FF 96 B FF 96 X FF 96 1-1 25 1B 12 SH5-4 50 FC6-2 1-2 1B	5	0	1	1	1	1	1
12 Brock Holt, L (1, 7) OBP: 0.379, SLG: 0.458	B CH 84 C FF 88 D CH 86 B FC 88 C SI 90 X SI 91 3-2 ② SF8 3-H	C FC 87 B CH 84 F CH 84 B CH 83 B FC 90 F FC 90 F CH 84 F FC 90 F CH 90 3-2 X FC 88 E4 10 2B 1B	C SI 88 B CH 82 B FC 88 B FF 90 C FC 88 B FC 90 4-2 50 FC5 10 1B BB				B CH 82 C CH 82 F FF 94 X CH 84 1-2 ②③ L9-2 3-H			C SI 89 F SI 89 S SL 81 0-3 ① K2-3	F FF 97 B FF 97 X FF 97 1-1 ① SH5-4 1-2 2-3		3	1	1	1	1	1	1
10 Ryan Hanigan, R (1, 2) OBP: 0.333, SLG: 0.250	X SI 89 0-0 ③ FC6 1-2f		B FC 88 F FC 87 C FF 90 D CU 77 X SI 90 2-2 25 2B 2-H 2B		1 SAFE B FC 86 1 SAFE 1 SAFE C FC 87 C CU 74 D CU 76 F FC 87 X CU 74 2-2 50 FC5 1-2 1B			C FF 92 C CH 79 B KC 77 S SL 82 1-3 ① K		B FF 90 B SI 90 C SI 89 X SI 90 2-1 ② G5-3		F FF 97 B FF 97 B FF 95 B FF 97 F FF 96 F FF 97 F FF 98 F SL 88 F SL 88 4-2 50 FC6-2 25 1B 15 WP BB	5	2	2	1	1	1	2
25 Jackie Bradley Jr., L (1, 8) OBP: 0.277, SLG: 0.333		C FF 88 B CU 73 C FC 86 B CU 74 B FC 88 S FC 87 3-3 ① K	C CU 76 X FC 90 0-1 50 E 2-H 2B		C CH 83 C CH 83 F FF 94 F CH 84 S CH 84 0-3 ② K			F FF 92 B CH 80 X KC 75 1-1 ② P6		C SI 90 B SI 89 S SI 89 F SL 82 X SI 90 1-2 ③ G1-3		F FF 97 F SL 87 B FF 97 X SL 86 1-2 15 WP 50 FC6-2 1-2 2-3 3-H 1B	6	0	2	2	0	2	2
Inning Stats	R: 3 H: 2 E: 1 LOB: 2 K: 0 BB: 2 S: 13 P: 25	R: 0 H: 1 E: 0 LOB: 2 K: 0 BB: 1 S: 10 P: 22	R: 2 H: 3 E: 2 LOB: 2 K: 2 BB: 0 S: 25 P: 34	R: 0 H: 1 E: 0 LOB: 0 K: 0 BB: 0 S: 5 P: 9	R: 0 H: 1 E: 0 LOB: 2 K: 1 BB: 1 S: 15 P: 22	R: 0 H: 0 E: 0 LOB: 0 K: 0 BB: 0 S: 6 P: 9	R: 0 H: 1 E: 0 LOB: 0 K: 0 BB: 0 S: 8 P: 13	R: 0 H: 2 E: 0 LOB: 2 K: 1 BB: 0 S: 10 P: 13	R: 0 H: 1 E: 0 LOB: 0 K: 0 BB: 0 S: 12 P: 20	R: 0 H: 0 E: 0 LOB: 0 K: 1 BB: 0 S: 9 P: 12	R: 0 H: 1 E: 0 LOB: 1 K: 0 BB: 0 S: 6 P: 7	R: 2 H: 3 E: 0 LOB: 2 K: 1 BB: 1 S: 22 P: 33	1B: 12 SF: 1 2B: 4 SAC: 1 3B: 1 DP: 2 HR: 0 HBP: 0						

PITCHER		IP	WLS	BF	H	R	ER	SO	BB	IBB	HBP	BLK	WP	HR	S	P	ERA	WHIP
46 Scott Feldman, R ERA: 4.58	(1, 1)	4.1		26	8	5	3	3	3	1	0	0	0	0	60	103	6.23	2.538
47 Chris Devenski, R ERA: 0.66	(5, 1)	3.1		12	3	0	0	2	0	0	0	0	0	0	30	41	0.00	0.900
37 Pat Neshek, R ERA: 2.7	(8, 1)	0.1		1	0	0	0	0	0	0	0	0	0	0	2	3	0.00	0.000
29 Tony Sipp, L ERA: 3.86	(9, 1)	1.0		3	1	0	0	0	0	0	0	0	0	0	12	20	0.00	1.000
44 Luke Gregerson, R ERA: 1.13	(10, 1)	2.0		7	1	0	0	1	0	0	0	0	0	0	15	19	0.00	0.500

PITCHER		IP	WLS	BF	H	R	ER	SO	BB	IBB	HBP	BLK	WP	HR	S	P	ERA	WHIP
53 Ken Giles, R ERA: 8.31	(12, 1)	1.0	L	7	3	2	2	1	1	0	0	0	1	0	22	33	18.00	4.000

TOP

Boston Red Sox @ Houston Astros

Minute Maid Park, Houston, TX

Sun Apr 24 2016, 7:09 PM - 12:11 AM CDT

Att. 32,416 - Roof Closed - 73 F

livebaseballscorecards.com

AB	49
R	7
H	16
RBI	6
BB	5
SO	7
LOB	26

WP: 1 PA: 56
PB: 0
SB: 2
CS: 0

Batter	1	2	3	4	5	6	7	8	9	10	11	12	AB	R	H	RBI	BB	SO	LOB
27 Jose Altuve, R (1, 4) OBP: 0.409, SLG: 0.618	B FF 88 B FF 86 B FF 88 C FF 87 C FF 88 X FF 90 3-2 1 S 2B	C FF 89 F FF 90 B FF 90 S CH 80 1-3 K ③		B FF 91 B FF 88 C CH 74 B FF 87 X CH 76 3-1 1 S 1B		C CU 76 X SL 82 0-1 G4-3 ② 1-2 2-3			S FF 97 B KC 88 B FF 97 X FF 97 2-1 F9 ①		X FF 92 0-0 F8 ①		6	0	2	0	0	1	3
4 George Springer, R (1, 9) OBP: 0.341, SLG: 0.500	S FF 89 C CH 78 B CH 79 D CH 78 B CH 78 B FF 90 4-2 13 PB BB		C CH 74 F CH 74 B CH 76 B FF 87 X CH 74 2-2 28 BB 13 SF8 2B	1 SAFE X FF 97 0-0 P3 ②		F CU 78 B FF 93 X SL 81 1-1 F9 ③			C FF 97 F FF 98 B FF 98 S KC 88 1-3 K ②		F FF 95 S FF 96 B FF 96 X FF 96 1-2 F7 ②		5	1	1	0	1	1	3
1 Carlos Correa, R (1, 6) OBP: 0.385, SLG: 0.485	C CH 77 B FF 90 F CH 77 B CH 78 F FF 90 S CH 78 2-3 K ①		B CU 67 B FF 88 B CH 76 C CH 75 B FF 89 4-1 28 BB 11 1B BB	C FF 96 B FF 98 1 SAFE C FF 97 B FF 97 C FF 97 2-3 K ③ 1-2			C CU 76 B SL 81 X CU 77 1-1 1B		B FF 95 B FF 97 S FF 97 B FF 97 X FF 96 3-1 28 DI 28 HR 2B		B FF 95 C FF 95 S SL 88 F FF 98 F FF 96 S FF 97 1-3 K ③		5	2	2	0	1	3	3
28 Colby Rasmus, L (1, 7) OBP: 0.440, SLG: 0.707	B FF 91 B FF 90 B FF 91 C FF 90 X FF 90 3-1 F9 ②		B FF 88 B FF 90 B FF 90 B FF 89 4-0 11 1B 1-2 2-3 BB		C KC 80 B FF 94 B CH 86 X FF 97 2-1 G6-3 ①		D FO 87 C FF 93 L FO 88 D FO 89 X FO 88 2-2 F7 ①		S FF 98 X FF 98 0-1 HR 2-H			C CU 77 X CU 79 0-1 G6-3 ①	5	1	1	2	1	0	3
13 Tyler White, R (1, 3) OBP: 0.338, SLG: 0.581	B FF 91 B FF 89 C CH 77 F CH 75 X CH 78 2-2 P5 ③ 1-2		B CH 77 X FF 90 1-0 SF8 ① 3-H		B KC 82 B FF 96 X FF 97 2-0 F8 ②		C CU 77 S SL 81 F FF 93 S SL 82 0-3 K ②		C FF 98 C KC 87 B FF 98 S KC 87 1-3 K ③			B FF 93 B FF 93 C FF 91 T FF 92 X FF 93 3-2 E5 30 1B	5	0	0	1	0	2	3
30 Carlos Gómez, R (1, 8) OBP: 0.217, SLG: 0.254		F FF 87 S FF 88 B FF 90 F FF 89 F FF 88 X FF 90 1-2 F7 ① F FF 87 B FF 89 S CH 76 F CH 78 S CH 75 1-3 K ②		C FF 97 B FF 96 B FF 97 X CH 89 2-1 F8 ③		B FF 93 S FF 92 S FF 93 F FF 94 F FF 93 F FF 91 S FF 94 1-3 K ③		S FF 94 L FF 94 F SL 88 C FF 96 0-3 K ①			F FF 94 S FF 94 X FF 94 0-2 1-2 1B	6	0	1	0	0	3	3
11 Evan Gattis, R (1, 10) OBP: 0.212, SLG: 0.250	B CU 71 B CH 77 X CH 77 2-0 F8 ②		C CU 68 X CH 76 0-1 9 FC6-4 1-2 2-H 1B			B FF 94 X FF 96 1-0 27 G4-3 2B		F FS 78 S SL 82 B FS 79 F FS 79 X SL 82 1-2 P6 ①		S FF 94 F FF 95 X SL 90 0-2 G1-3 ②		F FF 94 S FF 92 S SL 88 0-3 K ②	6	0	2	1	0	1	2
9 Marwin Gonzalez, S (1, 5) OBP: 0.263, SLG: 0.405	F FF 90 X FF 88 0-1 HR		C CU 70 X CH 75 0-1 FC6-4 ③ 1-2f			X FF 96 0-0 L7 ①	C FF 87 F FS 80 F FF 88 S FS 80 0-3 K ②		C CU 79 C FF 95 X FF 96 0-2 1B			C FF 94 B FF 94 C FF 94 F FF 96 B FF 96 B CU 79 F FF 93 C FF 94 3-3 K ③	6	1	2	1	0	2	5
15 Jason Castro, L (1, 2) OBP: 0.224, SLG: 0.209 20 Preston Tucker, L (8, PH) OBP: 0.256, SLG: 0.486 23 Erik Kratz, R (9, 2)	B FF 89 B FF 88 C FF 89 B CH 78 F FF 88 F FF 90 B FF 90 4-2 BB		B FF 86 F FF 86 B SL 81 B FF 88 C FF 88 S CH 76 3-3 K ①			C KC 80 B CH 87 B FF 95 B CH 88 B FF 96 4-1 27 G4-3 BB		S FS 79 B FS 79 B FS 79 F FS 78 S FS 80 2-3 K ③		B CU 79 F FF 85 C SL 86 F FF 98 F SL 88 X SL 90 1-2 L7 ③		1 1 1	0 0 0	0 0 0	0 0 0	2 0 0	1 1 0	0 0 1
Inning Stats	R: 0 E: 0 K: 1 S: 14 H: 1 LOB: 2 BB: 1 P: 28	R: 1 E: 0 K: 1 S: 14 H: 1 LOB: 1 BB: 1 P: 22	R: 2 E: 0 K: 1 S: 13 H: 2 LOB: 2 BB: 2 P: 25	R: 0 E: 0 K: 2 S: 9 H: 1 LOB: 1 BB: 0 P: 17	R: 0 E: 0 K: 0 S: 5 H: 0 LOB: 0 BB: 0 P: 11	R: 0 E: 0 K: 0 S: 7 H: 1 LOB: 2 BB: 1 P: 13	R: 0 E: 0 K: 2 S: 16 H: 1 LOB: 1 BB: 0 P: 20	R: 0 E: 0 K: 2 S: 11 H: 0 LOB: 0 BB: 0 P: 14	R: 2 E: 0 K: 2 S: 12 H: 2 LOB: 0 BB: 0 P: 19	R: 0 E: 0 K: 1 S: 15 H: 1 LOB: 1 BB: 0 P: 16	R: 0 E: 0 K: 1 S: 9 H: 0 LOB: 0 BB: 0 P: 11	R: 0 E: 1 K: 2 S: 16 H: 1 LOB: 2 BB: 0 P: 22	1B: 5 2B: 4 3B: 0 HR: 2	SF: 1 SAC: 0 DP: 0 HBP: 0	WP: 0 PB: 1 SB: 2 CS: 0	PA: 53				

PITCHER		IP	WLS	BF	H	R	ER	SO	BB	IBB	HBP	BLK	WP	HR	S	P	ERA	WHIP
60 Henry Owens, L ERA: 8.1	(1, 1)	3.1		19	5	3	3	4	4	0	0	0	0	1	46	86	8.10	2.700
68 Matt Barnes, R ERA: 2.61	(4, 1)	2.0		8	1	0	0	1	1	0	0	0	0	0	12	25	0.00	1.000
36 Junichi Tazawa, R ERA: 1.04	(6, 1)	1.2	H	6	1	0	0	2	0	0	0	0	0	0	20	25	0.00	0.600
19 Koji Uehara, R ERA: 4.32	(8, 1)	1.0	H	3	0	0	0	2	0	0	0	0	0	0	11	14	0.00	0.000
46 Craig Kimbrel, R ERA: 5.0	(9, 1)	1.0	B	5	2	2	2	2	0	0	0	0	0	1	12	19	18.00	2.000

PITCHER		IP	WLS	BF	H	R	ER	SO	BB	IBB	HBP	BLK	WP	HR	S	P	ERA	WHIP
37 Heath Hembree, R ERA:	(10, 1)	3.0	W	12	2	0	0	4	0	0	0	0	0	0	40	49	0.00	0.667

Boston Red Sox @ Houston Astros

Minute Maid Park, Houston, TX

Sun Apr 24 2016, 7:09 PM - 12:11 AM CDT

Att. 32,416 - Roof Closed - 73 F

BOTTOM

livebaseballscorecards.com

AB	47
R	5
H	11
RBI	5
BB	5
SO	15
LOB	26

Houston Astros @ Seattle Mariners

Safeco Field, Seattle, WA

Mon Apr 25 2016, 7:12 PM - 9:52 PM PDT

Att. 14,832 - Partly Cloudy - 56 F

livebaseballscorecards.com

TOP

Batter	1	2	3	4	5	6	7	8	9	AB	R	H	RBI	BB	SO	LOB
27 Jose Altuve, R (1, 4) OBP: 0.409, SLG: 0.617	L9		1B		2B			G6-3	FC6-4	5	0	2	0	0	0	2
4 George Springer, R (1, 9) OBP: 0.337, SLG: 0.500	P4		K		K			1 1B 2B		4	1	1	0	0	2	2
1 Carlos Correa, R (1, 6) OBP: 0.378, SLG: 0.472	K		G6-3		G5-3			28 S 1B		4	0	1	1	0	1	2
28 Colby Rasmus, L (1, 7) OBP: 0.418, SLG: 0.661		P5		G4-3		K				4	0	0	0	0	2	1
13 Tyler White, R (1, 3) OBP: 0.333, SLG: 0.554		11 1B 30 1B BB		L1		K				3	1	0	0	1	2	1
11 Evan Gattis, R (1, 10) OBP: 0.243, SLG: 0.306		30 1B 1B		2B		K			G5-3	4	0	2	0	0	1	0
30 Carlos Gómez, R (1, 8) OBP: 0.233, SLG: 0.268				G6-3			K		18 CS 1B	4	0	2	1	0	1	1
18 Luis Valbuena, L (1, 5) OBP: 0.345, SLG: 0.306 9 Marwin Gonzalez, S (9, PR) OBP: 0.263, SLG: 0.405		K			G4-3		K		20 1B BB	3 0	0 0	0 0	0 0	1 0	2 0	2 0
23 Erik Kratz, R (1, 2) OBP: 0.059, SLG: 0.059 20 Preston Tucker, L (9, PH) OBP: 0.275, SLG: 0.500		K			27 2B 1B		K		27 FC6-4 1B	3 1	0 0	1 1	0 0	0 0	2 0	2 0

	AB	35
	R	2
	H	10
	RBI	2
	BB	2
	SO	13
	LOB	13

| Inning Stats | | | |

Houston Astros @ Seattle Mariners

Safeco Field, Seattle, WA

Mon Apr 25 2016, 7:12 PM - 9:52 PM PDT

Att. 14,832 - Partly Cloudy - 56 F

livebaseballscorecards.com

Batter	1	2	3	4	5	6	7	8	9	AB	R	H	RBI	BB	SO	LOB
8 Norichika Aoki, L (1, 7) OBP: 0.275, SLG: 0.301	B FF 86 T SI 86 C CH 81 B SI 88 F SI 88 B SI 81 F SI 87 B SI 87 4-2 7 G4-6-3 BB		B FC 81 B SI 86 C SI 87 F SI 88 B SI 87 B SI 87 4-2 22 BB BB		1 SAFE B SI 85 1 SAFE C SI 85 X SI 87 1-1 ① F8		F FF 95 X KC 79 0-1 ① G5-3			2	0	0	0	2	0	1
7 Seth Smith, L (1, 10) OBP: 0.415, SLG: 0.452	C SI 87 1 SAFE X CH 80 0-1 ①② G4-6-3 1-2f		1 SAFE D CU 70 1 SAFE X CH 80 1-0 ② L7		1 SAFE B CH 79 B SI 85 B CH 79 C SI 85 1 SAFE B SI 85 4-1 22 1B 1-2 BB		C FF 95 B KC 79 C KC 78 T FF 95 1-2 ② K			3	0	0	0	1	1	2
22 Robinson Canó, L (1, 4) OBP: 0.306, SLG: 0.500	B SI 87 X SI 82 1-0 ③ G4-3		C FC 83 B SI 80 B CH 79 B SI 87 B SI 86 4-1 23 FC5-4 1-2 BB		B SI 85 B SI 86 F SI 86 X SI 85 2-1 23 G4-3 1-2 2-H 1B		S SL 84 B FF 95 F SL 81 B KC 81 C FF 95 2-3 ③ K			3	0	1	1	1	1	0
23 Nelson Cruz, R (1, 9) OBP: 0.357, SLG: 0.521		B FF 85 B SI 86 C SI 86 C CH 81 B CH 81 B SI 87 4-2 BB	B SI 86 X FF 87 1-0 ③ FC5-4 1-2f		B SI 86 F CH 80 B FC 82 T SI 87 F SI 87 F SI 88 F SI 87 F SI 87 X SI 86 2-2 ②③ G4-3 1-2f			X FF 91 0-0 ① G4-3		3	0	0	0	1	0	4
26 Adam Lind, L (1, 3) OBP: 0.250, SLG: 0.278		C SI 86 F SI 84 F FC 82 B SI 87 B CH 79 1 SAFE S CH 80 2-3 ① K		X SI 85 0-0 ① P4	C SI 85 B CU 69 B SI 86 X CH 80 2-1 ① G4-3			C FC 92 B CU 82 S CU 82 X CU 82 1-2 ② L8		4	0	0	0	0	1	1
15 Kyle Seager, L (1, 5) OBP: 0.228, SLG: 0.338		1 SAFE C SI 86 X SI 87 0-1 ② L5		C SI 87 B CU 70 B CU 70 B CH 80 X SI 86 3-1 HR		C CU 70 X CH 80 0-1 ② G5-3		C FC 93 B FC 93 B CU 81 F FC 91 X FC 93 2-2 ③ G4-3		4	1	1	1	0	0	1
33 Chris Iannetta, R (1, 2) OBP: 0.352, SLG: 0.356		S CU 69 X FC 85 0-1 ③ L9		C SI 86 B FC 85 C FF 87 B SI 87 X SI 88 2-2 ② L8		S CU 72 B FC 80 B SI 86 C SI 86 B SI 86 F SI 88 B SI 87 4-2 12 WP BB				2	0	0	0	1	0	1
12 Leonys Martin, L (1, 8) OBP: 0.290, SLG: 0.484			C SI 84 B SI 86 X SI 81 1-1 HR	B SI 86 X SI 86 1-0 ③ F8		C SI 86 S CU 70 D CU 70 D CH 80 B SI 86 B FC 79 4-2 1-2 BB				2	1	1	1	1	0	0
4 Ketel Marte, S (1, 6) OBP: 0.279, SLG: 0.270			B SI 86 F SI 87 B SI 87 F SI 88 F SI 89 F SI 89 B SI 87 F SI 88 S FC 85 3-3 ① K		B CH 79 B FF 84 X SI 86 2-0 7 BB 22 1B 1B		D SI 84 X SI 86 1-0 ③ L7			3	1	1	0	0	1	2
Inning Stats	R: 0 E: 0 K: 0 S: 7 H: 0 LOB: 0 BB: 1 P: 12	R: 0 E: 0 K: 1 S: 10 H: 0 LOB: 1 BB: 1 P: 16	R: 1 E: 0 K: 1 S: 13 H: 1 LOB: 2 BB: 2 P: 27	R: 1 E: 0 K: 0 S: 7 H: 1 LOB: 0 BB: 0 P: 13	R: 1 E: 0 K: 0 S: 13 H: 2 LOB: 1 BB: 1 P: 24	R: 0 E: 0 K: 0 S: 10 H: 0 LOB: 2 BB: 2 P: 21	R: 0 E: 0 K: 2 S: 8 H: 0 LOB: 0 BB: 0 P: 11	R: 0 E: 0 K: 0 S: 7 H: 0 LOB: 0 BB: 0 P: 10		1B: 2 2B: 0 3B: 0 HR: 2 SF: 0 SAC: 0 DP: 2 HBP: 0				WP: 1 PB: 0 SB: 0 CS: 0 PA: 33		

PITCHER		IP	WLS	BF	H	R	ER	SO	BB	IBB	HBP	BLK	WP	HR	S	P	ERA	WHIP
58 Doug Fister, R ERA: 5.56	(1, 1)	6.0	L	27	4	3	3	2	7	0	0	0	1	2	60	113	4.50	1.833
35 Josh Fields, R ERA: 7.71	(7, 1)	1.0		3	0	0	0	2	0	0	0	0	0	0	8	11	0.00	0.000
36 Will Harris, R ERA: 0.93	(8, 1)	1.0		3	0	0	0	0	0	0	0	0	0	0	7	10	0.00	0.000

PITCHER	IP	WLS	BF	H	R	ER	SO	BB	IBB	HBP	BLK	WP	HR	S	P	ERA	WHIP

Batter	1	2	3	4	5	6	7	8	9	AB	R	H	RBI	BB	SO	LOB
27 Jose Altuve, R (1, 4) OBP: 0.412, SLG: 0.602	X FF 94 0-0 ① G4-3		F FF 95 B FF 93 B KC 81 B FF 94 B KC 81 4-1 4 FC6-4 1-2 BB		B FF 94 C KC 79 C KC 81 S KC 85 1-3 ③ K			B FF 95 C FF 95 B FF 96 C SL 83 B SL 83 B FF 94 4-2 4 E 1-2 BB		2	0	0	0	2	1	0
4 George Springer, R (1, 9) OBP: 0.333, SLG: 0.488	F FF 94 B KC 81 X KC 81 1-1 ② G6-3		B FF 94 D KC 81 X KC 80 2-0 ③ FC6-4 1-2f			C FF 92 F KC 79 B FF 93 B KC 81 X FF 94 2-2 ① G6-3		B FF 96 X FF 95 1-0 E8 1-3 2-H 1B		4	0	1	0	0	0	2
1 Carlos Correa, R (1, 6) OBP: 0.360, SLG: 0.447	F FF 94 B KC 81 C KC 82 X KC 83 1-2 ③ G5-3			B KC 78 C KC 80 X KC 83 1-1 ① L9		C FF 95 B FF 94 B KC 79 X KC 80 2-1 ② L6		B FF 96 C SL 83 F FF 95 S SL 84 1-3 ① K		4	0	0	0	0	1	2
28 Colby Rasmus, L (1, 7) OBP: 0.410, SLG: 0.636		C FF 93 B CH 88 B CH 87 C KC 80 B FF 88 F KC 80 F FF 95 X FF 95 3-2 ① F9		B FF 93 C KC 79 S KC 82 X KC 84 1-2 13 G6-3 20 BB 1B		S FF 94 B FF 95 B CH 88 C KC 80 F FF 94 C KC 85 2-3 ③ K		D SL 82 S FF 95 B FF 94 S SL 81 X FF 95 2-2 ② F9		4	0	1	0	0	1	2
20 Preston Tucker, L (1, 10) OBP: 0.273, SLG: 0.463		C KC 80 C KC 81 X KC 84 0-2 ② G3-1		1 SAFE B CH 84 B KC 77 B KC 77 B FF 93 4-0 13 G6-3 1-2 BB			B KC 78 C KC 78 F FF 93 B KC 84 T FF 93 2-2 ① K	B FF 95 B SL 81 X FF 95 2-0 ③ G6-3		3	0	0	0	1	1	2
13 Tyler White, R (1, 3) OBP: 0.329, SLG: 0.536		B FF 95 C KC 81 X CH 88 1-1 ③ G5-3		C FF 94 B KC 80 B KC 80 C KC 81 X KC 85 2-2 ② G6-3 1-2 2-3			X FF 94 0-0 ① 30 FC6-4 1B		C FF 94 B CH 86 X FF 95 1-1 ① F7	4	0	1	0	0	0	2
30 Carlos Gómez, R (1, 8) OBP: 0.221, SLG: 0.253			F CH 86 X CH 86 0-1 ① F8	B FF 94 F FF 95 X KC 83 1-1 ③ F8			B FF 93 F FF 94 F FF 93 X KC 80 1-2 ② FC6-4 1-2f		C FF 94 C FF 95 B CU 78 B CH 86 F FF 95 S FC 90 2-3 ② K	4	0	0	0	0	1	3
18 Luis Valbuena, L (1, 5) OBP: 0.323, SLG: 0.283			B FF 93 C KC 79 X CH 87 1-1 ② G4-3		C FF 91 C KC 79 S KC 78 0-3 ① K		B KC 78 F FF 92 B KC 82 F KC 79 B KC 83 S KC 80 3-3 ③ K		C FF 94 B CU 77 F FF 95 B FF 91 B FF 94 S FF 95 3-3 ③ K	4	0	0	0	0	3	1
15 Jason Castro, L (1, 2) OBP: 0.250, SLG: 0.205			C FF 93 B FF 92 S FF 95 B FF 96 B KC 83 B CH 86 4-2 27 BB BB		S FF 94 C FF 94 B KC 85 F FF 94 B KC 82 C KC 80 2-3 ② K			B FF 96 C FF 95 B SL 82 B FF 95 B FF 94 4-1 4 1B 27 BB 4 E BB		1	1	0	0	2	1	0
Inning Stats	R: 0 E: 0 K: 0 S: 6 H: 0 LOB: 0 BB: 0 P: 8	R: 0 E: 0 K: 0 S: 10 H: 0 LOB: 0 BB: 0 P: 14	R: 0 E: 0 K: 0 S: 8 H: 0 LOB: 2 BB: 2 P: 19	R: 0 E: 0 K: 0 S: 10 H: 1 LOB: 2 BB: 1 P: 19	R: 0 E: 0 K: 3 S: 10 H: 0 LOB: 0 BB: 0 P: 13	R: 0 E: 0 K: 1 S: 9 H: 0 LOB: 0 BB: 0 P: 15	R: 0 E: 0 K: 2 S: 10 H: 1 LOB: 1 BB: 0 P: 16	R: 1 E: 1 K: 1 S: 11 H: 1 LOB: 2 BB: 2 P: 25	R: 0 E: 0 K: 2 S: 9 H: 0 LOB: 0 BB: 0 P: 15	1B: 3 2B: 0 3B: 0 HR: 0	SF: 0 SAC: 0 DP: 0 HBP: 0		WP: 0 PB: 0 SB: 0 CS: 0	PA: 35			

PITCHER		IP	WLS	BF	H	R	ER	SO	BB	IBB	HBP	BLK	WP	HR	S	P	ERA	WHIP
13 Nate Karns, R ERA: 3.63	(1, 1)	7.0	W	26	2	0	0	6	3	0	0	0	0	0	63	104	0.00	0.714
55 Tony Zych, R ERA: 3.27	(8, 1)	1.0		6	1	1	0	1	2	0	0	0	0	0	11	25	0.00	3.000
37 Mike Montgomery, L ERA: 3.72	(9, 1)	1.0		3	0	0	0	2	0	0	0	0	0	0	9	15	0.00	0.000

PITCHER	IP	WLS	BF	H	R	ER	SO	BB	IBB	HBP	BLK	WP	HR	S	P	ERA	WHIP

TOP

Houston Astros @ Seattle Mariners

Safeco Field, Seattle, WA

Tue Apr 26 2016, 7:11 PM - 10:12 PM PDT

Att. 13,821 - Cloudy - 59 F

livebaseballscorecards.com

AB	30
R	1
H	3
RBI	0
BB	5
SO	9
LOB	14

Batter	1	2	3	4	5	6	7	8	9	AB	R	H	RBI	BB	SO	LOB
8 Norichika Aoki, L (1, 8) OBP: 0.271, SLG: 0.295	B FF 88 X SI 88 1-0 G6-3 ①		S SL 78 D SL 78 B SI 90 F SL 78 S SL 79 2-3 K ③		B SL 79 C SI 89 X SL 79 1-1 FC3-2 ② 4 4 1B 22 1B 1-2 2-3 3-Hf		C FF 95 B CH 86 F FF 95 B SL 86 X SL 82 2-2 E6 4 4 1B 22 HR 1-2	C CH 84 C CH 86 B CH 86 F CH 85 F CH 87 F CH 86 D CH 86 X CH 83 2-2 4 G3 4 PB 1-2 1B		5	2	1	0	0	1	5
4 Ketel Marte, S (1, 6) OBP: 0.301, SLG: 0.309	B FF 89 B FF 89 B FF 88 C FF 88 F FF 89 F SI 88 S CH 80 3-3 K ②			B SI 88 X CH 79 1-0 22 G4-3 23 1B 2B	F SI 88 D SL 79 X SI 88 1-1 22 1B 22 1B 1-2 2-3 3-H 1B		C FF 95 F FF 94 X FF 96 0-2 22 HR 1-2 2-3 1B	F CH 83 C CU 63 B CU 64 B KN 64 X CH 85 2-2 G3 ② 1-3 2-H		5	3	3	2	0	1	1
22 Robinson Canó, L (1, 4) OBP: 0.315, SLG: 0.538 16 Luis Sardinas, S (8, 4) OBP: 0.190, SLG: 0.333	B SI 89 X SI 89 1-0 L7 ③			C SL 76 B FF 89 C SI 89 D SL 78 B SI 89 X SL 78 3-2 G4-3 ① 2-3	F SI 89 D SL 79 X FF 88 1-1 1-H 2-H 3-H 1B		B FF 97 B CH 86 F FF 95 B FF 95 F FF 94 F FF 95 F FF 95 F FF 96 X FF 95 3-2 1-H 2-H 3-H HR	F CH 83 B CH 83 X CH 85 1-1 L7 ③		4 1	1 0	2 0	6 0	0 0	0 0	1 1
23 Nelson Cruz, R (1, 9) OBP: 0.364, SLG: 0.519		C FC 84 B CH 79 S FC 85 X CH 80 1-2 G6-3 ①		C FC 85 B X SL 78 1-1 15 2-6 3-H 1B	C FF 87 D CH 82 S CH 80 B FC 84 F CH 80 F FC 85 C SI 88 2-3 K ③		B SL 84 F SF 95 B SL 85 B FF 94 X FF 94 3-1 1B			4	0	2	1	0	1	1
21 Franklin Gutierrez, R (1, 7) OBP: 0.324, SLG: 0.267		C SI 89 B SL 76 B FC 84 S SI 88 B SL 78 S SI 89 3-3 K ②		C FF 88 B CH 81 F SL 77 D SL 79 S CH 80 2-3 K ②		B SL 76 B SI 86 B CH 78 C SI 87 X SI 87 3-1 L9 ①	D SL 83 C SL 81 C SL 82 B FF 94 B SL 80 S FF 92 3-3 K ②			4	0	0	0	0	3	2
15 Kyle Seager, L (1, 5) OBP: 0.217, SLG: 0.320	B SI 88 S SL 78 B FF 89 X FF 88 2-1 F7 ③			F SL 76 S SL 78 B SL 78 F SI 89 D SL 78 2-2 2-6 ③ 1-2	B SI 88 C SI 88 S SL 77 X SI 89 1-2 G6-3 ①	S SL 76 C SL 75 X SL 76 0-2 F9 ②	C FF 92 B CH 85 C SL 82 F SL 84 B FF 95 S SL 83 2-3 K ③			4	0	0	0	0	1	1
33 Chris Iannetta, R (1, 2) OBP: 0.379, SLG: 0.396			F SI 87 B SL 77 S CH 78 X SL 77 1-2 10 G4-3 2B		B CH 80 B CH 80 B SI 88 B FF 87 4-0 7 BB 10 1B 8 FC3-2 BB	C SL 75 S CH 81 F CH 79 B FF 89 B CH 80 X CH 79 2-2 G6-3 ③		S CH 82 X CH 85 0-1 7 WP 10 WP 7 1B 1B		3	1	2	0	1	0	0
10 Dae-Ho Lee, R (1, 3) OBP: 0.348, SLG: 0.571			C SI 88 S FF 88 X CH 78 0-2 G4-3 ① 2-3		F SI 88 X SI 88 0-1 8 FC3-2 7 BB 4 1B 1-2 1B		C FF 94 B FF 95 F FF 95 B SL 85 X FF 94 2-2 4 1B 8 E 22 HR 1B	B SL 83 B CH 80 X CH 83 2-0 G6-3 ① 1-2		4	2	2	0	0	0	2
7 Seth Smith, L (1, 10) OBP: 0.421, SLG: 0.444			C SL 77 B SL 77 B SI 88 X SL 78 2-1 G6-3 ②		B SL 80 B FF 88 B SI 89 C SI 88 B SI 88 4-1 4 1B 8 FC3-2 22 1B 1-2 2-3 BB		C FF 94 S FF 95 S FF 95 0-3 K ①	B SL 83 B CH 84 C CH 83 C CH 85 B X CH 83 3-2 4 PB 8 1B 4 G3 2-H 1B		3	2	1	1	1	1	2
Inning Stats	R: 0 E: 0 K: 1 S: 6 H: 0 LOB: 0 BB: 0 P: 11	R: 0 E: 0 K: 1 S: 8 H: 0 LOB: 0 BB: 0 P: 14	R: 0 E: 0 K: 1 S: 11 H: 1 LOB: 1 BB: 0 P: 16	R: 1 E: 0 K: 1 S: 12 H: 2 LOB: 1 BB: 0 P: 21	R: 4 E: 0 K: 1 S: 17 H: 3 LOB: 1 BB: 2 P: 31	R: 0 E: 0 K: 0 S: 9 H: 0 LOB: 0 BB: 0 P: 14	R: 4 E: 1 K: 3 S: 27 H: 4 LOB: 1 BB: 0 P: 42	R: 2 E: 0 K: 0 S: 17 H: 3 LOB: 1 BB: 0 P: 27		1B: 10 2B: 2 3B: 0 HR: 1 SF: 0 SAC: 0 DP: 0 HBP: 0				WP: 2 PB: 1 SB: 0 CS: 0 PA: 39	

PITCHER		IP	WLS	BF	H	R	ER	SO	BB	IBB	HBP	BLK	WP	HR	S	P	ERA	WHIP
60 Dallas Keuchel, L ERA: 4.41	(1, 1)	6.0	L	26	6	5	5	5	2	0	0	0	0	0	63	107	7.50	1.333
45 Michael Feliz, R ERA: 15.19	(7, 1)	1.0		8	4	4	3	3	0	0	0	0	0	1	27	42	27.00	4.000
23 Erik Kratz, R ERA: 9.0	(8, 1)	1.0		6	3	2	1	0	0	0	0	0	2	0	17	27	9.00	3.000

PITCHER	IP	WLS	BF	H	R	ER	SO	BB	IBB	HBP	BLK	WP	HR	S	P	ERA	WHIP

BOTTOM

Houston Astros @ Seattle Mariners

Safeco Field, Seattle, WA

Tue Apr 26 2016, 7:11 PM - 10:12 PM PDT

Att. 13,821 - Cloudy - 59 F

livebaseballscorecards.com

AB	37
R	11
H	13
RBI	10
BB	2
SO	8
LOB	16

Batter	1	2	3	4	5	6	7	8	9	AB	R	H	RBI	BB	SO	LOB
27 Jose Altuve, R (1, 4) OBP: 0.422, SLG: 0.659	B FF 86 B SL 81 X SI 86 2-0 HR		B SI 87 F SL 82 B FF 89 X FS 83 2-1 4 1B 1 1B 2-H 2B		D CU 72 X SL 75 1-0 28 1B 11 SF8 1-3 2B		B FF 94 C SL 86 F FF 94 X SL 81 1-2 ① G6-3		C SL 88 B FF 91 B FF 89 X SL 88 2-1 ① L5	5	3	3	2	0	0	0
4 George Springer, R (1, 9) OBP: 0.337, SLG: 0.484	B FF 86 B FS 82 X SI 88 2-0 ① G6-3		S SL 81 X SL 81 0-1 1 1B 2-3 1B		F SL 76 F FS 84 D FS 83 S FS 84 1-3 ① K		C SL 85 S FF 95 X SL 86 0-2 28 BB 1 E 11 2B 1B		S FF 91 F FF 89 B SI 92 B CH 85 T FF 90 2-2 ② K	5	1	2	0	0	2	2
1 Carlos Correa, R (1, 6) OBP: 0.363, SLG: 0.438	C SL 80 S FS 82 B FS 83 T FF 88 1-2 ② K		D FS 83 X SL 83 1-0 1-2 3-H 1B		D FS 83 B SI 88 C FF 89 D FS 84 B SI 90 4-1 28 1B BB		B FF 94 X SI 93 1-0 E9 28 BB 11 2B 1-2		B FF 92 B SL 87 S FF 90 F SL 88 C FF 89 2-3 ③ K	4	1	1	1	1	2	1
28 Colby Rasmus, L (1, 7) OBP: 0.414, SLG: 0.623 (4, 8)	C FF 87 X FS 84 0-1 ③ F8		F FF 88 X FC 85 0-1 ② F9		B SI 88 S FS 85 X FS 85 1-1 1-2 2-3 3-H 1B		B SI 94 B FF 94 B SI 93 F FF 95 F FF 94 B FF 94 4-2 11 2B 1-2 2-3 BB			3	0	1	1	1	0	2
11 Evan Gattis, R (1, 10) OBP: 0.244, SLG: 0.333		C FS 82 C SL 80 X SI 87 0-2 ① G4-3	C FS 83 S FF 89 1 SAFE F FF 89 S FS 83 0-3 ③ K		C SL 83 F FF 90 F FS 83 X FF 90 0-2 ② SF8 3-H		B SL 85 B SL 83 F SI 93 B SL 84 X FF 93 3-1 ② 1-H 2-H 3-H 2B			3	0	1	3	0	1	2
30 Carlos Gómez, R (1, 8) OBP: 0.228, SLG: 0.250 20 Preston Tucker, L (4, PR) OBP: 0.261, SLG: 0.442 (4, 7)		B FS 83 B SL 81 C FS 84 B SI 89 C SL 82 F SL 78 C FF 88 3-3 ② K		F FS 81 B SL 75 H SI 87 2-1 9 G5-6-3 HBP	B SI 86 F SL 74 B FS 81 C SL 80 F SL 80 S FS 81 2-3 ③ K		C SL 85 C CU 77 F FF 91 S SL 86 0-3 ③ K			1 2	0 0	0 0	0 0	0 0	1 2	0 3
9 Marwin Gonzalez, S (1, 3) OBP: 0.238, SLG: 0.366	C FF 88 B FS 84 F FC 86 F FF 89 B FS 83 F FS 84 B SL 81 F SL 80 C FF 90 3-3 ③ K		C CU 73 T CU 71 B FS 82 F SL 81 X FF 86 1-2 ① ② G5-6-3 1-2f			B FF 95 B FF 94 F FF 95 B FF 95 X FF 96 3-1 ① G6-3		B CH 81 C SL 84 B CH 83 C CH 83 F SL 86 C FF 91 2-3 ① K	4	0	0	0	0	2	1
18 Luis Valbuena, L (1, 5) OBP: 0.303, SLG: 0.263			X FF 86 0-0 ① L9 B FF 87 B FS 82 B SI 87 C SI 86 F SI 86 F FF 88 S FF 88 3-3 ③ K			X FF 96 0-0 ② G5-3		B SL 85 F CU 79 B FF 91 F SL 84 C FF 91 2-3 ② K		4	0	0	0	0	2	1
15 Jason Castro, L (1, 2) OBP: 0.268, SLG: 0.234			B FF 87 B SI 88 X SI 87 2-0 27 2B 2B		B FS 84 B FS 81 B SL 82 F SI 87 B FC 84 4-1 27 2B 28 1B BB	C FF 95 B CU 78 F FF 94 B FF 96 B CH 84 S FF 95 3-3 ③ K		B CU 78 C CU 77 B SL 85 X SL 84 2-1 ③ G4-3		3	2	1	0	1	1	0
Inning Stats	R: 1 E: 0 K: 1 S: 7 H: 1 LOB: 0 BB: 0 P: 12	R: 0 E: 0 K: 2 S: 13 H: 0 LOB: 0 BB: 0 P: 19	R: 2 E: 0 K: 1 S: 13 H: 4 LOB: 2 BB: 0 P: 18	R: 0 E: 0 K: 1 S: 9 H: 0 LOB: 0 BB: 0 P: 15	R: 2 E: 0 K: 2 S: 16 H: 2 LOB: 2 BB: 2 P: 29	R: 0 E: 0 K: 1 S: 6 H: 0 LOB: 0 BB: 0 P: 12	R: 2 E: 1 K: 1 S: 15 H: 2 LOB: 1 BB: 1 P: 24	R: 0 E: 0 K: 2 S: 9 H: 0 LOB: 0 BB: 0 P: 15	R: 0 E: 0 K: 2 S: 8 H: 0 LOB: 0 BB: 0 P: 14	1B: 4 2B: 4 3B: 0 HR: 1	SF: 1 SAC: 0 DP: 1 HBP: 1			WP: 0 PB: 0 SB: 0 CS: 0	PA: 39		

PITCHER		IP	WLS	BF	H	R	ER	SO	BB	IBB	HBP	BLK	WP	HR	S	P	ERA	WHIP
18 Hisashi Iwakuma, R ERA: 4.65	(1, 1)	5.0	L	24	7	5	5	7	2	0	1	0	0	1	58	93	9.00	1.800
37 Mike Montgomery, L ERA: 3.38	(6, 1)	1.0		3	0	0	0	1	0	0	0	0	0	0	6	12	0.00	0.000
48 Mayckol Guaipe, R ERA: 13.5	(7, 1)	0.2		5	2	2	1	0	1	0	0	0	0	0	11	20	13.50	4.500
38 Vidal Nuño, L ERA: 1.29	(7, 1)	1.1		4	0	0	0	3	0	0	0	0	0	0	13	19	0.00	0.000
50 Nick Vincent, R ERA: 1.93	(9, 1)	1.0		3	0	0	0	2	0	0	0	0	0	0	8	14	0.00	0.000

PITCHER	IP	WLS	BF	H	R	ER	SO	BB	IBB	HBP	BLK	WP	HR	S	P	ERA	WHIP

TOP

Houston Astros @ Seattle Mariners

Safeco Field, Seattle, WA

Wed Apr 27 2016, 7:11 PM - 10:33 PM PDT

Att. 14,173 - Cloudy - 59 F

livebaseballscorecards.com

AB	34
R	7
H	9
RBI	7
BB	3
SO	13
LOB	12

Batter	1	2	3	4	5	6	7	8	9	AB	R	H	RBI	BB	SO	LOB
4 Ketel Marte, S (1, 6) OBP: 0.321, SLG: 0.329	B SI 91 C FF 92 B CH 85 X FC 88 2-1 L7 ①		F SI 93 B CU 74 B FC 87 X SI 92 2-1 L8 ②		C FF 92 B SI 93 C FC 88 B CU 76 X FF 92 2-2 1B		B FC 92 F FC 92 X FF 93 1-1 7 WP 1B		X SI 90 0-0 22 G1-6-3 7 G1-3 1-2 1B	5	0	3	0	0	0	0
7 Seth Smith, L (1, 7) OBP: 0.403, SLG: 0.440	T FF 94 B CU 74 F FC 88 B CU 74 F FC 88 F FF 92 B CH 87 X SI 93 3-2 G1-3 ②		B CU 73 C CU 73 F SI 92 F FC 88 B SI 92 F FC 88 B CU 74 X FF 91 3-2 22 1B 2B		1 SAFE F FC 87 B CH 84 B FF 91 B FF 91 C FC 86 X FC 88 3-2 G4-3 ③		F FC 92 B CU 82 B CU 82 X FF 92 2-1 G1-3 ② 1-2		C SI 89 F SL 81 B SL 81 B SL 82 B SI 90 X SI 89 3-2 G1-3 ① 1-2 2-3	5	1	1	0	0	0	4
22 Robinson Canó, L (1, 4) OBP: 0.319, SLG: 0.565	C CU 73 F FC 89 B CU 74 X CU 75 1-2 HR		C FC 87 F FF 91 F FC 88 F CU 73 F SI 92 D CU 74 B FC 87 X SI 92 2-2 2-H 1B			F FF 91 B SL 77 X FF 90 1-1 P5 ①	X FC 93 0-0 G6-3 ③		X SI 90 0-0 G1-6-3 ② 2-3 3-H	5	1	2	3	0	0	2
23 Nelson Cruz, R (1, 9) OBP: 0.355, SLG: 0.494	C FC 88 B FF 91 B FC 88 C SI 86 S FF 93 2-3 K ③		F FC 86 B FF 91 B FC 86 F CH 85 D CU 75 F FC 88 C CH 86 3-3 K ③			B SL 77 B FF 91 B SL 76 C FF 91 S FF 90 S SL 81 3-3 K ②		C SL 85 B FF 97 F FF 97 B SL 88 F SL 86 B FF 98 B FF 96 4-2 10 FC5-4 26 1B BB	B SL 81 S SL 82 C SI 90 B SL 83 S SL 83 2-3 K ③	4	0	0	0	1	4	2
26 Adam Lind, L (1, 10) OBP: 0.267, SLG: 0.345		B FF 91 C FC 88 B CH 84 X CH 84 2-1 G5-3 ①		C SI 90 X CU 72 0-1 F7 ①		X FF 91 0-0 HR		B FF 96 S FF 96 X FF 97 1-1 10 FC5-4 1-2 1B		4	1	2	1	0	0	0
15 Kyle Seager, L (1, 5) OBP: 0.241, SLG: 0.338		C CU 73 F SI 93 B SI 92 F FC 88 X CH 85 1-2 2B		B CU 72 C FC 86 B CU 75 B FC 85 B FC 85 4-1 10 G6-4-3 BB		H SL 80 1-0 10 1B HBP		C SL 87 B FF 96 S SL 86 S SL 86 1-3 K ①		2	0	1	0	1	1	2
10 Dae-Ho Lee, R (1, 3) OBP: 0.333, SLG: 0.520		X FC 87 0-0 G6-3 ②		B FC 86 X FF 90 1-0 G6-4-3 ②③ 1-2f		B FC 92 B FC 92 C FC 92 X FF 92 2-1 1-2 1B		X FF 97 0-0 FC5-4 ② 1-2f 2-3		4	0	1	0	0	0	4
32 Steve Clevenger, L (1, 2) OBP: 0.261, SLG: 0.300		C SI 92 D CU 74 C FC 88 D CU 74 B FC 88 F FC 86 S FF 91 3-3 K ③		C SI 90 B FF 92 B FC 85 B FF 90 X FC 86 3-1 G4-3 ①		C FC 92 B FC 93 S CU 83 T CU 83 1-2 K ③		C FF 96 F FF 95 B SL 84 C SL 85 1-3 K ③		4	0	0	0	0	3	5
12 Leonys Martin, L (1, 8) OBP: 0.288, SLG: 0.462			B SI 91 C FC 86 B FC 88 C FF 91 X FC 88 2-2 P6 ①		C FC 88 F SI 91 B CU 74 B FC 87 F FF 92 X FC 88 2-2 F9 ②		B FC 91 C FC 91 C FU 82 F FF 92 F FC 92 C CU 82 2-3 K ①		B SI 88 B SI 88 B SI 89 C SI 89 B SI 90 4-1 7 G1-3 4 1B 22 G1-6-3 BB	3	1	0	0	1	1	0
Inning Stats	R: 1 H: 1 E: 0 LOB: 0 K: 1 BB: 0 S: 13 P: 21	R: 0 H: 1 E: 0 LOB: 1 K: 1 BB: 0 S: 11 P: 17	R: 1 H: 2 E: 0 LOB: 1 K: 1 BB: 0 S: 20 P: 32	R: 0 H: 0 E: 0 LOB: 0 K: 0 BB: 1 S: 4 P: 9	R: 0 H: 1 E: 0 LOB: 1 K: 0 BB: 0 S: 12 P: 22	R: 1 H: 2 E: 0 LOB: 2 K: 2 BB: 0 S: 11 P: 19	R: 0 H: 1 E: 0 LOB: 1 K: 1 BB: 0 S: 9 P: 14	R: 0 H: 1 E: 0 LOB: 2 K: 2 BB: 1 S: 12 P: 19	R: 1 H: 1 E: 0 LOB: 1 K: 1 BB: 1 S: 9 P: 18	1B: 6 SF: 0 2B: 2 SAC: 0 3B: 0 DP: 1 HR: 2 HBP: 1						

PITCHER		IP	WLS	BF	H	R	ER	SO	BB	IBB	HBP	BLK	WP	HR	S	P	ERA	WHIP
31 Collin McHugh, R ERA: 6.65	(1, 1)	5.0	W	20	5	2	2	3	1	0	0	0	0	1	60	101	3.60	1.200
29 Tony Sipp, L ERA: 4.7	(6, 1)	0.2	H	4	1	1	1	1	0	0	1	0	0	1	6	11	13.50	1.500
36 Will Harris, R ERA: 0.82	(6, 1)	1.1	H	6	2	0	0	2	0	0	0	0	1	0	14	22	0.00	1.500
53 Ken Giles, R ERA: 7.45	(8, 1)	1.0		5	1	0	0	2	1	0	0	0	0	0	12	19	0.00	2.000
44 Luke Gregerson, R ERA: 2.0	(9, 1)	1.0		5	1	1	1	1	1	0	0	0	0	0	9	18	9.00	2.000

PITCHER	IP	WLS	BF	H	R	ER	SO	BB	IBB	HBP	BLK	WP	HR	S	P	ERA	WHIP

BOTTOM

Houston Astros @ Seattle Mariners

Safeco Field, Seattle, WA

Wed Apr 27 2016, 7:11 PM - 10:33 PM PDT

Att. 14,173 - Cloudy - 59 F

livebaseballscorecards.com

AB	36
R	4
H	10
RBI	4
BB	3
SO	9
LOB	19

Houston Astros @ Oakland Athletics

Oakland Coliseum, Oakland, CA

Fri Apr 29 2016, 7:08 PM - 10:21 PM PDT

Att. 20,159 - Partly Cloudy - 63 F

TOP

livebaseballscorecards.com

Batter	1	2	3	4	5	6	7	8	9	AB	R	H	RBI	BB	SO	LOB
27 Jose Altuve, R (1, 4) OBP: 0.406, SLG: 0.630	C FF 93 X FF 93 0-1 ① F9		C FF 92 X FF 93 0-1 ①② G6-4-3 1-2f		B FF 93 F FF 93 C SL 76 X FF 94 1-2 ③ F9		B SL 81 X FF 90 1-0 ① P3			4	0	0	0	0	0	1
4 George Springer, R (1, 9) OBP: 0.343, SLG: 0.479	X FF 93 0-0 1 CS 1B		X CH 83 0-0 ③ G1-3			C FF 90 F SL 78 B FF 94 H FF 92 2-2 1 BB 11 1B HBP	C SL 82 T SL 82 F SL 82 X SL 81 0-2 ② G1-3			3	1	1	0	0	0	0
1 Carlos Correa, R (1, 6) OBP: 0.368, SLG: 0.427	C FF 93 B SL 81 B FF 94 C FF 92 B SL 80 S SL 79 3-3 ②③ K 1-2			B SL 78 B FF 92 B FF 93 B FF 91 4-0 11 S BB		F FF 92 B FF 93 F FF 93 D SL 77 F FF 94 F FF 93 B SL 76 B FF 92 4-2 11 1B 13 1B BB 1-2	C SL 82 S SL 82 B SL 82 B FF 91 B SL 84 F FF 91 F FF 92 C FF 91 3-3 ③ K			2	1	0	0	2	2	1
11 Evan Gattis, R (1, 10) OBP: 0.267, SLG: 0.419		C FF 91 B CH 83 X FF 92 1-1 HR		C FF 92 C FF 92 D SL 79 B FF 94 B FF 93 1 SAFE S FF 93 3-3 ① K 1-2		C FF 92 B CH 83 B CH 83 S FF 93 F FF 93 X FF 94 2-2 13 1B 9 2B 1B 1-2 2-H		B SI 91 C CH 86 B CH 86 B SI 92 C SI 92 S CH 87 3-3 ① K		4	2	2	2	0	2	1
28 Colby Rasmus, L (1, 7) OBP: 0.407, SLG: 0.597		B SL 76 C SL 78 S FF 93 X FF 95 1-2 ① L7		F SL 79 B FF 92 B FF 92 B FF 93 B FF 94 4-1 BB		B FF 94 X FF 95 1-0 ① F7		C SI 92 B SL 85 S SL 85 S SL 85 1-3 ② K		3	0	0	0	1	1	2
13 Tyler White, R (1, 3) OBP: 0.325, SLG: 0.521		C SL 78 B FF 94 X FF 92 1-1 ② L8		B CH 81 C FF 93 B CH 81 B FF 93 X FF 92 3-1 ② P5		C FF 94 B FF 94 B FS 84 F FF 94 F FF 95 F FF 95 F FF 95 F FS 83 B FS 84 3-2 F FF 85 X FF 95 9 2B 1B 1-2 2-H		C SL 83 B CH 87 B CH 87 X SI 92 2-1 ③ G6-3		4	0	1	1	0	0	2
30 Carlos Gómez, R (1, 8) OBP: 0.241, SLG: 0.275		B CH 83 F FF 92 X FF 93 1-1 1B		B FF 94 F FF 94 F FF 94 F FF 94 S SL 79 1-3 ③ K2-3		B FF 95 S FF 95 S FF 94 F FF 95 B FF 94 B FF 94 F FF 94 S FF 95 3-3 ② K			B FF 93 X FC 91 1-0 ① 2B	4	0	2	0	0	2	4
9 Marwin Gonzalez, S (1, 5) OBP: 0.239, SLG: 0.378		C FF 92 F FF 93 1 SAFE X FF 93 0-2 ③ F9			F FF 92 F FF 92 B SL 80 B SL 76 F FF 93 X SL 76 2-2 ① G4-3	B FF 95 C FF 94 F FF 93 X FF 94 1-2 1-3 2-H 2B			C FF 94 B FF 93 F CH 84 S CH 84 1-3 ② K	4	0	1	1	0	1	1
23 Erik Kratz, R (1, 2) OBP: 0.100, SLG: 0.053 20 Preston Tucker, L (9, PH) OBP: 0.255, SLG: 0.432 15 Jason Castro, L (9, 2) OBP: 0.268, SLG: 0.234			F FF 89 B SL 79 B SL 79 B FF 92 B FF 91 4-1 27 G6-4-3 BB		X FF 92 0-0 ② G6-3	C FF 90 B FF 91 C SL 82 D SL 82 S FF 91 2-3 ③ K			C FF 94 S CH 84 B CH 85 B CH 82 B FF 96 X CH 83 3-2 ③ F7	2 1 0	0 0 0	0 0 0	0 0 0	1 0 0	1 0 0	2 0 0

Inning Stats																																			
	R: 0	H: 1	E: 0	LOB: 0	K: 1	BB: 0	S: 6	P: 9	R: 1	H: 2	E: 0	LOB: 1	K: 0	BB: 0	S: 12	P: 16	R: 0	H: 0	E: 0	LOB: 0	K: 0	BB: 1	S: 4	P: 8	R: 0	H: 0	K: 2	LOB: 2	S: 10	BB: 2	P: 25	R: 0	H: 0	E: 0	LOB: 0
	K: 0	BB: 0	S: 8	P: 11	R: 3	H: 3	E: 0	LOB: 2	K: 2	BB: 1	S: 30	P: 48	R: 0	H: 0	E: 0	LOB: 0	K: 1	BB: 0	S: 10	P: 14	R: 0	H: 0	E: 0	LOB: 0	K: 2	BB: 0	S: 8	P: 14	R: 0	H: 1	E: 0	LOB: 0	K: 1	BB: 0	S: 7	P: 12

AB	31
R	4
H	7
RBI	4
BB	4
SO	9
LOB	14

1B: 4	SF: 0	2B: 2	SAC: 0	3B: 0	DP: 1	HR: 1	HBP: 1	WP: 0	PA: 36	PB: 0	SB: 1	CS: 1																							

PITCHER		IP	WLS	BF	H	R	ER	SO	BB	IBB	HBP	BLK	WP	HR	S	P	ERA	WHIP
55 Sean Manaea, L ERA: 7.2	(1, 1)	5.0		22	4	4	4	3	4	0	1	0	0	1	50	87	7.20	1.600
62 Sean Doolittle, L ERA: 3.38	(6, 1)	0.2		4	2	0	0	1	0	0	0	0	0	0	17	25	0.00	3.000
66 Ryan Dull, R ERA: 1.93	(6, 1)	1.1		4	0	0	0	2	0	0	0	0	0	0	13	19	0.00	0.000
35 Marc Rzepczynski, L ERA: 0.9	(8, 1)	1.0		3	0	0	0	2	0	0	0	0	0	0	8	14	0.00	0.000
44 Ryan Madson, R ERA: 1.54	(9, 1)	1.0	W	3	1	0	0	1	0	0	0	0	0	0	7	12	0.00	1.000

PITCHER		IP	WLS	BF	H	R	ER	SO	BB	IBB	HBP	BLK	WP	HR	S	P	ERA	WHIP

Batter	1	2	3	4	5	6	7	8	9	AB	R	H	RBI	BB	SO	LOB
1 Billy Burns, S (1, 8) OBP: 0.325, SLG: 0.373	C FF 89 B FF 89 X FF 89 1-1 8 CS 1B		C FF 88 X CU 73 0-1 ② G6-3		1 SAFE T FF 90 1 SAFE 1 SAFE F FF 90 B CU 78 T CU 75 1-2 ③ K			C FF 94 X SL 85 0-1 8 E 8 S 8 SF9 1B		4	1	2	0	0	1	1
8 Jed Lowrie, S (1, 4) OBP: 0.352, SLG: 0.361	1 SAFE B FF 89 1 SAFE F FF 90 C FF 90 B CH 83 F FF 91 X CH 82 2-2 ①② G3 1-2		S FF 90 F FF 90 B CU 75 B CU 75 X FC 86 2-2 ③ P5			C FF 88 B CU 72 F FC 84 B FF 91 C CH 84 2-3 ① K		B FF 96 B FF 95 X FF 94 2-0 ① SF9 1-H		3	0	0	1	0	1	1
22 Josh Reddick, L (1, 9) OBP: 0.347, SLG: 0.464	B FF 90 S CH 84 F CH 83 S CU 74 1-3 ③ K			C CH 83 X CU 71 0-1 ① G3		B FF 90 C CH 83 X FF 91 1-1 2 F9 2B		C FF 89 X SL 78 0-1 ② G4-3		4	0	1	0	0	1	0
2 Khris Davis, R (1, 10) OBP: 0.276, SLG: 0.390		B FF 88 F FF 90 S CH 83 B FF 90 X CH 83 2-2 ① P3		F FF 90 F CU 73 B FF 90 B FF 90 X CH 82 2-2 2B		T FF 90 X FF 90 0-1 ② F9 2-3		B FF 89 S CH 76 X SL 75 1-1 ③ F8		4	0	1	0	0	0	1
21 Stephen Vogt, L (1, 2) OBP: 0.296, SLG: 0.453 25 Tyler Ladendorf, R (9, PR)		B FF 89 F FF 90 F FF 90 B CU 75 X FF 91 2-2 ② F7		F FC 87 B FF 91 B FF 90 F FF 90 F CH 84 B CU 76 X FC 87 3-2 ② F7		C CU 71 F FF 91 B FF 91 C CU 74 1-3 ③ K			S FF 89 X SL 78 0-1 20 SH5-4 17 HR 2B	4 0	0 1	1 0	0 0	0 0	1 0	2 0
3 Chris Coghlan, L (1, 5) OBP: 0.233, SLG: 0.373 20 Mark Canha, R (9, PH) OBP: 0.147, SLG: 0.424	B FF 88 C FF 90 B FF 90 X CH 84 2-1 4 HR 1B			C FF 90 T FC 88 X FF 91 0-2 ③ F8			C CH 81 S CU 72 F CU 73 F CH 82 F FF 90 X CU 74 0-2 ① G4-3	B SL 80 B SL 80 C SI 88 X SL 82 2-1 ① SH5-4 2-3		3 0	1 0	1 0	0 0	0 0	0 0	1 0
4 Coco Crisp, S (1, 7) OBP: 0.324, SLG: 0.443	1 SAFE F FF 88 X FF 89 0-1 1-H HR				L CH 83 S CU 71 B CU 74 B CH 83 X FF 91 2-2 17 CS 1B		B CH 84 C FF 90 B CU 73 F FC 84 X CU 72 2-2 ② F8		C SI 89 B SL 84 B SI 90 B SI 89 I IN 58 4-1 17 HR IBB	3	2	2	2	1	0	0
17 Yonder Alonso, L (1, 3) OBP: 0.219, SLG: 0.246	C FF 89 S CH 84 C FF 90 0-3 ③ K				1 SAFE F CH 83 X FC 87 0-1 ① 10 FC6-4 1-2 1B		B FF 90 B FC 86 F FC 84 F FC 85 X CH 82 2-2 ③ F8		B SI 89 X SI 89 1-0 1-H 3-H HR	4	1	2	3	0	1	0
10 Marcus Semien, R (1, 6) OBP: 0.271, SLG: 0.447			C FF 88 X FC 85 0-1 ① L9		B FF 89 C CH 83 B FF 91 C SL 81 X CU 73 2-2 ② FC6-4 1 WP 1-2f			C FF 96 C FF 96 B FF 94 B FF 96 F SL 84 B FF 95 X FF 95 3-2 HR		3	1	1	1	0	0	1
Inning Stats	R: 0 H: 1 E: 0 LOB: 0 K: 1 BB: 0 S: 9 P: 13	R: 2 H: 2 E: 0 LOB: 0 K: 1 BB: 0 S: 13 P: 19	R: 0 H: 0 E: 0 LOB: 0 K: 0 BB: 0 S: 7 P: 9	R: 0 H: 1 E: 0 LOB: 1 K: 0 BB: 0 S: 12 P: 17	R: 0 H: 2 E: 0 LOB: 1 K: 1 BB: 0 S: 11 P: 16	R: 0 H: 1 E: 0 LOB: 1 K: 2 BB: 0 S: 10 P: 14	R: 0 H: 0 E: 0 LOB: 0 K: 0 BB: 0 S: 12 P: 16	R: 2 H: 2 E: 0 LOB: 0 K: 0 BB: 0 S: 11 P: 17	R: 3 H: 2 E: 0 LOB: 1 K: 0 BB: 1 S: 6 P: 13	1B: 5 SF: 1 2B: 3 SAC: 1 3B: 0 DP: 0 HR: 3 HBP: 0						WP: 1 PA: 35 PB: 0 SB: 1 CS: 2	

PITCHER		IP	WLS	BF	H	R	ER	SO	BB	IBB	HBP	BLK	WP	HR	S	P	ERA	WHIP
54 Mike Fiers, R ERA: 4.97	(1, 1)	7.0		26	7	2	2	5	0	0	0	0	1	1	74	104	2.57	1.000
53 Ken Giles, R ERA: 9.0	(8, 1)	0.1	B	3	2	2	2	0	0	0	0	0	0	1	7	12	54.00	6.000
29 Tony Sipp, L ERA: 5.4	(8, 1)	0.2	L	3	1	1	1	0	0	0	0	0	0	0	6	7	13.50	1.500
37 Pat Neshek, R ERA: 5.14	(9, 1)	0.1		3	1	2	2	0	0	1	0	0	0	1	4	11	54.00	3.000

PITCHER	IP	WLS	BF	H	R	ER	SO	BB	IBB	HBP	BLK	WP	HR	S	P	ERA	WHIP

BOTTOM

Houston Astros @ Oakland Athletics

Oakland Coliseum, Oakland, CA

Fri Apr 29 2016, 7:08 PM - 10:21 PM PDT

Att. 20,159 - Partly Cloudy - 63 F

livebaseballscorecards.com

AB	32
R	7
H	11
RBI	7
BB	1
SO	5
LOB	7

Batter	1	2	3	4	5	6	7	8	9	AB	R	H	RBI	BB	SO	LOB
27 Jose Altuve, R (1, 4) OBP: 0.400, SLG: 0.611	X FF 96 0-0 ① L6			X SI 94 0-0 ① G5-3		B SI 93 X SI 94 1-0 ③ G5-3			C SI 94 B FF 94 C FF 94 B CH 83 B FF 95 B CH 83 4-2 28 1B 1 BB BB	3	0	0	0	1	0	1
4 George Springer, R (1, 9) OBP: 0.340, SLG: 0.464	S FF 95 B SI 96 B FF 96 B CH 88 B SI 96 4-1 1 G5-4-3 BB			C SI 95 B CU 77 X FF 97 1-1 ② G3			X SI 92 0-0 ① G5-3		C FF 93 S FC 89 F FF 95 S CH 82 0-3 ① K	3	0	0	0	1	1	1
1 Carlos Correa, R (1, 6) OBP: 0.374, SLG: 0.435	X SI 94 0-0 ② ③ G5-4-3 1-2f			C SI 96 B SI 94 C CU 76 B CU 76 F FF 96 B SI 96 F SI 96 C SI 96 3-3 ③ K			B SI 94 F SI 93 B CU 76 X SI 93 2-1 28 G4-3 2B		B FF 94 C FC 89 C FF 94 B CH 84 B FC 91 B FF 93 4-2 1-2 28 1B BB	3	0	1	0	1	1	1
28 Colby Rasmus, L (1, 8) OBP: 0.400, SLG: 0.579		C SI 95 S CU 76 B CU 77 B SI 95 S CU 77 2-3 ① K			S CH 86 X SI 95 0-1 ① G4-3		F SI 94 B CU 76 F SI 94 B CU 75 D CH 86 X CH 88 3-2 ② G4-3 2-3		D FF 95 S CH 84 S FF 94 F FF 96 B CH 85 F CH 84 F FF 96 F FF 94 D CH 85 3-2 X FC 81 11 G6-4-3 1-2 2-3 1B	4	0	1	0	0	1	1
11 Evan Gattis, R (1, 10) OBP: 0.265, SLG: 0.391		C FF 97 C CU 76 C CU 78 0-3 ② K			C CU 76 B SI 92 X SI 95 1-1 ② G4-3		B SI 96 B SI 92 B FF 93 B SI 94 4-0 BB		B FC 90 X FC 91 1-0 ② ③ G6-4-3 1-2f	3	0	0	0	1	1	3
13 Tyler White, R (1, 3) OBP: 0.314, SLG: 0.500		B SI 96 C SI 95 S SI 96 B CU 77 B CU 78 X SI 95 3-2 ③ G5-3			C SI 95 C SI 95 X CU 77 0-2 ③ G6-3		D SL 91 B FF 95 C FF 96 X FF 95 2-1 ③ P3			3	0	0	0	0	0	2
20 Preston Tucker, L (1, 7) OBP: 0.260, SLG: 0.426			F SI 94 B CH 85 F CH 86 B CU 76 B CU 73 X SI 94 3-2 18 G4-6-3 1B			B SI 94 C CH 87 X CU 77 1-1 ① G4-3		B FF 94 X FF 94 1-0 ① F9		3	0	1	0	0	0	0
18 Luis Valbuena, L (1, 5) OBP: 0.290, SLG: 0.250			X SI 95 0-0 ① ② G4-6-3 1-2f			L SI 96 C CU 76 F CU 77 B FF 94 B CU 75 B FF 95 S CH 88 3-3 ② K		C FF 93 X CU 76 0-1 ② G4-3		3	0	0	0	0	1	1
15 Jason Castro, L (1, 2) OBP: 0.271, SLG: 0.240			X SI 94 0-0 ③ F7			C SI 96 B CU 76 B CU 77 S CH 88 X SI 95 2-2 1B		B CU 77 B FF 89 C FF 96 B FF 96 X FF 95 3-1 ③ F7		3	0	1	0	0	0	0
Inning Stats	R: 0 H: 0 E: 0 LOB: 0 K: 0 BB: 1 S: 3 P: 7	R: 0 H: 0 E: 0 LOB: 0 K: 2 BB: 0 S: 9 P: 14	R: 0 H: 1 E: 0 LOB: 0 K: 0 BB: 0 S: 5 P: 8	R: 0 H: 0 E: 0 LOB: 0 K: 1 BB: 0 S: 8 P: 12	R: 0 H: 0 E: 0 LOB: 0 K: 0 BB: 0 S: 7 P: 8	R: 0 H: 1 E: 0 LOB: 1 K: 1 BB: 0 S: 10 P: 17	R: 0 H: 1 E: 0 LOB: 2 K: 0 BB: 1 S: 8 P: 19	R: 0 H: 0 E: 0 LOB: 0 K: 0 BB: 0 S: 5 P: 9	R: 0 H: 1 E: 0 LOB: 2 K: 1 BB: 2 S: 16 P: 28	1B: 3 SF: 0 2B: 1 SAC: 0 3B: 0 DP: 3 HR: 0 HBP: 0						

TOP

Houston Astros @ Oakland Athletics

Oakland Coliseum, Oakland, CA

Sat Apr 30 2016, 1:08 PM - 3:34 PM PDT

Att. 23,084 - Sunny - 70 F

livebaseballscorecards.com

AB	28
R	0
H	4
RBI	0
BB	4
SO	5
LOB	10

WP: 0 PA: 32
PB: 0
SB: 0
CS: 0

PITCHER		IP	WLS	BF	H	R	ER	SO	BB	IBB	HBP	BLK	WP	HR	S	P	ERA	WHIP
32 Jesse Hahn, R ERA:	(1, 1)	6.2	W	23	3	0	0	4	2	0	0	0	0	0	48	81	0.00	0.750
John Axford, R ERA: 0.73	(7, 1)	1.1	H	4	0	0	0	0	0	0	0	0	0	0	7	13	0.00	0.000
44 Ryan Madson, R ERA: 1.42	(9, 1)	1.0	S	5	1	0	0	1	2	0	0	0	0	0	16	28	0.00	3.000

PITCHER	IP	WLS	BF	H	R	ER	SO	BB	IBB	HBP	BLK	WP	HR	S	P	ERA	WHIP

BOTTOM

Batter	1	2	3	4	5	6	7	8	9	AB	R	H	RBI	BB	SO	LOB
1 Billy Burns, S (1, 8) OBP: 0.321, SLG: 0.367	B FF 91 X FF 90 1-0 ① P4	B KC 75 X FF 92 1-0 8 BB 1-2 2-H 3-H 1B		1 SAFE 1 SAFE X FF 89 0-0 ② F8			B FF 86 C CU 74 C FC 87 X CU 74 1-2 ② F9			4	0	1	2	0	0	2
8 Jed Lowrie, S (1, 4) OBP: 0.358, SLG: 0.360	B FF 93 F FF 93 B KC 74 B CH 79 X CH 78 3-1 1B	B FF 92 B FF 92 F FF 89 B KC 72 D CH 76 4-1 1-2 2-3 BB		S KC 72 F FF 90 X KC 74 0-2 ③ G4-3			C CU 75 X FC 89 0-1 ③ G5-3			3	0	1	0	1	0	2
22 Josh Reddick, L (1, 9) OBP: 0.333, SLG: 0.443	C FF 92 S CH 80 F CH 82 B FF 92 B FF 93 F CH 81 B KC 75 1 SAFE S FF 93 3-3 ② K	X CH 78 0-0 ③ F9			C FF 89 X CH 77 0-1 ① G4-3			B FC 86 C FC 87 B SI 89 C CU 72 S CU 74 2-3 ① K		4	0	0	0	0	2	4
2 Khris Davis, R (1, 10) OBP: 0.264, SLG: 0.372	B SL 78 B SL 78 B FF 93 S FF 92 F FF 92 S FF 92 3-3 ③ K		X FF 90 0-0 ① F7		C FF 90 F CH 78 B FF 92 X FF 91 1-2 ② F9			B FC 87 B FC 87 X FC 86 2-0 ② G6-3		4	0	0	0	0	1	1
3 Chris Coghlan, L (1, 5) OBP: 0.221, SLG: 0.352		B FF 91 C FF 91 T KC 75 S KC 77 1-3 ① K	B FF 91 C FF 91 S CH 79 B KC 75 F KC 73 X CH 78 2-2 ② L8		C KC 72 C FF 90 B KC 74 F FF 91 B KC 75 S FF 92 2-3 ③ K			C FC 88 B CU 74 S SI 90 B CU 77 B FC 89 X FC 88 3-2 ③ G4-3		4	0	0	0	0	2	0
4 Coco Crisp, S (1, 7) OBP: 0.311, SLG: 0.422		F FF 92 B CH 81 X CH 80 1-1 ② G1-3	C KC 73 C FF 90 X KC 75 0-2 ③ F8			B CH 86 B FC 86 X FC 88 2-0 ① G3				3	0	0	0	0	0	0
17 Yonder Alonso, L (1, 3) OBP: 0.224, SLG: 0.264		C KC 74 C KC 75 B KC 76 B FF 94 B FF 93 X FF 93 3-2 10 BB 1 1B 2B		F FF 90 B CH 79 B CH 80 B FF 91 C FF 90 X FF 91 3-2 ① G4-3			B CU 73 C FC 86 F FC 88 S CU 74 1-3 ② K			3	1	1	0	0	1	0
19 Josh Phegley, R (1, 2) OBP: 0.407, SLG: 0.440		B SL 79 B FF 93 B KC 74 C FF 93 B FF 93 4-1 10 BB 1 1B BB		F FF 91 B SL 78 X FF 90 1-1 10 1B 2B			B FC 87 S FC 88 S CU 76 X CU 76 1-2 ③ G6-3			2	1	1	0	1	0	0
10 Marcus Semien, R (1, 6) OBP: 0.284, SLG: 0.449		B SL 80 S FF 92 B CH 79 B FF 93 F FF 93 B CH 81 4-2 8 BB 1 1B 1-2 2-3 BB		C FF 90 C KC 72 X KC 73 0-2 2-3 1B			C FC 86 C FF 85 C FC 86 0-3 ① K			2	0	1	0	1	1	0

Inning Stats																								
	R: 0	E: 0	K: 2	S: 11	H: 1	LOB: 1	BB: 0	P: 21	R: 2	E: 0	K: 1	S: 14	H: 2	LOB: 3	BB: 3	P: 32	R: 0	E: 0	K: 0	S: 8	H: 0	LOB: 0	BB: 0	P: 10
	R: 0	E: 0	K: 0	S: 12	H: 2	LOB: 2	BB: 0	P: 16	R: 0	E: 0	K: 1	S: 9	H: 0	LOB: 0	BB: 0	P: 12	R: 0	E: 0	K: 1	S: 7	H: 0	LOB: 0	BB: 0	P: 11
	R: 0	E: 0	K: 1	S: 8	H: 0	LOB: 0	BB: 0	P: 9	R: 0	E: 0	K: 1	S: 7	H: 0	LOB: 0	BB: 0	P: 14								

PITCHER		IP	WLS	BF	H	R	ER	SO	BB	IBB	HBP	BLK	WP	HR	S	P	ERA	WHIP
47 Chris Devenski, R ERA: 1.45	(1, 1)	5.0	L	23	5	2	2	4	3	0	0	0	0	0	54	91	3.60	1.600
46 Scott Feldman, R ERA: 3.97	(6, 1)	3.0		9	0	0	0	3	0	0	0	0	0	0	22	34	0.00	0.000

PITCHER	IP	WLS	BF	H	R	ER	SO	BB	IBB	HBP	BLK	WP	HR	S	P	ERA	WHIP

1B: 3	SF: 0	WP: 0	PA: 32
2B: 2	SAC: 0	PB: 0	
3B: 0	DP: 0	SB: 0	
HR: 0	HBP: 0	CS: 0	

Houston Astros @ Oakland Athletics

Oakland Coliseum, Oakland, CA

Sat Apr 30 2016, 1:08 PM - 3:34 PM PDT

Att. 23,084 - Sunny - 70 F

livebaseballscorecards.com

AB	29
R	2
H	5
RBI	2
BB	3
SO	7
LOB	9

Houston Astros @ Oakland Athletics

Oakland Coliseum, Oakland, CA

Sun May 01 2016, 1:08 PM - 3:58 PM PDT

Att. 24,135 - Sunny - 71 F

TOP

livebaseballscorecards.com

Batter	1	2	3	4	5	6	7	8	9	AB	R	H	RBI	BB	SO	LOB
27 Jose Altuve, R (1, 4) OBP: 0.404, SLG: 0.633	C FF 92 B FF 92 X CU 75 1-1 HR		B FF 90 B FF 90 B FF 90 C FF 91 C FF 90 B CU 75 4-2 4 FC5-4 1-2 BB	C CU 75 F FF 90 B FF 91 B FF 91 C CU 76 2-3 ③ K 1-2			X FF 94 0-0 ② ③ G4-6-3 1-2f			3	1	1	1	1	1	2
4 George Springer, R (1, 9) OBP: 0.327, SLG: 0.446	C CU 76 X CU 75 0-1 ① P6		C FF 91 S CU 75 X CU 74 0-2 ① FC5-4 28 SF9 1 BB 1-2f 2-3		B FF 89 C CH 80 B CU 73 X CU 73 2-1 ① P3			S FC 88 C FF 94 F FC 88 B FC 89 S FF 94 1-3 ① K		4	0	0	0	0	1	2
1 Carlos Correa, R (1, 6) OBP: 0.379, SLG: 0.425	B FF 91 C CU 75 C CH 83 B FF 92 B CU 75 F CU 75 B CU 77 4-2 BB		D CU 75 C FF 90 C FF 90 B FF 91 D CU 75 B CU 76 4-2 11 BB 1-2 BB		F FF 91 C CU 75 C CU 75 0-3 ② K			B FF 94 F FC 89 B FC 89 B FF 94 S FF 94 X FF 95 3-2 ② P4		2	0	0	0	2	1	0
28 Colby Rasmus, L (1, 8) OBP: 0.384, SLG: 0.557	X FF 91 0-0 ② F7		B CU 76 B CU 74 X FF 91 2-0 ② SF9 2-3 3-H		S CU 76 C CU 74 B SI 89 X CU 75 1-2 ③ G4-3			C FC 88 F CU 70 B FF 94 B FF 94 F FC 89 X FF 95 2-2 ③ F9		3	0	0	1	0	0	1
11 Evan Gattis, R (1, 10) OBP: 0.283, SLG: 0.375	B FF 90 B CU 75 C FF 91 C FF 92 F FF 92 S FF 92 2-3 ③ K		B CU 75 B FF 91 1 SAFE F FF 91 B CU 75 F FF 91 D CU 75 4-2 1-2 BB			C CU 75 B CU 75 B CU 72 X FF 90 2-1 ① F9			B FF 92 C FC 87 F FF 92 B CU 78 F FC 89 B FF 93 F FF 94 B FC 89 4-2 9 BB	2	0	0	0	2	1	1
13 Tyler White, R (1, 3) OBP: 0.300, SLG: 0.475		B CU 74 C FF 90 C FF 91 F FF 92 X CU 75 1-2 ① G4-3	B CU 75 X FF 91 1-0 ③ P5			C FF 92 B CU 74 C CU 74 C CU 75 1-3 ② K			B FF 91 B FC 89 X FF 92 2-0 ① L8	4	0	0	0	0	1	4
20 Preston Tucker, L (1, 7) OBP: 0.241, SLG: 0.392		B CU 79 X CU 76 1-0 ② G4-3		B CU 73 S FF 90 C CU 74 F CU 76 X CU 75 1-2 ① G6-3		S CU 76 B FF 92 T CU 76 B SI 90 B CU 74 X CU 75 3-2 ③ G6-3			C SI 90 F SI 91 D SL 83 B SI 92 S SL 84 2-3 ② K	4	0	0	0	0	1	1
9 Marwin Gonzalez, S (1, 5) OBP: 0.260, SLG: 0.362		B FF 93 C CU 75 C CU 75 X FF 93 1-2 ③ G6-3		B CU 74 C CU 75 B CU 72 S CU 74 B CU 74 H CU 76 4-2 27 S HBP			C SI 93 B CU 79 B SI 89 F SI 94 F FF 95 F FF 94 B SL 88 F FF 94 S SL 88 3-3 ① K		B SI 92 B CH 86 B CH 86 C SI 92 B SI 92 4-1 1-2 BB	2	0	0	0	1	1	0
15 Jason Castro, L (1, 2) OBP: 0.286, SLG: 0.245			B FF 91 B CU 73 C FF 91 B FF 91 X FF 91 3-1 4 FC5-4 27 BB 28 SF9 1B	C FF 90 B FF 90 C CU 73 X CU 74 1-2 ② L7			B FF 94 B FF 94 B FF 93 B SI 93 4-0 27 G4-6-3 BB		B SI 91 F SI 92 S SL 83 D SL 86 C SI 92 2-3 ③ K	3	1	1	0	1	1	3

Inning Stats										
	R: 1	H: 1	R: 0	H: 0	R: 1	H: 1	R: 0	H: 0	R: 0	H: 0
	E: 0	LOB: 1	E: 0	LOB: 0	E: 0	LOB: 3	E: 0	LOB: 1	E: 0	LOB: 0
	K: 1	BB: 1	K: 0	BB: 0	K: 0	BB: 3	K: 1	BB: 0	K: 1	BB: 0
	S: 12	P: 19	S: 8	P: 11	S: 13	P: 31	S: 12	P: 20	S: 8	P: 11

Inning Stats										
	R: 0	H: 0	R: 0	H: 0	R: 0	H: 0	R: 0	H: 0	R: 0	H: 0
	E: 0	LOB: 0	E: 0	LOB: 0	E: 0	LOB: 0	E: 0	LOB: 1	E: 0	LOB: 2
	K: 1	BB: 0	K: 1	BB: 1	K: 1	BB: 0	K: 2	BB: 2	K: 2	BB: 2
	S: 8	P: 14	S: 7	P: 14	S: 11	P: 17	S: 12	P: 26	S: 12	P: 26

	AB	27
	R	2
	H	2
	RBI	2
	BB	7
	SO	8
	LOB	14

1B: 1	SF: 1	WP: 0	PA: 36
2B: 0	SAC: 0	PB: 0	
3B: 0	DP: 1	SB: 1	
HR: 1	HBP: 1	CS: 0	

PITCHER		IP	WLS	BF	H	R	ER	SO	BB	IBB	HBP	BLK	WP	HR	S	P	ERA	WHIP
18 Rich Hill, L ERA: 2.53	(1, 1)	6.0	L	25	2	2	2	4	4	0	1	0	0	1	61	106	3.00	1.000
31 Liam Hendriks, R ERA: 8.53	(7, 1)	1.0		3	0	0	0	1	1	0	0	0	0	0	7	14	0.00	1.000
33 Fernando Rodriguez Jr., R ERA: 1.1	(8, 1)	1.1		5	0	0	0	1	1	0	0	0	0	0	16	28	0.00	0.750
35 Marc Rzepczynski, L ERA: 0.84	(9, 1)	0.2		3	0	0	0	2	1	0	0	0	0	0	7	15	0.00	1.500

PITCHER	IP	WLS	BF	H	R	ER	SO	BB	IBB	HBP	BLK	WP	HR	S	P	ERA	WHIP

BOTTOM

Houston Astros @ Oakland Athletics

Oakland Coliseum, Oakland, CA

Sun May 01 2016, 1:08 PM - 3:58 PM PDT

Att. 24,135 - Sunny - 71 F

livebaseballscorecards.com

Batter	1	2	3	4	5	6	7	8	9	AB	R	H	RBI	BB	SO	LOB
1 Billy Burns, S (1, 8) OBP: 0.307, SLG: 0.349	B SI 86 B SI 87 C SI 88 X CU 73 2-2 ① G3		C SI 85 B CU 70 B CH 81 B SI 87 X SI 85 3-1 ① F9		C SI 86 B CU 72 F SI 88 F FC 85 B SI 89 C SI 88 2-3 ③ K		C SI 86 X SI 86 0-1 ② FC6-4 1-2f 2-3			4	0	0	0	0	1	2
8 Jed Lowrie, S (1, 4) OBP: 0.354, SLG: 0.367	C SI 87 X CU 72 0-1 ② G6-3		X CU 70 0-0 22 G6-3 2B			C SI 85 B FC 83 B SI 86 F SI 87 S SI 87 2-3 ① K	D SL 76 F SL 74 F FF 91 X SL 76 1-2 ③ F9			4	0	1	0	0	1	2
22 Josh Reddick, L (1, 9) OBP: 0.330, SLG: 0.435	B SI 88 C FF 89 B CU 72 X SI 89 2-1 ③ G5-3		C SI 87 F SI 87 B FF 88 B SI 88 D CU 72 X SI 88 3-2 ② G6-3 2-3			X SI 87 0-0 1B		X FF 89 0-0 ① F7		4	0	1	0	0	0	1
2 Khris Davis, R (1, 7) OBP: 0.263, SLG: 0.367		C SI 86 B FF 88 B FC 86 C FC 85 B SI 89 F SI 89 F SI 89 X FF 89 3-2 17 BB 4 1B 1B	C SI 88 S SI 88 S FC 86 0-3 ③ K			C SI 85 C SI 86 B FF 86 F FC 83 X SI 86 1-2 ② L8		B FC 92 B FC 93 X FC 93 2-0 ② G5-3		4	0	1	0	0	1	2
21 Stephen Vogt, L (1, 2) 25 Tyler Ladendorf, R (8, PR) 19 Josh Phegley, R (9, 2) OBP: 0.294, SLG: 0.443 OBP: 0.407, SLG: 0.440		C FF 88 X CU 70 0-1 ① P4		B SI 86 C SI 86 X FC 84 1-1 ① G6-3		C SI 87 X CU 73 0-1 ③ L9		C FC 95 X CU 83 0-1 1B		4 0 0	0 0 0	1 0 0	0 0 0	0 0 0	0 0 0	2 0 0
4 Coco Crisp, S (1, 10) OBP: 0.308, SLG: 0.412		C SI 88 X SI 88 0-1 17 BB 1-2 1B		C SI 86 B CU 71 C SI 88 X SI 88 1-2 ② G6-3			C SI 85 T CU 69 B FF 86 B SI 86 X SI 88 2-2 ① L9	D FC 94 C FC 92 X FC 94 1-1 ③ G3		4	0	1	0	0	0	1
3 Chris Coghlan, L (1, 5) OBP: 0.222, SLG: 0.347		D CU 71 C SI 88 C SI 88 B SI 88 S SI 89 2-3 ② K		C SI 88 S SI 88 S FC 86 0-3 ③ K			X SI 87 0-0 17 1B 10 1B 1B		F SI 88 F SL 80 B SL 81 F SL 81 F SI 89 B SI 90 X SI 91 2-2 ① G5-3	4	1	1	0	0	2	2
17 Yonder Alonso, L (1, 3) OBP: 0.238, SLG: 0.267		D CU 72 B SI 89 B SI 87 B SI 88 4-0 10 FC6-4 BB 1-2 2-3			F SI 86 X CH 79 0-1 ① L9		X SI 85 0-0 1 FC6-4 10 1B 1B 1-3		B SI 89 X SI 89 1-0 ② G1-3	3	0	1	0	1	0	0
10 Marcus Semien, R (1, 6) OBP: 0.283, SLG: 0.439		B SI 88 C FC 84 S SI 88 X FF 88 1-2 ③ FC6-4 1-2f			C SI 87 X SI 88 0-1 ② G6-3		C SI 85 X SI 86 0-1 1 FC6-4 1B 1-2 3-H		S SL 82 F SI 90 B SL 83 B SL 82 C SI 89 2-3 ③ K	4	0	1	1	0	1	3
Inning Stats	R: 0 H: 0 E: 0 LOB: 0 K: 0 BB: 0 S: 7 P: 11	R: 0 H: 2 E: 0 LOB: 3 K: 1 BB: 1 S: 15 P: 25	R: 0 H: 1 E: 0 LOB: 1 K: 1 BB: 0 S: 9 P: 15	R: 0 H: 0 E: 0 LOB: 0 K: 1 BB: 0 S: 8 P: 10	R: 0 H: 0 E: 0 LOB: 0 K: 1 BB: 0 S: 8 P: 10	R: 0 H: 1 E: 0 LOB: 1 K: 1 BB: 0 S: 10 P: 13	R: 1 H: 3 E: 0 LOB: 2 K: 0 BB: 0 S: 12 P: 15	R: 0 H: 1 E: 0 LOB: 1 K: 0 BB: 0 S: 6 P: 9	R: 0 H: 0 E: 0 LOB: 0 K: 1 BB: 0 S: 9 P: 14	1B: 7 SF: 0 2B: 1 SAC: 0 3B: 0 DP: 0 HR: 0 HBP: 0					WP: 0 PA: 36 PB: 0 SB: 0 CS: 0	

	AB	35
	R	1
	H	8
	RBI	1
	BB	1
	SO	6
	LOB	15

PITCHER	IP	WLS	BF	H	R	ER	SO	BB	IBB	HBP	BLK	WP	HR	S	P	ERA	WHIP
58 Doug Fister, R (1, 1) ERA: 4.6	6.2	W	28	7	1	1	5	1	0	0	0	0	0	66	95	1.35	1.200
29 Tony Sipp, L (7, 1) ERA: 5.0	0.2	H	2	0	0	0	0	0	0	0	0	0	0	4	5	0.00	0.000
36 Will Harris, R (8, 1) ERA: 0.77	0.2	H	3	1	0	0	0	0	0	0	0	0	0	5	8	0.00	1.500
44 Luke Gregerson, R (9, 1) ERA: 1.8	1.0	S	3	0	0	0	1	0	0	0	0	0	0	9	14	0.00	0.000

PITCHER	IP	WLS	BF	H	R	ER	SO	BB	IBB	HBP	BLK	WP	HR	S	P	ERA	WHIP

Minnesota Twins @ Houston Astros

Minute Maid Park, Houston, TX

Mon May 02 2016, 7:12 PM - 10:18 PM CDT

Att. 18,243 - Overcast - 71 F

TOP

livebaseballscorecards.com

Batter	1	2	3	4	5	6	7	8	9	AB	R	H	RBI	BB	SO	LOB
39 Danny Santana, S (1, 8) OBP: 0.279, SLG: 0.310	C SI 87 B SI 88 S CH 79 F SI 89 B SL 78 T CH 79 2-2 ① K		B SI 89 T FC 85 S SI 88 B FF 89 F SL 78 C SI 89 2-3 ③ K	B CH 81 B SI 88 C SI 88 B SI 89 X SI 88 3-1 ③ FC5-4 1-2f		B KC 77 X FF 95 1-0 ② P5			F FF 96 X FF 95 0-1 ② F8	5	0	0	0	0	2	3
2 Brian Dozier, R (1, 4) OBP: 0.287, SLG: 0.350	B SI 89 C FF 88 B CH 80 X CH 80 2-1 2B			B FF 87 C SI 88 F FC 84 B SI 89 X CH 80 2-2 52 BB 7 G3 5 1B 1B	B FC 82 X SI 85 1-0 22 1B 52 3B 1B	B SL 83 B FF 95 F FF 94 B FF 96 C FF 95 X FF 95 3-2 ③ G4-3			C SL 84 F FF 96 S SL 85 0-3 ③ K	5	2	3	0	0	1	0
7 Joe Mauer, L (1, 3) OBP: 0.452, SLG: 0.446	C SI 88 C SI 89 D SL 78 B SI 90 B SL 78 B SL 79 4-2 22 G1-4-3 BB			B SI 88 B SI 88 C SI 89 C SL 79 B SI 90 X SI 90 3-2 ① G3 1-2	C SI 88 D SL 78 F SI 88 X SI 77 1-2 ① F9		B FF 92 C FF 92 B CH 84 B FF 93 X FF 93 3-1 ① L7			3	0	0	0	1	0	2
22 Miguel Sanó, R (1, 9) OBP: 0.382, SLG: 0.424	X SI 88 0-0 ② ③ G1-4-3 1-2f			C SL 76 B CH 79 B SL 76 B SI 88 B FC 85 4-1 5 1B 52 BB 20 SF7 BB	C SL 76 D CH 80 F SL 78 X SI 89 1-2 52 3B 1B		S SL 84 S SL 85 B FF 86 B FF 95 F SL 82 S FF 96 2-3 ② K			3	2	1	0	1	1	2
52 ByungHo Park, R (1, 10) OBP: 0.321, SLG: 0.583		B SI 87 B SI 88 F SI 88 S CH 78 X CH 78 2-2 20 G4-6-3 1B		B CH 80 C SI 89 B CH 80 B SI 89 C SI 88 F SI 89 B CH 80 4-2 12 BB 5 1B 9 BB 1-2 2-3 BB	D SI 88 F SI 89 B CH 79 X SI 85 2-1 3B 1-H 2-H		C SL 82 S SL 83 F FF 96 S SL 85 0-3 ③ K			3	1	2	2	1	1	0
5 Eduardo Escobar, S (1, 6) OBP: 0.295, SLG: 0.311		C SI 88 B FC 85 F SI 88 C SI 89 1-3 ① K		X SI 89 0-0 9 BB 12 BB 1-2 2-3 3-H 1B	B KC 76 X FF 94 1-0 ② P2			C FF 92 S SL 83 S SL 82 0-3 ① K		4	0	1	1	0	2	2
20 Eddie Rosario, L (1, 7) OBP: 0.209, SLG: 0.317		X SL 77 0-0 ② ③ G4-6-3 1-2f		B SL 79 F SI 90 F SL 79 D SL 80 B SI 90 X SI 89 3-2 ② SF7 3-H	X KC 76 0-0 ③ F7			B SL 83 B FF 93 B FF 93 C FF 93 F FF 93 S FF 95 3-3 ② K		3	0	0	1	0	1	2
12 John Ryan Murphy, R (1, 2) OBP: 0.132, SLG: 0.111 8 Kurt Suzuki, R (5, 2) OBP: 0.254, SLG: 0.302			B SI 87 X SI 87 1-0 ① G5-3	B SI 89 C SI 88 D CH 80 F SI 88 B SL 79 F FF 86 B SI 90 4-2 9 BB 1-2 2-3 BB		C FF 93 B SL 84 S FF 94 S FF 94 1-3 ① K		B FF 94 B FF 93 B FF 93 C FF 93 X FF 94 3-1 ③ P4		1 2	0 0	0 0	0 0	1 0	0 1	0 0
9 Eduardo Núñez, R (1, 5) OBP: 0.420, SLG: 0.484			C SI 88 X FC 85 0-1 ② G6-3	B SL 77 B SI 86 B SI 89 B SI 87 4-0 39 FC5-4 1-2 2-3 3-H BB		X FF 94 0-0 HR			F FF 96 S SL 85 S SL 84 0-3 ① K	3	1	1	2	1	1	0
Inning Stats	R: 0 E: 0 K: 1 S: 9 H: 1 LOB: 1 BB: 1 P: 17	R: 0 E: 0 K: 1 S: 7 H: 1 LOB: 0 BB: 0 P: 10	R: 0 E: 0 K: 1 S: 7 H: 0 LOB: 0 BB: 0 P: 10	R: 3 E: 0 K: 0 S: 19 H: 2 LOB: 3 BB: 4 P: 46	R: 2 E: 0 K: 0 S: 11 H: 3 LOB: 1 BB: 0 P: 17	R: 1 E: 0 K: 1 S: 8 H: 1 LOB: 0 BB: 0 P: 13	R: 0 E: 0 K: 2 S: 10 H: 0 LOB: 0 BB: 0 P: 15	R: 0 E: 0 K: 2 S: 8 H: 0 LOB: 0 BB: 0 P: 14	R: 0 E: 0 K: 2 S: 8 H: 0 LOB: 0 BB: 0 P: 8	1B: 5 2B: 1 3B: 1 HR: 1 SF: 1 SAC: 0 DP: 2 HBP: 0	WP: 0 PB: 0 SB: 0 CS: 0 PA: 38					

	AB	32
	R	6
	H	8
	RBI	6
	BB	5
	SO	10
	LOB	11

PITCHER		IP	WLS	BF	H	R	ER	SO	BB	IBB	HBP	BLK	WP	HR	S	P	ERA	WHIP
60 Dallas Keuchel, L ERA: 5.11	(1, 1)	4.1	L	23	7	5	5	3	5	0	0	0	0	0	51	97	10.38	2.769
35 Josh Fields, R ERA: 7.36	(5, 1)	1.2		6	1	1	1	1	0	0	0	0	0	1	10	16	5.40	0.600
45 Michael Feliz, R ERA: 11.05	(7, 1)	2.0		6	0	0	0	4	0	0	0	0	0	0	18	29	0.00	0.000
53 Ken Giles, R ERA: 8.18	(9, 1)	1.0		3	0	0	0	2	0	0	0	0	0	0	8	8	0.00	0.000

PITCHER	IP	WLS	BF	H	R	ER	SO	BB	IBB	HBP	BLK	WP	HR	S	P	ERA	WHIP

Minnesota Twins @ Houston Astros

Minute Maid Park, Houston, TX

Mon May 02 2016, 7:12 PM - 10:18 PM CDT

Att. 18,243 - Overcast - 71 F

livebaseballscorecards.com

BOTTOM

Batter	1	2	3	4	5	6	7	8	9	AB	R	H	RBI	BB	SO	LOB
27 Jose Altuve, R (1, 4) OBP: 0.395, SLG: 0.621	F FF 93 C SI 94 B SV 82 F SV 82 B FF 94 X SI 94 2-2 ① P4	F SV 80 B SV 81 X SI 93 1-1 ③ G1-3			F SI 94 C SV 82 B FF 93 B SV 81 C SV 83 2-3 ② K		X FF 92 0-0 2B		C CU 82 D CU 82 X FF 93 1-1 ③ G6-3 1-2	5	0	1	0	0	1	4
4 George Springer, R (1, 9) OBP: 0.333, SLG: 0.471	B SV 82 X SI 94 1-0 ② G6-3		C SV 82 B FF 92 C FF 93 B SI 94 B CH 86 B FF 94 4-2 1 BB BB		S FF 95 B SV 82 B SI 94 X FF 94 2-1 HR		B FF 92 S SL 88 S SL 88 F SL 88 X FF 94 1-2 ③ L7			3	1	1	1	1	0	1
1 Carlos Correa, R (1, 6) OBP: 0.383, SLG: 0.416	B SI 95 F SI 93 B CH 87 B SI 94 B FF 94 4-1 BB		C SI 92 B CH 84 B SI 93 B SI 94 B FF 93 4-1 11 G6-4-3 1-2 BB		C SV 81 X SI 94 0-1 ③ G3			X FF 94 0-0 ① P4		2	0	0	0	2	0	0
28 Colby Rasmus, L (1, 8) OBP: 0.369, SLG: 0.530	C SI 92 C SI 93 1 SAFE D CH 85 B CH 86 1 SAFE S FF 94 2-3 ③ K		B SV 80 F SI 92 F FF 93 S SV 82 1-3 ① K			C FF 94 S FF 94 S SV 84 0-3 ① K		C FF 96 B CU 82 B CU 82 F FF 94 S CU 82 2-3 ② K		4	0	0	0	0	4	3
11 Evan Gattis, R (1, 10) OBP: 0.281, SLG: 0.353		C SV 80 F SI 94 F SI 93 B CH 84 S CH 85 1-3 ① K	C SV 81 B SV 82 F SI 93 X FF 93 1-2 ② ③ G6-4-3 1-2f			B SV 83 B SV 82 B SI 95 C FF 93 F FF 94 B SV 84 4-2 20 FC3-5 BB		B SL 88 B SL 88 F FF 96 F FF 96 T FF 95 2-2 ③ K		3	0	0	0	1	2	2
20 Preston Tucker, L (1, 7) OBP: 0.241, SLG: 0.436		C FF 94 B FF 94 X CH 86 1-1 HR		C FF 92 B SI 93 S FF 94 F FF 94 T SI 95 1-2 ① K		C SI 90 D KC 78 B KC 77 B KC 76 C KC 75 F SI 89 F CH 66 X KC 78 3-2 ② FC3-5 9 FC4 1-2f			B FF 94 S FF 93 X FF 94 1-1 ① G6-3	4	1	1	1	0	1	1
9 Marwin Gonzalez, S (1, 3) OBP: 0.241, SLG: 0.333 (8, 5)		B SV 80 B SI 93 B FF 93 C FF 92 F SI 92 X FF 95 3-2 ② G4-3		X FF 94 0-0 ② F8		C SI 88 X FF 90 0-1 ③ FC4 1-2f			B CH 86 F FF 94 F FF 94 F CU 84 X FF 93 1-2 ② F9	4	0	0	0	0	0	1
18 Luis Valbuena, L (1, 5) OBP: 0.296, SLG: 0.246 13 Tyler White, R (7, PH) OBP: 0.304, SLG: 0.469 (8, 3)		B SI 94 B CH 85 B SI 94 B FF 93 4-0 15 1B BB		C FF 94 C SV 82 B FF 94 T FF 95 1-2 ③ K			C SI 88 B KC 75 C KC 76 B SI 91 X SI 91 2-2 ① G6-3		B FF 95 B FF 94 B FF 93 C FF 93 B FF 94 4-1 15 1B BB	1 1	0 0	0 0	0 0	1 1	1 0	0 0
15 Jason Castro, L (1, 2) OBP: 0.299, SLG: 0.263		C FF 93 B SI 93 X CH 83 1-1 1B			B FF 94 C FF 93 B SI 93 S FF 94 S FF 95 2-3 ① K		B CH 77 B KC 76 B KC 74 C FF 88 F FF 89 T FF 91 3-2 ② K		X FF 93 0-0 27 DI 1-3 1B	4	0	2	0	0	2	0

	AB	R	H	RBI	BB	SO	LOB
	31	2	5	2	6	11	12

Inning Stats	1	2	3	4	5	6	7	8	9	1B	SF	WP	PA
	R: 0 E: 0 K: 1 S: 9 H: 0 LOB: 1 BB: 1 P: 18	R: 1 E: 0 K: 1 S: 13 H: 2 LOB: 2 BB: 1 P: 24	R: 0 E: 0 K: 1 S: 9 H: 0 LOB: 1 BB: 2 P: 19	R: 0 E: 0 K: 2 S: 8 H: 0 LOB: 0 BB: 0 P: 10	R: 1 E: 0 K: 2 S: 10 H: 1 LOB: 0 BB: 0 P: 16	R: 0 E: 0 K: 1 S: 12 H: 0 LOB: 1 BB: 1 P: 19	R: 0 E: 0 K: 1 S: 11 H: 1 LOB: 1 BB: 0 P: 17	R: 0 E: 0 K: 2 S: 7 H: 0 LOB: 0 BB: 0 P: 11	R: 0 E: 0 K: 0 S: 10 H: 1 LOB: 2 BB: 1 P: 17	1B: 2 2B: 1 3B: 0 HR: 2	SF: 0 SAC: 0 DP: 1 HBP: 0	WP: 0 PB: 0 SB: 0 CS: 0	PA: 37

PITCHER		IP	WLS	BF	H	R	ER	SO	BB	IBB	HBP	BLK	WP	HR	S	P	ERA	WHIP
17 José Berríos, R ERA: 6.75	(1, 1)	5.1	W	23	3	2	2	8	5	0	0	0	0	2	54	96	3.38	1.500
58 Fernando Abad, L ERA:	(6, 1)	1.1		4	0	0	0	1	0	0	0	0	0	0	13	21	0.00	0.000
50 Casey Fien, R ERA: 6.94	(7, 1)	0.1		2	1	0	0	0	0	0	0	0	0	0	5	6	0.00	3.000
57 Ryan Pressly, R ERA: 3.31	(8, 1)	1.0		3	0	0	0	2	0	0	0	0	0	0	7	11	0.00	0.000
49 Kevin Jepsen, R ERA: 3.86	(9, 1)	1.0		5	1	0	0	0	1	0	0	0	0	0	10	17	0.00	2.000

PITCHER	IP	WLS	BF	H	R	ER	SO	BB	IBB	HBP	BLK	WP	HR	S	P	ERA	WHIP

Batter	1	2	3	4	5	6	7	8	9	AB	R	H	RBI	BB	SO	LOB
39 Danny Santana, S (1, 8) OBP: 0.298, SLG: 0.391	C FF 89 S FF 90 X FC 86 0-2 HR		B CU 70 1 SAFE C FC 89 1 SAFE B FC 88 F FC 88 X CU 70 2-2 ① G4-3 1-2		B FF 89 B FC 84 C FF 89 B FC 84 F FC 85 F CU 72 X FC 90 3-2 2 S 2 1B 1B		C SI 88 B CH 68 B SI 89 F SI 87 X CH 67 2-2 ③ P6			4	2	2	1	0	0	1
2 Brian Dozier, R (1, 4) OBP: 0.303, SLG: 0.358	F FC 88 B FF 91 C FC 88 F FC 86 B FF 91 B CH 85 B FC 87 4-2 22 F9 7 BB BB		C CU 70 S CU 72 X FC 85 0-2 7 G4-3 2-3 1B		C FC 85 1 SAFE C FC 84 F CU 72 D CU 72 B FC 85 X CU 73 2-2 1-H 1B			C FC 92 B FC 94 X CU 82 1-1 E6 7 FC6-4		3	0	2	1	1	0	0
7 Joe Mauer, L (1, 3) OBP: 0.445, SLG: 0.432	B FF 90 B FC 86 B FC 86 B FF 88 4-0 24 G4-6-3 1-2 BB		B CU 69 C FC 89 X FC 85 1-1 ② G4-3 1-2 3-H		1 SAFE 1 SAFE C FC 84 B FF 89 S CU 71 B CU 70 C FC 86 2-3 ③ K			C FC 92 1 SAFE F FC 93 D CU 82 F CU 82 B FC 92 X FC 92 2-2 ① FC6-4 1-2f		3	0	0	1	1	1	3
22 Miguel Sanó, R (1, 9) OBP: 0.377, SLG: 0.417	C FC 86 C CU 72 X FC 90 0-2 ① F9 2-3		D CU 72 B FC 86 C FC 86 B CU 73 S FC 85 S FC 86 3-3 ③ K			B CU 69 X FF 89 1-0 ① 1B		C CU 81 F CU 81 S CU 83 0-3 ② K		4	0	1	0	0	2	4
24 Trevor Plouffe, R (1, 5) OBP: 0.306, SLG: 0.489	S FF 90 B FC 90 F FC 86 X FC 86 1-2 ② ③ G4-6-3 1-2f			C FC 84 S FF 90 B FF 91 B FC 86 F FC 86 C FF 91 2-3 ① K		X FC 85 0-0 ② F7		B FC 92 B FC 92 F FC 92 B FC 92 X FC 92 3-1 ③ P4		4	0	0	0	0	1	3
52 ByungHo Park, R (1, 10) OBP: 0.318, SLG: 0.605		C FF 89 B FC 88 B FC 86 F FF 90 B CU 72 X FC 86 3-2 ① F8		C FC 86 S FF 91 B CU 74 B FC 89 S CU 73 2-3 ② K		C FC 86 F FF 90 B CU 74 F FC 86 F CU 73 B FC 91 X FF 91 2-2 HR			C SI 90 S SL 82 B SL 82 B SL 82 X SI 91 2-2 ① G5-3	4	1	1	1	0	1	0
5 Eduardo Escobar, S (1, 6) OBP: 0.283, SLG: 0.298		F FF 90 X CU 72 0-1 ② G3		B FC 88 X FF 89 1-0 ③ F8		B FF 93 C FF 94 F SL 83 X SL 83 1-2 ③ P5			C SI 90 S SI 89 F SI 90 S SI 90 0-3 ② K	4	0	0	0	0	1	0
8 Kurt Suzuki, R (1, 2) OBP: 0.242, SLG: 0.286 31 Oswaldo Arcia, L (9, PH) OBP: 0.304, SLG: 0.423		C FF 90 B FC 86 S CU 73 S CU 73 1-3 ③ K		C FF 88 B FC 84 S CU 71 B CU 71 B FF 89 X FC 82 3-2 ① G6-3			C SI 88 B SI 89 B SL 82 F SI 88 X SL 81 2-2 ① G5-3		M SI 90 S SI 90 X SI 91 0-2 ③ G1-3	3 1	0 0	0 0	0 0	0 0	1 0	0 0
20 Eddie Rosario, L (1, 7) OBP: 0.213, SLG: 0.318			C CU 71 F FF 89 B CU 72 X FF 90 1-2 2 1B 39 G4-3 7 G4-3 1B		B CU 71 B CU 70 C FC 88 F FF 89 S CU 73 2-3 ② K		B SI 88 X SI 88 1-0 ② F8			3	1	1	0	0	1	0
Inning Stats	R: 1 E: 0 K: 0 S: 12 H: 1 LOB: 1 BB: 2 P: 21	R: 0 E: 0 K: 1 S: 8 H: 0 LOB: 0 BB: 0 P: 12	R: 1 E: 0 K: 1 S: 14 H: 2 LOB: 1 BB: 0 P: 21	R: 0 E: 0 K: 2 S: 8 H: 0 LOB: 0 BB: 0 P: 13	R: 1 E: 0 K: 2 S: 17 H: 2 LOB: 1 BB: 0 P: 29	R: 1 E: 0 K: 0 S: 10 H: 2 LOB: 0 BB: 0 P: 14	R: 0 E: 0 K: 0 S: 7 H: 0 LOB: 0 BB: 0 P: 12	R: 0 E: 1 K: 1 S: 11 H: 0 LOB: 1 BB: 0 P: 17	R: 0 E: 0 K: 1 S: 10 H: 0 LOB: 0 BB: 0 P: 12	1B: 5 2B: 0 3B: 0 HR: 2 SF: 0 SAC: 0 DP: 1 HBP: 0						

PITCHER		IP	WLS	BF	H	R	ER	SO	BB	IBB	HBP	BLK	WP	HR	S	P	ERA	WHIP
31 Collin McHugh, R ERA: 6.59	(1, 1)	5.2	W	24	7	4	4	6	2	0	0	0	0	2	66	106	6.35	1.588
53 Ken Giles, R ERA: 7.94	(6, 1)	0.1	H	1	0	0	0	0	0	0	0	0	0	0	3	4	0.00	0.000
37 Pat Neshek, R ERA: 4.5	(7, 1)	1.0	H	3	0	0	0	0	0	0	0	0	0	0	7	12	0.00	0.000
36 Will Harris, R ERA: 0.71	(8, 1)	1.0	H	4	0	0	0	1	0	0	0	0	0	0	11	17	0.00	0.000
44 Luke Gregerson, R ERA: 1.64	(9, 1)	1.0	S	3	0	0	0	1	0	0	0	0	0	0	10	12	0.00	0.000

PITCHER	IP	WLS	BF	H	R	ER	SO	BB	IBB	HBP	BLK	WP	HR	S	P	ERA	WHIP

TOP

Minnesota Twins @ Houston Astros

Minute Maid Park, Houston, TX

Tue May 03 2016, 7:12 PM - 10:12 PM CDT

Att. 21,153 - Partly Cloudy - 75 F

livebaseballscorecards.com

AB	33
R	4
H	7
RBI	4
BB	2
SO	8
LOB	11

WP: 0	PA: 35				
PB: 0					
SB: 1					
CS: 0					

Batter	1	2	3	4	5	6	7	8	9	AB	R	H	RBI	BB	SO	LOB
27 Jose Altuve, R (1, 4) OBP: 0.390, SLG: 0.604	B FF 95 B FF 96 B FF 96 C FF 96 X FF 95 3-1 ① F9		B CU 83 C CU 81 S CH 86 B FF 96 B CU 84 F FF 96 B FF 96 4-2 4 S 1 2B BB	B CH 83 C SI 88 B SI 88 C FF 87 D CH 82 X CH 82 3-2 ② L9 1-2 3-H			C SL 82 X SI 94 0-1 ① F9			3	1	0	0	1	0	1
4 George Springer, R (1, 9) OBP: 0.347, SLG: 0.500	F FF 97 S FF 98 B CU 86 B FF 97 B CU 85 B FF 96 4-2 BB		B FF 96 1 SAFE 1 SAFE S FF 94 B FF 95 B CU 82 B FF 95 4-1 1 2B 28 WP 1-2 BB	B CH 81 F FF 87 S FF 88 B CU 75 X FF 88 2-2 2-H HR			B SL 83 B SL 82 B SI 94 F SI 93 T SI 94 X SI 94 3-2 ② F8			2	2	1	2	2	0	0
1 Carlos Correa, R (1, 6) OBP: 0.378, SLG: 0.419	C FF 96 F FF 96 B CU 85 S CU 84 1-3 ② K		B CU 83 F FF 95 S FF 94 B CU 83 B FF 95 F FF 95 X FF 94 3-2 28 WP 1-3 2-H 2B	B CH 81 B SI 86 F SI 86 B SI 86 C CH 81 F CH 81 F CH 81 S CU 74 3-3 ③ K			C SL 82 C SI 95 F SI 95 C SI 94 1-3 ③ K			4	0	1	1	0	3	1
28 Colby Rasmus, L (1, 7) OBP: 0.355, SLG: 0.506	C FF 95 X FF 96 0-1 ③ F8		B CU 82 F FF 94 B CH 87 X FF 94 2-1 ① P6 2-3 3-H		X FF 85 0-0 ① F8			B SI 91 X SI 92 1-0 ① P5		4	0	0	0	0	0	2
13 Tyler White, R (1, 3) OBP: 0.292, SLG: 0.447		B FF 95 C FF 94 F FF 96 B CU 85 C CU 83 2-3 ① K	B FF 95 F FF 93 D CU 84 X FF 94 2-1 ② F7		C SI 85 B FF 86 B FF 86 B CH 81 X SI 86 3-1 ② G4-3			B SL 84 B SL 81 B SI 92 C SI 93 F SI 92 X SI 94 3-2 ② L4		4	0	0	0	0	1	1
20 Preston Tucker, L (1, 10) OBP: 0.237, SLG: 0.429 11 Evan Gattis, R (3, PH) OBP: 0.267, SLG: 0.333 (4, 10)	S FF 95 B FF 96 C FF 97 B CU 84 S CU 84 2-3 ② K		B CH 82 C SI 88 B CH 82 X CH 82 2-1 ③ G4-3		B SI 86 F CH 80 S CU 74 X CH 80 1-2 ③ G6-3			B SL 82 C SI 93 B SL 82 B SI 93 X SI 93 3-1 ③ F8		1 3	0 0	0 0	0 0	0 0	1 0	0 1
30 Carlos Gómez, R (1, 8) OBP: 0.256, SLG: 0.313		C FF 96 B CU 83 X FF 95 1-1 2B		B SI 86 F CH 82 C FF 87 F CU 73 B CU 71 B FF 88 X CH 81 3-2 18 SH4-3 27 BLK 2B		C SI 85 B SI 86 F SI 86 B FF 87 F FF 87 B CH 80 S CH 80 3-3 ① K				3	1	2	0	0	1	0
18 Luis Valbuena, L (1, 5) OBP: 0.288, SLG: 0.238		C FF 95 C FF 94 D CU 82 F FF 94 B CU 84 C CU 83 2-3 ③ K		X FF 88 0-0 ① SH4-3 2-3		C CU 75 X SL 79 0-1 ② P6				2	0	0	0	0	1	1
15 Jason Castro, L (1, 2) OBP: 0.314, SLG: 0.322			X FF 95 0-0 HR	B CU 75 B CU 75 C CU 74 C SI 87 D SL 80 B FF 88 4-2 4 WP 27 BLK 4 HR BB		X CH 80 0-0 ③ F8				2	2	1	1	1	0	0
Inning Stats	R: 0 E: 0 K: 1 S: 9 H: 0 LOB: 1 BB: 1 P: 17	R: 0 E: 0 K: 3 S: 12 H: 1 LOB: 1 BB: 0 P: 19	R: 3 E: 0 K: 0 S: 15 H: 2 LOB: 1 BB: 2 P: 32	R: 3 E: 0 K: 1 S: 18 H: 2 LOB: 0 BB: 1 P: 33	R: 0 E: 0 K: 0 S: 6 H: 0 LOB: 0 BB: 0 P: 10	R: 0 E: 0 K: 1 S: 7 H: 0 LOB: 0 BB: 0 P: 10	R: 0 E: 0 K: 1 S: 9 H: 0 LOB: 0 BB: 0 P: 13	R: 0 E: 0 K: 0 S: 6 H: 0 LOB: 0 BB: 0 P: 13		1B: 0 2B: 3 3B: 0 HR: 2 SF: 0 SAC: 1 DP: 0 HBP: 0		WP: 2 PB: 0 SB: 1 CS: 0 PA: 33			

PITCHER		IP	WLS	BF	H	R	ER	SO	BB	IBB	HBP	BLK	WP	HR	S	P	ERA	WHIP
51 Alex Meyer, R ERA: 12.27	(1, 1)	2.2	L	14	3	3	3	4	3	0	0	0	1	1	34	64	10.12	2.250
33 Tommy Milone, L ERA: 5.79	(3, 1)	3.1		13	2	3	3	2	1	0	0	1	1	1	33	57	8.10	0.900
59 Michael Tonkin, R ERA: 1.29	(7, 1)	2.0		6	0	0	0	1	0	0	0	0	0	0	15	26	0.00	0.000

PITCHER	IP	WLS	BF	H	R	ER	SO	BB	IBB	HBP	BLK	WP	HR	S	P	ERA	WHIP

BOTTOM

Minnesota Twins @ Houston Astros

Minute Maid Park, Houston, TX

Tue May 03 2016, 7:12 PM - 10:12 PM CDT

Att. 21,153 - Partly Cloudy - 75 F

livebaseballscorecards.com

AB	28
R	6
H	5
RBI	4
BB	4
SO	7
LOB	7

Batter	1	2	3	4	5	6	7	8	9	AB	R	H	RBI	BB	SO	LOB
39 Danny Santana, S (1, 8) OBP: 0.288, SLG: 0.373	C FF 88 B FF 88 F CH 82 S CU 72 1-3 K		X CU 73 0-0 2 S 2 HR 2-3 1B	X CU 73 0-0 G4-3 2-3 3-H		C SI 90 X CH 85 0-1 G4-3			C FF 94 B CH 84 C FF 93 X CH 86 1-2 G4-3	5	1	1	1	0	1	1
2 Brian Dozier, R (1, 4) OBP: 0.303, SLG: 0.385 5 Eduardo Escobar, S (6, PH) OBP: 0.277, SLG: 0.292 (6, 6)	X FF 88 0-0 G4-3		B FC 84 1 SAFE B FF 90 X FF 90 2-0 1-H 3-H HR	C CU 73 X CU 74 0-1 G6-3		X SI 90 0-0 L7			B FF 94 X CH 86 1-0 L8	3 2	1 0	1 0	3 0	0 0	0 0	1 0
7 Joe Mauer, L (1, 10) OBP: 0.447, SLG: 0.434	C FF 88 X CH 84 0-1 G4-3		C FF 90 B CU 74 X CH 84 1-1 1B		C FF 89 B FF 90 C FF 91 F FF 91 X CU 74 1-2 22 FC4 1B		C SI 89 C SI 89 B FC 88 B FC 88 B FC 88 S FC 88 3-3 K			4	0	2	0	0	1	0
22 Miguel Sanó, R (1, 9) OBP: 0.364, SLG: 0.400		C FC 86 B SL 83 F CU 71 B CU 74 X SL 79 2-2 G4-3	X FC 88 0-0 F9		B FF 91 C CH 84 B CU 73 S FF 92 B CU 74 F FF 92 X FF 91 3-2 FC4 31 BB 52 BB 1-2f		C CU 75 B FC 89 X FF 91 1-1 F9			4	0	0	0	0	0	2
24 Trevor Plouffe, R (1, 5) OBP: 0.283, SLG: 0.451		C FF 89 F FF 90 B FC 85 X SL 80 1-2 G5-3	B FF 91 X FC 86 1-0 L7		D FF 92 C FF 90 B FF 92 F CH 83 B FF 92 F CH 83 F CH 81 F CH 84 X FF 91 3-2 F9		B SI 91 C SI 90 B FC 89 X FF 91 2-1 F8			4	0	0	0	0	0	2
52 ByungHo Park, R (1, 3) OBP: 0.326, SLG: 0.595		B FF 89 B FF 90 B FF 87 C FF 89 X FF 89 3-1 31 1B 1B	C CU 73 D CU 74 S CH 81 F CU 75 B CH 84 F FF 91 B FF 93 S CH 84 3-3 K		C CH 84 D SL 84 S SL 84 B FF 91 B FF 92 F FF 92 F CH 82 B FF 91 4-2 31 BB 1-2 BB			B FF 94 F FF 94 B SL 84 F FF 94 F SL 82 S SL 81 2-3 K	3	0	1	0	1	2	1
31 Oswaldo Arcia, L (1, 7) OBP: 0.333, SLG: 0.436		D CU 73 X FF 90 1-0 1-3 1B		B FF 89 C FF 89 S CH 83 X CU 74 1-2 9 2B 39 G4-3 1B	B KC 78 B FF 95 F FF 95 B KC 80 F FF 95 B FF 95 4-2 1-2 2-3 BB			B FF 94 B FF 95 C FF 93 S CH 85 X CH 85 2-2 L8		3	1	2	0	1	0	0
12 John Ryan Murphy, R (1, 2) OBP: 0.119, SLG: 0.100		C SL 82 D CU 73 C FF 90 B FF 91 F FF 92 C CU 74 2-3 K		F CH 83 F CH 83 C FF 91 0-3 K	B FF 96 X FF 93 1-0 F7			B FF 94 B FF 94 X FF 94 2-0 F9		4	0	0	0	0	2	6
9 Eduardo Núñez, R (1, 6) OBP: 0.425, SLG: 0.515 (6, 4)			C FF 88 F FF 90 B CU 74 B SL 83 F CH 82 F CH 82 X FF 90 2-2 39 1B 2 HR 2B	B CU 72 X CH 84 1-0 39 G4-3 1-3 2B		C FF 90 F FC 88 B CU 77 X CU 74 1-2 G5-3			C FF 94 B FF 94 B SL 83 B FF 93 F FF 92 F FF 94 X FF 93 3-2 F9	4	1	2	0	0	0	0
Inning Stats	R: 0 E: 0 K: 1 S: 6 H: 0 LOB: 0 BB: 0 P: 7	R: 0 E: 0 K: 1 S: 13 H: 2 LOB: 2 BB: 0 P: 22	R: 3 E: 0 K: 1 S: 16 H: 4 LOB: 1 BB: 0 P: 25	R: 1 E: 0 K: 1 S: 10 H: 2 LOB: 3 BB: 1 P: 12	R: 0 E: 0 K: 0 S: 21 H: 1 LOB: 3 BB: 2 P: 37	R: 0 E: 0 K: 0 S: 6 H: 0 LOB: 0 BB: 0 P: 7	R: 0 E: 0 K: 1 S: 7 H: 0 LOB: 0 BB: 0 P: 13	R: 0 E: 0 K: 1 S: 8 H: 0 LOB: 0 BB: 0 P: 14	R: 0 E: 0 K: 0 S: 8 H: 0 LOB: 0 BB: 0 P: 13	1B: 6 2B: 2 3B: 0 HR: 1 SF: 0 SAC: 0 DP: 0 HBP: 0						

TOP

Minnesota Twins @ Houston Astros

Minute Maid Park, Houston, TX

Wed May 04 2016, 7:12 PM - 10:34 PM CDT

Att. 20,847 - Clear - 81 F

livebaseballscorecards.com

AB	36
R	4
H	9
RBI	4
BB	2
SO	6
LOB	13

WP: 0 PA: 38
PB: 0
SB: 1
CS: 0

PITCHER		IP	WLS	BF	H	R	ER	SO	BB	IBB	HBP	BLK	WP	HR	S	P	ERA	WHIP
54 Mike Fiers, R ERA: 5.35	(1, 1)	4.2		24	9	4	4	4	1	0	0	0	0	1	63	95	7.71	2.143
35 Josh Fields, R ERA: 7.15	(5, 1)	0.1		2	0	0	0	0	1	0	0	0	0	0	3	8	0.00	3.000
46 Scott Feldman, R ERA: 3.65	(6, 1)	2.0	W	6	0	0	0	1	0	0	0	0	0	0	13	20	0.00	0.000
45 Michael Feliz, R ERA: 8.68	(8, 1)	2.0		6	0	0	0	1	0	0	0	0	0	0	16	27	0.00	0.000

PITCHER		IP	WLS	BF	H	R	ER	SO	BB	IBB	HBP	BLK	WP	HR	S	P	ERA	WHIP

Batter	1	2	3	4	5	6	7	8	9	AB	R	H	RBI	BB	SO	LOB
27 Jose Altuve, R (1, 4) OBP: 0.398, SLG: 0.640 13 Tyler White, R (7, PR) (8, 3) OBP: 0.289, SLG: 0.442	C FF 91 B KC 77 F FF 90 B FC 88 X FF 91 2-2 HR	D FC 85 X FC 88 1-0 4 2B 1-2 1B	F SL 88 C SL 88 F SL 88 X SL 88 0-2 ③ G1-3		X FF 95 0-0 1 1B 30 2B 1-3 2-H 3-H 2B		C FF 95 X FF 95 0-1 E4	B SI 91 X SI 92 1-0 ③ P4 2-3		5 1	3 0	3 0	3 0	0 0	0 0	0 1
4 George Springer, R (1, 9) OBP: 0.350, SLG: 0.500	B KC 77 B FF 92 B FF 91 C FF 91 F FF 92 B FC 90 4-2 1 2B BB	L FC 87 B KC 78 B KC 77 S FF 91 F FC 88 F FF 92 X FC 88 2-2 1 F8 28 1B 1-H 2-H 2B		C FF 90 X SL 87 0-1 ① F8	B SL 85 C SL 85 X SL 85 1-1 ② F9		C CU 79 X CU 78 0-1 ① F8			4	2	1	2	1	0	3
1 Carlos Correa, R (1, 6) OBP: 0.388, SLG: 0.469	D KC 78 B FC 89 F FF 91 F FC 89 X KC 77 2-2 28 G6-3 1-H 2B	C FF 92 B CH 84 C FF 92 F FF 92 F KC 78 B FC 88 F FF 91 B CH 85 X FC 88 3-2 ② F8 2-3		S SL 88 F SI 90 X FF 93 0-2 HR	B FF 95 X SL 83 1-0 28 BB 30 2B 2-3 3-H 1B		F FF 95 X CU 80 0-1 ② F9			5	3	3	3	0	0	2
28 Colby Rasmus, L (1, 7) OBP: 0.357, SLG: 0.495	X FF 92 0-0 ① G6-3 3-H	B FC 91 X FC 90 1-0 30 FC5-4 3-H 1B		C CU 78 S SI 92 B SL 87 B FF 92 X SL 88 2-2 ② F9	C FF 96 B FF 96 B CH 83 B FF 95 B FF 96 4-1 30 2B 1-2 BB		S FF 95 S FF 95 S CH 88 0-3 ③ K			4	0	1	2	1	1	1
30 Carlos Gómez, R (1, 8) OBP: 0.253, SLG: 0.318	C FF 92 F FF 92 S KC 78 0-3 ② K	C FF 91 B FF 91 X KC 78 1-1 ③ FC5-4 1-2f		C SL 88 S CU 77 S SL 88 0-3 ③ K	B SL 85 S SL 84 X SL 83 1-1 1-3 2-H 3-H 2B			C FF 95 S SL 89 C CU 82 0-3 ① K		5	0	1	2	0	3	1
20 Preston Tucker, L (1, 10) OBP: 0.246, SLG: 0.431 11 Evan Gattis, R (5, PH) (6, 10) OBP: 0.270, SLG: 0.333	C FF 92 X KC 76 0-1 1B		B FF 92 S FF 92 S SL 88 S FF 93 1-3 ① K		18 SH3 9 BB 27 2B 1B C SL 83 F FF 96 C SL 85 0-3 ③ K			B FF 96 B FF 95 B SL 88 C FF 95 F FF 96 C CU 84 3-3 ② K		2 3	0 1	1 1	0 0	0 0	1 2	0 2
9 Marwin Gonzalez, S (1, 3) (8, 4) OBP: 0.254, SLG: 0.315	C KC 77 B CH 83 C FF 91 B FC 88 F KC 77 X FC 90 2-2 ③ G6-3		F FF 93 B SL 86 F FF 93 X FF 93 1-2 ② G4-3		B FF 90 D CH 80 F FF 90 B SL 79 F FF 90 B SI 91 4-2 18 SH3 27 2B 1-2 BB	X FF 94 0-0 ① G6-3		F FF 96 B CU 82 B FF 96 F SL 89 F FF 96 F CU 83 B CU 85 D CU 84 4-2 18 BB 15 2B BB		3	2	0	0	2	0	1
18 Luis Valbuena, L (1, 5) OBP: 0.299, SLG: 0.242		C KC 75 X KC 74 0-1 ① G6-3	C FF 93 B FF 93 F SL 89 F FF 94 B SL 88 X FF 93 2-2 15 HR 1B		X FF 91 0-0 ① SH3 1-2 2-3	C FF 94 F SL 84 B FF 95 S SL 85 1-3 ② K		B FF 96 B FF 95 F FF 94 C SL 88 F FF 95 F CU 83 B FF 95 F FF 95 F FF 95 4-2 B SL 89 15 2B 1-2 BB		3	2	1	0	1	1	0
15 Jason Castro, L (1, 2) OBP: 0.347, SLG: 0.403		B FF 90 F FF 91 B FF 90 B FF 92 B FF 90 4-1 27 1B 4 2B BB	B CU 77 1 SAFE C SL 87 S FF 91 X FF 93 1-2 1-H HR		S SL 79 B SL 80 B SL 80 B FF 90 B FF 91 4-1 27 2B 1 1B BB	X FF 94 0-0 ③ F7		C FF 94 B FF 94 B SL 88 X FF 94 2-1 13 PB 1-H 2-H 2B		3	3	2	4	2	0	0
Inning Stats	R: 3 E: 0 K: 1 S: 18 H: 3 LOB: 1 BB: 1 P: 28	R: 3 E: 0 K: 0 S: 18 H: 3 LOB: 1 BB: 1 P: 30	R: 2 E: 0 K: 1 S: 17 H: 2 LOB: 0 BB: 0 P: 22	R: 1 E: 0 K: 1 S: 11 H: 1 LOB: 0 BB: 0 P: 13	R: 5 E: 0 K: 1 S: 15 H: 4 LOB: 2 BB: 3 P: 30	R: 0 E: 0 K: 1 S: 5 H: 0 LOB: 0 BB: 0 P: 6	R: 0 E: 1 K: 1 S: 9 H: 0 LOB: 1 BB: 0 P: 9	R: 2 E: 0 K: 2 S: 19 H: 1 LOB: 1 BB: 2 P: 33		1B: 6 2B: 5 3B: 0 HR: 3	SF: 0 SAC: 1 DP: 0 HBP: 0			WP: 0 PB: 1 SB: 0 CS: 0	PA: 46	

PITCHER		IP	WLS	BF	H	R	ER	SO	BB	IBB	HBP	BLK	WP	HR	S	P	ERA	WHIP
45 Phil Hughes, R ERA: 5.85	(1, 1)	2.0	L	14	6	6	6	1	2	0	0	0	0	1	36	58	27.00	4.000
50 Casey Fien, R ERA: 7.9	(3, 1)	2.0		9	3	3	3	2	0	0	0	0	0	2	28	35	13.50	1.500
61 Ryan O'Rourke, L ERA: 4.91	(5, 1)	0.1		4	1	3	3	0	2	0	0	0	0	0	5	13	81.00	9.000
62 J.R. Graham, R ERA: 10.8	(5, 1)	1.2		9	3	2	2	2	1	0	0	0	0	0	15	23	10.80	2.400
65 Trevor May, R ERA: 2.25	(7, 1)	1.0		4	0	0	0	1	0	0	0	0	0	0	9	9	0.00	0.000

PITCHER		IP	WLS	BF	H	R	ER	SO	BB	IBB	HBP	BLK	WP	HR	S	P	ERA	WHIP
57 Ryan Pressly, R ERA: 4.24	(8, 1)	0.2		5	1	2	2	2	2	0	0	0	0	0	18	31	27.00	4.500
59 Michael Tonkin, R ERA: 1.26	(8, 1)	0.1		1	0	0	0	0	0	0	0	0	0	0	1	2	0.00	0.000

BOTTOM

Minnesota Twins @ Houston Astros

Minute Maid Park, Houston, TX

Wed May 04 2016, 7:12 PM - 10:34 PM CDT

Att. 20,847 - Clear - 81 F

livebaseballscorecards.com

AB	38
R	16
H	14
RBI	16
BB	7
SO	8
LOB	11

Batter	1	2	3	4	5	6	7	8	9	AB	R	H	RBI	BB	SO	LOB
8 Norichika Aoki, L (1, 7) OBP: 0.333, SLG: 0.317	C FF 90 B FF 91 B FF 92 C FF 91 X CH 81 2-2 7 CS 1B		B FF 93 C CH 81 F FF 93 B FF 94 X CH 81 2-2 7 BB 22 1B		1 SAFE 1 SAFE C FF 91 1 SAFE X FF 91 0-1 ② P2		C SL 78 B FF 90 B SL 80 B SL 80 C FF 91 B FF 91 4-2 7 1B 1-2 2-3 BB		C SI 91 F SI 91 B SI 91 B SI 90 D SL 83 B FF 90 4-2 7 1B 22 2B 1-2 BB	3	2	2	0	2	0	1
7 Seth Smith, L (1, 9) OBP: 0.400, SLG: 0.473	C FF 92 B KC 75 1 SAFE F FF 92 1 SAFE B FF 93 F CH 82 F FF 93 B KC 77 3-3 S CH 82 ① ② K 1-2		S CH 80 1 SAFE C CH 81 B FF 92 B FF 93 D CH 81 B FF 93 4-2 22 1B 1-2 BB		1 SAFE B CH 79 C CH 79 F FF 91 F FF 94 C KC 77 1-3 ③ K 1-2		D SL 81 B SL 80 C SL 79 S FF 91 X SL 80 2-2 22 G4-6-3 1-3 2-H 3-H 1B		D SL 82 S SI 90 X SL 83 1-1 22 2B 1-2 2-3 1B	4	1	2	2	1	2	2
22 Robinson Canó, L (1, 4) OBP: 0.344, SLG: 0.574	X FF 94 0-0 ③ L9		X FF 93 0-0 1-3 2-H 1B			B FF 90 B FF 89 C CH 77 X FF 90 2-1 23 G4-3 1B	D SL 78 X CH 76 1-0 ② ③ G4-6-3 1-2f		B FF 90 X FC 90 1-0 1-H 2-H 3-H 2B	5	0	3	4	0	0	2
23 Nelson Cruz, R (1, 10) OBP: 0.382, SLG: 0.481		C FF 93 X FF 93 0-1 ① F8	B KC 75 S CH 80 X FF 93 1-1 ③ L9			C CH 77 D CH 77 C KC 74 B CH 79 X CH 80 2-2 ① G4-3 1-2		B FC 93 C FC 93 C CU 82 B CU 82 F FC 94 X FC 93 2-2 ① G4-3	C SL 83 B FF 90 S SL 83 S SL 82 1-3 ② K	5	0	0	0	0	1	4
15 Kyle Seager, L (1, 5) OBP: 0.284, SLG: 0.452		B FF 94 C FF 93 F KC 77 F CH 83 B FF 94 X CH 82 2-2 3B		X CH 77 0-0 ① G6-3		C FF 89 B KC 73 B FF 90 S CH 77 F FF 92 X FF 92 2-2 ② F8		X FC 94 0-0 26 G5-3 1B	B SI 89 F SL 82 B SI 89 S SI 88 F SI 89 X FF 89 2-2 ③ F7	5	0	2	0	0	0	2
26 Adam Lind, L (1, 3) OBP: 0.235, SLG: 0.282		X CH 82 0-0 ② G1-3		B FF 91 C FF 92 S FF 92 B FF 92 F CH 80 F FF 92 S FF 92 2-3 ② K		S CH 78 X CH 78 0-1 ③ F7		X CU 82 0-0 ② G5-3 1-2		4	0	0	0	0	1	3
33 Chris Iannetta, R (1, 2) OBP: 0.341, SLG: 0.352		B CH 82 B FF 95 B FF 94 C CH 80 X CH 81 3-1 ③ P4		B CH 79 F FF 92 F FF 93 C FF 92 1-3 ③ K			B SL 83 B SL 82 F FF 95 B FF 96 B FF 93 4-1 12 FC1-5 4 1B BB	F CU 81 D CU 83 C FC 94 X CU 81 1-2 ③ F8		3	0	0	0	1	1	2
4 Ketel Marte, S (1, 6) OBP: 0.318, SLG: 0.337			C FF 91 B CH 79 F FF 92 B KC 76 B FF 93 X FF 93 3-2 ① L7		F FF 89 B CH 79 F FF 90 F KC 74 F FF 91 S CH 78 1-3 ① K		C FF 95 B FF 95 F FF 93 B FF 95 X FF 94 2-2 8 BB 12 FC1-5 7 1B 1-2 1B		F SI 90 S SI 90 S SL 82 0-3 ① K	4	1	1	0	0	2	0
12 Leonys Martin, L (1, 8) OBP: 0.283, SLG: 0.427			B KC 75 S FF 93 S FF 93 F FF 93 B KC 76 S CH 82 2-3 ② K		F CH 79 S CH 79 B KC 74 B FF 92 B CH 79 X CH 79 3-2 7 S 1B		L FF 94 L FF 95 B FF 95 X FF 94 1-2 ① FC1-5 8 BB 7 1B 1-2 2-3f		X SI 91 0-0 7 1B 8 S 22 2B 1B	4	2	2	0	0	1	2
Inning Stats	R: 0 E: 0 K: 1 S: 9 H: 1 LOB: 0 BB: 0 P: 14	R: 0 E: 0 K: 0 S: 9 H: 1 LOB: 1 BB: 0 P: 14	R: 1 E: 0 K: 1 S: 15 H: 2 LOB: 2 BB: 1 P: 27	R: 0 E: 0 K: 2 S: 9 H: 0 LOB: 0 BB: 0 P: 12	R: 0 E: 0 K: 2 S: 14 H: 1 LOB: 1 BB: 0 P: 19	R: 0 E: 0 K: 0 S: 11 H: 1 LOB: 1 BB: 0 P: 17	R: 2 E: 0 K: 0 S: 13 H: 2 LOB: 1 BB: 2 P: 27	R: 0 E: 0 K: 0 S: 9 H: 1 LOB: 1 BB: 0 P: 12	R: 3 E: 0 K: 2 S: 16 H: 3 LOB: 1 BB: 1 P: 25	1B: 10 2B: 1 3B: 1 HR: 0 SF: 0 SAC: 0 DP: 1 HBP: 0						

PITCHER		IP	WLS	BF	H	R	ER	SO	BB	IBB	HBP	BLK	WP	HR	S	P	ERA	WHIP
47 Chris Devenski, R ERA: 1.46	(1, 1)	6.0		24	6	1	1	6	1	0	0	0	0	0	67	103	1.50	1.167
53 Ken Giles, R ERA: 9.26	(7, 1)	0.1	H	3	1	2	2	0	1	0	0	0	0	0	7	14	54.00	6.000
29 Tony Sipp, L ERA: 4.66	(7, 1)	0.2	B	3	1	0	0	0	1	0	0	0	0	0	6	13	0.00	3.000
36 Will Harris, R ERA: 0.66	(8, 1)	1.0		4	1	0	0	0	0	0	0	0	0	0	9	12	0.00	1.000
44 Luke Gregerson, R ERA: 3.75	(9, 1)	1.0	L	7	3	3	3	2	1	0	0	0	0	0	16	25	27.00	4.000

PITCHER	IP	WLS	BF	H	R	ER	SO	BB	IBB	HBP	BLK	WP	HR	S	P	ERA	WHIP

TOP

Seattle Mariners @ Houston Astros

Minute Maid Park, Houston, TX

Thu May 05 2016, 7:11 PM - 10:23 PM CDT

Att. 20,151 - Partly Cloudy - 81 F

livebaseballscorecards.com

AB	37
R	6
H	12
RBI	6
BB	4
SO	8
LOB	18

WP: 0 PA: 41
PB: 0
SB: 2
CS: 1

Seattle Mariners @ Houston Astros

Minute Maid Park, Houston, TX

Thu May 05 2016, 7:11 PM - 10:23 PM CDT

Att. 20,151 - Partly Cloudy - 81 F

livebaseballscorecards.com

BOTTOM

Batter	1	2	3	4	5	6	7	8	9	AB	R	H	RBI	BB	SO	LOB
27 Jose Altuve, R (1, 4) OBP: 0.417, SLG: 0.687	B SI 87 C CH 82 X FF 90 1-1 HR		B SI 90 F SL 85 B SI 90 F SI 90 F CU 78 B SI 92 X CH 83 3-2 1B			C CU 76 B CH 82 S CH 85 X CU 70 1-2 1 G4-3 4 BB 11 1B 1B	B SL 86 C SL 86 F FF 90 B FF 91 X SL 88 2-2 ② 1-H 2-H 2B			4	2	4	2	0	0	0
4 George Springer, R (1, 9) OBP: 0.346, SLG: 0.487	C SI 89 B SI 90 F CH 83 S SL 83 1-3 ① K		1 SAFE S SI 90 1 SAFE B CH 82 X FF 92 1-1 ③ G1-3			B FF 92 B CH 82 B CH 83 F FF 91 B FF 92 4-1 1 G4-3 1-2 BB	S SL 86 B SL 88 B SL 88 C FF 90 B SL 88 X SL 87 3-2 ③ F8			3	0	0	0	1	1	2
1 Carlos Correa, R (1, 6) OBP: 0.383, SLG: 0.455	B FF 88 F FF 91 S CH 83 F CU 75 X SI 87 1-2 ② G5-3			C FF 89 B FF 90 B CU 77 X CH 82 2-1 ① G1-3		C FF 91 D CU 80 X CH 83 1-1 ①② G4-3 1-2f 2-3		B FF 89 B SL 87 B FF 90 C FF 89 B SL 87 4-1 11 G6-4-3 BB		3	0	0	0	1	0	2
11 Evan Gattis, R (1, 10) OBP: 0.269, SLG: 0.328	S CH 82 B FF 90 B SI 90 X SI 89 2-1 ③ F9			X CH 81 0-0 ② G6-3		F FF 92 B FF 92 B SI 91 X CH 83 2-1 30 BB 3-H 1B		X SL 86 0-0 ①② G6-4-3 1-2f		4	0	1	1	0	0	1
30 Carlos Gómez, R (1, 8) OBP: 0.253, SLG: 0.308		S CH 81 B SL 85 F SI 90 F CH 81 F FF 92 S SL 84 1-3 ① K2-3		B SL 85 S CH 83 F FF 89 S CU 77 1-3 ③ K		S SL 86 B SL 84 S SI 92 D CU 76 B SI 92 B CH 82 4-2 1-2 BB		M SL 87 F FF 90 S CH 84 0-3 ③ K		3	0	0	0	1	3	0
9 Marwin Gonzalez, S (1, 5) OBP: 0.254, SLG: 0.310		C SI 90 C SI 90 C FF 91 0-3 ② K			B CU 77 S CH 82 F FF 90 B SL 84 X CH 82 2-2 13 FC5-4 1B	C CU 77 X SL 86 0-1 ③ F8			X SI 91 0-0 ① F9	4	0	1	0	0	1	2
13 Tyler White, R (1, 3) OBP: 0.287, SLG: 0.444		C SI 89 B CH 83 S SL 83 X FF 92 1-2 ③ G4-3			D CH 82 F SI 89 X CH 81 1-1 ① FC5-4 1-2f		B FF 88 C CU 78 F FF 90 B FS 81 X FS 80 2-2 27 2B 2B		C SI 91 B SI 90 C SI 91 B SL 80 X SL 80 2-2 ② F8	4	1	1	0	0	0	1
23 Erik Kratz, R (1, 2) OBP: 0.091, SLG: 0.048 20 Preston Tucker, L (7, PH) OBP: 0.254, SLG: 0.450 (8, 7)			S CH 80 B FF 90 F FF 89 X FF 90 1-2 ① G5-3		1 SAFE F CH 81 B FF 91 F FF 91 S SL 84 1-3 ② K		C FF 89 B FF 89 C CU 77 S FS 81 1-3 ① K		C SI 92 X SI 91 0-1 2B	2 2	0 0	0 1	0 0	0 0	1 1	1 1
6 Jake Marisnick, R (1, 7) OBP: 0.154, SLG: 0.083 15 Jason Castro, L (7, PH) OBP: 0.351, SLG: 0.397 (8, 2)			S CU 77 X CH 81 0-1 ② F8		X SI 90 0-0 ③ L8		D CU 78 C CU 78 B FF 90 F FS 80 B FF 89 B FS 79 4-2 27 2B BB		X SI 91 0-0 ③ F7	2 1	0 0	0 0	0 1	0 0	1 1	1 1
Inning Stats	R: 1 E: 0 K: 1 S: 11 H: 1 LOB: 0 BB: 0 P: 16	R: 0 E: 0 K: 2 S: 11 H: 0 LOB: 0 BB: 0 P: 13	R: 0 E: 0 K: 0 S: 11 H: 1 LOB: 1 BB: 0 P: 16	R: 0 E: 0 K: 1 S: 6 H: 0 LOB: 0 BB: 0 P: 9	R: 0 E: 0 K: 1 S: 10 H: 1 LOB: 1 BB: 0 P: 14	R: 1 E: 0 K: 0 S: 12 H: 2 LOB: 2 BB: 2 P: 24	R: 1 E: 0 K: 1 S: 14 H: 2 LOB: 1 BB: 1 P: 26	R: 0 E: 0 K: 1 S: 5 H: 0 LOB: 0 BB: 1 P: 9	R: 0 E: 0 K: 0 S: 7 H: 1 LOB: 1 BB: 0 P: 9	1B: 4 2B: 3 3B: 0 HR: 1 SF: 0 SAC: 0 DP: 2 HBP: 0						

	AB	32
	R	3
	H	8
	RBI	3
	BB	4
	SO	7
	LOB	12

WP: 0 PA: 36
PB: 0
SB: 0
CS: 0

PITCHER		IP	WLS	BF	H	R	ER	SO	BB	IBB	HBP	BLK	WP	HR	S	P	ERA	WHIP
20 Wade Miley, L ERA: 4.74	(1, 1)	6.0		24	5	2	2	5	2	0	0	0	0	1	61	92	3.00	1.167
62 Joel Peralta, R ERA: 2.92	(7, 1)	0.1	H	3	1	1	1	1	1	0	0	0	0	0	8	15	27.00	6.000
50 Nick Vincent, R ERA: 1.5	(7, 1)	1.2	W	5	1	0	0	1	1	0	0	0	0	0	11	20	0.00	1.200
31 Steve Cishek, R ERA: 0.64	(9, 1)	1.0	S	4	1	0	0	0	0	0	0	0	0	0	7	9	0.00	1.000

PITCHER	IP	WLS	BF	H	R	ER	SO	BB	IBB	HBP	BLK	WP	HR	S	P	ERA	WHIP

Batter	1	2	3	4	5	6	7	8	9	AB	R	H	RBI	BB	SO	LOB
8 Norichika Aoki, L (1, 7) OBP: 0.322, SLG: 0.305	B FC 85 X FF 86 1-0 ① G6-3		C CH 78 C FF 85 F FC 85 C SI 85 0-3 ② K			B CU 67 B CU 69 B SI 86 C FF 86 F FF 87 X SI 86 3-2 ② G6-3		B FC 93 X FC 93 1-0 ① L7		4	0	0	0	0	1	1
7 Seth Smith, L (1, 9) OBP: 0.383, SLG: 0.449	B FF 87 C FF 86 T FC 85 B FC 87 X FF 87 2-2 ② F8		F FC 85 S SI 86 B FC 80 B SI 86 B FC 81 X FF 87 3-2 ③ G6-3 1-2			C CU 70 C SI 87 B CU 70 X SI 81 1-2 ③ G3		C CU 81 S CU 82 B FC 92 S FC 93 1-3 ② K		4	0	0	0	0	1	1
22 Robinson Canó, L (1, 4) OBP: 0.341, SLG: 0.563	X FF 86 0-0 1B			X CH 77 0-0 ① G3-1			B SI 84 C CH 78 B FC 84 B CU 65 X SI 87 3-1 ① G6-3	C CU 82 S FC 92 F FC 93 B CU 82 F FC 95 X FC 93 1-2 ③ F8		4	0	1	0	0	0	0
23 Nelson Cruz, R (1, 10) OBP: 0.378, SLG: 0.467	B FC 86 C FF 86 F FF 86 F FF 86 T FF 86 1-2 ③ K			C SI 84 C FF 85 B FC 82 X FF 87 1-2 ② F9			F FF 86 B FC 80 S FC 81 H SI 86 2-2 15 2B 4 3B HBP		C SI 90 S SL 81 X SI 90 0-2 ① G6-3	3	1	0	0	0	1	1
15 Kyle Seager, L (1, 5) OBP: 0.292, SLG: 0.463		B FF 85 C FF 84 X FC 84 1-1 ① F7		C CU 69 B CH 77 B FC 86 X FF 87 2-1 ③ F9			X CH 79 0-0 1-3 4 3B 2B		X SI 90 0-0 26 G4-6-3 1B	4	1	2	0	0	0	0
26 Adam Lind, L (1, 3) OBP: 0.235, SLG: 0.272		C FF 85 B SI 85 X SI 86 1-1 ② L9			B SI 85 C CU 69 B CU 69 F SI 86 S CU 71 2-3 ① K		B CU 68 D SI 86 B SI 86 B SI 86 4-0 4 3B BB		C SI 90 X SI 91 0-1 ② ③ G4-6-3 1-2f	3	1	0	0	1	1	1
33 Chris Iannetta, R (1, 2) OBP: 0.341, SLG: 0.342		B SI 86 X FC 84 1-0 ③ F8			B SI 86 B CH 80 C SI 85 B FC 82 C FF 87 B SI 87 4-2 4 G6-3 BB		B SL 82 X SI 87 1-0 ② L6			2	0	0	0	1	0	3
4 Ketel Marte, S (1, 6) OBP: 0.327, SLG: 0.365			C FC 83 B SI 85 S FC 78 F FF 86 B FF 86 F CU 71 X SI 88 2-2 7 S 1B		B FF 85 B CH 78 F SI 84 B FF 86 C SI 86 1 SAFE F FF 86 X SI 86 3-2 ② ③ G6-3 1-2f		C SI 88 D CH 68 X SI 89 1-1 1-H 2-H 3-H 3B			3	0	2	3	0	0	1
12 Leonys Martin, L (1, 8) OBP: 0.275, SLG: 0.413			B CH 78 B FF 86 F FF 86 1 SAFE 1 SAFE S CH 79 B CH 79 X FF 86 3-2 ① P4			B SI 83 L SI 84 X CH 78 1-1 ① F9	X CH 68 0-0 ③ P3			3	0	0	0	0	0	2

TOP

Seattle Mariners @ Houston Astros

Minute Maid Park, Houston, TX

Fri May 06 2016, 7:10 PM - 9:56 PM CDT

Att. 25,413 - Clear - 82 F

livebaseballscorecards.com

AB	30
R	3
H	5
RBI	3
BB	2
SO	4
LOB	10

Inning Stats	1	2	3	4	5	6	7	8	9
	R: 0 E: 0 K: 1 S: 9 H: 1 LOB: 1 BB: 0 P: 13	R: 0 E: 0 K: 0 S: 5 H: 0 LOB: 0 BB: 0 P: 8	R: 0 E: 0 K: 1 S: 15 H: 1 LOB: 1 BB: 0 P: 23	R: 0 E: 0 K: 0 S: 6 H: 0 LOB: 0 BB: 0 P: 9	R: 0 E: 0 K: 1 S: 9 H: 0 LOB: 0 BB: 1 P: 18	R: 0 E: 0 K: 0 S: 8 H: 0 LOB: 0 BB: 0 P: 13	R: 3 E: 0 K: 0 S: 9 H: 2 LOB: 1 BB: 1 P: 20	R: 0 E: 0 K: 1 S: 9 H: 0 LOB: 0 BB: 0 P: 12	R: 0 E: 0 K: 0 S: 6 H: 1 LOB: 0 BB: 0 P: 6

| | | |

Batter	1	2	3	4	5	6	7	8	9	AB	R	H	RBI	BB	SO	LOB
27 Jose Altuve, R (1, 4) OBP: 0.409, SLG: 0.664	C FC 91 X FC 84 0-1 G5-3		B FF 92 C FF 92 B FF 91 B SL 82 C FF 91 F FF 92 X FF 92 3-2 G6-3		X SI 90 0-0 F8		S CH 86 C FF 95 F FC 90 B CU 78 B FF 96 B CH 85 3-2 1 1B 4 1B 28 FC4-6 BB	B FF 91 C FF 88 1 SAFE F SL 80 X SL 80 1-2 F9		4	1	0	0	1	0	3
4 George Springer, R (1, 9) OBP: 0.351, SLG: 0.487	F FF 91 B FF 90 S FC 86 B FF 94 F FF 93 F FC 85 X FF 93 2-2 F8		B SL 78 F FF 91 F FF 92 S SL 82 1-3 K		X SI 91 0-0 1 1B 28 SF8 1-2 1B		C FF 95 B FF 95 B FF 96 B FF 94 X FF 95 3-1 28 FC4-6 1 1B 1-2 1B			4	1	2	0	0	1	0
1 Carlos Correa, R (1, 6) OBP: 0.403, SLG: 0.500	C FF 90 F CU 72 B FF 91 X FS 86 1-2 HR		B FF 91 B SI 92 B FF 92 B FF 93 4-0 28 FC4-6 BB		B FF 90 F SI 90 C SL 80 X CH 89 1-2 1-3 2-H 1B		X FF 94 0-0 28 FC4-6 1-2 2-3 1B			3	1	3	2	1	0	0
28 Colby Rasmus, L (1, 7) OBP: 0.345, SLG: 0.479	B FF 89 S FF 91 S FS 86 X FF 92 1-2 F7		X FF 92 0-0 FC4-6 1-2f		X FF 91 0-0 SF8 3-H		C FF 95 D CU 78 S FF 94 F FF 95 B CU 78 X FF 95 2-2 FC4-6 1-2f 2-3 3-H			3	0	0	2	0	0	3
11 Evan Gattis, R (1, 10) OBP: 0.257, SLG: 0.313 20 Preston Tucker, L (7, PH) OBP: 0.250, SLG: 0.443 (8, 10)		X FC 84 0-0 E6 30 SH3-4 9 HR		C FF 91 B SL 81 X CH 90 1-1 F8	C SL 82 F FF 91 S SL 82 0-3 K2-3		1 SAFE B FF 87 F FF 87 1 SAFE X CU 62 1-1 P4			3 1	1 0	0 0	0 0	0 0	1 0	1 2
30 Carlos Gómez, R (1, 8) OBP: 0.255, SLG: 0.301		X FS 84 0-0 SH3-4 1-2	S CH 83 S SL 82 B SL 81 X SI 93 1-2 L3			S CU 76 B CU 77 B FF 94 F CH 86 F FF 94 S FC 91 2-3 K		B SL 78 S FF 88 B FF 90 B CU 64 B FF 90 4-1 9 BB BB		2	0	0	0	1	1	0
18 Luis Valbuena, L (1, 5) OBP: 0.296, SLG: 0.232		C FF 90 F FS 86 X CU 72 0-2 F8	C SL 77 B FF 90 C SL 79 B CH 85 F CH 86 F FF 93 B FF 93 B SI 92 4-2 BB			B FF 94 S FF 95 B CU 77 X FF 95 2-1 G6-3		B FF 90 1 SAFE 1 SAFE F FF 87 F FF 88 C FF 90 1-3 K		3	0	0	0	1	1	2
9 Marwin Gonzalez, S (1, 3) OBP: 0.284, SLG: 0.393		B FS 84 B FF 91 B FF 89 X FC 90 3-0 2-H HR	1 SAFE X SI 90 0-0 G4-3			B CH 83 X FF 94 1-0 15 CS 2B		1 SAFE C FF 87 B CH 83 1 SAFE D FF 88 B FF 88 B FF 87 4-1 1-2 BB		3	1	2	2	1	0	1
15 Jason Castro, L (1, 2) OBP: 0.346, SLG: 0.388	B FF 90 C FF 90 S CU 74 B FF 91 B FF 91 F FF 92 F FF 91 F FS 87 X FF 91 3-2 G6-3				C SL 76 X FF 90 0-1 4 1B 1 1B 1B	B FF 95 1-0 CS 2-3	B FF 95 C FF 93 B CU 78 X FF 95 2-1 L7	B CU 65 D CH 77 B FF 88 C FF 88 C FF 87 2 SAFE C FF 88 3-3 K		4	1	1	0	0	1	2
Inning Stats	R: 1 H: 1 E: 0 LOB: 0 K: 0 BB: 0 S: 13 P: 17	R: 2 H: 1 E: 1 LOB: 0 K: 0 BB: 0 S: 12 P: 18	R: 0 H: 0 E: 0 LOB: 1 K: 1 BB: 1 S: 8 P: 16	R: 0 H: 0 E: 0 LOB: 1 K: 0 BB: 1 S: 10 P: 16	R: 2 H: 3 E: 0 LOB: 1 K: 1 BB: 0 S: 11 P: 12	R: 0 H: 1 E: 0 LOB: 0 K: 1 BB: 0 S: 7 P: 13	R: 1 H: 2 E: 0 LOB: 2 K: 0 BB: 1 S: 14 P: 25	R: 0 H: 0 E: 0 LOB: 2 K: 2 BB: 2 S: 11 P: 24		1B: 5 2B: 1 3B: 0 HR: 2	SF: 1 SAC: 1 DP: 0 HBP: 0			WP: 0 PB: 0 SB: 0 CS: 1	PA: 38	

PITCHER	IP	WLS	BF	H	R	ER	SO	BB	IBB	HBP	BLK	WP	HR	S	P	ERA	WHIP
44 Taijuan Walker, R (1, 1) ERA: 1.97	2.0	L	9	2	3	1	0	0	0	0	0	0	2	25	35	4.50	1.000
48 Mayckol Guaipe, R (3, 1) ERA: 5.79	3.0		14	3	2	2	2	2	0	0	0	0	0	29	44	6.00	1.667
37 Mike Montgomery, L (6, 1) ERA: 2.93	1.2		8	3	1	1	1	1	0	0	0	0	0	19	35	5.40	2.400
52 Steve Johnson, R (7, 1) ERA: 3.86	1.1		6	0	0	0	2	2	0	0	0	0	0	13	27	0.00	1.500

PITCHER	IP	WLS	BF	H	R	ER	SO	BB	IBB	HBP	BLK	WP	HR	S	P	ERA	WHIP

BOTTOM

Seattle Mariners @ Houston Astros

Minute Maid Park, Houston, TX

Fri May 06 2016, 7:10 PM - 9:56 PM CDT

Att. 25,413 - Clear - 82 F

livebaseballscorecards.com

AB	30
R	6
H	8
RBI	6
BB	5
SO	5
LOB	14

Batter	1	2	3	4	5	6	7	8	9	10	AB	R	H	RBI	BB	SO	LOB
8 Norichika Aoki, L (1, 7) OBP: 0.317, SLG: 0.300	C SI 87 F SI 88 B SI 89 B SL 79 X FC 87 2-2 G5-3		B SI 88 B SI 87 C SI 88 F SI 88 B SL 80 S SI 88 3-3 K		X SI 88 0-0 G3-1		C SI 88 1 SAFE F SI 88 B SL 80 X SL 79 1-2 1-3 1B		X SL 79 0-0 G5-3		5	0	1	0	0	1	0
4 Ketel Marte, S (1, 6) OBP: 0.313, SLG: 0.349	C SI 88 F FC 85 B SI 90 B SL 79 B F SI 90 C SI 89 3-3 K		F SI 89 B CH 80 B SI 89 F SI 89 X CH 79 2-2 P4		C CH 80 F FC 86 S CH 80 0-3 K		D CH 80 B SI 88 F FC 86 X CH 79 2-1 P4			C FF 89 S CH 77 B SL 76 F CH 77 S CH 76 1-3 K	5	0	0	0	0	3	2
22 Robinson Canó, L (1, 4) OBP: 0.358, SLG: 0.621	X SI 90 0-0 23 FC5-4 1B		X SL 78 0-0 HR			X 0-0 23 G6-4-3 1B	S SL 80 D SL 79 B SI 88 B SI 89 F SL 80 X SL 79 3-2 G4-3			B FF 90 C SL 80 S FF 90 F FF 90 X FF 91 1-2 HR	5	2	4	2	0	0	2
23 Nelson Cruz, R (1, 10) OBP: 0.371, SLG: 0.455	B CH 78 F FF 89 X FC 86 1-1 FC5-4 1-2f		B SI 89 F FC 84 B SI 90 S CH 81 F FC 86 S CH 79 2-3 K			S FF 88 B FF 88 X FF 89 1-1 G6-4-3 1-2f		B FF 95 B FF 94 C FF 94 C SL 86 B FF 95 F FF 96 F FF 95 F SL 86 F SL 85 3-2 F FF 95 X FF 95 7 G3-6-1 1B		S SI 89 B SI 89 S SL 82 B SL 83 S SL 83 2-3 K	5	0	1	0	0	2	2
21 Franklin Gutierrez, R (1, 9) OBP: 0.333, SLG: 0.270 7 Seth Smith, L (8, PH) OBP: 0.375, SLG: 0.438 (8, 9)		B S SI 88 B SI 85 S SI 89 B SI 88 F S SI 89 3-3 K		C SI 87 B SL 76 B SL 74 X FF 87 2-1 G4-3		C SI 88 B SL 79 X FC 85 1-1 15 1B 1B		B KC 75 F FF 96 X KC 77 1-1 G3-6-1 1-2f		X SI 91 0-0 G4-1	3 2	0 0	1 0	0 0	0 0	1 0	0 1
15 Kyle Seager, L (1, 5) OBP: 0.306, SLG: 0.518		X SI 90 0-0 HR		B FF 88 F SI 89 X SI 89 1-1 E6		B SI 89 X SI 89 1-0 1-2 1B		X FF 95 0-0 3B			4	1	3	1	0	0	0
33 Chris Iannetta, R (1, 2) OBP: 0.337, SLG: 0.329		B B SI 86 B SI 88 B SI 87 4-0 BB		C FF 88 F CH 80 S SL 78 0-3 K		F CH 78 B SI 88 D SL 80 C CH 79 D SL 79 F SI 89 S CH 79 3-3 K		S SL 85 C SL 84 C FF 95 0-3 K			3	0	0	0	1	3	4
10 Dae-Ho Lee, R (1, 3) OBP: 0.308, SLG: 0.583		X SI 87 0-0 L4		S SI 89 X SI 88 0-1 G3			X SI 87 0-0 G1-3		B SL 82 B FF 94 C SL 83 F FF 93 S SL 84 2-3 K		4	0	0	0	0	1	2
12 Leonys Martin, L (1, 8) OBP: 0.274, SLG: 0.406		S SI 89 S SL 79 B SL 76 X FF 92 1-2 G4-3		L SI 87 F SI 88 B SL 79 S SL 79 1-3 K			B SI 86 F SL 78 B SI 89 X SI 89 2-1 8 1B 8 WP 1B		F SL 80 B FF 91 B SL 79 F FF 90 S SL 79 2-3 K		4	0	1	0	0	2	1
Inning Stats	R: 0 E: 0 K: 1 S: 10 H: 1 LOB: 1 BB: 0 P: 16	R: 1 E: 0 K: 1 S: 9 H: 1 LOB: 1 BB: 1 P: 17	R: 1 E: 0 K: 2 S: 11 H: 1 LOB: 0 BB: 0 P: 18	R: 0 E: 1 K: 1 S: 9 H: 0 LOB: 1 BB: 0 P: 12	R: 0 E: 0 K: 2 S: 7 H: 0 LOB: 0 BB: 0 P: 8	R: 0 E: 0 K: 1 S: 10 H: 3 LOB: 2 BB: 0 P: 16	R: 0 E: 0 K: 0 S: 11 H: 2 LOB: 2 BB: 0 P: 19	R: 0 E: 0 K: 1 S: 14 H: 2 LOB: 1 BB: 0 P: 18	R: 0 E: 0 K: 2 S: 7 H: 0 LOB: 0 BB: 0 P: 11	R: 1 E: 0 K: 2 S: 12 H: 1 LOB: 0 BB: 0 P: 16	1B: 7 2B: 0 3B: 1 HR: 3	SF: 0 SAC: 0 DP: 2 HBP: 0						

PITCHER		IP	WLS	BF	H	R	ER	SO	BB	IBB	HBP	BLK	WP	HR	S	P	ERA	WHIP
60 Dallas Keuchel, L ERA: 4.7	(1, 1)	7.0		30	8	2	2	8	1	0	0	0	1	2	67	106	2.57	1.286
35 Josh Fields, R ERA: 6.39	(8, 1)	1.1		5	2	0	0	2	0	0	0	0	0	0	17	23	0.00	1.500
29 Tony Sipp, L ERA: 5.06	(9, 1)	1.0	L	4	1	1	1	2	0	0	0	0	0	1	12	16	9.00	1.000
44 Luke Gregerson, R ERA: 3.29	(10, 1)	0.2		2	0	0	0	1	0	0	0	0	0	0	4	6	0.00	0.000

PITCHER	IP	WLS	BF	H	R	ER	SO	BB	IBB	HBP	BLK	WP	HR	S	P	ERA	WHIP

TOP

Seattle Mariners @ Houston Astros

Minute Maid Park, Houston, TX

Sat May 07 2016, 6:12 PM - 9:38 PM CDT

Att. 31,559 - Partly Cloudy - 81 F

livebaseballscorecards.com

AB	40
R	3
H	11
RBI	3
BB	1
SO	13
LOB	14

1B: 7	SF: 0	WP: 1	PA: 41
2B: 0	SAC: 0	PB: 0	
3B: 1	DP: 2	SB: 0	
HR: 3	HBP: 0	CS: 0	

Batter	1	2	3	4	5	6	7	8	9	10	AB	R	H	RBI	BB	SO	LOB
4 George Springer, R (1, 9) OBP: 0.346, SLG: 0.471	F FF 95 B FF 95 S CH 87 S FF 95 1-3 ① K		B CH 89 F FF 95 B FF 95 B CH 88 C KC 79 B CH 87 4-2 BB			B FF 92 X KC 80 1-0 ① G5-3	X SL 86 0-0 ② G5-3 1-2 2-3		S SL 79 B SI 90 F SL 79 B SL 81 B SL 79 C SI 91 3-3 ③ K		4	0	0	0	1	2	2
9 Marwin Gonzalez, S (1, 4) (8, 3) OBP: 0.292, SLG: 0.394	C FF 96 S CH 88 F FF 97 X FF 94 0-2 1B		C KC 80 X KC 84 0-1 ③ G3-1			B KC 81 X CH 85 1-0 1 1B 1 S 28 2B 1B	X SL 89 0-0 ③ G4-3			B SL 80 C SI 90 B SL 78 T SI 90 B SL 77 F SI 89 X SI 90 3-2 ① F8	5	1	2	0	0	0	3
1 Carlos Correa, R (1, 6) OBP: 0.395, SLG: 0.486	C FF 94 S FF 96 S KC 84 0-3 ② K			C FF 95 X CH 87 0-1 ① F8		F KC 81 F FF 93 1 SAFE B KC 84 B FF 94 X FF 94 2-2 28 2B 1-3 1B		B SL 87 F FF 90 B SL 87 B SL 88 C SL 86 F FF 91 C SL 88 3-3 ① K		S SL 77 F SL 77 S SL 77 0-3 ② K	5	0	1	0	0	3	1
28 Colby Rasmus, L (1, 7) OBP: 0.347, SLG: 0.495	B FF 94 B CH 89 C KC 81 1 SAFE S CH 88 S CH 88 2-3 ③ K			S KC 80 F FF 96 B FF 95 S FF 96 1-3 ② K		X FF 95 0-0 1-3 3-H 2B		B SL 84 B CU 78 X SL 84 2-0 2B		B SI 89 C SL 77 S FF 90 X FF 89 1-2 ③ L4	5	0	2	1	0	2	1
20 Preston Tucker, L (1, 10) OBP: 0.235, SLG: 0.415		B B CH 87 S FF 96 B FF 95 X FF 91 3-1 ① P5		C KC 80 S FF 96 F KC 84 B KC 84 B FF 96 B CH 88 F FF 96 X KC 82 3-2 ③ G4-3		B KC 79 S KC 79 B FF 95 S KC 80 F KC 83 F KC 86 S FF 95 2-3 ② K		B SL 84 F SL 83 S FF 91 B FF 91 B SL 85 S SL 85 3-3 ② K			4	0	0	0	0	2	3
30 Carlos Gómez, R (1, 8) OBP: 0.245, SLG: 0.289 6 Jake Marisnick, R (10, 8) OBP: 0.154, SLG: 0.083		T FF 97 B FF 92 S KC 82 X FF 93 1-2 ② F9	S KC 80 B CH 88 F FF 96 S KC 86 1-3 ① K			C FF 95 F FF 95 S KC 85 0-3 ③ K		C FS 81 B FF 91 T FS 82 D FS 82 B FF 90 X FS 81 3-2 ③ P2			4 0	0 0	0 0	0 0	0 0	2 0	3 0
18 Luis Valbuena, L (1, 5) OBP: 0.294, SLG: 0.274		S CH 88 X CH 89 0-1 ③ G5-3	B CH 87 X CH 86 1-0 ② F7			C KC 76 F CH 86 B KC 82 B KC 83 X CH 85 2-2 ① F9			B SI 91 F SI 93 X SI 92 1-1 HR		4	1	1	1	0	0	0
13 Tyler White, R (1, 3) OBP: 0.298, SLG: 0.452 27 Jose Altuve, R (7, PR) (8, 4) OBP: 0.406, SLG: 0.658			C KC 80 B FF 94 B KC 82 F FF 95 F FF 95 S KC 86 2-3 ① K	C CH 86 B FF 94 X KC 82 1-1 1B		B FF 94 C FF 94 X KC 81 1-1 4 G5-3 15 BB 1B			C SL 79 B SL 80 S SL 79 B SL 78 X SL 77 2-2 ① G6-3	3 1	0 0	2 0	0 0	0 0	1 0	0 0
15 Jason Castro, L (1, 2) OBP: 0.341, SLG: 0.371			C CH 87 B FF 95 F CH 86 B FF 95 C KC 85 2-3 ② K	X FF 93 0-0 ③ G6-3		B FF 92 C CH 86 B FF 94 C KC 77 F KC 80 B KC 84 B FF 94 4-2 4 G5-3 1-2 BB			B SL 78 C SL 78 S SI 90 B SL 78 B SI 91 F SL 78 C SL 79 3-3 ② K		3	0	0	0	1	2	1
Inning Stats	R: 0 E: 0 K: 3 S: 13 H: 1 LOB: 1 BB: 0 P: 16	R: 0 E: 0 K: 0 S: 7 H: 0 LOB: 0 BB: 0 P: 11	R: 0 E: 0 K: 2 S: 11 H: 0 LOB: 1 BB: 1 P: 19	R: 0 E: 0 K: 1 S: 10 H: 0 LOB: 0 BB: 0 P: 14	R: 0 E: 0 K: 1 S: 7 H: 1 LOB: 1 BB: 0 P: 10	R: 1 E: 0 K: 2 S: 14 H: 3 LOB: 2 BB: 0 P: 20	R: 0 E: 0 K: 0 S: 10 H: 1 LOB: 2 BB: 1 P: 17	R: 0 E: 0 K: 2 S: 11 H: 1 LOB: 1 BB: 0 P: 22	R: 1 E: 0 K: 2 S: 12 H: 1 LOB: 0 BB: 0 P: 21	R: 0 E: 0 K: 1 S: 10 H: 0 LOB: 0 BB: 0 P: 14	1B: 5 2B: 2 3B: 0 HR: 1	SF: 0 SAC: 0 DP: 0 HBP: 0	WP: 0 PB: 0 SB: 1 CS: 0	PA: 40			

PITCHER		IP	WLS	BF	H	R	ER	SO	BB	IBB	HBP	BLK	WP	HR	S	P	ERA	WHIP
13 Nate Karns, R ERA: 3.38	(1, 1)	6.1		27	6	1	1	9	2	0	0	0	0	0	70	105	1.42	1.263
50 Nick Vincent, R ERA: 1.38	(7, 1)	1.0	H	3	0	0	0	1	0	0	0	0	0	0	6	9	0.00	0.000
38 Vidal Nuño, L ERA: 1.86	(8, 1)	0.1	H	2	1	0	0	1	0	0	0	0	0	0	4	9	0.00	3.000
62 Joel Peralta, R ERA: 2.84	(8, 1)	0.1	H	1	0	0	0	0	0	0	0	0	0	0	3	6	0.00	0.000
31 Steve Cishek, R ERA: 1.13	(9, 1)	2.0	W	7	1	1	1	3	0	0	0	0	0	1	22	35	4.50	0.500

PITCHER	IP	WLS	BF	H	R	ER	SO	BB	IBB	HBP	BLK	WP	HR	S	P	ERA	WHIP

BOTTOM

Seattle Mariners @ Houston Astros

Minute Maid Park, Houston, TX

Sat May 07 2016, 6:12 PM - 9:38 PM CDT
Att. 31,559 - Partly Cloudy - 81 F

livebaseballscorecards.com

AB	38
R	2
H	8
RBI	2
BB	2
SO	14
LOB	14

Batter	1	2	3	4	5	6	7	8	9	AB	R	H	RBI	BB	SO	LOB
8 Norichika Aoki, L (1, 7) OBP: 0.315, SLG: 0.298	B FF 89 C FF 88 C FF 91 F CU 74 B CU 72 F FC 87 F FF 91 X FF 91 2-2 ① G5-3		C FF 89 B CU 72 S CH 83 B FF 92 F CU 72 F FC 88 X CH 84 2-2 ② G3		1 SAFE 1 SAFE F CH 81 1 SAFE C FF 89 X CU 70 0-2 1-2 1B			C FF 89 B SI 85 B SL 79 F FF 90 S CH 75 2-3 ① K		4	0	1	0	0	1	0
4 Ketel Marte, S (1, 6) OBP: 0.303, SLG: 0.336	B FF 90 B FC 87 X FF 91 2-0 ② F8		C CU 72 B CH 84 X CH 83 1-1 ③ G3-1		B CU 71 X FF 89 1-0 ③ G4-3			B FF 89 C FF 90 S CH 77 B CH 77 X CH 76 2-2 ② P2		4	0	0	0	0	0	2
22 Robinson Canó, L (1, 4) OBP: 0.355, SLG: 0.633	C CU 74 X FF 91 0-1 ③ F8			C FC 87 X FC 87 0-1 HR		B CH 83 C CH 83 C FF 91 S CU 74 1-3 ① K		F CH 75 C SL 79 B CH 76 X SL 75 1-2 ③ P2		4	1	1	1	0	1	0
15 Kyle Seager, L (1, 5) OBP: 0.305, SLG: 0.509		C CU 71 B CH 83 F FF 90 F CH 84 B CH 84 S FF 90 2-3 ① K		C CU 71 F CH 82 F FF 92 B CU 74 X CH 82 1-2 ① G4-3		B CH 82 F FF 89 X CH 83 1-1 1B			S SL 80 S SL 79 B SL 78 B CH 75 F FF 90 X SL 78 2-2 ① G4-3	4	0	1	0	0	1	0
7 Seth Smith, L (1, 9) OBP: 0.360, SLG: 0.417		B CU 70 X FC 88 1-0 ② P4		C CU 71 X CH 83 0-1 ② G6-3		B FC 87 C FC 88 F CH 82 B FF 90 S CU 72 2-3 ② K			B SL 78 C FF 89 B CH 76 X FF 90 2-1 ② F8	4	0	0	0	0	1	1
26 Adam Lind, L (1, 3) OBP: 0.236, SLG: 0.271		C FC 88 S CU 74 F CU 73 B CH 86 X FC 88 1-2 10 1B 1B		B CU 73 B CH 83 C CH 82 X CU 73 2-1 ③ G3		C CU 71 F FF 90 S CU 73 0-3 ③ K			X CH 76 0-0 ③ F9	4	0	1	0	0	1	1
10 Dae-Ho Lee, R (1, 10) OBP: 0.310, SLG: 0.564		C FC 85 F CU 73 X CU 74 0-2 1-3 1B		C FF 89 S FC 85 B FC 86 B CU 74 F FC 86 X FF 91 2-2 ① G4-3		B CU 70 C CU 71 F FF 89 S CU 73 1-3 ① K				3	0	1	0	0	1	0
32 Steve Clevenger, L (1, 2) OBP: 0.258, SLG: 0.286		C CU 71 B FF 90 B FF 90 X CU 72 2-1 ③ G4-3		S FF 90 B FF 90 X CH 82 1-1 ② G3		C FF 89 B CH 83 B CU 72 F FF 88 X CU 73 2-2 ② G1-3			3	0	0	0	0	0	2
12 Leonys Martin, L (1, 8) OBP: 0.275, SLG: 0.398			L FF 90 X FC 88 0-1 ① F9	C CU 73 B CH 84 B CH 83 B FF 90 S FF 90 F FF 90 B CH 82 4-2 8 1B BB		L CU 73 F CH 83 B FF 90 B CU 74 X FF 89 2-2 ③ F7			2	0	0	0	1	0	0
Inning Stats	R: 0 E: 0 K: 0 S: 9 H: 0 LOB: 0 BB: 0 P: 13	R: 0 E: 0 K: 1 S: 14 H: 2 LOB: 2 BB: 0 P: 20	R: 0 E: 0 K: 0 S: 9 H: 0 LOB: 0 BB: 0 P: 12	R: 1 E: 0 K: 0 S: 10 H: 1 LOB: 0 BB: 0 P: 13	R: 0 E: 0 K: 0 S: 13 H: 1 LOB: 2 BB: 1 P: 21	R: 0 E: 0 K: 3 S: 11 H: 1 LOB: 1 BB: 0 P: 15	R: 0 E: 0 K: 1 S: 9 H: 0 LOB: 0 BB: 0 P: 14	R: 0 E: 0 K: 1 S: 9 H: 0 LOB: 0 BB: 0 P: 14	R: 0 E: 0 K: 0 S: 7 H: 0 LOB: 0 BB: 0 P: 11	1B: 4 2B: 0 3B: 0 HR: 1 SF: 0 SAC: 0 DP: 0 HBP: 0						

PITCHER		IP	WLS	BF	H	R	ER	SO	BB	IBB	HBP	BLK	WP	HR	S	P	ERA	WHIP
31 Collin McHugh, R ERA: 5.5	(1, 1)	7.0	W	27	5	1	1	5	1	0	0	0	0	1	75	108	1.29	0.857
29 Tony Sipp, L ERA: 4.26	(8, 1)	2.0		6	0	0	0	1	0	0	0	0	0	0	16	25	0.00	0.000

PITCHER	IP	WLS	BF	H	R	ER	SO	BB	IBB	HBP	BLK	WP	HR	S	P	ERA	WHIP

TOP

Seattle Mariners @ Houston Astros

Minute Maid Park, Houston, TX

Sun May 08 2016, 1:14 PM - 4:09 PM CDT

Att. 28,148 - Roof Closed - 73 F

livebaseballscorecards.com

AB	32
R	1
H	5
RBI	1
BB	1
SO	6
LOB	6

Batter	1	2	3	4	5	6	7	8	9	AB	R	H	RBI	BB	SO	LOB
27 Jose Altuve, R (1, 4) OBP: 0.415, SLG: 0.659	F FC 85 X FS 82 0-1 L9		B FF 89 S FS 83 C FC 85 B FF 88 X CU 72 2-2 1 S, 4 S 28 1B 1B	I IN 59 I IN 58 I IN 56 I IN 55 4-0 IBB			F CH 91 C FF 92 X FF 93 0-2 4 E, 4 S 4 E 1B			3	2	2	0	1	0	0
4 George Springer, R (1, 9) OBP: 0.336, SLG: 0.456	S SL 79 C FF 86 S FC 86 0-3 K		S SL 83 S SL 84 B FF 87 B FF 87 B SL 84 C SL 84 3-3 K 1-2	B SL 83 S FF 89 B FC 86 D FS 84 S FF 89 C FF 90 3-3 K			C SL 81 F FF 91 D SL 81 B FF 92 X FF 92 2-2 E6 1 S 1 1B 1-H			4	1	0	0	0	3	3
1 Carlos Correa, R (1, 6) OBP: 0.398, SLG: 0.482	B FC 86 X SL 80 1-0 L5		C FF 88 B FS 84 F FF 90 D SL 84 D FS 84 D FS 84 4-2 28 1B, 28 S 9 1B 2-3 BB		B FC 87 F SI 87 X SI 87 1-1 G6-3		C FF 92 1 SAFE B SI 92 F SL 81 X FF 91 1-2 9 G6-4-3, 28 BB 1-H 1B			3	1	1	1	1	0	0
28 Colby Rasmus, L (1, 7) OBP: 0.352, SLG: 0.490		C FC 85 C SL 78 B FS 82 B FS 82 X FC 88 2-2 G3	F FC 85 S FC 89 B FF 89 X CU 72 1-2 9 1B 1-3 3-H 1B		F FC 88 F SI 89 B FS 83 S SL 84 1-3 K		C FF 93 F FF 94 B FF 94 B CU 76 B FC 90 D FF 94 4-2 9 G6-4-3 1-2 BB			3	0	1	1	1	1	0
9 Marwin Gonzalez, S (1, 3) OBP: 0.303, SLG: 0.414		B FS 81 F SL 78 F SL 84 S FC 88 1-3 K 1 SAFE B FS 82 D SI 85 F FC 85 S FS 83 X FC 89 2-2 1-2 3-H 1B		B CU 68 X SI 88 1-0 18 WP 2B		F FF 94 X FF 94 0-1 G6-4-3 1-2f 2-3			4	0	2	1	0	1	2
18 Luis Valbuena, L (1, 5) OBP: 0.292, SLG: 0.286		C FC 86 X SL 82 0-1 13 2B	B SI 88 S SI 87 S FF 89 S FF 90 1-3 K		F FF 89 B FF 89 X FF 90 1-1 F8 2-3		C FF 94 X FF 94 0-1 G4-3			4	1	1	0	0	1	4
13 Tyler White, R (1, 10) OBP: 0.306, SLG: 0.474		B FF 86 B SL 80 B SL 79 C FC 88 X SL 80 3-1 2-H 2B	C SI 85 F SI 87 B SL 84 B SL 83 F FF 89 X FC 85 2-2 2B		B FF 93 B FF 90 C SL 82 X FF 91 2-1 P4		C FF 88 S FF 89 S FF 89 0-3 K			4	0	2	1	0	1	0
15 Jason Castro, L (1, 2) OBP: 0.326, SLG: 0.351		B FS 83 S FC 87 B FC 89 C FC 85 F FF 88 X FS 84 2-2 G4-3	C FF 88 F FC 84 S FF 89 0-3 K		B SI 91 B FF 91 X FF 92 2-0 F8		C FF 89 B CU 65 F FF 90 F FF 90 B FF 89 F FF 89 B FF 90 S FF 90 3-3 K			4	0	0	0	0	2	2
6 Jake Marisnick, R (1, 8) OBP: 0.118, SLG: 0.063			B FC 85 F FF 86 B SL 84 X FC 84 2-1 G5-3 F SL 83 F SI 89 B FF 89 S FS 84 1-3 K		C SL 85 S SL 83 F FF 93 F SL 83 B SL 83 S SL 84 1-3 K		F FF 89 B SL 76 F FF 89 F FF 89 X CU 64 1-2 P3			4	0	0	0	0	2	1
Inning Stats	R: 0 E: 0 K: 1 S: 6 H: 0 LOB: 0 BB: 0 P: 7	R: 1 E: 0 K: 1 S: 14 H: 2 LOB: 1 BB: 0 P: 22	R: 2 E: 0 K: 2 S: 19 H: 3 LOB: 2 BB: 1 P: 34	R: 0 E: 0 K: 3 S: 13 H: 1 LOB: 2 BB: 1 P: 23	R: 0 E: 0 K: 1 S: 8 H: 1 LOB: 1 BB: 0 P: 12	R: 0 E: 0 K: 1 S: 8 H: 0 LOB: 0 BB: 0 P: 13	R: 2 E: 1 K: 0 S: 15 H: 2 LOB: 1 BB: 1 P: 22	R: 0 E: 0 K: 2 S: 12 H: 0 LOB: 0 BB: 0 P: 16		1B: 5 2B: 4 3B: 0 HR: 0	SF: 0 SAC: 0 DP: 1 HBP: 0		WP: 1 PB: 0 SB: 5 CS: 0	PA: 36

PITCHER		IP	WLS	BF	H	R	ER	SO	BB	IBB	HBP	BLK	WP	HR	S	P	ERA	WHIP
18 Hisashi Iwakuma, R ERA: 4.19	(1, 1)	5.0	L	24	7	3	3	8	1	1	0	0	1	0	60	98	5.40	1.600
48 Mayckol Guaipe, R ERA: 6.35	(6, 1)	1.0		6	2	2	1	1	0	0	0	0	0	0	17	25	9.00	2.000
37 Mike Montgomery, L ERA: 2.76	(7, 1)	1.0		3	0	0	0	0	1	0	0	0	0	0	6	10	0.00	1.000
52 Steve Johnson, R ERA: 2.7	(8, 1)	1.0		3	0	0	0	2	0	0	0	0	0	0	12	16	0.00	0.000

PITCHER	IP	WLS	BF	H	R	ER	SO	BB	IBB	HBP	BLK	WP	HR	S	P	ERA	WHIP

BOTTOM

Seattle Mariners @ Houston Astros

Minute Maid Park, Houston, TX

Sun May 08 2016, 1:14 PM - 4:09 PM CDT

Att. 28,148 - Roof Closed - 73 F

livebaseballscorecards.com

AB	33
R	5
H	9
RBI	4
BB	3
SO	11
LOB	12

Cleveland Indians @ Houston Astros

Minute Maid Park, Houston, TX

Mon May 09 2016, 7:11 PM - 9:59 PM CDT

Att. 20,222 - Roof Closed - 73 F

TOP

livebaseballscorecards.com

Batter	1	2	3	4	5	6	7	8	9	AB	R	H	RBI	BB	SO	LOB
41 Carlos Santana, S (1, 10) OBP: 0.333, SLG: 0.441	C FF 88 B FF 90 C CU 73 S CU 74 1-3 ① **K**		B CU 73 C FF 89 X CH 83 1-1 22 CS 1B			2 SAFE B CU 72 F FC 88 B FC 88 X FF 90 2-1 ① G6-3 **2-3**		X FF 96 0-0 ② G3 **2-3**		4	0	1	0	0	1	2
22 Jason Kipnis, L (1, 4) OBP: 0.307, SLG: 0.386	B FF 88 C FF 89 X CU 74 1-1 ② G6-3		B CU 73 B CH 82 2-0 ③ CS **1-2**	B FF 88 C FF 87 B CU 72 F FF 88 B FC 87 B FF 90 4-2 23 G3 12 G3 BB		C CH 84 F FF 89 B CU 75 X CH 83 1-2 ② G3 **3-H**		C FF 95 F FF 96 S SL 86 0-3 ③ **K**		3	0	0	1	1	1	1
12 Francisco Lindor, S (1, 6) OBP: 0.376, SLG: 0.411	B CU 71 F FF 89 S CH 81 B CU 72 X FF 90 2-2 ③ G3-1			1 SAFE D CU 74 F FF 90 X CH 82 1-1 ① G3 **1-2**		B FF 89 X FF 90 1-0 ③ G3			C SI 90 B CH 84 F FC 89 B CU 79 S FC 90 2-3 ① **K**	4	0	0	0	0	1	1
23 Michael Brantley, L (1, 7) OBP: 0.279, SLG: 0.282		C FF 89 B CU 72 C CH 81 X CU 73 1-2 ① G4-3		B CU 72 B FF 89 X CH 83 2-0 ② G3 **2-3**			B FF 88 F FF 88 X CH 80 1-1 ① G5-3		X SI 92 0-0 ② G6-3	4	0	0	0	0	0	1
26 Mike Napoli, R (1, 3) OBP: 0.295, SLG: 0.461		B FF 89 B FC 87 C FF 89 B FF 90 S FF 90 F CH 81 C FF 89 3-3 ② **K**		B SL 80 C FF 91 F FC 85 D CU 75 F FC 85 S CU 74 2-3 ③ **K**			B FF 90 B FC 86 C CH 81 F CH 81 B FF 89 B FF 89 4-2 11 FC4-6 BB		C FC 89 B CU 78 C FF 92 S FF 91 1-3 ③ **K**	3	0	0	0	1	3	1
11 José Ramírez, S (1, 5) OBP: 0.346, SLG: 0.446		B CU 73 X FF 91 1-0 2B			X FF 88 0-0 ① L8		B CH 82 C CH 82 B CU 74 1 SAFE C FC 87 F CH 83 X FC 88 2-2 ② FC4-6 **1-2f**			3	0	1	0	0	0	1
10 Yan Gomes, R (1, 2) OBP: 0.204, SLG: 0.318		B SL 81 B FF 89 X FF 90 2-0 ③ L8			C FF 88 C CU 73 T FF 90 0-2 ② **K**		B FC 86 1 SAFE 1 SAFE C FC 87 X CH 82 1-1 ③ L5			3	0	0	0	0	1	2
8 Lonnie Chisenhall, L (1, 9) OBP: 0.273, SLG: 0.310			F FF 88 B FF 89 X FF 89 1-1 ① L6		C FF 89 B FF 91 S FC 88 F FC 88 F FF 89 X CU 74 1-2 ③ G4-3			X FF 95 0-0 E3 41 G3		3	0	0	0	0	0	0
20 Rajai Davis, R (1, 8) OBP: 0.299, SLG: 0.402			C FF 90 B FC 86 X SL 82 1-1 ② G6-3			B FF 88 C FF 88 S FC 86 B CU 73 F FF 90 F CU 75 X CU 72 2-2 41 G6-3 22 G3 2B		C FF 97 X SL 86 0-1 ① G5-3		3	1	1	0	0	0	1
Inning Stats	R: 0 E: 0 K: 1 S: 8 H: 0 LOB: 0 BB: 0 P: 12	R: 0 E: 0 K: 1 S: 9 H: 1 LOB: 1 BB: 0 P: 16	R: 0 E: 0 K: 0 S: 6 H: 1 LOB: 0 BB: 0 P: 11	R: 0 E: 0 K: 1 S: 9 H: 0 LOB: 1 BB: 1 P: 18	R: 0 E: 0 K: 1 S: 9 H: 0 LOB: 0 BB: 0 P: 10	R: 1 E: 0 K: 0 S: 11 H: 1 LOB: 0 BB: 0 P: 17	R: 0 E: 0 K: 0 S: 10 H: 0 LOB: 1 BB: 1 P: 18	R: 0 E: 1 K: 1 S: 7 H: 0 LOB: 1 BB: 0 P: 7	R: 0 E: 0 K: 2 S: 7 H: 0 LOB: 0 BB: 0 P: 10	1B: 1 2B: 2 3B: 0 HR: 0 SF: 0 SAC: 0 DP: 0 HBP: 0						

	AB	30
	R	1
	H	3
	RBI	1
	BB	2
	SO	7
	LOB	10

WP: 0 PB: 0 SB: 0 CS: 1 PA: 33

PITCHER	IP	WLS	BF	H	R	ER	SO	BB	IBB	HBP	BLK	WP	HR	S	P	ERA	WHIP
54 Mike Fiers, R (1, 1) ERA: 4.65	7.0	W	25	3	1	1	4	2	0	0	0	0	0	62	102	1.29	0.714
53 Ken Giles, R (8, 1) ERA: 8.53	1.0		4	0	0	0	1	0	0	0	0	0	0	7	7	0.00	0.000
46 Scott Feldman, R (9, 1) ERA: 3.51	1.0		3	0	0	0	2	0	0	0	0	0	0	7	10	0.00	0.000

PITCHER	IP	WLS	BF	H	R	ER	SO	BB	IBB	HBP	BLK	WP	HR	S	P	ERA	WHIP

Batter	1	2	3	4	5	6	7	8	9	AB	R	H	RBI	BB	SO	LOB
27 Jose Altuve, R (1, 4) OBP: 0.408, SLG: 0.654	C FF 91 B SL 88 F FF 92 F SI 91 B CU 84 C SI 94 2-3 ① K		X SL 88 0-0 1 1B 28 1B 2B 2-H 3-H	C CU 83 B CU 84 C SI 92 X CU 84 1-2 ② G6-3		B SL 84 F FF 94 B SI 92 F SL 84 F FF 94 B CU 80 F SL 84 X SL 85 3-2 ② SF9 3-H		F SI 90 B FF 90 F FF 90 F SI 90 X SL 85 1-2 ③ G6-3		4	1	1	3	0	1	1
4 George Springer, R (1, 9) OBP: 0.340, SLG: 0.449	C SL 89 S CH 87 T FF 94 0-2 ② K		B SI 92 D SL 88 B CH 86 B SI 93 4-0 1 1B 28 1B BB	B SI 93 B CU 85 B SI 92 B SI 93 4-0 BB		B FF 94 C SL 85 B FF 94 X SL 86 2-1 ③ G1-3				2	1	0	0	2	1	1
1 Carlos Correa, R (1, 6) OBP: 0.394, SLG: 0.474	C SI 93 F FF 93 S CU 84 0-3 ③ K		F FF 92 C SI 94 B CU 85 B SI 95 F FF 94 F CU 84 B SL 90 X CH 87 3-2 28 1B 9 G1 1-2 2-3 1B	B CU 83 C SI 92 X SI 91 1-1 ③ F8			X SI 94 0-0 ① F9			4	1	1	0	0	1	1
28 Colby Rasmus, L (1, 7) OBP: 0.349, SLG: 0.481		X SI 92 0-0 ① G4-3	X SI 94 0-0 20 G1 9 G1 1-3 2-H 3-H 1B		F SI 91 C CU 81 B SI 91 B CU 84 S CU 81 2-3 ① K		C FF 94 C FC 91 X FC 90 0-2 ② G6-3			4	0	1	2	0	1	0
9 Marwin Gonzalez, S (1, 3) OBP: 0.300, SLG: 0.397		B SI 92 C FF 92 S CH 86 B SI 94 B CU 84 B FF 93 4-2 BB	C CH 85 B SI 92 C FF 91 1 SAFE F CU 83 X FF 93 1-2 ① G1 1-2 3-H		B SI 91 X SI 91 1-0 ② F9		F FF 94 B SI 94 S CU 82 B CH 93 F FC 92 X CU 83 2-2 ③ G3			3	0	0	1	1	0	1
20 Preston Tucker, L (1, 10) OBP: 0.236, SLG: 0.420		B FF 92 D SL 88 X SI 92 2-0 ② F8	X CH 86 0-0 ② G1 2-3		C CU 82 F CU 82 B FF 90 B SI 91 B CU 81 S SI 91 3-3 ③ K			B SI 89 F SI 89 B FF 90 B SI 89 C SI 87 X SI 89 3-2 30 1B 2B		4	1	1	0	0	1	2
30 Carlos Gómez, R (1, 8) OBP: 0.255, SLG: 0.290		C SL 89 B CU 83 X FF 93 1-1 ③ F8	B SI 93 S CU 84 B FF 91 D CU 84 B SL 90 4-1 18 S BB			S FF 94 L SL 86 B FF 94 T FF 94 1-2 ① K		F SL 85 X SI 90 0-1 18 G3 2-H 1B		3	0	1	1	1	1	1
18 Luis Valbuena, L (1, 5) OBP: 0.301, SLG: 0.309			B SI 90 X SL 88 1-0 15 2B 27 2B 1B S FF 94 B CU 79 T SAFE D SL 80 E FF 88 1-3 ③ K 1-2			S FF 94 B CU 79 X CU 81 1-1 15 E 27 SF9 2B		S SI 90 X CH 82 0-1 ① G3 1-2		4	2	2	0	0	1	3
15 Jason Castro, L (1, 2) OBP: 0.333, SLG: 0.364			B SI 90 X SI 92 1-0 27 2B 1-3 2B	T FF 88 B FF 91 S FF 90 S FF 92 1-3 ① K		B CU 79 B FF 94 C FF 93 S CU 81 B FF 94 2 SAFE D SL 86 4-2 2-3 BB		F SI 89 B SI 90 S FF 90 B FF 89 S SL 85 2-3 ② K		3	1	1	0	1	2	1
Inning Stats	R: 0 E: 0 K: 3 S: 10 H: 0 LOB: 0 BB: 0 P: 12	R: 0 E: 0 K: 0 S: 6 H: 0 LOB: 1 BB: 1 P: 13	R: 5 E: 0 K: 1 S: 18 H: 5 LOB: 2 BB: 2 P: 33	R: 0 E: 0 K: 1 S: 8 H: 0 LOB: 1 BB: 1 P: 15	R: 0 E: 0 K: 2 S: 7 H: 0 LOB: 0 BB: 0 P: 13	R: 1 E: 1 K: 1 S: 14 H: 1 LOB: 1 BB: 1 P: 25	R: 0 E: 0 K: 0 S: 8 H: 0 LOB: 0 BB: 0 P: 10	R: 1 E: 0 K: 1 S: 14 H: 2 LOB: 1 BB: 0 P: 20		1B: 4 2B: 4 3B: 0 HR: 0 SF: 1 SAC: 0 DP: 0 HBP: 0				WP: 0 PB: 0 SB: 1 CS: 0 PA: 37		

PITCHER		IP	WLS	BF	H	R	ER	SO	BB	IBB	HBP	BLK	WP	HR	S	P	ERA	WHIP
28 Corey Kluber, R ERA: 4.14	(1, 1)	2.2	L	16	5	5	5	3	3	0	0	0	0	0	31	54	16.88	3.000
57 Kyle Crockett, L ERA:	(3, 1)	0.2		2	0	0	0	2	0	0	0	0	0	0	6	8	0.00	0.000
53 Jeff Manship, R ERA: 3.0	(4, 1)	1.2		6	0	0	0	2	1	0	0	0	0	0	12	24	0.00	0.600
62 Joba Chamberlain, R ERA: 0.87	(6, 1)	1.0		5	1	1	0	1	1	0	0	0	0	0	14	25	0.00	2.000
48 Tommy Hunter, R ERA: 2.7	(7, 1)	1.0		3	0	0	0	0	0	0	0	0	0	0	8	10	0.00	0.000

PITCHER		IP	WLS	BF	H	R	ER	SO	BB	IBB	HBP	BLK	WP	HR	S	P	ERA	WHIP
61 Dan Otero, R ERA: 1.74	(8, 1)	1.0		5	2	1	1	1	0	0	0	0	0	0	14	20	9.00	2.000

BOTTOM

Cleveland Indians @ Houston Astros

Minute Maid Park, Houston, TX

Mon May 09 2016, 7:11 PM - 9:59 PM CDT

Att. 20,222 - Roof Closed - 73 F

livebaseballscorecards.com

AB	31
R	7
H	8
RBI	7
BB	5
SO	9
LOB	11

Cleveland Indians @ Houston Astros

Minute Maid Park, Houston, TX

Tue May 10 2016, 7:11 PM - 9:48 PM CDT

Att. 23,976 - Roof Closed - 73 F

livebaseballscorecards.com

Batter	1	2	3	4	5	6	7	8	9	AB	R	H	RBI	BB	SO	LOB
20 Rajai Davis, R (1, 8) OBP: 0.286, SLG: 0.384	B FF 90 B FF 91 C FF 91 X FF 91 2-1 P4 ①	X KC 74 0-0 G6-3 ③			X CH 78 0-0 L9 ②			F FF 94 B FF 94 B KC 78 B FF 93 F FF 92 S FF 92 3-3 K ①		4	0	0	0	0	1	3
22 Jason Kipnis, L (1, 4) OBP: 0.313, SLG: 0.407	C FF 92 S KC 77 X CH 82 0-2 12 L3 1B		C FF 89 B CH 79 X CH 79 1-1 G6-3 ①		B FF 90 C FF 90 F FF 91 X FF 90 1-2 F7 ③			B FF 94 X FF 92 1-0 12 1B 3B		4	1	2	0	0	0	1
12 Francisco Lindor, S (1, 6) OBP: 0.372, SLG: 0.405	B FF 92 1 SAFE B CH 80 F FF 92 F FF 93 1 SAFE F FF 93 F KC 77 1 SAFE 3-2 F CH 82 B FF 93 1 SAFE F FF 93 F CH 80 F FF 93 F KC 76 1-1 F FF 92 F FF 93 X KC 76 L3 ②③		F FF 89 X FF 91 0-1 L8 ②			B CH 77 S CH 77 X FF 90 1-1 G4-3 ①		F FF 94 C KC 80 X KC 80 0-2 26 2B 3-H 1B		4	1	1	1	0	0	1
26 Mike Napoli, R (1, 3) OBP: 0.302, SLG: 0.472		C FF 90 S KC 74 B KC 75 F FF 91 X KC 76 1-2 11 SH1-4 41 BB 4 FC1 1B	X CH 78 0-0 F8 ③			B FF 90 T CH 79 F FF 91 F FF 90 F FF 92 B CH 81 X CH 81 2-2 F7 ②		B FF 94 B KC 75 C SL 79 1 SAFE X SL 81 2-1 1-H 2B ②		4	1	2	1	0	0	0
41 Carlos Santana, S (1, 10) OBP: 0.331, SLG: 0.429		B FF 91 B CH 80 B FF 92 C FF 91 C CH 81 F CH 81 B FF 92 4-2 4 FC1 11 SH1-4 8 2B 1-2 BB	B FF 89 C FF 89 S CH 79 S FF 90 1-3 K ①			F CH 80 C FF 91 B FF 91 B CH 79 S FF 92 2-3 K ③		S FF 94 B FF 94 B CH 79 X FF 93 2-1 F9 ③		3	1	0	0	1	2	0
11 José Ramírez, S (1, 7) OBP: 0.358, SLG: 0.447		X FF 90 0-0 SH1-4 ① 1-2 2-3	B CH 78 F FF 90 S CH 80 X KC 76 1-2 4 CS 1B				C FF 88 H FF 89 1-1 4 G6-4-3 HBP		C FF 94 B SL 84 C FF 96 S SL 85 1-3 K ①	2	0	1	0	0	1	0
4 Juan Uribe, R (1, 5) OBP: 0.313, SLG: 0.304		C CH 81 B CH 82 X FF 92 1-1 FC1 8 2B 2-3 3-H	P PO 86 C FF 91 B CH 81 S CH 81 B FF 91 F CH 81 S CH 82 3-3 K ②③ 1-2				F CH 77 F FF 89 B CH 79 X FF 91 1-2 G6-4-3 ①② 1-2f		B SL 82 S FF 95 C FF 96 B SL 85 S FF 96 2-3 K ②	4	0	0	1	0	2	3
8 Lonnie Chisenhall, L (1, 9) OBP: 0.292, SLG: 0.333		F FF 93 X FF 93 0-1 1-3 3-H 2B			C FF 88 B FF 90 B KC 74 F FF 91 S CH 80 2-3 K ①		B CH 79 B CH 79 B CH 78 C FF 88 B FF 89 4-1 BB		F FF 95 F CH 86 T FF 97 0-2 K ③	3	0	1	1	1	2	0
38 Chris Gimenez, R (1, 2) OBP: 0.429, SLG: 0.833		C CH 80 F KC 75 B CH 81 S KC 76 1-3 K ②			C FF 90 X FF 90 0-1 1B		1 SAFE C SI 88 X SL 83 0-1 G6-3 ③			3	0	1	0	0	1	3
Inning Stats	R: 0 E: 0 K: 0 S: 17 H: 1 LOB: 0 BB: 0 P: 22	R: 2 E: 0 K: 1 S: 16 H: 2 LOB: 2 BB: 1 P: 23	R: 0 E: 0 K: 0 S: 5 H: 0 LOB: 0 BB: 0 P: 6	R: 0 E: 0 K: 2 S: 11 H: 1 LOB: 0 BB: 0 P: 15	R: 0 E: 0 K: 1 S: 9 H: 1 LOB: 1 BB: 0 P: 12	R: 0 E: 0 K: 1 S: 10 H: 0 LOB: 0 BB: 0 P: 15	R: 0 E: 0 K: 0 S: 7 H: 0 LOB: 1 BB: 1 P: 13	R: 2 E: 0 K: 1 S: 11 H: 3 LOB: 0 BB: 0 P: 19	R: 0 E: 0 K: 3 S: 9 H: 0 LOB: 0 BB: 0 P: 12	1B: 5 2B: 3 3B: 1 HR: 0 SF: 0 SAC: 1 DP: 2 HBP: 1						

TOP	
AB	31
R	4
H	8
RBI	4
BB	2
SO	9
LOB	11

WP: 0 PB: 0 SB: 0 CS: 1 PA: 35

PITCHER		IP	WLS	BF	H	R	ER	SO	BB	IBB	HBP	BLK	WP	HR	S	P	ERA	WHIP
47 Chris Devenski, R ERA: 1.72	(1, 1)	6.2	L	26	5	2	2	5	2	0	1	0	0	0	73	104	2.70	1.050
37 Pat Neshek, R ERA: 4.0	(7, 1)	0.1		1	0	0	0	0	0	0	0	0	0	0	2	2	0.00	0.000
35 Josh Fields, R ERA: 7.24	(8, 1)	1.0		5	3	2	2	1	0	0	0	0	0	0	11	19	18.00	3.000
45 Michael Feliz, R ERA: 7.84	(9, 1)	1.0		3	0	0	0	3	0	0	0	0	0	0	9	12	0.00	0.000

PITCHER	IP	WLS	BF	H	R	ER	SO	BB	IBB	HBP	BLK	WP	HR	S	P	ERA	WHIP

Cleveland Indians @ Houston Astros

Minute Maid Park, Houston, TX

Tue May 10 2016, 7:11 PM - 9:48 PM CDT

Att. 23,976 - Roof Closed - 73 F

livebaseballscorecards.com

BOTTOM

Batter	1	2	3	4	5	6	7	8	9	AB	R	H	RBI	BB	SO	LOB
27 Jose Altuve, R (1, 4) OBP: 0.404, SLG: 0.641	B SI 92 B SI 92 B SI 93 C SI 93 F SI 93 X FC 89 3-2 G4-3		C SI 94 X SI 95 0-1 4 FC6-4 1B		S FC 90 B FF 95 S SI 94 S KC 81 1-3 K			F FC 93 X SL 82 0-1 G2-3 1-2		4	0	1	0	0	1	2
4 George Springer, R (1, 9) OBP: 0.345, SLG: 0.442	C CH 87 B SI 93 B KC 76 B FC 88 S SI 94 F SI 94 B FF 95 4-2 1 CS BB		X FC 91 0-0 FC6-4 1-2f			S CH 85 B FC 90 B FC 88 B SI 92 B FF 93 4-1 BB		B FC 93 B SL 82 S FC 92 F FC 93 F FC 94 C FC 94 2-3		2	0	0	0	2	1	2
1 Carlos Correa, R (1, 6) OBP: 0.383, SLG: 0.458	C SI 93 B SI 92 1 SAFE B CH 87 B FC 90 F SI 94 S FF 95 3-3 K 1-2			X FF 94 0-0 L8		C SI 93 C CH 88 C SI 94 0-3		S SL 82 D SL 82 X FC 93 1-1 G6-3		4	0	0	0	0	2	3
28 Colby Rasmus, L (1, 7) OBP: 0.346, SLG: 0.473		B KC 76 S CH 87 X SI 94 1-1 G3		B SI 94 B CH 88 X SI 94 2-0 13 FC6-4 1B		B SI 92 S CH 87 S CH 87 C SI 93 1-3			F FF 94 B FF 95 F FF 95 F KC 84 B KC 85 F FF 95 F FF 94 S KC 85 2-3	4	0	1	0	0	2	1
20 Preston Tucker, L (1, 10) OBP: 0.237, SLG: 0.403		B FF 94 C SI 95 S FC 92 B KC 80 X SI 94 2-2 F7		B KC 76 B FC 88 S SI 93 S SI 92 B FF 94 T SI 94 3-2		B KC 76 S SI 93 B SI 94 F CH 87 X SI 94 2-2 F8			C KC 84 B KC 84 B FF 95 B FF 94 S FF 95 F FF 95 B FF 95 4-2 13 G4-6-3 BB	3	0	0	0	1	1	2
13 Tyler White, R (1, 3) OBP: 0.304, SLG: 0.460		B FF 96 B FF 96 B SI 94 B SI 96 4-0 BB		B SI 93 C SI 93 C CH 87 B FF 95 X SI 93 2-2 FC6-4 1-2f			C SI 90 S FC 86 X KC 77 0-2 G6-3		C FF 95 F FF 94 F FF 94 X KC 84 0-2 G4-6-3 1-2f	3	0	0	0	1	0	2
30 Carlos Gómez, R (1, 8) OBP: 0.248, SLG: 0.282		B FC 89 F SI 94 B SI 94 C SI 94 C FC 89 2-3			X FC 86 0-0 G3		S FC 86 B KC 75 X FF 92 1-1 G6-3			3	0	0	0	0	1	1
18 Luis Valbuena, L (1, 5) OBP: 0.302, SLG: 0.321			C SI 91 B KC 76 B CH 88 S CH 87 X CH 88 2-2 F8		C FF 93 B CH 87 B CH 86 X FC 90 2-1 23 G6-3 2B		C SI 92 B FC 85 B FC 93 B SI 92 F CH 86 X SI 92 3-2 F9			3	0	1	0	0	0	0
23 Erik Kratz, R (1, 2) OBP: 0.083, SLG: 0.043 9 Marwin Gonzalez, S (8, PH) OBP: 0.309, SLG: 0.405 12 Max Stassi, R (9, 2)			C SI 94 C KC 77 B SI 96 S KC 80 1-3 K		B FC 89 C CH 87 X SI 93 1-1 G6-3 2-3			B FC 94 S FC 93 S SL 83 X FC 94 1-2 27 G2-3 1B		2 1 0	0 0 0	0 1 0	0 0 0	0 0 0	1 0 0	1 0 0
Inning Stats	R: 0 E: 0 K: 1 S: 9 H: 0 LOB: 0 BB: 1 P: 19	R: 0 E: 0 K: 1 S: 8 H: 0 LOB: 1 BB: 1 P: 17	R: 0 E: 0 K: 1 S: 9 H: 1 LOB: 1 BB: 0 P: 12	R: 0 E: 0 K: 1 S: 8 H: 1 LOB: 1 BB: 0 P: 15	R: 0 E: 0 K: 1 S: 8 H: 1 LOB: 1 BB: 0 P: 12	R: 0 E: 0 K: 2 S: 10 H: 0 LOB: 1 BB: 1 P: 17	R: 0 E: 0 K: 0 S: 8 H: 0 LOB: 0 BB: 0 P: 12	R: 0 E: 0 K: 1 S: 11 H: 1 LOB: 1 BB: 0 P: 15	R: 0 E: 0 K: 1 S: 13 H: 0 LOB: 0 BB: 1 P: 19	1B: 3 2B: 1 3B: 0 HR: 0 SF: 0 SAC: 0 DP: 1 HBP: 0						WP: 0 PB: 0 SB: 0 CS: 1 PA: 33

	AB	29
	R	0
	H	4
	RBI	0
	BB	4
	SO	9
	LOB	14

PITCHER		IP	WLS	BF	H	R	ER	SO	BB	IBB	HBP	BLK	WP	HR	S	P	ERA	WHIP
47 Trevor Bauer, R ERA: 3.86	(1, 1)	7.0	W	26	3	0	0	7	3	0	0	0	0	0	60	104	0.00	0.857
27 Bryan Shaw, R ERA: 6.59	(8, 1)	1.0		4	1	0	0	1	0	0	0	0	0	0	11	15	0.00	1.000
37 Cody Allen, R ERA: 5.4	(9, 1)	1.0		3	0	0	0	1	1	0	0	0	0	0	13	19	0.00	1.000

PITCHER	IP	WLS	BF	H	R	ER	SO	BB	IBB	HBP	BLK	WP	HR	S	P	ERA	WHIP

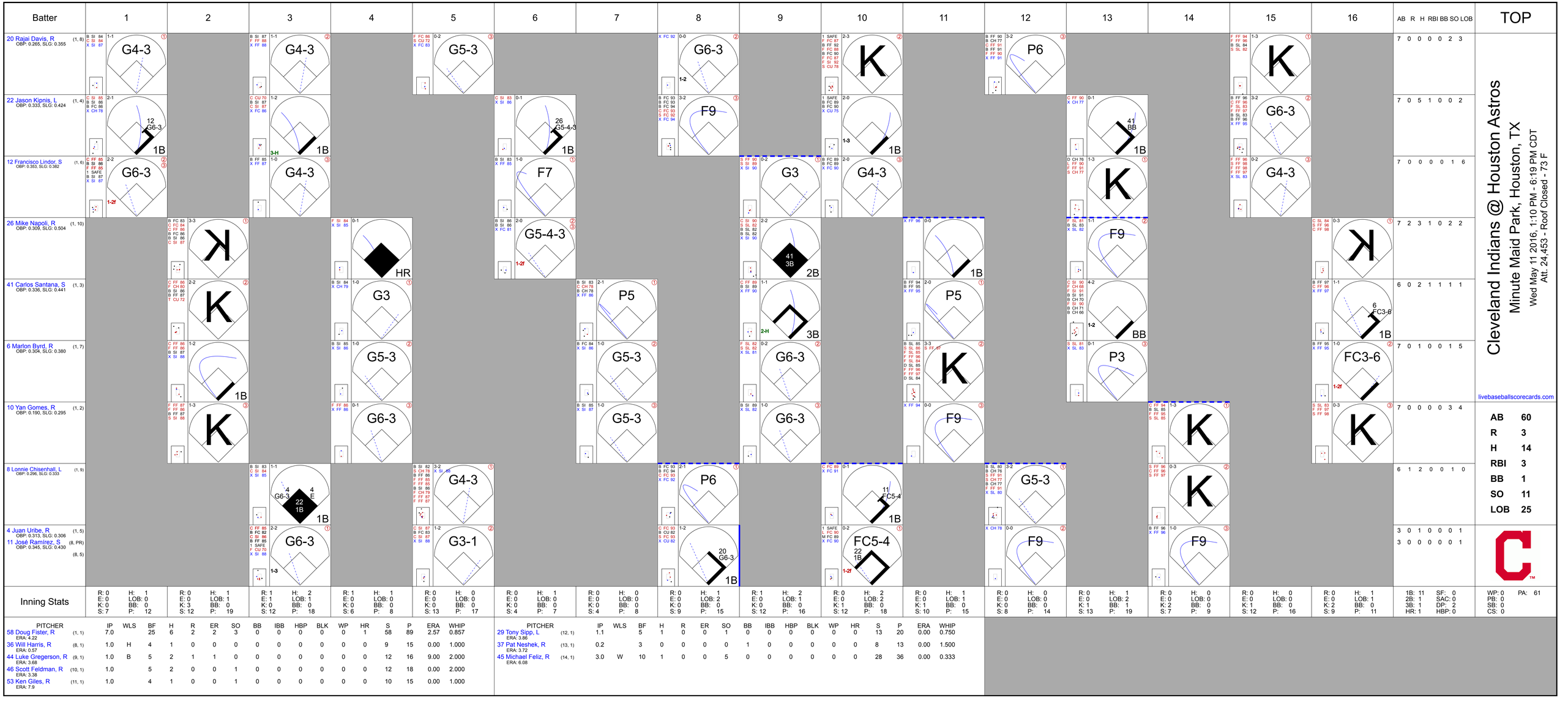

PITCHER		IP	WLS	BF	H	R	ER	SO	BB	IBB	HBP	BLK	WP	HR	S	P	ERA	WHIP
58 Doug Fister, R ERA: 4.22	(1, 1)	7.0		25	6	2	2	3	0	0	0	0	0	1	58	89	2.57	0.857
36 Will Harris, R ERA: 0.57	(8, 1)	1.0	H	4	1	0	0	0	0	0	0	0	0	0	9	15	0.00	1.000
44 Luke Gregerson, R ERA: 3.68	(9, 1)	1.0	B	5	2	1	1	0	0	0	0	0	0	0	12	16	9.00	2.000
46 Scott Feldman, R ERA: 3.38	(10, 1)	1.0		5	2	0	0	1	0	0	0	0	0	0	12	18	0.00	2.000
53 Ken Giles, R ERA: 7.9	(11, 1)	1.0		4	1	0	0	1	0	0	0	0	0	0	10	15	0.00	1.000

PITCHER		IP	WLS	BF	H	R	ER	SO	BB	IBB	HBP	BLK	WP	HR	S	P	ERA	WHIP
29 Tony Sipp, L ERA: 3.86	(12, 1)	1.1		5	1	0	0	1	0	0	0	0	0	0	8	13	0.00	0.750
37 Pat Neshek, R ERA: 3.72	(13, 1)	0.2		3	0	0	0	0	1	0	0	0	0	0	8	13	0.00	1.500
45 Michael Feliz, R ERA: 6.08	(14, 1)	3.0	W	10	1	0	0	5	0	0	0	0	0	0	28	36	0.00	0.333

| | | |

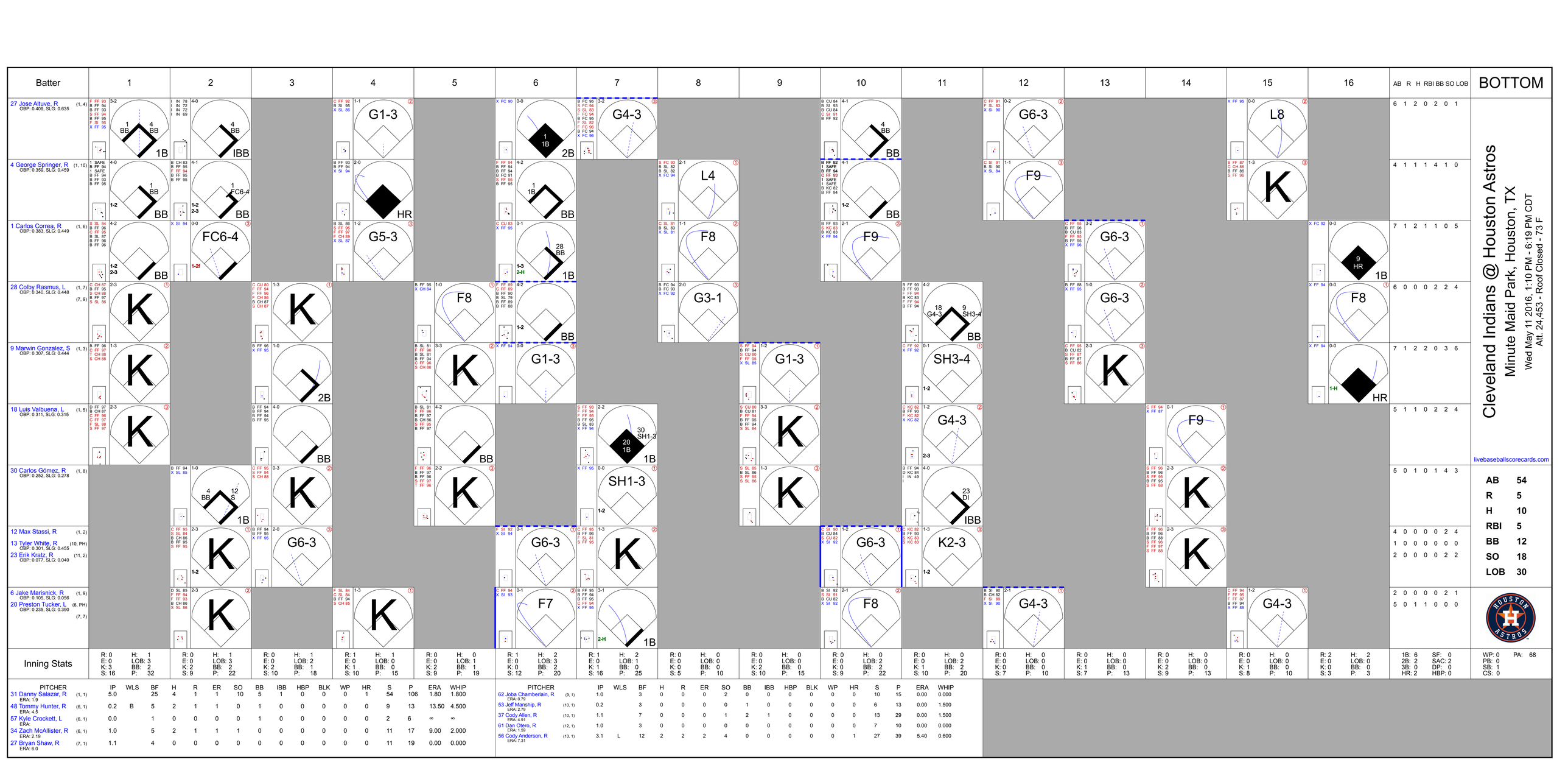
Batter
1
2
3
4
5
6
7
8
9
10
11
12
13
14
15
16
AB R H RBI BB SO LOB
BOTTOM
27 Jose Altuve, R (1, 4) OBP: 0.409, SLG: 0.635
6 1 2 0 2 0 1
4 George Springer, R (1, 10) OBP: 0.359, SLG: 0.459
4 1 1 1 4 1 0
1 Carlos Correa, R (1, 6) OBP: 0.383, SLG: 0.449
7 1 2 1 1 0 5
28 Colby Rasmus, L (1, 7) (7, 9) OBP: 0.340, SLG: 0.448
6 0 0 0 2 2 4
9 Marwin Gonzalez, S (1, 3) OBP: 0.307, SLG: 0.444
7 1 2 2 0 3 6
18 Luis Valbuena, L (1, 5) OBP: 0.311, SLG: 0.315
5 1 1 0 2 2 4
30 Carlos Gómez, R (1, 8) OBP: 0.232, SLG: 0.278
5 0 1 0 1 4 3
12 Max Stassi, R (1, 2)
13 Tyler White, R (10, PH) OBP: 0.301, SLG: 0.455
23 Erik Kratz, R (11, 2) OBP: 0.077, SLG: 0.040
4 0 0 0 0 2 4
1 0 0 0 0 0 0
2 0 0 0 0 2 2
6 Jake Marisnick, R (1, 9) OBP: 0.105, SLG: 0.056
20 Preston Tucker, L (6, PH) (7, 7) OBP: 0.235, SLG: 0.390
2 0 0 0 0 2 1
5 0 1 1 0 0 0
Cleveland Indians @ Houston Astros
Minute Maid Park, Houston, TX
Wed May 11 2016, 1:10 PM - 6:19 PM CDT
Att. 24,453 - Roof Closed - 73 F
livebaseballscorecards.com
AB 54
R 5
H 10
RBI 5
BB 12
SO 18
LOB 30
Inning Stats
R: 0 E: 0 K: 3 S: 16 H: 1 LOB: 3 BB: 2 P: 32
R: 0 E: 0 K: 2 S: 9 H: 1 LOB: 3 BB: 2 P: 22
R: 0 E: 0 K: 2 S: 10 H: 1 LOB: 2 BB: 1 P: 18
R: 1 E: 0 K: 1 S: 10 H: 1 LOB: 0 BB: 0 P: 15
R: 0 E: 0 K: 2 S: 9 H: 0 LOB: 1 BB: 1 P: 19
R: 1 E: 0 K: 0 S: 12 H: 2 LOB: 3 BB: 2 P: 20
R: 1 E: 0 K: 1 S: 16 H: 2 LOB: 1 BB: 0 P: 25
R: 0 E: 0 K: 0 S: 5 H: 0 LOB: 0 BB: 0 P: 10
R: 0 E: 0 K: 2 S: 10 H: 0 LOB: 0 BB: 0 P: 15
R: 0 E: 0 K: 0 S: 9 H: 0 LOB: 2 BB: 2 P: 22
R: 0 E: 0 K: 1 S: 10 H: 0 LOB: 2 BB: 2 P: 20
R: 0 E: 0 K: 0 S: 7 H: 0 LOB: 0 BB: 0 P: 10
R: 0 E: 0 K: 1 S: 7 H: 0 LOB: 0 BB: 0 P: 13
R: 0 E: 0 K: 2 S: 9 H: 0 LOB: 0 BB: 0 P: 13
R: 0 E: 0 K: 1 S: 8 H: 0 LOB: 0 BB: 0 P: 10
R: 2 E: 0 K: 0 S: 3 H: 2 LOB: 0 BB: 0 P: 3
1B: 6 2B: 2 3B: 0 HR: 2
SF: 0 SAC: 2 DP: 0 HBP: 0
WP: 0 PB: 0 SB: 1 CS: 0
PA: 68
PITCHER IP WLS BF H R ER SO BB IBB HBP BLK WP HR S P ERA WHIP
31 Danny Salazar, R (1, 1) ERA: 1.9 5.0 25 4 1 1 1 10 5 1 0 0 0 0 1 54 106 1.80 1.800
48 Tommy Hunter, R (6, 1) ERA: 4.5 0.2 B 5 2 1 1 0 1 0 0 0 0 0 0 9 13 13.50 4.500
57 Kyle Crockett, L (6, 1) ERA: 0.0 1 0 0 0 0 0 1 0 0 0 0 0 0 2 6 ∞ ∞
34 Zach McAllister, R (6, 1) ERA: 2.19 1.0 5 2 1 1 1 0 0 0 0 0 0 0 11 17 9.00 2.000
27 Bryan Shaw, R (7, 1) ERA: 6.0 1.1 4 0 0 0 0 0 0 0 0 0 0 0 11 19 0.00 0.000
PITCHER IP WLS BF H R ER SO BB IBB HBP BLK WP HR S P ERA WHIP
62 Joba Chamberlain, R (9, 1) ERA: 0.79 1.0 3 0 0 0 0 2 0 0 0 0 0 0 0 10 15 0.00 0.000
53 Jeff Manship, R (10, 1) ERA: 2.79 0.2 3 0 0 0 0 0 1 0 0 0 0 0 0 6 13 0.00 1.500
37 Cody Allen, R (10, 1) ERA: 4.91 1.1 7 0 0 0 0 1 2 1 0 0 0 0 0 13 29 0.00 1.500
61 Dan Otero, R (12, 1) ERA: 1.59 1.0 3 0 0 0 0 0 0 0 0 0 0 0 0 7 10 0.00 0.000
56 Cody Anderson, R (13, 1) ERA: 7.31 3.1 L 12 2 2 2 4 0 0 0 0 0 0 1 27 39 5.40 0.600

Batter	1	2	3	4	5	6	7	8	9	AB	R	H	RBI	BB	SO	LOB
27 Jose Altuve, R (1, 4) OBP: 0.411, SLG: 0.631	X SI 91 0-0 4 1B 1B	F FC 90 S SI 94 B FF 94 B FC 90 C SI 93 2-3 K ②			B CH 83 B KC 75 X FC 89 2-0 1B		X FF 93 0-0 L8 ③			4	0	2	0	0	1	2
4 George Springer, R (1, 9) OBP: 0.363, SLG: 0.460	B SI 92 B SI 92 1 SAFE F CH 83 B FC 89 X CH 84 3-1 1-2 1B	C FF 90 B FF 94 F FC 89 C SI 94 1-3 K ③			D CH 83 B FC 89 F CH 84 C SI 94 D FC 90 T FF 94 3-2 K ①			S FF 92 C SL 79 X FF 93 0-2 1B		4	0	2	0	0	2	3
1 Carlos Correa, R (1, 6) OBP: 0.379, SLG: 0.438	C SI 93 S KC 78 S SI 93 0-3 K ①		B KC 76 S CH 83 F FC 89 B FC 90 B FF 94 F CH 85 F CH 84 B SI 93 4-2 9 1B BB		1 SAFE C FC 88 B FF 90 S SI 94 B FF 95 F SI 94 F FF 91 S CH 86 2-3 K ②			1 SAFE X FF 93 0-0 P4 ①		3	0	0	0	1	2	4
13 Tyler White, R (1, 10) OBP: 0.293, SLG: 0.442 20 Preston Tucker, L (8, PH) OBP: 0.232, SLG: 0.385 (8, 10)	C CH 84 B FC 89 S SI 93 C FC 90 1-3 K ②		X FC 88 0-0 P6 ①		C FC 89 B KC 79 B FC 88 F CH 85 F FF 95 S FC 91 2-3 K ③			X FF 93 0-0 P6 ②		3 1	0 0	0 0	0 0	0 0	2 0	4 1
9 Marwin Gonzalez, S (1, 3) OBP: 0.304, SLG: 0.435	B SI 92 C CH 84 B FC 89 C KC 78 F FC 89 S SI 92 2-3 K ③		1 SAFE 1 SAFE B KC 77 F SI 92 S CH 84 X FF 94 1-2 30 G6-4-3 1-2 1B			C KC 76 B FC 89 C SI 93 S KC 77 1-3 K ①		X FF 93 0-0 G4-3 ③		4	0	1	0	0	2	3
30 Carlos Gómez, R (1, 8) OBP: 0.244, SLG: 0.268		S CH 82 C CH 83 B SI 93 B CH 83 S CH 86 2-3 K ①	B FC 89 X CH 85 1-0 G6-4-3 ② ③ 1-2f			F FC 88 B FC 90 X CH 84 1-1 G5-3 ②			X FF 93 0-0 P6 ①	4	0	0	0	0	1	2
18 Luis Valbuena, L (1, 5) OBP: 0.308, SLG: 0.312		X KC 77 0-0 23 2B 6 E 1B		B SI 90 X SI 92 1-0 G4-3 ①		B KC 77 F SI 91 S CH 85 B SI 94 X FC 88 2-2 F9 ③			C FF 94 B FF 94 B FF 94 C FF 93 B FF 94 F FF 93 X FF 93 3-2 L3 ②	4	1	1	0	0	0	0
23 Erik Kratz, R (1, 2) OBP: 0.100, SLG: 0.103		X CH 84 0-0 6 E 1-3 2B		B FC 88 C FC 87 B CH 84 C FC 88 T SI 93 2-2 K ②			C KC 75 C KC 76 B SI 93 X FC 89 2-2 L9 ①		B FF 94 F FF 92 C SL 87 F FF 95 X SL 87 1-2 P3 ③	4	0	1	0	0	1	0
6 Jake Marisnick, R (1, 7) OBP: 0.091, SLG: 0.048		F FF 93 B FC 89 F FF 94 X FF 94 1-2 E4 2-3 3-H		C KC 78 S FC 89 B CH 87 F SI 94 B FC 90 B FF 95 X CH 86 3-2 F7 ③			B CH 84 S CH 83 B FC 88 F CH 85 F SI 94 S KC 78 2-3 K2-3 ②			3	0	0	1	0	1	1
Inning Stats	R: 0 E: 0 K: 3 S: 13 H: 2 LOB: 2 BB: 0 P: 19	R: 1 E: 1 K: 3 S: 14 H: 2 LOB: 2 BB: 0 P: 20	R: 0 E: 0 K: 0 S: 9 H: 1 LOB: 1 BB: 1 P: 15	R: 0 E: 0 K: 1 S: 8 H: 0 LOB: 0 BB: 0 P: 14	R: 0 E: 0 K: 3 S: 13 H: 1 LOB: 1 BB: 0 P: 22	R: 0 E: 0 K: 1 S: 8 H: 0 LOB: 0 BB: 0 P: 12	R: 0 E: 0 K: 1 S: 8 H: 0 LOB: 0 BB: 0 P: 12	R: 0 E: 0 K: 0 S: 6 H: 1 LOB: 1 BB: 0 P: 6	R: 0 E: 0 K: 0 S: 9 H: 0 LOB: 0 BB: 0 P: 13	1B: 6 2B: 1 3B: 0 HR: 0 SF: 0 SAC: 0 DP: 1 HBP: 0						

PITCHER		IP	WLS	BF	H	R	ER	SO	BB	IBB	HBP	BLK	WP	HR	S	P	ERA	WHIP
24 David Price, L ERA: 6.0	(1, 1)	6.2	W	27	6	1	1	12	1	0	0	0	0	0	72	113	1.35	1.050
36 Junichi Tazawa, R ERA: 2.03	(7, 1)	1.1		5	1	0	0	0	0	0	0	0	0	0	7	7	0.00	0.750
37 Heath Hembree, R ERA: 2.03	(9, 1)	1.0		3	0	0	0	0	0	0	0	0	0	0	9	13	0.00	0.000

PITCHER	IP	WLS	BF	H	R	ER	SO	BB	IBB	HBP	BLK	WP	HR	S	P	ERA	WHIP

TOP

Houston Astros @ Boston Red Sox

Fenway Park, Boston, MA

Thu May 12 2016, 7:10 PM - 10:06 PM EDT

Att. 34,982 - Partly Cloudy - 62 F

livebaseballscorecards.com

AB	34
R	1
H	7
RBI	1
BB	1
SO	12
LOB	20

WP: 0 PB: 0 SB: 0 CS: 0 PA: 35

BOTTOM

Houston Astros @ Boston Red Sox

Fenway Park, Boston, MA

Thu May 12 2016, 7:10 PM - 10:06 PM EDT

Att. 34,982 - Partly Cloudy - 62 F

Batter	1	2	3	4	5	6	7	8	9	AB	R	H	RBI	BB	SO	LOB
50 Mookie Betts, R (1, 9) OBP: 0.293, SLG: 0.430	C SI 88 S SI 89 X SI 89 0-2 ① G1-3	B FF 89 D SI 89 C CH 80 X SI 89 2-1 ② G6-3 1-2		C CH 78 X SI 87 0-1 ① G5-3		X CH 80 0-0 1-H 2-H HR		C FF 96 X KC 83 0-1 E3 12 2B 2 1B		5	2	1	3	0	0	1
15 Dustin Pedroia, R (1, 4) OBP: 0.354, SLG: 0.497 12 Brock Holt, L (8, 4) OBP: 0.355, SLG: 0.424	B SI 89 C SI 89 F CH 80 B SI 90 X SI 90 2-2 2 HR 1B	D FC 86 B SI 89 B SI 88 B SI 89 4-0 BB		B SI 88 B FF 87 F SI 88 S CH 79 X SI 88 2-2 ② G6-3		F SI 87 B FC 86 B CH 79 X SI 88 2-1 ② G1-3		C FF 96 C FF 97 X FF 97 0-2 2 1B 34 SF9 1-3 2B		3 1	1 1	1 1	0 0	1 0	0 0	0 0
2 Xander Bogaerts, R (1, 6) OBP: 0.385, SLG: 0.479	C SI 89 C CH 79 B SI 89 F SI 90 X SL 79 1-2 1-H HR	C SI 89 X SI 90 0-1 ③ F8		C CH 78 S CH 80 B FF 88 X FF 89 1-2 ③ P3		C SI 88 B CH 81 F FC 85 B FF 88 F SI 88 F FC 86 B FC 85 S SI 88 3-3 ③ K		X FF 97 0-0 2-3 3-H 1B		5	1	2	3	0	1	2
34 David Ortiz, L (1, 10) OBP: 0.401, SLG: 0.672	C SI 90 B FC 86 F SI 88 B FF 90 F SI 90 S FF 90 2-3 ② K		X SI 87 0-0 13 2B 2B		B SI 88 S FC 84 B SI 88 B FC 85 X FC 85 3-1 ① G4-3		C KC 77 S FF 95 B FF 95 X FF 95 1-2 ① G3-1	B CH 82 F FF 96 X CH 82 1-1 ② SF9 3-H		4	1	1	1	0	1	0
13 Hanley Ramirez, R (1, 3) OBP: 0.361, SLG: 0.473 32 Josh Rutledge, R (8, 5) OBP: 0.455, SLG: 0.526	B FC 86 B FF 90 S SI 90 B FF 89 D SI 89 4-1 BB		B FC 86 F SL 76 X SI 90 1-2 30 1B 2-H 2B		B SL 78 B SI 89 C FF 87 C FF 88 X SL 78 2-2 30 G4-3 1B		B FF 96 X FF 95 1-0 47 2B 1B	B SL 84 C KC 80 S FF 96 F FF 96 S KC 83 1-3 ③ K		3 1	2 0	3 0	1 0	1 0	0 1	0 1
30 Chris Young, R (1, 7) OBP: 0.327, SLG: 0.404	F SI 89 B CH 79 C SI 89 C CH 80 1-3 ③ K		B CH 77 F CH 78 X FF 87 1-1 47 G3-1 47 WP 2-H 1B		B SI 88 X SI 88 1-0 ② ③ G4-3 1-2f		S FF 95 S FF 96 S FF 97 0-3 ② K			4	0	1	1	0	2	3
47 Travis Shaw, L (1, 5) OBP: 0.387, SLG: 0.539 (8, 3)		B SI 87 C SI 88 X SI 88 1-1 ① G6-3	F SI 87 M SI 88 1 SAFE B SI 89 X SL 78 1-2 ① G3-1 1-3			C SI 87 X SL 76 0-1 ① G4-3	B FF 97 B FF 96 X FF 96 2-0 1-H 2B			4	0	1	1	0	0	1
7 Christian Vázquez, R (1, 2) OBP: 0.303, SLG: 0.377		C SI 89 F CH 79 B FC 86 F SI 90 B FC 86 B SI 89 B SI 88 4-2 25 WP 25 1B BB	F CH 79 B SI 88 F SL 77 S SI 89 1-3 ② K			B SI 88 X SI 87 1-0 25 1B 50 HR 1B	B KC 78 S FF 96 F FF 95 S KC 83 1-3 ③ K2-3			3	2	1	0	1	2	2
25 Jackie Bradley Jr., L (1, 8) OBP: 0.371, SLG: 0.607		B SI 89 F SI 89 B FC 86 X SI 89 2-1 50 G6-3 1-H 1B	X SI 89 0-0 ③ G4-3			C FF 88 D FC 86 B SI 89 F SI 89 X SI 89 2-2 50 HR 1-2 1B		B CH 84 X FF 96 1-0 ① F9		4	1	2	1	0	0	1
Inning Stats	R: 2 E: 0 K: 2 S: 18 H: 2 LOB: 1 BB: 1 P: 28	R: 1 E: 0 K: 0 S: 11 H: 1 LOB: 2 BB: 2 P: 24	R: 2 E: 0 K: 1 S: 13 H: 3 LOB: 1 BB: 0 P: 17	R: 0 E: 0 K: 0 S: 8 H: 0 LOB: 0 BB: 0 P: 11	R: 0 E: 0 K: 0 S: 6 H: 1 LOB: 0 BB: 0 P: 12	R: 3 E: 0 K: 1 S: 14 H: 3 LOB: 0 BB: 0 P: 22	R: 1 E: 0 K: 2 S: 11 H: 2 LOB: 1 BB: 0 P: 16	R: 2 E: 1 K: 1 S: 13 H: 2 LOB: 1 BB: 0 P: 16		1B: 8 2B: 4 3B: 0 HR: 2 SF: 1 SAC: 0 DP: 1 HBP: 0	WP: 2 PB: 0 SB: 0 CS: 0 PA: 41				

livebaseballscorecards.com

AB	37
R	11
H	14
RBI	11
BB	3
SO	7
LOB	11

PITCHER		IP	WLS	BF	H	R	ER	SO	BB	IBB	HBP	BLK	WP	HR	S	P	ERA	WHIP
60 Dallas Keuchel, L ERA: 5.58	(1, 1)	6.0	L	30	10	8	8	4	3	0	0	0	2	2	70	114	12.00	2.167
35 Josh Fields, R ERA: 6.89	(7, 1)	2.0		11	4	3	1	3	0	0	0	0	0	0	24	32	4.50	2.000

PITCHER	IP	WLS	BF	H	R	ER	SO	BB	IBB	HBP	BLK	WP	HR	S	P	ERA	WHIP

Batter	1	2	3	4	5	6	7	8	9	AB	R	H	RBI	BB	SO	LOB
27 Jose Altuve, R (1, 4) OBP: 0.423, SLG: 0.641	C KN 73 B KN 73 B KN 74 F KN 73 F KN 74 X KN 72 2-2 28 1B 4 G1-3 9 1B 1B		B KN 71 B CU 70 B FF 83 C FF 80 F FF 84 B CU 68 4-2 4 1B BB		B KN 74 B KN 74 F KN 73 X KN 75 2-1 4 2B 1-2 3-H 1B	S KC 83 B FF 97 B FF 96 X FF 96 2-1 ② F9		B SL 80 B FS 80 S FS 79 X FS 80 2-1 2B		4	2	3	1	1	0	1
4 George Springer, R (1, 9) OBP: 0.370, SLG: 0.493	B KN 75 1 SAFE X KN 73 1-0 ① G1-3 1-2		S KN 73 1 SAFE X KN 73 0-1 1 L4-3 1-3 1B		B KN 74 D KN 74 S KN 75 X KN 74 2-1 28 G3 9 1B 1-H 2-H 2B	B FF 96 S KC 83 C FF 96 B FF 97 B FF 97 X KC 83 3-2 1-H HR		S FS 79 C FS 80 D FS 79 B FF 87 S SI 87 2-3 ③ K		5	2	3	4	0	1	2
1 Carlos Correa, R (1, 6) OBP: 0.380, SLG: 0.433	2 SAFE 2 SAFE C KN 75 B KN 75 B KN 75 S KN 74 C KN 76 2-3 ② K		B KN 76 F KN 74 X KN 75 1-1 ① ② L4-3 1-1		B KN 75 S KN 76 B KN 75 B KN 73 B KN 75 4-1 9 1B 28 G3 BB	S KC 84 S SL 91 X SL 90 0-2 1B			B KC 86 F FF 97 B KC 88 F FF 96 S KC 86 2-3 ① K	4	0	1	0	1	2	3
28 Colby Rasmus, L (1, 7) OBP: 0.342, SLG: 0.442	C KN 75 X KN 75 0-1 9 1B 2-3 1B		C KN 75 B KN 72 B KN 72 L CU 69 B KN 77 S KN 76 3-3 ③ K		S KN 74 C KN 76 X KN 77 0-2 ① G3 1-2 2-3	C FF 92 F SL 87 F SL 87 D SL 88 X FF 93 1-2 ③ L9			C FF 96 B KC 86 B FF 97 B FF 97 C FF 97 F FF 97 B FF 96 4-2 18 S BB	4	0	1	0	1	1	4
9 Marwin Gonzalez, S (1, 3) OBP: 0.309, SLG: 0.433	C KN 76 F KN 76 F KN 78 X KN 77 0-2 1-2 3-H 1B			C KN 72 F KN 72 F CU 68 B KN 74 B FF 87 X KN 73 2-2 ① F7	B KN 76 F KN 75 F KN 76 B KN 77 B KN 76 X KN 77 3-2 30 S 2-3 3-H 1B		S FF 93 S SL 87 B FF 93 S SL 88 1-3 ① K		X FF 97 0-0 ② F9	5	0	2	2	0	1	1
18 Luis Valbuena, L (1, 5) OBP: 0.304, SLG: 0.299	F KN 74 B CU 70 X KN 73 1-1 ③ F7			L KN 72 B CU 68 F KN 72 X FF 87 1-2 ② G3	D KC 81 B FF 95 X FF 96 2-0 ② P5		S FF 94 B SL 88 C SL 87 S SL 86 2-3 ② K		F FF 97 B KC 86 S KC 87 B FF 97 B KC 87 B FF 97 4-2 1-2 BB	4	0	0	0	1	1	4
30 Carlos Gómez, R (1, 10) OBP: 0.234, SLG: 0.256		B KN 71 B CU 70 B CU 71 C FF 81 X FF 82 3-1 ① P6		B KN 72 C CU 66 C FF 85 F KN 74 B KN 73 F KN 72 S KN 76 2-3 ③ K	B FF 95 F FF 95 F FF 95 B FF 97 3 SAFE S KC 83 2-3 ③ K 1-2		X SL 87 0-0 ③ F7		S FF 98 F FF 97 F FF 98 B FF 97 B KC 86 F FF 97 S FF 97 2-3 ③ K	5	0	0	0	0	3	4
15 Jason Castro, L (1, 2) OBP: 0.340, SLG: 0.383		B CU 68 C KN 73 S KN 73 X KN 71 1-2 ② F7			B CU 69 B KN 81 X FF 80 2-0 6 1B 27 1B 2B	C KC 79 B KC 81 C KC 80 B FF 96 X KC 81 2-2 4 HR 1B		B FS 78 C FS 78 B FS 79 F FF 87 B FS 79 F FS 78 C FF 88 3-3 ① K		4	2	2	0	0	1	0
6 Jake Marisnick, R (1, 8) OBP: 0.115, SLG: 0.080		C KN 72 X KN 73 0-1 ③ G5-3			X KN 74 0-0 27 1B 4 2B 2-3 1B	F FF 96 B FF 94 M KC 80 F FF 96 F FF 95 B KC 84 B FF 96 S FF 96 3-3 ① K		B FF 88 S SL 82 S FS 80 B FS 80 X FS 79 2-2 ② F7		4	1	1	0	0	1	1
Inning Stats	R: 1 H: 3 E: 0 LOB: 2 K: 1 BB: 0 S: 16 P: 22	R: 0 H: 0 E: 0 LOB: 0 K: 0 BB: 0 S: 7 P: 11	R: 0 H: 1 E: 0 LOB: 1 K: 1 BB: 1 S: 9 P: 17	R: 0 H: 0 E: 0 LOB: 0 K: 1 BB: 0 S: 12 P: 17	R: 4 H: 5 E: 0 LOB: 2 K: 1 BB: 1 S: 17 P: 34	R: 2 H: 3 E: 0 LOB: 1 K: 1 BB: 0 S: 20 P: 31	R: 0 H: 0 E: 0 LOB: 0 K: 2 BB: 0 S: 7 P: 10	R: 0 H: 1 E: 0 LOB: 1 K: 2 BB: 0 S: 12 P: 21	R: 0 H: 0 E: 0 LOB: 2 K: 2 BB: 2 S: 14 P: 26	1B: 9 SF: 0 2B: 4 SAC: 0 3B: 0 DP: 1 HR: 1 HBP: 0						

TOP

Houston Astros @ Boston Red Sox

Fenway Park, Boston, MA

Fri May 13 2016, 7:12 PM - 10:59 PM EDT

Att. 33,148 - Cloudy - 65 F

livebaseballscorecards.com

AB	39
R	7
H	13
RBI	7
BB	4
SO	11
LOB	20

PITCHER		IP	WLS	BF	H	R	ER	SO	BB	IBB	HBP	BLK	WP	HR	S	P	ERA	WHIP
35 Steven Wright, R ERA: 2.36	(1, 1)	4.1		23	9	5	5	3	2	0	0	0	0	0	57	93	10.38	2.538
68 Matt Barnes, R ERA: 3.44	(5, 1)	1.1	L	7	3	2	2	2	0	0	0	0	0	1	20	34	13.50	2.250
28 Robbie Ross Jr., L ERA: 2.93	(6, 1)	1.1		4	0	0	0	2	0	0	0	0	0	0	11	15	0.00	0.000
19 Koji Uehara, R ERA: 3.14	(8, 1)	1.0		4	1	0	0	2	0	0	0	0	0	0	12	21	0.00	1.000
46 Craig Kimbrel, R ERA: 3.0	(9, 1)	1.0		5	0	0	0	2	2	0	0	0	0	0	14	26	0.00	2.000

PITCHER	IP	WLS	BF	H	R	ER	SO	BB	IBB	HBP	BLK	WP	HR	S	P	ERA	WHIP

WP: 0	PB: 0	SB: 2	CS: 0
PA: 43			

Batter	1	2	3	4	5	6	7	8	9	AB	R	H	RBI	BB	SO	LOB
50 Mookie Betts, R (1, 9) OBP: 0.291, SLG: 0.423	C FF 92 X FF 93 0-1 ① G6-3	S KC 85 F KC 87 B KC 87 B CH 91 X KC 86 2-2 2 G5-4-3 1B 2-H 3-H			B FF 91 F FF 92 X KC 88 1-1 ① F9	1 SAFE C FC 88 1 SAFE D CU 77 B FC 89 F SI 90 X CU 77 2-2 ③ F9		C FC 90 C FC 91 1 SAFE B FC 92 S CU 80 1-3 ③ K		5	0	1	1	0	1	2
15 Dustin Pedroia, R (1, 4) OBP: 0.350, SLG: 0.487	C FF 93 B FF 95 C KC 89 B KC 86 C FF 94 2-3 ② K	C FF 94 F KC 86 X KC 86 0-2 ① F9			C FF 94 B KC 86 X KC 88 1-1 ② P3		X FC 88 0-0 13 BB 1B		C SI 90 F SL 81 F SL 82 B SL 82 S SL 83 1-3 ① K	5	0	1	0	0	2	1
2 Xander Bogaerts, R (1, 6) OBP: 0.385, SLG: 0.483	F FF 96 B FF 96 X KC 86 1-1 1B	F FF 94 D CH 90 X KC 86 1-1 ② ③ G5-4-3 1-2f			C KC 86 C FF 95 B CH 89 F KC 87 B KC 86 X KC 86 2-2 13 FC5 2B		C FC 88 S SI 91 F SI 91 B CU 79 S SI 92 1-3 ① K		S SL 83 S SL 81 S SL 82 0-3 ② K	5	0	2	0	0	2	2
34 David Ortiz, L (1, 10) OBP: 0.394, SLG: 0.650	B CH 89 C KC 87 F FF 94 S KC 87 1-3 ③ K		B KC 84 B FF 94 X KC 84 2-0 ① G3-1		I I IN 49 I IN 48 I IN 46 4-0 13 FC5 IBB		B SL 81 F SL 79 D CH 78 F FF 90 D SL 81 X SL 80 3-2 ② F8		C FF 89 X SI 88 0-1 ③ F7	4	0	0	0	1	1	2
13 Hanley Ramirez, R (1, 3) OBP: 0.365, SLG: 0.470		X FF 92 0-0 12 BB 47 BB 10 2B 1B	B FF 95 B FF 94 B KC 86 C FF 93 F FF 94 X KC 86 3-2 ② G1-3		B SI 93 F SI 93 X CU 78 1-1 ③ FC5 1-2 2-3f		C SL 86 B FF 98 B FF 97 B SL 85 B FF 98 4-1 47 FC4-6 BB 1-2			3	1	1	0	1	0	2
47 Travis Shaw, L (1, 5) OBP: 0.397, SLG: 0.565		B FF 93 B FF 93 B FF 92 C FF 92 B KC 83 4-1 12 BB 10 2B 1-2 BB	X FF 96 0-0 ③ 1B			B FC 90 F FF 90 B CH 84 F FC 90 X CU 79 2-2 HR	B FF 96 F FF 96 B SL 85 C FF 97 X FF 97 2-2 ③ FC4-6 1-2f			3	2	2	1	1	0	2
12 Brock Holt, L (1, 7) OBP: 0.351, SLG: 0.411		B FF 93 B FF 94 B FF 93 C FF 91 F FF 92 F FF 92 F KC 84 F FF 93 F CH 88 4-2 B CH 90 10 2B 25 2B 1-2 2-3 BB		B FF 92 C FF 91 F CH 85 X CH 89 1-2 ① G4-3		B SI 89 C SI 90 B FC 88 F SI 89 X SI 88 2-2 ① L7		C FC 93 C FC 92 B FC 91 C FC 94 1-3 ① K		3	1	0	0	1	1	0
10 Ryan Hanigan, R (1, 2) OBP: 0.235, SLG: 0.217		C FF 95 B KC 85 S KC 86 F KC 86 X FF 94 1-2 25 2B 50 WP 1-3 2-H 3-H 2B		C KC 87 B FF 94 S KC 87 B KC 86 S KC 86 2-3 ② K2-3		C FC 87 B SI 91 C FC 89 X SI 92 1-2 ② G5-3		B FC 93 F FC 92 C FC 93 S FC 91 1-3 ② K		4	1	1	2	0	2	0
25 Jackie Bradley Jr., L (1, 8) OBP: 0.382, SLG: 0.619		C KC 84 X KC 85 0-1 50 WP 50 1B 2-3 3-H 2B		B FF 96 F FF 96 F KC 87 B CH 92 F CH 90 S KC 86 2-3 ③ K		S CU 76 C SI 87 B CH 86 X FC 89 1-2 1B		B CU 83 F FC 92 S FC 93 B CU 82 F FC 93 X FC 93 2-2 1B		4	1	3	1	0	1	0
Inning Stats	R: 0 E: 0 K: 2 S: 10 H: 1 LOB: 1 BB: 0 P: 14	R: 5 E: 0 K: 0 S: 22 H: 4 LOB: 0 BB: 2 P: 34	R: 0 E: 0 K: 0 S: 5 H: 1 LOB: 1 BB: 0 P: 10	R: 0 E: 0 K: 2 S: 10 H: 0 LOB: 0 BB: 0 P: 15	R: 0 E: 0 K: 0 S: 10 H: 1 LOB: 2 BB: 1 P: 19	R: 1 E: 0 K: 0 S: 15 H: 2 LOB: 1 BB: 0 P: 23	R: 0 E: 0 K: 1 S: 12 H: 1 LOB: 2 BB: 1 P: 22	R: 0 E: 0 K: 3 S: 13 H: 1 LOB: 1 BB: 0 P: 18	R: 0 E: 0 K: 2 S: 9 H: 0 LOB: 0 BB: 0 P: 10	1B: 7 2B: 3 3B: 0 HR: 1 SF: 0 SAC: 0 DP: 1 HBP: 0						WP: 1 PB: 0 SB: 0 CS: 0 PA: 40

PITCHER		IP	WLS	BF	H	R	ER	SO	BB	IBB	HBP	BLK	WP	HR	S	P	ERA	WHIP
43 Lance McCullers Jr., R ERA: 9.64	(1, 1)	4.2		22	7	5	5	4	2	1	0	0	1	0	55	89	9.64	1.929
46 Scott Feldman, R ERA: 3.49	(5, 1)	1.2	W	8	3	1	1	1	0	0	0	0	0	1	22	32	5.40	1.800
29 Tony Sipp, L ERA: 3.77	(7, 1)	0.1	H	1	0	0	0	0	0	0	0	0	0	0	3	6	0.00	0.000
53 Ken Giles, R ERA: 7.71	(7, 1)	0.1	H	2	0	0	0	0	1	0	0	0	0	0	4	10	0.00	3.000
36 Will Harris, R ERA: 0.54	(8, 1)	1.0	H	4	1	0	0	3	0	0	0	0	0	0	13	18	0.00	1.000

PITCHER		IP	WLS	BF	H	R	ER	SO	BB	IBB	HBP	BLK	WP	HR	S	P	ERA	WHIP
44 Luke Gregerson, R ERA: 3.45	(9, 1)	1.0	S	3	0	0	0	2	0	0	0	0	0	0	9	10	0.00	0.000

BOTTOM

Houston Astros @ Boston Red Sox

Fenway Park, Boston, MA

Fri May 13 2016, 7:12 PM - 10:59 PM EDT

Att. 33,148 - Cloudy - 65 F

livebaseballscorecards.com

AB	36
R	6
H	11
RBI	5
BB	4
SO	10
LOB	11

Batter	1	2	3	4	5	6	7	8	9	10	11	AB	R	H	RBI	BB	SO	LOB
27 Jose Altuve, R (1, 4) OBP: 0.437, SLG: 0.642	B FC 88 B FF 92 X FC 89 2-0 4 G6-4-3 1B	C FF 93 B FF 91 B CH 82 B CU 78 B FC 90 4-1 4 HR 1-2 BB		B CU 78 C CU 78 B CH 81 B CU 77 S SI 92 F FC 89 B SI 93 4-2 BB			B SL 86 B SI 93 X SI 92 2-0 4 G6-4-3 1B		F CU 75 X FF 93 0-1 ① F8		I IN 65 I IN 69 I IN 70 I IN 66 4-0 IBB	3	1	2	0	3	0	0
4 George Springer, R (1, 9) OBP: 0.363, SLG: 0.500	1 SAFE X SI 92 0-0 ①② G6-4-3 1-2f	C SI 93 D FF 93 B FC 90 B SI 92 X FC 90 3-1 1-H 2-H 3-H HR		1 SAFE 1 SAFE B FC 89 S SI 92 C FF 93 X CH 79 1-2 ③ F8			C SI 93 1 SAFE B SI 92 C SI 93 X SL 86 1-2 ①② G6-4-3 1-2f		B FO 87 B FO 87 C FF 93 F FF 94 B FF 93 X SL 78 3-2 ② F8		B FS 79 C FS 79 B FS 78 X FS 79 2-1 ③ P6	6	1	1	4	0	0	5
1 Carlos Correa, R (1, 6) OBP: 0.387, SLG: 0.457	B FF 92 X SI 94 1-0 HR	C CU 79 X SI 94 0-1 ③ G6-3		C CU 78 B SI 91 S CH 80 C FC 89 1-3 ① K			B SL 86 B SL 86 F SI 92 B SI 89 X SI 94 3-1 1B		H CU 77 1-0 28 CS HBP			4	1	2	1	0	1	0
28 Colby Rasmus, L (1, 7) OBP: 0.344, SLG: 0.440	C CU 77 B CH 82 S CH 82 X CU 80 1-2 1B		C CU 77 B FF 93 X CU 79 1-1 1B		F FC 88 X CH 81 0-1 ② G4-3		L SI 93 1 SAFE S CU 81 B FF 88 B FF 92 B SL 84 C SI 88 3-3 ③ K		S FO 82 1 SAFE B FF 92 D FO 85 2-1 ③ CS 1-2	X FF 97 0-0 ① P6		5	0	2	0	0	1	1
9 Marwin Gonzalez, S (1, 3) OBP: 0.304, SLG: 0.432	L FC 88 1 SAFE C FF 93 F FC 90 C SI 93 0-3 ③ K		S FC 90 S CH 82 D FS 86 S CH 81 1-3 ① K		C FS 85 S CH 81 B FC 89 S CH 81 1-3 ③ K			B FF 92 B SI 89 F SL 86 F SL 86 X SI 89 2-2 18 SH5-4 15 CS 2B		B FF 96 B FF 97 F FF 96 S FF 97 X FF 97 2-2 ② F8		5	0	1	0	0	3	2
18 Luis Valbuena, L (1, 5) OBP: 0.302, SLG: 0.297		C SI 90 S CH 82 B SI 94 F FF 92 F FS 86 B CH 81 X FC 90 2-2 6 F9 15 BB 4 HR 1B	B CU 77 1 SAFE S FC 90 F CH 81 F CH 81 F SI 92 F CH 81 B FF 93 1 SAFE 2-3 S FS 85 ② K			B SI 91 B SI 91 S FC 89 X CH 80 2-1 ① F7		X SL 86 0-0 ① SH5-4 2-3		S FF 97 B KC 85 F FF 97 X KC 85 1-2 ③ F8	4	1	1	0	0	1	1
20 Preston Tucker, L (1, 10) OBP: 0.224, SLG: 0.370 13 Tyler White, R (8, PH) OBP: 0.299, SLG: 0.442 30 Carlos Gómez, R (8, PR) OBP: 0.232, SLG: 0.254 (8, 10)		C CU 77 C CU 79 1 SAFE F FC 90 B SI 93 X CH 81 1-2 ① P5	X CH 80 0-0 ③ F9			C CU 77 X CH 85 0-1 ② F7		I IN 48 I IN 47 4-0 15 CS IBB			B SL 81 S FS 79 B FS 79 F FS 78 F FF 86 F FS 78 F FS 78 S FF 89 3-3 ① K	3 0 1	0 0 0	0 0 0	0 0 0	0 1 0	0 0 0	2 0 0
15 Jason Castro, L (1, 2) OBP: 0.353, SLG: 0.393	B CH 81 B CH 79 1 SAFE F SI 92 B SI 92 F FC 87 B SI 92 4-2 27 BB 4 HR 1-2 BB		B SI 92 C CU 77 X FF 93 1-1 ① F8		B CH 80 B CU 76 X FC 89 2-0 2B		C SI 86 1 SAFE 1 SAFE B SI 88 B SL 82 3 SAFE S SI 90 F SL 82 D SI 92 4-2 F CU 82 D SL 85 1-3 3-H ② BB			B FS 79 C FS 78 B FS 79 F FS 79 S FS 80 2-3 ② K	3	1	1	0	2	1	0
6 Jake Marisnick, R (1, 8) OBP: 0.129, SLG: 0.133	S FC 88 B SI 92 B FC 89 F FC 89 B CH 81 X FC 90 3-2 ② F9 2-3		F CH 81 B SI 92 C CU 79 X CU 79 1-2 ② G6-3		C FC 90 X SI 93 0-1 ③ G5-3			B FF 92 B FF 92 B FF 93 C FF 92 F FF 92 T FF 93 3-2 ③ K			S FS 79 B FS 79 F FS 79 B FS 79 F FS 80 B FS 79 X FF 87 3-2 2B	5	0	1	0	0	1	5
Inning Stats	R: 1 H: 3 E: 0 LOB: 1 K: 1 BB: 0 S: 10 P: 14	R: 4 H: 2 E: 0 LOB: 0 K: 0 BB: 2 S: 19 P: 36	R: 0 H: 1 E: 0 LOB: 1 K: 2 BB: 0 S: 12 P: 16	R: 0 H: 0 E: 0 LOB: 1 K: 0 BB: 1 S: 11 P: 18	R: 0 H: 0 E: 0 LOB: 0 K: 2 BB: 0 S: 8 P: 10	R: 0 H: 1 E: 0 LOB: 1 K: 0 BB: 0 S: 7 P: 11	R: 0 H: 2 E: 0 LOB: 1 K: 1 BB: 0 S: 9 P: 18	R: 0 H: 1 E: 0 LOB: 2 K: 1 BB: 2 S: 11 P: 24	R: 0 H: 0 E: 0 LOB: 0 K: 0 BB: 0 S: 6 P: 12	R: 0 H: 0 E: 0 LOB: 0 K: 0 BB: 0 S: 7 P: 10	R: 0 H: 1 E: 0 LOB: 2 K: 2 BB: 1 S: 14 P: 28	1B: 6 2B: 3 3B: 0 HR: 2	SF: 0 SAC: 1 DP: 2 HBP: 1	WP: 0 PB: 0 SB: 0 CS: 3	PA: 48			

PITCHER		IP	WLS	BF	H	R	ER	SO	BB	IBB	HBP	BLK	WP	HR	S	P	ERA	WHIP
11 Clay Buchholz, R ERA: 6.11	(1, 1)	6.0		27	7	5	5	5	3	0	0	0	0	2	67	105	7.50	1.667
39 Carson Smith, R ERA:	(7, 1)	0.2		3	2	0	0	0	0	0	0	0	0	0	6	12	0.00	3.000
59 Tommy Layne, L ERA: 1.93	(7, 1)	1.0		5	1	0	0	1	1	1	0	0	0	0	11	24	0.00	2.000
36 Junichi Tazawa, R ERA: 1.84	(8, 1)	1.1		4	0	0	0	1	0	0	1	0	0	0	9	18	0.00	0.000
46 Craig Kimbrel, R ERA: 2.81	(10, 1)	1.0		3	0	0	0	0	0	0	0	0	0	0	7	10	0.00	0.000

PITCHER		IP	WLS	BF	H	R	ER	SO	BB	IBB	HBP	BLK	WP	HR	S	P	ERA	WHIP
19 Koji Uehara, R ERA: 2.93	(11, 1)	1.0	W	5	1	0	0	2	0	1	0	0	0	0	14	28	0.00	1.000

TOP

Houston Astros @ Boston Red Sox

Fenway Park, Boston, MA

Sat May 14 2016, 1:08 PM - 5:20 PM EDT

Att. 37,430 - Sunny - 73 F

livebaseballscorecards.com

AB	39
R	5
H	11
RBI	5
BB	6
SO	9
LOB	16

Batter	1	2	3	4	5	6	7	8	9	10	11	AB	R	H	RBI	BB	SO	LOB
50 Mookie Betts, R (1, 9) OBP: 0.298, SLG: 0.429	B FF 88 C FF 90 B FC 88 X FC 88 2-1 25 2 2B 1B	B CU 73 C FF 90 B CH 85 X CU 72 2-1 2B		D CU 74 C FF 89 B FF 90 X CU 73 2-1 ② FC5-4 1-2f 3-H		B FC 85 B CU 73 B FF 89 B FF 89 4-0 25 FC4-6 BB			B SI 89 B SI 88 C SI 88 B SL 81 X SI 90 3-1 ① F8		X FF 94 0-0 ① G4-3	5	1	2	1	1	0	1
25 Jackie Bradley Jr., L (1, 8) OBP: 0.380, SLG: 0.603	B CU 71 B CH 84 F FC 87 S FF 90 X CH 84 2-2 2 2B 13 FC5-2 1-2 1B	D CU 71 C FF 90 X CH 84 1-1 ③ G4-3		C CU 72 X FF 90 0-1 ③ G6-3		B FF 89 C FF 89 X CH 84 1-1 ③ FC4-6 1-2f			B SI 89 B SI 88 C SI 88 B SI 88 B SI 88 4-1 2 FC6-4 BB		C FF 96 X CH 87 0-1 ② G1-3	5	0	1	0	1	0	4
2 Xander Bogaerts, R (1, 6) OBP: 0.389, SLG: 0.490	C CU 71 X FC 87 0-1 13 FC5-2 47 BB 1-3 2-H 2B		X FF 89 0-0 ① P4		C FC 86 C CH 83 X FF 90 0-2 1B		C SI 88 F SI 91 B SL 84 F SL 83 F SL 83 X SI 90 1-2 ① F8		B SI 90 B SL 80 B SI 90 C SI 88 X SI 89 3-1 ② FC6-4 34 3B 1-2f		B FF 98 B FF 97 C FF 96 F SL 84 B FF 98 X FF 98 3-2 34 WP 34 2B 1B	6	3	3	1	0	0	1
34 David Ortiz, L (1, 10) OBP: 0.405, SLG: 0.695	F CU 74 F FC 87 D CU 73 B FF 90 B CH 86 F FC 89 B SI 90 4-2 47 BB 13 FC5-2 BB		C CH 83 S CU 72 B CU 73 B FF 90 B CH 83 X FC 87 3-2 HR		X SI 90 0-0 ① F7		C SI 91 B CH 66 S SI 91 T CH 67 1-2 ② K		F FF 88 X SI 88 0-1 1-H 3B		C SL 85 B SL 86 F FF 98 B SL 86 X CH 84 2-2 1-H 2B	5	1	3	3	1	1	1
13 Hanley Ramirez, R (1, 3) OBP: 0.359, SLG: 0.460	F FF 90 X SI 90 0-1 ① FC5-2 47 BB 1-2 2-3 3-Hf		X SI 90 0-0 47 G4-6-3 1B		B SI 90 C SI 89 F CH 84 F FC 87 S FF 90 1-3 ② K		B SI 90 C SL 83 B SL 85 F SI 90 S SI 90 2-3 ③ K		X FF 89 0-0 ③ B2-3			5	0	1	0	0	2	5
47 Travis Shaw, L (1, 5) OBP: 0.404, SLG: 0.567	B FC 88 C CU 70 F FC 86 D CU 72 F CH 84 B CH 85 F FC 86 F FC 87 F FF 90 4-2 B FF 91 32 G4-6-3 1-2 2-3 3-H BB		C CU 72 F FC 88 B SI 90 X CU 73 1-2 ② ③ G4-6-3 1-2f		X CU 72 0-0 ③ P6			B CU 82 B FC 92 S FC 92 B FC 92 B FC 92 4-1 12 G1-6-3 32 SH1-3 BB		C FF 96 X FF 96 0-1 10 WP 2B		3	0	1	1	2	0	2
32 Josh Rutledge, R (1, 4) OBP: 0.423, SLG: 0.522	B FC 86 X FF 90 1-0 ② ③ G4-6-3 1-2f			C FF 87 F FC 87 B FF 89 X CU 71 1-2 7 1B 50 FC5-4 2B		C FF 87 F FF 90 B FF 90 S FC 86 1-3 ① K			B FF 92 X FC 92 1-0 ① SH1-3 1-2		L FF 97 L FF 97 F FF 98 S SL 84 0-3 ① K	4	1	1	0	0	2	4
12 Brock Holt, L (1, 7) OBP: 0.345, SLG: 0.400		B FF 88 B FF 89 C FF 87 X CH 82 2-1 ① F8		X FF 90 0-0 ① L9		C FF 89 C CH 83 F FF 90 X CH 82 0-2 ② 7 G5-3 1B			C FC 93 X FC 94 0-1 ② G1-6-3 2-3		B FF 96 C FF 96 B SL 83 X FF 98 2-1 ② L7	5	0	1	0	0	0	3
7 Christian Vázquez, R (1, 2) OBP: 0.304, SLG: 0.375 15 Dustin Pedroia, R (8, PH) OBP: 0.348, SLG: 0.484 10 Ryan Hanigan, R (9, 2) OBP: 0.231, SLG: 0.213		C FF 90 C CU 73 B CU 74 X CU 72 1-2 ② G1		C CU 73 B FF 90 X FC 86 1-1 50 FC5-4 2-3 1B		1 SAFE C CU 71 1 SAFE 1 SAFE X CU 72 0-1 ② G5-3 1-2			X FC 94 0-0 ③ G6-3		C SL 85 B FF 97 C SL 86 B SL 87 X FF 99 2-2 ③ G4-3 2-3	3 1 1	0 0 0	1 0 0	0 0 0	0 0 0	0 0 0	1 1 1
Inning Stats	R: 2 H: 3 E: 0 LOB: 2 K: 0 BB: 2 S: 19 P: 32	R: 0 H: 1 E: 0 LOB: 1 K: 0 BB: 0 S: 9 P: 15	R: 1 H: 2 E: 0 LOB: 0 K: 0 BB: 0 S: 8 P: 12	R: 1 H: 2 E: 0 LOB: 1 K: 0 BB: 0 S: 10 P: 14	R: 0 H: 1 E: 0 LOB: 1 K: 1 BB: 0 S: 9 P: 10	R: 0 H: 1 E: 0 LOB: 2 K: 1 BB: 1 S: 11 P: 17	R: 0 H: 0 E: 0 LOB: 0 K: 2 BB: 0 S: 11 P: 15	R: 0 H: 0 E: 0 LOB: 1 K: 0 BB: 1 S: 5 P: 10	R: 1 H: 1 E: 0 LOB: 1 K: 0 BB: 1 S: 8 P: 18	R: 0 H: 1 E: 0 LOB: 1 K: 1 BB: 0 S: 11 P: 15	R: 1 H: 2 E: 0 LOB: 1 K: 0 BB: 0 S: 9 P: 14	1B: 7 SF: 0 2B: 5 SAC: 1 3B: 1 DP: 2 HR: 1 HBP: 0						

PITCHER		IP	WLS	BF	H	R	ER	SO	BB	IBB	HBP	BLK	WP	HR	S	P	ERA	WHIP
31 Collin McHugh, R ERA: 5.58	(1, 1)	6.0		29	10	4	4	2	3	0	0	0	0	1	66	100	6.00	2.167
37 Pat Neshek, R ERA: 3.38	(7, 1)	1.0	H	3	0	0	0	2	0	0	0	0	0	0	11	15	0.00	0.000
36 Will Harris, R ERA: 0.51	(8, 1)	1.0	H	4	0	0	0	0	1	0	0	0	0	0	5	10	0.00	1.000
44 Luke Gregerson, R ERA: 3.78	(9, 1)	1.0	B	5	1	1	1	0	1	0	0	0	0	0	8	18	9.00	2.000
53 Ken Giles, R ERA: 7.2	(10, 1)	1.0		4	1	0	0	1	0	0	0	0	1	0	11	15	0.00	1.000

PITCHER		IP	WLS	BF	H	R	ER	SO	BB	IBB	HBP	BLK	WP	HR	S	P	ERA	WHIP
45 Michael Feliz, R ERA: 6.43	(11, 1)	0.2	L	4	2	1	1	0	0	0	0	0	1	0	9	14	13.50	3.000

BOTTOM

Houston Astros @ Boston Red Sox

Fenway Park, Boston, MA

Sat May 14 2016, 1:08 PM - 5:20 PM EDT

Att. 37,430 - Sunny - 73 F

livebaseballscorecards.com

AB	43
R	6
H	14
RBI	6
BB	5
SO	5
LOB	24

1B: 7	SF: 0		WP: 2	PA: 49
2B: 5	SAC: 1		PB: 0	
3B: 1	DP: 2		SB: 0	
HR: 1	HBP: 0		CS: 0	

Batter	1	2	3	4	5	6	7	8	9	AB	R	H	RBI	BB	SO	LOB
27 Jose Altuve, R (1, 4) OBP: 0.430, SLG: 0.627	C SL 81 X SL 84 0-1 ① F8	C SL 84 B FF 91 B FF 90 X FF 90 2-1 ③ F9			C SL 82 F SL 82 X FF 92 0-2 4 1B 18 2B 1B	F FF 93 C FF 93 B FF 94 X SL 88 1-2 ① FC5-4 4 S 1 E 1-2f	B FF 94 B FF 92 F FF 93 F FF 93 X SL 85 2-2 ③ L9			5	2	1	0	0	0	3
4 George Springer, R (1, 9) OBP: 0.358, SLG: 0.490	F FF 90 X SL 82 0-1 ② F9		C FF 89 B SL 83 F FF 89 B FF 91 F FF 91 X SL 83 2-2 ① G6-3		1 SAFE 1 SAFE B SL 81 B FF 90 X FF 89 2-0 18 2B 1B 1-3	C FF 94 C FF 94 S SL 88 0-3 ② K 1-3		C CU 76 S FO 87 S FO 88 0-3 ① K		5	1	1	0	0	2	1
1 Carlos Correa, R (1, 6) OBP: 0.381, SLG: 0.469	B SL 83 C FF 91 F CU 73 B SL 83 F SL 82 B FF 92 F FF 92 C FF 92 3-3 ③ K		B FF 90 F FF 89 B FF 91 B FF 90 X FF 89 3-1 HR		D SL 82 X SL 82 1-0 ① L8	S SL 86 X SL 87 0-1 E5 28 2B 3-H		B FF 94 B CU 76 B CU 77 C FF 94 F FF 94 S FF 94 3-3 ② K		5	2	1	1	0	2	2
28 Colby Rasmus, L (1, 7) OBP: 0.346, SLG: 0.446		F FF 89 B CU 73 X CU 71 1-1 E1 18 HR	X CU 72 0-0 1B		F SL 86 B SL 86 B SL 86 C SL 86 S SL 86 2-3 ② K	1 SAFE C FF 94 1 SAFE X SL 89 0-1 13 1B 2B 1-H		X FO 86 0-0 ③ G6-3		5	2	2	1	0	1	2
13 Tyler White, R (1, 3) OBP: 0.311, SLG: 0.439		F SL 80 D SL 82 B SL 82 B FF 90 F FF 89 B FF 90 4-2 18 HR BB	C SL 80 C SL 81 S FF 90 0-3 ② K		B SL 87 B FF 94 B FF 92 B FF 94 4-0 18 2B BB	C SL 87 F FF 94 X SL 87 0-2 2-H 1B			F FF 96 B KC 83 C KC 87 B FF 97 B KC 86 C FF 96 3-3 ① K	3	1	1	1	2	2	1
18 Luis Valbuena, L (1, 5) OBP: 0.306, SLG: 0.340		C CU 72 X FF 91 0-1 ③ 1-H 2-H HR	C SL 80 X SL 80 0-1 ③ P3		B FF 94 B CU 79 F FF 93 X SL 88 2-1 1-3 2-H 3-H 2B	B FF 94 C FF 94 S SL 88 B FF 95 B SL 87 X FF 93 3-2 ③ G1-3			F FF 96 B KC 86 B FF 96 B FF 97 S FF 95 X FF 96 3-2 ② L7	5	1	2	5	0	0	2
30 Carlos Gómez, R (1, 8) OBP: 0.238, SLG: 0.248		C FF 90 B SI 90 F FF 90 B SL 81 B FF 91 B FF 90 4-2 15 G3 20 S BB	X CU 72 0-0 ① P4	F FF 94 B FF 93 B FF 95 C FF 94 H FF 94 3-2 HBP		B FF 92 F FF 91 X SL 84 1-1 ① B1-3			S FF 96 B FF 98 B FF 97 S FF 97 B FF 97 S FF 96 3-3 ③ K	3	0	0	0	1	1	0
20 Preston Tucker, L (1, 10) OBP: 0.213, SLG: 0.353		1 SAFE B FF 89 1 SAFE B FF 88 C FF 87 S SL 82 S SL 82 2-3 ① K 1-2	B CU 72 B FF 89 C FF 88 F FF 90 B FF 91 X FF 90 3-2 ② G4-3	C FF 96 B FF 95 B SL 89 S FF 94 S FF 94 2-3 ③ K		X FF 94 0-0 ② G5-3				4	0	0	0	0	2	4
15 Jason Castro, L (1, 2) OBP: 0.358, SLG: 0.384		C SL 82 2 SAFE 2 SAFE F SL 83 F FF 92 X SL 82 0-2 ② G3 2-3	C FF 89 B CU 73 F SL 83 B CU 74 X SL 80 2-2 ③ L4			C CU 76 B SL 86 B SL 87 B FF 94 B FF 92 4-1 27 FC5-4 BB	B FF 95 C FF 92 B CH 86 B FF 92 B FF 93 4-1 BB			2	0	0	0	2	0	1
Inning Stats	R: 0 E: 0 K: 1 S: 9 H: 0 LOB: 0 BB: 0 P: 12	R: 3 E: 1 K: 1 S: 17 H: 1 LOB: 1 BB: 2 P: 30	R: 1 E: 0 K: 1 S: 12 H: 2 LOB: 1 BB: 0 P: 17	R: 0 E: 0 K: 0 S: 7 H: 0 LOB: 0 BB: 0 P: 12	R: 2 E: 0 K: 2 S: 15 H: 3 LOB: 3 BB: 1 P: 31	R: 3 E: 1 K: 1 S: 17 H: 2 LOB: 1 BB: 1 P: 25	R: 0 E: 0 K: 0 S: 7 H: 0 LOB: 1 BB: 1 P: 14	R: 0 E: 0 K: 2 S: 7 H: 0 LOB: 0 BB: 0 P: 10	R: 0 E: 0 K: 2 S: 9 H: 0 LOB: 0 BB: 0 P: 18	1B: 4 2B: 2 3B: 0 HR: 2 SF: 0 SAC: 0 DP: 0 HBP: 1						

TOP

Houston Astros @ Boston Red Sox

Fenway Park, Boston, MA

Sun May 15 2016, 1:35 PM - 5:14 PM EDT

Att. 35,736 - Partly Cloudy - 58 F

livebaseballscorecards.com

AB	37
R	9
H	8
RBI	8
BB	5
SO	10
LOB	16

WP: 0 PB: 0 SB: 3 CS: 0 PA: 43

PITCHER		IP	WLS	BF	H	R	ER	SO	BB	IBB	HBP	BLK	WP	HR	S	P	ERA	WHIP
62 Sean O'Sullivan, R ERA: 7.94	(1, 1)	4.1		21	5	6	5	3	2	0	0	0	0	2	50	79	10.38	1.615
28 Robbie Ross Jr., L ERA: 2.81	(5, 1)	0.2		6	1	1	0	2	2	0	1	0	0	0	11	28	0.00	4.500
37 Heath Hembree, R ERA: 1.76	(6, 1)	2.0	W	10	2	2	0	1	1	0	0	0	0	0	23	34	0.00	1.500
36 Junichi Tazawa, R ERA: 1.72	(8, 1)	1.0	H	3	0	0	0	2	0	0	0	0	0	0	7	10	0.00	0.000
46 Craig Kimbrel, R ERA: 2.65	(9, 1)	1.0	S	3	0	0	0	2	0	0	0	0	0	0	9	18	0.00	0.000

PITCHER	IP	WLS	BF	H	R	ER	SO	BB	IBB	HBP	BLK	WP	HR	S	P	ERA	WHIP

Batter	1	2	3	4	5	6	7	8	9	AB	R	H	RBI	BB	SO	LOB
50 Mookie Betts, R (1, 9) OBP: 0.306, SLG: 0.442	F FF 92 F FF 93 B KC 76 B CH 83 F FF 93 B CH 81 B FF 93 4-2 2 L9 15 BB 47 E BB	B FF 88 B FF 89 C KC 71 F FF 89 D CH 77 X FF 88 3-2 2 S 2 HR 1-2 1B	C FF 90 B CH 82 F FF 89 B CU 74 X SL 80 2-2 ③ F8			C FC 85 X CU 77 0-1 ① G5-3	C FC 88 C CU 76 B SI 90 B CU 72 X SI 90 2-2 1-H 3B			4	2	2	1	1	0	1
15 Dustin Pedroia, R (1, 4) OBP: 0.349, SLG: 0.478	B FF 93 B FF 93 B FF 93 C FF 92 F FF 94 B CH 79 4-2 47 S 13 2B 1-2 BB	C KC 72 X FF 90 0-1 ② L9 2-3		B FC 86 X FF 88 1-0 ① G4-3		C FF 87 X SL 82 0-1 47 G4-3 2 BB 1B	B FC 89 B FC 87 C SI 90 B FC 88 F SI 90 F FC 89 F CU 76 X SI 90 3-2 ③ L9			4	1	1	0	1	0	3
2 Xander Bogaerts, R (1, 6) OBP: 0.390, SLG: 0.503	C FF 94 2 SAFE D CH 82 B FF 93 X FF 94 2-1 ① L9 2-3	1 SAFE B KC 72 B KC 74 D CH 76 C FF 90 F FF 91 F FF 92 X FF 90 3-2 1-H 3-H HR		C FC 86 X SL 78 0-1 ② F8		B SL 81 B FF 89 C SL 82 B CH 81 B CH 81 4-1 47 G4-3 1-2 BB		C SI 88 F SL 86 X SI 90 0-2 E1		4	1	1	3	1	0	2
47 Travis Shaw, L (1, 3) OBP: 0.391, SLG: 0.547	C KC 75 1 SAFE S CH 81 F CH 83 F FF 94 F FF 94 F CH 83 F FF 94 D KC 80 1-3 ② S CH 84 K 1-3 3-H	B FF 88 X CH 78 1-0 ③ F7		X FC 87 0-0 ③ G3		C CH 82 X CH 84 0-1 ② G4-3 1-2 2-3		B SI 89 T SI 89 X CH 67 1-1 ① P3		5	0	0	0	0	1	4
13 Hanley Ramirez, R (1, 10) OBP: 0.367, SLG: 0.479	S FF 94 X CH 82 0-1 3-H 2B	C FF 88 B FF 90 X FF 90 1-1 32 1B 25 G3-4 10 1B 1B	C FF 89 B SL 80 B SL 81 F FF 89 B CU 72 X FF 90 3-2 25 1B 32 FC5-2 2B			B FF 89 B CH 81 X SL 82 X FF 90 2-1 ③ G4-3		S SL 83 S SL 84 F SL 84 C SI 90 0-3 ② K		5	1	3	1	0	1	3
25 Jackie Bradley Jr., L (1, 8) OBP: 0.374, SLG: 0.588	F FF 92 B CH 80 X CH 80 1-1 ③ P1		X CH 81 0-0 ① G3-4 1-2		X CH 82 0-0 12 G4-3 32 FC5-2 2-3 1B		C SI 89 X CH 85 0-1 ① G3-1	C SI 89 X CH 69 0-1 ③ F9		5	0	1	0	0	0	3
32 Josh Rutledge, R (1, 5) OBP: 0.467, SLG: 0.593		C FF 86 C FF 88 X KC 72 0-2 12 G3 10 1B 2B	C FF 88 X FF 90 0-1 12 S 10 1B 2-3 1B			S FF 90 X SL 81 0-1 ① FC5-2 12 G4-3 1-2 3-H	C FC 88 F FC 89 B SI 92 X FC 89 1-2 10 1B 10 1B 1B			4	3	3	0	0	0	2
12 Brock Holt, L (1, 7) OBP: 0.333, SLG: 0.385 30 Chris Young, R (8, 7) OBP: 0.327, SLG: 0.404		B CH 75 X FF 87 1-0 ① G3 2-3	1 SAFE B CH 83 F CH 83 1 SAFE B FF 88 S CH 83 F CH 83 S CH 81 2-3 ② K 1-2			B CH 83 X CH 83 1-0 ② G4-3 1-2 2-3	C SI 91 B SI 90 B FC 88 F CH 86 C SI 91 2-3 ② K			4 0	0 0	0 0	0 0	2 0	6 0
10 Ryan Hanigan, R (1, 2) OBP: 0.268, SLG: 0.255		F KC 71 B KC 70 X FF 88 1-1 15 L9 50 1B 2 HR 3-H 1B	D CU 71 C FF 89 D CH 82 B FF 89 S CH 81 X CH 84 3-2 2-H 3-H 1B			B FF 90 B CH 84 C SL 83 F FF 89 F CU 71 X SL 80 2-2 ③ G3	1 SAFE B FC 87 X FC 89 1-0 1-H 50 3B 1B			4	2	3	4	0	0	2
Inning Stats	R: 2 E: 0 K: 1 S: 19 H: 1 LOB: 1 BB: 2 P: 31	R: 4 E: 0 K: 0 S: 16 H: 4 LOB: 0 BB: 0 P: 25	R: 2 E: 0 K: 1 S: 15 H: 3 LOB: 1 BB: 0 P: 23	R: 0 E: 0 K: 0 S: 4 H: 0 LOB: 0 BB: 0 P: 5	R: 0 E: 0 K: 0 S: 11 H: 2 LOB: 2 BB: 0 P: 17	R: 0 E: 0 K: 0 S: 9 H: 1 LOB: 2 BB: 1 P: 15	R: 2 E: 0 K: 1 S: 17 H: 3 LOB: 1 BB: 0 P: 26	R: 0 E: 1 K: 1 S: 11 H: 0 LOB: 1 BB: 0 P: 12		1B: 9 2B: 3 3B: 1 HR: 1 SF: 0 SAC: 0 DP: 0 HBP: 0						

BOTTOM

Houston Astros @ Boston Red Sox

Fenway Park, Boston, MA

Sun May 15 2016, 1:35 PM - 5:14 PM EDT

Att. 35,736 - Partly Cloudy - 58 F

livebaseballscorecards.com

AB	39
R	10
H	14
RBI	9
BB	3
SO	4
LOB	26

PITCHER		IP	WLS	BF	H	R	ER	SO	BB	IBB	HBP	BLK	WP	HR	S	P	ERA	WHIP
47 Chris Devenski, R ERA: 3.24	(1, 1)	2.0		13	5	6	6	1	2	0	0	0	0	1	35	56	27.00	3.500
54 Mike Fiers, R ERA: 4.63	(3, 1)	4.0		19	6	2	2	1	1	0	0	0	0	0	39	60	4.50	1.750
46 Scott Feldman, R ERA: 3.99	(7, 1)	1.0	L	6	3	2	2	1	0	0	0	0	0	0	17	26	18.00	3.000
37 Pat Neshek, R ERA: 3.09	(8, 1)	1.0		4	0	0	0	1	0	0	0	0	0	0	11	12	0.00	0.000

PITCHER	IP	WLS	BF	H	R	ER	SO	BB	IBB	HBP	BLK	WP	HR	S	P	ERA	WHIP

Batter	1	2	3	4	5	6	7	8	9	10	11	AB	R	H	RBI	BB	SO	LOB
27 Jose Altuve, R (1, 4) OBP: 0.427, SLG: 0.618	F FF 93 B SI 95 C CH 83 B FF 96 B SL 85 C SL 86 3-3 ① K		X SL 83 0-0 ① L6		B FF 92 B FF 91 X FF 92 2-0 1 E 1B		B SI 97 B SI 97 B SI 97 C SI 96 B SI 96 4-1 4 FC4-6 BB	D FS 84 F FS 86 B FS 85 D FS 85 F FS 85 F FS 84 X FS 84 3-2 ② SF8 3-H			C SI 92 B SL 87 F SI 92 F SI 94 B SI 92 X CH 87 2-2 ① G4-3	4	0	1	1	1	1	0
4 George Springer, R (1, 9) OBP: 0.357, SLG: 0.481	F FF 96 X FF 97 0-1 ② G4-3		B SL 82 X SL 84 1-0 ② G4-3		C SI 92 B CH 84 F FF 95 1 SAFE S SL 87 1-3 ② K		1 SAFE X SI 97 0-0 ① FC4-6 28 1B 1 L1-3 1-2f	1 SAFE B FC 90 B FS 85 B FF 91 B FF 91 4-0 1-2 BB			F SL 87 B SI 92 S SI 92 X SI 93 1-2 1 S 11 HR 1B	5	1	1	0	1	1	2
1 Carlos Correa, R (1, 6) OBP: 0.374, SLG: 0.456	B SI 95 C SL 85 F FF 97 F FF 98 S SL 87 1-3 ③ K		B FF 92 B CH 84 X FF 93 2-0 11 FC6-4 1B		C SI 93 B SI 94 1 SAFE B SL 84 S SL 86 F SL 88 F FF 96 B FF 97 X SL 85 3-2 E8 11 S 1-3		1 SAFE B SI 97 B SI 96 C SI 96 F SI 96 F SL 87 B SI 97 X SI 96 3-2 ② L1-3 1-2	D FS 85 F FC 90 X FS 82 1-1 ③ L7			1 SAFE C SI 92 F SI 92 1 SAFE 1 SAFE S SI 92 0-3 ② K 1-2	6	0	1	0	0	2	5
11 Evan Gattis, R (1, 10) OBP: 0.289, SLG: 0.368		B CH 82 X SI 94 1-0 9 E 15 1B 1B	X SI 92 0-0 ③ FC6-4 1-2f		S SL 87 B SI 96 B CH 84 B CH 86 I IN 72 4-1 1-2 IBB		I IN 76 I IN 79 I IN 79 I IN 78 4-0 28 1B IBB		B FC 91 B FC 91 B FC 91 C FC 92 C FC 90 X FC 91 3-2 ① G6-3		S SI 92 F SI 92 X SI 92 0-2 2-H HR	4	2	2	2	2	0	1
28 Colby Rasmus, L (1, 7) OBP: 0.340, SLG: 0.434		B FF 92 F SI 92 B SI 93 X SL 86 2-1 ① F8	C SL 84 C FF 92 B SI 95 S SL 89 1-3 ① K	F SL 86 B FF 96 D SL 89 F FF 94 X SL 90 2-2 ③ P5		B CU 74 B SI 88 C CU 78 X SI 88 2-1 1-2 2-3 1B			X KC 81 0-0 ② G4-3		B CH 82 X SI 92 1-0 ③ L8	6	0	1	0	0	1	4
9 Marwin Gonzalez, S (1, 5) OBP: 0.290, SLG: 0.410 (8, 3)		B SI 93 B SI 93 D FF 94 C FF 94 X SI 94 3-1 FC5 15 1B 1-2	S SL 82 B CH 85 F FF 91 X SI 96 1-2 ② G6-3		B FF 94 X FF 93 1-0 ① F9		B CU 73 S SI 88 X SI 89 1-1 ③ G6-3		C FC 92 B KC 81 B FC 93 C FF 92 S FC 92 2-3 ③ K2-3			5	0	0	0	0	1	4
13 Tyler White, R (1, 3) OBP: 0.325, SLG: 0.514 16 Tony Kemp, L (8, PR) 18 Luis Valbuena, L (8, 5) OBP: 0.303, SLG: 0.336		B SL 84 B SI 93 C FF 93 T FF 95 B SL 85 C SI 95 3-3 ② K	B FF 93 B SL 86 S SL 86 B FF 93 S FF 93 F SI 97 F FF 97 X SI 96 3-2 HR		B SL 86 B SI 92 B FF 92 C FF 91 X FF 93 3-1 HR			F FF 92 F FS 84 B FS 86 F FS 85 B FS 86 X FS 86 2-2 6 1B 27 SF8 2B	B FC 92 F FC 92 F FC 94 S FC 92 1-3 ① K		4 0 1	2 1 0	3 0 0	2 0 0	0 0 0	1 0 1	2 0 0
15 Jason Castro, L (1, 2) OBP: 0.351, SLG: 0.374		C SL 85 C SL 88 B SL 86 X FF 96 1-2 1-3 2-H 1B	C FF 92 B FF 94 S SL 86 C SL 88 1-3 ③ K		B SI 94 F SL 86 B SL 88 S SL 86 S SL 87 2-3 ② K			F SI 91 F FS 86 B SI 92 S FS 85 1-3 ① K	B FC 91 B FC 92 X FC 93 2-0 ② G4-3		5	0	1	1	0	3	1
6 Jake Marisnick, R (1, 8) OBP: 0.139, SLG: 0.143		C SI 93 B SI 95 B SI 95 C SL 87 D SL 88 X SI 96 3-2 ③ G1-3		B SL 83 X FF 90 1-0 ① P4	C SL 84 X FF 94 0-1 ③ F9			F FS 85 X SI 91 0-1 4 S 2-3 1B	B KC 79 X FC 92 1-0 ③ F9		5	0	1	0	0	0	2
Inning Stats	R: 0 E: 0 K: 2 S: 9 H: 0 LOB: 0 BB: 0 P: 13	R: 1 E: 1 K: 1 S: 14 H: 2 LOB: 2 BB: 0 P: 27	R: 0 E: 0 K: 0 S: 4 H: 1 LOB: 1 BB: 0 P: 7	R: 1 E: 0 K: 2 S: 14 H: 1 LOB: 0 BB: 0 P: 20	R: 0 E: 1 K: 1 S: 14 H: 1 LOB: 3 BB: 1 P: 27	R: 1 E: 0 K: 1 S: 8 H: 1 LOB: 0 BB: 0 P: 14	R: 0 E: 0 K: 0 S: 10 H: 1 LOB: 3 BB: 2 P: 24	R: 1 E: 0 K: 1 S: 15 H: 2 LOB: 2 BB: 1 P: 26	R: 0 E: 0 K: 1 S: 7 H: 0 LOB: 0 BB: 0 P: 12	R: 0 E: 0 K: 1 S: 5 H: 0 LOB: 0 BB: 0 P: 9	R: 2 E: 0 K: 1 S: 14 H: 2 LOB: 0 BB: 0 P: 18	1B: 7 2B: 1 3B: 0 HR: 3	SF: 1 SAC: 0 DP: 0 HBP: 0	WP: 0 PB: 0 SB: 3 CS: 0	PA: 50			

PITCHER		IP	WLS	BF	H	R	ER	SO	BB	IBB	HBP	BLK	WP	HR	S	P	ERA	WHIP
55 Carlos Rodón, L ERA: 4.73	(1, 1)	6.0		27	6	3	2	7	0	1	0	0	0	2	63	108	3.00	1.000
65 Nate Jones, R ERA: 2.2	(7, 1)	0.2		3	0	0	0	0	1	0	0	0	0	0	6	13	0.00	1.500
33 Zach Duke, L ERA: 2.93	(7, 1)	0.1		3	1	0	0	0	0	1	0	0	0	0	4	11	0.00	3.000
57 Zach Putnam, R ERA: 3.77	(8, 1)	1.0		6	2	1	1	1	1	0	0	0	0	0	15	26	9.00	3.000
30 David Robertson, R ERA: 1.08	(9, 1)	2.0		6	0	0	0	2	0	0	0	0	0	0	12	21	0.00	0.000

PITCHER		IP	WLS	BF	H	R	ER	SO	BB	IBB	HBP	BLK	WP	HR	S	P	ERA	WHIP
34 Matt Albers, R ERA: 3.44	(11, 1)	1.0	L	5	2	2	2	1	0	0	0	0	0	1	14	18	18.00	2.000

TOP

Houston Astros @ Chicago White Sox

U.S. Cellular Field, Chicago, IL

Tue May 17 2016, 8:12 PM - 12:05 AM EDT
Att. 13,481 - Partly Cloudy - 52 F

livebaseballscorecards.com

AB	45
R	6
H	11
RBI	6
BB	4
SO	11
LOB	21

Batter	1	2	3	4	5	6	7	8	9	10	11	AB	R	H	RBI	BB	SO	LOB
1 Adam Eaton, L (1, 9) OBP: 0.400, SLG: 0.427	B SI 88 C SI 88 F SI 88 X SL 79 1-2 ① L6			C SI 88 C SL 78 X SI 88 0-2 ① G6-3	B SL 77 C SI 89 X SI 88 1-1 7 1B 2-H 1B		D SL 80 B SI 88 B SI 88 B SI 88 4-0 1-2 2-3 BB		X SI 90 0-0 ② F7		B SL 80 B FF 91 F FF 91 S SL 81 X SL 81 2-2 2-H 2B	5	0	2	2	1	0	1
7 Jimmy Rollins, S (1, 6) OBP: 0.298, SLG: 0.364 31 Alex Avila, L (8, 2) OBP: 0.340, SLG: 0.279	F SI 90 B SI 89 B SI 89 C SI 89 X CH 81 2-2 ② F8			C SI 88 C SI 89 B SL 78 S CH 80 1-3 ② K	C FF 88 B CH 80 B CH 78 B SI 89 X SI 87 3-1 1-2 1B		S FF 98 C SL 84 S FF 99 0-3 ② K		F FF 90 X FF 89 0-1 1-3 1B		F FF 92 F SL 81 B SL 80 D SL 82 B FF 91 S SL 82 3-3 ③ K	4 2	0 0	1 1	0 0	0 1	2 1	3 1
79 José Abreu, R (1, 3) OBP: 0.324, SLG: 0.416	B FF 88 F FF 88 S CH 81 X FC 86 1-2 ③ F8			B FC 85 S CH 80 X CH 78 1-1 HR	B FF 87 C FC 86 B FC 86 B FC 86 F FC 86 C SI 89 3-3 ③ K		B FF 99 C SL 85 B FF 98 S SL 84 S SL 86 2-3 ③ K		C SL 82 S SL 82 D SL 82 X SL 82 1-2 ③ G5-3			5	1	1	1	0	2	7
26 Avisaíl García, R (1, 10) OBP: 0.333, SLG: 0.442		X SI 89 0-0 ① G6-3		C FF 89 X FF 88 0-1 53 FC5-4 1B		X FC 84 0-0 ① G5-3		B FC 92 B FC 93 C FC 92 F CU 82 S CU 82 2-3 ① K		B SI 89 S SI 90 B SL 82 F SL 82 F SL 82 X SI 91 2-2 ① G6-3		5	0	1	0	0	1	0
53 Melky Cabrera, S (1, 7) OBP: 0.368, SLG: 0.397		B SI 87 C SI 87 F SI 88 F SL 79 B SL 79 X SI 90 2-2 ② G6-3		F SI 88 D SL 78 C SI 88 X SL 78 1-2 ③ FC5-4 1-2f		B FF 89 B FF 88 C SI 87 X SI 87 2-1 ② G6-3		B FC 93 X FF 93 1-0 ② G1-3		B SI 90 S SI 90 F SL 84 B SI 92 F SI 92 F CH 69 X SI 93 2-2 ② G5-3		5	0	0	0	0	0	1
15 Brett Lawrie, R (1, 4) OBP: 0.350, SLG: 0.448	C SI 88 B CH 80 B SI 89 X SI 88 2-1 ③ F9				B SI 88 C SI 87 B CH 79 S FC 85 X CH 80 2-2 ① L4	S CH 80 T FC 85 C SI 88 0-3 ③ K		B FF 93 C FF 92 B CU 82 C FC 93 S FF 94 2-3 ③ K		C SI 90 B SL 85 F SL 85 B SL 83 B SI 91 F SI 90 F SL 82 F SI 90 F SI 90 3-3 C SL 82 ③ K		5	0	0	0	0	3	0
10 Austin Jackson, R (1, 8) OBP: 0.301, SLG: 0.323			C FF 88 C FF 88 B SI 89 B CH 80 B CH 80 S SI 89 3-3 ① K	X SI 89 0-0 ② F8		B SI 87 B SI 88 B SI 85 B SI 86 4-0 18 FC2-5 27 BB BB		C SL 82 X SI 91 0-1 5 1B 18 SF8 2B		C FF 91 F SL 77 B SL 76 B SL 77 T FF 92 2-2 ① K	4	1	1	0	1	2	0
27 Dioner Navarro, S (1, 2) OBP: 0.250, SLG: 0.384 5 Yolmer Sánchez, S (7, PR) OBP: 0.357, SLG: 0.333 (8, 5)			C SI 89 B SI 90 F SI 88 S SL 78 1-3 ② K	C SI 89 B SL 78 X SI 88 2-1 18 2B 2B		B SI 86 B FC 85 B SI 86 B FC 83 4-0 1 BB 18 FC2-5 1-2 BB		L SI 91 D SI 90 X SI 90 1-1 31 1B 2-3 1B		C FF 92 B SL 78 B FF 92 X FF 91 2-1 18 G3 1 2B 1B	2 2	1 1	1 2	0 0	1 0	1 0	0 0
18 Tyler Saladino, R (1, 5) OBP: 0.250, SLG: 0.348 (8, 6)			B SI 89 C SI 89 B CH 79 X SI 88 2-1 ③ G6-3	C SI 88 F CH 78 D SL 79 B SI 88 B SI 88 X FF 89 3-2 1 1B 2-H 2B		L FC 84 X FF 86 0-1 ① FC2-5 1 BB 1-2 2-3f		S SL 82 X SL 83 0-1 ① SF8 3-H		C FF 91 X CH 77 0-1 1-2 ② G3	4	1	1	2	0	0	3
Inning Stats	R: 0 E: 0 K: 0 S: 9 H: 0 LOB: 0 BB: 0 P: 13	R: 0 E: 0 K: 0 S: 7 H: 0 LOB: 0 BB: 0 P: 11	R: 0 E: 0 K: 2 S: 8 H: 0 LOB: 0 BB: 0 P: 14	R: 1 E: 0 K: 1 S: 13 H: 2 LOB: 1 BB: 0 P: 16	R: 2 E: 0 K: 1 S: 16 H: 4 LOB: 2 BB: 0 P: 30	R: 0 E: 0 K: 1 S: 6 H: 0 LOB: 0 BB: 0 P: 8	R: 0 E: 0 K: 2 S: 8 H: 0 LOB: 3 BB: 3 P: 22	R: 0 E: 0 K: 2 S: 7 H: 0 LOB: 0 BB: 0 P: 12	R: 1 E: 0 K: 0 S: 12 H: 3 LOB: 2 BB: 0 P: 14	R: 0 E: 0 K: 1 S: 17 H: 0 LOB: 0 BB: 0 P: 24	R: 1 E: 0 K: 2 S: 13 H: 2 LOB: 1 BB: 0 P: 22	1B: 6 2B: 4 3B: 0 HR: 1	SF: 1 SAC: 0 DP: 0 HBP: 0	WP: 0 PB: 0 SB: 0 CS: 0	PA: 47			

PITCHER		IP	WLS	BF	H	R	ER	SO	BB	IBB	HBP	BLK	WP	HR	S	P	ERA	WHIP
60 Dallas Keuchel, L ERA: 5.43	(1, 1)	6.1		28	6	3	3	5	3	0	0	0	0	1	61	106	4.26	1.421
53 Ken Giles, R ERA: 6.89	(7, 1)	0.2		2	0	0	0	2	0	0	0	0	0	0	6	8	0.00	0.000
36 Will Harris, R ERA: 0.48	(8, 1)	1.0	H	3	0	0	0	2	0	0	0	0	0	0	7	12	0.00	0.000
44 Luke Gregerson, R ERA: 4.08	(9, 1)	1.0	B	6	3	1	1	0	0	0	0	0	0	0	12	14	9.00	3.000
37 Pat Neshek, R ERA: 2.84	(10, 1)	1.0	W	3	0	0	0	1	0	0	0	0	0	0	17	24	0.00	0.000

PITCHER		IP	WLS	BF	H	R	ER	SO	BB	IBB	HBP	BLK	WP	HR	S	P	ERA	WHIP
29 Tony Sipp, L ERA: 4.11	(11, 1)	1.0	S	5	2	1	1	2	0	0	0	0	0	0	13	22	9.00	2.000

BOTTOM

Houston Astros @ Chicago White Sox

U.S. Cellular Field, Chicago, IL

Tue May 17 2016, 8:12 PM - 12:05 AM EDT

Att. 13,481 - Partly Cloudy - 52 F

livebaseballscorecards.com

AB	43
R	5
H	11
RBI	5
BB	3
SO	12
LOB	16

Houston Astros @ Chicago White Sox

U.S. Cellular Field, Chicago, IL

Wed May 18 2016, 8:12 PM - 11:08 PM EDT

Att. 14,936 - Clear - 57 F

TOP

livebaseballscorecards.com

Batter	1	2	3	4	5	6	7	8	9	AB	R	H	RBI	BB	SO	LOB
27 Jose Altuve, R (1, 4) OBP: 0.437, SLG: 0.621	C FF 91 C SL 86 X FF 94 0-2 4 BB 1 1B 1B	X SL 87 0-0 ② G4-3 2-3 3-H		F FF 93 C FS 80 B SL 87 X FS 83 1-2 4 FC4-6 1-2 2-H 1B		X FF 89 0-0 4 1B 1B		B FF 89 B SI 89 B SI 89 C FF 90 B FF 89 4-1 4 G5-4-3 1-2 BB		4	1	3	2	1	0	1
4 George Springer, R (1, 9) OBP: 0.358, SLG: 0.475	1 SAFE B SI 91 1 SAFE B SL 84 C FF 91 B SI 91 B SL 87 4-1 1 1B 1-2 BB	B SI 92 D CH 87 F FF 92 X FC 92 2-1 ③ L9		C SI 91 X FS 81 0-1 ② FC4-6 1-2f 2-3		X FF 89 0-0 1-2 1B		X SL 81 0-0 ①②③ G5-4-3 1-2f 2-3f		4	0	1	0	1	0	5
1 Carlos Correa, R (1, 6) OBP: 0.374, SLG: 0.455	B FF 92 B FF 92 B FF 91 C FF 93 F FF 92 X FF 94 3-2 11 S 1-3 2-H 1B		C FC 89 C FS 78 X FS 80 0-2 28 FC4-6 1B	1 SAFE 1 SAFE C SL 87 X SI 91 0-1 ③ G4-3		C FS 84 S FS 85 F FS 85 F FS 83 B SI 90 S FS 84 1-3 ② K			X SI 89 0-0 ① G3	5	0	2	1	0	1	4
28 Colby Rasmus, L (1, 8) OBP: 0.335, SLG: 0.447 (8, 7)	B FF 92 S FS 82 X FS 81 1-1 ① F8		X FF 91 0-0 ① FC4-6 1-2f		B FS 78 X FF 89 1-0 HR	X FS 85 0-0 ③ G4-3			C SI 90 B SL 82 B SL 80 S SI 90 T SL 81 2-2 ② K	5	1	1	1	0	1	5
11 Evan Gattis, R (1, 10) OBP: 0.284, SLG: 0.356	C SL 86 F SL 88 S FS 83 0-3 ② K2-3 1-2		S SL 88 F FF 93 1 SAFE S FS 79 0-3 ② K		F FF 92 B FF 92 S SL 86 B SL 86 B FS 81 F FF 93 X SL 86 3-2 18 G4-6-3 1B		S FS 83 B FS 84 F FS 85 S FS 83 1-3 ① K		F SL 81 B SI 90 F SI 91 F SL 84 B SL 86 C FF 90 2-3 ③ K	5	0	1	0	0	4	3
8 Colin Moran, L (1, 5)	F FF 93 D FS 82 F FF 92 S FS 82 1-3 ③ K		S SL 87 B FF 93 D FS 80 F SI 91 D SL 87 X SI 94 3-2 ③ G4-3		C FF 91 X SL 87 0-1 ① L6		B FF 90 S FS 83 B FS 85 F FS 84 B FS 84 D FS 84 4-2 18 1B BB			3	0	0	0	1	1	4
18 Luis Valbuena, L (1, 3) OBP: 0.302, SLG: 0.333		C SI 88 S FS 82 B FS 83 B FS 81 X FS 80 2-2 ① G4-3		F SL 85 B FC 90 X FC 90 1-1 ① G6-3	F SI 91 B FS 79 B FS 79 B CH 89 X SI 89 3-1 ②③ G4-6-3 1-2f		C SI 89 B SL 81 X SI 90 1-1 15 G5-4-3 1-2 1B			4	0	1	0	0	0	1
15 Jason Castro, L (1, 2) OBP: 0.365, SLG: 0.415		C FS 83 X FC 91 0-1 16 2B 27 G4-3 1B		B CH 84 B FF 90 B SI 90 B FC 90 4-0 16 1B 27 1B BB		X CH 85 0-0 HR	B SL 82 X SL 83 1-0 ②③ G5-4-3 1-2f			3	3	2	1	1	0	2
16 Tony Kemp, L (1, 7) OBP: 0.750, SLG: 1.000 6 Jake Marisnick, R (8, 8) OBP: 0.139, SLG: 0.143		X SI 91 0-0 27 G4-3 1-3 2B		B SI 91 C FC 91 X FF 92 1-1 4 FC4-6 27 1B 1-2 1B		F SL 85 X FF 90 0-1 ① G6-3		B SI 88 B SI 88 B FF 90 B SI 88 4-0 4 G5-4-3 27 BB BB		3 0	0 0	2 0	0 0	1 0	0 0	0 0
Inning Stats	R: 1 E: 0 K: 2 S: 15 H: 2 LOB: 2 BB: 1 P: 24	R: 1 E: 0 K: 0 S: 9 H: 2 LOB: 1 BB: 0 P: 13	R: 0 E: 0 K: 1 S: 10 H: 1 LOB: 1 BB: 0 P: 13	R: 1 E: 0 K: 0 S: 11 H: 2 LOB: 2 BB: 1 P: 18	R: 1 E: 0 K: 0 S: 9 H: 2 LOB: 0 BB: 0 P: 16	R: 1 E: 0 K: 1 S: 11 H: 3 LOB: 2 BB: 0 P: 12	R: 0 E: 0 K: 1 S: 8 H: 1 LOB: 1 BB: 1 P: 15	R: 0 E: 0 K: 0 S: 2 H: 0 LOB: 0 BB: 2 P: 10	R: 0 E: 0 K: 2 S: 8 H: 0 LOB: 0 BB: 0 P: 12	1B: 10 2B: 1 3B: 1 HR: 2	SF: 0 SAC: 0 DP: 2 HBP: 0					

	AB	36
	R	5
	H	13
	RBI	5
	BB	5
	SO	7
	LOB	25

WP: 0 PB: 0 SB: 1 CS: 0 PA: 41

PITCHER		IP	WLS	BF	H	R	ER	SO	BB	IBB	HBP	BLK	WP	HR	S	P	ERA	WHIP
38 Mat Latos, R ERA: 4.0	(1, 1)	5.1	L	28	11	5	5	3	2	0	0	0	0	2	58	88	8.44	2.438
57 Zach Putnam, R ERA: 3.52	(6, 1)	1.0		5	1	0	0	2	1	0	0	0	0	0	12	18	0.00	2.000
43 Dan Jennings, L ERA: 2.0	(7, 1)	2.2		8	1	0	0	2	2	0	0	0	0	0	13	27	0.00	1.125

PITCHER		IP	WLS	BF	H	R	ER	SO	BB	IBB	HBP	BLK	WP	HR	S	P	ERA	WHIP

BOTTOM

Houston Astros @ Chicago White Sox

U.S. Cellular Field, Chicago, IL

Wed May 18 2016, 8:12 PM - 11:08 PM EDT

Att. 14,936 - Clear - 57 F

livebaseballscorecards.com

Batter	1	2	3	4	5	6	7	8	9	AB	R	H	RBI	BB	SO	LOB
1 Adam Eaton, L (1, 9) OBP: 0.406, SLG: 0.435	C SI 85 C SI 86 B FF 87 F SI 87 B FF 88 X SI 90 2-2 ① 1B		C CU 70 X CH 81 0-1 ② F8		B CU 70 D CH 79 B CU 69 C SI 88 X SI 86 3-1 1-3 2B		C SL 84 B FF 96 B FF 98 F FF 96 B SL 85 B FF 97 4-2 79 1B 1-2 BB		B SI 90 C SL 82 S SL 82 F SL 83 S SL 82 1-3 ③ K	4	0	2	0	1	1	0
7 Jimmy Rollins, S (1, 6) OBP: 0.296, SLG: 0.368	X SI 88 0-0 79 1B 2B		C SI 86 S CU 71 B CU 71 S CU 70 1-3 ③ K		B CU 69 B SI 88 C CU 71 C SI 87 D CU 70 X SI 88 3-2 ③ F8		X FF 97 0-0 ② F8			4	1	1	0	0	1	4
79 José Abreu, R (1, 3) OBP: 0.328, SLG: 0.418	B SI 88 C SI 88 S CU 71 X SI 88 1-2 21 BB 2-H 1B			B SI 86 X FC 84 1-0 ① G4-3		C SI 84 X SI 86 0-1 ① F9	C SL 84 S FF 97 F FF 99 D SL 86 X SL 84 1-2 1-3 2-H 1B			4	0	2	2	0	0	0
21 Todd Frazier, R (1, 5) OBP: 0.324, SLG: 0.500	B SI 87 B SI 88 F SI 87 C FC 85 D CU 71 B SI 87 4-2 53 G4-6-3 1-2 BB			B FC 83 B SI 86 C SI 87 B FC 83 C SI 88 X SI 88 3-2 ② G1-3		X FC 80 0-0 53 3B 1B	S FF 98 B SL 84 B FF 98 S FF 98 B FF 98 X FF 97 3-2 ③ F8			3	1	1	0	1	0	3
53 Melky Cabrera, S (1, 7) OBP: 0.371, SLG: 0.413	B SI 88 D SI 88 X SI 89 2-0 ② ③ G4-6-3 1-2f			B SI 87 B SI 87 X SI 87 2-0 1B		B SI 84 X FF 84 1-0 1-H 3B		C FC 92 F CU 81 F CU 82 B FF 93 F CU 82 C FC 93 1-3 ① K		4	0	2	1	0	1	2
15 Brett Lawrie, R (1, 4) OBP: 0.341, SLG: 0.435		C SI 85 C SI 88 B FC 86 C SI 88 1-3 ① K		B FC 82 B SI 88 C SI 87 F SI 88 S CU 72 2-3 ③ K		C CU 68 B SI 85 F SI 88 F FF 87 S CU 72 1-3 ② K		B FC 91 B FF 92 C FC 92 F FC 93 X CU 83 2-2 ② G6-3		4	0	0	0	0	3	2
26 Avisaíl García, R (1, 10) OBP: 0.323, SLG: 0.427		B SI 88 F SI 87 B FC 83 F SI 89 S CU 72 2-3 ② K			X SI 86 0-0 ① G3-1	C FC 83 F SI 87 D CU 72 X SI 88 1-2 ③ G3-1		F FF 92 B CU 82 S FC 92 C FC 92 1-3 ③ K		4	0	0	0	0	2	1
27 Dioner Navarro, S (1, 2) OBP: 0.263, SLG: 0.393 18 Tyler Saladino, R (7, PR) OBP: 0.250, SLG: 0.348 31 Alex Avila, L (8, 2) OBP: 0.333, SLG: 0.273		B SI 87 B SI 88 B SI 88 C SI 88 X SI 89 3-1 ③ G4-3			F SI 84 B CU 71 X SI 87 1-1 1 2B 1B		B SI 85 B SI 86 C SI 86 B CU 70 X SI 86 3-1 1 BB 79 1B 1B		B SI 91 B SI 91 B SI 89 C SI 90 S SI 89 X SI 91 3-2 ① G1-3	3 0 1	0 1 0	2 0 0	0 0 0	0 0 0	0 0 0	0 0 0
10 Austin Jackson, R (1, 8) OBP: 0.293, SLG: 0.313			B SI 86 X SI 87 1-0 ① F9		B SI 85 C SI 87 C FC 82 B FF 88 X SI 87 2-2 ② L9		B SI 86 B FC 82 B SI 86 C SI 86 C SI 86 X SI 87 3-2 ① F9		C SI 90 B SL 82 C SL 83 X SL 83 1-2 ② F7	4	0	0	0	0	0	2
Inning Stats	R: 1 E: 0 K: 0 S: 11 H: 3 LOB: 1 BB: 1 P: 20	R: 0 E: 0 K: 2 S: 8 H: 0 LOB: 0 BB: 0 P: 14	R: 0 E: 0 K: 1 S: 6 H: 0 LOB: 0 BB: 0 P: 8	R: 0 E: 0 K: 1 S: 8 H: 1 LOB: 1 BB: 0 P: 16	R: 0 E: 0 K: 0 S: 11 H: 2 LOB: 2 BB: 0 P: 20	R: 1 E: 0 K: 1 S: 11 H: 2 LOB: 1 BB: 0 P: 14	R: 1 E: 0 K: 0 S: 15 H: 2 LOB: 3 BB: 1 P: 29	R: 0 E: 0 K: 2 S: 11 H: 0 LOB: 0 BB: 0 P: 15	R: 0 E: 0 K: 1 S: 10 H: 0 LOB: 0 BB: 0 P: 15	1B: 7 2B: 2 3B: 1 HR: 0 SF: 0 SAC: 0 DP: 1 HBP: 0						

	AB	35
	R	3
	H	10
	RBI	3
	BB	2
	SO	8
	LOB	14

PITCHER	IP	WLS	BF	H	R	ER	SO	BB	IBB	HBP	BLK	WP	HR	S	P	ERA	WHIP
58 Doug Fister, R (1, 1) ERA: 4.22	6.1	W	27	9	3	3	5	1	0	0	0	0	0	60	103	4.26	1.579
53 Ken Giles, R (7, 1) ERA: 6.61	0.2	H	4	1	0	0	0	1	0	0	0	0	0	10	18	0.00	3.000
36 Will Harris, R (8, 1) ERA: 0.46	1.0	H	3	0	0	0	2	0	0	0	0	0	0	11	15	0.00	0.000
44 Luke Gregerson, R (9, 1) ERA: 3.86	1.0	S	3	0	0	0	1	0	0	0	0	0	0	10	15	0.00	0.000

PITCHER	IP	WLS	BF	H	R	ER	SO	BB	IBB	HBP	BLK	WP	HR	S	P	ERA	WHIP

Houston Astros @ Chicago White Sox

U.S. Cellular Field, Chicago, IL

Thu May 19 2016, 8:12 PM - 10:21 PM EDT

Att. 20,096 - Clear - 66 F

TOP

livebaseballscorecards.com

Batter	1	2	3	4	5	6	7	8	9	AB	R	H	RBI	BB	SO	LOB
27 Jose Altuve, R (1, 4) OBP: 0.433, SLG: 0.612	C SI 93 B SI 93 S SI 93 B SL 81 F SI 96 F SI 93 F SL 83 X SL 77 2-2 ① L7		X CH 86 0-0 ③ G6-3			X CH 87 0-0 4 FC5-4 1B			C CH 85 F SI 91 B SL 81 B SI 94 S SI 94 2-3 ① K	4	0	1	0	0	1	0
4 George Springer, R (1, 9) OBP: 0.356, SLG: 0.470	B SI 91 C CH 86 B CH 88 B SI 96 F SI 95 X CH 88 3-2 ② G5-3			F CH 84 F SI 92 F SL 78 B CH 87 C SI 94 1-3 ① K		F SI 93 X CH 86 0-1 ③ FC5-4 1-2f			B SL 76 X CH 84 1-0 1B	4	0	1	0	0	1	1
1 Carlos Correa, R (1, 6) OBP: 0.366, SLG: 0.443	S SI 94 S SI 96 X SI 96 0-2 ③ F9			C SL 76 F CH 87 X SL 81 0-2 ② G6-3			F CH 84 S SI 90 S SI 91 0-3 ① K		F SI 93 B SI 95 X CH 87 1-1 ② F7	4	0	0	0	0	1	1
13 Tyler White, R (1, 10) OBP: 0.315, SLG: 0.496		C SI 90 C SL 79 F SI 95 B SL 80 B CH 88 F CH 85 S SI 96 2-3 ① K		X SI 91 0-0 ③ P2			B SL 76 S CH 87 C SL 79 F SI 94 B SL 78 C SI 91 2-3 ② K		S CH 86 C SL 78 F SL 80 C SL 76 0-3 ③ K	4	0	0	0	0	3	1
9 Marwin Gonzalez, S (1, 3) OBP: 0.282, SLG: 0.398		F SI 92 X SI 94 0-1 ② L5			C SL 75 T CH 87 X SI 91 0-2 ① G3-1		C SL 77 X SI 90 0-1 ③ F9			3	0	0	0	0	0	0
11 Evan Gattis, R (1, 2) OBP: 0.298, SLG: 0.408		X SI 92 0-0 1B			F SI 91 B SL 76 X CH 88 1-1 ② G6-3			X CH 88 0-0 HR		3	1	2	1	0	0	0
18 Luis Valbuena, L (1, 5) OBP: 0.295, SLG: 0.325		B SI 92 F SI 94 C SL 78 B SL 79 B SL 79 C SI 95 3-3 ③ K			C SL 76 B SI 95 C SI 92 B SL 79 S SI 90 2-3 ③ K			B SI 94 B SL 75 X SI 95 2-0 ① P4		3	0	0	0	0	2	1
6 Jake Marisnick, R (1, 8) OBP: 0.128, SLG: 0.132			C SI 90 C SI 90 F SI 95 B SI 93 B SL 78 F SL 79 S SI 94 2-3 ① K			X CH 89 0-0 ① G4-3		B CH 84 F CH 84 F SI 93 X SI 92 1-2 ② L6		3	0	0	0	0	1	0
16 Tony Kemp, L (1, 7) OBP: 0.429, SLG: 0.500			B SI 92 F SI 93 F SI 95 F SL 80 B SI 96 X SL 78 2-2 ② G4-3			C CH 86 X SI 92 0-1 ② G6-3		X SI 92 0-0 ③ G6-3		3	0	0	0	0	0	0

	AB	31
	R	1
	H	4
	RBI	1
	BB	0
	SO	9
	LOB	4

Inning Stats	1	2	3	4	5	6	7	8	9					
	R: 0 E: 0 K: 0 S: 12	H: 0 LOB: 0 BB: 0 P: 17	R: 0 E: 0 K: 2 S: 11	H: 1 LOB: 1 BB: 0 P: 16	R: 0 E: 0 K: 1 S: 10	H: 0 LOB: 0 BB: 0 P: 14	R: 0 E: 0 K: 1 S: 8	H: 0 LOB: 0 BB: 0 P: 9	R: 0 E: 0 K: 1 S: 8	H: 0 LOB: 0 BB: 0 P: 11	R: 0 E: 0 K: 0 S: 6	H: 1 LOB: 1 BB: 0 P: 6	R: 0 E: 0 K: 2 S: 9	H: 0 LOB: 0 BB: 0 P: 11
	R: 1 E: 0 K: 0 S: 6	H: 1 LOB: 0 BB: 0 P: 9	R: 0 E: 0 K: 2 S: 10	H: 1 LOB: 1 BB: 0 P: 14	1B: 3 2B: 0 3B: 0 HR: 1	SF: 0 SAC: 0 DP: 0 HBP: 0	WP: 0 PB: 0 SB: 0 CS: 0	PA: 31						

PITCHER		IP	WLS	BF	H	R	ER	SO	BB	IBB	HBP	BLK	WP	HR	S	P	ERA	WHIP
49 Chris Sale, L ERA: 1.58	(1, 1)	9.0	W	31	4	1	1	9	0	0	0	0	0	1	80	107	1.00	0.444

PITCHER		IP	WLS	BF	H	R	ER	SO	BB	IBB	HBP	BLK	WP	HR	S	P	ERA	WHIP

BOTTOM

Houston Astros @ Chicago White Sox

U.S. Cellular Field, Chicago, IL

Thu May 19 2016, 8:12 PM - 10:21 PM EDT

Att. 20,096 - Clear - 66 F

livebaseballscorecards.com

Batter	1	2	3	4	5	6	7	8	9	AB	R	H	RBI	BB	SO	LOB
1 Adam Eaton, L (1, 9) OBP: 0.402, SLG: 0.443	C FF 90 F SI 91 S CU 75 0-3 ① K2-3	C CU 72 F CU 74 B SI 91 X CU 73 1-2 ② G1-3	B CU 72 B FC 86 B CH 82 C SI 90 X FC 86 3-1 3B	C FF 91 X CU 76 0-1 ① G4-3	4	0	1	0	0	1	0
5 Yolmer Sánchez, S (1, 4) OBP: 0.278, SLG: 0.250	F SI 91 S SI 91 B CU 74 B FF 91 C SI 92 2-3 ② K	B CU 72 C FC 86 X FC 87 1-1 ③ P6	X FF 90 0-0 ① F7	C SI 94 F SI 93 B CU 78 S CU 76 1-3 ② K	4	0	0	0	0	2	1
79 José Abreu, R (1, 3) OBP: 0.321, SLG: 0.407	C SI 91 B FF 92 X SI 92 1-1 ③ F9	C FC 86 S CU 74 B FF 91 B CU 74 X FC 86 2-2 ① G3-1	C CU 74 S FF 90 S CU 74 0-3 ② K	F SI 94 B SI 95 B CU 80 F FC 92 X FF 93 2-2 ③ L9	4	0	0	0	0	1	1
21 Todd Frazier, R (1, 5) OBP: 0.324, SLG: 0.497		C FC 87 S CU 75 B SI 90 B CU 74 X FC 87 2-2 41 S / 41 1B 1B	F FC 87 F CU 74 B CU 74 F FF 90 S FF 92 1-3 ② K	B CU 72 S FF 90 B SI 91 S FC 86 B FF 90 X FC 85 3-2 ③ F7	3	1	1	0	0	1	1
53 Melky Cabrera, S (1, 7) OBP: 0.365, SLG: 0.405		C FC 86 C CU 72 1 SAFE F CU 73 B SI 91 1 SAFE X FC 89 1-2 ① P5	C FC 87 S CU 76 X CU 75 0-2 ③ P5	B FC 86 B CH 83 X FC 86 2-0 ① G3	3	0	0	0	0	0	1
7 Jimmy Rollins, S (1, 6) OBP: 0.297, SLG: 0.368		C SI 91 B CU 72 S CU 73 S CU 74 1-3 ② K	S SI 91 F FF 91 S CU 73 0-3 ① K	C CU 71 S CU 74 B FF 90 X CU 74 1-2 41 1B / 41 S / 31 SF7 1B	3	1	1	0	0	2	1
41 Jerry Sands, R (1, 10) OBP: 0.318, SLG: 0.341		1 SAFE C CU 73 F FF 90 D CU 73 D CU 74 F SI 91 F CU 73 B FC 85 X CU 74 3-2 1-H 1B	B CU 75 S SI 91 S SI 91 B SI 91 B CU 74 F FF 92 C FC 88 3-3 ② K	C FF 90 C FF 90 D CU 72 F FF 89 B FF 90 X FC 86 2-2 1-3 1B	3	0	2	1	0	1	0
31 Alex Avila, L (1, 2) OBP: 0.333, SLG: 0.267		F FF 89 C FC 86 D CU 74 B FF 89 B FC 88 X FC 86 3-2 ③ G4-3	F FC 87 B FC 87 B CU 76 B FC 86 B FF 90 4-1 BB	X FF 90 0-0 ② SF7 3-H	1	0	0	1	1	0	1
10 Austin Jackson, R (1, 8) OBP: 0.287, SLG: 0.307			S SI 88 X FC 86 0-1 ① G6-3	C FC 85 B FC 86 D FC 87 F SI 89 S FF 91 2-3 ③ K	S FC 84 X FF 90 0-1 ③ F9	3	0	0	0	1	2
Inning Stats	R: 0 E: 0 K: 2 S: 8 H: 0 LOB: 0 BB: 0 P: 11	R: 1 E: 0 K: 1 S: 18 H: 2 LOB: 1 BB: 0 P: 28	R: 0 E: 0 K: 0 S: 7 H: 0 LOB: 0 BB: 0 P: 9	R: 0 E: 0 K: 1 S: 10 H: 0 LOB: 0 BB: 0 P: 13	R: 0 E: 0 K: 3 S: 11 H: 0 LOB: 1 BB: 1 P: 20	R: 0 E: 0 K: 1 S: 9 H: 1 LOB: 1 BB: 0 P: 15	R: 1 E: 0 K: 0 S: 11 H: 2 LOB: 1 BB: 0 P: 16	R: 0 E: 0 K: 1 S: 8 H: 0 LOB: 0 BB: 0 P: 11		1B: 4 2B: 0 3B: 1 HR: 0 SF: 1 SAC: 0 DP: 0 HBP: 0				WP: 0 PB: 0 SB: 2 CS: 0 PA: 30	

	AB	28
	R	2
	H	5
	RBI	2
	BB	1
	SO	9
	LOB	8

PITCHER		IP	WLS	BF	H	R	ER	SO	BB	IBB	HBP	BLK	WP	HR	S	P	ERA	WHIP
31 Collin McHugh, R ERA: 5.13	(1, 1)	7.0	L	27	5	2	2	8	1	0	0	0	0	0	74	112	2.57	0.857
46 Scott Feldman, R ERA: 3.86	(8, 1)	1.0		3	0	0	0	1	0	0	0	0	0	0	8	11	0.00	0.000

PITCHER	IP	WLS	BF	H	R	ER	SO	BB	IBB	HBP	BLK	WP	HR	S	P	ERA	WHIP

Batter	1	2	3	4	5	6	7	8	9	AB	R	H	RBI	BB	SO	LOB
17 Shin-Soo Choo, L (1, 9) OBP: 0.458, SLG: 0.188 16 Ryan Rua, R (3, 7) OBP: 0.316, SLG: 0.397	B FF 88 B FF 90 B FF 90 C FF 91 B FF 93 4-1 84 G4-3 BB		B KC 83 C KC 83 B FF 93 C KC 84 B KC 85 F FF 95 B KC 86 4-2 20 1B 84 2B BB		B FF 94 X FF 94 1-0 ① F9		C SL 83 S SL 84 B FF 97 S FF 96 1-3 ③ K			0 2	1 0	0 0	0 0	2 0	0 1	0 0
20 Ian Desmond, R (1, 8) OBP: 0.335, SLG: 0.465	C FF 92 B KC 87 B KC 86 F FF 94 F FF 92 F KC 85 F KC 84 S KC 86 2-3 ① K		X KC 84 0-0 84 2B 1-2 1B		B FF 93 C FF 96 B FF 96 C KC 86 X KC 88 2-2 ② G6-3			C FF 95 B FF 97 B FF 94 B SL 84 C FF 95 S FF 94 3-3 ① K		4	1	1	0	0	2	1
84 Prince Fielder, L (1, 10) OBP: 0.265, SLG: 0.289	B FF 94 C CH 90 F KC 85 X KC 84 1-2 ② G4-3 1-2		B FF 96 X FF 96 1-0 1-H 2-H 2B		B CH 89 S FF 90 B CH 92 B KC 86 C KC 86 B KC 86 4-2 BB			C FF 86 B FF 98 B FF 97 F FF 96 B SL 85 X FF 98 3-2 ② F8		3	0	1	2	1	0	1
29 Adrián Beltré, R (1, 5) OBP: 0.310, SLG: 0.453	C FF 92 C KC 86 X FF 94 0-2 ③ G3		C KC 85 C KC 87 S KC 86 0-3 ② K		F KC 87 S CH 88 X KC 88 0-2 ③ G5-3			C SL 85 F FF 98 B SL 88 F SL 84 S FF 98 1-3 ③ K		4	0	0	0	0	2	3
12 Rougned Odor, L (1, 4) OBP: 0.299, SLG: 0.474		B FF 89 X FF 92 1-0 30 G4-3 30 BLK 1B	C KC 86 X FF 94 0-1 ③ F8			B KC 83 C KC 83 B KC 84 F FF 95 F KC 85 S KC 87 2-3 ① K			B SL 83 C FF 96 S CH 86 S SL 85 1-3 ① K	4	0	1	0	0	2	1
18 Mitch Moreland, L (1, 3) OBP: 0.315, SLG: 0.394		C KC 83 C KC 82 D KC 85 S KC 87 1-3 ① K		C FF 92 S KC 84 S KC 86 0-3 ① K		X FF 94 0-0 ② G3-1			B SL 84 B FF 95 F FF 95 B SL 82 X FF 94 3-1 ② F8	4	0	0	0	0	2	1
30 Nomar Mazara, L (1, 7) OBP: 0.354, SLG: 0.443 (3, 9)		B KC 84 S KC 85 F FF 95 B KC 86 B CH 87 X KC 86 3-2 ② G4-3 1-3		S KC 85 B CH 89 X FF 96 1-1 1 2B 1B		B CH 88 C KC 86 F CH 89 S KC 88 1-3 ③ K			C FF 97 B CH 86 S FF 97 F SL 85 F SL 84 B FF 98 C FF 97 2-3 ③ K	4	0	1	0	0	2	1
6 Bobby Wilson, R (1, 2) OBP: 0.288, SLG: 0.362		B KC 87 B KC 87 B FF 95 C FF 94 X FF 95 3-1 ③ P4		S KC 86 S KC 87 S KC 86 0-3 ② K			C FF 94 B SL 86 S FF 96 F SL 86 C FF 98 1-3 ① K			3	0	0	0	0	2	2
1 Elvis Andrus, R (1, 6) OBP: 0.340, SLG: 0.388			B FF 90 X FF 92 1-0 ① F8	C FF 96 X KC 86 0-1 ③ 1-H 2B			B SL 85 X FF 97 1-0 ② G6-3			3	0	1	0	0	0	0
Inning Stats	R: 0 E: 0 K: 1 S: 13 H: 0 LOB: 1 BB: 1 P: 20	R: 0 E: 0 K: 1 S: 9 H: 1 LOB: 1 BB: 0 P: 17	R: 2 E: 0 K: 1 S: 11 H: 2 LOB: 1 BB: 1 P: 17	R: 0 E: 0 K: 2 S: 10 H: 2 LOB: 2 BB: 0 P: 11	R: 0 E: 0 K: 0 S: 9 H: 0 LOB: 1 BB: 1 P: 16	R: 0 E: 0 K: 2 S: 8 H: 0 LOB: 0 BB: 0 P: 11	R: 0 E: 0 K: 2 S: 8 H: 0 LOB: 0 BB: 0 P: 11	R: 0 E: 0 K: 2 S: 10 H: 0 LOB: 0 BB: 0 P: 17	R: 0 E: 0 K: 2 S: 10 H: 0 LOB: 0 BB: 0 P: 16	1B: 3 2B: 2 3B: 0 HR: 0	SF: 0 SAC: 0 DP: 0 HBP: 0					

PITCHER		IP	WLS	BF	H	R	ER	SO	BB	IBB	HBP	BLK	WP	HR	S	P	ERA	WHIP
43 Lance McCullers Jr., R ERA: 5.91	(1, 1)	6.0	L	25	5	2	2	7	3	0	0	1	0	0	60	92	3.00	1.333
45 Michael Feliz, R ERA: 5.29	(7, 1)	3.0		9	0	0	0	6	0	0	0	0	0	0	28	44	0.00	0.000

PITCHER	IP	WLS	BF	H	R	ER	SO	BB	IBB	HBP	BLK	WP	HR	S	P	ERA	WHIP

Texas Rangers @ Houston Astros

Minute Maid Park, Houston, TX

Fri May 20 2016, 7:12 PM - 9:44 PM CDT

Att. 28,724 - Clear - 82 F

TOP

livebaseballscorecards.com

AB	31
R	2
H	5
RBI	2
BB	3
SO	13
LOB	10

WP: 0	PA: 34		
PB: 0			
SB: 0			
CS: 0			

Batter	1	2	3	4	5	6	7	8	9	AB	R	H	RBI	BB	SO	LOB
27 Jose Altuve, R (1, 4) OBP: 0.429, SLG: 0.609	B FF 86 C SL 80 F FF 87 X SL 82 1-2 ① G1-3		C FF 88 B FF 88 X FF 86 1-1 ③ F8			X SL 84 0-0 ② F8			B SI 96 B SI 95 B SI 96 C SI 95 X SI 95 3-1 28 1B 2B	4	1	1	0	0	0	0
4 George Springer, R (1, 9) OBP: 0.354, SLG: 0.465	C FF 88 B FF 88 T SL 83 X SL 84 1-2 1 FC4-6 1B			X SL 82 0-0 ① F9		C FF 89 C FF 88 B FF 88 B FF 89 B FF 89 F FF 90 F SL 84 C FF 89 3-3 ③ K			X SI 96 0-0 ① G1-3	4	0	1	0	0	1	1
1 Carlos Correa, R (1, 6) OBP: 0.364, SLG: 0.438	1 SAFE B FF 86 C SL 82 S FF 87 X SL 83 1-2 ② FC4-6 1-2f			B FF 87 S SL 81 F SL 82 B FF 87 B FF 89 X SL 83 3-2 28 S 1B			C SL 81 F SL 83 X FF 88 0-2 ① L1-4		C SI 96 X SI 97 0-1 ② G5-3	4	0	1	0	0	0	2
28 Colby Rasmus, L (1, 8) OBP: 0.333, SLG: 0.441	B FF 88 C FF 87 S CU 76 1 SAFE F FF 87 S SL 83 1-3 ③ K			C CU 76 1 SAFE 1 SAFE F FF 87 B FF 87 S SL 85 1-3 ② K 1-2			C FF 88 B CU 77 C CU 77 F FF 87 B FF 88 F SL 83 F FF 88 F SL 84 F SL 85 2-3 ② K		X SI 97 0-0 1B 2-H	4	0	1	1	0	3	2
11 Evan Gattis, R (1, 10) OBP: 0.295, SLG: 0.400		S SL 81 X SL 82 0-1 ① G6-3		X SL 83 0-0 ③ P6			X SL 83 0-0 1B		C SI 97 B FF 97 F SI 97 F CH 88 F CH 89 F FF 99 F SI 97 S CH 88 1-3 ③ K	4	0	1	0	0	1	2
8 Colin Moran, L (1, 5)		B FF 88 S FF 85 X CU 76 1-1 ② F7			C FF 87 B FF 87 B FF 86 X FF 85 2-1 ① L7		C FF 88 S SL 82 F SL 83 F SL 82 X SL 81 0-2 ③ G4-3			3	0	0	0	0	0	1
18 Luis Valbuena, L (1, 3) OBP: 0.290, SLG: 0.319 9 Marwin Gonzalez, S (8, PH) OBP: 0.279, SLG: 0.394 (9, 7)	B CU 76 C CU 76 X FF 87 1-1 ③ P5				S CU 75 F FF 88 F SL 83 F SL 84 F FF 90 F CU 79 B FF 88 T SL 84 1-2 ② K			F SI 95 S SL 86 B SL 85 B SL 86 C SI 97 2-3 ① K		2 1	0 0	0 0	0 0	1 1	0 0	0 0
15 Jason Castro, L (1, 2) OBP: 0.364, SLG: 0.412			C FF 87 B FF 86 B CU 75 B FF 86 F FF 88 X FF 88 3-2 16 G4-6-3 1B		C SL 82 B FF 89 B SL 83 S SL 82 C FF 89 2-3 ③ K			C SL 84 S SL 84 B SL 85 S SL 85 1-3 ② K		3	0	1	0	0	2	0
16 Tony Kemp, L (1, 7) OBP: 0.333, SLG: 0.375 13 Tyler White, R (8, PH) OBP: 0.313, SLG: 0.491 (9, 3)			X FF 87 0-0 ① ② G4-6-3 1-2f			X FF 86 0-0 ① B1-3			B SI 96 F SI 97 B SL 86 F SI 97 B SI 96 X SI 97 3-2 ③ P3	2 1	0 0	0 0	0 0	0 0	0 0	1 0
Inning Stats	R: 0 E: 0 K: 1 S: 13 H: 1 LOB: 1 BB: 0 P: 17	R: 0 E: 0 K: 0 S: 6 H: 0 LOB: 0 BB: 0 P: 8	R: 0 E: 0 K: 0 S: 6 H: 1 LOB: 0 BB: 0 P: 10	R: 0 E: 0 K: 1 S: 8 H: 1 LOB: 1 BB: 0 P: 12	R: 0 E: 0 K: 2 S: 12 H: 0 LOB: 0 BB: 0 P: 17	R: 0 E: 0 K: 1 S: 7 H: 0 LOB: 0 BB: 0 P: 10	R: 0 E: 0 K: 1 S: 17 H: 1 LOB: 1 BB: 0 P: 19	R: 0 E: 0 K: 2 S: 9 H: 0 LOB: 0 BB: 0 P: 15	R: 1 E: 0 K: 1 S: 13 H: 2 LOB: 1 BB: 0 P: 17	1B: 5 2B: 1 3B: 0 HR: 0 SF: 0 SAC: 0 DP: 1 HBP: 0						

PITCHER		IP	WLS	BF	H	R	ER	SO	BB	IBB	HBP	BLK	WP	HR	S	P	ERA	WHIP
48 Colby Lewis, R ERA: 2.75	(1, 1)	7.0	W	24	4	0	0	6	0	0	0	0	0	0	69	93	0.00	0.571
41 Jake Diekman, L ERA: 2.35	(8, 1)	1.0	H	3	0	0	0	2	0	0	0	0	0	0	9	15	0.00	0.000
47 Sam Dyson, R ERA: 2.25	(9, 1)	1.0	S	5	2	1	1	1	0	0	0	0	0	0	13	17	9.00	2.000

PITCHER	IP	WLS	BF	H	R	ER	SO	BB	IBB	HBP	BLK	WP	HR	S	P	ERA	WHIP

BOTTOM

Texas Rangers @ Houston Astros

Minute Maid Park, Houston, TX

Fri May 20 2016, 7:12 PM - 9:44 PM CDT

Att. 28,724 - Clear - 82 F

livebaseballscorecards.com

AB	32
R	1
H	6
RBI	1
BB	0
SO	9
LOB	9

WP: 0	PA: 32
PB: 0	
SB: 1	
CS: 0	

Batter	1	2	3	4	5	6	7	8	9	AB	R	H	RBI	BB	SO	LOB
12 Rougned Odor, L (1, 4) OBP: 0.298, SLG: 0.469	B FF 88 C FF 89 S CU 73 S CU 75 1-3 ① K		D CU 73 B CU 73 F CH 84 F FF 90 X CU 74 2-2 ② 2-H 1B		F FC 86 B FC 88 X CH 83 1-1 ② L4			C FF 98 S FF 97 S SL 86 0-3 ① K		4	0	1	1	0	2	1
20 Ian Desmond, R (1, 8) OBP: 0.328, SLG: 0.453	S FF 90 S FF 91 B FF 91 B SL 82 X SL 81 2-2 ② G6-3		C FF 91 B FF 92 S FF 92 B FF 90 S FF 92 2-3 ③ K		B FF 90 S FF 91 S FF 91 S SL 84 1-3 ③ K			C FF 98 S FF 98 S FF 99 0-3 ② K		4	0	0	0	0	3	1
84 Prince Fielder, L (1, 10) OBP: 0.264, SLG: 0.288	X FF 90 0-0 ③ G3			C FF 89 F CH 81 X CH 83 0-2 18 HBP 1B		C CH 80 B CU 72 B FF 91 X FC 88 2-1 ① G6-3		B FF 98 X FF 97 1-0 ③ L7		4	0	1	0	0	0	0
29 Adrián Beltré, R (1, 5) OBP: 0.309, SLG: 0.448		F FF 88 B CU 71 S CH 82 X CU 74 1-2 ① G6-3		F FF 89 F CU 74 S CH 83 0-3 ① K		C SL 83 X SL 82 0-1 1B			B SL 81 X SL 81 1-0 ① F9	4	0	1	0	0	1	1
18 Mitch Moreland, L (1, 3) OBP: 0.313, SLG: 0.385		C FF 88 F CU 72 S CU 75 0-3 ② K		F CU 73 H FF 90 1-1 1-2 HBP		X FC 87 0-0 ② P5			B SL 81 B FF 88 S SI 88 S SI 89 S SL 81 2-3 ② K	3	0	0	0	0	2	1
1 Elvis Andrus, R (1, 6) OBP: 0.338, SLG: 0.406		B FF 90 B FF 89 C FF 88 F SL 83 B CU 72 X CH 81 3-2 HR		S FF 91 B FF 90 D CU 74 X FC 84 2-1 ② L8		B CU 73 S FF 91 B FF 92 S FC 86 F FF 91 F FF 92 F FF 92 1 SAFE B FF 92 3-3 1 SAFE C FF 92 ③ K			B SI 89 B FC 89 C FF 88 B SL 81 F FF 88 X FF 89 3-2 ③ G6-3	4	1	1	1	0	1	3
30 Nomar Mazara, L (1, 9) OBP: 0.347, SLG: 0.433		X FC 87 0-0 ③ G4-3		B CU 75 D CH 84 X CH 83 2-0 ③ L8			C FC 87 S CU 75 F FF 90 F FF 90 B FF 88 B CU 76 X SL 78 2-2 ① G4-3			3	0	0	0	0	0	2
16 Ryan Rua, R (1, 7) OBP: 0.305, SLG: 0.382			B FF 88 X FF 89 1-0 ① G6-3		X SL 81 0-0 ① F8		B SL 80 B FF 91 X FC 89 2-0 ② P3			3	0	0	0	0	0	0
8 Bryan Holaday, R (1, 2) OBP: 0.313, SLG: 0.414			C FF 89 B SL 84 B FF 90 X FF 90 2-1 12 1B 2B		B FF 89 C FF 90 B SL 83 F SL 82 X CU 72 2-2 2B		C FF 90 X SL 83 0-1 ③ F7			3	1	2	0	0	0	0
Inning Stats	R: 0 E: 0 K: 1 S: 7 H: 0 LOB: 0 BB: 0 P: 10	R: 1 E: 0 K: 1 S: 10 H: 1 LOB: 0 BB: 0 P: 14	R: 1 E: 0 K: 1 S: 9 H: 2 LOB: 0 BB: 0 P: 16	R: 0 E: 0 K: 1 S: 10 H: 1 LOB: 2 BB: 0 P: 15	R: 0 E: 0 K: 1 S: 9 H: 1 LOB: 1 BB: 0 P: 13	R: 0 E: 0 K: 1 S: 11 H: 1 LOB: 1 BB: 0 P: 16	R: 0 E: 0 K: 0 S: 8 H: 0 LOB: 0 BB: 0 P: 12	R: 0 E: 0 K: 2 S: 7 H: 0 LOB: 0 BB: 0 P: 8	R: 0 E: 0 K: 1 S: 7 H: 0 LOB: 0 BB: 0 P: 13	1B: 3 2B: 2 3B: 0 HR: 1	SF: 0 SAC: 0 DP: 0 HBP: 1					

PITCHER		IP	WLS	BF	H	R	ER	SO	BB	IBB	HBP	BLK	WP	HR	S	P	ERA	WHIP
54 Mike Fiers, R ERA: 4.35	(1, 1)	7.0	L	27	6	2	2	6	0	0	1	0	0	1	64	96	2.57	0.857
53 Ken Giles, R ERA: 6.23	(8, 1)	1.0		3	0	0	0	2	0	0	0	0	0	0	7	8	0.00	0.000
44 Luke Gregerson, R ERA: 3.66	(9, 1)	1.0		3	0	0	0	1	0	0	0	0	0	0	7	13	0.00	0.000

PITCHER	IP	WLS	BF	H	R	ER	SO	BB	IBB	HBP	BLK	WP	HR	S	P	ERA	WHIP

TOP

Texas Rangers @ Houston Astros

Minute Maid Park, Houston, TX

Sat May 21 2016, 6:16 PM - 8:57 PM CDT

Att. 35,040 - Roof Closed - 73 F

livebaseballscorecards.com

AB	32
R	2
H	6
RBI	2
BB	0
SO	9
LOB	9

WP: 0 PA: 33
PB: 0
SB: 0
CS: 0

Texas Rangers @ Houston Astros

Minute Maid Park, Houston, TX

Sat May 21 2016, 6:16 PM - 8:57 PM CDT

Att. 35,040 - Roof Closed - 73 F

livebaseballscorecards.com

BOTTOM

Batter	1	2	3	4	5	6	7	8	9	AB	R	H	RBI	BB	SO	LOB
27 Jose Altuve, R (1, 4) OBP: 0.421, SLG: 0.595	F CH 86 X FF 88 0-1 ① L8		B CU 68 C CH 82 X CH 83 1-1 ③ G6-3			B CH 85 B CH 86 C CH 80 B CH 82 S CH 81 F SL 83 F CH 82 X CU 66 3-2 ③ L7			X SI 96 0-0 ① G1-3	4	0	0	0	0	0	0
4 George Springer, R (1, 9) OBP: 0.352, SLG: 0.460	X FF 88 0-0 ② F9			B CH 85 X CH 81 1-0 11 CS 1B			B SL 91 C FF 97 S FF 98 S FF 97 1-3 ① K		X SI 97 0-0 ② G1-3	4	0	1	0	0	1	0
1 Carlos Correa, R (1, 6) OBP: 0.356, SLG: 0.428	C FF 88 B FF 88 X SL 82 1-1 ③ F9			C SL 80 C CU 67 D CU 68 F CH 82 1 SAFE F SL 83 1 SAFE S CU 68 1-3 ① K			F FF 98 S CU 80 S CU 80 0-3 ② K		F SI 97 F SI 97 B CH 90 B CH 91 S SI 96 2-3 ③ K	4	0	0	0	0	3	1
11 Evan Gattis, R (1, 10) OBP: 0.297, SLG: 0.390		B CH 86 F CH 81 B CH 80 X CH 82 2-1 ① F7		C CH 82 B CU 67 1 SAFE 1 SAFE B CU 68 S CH 81 F SL 82 F SL 82 B CU 68 3-3 ② ③ K 1-2			B FF 97 S SL 92 B FF 98 S CU 80 B CU 82 F FF 98 B FF 98 4-2 28 1B BB			2	0	0	0	1	1	1
28 Colby Rasmus, L (1, 7) OBP: 0.339, SLG: 0.442		C SL 81 B FF 88 X FF 89 1-1 ② F7			B CH 84 F SL 80 B CU 66 B SL 80 B SL 81 4-1 9 G5-4-3 BB		B FF 97 C FF 96 F CU 80 B FF 96 X CU 80 2-2 1-3 1B			2	0	1	0	1	0	0
13 Tyler White, R (1, 3) OBP: 0.306, SLG: 0.479		F FF 88 S CU 67 B CU 68 X FF 88 1-2 ③ G6-3			C FF 87 D CH 80 B CH 81 F CH 82 S CU 68 2-3 ① K		F FF 97 B FF 97 X CU 80 1-1 ③ G6-3			3	0	0	0	0	1	3
9 Marwin Gonzalez, S (1, 5) OBP: 0.281, SLG: 0.421			C CH 86 F CH 87 F CU 67 X FF 87 0-2 HR		1 SAFE B SL 81 X CH 81 1-0 ② ③ G5-4-3 1-2f			C SI 95 B SI 95 C SL 85 S SI 96 1-3 ① K		3	1	1	1	0	1	1
15 Jason Castro, L (1, 2) OBP: 0.355, SLG: 0.400			B FF 87 X SL 82 1-0 ① G4-3			C SL 78 B CU 65 X SL 80 1-1 ① L7		C SI 96 S CH 88 S SL 85 0-3 ② K		3	0	0	0	0	1	0
6 Jake Marisnick, R (1, 8) OBP: 0.119, SLG: 0.122			C SL 81 S CU 68 B CU 66 B SL 82 F CU 68 B FF 88 S CH 82 3-3 ② K			C CH 81 C CU 65 B CU 65 B SL 82 B CH 80 F CH 86 X CH 81 3-2 ② G5-3		C SL 85 C SI 96 B SI 97 B CH 87 X CH 90 2-2 ③ L9		3	0	0	0	0	1	0
Inning Stats	R: 0 E: 0 K: 0 S: 5 H: 0 LOB: 0 BB: 0 P: 6	R: 0 E: 0 K: 0 S: 7 H: 0 LOB: 0 BB: 0 P: 11	R: 1 E: 0 K: 1 S: 11 H: 1 LOB: 0 BB: 0 P: 16	R: 0 E: 0 K: 2 S: 12 H: 1 LOB: 0 BB: 0 P: 17	R: 0 E: 0 K: 1 S: 5 H: 0 LOB: 0 BB: 1 P: 12	R: 0 E: 0 K: 0 S: 11 H: 0 LOB: 0 BB: 0 P: 18	R: 0 E: 0 K: 2 S: 14 H: 1 LOB: 2 BB: 1 P: 22	R: 0 E: 0 K: 2 S: 9 H: 0 LOB: 0 BB: 0 P: 12	R: 0 E: 0 K: 1 S: 5 H: 0 LOB: 0 BB: 0 P: 7	1B: 2 2B: 0 3B: 0 HR: 1 SF: 0 SAC: 0 DP: 1 HBP: 0	WP: 0 PB: 0 SB: 0 CS: 1 PA: 30					

	AB	28
	R	1
	H	3
	RBI	1
	BB	2
	SO	9
	LOB	6

PITCHER		IP	WLS	BF	H	R	ER	SO	BB	IBB	HBP	BLK	WP	HR	S	P	ERA	WHIP
55 Cesár Ramos, L ERA: 3.57	(1, 1)	6.0	W	19	2	1	1	4	1	0	0	0	0	1	51	80	1.50	0.500
51 Matt Bush, R ERA:	(7, 1)	1.0	H	5	1	0	0	2	1	0	0	0	0	0	14	22	0.00	2.000
41 Jake Diekman, L ERA: 2.2	(8, 1)	1.0	H	3	0	0	0	2	0	0	0	0	0	0	9	12	0.00	0.000
47 Sam Dyson, R ERA: 2.14	(9, 1)	1.0	S	3	0	0	0	1	0	0	0	0	0	0	5	7	0.00	0.000

PITCHER	IP	WLS	BF	H	R	ER	SO	BB	IBB	HBP	BLK	WP	HR	S	P	ERA	WHIP

Batter	1	2	3	4	5	6	7	8	9	AB	R	H	RBI	BB	SO	LOB
15 Drew Stubbs, R (1, 9) OBP: 0.328, SLG: 0.358 18 Mitch Moreland, L (9, 3) OBP: 0.313, SLG: 0.385	C FF 86 T SI 87 X SI 88 0-2 G6-3		F SI 87 B SL 79 S SL 78 D SL 78 C SI 88 2-3 K	B SI 88 F SI 88 B SL 76 X FF 88 2-1 G6-3		C SL 77 X SI 88 0-1 L9			B FF 90 X FF 91 1-0 20 1B 1B	5 0	0 0	1 0	0 0	0 0	1 0	3 0
20 Ian Desmond, R (1, 8) OBP: 0.330, SLG: 0.452	B FF 88 B SI 88 F SI 87 X SI 88 2-1 G4-3		X SI 88 0-0 84 PB 29 2B 2-H 1B		C SI 88 C SL 78 B SL 78 F SI 88 B SL 80 B SI 89 X SI 88 3-2 G3		C SI 88 F SL 83 S SI 90 0-3 K		S FF 91 X FF 91 0-1 84 G4-6-3 1-3 1B	5	1	2	1	0	1	0
84 Prince Fielder, L (1, 10) OBP: 0.268, SLG: 0.294	B SI 89 C SI 88 F SI 89 S SL 79 1-3 K		F SL 77 B CH 80 D SL 80 F SI 89 B SI 89 B SL 80 4-2 29 2B 2-3 BB		X SI 88 0-0 P6		B SI 90 B SI 87 B SI 86 C SI 86 X SI 87 3-1 29 G4-3 30 HR 2B		B SL 79 S SL 81 X CH 78 1-1 G4-6-3 1-2f	4	2	1	0	1	1	1
29 Adrián Beltré, R (1, 5) OBP: 0.308, SLG: 0.449		X SI 86 0-0 G5-3	D CH 81 C SL 78 F CH 80 F SL 78 D SI 89 F SL 80 B SL 76 F SI 88 X CH 79 3-2 30 1B 1-H 3-H 2B		X SI 88 0-0 G4-3		B SL 81 B SI 87 S SL 81 S SL 81 X SL 82 2-2 G4-3 2-3			4	1	1	2	0	0	1
30 Nomar Mazara, L (1, 7) OBP: 0.351, SLG: 0.457 (9, 9)		C SI 88 S SL 78 B SL 79 B SI 90 C SI 89 2-3 K	C SL 78 D SL 80 B SI 88 C SI 88 X SL 78 2-2 2-H 1B			B SI 87 B SI 88 X SI 88 2-0 G3-1	C SL 80 B CH 66 F SI 90 F CH 66 F SL 83 F SI 91 B SI 90 X CH 65 2-2 3-H HR			4	1	2	3	0	1	0
1 Elvis Andrus, R (1, 6) OBP: 0.335, SLG: 0.401		C FF 88 X SI 88 0-1 G1-3	T SI 88 D SI 88 F CH 80 S SL 78 1-3 K			X SI 88 0-0 16 1B 2 1B 1B	F SI 88 B SL 82 S SI 90 S SL 83 1-3 K			4	1	1	0	0	2	1
16 Ryan Rua, R (1, 3) OBP: 0.326, SLG: 0.405 (9, 7)			C SI 86 F FF 88 H SL 79 1-2 6 2B HBP	X FC 86 0-0 6 S 6 1B 2B		C SI 88 C SL 78 D SL 78 X SI 90 1-2 2 1B 1-3 1B		B FF 91 C FF 92 B FF 87 X FF 92 2-1 F7		3	2	2	0	0	0	0
6 Bobby Wilson, R (1, 2) OBP: 0.304, SLG: 0.392			X SI 87 0-0 20 1B 1-H 2B	C SL 76 C SL 77 D SL 78 B SL 77 B SI 88 X SI 87 3-2 2 G4-6-3 2-H 1B		C SL 77 B CH 79 S SL 78 S SL 78 1-3 K		B KC 73 X FF 92 1-0 P4		4	1	2	2	0	1	2
2 Hanser Alberto, R (1, 4) OBP: 0.176, SLG: 0.176			L SI 87 L SI 88 S SL 78 0-3 K	X SI 88 0-0 G4-6-3 1-2f		B SL 76 X SI 88 1-0 1-2 3-H 1B		X FF 92 0-0 F9		4	0	1	1	0	1	2
Inning Stats	R: 0 E: 0 K: 1 S: 8 H: 0 LOB: 0 BB: 0 P: 11	R: 0 E: 0 K: 1 S: 6 H: 0 LOB: 0 BB: 0 P: 8	R: 5 E: 0 K: 3 S: 24 H: 4 LOB: 1 BB: 1 P: 37	R: 1 E: 0 K: 0 S: 7 H: 2 LOB: 0 BB: 0 P: 12	R: 0 E: 0 K: 0 S: 6 H: 0 LOB: 0 BB: 0 P: 9	R: 1 E: 0 K: 1 S: 11 H: 3 LOB: 2 BB: 0 P: 16	R: 2 E: 0 K: 2 S: 17 H: 2 LOB: 0 BB: 0 P: 25	R: 0 E: 0 K: 0 S: 4 H: 0 LOB: 0 BB: 0 P: 7	R: 0 E: 0 K: 0 S: 5 H: 2 LOB: 0 BB: 0 P: 7	1B: 8 2B: 4 3B: 0 HR: 1 SF: 0 SAC: 0 DP: 2 HBP: 1						

PITCHER		IP	WLS	BF	H	R	ER	SO	BB	IBB	HBP	BLK	WP	HR	S	P	ERA	WHIP
60 Dallas Keuchel, L ERA: 5.92	(1, 1)	6.0	L	28	9	7	7	6	1	0	1	0	0	0	62	93	10.50	1.667
37 Pat Neshek, R ERA: 3.95	(7, 1)	1.0		5	2	2	2	2	0	0	0	0	0	1	17	25	18.00	2.000
47 Chris Devenski, R ERA: 3.15	(8, 1)	1.0		3	0	0	0	0	0	0	0	0	0	0	4	7	0.00	0.000
29 Tony Sipp, L ERA: 3.86	(9, 1)	1.0		3	2	0	0	0	0	0	0	0	0	0	5	7	0.00	2.000

PITCHER	IP	WLS	BF	H	R	ER	SO	BB	IBB	HBP	BLK	WP	HR	S	P	ERA	WHIP

TOP

Texas Rangers @ Houston Astros

Minute Maid Park, Houston, TX

Sun May 22 2016, 1:12 PM - 3:47 PM CDT
Att. 35,035 - Roof Closed - 73 F

livebaseballscorecards.com

AB	37
R	9
H	13
RBI	9
BB	1
SO	8
LOB	10

TEXAS RANGERS™

Texas Rangers @ Houston Astros

Minute Maid Park, Houston, TX

Sun May 22 2016, 1:12 PM - 3:47 PM CDT

Att. 35,035 - Roof Closed - 73 F

livebaseballscorecards.com

BOTTOM

Batter	1	2	3	4	5	6	7	8	9	AB	R	H	RBI	BB	SO	LOB
27 Jose Altuve, R (1, 4) OBP: 0.413, SLG: 0.582	F8		G6-3		FC6-4		L7			4	0	0	1	0	0	3
4 George Springer, R (1, 9) OBP: 0.350, SLG: 0.452	K		BB			K		K		3	0	0	0	1	3	0
1 Carlos Correa, R (1, 6) OBP: 0.349, SLG: 0.418	K		K			G5-3		L7		4	0	0	0	0	2	2
11 Evan Gattis, R (1, 10) OBP: 0.305, SLG: 0.430		F9		G4-3		HR		1B		4	1	2	1	0	0	0
28 Colby Rasmus, L (1, 7) OBP: 0.337, SLG: 0.437		K		K		13 FC5-4 1B		G3		4	0	1	0	0	2	1
13 Tyler White, R (1, 3) OBP: 0.299, SLG: 0.467 8 Colin Moran, L (9, PH)		G6-3		G6-3		FC5-4 1-2f			K	3 1	0 0	0 0	0 0	0 1	0 0	1 0
9 Marwin Gonzalez, S (1, 5) OBP: 0.274, SLG: 0.409 18 Luis Valbuena, L (9, PH) OBP: 0.288, SLG: 0.316			K		K		G6-3		F9	3 1	0 0	0 0	0 0	0 0	2 0	0 0
15 Jason Castro, L (1, 2) OBP: 0.360, SLG: 0.398			E4 6 2B 27 G6-3		K		1B		BB	3	1	1	0	1	1	0
6 Jake Marisnick, R (1, 8) OBP: 0.156, SLG: 0.163 16 Tony Kemp, L (9, PH) OBP: 0.300, SLG: 0.333			1-3 2B		27 FC6-4 BB		K		K	2 1	0 0	1 0	0 0	1 0	1 1	1 1
Inning Stats	R: 0 E: 0 K: 2 S: 8 H: 0 LOB: 0 BB: 0 P: 9	R: 0 E: 0 K: 1 S: 7 H: 0 LOB: 0 BB: 0 P: 11	R: 1 E: 1 K: 2 S: 16 H: 1 LOB: 2 BB: 1 P: 27	R: 0 E: 0 K: 1 S: 7 H: 0 LOB: 0 BB: 0 P: 10	R: 0 E: 0 K: 2 S: 11 H: 0 LOB: 1 BB: 1 P: 16	R: 1 E: 0 K: 1 S: 10 H: 2 LOB: 1 BB: 0 P: 17	R: 0 E: 0 K: 1 S: 7 H: 1 LOB: 1 BB: 0 P: 10	R: 0 E: 0 K: 1 S: 9 H: 1 LOB: 1 BB: 0 P: 12	R: 0 E: 0 K: 2 S: 11 H: 0 LOB: 1 BB: 1 P: 17	1B: 3 2B: 1 3B: 0 HR: 1 SF: 0 SAC: 0 DP: 0 HBP: 0			WP: 0 PB: 0 SB: 0 CS: 0	PA: 36		

	AB	33
	R	2
	H	5
	RBI	2
	BB	3
	SO	13
	LOB	9

PITCHER	IP	WLS	BF	H	R	ER	SO	BB	IBB	HBP	BLK	WP	HR	S	P	ERA	WHIP
35 Cole Hamels, L (1, 1) ERA: 2.83	8.0	W	32	5	2	1	11	2	0	0	0	0	1	75	112	1.12	0.875
43 Tony Barnette, R (9, 1) ERA: 2.6	1.0		4	0	0	0	2	1	0	0	0	0	0	11	17	0.00	1.000

PITCHER	IP	WLS	BF	H	R	ER	SO	BB	IBB	HBP	BLK	WP	HR	S	P	ERA	WHIP

Batter	1	2	3	4	5	6	7	8	9	10	11	12	13	AB	R	H	RBI	BB	SO	LOB
23 Joey Rickard, R (1, 7) OBP: 0.309, SLG: 0.373	P6		G5-3		G5-3			F7				2B		6	0	1	0	0	1	3
13 Manny Machado, R (1, 6) OBP: 0.371, SLG: 0.619	10 G5-4-3 BB		G5-3			HR		K		G6-3		IBB		4	1	1	1	2	1	0
10 Adam Jones, R (1, 8) OBP: 0.292, SLG: 0.376	G5-4-3 1-2f		P4			E5 45 G6-3		1B		K		K		6	0	1	0	0	2	3
19 Chris Davis, L (1, 3) OBP: 0.346, SLG: 0.465		45 FC4-6 BB	K			P5		P6		K		K		5	0	0	0	1	3	4
45 Mark Trumbo, R (1, 9) OBP: 0.333, SLG: 0.553		FC4-6 6 1B 24 BB 1-2f	F9			G6-3 1-2			K		K		K	6	0	0	0	0	3	2
32 Matt Wieters, S (1, 2) OBP: 0.333, SLG: 0.462		K	G4-3			K			6 1B 6 S 1B		24 G3 2B		K	5	0	2	0	0	2	2
14 Nolan Reimold, R (11, PR) OBP: 0.358, SLG: 0.516														0	0	0	0	0	0	0
36 Caleb Joseph, R (11, 2) OBP: 0.254, SLG: 0.224														1	0	0	0	0	1	0
24 Pedro Alvarez, L (1, 10) OBP: 0.300, SLG: 0.351		6 1B BB 1-2			HR		K		K		G3 2-3		K	5	1	1	1	1	3	2
6 Jonathan Schoop, R (1, 4) OBP: 0.300, SLG: 0.490		1B 1-2 2-3			P2		K		3 BB 1B 1-3		G4-3			5	0	2	0	0	1	2
3 Ryan Flaherty, L (1, 5) OBP: 0.283, SLG: 0.208		K			G1-3		G1-3		BB 1-2			K		4	0	0	0	1	2	3
Inning Stats	R: 0 E: 0 K: 0 S: 12 H: 0 LOB: 0 BB: 1 P: 18	R: 0 E: 0 K: 2 S: 16 H: 1 LOB: 3 BB: 2 P: 29	R: 0 E: 0 K: 0 S: 4 H: 0 LOB: 0 BB: 0 P: 7	R: 0 E: 0 K: 1 S: 6 H: 0 LOB: 0 BB: 0 P: 10	R: 1 E: 0 K: 0 S: 15 H: 1 LOB: 0 BB: 0 P: 22	R: 1 E: 1 K: 1 S: 13 H: 1 LOB: 1 BB: 0 P: 24	R: 0 E: 0 K: 2 S: 11 H: 0 LOB: 0 BB: 0 P: 12	R: 0 E: 0 K: 1 S: 10 H: 1 LOB: 1 BB: 0 P: 11	R: 0 E: 0 K: 3 S: 18 H: 2 LOB: 3 BB: 1 P: 27	R: 0 E: 0 K: 2 S: 10 H: 0 LOB: 0 BB: 0 P: 13	R: 0 E: 0 K: 1 S: 11 H: 1 LOB: 2 BB: 0 P: 16	R: 0 E: 0 K: 3 S: 16 H: 1 LOB: 2 BB: 1 P: 24	R: 0 E: 0 K: 3 S: 12 H: 0 LOB: 0 BB: 0 P: 19	1B: 4 2B: 2 3B: 0 HR: 2	SF: 0 SAC: 0 DP: 1 HBP: 0		WP: 0 PB: 0 SB: 1 CS: 0	PA: 52	

PITCHER		IP	WLS	BF	H	R	ER	SO	BB	IBB	HBP	BLK	WP	HR	S	P	ERA	WHIP
58 Doug Fister, R ERA: 4.12	(1, 1)	5.2		23	3	2	2	3	3	0	0	0	0	2	63	106	3.18	1.059
29 Tony Sipp, L ERA: 3.57	(6, 1)	1.1		4	0	0	0	3	0	0	0	0	0	0	14	16	0.00	0.000
53 Ken Giles, R ERA: 5.89	(8, 1)	1.0		4	1	0	0	1	0	0	0	0	0	0	10	11	0.00	1.000
44 Luke Gregerson, R ERA: 3.48	(9, 1)	1.0		6	2	0	0	3	1	0	0	0	0	0	18	27	0.00	3.000
36 Will Harris, R ERA: 0.44	(10, 1)	1.0		3	0	0	0	2	0	0	0	0	0	0	10	13	0.00	0.000
46 Scott Feldman, R ERA: 3.62	(11, 1)	2.0		9	2	0	0	4	0	0	1	0	0	0	27	40	0.00	1.000
45 Michael Feliz, R ERA: 5.0	(13, 1)	1.0	W	3	0	0	0	3	0	0	0	0	0	0	12	19	0.00	0.000

Baltimore Orioles @ Houston Astros

Minute Maid Park, Houston, TX

Tue May 24 2016, 7:14 PM - 11:26 PM CDT

Att. 24,783 - Roof Closed - 73 F

TOP

livebaseballscorecards.com

AB	47
R	2
H	8
RBI	2
BB	5
SO	19
LOB	21

Baltimore Orioles @ Houston Astros

Minute Maid Park, Houston, TX

Tue May 24 2016, 7:14 PM - 11:26 PM CDT

Att. 24,783 - Roof Closed - 73 F

livebaseballscorecards.com

BOTTOM

Batter	1	2	3	4	5	6	7	8	9	10	11	12	13	AB	R	H	RBI	BB	SO	LOB
4 George Springer, R (1, 9) OBP: 0.364, SLG: 0.464	G5-3			1B	BB			2B		1B			IBB	4	0	3	0	2	0	0
27 Jose Altuve, R (1, 4) OBP: 0.406, SLG: 0.566	F8			F8	L4			F8		L3			IBB	5	0	0	0	1	0	6
1 Carlos Correa, R (1, 6) OBP: 0.343, SLG: 0.409	G5-3			L8		K		L4			K		1B	6	0	1	1	0	2	2
28 Colby Rasmus, L (1, 8) OBP: 0.331, SLG: 0.429 6 Jake Marisnick, R (7, 8) OBP: 0.149, SLG: 0.156		L3		F7		K			F9		P4			3 2	0 0	0 0	0 0	0 0	1 0	1 0
11 Evan Gattis, R (1, 10) OBP: 0.300, SLG: 0.418		G6-3			18 HR 1B	G6-3			F7		K			5	1	1	0	0	1	0
15 Jason Castro, L (1, 2) OBP: 0.354, SLG: 0.383		K			8 G6-3 BB		G3		L7				K	4	0	0	0	1	2	0
8 Colin Moran, L (1, 5)		K			G6-3		K			K			K	5	0	0	0	0	4	2
18 Luis Valbuena, L (1, 3) OBP: 0.294, SLG: 0.347 9 Marwin Gonzalez, S (10, PR) OBP: 0.271, SLG: 0.405 (11, 3)		F8			HR		F7			4 1B 1B		G4-3		4 1	1 0	2 0	2 0	0 0	0 0	0 0
16 Tony Kemp, L (1, 7) OBP: 0.333, SLG: 0.462		G3			4 WP BB			F7		K			1 1B 3B	4	1	1	0	1	1	1
Inning Stats	R: 0 E: 0 K: 0 S: 6 H: 0 LOB: 0 BB: 0 P: 13	R: 0 E: 0 K: 1 S: 5 H: 0 LOB: 0 BB: 0 P: 7	R: 0 E: 0 K: 1 S: 5 H: 0 LOB: 0 BB: 0 P: 8	R: 0 E: 0 K: 0 S: 9 H: 1 LOB: 1 BB: 0 P: 12	R: 2 E: 0 K: 0 S: 15 H: 2 LOB: 2 BB: 3 P: 34	R: 0 E: 0 K: 2 S: 12 H: 0 LOB: 0 BB: 0 P: 18	R: 0 E: 0 K: 1 S: 8 H: 0 LOB: 0 BB: 0 P: 13	R: 0 E: 0 K: 0 S: 9 H: 1 LOB: 1 BB: 0 P: 9	R: 0 E: 0 K: 0 S: 9 H: 0 LOB: 0 BB: 0 P: 15	R: 0 E: 0 K: 2 S: 12 H: 2 LOB: 2 BB: 0 P: 18	R: 0 E: 0 K: 2 S: 9 H: 0 LOB: 0 BB: 0 P: 13	R: 0 E: 0 K: 2 S: 8 H: 0 LOB: 0 BB: 0 P: 13	R: 1 E: 0 K: 0 S: 6 H: 2 LOB: 3 BB: 2 P: 17	1B: 5 2B: 1 3B: 1 HR: 1 SF: 0 SAC: 0 DP: 1 HBP: 0	WP: 2 PB: 0 SB: 0 CS: 0 PA: 48						

PITCHER		IP	WLS	BF	H	R	ER	SO	BB	IBB	HBP	BLK	WP	HR	S	P	ERA	WHIP
30 Chris Tillman, R ERA: 2.61	(1, 1)	7.0		26	3	2	2	5	3	0	0	0	2	1	60	105	2.57	0.857
56 Darren O'Day, R ERA: 2.6	(8, 1)	1.0		4	1	0	0	0	0	0	0	0	0	0	9	9	0.00	1.000
35 Brad Brach, R ERA: 1.08	(9, 1)	1.2		7	2	0	0	2	0	0	0	0	0	0	19	30	0.00	1.200
60 Mychal Givens, R ERA: 1.83	(10, 1)	2.1		7	0	0	0	4	0	0	0	0	0	0	19	29	0.00	0.000
37 Dylan Bundy, R ERA: 5.09	(13, 1)	0.0	L	4	2	1	1	0	0	2	0	0	0	0	6	17	∞	∞

PITCHER	IP	WLS	BF	H	R	ER	SO	BB	IBB	HBP	BLK	WP	HR	S	P	ERA	WHIP

AB	43
R	3
H	8
RBI	3
BB	5
SO	11
LOB	12

Baltimore Orioles @ Houston Astros

Minute Maid Park, Houston, TX

Wed May 25 2016, 7:12 PM - 10:08 PM CDT

Att. 25,618 - Roof Closed - 73 F

TOP

livebaseballscorecards.com

Batter	1	2	3	4	5	6	7	8	9	AB	R	H	RBI	BB	SO	LOB
13 Manny Machado, R (1, 6) OBP: 0.377, SLG: 0.620	C FF 88 F FF 90 B CU 75 B CU 74 X FF 90 2-2 6 2B 2B	S CU 74 D CU 74 S FC 85 D CU 73 B FC 85 S CU 74 3-3 ③ K			C CU 72 S FC 83 D CU 74 D CU 72 S FC 86 2-3 ① K	I IN 62 I IN 64 I IN 64 I IN 65 4-0 IBB		B FC 93 B FC 93 I IN 55 I IN 54 4-0 6 FC6 1-2 IBB		3	1	1	0	2	2	3
6 Jonathan Schoop, R (1, 4) OBP: 0.297, SLG: 0.487	B FC 86 F FC 85 S CU 74 X CU 73 1-2 10 G3-1 2-H 2B		F FF 89 C SI 89 X FF 90 0-2 ① F9		F FF 90 S SI 88 S FF 90 0-3 ② K	X SI 89 0-0 ③ P6		B FC 92 X FC 92 1-0 ③ FC6 1-2f		5	0	1	1	0	1	6
10 Adam Jones, R (1, 8) OBP: 0.283, SLG: 0.364	F FF 89 B FF 91 F FC 87 F CU 74 B FF 90 X FC 86 2-2 ① G3-1 2-3		F FF 91 F FF 89 S CU 72 0-3 ② K		B FF 89 B FC 84 X FF 90 2-0 ③ F9		S SL 85 S SL 86 B SL 85 S SL 85 1-3 ① K		C SI 90 S SL 81 S SL 81 0-3 ① K	5	0	0	0	0	3	2
19 Chris Davis, L (1, 3) OBP: 0.353, SLG: 0.472	C CU 72 F FF 89 S CU 74 0-3 ② K		S CU 72 B CU 74 B FC 85 S CU 73 S CU 73 2-3 ③ K			S CU 72 F SI 88 F CU 72 B FF 89 B FF 90 F CU 73 F CU 73 B FC 85 X CU 72 3-2 45 E 24 WP 1B	B SL 85 S FF 97 B FF 97 B SL 85 B FF 98 4-1 BB		B SI 89 T SI 90 S SL 81 B SI 90 B SL 80 F SI 90 X FF 90 3-2 2B	4	1	2	0	1	2	1
45 Mark Trumbo, R (1, 10) OBP: 0.330, SLG: 0.543	B CU 73 S FF 90 X FC 87 1-1 ③ G5-3			C CU 71 B FC 84 S FC 84 S FC 86 1-3 ① K		B FC 85 X FC 84 1-0 E7 24 WP 24 1B 1-3 1B	F FF 98 D SL 86 S FF 96 B FF 98 F FF 98 B SL 85 S FF 97 3-3 ② K		D SL 81 C FF 89 S SL 82 S SL 82 1-3 ② K	5	1	1	0	0	3	3
32 Matt Wieters, S (1, 2) OBP: 0.336, SLG: 0.459		B FF 89 B FC 87 X FF 88 2-0 14 FC6-4 1B		X FC 85 0-0 1B		B CU 70 D CU 72 F FC 84 S CU 72 F CU 72 S CU 73 2-3 ① K2-3	F FF 96 C SL 86 S SL 84 0-3 ③ K		B SL 82 X FF 88 1-0 ③ G4-3	5	0	2	0	0	2	4
24 Pedro Alvarez, L (1, 5) OBP: 0.298, SLG: 0.347 3 Ryan Flaherty, L (8, 5) OBP: 0.283, SLG: 0.208		B FC 87 C CH 83 F FC 86 B CH 83 F FC 88 S CU 73 2-3 ① K		C FF 89 S CH 83 S CU 72 0-3 ② K		C CU 72 S CU 73 B CU 74 D CU 74 X FF 90 2-2 25 2B 2-H 3-H 1B		S FC 92 B CU 82 B FC 92 S FC 92 S CU 82 2-3 ① K		4 0	0 0	1 0	1 0	0 0	3 0	2 0
14 Nolan Reimold, R (1, 9) OBP: 0.338, SLG: 0.485 (8, 7)		B FC 84 S FC 86 X FC 85 1-1 ② FC6-4 25 BB 1-2f		B FF 90 X FC 86 1-0 ③ P4		C SI 89 C SL 83 S SL 84 0-3 ② K		F FC 93 C FC 93 B CU 83 B CU 84 S FC 92 2-3 ② K		4	0	0	0	0	2	3
25 Hyun Soo Kim, L (1, 7) OBP: 0.514, SLG: 0.531 23 Joey Rickard, R (8, PR) OBP: 0.309, SLG: 0.373 (8, 9)		B FC 86 B FC 86 C FF 90 B CU 73 B FF 89 4-1 1-2 BB			B FF 87 B FF 88 X FF 88 2-0 2B	C SI 90 D CH 70 F SI 91 F SL 83 X SL 82 1-2 1-3 2B		C FC 92 C FC 93 X CU 82 0-2 13 S 1B		3 0	0 0	3 0	0 0	1 0	0 0	0 0

Inning Stats	1	2	3	4	5	6	7	8	9
	R: 1 E: 0 K: 1 S: 15	H: 2 LOB: 1 BB: 0 P: 21	R: 0 E: 0 K: 2 S: 11	H: 1 LOB: 2 BB: 1 P: 23	R: 0 E: 0 K: 2 S: 9	H: 0 LOB: 0 BB: 0 P: 11	R: 0 E: 0 K: 2 S: 8	H: 1 LOB: 1 BB: 0 P: 10	R: 0 E: 0 K: 2 S: 8	H: 1 LOB: 1 BB: 0 P: 14	R: 2 E: 1 K: 2 S: 22	H: 4 LOB: 3 BB: 1 P: 35	R: 0 E: 0 K: 3 S: 11	H: 0 LOB: 1 BB: 1 P: 19	R: 0 E: 0 K: 2 S: 10	H: 1 LOB: 2 BB: 1 P: 19	R: 0 E: 0 K: 2 S: 11	H: 1 LOB: 1 BB: 0 P: 16

AB	38	
R	3	
H	11	
RBI	2	
BB	4	
SO	18	
LOB	24	

1B: 6	SF: 0	WP: 1	PA: 42
2B: 5	SAC: 0	PB: 0	
3B: 0	DP: 0	SB: 1	
HR: 0	HBP: 0	CS: 0	

PITCHER		IP	WLS	BF	H	R	ER	SO	BB	IBB	HBP	BLK	WP	HR	S	P	ERA	WHIP
31 Collin McHugh, R ERA: 5.13	(1, 1)	5.1		25	8	3	3	10	1	0	0	0	1	0	65	101	5.06	1.688
37 Pat Neshek, R ERA: 3.77	(6, 1)	0.2	W	4	1	0	0	1	0	1	0	0	0	0	8	13	0.00	1.500
53 Ken Giles, R ERA: 5.59	(7, 1)	1.0	H	4	0	0	0	3	1	0	0	0	0	0	11	19	0.00	1.000
36 Will Harris, R ERA: 0.42	(8, 1)	1.0	H	5	1	0	0	2	0	1	0	0	0	0	10	19	0.00	1.000
44 Luke Gregerson, R ERA: 3.32	(9, 1)	1.0	S	4	1	0	0	2	0	0	0	0	0	0	11	16	0.00	1.000

PITCHER		IP	WLS	BF	H	R	ER	SO	BB	IBB	HBP	BLK	WP	HR	S	P	ERA	WHIP

Baltimore Orioles @ Houston Astros

Minute Maid Park, Houston, TX

Wed May 25 2016, 7:12 PM - 10:08 PM CDT

Att. 25,618 - Roof Closed - 73 F

livebaseballscorecards.com

BOTTOM

Batter	1	2	3	4	5	6	7	8	9	AB	R	H	RBI	BB	SO	LOB
4 George Springer, R (1, 9) OBP: 0.362, SLG: 0.459	C FF 90 F FF 90 B FF 91 X SI 91 1-2 E6 1 E 27 G6-3		B FF 91 B FF 91 X FF 90 2-0 2-H 1B	B SI 90 F FF 90 D CU 81 B FF 90 C CU 78 X FF 90 3-2 ③ G5-3			F FC 90 B SI 92 S SI 91 C SI 92 1-3 ② K			4	0	1	1	0	1	2
27 Jose Altuve, R (1, 4) OBP: 0.398, SLG: 0.554	X FF 91 0-0 ① G6-3 1-2		1 SAFE B FF 90 C CU 76 1 SAFE F FF 90 F FF 91 X FF 91 1-2 ② F8		X CU 77 0-0 ① P3		S FC 89 X FF 93 0-1 ③ L6			4	0	0	0	0	0	2
1 Carlos Correa, R (1, 6) OBP: 0.341, SLG: 0.411	B FF 91 C FF 90 D CU 77 D SI 91 X FF 92 3-1 E6 28 G4-6-3 2-3		1 SAFE C FF 90 C FF 90 B FF 90 X CU 81 1-2 ③ G1-3		C FF 88 S CU 80 B CU 81 X SI 89 1-2 ② G4-3			C SL 88 B SI 90 X KC 78 1-1 11 CS 2B		4	0	1	0	0	0	2
28 Colby Rasmus, L (1, 8) (8, 7) OBP: 0.324, SLG: 0.418	X FF 91 0-0 ②③ G4-6-3 1-2f			C FF 88 X CH 81 0-1 E1 11 HR	F CU 76 B CH 82 F CH 81 B FF 89 B FF 89 C FF 89 3-3 ③ K			S FF 90 S FF 91 B FF 89 F SI 89 S FC 88 1-3 ① K		4	1	0	0	0	2	3
11 Evan Gattis, R (1, 2) OBP: 0.308, SLG: 0.463		X FF 90 0-0 ① G6-3		F FF 89 B FF 91 B FF 90 X FF 91 2-1 1-H HR	F FF 88 S CU 79 F CU 80 S CU 79 0-3 ① K			C FF 91 B FC 89 X FC 89 1-1 ② 2-3 2B		4	1	2	2	0	1	0
13 Tyler White, R (1, 10) OBP: 0.298, SLG: 0.460		C FF 90 B CU 79 B CU 78 F SI 90 X FF 91 2-2 ② P4		B CU 78 X SI 89 1-0 18 FC3-6 1B	B FF 89 X CU 78 1-0 ② F8			B SI 90 T SI 90 B FF 92 F SI 90 B SI 92 T SI 92 3-2 ③ K		4	0	1	0	0	1	1
18 Luis Valbuena, L (1, 5) OBP: 0.295, SLG: 0.371		F FF 91 F CH 85 B FF 92 B FF 90 X FF 91 2-2 ③ G3		C FF 90 F CH 83 B FF 89 D CU 81 1 SAFE F SI 89 X SI 89 2-2 ① FC3-6 16 1B 1-2f	B FF 87 F FF 86 X SI 89 1-1 HR					3	1	1	1	0	0	1
9 Marwin Gonzalez, S (1, 3) OBP: 0.273, SLG: 0.404			C CU 77 B CU 78 B FF 90 X FF 90 2-1 16 SH1-3 4 1B 0-3 ② K	C FF 90 F FF 89 S CU 81 1B	B CU 76 C CU 76 F CU 75 S CU 81 1-3 ③ K					3	1	1	0	0	2	1
16 Tony Kemp, L (1, 7) OBP: 0.353, SLG: 0.467 6 Jake Marisnick, R (8, 8) OBP: 0.149, SLG: 0.156			B SI 88 B FF 89 1 SAFE C FF 89 X FF 90 2-1 ① SH1-3 1-2	X FF 89 0-0 1-2 1B			B KC 74 C SI 90 F FF 92 X SL 88 1-2 ① G4-3			2 0	0 0	1 0	0 0	0 0	0 0	0 0

	AB	32
	R	4
	H	8
	RBI	4
	BB	0
	SO	7
	LOB	12

Inning Stats	1	2	3	4	5	6	7	8	9
	R: 0 E: 2 K: 0 S: 7 H: 0 LOB: 1 BB: 0 P: 11	R: 0 E: 0 K: 0 S: 7 H: 0 LOB: 0 BB: 0 P: 11	R: 1 E: 0 K: 0 S: 12 H: 2 LOB: 1 BB: 0 P: 20	R: 2 E: 2 K: 1 S: 16 H: 3 LOB: 2 BB: 0 P: 24	R: 0 E: 0 K: 1 S: 7 H: 0 LOB: 0 BB: 0 P: 11	R: 1 E: 0 K: 2 S: 10 H: 1 LOB: 0 BB: 0 P: 13	R: 0 E: 0 K: 1 S: 8 H: 0 LOB: 0 BB: 0 P: 10	R: 0 E: 0 K: 2 S: 11 H: 2 LOB: 1 BB: 0 P: 17	

| | | | | |

Baltimore Orioles @ Houston Astros

Minute Maid Park, Houston, TX

Thu May 26 2016, 7:11 PM - 10:13 PM CDT

Att. 23,826 - Roof Closed - 73 F

livebaseballscorecards.com

Batter	1	2	3	4	5	6	7	8	9	AB	R	H	RBI	BB	SO	LOB
23 Joey Rickard, R (1, 9) OBP: 0.306, SLG: 0.365	B FF 90 F FF 92 B FF 94 B FF 93 B FF 92 4-1 19 G3 13 PB BB		C FF 91 B KC 84 F FF 93 C KC 86 1-3 ① K		C KC 84 F FF 94 S KC 88 0-3 ① K		B FF 94 X FF 93 1-0 ① G5-3		C FF 97 X FF 97 0-1 ② F9	4	0	0	0	1	2	2
13 Manny Machado, R (1, 6) OBP: 0.387, SLG: 0.619	B FF 92 B FF 95 B FF 95 C FF 94 B FF 94 4-1 19 G3 1-2 BB		C KC 86 B KC 85 B CH 88 B KC 85 B KC 86 4-1 BB		B KC 86 F KC 86 B KC 87 C FF 94 B KC 87 F KC 86 F KC 86 B FF 94 4-2 10 BB 1-2 BB		B SL 82 B FF 96 F FF 94 B SL 82 F FF 95 S SL 81 3-3 ② K		C SL 86 B SL 87 X FF 97 1-1 1-H 1B	2	0	1	1	3	1	0
19 Chris Davis, L (1, 3) OBP: 0.344, SLG: 0.458	B KC 84 S KC 85 B FF 94 X KC 85 2-1 ① G3 1-2 2-3		F KC 85 B FF 95 F KC 87 B FF 95 S KC 86 2-3 ② K		S KC 86 F FF 95 S KC 87 0-3 ② K		B FF 95 C SL 80 F SL 81 B FF 94 B SL 81 C FF 95 3-3 ③ K		B SL 85 C FF 96 X FF 95 1-1 ③ G4-3	5	0	0	0	0	3	6
10 Adam Jones, R (1, 8) OBP: 0.282, SLG: 0.357	C FF 94 F KC 86 F KC 87 D KC 87 S KC 88 1-3 ② K		B FF 94 S KC 88 S KC 87 X KC 88 1-2 ③ G4-3		D KC 86 B KC 86 B FF 95 B FF 94 4-0 1-2 2-3 BB			F FC 92 S FC 92 S CU 81 0-3 ① K		3	0	0	0	1	2	3
32 Matt Wieters, S (1, 2) OBP: 0.333, SLG: 0.451	B KC 86 B FF 95 F KC 86 X FF 94 2-1 ③ G4-3			C FF 91 B CH 86 C KC 84 B KC 85 X CH 89 2-2 E3	S KC 86 B CH 88 F KC 88 S KC 87 1-3 ③ K			B FC 92 B CU 80 X FC 92 2-0 1B		4	0	1	0	0	1	5
45 Mark Trumbo, R (1, 10) OBP: 0.328, SLG: 0.553		X FF 94 0-0 HR		C KC 87 S KC 86 B KC 88 B CH 89 S KC 87 2-3 ① K		B FF 95 B FF 94 C FF 94 X SL 82 2-1 ① G5-3		B FC 91 B FC 92 X FC 92 2-0 F8		4	1	1	1	0	1	2
6 Jonathan Schoop, R (1, 4) OBP: 0.290, SLG: 0.475		S FF 93 B KC 85 F FF 94 F KC 86 S KC 86 1-3 ① K		C FF 93 F CH 88 F KC 86 F FF 95 S KC 86 0-3 ② K		C FF 95 C FF 96 T FF 97 0-2 ② K		S FC 92 F FC 93 D CU 82 X FC 93 1-2 ③ L8		4	0	0	0	0	3	2
25 Hyun Soo Kim, L (1, 7) OBP: 0.512, SLG: 0.528		B FF 93 C KC 84 B KC 84 C CH 88 F KC 85 S KC 87 2-3 ② K		C KC 86 B CH 89 B FF 93 F KC 85 F KC 86 X KC 87 2-2 ③ F7		X FF 96 0-0 1B			B SL 86 C FF 97 B SL 83 F FF 96 F FF 97 B SL 86 X FF 98 3-2 13 1B 13 1B 1B	4	1	2	0	0	1	1
15 Paul Janish, R (1, 5) OBP: 0.200, SLG: 0.077 24 Pedro Alvarez, L (9, PH) OBP: 0.296, SLG: 0.343		C FF 95 B FF 95 B KC 86 B KC 86 X FF 93 3-1 ③ G5-3			B FF 91 C FF 91 B FF 92 B FF 91 S FF 91 F FF 92 B FF 91 4-2 10 BB 13 BB BB	S FF 96 B FF 96 S FF 96 S FF 96 1-3 ③ K			C FF 96 F FF 97 F SL 84 B FF 97 X FF 96 1-2 ① L7	2 1	0 0	0 0	0 0	1 0	1 0	1 1

Inning Stats										
	R: 0 E: 0 K: 1 S: 10	H: 0 LOB: 2 BB: 2 P: 23	R: 1 E: 0 K: 2 S: 11	H: 1 LOB: 0 BB: 0 P: 17	R: 0 E: 0 K: 2 S: 10	H: 0 LOB: 1 BB: 1 P: 18	R: 0 E: 1 K: 2 S: 15	H: 0 LOB: 1 BB: 0 P: 21	R: 0 E: 0 K: 3 S: 16	H: 0 LOB: 3 BB: 3 P: 29
	R: 0 E: 0 K: 2 S: 9	H: 1 LOB: 1 BB: 0 P: 12	R: 0 E: 0 K: 2 S: 7	H: 0 LOB: 0 BB: 0 P: 14	R: 0 E: 0 K: 1 S: 8	H: 1 LOB: 1 BB: 0 P: 13	R: 1 E: 0 K: 0 S: 14	H: 2 LOB: 1 BB: 0 P: 20	1B: 4 2B: 0 3B: 0 HR: 1	SF: 0 SAC: 0 DP: 0 HBP: 0

TOP	
AB	33
R	2
H	5
RBI	2
BB	6
SO	15
LOB	23

WP: 0 PA: 39
PB: 1
SB: 0
CS: 0

PITCHER		IP	WLS	BF	H	R	ER	SO	BB	IBB	HBP	BLK	WP	HR	S	P	ERA	WHIP
43 Lance McCullers Jr., R ERA: 4.6	(1, 1)	5.0	W	23	1	1	1	10	6	0	0	0	0	1	62	108	1.80	1.400
45 Michael Feliz, R ERA: 4.5	(6, 1)	2.0	H	7	1	0	0	4	0	0	0	0	0	0	16	26	0.00	0.500
36 Will Harris, R ERA: 0.4	(8, 1)	1.0	H	4	1	0	0	1	0	0	0	0	0	0	8	13	0.00	1.000
53 Ken Giles, R ERA: 5.75	(9, 1)	1.0	S	5	2	1	1	0	0	0	0	0	0	0	14	20	9.00	2.000

PITCHER	IP	WLS	BF	H	R	ER	SO	BB	IBB	HBP	BLK	WP	HR	S	P	ERA	WHIP

Baltimore Orioles @ Houston Astros

Minute Maid Park, Houston, TX

Thu May 26 2016, 7:11 PM - 10:13 PM CDT

Att. 23,826 - Roof Closed - 73 F

BOTTOM

Batter	1	2	3	4	5	6	7	8	9	AB	R	H	RBI	BB	SO	LOB
4 George Springer, R (1, 9) OBP: 0.364, SLG: 0.492	B FF 94 X FF 93 1-0 HR		B FF 91 S SL 78 B FF 94 B FS 85 X FF 95 3-1 ① G3		C FF 94 F SL 80 F FF 98 F FS 85 B FF 98 B FF 98 B FS 84 X FS 85 3-2 HR		S SL 86 F FF 95 S SL 86 0-3 ② K			4	2	2	2	0	1	1
27 Jose Altuve, R (1, 4) OBP: 0.395, SLG: 0.547	C SL 82 S SL 81 F SL 80 B FF 98 B FF 96 F FS 86 X FF 98 2-2 ① G6-3		S SL 81 B FF 94 B FF 94 F SL 80 B FS 85 F SL 81 F SL 80 X FF 96 3-2 1B		S SL 81 B FF 96 C FF 96 B SL 83 F SL 79 S FF 98 2-3 ② K		S FF 95 B FF 95 X SL 86 1-1 ③ G5-3			4	0	1	0	0	1	1
1 Carlos Correa, R (1, 6) OBP: 0.335, SLG: 0.402	B FF 94 C FF 95 F FS 85 B FF 95 B SL 82 S FS 85 3-3 ② K2-3		1 SAFE C FF 94 C FF 94 S FF 97 0-3 ② K		B SL 81 F FS 87 B FF 97 X SI 94 2-1 ③ G3			B SI 95 F SL 81 B SI 96 F SI 96 F SI 94 S SI 95 2-3 ① K		4	0	0	0	0	3	1
28 Colby Rasmus, L (1, 7) OBP: 0.317, SLG: 0.407	X FS 84 0-0 ③ P6		S FS 86 B FF 96 S FS 85 1 SAFE 1 SAFE S FS 85 1-3 ③ K			S FF 93 S FF 95 B FF 96 S CH 83 1-3 ① K		C SL 81 B SL 82 S SI 96 S SI 95 1-3 ② K		4	0	0	0	0	3	1
11 Evan Gattis, R (1, 10) OBP: 0.296, SLG: 0.444		B SL 78 C FF 93 F FF 93 C FF 98 1-3 ① K		F FF 93 B FF 92 B FF 91 C FF 93 B FS 85 S FS 86 3-3 ① K		C CH 84 B FF 95 F FF 95 F FF 94 F CH 84 X CH 83 1-2 ② G6-3		B SI 96 X SI 95 1-0 E6		4	0	0	0	0	2	0
13 Tyler White, R (1, 3) OBP: 0.306, SLG: 0.457 9 Marwin Gonzalez, S (6, PR) OBP: 0.270, SLG: 0.400 (7, 3)		B FF 96 F FF 93 B SI 94 B SL 80 B FF 97 4-1 18 HR BB		B SL 81 S FF 93 B FS 87 F FF 96 F FF 98 B FF 95 F FF 96 X FF 98 3-2 ② G5-3		B FF 96 B FF 95 C CH 82 S FF 94 B FF 94 B CH 81 4-2 BB		B SI 95 C SI 95 B SI 96 C SI 96 B SI 96 X SI 96 3-2 ③ G1-3		1 1	1 0	0 0	0 0	2 0	0 0	0 1
18 Luis Valbuena, L (1, 5) OBP: 0.303, SLG: 0.402		B FF 96 C FF 95 B FF 95 S FF 96 X FF 95 2-2 1-H HR		B FF 97 B FF 96 B SL 80 C FF 97 F FF 95 X FS 86 3-2 1B		B FF 94 B FF 94 F FF 93 C CH 82 B FF 93 F FF 92 S FF 94 3-3 ③ K				3	1	2	2	0	1	1
15 Jason Castro, L (1, 2) OBP: 0.346, SLG: 0.373		S FF 97 F FF 96 S FS 88 0-3 ② K		B FS 85 D FS 85 B FF 95 S FF 96 S FF 95 X FS 86 3-2 ③ G4-3			B FF 94 C CH 81 C CH 81 B FF 94 C FF 92 2-3 ① K			3	0	0	0	0	2	1
6 Jake Marisnick, R (1, 8) OBP: 0.160, SLG: 0.188		F FF 98 C FF 97 B FF 98 B SL 82 B FF 97 X FF 98 3-2 ③ L6			X FF 94 0-0 ① G5-3		F FF 93 F SL 84 B SL 84 X FF 95 1-2 2B			3	0	1	0	0	0	0
Inning Stats	R: 1 E: 0 K: 1 S: 10 H: 1 LOB: 0 BB: 0 P: 16	R: 2 E: 0 K: 2 S: 13 H: 1 LOB: 0 BB: 1 P: 23	R: 0 E: 0 K: 2 S: 13 H: 1 LOB: 1 BB: 0 P: 20	R: 0 E: 0 K: 1 S: 14 H: 1 LOB: 1 BB: 0 P: 26	R: 1 E: 0 K: 1 S: 12 H: 1 LOB: 0 BB: 0 P: 19	R: 0 E: 0 K: 2 S: 14 H: 0 LOB: 1 BB: 1 P: 23	R: 0 E: 0 K: 2 S: 11 H: 1 LOB: 1 BB: 0 P: 15	R: 0 E: 1 K: 2 S: 11 H: 0 LOB: 1 BB: 0 P: 18		1B: 2 2B: 1 3B: 0 HR: 3 SF: 0 SAC: 0 DP: 0 HBP: 0				WP: 0 PB: 0 SB: 0 CS: 0 PA: 33		

livebaseballscorecards.com

AB	31
R	4
H	6
RBI	4
BB	2
SO	13
LOB	7

PITCHER		IP	WLS	BF	H	R	ER	SO	BB	IBB	HBP	BLK	WP	HR	S	P	ERA	WHIP
39 Kevin Gausman, R ERA: 3.24	(1, 1)	5.0	L	21	5	4	4	7	1	0	0	0	0	3	62	104	7.20	1.200
40 Ashur Tolliver, L ERA:	(6, 1)	1.1		5	0	0	0	3	1	0	0	0	0	0	17	28	0.00	0.750
60 Mychal Givens, R ERA: 1.77	(7, 1)	0.2		3	1	0	0	1	0	0	0	0	0	0	8	10	0.00	1.500
53 Zack Britton, L ERA: 1.42	(8, 1)	1.0		4	0	0	0	2	0	0	0	0	0	0	11	18	0.00	0.000

PITCHER	IP	WLS	BF	H	R	ER	SO	BB	IBB	HBP	BLK	WP	HR	S	P	ERA	WHIP

Houston Astros @ Los Angeles Angels

Angel Stadium of Anaheim, Anaheim, CA

Fri May 27 2016, 7:09 PM - 9:47 PM PDT

Att. 39,047 - Clear - 67 F

livebaseballscorecards.com

TOP

Batter	1	2	3	4	5	6	7	8	9	AB	R	H	RBI	BB	SO	LOB
4 George Springer, R (1, 9) OBP: 0.359, SLG: 0.484	C FF 91 C CH 84 X CH 86 0-2 G6-3			B SL 78 S FF 90 F FF 91 S SL 84 1-3 K		X SI 90 0-0 G5-3		S CH 83 B CH 84 S CH 84 B SI 92 F CH 85 B CH 85 C CH 83 3-3 K		3	0	0	0	0	1	0
16 Tony Kemp, L (7, 7) OBP: 0.333, SLG: 0.438										1	0	0	0	0	1	0
27 Jose Altuve, R (1, 4) OBP: 0.395, SLG: 0.544	S SL 84 B SL 86 X SL 85 1-1 G6-3			X SL 83 0-0 28 1B 1B		B CH 83 B SL 84 F CH 84 S FF 92 X CH 86 2-2 L6			C CH 82 B SI 91 X CH 84 1-1 11 BB 28 1B 8 1B 1B	3	0	1	0	0	0	0
9 Marwin Gonzalez, S (7, 6) OBP: 0.276, SLG: 0.405										1	1	1	0	0	0	0
1 Carlos Correa, R (1, 6) OBP: 0.335, SLG: 0.401	C FF 94 B SL 85 X SI 92 1-1 28 PO 1B			C SI 92 1 SAFE 1 SAFE X CH 85 0-1 P6		C CH 84 X SL 84 0-1 G4-3			C SL 80 D CH 84 C SI 92 X CH 86 1-2 F9	3	0	1	0	0	0	1
13 Tyler White, R (7, 3) OBP: 0.303, SLG: 0.453										1	0	0	0	0	0	1
28 Colby Rasmus, L (1, 7) OBP: 0.321, SLG: 0.410	1 SAFE 0-0 PO 1-2	C CH 84 S CH 86 B CH 86 B CH 86 F FF 94 B FF 95 S CH 86 3-3 K		C SI 91 B CH 84 S SI 93 X CH 86 1-2 1-3 1B			S SI 90 F CH 84 F CH 85 C SI 92 0-3 K		B SI 92 B FF 92 F CH 84 F CH 84 X CH 86 2-2 11 BB 8 1B 1-2 1B	4	1	2	0	0	2	0
(7, 9)																
11 Evan Gattis, R (1, 10) OBP: 0.304, SLG: 0.441		C CH 85 S CH 86 B CH 86 F SL 85 S CH 86 1-3 K		S SL 83 D CH 85 B CH 84 F SI 94 D SI 87 S CH 86 3-3 K			X SL 83 0-0 1B		B FF 95 B FF 95 B FF 94 C FF 95 B FF 96 4-1 8 1B 1-2 2-3 BB	3	0	1	0	1	2	2
18 Luis Valbuena, L (1, 3) OBP: 0.295, SLG: 0.389		S CH 85 F CH 86 S FF 95 0-3 K			B CH 82 B SI 91 C CH 83 B FF 91 X FF 91 3-1 P5		D SI 92 S CH 84 B SI 92 X CH 83 2-1 P2		C SL 80 F FF 95 S SL 84 0-3 K	4	0	0	0	0	2	4
(7, 4)																
8 Colin Moran, L (1, 5) OBP: 0.176, SLG: 0.125			X CH 83 0-0 P4		S CH 84 F SI 92 B SI 92 B CH 86 X CH 85 2-2 6 FC5-4 1B		B CH 82 F SI 90 C SI 91 F SI 92 F CH 84 B CH 87 X CH 86 2-2 F8		X SL 82 0-0 1-2 2-H 3-H 1B	4	0	2	2	0	0	1
15 Jason Castro, L (1, 2) OBP: 0.336, SLG: 0.360		S CH 85 C FF 93 B SI 93 S CH 86 1-3 K		C SI 92 F SI 92 S SI 94 0-3 K				C CH 80 S CH 82 X CH 84 0-2 G3	C FF 96 F FF 95 D SL 84 S SL 82 1-3 K	4	0	0	0	0	3	3
6 Jake Marisnick, R (1, 8) OBP: 0.151, SLG: 0.176		C CH 84 B SI 92 F CH 86 B CH 86 F FF 95 S CH 86 2-3 K		1 SAFE 1 SAFE X SI 93 0-0 FC5-4 1-2f				C CH 81 S SI 89 F FF 92 S CH 85 0-3 K		3	0	0	0	0	2	1

	AB	34
	R	2
	H	8
	RBI	2
	BB	1
	SO	13
	LOB	13

Inning Stats																																
	R: 0	H: 1	R: 0	H: 0	R: 0	H: 0	R: 0	H: 2	R: 0	H: 1	R: 0	H: 0	R: 0	H: 1	R: 0	H: 0	R: 2	H: 3	1B: 8	SF: 0	WP: 0	PA: 36
	E: 0	LOB: 0	E: 0	LOB: 0	E: 0	LOB: 0	E: 0	LOB: 2	E: 0	LOB: 1	E: 0	LOB: 0	E: 0	LOB: 1	E: 0	LOB: 0	E: 0	LOB: 2	2B: 0	SAC: 0	PB: 0	
	K: 0	BB: 0	K: 3	BB: 0	K: 2	BB: 0	K: 2	BB: 0	K: 1	BB: 0	K: 0	BB: 0	K: 1	BB: 0	K: 2	BB: 0	K: 2	BB: 1	3B: 0	DP: 0	SB: 0	
	S: 7	P: 9	S: 11	P: 15	S: 8	P: 11	S: 12	P: 17	S: 9	P: 14	S: 6	P: 8	S: 12	P: 16	S: 11	P: 14	S: 16	P: 25	HR: 0	HBP: 0	CS: 0	

PITCHER	IP	WLS	BF	H	R	ER	SO	BB	IBB	HBP	BLK	WP	HR	S	P	ERA	WHIP
52 Matt Shoemaker, R (1, 1) ERA: 5.96	8.1	W	31	7	2	2	11	0	0	0	0	0	0	84	116	2.16	0.840
68 Cam Bedrosian, R (9, 1) ERA: 1.2	0.2		4	1	0	0	2	1	0	0	0	0	0	8	13	0.00	3.000

PITCHER	IP	WLS	BF	H	R	ER	SO	BB	IBB	HBP	BLK	WP	HR	S	P	ERA	WHIP

Batter	1	2	3	4	5	6	7	8	9	AB	R	H	RBI	BB	SO	LOB
6 Yunel Escobar, R (1, 5) OBP: 0.368, SLG: 0.423	F FF 89 X SL 81 0-1 F8		B FC 87 X CH 83 1-0 ① F9	X CH 82 0-0 56 WP 2-H 1B		B KC 77 S KC 75 X KC 76 1-1 ② G6-3		B CH 78 S FF 89 S CH 78 S CH 79 1-3 ③ K		4	0	1	1	0	0	3
22 Kaleb Cowart, S (8, PH) (9, 5)										1	0	0	0	0	1	0
56 Kole Calhoun, L (1, 9) OBP: 0.369, SLG: 0.406	C FF 89 X CH 84 0-1 ② G3		B FF 88 B FF 88 X FC 88 2-0 27 2B 1-2 2-3 3-H 1B	B FC 87 F FC 87 C FF 90 B CU 75 D CU 75 S CH 83 3-3 ② K 1-2		S CH 79 B CH 82 F KC 74 F FF 92 B KC 76 S CH 82 2-3 ③ K				4	1	1	1	0	2	1
27 Mike Trout, R (1, 8) OBP: 0.411, SLG: 0.562	F FF 90 B FF 91 B FF 91 F SL 83 B FF 92 X CH 83 3-2 ③ G5-3		X FF 88 0-0 5 HR 1-H 2-H 3-H 2B	D CU 73 B CU 74 B SL 80 C FC 85 C FF 90 D SL 83 4-2 BB			C FF 90 B KC 76 F FF 90 F KC 76 B FF 90 D CH 79 4-2 12 1B 24 G5-3 BB			2	1	1	3	2	0	0
17 Shane Robinson, R (7, PR) OBP: 0.348, SLG: 0.211 (8, 8)										0	0	0	0	0	0	0
5 Albert Pujols, R (1, 10) OBP: 0.298, SLG: 0.404		C FF 88 C SL 82 B SL 83 X SL 81 1-2 ① G5-3	B FF 91 S FF 90 F FF 91 X FF 92 1-2 2-H HR	C FF 91 B KC 75 C FF 91 D SL 77 X FF 93 2-2 ③ F7			C KC 72 B FF 90 B KC 73 X FF 91 2-1 ① F9			4	1	1	2	0	0	3
24 C.J. Cron, R (1, 3) OBP: 0.308, SLG: 0.354		C FC 86 C FF 91 B CU 75 B FF 90 X SL 81 2-2 ② F9	X FC 86 0-0 ② G5-3		X FF 89 0-0 ① P3		B KC 75 S FF 90 F CH 79 X KC 75 1-2 ② G5-3 1-2			4	0	0	0	0	0	1
12 Johnny Giavotella, R (1, 4) OBP: 0.314, SLG: 0.403		X FF 91 0-0 ③ P6	B SL 81 B FF 90 X FF 90 2-0 2B		B CH 79 B FF 89 B KC 75 B FF 89 4-0 BB		B CH 78 C FF 90 F CH 78 B KC 75 X FF 90 2-2 2-3 1B			3	0	2	0	1	0	0
39 Rafael Ortega, L (1, 7) OBP: 0.315, SLG: 0.345			B FF 88 X FF 88 1-0 58 1B 56 1B 2B B FF 90 X CH 84 0-1 ③ G6-3		C FF 91 F CH 79 C FF 92 0-3 ② K		B FF 90 S CH 78 S CH 79 X CH 78 1-2 ③ F9			4	1	1	0	0	1	4
58 Carlos Pérez, R (1, 2) OBP: 0.259, SLG: 0.323			S FC 87 B SL 84 X FF 91 1-1 56 1B 8 BB 27 2B 2-3 1B	X FF 88 0-0 ① P4	B FF 93 C FF 91 F KC 76 X KC 76 1-2 ③ L7			X FF 88 0-0 ① F8		4	1	1	0	0	0	1
8 Gregorio Petit, R (1, 6) OBP: 0.313, SLG: 0.333			C FC 88 F FF 92 B FF 90 B FF 91 B FF 92 B CH 84 4-2 56 1B 27 2B 1-2 BB	C FF 89 X FF 90 0-1 6 1B 2B		C FF 91 C KC 76 S SL 78 0-3 ① K		X FF 89 0-0 ② L7		3	2	1	0	1	1	0
Inning Stats	R: 0 E: 0 K: 0 S: 7 H: 0 LOB: 0 BB: 0 P: 10	R: 0 E: 0 K: 0 S: 7 H: 0 LOB: 0 BB: 0 P: 10	R: 6 E: 0 K: 0 S: 15 H: 6 LOB: 1 BB: 1 P: 27	R: 1 E: 0 K: 1 S: 12 H: 2 LOB: 2 BB: 1 P: 21	R: 0 E: 0 K: 1 S: 7 H: 0 LOB: 1 BB: 1 P: 12	R: 0 E: 0 K: 2 S: 9 H: 0 LOB: 0 BB: 0 P: 12	R: 0 E: 0 K: 0 S: 14 H: 1 LOB: 2 BB: 1 P: 24	R: 0 E: 0 K: 1 S: 5 H: 0 LOB: 0 BB: 0 P: 6		1B: 4 2B: 4 3B: 0 HR: 1 SF: 0 SAC: 0 DP: 0 HBP: 0					

BOTTOM

Houston Astros @ Los Angeles Angels

Angel Stadium of Anaheim, Anaheim, CA

Fri May 27 2016, 7:09 PM - 9:47 PM PDT

Att. 39,047 - Clear - 67 F

livebaseballscorecards.com

AB	33
R	7
H	9
RBI	7
BB	4
SO	5
LOB	13

WP: 1 PA: 37
PB: 0
SB: 0
CS: 0

PITCHER		IP	WLS	BF	H	R	ER	SO	BB	IBB	HBP	BLK	WP	HR	S	P	ERA	WHIP
54 Mike Fiers, R ERA: 5.2	(1, 1)	3.2	L	21	8	7	7	1	2	0	0	0	1	1	38	63	17.18	2.727
47 Chris Devenski, R ERA: 2.79	(4, 1)	4.1		16	1	0	0	4	2	0	0	0	0	0	38	59	0.00	0.692

PITCHER	IP	WLS	BF	H	R	ER	SO	BB	IBB	HBP	BLK	WP	HR	S	P	ERA	WHIP

Batter	1	2	3	4	5	6	7	8	9	AB	R	H	RBI	BB	SO	LOB
4 George Springer, R (1, 9) OBP: 0.364, SLG: 0.492	B FF 82 F SL 76 F CU 70 F FF 86 X SL 76 1-2 27 L8 1 G4-3 2B		X CU 70 0-0 27 BB 1B		B FF 84 S FF 84 F FF 85 X CH 74 1-2 2-3 1B		S SL 82 B CH 72 S SL 81 F FF 94 C FF 95 1-3 ② K		1 SAFE 1 SAFE C SL 80 1 SAFE B SL 80 X SI 89 1-1 ③ G1-3	5	1	3	0	0	1	1
27 Jose Altuve, R (1, 4) OBP: 0.396, SLG: 0.544	B CU 70 F CU 70 L CU 71 X CH 74 1-2 ① L8 2-3		1 SAFE B SL 78 B FF 84 B CU 71 B FF 84 4-0 1-2 BB		B SL 78 B FF 84 S CU 70 X FF 85 2-1 ② SF9 2-3 3-H		B FF 93 B SL 82 X FF 91 2-0 1 PO 1B			2	0	1	1	1	0	1
1 Carlos Correa, R (1, 6) OBP: 0.329, SLG: 0.393	C CU 68 B SL 78 F SL 77 X FF 86 1-2 ② G4-3 3-H		B FF 84 C FF 85 X CU 72 1-1 ③ L6		B FF 84 B SL 76 C SL 77 X SL 77 2-1 ③ F9		B FF 93 S CH 72 S CH 71 1 SAFE 1-2 ③ PO	X SL 80 0-0 ① G6-3		4	0	0	1	0	0	4
11 Evan Gattis, R (1, 10) OBP: 0.302, SLG: 0.429	F SL 78 B CU 72 B CH 76 C CU 68 C FF 86 2-3 ③ K			X CH 74 0-0 ① P3		B SL 79 C CU 70 B FF 85 F CH 74 H CU 69 3-2 8 G4-6-3 18 BB 15 HR HBP		B SL 80 C SL 79 B CH 71 S CH 72 B CH 71 F FF 93 S CH 72 3-3 ② K		3	1	0	0	0	2	0
18 Luis Valbuena, L (1, 3) OBP: 0.307, SLG: 0.396 (8, 5)		B CU 70 C CU 68 X SI 83 1-1 8 G6-3 1B		C CU 69 B SI 83 F SI 82 B SI 83 F CH 74 F CU 67 B CH 74 C SI 82 3-3 ② K		B SI 81 B CU 68 B CU 69 C SI 81 B FF 79 4-1 8 G4-6-3 1-2 BB		X SL 88 0-0 1B		3	0	2	0	1	1	0
8 Colin Moran, L (1, 5) OBP: 0.150, SLG: 0.105 9 Marwin Gonzalez, S (8, PH) OBP: 0.274, SLG: 0.402 (8, 3)		X CU 70 0-0 ① ② G6-3 1-2f		C SI 81 C SI 84 B CH 73 X CU 69 1-2 ③ L9		X SI 82 0-0 ① ② G4-6-3 1-2f 2-3		C SL 87 B SL 88 B CH 81 C FF 92 F SL 88 T FF 91 2-2 ③ K		3 1	0 0	0 0	0 0	0 0	0 1	3 1
15 Jason Castro, L (1, 2) OBP: 0.333, SLG: 0.381		C SI 83 C SI 82 X CH 75 0-2 ③ L9			C CU 69 B CU 68 B CH 74 X SI 82 2-1 ① G3	F FF 82 F CU 70 D CU 68 F SL 76 X SI 82 1-2 3-H HR			F SL 81 C FF 92 B CU 77 B CH 78 B SL 82 C FF 92 3-3 ① K	4	1	1	2	0	1	0
6 Jake Marisnick, R (1, 8) OBP: 0.175, SLG: 0.200			C FF 85 B CU 71 F SL 76 X CU 69 1-2 ① F7		X CH 75 0-0 4 1B 16 S 27 SF9 1B	F SL 76 L CU 70 S SL 76 0-3 ③ K			S CH 79 B SL 86 B FF 92 X CH 79 2-1 16 FC4-6 1B	4	1	2	0	0	1	0
16 Tony Kemp, L (1, 7) OBP: 0.318, SLG: 0.368			C CH 75 B CU 69 X SI 81 1-1 ② F9		B CU 68 1 SAFE 1 SAFE B CU 70 C CH 73 B CH 73 C SI 84 B CH 74 4-2 27 SF9 4 1B 1-2 BB		B FF 92 C FF 91 X CH 72 1-1 ① L4		B FF 92 X SI 90 1-0 ② FC4-6 1-2f	3	0	0	0	1	0	1
Inning Stats	R: 1 E: 0 K: 1 S: 13 H: 1 LOB: 0 BB: 0 P: 18	R: 0 E: 0 K: 0 S: 6 H: 1 LOB: 0 BB: 0 P: 7	R: 0 E: 0 K: 0 S: 8 H: 1 LOB: 2 BB: 1 P: 15	R: 0 E: 0 K: 1 S: 9 H: 0 LOB: 0 BB: 0 P: 13	R: 1 E: 0 K: 0 S: 12 H: 2 LOB: 2 BB: 1 P: 23	R: 2 E: 0 K: 1 S: 11 H: 1 LOB: 0 BB: 1 P: 19	R: 0 E: 0 K: 1 S: 9 H: 1 LOB: 0 BB: 0 P: 14	R: 0 E: 0 K: 2 S: 10 H: 1 LOB: 1 BB: 0 P: 15	R: 0 E: 0 K: 1 S: 8 H: 1 LOB: 1 BB: 0 P: 15	1B: 7 2B: 1 3B: 0 HR: 1 SF: 1 SAC: 0 DP: 2 HBP: 1	WP: 0 PB: 0 SB: 1 CS: 0 PA: 38					

PITCHER		IP	WLS	BF	H	R	ER	SO	BB	IBB	HBP	BLK	WP	HR	S	P	ERA	WHIP
36 Jered Weaver, R ERA: 5.4	(1, 1)	6.0	L	26	6	4	4	3	3	0	1	0	0	1	59	95	6.00	1.500
64 Mike Morin, R ERA: 4.43	(7, 1)	1.2		5	1	0	0	2	0	0	0	0	0	0	14	22	0.00	0.600
48 Jose Alvarez, L ERA: 4.15	(8, 1)	1.0		5	2	0	0	2	0	0	0	0	0	0	11	19	0.00	2.000
38 Joe Smith, R ERA: 4.24	(9, 1)	0.1		1	0	0	0	0	0	0	0	0	0	0	2	3	0.00	0.000

PITCHER	IP	WLS	BF	H	R	ER	SO	BB	IBB	HBP	BLK	WP	HR	S	P	ERA	WHIP

TOP

Houston Astros @ Los Angeles Angels

Angel Stadium of Anaheim, Anaheim, CA

Sat May 28 2016, 7:11 PM - 9:51 PM PDT

Att. 38,176 - Partly Cloudy - 68 F

livebaseballscorecards.com

AB	32
R	4
H	9
RBI	4
BB	3
SO	7
LOB	11

Batter	1	2	3	4	5	6	7	8	9	AB	R	H	RBI	BB	SO	LOB
6 Yunel Escobar, R (1, 5) OBP: 0.363, SLG: 0.417 22 Kaleb Cowart, S (6, PH) (7, 5)	C SI 87 F FC 86 B SI 90 F FF 87 B SL 78 X SI 89 2-2 ① G4-3		B FF 88 B FC 85 C FC 86 F FC 86 B SL 80 X SI 89 3-2 ① G4-3			C SL 75 B SL 78 C SI 88 S SL 80 1-3 ① K			C SI 90 X SI 89 0-1 ① G1-3	2 2	0 0	0 0	0 0	0 0	0 0	0 0
56 Kole Calhoun, L (1, 9) OBP: 0.361, SLG: 0.397	S SI 89 X SI 89 0-1 ② P5		C SL 78 F SL 79 B SL 81 X FF 90 1-2 ② L5			B SI 88 F SI 88 C SL 80 X SL 80 1-2 ② G4-3			C SI 90 B SL 82 X SI 89 1-1 ② G1-3	4	0	0	0	0	0	0
27 Mike Trout, R (1, 8) OBP: 0.408, SLG: 0.571	C SI 89 C FC 86 B FC 86 B SL 80 F SI 89 X SI 90 2-2 HR		C FC 86 X CH 80 0-1 ③ P3			C FC 86 F FC 85 B SL 80 T FC 87 1-2 ③ K			B SL 81 B SL 81 B SI 90 C SI 89 X SI 89 3-1 ③ G6-3	4	1	1	1	0	1	0
5 Albert Pujols, R (1, 3) OBP: 0.298, SLG: 0.419	B SI 89 F SI 89 B FF 87 B SI 89 C SI 89 F SI 89 F SI 89 F FF 86 F SI 89 3-2 X FF 87 HR			B SI 88 B SI 87 X SI 88 2-0 ① L6			B SL 76 B CH 78 F SI 88 X CH 78 2-1 ① G5-3			3	1	1	1	0	0	0
24 C.J. Cron, R (1, 10) OBP: 0.302, SLG: 0.347	C CH 79 F SI 89 B CH 81 F FF 88 F CH 79 X SI 89 1-2 ③ G4-3			B CH 79 B SI 88 F SI 88 X FC 86 2-1 ② F9			C SL 76 F FF 88 B CH 79 F FC 85 X CH 80 1-2 ② G5-3			3	0	0	0	0	0	0
12 Johnny Giavotella, R (1, 4) OBP: 0.315, SLG: 0.401		C SI 88 B CH 80 S CH 80 X SL 79 1-2 58 G4-3 1B		X SI 89 0-0 ③ F8			C SL 76 B CH 79 F CH 79 B SL 78 F CH 78 F SI 89 F SL 80 X SI 90 2-2 ③ G1-3			3	0	1	0	0	0	0
8 Gregorio Petit, R (1, 6) OBP: 0.294, SLG: 0.313		C SI 88 F SI 89 S SL 80 0-3 ① K			C SI 87 F SL 78 B SL 80 B SI 88 S SL 80 2-3 ① K			F SI 87 F SL 84 F SL 84 F SL 86 F SL 84 B SL 85 B SL 84 F SI 90 X SL 82 2-2 ① L6		3	0	0	0	0	2	1
58 Carlos Pérez, R (1, 2) OBP: 0.252, SLG: 0.314		B SI 88 1 SAFE X CH 79 1-0 ② G4-3 1-2			C SL 76 X CH 80 0-1 ② F9			C SI 89 F SI 91 B SL 83 X SI 91 1-2 ② F9		3	0	0	0	0	0	1
17 Shane Robinson, R (1, 7) OBP: 0.320, SLG: 0.190 39 Rafael Ortega, L (8, PH) OBP: 0.311, SLG: 0.341 (9, 7)		B SI 88 F SI 88 B FF 89 F FF 89 X CH 79 2-2 ③ G1-3			C SI 89 B CH 82 S CH 80 B FF 89 B FF 89 S SI 88 3-3 ③ K			C FF 91 S SL 80 B SL 82 B SL 81 C SL 80 2-3 ③ K		2 1	0 0	0 0	0 0	0 0	1 1	1 0
Inning Stats	R: 2 E: 0 K: 0 S: 22 H: 2 LOB: 0 BB: 0 P: 30	R: 0 E: 0 K: 1 S: 10 H: 1 LOB: 1 BB: 0 P: 14	R: 0 E: 0 K: 0 S: 8 H: 0 LOB: 0 BB: 0 P: 12	R: 0 E: 0 K: 0 S: 4 H: 0 LOB: 0 BB: 0 P: 8	R: 0 E: 0 K: 2 S: 8 H: 0 LOB: 0 BB: 0 P: 13	R: 0 E: 0 K: 2 S: 9 H: 0 LOB: 0 BB: 0 P: 12	R: 0 E: 0 K: 0 S: 12 H: 0 LOB: 0 BB: 0 P: 17	R: 0 E: 0 K: 1 S: 13 H: 0 LOB: 0 BB: 0 P: 18	R: 0 E: 0 K: 0 S: 6 H: 0 LOB: 0 BB: 0 P: 10	1B: 1 2B: 0 3B: 0 HR: 2	SF: 0 SAC: 0 DP: 0 HBP: 0	WP: 0 PB: 0 SB: 0 CS: 0	PA: 30				

PITCHER	IP	WLS	BF	H	R	ER	SO	BB	IBB	HBP	BLK	WP	HR	S	P	ERA	WHIP
60 Dallas Keuchel, L (1, 1) ERA: 5.58	7.0	W	24	3	2	2	5	0	0	0	0	0	2	73	106	2.57	0.429
37 Pat Neshek, R (8, 1) ERA: 3.6	0.2	H	2	0	0	0	0	0	0	0	0	0	0	10	13	0.00	0.000
29 Tony Sipp, L (8, 1) ERA: 3.5	0.1	H	1	0	0	0	1	0	0	0	0	0	0	3	5	0.00	0.000
44 Luke Gregerson, R (9, 1) ERA: 3.18	1.0	S	3	0	0	0	0	0	0	0	0	0	0	6	10	0.00	0.000

PITCHER	IP	WLS	BF	H	R	ER	SO	BB	IBB	HBP	BLK	WP	HR	S	P	ERA	WHIP

BOTTOM

Houston Astros @ Los Angeles Angels

Angel Stadium of Anaheim, Anaheim, CA

Sat May 28 2016, 7:11 PM - 9:51 PM PDT

Att. 38,176 - Partly Cloudy - 68 F

livebaseballscorecards.com

AB	30
R	2
H	3
RBI	2
BB	0
SO	6
LOB	3

Batter	1	2	3	4	5	6	7	8	9	10	11	12	13	AB	R	H	RBI	BB	SO	LOB
4 George Springer, R (1, 10) OBP: 0.358, SLG: 0.480	C SI 91 S SL 79 S SL 81 0-3 K		F FF 92 C FF 92 X SL 81 0-2 P3		1 SAFE S FF 93 1 SAFE 1 SAFE F CH 83 F SI 92 D CH 82 1 SAFE F SL 83 3-3 D CH 82 B SI 92 1 SAFE S FF 92 1-2 K		C SL 83 F FF 96 B FF 96 B FF 97 B SL 85 X FF 95 3-2 27 1B 1B		B FF 92 C CH 87 B KC 84 X FF 88 2-1 G6-3		B CU 79 F CH 81 F FF 91 B CH 81 X CH 82 2-2 G5-3		B FF 92 S SL 80 S CH 73 S FF 94 1-3 K	7	0	1	0	0	3	1
27 Jose Altuve, R (1, 4) OBP: 0.403, SLG: 0.547	S SL 80 B SI 91 F SI 91 X SL 81 1-2 28 BB 1B			X SI 90 0-0 28 SH5-3 1B	X CH 82 0-0 2-H 1B		B FF 95 1 SAFE F FF 95 B FF 95 1 SAFE B FF 95 X FF 95 3-1 28 G6-3 1-3 1B			C SI 87 X SI 88 0-1 G6-3		C FF 90 B CU 78 B CU 79 B CH 81 F CH 80 F FF 90 F FF 92 F CH 81 F CH 81 3-2 F FF 90 F FF 91 X FF 90 F9		6	0	4	1	0	0	0
28 Colby Rasmus, L (1, 9) OBP: 0.323, SLG: 0.402	1 SAFE B SI 90 1 SAFE 1 SAFE B SI 92 B CH 82 B SI 90 4-0 1-2 BB			1 SAFE 1 SAFE C SI 90 X FF 91 0-1 SH5-3 1-2	1 SAFE X CH 82 0-0 F9		T SL 82 C SI 83 F SL 80 B SL 81 B SI 86 X SI 85 2-2 G6-3 1-2f			C CH 79 B SI 88 S CH 78 B SL 82 B SL 80 F SI 88 B CH 79 4-2 11 E BB		B CH 81 B FF 91 B FF 91 F FF 91 F FF 91 S CH 81 3-3 K	3	0	0	0	2	1	3
11 Evan Gattis, R (1, 2) OBP: 0.303, SLG: 0.432	F SI 92 S SL 81 C SL 81 0-3 K			C CH 82 S SL 82 B SL 81 F CH 79 S SL 79 1-3 K		X SL 80 0-0 13 BB 18 BB 9 G4-6-3 1B	B KC 84 C FF 91 X CH 86 1-1 18 1B 2B			C SL 81 1 SAFE B SL 80 C SI 88 1 SAFE X SL 80 1-2 E9 1-3		C CH 81 B CU 78 X CH 79 1-1 P4		6	2	2	0	0	2	3
18 Luis Valbuena, L (1, 5) OBP: 0.321, SLG: 0.394		B CH 81 C SI 91 B CH 80 B CH 81 B SI 90 4-1 13 G6-4-3 BB		C SI 91 B FF 91 B CH 79 X CH 82 2-1 P5		B FF 91 B SI 90 B SI 90 B SI 90 4-0 9 G4-6-3 13 BB 1-2 BB	B FF 92 F FF 91 X FF 88 1-1 2-H 1B			I IN 80 I IN 76 I IN 76 I IN 76 4-0 IBB			C CH 70 S FF 91 B CH 68 X CH 70 1-2 G4-3	3	0	1	1	3	0	1
13 Tyler White, R (1, 3) OBP: 0.311, SLG: 0.447		C SI 91 F SI 91 F SI 92 F SL 82 X CH 80 0-2 G6-4-3 1-2f		C SL 80 B SL 82 S SL 81 B SL 82 B SI 92 B SL 80 4-2 9 WP 6 HR BB	C SI 91 B SI 91 B SI 91 B SI 91 B CH 81 4-1 9 G4-6-3 1-2 2-3 BB		C FF 92 S KC 85 B FF 90 B KC 86 F FF 91 C FF 90 2-3 K		C SI 88 F SI 88 S SL 80 0-3 K			S SL 80 X SL 80 0-1 9 1B 1 HR 1B	4	2	1	0	2	2	4
9 Marwin Gonzalez, S (1, 6) OBP: 0.269, SLG: 0.390 (13, 7)		B SI 91 X SL 80 1-0 B1-3			C SI 92 F CH 79 B CH 79 F SI 92 S SL 81 1-3 K 1-2	C SL 83 X FF 96 0-1 G4-6-3 1-2f 2-3 3-H	C FF 91 M KC 84 X FF 91 0-2 F7			S CH 79 B CH 78 C SL 80 F FF 90 X FF 89 1-2 L3			C FF 92 X FF 91 0-1 1 HR 1-2 1B	6	1	1	0	0	1	6
6 Jake Marisnick, R (1, 8) OBP: 0.190, SLG: 0.262			C SL 79 B SL 80 B SI 91 B SL 80 C SI 92 F SI 91 X SI 91 3-2 16 L5-3 1B		B FF 92 X SL 80 1-0 2-H HR	B FF 86 B SL 85 C FF 96 X FF 96 2-1 L9			B FF 88 F KC 83 X FF 90 1-1 L6		B CH 81 C FF 91 C CH 81 X FF 91 1-2 G6-3		C CH 72 C CH 70 S CH 69 0-3 K	6	1	2	2	0	1	3
16 Tony Kemp, L (1, 7) OBP: 0.296, SLG: 0.333 1 Carlos Correa, R (13, PH) OBP: 0.332, SLG: 0.411 (13, 6)			1 SAFE S CH 81 1 SAFE B CH 82 1 SAFE C FF 91 1 SAFE F SI 91 F SL 81 1-2 X CH 80 L5-3 1-1		F SI 92 S SL 80 B SL 80 F CH 81 X FF 91 1-2 4 S 27 1B 1B		X FF 95 0-0 L4		B FF 90 C CH 81 B CH 85 X CH 86 2-1 G3		F FF 91 B FF 92 S CH 82 X CH 81 1-2 G3		B SL 81 F CH 70 S CH 70 X CH 69 2-1 1-H 2-H HR	5 1	1 1	1 1	0 3	0 0	0 0	1 0
Inning Stats	R: 0 E: 0 K: 2 S: 9 H: 1 LOB: 1 BB: 1 P: 14	R: 0 E: 0 K: 0 S: 7 H: 0 LOB: 0 BB: 1 P: 12	R: 0 E: 0 K: 0 S: 12 H: 1 LOB: 0 BB: 0 P: 16	R: 0 E: 0 K: 1 S: 9 H: 1 LOB: 1 BB: 0 P: 12	R: 3 E: 0 K: 2 S: 18 H: 3 LOB: 1 BB: 1 P: 28	R: 1 E: 0 K: 0 S: 6 H: 1 LOB: 1 BB: 2 P: 16	R: 0 E: 0 K: 0 S: 10 H: 2 LOB: 1 BB: 0 P: 18	R: 1 E: 0 K: 1 S: 11 H: 2 LOB: 0 BB: 0 P: 15	R: 0 E: 0 K: 0 S: 6 H: 0 LOB: 0 BB: 0 P: 11	R: 0 E: 1 K: 1 S: 15 H: 0 LOB: 3 BB: 2 P: 25	R: 0 E: 0 K: 0 S: 9 H: 0 LOB: 0 BB: 0 P: 13	R: 0 E: 0 K: 1 S: 14 H: 0 LOB: 0 BB: 0 P: 21	R: 3 E: 0 K: 2 S: 15 H: 3 LOB: 0 BB: 0 P: 19	1B: 11 2B: 2 3B: 0 HR: 2 SF: 0 SAC: 1 DP: 4 HBP: 0	WP: 1 PB: 0 SB: 1 CS: 0 PA: 55						

PITCHER		IP	WLS	BF	H	R	ER	SO	BB	IBB	HBP	BLK	WP	HR	S	P	ERA	WHIP
35 Nick Tropeano, R ERA: 3.25	(1, 1)	5.0		24	7	4	4	5	5	0	0	0	1	1	57	92	7.20	2.400
68 Cam Bedrosian, R ERA: 1.1	(6, 1)	1.1		5	2	0	0	0	0	0	0	0	0	0	10	18	0.00	1.500
65 Greg Mahle, L ERA: 4.02	(7, 1)	0.2		1	0	0	0	0	0	0	0	0	0	0	4	6	0.00	0.000
59 Fernando Salas, R ERA: 2.22	(8, 1)	2.0	B	7	2	1	1	1	0	0	0	0	0	0	17	26	4.50	1.000
38 Joe Smith, R ERA: 4.07	(10, 1)	1.0		6	0	0	0	1	1	1	0	0	0	0	15	25	0.00	1.000

PITCHER		IP	WLS	BF	H	R	ER	SO	BB	IBB	HBP	BLK	WP	HR	S	P	ERA	WHIP
54 Deolis Guerra, R ERA: 6.75	(11, 1)	2.0		6	0	0	0	1	0	0	0	0	0	0	23	34	0.00	0.000
64 Mike Morin, R ERA: 5.48	(13, 1)	1.0	L	6	3	3	3	2	0	0	0	0	0	1	15	19	27.00	3.000

TOP

Houston Astros @ Los Angeles Angels

Angel Stadium of Anaheim, Anaheim, CA

Sun May 29 2016, 12:38 PM - 5:34 PM PDT

Att. 36,538 - Cloudy - 69 F

livebaseballscorecards.com

AB	47
R	8
H	14
RBI	7
BB	7
SO	10
LOB	22

Houston Astros @ Los Angeles Angels

Angel Stadium of Anaheim, Anaheim, CA

Sun May 29 2016, 12:38 PM - 5:34 PM PDT

Att. 36,538 - Cloudy - 69 F

livebaseballscorecards.com

Batter	1	2	3	4	5	6	7	8	9	10	11	12	13	AB	R	H	RBI	BB	SO	LOB
6 Yunel Escobar, R (1, 5) OBP: 0.362, SLG: 0.415	G5-3		K		CI 27 1B 56 WP 1-2		27 WP 5 1B 2B	G4-3		CS 1-2	G1-3		K	1	0	0	0	0	0	0
24 C.J. Cron, R (3, 3) OBP: 0.299, SLG: 0.349														5	1	1	0	0	2	2
56 Kole Calhoun, L (1, 9) OBP: 0.373, SLG: 0.426	HR		BB 1-2		27 1B 1-2 2-3		K2-3		P6		3B		5 2B 12 WP BB	4	2	2	1	3	1	1
27 Mike Trout, R (1, 8) OBP: 0.414, SLG: 0.565	G6-3		K		5 G5-4-3 1-2 2-3 3-H		5 1B 12 SH1-3 2-3		12 S 5 1B BB		IBB 5 IBB		L8	4	1	1	1	3	1	3
5 Albert Pujols, R (1, 10) OBP: 0.307, SLG: 0.427	K		K		G5-4-3 1-2f		12 SH1-3 1-3 3-H		12 S 1-2		IBB 1-2		12 WP 1-3	6	0	3	1	1	2	5
12 Johnny Giavotella, R (1, 4) OBP: 0.309, SLG: 0.392		39 L9-3 1B		G5-3		G6-3	SH1-3 1-2 3-H		K 1-2 2-3		K		K 2-3 3-H	6	0	1	1	0	3	6
39 Rafael Ortega, L (1, 7) OBP: 0.292, SLG: 0.319		L9-3 1-1		G5-3		E5 7 1B 47 FC5-4	G6-3		G3-1		P6			6	1	0	0	0	0	7
7 Cliff Pennington, S (1, 6) OBP: 0.316, SLG: 0.373		BB	K			47 FC5-4 1-3		22 G1-3 47 SH2-4 1B		P6		P5		5	0	2	0	1	1	0
47 Jett Bandy, R (1, 2) OBP: 0.333, SLG: 0.400 17 Shane Robinson, R (10, PR) OBP: 0.320, SLG: 0.190 58 Carlos Pérez, R (11, 2) OBP: 0.250, SLG: 0.311	F8				56 WP 24 CI 27 1B BB	FC5-4 1-2f 3-H	SH2-4 1-2			24 CS 1B	P6		P6	3 0 1	1 0 0	1 0 0	1 0 0	0 0 0	2 0 0	9 0 0
22 Kaleb Cowart, S (1, 3) OBP: 0.167, SLG: 0.167 (3, 5) 8 Gregorio Petit, R (10, PH) OBP: 0.283, SLG: 0.300 (11, 5)	56 BB 1B		K		K	G6-3	G1-3 2-3			L9	F8			4 2	0 0	1 0	0 0	1 0	3 1	10 1
Inning Stats	R: 1 H: 1 E: 0 LOB: 0 K: 1 BB: 0 S: 9 P: 13	R: 0 H: 1 E: 0 LOB: 1 K: 0 BB: 1 S: 5 P: 12	R: 0 H: 1 E: 0 LOB: 2 K: 3 BB: 1 S: 10 P: 16	R: 0 H: 0 E: 0 LOB: 0 K: 1 BB: 0 S: 6 P: 10	R: 1 H: 1 E: 1 LOB: 2 K: 1 BB: 2 S: 14 P: 28	R: 1 H: 1 E: 1 LOB: 1 K: 0 BB: 0 S: 11 P: 16	R: 2 H: 2 E: 0 LOB: 1 K: 1 BB: 1 S: 14 P: 22	R: 0 H: 1 E: 0 LOB: 1 K: 0 BB: 0 S: 13 P: 19	R: 0 H: 1 E: 0 LOB: 2 K: 1 BB: 1 S: 18 P: 29	R: 0 H: 1 E: 0 LOB: 1 K: 0 BB: 0 S: 9 P: 14	R: 0 H: 1 E: 0 LOB: 3 K: 1 BB: 2 S: 11 P: 22	R: 0 H: 0 E: 0 LOB: 0 K: 0 BB: 0 S: 10 P: 15	R: 1 H: 1 E: 0 LOB: 1 K: 2 BB: 1 S: 12 P: 23	1B: 8 2B: 3 3B: 1 HR: 1	SF: 0 SAC: 2 DP: 2 HBP: 0	WP: 3 PB: 0 SB: 2 CS: 1	PA: 60			

PITCHER		IP	WLS	BF	H	R	ER	SO	BB	IBB	HBP	BLK	WP	HR	S	P	ERA	WHIP
58 Doug Fister, R ERA: 3.86	(1, 1)	6.0		27	5	3	1	6	4	0	0	0	1	1	55	95	1.50	1.500
53 Ken Giles, R ERA: 6.33	(7, 1)	1.0	B	6	2	2	2	1	1	0	0	0	1	0	14	22	18.00	3.000
46 Scott Feldman, R ERA: 3.51	(8, 1)	1.0		4	1	0	0	0	0	0	0	0	0	0	13	19	0.00	1.000
36 Will Harris, R ERA: 0.38	(9, 1)	1.0		5	1	0	0	1	1	0	0	0	0	0	18	29	0.00	2.000
29 Tony Sipp, L ERA: 3.38	(10, 1)	0.2		3	1	0	0	0	0	0	0	0	0	0	8	12	0.00	1.500
37 Pat Neshek, R ERA: 3.31	(10, 1)	1.1		6	1	0	0	1	0	0	2	0	0	0	12	24	0.00	0.750
45 Michael Feliz, R ERA: 4.29	(12, 1)	1.0	W	3	0	0	0	0	0	0	0	0	0	0	10	15	0.00	0.000
44 Luke Gregerson, R ERA: 3.42	(13, 1)	1.0	S	5	1	1	1	2	1	0	0	0	1	0	12	23	9.00	2.000

AB	47
R	6
H	12
RBI	5
BB	9
SO	11
LOB	30

Batter	1	2	3	4	5	6	7	8	9	AB	R	H	RBI	BB	SO	LOB
4 George Springer, R (1, 9) OBP: 0.367, SLG: 0.486	B FF 91 F FF 90 C CU 78 B CU 78 H CU 78 3-2 28 G3-1 1 BB HBP	B CU 78 X FF 92 1-0 27 E 27 1B 2-H 1B		S FF 90 F CU 79 F FF 93 B CU 79 F CU 77 B FF 95 X FF 93 2-2 27 3B 1B	X SL 81 0-0 ② P3		F SL 80 B FF 93 B FF 94 F SL 80 X FF 94 2-2 1-2 1B			4	2	3	1	0	0	1
27 Jose Altuve, R (1, 4) OBP: 0.403, SLG: 0.553	F FF 92 X CU 78 0-1 ① L7	C FF 94 F FF 92 F FF 93 B FF 93 F CU 80 X FF 93 1-2 E9 1 1-H 1B		C FF 90 1 SAFE X FF 92 0-1 1 1-H 1B 3B	X SL 80 0-0 ③ F7		C SL 81 B FF 94 F FF 94 F FF 94 B FF 94 F FF 94 X FF 94 2-2 ③ F7			5	2	2	1	0	0	4
1 Carlos Correa, R (1, 6) OBP: 0.338, SLG: 0.413	B FF 92 B CU 80 B FF 92 C FF 91 B FF 92 4-1 28 G3-1 1-2 BB	B CU 81 D CH 83 S FF 92 X CH 83 2-1 ③ 2-H 1B		B CU 82 F CU 79 F FF 93 B FF 92 B FF 93 F FF 94 X CU 81 3-2 9 G3 13 1B 3-H 1B		C FF 89 C FF 91 B FF 91 F FF 91 F FF 91 F SL 81 B FF 91 F SL 83 B FF 91 3-2 ① X FF 90 G5-3		C FC 86 B CH 78 F CH 78 B CH 77 C FC 86 2-3 ① K		4	0	2	2	1	1	0
28 Colby Rasmus, L (1, 7) OBP: 0.320, SLG: 0.397	S CU 80 B CU 81 X FF 92 1-1 ② G3-1 1-2 2-3		F FF 92 S FF 93 B FF 94 X CU 80 1-2 ① F8	B FF 93 S FF 93 F FF 93 C FF 93 1-3 ① K		S SL 83 X SL 82 0-1 ② F7		S CH 78 B FC 85 F FC 85 B FC 86 B CH 78 X FC 87 3-2 13 G4-6-3 1B		5	0	1	0	0	1	3
13 Tyler White, R (1, 3) OBP: 0.321, SLG: 0.449	C FF 92 B FF 94 S FF 94 0-3 ③ K		B FF 93 B FF 92 F FF 90 B FF 93 F FF 92 X FF 94 3-2 6 PB 9 G4-3 15 2B 1B	C SL 79 S FF 91 B SL 79 X SL 82 1-2 9 G3 1-2 1B		C FF 90 B FF 91 S SL 84 F SL 83 B FF 91 F SL 83 H FF 91 3-2 HBP		C FC 85 C FC 86 X FC 85 0-2 ② ③ G4-6-3 1-2f		4	1	2	0	0	1	3
9 Marwin Gonzalez, S (1, 5) OBP: 0.259, SLG: 0.375		B FF 92 B CH 82 X FF 92 2-0 ① F9	D CH 82 C FF 92 X FF 94 1-1 ② G4-3 1-2	F SI 92 B SI 91 X SI 91 1-1 ② G3 1-2 2-3		B FF 90 F FF 89 B FF 91 X FF 89 2-1 ③ P6			F FC 84 B CH 77 S CH 77 B FC 84 X CH 77 2-2 E4 15 G5-6-3	5	0	0	0	0	0	4
6 Jake Marisnick, R (1, 8) OBP: 0.206, SLG: 0.277		B FF 93 X FF 92 1-0 15 1B 2B	S FF 91 C FF 93 B FF 93 H CU 82 2-2 15 2B 2-3 HBP	B SL 81 F SL 80 T SI 91 B SI 92 X FF 93 2-2 ③ L3			X FF 93 0-0 ① F9		B FC 85 B FC 85 F FC 85 X FC 86 2-1 ① F8	4	2	1	0	0	0	3
15 Jason Castro, L (1, 2) OBP: 0.349, SLG: 0.397		D CU 80 C FF 93 B FF 94 B CU 80 X FF 93 3-1 31 SH1-3 4 1B 2-H 1B	1 SAFE B CU 82 X FF 92 1-0 1-H 3-H 2B	C SI 92 F SI 91 B SL 82 F SL 81 B CH 83 B SI 92 B SI 91 4-2 31 SH1-4 BB			B FF 92 T SI 93 B SL 82 C FF 94 B FF 92 B FF 94 4-2 4 1B BB		F FC 86 B FC 86 X FC 86 1-1 ② ③ G5-6-3 1-2f	3	1	2	3	2	0	1
31 Collin McHugh, R (1, 1)		C FF 92 L FF 93 X CU 79 0-2 ② SH1-3 1-2	B FF 89 B FF 89 F FF 89 F FF 88 X FF 90 2-2 ③ G1-3	L CH 88 X CH 86 0-1 ① SH1-4 1-2			X FF 90 0-0 ② B1			2	0	0	0	0	0	2
Inning Stats	R: 0 E: 0 K: 1 S: 10 H: 0 LOB: 2 BB: 1 P: 18	R: 4 E: 1 K: 0 S: 15 H: 5 LOB: 1 BB: 0 P: 25	R: 2 E: 0 K: 0 S: 14 H: 2 LOB: 1 BB: 0 P: 24	R: 2 E: 0 K: 1 S: 22 H: 4 LOB: 2 BB: 0 P: 32	R: 0 E: 0 K: 0 S: 7 H: 0 LOB: 1 BB: 1 P: 11	R: 0 E: 0 K: 0 S: 15 H: 0 LOB: 1 BB: 0 P: 23	R: 0 E: 0 K: 0 S: 12 H: 1 LOB: 2 BB: 1 P: 20	R: 0 E: 0 K: 1 S: 9 H: 1 LOB: 0 BB: 0 P: 14	R: 0 E: 1 K: 0 S: 7 H: 0 LOB: 0 BB: 0 P: 12	1B: 10 2B: 2 3B: 1 HR: 0 SF: 0 SAC: 2 DP: 2 HBP: 3						

PITCHER		IP	WLS	BF	H	R	ER	SO	BB	IBB	HBP	BLK	WP	HR	S	P	ERA	WHIP
43 Edwin Escobar, L ERA: 18.9	(1, 1)	3.1	L	22	10	8	7	2	1	0	2	0	0	0	53	87	18.90	3.300
48 Randall Delgado, R ERA: 4.61	(4, 1)	1.2		7	1	0	0	0	1	0	0	0	0	0	15	23	0.00	1.200
62 Zac Curtis, L ERA:	(6, 1)	1.0		4	0	0	0	0	0	0	1	0	0	0	15	23	0.00	0.000
61 Silvino Bracho, R ERA: 5.79	(7, 1)	1.0		5	1	0	0	0	1	0	0	0	0	0	12	20	0.00	2.000
55 Josh Collmenter, R ERA: 15.43	(8, 1)	2.0		6	1	0	0	1	0	0	0	0	0	0	16	26	0.00	0.500

PITCHER	IP	WLS	BF	H	R	ER	SO	BB	IBB	HBP	BLK	WP	HR	S	P	ERA	WHIP

TOP

Houston Astros @ Arizona Diamondbacks

Chase Field, Phoenix, AZ

Mon May 30 2016, 1:12 PM - 4:14 PM MST

Att. 24,798 - Roof Closed - 74 F

livebaseballscorecards.com

AB	36
R	8
H	13
RBI	7
BB	3
SO	3
LOB	21

PA: 44	WP: 0	PB: 1	SB: 0	CS: 0														

Batter	1	2	3	4	5	6	7	8	9	AB	R	H	RBI	BB	SO	LOB
2 Jean Segura, R (1, 4) OBP: 0.335, SLG: 0.467	X FF 87 0-0 ① F9		C FC 85 F CH 83 F CU 73 F FC 88 X FC 88 0-2 ② G3-1			B FF 86 F FC 85 B CH 82 X FC 85 2-1 ① F9		F FC 84 X CH 82 0-1 1-H 3B		4	0	1	1	0	0	0
1 Michael Bourn, L (1, 9) OBP: 0.429, SLG: 0.484 (8, 8)	B FF 88 B FF 89 C FC 86 C FC 87 F CU 74 S CU 74 2-3 ② K		C CU 73 X FC 85 0-1 ③ F7			B CU 70 B FF 87 F FC 85 F CH 83 B CU 73 S CH 83 3-3 ② K		B CU 70 F FC 84 C CH 82 B CH 83 F SI 89 X CH 83 2-2 ③ G4-3		4	0	0	0	0	2	1
44 Paul Goldschmidt, R (1, 3) OBP: 0.418, SLG: 0.476 10 Chris Herrmann, L (8, 3) OBP: 0.375, SLG: 0.615	X SI 90 0-0 HR			B CU 69 B FC 84 C FC 85 F SI 88 F CU 74 S FC 87 2-3 ① K		B CU 73 C CU 71 X FC 85 1-1 ③ F8			F FC 84 F FC 85 F CU 74 S CU 73 0-3 ① K	3 1	1 0	1 0	1 0	0 0	1 1	0 0
22 Jake Lamb, L (1, 5) OBP: 0.367, SLG: 0.537	C FC 85 F FC 87 B CH 84 B FC 87 B SI 89 B FC 88 4-2 BB			C FC 86 X CH 83 0-1 ② G4-3			B FC 84 C FF 88 C CH 82 C FF 89 1-3 ① K		X FC 87 0-0 HR	3	1	1	1	1	1	0
7 Welington Castillo, R (1, 2) OBP: 0.311, SLG: 0.457	X FC 86 0-0 ③ L9			B FC 86 C FF 89 X CU 73 1-1 16 FC4-6 1B			B FF 90 B FC 87 F FC 85 X CH 83 2-1 ② G5-3		F FC 86 B FC 87 X CH 83 1-1 ② G5-3	4	0	1	0	0	0	1
16 Chris Owings, R (1, 8) OBP: 0.337, SLG: 0.441 55 Josh Collmenter, R (8, 1) 5 Rickie Weeks Jr., R (9, PH) OBP: 0.293, SLG: 0.442		C FF 88 X FC 85 0-1 ① G4-3		X FC 86 0-0 ③ FC4-6 1-2f			B FF 89 B FC 86 X FC 87 2-0 ③ F8		B FC 86 X FC 86 1-0 ③ P4	3 0 1	0 0 0	0 0 0	0 0 0	0 0 0	0 0 0	1 0 0
24 Yasmany Tomás, R (1, 7) OBP: 0.320, SLG: 0.438		C FC 85 F FC 87 S CU 72 0-3 ② K			X FC 85 0-0 ① L6			F FC 86 B CU 72 C CU 73 B SI 88 S CU 72 2-3 ① K		3	0	0	0	0	2	0
13 Nick Ahmed, R (1, 6) OBP: 0.271, SLG: 0.307		C FC 86 S CU 74 B CU 72 S CU 74 1-3 ③ K2-3			C FF 88 B FC 86 F FC 87 B FF 89 F CU 73 B FF 90 X FC 86 3-2 ② G6-3			F FC 85 X FC 87 0-1 ② G6-3		3	0	0	0	0	1	0
43 Edwin Escobar, L (1, 1) 48 Randall Delgado, R (4, 1) 15 Phil Gosselin, R (5, PH) OBP: 0.297, SLG: 0.343 62 Zac Curtis, L (6, 1) 61 Silvino Bracho, R (7, 1) 27 Brandon Drury, R (8, 9) OBP: 0.322, SLG: 0.503			C FF 87 X CU 70 0-1 ① G4-3		B FC 87 X FF 90 1-0 ③ G5-3			B FF 88 B FC 87 X FC 86 2-0 2 3B 1B		1 0 1 0 0 0 1	0 0 0 0 0 0 1	0 0 0 0 0 0 1	0 0 0 0 0 0 1	0 0 0 0 0 0 0	0 0 0 0 0 0 0	0 0 0 0 0 0 0
Inning Stats	R: 1 H: 1 E: 0 LOB: 1 K: 1 BB: 1 S: 9 P: 15	R: 0 H: 0 E: 0 LOB: 0 K: 2 BB: 0 S: 8 P: 9	R: 0 H: 0 E: 0 LOB: 0 K: 0 BB: 0 S: 9 P: 9	R: 0 H: 1 E: 0 LOB: 1 K: 1 BB: 0 S: 9 P: 12	R: 0 H: 0 E: 0 LOB: 0 K: 0 BB: 0 S: 6 P: 10	R: 0 H: 0 E: 0 LOB: 0 K: 1 BB: 0 S: 7 P: 13	R: 0 H: 0 E: 0 LOB: 0 K: 1 BB: 0 S: 6 P: 11	R: 1 H: 2 E: 0 LOB: 1 K: 1 BB: 0 S: 12 P: 18	R: 1 H: 1 E: 0 LOB: 0 K: 1 BB: 0 S: 8 P: 10	1B: 2 2B: 0 3B: 1 HR: 2	SF: 0 SAC: 0 DP: 0 HBP: 0			WP: 0 PB: 0 SB: 0 CS: 0	PA: 33		

PITCHER	IP	WLS	BF	H	R	ER	SO	BB	IBB	HBP	BLK	WP	HR	S	P	ERA	WHIP
31 Collin McHugh, R (1, 1) ERA: 4.82	9.0	W	33	5	3	3	8	1	0	0	0	0	2	74	107	3.00	0.667

PITCHER	IP	WLS	BF	H	R	ER	SO	BB	IBB	HBP	BLK	WP	HR	S	P	ERA	WHIP

BOTTOM

Houston Astros @ Arizona Diamondbacks

Chase Field, Phoenix, AZ

Mon May 30 2016, 1:12 PM - 4:14 PM MST

Att. 24,798 - Roof Closed - 74 F

livebaseballscorecards.com

AB	32
R	3
H	5
RBI	3
BB	1
SO	8
LOB	3

Houston Astros @ Arizona Diamondbacks

Chase Field, Phoenix, AZ

Tue May 31 2016, 12:41 PM - 3:52 PM MST

Att. 15,556 - Roof Closed - 74 F

livebaseballscorecards.com

TOP

Batter	1	2	3	4	5	6	7	8	9	AB	R	H	RBI	BB	SO	LOB
4 George Springer, R (1, 9) OBP: 0.376, SLG: 0.509	X FF 91 0-0 27 1B 2B	X CH 86 0-0 1-H 3-H HR		B SI 90 B SL 78 X SI 90 2-0 1 BB 11 G1-4-3 27 1B 2-3 3-H 1B		B SL 79 X SL 79 1-0 ① F8		B CU 70 F FC 84 C FC 84 B CH 78 H FC 84 3-2 1-2 HBP		4	2	3	4	0	0	0
27 Jose Altuve, R (1, 4) OBP: 0.403, SLG: 0.550	D SI 93 F FF 92 F CH 86 D SL 82 F FF 92 X FF 92 2-2 ① 1 BB 2-3 1B	F FF 91 B CH 87 B SL 77 X FF 91 2-1 ③ L5		X SL 86 0-0 11 G1-4-3 1 BB 1-2 3-H 1B		C SL 80 B FF 93 S SL 82 B CH 84 X FF 93 2-2 ② F9		B FC 84 B FC 84 B FC 85 X FC 84 3-0 ③ L8		5	0	2	1	0	0	2
1 Carlos Correa, R (1, 6) OBP: 0.348, SLG: 0.414	B FF 91 B SI 91 D SI 92 C SI 91 B SI 90 4-1 1-2 BB	B SI 90 C CH 86 B SL 81 X FF 90 2-1 11 G6-4-3 1B		C FF 94 B FF 93 B FF 94 S SL 87 D SL 87 B FF 95 4-2 11 G1-4-3 1-2 2-3 BB		C FF 92 X CH 82 0-1 ③ G5-3			B FF 88 C CH 76 S CH 78 B FF 92 B FS 81 B FF 91 4-2 BB	2	0	1	0	3	0	0
11 Evan Gattis, R (1, 2) OBP: 0.299, SLG: 0.417	B FF 91 B CH 87 B SI 92 X SI 90 3-0 ② L8		B SI 91 B SI 90 S SI 90 X SI 91 2-1 ① ② G6-4-3 1-2f	F FF 94 X SL 87 0-1 ② G1-4-3 1-2 2-3 3-H			C CU 69 B FC 82 B CH 74 B FC 85 B FC 84 4-1 13 G6-4-3 BB		B FF 90 X CH 78 1-0 ① P4	4	0	0	1	1	0	6
13 Tyler White, R (1, 3) OBP: 0.313, SLG: 0.436 46 Scott Feldman, L (7, 1) 44 Luke Gregerson, L (9, 1)	T SI 92 F SL 81 D SL 83 B FF 92 F SL 83 F FF 92 F FF 92 F SL 81 S SL 82 2-3 ③ K		C SI 90 X CH 88 0-1 ③ F9	F FF 96 C FF 94 X SL 87 0-2 ③ G5-3			B FC 83 D CH 76 F FC 84 F FC 85 B CH 79 F CH 78 F FC 85 X FC 85 3-2 ① ② G6-4-3 1-2f		S FF 89 S FF 90 F FF 90 S FF 91 0-3 ② K	4 1 0	0 0 0	0 0 0	0 0 0	0 0 0	1 1 0	5 1 0
18 Luis Valbuena, L (1, 5) OBP: 0.323, SLG: 0.411		C FF 91 L SI 89 B SL 81 B SI 92 B SL 82 S FF 92 3-3 ① K		B SL 79 B SI 90 F FF 90 S FF 90 B FF 91 B SL 80 4-2 30 WP 6 1B BB	X FF 92 0-0 HR		C CH 77 B CH 76 B FC 84 X CH 76 2-1 ③ G5-3		T CH 78 B FF 90 B FF 90 B CH 79 C FF 91 S CH 78 3-3 ③ K	4	2	1	1	1	2	1
30 Carlos Gómez, R (1, 8) OBP: 0.246, SLG: 0.250		C SI 92 B CH 88 F FF 91 S SL 81 1-3 ② K		F SI 90 B SI 92 B SI 91 B CH 84 X SI 90 3-1 43 G1-3 6 1B 4 1B 1-2 1B	B SL 81 S SL 82 S SL 82 S SL 81 1-3 ① K			B FC 84 B CH 76 B FC 84 B FC 83 4-0 6 G6-4-3 BB		3	1	1	0	1	2	0
6 Jake Marisnick, R (1, 7) OBP: 0.222, SLG: 0.304	X FF 92 0-0 43 1B 4 HR 2B			X SI 90 0-0 4 1B 43 G1-3 27 1B 1-2 2-H 1B	X SL 80 0-0 ② L8			B CU 71 X FC 84 1-0 ① ② G6-4-3 1-2f		4	2	2	1	0	0	1
43 Lance McCullers Jr., L (1, 1) OBP: 0.333, SLG: 0.333 45 Michael Feliz, R (6, 1) 9 Marwin Gonzalez, S (7, 3) OBP: 0.265, SLG: 0.380		F FF 92 B SL 79 X FF 92 1-1 4 HR 2-3 1B		B SL 76 C FF 88 B FF 89 X CH 88 2-1 ① G1-3 1-2 2-3	B SI 92 X SI 91 1-0 ③ F7			C CH 76 X CH 77 0-1 4 S 1B		3 0 1	1 0 0	1 0 1	0 0 0	0 0 0	0 0 0	2 0 0
Inning Stats	R: 0 E: 0 K: 1 S: 14 H: 2 LOB: 2 BB: 1 P: 25	R: 3 E: 0 K: 2 S: 12 H: 3 LOB: 0 BB: 0 P: 19	R: 0 E: 0 K: 0 S: 6 H: 1 LOB: 0 BB: 0 P: 10	R: 4 E: 0 K: 0 S: 16 H: 4 LOB: 2 BB: 2 P: 31	R: 1 E: 0 K: 1 S: 6 H: 1 LOB: 0 BB: 0 P: 8	R: 0 E: 0 K: 0 S: 6 H: 0 LOB: 0 BB: 0 P: 9	R: 0 E: 0 K: 0 S: 8 H: 0 LOB: 0 BB: 1 P: 17	R: 0 E: 0 K: 0 S: 6 H: 1 LOB: 2 BB: 1 P: 17	R: 0 E: 0 K: 2 S: 10 H: 0 LOB: 1 BB: 1 P: 18	1B: 8 2B: 2 3B: 0 HR: 2 SF: 0 SAC: 0 DP: 3 HBP: 1						

AB	35
R	8
H	12
RBI	8
BB	6
SO	6
LOB	18

WP: 1 PA: 42
PB: 0
SB: 1
CS: 0

PITCHER		IP	WLS	BF	H	R	ER	SO	BB	IBB	HBP	BLK	WP	HR	S	P	ERA	WHIP
46 Patrick Corbin, L ERA: 4.96	(1, 1)	3.1	L	19	9	7	7	3	2	0	0	0	1	1	40	73	18.90	3.300
33 Jake Barrett, R ERA: 2.29	(4, 1)	0.2		4	1	0	0	0	1	0	0	0	0	0	8	12	0.00	3.000
48 Randall Delgado, R ERA: 4.76	(5, 1)	1.0		4	1	1	1	1	0	0	0	0	0	1	6	8	9.00	1.000
61 Silvino Bracho, R ERA: 4.76	(6, 1)	1.0		3	0	0	0	0	0	0	0	0	0	0	6	9	0.00	0.000
55 Josh Collmenter, R ERA: 8.31	(7, 1)	2.0		8	1	0	0	0	2	0	1	0	0	0	14	34	0.00	1.500

PITCHER		IP	WLS	BF	H	R	ER	SO	BB	IBB	HBP	BLK	WP	HR	S	P	ERA	WHIP
19 Tyler Clippard, R ERA: 2.25	(9, 1)	1.0		4	0	0	0	2	1	0	0	0	0	0	10	18	0.00	1.000

Batter	1	2	3	4	5	6	7	8	9	AB	R	H	RBI	BB	SO	LOB
2 Jean Segura, R (1, 4) OBP: 0.332, SLG: 0.466	B FF 89 B FF 90 C FF 92 X KC 84 2-1 ① L1	B KC 86 B FF 92 F FF 92 C KC 85 X KC 86 2-2 ② G4-3			C CH 90 X CH 84 0-1 ① G6-3	C FF 95 X SL 82 0-1 ③ FC6-4 1-2f			B FC 88 F FF 90 X CU 77 1-1 1-H 2-H 2B	5	0	1	2	0	0	1
1 Michael Bourn, L (1, 8) OBP: 0.425, SLG: 0.457	B FF 91 X FF 92 1-0 44 1B 22 1B 1B	B CH 86 C CH 86 C KC 85 S KC 85 1-3 ③ K			F CH 85 B FF 92 B CH 85 C KC 84 F KC 84 B KC 85 B KC 85 4-2 22 1B 44 BB 10 WP BB		S SI 91 B CU 76 B SI 92 B FF 92 X SI 91 3-1 ① L9		D SI 88 C SI 88 B SI 89 F SI 89 S SL 81 2-3 ① K	4	2	1	0	1	2	1
44 Paul Goldschmidt, R (1, 3) OBP: 0.426, SLG: 0.484	B FF 92 B FF 93 C CH 86 1 SAFE B KC 84 F CH 86 X FF 93 3-2 22 1B 10 FC4-6 1-3 1B	B CH 84 X CH 83 1-0 22 CS 1B			B FF 92 D CH 87 C CH 86 B KC 86 B KC 85 4-1 10 WP 22 1B 1-2 BB		B SI 92 C FC 92 C SI 93 B CU 78 F FF 93 X SI 94 2-2 22 G3-6 1B		C SL 80 B SL 81 C SI 89 D SL 81 B SL 80 C SL 80 3-3 ② K	4	1	3	0	1	1	1
22 Jake Lamb, L (1, 5) OBP: 0.368, SLG: 0.533	C KC 85 X KC 84 0-1 10 FC4-6 27 WP 1-3 3-H 1B	1 SAFE C CH 83 1 SAFE S KC 85 B KC 85 F FF 94 B KC 85 F FF 94 F KC 83 3-3 ① ② B CH 87 F KC 85 S KC 86 1-2 K			B KC 86 X FF 93 1-0 10 WP 1-2 2-3 1B		C FC 90 F SI 92 X CU 76 0-2 ② ③ G3-6 1-2f		B SI 89 B SI 88 C SI 89 F CH 79 F SL 81 B SL 80 S FF 88 3-3 ③ K	5	0	2	1	0	2	3
27 Brandon Drury, R (1, 9) OBP: 0.321, SLG: 0.494	B FF 95 B CH 88 B KC 85 B FF 93 4-0 10 FC4-6 1-2 BB	F CH 87 X CH 88 0-1 ③ G5-3			C FF 93 B FF 95 F KC 87 F KC 87 F CH 88 S KC 87 1-3 ② K			B SI 92 F FC 90 C CU 78 S CU 77 1-3 ① K2-3		3	0	0	0	1	2	3
10 Chris Herrmann, L (1, 2) OBP: 0.359, SLG: 0.585	B KC 85 C KC 84 S KC 84 X KC 85 1-2 ② FC4-6 16 BB 1-2f 2-3 3-H			C CH 88 S CH 83 B KC 84 F KC 85 S KC 86 1-3 ① K	D KC 87 B FF 94 B FF 92 C FF 92 F FF 92 C FF 93 3-3 ③ K 1-2 2-3 3-H			F FC 92 B FF 90 B CU 78 B FC 91 X FF 92 3-1 ② G3-1		4	0	0	1	0	2	4
16 Chris Owings, R (1, 6) OBP: 0.341, SLG: 0.436	B FF 94 S KC 85 B KC 85 B KC 84 B FF 92 4-1 1-2 BB			C FF 92 X KC 84 0-1 ② G5-3		B FF 94 B FF 93 B FF 94 B FF 94 4-0 24 FC5-4 BB		C CU 77 B FC 91 C SI 93 B CU 79 S FC 91 2-3 ③ K		2	0	0	0	2	1	0
24 Yasmany Tomás, R (1, 7) OBP: 0.324, SLG: 0.440	C KC 85 D KC 84 F KC 87 S KC 86 1-3 ③ K			X KC 85 0-0 1B	C CH 82 X SL 81 0-1 ① FC5-4 2 FC6-4 1-2f				S FC 88 B CU 77 X FC 91 1-1 5 E 2 2B 1B	4	1	2	0	0	1	4
46 Patrick Corbin, L (1, 1) OPP: 0.249, SLG: 0.327 33 Jake Barrett, R (4, 1) 15 Phil Gosselin, R (4, PH) OPP: 0.000, SLG: 0.000 48 Randall Delgado, R (5, 1) 61 Silvino Bracho, R (6, 1) 13 Nick Ahmed, R (6, PH) OPP: 0.269, SLG: 0.000 55 Josh Collmenter, R (7, 1) 19 Tyler Clippard, R (8, 1) 5 Rickie Weeks Jr., R (8, PH) OPP: 0.286, SLG: 0.434		X FF 92 0-0 ① G6-3		C FF 93 S KC 85 D KC 85 C CH 87 1-3 ③ K		B SL 80 S FF 95 C FF 96 X SL 81 1-2 ② F8		B FF 91 C CU 77 X CU 74 1-1 1-2 FC4 2 2B	1 0 0 0 0 0 0 0 0 0 0 0 0 0 1 0 0 0 0 1 1 0 0 0 0 0 0 0 0 0 0 0 0 0 0 1 0 0 0 0 0 1 0 0 0 0 0 0 0 0 0 0 0 0 0 0 1 1 0 0 0 0 1							
Inning Stats	R: 2 E: 0 K: 1 S: 15 H: 3 LOB: 3 BB: 2 P: 31	R: 0 E: 0 K: 1 S: 7 H: 0 LOB: 0 BB: 0 P: 10	R: 0 E: 0 K: 1 S: 10 H: 1 LOB: 0 BB: 0 P: 14	R: 0 E: 0 K: 2 S: 11 H: 1 LOB: 1 BB: 0 P: 13	R: 1 E: 0 K: 2 S: 15 H: 1 LOB: 2 BB: 2 P: 28	R: 0 E: 0 K: 0 S: 7 H: 0 LOB: 1 BB: 1 P: 12	R: 0 E: 0 K: 0 S: 9 H: 1 LOB: 0 BB: 0 P: 14	R: 0 E: 0 K: 2 S: 8 H: 0 LOB: 0 BB: 0 P: 14	R: 2 E: 1 K: 3 S: 16 H: 2 LOB: 1 BB: 0 P: 27	1B: 8 2B: 1 3B: 0 HR: 0	SF: 0 SAC: 0 DP: 1 HBP: 0						

BOTTOM

Houston Astros @ Arizona Diamondbacks

Chase Field, Phoenix, AZ

Tue May 31 2016, 12:41 PM - 3:52 PM MST

Att. 15,556 - Roof Closed - 74 F

livebaseballscorecards.com

AB	35
R	5
H	9
RBI	4
BB	5
SO	12
LOB	20

PITCHER		IP	WLS	BF	H	R	ER	SO	BB	IBB	HBP	BLK	WP	HR	S	P	ERA	WHIP	PITCHER	IP	WLS	BF	H	R	ER	SO	BB	IBB	HBP	BLK	WP	HR	S	P	ERA	WHIP
43 Lance McCullers Jr., R ERA: 4.79	(1, 1)	5.0	W	24	6	3	3	7	4	0	0	0	2	0	58	96	5.40	2.000																	
45 Michael Feliz, R ERA: 4.09	(6, 1)	1.0		4	0	0	0	0	1	0	0	0	0	0	7	12	0.00	1.000																	
46 Scott Feldman, R ERA: 3.57	(7, 1)	2.0		9	3	2	1	2	0	0	0	0	0	0	23	37	4.50	1.500																	
44 Luke Gregerson, R ERA: 3.28	(9, 1)	1.0	S	3	0	0	0	3	0	0	0	0	0	0	10	18	0.00	0.000																	

Batter	1	2	3	4	5	6	7	8	9	10	11	AB	R	H	RBI	BB	SO	LOB
2 Jean Segura, R (1, 4) OBP: 0.338, SLG: 0.464	B FF 90 B FC 86 B FF 89 C FF 89 S FC 86 B FC 87 4-2 1 CS BB		B FC 87 B FC 87 F FF 90 B FF 91 C FF 87 X CH 84 3-2 44 WP 1-2 1B			B FF 88 B FF 89 X FF 88 2-0 ① P4			C SI 89 F SL 81 B SL 81 B SL 81 H SI 89 3-2 1 2B HBP	B CH 86 T FF 96 C FF 96 F FF 96 F SL 81 S SL 82 1-3 ③ K2-3		3	1	1	0	1	1	0
1 Michael Bourn, L (1, 8) OBP: 0.422, SLG: 0.462	B FF 90 S CH 83 S CH 84 B CH 85 B CU 73 B CH 83 4-2 ① 44 1B 1-2 BB		B FC 88 C FC 87 X FC 88 1-1 ② L8 2-3			C FF 90 B CH 82 C FC 86 F CU 73 S CH 82 1-3 ② K			S SI 88 C SI 89 D SL 81 F SI 90 X SL 81 1-2 22 HR 1-H 2B		C CH 85 C FF 95 X SL 83 0-2 ① G1-3	4	1	1	1	1	1	2
44 Paul Goldschmidt, R (1, 3) OBP: 0.421, SLG: 0.476	**B CH 82** **C FF 91** **B CH 83** **1 SAFE** S FF 91 1 SAFE 1 SAFE X FF 92 2-2 ② 22 WP 1-3 1B		1 SAFE C FF 91 B CH 84 B FF 92 B CH 84 X CU 74 3-1 ③ L7 1-2 3-H			C SL 82 F FF 90 B FC 87 B CH 84 B FC 86 C CH 83 3-3 ③ K			C SL 82 S SI 89 B SI 89 D SL 81 X FF 88 2-2 ① L3		C CH 86 B FF 97 B CH 86 S FF 96 B SL 82 S FF 96 3-3 ② K	5	0	1	0	0	2	2
22 Jake Lamb, L (1, 5) OBP: 0.364, SLG: 0.540	C CH 84 C FF 89 B CH 86 F CH 84 S FF 91 1-3 ③ K 1-2			B CH 83 B FF 88 S FF 88 F CH 83 F CH 82 X CU 73 2-2 ① G5-3			C FF 96 S SL 84 S SL 86 0-3 ① K		X SL 80 0-0 2-H HR		B CH 86 C FF 97 C CH 87 F FF 96 S SL 84 1-3 ③ K	5	1	1	2	0	3	1
5 Rickie Weeks Jr., R (1, 10) OBP: 0.302, SLG: 0.439		C FF 89 B SL 81 B CU 72 X FF 90 2-1 ① F8		X FF 90 0-0 ② G2-3			B FF 97 C FF 96 S SL 86 B SL 87 X FF 98 2-2 ② 1B		C SI 89 F SL 82 F SL 85 F SI 90 B SL 81 F SI 90 B SL 84 X SL 81 2-2 1B			4	0	2	0	0	0	0
10 Chris Herrmann, L (1, 2) OBP: 0.344, SLG: 0.558		B FC 87 B FF 91 B FF 90 C FF 89 S FC 87 X FF 90 3-2 ② G6-3		C FF 90 C CU 72 B FF 91 B CU 74 B CU 73 S CH 82 3-3 ③ K			C SL 86 C FF 96 S SL 86 0-3 ③ K		C SL 82 S SL 83 B SL 83 X SL 84 1-2 ② F7			4	0	0	0	0	2	1
16 Chris Owings, R (1, 6) OBP: 0.333, SLG: 0.425		B FC 84 F FF 90 C FF 92 B CU 73 B SL 79 C FF 90 3-3 ③ K			F FF 88 F FF 90 B CU 74 F CU 74 X SL 82 1-2 ① G5-3			C FC 92 C CU 82 S CU 82 0-3 ① K	F SL 81 F SL 82 S SI 90 0-3 ③ K			4	0	0	0	0	3	1
24 Yasmany Tomás, R (1, 7) OBP: 0.323, SLG: 0.435			C SL 80 S FF 89 B CH 83 F SL 83 S SL 82 1-3 ① K		S CH 82 B SL 80 X CH 84 1-1 27 CS 1B		C CU 82 B FC 93 C CU 82 B CU 82 B CU 83 X FC 92 3-2 ② G4-3			X SL 79 0-0 ① G5-3		4	0	1	0	0	1	0
27 Brandon Drury, R (1, 9) OBP: 0.319, SLG: 0.489			X FF 90 0-0 1 L8 2 1B 44 WP 1B		C CH 84 S CU 73 D CU 74 B CH 83 F FF 90 C FF 90 2-3 ② K 1-2		C FC 92 B CU 82 B FC 93 S FC 93 B CU 82 X FC 94 3-2 ③ G6-3			F FF 96 F SL 80 S FF 96 0-3 ② K		4	1	1	0	0	2	1
Inning Stats	R: 0 E: 0 K: 1 S: 11 H: 1 LOB: 1 BB: 2 P: 22	R: 0 E: 0 K: 1 S: 8 H: 0 LOB: 0 BB: 0 P: 16	R: 1 E: 0 K: 1 S: 12 H: 2 LOB: 1 BB: 0 P: 20	R: 0 E: 0 K: 1 S: 8 H: 0 LOB: 0 BB: 0 P: 13	R: 0 E: 0 K: 1 S: 10 H: 1 LOB: 1 BB: 0 P: 14	R: 0 E: 0 K: 2 S: 8 H: 0 LOB: 0 BB: 0 P: 14	R: 0 E: 0 K: 2 S: 9 H: 1 LOB: 0 BB: 0 P: 11	R: 0 E: 0 K: 1 S: 9 H: 0 LOB: 0 BB: 0 P: 15	R: 3 E: 0 K: 1 S: 22 H: 3 LOB: 1 BB: 0 P: 31	R: 0 E: 0 K: 2 S: 9 H: 0 LOB: 0 BB: 0 P: 10	R: 0 E: 0 K: 2 S: 10 H: 0 LOB: 0 BB: 0 P: 14	1B: 6 2B: 2 3B: 0 HR: 1 SF: 0 SAC: 0 DP: 1 HBP: 1	WP: 2 PB: 0 SB: 0 CS: 2 PA: 40					

PITCHER		IP	WLS	BF	H	R	ER	SO	BB	IBB	HBP	BLK	WP	HR	S	P	ERA	WHIP
54 Mike Fiers, R ERA: 4.84	(1, 1)	6.0		21	4	1	1	7	2	0	0	0	2	0	57	99	1.50	1.000
53 Ken Giles, R ERA: 6.04	(7, 1)	1.0	H	3	1	0	0	2	0	0	0	0	0	0	9	11	0.00	1.000
36 Will Harris, R ERA: 0.36	(8, 1)	1.0	H	3	0	0	0	1	0	0	0	0	0	0	9	15	0.00	0.000
44 Luke Gregerson, R ERA: 4.32	(9, 1)	0.1	B	4	2	3	3	0	0	0	1	0	0	1	10	16	81.00	6.000
37 Pat Neshek, R ERA: 3.18	(9, 1)	0.2		3	1	0	0	1	0	0	0	0	0	0	12	15	0.00	1.500

PITCHER		IP	WLS	BF	H	R	ER	SO	BB	IBB	HBP	BLK	WP	HR	S	P	ERA	WHIP
45 Michael Feliz, R ERA: 3.75	(10, 1)	2.0	W	6	0	0	0	4	0	0	0	0	0	0	19	24	0.00	0.000

TOP

Arizona Diamondbacks @ Houston Astros

Minute Maid Park, Houston, TX

Wed Jun 01 2016, 7:12 PM - 10:53 PM CDT

Att. 22,642 - Roof Closed - 73 F

livebaseballscorecards.com

AB	37
R	4
H	8
RBI	3
BB	2
SO	15
LOB	8

Batter	1	2	3	4	5	6	7	8	9	10	11	AB	R	H	RBI	BB	SO	LOB
4 George Springer, R (1, 9) OBP: 0.379, SLG: 0.525	B SL 82 X SI 91 1-0 G3		B SL 81 B SI 95 B SI 95 B CH 86 4-0 27 BB BB		B SI 92 F SL 80 S SI 93 B CH 86 S SL 82 2-3 K		B FF 95 X FF 94 1-0 11 WP 2B		C CU 73 X SI 84 0-1 G5-3		X CU 75 0-0 HR	5	1	2	1	1	1	0
27 Jose Altuve, R (1, 4) OBP: 0.407, SLG: 0.558	F SI 92 B SI 94 B SL 82 B SI 95 F FF 94 X FF 94 3-2 2B		B CH 87 B SI 95 B CH 86 B SI 94 4-0 1-2 2-3 BB		B SI 92 B SI 93 S CH 84 X CH 85 2-1 1 1B 2B		B FF 95 C FF 95 C CH 86 F FF 96 X SL 89 1-2 G6-3		F SI 84 B CH 78 X SI 84 1-1 L8			4	1	2	0	1	0	1
1 Carlos Correa, R (1, 6) OBP: 0.349, SLG: 0.424	B SL 84 B FF 94 C SI 94 C SI 95 S SI 96 2-3 K		F SI 95 B SI 96 D CH 88 F SI 95 B SI 95 S SI 95 3-3 K		C SI 94 F SI 93 B SI 94 X SI 93 2-2 11 HR 2-H 1B		C SL 89 C FF 95 B FF 96 D CH 85 S FF 96 2-3 K		B CU 75 B SI 85 X SI 85 2-0 3B			5	1	2	1	0	3	5
11 Evan Gattis, R (1, 2) OBP: 0.295, SLG: 0.433	B SI 96 C FF 96 X SL 85 1-1 G5-3		B CH 88 F SI 96 S SI 97 F CH 87 S SI 96 1-3 K		B SL 80 X CH 85 1-0 2-H HR		F SL 88 B SL 88 X FF 95 1-1 G2-3 2-3		C CU 74 S CU 73 X CU 74 0-2 F8			5	1	1	2	0	1	6
9 Marwin Gonzalez, S (1, 3) OBP: 0.270, SLG: 0.376		C SL 81 B SI 93 X SI 95 1-1 F8		C SL 76 B SI 94 F SL 80 F SL 85 X SI 93 1-2 F9	X SI 92 0-0 18 S 1B			C SL 80 F FF 91 H SL 86 1-2 30 L8 18 BB 16 SF7 HBP		B CH 79 L FF 92 L FF 92 S FS 83 1-3 K		4	1	1	0	0	1	0
18 Luis Valbuena, L (1, 5) OBP: 0.319, SLG: 0.400	B SI 95 F SI 95 C SL 86 X SI 96 1-2 G4-3		B SL 85 C SI 93 B SI 93 B SI 96 S FF 95 X FF 95 3-2 G4-3		1 SAFE T FF 93 D CH 85 S CH 85 1 SAFE B SI 93 S CH 87 2-3 K 1-2		L FF 91 B FF 92 1 SAFE B FF 92 1 SAFE B FF 91 B FF 91 4-1 1-2 BB			B CH 80 F CH 79 C FS 82 B FF 93 B FS 82 F CH 80 S FF 93 3-3 K		4	0	0	0	1	2	1
30 Carlos Gómez, R (1, 8) OBP: 0.245, SLG: 0.248	B SI 95 F CH 86 C SI 95 B CH 87 B FF 89 X SI 95 3-2 G6-3		F SI 94 S SI 94 F FF 95 B SL 87 X CH 85 1-2 13 S 1B			S SL 88 B FF 96 F FF 96 S SL 88 1-3 K	B FF 91 X FF 91 1-0 L8 2-3			S CU 76 B FS 84 C FF 93 B CH 78 S FS 83 2-3 K		5	0	1	0	0	2	2
13 Tyler White, R (1, 10) OBP: 0.307, SLG: 0.427 16 Tony Kemp, L (8, PH) OBP: 0.276, SLG: 0.320 (9, 10)			B SL 79 C SI 93 X CH 86 1-2 E5 27 BB 6 SH1-3	S SI 94 C SI 94 B SI 95 B SI 94 F SL 86 S CH 86 2-3 K 1-2		B SL 89 X FF 96 1-0 P4		X SI 84 0-0 SF7 3-H		F FF 91 T CU 75 X FS 82 0-2 G4-3		3 1	0 0	0 0	0 1	1 0	1 0	1 0
6 Jake Marisnick, R (1, 7) OBP: 0.211, SLG: 0.288			X SI 94 0-0 SH1-3 1-2		S CH 82 X SI 91 0-1 G6-3	C FS 87 X FF 96 0-1 F9		B CU 73 S SI 83 D CH 75 F SI 83 X CU 73 2-2 G1-3			B CU 76 F CH 76 F FS 82 B FF 92 S FF 93 2-3 K	4	0	0	0	0	1	1
Inning Stats	R: 0 E: 0 K: 1 S: 9 H: 1 LOB: 1 BB: 0 P: 16	R: 0 E: 0 K: 0 S: 8 H: 0 LOB: 0 BB: 0 P: 13	R: 0 E: 1 K: 2 S: 11 H: 0 LOB: 3 BB: 2 P: 24	R: 0 E: 0 K: 1 S: 15 H: 1 LOB: 1 BB: 0 P: 22	R: 3 E: 0 K: 2 S: 15 H: 4 LOB: 1 BB: 0 P: 24	R: 0 E: 0 K: 1 S: 6 H: 0 LOB: 0 BB: 0 P: 8	R: 0 E: 0 K: 1 S: 10 H: 1 LOB: 1 BB: 0 P: 15	R: 1 E: 0 K: 1 S: 8 H: 0 LOB: 1 BB: 1 P: 16	R: 0 E: 0 K: 0 S: 8 H: 1 LOB: 1 BB: 0 P: 11	R: 0 E: 0 K: 3 S: 10 H: 0 LOB: 0 BB: 0 P: 16	R: 1 E: 0 K: 1 S: 7 H: 1 LOB: 0 BB: 0 P: 9	1B: 3 2B: 3 3B: 1 HR: 2 SF: 1 SAC: 1 DP: 0 HBP: 1			WP: 1 PB: 0 SB: 2 CS: 0 PA: 46		

PITCHER		IP	WLS	BF	H	R	ER	SO	BB	IBB	HBP	BLK	WP	HR	S	P	ERA	WHIP
38 Robbie Ray, L ERA: 4.74	(1, 1)	5.0		24	6	3	3	6	2	0	0	0	0	1	58	99	5.40	1.600
33 Jake Barrett, R ERA: 2.18	(6, 1)	1.0		3	0	0	0	1	0	0	0	0	0	0	6	8	0.00	0.000
41 Daniel Hudson, R ERA: 1.25	(7, 1)	1.0		4	1	0	0	1	0	0	0	0	1	0	10	15	0.00	1.000
62 Zac Curtis, L ERA: 1.04	(8, 1)	0.1		3	0	1	1	0	1	0	1	0	0	0	4	10	27.00	3.000
29 Brad Ziegler, R ERA: 3.27	(8, 1)	1.2		6	1	0	0	0	0	0	0	0	0	0	12	17	0.00	0.600

PITCHER		IP	WLS	BF	H	R	ER	SO	BB	IBB	HBP	BLK	WP	HR	S	P	ERA	WHIP
19 Tyler Clippard, R ERA: 2.49	(10, 1)	1.2	L	6	1	1	1	4	0	0	0	0	0	1	17	25	5.40	0.600

BOTTOM

Arizona Diamondbacks @ Houston Astros

Minute Maid Park, Houston, TX

Wed Jun 01 2016, 7:12 PM - 10:53 PM CDT

Att. 22,642 - Roof Closed - 73 F

livebaseballscorecards.com

AB	40
R	5
H	9
RBI	5
BB	3
SO	12
LOB	17

Arizona Diamondbacks @ Houston Astros

Minute Maid Park, Houston, TX

Thu Jun 02 2016, 1:12 PM - 3:47 PM CDT

Att. 21,764 - Roof Closed - 73 F

livebaseballscorecards.com

TOP

Batter	1	2	3	4	5	6	7	8	9	AB	R	H	RBI	BB	SO	LOB
2 Jean Segura, R (1, 4) OBP: 0.332, SLG: 0.456	C SI 87 B SL 77 B FC 85 F SI 87 S SI 88 2-3 ① **K**		B SI 88 C SI 88 B FC 86 F SL 78 F SI 89 F SL 79 X SI 89 2-2 ② **FC5** 1 WP 1-3			C SL 78 B SL 77 F SI 89 B SI 90 S SL 78 2-3 ② **K** C SI 89 F SL 82 F SL 82 F SI 88 S SL 81 0-3 ③ **K**			4	0	0	0	0	3	2
1 Michael Bourn, L (1, 9) OBP: 0.429, SLG: 0.452	C SI 89 B SI 90 B FC 86 X SI 89 2-1 ② **G1-3**		1 SAFE F SI 89 B SL 80 B SL 78 B SI 89 C SI 88 X SI 88 3-2 ③ **G4-3** 1-2			C SI 89 B SI 89 C SI 89 B SL 80 B SI 90 F SI 90 X SI 89 3-2 **1B**		B FF 93 B FF 93 B FF 92 C FF 93 B FF 92 4-1 **44 CS BB**		3	0	1	0	1	0	1
44 Paul Goldschmidt, R (1, 3) OBP: 0.419, SLG: 0.468	F SI 88 B CH 79 C SL 76 B SL 80 B SI 90 B SI 88 4-2 **BB**			X SL 76 0-0 ① **G5-3**		F SL 76 C SI 89 F SI 89 F FC 85 B SL 78 B SI 89 X SL 78 2-2 ③ **G5-3**		B FF 92 X FF 92 1-0 ①② **P4** 1-2		3	0	0	0	1	0	2
5 Rickie Weeks Jr., R (1, 10) OBP: 0.299, SLG: 0.426	X SI 89 0-0 ③ **G2-3**			C SI 88 S SL 78 B SL 78 B SI 89 B SL 77 C SI 88 3-3 ② **K**			B SL 75 X SI 87 1-0 **7 2B 1B**	X FF 93 0-0 ③ **P3**		4	1	1	0	0	1	1
7 Welington Castillo, R (1, 2) OBP: 0.315, SLG: 0.465		B SI 86 F SI 88 B SI 88 B SI 88 X SI 87 3-1 **22 G4-6-3 1B**		C SL 78 B CH 79 X SI 89 1-1 ③ **G5-3**			C FC 83 X SI 87 0-1 **16 1B 1-H 2B**		C FF 91 B KC 76 F FF 92 C KC 77 1-3 ① **K**	4	1	2	1	0	1	0
22 Jake Lamb, L (1, 5) OBP: 0.361, SLG: 0.531		C SI 88 B FC 86 X SL 78 1-1 ①② **G4-6-3** 1-2f			C SL 77 S SL 77 B SL 78 C SI 88 1-3 ① **K**		B SL 78 F SI 88 H SI 88 2-1 **27 F8 16 1B 13 SF8 HBP**		B FF 93 S CH 81 F FF 93 F CH 84 S KC 78 1-3 ② **K**	3	1	0	0	0	2	1
16 Chris Owings, R (1, 8) OBP: 0.337, SLG: 0.427		X SI 88 0-0 ③ **G6-3**			C SL 76 X SI 88 0-1 ② **G6-3**		C SI 87 X SI 88 0-1 **27 F8 1-2 2-H 1B**		X FF 93 0-0 **1B**	4	0	2	1	0	0	0
27 Brandon Drury, R (1, 7) OBP: 0.318, SLG: 0.484			C SL 77 B FC 86 X SI 89 1-1 **2 FC5 2 WP 1B**		B FC 86 C SL 77 B SI 89 F SI 89 F SL 78 T SL 80 2-2 ③ **K**		C SI 88 B SI 90 X SL 80 1-1 ① **F8** 1-2 2-3		S CH 81 X FF 92 0-1 ③ **G1-3**	4	0	1	0	0	1	3
13 Nick Ahmed, R (1, 6) OBP: 0.265, SLG: 0.302			B SI 88 X SI 88 1-0 ① **F8**			C SL 76 C SL 78 F FF 90 B FC 81 C SI 89 1-3 ① **K**	B SL 81 F SI 89 B SL 82 X SL 81 2-1 ② **SF8** 3-H			2	0	0	1	0	1	1
Inning Stats	R: 0 E: 0 K: 1 S: 8 H: 0 LOB: 1 BB: 1 P: 16	R: 0 E: 0 K: 0 S: 5 H: 1 LOB: 0 BB: 0 P: 9	R: 0 E: 0 K: 0 S: 11 H: 1 LOB: 1 BB: 0 P: 18	R: 0 E: 0 K: 1 S: 6 H: 0 LOB: 0 BB: 0 P: 10	R: 0 E: 0 K: 2 S: 9 H: 0 LOB: 0 BB: 0 P: 12	R: 0 E: 0 K: 2 S: 16 H: 1 LOB: 1 BB: 0 P: 24	R: 3 E: 0 K: 1 S: 15 H: 3 LOB: 1 BB: 0 P: 21	R: 0 E: 0 K: 0 S: 3 H: 0 LOB: 0 BB: 1 P: 8	R: 0 E: 0 K: 2 S: 10 H: 1 LOB: 1 BB: 0 P: 12	1B: 6 2B: 1 3B: 0 HR: 0 SF: 1 SAC: 0 DP: 1 HBP: 1						

	AB	31
	R	3
	H	7
	RBI	3
	BB	2
	SO	9
	LOB	11

WP: 2 PA: 35
PB: 0
SB: 0
CS: 1

PITCHER		IP	WLS	BF	H	R	ER	SO	BB	IBB	HBP	BLK	WP	HR	S	P	ERA	WHIP
60 Dallas Keuchel, L ERA: 5.5	(1, 1)	6.0	L	25	6	3	3	6	1	0	1	0	2	0	61	98	4.50	1.167
37 Pat Neshek, R ERA: 3.0	(7, 1)	1.0		3	0	0	0	1	0	0	0	0	0	0	9	12	0.00	0.000
47 Chris Devenski, R ERA: 2.66	(8, 1)	2.0		7	1	0	0	2	1	0	0	0	0	0	13	20	0.00	1.000

PITCHER	IP	WLS	BF	H	R	ER	SO	BB	IBB	HBP	BLK	WP	HR	S	P	ERA	WHIP

Batter	1	2	3	4	5	6	7	8	9	AB	R	H	RBI	BB	SO	LOB
4 George Springer, R (1, 9) OBP: 0.377, SLG: 0.520	X FF 90 0-0 ① G3-1			B FF 90 F SI 90 F FF 92 X FF 91 1-2 27 FC6-4 1B		B FF 91 S SL 87 S SL 84 S SL 84 1-3 ② K		B SL 87 X CH 84 1-0 ③ G5-3		4	0	1	0	0	1	1
27 Jose Altuve, R (1, 4) OBP: 0.405, SLG: 0.553	C FF 90 B FF 91 C SI 92 X SL 86 1-2 ② F8			F SI 92 X SI 91 0-1 ① FC6-4 1-2f		B FF 91 C SL 84 X CU 74 1-1 1-3 1B			B SI 83 F SI 81 X SI 83 1-1 ① G1-3	4	0	1	0	0	0	1
1 Carlos Correa, R (1, 6) OBP: 0.347, SLG: 0.420	C FF 91 C FF 92 F FF 92 B FF 93 F CH 88 S FF 93 1-3 ③ K			F FF 91 F FF 92 X SL 86 0-2 ② P6		B FF 92 X SL 86 1-0 ③ G4-3			B SI 83 B SI 83 C SI 83 B SI 84 X SI 84 3-1 28 FC4-6 1B	4	0	1	0	0	1	3
28 Colby Rasmus, L (1, 7) OBP: 0.314, SLG: 0.388		C CU 74 B CH 86 F FF 91 B SL 86 S CU 76 2-3 ① K		C CU 75 B FF 91 B CH 88 F CU 74 D CU 76 S SL 86 3-3 ③ K			B CH 88 S CH 86 F FF 90 F SL 85 B SL 89 X SL 85 2-2 ① G4-3		C SI 83 F CH 76 F CH 76 B SI 84 X CH 77 1-2 ② FC4-6 11 DI 1-2f	4	0	0	0	0	2	2
11 Evan Gattis, R (1, 2) OBP: 0.287, SLG: 0.419		B FF 91 F SL 84 F CU 76 F FF 93 F SL 86 B SI 92 B FF 92 X SI 93 3-2 ② G6-3			S SL 84 B SI 90 F CH 87 X SI 92 1-2 ① F8		C SL 90 S SL 85 S SL 85 0-3 ② K2-3		C SI 84 S CU 73 B CU 74 T CU 74 1-2 ③ K 1-2	4	0	0	0	0	2	1
18 Luis Valbuena, L (1, 5) OBP: 0.320, SLG: 0.399		B FF 92 B CH 88 C CH 87 L FF 90 S FF 93 2-3 ③ K			B FF 92 C CH 87 B CU 76 X SI 92 2-1 ② L7		C CH 86 B FF 90 B CH 87 C FF 91 B SL 84 X CH 88 3-2 1B			3	0	1	0	0	1	0
30 Carlos Gómez, R (1, 8) OBP: 0.239, SLG: 0.242			F FF 89 C FF 90 B SL 85 S SL 84 1-3 ① K		B SI 90 S SL 86 B FF 91 C FF 92 S SL 87 2-3 ③ K		S SL 85 F FF 91 S SL 85 0-3 ③ K			3	0	0	0	0	3	1
9 Marwin Gonzalez, S (1, 3) OBP: 0.264, SLG: 0.368			C CU 75 X SI 90 0-1 ② G1-3			C CU 74 L SL 84 B SL 84 F SI 91 S SL 85 1-3 ① K		C FF 96 F CH 85 F SL 88 B SL 87 B CH 84 S FF 95 2-3 ① K		3	0	0	0	0	2	0
16 Tony Kemp, L (1, 10) OBP: 0.281, SLG: 0.321			C CH 87 F CH 87 C FF 91 0-3 ③ K			C FF 90 S CH 86 F CH 87 B SL 86 X SI 92 1-2 27 1B 1B		C CH 85 C FF 96 B CH 85 F CH 86 B FF 96 C SI 96 2-3 ② K		3	0	1	0	0	2	0
Inning Stats	R: 0 H: 0 E: 0 LOB: 0 K: 1 BB: 0 S: 9 P: 11	R: 0 H: 0 E: 0 LOB: 0 K: 2 BB: 0 S: 11 P: 18	R: 0 H: 0 E: 0 LOB: 0 K: 2 BB: 0 S: 8 P: 9	R: 0 H: 1 E: 1 LOB: 1 K: 1 BB: 0 S: 11 P: 15	R: 0 H: 0 E: 0 LOB: 0 K: 1 BB: 0 S: 8 P: 13	R: 0 H: 2 E: 0 LOB: 2 K: 2 BB: 0 S: 14 P: 19	R: 0 H: 1 E: 0 LOB: 1 K: 2 BB: 0 S: 13 P: 18	R: 0 H: 0 E: 0 LOB: 0 K: 2 BB: 0 S: 9 P: 14	R: 0 H: 1 E: 0 LOB: 1 K: 1 BB: 0 S: 11 P: 17	1B: 5 2B: 0 3B: 0 HR: 0	SF: 0 SAC: 0 DP: 0 HBP: 0			WP: 0 PB: 0 SB: 0 CS: 0	PA: 32		

PITCHER		IP	WLS	BF	H	R	ER	SO	BB	IBB	HBP	BLK	WP	HR	S	P	ERA	WHIP
21 Zack Greinke, R ERA: 4.29	(1, 1)	7.0	W	25	4	0	0	11	0	0	0	0	0	0	74	103	0.00	0.571
41 Daniel Hudson, R ERA: 1.19	(8, 1)	1.0	H	3	0	0	0	2	0	0	0	0	0	0	9	14	0.00	0.000
29 Brad Ziegler, R ERA: 3.13	(9, 1)	1.0	S	4	1	0	0	1	0	0	0	0	0	0	11	17	0.00	1.000

PITCHER	IP	WLS	BF	H	R	ER	SO	BB	IBB	HBP	BLK	WP	HR	S	P	ERA	WHIP

BOTTOM

Arizona Diamondbacks @ Houston Astros

Minute Maid Park, Houston, TX

Thu Jun 02 2016, 1:12 PM - 3:47 PM CDT

Att. 21,764 - Roof Closed - 73 F

livebaseballscorecards.com

AB	32
R	0
H	5
RBI	0
BB	0
SO	14
LOB	9

Batter	1	2	3	4	5	6	7	8	9	AB	R	H	RBI	BB	SO	LOB
4 Coco Crisp, S (1, 7) OBP: 0.291, SLG: 0.413	B FF 87 C FF 87 B FF 88 S SI 81 B SI 88 F FF 88 X SI 81 3-2 ① F8		B SI 88 F FC 85 C FF 87 S CU 72 1-3 ② K		B SI 84 B FF 86 C SI 87 F FF 86 B FF 87 X FF 87 3-2 ③ G6-3		X FF 90 0-0 1B		X FF 94 0-0 ② P4	2	0	0	0	0	1	0
5 Jake Smolinski, R (4, 7) OBP: 0.250, SLG: 0.448										3	0	1	0	0	0	2
8 Jed Lowrie, S (1, 4) OBP: 0.350, SLG: 0.358	B FC 84 F SI 88 F SI 87 X FF 88 1-2 ② F9		X FC 84 0-0 1B			F FF 84 C FF 86 F FF 87 B CU 70 X SI 86 1-2 ① L9	F FF 92 S CH 80 C FF 91 0-3 ③ K		C CH 82 B FF 93 S FF 94 C KC 77 1-3 ③ K 1-2	5	0	1	0	0	2	2
21 Stephen Vogt, L (1, 2) OBP: 0.313, SLG: 0.419	C SI 88 B SI 89 F FC 86 X CU 72 1-2 2B		C SI 87 1 SAFE B SI 87 X SI 87 1-1 ③ F9			B FF 85 B FF 86 C CH 79 F SI 87 B CU 72 F FC 84 B CH 78 4-2 2 1B BB		X FF 92 0-0 16 2B 2B		3	1	2	0	1	0	1
26 Danny Valencia, R (1, 5) OBP: 0.379, SLG: 0.570 16 Billy Butler, R (7, 3) OBP: 0.282, SLG: 0.370	B FF 88 C SI 87 B FF 87 S CH 80 F FC 81 C FF 88 2-3 ③ K			H FF 87 1-0 2 G5-4-3 HBP		C SI 86 X FF 87 0-1 ② F8		B FF 92 B KC 76 X FF 94 2-0 2-H 2B		2	0	0	0	0	1	2
										1	0	1	1	0	0	0
2 Khris Davis, R (1, 10) OBP: 0.267, SLG: 0.503		C FF 86 X FF 87 0-1 ① F8		C FF 86 B FC 80 C FF 86 B SI 87 X SI 87 2-2 ①② G5-4-3 1-2f		C FF 86 X FF 86 0-1 1-2 1B		F FF 93 T CH 81 S CH 84 0-3 ① K		4	0	1	0	0	1	2
17 Yonder Alonso, L (1, 3) OBP: 0.271, SLG: 0.287 (7, 5)		B FF 86 C FC 85 B SI 86 X CH 79 2-1 2B		F FF 88 X FF 88 0-1 ③ G6-3		B SI 86 B FF 86 B SI 86 C FF 87 X FF 87 3-1 ③ G3		C CH 82 S CH 84 D CH 83 S CH 83 1-3 ② K		4	0	1	0	0	1	3
10 Marcus Semien, R (1, 6) OBP: 0.310, SLG: 0.449		C FF 86 C FC 82 F SI 87 F SI 87 B FF 87 F FF 87 B FC 82 F SI 85 F CU 72 3-2 ② G5-3 F SI 88 X SI 89			C FF 84 C FF 86 B FC 82 B FF 86 F SI 87 F SI 88 B CU 72 B FF 88 4-2 1 G4-3 BB		C FF 91 C CH 78 B CH 78 B FF 92 F FF 92 X CH 78 2-2 HR	C KC 78 B CH 84 B CH 84 F FF 94 S KC 78 2-3 ③ K		3	1	1	1	1	2
3 Chris Coghlan, L (1, 9) OBP: 0.223, SLG: 0.285		C SI 88 F FF 89 B SI 88 B FF 88 S CU 72 2-3 ③ K			X SI 86 0-0 ① F7		C FF 93 B SL 82 X FF 92 1-1 ① F7		C KC 77 S FF 93 S CH 83 0-3 ① K	4	0	0	0	0	2	2
1 Billy Burns, S (1, 8) OBP: 0.300, SLG: 0.328			F FF 85 F FF 86 B CU 71 B FF 87 X FC 82 2-2 ① G4-3		B SI 86 X SI 87 1-0 ② G4-3 1-2		C CH 79 B FF 92 F FF 91 B SI 91 B CH 78 S FF 92 3-3 ② K		B CH 81 B FF 92 T FF 91 X CH 81 2-1 8 DI 1B	4	0	1	0	0	1	1
Inning Stats	R: 0 E: 0 K: 1 S: 14 H: 1 LOB: 1 BB: 0 P: 21	R: 0 E: 0 K: 1 S: 22 H: 1 LOB: 1 BB: 0 P: 29	R: 0 E: 0 K: 1 S: 9 H: 1 LOB: 1 BB: 0 P: 13	R: 0 E: 0 K: 0 S: 5 H: 0 LOB: 0 BB: 0 P: 8	R: 0 E: 0 K: 0 S: 9 H: 0 LOB: 1 BB: 1 P: 17	R: 0 E: 0 K: 0 S: 13 H: 1 LOB: 2 BB: 1 P: 21	R: 1 E: 0 K: 2 S: 13 H: 2 LOB: 1 BB: 0 P: 19	R: 1 E: 0 K: 3 S: 11 H: 2 LOB: 1 BB: 0 P: 16	R: 0 E: 0 K: 2 S: 9 H: 1 LOB: 1 BB: 0 P: 12	1B: 4 2B: 4 3B: 0 HR: 1	SF: 0 SAC: 0 DP: 1 HBP: 1			WP: 0 PB: 0 SB: 0 CS: 0	PA: 38		

PITCHER		IP	WLS	BF	H	R	ER	SO	BB	IBB	HBP	BLK	WP	HR	S	P	ERA	WHIP
58 Doug Fister, R ERA: 3.51	(1, 1)	6.0	W	24	4	0	0	3	2	0	1	0	0	0	72	109	0.00	1.000
29 Tony Sipp, L ERA: 3.66	(7, 1)	1.0		5	2	1	1	2	0	0	0	0	0	1	13	19	9.00	2.000
47 Chris Devenski, R ERA: 2.74	(8, 1)	2.0		9	3	1	1	5	0	0	0	0	0	0	20	28	4.50	1.500

PITCHER	IP	WLS	BF	H	R	ER	SO	BB	IBB	HBP	BLK	WP	HR	S	P	ERA	WHIP

Oakland Athletics @ Houston Astros

Minute Maid Park, Houston, TX

Fri Jun 03 2016, 7:12 PM - 10:09 PM CDT

Att. 26,458 - Roof Closed - 73 F

TOP

livebaseballscorecards.com

AB	35
R	2
H	9
RBI	2
BB	2
SO	10
LOB	17

Batter	1	2	3	4	5	6	7	8	9	AB	R	H	RBI	BB	SO	LOB
4 George Springer, R (1, 9) OBP: 0.377, SLG: 0.518	0-2 27 BB 28 1B 1B	1-H 27 1B	C SL 84 X CU 77 0-1 G6-3 ②		B CU 75 B SI 90 F SI 90 F SI 92 S SI 92 2-3 K ②	F FF 93 X FC 89 0-1 G6-3 ③				5	1	2	1	0	1	2
29 Tony Sipp, L (7, 1)										0	0	0	0	0	0	0
47 Chris Devenski, R (8, 1)										0	0	0	0	0	0	0
27 Jose Altuve, R (1, 4) OBP: 0.408, SLG: 0.552	4-2 11 S 11 G4-3 28 1B 1-2 BB	1-2 1B	B SL 84 B SI 90 C SL 82 F CU 77 B FF 90 C CU 76 3-3 K ③		X SI 90 0-0 1 28 1B 1B 1-2		X FF 95 0-0 F9 ①			2	1	1	0	1	1	0
9 Marwin Gonzalez, S (5, 4) OBP: 0.267, SLG: 0.370										2	1	1	0	0	0	0
1 Carlos Correa, R (1, 6) OBP: 0.349, SLG: 0.429	2-3 K ①	0-3 K ③		B SI 90 X SL 81 1-0 11 HR 3B	C CU 78 X SI 91 0-1 28 1B 11 1B 1-2 2-H 1B		C FF 95 C CU 78 X SL 90 0-2 G6-3 ②			5	2	2	1	0	2	4
28 Colby Rasmus, L (1, 7) OBP: 0.316, SLG: 0.388	X CU 75 0-0 11 G4-3 11 S 13 1B 1-2 2-H 1B	C SI 90 B SI 88 F SL 84 B CU 75 B SI 90 F SI 91 F FF 92 F SI 91 X SI 92 3-2 G4-3 ①		C SL 83 S FF 91 S FF 91 0-3 K ①	B SL 82 B SI 90 X SI 91 2-0 11 1B 1-3 2-H 1B		B CU 79 C FF 95 C FF 95 B FF 95 S FF 95 2-3 K ③			5	1	2	2	0	2	1
11 Evan Gattis, R (1, 2) OBP: 0.305, SLG: 0.457	C FF 95 F SI 91 B FF 95 B CU 77 X SI 95 2-2 G4-3 ② 1-3 2-H	B SL 86 B SL 86 B SI 91 C SI 91 X SI 91 3-1 18 BB 1B		B FF 90 X SL 84 1-0 3-H HR	F SI 92 X SI 91 0-1 1-3 3-H 1B			C CU 78 B CU 77 X CU 77 1-1 16 BB 1B		5	1	4	4	0	0	1
18 Luis Valbuena, L (1, 5) OBP: 0.322, SLG: 0.391	B FF 94 D CH 85 B SI 93 B SI 93 4-0 13 1B 16 3B BB	C SI 91 B FF 91 B SI 91 B SI 90 B SI 91 4-1 1-2 BB		B SI 91 C SI 91 X SI 90 1-1 G3 ②	B SI 91 C SL 82 B SI 91 F SI 91 C SL 83 2-3 K ③			F CU 76 F SL 81 X SL 85 0-2 F7 ①		3	1	0	0	2	1	3
13 Tyler White, R (1, 3) OBP: 0.304, SLG: 0.419	C FF 93 B FF 93 1 SAFE F FF 93 X FF 92 1-2 1-3 16 3B 3-H 1B	C SL 84 B SL 84 C SI 90 F CU 76 X CU 76 1-2 F7 ②		B SI 90 B SI 91 C SI 91 C SI 90 F CU 80 B CU 76 X SI 91 3-2 G4-3 ③		X FF 90 0-0 P3 ①		C SL 84 X SL 85 0-1 P4 ②		5	1	1	1	0	0	3
16 Tony Kemp, L (1, 10) OBP: 0.324, SLG: 0.387 (7, 9)	X FF 92 0-0 6 1B 1-H 3-H 3B	F SI 90 F CU 76 S FF 92 0-3 K ③			B SI 89 B SI 89 C SI 89 F SI 89 F SI 90 C SI 90 2-3 K ①	B FF 91 B FF 92 C FF 92 B FF 92 B FF 93 4-1 1-2 BB		B SL 85 B SL 84 B CH 81 C CU 78 B SL 83 4-1 1-2 BB		3	1	1	2	2	2	2
6 Jake Marisnick, R (1, 8) OBP: 0.222, SLG: 0.295	X FF 92 0-0 4 S 4 1B 3-H 1B		B SL 81 X SI 90 1-0 G1-3 ①		C SI 91 B SI 91 X CU 76 1-1 9 1B 1 1B 1B	B FF 92 F FC 89 F FF 93 S FC 89 1-3 K ②		B CU 79 B CU 77 X CU 77 2-0 P6 ③		5	2	2	1	0	1	3
Inning Stats	R: 7 H: 7 E: 0 LOB: 2 K: 2 BB: 2 S: 27 P: 43	R: 0 H: 1 E: 0 LOB: 2 K: 1 BB: 1 S: 16 P: 27	R: 0 H: 0 E: 0 LOB: 0 K: 1 BB: 0 S: 6 P: 10	R: 2 H: 2 E: 0 LOB: 0 K: 1 BB: 0 S: 11 P: 17	R: 3 H: 5 E: 0 LOB: 2 K: 3 BB: 0 S: 18 P: 27	R: 0 H: 0 E: 0 LOB: 1 K: 1 BB: 1 S: 7 P: 12	R: 0 H: 0 E: 0 LOB: 0 K: 1 BB: 0 S: 7 P: 9	R: 0 H: 1 E: 0 LOB: 2 K: 0 BB: 1 S: 9 P: 16		1B: 13 SF: 0 2B: 0 SAC: 0 3B: 2 DP: 0 HR: 1 HBP: 0						

BOTTOM

Oakland Athletics @ Houston Astros

Minute Maid Park, Houston, TX

Fri Jun 03 2016, 7:12 PM - 10:09 PM CDT

Att. 26,458 - Roof Closed - 73 F

livebaseballscorecards.com

AB	40
R	12
H	16
RBI	12
BB	5
SO	10
LOB	19

PITCHER		IP	WLS	BF	H	R	ER	SO	BB	IBB	HBP	BLK	WP	HR	S	P	ERA	WHIP
32 Jesse Hahn, R ERA: 6.1	(1, 1)	0.2	L	10	6	7	7	1	2	0	0	0	0	0	23	38	94.50	12.000
60 Andrew Triggs, R ERA: 8.0	(1, 1)	4.0		20	7	5	5	6	1	0	0	0	0	1	49	76	11.25	2.000
35 Marc Rzepczynski, L ERA: 3.32	(5, 1)	0.1		3	2	0	0	1	0	0	0	0	0	0	6	10	0.00	6.000
33 Fernando Rodriguez Jr., R ERA: 2.2	(6, 1)	1.0		4	0	0	0	1	1	0	0	0	0	0	7	12	0.00	1.000
John Axford, R ERA: 3.32	(7, 1)	1.0		3	0	0	0	1	0	0	0	0	0	0	7	9	0.00	0.000

PITCHER		IP	WLS	BF	H	R	ER	SO	BB	IBB	HBP	BLK	WP	HR	S	P	ERA	WHIP
25 Tyler Ladendorf, R ERA:	(8, 1)	1.0		5	1	0	0	0	1	0	0	0	0	0	9	16	0.00	2.000

WP: 0 PA: 45
PB: 0
SB: 3
CS: 0

Batter	1	2	3	4	5	6	7	8	9	10	11	12	AB	R	H	RBI	BB	SO	LOB
1 Billy Burns, S (1, 8) OBP: 0.292, SLG: 0.318	X FC 88 0-0 ① G4-3	X FC 86 0-0 ③ G3			B CU 72 X CU 72 1-0 ② P4		X FF 93 0-0 ① FC3-6 8 BB 1-2f		B SL 81 C FF 90 C SL 82 B SL 80 B SI 89 X FF 88 3-2 ② L5		F FF 96 S SL 85 B SL 86 X SL 86 1-2 ② L5		6	0	0	0	0	0	2
8 Jed Lowrie, S (1, 4) OBP: 0.361, SLG: 0.382	C FF 90 F FC 89 F FF 92 F FC 88 B CU 75 F CU 73 X FF 92 1-2 ② F7		B FF 89 B FC 87 S FC 87 C CU 74 F CU 74 X FF 90 2-2 ① F7		B CU 72 B FF 90 B CH 82 B FC 86 4-0 BB		B FF 95 C FF 94 D CH 83 B FF 94 B FF 94 4-1 1-2 BB		C SI 89 X SL 81 0-1 HR		B FF 96 B FF 95 X FF 96 2-0 ③ 1B		4	1	2	1	2	0	0
21 Stephen Vogt, L (1, 10) (9, 2) OBP: 0.308, SLG: 0.410	B FF 92 X CU 73 1-0 ③ G1-3		C CU 72 X FC 89 0-1 26 WP 1B		C CU 72 D CU 74 F FF 90 F CU 74 F FF 91 S FF 90 1-3 ③ K		B SL 78 B FF 95 X FF 94 2-0 ② P5		S SL 81 S SL 81 B SL 82 X SL 81 1-2 ③ F9			C CU 75 F FC 89 X CU 73 1-1 ① G6-3	6	0	1	0	0	1	3
26 Danny Valencia, R (1, 5) OBP: 0.384, SLG: 0.586		F FC 86 B CU 74 B CU 74 S FF 90 B SI 90 F FC 87 B FF 92 4-2 17 1B 2 1B 3 2B BB	B FC 85 C CU 71 S FC 86 B CU 74 B CU 74 S FC 86 3-3 ② K 1-2			C CU 73 B FC 86 S FF 89 B CU 74 X CU 74 2-2 HR	C FF 96 X FF 95 0-1 ③ F8			X FF 98 0-0 3 WP 17 1B 1B		S FF 90 B CU 77 S CU 77 B CU 78 C FF 91 2-3 ② K	5	2	2	1	1	2	3
2 Khris Davis, R (1, 7) OBP: 0.269, SLG: 0.495 44 Ryan Madson, L (12, 1)		B FC 86 X FC 86 1-0 17 1B 3 2B 1-2 1B	S CU 74 F FC 85 B FC 86 S FF 91 1-3 ③ K			C FF 91 B FC 89 B FC 89 F FF 91 F FF 91 S CU 73 2-3 ① K		S FC 91 B FC 92 X FC 92 1-1 ① L8			S SL 85 S SL 85 S SL 86 0-3 ① K		S CU 77 B FC 88 H FF 92 2-1 17 1B HBP	5 0	1 0	1 0	0 0	0 0	3 0	2 0
17 Yonder Alonso, L (1, 3) OBP: 0.284, SLG: 0.296	C CU 71 C CU 73 B FF 91 D CU 74 X FC 86 2-2 3 2B 19 SF8 1-2 2-3 1B			C FF 90 X CU 72 0-1 ① B1-3		C FF 90 C CH 85 F CU 74 F FF 91 B CU 72 B FC 89 B FF 91 B CU 73 4-2 10 FC5-4 BB		C CU 82 B FC 93 C FC 94 B CU 82 X CU 81 2-2 ② G3-1		C FF 97 X FF 98 0-1 3 WP 1-2 1B		F CU 76 B SI 91 X FC 90 1-1 1-2 1B	5	1	3	0	1	0	0
10 Marcus Semien, R (1, 6) OBP: 0.306, SLG: 0.440	S FC 86 B FC 87 D CU 74 S FC 87 F FC 88 F FC 89 S CU 74 2-3 ① K			X FC 88 0-0 ② L8		F FF 94 X SL 79 0-1 ② FC5-4 1-2f		B FC 93 B FC 93 S FC 92 X FC 93 2-1 1B		S SL 86 C SL 85 S SL 86 0-3 ② K		C SI 91 B CU 77 B FC 87 X CU 77 2-1 ③ F9	6	0	1	0	0	2	8
3 Chris Coghlan, L (1, 9) OBP: 0.222, SLG: 0.289	S CU 74 F CU 74 B FF 91 X CU 75 1-2 1-3 2-H 3-H 2B			C FF 90 B CH 83 F FF 90 B FF 91 X CH 84 2-2 ③ G4-3		C FF 95 C FF 96 F FF 96 S SL 80 0-3 ③ K		S FC 92 1 SAFE F FC 91 S CU 82 0-3 ③ K		B FF 98 C FF 96 B SL 86 X FF 97 2-1 ③ G6-3 1-2 2-3			5	0	1	2	0	2	4
19 Josh Phegley, R (1, 2) OBP: 0.320, SLG: 0.362 4 Coco Crisp, S (9, PH) OBP: 0.297, SLG: 0.411 John Axford, R (9, 1) 16 Billy Butler, R (11, PH) OBP: 0.279, SLG: 0.366 33 Fernando Rodriguez Jr., R (11, 1) 5 Jake Smolinski, R (12, 7) OBP: 0.250, SLG: 0.448	B CU 75 C FC 87 S CU 73 F FF 90 X CU 74 1-2 ② SF8 3-H			B FC 86 X FF 89 1-0 ① F8			C SL 78 X SL 80 0-1 1 FC3-6 1B		B FF 90 B FF 89 B FC 89 C FC 88 C FC 89 S FF 89 3-3 ① K		B SL 86 B FF 96 X FF 96 2-0 ① P6	2 1 0 1 0 0	0 0 0 0 0 0	1 0 0 0 0 0	1 0 0 0 0 0	0 1 0 0 0 0	0 0 0 0 0 0	0 0 0 0 0 0
Inning Stats	R: 0 H: 0 E: 0 LOB: 0 K: 0 BB: 0 S: 8 P: 10	R: 3 H: 3 E: 0 LOB: 1 K: 1 BB: 1 S: 20 P: 31	R: 0 H: 1 E: 0 LOB: 1 K: 2 BB: 0 S: 12 P: 18	R: 0 H: 0 E: 0 LOB: 0 K: 0 BB: 0 S: 6 P: 8	R: 0 H: 0 E: 0 LOB: 1 K: 1 BB: 1 S: 7 P: 14	R: 1 H: 1 E: 0 LOB: 1 K: 2 BB: 1 S: 17 P: 25	R: 0 H: 1 E: 0 LOB: 2 K: 0 BB: 1 S: 7 P: 13	R: 0 H: 1 E: 0 LOB: 1 K: 1 BB: 0 S: 10 P: 15	R: 1 H: 1 E: 0 LOB: 1 K: 1 BB: 0 S: 11 P: 18	R: 0 H: 2 E: 0 LOB: 2 K: 2 BB: 0 S: 11 P: 13	R: 0 H: 1 E: 0 LOB: 1 K: 0 BB: 0 S: 5 P: 10	R: 0 H: 1 E: 0 LOB: 2 K: 1 BB: 0 S: 10 P: 18	1B: 9 2B: 1 3B: 0 HR: 2	SF: 1 SAC: 0 DP: 0 HBP: 1	WP: 2 PB: 0 SB: 0 CS: 0	PA: 52		

PITCHER		IP	WLS	BF	H	R	ER	SO	BB	IBB	HBP	BLK	WP	HR	S	P	ERA	WHIP
31 Collin McHugh, R ERA: 4.97	(1, 1)	5.1		24	5	4	4	5	3	0	0	0	1	0	64	100	6.75	1.500
45 Michael Feliz, R ERA: 3.51	(6, 1)	1.2	H	7	1	0	0	1	1	0	0	0	0	0	13	19	0.00	1.200
36 Will Harris, R ERA: 0.35	(8, 1)	1.0	H	4	1	0	0	1	0	0	0	0	0	0	10	15	0.00	1.000
44 Luke Gregerson, R ERA: 4.56	(9, 1)	0.2	B	3	1	1	1	1	0	0	0	0	0	1	8	14	13.50	1.500
29 Tony Sipp, L ERA: 3.6	(9, 1)	0.1		1	0	0	0	0	0	0	0	0	0	0	3	4	0.00	0.000

PITCHER		IP	WLS	BF	H	R	ER	SO	BB	IBB	HBP	BLK	WP	HR	S	P	ERA	WHIP
53 Ken Giles, R ERA: 5.55	(10, 1)	2.0		8	3	0	0	2	0	0	1	0	1	0	16	23	0.00	1.500
46 Scott Feldman, R ERA: 3.47	(12, 1)	1.0	W	5	1	0	0	1	0	0	0	0	0	0	10	18	0.00	1.000

TOP

Oakland Athletics @ Houston Astros

Minute Maid Park, Houston, TX

Sat Jun 04 2016, 3:10 PM - 8:17 PM CDT

Att. 37,223 - Roof Closed - 73 F

livebaseballscorecards.com

AB	46
R	5
H	12
RBI	5
BB	4
SO	11
LOB	22

Oakland Athletics @ Houston Astros

Minute Maid Park, Houston, TX

Sat Jun 04 2016, 3:10 PM - 8:17 PM CDT

Att. 37,223 - Roof Closed - 73 F

livebaseballscorecards.com

Batter	1	2	3	4	5	6	7	8	9	10	11	12	AB	R	H	RBI	BB	SO	LOB
4 George Springer, R (1, 9) OBP: 0.376, SLG: 0.517	B SI 92 X SI 92 1-0 27 G4-6-3 1B	X SL 80 0-0 ③ F9			F SI 92 B FC 86 B SI 92 X SL 80 2-1 ① G5-3		S SL 83 F SL 84 B FF 90 F SL 82 B FF 93 S SL 84 2-3 K 27 G6-4-3		C FF 96 B SL 90 B FF 97 S FF 98 S FF 97 2-3 ③ K			B FF 94 X FF 94 1-0 27 SH1-4 1 1B 2B	6	1	2	0	0	2	1
27 Jose Altuve, R (1, 4) OBP: 0.404, SLG: 0.544	B SI 92 F FC 89 1 SAFE 1 SAFE F SI 92 B FF 93 B FC 89 X SI 93 3-2 ①② G4-6-3 1-2f		C FC 87 X SI 92 0-1 ① G6-3		C SI 93 S SL 81 F FC 88 X SL 82 0-2 1 WP 1 1B 1B		1 SAFE 1 SAFE F FF 91 1 SAFE F FF 91 1 SAFE F SL 82 1 SAFE X FF 91 0-2 ②③ G6-4-3 1-2f			X FF 96 0-0 ① G6-3		X FF 93 0-0 ① SH1-4 2-3	5	1	1	0	0	0	2
1 Carlos Correa, R (1, 6) OBP: 0.356, SLG: 0.442	X SI 95 0-0 ③ G6-3		C FC 88 C SI 92 B SI 94 H FC 87 2-2 28 2B HBP		C FC 86 B SI 91 B FC 87 X SI 92 2-1 28 FC4-6 1-H 1B			F FF 94 B FF 96 X FS 84 1-1 3B		C FF 97 B SL 91 S FF 96 B FF 97 T FF 97 2-2 ② K		X FF 96 0-0 3-H 1B	5	1	3	2	0	1	0
28 Colby Rasmus, L (1, 7) OBP: 0.323, SLG: 0.401		B SI 92 C FC 88 B FC 91 X CH 85 2-1 11 HR 2B	X CH 84 0-0 11 F9 1-H 2B		F SL 79 C FF 90 X KC 79 0-2 ② FC4-6 1-2f			S FF 96 S FF 96 F FF 96 B FF 96 S FF 96 1-3 ① K		C FF 96 B FF 96 B FF 97 B FF 97 B FF 97 4-1 BB			4	1	2	1	1	1	2
11 Evan Gattis, R (1, 10) OBP: 0.308, SLG: 0.474		C SI 93 D FC 91 S SI 94 B FC 91 X SI 94 2-2 2-H HR	C SL 78 X SI 92 0-1 ② F9 2-3		C KC 77 B SL 84 X FF 90 1-1 G5-3			I IN 61 I IN 62 I IN 63 I IN 65 4-0 IBB		B FF 98 1 SAFE S FF 96 F FF 96 S FF 97 1-3 ③ K			4	1	1	2	1	1	3
18 Luis Valbuena, L (1, 5) OBP: 0.318, SLG: 0.385		B SI 93 X SI 92 1-0 15 G3 9 BB 6 SF9 1B	B CH 86 C FC 88 C SI 92 F FC 90 F SL 79 F SI 92 D SL 79 D FC 88 S SL 79 3-3 ③ K			C SL 83 S FF 89 F KC 80 F SI 88 S SL 84 0-3 ① K		F FF 95 S FF 96 F FF 96 F FF 96 B FF 96 F FF 97 B FF 97 F FF 97 S FF 95 2-3 ② K			B FF 91 C FF 92 X FF 92 1-1 ① G4-3	5	1	1	0	0	3	3
9 Marwin Gonzalez, S (1, 3) OBP: 0.272, SLG: 0.362	L FC 86 S CH 85 B FC 88 B SL 79 B CH 84 1 SAFE B FC 87 4-2 15 G3 1-2 BB	B SI 91 F CH 85 X FC 87 1-1 ① F9				F FF 90 B KC 80 B SL 83 B SL 82 F FF 89 B SL 84 4-2 15 G4-6-3 BB		C FF 95 F FF 96 S FF 97 0-3 ③ K			X CH 89 0-0 ② G4-3	3	0	0	0	2	1	2
15 Jason Castro, L (1, 2) OBP: 0.344, SLG: 0.384		C SI 94 C SL 79 B FC 90 F FC 89 X CH 86 1-2 ① G3 1-2 2-3				C SI 92 B SL 79 X FC 88 0-0 ②③ G4-6-3 1-2f			C CU 78 B FF 96 B FF 96 B FF 96 F FF 97 S FF 97 3-3 ① K		B FF 93 B FF 92 S FF 92 C FF 92 B FF 94 4-2 BB	4	0	0	0	1	1	3
6 Jake Marisnick, R (1, 8) OBP: 0.209, SLG: 0.280		C SI 93 B FC 88 D CH 87 X SI 93 2-1 ② SF9 3-H			B FC 88 X SI 92 1-0 ③ G5-3		B FF 92 B FF 92 S SL 82 S FF 92 B FF 92 S SL 83 3-3 ① K		B SL 91 S FF 98 C FF 97 S FF 97 1-3 ② K		L FC 87 B FF 93 F FC 87 S FF 93 1-3 ③ K		4	0	0	1	0	3	1
Inning Stats	R: 0 E: 0 K: 0 S: 5 H: 1 LOB: 0 BB: 0 P: 9	R: 3 E: 0 K: 0 S: 15 H: 3 LOB: 1 BB: 1 P: 27	R: 1 E: 0 K: 1 S: 13 H: 1 LOB: 1 BB: 0 P: 18	R: 0 E: 0 K: 0 S: 5 H: 0 LOB: 0 BB: 0 P: 8	R: 1 E: 0 K: 0 S: 13 H: 2 LOB: 1 BB: 0 P: 18	R: 0 E: 0 K: 1 S: 8 H: 0 LOB: 0 BB: 1 P: 12	R: 0 E: 0 K: 2 S: 11 H: 0 LOB: 0 BB: 0 P: 16	R: 0 E: 0 K: 3 S: 16 H: 1 LOB: 2 BB: 1 P: 24	R: 0 E: 0 K: 3 S: 9 H: 0 LOB: 0 BB: 0 P: 15	R: 0 E: 0 K: 2 S: 8 H: 0 LOB: 1 BB: 1 P: 15	R: 0 E: 0 K: 1 S: 8 H: 0 LOB: 1 BB: 1 P: 14	R: 1 E: 0 K: 0 S: 3 H: 2 LOB: 1 BB: 0 P: 4						

PITCHER	IP	WLS	BF	H	R	ER	SO	BB	IBB	HBP	BLK	WP	HR	S	P	ERA	WHIP
49 Kendall Graveman, R (1, 1) ERA: 5.49	4.1		21	7	5	5	1	1	0	1	0	1	1	46	74	10.38	1.846
57 Danny Coulombe, L (5, 1) ERA: 3.68	1.2		5	0	0	0	1	1	0	0	0	0	0	13	18	0.00	0.600
66 Ryan Dull, R (7, 1) ERA: 2.73	1.0		3	0	0	0	2	0	0	0	0	1	0	11	16	0.00	0.000
62 Sean Doolittle, L (8, 1) ERA: 2.66	1.0		5	1	0	0	3	0	1	0	0	0	0	16	24	0.00	1.000
John Axford, R (9, 1) ERA: 3.04	2.0		7	0	0	0	5	1	0	0	0	0	0	17	30	0.00	0.500

PITCHER	IP	WLS	BF	H	R	ER	SO	BB	IBB	HBP	BLK	WP	HR	S	P	ERA	WHIP
33 Fernando Rodriguez Jr., R (1, 1) ERA: 2.12	1.0		4	0	0	0	1	1	0	0	0	0	0	8	14	0.00	1.000
44 Ryan Madson, R (12, 1) ERA: 2.66	0.1	L	3	2	1	1	0	0	0	0	0	0	0	3	4	27.00	6.000

BOTTOM

AB	40
R	6
H	10
RBI	6
BB	5
SO	13
LOB	17

1B: 5	SF: 1	WP: 2	PA: 48
2B: 3	SAC: 1	PB: 0	
3B: 1	DP: 3	SB: 0	
HR: 1	HBP: 1	CS: 0	

Oakland Athletics @ Houston Astros

Minute Maid Park, Houston, TX

Sun Jun 05 2016, 1:10 PM - 4:15 PM CDT

Att. 30,817 - Roof Closed - 73 F

livebaseballscorecards.com

TOP

Batter	1	2	3	4	5	6	7	8	9	AB	R	H	RBI	BB	SO	LOB
4 Coco Crisp, S (1, 7) OBP: 0.282, SLG: 0.399	F7	G3		K			K		F8	5	0	0	0	0	2	2
8 Jed Lowrie, S (1, 4) OBP: 0.357, SLG: 0.372	BB		G6-3		K		G1-3		K	4	0	0	0	1	2	0
21 Stephen Vogt, L (1, 2) OBP: 0.316, SLG: 0.421	1B		2B		K		1B		G5-3	5	1	3	0	0	1	0
26 Danny Valencia, R (1, 5) OBP: 0.387, SLG: 0.580	1B		G6-3		K		BB			3	1	1	0	1	1	1
2 Khris Davis, R (1, 10) OBP: 0.265, SLG: 0.488	FC1-2		G6-3			K	FC5			3	0	0	0	0	1	4
16 Billy Butler, R (7, PH) OBP: 0.276, SLG: 0.361 (7, 10)										1	0	0	0	0	0	2
17 Yonder Alonso, L (1, 3) OBP: 0.294, SLG: 0.309	1B			FC6-4		BB		F8		3	0	2	2	1	0	0
10 Marcus Semien, R (1, 6) OBP: 0.314, SLG: 0.444	F9			FC6-4		1B		BB		3	0	2	0	1	0	2
3 Chris Coghlan, L (1, 9) OBP: 0.218, SLG: 0.283		K		K		G4-3		F7		3	0	0	0	0	2	4
5 Jake Smolinski, R (8, PH) OBP: 0.242, SLG: 0.433 (8, 9)										1	0	0	0	0	0	1
1 Billy Burns, S (1, 8) OBP: 0.286, SLG: 0.312		K		FC6-4		G3-1		L9		4	0	0	0	0	1	5
Inning Stats	R: 2 E: 0 K: 0 S: 14 H: 3 LOB: 2 BB: 1 P: 23	R: 0 E: 0 K: 2 S: 8 H: 0 LOB: 0 BB: 0 P: 11	R: 0 E: 0 K: 0 S: 5 H: 1 LOB: 1 BB: 0 P: 10	R: 0 E: 0 K: 2 S: 13 H: 2 LOB: 2 BB: 0 P: 16	R: 0 E: 0 K: 3 S: 10 H: 0 LOB: 0 BB: 0 P: 13	R: 0 E: 0 K: 1 S: 12 H: 1 LOB: 2 BB: 1 P: 21	R: 0 E: 0 K: 1 S: 7 H: 1 LOB: 2 BB: 1 P: 14	R: 0 E: 0 K: 0 S: 8 H: 0 LOB: 1 BB: 1 P: 16	R: 0 E: 0 K: 1 S: 8 H: 0 LOB: 0 BB: 0 P: 11	1B: 6 2B: 2 3B: 0 HR: 0 SF: 0 SAC: 0 DP: 0 HBP: 0						

	AB	35
	R	2
	H	8
	RBI	2
	BB	4
	SO	10
	LOB	21

WP: 1 PA: 39
PB: 0
SB: 0
CS: 0

PITCHER		IP	WLS	BF	H	R	ER	SO	BB	IBB	HBP	BLK	WP	HR	S	P	ERA	WHIP
43 Lance McCullers Jr., R ERA: 4.23	(1, 1)	7.0	W	32	8	2	2	9	3	0	0	0	1	0	69	108	2.57	1.571
29 Tony Sipp, L ERA: 3.54	(8, 1)	0.1	H	2	0	0	0	0	1	0	0	0	0	0	4	10	0.00	3.000
37 Pat Neshek, R ERA: 2.89	(8, 1)	0.2	H	2	0	0	0	0	0	0	0	0	0	0	4	6	0.00	0.000
36 Will Harris, R ERA: 0.34	(9, 1)	1.0	S	3	0	0	0	1	0	0	0	0	0	0	8	11	0.00	0.000

PITCHER	IP	WLS	BF	H	R	ER	SO	BB	IBB	HBP	BLK	WP	HR	S	P	ERA	WHIP

Oakland Athletics @ Houston Astros

Minute Maid Park, Houston, TX

Sun Jun 05 2016, 1:10 PM - 4:15 PM CDT

Att. 30,817 - Roof Closed - 73 F

livebaseballscorecards.com

BOTTOM

Batter	1	2	3	4	5	6	7	8	9	AB	R	H	RBI	BB	SO	LOB
4 George Springer, R (1, 10) OBP: 0.373, SLG: 0.508	C FF 94 B CU 82 T FF 94 F FF 95 X SL 86 1-2 ① F8		B SI 94 X SI 94 1-0 ① G2-3 1-2		X CU 82 0-0 ② G5-3		S SL 82 B SL 81 S SL 83 B SL 84 B FF 91 B FF 91 4-2 27 F8 27 E 1 2B BB	F CH 85 X CH 85 0-1 ② G6-3 1-2 3-H		4	1	0	1	1	0	2
27 Jose Altuve, R (1, 4) OBP: 0.408, SLG: 0.543	F SI 95 S SI 95 X SI 95 0-2 1B		F SI 94 B SI 93 S CU 83 S CU 83 1-3 ② K2-3 2-3		B CU 83 X FF 94 1-0 1B		1 SAFE 1 SAFE B FF 91 X FF 91 1-0 ① F8 1-3	B SL 80 B SI 91 B SI 92 C SI 90 B SI 91 4-1 28 E 1 BB BB		4	0	2	0	1	1	2
1 Carlos Correa, R (1, 6) OBP: 0.357, SLG: 0.443	C FF 94 D FF 93 S CU 82 T SL 86 1-2 ② K		X SI 95 0-0 ③ G6-3		1 SAFE B SI 94 F SI 94 B SI 93 C CU 82 1 SAFE S CU 83 2-3 ③ K		X SL 83 0-0 3-H 2B	S CH 85 D CH 86 B SI 92 S SI 83 B SL 83 B CH 86 4-2 28 E 1-2 2-3 BB		4	0	1	1	1	2	3
28 Colby Rasmus, L (1, 9) (8, 7) OBP: 0.315, SLG: 0.391	X SI 94 0-0 ③ F8			C SI 94 B CU 82 X CU 80 1-1 ① G4-3		C SL 82 B KC 79 F SL 83 X KC 82 1-2 ① F7	S FF 94 B FF 95 F FF 94 F FF 95 S FF 95 1-3 ② K	X SI 92 0-0 E1 1-2 2-3 3-H		5	0	0	0	0	1	4
11 Evan Gattis, R (1, 2) OBP: 0.311, SLG: 0.489		C CU 81 B CU 81 X SI 94 1-1 ① G6-3		S CU 82 S CU 83 S CU 82 0-3 ② K	B FF 90 B SL 82 C FF 90 B SL 86 X SL 83 3-1 HR	I IN 62 I IN 68 I IN 70 I IN 70 4-0 IBB	B SI 91 B CH 85 X SI 91 3-0 ③ G4-3			4	1	1	1	1	1	3
18 Luis Valbuena, L (1, 5) OBP: 0.328, SLG: 0.390		C SI 94 B CU 81 F FF 94 X SL 86 1-2 30 FC5-4 1B		B FF 94 C FF 94 B CU 82 B FF 93 B FF 93 4-1 13 FC6-4 BB	B SL 84 X FF 90 1-0 30 E 1B	C FF 95 F FF 95 B FF 96 B FF 96 F FF 96 B FF 97 X FF 96 3-2 ③ F8				3	0	2	0	1	0	2
13 Tyler White, R (1, 3) OBP: 0.297, SLG: 0.408		F FF 94 F FF 94 X FF 93 0-2 ② L8		C SI 94 D CU 82 X SI 93 1-1 ③ FC6-4 1-2f	B FF 90 B FF 90 F FF 91 1 SAFE X FF 92 2-1 ② P6			B SI 90 B SI 90 C SI 90 F CH 84 S SL 81 2-3 ① K		4	0	0	0	0	1	3
30 Carlos Gómez, R (1, 8) OBP: 0.247, SLG: 0.279		X SI 94 0-0 ③ FC5-4 1-2f			C FF 94 B FF 94 L FF 94 X SL 86 1-2 HR	B FF 92 1 SAFE B FF 92 F FF 92 C FF 92 1 SAFE D SL 83 X SL 86 3-2 E6 1-3		X SI 91 0-0 6 WP 4 G6-3 2B		4	2	2	1	0	0	2
16 Tony Kemp, L (1, 7) OBP: 0.325, SLG: 0.382 6 Jake Marisnick, R (8, 9) OBP: 0.218, SLG: 0.280			C SI 94 B FF 94 X SI 94 1-1 27 K2-3 4 G2-3 1B		B CU 80 C FF 92 B CU 82 F SI 94 F CU 82 B FF 94 F FF 93 F FF 93 C FF 94 3-3 ① K	B FF 92 C FF 91 X FF 92 1-1 ③ F7		B SI 92 B SI 91 B SI 91 C SI 91 F CH 86 F SI 92 B CH 86 4-2 1 BB 4 G6-3 28 E 2-3 BB		3 0	0 1	1 0	0 0	0 1	1 0	2 0
Inning Stats	R: 0 E: 0 K: 1 S: 11 H: 1 LOB: 1 BB: 0 P: 13	R: 0 E: 0 K: 0 S: 9 H: 1 LOB: 1 BB: 0 P: 11	R: 0 E: 0 K: 1 S: 7 H: 1 LOB: 1 BB: 0 P: 10	R: 0 E: 0 K: 1 S: 8 H: 0 LOB: 1 BB: 1 P: 14	R: 1 E: 0 K: 2 S: 14 H: 2 LOB: 1 BB: 0 P: 21	R: 1 E: 1 K: 0 S: 13 H: 2 LOB: 2 BB: 0 P: 24	R: 1 E: 1 K: 1 S: 13 H: 1 LOB: 2 BB: 2 P: 26	R: 2 E: 1 K: 1 S: 14 H: 1 LOB: 3 BB: 3 P: 31		1B: 5 2B: 2 3B: 0 HR: 2 SF: 0 SAC: 0 DP: 0 HBP: 0			WP: 1 PB: 0 SB: 0 CS: 0 PA: 41		

	AB	35
	R	5
	H	9
	RBI	4
	BB	6
	SO	7
	LOB	23

PITCHER		IP	WLS	BF	H	R	ER	SO	BB	IBB	HBP	BLK	WP	HR	S	P	ERA	WHIP
54 Sonny Gray, R ERA: 5.77	(1, 1)	5.0		21	5	1	1	5	1	0	0	0	0	1	49	69	1.80	1.200
57 Danny Coulombe, L ERA: 4.7	(6, 1)	0.1	B	3	2	1	1	0	0	0	0	0	0	1	6	11	27.00	6.000
66 Ryan Dull, R ERA: 2.64	(6, 1)	1.0	L	6	1	1	0	0	1	0	0	0	0	0	12	23	0.00	2.000
62 Sean Doolittle, L ERA: 2.59	(7, 1)	0.2		3	0	0	0	1	0	1	0	0	0	0	8	16	0.00	0.000
35 Marc Rzepczynski, L ERA: 3.6	(8, 1)	1.0		8	1	2	1	1	3	0	0	0	1	0	14	31	9.00	4.000

PITCHER	IP	WLS	BF	H	R	ER	SO	BB	IBB	HBP	BLK	WP	HR	S	P	ERA	WHIP

Houston Astros @ Texas Rangers

Globe Life Park in Arlington, Arlington, TX

Mon Jun 06 2016, 8:08 PM - 11:15 PM EDT

Att. 30,021 - Clear - 86 F

TOP

livebaseballscorecards.com

Batter	1	2	3	4	5	6	7	8	9	AB	R	H	RBI	BB	SO	LOB
4 George Springer, R (1, 9) OBP: 0.366, SLG: 0.498	F FF 87 F FF 88 X SL 82 0-2 ① F8		F SL 83 C FF 88 X FF 87 0-2 FC1 27 HR 1-2	X SL 82 0-0 ②③ G6-4-3 1-2f		S SL 84 C FF 87 F FF 88 F SL 82 B FF 86 X FF 88 1-2 ② P6		X CU 79 0-0 ③ G5-3		5	1	0	0	0	0	6
27 Jose Altuve, R (1, 4) OBP: 0.411, SLG: 0.557	B FF 89 X SL 82 1-0 1 S 1B		D SL 83 X FF 89 1-0 1-H 2-H HR		C FF 88 B FF 87 X SL 82 1-1 1 FC6-4 1B	B FF 88 C FF 88 X FF 88 1-1 ③ P4			S SI 96 S CH 90 F CH 89 X CH 89 0-2 ① F8	5	1	3	3	0	0	3
1 Carlos Correa, R (1, 6) OBP: 0.354, SLG: 0.436	B FF 87 B FF 87 C FF 88 S SL 80 B FF 88 F SL 84 S FF 87 3-3 ② K 1-2		C FF 90 B SL 84 X SL 83 1-1 ① G6-3		1 SAFE X SL 80 0-0 ① FC6-4 1-2f		F FC 88 B SI 92 F CU 77 B FF 92 B FC 88 B FC 88 4-2 28 WP 28 1B BB		B FF 97 S SI 96 X SI 96 1-1 ② G5-3	4	1	0	0	1	1	2
28 Colby Rasmus, L (1, 7) OBP: 0.313, SLG: 0.386	C SL 83 B SL 83 X FF 87 1-1 ③ P5		F FF 87 B FF 89 B SL 84 F FF 89 B FF 89 S SL 83 3-3 ② K		F FF 87 1 SAFE B FF 87 F FF 86 X CU 77 1-2 ② F7		S FC 89 1 SAFE 1 SAFE B SI 90 B FC 88 F FC 88 X SI 91 2-2 18 S 1-H 1B		C FF 98 S CH 90 F FF 96 B CH 91 F CU 86 B CH 90 S CH 90 2-3 ③ K	5	0	1	1	0	2	2
11 Evan Gattis, R (1, 10) OBP: 0.310, SLG: 0.479		B FF 87 B FF 87 S FF 88 T SL 82 F SL 82 B FF 90 B FF 88 4-2 18 1B BB	B SL 82 F SL 83 F FF 88 C FF 89 1-3 ③ K		X SL 79 0-0 ③ F7		C FC 87 F SI 91 F SI 91 S CU 78 0-3 ① K			3	0	0	0	1	2	2
18 Luis Valbuena, L (1, 5) OBP: 0.332, SLG: 0.393		B FF 86 X CH 84 1-0 9 G4-6-3 1-3 1B		B CU 74 C CU 75 C SL 82 B FF 88 X SL 82 2-2 30 FC5-4 1B		C CU 74 X CH 82 0-1 E4 15 BB 9 E	B SI 91 F FC 87 T FS 86 D FS 88 B FC 88 S SI 92 3-3 ② K 1-2			4	0	2	0	0	1	1
30 Carlos Gómez, R (1, 8) OBP: 0.240, SLG: 0.271		S SL 83 S SL 84 B SL 81 S SL 84 1-3 ① K		L SL 82 X SL 80 0-1 ① FC5-4 9 1B 15 1B 1-2f		S SL 80 F SL 79 B FF 86 B SL 82 X SL 81 2-2 ① F8	S CU 76 F CU 77 B FF 91 X CU 76 1-2 ③ G6-3			4	1	0	0	0	1	5
9 Marwin Gonzalez, S (1, 3) OBP: 0.271, SLG: 0.359		C FF 88 B SL 84 B SL 81 X FF 87 2-1 ②③ G4-6-3 1-2f		C FF 84 X FF 87 0-1 15 1B 1-3 1B		B CH 84 B FF 86 F FF 86 X SL 82 2-1 FC3 15 BB 1-2		S CU 80 F CU 81 F FF 95 B CU 81 F FF 96 X CU 81 1-2 ① F8		4	0	1	0	0	0	3
15 Jason Castro, L (1, 2) OBP: 0.355, SLG: 0.391			F FF 88 X SL 83 0-1 4 E 27 HR 1B	X SL 82 0-0 4 G6-4-3 1-3 3-H 1B		B FF 87 B FF 87 C CH 83 2 SAFE B FF 85 B CH 81 4-1 1-2 2-3 BB		C CU 79 F CU 79 B FF 95 B FF 95 B FF 96 S FF 96 3-3 ② K		3	1	2	1	1	1	0
Inning Stats	R: 0 E: 0 K: 1 S: 10 H: 1 LOB: 1 BB: 0 P: 15	R: 0 E: 0 K: 1 S: 9 H: 1 LOB: 1 BB: 1 P: 17	R: 3 E: 1 K: 2 S: 14 H: 2 LOB: 0 BB: 0 P: 20	R: 1 E: 0 K: 0 S: 9 H: 3 LOB: 1 BB: 0 P: 11	R: 0 E: 0 K: 0 S: 7 H: 1 LOB: 1 BB: 0 P: 9	R: 0 E: 2 K: 0 S: 15 H: 0 LOB: 3 BB: 1 P: 25	R: 1 E: 0 K: 2 S: 15 H: 1 LOB: 1 BB: 1 P: 25	R: 0 E: 0 K: 1 S: 9 H: 0 LOB: 0 BB: 0 P: 13	R: 0 E: 0 K: 1 S: 11 H: 0 LOB: 0 BB: 0 P: 14	1B: 8 2B: 0 3B: 0 HR: 1 SF: 0 SAC: 0 DP: 2 HBP: 0						

	AB	37
	R	5
	H	9
	RBI	5
	BB	3
	SO	8
	LOB	24

WP: 1 PB: 0 SB: 2 CS: 0 PA: 40

PITCHER		IP	WLS	BF	H	R	ER	SO	BB	IBB	HBP	BLK	WP	HR	S	P	ERA	WHIP
48 Colby Lewis, R ERA: 3.2	(1, 1)	6.0		29	8	4	3	4	2	0	0	0	0	1	64	97	4.50	1.667
43 Tony Barnette, R ERA: 2.92	(7, 1)	1.0		5	1	1	1	2	1	0	0	0	1	0	15	25	9.00	2.000
51 Matt Bush, R ERA: 1.54	(8, 1)	1.0		3	0	0	0	1	0	0	0	0	0	0	9	13	0.00	0.000
47 Sam Dyson, R ERA: 1.88	(9, 1)	1.0	W	3	0	0	0	1	0	0	0	0	0	0	11	14	0.00	0.000

PITCHER	IP	WLS	BF	H	R	ER	SO	BB	IBB	HBP	BLK	WP	HR	S	P	ERA	WHIP

BOTTOM

Houston Astros @ Texas Rangers

Globe Life Park in Arlington, Arlington, TX

Mon Jun 06 2016, 8:08 PM - 11:15 PM EDT

Att. 30,021 - Clear - 86 F

livebaseballscorecards.com

Batter	1	2	3	4	5	6	7	8	9	AB	R	H	RBI	BB	SO	LOB
19 Jurickson Profar, S (1, 4) OBP: 0.383, SLG: 0.630	B FF 87 X FF 88 1-0 20 1B 3B	C FF 90 X FF 89 0-1 ② G6-3		C FF 87 X FF 89 0-1 ② F9		B FF 94 X FF 94 1-0 ② F9		C SI 89 F FF 89 S CH 80 0-3 ③ K		5	1	1	0	0	1	1
20 Ian Desmond, R (1, 8) OBP: 0.351, SLG: 0.476	B FF 91 B FF 88 F FF 89 S FF 89 X FF 91 2-2 30 1B 12 WP 3-H 1B	X FF 90 0-0 29 FC5 30 HBP 1B		F SL 82 B SL 82 B CH 81 S CH 82 F CH 82 X SL 81 2-2 ③ F8		X FF 95 0-0 ③ F9			S SL 85 C SL 86 S SL 85 0-3 ① K	5	1	2	1	0	1	1
30 Nomar Mazara, L (1, 9) OBP: 0.370, SLG: 0.500	D CU 73 1 SAFE B FF 90 C CH 82 X CH 83 2-1 12 E 12 WP 84 1B 1-3 1B	H CU 75 1-0 29 FC5 1-2 HBP			C CH 82 F CH 82 B CU 75 B FF 91 B CH 83 F FC 87 F CH 83 X FC 87 3-2 84 1B 1B		C SL 79 B FF 96 F FF 96 F SL 82 B SL 82 F FF 97 X FF 97 2-2 29 1B 29 WP 12 SF9 1B		C SL 85 X FF 97 0-1 29 FC6-4 1B	4	2	4	0	0	0	0
29 Adrián Beltré, R (1, 5) OBP: 0.326, SLG: 0.470	C CU 72 D CU 72 F FF 90 S SL 81 1-3 ① K	X SL 83 0-0 ③ FC5 1-2 2-3f			D FC 86 F FF 91 X FF 90 1-1 ① P6		B SL 80 B FF 96 C SL 80 F SL 81 X SL 82 2-2 1-3 1B		C SL 86 D SL 86 F SL 86 X SL 86 1-2 ② FC6-4 12 2B 1-2f	5	1	1	0	0	1	6
12 Rougned Odor, L (1, 10) OBP: 0.298, SLG: 0.470	D CH 85 C FF 90 1 SAFE F FF 91 F FC 89 B CU 76 F FC 88 X FC 88 2-2 E3 84 1B 1-3 3-H	C FF 89 B FF 88 X FC 87 1-1 HR			X CH 83 0-0 ② F8		X SL 78 0-0 ① SF9 3-H		S FF 97 X FF 97 0-1 1-H 2B	4	1	2	3	0	0	2
84 Prince Fielder, L (1, 3) OBP: 0.261, SLG: 0.292 18 Mitch Moreland, L (8, 3) OBP: 0.278, SLG: 0.356	F FF 90 F FC 88 F FF 90 D CH 84 X FF 91 1-2 1-3 3-H 1B	X FF 90 0-0 ① G4-3			1 SAFE B CH 83 S CH 83 X FF 91 1-1 1-3 1B		B FF 96 S CH 84 B CH 84 S CH 83 D CH 83 F FF 97 S CH 84 3-3 ② K			4 0	0 0	2 0	1 0	0 0	1 0	1 0
16 Ryan Rua, R (1, 7) OBP: 0.370, SLG: 0.453	X FF 90 0-0 ② L4	B SL 82 S FF 89 C FF 90 B SL 81 F CH 82 B CH 82 S SL 82 3-3 ② K			X SL 82 0-0 ③ F8		B SL 78 F FF 97 C FF 97 B FF 98 T FF 97 2-2 ③ K			4	0	0	0	0	2	5
1 Elvis Andrus, R (1, 6) OBP: 0.338, SLG: 0.401	X FF 90 0-0 ③ L4	C FF 90 F SL 83 X FF 90 0-2 ③ L3				B FF 88 B SL 82 C CH 81 B CH 80 B FF 89 4-1 6 G6-3 BB		C SL 79 X SI 88 0-1 ① F9		3	0	0	0	1	0	2
6 Bobby Wilson, R (1, 2) OBP: 0.314, SLG: 0.359		B SL 80 X FF 88 1-0 ① P3		C FF 91 X SL 83 0-1 ① G6-3		B FC 84 1 SAFE B SL 82 C CH 82 X CH 81 2-1 ① G6-3 1-2		C SL 80 S SL 82 S SL 81 0-3 ② K		4	0	0	0	0	1	1
Inning Stats	R: 3 E: 1 K: 1 S: 20 H: 4 LOB: 2 BB: 0 P: 29	R: 0 E: 0 K: 0 S: 5 H: 1 LOB: 2 BB: 0 P: 7	R: 1 E: 0 K: 1 S: 10 H: 1 LOB: 0 BB: 0 P: 14	R: 0 E: 0 K: 0 S: 8 H: 0 LOB: 0 BB: 0 P: 10	R: 0 E: 0 K: 0 S: 11 H: 2 LOB: 2 BB: 0 P: 16	R: 0 E: 0 K: 0 S: 5 H: 0 LOB: 1 BB: 1 P: 12	R: 1 E: 0 K: 2 S: 16 H: 2 LOB: 1 BB: 0 P: 25	R: 0 E: 0 K: 2 S: 8 H: 0 LOB: 0 BB: 0 P: 8	R: 1 E: 0 K: 1 S: 10 H: 2 LOB: 1 BB: 0 P: 11	1B: 9 2B: 1 3B: 1 HR: 1 SF: 1 SAC: 0 DP: 0 HBP: 1						

AB	38
R	6
H	12
RBI	5
BB	1
SO	7
LOB	19

PITCHER		IP	WLS	BF	H	R	ER	SO	BB	IBB	HBP	BLK	WP	HR	S	P	ERA	WHIP
54 Mike Fiers, R ERA: 5.0	(1, 1)	5.1		27	8	4	4	2	1	0	1	0	1	1	57	85	6.75	1.688
45 Michael Feliz, R ERA: 3.62	(6, 1)	1.2		7	2	1	1	2	0	0	0	0	1	0	18	28	5.40	1.200
44 Luke Gregerson, R ERA: 4.39	(8, 1)	1.0		3	0	0	0	2	0	0	0	0	0	0	8	8	0.00	0.000
53 Ken Giles, R ERA: 5.76	(9, 1)	0.2	L	4	2	1	1	1	0	0	0	0	0	0	10	11	13.50	3.000

PITCHER	IP	WLS	BF	H	R	ER	SO	BB	IBB	HBP	BLK	WP	HR	S	P	ERA	WHIP

Houston Astros @ Texas Rangers

Globe Life Park in Arlington, Arlington, TX

Tue Jun 07 2016, 8:08 PM - 10:54 PM EDT

Att. 32,189 - Clear - 91 F

TOP

livebaseballscorecards.com

Batter	1	2	3	4	5	6	7	8	9	AB	R	H	RBI	BB	SO	LOB
4 George Springer, R (1, 10) OBP: 0.367, SLG: 0.492	C FC 89 S CH 84 B SI 93 B SI 93 X CH 84 2-2 ① F8		B FC 88 B CH 84 B FC 89 S FF 92 F FF 93 B SI 93 4-2 27 G6-3 BB		X FF 91 0-0 ③ G5-3			B SL 82 B SI 94 F SI 95 S SI 95 F SI 95 B SI 95 B SI 96 4-2 BB	C SI 97 F SI 97 B FF 98 B SI 98 F SI 97 S SI 97 2-3 ③ K	3	0	0	0	2	1	4
27 Jose Altuve, R (1, 4) OBP: 0.409, SLG: 0.550	C CU 79 X SI 94 0-1 ② G6-3		1 SAFE 1 SAFE 1 SAFE B SI 91 B SI 91 X SI 92 2-0 ②③ G6-3 1-2f			C CU 77 F FF 93 H FF 93 1-2 1 FC5-4 HBP		S SI 96 F SI 96 C SI 96 0-3 ① K		3	0	0	0	0	1	2
1 Carlos Correa, R (1, 6) OBP: 0.352, SLG: 0.430	S SI 94 B FC 90 B FC 89 X CH 85 2-1 ③ G4-3			C FF 92 B FC 89 B FF 93 B SI 93 B FF 93 4-1 11 G5-4-3 BB		C SI 92 B FF 90 F SI 92 B FF 89 B CH 84 F CH 84 F FF 94 F FF 93 X CH 85 3-2 ① FC5-4 1-2f		1 SAFE C SI 95 1 SAFE B SI 95 B SI 95 T SI 94 F SI 95 S SI 95 2-3 ② K		3	0	0	0	1	1	2
11 Evan Gattis, R (1, 2) OBP: 0.302, SLG: 0.465		F FC 88 S SI 90 X FF 93 0-2 ① G5-3		B SI 92 C SI 93 X FC 90 1-1 ①② G5-4-3 1-2f		B FF 92 F SI 93 B SI 90 B SI 93 X SI 92 3-1 ② F9		B SI 94 B SI 96 S SI 96 F SI 97 X SI 96 2-2 ③ F7		4	0	0	0	0	0	3
28 Colby Rasmus, L (1, 7) OBP: 0.312, SLG: 0.388		B FF 93 C SI 92 B CU 80 S SI 93 F SI 94 B FF 93 X SI 92 3-2 ② G3-1		B FC 89 B SI 94 C SI 92 S FF 93 B FF 91 S FC 89 3-3 ③ K		X SI 92 0-0 ③ G3			C SI 95 B SI 94 X CH 88 1-1 18 1B 2B	4	1	1	0	0	1	1
9 Marwin Gonzalez, S (1, 5) (8, 3) OBP: 0.277, SLG: 0.369		S CU 80 B CU 80 C SI 90 X FF 92 1-2 30 S 30 HR 1B			C CU 76 F FF 92 X CH 84 0-2 ① F7		B CU 75 C CH 82 F FC 87 F CU 78 X FC 87 1-2 13 1B 2B		B SI 95 B SI 94 C SI 94 F SI 95 F CH 89 S SI 95 2-3 ① K	4	1	2	0	0	1	1
30 Carlos Gómez, R (1, 8) OBP: 0.253, SLG: 0.296		B FF 90 C FF 90 S CU 80 X CU 81 1-2 1-H HR			B CH 84 F CH 83 L FC 89 B CU 79 B CH 84 B CH 83 4-2 6 BB BB		C FF 93 F CH 84 F FC 88 F SI 92 B FC 89 B SI 92 S FC 89 2-3 ① K		B FF 97 S SI 96 S SI 96 B SI 97 F SI 96 D SL 86 B FF 97 4-2 18 1B BB	2	1	1	2	2	1	1
13 Tyler White, R (1, 3) OBP: 0.297, SLG: 0.406 18 Luis Valbuena, L (8, 5) OBP: 0.335, SLG: 0.396		C SI 93 B FF 90 B CU 80 F FF 94 B FC 89 F SI 94 S CH 84 3-3 ③ K			X SI 93 0-0 ② F9		X SI 93 0-0 6 G6-3 2-3 1B		B CH 89 B SI 95 F SI 94 B SI 94 X SI 94 3-1 1-3 2-H 1B	3 1	0 0	1 1	0 1	0 0	1 0	1 0
6 Jake Marisnick, R (1, 9) OBP: 0.222, SLG: 0.274 16 Tony Kemp, L (9, PH) OBP: 0.317, SLG: 0.371			F FF 92 C FF 92 T CU 79 0-2 ① K	B SI 92 1 SAFE 1 SAFE B SI 93 B SI 93 B FF 93 4-0 1-2 BB		L SI 91 X SI 92 0-1 ②③ G6-3 1-2f			M SI 95 F SI 94 S SI 96 0-3 ② K	2 1	0 0	0 0	0 0	1 0	1 1	2 2

	AB	30
	R	3
	H	6
	RBI	3
	BB	6
	SO	9
	LOB	19

Inning Stats																																		
	R: 0 E: 0 K: 0 S: 7	H: 0 LOB: 0 BB: 0 P: 11	R: 2 E: 0 K: 1 S: 17	H: 2 LOB: 0 BB: 0 P: 25	R: 0 E: 0 K: 1 S: 6	H: 0 LOB: 0 BB: 1 P: 12	R: 0 E: 0 K: 1 S: 6	H: 0 LOB: 1 BB: 1 P: 14	R: 0 E: 0 K: 0 S: 7	H: 0 LOB: 2 BB: 2 P: 15	R: 0 E: 0 K: 0 S: 11	H: 0 LOB: 1 BB: 0 P: 18	R: 0 E: 0 K: 1 S: 12	H: 2 LOB: 1 BB: 0 P: 15	R: 0 E: 0 K: 2 S: 13	H: 0 LOB: 1 BB: 1 P: 21	R: 1 E: 0 K: 3 S: 18	H: 2 LOB: 2 BB: 1 P: 30	1B: 3 2B: 2 3B: 0 HR: 1	SF: 0 SAC: 0 DP: 3 HBP: 1	WP: 0 PB: 0 SB: 1 CS: 0	PA: 37

PITCHER		IP	WLS	BF	H	R	ER	SO	BB	IBB	HBP	BLK	WP	HR	S	P	ERA	WHIP
35 Cole Hamels, L ERA: 3.32	(1, 1)	7.0		27	4	2	2	4	4	0	1	0	0	1	66	110	2.57	1.143
41 Jake Diekman, L ERA: 1.66	(8, 1)	1.0	W	4	0	0	0	2	1	0	0	0	0	0	13	21	0.00	1.000
47 Sam Dyson, R ERA: 2.12	(9, 1)	1.0	S	6	2	1	1	3	1	0	0	0	0	0	18	30	9.00	3.000

PITCHER		IP	WLS	BF	H	R	ER	SO	BB	IBB	HBP	BLK	WP	HR	S	P	ERA	WHIP

Houston Astros @ Texas Rangers

Globe Life Park in Arlington, Arlington, TX

Tue Jun 07 2016, 8:08 PM - 10:54 PM EDT

Att. 32,189 - Clear - 91 F

BOTTOM

Batter	1	2	3	4	5	6	7	8	9	AB	R	H	RBI	BB	SO	LOB
19 Jurickson Profar, S (1, 3) OBP: 0.392, SLG: 0.620 18 Mitch Moreland, L (9, 3) OBP: 0.278, SLG: 0.356	X SI 88 0-0 ① P3		C CH 79 B SI 88 X CH 79 1-1 20 G1-6-3 1-2 1B		B CH 79 C SI 88 F SI 88 B SL 77 X CH 80 2-2 ③ L9			C SL 76 F CH 80 B SI 88 X CH 78 1-2 20 HR 1B		4 0	1 0	2 0	0 0	0 0	0 0	0 0
20 Ian Desmond, R (1, 8) OBP: 0.354, SLG: 0.489	B SI 88 S CH 78 B SI 88 S CH 79 C CH 79 2-3 ② K		B SI 88 X CH 79 1-0 ①② G1-6-3 1-2f 2-3			F CH 78 B SL 79 X SI 88 1-1 29 G6-3 1B		B SI 87 X CH 79 1-0 1-H HR		4	1	2	2	0	1	2
30 Nomar Mazara, L (1, 9) OBP: 0.367, SLG: 0.495	C SI 88 B SL 78 C SI 89 B SI 89 S SL 77 2-3 ③ K		C SL 77 X SL 77 0-1 ③ F8			F SI 89 1 SAFE C SI 89 B SI 89 F SL 79 B SI 89 C SI 90 2-3 ① K		C SI 89 B SL 80 B SI 88 S SL 79 B SL 80 X SI 88 3-2 84 BB 29 E 1B		4	0	1	0	0	2	2
29 Adrian Beltré, R (1, 5) OBP: 0.325, SLG: 0.466		B SI 87 C SL 75 X SI 87 1-1 16 2B 1B		B SI 88 X SI 88 1-0 ① G6-3		1 SAFE F SI 88 C SL 77 D SL 78 X SI 89 1-2 ②③ G6-3 1-2f		B SI 89 S SI 88 D SL 80 B SI 90 X SI 90 3-1 E5 84 BB 1-2		4	1	1	0	0	0	2
12 Rougned Odor, L (1, 4) OBP: 0.292, SLG: 0.460		B SI 89 C SI 88 B SL 77 S SI 89 F SI 90 S SL 78 2-3 ① K		C SL 77 B SL 77 F FF 88 X SL 78 1-2 ② G4-3			X SL 77 0-0 ① G6-3	B FF 89 B SI 89 T SI 89 F CH 80 S SL 81 2-3 ② K		4	0	0	0	0	2	3
84 Prince Fielder, L (1, 10) OBP: 0.261, SLG: 0.288		C SI 88 C SL 77 B SI 89 S SL 77 1-3 ② K		B SI 89 C SL 76 F SL 76 F SL 77 B SL 78 B SI 89 S SL 78 3-3 ③ K			B SI 88 S SL 77 S SL 78 B SL 78 B SI 89 S SL 79 3-3 ② K	B SI 89 B SI 89 B SI 89 C SI 87 B SL 80 4-1 1-2 2-3 BB		3	0	0	0	1	3	1
16 Ryan Rua, R (1, 7) OBP: 0.374, SLG: 0.464		B SL 75 F SI 88 C FF 89 B FF 89 F SL 76 D CH 80 X CH 78 3-2 1-H 2B			C SL 75 B FF 88 B SL 74 X SI 88 2-1 ① G5-3		C SI 89 X SL 78 0-1 1 WP 1B	C SL 81 S SL 82 S SL 82 0-3 ③ K		4	0	2	1	0	1	3
1 Elvis Andrus, R (1, 6) OBP: 0.333, SLG: 0.395		D SI 88 C SL 76 T SL 76 B SL 76 X SL 77 2-2 ③ G5-3			C SL 76 C SI 88 X SL 77 0-2 ② F7		B SI 88 C SI 88 S SL 77 B SL 79 S SL 79 2-3 ③ K 1-2			3	0	0	0	0	1	2
6 Bobby Wilson, R (1, 2) OBP: 0.326, SLG: 0.407			C SL 75 B SL 76 B SI 87 B SL 76 X SI 87 3-1 20 G1-6-3 19 1B 1B		X SI 88 0-0 HR			B SL 76 X FC 84 1-0 ① G6-3		3	1	2	1	0	0	0
Inning Stats	R: 0 E: 0 K: 2 S: 7 H: 0 LOB: 0 BB: 0 P: 11	R: 1 E: 0 K: 2 S: 16 H: 2 LOB: 1 BB: 0 P: 25	R: 0 E: 0 K: 0 S: 7 H: 2 LOB: 1 BB: 0 P: 12	R: 0 E: 0 K: 1 S: 8 H: 0 LOB: 0 BB: 0 P: 13	R: 1 E: 0 K: 0 S: 9 H: 1 LOB: 0 BB: 0 P: 13	R: 0 E: 0 K: 1 S: 9 H: 1 LOB: 0 BB: 0 P: 13	R: 0 E: 0 K: 2 S: 9 H: 1 LOB: 1 BB: 0 P: 14	R: 2 E: 1 K: 2 S: 17 H: 3 LOB: 3 BB: 1 P: 32		1B: 7 2B: 1 3B: 0 HR: 2 SF: 0 SAC: 0 DP: 2 HBP: 0						

livebaseballscorecards.com

AB	33
R	4
H	10
RBI	4
BB	1
SO	10
LOB	15

WP: 1 PA: 34
PB: 0
SB: 0
CS: 0

PITCHER		IP	WLS	BF	H	R	ER	SO	BB	IBB	HBP	BLK	WP	HR	S	P	ERA	WHIP
60 Dallas Keuchel, L ERA: 5.44	(1, 1)	7.1	L	30	10	4	4	8	0	0	0	0	1	2	73	115	4.91	1.364
44 Luke Gregerson, R ERA: 4.28	(8, 1)	0.2		4	0	0	0	2	1	0	0	0	0	0	9	18	0.00	1.500

PITCHER	IP	WLS	BF	H	R	ER	SO	BB	IBB	HBP	BLK	WP	HR	S	P	ERA	WHIP

Batter	1	2	3	4	5	6	7	8	9	AB	R	H	RBI	BB	SO	LOB
4 George Springer, R (1, 9) OBP: 0.367, SLG: 0.502	B FF 92 B FF 92 X FF 92 2-0 HR		C SI 94 F FF 95 F FF 98 S ST 84 0-3 ① K 1-2		B FS 86 C FC 85 C FS 80 S CU 63 1-3 ② K		1 SAFE X SI 95 0-0 27 2B 1-2 1B		C SL 86 X FF 95 0-1 ③ G6-3	5	2	2	1	0	2	2
27 Jose Altuve, R (1, 4) OBP: 0.414, SLG: 0.556	B FF 94 X FF 95 1-0 ① F8		B ST 85 C SI 95 F SI 95 X ST 86 1-2 ② 2-H 1B		B FS 80 B FS 87 B SI 90 C SI 88 B SI 90 4-1 1 E 1 S BB		X SI 95 0-0 ② 1-H 2-H 2B			3	0	2	2	1	0	0
1 Carlos Correa, R (1, 6) OBP: 0.347, SLG: 0.422	B FF 94 C FF 95 B FC 85 F FF 95 C ST 83 2-3 ② K		F SI 94 F SI 97 B FF 97 S FF 98 1-3 ③ K		C SI 92 X FC 90 0-1 ③ L9 1-3		C SL 88 C CU 75 F CU 76 F FF 94 B SL 84 B CU 75 B SL 85 X FF 95 3-2 ③ G3			4	0	0	0	0	2	2
28 Colby Rasmus, L (1, 7) OBP: 0.311, SLG: 0.382	B FC 88 B FF 95 B FC 87 B FF 94 4-0 BB			B FC 89 X FC 86 1-0 ① F7		X FF 92 0-0 ① G4-3		F SL 85 S SL 85 S CU 74 0-3 ① K		3	0	0	0	1	1	0
18 Luis Valbuena, L (1, 5) OBP: 0.339, SLG: 0.401	C FF 94 C FC 90 F FF 97 F ST 84 B CU 68 F FC 84 S ST 83 1-3 ③ K			B ST 78 X FC 88 1-0 2B		B FF 92 B CH 81 B CH 80 D FF 93 4-0 BB		B CH 86 C SL 86 B SL 86 B SI 94 C FF 93 F SI 95 S SI 94 3-3 ② K		3	0	1	0	1	2	1
11 Evan Gattis, R (1, 10) OBP: 0.294, SLG: 0.453		F FF 93 X ST 82 0-1 ① G6-3		C ST 81 X SI 94 0-1 ② F7		1 SAFE S SL 82 1 SAFE B SL 83 B FF 92 F FF 92 S SL 83 2-3 ② K		C CU 75 F CU 76 F FF 93 B SL 86 X SL 86 1-2 ③ P6		4	0	0	0	0	1	2
30 Carlos Gómez, R (1, 8) OBP: 0.253, SLG: 0.290		C ST 81 B FF 95 B ST 80 C ST 81 C FF 96 2-3 ② K		S ST 85 B ST 82 B FF 94 B FF 95 C FF 94 B ST 83 4-2 BB		1 SAFE B SL 84 B FF 92 S FF 93 C FF 93 C FF 93 2-3 ③ K			B CU 78 B CU 78 C FF 94 C FF 95 X FF 95 2-2 ① L9	3	0	0	0	1	2	1
9 Marwin Gonzalez, S (1, 3) OBP: 0.282, SLG: 0.379		X SI 93 0-0 ③ L8		C ST 82 S ST 84 S ST 85 0-3 ③ K			B SI 93 X SI 94 1-0 4 1B 27 2B 1B		C SL 86 M CH 84 B CU 80 X CU 79 1-2 2B	4	1	2	0	0	1	2
15 Jason Castro, L (1, 2) OBP: 0.352, SLG: 0.382			C FF 92 B ST 80 B ST 82 B FF 95 B FF 93 4-1 4 S 27 1B BB		B FF 91 C FC 87 C ST 79 X CU 68 1-2 ① G5-3		C SI 94 F FF 95 C CU 74 0-3 ① K		B FF 95 B FF 95 X FF 95 2-0 ② G1-3	3	0	0	0	1	1	2
Inning Stats	R: 1 E: 0 K: 2 S: 11 H: 1 LOB: 1 BB: 1 P: 21	R: 0 E: 0 K: 1 S: 6 H: 0 LOB: 0 BB: 0 P: 8	R: 0 E: 0 K: 2 S: 11 H: 1 LOB: 1 BB: 1 P: 17	R: 0 E: 0 K: 1 S: 9 H: 1 LOB: 2 BB: 1 P: 15	R: 0 E: 0 K: 1 S: 9 H: 0 LOB: 1 BB: 1 P: 15	R: 0 E: 0 K: 2 S: 7 H: 0 LOB: 1 BB: 1 P: 15	R: 2 E: 0 K: 1 S: 11 H: 3 LOB: 0 BB: 0 P: 15	R: 0 E: 0 K: 2 S: 11 H: 0 LOB: 0 BB: 0 P: 15	R: 0 E: 0 K: 0 S: 9 H: 1 LOB: 1 BB: 0 P: 14	1B: 3 2B: 3 3B: 0 HR: 1 SF: 0 SAC: 0 DP: 0 HBP: 0						

PITCHER		IP	WLS	BF	H	R	ER	SO	BB	IBB	HBP	BLK	WP	HR	S	P	ERA	WHIP
11 Yu Darvish, R ERA: 2.87	(1, 1)	5.0		21	3	1	1	7	4	0	0	0	0	1	46	76	1.80	1.400
37 Shawn Tolleson, R ERA: 9.53	(6, 1)	1.0		4	0	0	0	2	1	0	0	0	0	0	7	15	0.00	1.000
54 Tom Wilhelmsen, R ERA: 9.33	(7, 1)	2.0	L	8	3	2	2	3	0	0	0	0	0	0	22	30	9.00	1.500
77 Luke Jackson, R ERA: 7.04	(9, 1)	1.0		4	1	0	0	0	0	0	0	0	0	0	9	14	0.00	1.000

PITCHER	IP	WLS	BF	H	R	ER	SO	BB	IBB	HBP	BLK	WP	HR	S	P	ERA	WHIP

TOP

Houston Astros @ Texas Rangers

Globe Life Park in Arlington, Arlington, TX

Wed Jun 08 2016, 8:08 PM - 10:56 PM EDT

Att. 37,696 - Partly Cloudy - 89 F

livebaseballscorecards.com

AB	32
R	3
H	7
RBI	3
BB	5
SO	12
LOB	12

WP: 0 PA: 37
PB: 0
SB: 2
CS: 0

BOTTOM

Houston Astros @ Texas Rangers

Globe Life Park in Arlington, Arlington, TX

Wed Jun 08 2016, 8:08 PM - 10:56 PM EDT

Att. 37,696 - Partly Cloudy - 89 F

Batter	1	2	3	4	5	6	7	8	9	AB	R	H	RBI	BB	SO	LOB
12 Rougned Odor, L (1, 4) OBP: 0.290, SLG: 0.454	C FF 86 C FF 86 B FF 87 S CU 70 1-3 K ①		B FF 88 X FF 87 1-0 1-3 1B		C CU 68 C CU 70 X CU 69 0-2 F7 ②		C SL 82 B SL 84 B FF 97 C SL 79 B SL 81 X FF 96 3-2 F7 ②		C FC 92 B CU 83 C FC 94 F CU 82 S CU 83 1-3 K2-3 ③	5	0	1	0	0	2	1
20 Ian Desmond, R (1, 8) OBP: 0.352, SLG: 0.485	B FF 87 B FF 87 B FF 87 C SI 88 C FF 88 F CU 72 C FF 89 3-3 K ②		X FF 88 0-0 G4-3 ① 3-H		X FF 87 0-0 30 E 30 S 1B		C FF 97 X SL 82 0-1 F8 ③			4	0	1	1	0	1	1
30 Nomar Mazara, L (1, 9) OBP: 0.370, SLG: 0.495	B SI 89 F FF 89 F CU 70 X SI 89 1-2 1B		B CU 71 X FF 88 1-0 L7 ②		B CU 68 C FF 86 1 SAFE S CU 70 D CU 70 X CU 71 2-2 1-3 F9 ③			C SL 81 X SL 80 0-1 29 FC5-4 1B		4	0	2	0	0	0	2
29 Adrián Beltré, R (1, 5) OBP: 0.324, SLG: 0.462 19 Jurickson Profar, S (8, PR) OBP: 0.392, SLG: 0.620 (9, 5)	B FF 87 S CU 71 C FF 88 B FC 84 S CU 71 2-3 K ③		C FF 88 F FC 82 B SI 88 D CU 72 X FF 89 2-2 P4 ③			B CU 69 C FF 87 B FC 82 B SI 86 C FF 89 X CU 70 3-2 18 WP 1B		C CH 78 B FF 90 B FF 90 F FF 91 X CH 78 2-2 FC5-4 ① 84 1B 1-2f		4 0	0 0	1 0	0 0	0 0	1 0	3 0
84 Prince Fielder, L (1, 10) OBP: 0.265, SLG: 0.288 16 Ryan Rua, R (8, PR) OBP: 0.374, SLG: 0.464 (9, 10)		B SI 86 X SI 88 1-0 P5 ①	C CH 80 F CH 78 B SI 87 B CU 71 H FF 87 3-2 1 G6-3 HBP			X CH 79 0-0 P6 ①		C SL 80 X FF 90 0-1 1 G5-4-3 1-2 1B		3 0	0 0	1 0	0 0	0 0	0 0	1 0
1 Elvis Andrus, R (1, 6) OBP: 0.332, SLG: 0.397		B FF 86 B FF 87 C FF 88 C SI 88 B FF 88 F SI 89 X FF 88 3-2 2B	C FF 87 C FF 88 F SI 87 D FC 84 X FF 88 1-2 G6-3 ①② 1-2f			S FC 81 C FF 86 S FC 82 0-3 K ②		C SL 81 F SI 90 X SL 82 0-2 G5-4-3 ②③ 1-2f		4	0	1	0	0	1	4
18 Mitch Moreland, L (1, 3) OBP: 0.282, SLG: 0.361		B CU 70 B FF 87 X FF 87 2-0 P5 ②	F FF 88 B CU 73 S FF 89 X FF 89 1-2 2B			B CU 70 B CU 71 S CU 69 B FF 86 S CU 70 B CU 70 4-2 1-2 BB			C CU 81 B FC 92 B CU 82 B FC 93 F FC 93 X FC 93 3-2 F8 ①	3	0	1	0	1	0	1
36 Jared Hoying, L (1, 7) OBP: 0.304, SLG: 0.238		B FF 87 F FF 87 X FF 88 1-1 F7 ③	B SI 88 B SI 88 X SI 89 2-0 P4 ③			C CU 70 B FF 87 S CU 70 B SI 88 F CU 71 F FF 87 F SI 87 D CU 70 F SI 88 3-2 X SI 88 G4-3 ③			C FC 94 B CU 82 B FC 94 C FC 93 X FC 93 2-2 1B	4	0	1	0	0	0	4
6 Bobby Wilson, R (1, 2) OBP: 0.323, SLG: 0.400			C SI 85 B FF 86 X FF 87 1-1 12 1B 20 G4-3 1B		F SI 85 C CU 68 C SI 86 0-3 K ①		B SL 82 X FF 94 1-0 G5-3 ①		C CU 81 X CU 81 0-1 F8 ②	4	1	1	0	0	1	1
Inning Stats	R: 0 E: 0 K: 3 S: 13 H: 1 LOB: 1 BB: 0 P: 20	R: 0 E: 0 K: 0 S: 8 H: 1 LOB: 1 BB: 0 P: 15	R: 1 E: 0 K: 0 S: 8 H: 2 LOB: 1 BB: 0 P: 13	R: 0 E: 0 K: 0 S: 10 H: 1 LOB: 1 BB: 0 P: 17	R: 0 E: 0 K: 1 S: 10 H: 1 LOB: 1 BB: 0 P: 12	R: 0 E: 0 K: 1 S: 16 H: 1 LOB: 2 BB: 1 P: 26	R: 0 E: 0 K: 0 S: 6 H: 0 LOB: 0 BB: 0 P: 10	R: 0 E: 0 K: 0 S: 10 H: 2 LOB: 2 BB: 0 P: 12	R: 0 E: 0 K: 1 S: 12 H: 1 LOB: 1 BB: 0 P: 18	1B: 8 2B: 2 3B: 0 HR: 0	SF: 0 SAC: 0 DP: 2 HBP: 1	WP: 1 PB: 0 SB: 1 CS: 0	PA: 37			

livebaseballscorecards.com

AB	35
R	1
H	10
RBI	1
BB	1
SO	6
LOB	18

PITCHER		IP	WLS	BF	H	R	ER	SO	BB	IBB	HBP	BLK	WP	HR	S	P	ERA	WHIP
58 Doug Fister, R ERA: 3.34	(1, 1)	6.0	W	26	7	1	1	5	1	0	1	0	1	0	65	103	1.50	1.333
45 Michael Feliz, R ERA: 3.49	(7, 1)	1.0	H	3	0	0	0	0	0	0	0	0	0	0	6	10	0.00	0.000
29 Tony Sipp, L ERA: 3.48	(8, 1)	0.1	H	3	2	0	0	0	0	0	0	0	0	0	7	9	0.00	6.000
37 Pat Neshek, R ERA: 2.79	(8, 1)	0.2	H	1	0	0	0	0	0	0	0	0	0	0	3	3	0.00	0.000
36 Will Harris, R ERA: 0.33	(9, 1)	1.0	S	4	1	0	0	1	0	0	0	0	0	0	12	18	0.00	1.000

PITCHER	IP	WLS	BF	H	R	ER	SO	BB	IBB	HBP	BLK	WP	HR	S	P	ERA	WHIP

Batter	1	2	3	4	5	6	7	8	9	AB	R	H	RBI	BB	SO	LOB
4 George Springer, R (1, 9) OBP: 0.368, SLG: 0.496	X SI 91 0-0 ① G6-3		F FF 93 F FF 94 B FF 93 B CU 79 B SI 92 F CH 85 B FF 94 4-2 1 BB 27 1B 11 SF9 BB	F CU 77 S CH 84 B FF 93 F CU 78 B FF 93 X SI 94 2-2 ③ FC6-4 1-2f			B SI 92 X FC 88 1-0 ① G1-6-3 2-3		B SL 82 B SI 96 B SI 97 C SI 96 B SI 96 4-1 16 G4-3-6 BB	3	1	0	0	2	0	2
27 Jose Altuve, R (1, 4) OBP: 0.413, SLG: 0.553 (5, 6)	C SI 91 B SI 90 F FF 92 B FF 91 F CU 80 B SI 92 F SI 92 S CH 85 3-3 ② K		1 SAFE B SI 93 F CH 84 1 SAFE X SI 92 1-1 1 BB 9 1B 1-2 1B		X SI 90 0-0 ① G6-3		S CU 79 X FC 89 0-1 11 1B 3-H 1B		B SI 94 X SI 95 1-0 ① P3	5	1	2	1	0	1	1
1 Carlos Correa, R (1, 6) OBP: 0.351, SLG: 0.423 16 Tony Kemp, L (5, 4) OBP: 0.302, SLG: 0.351	C FF 93 B CH 84 X SI 92 1-1 1B		B CU 78 B FF 92 S SI 93 F CH 84 B FF 94 B SI 95 4-2 9 1B 1-2 2-3 BB		C SI 92 S SI 91 B SL 85 B SI 93 B CH 84 X SI 92 3-2 ② G5-3		B FF 91 X FF 92 1-0 ② F9		B SI 94 C SI 94 X SI 95 1-1 ② ③ G4-3-6 1-2f	2 2	0 0	1 0	0 0	1 0	0 0	0 2
11 Evan Gattis, R (1, 2) OBP: 0.293, SLG: 0.450	X SI 92 0-0 ③ G4-3		B FF 93 X SI 92 1-0 ② SF9 3-H		F SI 92 B FF 93 X SI 92 1-1 ③ G3		1 SAFE B FC 89 1 SAFE X FC 88 1-0 1-3 1B			3	0	1	1	0	0	1
9 Marwin Gonzalez, S (1, 3) OBP: 0.281, SLG: 0.376		B SI 89 X SI 91 1-0 ① G5-3	C CU 80 F SL 86 X CH 87 0-2 1-2 2-H 1B			B SI 90 S CH 83 S CH 82 B SL 85 B SI 95 F SI 94 X SI 94 3-2 ① G6-3	D CU 77 B FS 87 D FS 86 C SI 92 S FS 90 X SI 92 3-2 ③ L4			4	0	1	1	0	0	2
18 Luis Valbuena, L (1, 5) OBP: 0.337, SLG: 0.404		X SI 91 0-0 2B	F FF 93 X SL 86 0-1 ③ G6-3			L SL 86 X SL 85 0-1 ② B1-3		C CU 80 S FF 96 B FF 97 F CU 81 S FF 98 1-3 ① K		4	0	1	0	0	1	2
30 Carlos Gómez, R (1, 8) OBP: 0.253, SLG: 0.284		S SI 92 B SI 92 F SI 92 F FF 93 B SI 92 F SL 85 X FF 92 2-2 ② F9	C FF 92 S CH 83 B SL 83 C SI 92 1-3 ① K			B SI 93 C SI 94 B SI 93 B SI 93 B SI 93 4-1 BB		F SL 90 C SL 90 B FF 96 S CU 81 1-3 ② K		3	0	0	0	1	2	1
13 Tyler White, R (1, 10) OBP: 0.298, SLG: 0.401 28 Colby Rasmus, L (8, PH) OBP: 0.314, SLG: 0.382 (8, 10)		F FF 92 B SI 92 S SI 92 F SI 91 B CH 84 X FF 94 2-2 ③ F9	C SI 92 B CU 77 C CU 77 B CH 84 F SI 94 B CU 75 B CH 83 4-2 4 FC6-4 BB			X SI 94 0-0 ③ F9		B FF 96 B CH 92 B FF 97 B FF 98 4-0 BB		2 0	0 0	0 0	0 0	1 1	0 0	2 0
6 Jake Marisnick, R (1, 7) OBP: 0.223, SLG: 0.273			C SI 89 B CU 78 B SI 92 X CH 83 2-1 ① F8	F SI 94 X FF 92 0-1 ② F8			B FC 88 B FC 88 C FF 91 X SI 90 2-1 E5 4 G1-6-3 27 1B 1B	C SL 89 1 SAFE S FF 96 B FF 97 F FF 98 B CU 80 S SL 90 2-3 ③ K		4	1	1	0	0	1	2
Inning Stats	R: 0 E: 0 K: 1 S: 9 H: 1 LOB: 1 BB: 0 P: 13	R: 0 E: 0 K: 0 S: 11 H: 1 LOB: 1 BB: 0 P: 16	R: 2 E: 0 K: 0 S: 15 H: 2 LOB: 2 BB: 2 P: 27	R: 0 E: 0 K: 1 S: 12 H: 0 LOB: 1 BB: 1 P: 19	R: 0 E: 0 K: 0 S: 6 H: 0 LOB: 0 BB: 0 P: 10	R: 0 E: 0 K: 0 S: 8 H: 0 LOB: 1 BB: 1 P: 15	R: 1 E: 1 K: 0 S: 10 H: 3 LOB: 2 BB: 0 P: 18	R: 0 E: 0 K: 3 S: 11 H: 0 LOB: 1 BB: 1 P: 19	R: 0 E: 0 K: 0 S: 4 H: 0 LOB: 0 BB: 1 P: 10	1B: 6 2B: 1 3B: 0 HR: 0 SF: 1 SAC: 0 DP: 1 HBP: 0						

Houston Astros @ Texas Rangers

Globe Life Park in Arlington, Arlington, TX

Thu Jun 09 2016, 2:07 PM - 4:59 PM EDT

Att. 30,145 - Partly Cloudy - 87 F

livebaseballscorecards.com

TOP

AB	32
R	3
H	7
RBI	3
BB	6
SO	5
LOB	15

PITCHER		IP	WLS	BF	H	R	ER	SO	BB	IBB	HBP	BLK	WP	HR	S	P	ERA	WHIP
33 Martín Pérez, L ERA: 3.22	(1, 1)	6.0	W	26	4	2	2	2	4	0	0	0	0	0	61	100	3.00	1.333
43 Tony Barnette, R ERA: 3.16	(7, 1)	1.0	H	6	3	1	1	0	0	0	0	0	0	0	10	18	9.00	3.000
51 Matt Bush, R ERA: 1.42	(8, 1)	1.0	H	4	0	0	0	3	1	0	0	0	0	0	11	19	0.00	1.000
41 Jake Diekman, L ERA: 1.59	(9, 1)	1.0	S	3	0	0	0	0	1	0	0	0	0	0	4	10	0.00	1.000

PITCHER	IP	WLS	BF	H	R	ER	SO	BB	IBB	HBP	BLK	WP	HR	S	P	ERA	WHIP

Houston Astros @ Texas Rangers

Globe Life Park in Arlington, Arlington, TX

Thu Jun 09 2016, 2:07 PM - 4:59 PM EDT

Att. 30,145 - Partly Cloudy - 87 F

livebaseballscorecards.com

BOTTOM

Batter	1	2	3	4	5	6	7	8	9	AB	R	H	RBI	BB	SO	LOB
19 Jurickson Profar, S (1, 5) OBP: 0.400, SLG: 0.611	C FF 90 S CU 72 B CU 73 X FC 88 1-2 G3 ①		B FF 90 X FF 91 1-0 1-2 3-H 30 1B 1B	D CH 84 B CU 72 B CH 84 C FF 89 X CH 83 3-1 2-3 1B			B KC 75 S CH 79 S FF 92 F CH 80 B KC 76 F CH 80 S FF 92 2-3 K ②			4	0	2	1	0	1	0
20 Ian Desmond, R (1, 8) OBP: 0.350, SLG: 0.479	C FF 91 B FC 88 F FC 88 B FF 92 S FC 88 2-3 K ②		M FC 86 F FC 87 S CU 73 0-3 K ①	X FF 92 0-0 L4 ③			B FF 91 B CH 80 B FF 91 F FF 92 B FF 92 4-1 BB			3	0	0	0	1	2	4
30 Nomar Mazara, L (1, 9) OBP: 0.368, SLG: 0.490	C FF 91 B CU 73 F CC 90 B FC 88 B FF 91 S CU 74 3-3 K ③		C FC 86 D CU 73 B CH 83 X FC 87 2-1 1-2 2-H 1B		B FF 93 B CH 80 C FF 92 C FF 93 X CH 82 2-2 G1-3 ①		C FF 91 F CH 80 B FF 92 1 SAFE 1 SAFE 1 SAFE X CH 82 1-2 P5 ③			4	0	1	1	0	1	1
12 Rougned Odor, L (1, 4) OBP: 0.290, SLG: 0.464		S CH 83 B FF 90 B CU 72 S CH 84 B CU 75 X CH 85 3-2 F8 ①	D CU 72 S CH 84 C FC 86 S CH 84 1-3 K ②		C KC 76 B CH 83 C FF 94 X CH 83 1-2 G6-3 ②			B CU 76 C SI 91 B CU 78 S SI 91 X CU 75 2-2 HR		4	1	1	1	0	1	2
16 Ryan Rua, R (1, 7) OBP: 0.370, SLG: 0.451		B FF 91 C FF 91 B FC 87 C FC 89 X CU 75 2-2 G5-3 ②	F FF 90 B FF 90 F CH 84 C FC 86 1-3 K ③		X FF 94 0-0 L9 ③			S FC 89 H SI 91 1-1 1 G6-3 84 S HBP		3	0	0	0	0	1	2
84 Prince Fielder, L (1, 10) OBP: 0.265, SLG: 0.302		B FF 91 B CH 83 X FF 90 2-0 F7 ③		B FC 86 C FF 89 F CH 84 B CU 73 F CH 83 F FF 90 X CH 84 2-2 HR		B KC 76 C FF 92 S CH 81 B CH 82 X FF 92 2-2 L8 ①		B SI 89 C CU 76 B FC 89 X CU 74 2-1 1-2 F8 ①		4	1	1	1	0	0	1
1 Elvis Andrus, R (1, 6) OBP: 0.330, SLG: 0.391			B FF 88 B FC 86 B FF 89 B FF 88 4-0 18 2B BB	B FF 89 C FC 86 B FC 87 X FC 87 2-1 F7 ①		X FF 93 0-0 F7 ②		B FC 87 F SI 89 X SI 89 1-1 2-3 G6-3 ②		3	1	0	0	1	0	1
18 Mitch Moreland, L (1, 3) OBP: 0.286, SLG: 0.374			B FF 88 C CU 70 S FC 86 B FF 89 X CH 83 2-2 8 1B 19 1B 1-H 2B	C FC 88 X FC 86 0-1 19 1B 2B		B CH 80 F FF 92 C KC 77 B KC 77 S FF 93 2-3 K ③		B CU 76 X SI 90 1-0 F9 ③		4	1	2	1	0	1	1
8 Bryan Holaday, R (1, 2) OBP: 0.302, SLG: 0.436			C CU 72 F FF 90 X FF 90 0-2 2-3 30 1B 19 1B 1B	S CU 72 S FF 90 D CU 74 B FF 90 B CU 72 F FC 87 F CU 73 F FC 85 S CU 73 3-3 K ②			B FF 88 B FF 90 S FF 89 X FF 90 2-1 F8 ①			3	1	1	0	0	1	1
Inning Stats	R: 0 E: 0 K: 2 S: 9 H: 0 LOB: 0 BB: 0 P: 15	R: 0 E: 0 K: 0 S: 7 H: 0 LOB: 0 BB: 0 P: 14	R: 3 E: 0 K: 3 S: 18 H: 4 LOB: 2 BB: 1 P: 29	R: 1 E: 0 K: 1 S: 18 H: 3 LOB: 2 BB: 0 P: 28	R: 0 E: 0 K: 0 S: 7 H: 0 LOB: 0 BB: 0 P: 10	R: 0 E: 0 K: 1 S: 7 H: 0 LOB: 0 BB: 0 P: 11	R: 0 E: 0 K: 1 S: 11 H: 0 LOB: 1 BB: 1 P: 20	R: 1 E: 0 K: 0 S: 9 H: 1 LOB: 1 BB: 0 P: 16		1B: 4 2B: 2 3B: 0 HR: 2 SF: 0 SAC: 0 DP: 0 HBP: 1						

	AB	32
	R	5
	H	8
	RBI	5
	BB	2
	SO	8
	LOB	13

PITCHER		IP	WLS	BF	H	R	ER	SO	BB	IBB	HBP	BLK	WP	HR	S	P	ERA	WHIP
31 Collin McHugh, R ERA: 5.22	(1, 1)	3.2	L	19	7	4	4	6	1	0	0	0	0	1	51	85	9.82	2.182
47 Chris Devenski, R ERA: 2.54	(4, 1)	3.1		11	0	0	0	2	1	0	0	0	0	0	26	42	0.00	0.300
46 Scott Feldman, R ERA: 3.62	(8, 1)	1.0		5	1	1	1	0	0	0	1	0	0	1	9	16	9.00	1.000

PITCHER	IP	WLS	BF	H	R	ER	SO	BB	IBB	HBP	BLK	WP	HR	S	P	ERA	WHIP

Houston Astros @ Tampa Bay Rays

Tropicana Field, St. Petersburg, FL

Fri Jun 10 2016, 7:12 PM - 10:29 PM EDT

Att. 13,075 - Dome - 72 F

TOP

livebaseballscorecards.com

Batter	1	2	3	4	5	6	7	8	9	AB	R	H	RBI	BB	SO	LOB
4 George Springer, R (1, 9) OBP: 0.365, SLG: 0.490	C SL 85 S FF 91 F FF 91 B SL 85 X FF 91 1-2 27 S 27 1B 1B		B CU 80 C SL 86 C CH 86 F FF 93 S SL 86 1-3 ② K	X SL 86 0-0 ③ G1-3		1 SAFE S SI 89 D SI 90 B SI 88 F SI 88 1 SAFE S SI 90 2-3 ② K			L FF 94 1 SAFE C FC 88 T FC 87 0-2 ① K	5	0	1	0	0	3	4
9 Marwin Gonzalez, S (1, 6) OBP: 0.285, SLG: 0.377	1 SAFE C SL 84 1 SAFE X SL 83 0-1 ① F7		B FF 91 X SL 84 1-0 28 1B 27 1B 1B		C FF 90 B SI 91 X SL 83 1-1 ① G4-3	P PO 88 1-0 ③ CS 1-2	C FF 89 B FF 89 B FF 89 X FF 87 2-1 ① P3		1 SAFE C FF 93 F FC 87 X FC 88 0-2 1-3 1B	5	0	2	0	0	0	1
27 Jose Altuve, R (1, 4) OBP: 0.417, SLG: 0.552	C SL 86 X SL 85 0-1 ② 1-H 1B		1 SAFE X SL 85 0-0 28 1B 1-2 1B		X CU 78 0-0 ② F9		F FF 89 B SI 92 F SI 90 B FF 93 X SI 91 2-2 ② L8		I IN 73 I IN 70 I IN 72 I IN 71 4-0 IBB	4	0	2	0	1	0	0
28 Colby Rasmus, L (1, 7) OBP: 0.315, SLG: 0.383	C FC 88 B FF 91 S SL 86 S SL 86 1-3 ③ K2-3		F CH 85 B FF 91 F FF 92 B SL 86 B SL 85 X SL 86 3-2 1-2 2-3 1B		C FF 91 S FF 92 B FF 91 F FF 92 F FF 92 S SL 86 1-3 ③ K		X SI 91 0-0 1B		C FF 93 C FC 88 S FC 88 0-3 ② K	5	0	2	0	0	3	4
11 Evan Gattis, R (1, 10) OBP: 0.291, SLG: 0.439		B CU 75 B SL 85 B SL 83 B FF 91 4-0 18 G3-6-3 BB	C FC 86 X SL 86 0-1 ③ F8			B FF 92 F FF 91 X SL 85 1-1 ① G5-3	C SI 90 X SI 90 0-1 ③ G6-3		C FC 88 S FF 94 X FC 88 0-2 ③ G6-3	4	0	0	0	1	0	7
18 Luis Valbuena, L (1, 5) OBP: 0.340, SLG: 0.408		C SL 84 1 SAFE F FF 91 B CU 80 1 SAFE X SL 84 1-2 ①② G3-6-3 1-2f		B FF 91 B FF 90 F FF 91 B SL 83 B SL 83 4-1 15 BB BB		C SL 86 B FF 91 B SL 86 B SL 83 X FF 91 3-1 13 1B 2B		S SI 88 B FF 89 C FF 88 B CU 79 S FF 89 2-3 ① K		3	1	1	0	1	1	1
13 Tyler White, R (1, 3) OBP: 0.302, SLG: 0.400		B FF 91 B SL 85 B FF 91 B FF 91 4-0 15 S BB	C SL 84 B FF 92 F FC 86 B FF 92 F FF 92 F FF 92 F SI 90 X SL 84 2-2 ① F8			B SL 85 C SL 86 F FF 92 D SL 86 X SL 85 2-2 15 HR 2-H 1B		C FF 87 F SI 88 B CU 80 X FF 88 1-2 ② G6-3		3	1	1	1	1	0	1
15 Jason Castro, L (1, 2) OBP: 0.356, SLG: 0.403		F SL 85 B FF 91 F SL 84 B FF 91 S SL 86 2-3 ③ K 1-2		F SI 90 B FF 92 1 SAFE F FF 92 1 SAFE 1 SAFE B FF 92 D SL 85 F FF 92 4-2 F SL 83 B FF 93 1-2 BB		F SL 84 B SL 84 1 SAFE 1 SAFE X SL 84 1-1 1-H HR		S FF 87 C SI 86 B FF 88 F CU 80 S CU 81 1-3 ③ K		3	1	1	2	1	2	1
6 Jake Marisnick, R (1, 8) OBP: 0.227, SLG: 0.275 16 Tony Kemp, L (9, PH) OBP: 0.318, SLG: 0.351			C FF 90 C FF 92 S FF 92 0-3 ① K	F FC 86 C FF 93 F FF 92 X FF 92 0-2 ② F9		X SI 88 0-0 9 CS 1B			C FF 94 B FF 94 S FC 88 F FC 88 F FC 89 B FF 95 F FC 89 B FC 89 B FF 95 4-2 9 1B BB	3 0	0 0	1 0	0 0	0 1	1 0	2 0

Inning Stats	1	2	3	4	5	6	7	8	9
	R: 0 E: 0 K: 1 S: 11	H: 2 LOB: 1 BB: 0 P: 13	R: 0 E: 0 K: 1 S: 6	H: 0 LOB: 1 BB: 2 P: 17	R: 0 E: 0 K: 2 S: 14	H: 3 LOB: 3 BB: 0 P: 19	R: 0 E: 0 K: 0 S: 16	H: 0 LOB: 2 BB: 2 P: 26	R: 0 E: 0 K: 1 S: 8	H: 0 LOB: 0 BB: 0 P: 10	R: 3 E: 0 K: 1 S: 14	H: 4 LOB: 0 BB: 0 P: 23	R: 0 E: 0 K: 0 S: 8	H: 1 LOB: 1 BB: 0 P: 12	R: 0 E: 0 K: 2 S: 10	H: 0 LOB: 0 BB: 0 P: 14	R: 0 E: 0 K: 2 S: 17	H: 1 LOB: 3 BB: 2 P: 25

1B: 9 2B: 1 3B: 0 HR: 1	SF: 0 SAC: 0 DP: 1 HBP: 0	WP: 0 PB: 0 SB: 2 CS: 1	PA: 42
---	---	---	---

	AB	35
	R	3
	H	11
	RBI	3
	BB	6
	SO	10
	LOB	21

PITCHER		IP	WLS	BF	H	R	ER	SO	BB	IBB	HBP	BLK	WP	HR	S	P	ERA	WHIP
35 Matt Andriese, R ERA: 2.82	(1, 1)	5.1	W	26	8	3	3	5	4	0	0	0	0	1	64	101	5.06	2.250
30 Erasmo Ramírez, R ERA: 2.93	(6, 1)	1.2	H	6	2	0	0	1	0	0	0	0	0	0	13	19	0.00	1.200
31 Xavier Cedeño, L ERA: 3.2	(8, 1)	1.0	H	3	0	0	0	2	0	0	0	0	0	0	10	14	0.00	0.000
37 Alex Colomé, R ERA: 0.96	(9, 1)	1.0	S	6	1	0	0	2	1	1	0	0	0	0	17	25	0.00	2.000

PITCHER		IP	WLS	BF	H	R	ER	SO	BB	IBB	HBP	BLK	WP	HR	S	P	ERA	WHIP

BOTTOM

Houston Astros @ Tampa Bay Rays

Tropicana Field, St. Petersburg, FL

Fri Jun 10 2016, 7:12 PM - 10:29 PM EDT

Att. 13,075 - Dome - 72 F

Batter	1	2	3	4	5	6	7	8	9	AB	R	H	RBI	BB	SO	LOB
11 Logan Forsythe, R (1, 4) OBP: 0.402, SLG: 0.532	C FF 92 B FF 94 C KC 82 B KC 84 X KC 84 2-2 F9 ①	C FF 95 S CH 87 D KC 87 F CH 86 X CH 88 1-2 1-H 13 1B 2B		X FF 94 0-0 3 G5-3 13 FC1 2-3 1B		C FF 95 B FF 95 C KC 86 C KC 88 1-3 K ③				4	1	2	1	0	1	1
13 Brad Miller, L (1, 6) OBP: 0.294, SLG: 0.423	X FF 94 0-0 3 FC5-4 1B	S FF 94 B KC 88 X CH 87 1-1 2-H 1B		X KC 86 0-0 ① FC1 1-2 3-H			C SL 81 S CH 84 B FF 97 S SL 82 1-3 K ①			4	0	2	1	0	1	2
3 Evan Longoria, R (1, 5) OBP: 0.327, SLG: 0.524	F FF 93 C KC 83 B KC 86 X KC 84 1-2 FC5-4 7 BB 28 2B 1-2f ②	B KC 86 B KC 86 B FF 94 F FF 92 F CH 88 X KC 86 3-2 F8 ③		B KC 88 B FF 94 T FF 95 F KC 86 F CH 86 B KC 88 F KC 86 X FF 93 3-2 G5-3 ② ③ 2-3f			B SL 83 B FF 95 C FF 95 B FF 96 S FF 95 F FF 96 T FF 96 3-2 K ②			4	1	0	0	0	1	4
7 Logan Morrison, L (1, 10) OBP: 0.333, SLG: 0.396	D KC 84 B KC 84 B CH 88 B FF 92 4-0 1-2 28 2B BB	X KC 83 0-0 G4-3 ①	C KC 84 X FF 93 0-1 G3-1 ①				B CH 86 B FF 95 B CH 87 S FF 94 B FF 95 4-1 28 CS BB			2	1	0	0	2	0	0
28 Steve Pearce, R (1, 3) OBP: 0.411, SLG: 0.558	B KC 86 X FF 94 1-0 1-H 2-H 2B	C KC 83 X CH 87 0-1 2B	B KC 84 C KC 86 X FF 93 1-1 G4-3 ②				B SL 80 B SL 81 1 SAFE F FF 93 F FF 95 F SL 79 F FF 97 B FF 94 3-2 CS ③ 1-2	B SL 85 B FF 97 B FF 97 C FF 97 C FF 98 X FF 99 3-2 1B		4	0	3	2	0	0	0
10 Corey Dickerson, L (1, 7) OBP: 0.245, SLG: 0.446 27 Mikie Mahtook, R (9, 7) OBP: 0.196, SLG: 0.208	X CH 87 0-0 F7 ③	C KC 85 F FF 93 B FF 94 S KC 85 1-3 K ②	S FF 95 F FF 95 S KC 88 0-3 K ③					F FF 98 F SL 85 S SL 85 0-3 K ①		4 0	0 0	0 0	0 0	0 0	3 0	3 0
20 Steven Souza Jr., R (1, 9) OBP: 0.317, SLG: 0.446		B KC 82 B KC 83 B FF 93 C FF 92 C FF 93 S FF 93 3-3 K ①	S KC 84 B FF 94 B FF 95 B FF 94 C KC 85 B KC 86 4-2 8 FC4 BB			C FF 92 B KC 84 C FF 94 B KC 87 B KC 86 T FF 92 3-2 K ①		F FF 98 C SL 87 B FF 98 S SL 87 1-3 K ②		3	0	0	0	1	3	1
8 Desmond Jennings, R (1, 8) OBP: 0.270, SLG: 0.331		B KC 84 B FF 93 B FF 93 B FF 94 4-0 11 2B BB	B FF 93 C KC 84 C KC 84 X KC 85 1-2 FC4 ③ 1-2f			B FF 94 B FF 94 B FF 92 B FF 92 4-0 BB		C SL 85 B SL 85 S FF 98 S FF 99 1-3 K ③		2	1	0	0	2	1	3
24 Hank Conger, L (1, 2) OBP: 0.279, SLG: 0.342		C KC 84 C CH 86 D KC 85 S KC 86 1-3 K ②		S FF 94 F KC 85 F KC 86 B FF 95 X KC 86 1-2 11 1B 13 FC1 2B		F FF 94 C FF 95 S FF 96 0-3 K ②				3	0	1	0	0	2	2
Inning Stats	R: 2 E: 0 K: 0 S: 9 H: 2 LOB: 1 BB: 1 P: 17	R: 2 E: 0 K: 2 S: 15 H: 2 LOB: 1 BB: 1 P: 28	R: 0 E: 0 K: 1 S: 11 H: 1 LOB: 2 BB: 1 P: 17	R: 0 E: 0 K: 0 S: 11 H: 2 LOB: 1 BB: 0 P: 15	R: 0 E: 0 K: 1 S: 7 H: 0 LOB: 0 BB: 0 P: 8	R: 0 E: 0 K: 3 S: 9 H: 0 LOB: 1 BB: 1 P: 17	R: 0 E: 0 K: 2 S: 12 H: 0 LOB: 1 BB: 1 P: 23	R: 0 E: 0 K: 3 S: 12 H: 1 LOB: 1 BB: 0 P: 17		1B: 4 2B: 4 3B: 0 HR: 0 SF: 0 SAC: 0 DP: 1 HBP: 0				WP: 0 PB: 0 SB: 0 CS: 1 PA: 36	

	AB	30
	R	4
	H	8
	RBI	4
	BB	5
	SO	12
	LOB	16

livebaseballscorecards.com

PITCHER		IP	WLS	BF	H	R	ER	SO	BB	IBB	HBP	BLK	WP	HR	S	P	ERA	WHIP
43 Lance McCullers Jr., R ERA: 4.54	(1, 1)	6.0	L	28	7	4	4	7	4	0	0	0	0	0	62	102	6.00	1.833
45 Michael Feliz, R	(7, 1)	1.0		3	0	0	0	2	1	0	0	0	0	0	12	23	0.00	1.000
53 Ken Giles, R ERA: 5.54	(8, 1)	1.0		4	1	0	0	3	0	0	0	0	0	0	12	17	0.00	1.000

PITCHER	IP	WLS	BF	H	R	ER	SO	BB	IBB	HBP	BLK	WP	HR	S	P	ERA	WHIP

Houston Astros @ Tampa Bay Rays

Tropicana Field, St. Petersburg, FL

Sat Jun 11 2016, 4:12 PM - 7:03 PM EDT

Att. 19,658 - Dome - 72 F

TOP

livebaseballscorecards.com

Batter	1	2	3	4	5	6	7	8	9	AB	R	H	RBI	BB	SO	LOB
4 George Springer, R (1, 9) OBP: 0.362, SLG: 0.485	C FF 92 T FF 94 F FF 96 B SL 89 F SL 89 X FF 96 1-2 ① L9			C FF 93 X CH 88 0-1 9 1B 27 SF9 1B		S SL 87 S SL 88 F FF 95 B FF 96 X FF 97 1-2 ② F8		S SL 88 S SL 87 B SL 90 B SL 89 X FF 95 2-2 ② G6-3	C FC 88 1 SAFE B FC 89 C FC 88 F CU 80 F FF 92 X CU 80 1-2 ③ FC5-4 1-2f	5	1	1	0	0	0	1
9 Marwin Gonzalez, S (1, 6) OBP: 0.295, SLG: 0.386	X FF 95 0-0 ② L9			B FF 93 B CH 85 F FF 93 X FF 92 2-1 1-3 1B		B FF 95 B CH 88 X FF 94 2-0 27 1B 1B		C SL 87 B CH 87 X CH 87 1-1 28 BB 27 S 11 WP 1B		4	1	3	0	0	0	0
27 Jose Altuve, R (1, 4) OBP: 0.418, SLG: 0.552	F FF 96 C SL 89 B FF 96 F SL 88 B FF 91 F SL 89 F FF 96 F SL 89 B CH 90 3-3 S SL 88 ③ K			D SL 88 D FF 94 X SL 88 2-0 ① SF9 3-H		D SL 85 X SL 87 1-0 1-3 1B		T SL 83 C SI 90 B FF 92 H FF 91 2-2 11 WP 28 BB 1-2 HBP		2	0	1	1	0	1	0
28 Colby Rasmus, L (1, 7) OBP: 0.314, SLG: 0.377		C FF 93 C FF 94 B FF 95 X CH 88 1-2 ① G3-1		S FF 94 B CH 87 B CH 86 X FF 94 2-1 ② F9		S SL 87 X SL 85 0-1 ③ F8		B SI 90 B CH 77 S SI 88 B SI 91 B SI 86 4-1 11 WP 1-2 2-3 BB		3	0	0	0	1	0	3
11 Evan Gattis, R (1, 10) OBP: 0.284, SLG: 0.428		F FF 94 X FF 95 0-1 ② F8		S SL 88 F FF 95 S SL 88 0-3 ③ K2-3			B FF 92 B FF 93 S SL 85 X FF 94 2-1 ① F9	S SI 88 B SL 82 X SI 90 1-1 ③ P5 1-2 2-3 3-H		4	0	0	0	0	1	3
18 Luis Valbuena, L (1, 5) OBP: 0.338, SLG: 0.421		F FF 95 B CH 89 X CH 88 1-1 ③ G4-3			C SL 84 B CH 86 X FF 95 1-1 ① F8		C CH 84 B CH 87 C SL 88 B SL 88 B FF 95 F SL 87 C SL 88 3-3 ② K		B SL 82 B SL 82 C SI 89 B SL 82 X SI 89 3-1 HR	4	1	1	1	0	1	0
30 Carlos Gómez, R (1, 8) OBP: 0.253, SLG: 0.303			S SL 84 F SL 84 C FF 95 0-3 ① K		C FF 95 B SL 88 B SL 88 F SL 86 B FF 96 X SL 87 3-2 ② G6-3		X SL 86 0-0 HR		S CU 78 X CU 79 0-1 ① G3	4	1	1	1	0	1	0
13 Tyler White, R (1, 3) OBP: 0.296, SLG: 0.390			C FF 95 B SL 87 B SL 88 B FF 94 F FF 94 F SL 87 C SL 87 3-3 ② K		C FF 95 B FF 96 F FF 95 B SL 90 F FF 96 B SL 89 X FF 96 3-2 ③ G6-3		S SL 88 B FF 97 F FF 95 X SL 90 1-2 ③ L3		X FF 91 0-0 ② F8	4	0	0	0	0	1	0
15 Jason Castro, L (1, 2) OBP: 0.353, SLG: 0.394			S FF 95 B FF 95 S SL 87 S CH 90 1-3 ③ K		B SL 85 B FF 93 F FF 94 S FF 94 C SL 88 2-3 ① K		B FF 93 B SL 86 S FF 94 C SL 88 C FF 95 2-3 ① K		B CU 79 F FF 90 B FC 88 S FC 88 B CH 86 F FF 92 F FF 92 F FC 88 F FF 92 4-2 F FF 92 B FF 93 4 FC5-4 BB	3	0	0	0	1	3	0
Inning Stats	R: 0 E: 0 K: 1 S: 13 H: 0 LOB: 0 BB: 0 P: 17	R: 0 E: 0 K: 0 S: 7 H: 0 LOB: 0 BB: 0 P: 9	R: 0 E: 0 K: 3 S: 10 H: 0 LOB: 0 BB: 0 P: 14	R: 1 E: 0 K: 1 S: 10 H: 2 LOB: 1 BB: 0 P: 16	R: 0 E: 0 K: 0 S: 9 H: 0 LOB: 0 BB: 0 P: 16	R: 0 E: 0 K: 1 S: 11 H: 2 LOB: 2 BB: 0 P: 17	R: 1 E: 0 K: 1 S: 10 H: 1 LOB: 0 BB: 0 P: 16	R: 1 E: 0 K: 1 S: 13 H: 1 LOB: 2 BB: 1 P: 25	R: 1 E: 0 K: 0 S: 17 H: 1 LOB: 1 BB: 1 P: 25							

AB	33
R	4
H	7
RBI	3
BB	2
SO	8
LOB	7

1B: 5	SF: 1	WP: 1	PA: 37
2B: 0	SAC: 0	PB: 0	
3B: 0	DP: 0	SB: 1	
HR: 2	HBP: 1	CS: 0	

PITCHER		IP	WLS	BF	H	R	ER	SO	BB	IBB	HBP	BLK	WP	HR	S	P	ERA	WHIP
22 Chris Archer, R ERA: 4.61	(1, 1)	7.2	L	29	6	3	3	8	0	0	0	0	0	1	78	118	3.52	0.783
30 Erasmo Ramírez, R ERA: 2.91	(8, 1)	0.1		3	0	0	0	0	1	0	1	0	1	0	5	12	0.00	3.000
51 Dana Eveland, L ERA: 6.75	(9, 1)	0.0		1	1	1	1	0	0	0	0	0	0	1	2	5	∞	∞
50 Tyler Sturdevant, R ERA: 3.68	(9, 1)	1.0		4	0	0	0	0	1	0	0	0	0	0	15	20	0.00	1.000

PITCHER		IP	WLS	BF	H	R	ER	SO	BB	IBB	HBP	BLK	WP	HR	S	P	ERA	WHIP

BOTTOM

Houston Astros @ Tampa Bay Rays

Tropicana Field, St. Petersburg, FL

Sat Jun 11 2016, 4:12 PM - 7:03 PM EDT

Att. 19,658 - Dome - 72 F

Batter	1	2	3	4	5	6	7	8	9	AB	R	H	RBI	BB	SO	LOB
11 Logan Forsythe, R (1, 4) OBP: 0.389, SLG: 0.513	C FF 87 B FF 90 B SL 79 X FF 89 2-1 F8 ①		F FF 90 D SL 80 X FC 86 1-1 G4-3 ①② 1-2f			X SL 80 0-0 F8 ①		C SI 89 S SL 80 B SL 81 B SL 80 B SI 90 S SI 90 3-3 K ①		4	0	0	0	0	1	1
13 Brad Miller, L (1, 6) OBP: 0.294, SLG: 0.435	X CU 72 0-0 G3 ②		C CH 81 X CU 74 0-1 HR			C FF 89 B CH 82 X CH 82 1-1 G3-1 ②		C SI 91 S SI 91 F SI 91 B CH 79 X SI 90 1-2 G4-3 ②		4	1	1	1	0	0	0
3 Evan Longoria, R (1, 5) OBP: 0.329, SLG: 0.534	B FF 90 B SL 79 B SL 80 B FF 89 4-0 BB		X FC 88 0-0 F8 ③			C SL 83 C CU 74 B FF 91 B FF 90 F CH 80 F CH 80 X FF 90 2-2 HR		B SL 81 B SL 82 C SL 81 X FF 90 2-1 P3 ③		3	1	1	1	1	0	0
7 Logan Morrison, L (1, 3) OBP: 0.337, SLG: 0.392	F FF 90 X CH 81 0-1 G1-3 ③			C FF 89 X FC 86 0-1 G6-3 ①		C CU 74 B FF 90 T FF 90 H CU 76 2-2 28 1B HBP			B CU 80 B FC 92 B FC 92 B FC 92 4-0 27 BB 28 1B 20 SF8 BB	2	1	0	0	1	0	1
28 Steve Pearce, R (1, 10) OBP: 0.420, SLG: 0.570 38 Taylor Motter, R (9, PR) OBP: 0.293, SLG: 0.313		B SL 79 C FF 88 S CH 80 C CU 72 1-3 K ①		X SL 80 0-0 10 L6 2B		1 SAFE B FF 89 B FF 90 S CH 81 F CH 82 X CU 73 2-2 1-2 1B			B CU 82 C FC 93 S CU 83 X CU 83 1-2 20 SF8 27 BB 1-2 1B	4 0	0 0	3 0	0 0	0 0	1 0	0 0
10 Corey Dickerson, L (1, 7) OBP: 0.241, SLG: 0.439 27 Mikie Mahtook, R (7, 7) OBP: 0.212, SLG: 0.208		C FF 87 F FF 90 B CH 81 F FF 90 F FC 88 X CH 82 1-2 F8 ②		X CH 83 0-0 L6 ②③ 2-2		B CH 84 B CH 83 X FC 88 2-0 P4 ③			C FC 92 C FC 92 D CU 83 D CU 84 B FC 93 B FC 92 4-2 8 G4-6-3 1-2 2-3 BB	3 0	0 0	0 0	0 0	0 1	0 0	3 0
20 Steven Souza Jr., R (1, 9) OBP: 0.316, SLG: 0.449		C FF 90 X CH 81 0-1 2B			X SL 80 0-0 G6-3 ①		F FF 90 B FF 89 F FF 89 X CU 74 1-2 F7 ①		S FC 93 S FC 93 X CU 82 0-2 SF8 ① 2-3 3-H	3	0	1	1	0	0	0
8 Desmond Jennings, R (1, 8) OBP: 0.263, SLG: 0.321		B SL 80 2 SAFE S FF 90 B FF 90 S FF 90 X SL 82 2-2 P3 ③			B FF 89 C FF 88 B FF 90 S CH 81 C SL 81 2-3 K ②		X FF 90 0-0 F9 ②		C FC 93 B FC 91 B FC 92 B FC 91 S FC 91 X FC 92 3-2 G4-6-3 ②③ 1-2f	4	0	0	0	0	1	3
19 Curt Casali, R (1, 2) OBP: 0.273, SLG: 0.376			B SL 77 C CU 76 S FF 88 H CU 72 2-2 11 G4-3 HBP		B SL 84 S FF 90 C FF 90 S FF 91 1-3 K ③		B SL 82 B FF 90 F SL 83 S SL 80 X FC 88 2-2 F8 ③			2	0	0	0	0	1	0

livebaseballscorecards.com

	AB	R	H	RBI	BB	SO	LOB
	29	3	6	3	3	4	8

Inning Stats	1	2	3	4	5	6	7	8	9
	R: 0 E: 0 K: 0 S: 5	H: 0 LOB: 1 BB: 1 P: 11	R: 0 E: 0 K: 1 S: 13	H: 1 LOB: 1 BB: 0 P: 17	R: 1 E: 0 K: 0 S: 7	H: 1 LOB: 0 BB: 0 P: 10	R: 0 E: 0 K: 0 S: 4	H: 1 LOB: 0 BB: 0 P: 4	R: 0 E: 0 K: 2 S: 7	H: 0 LOB: 0 BB: 0 P: 10	R: 1 E: 0 K: 0 S: 14	H: 2 LOB: 2 BB: 0 P: 23	R: 0 E: 0 K: 0 S: 7	H: 0 LOB: 0 BB: 0 P: 10	R: 0 E: 0 K: 1 S: 9	H: 0 LOB: 0 BB: 0 P: 15	R: 1 E: 0 K: 0 S: 11	H: 1 LOB: 2 BB: 2 P: 23

	1B	SF	WP	PA
	2	1	0	35
	2B	SAC	PB	
	3	0	0	
	3B	DP	SB	
	0	3	0	
	HR	HBP	CS	
	2	2	0	

PITCHER		IP	WLS	BF	H	R	ER	SO	BB	IBB	HBP	BLK	WP	HR	S	P	ERA	WHIP
54 Mike Fiers, R ERA: 4.76	(1, 1)	7.0	W	27	5	2	2	3	1	0	2	0	0	2	57	85	2.57	0.857
44 Luke Gregerson, R ERA: 4.13	(8, 1)	1.0	H	3	0	0	0	1	0	0	0	0	0	0	9	15	0.00	0.000
36 Will Harris, R ERA: 0.63	(9, 1)	1.0	S	5	1	1	1	0	2	0	0	0	0	0	11	23	9.00	3.000

PITCHER	IP	WLS	BF	H	R	ER	SO	BB	IBB	HBP	BLK	WP	HR	S	P	ERA	WHIP

Batter	1	2	3	4	5	6	7	8	9	AB	R	H	RBI	BB	SO	LOB
4 George Springer, R (1, 9) OBP: 0.358, SLG: 0.477	F FF 90 S SI 93 B FF 94 S KC 81 1-3 ① K		B KC 80 S FF 93 S FF 92 B FF 93 X KC 80 2-2 ② G3			X FF 91 0-0 ① G1-3		X FC 86 0-0 ② L8		4	0	0	0	0	1	1
9 Marwin Gonzalez, S (1, 6) OBP: 0.289, SLG: 0.376	B FF 93 S FF 93 C KC 80 B FF 94 F CH 83 S KC 81 2-3 ② K		C KC 78 F FF 94 F FF 94 S KC 80 0-3 ③ K			B SI 92 S FF 93 C KC 79 F FF 93 B FF 93 S KC 81 2-3 ② K		D CU 78 C FF 92 B FC 87 B FC 88 F FF 92 X FF 92 3-2 ③ L9		4	0	0	0	0	3	1
27 Jose Altuve, R (1, 4) OBP: 0.419, SLG: 0.551	B KC 80 B FF 94 X FF 95 2-0 ③ G4-3			B FF 92 B KC 79 B SI 93 C FF 93 S FF 94 X FF 93 3-2 1B		B CH 84 B FF 94 C FF 94 F KC 80 X KC 80 2-2 11 FC6-4 1B			B FC 86 C FF 90 X FC 86 1-1 ① F9	4	0	2	0	0	0	0
11 Evan Gattis, R (1, 10) OBP: 0.283, SLG: 0.420		S FF 90 C FF 93 H KC 82 1-2 13 BB HBP		C CH 81 1 SAFE B SI 92 S CH 82 1 SAFE S FF 94 1-3 ① K		F KC 82 1 SAFE F FF 93 X KC 80 0-2 ③ FC6-4 1-2f			X FC 88 0-0 ② L9	3	0	0	0	0	1	2
18 Luis Valbuena, L (1, 5) OBP: 0.332, SLG: 0.412		B SI 92 F FF 92 C KC 79 F FF 93 B KC 80 F CH 82 F FF 93 F KC 81 F KC 81 3-2 ① F8 B FF 92 X FF 92		X FF 91 0-0 ② F7			C FF 92 F FF 92 X FF 93 0-2 ① F8		B CU 78 C FF 91 X CU 79 1-1 ③ L8	4	0	0	0	0	0	2
30 Carlos Gómez, R (1, 8) OBP: 0.249, SLG: 0.297		C FF 94 1 SAFE F CH 83 B FF 94 F KC 81 B KC 82 T SI 94 2-2 ② K		1 SAFE 1 SAFE F FF 94 B FF 93 S FF 93 S FF 94 1-3 ③ K			S FF 93 C FF 93 X FF 94 0-2 ② P4			3	0	0	0	0	2	2
13 Tyler White, R (1, 3) OBP: 0.296, SLG: 0.386		C KC 80 B CH 83 B CH 83 S FF 93 B FF 94 F FF 94 F FF 93 B CH 84 4-2 1-2 BB			B FF 92 C KC 78 F FF 91 S SI 94 1-3 ① K		C KC 81 C KC 79 F SI 94 B KC 79 S KC 80 1-3 ③ K			2	0	0	0	1	2	0
15 Jason Castro, L (1, 2) OBP: 0.353, SLG: 0.388		C FF 93 F KC 81 B FF 94 F FF 93 F KC 80 B FF 93 F FF 94 F CH 83 S FF 93 2-3 ③ K		C KC 82 F SI 93 B FF 93 B FF 93 B FF 94 X FF 93 3-2 ② L8				B FF 94 B FF 94 B FF 96 B FF 96 4-0 BB		2	0	0	0	1	1	2
6 Jake Marisnick, R (1, 7) OBP: 0.220, SLG: 0.266			B FF 91 X SI 92 1-0 ① B3		B FF 93 X CH 85 1-0 ③ L8			C FF 97 S FC 91 F FC 91 B FF 97 B FC 91 B FF 96 S FF 96 3-3 ① K		3	0	0	0	0	1	1
Inning Stats	R: 0 E: 0 K: 2 S: 8 H: 0 LOB: 0 BB: 0 P: 13	R: 0 E: 0 K: 2 S: 25 H: 0 LOB: 2 BB: 1 P: 37	R: 0 E: 0 K: 1 S: 8 H: 0 LOB: 0 BB: 0 P: 11	R: 0 E: 0 K: 2 S: 10 H: 1 LOB: 1 BB: 0 P: 15	R: 0 E: 0 K: 1 S: 7 H: 0 LOB: 0 BB: 0 P: 12	R: 0 E: 0 K: 1 S: 11 H: 1 LOB: 1 BB: 0 P: 15	R: 0 E: 0 K: 1 S: 10 H: 0 LOB: 0 BB: 0 P: 11	R: 0 E: 0 K: 1 S: 8 H: 0 LOB: 1 BB: 1 P: 18	R: 0 E: 0 K: 0 S: 5 H: 0 LOB: 0 BB: 0 P: 7	1B: 2 2B: 0 3B: 0 HR: 0	SF: 0 SAC: 0 DP: 0 HBP: 1		WP: 0 PB: 0 SB: 0 CS: 0	PA: 32			

TOP

Houston Astros @ Tampa Bay Rays

Tropicana Field, St. Petersburg, FL

Sun Jun 12 2016, 1:11 PM - 3:55 PM EDT

Att. 11,168 - Dome - 72 F

livebaseballscorecards.com

AB	29
R	0
H	2
RBI	0
BB	2
SO	11
LOB	11

PITCHER		IP	WLS	BF	H	R	ER	SO	BB	IBB	HBP	BLK	WP	HR	S	P	ERA	WHIP
55 Matt Moore, L ERA: 5.05	(1, 1)	7.0	W	25	2	0	0	10	1	0	1	0	0	0	79	114	0.00	0.429
45 Enny Romero, L ERA: 4.29	(8, 1)	0.1		2	0	0	0	1	1	0	0	0	0	0	4	11	0.00	3.000
50 Tyler Sturdevant, R ERA: 3.0	(8, 1)	1.2		5	0	0	0	0	0	0	0	0	0	0	9	14	0.00	0.000

PITCHER	IP	WLS	BF	H	R	ER	SO	BB	IBB	HBP	BLK	WP	HR	S	P	ERA	WHIP

BOTTOM

Batter	1	2	3	4	5	6	7	8	9	AB	R	H	RBI	BB	SO	LOB
11 Logan Forsythe, R (1, 4) OBP: 0.375, SLG: 0.492	C SI 87 X SI 88 0-1 ① G1-3		C SL 78 S CH 79 S SL 79 0-3 ③ K		C SL 78 C SL 79 X SL 80 0-2 E5 27 1B 3 1B 1-2 2-3 3-H	B CU 76 X FC 88 1-0 ③ L4		D CH 79 X FF 91 1-0 ③ G4-3		5	1	0	1	0	1	6
27 Mikie Mahtook, R (1, 7) (8, 8) OBP: 0.214, SLG: 0.212	C SI 88 B SI 88 B CH 78 F SI 88 S CH 79 2-3 ② K			B SI 88 B SI 88 X SI 88 2-0 ① G5-3	S CH 79 C SI 89 B CH 81 X SL 79 1-2 3 1B 1-2 2-H 3-H 1B		C SI 87 T SL 83 B SL 84 S SL 84 1-3 ① K			4	0	1	2	0	2	0
3 Evan Longoria, R (1, 5) OBP: 0.332, SLG: 0.533	B SI 89 F FC 86 B SI 89 T SI 89 S FC 86 2-3 ③ K			C SL 78 B SI 89 B CH 78 S SL 77 F SL 78 B SI 90 F SI 89 S SL 79 3-3 ② K	X SI 89 0-0 1-2 2-H 1B		C SI 83 S SL 84 B SL 85 B SI 90 F SL 83 X SI 90 2-2 1B			4	0	2	1	0	2	0
28 Steve Pearce, R (1, 10) OBP: 0.410, SLG: 0.555		C SI 87 C SL 77 B SL 78 F SL 79 B SI 90 F SL 79 C SI 89 2-3 ① K		F SL 78 C SI 89 S SL 79 0-3 ③ K	F SL 78 S SL 79 D SL 79 B SI 88 F SI 87 S SL 79 2-3 ② K		S SL 83 X SL 82 0-1 ② F9			4	0	0	0	0	3	3
7 Logan Morrison, L (1, 3) OBP: 0.340, SLG: 0.400		F SI 89 B SL 79 X SI 90 1-1 20 FC5-4 1B			B SI 88 2-1 C SL 79 D SL 79 X SI 88 20 1B 8 FC6-4 2B X SL 79 0-0 ③ G4-3		C SI 90 F SL 85 F SL 84 B SI 91 B SL 83 C SL 83 2-3 ③ K			4	1	2	0	0	1	3
20 Steven Souza Jr., R (1, 9) OBP: 0.314, SLG: 0.445		C SI 88 F SL 79 F SL 78 B SI 88 X CH 80 1-2 ② FC5-4 1-2f			F SL 76 B SI 88 B SI 88 X SI 89 2-1 8 FC6-4 2-3 1B	B SI 92 C SI 92 B CU 77 X FF 92 2-1 ① F9		B SL 78 X FF 91 1-0 ① F9		4	0	1	0	0	0	1
8 Desmond Jennings, R (1, 8) OBP: 0.264, SLG: 0.322 38 Taylor Motter, R (8, 7) OBP: 0.288, SLG: 0.306		B SI 88 C SI 89 C SI 89 1 SAFE S CH 79 1-3 ③ K			X SI 88 0-0 ① FC6-4 19 BB 1 BB 11 E 1-2f 3-H	C FF 91 B FC 89 C FF 91 B CU 77 X SI 91 2-2 1 1B 1B		F FF 91 B CH 77 X FF 91 1-1 ② G6-3		3 1	1 0	1 0	1 0	0 0	1 0	2 0
1 Tim Beckham, R (1, 6) OBP: 0.259, SLG: 0.413			S SI 89 B SL 76 C SL 78 S SI 87 1-3 ① K		B CH 78 B SI 89 B SI 89 C SI 89 F FF 87 B FF 87 4-2 11 E 19 BB 27 1B 1-2 BB	B FC 89 S SI 90 X FC 89 1-1 1-2 1B		S CH 78 S CH 78 B SL 77 F CH 78 F FF 91 X SL 82 1-2 3B		3	1	2	0	1	1	0
19 Curt Casali, R (1, 2) OBP: 0.279, SLG: 0.370			C SL 76 X SI 89 0-1 ② G6-3		B SL 77 F CH 80 B CH 81 D FF 87 B SI 89 4-1 11 E 27 1B 1-2 2-3 BB	F CU 77 D CU 75 B FC 88 F SI 90 F CU 75 C SI 91 2-3 ② K		D CH 79 B FF 91 B FF 91 B FF 90 4-0 BB		2	1	0	0	2	1	2
Inning Stats	R: 0 E: 0 K: 2 S: 8 H: 0 LOB: 0 BB: 0 P: 12	R: 0 E: 0 K: 2 S: 14 H: 1 LOB: 1 BB: 0 P: 19	R: 0 E: 0 K: 2 S: 8 H: 0 LOB: 0 BB: 0 P: 9	R: 0 E: 0 K: 2 S: 9 H: 0 LOB: 0 BB: 0 P: 14	R: 5 E: 1 K: 1 S: 20 H: 4 LOB: 2 BB: 2 P: 35	R: 0 E: 0 K: 1 S: 12 H: 2 LOB: 2 BB: 0 P: 20	R: 0 E: 0 K: 2 S: 13 H: 1 LOB: 1 BB: 0 P: 18	R: 0 E: 0 K: 0 S: 9 H: 1 LOB: 2 BB: 1 P: 17		1B: 7 2B: 1 3B: 1 HR: 0 SF: 0 SAC: 0 DP: 0 HBP: 0				WP: 0 PB: 0 SB: 0 CS: 0 PA: 37		

PITCHER		IP	WLS	BF	H	R	ER	SO	BB	IBB	HBP	BLK	WP	HR	S	P	ERA	WHIP
60 Dallas Keuchel, L ERA: 5.54	(1, 1)	5.0	L	23	5	5	4	9	2	0	0	0	0	0	59	89	7.20	1.400
46 Scott Feldman, R ERA: 3.52	(6, 1)	1.0		5	2	0	0	1	0	0	0	0	0	0	12	20	0.00	2.000
37 Pat Neshek, R ERA: 2.66	(7, 1)	1.0		4	1	0	0	2	0	0	0	0	0	0	13	18	0.00	1.000
29 Tony Sipp, L ERA: 3.32	(8, 1)	1.0		5	1	0	0	0	1	0	0	0	0	0	9	17	0.00	2.000

PITCHER	IP	WLS	BF	H	R	ER	SO	BB	IBB	HBP	BLK	WP	HR	S	P	ERA	WHIP

Houston Astros @ Tampa Bay Rays

Tropicana Field, St. Petersburg, FL

Sun Jun 12 2016, 1:11 PM - 3:55 PM EDT

Att. 11,168 - Dome - 72 F

livebaseballscorecards.com

AB	34
R	5
H	9
RBI	5
BB	3
SO	12
LOB	17

Batter	1	2	3	4	5	6	7	8	9	AB	R	H	RBI	BB	SO	LOB
4 George Springer, R (1, 9) OBP: 0.353, SLG: 0.470	B FF 91 B FF 92 F FF 93 X FF 93 2-1 ① F9		X CU 72 0-0 ② G6-3 3-H		D SL 84 B CH 83 C FF 90 C FF 90 B SL 83 F FF 83 X FF 92 3-2 ②③ G4-3 2-3		B SL 87 C SL 83 S SL 85 S FF 93 1-3 ③ K			4	0	0	1	0	1	3
26 Danny Worth, R (1, 5) OBP: 0.250, SLG: 0.250	B FF 92 C FF 92 B CU 72 X FF 93 2-1 ① 27 G6-4-3 1B		B SI 90 C CH 82 F SL 82 X CU 76 1-2 ③ G5-3			B FF 91 F SI 90 B CH 83 X CH 83 2-1 ① G5-3		X FF 92 0-0 ① G6-3		4	0	1	0	0	0	1
27 Jose Altuve, R (1, 4) OBP: 0.417, SLG: 0.546	X FF 92 0-0 ②③ G6-4-3 1-2f			B FF 92 C CH 82 B CU 71 F SL 84 B CH 84 X FF 82 3-2 ① G5-3		B CU 72 B CH 83 B FF 91 X FF 90 3-0 1 G6-4-3 1B		C SI 91 B SL 87 X SL 86 1-1 ② F9		4	0	1	0	0	0	1
1 Carlos Correa, R (1, 6) OBP: 0.346, SLG: 0.416		C FF 92 F FF 92 F SL 85 F SL 86 C CU 76 0-3 ① K		F SI 91 B CH 83 S CH 82 X SI 91 1-2 ② G4-3		X FF 91 0-0 ②③ G6-4-3 1-2f		S SL 86 C SI 92 C SI 91 0-3 ③ K		4	0	0	0	0	2	1
11 Evan Gattis, R (1, 2) OBP: 0.277, SLG: 0.410		X FF 93 0-0 ② G6-3		B CU 73 B CH 83 X CH 83 2-0 ③ G5-3			F FF 91 B CU 72 F CH 84 B SL 82 F SI 91 X CH 85 2-2 ① F8		C SI 92 X SL 81 0-1 ① P4	4	0	0	0	0	0	0
28 Colby Rasmus, L (1, 7) OBP: 0.317, SLG: 0.394		B FF 93 C SI 92 F SI 92 S SL 85 1-3 ③ K2-3			F FF 92 B SL 85 X SL 85 1-1 HR		B CU 75 C FF 92 B SI 92 B SI 91 X FF 91 3-1 9 G3-1 30 E 58 1B 1B		C FF 92 C FF 93 S SL 81 0-3 ② K	4	2	2	1	0	2	0
30 Carlos Gómez, R (1, 8) OBP: 0.254, SLG: 0.302			F FC 92 B FC 91 X SI 92 1-1 58 SH1-4 9 1B 4 G6-3 1B		C SI 92 X FF 91 0-1 9 9 S 2B 1B		X FF 92 0-0 E3 9 G3-1 58 1B 1-2		S FF 93 B FF 94 X FF 92 1-1 ③ L7	4	3	2	0	0	0	1
9 Marwin Gonzalez, S (1, 3) OBP: 0.295, SLG: 0.387			1 SAFE F FC 92 B CH 84 B CH 85 1 SAFE X SI 92 2-1 58 SH1-4 1-2 1B		1 SAFE 1 SAFE D FF 83 S CH 82 D FC 90 X SI 91 2-1 4 CS 1-H 2B		F FF 93 X FF 93 0-1 ② G3-1 1-2 2-3			3	0	2	1	0	0	2
58 Doug Fister, L (1, 1) OBP: 0.333, SLG: 0.333 29 Tony Sipp, L (8, 1) 53 Ken Giles, R (8, 1) 36 Will Harris, R (9, 1)			X SI 91 0-0 ① SH1-4 1-2 2-3		X FF 91 0-0 ① B5-4		X FF 93 0-0 2-H 3-H 1B			2 0 0 0	0 0 0 0	1 0 0 0	2 0 0 0	0 0 0 0	0 0 0 0	1 0 0 0
Inning Stats	R: 0 E: 0 K: 0 S: 5 H: 1 LOB: 0 BB: 0 P: 9	R: 0 E: 0 K: 2 S: 9 H: 0 LOB: 0 BB: 0 P: 10	R: 1 E: 0 K: 0 S: 9 H: 2 LOB: 1 BB: 0 P: 13	R: 0 E: 0 K: 0 S: 7 H: 0 LOB: 0 BB: 0 P: 13	R: 2 E: 0 K: 0 S: 11 H: 3 LOB: 0 BB: 0 P: 17	R: 0 E: 0 K: 0 S: 4 H: 1 LOB: 0 BB: 0 P: 9	R: 2 E: 1 K: 1 S: 13 H: 2 LOB: 1 BB: 0 P: 19	R: 0 E: 0 K: 1 S: 6 H: 0 LOB: 0 BB: 0 P: 7	R: 0 E: 0 K: 1 S: 7 H: 0 LOB: 0 BB: 0 P: 8	1B: 7 2B: 1 3B: 0 HR: 1 SF: 0 SAC: 1 DP: 2 HBP: 0						

PITCHER		IP	WLS	BF	H	R	ER	SO	BB	IBB	HBP	BLK	WP	HR	S	P	ERA	WHIP
54 Jaime García, L ERA: 3.93	(1, 1)	6.1	L	24	8	4	3	2	0	0	0	0	0	1	51	82	4.26	1.263
26 Seunghwan Oh, R ERA: 1.57	(7, 1)	0.2		4	1	1	0	1	0	0	0	0	0	0	7	8	0.00	1.500
67 Matt Bowman, R ERA: 3.46	(8, 1)	1.0		3	0	0	0	1	0	0	0	0	0	0	6	7	0.00	0.000
70 Tyler Lyons, L ERA: 4.4	(9, 1)	1.0		3	0	0	0	1	0	0	0	0	0	0	7	8	0.00	0.000

PITCHER	IP	WLS	BF	H	R	ER	SO	BB	IBB	HBP	BLK	WP	HR	S	P	ERA	WHIP

TOP

Houston Astros @ St. Louis Cardinals

Busch Stadium, St. Louis, MO

Tue Jun 14 2016, 7:17 PM - 9:33 PM CDT

Att. 42,525 - Clear - 89 F

livebaseballscorecards.com

AB	33
R	5
H	9
RBI	5
BB	0
SO	5
LOB	10

BOTTOM

Houston Astros @ St. Louis Cardinals

Busch Stadium, St. Louis, MO

Tue Jun 14 2016, 7:17 PM - 9:33 PM CDT

Att. 42,525 - Clear - 89 F

Batter	1	2	3	4	5	6	7	8	9	AB	R	H	RBI	BB	SO	LOB
13 Matt Carpenter, L (1, 4) OBP: 0.397, SLG: 0.550	C SI 87 B SI 87 B SI 87 X CH 79 2-1 7 G6-3 1B		C SI 88 X CH 79 0-1 ② G3			B CU 70 C CH 79 B FC 84 C SI 86 X SI 89 2-2 ② L8		C CH 77 B SI 85 X CU 68 1-1 ① F9		4	0	1	0	0	0	1
37 Brandon Moss, L (1, 9) OBP: 0.341, SLG: 0.589	C SI 87 B SI 86 X SI 87 1-1 ① F8		X SI 87 0-0 ③ F7			X SI 88 0-0 HR		B SL 82 S FF 92 S SL 81 S SL 83 1-3 ② K		4	1	1	1	0	1	2
7 Matt Holliday, R (1, 7) OBP: 0.336, SLG: 0.481	X SI 88 0-0 ② G6-3 1-2			C SI 85 B CH 79 C SI 87 X SI 88 1-2 ① G3-1		F SI 87 B SI 88 B CU 71 C SI 88 B SI 88 B CU 72 4-2 BB		C SL 85 F FF 98 S SL 88 0-3 ③ K		3	0	0	0	1	1	2
55 Stephen Piscotty, R (1, 8) OBP: 0.381, SLG: 0.472	C SI 87 C SI 88 S SI 88 0-3 ③ K			C SI 86 B FC 83 F SI 88 B SI 88 X CU 73 2-2 ② F8		S SI 86 B SI 88 C CU 72 B SI 88 X SI 87 2-2 ③ F9			B FF 93 X FC 93 1-0 ① G4-3	4	0	0	0	0	1	2
32 Matt Adams, L (1, 3)		C SI 86 B CH 79 X SI 88 1-1 ① HR		C FC 83 B CH 79 B CU 71 X CH 78 2-1 ③ F7			S CU 71 X CU 70 0-1 ① F8		C FC 94 F CU 83 B FC 84 S CU 83 1-3 ② K2-3	4	1	1	1	0	1	0
27 Jhonny Peralta, R (1, 5) OBP: 0.387, SLG: 0.536		C SI 88 F SI 88 B SI 89 S SI 89 1-3 ① K			B SI 85 F SI 86 F SI 86 B SI 87 F SI 87 T SI 88 2-2 ① K		X SI 87 0-0 4 G4-3 2B		C CU 82 X FF 93 0-1 ③ L8	4	0	1	0	0	2	0
4 Yadier Molina, R (1, 2) OBP: 0.346, SLG: 0.356		X SI 88 0-0 ② G6-3			B SI 86 X SI 87 1-0 ② G6-3		X SI 85 0-0 ② G4-3 2-3			3	0	0	0	0	0	1
35 Greg Garcia, L (1, 6) OBP: 0.542, SLG: 0.622		C SI 89 F SI 88 B SI 89 C SI 88 1-3 ③ K			B SI 88 C CU 70 B CU 70 S CH 78 B SI 88 S CU 72 3-3 ③ K2-3		X SI 85 0-0 ③ F7			3	0	0	0	0	2	1
54 Jaime García, L (1, 1) OBP: 0.222, SLG: 0.222 26 Seunghwan Oh, R (7, 1) 67 Matt Bowman, R (8, 1) 41 Jeremy Hazelbaker, L (8, PH) OBP: 0.288, SLG: 0.488 70 Tyler Lyons, L (9, 1)			C SI 86 C SI 88 C SI 87 0-3 ① K			B SI 86 C SI 86 X SI 87 1-1 ① G6-3		F CU 70 B CU 70 X SI 87 1-1 1B		2 0 0 1 0	0 0 0 0 0	0 0 0 1 0	0 0 0 0 0	1 0 0 0 0	0 0 0 0 0	0 0 0 0 0
Inning Stats	R: 0 E: 0 K: 1 S: 8 H: 1 LOB: 1 BB: 0 P: 11	R: 1 E: 0 K: 2 S: 9 H: 1 LOB: 0 BB: 0 P: 12	R: 0 E: 0 K: 1 S: 6 H: 0 LOB: 0 BB: 0 P: 6	R: 0 E: 0 K: 0 S: 8 H: 0 LOB: 0 BB: 0 P: 13	R: 0 E: 0 K: 2 S: 8 H: 0 LOB: 0 BB: 0 P: 14	R: 1 E: 0 K: 0 S: 11 H: 1 LOB: 1 BB: 0 P: 20	R: 0 E: 0 K: 0 S: 5 H: 1 LOB: 1 BB: 0 P: 5	R: 0 E: 0 K: 2 S: 10 H: 1 LOB: 1 BB: 0 P: 13	R: 0 E: 0 K: 1 S: 6 H: 0 LOB: 0 BB: 0 P: 8	1B: 2 2B: 1 3B: 0 HR: 2 SF: 0 SAC: 0 DP: 0 HBP: 0						

livebaseballscorecards.com

AB	32
R	2
H	5
RBI	2
BB	1
SO	9
LOB	9

WP: 0 PB: 0 SB: 0 CS: 0 PA: 33

PITCHER		IP	WLS	BF	H	R	ER	SO	BB	IBB	HBP	BLK	WP	HR	S	P	ERA	WHIP
58 Doug Fister, R ERA: 3.26	(1, 1)	7.1	W	28	5	2	2	6	1	0	0	0	0	2	59	87	2.46	0.818
29 Tony Sipp, L ERA: 3.27	(8, 1)	0.1	H	1	0	0	0	1	0	0	0	0	0	0	3	4	0.00	0.000
53 Ken Giles, R ERA: 5.47	(8, 1)	0.1	H	1	0	0	0	1	0	0	0	0	0	0	3	3	0.00	0.000
36 Will Harris, R ERA: 0.61	(9, 1)	1.0	S	3	0	0	0	1	0	0	0	0	0	0	6	8	0.00	0.000

PITCHER	IP	WLS	BF	H	R	ER	SO	BB	IBB	HBP	BLK	WP	HR	S	P	ERA	WHIP

Houston Astros @ St. Louis Cardinals

Busch Stadium, St. Louis, MO

Wed Jun 15 2016, 6:17 PM - 9:13 PM CDT

Att. 42,008 - Partly Cloudy - 95 F

TOP

livebaseballscorecards.com

Batter	1	2	3	4	5	6	7	8	9	AB	R	H	RBI	BB	SO	LOB
4 George Springer, R (1, 9) OBP: 0.352, SLG: 0.478	F FF 91 C CU 73 S FC 84 0-3 ① K		X SI 90 0-0 ③ G6-3			B SI 92 B CU 72 F FC 83 B SI 91 X CU 73 3-1 ① F9		C CH 85 X CU 72 0-1 1-H HR		4	1	1	2	0	1	0
26 Danny Worth, R (1, 5) OBP: 0.125, SLG: 0.125 53 Ken Giles, R (8, 1) 36 Will Harris, R (9, 1)	C SI 90 B FC 84 F FC 86 F SI 91 B CU 76 B FF 92 C CU 75 3-3 ② K			B CU 71 C FC 83 B FF 89 X FF 90 2-1 ① F8		X FF 89 0-0 ② P4		C FF 95 B FF 95 B FF 94 X FF 94 2-1 ③ P6		4 0 0	0 0 0	0 0 0	0 0 0	0 0 0	1 0 0	0 0 0
27 Jose Altuve, R (1, 4) OBP: 0.421, SLG: 0.548	X SI 92 0-0 1B			B FF 92 C SI 89 F FC 86 B SI 93 B CU 74 F FC 86 B FC 84 4-2 1 CS BB		C CU 73 F FC 83 B FC 84 X SI 94 1-2 ③ P3			C SL 86 X FF 97 0-1 1 1B 30 1B 1B	3	1	2	0	1	0	0
1 Carlos Correa, R (1, 6) OBP: 0.351, SLG: 0.419	C FC 85 1 SAFE S FC 85 X FC 85 0-2 ③ L7			P PO 81 C CU 73 B FF 90 F FC 84 1 SAFE B FC 86 B CU 75 4-2 1-2 ② BB			B SI 90 B SI 87 C CU 71 S CU 75 F FF 92 X CU 76 2-2 28 G3-6 1B		S FF 97 C FF 97 X FF 99 0-2 1-3 18 BB 30 1B 1B	3	1	2	0	1	0	1
28 Colby Rasmus, L (1, 7) OBP: 0.316, SLG: 0.391		X CU 71 0-0 30 L5-3 1B		C FF 91 B FC 86 B FF 92 S CU 74 S CU 76 2-3 ③ K			X FC 84 0-0 ① ② G3-6 1-2f		S FF 98 T FF 98 S FF 98 0-3 ① K	4	0	1	0	0	2	4
18 Luis Valbuena, L (1, 3) OBP: 0.335, SLG: 0.411 (8, 5)		B SI 90 C FF 92 B SI 91 F FC 89 F FC 86 S CU 75 2-3 ① K			C CU 70 X SI 90 0-1 15 G3-6-3 30 BB 1B		B FF 89 B SI 91 S CU 73 S SI 90 X SI 92 2-2 ③ F8		B FF 96 P PO 86 F FF 98 B FF 98 B FF 97 4-1 30 1B 1-2 BB	3	0	1	0	1	1	1
30 Carlos Gómez, R (1, 8) OBP: 0.266, SLG: 0.309		X FC 87 0-0 ② ③ L5-3 1-1			B CU 76 B FF 91 B FC 86 C FF 92 C FF 92 B FF 94 4-2 15 G3-6-3 1-2 BB			B FF 94 X FF 94 1-0 11 BB 1B	B FF 97 B FF 97 B FF 98 X FF 97 3-0 1-2 2-H 3-H 1B	3	0	2	2	1	0	1
15 Jason Castro, L (1, 2) OBP: 0.349, SLG: 0.383 9 Marwin Gonzalez, S (8, PH) OBP: 0.292, SLG: 0.383 (8, 3)			C FF 88 B SI 88 F FF 91 S SI 92 1-3 ① K		C CU 74 F FC 87 X CU 76 0-2 ① ② G3-6-3 1-2f 2-3			X FF 94 0-0 ① F8	F SI 93 B SI 87 X SI 93 1-1 ② L8	2 2	0 0	0 0	0 0	0 0	1 0	2 3
31 Collin McHugh, R (1, 1) 29 Tony Sipp, L (7, 1) 11 Evan Gattis, R (8, PH) OBP: 0.280, SLG: 0.407 (8, 2)			C SI 91 B FC 85 B SI 93 S FF 92 B SI 94 F SI 92 X SI 92 3-2 ② G6-3		T FC 83 C CU 72 F CU 74 S FF 92 0-3 ③ K			1 SAFE 1 SAFE P PO 89 1 SAFE B FF 93 1 SAFE S CH 85 B FF 94 B CH 86 4-1 ② 4 HR 1-2 BB	B SL 88 B SL 88 F SL 87 B SI 94 F SI 92 X SL 86 3-2 ③ F8	2 0 1	0 0 1	0 0 1	0 0 0	1 0 0	1 0 2	1 0 2

Inning Stats	1	2	3	4	5	6	7	8	9
R	0	0	0	0	0	0	0	2	2
E	0	0	0	0	0	0	0	0	0
K	2	1	1	1	1	0	0	0	1
S	11	6	8	11	11	6	8	8	16
H	1	1	0	0	1	0	1	2	3
LOB	1	0	0	1	1	0	0	0	2
BB	0	0	0	2	1	0	0	1	1
P	14	8	12	22	15	10	12	14	26

1B: 8	SF: 0
2B: 1	SAC: 0
3B: 0	DP: 3
HR: 1	HBP: 0

WP: 0	PA: 36
PB: 0	
SB: 0	
CS: 1	

AB	31
R	4
H	9
RBI	4
BB	5
SO	7
LOB	15

PITCHER		IP	WLS	BF	H	R	ER	SO	BB	IBB	HBP	BLK	WP	HR	S	P	ERA	WHIP
50 Adam Wainwright, R ERA: 4.78	(1, 1)	7.0		24	4	0	0	6	3	0	0	0	0	0	61	93	0.00	1.000
46 Kevin Siegrist, L ERA: 3.12	(8, 1)	1.0	L	5	2	2	2	0	1	0	0	0	0	1	8	14	18.00	3.000
44 Trevor Rosenthal, R ERA: 4.09	(9, 1)	0.1		5	3	2	2	1	1	0	0	0	0	0	11	17	54.00	12.000
30 Jonathan Broxton, R ERA: 4.1	(9, 1)	0.2		2	0	0	0	0	0	0	0	0	0	0	5	9	0.00	0.000

PITCHER		IP	WLS	BF	H	R	ER	SO	BB	IBB	HBP	BLK	WP	HR	S	P	ERA	WHIP

Houston Astros @ St. Louis Cardinals

Busch Stadium, St. Louis, MO

Wed Jun 15 2016, 6:17 PM - 9:13 PM CDT

Att. 42,008 - Partly Cloudy - 95 F

BOTTOM

Batter	1	2	3	4	5	6	7	8	9	AB	R	H	RBI	BB	SO	LOB
13 Matt Carpenter, L (1, 4) OBP: 0.398, SLG: 0.550	B SI 90 B SI 90 B FF 90 C FC 88 X FC 88 3-1 37 G3 1B			C FF 90 C CU 71 T FF 91 0-2 ① K		C CU 72 F CH 84 B CU 73 X FC 87 1-2 1B	B SL 82 C SL 81 D SL 79 X FF 93 2-1 ③ F7			4	0	2	0	0	1	2
37 Brandon Moss, L (1, 9) (8, 7) OBP: 0.333, SLG: 0.575	C CU 72 B SI 91 X FC 89 1-1 ①② G3 1-2f			B CU 71 C CU 71 S CH 86 S CU 74 1-3 ② K		B FC 87 X CH 84 1-0 ① L9		B SL 86 F FF 98 X SI 98 1-1 ① G5-3		4	0	0	0	0	1	2
7 Matt Holliday, R (1, 7) OBP: 0.332, SLG: 0.475 41 Jeremy Hazelbaker, L (8, 8) OBP: 0.286, SLG: 0.484	B FC 89 S FC 90 B FC 89 C CU 73 F SI 94 X SI 88 2-2 ③ G6-3			B FC 88 F SI 90 S FC 87 B SI 90 X FC 89 2-2 ③ L4		T SI 90 D CU 73 B SI 90 X FC 87 2-1 ② F9		F FF 98 X SL 86 0-1 ② G6-3		3 1	0 0	0 0	0 0	0 0	0 0	1 0
55 Stephen Piscotty, R (1, 8) (8, 9) OBP: 0.383, SLG: 0.474		F FC 87 S SI 91 B SI 93 X CU 73 1-2 ① F8			C CU 72 B CU 72 X SI 91 1-1 27 1B 2B	B FC 88 F FF 91 S CU 74 S CU 74 1-3 ③ K2-3		S SI 98 B FF 98 S SL 87 B SL 87 B SI 99 F FF 99 B SL 86 4-2 BB		3	0	1	0	1	1	1
32 Matt Adams, L (1, 3) OBP: 0.360, SLG: 0.556		C CU 72 C SI 93 X FF 92 0-2 ② G6-3			C CU 73 F CH 84 S CU 72 0-3 ① K2-3		C FC 87 B CU 70 B CH 85 F FC 87 B CU 72 F FC 88 S CU 74 3-3 ① K	1 SAFE C SL 85 X SL 86 0-1 ③ P5		4	0	0	0	0	2	2
27 Jhonny Peralta, R (1, 5) OBP: 0.371, SLG: 0.500		C FC 88 X FF 93 0-1 ③ F9			F FC 85 D CU 74 B FC 86 D CH 86 X FF 91 3-1 ② 4 2B 2-H 1B		C CU 75 B FC 88 B SI 91 F FC 89 X FC 88 3-2 ② P5		C FC 92 B FF 92 C CU 82 B CU 82 X FF 92 2-2 ① F8	4	0	1	0	0	0	0
4 Yadier Molina, R (1, 2) OBP: 0.352, SLG: 0.368			F FC 86 F SI 90 S CU 74 0-3 ① K		X CU 73 0-0 50 FC5 1-3 2B		B FF 92 X CH 84 1-0 36 BB 35 1B 1B		S CP 94 F FC 93 X CU 82 0-2 15 FC5-4 1B	4	1	3	0	0	1	0
36 Aledmys Díaz, R (1, 6) OBP: 0.361, SLG: 0.505			C SI 92 F SI 93 F CU 72 X FC 89 0-2 ② G6-3		I IN 48 I IN 60 I IN 60 I IN 59 4-0 50 FC5 IBB		S FC 85 B FF 91 B FF 89 B SI 91 B SI 91 4-1 35 1B 1-2 BB		F FC 92 B FF 93 B CU 82 X FF 94 2-1 ② P2	2	0	0	0	2	0	1
50 Adam Wainwright, R (1, 1) OBP: 0.240, SLG: 0.600 35 Greg Garcia, L (7, PH) OBP: 0.551, SLG: 0.632 46 Kevin Siegrist, L (8, 1) 44 Trevor Rosenthal, R (9, 1) 30 Jonathan Broxton, R (9, 1) 15 Randal Grichuk, R (9, PH) OBP: 0.279, SLG: 0.398			X FC 88 0-0 ③ G4-3		F FC 86 S FC 85 X FC 85 0-2 ③ FC5 1-2 2-3f		C CU 73 D CU 74 B FC 87 F FC 87 B CU 74 X CU 75 3-2 1-3 2-H 1B		X CU 82 0-0 ③ FC5-4 1-2f	2 1 0 0 0 1	0 0 0 0 0 0	0 1 0 0 0 1	0 1 0 0 0 0	0 0 0 0 0 1	3 0 0 0 0 0	1 0 0 0 0 1

livebaseballscorecards.com

AB	33
R	1
H	8
RBI	1
BB	3
SO	6
LOB	13

Inning Stats	1	2	3	4	5	6	7	8	9	1B: 6	SF: 0	WP: 0	PA: 36
	R: 0 E: 0 K: 0 S: 8	H: 1 LOB: 0 BB: 0 P: 14	R: 0 E: 0 K: 0 S: 8	H: 0 LOB: 0 BB: 0 P: 9	R: 0 E: 0 K: 1 S: 8	H: 0 LOB: 0 BB: 0 P: 8	R: 0 E: 0 K: 2 S: 9	H: 0 LOB: 0 BB: 0 P: 12	R: 0 E: 0 K: 1 S: 11	H: 3 LOB: 3 BB: 1 P: 19	R: 0 E: 0 K: 1 S: 9	H: 1 LOB: 1 BB: 0 P: 14	R: 1 E: 0 K: 1 S: 14	H: 2 LOB: 2 BB: 1 P: 30	R: 0 E: 0 K: 0 S: 9	H: 0 LOB: 1 BB: 1 P: 14	R: 0 E: 0 K: 0 S: 9	H: 1 LOB: 1 BB: 0 P: 13	2B: 2 3B: 0 HR: 0	SAC: 0 DP: 1 HBP: 0	PB: 0 SB: 0 CS: 0	

PITCHER		IP	WLS	BF	H	R	ER	SO	BB	IBB	HBP	BLK	WP	HR	S	P	ERA	WHIP
31 Collin McHugh, R ERA: 4.89	(1, 1)	6.2		27	7	1	1	6	1	1	0	0	0	0	65	102	1.35	1.200
29 Tony Sipp, L ERA: 3.22	(7, 1)	0.1	W	1	0	0	0	0	0	0	0	0	0	0	2	4	0.00	0.000
53 Ken Giles, R ERA: 5.27	(8, 1)	1.0	H	4	0	0	0	0	1	0	0	0	0	0	9	14	0.00	1.000
36 Will Harris, R ERA: 0.59	(9, 1)	1.0	S	4	1	0	0	0	0	0	0	0	0	0	9	13	0.00	1.000

PITCHER	IP	WLS	BF	H	R	ER	SO	BB	IBB	HBP	BLK	WP	HR	S	P	ERA	WHIP

Cincinnati Reds @ Houston Astros

Minute Maid Park, Houston, TX

Fri Jun 17 2016, 7:11 PM - 11:07 PM CDT

Att. 37,560 - Roof Closed - 73 F

TOP

livebaseballscorecards.com

Batter	1	2	3	4	5	6	7	8	9	10	11	AB	R	H	RBI	BB	SO	LOB
2 Zack Cozart, R (1, 6) OBP: 0.319, SLG: 0.482	B FF 92 X FF 92 1-0 19 FC4-6 1B		B KC 82 C KC 83 C KC 83 B KC 85 B FF 94 F KC 84 X FF 93 3-2 ② L6		C KC 84 B FF 95 1 SAFE X FF 94 1-1 19 WP 1-H 2B		B KC 86 B FF 96 B FF 93 B FF 94 4-0 BB			C FF 97 S SL 86 S SL 85 0-3 ① K		4	0	2	1	1	1	0
19 Joey Votto, L (1, 3) OBP: 0.378, SLG: 0.440	S FF 92 X FF 93 0-1 ① FC4-6 4 G6-4-3 1-2f		B FF 93 B CH 87 B FF 94 C FF 93 C KC 83 B KC 85 4-2 4 FC6 BB		S FF 94 C FF 94 B KC 87 B KC 85 C CH 69 2-3 ③ K 2-3		C FF 94 B CH 84 F FF 95 X SL 79 1-2 ③ G4-3			X FF 98 0-0 1B		4	0	1	0	1	1	4
4 Brandon Phillips, R (1, 10) OBP: 0.297, SLG: 0.397	X FF 93 0-0 ② ③ G6-4-3 1-2f		X KC 84 0-0 ③ FC6 1-2f			C FF 93 X KC 85 0-1 ① G5-3		C SL 79 F FF 95 B SL 80 B SL 81 F FF 96 B FF 96 F FF 94 F FF 96 B FF 95 4-2 23 G6-3 32 G5-3 BB		D SL 86 F FF 98 F FF 99 F SL 86 1 SAFE X SL 86 1-2 ② L7		4	0	0	0	1	0	3
32 Jay Bruce, L (1, 9) OBP: 0.327, SLG: 0.578		X FF 92 0-0 ① G6-3		C FF 92 B CH 87 X CH 87 1-1 ① 2B		C KC 84 B CH 86 B KC 84 F KC 84 S FF 95 2-3 ② K		B CH 82 F FF 94 S CH 82 X CH 83 1-2 ① G5-3 1-2		S SL 85 B SL 83 X FF 97 1-1 ③ G6-3		5	0	1	0	0	1	2
23 Adam Duvall, R (1, 7) OBP: 0.294, SLG: 0.602		C FF 92 X KC 83 0-1 3B		F FF 94 C FF 94 B CH 88 F FF 90 X KC 87 1-2 ② G1-3		C KC 85 X FF 96 0-1 ③ L9		S SL 80 X SL 80 0-1 ② G6-3 2-3			C SI 89 X SL 84 0-1 7 2B 1B	5	1	2	0	0	0	1
7 Eugenio Suárez, R (1, 5) OBP: 0.288, SLG: 0.420		C KC 82 B KC 83 S KC 85 D KC 86 B KC 84 B FF 95 4-2 BB		C FF 93 F CH 89 B FF 95 B KC 85 S CH 88 2-3 ③ K			S KC 82 S KC 81 S KC 82 0-3 ① K	C SL 80 F FF 96 D SL 81 F FF 97 D SL 81 F SL 80 X FF 95 2-2 ③ F9			X SL 82 0-0 6 SH2-4 37 SH1 1-H 2B	4	1	1	1	1	2	1
6 Billy Hamilton, S (1, 8) OBP: 0.312, SLG: 0.396		C FF 94 S KC 84 S KC 84 0-3 ② K			X FF 92 0-0 37 G4-6-3 1B		B FF 92 B KC 82 X FF 92 2-0 37 1B 9 G6-3 1B		B CU 80 F FC 92 M CU 82 F CU 81 F CU 83 T CU 82 1-2 ① K		B SI 90 L SI 88 B SI 89 X SI 86 2-1 ① SH2-4 2-3	4	1	2	0	0	2	2
37 Ramón Cabrera, S (1, 2) OBP: 0.319, SLG: 0.326		S KC 84 S KC 84 F KC 84 S KC 86 0-3 ③ K			D KC 83 1 SAFE C FF 92 B KC 83 X KC 84 2-1 ① ② G4-6-3 1-2f		X FF 94 0-0 9 G6-3 1B 1-3		B CU 81 B FC 94 C FC 92 S FC 91 F CU 82 F FC 94 F FC 93 F CU 82 X FC 93 2-2 ② P2		F SI 90 B SL 83 X CH 67 1-1 ② SH1 3-H	4	0	1	1	0	1	3
9 José Peraza, R (1, 4) OBP: 0.250, SLG: 0.222			F FF 91 B FF 95 S KC 84 B KC 85 X FF 93 2-2 ① L9		B KC 84 B FF 93 X FF 92 2-0 2 2B 1B		F KC 86 X KC 85 0-1 ② G6-3 1-2 3-H		B FC 92 X FC 92 1-0 ③ L8		F SL 83 X SI 90 0-1 ③ F9	5	1	1	1	0	0	1
Inning Stats	R: 0 E: 0 K: 0 S: 4 H: 1 LOB: 0 BB: 0 P: 5	R: 0 E: 0 K: 2 S: 12 H: 1 LOB: 2 BB: 1 P: 16	R: 0 E: 0 K: 0 S: 10 H: 0 LOB: 1 BB: 1 P: 19	R: 0 E: 0 K: 1 S: 9 H: 1 LOB: 0 BB: 0 P: 13	R: 1 E: 0 K: 1 S: 9 H: 3 LOB: 1 BB: 0 P: 16	R: 0 E: 0 K: 1 S: 7 H: 0 LOB: 0 BB: 0 P: 9	R: 1 E: 0 K: 1 S: 10 H: 2 LOB: 2 BB: 1 P: 17	R: 0 E: 0 K: 0 S: 15 H: 0 LOB: 1 BB: 1 P: 22	R: 0 E: 0 K: 1 S: 13 H: 0 LOB: 0 BB: 0 P: 17	R: 0 E: 0 K: 1 S: 10 H: 1 LOB: 1 BB: 0 P: 12	R: 2 E: 0 K: 0 S: 9 H: 2 LOB: 0 BB: 0 P: 12	1B: 7 2B: 3 3B: 1 HR: 0 SF: 0 SAC: 2 DP: 2 HBP: 0	WP: 1 PB: 0 SB: 0 CS: 0 PA: 45						

PITCHER		IP	WLS	BF	H	R	ER	SO	BB	IBB	HBP	BLK	WP	HR	S	P	ERA	WHIP
43 Lance McCullers Jr., R ERA: 4.24	(1, 1)	6.2		28	8	2	2	6	3	0	0	0	1	0	58	91	2.70	1.650
45 Michael Feliz, R ERA: 3.23	(7, 1)	1.1		5	0	0	0	0	1	0	0	0	0	0	18	26	0.00	0.750
36 Will Harris, R ERA: 0.57	(9, 1)	1.0		3	0	0	0	1	0	0	0	0	0	0	13	17	0.00	0.000
53 Ken Giles, R ERA: 5.08	(10, 1)	1.0		4	1	0	0	1	0	0	0	0	0	0	10	12	0.00	1.000
37 Pat Neshek, R ERA: 3.38	(11, 1)	1.0	L	5	2	2	2	0	0	0	0	0	0	0	9	12	18.00	2.000

PITCHER	IP	WLS	BF	H	R	ER	SO	BB	IBB	HBP	BLK	WP	HR	S	P	ERA	WHIP

AB	39
R	4
H	11
RBI	4
BB	4
SO	8
LOB	17

Batter	1	2	3	4	5	6	7	8	9	10	11	AB	R	H	RBI	BB	SO	LOB
4 George Springer, R (1, 9) OBP: 0.354, SLG: 0.477	B FF 91 X FF 92 1-0 G1-3 ①		B CH 76 S CH 77 B FF 91 F CU 69 D CH 74 B CU 69 4-2 1-2 BB		C FF 89 C FF 90 B FC 85 B FF 91 F CH 76 S CU 69 2-3 K ③		B SL 88 B SL 89 B FF 96 X FF 96 3-0 F9 ②		B SL 85 B CU 77 C FF 92 X SL 83 2-1 1B		S FF 95 S FF 90 F FF 96 X FF 96 0-2 27 BB 1B	5	0	2	0	1	1	0
9 Marwin Gonzalez, S (1, 3) OBP: 0.293, SLG: 0.378	X FF 92 0-0 P3 ②		C FC 85 F FC 87 S FF 91 0-3 K ③			C FC 83 X FC 85 0-1 E5 1 FC6-4 30 1B 1B	B SL 90 B FF 97 B FF 97 B SI 97 4-0 27 WP BB		C FF 91 B FF 91 1 SAFE X FF 91 1-1 L8 ②		1 SAFE F FF 96 B FF 95 1 SAFE X FF 96 1-1 F8 ②	5	1	1	0	1	1	4
27 Jose Altuve, R (1, 4) OBP: 0.423, SLG: 0.541	C CU 69 C CU 69 B CH 73 B FF 92 B CU 69 F CU 68 C FF 92 3-3 K ③			F FF 90 B FF 90 S FF 90 B FF 91 B FF 91 F FF 91 F FF 93 F FC 86 B FC 85 4-2 30 1B BB		B CU 66 B CU 65 B FF 86 B FF 90 4-0 1 FC6-4 BB	1 SAFE F FF 96 1 SAFE B FF 96 B SL 88 B FF 98 F FF 98 X FF 98 3-2 G6-3 ③ 1-2		X FF 92 0-0 P6 ③		B FF 94 B FF 94 C FF 95 B FF 92 B FF 94 4-1 1-2 BB	3	0	0	0	3	1	2
1 Carlos Correa, R (1, 6) OBP: 0.351, SLG: 0.427		B CU 68 C CH 75 F CU 67 F FF 91 B FF 92 F CH 76 B CH 75 C FF 93 3-3 K ①		1 SAFE C FF 90 B FF 90 1 SAFE B CH 77 S CH 75 X FF 91 2-2 L9 ①		C FF 89 B CH 74 D CH 73 X FF 85 2-1 FC6-4 30 1B 28 BB 11 FC5-2 1-2f 2-3		X SL 90 0-0 HR		C FF 90 S CU 75 B SL 83 B SL 82 B FF 92 B FF 91 4-2 11 BB BB	X FF 95 0-0 G4-3 ③	5	1	1	1	1	5
28 Colby Rasmus, L (1, 7) OBP: 0.314, SLG: 0.384		X FF 87 0-0 F8 ②		1 SAFE C FF 89 C FF 85 C FF 86 0-3 K ②		B FF 90 B FF 87 B FF 88 F FF 86 B FC 86 4-1 11 FC5-2 30 1B 1-2 BB		B FF 96 B FF 96 S FF 96 C FF 96 B SL 85 F FF 95 F SL 90 X SL 89 3-2 P6 ①		F FF 90 B FF 90 F CH 84 S FF 92 1-3 K ①		4	0	0	0	1	2	2
30 Carlos Gómez, R (1, 8) OBP: 0.275, SLG: 0.317	C FF 91 B FF 91 F FF 92 B FF 92 B CH 77 S CH 77 3-3 K ③			F FF 90 X FC 83 0-1 1-3 1B		X FF 98 0-0 11 FC5-2 1-2 2-3 3-H 1B		X SL 90 0-0 18 S 1B		B SL 83 B FF 91 S FF 91 F FF 91 S SL 84 2-3 K ②		5	0	3	1	0	2	1
11 Evan Gattis, R (1, 10) OBP: 0.277, SLG: 0.398			B FF 90 C FF 90 S FF 88 F FF 92 F FF 91 S CH 77 1-3 K ① B FF 91 X FF 90 1-0 G5-3 ③			S SL 88 B SL 90 B FF 98 S SL 89 D SL 89 X FF 98 3-2 FC5-2 ② 1-2 2-3 3-Hf		1 SAFE B FF 97 1 SAFE 1 SAFE C FF 96 S FF 96 1-2 G2 ②		B CU 76 B FF 91 B FF 92 B FF 92 4-0 1-2 BB	4	0	0	0	1	1	6
18 Luis Valbuena, L (1, 5) OBP: 0.332, SLG: 0.405			F FF 90 X CH 76 0-1 4 BB 1B		C CU 66 B FF 89 B FF 90 X FF 89 2-1 P6 ①	X FF 97 0-0 P6 ③		1 SAFE P PO 92 C SL 90 S FF 96 B SL 91 B CH 86 C FF 96 3-3 K ③ 1-2		C FF 91 F FF 92 B FF 92 F FF 91 C CU 76 1-3 K ③		5	0	1	0	0	2	6
15 Jason Castro, L (1, 2) OBP: 0.341, SLG: 0.372 26 Danny Worth, R (11, PH) OBP: 0.111, SLG: 0.111			F FC 83 C CU 68 F FF 89 F FF 90 F CU 71 F FF 87 1 SAFE D CH 73 F CU 71 3-3 B FC 66 F CH 74 F CU 70 B FF 91 1 SAFE X FF 90 S FF 90 K ②		F FF 86 B CU 68 B FC 84 X FC 83 2-1 G3 ②		X FF 97 0-0 G4-3 ①		C CU 75 S FF 91 B FF 91 B FF 91 F FF 91 F FF 91 F FF 92 B FF 92 X FF 91 3-2 L8 ①		B FF 95 X FF 95 1-0 P3 ①	4 1	0 0	0 0	0 0	0 0	1 0	1 0
Inning Stats	R: 0 E: 0 K: 1 S: 6 H: 0 LOB: 0 BB: 0 P: 10	R: 0 E: 0 K: 2 S: 10 H: 0 LOB: 0 BB: 0 P: 16	R: 0 E: 0 K: 3 S: 24 H: 1 LOB: 2 BB: 1 P: 32	R: 0 E: 0 K: 1 S: 14 H: 1 LOB: 2 BB: 1 P: 21	R: 0 E: 0 K: 1 S: 8 H: 0 LOB: 0 BB: 0 P: 14	R: 1 E: 1 K: 0 S: 10 H: 2 LOB: 3 BB: 2 P: 23	R: 0 E: 0 K: 0 S: 5 H: 0 LOB: 1 BB: 1 P: 15	R: 1 E: 0 K: 1 S: 13 H: 2 LOB: 1 BB: 0 P: 19	R: 0 E: 0 K: 0 S: 11 H: 1 LOB: 1 BB: 0 P: 17	R: 0 E: 0 K: 3 S: 12 H: 0 LOB: 2 BB: 2 P: 24	R: 0 E: 0 K: 0 S: 9 H: 1 LOB: 2 BB: 1 P: 15	1B: 7 2B: 0 3B: 0 HR: 1 SF: 0 SAC: 0 DP: 0 HBP: 0	WP: 1 PB: 0 SB: 1 CS: 0 PA: 49					

PITCHER		IP	WLS	BF	H	R	ER	SO	BB	IBB	HBP	BLK	WP	HR	S	P	ERA	WHIP
47 John Lamb, L ERA: 4.75	(1, 1)	5.1		23	3	1	1	8	4	0	0	0	0	0	67	108	1.69	1.312
66 JC Ramírez, R ERA: 6.28	(6, 1)	1.2	B	7	1	0	0	0	1	0	0	0	1	0	10	23	0.00	1.200
36 Blake Wood, R ERA: 3.57	(8, 1)	1.0	B	5	2	1	1	1	0	0	0	0	0	1	13	19	9.00	2.000
60 J.J. Hoover, R ERA: 9.77	(9, 1)	2.0	W	9	1	0	0	3	2	0	0	0	0	0	23	41	0.00	1.500
52 Tony Cingrani, L ERA: 3.69	(11, 1)	1.0	S	5	1	0	0	0	1	0	0	0	0	0	9	15	0.00	2.000

PITCHER	IP	WLS	BF	H	R	ER	SO	BB	IBB	HBP	BLK	WP	HR	S	P	ERA	WHIP

BOTTOM

Cincinnati Reds @ Houston Astros
Minute Maid Park, Houston, TX
Fri Jun 17 2016, 7:11 PM - 11:07 PM CDT
Att. 37,560 - Roof Closed - 73 F

livebaseballscorecards.com

AB	41
R	2
H	8
RBI	2
BB	8
SO	12
LOB	27

Batter	1	2	3	4	5	6	7	8	9	10	11	AB	R	H	RBI	BB	SO	LOB
2 Zack Cozart, R (1, 6) OBP: 0.317, SLG: 0.489	B FF 86 B SI 89 B SI 87 C SI 87 F SI 88 X SI 89 3-2 ① G5-3		B SL 78 C SI 89 X SL 78 1-1 ③ F7			X SI 88 0-0 HR		C SL 81 S SL 82 B FF 89 B SL 81 F SL 81 S SL 80 2-3 ③ K		X FC 88 0-0 ③ G4-3		5	1	1	1	0	1	1
19 Joey Votto, L (1, 10) OBP: 0.375, SLG: 0.435	F SI 89 B SL 81 F SI 89 F SL 79 B SL 80 B SI 90 F SI 90 C SI 90 3-3 ② K			C SL 77 B SI 89 B SI 89 X SI 88 2-1 ① G6-3		B SL 78 F SI 88 C SL 78 X SL 78 1-2 ① F7			F FF 97 B SL 86 B SL 84 X FF 97 2-1 23 HR 1B		F CU 74 B FC 90 F FC 88 C SI 91 1-3 ① K	5	1	1	0	0	2	0
4 Brandon Phillips, R (1, 4) OBP: 0.295, SLG: 0.398	B SI 90 F SI 89 X SL 78 1-1 ③ G5-3			C SI 90 X FF 86 0-1 2B		C SI 89 B SI 89 X SI 89 1-1 ② G1-3			S SL 85 F FF 98 S SL 86 0-3 ① K		C FC 88 X FC 89 0-1 ② G1-3	5	0	1	0	0	1	1
32 Jay Bruce, L (1, 9) OBP: 0.328, SLG: 0.574		C SI 87 X SL 76 0-1 7 1B 1B		F SL 78 C SI 88 B SL 79 F SL 74 C SI 89 1-3 ② K		B SL 79 F SL 79 C SI 90 B SL 78 X SI 89 2-2 ③ G1-3			S SL 84 F SL 85 S SL 86 0-3 ② K		F CU 74 X CH 84 0-1 23 FC5-4 1B	5	0	2	0	0	2	2
23 Adam Duvall, R (1, 7) OBP: 0.292, SLG: 0.606		C SL 76 F SI 89 D CH 79 B CH 79 T SL 78 2-2 ① K		X SI 89 0-0 ③ G5-3			B SI 87 C SI 88 C SL 78 B SL 79 X SI 89 2-2 ① G4-3		S SL 86 D SL 87 S FF 98 D SL 87 F FF 96 X SL 86 2-2 1-H HR		X CU 76 0-0 ③ FC5-4 1-2f	5	1	1	2	0	1	3
7 Eugenio Suárez, R (1, 5) OBP: 0.292, SLG: 0.430		B SI 90 B SI 88 C SI 89 X SI 89 2-1 6 G4-6-3 1-3 1B			B SI 88 B SI 87 X SI 88 2-0 6 G6-3 3B		B SL 75 B FC 86 S FC 86 B CH 82 C FC 86 C SI 88 3-3 ② K		B FF 98 C SL 84 F FF 97 X SL 85 1-2 ③ F8			4	1	2	0	0	1	0
6 Billy Hamilton, S (1, 8) OBP: 0.305, SLG: 0.387		B FF 87 F SI 89 X CH 80 1-1 ②③ G4-6-3 1-2f			S FC 85 B CH 79 B FC 86 C SI 89 F SI 89 F FC 86 B CH 80 X SI 90 3-2 ① G6-3 3-H		S FC 84 B CH 80 F FC 86 S SL 80 1-3 ③ K			C FC 89 C CU 73 B CU 74 X FC 91 1-2 ① F7		4	0	0	1	0	1	2
3 Iván De Jesús Jr., R (1, 3) OBP: 0.287, SLG: 0.302			B SI 88 X SI 88 1-0 ① G5-3		C SI 88 C SL 78 S SL 78 0-3 ② K			C SI 89 S SL 81 S SL 81 0-3 ① K		C FF 89 C FC 90 B CU 79 X CU 78 1-2 ② G1-3		4	0	0	0	0	2	0
16 Tucker Barnhart, L (1, 2) OBP: 0.301, SLG: 0.340 9 José Peraza, R (10, PR) OBP: 0.250, SLG: 0.222 37 Ramón Cabrera, S (10, 2) OBP: 0.319, SLG: 0.326			B FF 88 X SI 89 1-0 ② G4-3		C SI 89 C SL 78 B SL 77 B SL 79 X SI 89 2-2 ③ G4-3			B SI 89 C SI 89 S SI 89 B SI 90 S SL 80 2-3 ② K		B CU 74 B FC 90 X FC 90 2-0 1B		4 0 0	0 0 0	1 0 0	0 0 0	1 0 0	0 0 0	0 0 0
Inning Stats	R: 0 H: 0 E: 0 LOB: 0 K: 1 BB: 0 S: 10 P: 17	R: 0 H: 2 E: 0 LOB: 1 K: 1 BB: 0 S: 9 P: 14	R: 0 H: 0 E: 0 LOB: 0 K: 0 BB: 0 S: 4 P: 7	R: 0 H: 1 E: 0 LOB: 1 K: 1 BB: 0 S: 9 P: 12	R: 1 H: 1 E: 0 LOB: 0 K: 1 BB: 0 S: 12 P: 19	R: 1 H: 1 E: 0 LOB: 0 K: 0 BB: 0 S: 9 P: 13	R: 0 H: 0 E: 0 LOB: 0 K: 2 BB: 0 S: 9 P: 15	R: 0 H: 0 E: 0 LOB: 0 K: 3 BB: 0 S: 10 P: 14	R: 2 H: 2 E: 0 LOB: 0 K: 2 BB: 0 S: 15 P: 20	R: 0 H: 1 E: 0 LOB: 1 K: 0 BB: 0 S: 8 P: 12	R: 0 H: 1 E: 0 LOB: 1 K: 1 BB: 0 S: 8 P: 9						

PITCHER	IP	WLS	BF	H	R	ER	SO	BB	IBB	HBP	BLK	WP	HR	S	P	ERA	WHIP
60 Dallas Keuchel, L (1, 1) ERA: 5.32	7.0		25	5	2	2	6	0	0	0	0	0	1	62	97	2.57	0.714
44 Luke Gregerson, R (8, 1) ERA: 3.99	1.0	H	3	0	0	0	3	0	0	0	0	0	0	10	14	0.00	0.000
53 Ken Giles, R (9, 1) ERA: 5.52	1.0	B	5	2	2	2	2	0	0	0	0	0	1	15	20	18.00	2.000
46 Scott Feldman, R (10, 1) ERA: 3.35	2.0	W	8	2	0	0	1	0	0	0	0	0	0	16	21	0.00	1.000

PITCHER	IP	WLS	BF	H	R	ER	SO	BB	IBB	HBP	BLK	WP	HR	S	P	ERA	WHIP

TOP

Cincinnati Reds @ Houston Astros

Minute Maid Park, Houston, TX

Sat Jun 18 2016, 3:12 PM - 6:16 PM CDT

Att. 39,111 - Roof Closed - 73 F

livebaseballscorecards.com

AB	41
R	4
H	9
RBI	4
BB	0
SO	12
LOB	9

1B: 5	SF: 0	WP: 0	PA: 41
2B: 1	SAC: 0	PB: 0	
3B: 1	DP: 1	SB: 0	
HR: 2	HBP: 0	CS: 0	

Batter	1	2	3	4	5	6	7	8	9	10	11	AB	R	H	RBI	BB	SO	LOB
4 George Springer, R (1, 9) OBP: 0.354, SLG: 0.472	B FF 93 B FF 94 C FF 94 B FF 94 F FF 94 B FF 96 4-2 9 HR BB		S SL 87 F CH 87 S SL 89 0-3 ① K		1 SAFE 1 SAFE C FF 91 1 SAFE S SL 86 S SL 90 0-3 ② K 1-2		F SL 87 C FF 93 B FF 95 F SL 89 B CH 88 C FF 95 2-3 ③ K		C SL 86 B CU 80 X CU 79 1-1 ③ F9		D SL 85 X SL 84 1-0 1-3 2-H 1B	5	1	1	1	1	3	3
9 Marwin Gonzalez, S (1, 3) OBP: 0.301, SLG: 0.400	C FF 94 X FF 95 0-1 1-H HR		B SL 88 C FF 94 B CH 87 X FF 94 2-1 27 1B 1B		B SL 86 B CH 84 B SL 85 C FF 92 F FF 91 F SL 87 S SL 88 3-3 ③ K			C CU 76 X SL 86 0-1 27 CS 1B		S FF 90 S SL 86 B CU 77 S SL 85 1-3 ① K		5	1	3	2	0	2	1
27 Jose Altuve, R (1, 4) OBP: 0.422, SLG: 0.537	S SL 86 C SL 90 X FF 95 0-2 ① F8		X FF 93 0-0 1 G6-4-3 1-2 1B			B FF 93 B FF 93 B FF 92 B FF 91 4-0 1 L9-3 BB		1 SAFE C SL 83 B CU 78 1 SAFE P PO 83 S SL 83 B CU 78 X SL 86 3-2 ①② F7 1-2			S SL 83 X CU 77 0-1 ② L6	4	0	1	0	1	0	1
1 Carlos Correa, R (1, 6) OBP: 0.352, SLG: 0.424	C FF 95 C FF 94 B SL 89 S SL 89 1-3 ② K		B FF 92 C FF 92 X SL 85 1-1 ②③ G6-4-3 1-2f			1 SAFE C FF 91 S FF 91 X SL 89 0-2 ①② L9-3 1-1		C FF 91 F CU 79 B CU 78 B FF 92 B SL 83 B CU 79 4-2 BB			F CU 79 C FF 91 X FF 91 0-2 30 1B 1B	4	0	1	0	1	1	3
30 Carlos Gómez, R (1, 8) OBP: 0.273, SLG: 0.314	C FF 96 S CH 87 X SL 90 0-2 ③ G5-3			C FF 92 L SL 86 S SL 89 0-3 ① K		X SL 90 0-0 ③ G5-3		1 SAFE F SL 94 1 SAFE S CU 80 1 SAFE B FF 91 F CU 81 F CU 77 1 SAFE 1-3 ③ S FF 91 K			F CU 79 C FF 92 X CU 80 0-2 1-2 1B	5	0	1	0	0	2	1
26 Danny Worth, R (1, 5) OBP: 0.214, SLG: 0.357		X FF 92 0-0 11 G6-3 2B		B SL 86 B FF 94 F FF 93 B SL 86 X FF 94 3-1 ② G6-3			B FF 92 X SL 89 1-0 11 HR 2B		B SL 82 C FF 91 B CU 77 F CU 78 B SL 85 X SL 82 3-2 ① L7	X SL 84 0-0 ③ L7		5	1	2	0	0	0	2
11 Evan Gattis, R (1, 10) OBP: 0.282, SLG: 0.414 16 Tony Kemp, L (9, PR) OBP: 0.311, SLG: 0.342 (10, 10)		X FF 94 0-0 ① G6-3 2-3		C FF 95 B FF 95 B SL 85 S FF 93 S SL 89 2-3 ③ K			X FF 90 0-0 2-H HR		B FF 93 B FF 92 B SL 84 F FF 92 B SL 87 4-1 15 1B BB		C SL 86 X FF 91 0-1 ① F8	3 1	1 0	1 0	2 0	1 0	1 0	1 0
15 Jason Castro, L (1, 2) OBP: 0.343, SLG: 0.373		S SL 85 B SL 91 B FF 95 B FF 96 X FF 95 3-1 ② G6-3			S SL 86 S SL 87 C SL 88 0-3 ① K		F SL 88 C SL 87 F SL 89 F FF 95 F SL 89 T FF 95 0-2 ① K		S SL 86 1 SAFE B SL 87 F SL 88 B FF 92 X FF 92 2-2 1-3 1B		X SL 86 0-0 28 1B 4 1B 1B	5	1	2	0	0	2	1
6 Jake Marisnick, R (1, 7) OBP: 0.223, SLG: 0.260 28 Colby Rasmus, L (9, PH) OBP: 0.315, SLG: 0.385 (10, 7)		X FF 95 0-0 ③ F8			B CH 85 B FF 94 B FF 92 B FF 93 4-0 4 BLK BB		C SL 89 X FF 93 0-1 ② G5-3		C SL 87 X SL 86 0-1 ② F9		X SL 85 0-0 4 1B 1-2 1B	2 2	0 0	0 1	0 0	1 0	0 0	1 2
Inning Stats	R: 2 H: 1 E: 0 LOB: 0 K: 1 BB: 1 S: 13 P: 18	R: 0 H: 1 E: 0 LOB: 1 K: 0 BB: 0 S: 5 P: 8	R: 0 H: 2 E: 0 LOB: 1 K: 1 BB: 0 S: 8 P: 11	R: 0 H: 0 E: 0 LOB: 0 K: 2 BB: 0 S: 8 P: 13	R: 0 H: 0 E: 0 LOB: 1 K: 3 BB: 1 S: 10 P: 17	R: 0 H: 0 E: 0 LOB: 0 K: 0 BB: 1 S: 4 P: 8	R: 2 H: 2 E: 0 LOB: 0 K: 2 BB: 0 S: 14 P: 17	R: 0 H: 1 E: 0 LOB: 1 K: 1 BB: 1 S: 13 P: 20	R: 0 H: 1 E: 0 LOB: 2 K: 0 BB: 1 S: 11 P: 21	R: 0 H: 2 E: 0 LOB: 2 K: 1 BB: 0 S: 12 P: 13	R: 1 H: 3 E: 0 LOB: 2 K: 0 BB: 0 S: 5 P: 6	1B: 9 SF: 0 2B: 3 SAC: 0 3B: 0 DP: 2 HR: 2 HBP: 0						

PITCHER	IP	WLS	BF	H	R	ER	SO	BB	IBB	HBP	BLK	WP	HR	S	P	ERA	WHIP
44 Cody Reed, L (1, 1) ERA: 5.14	7.0		28	6	4	4	9	3	0	0	1	0	2	62	92	5.14	1.286
73 Josh Smith, R (8, 1) ERA: 3.0	3.1	L	18	7	1	1	2	2	0	0	0	0	0	41	60	2.70	2.700

PITCHER	IP	WLS	BF	H	R	ER	SO	BB	IBB	HBP	BLK	WP	HR	S	P	ERA	WHIP

BOTTOM

Cincinnati Reds @ Houston Astros

Minute Maid Park, Houston, TX

Sat Jun 18 2016, 3:12 PM - 6:16 PM CDT

Att. 39,111 - Roof Closed - 73 F

livebaseballscorecards.com

AB	41
R	5
H	13
RBI	5
BB	5
SO	11
LOB	16

WP: 0 PA: 46
PB: 0
SB: 0
CS: 1

Batter	1	2	3	4	5	6	7	8	9	AB	R	H	RBI	BB	SO	LOB
2 Zack Cozart, R (1, 6) OBP: 0.320, SLG: 0.491	F FF 90 C CH 81 B CU 73 X CH 82 1-2 ① G4-3		B CH 82 C SL 81 B FF 92 F CH 81 B CH 79 X FC 85 3-2 2B			B FF 87 S FF 88 S FF 90 B CU 72 B CU 71 F FF 89 B FF 89 4-2 32 1B 19 G3-1 BB		B FF 93 C FF 93 X KC 77 1-1 ② F7		3	0	1	0	1	0	0
19 Joey Votto, L (1, 3) OBP: 0.373, SLG: 0.432	C CH 82 B FC 88 B FC 88 B CH 84 X FF 90 3-1 1B		C CH 84 B FC 88 F FF 91 X CH 82 1-2 ③ L7			C FC 87 B FC 88 X FC 88 1-1 ① G3-1 1-2		S CH 81 C FF 93 F CH 83 F CH 82 X FF 93 0-2 ③ L7		4	0	1	0	0	0	2
4 Brandon Phillips, R (1, 4) OBP: 0.294, SLG: 0.395	X FF 89 0-0 ② P5			F FF 89 F FF 90 B FF 90 B CU 73 X FF 90 2-2 ① G6-3		B FF 88 B FF 89 B FF 89 C CH 82 F CH 82 S CH 83 3-3 ② K			C FF 91 S KC 77 X KC 76 0-2 7 DI 1B	4	0	1	0	0	1	2
32 Jay Bruce, L (1, 10) OBP: 0.327, SLG: 0.568	D CU 73 X CH 83 1-0 ③ F8			C CU 72 F CH 82 B FF 89 X CU 75 1-2 ② F8		B CH 84 B FC 87 B FC 88 C FC 88 F FC 87 X FC 87 3-2 2-3 1B			C CH 80 X FF 91 0-1 ① P5	4	0	1	0	0	0	2
23 Adam Duvall, R (1, 7) OBP: 0.287, SLG: 0.596		B FF 89 C CH 82 X CH 82 1-1 ① G4-3		C FC 85 B CH 83 B FF 90 B FC 88 X FF 90 3-1 ③ F9		B FF 92 F FF 92 S CH 82 B CH 82 X KC 78 2-2 ③ L7			C FF 92 B CH 81 F FF 92 B FF 92 X CH 81 2-2 ② P2	4	0	0	0	0	0	3
7 Eugenio Suárez, R (1, 5) OBP: 0.291, SLG: 0.424		B CU 72 C FF 89 X CH 82 1-1 ② G6-3			C CU 70 H CU 69 1-1 40 CS 16 1B HBP		F KC 76 B CH 80 C CH 80 F FF 93 X KC 77 1-2 ① L6		B FF 92 C KC 76 X KC 77 1-1 ③ G5-3 1-2	3	0	0	0	0	0	1
6 Billy Hamilton, S (1, 8) OBP: 0.300, SLG: 0.380		B FF 89 C FF 89 F FF 90 S CU 72 1-3 ③ K			F FF 89 F FF 89 1 SAFE S CH 82 0-3 ① K		B FF 92 S CH 81 B CH 82 B FF 93 C CH 81 C CH 81 3-3 ② K			3	0	0	0	0	3	1
16 Tucker Barnhart, L (1, 2) OBP: 0.301, SLG: 0.340			B FF 88 C CH 81 F FF 90 B FF 90 B FF 90 C CH 82 3-3 ① K		1 SAFE 1 SAFE C FF 87 B FC 86 1 SAFE P PO 87 B CH 82 X FC 88 3-1 1-2 1B		C KC 78 B CH 82 C FF 93 S SL 78 1-3 ③ K			3	0	1	0	0	2	0
40 Tyler Holt, R (1, 9) OBP: 0.318, SLG: 0.284			S FF 88 X SL 79 0-1 ② L9		S CU 73 S FF 90 B FF 90 C FF 90 1-3 ② ③ K 2-3			S FF 92 F KC 77 X KC 77 0-2 ① F8		3	0	0	0	0	1	2
Inning Stats	R: 0 H: 1 E: 0 LOB: 1 K: 0 BB: 0 S: 7 P: 12	R: 0 H: 0 E: 0 LOB: 0 K: 1 BB: 0 S: 7 P: 10	R: 0 H: 1 E: 0 LOB: 1 K: 1 BB: 0 S: 11 P: 18	R: 0 H: 0 E: 0 LOB: 0 K: 0 BB: 0 S: 8 P: 14	R: 0 H: 1 E: 0 LOB: 1 K: 2 BB: 0 S: 10 P: 14	R: 0 H: 1 E: 0 LOB: 2 K: 1 BB: 1 S: 14 P: 27	R: 0 H: 0 E: 0 LOB: 0 K: 2 BB: 0 S: 10 P: 15	R: 0 H: 0 E: 0 LOB: 0 K: 0 BB: 0 S: 10 P: 11	R: 0 H: 1 E: 0 LOB: 1 K: 0 BB: 0 S: 10 P: 13	1B: 4 SF: 0 2B: 1 SAC: 0 3B: 0 DP: 0 HR: 0 HBP: 1						

TOP

Cincinnati Reds @ Houston Astros

Minute Maid Park, Houston, TX

Sun Jun 19 2016, 1:12 PM - 3:58 PM CDT

Att. 36,369 - Roof Closed - 73 F

livebaseballscorecards.com

AB	31
R	0
H	5
RBI	0
BB	1
SO	7
LOB	13

PITCHER		IP	WLS	BF	H	R	ER	SO	BB	IBB	HBP	BLK	WP	HR	S	P	ERA	WHIP
54 Mike Fiers, R ERA: 4.42	(1, 1)	5.2	W	22	4	0	0	5	1	0	1	0	0	0	54	90	0.00	0.882
47 Chris Devenski, R ERA: 2.37	(6, 1)	3.1	S	11	1	0	0	2	0	0	0	0	0	0	33	44	0.00	0.300

PITCHER	IP	WLS	BF	H	R	ER	SO	BB	IBB	HBP	BLK	WP	HR	S	P	ERA	WHIP

Batter	1	2	3	4	5	6	7	8	9	AB	R	H	RBI	BB	SO	LOB
4 George Springer, R (1, 9) OBP: 0.350, SLG: 0.465	B SI 89 B SI 92 X SI 90 2-0 G6-3 ①		D SI 90 F SI 92 B SI 92 X SI 92 2-1 F9 ① 2-3		1 SAFE 1 SAFE 1 SAFE B SI 91 X SI 90 1-0 FC6-4 ① 9 WP 9 S 27 SF8-4-3 1-2f		C SL 86 X SL 88 0-1 G5-3 ③			4	1	0	0	0	0	2
9 Marwin Gonzalez, S (1, 3) OBP: 0.300, SLG: 0.394	X SI 89 0-0 G1-3 ②		S SL 83 D SL 85 B SI 93 X SI 93 2-1 G4-3 ②		1 SAFE F SI 90 B SL 83 C SL 81 B SI 93 B SI 93 B SL 83 4-2 27 SF8-4-3 1-3 BB			C CH 85 F FF 94 S SL 82 0-3 K ①		3	0	0	0	1	1	1
27 Jose Altuve, R (1, 10) OBP: 0.423, SLG: 0.537	B SI 91 X SI 92 1-0 G6-3 ③		H SL 86 1-0 1 FC6-4 HBP		B SI 91 C SI 90 F SL 80 B SL 84 X SI 93 2-2 SF8-4-3 ② ③ 1-1 3-H			B SL 80 B FF 94 F FF 94 B FF 95 F FF 94 F FF 96 X SL 82 3-2 1 BB 30 2B 1B		2	1	1	1	0	0	0
1 Carlos Correa, R (1, 6) OBP: 0.354, SLG: 0.421		B SI 89 B SI 90 S SI 91 B SI 91 B SI 91 4-1 30 G5-4-3 BB	C SI 92 B SI 90 F SI 93 X SL 85 1-2 FC6-4 ③ 1-2f			C SL 84 S SL 86 F FF 96 F FF 96 B FF 95 X SL 86 1-2 G6-3 ①		B SL 81 D SL 80 B FF 94 B FF 94 4-0 30 2B 1-2 BB		2	0	0	0	2	0	2
30 Carlos Gómez, R (1, 8) OBP: 0.272, SLG: 0.318		D SL 81 S SI 90 1 SAFE 1 SAFE C SL 82 B SL 84 X SI 94 2-2 G5-4-3 ① ② 1-2f		F SI 89 X CH 82 0-1 G6-3 ①		F FF 96 X SL 86 0-1 P3 ②		S SL 81 B FF 95 B SL 81 X FF 95 2-1 2B 1-3 2-H		4	0	1	1	0	0	1
26 Danny Worth, R (1, 4) OBP: 0.222, SLG: 0.333		B CH 83 B SI 90 X SI 92 2-0 11 2B 1B		F SI 90 S SI 92 B SI 92 X FF 92 1-2 G6-3 ②		B SL 84 B FF 96 B FF 96 C FF 96 S SL 86 S SL 87 3-3 K ③		C FF 93 X FF 93 0-1 G5-3 ②		4	1	1	0	0	1	2
11 Evan Gattis, R (1, 2) OBP: 0.286, SLG: 0.438		B SI 92 S SI 90 X SI 93 1-1 18 1B 1-H 2B		B FF 90 F SI 91 C FF 84 S SI 92 1-3 K ③			C SL 87 S SL 86 X SL 86 0-2 HR	F FF 93 B SL 82 X FF 94 1-1 P5 ③		4	2	2	2	0	1	2
18 Luis Valbuena, L (1, 5) OBP: 0.336, SLG: 0.425		C SL 83 D SL 83 C SI 92 B SL 84 F SI 93 F SI 92 X SI 93 2-2 6 CS 2-H 1B			X SI 90 0-0 HR		S FF 96 B CH 91 B SL 88 S FF 97 B FF 96 X FF 97 3-2 G4-3 ①			3	1	2	2	0	0	0
6 Jake Marisnick, R (1, 7) OBP: 0.236, SLG: 0.276		1 SAFE B SI 92 S SI 91 S SL 84 B SL 86 1 SAFE B SI 93 3-2 CS ③ 1-2	B SL 79 X SI 89 1-0 4 F9 2B		B SI 90 B SI 90 B SI 91 B SI 90 4-0 4 FC6-4 BB		B SL 87 B FF 96 S FF 96 C FF 96 B SL 87 F FF 95 C SL 87 3-3 K ②			2	0	1	0	1	1	0
Inning Stats	R: 0 E: 0 K: 0 S: 3 H: 0 LOB: 0 BB: 0 P: 6	R: 2 E: 0 K: 0 S: 14 H: 3 LOB: 0 BB: 1 P: 28	R: 0 E: 0 K: 0 S: 8 H: 1 LOB: 2 BB: 0 P: 15	R: 0 E: 0 K: 1 S: 8 H: 0 LOB: 0 BB: 0 P: 10	R: 2 E: 0 K: 0 S: 7 H: 1 LOB: 0 BB: 2 P: 18	R: 0 E: 0 K: 1 S: 10 H: 0 LOB: 0 BB: 0 P: 14	R: 1 E: 0 K: 1 S: 12 H: 1 LOB: 0 BB: 0 P: 18	R: 1 E: 0 K: 1 S: 13 H: 2 LOB: 2 BB: 1 P: 23		1B: 3 2B: 4 3B: 0 HR: 2 SF: 1 SAC: 0 DP: 2 HBP: 1	WP: 1 PB: 0 SB: 1 CS: 1 PA: 35					

PITCHER		IP	WLS	BF	H	R	ER	SO	BB	IBB	HBP	BLK	WP	HR	S	P	ERA	WHIP
29 Brandon Finnegan, L ERA: 3.81	(1, 1)	5.0	L	21	5	4	4	1	3	0	1	0	1	1	40	77	7.20	1.600
66 JC Ramírez, R ERA: 6.16	(6, 1)	2.0		7	1	1	1	2	0	0	0	0	0	1	22	32	4.50	0.500
27 Ross Ohlendorf, R ERA: 4.26	(8, 1)	1.0		6	2	1	1	1	1	0	0	0	0	0	13	23	9.00	3.000

PITCHER	IP	WLS	BF	H	R	ER	SO	BB	IBB	HBP	BLK	WP	HR	S	P	ERA	WHIP

BOTTOM

Cincinnati Reds @ Houston Astros

Minute Maid Park, Houston, TX

Sun Jun 19 2016, 1:12 PM - 3:58 PM CDT

Att. 36,369 - Roof Closed - 73 F

livebaseballscorecards.com

AB	28
R	6
H	8
RBI	6
BB	4
SO	4
LOB	10

Batter	1	2	3	4	5	6	7	8	9	AB	R	H	RBI	BB	SO	LOB
6 Yunel Escobar, R (1, 5) OBP: 0.361, SLG: 0.410	C FF 86 B SI 87 B FF 87 L SI 87 X FC 83 2-2 ① G1-3		B FC 82 X SI 87 1-0 56 G3 56 WP 1B			C FC 80 B CU 70 B SI 87 C SI 86 S CU 69 2-3 ① K		S FF 96 C FF 98 B SL 85 S SL 84 1-3 ① K	C SL 80 B SI 90 X SL 81 1-1 ② G6-3	5	0	1	0	0	2	0
56 Kole Calhoun, L (1, 9) OBP: 0.363, SLG: 0.452 12 Johnny Giavotella, R (7, 4) OBP: 0.298, SLG: 0.421	C SI 87 F FC 82 S CU 71 0-3 ② K		B CU 69 C FC 84 C CH 77 B SI 87 D CU 71 X SI 86 3-2 ② G3 1-3			B SI 86 C SI 87 B FC 85 B CU 71 S CH 79 B FF 86 4-2 5 2B BB		B SL 81 B FF 96 X FF 96 2-0 HR	B SL 82 C SL 82 X SI 90 1-1 ③ G6-3	2 2	1 1	0 1	0 1	1 0	1 0	1 0
27 Mike Trout, R (1, 8) OBP: 0.403, SLG: 0.529 19 Jefry Marte, R (7, 7) OBP: 0.358, SLG: 0.647	C FF 88 X SI 88 0-1 E6 5 BB		B FF 86 F SI 87 C FC 80 B CU 71 D CU 72 X SI 88 3-2 ③ G1-3			C FC 81 B FF 85 D FC 81 1 SAFE X FF 85 2-1 ② F9		B FF 97 X FF 96 1-0 5 G5-4-3 1B		3 1	0 0	0 1	0 0	0 0	0 0	2 0
5 Albert Pujols, R (1, 10) OBP: 0.312, SLG: 0.396	D FF 87 S FF 88 F FF 87 B FF 88 D CU 72 1 SAFE B FF 88 4-2 24 FC5-4 1-2 BB			B FF 83 F FF 85 S FC 82 X FF 86 1-2 ① G4-3		F SI 86 B SI 85 C CU 70 D CU 70 X FF 86 2-2 24 2B 1-H 2B		D FF 96 B SL 80 B FF 95 C FF 96 S FF 96 F FF 96 X FF 97 3-2 ②③ G5-4-3 1-2f		3	1	1	1	1	0	1
24 C.J. Cron, R (1, 3) OBP: 0.317, SLG: 0.410	C SI 88 X FF 87 0-1 ③ FC5-4 1-2f			C SI 87 C SI 87 X CU 71 0-2 ② G1-3		X FC 80 0-0 2-H 2B			B FF 91 F FF 90 X CH 78 1-1 E1 17 1B 25 1B 8 HR	4	1	1	1	0	0	2
25 Daniel Nava, S (1, 7) (7, 9)		B SI 84 C FF 85 F CH 78 S SI 87 1-3 ① K		C FF 88 X CU 70 0-1 ③ F9		D SI 87 B FF 87 C SI 87 D CU 70 C SI 88 F SI 87 S SI 87 3-3 ③ K			B SI 91 B FF 91 X FF 91 2-0 17 1B 8 HR 1-2 1B	4	1	1	0	0	2	1
2 Andrelton Simmons, R (1, 6) OBP: 0.243, SLG: 0.277 17 Shane Robinson, R (7, 8) OBP: 0.340, SLG: 0.302		B FF 87 C FF 88 C FF 87 X SI 88 1-2 ② G1-3			B FF 84 C CU 68 B SI 86 F FF 87 X FC 81 2-2 ① G3-1		F FF 85 S CU 69 B FF 87 B SI 87 F SI 87 B CU 71 X FF 87 3-2 ① G6-3		C FF 92 C CH 79 F CH 79 X CH 78 0-2 8 HR 1-2 2-3 1B	3 1	0 1	0 1	0 0	0 0	0 0	0 0
58 Carlos Pérez, R (1, 2) OBP: 0.226, SLG: 0.304		C FF 87 F SI 88 B FF 88 S SI 89 1-3 ③ K			B SI 86 B SI 87 C CU 70 X SI 88 2-1 8 G6-4-3 1B		C SI 86 B FF 87 X SI 87 1-1 ② L3		F CH 79 B FF 92 B FF 91 B FF 92 S FF 91 S FF 92 3-3 ① K	4	0	1	0	0	2	3
8 Gregorio Petit, R (1, 4) OBP: 0.336, SLG: 0.446 (7, 6)			B FF 83 C FF 85 B FC 83 F SI 85 X CU 72 2-2 ① G6-3		X SI 86 0-0 ②③ G6-4-3 1-2f		B FF 87 X FF 88 1-0 ③ G6-3		X CH 80 0-0 1-H 2-H 3-H HR	4	1	1	4	0	0	1

Inning Stats																																			
	R: 0	H: 0	E: 1	LOB: 2	K: 1	BB: 1	S: 12	P: 18	R: 0	H: 0	E: 0	LOB: 0	K: 2	BB: 0	S: 9	P: 12	R: 0	H: 1	E: 0	LOB: 1	K: 0	BB: 0	S: 10	P: 19	R: 0	H: 0	E: 0	LOB: 0	K: 0	BB: 0	S: 8	P: 9	R: 0	H: 1	E: 0	LOB: 0	K: 0	BB: 0	S: 6	P: 10
	R: 2	H: 2	E: 0	LOB: 1	K: 2	BB: 1	S: 15	P: 28	R: 0	H: 0	E: 0	LOB: 0	K: 0	BB: 0	S: 7	P: 12	R: 1	H: 2	E: 0	LOB: 0	K: 1	BB: 0	S: 9	P: 16	R: 4	H: 3	E: 1	LOB: 0	K: 1	BB: 0	S: 15	P: 23	1B: 5	SF: 0	2B: 2	SAC: 0	3B: 0	DP: 2	HR: 2	HBP: 0
	WP: 1	PA: 38	PB: 0	SB: 0	CS: 0																														

PITCHER		IP	WLS	BF	H	R	ER	SO	BB	IBB	HBP	BLK	WP	HR	S	P	ERA	WHIP
58 Doug Fister, R ERA: 3.21	(1, 1)	7.0	W	27	4	2	2	5	2	0	0	0	1	0	67	108	2.57	0.857
45 Michael Feliz, R ERA: 3.41	(8, 1)	1.0		4	2	1	1	1	0	0	0	0	0	1	9	16	9.00	2.000
29 Tony Sipp, L ERA: 4.37	(9, 1)	0.1		5	3	4	3	1	0	0	0	0	0	1	11	17	81.00	9.000
37 Pat Neshek, R ERA: 3.27	(9, 1)	0.2		2	0	0	0	0	0	0	0	0	0	0	4	6	0.00	0.000

PITCHER	IP	WLS	BF	H	R	ER	SO	BB	IBB	HBP	BLK	WP	HR	S	P	ERA	WHIP

TOP

Los Angeles Angels @ Houston Astros

Minute Maid Park, Houston, TX

Mon Jun 20 2016, 7:13 PM - 10:24 PM CDT

Att. 22,553 - Roof Closed - 73 F

livebaseballscorecards.com

AB	36
R	7
H	9
RBI	7
BB	2
SO	7
LOB	11

BOTTOM

Los Angeles Angels @ Houston Astros

Minute Maid Park, Houston, TX

Mon Jun 20 2016, 7:13 PM - 10:24 PM CDT

Att. 22,553 - Roof Closed - 73 F

livebaseballscorecards.com

Batter	1	2	3	4	5	6	7	8	9	AB	R	H	RBI	BB	SO	LOB
4 George Springer, R (1, 9) OBP: 0.352, SLG: 0.462	B FF 89 B FF 89 B FF 90 C FF 88 B FF 88 4-1 27 WP 9 HBP 1 G6-3 BB	F CU 80 B FF 91 B FF 91 B SL 82 B FC 88 4-1 9 BB BB	B CH 73 X SL 78 1-0 ②③ G6-4-3 1-2f		S SL 88 B SL 85 D CH 83 F CH 80 X SI 92 2-2 ③ FC5-4 1-2f		X CH 81 0-0 ① G3			2	1	0	0	2	0	3
16 Tony Kemp, L (7, 7) OBP: 0.304, SLG: 0.333										1	0	0	0	0	0	0
9 Marwin Gonzalez, S (1, 3) OBP: 0.307, SLG: 0.393	L FF 87 1 SAFE B SI 87 F CH 82 H FC 88 2-2 27 WP 28 E 1-2 HBP	F FF 89 B CU 79 1 SAFE S CU 79 D CU 79 B SL 83 1 SAFE B FF 90 4-2 27 G6-4-3 1-2 BB	B CH 70 C FF 89 S SL 80 C FF 91 1-3 ① K			C CH 82 X SI 90 0-1 ① G4-3	S CH 81 B CH 81 B FF 89 C FF 90 X CH 83 2-2 1B			3	1	1	0	1	1	0
27 Jose Altuve, R (1, 4) OBP: 0.423, SLG: 0.545	B SI 89 F FF 90 X SL 83 1-1 ① G6-3 1-2 2-3	F FC 89 X FF 89 0-1 ②③ G6-4-3 1-2f		B FF 90 X FF 90 1-0 HR		B FC 92 F CH 81 X FF 91 1-1 1 HR 1B	C SL 81 X SL 82 0-1 ② F9			5	2	2	1	0	0	5
1 Carlos Correa, R (1, 6) OBP: 0.359, SLG: 0.439	F FF 90 B SI 90 X SI 91 1-1 ② G6-3 3-H		C FF 90 B FC 88 C SL 82 B SL 83 F SL 83 B FF 90 F FF 91 B FF 92 4-2 30 1B 28 1B 30 E BB	C SL 82 F CH 73 X FF 90 0-2 28 G4-3 2B		C SL 82 X CH 81 0-1 1-H HR	B FC 90 B SL 81 C FF 89 F FF 90 B SL 84 X CH 84 3-2 ③ L9			3	2	2	3	1	0	1
26 Danny Worth, R (7, PH) OBP: 0.211, SLG: 0.316 (8, 6)										1	0	0	0	0	0	1
28 Colby Rasmus, L (1, 7) OBP: 0.321, SLG: 0.390 (7, 9)	X CH 81 0-0 E9 30 1B 2-H 1B		B SI 89 S SI 90 L CU 79 X CU 80 1-2 30 E 18 2B 1-2 1B	X CH 72 0-0 ② G4-3 2-3		C CH 82 S CH 81 B SL 82 B SI 91 X CH 83 2-2 18 1B 30 1B 1B		S SI 88 T SI 88 S CH 82 1-3 ① K		5	2	3	1	0	1	1
30 Carlos Gómez, R (1, 8) OBP: 0.282, SLG: 0.328	D SL 84 S SL 83 C SL 84 B FF 91 D SL 83 F SL 84 X FF 91 3-2 18 BB 2-H 1B		F FC 90 X FC 88 0-1 E9 18 2B 11 1B 1-3 2-H 1B	S CH 73 D CH 72 F CH 72 B SL 79 C FF 91 2-3 ③ K		X SL 81 0-0 18 1B 1-2 1B		C FF 89 B FF 90 B SL 82 B FF 89 X FF 88 3-1 ② L9		4	1	3	1	0	1	1
6 Jake Marisnick, R (8, 8) OBP: 0.234, SLG: 0.273										1	0	0	0	0	0	0
18 Luis Valbuena, L (1, 5) OBP: 0.347, SLG: 0.434	1 SAFE F SI 88 1 SAFE B SI 88 B CH 82 1 SAFE B SI 88 C FF 90 D CU 80 4-2 1-2 BB		B SI 90 X FC 88 1-0 11 1B 1-3 3-H 2B		B SL 84 B SL 85 B SL 85 B FF 92 4-0 4 FC5-4 BB	B SI 88 X SI 89 1-0 11 G6-4-3 1-2 2-3 1B		F SI 88 S CH 82 B CH 82 X CH 84 1-2 ③ G6-3		3	0	2	1	2	0	0
11 Evan Gattis, R (1, 10) OBP: 0.286, SLG: 0.434	2 SAFE C SL 82 B SL 84 F FF 91 F SL 84 F SL 84 S SL 82 1-3 ③ K		D FC 89 B FF 91 X FC 88 2-0 4 G6-4-3 2-3 3-H 1B		F SI 91 S SI 92 S CH 82 0-3 ① K	B CH 82 B FF 89 F FF 92 X SL 82 2-1 ②③ G6-4-3 1-2f				4	0	1	1	0	2	6
15 Jason Castro, L (1, 2) OBP: 0.341, SLG: 0.390		B CU 78 B SI 90 B SI 90 C FF 90 X FF 90 3-1 ① G4-3	F CH 71 C SL 78 S SL 80 0-3 ① K		C FF 92 F SI 91 D CH 83 B SL 86 X FF 92 2-2 ② F7		F FF 90 F FF 90 F CH 83 B FC 91 X SI 91 1-2 HR			4	1	1	1	0	1	3
Inning Stats	R: 3 H: 2 E: 1 LOB: 2 K: 1 BB: 2 S: 19 P: 35	R: 0 H: 0 E: 0 LOB: 1 K: 0 BB: 2 S: 7 P: 18	R: 3 H: 4 E: 1 LOB: 1 K: 1 BB: 1 S: 15 P: 24	R: 1 H: 2 E: 0 LOB: 1 K: 2 BB: 0 S: 11 P: 15	R: 0 H: 0 E: 0 LOB: 1 K: 1 BB: 1 S: 9 P: 17	R: 2 H: 5 E: 0 LOB: 2 K: 0 BB: 0 S: 13 P: 19	R: 1 H: 2 E: 0 LOB: 1 K: 0 BB: 0 S: 13 P: 19	R: 0 H: 0 E: 0 LOB: 0 K: 1 BB: 0 S: 8 P: 13		1B: 10 SF: 0 2B: 2 SAC: 0 3B: 0 DP: 3 HR: 3 HBP: 1						

	AB	
	R	10
	H	15
	RBI	9
	BB	6
	SO	6
	LOB	21

WP: 1 PA: 43
PB: 0
SB: 0
CS: 0

PITCHER		IP	WLS	BF	H	R	ER	SO	BB	IBB	HBP	BLK	WP	HR	S	P	ERA	WHIP
49 Jhoulys Chacín, R ERA: 5.5	(1, 1)	2.0	L	17	6	6	5	1	5	0	1	0	1	0	37	72	22.50	5.500
64 Mike Morin, R ERA: 4.11	(3, 1)	2.0		7	2	1	1	3	0	0	0	0	0	1	15	20	4.50	1.000
48 Jose Alvarez, L ERA: 4.54	(5, 1)	1.0		4	0	0	0	1	1	0	0	0	0	0	9	17	0.00	1.000
60 A.J. Achter, R ERA: 4.67	(6, 1)	3.0		15	7	3	3	1	0	0	0	0	0	2	34	51	9.00	2.333

PITCHER	IP	WLS	BF	H	R	ER	SO	BB	IBB	HBP	BLK	WP	HR	S	P	ERA	WHIP

Batter	1	2	3	4	5	6	7	8	9	AB	R	H	RBI	BB	SO	LOB
6 Yunel Escobar, R (1, 5) OBP: 0.360, SLG: 0.408	C FC 86 S CU 74 B CU 73 B SI 89 X CU 74 2-2 56 HBP 27 1B 1B		X FF 88 0-0 ① G5-3		C FF 90 B CU 74 F FF 91 F FC 88 X FF 91 1-2 ② F9		B SI 90 B CU 76 C FC 88 F FC 87 B FF 91 X FC 88 3-2 ③ G4-3			4	1	1	0	0	0	0
56 Kole Calhoun, L (1, 9) OBP: 0.365, SLG: 0.450	F FF 90 S CU 72 H FC 78 1-2 27 1B 1-2 HBP		C FF 90 C FF 91 F CU 74 B FF 92 X CU 74 1-2 27 FC3-6 1B		C CU 73 B CH 84 B FF 91 X FC 88 2-1 ③ F7			S FF 91 B SL 82 C SL 81 X FF 91 1-2 ① F7		3	0	1	0	0	0	0
27 Mike Trout, R (1, 8) OBP: 0.404, SLG: 0.537	B CU 72 X CU 72 1-0 25 S 1-3 2-H 1B		B CU 74 1 SAFE C FF 90 B FF 90 B FC 87 X SI 90 3-1 ② FC3-6 1-2f			C CU 73 C FF 88 B CU 73 X FC 87 1-2 3B		C SL 85 F FF 98 B SL 87 F FF 99 F SL 86 B FF 99 S SL 87 2-3 ② K		4	0	2	1	0	1	1
25 Daniel Nava, S (1, 7) OBP: 0.262, SLG: 0.281 17 Shane Robinson, R (8, 7) OBP: 0.340, SLG: 0.302	C FF 90 F FF 90 B FF 90 F FF 91 B FC 88 S CU 74 2-3 ① K 1-2		1 SAFE P PO 81 F FF 89 F FF 90 S CU 74 1-3 ③ K			C CU 74 B FF 91 B FC 87 S CU 75 T CU 75 2-2 ① K		F SL 85 X SL 85 0-1 ③ F9		4 0	0 0	0 0	0 0	0 0	3 0	4 0
24 C.J. Cron, R (1, 3) OBP: 0.315, SLG: 0.422	D CU 74 F FF 91 D CU 75 B FC 89 F FC 87 F FF 92 S CU 75 3-3 ② K			F FF 88 B CU 76 X CU 74 1-1 HR	F FF 91 B FF 90 X SI 90 1-1 ② L6				B SI 90 X SI 88 1-0 ① G6-3	4	1	1	1	0	1	3
19 Jefry Marte, R (1, 10) OBP: 0.351, SLG: 0.611	X CU 75 0-0 ③ G1-3			X FF 90 0-0 ① P3		B FF 90 C CU 75 S FF 90 F FF 91 F FF 90 B FF 90 B CU 75 D CU 76 4-2 BB			C SL 81 S SL 81 F SL 81 B SL 83 B SL 82 F SI 90 B SI 90 F SL 82 S SI 90 3-3 ② K	3	0	0	0	1	1	2
12 Johnny Giavotella, R (1, 4) OBP: 0.293, SLG: 0.414 8 Gregorio Petit, R (9, 4) OBP: 0.336, SLG: 0.446		B FF 90 F FF 90 F FF 91 S CU 73 1-3 ① K		X FC 87 0-0 ② L7	B FF 90 C CU 72 X CU 74 1-1 ③ G1-3				S SL 82 B SI 90 S SL 81 B SL 82 X SL 81 2-2 ③ G4-3	4 0	0 0	0 0	0 0	0 0	1 0	2 0
58 Carlos Pérez, R (1, 2) OBP: 0.222, SLG: 0.298		C CU 74 F SI 90 S CU 74 0-3 ② K		B CU 73 X FF 90 1-0 ③ G5-3			C CU 73 S FF 88 B CU 73 B CU 74 B FF 90 X FC 86 3-2 ① P3			3	0	0	0	0	1	0
2 Andrelton Simmons, R (1, 6) OBP: 0.237, SLG: 0.271		B FF 92 F FF 92 B CU 78 B CH 85 X FF 90 3-1 ③ F8			C FF 89 S CU 72 B CU 74 F FF 91 B FC 86 X FF 90 2-2 ① G6-3		C FF 90 B FF 91 X CU 74 1-1 ② G5-3			3	0	0	0	0	0	0
Inning Stats	R: 1 E: 0 K: 2 S: 15 H: 2 LOB: 2 BB: 0 P: 24	R: 0 E: 0 K: 2 S: 8 H: 0 LOB: 0 BB: 0 P: 12	R: 0 E: 0 K: 1 S: 11 H: 1 LOB: 1 BB: 0 P: 15	R: 1 E: 0 K: 0 S: 5 H: 1 LOB: 0 BB: 0 P: 7	R: 0 E: 0 K: 0 S: 10 H: 0 LOB: 0 BB: 0 P: 15	R: 0 E: 0 K: 1 S: 14 H: 1 LOB: 2 BB: 1 P: 23	R: 0 E: 0 K: 0 S: 8 H: 0 LOB: 0 BB: 0 P: 15	R: 0 E: 0 K: 1 S: 10 H: 0 LOB: 0 BB: 0 P: 13	R: 0 E: 0 K: 1 S: 10 H: 0 LOB: 0 BB: 0 P: 16	1B: 3 2B: 0 3B: 1 HR: 1 SF: 0 SAC: 0 DP: 0 HBP: 1						

TOP

Los Angeles Angels @ Houston Astros

Minute Maid Park, Houston, TX

Tue Jun 21 2016, 7:12 PM - 10:08 PM CDT

Att. 25,004 - Roof Closed - 73 F

livebaseballscorecards.com

AB	32
R	2
H	5
RBI	2
BB	1
SO	8
LOB	12

PITCHER		IP	WLS	BF	H	R	ER	SO	BB	IBB	HBP	BLK	WP	HR	S	P	ERA	WHIP
31 Collin McHugh, R ERA: 4.7	(1, 1)	7.0		28	5	2	2	6	1	0	1	0	0	1	71	111	2.57	0.857
29 Tony Sipp, L ERA: 4.3	(8, 1)	0.1		1	0	0	0	0	0	0	0	0	0	0	3	4	0.00	0.000
53 Ken Giles, R ERA: 5.4	(8, 1)	0.2		2	0	0	0	1	0	0	0	0	0	0	7	9	0.00	0.000
44 Luke Gregerson, R ERA: 3.86	(9, 1)	1.0	W	3	0	0	0	1	0	0	0	0	0	0	10	16	0.00	0.000

PITCHER	IP	WLS	BF	H	R	ER	SO	BB	IBB	HBP	BLK	WP	HR	S	P	ERA	WHIP

Batter	1	2	3	4	5	6	7	8	9	AB	R	H	RBI	BB	SO	LOB
4 George Springer, R (1, 9) OBP: 0.350, SLG: 0.457	X SI 90 0-0 G6-3		C CH 82 D CU 70 1 SAFE 1 SAFE 1-1 CS 1-2	C SI 92 B CH 82 B FC 88 F SI 93 C SI 93 2-3 K		B SI 93 B CH 85 C SI 91 X CH 85 2-1 F8			C SL 82 B SL 82 B SL 82 F SI 88 B SI 89 F SL 82 B SL 82 4-2 27 1B 9 S 1 2B BB	3	1	0	0	1	1	0
9 Marwin Gonzalez, S (1, 3) OBP: 0.316, SLG: 0.399	B SI 91 C SI 91 B SI 91 F SI 92 B SI 92 X SI 93 3-2 F8			B CU 74 B FC 84 F SI 93 F SI 92 F SI 94 B SL 81 B SI 94 4-2 27 G1-6-3 BB			S SI 90 B CH 83 X SI 92 1-1 2B		1 SAFE D CH 79 B SI 86 C SI 86 B SI 86 F SI 87 D CH 82 4-2 27 1B 1 2B 1-2 BB	2	1	1	0	2	0	0
27 Jose Altuve, R (1, 4) OBP: 0.421, SLG: 0.541	B CH 83 X CH 84 1-0 F8			B FC 84 X CH 83 1-0 G1-6-3 1-2f			F SL 77 B SL 81 C SI 91 S SI 92 1-3 K		X SI 88 0-0 1 2B 1-2 2-3 1B	4	0	1	0	0	1	2
1 Carlos Correa, R (1, 6) OBP: 0.361, SLG: 0.456		C SI 91 C FC 86 B CH 84 F SI 93 S SI 93 1-3 K			X SI 89 0-0 HR		B FF 93 X FF 96 1-0 L9		B SL 82 S SL 82 C SI 88 B SL 82 F SL 83 B SL 81 X SI 88 3-2 1-3 2-H 3-H 2B	4	1	2	3	0	1	1
30 Carlos Gómez, R (1, 8) OBP: 0.283, SLG: 0.324		B SI 93 B FC 89 B SI 91 S SI 92 C SI 94 C SI 93 3-3 K			B SI 94 B SI 92 X CH 83 2-0 L8		B FF 96 B FF 96 D SL 86 B SL 85 4-0 BB			2	0	0	0	1	1	0
26 Danny Worth, R (1, 10) OBP: 0.190, SLG: 0.286 28 Colby Rasmus, L (7, PH) OBP: 0.320, SLG: 0.388 (8, 10)		B SI 92 X SI 91 1-0 F9			X SI 90 0-0 P3		S FC 94 S SL 84 S FC 95 0-3 K			2	0	0	0	0	0	0
										1	0	0	0	0	1	2
11 Evan Gattis, R (1, 2) OBP: 0.286, SLG: 0.429 16 Tony Kemp, L (8, PR) OBP: 0.304, SLG: 0.333 (9, 7)			X SI 87 0-0 P3		B CH 82 X SI 92 1-0 P3			B KC 84 C FF 91 B KC 84 B KC 84 B FF 91 4-1 15 G4-6-3 BB		2	0	0	0	1	0	0
										0	0	0	0	0	0	0
18 Luis Valbuena, L (1, 5) OBP: 0.351, SLG: 0.434			B SI 89 B SI 92 F SI 90 F SI 90 B SI 93 F CH 83 F SI 92 X FC 84 3-2 1B			C SI 88 F CU 71 H SL 78 1-2 6 G6-4-3 HBP		1 SAFE F FF 91 F FF 91 B KC 84 F FF 90 X FF 91 1-2 F8		2	0	1	0	0	0	1
6 Jake Marisnick, R (1, 7) OBP: 0.239, SLG: 0.270 15 Jason Castro, L (8, PH) OBP: 0.339, SLG: 0.387 (9, 2)			B SI 92 B CH 85 F SI 92 F SI 92 B SI 93 F SI 92 B SI 89 4-2 4 CS BB			B CH 86 B SI 90 F SI 89 C SI 91 X SI 92 2-2 G6-4-3 1-2f		B FF 90 F KC 82 B KC 83 1 SAFE F FF 91 1 SAFE X CH 85 2-2 G4-6-3 1-2f		1	0	0	0	1	0	1
										1	0	0	0	0	0	1

Inning Stats																								
	R: 0 E: 0 K: 0 S: 5	H: 0 LOB: 0 BB: 0 P: 9	R: 0 E: 0 K: 2 S: 8	H: 0 LOB: 0 BB: 0 P: 13	R: 0 E: 0 K: 0 S: 10	H: 1 LOB: 0 BB: 1 P: 18	R: 0 E: 0 K: 1 S: 7	H: 0 LOB: 0 BB: 1 P: 14	R: 1 E: 0 K: 0 S: 4	H: 1 LOB: 0 BB: 0 P: 7	R: 0 E: 0 K: 0 S: 7	H: 0 LOB: 0 BB: 0 P: 12	R: 0 E: 0 K: 2 S: 9	H: 1 LOB: 2 BB: 1 P: 16	R: 0 E: 0 K: 0 S: 8	H: 0 LOB: 1 BB: 1 P: 15	R: 2 E: 0 K: 0 S: 10	H: 2 LOB: 2 BB: 2 P: 21	1B: 2 2B: 2 3B: 0 HR: 1	SF: 0 SAC: 0 DP: 3 HBP: 1	WP: 0 PB: 0 SB: 1 CS: 1	PA: 32				

PITCHER		IP	WLS	BF	H	R	ER	SO	BB	IBB	HBP	BLK	WP	HR	S	P	ERA	WHIP
53 Héctor Santiago, L ERA: 4.99	(1, 1)	6.1		21	3	1	1	4	2	0	1	0	0	1	46	80	1.42	0.789
68 Cam Bedrosian, R ERA: 1.5	(7, 1)	0.2	H	3	0	0	0	1	1	0	0	0	0	0	4	9	0.00	1.500
59 Fernando Salas, R ERA: 3.9	(8, 1)	1.0	H	3	0	0	0	0	1	0	0	0	0	0	8	15	0.00	1.000
16 Huston Street, R ERA: 4.26	(9, 1)	0.0	L	4	2	2	2	0	2	0	0	0	0	0	10	21	∞	∞

PITCHER	IP	WLS	BF	H	R	ER	SO	BB	IBB	HBP	BLK	WP	HR	S	P	ERA	WHIP

BOTTOM

Los Angeles Angels @ Houston Astros

Minute Maid Park, Houston, TX

Tue Jun 21 2016, 7:12 PM - 10:08 PM CDT

Att. 25,004 - Roof Closed - 73 F

livebaseballscorecards.com

AB	24
R	3
H	5
RBI	3
BB	6
SO	5
LOB	8

Batter	1	2	3	4	5	6	7	8	9	AB	R	H	RBI	BB	SO	LOB
6 Yunel Escobar, R (1, 5) OBP: 0.361, SLG: 0.407	B FF 92 B FF 92 S FF 93 B FF 92 F FC 93 X FF 92 3-2 ① F8		B KC 84 B FF 94 C FF 93 F KC 85 F KC 85 F KC 84 B FF 93 X KC 84 3-2 27 BB 1-2 2-H 1B	S KC 85 B KC 84 B FF 96 F FF 95 F KC 85 X KC 85 2-2 ③ FC5-4 1-2f			C SI 91 B FC 87 S CU 79 X CU 79 1-2 ① L6		C CU 82 B FC 92 B FC 92 S FC 92 F FC 93 B CU 83 X CU 82 3-2 56 1B 1-3 1B	5	0	2	1	0	0	2
56 Kole Calhoun, L (1, 9) OBP: 0.368, SLG: 0.457	C FF 91 C KC 82 S KC 83 0-3 ② K		S KC 85 F FF 94 S KC 83 0-3 ① K		B KC 84 C KC 84 B FF 92 X KC 82 2-1 2B		X FC 88 0-0 1B		X CU 81 0-0 ② 27 S 1-2 3-H 1B	5	0	3	1	0	2	2
27 Mike Trout, R (1, 10) OBP: 0.401, SLG: 0.529	B FF 94 F FF 93 X KC 85 1-1 ③ G6-3		D KC 86 B FF 94 B FF 94 B FF 93 4-0 1-2 2-3 BB		B FF 93 C FF 94 B FF 94 F KC 85 F FF 93 S KC 86 2-3 ① K		C SI 89 X CU 76 0-1 ② F9		C FC 92 F FC 93 B FC 93 F FC 94 F FC 94 D CU 83 X FC 94 2-2 ③ L7 1-2	4	0	0	0	1	1	3
24 C.J. Cron, R (1, 3) OBP: 0.314, SLG: 0.415		C FF 90 B FF 93 B FF 92 B FF 92 B FF 94 4-1 19 G6-3 19 WP BB	F FF 94 T FF 95 S KC 85 0-3 ② K		B KC 86 B FF 95 X KC 87 2-0 ② P3		F FC 86 X SI 90 0-1 ③ F9			3	0	0	0	1	1	5
19 Jefry Marte, R (1, 7) OBP: 0.328, SLG: 0.569 25 Daniel Nava, S (8, 7) OBP: 0.262, SLG: 0.281		C FF 92 F KC 83 B KC 83 B KC 83 X FF 94 2-2 ① G6-3 1-3	C FF 96 S KC 86 B KC 85 S KC 86 1-3 ③ K		C KC 85 X FF 96 0-1 ③ G1-3			S SL 79 C SI 89 S SL 81 0-3 ① K		4 0	0 0	0 0	0 0	0 0	2 0	5 0
12 Johnny Giavotella, R (1, 4) OBP: 0.288, SLG: 0.406		X KC 83 0-0 ② L6		B FF 92 C KC 82 X FF 92 1-1 ① G3		C KC 82 S KC 82 B KC 82 X KC 84 1-2 ① P3		C SL 80 X SL 80 0-1 ② G6-3		4	0	0	0	0	0	1
2 Andrelton Simmons, R (1, 6) OBP: 0.231, SLG: 0.263		X KC 83 0-0 ③ G6-3		C FF 93 C FF 94 B FF 96 S KC 87 1-3 ② K		B FF 90 X FF 93 1-0 ② G6-3		B SI 88 C SI 89 X FF 90 1-1 ③ F8		4	0	0	0	0	1	1
47 Jett Bandy, R (1, 2) OBP: 0.333, SLG: 0.393			X FF 92 0-0 17 BB 6 1B 1B	C KC 84 X KC 84 0-1 17 1B 1B		C KC 83 S KC 84 F KC 86 B FF 96 X FF 94 1-2 1B			B FC 92 S FC 93 B CU 83 F FC 92 X CU 82 2-2 ① F9	4	1	3	0	0	0	0
17 Shane Robinson, R (1, 8) OBP: 0.370, SLG: 0.326			B FF 92 B FF 93 B KC 82 B FF 91 4-0 27 BB 6 1B 1-2 BB	C FF 94 C KC 85 B KC 86 F KC 85 X FF 96 1-2 6 FC5-4 1-2 1B		B SL 80 C SI 87 F SL 83 B SL 83 S SL 80 2-3 ③ K			F FC 93 B FC 92 S CU 83 X CU 82 1-2 6 1B 6 S 56 1B 1B	3	1	2	0	1	1	1
Inning Stats	R: 0 H: 0 E: 0 LOB: 0 K: 1 BB: 0 S: 8 P: 12	R: 0 H: 0 E: 0 LOB: 1 K: 0 BB: 1 S: 6 P: 12	R: 1 H: 2 E: 0 LOB: 3 K: 3 BB: 2 S: 15 P: 27	R: 0 H: 2 E: 0 LOB: 2 K: 1 BB: 0 S: 15 P: 20	R: 0 H: 1 E: 0 LOB: 1 K: 1 BB: 0 S: 9 P: 15	R: 0 H: 1 E: 0 LOB: 1 K: 1 BB: 0 S: 11 P: 16	R: 0 H: 1 E: 0 LOB: 1 K: 0 BB: 0 S: 8 P: 9	R: 0 H: 0 E: 0 LOB: 0 K: 1 BB: 0 S: 7 P: 8	R: 1 H: 3 E: 0 LOB: 1 K: 0 BB: 0 S: 16 P: 24	1B: 9 SF: 0 2B: 1 SAC: 0 3B: 0 DP: 0 HR: 0 HBP: 0						WP: 1 PA: 39 PB: 0 SB: 2 CS: 0

TOP

Los Angeles Angels @ Houston Astros

Minute Maid Park, Houston, TX

Wed Jun 22 2016, 1:13 PM - 4:20 PM CDT

Att. 29,649 - Roof Closed - 73 F

livebaseballscorecards.com

AB	36
R	2
H	10
RBI	2
BB	3
SO	8
LOB	20

PITCHER		IP	WLS	BF	H	R	ER	SO	BB	IBB	HBP	BLK	WP	HR	S	P	ERA	WHIP
43 Lance McCullers Jr., R ERA: 3.91	(1, 1)	5.2		26	6	1	1	6	3	0	0	0	1	0	61	97	1.59	1.588
37 Pat Neshek, R ERA: 3.22	(6, 1)	0.1		1	0	0	0	1	0	0	0	0	0	0	3	5	0.00	0.000
46 Scott Feldman, R ERA: 3.27	(7, 1)	1.0		4	1	0	0	0	0	0	0	0	0	0	8	9	0.00	1.000
44 Luke Gregerson, R ERA: 3.73	(8, 1)	1.0	W	3	0	0	0	1	0	0	0	0	0	0	7	8	0.00	0.000
36 Will Harris, R ERA: 0.83	(9, 1)	1.0	S	5	3	1	1	0	0	0	0	0	0	0	16	24	9.00	3.000

PITCHER	IP	WLS	BF	H	R	ER	SO	BB	IBB	HBP	BLK	WP	HR	S	P	ERA	WHIP

Batter	1	2	3	4	5	6	7	8	9	AB	R	H	RBI	BB	SO	LOB
4 George Springer, R (1, 10) OBP: 0.352, SLG: 0.456	C FF 89 F SL 82 B CH 84 H FF 91 2-2 1 FC6-4 27 BB HBP		F CH 84 B CH 85 F SL 84 B FF 93 F FF 92 S FF 93 2-3 ② K		1 SAFE B CH 84 1 SAFE X SI 90 1-0 ②③ G6-3 1-2f			1 SAFE B SL 82 1 SAFE F SL 82 1 SAFE 1 SAFE P PO 86 X SL 84 2-1 ① 9 3B 1-2 1B		3	1	1	0	0	1	2
9 Marwin Gonzalez, S (1, 3) OBP: 0.315, SLG: 0.406	X SI 91 0-0 ① F8		B FF 91 C FF 91 C FF 92 B SI 86 B FF 93 C CH 84 3-3 ③ K			B CH 80 X FF 89 1-0 ① F8		B FF 91 C SI 91 C SI 91 F CH 86 1 SAFE X FF 91 1-2 1-H 1 FC5-4 3B		4	1	1	1	0	1	1
27 Jose Altuve, R (1, 4) OBP: 0.425, SLG: 0.551	B SI 90 1 SAFE 1 SAFE B FF 90 B SI 90 F FF 92 1 SAFE 1 SAFE B FF 92 4-1 1 FC6-4 1-2 BB			F CH 82 B FF 90 B CH 85 C CH 83 X SL 84 2-2 ① G1-3		F SL 80 B FF 90 F SL 83 B FF 91 B FF 90 X SL 82 3-2 HR		I IN 68 I IN 69 I IN 71 I IN 71 4-0 1 FC5-4 IBB		2	1	1	1	2	0	0
1 Carlos Correa, R (1, 6) OBP: 0.360, SLG: 0.456	B SL 82 F CH 84 X SI 90 1-1 ② FC6-4 1-2f 2-3			X SL 82 0-0 ② G1-3		C SL 82 B CH 85 S CH 84 F FF 92 X CH 84 1-2 28 L3-6 2B		B SL 85 S SL 84 1 SAFE X SL 85 1-1 ② FC5-4 1-2f 3-H		4	0	1	1	0	0	3
28 Colby Rasmus, L (1, 9) OBP: 0.319, SLG: 0.390 (9, 7)	F SI 92 F FF 92 B FF 91 B SI 93 S CH 86 2-3 ③ K			B CH 84 B CH 83 F FF 91 B FF 91 S FF 91 X FF 91 3-2 2B		X SI 90 0-0 ②③ L3-6 2-2		S FF 95 S FC 95 B FF 96 B FF 96 C FF 95 2-3 ③ K		4	0	1	0	0	2	4
18 Luis Valbuena, L (1, 5) OBP: 0.346, SLG: 0.428		C CH 82 B SI 91 F CH 84 S FF 92 1-3 ① K		X SI 90 0-0 ③ F8			C FF 90 B SI 90 F SI 91 B FF 92 S FF 92 2-3 ① K			3	0	0	0	0	2	1
30 Carlos Gómez, R (1, 8) OBP: 0.279, SLG: 0.319		F FF 91 S SL 82 X CH 85 0-2 ② G1-3			B CH 82 X CH 83 1-0 ① F7		C FF 91 X FF 92 0-1 ② B1-3			3	0	0	0	0	0	0
15 Jason Castro, L (1, 2) OBP: 0.339, SLG: 0.392		S FF 91 F SI 91 B FF 92 S SI 92 1-3 ③ K			C FF 90 X SI 90 0-1 ② 16 1B 2B		S CH 84 S CH 85 B FF 93 B CH 86 F SI 92 B CH 85 S CH 86 3-3 ③ K			3	0	1	0	0	2	0
16 Tony Kemp, L (1, 7) OBP: 0.327, SLG: 0.357 6 Jake Marisnick, R (9, 9) OBP: 0.239, SLG: 0.270			C FF 88 B FF 90 F FF 90 F CH 85 F CH 84 X FF 93 1-2 ① L8		X SI 88 0-0 4 G6-3 2-3 1B			B FF 90 C CH 83 X CH 83 1-1 4 CS 1B		3 0	0 0	2 0	0 0	0 0	0 0	0 0
Inning Stats	R: 0 E: 0 K: 1 S: 9 H: 0 LOB: 2 BB: 1 P: 18	R: 0 E: 0 K: 2 S: 9 H: 0 LOB: 0 BB: 0 P: 11	R: 0 E: 0 K: 2 S: 12 H: 0 LOB: 0 BB: 0 P: 18	R: 0 E: 0 K: 0 S: 8 H: 1 LOB: 1 BB: 0 P: 13	R: 0 E: 0 K: 0 S: 5 H: 2 LOB: 1 BB: 0 P: 7	R: 1 E: 0 K: 0 S: 9 H: 2 LOB: 0 BB: 0 P: 14	R: 0 E: 0 K: 2 S: 9 H: 0 LOB: 0 BB: 0 P: 14	R: 2 E: 0 K: 1 S: 14 H: 3 LOB: 1 BB: 1 P: 24		1B: 3 2B: 4 3B: 1 HR: 1	SF: 0 SAC: 0 DP: 2 HBP: 1		WP: 0 PB: 0 SB: 0 CS: 1	PA: 32		

PITCHER	IP	WLS	BF	H	R	ER	SO	BB	IBB	HBP	BLK	WP	HR	S	P	ERA	WHIP
52 Matt Shoemaker, R (1, 1) ERA: 4.43	7.1	L	30	8	3	3	7	1	1	1	0	0	1	70	111	3.68	1.227
68 Cam Bedrosian, R (8, 1) ERA: 1.46	0.2		2	0	0	0	1	0	0	0	0	0	0	5	8	0.00	0.000

PITCHER	IP	WLS	BF	H	R	ER	SO	BB	IBB	HBP	BLK	WP	HR	S	P	ERA	WHIP

BOTTOM

Los Angeles Angels @ Houston Astros

Minute Maid Park, Houston, TX

Wed Jun 22 2016, 1:13 PM - 4:20 PM CDT

Att. 29,649 - Roof Closed - 73 F

livebaseballscorecards.com

AB	29
R	3
H	8
RBI	3
BB	2
SO	8
LOB	11

Batter	1	2	3	4	5	6	7	8	9	AB	R	H	RBI	BB	SO	LOB
4 George Springer, R (1, 9) OBP: 0.358, SLG: 0.475	B SI 91 X SI 91 1-0 9 1B 3B X KC 80 0-0 1-H 2-H 3-H HR	F SI 91 F SI 91 F SI 91 X FC 86 0-2 ② G3 1-2 2-3 3-H		B CH 82 X FC 84 1-0 27 FC3-6 1-2 1B			C FF 92 S SL 87 X SL 86 0-2 ① G5-3		B FF 92 B FF 92 B FF 92 C FF 91 B SI 92 4-1 16 BB BB	5	2	3	5	1	0	2
9 Marwin Gonzalez, S (1, 3) OBP: 0.311, SLG: 0.399	B SI 93 X SI 92 B KC 79 B CH 81 X SI 92 3-1 1 FC4-6 27 1B 28 1B 1B 3-H B SI 93 X CH 81 1-1 ② G3	B CH 84 B SI 91 X FC 87 2-0 ③ F9		X FF 90 0-0 ② F8			X FF 92 0-0 ② L6		S SL 87 D SL 86 S SL 86 C SL 86 1-3 ① K	6	1	1	1	0	1	5
27 Jose Altuve, R (1, 4) OBP: 0.421, SLG: 0.545 16 Tony Kemp, L (7, PR) OBP: 0.340, SLG: 0.357 (7, 4)	X SI 92 0-0 1 FC4-6 1-2 1B C SI 93 X CH 82 0-1 ② G1-3		C SI 88 B KC 76 X CH 83 1-1 ① F8	C FC 87 B KC 77 B FC 88 F FC 84 X SI 92 2-2 ③ FC3-6 1-2f			X SI 92 0-0 E4		B FF 92 B SI 92 B FF 92 C FF 91 C FF 91 F SL 84 B SL 86 4-2 1-2 BB	5 0	0 0	1 0	0 0	0 1	0 0	2 0
1 Carlos Correa, R (1, 6) OBP: 0.359, SLG: 0.451	C SI 93 F SI 93 X KC 80 0-2 ① FC4-6 28 1B 30 1B 1-2f 2-3	B SI 92 B CH 81 F SI 93 B SI 93 B SI 94 4-1 28 1B 11 1B BB	S FC 83 B SI 90 F SI 91 X KC 78 0-2 28 1B 1B	C SI 91 B SL 84 B FF 91 X FF 91 2-1 E5 30 G6-4-3			C SI 93 F SI 93 S FF 93 0-3 ③ K		X FF 92 0-0 ② F8	5	2	1	0	1	1	5
28 Colby Rasmus, L (1, 7) OBP: 0.327, SLG: 0.411 6 Jake Marisnick, R (8, 7) OBP: 0.236, SLG: 0.267	B SI 93 B SI 93 X SI 93 2-0 18 BB 30 1B 11 E 1-3 3-H 1B	F SI 94 B KC 78 X CH 81 1-1 11 1B 30 BB 15 BB 1-3 1B	F SI 91 X SI 91 0-1 1-2 1B	F FF 91 F SL 85 B FF 93 F SL 85 S FF 93 1-3 ① K				S SL 84 B SL 85 X FF 92 1-1 HR	D SL 85 X FF 93 1-0 ③ G6-3	5 1	3 0	4 0	2 0	0 0	1 0	1 2
30 Carlos Gómez, R (1, 8) OBP: 0.286, SLG: 0.328	S CH 82 B SI 92 X SI 93 1-1 11 E 18 BB 15 1B 1-2 3-H 1B	B SI 94 D KC 82 B SI 93 B SI 93 4-0 15 BB 11 1B 4 G3 1-2 BB	F FC 84 B FC 87 C SI 91 F FC 87 B SI 91 F KC 78 F SI 92 S CH 85 2-3 ② K	B SL 86 B FF 92 X SI 92 2-0 ② ③ G6-4-3 1-2f				X SL 85 0-0 11 G5-3 2B		4	2	2	1	1	1	3
18 Luis Valbuena, L (1, 5) OBP: 0.348, SLG: 0.426 26 Danny Worth, R (2, 5) OBP: 0.167, SLG: 0.250	B KC 78 B SI 92 B CH 81 C SI 92 B SI 92 4-1 15 1B 11 E 4 HR 1-2 2-3 BB	S FF 89 B FF 89 T SI 89 F SI 90 B KC 78 S FF 90 2-3 ① K	B SI 91 C SI 91 B FC 86 X SI 91 2-1 ③ G5-3			B FF 91 F FF 92 X SL 86 1-1 ① F8		C FF 93 F FF 92 B SL 85 S SL 86 1-3 ① K	1 3	1 0	0 0	0 0	1 0	1 1	3 3
11 Evan Gattis, R (1, 10) OBP: 0.284, SLG: 0.423	C KC 78 B CH 80 B SI 93 F SI 93 X CH 80 2-2 E6 15 1B 4 HR 1-2 2-3 3-H	B FC 86 X SI 90 1-0 4 G3 15 BB 1-2 2-3 3-H 1B	C SI 88 B KC 78 B FC 88 X SI 90 2-1 ① G4-3			B SL 87 B SL 84 B SI 92 C FF 91 S SI 91 F SI 92 X SI 92 3-2 ② L7		X FF 92 0-0 ② G5-3 2-3	5	1	1	1	0	0	3
15 Jason Castro, L (1, 2) OBP: 0.345, SLG: 0.391	B SI 93 B CH 80 X SI 93 2-0 4 HR 1-2 2-3 3-H 1B	C FF 90 B FC 86 B FF 89 B FF 91 F FF 90 B SI 92 4-2 4 G3 1-2 2-3 3-H BB	B SI 90 B FC 86 B SI 90 C SI 90 B FF 90 4-1 4 1B BB			C SI 93 X SI 93 0-1 ③ G6-3		D FF 88 F FF 93 B SI 93 S SL 86 S SL 86 2-3 ③ K	3	1	1	2	2	1	1
Inning Stats	R: 9 E: 1 K: 0 S: 20 H: 7 LOB: 0 BB: 1 P: 36	R: 3 E: 0 K: 1 S: 15 H: 2 LOB: 2 BB: 3 P: 33	R: 0 E: 0 K: 1 S: 16 H: 2 LOB: 2 BB: 0 P: 21	R: 0 E: 0 K: 0 S: 8 H: 1 LOB: 2 BB: 1 P: 17	R: 0 E: 1 K: 1 S: 7 H: 0 LOB: 0 BB: 0 P: 12	R: 0 E: 0 K: 0 S: 8 H: 0 LOB: 1 BB: 0 P: 12	R: 0 E: 1 K: 1 S: 8 H: 0 LOB: 1 BB: 0 P: 8	R: 1 E: 0 K: 2 S: 10 H: 2 LOB: 1 BB: 0 P: 14	R: 0 E: 0 K: 1 S: 9 H: 0 LOB: 2 BB: 2 P: 19	1B: 10 2B: 1 3B: 1 HR: 2 SF: 0 SAC: 0 DP: 1 HBP: 0						

PITCHER		IP	WLS	BF	H	R	ER	SO	BB	IBB	HBP	BLK	WP	HR	S	P	ERA	WHIP
36 Edinson Volquez, R ERA: 5.15	(1, 1)	1.0	L	15	8	12	11	0	3	0	0	0	0	1	23	48	99.00	11.000
53 Dillon Gee, R ERA: 4.04	(2, 1)	3.0		15	4	0	0	2	2	0	0	0	0	0	36	59	0.00	2.000
33 Brian Flynn, L ERA: 3.38	(5, 1)	5.0		20	2	1	1	5	2	0	0	0	0	1	42	65	1.80	0.800

PITCHER	IP	WLS	BF	H	R	ER	SO	BB	IBB	HBP	BLK	WP	HR	S	P	ERA	WHIP

TOP

Houston Astros @ Kansas City Royals

Kauffman Stadium, Kansas City, MO

Fri Jun 24 2016, 7:16 PM - 10:12 PM CDT

Att. 36,195 - Cloudy - 82 F

livebaseballscorecards.com

AB	43
R	13
H	14
RBI	12
BB	7
SO	7
LOB	30

WP: 0	PA: 50		
PB: 0			
SB: 0			
CS: 0			

BOTTOM

Houston Astros @ Kansas City Royals

Kauffman Stadium, Kansas City, MO

Fri Jun 24 2016, 7:16 PM - 10:12 PM CDT

Att. 36,195 - Cloudy - 82 F

livebaseballscorecards.com

Batter	1	2	3	4	5	6	7	8	9	AB	R	H	RBI	BB	SO	LOB
15 Whit Merrifield, R (1, 4) OBP: 0.346, SLG: 0.462	C SI 89 B FF 88 X SI 88 1-1 2 G3-6 1B	C SL 79 D SL 79 B SI 89 D FF 90 B FF 90 4-1 BB		C SL 76 X FF 89 0-1 ③ G6-3			C SL 78 X FC 87 0-1 2 1B 1B		B FC 89 S SI 90 X CU 78 1-1 ② F9	4	0	2	0	1	0	1
2 Alcides Escobar, R (1, 6) OBP: 0.276, SLG: 0.311 24 Christian Colón, R (8, 6) OBP: 0.328, SLG: 0.306	C SI 88 X SI 88 0-1 ①② G3-6 1-2f	C SI 90 B FF 90 S SL 80 D FC 82 X SI 90 2-2 ③ G2-3			X FF 88 0-0 HR		F SL 76 B FF 89 F SL 76 X SL 77 1-2 6 G6-4-3 1-2 1B		C FC 88 B FC 86 B CU 79 X FC 90 2-1 ③ G6-3	4 1	1 0	2 0	1 0	0 0	0 0	4 0
35 Eric Hosmer, L (1, 3) OBP: 0.362, SLG: 0.495	S SI 90 B SL 78 X FF 89 1-1 1B		C SL 78 F FF 89 B SL 80 X SL 80 1-2 ① G4-3		B SI 89 C SI 90 F SI 88 F SL 79 F SI 90 B SI 89 B FF 90 S SL 79 3-3 ① K		S SL 80 X SI 88 0-1 ① L5			4	0	1	0	0	1	2
6 Lorenzo Cain, R (1, 8) OBP: 0.328, SLG: 0.405 1 Jarrod Dyson, L (8, 8) OBP: 0.326, SLG: 0.309	C SI 89 C CH 79 F FF 87 X CH 78 0-2 ③ G6-3		C SI 88 S FC 86 F CH 80 X SI 89 0-2 ② F7		B FF 89 B CH 80 F FF 87 F FC 86 X CH 80 2-2 ② F9		D CU 79 B FC 87 X FC 91 2-0 ②③ G6-4-3 1-2f			4 0	0 0	0 0	0 0	0 0	0 0	3 0
13 Salvador Perez, R (1, 2) OBP: 0.331, SLG: 0.534 9 Drew Butera, R (8, 2) OBP: 0.346, SLG: 0.542		B FF 88 X SI 87 1-0 ① 1B	F FC 87 S FC 85 B FF 90 X SL 80 1-2 ③ P6		S FC 86 C FC 86 T FC 86 0-2 ③ K			B FF 92 C SI 92 X CU 80 1-1 ① G5-3		3 1	0 0	1 0	0 0	0 0	1 0	0 0
25 Kendrys Morales, S (1, 10) OBP: 0.293, SLG: 0.364	B SI 89 B SI 88 F FC 86 S FF 88 X SL 79 2-2 ② G5-3			C SL 76 X FF 88 0-1 ① L9		B FC 86 B SL 77 X FC 86 2-0 ① L7		B CU 72 B FF 90 B FF 91 C FF 90 B FF 91 4-1 BB		3	0	0	0	1	0	0
16 Paulo Orlando, R (1, 9) OBP: 0.376, SLG: 0.463	C FF 89 X FC 86 0-1 19 2B 3B			X SL 76 0-0 E5 12 2B 19 G6-3		F FC 86 X FC 86 0-1 ② G6-3		C FC 88 B CU 80 T CU 77 X CU 80 1-2 ② P4		4	2	1	0	0	0	1
12 Brett Eibner, R (1, 7) OBP: 0.350, SLG: 0.514	F FC 87 B SI 89 F CH 80 B SL 78 B FF 90 F FC 87 B FF 90 4-2 19 2B BB			C SI 89 X SL 76 0-1 1-3 2B		X FC 85 0-0 ③ F8		X SI 91 0-0 ③ F8		3	0	1	0	1	0	1
19 Cheslor Cuthbert, R (1, 5) OBP: 0.312, SLG: 0.430	C FF 90 X CH 81 0-1 1-3 3-H 2B			C SI 89 X FF 89 0-1 ② G6-3 3-H			B FC 84 F FC 85 B CH 78 S FC 86 B FC 86 X FC 86 3-2 HR		C SI 89 B FC 88 B CU 78 S SI 90 F FC 91 F SI 92 F CU 79 X SI 92 2-2 ① G6-3	4	1	2	3	0	0	1

Inning Stats																								
	R: 0 E: 0 K: 0 S: 10	H: 2 LOB: 1 BB: 0 P: 12		R: 1 E: 0 K: 0 S: 15	H: 3 LOB: 3 BB: 2 P: 28		R: 0 E: 0 K: 0 S: 10	H: 0 LOB: 0 BB: 0 P: 12		R: 1 E: 1 K: 0 S: 9	H: 1 LOB: 1 BB: 0 P: 9		R: 1 E: 0 K: 2 S: 12	H: 1 LOB: 0 BB: 0 P: 17		R: 0 E: 0 K: 0 S: 4	H: 0 LOB: 0 BB: 0 P: 6		R: 1 E: 0 K: 0 S: 11	H: 3 LOB: 1 BB: 0 P: 17		R: 0 E: 0 K: 0 S: 7	H: 0 LOB: 1 BB: 1 P: 13		R: 0 E: 0 K: 0 S: 10	H: 0 LOB: 0 BB: 0 P: 15

	1B: 5 2B: 2 3B: 1 HR: 2	SF: 0 SAC: 0 DP: 2 HBP: 0	WP: 0 PB: 0 SB: 0 CS: 0	PA: 38

PITCHER	IP	WLS	BF	H	R	ER	SO	BB	IBB	HBP	BLK	WP	HR	S	P	ERA	WHIP
60 Dallas Keuchel, L (1, 1) ERA: 5.26	6.1	W	30	10	4	3	2	2	0	0	0	0	2	70	98	4.26	1.895
46 Scott Feldman, R (7, 1) ERA: 3.07	2.2		8	0	0	0	0	1	0	0	0	0	0	18	31	0.00	0.375

PITCHER	IP	WLS	BF	H	R	ER	SO	BB	IBB	HBP	BLK	WP	HR	S	P	ERA	WHIP

Batter	1	2	3	4	5	6	7	8	9	AB	R	H	RBI	BB	SO	LOB
4 George Springer, R (1, 9) OBP: 0.351, SLG: 0.466	B FF 88 X FF 86 1-0 G4-3 ①	S FF 87 D SL 82 B FF 87 C FF 87 F SL 82 C SL 81 2-3 K ②	F SI 90 F SI 90 S SL 77 0-3 K ②		F SL 79 B SL 79 F SI 92 X SI 92 1-2 G6-3 ②		X SI 92 0-0 L9 ③		F FF 88 B CU 77 B CH 87 F CH 86 X FF 91 2-2 P5 ①	6	0	0	0	0	2	7
9 Marwin Gonzalez, S (1, 3) OBP: 0.311, SLG: 0.411	C FF 87 C SL 81 F SL 81 B FF 87 B SL 82 B FF 87 X FF 88 3-2 F7 ②	B FF 87 C SL 82 X SL 82 1-1 27 HR 1B 1-2 3-H	C SI 87 B SL 78 F SI 91 D SL 78 2-2 2-1 ③ 3-H	B SI 90 B SI 86 X SI 90 2-0 HR	C SI 91 X SL 78 0-1 F8 ③			C SI 90 F FS 79 B SI 91 F SI 92 F FS 81 X SI 92 1-2 L9 ①	C CU 74 B FF 92 F CU 73 S SI 91 1-3 K ②	6	2	2	2	0	1	3
27 Jose Altuve, R (1, 4) OBP: 0.427, SLG: 0.567 26 Danny Worth, R (9, PH) OBP: 0.160, SLG: 0.240 (9, 4)	B CH 82 C FF 88 S SL 81 X FF 88 1-2 2B	X FF 87 0-0 1-H 2-H HR	B SI 91 B SI 91 B SI 90 C SI 90 C SI 91 F SI 91 X SI 91 3-2 28 FC4-6 23 SF7 1 BB 1B		C SI 92 F SL 85 X SL 86 0-2 1 2B 2B			F SI 93 X SI 92 0-1 G4-3 ②	B FF 91 B FF 90 B CH 86 C CH 84 X SI 90 3-1 G6-3 ③	5 1	3 0	4 0	3 0	0 0	0 0	0 2
1 Carlos Correa, R (1, 6) OBP: 0.363, SLG: 0.467	X FF 88 0-0 F8 ③	C SL 82 X FF 86 0-1 HR	D SI 90 B SL 78 B SI 91 C SI 91 F SI 90 B SI 91 4-2 28 FC4-6 1-2 BB			X SI 91 0-0 2-H 2B		C SL 87 B SI 92 C SI 92 F SI 92 S SI 93 1-3 K ③		4	1	2	2	1	1	1
28 Colby Rasmus, L (1, 7) OBP: 0.332, SLG: 0.412		C SL 80 4-1 30 G6-3 23 BB 18 2B BB C SL 81 X CH 81 0-1 1B	X SI 89 0-0 FC4-6 ① 1-2f 2-3		B FF 92 T FF 92 F SI 93 B SI 93 X FS 81 2-2 P4 ①				X FS 80 0-0 23 WP 30 2B 1B	4	2	2	0	1	0	3
23 AJ Reed, L (1, 10)		B FF 88 4-1 30 G6-3 18 2B 1-2 BB B FF 87 X FF 87 1-0 L9 ②	F SI 92 X SI 92 0-1 SF7 ② 3-H		B SI 92 X SI 93 1-0 L7 ②				B SI 88 B SI 91 F SI 92 S FS 80 B SI 93 B FS 80 4-2 30 2B 18 1B 1-2 BB	2	2	0	1	2	0	2
30 Carlos Gómez, R (1, 8) OBP: 0.289, SLG: 0.332 6 Jake Marisnick, R (9, PR) OBP: 0.236, SLG: 0.267 (9, 8)	C SL 82 D SL 84 B FF 89 S SL 83 B FF 88 F FF 88 X SL 82 3-2 G6-3 ① 1-2 2-3	B SL 80 B SL 82 C FF 87 C FF 88 B SL 82 B FF 87 4-2 15 WP 18 BB 9 2-1 BB	F SI 91 C SI 91 F SL 77 S SL 79 0-3 K ③		F SI 92 C SI 93 F FF 91 B SI 93 B SI 92 F SL 84 C SI 92 2-3 K ③				D SI 90 F SI 92 F SI 91 F SI 91 B SI 94 X SI 91 2-2 18 1B 15 2B 1-3 2-H 2B	4 0	0 1	1 0	1 0	1 0	2 0	4 0
18 Luis Valbuena, L (1, 5) OBP: 0.357, SLG: 0.442	B FF 88 S FF 88 T FF 89 B FF 89 B SL 82 X SL 84 3-2 15 1B 9 1B 2-H 3-H 2B	1 SAFE B FF 86 B FF 86 B FF 87 B FF 86 4-0 15 WP 1-2 BB	C SI 90 B SI 90 C SL 77 B SI 91 X SI 91 2-2 15 G4-3 2B			B SI 89 F SI 91 B SI 91 X SI 91 2-1 F8 ①		X FS 81 0-0 15 2B 2-3 3-H 1B	4	1	3	3	1	0	0
15 Jason Castro, L (1, 2) OBP: 0.347, SLG: 0.398	X FF 88 0-0 9 1B 27 HR 2-3 1B	C FF 87 F FF 87 S SL 81 0-3 K ① 1-2 2-3	B SI 90 B SI 86 X SI 90 2-0 G4-3 ① 2-3			B SI 92 X SI 92 1-0 L8 ②			F CH 82 X CH 82 0-1 1-3 3-H 2B	5	1	2	1	0	1	3

Inning Stats	1	2	3	4	5	6	7	8	9
	R: 0 E: 0 K: 0 S: 9	R: 7 E: 0 K: 1 S: 22	R: 0 E: 0 K: 2 S: 10	R: 2 E: 0 K: 1 S: 14	R: 0 E: 0 K: 0 S: 9	R: 1 E: 0 K: 1 S: 13	R: 0 E: 0 K: 0 S: 4	R: 0 E: 0 K: 1 S: 11	R: 3 E: 0 K: 1 S: 18
	H: 1 LOB: 1 BB: 0 P: 14	H: 6 LOB: 1 BB: 2 P: 40	H: 0 LOB: 2 BB: 2 P: 20	H: 2 LOB: 1 BB: 1 P: 23	H: 1 LOB: 1 BB: 0 P: 14	H: 2 LOB: 1 BB: 0 P: 18	H: 0 LOB: 0 BB: 0 P: 7	H: 0 LOB: 0 BB: 0 P: 13	H: 4 LOB: 2 BB: 1 P: 30

1B: 6 SF: 1
2B: 7 SAC: 0
3B: 0 DP: 0
HR: 3 HBP: 0

WP: 2 PA: 48
PB: 0
SB: 0
CS: 0

PITCHER	IP	WLS	BF	H	R	ER	SO	BB	IBB	HBP	BLK	WP	HR	S	P	ERA	WHIP
32 Chris Young, R (1, 1) ERA: 6.54	2.1	L	18	7	7	7	2	4	0	0	0	1	2	36	67	27.00	4.714
47 Peter Moylan, R (3, 1) ERA: 3.57	2.2		12	3	2	2	2	1	0	0	0	0	1	28	44	6.75	1.500
67 Chien-Ming Wang, R (6, 1) ERA: 3.9	3.0		15	5	4	4	2	1	0	0	0	1	0	36	52	12.00	2.000
9 Drew Butera, R (9, 1) ERA:	1.0		4	1	0	0	1	0	0	0	0	0	0	10	16	0.00	1.000

PITCHER	IP	WLS	BF	H	R	ER	SO	BB	IBB	HBP	BLK	WP	HR	S	P	ERA	WHIP

TOP

Houston Astros @ Kansas City Royals

Kauffman Stadium, Kansas City, MO

Sat Jun 25 2016, 6:16 PM - 9:34 PM CDT

Att. 38,880 - Clear - 93 F

livebaseballscorecards.com

AB	41
R	13
H	16
RBI	13
BB	6
SO	7
LOB	25

BOTTOM

Houston Astros @ Kansas City Royals

Kauffman Stadium, Kansas City, MO

Sat Jun 25 2016, 6:16 PM - 9:34 PM CDT

Att. 38,880 - Clear - 93 F

livebaseballscorecards.com

Batter	1	2	3	4	5	6	7	8	9	AB	R	H	RBI	BB	SO	LOB
15 Whit Merrifield, R (1, 4) OBP: 0.348, SLG: 0.456	G4-3		T FF 89 B CU 74 C CH 83 B CU 75 D CH 83 F CH 82 F FF 90 F FF 90 X CH 82 FC3-6 4 1B	B FF 89 B SL 82 B FF 89 C SL 82 C SL 84 F CH 83 B SL 83 BB		F9		L4		4	0	1	0	1	0	0
4 Alex Gordon, L (1, 7) OBP: 0.322, SLG: 0.361	K		FC3-6 6 FC4-6	G4-3		HR		2B		5	1	2	1	0	1	5
6 Lorenzo Cain, R (1, 8) OBP: 0.329, SLG: 0.409	35 BB 1B		FC4-6		L9	35 1B 13 SF7 2B		G6-3		5	1	2	1	0	0	2
35 Eric Hosmer, L (1, 3) OBP: 0.366, SLG: 0.495	BB		G1-3		13 BB 25 1B 1B	1B		G6-3		4	1	2	0	1	0	2
13 Salvador Perez, R (1, 2) OBP: 0.332, SLG: 0.529	P3			16 L9-6-5 25 1B HBP	25 1B BB	SF7			L7	2	0	0	1	1	0	2
25 Kendrys Morales, S (1, 10) OBP: 0.296, SLG: 0.366		F8		2 19 1B 1B	16 BB 1B	K			16 1B 2B	4	1	2	1	0	1	1
16 Paulo Orlando, R (1, 9) OBP: 0.383, SLG: 0.464		2 G5-4-3 1B		L9-6-5	BB		G6-3		2-H 1B	4	0	2	0	1	0	2
2 Alcides Escobar, R (1, 6) OBP: 0.275, SLG: 0.309		G5-4-3		19 1B 1B	F8		G6-3		K	5	0	1	0	0	1	5
19 Cheslor Cuthbert, R (1, 5) OBP: 0.317, SLG: 0.431			4 FC3-6 6 FC4-6 15 1B 1B	2-H 1B	F9		K			4	1	2	1	0	1	3
Inning Stats	R: 0 E: 0 K: 1 S: 10 H: 1 LOB: 2 BB: 1 P: 18	R: 0 E: 0 K: 0 S: 4 H: 1 LOB: 0 BB: 0 P: 6	R: 1 E: 0 K: 0 S: 20 H: 2 LOB: 1 BB: 0 P: 30	R: 1 E: 0 K: 0 S: 17 H: 3 LOB: 3 BB: 1 P: 26	R: 1 E: 0 K: 0 S: 17 H: 2 LOB: 3 BB: 2 P: 30	R: 2 E: 0 K: 1 S: 16 H: 3 LOB: 1 BB: 0 P: 26	R: 0 E: 0 K: 1 S: 9 H: 0 LOB: 0 BB: 0 P: 12	R: 0 E: 0 K: 0 S: 10 H: 1 LOB: 1 BB: 0 P: 16	R: 0 E: 0 K: 1 S: 9 H: 2 LOB: 1 BB: 0 P: 12	1B: 11 2B: 4 3B: 0 HR: 1 SF: 1 SAC: 0 DP: 2 HBP: 1	WP: 0 PB: 0 SB: 0 CS: 0 PA: 44					

PITCHER		IP	WLS	BF	H	R	ER	SO	BB	IBB	HBP	BLK	WP	HR	S	P	ERA	WHIP
54 Mike Fiers, R ERA: 4.41	(1, 1)	4.1		24	9	3	2	1	3	0	1	0	0	0	58	94	4.15	2.769
45 Michael Feliz, R ERA: 3.78	(5, 1)	1.2	W	9	3	2	2	1	1	0	0	0	0	1	26	42	10.80	2.400
37 Pat Neshek, R ERA: 3.09	(7, 1)	1.0		3	0	0	0	1	0	0	0	0	0	0	9	12	0.00	0.000
53 Ken Giles, R ERA: 5.23	(8, 1)	1.0		4	1	0	0	0	0	0	0	0	0	0	10	16	0.00	1.000
47 Chris Devenski, R ERA: 2.32	(9, 1)	1.0		4	2	0	0	1	0	0	0	0	0	0	9	12	0.00	2.000

PITCHER	IP	WLS	BF	H	R	ER	SO	BB	IBB	HBP	BLK	WP	HR	S	P	ERA	WHIP

Batter	1	2	3	4	5	6	7	8	9	AB	R	H	RBI	BB	SO	LOB
4 George Springer, R (1, 9) OBP: 0.353, SLG: 0.465	F FF 93 F FF 94 B CH 84 B CH 85 B FF 94 B FF 93 4-2 BB		X FF 92 0-0 ② G4-3 1-2			S FF 92 C FF 93 B KC 79 B FF 94 F FF 92 F CH 86 X FF 93 2-2 ① F9			X FF 93 0-0 9 FC4-6 1B	3	0	1	0	1	0	1
9 Marwin Gonzalez, S (1, 4) OBP: 0.306, SLG: 0.404	B FF 93 S CH 84 1 SAFE X FF 92 1-1 ① F8		C FF 92 S KC 78 B KC 79 B FF 93 F SI 93 F KC 79 C FF 92 2-3 ③ K			B CH 86 B KC 78 X SI 93 2-0 ② F8			X FC 92 0-0 ① FC4-6 1-2f	4	0	0	0	0	1	3
27 Jose Altuve, R (1, 10) OBP: 0.425, SLG: 0.562	B FF 92 1 SAFE C SL 86 C KC 78 S KC 79 1-3 ② K			F KC 78 F FF 92 X KC 79 0-2 28 CS 1B		B SL 86 C FF 91 C FF 92 B SI 94 F SI 92 B KC 81 F CH 85 T FF 94 3-2 ③ K			C FC 92 X FF 96 0-1 ② F9	4	0	1	0	0	2	2
1 Carlos Correa, R (1, 6) OBP: 0.358, SLG: 0.460	1 SAFE F FF 92 S FF 93 X KC 79 0-2 ③ G5-3			1 SAFE X FF 91 0-0 ① P4			C FF 92 S KC 78 C SI 93 0-3 ① K		B FF 97 F KC 84 X FC 92 1-1 ③ G1-3	4	0	0	0	0	1	3
28 Colby Rasmus, L (1, 7) OBP: 0.329, SLG: 0.407		B FF 91 B FF 92 C SI 94 B KC 79 C FF 94 X SI 92 3-2 ① F8		L FF 91 C KC 77 S KC 77 0-3 ②③ K 1-2			F CH 85 B FF 92 F SI 94 F KC 78 B FF 93 S FF 94 2-3 ② K			3	0	0	0	0	2	1
23 AJ Reed, L (1, 3)		F FF 92 F KC 80 B SI 93 F SI 94 B KC 80 C FF 94 2-3 ② K			F SI 93 B FF 92 C KC 79 B CH 84 B SI 92 S FF 92 3-3 ① K		B KC 78 B FF 93 B CH 85 C FF 93 F FF 93 S SI 94 3-3 ③ K			3	0	0	0	0	3	0
30 Carlos Gómez, R (1, 8) OBP: 0.285, SLG: 0.327		B FF 93 S SL 86 C FF 93 S SI 94 1-3 ③ K			F SL 86 B FF 92 X FF 92 1-1 ② P2			S FF 98 C SL 82 S SL 83 0-3 ① K		3	0	0	0	0	2	0
18 Luis Valbuena, L (1, 5) OBP: 0.353, SLG: 0.435		F FF 92 F FF 92 B FF 93 F FF 93 B KC 80 B SI 93 F FF 93 S CH 85 3-3 ① K			B KC 78 B SI 93 C CH 84 B FF 93 X FF 92 3-1 ③ L7			B FF 96 B FF 96 F FF 96 F FF 94 S SI 96 2-3 ② K		3	0	0	0	0	2	0
11 Evan Gattis, R (1, 2) OBP: 0.290, SLG: 0.443			B SI 93 X SL 88 1-0 4 G4-3 1B			X FF 91 0-0 HR		B FF 98 B CU 86 X FF 97 2-0 ③ G6-3		3	1	2	1	0	0	0
Inning Stats	R: 0 E: 0 K: 1 S: 10 H: 0 LOB: 1 BB: 1 P: 16	R: 0 E: 0 K: 2 S: 10 H: 0 LOB: 0 BB: 0 P: 16	R: 0 E: 0 K: 2 S: 12 H: 1 LOB: 1 BB: 0 P: 18	R: 0 E: 0 K: 1 S: 7 H: 1 LOB: 1 BB: 0 P: 7	R: 0 E: 0 K: 1 S: 7 H: 0 LOB: 0 BB: 0 P: 14	R: 1 E: 0 K: 1 S: 12 H: 1 LOB: 0 BB: 0 P: 19	R: 0 E: 0 K: 3 S: 10 H: 0 LOB: 0 BB: 0 P: 15	R: 0 E: 0 K: 2 S: 7 H: 0 LOB: 0 BB: 0 P: 11	R: 0 E: 0 K: 0 S: 6 H: 1 LOB: 1 BB: 0 P: 7	1B: 3 2B: 1 3B: 0 HR: 1 SF: 0 SAC: 0 DP: 1 HBP: 0						

TOP

Houston Astros @ Kansas City Royals

Kauffman Stadium, Kansas City, MO

Sun Jun 26 2016, 1:19 PM - 3:50 PM CDT

Att. 36,450 - Cloudy - 87 F

livebaseballscorecards.com

AB	30
R	1
H	4
RBI	1
BB	1
SO	13
LOB	10

PITCHER		IP	WLS	BF	H	R	ER	SO	BB	IBB	HBP	BLK	WP	HR	S	P	ERA	WHIP
31 Ian Kennedy, R ERA: 3.96	(1, 1)	7.0	W	24	3	1	1	11	1	0	0	0	0	1	68	105	1.29	0.571
40 Kelvin Herrera, R ERA: 1.47	(8, 1)	1.0		3	0	0	0	2	0	0	0	0	0	0	7	11	0.00	0.000
17 Wade Davis, R ERA: 0.99	(9, 1)	1.0		4	1	0	0	0	0	0	0	0	0	0	6	7	0.00	1.000

PITCHER	IP	WLS	BF	H	R	ER	SO	BB	IBB	HBP	BLK	WP	HR	S	P	ERA	WHIP

BOTTOM

Houston Astros @ Kansas City Royals

Kauffman Stadium, Kansas City, MO

Sun Jun 26 2016, 1:19 PM - 3:50 PM CDT

Att. 36,450 - Cloudy - 87 F

livebaseballscorecards.com

Batter	1	2	3	4	5	6	7	8	9	AB	R	H	RBI	BB	SO	LOB
15 Whit Merrifield, R (1, 4) OBP: 0.345, SLG: 0.450	C SI 86 F SI 87 B SI 87 T SI 88 1-2 K ①		C SI 87 C SI 87 F SI 88 B FF 89 X SI 90 1-2 6 1B 1B		C SI 87 B FF 87 C CU 69 S SI 87 1-3 K ②		C CU 69 L SI 86 C CU 71 0-3 K ②			4	0	1	0	0	3	0
4 Alex Gordon, L (1, 7) OBP: 0.320, SLG: 0.358	C SI 87 B SI 88 B SI 88 X FF 88 2-1 G4-3 ②		B SI 87 1 SAFE B SI 87 C CH 78 X SI 87 2-1 F8 ②		C CU 68 B SI 87 X CH 78 1-1 G3-1 ③		B SL 81 B FF 91 X FF 92 2-0 6 2B 35 2B 1B			4	1	1	0	0	0	1
6 Lorenzo Cain, R (1, 8) OBP: 0.334, SLG: 0.417	X SI 88 0-0 35 1B 1B		B SI 87 B SI 87 C FF 88 B CU 72 X SI 88 3-1 1-2 1B			B FF 84 C CU 69 B CU 69 B CH 77 F SI 86 C CU 68 3-3 K ①	C FF 92 F FF 92 D CH 81 X CH 80 1-2 1-3 35 2B 2B			4	1	3	0	0	1	0
35 Eric Hosmer, L (1, 10) OBP: 0.368, SLG: 0.498	B FF 88 C SI 89 F SI 88 X FF 87 1-2 1-3 1B		B SI 86 B FC 83 X SI 88 2-0 G4-3 ③			C SI 87 F FC 86 B CU 68 B SI 89 X CU 70 2-2 F9 ②	B SL 82 S SL 82 B SL 82 S FF 93 X SL 84 2-2 2-H 3-H 2B			4	0	2	2	0	0	2
13 Salvador Perez, R (1, 2) OBP: 0.327, SLG: 0.521	C SI 89 B SI 88 S SI 89 B FF 89 X SI 88 2-2 P6 ③			C SI 86 S CU 70 S SI 86 0-3 K ①		B SI 86 F SI 87 X SI 87 1-1 P3 ③	B KC 76 F FF 92 S CH 81 T FF 93 1-2 K ③			4	0	0	0	0	2	3
25 Kendrys Morales, S (1, 3) OBP: 0.299, SLG: 0.393		B SI 86 F SI 88 B SI 87 X SI 88 2-1 F8 ①		C CU 70 B SI 87 X CH 79 1-1 HR			B CU 67 B SI 85 B CU 69 X SI 87 3-0 HR	B FF 92 X CH 81 1-0 G6-3 ①		4	2	2	2	0	0	0
16 Paulo Orlando, R (1, 9) OBP: 0.380, SLG: 0.459		C SI 87 X SI 88 0-1 G1-3 ②		X SI 87 0-0 G6-3 ②			C SI 86 S FC 81 X FC 79 0-2 G5-3 ①	S KC 76 B FF 92 X KC 77 1-1 2 1B 1B		4	0	1	0	0	0	0
2 Alcides Escobar, R (1, 6) OBP: 0.278, SLG: 0.311		X SI 87 0-0 F8 ③		F SI 87 B SI 87 L CU 71 F FF 88 X FC 82 1-2 G6-3 ③			C CU 69 B CU 70 X SI 87 1-1 19 HR 1B	B FF 92 S CH 80 X CH 81 1-1 19 G5-4-3 1-2 1B		4	1	2	0	0	0	0
19 Cheslor Cuthbert, R (1, 5) OBP: 0.315, SLG: 0.446			C SI 85 B SI 87 F SI 87 B SI 87 S SI 87 2-3 K ①		S SI 85 C CU 70 X FF 87 0-2 L5 ①		F SI 86 X SI 87 0-1 1-H HR	T FF 92 F FF 92 F FF 94 B FF 93 X KC 78 1-2 1-2f G5-4-3 ② ③		4	1	1	2	0	1	2
Inning Stats	R: 0 E: 0 K: 1 S: 12 H: 2 LOB: 2 BB: 0 P: 18	R: 0 E: 0 K: 0 S: 5 H: 0 LOB: 0 BB: 0 P: 7	R: 0 E: 0 K: 1 S: 12 H: 2 LOB: 2 BB: 0 P: 22	R: 1 E: 0 K: 1 S: 10 H: 1 LOB: 0 BB: 0 P: 12	R: 0 E: 0 K: 1 S: 8 H: 0 LOB: 0 BB: 0 P: 10	R: 0 E: 0 K: 1 S: 8 H: 0 LOB: 0 BB: 0 P: 14	R: 5 E: 0 K: 2 S: 21 H: 6 LOB: 1 BB: 0 P: 31	R: 0 E: 0 K: 0 S: 9 H: 2 LOB: 1 BB: 0 P: 13		1B: 8 2B: 2 3B: 0 HR: 3 SF: 0 SAC: 0 DP: 1 HBP: 0						

	AB	36
	R	6
	H	13
	RBI	6
	BB	0
	SO	7
	LOB	8

WP: 0 PB: 0 SB: 0 CS: 0 PA: 36

PITCHER		IP	WLS	BF	H	R	ER	SO	BB	IBB	HBP	BLK	WP	HR	S	P	ERA	WHIP
58 Doug Fister, R ERA: 3.36	(1, 1)	6.2	L	28	8	4	4	6	0	0	0	0	0	3	66	98	5.40	1.200
29 Tony Sipp, L ERA: 5.09	(7, 1)	0.0		3	3	2	2	0	0	0	0	0	0	0	7	12	∞	∞
47 Chris Devenski, R ERA: 2.26	(7, 1)	1.1		5	2	0	0	1	0	0	0	0	0	0	12	17	0.00	1.500

PITCHER	IP	WLS	BF	H	R	ER	SO	BB	IBB	HBP	BLK	WP	HR	S	P	ERA	WHIP

Houston Astros @ Los Angeles Angels

Angel Stadium of Anaheim, Anaheim, CA

Mon Jun 27 2016, 7:10 PM - 10:47 PM PDT

Att. 36,839 - Cloudy - 78 F

TOP

livebaseballscorecards.com

Batter	1	2	3	4	5	6	7	8	9	AB	R	H	RBI	BB	SO	LOB
4 George Springer, R (1, 9) OBP: 0.354, SLG: 0.462	C SL 81 S SI 92 B SI 87 B SI 88 X SL 84 2-2 ① F9		S CH 85 S CH 86 B SI 87 B SI 86 B SI 93 X CH 85 3-2 27 1B 1B		B SL 83 1 SAFE 1 SAFE S CH 84 F SI 89 X SI 90 1-2 ②③ G5-4-3 1-2f		B SL 82 X CH 73 1-0 ② G6-3 2-3 3-H		B FF 92 B FF 90 B KC 83 B FF 92 4-0 1 SF9 18 1B 23 WP BB	4	1	1	1	1	0	3
18 Luis Valbuena, L (1, 5) OBP: 0.362, SLG: 0.446	B SI 94 F FF 94 B SI 94 X FF 94 2-1 1 WP 1B		1 SAFE F SI 91 1 SAFE X SI 91 0-1 ② L7			C SI 90 F CH 84 X SI 92 0-2 2B	C CH 75 B FF 89 B CH 75 B CH 75 B FF 92 4-1 27 1B BB		B CH 83 B KC 84 C KC 84 B FF 91 F KC 85 F SI 93 F FF 94 X CH 87 3-2 23 WP 28 BB 1B 1-2 2-3	4	0	3	0	1	0	1
27 Jose Altuve, R (1, 4) OBP: 0.425, SLG: 0.560	D SI 92 S SI 92 F SI 92 F FF 93 S CH 86 1-3 ② K		B SI 90 1 SAFE X CH 85 1-0 1-3 1B			B SI 89 X SI 89 1-0 ① P3	D CH 81 C CH 82 B CU 77 X FF 91 2-1 1-2 3-H 1B		F FF 91 B FF 91 X KC 83 1-1 ① F9	5	0	2	1	0	1	5
1 Carlos Correa, R (1, 6) OBP: 0.356, SLG: 0.455	F CH 85 F CH 86 B SI 92 D SI 87 B KC 69 F FF 93 F FF 93 S CH 85 3-3 ③ K 1-2		S CH 85 X CH 86 0-1 ③ G5-3			B CH 83 B SI 90 C SI 90 B SI 90 F CH 84 H SI 91 4-2 HBP	F CH 82 X CU 79 0-1 ③ G5-3		D KC 82 B FF 94 B CH 85 X FF 93 3-0 ② SF9 2-3 3-H	3	0	0	1	0	1	5
28 Colby Rasmus, L (1, 7) OBP: 0.333, SLG: 0.409		F SI 91 B SI 92 B SI 92 B CH 85 F FF 93 F FF 93 F FF 93 X FF 94 3-2 11 FC6-4 1B	C SI 89 B CH 85 F CH 85 F SI 92 B SI 92 X SI 92 2-2 ① G6-3		B SI 90 S SI 91 B CH 84 S CH 84 S CH 85 2-3 ② K		F FF 92 X SL 84 0-1 E8 1B	L FF 92 D CH 85 B FF 92 F KC 86 B FF 92 F FF 92 B CH 87 4-2 1-2 23 WP BB	4	0	2	0	1	1	2
23 AJ Reed, L (1, 3)		S CH 85 X SI 92 0-1 ① F7	B SI 92 X CH 85 1-0 ② G3		B CH 83 C CH 83 C SI 90 S CH 86 1-3 ③ K			S SL 84 B SL 83 C FF 93 C FF 92 1-3 ① K	F FF 97 F FF 99 F FF 99 B FF 99 S FF 98 1-3 ③ K 1-2 2-3 3-H	5	0	0	0	0	3	6
30 Carlos Gómez, R (1, 8) OBP: 0.289, SLG: 0.327		D CH 84 1 SAFE F CH 84 X SI 91 1-1 ② P4	F CH 85 S SI 90 B FF 93 F SI 92 F CH 86 C CH 86 1-3 ③ K				X SL 82 0-0 11 1B 4 G6-3 1B	D KC 85 F CH 86 B FF 90 B FF 91 D CH 87 4-1 9 G4-6-3 BB		3	1	1	0	1	1	1
11 Evan Gattis, R (1, 10) OBP: 0.290, SLG: 0.441 6 Jake Marisnick, R (7, PR) OBP: 0.236, SLG: 0.267 (7, 10) 9 Marwin Gonzalez, S (8, PH) OBP: 0.304, SLG: 0.402 (8, 10)		C CH 84 C SI 89 X CH 84 0-2 ③ FC6-4 1-2f			X CH 83 0-0 ① F8		B SL 80 X CH 74 1-0 4 G6-3 15 S 27 1B 1-3 1B	C FF 92 X CH 86 0-1 ②③ G4-6-3 1-2f		3 0 1	0 1 0	1 0 0	0 0 0	0 0 0	0 0 0	1 0 2
15 Jason Castro, L (1, 2) OBP: 0.350, SLG: 0.402			B SI 91 B FF 92 F FF 91 S FF 92 B FF 93 C CH 84 3-3 ① K		B SI 89 B CH 82 B SI 90 B SI 90 4-0 4 G5-4-3 BB		C SL 79 S CH 74 B FF 92 B FF 91 1 SAFE S CH 75 2-3 ① K 1-2		X CH 86 0-0 18 1B 1 SF9 2B	3	1	1	0	1	2	2
Inning Stats	R: 0 E: 0 K: 2 S: 14 H: 1 LOB: 1 BB: 0 P: 22	R: 0 E: 0 K: 0 S: 12 H: 1 LOB: 1 BB: 0 P: 16	R: 0 E: 0 K: 1 S: 11 H: 2 LOB: 2 BB: 0 P: 18	R: 0 E: 0 K: 1 S: 10 H: 0 LOB: 0 BB: 0 P: 14	R: 0 E: 0 K: 0 S: 4 H: 0 LOB: 0 BB: 1 P: 9	R: 0 E: 0 K: 2 S: 12 H: 1 LOB: 2 BB: 0 P: 20	R: 2 E: 0 K: 1 S: 11 H: 3 LOB: 2 BB: 1 P: 21	R: 0 E: 1 K: 1 S: 8 H: 1 LOB: 1 BB: 1 P: 13	R: 2 E: 0 K: 1 S: 16 H: 2 LOB: 2 BB: 2 P: 32	1B: 9 2B: 2 3B: 0 HR: 0 SF: 1 SAC: 0 DP: 2 HBP: 1						

AB	35
R	4
H	11
RBI	3
BB	5
SO	9
LOB	28

WP: 2 PB: 0 SB: 1 CS: 0 PA: 42

PITCHER		IP	WLS	BF	H	R	ER	SO	BB	IBB	HBP	BLK	WP	HR	S	P	ERA	WHIP
52 Matt Shoemaker, R ERA: 4.12	(1, 1)	6.0		24	5	0	0	6	1	0	1	0	1	0	63	99	0.00	1.000
64 Mike Morin, R ERA: 5.03	(7, 1)	0.2	H	5	2	2	2	1	1	0	0	0	0	0	7	15	27.00	4.500
54 Deolis Guerra, R ERA: 2.84	(7, 1)	0.1	B	2	1	0	0	0	0	0	0	0	0	0	4	6	0.00	3.000
48 Jose Alvarez, L ERA: 4.29	(8, 1)	0.1		2	1	0	0	1	0	0	0	0	0	0	5	6	0.00	3.000
59 Fernando Salas, R ERA: 4.75	(8, 1)	1.1	L	8	2	2	2	0	3	0	0	0	0	0	15	34	13.50	3.750

PITCHER		IP	WLS	BF	H	R	ER	SO	BB	IBB	HBP	BLK	WP	HR	S	P	ERA	WHIP
66 JC Ramírez, R ERA: 6.34	(9, 1)	0.1		1	0	0	0	1	0	0	0	0	1	0	4	5	0.00	0.000

Batter	1	2	3	4	5	6	7	8	9	AB	R	H	RBI	BB	SO	LOB
56 Kole Calhoun, L (1, 9) OBP: 0.361, SLG: 0.452	F SI 91 X CU 72 0-1 27 G5-4-3 1B		S FC 88 X FF 92 0-1 ② ③ G6-3 1-2f			B CU 71 X FC 88 1-0 ① F7		F SI 90 S SL 80 X SL 81 0-2 ① F7		4	0	1	0	0	0	1
27 Mike Trout, R (1, 8) OBP: 0.415, SLG: 0.572	C FF 91 B FF 90 X FF 90 1-1 ① ② G5-4-3 1-2f			S FF 90 C SI 90 B FF 92 F FC 89 X CU 75 1-2 HR		S FF 91 B SI 90 S FF 92 B FC 88 X FF 90 2-2 24 1B 2B		X SI 90 0-0 2B		4	2	3	1	0	0	1
5 Albert Pujols, R (1, 10) OBP: 0.315, SLG: 0.411	C FC 88 B CU 75 X FC 89 1-1 1B			X FC 90 0-0 ① G4-3		B CU 73 B FC 88 B CU 74 S FC 86 B FC 87 4-1 12 WP 24 1B 12 FC5-2 BB		C SL 81 S SL 81 B SI 91 X SL 82 1-2 ② G5-3		3	0	1	0	1	0	1
24 C.J. Cron, R (1, 3) OBP: 0.317, SLG: 0.414	D CU 73 X FF 92 1-0 ③ F9			C FF 90 X FC 89 0-1 ② G4-3		S CU 73 B FC 87 X SI 90 1-1 12 WP 1-2 2-H 1B		C SL 82 B SI 90 S SL 82 S SL 81 1-3 ③ K		4	0	1	1	0	1	2
12 Johnny Giavotella, R (1, 4) OBP: 0.297, SLG: 0.410		F FF 91 X FF 93 0-1 ① G3		B FC 89 B FF 91 S FC 88 F FC 89 B CU 76 B FF 90 4-2 BB		C FC 86 B CU 73 B CU 72 B FC 87 X FC 87 3-1 ② FC5-2 1-2 2-H			B FC 93 C FC 92 S CU 83 B FC 84 S CU 83 2-3 K 25 1B 19 1B 2 G1-2-3	3	0	0	0	1	1	2
19 Jefry Marte, R (1, 5) OBP: 0.300, SLG: 0.487		X FF 92 0-0 25 CS 1B		B FC 88 1 SAFE 1 SAFE X FF 91 1-0 ③ F9		D CU 73 S FC 87 S CU 74 F CU 74 S FC 87 1-3 ③ K			F FC 92 1 SAFE D CU 82 F FC 93 1 SAFE D CU 82 B FC 92 X FC 93 3-2 25 1B 1-2 1B	4	0	2	0	0	1	3
25 Daniel Nava, S (1, 7) OBP: 0.270, SLG: 0.265 17 Shane Robinson, R (9, PR) OBP: 0.361, SLG: 0.308		C FF 90 D CU 72 B FF 92 F FF 91 F FF 91 F FF 90 C CU 74 3-3 ② ③ K 1-2			C FF 90 B CU 73 B SI 91 C FF 91 X CU 74 2-2 ① G4-3		B FF 97 B FF 97 X FF 97 2-0 ① G6-3		X FC 93 0-0 1-2 2-3 1B	4 0	0 0	1 0	0 0	1 0	1 0	1 0
47 Jett Bandy, R (1, 2) OBP: 0.292, SLG: 0.386			C CU 73 S FF 92 B FF 93 B CU 76 B FC 90 F FF 93 B SI 92 4-2 56 G6-3 BB		X FC 89 0-0 ② P4		B SL 86 B SL 85 X FF 98 2-0 ② F8		F CU 83 F FC 94 D CU 82 B FC 94 S FC 93 2-3 ① K	3	0	0	0	1	1	3
2 Andrelton Simmons, R (1, 6) OBP: 0.258, SLG: 0.284			1 SAFE C FF 91 F CU 74 S CU 73 0-3 ① K		B FF 92 B FF 92 X FC 88 2-0 ③ F8		F FF 98 X SL 86 0-1 ③ F9		C FC 93 D CU 84 X FC 93 1-1 ② ③ G1-2-3 3-Hf	4	0	0	0	0	1	4
Inning Stats	R: 0 E: 0 K: 0 S: 7 H: 2 LOB: 1 BB: 0 P: 10	R: 0 E: 0 K: 1 S: 8 H: 1 LOB: 1 BB: 0 P: 11	R: 0 E: 0 K: 1 S: 8 H: 0 LOB: 0 BB: 1 P: 12	R: 1 E: 0 K: 0 S: 10 H: 1 LOB: 1 BB: 1 P: 16	R: 0 E: 0 K: 0 S: 5 H: 0 LOB: 0 BB: 0 P: 9	R: 1 E: 0 K: 1 S: 13 H: 2 LOB: 2 BB: 1 P: 25	R: 0 E: 0 K: 0 S: 4 H: 0 LOB: 0 BB: 0 P: 8	R: 0 E: 0 K: 1 S: 10 H: 1 LOB: 1 BB: 0 P: 12	R: 0 E: 0 K: 2 S: 12 H: 2 LOB: 2 BB: 0 P: 20	1B: 6 2B: 3 3B: 0 HR: 1 SF: 0 SAC: 0 DP: 4 HBP: 0						

PITCHER		IP	WLS	BF	H	R	ER	SO	BB	IBB	HBP	BLK	WP	HR	S	P	ERA	WHIP
31 Collin McHugh, R ERA: 4.58	(1, 1)	6.0		24	6	2	2	3	3	0	0	0	1	1	51	83	3.00	1.500
53 Ken Giles, R ERA: 5.06	(7, 1)	1.0		3	0	0	0	0	0	0	0	0	0	0	4	8	0.00	0.000
44 Luke Gregerson, R ERA: 3.62	(8, 1)	1.0	W	4	1	0	0	1	0	0	0	0	0	0	10	12	0.00	1.000
36 Will Harris, R ERA: 0.8	(9, 1)	1.0	S	5	2	0	0	2	0	0	0	0	1	0	12	20	0.00	2.000

PITCHER	IP	WLS	BF	H	R	ER	SO	BB	IBB	HBP	BLK	WP	HR	S	P	ERA	WHIP

BOTTOM

Houston Astros @ Los Angeles Angels

Angel Stadium of Anaheim, Anaheim, CA

Mon Jun 27 2016, 7:10 PM - 10:47 PM PDT

Att. 36,839 - Cloudy - 78 F

livebaseballscorecards.com

AB	33
R	2
H	9
RBI	2
BB	3
SO	6
LOB	18

Houston Astros @ Los Angeles Angels

Angel Stadium of Anaheim, Anaheim, CA

Tue Jun 28 2016, 7:09 PM - 10:15 PM PDT

Att. 38,781 - Clear - 83 F

TOP

livebaseballscorecards.com

Batter	1	2	3	4	5	6	7	8	9	AB	R	H	RBI	BB	SO	LOB
4 George Springer, R (1, 9) OBP: 0.357, SLG: 0.459	B SI 88 B CH 80 B SI 87 B SI 87 4-0 27 BB 1 HR BB	B FF 87 B SI 88 B CH 81 X SI 87 3-0 ③ G5-3		B FF 88 C SI 88 D CU 75 F CH 79 B CH 82 B CH 80 4-2 BB		F FF 91 F FF 90 C CU 79 0-3 ③		F FF 98 B SL 90 F SL 88 B FF 98 B FF 98 1 SAFE F FF 97 F FF 98 B FF 96 4-2 1-2 BB		2	1	0	0	3	1	1
18 Luis Valbuena, L (1, 5) OBP: 0.355, SLG: 0.436	C SI 87 F CH 81 D CH 82 1 SAFE D CH 82 1 SAFE C CH 82 2-3 ① K	C CU 72 B SI 87 F CH 80 B CU 74 S CH 82 2-3 ① K	B SI 87 D SI 85 F SI 86 F CH 80 B SI 85 F SI 85 F CH 80 X CH 81 3-2 ③ G4-3			C FF 98 B FF 90 C FF 98 C FF 98 1-3 ① K	C FF 97 B SI 97 C SI 97 T SI 98 1-2 ③ K		5	0	0	0	0	4	5
27 Jose Altuve, R (1, 4) OBP: 0.427, SLG: 0.559	B CH 80 1 SAFE B SI 88 B CH 84 B SI 89 4-0 1 HR 1-2 BB	C CU 74 S CH 80 X SL 79 0-2 ② P3			S CU 73 B CU 72 F CU 72 X FF 88 1-2 ① 1B		X SL 89 0-0 1 S 1 G5-3 1B		T FF 89 X CH 81 0-1 ① F7	4	2	2	0	1	0	0
1 Carlos Correa, R (1, 6) OBP: 0.363, SLG: 0.473	B FF 88 D CH 80 X SI 87 2-0 1-H 2-H HR	C SI 90 B SI 88 B SL 80 X CH 80 2-1 2B			B CH 80 B CH 79 C CH 79 B SI 86 S CH 81 B SI 85 4-2 28 1B 9 SH1-4 BB		C FF 97 C FF 98 F FF 99 B FF 99 B SL 91 X FF 99 2-2 ② G5-3 1-H		F SL 88 C FF 91 X SL 86 0-2 9 FC1-4 28 1B 1B	4	2	3	4	1	0	0
28 Colby Rasmus, L (1, 7) OBP: 0.334, SLG: 0.409	C SI 87 S CH 80 S SI 89 0-3 ② K	B CH 81 S CH 80 X SI 88 1-1 ③ F7			S SI 85 S CH 78 1 SAFE B CH 81 1 SAFE D CH 79 F SI 86 F CH 78 1 SAFE 3-2 B SI 86 F CH 78 X CH 79 9 SH1-4 1-3 1B		C FF 100 X SI 100 0-1 ③ G3-1		B FF 91 F FF 92 B FF 91 F SL 82 X FF 93 2-2 9 FC1-4 1-2 1B	5	0	2	0	0	1	1
9 Marwin Gonzalez, S (1, 3) OBP: 0.308, SLG: 0.417	B CH 81 B SI 87 C SI 89 C SI 88 S CU 75 2-3 ③ K			X SI 86 0-0 30 2B 3B	B CH 81 S CH 81 X CH 80 1-1 ② SH1-4 1-2 3-H			C FF 98 B CH 90 B CH 87 X SI 98 2-1 30 1B 11 SF8 2B	D CH 82 F CH 82 S CH 81 F CH 82 X SI 92 1-2 ② FC1-4 1-2f 2-3	4	2	2	1	0	1	2
30 Carlos Gómez, R (1, 8) OBP: 0.291, SLG: 0.333		B CH 81 B CH 83 C SI 88 F CH 81 B CH 82 X SI 88 3-2 ① L5		B SI 87 X CH 80 1-0 3-H 2B	B FF 91 F CH 81 D CH 80 B FF 90 X CH 80 3-1 ③ L9			F FF 95 T FF 96 X FF 97 0-2 4 E 2-3 1B	F SL 88 F CH 83 B CH 82 B FF 91 F FF 91 B CH 81 S CH 82 3-3 ③ K	5	0	2	1	0	1	3
11 Evan Gattis, R (1, 10) OBP: 0.290, SLG: 0.439		B CU 75 X FF 88 1-0 1B		F CH 81 S CH 80 F CH 82 D CH 81 S CH 81 1-3 ① K		F CH 80 B FF 92 X FF 91 1-1 ① G6-3		T FF 98 1 SAFE X FF 97 0-1 ① SF8 3-H		3	0	1	1	0	1	1
15 Jason Castro, L (1, 2) OBP: 0.343, SLG: 0.393		B SI 87 C SI 86 C CU 73 S CH 82 1-3 ② K		B CH 81 2 SAFE S CH 81 S CH 80 D CH 82 S CH 82 2-3 ② K		X CH 81 0-0 ② F7		1 SAFE F FF 96 1 SAFE D FF 97 1 SAFE B FF 96 F FF 97 F FF 97 F SL 90 2-3 F SL 88 S FF 97 K		4	0	0	0	0	3	3
Inning Stats	R: 3 H: 1 E: 0 LOB: 0 K: 3 BB: 2 S: 10 P: 24	R: 0 H: 1 E: 0 LOB: 1 K: 1 BB: 0 S: 8 P: 16	R: 0 H: 1 E: 0 LOB: 1 K: 1 BB: 0 S: 10 P: 15	R: 1 H: 2 E: 0 LOB: 2 K: 2 BB: 1 S: 16 P: 27	R: 1 H: 2 E: 0 LOB: 1 K: 0 BB: 1 S: 15 P: 27	R: 0 H: 0 E: 0 LOB: 0 K: 1 BB: 0 S: 6 P: 7	R: 1 H: 1 E: 0 LOB: 0 K: 1 BB: 0 S: 10 P: 13	R: 1 H: 2 E: 1 LOB: 2 K: 2 BB: 1 S: 20 P: 29	R: 0 H: 2 E: 0 LOB: 2 K: 1 BB: 0 S: 16 P: 22	1B: 7 SF: 1 2B: 3 SAC: 1 3B: 1 DP: 0 HR: 1 HBP: 0						

	AB	36
	R	7
	H	12
	RBI	7
	BB	5
	SO	12
	LOB	16

WP: 0 PA: 43
PB: 0
SB: 2
CS: 0

PITCHER		IP	WLS	BF	H	R	ER	SO	BB	IBB	HBP	BLK	WP	HR	S	P	ERA	WHIP
55 Tim Lincecum, R ERA: 6.75	(1, 1)	4.1	L	23	7	5	5	7	4	0	0	0	0	1	55	101	10.38	2.538
54 Deolis Guerra, R ERA: 2.61	(5, 1)	1.2		5	0	0	0	1	0	0	0	0	0	0	10	15	0.00	0.000
66 JC Ramírez, R ERA: 6.49	(7, 1)	2.0		10	3	2	2	3	1	0	0	0	0	0	30	42	9.00	2.000
48 Jose Alvarez, L ERA: 4.17	(9, 1)	1.0		5	2	0	0	1	0	0	0	0	0	0	16	22	0.00	2.000

PITCHER	IP	WLS	BF	H	R	ER	SO	BB	IBB	HBP	BLK	WP	HR	S	P	ERA	WHIP

BOTTOM

Houston Astros @ Los Angeles Angels

Angel Stadium of Anaheim, Anaheim, CA

Tue Jun 28 2016, 7:09 PM - 10:15 PM PDT

Att. 38,781 - Clear - 83 F

livebaseballscorecards.com

Batter	1	2	3	4	5	6	7	8	9	AB	R	H	RBI	BB	SO	LOB
56 Kole Calhoun, L (1, 9) OBP: 0.356, SLG: 0.446	C FF 90 F CU 74 B CU 78 X SI 92 1-2 G4-3 ①		B FC 88 B CH 87 T FC 90 X CU 76 2-1 F7 ②		X CU 74 0-0 F8 ③		X CH 85 0-0 F8 ③			4	0	0	0	0	0	2
27 Mike Trout, R (1, 8) OBP: 0.416, SLG: 0.569	B SI 90 F SI 91 B SI 90 X SI 92 2-1 5 S 1B		C FC 89 X SI 90 0-1 FC5 5 1B 1-2			B FF 93 C FF 94 B SL 82 B SL 80 B FF 94 4-1 12 F9 25 1B BB		C SI 88 F SL 84 F SL 86 F SI 91 X SI 91 0-2 L9 ①		3	0	1	0	1	0	1
5 Albert Pujols, R (1, 10) OBP: 0.317, SLG: 0.412	1 SAFE C SI 90 B FC 88 B FC 89 B CU 76 F SI 92 X SI 92 3-2 L6 ② 1-2		B CU 78 B SI 91 C SI 91 C FC 89 D CU 79 X SI 91 3-2 25 S 1B 1-3 2-H			C FF 95 F SL 84 D SL 82 D SL 83 F FF 96 S SL 82 2-3 K ①		B SI 90 F SL 81 F SL 82 X SL 82 1-2 25 2B 1B		4	0	2	1	0	1	2
25 Daniel Nava, S (1, 7) OBP: 0.282, SLG: 0.292	D CU 73 B FC 89 X FC 90 2-0 G6-3 ③		B CU 75 C FC 89 B FC 90 X FC 89 2-1 F8 ③ 1-2			C FF 94 D FF 96 B CH 85 X FF 95 2-1 19 FC6-4 1-2 1B		B SI 89 X SI 88 1-0 1-3 2B		4	0	2	0	0	0	3
12 Johnny Giavotella, R (1, 4) OBP: 0.292, SLG: 0.403		C FC 89 B CU 78 X FC 90 1-1 F9 ①		C CU 74 S CU 76 B CU 79 B CU 74 C SI 91 2-3 K ①		B SL 80 X FF 95 1-0 F9 ② 2-3		X SL 80 0-0 F9 ②		4	0	0	0	0	1	4
19 Jefry Marte, R (1, 3) OBP: 0.286, SLG: 0.463		B CU 73 B FC 87 S SI 90 B FC 88 X SI 92 3-1 F9 ②		X FC 88 0-0 F9 ②		B SL 83 B SL 81 B FF 96 C FF 96 X FF 98 3-1 FC6-4 ③ 1-2f		C SL 81 B SL 83 B SL 83 X SI 89 2-1 G5-3 ③		4	0	0	0	0	0	4
8 Gregorio Petit, R (1, 5) OBP: 0.322, SLG: 0.422		B SI 92 B FC 90 X FC 89 2-0 L6 ③		C FC 89 X CU 77 0-1 F7 ③			C SL 83 C FF 97 F SL 84 B FF 97 C FF 97 1-3 K ①		S FF 92 F FF 93 X KC 77 0-2 G6-3 ①	4	0	0	0	0	1	0
58 Carlos Pérez, R (1, 2) OBP: 0.225, SLG: 0.298			X FC 88 0-0 27 E 5 1B 1B	C FC 86 B FF 88 B SI 91 X FF 90 2-1 P4 ①			X FF 97 0-0 L9 ②		B KC 77 B FF 93 S FF 93 B FF 92 F FF 92 X FF 94 3-2 2 G6-4-3 1B	4	1	2	0	0	0	0
2 Andrelton Simmons, R (1, 6) OBP: 0.257, SLG: 0.289			C SI 89 F SI 90 B CU 78 S CU 73 1-3 K ①	C SI 90 B SI 90 X FF 88 1-1 G6-3 ②			B FF 97 F FF 96 X SL 84 1-1 2B		F FF 93 B KC 76 X FF 94 1-1 G6-4-3 ②③ 1-2f	4	0	1	0	0	1	2

Inning Stats	1	2	3	4	5	6	7	8	9
	R: 0 E: 0 K: 0 S: 9	R: 0 E: 0 K: 0 S: 5	R: 1 E: 1 K: 1 S: 13	R: 0 E: 0 K: 1 S: 6	R: 0 E: 0 K: 0 S: 5	R: 0 E: 0 K: 1 S: 10	R: 0 E: 0 K: 1 S: 8	R: 0 E: 0 K: 0 S: 12	R: 0 E: 0 K: 0 S: 8
	H: 1 LOB: 1 BB: 0 P: 17	H: 0 LOB: 0 BB: 0 P: 11	H: 2 LOB: 2 BB: 0 P: 21	H: 0 LOB: 0 BB: 0 P: 8	H: 0 LOB: 0 BB: 0 P: 8	H: 1 LOB: 2 BB: 1 P: 22	H: 1 LOB: 1 BB: 0 P: 10	H: 2 LOB: 2 BB: 0 P: 16	H: 1 LOB: 0 BB: 0 P: 12

AB	35
R	1
H	8
RBI	1
BB	1
SO	4
LOB	18

PITCHER	IP	WLS	BF	H	R	ER	SO	BB	IBB	HBP	BLK	WP	HR	S	P	ERA	WHIP
46 Scott Feldman, R (1, 1) ERA: 2.76	5.0	W	19	3	1	0	2	0	0	0	0	0	0	38	65	0.00	0.600
45 Michael Feliz, R (6, 1) ERA: 3.57	2.0		9	2	0	0	2	1	0	0	0	0	0	18	32	0.00	1.500
37 Pat Neshek, R (8, 1) ERA: 2.96	1.0		5	2	0	0	0	0	0	0	0	0	0	12	16	0.00	2.000
47 Chris Devenski, R (9, 1) ERA: 2.22	1.0		3	1	0	0	0	0	0	0	0	0	0	8	12	0.00	1.000

PITCHER	IP	WLS	BF	H	R	ER	SO	BB	IBB	HBP	BLK	WP	HR	S	P	ERA	WHIP

1B: 6	SF: 0	WP: 0	PA: 36
2B: 2	SAC: 0	PB: 0	
3B: 0	DP: 1	SB: 2	
HR: 0	HBP: 0	CS: 0	

Houston Astros @ Los Angeles Angels

Angel Stadium of Anaheim, Anaheim, CA

Wed Jun 29 2016, 12:40 PM - 3:56 PM PDT

Att. 36,683 - Sunny - 86 F

TOP

livebaseballscorecards.com

Batter	1	2	3	4	5	6	7	8	9	AB	R	H	RBI	BB	SO	LOB
4 George Springer, R (1, 9) OBP: 0.357, SLG: 0.464	B FF 82 F SL 74 B CU 68 B SL 76 F FF 82 S FF 85 3-3 K ①		B CU 68 B FF 86 B FF 84 C FF 81 B FF 84 4-1 9 E 27 3B BB	B SL 79 B FF 86 C SL 78 X CU 70 2-1 F7 ③		B CU 69 B FF 84 X CU 67 2-0 HR		B FF 96 C FF 97 X FF 93 1-1 G5-3 ③	C SI 90 X SL 88 0-1 FC5 ③ 1-2 2-3f	5	2	1	1	1	4	4
9 Marwin Gonzalez, S (1, 7) OBP: 0.305, SLG: 0.413	C SI 82 X SL 78 0-1 B1-3 ②		C CH 74 1 SAFE B SL 76 1 SAFE X CU 71 1-1 L6 ① 1-2		X SL 77 0-0 27 2B 1 E 1B	C FF 92 C FF 92 X FF 92 0-2 G5-3 ②			X SI 86 0-0 G1-6-3 ①	5	1	1	0	0	0	1
27 Jose Altuve, R (1, 4) OBP: 0.432, SLG: 0.572	F FF 84 F CU 71 F FF 85 X SL 78 0-2 1 S 1 1B 1B		B FF 82 B FF 83 F CU 71 X FF 85 2-1 18 SF8 2-H 3B		X SL 76 0-0 1 E 1-3 2B	B SL 84 C FF 93 X CH 75 1-1 L7 ③			C SI 88 X CH 79 0-1 1 2B 30 1B 1B	5	4	4	1	0	0	0
1 Carlos Correa, R (1, 6) OBP: 0.366, SLG: 0.477 26 Danny Worth, R (9, 6) OBP: 0.160, SLG: 0.240	C SL 77 C CU 70 F CU 71 F FF 86 X SL 76 0-2 18 BB 1-H 1B		B CU 72 B FF 83 F CU 71 B CH 75 B SL 77 4-1 BB		X CU 71 0-0 E6 23 FC6-4 30 BB 2-H 3-H		C FF 90 X KC 82 0-1 G6-3 ①		B SL 81 1 SAFE B SL 81 C SI 87 1 SAFE 1 SAFE F SL 82 F SL 83 F SI 89 3-2 F SL 84 B SI 87 1 SAFE X SL 83 30 1B 11 1B 1-3 2B	4 0	1 0	2 0	2 0	1 0	0 0	0 0
18 Luis Valbuena, L (1, 5) OBP: 0.359, SLG: 0.450	B SI 83 B CH 75 B CU 68 B FF 84 4-0 1-2 BB		C SL 77 C CU 68 1 SAFE X CH 76 0-2 SF8 ② 3-H		F CH 75 X CH 74 0-1 F8 ①	B FF 90 B FF 90 X FF 90 2-0 HR			I IN 78 I IN 80 I IN 79 I IN 79 4-0 11 1B 30 1B 6 BB IBB	2	2	1	2	2	0	1
30 Carlos Gómez, R (1, 10) OBP: 0.294, SLG: 0.332	C SL 78 X CU 68 0-1 L7 ③		B FF 85 S FF 85 B FF 86 S SL 79 X FF 86 2-2 L7 ③		B FF 86 B CH 73 C SL 79 B CU 70 B FF 85 4-1 23 FC6-4 1-2 BB		B FF 91 S KC 82 C FF 90 F FF 91 F KC 82 S KC 83 1-3 K ②		F SL 83 X CH 83 0-1 6 BB 11 1B 1-2 2-3 3-H 1B	4	0	1	1	1	1	3
23 AJ Reed, L (1, 3)		S SI 81 X SI 81 0-1 F7 ①	C CH 73 C CU 68 S CH 72 0-3 K ①	S CH 73 B CH 73 S CU 68 B CH 73 X SI 83 2-2 FC6-4 ② 1-2f 2-3		S CH 85 F FF 90 B FF 90 B CH 85 X FF 91 2-2 L6 ③		F SI 88 S CH 81 B SL 83 D CH 82 C SL 83 2-3 K ②	5	0	0	0	0	2	5
11 Evan Gattis, R (1, 2) OBP: 0.292, SLG: 0.438		B FF 84 S CU 68 F FF 86 B SL 78 S CU 69 2-3 K ②	X CH 74 0-0 1B	X CU 71 0-0 F8 ③			B SL 83 C SL 85 C FF 96 X SL 86 1-2 G5-3 ① B SL 83 X SL 83 1-0 4 FC5 6 BB 1-2 2-3 3-H 1B		5	0	2	1	0	1	2
6 Jake Marisnick, R (1, 8) OBP: 0.235, SLG: 0.257		S FF 85 X FF 87 0-1 F7 ③	C SL 72 X CU 70 0-1 F7 ②			C FF 83 C CH 73 B FF 82 X CU 67 1-2 P3 ①		B SL 85 B FF 95 F FF 96 F FF 96 F FF 96 F FC 96 B FF 96 X FF 96 3-2 G6-3 ② F SI 89 B SI 89 B SI 89 F SI 88 B SI 90 B SI 88 4-2 4 FC5 1-2 2-3 3-H BB	4	0	0	1	1	0	1
Inning Stats	R: 1 E: 0 K: 1 S: 16 H: 2 LOB: 2 BB: 1 P: 23	R: 0 E: 0 K: 1 S: 7 H: 0 LOB: 0 BB: 0 P: 9	R: 2 E: 1 K: 0 S: 12 H: 1 LOB: 1 BB: 2 P: 25	R: 0 E: 0 K: 1 S: 8 H: 1 LOB: 1 BB: 0 P: 10	R: 2 E: 1 K: 0 S: 10 H: 2 LOB: 2 BB: 1 P: 16	R: 1 E: 0 K: 0 S: 9 H: 1 LOB: 0 BB: 0 P: 13	R: 1 E: 0 K: 1 S: 11 H: 1 LOB: 0 BB: 0 P: 16	R: 0 E: 0 K: 0 S: 10 H: 0 LOB: 0 BB: 0 P: 15	R: 3 E: 0 K: 1 S: 19 H: 4 LOB: 3 BB: 2 P: 33	1B: 7 2B: 2 3B: 1 HR: 2 SF: 1 SAC: 0 DP: 0 HBP: 0						

	AB	39
	R	10
	H	12
	RBI	9
	BB	6
	SO	5
	LOB	17

PITCHER		IP	WLS	BF	H	R	ER	SO	BB	IBB	HBP	BLK	WP	HR	S	P	ERA	WHIP
36 Jered Weaver, R ERA: 5.51	(1, 1)	5.1	L	28	7	6	6	3	4	0	0	0	0	1	57	90	10.12	2.062
64 Mike Morin, R ERA: 4.93	(6, 1)	0.2		2	0	0	0	0	0	0	0	0	0	0	5	6	0.00	0.000
59 Fernando Salas, R ERA: 4.86	(7, 1)	1.0		4	1	1	1	1	0	0	0	0	0	1	11	16	9.00	1.000
68 Cam Bedrosian, R ERA: 1.29	(8, 1)	1.0		3	0	0	0	0	0	0	0	0	0	0	10	15	0.00	0.000
16 Huston Street, R ERA: 5.28	(9, 1)	0.2		8	4	3	3	1	1	1	0	0	0	0	17	31	40.50	7.500

PITCHER		IP	WLS	BF	H	R	ER	SO	BB	IBB	HBP	BLK	WP	HR	S	P	ERA	WHIP
48 Jose Alvarez, L ERA: 4.14	(9, 1)	0.1		1	0	0	0	0	0	0	0	0	0	0	2	2	0.00	0.000

WP: 0	PA: 46				
PB: 0					
SB: 1					
CS: 0					

BOTTOM

Houston Astros @ Los Angeles Angels

Angel Stadium of Anaheim, Anaheim, CA

Wed Jun 29 2016, 12:40 PM - 3:56 PM PDT

Att. 36,683 - Sunny - 86 F

livebaseballscorecards.com

Batter	1	2	3	4	5	6	7	8	9	AB	R	H	RBI	BB	SO	LOB
12 Johnny Giavotella, R (1, 4) OBP: 0.291, SLG: 0.399	C SI 87 B FF 88 X CH 79 1-1 5 FC6-4 27 BB 1B	C SI 90 B SL 80 C FF 89 B FF 90 B SL 80 X SI 90 3-2 E3 56 3B		B FF 89 S CH 80 B SI 89 X CH 80 2-1 ② G5-3		B CH 80 F SI 90 B SL 79 F FF 90 X SI 90 2-2 ③ G6-3		X SI 90 0-0 ② B5-3 2-3		5	1	1	0	0	0	1
56 Kole Calhoun, L (1, 9) OBP: 0.357, SLG: 0.452	X SI 89 0-0 ① L8	X SI 89 0-0 1-H 3B		S SL 80 S SL 79 B SL 80 S SL 80 1-3 ③ K			S SL 85 T FF 96 B SL 86 B FF 97 X SL 87 2-2 ① G3	C SI 91 B FF 91 X SI 90 1-1 3-H 1B		5	0	2	2	0	1	1
27 Mike Trout, R (1, 8) OBP: 0.422, SLG: 0.574	B SI 89 S FC 86 B FC 86 S FC 86 F FF 87 B FC 85 B FC 86 4-2 5 FC6-4 1-2 BB	B SI 88 B FC 86 C FF 87 F FC 86 B FF 87 F FF 87 B SL 79 4-2 BB			B FC 84 X SI 88 1-0 5 2B 1B		C FF 99 B FF 98 S SL 88 X FF 98 1-2 24 HBP 2B	C SI 90 C SI 91 F FF 90 C SL 81 0-3 ③ K		3	1	2	0	2	1	1
5 Albert Pujols, R (1, 10) OBP: 0.321, SLG: 0.417	B SI 89 F CH 80 B FF 87 X SI 88 2-1 ② FC6-4 19 BB 1-2f 2-3	C SI 90 F FF 87 B SI 90 X CH 81 1-2 ③ F7			B CH 78 F SI 89 X FC 87 1-1 1-H 2B		B FF 98 B FF 98 S SL 86 D SL 88 D FF 99 4-1 24 HBP BB		C FC 93 B FF 94 X CU 82 1-1 19 G6-4-3 1B	4	0	2	1	1	0	4
19 Jefry Marte, R (1, 5) OBP: 0.281, SLG: 0.440	B SL 77 B SI 89 B SI 89 C SI 89 C SL 79 B FC 80 4-2 1-2 BB		B SI 88 X SI 88 1-0 ① G5-3		C SL 77 B SI 88 C SL 80 B SL 80 C SL 80 2-3 ① K		B SL 85 F FF 97 X FF 98 1-1 ② L9		X FC 92 0-0 ①② G6-4-3 1-2f	4	0	0	0	1	1	4
24 C.J. Cron, R (1, 3) OBP: 0.323, SLG: 0.416	C SI 90 F SI 91 F FF 90 X SL 79 0-2 ③ P2		C FF 89 X SI 88 0-1 1B		B SI 89 B SI 89 S FC 86 S CH 80 S CH 80 2-3 ② K		S SL 85 F FF 98 F SL 87 H FF 96 1-2 1-2 2-3 HBP		C FC 92 B CU 83 B CU 83 C FF 94 B CU 84 X FC 92 3-2 1B	4	0	2	0	0	1	4
47 Jett Bandy, R (1, 2) OBP: 0.283, SLG: 0.429		B SI 88 C SI 88 B SL 77 X SI 88 2-1 HR	C SI 90 F FF 89 B SI 90 S SL 80 1-3 ② K		F CH 80 S CH 80 X FF 90 0-2 ③ P3		C SL 87 F SL 86 F SL 87 D SL 88 S FF 98 1-3 ③ K		S FF 94 B FC 93 B FC 93 X FC 93 2-1 ③ F9	5	1	1	1	0	2	6
2 Andrelton Simmons, R (1, 6) OBP: 0.257, SLG: 0.294		F SI 89 B FF 90 X SL 80 1-1 ① F7	C SI 90 B SI 89 B FF 89 X CH 81 2-1 ③ G5-3			C FF 89 F CH 80 X FF 90 0-2 ① G6-3		C SI 90 X SL 81 0-1 12 B5-3 56 1B 2B		4	1	1	0	0	0	1
17 Shane Robinson, R (1, 7) OBP: 0.338, SLG: 0.286		B FF 90 B FF 90 X SI 90 2-0 ② F8		F FF 88 X FF 88 0-1 ① F7		X FF 90 0-0 ② F9		B SI 91 X SI 91 1-0 ① G6-3		4	0	0	0	0	0	1

Inning Stats	1	2	3	4	5	6	7	8	9
	R: 0 E: 0 K: 0 S: 14 H: 1 LOB: 3 BB: 2 P: 25	R: 2 E: 1 K: 0 S: 15 H: 2 LOB: 2 BB: 1 P: 28	R: 0 E: 0 K: 1 S: 8 H: 1 LOB: 1 BB: 0 P: 12	R: 0 E: 0 K: 1 S: 7 H: 0 LOB: 0 BB: 0 P: 10	R: 1 E: 0 K: 2 S: 12 H: 2 LOB: 1 BB: 0 P: 18	R: 0 E: 0 K: 0 S: 7 H: 0 LOB: 0 BB: 0 P: 9	R: 0 E: 0 K: 1 S: 16 H: 1 LOB: 3 BB: 1 P: 26	R: 1 E: 0 K: 1 S: 10 H: 2 LOB: 1 BB: 0 P: 12	R: 0 E: 0 K: 0 S: 8 H: 2 LOB: 1 BB: 0 P: 14

1B: 6	SF: 0
2B: 3	SAC: 0
3B: 1	DP: 1
HR: 1	HBP: 1

WP: 0	PA: 43
PB: 0	
SB: 0	
CS: 0	

AB	38
R	4
H	11
RBI	4
BB	4
SO	6
LOB	23

PITCHER		IP	WLS	BF	H	R	ER	SO	BB	IBB	HBP	BLK	WP	HR	S	P	ERA	WHIP
60 Dallas Keuchel, L ERA: 5.13	(1, 1)	6.0	W	28	6	3	2	4	3	0	0	0	0	1	63	102	3.00	1.500
53 Ken Giles, R ERA: 4.91	(7, 1)	1.0		6	1	0	0	1	1	0	1	0	0	0	16	26	0.00	2.000
44 Luke Gregerson, R ERA: 3.78	(8, 1)	1.0		5	2	1	1	1	0	0	0	0	0	0	10	12	9.00	2.000
36 Will Harris, R ERA: 0.78	(9, 1)	1.0		4	2	0	0	0	0	0	0	0	0	0	8	14	0.00	2.000

PITCHER	IP	WLS	BF	H	R	ER	SO	BB	IBB	HBP	BLK	WP	HR	S	P	ERA	WHIP

Batter	1	2	3	4	5	6	7	8	9	AB	R	H	RBI	BB	SO	LOB
12 Tim Anderson, R (1, 6) OBP: 0.308, SLG: 0.489	B FF 88 S FF 88 X FF 89 1-1 ① L4		C FF 88 B SL 79 F CH 83 T FF 90 1-2 ② K		1 SAFE F FF 89 D CU 74 1 SAFE 1 SAFE 1 SAFE D SL 83 X FC 84 2-1 ② F9			B FF 88 C SI 88 C SL 80 S SL 80 1-3 ① K		4	0	0	0	0	2	1
1 Adam Eaton, L (1, 9) OBP: 0.355, SLG: 0.392	T FF 89 X FF 90 0-1 ② P5		C FF 89 B CU 74 B CH 83 F CH 84 T FF 88 2-2 ③ K		1 SAFE D CH 82 X CH 81 1-0 ③ L9			B FF 89 X SI 88 1-0 ② G4-3		4	0	0	0	0	1	1
79 José Abreu, R (1, 3) OBP: 0.320, SLG: 0.430	F FF 89 C FF 90 B CU 73 F CU 74 X FF 89 1-2 ③ F9			S FF 90 B FF 90 X CU 75 1-1 2B		C FF 90 X FF 90 0-1 ① F8		C FF 89 C SL 81 S SL 82 0-3 ③ K		4	0	1	0	0	1	0
21 Todd Frazier, R (1, 10) OBP: 0.299, SLG: 0.462		S FF 88 F FF 90 B FF 89 B CU 75 X FF 90 2-2 15 FC5-4 1B		C CU 74 S CU 75 D CU 76 F CH 80 X FF 90 1-2 ① L7		B SL 84 C FF 91 B CH 83 X CH 83 2-1 ② P3			S FF 93 S CH 81 B SL 77 X CH 82 1-2 ① P4	4	0	1	0	0	0	1
15 Brett Lawrie, R (1, 4) OBP: 0.320, SLG: 0.436		S FF 89 B FC 85 1 SAFE 1 SAFE F FF 89 D CU 75 X CH 82 2-2 ① FC5-4 26 2B 1-2f		C CU 74 S FF 91 X CU 76 0-2 ② L5		B CU 74 X SL 80 1-0 2B			X FF 94 0-0 26 G5-3 2B	4	0	2	0	0	0	2
31 Alex Avila, L (1, 2) OBP: 0.348, SLG: 0.353		B CU 74 1 SAFE B FF 89 F FC 87 F CH 83 T CH 84 2-2 ② K		B CU 75 D CU 75 S FF 91 B CH 83 F FC 88 F CH 85 B FF 88 4-2 BB		T FF 90 S CH 83 B CU 76 D CU 75 S FF 91 2-3 ③ K			C KC 75 D CH 82 B CH 81 C FF 92 D KC 77 F FF 93 B FF 94 4-2 BB	2	0	0	0	2	2	2
26 Avisaíl García, R (1, 7) OBP: 0.310, SLG: 0.354		1 SAFE X FF 90 0-0 1-3 2B		S CU 75 B FF 90 F FF 91 D CU 75 X FF 90 2-2 ③ L9			F FF 96 C SL 85 B FF 97 S SL 86 1-3 ① K		B FF 93 F FF 93 X KC 76 1-1 ② ③ G5-3 2-3f	4	0	1	0	0	1	4
18 Tyler Saladino, R (1, 5) OBP: 0.294, SLG: 0.418		B FF 90 F FF 91 X CH 84 1-1 ③ F8			C FF 89 F FC 85 F CU 74 B CU 75 B FF 91 F CH 82 F CH 80 B FF 90 B FF 89 4-2 BB		B FF 95 C FF 98 B FF 98 F FF 96 S SL 87 2-3 ② K			2	0	0	0	1	1	2
20 JB Shuck, L (1, 8) OBP: 0.253, SLG: 0.352			C FF 88 B CU 73 X CH 82 1-1 ① G3		X FF 89 0-0 ① P6		C FF 96 B FF 98 F FF 96 X FF 96 1-2 ③ F8			3	0	0	0	0	0	1
Inning Stats	R: 0 E: 0 K: 0 S: 9 H: 0 LOB: 0 BB: 0 P: 11	R: 0 E: 0 K: 1 S: 12 H: 2 LOB: 2 BB: 0 P: 19	R: 0 E: 0 K: 2 S: 8 H: 0 LOB: 0 BB: 0 P: 12	R: 0 E: 0 K: 0 S: 15 H: 1 LOB: 2 BB: 1 P: 23	R: 0 E: 0 K: 0 S: 9 H: 0 LOB: 1 BB: 1 P: 16	R: 0 E: 0 K: 1 S: 8 H: 1 LOB: 1 BB: 0 P: 13	R: 0 E: 0 K: 2 S: 9 H: 0 LOB: 0 BB: 0 P: 13	R: 0 E: 0 K: 2 S: 7 H: 0 LOB: 0 BB: 0 P: 9	R: 0 E: 0 K: 0 S: 9 H: 1 LOB: 1 BB: 1 P: 15	1B: 1 2B: 4 3B: 0 HR: 0	SF: 0 SAC: 0 DP: 1 HBP: 0						

PITCHER		IP	WLS	BF	H	R	ER	SO	BB	IBB	HBP	BLK	WP	HR	S	P	ERA	WHIP
54 Mike Fiers, R ERA: 4.12	(1, 1)	6.0	W	24	4	0	0	4	2	0	0	0	0	0	61	94	0.00	1.000
53 Ken Giles, R ERA: 4.76	(7, 1)	1.0	H	3	0	0	0	2	0	0	0	0	0	0	9	13	0.00	0.000
44 Luke Gregerson, R ERA: 3.67	(8, 1)	1.0	H	3	0	0	0	2	0	0	0	0	0	0	7	9	0.00	0.000
47 Chris Devenski, R ERA: 2.18	(9, 1)	1.0		4	1	0	0	0	1	0	0	0	0	0	9	15	0.00	2.000

PITCHER	IP	WLS	BF	H	R	ER	SO	BB	IBB	HBP	BLK	WP	HR	S	P	ERA	WHIP

Chicago White Sox @ Houston Astros

Minute Maid Park, Houston, TX

Fri Jul 01 2016, 7:12 PM - 10:10 PM CDT

Att. 31,965 - Roof Closed - 73 F

TOP

livebaseballscorecards.com

AB	31
R	0
H	5
RBI	0
BB	3
SO	8
LOB	14

1B: 1	SF: 0	WP: 0	PA: 34
2B: 4	SAC: 0	PB: 0	
3B: 0	DP: 1	SB: 0	
HR: 0	HBP: 0	CS: 0	

Chicago White Sox @ Houston Astros

Minute Maid Park, Houston, TX

Fri Jul 01 2016, 7:12 PM - 10:10 PM CDT

Att. 31,965 - Roof Closed - 73 F

livebaseballscorecards.com

BOTTOM

Batter	1	2	3	4	5	6	7	8	9	AB	R	H	RBI	BB	SO	LOB
4 George Springer, R (1, 9) OBP: 0.358, SLG: 0.463	F SL 84 X SL 86 0-1 ① G6-3			B SL 85 B SI 91 F FF 90 C FF 91 H CH 85 3-2 27 G1-6-3 18 BB 1 1B HBP		F FF 90 S SL 86 B SL 86 S CH 84 1-3 ① K		F SL 88 X SL 88 0-1 18 2B 1B		3	2	1	0	0	1	0
18 Luis Valbuena, L (1, 5) OBP: 0.362, SLG: 0.453	F FF 91 S SL 86 S FF 90 0-3 ② K			B SI 90 1 SAFE C SI 90 B CH 83 D SL 87 1 SAFE B SI 90 4-1 27 G1-6-3 1-2 BB		C CU 76 C CH 85 S SL 86 0-3 ② K		1 SAFE X FF 94 0-0 1-H 28 1B 2B		3	1	1	1	1	2	0
27 Jose Altuve, R (1, 4) OBP: 0.427, SLG: 0.565	B FF 90 F SL 87 F FF 92 B SI 92 X FF 92 2-2 ③ G6-3			C SL 84 X FF 92 0-1 ①② G1-6-3 1-2f 2-3		C FF 91 F SL 85 X FF 91 0-2 ③ G5-3		F SL 86 X FF 95 0-1 ② F8		4	0	0	0	0	0	3
1 Carlos Correa, R (1, 6) OBP: 0.368, SLG: 0.476		C FF 90 F SI 91 B CH 85 X FF 91 1-2 ① F9		B SI 92 D SL 87 X FF 91 2-0 3-H 1B			B SL 84 B SL 84 C FF 90 X CH 84 2-1 E5 30 HR	D SL 88 F CH 86 B FF 94 B FF 94 B FF 94 4-1 28 1B BB		3	1	1	1	1	0	0
28 Colby Rasmus, L (1, 7) OBP: 0.333, SLG: 0.406		F FF 91 C CU 77 B SL 86 X FF 91 1-2 ② L7		C FF 91 X CU 78 0-1 ③ F7			1 SAFE S CH 83 B FF 90 1 SAFE 1 SAFE F CH 83 F FF 89 1 SAFE 1 SAFE 2-2 ① F SL 85 F FF 90 B SL 85 X SL 84 F9	F CH 87 B CH 88 B CH 87 C CH 86 F FF 94 X SL 88 2-2 1-2 2-H 1B		4	0	1	1	0	0	2
30 Carlos Gómez, R (1, 8) OBP: 0.293, SLG: 0.344		C CU 77 B SL 86 S FF 92 B FF 91 X SL 87 2-2 ③ L7			F FF 90 X CH 83 0-1 ① G5-3		B FF 90 F SI 91 1 SAFE F SL 85 X SI 89 1-2 1-H HR	C FF 95 S CH 89 T CH 90 0-2 ③ K		4	1	1	2	0	1	2
9 Marwin Gonzalez, S (1, 3) OBP: 0.302, SLG: 0.407			B FF 91 X SL 86 1-0 ① P6		C FF 91 S SL 86 X FF 90 0-2 ② F8		X CH 83 0-0 ② G3			3	0	0	0	0	0	0
23 AJ Reed, L (1, 10) OBP: 0.190, SLG: 0.059 6 Jake Marisnick, R (7, PR) OBP: 0.235, SLG: 0.257 (8, 10)			F FF 91 B CH 82 F SL 86 F FF 90 T CH 83 1-2 ② K		X CH 85 0-0 1B		C CU 75 C SL 86 B FF 90 B CH 84 F SL 86 B FF 91 B SL 85 4-2 15 CS BB			2 0	0 0	1 0	0 0	1 0	1 0	0 0
15 Jason Castro, L (1, 2) OBP: 0.338, SLG: 0.386			B FF 91 X SL 87 1-0 ③ G3-1		X CH 84 0-0 ③ L3		B FF 89 C FF 90 1-1 ③ CS 1-2	S FF 95 F CH 87 X SL 90 0-2 ① G5-3		3	0	0	0	0	0	1
Inning Stats	R: 0 E: 0 K: 1 S: 8 H: 0 LOB: 0 BB: 0 P: 10	R: 0 E: 0 K: 0 S: 9 H: 0 LOB: 0 BB: 0 P: 13	R: 0 E: 0 K: 1 S: 6 H: 0 LOB: 0 BB: 0 P: 9	R: 1 E: 0 K: 0 S: 8 H: 1 LOB: 1 BB: 1 P: 17	R: 0 E: 0 K: 0 S: 7 H: 1 LOB: 1 BB: 0 P: 7	R: 0 E: 0 K: 2 S: 9 H: 0 LOB: 0 BB: 0 P: 10	R: 2 E: 1 K: 0 S: 16 H: 1 LOB: 1 BB: 1 P: 26	R: 2 E: 0 K: 1 S: 16 H: 3 LOB: 2 BB: 1 P: 22		1B: 4 2B: 1 3B: 0 HR: 1 SF: 0 SAC: 0 DP: 1 HBP: 1				WP: 0 PB: 0 SB: 0 CS: 1 PA: 34		

	AB	29
	R	5
	H	6
	RBI	5
	BB	3
	SO	5
	LOB	8

PITCHER		IP	WLS	BF	H	R	ER	SO	BB	IBB	HBP	BLK	WP	HR	S	P	ERA	WHIP
58 Miguel González, R ERA: 4.88	(1, 1)	7.0	L	26	3	3	2	4	2	0	1	0	0	1	63	92	2.57	0.714
54 Chris Beck, R ERA: 5.79	(8, 1)	1.0		7	3	2	2	1	1	0	0	0	0	0	16	22	18.00	4.000

PITCHER	IP	WLS	BF	H	R	ER	SO	BB	IBB	HBP	BLK	WP	HR	S	P	ERA	WHIP

Batter	1	2	3	4	5	6	7	8	9	AB	R	H	RBI	BB	SO	LOB
12 Tim Anderson, R (1, 6) OBP: 0.302, SLG: 0.484	F FF 85 B FF 86 X SI 86 1-1 F8 ①	C FF 87 B CU 70 X FC 79 1-1 G4-3 ③		X FF 88 0-0 P4 ③		C SL 82 B SL 81 F FF 95 C SL 83 1-3 K ②		S FF 93 C CH 79 X CH 80 0-2 3-H 2B		5	0	1	1	0	1	2
1 Adam Eaton, L (1, 9) OBP: 0.358, SLG: 0.394	B FF 85 B FF 86 B FF 86 C FF 87 F SI 88 B SI 88 4-2 79 G4-3 BB		C FF 86 X CH 79 0-1 21 S 15 1B 1B		B SI 85 C SI 86 F CH 79 B FF 87 F FF 88 X CU 71 2-2 21 BB 79 1B 1B	C FF 96 S SL 84 F FF 96 B FF 97 S SL 84 1-3 K ③		S FF 93 X SL 83 0-1 F8 ③		4	0	2	0	1	1	1
79 José Abreu, R (1, 3) OBP: 0.321, SLG: 0.433	C SI 87 F FF 88 X SI 87 0-2 G4-3 ② ③ 1-2f		F FF 87 B FF 84 F FC 80 1 SAFE F CU 69 S FF 87 1-3 K ①		X FC 81 0-0 15 1B 21 BB 27 1B 1-2 1B		B SL 84 B FF 94 X FF 94 2-0 F7 ①		C SL 80 B SI 90 X SL 84 1-1 2B	5	1	2	0	0	1	2
21 Todd Frazier, R (1, 5) OBP: 0.301, SLG: 0.459		B SI 86 C SI 86 B FF 86 B FC 81 C FC 80 F FF 88 F SI 87 F FC 80 X SI 88 3-2 31 BB 27 3B 1B	B SI 87 S CU 70 1 SAFE F FF 86 B SI 86 B SI 87 S CU 70 3-3 K ② 1-2		C SI 87 D FC 83 B FC 81 C CH 78 B FC 81 D CU 71 4-2 15 1B 27 1B 1-2 2-3 BB ①		C FF 97 B FF 96 B SL 83 S FF 96 F SL 84 B SL 85 S SL 80 3-3 K ②		B SI 90 C SI 88 S SI 90 F SL 83 F SI 91 B SL 84 F SL 83 F SI 90 3-2 F8 ①	4	2	1	0	1	2	2
31 Alex Avila, L (1, 2) OBP: 0.350, SLG: 0.345		B FF 85 S CH 78 B SI 86 B CH 78 C FF 87 D FC 83 4-2 27 3B 1-2 BB	C CU 69 B CU 70 C SI 87 D FC 81 B SI 87 F CU 70 F CU 72 B FC 86 4-2 15 1B BB		C FC 82 F SI 88 S FF 87 0-3 K ②		B SL 80 F FF 95 C CH 87 S SL 86 1-3 K ③		C SI 90 B CH 67 S SL 82 F SL 84 B SL 83 B CH 67 T SL 83 3-2 K ②	3	1	0	0	2	3	3
15 Brett Lawrie, R (1, 4) OBP: 0.321, SLG: 0.436		B SI 87 F SI 87 F SI 87 B SI 88 X FF 87 2-2 P6 ①	X CU 70 0-0 ③ 1-2 2-H 1B		X SI 87 0-0 27 1B 1-2 2-3 1B			B SL 84 S FF 96 F FF 97 S SL 85 1-3 K ①	S SL 83 B SI 91 S SL 83 X SL 84 1-2 L8 ③	5	0	2	0	0	1	3
27 Dioner Navarro, S (1, 10) OBP: 0.275, SLG: 0.382		B FF 86 B CH 79 F SI 88 X SI 87 2-1 20 FC5-2 1-H 2-H 3B	B SI 83 B CU 67 C FF 85 X CH 78 2-1 G4-3 ① C CU 70 D CU 73 S FC 81 B SI 88 X CU 72 2-2 1-3 2-H 3-H 1B			B FF 97 C FF 95 C FF 96 S FF 97 1-3 K ②		4	0	2	4	0	1	0
26 Avisaíl García, R (1, 7) OBP: 0.313, SLG: 0.353		B SI 88 B FF 88 B FF 88 C FF 88 F SI 88 B SI 89 4-2 20 FC5-2 BB	B FC 81 X FF 85 1-0 G6-3 ② B FF 96 C SL 80 F FF 98 B SL 83 S SL 82 2-3 K ③			F SL 83 B FF 97 B SL 86 B FF 96 X FF 97 3-1 20 3B 1B		3	1	1	0	1	1	2
20 JB Shuck, L (1, 8) OBP: 0.263, SLG: 0.411		C SI 88 F SI 88 X SI 88 0-2 FC5-2 ② 1-2 3-H	C FF 86 B CU 70 B CU 69 X FF 87 2-1 HR		C FF 95 B FF 96 C FF 95 F FF 96 F FF 95 F SL 83 F SL 82 X FF 97 1-2 G4-3 ①		F FF 92 S FF 92 X FF 93 0-2 12 2B 1-H 3B	4	2	2	2	0	0	2

TOP

Chicago White Sox @ Houston Astros

Minute Maid Park, Houston, TX

Sat Jul 02 2016, 3:11 PM - 6:20 PM CDT

Att. 35,116 - Roof Closed - 73 F

livebaseballscorecards.com

AB	37
R	7
H	13
RBI	7
BB	5
SO	11
LOB	17

Inning Stats	1	2	3	4	5	6	7	8	9	1B	SF	WP	PA
	R: 0 E: 0 K: 0 S: 7 H: 0 LOB: 0 BB: 1 P: 12	R: 2 E: 0 K: 0 S: 20 H: 2 LOB: 2 BB: 2 P: 36	R: 0 E: 0 K: 2 S: 14 H: 2 LOB: 2 BB: 1 P: 22	R: 1 E: 0 K: 0 S: 6 H: 1 LOB: 0 BB: 0 P: 11	R: 2 E: 0 K: 2 S: 17 H: 4 LOB: 2 BB: 1 P: 27	R: 0 E: 0 K: 2 S: 14 H: 0 LOB: 0 BB: 0 P: 17	R: 0 E: 0 K: 2 S: 8 H: 0 LOB: 0 BB: 0 P: 14	R: 2 E: 0 K: 2 S: 16 H: 3 LOB: 1 BB: 0 P: 21	R: 0 E: 0 K: 1 S: 20 H: 1 LOB: 1 BB: 0 P: 28	1B: 8 2B: 2 3B: 2 HR: 1	SF: 0 SAC: 0 DP: 1 HBP: 0	WP: 0 PB: 0 SB: 1 CS: 0	PA: 42

PITCHER		IP	WLS	BF	H	R	ER	SO	BB	IBB	HBP	BLK	WP	HR	S	P	ERA	WHIP
58 Doug Fister, R ERA: 3.66	(1, 1)	4.2	L	25	9	5	5	3	5	0	0	0	0	1	61	103	9.64	3.000
45 Michael Feliz, R ERA: 3.52	(5, 1)	3.0		10	1	1	1	7	0	0	0	0	0	0	33	49	3.00	0.333
29 Tony Sipp, L ERA: 5.4	(8, 1)	0.1		3	2	1	1	0	0	0	0	0	0	0	8	8	27.00	6.000
37 Pat Neshek, R ERA: 2.84	(9, 1)	1.0		4	1	0	0	1	0	0	0	0	0	0	20	28	0.00	1.000

PITCHER	IP	WLS	BF	H	R	ER	SO	BB	IBB	HBP	BLK	WP	HR	S	P	ERA	WHIP

Batter	1	2	3	4	5	6	7	8	9	AB	R	H	RBI	BB	SO	LOB
4 George Springer, R (1, 9) OBP: 0.357, SLG: 0.460	B SI 94 F CH 86 B SI 93 F SI 93 S SL 81 2-3 ① K		B CH 88 X CH 87 1-0 ① L8 2-3		B SI 93 B SI 91 F SI 92 C SI 95 S SL 81 2-3 ② K			B SI 93 S CH 86 B SI 92 S SI 94 F SI 95 X SL 82 2-2 9 E 27 SF9 1B		4	1	1	0	0	2	2
9 Marwin Gonzalez, S (1, 3) OBP: 0.302, SLG: 0.406	X SI 91 0-0 ② L5		C SI 93 1 SAFE X SI 91 0-1 ② SH3-4 1-2 3-H		C SL 79 S CH 86 F SL 81 X SL 80 0-2 1B			B SI 93 B CH 86 B SI 94 C SI 92 X SI 93 3-1 E5 1-3		3	0	1	1	0	0	1
27 Jose Altuve, R (1, 10) OBP: 0.428, SLG: 0.575	S SI 93 B SI 93 X SI 93 1-1 HR		B SL 80 X CH 87 1-0 1 1B 2-H 1B		S SI 93 B CH 89 S SL 80 C SL 79 1-3 ③ K			X SI 97 0-0 ① SF9 3-H		3	2	2	3	0	1	1
1 Carlos Correa, R (1, 6) OBP: 0.367, SLG: 0.473	C SI 91 B SI 93 X CH 87 1-1 ③ G5-3		S SI 94 S SL 82 B SL 82 X SI 95 1-2 2-H 1B			S CH 85 C SI 92 B CH 85 B SL 79 C SL 80 2-3 ① K		B SI 97 S SL 88 C SI 97 B SL 90 B SL 89 S SI 96 3-3 ② K		4	0	1	1	0	2	1
30 Carlos Gómez, R (1, 8) OBP: 0.288, SLG: 0.338		F SI 92 B SL 76 S CH 85 F CH 86 F SI 94 S SL 80 1-3 ① K	F CH 86 S SI 92 B SI 92 X SI 93 1-2 ③ G6-3			B SI 91 C SL 77 L CH 87 S SL 81 1-3 ② K		F SI 97 B SI 97 F SI 98 X SL 89 1-2 ③ G6-3		4	0	0	0	0	2	2
11 Evan Gattis, R (1, 2) OBP: 0.287, SLG: 0.430		F SI 91 B SL 78 F SL 79 X CH 86 1-2 ② F7	C SI 93 X CH 86 0-1 ① L4			S CH 88 B SI 94 X SL 80 1-1 ③ G6-3			F FC 89 C KC 80 B FC 92 B KC 84 X FC 91 2-2 ① F8	4	0	0	0	0	0	0
18 Luis Valbuena, L (1, 5) OBP: 0.356, SLG: 0.445	X SI 91 0-0 ③ P2		B SI 92 M SL 78 S SL 78 B SL 80 S SL 80 2-3 ② K			C SL 76 C SL 78 B CH 85 F SI 95 S SL 80 1-3 ① K			C FC 91 C FC 92 F KC 79 X FC 92 0-2 ② F9	4	0	0	0	0	2	0
26 Danny Worth, R (1, 4) OBP: 0.179, SLG: 0.222 23 AJ Reed, L (9, PH) OBP: 0.227, SLG: 0.278			C SI 91 B SL 76 S SI 92 B SI 93 F SI 93 B SL 78 F SI 95 B SI 94 4-2 4 L8 6 1B 9 SH3-4 BB	X SI 94 0-0 ③ G6-3		B SI 90 F SI 92 F SI 91 X CH 87 1-2 ② G5-3			B FC 93 X FC 91 1-0 HR	2 1	1 1	0 1	0 1	1 0	0 0	0 0
6 Jake Marisnick, R (1, 7) OBP: 0.237, SLG: 0.259 28 Colby Rasmus, L (9, PH) OBP: 0.332, SLG: 0.405			X CH 86 0-0 9 SH3-4 27 1B 1-2 1B		F SI 93 F SL 79 B SL 79 B SL 80 S SI 94 2-3 ① K			X CH 85 0-0 ③ F8	B FC 92 S FC 92 C KC 84 S KC 83 1-3 ③ K	3 1	1 0	1 0	0 0	0 0	1 1	0 0
Inning Stats	R: 1 H: 1 E: 0 LOB: 0 K: 1 BB: 0 S: 8 P: 12	R: 0 H: 0 E: 0 LOB: 0 K: 1 BB: 0 S: 9 P: 11	R: 3 H: 3 E: 0 LOB: 1 K: 0 BB: 1 S: 15 P: 23	R: 0 H: 0 E: 0 LOB: 0 K: 1 BB: 0 S: 6 P: 8	R: 0 H: 1 E: 0 LOB: 1 K: 3 BB: 0 S: 13 P: 18	R: 0 H: 0 E: 0 LOB: 0 K: 2 BB: 0 S: 8 P: 12	R: 0 H: 0 E: 0 LOB: 0 K: 1 BB: 0 S: 8 P: 10	R: 1 H: 1 E: 1 LOB: 1 K: 1 BB: 0 S: 13 P: 22	R: 1 H: 1 E: 0 LOB: 0 K: 1 BB: 0 S: 11 P: 15	1B: 5 SF: 1 2B: 0 SAC: 1 3B: 0 DP: 0 HR: 2 HBP: 0						

PITCHER	IP	WLS	BF	H	R	ER	SO	BB	IBB	HBP	BLK	WP	HR	S	P	ERA	WHIP
49 Chris Sale, L (1, 1) ERA: 2.93	7.0	W	29	6	5	4	9	1	0	0	0	0	1	73	105	5.14	1.000
65 Nate Jones, R (8, 1) ERA: 2.68	1.0	H	3	0	0	0	1	0	0	0	0	0	0	7	11	0.00	0.000
30 David Robertson, R (9, 1) ERA: 3.38	1.0	S	4	1	1	1	1	0	0	0	0	0	1	11	15	9.00	1.000

PITCHER	IP	WLS	BF	H	R	ER	SO	BB	IBB	HBP	BLK	WP	HR	S	P	ERA	WHIP

BOTTOM

Chicago White Sox @ Houston Astros

Minute Maid Park, Houston, TX

Sat Jul 02 2016, 3:11 PM - 6:20 PM CDT

Att. 35,116 - Roof Closed - 73 F

livebaseballscorecards.com

AB	33
R	6
H	7
RBI	6
BB	1
SO	11
LOB	7

PA: 36

Batter	1	2	3	4	5	6	7	8	9	AB	R	H	RBI	BB	SO	LOB
12 Tim Anderson, R (1, 6) OBP: 0.307, SLG: 0.490	B FF 90 S FF 90 S FC 89 F FC 90 B CU 72 T FF 92 2-2 ① K		C FC 86 X FC 86 0-1 1 G6-3 79 1B 1-3 2B		B CU 73 X FC 87 1-0 1 1B 1B		S FF 92 C CH 80 B KC 77 F FF 93 B CH 82 B FF 94 F FF 93 X FF 93 3-2 ① G5-3	C SL 80 C SL 81 S SL 81 0-3 ③ K		5	1	2	0	0	2	1
1 Adam Eaton, L (1, 9) OBP: 0.356, SLG: 0.391	S FF 90 F FC 89 C FC 89 0-3 ② K		F CU 72 X FC 87 0-1 ① G6-3 2-3 3-H		1 SAFE B FC 86 1 SAFE B CU 71 B FC 87 C FF 89 F FF 89 1 SAFE X FC 86 3-2 1-3 1B		T FF 93 F CH 82 F CH 83 F FF 93 X FF 93 0-2 ② L7		B FC 92 X FC 92 1-0 ① G6-3	5	0	1	1	0	1	1
79 José Abreu, R (1, 3) OBP: 0.325, SLG: 0.437	F FF 91 X FF 90 0-1 2B		X FC 88 0-0 3-H 1B		F CU 72 F FF 89 S CU 73 0-3 ② K		F FF 92 H FF 94 1-1 HBP		C CU 81 S CU 81 B CU 82 B CU 82 F FC 93 F CU 82 S CU 83 2-3 ② K	4	0	2	1	0	2	2
21 Todd Frazier, R (1, 5) OBP: 0.299, SLG: 0.455	S FC 87 S FF 92 B FC 88 D CU 74 F FC 88 X FC 87 2-2 ③ P6		B FC 85 F FF 90 C CU 74 S CU 73 1-3 ② K		S CU 72 B FC 86 D CU 74 B FF 91 F FF 91 F FC 88 F FF 91 S FC 87 3-3 ③ K		C KC 76 F FF 93 D CH 82 B FF 94 F KC 77 X FF 94 2-2 ③ F9		B FC 94 C FC 92 B CU 82 X CU 81 2-1 1B	5	0	1	0	0	2	5
31 Alex Avila, L (1, 10) OBP: 0.361, SLG: 0.347 18 Tyler Saladino, R (8, PR) OBP: 0.292, SLG: 0.414 (8, 10)		B FF 89 C FC 86 B CU 73 C FF 90 B FF 91 B FC 90 4-2 BB	C FC 86 C CU 71 B FF 91 B FC 88 X CU 73 2-2 ③ G6-3			B FF 88 B FC 86 F FF 89 B CU 72 B FC 88 4-1 15 FC5-4 BB		F FF 90 B CH 80 X FF 92 1-1 15 S 15 1B 1B	1 SAFE B FC 92 1 SAFE F FC 91 1 SAFE S CU 82 1 SAFE X CU 81 1-2 ③ G5-3	2 1	0 1	1 1	0 0	2 0	0 0	1 1
15 Brett Lawrie, R (1, 4) OBP: 0.320, SLG: 0.433		F FC 88 C CU 74 F CU 74 T FF 90 0-2 ① K		X FC 87 0-0 ① P6		C CU 72 D CU 73 X FC 86 1-1 ① FC5-4 26 BB 1-2f		L FF 91 B KC 76 C KC 76 X KC 76 1-2 27 1B 1-H 1B		4	1	1	1	0	1	2
27 Dioner Navarro, S (1, 2) OBP: 0.274, SLG: 0.379		B FF 91 S FC 87 C FF 91 D CU 75 B FC 88 F FC 88 S CU 72 3-3 ② K		C CU 72 F CU 72 S CU 74 0-3 ② K		F FC 87 B FF 89 F CU 72 B CU 73 X FC 86 2-2 ② L6		C KC 75 F FF 92 F CH 81 X CH 79 0-2 20 FC4-6 2-H 1B		4	0	1	1	0	2	2
26 Avisaíl García, R (1, 7) OBP: 0.312, SLG: 0.349		B CU 75 S FF 91 S FC 88 F FF 91 D CU 74 B FC 87 S FF 91 3-3 ③ K		S FC 86 X CU 72 0-1 ③ F9		B CU 73 B CU 73 B FC 85 B FF 90 4-0 1-2 BB		S SL 80 S SI 89 S SL 81 0-3 ① K		3	0	0	0	1	2	2
20 JB Shuck, L (1, 8) OBP: 0.262, SLG: 0.398			B FF 88 B FF 88 B FC 85 B FC 85 4-0 12 2B 1 G6-3 BB		C FC 84 X CH 82 0-1 ① P6	B CH 80 C FF 93 X CH 82 1-1 ③ G1-3		X SI 89 0-0 ② FC4-6 1-2f		3	1	0	0	1	0	3
Inning Stats	R: 0 E: 0 K: 2 S: 13 H: 1 LOB: 1 BB: 0 P: 17	R: 0 E: 0 K: 3 S: 14 H: 0 LOB: 1 BB: 1 P: 24	R: 2 E: 0 K: 1 S: 11 H: 2 LOB: 1 BB: 1 P: 18	R: 0 E: 0 K: 1 S: 6 H: 0 LOB: 0 BB: 0 P: 6	R: 0 E: 0 K: 2 S: 14 H: 2 LOB: 2 BB: 0 P: 21	R: 0 E: 0 K: 0 S: 8 H: 0 LOB: 2 BB: 2 P: 20	R: 0 E: 0 K: 0 S: 15 H: 0 LOB: 1 BB: 0 P: 21	R: 2 E: 0 K: 2 S: 16 H: 3 LOB: 1 BB: 0 P: 18	R: 0 E: 0 K: 1 S: 11 H: 1 LOB: 1 BB: 0 P: 17	1B: 7 2B: 2 3B: 0 HR: 0 SF: 0 SAC: 0 DP: 0 HBP: 1						

PITCHER		IP	WLS	BF	H	R	ER	SO	BB	IBB	HBP	BLK	WP	HR	S	P	ERA	WHIP
31 Collin McHugh, R ERA: 4.5	(1, 1)	5.2	L	26	5	2	2	9	4	0	0	0	0	0	64	103	3.18	1.588
47 Chris Devenski, R ERA: 2.45	(6, 1)	1.1		8	3	2	2	0	0	0	1	0	0	0	26	35	13.50	2.250
44 Luke Gregerson, R ERA: 3.57	(8, 1)	1.0		3	0	0	0	2	0	0	0	0	0	0	7	7	0.00	0.000
36 Will Harris, R ERA: 0.76	(9, 1)	1.0		4	1	0	0	1	0	0	0	0	0	0	11	17	0.00	1.000

PITCHER	IP	WLS	BF	H	R	ER	SO	BB	IBB	HBP	BLK	WP	HR	S	P	ERA	WHIP

TOP

Chicago White Sox @ Houston Astros

Minute Maid Park, Houston, TX

Sun Jul 03 2016, 1:12 PM - 4:08 PM CDT

Att. 30,379 - Roof Closed - 73 F

livebaseballscorecards.com

AB	36
R	4
H	9
RBI	4
BB	4
SO	12
LOB	20

WP: 0	PB: 0	SB: 1	CS: 0	PA: 41					

Chicago White Sox @ Houston Astros

Minute Maid Park, Houston, TX

Sun Jul 03 2016, 1:12 PM - 4:08 PM CDT

Att. 30,379 - Roof Closed - 73 F

livebaseballscorecards.com

BOTTOM

Batter	1	2	3	4	5	6	7	8	9	AB	R	H	RBI	BB	SO	LOB
4 George Springer, R (1, 9) OBP: 0.359, SLG: 0.468	B FF 90 X SI 92 1-0 HR		C SI 92 C CH 87 B SI 92 B FF 92 B CH 88 F SI 93 B CU 77 4-2 BB		B FF 92 B FF 92 C SI 91 B CU 77 X SI 92 3-1 ③ G6-3			X SI 97 0-0 ③ G6-3		3	1	1	1	1	0	0
9 Marwin Gonzalez, S (1, 5) OBP: 0.301, SLG: 0.403	C FF 91 B SI 91 B SI 92 F SI 91 F SI 92 S CU 78 2-3 ① K		C CU 77 L SI 92 B CU 78 S SI 93 1-3 ① K			C CU 76 B CU 78 X SI 90 1-1 ① F9			B FC 91 X FC 91 1-0 27 FC4-6 1B	4	0	1	0	0	2	2
27 Jose Altuve, R (1, 4) OBP: 0.424, SLG: 0.568	C FF 91 X SI 92 0-1 ② G5-3		T CH 86 X CH 87 0-1 ② L8			X FF 91 0-0 ② G6-3			F FC 91 X FC 91 0-1 ① FC4-6 23 DI 30 DI 1-2f	4	0	0	0	0	0	3
1 Carlos Correa, R (1, 6) OBP: 0.362, SLG: 0.466	C FF 92 B CU 78 F FF 92 B SI 92 F FF 92 F CU 78 B CU 76 F SI 92 X FF 92 3-2 ③ G4-3		B FF 92 B CH 87 F SI 91 X SI 92 2-1 ③ F8			B FF 91 X FF 92 1-0 ③ F9			C FC 91 F FC 91 F FC 91 D KC 85 T KC 84 1-2 ② K	4	0	0	0	0	1	3
30 Carlos Gómez, R (1, 8) OBP: 0.288, SLG: 0.333		F FF 91 B CH 86 B FF 91 C CU 77 X CU 78 2-2 ① P3		B CU 75 B CU 76 C SI 91 C FF 91 B FF 93 F SI 92 X CU 77 3-2 ① P3			C SI 91 X SI 91 0-1 ① L9		B FC 92 B FC 91 B FC 93 C FC 90 B FC 91 4-1 23 DI 1-2 BB	3	0	0	0	1	0	0
23 AJ Reed, L (1, 3) OBP: 0.192, SLG: 0.227		X FF 92 0-0 ② F7		C CU 77 C SI 92 B FF 92 C SI 93 1-3 ② K			C CU 77 C CU 76 B CU 78 B SI 92 X SI 90 2-2 ② F8		B KC 81 S KC 82 S KC 83 S KC 84 1-3 ③ K 1-2 2-3	4	0	0	0	0	2	2
11 Evan Gattis, R (1, 10) OBP: 0.288, SLG: 0.426		B FF 93 B CH 86 B SI 91 F SI 92 B CU 77 4-1 BB		X CU 78 0-0 ③ P2			B FF 92 B FF 92 B SI 91 C CH 86 C SI 92 F SI 92 F FF 91 S CU 77 3-3 ③ K			2	0	0	0	1	1	0
6 Jake Marisnick, R (1, 7) OBP: 0.233, SLG: 0.255 18 Luis Valbuena, L (8, PH) OBP: 0.355, SLG: 0.443 28 Colby Rasmus, L (9, 7) OBP: 0.332, SLG: 0.405		F SI 92 B FF 92 C FF 92 X CU 78 1-2 ③ F9			C CU 76 X SI 91 0-1 ① F9			C SI 96 S SI 97 T SI 97 0-2 ① K		2 1 0	0 0 0	0 0 0	0 0 0	0 1 0	0 0 0	1 0 0
15 Jason Castro, L (1, 2) OBP: 0.338, SLG: 0.391			C CU 77 F SI 92 B CU 79 B SI 92 X CU 79 2-2 2B		B SI 91 F SI 91 B CH 86 B FF 91 X SI 92 3-1 ② F8			C SI 97 C CU 82 T SI 96 0-2 ② K		3	0	1	0	0	1	0
Inning Stats	R: 1 H: 1 E: 0 LOB: 0 K: 1 BB: 0 S: 13 P: 19	R: 0 H: 0 E: 0 LOB: 1 K: 0 BB: 1 S: 8 P: 15	R: 0 H: 1 E: 0 LOB: 2 K: 1 BB: 1 S: 13 P: 22	R: 0 H: 0 E: 0 LOB: 0 K: 1 BB: 0 S: 8 P: 12	R: 0 H: 0 E: 0 LOB: 0 K: 0 BB: 0 S: 6 P: 12	R: 0 H: 0 E: 0 LOB: 0 K: 0 BB: 0 S: 4 P: 6	R: 0 H: 0 E: 0 LOB: 0 K: 1 BB: 0 S: 10 P: 15	R: 0 H: 0 E: 0 LOB: 0 K: 2 BB: 0 S: 7 P: 7	R: 0 H: 1 E: 0 LOB: 2 K: 2 BB: 1 S: 11 P: 18	1B: 1 SF: 0 2B: 1 SAC: 0 3B: 0 DP: 0 HR: 1 HBP: 0						WP: 0 PA: 33 PB: 0 SB: 0 CS: 0	

	AB	30
	R	1
	H	3
	RBI	1
	BB	3
	SO	8
	LOB	11

PITCHER		IP	WLS	BF	H	R	ER	SO	BB	IBB	HBP	BLK	WP	HR	S	P	ERA	WHIP
62 Jose Quintana, L ERA: 3.06	(1, 1)	7.0	W	25	2	1	1	4	2	0	0	0	0	1	62	101	1.29	0.571
65 Nate Jones, R ERA: 2.61	(8, 1)	1.0	H	3	0	0	0	2	0	0	0	0	0	0	7	7	0.00	0.000
30 David Robertson, R ERA: 3.28	(9, 1)	1.0	S	5	1	0	0	2	1	0	0	0	0	0	11	18	0.00	2.000

PITCHER	IP	WLS	BF	H	R	ER	SO	BB	IBB	HBP	BLK	WP	HR	S	P	ERA	WHIP

Batter	1	2	3	4	5	6	7	8	9	AB	R	H	RBI	BB	SO	LOB
12 Leonys Martin, L (1, 8) OBP: 0.318, SLG: 0.426	B FF 93 C FF 93 F FF 94 X CH 89 1-2 22 K2-3-1 3B	C FF 96 S KC 83 B KC 84 B KC 84 B FF 96 S KC 85 3-3 ② K	B KC 84 M FF 94 S KC 86 B KC 87 X FF 94 2-2 ② G3	X SI 89 0-0 ③ G4-3		4	0	1	0	0	1	0
7 Seth Smith, L (1, 7) OBP: 0.364, SLG: 0.447	F FF 96 S KC 84 C KC 84 0-3 ① K	B FF 95 C KC 84 C KC 83 B FF 97 F KC 84 S KC 85 2-3 ③ K	F FF 96 S KC 86 S KC 86 0-3 ③ K	B CU 82 C FC 91 F FC 92 B CU 83 F CU 82 F CU 82 F FC 93 B FC 93 X FC 93 3-2 ① G3-1		4	0	0	0	0	3	1
22 Robinson Canó, L (1, 4) OBP: 0.358, SLG: 0.535	B FF 94 C KC 83 B FF 95 F KC 84 S KC 85 2-3 ②③ K2-3-1 3-Hf	B FF 94 X KC 83 1-0 ① G3	X KC 84 0-0 15 1B 23 BB 10 G1-2-3 1B	C FC 94 B FC 94 C FC 93 S CU 82 1-3 ② K		4	0	1	0	0	2	1
23 Nelson Cruz, R (1, 9) OBP: 0.364, SLG: 0.537		B FF 93 X FF 93 1-0 ① G6-3	B KC 84 F FF 96 F FF 91 F KC 84 S KC 86 1-3 ② K	B KC 84 B FF 94 B KC 84 B FF 94 4-0 10 G1-2-3 15 1B 1-2 BB	B FC 93 X FC 94 1-0 ③ F9		3	0	0	0	1	1	0
15 Kyle Seager, L (1, 5) OBP: 0.358, SLG: 0.516		B FF 93 B KC 83 B FF 94 X FF 92 3-0 10 1B 2B	F KC 84 F FF 90 B KC 86 B FF 96 X KC 85 2-2 ③ F8	C KC 84 B CH 90 B FF 95 X KC 84 2-1 10 G1-2-3 1-2 2-3 1B			3	1	2	0	0	0	0
10 Dae-Ho Lee, R (1, 3) OBP: 0.339, SLG: 0.515		B FF 95 X FF 95 1-0 2-H 1B	B FF 95 S KC 83 F KC 84 F KC 85 S KC 86 1-3 ① K	C KC 86 S KC 86 X KC 86 0-2 ①② G1-2-3 1-2 2-3 3-Hf			3	0	1	1	0	1	3
26 Adam Lind, L (1, 10) OBP: 0.274, SLG: 0.449		B FF 94 B FF 93 B KC 83 C FF 93 S KC 84 C KC 84 3-3 ② K	B FF 95 F FF 96 T KC 85 S KC 86 1-3 ② K	B KC 86 S KC 86 X FF 95 1-1 ③ L7			3	0	0	0	0	2	3
3 Mike Zunino, R (1, 2) OBP: 0.375, SLG: 1.143		B FF 95 C FF 95 C FF 95 B KC 85 X KC 85 2-2 ③ G4-3	X KC 84 0-0 ③ F9	C FF 90 C SL 80 B SL 80 S SL 80 1-3 ① K			3	0	0	0	0	1	1
4 Ketel Marte, S (1, 6) OBP: 0.296, SLG: 0.357		C FF 93 F FF 95 S KC 84 0-3 ① K	F FF 93 S KC 84 X KC 84 0-2 ① G1-3	B SI 88 X SI 88 1-0 ② G4-3			3	0	0	0	0	1	0
Inning Stats	R: 0 E: 0 K: 2 S: 9 H: 1 LOB: 1 BB: 0 P: 12	R: 1 E: 0 K: 1 S: 9 H: 2 LOB: 1 BB: 0 P: 19	R: 0 E: 0 K: 3 S: 10 H: 0 LOB: 0 BB: 0 P: 15	R: 0 E: 0 K: 1 S: 8 H: 0 LOB: 0 BB: 0 P: 12	R: 0 E: 0 K: 2 S: 8 H: 0 LOB: 0 BB: 0 P: 10	R: 0 E: 0 K: 1 S: 9 H: 0 LOB: 0 BB: 0 P: 11	R: 0 E: 0 K: 0 S: 8 H: 2 LOB: 2 BB: 1 P: 15	R: 0 E: 0 K: 1 S: 5 H: 0 LOB: 0 BB: 0 P: 7	R: 0 E: 0 K: 1 S: 10 H: 0 LOB: 0 BB: 0 P: 15	1B: 3 2B: 2 3B: 1 HR: 0 SF: 0 SAC: 0 DP: 2 HBP: 0						

PITCHER		IP	WLS	BF	H	R	ER	SO	BB	IBB	HBP	BLK	WP	HR	S	P	ERA	WHIP
43 Lance McCullers Jr., R ERA: 3.57	(1, 1)	7.0	W	25	5	1	1	10	1	0	0	0	0	0	61	94	1.29	0.857
44 Luke Gregerson, R ERA: 3.47	(8, 1)	1.0	H	3	0	0	0	1	0	0	0	0	0	0	5	7	0.00	0.000
36 Will Harris, R ERA: 0.74	(9, 1)	1.0	S	3	0	0	0	1	0	0	0	0	0	0	10	15	0.00	0.000

PITCHER	IP	WLS	BF	H	R	ER	SO	BB	IBB	HBP	BLK	WP	HR	S	P	ERA	WHIP

TOP

Seattle Mariners @ Houston Astros

Minute Maid Park, Houston, TX

Mon Jul 04 2016, 1:13 PM - 3:38 PM CDT

Att. 29,844 - Roof Closed - 73 F

livebaseballscorecards.com

AB	30
R	1
H	5
RBI	1
BB	1
SO	12
LOB	9

WP: 0	PB: 0	SB: 0	CS: 0
PA: 31			

BOTTOM

Batter	1	2	3	4	5	6	7	8	9	AB	R	H	RBI	BB	SO	LOB
4 George Springer, R (1, 9) OBP: 0.360, SLG: 0.481	C SI 89 B FF 89 X FF 90 1-1 9 1B 18 SF8 2B		C CU 78 X SI 90 0-1 ① G6-3		B CH 82 X CH 87 1-0 HR		X CU 75 0-0 ③ G5-3			4	2	2	1	0	0	0
9 Marwin Gonzalez, S (1, 3) OBP: 0.304, SLG: 0.409	B FF 90 L FF 90 X CH 83 1-1 18 SF8 1 BB 2-3 1B		B FF 90 B FF 90 S CU 78 C CH 83 B SL 85 S SL 86 3-3 ② K		C CU 78 S SL 86 B FF 91 B SL 87 B FF 91 X FF 90 3-2 2B			F SL 84 S SL 86 F SI 95 B SL 87 X CU 76 1-2 ① F7		4	0	2	0	0	1	0
27 Jose Altuve, R (1, 4) OBP: 0.424, SLG: 0.567	1 SAFE 1 SAFE X FF 90 0-0 ① L6		S CU 80 X FF 90 0-1 1B		B CH 84 X CU 78 1-0 ③ G5-3			B FF 94 B SL 86 X FF 94 2-0 30 WP 18 BB 1B		4	0	2	0	0	0	3
1 Carlos Correa, R (1, 6) OBP: 0.361, SLG: 0.462	1 SAFE 1 SAFE C CU 77 1 SAFE B FF 90 B FF 90 D CH 83 B CH 84 4-1 1-2 BB		1 SAFE C SI 89 D CU 80 F FF 91 D SL 85 X SI 91 2-2 ③ L9			X FF 89 0-0 ① L7		1 SAFE F FF 94 B SL 90 1 SAFE F FF 94 F FF 94 1 SAFE D SL 86 B CU 75 3-2 X SI 94 P5		3	0	0	0	1	0	2
18 Luis Valbuena, L (1, 5) OBP: 0.357, SLG: 0.443	C SL 84 B CH 84 X SL 86 1-1 ② SF8 2-3 3-H			F FF 89 X FF 89 0-1 30 FC4-6 1B		B CU 79 X SL 87 1-0 ② G2-3		S FF 91 C FF 91 B SL 82 B FF 91 B FF 91 F SL 80 F FF 90 F FF 91 B SL 80 4-2 30 WP 1-2 BB		2	0	1	1	1	0	0
30 Carlos Gómez, R (1, 8) OBP: 0.291, SLG: 0.333	X CU 78 0-0 ③ L7			X FF 88 0-0 ① FC4-6 28 L4-3 1-2f		S CH 82 B SL 86 X FF 89 1-1 1B		B CH 83 B FF 89 I IN 75 I IN 76 4-0 1-2 2-3 IBB		3	0	1	0	1	0	3
28 Colby Rasmus, L (1, 7) OBP: 0.328, SLG: 0.398		F SL 86 C SI 89 B SI 89 B SL 85 X SI 91 2-2 ① G6-3		1 SAFE D SL 86 F SI 89 X FF 90 1-1 ②③ L4-3 1-2		C FF 90 F SL 85 X SI 91 0-2 ③ G3		B SL 80 B FF 89 B FF 89 C FF 90 X FF 89 3-1 ③ G4-3		4	0	0	0	0	0	5
11 Evan Gattis, R (1, 10) OBP: 0.288, SLG: 0.422		B FF 91 B CH 83 B FF 89 B SI 91 4-0 15 G3-6 BB			C FF 88 B CH 81 X FF 88 1-1 ① G4-3		C FF 87 X SL 85 0-1 ① P6			2	0	0	0	1	0	0
15 Jason Castro, L (1, 2) OBP: 0.333, SLG: 0.385		B FF 91 X SL 86 1-0 ②③ G3-6 1-2f			S SL 85 B FF 89 X CU 76 1-1 ② G3		B SL 85 B FF 87 B FF 89 C FF 89 C FF 90 C FF 91 3-3 ② K			3	0	0	0	0	1	1
Inning Stats	R: 1 E: 0 K: 0 S: 9 H: 2 LOB: 2 BB: 1 P: 16	R: 0 E: 0 K: 0 S: 4 H: 0 LOB: 0 BB: 1 P: 11	R: 0 E: 0 K: 1 S: 10 H: 1 LOB: 1 BB: 0 P: 15	R: 0 E: 0 K: 0 S: 5 H: 1 LOB: 0 BB: 0 P: 6	R: 1 E: 0 K: 0 S: 9 H: 2 LOB: 1 BB: 0 P: 16	R: 0 E: 0 K: 0 S: 7 H: 1 LOB: 1 BB: 0 P: 9	R: 0 E: 0 K: 1 S: 6 H: 0 LOB: 0 BB: 0 P: 9	R: 0 E: 0 K: 0 S: 16 H: 1 LOB: 3 BB: 2 P: 33		1B: 5 2B: 3 3B: 0 HR: 1 SF: 1 SAC: 0 DP: 2 HBP: 0						

PITCHER		IP	WLS	BF	H	R	ER	SO	BB	IBB	HBP	BLK	WP	HR	S	P	ERA	WHIP
20 Wade Miley, L	(1, 1)	6.2	L	27	7	2	2	2	2	0	0	0	0	1	49	81	2.70	1.350
ERA: 5.36																		
54 Tom Wilhelmsen, R	(7, 1)	1.0		4	1	0	0	0	0	0	0	0	0	0	10	16	0.00	1.000
ERA: 9.51																		
59 David Rollins, L	(8, 1)	0.1		3	0	0	0	0	1	1	0	0	1	0	7	18	0.00	3.000
ERA:																		

PITCHER	IP	WLS	BF	H	R	ER	SO	BB	IBB	HBP	BLK	WP	HR	S	P	ERA	WHIP

Seattle Mariners @ Houston Astros

Minute Maid Park, Houston, TX

Mon Jul 04 2016, 1:13 PM - 3:38 PM CDT

Att. 29,844 - Roof Closed - 73 F

livebaseballscorecards.com

AB	29
R	2
H	8
RBI	2
BB	4
SO	2
LOB	14

WP: 1	PA: 34		
PB: 0			
SB: 0			
CS: 0			

Seattle Mariners @ Houston Astros

Minute Maid Park, Houston, TX

Tue Jul 05 2016, 7:12 PM - 9:45 PM CDT

Att. 21,553 - Roof Closed - 73 F

TOP

livebaseballscorecards.com

Batter	1	2	3	4	5	6	7	8	9	AB	R	H	RBI	BB	SO	LOB
12 Leonys Martin, L (1, 8) OBP: 0.313, SLG: 0.418	C SI 88 X SL 78 0-1 ① G4-3		C SI 89 S SL 79 B SL 80 S SL 78 1-3 ② K		F SL 78 C SI 89 C SI 89 0-3 ③ K			C FF 97 F SL 87 B FF 98 F FF 98 X SL 87 1-2 ① F9		4	0	0	0	0	2	1
21 Franklin Gutierrez, R (1, 9) OBP: 0.323, SLG: 0.478 7 Seth Smith, L (8, PH) OBP: 0.367, SLG: 0.449 (8, 7)	C SI 89 B SL 79 C SL 78 S SL 78 1-3 ② K		B SI 90 C SL 78 X SL 78 1-1 ③ G6-3			F SI 88 S SL 79 B SL 78 S SL 79 1-3 ① K		B FF 99 S SL 86 B FF 98 S SL 87 X FF 98 2-2 1B		3 1	0 0	0 1	0 0	0 0	2 0	0 0
22 Robinson Canó, L (1, 4) OBP: 0.357, SLG: 0.532	S SL 78 B SI 90 X SL 79 1-1 ③ G6-3			B FF 88 X SL 78 1-0 ① G3		B SI 89 C FF 88 B SI 89 S SL 80 B SL 80 X SI 89 3-2 15 WP 23 BB 1B		D SL 88 F FF 97 F FF 97 F SL 88 F FF 98 B FF 96 S SL 88 2-3 ② K		4	0	1	0	0	1	1
23 Nelson Cruz, R (1, 10) OBP: 0.365, SLG: 0.545		C SL 77 S SL 78 X FF 90 0-2 ① G1-3		B FF 89 S SL 79 F SL 79 B CH 80 X SL 79 2-2 HR		F SL 78 S FF 88 B FF 88 F FF 89 D CH 79 B CH 79 B SI 89 4-2 1-2 BB		C FF 97 S FF 97 S SL 88 0-3 ③ K		3	1	1	1	1	1	1
10 Dae-Ho Lee, R (1, 3) OBP: 0.337, SLG: 0.509		C SI 89 F SI 89 B SL 78 X CH 79 1-2 15 2B 33 G6-3 1B		B SI 89 B SI 89 F CH 81 F SI 89 B SL 80 X SI 89 3-2 ② L9		B FF 87 F SI 86 S CH 80 F FC 86 F CH 79 X SI 88 1-2 ② L7			C CU 82 B CU 81 X FC 91 1-1 ① G6-3	4	1	1	0	0	0	2
15 Kyle Seager, L (1, 5) OBP: 0.360, SLG: 0.519		C SI 89 B SI 90 B SI 89 B SL 79 X SI 89 3-1 1-3 2B		C SL 79 B SL 80 C SI 89 S SL 80 1-3 ③ K		D SL 80 S SL 79 F FC 80 X SL 78 1-2 ③ P5 2-3			C FC 92 B CU 82 C FC 93 X FC 93 1-2 36 DI 1B	4	0	2	0	0	1	2
33 Chris Iannetta, R (1, 2) OBP: 0.321, SLG: 0.374 26 Adam Lind, L (9, PH) OBP: 0.273, SLG: 0.447		B FF 87 B SI 89 B SI 89 X SI 89 3-0 ② G6-3 3-H			C SI 88 B SI 88 B CH 81 X SI 88 2-1 99 FC4-6 1B		F SL 83 X SL 83 0-1 ① P3		F FC 92 F FC 93 S CU 82 0-3 ② K	3 1	0 0	1 0	1 0	0 0	0 1	1 1
99 Daniel Robertson, R (1, 7) 36 Shawn O'Malley, S (7, PH) OBP: 0.274, SLG: 0.309 (7, 7) (8, 9)		C SI 89 X SI 88 0-1 ③ G3-1			C SI 88 C SI 88 B SI 88 D SL 79 X SI 88 2-2 ① FC4-6 4 K2-3 1-2f		C CH 68 C SL 84 F SL 86 B CH 73 B SI 92 X SI 87 2-2 ② F8		S CU 82 B FC 93 S CU 82 D CU 83 F CU 82 C FC 93 2-3 ③ K 1-2	2 2	0 0	0 0	0 0	0 0	0 1	2 1
4 Ketel Marte, S (1, 6) OBP: 0.293, SLG: 0.353			C SI 88 B SI 88 S FF 87 B SL 79 B SI 89 X SI 89 3-2 ① G6-3		F FC 86 B SI 89 F SI 89 S SL 79 1-3 ② K2-3 2-3		C CH 69 B SL 85 F SI 90 X CH 69 1-2 ③ G5-3			3	0	0	0	0	1	1

Inning Stats	1	2	3	4	5	6	7	8	9
	R: 0 E: 0 K: 1 S: 7 H: 0 LOB: 0 BB: 0 P: 9	R: 1 E: 0 K: 0 S: 11 H: 2 LOB: 1 BB: 0 P: 18	R: 0 E: 0 K: 1 S: 8 H: 0 LOB: 0 BB: 0 P: 13	R: 1 E: 0 K: 1 S: 10 H: 1 LOB: 0 BB: 0 P: 17	R: 0 E: 1 K: 2 S: 11 H: 1 LOB: 1 BB: 0 P: 16	R: 0 E: 0 K: 1 S: 17 H: 1 LOB: 2 BB: 1 P: 27	R: 0 E: 0 K: 0 S: 9 H: 0 LOB: 0 BB: 0 P: 12	R: 0 E: 0 K: 2 S: 15 H: 1 LOB: 1 BB: 0 P: 20	R: 0 E: 0 K: 2 S: 12 H: 1 LOB: 1 BB: 0 P: 16

1B: 5	SF: 0
2B: 1	SAC: 0
3B: 0	DP: 0
HR: 1	HBP: 0

WP: 1	PA: 35
PB: 0	
SB: 0	
CS: 0	

AB	34
R	2
H	7
RBI	2
BB	1
SO	10
LOB	13

PITCHER		IP	WLS	BF	H	R	ER	SO	BB	IBB	HBP	BLK	WP	HR	S	P	ERA	WHIP
60 Dallas Keuchel, L ERA: 5.02	(1, 1)	6.0	W	24	5	2	2	6	1	0	0	0	1	1	64	100	3.00	1.000
37 Pat Neshek, R ERA: 2.73	(7, 1)	1.0	H	3	0	0	0	0	0	0	0	0	0	0	9	12	0.00	0.000
53 Ken Giles, R ERA: 4.63	(8, 1)	1.0	H	4	1	0	0	2	0	0	0	0	0	0	15	20	0.00	1.000
36 Will Harris, R ERA: 0.72	(9, 1)	1.0	S	4	1	0	0	2	0	0	0	0	0	0	12	16	0.00	1.000

PITCHER		IP	WLS	BF	H	R	ER	SO	BB	IBB	HBP	BLK	WP	HR	S	P	ERA	WHIP

Seattle Mariners @ Houston Astros

Minute Maid Park, Houston, TX

Tue Jul 05 2016, 7:12 PM - 9:45 PM CDT

Att. 21,553 - Roof Closed - 73 F

BOTTOM

livebaseballscorecards.com

Batter	1	2	3	4	5	6	7	8	9	AB	R	H	RBI	BB	SO	LOB
4 George Springer, R (1, 9) OBP: 0.362, SLG: 0.481	B FF 92 B FS 88 C FF 94 C FF 94 S FC 86 2-3 ① **K**		X FF 95 0-0 **1B**		F FF 94 C FF 93 B CU 77 B FC 91 F CH 85 B FC 91 X FF 95 3-2 **9 WP 1B**		B FF 93 F FF 94 F CH 84 X FC 89 1-2 ② **L6**			4	0	2	0	0	1	0
9 Marwin Gonzalez, S (1, 3) OBP: 0.300, SLG: 0.402	X FF 92 0-0 ② **F8**		1 SAFE X FF 94 0-0 ③ **P6**		F FF 94 1 SAFE B CU 76 F CH 83 D CU 77 X FC 90 2-2 ① **G5-3** **1-2**		B FF 94 C CH 85 X FC 88 1-1 ③ **G6-3**			4	0	0	0	0	0	2
27 Jose Altuve, R (1, 4) OBP: 0.423, SLG: 0.564	C FF 93 S CU 77 B FC 85 B FC 84 F FF 95 B FS 88 X FF 94 3-2 ③ **G6-3**			C FF 94 C FC 86 F FC 85 B CU 77 X FF 95 1-2 **1 S 28 HR 1B**	X CH 83 0-0 ② **G5-3**			B FF 94 X CH 84 1-0 ① **F9**		4	1	1	0	0	0	1
1 Carlos Correa, R (1, 6) OBP: 0.360, SLG: 0.459		X FF 93 0-0 ① **G3**		1 SAFE F FF 93 F FF 94 1 SAFE B FC 86 B FC 87 B FF 94 T FC 88 3-2 ① **K** **1-2**	X FF 93 0-0 ③ **G5-3**			B CH 83 B FF 94 C FC 89 C CH 84 B FF 93 F FF 94 X FF 94 3-2 **28 BB 1B**		4	0	1	0	0	1	2
28 Colby Rasmus, L (1, 7) OBP: 0.330, SLG: 0.409		C FF 92 B CU 76 S FS 86 S FF 93 1-3 ② **K**		X FF 93 0-0 **2-H HR**		B FF 92 B FF 92 C FF 92 S FF 93 S FF 94 3-3 ① **K**		B FF 93 B CU 74 B FF 94 B FF 93 4-0 **18 G5-4-3** **1-2 BB**		3	1	1	2	1	2	0
18 Luis Valbuena, L (1, 5) OBP: 0.359, SLG: 0.455		B FF 92 F FS 88 X FC 87 1-1 **HR**		B CU 77 B FF 93 B FF 94 C CU 77 S FC 87 B FC 87 4-2 **23 HR BB**		C FC 90 X CU 76 0-1 **E1**		C FC 88 X FC 89 0-1 ② ③ **G5-4-3** **1-2f**		3	2	1	1	1	0	2
30 Carlos Gómez, R (1, 8) OBP: 0.287, SLG: 0.329		B FC 86 S FC 86 C FF 94 B FC 88 C FF 96 2-3 ③ **K**		C FF 93 B FC 88 F FF 94 B FC 88 B FC 88 F FF 96 X FF 95 3-2 ② **F7**		B CH 83 X FF 92 1-0 ② **L8**				3	0	0	0	0	1	2
23 AJ Reed, L (1, 10) OBP: 0.207, SLG: 0.360			S FF 93 C FF 94 S FF 94 0-3 ① **K**	F FF 93 B CU 76 F FF 94 B FF 95 X FF 93 2-2 **1-H HR**		C CU 74 C FF 93 S CU 77 0-3 ③ **K**				3	1	1	2	0	2	1
11 Evan Gattis, R (1, 2) OBP: 0.285, SLG: 0.416			B FF 93 X FC 87 1-0 ② **G5-3**	B FC 84 C FF 94 B FF 94 X FC 89 2-1 ③ **F8**			X FF 93 0-0 ① **G4-3**			3	0	0	0	0	0	0
Inning Stats	R: 0 E: 0 K: 1 S: 8 H: 0 LOB: 0 BB: 0 P: 13	R: 1 E: 0 K: 2 S: 9 H: 1 LOB: 0 BB: 0 P: 13	R: 0 E: 0 K: 1 S: 6 H: 1 LOB: 1 BB: 0 P: 7	R: 4 E: 0 K: 1 S: 19 H: 3 LOB: 0 BB: 1 P: 34	R: 0 E: 0 K: 0 S: 9 H: 1 LOB: 1 BB: 0 P: 14	R: 0 E: 1 K: 2 S: 9 H: 0 LOB: 1 BB: 0 P: 13	R: 0 E: 0 K: 0 S: 6 H: 0 LOB: 0 BB: 0 P: 8	R: 0 E: 0 K: 0 S: 7 H: 1 LOB: 1 BB: 1 P: 15		1B: 4 2B: 0 3B: 0 HR: 3 SF: 0 SAC: 0 DP: 1 HBP: 0				WP: 1 PB: 0 SB: 1 CS: 0 PA: 33		

PITCHER	IP	WLS	BF	H	R	ER	SO	BB	IBB	HBP	BLK	WP	HR	S	P	ERA	WHIP
44 Taijuan Walker, R (1, 1) ERA: 3.66	4.0	L	18	5	5	5	5	1	0	0	0	0	3	42	67	11.25	1.500
37 Mike Montgomery, L (5, 1) ERA: 2.15	4.0		15	2	0	0	2	1	0	0	0	1	0	31	50	0.00	0.750

PITCHER	IP	WLS	BF	H	R	ER	SO	BB	IBB	HBP	BLK	WP	HR	S	P	ERA	WHIP

AB	31
R	5
H	7
RBI	5
BB	2
SO	7
LOB	10

Batter	1	2	3	4	5	6	7	8	9	AB	R	H	RBI	BB	SO	LOB
12 Leonys Martin, L (1, 8) OBP: 0.315, SLG: 0.416	B FF 87 B FF 88 C FF 88 F FF 88 B CH 82 S CH 83 3-3 **K** ①		B FF 88 C FF 89 F CH 83 B CH 83 C FF 89 2-3 **K** ②		B FF 86 C FF 88 B CH 76 C FF 90 F CH 79 B CH 80 T CH 79 3-2 **K** ①		B FF 96 1 SAFE F CH 84 F FF 94 D SL 85 B CH 84 X FF 96 3-2 7 HR **1B**		B SL 82 B SL 81 B SI 90 B SI 88 4-0 7 BB 22 2B **BB**	4	2	1	0	1	3	1
7 Seth Smith, L (1, 7) OBP: 0.367, SLG: 0.459 99 Daniel Robertson, R (9, PR)	X FF 89 0-0 **L4** ②		C CH 84 B CU 75 B CU 74 F FC 88 X CH 84 2-2 **G4-3** ③		C FF 92 B KC 76 S CH 82 F FF 94 X FF 94 1-2 **L8** ②		B FF 96 C FF 95 X CH 86 1-1 1-H 3-H **HR**		B SI 90 B SI 90 B SI 88 B SI 90 4-0 22 2B 1-2 **BB**	4 0	1 0	1 0	3 0	1 0	0 0	1 0
22 Robinson Canó, L (1, 4) OBP: 0.366, SLG: 0.550	B FF 89 F CH 83 B FF 89 B FF 90 B FC 87 4-1 **BB**			C FF 89 X CH 81 0-1 **HR**	B FF 92 B CH 81 B CH 80 C FF 92 X CH 81 3-1 **2B**		B FF 95 C FF 94 B FF 95 S FF 96 F SL 86 F FF 97 B SL 84 B SL 80 4-2 **BB**		X FF 90 0-0 1-3 2-H **2B**	3	1	3	2	2	0	0
23 Nelson Cruz, R (1, 9) OBP: 0.363, SLG: 0.538	F SL 80 B FF 90 F FF 90 1 SAFE B FF 90 S FC 86 2-3 **K** ③			C FF 89 B SL 82 B SL 80 B FF 90 B CH 83 4-1 15 HR **BB**	F FF 93 B FF 93 S KC 76 D KC 77 X FF 94 2-2 **G3-1** ③		C SL 81 C FF 95 S SL 84 0-3 **K** ②		S SL 82 F SL 82 D SL 82 S SL 83 1-3 **K** ②	4	1	0	0	1	3	6
15 Kyle Seager, L (1, 5) OBP: 0.360, SLG: 0.525		B FF 86 C FF 88 F CH 82 C CU 75 1-3 **K** ①		B FF 88 C FF 90 F CU 75 F FF 90 B CH 84 X FF 90 2-2 1-H **HR**		B FF 91 X FF 91 1-0 **P5** ①	F FF 94 B SL 82 F CH 85 S SL 84 1-3 **K** ③		I IN 71 I IN 72 I IN 76 I IN 74 4-0 **IBB**	4	1	1	2	1	2	1
10 Dae-Ho Lee, R (1, 3) OBP: 0.333, SLG: 0.517		B CU 74 S SL 80 B SL 78 X SL 83 2-1 **G5-3** ②		C FF 88 B SL 85 S FF 91 X FF 90 1-2 **HR**		C KC 75 B FF 94 F KC 76 B FF 93 B KC 77 F KC 76 F FF 93 F CH 81 X FF 93 3-2 **G4-3** ②		B FF 97 S FF 98 X FF 98 1-1 **G6-3** ①	B FF 90 C SL 82 S SL 83 S SL 82 1-3 **K** ③	5	1	1	1	0	1	3
26 Adam Lind, L (1, 10) OBP: 0.268, SLG: 0.438		C FF 90 B CU 76 F FF 91 B CU 75 B FC 88 X CH 83 3-2 **G4-3** ③		B FF 88 X FF 90 1-0 **F9** ①	B FF 93 B CH 82 S FF 93 F CH 82 X FF 94 2-2 **P2** ③			C SL 87 S SL 86 S SL 86 0-3 **K** ②		4	0	0	0	0	1	0
33 Chris Iannetta, R (1, 2) OBP: 0.320, SLG: 0.372			B SL 82 C SL 80 X SL 80 1-1 **P3** ①	B FF 90 T FC 86 F FF 91 B CU 77 F CH 81 X CH 81 2-2 4 G3-6-1 **1B**			F SL 82 C FF 97 C FF 97 0-3 **K** ①	F FF 98 F FF 97 S SL 87 0-3 **K** ③		4	0	1	0	0	2	0
4 Ketel Marte, S (1, 6) OBP: 0.296, SLG: 0.359			C FF 89 X CH 83 0-1 **2B**	B FF 88 C FF 90 C CH 78 F FF 91 X CH 79 1-2 **G3-6-1** ② ③ 1-2f			C FF 95 F FF 97 X FF 98 0-2 12 1B 7 HR **1B**		B SI 89 C SI 89 X SL 80 1-1 **G4-3** ①	4	1	2	0	0	0	1

Inning Stats	1	2	3	4	5	6	7	8	9
	R: 0 E: 0 K: 2 S: 8	H: 0 LOB: 1 BB: 1 P: 17	R: 0 E: 0 K: 1 S: 8	H: 0 LOB: 0 BB: 0 P: 14	R: 0 E: 0 K: 1 S: 10	H: 1 LOB: 1 BB: 0 P: 15	R: 4 E: 0 K: 0 S: 19	H: 4 LOB: 0 BB: 1 P: 30	R: 0 E: 0 K: 1 S: 13	H: 1 LOB: 1 BB: 0 P: 22	R: 0 E: 0 K: 0 S: 10	H: 0 LOB: 0 BB: 0 P: 16	R: 3 E: 0 K: 3 S: 21	H: 3 LOB: 1 BB: 1 P: 30	R: 0 E: 0 K: 2 S: 8	H: 0 LOB: 0 BB: 0 P: 9	R: 1 E: 0 K: 2 S: 9	H: 1 LOB: 3 BB: 3 P: 24

PITCHER		IP	WLS	BF	H	R	ER	SO	BB	IBB	HBP	BLK	WP	HR	S	P	ERA	WHIP	PITCHER		IP	WLS	BF	H	R	ER	SO	BB	IBB	HBP	BLK	WP	HR	S	P	ERA	WHIP
54 Mike Fiers, R ERA: 4.35	(1, 1)	3.1		17	5	4	4	4	2	0	0	0	0	3	41	71	10.80	2.100																			
47 Chris Devenski, R ERA: 2.34	(4, 1)	2.2		8	1	0	0	1	0	0	0	0	0	0	27	43	0.00	0.375																			
45 Michael Feliz, R ERA: 4.12	(7, 1)	1.0	B	7	3	3	3	3	1	0	0	0	0	1	21	30	27.00	4.000																			
53 Ken Giles, R ERA: 4.5	(8, 1)	1.0	W	3	0	0	0	2	0	0	0	0	0	0	8	9	0.00	0.000																			
44 Luke Gregerson, R ERA: 3.62	(9, 1)	1.0	S	7	1	1	1	2	2	1	0	0	0	0	9	24	9.00	3.000																			

TOP

Seattle Mariners @ Houston Astros

Minute Maid Park, Houston, TX

Wed Jul 06 2016, 7:12 PM - 10:44 PM CDT

Att. 25,709 - Roof Closed - 73 F

livebaseballscorecards.com

AB	36
R	8
H	10
RBI	8
BB	6
SO	12
LOB	13

PITCHER		IP	WLS	BF	H	R	ER	SO	BB	IBB	HBP	BLK	WP	HR	S	P	ERA	WHIP	PITCHER		IP	WLS	BF	H	R	ER	SO	BB	IBB	HBP	BLK	WP	HR	S	P	ERA	WHIP
54 Mike Fiers, R ERA: 4.35	(1, 1)	3.1		17	5	4	4	4	2	0	0	0	0	3	41	71	10.80	2.100																			
47 Chris Devenski, R ERA: 2.34	(4, 1)	2.2		8	1	0	0	1	0	0	0	0	0	0	27	43	0.00	0.375																			
45 Michael Feliz, R ERA: 4.12	(7, 1)	1.0	B	7	3	3	3	3	1	0	0	0	0	1	21	30	27.00	4.000																			
53 Ken Giles, R ERA: 4.5	(8, 1)	1.0	W	3	0	0	0	2	0	0	0	0	0	0	8	9	0.00	0.000																			
44 Luke Gregerson, R ERA: 3.62	(9, 1)	1.0	S	7	1	1	1	2	2	1	0	0	0	0	9	24	9.00	3.000																			

Seattle Mariners @ Houston Astros

Minute Maid Park, Houston, TX

Wed Jul 06 2016, 7:12 PM - 10:44 PM CDT

Att. 25,709 - Roof Closed - 73 F

BOTTOM

livebaseballscorecards.com

Batter	1	2	3	4	5	6	7	8	9	AB	R	H	RBI	BB	SO	LOB
4 George Springer, R (1, 9) OBP: 0.362, SLG: 0.478	B SI 87 X SI 87 1-0 ① G5-3	C CU 74 B CH 77 X CH 77 1-1 ② P4		D KC 83 B KC 80 B FF 93 S FF 94 F KC 81 F KC 82 B FF 94 4-2 18 G4-6-3 BB		S FF 93 X KC 84 0-1 18 WP 1B 1-2 3-H		B FF 97 F FF 96 C SL 85 B SL 87 F SL 85 F FF 98 F FF 96 F SL 86 T SL 84 2-2 ① K		4	0	1	1	1	1	1
18 Luis Valbuena, L (1, 5) OBP: 0.360, SLG: 0.464	B FF 88 B FF 88 B SI 87 C SI 86 S FC 83 B CH 77 4-2 27 1B 1 2B BB	B FC 82 B SL 80 X FF 87 2-0 ③ F7		B KC 81 S CH 86 X FF 94 1-1 ②③ G4-6-3 1-2f		S KC 80 S KC 80 F KC 81 S FF 94 0-3 ② K 1-2 2-3		B FF 97 B FF 95 S FF 95 S FF 96 X FF 96 2-2 2-H HR		4	2	1	2	1	1	4
27 Jose Altuve, R (1, 4) OBP: 0.422, SLG: 0.560	F CH 78 B CH 79 B SI 88 B SI 87 X SI 87 3-1 1 2B 30 2B 1-2 1B		F SI 86 B SI 87 B FC 84 F FC 84 X CH 77 2-2 ① G5-3		B FF 92 B KC 79 B FF 93 C FF 93 X KC 81 3-1 ① G5-3	I IN 80 I IN 82 I IN 83 I IN 83 4-0 IBB		B SL 86 C FF 94 B CH 84 F CH 83 F CH 84 F FF 94 F SL 79 X SL 88 2-2 ② G6-3		4	1	1	0	1	0	1
1 Carlos Correa, R (1, 6) OBP: 0.360, SLG: 0.465	C SI 87 F CH 79 X CH 78 0-2 30 2B 1-3 2-H 2B		B FC 84 B FF 85 C FC 83 X CH 78 2-1 E6 30 3B		B FF 94 C KC 82 B CH 87 B KC 81 C KC 79 F KC 82 X FF 94 3-2 ② P4	B KC 82 B KC 78 S FF 93 C FF 94 F FF 94 X FF 94 2-2 ③ L9		B SL 87 F FF 94 B CH 85 B SL 85 X FF 94 3-1 2B		5	2	2	1	0	0	3
28 Colby Rasmus, L (1, 7) OBP: 0.325, SLG: 0.401	F FC 81 B CU 74 F FC 81 S CH 78 1-3 ② K		F SI 86 1 SAFE S CU 74 F CH 77 1 SAFE S CU 74 0-3 ② K		S KC 81 B CH 88 B CH 86 F KC 80 F KC 82 F CH 88 S FF 95 2-3 ③ K		C FF 96 B SL 86 B SI 98 F FF 94 S FF 97 2-3 ① K	D SI 95 S SI 94 S FF 94 F SI 95 S CH 84 1-3 ③ K		5	0	0	0	0	5	4
30 Carlos Gómez, R (1, 8) OBP: 0.295, SLG: 0.349	X CH 79 0-0 2-H 3-H 2B		B FC 83 X CH 79 1-0 1-H 3B			S FF 93 X FF 94 0-1 E1 23 1B 11 FC5 1B	S SL 87 X FF 98 0-1 ② G5-3			4	1	3	3	0	0	0
23 AJ Reed, L (1, 3) OBP: 0.242, SLG: 0.357	C SI 88 X SI 89 0-1 ③ G3		X SI 86 0-0 ③ G6-3			F FF 93 B FF 93 X FF 93 1-1 11 E 11 FC5 4 1B 2-3 1B	B FF 100 B FF 98 B FF 97 C FF 95 S FF 96 F SI 98 B FF 98 4-2 11 WP BB			3	1	1	0	1	0	2
11 Evan Gattis, R (1, 10) OBP: 0.284, SLG: 0.427 (9, 2)		C SI 88 B FC 85 F SI 87 B CH 78 X SI 87 2-2 HR		B CH 76 B CH 77 B FC 83 X SI 86 3-0 ① P2		C KC 80 C KC 84 X KC 83 0-2 FC5 18 WP 4 1B 1-3 3-H	F FF 98 B SL 87 C SL 85 B FF 99 B SL 84 C SL 85 3-3 ③ K 1-2			4	1	1	2	0	1	2
15 Jason Castro, L (1, 2) OBP: 0.336, SLG: 0.398 6 Jake Marisnick, R (8, PR) OBP: 0.233, SLG: 0.255 44 Luke Gregerson, L (9, 1)		F FF 88 C CU 74 X CU 75 0-2 ① G4-3		C CH 75 B CH 77 B SI 86 S SI 86 F SI 86 X CU 72 2-2 2B		S FF 93 S FF 93 B FF 93 B FF 94 S KC 83 2-3 ① K		B FF 93 S FF 95 X FF 96 1-1 18 HR 2B		4 0 0	0 1 0	2 0 0	0 0 0	0 0 0	1 0 0	2 0 0
Inning Stats	R: 3 H: 3 E: 0 LOB: 1 K: 1 BB: 1 S: 14 P: 23	R: 1 H: 1 E: 0 LOB: 0 K: 0 BB: 0 S: 9 P: 14	R: 1 H: 1 E: 1 LOB: 1 K: 1 BB: 0 S: 11 P: 16	R: 0 H: 1 E: 0 LOB: 1 K: 0 BB: 1 S: 10 P: 20	R: 0 H: 0 E: 0 LOB: 0 K: 1 BB: 0 S: 11 P: 19	R: 2 H: 3 E: 2 LOB: 3 K: 2 BB: 1 S: 20 P: 29	R: 0 H: 0 E: 0 LOB: 1 K: 2 BB: 1 S: 11 P: 20	R: 2 H: 3 E: 0 LOB: 1 K: 2 BB: 0 S: 24 P: 35		1B: 4 SF: 0 2B: 5 SAC: 0 3B: 1 DP: 1 HR: 2 HBP: 0				WP: 2 PA: 41 PB: 0 SB: 0 CS: 0		

	AB	37
	R	9
	H	12
	RBI	9
	BB	4
	SO	9
	LOB	19

PITCHER		IP	WLS	BF	H	R	ER	SO	BB	IBB	HBP	BLK	WP	HR	S	P	ERA	WHIP
35 Wade LeBlanc, L ERA: 3.52	(1, 1)	3.1		18	6	5	4	2	1	0	0	0	0	1	39	63	10.80	2.100
13 Nate Karns, R ERA: 4.57	(4, 1)	2.2		13	3	2	2	3	1	1	0	0	1	0	36	58	6.75	1.500
39 Edwin Díaz, R ERA: 2.7	(7, 1)	1.1	L	7	2	2	2	3	1	0	0	0	1	1	23	37	13.50	2.250
53 Joaquín Benoit, R ERA: 4.87	(8, 1)	0.2		3	1	0	0	1	0	0	0	0	0	0	12	18	0.00	1.500

PITCHER	IP	WLS	BF	H	R	ER	SO	BB	IBB	HBP	BLK	WP	HR	S	P	ERA	WHIP

Batter	1	2	3	4	5	6	7	8	9	AB	R	H	RBI	BB	SO	LOB
4 Coco Crisp, S (1, 8) OBP: 0.306, SLG: 0.416	F FF 84 B SI 86 X FC 86 1-1 ① F9		B FF 87 B FF 87 B CH 80 C FF 87 X FF 89 3-1 ① F8		F FF 86 C CU 71 1 SAFE S CU 70 0-3 ③ K			C CU 68 B CU 68 B FF 86 B CU 69 S SI 87 B SI 88 4-2 BB		3	0	0	0	0	1	1
1 Billy Burns, S (5, 8) OBP: 0.273, SLG: 0.306										0	0	0	0	1	0	0
8 Jed Lowrie, S (1, 4) OBP: 0.335, SLG: 0.345	F SI 86 B SI 88 B SI 88 X CH 78 2-1 ② G4-3		B FF 88 X FC 84 1-0 ② G4-3			C CU 68 B CU 69 F CH 76 B SI 87 X FC 79 2-2 ① L7		B CU 67 1 SAFE B SI 86 X SI 86 2-0 ③ G4-3		4	0	0	0	0	0	1
22 Josh Reddick, L (1, 9) OBP: 0.374, SLG: 0.425	B SI 87 S SI 87 B CH 80 S SI 88 F SI 88 F FF 87 B FC 84 X SI 89 3-2 ③ F8		C FF 87 X CH 80 0-1 ③ F8			B FF 85 B FF 86 C CU 68 X CH 79 2-1 ② F8			B FF 92 B FF 91 C SL 82 X SL 81 2-1 E6 10 BB 2 G6-3 17 1B	4	1	0	0	0	0	0
26 Danny Valencia, R (1, 5) OBP: 0.357, SLG: 0.508		C FF 85 C SI 84 X SI 88 0-2 21 BB 2 1B 10 G6-4-3 1B		X FC 82 0-0 ① L8		C FF 88 X FF 88 0-1 ③ G6-3			S SL 82 X SL 84 0-1 ① L8	4	1	1	0	0	0	1
2 Khris Davis, R (1, 10) OBP: 0.294, SLG: 0.493		S FF 87 B SI 87 C FF 86 X FF 88 1-2 10 G6-4-3 21 BB 17 2B 1-2 1B		C FF 87 C FF 87 B FF 88 X FF 88 1-2 ② G5-3			C CU 68 B CU 69 B FF 86 S FF 86 X FC 78 2-2 ① F7		C SL 82 B SI 90 X SL 83 1-1 ② G6-3 1-2	4	1	1	0	0	0	1
21 Stephen Vogt, L (1, 2) OBP: 0.311, SLG: 0.413		B FF 88 B FF 88 B FF 88 C FF 87 B FC 80 4-1 10 G6-4-3 1-2 2-3 BB		C FF 88 C CU 70 B SI 88 B CU 72 X FF 88 2-2 ③ F8			X CU 68 0-0 ② G5-3		I IN 55 I IN 56 I IN 71 I IN 60 4-0 17 1B 10 BB IBB	2	0	0	0	2	0	0
10 Marcus Semien, R (1, 6) OBP: 0.302, SLG: 0.473		F SI 87 F SI 88 F SI 88 B FC 84 F FF 89 X FC 83 1-2 ① ② G6-4-3 1-2f 2-3 3-H			B SI 84 C FF 86 X FC 80 1-1 ① G5-3		B CU 68 F FF 87 X CU 71 1-1 ③ F9		B SL 82 B SI 88 F SL 82 B SL 82 B SI 87 4-1 17 1B 1-2 2-3 BB	3	0	0	0	1	0	2
17 Yonder Alonso, L (1, 3) OBP: 0.309, SLG: 0.339		B FF 88 X FF 88 1-0 3-H 2B		C SI 86 F CH 78 B FC 80 B FC 84 B CH 79 C FF 87 3-3 ② K				C FF 85 X CH 78 0-1 ① L8	C SL 84 B SL 84 F SI 89 X SL 85 1-2 5 FC6-4 1-2 2-3 3-H 1B	4	0	2	2	0	1	0
5 Jake Smolinski, R (1, 7) OBP: 0.337, SLG: 0.494		C FF 88 F FC 82 X SI 88 0-2 ③ G6-3		B FF 87 B SI 87 C CU 71 B SI 86 B FF 88 4-1 BB				B SI 85 X FF 86 1-0 ② F9	B SL 82 X SI 88 1-0 ③ FC6-4 1-2f	3	0	0	0	1	0	4
Inning Stats	R: 0 E: 0 K: 0 S: 9 H: 0 LOB: 0 BB: 0 P: 15	R: 2 E: 0 K: 0 S: 16 H: 3 LOB: 1 BB: 1 P: 23	R: 0 E: 0 K: 0 S: 5 H: 0 LOB: 0 BB: 0 P: 9	R: 0 E: 0 K: 0 S: 7 H: 0 LOB: 0 BB: 0 P: 10	R: 0 E: 0 K: 2 S: 9 H: 0 LOB: 1 BB: 1 P: 17	R: 0 E: 0 K: 0 S: 7 H: 0 LOB: 0 BB: 0 P: 11	R: 0 E: 0 K: 0 S: 6 H: 0 LOB: 0 BB: 0 P: 9	R: 0 E: 0 K: 0 S: 6 H: 0 LOB: 1 BB: 1 P: 13	R: 1 E: 1 K: 0 S: 11 H: 1 LOB: 3 BB: 2 P: 24	1B: 3 2B: 1 3B: 0 HR: 0 SF: 0 SAC: 0 DP: 1 HBP: 0						

TOP

Oakland Athletics @ Houston Astros

Minute Maid Park, Houston, TX

Thu Jul 07 2016, 7:11 PM - 9:42 PM CDT

Att. 20,933 - Roof Closed - 73 F

livebaseballscorecards.com

AB	31
R	3
H	4
RBI	2
BB	5
SO	2
LOB	10

PITCHER		IP	WLS	BF	H	R	ER	SO	BB	IBB	HBP	BLK	WP	HR	S	P	ERA	WHIP	PITCHER	IP	WLS	BF	H	R	ER	SO	BB	IBB	HBP	BLK	WP	HR	S	P	ERA	WHIP
58 Doug Fister, R ERA: 3.55	(1, 1)	8.0	L	29	3	2	2	2	3	0	0	0	0	0	65	107	2.25	0.750																	
29 Tony Sipp, L ERA: 5.4	(9, 1)	0.0		1	0	1	0	0	0	0	0	0	0	0	2	4	∞	∞																	
37 Pat Neshek, R ERA: 2.63	(9, 1)	1.0		6	1	0	0	0	1	1	0	0	0	0	9	20	0.00	2.000																	

Batter	1	2	3	4	5	6	7	8	9	AB	R	H	RBI	BB	SO	LOB
4 George Springer, R (1, 9) OBP: 0.363, SLG: 0.483	F FF 91 C FF 92 F FF 93 X FF 93 0-2 9 G4-3 3B		S FF 91 F CU 74 F CU 76 S FF 90 0-3 ② K			C FF 90 B CU 73 B CU 72 B CU 74 B FF 89 4-1 1 BB BB		S SL 84 C SL 84 X SL 84 0-2 ② L7		3	1	1	0	1	1	0
9 Marwin Gonzalez, S (1, 3) (8, 7) OBP: 0.295, SLG: 0.396	F FF 92 C CU 75 B FF 92 B CU 76 F CU 75 X CU 75 2-2 ① G4-3 3-H		C CS 68 B FF 90 B CU 75 C CU 75 S CU 75 2-3 ③ K			C CU 73 B CH 81 F CU 73 C FF 89 1-3 ① K		M CH 84 B FF 92 X FF 92 1-1 ③ L8		4	0	0	1	0	2	1
27 Jose Altuve, R (1, 4) OBP: 0.418, SLG: 0.553	F FF 91 C CH 83 B CH 85 B FF 92 F CU 76 S FF 91 2-3 ② K			S FF 90 C FF 92 B CU 75 X FF 91 1-2 ① P3		F FF 89 F FF 89 S FF 90 0-3 ② K			C FF 95 X FC 91 0-1 ① G1-3	4	0	0	0	0	2	1
1 Carlos Correa, R (1, 6) OBP: 0.359, SLG: 0.460	B CU 74 B CU 75 X FF 90 2-0 ③ F7			B CU 73 C FF 91 X SL 80 1-1 ② L3		1 SAFE B CU 74 B CU 73 1 SAFE B CU 74 B FF 90 4-0 1-2 BB			B FF 95 B FF 95 X FF 96 2-0 ② F9	3	0	0	0	1	0	0
30 Carlos Gómez, R (1, 8) OBP: 0.290, SLG: 0.343		B FF 90 C CU 75 B CU 73 X CU 74 2-1 ① G5-3		B FF 91 S FF 90 B CU 75 F CU 74 F CU 75 C FF 90 2-3 ③ K		F FF 91 F FF 90 F FF 90 F CU 76 B FF 90 F CS 68 S FF 90 1-3 ③ K			X FF 96 0-0 ③ G5-3	4	0	0	0	0	2	2
18 Luis Valbuena, L (1, 5) OBP: 0.359, SLG: 0.463		B CU 76 B CU 74 C FF 91 X CU 76 2-1 1B			C CU 74 B FF 90 B CU 74 B CU 73 F FF 90 X CU 75 3-2 ① G1-3		S FF 96 X FF 94 0-1 ① L5			3	0	1	0	0	0	0
11 Evan Gattis, R (1, 10) OBP: 0.280, SLG: 0.421	B FF 91 S FF 90 B CU 74 C CU 75 1 SAFE S CU 75 2-3 ② K				B CU 75 X CU 75 1-0 ② G5-3		F SL 90 B SL 91 S FF 96 S FF 96 1-3 ② K			3	0	0	0	0	2	1
6 Jake Marisnick, R (1, 7) OBP: 0.238, SLG: 0.259 23 AJ Reed, L (7, PH) (8, 3) OBP: 0.235, SLG: 0.345	S CU 76 1 SAFE C FF 90 C CU 75 0-3 ③ K				C CU 73 B SI 89 B FF 90 F SI 90 F CU 75 X CU 75 2-2 1B		S FF 94 B FF 97 B CU 80 S FF 96 F FF 96 F FF 96 F FF 97 F FF 96 S FF 96 2-3 ③ K			2 1	0 0	1 0	0 0	0 0	1 1	1 0
15 Jason Castro, L (1, 2) OBP: 0.332, SLG: 0.392			C CU 74 X CU 73 0-1 ① G3		C SL 79 B CU 73 1 SAFE 1 SAFE C SL 78 B CU 72 1 SAFE C SI 90 2-3 ③ K			F FF 91 B CH 83 F FF 91 B SL 84 T FF 92 2-2 ① K		3	0	0	0	0	2	1
Inning Stats	R: 1 H: 1 E: 0 LOB: 0 K: 1 BB: 0 S: 13 P: 19	R: 0 H: 1 E: 0 LOB: 1 K: 2 BB: 0 S: 10 P: 16	R: 0 H: 0 E: 0 LOB: 0 K: 2 BB: 0 S: 9 P: 11	R: 0 H: 0 E: 0 LOB: 0 K: 1 BB: 0 S: 9 P: 13	R: 0 H: 1 E: 0 LOB: 1 K: 1 BB: 0 S: 11 P: 19	R: 0 H: 0 E: 0 LOB: 2 K: 3 BB: 2 S: 13 P: 23	R: 0 H: 0 E: 0 LOB: 0 K: 2 BB: 0 S: 12 P: 15	R: 0 H: 0 E: 0 LOB: 0 K: 1 BB: 0 S: 8 P: 11	R: 0 H: 0 E: 0 LOB: 0 K: 0 BB: 0 S: 4 P: 6	1B: 2 SF: 0 2B: 0 SAC: 0 3B: 1 DP: 0 HR: 0 HBP: 0					WP: 0 PA: 32 PB: 0 SB: 0 CS: 0	

PITCHER		IP	WLS	BF	H	R	ER	SO	BB	IBB	HBP	BLK	WP	HR	S	P	ERA	WHIP
18 Rich Hill, L ERA: 2.25	(1, 1)	6.0	W	23	3	1	1	10	2	0	0	0	0	0	65	101	1.50	0.833
John Axford, R ERA: 5.24	(7, 1)	1.0	H	3	0	0	0	2	0	0	0	0	0	0	12	15	0.00	0.000
66 Ryan Dull, R ERA: 2.06	(8, 1)	1.0	H	3	0	0	0	1	0	0	0	0	0	0	8	11	0.00	0.000
44 Ryan Madson, R ERA: 2.75	(9, 1)	1.0	S	3	0	0	0	0	0	0	0	0	0	0	4	6	0.00	0.000

PITCHER	IP	WLS	BF	H	R	ER	SO	BB	IBB	HBP	BLK	WP	HR	S	P	ERA	WHIP

BOTTOM

Oakland Athletics @ Houston Astros

Minute Maid Park, Houston, TX

Thu Jul 07 2016, 7:11 PM - 9:42 PM CDT

Att. 20,933 - Roof Closed - 73 F

livebaseballscorecards.com

AB	30
R	1
H	3
RBI	1
BB	2
SO	13
LOB	7

Batter	1	2	3	4	5	6	7	8	9	AB	R	H	RBI	BB	SO	LOB
8 Jed Lowrie, S (1, 4) OBP: 0.339, SLG: 0.354	B FF 89 B SI 89 F FC 86 X FC 87 2-1 22 FC5-6 1B		B FF 90 F CU 72 X FC 87 1-1 1B		F FC 86 B FF 89 S CU 71 B CU 72 B FF 90 F FC 85 X CU 73 3-2 ① G3		B FF 100 F FF 98 S SL 87 S SL 87 1-3 ② K 1-2 3-H		B FC 91 X FC 92 1-0 2 1-3 2B	5	1	3	0	0	1	1
2 Khris Davis, R (1, 7) OBP: 0.292, SLG: 0.492	C FF 89 B FC 86 F FC 87 B FF 91 S FF 91 2-3 ① K		C FF 90 F FC 86 B FC 87 B FF 90 S FC 86 2-3 ② K		F FF 90 X FC 86 0-1 ② G1-3		S FF 98 B FF 99 F FF 99 B SL 89 C SL 88 2-3 ③ K		B SL 80 X FF 95 1-0 22 1B 2-H 3-H 2B	5	1	1	2	0	3	3
22 Josh Reddick, L (1, 9) OBP: 0.370, SLG: 0.418	B FF 90 C FF 90 S CU 72 D CU 73 F FF 90 X FC 87 2-2 ② FC5-6 1-2f		C CU 72 F FF 90 X FF 91 0-2 ③ P6		C FF 90 B CU 73 X CH 83 1-1 ③ G4-3			B SI 90 F SI 91 X SI 90 1-1 ① G3	F SL 80 S SL 83 X SL 83 0-2 ② 2-H 1B	5	0	1	1	0	0	2
26 Danny Valencia, R (1, 5) OBP: 0.354, SLG: 0.502	S FC 86 B FF 89 B FF 90 C FC 86 B FC 86 X FC 86 3-2 ③ P5			X FC 85 0-0 21 3B 1B		B CU 71 F FF 88 F FF 89 X FC 86 1-2 ① F8		B SI 91 S SL 82 S SI 90 S SL 82 1-3 ② K	B FF 96 B FF 96 C SL 80 F FF 96 B FF 95 S SL 80 3-3 ③ K	5	1	1	0	0	2	2
21 Stephen Vogt, L (1, 2) OBP: 0.314, SLG: 0.422		C FF 88 S FC 83 F CU 71 F FF 90 B CU 72 X CU 72 1-2 ① L7		C CU 71 L CH 81 X CU 73 0-2 16 1B 1-H 3B		C FF 90 F FC 88 B FF 92 F FF 91 B CU 74 X FF 91 2-2 16 G5-4-3 1B		F SL 80 C SL 81 X SL 81 0-2 ③ G1-3		4	1	2	1	0	0	0
16 Billy Butler, R (1, 10) OBP: 0.303, SLG: 0.389		C FF 90 B FC 86 B SI 89 B FF 90 B FC 87 4-1 BB		C CU 73 X FC 86 0-1 17 G4-6-3 3-H 1B		C FF 90 X CU 73 0-1 ②③ G5-4-3 1-2f			B FC 92 F FC 93 S FC 92 F CU 81 F FC 92 B FC 94 B FC 92 X FC 93 3-2 17 HR 2B	3	1	2	1	1	0	1
17 Yonder Alonso, L (1, 3) OBP: 0.311, SLG: 0.352		F FC 86 C CU 71 S CU 71 0-3 ② K		F FF 89 B CH 83 X FC 86 1-1 ①② G4-6-3 1-2f			B FF 88 X FC 87 1-0 1 FC6 10 BB 8 PB 1B		C FC 94 S FC 94 D CU 84 B CU 82 F FC 93 B FC 92 X FC 93 3-2 2-H HR	4	2	2	2	0	1	2
10 Marcus Semien, R (1, 6) OBP: 0.305, SLG: 0.482		B FC 86 X FF 89 1-0 ③ F8		C FC 87 S FF 91 B FF 90 B CU 73 X FF 90 2-2 HR			B FF 88 B FF 89 B FC 85 B FC 84 4-0 1 FC6 1-2 BB		S FC 92 S FC 92 C FC 93 0-3 ① K	3	1	1	1	1	1	1
1 Billy Burns, S (1, 8) OBP: 0.270, SLG: 0.303 5 Jake Smolinski, R (9, PH) OBP: 0.345, SLG: 0.500 25 Tyler Ladendorf, R (9, PR) OBP: 0.121, SLG: 0.094 (9, 8)			C FC 85 B CU 70 X FF 90 1-1 ① G4-3	C CU 71 B FC 87 X FF 89 1-1 ③ P5			F FF 96 C FF 98 B FF 99 F SL 88 F FF 99 X FF 99 1-2 ① FC6 8 PB 1-2f 2-3		F FC 93 F FC 93 B FC 92 B CU 82 F FC 93 X FC 93 2-2 8 2B 2 2B 1B	3 1 0	0 0 1	0 1 0	0 0 0	0 0 0	0 0 0	2 0 0
Inning Stats	R: 0 E: 0 K: 1 S: 12 H: 1 LOB: 1 BB: 0 P: 21	R: 0 E: 0 K: 1 S: 10 H: 0 LOB: 1 BB: 1 P: 16	R: 0 E: 0 K: 1 S: 10 H: 1 LOB: 1 BB: 0 P: 14	R: 3 E: 0 K: 0 S: 13 H: 4 LOB: 0 BB: 0 P: 17	R: 0 E: 0 K: 0 S: 8 H: 0 LOB: 0 BB: 0 P: 12	R: 0 E: 0 K: 0 S: 9 H: 1 LOB: 0 BB: 0 P: 12	R: 1 E: 0 K: 2 S: 12 H: 1 LOB: 1 BB: 1 P: 21	R: 0 E: 0 K: 1 S: 8 H: 0 LOB: 0 BB: 0 P: 10	R: 5 E: 0 K: 2 S: 24 H: 6 LOB: 1 BB: 0 P: 37	1B: 8 2B: 3 3B: 1 HR: 2	SF: 0 SAC: 0 DP: 2 HBP: 0					

PITCHER		IP	WLS	BF	H	R	ER	SO	BB	IBB	HBP	BLK	WP	HR	S	P	ERA	WHIP
31 Collin McHugh, R ERA: 4.5	(1, 1)	6.0		26	8	4	3	3	2	0	0	0	0	1	63	98	4.50	1.667
53 Ken Giles, R ERA: 4.38	(7, 1)	1.0	H	3	0	0	0	2	0	0	0	0	0	0	11	15	0.00	0.000
44 Luke Gregerson, R ERA: 3.52	(8, 1)	1.0	H	3	0	0	0	1	0	0	0	0	0	0	8	10	0.00	0.000
36 Will Harris, R ERA: 1.66	(9, 1)	0.1	H	5	4	5	5	1	0	0	0	0	0	1	17	26	135.00	12.000
45 Michael Feliz, R ERA: 4.28	(9, 1)	0.2	W	3	2	0	0	1	0	0	0	0	0	0	7	11	0.00	3.000

PITCHER	IP	WLS	BF	H	R	ER	SO	BB	IBB	HBP	BLK	WP	HR	S	P	ERA	WHIP

TOP

Oakland Athletics @ Houston Astros

Minute Maid Park, Houston, TX

Fri Jul 08 2016, 7:11 PM - 10:40 PM CDT

Att. 31,438 - Roof Closed - 73 F

livebaseballscorecards.com

AB	38
R	9
H	14
RBI	8
BB	2
SO	8
LOB	14

1B: 8 2B: 3 3B: 1 HR: 2	SF: 0 SAC: 0 DP: 2 HBP: 0																	
WP: 0 PB: 1 SB: 0 CS: 0	PA: 40																	

Oakland Athletics @ Houston Astros

Minute Maid Park, Houston, TX

Fri Jul 08 2016, 7:11 PM - 10:40 PM CDT

Att. 31,438 - Roof Closed - 73 F

livebaseballscorecards.com

Batter	1	2	3	4	5	6	7	8	9	AB	R	H	RBI	BB	SO	LOB
4 George Springer, R (1, 9) OBP: 0.361, SLG: 0.477	C FF 93 C CH 83 B FF 94 X SL 89 1-2 G4-3 ①		C CH 82 S FF 91 S FF 91 0-3 K ②		S SL 86 B FF 90 D CH 82 C SL 87 F FF 92 B FF 92 F SL 87 B FF 92 4-2 27 FC6-4; 9 1B; 1 1B 1-2 BB		S SL 83 B SL 82 F SI 90 B SL 82 F CU 77 X SL 85 2-2 F8 ①	B SI 90 B SI 89 S SL 83 C SI 91 B CU 77 S SI 91 3-3 K ③		4	1	0	0	1	2	4
9 Marwin Gonzalez, S (1, 4) (8, 3) OBP: 0.297, SLG: 0.396	B FF 93 X FF 91 1-0 F7 ②		C SL 88 B CH 82 S CU 76 S FF 93 1-3 K ③		X CH 82 0-0 27 FC6-4 1-2 2-3 3-H 1B		B CU 76 B SI 90 F SI 90 C CU 76 B CU 76 F SL 84 X SI 91 3-2 27 WP 1B		X CH 81 0-0 B1-3 ①	5	0	2	1	0	1	2
27 Jose Altuve, R (1, 10) OBP: 0.418, SLG: 0.551	F FF 94 B CH 83 B FF 94 B FF 94 F FF 93 F FF 93 F FF 94 X FF 94 3-2 G6-3 ③			F FF 91 B SL 87 B SL 86 X FF 93 2-1 1 HR 1B	X SL 86 0-0 FC6-4; 1 1B; 1 1B 1-2f 2-3 3-H		F SL 85 F SL 83 F CU 77 1 SAFE B SI 91 1 SAFE B SL 83 F SL 84 C CU 77 2-3 K ② 1-2		X FF 93 0-0 1 WP; 1 S; 18 HR; 1B	5	2	2	1	0	1	3
1 Carlos Correa, R (1, 6) OBP: 0.360, SLG: 0.469		C FF 92 C FF 91 B SL 88 F SL 87 X FF 93 1-2 G5-3 ①		B FF 92 X FF 92 1-0 1-H HR	C SL 88 S CU 74 B SL 86 X FF 92 1-2 18 1B; 1B 1-H 3-H		C SL 84 B CU 78 B SL 84 S SI 90 S CU 78 2-3 K ③		B FC 90 F FC 90 1 SAFE S FF 95 B FC 89 D CH 84 S CH 84 3-3 K; 18 HR 1-3	5	3	2	3	0	2	2
18 Luis Valbuena, L (1, 5) OBP: 0.364, SLG: 0.478		B CU 76 C FF 93 F SL 86 F FF 94 B CU 75 S CU 74 2-3 K ②		C CH 83 F CH 83 B FF 94 B SL 87 S FF 93 2-3 K ①	C SI 91 X SI 91 0-1 2-H 1B			B CU 76 B SL 82 C SI 89 B SI 89 X SI 90 3-1 30 SH1-3; 26 1B; 1B	X FC 90 0-0 1-H 3-H HR	5	2	3	4	0	2	0
30 Carlos Gómez, R (1, 8) OBP: 0.287, SLG: 0.339		B FF 95 C FF 92 X CH 83 1-1 G1-3 ③		S FF 94 B FF 94 B FF 95 S SL 88 X FF 95 2-2 G1-3 ②	X CH 86 0-0 G5-3 ③			B SI 92 S SL 83 X SL 84 1-1 SH1-3 ① 1-2		3	0	0	0	0	0	1
23 AJ Reed, L (1, 3) OBP: 0.243, SLG: 0.323 26 Danny Worth, R (8, 4) OBP: 0.207, SLG: 0.250			B CH 80 B FF 92 B FF 92 B FF 93 4-0 6 HBP BB	C CU 74 B CU 74 F CH 82 F FF 94 B CU 77 F CH 83 F FF 93 S SL 87 2-3 K ③	X SL 83 0-0 G3 ①			D SL 85 X SI 90 1-0 6 G6-3 2-H 1B		2 1	0 0	0 1	0 1	1 0	1 0	0 0
6 Jake Marisnick, R (1, 7) OBP: 0.246, SLG: 0.261			C FF 92 H FF 90 1-1 1-2 HBP		F SL 87 B SL 87 S FF 93 X SL 88 1-2 15 1B; 9 1B; 1B		B SI 90 C SI 91 B CH 85 B SL 82 X CH 85 3-2 F7 ②	B SL 84 S CU 75 B SL 84 1 SAFE 1 SAFE X SI 90 2-1 G6-3 ② 1-2		3	1	1	0	0	0	1
15 Jason Castro, L (1, 2) OBP: 0.335, SLG: 0.391			C CH 82 F FF 92 C CU 75 0-3 K ①		1 SAFE S FF 92 1 SAFE B FF 91 F SL 87 B FF 92 X SL 87 2-2 9 1B; 4 BB; 27 FC6-4 1-3 1B		F SL 84 S SL 83 S SL 82 0-3 K ③	B CU 76 S SI 90 B SI 90 S SL 83 B CU 76 B SL 84 4-2 BB		3	1	1	0	1	2	2
Inning Stats	R: 0 E: 0 K: 0 S: 9 H: 0 LOB: 0 BB: 0 P: 14	R: 0 E: 0 K: 1 S: 10 H: 0 LOB: 0 BB: 0 P: 14	R: 0 E: 0 K: 3 S: 10 H: 0 LOB: 2 BB: 1 P: 16	R: 2 E: 0 K: 2 S: 15 H: 2 LOB: 0 BB: 0 P: 24	R: 4 E: 0 K: 0 S: 18 H: 5 LOB: 1 BB: 1 P: 26	R: 0 E: 0 K: 1 S: 7 H: 0 LOB: 0 BB: 0 P: 10	R: 0 E: 0 K: 2 S: 16 H: 1 LOB: 1 BB: 0 P: 25	R: 1 E: 0 K: 1 S: 12 H: 2 LOB: 2 BB: 1 P: 26	R: 3 E: 0 K: 1 S: 6 H: 2 LOB: 0 BB: 0 P: 9	1B: 10 2B: 0 3B: 0 HR: 2 SF: 0 SAC: 1 DP: 0 HBP: 1						

PITCHER		IP	WLS	BF	H	R	ER	SO	BB	IBB	HBP	BLK	WP	HR	S	P	ERA	WHIP
67 Daniel Mengden, R ERA: 4.54	(1, 1)	4.2		22	6	6	6	6	2	0	1	0	0	1	59	91	11.57	1.714
35 Marc Rzepczynski, L ERA: 3.45	(5, 1)	1.1		5	1	0	0	1	0	0	0	0	0	0	10	13	0.00	0.750
60 Andrew Triggs, R ERA: 6.04	(7, 1)	2.0		10	3	1	1	3	1	0	0	0	1	0	28	51	4.50	2.000
44 Ryan Madson, R ERA: 3.47	(9, 1)	0.1	L	4	2	3	3	1	0	0	0	0	1	1	6	9	81.00	6.000

PITCHER	IP	WLS	BF	H	R	ER	SO	BB	IBB	HBP	BLK	WP	HR	S	P	ERA	WHIP

AB	36
R	10
H	12
RBI	10
BB	3
SO	11
LOB	15

WP: 2 PA: 41
PB: 0
SB: 1
CS: 0

Oakland Athletics @ Houston Astros

Minute Maid Park, Houston, TX

Sat Jul 09 2016, 3:12 PM - 6:03 PM CDT

Att. 35,312 - Roof Closed - 73 F

TOP

livebaseballscorecards.com

Batter	1	2	3	4	5	6	7	8	9	AB	R	H	RBI	BB	SO	LOB
4 Coco Crisp, S (1, 8) OBP: 0.308, SLG: 0.415	C FF 92 X FF 93 0-1 22 G4-6-3 1B	C KC 84 S KC 85 S KC 84 0-3 ③ K		F FF 93 X KC 84 0-1 1B		C SI 89 B CU 72 X FC 88 1-1 ① G4-3		B SI 89 X FC 88 1-0 ③ G3		5	0	2	0	0	1	3
8 Jed Lowrie, S (1, 4) OBP: 0.337, SLG: 0.351	C FF 92 B KC 83 F KC 83 B FF 95 F KC 85 C FF 94 2-3 ① K		X KC 82 0-0 ① L7	B FF 91 B FF 92 F FF 92 F FF 93 S KC 85 2-3 ① K		X CU 75 0-0 ② G4-3			B CU 66 B FF 80 B CH 83 C CH 86 F FC 85 F FC 87 X CU 74 3-2 22 G3-6-3 1B	5	0	1	0	0	2	2
22 Josh Reddick, L (1, 9) OBP: 0.371, SLG: 0.429	B FF 94 X KC 83 1-0 ②③ G4-6-3 1-2f		C FF 93 B CH 89 X FF 88 1-1 2 BLK 21 1B 1B	F FF 94 S KC 84 D KC 85 X KC 86 1-2 ② F7		C SI 91 B SI 88 B CU 74 B FC 88 X FC 90 3-1 3B			B FF 91 F FF 91 X CH 80 1-1 ①② G3-6-3 1-2f	5	1	2	0	0	0	3
2 Khris Davis, R (1, 7) OBP: 0.288, SLG: 0.483		B FF 92 F KC 84 X KC 81 1-1 ① G5-3	T KC 83 F KC 87 F KC 83 D KC 86 X FF 88 1-2 ② F9 1-2	F FF 93 B CH 89 S KC 84 B KC 86 F CH 88 B KC 84 F FF 92 C KC 84 3-3 ③ K		B CU 79 B SI 91 C SI 91 B FC 89 X FC 88 3-1 ③ G6-3			C FF 92 S SL 80 B SL 81 B CH 83 S SL 78 2-3 ③ K	5	0	0	0	0	2	3
21 Stephen Vogt, L (1, 2) OBP: 0.320, SLG: 0.442		B KC 81 C FF 93 F KC 82 X CH 94 1-2 HR	C KC 86 D KC 86 C CH 90 D KC 85 X FF 96 2-2 17 WP 16 BB 10 BB 2-H 1B		B SL 81 B FF 92 C FF 92 S SL 82 X SL 82 2-2 10 FC6-4 2B		C FC 88 C SI 90 B CU 78 F SI 91 F FC 90 X CU 76 1-2 ① G3			4	2	3	2	0	0	0
16 Billy Butler, R (1, 10) OBP: 0.308, SLG: 0.384		B FF 94 B KC 84 B FF 94 C FF 94 B FF 94 4-1 10 1B 17 1B BB	B KC 85 B FF 95 B FF 93 C FF 93 S FF 94 B FF 94 4-2 10 BB 17 WP 1-2 BB		B FF 92 F FF 92 X CH 78 1-1 ① F9		B FC 88 X SI 90 1-0 ② G3			2	0	0	0	2	0	1
17 Yonder Alonso, L (1, 3) OBP: 0.317, SLG: 0.354		C KC 83 X FF 96 0-1 10 1B 1-2 1B	B KC 85 B FF 95 B KC 85 B FF 94 4-0 10 BB 1-2 2-3 BB		B SL 83 F FF 93 D SL 83 B SL 82 B FF 92 4-1 10 FC6-4 BB		C FC 89 B CU 73 S FC 89 S CU 73 1-3 ③ K			2	0	1	0	2	1	0
10 Marcus Semien, R (1, 6) OBP: 0.307, SLG: 0.480		C KC 85 S KC 85 D KC 84 F KC 84 F FF 96 X KC 86 1-2 2-3 1B	B KC 85 B KC 83 C KC 83 B KC 84 F FF 92 B FF 92 4-2 1-2 2-3 3-H BB		F FC 87 C SI 91 X CU 78 0-2 ② FC6-4 1-2f 2-3			C FC 85 C SI 89 B FC 86 B CU 79 S SI 90 3-3 ① K		3	0	1	1	1	1	2
25 Tyler Ladendorf, R (1, 5) OBP: 0.108, SLG: 0.083		C KC 85 B KC 85 B FF 95 F KC 84 S KC 85 2-3 ② K	B KC 84 C FF 93 C FF 93 F KC 85 C KC 85 1-3 ③ K		C SI 91 T CU 78 X CU 78 0-2 ③ G6-3			C SI 90 B SI 90 S FC 88 B CU 79 X CU 74 2-2 ② P6		4	0	0	0	0	2	8
Inning Stats	R: 0 E: 0 K: 1 S: 7 H: 1 LOB: 0 BB: 0 P: 10	R: 1 E: 0 K: 2 S: 19 H: 3 LOB: 3 BB: 1 P: 28	R: 2 E: 0 K: 1 S: 18 H: 2 LOB: 3 BB: 3 P: 35	R: 0 E: 0 K: 2 S: 13 H: 1 LOB: 1 BB: 0 P: 19	R: 0 E: 0 K: 0 S: 12 H: 1 LOB: 2 BB: 1 P: 19	R: 0 E: 0 K: 0 S: 7 H: 1 LOB: 1 BB: 0 P: 14	R: 0 E: 0 K: 1 S: 9 H: 0 LOB: 0 BB: 0 P: 12	R: 0 E: 0 K: 1 S: 7 H: 0 LOB: 0 BB: 0 P: 13	R: 0 E: 0 K: 1 S: 9 H: 1 LOB: 0 BB: 0 P: 15	1B: 7 2B: 1 3B: 1 HR: 1 SF: 0 SAC: 0 DP: 2 HBP: 0						

	AB	35
	R	3
	H	10
	RBI	3
	BB	5
	SO	9
	LOB	22

WP: 1 PA: 40
PB: 0
SB: 0
CS: 0

PITCHER		IP	WLS	BF	H	R	ER	SO	BB	IBB	HBP	BLK	WP	HR	S	P	ERA	WHIP
43 Lance McCullers Jr., R ERA: 3.79	(1, 1)	4.0	L	22	7	3	3	6	4	0	0	1	1	1	57	92	6.75	2.750
29 Tony Sipp, L ERA: 5.32	(5, 1)	0.1		3	1	0	0	0	1	0	0	0	0	0	6	13	0.00	6.000
46 Scott Feldman, R ERA: 2.56	(5, 1)	3.2		13	2	0	0	2	0	0	0	0	0	0	33	52	0.00	0.545
47 Chris Devenski, R ERA: 2.3	(9, 1)	1.0		2	0	0	0	1	0	0	0	0	0	0	5	8	0.00	0.000

PITCHER		IP	WLS	BF	H	R	ER	SO	BB	IBB	HBP	BLK	WP	HR	S	P	ERA	WHIP

Batter	1	2	3	4	5	6	7	8	9	AB	R	H	RBI	BB	SO	LOB
9 Marwin Gonzalez, S (1, 7) OBP: 0.300, SLG: 0.402	B SI 93 F SI 93 B SI 92 X SI 93 2-1 F7 ①			C SI 93 S SI 91 B FF 90 F SI 94 X SI 92 1-2 G6-3 ①		C SI 93 B SI 93 X SI 92 1-1 2B			1 SAFE 1 SAFE S SI 92 X SI 92 0-1 27 FC5-4 1B 1-3	4	0	2	0	0	0	0
27 Jose Altuve, R (1, 4) OBP: 0.414, SLG: 0.545	X SI 93 0-0 L9 ②			B SI 92 C SI 94 X SI 93 1-1 L4 ②		B SI 93 B SI 94 B SI 94 C SI 94 X SI 94 3-1 G6-3 ③			C SL 83 1 SAFE 1 SAFE X SL 84 0-1 FC5-4 18 DI 18 1B ① 1-2f 3-H	4	1	0	1	0	0	2
1 Carlos Correa, R (1, 6) OBP: 0.356, SLG: 0.463	B SI 93 C SI 92 B SI 95 B SI 95 F SI 93 X SI 94 3-2 G5-3 ③			F SI 92 F SI 93 B SI 93 X SI 93 1-2 F8 ③			C SI 92 B SI 92 B SI 93 X SI 94 2-1 G5-3 ①		B SL 83 1 SAFE S SL 83 F SL 83 F FF 92 F SL 83 D SL 85 F FF 92 X FF 91 2-2 P3 ②	4	0	0	0	0	0	1
18 Luis Valbuena, L (1, 5) OBP: 0.366, SLG: 0.478 4 George Springer, R (9, PR) OBP: 0.361, SLG: 0.477		C SI 91 S SI 92 F FC 90 X SI 91 0-2 F7 ①			L SI 92 X SI 91 0-1 F8 ①		C SI 93 B FF 93 F FF 93 B SI 93 F SI 93 X FC 88 2-2 30 G4-6-3 1B		C FF 91 B FF 91 B FF 91 C FF 91 X FF 92 2-2 1B 1-H	4 0	0 0	2 0	1 0	0 0	0 0	0 0
30 Carlos Gómez, R (1, 8) OBP: 0.282, SLG: 0.333		B SI 94 F SI 92 B SI 93 C SI 94 X FC 91 2-2 F8 ②			C SI 93 F SI 93 B FC 91 B SI 93 X SI 95 2-2 L5 ②		F SI 91 1 SAFE X SI 92 0-1 G4-6-3 ② ③ 1-2f		F SL 83 1 SAFE B FF 92 S SL 84 D SL 84 S SL 82 2-3 K ③	4	0	0	0	0	1	2
23 AJ Reed, L (1, 3) OBP: 0.250, SLG: 0.324		S SI 92 X SI 93 0-1 G3 ③			X SI 93 0-0 11 FC6-4 1B			X SI 92 0-0 F8 ①		3	0	1	0	0	0	0
11 Evan Gattis, R (1, 10) OBP: 0.277, SLG: 0.415			S SI 91 B SI 92 X SI 92 1-1 G5-3 ①		X SI 92 0-0 FC6-4 ③ 1-2f			C SI 92 C SI 93 S FF 90 0-3 K ②		3	0	0	0	0	1	1
15 Jason Castro, L (1, 2) OBP: 0.330, SLG: 0.385			C SI 93 F SI 92 B FF 90 C SI 94 1-3 K ②			F SI 92 B SI 91 X SI 92 1-1 G4-3 ①		T SI 92 B SI 93 F SI 92 F SI 93 B FC 90 X SI 92 2-2 F7 ③		3	0	0	0	0	1	0
6 Jake Marisnick, R (1, 9) OBP: 0.248, SLG: 0.263			C SI 93 B SI 93 B SI 93 X SI 93 2-1 G5-3 ③			C SI 92 F SI 93 C SI 92 0-3 K ②			X SI 91 0-0 9 1B 27 FC5-4 1B	3	1	1	0	0	1	0
Inning Stats	R: 0 E: 0 K: 0 S: 6 H: 0 LOB: 0 BB: 0 P: 11	R: 0 E: 0 K: 0 S: 9 H: 0 LOB: 0 BB: 0 P: 11	R: 0 E: 0 K: 1 S: 7 H: 0 LOB: 0 BB: 0 P: 11	R: 0 E: 0 K: 0 S: 9 H: 0 LOB: 0 BB: 0 P: 12	R: 0 E: 0 K: 0 S: 7 H: 1 LOB: 1 BB: 0 P: 9	R: 0 E: 0 K: 1 S: 9 H: 1 LOB: 1 BB: 0 P: 14	R: 0 E: 0 K: 0 S: 8 H: 1 LOB: 0 BB: 0 P: 12	R: 0 E: 0 K: 1 S: 8 H: 0 LOB: 0 BB: 0 P: 10	R: 2 E: 0 K: 1 S: 17 H: 3 LOB: 1 BB: 0 P: 23	1B: 5 2B: 1 3B: 0 HR: 0 SF: 0 SAC: 0 DP: 1 HBP: 0						

PITCHER		IP	WLS	BF	H	R	ER	SO	BB	IBB	HBP	BLK	WP	HR	S	P	ERA	WHIP
49 Kendall Graveman, R ERA: 4.37	(1, 1)	8.0	W	28	5	2	2	3	0	0	0	0	0	0	66	93	2.25	0.625
66 Ryan Dull, R ERA: 2.01	(9, 1)	1.0	S	4	1	0	0	1	0	0	0	0	0	0	14	20	0.00	1.000

PITCHER	IP	WLS	BF	H	R	ER	SO	BB	IBB	HBP	BLK	WP	HR	S	P	ERA	WHIP

BOTTOM

Oakland Athletics @ Houston Astros

Minute Maid Park, Houston, TX

Sat Jul 09 2016, 3:12 PM - 6:03 PM CDT

Att. 35,312 - Roof Closed - 73 F

livebaseballscorecards.com

AB	32
R	2
H	6
RBI	2
BB	0
SO	4
LOB	6

WP: 0 PB: 0 SB: 0 CS: 0

PA: 32

Batter	1	2	3	4	5	6	7	8	9	10	AB	R	H	RBI	BB	SO	LOB
4 Coco Crisp, S (1, 8) OBP: 0.305, SLG: 0.411	F SI 88 X SI 89 0-1 G1-3 ①		C SI 89 S CH 81 X CH 80 0-2 G1-3 ③			B SI 88 X SI 88 1-0 SH2-3 ① 1-2		F SL 83 B SL 83 F SL 82 B CH 66 C SI 90 2-3 K ②			3	0	0	0	0	1	0
10 Marcus Semien, R (1, 6) OBP: 0.307, SLG: 0.477	B SI 89 C FC 87 F CH 79 B SL 79 C SL 78 2-3 K ②			B SL 78 S CH 79 S CH 79 F CH 80 B SL 79 F CH 79 B SL 79 X CH 81 3-2 L7 ①		C SL 78 F SL 78 D SL 79 X FC 86 1-2 8 G5-3 2-H 1B		C SI 88 B SL 84 B SL 82 X SL 81 2-1 G3 ③			4	0	1	1	0	1	0
8 Jed Lowrie, S (1, 4) OBP: 0.336, SLG: 0.349 25 Tyler Ladendorf, R (9, 4) OBP: 0.108, SLG: 0.083	B SI 90 X SI 89 1-0 1B			F FF 89 B SL 79 X FF 86 1-1 F8 ②		B FF 86 F SI 89 D FF 88 B SI 90 X FC 86 3-1 G5-3 ② 2-3			X FF 89 0-0 G1-6-3 ①		4 0	0 0	1 0	0 0	0 0	0 0	1 0
26 Danny Valencia, R (1, 5) OBP: 0.356, SLG: 0.498	C SI 90 B SI 90 S FF 88 B SI 90 S SI 88 2-3 K ③			B SI 90 C SI 89 B SI 89 B SI 90 F FF 88 F SI 90 B SI 90 4-2 BB		B SI 90 B FF 88 C SL 79 B SI 89 F SL 78 F SI 90 B SI 89 4-2 BB			C SL 81 T SI 90 B SL 81 S SL 81 1-3 K ②		2	0	0	0	2	2	1
2 Khris Davis, R (1, 7) OBP: 0.284, SLG: 0.477		F SI 86 X SI 88 0-1 G4-3 ①		D CH 81 F FF 88 X FF 87 1-1 G4-3 ③		X CH 81 0-0 F9 ③			C SI 90 S SL 82 S SL 82 0-3 K ③		4	0	0	0	0	1	3
16 Billy Butler, R (1, 10) OBP: 0.307, SLG: 0.380		C SI 89 B SL 80 X FF 88 1-1 1B ②			B SI 89 C FC 86 C FC 87 X SL 78 1-2 G4-3 ①		B SL 76 C SI 87 B SI 88 F CH 80 F FF 87 S SL 79 2-3 K ①			B FC 92 F FC 93 F FC 94 X CU 82 1-2 G6-3 ①	4	0	1	0	0	1	0
5 Jake Smolinski, R (1, 9) OBP: 0.333, SLG: 0.482 22 Josh Reddick, L (8, 9) OBP: 0.369, SLG: 0.426		B SL 78 B SI 89 X FF 87 2-0 G5-3 ③			B SI 89 C FF 87 X FF 87 1-1 G4-3 ②		B SI 89 B SI 87 C FF 87 F CH 82 F SL 80 S CH 81 2-3 K ②			B FC 93 X CU 83 1-0 G4-3 ②	3 1	0 0	0 0	0 0	0 0	1 0	0 0
17 Yonder Alonso, L (1, 3) OBP: 0.313, SLG: 0.348			S SL 78 B SI 88 X SL 78 1-1 F7 ①		X SI 89 0-0 G3 ③		B SL 80 C SL 79 B SI 88 B SL 79 X SI 89 3-1 F9 ③			C FC 93 B CU 83 B FC 93 B FC 93 X FC 93 3-1 G3 ③	4	0	0	0	0	0	0
29 Matt McBride, R (1, 2) OBP: 0.250, SLG: 0.296			C SL 76 B FF 87 C SL 77 B SI 90 S SL 79 2-3 K ②			X SI 88 0-0 4 SH2-3 10 1B 1B		C SI 85 F SL 84 B SL 85 B SL 84 X SL 81 2-2 F7 ①			3	1	1	0	0	1	0
Inning Stats	R: 0 H: 1 E: 0 LOB: 1 K: 2 BB: 0 S: 9 P: 14	R: 0 H: 1 E: 0 LOB: 0 K: 0 BB: 0 S: 5 P: 8	R: 0 H: 0 E: 0 LOB: 0 K: 1 BB: 0 S: 8 P: 11	R: 0 H: 0 E: 0 LOB: 1 K: 0 BB: 1 S: 12 P: 21	R: 0 H: 0 E: 0 LOB: 2 K: 0 BB: 0 S: 6 P: 8	R: 1 H: 2 E: 0 LOB: 2 K: 0 BB: 1 S: 11 P: 20	R: 0 H: 0 E: 0 LOB: 0 K: 2 BB: 0 S: 10 P: 17	R: 0 H: 0 E: 0 LOB: 0 K: 1 BB: 0 S: 8 P: 14	R: 0 H: 0 E: 0 LOB: 0 K: 2 BB: 0 S: 7 P: 8	R: 0 H: 0 E: 0 LOB: 0 K: 0 BB: 0 S: 6 P: 11	1B: 4 2B: 0 3B: 0 HR: 0	SF: 0 SAC: 1 DP: 0 HBP: 0					

PITCHER	IP	WLS	BF	H	R	ER	SO	BB	IBB	HBP	BLK	WP	HR	S	P	ERA	WHIP
60 Dallas Keuchel, L (1, 1) ERA: 4.8	7.0		26	4	1	1	5	2	0	0	0	0	0	61	99	1.29	0.857
37 Pat Neshek, R (8, 1) ERA: 2.54	1.0		3	0	0	0	1	0	0	0	0	0	0	8	14	0.00	0.000
44 Luke Gregerson, R (9, 1) ERA: 3.43	1.0		3	0	0	0	2	0	0	0	0	0	0	7	8	0.00	0.000
36 Will Harris, R (10, 1) ERA: 1.62	1.0	W	3	0	0	0	0	0	0	0	0	0	0	6	11	0.00	0.000

PITCHER	IP	WLS	BF	H	R	ER	SO	BB	IBB	HBP	BLK	WP	HR	S	P	ERA	WHIP

TOP

Oakland Athletics @ Houston Astros

Minute Maid Park, Houston, TX

Sun Jul 10 2016, 1:11 PM - 4:17 PM CDT

Att. 28,119 - Roof Closed - 73 F

livebaseballscorecards.com

AB	32
R	1
H	4
RBI	1
BB	2
SO	8
LOB	5

1B: 4 SF: 0 PA: 35
2B: 0 SAC: 1
3B: 0 DP: 0
HR: 0 HBP: 0

WP: 0
PB: 0
SB: 0
CS: 0

Batter	1	2	3	4	5	6	7	8	9	10	AB	R	H	RBI	BB	SO	LOB
4 George Springer, R (1, 9) OBP: 0.359, SLG: 0.473	S FF 89 B CH 82 X CH 83 1-1 G1-3		F FF 90 B FF 93 F CH 83 F FF 93 B SL 81 F FF 92 F SL 79 X FF 93 2-2 27 SH5-3 1B		X CH 85 0-0 G6-4-3 1-2f			B FF 96 C SL 89 S FF 96 S SL 90 1-3 K		B CU 76 1 SAFE C SI 92 F SI 92 D SL 88 1 SAFE B FF 95 F SI 93 F SL 86 3-3 1 SAFE S SL 87 K 1-2	5	0	1	0	0	2	2
9 Marwin Gonzalez, S (1, 3) (10, 4) OBP: 0.295, SLG: 0.394	F FF 91 B CH 84 B FF 90 F CH 84 S FF 93 2-3 K		B FF 91 F CH 86 1 SAFE 1 SAFE S CH 84 F CH 85 X FF 94 1-2 F9			C FF 90 B CH 84 B CH 84 C FF 91 F FF 92 X CH 84 2-2 E6 1 F9 27 SH5-3		B FF 95 X FF 95 1-0 F7		F SI 94 B FF 94 F FF 94 D SL 88 X SI 94 2-2 G3 2-3	5	0	0	0	0	1	2
27 Jose Altuve, R (1, 10) OBP: 0.413, SLG: 0.542	S CH 84 F CH 85 B FF 93 X SL 79 1-2 E5 1 1B		C CH 85 X FF 93 0-1 SH5-3 1-2			X CH 83 0-0 SH5-3 1-2		B CU 80 F FF 96 C SL 91 F FF 96 C FF 97 1-3 K		B SL 89 D SL 89 I IN 68 I IN 73 4-0 1 E IBB	2	0	0	0	1	1	0
1 Carlos Correa, R (1, 6) OBP: 0.354, SLG: 0.459	X FF 92 0-0 30 FC6-4 1-2 1B		B CH 85 C CH 85 S FF 93 S FF 93 1-3 K			F CH 85 B CH 85 F FF 92 D CH 82 X FF 93 2-2 F9 2-3			B FF 95 B CH 86 B CH 84 C FF 95 X FF 97 3-1 P6	S SL 88 D SL 89 X SI 94 1-1 E5 1-2 3-H	5	0	1	0	0	1	3
30 Carlos Gómez, R (1, 8) OBP: 0.282, SLG: 0.332	S CH 84 X CH 85 0-1 FC6-4 1-2f			X FF 89 0-0 F9		D CH 87 X CH 85 1-0 G5-3			B CH 86 X FF 95 1-0 18 F9 18 S 11 2B 1B		4	1	1	0	0	0	3
18 Luis Valbuena, L (1, 5) OBP: 0.364, SLG: 0.474		B FF 92 X FF 92 1-0 11 FC6-4 1B		C FF 90 C SL 80 B SL 81 S FF 92 1-3 K			C SL 80 B FF 92 B SL 80 X FF 92 2-1 P4		F CH 85 B FF 96 S FF 96 X FF 96 1-2 F9 1-3	4	0	1	0	0	1	1
11 Evan Gattis, R (1, 2) OBP: 0.281, SLG: 0.425		X CH 84 0-0 FC6-4 26 S 1-2f		B CH 85 S FF 92 B FF 92 F CH 86 X CH 86 2-2 G5-3			B FF 92 B CH 84 F FF 90 X CH 83 2-1 26 G6-3 2B		F FF 95 D CH 85 X FF 96 1-1 3-H 2B	4	0	2	1	0	0	1
26 Danny Worth, R (1, 4) OBP: 0.219, SLG: 0.258 23 AJ Reed, L (9, PH) OBP: 0.244, SLG: 0.314 (10, 3)		B FF 92 B FF 90 C FF 91 S CH 84 B CH 85 C FF 91 3-3 K 1-2	C FF 90 B FF 91 B CH 85 F FF 90 B FF 91 X FF 91 3-2 4 G6-4-3 1B				B FF 91 C CH 83 B FF 92 F CH 84 F FF 92 F SL 80 F CH 84 B FF 92 X FF 92 3-2 G6-3 2-3		B CH 85 B CH 86 S FF 96 F FF 96 B FF 97 S CH 87 3-3 K		3 1	0 0	1 0	0 0	0 1	1 1	2 1
6 Jake Marisnick, R (1, 7) OBP: 0.248, SLG: 0.262		B FF 91 F FF 91 F CH 84 F FF 93 S FF 92 1-3 K	1 SAFE T CH 83 L CH 85 F FF 92 C FF 92 0-3 K				S CH 85 B CH 86 F FF 92 B FF 93 B CH 83 X CH 83 3-2 F7			X SI 94 0-0 9 G3 4 S 1 E 1B	4	1	1	0	0	2	3
Inning Stats	R: 0 E: 1 K: 1 S: 11 H: 1 LOB: 2 BB: 0 P: 15	R: 0 E: 0 K: 2 S: 9 H: 1 LOB: 1 BB: 0 P: 14	R: 0 E: 0 K: 1 S: 15 H: 1 LOB: 1 BB: 0 P: 19	R: 0 E: 0 K: 1 S: 7 H: 0 LOB: 0 BB: 0 P: 10	R: 0 E: 0 K: 1 S: 8 H: 1 LOB: 0 BB: 0 P: 11	R: 0 E: 1 K: 0 S: 9 H: 0 LOB: 1 BB: 0 P: 14	R: 0 E: 0 K: 1 S: 13 H: 1 LOB: 1 BB: 0 P: 23	R: 0 E: 0 K: 2 S: 8 H: 0 LOB: 0 BB: 0 P: 11	R: 1 E: 0 K: 1 S: 11 H: 2 LOB: 1 BB: 0 P: 20	R: 1 E: 1 K: 1 S: 11 H: 1 LOB: 2 BB: 1 P: 21	1B: 6 2B: 2 3B: 0 HR: 0	SF: 0 SAC: 2 DP: 1 HBP: 0		WP: 0 PB: 0 SB: 3 CS: 0	PA: 40		

PITCHER		IP	WLS	BF	H	R	ER	SO	BB	IBB	HBP	BLK	WP	HR	S	P	ERA	WHIP
55 Sean Manaea, L ERA: 5.24	(1, 1)	7.0		27	5	0	0	6	0	0	0	0	0	0	72	106	0.00	0.714
John Axford, R ERA: 5.09	(8, 1)	1.0	H	3	0	0	0	2	0	0	0	0	0	0	8	11	0.00	0.000
44 Ryan Madson, R ERA: 3.62	(9, 1)	1.0	B	5	2	1	1	1	0	0	0	0	0	0	11	20	9.00	2.000
31 Liam Hendriks, R ERA: 6.0	(10, 1)	0.2	L	5	1	1	0	1	0	1	0	0	0	0	11	21	0.00	1.500

PITCHER	IP	WLS	BF	H	R	ER	SO	BB	IBB	HBP	BLK	WP	HR	S	P	ERA	WHIP

BOTTOM

Oakland Athletics @ Houston Astros

Minute Maid Park, Houston, TX

Sun Jul 10 2016, 1:11 PM - 4:17 PM CDT

Att. 28,119 - Roof Closed - 73 F

livebaseballscorecards.com

AB	37
R	2
H	8
RBI	1
BB	1
SO	10
LOB	18

Houston Astros @ Seattle Mariners

Safeco Field, Seattle, WA

Fri Jul 15 2016, 7:11 PM - 10:04 PM PDT

Att. 29,217 - Partly Cloudy - 72 F

TOP

livebaseballscorecards.com

Batter	1	2	3	4	5	6	7	8	9	AB	R	H	RBI	BB	SO	LOB
4 George Springer, R (1, 9) OBP: 0.358, SLG: 0.479	HR		FC6-4 9 G5-4-3 1-2f 2-3		FC6-2 9 1B 1 WP 3-H		K 1-2			4	2	1	1	0	1	4
9 Marwin Gonzalez, S (1, 3) OBP: 0.297, SLG: 0.407	G6-3		G5-4-3 1-2f		1 WP 27 WP 1 2B 1-3 1B		HR			4	2	2	1	0	0	2
27 Jose Altuve, R (1, 4) OBP: 0.414, SLG: 0.540	K2-3			30 G5-4-3 1 1B 1B	1 WP 1 2B 1-2 IBB		F8			3	1	1	0	1	1	0
1 Carlos Correa, R (1, 6) OBP: 0.355, SLG: 0.462	G5-3			30 G5-4-3 1-2 1B	30 WP 1-H 2-H 3-H 2B			G6-3		4	1	2	2	0	0	0
30 Carlos Gómez, R (1, 8) OBP: 0.278, SLG: 0.327		L5		G5-4-3 1-2f 2-3	G5-3 2-H			K		4	0	0	0	0	1	2
18 Luis Valbuena, L (1, 5) OBP: 0.359, SLG: 0.467		F7		F8		G4-3		G1-3		4	0	0	0	0	0	1
11 Evan Gattis, R (1, 10) OBP: 0.280, SLG: 0.427		G6-3			6 2B 2B	K			F9	4	1	1	0	0	1	0
6 Jake Marisnick, R (1, 7) OBP: 0.255, SLG: 0.278			4 FC6-4 15 1B 1B		15 G3 4 FC6-2 2-H 2B	K			G6-3	4	0	2	1	0	1	0
15 Jason Castro, L (1, 2) OBP: 0.333, SLG: 0.387			4 FC6-4 1-2 1B		G3 2-3		4 CS 1B		K	4	0	2	0	0	1	1

	AB	35
	R	7
	H	11
	RBI	5
	BB	1
	SO	6
	LOB	10

Inning Stats																				
	R: 1	H: 1	R: 0	H: 0	R: 0	H: 2	R: 0	H: 2	R: 5	H: 4	R: 0	H: 0	R: 1	H: 2	R: 0	H: 0	R: 0	H: 0	1B: 6	SF: 0	WP: 4	PA: 36
	E: 0	LOB: 0	E: 0	LOB: 0	E: 0	LOB: 1	E: 0	LOB: 0	E: 0	LOB: 0	E: 0	LOB: 0	E: 0	LOB: 0	E: 0	LOB: 0	E: 0	LOB: 0	2B: 4	SAC: 0	PB: 0	
	K: 1	BB: 0	K: 0	BB: 0	K: 0	BB: 0	K: 0	BB: 0	K: 0	BB: 1	K: 2	BB: 0	K: 1	BB: 0	K: 1	BB: 0	K: 1	BB: 0	3B: 0	DP: 3	SB: 0	
	S: 12	P: 18	S: 10	P: 13	S: 7	P: 8	S: 6	P: 9	S: 15	P: 29	S: 10	P: 16	S: 9	P: 17	S: 10	P: 16	S: 6	P: 8	HR: 2	HBP: 0	CS: 1	

PITCHER		IP	WLS	BF	H	R	ER	SO	BB	IBB	HBP	BLK	WP	HR	S	P	ERA	WHIP
65 James Paxton, L	(1, 1)	5.0	L	23	9	6	6	1	0	1	0	0	3	1	50	77	10.80	1.800
ERA: 4.56																		
38 Vidal Nuño, L	(6, 1)	1.0		4	1	1	1	2	0	0	0	0	0	0	11	18	9.00	1.000
ERA: 3.25																		
54 Tom Wilhelmsen, R	(7, 1)	1.0		3	1	0	0	1	0	0	0	0	0	1	8	15	0.00	1.000
ERA: 9.12																		
13 Nate Karns, R	(8, 1)	2.0		6	0	0	0	2	0	0	0	0	0	0	16	24	0.00	0.000
ERA: 4.47																		

PITCHER	IP	WLS	BF	H	R	ER	SO	BB	IBB	HBP	BLK	WP	HR	S	P	ERA	WHIP

BOTTOM

Batter	1	2	3	4	5	6	7	8	9	AB	R	H	RBI	BB	SO	LOB
4 Ketel Marte, S (1, 6) OBP: 0.299, SLG: 0.360	C SI 86 B SI 86 F SI 89 F SI 89 S CH 81 1-3 K2-3 ①		C SI 88 F SI 81 X SI 89 0-2 2B ③		B SI 87 C SI 87 S CU 71 F CU 72 B SI 88 B SI 90 F SI 88 F SI 89 X SI 88 3-2 1-H 2-H 3-H 2B		B FF 97 B FF 97 B FF 96 B FF 96 4-0 BB		B FF 94 S FF 94 X CH 83 1-1 G4-3 ③	2	0	1	0	0	1	0
36 Shawn O'Malley, S (4, 6) OBP: 0.289, SLG: 0.316										2	0	1	2	1	0	1
7 Seth Smith, L (1, 7) OBP: 0.364, SLG: 0.444	C SI 87 B CH 80 F FF 88 B SI 89 X SI 91 2-2 L9 ②			B SI 86 X SI 87 1-0 F7 ①	D CU 70 B CH 80 B CU 71 B SI 88 4-0 BB		S SL 86 B FF 97 1 SAFE C SL 86 S SL 87 1-3 K ②			3	0	0	0	1	1	1
22 Robinson Canó, L (1, 4) OBP: 0.364, SLG: 0.549	C SI 89 B SI 90 B CH 80 X SI 91 2-1 L7 ③			F SI 86 B CU 70 F CU 70 B CU 71 B FC 79 X SI 89 3-2 G6-3 ②	C SI 87 S CU 71 F FC 84 F SI 88 X CU 72 0-2 G1-3 ③		B FF 97 X FF 96 1-0 G6-3 ③			4	0	0	0	0	0	3
23 Nelson Cruz, R (1, 9) OBP: 0.362, SLG: 0.536		C SI 87 F SI 89 B SI 87 B FC 82 X SI 90 2-2 G5-3 ①		B SI 87 S SI 88 C SI 89 B FC 87 X SI 89 2-2 G5-3 ③		C FF 93 B SL 84 S SL 81 S FF 95 1-3 K ①		B SI 90 X SI 91 1-0 G6-3 ①		4	0	0	0	0	1	0
15 Kyle Seager, L (1, 5) OBP: 0.366, SLG: 0.537		C SI 88 X SI 90 0-1 1B			C SI 84 B CU 70 F CU 70 X FC 80 1-2 G4-3 ①	B SL 83 C FF 94 F SL 81 F SL 82 B FF 96 X SL 80 2-2 10 1B 1B		F SL 82 F SI 91 X CH 78 0-2 G4-3 ②		4	0	2	0	0	0	0
10 Dae-Ho Lee, R (1, 3) OBP: 0.333, SLG: 0.519		C SI 88 B SI 88 S FC 84 B FC 84 S SI 88 2-3 K ②			B FC 79 X SI 87 1-0 26 1B 36 WP 2B	X FF 96 0-0 1-2 1B		S SL 82 F SL 81 F SL 81 B SL 82 B SL 81 B SI 91 F SL 81 S SL 82 3-3 K2-3 ③		4	1	2	0	0	2	1
26 Adam Lind, L (1, 10) OBP: 0.261, SLG: 0.435	F SI 89 B SI 88 B SI 89 B SI 87 1 SAFE F SI 89 S CU 71 3-3 K ③				B CU 66 C SI 86 B SI 85 F CU 70 X SI 87 2-2 36 WP 12 BB 36 2B 2-3 1B	B SL 82 B FF 95 X FF 95 2-0 L6 ②			C SL 77 F FF 94 B CH 81 F FF 95 B CH 84 F SL 80 F CH 82 F FF 95 S SL 81 2-3 K ①	4	1	1	0	0	2	3
33 Chris Iannetta, R (1, 2) OBP: 0.305, SLG: 0.348			C SI 86 C FC 85 B FC 83 B SI 88 X CU 72 2-2 G5-3 ①		C SI 86 D FC 80 B SI 87 D FC 82 X SI 87 3-1 F9 ②	S SL 82 C FF 97 D SL 83 B SL 82 S FF 98 2-3 K ③			C KC 77 S KC 78 B FF 95 B SL 81 C FF 95 2-3 K ②	4	0	0	0	0	2	4
12 Leonys Martin, L (1, 8) OBP: 0.316, SLG: 0.403			B SI 88 C SI 88 X SI 88 1-1 G1-3 ②		C SI 87 S CU 70 D CU 70 B SI 87 B SI 89 B SI 88 4-2 36 WP 36 2B 1-2 BB		C FF 97 F FF 97 B SL 88 B FF 99 B FF 98 S FF 98 3-3 K ①		X FF 95 0-0 1B	3	1	1	0	1	1	0
Inning Stats	R: 0 E: 0 K: 1 S: 9 H: 0 LOB: 0 BB: 0 P: 14	R: 0 E: 0 K: 2 S: 11 H: 1 LOB: 1 BB: 0 P: 18	R: 0 E: 0 K: 0 S: 8 H: 1 LOB: 1 BB: 0 P: 11	R: 0 E: 0 K: 0 S: 7 H: 0 LOB: 0 BB: 0 P: 13	R: 3 E: 0 K: 0 S: 22 H: 3 LOB: 2 BB: 2 P: 40	R: 0 E: 0 K: 2 S: 12 H: 2 LOB: 2 BB: 0 P: 19	R: 0 E: 0 K: 2 S: 7 H: 0 LOB: 1 BB: 1 P: 16	R: 0 E: 0 K: 1 S: 9 H: 0 LOB: 0 BB: 0 P: 13	R: 0 E: 0 K: 2 S: 13 H: 1 LOB: 1 BB: 0 P: 18	1B: 5 2B: 3 3B: 0 HR: 0 SF: 0 SAC: 0 DP: 0 HBP: 0						

PITCHER		IP	WLS	BF	H	R	ER	SO	BB	IBB	HBP	BLK	WP	HR	S	P	ERA	WHIP
58 Doug Fister, R ERA: 3.64	(1, 1)	5.0	W	21	5	3	3	3	2	0	0	0	1	0	57	96	5.40	1.400
45 Michael Feliz, R ERA: 4.17	(6, 1)	1.0	H	5	2	0	0	2	0	0	0	0	0	0	12	19	0.00	2.000
53 Ken Giles, R ERA: 4.26	(7, 1)	1.0		4	0	0	0	2	1	0	0	0	0	0	7	16	0.00	1.000
44 Luke Gregerson, R ERA: 3.35	(8, 1)	1.0		3	0	0	0	1	0	0	0	0	0	0	9	13	0.00	0.000
47 Chris Devenski, R ERA: 2.26	(9, 1)	1.0		4	1	0	0	2	0	0	0	0	0	0	13	18	0.00	1.000

PITCHER	IP	WLS	BF	H	R	ER	SO	BB	IBB	HBP	BLK	WP	HR	S	P	ERA	WHIP

Houston Astros @ Seattle Mariners

Safeco Field, Seattle, WA

Fri Jul 15 2016, 7:11 PM - 10:04 PM PDT

Att. 29,217 - Partly Cloudy - 72 F

livebaseballscorecards.com

AB	34
R	3
H	8
RBI	2
BB	3
SO	10
LOB	13

WP: 1 PA: 37
PB: 0
SB: 0
CS: 0

Batter	1	2	3	4	5	6	7	8	9	AB	R	H	RBI	BB	SO	LOB
4 George Springer, R (1, 9) OBP: 0.355, SLG: 0.474	F FS 84 X SL 82 0-1 ① G6-3		F CU 70 F FF 88 B FF 88 X CU 74 1-2 ③ F8			B SI 88 F SL 84 F FS 82 F FF 89 S FS 83 1-3 ② K		B SI 97 B SL 86 S SL 87 S SL 86 X SI 100 2-2 ③ G3-1		4	0	0	0	0	1	2
9 Marwin Gonzalez, S (1, 3) OBP: 0.297, SLG: 0.408	C FF 85 F SL 78 F SI 85 S FF 85 0-3 ② K			C FS 85 F SL 79 F FF 86 X FF 88 0-2 ① F7		F SI 87 B FF 88 B CU 72 F SL 82 S FC 85 2-3 ③ K			C SL 77 C SL 79 B SI 91 X SL 79 1-2 27 FC1-5-6 2B	4	0	1	0	0	2	0
27 Jose Altuve, R (1, 4) OBP: 0.412, SLG: 0.539	B SI 86 C CU 69 L SI 87 X FS 81 1-2 2B			C SI 87 B FF 89 C SI 89 X FF 89 1-2 ② F8			X CU 71 0-0 ① G5-3		X SL 78 0-0 ① FC1-5-6 1 S 2-3	4	0	1	0	0	0	1
1 Carlos Correa, R (1, 6) OBP: 0.357, SLG: 0.464	C SL 80 C SI 87 B FS 83 C FF 85 1-3 ③ K			C CU 70 B SL 82 B SI 88 S CU 74 F FS 84 F FF 89 B FS 83 B FC 85 4-2 BB			X SI 87 0-0 18 G4-3 2B		C SL 78 B SL 79 B SI 93 B SL 78 S SL 78 S SL 78 3-3 ② K 2-3	3	0	1	0	1	2	2
18 Luis Valbuena, L (1, 5) OBP: 0.354, SLG: 0.460		B SI 86 C SL 78 F FC 84 B FF 87 B FF 88 T SL 80 3-2 ① K		1 SAFE B SI 87 F SL 81 1 SAFE B FF 86 X CU 74 2-1 ③ G6-3			C SL 80 B SI 87 X CU 73 1-1 ② G4-3 2-3		C SL 77 C SL 77 S SL 78 B SI 92 B SL 79 C SL 78 3-3 ③ K	4	0	0	0	0	2	3
28 Colby Rasmus, L (1, 7) OBP: 0.322, SLG: 0.397		C SL 80 C SI 87 B SI 88 B SI 88 X SI 87 2-2 ② P6			X FF 85 0-0 ① F7		C SL 82 B SI 89 C SL 82 X FF 89 1-2 ③ G4-3			3	0	0	0	0	0	1
30 Carlos Gómez, R (1, 8) OBP: 0.275, SLG: 0.323		F CU 70 S CU 72 B FF 89 F SI 86 S CU 71 1-3 ③ K2-3			C SI 85 X SL 82 0-1 ② P4			S SL 86 B SL 87 S SI 98 L SI 100 1-3 ① K		3	0	0	0	0	2	0
23 AJ Reed, L (1, 10) OBP: 0.250, SLG: 0.316 6 Jake Marisnick, R (8, PR) OBP: 0.255, SLG: 0.278 (8, 10)			C SL 80 C SL 81 X FS 82 0-2 ① F8		C SI 86 C CU 72 S SI 88 0-3 ③ K			B SI 98 X SI 99 1-0 15 S 1B		3	0	1	0	0	1	0
										0	0	0	0	0	0	0
15 Jason Castro, L (1, 2) OBP: 0.329, SLG: 0.381			X SI 87 0-0 ② G3			C SL 78 T SI 85 B FF 86 B FS 81 F FF 87 B SI 87 C SL 82 3-3 ① K		B SI 98 C SI 96 1 SAFE 1 SAFE 1 SAFE F SI 98 B SI 98 D SL 88 S SL 86 3-3 ② K 1-2		3	0	0	0	0	2	1
Inning Stats	R: 0 H: 1 E: 0 LOB: 1 K: 2 BB: 0 S: 12 P: 14	R: 0 H: 0 E: 0 LOB: 0 K: 2 BB: 0 S: 10 P: 16	R: 0 H: 0 E: 0 LOB: 0 K: 0 BB: 0 S: 7 P: 8	R: 0 H: 0 E: 0 LOB: 1 K: 0 BB: 1 S: 13 P: 20	R: 0 H: 0 E: 0 LOB: 0 K: 1 BB: 0 S: 6 P: 6	R: 0 H: 0 E: 0 LOB: 1 K: 3 BB: 0 S: 11 P: 17	R: 0 H: 1 E: 0 LOB: 1 K: 0 BB: 0 S: 7 P: 9	R: 0 H: 1 E: 0 LOB: 2 K: 2 BB: 0 S: 10 P: 17	R: 0 H: 1 E: 0 LOB: 1 K: 2 BB: 0 S: 10 P: 17	1B: 1 SF: 0 2B: 3 SAC: 0 3B: 0 DP: 0 HR: 0 HBP: 0						

TOP

Houston Astros @ Seattle Mariners

Safeco Field, Seattle, WA

Sat Jul 16 2016, 1:11 PM - 3:56 PM PDT

Att. 41,386 - Cloudy - 68 F

livebaseballscorecards.com

AB	31
R	0
H	4
RBI	0
BB	1
SO	12
LOB	10

PITCHER		IP	WLS	BF	H	R	ER	SO	BB	IBB	HBP	BLK	WP	HR	S	P	ERA	WHIP
18 Hisashi Iwakuma, R ERA: 4.01	(1, 1)	7.0	W	24	2	0	0	8	1	0	0	0	0	0	66	90	0.00	0.429
39 Edwin Díaz, R ERA: 2.41	(8, 1)	1.0	H	4	1	0	0	2	0	0	0	0	0	0	10	17	0.00	1.000
31 Steve Cishek, R ERA: 3.07	(9, 1)	1.0	S	4	1	0	0	2	0	0	0	0	0	0	10	17	0.00	1.000

PITCHER	IP	WLS	BF	H	R	ER	SO	BB	IBB	HBP	BLK	WP	HR	S	P	ERA	WHIP

WP: 0	PB: 0	SB: 2	CS: 0
PA: 32			

Batter	1	2	3	4	5	6	7	8	9	AB	R	H	RBI	BB	SO	LOB
99 Daniel Robertson, R (1, 7) OBP: 0.308, SLG: 0.333	B FF 93 B FF 93 C FF 94 B FF 94 C FF 92 C CH 94 3-3 ① K		X FF 95 0-0 ② ③ G1-6-3 1-2f		B KC 86 C FF 97 C KC 88 F KC 87 X KC 86 1-2 ③ F9			X SI 91 0-0 ① SH1-4 1-2		3	0	0	0	0	1	3
12 Leonys Martin, L (1, 8) OBP: 0.322, SLG: 0.418	B FF 95 X CH 95 1-0 2B			B CH 94 B CH 96 C KC 84 B KC 85 B FF 95 4-1 15 CS BB		B FF 94 X FF 95 1-0 22 1B 3B		F SL 83 F SL 76 D SL 85 D SL 83 S SL 83 2-3 ② K		3	1	2	0	1	1	1
22 Robinson Canó, L (1, 4) OBP: 0.363, SLG: 0.546	F KC 84 F FF 97 B KC 84 F KC 86 F FF 96 D KC 86 S KC 88 2-3 ② K			B KC 84 S KC 86 S FF 96 C KC 86 1-3 ① K		F FF 96 X FF 96 0-1 10 G5-4-3 3-H 1B		X SL 84 0-0 ③ G4-3		4	0	1	1	0	2	3
15 Kyle Seager, L (1, 5) OBP: 0.366, SLG: 0.534	2 SAFE F FF 97 B KC 84 S KC 86 S KC 85 1-3 ③ K			B KC 86 S KC 86 B CH 90 F KC 85 B FF 97 B KC 85 4-2 ② 1-2 BB		B KC 85 F KC 85 B KC 86 F KC 85 B KC 84 S FF 95 3-3 ① K				2	0	0	0	1	2	2
10 Dae-Ho Lee, R (1, 3) OBP: 0.328, SLG: 0.511		C CH 94 S KC 84 X KC 83 0-2 ① F9		C KC 86 D KC 87 F FF 97 D KC 87 F FF 96 C KC 87 2-3 ③ K		C SL 83 B SL 84 B SL 83 F SI 89 F SL 84 X SL 83 2-2 ② ③ G5-4-3 1-2f				3	0	0	0	0	1	2
26 Adam Lind, L (1, 10) OBP: 0.258, SLG: 0.429		B FF 95 T FF 95 X KC 83 1-1 ② G4-3			B CH 96 B KC 85 F CH 95 C KC 85 B KC 87 F FF 94 X FF 96 3-2 ① L8		X FF 91 0-0 ① F9			3	0	0	0	0	0	0
21 Franklin Gutierrez, R (1, 9) OBP: 0.315, SLG: 0.466		B FF 96 X FF 95 1-0 ③ G5-3			B KC 86 C KC 85 B FF 97 C KC 85 B KC 88 X FF 94 3-2 2 BB 1B		B FF 91 F FC 90 S CU 79 B CU 80 F CU 78 S SI 92 2-3 K 36 2-6			3	0	1	0	0	1	0
2 Jesús Sucre, R (1, 2) OBP: 0.333, SLG: 0.200			S CH 94 C KC 82 B KC 85 B KC 84 F CH 95 C KC 84 2-3 ① K		C KC 86 F FF 97 B KC 86 B KC 87 B FF 97 4-2 1-2 BB		F FC 90 B CU 80 S FC 90 1 SAFE D CU 80 C FC 90 2-3 ② K			2	0	0	0	1	2	1
36 Shawn O'Malley, S (1, 6) OBP: 0.302, SLG: 0.321			B FF 96 B FF 95 C FF 95 B KC 85 B FF 95 4-1 99 G1-6-3 BB		C FF 96 F KC 87 C KC 86 0-3 ② K		C CU 76 F FC 90 D CU 74 D CU 74 2-2 ③ 2-6 1-2	X FF 89 0-0 99 SH1-4 1B		2	0	1	0	1	1	2
Inning Stats	R: 0 E: 0 K: 3 S: 12 H: 1 LOB: 1 BB: 0 P: 19	R: 0 E: 0 K: 0 S: 6 H: 0 LOB: 0 BB: 0 P: 8	R: 0 E: 0 K: 1 S: 6 H: 0 LOB: 0 BB: 1 P: 12	R: 0 E: 0 K: 2 S: 10 H: 0 LOB: 1 BB: 2 P: 21	R: 0 E: 0 K: 1 S: 16 H: 1 LOB: 2 BB: 1 P: 27	R: 1 E: 0 K: 1 S: 10 H: 2 LOB: 0 BB: 0 P: 16	R: 0 E: 0 K: 2 S: 10 H: 0 LOB: 1 BB: 0 P: 16	R: 0 E: 0 K: 1 S: 6 H: 1 LOB: 1 BB: 0 P: 8		1B: 3 2B: 1 3B: 1 HR: 0 SF: 0 SAC: 1 DP: 2 HBP: 0				WP: 0 PB: 1 SB: 0 CS: 1 PA: 30		

BOTTOM

Houston Astros @ Seattle Mariners

Safeco Field, Seattle, WA

Sat Jul 16 2016, 1:11 PM - 3:56 PM PDT

Att. 41,386 - Cloudy - 68 F

livebaseballscorecards.com

AB	25
R	1
H	5
RBI	1
BB	4
SO	11
LOB	14

PITCHER		IP	WLS	BF	H	R	ER	SO	BB	IBB	HBP	BLK	WP	HR	S	P	ERA	WHIP
43 Lance McCullers Jr., R ERA: 3.61	(1, 1)	5.1	L	22	4	1	1	8	4	0	0	0	0	0	56	97	1.69	1.500
37 Pat Neshek, R ERA: 2.48	(6, 1)	0.2		1	0	0	0	0	0	0	0	0	0	0	4	6	0.00	0.000
46 Scott Feldman, R ERA: 2.5	(7, 1)	1.1		6	1	0	0	2	0	0	0	0	0	0	12	18	0.00	0.750
29 Tony Sipp, L ERA: 5.18	(8, 1)	0.2		2	0	0	0	1	0	0	0	0	0	0	4	6	0.00	0.000

PITCHER	IP	WLS	BF	H	R	ER	SO	BB	IBB	HBP	BLK	WP	HR	S	P	ERA	WHIP

Houston Astros @ Seattle Mariners

Safeco Field, Seattle, WA

Sun Jul 17 2016, 1:13 PM - 4:06 PM PDT

Att. 27,322 - Partly Cloudy - 72 F

TOP

livebaseballscorecards.com

Batter	1	2	3	4	5	6	7	8	9	AB	R	H	RBI	BB	SO	LOB
4 George Springer, R (1, 9) OBP: 0.353, SLG: 0.469	C FF 93 B FF 94 F CH 86 B FF 91 F FC 91 B FF 95 B FF 94 4-2 9 FC6-4 BB	X CU 78 0-0 ③ G5-3		B FF 95 B CH 85 X FC 90 2-0 ③ G4-3		S FF 95 X SI 96 0-1 ① FC6-4 9 G6-3 1-2f	X KC 80 0-0 ③ F9			4	0	0	0	1	0	4
9 Marwin Gonzalez, S (1, 3) (8, 6) OBP: 0.299, SLG: 0.415	C FF 94 X FF 94 0-1 ① FC6-4 1 S 27 1B 1 E 1-2f	X FF 93 0-0 27 HR 2B			B CU 74 B FC 89 B FC 89 C FF 92 X FF 93 3-1 E8 27 1B 2B	F SI 96 X SI 96 0-1 ②③ G6-3 1-2f		B SI 94 C CH 82 F SI 95 S CH 84 1-3 ① K		5	3	2	0	0	1	2
27 Jose Altuve, R (1, 10) OBP: 0.417, SLG: 0.551	1 SAFE B FF 93 X FC 90 1-0 1 E 1-2 1B	2 SAFE B CU 77 B CH 82 B CH 83 X FF 93 3-0 2-H HR			X CU 78 0-0 1 FC1-6 3-H 1B		C KC 82 X KC 84 0-1 18 BB 1 HBP 30 HR 1B	B SI 94 C SI 94 S SI 95 B SI 95 S CH 84 2-3 ② K		5	2	4	3	0	1	0
1 Carlos Correa, R (1, 6) OBP: 0.356, SLG: 0.460 23 AJ Reed, L (8, PH) (8, 3) OBP: 0.267, SLG: 0.316	C FF 94 C CU 75 C CU 78 0-3 ② K 1-2 2-H	C FF 95 B FF 94 S CU 77 S CH 86 1-3 ① K			B FF 94 F FF 94 1 SAFE C CU 75 X FF 94 1-2 ① FC1-6 30 HBP 18 BB 1-2f		H FF 93 1-0 18 BB 30 HR HBP 1-2	F CH 85 B CH 85 F CH 85 B FF 95 B FF 95 B CH 85 4-2 BB		3	1	0	0	0	2	2
										0	0	0	0	1	0	0
11 Evan Gattis, R (1, 2) OBP: 0.279, SLG: 0.426	X CU 76 0-0 ③ F7	B FF 95 F CU 77 B FF 94 F FC 91 X CU 77 2-2 30 WP 2B			C FF 94 F CU 78 F FF 94 1 SAFE S FC 90 0-3 ② K		C KC 82 B FF 92 F FF 93 S FF 92 1-3 ① K	F SL 88 S SI 95 B SI 95 F SI 95 B FF 95 B CH 84 S FF 96 3-3 ③ K		5	0	1	0	0	3	5
18 Luis Valbuena, L (1, 5) OBP: 0.358, SLG: 0.462		B FC 88 B FF 93 X FF 93 2-0 30 E 2B	F CU 76 F CU 79 S FF 94 0-3 ② K		B FF 93 S CU 76 D FC 90 C CU 77 B FF 94 F CU 76 B CU 77 4-2 30 HBP 1-2 BB		B CH 88 B FF 94 B KC 81 B KC 81 4-0 30 HR 1-2 2-3 BB		S FF 92 B FF 94 X SL 84 1-1 ① G3-1	3	1	1	0	2	1	1
30 Carlos Gómez, R (1, 8) OBP: 0.277, SLG: 0.333		C CU 77 F FC 91 X CU 78 0-2 E5 2-3	S CH 84 S CU 79 B FC 90 S CU 79 1-3 ③ K 2-3		S CH 84 H CU 79 1-1 26 FC6-4 1-2 2-3 HBP		S KC 82 B FF 93 X KC 84 1-1 1-H 2-H 3-H HR		B CH 87 C FF 93 X SL 83 1-1 G5-3 ②	4	1	1	4	0	1	2
26 Danny Worth, R (1, 4) OBP: 0.216, SLG: 0.250	C FF 93 F CU 78 D CU 79 S CU 79 1-3 ① K	B CU 74 X FF 94 1-0 ① G6-3	B CU 75 X FF 94 1-0 ③ FC6-4 1-2f				B FF 93 B FF 93 B FF 94 C FF 94 X FF 93 3-1 6 FC5-4 1B		C FF 93 X FF 94 0-1 ③ G6-3	5	0	1	0	0	1	5
6 Jake Marisnick, R (1, 7) OBP: 0.255, SLG: 0.277	F CU 78 L FF 94 S FF 94 0-3 ② K	B CU 76 S CH 84 X CU 78 1-1 ② G4-3				C FF 96 B SL 85 X FF 94 1-1 4 FC6-4 1B	C KC 80 X FF 94 0-1 ② FC5-4 1-2f			4	0	1	0	0	1	3
Inning Stats	R: 1 H: 1 E: 0 LOB: 1 K: 1 BB: 1 S: 10 P: 15	R: 0 H: 1 E: 1 LOB: 2 K: 2 BB: 0 S: 11 P: 14	R: 2 H: 3 E: 0 LOB: 1 K: 3 BB: 0 S: 14 P: 21	R: 0 H: 0 E: 0 LOB: 0 K: 0 BB: 0 S: 4 P: 8	R: 1 H: 2 E: 1 LOB: 3 K: 1 BB: 1 S: 15 P: 25	R: 0 H: 1 E: 0 LOB: 0 K: 0 BB: 0 S: 6 P: 7	R: 4 H: 3 E: 0 LOB: 1 K: 1 BB: 1 S: 12 P: 22	R: 0 H: 0 E: 0 LOB: 1 K: 3 BB: 1 S: 12 P: 22	R: 0 H: 0 E: 0 LOB: 0 K: 0 BB: 0 S: 6 P: 8	1B: 5 SF: 0 2B: 4 SAC: 0 3B: 0 DP: 1 HR: 2 HBP: 2						

	AB	38
	R	8
	H	11
	RBI	7
	BB	4
	SO	11
	LOB	24

WP: 1 PA: 44
PB: 0
SB: 1
CS: 0

PITCHER		IP	WLS	BF	H	R	ER	SO	BB	IBB	HBP	BLK	WP	HR	S	P	ERA	WHIP
37 Mike Montgomery, L ERA: 2.34	(1, 1)	5.0	L	26	7	4	3	7	2	0	1	0	1	1	54	83	5.40	1.800
54 Tom Wilhelmsen, R ERA: 8.78	(6, 1)	1.0		3	1	0	0	0	0	0	0	0	0	0	6	7	0.00	1.000
13 Nate Karns, R ERA: 4.81	(7, 1)	1.0		8	3	4	4	1	1	0	1	0	0	1	12	22	36.00	4.000
53 Joaquín Benoit, R ERA: 4.37	(8, 1)	1.0		4	0	0	0	3	1	0	0	0	0	0	12	22	0.00	1.000
59 David Rollins, L ERA: 5.06	(9, 1)	1.0		3	0	0	0	0	0	0	0	0	0	0	6	8	0.00	0.000

PITCHER	IP	WLS	BF	H	R	ER	SO	BB	IBB	HBP	BLK	WP	HR	S	P	ERA	WHIP

Houston Astros @ Seattle Mariners

Safeco Field, Seattle, WA

Sun Jul 17 2016, 1:13 PM - 4:06 PM PDT

Att. 27,322 - Partly Cloudy - 72 F

livebaseballscorecards.com

BOTTOM

Batter	1	2	3	4	5	6	7	8	9	AB	R	H	RBI	BB	SO	LOB
7 Seth Smith, L (1, 7) OBP: 0.368, SLG: 0.447	B SI 90 B FF 91 C FF 89 C CU 73 S CU 75 2-3 ① K	F FC 89 C SI 93 C SI 92 0-3 ③ K			B CU 70 B FC 87 B SI 92 C FF 90 S FC 88 B FC 89 4-2 12 G6-5-3 BB			B CH 80 B FF 92 B FF 93 C FF 93 B FF 92 4-1 36 1B 36 DI 15 1B BB	B SL 84 C FF 92 B SI 93 B SL 83 X FF 93 3-1 2B	3	1	1	0	2	2	1
12 Leonys Martin, L (1, 8) OBP: 0.323, SLG: 0.413	B CU 72 B FC 90 B SI 91 C SI 90 C FC 89 B CU 74 4-2 23 HBP 22 BB BB		B FF 91 C FC 87 C CU 72 F CU 73 B FF 92 B CU 73 F FC 89 B CU 72 4-2 23 1B 22 1B BB		C FC 88 B FC 89 F SI 92 F FC 89 D CU 75 X FC 88 2-2 ① ② G6-5-3 1-2f			T FF 93 B SL 79 X FF 93 1-1 ① F8	C SL 82 X SL 84 0-1 ③ G6-3	3	0	0	0	2	0	3
22 Robinson Canó, L (1, 4) OBP: 0.364, SLG: 0.544 99 Daniel Robertson, R (9, 9) OBP: 0.308, SLG: 0.333	B FF 92 B CH 84 B SI 92 B FF 92 4-0 23 HBP 1-2 BB		X SI 92 0-0 23 1B 1-2 1B		F FF 92 B CU 75 F CH 86 F FF 94 B CU 75 F SI 92 T FF 93 2-2 ③ K			C FF 93 F SL 79 S CH 84 0-3 ② K		3 0	0 0	1 0	0 0	1 0	2 0	1 0
23 Nelson Cruz, R (1, 9) OBP: 0.367, SLG: 0.539 36 Shawn O'Malley, S (8, 9) OBP: 0.310, SLG: 0.329 (9, 4)	F FC 88 H CU 73 1-1 1-2 2-3 HBP		B CH 84 X FC 88 1-0 10 G4-6-3 1-2 2-3 1B			B FF 91 C FF 91 X SI 92 1-1 10 G5-4-3 1B		C FF 94 X CH 82 0-1 15 1B 1-3 1B		2 1	0 0	2 1	0 0	0 0	0 0	0 0
15 Kyle Seager, L (1, 5) OBP: 0.365, SLG: 0.530	C CU 71 F CH 85 D CU 74 T FF 93 1-2 ② K		B CH 84 C CU 72 S CU 73 S CU 71 1-3 ① K			C SI 92 F CU 73 S FF 92 0-3 ① K		X KC 78 0-0 10 HBP 1-3 3-H 1B		4	0	1	1	0	3	7
10 Dae-Ho Lee, R (1, 3) OBP: 0.327, SLG: 0.503	C FC 89 X SI 89 0-1 ③ G1-3		C CU 72 X SI 90 0-1 ② ③ G4-6-3 1-2f			F SI 90 X SI 92 0-1 ② ③ G5-4-3 1-2f		F FF 93 H FF 94 1-1 1-2 HBP		3	0	0	0	0	0	7
26 Adam Lind, L (1, 10) OBP: 0.259, SLG: 0.426 21 Franklin Gutierrez, R (8, PH) OBP: 0.313, SLG: 0.463 (9, 10)		B FF 91 C SI 90 F CU 74 S CU 74 1-3 ① K	F FC 87 C SI 92 B CU 74 S CU 74 1-3 ① K			B FF 92 C FF 94 B SL 78 B FF 93 B FF 93 4-1 4 G3-6-3 BB		C SL 76 D SL 76 X SL 84 1-1 ③ G5-3		2 1	0 0	0 0	0 0	1 0	2 0	0 3
2 Jesús Sucre, R (1, 2) OBP: 0.300, SLG: 0.125		B SI 92 F FC 90 C CU 72 F FF 93 B FC 88 S CU 74 2-3 ② K	F FC 88 C SI 92 F SI 93 F FC 89 F CU 73 B CU 74 F SI 89 S FF 91 1-3 ② K			C FF 94 F FF 95 S KC 78 0-3 ① K			B FF 90 B FF 90 B FF 90 C FF 90 B FF 90 4-1 4 G6-4-3 BB	3	0	0	0	1	3	1
4 Ketel Marte, S (1, 6) OBP: 0.299, SLG: 0.358		B FF 93 F FC 88 B CH 86 X SI 92 2-1 1B	F FF 92 S FC 89 X CU 74 0-2 ③ F7			X FF 94 0-0 ② ③ G3-6-3 1-2f			B FF 91 B SI 91 X FF 91 2-0 ① ② G6-4-3 1-2f	4	0	1	0	0	0	2

| Inning Stats | | |

Batter	1	2	3	4	5	6	7	8	9	AB	R	H	RBI	BB	SO	LOB
4 George Springer, R (1, 9) OBP: 0.351, SLG: 0.465	F SI 95 F SI 94 B SI 95 B FF 92 F SI 96 B FC 92 X SI 96 3-2 G6-3		X SI 94 0-0 G1-4-6-3 1-2f		T SI 93 B SI 93 S FF 91 S FF 91 1-3 K		T SI 92 F SI 92 X SI 92 0-2 F9 1-2		S FF 95 C FF 95 B FF 96 B CH 85 F FF 96 B FC 85 X FF 95 3-2 9 DI 1B	5	0	1	0	0	1	2
9 Marwin Gonzalez, S (1, 3) OBP: 0.297, SLG: 0.422	C SI 95 B SI 96 X SI 95 1-1 G4-3		X SI 92 0-0 G1-3		X SI 91 0-0 HR		F SI 92 X SI 92 0-1 G5-3		C FF 95 B FF 95 F FF 94 D CH 87 X FF 95 2-2 G6-3 1-2	5	1	1	1	0	0	2
27 Jose Altuve, R (1, 4) OBP: 0.418, SLG: 0.551	S SI 96 B SI 95 X SI 95 1-1 1 S 1B			C SI 93 X SL 80 0-1 G6-3	F SI 94 B SI 94 B FC 90 X SI 94 2-1 E6			B SL 81 X FF 90 1-0 1 2B 1B		4	1	2	0	0	0	0
1 Carlos Correa, R (1, 6) OBP: 0.357, SLG: 0.466	C SI 94 C SI 93 B FF 92 S FC 92 1-3 K 1-2			B SI 93 B SI 94 X SI 94 2-0 30 1B 30 E 2B	B SI 94 F SI 93 C SI 93 F FC 89 X SI 93 1-2 G4-3			X FF 89 0-0 1-H 2B		4	1	2	1	0	1	2
18 Luis Valbuena, L (1, 5) OBP: 0.360, SLG: 0.468		B SI 94 S SI 94 C SI 94 X FF 91 1-2 28 SF8 3B		B SI 94 B CH 85 B SI 93 C SI 93 B SI 94 4-1 30 E BB		C SI 93 F SI 92 B SI 91 X SL 81 1-2 L3		B CH 82 X FF 90 1-0 L7		3	1	1	0	1	0	1
28 Colby Rasmus, L (1, 7) OBP: 0.318, SLG: 0.393		B SI 94 B SI 87 B SI 94 X SI 93 3-0 SF8 3-H		S SI 94 C SI 94 S FC 93 B SI 93 S SI 95 2-3 K		B SI 92 B CH 85 S FC 90 T SI 93 B FC 90 F SI 92 C FC 88 3-3 K		B FF 89 C FF 90 C FF 90 B FF 90 S SL 81 2-3 K		3	0	0	1	0	3	3
30 Carlos Gómez, R (1, 8) OBP: 0.277, SLG: 0.332		X SI 93 0-0 G6-3		C SI 94 B SI 94 F SI 94 B SI 95 B SI 95 X SI 95 3-2 E5 1-2 2-H 1B		C FC 90 B FC 90 C SI 93 B SI 93 X FF 92 2-2 L8		S FF 90 B FF 89 D SL 80 S FF 89 S FF 91 2-3 K		4	0	1	0	0	1	1
23 AJ Reed, L (1, 10) OBP: 0.245, SLG: 0.286		C SI 94 B SI 94 F SI 93 F SI 94 B SI 94 X SI 93 2-2 G3		F SI 93 C SI 92 B SI 94 F SI 93 B SI 94 X SI 92 2-2 G1-3			F SI 90 B SI 90 B SI 92 F SI 92 X SI 91 2-2 F8		B FF 94 F FF 95 S FF 95 B FF 95 B FF 95 X FF 94 3-2 P6	4	0	0	0	0	0	2
15 Jason Castro, L (1, 2) OBP: 0.332, SLG: 0.383			S SI 93 B SI 92 X SI 93 1-1 4 51-4-6-3 1B		C SI 90 B SI 92 C SI 91 B SI 93 B SI 94 S SI 93 3-3 K		C SI 90 X FC 88 0-1 4 F9 1B		C FF 95 X CH 85 0-1 G5-3	4	0	2	0	0	1	0
Inning Stats	R: 0 E: 0 K: 1 S: 11 H: 1 LOB: 1 BB: 0 P: 17	R: 1 E: 0 K: 0 S: 9 H: 1 LOB: 0 BB: 0 P: 15	R: 0 E: 0 K: 0 S: 4 H: 1 LOB: 0 BB: 0 P: 5	R: 1 E: 1 K: 1 S: 14 H: 2 LOB: 2 BB: 1 P: 27	R: 1 E: 1 K: 2 S: 13 H: 1 LOB: 1 BB: 0 P: 20	R: 0 E: 0 K: 1 S: 10 H: 0 LOB: 0 BB: 0 P: 16	R: 0 E: 0 K: 0 S: 10 H: 1 LOB: 1 BB: 0 P: 12	R: 1 E: 0 K: 2 S: 9 H: 2 LOB: 1 BB: 0 P: 15	R: 0 E: 0 K: 0 S: 12 H: 1 LOB: 1 BB: 0 P: 20	1B: 6 2B: 2 3B: 1 HR: 1 SF: 1 SAC: 0 DP: 1 HBP: 0						

PITCHER		IP	WLS	BF	H	R	ER	SO	BB	IBB	HBP	BLK	WP	HR	S	P	ERA	WHIP
49 Kendall Graveman, R ERA: 4.25	(1, 1)	7.0	W	29	7	3	2	5	1	0	0	0	0	1	71	112	2.57	1.143
66 Ryan Dull, R ERA: 2.05	(8, 1)	1.0		5	2	1	1	2	0	0	0	0	0	0	9	15	9.00	2.000
44 Ryan Madson, R ERA: 3.57	(9, 1)	1.0	S	4	1	0	0	0	0	0	0	0	0	0	12	20	0.00	1.000

PITCHER	IP	WLS	BF	H	R	ER	SO	BB	IBB	HBP	BLK	WP	HR	S	P	ERA	WHIP

TOP

Houston Astros @ Oakland Athletics

Oakland Coliseum, Oakland, CA

Mon Jul 18 2016, 7:09 PM - 10:14 PM PDT

Att. 10,651 - Clear - 66 F

livebaseballscorecards.com

AB	36
R	4
H	10
RBI	3
BB	1
SO	7
LOB	13

WP: 0	PA: 38
PB: 0	
SB: 1	
CS: 0	

Batter	1	2	3	4	5	6	7	8	9	AB	R	H	RBI	BB	SO	LOB
4 Coco Crisp, S (1, 8) OBP: 0.301, SLG: 0.399	B FF 89 B FF 88 B FF 89 B FF 87 4-0 26 WP BB		B FF 88 X FF 88 1-0 ① L9	S CU 77 B FF 90 F FF 90 B SL 78 B CH 84 B FC 87 4-2 22 BB 8 BB 26 BB BB		B FC 88 C FC 89 F CU 75 X CU 77 1-2 ② G5-3		S FC 88 X CU 74 0-1 ② G3-1		3	1	0	0	2	0	0
8 Jed Lowrie, S (1, 4) OBP: 0.333, SLG: 0.344 25 Tyler Ladendorf, R (8, PR) OBP: 0.108, SLG: 0.083 (9, 4)	C FF 89 B FF 88 F FF 88 1 SAFE 1 SAFE T CU 75 1-2 ① K		B FC 87 F FC 88 X FF 87 1-1 ② L4	B FF 92 B FF 92 B FF 94 C FF 94 B FF 94 4-1 26 BB 22 BB 1-2 2-3 BB		C FF 88 B CU 75 C FC 88 S SI 90 1-3 ③ K		X CU 75 0-0 22 2B 1B		4 0	0 0	1 0	0 0	1 0	2 0	1 0
22 Josh Reddick, L (1, 9) OBP: 0.377, SLG: 0.438	B FF 89 1 SAFE F FF 89 F CH 83 1 SAFE B CH 82 S CH 83 2-3 ② K		C FF 90 B CU 75 B CH 85 F CH 84 C FF 88 2-3 ③ K	B FF 94 B FF 95 B FF 95 B FF 94 4-0 26 BB 1-2 2-3 3-H BB			F FC 87 B SI 88 X CU 74 1-1 26 L4-3 1B	C FF 86 F CU 75 D CU 76 X FC 89 1-2 1-3 2B		4	0	2	1	1	2	1
26 Danny Valencia, R (1, 10) OBP: 0.352, SLG: 0.483	C FC 84 F FF 88 B CU 75 S CU 74 1-3 ③ K 1-2			X FF 90 0-0 ① G6-3 D SL 83 C FF 93 D SL 82 D SL 86 X FF 90 4-1 1-2 2-3 3-H BB C FC 86 2-3 ② K D SL 86 C FF 93 D SL 86 C CH 83 C SL 79 1-2 ③ F9			B CU 76 B SI 88 X FC 87 2-0 ①② L4-3 1-1	B CU 76 F SI 89 S CU 77 B CU 77 B SI 91 C SI 91 3-3 ③ K		4	0	0	1	1	2	5
2 Khris Davis, R (1, 7) OBP: 0.292, SLG: 0.511		F FF 89 F FC 86 B FC 85 X FF 90 1-2 ① G5-3					X FC 88 0-0 HR			4	1	1	1	0	1	3
21 Stephen Vogt, L (1, 2) OBP: 0.331, SLG: 0.461		C FF 89 X CU 74 0-1 ② G3-1		C CU 73 C FF 91 B CU 75 B CU 76 X CU 77 2-2 10 WP 17 1B 2B	B SI 90 B FC 89 C FC 88 X FC 88 2-1 ① F8		B CU 75 S CU 75 C FC 89 X SI 88 1-2 17 FC5 10 1B 1B			4	1	2	0	0	0	0
10 Marcus Semien, R (1, 6) OBP: 0.310, SLG: 0.476		X FF 89 0-0 17 2B 1B		C SL 82 F SL 82 F CH 83 B CH 88 D CU 76 F SL 79 B SL 80 B FF 90 4-2 17 S 17 1B 2-3 BB	C FC 88 B FC 88 X FC 89 1-1 ② L9		B SI 90 S FC 88 B FC 88 X FC 88 2-1 17 FC5 1-2 1B			3	2	2	0	1	0	0
17 Yonder Alonso, L (1, 3) OBP: 0.320, SLG: 0.360		1 SAFE B CU 73 D FF 88 X FF 90 2-0 1-H 2B		D CU 77 C FF 89 1 SAFE B FC 88 F FC 88 D SL 79 X SL 79 3-2 1-H 48 2B 3-H 1B	B CU 76 C CU 76 X FC 89 1-1 ③ G4-3		C CU 74 B CU 71 X FC 87 1-1 ③ FC5 1-2 2-3f			4	1	2	3	0	0	2
48 Ryon Healy, R (1, 5) OBP: 0.267, SLG: 0.533		B FF 90 F CH 82 B CH 83 X FF 90 2-1 ③ F8		B FF 91 X SL 83 1-0 8 BB 22 BB 1-H 2B		B SI 90 C FC 87 B CU 78 F FC 89 S CU 80 2-3 ① K		C FC 86 S CU 76 B CU 77 B CU 74 C SI 90 2-3 ① K		4	1	1	1	0	2	1
Inning Stats	R: 0 E: 0 K: 3 S: 9 H: 0 LOB: 1 BB: 1 P: 17	R: 1 E: 0 K: 0 S: 9 H: 2 LOB: 1 BB: 0 P: 14	R: 0 E: 0 K: 1 S: 6 H: 0 LOB: 0 BB: 0 P: 10	R: 5 E: 0 K: 1 S: 22 H: 3 LOB: 3 BB: 5 P: 51	R: 0 E: 0 K: 0 S: 6 H: 0 LOB: 0 BB: 0 P: 10	R: 0 E: 0 K: 2 S: 9 H: 0 LOB: 0 BB: 0 P: 13	R: 1 E: 0 K: 0 S: 11 H: 4 LOB: 2 BB: 0 P: 18	R: 0 E: 0 K: 2 S: 12 H: 2 LOB: 3 BB: 0 P: 18		1B: 6 2B: 5 3B: 0 HR: 1 SF: 0 SAC: 0 DP: 1 HBP: 0					WP: 2 PB: 0 SB: 1 CS: 0 PA: 40	

PITCHER		IP	WLS	BF	H	R	ER	SO	BB	IBB	HBP	BLK	WP	HR	S	P	ERA	WHIP
54 Mike Fiers, R ERA: 4.75	(1, 1)	3.2	L	19	5	6	6	5	3	0	0	0	2	0	41	74	14.73	2.182
45 Michael Feliz, R ERA: 4.14	(4, 1)	0.1		4	0	0	0	0	3	0	0	0	0	0	5	18	0.00	9.000
46 Scott Feldman, R ERA: 2.48	(5, 1)	4.0		17	6	1	1	4	0	0	0	0	0	1	38	59	2.25	1.500

PITCHER	IP	WLS	BF	H	R	ER	SO	BB	IBB	HBP	BLK	WP	HR	S	P	ERA	WHIP

BOTTOM

Houston Astros @ Oakland Athletics

Oakland Coliseum, Oakland, CA

Mon Jul 18 2016, 7:09 PM - 10:14 PM PDT

Att. 10,651 - Clear - 66 F

livebaseballscorecards.com

AB	34
R	7
H	11
RBI	7
BB	6
SO	9
LOB	13

Batter	1	2	3	4	5	6	7	8	9	10	AB	R	H	RBI	BB	SO	LOB
4 George Springer, R (1, 9) OBP: 0.350, SLG: 0.469	C FF 89 B CH 79 S CH 80 C FF 90 1-3 ① K		C CH 77 C FF 88 S FC 84 0-3 ① K		F CH 78 X FF 88 0-1 HR		X FF 90 0-0 ② L8			X SL 87 0-0 ① F9	5	1	1	1	0	2	0
9 Marwin Gonzalez, S (1, 3) OBP: 0.295, SLG: 0.418	C FF 90 B CH 81 B FF 89 B CH 80 C FF 89 X FF 89 3-2 ② L7		C CH 80 F CH 79 F FC 84 B FF 89 X CH 79 1-2 27 2B 1 FC1-2 1B		B CH 80 C FF 89 X CH 79 1-1 ① F8		C FF 91 S KC 80 S KC 82 0-3 ③ K			B SI 94 C SI 94 B SI 95 F SI 95 B SI 96 F FF 95 F SI 94 X FF 95 3-2 ② P3	5	0	1	0	0	1	0
27 Jose Altuve, R (1, 4) OBP: 0.422, SLG: 0.562	C CH 80 B FF 89 B FF 89 B CH 81 F FF 89 F CH 80 X CH 80 3-2 1 1B 1B		F FF 89 B CH 80 X FF 89 1-1 1 FC1-2 18 1B 1-3 2B		B CH 79 C CH 78 X FF 88 1-1 1 SF9 3B			F SL 84 B FF 91 S SL 85 B KC 80 F SL 86 C KC 80 2-3 ① K		B SL 89 B SL 89 C FF 95 X FF 96 2-1 18 BB 1 E 1B	5	2	4	0	0	1	0
1 Carlos Correa, R (1, 6) OBP: 0.358, SLG: 0.465	F FF 89 B CH 80 B CH 80 F FF 89 B FF 91 X FF 89 3-2 18 S 1-3 1B		D CH 79 C FF 90 S CH 79 X FC 83 1-2 ② FC1-2 18 1B 2-3 3-H		C CH 79 B FF 89 X FF 89 1-1 ② SF9 3-H			B SL 85 S SL 85 B FF 91 S SL 86 B SL 86 D KC 81 4-2 18 G1-3 BB		1 SAFE B FF 95 C FF 94 1 SAFE B FF 95 X FF 95 2-1 FC6 18 BB 1-2	3	0	1	1	1	0	3
18 Luis Valbuena, L (1, 5) OBP: 0.361, SLG: 0.465	C CU 72 B FF 89 D CU 73 T FF 89 B FF 89 F CU 73 X FF 89 3-2 ③ G3-1 1-2		X FF 90 0-0 1-3 3-H 1B		C CU 72 X FF 89 0-1 ③ F7			C SL 84 1 SAFE F FF 90 X SL 85 0-2 ② G1-3 1-2		B SL 84 B SL 84 B SI 93 B SI 92 4-0 1-2 2-3 BB	4	0	1	1	1	0	3
30 Carlos Gómez, R (1, 10) OBP: 0.272, SLG: 0.326		C FF 88 B FF 88 S CH 78 S CH 79 1-3 ① K	B CH 79 X FF 89 1-0 ③ F9			B CH 77 S FF 86 C FF 88 F FC 84 S CH 79 1-3 ① K2-3		X SL 87 0-0 ③ F8		X CH 87 0-0 ③ G5-3	5	0	0	0	0	2	6
28 Colby Rasmus, L (1, 7) OBP: 0.314, SLG: 0.387		B FF 89 B CU 73 X FF 88 2-0 ② F8		S CU 71 F CU 72 B FF 88 B FC 84 X FF 88 2-2 ① F8		B FF 88 S CU 73 X FF 88 1-1 ② P5			F SI 94 F SI 95 B SI 95 B SI 95 X SL 89 2-2 ① G3		4	0	0	0	0	0	0
11 Evan Gattis, R (1, 2) OBP: 0.282, SLG: 0.432		X FF 89 0-0 2B		X CH 79 0-0 ② L7		B CH 78 X CH 78 1-0 6 CS 1B			B SL 89 X SL 89 1-0 ② G6-3		4	0	2	0	0	0	0
6 Jake Marisnick, R (1, 8) OBP: 0.248, SLG: 0.269		B CH 80 B FF 89 S CH 79 S CH 81 C FF 90 2-3 ③ K		S CH 79 B CH 78 B FF 88 S CH 79 S CH 80 2-3 ③ K2-3		S CH 78 M FF 88 1 SAFE 0-2 ③ CS 1-2	C CH 77 B CH 76 B FF 87 B CH 78 F FF 87 F CH 79 F FC 86 F FF 87 F FC 83 3-2 X CH 78 ① G4-3		B SL 89 B SL 87 X FF 94 2-0 ③ F9		4	0	0	0	0	2	1
Inning Stats	R: 0 E: 0 K: 1 S: 17 H: 2 LOB: 2 BB: 0 P: 30	R: 0 E: 0 K: 2 S: 8 H: 1 LOB: 1 BB: 0 P: 13	R: 1 E: 0 K: 1 S: 14 H: 3 LOB: 2 BB: 0 P: 18	R: 0 E: 0 K: 1 S: 7 H: 0 LOB: 0 BB: 0 P: 11	R: 2 E: 0 K: 0 S: 10 H: 2 LOB: 0 BB: 0 P: 13	R: 0 E: 0 K: 1 S: 9 H: 1 LOB: 0 BB: 0 P: 12	R: 0 E: 0 K: 1 S: 11 H: 0 LOB: 0 BB: 0 P: 14	R: 0 E: 0 K: 1 S: 10 H: 0 LOB: 1 BB: 1 P: 16	R: 0 E: 0 K: 0 S: 5 H: 0 LOB: 0 BB: 0 P: 10	R: 0 E: 1 K: 0 S: 11 H: 1 LOB: 3 BB: 1 P: 22	1B: 6 2B: 2 3B: 1 HR: 1 SF: 1 SAC: 0 DP: 0 HBP: 0						

PITCHER		IP	WLS	BF	H	R	ER	SO	BB	IBB	HBP	BLK	WP	HR	S	P	ERA	WHIP
47 Dillon Overton, L ERA: 8.4	(1, 1)	6.1		27	9	3	3	6	0	0	0	0	0	1	72	107	4.26	1.421
57 Danny Coulombe, L ERA: 4.19	(7, 1)	1.1		5	0	0	0	2	1	0	0	0	0	0	13	19	0.00	0.750
31 Liam Hendriks, R ERA: 5.06	(8, 1)	2.0		8	1	0	0	0	0	0	0	0	0	0	16	28	0.00	0.500
35 Marc Rzepczynski, L ERA: 3.3	(10, 1)	0.1	W	2	0	0	0	0	1	0	0	0	0	0	1	5	0.00	3.000

TOP

Houston Astros @ Oakland Athletics

Oakland Coliseum, Oakland, CA

Tue Jul 19 2016, 7:08 PM - 10:48 PM PDT

Att. 15,143 - Clear - 65 F

livebaseballscorecards.com

AB	39
R	3
H	10
RBI	3
BB	2
SO	8
LOB	13

Batter	1	2	3	4	5	6	7	8	9	10	AB	R	H	RBI	BB	SO	LOB
4 Coco Crisp, S (1, 8) OBP: 0.306, SLG: 0.404	B FF 88 S SI 88 F SI 89 F SL 79 B FF 90 B SL 78 B SL 78 4-2 8 G4-6-3 BB		C SI 88 B FF 89 S SL 77 F SL 77 B FF 89 B CH 81 X SI 89 3-2 ② L9			B FF 88 B SI 88 X SI 88 2-0 ① G5-3	X FF 98 0-0 2-3 1B		B CU 81 F CU 82 F CU 82 F CU 82 X FC 92 1-2 ② 2-H 2B		4	0	2	1	1	0	0
8 Jed Lowrie, S (1, 4) OBP: 0.331, SLG: 0.345	B FC 88 S FC 86 F SI 90 D SL 79 X FC 86 2-2 ① ② G4-6-3 1-2f		X FC 86 0-0 26 PB 2B			C FC 86 B SL 78 B SI 90 X SL 79 2-1 ② G6-3	B FF 96 F FF 97 S SL 87 F SL 87 X SL 87 1-2 ③ G1-6-3		B FC 91 S FC 91 S FC 91 B CU 82 B FC 92 F FC 91 F FC 91 C FC 92 3-3 ③ K		5	0	1	0	0	1	3
26 Danny Valencia, R (1, 3) OBP: 0.349, SLG: 0.478	B SL 78 B SI 90 C FC 86 B FC 87 F FC 86 F FC 87 C SI 90 3-3 ③ K		B SI 89 S FC 86 C SI 90 B FC 86 S SL 80 2-3 ③ K 2-3			C SL 76 B SI 89 X FC 87 1-1 2 FC6-4 1B		C SI 90 F SI 90 S SL 82 0-3 ① K		B SL 82 S SI 87 B SL 82 X SL 80 2-1 ① F7	5	0	1	0	0	3	1
2 Khris Davis, R (1, 7) OBP: 0.287, SLG: 0.503		F FC 84 X FF 88 0-1 ① F9		S FC 86 B FF 89 F SI 89 B SL 79 B SI 90 F FC 87 S SI 89 3-3 ① K		C FF 89 X SI 89 0-1 ③ FC6-4 1-2f		C SL 82 B SL 82 B SI 91 S SL 81 X SL 82 2-2 ② F8		B SI 88 S SL 83 F SL 84 B SL 82 S SI 89 2-3 ② K	5	0	0	0	0	2	1
10 Marcus Semien, R (1, 6) OBP: 0.311, SLG: 0.474		C FF 89 C FF 89 B FF 90 F SL 78 B FF 89 X SL 80 2-2 E3 16 BB 48 1B		C SL 77 B FF 90 X FF 90 1-1 ② G5-3			B SL 76 B SL 75 F FC 85 B SI 88 S FC 86 X SI 89 3-2 ① F9	B SL 82 B SL 81 B SL 81 B SI 89 4-0 22 WP 17 S BB		S SL 82 B SL 84 X SL 84 1-1 17 S 22 1B 1B	4	1	1	0	1	0	0
16 Billy Butler, R (1, 10) OBP: 0.310, SLG: 0.377 17 Yonder Alonso, L (8, PH) OBP: 0.325, SLG: 0.360 (9, 10)		B SI 89 B SI 89 F FC 87 D FC 87 D FF 87 4-1 48 1B 1-2 BB	B SI 90 B FC 86 F SI 89 B SI 89 F FF 87 C SI 89 3-3 ③ K				B SI 89 B SL 78 B SI 89 C SI 89 X SI 88 3-1 5 2B 48 2B 1B	D CH 80 C SL 79 S SL 81 B SI 90 B SL 81 D SL 81 4-2 1-2 BB		B SL 82 B SL 82 B FF 91 C FF 92 B SL 82 4-1 22 1B 1-2 BB	2 0	1 0	1 0	0 0	1 2	1 0	0 0
5 Jake Smolinski, R (1, 9) OBP: 0.356, SLG: 0.473 22 Josh Reddick, L (8, PH) OBP: 0.378, SLG: 0.439 (9, 9)		F FC 86 F FC 86 X FC 86 0-2 ② F7			B SI 89 C FC 86 B CH 81 S FC 87 F SL 78 B SI 89 B FC 86 4-2 29 CS BB		D FC 86 B SI 88 C FC 86 F FC 86 D FC 87 X SI 88 3-2 48 2B 1-3 2B	C SI 88 B SL 81 B SI 89 X SI 88 2-1 ③ F7 2-3		F SL 82 C SL 82 B SL 82 X SL 82 1-2 1-2 2-H 1B	2 2	1 0	1 1	0 0	1 0	0 0	2 2
48 Ryon Healy, R (1, 5) OBP: 0.316, SLG: 0.579		B FC 86 X FF 88 1-0 ③ 1-2 2-H 1B			B FC 86 S SL 78 C SL 77 S SL 78 1-3 ① K		C FF 98 X FF 98 0-1 4 1B 2-H 3-H 2B		B CU 81 C CU 82 S CU 83 B CU 83 B CU 83 C FC 93 3-3 ① K		4	0	2	2	0	2	1
29 Matt McBride, R (1, 2) OBP: 0.206, SLG: 0.242 21 Stephen Vogt, L (7, PH) OBP: 0.332, SLG: 0.465 (8, 2)			C SI 89 X SL 77 0-1 ① L6		B SI 89 C SI 89 B SI 88 C SI 90 F SI 89 B SI 89 F SI 88 C SI 90 3-3 ② ③ K 1-2		B FF 98 X FF 96 1-0 ② L8		B CU 83 B FC 93 C FC 92 S FC 92 F FC 92 F CU 82 F FC 92 F FC 92 B CU 83 3-2 F FC 93 F FC 92 X FC 92 4 2B 2B	2 2	0 1	0 1	0 1	0 0	1 0	1 1
Inning Stats	R: 0 E: 0 K: 1 S: 10 H: 0 LOB: 0 BB: 1 P: 19	R: 0 E: 1 K: 0 S: 11 H: 1 LOB: 2 BB: 1 P: 18	R: 0 E: 0 K: 1 S: 10 H: 1 LOB: 1 BB: 0 P: 15	R: 0 E: 0 K: 2 S: 9 H: 0 LOB: 0 BB: 0 P: 16	R: 0 E: 0 K: 2 S: 11 H: 0 LOB: 1 BB: 1 P: 19	R: 0 E: 0 K: 0 S: 7 H: 1 LOB: 1 BB: 0 P: 12	R: 2 E: 0 K: 0 S: 16 H: 4 LOB: 2 BB: 0 P: 27	R: 0 E: 0 K: 1 S: 10 H: 0 LOB: 2 BB: 2 P: 22	R: 1 E: 0 K: 2 S: 21 H: 2 LOB: 0 BB: 0 P: 31	R: 1 E: 0 K: 1 S: 11 H: 2 LOB: 2 BB: 1 P: 21	1B: 6 2B: 6 3B: 0 HR: 0	SF: 0 SAC: 0 DP: 2 HBP: 0	WP: 1 PB: 1 SB: 2 CS: 1	PA: 43			

PITCHER		IP	WLS	BF	H	R	ER	SO	BB	IBB	HBP	BLK	WP	HR	S	P	ERA	WHIP
60 Dallas Keuchel, L ERA: 4.7	(1, 1)	6.1		25	5	2	2	6	3	0	0	0	0	0	66	116	2.84	1.263
53 Ken Giles, R ERA: 4.19	(7, 1)	0.2	H	4	2	0	0	0	0	0	0	0	0	0	8	10	0.00	3.000
44 Luke Gregerson, R ERA: 3.27	(8, 1)	1.0	H	5	0	0	0	1	2	0	0	0	1	0	10	22	0.00	2.000
36 Will Harris, R ERA: 1.8	(9, 1)	1.0	B	4	2	1	1	2	0	0	0	0	0	0	21	31	9.00	2.000
37 Pat Neshek, R ERA: 2.73	(10, 1)	0.2	L	3	1	1	1	1	0	0	0	0	0	0	7	12	13.50	1.500

PITCHER		IP	WLS	BF	H	R	ER	SO	BB	IBB	HBP	BLK	WP	HR	S	P	ERA	WHIP
29 Tony Sipp, L ERA: 4.91	(10, 1)	0.0		2	1	0	0	0	1	0	0	0	0	0	4	9	∞	∞

BOTTOM

Houston Astros @ Oakland Athletics

Oakland Coliseum, Oakland, CA

Tue Jul 19 2016, 7:08 PM - 10:48 PM PDT

Att. 15,143 - Clear - 65 F

livebaseballscorecards.com

AB	37
R	4
H	11
RBI	4
BB	6
SO	10
LOB	12

Batter	1	2	3	4	5	6	7	8	9	AB	R	H	RBI	BB	SO	LOB
4 George Springer, R (1, 9) OBP: 0.352, SLG: 0.474	B FF 93 F FF 93 X SL 87 1-1 F8 ①	B SL 89 B FF 91 F FF 90 S FF 91 D CU 74 X FF 92 3-2 1-H 27 1B 1 BB 2B		S CH 80 F CU 72 F FF 92 B FF 92 X CU 74 1-2 G5-3 ①		S SL 84 B KC 79 T FF 90 X SL 85 1-2 F8 ②		B SI 87 C CU 78 F CU 76 B CU 77 B SI 89 B CU 79 4-2 27 BB 1 1B BB	X SI 88 0-0 3-H 2B	5	2	2	2	1	0	0
9 Marwin Gonzalez, S (1, 7) (6, 3) OBP: 0.296, SLG: 0.415	C FF 91 B FF 93 X FF 92 1-1 1 BB 27 1B 18 FC3-6 1B	B CH 82 C CH 83 F FF 91 D CU 75 B CH 82 B SL 86 4-2 1 BB 27 1B BB		C SL 87 B CU 73 B CH 82 C FF 91 F SL 86 X FF 93 2-2 F7 ②		B FF 91 F SL 82 X KC 79 1-1 G6-3 ③		S CU 76 B SI 86 B CU 77 F SI 87 C SI 88 2-3 K ②	S CH 80 X SI 87 0-1 P6 ③	5	1	1	0	1	1	3
27 Jose Altuve, R (1, 4) OBP: 0.427, SLG: 0.563	X FF 92 0-0 1-2 18 FC3-6 1 BB 1B	C CH 81 S CU 75 X SL 87 0-2 1-2 2-3 1 BB 1B		B FF 92 C CH 82 X SL 88 1-1 F9 ③			B CH 82 B SL 83 C FF 89 B FF 90 B SL 83 4-1 1 E 1 FC6 BB	B CU 76 B CU 78 B SI 89 F SI 88 B SI 86 4-1 1-2 2-3 1 1B BB		3	0	2	0	2	0	0
1 Carlos Correa, R (1, 6) OBP: 0.363, SLG: 0.465	B FF 91 C FF 92 B FF 91 D SL 89 B FF 91 4-1 1-2 2-3 18 FC3-6 BB	S SL 87 B FF 92 S FF 92 D CU 76 F FF 92 B SL 87 B FF 93 4-2 1-2 2-3 3-H BB			B SL 88 B SL 87 B FF 90 B FF 91 4-0 11 WP BB		B FF 90 C FF 88 B FF 89 C SL 83 B SL 84 1 SAFE X FF 90 3-2 1-3 FC6 18 S	B SI 88 F SI 88 F SI 88 B SI 88 X SI 89 2-2 1-3 2-H 3-H 1B		2	0	1	3	3	0	1
18 Luis Valbuena, L (1, 5) OBP: 0.355, SLG: 0.457	B SL 89 B FF 92 X FF 92 2-0 1-2f 2-3 3-H FC3-6 ②	X CH 82 0-0 G1-3 ③			C FF 90 1 SAFE B FF 90 C SL 87 S SL 85 1-3 K ①		F SL 86 S FF 89 F KC 80 B KC 79 B SL 85 S FF 90 2-3 1-2 K ①	C CU 78 B CU 77 B CU 79 F CU 78 X CU 78 2-2 P6 ③		5	0	0	1	0	2	10
28 Colby Rasmus, L (1, 8) (6, 7) OBP: 0.309, SLG: 0.381	S FF 92 X FF 91 0-1 F7 ③		C FF 92 S CH 81 B FF 92 F FF 92 S CU 74 1-3 K ①		F FF 90 X CH 83 0-1 F8 ②		C FF 89 B FF 91 B FF 90 S SL 84 S FF 90 2-3 K ②		S CU 76 B CU 77 X CU 78 1-1 F8 ①	5	0	0	0	0	2	5
11 Evan Gattis, R (1, 10) OBP: 0.283, SLG: 0.428 26 Danny Worth, R (7, PH) OBP: 0.205, SLG: 0.237 (7, 10)		F SL 88 X SL 87 0-1 F8 ① B CH 83 S FF 92 F FF 92 X CH 82 1-2 1B	X CH 83 0-0 F8 ② B CH 83 S FF 92 F FF 92 X CH 82 1-2 1B		C SL 86 B CU 74 S SI 90 1 SAFE B CU 73 F SL 85 H FF 91 3-2 1-2 HBP S SL 85 B FF 90 C SL 86 S FF 93 1-3 K ③		X FF 90 0-0 G6-3 ③	B CU 77 F SI 86 C SI 87 F CU 79 B SI 88 F SI 88 B CU 78 F CU 79 F SI 90 3-2 X SI 88 27 BB 1 1B 2B	C SI 88 B SI 88 F CH 82 B SI 88 F CH 81 S CU 78 2-3 K ② C CH 80 S CH 80 X CH 81 0-2 15 3B 1B	2 2	0 0	0 0	0 0	0 0	0 1	0 2
23 AJ Reed, L (1, 3) OBP: 0.250, SLG: 0.289 6 Jake Marisnick, R (6, 8) OBP: 0.259, SLG: 0.287		B FF 93 C CH 83 F CH 82 C FF 93 1-3 K ②								3 2	0 2	1 2	0 0	0 0	2 0	2 0
15 Jason Castro, L (1, 2) OBP: 0.333, SLG: 0.390		B CH 83 B FF 92 B FF 92 C FF 93 T FF 92 B FF 93 4-2 4 2B BB	D CU 74 F FF 92 F FF 90 B SL 87 S SL 87 2-3 K ③			C SL 81 B FF 89 F SL 83 B KC 80 X FF 90 2-2 F7 ①		X CU 75 0-0 F7 ① X CU 77 0-0 1-H 4 2B 3B	4	2	1	1	1	1	2
Inning Stats	R: 1 E: 0 K: 0 S: 9 H: 2 LOB: 2 BB: 1 P: 17	R: 2 E: 0 K: 1 S: 19 H: 2 LOB: 3 BB: 3 P: 35	R: 0 E: 0 K: 2 S: 11 H: 1 LOB: 1 BB: 0 P: 15	R: 0 E: 0 K: 0 S: 10 H: 0 LOB: 0 BB: 0 P: 14	R: 0 E: 0 K: 2 S: 11 H: 0 LOB: 2 BB: 1 P: 20	R: 0 E: 0 K: 0 S: 8 H: 0 LOB: 0 BB: 0 P: 12	R: 0 E: 1 K: 2 S: 12 H: 0 LOB: 2 BB: 1 P: 23	R: 2 E: 0 K: 1 S: 20 H: 2 LOB: 2 BB: 2 P: 37	R: 2 E: 0 K: 1 S: 13 H: 3 LOB: 1 BB: 0 P: 16	1B: 6 2B: 3 3B: 1 HR: 0 SF: 0 SAC: 0 DP: 0 HBP: 1						

PITCHER		IP	WLS	BF	H	R	ER	SO	BB	IBB	HBP	BLK	WP	HR	S	P	ERA	WHIP
67 Daniel Mengden, R ERA: 5.52	(1, 1)	5.0	L	26	5	3	3	5	5	0	1	0	1	0	60	101	5.40	2.000
57 Danny Coulombe, L ERA: 3.8	(6, 1)	2.0		8	0	0	0	2	1	0	0	0	0	0	20	35	0.00	0.500
68 Patrick Schuster, L ERA: 15.43	(8, 1)	2.0		13	5	4	4	2	2	0	0	0	0	0	33	53	18.00	3.500

PITCHER	IP	WLS	BF	H	R	ER	SO	BB	IBB	HBP	BLK	WP	HR	S	P	ERA	WHIP

TOP

Houston Astros @ Oakland Athletics

Oakland Coliseum, Oakland, CA

Wed Jul 20 2016, 12:38 PM - 3:43 PM PDT

Att. 20,231 - Sunny - 65 F

livebaseballscorecards.com

AB	38
R	7
H	10
RBI	7
BB	8
SO	9
LOB	25

WP: 1	PA: 47		
PB: 0			
SB: 1			
CS: 0			

Batter	1	2	3	4	5	6	7	8	9	AB	R	H	RBI	BB	SO	LOB
4 Coco Crisp, S (1, 10) OBP: 0.302, SLG: 0.399	B FF 87 C SI 86 B FF 88 X SI 88 2-1 ① F8		B SI 87 B CH 78 S SI 88 X SI 90 2-1 ① P6		B SI 88 C SI 87 C SI 88 B CU 72 F SI 89 B CU 71 F SI 88 X SI 89 3-2 ③ F9			B FF 93 S FF 92 C CH 81 B CH 84 T FF 95 2-2 ① K		4	0	0	0	0	1	0
10 Marcus Semien, R (1, 6) OBP: 0.307, SLG: 0.468	C FF 88 F SI 89 F SI 89 C SI 88 0-3 ② K		C FC 86 X FC 86 0-1 ② F9			F SI 86 B SI 86 F FF 87 B FC 83 X SI 88 2-2 ① P2		S FF 94 B FF 95 C CH 83 C SL 81 1-3 ② K		4	0	0	0	0	2	0
22 Josh Reddick, L (1, 9) OBP: 0.380, SLG: 0.445	C FF 89 F SI 89 B SI 90 X FC 86 1-2 2B		B CH 80 B SI 81 F SI 89 B CH 79 C SI 88 F FC 83 X CU 72 3-2 E3			C SI 86 B CU 72 X CU 71 1-1 21 1B 1B		S CH 83 B FF 94 B FF 94 S FF 94 F FF 96 X CH 83 2-2 ③ L9		4	0	2	0	0	0	0
2 Khris Davis, R (1, 7) OBP: 0.284, SLG: 0.497	C SI 88 X SI 88 0-1 ③ F9		B FC 82 S SI 88 X SI 88 1-1 ③ P3			B FC 82 1 SAFE X SI 87 1-0 ② F8			F FF 92 B CH 82 X FF 93 1-1 ① F9	4	0	0	0	0	0	3
21 Stephen Vogt, L (1, 2) OBP: 0.331, SLG: 0.462		B SI 87 B SI 87 C FF 88 C CH 79 C FC 83 2-3 ① K	B FC 85 C SI 88 F SI 87 X FC 86 1-2 ① G3			B CU 70 X SI 87 1-0 1-2 1B			B FF 93 C FF 92 F CH 80 X FF 93 1-2 ② L9	4	0	1	0	0	1	0
17 Yonder Alonso, L (1, 3) OBP: 0.324, SLG: 0.356		C SI 88 B SI 88 B CH 80 B FC 84 B SI 90 4-1 5 1B BB	B FF 85 X CH 79 1-0 ② L8			C FC 82 X SI 88 0-1 ③ L8			F FF 93 F FF 92 B SL 79 F FF 92 S CH 84 1-3 ③ K	3	0	0	0	1	1	2
48 Ryon Healy, R (1, 5) OBP: 0.318, SLG: 0.524		C FF 88 C SI 88 B FC 82 F SI 89 C SI 90 1-3 ② K	B SI 87 X SI 88 1-0 ③ G6-3				B SI 86 C FC 84 B FC 82 B SI 88 B SI 88 4-1 30 G3-6 BB			2	0	0	0	1	1	1
5 Jake Smolinski, R (1, 8) OBP: 0.355, SLG: 0.469		F SI 89 X SI 88 0-1 1-2 1B			B SI 85 C SI 87 B FC 82 X SI 87 2-1 ① F9		F SI 86 B SI 88 C CU 72 X FF 87 1-2 ① F8			3	0	1	0	0	0	1
30 Arismendy Alcántara, S (1, 4) OBP: 0.182, SLG: 0.182		F SI 89 F FF 88 S CU 73 0-3 ③ K			C SI 86 C SI 87 C FF 87 0-3 ② K		F SI 87 S SI 87 D CU 72 X FC 81 1-2 ② ③ G3-6 1-2f			3	0	0	0	0	2	3
Inning Stats	R: 0 E: 0 K: 1 S: 11 H: 1 LOB: 1 BB: 0 P: 14	R: 0 E: 0 K: 3 S: 13 H: 1 LOB: 2 BB: 1 P: 20	R: 0 E: 1 K: 0 S: 10 H: 0 LOB: 1 BB: 0 P: 16	R: 0 E: 0 K: 0 S: 5 H: 0 LOB: 0 BB: 0 P: 8	R: 0 E: 0 K: 1 S: 10 H: 0 LOB: 0 BB: 0 P: 15	R: 0 E: 0 K: 0 S: 9 H: 2 LOB: 2 BB: 0 P: 14	R: 0 E: 0 K: 0 S: 7 H: 0 LOB: 0 BB: 1 P: 13	R: 0 E: 0 K: 2 S: 10 H: 0 LOB: 0 BB: 0 P: 15	R: 0 E: 0 K: 1 S: 9 H: 0 LOB: 0 BB: 0 P: 12	1B: 3 2B: 1 3B: 0 HR: 0	SF: 0 SAC: 0 DP: 1 HBP: 0		WP: 0 PB: 0 SB: 0 CS: 0	PA: 33			

PITCHER	IP	WLS	BF	H	R	ER	SO	BB	IBB	HBP	BLK	WP	HR	S	P	ERA	WHIP
58 Doug Fister, R (1, 1) ERA: 3.42	7.0	W	27	4	0	0	5	2	0	0	0	0	0	65	100	0.00	0.857
47 Chris Devenski, R (8, 1) ERA: 2.27	2.0		6	0	0	0	3	0	0	0	0	0	0	19	27	0.00	0.000

PITCHER	IP	WLS	BF	H	R	ER	SO	BB	IBB	HBP	BLK	WP	HR	S	P	ERA	WHIP

BOTTOM

Houston Astros @ Oakland Athletics

Oakland Coliseum, Oakland, CA

Wed Jul 20 2016, 12:38 PM - 3:43 PM PDT

Att. 20,231 - Sunny - 65 F

livebaseballscorecards.com

AB	31
R	0
H	4
RBI	0
BB	2
SO	8
LOB	10

Batter	1	2	3	4	5	6	7	8	9	AB	R	H	RBI	BB	SO	LOB
6 Yunel Escobar, R (1, 5) OBP: 0.363, SLG: 0.409	B CH 92 C FF 93 X FF 95 1-1 56 1B 5 FC5-2 1B		C FF 95 X KC 85 0-1 ② G6-3		X KC 86 0-0 ②③ G3-6-1 1-2f			S KC 86 F KC 86 F KC 86 B FF 96 B KC 87 S CH 88 2-3 ③ K		4	0	1	0	0	1	2
56 Kole Calhoun, L (1, 9) OBP: 0.365, SLG: 0.436	B FF 95 F FF 94 F KC 84 D KC 84 X KC 86 2-2 27 WP 1-3 1B		B CH 91 B FF 96 C KC 84 B FF 94 B FF 96 4-1 27 PB BB			B KC 83 X FF 94 1-0 ① G4-3			C FF 92 B KC 85 B FF 92 B KC 84 B FF 92 4-1 25 FC6-4 2 1B 27 BB BB	2	1	1	0	2	0	0
27 Mike Trout, R (1, 8) OBP: 0.424, SLG: 0.561	C FF 96 S KC 87 B KC 88 S KC 86 1-3 ① K 1-2		C FF 97 B FF 97 B KC 87 S KC 86 B FF 96 S KC 85 3-3 ③ K 1-2			F KC 83 B FF 94 C FF 93 S KC 86 1-3 ② K			C KC 85 B FF 95 B KC 86 B FF 93 C FF 94 F KC 85 B KC 85 4-2 25 FC6-4 1-2 BB	3	0	0	0	1	3	3
5 Albert Pujols, R (1, 10) OBP: 0.329, SLG: 0.443	D KC 87 X KC 86 1-0 ② FC5-2 3-H			B FF 94 C KC 84 B FF 95 F FF 94 F KC 86 S KC 88 2-3 ① K		B KC 86 X FF 96 1-0 ③ G6-3			B FC 93 T FC 93 B FC 93 B FC 93 X FC 92 3-1 ① F9	4	0	0	0	0	1	4
25 Daniel Nava, S (1, 7) OBP: 0.305, SLG: 0.298 37 Todd Cunningham, S (9, PR) OBP: 0.217, SLG: 0.318	B KC 86 X FF 96 1-0 ③ P6			C FF 93 B FF 95 C KC 84 X KC 87 1-2 ② G3-1			C FF 92 S FF 94 S KC 86 0-3 ① K		B FC 94 C FC 93 X CU 82 1-1 ② FC6-4 2 1B 1-2f 2-3	4 0	0 0	0 0	0 0	0 0	1 0	4 0
2 Andrelton Simmons, R (1, 6) OBP: 0.305, SLG: 0.360		C CH 91 C FF 94 B KC 86 B KC 85 B FF 94 F FF 94 X FF 94 3-2 47 G6-4-3 1B		C FF 94 B KC 86 X KC 86 1-1 F8			F FF 94 C KC 87 X KC 85 0-2 ② G6-3		X FC 92 0-0 1-2 3-H 1B	4	0	2	1	0	0	0
51 Ji Man Choi, L (1, 3) OBP: 0.278, SLG: 0.267		B FF 94 B FF 94 C KC 84 C KC 85 C KC 84 2-3 ① K			B FF 91 F FF 92 B KC 83 C FF 94 F KC 86 F KC 86 S KC 86 2-3 ① K		X FF 94 0-0 ③ G4-3		C CU 81 B FC 93 B FC 93 C FC 92 F FC 93 S CU 83 2-3 ③ K	4	0	0	0	0	3	3
47 Jett Bandy, R (1, 2) OBP: 0.326, SLG: 0.429		1 SAFE C KC 84 X FF 95 0-1 ②③ G6-4-3 1-2f			B FF 95 X FF 96 1-0 8 PB 1B			C KC 82 F KC 83 S KC 86 0-3 ① K		3	0	1	0	0	1	1
8 Gregorio Petit, R (1, 4) OBP: 0.321, SLG: 0.423			C FF 91 B KC 84 C KC 83 B FF 96 X KC 85 2-2 ① G5-3		B KC 84 B FF 94 S FF 95 S FF 95 B KC 86 B FF 95 4-2 6 G3-6-1 1-2 BB			F FF 94 C KC 84 F KC 86 S KC 85 0-3 ② K		2	0	0	0	1	1	0
Inning Stats	R: 0 E: 0 K: 1 S: 10 H: 2 LOB: 2 BB: 0 P: 16	R: 0 E: 0 K: 1 S: 9 H: 1 LOB: 0 BB: 0 P: 14	R: 0 E: 0 K: 1 S: 9 H: 0 LOB: 1 BB: 1 P: 18	R: 0 E: 0 K: 1 S: 9 H: 0 LOB: 0 BB: 0 P: 13	R: 0 E: 0 K: 1 S: 9 H: 1 LOB: 1 BB: 1 P: 16	R: 0 E: 0 K: 1 S: 5 H: 0 LOB: 0 BB: 0 P: 8	R: 0 E: 0 K: 1 S: 7 H: 0 LOB: 0 BB: 0 P: 7	R: 0 E: 0 K: 3 S: 11 H: 0 LOB: 0 BB: 0 P: 13	R: 1 E: 0 K: 1 S: 13 H: 1 LOB: 2 BB: 2 P: 27	1B: 5 2B: 0 3B: 0 HR: 0 SF: 0 SAC: 0 DP: 2 HBP: 0						

PITCHER		IP	WLS	BF	H	R	ER	SO	BB	IBB	HBP	BLK	WP	HR	S	P	ERA	WHIP
43 Lance McCullers Jr., R ERA: 3.33	(1, 1)	8.0	W	30	4	1	1	10	4	0	0	0	1	0	73	117	1.12	1.000
36 Will Harris, R ERA: 1.76	(9, 1)	1.0	S	4	1	0	0	1	0	0	0	0	0	0	9	15	0.00	1.000

PITCHER	IP	WLS	BF	H	R	ER	SO	BB	IBB	HBP	BLK	WP	HR	S	P	ERA	WHIP

TOP

Los Angeles Angels @ Houston Astros

Minute Maid Park, Houston, TX

Fri Jul 22 2016, 7:12 PM - 10:13 PM CDT

Att. 36,453 - Roof Closed - 73 F

livebaseballscorecards.com

AB	30
R	1
H	5
RBI	1
BB	4
SO	11
LOB	17

WP: 1 PA: 34
PB: 2
SB: 0
CS: 0

Batter	1	2	3	4	5	6	7	8	9	AB	R	H	RBI	BB	SO	LOB
4 George Springer, R (1, 9) OBP: 0.351, SLG: 0.472	X FF 91 0-0 ① P4		X CH 84 0-0 ② P3		S CH 84 B SI 89 S CH 84 B FF 90 S CH 86 2-3 ② K		X SL 78 0-0 1-2 3-H 1B			4	0	1	1	0	1	1
9 Marwin Gonzalez, S (1, 3) OBP: 0.295, SLG: 0.412	C FF 91 B SI 92 X FF 92 1-1 1B		C SI 91 X CH 84 0-1 ③ B2		F CH 84 S SL 83 B SI 91 F CH 85 B SI 91 F CH 84 F CH 85 X CH 86 2-2 ③ G3		F SI 87 X SI 89 0-1 ③ G4-3			4	0	1	0	0	0	3
27 Jose Altuve, R (1, 4) OBP: 0.427, SLG: 0.562	B SI 91 1 SAFE C SI 91 1 SAFE X SL 83 1-1 ② F8			C SL 83 B FF 91 B SI 90 X SI 90 2-1 1B		X CH 85 0-0 ① F8		S SL 85 B FF 95 C FF 96 X FF 95 1-2 1 CS 1B		4	0	2	0	0	0	1
1 Carlos Correa, R (1, 6) OBP: 0.360, SLG: 0.460	S SL 82 S CH 85 B FF 91 D CH 85 1 SAFE B SL 79 F SL 83 F SI 92 C SI 93 3-3 ③ K			1 SAFE F CH 83 B SI 90 X SI 92 1-1 ① F9		C SL 82 X CH 83 0-1 ② G5-3		B FF 95 C FF 95 B FF 96 B FF 96 F FF 94 F FF 96 S FF 95 3-3 ①② K 1-2		4	0	0	0	0	2	3
18 Luis Valbuena, L (1, 5) OBP: 0.354, SLG: 0.452		B SI 90 B CH 82 S FF 90 B FF 91 F FF 91 X CH 85 3-2 ① G4-3		C SI 90 1 SAFE 1 SAFE S CH 84 F CH 86 F FF 91 F CH 83 D CH 86 X FF 91 1-2 ② P4		L SI 89 B CH 84 F CH 84 B FF 92 B FF 92 F CH 86 X CH 86 3-2 ③ F8		B SI 97 B FF 97 B FF 96 B FF 97 4-0 BB		3	0	0	0	1	0	1
28 Colby Rasmus, L (1, 7) OBP: 0.305, SLG: 0.375		X FF 92 0-0 ② P6		F FF 90 B CH 85 1 SAFE X CH 83 1-1 ③ L9			S FF 89 B SI 89 F FF 90 S CH 84 1-3 ① K	B FF 96 C FF 96 B FF 96 1 SAFE F FF 94 F FF 96 S FF 96 2-3 ③ K		4	0	0	0	0	2	2
30 Carlos Gómez, R (1, 8) OBP: 0.276, SLG: 0.327		B CH 84 B SI 91 B CH 86 H SI 92 4-0 20 E HBP			S CH 84 C CH 84 F CH 84 S CH 86 0-3 ① K		F CH 83 X FF 91 0-1 20 G3 4 1B 20 S 1B			2	1	1	0	0	1	0
20 Preston Tucker, L (1, 10) OBP: 0.217, SLG: 0.375		1 SAFE S FF 91 X CH 83 0-1 ③ P5 1-2			S CH 85 B SI 91 X CH 84 1-1 15 1B 3B		B FF 90 S CH 85 X CH 84 1-1 ② G3 1-3			3	1	1	0	0	0	2
15 Jason Castro, L (1, 2) OBP: 0.337, SLG: 0.392			B FF 89 S CH 82 F FF 91 B CH 85 S CH 85 2-3 ① K		C SI 92 D SI 87 X CH 85 1-1 3-H 1B		F FF 91 B FF 91 S FF 91 B FF 92 D CH 86 B SI 92 4-2 4 1B BB			2	0	1	1	1	1	0
Inning Stats	R: 0 E: 0 K: 1 S: 10 H: 1 LOB: 1 BB: 0 P: 15	R: 0 E: 1 K: 0 S: 6 H: 0 LOB: 1 BB: 0 P: 13	R: 0 E: 0 K: 1 S: 6 H: 0 LOB: 0 BB: 0 P: 8	R: 0 E: 0 K: 0 S: 12 H: 1 LOB: 1 BB: 0 P: 17	R: 1 E: 0 K: 2 S: 17 H: 2 LOB: 1 BB: 0 P: 23	R: 0 E: 0 K: 0 S: 7 H: 0 LOB: 0 BB: 0 P: 10	R: 1 E: 0 K: 1 S: 12 H: 2 LOB: 2 BB: 1 P: 18	R: 0 E: 0 K: 2 S: 11 H: 1 LOB: 1 BB: 1 P: 21		1B: 6 2B: 0 3B: 1 HR: 0 SF: 0 SAC: 0 DP: 0 HBP: 1				WP: 0 PB: 0 SB: 1 CS: 1 PA: 33		

PITCHER	IP	WLS	BF	H	R	ER	SO	BB	IBB	HBP	BLK	WP	HR	S	P	ERA	WHIP
52 Matt Shoemaker, R (1, 1) ERA: 3.99	6.2	L	27	5	2	2	5	1	0	1	0	0	0	67	101	2.70	0.900
38 Joe Smith, R (7, 1) ERA: 4.32	0.1		2	1	0	0	0	0	0	0	0	0	0	3	3	0.00	3.000
66 JC Ramírez, R (8, 1) ERA: 5.16	1.0		4	1	0	0	2	1	0	0	0	0	0	11	21	0.00	2.000

PITCHER	IP	WLS	BF	H	R	ER	SO	BB	IBB	HBP	BLK	WP	HR	S	P	ERA	WHIP

BOTTOM

Los Angeles Angels @ Houston Astros

Minute Maid Park, Houston, TX

Fri Jul 22 2016, 7:12 PM - 10:13 PM CDT

Att. 36,453 - Roof Closed - 73 F

livebaseballscorecards.com

AB	30
R	2
H	7
RBI	2
BB	2
SO	7
LOB	13

Los Angeles Angels @ Houston Astros

Minute Maid Park, Houston, TX

Sat Jul 23 2016, 6:11 PM - 9:03 PM CDT

Att. 35,119 - Roof Closed - 73 F

TOP

livebaseballscorecards.com

Batter	1	2	3	4	5	6	7	8	9	AB	R	H	RBI	BB	SO	LOB
6 Yunel Escobar, R (1, 5) OBP: 0.364, SLG: 0.410	B FC 87 C SI 88 X SI 90 1-1 56 CS 1B		X SI 91 0-0 ③ G6-3			X FC 86 0-0 27 HBP 2 1B 1B		B FF 99 B FF 98 F FF 97 B FF 96 C SL 86 S SL 85 3-3 ① K		4	1	2	0	0	1	0
56 Kole Calhoun, L (1, 9) OBP: 0.367, SLG: 0.435	C FC 87 C FC 88 B FC 88 B FC 87 B CU 72 F FC 88 C FC 88 3-3 ① ② K 1-2			C FF 89 B FC 88 B CU 72 F FC 88 X CU 74 2-2 1B		F FC 86 X FF 89 0-1 ① P4		B SL 86 C FF 96 B FF 97 S FF 96 B SL 87 B FF 97 4-2 5 WP BB		3	0	1	0	1	1	2
27 Mike Trout, R (1, 8) OBP: 0.422, SLG: 0.556	F FF 92 F FF 91 B FF 91 B CU 73 S SI 86 2-3 ③ K			B FC 85 B CU 72 X FF 88 2-0 ① F8		H CH 83 1-0 2 1B 1-2 HBP		S SL 85 C FF 97 D SL 86 S SL 85 1-3 ② K		3	0	0	0	0	2	2
5 Albert Pujols, R (1, 10) OBP: 0.326, SLG: 0.438		C FC 85 B FC 88 S CU 72 X CU 74 1-2 ① F7		C FC 86 F FC 86 F FF 91 F FC 86 1 SAFE F FC 86 X FC 86 0-2 ② F8		C FC 86 S FF 90 F FC 87 C FF 90 0-3 ② K		B SL 86 C FF 97 S SL 85 S FF 98 1-3 ③ K 1-2		4	0	0	0	0	2	4
2 Andrelton Simmons, R (1, 6) OBP: 0.309, SLG: 0.367		B FF 89 X FC 92 1-0 51 G6-3 2B		D FF 90 S FC 84 D CU 73 C FC 84 B SI 90 S CU 72 3-3 ③ K		B FC 85 C CU 70 S CU 71 D CU 71 B FF 90 F CU 72 X FF 90 3-2 1-3 2-H 1B			C FF 97 B SL 86 X FF 97 1-1 ① F9	4	0	2	1	0	1	1
51 Ji Man Choi, L (1, 3) OBP: 0.276, SLG: 0.327		X FC 85 0-0 ② G6-3 2-3			B FF 88 C FC 87 B CU 72 B FC 88 X FC 86 3-1 HR	B CU 72 F FF 89 C FF 90 F FC 90 D CU 74 B FF 90 F FF 90 F CU 72 F FC 87 3-3 ③ K			B FF 96 C FF 96 F SL 86 B FF 96 B FF 96 T FF 96 3-2 ② K	4	1	1	1	0	2	3
12 Johnny Giavotella, R (1, 4) OBP: 0.284, SLG: 0.380		C FC 87 D F X CU 74 1-2 ③ G5-3			F FF 90 S CU 72 X CU 72 0-2 ① G5-3		B SL 82 C SI 88 B SL 83 C SL 82 T SL 84 2-2 ① K		F FF 98 B SL 84 F FF 97 S SL 84 1-3 ③ K	4	0	0	0	0	2	1
58 Carlos Pérez, R (1, 2) OBP: 0.231, SLG: 0.323			C X 0-1 ① G3-1		S SI 89 B FF 89 X FC 86 1-1 ② F9		C SI 89 X SI 90 0-1 ② G6-3			3	0	0	0	0	0	0
37 Todd Cunningham, S (1, 7) OBP: 0.192, SLG: 0.280			F F CU 72 B FC 89 X CU 71 1-2 ② G3-1		C FC 88 B CU 72 F FC 90 B CU 71 F FC 87 F CU 72 F FF 90 C FF 92 2-3 ③ K		B SL 83 F SL 82 B SL 82 F SL 81 S SI 89 2-3 ③ K			3	0	0	0	0	2	0
Inning Stats	R: 0 E: 0 K: 2 S: 9 H: 1 LOB: 0 BB: 0 P: 15	R: 0 E: 0 K: 0 S: 8 H: 1 LOB: 1 BB: 0 P: 11	R: 0 E: 0 K: 0 S: 6 H: 0 LOB: 0 BB: 0 P: 7	R: 0 E: 0 K: 1 S: 13 H: 1 LOB: 1 BB: 0 P: 20	R: 1 E: 0 K: 1 S: 13 H: 1 LOB: 0 BB: 0 P: 19	R: 1 E: 0 K: 2 S: 20 H: 2 LOB: 2 BB: 0 P: 27	R: 0 E: 0 K: 2 S: 8 H: 0 LOB: 0 BB: 0 P: 12	R: 0 E: 0 K: 3 S: 11 H: 0 LOB: 1 BB: 1 P: 20	R: 0 E: 0 K: 2 S: 8 H: 0 LOB: 0 BB: 0 P: 13	1B: 4 2B: 2 3B: 0 HR: 1	SF: 0 SAC: 0 DP: 1 HBP: 1					

	AB	32
	R	2
	H	6
	RBI	2
	BB	1
	SO	13
	LOB	13

WP: 1 PA: 34
PB: 0
SB: 0
CS: 1

PITCHER		IP	WLS	BF	H	R	ER	SO	BB	IBB	HBP	BLK	WP	HR	S	P	ERA	WHIP
31 Collin McHugh, R ERA: 4.18	(1, 1)	6.0	W	24	6	2	2	6	0	0	1	0	0	1	69	99	3.00	1.000
37 Pat Neshek, R ERA: 2.64	(7, 1)	1.0		3	0	0	0	2	0	0	0	0	0	0	8	12	0.00	0.000
53 Ken Giles, R ERA: 4.08	(8, 1)	1.0		4	0	0	0	3	1	0	0	0	1	0	11	20	0.00	1.000
45 Michael Feliz, R ERA: 4.04	(9, 1)	1.0		3	0	0	0	2	0	0	0	0	0	0	8	13	0.00	0.000

PITCHER		IP	WLS	BF	H	R	ER	SO	BB	IBB	HBP	BLK	WP	HR	S	P	ERA	WHIP

BOTTOM

Los Angeles Angels @ Houston Astros

Minute Maid Park, Houston, TX

Sat Jul 23 2016, 6:11 PM - 9:03 PM CDT

Att. 35,119 - Roof Closed - 73 F

livebaseballscorecards.com

Batter	1	2	3	4	5	6	7	8	9	AB	R	H	RBI	BB	SO	LOB
4 George Springer, R (1, 9) OBP: 0.356, SLG: 0.476	B FF 84 B FF 83 B FF 82 B FF 81 4-0 27 CS BB		X CH 76 0-0 9 1B 20 HBP 2B	X FF 82 0-0 ① 2-H 1B		S SL 82 C FF 92 B SL 83 X SL 82 1-2 ③ G5-3		D FF 91 D SI 91 B SI 90 B SI 90 4-0 1-2 BB		3	1	2	1	2	0	0
9 Marwin Gonzalez, S (1, 3) OBP: 0.294, SLG: 0.409	C 1 SAFE C F B 1 SAFE 1 SAFE X 1-2 ① F8		B FF 82 C FF 82 X CH 76 1-1 20 HBP 1 BB 2-3 1B	X CU 68 0-0 ② F9			B CH 83 F SI 90 F CU 76 F SL 81 X SI 91 1-2 ① G3-1	B FF 90 F FF 89 B FF 91 F FF 91 S FF 91 2-3 ③ K		5	0	1	0	0	1	3
27 Jose Altuve, R (1, 4) OBP: 0.426, SLG: 0.559	C 1 SAFE B FF 83 B FF 83 F B X FF 83 3-2 ②③ G6-3 1-2		F FF 83 B SL 77 F FF 83 X FF 83 1-2 ① F7	C CU 69 B SL 76 X FF 83 1-1 ③ F9			B FF 91 B SI 91 C SL 82 F FF 91 X SI 91 2-2 18 1B 1B			4	0	1	0	0	0	3
1 Carlos Correa, R (1, 6) OBP: 0.363, SLG: 0.470		B FF 82 C CU 69 C FF 84 B FF 84 X FF 82 2-2 20 BB 11 HR 1B	C SL 75 B FF 82 B SL 76 B SL 76 B FF 84 4-1 20 HBP 1-2 BB		X FF 91 0-0 HR		C SI 92 X SL 83 0-1 ② F9			3	2	2	1	1	0	1
18 Luis Valbuena, L (1, 5) OBP: 0.353, SLG: 0.449		B CU 68 F FF 76 B FF 82 F FF 74 1 SAFE F FF 83 B FF 82 1 SAFE F CU 70 3-2 ① X SI 76 F8	B FF 82 C CH 77 B FF 84 F FF 79 X SL 75 2-2 ② F6		B FF 91 B FF 90 F SI 91 F SI 91 F CU 79 F CU 80 X CU 78 2-2 ① G3		C FF 92 B FF 92 C FF 91 D CH 85 B FF 91 X FF 91 3-2 1-3 1B			4	0	1	0	0	0	4
20 Preston Tucker, L (1, 10) OBP: 0.229, SLG: 0.367		B FF 84 C CH 75 1 SAFE B SI 84 F FF 83 F CU 68 B SL 74 B FF 82 4-2 1-2 11 HR BB	C SI 82 H SL 76 1-1 1-2 2-3 3-H HBP		S FF 91 C SI 91 C SI 91 0-3 ② K		F CU 79 B CU 78 X CU 80 1-1 ③ L9			2	1	0	1	1	1	2
30 Carlos Gómez, R (1, 8) OBP: 0.272, SLG: 0.322		F S FF 83 B FF 83 F SL 76 S CU 69 1-3 ② K	F FF 84 B SL 75 B FF 83 B FF 84 C FF 82 X FF 83 3-2 ③ F9	S SL 82 X FF 92 0-1 ③ G3-1				C CU 79 B SL 81 X SL 81 1-1 ① F7		4	0	0	0	0	1	5
11 Evan Gattis, R (1, 2) OBP: 0.289, SLG: 0.455		C X CU 70 0-1 1-H 2-H HR		C FF 83 B FF 81 X CH 74 1-1 HR		C SL 81 B FF 89 B FF 90 F SI 91 B CU 79 C SL 82 3-3 ① K		B FF 92 B SI 90 B CU 78 C SI 90 B SL 80 4-1 6 FC5-4 BB		3	2	2	4	1	1	0
6 Jake Marisnick, R (1, 7) OBP: 0.258, SLG: 0.293		F FF 84 F FF 85 F SL 77 F FF 83 X CH 77 0-2 ③ P3		B SL 75 C FF 83 X SL 74 1-1 4 1B 2B		B SI 91 B SI 90 X SI 90 2-0 ② G5-3		C CU 80 X SI 89 0-1 ② FC5-4 4 BB 1-2f		4	1	1	0	0	0	1
Inning Stats	R: 0 E: 0 K: 0 S: 7 H: 0 LOB: 0 BB: 1 P: 15	R: 3 E: 0 K: 1 S: 22 H: 2 LOB: 0 BB: 1 P: 32	R: 1 E: 0 K: 0 S: 14 H: 2 LOB: 3 BB: 1 P: 26	R: 2 E: 0 K: 0 S: 8 H: 3 LOB: 0 BB: 0 P: 11	R: 1 E: 0 K: 1 S: 11 H: 1 LOB: 0 BB: 0 P: 13	R: 0 E: 0 K: 1 S: 7 H: 0 LOB: 0 BB: 0 P: 13	R: 0 E: 0 K: 0 S: 14 H: 2 LOB: 2 BB: 0 P: 21	R: 0 E: 0 K: 1 S: 8 H: 0 LOB: 2 BB: 2 P: 19		1B: 5 2B: 2 3B: 0 HR: 3 SF: 0 SAC: 0 DP: 0 HBP: 1		WP: 0 PB: 0 SB: 0 CS: 1 PA: 38		

	AB	32
	R	7
	H	10
	RBI	7
	BB	5
	SO	4
	LOB	19

PITCHER		IP	WLS	BF	H	R	ER	SO	BB	IBB	HBP	BLK	WP	HR	S	P	ERA	WHIP
36 Jered Weaver, R ERA: 5.32	(1, 1)	4.0	L	21	7	6	6	1	3	0	1	0	0	2	51	84	13.50	2.500
49 Jhoulys Chacín, R ERA: 5.38	(5, 1)	4.0		17	3	1	1	3	2	0	0	0	0	1	40	66	2.25	1.250

PITCHER	IP	WLS	BF	H	R	ER	SO	BB	IBB	HBP	BLK	WP	HR	S	P	ERA	WHIP

Batter	1	2	3	4	5	6	7	8	9	AB	R	H	RBI	BB	SO	LOB
6 Yunel Escobar, R (1, 5) OBP: 0.364, SLG: 0.410	B FC 87 X FF 89 1-0 G6-3		X FF 88 0-0 1-2 2-3 1B		X FF 89 0-0 G5-3		X FC 86 0-0 12 FC6-4 1B		C CU 77 X SI 90 0-1 G6-3	3	0	1	0	0	0	0
58 Carlos Pérez, R (6, 3) OBP: 0.234, SLG: 0.325										2	0	1	0	0	0	0
56 Kole Calhoun, L (1, 9) OBP: 0.364, SLG: 0.433	B FC 87 C CU 74 B CU 73 B FC 87 S FF 90 F FF 90 F FF 90 X FF 89 3-2 L3		F FF 90 X FF 90 0-1 SF8 3-H		C FF 89 X FF 88 0-1 F7		C FF 89 X CU 73 0-1 FC6-4 1-2f			2	0	0	1	0	0	0
12 Johnny Giavotella, R (6, 4) OBP: 0.283, SLG: 0.379										1	0	0	0	0	0	1
27 Mike Trout, R (1, 8) OBP: 0.421, SLG: 0.557	S FF 90 X SL 79 0-1 2B		X CH 84 0-0 F4			C FF 88 B CH 82 F FC 86 B FF 89 B CH 82 F FF 89 F FF 88 S CH 80 3-3 K		C FC 90 B CU 71 X FC 89 1-1 L5		3	0	1	0	0	1	2
37 Todd Cunningham, S (6, 8) OBP: 0.185, SLG: 0.269										1	0	0	0	0	0	0
5 Albert Pujols, R (1, 10) OBP: 0.325, SLG: 0.436	F FC 85 B SL 83 X FC 85 1-1 P5		B FC 89 B FF 89 C FF 89 X FC 89 2-1 F8			C FF 88 F FC 86 F SL 82 F CU 73 X FF 89 0-2 F8		C SI 90 F FC 88 B CU 79 F CU 77 F SI 89 F CU 77 F SI 91 F SI 91 F SI 91 1-2 X FC 88 25 1B		4	0	1	0	0	0	3
25 Daniel Nava, S (1, 7) OBP: 0.303, SLG: 0.296		B FF 88 C FF 90 C SL 82 F CU 75 B FF 91 X CU 75 2-2 G6-3		C FF 89 B FF 90 X CU 74 1-1 L9		C FF 88 B FF 90 B FF 88 X CH 81 2-1 F7		B FC 89 C FC 90 X CU 75 1-1 1-2 1B		4	0	1	0	0	0	0
(6, 9)																
2 Andrelton Simmons, R (1, 6) OBP: 0.314, SLG: 0.372		B FF 90 C FC 87 X FF 91 1-1 51 F8-4 1B		C FF 90 C CH 83 B CU 75 B CU 74 B CH 81 X FF 89 3-2 51 B1-3 1B			F FF 86 X FC 86 0-1 F7	X CU 76 0-0 F6		2	0	2	0	0	0	0
19 Jefry Marte, R (6, 5) OBP: 0.273, SLG: 0.429										2	0	0	0	0	0	2
51 Ji Man Choi, L (1, 3) OBP: 0.274, SLG: 0.340		C FF 88 B CU 74 F FF 90 X CU 75 1-2 F8-4 1-2		C FF 88 B CH 82 X CH 82 1-1 B1-3 1-2			X FF 87 0-0 47 HR 2B	F CU 74 B SI 90 B CU 72 X CU 74 2-1 G3-1		4	1	1	0	0	0	4
(6, 7)																
47 Jett Bandy, R (1, 2) OBP: 0.333, SLG: 0.466			C FF 88 B SL 81 S FC 87 F CU 75 X FC 87 1-2 6 1B 8 1B 56 SF8 1B	C CH 81 X CH 83 0-1 F7			C CU 71 B CH 81 B CU 72 X FF 88 2-1 2-H HR		C CU 73 B CH 84 X CU 77 1-1 F9	4	2	2	2	0	0	1
8 Gregorio Petit, R (1, 4) OBP: 0.319, SLG: 0.418			X FF 89 0-0 6 1B 1-2 1B		B CU 71 X FF 88 1-0 G5-3		B FF 88 F FF 88 F FF 88 S CH 81 1-3 K		C FC 87 S CU 77 F CU 78 X SI 90 0-2 P3	4	0	1	0	0	1	0
(6, 6)																
Inning Stats	R: 0 E: 0 K: 0 S: 10 H: 1 LOB: 1 BB: 0 P: 15	R: 0 E: 0 K: 0 S: 9 H: 1 LOB: 0 BB: 0 P: 13	R: 1 E: 0 K: 0 S: 11 H: 3 LOB: 2 BB: 0 P: 14	R: 0 E: 0 K: 0 S: 9 H: 1 LOB: 0 BB: 0 P: 14	R: 0 E: 0 K: 0 S: 4 H: 0 LOB: 0 BB: 0 P: 5	R: 0 E: 0 K: 1 S: 12 H: 0 LOB: 0 BB: 0 P: 17	R: 2 E: 0 K: 1 S: 11 H: 3 LOB: 1 BB: 0 P: 14	R: 0 E: 0 K: 0 S: 16 H: 2 LOB: 2 BB: 0 P: 21	R: 0 E: 0 K: 0 S: 8 H: 0 LOB: 0 BB: 0 P: 9	1B: 8 2B: 3 3B: 0 HR: 1 SF: 1 SAC: 0 DP: 1 HBP: 0						

PITCHER		IP	WLS	BF	H	R	ER	SO	BB	IBB	HBP	BLK	WP	HR	S	P	ERA	WHIP
54 Mike Fiers, R ERA: 4.69	(1, 1)	7.0	W	29	9	3	3	2	0	0	0	0	0	1	66	92	3.86	1.286
46 Scott Feldman, R ERA: 2.4	(8, 1)	2.0		8	2	0	0	0	0	0	0	0	0	0	24	30	0.00	1.000

PITCHER	IP	WLS	BF	H	R	ER	SO	BB	IBB	HBP	BLK	WP	HR	S	P	ERA	WHIP

TOP

Los Angeles Angels @ Houston Astros

Minute Maid Park, Houston, TX

Sun Jul 24 2016, 1:11 PM - 4:11 PM CDT

Att. 32,721 - Roof Closed - 73 F

livebaseballscorecards.com

AB	36
R	3
H	11
RBI	3
BB	0
SO	2
LOB	13

WP: 0 PA: 37
PB: 0
SB: 0
CS: 0

Los Angeles Angels @ Houston Astros

Minute Maid Park, Houston, TX

Sun Jul 24 2016, 1:11 PM - 4:11 PM CDT

Att. 32,721 - Roof Closed - 73 F

livebaseballscorecards.com

BOTTOM

Batter	1	2	3	4	5	6	7	8	9	AB	R	H	RBI	BB	SO	LOB
4 George Springer, R (1, 10) OBP: 0.359, SLG: 0.477	B FF 87 S CH 82 B FF 87 B CH 81 B CH 80 4-1 9 1B 27 HR BB	C CH 78 B SI 85 B SI 84 X CH 79 2-1 27 HR 2-H 3-H 1B	X FF 90 0-0 ① ② G6-4-3 1-2f 2-3		B CH 78 F CH 79 B SL 86 X SI 88 2-1 9 E 27 1B 1B		X SI 87 0-0 26 G6-4-3 1B			3	3	2	2	1	0	2
6 Jake Marisnick, R (7, PH) OBP: 0.263, SLG: 0.298 (8, 10)										1	0	1	0	0	0	0
9 Marwin Gonzalez, S (1, 3) OBP: 0.293, SLG: 0.407	B SI 86 B CH 80 B FF 84 C FF 86 X FF 86 3-1 27 HR 1-2 1B	B CH 79 F SI 85 X FF 85 1-1 ① F9	D CH 80 F CH 78 B FF 91 B FF 89 F FF 90 S CH 80 3-3 ③ K		C SI 88 F SL 84 F SI 89 X CH 81 0-2 FC4 27 1B 1 1B 1-2		X SI 87 0-0 ① ② G6-4-3 1-2f			4	1	1	0	0	1	3
26 Danny Worth, R (5, PR) OBP: 0.200, SLG: 0.231 (6, 5)										1	1	0	0	0	0	1
27 Jose Altuve, R (1, 4) OBP: 0.428, SLG: 0.575	X FF 85 0-0 1-H 2-H HR	F CH 81 B CH 79 D SI 85 C SL 80 X CH 80 2-2 1-H HR		S FF 90 B FF 88 X FF 90 1-1 ① P4	B CH 78 X SI 89 1-0 1 1B 1-2 2-H 1B		X SI 88 0-0 ③ G6-3			5	2	3	6	0	0	0
1 Carlos Correa, R (1, 6) OBP: 0.366, SLG: 0.478	C CH 81 B CU 73 B CH 80 B CH 81 X FF 86 3-1 ① F9	B CH 81 B CH 81 F SL 80 B SI 85 X FF 87 3-1 2B		B KC 83 F FF 90 C FF 90 X FF 90 1-2 2B	X SL 84 0-0 1-2 2-H 1B			F FC 94 B FF 95 F FC 94 F SL 83 S SL 86 1-3 ① K		5	0	3	1	0	1	0
18 Luis Valbuena, L (1, 5) OBP: 0.350, SLG: 0.455 (6, 3)	B SI 86 C CH 80 F CH 78 X SL 77 1-2 HR	B CH 79 C CH 79 X FF 88 1-1 ② F7		S FF 90 B FF 90 B CH 85 F CH 85 F FF 91 F KC 82 S CH 86 2-3 ② K	B SL 83 B SL 84 X SI 87 2-0 ③ F9			C FC 94 C FF 95 B SL 84 B SL 83 F FC 94 T FF 95 2-2 ② K		5	1	1	1	0	2	4
11 Evan Gattis, R (1, 2) OBP: 0.288, SLG: 0.462	C SI 87 B FF 86 S SI 85 X CH 80 1-2 ② P4	D CH 79 F FF 88 C FF 89 B FF 88 C CU 76 2-3 ③ K		F KC 83 X KC 82 0-1 ③ G5-3		F FF 94 S FF 94 B FF 96 B FF 94 F FF 94 B FF 97 F FF 96 F FF 95 X FF 96 3-2 HR		C FF 94 B SL 86 S FC 95 B SL 84 X FC 95 2-2 ③ F9		5	1	1	1	0	1	2
28 Colby Rasmus, L (1, 9) OBP: 0.304, SLG: 0.372	X SI 86 0-0 ③ G6-3		B CH 78 B FF 89 B FF 89 C FF 88 B CH 78 4-1 30 2B BB		F FF 89 B SI 89 B FF 90 C FF 90 F FF 90 S CU 74 2-3 ① K		B FF 94 F FF 95 C FF 95 S SL 85 1-3 ① K			3	1	0	0	1	2	0
30 Carlos Gómez, R (1, 8) OBP: 0.275, SLG: 0.326		B FF 86 F CH 79 B FF 87 B SL 78 C SI 86 B FF 88 4-2 20 2B 4 1B BB	F FF 90 B FF 89 X CH 79 1-1 4 G6-4-3 1-H 2B		F FF 90 F SL 86 S SI 90 0-3 ② K		S SL 85 S FF 95 X SL 87 0-2 ② L4			3	1	1	1	1	1	0
20 Preston Tucker, L (1, 7) OBP: 0.250, SLG: 0.419		1 SAFE F SI 85 X FF 86 0-1 4 1B 1-3 2B	C CH 80 F CH 81 F FF 89 F FF 90 H CU 79 1-2 4 G6-4-3 HBP		S CU 75 B SI 90 F FF 90 X CU 74 1-2 HR		B SI 96 B SL 84 F FF 95 X SI 95 2-1 ③ P5			3	2	2	1	0	0	0
Inning Stats	R: 4 E: 0 K: 0 S: 13 H: 3 LOB: 0 BB: 1 P: 25	R: 4 E: 0 K: 1 S: 18 H: 4 LOB: 1 BB: 1 P: 33	R: 1 E: 0 K: 1 S: 11 H: 1 LOB: 1 BB: 1 P: 20	R: 0 E: 0 K: 1 S: 12 H: 1 LOB: 1 BB: 0 P: 16	R: 3 E: 1 K: 2 S: 19 H: 4 LOB: 2 BB: 0 P: 27	R: 1 E: 0 K: 1 S: 14 H: 1 LOB: 0 BB: 0 P: 20	R: 0 E: 0 K: 0 S: 3 H: 1 LOB: 0 BB: 0 P: 3	R: 0 E: 0 K: 2 S: 11 H: 0 LOB: 0 BB: 0 P: 16		1B: 6 2B: 4 3B: 0 HR: 5 SF: 0 SAC: 0 DP: 2 HBP: 1						

	AB	38
	R	13
	H	15
	RBI	13
	BB	3
	SO	8
	LOB	12

WP: 0 PA: 42
PB: 0
SB: 0
CS: 0

PITCHER		IP	WLS	BF	H	R	ER	SO	BB	IBB	HBP	BLK	WP	HR	S	P	ERA	WHIP
55 Tim Lincecum, R ERA: 8.7	(1, 1)	1.1	L	13	7	8	8	0	2	0	0	0	0	3	26	50	54.00	6.750
54 Deolis Guerra, R ERA: 3.0	(2, 1)	1.2		7	1	1	1	2	1	0	1	0	0	0	16	28	5.40	1.200
59 Fernando Salas, R ERA: 4.98	(4, 1)	1.0		4	1	0	0	1	0	0	0	0	0	0	12	16	0.00	1.000
48 Jose Alvarez, L ERA: 4.38	(5, 1)	1.0		8	4	3	1	2	0	0	0	0	0	1	19	27	9.00	4.000
66 JC Ramírez, R ERA: 5.24	(6, 1)	1.0		4	1	1	1	1	0	0	0	0	0	1	14	20	9.00	1.000

PITCHER		IP	WLS	BF	H	R	ER	SO	BB	IBB	HBP	BLK	WP	HR	S	P	ERA	WHIP
38 Joe Smith, R ERA: 4.19	(7, 1)	1.0		3	1	0	0	0	0	0	0	0	0	0	3	3	0.00	1.000
68 Cam Bedrosian, R ERA: 1.0	(8, 1)	1.0		3	0	0	0	2	0	0	0	0	0	0	11	16	0.00	0.000

Batter	1	2	3	4	5	6	7	8	9	AB	R	H	RBI	BB	SO	LOB
22 Jacoby Ellsbury, L (1, 8) OBP: 0.328, SLG: 0.369	B SI 89 X SI 89 1-0 L6			X SI 88 0-0 G3-1		C SL 80 C SI 90 B SL 80 B SL 79 X SL 80 2-2 G4-3		F SL 79 F SL 79 F FC 80 F SL 80 B SI 88 X SL 79 1-2 P4		4	0	0	0	0	0	1
38 Rob Refsnyder, R (1, 7) OBP: 0.322, SLG: 0.327 11 Brett Gardner, L (8, PH) OBP: 0.349, SLG: 0.360 (8, 7)	B FF 89 F SI 89 X SI 90 1-1 G4-3			C SI 89 C SL 77 B SL 79 B SL 77 X SL 78 2-2 G5-3		C SL 78 X FC 86 0-1 F9		C SL 81 B SI 90 X SL 81 1-1 F7		3 1	0 0	0 0	0 0	0 0	0 0	0 1
36 Carlos Beltrán, S (1, 10) OBP: 0.350, SLG: 0.556 17 Ronald Torreyes, R (9, PR) OBP: 0.295, SLG: 0.333 (9, 10)	X SI 89 0-0 G5-3			B SL 78 B FC 86 C SL 78 X SI 89 2-1 G5-3			C SL 76 B SI 88 T FC 85 X SL 78 1-2 2B		X SI 89 0-0 25 G3-1 14 S 1B	4 0	0 0	2 0	0 0	0 0	0 0	0 0
14 Starlin Castro, R (1, 4) OBP: 0.292, SLG: 0.402		C SI 88 B FF 87 F SL 78 B SL 79 S SL 79 2-3 K			B SL 76 C SI 88 B FC 86 S SL 78 S SL 79 2-3 K		F SL 78 D FC 86 C SI 89 S SL 80 1-3 K		S SL 81 B SL 81 B SL 80 X FF 90 2-1 G6-3 1-2	4	0	0	0	0	3	2
25 Mark Teixeira, S (1, 3) OBP: 0.265, SLG: 0.320		B FF 87 C SI 89 B FF 87 F SL 78 B SL 79 X SI 89 3-2 G5-3			X SI 88 0-0 G4-3		B FC 85 F SI 89 C SI 89 D SL 80 D SL 80 C SI 90 3-3 K		B SI 89 F SI 90 X SI 88 1-1 G3-1 2-3	4	0	0	0	0	1	3
18 Didi Gregorius, L (1, 6) OBP: 0.328, SLG: 0.464		B SI 90 C SI 91 X SI 90 1-1 L7			C SI 90 S SL 80 X SI 89 0-2 12 1B 2B		S SL 80 S SL 80 S SL 80 0-3 K2-3		X SI 89 0-0 G1-3	4	1	1	0	0	1	3
12 Chase Headley, S (1, 5) OBP: 0.326, SLG: 0.384			C SI 88 B SI 88 X SI 87 1-1 P3		C SL 77 B FC 86 B SL 78 X FF 86 2-1 2-H 1B			S SI 88 X SI 88 0-1 27 2B 1B		3	1	2	1	0	0	0
27 Austin Romine, R (1, 2) OBP: 0.277, SLG: 0.434			C SI 90 F SL 79 F SL 79 X SI 90 0-2 31 G5-4-3 1B		F SL 76 X SI 87 0-1 P4			F SL 77 B SI 89 F SI 87 F SL 79 X SL 77 1-2 31 G3 1-H 2B		3	0	2	1	0	0	1
31 Aaron Hicks, S (1, 9) OBP: 0.258, SLG: 0.286			C SI 90 B FC 86 B SI 90 X SI 89 2-1 G5-4-3 1-2f			M SI 88 B SL 79 S SL 78 B SL 79 B SI 89 F SI 89 X FC 86 3-2 P4		L SL 77 S SI 88 F SL 79 F FC 86 X SI 89 0-2 G3 2-3		3	0	0	0	0	0	2
Inning Stats	R: 0 E: 0 K: 0 S: 4 H: 0 LOB: 0 BB: 0 P: 6	R: 0 E: 0 K: 1 S: 8 H: 0 LOB: 0 BB: 0 P: 14	R: 0 E: 0 K: 0 S: 8 H: 1 LOB: 0 BB: 0 P: 11	R: 0 E: 0 K: 0 S: 6 H: 0 LOB: 0 BB: 0 P: 10	R: 1 E: 0 K: 1 S: 11 H: 2 LOB: 1 BB: 0 P: 15	R: 0 E: 0 K: 0 S: 9 H: 0 LOB: 0 BB: 0 P: 14	R: 0 E: 0 K: 3 S: 12 H: 1 LOB: 1 BB: 0 P: 17	R: 1 E: 0 K: 0 S: 18 H: 2 LOB: 1 BB: 0 P: 21	R: 0 E: 0 K: 0 S: 6 H: 1 LOB: 2 BB: 0 P: 9	1B: 4 2B: 3 3B: 0 HR: 0	SF: 0 SAC: 0 DP: 1 HBP: 0			WP: 0 PB: 0 SB: 1 CS: 0	PA: 33		

PITCHER	IP	WLS	BF	H	R	ER	SO	BB	IBB	HBP	BLK	WP	HR	S	P	ERA	WHIP
60 Dallas Keuchel, L (1, 1) ERA: 4.57	7.2	L	28	6	2	2	5	0	0	0	0	0	0	74	105	2.35	0.783
44 Luke Gregerson, R (8, 1) ERA: 3.16	1.1		5	1	0	0	0	0	0	0	0	0	0	8	12	0.00	0.750

PITCHER	IP	WLS	BF	H	R	ER	SO	BB	IBB	HBP	BLK	WP	HR	S	P	ERA	WHIP

TOP

New York Yankees @ Houston Astros

Minute Maid Park, Houston, TX

Mon Jul 25 2016, 7:11 PM - 9:51 PM CDT

Att. 30,628 - Roof Closed - 73 F

livebaseballscorecards.com

AB	33
R	2
H	7
RBI	2
BB	0
SO	5
LOB	13

BOTTOM

Batter	1	2	3	4	5	6	7	8	9	AB	R	H	RBI	BB	SO	LOB
4 George Springer, R (1, 9) OBP: 0.358, SLG: 0.482	X FF 94 0-0 HR		C FF 94 S SL 86 B FF 95 B SL 86 B SL 87 F FF 95 F SL 86 S FF 95 3-3 ② K			F FF 93 S SL 85 T SL 87 0-2 ① K	S FF 94 B SL 87 X FF 95 1-1 ③ G6-3 1-2			4	1	1	1	0	2	1
20 Preston Tucker, L (1, 7) OBP: 0.240, SLG: 0.402	C FC 93 B CH 88 F FC 93 X SL 84 1-2 ① F8		B CH 88 X FF 95 1-0 ③ L1-3			F FC 94 S SL 87 S SL 87 0-3 ② K		B KC 80 S KC 81 F FF 98 F SV 86 T FF 98 1-2 ① K		4	0	0	0	0	2	0
27 Jose Altuve, R (1, 4) OBP: 0.426, SLG: 0.572	B SL 83 F FF 94 X SL 85 1-1 ② F7			F FF 93 X SL 86 0-1 ① G6-3		F SL 86 C FF 94 B SL 88 X FF 95 1-2 18 BB 1 BB 1B		S KC 83 B FF 97 B KC 84 B KC 83 C FF 98 C KC 84 3-3 ② K		4	0	1	0	0	1	0
1 Carlos Correa, R (1, 6) OBP: 0.365, SLG: 0.474	B SL 85 S SL 85 X SL 86 1-1 ③ G1-3			B FF 95 F FF 94 F FF 95 B SL 87 B FC 92 X FF 94 3-2 ② G6-3		1 SAFE B FF 94 1 SAFE C FF 94 B SL 87 B FF 93 S SL 86 B SL 87 4-2 18 BB 1-2 BB		S KC 85 B FF 98 S FF 98 B SV 86 S KC 85 2-3 ③ K2-3		3	0	0	0	1	1	0
18 Luis Valbuena, L (1, 3) OBP: 0.358, SLG: 0.460 6 Jake Marisnick, R (9, PR) OBP: 0.263, SLG: 0.298		C FF 93 B SL 85 S SL 84 B FC 95 X SL 86 2-2 30 WP 1B		B FF 94 B CH 88 F FF 94 X FF 93 2-1 2 S 1B		B FF 94 B FF 94 B FF 93 B FF 94 4-0 1-2 2-3 BB			B SL 84 B SL 83 C FF 93 S SL 84 X SL 86 2-2 11 E 1B	3 0	0 0	3 0	0 0	1 0	0 0	0 0
2 Alex Bregman, R (1, 5)		F FF 94 X FF 93 0-1 ① F7		S SL 85 B SL 87 F FF 94 D SL 88 F SL 86 S FF 95 2-3 ③ K 1-2		S SL 86 B SL 88 X FF 95 1-1 ③ F9			C SL 82 B SL 84 F FF 96 S SL 84 1-3 ① K	4	0	0	0	0	2	6
11 Evan Gattis, R (1, 10) OBP: 0.284, SLG: 0.455		X SL 85 0-0 ② L7			C FF 94 B SL 85 B FF 92 F FF 93 S SL 86 2-3 ① K		C FF 94 B FF 94 B SL 86 C SL 84 S FF 94 2-3 ① K		C SI 96 1 SAFE F SL 85 F SL 86 1 SAFE F FF 96 X SL 84 0-2 FC5 30 G6-4-3 1-2	4	0	0	0	0	2	2
30 Carlos Gómez, R (1, 8) OBP: 0.275, SLG: 0.325		B FF 95 F SL 85 S SL 87 B FF 95 F SL 87 S FF 95 2-3 ③ K 1-3			S SL 84 F FF 94 F FF 94 B SL 87 X SL 87 1-2 ② G1-3		X FF 94 0-0 4 S 1B		S SL 85 S SL 85 X SL 85 0-2 ②③ G6-4-3 1-2f	4	0	1	0	0	1	3
15 Jason Castro, L (1, 2) OBP: 0.333, SLG: 0.386			B FF 94 X FF 94 1-0 ① F8		F FF 95 C SL 84 B SL 87 S SL 86 1-3 ③ K		1 SAFE C FC 93 X SL 85 0-1 ② F8			3	0	0	0	0	1	1

Inning Stats	1	2	3	4	5	6	7	8	9
	R: 1 E: 0 K: 0 S: 8 H: 1 LOB: 0 BB: 0 P: 11	R: 0 E: 0 K: 1 S: 10 H: 1 LOB: 1 BB: 0 P: 14	R: 0 E: 0 K: 1 S: 7 H: 0 LOB: 0 BB: 0 P: 12	R: 0 E: 0 K: 1 S: 11 H: 1 LOB: 1 BB: 0 P: 18	R: 0 E: 0 K: 2 S: 10 H: 0 LOB: 0 BB: 0 P: 14	R: 0 E: 0 K: 2 S: 13 H: 1 LOB: 3 BB: 2 P: 23	R: 0 E: 0 K: 1 S: 8 H: 1 LOB: 1 BB: 0 P: 11	R: 0 E: 0 K: 3 S: 10 H: 0 LOB: 0 BB: 0 P: 16	R: 0 E: 1 K: 1 S: 14 H: 1 LOB: 2 BB: 0 P: 17

	1B: 5	SF: 0	WP: 2	PA: 35
	2B: 0	SAC: 0	PB: 0	
	3B: 0	DP: 1	SB: 2	
	HR: 1	HBP: 0	CS: 0	

PITCHER		IP	WLS	BF	H	R	ER	SO	BB	IBB	HBP	BLK	WP	HR	S	P	ERA	WHIP
35 Michael Pineda, R ERA: 5.0	(1, 1)	7.0	W	28	5	1	1	8	2	0	0	0	1	1	67	103	1.29	1.000
68 Dellin Betances, R ERA: 2.52	(8, 1)	1.0	H	3	0	0	0	3	0	0	0	0	0	0	10	16	0.00	0.000
48 Andrew Miller, L ERA: 1.42	(9, 1)	1.0	S	4	1	0	0	1	0	0	0	0	0	0	14	17	0.00	1.000

PITCHER	IP	WLS	BF	H	R	ER	SO	BB	IBB	HBP	BLK	WP	HR	S	P	ERA	WHIP

New York Yankees @ Houston Astros

Minute Maid Park, Houston, TX

Mon Jul 25 2016, 7:11 PM - 9:51 PM CDT

Att. 30,628 - Roof Closed - 73 F

livebaseballscorecards.com

AB	33
R	1
H	6
RBI	1
BB	2
SO	12
LOB	13

Batter	1	2	3	4	5	6	7	8	9	AB	R	H	RBI	BB	SO	LOB
11 Brett Gardner, L (1, 7) OBP: 0.347, SLG: 0.356	X SI 87 0-0 ① L7	C CU 71 B SI 88 S CU 72 D CU 72 B FC 82 F CU 72 B SI 88 4-2 1-2 2-3 BB		B CH 80 S SI 88 X FC 86 1-1 ② G1-3	C FF 93 F CH 82 X SL 77 0-2 ③ F8			C SL 80 B SL 81 B SL 80 C FF 91 C FF 92 2-3 ② K		4	0	0	0	1	1	1
22 Jacoby Ellsbury, L (1, 8) OBP: 0.332, SLG: 0.376	C SI 87 B FF 87 S CH 80 X SI 87 1-2 ② G5-3	C FC 86 S SI 89 B SI 88 F SI 90 F CU 72 B SI 88 X SI 89 2-2 ③ P6		C CU 71 B FC 85 C FF 87 B FC 83 X SI 89 2-2 1B		X FF 91 0-0 36 CS 2B		B SL 81 B FF 92 B FF 92 C SI 90 F FF 92 X SL 80 3-2 36 1B 1B		5	0	3	0	0	0	3
36 Carlos Beltrán, S (1, 10) OBP: 0.350, SLG: 0.554	C SI 88 S SI 87 B FF 88 C FF 87 1-3 ③ K		F CU 68 B CH 78 F CH 80 X FC 81 1-2 18 FC3-6 25 WP 14 1B 1B	X SI 88 0-0 ③ F7		C CH 80 S CH 81 S CH 81 0-3 ①② K 2-3		1 SAFE S CH 77 1 SAFE S CH 77 B CH 76 X CH 77 1-2 1B		5	1	2	0	0	2	2
34 Brian McCann, L (1, 2) OBP: 0.337, SLG: 0.424		B FF 87 X SI 88 1-0 25 2B 18 SF7 1B B SI 87 C SI 86 D CU 70 F SI 87 B CU 70 F FC 84 X SI 87 3-2 ① F7			B CU 70 F SI 86 F FC 85 H FC 82 2-2 18 G3 25 1B 12 SF8 HBP	C FF 92 X CH 82 0-1 ③ G6-3		S SL 82 F SL 81 S SL 81 0-3 ③ K		4	2	1	0	0	1	3
25 Mark Teixeira, S (1, 3) OBP: 0.271, SLG: 0.327		C SI 87 B CH 78 X SI 87 1-1 14 1B 12 1B 1-3 2B	B FC 83 B CH 78 C SI 88 B CH 81 F SI 88 F SI 89 B SI 89 4-2 18 FC3-6 1-2 BB		X SI 87 0-0 12 SF8 18 G3 31 3B 1-2 1B		C FF 90 X CH 80 0-1 ① F9		C FF 95 F CH 86 S FF 95 0-3 ① K	4	2	2	0	1	1	0
18 Didi Gregorius, L (1, 6) OBP: 0.326, SLG: 0.462		F FF 87 X FF 89 0-1 ① SF7 3-H	F FF 89 X SI 88 0-1 ② FC3-6 14 1B 1-2f 2-3		B FC 86 F SI 87 X FF 87 1-1 ① G3 1-2 2-3		B SL 77 B CH 81 B CH 80 C FF 91 X FF 91 3-1 1B		B FF 96 C FF 95 C FF 95 B FF 97 S SL 84 2-3 ② K	4	0	1	1	0	1	4
14 Starlin Castro, R (1, 4) OBP: 0.296, SLG: 0.403		X FC 86 0-0 11 BB 12 1B 2-3 1B	X CU 72 0-0 1-2 3-H 1B		B FC 82 D FC 82 B FF 87 I IN 75 4-0 31 3B IBB		S FF 92 F SL 77 B FF 92 X SL 78 1-2 ② L9		C SL 83 F SL 83 S FF 97 0-3 ③ K	4	1	2	1	1	1	1
12 Chase Headley, S (1, 5) OBP: 0.325, SLG: 0.383		C FF 88 S FF 89 X SI 87 0-2 11 BB 1-2 3-H 1B	C SI 88 F SI 88 F FF 87 B SI 88 S FC 82 1-3 ③ K		X FC 85 0-0 ② SF8 2-3 3-H		S CH 81 B CH 81 X FF 92 1-1 ③ F7			3	0	1	2	0	1	3
31 Aaron Hicks, S (1, 9) OBP: 0.258, SLG: 0.296		B FF 88 F FC 81 C FF 89 B FF 87 F SI 89 S CU 72 2-3 ② K		C FC 86 C SI 87 B FC 82 X SI 89 1-2 ① G4-3	X SI 87 0-0 1-H 3-H 3B			C FF 91 S SL 80 S CH 76 0-3 ① K		4	0	1	2	0	2	2
Inning Stats	R: 0 E: 0 K: 1 S: 7 H: 0 LOB: 0 BB: 0 P: 9	R: 2 E: 0 K: 1 S: 21 H: 4 LOB: 3 BB: 1 P: 31	R: 1 E: 0 K: 1 S: 17 H: 2 LOB: 2 BB: 1 P: 26	R: 0 E: 0 K: 0 S: 9 H: 1 LOB: 1 BB: 0 P: 13	R: 3 E: 0 K: 0 S: 10 H: 2 LOB: 1 BB: 1 P: 17	R: 0 E: 0 K: 1 S: 6 H: 1 LOB: 0 BB: 0 P: 6	R: 0 E: 0 K: 0 S: 9 H: 1 LOB: 1 BB: 0 P: 14	R: 0 E: 0 K: 3 S: 15 H: 2 LOB: 2 BB: 0 P: 21	R: 0 E: 0 K: 3 S: 9 H: 0 LOB: 0 BB: 0 P: 11	1B: 10 2B: 2 3B: 1 HR: 0 SF: 2 SAC: 0 DP: 0 HBP: 1						

PITCHER		IP	WLS	BF	H	R	ER	SO	BB	IBB	HBP	BLK	WP	HR	S	P	ERA	WHIP
58 Doug Fister, R ERA: 3.73	(1, 1)	4.2	L	27	9	6	6	3	2	1	1	0	1	0	61	93	11.57	2.357
47 Chris Devenski, R ERA: 2.19	(5, 1)	2.1		8	2	0	0	1	0	0	0	0	0	0	18	23	0.00	0.857
29 Tony Sipp, L ERA: 4.73	(8, 1)	1.0		5	2	0	0	3	0	0	0	0	0	0	15	21	0.00	2.000
45 Michael Feliz, R ERA: 3.95	(9, 1)	1.0		3	0	0	0	3	0	0	0	0	0	0	9	11	0.00	0.000

PITCHER	IP	WLS	BF	H	R	ER	SO	BB	IBB	HBP	BLK	WP	HR	S	P	ERA	WHIP

TOP

New York Yankees @ Houston Astros

Minute Maid Park, Houston, TX

Tue Jul 26 2016, 7:10 PM - 10:13 PM CDT

Att. 28,134 - Roof Closed - 73 F

livebaseballscorecards.com

AB	37
R	6
H	13
RBI	6
BB	3
SO	10
LOB	19

WP: 1 PA: 43
PB: 0
SB: 0
CS: 1

BOTTOM

New York Yankees @ Houston Astros

Minute Maid Park, Houston, TX

Tue Jul 26 2016, 7:10 PM - 10:13 PM CDT

Att. 28,134 - Roof Closed - 73 F

livebaseballscorecards.com

Batter	1	2	3	4	5	6	7	8	9	AB	R	H	RBI	BB	SO	LOB
4 George Springer, R (1, 9) OBP: 0.357, SLG: 0.478	S FF 86 X FF 87 0-1 ① L8		C SL 80 B FF 91 B SL 81 F FF 91 F FF 91 F FF 91 F SL 81 B SL 82 B SI 92 4-2 BB		C SL 80 F SL 81 F FF 92 C FF 91 0-3 ③ K			C SL 88 C SL 87 B SL 87 S SL 88 1-3 ① K	B FF 95 F SL 84 F SL 83 C SI 96 1-3 ② K	4	0	0	0	1	3	2
9 Marwin Gonzalez, S (1, 3) (3, 5) OBP: 0.295, SLG: 0.426	S SI 88 C SL 78 B FF 88 X FF 88 1-2 HR		B SI 89 C SI 91 X SL 80 1-1 ② P3			F SI 89 B SI 90 S SL 80 B SL 80 B SI 92 F SI 92 X SI 92 3-2 ① G6-3		X FF 94 0-0 HR	S SL 82 C SI 94 S SL 84 0-3 ③ K	5	2	2	2	0	1	2
27 Jose Altuve, R (1, 4) OBP: 0.422, SLG: 0.566	B SI 88 C SL 80 B SL 79 S SI 87 C SL 79 2-3 ② K		X SI 90 0-0 ③ F8			S CH 81 B SL 81 B SL 80 X SI 92 2-1 ② F7		F SL 88 S SL 87 B SL 87 S SL 87 1-3 ② K		4	0	0	0	0	2	1
1 Carlos Correa, R (1, 6) OBP: 0.366, SLG: 0.471	B FF 86 C FF 87 S SI 84 B CH 82 B SL 80 B FF 88 4-2 BB			X SI 89 0-0 ① F8		C FF 90 X FF 91 0-1 ③ G5-3		C SL 88 B SL 87 B SL 88 F FF 94 B SL 89 B SL 88 4-2 2 BB 11 BB BB		2	0	0	0	2	0	0
11 Evan Gattis, R (1, 2) OBP: 0.287, SLG: 0.465	B CH 82 F SL 77 C FF 88 S FF 88 1-3 ③ K			B SI 92 B SL 81 S FF 89 B FF 91 X SI 91 3-1 ② L3			F SL 79 B SL 78 B SL 80 S SI 92 B FF 91 X FF 90 3-2 HR	B KC 81 B KC 81 B FF 97 C FF 97 D KC 82 4-1 1-2 2 BB BB		3	1	1	1	1	1	1
2 Alex Bregman, R (1, 10)		B FF 87 B SL 79 S SI 88 X SI 88 2-1 ① G1-3		C FF 90 S FF 90 B FF 90 F SL 81 B SI 84 F FF 91 B SI 91 F FF 91 S SL 82 3-3 ③ K			X SI 91 0-0 ① G4-3	C KC 82 B KC 84 S FF 98 B SV 87 F SV 86 B FF 99 B KC 84 4-2 1-2 2-3 BB		3	0	0	0	1	1	0
18 Luis Valbuena, L (1, 5) OBP: 0.357, SLG: 0.459 15 Jason Castro, L (3, 3) OBP: 0.329, SLG: 0.381		B SL 79 B SI 88 S FF 89 B SI 89 X FF 90 3-1 ② G6-3			X SI 89 0-0 ① G4-3		B SI 91 X FF 92 1-0 ② G3	C FF 98 C KC 84 C SV 86 0-3 ③ K		1 3	0 0	0 0	0 0	0 0	0 1	0 3
30 Carlos Gómez, R (1, 8) OBP: 0.278, SLG: 0.327		B SL 78 C SI 89 F FF 88 B FF 90 B CH 81 T SI 89 3-2 ③ K			B SI 91 C FF 90 X SI 85 1-1 1B		X SI 90 0-0 1B		B FF 94 C FF 91 X FF 94 1-1 ① G6-3	4	0	2	0	0	1	0
6 Jake Marisnick, R (1, 7) OBP: 0.260, SLG: 0.294 20 Preston Tucker, L (7, PH) OBP: 0.245, SLG: 0.414 (8, 7)			B SI 88 F SI 89 C SI 89 F FF 89 X SI 91 1-2 ① G6-3		F SL 79 B FF 90 X SL 81 1-1 ② F9		S SL 85 B FF 92 B FF 92 B SL 86 S FF 93 S FF 92 3-3 ③ K		C SL 82 B FF 94 B SL 82 F FF 94 F SL 83 X SL 82 2-2 2B	2 2	0 0	0 1	0 0	0 0	0 1	1 1
Inning Stats	R: 1 H: 1 E: 0 LOB: 1 K: 2 BB: 1 S: 13 P: 21	R: 0 H: 0 E: 0 LOB: 0 K: 1 BB: 0 S: 7 P: 15	R: 0 H: 0 E: 0 LOB: 1 K: 0 BB: 1 S: 12 P: 18	R: 0 H: 0 E: 0 LOB: 0 K: 1 BB: 0 S: 9 P: 15	R: 0 H: 1 E: 0 LOB: 1 K: 1 BB: 0 S: 9 P: 11	R: 0 H: 0 E: 0 LOB: 0 K: 0 BB: 0 S: 8 P: 13	R: 1 H: 2 E: 0 LOB: 1 K: 1 BB: 0 S: 9 P: 16	R: 1 H: 1 E: 0 LOB: 3 K: 3 BB: 3 S: 16 P: 30	R: 0 H: 1 E: 0 LOB: 1 K: 2 BB: 0 S: 12 P: 16	1B: 2 2B: 1 3B: 0 HR: 3	SF: 0 SAC: 0 DP: 0 HBP: 0			WP: 0 PB: 0 SB: 0 CS: 0	PA: 38		

	AB	33
	R	3
	H	6
	RBI	3
	BB	5
	SO	11
	LOB	11

PITCHER		IP	WLS	BF	H	R	ER	SO	BB	IBB	HBP	BLK	WP	HR	S	P	ERA	WHIP
52 CC Sabathia, L ERA: 3.95	(1, 1)	6.2	W	26	4	2	2	5	2	0	0	0	0	2	64	103	2.70	0.900
41 Anthony Swarzak, R ERA: 4.58	(7, 1)	1.0		5	1	1	1	3	1	0	0	0	0	1	12	21	9.00	2.000
68 Dellin Betances, R ERA: 2.5	(8, 1)	0.1	H	3	0	0	0	1	2	0	0	0	0	0	7	15	0.00	6.000
48 Andrew Miller, L ERA: 1.39	(9, 1)	1.0	S	4	1	0	0	2	0	0	0	0	0	0	12	16	0.00	1.000

PITCHER	IP	WLS	BF	H	R	ER	SO	BB	IBB	HBP	BLK	WP	HR	S	P	ERA	WHIP

Batter	1	2	3	4	5	6	7	8	9	AB	R	H	RBI	BB	SO	LOB
11 Brett Gardner, L (1, 7) OBP: 0.346, SLG: 0.355	C FF 93 C CH 93 S KC 84 0-3 ① K		B KC 83 B FF 94 F FF 94 B FF 94 X FF 94 3-1 22 PB 1B		F FF 93 B CH 89 C KC 84 B KC 85 F KC 85 F FF 89 B FF 94 F FF 93 S KC 86 3-3 ① K		B FF 97 C FF 97 B SL 87 B SL 86 X FF 96 3-1 ③ G4-3			4	0	1	0	0	2	0
22 Jacoby Ellsbury, L (1, 8) OBP: 0.331, SLG: 0.372	X FF 94 0-0 ② G4-3		B CH 94 B KC 85 C KC 84 S KC 85 F KC 84 B KC 85 B KC 84 4-2 1-2 BB		F FF 95 C FF 95 S KC 88 0-3 ② K			X SI 89 0-0 ① G4-3		3	0	0	0	1	1	0
36 Carlos Beltrán, S (1, 10) OBP: 0.347, SLG: 0.548	B FF 94 X KC 83 1-0 ③ L5		C KC 84 F FF 95 S KC 85 0-3 ③ K		S KC 86 S FF 96 F KC 87 S KC 88 0-3 ③ K			S SL 80 X SI 90 0-1 ② G4-3		4	0	0	0	0	2	2
34 Brian McCann, L (1, 2) OBP: 0.335, SLG: 0.432		B FF 92 B KC 83 S FF 94 C KC 84 S KC 86 2-3 ① K		X FF 92 0-0 HR		C KC 82 B FF 93 F CH 89 X KC 85 1-2 ① G4-3		C SL 80 B SL 80 S SL 81 F SL 80 S SI 90 1-3 ③ K		4	1	1	1	0	2	0
25 Mark Teixeira, S (1, 3) OBP: 0.270, SLG: 0.325		F FF 96 C FF 95 X KC 85 0-2 14 FC5-4 1B	B FF 93 F FF 93 C KC 85 B KC 84 B KC 87 C FF 94 3-3 ① K			B KC 84 C KC 84 B FF 94 X FF 94 2-1 ② L9			C FC 91 S CU 82 B CU 83 B CU 82 F FC 92 S CU 82 2-3 ① K	4	0	1	0	0	2	0
18 Didi Gregorius, L (1, 6) OBP: 0.328, SLG: 0.462		B FF 93 B FF 94 X FF 92 2-0 ② F7	B KC 84 C KC 85 X FF 95 1-1 14 WP 1B			F CH 89 F KC 85 X FF 96 0-2 1B			C FC 92 B CU 82 F FC 92 B CU 82 X FC 93 2-2 ② P6	4	0	2	0	0	0	1
14 Starlin Castro, R (1, 4) OBP: 0.296, SLG: 0.399		X KC 83 0-0 ③ FC5-4 1-2f	B KC 84 B KC 86 C FF 96 D KC 86 B FF 97 4-1 1-2 BB			B FF 95 F KC 86 X KC 84 1-1 ③ F9			B FC 92 C FC 92 F CU 81 B CU 82 S FC 92 2-3 ③ K	3	0	0	0	1	1	2
12 Chase Headley, S (1, 5) OBP: 0.323, SLG: 0.380			C FF 92 S KC 83 S KC 85 0-3 ① K	C KC 86 C KC 86 D KC 86 B FF 96 F KC 85 S KC 87 2-3 ② K			B FF 97 F FF 97 B SL 86 S SL 87 C FF 98 2-3 ① K			3	0	0	0	0	3	2
31 Aaron Hicks, S (1, 9) OBP: 0.254, SLG: 0.291			X FF 93 0-0 ② G4-3	F FF 96 S KC 87 S KC 87 0-3 ③ K			F FF 98 S SL 87 S SL 89 0-3 ② K			3	0	0	0	0	2	2
Inning Stats	R: 0 E: 0 K: 1 S: 5 H: 0 LOB: 0 BB: 0 P: 6	R: 0 E: 0 K: 1 S: 8 H: 1 LOB: 1 BB: 0 P: 12	R: 0 E: 0 K: 2 S: 12 H: 1 LOB: 2 BB: 1 P: 19	R: 1 E: 0 K: 3 S: 14 H: 2 LOB: 2 BB: 1 P: 24	R: 0 E: 0 K: 3 S: 13 H: 0 LOB: 0 BB: 0 P: 16	R: 0 E: 0 K: 0 S: 10 H: 1 LOB: 1 BB: 0 P: 14	R: 0 E: 0 K: 2 S: 8 H: 0 LOB: 0 BB: 0 P: 13	R: 0 E: 0 K: 1 S: 7 H: 0 LOB: 0 BB: 0 P: 8	R: 0 E: 0 K: 2 S: 10 H: 0 LOB: 0 BB: 0 P: 16	1B: 4 2B: 0 3B: 0 HR: 1	SF: 0 SAC: 0 DP: 0 HBP: 0			WP: 1 PB: 1 SB: 0 CS: 0	PA: 34		

TOP

New York Yankees @ Houston Astros

Minute Maid Park, Houston, TX

Wed Jul 27 2016, 7:11 PM - 9:49 PM CDT

Att. 35,186 - Roof Closed - 73 F

livebaseballscorecards.com

AB	32
R	1
H	5
RBI	1
BB	2
SO	15
LOB	9

PITCHER		IP	WLS	BF	H	R	ER	SO	BB	IBB	HBP	BLK	WP	HR	S	P	ERA	WHIP
43 Lance McCullers Jr., R ERA: 3.18	(1, 1)	6.0	W	25	5	1	1	10	2	0	0	0	1	1	62	91	1.50	1.167
53 Ken Giles, R ERA: 3.98	(7, 1)	1.0	H	3	0	0	0	2	0	0	0	0	0	0	8	13	0.00	0.000
44 Luke Gregerson, R ERA: 3.09	(8, 1)	1.0	H	3	0	0	0	1	0	0	0	0	0	0	7	8	0.00	0.000
36 Will Harris, R ERA: 1.71	(9, 1)	1.0	S	3	0	0	0	2	0	0	0	0	0	0	10	16	0.00	0.000

PITCHER		IP	WLS	BF	H	R	ER	SO	BB	IBB	HBP	BLK	WP	HR	S	P	ERA	WHIP

BOTTOM

New York Yankees @ Houston Astros

Minute Maid Park, Houston, TX

Wed Jul 27 2016, 7:11 PM - 9:49 PM CDT

Att. 35,186 - Roof Closed - 73 F

livebaseballscorecards.com

Batter	1	2	3	4	5	6	7	8	9	AB	R	H	RBI	BB	SO	LOB
4 George Springer, R (1, 10) OBP: 0.353, SLG: 0.473	B SL 81 C SL 83 C SI 90 B SL 82 F SL 83 S FS 87 2-3 K ①	S SL 84 C SI 92 B SL 86 B SI 90 X SL 86 2-2 G1-3 ③		B SI 90 B SL 83 S SL 83 X SI 91 2-1 P3 ②			C SL 87 S FF 96 B FF 96 B SL 87 S SL 88 2-3 K ①			4	0	0	0	0	2	3
9 Marwin Gonzalez, S (1, 3) OBP: 0.294, SLG: 0.424	X FC 89 0-0 P6 ②		B FS 86 B SL 81 F FS 88 X SI 90 2-1 1 WP 27 G6-3 1 1B 1B	B FS 87 C CU 75 X SL 83 1-1 P4 ③			C FF 95 C FF 96 F FF 97 S SL 88 0-3 K ②			4	1	1	0	0	1	1
27 Jose Altuve, R (1, 4) OBP: 0.423, SLG: 0.565	F SL 82 X FC 88 0-1 1 FC6-4 1B		F SI 90 X SI 90 0-1 G6-3 ① 1-2		X FC 87 0-0 1B		X SL 86 0-0 P3 ③			4	0	2	0	0	0	1
1 Carlos Correa, R (1, 6) OBP: 0.368, SLG: 0.470	C SL 81 1 SAFE X FC 89 0-1 FC6-4 ③ 1-2f		B SL 90 B FS 87 X FS 87 2-0 28 HR 2-H 1B		B SL 81 C SI 90 F SI 90 1 SAFE F SI 90 F SL 83 D CU 80 S SL 84 2-3 K ①			B FF 95 B FF 95 F FF 96 C FF 97 B FF 97 B FF 98 4-2 20 G4-6-3 BB		3	1	1	1	1	2
28 Colby Rasmus, L (1, 9) OBP: 0.304, SLG: 0.380		C SL 78 B FS 87 F FS 84 B SL 87 C SL 82 2-3 K ①	1 SAFE F FS 84 D SL 83 1 SAFE B SI 90 X FS 84 2-1 1-H HR		B CU 74 B SL 81 B CU 77 C SI 89 C SL 83 X CU 79 3-2 F8 ②			B SL 86 C FF 94 1 SAFE S SL 86 B SL 86 S FF 96 2-3 K ①		4	1	1	2	0	2	2
20 Preston Tucker, L (1, 7) OBP: 0.245, SLG: 0.402		B CU 77 C SL 83 B SL 87 B FS 83 D FS 87 4-1 2 BB 30 1B BB	S SI 89 F FC 88 F FC 90 F FS 86 B SL 82 B FS 87 X SL 83 2-2 G6-3 ②		B SL 86 F FS 84 B SL 82 B FS 85 X SL 84 3-1 L4 ③			1 SAFE B FF 95 C FF 95 B SL 87 C SL 86 F FF 96 F SL 87 X CH 90 2-2 G4-6-3 ② ③ 1-2f		3	1	0	0	1	0	2
2 Alex Bregman, R (1, 5)		B SL 81 B SL 82 B SI 90 C SI 89 S SL 83 B SL 84 4-2 30 1B 1-2 BB	B SI 91 X SI 90 1-0 P4 ③			X FF 92 0-0 P4 ①				2	0	0	0	1	0	0
30 Carlos Gómez, R (1, 8) 6 Jake Marisnick, R (3, 8) OBP: 0.263, SLG: 0.303	F FS 87 F FC 90 X SL 84 0-2 15 S 1-3 2-H 1B			C FS 87 B FS 88 X SI 89 1-1 G5-3 ①		C FF 92 X FF 92 0-1 15 CS 2B				1 2	0 0	1 1	1 0	0 0	0 0	0 0
15 Jason Castro, L (1, 2) OBP: 0.329, SLG: 0.385		B SL 86 C SL 84 C SL 85 S FF 94 1-3 K ② 1-2		S FS 88 B SL 82 B FC 89 X FC 89 2-1 2B		B CU 77 C SL 83 F SL 85 X FF 92 1-2 L7 ② ③ 2-3				3	0	1	0	0	1	3

Inning Stats																								
	R: 0	H: 1	R: 1	H: 1	R: 3	H: 3	R: 0	H: 1	R: 0	H: 1	R: 0	H: 1	R: 0	H: 0	R: 0	H: 0	1B: 5	SF: 0	WP: 1	PA: 33
	E: 0	LOB: 1	E: 0	LOB: 2	E: 0	LOB: 0	E: 0	LOB: 1	E: 0	LOB: 0	K: 2	LOB: 0	E: 0	LOB: 0	2B: 2	SAC: 0	PB: 0	
	K: 1	BB: 0	K: 2	BB: 2	K: 0	BB: 0	K: 0	BB: 0	K: 1	BB: 0	S: 8	BB: 0	K: 1	BB: 1	3B: 0	DP: 1	SB: 1	
	S: 9	P: 11	S: 15	P: 28	S: 13	P: 22	S: 8	P: 14	S: 11	P: 19		P: 10	S: 10	P: 18	HR: 1	HBP: 0	CS: 1	

PITCHER	IP	WLS	BF	H	R	ER	SO	BB	IBB	HBP	BLK	WP	HR	S	P	ERA	WHIP
19 Masahiro Tanaka, R (1, 1) ERA: 3.16	5.0	L	24	7	4	4	4	2	0	0	0	1	1	56	94	7.20	1.800
43 Adam Warren, R (6, 1) ERA: 5.75	1.0		3	1	0	0	0	0	0	0	0	0	0	6	7	0.00	1.000
40 Luis Severino, R (7, 1) ERA: 7.05	2.0		6	0	0	0	3	1	0	0	0	0	0	18	28	0.00	0.500

PITCHER	IP	WLS	BF	H	R	ER	SO	BB	IBB	HBP	BLK	WP	HR	S	P	ERA	WHIP

Batter	1	2	3	4	5	6	7	8	9	AB	R	H	RBI	BB	SO	LOB
4 George Springer, R (1, 9) OBP: 0.353, SLG: 0.472	B FF 92 B FF 92 B CH 79 C FF 90 S FF 92 S FF 91 3-3 K ①		B FF 90 X CH 78 1-0 27 FC6-4 1B ①		F FF 90 B FF 90 B FF 88 F FF 88 B FF 90 F FF 88 F CH 79 F SL 82 F FF 89 3-3 F FF 89 F CU 72 S CH 76 K ②			B FF 92 X FF 90 1-0 P6 ①	S FF 93 X FF 93 0-1 G3 ② 1-2	3	0	1	0	0	2	1
9 Marwin Gonzalez, S (1, 3) OBP: 0.295, SLG: 0.426 15 Jason Castro, L (7, 3) OBP: 0.331, SLG: 0.383	F FF 92 X FF 92 0-1 27 HR 2B		B FF 89 D CU 73 F FF 89 1 SAFE S CH 81 F SL 82 S FF 90 2-3 K ①		C SL 82 F FF 91 F FF 90 B CU 75 S SL 80 1-3 K ③			B FF 92 B FF 91 S FF 92 B FF 92 F FF 91 B SL 83 4-2 11 BB 1 1B 28 1B 1-2 BB	F FF 93 S FF 93 S FF 95 0-3 K ③	3	1	1	0	0	2	2
										1	1	0	0	1	1	1
27 Jose Altuve, R (1, 4) OBP: 0.421, SLG: 0.570	B CU 72 B FF 92 B FF 90 F FF 92 X FF 90 3-1 2-H HR		B FF 92 1 SAFE B FF 89 C FF 90 S FF 91 F CU 73 X CH 80 2-2 FC6-4 1-2f ②			B FF 92 X SL 87 1-0 F8 ①		C SL 82 C FF 93 X FF 92 0-2 F8 ② 2-3		4	1	1	2	0	0	3
1 Carlos Correa, R (1, 6) OBP: 0.367, SLG: 0.468	C FF 91 C CU 75 B FF 91 B FF 92 X FF 93 2-2 F8 ②		B CU 72 X FF 88 1-0 F8 ③			B CU 82 C SL 87 C FF 92 X SL 88 1-2 G5-3 ②		X FF 94 0-0 11 BB 28 1B 1-2 3-H 1B		4	1	1	1	0	0	1
11 Evan Gattis, R (1, 2) OBP: 0.286, SLG: 0.460	C FF 93 B SL 86 B CU 73 S CH 80 B FF 93 C FF 93 3-3 K ③			F FF 91 C FF 91 F SL 81 F SL 83 S FF 91 0-3 K ①		B SL 92 F SL 86 B FF 87 B FF 92 B FF 92 F SL 86 S FF 92 3-3 K ③		B SL 85 B FF 94 B FF 93 C FF 94 B FF 94 4-1 28 1B 1-2 2-3 BB		3	0	0	0	1	3	0
28 Colby Rasmus, L (1, 7) OBP: 0.303, SLG: 0.378		X FF 90 0-0 F7 ①		C FF 92 B FF 91 B FF 91 C CU 72 B CH 79 X FF 90 3-2 G5-3 ②			X SI 92 0-0 L5 ①	X FF 95 0-0 1-2 2-H 3-H 1B		4	0	1	2	0	0	0
2 Alex Bregman, R (1, 5)		C FF 90 C CU 72 F SL 84 B FF 89 F CU 74 B FF 92 F FF 90 X CH 80 2-2 G4-3 ②		C CU 75 F FF 91 B FF 90 B CH 79 B FF 90 F CH 77 X FF 90 3-2 P3 ③			C FF 89 X FF 86 0-1 L7 ② 2-H	F FF 93 C FF 93 B FF 93 F FF 94 F SL 84 D SL 85 X FF 92 2-2 G4-3 ③		4	0	0	0	0	0	2
13 Tyler White, R (1, 10) OBP: 0.295, SLG: 0.379		C FF 91 B CH 80 S CH 79 X SL 84 1-2 P4 ③		B CU 74 C CH 80 B FF 91 B FF 87 B FF 90 4-1 BB			C FF 91 C SL 84 B SL 84 F SL 84 B FF 91 F FF 93 F SL 85 B FF 91 X SL 85 3-2 F8 ③		B FF 92 B FF 93 F FF 92 F FF 94 F FF 95 X SL 84 2-2 G6-3 ①	3	0	0	0	1	0	0
6 Jake Marisnick, R (1, 8) OBP: 0.269, SLG: 0.329			B FF 91 F FF 90 B FF 91 X CU 73 2-1 HR	B FF 90 F FF 89 X FF 89 1-1 F8 ①				C FF 90 X FF 90 0-1 E5 27 F8 15 BB 1 1B	B SL 84 F FF 93 X FF 93 1-1 20 G3 1B	4	2	2	1	0	0	1
Inning Stats	R: 2 E: 0 K: 2 S: 13 H: 2 LOB: 0 BB: 0 P: 24	R: 0 E: 0 K: 0 S: 10 H: 0 LOB: 0 BB: 0 P: 13	R: 1 E: 0 K: 1 S: 12 H: 2 LOB: 1 BB: 0 P: 20	R: 0 E: 0 K: 1 S: 12 H: 0 LOB: 0 BB: 0 P: 18	R: 0 E: 0 K: 2 S: 16 H: 0 LOB: 1 BB: 1 P: 25	R: 0 E: 0 K: 1 S: 8 H: 0 LOB: 0 BB: 0 P: 13	R: 0 E: 0 K: 0 S: 9 H: 0 LOB: 0 BB: 0 P: 12	R: 3 E: 1 K: 0 S: 16 H: 2 LOB: 2 BB: 2 P: 27	R: 0 E: 0 K: 1 S: 11 H: 1 LOB: 1 BB: 0 P: 14	1B: 4 2B: 1 3B: 0 HR: 2 SF: 0 SAC: 0 DP: 0 HBP: 0						

PITCHER		IP	WLS	BF	H	R	ER	SO	BB	IBB	HBP	BLK	WP	HR	S	P	ERA	WHIP
48 Matthew Boyd, L ERA: 4.71	(1, 1)	5.0	W	20	4	3	3	6	1	0	0	0	0	2	63	100	5.40	1.000
30 Alex Wilson, R ERA: 3.14	(6, 1)	1.1		4	0	0	0	1	0	0	0	0	0	0	9	14	0.00	0.000
21 Mark Lowe, R ERA: 8.82	(7, 1)	1.1		6	0	2	1	0	1	0	0	0	0	0	16	24	6.75	0.750
50 Dustin Molleken, R ERA: 4.32	(8, 1)	1.1		8	3	1	0	1	1	0	0	0	0	0	19	28	0.00	3.000

PITCHER	IP	WLS	BF	H	R	ER	SO	BB	IBB	HBP	BLK	WP	HR	S	P	ERA	WHIP

TOP

Houston Astros @ Detroit Tigers

Comerica Park, Detroit, MI

Fri Jul 29 2016, 7:13 PM - 10:16 PM EDT

Att. 31,771 - Overcast - 77 F

livebaseballscorecards.com

AB	35
R	6
H	7
RBI	6
BB	3
SO	8
LOB	13

Houston Astros @ Detroit Tigers

Comerica Park, Detroit, MI

Fri Jul 29 2016, 7:13 PM - 10:16 PM EDT

Att. 31,771 - Overcast - 77 F

livebaseballscorecards.com

BOTTOM

Batter	1	2	3	4	5	6	7	8	9	AB	R	H	RBI	BB	SO	LOB
3 Ian Kinsler, R (1, 4) OBP: 0.344, SLG: 0.495 17 Andrew Romine, S (7, PH) OBP: 0.313, SLG: 0.311 (8, 3)	C FF 88 C FC 87 B FF 91 X FF 90 1-2: 4 1B, 24 SF9, 1B	C SI 89 X SI 90 0-1: 4 2B, 1-3, 1B	C FF 93 B KC 78 C CH 82 F FF 92 B CH 83 X FF 94 2-2: L7 ②		C SL 77 B CH 81 B FF 92 F CH 80 X SL 80 2-2: G1-3 ③		B SL 81 B FF 94 B FF 93 C FF 93 F FF 94 S FF 94 3-3: K ③			4 2 2 0 0 0 0 1 0 0 0 0 1 0						
4 Cameron Maybin, R (1, 8) OBP: 0.397, SLG: 0.401	C FC 86 X CU 72 0-1: 41 1B, 24 WP, 9 1B, 1-3, 1B	S CU 72 D CU 72 F FC 87 F CU 72 X FF 90 1-2: 24 1B, 2-H, 3-H, 2B	C SL 78 C CH 83 B SL 80 S CH 84 1-3: K ③			C FF 93 B SL 82 X FF 94 1-1: 9 BB, 8 HR, 1B		X FF 91 0-0: L8 ①		5 3 3 2 0 1 0						
24 Miguel Cabrera, R (1, 3) OBP: 0.381, SLG: 0.521 14 Mike Aviles, R (8, 4) OBP: 0.253, SLG: 0.261	1 SAFE C CU 72 F SI 90 F FF 91 B CH 84 B CH 84 F CU 73 X SI 89 2-2: SF9 ① 1-2, 3-H	S FF 90 X SI 89 0-1: 41 G4-3, 41 WP, 9 1B, 2-H, 1B	C FF 92 B CH 83 B SL 81 C CH 82 B FF 94 X CH 84 3-2: G5-3 ①			B FF 94 X SL 78 1-0: F8 ①		C FF 91 C FF 92 B FF 92 X SL 77 1-2: G4-3 ②		3 1 1 2 0 0 1 1 0 0 0 0 0 0						
41 Victor Martinez, S (1, 10) OBP: 0.353, SLG: 0.481 34 James McCann, R (8, PH) OBP: 0.250, SLG: 0.332 (9, 10)	X CU 72 0-0: 9 1B, 2-3, 1B	C FF 90 T FF 90 B CU 73 B FC 88 X CU 71 2-2: G4-3 ② 1-3		C FF 94 B FF 93 F CH 84 X KC 79 1-2: 8 FC5-4, 1B		B FF 95 C FF 95 D SL 82 X CH 84 2-1: P2 ②		B SL 78 F FF 91 X SL 76 1-1: HR		4 0 2 0 0 0 2 1 1 1 1 0 0 0						
9 Nick Castellanos, R (1, 5) OBP: 0.335, SLG: 0.514	X FC 87 0-0: 1-2, 3-H, 1B	C FF 91 X SI 91 0-1: 18 WP, 8 1B, 18 HR, 3-H, 1B	C FF 93 S SL 79 B FF 92 S CH 82 1-3: K ②			F FF 96 B FF 94 B SL 82 B FF 96 B FF 97 4-1: 8 HR, 1-2, BB		S SL 81 S CH 78 X FF 91 0-2: L6 ③		4 2 2 2 1 1 1						
8 Justin Upton, R (1, 7) OBP: 0.290, SLG: 0.397	S CU 72 B CU 73 B FC 87 B FC 88 X FF 91 3-1: P3 ② 3-H	B CU 72 B FC 86 F FF 91 F FF 90 F CU 72 F FF 90 X SI 90 2-2: 18 HR, 1-2, 1B	B CH 81 X FF 93 1-0: FC5-4 ③ 1-2f			B FF 96 B SL 83 C FF 95 T FF 96 X SL 81 2-2: 1-H, 2-H, HR				4 2 2 3 0 0 3						
18 Tyler Collins, L (1, 9) OBP: 0.235, SLG: 0.449	C SI 91 B CU 72 F CU 73 S CU 73 1-3: K ③	B SL 78 S CH 82 S CH 83 B CH 84 X CH 83 2-2: 1-H, 2-H, HR			B KC 73 C FF 90 X FF 91 1-1: 39 SF8, 3B	B SL 82 B FF 95 C FF 94 X SL 82 2-1: G4-3 ③				4 2 2 3 0 1 2						
39 Jarrod Saltalamacchia, S (1, 2) OBP: 0.321, SLG: 0.429	C FF 86 X CU 72 0-1: G4-3 ① F FF 94 S FF 93 X CH 83 1-1: G4-3 ③				S FF 91 S CH 80 F CH 79 X FF 90 0-2: SF8 ① 3-H		C FF 95 S CH 86 B SL 82 B FF 94 S SL 81 2-3: K ①			3 0 0 1 0 1 0						
1 Jose Iglesias, R (1, 6) OBP: 0.313, SLG: 0.349	X SI 89 0-0: 3 1B, 4 2B, 1B	C FF 92 X FF 93 0-1: G6-3 ①			C FF 92 B SL 78 X SL 78 1-1: G1 ②		C FF 95 F SL 82 F SL 82 X FF 94 0-2: G5-3 ②			4 1 1 0 0 0 0						
Inning Stats	R: 2 E: 0 K: 1 S: 17 H: 4 LOB: 2 BB: 0 P: 24	R: 7 E: 0 K: 0 S: 26 H: 7 LOB: 0 BB: 0 P: 34	R: 0 E: 0 K: 1 S: 9 H: 0 LOB: 0 BB: 0 P: 12	R: 0 E: 0 K: 1 S: 10 H: 1 LOB: 1 BB: 0 P: 16	R: 1 E: 0 K: 0 S: 11 H: 1 LOB: 0 BB: 0 P: 15	R: 3 E: 0 K: 0 S: 11 H: 2 LOB: 0 BB: 1 P: 23	R: 0 E: 0 K: 2 S: 10 H: 0 LOB: 0 BB: 0 P: 15	R: 1 E: 0 K: 0 S: 9 H: 1 LOB: 0 BB: 0 P: 11		1B: 11 2B: 1 3B: 1 HR: 3 SF: 2 SAC: 0 DP: 0 HBP: 0				WP: 3 PB: 0 SB: 0 CS: 0 PA: 41		

	AB	38
	R	14
	H	16
	RBI	14
	BB	1
	SO	5
	LOB	9

PITCHER		IP	WLS	BF	H	R	ER	SO	BB	IBB	HBP	BLK	WP	HR	S	P	ERA	WHIP
31 Collin McHugh, R ERA: 4.75	(1, 1)	1.2	L	15	10	8	8	1	0	0	0	0	2	0	38	50	43.20	6.000
47 Chris Devenski, R ERA: 2.35	(2, 1)	3.1		13	3	2	2	2	0	0	0	0	1	1	35	51	5.40	0.900
45 Michael Feliz, R ERA: 4.37	(6, 1)	2.0		9	2	3	3	2	1	0	0	0	0	1	21	38	13.50	1.500
29 Tony Sipp, L ERA: 4.88	(8, 1)	1.0		4	1	1	1	0	0	0	0	0	0	1	9	11	9.00	1.000

PITCHER	IP	WLS	BF	H	R	ER	SO	BB	IBB	HBP	BLK	WP	HR	S	P	ERA	WHIP

Batter	1	2	3	4	5	6	7	8	9	AB	R	H	RBI	BB	SO	LOB
4 George Springer, R (1, 9) OBP: 0.352, SLG: 0.470	C FF 93 F SL 87 F SL 87 B FF 94 B FF 94 S FF 94 2-3 K		F SL 87 B CU 79 X SL 88 1-1 G1-3			B CU 80 F FF 95 B FF 94 F FF 95 B FF 94 S FF 96 3-3 K			C FF 94 X CU 81 0-1 27 1B 1 1B 1B	4	1	1	0	0	2	0
20 Preston Tucker, L (1, 10) OBP: 0.233, SLG: 0.380	B FF 93 F FF 94 F FF 94 B FF 94 F FF 94 S CU 79 2-3 K		C FF 92 S SL 88 C FF 93 0-3 K			C CU 78 S CU 80 B CU 81 X CH 87 1-2 G3-1			1 SAFE B SL 89 S SL 88 1 SAFE X SL 89 1-1 F8	4	0	0	0	0	2	1
27 Jose Altuve, R (1, 4) OBP: 0.424, SLG: 0.570	B FF 93 B FF 94 F FF 95 B CU 78 S SL 89 X SL 90 3-2 1 2B 1B			C FF 92 X CH 86 0-1 B1-3			S CU 78 B CU 81 C FF 93 B CH 89 B CU 80 F FF 96 B FF 96 4-2 BB		C CU 79 X SL 89 0-1 1 1B 28 FC6-4 1-2 1B	3	1	2	0	1	0	0
1 Carlos Correa, R (1, 6) OBP: 0.368, SLG: 0.471	1 SAFE X FF 93 0-0 1-3 2B			C FF 92 X CU 78 0-1 F8			C FF 95 1 SAFE F CU 80 1 SAFE 1 SAFE S FF 92 0-3 K		C FF 94 D FF 94 F FF 95 X CU 82 1-2 28 FC6-4 1-3 2-H 1B	4	0	2	1	0	1	1
28 Colby Rasmus, L (1, 7) (8, 8) OBP: 0.300, SLG: 0.373	C FF 94 S FF 95 B FF 95 F FF 94 B FF 96 C CU 81 2-3 K			F FF 93 B SL 88 S SL 89 S CU 80 1-3 K			F FF 94 1 SAFE B FF 94 X FF 94 1-1 L9		F FF 95 B FF 96 F FF 96 B CU 81 X CU 81 2-2 FC6-4 1-2f 3-H	4	0	0	1	0	2	4
2 Alex Bregman, R (1, 5) (8, 7)		X FF 92 0-0 F9			F FF 93 B SL 88 X CH 87 1-1 G5-3		1 SAFE S SL 88 B SL 89 X SL 90 1-1 F7		T FF 94 F FF 94 S CU 80 0-3 K	4	0	0	0	0	1	2
13 Tyler White, R (1, 3) OBP: 0.291, SLG: 0.372 (8, 5)		C FF 91 B FF 91 B CU 78 S SL 87 C FF 94 2-3 K			B SL 89 X SL 88 1-0 F9			X SL 86 0-0 G4-3		3	0	0	0	0	1	0
15 Jason Castro, L (1, 2) OBP: 0.327, SLG: 0.378 (8, 3)		F FF 93 B FF 93 C CU 77 X CH 86 1-2 G5-3			S FF 92 C CU 78 F FF 94 B FF 94 X CU 80 1-2 L3			X CU 77 0-0 F7		3	0	0	0	0	0	0
6 Jake Marisnick, R (1, 8) OBP: 0.265, SLG: 0.325 11 Evan Gattis, R (8, PH) OBP: 0.285, SLG: 0.458 (8, 2)			C FF 91 B SL 86 X SL 87 1-1 G6-3			S SL 87 C FF 94 S FF 94 0-3 K		C FF 93 B FF 93 F FF 94 S FF 94 1-3 K		2 1	0 0	0 0	0 0	0 0	1 1	0 0
Inning Stats	R: 0 E: 0 K: 3 S: 16 H: 2 LOB: 2 BB: 0 P: 25	R: 0 E: 0 K: 1 S: 7 H: 0 LOB: 0 BB: 0 P: 10	R: 0 E: 0 K: 1 S: 7 H: 0 LOB: 0 BB: 0 P: 9	R: 0 E: 0 K: 1 S: 7 H: 0 LOB: 0 BB: 0 P: 8	R: 0 E: 0 K: 0 S: 7 H: 0 LOB: 0 BB: 0 P: 10	R: 0 E: 0 K: 2 S: 9 H: 0 LOB: 0 BB: 0 P: 13	R: 0 E: 0 K: 1 S: 10 H: 0 LOB: 1 BB: 1 P: 16	R: 0 E: 0 K: 1 S: 5 H: 0 LOB: 0 BB: 0 P: 6	R: 2 E: 0 K: 1 S: 15 H: 3 LOB: 1 BB: 0 P: 19	1B: 4 2B: 1 3B: 0 HR: 0 SF: 0 SAC: 0 DP: 0 HBP: 0						WP: 0 PB: 0 SB: 0 CS: 0 PA: 33

PITCHER	IP	WLS	BF	H	R	ER	SO	BB	IBB	HBP	BLK	WP	HR	S	P	ERA	WHIP
35 Justin Verlander, R (1, 1) ERA: 3.54	9.0	W	33	5	2	2	11	1	0	0	0	0	0	83	116	2.00	0.667

PITCHER	IP	WLS	BF	H	R	ER	SO	BB	IBB	HBP	BLK	WP	HR	S	P	ERA	WHIP

TOP

Houston Astros @ Detroit Tigers

Comerica Park, Detroit, MI

Sat Jul 30 2016, 7:12 PM - 9:59 PM EDT

Att. 34,673 - Partly Cloudy - 76 F

livebaseballscorecards.com

AB	32
R	2
H	5
RBI	2
BB	1
SO	11
LOB	8

BOTTOM

Batter	1	2	3	4	5	6	7	8	9	AB	R	H	RBI	BB	SO	LOB
3 Ian Kinsler, R (1, 4) OBP: 0.341, SLG: 0.490	C FF 89 B CU 76 C SL 83 F FF 90 X CU 73 1-2 ① F8		F FF 91 S FF 91 B CH 83 C CH 83 1-3 ② K			B SL 82 B FF 90 S CH 82 S CH 83 B FF 90 C FF 90 3-3 ② K		C FF 98 S SL 87 S SL 87 0-3 ① K		4	0	0	0	0	3	0
4 Cameron Maybin, R (1, 8) OBP: 0.394, SLG: 0.398	C FF 90 B SL 83 B FF 90 F FF 90 X CH 82 2-2 ② G6-3		B FF 88 B FF 91 X FF 88 2-0 ③ P6			T FC 87 X CU 74 0-1 24 E 1B		B FF 99 C FF 98 S SL 86 B FF 100 S SL 87 2-3 ② K		4	1	1	0	0	1	0
24 Miguel Cabrera, R (1, 3) OBP: 0.378, SLG: 0.516	C FC 84 F FF 91 B FF 87 B FF 91 B FF 91 S SL 83 3-3 ③ K			C FC 87 B SL 83 X FF 91 1-1 ① G6-3		X FC 84 0-0 E4 1-H		C SL 87 F SL 87 F FF 100 S SL 88 0-3 ③ K		4	0	0	0	0	2	0
41 Victor Martinez, S (1, 10) OBP: 0.352, SLG: 0.477		B CU 77 B FC 85 B FF 88 B FF 88 4-0 8 FC4-5 9 1B BB		C CH 82 B CU 74 B CH 82 T FF 90 F CU 75 X FF 91 2-2 ② F7		X CU 73 0-0 ③ F8			C FC 93 B FC 93 C CU 83 B CU 83 X FC 94 2-2 ① G6-3	3	0	0	0	1	0	1
9 Nick Castellanos, R (1, 5) OBP: 0.335, SLG: 0.513 17 Andrew Romine, S (9, 5) OBP: 0.313, SLG: 0.311 39 Jarrod Saltalamacchia, (6 PH) OBP: 0.320, SLG: 0.427		C SL 83 S CH 83 X CU 75 0-2 8 FC4-5 1-2 1B		B CH 83 C CH 83 X FF 92 1-1 ③ G1-4-3			S CH 82 B FF 90 F FF 90 B FF 90 F FF 90 S CH 83 2-3 ① K		F FC 94 C CU 83 S CU 82 0-3 ② K	3 0 1	0 0 0	1 0 0	0 0 0	0 0 0	1 0 1	0 0 0
8 Justin Upton, R (1, 7) OBP: 0.292, SLG: 0.396		B FF 91 X FF 91 1-0 ①② FC4-5 18 1B 1-2 2-3			C SL 78 F FF 90 B FF 90 F CU 74 F CU 74 B FF 91 B FF 91 F CH 84 F FF 90 3-3 ① K		B FF 90 F FF 87 S FF 89 B FF 91 X FF 90 2-2 18 S 1B		C CU 82 B FF 93 B FF 93 B CU 83 B FC 91 4-1 18 1B 34 1B BB	3	1	1	0	1	1	2
18 Tyler Collins, L (1, 9) OBP: 0.273, SLG: 0.462		B FF 90 X CH 83 1-0 1-2 1B			B FF 89 B FF 90 X FF 90 2-0 ② P5		C FF 88 F CU 74 B CU 75 F CU 74 D CH 83 F CH 82 D CH 84 B CH 82 4-2 1-2 BB		F FF 92 X CU 82 0-1 34 E 34 1B 1 1B 1-2 1B	3	1	2	0	1	0	0
34 James McCann, R (1, 2) OBP: 0.250, SLG: 0.330		B FF 91 C CH 85 X CH 84 1-1 ③ F8			C CH 82 T CU 74 B CU 75 F CU 75 S FF 91 1-3 ③ K		C SL 81 S SL 83 C SI 90 0-3 ② K		S FC 92 B FC 93 S FC 92 F FC 93 X CU 82 1-2 E7 1 1B 1-3 2-H 1B	4	0	1	1	0	2	4
1 Jose Iglesias, R (1, 6) OBP: 0.312, SLG: 0.347			C FF 90 B FF 88 X CU 76 1-1 ① F9			B SL 82 T FF 89 B SL 83 X CH 83 2-1 ① G1-3	C SL 80 C SL 82 X SL 85 0-2 ③ L9		C FF 92 F FF 92 X FC 92 0-2 1-2 3-H 1B	4	0	1	1	0	0	2
Inning Stats	R: 0 E: 0 K: 1 S: 10 H: 0 LOB: 0 BB: 0 P: 16	R: 0 E: 0 K: 0 S: 7 H: 2 LOB: 2 BB: 1 P: 14	R: 0 E: 0 K: 1 S: 6 H: 0 LOB: 0 BB: 0 P: 10	R: 0 E: 0 K: 0 S: 8 H: 0 LOB: 0 BB: 0 P: 12	R: 0 E: 0 K: 2 S: 12 H: 0 LOB: 0 BB: 0 P: 18	R: 1 E: 1 K: 1 S: 9 H: 1 LOB: 1 BB: 0 P: 14	R: 0 E: 0 K: 2 S: 17 H: 1 LOB: 2 BB: 1 P: 25	R: 0 E: 0 K: 3 S: 10 H: 0 LOB: 0 BB: 0 P: 12	R: 2 E: 1 K: 1 S: 16 H: 3 LOB: 2 BB: 1 P: 23	1B: 7 2B: 0 3B: 0 HR: 0 SF: 0 SAC: 0 DP: 1 HBP: 0						

PITCHER		IP	WLS	BF	H	R	ER	SO	BB	IBB	HBP	BLK	WP	HR	S	P	ERA	WHIP
54 Mike Fiers, R ERA: 4.42	(1, 1)	6.1		25	4	1	0	6	2	0	0	0	0	0	63	103	0.00	0.947
37 Pat Neshek, R ERA: 2.59	(7, 1)	0.2		2	0	0	0	1	0	0	0	0	0	0	6	6	0.00	0.000
53 Ken Giles, R ERA: 3.89	(8, 1)	1.0		3	0	0	0	3	0	0	0	0	0	0	10	12	0.00	0.000
36 Will Harris, R ERA: 1.9	(9, 1)	0.2	L	6	3	2	1	1	1	0	0	0	0	0	16	23	13.50	6.000

PITCHER	IP	WLS	BF	H	R	ER	SO	BB	IBB	HBP	BLK	WP	HR	S	P	ERA	WHIP

Houston Astros @ Detroit Tigers

Comerica Park, Detroit, MI

Sat Jul 30 2016, 7:12 PM - 9:59 PM EDT

Att. 34,673 - Partly Cloudy - 76 F

livebaseballscorecards.com

AB	33
R	3
H	7
RBI	2
BB	3
SO	11
LOB	9

Batter	1	2	3	4	5	6	7	8	9	AB	R	H	RBI	BB	SO	LOB
4 George Springer, R (1, 9) OBP: 0.357, SLG: 0.473	X SI 89 0-0 27 FC6-5 2B		B SI 93 F CU 73 X CU 72 1-1 2 1B 1B		F SI 93 B FS 84 B FS 85 B SI 93 B SI 93 4-1 27 CS BB		B SL 86 S SL 86 H FF 98 2-1 27 BB HBP		B SL 84 C SL 85 C FF 90 X SL 85 1-2 ② G6-3	3	0	2	0	1	0	0
2 Alex Bregman, R (1, 5) OBP: 0.125, SLG: 0.045	C SI 91 C CU 73 X SI 92 0-2 ① F9		B SL 81 X SI 94 1-0 27 HBP 1-3 1B		1 SAFE B SI 93 C SL 83 X SI 93 1-1 ② F8		S FF 97 C SL 86 T FF 100 0-2 ② K		C SL 84 B SL 85 X FF 93 1-1 ③ F8	5	0	1	0	0	1	4
27 Jose Altuve, R (1, 4) OBP: 0.425, SLG: 0.568	X CU 73 0-0 ② FC6-5 2-3		F SI 94 F SI 94 B SI 93 1 SAFE H SI 93 2-2 1-2 HBP		C SI 93 0-1 ③ CS 1-2	B CU 80 B SI 92 S FF 92 X SL 87 2-1 ① G5-3	B SL 87 B FF 98 D SL 86 B FF 98 4-0 1-2 2-3 BB			2	0	0	0	1	0	1
1 Carlos Correa, R (1, 6) OBP: 0.364, SLG: 0.466	1 SAFE B CU 73 B SI 91 X SI 93 2-0 ③ L6		B CU 74 B SI 94 C SI 95 F SI 94 X SI 94 2-2 ③ G5-3			F SL 87 C FF 91 B FF 93 B SI 92 X SL 87 2-2 ② F9	C SL 87 F FF 100 F FF 98 F SL 88 S SL 89 0-3 ③ K			4	0	0	0	0	1	7
28 Colby Rasmus, L (1, 8) OBP: 0.299, SLG: 0.370		C SI 91 S SI 92 F CU 72 B FS 82 B SI 93 S SI 94 3-3 ① K		S CU 74 S FS 83 B SI 94 B SI 95 X SI 93 2-2 ① F8		B SI 91 B SI 92 F SI 91 B SL 86 B SI 91 4-1 20 WP 11 1B BB		C FF 88 B FC 79 B FF 90 F FF 91 F CU 78 F FF 90 X FC 86 2-2 ① P6		3	0	0	0	1	1	0
11 Evan Gattis, R (1, 10) OBP: 0.292, SLG: 0.462		C SL 83 B FF 93 B CU 73 X SI 95 2-1 ② G4-3		B SI 94 C FS 83 B SI 94 C CU 74 B SL 85 X SI 94 3-2 13 FC6-4 1B		C SI 91 X SL 88 0-1 20 WP 1-2 1B		C CU 77 X FF 90 0-1 20 FC6-4 1B		4	0	3	0	0	0	0
20 Preston Tucker, L (1, 7) OBP: 0.225, SLG: 0.366		B SI 91 C SI 92 B FS 78 B SI 94 F SI 94 X SI 94 3-2 ③ G4-3		S SI 92 B SI 92 B CU 73 F SI 94 C SI 92 2-3 ② K		B SI 92 B SL 87 X SL 88 2-0 ③ P4 1-2 2-3		X FC 86 0-0 ② FC6-4 1-2f		4	0	0	0	0	1	4
13 Tyler White, R (1, 3) OBP: 0.290, SLG: 0.369			C SI 91 C SI 92 B SI 93 F SI 95 B SI 94 X SI 94 2-2 ① P3	B SL 83 X SI 94 1-0 ③ FC6-4 1-2f			B FF 97 B FF 96 B FF 97 C FF 96 X FF 96 3-1 27 BB 15 B1-3 1B	D FF 90 C CH 82 B FC 88 X CH 82 2-2 ③ G4-3		4	0	1	0	0	0	2
15 Jason Castro, L (1, 2) OBP: 0.322, SLG: 0.371			F FF 93 B FF 92 B CU 72 C SI 93 S SI 94 2-3 ② K		C SI 92 B CU 72 B FS 83 F SI 94 C SI 94 2-3 ① K		X FF 97 0-0 ① B1-3 1-2		F FF 93 C SL 84 B FF 92 B FF 93 F FF 94 F FF 94 B FF 94 C SL 84 3-3 ① K	4	0	0	0	0	3	1
Inning Stats	R: 0 E: 0 K: 0 S: 6 H: 1 LOB: 1 BB: 0 P: 8	R: 0 E: 0 K: 1 S: 8 H: 0 LOB: 0 BB: 0 P: 16	R: 0 E: 0 K: 1 S: 15 H: 2 LOB: 3 BB: 0 P: 25	R: 0 E: 0 K: 1 S: 11 H: 1 LOB: 1 BB: 0 P: 19	R: 0 E: 0 K: 1 S: 7 H: 0 LOB: 0 BB: 1 P: 14	R: 0 E: 0 K: 0 S: 9 H: 1 LOB: 2 BB: 1 P: 19	R: 0 E: 0 K: 2 S: 12 H: 1 LOB: 3 BB: 1 P: 21	R: 0 E: 0 K: 0 S: 11 H: 1 LOB: 1 BB: 0 P: 15	R: 0 E: 0 K: 1 S: 10 H: 0 LOB: 0 BB: 0 P: 15	1B: 6 2B: 1 3B: 0 HR: 0 SF: 0 SAC: 0 DP: 0 HBP: 2						

TOP

Houston Astros @ Detroit Tigers

Comerica Park, Detroit, MI

Sun Jul 31 2016, 1:10 PM - 4:09 PM EDT

Att. 31,043 - Sunny - 78 F

livebaseballscorecards.com

AB	33
R	0
H	7
RBI	0
BB	3
SO	7
LOB	19

WP: 1 PB: 0 SB: 0 CS: 1 PA: 39

PITCHER		IP	WLS	BF	H	R	ER	SO	BB	IBB	HBP	BLK	WP	HR	S	P	ERA	WHIP
37 Mike Pelfrey, R ERA: 4.76	(1, 1)	5.0	W	20	4	0	0	4	1	0	1	0	0	0	47	82	0.00	1.000
30 Alex Wilson, R ERA: 3.07	(6, 1)	1.0		5	1	0	0	0	1	0	0	0	1	0	9	19	0.00	2.000
43 Bruce Rondón, R ERA: 4.8	(7, 1)	1.0		6	1	0	0	2	1	0	1	0	0	0	12	21	0.00	2.000
56 Kyle Ryan, L ERA: 3.44	(8, 1)	1.0		4	1	0	0	0	0	0	0	0	0	0	11	15	0.00	1.000
21 Mark Lowe, R ERA: 8.55	(9, 1)	1.0		3	0	0	0	1	0	0	0	0	0	0	10	15	0.00	0.000

PITCHER		IP	WLS	BF	H	R	ER	SO	BB	IBB	HBP	BLK	WP	HR	S	P	ERA	WHIP

BOTTOM

Houston Astros @ Detroit Tigers

Comerica Park, Detroit, MI

Sun Jul 31 2016, 1:10 PM - 4:09 PM EDT

Att. 31,043 - Sunny - 78 F

Batter	1	2	3	4	5	6	7	8	9	AB	R	H	RBI	BB	SO	LOB
3 Ian Kinsler, R (1, 4) OBP: 0.341, SLG: 0.487 17 Andrew Romine, S (8, 4) OBP: 0.321, SLG: 0.311	B SI 88 B SI 88 B FC 86 D SI 89 4-0 4 1B 24 1B BB	C SI 88 C CH 81 X SL 79 0-2 ① F7		F CH 80 B SI 89 X CH 80 1-1 ③ G4-3		C SI 91 B SI 91 X FC 88 1-1 ③ G5-3		B FF 91 B FF 92 B FF 90 C FF 89 C FF 91 B FF 91 4-2 BB		3 0	1 0	0 0	0 0	1 1	0 0	1 0
4 Cameron Maybin, R (1, 8) OBP: 0.394, SLG: 0.396	C SI 89 B FC 86 X CH 79 1-1 24 1B 1-2 1B	C SI 89 B SI 89 S CH 80 B FC 87 S CH 81 2-3 ② K			C SI 89 X CH 79 0-1 ① G3		B SI 91 H SI 90 2-0 24 S 24 HR HBP	B FF 91 C FF 92 S SL 78 F FF 92 B SL 77 B CH 78 C FF 92 3-3 ③ K		4	1	1	0	0	2	1
24 Miguel Cabrera, R (1, 3) OBP: 0.381, SLG: 0.533 39 Jarrod Saltalamacchia, S (8, 3) OBP: 0.320, SLG: 0.427	C SL 76 X SL 76 0-1 ① 41 1B 8 1B 1-3 2-H 1B	X FC 86 0-0 ③ F9			C FC 87 B SI 89 B SI 90 F FC 87 X SI 91 2-2 HR		B SI 91 X CU 76 1-0 1-H HR			4 0	3 0	3 0	4 0	0 0	0 0	0 0
41 Victor Martinez, S (1, 10) OBP: 0.353, SLG: 0.477	B SI 90 D FC 86 F FC 86 S SL 79 X SL 78 2-2 14 BB 8 1B 34 HR 1-3 1B	B SI 88 X SI 87 1-0 ① L9			C SL 78 F SI 89 B SL 78 B SL 80 B SI 90 X SI 90 3-2 1B		B CU 74 B FF 87 F FF 88 F CU 75 B CH 81 F SI 89 X CH 84 3-2 ① G4-3			4	1	2	0	0	0	0
9 Nick Castellanos, R (1, 5) OBP: 0.332, SLG: 0.508	S CH 80 S CH 79 B FC 87 C SI 90 1-3 ② K	S CH 80 F SI 89 X CH 80 0-2 ② F9			B FC 86 B CH 80 C SI 90 B FC 87 F CH 81 C SI 89 3-3 ② K		X FF 88 0-0 ② F8			4	0	0	0	0	2	3
8 Justin Upton, R (1, 7) OBP: 0.294, SLG: 0.405 18 Tyler Collins, L (9, 7) OBP: 0.273, SLG: 0.462	X FC 87 0-0 14 BB 34 HR 1-2 3-H 1B	C FF 87 B CH 79 C SI 89 C SI 90 1-3 ③ K	C FC 85 X CH 80 0-1 ③ F8				B CU 76 C FC 86 X CH 84 1-1 HR			4 0	2 0	2 0	2 0	0 0	1 0	1 0
14 Mike Aviles, R (1, 9) OBP: 0.259, SLG: 0.269	C SI 90 B SI 90 S SI 90 B SI 90 B SI 91 B SI 91 4-2 34 HR 1-2 2-3 BB			C SI 88 B SI 88 X CH 80 1-1 ① G6-3		C SI 89 F FC 87 B CU 78 F CU 78 F SI 91 B CU 79 X FF 89 2-2 34 G3-1 1 SF9 2B	B FC 87 X FC 85 1-0 ③ F8			3	2	1	0	1	0	0
34 James McCann, R (1, 2) OBP: 0.254, SLG: 0.345	F SI 90 B FC 87 X FC 80 1-1 1-H 2-H 3-H HR			B SI 89 S CH 81 B SI 89 S CH 80 B SI 90 B SI 90 4-2 1 FC6-4 BB	C SI 90 F CH 84 B SI 91 F CU 77 B SI 92 F CH 84 F SI 91 F FF 89 X SI 91 2-2 ① G3-1 2-3			F FF 91 F FF 90 X SL 76 0-2 ① G5-3		3	1	1	4	1	0	1
1 Jose Iglesias, R (1, 6) OBP: 0.308, SLG: 0.344	B FF 90 C FF 88 X CH 82 1-1 ③ G6-3			X SI 90 0-0 ② FC6-4 1-2f		C FF 89 X SI 90 0-1 ② SF9 3-H		B FF 91 C FF 90 X FF 91 1-1 ② L9		3	0	0	1	0	0	1
Inning Stats	R: 6 E: 0 K: 1 S: 17 H: 5 LOB: 0 BB: 2 P: 31	R: 0 E: 0 K: 1 S: 7 H: 0 LOB: 0 BB: 0 P: 9	R: 0 E: 0 K: 1 S: 7 H: 0 LOB: 0 BB: 0 P: 9	R: 0 E: 0 K: 0 S: 7 H: 0 LOB: 1 BB: 1 P: 13	R: 1 E: 0 K: 1 S: 13 H: 2 LOB: 1 BB: 0 P: 21	R: 1 E: 0 K: 0 S: 16 H: 1 LOB: 0 BB: 0 P: 21	R: 3 E: 0 K: 0 S: 9 H: 2 LOB: 0 BB: 0 P: 17	R: 0 E: 0 K: 1 S: 11 H: 0 LOB: 1 BB: 1 P: 19								

livebaseballscorecards.com

AB	32
R	11
H	10
RBI	11
BB	4
SO	5
LOB	8

	1B: 5	SF: 1	WP: 0	PA: 38
	2B: 1	SAC: 0	PB: 0	
	3B: 0	DP: 0	SB: 1	
	HR: 4	HBP: 1	CS: 0	

PITCHER		IP	WLS	BF	H	R	ER	SO	BB	IBB	HBP	BLK	WP	HR	S	P	ERA	WHIP
60 Dallas Keuchel, L ERA: 4.86	(1, 1)	5.0	L	24	7	7	7	4	3	0	0	0	0	2	51	83	12.60	2.000
Scott Feldman, R ERA: 2.9	(6, 1)	2.0		10	3	4	4	0	0	0	1	0	0	2	25	38	18.00	1.500
29 Tony Sipp, L ERA: 4.71	(8, 1)	1.0		4	0	0	0	1	1	0	0	0	0	0	11	19	0.00	1.000

PITCHER	IP	WLS	BF	H	R	ER	SO	BB	IBB	HBP	BLK	WP	HR	S	P	ERA	WHIP

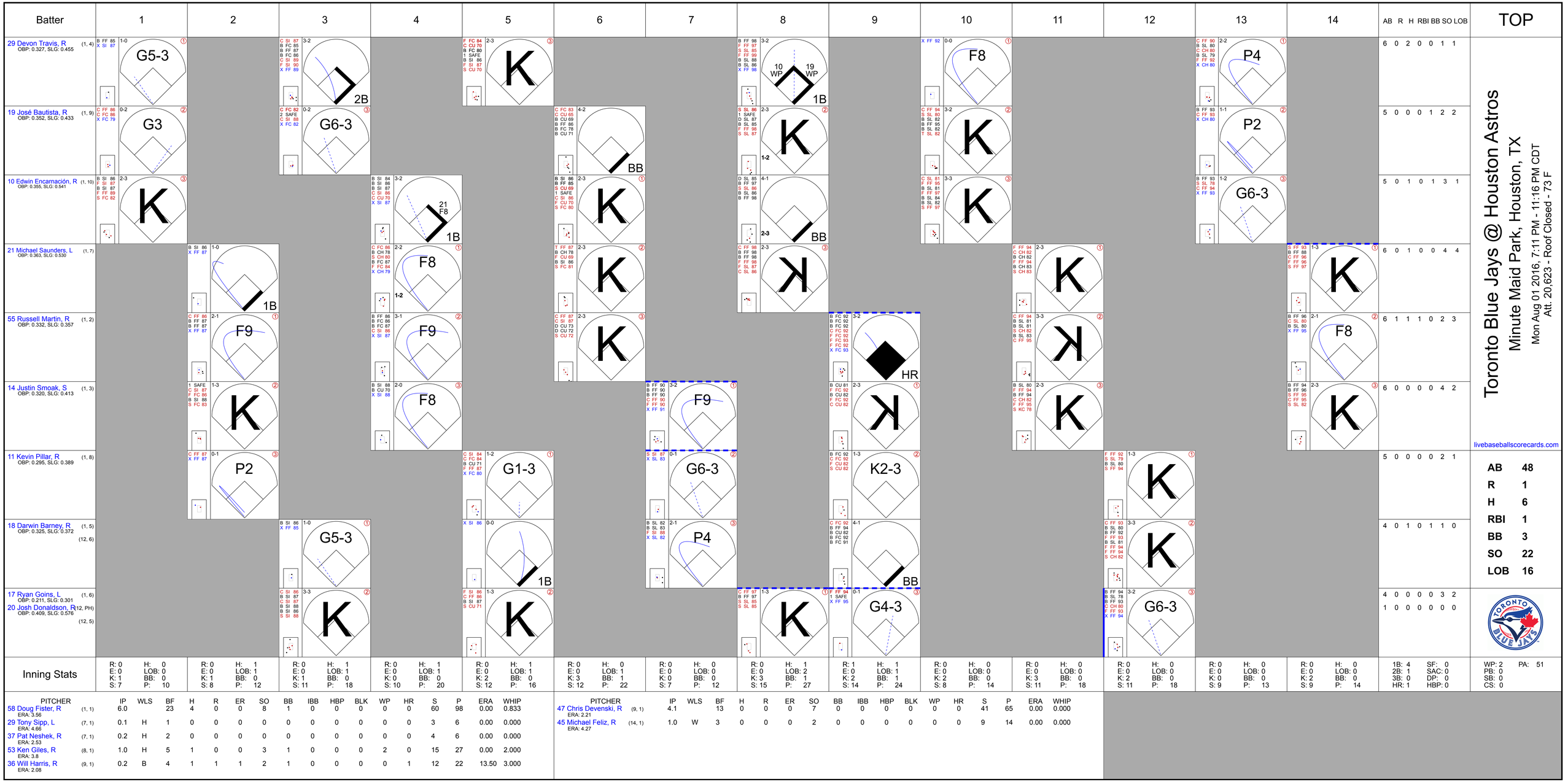
Batter
1
2
3
4
5
6
7
8
9
10
11
12
13
14
AB R H RBI BB SO LOB
TOP
29 Devon Travis, R (1, 4) OBP: 0.327, SLG: 0.455
G5-3
2B
K
BB
6 0 2 0 0 1 1
19 José Bautista, R (1, 9) OBP: 0.352, SLG: 0.433
G3
G6-3
F8
P4
5 0 0 0 1 2 2
10 Edwin Encarnación, R (1, 10) OBP: 0.355, SLG: 0.541
21 F8
1B
P2
G6-3
5 0 1 0 1 3 1
21 Michael Saunders, L (1, 7) OBP: 0.363, SLG: 0.530
F8
6 0 1 0 0 4 4
55 Russell Martin, R (1, 2) OBP: 0.332, SLG: 0.357
F9
HR
K2-3
6 1 1 1 0 2 3
14 Justin Smoak, S (1, 3) OBP: 0.320, SLG: 0.413
F9
G1-3
6 0 0 0 0 4 2
11 Kevin Pillar, R (1, 8) OBP: 0.295, SLG: 0.389
P2
G6-3
5 0 0 0 0 2 1
18 Darwin Barney, R (1, 5) OBP: 0.325, SLG: 0.372 (12, 6)
P4
4 0 1 0 1 1 0
17 Ryan Goins, L (1, 6) OBP: 0.211, SLG: 0.301
20 Josh Donaldson, R (12, PH) OBP: 0.409, SLG: 0.576 (12, 5)
G4-3
4 0 0 0 0 3 2
1 0 0 0 0 0 0
Toronto Blue Jays @ Houston Astros
Minute Maid Park, Houston, TX
Mon Aug 01 2016, 7:11 PM - 11:16 PM CDT
Att. 20,623 - Roof Closed - 73 F
livebaseballscorecards.com
AB 48
R 1
H 6
RBI 1
BB 3
SO 22
LOB 16
Inning Stats
R: 0 E: 0 K: 1 S: 7
H: 0 LOB: 0 BB: 0 P: 10
R: 0 E: 0 K: 1 S: 8
H: 1 LOB: 1 BB: 0 P: 12
R: 0 E: 0 K: 1 S: 11
H: 1 LOB: 1 BB: 0 P: 18
R: 0 E: 0 K: 0 S: 10
H: 1 LOB: 1 BB: 0 P: 20
R: 0 E: 0 K: 2 S: 12
H: 1 LOB: 1 BB: 0 P: 16
R: 0 E: 0 K: 3 S: 12
H: 0 LOB: 1 BB: 1 P: 22
R: 0 E: 0 K: 0 S: 7
H: 0 LOB: 0 BB: 0 P: 12
R: 0 E: 0 K: 3 S: 15
H: 1 LOB: 2 BB: 1 P: 27
R: 1 E: 0 K: 2 S: 14
H: 1 LOB: 1 BB: 1 P: 24
R: 0 E: 0 K: 2 S: 8
H: 0 LOB: 0 BB: 0 P: 14
R: 0 E: 0 K: 3 S: 11
H: 0 LOB: 0 BB: 0 P: 18
R: 0 E: 0 K: 2 S: 11
H: 0 LOB: 0 BB: 0 P: 18
R: 0 E: 0 K: 0 S: 9
H: 0 LOB: 0 BB: 0 P: 13
R: 0 E: 0 K: 2 S: 9
H: 0 LOB: 0 BB: 0 P: 14
1B: 4 2B: 1 3B: 0 HR: 1
SF: 0 SAC: 0 DP: 0 HBP: 0
WP: 2 PB: 0 SB: 0 CS: 0
PA: 51
PITCHER IP WLS BF H R ER SO BB IBB HBP BLK WP HR S P ERA WHIP
58 Doug Fister, R (1, 1) ERA: 3.56 6.0 23 4 0 0 8 1 0 0 0 0 0 60 98 0.00 0.833
29 Tony Sipp, L (7, 1) ERA: 4.66 0.1 H 1 0 0 0 0 0 0 0 0 0 3 6 0.00 0.000
37 Pat Neshek, R (7, 1) ERA: 2.53 0.2 H 2 0 0 0 0 0 0 0 0 0 4 6 0.00 0.000
53 Ken Giles, R (8, 1) ERA: 3.8 1.0 H 5 1 0 0 3 1 0 0 0 2 0 15 27 0.00 2.000
36 Will Harris, R (9, 1) ERA: 2.08 0.2 B 4 1 1 1 2 1 0 0 0 0 1 12 22 13.50 3.000
PITCHER IP WLS BF H R ER SO BB IBB HBP BLK WP HR S P ERA WHIP
47 Chris Devenski, R (9, 1) ERA: 2.21 4.1 13 0 0 0 7 0 0 0 0 0 0 0 41 65 0.00 0.000
45 Michael Feliz, R (14, 1) ERA: 4.27 1.0 W 3 0 0 0 2 0 0 0 0 0 0 0 9 14 0.00 0.000

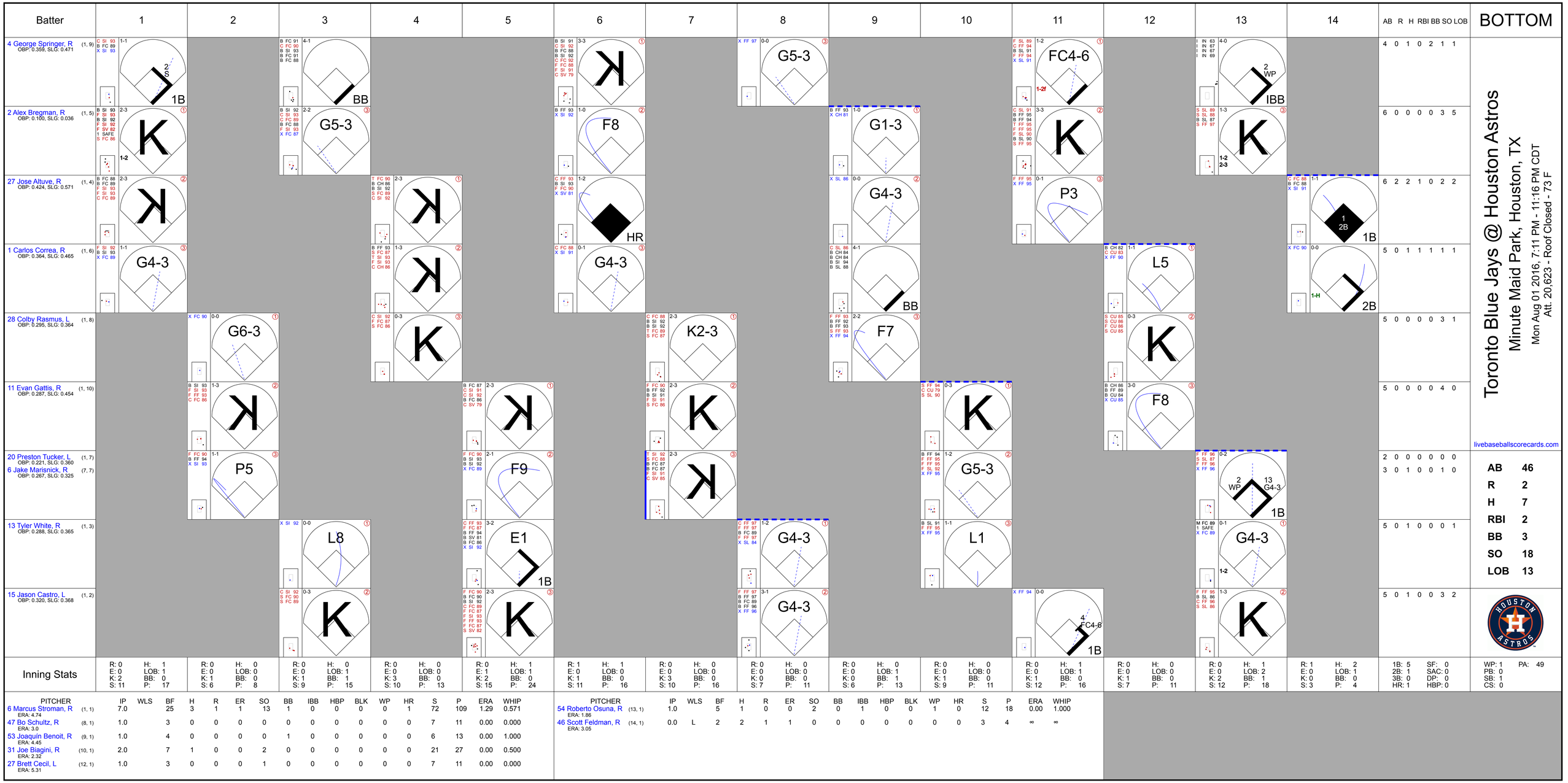
Batter
1
2
3
4
5
6
7
8
9
10
11
12
13
14
AB R H RBI BB SO LOB
BOTTOM
4 George Springer, R (1, 9) OBP: 0.359, SLG: 0.471
4 0 1 0 2 1 1
2 Alex Bregman, R (1, 5) OBP: 0.100, SLG: 0.036
6 0 0 0 0 3 5
27 Jose Altuve, R (1, 4) OBP: 0.424, SLG: 0.571
6 2 2 1 0 2 2
1 Carlos Correa, R (1, 6) OBP: 0.364, SLG: 0.465
5 0 1 1 1 1 1
28 Colby Rasmus, L (1, 8) OBP: 0.295, SLG: 0.364
5 0 0 0 0 3 1
11 Evan Gattis, R (1, 10) OBP: 0.287, SLG: 0.454
5 0 0 0 0 4 0
20 Preston Tucker, L (1, 7) OBP: 0.221, SLG: 0.360
2 0 0 0 0 0 0
6 Jake Marisnick, R (7, 7) OBP: 0.267, SLG: 0.325
3 0 1 0 0 1 0
13 Tyler White, R (1, 3) OBP: 0.288, SLG: 0.365
5 0 1 0 0 0 1
15 Jason Castro, L (1, 2) OBP: 0.320, SLG: 0.368
5 0 1 0 0 3 2
Toronto Blue Jays @ Houston Astros
Minute Maid Park, Houston, TX
Mon Aug 01 2016, 7:11 PM - 11:16 PM CDT
Att. 20,623 - Roof Closed - 73 F
livebaseballscorecards.com
AB 46
R 2
H 7
RBI 2
BB 3
SO 18
LOB 13
Inning Stats
R: 0 E: 0 K: 2 S: 11 H: 1 LOB: 1 BB: 0 P: 17
R: 0 E: 0 K: 1 S: 6 H: 0 LOB: 0 BB: 0 P: 8
R: 0 E: 0 K: 1 S: 9 H: 0 LOB: 1 BB: 1 P: 15
R: 0 E: 0 K: 3 S: 10 H: 0 LOB: 0 BB: 0 P: 13
R: 0 E: 1 K: 2 S: 15 H: 1 LOB: 1 BB: 0 P: 24
R: 1 E: 0 K: 1 S: 11 H: 1 LOB: 0 BB: 0 P: 16
R: 0 E: 0 K: 3 S: 10 H: 0 LOB: 0 BB: 0 P: 16
R: 0 E: 0 K: 0 S: 7 H: 0 LOB: 0 BB: 0 P: 11
R: 0 E: 0 K: 0 S: 6 H: 0 LOB: 1 BB: 1 P: 13
R: 0 E: 0 K: 1 S: 9 H: 0 LOB: 0 BB: 0 P: 11
R: 0 E: 0 K: 1 S: 12 H: 1 LOB: 1 BB: 0 P: 16
R: 0 E: 0 K: 1 S: 7 H: 0 LOB: 0 BB: 0 P: 11
R: 0 E: 0 K: 2 S: 12 H: 1 LOB: 2 BB: 1 P: 18
R: 1 E: 0 K: 0 S: 3 H: 2 LOB: 1 BB: 0 P: 4
1B: 5 2B: 1 3B: 0 HR: 1 SF: 0 SAC: 0 DP: 0 HBP: 0
WP: 1 PB: 0 SB: 1 CS: 0 PA: 49
PITCHER IP WLS BF H R ER SO BB IBB HBP BLK WP HR S P ERA WHIP
6 Marcus Stroman, R (1, 1) ERA: 4.74 7.0 25 3 1 1 13 1 0 0 0 0 1 72 109 1.29 0.571
47 Bo Schultz, R (8, 1) ERA: 3.0 1.0 3 0 0 0 0 0 0 0 0 0 0 7 11 0.00 0.000
53 Joaquin Benoit, R (9, 1) ERA: 4.45 1.0 4 0 0 0 1 0 0 0 0 0 0 6 13 0.00 1.000
31 Joe Biagini, R (10, 1) ERA: 2.32 2.0 7 1 0 0 2 0 0 0 0 0 0 21 27 0.00 0.500
27 Brett Cecil, L (12, 1) ERA: 5.31 1.0 3 0 0 0 1 0 0 0 0 0 0 7 11 0.00 0.000
PITCHER IP WLS BF H R ER SO BB IBB HBP BLK WP HR S P ERA WHIP
54 Roberto Osuna, R (13, 1) ERA: 1.86 1.0 5 1 0 0 2 0 1 0 0 1 0 12 18 0.00 1.000
46 Scott Feldman, R (14, 1) ERA: 3.05 0.0 L 2 2 1 1 0 0 0 0 0 0 0 3 4 ∞ ∞

Batter	1	2	3	4	5	6	7	8	9	AB	R	H	RBI	BB	SO	LOB
19 José Bautista, R (1, 10) OBP: 0.354, SLG: 0.446	C FF 94 F FF 95 X KC 87 0-2 ① G1-3		C KC 86 B KC 86 B FF 90 B FF 97 X FF 96 3-1 HR		B FF 96 C KC 86 B CH 92 X KC 87 2-1 20 G4-3 1B			C FF 93 X SI 91 0-1 ① G5-3		4	1	2	1	0	0	0
20 Josh Donaldson, R (1, 5) OBP: 0.407, SLG: 0.573	T FF 96 S CH 90 S KC 88 0-3 ② K		C KC 87 X FF 90 0-1 ③ 1B		F FF 96 F FF 95 F KC 87 X KC 88 0-2 ② G4-3 1-2			B SL 83 C SL 81 B FF 93 B FF 93 S SL 81 F FF 94 S SL 83 S SL 82 3-3 ② K		4	0	1	0	0	2	1
10 Edwin Encarnación, R (1, 3) OBP: 0.354, SLG: 0.545	B FF 97 C KC 86 B FF 98 X KC 87 2-1 ③ G4-3			B FF 94 B FF 95 F KC 86 X KC 86 2-1 HR	B FF 94 B FF 93 C SL 82 B FF 93 F FF 91 S SI 92 3-3 ③ K			B SI 92 B FF 92 C FF 94 F FF 92 C SL 83 2-3 ③		4	1	1	1	0	2	1
21 Michael Saunders, L (1, 7) OBP: 0.362, SLG: 0.525		X FF 94 0-0 ① G1-3		S FF 98 S KC 88 B KC 88 S KC 87 1-3 ① K		C FF 93 F CH 84 F FF 93 C FF 95 0-3 ① K			C SL 78 S CH 84 B SL 82 B CH 84 F FF 93 B SL 80 B FF 93 4-2 7 1B BB	3	0	0	0	1	2	0
11 Kevin Pillar, R (1, 8) OBP: 0.292, SLG: 0.385		B FF 94 C FF 95 B KC 86 F FF 95 X KC 86 2-2 ② G4-3		S FF 96 S KC 86 S KC 87 0-3 ② K		B FF 94 B SL 81 F FF 94 C SL 82 X SL 84 2-2 ② L6			B FF 90 1 SAFE F FF 91 S SL 80 X SL 81 1-2 ① F8	4	0	0	0	0	1	1
29 Devon Travis, R (1, 4) OBP: 0.330, SLG: 0.453		B FF 96 B FF 96 B FF 97 B FF 95 4-0 BB		C KC 86 S FF 96 B KC 87 X KC 86 1-2 7 1B		C SL 82 B FF 95 X FF 92 1-1 ③ L9			B SL 82 B FF 91 X FF 89 2-0 ② F8	3	0	1	0	1	0	1
7 B.J. Upton, R (1, 9) OBP: 0.301, SLG: 0.430		F FF 96 C KC 86 S KC 86 0-3 ③ K		B FF 95 F FF 96 X FF 96 1-1 1-3 1B			C FF 92 C SL 80 S SL 84 0-3 ① K		S SL 82 X FF 91 0-1 1-2 1B	4	0	2	0	0	2	1
22 Josh Thole, L (1, 2) OBP: 0.250, SLG: 0.211			B FF 95 X FF 95 1-0 18 G5-4-3 1B	B KC 87 C KC 88 F KC 87 S KC 86 1-3 ③ K			B FF 94 F FF 93 S CU 80 S CU 82 1-3 ② K2-3		2 SAFE B CU 77 C FF 90 B CH 81 B FF 91 S FF 91 S SL 81 3-3 ③ K	4	0	1	0	0	3	4
18 Darwin Barney, R (1, 6) OBP: 0.321, SLG: 0.367			B FF 95 X FF 96 1-0 ① ② G5-4-3 1-2f		S FF 94 B FF 95 F KC 87 S KC 88 1-3 ① K		B SL 82 F FF 93 F FF 92 C SI 92 1-3 ③			3	0	0	0	0	2	1
Inning Stats	R: 0 E: 0 K: 1 S: 8 H: 0 LOB: 0 BB: 0 P: 10	R: 0 E: 0 K: 1 S: 7 H: 0 LOB: 1 BB: 1 P: 13	R: 1 E: 0 K: 0 S: 6 H: 3 LOB: 1 BB: 0 P: 11	R: 1 E: 0 K: 3 S: 16 H: 3 LOB: 2 BB: 0 P: 22	R: 0 E: 0 K: 2 S: 12 H: 1 LOB: 1 BB: 0 P: 18	R: 0 E: 0 K: 1 S: 9 H: 0 LOB: 0 BB: 0 P: 12	R: 0 E: 0 K: 3 S: 9 H: 0 LOB: 0 BB: 0 P: 11	R: 0 E: 0 K: 2 S: 10 H: 0 LOB: 0 BB: 0 P: 15	R: 0 E: 0 K: 1 S: 12 H: 1 LOB: 2 BB: 1 P: 22	1B: 6 2B: 0 3B: 0 HR: 2 SF: 0 SAC: 0 DP: 1 HBP: 0						

PITCHER		IP	WLS	BF	H	R	ER	SO	BB	IBB	HBP	BLK	WP	HR	S	P	ERA	WHIP
43 Lance McCullers Jr., R ERA: 3.22	(1, 1)	4.2	L	20	7	2	2	6	1	0	0	0	0	2	46	68	3.86	1.714
59 Joe Musgrove, R ERA:	(5, 1)	4.1		15	1	0	0	8	1	0	0	0	0	0	43	66	0.00	0.462

PITCHER	IP	WLS	BF	H	R	ER	SO	BB	IBB	HBP	BLK	WP	HR	S	P	ERA	WHIP

TOP

Toronto Blue Jays @ Houston Astros

Minute Maid Park, Houston, TX

Tue Aug 02 2016, 7:12 PM - 9:51 PM CDT

Att. 24,399 - Roof Closed - 73 F

livebaseballscorecards.com

AB	33
R	2
H	8
RBI	2
BB	2
SO	14
LOB	10

WP: 0 PA: 35
PB: 0
SB: 0
CS: 0

BOTTOM

Toronto Blue Jays @ Houston Astros

Minute Maid Park, Houston, TX

Tue Aug 02 2016, 7:12 PM - 9:51 PM CDT

Att. 24,399 - Roof Closed - 73 F

livebaseballscorecards.com

Batter	1	2	3	4	5	6	7	8	9	AB	R	H	RBI	BB	SO	LOB
4 George Springer, R (1, 9) OBP: 0.356, SLG: 0.467	B KN 75 C FF 82 S KN 77 F KN 79 X KN 79 1-2 ① F8		C KN 77 S KN 80 B KN 80 X KN 78 1-2 ② G1			B KN 75 X KN 69 1-0 ① G6-3		B FF 91 F FF 91 S FF 91 X FF 92 1-2 ① P6		4	0	0	0	0	0	0
2 Alex Bregman, R (1, 5) OBP: 0.088, SLG: 0.031	C FF 84 S KN 78 B KN 78 B KN 78 X KN 78 2-2 ② G5-3		B KN 78 F KN 76 B KN 79 S KN 75 X KN 79 2-2 ③ G6-3			B KN 75 C KN 72 B KN 77 F FF 83 S KN 75 2-3 ② K		C FF 92 C FF 92 B CH 82 S FF 93 1-3 ② K		4	0	0	0	0	2	0
27 Jose Altuve, R (1, 4) OBP: 0.426, SLG: 0.573	B KN 78 S KN 76 B KN 79 X FF 84 2-1 1 1B 1B			C KN 73 B KN 78 F KN 75 F KN 80 B KN 78 S KN 75 2-3 ① K		F KN 77 B KN 67 X KN 78 1-1 1B		S FF 92 B FF 91 C FF 91 X FF 92 1-2 1B		4	0	3	0	0	1	0
1 Carlos Correa, R (1, 6) OBP: 0.365, SLG: 0.465	1 SAFE C KN 77 1 SAFE F KN 79 X FF 80 0-2 1-3 1B			C KN 77 S EP 65 B KN 80 F KN 80 X KN 79 1-2 1B		C KN 78 B KN 80 X KN 80 1-1 ③ G1-3		C CH 81 B FF 93 B FF 93 F FF 92 S CH 83 2-3 ③ K		4	0	2	0	0	1	2
28 Colby Rasmus, L (1, 7) OBP: 0.292, SLG: 0.359	B KN 78 L KN 77 1 SAFE X KN 78 1-1 ③ G3			X KN 76 0-0 ② F8			C KN 76 S KN 79 X KN 80 0-2 ① L6		B FF 90 F FF 91 B SL 80 X SL 79 2-1 ① G6-3	4	0	0	0	0	0	3
30 Carlos Gómez, R (1, 8) OBP: 0.280, SLG: 0.332		C KN 75 B KN 78 S KN 77 B KN 80 F KN 76 X KN 78 2-2 ① P3		S KN 78 F KN 79 B KN 80 D EP 65 X KN 78 2-2 ③ G5-3			C KN 76 S KN 78 X KN 80 0-2 11 1B 2B		S SL 79 B SL 79 B FF 92 L SL 80 F FF 92 F SL 80 S SL 81 2-3 ② K	4	1	1	0	0	1	1
23 AJ Reed, L (1, 3) OBP: 0.232, SLG: 0.265		S KN 77 B KN 80 X KN 76 1-1 ② G5-3			X KN 74 0-0 ① F8		C KN 78 S KN 79 F KN 80 B KN 80 S KN 68 1-3 ② K		F FF 92 B FF 92 B SL 81 X FF 91 2-1 ③ G6-3	4	0	0	0	0	1	1
11 Evan Gattis, R (1, 10) OBP: 0.287, SLG: 0.453		B KN 78 S KN 79 C KN 78 X KN 68 1-2 ③ G5-3			C KN 74 C KN 77 B KN 79 F KN 78 S KN 79 1-3 ② K		2 SAFE C KN 78 B KN 79 S KN 79 X KN 79 1-2 2-H 1B			3	0	1	1	0	1	0
15 Jason Castro, L (1, 2) OBP: 0.316, SLG: 0.363			F KN 74 C KN 78 S KN 79 0-3 ① K		F KN 70 X KN 80 0-1 ③ P5		F KN 78 B KN 79 S EP 67 B KN 80 F KN 70 F KN 80 F KN 69 B KN 78 X KN 70 3-2 ③ F9			3	0	0	0	0	1	1
Inning Stats	R: 0 H: 2 E: 0 LOB: 2 K: 0 BB: 0 S: 14 P: 20	R: 0 H: 0 E: 0 LOB: 0 K: 0 BB: 0 S: 9 P: 13	R: 0 H: 0 E: 0 LOB: 0 K: 1 BB: 0 S: 9 P: 12	R: 0 H: 1 E: 0 LOB: 1 K: 1 BB: 0 S: 12 P: 17	R: 0 H: 0 E: 0 LOB: 0 K: 1 BB: 0 S: 7 P: 8	R: 0 H: 1 E: 0 LOB: 1 K: 1 BB: 0 S: 8 P: 13	R: 1 H: 2 E: 0 LOB: 1 K: 1 BB: 0 S: 19 P: 24	R: 0 H: 1 E: 0 LOB: 1 K: 2 BB: 0 S: 12 P: 17	R: 0 H: 0 E: 0 LOB: 0 K: 1 BB: 0 S: 9 P: 15	1B: 6 2B: 1 3B: 0 HR: 0	SF: 0 SAC: 0 DP: 0 HBP: 0			WP: 0 PB: 0 SB: 0 CS: 0	PA: 34		

	AB	34
	R	1
	H	7
	RBI	1
	BB	0
	SO	8
	LOB	8

PITCHER		IP	WLS	BF	H	R	ER	SO	BB	IBB	HBP	BLK	WP	HR	S	P	ERA	WHIP
43 R.A. Dickey, R ERA: 4.49	(1, 1)	7.0	W	27	6	1	1	5	0	0	0	0	0	0	78	107	1.29	0.857
30 Danny Barnes, R ERA:	(8, 1)	1.0	H	4	1	0	0	2	0	0	0	0	0	0	12	17	0.00	1.000
37 Jason Grilli, R ERA: 3.58	(9, 1)	1.0	S	3	0	0	0	1	0	0	0	0	0	0	9	15	0.00	0.000

PITCHER	IP	WLS	BF	H	R	ER	SO	BB	IBB	HBP	BLK	WP	HR	S	P	ERA	WHIP

Batter	1	2	3	4	5	6	7	8	9	AB	R	H	RBI	BB	SO	LOB
29 Devon Travis, R (1, 4) OBP: 0.323, SLG: 0.442	B FF 89 F FF 89 F FF 90 S CU 74 1-3 ① K		C FF 90 1 SAFE F FC 86 S FF 90 0-3 ② K			S FF 88 F FF 90 B CU 73 B FF 90 X CU 72 2-2 ① G1-3	B SL 86 B FF 93 X FF 92 2-0 E6 20 WP 19 BB		B SL 82 X FF 94 1-0 ③ F8	5	0	0	0	0	2	1
19 José Bautista, R (1, 9) OBP: 0.356, SLG: 0.456	C FF 92 F FF 92 B CU 75 B FF 91 C FF 93 2-3 ② K		1 SAFE F FF 90 C CU 71 B FF 91 B FF 91 F FF 89 X FC 84 2-2 ③ G5-3			C FF 91 B CU 75 X FF 90 1-1 HR	D SL 86 B FF 93 B SL 84 C FF 93 D SL 85 4-1 1-2 BB			3	1	1	1	1	1	1
20 Josh Donaldson, R (1, 5) OBP: 0.408, SLG: 0.587	C FF 93 F FF 93 B CU 75 B FF 93 X FC 89 2-2 ③ P3			C FF 89 S CU 73 B FF 90 B CU 74 X FF 91 2-2 HR		X FF 90 0-0 HR	B SL 86 C FF 93 T SL 85 B SL 86 X SL 85 2-2 ③ G6-3 2-3			4	2	2	2	0	0	2
10 Edwin Encarnación, R (1, 3) OBP: 0.354, SLG: 0.545 14 Justin Smoak, S (9, 3) OBP: 0.320, SLG: 0.413		F FF 90 S CU 75 B CU 75 B FC 90 B CU 75 F FF 92 X FC 89 3-2 ① G5-3		B FF 91 C FC 88 X FF 92 1-1 ① P3		C FC 86 S CU 73 X FF 90 0-2 55 PB 2B		C SL 80 F FF 97 X SL 82 0-2 ① G5-3		4 0	0 0	1 0	0 0	0 0	0 0	0 0
21 Michael Saunders, L (1, 10) OBP: 0.359, SLG: 0.520		C FF 93 B FF 92 B FF 92 X FF 92 2-1 ② F8		B CU 73 C FF 91 F FF 91 B CU 76 B FF 92 C FF 91 3-3 ② K		C FF 90 B FF 90 F FC 86 D CU 73 D CU 73 S CU 72 3-3 ② K		S SL 83 S FF 96 S SL 84 0-3 ② K		4	0	0	0	0	3	1
55 Russell Martin, R (1, 2) OBP: 0.337, SLG: 0.360		X FF 92 0-0 1B		C FC 88 S CU 74 F CU 74 B CU 73 B FC 83 S CU 73 2-3 ③ K		B CU 72 B FF 88 C CU 72 B CH 85 B FC 84 4-1 2-3 BB		B SL 82 C FF 96 X FF 97 1-1 1B		3	0	2	0	1	1	0
7 B.J. Upton, R (1, 7) OBP: 0.297, SLG: 0.425		S FF 91 S FF 91 B FF 91 F FF 91 F CU 74 B FF 91 S FF 91 2-3 ③ K			C CU 73 X FF 90 0-1 ① F9	F FF 89 C FF 90 S FF 89 0-3 ③ K		B FF 96 C FF 96 S FF 97 X FF 97 1-2 ③ G3		4	0	0	0	0	2	4
11 Kevin Pillar, R (1, 8) OBP: 0.292, SLG: 0.384			X FC 86 0-0 1B		C FF 91 S CU 73 S FF 91 0-3 ② K		S SL 84 F SL 86 F FF 93 B SL 87 S SL 87 1-3 ① K		C SL 81 B SL 84 S FF 96 S FF 96 1-3 ① K	4	0	1	0	0	3	0
18 Darwin Barney, R (1, 6) OBP: 0.315, SLG: 0.360			1 SAFE 1 SAFE F FF 89 B FC 86 F FF 89 F FF 89 1 SAFE S FC 85 1-3 ① K		S FC 86 C FF 92 B FF 89 F FC 85 F FF 90 X FF 91 1-2 ③ F9		C FF 94 S SL 87 B SL 85 S SL 86 1-3 ② K		C FF 95 C FF 97 B FF 97 X FF 97 1-2 ② G5-3	4	0	0	0	0	2	1
Inning Stats	R: 0 E: 0 K: 2 S: 9 H: 0 LOB: 0 BB: 0 P: 14	R: 0 E: 0 K: 1 S: 12 H: 1 LOB: 1 BB: 0 P: 19	R: 0 E: 0 K: 2 S: 12 H: 1 LOB: 1 BB: 0 P: 15	R: 1 E: 0 K: 2 S: 12 H: 1 LOB: 0 BB: 0 P: 20	R: 0 E: 0 K: 1 S: 10 H: 0 LOB: 0 BB: 0 P: 11	R: 2 E: 0 K: 2 S: 16 H: 3 LOB: 2 BB: 1 P: 26	R: 0 E: 1 K: 2 S: 12 H: 0 LOB: 2 BB: 1 P: 22	R: 0 E: 0 K: 1 S: 11 H: 1 LOB: 1 BB: 0 P: 13	R: 0 E: 0 K: 1 S: 7 H: 0 LOB: 0 BB: 0 P: 10	1B: 3 2B: 1 3B: 0 HR: 3	SF: 0 SAC: 0 DP: 0 HBP: 0	WP: 1 PB: 1 SB: 0 CS: 0	PA: 37			

PITCHER		IP	WLS	BF	H	R	ER	SO	BB	IBB	HBP	BLK	WP	HR	S	P	ERA	WHIP
31 Collin McHugh, R ERA: 4.73	(1, 1)	6.0	L	25	6	3	3	10	1	0	0	0	0	3	71	105	4.50	1.167
51 James Hoyt, R ERA:	(7, 1)	1.0		5	0	0	0	2	1	0	0	0	1	0	12	22	0.00	1.000
45 Michael Feliz, R ERA: 4.1	(8, 1)	2.0		7	1	0	0	2	0	0	0	0	0	0	18	23	0.00	0.500

PITCHER	IP	WLS	BF	H	R	ER	SO	BB	IBB	HBP	BLK	WP	HR	S	P	ERA	WHIP

TOP

Toronto Blue Jays @ Houston Astros

Minute Maid Park, Houston, TX

Wed Aug 03 2016, 7:12 PM - 9:42 PM CDT

Att. 29,399 - Roof Closed - 73 F

livebaseballscorecards.com

AB	35
R	3
H	7
RBI	3
BB	2
SO	14
LOB	10

Batter	1	2	3	4	5	6	7	8	9	AB	R	H	RBI	BB	SO	LOB
4 George Springer, R (1, 10) OBP: 0.355, SLG: 0.467	X FF 86 0-0 2B		C FC 88 F FC 88 C CH 77 0-3 ③ K			X CH 77 0-0 ② G5-3		F SL 89 X FF 93 0-1 FC6 9 SH1-4 2-2		4	0	1	0	0	1	1
9 Marwin Gonzalez, S (1, 5) OBP: 0.295, SLG: 0.429	L FC 87 B CH 74 B FC 87 B CH 77 F FC 86 F CH 76 F FC 88 F CH 77 S CH 77 3-3 ① K			B FF 84 C FC 87 B FF 84 S FC 88 B FC 89 S CH 78 3-3 ① K		B FC 88 C FC 87 B CH 77 X FC 86 2-1 27 2B 2B		L FF 92 X FF 93 0-1 ① SH1-4 1-2 2-3		3	1	1	0	0	2	1
27 Jose Altuve, R (1, 4) OBP: 0.425, SLG: 0.572	F FC 88 B CH 76 C FC 86 D CH 76 D CH 77 X CU 76 3-2 ② G5-3			B CH 78 B FF 85 F FC 86 X FC 88 2-1 ② L8		C CU 76 X CH 78 0-1 2-H 2B		X FF 94 0-0 ② F9		4	0	1	1	0	0	3
1 Carlos Correa, R (1, 6) OBP: 0.364, SLG: 0.463	B FC 88 X CH 78 1-0 ③ L7			X FC 89 0-0 1B		C CU 76 C FF 85 F CH 78 X CU 77 0-2 ③ G6-3		C FF 94 S FF 94 C FF 95 0-3 ③ K		4	0	1	0	0	1	4
28 Colby Rasmus, L (1, 9) OBP: 0.288, SLG: 0.355		X FC 85 0-0 ① F9		X FC 88 0-0 ③ F8			B CH 76 B CH 76 C FC 87 T FC 88 F CU 77 B FC 88 F CH 76 X CH 77 3-2 ① F7		X FF 95 0-0 ① F9	4	0	0	0	0	0	1
11 Evan Gattis, R (1, 2) OBP: 0.283, SLG: 0.446		B FC 87 B FC 88 S CH 78 B FC 88 F FC 88 S CH 77 3-3 ② K			C CU 76 X CH 77 0-1 ① F8		B FC 89 X FC 86 1-0 E4		C FF 96 X SL 89 0-1 ② F7	4	0	0	0	0	1	0
20 Preston Tucker, L (1, 7) OBP: 0.214, SLG: 0.347		F FF 88 X FC 87 0-1 ③ G4-3			B FC 88 B FF 84 C CH 77 S CH 78 S CH 76 2-3 ② K		S FC 88 C FC 88 X CH 78 0-2 ② P2		F FF 95 F FF 95 B FF 98 X CH 84 1-2 ③ P3	4	0	0	0	0	1	1
23 AJ Reed, L (1, 3) OBP: 0.220, SLG: 0.250		B FC 86 S CH 77 B CH 76 X FC 86 2-1 ① F7			S CH 77 C FF 88 F CH 77 F FC 88 B FC 89 F CH 79 B CU 77 F CH 76 S FC 89 2-3 ③ K		C FC 88 F FC 88 B FF 88 S CH 78 1-3 ③ K			3	0	0	0	0	2	1
6 Jake Marisnick, R (1, 8) OBP: 0.268, SLG: 0.331			B FF 84 C FF 87 C FC 88 X CH 78 1-2 ② P3			B FC 85 S CH 76 B CH 77 X FF 88 2-1 ① F7		X FF 93 0-0 9 SH1-4 4 E 2B		3	0	1	0	0	0	0
Inning Stats	R: 0 H: 1 E: 0 LOB: 1 K: 1 BB: 0 S: 11 P: 18	R: 0 H: 0 E: 0 LOB: 0 K: 1 BB: 0 S: 6 P: 9	R: 0 H: 0 E: 0 LOB: 0 K: 1 BB: 0 S: 8 P: 11	R: 0 H: 1 E: 0 LOB: 1 K: 1 BB: 0 S: 7 P: 12	R: 0 H: 0 E: 0 LOB: 0 K: 2 BB: 0 S: 12 P: 16	R: 1 H: 2 E: 0 LOB: 1 K: 0 BB: 0 S: 11 P: 15	R: 0 H: 0 E: 1 LOB: 1 K: 1 BB: 0 S: 12 P: 17	R: 0 H: 1 E: 1 LOB: 2 K: 1 BB: 0 S: 9 P: 9	R: 0 H: 0 E: 0 LOB: 0 K: 0 BB: 0 S: 6 P: 7	1B: 1 SF: 0 2B: 4 SAC: 1 3B: 0 DP: 0 HR: 0 HBP: 0					WP: 0 PA: 34 PB: 0 SB: 0 CS: 0	

BOTTOM

Toronto Blue Jays @ Houston Astros

Minute Maid Park, Houston, TX

Wed Aug 03 2016, 7:12 PM - 9:42 PM CDT

Att. 29,399 - Roof Closed - 73 F

livebaseballscorecards.com

AB	33
R	1
H	5
RBI	1
BB	0
SO	8
LOB	12

PITCHER		IP	WLS	BF	H	R	ER	SO	BB	IBB	HBP	BLK	WP	HR	S	P	ERA	WHIP
25 Marco Estrada, R ERA: 2.92	(1, 1)	7.0	W	26	4	1	1	7	0	0	0	0	0	0	67	98	1.29	0.571
31 Joe Biagini, R ERA: 2.27	(8, 1)	1.0	H	5	1	0	0	1	0	0	0	0	0	0	9	9	0.00	1.000
54 Roberto Osuna, R ERA: 1.82	(9, 1)	1.0	S	3	0	0	0	0	0	0	0	0	0	0	6	7	0.00	0.000

PITCHER	IP	WLS	BF	H	R	ER	SO	BB	IBB	HBP	BLK	WP	HR	S	P	ERA	WHIP

Toronto Blue Jays @ Houston Astros

Minute Maid Park, Houston, TX

Thu Aug 04 2016, 7:12 PM - 9:51 PM CDT

Att. 23,190 - Roof Closed - 73 F

TOP

livebaseballscorecards.com

Batter	1	2	3	4	5	6	7	8	9	AB	R	H	RBI	BB	SO	LOB
29 Devon Travis, R (1, 4) OBP: 0.330, SLG: 0.453	C FC 87 B SL 80 C FF 89 F CU 74 F CU 74 X FF 91 1-2 19 F8 20 G5-3 2B	C FF 90 S CU 74 F FF 91 B CU 75 B CU 75 F CH 82 S FF 91 2-3 ③ K	X FC 82 0-0 19 G5-4-3 1B	F FC 93 S FC 92 F CU 83 F FC 94 B FC 93 D CU 82 D CU 83 X FC 93 3-2 1-H 1B		4	1	3	1	0	1	0
19 José Bautista, R (1, 9) OBP: 0.351, SLG: 0.449	F FC 86 B CU 75 B FC 86 C FF 90 B CU 75 X CH 83 3-2 ① F8 2-3	B CU 73 S FC 85 C CU 74 B CU 74 B CH 82 C CH 82 3-3 ① K	C FC 84 B FF 91 B FC 83 X FC 84 2-1 ①② G5-4-3 1-2f	X FC 92 0-0 ② L8		4	0	0	0	0	1	3
20 Josh Donaldson, R (1, 5) OBP: 0.407, SLG: 0.584	C CH 83 B CU 75 X CU 74 1-1 ② G5-3 3-H	B CU 73 C FC 85 S CU 76 B CH 82 F FF 91 C FF 91 2-3 ② K	B FC 85 S CU 74 X CH 81 1-1 1B	1 SAFE B FC 93 F CU 81 1 SAFE S FC 91 S CU 82 1-3 ③ K		4	0	1	1	0	2	1
10 Edwin Encarnación, R (1, 10) OBP: 0.353, SLG: 0.550	F FC 88 B SL 79 F FC 86 B FF 91 B CU 74 F FC 86 X FC 87 3-2 ③ F8	B FC 85 C FC 85 X FC 84 1-1 ③ G5-3	B FC 84 F FF 91 X FF 90 1-1 ③ P3	C SL 85 X FF 93 0-1 HR		4	1	1	1	0	0	1
55 Russell Martin, R (1, 2) OBP: 0.336, SLG: 0.359	B CU 71 C CH 82 B FC 87 F FF 89 C CU 73 2-3 ① K	C CU 74 B FC 85 C FF 90 X CU 75 1-2 2 1B 2 WP 14 WP 1B	C SL 80 X SL 83 0-1 ① G6-3	C SL 84 S SL 85 B SL 86 S SL 85 1-3 ① K		4	1	1	0	0	2	0
7 B.J. Upton, R (1, 7) OBP: 0.294, SLG: 0.421	C FF 89 X FC 87 0-1 ② F8	S FF 89 B CU 74 1 SAFE F FF 89 F FF 90 S CH 80 1-3 ① K	X SI 89 0-0 ② G6-3	S SL 86 B SL 85 B FF 94 F SL 85 S SL 86 2-3 ② K		4	0	0	0	0	2	1
2 Troy Tulowitzki, R (1, 6) OBP: 0.310, SLG: 0.460	B CU 72 C FC 86 B CU 74 B FF 90 X FC 85 3-1 ③ G6-3	C FF 90 1 SAFE F FF 89 B FF 90 F FF 90 B CU 75 X CH 81 2-2 14 WP 1-3 1B	B SI 88 C SI 88 F SL 81 C SL 83 1-3 ③ K	B SL 85 B FF 93 C SL 84 S SL 85 B SL 85 X SL 85 3-2 ③ G5-3		4	0	1	0	0	1	0
14 Justin Smoak, S (1, 3) OBP: 0.320, SLG: 0.416	F FC 84 B CU 74 F CH 82 C FF 89 1-3 ① K	C FF 87 S FC 88 B CU 76 1 SAFE S CU 77 1-3 ② K 1-2 3-H	S FC 92 X FC 92 0-1 11 FC4-5 2B		3	0	1	0	0	2	1
11 Kevin Pillar, R (1, 8) OBP: 0.290, SLG: 0.381	X FC 85 0-0 ② P4	C CU 73 S FF 90 F FF 91 B CU 74 B FC 85 F CU 76 X FF 91 2-2 ③ P4	F FC 92 C FC 93 X FC 93 0-2 ① FC4-5 29 WP 29 S 29 1B 2-3		3	1	0	0	0	0	2
Inning Stats	R: 1 E: 0 K: 0 S: 14 H: 1 LOB: 0 BB: 0 P: 22	R: 0 E: 0 K: 1 S: 7 H: 0 LOB: 0 BB: 0 P: 12	R: 0 E: 0 K: 2 S: 9 H: 0 LOB: 0 BB: 0 P: 12	R: 0 E: 0 K: 2 S: 9 H: 0 LOB: 0 BB: 0 P: 15	R: 1 E: 0 K: 2 S: 19 H: 2 LOB: 1 BB: 0 P: 26	R: 0 E: 0 K: 0 S: 7 H: 2 LOB: 1 BB: 0 P: 11	R: 0 E: 0 K: 1 S: 6 H: 0 LOB: 0 BB: 0 P: 7	R: 1 E: 0 K: 1 S: 14 H: 2 LOB: 1 BB: 0 P: 18	R: 1 E: 0 K: 2 S: 11 H: 1 LOB: 0 BB: 0 P: 17	1B: 5 2B: 2 3B: 0 HR: 1 SF: 0 SAC: 0 DP: 1 HBP: 0	WP: 3 PB: 0 SB: 1 CS: 0 PA: 34						

	AB	34
	R	4
	H	8
	RBI	3
	BB	0
	SO	11
	LOB	9

PITCHER		IP	WLS	BF	H	R	ER	SO	BB	IBB	HBP	BLK	WP	HR	S	P	ERA	WHIP
54 Mike Fiers, R ERA: 4.34	(1, 1)	6.0	L	22	5	2	2	7	0	0	0	0	2	0	65	98	3.00	0.833
37 Pat Neshek, R ERA: 2.45	(7, 1)	1.0		3	0	0	0	1	0	0	0	0	0	0	6	7	0.00	0.000
36 Will Harris, R ERA: 2.23	(8, 1)	1.0		5	2	1	1	1	0	0	0	0	1	0	14	18	9.00	2.000
51 James Hoyt, R ERA: 4.5	(9, 1)	1.0		4	1	1	1	2	0	0	0	0	0	1	11	17	9.00	1.000

PITCHER	IP	WLS	BF	H	R	ER	SO	BB	IBB	HBP	BLK	WP	HR	S	P	ERA	WHIP

Toronto Blue Jays @ Houston Astros

Minute Maid Park, Houston, TX

Thu Aug 04 2016, 7:12 PM - 9:51 PM CDT

Att. 23,190 - Roof Closed - 73 F

livebaseballscorecards.com

BOTTOM

Batter	1	2	3	4	5	6	7	8	9	AB	R	H	RBI	BB	SO	LOB
4 George Springer, R (1, 9) OBP: 0.354, SLG: 0.464	C FF 92 F FF 92 S FF 92 0-3 K ①		D CH 85 F SI 91 1 SAFE B SL 83 F FF 93 B SI 92 1 SAFE F SL 85 S FF 94 3-3 K ③			B SI 91 B FF 92 B FF 92 B FF 93 4-0 27 F8 2 1B BB		X FF 92 0-0 L4-3 ② ③ 1-1		3	0	0	0	1	2	2
2 Alex Bregman, R (1, 5) OBP: 0.132, SLG: 0.057	S FF 93 X SI 92 0-1 L4 ②			C FF 91 B SL 86 B CH 84 X FF 92 2-1 F8 ①		B FF 93 D FF 93 X FF 92 2-0 1 G6-4-3 1-2 1B			C FC 88 B SL 88 B FF 94 B FF 95 B FF 94 4-1 BB	3	0	1	0	1	0	0
27 Jose Altuve, R (1, 4) OBP: 0.421, SLG: 0.567	X FF 93 0-0 F9 ③			X FF 92 0-0 F8 ②		B FF 94 B SI 91 B SI 91 F FF 93 F FF 94 X FF 94 3-2 F8 ① 2-3			F FF 94 C FF 94 S SL 87 0-3 K ①	4	0	0	0	0	1	3
1 Carlos Correa, R (1, 6) OBP: 0.361, SLG: 0.458		C FF 92 B SL 85 X FF 92 1-1 L9 ①		X SL 85 0-0 G5-3 ③		C FF 92 F FF 93 B FF 93 F FF 93 F FF 93 X SL 85 1-2 G6-4-3 ② ③ 1-2f			F FF 95 F SL 87 B SL 87 B SL 88 F SL 87 F FF 95 C FF 95 2-3 K ②	4	0	0	0	0	1	3
11 Evan Gattis, R (1, 2) OBP: 0.283, SLG: 0.447		F FF 92 B CH 86 F FF 93 S SI 91 1-3 K ②			B FF 92 B CU 77 C FF 92 F FF 92 F FF 92 X SL 84 2-2 13 2B 2B		B SL 85 F SL 88 F FF 93 X FF 94 1-2 P6 ①		F FF 94 C FF 95 B SL 86 D CH 85 B SL 87 F FF 96 S SL 88 3-3 K ③	4	1	1	0	0	2	1
30 Carlos Gómez, R (1, 10) OBP: 0.278, SLG: 0.330 9 Marwin Gonzalez, S (7, PH) OBP: 0.294, SLG: 0.427 (8, 10)		C FF 92 B SL 85 C CH 84 F FF 93 S SI 92 1-3 K ③			B FF 93 F FF 93 F SI 91 F FF 93 B CH 84 S SI 91 2-3 K ①		B FF 95 C SI 94 X CH 84 1-1 G4-3 ②			2	0	0	0	0	2	1
										1	0	0	0	0	0	0
28 Colby Rasmus, L (1, 7) OBP: 0.286, SLG: 0.352			B FF 92 C FF 92 F SL 86 B FF 92 F SI 91 F SL 85 F FF 93 F FF 93 X SI 91 2-2 G3 ①		B FF 93 F SI 91 X SI 91 1-1 F9 ②		B CH 84 S FF 95 B FF 94 X SI 93 2-1 F8 ③			3	0	0	0	0	0	1
13 Tyler White, R (1, 3) OBP: 0.293, SLG: 0.375			B FF 91 F FF 93 B SI 92 X FF 93 2-1 6 FC5-4 1B		X FF 93 0-0 2-H 2B			C SL 78 B SL 78 B SL 79 B FF 92 F FF 92 S SL 80 3-3 K ①		3	0	2	1	0	1	0
6 Jake Marisnick, R (1, 8) OBP: 0.269, SLG: 0.331			C FF 93 F SI 91 B FF 92 D SL 85 D SI 92 X FF 93 3-2 FC5-4 ② 1-2f		S SL 85 D SL 86 S FF 94 S FF 94 1-3 K ③			S SL 78 F FF 92 X FF 92 1-2 4 L4-3 1B		3	0	1	0	0	1	2
Inning Stats	R: 0 E: 0 K: 1 S: 6 H: 0 LOB: 0 BB: 0 P: 6	R: 0 E: 0 K: 2 S: 9 H: 0 LOB: 0 BB: 0 P: 12	R: 0 E: 0 K: 1 S: 16 H: 1 LOB: 1 BB: 0 P: 26	R: 0 E: 0 K: 0 S: 4 H: 0 LOB: 0 BB: 0 P: 6	R: 1 E: 0 K: 2 S: 14 H: 2 LOB: 1 BB: 0 P: 20	R: 0 E: 0 K: 0 S: 9 H: 1 LOB: 1 BB: 1 P: 19	R: 0 E: 0 K: 0 S: 7 H: 0 LOB: 0 BB: 0 P: 11	R: 0 E: 0 K: 1 S: 7 H: 1 LOB: 0 BB: 0 P: 11	R: 0 E: 0 K: 3 S: 13 H: 0 LOB: 1 BB: 1 P: 22	1B: 3 2B: 3 3B: 0 HR: 0	SF: 0 SAC: 0 DP: 2 HBP: 0			WP: 0 PB: 0 SB: 0 CS: 0	PA: 32		

	AB	30
	R	1
	H	5
	RBI	1
	BB	2
	SO	10
	LOB	13

PITCHER		IP	WLS	BF	H	R	ER	SO	BB	IBB	HBP	BLK	WP	HR	S	P	ERA	WHIP
33 J.A. Happ, L ERA: 3.09	(1, 1)	6.0	W	22	4	1	1	6	1	0	0	0	0	0	58	89	1.50	0.833
53 Joaquín Benoit, R ERA: 4.3	(7, 1)	1.0	H	3	0	0	0	0	0	0	0	0	0	0	7	11	0.00	0.000
37 Jason Grilli, R ERA: 3.49	(8, 1)	1.0	H	3	1	0	0	1	0	0	0	0	0	0	7	11	0.00	1.000
54 Roberto Osuna, R ERA: 1.79	(9, 1)	1.0	S	4	0	0	0	3	1	0	0	0	0	0	13	22	0.00	1.000

PITCHER	IP	WLS	BF	H	R	ER	SO	BB	IBB	HBP	BLK	WP	HR	S	P	ERA	WHIP

Batter	1	2	3	4	5	6	7	8	9	AB	R	H	RBI	BB	SO	LOB
17 Shin-Soo Choo, L (1, 9) OBP: 0.370, SLG: 0.470	B SI 88 C SI 90 B SL 79 X SI 90 2-1 20 G4-3 1B		C SI 90 C SL 79 B SL 80 S SI 90 1-3 ② K			T SI 90 B SL 79 X SI 89 1-1 ① G4-3		F SI 89 X SI 89 0-1 ③ G4-3		4	0	1	0	0	1	0
20 Ian Desmond, R (1, 8) OBP: 0.346, SLG: 0.502	B SI 90 X SI 90 1-0 ① ② G4-3 1-2f		B SI 90 C SL 76 B SI 90 T SI 90 X SI 90 2-2 ③ G1-3			C SL 77 X SI 90 0-1 ② L9			C SL 76 F FF 89 B SL 80 S SL 80 1-3 ① K	4	0	0	0	0	1	1
36 Carlos Beltrán, S (1, 10) OBP: 0.340, SLG: 0.547	B SI 90 B SI 90 X SI 90 2-0 12 WP 2B			B SI 89 X SL 77 1-0 ① G5-3		C FF 90 B SI 90 C SL 78 S SL 79 1-3 ③ K			C SL 76 F FF 89 X SI 91 0-2 ② G3	4	0	1	0	0	1	0
29 Adrian Beltré, R (1, 5) OBP: 0.329, SLG: 0.451	B SI 90 B SI 90 B SI 90 C SI 90 B SI 90 4-1 12 WP BB			F SI 90 X SI 90 0-1 ② G6-3			C SL 76 B SL 78 X SI 89 1-1 ① G6-3		B CH 79 X SI 89 1-0 ② 2B	3	0	1	0	1	0	0
12 Rougned Odor, L (1, 4) OBP: 0.296, SLG: 0.496	S SL 80 D SL 81 B SI 91 S SL 81 B SL 81 X SL 80 3-2 ③ G3 1-2 2-3			B SI 91 C SL 79 X SL 79 1-1 ③ G3			C SI 90 F SI 90 F SI 90 S SL 80 0-3 K		X SL 79 0-0 ③ G4-3	4	0	0	0	0	1	3
16 Ryan Rua, R (1, 3) OBP: 0.338, SLG: 0.414		X SI 88 0-0 ① G6-3			C SL 78 X SI 90 0-1 ① G1-3		S SL 80 C SI 90 B FF 90 D SL 80 C SI 90 2-3 ② K			3	0	0	0	0	1	1
1 Elvis Andrus, R (1, 6) OBP: 0.344, SLG: 0.409		B SI 90 C SI 89 B SI 90 X FF 90 2-1 ② F9			C SI 89 X SI 90 0-1 ② G5-3		C SI 90 B SI 90 B SI 90 C SL 79 F SL 79 X SI 90 2-2 ③ G5-3			3	0	0	0	0	0	1
61 Robinson Chirinos, R (1, 2) OBP: 0.275, SLG: 0.462		B FF 90 F CH 82 B SL 81 S SI 89 S SL 78 2-3 ③ K2-3			C SL 78 F CH 81 B FF 90 B FF 90 B SL 79 B SI 90 4-2 BB			C SI 89 S CH 79 F CH 78 X CH 80 1-2 ① G6-3		2	0	0	0	1	1	0
3 Delino DeShields, R (1, 7) OBP: 0.296, SLG: 0.324			C SI 88 B SL 78 B SI 89 X SI 89 2-1 ① G6-3		C SI 89 C SL 78 B SI 90 D SL 79 S SI 89 2-3 ③ K			B SI 89 X SI 90 1-0 ② G6-3		3	0	0	0	0	1	1
Inning Stats	R: 0 E: 0 K: 0 S: 8 H: 2 LOB: 2 BB: 1 P: 20	R: 0 E: 0 K: 1 S: 6 H: 0 LOB: 0 BB: 0 P: 10	R: 0 E: 0 K: 1 S: 8 H: 0 LOB: 0 BB: 0 P: 13	R: 0 E: 0 K: 0 S: 5 H: 0 LOB: 0 BB: 0 P: 7	R: 0 E: 0 K: 1 S: 9 H: 0 LOB: 1 BB: 1 P: 15	R: 0 E: 0 K: 1 S: 7 H: 0 LOB: 0 BB: 0 P: 9	R: 0 E: 0 K: 2 S: 13 H: 0 LOB: 1 BB: 0 P: 18	R: 0 E: 0 K: 0 S: 7 H: 0 LOB: 0 BB: 0 P: 9	R: 0 E: 0 K: 1 S: 8 H: 1 LOB: 1 BB: 0 P: 10	1B: 1 2B: 2 3B: 0 HR: 0 SF: 0 SAC: 0 DP: 1 HBP: 0						

PITCHER	IP	WLS	BF	H	R	ER	SO	BB	IBB	HBP	BLK	WP	HR	S	P	ERA	WHIP
60 Dallas Keuchel, L (1, 1) ERA: 4.56	9.0	W	32	3	0	0	7	2	0	0	0	2	0	71	111	0.00	0.556

PITCHER	IP	WLS	BF	H	R	ER	SO	BB	IBB	HBP	BLK	WP	HR	S	P	ERA	WHIP

TOP

Texas Rangers @ Houston Astros

Minute Maid Park, Houston, TX

Fri Aug 05 2016, 7:11 PM - 9:24 PM CDT
Att. 32,820 - Roof Closed - 73 F

livebaseballscorecards.com

AB	30
R	0
H	3
RBI	0
BB	2
SO	7
LOB	7

WP: 2 PA: 32
PB: 0
SB: 0
CS: 0

Texas Rangers @ Houston Astros

Minute Maid Park, Houston, TX

Fri Aug 05 2016, 7:11 PM - 9:24 PM CDT

Att. 32,820 - Roof Closed - 73 F

livebaseballscorecards.com

BOTTOM

Batter	1	2	3	4	5	6	7	8	9	AB	R	H	RBI	BB	SO	LOB
4 George Springer, R (1, 9) OBP: 0.353, SLG: 0.462	B SI 94 X SI 94 1-0 ① G5-3		B SI 93 X CH 83 1-0 ① L8	F CU 80 X FF 94 0-1 ③ F8			X CU 81 0-0 1-2 27 2B 1B			4	1	1	0	0	0	1
2 Alex Bregman, R (1, 5) OBP: 0.143, SLG: 0.053	X SI 94 0-0 ② G6-3		B SI 94 1 SAFE 1 SAFE B CH 84 B SI 92 C FF 93 B SI 93 4-1 27 2B 1 1-2 1B BB		B SI 92 C CH 82 B SI 93 X CU 80 2-1 ① F8		X FF 92 0-0 ① ② B1-6 2-2f			3	1	0	0	1	0	2
27 Jose Altuve, R (1, 4) OBP: 0.424, SLG: 0.572	F SI 94 B SL 86 S CH 86 S SL 87 1-3 ③ K		X SL 86 0-0 1 1-3 1B 2B 2-H		B SI 94 B CU 81 B SI 93 B SI 94 4-0 11 FC6-4 BB		X SI 93 0-0 1 FC5 1-H 2B			3	1	2	2	1	1	0
1 Carlos Correa, R (1, 6) OBP: 0.362, SLG: 0.457		B SI 94 B SI 93 B SI 92 C SI 95 B SI 92 4-1 13 FC1-5 11 1B BB	B SL 84 X SI 94 1-0 11 1B 13 1B 2-H 3-H 1B		S CU 79 X SL 83 0-1 ② F7		C CU 81 F FF 94 X CU 82 0-2 ③ FC5 2-3			3	1	1	2	1	0	2
11 Evan Gattis, R (1, 2) OBP: 0.289, SLG: 0.455		C CU 82 X SI 94 0-1 30 FC5 13 FC1-5 1-2 1B	X FF 93 0-0 13 1B 1-2 1B		S CU 80 F FF 93 X CU 83 0-2 ③ FC6-4 1-2f			B FC 88 X FC 87 1-0 2B		4	0	3	0	0	0	1
13 Tyler White, R (1, 10) OBP: 0.292, SLG: 0.372		C SL 84 X SL 85 0-1 ① FC1-5 30 FC5 1-2 2-3f	C CU 82 X FF 94 0-1 9 G6-4-3 1-2 2-H 1B		F SI 92 X SI 94 0-1 ① F9			D SI 91 X SI 92 1-0 ① F9		4	0	1	1	0	0	3
9 Marwin Gonzalez, S (1, 3) OBP: 0.291, SLG: 0.422		C CU 81 S SL 86 S SL 83 0-3 ② K	C SI 94 D CU 82 C CU 79 X SL 87 1-2 ② ③ G6-4-3 1-2f		B SI 92 S SL 83 F SL 87 S FF 94 1-3 ② K			B FC 87 B FC 86 C FC 86 S CU 76 S CU 76 2-3 ② K		4	0	0	0	0	3	5
30 Carlos Gómez, R (1, 8) OBP: 0.274, SLG: 0.325		X CU 82 0-0 ③ FC5 1-2 2-3f		S CU 82 C SL 84 F CU 80 B FF 94 X SL 85 1-2 ① F9	B SL 88 C CU 82 F SI 95 S CH 83 1-3 ③ K			C CU 76 S FC 85 F CU 77 F FC 87 B SI 93 X FC 86 1-2 ③ F9		4	0	0	0	0	1	3
6 Jake Marisnick, R (1, 7) OBP: 0.270, SLG: 0.331			B SI 92 X CU 80 1-0 2 BB 27 2B 1B	B SI 93 B SI 93 B SI 93 C SI 93 F SI 93 X SI 94 3-2 ② G6-3			C SI 93 C FF 92 X FF 91 0-2 E5 2 B1-6 4 1B			3	1	1	0	0	0	0

Inning Stats	1	2	3	4	5	6	7	8	9
	R: 0 E: 0 K: 1 S: 5 H: 0 LOB: 0 BB: 0 P: 7	R: 0 E: 0 K: 1 S: 9 H: 1 LOB: 2 BB: 1 P: 13	R: 4 E: 0 K: 0 S: 11 H: 5 LOB: 1 BB: 1 P: 19	R: 0 E: 0 K: 0 S: 9 H: 0 LOB: 0 BB: 0 P: 13	R: 0 E: 0 K: 0 S: 7 H: 0 LOB: 1 BB: 1 P: 13	R: 0 E: 0 K: 2 S: 8 H: 0 LOB: 0 BB: 0 P: 10	R: 1 E: 1 K: 0 S: 9 H: 2 LOB: 1 BB: 0 P: 9	R: 0 E: 0 K: 1 S: 10 H: 1 LOB: 1 BB: 0 P: 15	

	AB	R	H	RBI	BB	SO	LOB
	32	5	9	5	3	5	17

1B: 6 SF: 0 WP: 0 PA: 35
2B: 4 SAC: 0 PB: 0
3B: 0 DP: 2 SB: 0
HR: 0 HBP: 0 CS: 0

PITCHER		IP	WLS	BF	H	R	ER	SO	BB	IBB	HBP	BLK	WP	HR	S	P	ERA	WHIP
33 Martín Pérez, L ERA: 4.33	(1, 1)	7.0	L	31	8	5	5	4	3	0	0	0	0	0	58	84	6.43	1.571
43 Tony Barnette, R ERA: 2.03	(8, 1)	1.0		4	1	0	0	1	0	0	0	0	0	0	10	15	0.00	1.000

PITCHER	IP	WLS	BF	H	R	ER	SO	BB	IBB	HBP	BLK	WP	HR	S	P	ERA	WHIP

Texas Rangers @ Houston Astros

Minute Maid Park, Houston, TX

Sat Aug 06 2016, 6:10 PM - 9:16 PM CDT

Att. 42,272 - Roof Closed - 73 F

livebaseballscorecards.com

Batter	1	2	3	4	5	6	7	8	9	AB	R	H	RBI	BB	SO	LOB
17 Shin-Soo Choo, L (1, 10) OBP: 0.384, SLG: 0.474	X SI 87 0-0 20 1B 1B	C CU 69 B SI 88 B FF 87 B SI 88 C SI 89 B CU 71 4-2 1-2 2-3 BB		S CU 70 B FF 86 B CH 77 X FF 87 2-1 ③ 1-2 2-H 1B			B FF 93 B FF 92 C FF 92 C CH 80 B CH 82 B FF 92 4-2 20 S 36 1B BB	L FF 93 B FF 96 C SL 82 B SL 83 S FF 95 2-3 ③ K 1-2		3	1	2	0	2	1	1
20 Ian Desmond, R (1, 8) OBP: 0.345, SLG: 0.499	C SI 86 F FC 86 1 SAFE X FC 82 0-2 12 FC6 1-2 1B	C SI 89 F SI 89 X FF 89 0-2 ③ G5-3			X FC 81 0-0 ① G5-3		C FF 92 T KC 77 D SL 79 F FF 94 S SL 80 1-3 ① K 1-2		C FF 95 X SL 82 0-1 ① G5-3	5	0	1	0	0	1	4
36 Carlos Beltrán, S (1, 9) OBP: 0.344, SLG: 0.551 3 Delino DeShields, R (7, 7) OBP: 0.294, SLG: 0.321 16 Ryan Rua, R (9, 7) OBP: 0.338, SLG: 0.414	C SI 88 B X 1-1 ① F7	C FF 87 F CH 79 B CU 71 B FC 81 X CH 79 2-2 12 G4-6-3 1B			B FC 84 B CH 78 X CH 79 2-0 29 G5-3 2B		C FF 92 X CH 80 0-1 12 2B 2-H 1B		B SL 82 B FF 93 S FF 94 S FF 95 B FF 96 S FF 94 3-3 ② K	4 1 0	0 0 0	3 0 0	1 0 0	0 0 0	0 1 0	2 0 0
29 Adrián Beltré, R (1, 5) OBP: 0.326, SLG: 0.445	C FC 82 B CU 71 C SI 86 X FF 88 1-2 F7 ②	X SI 88 0-0 ① F8			C SI 86 B FC 82 B SI 87 F FF 87 X CU 72 2-2 ② G5-3 2-3		C SL 77 X FF 93 0-1 F9 ②		X SL 82 0-0 ③ G5-3	5	0	0	0	0	0	5
12 Rougned Odor, L (1, 4) OBP: 0.296, SLG: 0.496	B FC 87 C X CU 72 1-1 ③ FC6 1-2f	X SI 86 0-0 ②③ G4-6-3 1-2f			F CU 70 B FC 80 B FC 82 C SI 88 S FF 88 2-3 ③ K		B FF 92 D SL 78 F FF 93 F FF 92 F KC 77 X FF 93 2-2 ③ 1-H 2B			4	0	1	0	0	1	4
25 Jonathan Lucroy, R (1, 2) OBP: 0.358, SLG: 0.500		C SI 86 B FC 86 X FF 88 1-1 ① P3		B SI 85 C FF 85 X CH 78 1-1 ① G5-3		X FF 86 0-0 HR		C FF 91 F FF 91 F SL 76 B SL 76 B CH 77 B FF 92 F FF 92 X FF 92 3-2 HR		4	2	2	2	0	0	0
18 Mitch Moreland, L (1, 3) OBP: 0.309, SLG: 0.466		C SI 87 C CU 70 B SI 88 X CU 72 1-2 ② F8		C FF 86 B CU 70 F FF 88 F FC 81 B FC 78 X SI 87 2-2 ② F8		B CU 68 F FF 87 F SI 86 X FF 88 1-2 ① F7		S SL 82 B SL 82 X FF 91 1-1 ① P5		4	0	0	0	0	0	0
30 Nomar Mazara, L (1, 7) OBP: 0.337, SLG: 0.420 (7, 9)		B FF 88 C FF 88 B FF 89 S CU 72 F CU 72 F SI 89 X CU 71 2-2 17 BB 1 1B 1B		B FC 82 B SI 88 B FF 88 B SI 87 4-0 1 1B 17 1B BB		B SI 88 S FF 86 B CU 72 F SI 88 B FC 81 C CH 80 3-3 ② K		S SL 81 C SL 82 B SL 81 F FF 91 X SL 82 1-2 ② L1		3	0	1	0	1	1	0
1 Elvis Andrus, R (1, 6) OBP: 0.348, SLG: 0.412		F FF 87 C FF 87 X CU 71 0-2 17 BB 1-2 1B		F SI 87 X SI 87 0-1 17 1B 1-2 1B		C SI 87 B FC 81 X CH 79 1-1 ③ F8		C FF 95 X SL 83 0-1 17 S 1B		4	0	3	0	0	0	0
Inning Stats	R: 0 E: 0 K: 0 S: 11 H: 2 LOB: 2 BB: 0 P: 14	R: 0 E: 0 K: 0 S: 18 H: 2 LOB: 3 BB: 1 P: 26	R: 0 E: 0 K: 0 S: 5 H: 1 LOB: 0 BB: 0 P: 7	R: 0 E: 0 K: 0 S: 10 H: 2 LOB: 2 BB: 1 P: 19	R: 0 E: 0 K: 1 S: 8 H: 1 LOB: 1 BB: 0 P: 14	R: 1 E: 0 K: 1 S: 9 H: 1 LOB: 0 BB: 0 P: 14	R: 1 E: 0 K: 1 S: 14 H: 2 LOB: 2 BB: 1 P: 21	R: 1 E: 0 K: 1 S: 16 H: 2 LOB: 1 BB: 0 P: 23	R: 0 E: 0 K: 1 S: 6 H: 0 LOB: 0 BB: 0 P: 9	1B: 9 2B: 2 3B: 0 HR: 2 SF: 0 SAC: 0 DP: 1 HBP: 0						

	AB	37
	R	3
	H	13
	RBI	3
	BB	3
	SO	5
	LOB	16

WP: 0 PB: 0 SB: 2 CS: 0 PA: 40

PITCHER		IP	WLS	BF	H	R	ER	SO	BB	IBB	HBP	BLK	WP	HR	S	P	ERA	WHIP
58 Doug Fister, R ERA: 3.47	(1, 1)	6.0		27	9	1	1	2	2	0	0	0	0	1	61	94	1.50	1.833
47 Chris Devenski, R ERA: 2.3	(7, 1)	1.0	L	5	2	1	1	1	1	0	0	0	0	0	14	21	9.00	3.000
29 Tony Sipp, L ERA: 4.85	(8, 1)	0.2		3	1	1	1	0	0	0	0	0	0	1	11	16	13.50	1.500
45 Michael Feliz, R ERA: 3.99	(8, 1)	1.1		5	1	0	0	2	0	0	0	0	0	0	11	16	0.00	0.750

PITCHER	IP	WLS	BF	H	R	ER	SO	BB	IBB	HBP	BLK	WP	HR	S	P	ERA	WHIP

Texas Rangers @ Houston Astros

Minute Maid Park, Houston, TX

Sat Aug 06 2016, 6:10 PM - 9:16 PM CDT

Att. 42,272 - Roof Closed - 73 F

livebaseballscorecards.com

BOTTOM

Batter	1	2	3	4	5	6	7	8	9	AB	R	H	RBI	BB	SO	LOB
4 George Springer, R (1, 9) OBP: 0.350, SLG: 0.457	F SI 91 B SI 91 B SI 91 C FF 92 B CU 84 S SI 93 3-3 K ①	F CU 81 B SL 86 B SI 92 C SL 88 C SI 92 2-3 K ②		F CU 82 B SI 92 X SI 92 1-1 G5-3 ②		C CU 85 B CU 85 F FF 96 B CU 86 B CU 86 F FF 96 S CU 86 3-3 K ③			X SI 96 0-0 FC5-4 (2 DI, 2 1B) ② 1-2f	5	1	0	0	0	3	2
2 Alex Bregman, R (1, 5) OBP: 0.191, SLG: 0.140	B FF 94 F FF 93 X FF 92 1-1 27 G5-3, 20 BB, 2B	C CU 82 B SL 88 C SL 88 B CU 82 B SL 87 C SL 88 3-3 K ③		B SL 87 S SL 85 B SL 88 B CU 82 X FF 92 3-1 27 FC6-4, 1B			C KC 81 C SI 96 B KC 82 C FF 96 1-3 K ①		F SI 96 B SI 95 X SI 96 1-1 1-H, 1B	5	1	3	1	0	2	1
27 Jose Altuve, R (1, 4) OBP: 0.423, SLG: 0.568 9 Marwin Gonzalez, S (8, 4) OBP: 0.290, SLG: 0.421	C CU 82 F SI 92 B FF 92 X CU 81 1-2 G5-3 ② 2-3		B SI 91 B SL 86 C SL 86 C CU 82 B SI 92 B CU 82 4-2 1 CS, BB	B FC 87 B FS 88 B FC 88 T FC 88 1 SAFE X FC 87 3-1 FC6-4 ③ 1-2f			C SI 96 C KC 82 B FF 98 C FF 98 1-3 K ②		X CH 89 0-0 G4-3 ③	3 1	0 0	0 0	0 0	1 0	1 0	2 1
1 Carlos Correa, R (1, 6) OBP: 0.363, SLG: 0.456	B SL 92 B SI 93 C CU 82 B SI 92 B SI 91 4-1 20 BB, 11 BB, BB		B SI 92 1 SAFE C SL 86 B SL 88 F SI 92 F SI 92 F SI 91 B CU 82 F CU 82 3-2 X CH 89 L8 ①② 1-2		X FC 86 0-0 20 1B, 1B		B SI 96 B SI 96 F SI 97 X SI 95 2-1 G4-3 ③			3	0	1	0	1	0	1
11 Evan Gattis, R (1, 10) OBP: 0.292, SLG: 0.453	D CU 83 B CU 82 D SI 92 B FF 92 4-0 20 BB 1-2 BB		X SL 87 0-0 20 1B, 1B		B FC 86 S FC 87 1 SAFE S FC 85 F FC 87 S FC 91 1-3 K ①			C SL 84 B SI 95 B SI 94 B SL 85 S SI 96 S SI 97 3-3 K ①		3	0	1	0	1	2	1
20 Preston Tucker, L (1, 7) OBP: 0.231, SLG: 0.355	B CU 82 B FF 92 B SI 91 D SI 91 4-0 1-2 2-3 3-H BB		C SI 92 B FF 92 F SI 90 B CU 80 D CU 81 X SL 86 3-2 6 FC5, 23 BB 1-3 1B		X FC 86 0-0 23 G4-6-3 1-3 1B			C SI 94 S SL 86 B SL 85 S SL 86 1-3 K ②		3	0	2	1	1	1	0
23 AJ Reed, L (1, 3) OBP: 0.222, SLG: 0.236	C SI 92 D CU 82 C FF 92 D CU 82 S FF 92 2-3 K ③		B FF 92 D CU 82 B FF 92 B FF 91 4-0 6 FC5 1-2 BB		B FF 92 B FC 87 X FS 88 2-0 G4-6-3 ②③ 1-2f			S SI 95 F CH 87 B SL 85 B SI 93 C SL 86 2-3 K ③		3	0	0	0	1	2	5
6 Jake Marisnick, R (1, 8) OBP: 0.270, SLG: 0.329		B CU 79 B FF 90 F FF 91 F SI 91 B CU 82 X SI 92 3-2 15 S, 1B	D CU 83 X SL 87 1-0 FC5 ③ 1-2 2-3f			B FF 95 B FF 95 X FF 95 2-0 F8 ①			B SI 95 F SI 94 B SI 94 S SI 93 X SI 95 2-2 G5-3 ①	4	0	1	0	0	0	3
15 Jason Castro, L (1, 2) OBP: 0.315, SLG: 0.361		1 SAFE 1 SAFE B FF 92 S FF 92 F FF 92 S CU 80 1-3 K ① 1-2		F FF 91 F SL 86 B FF 92 X CU 82 1-2 G3 ①		X FF 96 0-0 G5-3 ②			B SI 95 X SI 93 1-0 4 FC5-4, 1B	4	0	1	0	0	1	1
Inning Stats	R: 1 H: 1 E: 0 LOB: 3 K: 2 BB: 3 S: 12 P: 31	R: 0 H: 1 E: 0 LOB: 1 K: 3 BB: 0 S: 12 P: 21	R: 0 H: 2 E: 0 LOB: 3 K: 0 BB: 2 S: 13 P: 28	R: 0 H: 1 E: 0 LOB: 1 K: 0 BB: 0 S: 9 P: 17	R: 0 H: 2 E: 0 LOB: 1 K: 1 BB: 0 S: 7 P: 10	R: 0 H: 0 E: 0 LOB: 0 K: 1 BB: 0 S: 6 P: 11	R: 0 H: 0 E: 0 LOB: 0 K: 2 BB: 0 S: 8 P: 12	R: 0 H: 0 E: 0 LOB: 0 K: 3 BB: 0 S: 9 P: 15	R: 1 H: 2 E: 0 LOB: 1 K: 0 BB: 0 S: 8 P: 12	1B: 8 SF: 0 2B: 1 SAC: 0 3B: 0 DP: 1 HR: 0 HBP: 0						

AB	34
R	2
H	9
RBI	2
BB	5
SO	12
LOB	17

WP: 0 PA: 39
PB: 0
SB: 1
CS: 1

PITCHER		IP	WLS	BF	H	R	ER	SO	BB	IBB	HBP	BLK	WP	HR	S	P	ERA	WHIP
38 Lucas Harrell, R ERA: 3.46	(1, 1)	3.2		20	5	1	1	5	5	0	0	0	0	0	44	92	2.46	2.727
43 Tony Barnette, R ERA: 1.98	(4, 1)	1.1		5	2	0	0	1	0	0	0	0	0	0	9	15	0.00	1.500
50 Keone Kela, R ERA: 4.96	(6, 1)	1.0	W	3	0	0	0	1	0	0	0	0	0	0	6	11	0.00	0.000
23 Jeremy Jeffress, R ERA: 2.12	(7, 1)	1.0	H	3	0	0	0	2	0	0	0	0	0	0	8	12	0.00	0.000
41 Jake Diekman, L ERA: 2.31	(8, 1)	1.0	H	3	0	0	0	3	0	0	0	0	0	0	9	15	0.00	0.000

PITCHER		IP	WLS	BF	H	R	ER	SO	BB	IBB	HBP	BLK	WP	HR	S	P	ERA	WHIP
47 Sam Dyson, R ERA: 2.5	(9, 1)	1.0	S	5	2	1	1	0	0	0	0	0	0	0	8	12	9.00	2.000

Batter	1	2	3	4	5	6	7	8	9	10	11	AB	R	H	RBI	BB	SO	LOB
17 Shin-Soo Choo, L (1, 10) OBP: 0.382, SLG: 0.471	B FF 92 F FF 92 B CH 84 B FF 92 X FF 93 3-1 ① G3-1			B FF 92 C CH 82 B CH 82 S FF 90 C CH 82 2-3 ① K	X CH 81 0-0 ③ G3			C FC 90 1 SAFE H FC 91 1-1 20 FC4-2-5 19 2B 1-2 HBP	C FF 96 S SL 85 B SL 86 D SL 86 T FF 98 2-2 ① K		C CH 78 B FF 90 S CH 79 X FF 92 1-2 20 1B 2B	5	2	1	0	0	2	5
20 Ian Desmond, R (1, 8) OBP: 0.345, SLG: 0.497	B FF 93 S FF 93 B FF 93 X FF 92 2-1 ② G4-3			T FF 92 F FF 93 F FF 94 X SL 81 0-2 19 G4-3 1B	C FF 90 S SL 82 B FF 93 C FF 92 1-3 ① K			B FC 93 B FC 92 F FC 93 C FC 93 X CU 82 2-2 ① FC4-2-5 19 2B 1-3 2-H	S SL 86 D SL 87 S SL 85 F SL 87 T FF 99 1-2 ② K		B KC 74 C FF 91 B FF 92 B FF 93 X CH 78 3-1 19 1B 12 2B 2-H 1B	6	2	2	1	0	2	5
19 Jurickson Profar, S (1, 6) OBP: 0.342, SLG: 0.414 (10, 7)	B FF 94 F FF 93 F FF 93 X FF 93 1-2 ③ F9			1 SAFE X FF 90 0-0 ② G4-3 1-2	C SL 82 C SL 81 B SL 83 F FF 93 B SL 80 C SL 82 2-3 ② K			B FF 96 X FF 96 1-0 29 E 2B 2-H 3-H	D SL 86 C FF 98 C SL 86 D SL 87 S SL 88 2-3 ③ K		D CH 78 1 SAFE X FF 90 1-0 12 2B 25 L6-5 1-2 1B	6	0	2	2	0	2	4
29 Adrián Beltré, R (1, 5) OBP: 0.326, SLG: 0.443		C SL 81 X SL 82 0-1 ① G5-3		X FF 91 0-0 ③ F9	B SL 83 S SI 90 F SL 81 S SI 91 1-3 ③ K			X SL 86 0-0 E6 2-3 1B		B SL 82 C SL 84 S SI 90 X SI 91 1-2 18 1B 25 1B 1B	D SL 76 X FF 91 1-0 ① P3	6	0	2	0	0	1	3
12 Rougned Odor, L (1, 4) OBP: 0.298, SLG: 0.499		B FF 92 X FF 91 1-0 ② F8		T FF 90 B CU 78 X SL 81 1-1 25 2B 1B	X SL 80 0-0 1B			S SL 86 S SL 86 S SL 86 0-3 ② K		X SL 83 0-0 ① L8	F CH 78 X FF 91 0-1 1-3 2-H 2B	6	1	3	1	0	1	3
25 Jonathan Lucroy, R (1, 2) OBP: 0.358, SLG: 0.500		C FF 93 B SL 82 B FF 91 C SL 81 F SL 83 C FF 94 2-3 ③ K		D FF 91 C FF 89 1 SAFE B SL 80 1 SAFE X SI 89 2-1 30 1B 1-H 2B	F FF 88 C SL 80 X SL 80 0-2 ① F8			B FF 98 F FF 98 S SL 87 S SL 87 1-3 ③ K		F SI 88 X SI 90 0-1 18 1B 1-2 1B	C SL 85 F SL 86 B SL 85 X SI 94 1-2 ② ③ L6-5 3-3	6	0	2	1	0	2	5
18 Mitch Moreland, L (1, 3) OBP: 0.310, SLG: 0.468			C FF 92 B CU 77 B FF 92 X FF 91 2-1 ① P5	B SL 80 B FF 90 X FF 90 2-0 ① F9		B FF 90 B FF 90 F FF 91 D FF 91 1 SAFE X FF 91 3-1 ② P4			B SL 82 B FF 95 F SL 84 X FF 96 2-1 30 WP 2B C CH 77 X CH 78 0-1 1-2 2-3 1B			5	0	2	0	0	0	2
30 Nomar Mazara, L (1, 9) OBP: 0.335, SLG: 0.418			B CU 77 B FF 91 F FF 92 X FF 91 2-1 ② G4-3	S SL 80 D SL 81 F FF 90 B SL 80 F FF 91 B FF 92 F FF 91 F SL 80 X FF 91 3-2 3 G5-3 2-3 1B		B CU 75 B FF 90 C FF 90 F SL 80 X SL 79 2-2 ③ F8			B SL 86 F FF 96 B SL 85 F SL 85 S SL 86 2-3 K 16 HBP 2-3 B KC 73 B CH 78 S CH 78 C CH 80 C FF 92 2-3 ② K			5	0	1	0	0	2	5
3 Delino DeShields, R (1, 7) OBP: 0.295, SLG: 0.317 16 Ryan Rua, R (8, 7) OBP: 0.341, SLG: 0.414 36 Carlos Beltrán, S (10, PH) OBP: 0.343, SLG: 0.550 1 Elvis Andrus, R (10, 6) OBP: 0.348, SLG: 0.412			C FF 92 B SL 82 F FF 91 B SL 82 S FF 93 2-3 ③ K	F FF 91 S SL 81 B FF 92 X SL 81 1-2 ② G5-3			B FC 92 B FC 91 B FC 91 C FC 92 C FC 91 B FC 92 4-2 20 S 20 FC4-2-5 17 HBP BB	B SL 85 H FF 97 2-0 1-2 HBP	S CH 80 B CH 80 X FF 92 1-1 ③ L8	2 0 1 0	0 0 0 0	0 0 0 0	0 0 0 0	1 0 0 0	1 0 0 0	2 0 3 0
Inning Stats	R: 0 E: 0 K: 0 S: 7 H: 0 LOB: 0 BB: 0 P: 13	R: 0 E: 0 K: 1 S: 7 H: 0 LOB: 0 BB: 0 P: 10	R: 0 E: 0 K: 1 S: 7 H: 0 LOB: 0 BB: 0 P: 13	R: 0 E: 0 K: 1 S: 9 H: 1 LOB: 1 BB: 0 P: 11	R: 1 E: 0 K: 0 S: 15 H: 3 LOB: 2 BB: 0 P: 24	R: 0 E: 0 K: 3 S: 10 H: 0 LOB: 0 BB: 0 P: 14	R: 0 E: 0 K: 0 S: 9 H: 1 LOB: 1 BB: 0 P: 14	R: 2 E: 1 K: 2 S: 14 H: 2 LOB: 2 BB: 1 P: 23	R: 0 E: 0 K: 4 S: 15 H: 1 LOB: 3 BB: 0 P: 26	R: 0 E: 0 K: 1 S: 13 H: 3 LOB: 3 BB: 0 P: 17	R: 2 E: 0 K: 0 S: 12 H: 4 LOB: 1 BB: 0 P: 19	1B: 10 2B: 6 3B: 0 HR: 0 SF: 0 SAC: 0 DP: 1 HBP: 2						

PITCHER		IP	WLS	BF	H	R	ER	SO	BB	IBB	HBP	BLK	WP	HR	S	P	ERA	WHIP
59 Joe Musgrove, R ERA: 0.79	(1, 1)	7.0		26	5	1	1	6	0	0	0	0	0	0	64	99	1.29	0.714
36 Will Harris, R ERA: 2.62	(8, 1)	0.1		3	0	2	2	0	1	0	1	0	0	0	6	13	54.00	3.000
53 Ken Giles, R ERA: 3.65	(8, 1)	1.2		10	3	0	0	6	0	0	1	0	1	0	23	36	0.00	1.800
53 Ken Giles, R ERA: 3.65	(9, 1)	1.2		10	3	0	0	6	0	0	1	0	1	0	23	36	0.00	1.800
37 Pat Neshek, R ERA: 2.43	(10, 1)	0.1		3	2	0	0	0	0	0	0	0	0	0	6	7	0.00	6.000

PITCHER		IP	WLS	BF	H	R	ER	SO	BB	IBB	HBP	BLK	WP	HR	S	P	ERA	WHIP
47 Chris Devenski, R ERA: 2.51	(10, 1)	1.0	L	8	5	2	2	1	0	0	0	0	0	0	16	25	18.00	5.000
51 James Hoyt, R ERA: 3.38	(11, 1)	0.2		1	0	0	0	0	0	0	0	0	0	0	3	4	0.00	0.000

TOP

Texas Rangers @ Houston Astros

Minute Maid Park, Houston, TX

Sun Aug 07 2016, 1:12 PM - 5:08 PM CDT
Att. 33,909 - Roof Closed - 73 F

livebaseballscorecards.com

AB	48
R	5
H	15
RBI	5
BB	1
SO	13
LOB	37

PA: 51
WP: 1
PB: 0
SB: 1
CS: 0

Texas Rangers @ Houston Astros

Minute Maid Park, Houston, TX

Sun Aug 07 2016, 1:12 PM - 5:08 PM CDT

Att. 33,909 - Roof Closed - 73 F

livebaseballscorecards.com

Batter	1	2	3	4	5	6	7	8	9	10	11	AB	R	H	RBI	BB	SO	LOB
4 George Springer, R (1, 9) OBP: 0.348, SLG: 0.453	B SI 89 B SI 91 S SI 91 F SI 91 S CU 74 2-3 K ①		S CU 75 X SI 93 0-1 F9 ③			F CU 70 B CU 67 B FF 94 X FC 89 2-1 27 1B 1B		C SI 94 F SI 94 F SI 95 B KC 82 B SI 95 D SI 96 X SI 94 3-2 G6-3 ① 1-2	B SI 96 X SI 95 1-0 FC4-6 ③ 1-2f		F FF 96 B FF 96 B CU 82 1 SAFE S FF 97 B FF 97 S FF 98 3-3 K ③	6	0	1	0	0	2	5
2 Alex Bregman, R (1, 5) OBP: 0.192, SLG: 0.167	B ST 78 C FF 92 B ST 80 B FF 93 C FF 92 S FF 95 3-3 K ②			C FC 86 B FC 89 B FC 89 B FF 93 X FF 93 3-1 P3 ①		C FC 88 1 SAFE C FC 89 B FF 96 1 SAFE B FF 97 X ST 84 2-2 F9 ②		X SI 94 0-0 27 1B 2B 2-H		X SL 92 0-0 P6 ①		5	1	1	1	0	1	1
27 Jose Altuve, R (1, 4) OBP: 0.423, SLG: 0.567	B CU 74 X SI 92 1-0 G5-3 ③			B FC 90 C SI 92 B SI 94 X SI 93 2-1 G1-3 ②		1 SAFE S FF 96 F FF 97 X FF 97 0-2 1-3 1B		X KC 80 0-0 1 FC6-4 1B 2-H		F FF 98 F FF 98 F FF 97 X SL 92 0-2 F8 ②		5	0	2	1	0	0	0
1 Carlos Correa, R (1, 6) OBP: 0.364, SLG: 0.457		X SI 89 0-0 G5-3 ①		C SI 93 B SI 93 B CU 74 X SI 92 2-1 2B		F ST 82 F CU 72 F FF 96 X CU 73 0-2 G5-3 ③		C FF 94 D SI 95 X SI 95 1-1 FC6-4 11 WP 1-2f ②		F SL 93 B SL 94 B FF 97 B SL 94 F FF 98 B FF 98 4-2 BB		4	0	1	0	1	0	3
11 Evan Gattis, R (1, 10) OBP: 0.290, SLG: 0.449 (9, 2)		B CU 72 C CU 74 B SI 91 X CU 74 2-1 F9 ②		C CU 74 S FF 94 S FF 96 0-3 K ③			B FF 90 C SI 89 X FS 88 1-1 23 G3 1B	C KC 80 B KC 82 S KC 81 S KC 81 1-3 K ③ 1-2		X FF 96 0-0 G1-3 ③		5	0	1	0	0	2	3
20 Preston Tucker, L (1, 7) OBP: 0.226, SLG: 0.347		C FF 92 B FS 82 C FF 93 B FF 94 B CU 74 S FF 94 3-3 K ③			B FF 89 C FF 90 B CU 70 B FF 91 F FF 92 T FF 93 3-2 K ①		S FF 91 F FF 93 S ST 78 0-3 K ①		B CH 88 X CH 87 1-0 L3 ①		F FF 97 B FF 97 C CU 79 X FF 98 1-2 L1 ①	3	0	0	0	0	3	1
53 Ken Giles, R (9, 1)												0	0	0	0	0	0	0
9 Marwin Gonzalez, S (9, PH) OBP: 0.288, SLG: 0.418 (10, 3)												2	0	0	0	0	0	0
23 AJ Reed, L (1, 3) OBP: 0.239, SLG: 0.241 30 Carlos Gómez, R (9, PR) OBP: 0.274, SLG: 0.325 37 Pat Neshek, S (10, 1) 47 Chris Devenski, R (10, 1) 51 James Hoyt, R (11, 1) 13 Tyler White, R (11, PH) OBP: 0.291, SLG: 0.370			F FF 89 X FF 92 0-1 1B		B CU 72 X FF 91 1-0 F8 ②		D CU 73 C CU 72 X SI 91 1-1 G3 ② 1-2	F SI 94 B SI 95 B CH 89 C SI 94 B CH 90 B FF 96 4-2 6 SH3 16 1B BB		C CU 79 C CU 81 B SL 93 B FF 98 S CU 82 2-3 K ②	3 0 0 0 0 1	0 1 0 0 0 0	1 0 0 0 0 0	0 0 0 0 0 0	1 0 0 0 0 0	0 0 0 0 0 1	1 0 0 0 0 0
6 Jake Marisnick, R (1, 8) OBP: 0.269, SLG: 0.333			F SI 90 S FF 93 F FF 95 F CU 72 S FF 95 0-3 K ①		C FC 88 X CU 70 0-1 P2 ③		X ST 81 0-0 G5-3 ③		X SI 96 0-0 SH3 ② 1-2		X CU 79 0-0 16 1B 2B	4	0	1	0	0	1	2
15 Jason Castro, L (1, 2) OBP: 0.313, SLG: 0.358 16 Tony Kemp, L (8, PH) OBP: 0.377, SLG: 0.400 (9, 7)			F FF 93 D SI 92 D CU 75 F FF 93 D CU 73 S FF 94 3-3 K ②			C CU 70 X FS 82 0-1 G3 ①		C SI 93 B SI 94 F SI 94 X SI 95 1-2 4 G6-3 2 2B 1B	B SI 95 C SI 95 X CH 88 1-1 4 FC4-6 2-H 1B		C FF 97 B FF 97 F FF 98 F CU 82 X FF 97 1-2 L1 2-3 1B	2 3	0 1	0 3	0 1	0 0	1 0	1 0

Inning Stats	1	2	3	4	5	6	7	8	9	10	11
	R: 0 E: 0 K: 2 S: 7 H: 0 LOB: 0 BB: 0 P: 13	R: 0 E: 0 K: 1 S: 6 H: 0 LOB: 0 BB: 0 P: 11	R: 0 E: 0 K: 2 S: 12 H: 1 LOB: 1 BB: 0 P: 15	R: 0 E: 0 K: 1 S: 9 H: 1 LOB: 1 BB: 0 P: 16	R: 0 E: 0 K: 1 S: 6 H: 0 LOB: 0 BB: 0 P: 10	R: 0 E: 0 K: 0 S: 14 H: 2 LOB: 2 BB: 0 P: 18	R: 0 E: 0 K: 1 S: 8 H: 1 LOB: 1 BB: 0 P: 10	R: 2 E: 0 K: 1 S: 14 H: 3 LOB: 1 BB: 0 P: 20	R: 1 E: 0 K: 0 S: 7 H: 1 LOB: 1 BB: 1 P: 14	R: 0 E: 0 K: 0 S: 8 H: 0 LOB: 1 BB: 1 P: 12	R: 0 E: 0 K: 2 S: 14 H: 2 LOB: 2 BB: 0 P: 21

1B: 8	SF: 0
2B: 3	SAC: 1
3B: 0	DP: 0
HR: 0	HBP: 0

WP: 1	PA: 46
PB: 0	
SB: 0	
CS: 0	

PITCHER		IP	WLS	BF	H	R	ER	SO	BB	IBB	HBP	BLK	WP	HR	S	P	ERA	WHIP
11 Yu Darvish, R ERA: 2.78	(1, 1)	7.0		26	5	0	0	8	0	0	0	0	0	0	62	93	0.00	0.714
23 Jeremy Jeffress, R ERA: 2.45	(8, 1)	1.0	H	6	3	2	2	1	0	0	0	0	1	0	14	20	18.00	3.000
47 Sam Dyson, R ERA: 2.63	(9, 1)	1.0	B	5	1	1	1	0	1	0	0	0	0	0	7	14	9.00	2.000
51 Matt Bush, R ERA: 2.63	(10, 1)	2.0	W	9	2	0	0	2	1	0	0	0	0	0	22	33	0.00	1.500

PITCHER	IP	WLS	BF	H	R	ER	SO	BB	IBB	HBP	BLK	WP	HR	S	P	ERA	WHIP

BOTTOM	
AB	43
R	3
H	11
RBI	3
BB	2
SO	11
LOB	17

Batter	1	2	3	4	5	6	7	8	9	AB	R	H	RBI	BB	SO	LOB
16 Tony Kemp, L (1, 10) OBP: 0.368, SLG: 0.375	C FC 91 F FF 91 S KC 83 0-3 ① K		B CH 85 X SI 92 1-0 ③ G6-3			B KC 78 B SI 91 C FC 90 B SI 91 B SI 90 4-1 2 1B 4 2B BB		B FF 96 B FF 95 C FF 95 C FF 95 B CU 84 X FF 95 3-2 ② L7		3	1	0	0	1	1	0
2 Alex Bregman, R (1, 5) OBP: 0.196, SLG: 0.173	C FF 92 B FF 91 B CH 85 X FF 93 2-1 ② F9			C KC 77 C KC 80 S KC 83 0-3 ① K		C SI 88 B CH 87 C KC 79 X KC 79 1-2 4 2B 1-2 1B		C FF 96 B SL 89 F FF 95 X SL 84 1-2 ③ L8		4	0	1	0	0	1	0
4 George Springer, R (1, 9) OBP: 0.347, SLG: 0.453	X KC 81 0-0 ③ G4-3			S SI 92 B SI 92 C FF 92 F FF 92 F KC 84 B KC 81 F KC 81 B CH 85 F SI 92 3-2 ② G5-3		F KC 83 F SI 91 X SI 91 0-2 1-3 2-H 2B			X SI 91 0-0 ① G6-3	4	0	1	1	0	0	0
1 Carlos Correa, R (1, 6) OBP: 0.363, SLG: 0.457		C FF 92 B SI 91 B KC 82 S FF 91 B KC 84 X SI 93 3-2 ① G4-3		S FF 94 B SI 86 F KC 82 X FF 93 1-2 11 WP 2B		X KC 83 0-0 ② G5-3			C SI 92 C SI 92 B SI 92 X SL 85 1-2 ② G6-3	4	0	1	0	0	0	2
11 Evan Gattis, R (1, 2) OBP: 0.287, SLG: 0.443		C KC 81 F SI 92 B FF 93 B KC 84 S KC 83 2-3 ② K		B KC 82 D KC 83 B SI 91 F SI 91 C KC 81 X KC 82 3-2 ③ P6 2-3		C KC 81 C SI 91 S KC 82 0-3 ③ K			B SI 92 C SI 93 C SI 93 B SL 84 F SI 94 S SI 95 2-3 ③ K	4	0	0	0	0	3	3
9 Marwin Gonzalez, S (1, 4) OBP: 0.289, SLG: 0.420		C SI 92 B SI 93 B SI 87 F SI 92 X FF 91 2-2 2B			B SI 90 C CH 84 S KC 80 B KC 81 B KC 84 S KC 81 3-3 ① K		C SI 93 X SI 93 0-1 ① G6-3			3	0	1	0	0	1	0
23 AJ Reed, L (1, 3) OBP: 0.243, SLG: 0.233		C KC 81 S KC 83 D KC 82 D KC 83 B FF 91 T KC 82 3-2 ③ K			B FC 90 X SI 92 1-0 ② G6-3		S CU 79 B CU 77 B SI 94 B CU 78 C SI 94 B SI 94 4-2 30 G4-6-3 BB			2	0	0	0	1	1	1
30 Carlos Gómez, R (1, 8) OBP: 0.272, SLG: 0.322			F FF 91 X SI 92 0-1 ① G5-3		B KC 82 S KC 80 C FF 92 B FC 92 S KC 83 2-3 ③ K		C SI 94 B SI 94 B CH 90 X SI 94 2-1 ② ③ G4-6-3 1-2f			3	0	0	0	0	1	1
6 Jake Marisnick, R (1, 7) OBP: 0.265, SLG: 0.328			B FF 92 C FF 91 X SI 91 1-1 ② G6-3			C FF 89 S FF 91 B KC 80 F FF 88 C FC 90 1-3 ① K		B FF 95 X FF 95 1-0 ① F9		3	0	0	0	0	1	0
Inning Stats	R: 0 E: 0 K: 1 S: 6 H: 0 LOB: 0 BB: 0 P: 8	R: 0 E: 0 K: 2 S: 12 H: 1 LOB: 1 BB: 0 P: 22	R: 0 E: 0 K: 0 S: 5 H: 0 LOB: 0 BB: 0 P: 7	R: 0 E: 0 K: 1 S: 17 H: 1 LOB: 1 BB: 0 P: 24	R: 0 E: 0 K: 2 S: 7 H: 0 LOB: 0 BB: 0 P: 13	R: 1 E: 0 K: 2 S: 15 H: 2 LOB: 2 BB: 1 P: 21	R: 0 E: 0 K: 0 S: 6 H: 0 LOB: 0 BB: 1 P: 12	R: 0 E: 0 K: 0 S: 7 H: 0 LOB: 0 BB: 0 P: 12	R: 0 E: 0 K: 1 S: 8 H: 0 LOB: 0 BB: 0 P: 11	1B: 1 2B: 3 3B: 0 HR: 0 SF: 0 SAC: 0 DP: 1 HBP: 0						

PITCHER		IP	WLS	BF	H	R	ER	SO	BB	IBB	HBP	BLK	WP	HR	S	P	ERA	WHIP
56 Tyler Duffey, R ERA: 5.93	(1, 1)	6.0	W	23	4	1	1	8	1	0	0	0	1	0	62	95	1.50	0.833
55 Taylor Rogers, L ERA: 2.41	(7, 1)	1.0	H	3	0	0	0	0	1	0	0	0	0	0	6	12	0.00	1.000
57 Ryan Pressly, R ERA: 3.53	(8, 1)	1.0	H	3	0	0	0	0	0	0	0	0	0	0	7	12	0.00	0.000
27 Brandon Kintzler, R ERA: 1.91	(9, 1)	1.0	S	3	0	0	0	1	0	0	0	0	0	0	8	11	0.00	0.000

PITCHER IP WLS BF H R ER SO BB IBB HBP BLK WP HR S P ERA WHIP

TOP

Houston Astros @ Minnesota Twins

Target Field, Minneapolis, MN

Mon Aug 08 2016, 7:11 PM - 9:28 PM CDT

Att. 20,978 - Partly Cloudy - 80 F

livebaseballscorecards.com

AB	30
R	1
H	4
RBI	1
BB	2
SO	9
LOB	7

WP: 1 PA: 32
PB: 0
SB: 0
CS: 0

1B: 1 SF: 0
2B: 3 SAC: 0
3B: 0 DP: 1
HR: 0 HBP: 0

Houston Astros @ Minnesota Twins

Target Field, Minneapolis, MN

Mon Aug 08 2016, 7:11 PM - 9:28 PM CDT

Att. 20,978 - Partly Cloudy - 80 F

livebaseballscorecards.com

BOTTOM

Batter	1	2	3	4	5	6	7	8	9	AB	R	H	RBI	BB	SO	LOB
2 Brian Dozier, R (1, 4) OBP: 0.336, SLG: 0.504	C FF 90 B FC 88 F FC 88 T CU 74 1-2 ① K		C CU 72 S CU 72 S CU 73 0-3 ② K		S FC 85 X FC 87 0-1 ① L9		C FC 85 B FC 86 X FC 87 1-1 ① F7			4	0	0	0	0	2	2
7 Joe Mauer, L (1, 3) OBP: 0.381, SLG: 0.412	B FF 90 B FF 90 C FC 88 C CU 72 S FF 92 2-3 ② K		B CU 70 C FC 86 B CU 72 C FC 88 X FF 91 2-2 ③ L7		C FC 87 X CU 71 0-1 ② 1-2 1B		B FF 90 B FC 87 F FC 86 B FF 90 F FC 86 X FC 86 3-2 ② 1-2 G1-3			4	0	1	0	0	1	1
26 Max Kepler, L (1, 9) OBP: 0.341, SLG: 0.529	B FF 91 B FC 88 C FF 91 B FC 90 C FF 92 B CU 74 4-2 BB			C CU 70 B FF 89 X FC 88 1-1 ① G1-3	B CU 72 C FF 89 B FF 90 X FC 87 2-1 ③ F7		B FF 90 C FC 86 X FF 89 1-1 ③ G5-3			3	0	0	0	1	0	2
22 Miguel Sanó, R (1, 10) OBP: 0.343, SLG: 0.478	F FF 91 C CU 72 D CU 72 S CU 73 1-3 ③ K			C CU 71 B CU 72 F FF 92 B FF 91 F FF 93 C FC 88 2-3 ② K		X CU 73 0-0 24 FC6-3 2B		S SL 86 X SL 87 0-1 ① G5-3		4	0	1	0	0	2	1
24 Trevor Plouffe, R (1, 5) OBP: 0.282, SLG: 0.396		X SI 90 0-0 1B		B FF 92 B FC 88 B CH 86 C FC 88 C FF 92 C FC 87 3-3 ③ K		X FC 86 0-0 ① ② FC6-3 2-3		F SI 95 F SL 86 S SL 86 0-3 ② K2-3		4	0	1	0	0	2	1
20 Eddie Rosario, L (1, 8) OBP: 0.301, SLG: 0.452		X CH 83 0-0 ① L7			B FF 90 B CH 85 C FF 90 X FC 87 2-1 11 11 1B E 1B	B CU 73 C FF 90 X FF 91 1-1 11 1B 1B		B SI 94 X SL 87 1-0 2B		4	1	3	0	0	0	1
11 Jorge Polanco, S (1, 6) OBP: 0.371, SLG: 0.524		C CH 83 B FF 91 C CU 72 D CU 75 X FF 90 2-2 ② L6			B FF 89 B FC 88 C FC 87 X FF 89 2-1 E8 37 3B 1-H 1B	C CU 72 B CH 83 X CU 72 1-1 1-3 1B		S SL 88 F SL 88 D SL 88 B CH 89 X CH 89 2-2 ③ G4-3		4	1	2	0	0	0	2
37 Juan Centeno, L (1, 2) OBP: 0.303, SLG: 0.397		C CU 72 X CH 85 0-1 ③ L5			B CU 72 X FC 89 1-0 39 1B 3-H 3B	F FF 90 B FF 90 B CU 73 F FF 90 F FF 90 X CU 73 2-2 ③ L8				3	1	1	1	0	0	3
39 Danny Santana, S (1, 7) OBP: 0.300, SLG: 0.357			B CH 83 C FF 89 X CH 84 1-1 ① G1-3		F CH 83 X CU 74 0-1 7 CS 3-H 1B		B FF 90 F FF 89 B FF 90 X CH 86 2-1 7 G1-3 1B			3	0	2	1	0	0	0
Inning Stats	R: 0 E: 0 K: 3 S: 11 H: 0 LOB: 1 BB: 1 P: 19	R: 0 E: 0 K: 0 S: 7 H: 1 LOB: 1 BB: 0 P: 9	R: 0 E: 0 K: 1 S: 8 H: 0 LOB: 0 BB: 0 P: 11	R: 0 E: 0 K: 2 S: 9 H: 0 LOB: 0 BB: 0 P: 15	R: 3 E: 1 K: 0 S: 13 H: 5 LOB: 1 BB: 0 P: 20	R: 0 E: 0 K: 0 S: 10 H: 3 LOB: 2 BB: 0 P: 14	R: 0 E: 0 K: 0 S: 9 H: 1 LOB: 1 BB: 0 P: 16	R: 0 E: 0 K: 1 S: 9 H: 1 LOB: 1 BB: 0 P: 12		1B: 8 2B: 3 3B: 1 HR: 0 SF: 0 SAC: 0 DP: 1 HBP: 0				WP: 0 PB: 0 SB: 0 CS: 1 PA: 34		

	AB	33
	R	3
	H	11
	RBI	2
	BB	1
	SO	7
	LOB	13

PITCHER		IP	WLS	BF	H	R	ER	SO	BB	IBB	HBP	BLK	WP	HR	S	P	ERA	WHIP
31 Collin McHugh, R ERA: 4.69	(1, 1)	7.0	L	30	10	3	3	6	1	0	0	0	0	0	67	104	3.86	1.571
51 James Hoyt, R ERA: 2.45	(8, 1)	1.0		4	1	0	0	1	0	0	0	0	0	0	9	12	0.00	1.000

PITCHER	IP	WLS	BF	H	R	ER	SO	BB	IBB	HBP	BLK	WP	HR	S	P	ERA	WHIP

Batter	1	2	3	4	5	6	7	8	9	AB	R	H	RBI	BB	SO	LOB
4 George Springer, R (1, 9) OBP: 0.347, SLG: 0.456	B SI 89 B SI 89 F SI 90 T SI 91 B SI 93 S SI 92 3-3 ① K		X CH 83 0-0 ② G5-3			B CU 75 X CH 81 1-0 27 1B 1 1B 2B	1 SAFE C SL 81 C SI 93 1 SAFE 1 SAFE F SI 94 X SL 82 0-2 2 G6-4-3 1-2 1B		F SI 91 B SI 92 X SI 91 1-1 ② SF7 3-H	4	1	2	1	0	1	0
2 Alex Bregman, R (1, 5) OBP: 0.213, SLG: 0.196	F SI 93 B SI 93 X CH 84 1-1 27 1B 2B		C SI 91 C SL 78 B SI 91 B SI 93 B SI 93 X SI 93 3-2 ③ P4			B SI 88 C SI 91 C SI 90 B SC 77 B CH 80 B SI 92 4-2 27 1B 1 1B BB	F SI 94 S SI 94 F SI 96 F SI 95 B SI 95 X SI 96 1-2 ① ② G6-4-3 1-2f 2-3		C CU 82 S CH 86 B CU 80 B CU 81 C CU 79 2-3 ③ K	4	1	1	0	1	1	2
27 Jose Altuve, R (1, 4) OBP: 0.427, SLG: 0.570	X SI 92 0-0 ② 1 HR 2-H 1B			S SI 87 F CH 82 B SI 91 B SI 91 B SL 78 X SI 92 3-2 1 1 G6-3 S 1B		C CH 82 C SI 91 X SI 92 0-2 1 1 E 1 1B 9 G6-3 1-2 2-3 1B	C SI 95 F SI 97 X SI 95 0-2 3-H 1B			4	2	4	1	0	0	0
1 Carlos Correa, R (1, 6) OBP: 0.364, SLG: 0.465	C SI 92 X SI 92 0-1 2-H HR			B CH 83 X CH 80 1-0 ① G6-3 1-3		C CH 82 X CH 83 0-1 E9 9 G6-3 1-3 2-H 3-H 1B	X SI 94 0-0 ③ G3			4	1	2	4	0	0	2
9 Marwin Gonzalez, S (1, 3) OBP: 0.285, SLG: 0.415	B SL 77 F SI 92 X SL 81 1-1 ③ G5-3			C CH 82 B CH 83 X CH 82 1-1 ② G5-3		F SI 93 X SL 77 0-1 ① G6-3 2-3 3-H		S CU 79 S CU 79 B CU 80 S CU 81 1-3 ① K		4	0	0	1	0	1	2
11 Evan Gattis, R (1, 2) 30 Carlos Gómez, R (8, PR) 15 Jason Castro, L (8, 2) OBP: 0.272, SLG: 0.322 OBP: 0.313, SLG: 0.358		F SI 88 B SL 76 B CU 74 C SI 90 X CH 83 2-2 ① P4		B CH 82 B SI 91 F CH 84 F CH 81 F CH 82 S SC 78 3-3 ③ K		B SI 94 C SI 94 B SI 95 B SI 94 F SI 94 B SL 83 4-2 BB		B SI 91 C CU 80 X CU 80 1-1 13 L9-4-6 13 S 1B		3 0 0	0 0 0	1 0 0	0 0 0	1 0 0	1 0 0	1 0 0
13 Tyler White, R (1, 10) OBP: 0.286, SLG: 0.363		B CH 82 B CH 83 B SI 91 C SI 91 C SI 92 S SI 92 3-3 ② K			C SL 76 B CH 81 B SI 90 S CH 83 B CH 83 F SI 91 F SI 92 X SI 93 3-2 ① G5-3	B SI 94 X SI 95 1-0 ② F8		C SI 92 B SI 93 S CU 81 X CU 82 1-2 ② ③ L9-4-6 1-3		4	0	0	0	0	1	3
6 Jake Marisnick, R (1, 8) OBP: 0.265, SLG: 0.337		B SL 78 X SI 91 1-0 ③ P3			X SI 89 0-0 ② F8	X SI 94 0-0 ③ F9			B CU 79 C CU 79 X SI 92 1-1 4 SF7 3B	4	1	1	0	0	0	2
16 Tony Kemp, L (1, 7) OBP: 0.361, SLG: 0.365			B SL 81 B SI 86 C SI 90 C SI 90 T SI 91 2-2 ① K		F SI 89 X CH 82 0-1 ③ G4-3		C SI 93 B SL 82 B SI 94 B SI 93 C SI 93 X SI 93 3-2 2 4 G6-4-3 27 1B 1B		X CU 82 0-0 ① G4-3	4	1	1	0	0	1	1
Inning Stats	R: 2 E: 0 K: 1 S: 10 H: 3 LOB: 0 BB: 0 P: 15	R: 0 E: 0 K: 1 S: 7 H: 0 LOB: 0 BB: 0 P: 13	R: 0 E: 0 K: 1 S: 7 H: 0 LOB: 0 BB: 0 P: 12	R: 0 E: 0 K: 1 S: 9 H: 1 LOB: 1 BB: 0 P: 17	R: 0 E: 0 K: 0 S: 8 H: 0 LOB: 0 BB: 0 P: 11	R: 3 E: 1 K: 0 S: 14 H: 3 LOB: 2 BB: 2 P: 24	R: 1 E: 0 K: 0 S: 16 H: 3 LOB: 1 BB: 0 P: 20	R: 0 E: 0 K: 1 S: 8 H: 1 LOB: 1 BB: 0 P: 11	R: 1 E: 0 K: 1 S: 8 H: 1 LOB: 0 BB: 0 P: 12	1B: 8 2B: 3 3B: 1 HR: 1 SF: 1 SAC: 0 DP: 2 HBP: 0						

PITCHER		IP	WLS	BF	H	R	ER	SO	BB	IBB	HBP	BLK	WP	HR	S	P	ERA	WHIP
66 Héctor Santiago, L ERA: 4.47	(1, 1)	5.1	L	23	7	5	4	4	1	0	0	0	0	1	51	83	6.75	1.500
59 Michael Tonkin, R ERA: 4.13	(6, 1)	1.2		8	3	1	1	0	1	0	0	0	0	0	20	29	5.40	2.400
62 Buddy Boshers, L ERA: 3.86	(8, 1)	2.0		7	2	1	1	2	0	0	0	0	0	0	16	23	4.50	1.000

PITCHER	IP	WLS	BF	H	R	ER	SO	BB	IBB	HBP	BLK	WP	HR	S	P	ERA	WHIP

TOP

Houston Astros @ Minnesota Twins

Target Field, Minneapolis, MN

Tue Aug 09 2016, 7:11 PM - 10:14 PM CDT

Att. 22,261 - Partly Cloudy - 85 F

livebaseballscorecards.com

AB	35
R	7
H	12
RBI	7
BB	2
SO	6
LOB	13

WP: 0 PB: 0 SB: 2 CS: 0 PA: 38

Houston Astros @ Minnesota Twins

Target Field, Minneapolis, MN

Tue Aug 09 2016, 7:11 PM - 10:14 PM CDT

Att. 22,261 - Partly Cloudy - 85 F

BOTTOM

Batter	1	2	3	4	5	6	7	8	9	AB	R	H	RBI	BB	SO	LOB
2 Brian Dozier, R (1, 4) OBP: 0.335, SLG: 0.507	C FF 89 X FC 86 0-1 ① F8		B FC 88 B CH 85 B FC 88 C FC 87 F FC 88 X FF 92 3-2 ② L6		F FC 88 F CU 72 B CU 74 X CH 83 1-2 HR		C FF 96 C SL 84 B SL 85 B FF 96 F SL 81 F FF 95 X FF 96 2-2 ② G6-3		S SL 88 S SL 88 X SL 87 0-2 ② G6-3 3-H	5	1	1	2	0	0	1
7 Joe Mauer, L (1, 3) OBP: 0.381, SLG: 0.410	C FC 87 B FF 91 F FC 88 B FF 90 B FF 89 F FC 88 X FF 91 3-2 ② G5-3		C FF 91 D FF 92 B FC 89 F FF 91 S CU 75 2-3 ③ K		B FC 87 B FC 87 S FF 90 X FF 90 2-1 ① F7		B SL 83 C FF 94 B FF 94 X FF 95 2-1 26 1B 1B		B FF 99 C SL 87 B FF 98 C FF 98 B SL 88 B FF 100 4-2 BB	4	0	1	0	1	1	1
26 Max Kepler, L (1, 9) OBP: 0.342, SLG: 0.526	C CU 73 X FF 90 0-1 ③ F7			C CU 72 B FF 89 F CU 73 F CH 82 B CH 82 B FF 91 X CH 83 3-2 24 PB 22 WP 1B	C FF 90 L FF 91 X CH 84 0-2 ② G4-3		C FF 96 F FF 97 X FF 98 1-2 0-2 1B		B FF 99 C FF 98 B SL 87 F FF 98 S FF 98 2-3 ③ K	5	0	2	0	0	1	1
22 Miguel Sanó, R (1, 10) OBP: 0.342, SLG: 0.485		X FC 85 0-0 HR		C CU 74 B CU 74 S CU 75 B CU 76 S FF 92 2-3 ① K 1-2	F FF 91 X CU 73 0-1 ③ F8		B SL 81 F SL 83 X SL 83 1-1 ③ P4			4	1	1	1	0	1	3
24 Trevor Plouffe, R (1, 5) OBP: 0.286, SLG: 0.393		X FC 86 0-0 ① G6-3		B FC 88 D FC 87 B FC 88 C FC 88 B FC 88 4-1 2-3 BB	B FF 97 C FF 96 B FF 96 C FF 96 B SL 85 B FF 96 4-2 20 WP 11 1B BB			L FC 92 F CU 83 F CU 83 B CU 83 X CU 83 1-2 ① G6-3		2	0	0	0	2	0	0
20 Eddie Rosario, L (1, 8) OBP: 0.296, SLG: 0.444		B FF 89 B FC 88 C CH 84 F FF 89 B CU 73 S CH 84 3-3 ② K		C CU 73 D FF 87 F FC 88 F CU 76 1 SAFE S FF 91 1-3 ② K	S SL 84 B FF 98 F SL 85 S SL 84 S SL 82 1-3 ① K 1-2			B FC 93 S CU 82 F FC 94 F CU 82 F CU 82 B CU 83 S FC 94 2-3 ② K		4	0	0	0	0	4	3
11 Jorge Polanco, S (1, 6) OBP: 0.365, SLG: 0.507		C CH 83 F FF 91 B FF 92 F CU 74 B CU 74 S CH 81 2-3 ③ K		B CU 75 B FF 92 C FF 91 X FF 91 2-1 ③ F7	B SL 82 C FF 96 X SL 84 1-1 ② 2-H 1B			X CU 81 0-0 ③ G4-3		4	0	1	0	0	1	2
8 Kurt Suzuki, R (1, 2) OBP: 0.325, SLG: 0.434			C CU 74 X CH 82 0-1 2B		B FF 90 C FC 87 F FF 90 B CU 72 B CU 72 F FF 89 D FC 89 4-2 36 HR BB	B FF 95 C FF 96 B FF 97 D SL 85 F FF 96 S SL 84 3-3 ③ K			B FF 99 B FF 99 C FF 97 B FF 97 X FF 98 3-1 36 G3-1 2 G6-3 2B	3	2	2	0	1	1	1
36 Robbie Grossman, S (1, 7) OBP: 0.392, SLG: 0.436			B FF 90 X FF 91 1-0 ① L7		F FF 90 X FF 91 0-1 1-H HR		B FF 94 B SL 82 F FF 93 B FF 94 S FF 94 C FF 95 3-3 ① K		C FF 98 B FF 98 C SL 87 D SL 88 X SL 87 2-2 ① G3-1 2-3	4	1	1	2	0	1	2

Inning Stats	1	2	3	4	5	6	7	8	9
	R: 0 E: 0 K: 0 S: 8	H: 0 LOB: 0 BB: 0 P: 11	R: 1 E: 0 K: 2 S: 9	H: 1 LOB: 0 BB: 0 P: 14	R: 0 E: 0 K: 1 S: 9	H: 1 LOB: 1 BB: 0 P: 15	R: 0 E: 0 K: 2 S: 14	H: 1 LOB: 2 BB: 1 P: 26	R: 3 E: 0 K: 0 S: 15	H: 2 LOB: 0 BB: 1 P: 22	R: 0 E: 0 K: 2 S: 11	H: 1 LOB: 1 BB: 1 P: 20	R: 0 E: 0 K: 1 S: 15	H: 2 LOB: 2 BB: 0 P: 23	R: 0 E: 0 K: 1 S: 10	H: 0 LOB: 0 BB: 0 P: 13	R: 1 E: 0 K: 1 S: 13	H: 1 LOB: 1 BB: 1 P: 24

| | | |

Houston Astros @ Minnesota Twins

Target Field, Minneapolis, MN

Thu Aug 11 2016, 12:12 PM - 3:13 PM CDT

Att. 25,960 - Partly Cloudy - 77 F

livebaseballscorecards.com

Batter	1	2	3	4	5	6	7	8	9	AB	R	H	RBI	BB	SO	LOB
4 George Springer, R (1, 9) OBP: 0.350, SLG: 0.458	B FF 92 B SI 93 T FF 93 F FF 94 B SV 82 F FF 95 X SI 94 3-2 27 E 1B	F SV 81 X SV 80 0-1 2 2B 1-H 2-H 2B	B SL 83 B SI 93 X SI 93 2-0 ③ F8		B CU 79 B CU 78 C SI 91 F SI 92 H CU 81 3-2 27 1B 1 HR 1-2 2-3 3-H HBP	B SI 97 X SI 98 1-0 ② G5-3 1-2 2-3		B FF 97 B SI 97 X SI 97 2-0 ③ L7		4	3	2	3	0	0	5
13 Tyler White, R (7, 3) OBP: 0.284, SLG: 0.361										1	0	0	0	0	0	0
2 Alex Bregman, R (1, 5) OBP: 0.224, SLG: 0.217 (7, 6)	1 SAFE F SI 93 1 SAFE S SI 91 D SV 80 C SV 79 1-3 ① K	B SI 93 B SV 79 C SI 93 X SI 93 2-1 27 1B 2-H 2B		C SI 92 B SI 92 F SI 92 B SL 83 F SI 93 B SI 93 F SI 92 S SI 93 3-3 ① K	X SI 92 0-0 ② SF9 3-H	F FF 97 X SI 98 0-1 ③ G5-3			C FF 93 B SI 93 B FF 93 B SI 93 F SI 93 B SI 94 4-2 27 BB 16 E BB	4	2	1	2	1	2	3
27 Jose Altuve, R (1, 4) OBP: 0.432, SLG: 0.575	C SV 79 1 SAFE X SI 93 0-1 E2 1-H 2B	X FF 92 0-0 2-H 1B		B SI 93 C SL 81 C SL 82 S SL 83 1-3 ② K	B CU 79 C SI 92 B SI 92 B SI 92 X SI 91 3-1 1 HR 1-3 2-H 1B		B FF 97 X FF 96 1-0 9 1B 1B		B CU 78 B SI 93 B SI 93 B SI 93 4-0 16 E 9 1B 1-2 BB	5	3	4	3	1	1	0
1 Carlos Correa, R (1, 6) OBP: 0.365, SLG: 0.472	X FF 92 0-0 P6	B SI 92 C FF 93 F SI 92 D SV 81 X SV 82 2-2 ③ G2-3		S SI 94 C SI 94 X SI 94 0-2 9 WP 1B	B SI 92 X SI 92 1-0 1 HR 1-H 3-H HR	C FF 97 F FF 97 C SL 88	B FF 97 X FF 96 0-3 ① K		C SI 92 X SI 93 0-1 E1 9 1B 1-3 2-H	4	1	2	3	0	0	1
16 Tony Kemp, L (7, PH) OBP: 0.349, SLG: 0.352 (7, 7)										2	1	0	0	0	1	2
9 Marwin Gonzalez, S (1, 3) OBP: 0.292, SLG: 0.420 (7, 5)	B SI 91 C SI 90 X SV 80 1-1 ③ B1-3		B SI 92 F SI 91 X CH 84 1-1 15 BB 20 BB 1B	C SI 92 S SL 82 1 SAFE B SL 84 B SL 82 S SI 95 2-3 ③ K 1-2	C SI 91 B CU 80 X CU 81 1-1 1B	B SI 97 X FF 97 2-0 1-2 1B		B CU 77 B CU 75 X SI 92 2-0 20 1B 2-H 3-H 1B	6	0	4	2	0	1	1
20 Preston Tucker, L (1, 7) OBP: 0.230, SLG: 0.341 (7, 9)		C FF 93 F FF 94 X SV 82 0-2 ① F9	B FF 92 B SI 92 B FF 92 C FF 93 B SI 91 4-1 15 BB 1-2 BB		G4-3 F8		B SL 87 X FF 97 1-0 ② P5		F CH 87 X FF 89 0-1 1-2 1B	5	0	1	0	1	0	3
23 AJ Reed, L (1, 10) OBP: 0.263, SLG: 0.246		X FF 93 0-0 15 1B 4 2B 1B	X SI 90 0-0 ① F8		B SI 91 B SI 92 B SI 90 B SI 89 4-0 15 1B 6 FC2 4 HBP BB	B SI 90 X SI 90 1-0 6 FC5-4 1B	X FF 97 0-0 ③ G4-3		F FF 89 B CU 67 B FF 89 F FF 88 B FF 90 X FF 89 3-2 ① F9	5	2	2	0	1	0	6
6 Jake Marisnick, R (1, 8) OBP: 0.262, SLG: 0.328		X SI 92 0-0 ② L8	X SL 81 0-0 ② F6		X SI 90 0-0 FC2 4 HBP 15 1B 2 SF9 1-2	C CU 80 X SI 92 0-1 ① FC5-4 4 G5-3 15 1B 1-2f		B SI 97 B FF 97 F SI 98 B SL 89 B SI 97 4-2 15 G4-6-3 BB	B CU 65 B FF 89 F CH 87 F FF 90 X FF 90 2-2 ② P3	5	1	0	0	1	0	7
15 Jason Castro, L (1, 2) OBP: 0.321, SLG: 0.363		X SI 92 0-0 4 2B 1-2 1B	B SI 92 F SI 91 S SL 83 F SL 82 F SI 94 B SI 94 D SL 83 B SI 94 4-2 1-2 2-3 BB		D CU 81 X SI 91 1-0 4 HBP 27 1B 1-2 2-3 1B	F SI 92 X CU 80 0-1 4 G5-3 1-2 1B		X SI 98 0-0 ①② G4-6-3 1-2f	B CU 69 S FF 90 X FF 91 1-1 ③ F7	5	2	3	0	1	0	3

Inning Stats																								
	R: 2	H: 2	R: 4	H: 5	R: 0	H: 1	R: 0	H: 1	R: 6	H: 4	R: 0	H: 2	R: 0	H: 2	R: 0	H: 0	R: 3	H: 2	1B: 15	SF: 1	WP: 1	PA: 54
	E: 1	LOB: 0	E: 0	LOB: 1	E: 0	LOB: 3	E: 0	LOB: 1	E: 0	LOB: 1	E: 0	LOB: 2	E: 0	LOB: 2	E: 0	LOB: 0	E: 1	LOB: 2	2B: 3	SAC: 0	PB: 0	
	K: 1	BB: 0	K: 0	BB: 0	K: 0	BB: 2	K: 3	BB: 0	K: 0	BB: 1	K: 0	BB: 0	K: 1	BB: 0	K: 0	BB: 1	K: 0	BB: 2	3B: 0	DP: 1	SB: 0	
	S: 12	P: 17	S: 14	P: 18	S: 10	P: 21	S: 14	P: 20	S: 12	P: 26	S: 8	P: 10	S: 7	P: 11	S: 4	P: 10	S: 15	P: 31	HR: 1	HBP: 1	CS: 0	

PITCHER		IP	WLS	BF	H	R	ER	SO	BB	IBB	HBP	BLK	WP	HR	S	P	ERA	WHIP
17 José Berríos, R ERA: 9.32	(1, 1)	2.0	L	15	8	6	5	1	1	0	0	0	0	0	29	43	22.50	4.500
59 Michael Tonkin, R ERA: 3.99	(3, 1)	2.0		8	1	0	0	3	1	0	0	0	1	0	21	33	0.00	1.000
Buddy Boshers, L ERA: 5.84	(5, 1)	1.1		13	6	6	6	0	1	0	1	0	0	1	17	32	40.50	5.250
60 JT Chargois, R ERA: 13.5	(6, 1)	2.2		10	2	0	0	1	1	0	0	0	0	0	14	25	0.00	1.125
55 Taylor Rogers, L ERA: 2.85	(9, 1)	0.0		4	1	3	2	0	2	0	0	0	0	0	5	15	∞	∞

PITCHER		IP	WLS	BF	H	R	ER	SO	BB	IBB	HBP	BLK	WP	HR	S	P	ERA	WHIP
5 Eduardo Escobar, R ERA:	(9, 1)	1.0		4	1	0	0	0	0	0	0	0	0	0	10	16	0.00	1.000

AB	46
R	15
H	19
RBI	13
BB	6
SO	5
LOB	31

Batter	1	2	3	4	5	6	7	8	9	AB	R	H	RBI	BB	SO	LOB
2 Brian Dozier, R (1, 4) OBP: 0.338, SLG: 0.508	C SI 86 B FF 86 C FF 88 F FC 79 B FF 89 B CH 79 F FF 88 S CU 72 3-3 ① K		X FC 85 0-0 ① G3 1-2 2-3		B FF 86 C FF 86 B CH 78 F SI 86 B CU 71 B SI 88 4-2 BB			B CU 70 B SI 85 S FF 86 B FC 84 B FF 88 4-1 7 2B 26 SF9 BB	C FF 98 F SL 87 D SL 89 B SL 88 X FF 99 2-2 26 1B 1-H 2B	3	1	1	1	2	1	2
7 Joe Mauer, L (1, 10) OBP: 0.380, SLG: 0.411 24 Trevor Plouffe, R (9, 5) OBP: 0.285, SLG: 0.391	B FF 88 C SI 88 F CH 80 F FC 81 X CU 72 1-2 ② G3		D CU 68 B SI 87 B SI 88 C SI 88 X CU 71 3-1 ② F7		B SI 87 B CH 78 C SI 88 B SI 88 1 SAFE C SI 88 C SI 82 3-3 ② K			C SI 87 B CU 69 X CH 80 1-1 26 SF9 19 HR 1-3 2B	C FF 98 S FF 99 F FF 99 B SL 88 B FF 98 F FF 97 X SL 88 2-2 ② L8	4 1	1 0	1 0	0 0	0 0	1 0	3 1
26 Max Kepler, L (1, 9) OBP: 0.343, SLG: 0.530	C SI 88 B CH 80 B CH 80 B FF 88 X CH 79 3-1 ③ P4		X SI 88 0-0 2-H 3-H 2B		C SI 88 X CH 80 0-1 ③ G1-3			X SL 80 0-0 ① SF9 2-3 3-H	C FF 99 B FF 98 B FF 98 X FF 98 2-1 2-3 1B	4	0	2	3	0	0	1
19 Kennys Vargas, S (1, 3) OBP: 0.404, SLG: 0.636		C FF 87 B SI 86 B FF 86 X FC 84 2-1 HR	D CU 72 C SI 89 S SI 88 B SI 88 C SI 90 2-3 ③ K			B SI 84 B CH 77 X SI 86 2-0 ① F8		B FF 90 C FF 90 B CH 75 S CH 75 X SL 76 2-2 3-H HR	X FF 99 0-0 ③ G4-3	5	2	2	3	0	1	3
20 Eddie Rosario, L (1, 8) OBP: 0.291, SLG: 0.436		C SI 88 F SI 89 C CU 71 0-3 ① K		X SI 85 0-0 ① G3		C FF 87 B SI 86 F CH 78 B CU 72 F CU 71 X SI 88 2-2 ② F8		B FF 91 B FF 91 B FF 91 C FF 90 X FF 91 3-1 ② F7		4	0	0	0	0	1	0
11 Jorge Polanco, S (1, 5) OBP: 0.372, SLG: 0.507 (9, 6)		B SI 89 X FF 88 1-0 ② F9		B SI 85 C SI 86 X CH 78 1-1 5 1B 1B		C SI 87 X CU 70 0-1 ③ F9		B FF 91 B FF 91 B FF 91 C FF 90 C FF 91 F FF 91 X FF 91 3-2 1B		4	0	2	0	0	0	0
5 Eduardo Escobar, S (1, 6) OBP: 0.286, SLG: 0.388		C CU 70 C CU 70 B FF 88 B CU 71 B SI 88 C SI 89 3-3 ③ K		B SI 86 X SI 86 1-0 37 G6-4-3 1-2 1B			X SI 85 0-0 37 G6-4-3 1B	B FF 91 F FF 92 B CH 77 S SL 81 B SL 80 S SL 81 3-3 ③ K		4	0	2	0	0	2	1
37 Juan Centeno, L (1, 2) OBP: 0.310, SLG: 0.400			B SI 86 X SI 86 1-0 2 G3 36 1B 26 2B 1B	D CU 69 X SI 88 1-0 ② ③ G6-4-3 1-2f			B SI 86 X SI 86 1-0 ① ② G6-4-3 1-2f		B FF 99 C FF 97 X SL 87 1-1 2 WP 2 2B 1B	4	2	2	0	0	0	3
36 Robbie Grossman, S (1, 7) OBP: 0.390, SLG: 0.432			C SI 86 F CH 77 B SI 86 X SI 88 1-2 2 G3 1-2 26 2B 1B		C FC 85 F CH 76 B CU 70 B CU 70 X CH 77 2-2 ① G4-3		X SI 85 0-0 ③ G6-3		C FF 97 B FF 97 B FF 98 B FF 97 X FF 98 3-1 ① F7	4	1	1	0	0	0	1

BOTTOM

Houston Astros @ Minnesota Twins

Target Field, Minneapolis, MN

Thu Aug 11 2016, 12:12 PM - 3:13 PM CDT

Att. 25,960 - Partly Cloudy - 77 F

livebaseballscorecards.com

AB	37
R	7
H	13
RBI	7
BB	2
SO	6
LOB	15

Inning Stats	1	2	3	4	5	6	7	8	9
	R: 0 E: 0 K: 1 S: 11	R: 1 E: 0 K: 2 S: 9	R: 2 E: 0 K: 1 S: 11	R: 0 E: 0 K: 0 S: 5	R: 0 E: 0 K: 1 S: 10	R: 0 E: 0 K: 0 S: 7	R: 0 E: 0 K: 0 S: 3	R: 3 E: 0 K: 1 S: 16	R: 1 E: 0 K: 0 S: 15
	H: 0 LOB: 0 BB: 0 P: 18	H: 1 LOB: 0 BB: 0 P: 15	H: 3 LOB: 1 BB: 0 P: 18	H: 2 LOB: 1 BB: 0 P: 8	H: 0 LOB: 1 BB: 1 P: 19	H: 0 LOB: 0 BB: 0 P: 11	H: 1 LOB: 0 BB: 0 P: 4	H: 3 LOB: 1 BB: 1 P: 32	H: 3 LOB: 2 BB: 0 P: 25

1B: 8	SF: 1	WP: 1
2B: 3	SAC: 0	PA: 40
3B: 0	DP: 2	PB: 0
HR: 2	HBP: 0	SB: 0
		CS: 0

PITCHER		IP	WLS	BF	H	R	ER	SO	BB	IBB	HBP	BLK	WP	HR	S	P	ERA	WHIP
58 Doug Fister, R ERA: 3.61	(1, 1)	7.0	W	29	8	5	5	5	2	0	0	0	0	1	59	101	6.43	1.429
29 Tony Sipp, L ERA: 4.99	(8, 1)	1.0		5	2	1	1	1	0	0	0	0	0	1	13	24	9.00	2.000
61 Jandel Gustave, R ERA: 9.0	(9, 1)	1.0		6	3	1	1	0	0	0	0	0	1	0	15	25	9.00	3.000

PITCHER	IP	WLS	BF	H	R	ER	SO	BB	IBB	HBP	BLK	WP	HR	S	P	ERA	WHIP

Houston Astros @ Minnesota Twins

Target Field, Minneapolis, MN

Thu Aug 11 2016, 6:11 PM - 8:57 PM CDT

Att. 24,935 - Overcast - 81 F

TOP

livebaseballscorecards.com

Batter	1	2	3	4	5	6	7	8	9	AB	R	H	RBI	BB	SO	LOB
4 George Springer, R (1, 8) OBP: 0.353, SLG: 0.471 53 Ken Giles, R (9, 1)	C FF 87 B CH 81 X CH 82 1-1 ① G4-3	C FF 88 C FF 88 F FF 89 X FF 89 0-2 1-H 2B		B SI 88 X SI 86 1-0 2-H HR		C SI 86 B SL 78 S SI 86 B SI 86 X SL 76 2-2 2B		B SL 76 B SI 86 C SI 86 B SI 86 B SI 88 4-1 1 FC5 2 1B 1 E BB	F SI 88 C SI 89 B SI 90 F CU 70 X SI 89 1-2 ③ F9	5 0	2 0	3 0	3 0	1 0	0 0	2 0
2 Alex Bregman, R (1, 5) (9, 4) OBP: 0.236, SLG: 0.219	B FF 88 F FF 88 S CH 82 X CU 75 1-2 ② G6-3	B CH 82 S CH 83 B FF 88 B FF 87 B FF 87 4-1 BB		C SI 86 B CH 76 B SI 87 C SI 87 F SI 88 B SL 78 X SI 88 3-2 ② L8		X SI 87 0-0 ① G1-3		C SL 77 X SI 86 0-1 1 E 1-2 1B		4	0	1	0	1	0	1
27 Jose Altuve, R (1, 10) OBP: 0.431, SLG: 0.572 23 AJ Reed, L (8, PH) OBP: 0.260, SLG: 0.242 (8, 10) (9, 3)	C FF 88 B FF 89 B FF 90 F CH 82 F CH 80 F CH 81 F CU 75 X CH 80 2-2 ③ G2	C CH 82 B FF 88 X FF 88 1-1 ③ G4-3		B SI 88 F SI 87 T SI 88 X SI 89 1-2 ③ G1-3		F SI 88 F SI 88 X SL 77 1-2 1B		C SI 87 B SL 78 D SL 76 C SI 87 C SI 88 2-3 ① K		4 1	0 0	1 0	0 0	0 1	0 1	2 2
1 Carlos Correa, R (1, 6) OBP: 0.368, SLG: 0.482		B FF 88 B CH 82 C FF 88 B CH 83 B FF 88 4-1 9 1B 11 HR BB	B FF 86 X FF 87 1-0 HR		C SI 86 B SI 87 S SL 77 B SI 89 F SI 86 B SL 78 X SI 88 3-2 9 2B 2B	D SL 78 F SL 77 X SL 77 1-1 ② L6		X SL 77 0-0 FC5 9 G5-4-3 1-3 2-H		4	3	2	1	1	0	3
9 Marwin Gonzalez, S (1, 4) OBP: 0.293, SLG: 0.422 (9, 8)		1 SAFE C CU 75 1 SAFE D CH 80 C FF 88 D CU 74 F FF 89 1 SAFE 1 SAFE 2-2 11 HR 1-2 1B	C CU 74 X CH 79 0-1 ① G5-3		C SI 87 B SI 88 D SL 79 X SI 87 2-1 11 1B 2-H 2B	B SL 79 B SI 89 C SI 88 F SL 78 C SI 88 2-3 ③ K		F SL 77 X SI 89 0-1 ② ③ G5-4-3 1-2f		5	2	2	1	0	1	4
11 Evan Gattis, R (1, 2) OBP: 0.291, SLG: 0.451		C FF 88 D CH 82 B FF 88 D CH 82 F FF 88 X CH 81 3-2 1-H 2-H HR	X FF 86 0-0 ② G5-3		F SI 88 B SI 88 B SI 87 B SI 88 X SI 86 3-1 20 G4-6-3 2-H 1B		C SI 87 B SI 87 X SI 87 1-1 ① F8		F SI 86 C SL 76 C SI 88 0-3 ① K	5	1	2	4	0	1	0
20 Preston Tucker, L (1, 9) OBP: 0.222, SLG: 0.328		F CU 75 B FF 89 X FF 89 1-1 ① F7	S FF 87 S CU 75 B CU 75 B FF 87 F CU 75 F FF 87 S FF 87 2-3 ③ K		S SI 87 C SL 78 X SL 78 0-2 ① ② G4-6-3 1-2f		S SL 77 C SI 87 C CU 66 0-3 ② K		B SL 77 C SI 88 C SI 88 X SI 88 1-2 ② G6-3	5	0	0	0	0	2	1
13 Tyler White, R (1, 3) OBP: 0.291, SLG: 0.372 (9, 5)		C FF 89 C FF 89 B CH 81 X FF 89 1-2 ② G6-3		B SI 87 X SI 87 1-0 E6 16 G3 4 HR	B SI 87 F SI 86 X FF 86 1-1 2B	B SL 76 B CH 77 C SI 87 X SL 76 2-1 1B		B CH 77 X SL 77 1-0 16 1B 1B		5	1	3	0	0	0	0
16 Tony Kemp, L (1, 7) OBP: 0.353, SLG: 0.356		B FF 89 X FF 90 1-0 4 S 4 2B 1B		B SI 85 F SI 86 X SL 76 1-1 ① G3 1-2	B SI 76 F SI 86 D SL 77 F SI 87 B CU 68 C SI 87 3-3 ③ K		X SI 87 0-0 ③ G5-3		C SL 74 F SI 88 D CU 68 X SI 86 1-2 1-2 1B	5	1	2	0	0	1	3
Inning Stats	R: 0 E: 0 K: 0 S: 11 H: 0 LOB: 0 BB: 0 P: 15	R: 4 E: 0 K: 0 S: 22 H: 4 LOB: 2 BB: 2 P: 39	R: 1 E: 0 K: 1 S: 9 H: 1 LOB: 0 BB: 0 P: 12	R: 2 E: 1 K: 0 S: 11 H: 1 LOB: 0 BB: 0 P: 18	R: 2 E: 0 K: 1 S: 16 H: 4 LOB: 1 BB: 0 P: 28	R: 0 E: 0 K: 1 S: 12 H: 2 LOB: 2 BB: 0 P: 18	R: 0 E: 0 K: 1 S: 8 H: 1 LOB: 1 BB: 0 P: 11	R: 1 E: 1 K: 1 S: 9 H: 1 LOB: 1 BB: 1 P: 15	R: 0 E: 0 K: 1 S: 14 H: 2 LOB: 2 BB: 0 P: 18	1B: 8 2B: 5 3B: 0 HR: 3 SF: 0 SAC: 0 DP: 2 HBP: 0						

	AB	43
	R	10
	H	16
	RBI	9
	BB	3
	SO	6
	LOB	18

WP: 0 PB: 0 SB: 1 CS: 0 PA: 46

PITCHER		IP	WLS	BF	H	R	ER	SO	BB	IBB	HBP	BLK	WP	HR	S	P	ERA	WHIP
33 Tommy Milone, L ERA: 5.68	(1, 1)	3.0	L	16	5	5	5	1	2	0	0	0	0	2	42	66	15.00	2.333
58 Andrew Albers, L ERA: 4.5	(4, 1)	6.0		30	11	5	3	5	1	0	0	0	0	1	70	108	4.50	2.000

PITCHER	IP	WLS	BF	H	R	ER	SO	BB	IBB	HBP	BLK	WP	HR	S	P	ERA	WHIP

BOTTOM

Houston Astros @ Minnesota Twins

Target Field, Minneapolis, MN

Thu Aug 11 2016, 6:11 PM - 8:57 PM CDT

Att. 24,935 - Overcast - 81 F

Batter	1	2	3	4	5	6	7	8	9	AB	R	H	RBI	BB	SO	LOB
2 Brian Dozier, R (1, 4) OBP: 0.338, SLG: 0.509	F FF 90 X FF 92 0-1 26 F9 2B		C SL 84 S SL 85 B SL 82 X SL 82 1-2 E6			C SI 92 B SI 92 B SI 91 X SI 90 2-1 ① F8	B CH 86 B SI 93 X CH 88 2-0 ② L4		S SL 87 F FF 95 F SL 86 B SL 86 X FF 98 1-2 ③ G4-3	3	0	1	0	0	0	0
5 Eduardo Escobar, S (7, 4) OBP: 0.284, SLG: 0.385										2	0	0	0	0	0	2
7 Joe Mauer, L (1, 3) OBP: 0.378, SLG: 0.410	C FF 92 X CH 80 0-1 ① F8		B FF 92 C CH 79 X CH 80 1-1 ③ G6-3			C SI 92 B SI 93 B SL 80 F SL 79 X SL 80 2-2 22 2B 1B	C SL 86 B SI 95 X SL 88 1-1 ③ G6-3			4	1	1	0	0	0	4
19 Kennys Vargas, S (8, 3) OBP: 0.404, SLG: 0.636										0	0	0	0	0	0	0
26 Max Kepler, L (1, 9) OBP: 0.338, SLG: 0.521	C SL 81 B FF 93 X CH 81 1-1 ② F9 2-3			C SL 80 F FF 90 B FF 89 B SL 83 F FF 94 S CH 80 2-3 ① K		B SI 92 X SL 78 1-0 ② F9		C SL 85 S SL 86 F SL 86 S SL 87 0-3 ① K		4	0	0	0	0	2	2
22 Miguel Sanó, R (1, 10) OBP: 0.344, SLG: 0.489	B SL 81 F SL 81 S SL 82 F FF 95 S SL 83 1-3 ③ K			B SL 82 F SL 82 S SL 81 B FF 92 X SL 82 2-2 1B		B CU 74 X SI 92 1-0 1-H 2B		C SL 88 B SL 87 F SI 94 B SL 87 F SL 87 C SL 88 2-3 ② K		4	0	2	1	0	2	1
24 Trevor Plouffe, R (1, 5) OBP: 0.284, SLG: 0.389		B SL 81 F FF 91 X SL 83 1-1 ① G5-3		X FF 91 0-0 ② P4		B SI 92 C CU 74 C SI 92 F SI 92 X SI 93 1-2 ③ L7		C SL 87 X SI 95 0-1 11 1B 1B		4	0	1	0	0	0	2
11 Jorge Polanco, S (1, 6) OBP: 0.378, SLG: 0.507		B CH 78 B CH 79 B FF 90 C FF 89 C CH 78 X CH 79 3-2 ② P5		B CH 81 B FF 91 B CH 79 C FF 91 C CH 80 C CH 80 3-3 ③ K			B SI 90 B SI 89 X SI 90 2-0 20 1B 8 2B 1B	B SL 86 S SI 94 X CH 89 1-1 1-2 1B		4	1	2	0	0	1	1
20 Eddie Rosario, L (1, 8) OBP: 0.290, SLG: 0.433		B SL 80 F CH 80 F FF 91 F CH 80 B CH 81 X CH 81 2-2 ③ G3			B SL 82 F CH 83 X CH 78 1-1 ① F8		F SL 78 X SI 91 0-1 8 2B 1-2 1B	B SL 87 X CH 89 1-0 ③ G3-1		4	0	1	0	0	0	2
8 Kurt Suzuki, R (1, 2) OBP: 0.324, SLG: 0.435			C CH 78 X CH 79 0-1 ① F8		C CH 78 F CH 78 X FF 91 0-2 ② L7		B CH 84 X SI 91 1-0 1-3 2-H 2B		C SL 85 B FF 97 F FF 97 F SL 86 F FF 99 B SL 86 X FF 97 2-2 ① F9	4	0	1	1	0	0	0
39 Danny Santana, S (1, 7) OBP: 0.295, SLG: 0.351			C FF 92 C CH 80 B CH 80 F CH 81 F FF 91 B SL 80 F SL 82 S FF 93 2-3 ② K		F CH 78 S CH 79 S CH 78 0-3 ③ K2-3		C SL 80 F SL 79 S CU 75 0-3 ① K		C FF 96 F FF 98 B FF 96 S SL 88 1-3 ② K	4	0	0	0	0	4	2
Inning Stats	R: 0 E: 0 K: 1 S: 10 H: 1 LOB: 1 BB: 0 P: 12	R: 0 E: 0 K: 0 S: 9 H: 0 LOB: 0 BB: 0 P: 15	R: 0 E: 1 K: 1 S: 13 H: 0 LOB: 1 BB: 0 P: 17	R: 0 E: 0 K: 2 S: 11 H: 1 LOB: 1 BB: 0 P: 18	R: 0 E: 0 K: 1 S: 8 H: 0 LOB: 0 BB: 0 P: 9	R: 1 E: 0 K: 0 S: 11 H: 2 LOB: 1 BB: 0 P: 18	R: 1 E: 0 K: 1 S: 10 H: 3 LOB: 2 BB: 0 P: 16	R: 0 E: 0 K: 2 S: 13 H: 2 LOB: 2 BB: 0 P: 17	R: 0 E: 0 K: 1 S: 12 H: 0 LOB: 0 BB: 0 P: 16	1B: 6 2B: 3 3B: 0 HR: 0 SF: 0 SAC: 0 DP: 0 HBP: 0						

livebaseballscorecards.com

AB	37
R	2
H	9
RBI	2
BB	0
SO	9
LOB	16

WP: 0 PA: 37
PB: 0
SB: 0
CS: 0

PITCHER		IP	WLS	BF	H	R	ER	SO	BB	IBB	HBP	BLK	WP	HR	S	P	ERA	WHIP
47 Chris Devenski, R ERA: 2.35	(1, 1)	5.0	W	18	2	0	0	5	0	0	0	0	0	0	51	71	0.00	0.400
50 Kevin Chapman, L ERA: 13.5	(6, 1)	1.1		9	5	2	2	1	0	0	0	0	0	0	18	28	13.50	3.750
51 James Hoyt, R ERA: 1.69	(7, 1)	1.2		7	2	0	0	2	0	0	0	0	0	0	16	23	0.00	1.200
53 Ken Giles, R ERA: 3.69	(9, 1)	1.0		3	0	0	0	1	0	0	0	0	0	0	12	16	0.00	0.000

PITCHER	IP	WLS	BF	H	R	ER	SO	BB	IBB	HBP	BLK	WP	HR	S	P	ERA	WHIP

Batter	1	2	3	4	5	6	7	8	9	AB	R	H	RBI	BB	SO	LOB
4 George Springer, R (1, 9) OBP: 0.358, SLG: 0.471	C SI 92 F CH 85 X SL 85 0-2 G5-3		D CH 86 1 SAFE B CH 85 B SI 92 C FF 91 S CH 85 B SL 86 4-2 2 1B 1 1B 1-2 BB		C SL 80 X SI 93 0-1 2 2B 27 2B 1B	D FC 88 S FF 94 B FF 94 B FC 89 B FF 95 4-1 1-2 BB		S CU 83 B CH 83 D CU 83 S CU 82 D CU 84 B CU 82 4-2 1-2 2-3 BB		2	2	1	0	3	0	0
2 Alex Bregman, R (1, 5) OBP: 0.247, SLG: 0.246	B SI 91 C CH 85 C SI 93 S SL 85 1-3 K		X SI 93 0-0 1 1B 1-2 2-3 1B		D SL 82 X CH 85 1-0 27 2B 1-3 2B	S FC 90 B FC 90 X FF 95 1-1 G5-3		C FC 88 F CU 83 F FF 92 D CU 84 X CU 84 1-2 F9		5	1	2	0	0	1	5
27 Jose Altuve, R (1, 4) OBP: 0.428, SLG: 0.570	B SI 92 B CH 85 F CH 85 F SL 86 X CH 84 2-2 F9		X CH 86 0-0 L5		C SL 86 X SL 85 0-1 9 CS 2-H 3-H 2B		X FC 89 0-0 G6-3		C SI 92 B FF 90 X SI 92 1-1 G6-3	5	0	1	2	0	0	3
1 Carlos Correa, R (1, 6) OBP: 0.366, SLG: 0.479		B SI 92 X CH 85 1-0 E5 9 G5-4-3	B CH 86 F CH 85 S SL 85 X SI 93 1-2 1-2 2-H 3-H 1B		B SI 92 F SL 86 F CH 85 F SL 84 B SI 93 B SL 85 X SL 85 3-2 L9		C FF 96 B FF 95 X FF 95 1-1 G1-3		C SI 92 B FC 90 C SI 92 B FF 92 X SI 91 2-2 G1-3	5	0	1	2	0	0	1
9 Marwin Gonzalez, S (1, 7) OBP: 0.292, SLG: 0.419 (8, 3)		X FF 93 0-0 G5-4-3 1-2f	B CH 88 C SL 85 B CH 87 B CH 86 X SI 93 3-1 L8		B FF 92 C FF 92 B FF 93 X SL 84 2-1 G5-3 2-3		B FC 90 X FF 94 1-0 G4-3		X FF 90 0-0 16 BB 11 1B 1B	5	0	1	0	0	0	4
11 Evan Gattis, R (1, 10) OBP: 0.298, SLG: 0.463		X SI 93 0-0 2B		B FF 92 C SI 92 F CH 86 X SL 87 1-2 2B		F CH 86 C SL 86 B SL 88 B CH 84 X CH 86 2-2 G6-3		C FC 89 B FF 94 X FF 96 1-1 4 BB 35 1B 1B	B SI 92 D SI 91 F SI 91 B SI 92 C SI 92 F SI 93 X FC 91 3-2 16 BB 1-2 1B	5	0	4	0	0	0	0
13 Tyler White, R (1, 3) OBP: 0.288, SLG: 0.366 16 Tony Kemp, L (8, PH) OBP: 0.357, SLG: 0.350 (8, 7)		D CH 86 S SL 85 S SI 93 S SL 86 1-3 K		F SI 93 B SI 94 C SI 92 S CH 86 1-3 K2-3		C CH 86 B SL 86 B FF 94 S SI 93 T CH 86 2-2 K		X FF 94 0-0 B1	D CU 76 S FC 91 B FC 91 F FC 91 D CU 77 B FC 91 4-2 35 FC4-6 1-2 2-3 BB	3 1	0 0	0 0	0 0	0 1	3 0	2 1
35 Teoscar Hernández, R (1, 8) OBP: 0.600, SLG: 1.250			B FF 92 B SI 92 C SI 92 B CH 85 B SI 93 4-1 2 1B 4 BB 1 1B BB	C SL 84 B CH 87 X SI 93 1-1 F8	C SL 86 B SI 94 B SL 86 B CH 86 S SI 94 X SL 84 3-2 HR		X FF 94 0-0 4 BB 1-2 1B	F SI 92 B CU 79 B FF 87 X SI 90 2-1 FC4-6 1-2f	4	2	2	1	1	0	4
15 Jason Castro, L (1, 2) OBP: 0.320, SLG: 0.359			C SL 86 B SL 87 1 SAFE B FF 93 X SL 87 2-1 F8	F SI 92 B SL 88 X SI 94 1-1 G5-3	C SL 86 H SI 94 1-1 4 BB HBP		S CU 81 C CU 81 C CU 82 0-3		3	0	0	0	0	1	4
Inning Stats	R: 0 E: 0 K: 1 S: 9 H: 0 LOB: 0 BB: 0 P: 12	R: 0 E: 1 K: 1 S: 6 H: 1 LOB: 1 BB: 0 P: 8	R: 2 E: 0 K: 0 S: 12 H: 2 LOB: 2 BB: 2 P: 26	R: 0 E: 0 K: 1 S: 10 H: 1 LOB: 1 BB: 0 P: 14	R: 2 E: 0 K: 0 S: 11 H: 3 LOB: 0 BB: 0 P: 17	R: 1 E: 0 K: 1 S: 13 H: 1 LOB: 2 BB: 1 P: 26	R: 0 E: 0 K: 0 S: 4 H: 0 LOB: 0 BB: 0 P: 6	R: 0 E: 0 K: 1 S: 13 H: 2 LOB: 3 BB: 1 P: 19	R: 0 E: 0 K: 0 S: 14 H: 2 LOB: 3 BB: 1 P: 26	1B: 7 2B: 4 3B: 0 HR: 1 SF: 0 SAC: 0 DP: 1 HBP: 1						

PITCHER		IP	WLS	BF	H	R	ER	SO	BB	IBB	HBP	BLK	WP	HR	S	P	ERA	WHIP
45 Francisco Liriano, L ERA: 5.46	(1, 1)	5.2	L	27	8	5	5	4	2	0	1	0	0	1	58	95	7.94	1.765
52 Ryan Tepera, R ERA: 3.68	(6, 1)	1.2		8	2	0	0	0	1	0	0	0	0	0	11	19	0.00	1.800
27 Brett Cecil, L ERA: 4.94	(8, 1)	0.2		3	0	0	0	1	1	0	0	0	0	0	9	14	0.00	1.500
46 Scott Feldman, R ERA: 3.74	(9, 1)	1.0		6	2	0	0	0	1	0	0	0	0	0	14	26	0.00	3.000

PITCHER	IP	WLS	BF	H	R	ER	SO	BB	IBB	HBP	BLK	WP	HR	S	P	ERA	WHIP

Houston Astros @ Toronto Blue Jays

Rogers Centre, Toronto, ON

Fri Aug 12 2016, 7:08 PM - 9:56 PM EDT

Att. 46,330 - Cloudy - 82 F

TOP

livebaseballscorecards.com

AB	38
R	5
H	12
RBI	5
BB	5
SO	5
LOB	24

WP: 0	PB: 0	SB: 0	CS: 1
PA: 44			

BOTTOM

Houston Astros @ Toronto Blue Jays

Rogers Centre, Toronto, ON

Fri Aug 12 2016, 7:08 PM - 9:56 PM EDT

Att. 46,330 - Cloudy - 82 F

livebaseballscorecards.com

Batter	1	2	3	4	5	6	7	8	9	AB	R	H	RBI	BB	SO	LOB
29 Devon Travis, R (1, 4) OBP: 0.341, SLG: 0.494	C FF 92 B FF 93 B SL 83 X FF 92 2-1 ① P3		X SL 80 0-0 ③ 20 G6-4-3 2-3 1B		B SL 82 X FF 93 1-0 ③ F9			F SL 82 C SL 85 B SI 90 F SL 84 F SI 90 B SL 84 F SL 84 F SI 89 X SL 83 2-2 ② L9		4	0	1	0	0	0	0
20 Josh Donaldson, R (1, 5) OBP: 0.404, SLG: 0.565	C FF 94 C SL 84 B SL 84 X SL 83 1-2 ② F7		B FF 92 B FF 92 X SL 82 2-0 ① ② G6-4-3 1-2f 3-H			F FF 92 F SL 82 B FF 96 F SL 84 B SL 84 X FF 94 2-2 2B		C SI 89 B SL 84 B SI 89 F SI 81 F SI 89 B SL 83 X SI 89 3-2 ③ P3		4	0	1	0	0	0	1
10 Edwin Encarnación, R (1, 10) OBP: 0.355, SLG: 0.549	F FF 95 F SL 81 F SL 82 B SL 83 B FF 95 F SI 92 X FF 96 2-2 2B		X SL 81 0-0 ③ G5-3			C SL 83 S SL 83 S CU 82 0-3 ① K			B FC 92 B FC 92 B FC 92 C FC 92 F FC 92 X FC 92 3-2 HR	4	1	2	1	0	1	1
21 Michael Saunders, L (1, 9) OBP: 0.356, SLG: 0.512	B CU 78 F FF 92 B CH 81 X SI 91 2-1 ③ G6-3			B FF 90 B CH 82 X FF 93 2-1 HR		B CU 77 S CH 81 F CH 82 B CU 79 S CH 83 2-3 ② K			B CU 82 B FF 93 C FC 92 F CU 81 B CU 83 X FC 92 3-2 ① F7	4	1	1	1	0	1	2
2 Troy Tulowitzki, R (1, 6) OBP: 0.317, SLG: 0.455		S FF 92 C FF 94 C SL 82 0-3 ① K		C SL 82 S SL 84 X FF 94 0-2 ① G1-3		B SL 82 F CH 83 X SL 80 1-1 ③ G6-3			C CU 82 X FC 93 0-1 ② G1-3	4	0	0	0	0	1	1
55 Russell Martin, R (1, 2) OBP: 0.329, SLG: 0.343		B SL 82 C FF 93 C SL 81 X SL 83 1-2 ② G5-3		C SL 81 S SL 82 S SL 83 0-3 ② K			B FF 92 C FF 91 X SL 82 1-1 ① G1-3		C CU 82 X FF 94 0-1 ③ G3-1	4	0	0	0	0	1	0
14 Justin Smoak, S (1, 3) OBP: 0.316, SLG: 0.413		B FF 93 F FF 93 B CU 79 B FF 94 F FF 92 B FF 94 4-2 BB		B CU 80 B FF 94 X FF 94 2-0 ③ 1B			B SL 84 C FF 92 B CU 79 F FF 92 S SL 83 2-3 ② K			2	0	1	0	1	1	0
7 B.J. Upton, R (1, 8) OBP: 0.289, SLG: 0.405		F FF 92 F SL 81 D SL 82 X FF 92 1-2 ③ F9			C FF 93 F SL 83 B SL 83 F FF 92 S SL 82 1-3 ① K		C FF 94 B SL 84 C SL 82 C SL 82 1-3 ③ K			3	0	0	0	0	2	1
9 Darrell Ceciliani, L (1, 7) OBP: 0.111, SLG: 0.222			B FF 92 X FF 92 1-0 29 1B 20 G6-4-3 2B		C CU 79 X FF 92 0-1 ② F8			C SI 88 C SL 84 B SI 91 S CH 66 1-3 ① K		3	1	1	0	0	1	0
Inning Stats	R: 0 E: 0 K: 0 S: 12 H: 1 LOB: 1 BB: 0 P: 19	R: 0 E: 0 K: 1 S: 11 H: 0 LOB: 1 BB: 1 P: 17	R: 1 E: 0 K: 0 S: 4 H: 2 LOB: 0 BB: 0 P: 7	R: 1 E: 0 K: 1 S: 9 H: 2 LOB: 1 BB: 0 P: 13	R: 0 E: 0 K: 1 S: 7 H: 0 LOB: 0 BB: 0 P: 9	R: 0 E: 0 K: 2 S: 12 H: 1 LOB: 1 BB: 0 P: 17	R: 0 E: 0 K: 2 S: 8 H: 0 LOB: 0 BB: 0 P: 12	R: 0 E: 0 K: 1 S: 14 H: 0 LOB: 0 BB: 0 P: 20	R: 1 E: 0 K: 0 S: 10 H: 1 LOB: 0 BB: 0 P: 16	1B: 2 2B: 3 3B: 0 HR: 2 SF: 0 SAC: 0 DP: 1 HBP: 0						

	AB	32
	R	3
	H	7
	RBI	2
	BB	1
	SO	8
	LOB	6

PITCHER		IP	WLS	BF	H	R	ER	SO	BB	IBB	HBP	BLK	WP	HR	S	P	ERA	WHIP
59 Joe Musgrove, R ERA: 1.47	(1, 1)	7.0	W	26	6	2	2	7	1	0	0	0	0	1	63	94	2.57	1.000
37 Pat Neshek, R ERA: 2.34	(8, 1)	1.0	H	3	0	0	0	1	0	0	0	0	0	0	14	20	0.00	0.000
36 Will Harris, R ERA: 2.7	(9, 1)	1.0	S	4	1	1	1	0	0	0	0	0	0	1	10	16	9.00	1.000

PITCHER	IP	WLS	BF	H	R	ER	SO	BB	IBB	HBP	BLK	WP	HR	S	P	ERA	WHIP

Houston Astros @ Toronto Blue Jays

Rogers Centre, Toronto, ON

Sat Aug 13 2016, 1:09 PM - 3:44 PM EDT

Att. 47,505 - Roof Closed - 68 F

livebaseballscorecards.com

Batter	1	2	3	4	5	6	7	8	9	AB	R	H	RBI	BB	SO	LOB
4 George Springer, R (1, 9) OBP: 0.357, SLG: 0.468	C SI 95 C FF 94 B SI 94 S SI 96 1-3 ① K	D CU 80 C FF 95 F FF 94 S CU 78 1-3 ③ K			B SI 93 C CH 88 F CU 77 B SI 93 B SI 94 B SI 95 4-2 BB			C FF 92 B FF 92 B SL 79 F SL 79 S FF 93 2-3 ① K		3	0	0	0	1	3	1
2 Alex Bregman, R (1, 5) OBP: 0.247, SLG: 0.247	C SI 96 B SI 94 B SI 95 B SI 96 X SI 96 3-1 27 2B 1 2B 1B		X SI 93 0-0 ① G5-3		B SI 93 C SI 94 1 SAFE B SI 94 1 SAFE X FF 92 2-1 ② F9			C FF 92 F SL 80 B FF 93 S SL 80 1-3 ② K		4	1	1	0	0	1	1
27 Jose Altuve, R (1, 10) OBP: 0.431, SLG: 0.578	C SI 95 B SI 96 F SI 95 X SI 95 1-2 1 2B 1-3 2B		B SI 92 B CH 86 F CH 88 B SI 93 B SI 94 4-1 1 CS BB		B SI 93 X SI 93 1-0 ③ G6-3			B FF 93 B SL 81 B FF 92 C FF 93 X FF 94 3-1 3B		3	1	2	0	1	0	1
1 Carlos Correa, R (1, 6) OBP: 0.367, SLG: 0.480	X SI 96 0-0 9 G4-3 2-H 3-H 2B		B CU 79 B SI 93 C SI 95 C SI 95 B CU 80 B SI 95 4-2 ② 1-2 BB			C SI 93 F CH 85 B FF 94 B FF 94 X CU 78 2-2 ① F8		S SL 81 D SL 80 C FF 93 D SL 81 D SL 82 F SL 81 S FF 94 3-3 ③ K		3	0	1	2	1	1	1
9 Marwin Gonzalez, S (1, 4) OBP: 0.292, SLG: 0.417	C CU 78 S FF 96 S CU 77 X CU 79 1-2 ② G4-3 2-3		C CH 88 S CU 77 X CU 78 0-2 ③ G4-3			C SI 94 B CH 87 S SI 95 F CU 77 X CH 89 1-2 11 G4-6-3 1B			C FF 95 C SI 96 B SL 86 S FC 88 1-3 ① K	4	0	1	0	0	1	2
11 Evan Gattis, R (1, 2) OBP: 0.295, SLG: 0.457	C CU 78 C CU 79 B FF 95 C CU 78 1-3 ③ K			B SI 91 X CH 87 1-0 ① G5-3		B SI 92 X SI 92 1-0 ② ③ G4-6-3 1-2f			X FF 97 0-0 ② F9	4	0	0	0	0	1	2
23 AJ Reed, L (1, 3) OBP: 0.272, SLG: 0.286		X FF 94 0-0 16 G1-3 2B		X CH 85 0-0 ② F7			B CH 85 C FF 94 C CU 79 B CU 78 B CH 88 X SI 94 3-2 ① F8		F FC 89 C FC 92 B CH 82 X SI 96 1-2 2B	4	0	2	0	0	0	0
35 Teoscar Hernández, R (1, 8) OBP: 0.333, SLG: 0.625		D CU 77 F SI 93 C CU 77 B FF 92 B CU 78 S SI 94 3-3 ① K		C FF 94 C SI 94 B CU 78 S SI 95 1-3 ③ K			C SI 95 F CH 87 B SI 95 B SI 93 S SI 94 2-3 ② K		F FF 96 S FC 89 X SL 88 0-2 ③ P4	4	0	0	0	0	3	2
16 Tony Kemp, L (1, 7) OBP: 0.342, SLG: 0.333		F SI 94 X CU 79 0-1 ② G1-3 2-3			X SI 93 0-0 ① G1-3		C FF 94 X CH 87 0-1 ③ P6			3	0	0	0	0	0	1

Inning Stats	1	2	3	4	5	6	7	8	9
	R: 2 E: 0 K: 2 S: 15	R: 0 E: 0 K: 2 S: 9	R: 0 E: 0 K: 0 S: 7	R: 0 E: 0 K: 1 S: 5	R: 0 E: 0 K: 0 S: 6	R: 0 E: 0 K: 0 S: 8	R: 0 E: 0 K: 1 S: 8	R: 0 E: 0 K: 3 S: 12	R: 0 E: 0 K: 1 S: 10
	H: 3 LOB: 1 BB: 0 P: 22	H: 1 LOB: 1 BB: 0 P: 13	H: 0 LOB: 1 BB: 2 P: 15	H: 0 LOB: 0 BB: 0 P: 7	H: 0 LOB: 1 BB: 1 P: 13	H: 1 LOB: 0 BB: 0 P: 12	H: 0 LOB: 0 BB: 0 P: 13	H: 1 LOB: 1 BB: 0 P: 21	H: 1 LOB: 1 BB: 0 P: 12

AB	32
R	2
H	7
RBI	2
BB	3
SO	10
LOB	11

		1B: 2	SF: 0	WP: 0	PA: 35
		2B: 4	SAC: 0	PB: 0	
		3B: 1	DP: 1	SB: 0	
		HR: 0	HBP: 0	CS: 1	

PITCHER		IP	WLS	BF	H	R	ER	SO	BB	IBB	HBP	BLK	WP	HR	S	P	ERA	WHIP
41 Aaron Sanchez, R ERA: 2.84	(1, 1)	7.0	W	27	5	2	2	6	3	0	0	0	0	0	58	95	2.57	1.143
37 Jason Grilli, R ERA: 3.24	(8, 1)	1.0	H	4	1	0	0	3	0	0	0	0	0	0	12	21	0.00	1.000
54 Roberto Osuna, R ERA: 1.89	(9, 1)	1.0	S	4	1	0	0	1	0	0	0	0	0	0	10	12	0.00	1.000

PITCHER		IP	WLS	BF	H	R	ER	SO	BB	IBB	HBP	BLK	WP	HR	S	P	ERA	WHIP

BOTTOM

Houston Astros @ Toronto Blue Jays

Rogers Centre, Toronto, ON

Sat Aug 13 2016, 1:09 PM - 3:44 PM EDT

Att. 47,505 - Roof Closed - 68 F

livebaseballscorecards.com

Batter	1	2	3	4	5	6	7	8	9	AB	R	H	RBI	BB	SO	LOB
29 Devon Travis, R (1, 4) OBP: 0.336, SLG: 0.486	C FF 89 X FC 87 0-1 ① L9		F FF 90 B FC 87 B FC 89 C FF 90 B FC 88 F FC 89 C CU 72 3-3 ① K		C CU 72 B FF 91 B FC 90 X CU 74 2-2 ③ G5-3		B SL 86 F FF 96 S FF 96 X SL 87 1-2 ②③ F9 1-2			4	0	0	0	0	1	1
20 Josh Donaldson, R (1, 5) OBP: 0.402, SLG: 0.569	C FF 92 S SI 86 B CU 75 B FC 88 X SI 86 2-2 HR		C FC 89 B SI 91 C FC 89 F CU 75 B SI 92 S FC 89 2-3 ② K			C SI 87 X CU 73 0-1 ① G6-3		C SL 87 B SL 88 C FF 98 B SL 88 X SI 98 2-2 ① G5-3		4	1	1	1	0	1	0
10 Edwin Encarnación, R (1, 10) OBP: 0.358, SLG: 0.550	B FC 90 S CU 75 C CU 75 F SI 90 B CU 75 X FC 89 2-2 21 G3-6 1B		B CU 75 C FC 88 B FC 89 B SI 90 B FC 88 4-1 BB			B FC 88 B CU 74 B FC 86 C FF 90 F CU 74 X FF 91 3-2 2 G5-3 21 1B 55 HR 1B			C SI 98 B SL 88 F FF 97 B FF 98 C SL 88 2-3 ② K		3	1	2	0	1	1	0
21 Michael Saunders, L (1, 9) OBP: 0.355, SLG: 0.509 48 Junior Lake, R (9, 9) OBP: 0.289, SLG: 0.382	B SI 91 B CH 84 C FF 90 F FC 87 F CU 73 X FC 87 2-2 ②③ G3-6 1-2f		B FC 88 S FF 91 F FC 88 S FF 89 1-3 ③ K			X FC 86 0-0 2 G5-3 55 HR 1-2 1B		B SI 98 F SI 98 S FF 98 S SL 90 1-3 ③ K		4 0	1 0	1 0	0 0	0 0	2 0	2 0
2 Troy Tulowitzki, R (1, 6) OBP: 0.314, SLG: 0.451		C CU 72 F FC 86 B CU 74 F FC 88 X SI 91 1-2 ① G5-3		X CU 74 0-0 ① F9		D SI 92 B FF 92 F SL 86 D CH 85 C SI 93 F SL 87 X SI 93 3-2 ② G5-3 1-2 2-3				3	0	0	0	0	0	2
55 Russell Martin, R (1, 2) OBP: 0.332, SLG: 0.354		F CU 74 B CU 72 B FC 88 C FC 88 B CU 74 F FC 87 B FC 89 4-2 14 1B BB		C FF 90 B CU 73 B CU 73 X FC 85 2-1 ② F9		B SL 86 D SL 86 B SI 92 C SI 94 F SL 86 X SL 86 3-2 2-H 3-H HR				2	1	1	3	1	0	0
14 Justin Smoak, S (1, 3) OBP: 0.316, SLG: 0.412		X FC 87 0-0 1-2 1B		C FC 88 C CU 72 B FF 90 S CU 74 1-3 ③ K		B SI 93 F SI 93 B SL 86 X SI 93 2-1 ③ G6-3				3	0	1	0	0	1	0
7 B.J. Upton, R (1, 8) OBP: 0.289, SLG: 0.404		S FC 87 C FF 90 B FC 86 F FC 87 B SI 90 S FC 86 2-3 ② K			C CU 73 B FF 88 F SI 88 B FF 90 X CU 74 2-2 ① G5-3		X FF 96 0-0 29 CS 1B			3	0	1	0	0	1	2
9 Darrell Ceciliani, L (1, 7) OBP: 0.083, SLG: 0.167		B CU 72 F FC 88 F FC 87 B FF 90 C CU 73 2-3 ③ K			B CU 72 X FC 88 1-0 ② P5		1 SAFE 1 SAFE X SI 95 0-0 ① F8			3	0	0	0	0	1	3
Inning Stats	R: 1 E: 0 K: 0 S: 13 H: 2 LOB: 0 BB: 0 P: 19	R: 0 E: 0 K: 2 S: 15 H: 1 LOB: 2 BB: 1 P: 24	R: 0 E: 0 K: 3 S: 12 H: 0 LOB: 1 BB: 1 P: 22	R: 0 E: 0 K: 1 S: 6 H: 0 LOB: 0 BB: 0 P: 9	R: 0 E: 0 K: 0 S: 7 H: 0 LOB: 0 BB: 0 P: 12	R: 3 E: 0 K: 0 S: 15 H: 3 LOB: 0 BB: 0 P: 26	R: 0 E: 0 K: 0 S: 5 H: 1 LOB: 0 BB: 0 P: 6	R: 0 E: 0 K: 2 S: 9 H: 0 LOB: 0 BB: 0 P: 14		1B: 5 2B: 0 3B: 0 HR: 2 SF: 0 SAC: 0 DP: 1 HBP: 0					WP: 0 PB: 0 SB: 0 CS: 1 PA: 31	

	AB	29
	R	4
	H	7
	RBI	4
	BB	2
	SO	8
	LOB	10

PITCHER		IP	WLS	BF	H	R	ER	SO	BB	IBB	HBP	BLK	WP	HR	S	P	ERA	WHIP
31 Collin McHugh, R ERA: 4.7	(1, 1)	5.1	L	22	5	3	3	6	2	0	0	0	0	1	59	95	5.06	1.312
51 James Hoyt, R ERA: 3.0	(6, 1)	0.2	B	3	1	1	1	0	0	0	0	0	0	1	9	17	13.50	1.500
61 Jandel Gustave, R ERA: 3.0	(7, 1)	2.0		6	1	0	0	2	0	0	0	0	0	0	14	20	0.00	0.500

PITCHER	IP	WLS	BF	H	R	ER	SO	BB	IBB	HBP	BLK	WP	HR	S	P	ERA	WHIP

Batter	1	2	3	4	5	6	7	8	9	AB	R	H	RBI	BB	SO	LOB
4 George Springer, R (1, 9) OBP: 0.356, SLG: 0.466	C SI 93 S FC 88 B FC 87 S FC 88 1-3 K		C SI 92 B SI 93 B SI 93 B SI 93 F SI 92 S FF 93 3-3 K		F SI 92 B SI 93 X FC 91 1-1 G3-1		X SL 86 0-0 1-2 1B			4	0	1	0	0	2	0
2 Alex Bregman, R (1, 5) OBP: 0.235, SLG: 0.234	B SI 93 B SI 92 B SI 93 C SI 92 S SI 92 F SI 92 X SI 92 3-2 L8		X SI 92 0-0 E5 1 1B		C SI 94 B SI 93 B FC 92 S SV 83 C FC 89 2-3 K		X SI 94 0-0 P2			4	0	0	0	0	1	2
27 Jose Altuve, R (1, 4) OBP: 0.427, SLG: 0.573	B SI 93 C FC 89 B SI 93 F SI 93 F FC 88 B CH 86 F SI 93 X SI 92 3-2 G5-3		B SI 93 F SI 92 X FC 89 1-1 F8			C SI 92 B CH 86 X SI 93 1-1 G5-3	F SI 95 F FF 94 X CH 85 0-2 L5			4	0	0	0	0	0	3
1 Carlos Correa, R (1, 6) OBP: 0.370, SLG: 0.483		C FC 88 F FC 88 B FF 92 X FF 93 1-2 35 1B 9 HBP 35 E 1B	X FF 94 0-0 1-2 1B			B SI 93 X CH 87 1-0 1B		S SL 78 X SL 79 0-1 G6-3		4	1	3	0	0	0	0
9 Marwin Gonzalez, S (1, 3) OBP: 0.293, SLG: 0.417 13 Tyler White, R (2, 3) OBP: 0.284, SLG: 0.361		B SV 80 F SI 91 D SI 92 F FC 88 H FC 88 3-2 35 E 1-2 HBP	S FC 91 B FC 89 X SI 92 1-1 G6-3			C FC 90 C SI 93 F FC 89 F SV 80 S SI 93 0-3 K		X FF 92 0-0 P5		0 3	0 0	0 0	0 0	0 0	0 1	0 3
23 AJ Reed, L (1, 10) OBP: 0.259, SLG: 0.270		C SL 83 X SI 92 0-1 F7		F SI 91 C FF 90 B FF 92 F SL 85 B CH 85 S FC 88 2-3 K		F FC 90 F FC 91 S SV 84 0-3 K		B FF 91 F FF 92 B FF 92 F CH 85 F FF 93 S FF 92 2-3 K		4	0	0	0	0	3	3
15 Jason Castro, L (1, 2) OBP: 0.319, SLG: 0.369		X FC 91 0-0 F7	B SI 94 C FC 89 S CH 87 F SL 87 F SL 86 S CU 81 1-3 K				B FC 89 X SI 90 1-0 HR		X FF 92 0-0 G4-3	4	1	1	1	0	1	2
35 Teoscar Hernández, R (1, 8) OBP: 0.308, SLG: 0.500		B SI 93 X SI 93 1-0 E1 1-3 2-H 1B	X SI 93 0-0 G4-3				B FC 89 M FC 89 X SI 93 1-1 F9		C CU 83 S CU 84 S FF 94 0-3 K	4	0	1	0	0	1	0
16 Tony Kemp, L (1, 7) OBP: 0.342, SLG: 0.333 11 Evan Gattis, R (9, PH) OBP: 0.294, SLG: 0.456		C FC 90 D SV 84 F FC 89 X FC 87 1-2 F8			C SI 92 F FC 88 B SV 81 C SI 93 1-3 K		X SI 94 0-0 4 1B 1B		B CU 84 C CU 84 S CH 85 B CU 85 S CU 84 2-3 K	3 1	0 0	1 0	0 0	0 0	1 1	2 0
Inning Stats	R: 0 E: 0 K: 1 S: 12 H: 0 LOB: 0 BB: 0 P: 19	R: 1 E: 1 K: 0 S: 12 H: 2 LOB: 2 BB: 0 P: 18	R: 0 E: 1 K: 1 S: 9 H: 1 LOB: 2 BB: 0 P: 14	R: 0 E: 0 K: 2 S: 10 H: 0 LOB: 0 BB: 0 P: 13	R: 0 E: 0 K: 2 S: 8 H: 0 LOB: 0 BB: 0 P: 12	R: 0 E: 0 K: 2 S: 11 H: 1 LOB: 1 BB: 0 P: 13	R: 1 E: 0 K: 0 S: 9 H: 3 LOB: 2 BB: 0 P: 11	R: 0 E: 0 K: 1 S: 7 H: 0 LOB: 0 BB: 0 P: 9	R: 0 E: 0 K: 2 S: 7 H: 0 LOB: 0 BB: 0 P: 9	1B: 6 2B: 0 3B: 0 HR: 1	SF: 0 SAC: 0 DP: 0 HBP: 1					

PITCHER		IP	WLS	BF	H	R	ER	SO	BB	IBB	HBP	BLK	WP	HR	S	P	ERA	WHIP
6 Marcus Stroman, R ERA: 4.63	(1, 1)	6.1	W	26	5	2	1	8	0	0	1	0	0	1	65	94	1.42	0.789
53 Joaquín Benoit, R ERA: 3.94	(7, 1)	0.2	H	4	2	0	0	0	0	0	0	0	0	0	6	6	0.00	3.000
37 Jason Grilli, R ERA: 3.16	(8, 1)	1.0		3	0	0	0	1	0	0	0	0	0	0	7	9	0.00	0.000
27 Brett Cecil, L ERA: 4.74	(9, 1)	1.0		3	0	0	0	2	0	0	0	0	0	0	7	9	0.00	0.000

PITCHER	IP	WLS	BF	H	R	ER	SO	BB	IBB	HBP	BLK	WP	HR	S	P	ERA	WHIP

TOP

Houston Astros @ Toronto Blue Jays

Rogers Centre, Toronto, ON

Sun Aug 14 2016, 1:18 PM - 4:17 PM EDT

Att. 47,261 - Partly Cloudy - 77 F

livebaseballscorecards.com

AB	35
R	2
H	7
RBI	1
BB	0
SO	11
LOB	15

BOTTOM

Houston Astros @ Toronto Blue Jays

Rogers Centre, Toronto, ON

Sun Aug 14 2016, 1:18 PM - 4:17 PM EDT

Att. 47,261 - Partly Cloudy - 77 F

livebaseballscorecards.com

Batter	1	2	3	4	5	6	7	8	9	AB	R	H	RBI	BB	SO	LOB
29 Devon Travis, R (1, 4) OBP: 0.337, SLG: 0.488	X CH 86 0-0 20 SH2-3 2 1B 2B		B FF 88 C FF 90 B CU 74 X CH 82 2-1 ① L9	D CU 75 L FF 90 X CH 83 1-1 ③ G5-3		C FF 96 F SL 86 B SL 88 F FF 97 B SL 87 F FF 97 B SI 98 X SI 98 3-2 ③ F9		D SL 85 B FF 96 F FF 96 F FF 96 F FF 98 F SL 87 X FF 97 2-2 20 BB 1-2 2-3 1B		5	1	2	0	0	0	2
20 Josh Donaldson, R (1, 5) OBP: 0.401, SLG: 0.565	X FF 87 0-0 ① SH2-3 2-3		B FF 90 X CH 84 1-0 ② G5-3		C FF 90 B CU 75 F FF 91 B FF 92 X CU 74 2-2 ① G5-3		B SI 89 C SI 89 B SI 89 S SL 82 B SL 82 X SL 82 3-2 ① P5	C SL 87 B SL 86 F FF 94 B SL 88 B SL 87 B FF 94 4-2 48 FC4-6 1-2 2-3 3-H BB		3	0	0	1	1	0	0
10 Edwin Encarnación, R (1, 10) OBP: 0.360, SLG: 0.560	F FF 88 C FF 87 D CU 76 D CH 82 B CH 82 C CH 82 3-3 ② K		F FF 91 F FF 87 B CU 75 B CU 76 H FF 88 3-2 HBP		B FF 90 C FF 90 X FF 92 1-1 2 HR 2B		B SI 89 C SI 89 B SL 82 B SL 82 S SL 82 F SI 89 F SI 89 X SL 82 3-2 HR	D SL 87 X FF 93 1-0 ② SF7 3-H		3	2	2	2	0	1	1
21 Michael Saunders, L (1, 9) OBP: 0.354, SLG: 0.505 48 Junior Lake, R (8, 9) OBP: 0.282, SLG: 0.371	B CU 75 B FF 91 C CH 84 D CU 76 B CH 82 4-1 2 1B BB		B CU 72 F FF 89 X CH 84 1-1 ③ L9		S CH 84 B CU 74 X FF 90 1-1 ② P5		X SI 88 0-0 ② G4-3	C SL 86 D SL 87 B FF 94 B SL 85 X FF 93 3-1 ③ FC4-6 1-2f		3 1	0 0	0 0	0 0	1 0	0 0	2 2
2 Troy Tulowitzki, R (1, 6) OBP: 0.316, SLG: 0.461	B FF 89 X FF 89 1-0 1-2 3-H 1B			C FF 89 B CH 82 X CH 82 1-1 E5 55 BB 9 1B	B CH 84 B CH 83 B FF 90 C FF 90 X FF 90 3-1 2-H HR		B SL 81 C SI 88 B SL 82 C SL 81 S SI 88 2-3 ③ K			4	2	2	3	0	1	0
55 Russell Martin, R (1, 2) OBP: 0.336, SLG: 0.366	C FF 89 S CH 82 B CU 76 C CH 83 1-3 ③ K			C FF 88 B CH 82 B CH 81 S FF 90 B FF 91 4-2 9 E 9 1B 1-2 BB	X CH 84 0-0 HR			S FF 94 X SL 83 0-1 14 BB 7 1B 1B		3	2	2	1	1	1	2
14 Justin Smoak, S (1, 3) OBP: 0.316, SLG: 0.408		F FF 88 B CU 75 B FF 90 S CH 83 B CU 76 S FF 89 3-3 ① K		D CU 75 C FF 90 C CH 85 F CU 75 S CU 76 1-3 ① K	F SL 79 X FF 90 0-1 ③ L9			B FF 95 B FF 95 D SL 84 C FF 95 S FF 96 B FF 95 4-2 29 1B 7 1B 20 BB 1-2 BB		3	1	0	0	1	2	2
7 B.J. Upton, R (1, 8) OBP: 0.291, SLG: 0.405		B FF 91 C FF 91 B CH 84 S CH 83 B CU 75 C FF 90 3-3 ② K		C CH 84 C FF 91 F CH 84 B CH 81 C CU 75 1-3 ② K		X FF 91 0-0 9 CS 1B		S FF 95 S FF 96 D SL 86 B FF 97 D SL 85 F FF 97 X FF 97 3-2 20 BB 29 1B 10 SF7 1-2 2-H 1B		4	1	2	1	0	2	2
9 Darrell Ceciliani, L (1, 7) OBP: 0.125, SLG: 0.188		S FF 90 C CU 75 S FF 91 0-3 ③ K		B CU 74 S CH 84 B FF 91 X CH 85 2-1 E9 1-3 2-H 1B		1 SAFE C SL 79 1 SAFE 1 SAFE S FF 91 1 SAFE B SL 82 1 SAFE B SL 82 2-2 ① X SL 81 ② G1-3 1-2		B FF 96 F FF 96 F FF 96 F SL 86 F FF 96 S FF 86 1-3 ① K		4	0	1	1	0	2	3
Inning Stats	R: 1 E: 0 K: 2 S: 10 H: 2 LOB: 2 BB: 1 P: 19	R: 0 E: 0 K: 3 S: 9 H: 0 LOB: 0 BB: 0 P: 15	R: 0 E: 0 K: 0 S: 7 H: 0 LOB: 1 BB: 0 P: 14	R: 1 E: 2 K: 2 S: 16 H: 1 LOB: 2 BB: 1 P: 26	R: 3 E: 0 K: 0 S: 12 H: 3 LOB: 0 BB: 0 P: 19	R: 0 E: 0 K: 0 S: 9 H: 1 LOB: 0 BB: 0 P: 14	R: 1 E: 0 K: 1 S: 12 H: 1 LOB: 0 BB: 0 P: 20	R: 3 E: 0 K: 1 S: 23 H: 3 LOB: 2 BB: 2 P: 41		1B: 6 2B: 2 3B: 0 HR: 3	SF: 1 SAC: 1 DP: 0 HBP: 1		WP: 0 PB: 0 SB: 0 CS: 1	PA: 40		

	AB	33
	R	9
	H	11
	RBI	9
	BB	4
	SO	9
	LOB	16

PITCHER		IP	WLS	BF	H	R	ER	SO	BB	IBB	HBP	BLK	WP	HR	S	P	ERA	WHIP
54 Mike Fiers, R ERA: 4.58	(1, 1)	4.2	L	24	6	5	4	7	2	0	1	0	0	2	52	91	7.71	1.714
29 Tony Sipp, L ERA: 4.83	(5, 1)	1.0		3	1	0	0	0	0	0	0	0	0	0	6	8	0.00	1.000
61 Jandel Gustave, R ERA: 2.7	(6, 1)	0.1		1	0	0	0	0	0	0	0	0	0	0	5	8	0.00	0.000
44 Luke Gregerson, R ERA: 3.22	(7, 1)	1.0		4	1	1	1	1	0	0	0	0	0	1	12	20	9.00	1.000
45 Michael Feliz, R ERA: 4.35	(8, 1)	0.1		5	3	3	3	1	1	0	0	0	0	0	18	28	81.00	12.000

PITCHER		IP	WLS	BF	H	R	ER	SO	BB	IBB	HBP	BLK	WP	HR	S	P	ERA	WHIP
51 James Hoyt, R ERA: 2.7	(8, 1)	0.2		3	0	0	0	0	1	0	0	0	0	0	5	13	0.00	1.500

Batter	1	2	3	4	5	6	7	8	9	AB	R	H	RBI	BB	SO	LOB
28 Tommy Pham, R (1, 7) OBP: 0.350, SLG: 0.528	B SI 87 F SI 88 C SL 76 B SL 78 F SI 89 B SI 89 X SI 88 3-2 13 1B 37 1B 2B		C SI 86 C SL 75 B FC 85 F SI 89 B SL 78 C SI 90 2-3 ①	D SL 78 B SI 88 B SL 79 C SI 89 S SI 88 X SI 90 3-2 3-H HR	B FF 92 S SL 83 B CH 79 S CH 79 C FF 92 2-3 ①	S SL 87 S SL 88 D SL 88 F FF 99 S SL 88 1-3 ③	5	2	2	2	0	3	1
55 Stephen Piscotty, R (1, 9) OBP: 0.344, SLG: 0.464	C SI 89 S SL 77 D SL 79 F FF 87 D SL 80 C SI 90 2-3 ①		X FC 86 0-0 ②	C SL 78 C SL 79 F FC 80 B FF 87 F SL 79 C SI 90 1-3 ③	B FF 92 X FF 93 1-0 ②		4	0	0	0	0	2	1
13 Matt Carpenter, L (1, 4) OBP: 0.406, SLG: 0.545	C SI 89 D SL 79 F SI 89 B SI 90 X SL 79 2-2 37 1B 4 G4-3 2-3 1B		C SI 88 B SI 88 B SI 89 X SL 78 2-1 ③	B SL 77 C SI 88 C SL 78 B FF 89 B SL 80 F SI 90 B SI 90 4-2 37 1B 4 G3 BB	B CH 80 C CH 79 B FF 92 F KC 74 F FF 92 B CH 80 F CH 79 C FF 92 3-3 ③		3	2	1	0	1	1	0
37 Brandon Moss, L (1, 3) OBP: 0.343, SLG: 0.572	B SI 90 D SI 90 X SI 90 2-0 4 G4-3 1-3 3-H 1B			C SI 88 S SL 78 B SL 79 X SI 89 1-2 ① G4-3	F SL 78 B SI 89 C SL 77 D SL 80 B SI 90 X SL 80 3-2 27 1B 4 G3 3 HR 1-3 1B		F FF 89 B CH 78 B FF 89 F CH 78 F FF 90 S CH 78 2-3 ①		4	1	2	1	0	1	0
4 Yadier Molina, R (1, 2) OBP: 0.347, SLG: 0.389	B SI 89 X SI 89 1-0 ② G4-3 1-2 3-H			C SL 76 B FC 86 X SL 78 1-1 ② G5-3	F SI 87 F SL 83 X SI 91 0-2 ① G3 1-2 3-H		X FF 91 0-0 ②		4	0	0	2	0	0	2
27 Jhonny Peralta, R (1, 10) OBP: 0.274, SLG: 0.411	B SL 78 B SI 88 S SL 78 B SL 79 F FC 85 F SL 80 C SI 90 3-3 ③			B FC 85 S SL 77 C SI 88 B SL 78 S SL 78 2-3 ③	C SI 88 X SL 84 0-1 3 HR 2-3 1B		B SL 82 B SL 82 X FF 90 2-0 ③ G5-3		4	1	1	0	0	2	1
3 Jedd Gyorko, R (1, 5) OBP: 0.312, SLG: 0.488		X SI 87 0-0 ① G5-3			C SI 87 B CH 78 C SL 77 B SL 79 S SI 89 2-3 ① F SL 82 B SL 83 B SL 83 X SI 87 2-1 1-H 3-H HR			C FF 96 B SL 85 F FF 97 C SL 86 1-3 ①	4	1	1	3	0	2	0
15 Randal Grichuk, R (1, 8) OBP: 0.284, SLG: 0.449		C SI 88 B SL 76 F SI 88 B SL 80 X SI 86 2-2 ② F7			C SL 76 B SI 89 T SI 89 X SL 78 1-2 35 G4-3 28 HR 2B		S SL 82 C SL 84 F SL 83 F SI 90 F SL 84 B SL 83 F SL 83 B SI 92 S SL 84 2-3 ②		X FF 96 0-0 3B	4	1	2	0	0	1	0
35 Greg Garcia, L (1, 6) OBP: 0.353, SLG: 0.338		C SI 88 B SL 76 S SL 78 B SL 78 C SI 89 2-3 ③			B SI 90 X SI 89 1-0 ② G4-3 2-3	C SI 88 C SL 82 B SI 91 S CH 66 1-3 ③		C FF 98 T SL 87 S SL 87 0-3 ②	4	0	0	0	0	3	2
Inning Stats	R: 2 E: 0 K: 2 S: 17 H: 3 LOB: 1 BB: 0 P: 30	R: 0 E: 0 K: 1 S: 7 H: 0 LOB: 0 BB: 0 P: 11	R: 0 E: 0 K: 1 S: 7 H: 0 LOB: 0 BB: 0 P: 11	R: 0 E: 0 K: 1 S: 8 H: 0 LOB: 0 BB: 0 P: 12	R: 2 E: 0 K: 2 S: 15 H: 2 LOB: 0 BB: 0 P: 23	R: 4 E: 0 K: 2 S: 23 H: 3 LOB: 0 BB: 1 P: 35	R: 0 E: 0 K: 2 S: 9 H: 0 LOB: 0 BB: 0 P: 15	R: 0 E: 0 K: 1 S: 6 H: 0 LOB: 0 BB: 0 P: 10	R: 0 E: 0 K: 3 S: 11 H: 1 LOB: 1 BB: 0 P: 13	1B: 4 2B: 2 3B: 1 HR: 2 SF: 0 SAC: 0 DP: 0 HBP: 0						

PITCHER		IP	WLS	BF	H	R	ER	SO	BB	IBB	HBP	BLK	WP	HR	S	P	ERA	WHIP
60 Dallas Keuchel, L ERA: 4.76	(1, 1)	5.0	L	22	6	6	6	7	1	0	0	0	0	1	60	100	10.80	1.400
37 Pat Neshek, R ERA: 2.78	(6, 1)	1.0		5	2	2	2	2	0	0	0	0	0	1	17	22	18.00	2.000
47 Chris Devenski, R ERA: 2.3	(7, 1)	2.0		6	0	0	0	3	0	0	0	0	0	0	15	25	0.00	0.000
53 Ken Giles, R ERA: 3.61	(9, 1)	1.0		4	1	0	0	3	0	0	0	0	0	0	11	13	0.00	1.000

PITCHER	IP	WLS	BF	H	R	ER	SO	BB	IBB	HBP	BLK	WP	HR	S	P	ERA	WHIP

TOP

St. Louis Cardinals @ Houston Astros

Minute Maid Park, Houston, TX

Tue Aug 16 2016, 7:13 PM - 10:18 PM CDT

Att. 30,438 - Roof Closed - 73 F

livebaseballscorecards.com

AB	36
R	8
H	9
RBI	8
BB	1
SO	15
LOB	7

WP: 0	PA: 37								
PB: 0									
SB: 0									
CS: 0									

BOTTOM

St. Louis Cardinals @ Houston Astros

Minute Maid Park, Houston, TX

Tue Aug 16 2016, 7:13 PM - 10:18 PM CDT

Att. 30,438 - Roof Closed - 73 F

Batter	1	2	3	4	5	6	7	8	9	AB	R	H	RBI	BB	SO	LOB
4 George Springer, R (1, 9) OBP: 0.358, SLG: 0.464	C FF 90 H FF 90 1-1 2 WP 2 HR HBP	F FF 89 1 SAFE B SI 88 1 SAFE B CH 81 D CH 80 B SI 89 4-1 2 1B 1-2 BB		C FF 88 F SI 88 D CU 80 F CH 80 X FF 90 1-2 ① G6-3		B FF 97 B FF 97 B SI 97 B SI 96 4-0 BB		C CU 75 B SI 91 F FF 90 B SI 91 C SI 90 2-3 ③ K		2	1	0	0	2	1	1
2 Alex Bregman, R (1, 5) OBP: 0.244, SLG: 0.280	B SI 91 X SI 90 1-0 1-H HR	X FF 89 0-0 1-2 2-3 1B		C CU 70 F FF 89 D SL 79 D CH 80 D CH 82 F CU 79 F FF 89 X FF 89 3-2 ② F9 2-3		S SI 96 B FF 96 F SI 95 C CH 87 1-3 ② K			F FF 93 S SL 84 B FF 93 C FF 93 1-3 ① K	5	1	2	2	0	2	2
27 Jose Altuve, R (1, 4) OBP: 0.429, SLG: 0.573	B FF 91 B CH 82 X FF 90 2-0 9 SH1-3 1 E 1B	X CH 80 0-0 ② F6		F FF 90 C SL 81 X SL 80 0-2 1 FC4 3-H 1B		F FF 97 F SI 97 1 SAFE B SI 98 X FF 97 1-2 ③ L9			X FF 93 0-0 1B	5	0	3	1	0	0	4
1 Carlos Correa, R (1, 6) OBP: 0.370, SLG: 0.481	1 SAFE C CH 80 F FF 89 B CU 77 B CU 78 F CH 82 D CU 78 F CH 80 F SI 90 4-2 F FF 80 F CH 81 D CH 82 9 SH1-3 1-2 BB	D CH 81 D CH 80 B SI 90 C FF 89 F FF 90 F CH 81 C CU 78 3-3 ③ K		1 SAFE 1 SAFE B FF 88 X FF 89 1-0 ③ FC4 1-2f			B CU 75 C CU 76 B CH 88 F FF 98 X FF 98 2-2 9 FC5-6 1B		F SL 84 C FF 93 S FF 91 0-3 ② K	4	0	1	0	1	2	5
9 Marwin Gonzalez, S (1, 3) (8, 7) OBP: 0.293, SLG: 0.424	L SI 89 X FF 88 0-1 ① SH1-3 1-2 2-3		C FF 89 S CH 80 B SI 89 X SI 88 1-2 HR		B FF 89 C FF 89 B CH 80 S CH 80 X CH 80 2-2 ① F7		C FF 96 1 SAFE S SI 95 X CH 87 0-2 ① FC5-6 23 WP 1-2f		S FF 92 D CH 85 S SL 83 1-3 ③ K	4	1	1	1	0	1	2
11 Evan Gattis, R (1, 10) OBP: 0.291, SLG: 0.450	C SI 88 X CH 81 0-1 ② P3		X SI 89 0-0 ① F9		B CU 70 C CH 79 B SI 90 S CH 80 X CH 80 2-2 ② L7		B FF 97 F SI 94 B CU 76 C CH 87 B CU 77 F FF 98 C FF 96 3-3 ② K			4	0	0	0	0	1	3
35 Teoscar Hernández, R (1, 7) OBP: 0.250, SLG: 0.400 23 AJ Reed, L (7, PH) (8, 3) OBP: 0.256, SLG: 0.267	X SI 88 0-0 ③ L8		C FF 90 B CH 82 B CH 81 X FF 89 2-1 ② F9		B CU 70 F FF 89 S CH 80 F SL 79 B SL 79 S CH 81 2-3 ③ K		S FF 97 B CH 87 B CH 87 C CH 86 B FF 97 S SI 97 3-3 ③ K 1-2			3 1	0 0	0 0	0 0	0 0	1 1	2 1
15 Jason Castro, L (1, 2) OBP: 0.321, SLG: 0.380		B SI 90 B SI 89 B SI 89 C FF 89 F SI 89 B SI 89 4-2 6 FC1-4 BB	X FF 89 0-0 ③ G2-3			B FF 89 S FF 89 C SL 79 F SL 79 B SL 80 X FF 90 2-2 HR		C SI 88 B SL 80 B SL 80 C SL 81 S CU 74 2-3 ① K		3	1	1	1	1	1	0
6 Jake Marisnick, R (1, 8) OBP: 0.261, SLG: 0.332		S SI 89 X SI 88 0-1 ① FC1-4 2 1B 4 BB 1-2f		B CU 67 X FF 89 1-0 2 F9 27 1B 2B		S CU 75 B FF 97 S FF 97 S CH 87 1-3 ① K		B SI 89 B SI 91 C SI 91 B SI 90 X SI 90 3-1 ② G4-3		4	1	1	0	0	1	1

Inning Stats	1	2	3	4	5	6	7	8	9
	R: 2 E: 1 K: 0 S: 15 H: 2 LOB: 2 BB: 1 P: 23	R: 0 E: 0 K: 1 S: 11 H: 1 LOB: 3 BB: 2 P: 22	R: 1 E: 0 K: 0 S: 7 H: 1 LOB: 0 BB: 0 P: 10	R: 1 E: 0 K: 0 S: 14 H: 2 LOB: 1 BB: 0 P: 20	R: 0 E: 0 K: 1 S: 10 H: 0 LOB: 0 BB: 0 P: 16	R: 1 E: 0 K: 2 S: 13 H: 1 LOB: 1 BB: 1 P: 22	R: 0 E: 0 K: 2 S: 13 H: 1 LOB: 1 BB: 0 P: 21	R: 0 E: 0 K: 2 S: 8 H: 0 LOB: 0 BB: 0 P: 15	R: 0 E: 0 K: 3 S: 10 H: 1 LOB: 1 BB: 0 P: 12

	AB	35
	R	5
	H	9
	RBI	5
	BB	4
	SO	11
	LOB	21

		1B: 5	SF: 0	WP: 2	PA: 41
		2B: 1	SAC: 1	PB: 0	
		3B: 0	DP: 0	SB: 0	
		HR: 3	HBP: 1	CS: 0	

livebaseballscorecards.com

PITCHER		IP	WLS	BF	H	R	ER	SO	BB	IBB	HBP	BLK	WP	HR	S	P	ERA	WHIP
54 Jaime García, L ERA: 4.11	(1, 1)	5.0	W	26	7	5	5	2	3	0	1	0	1	3	61	97	9.00	2.000
61 Alex Reyes, R ERA:	(6, 1)	2.0	H	8	1	0	0	4	1	0	0	0	1	0	22	37	0.00	1.000
29 Zach Duke, L ERA: 2.44	(8, 1)	1.0	H	3	0	0	0	2	0	0	0	0	0	0	8	15	0.00	0.000
26 Seunghwan Oh, R ERA: 1.88	(9, 1)	1.0	S	4	1	0	0	3	0	0	0	0	0	0	10	12	0.00	1.000

PITCHER	IP	WLS	BF	H	R	ER	SO	BB	IBB	HBP	BLK	WP	HR	S	P	ERA	WHIP

Batter	1	2	3	4	5	6	7	8	9	AB	R	H	RBI	BB	SO	LOB
16 Kolten Wong, L (1, 4) OBP: 0.330, SLG: 0.325	B FF 87 C FF 85 B CU 70 X FF 86 2-1 55 G6-4-3 1B		C SI 88 S CU 70 B SI 86 B FF 87 X CH 78 2-2 ① G6-3 1-2 2-3	B FF 88 B CH 79 B SI 81 C FF 88 X FF 89 3-1 ③ P5			C FF 92 C SL 80 B SL 82 B SL 81 F FF 92 X SL 81 2-2 ① F9	B FF 96 C FF 94 C FF 95 X SL 84 1-2 ③ G6-3		5	0	1	0	0	0	2
55 Stephen Piscotty, R (1, 9) OBP: 0.346, SLG: 0.467	B FC 83 F FF 86 C SI 87 F SI 86 D CU 71 F FF 88 1 SAFE F SI 87 F CU 71 2-2 ① ② X FF 87 G6-4-3 1-2f		F FF 87 B SI 88 B FF 88 C SI 88 X CU 73 2-2 37 1B 4 2B 2-H 3-H 1B		S FF 94 F SL 86 F SL 87 S SL 85 0-3 ① K		C CH 77 F CH 77 F FF 92 B CH 76 F FF 92 X SL 82 2-2 13 PB 37 HR 2B		C FC 92 F CU 82 B CU 82 F CU 82 B FC 92 B CU 82 B FC 92 4-2 13 1B BB	4	2	2	2	1	1	1
13 Matt Carpenter, L (1, 10) OBP: 0.406, SLG: 0.541	F SI 88 S CH 79 S FF 87 0-3 ③ K		B SI 88 C FF 87 X FF 88 1-1 ② F8		C FF 94 F CH 89 B SL 86 X CH 89 1-2 ② G4-3		B SL 82 B FF 92 B FF 93 B FF 92 4-0 37 HR 2-3 BB		B FC 92 F FC 93 S FC 92 X FC 93 1-2 1-3 1B	4	1	1	0	1	1	1
37 Brandon Moss, L (1, 3) OBP: 0.344, SLG: 0.580		C FF 86 B CU 70 C FF 86 F SI 88 X FC 83 1-2 ① L8	D CU 70 C CU 71 B FF 85 C FC 81 X FC 84 2-2 4 2B 1-2 1B		S FF 94 F FF 94 C FF 94 0-3 ③ K		X SL 82 0-0 1-H 3-H HR		S FC 93 F FC 93 B FC 93 S CU 81 1-3 ① K	5	1	2	3	0	2	2
4 Yadier Molina, R (1, 2) OBP: 0.350, SLG: 0.392		C SI 87 B FC 83 B CU 71 B FF 88 B FF 89 4-1 BB	F FF 88 F FF 88 B FF 88 D CU 73 F SI 88 X CU 73 2-2 1-3 2-H 2B			F FF 94 C SL 86 F SL 87 X SL 86 0-2 ① G6-3	B FF 92 T FF 95 X SL 86 1-1 1B		F FC 93 F FC 93 S CU 81 0-3 ② K	4	0	2	1	1	1	2
3 Jedd Gyorko, R (1, 5) OBP: 0.310, SLG: 0.481		C FC 80 T FF 88 B CU 71 B FF 88 B SI 88 S FF 88 3-3 ② K	C FC 84 X FF 87 0-1 ③ G1-3			S SL 86 S SL 86 B SL 87 B FF 94 F SL 86 B FF 94 F SL 87 B FF 94 4-2 15 WP 15 2B BB	B SL 83 C FF 94 B SL 84 C FF 93 B FF 94 S FF 95 3-3 ② K		B FC 92 S FC 92 C CU 82 X CU 81 1-2 ③ L6	4	1	0	0	1	2	6
15 Randal Grichuk, R (1, 8) OBP: 0.283, SLG: 0.450		B FC 82 F FF 88 C SI 88 X FF 88 1-2 ③ P3		B FC 84 F SI 88 B CU 71 C SI 88 C SI 88 2-3 ① K		C SL 86 F SL 85 B SL 87 D SI 94 D SL 86 X FF 94 3-2 1-H 2B	C SL 82 B FF 96 S SL 84 X SL 84 1-2 ③ G1-3			4	0	1	1	0	1	2
41 Jeremy Hazelbaker, L (1, 7) OBP: 0.309, SLG: 0.488			B SI 84 C SI 86 F CU 69 X CH 78 1-2 16 G6-3 35 1B 55 1B 1B	B CU 71 C FF 88 F FC 82 B SI 89 B CU 74 F FF 89 F SI 88 X FF 88 3-2 HR		C SL 81 C FF 92 F SL 81 B SL 80 S FF 92 1-3 ② K		C FF 93 S SL 85 F FF 94 B SL 84 S SL 84 1-3 ① K2-3	4	2	2	1	0	2	1
35 Greg Garcia, L (1, 6) OBP: 0.351, SLG: 0.335			B FF 86 1 SAFE 1 SAFE 1 SAFE C FF 86 C CH 78 B FF 87 B FF 87 X SI 87 3-2 16 G6-3 55 1B 1-2 1B	C SI 88 F CU 71 F CH 80 B CU 72 B SI 88 F FC 81 F FF 90 X FF 89 2-2 ② G6-3		C SL 80 B FF 92 C FF 92 S SL 82 1-3 ③ K		C FF 94 S SL 83 X SL 84 0-2 ② F8	4	1	1	0	0	1	1
Inning Stats	R: 0 E: 0 K: 1 S: 12 H: 1 LOB: 0 BB: 0 P: 16	R: 0 E: 0 K: 1 S: 11 H: 0 LOB: 1 BB: 1 P: 20	R: 3 E: 0 K: 0 S: 23 H: 5 LOB: 2 BB: 0 P: 36	R: 1 E: 0 K: 1 S: 16 H: 1 LOB: 0 BB: 0 P: 26	R: 0 E: 0 K: 2 S: 10 H: 0 LOB: 0 BB: 0 P: 11	R: 1 E: 0 K: 2 S: 18 H: 1 LOB: 1 BB: 1 P: 27	R: 3 E: 0 K: 1 S: 18 H: 3 LOB: 1 BB: 1 P: 31	R: 0 E: 0 K: 1 S: 10 H: 0 LOB: 0 BB: 0 P: 12	R: 0 E: 0 K: 2 S: 15 H: 1 LOB: 2 BB: 1 P: 22	1B: 7 2B: 3 3B: 0 HR: 2 SF: 0 SAC: 0 DP: 1 HBP: 0						

PITCHER		IP	WLS	BF	H	R	ER	SO	BB	IBB	HBP	BLK	WP	HR	S	P	ERA	WHIP
58 Doug Fister, R ERA: 3.76	(1, 1)	4.0	L	19	7	4	4	3	1	0	0	0	0	1	62	98	9.00	2.000
51 James Hoyt, R ERA: 3.38	(5, 1)	1.1		6	1	1	1	2	1	0	0	0	1	0	21	29	6.75	1.500
29 Tony Sipp, L ERA: 5.51	(6, 1)	1.0		6	2	3	3	2	1	0	0	0	0	1	17	27	27.00	3.000
45 Michael Feliz, R ERA: 4.22	(7, 1)	1.2		6	1	0	0	2	0	0	0	0	0	0	18	25	0.00	0.600
36 Will Harris, R ERA: 2.64	(9, 1)	1.0		5	1	0	0	2	1	0	0	0	0	0	15	22	0.00	2.000

PITCHER	IP	WLS	BF	H	R	ER	SO	BB	IBB	HBP	BLK	WP	HR	S	P	ERA	WHIP

TOP

St. Louis Cardinals @ Houston Astros

Minute Maid Park, Houston, TX

Wed Aug 17 2016, 1:11 PM - 4:09 PM CDT

Att. 27,508 - Roof Closed - 73 F

livebaseballscorecards.com

AB	38
R	8
H	12
RBI	8
BB	4
SO	11
LOB	18

WP: 1 PA: 42
PB: 1
SB: 0
CS: 0

BOTTOM

Batter	1	2	3	4	5	6	7	8	9	AB	R	H	RBI	BB	SO	LOB
4 George Springer, R (1, 9) OBP: 0.357, SLG: 0.460	B CU 76 F FF 91 X CH 90 1-1 G5-3 ①		B CU 80 B CH 84 C SI 92 B SI 93 F SI 92 F CU 84 X SI 96 3-2 G4-3 ③			X SI 94 0-0 G4-3 ② 2-3		F FF 93 B SL 88 B SL 89 B SI 93 C FF 93 F SI 92 B SL 87 4-2 2 1B 27 2B BB	S SL 87 B FF 91 X FF 92 1-1 FC6-4 ③ 1-2f	4	1	0	0	1	0	4
2 Alex Bregman, R (1, 5) OBP: 0.255, SLG: 0.291	C CH 90 S CU 79 C CU 85 0-3 K ②			B CU 80 C CU 74 X SI 91 1-1 F8 ①		B CU 85 C CU 85 B CU 86 X SI 94 2-1 1B 3-H		S SL 86 B FF 94 X SL 86 1-1 27 2B 1-3 1B		4	0	2	1	0	1	0
27 Jose Altuve, R (1, 4) OBP: 0.428, SLG: 0.572	B FF 94 F CH 85 C CU 82 B CU 83 F SI 93 S CU 84 2-3 K ③			X SI 91 0-0 P6 ② C SI 92 X SI 95 0-1 G6-3 ③		S FF 96 X SI 95 0-1 G6-3 ③		F FF 94 X SL 87 0-1 1-3 3-H 2B		4	0	1	1	0	1	1
1 Carlos Correa, R (1, 6) OBP: 0.367, SLG: 0.476		C CU 76 B CH 84 F CH 85 X SI 92 1-2 G4-3 ①					B CU 75 C CH 79 X CU 78 1-1 G6-3 ①	F FF 94 C SI 94 X FF 94 0-2 L9 ③		4	0	0	0	0	0	2
9 Marwin Gonzalez, S (1, 3) OBP: 0.295, SLG: 0.423		B FF 91 B CH 90 B FF 93 B FF 92 4-0 BB			X CH 82 0-0 G4-3 ①		C CH 88 L CU 81 B CU 79 C FF 93 1-3 K ②		B FF 94 C FF 96 X SL 92 1-1 15 BB 23 1B 1B	3	0	1	0	1	1	0
23 AJ Reed, L (1, 10) OBP: 0.267, SLG: 0.291		C CH 85 F SI 91 C FF 93 0-3 K ②			C CU 80 F CH 84 C CU 84 0-3 K ②		X CH 84 0-0 2B		X SL 91 0-0 15 BB 1-2 1B	4	0	2	0	0	2	1
15 Jason Castro, L (1, 2) OBP: 0.320, SLG: 0.375		1 SAFE F FF 93 B FF 96 B CH 84 S CH 83 C CU 82 2-3 K ③			B SI 93 X CH 85 1-0 G3-1 ③		C FF 94 F FF 93 B CH 84 S CU 84 1-3 K ③		B FF 96 D SL 92 C SL 92 B FF 96 B FF 96 4-1 4 FC6-4 1-2 2-3 BB	3	0	0	0	1	2	2
35 Teoscar Hernández, R (1, 8) OBP: 0.250, SLG: 0.421			B CH 89 X CH 89 1-0 G6-3 ①			C SI 91 B CU 82 B SI 92 C CU 82 X SI 94 2-2 4 G4-3 2 1B 2B		B FF 91 C SL 85 S SL 85 F FF 93 B SL 85 B SL 85 F SI 92 S FF 92 3-3 K ①	B FF 90 C SL 86 S FF 90 B FF 90 F SL 85 S CH 83 2-3 K ①	4	1	1	0	0	2	3
16 Tony Kemp, L (1, 7) 11 Evan Gattis, R (9, PH) OBP: 0.290, SLG: 0.449			B CH 90 C SI 90 X CH 82 1-1 F8 ②			B SI 92 F FF 92 X FF 93 1-1 G6-3 ①		B CU 74 C FF 93 F SL 86 X FF 94 1-2 F7 ②	C SL 87 D FF 90 S FF 91 S SL 83 1-3 K ②	3 1	0 0	0 0	0 0	0 1	0 3	1 3
Inning Stats	R: 0 E: 0 K: 2 S: 9 H: 0 LOB: 0 BB: 0 P: 12	R: 0 E: 0 K: 2 S: 9 H: 0 LOB: 1 BB: 1 P: 16	R: 0 E: 0 K: 0 S: 7 H: 0 LOB: 0 BB: 0 P: 12	R: 0 E: 0 K: 0 S: 5 H: 0 LOB: 0 BB: 0 P: 6	R: 0 E: 0 K: 1 S: 5 H: 0 LOB: 0 BB: 0 P: 6	R: 1 E: 0 K: 0 S: 10 H: 2 LOB: 1 BB: 0 P: 15	R: 0 E: 0 K: 2 S: 9 H: 1 LOB: 1 BB: 0 P: 12	R: 1 E: 0 K: 1 S: 18 H: 2 LOB: 2 BB: 1 P: 27	R: 0 E: 0 K: 2 S: 13 H: 2 LOB: 3 BB: 1 P: 22	1B: 4 2B: 3 3B: 0 HR: 0 SF: 0 SAC: 0 DP: 0 HBP: 0						WP: 0 PB: 0 SB: 0 CS: 0 PA: 37

PITCHER		IP	WLS	BF	H	R	ER	SO	BB	IBB	HBP	BLK	WP	HR	S	P	ERA	WHIP
18 Carlos Martinez, R ERA: 3.24	(1, 1)	7.0	W	25	3	1	1	7	1	0	0	0	0	0	54	79	1.29	0.571
30 Jonathan Broxton, R ERA: 4.63	(8, 1)	1.0		6	2	1	1	1	1	0	0	0	0	0	18	27	9.00	3.000
64 Sam Tuivailala, R ERA: 9.0	(9, 1)	0.0		3	2	0	0	0	1	0	0	0	0	0	4	9	∞	∞
67 Matt Bowman, R ERA: 3.44	(9, 1)	1.0		3	0	0	0	2	0	0	0	0	0	0	9	13	0.00	0.000

PITCHER	IP	WLS	BF	H	R	ER	SO	BB	IBB	HBP	BLK	WP	HR	S	P	ERA	WHIP

St. Louis Cardinals @ Houston Astros

Minute Maid Park, Houston, TX

Wed Aug 17 2016, 1:11 PM - 4:09 PM CDT

Att. 27,508 - Roof Closed - 73 F

AB	34
R	2
H	7
RBI	2
BB	3
SO	10
LOB	17

livebaseballscorecards.com

Houston Astros @ Baltimore Orioles

Oriole Park at Camden Yards, Baltimore, MD

Thu Aug 18 2016, 7:07 PM - 9:47 PM EDT

Att. 20,288 - Partly Cloudy - 87 F

TOP

livebaseballscorecards.com

Batter	1	2	3	4	5	6	7	8	9	AB	R	H	RBI	BB	SO	LOB
4 George Springer, R (1, 9) OBP: 0.356, SLG: 0.458 35 Teoscar Hernández, R (7, 9) OBP: 0.250, SLG: 0.421	C FF 93 X SI 94 0-1 ① G4-3		B FF 93 B FF 93 F SL 77 B FF 94 X FF 94 3-1 ② G5-3		X SL 79 0-0 ③ F7		C FF 94 B FS 84 B FS 85 F FF 96 X FF 97 2-2 1B			4 0	0 0	1 0	0 0	0 0	0 0	0 0
2 Alex Bregman, R (1, 5) OBP: 0.255, SLG: 0.322	B FF 94 B FF 95 C FF 96 C FF 96 B CH 86 S FF 96 3-3 ② K		B SL 78 X SL 77 1-0 ③ G5-3			B FF 93 B FF 93 F FF 93 X FF 93 2-1 HR	B FF 92 X FF 92 1-0 ③ F7			4	1	1	1	0	1	1
27 Jose Altuve, R (1, 4) OBP: 0.426, SLG: 0.572 16 Tony Kemp, L (8, 4) OBP: 0.329, SLG: 0.319	C SL 78 S FS 84 B FF 96 F SL 79 F FS 84 S FS 84 1-3 ③ K			X FS 82 0-0 ① 11 1B 2B		C FF 94 B SL 80 B SL 78 S FS 84 C FF 96 2-3 ① K		X SL 81 0-0 ① G1-3		4 0	1 0	1 0	0 0	0 0	2 0	0 0
1 Carlos Correa, R (1, 6) OBP: 0.365, SLG: 0.472		C FF 93 B FS 83 B FF 93 S FF 94 S FS 85 2-3 ① K		B FF 94 B FF 94 X SL 78 2-0 ① L5		B FF 94 X SL 78 1-0 ② F8		C FF 94 B SL 85 F SL 83 S FF 96 1-3 ② K		4	0	0	0	0	2	1
9 Marwin Gonzalez, S (1, 7) OBP: 0.292, SLG: 0.418		C FF 95 B FF 94 B FF 96 B FS 85 F FF 94 X FF 96 3-2 ② F9		B FF 95 D CH 86 S CH 84 S FS 85 F FF 97 F FS 86 X FF 96 2-2 ② P6		X FF 95 0-0 ③ G3		C FF 95 S FF 94 F FF 94 S FF 96 0-3 ③ K		4	0	0	0	0	1	1
11 Evan Gattis, R (1, 10) OBP: 0.295, SLG: 0.451		C FF 94 C SL 79 F FF 96 B FF 96 X SL 80 1-2 E5 23 1B 1B		S FF 95 B FF 96 B FF 96 B FF 95 F FF 95 X FF 97 3-2 2-H 1B			C SL 76 B FS 81 B FF 93 B SL 77 F FF 93 B FF 95 4-2 23 HR BB		C SI 87 X SI 87 0-1 ① P6	3	2	2	1	1	0	0
23 AJ Reed, L (1, 3) OBP: 0.277, SLG: 0.337		C FF 95 B FF 95 B FF 96 D CH 86 X FF 95 3-1 2-H 1B		X CH 84 0-0 ③ G3			D CH 83 1 SAFE X FF 94 1-0 1-H HR		C SI 88 C SL 78 B SL 78 C SI 89 1-3 ② K	4	1	2	3	0	1	1
6 Jake Marisnick, R (1, 8) OBP: 0.256, SLG: 0.325		C FF 93 F FF 94 B FF 96 T FF 97 1-2 ③ K			C FF 92 X FF 92 0-1 ① G5-3		F FF 94 C FF 95 F FS 85 F FF 95 T FF 95 0-2 ① K		F SI 87 X CH 82 0-1 ③ G5-3	4	0	0	0	0	2	1
15 Jason Castro, L (1, 2) OBP: 0.317, SLG: 0.371			F FF 92 X SL 78 0-1 ① G3		C CH 83 F FF 94 F FF 95 B FF 96 B FS 85 S FS 84 2-3 ② K		B FS 82 C FF 95 C CH 84 B FS 83 B FS 84 F FS 83 S FF 95 3-3 ② K			3	0	0	0	0	2	0
Inning Stats	R: 0 E: 0 K: 2 S: 10 H: 0 LOB: 0 BB: 0 P: 14	R: 1 E: 1 K: 2 S: 15 H: 2 LOB: 1 BB: 0 P: 25	R: 0 E: 0 K: 0 S: 5 H: 0 LOB: 0 BB: 0 P: 9	R: 1 E: 0 K: 0 S: 11 H: 2 LOB: 1 BB: 0 P: 18	R: 0 E: 0 K: 1 S: 7 H: 0 LOB: 0 BB: 0 P: 9	R: 1 E: 0 K: 1 S: 7 H: 1 LOB: 0 BB: 0 P: 12	R: 2 E: 0 K: 2 S: 16 H: 2 LOB: 1 BB: 1 P: 27	R: 0 E: 0 K: 2 S: 8 H: 0 LOB: 0 BB: 0 P: 9	R: 0 E: 0 K: 1 S: 7 H: 0 LOB: 0 BB: 0 P: 8	1B: 4 2B: 1 3B: 0 HR: 2 SF: 0 SAC: 0 DP: 0 HBP: 0						

	AB	34
	R	5
	H	7
	RBI	5
	BB	1
	SO	11
	LOB	5

PITCHER		IP	WLS	BF	H	R	ER	SO	BB	IBB	HBP	BLK	WP	HR	S	P	ERA	WHIP
39 Kevin Gausman, R ERA: 4.11	(1, 1)	6.2	W	28	7	5	4	8	1	0	0	0	0	2	70	112	5.40	1.200
60 Mychal Givens, R ERA: 3.05	(7, 1)	1.1		4	0	0	0	2	0	0	0	0	0	0	9	11	0.00	0.000
58 Donnie Hart, L ERA:	(9, 1)	1.0		3	0	0	0	1	0	0	0	0	0	0	7	8	0.00	0.000

PITCHER		IP	WLS	BF	H	R	ER	SO	BB	IBB	HBP	BLK	WP	HR	S	P	ERA	WHIP

BOTTOM

Houston Astros @ Baltimore Orioles

Oriole Park at Camden Yards, Baltimore, MD

Thu Aug 18 2016, 7:07 PM - 9:47 PM EDT

Att. 20,288 - Partly Cloudy - 87 F

livebaseballscorecards.com

Batter	1	2	3	4	5	6	7	8	9	AB	R	H	RBI	BB	SO	LOB
10 Adam Jones, R (1, 8) OBP: 0.318, SLG: 0.459 14 Nolan Reimold, R (7, PH) OBP: 0.304, SLG: 0.374 (8, 8)	C FF 91 F SL 81 X SL 82 0-2 ① G4-3	B SL 78 X SL 80 1-0 ② SF9 2-3 3-H		F SL 80 B FF 93 F FF 92 B SL 80 F SI 89 X SL 80 2-2 ② G6-3		F FF 92 X SL 86 0-1 25 1B 13 HR 1B	C SL 80 X SL 79 0-1 1B			3 1	1 0	1 1	1 0	0 0	0 0	0 0
25 Hyun Soo Kim, L (1, 7) OBP: 0.406, SLG: 0.449	C FF 92 B CH 82 X CH 82 1-1 13 2B 45 HR 1B	D CU 78 C FF 90 B CU 77 B SI 88 S CH 81 X CH 80 3-2 3-H 1B		B FF 92 C FF 91 X CH 82 1-1 3B		B FF 92 C SI 92 X CH 88 1-1 1-2 13 HR 1B	C SI 87 B SI 87 S FF 88 D CH 80 S SL 80 2-3 ③ K			5	2	4	1	0	1	1
13 Manny Machado, R (1, 5) OBP: 0.361, SLG: 0.552	C FF 91 C SL 80 F SL 81 B SL 80 X SI 90 1-2 1-3 45 HR 2B	B SL 81 C FF 90 C SL 80 S SL 81 1-3 ③ K		B SL 81 S SL 81 X FF 90 1-1 ③ F8		D SL 86 B SL 84 X SI 92 2-0 1-H 2-H HR		C CH 82 B SL 85 F CU 82 X CU 76 1-2 ① G5-3		5	2	2	3	0	1	2
19 Chris Davis, L (1, 3) OBP: 0.338, SLG: 0.456 36 Caleb Joseph, R (9, 2) OBP: 0.248, SLG: 0.218	C CU 78 B FF 92 B FF 91 C FF 92 C CU 78 2-3 ② K	X SI 89 0-0 ① G4-3	B FF 91 F SI 89 X CH 82 1-1 ① F8		B FF 92 X SL 85 1-0 HR			B CH 85 X CH 83 1-0 HR		5 0	2 0	2 0	2 0	0 0	1 0	2 0
45 Mark Trumbo, R (1, 9) OBP: 0.308, SLG: 0.528	B SL 82 X FF 92 1-0 2-H 3-H HR	B SL 82 B SL 81 C SL 80 C FF 93 B SL 82 F FF 94 B FF 93 4-2 24 G4-6-3 BB		C FF 92 X SL 80 0-1 ② G5-3		S SL 86 X SL 85 0-1 ② G5-3		B CH 84 B CH 83 B CU 79 C CH 82 X CU 82 3-1 ② G6-3		4	1	1	3	1	0	0
24 Pedro Alvarez, L (1, 10) OBP: 0.319, SLG: 0.521	B FF 92 B CH 83 B FF 91 C FF 91 S SI 88 F SI 89 F SI 88 F FF 89 X CH 82 3-2 ③ G1-3	B CU 75 X SI 88 1-0 ② ③ G4-6-3 1-2f		C SI 89 B CH 81 B SI 88 F FF 91 F FF 93 X CH 84 2-2 1B		B CH 88 B FF 92 B FF 92 C FF 91 F FF 91 X SL 84 3-2 1B		F CH 84 B CH 85 B CU 79 S CH 86 B SL 87 X CU 78 3-2 ③ F7		5	0	2	0	0	0	1
32 Matt Wieters, S (1, 2) OBP: 0.295, SLG: 0.383 28 Steve Pearce, R (9, 3) OBP: 0.386, SLG: 0.505		X SI 90 0-0 ① G4-3		C CH 81 F CU 77 X SI 89 0-2 ① G1	X SI 88 0-0 ③ G4-3	C FF 92 D CH 88 B CH 87 X FF 91 2-1 ③ L5				4 0	0 0	0 0	0 0	0 0	0 0	2 0
6 Jonathan Schoop, R (1, 4) OBP: 0.314, SLG: 0.474		C FF 92 X FF 91 0-1 2 2B 10 SF9 1B		B SL 78 C SL 79 F SL 80 X SL 80 1-2 2 HR 1B		S SL 81 X FF 90 0-1 ① G3-1	F SI 88 S SL 78 S SL 79 0-3 ① K			4	2	2	0	0	1	0
2 J.J. Hardy, R (1, 6) OBP: 0.313, SLG: 0.430 3 Ryan Flaherty, L (9, 6) OBP: 0.301, SLG: 0.324		B FF 90 X FF 90 1-0 10 SF9 25 1B 1-3 2B		B FF 90 C SL 79 C SL 79 X CU 77 1-2 1-H HR		C FF 91 C FF 91 B SL 82 B SL 82 F FF 92 X SL 82 2-2 HR	C SI 88 S SL 79 S SL 80 0-3 ② K			4 0	3 0	3 0	3 0	0 0	1 0	0 0
Inning Stats	R: 3 E: 0 K: 1 S: 19 H: 3 LOB: 0 BB: 0 P: 27	R: 2 E: 0 K: 1 S: 11 H: 3 LOB: 1 BB: 0 P: 17	R: 0 E: 0 K: 0 S: 5 H: 0 LOB: 0 BB: 1 P: 10	R: 2 E: 0 K: 0 S: 17 H: 3 LOB: 1 BB: 0 P: 23	R: 0 E: 0 K: 0 S: 9 H: 1 LOB: 1 BB: 0 P: 12	R: 5 E: 0 K: 0 S: 19 H: 6 LOB: 1 BB: 0 P: 30	R: 0 E: 0 K: 3 S: 11 H: 1 LOB: 1 BB: 0 P: 13	R: 1 E: 0 K: 0 S: 9 H: 1 LOB: 0 BB: 0 P: 17								

AB	40
R	13
H	18
RBI	13
BB	1
SO	5
LOB	8

1B: 9 SF: 1
2B: 2 SAC: 0
3B: 1 DP: 1
HR: 6 HBP: 0

WP: 0 PA: 42
PB: 0
SB: 0
CS: 0

PITCHER		IP	WLS	BF	H	R	ER	SO	BB	IBB	HBP	BLK	WP	HR	S	P	ERA	WHIP
59 Joe Musgrove, R ERA: 4.18	(1, 1)	5.1	L	27	11	8	8	2	1	0	0	0	0	3	67	97	13.50	2.250
51 James Hoyt, R ERA: 7.27	(6, 1)	0.2		7	5	4	4	0	0	0	0	0	0	2	13	22	54.00	7.500
44 Luke Gregerson, R ERA: 3.15	(7, 1)	1.0		4	1	0	0	3	0	0	0	0	0	0	11	13	0.00	1.000
13 Tyler White, R ERA: 9.0	(8, 1)	1.0		4	1	1	1	0	0	0	0	0	0	1	9	17	9.00	1.000

PITCHER	IP	WLS	BF	H	R	ER	SO	BB	IBB	HBP	BLK	WP	HR	S	P	ERA	WHIP

Batter	1	2	3	4	5	6	7	8	9	AB	R	H	RBI	BB	SO	LOB
4 George Springer, R (1, 9) OBP: 0.361, SLG: 0.470	B FF 89 B FF 90 B FF 89 C FF 90 X FF 90 3-1 HR	1 SAFE H SL 86 1-0 2 2B 27 2B 1-2 HBP		1 SAFE P PO 85 S FF 90 1 SAFE B SI 90 X SI 90 2-1 ① G5-3 1-2	C CU 80 F FF 90 X FF 92 0-2 2 CS 1-3 3-H 1B		S CU 80 F FF 92 F FF 92 B CU 84 X CU 82 1-2 2 BB 27 1B 1B		B KC 78 B FC 88 F SL 87 X SI 90 2-1 2 G6-3 2B	5	3	4	2	0	0	1
2 Alex Bregman, R (1, 5) OBP: 0.279, SLG: 0.347	F SI 91 C CU 79 S SL 84 0-3 ① K	X SI 92 0-0 27 2B 1-3 2-H 2B		D SL 83 C SL 80 X SI 90 1-1 27 F7 2-H 1B	C FF 92 0-1 ③ CS 1-2	B CU 80 X SI 91 1-0 27 HR 1B	FC 87 C FF 89 C SI 89 B SI 90 B SL 87 F SI 89 B SI 91 4-2 27 1B 1 1B 1-2 BB		X SL 87 0-0 ① G6-3 2-3	5	3	3	2	1	1	1
27 Jose Altuve, R (1, 4) OBP: 0.427, SLG: 0.579	B CH 85 F CH 84 F CU 78 B SL 82 S FF 93 2-3 ② K	C FF 93 F CU 78 D CU 80 F CU 80 X FF 95 1-2 2-H 3-H 2B		X SL 83 0-0 ② F7 1-2		X FF 91 0-0 1-H HR	B KC 75 C FF 90 D FC 88 F FC 87 F KC 75 F SI 90 D FC 87 X KC 78 3-2 1 1B 1-3 2-H 1B		X FC 87 0-0 ② G5-3	6	1	3	5	0	1	2
1 Carlos Correa, R (1, 6) OBP: 0.362, SLG: 0.468	C CU 78 S FF 90 F FF 92 B FF 91 B FF 91 T SL 84 2-2 ③ K	B FF 89 X FF 90 1-0 ③ G6-3		C SL 83 S SI 90 S FS 85 0-3 ③ K		F FF 92 F CU 78 S CU 82 0-3 ① K	X SI 90 0-0 1-2 3-H 1B		B SI 95 X SI 95 1-0 ③ G6-3	6	0	1	1	0	3	3
11 Evan Gattis, R (1, 2) OBP: 0.302, SLG: 0.463		B FF 89 B CU 77 F SI 91 B SL 86 X SI 93 3-1 13 2B 1B	B CU 75 B FF 89 C SI 90 B SI 89 B SI 90 4-1 9 G3 9 S BB		B FS 81 X SI 89 1-0 23 BB 35 1B 1B	C CU 76 C CU 81 F CU 82 X CU 82 0-2 HR	F SI 88 C SI 88 C SI 89 0-3 ③ K			4	3	3	1	1	1	2
9 Marwin Gonzalez, S (1, 7) OBP: 0.288, SLG: 0.413		C FF 91 F SL 85 F FF 92 B SL 85 B SL 85 D CH 84 S CH 86 3-3 ① K	C SI 90 B FF 89 1 SAFE F SL 83 B FF 91 D FS 84 X SI 90 3-2 ① G3 1-3		T FS 83 X SI 91 0-1 ① F9	C CH 83 S CH 85 B FF 92 S CU 83 1-3 ② K		B SL 82 F SI 90 F FC 87 C SL 85 1-3 ① K		5	0	0	0	0	3	3
23 AJ Reed, L (1, 3) OBP: 0.283, SLG: 0.326		S SL 85 C FF 91 S SL 84 0-3 ② K	B FS 83 F FS 83 F FF 92 B FF 91 D FS 85 B FF 92 4-2 13 G4-6-3 BB		B SI 90 B SI 90 B SL 84 B SI 89 4-0 35 1B 4 1B 1-2 BB	F SI 90 B CH 84 F CH 83 B CH 85 F FF 92 C CU 82 2-3 ③ K		C SI 90 X SI 89 0-1 ② G1-3	3	1	0	0	2	2	1
13 Tyler White, R (1, 10) OBP: 0.282, SLG: 0.362		X SI 92 0-0 35 1B 1-H 2B	C SL 82 X SI 91 0-1 ② ③ G4-6-3 1-2f		C FF 90 S FS 83 D FS 84 D FS 84 F SL 78 S FS 85 2-3 ② K		C CU 81 X FF 92 0-1 ① G6-3	B SI 90 S SI 90 X SL 87 1-1 ③ G4-3		5	1	1	1	0	1	4
35 Teoscar Hernández, R (1, 8) OBP: 0.360, SLG: 0.609		D SL 86 X CH 84 1-0 4 HBP 2 2B 2-H 1B		B SI 89 C SL 81 B SL 83 B SI 91 B SI 89 4-1 4 G5-3 2 1B BB	X FS 84 0-0 4 1B 1-3 2-H 1B		B SI 90 C CU 81 B CU 81 X FF 91 2-1 G6-3		C FF 87 X SI 87 0-1 HR	4	3	3	3	1	0	0
Inning Stats	R: 1 E: 0 K: 3 S: 12 H: 1 LOB: 0 BB: 0 P: 19	R: 5 E: 0 K: 2 S: 17 H: 5 LOB: 1 BB: 0 P: 27	R: 0 E: 0 K: 0 S: 8 H: 0 LOB: 1 BB: 2 P: 19	R: 1 E: 0 K: 1 S: 10 H: 1 LOB: 1 BB: 1 P: 16	R: 2 E: 0 K: 1 S: 12 H: 3 LOB: 1 BB: 1 P: 19	R: 3 E: 0 K: 3 S: 16 H: 3 LOB: 0 BB: 0 P: 20	R: 2 E: 0 K: 1 S: 20 H: 3 LOB: 2 BB: 1 P: 30	R: 0 E: 0 K: 1 S: 7 H: 0 LOB: 0 BB: 0 P: 9	R: 1 E: 0 K: 0 S: 7 H: 2 LOB: 1 BB: 0 P: 10	1B: 10 2B: 4 3B: 0 HR: 4 SF: 0 SAC: 0 DP: 1 HBP: 1						

PITCHER		IP	WLS	BF	H	R	ER	SO	BB	IBB	HBP	BLK	WP	HR	S	P	ERA	WHIP
38 Wade Miley, L ERA: 5.58	(1, 1)	1.2		12	6	6	6	5	0	0	1	0	0	1	28	44	32.40	3.600
31 Ubaldo Jiménez, R ERA: 6.94	(2, 1)	3.0	L	15	3	3	3	2	4	0	0	0	0	0	27	52	9.00	2.333
63 Tyler Wilson, R ERA: 5.38	(5, 1)	2.0		10	5	4	4	3	0	0	0	0	0	2	28	35	18.00	2.500
48 Vance Worley, R ERA: 3.2	(7, 1)	2.0		11	4	2	2	2	1	0	0	0	0	1	25	36	9.00	2.500
53 Zack Britton, L ERA: 0.54	(9, 1)	0.1		1	0	0	0	0	0	0	0	0	0	0	1	2	0.00	0.000

PITCHER	IP	WLS	BF	H	R	ER	SO	BB	IBB	HBP	BLK	WP	HR	S	P	ERA	WHIP

TOP

Houston Astros @ Baltimore Orioles

Oriole Park at Camden Yards, Baltimore, MD

Fri Aug 19 2016, 7:07 PM - 10:09 PM EDT

Att. 34,422 - Clear - 86 F

livebaseballscorecards.com

AB	43
R	15
H	18
RBI	15
BB	5
SO	12
LOB	17

WP: 0 PA: 50
PB: 0
SB: 1
CS: 1

Houston Astros @ Baltimore Orioles

Oriole Park at Camden Yards, Baltimore, MD

Fri Aug 19 2016, 7:07 PM - 10:09 PM EDT

Att. 34,422 - Clear - 86 F

livebaseballscorecards.com

BOTTOM

Batter	1	2	3	4	5	6	7	8	9	AB	R	H	RBI	BB	SO	LOB
10 Adam Jones, R (1, 8) OBP: 0.317, SLG: 0.463	HR; L8		S CU 71, B CU 72, X FC 84 / 1-1 F9 ③ / 2-3 3-H			B CH 80, C CH 80, B FF 93, F FF 92, X CH 80 / 2-2 P6 ②			B ST 77, X FF 91 / 1-0 G6-3 ①	5	1	1	1	0	0	3
25 Hyun Soo Kim, L (1, 7) OBP: 0.406, SLG: 0.445	C FF 90, B FC 89, B CU 72, X CH 83 / 2-1 13 HR 1B	C FF 90, B FF 92, B CU 70, C FF 91, B CU 75, S FC 87 / 3-3 K ①		B FF 93, F FF 92, B FF 92, B CH 80, C FF 91, X CH 79 / 3-2 L5 ①		C FF 93, C CH 81, F FF 91, B FF 93, B CH 80, F FF 93, B FF 93, D CH 81 / 4-2 13 PB BB			C FF 92, C ST 80, B FF 92, B ST 80, S FF 93 / 2-3 K ②	4	1	1	0	1	2	0
13 Manny Machado, R (1, 5) OBP: 0.359, SLG: 0.555	B FC 87, D CU 74, F FC 86, B CU 70, X FC 86 / 3-1 1-H HR	F CU 73, F FF 91, B FF 90, F CU 73, S FF 91 / 1-3 K ②		C CH 81, B FF 94, S CH 81, F CH 93, X FF 93 / 1-2 L8 ②		C FF 91, B SL 81, B FF 92, F CH 79, D CH 80, S CH 80 / 3-3 K ③ / 1-2			B FF 93, X ST 81 / 1-0 F8 ③	5	1	1	2	0	2	1
19 Chris Davis, L (1, 3) OBP: 0.337, SLG: 0.461	X FF 90 / 0-0 HR	C CU 74, S CU 72, B FF 91, S CU 74 / 1-3 K ③		C CH 80, B FF 93, S CH 82, B FF 93, X CH 81 / 2-2 G6-3 ③			F SL 80, X CH 80 / 0-1 G6-3 ①			4	1	1	1	0	1	0
45 Mark Trumbo, R (1, 9) OBP: 0.310, SLG: 0.533	C FC 89, B CU 72, S CU 74, B CU 74, X FC 87 / 2-2 HR		F FF 90, B CU 73, C FF 92, B CU 74, B CU 75, F CU 72, B FC 88 / 4-2 6 1B 32 1B BB		F FF 92, B CH 82, B SL 82, X CH 83 / 2-1 L3 ①		B SL 80, C CH 78, X CH 78 / 1-1 F9 ②			3	2	1	1	1	0	0
24 Pedro Alvarez, L (1, 10) OBP: 0.318, SLG: 0.529	X FC 89 / 0-0 G4-3 ①		C FC 86, C FC 86, D CU 73, C FC 84 / 1-3 K ①		X FF 94 / 0-0 HR		C CH 78, X CH 77 / 0-1 G4-3 ③			4	1	1	1	0	1	1
32 Matt Wieters, S (1, 2) OBP: 0.294, SLG: 0.381	C CU 74, B CU 73, B FF 91, X CU 72 / 2-1 F7 ②		B FC 84, C FF 90, B FC 85, X FF 91 / 2-1 6 E 6 1B 10 WP 1-2 1B		L FF 93, X CH 81 / 0-1 F7 ②			B SL 81, X SL 82 / 1-0 F9 ①		4	1	1	0	0	0	0
6 Jonathan Schoop, R (1, 4) OBP: 0.315, SLG: 0.474	T CU 74, B FC 88, X SI 91 / 1-1 2 1B 1B		B SI 90, X SI 89 / 1-0 E8 10 WP 1-3 2-H 1B		B SL 84, F CH 81, C FF 92, B FF 94, F SL 84, B FF 94, S CH 82 / 3-3 K ③			C SI 89, X SL 83 / 0-1 G1-3 ②		4	0	2	1	0	1	0
2 J.J. Hardy, R (1, 6) OBP: 0.312, SLG: 0.427	C FF 90, X FC 85 / 0-1 1-2 1B		C CU 70, X CU 71 / 0-1 P3 ②			C FF 91, B SL 82, B SL 82, X FF 92 / 2-1 F8 ①			C SI 87, F SL 84, B SL 83, F SI 91, S SL 83 / 1-3 K ③	4	0	1	0	0	1	2
Inning Stats	R: 5 E: 0 K: 0 S: 17 / H: 7 LOB: 2 BB: 0 P: 27	R: 0 E: 0 K: 3 S: 10 / H: 0 LOB: 0 BB: 0 P: 15	R: 2 E: 1 K: 1 S: 13 / H: 2 LOB: 1 BB: 1 P: 22	R: 0 E: 0 K: 0 S: 10 / H: 0 LOB: 0 BB: 0 P: 16	R: 1 E: 0 K: 1 S: 9 / H: 1 LOB: 0 BB: 0 P: 14	R: 0 E: 0 K: 1 S: 12 / H: 0 LOB: 1 BB: 1 P: 23	R: 0 E: 0 K: 0 S: 6 / H: 0 LOB: 0 BB: 0 P: 7	R: 0 E: 0 K: 1 S: 7 / H: 0 LOB: 0 BB: 0 P: 9	R: 0 E: 0 K: 1 S: 5 / H: 0 LOB: 0 BB: 0 P: 9	1B: 5 2B: 0 3B: 0 HR: 5	SF: 0 SAC: 0 DP: 0 HBP: 0					

	AB	37
	R	8
	H	10
	RBI	7
	BB	2
	SO	8
	LOB	7

WP: 1 PB: 1 SB: 0 CS: 0 PA: 39

PITCHER		IP	WLS	BF	H	R	ER	SO	BB	IBB	HBP	BLK	WP	HR	S	P	ERA	WHIP
31 Collin McHugh, R ERA: 4.99	(1, 1)	3.0		19	9	7	6	4	1	0	0	0	1	4	40	64	18.00	3.333
47 Chris Devenski, R ERA: 2.29	(4, 1)	4.0	W	14	1	1	1	2	1	0	0	0	0	1	37	60	2.25	0.500
37 Pat Neshek, R ERA: 2.7	(8, 1)	1.0		3	0	0	0	1	0	0	0	0	0	0	7	9	0.00	0.000
41 Brad Peacock, R ERA:	(9, 1)	1.0		3	0	0	0	1	0	0	0	0	0	0	5	9	0.00	0.000

PITCHER	IP	WLS	BF	H	R	ER	SO	BB	IBB	HBP	BLK	WP	HR	S	P	ERA	WHIP

Houston Astros @ Baltimore Orioles

Oriole Park at Camden Yards, Baltimore, MD

Sat Aug 20 2016, 7:08 PM - 10:28 PM EDT

Att. 39,373 - Partly Cloudy - 86 F

TOP

livebaseballscorecards.com

Batter	1	2	3	4	5	6	7	8	9	AB	R	H	RBI	BB	SO	LOB
4 George Springer, R (1, 9) OBP: 0.366, SLG: 0.481	C SL 86 F SL 87 B SL 82 X CH 86 1-2 2 HR 1B	D CH 85 D CH 85 C FF 92 B FF 92 C CH 85 B FF 92 4-2 27 1B 2 1B BB	F FC 90 C FF 91 B FF 94 S CU 82 1-3 ③ K		B FF 92 C CU 81 F SI 93 X FF 92 1-2 1-H HR		B SL 85 B SL 86 B FF 94 C FF 93 F FF 94 B FF 94 4-2 BB		X CH 81 0-0 2 2B 2B	4	3	3	2	2	1	1
2 Alex Bregman, R (1, 5) (8, 4) OBP: 0.291, SLG: 0.396	C CH 87 C KC 70 B CH 88 B FF 88 F CH 81 X CH 83 2-2 1-H HR	X FF 90 0-0 27 1B 1-2 2-3 1B	C FF 94 S FF 93 B SI 94 B FF 92 B CU 81 S FF 93 3-3 ① K		B FF 94 X SI 92 1-0 ③ P3		X FF 94 0-0 ① F7		F CH 82 B CU 71 X CH 83 1-1 1 E 2-H 2B	6	1	3	3	0	1	1
27 Jose Altuve, R (1, 4) OBP: 0.429, SLG: 0.581 13 Tyler White, R (8, 5) OBP: 0.281, SLG: 0.360	X FF 89 0-0 ① G6-3	F FF 91 B FF 92 X CH 87 1-1 1 G6-4-3 1-2 2-3 3-H 1B	B SI 91 F FF 89 F SI 93 B CU 79 B FF 94 B SI 93 4-2 1 BB BB		B SI 90 X SI 92 1-0 1 1B 2B		F FF 96 B FF 95 T FF 94 X FF 96 1-2 ② L5		X CU 82 0-0 ② F9	4 1	1 0	2 0	1 0	1 0	0 0	1 1
1 Carlos Correa, R (1, 6) OBP: 0.362, SLG: 0.465	C FF 88 X KC 71 0-1 ② G5-3	B SL 86 F SL 85 B FF 93 S SL 86 X SL 88 2-2 ②③ G6-4-3 1-2f		B FF 90 F SL 88 F FF 93 B FF 92 F CU 81 B SI 93 F CU 79 F FF 90 F SL 87 4-2 F FF 93 B CU 80 1-2 BB		C CU 77 B FC 89 B FF 90 S CU 79 F CU 79 F SI 93 F CU 80 X FF 90 2-2 11 1B 15 G5-3 2-H 1B	F SL 85 B SL 87 F SL 85 F FF 95 B FF 96 X SL 86 2-2 ③ F7		X CU 82 0-0 E5 11 FC6-4 2-3	5	1	1	1	1	0	5
11 Evan Gattis, R (1, 10) OBP: 0.305, SLG: 0.465	B FF 90 B CH 83 B FF 89 F FF 88 F CH 86 X FF 90 3-2 2B		H FF 90 1-0 35 BB 23 BB 15 BB HBP	C FF 94 B FF 90 B FF 94 S FF 89 F FF 93 X CU 82 2-2 ② F4		X FF 93 0-0 15 G5-3 35 BB 1-3 1B		B FF 94 B FF 94 X FF 94 2-0 ① G5-3	X CH 83 0-0 ③ FC6-4 1-2f	5	1	2	0	0	0	4
23 AJ Reed, L (1, 3) OBP: 0.288, SLG: 0.315	B FC 89 F FC 88 F FF 89 B KC 75 B FF 92 X FF 92 3-2 ③ F7		B FF 90 F SL 87 B SL 87 B FF 92 S SL 87 B SL 87 4-2 15 BB 35 BB 1-2 16 G4-6-3 BB	B FF 88 B FF 93 C FF 92 X FF 89 2-1 ③ G3		F SI 87 B SI 87 C SL 78 D SL 75 F SI 88 S SL 78 2-3 ① K		S FF 94 S FS 86 B FS 85 B FF 93 B FF 95 B FF 94 4-2 35 G6-4-3 BB		3	1	0	0	2	1	5
35 Teoscar Hernández, R (1, 8) OBP: 0.400, SLG: 0.560		B KC 74 B CH 84 B FF 90 C FF 89 B FF 92 4-1 15 2B BB	B FF 92 B SL 86 C FF 93 B FF 93 C FF 91 B FF 91 4-2 16 G4-6-3 15 BB 1-2 2-3 BB		B FF 92 C FF 91 S FF 90 B FF 89 F CU 81 F SI 91 B CH 79 X FF 92 3-2 ① P3	C SI 88 B SI 87 B CH 80 S CH 79 F SI 88 B SI 88 B CH 80 4-2 15 G5-3 1-2 BB		B FF 95 X SL 87 1-0 ②③ G6-4-3 1-2f		2	1	0	0	3	0	1
15 Jason Castro, L (1, 2) OBP: 0.322, SLG: 0.388		X FC 91 0-0 2 1B 27 1B 1-H 2B	B SL 87 B FF 92 C FF 92 B SL 88 B FF 93 4-1 16 G4-6-3 1-2 2-3 3-H BB		B FF 92 X SL 88 1-0 ② F7	B SI 88 C SL 77 X SI 88 1-1 ② G5-3 1-2 2-3 3-H			B CU 81 F CH 81 B CH 84 B CH 82 X SL 82 3-1 HR	4	2	2	4	1	0	2
16 Tony Kemp, L (1, 7) OBP: 0.321, SLG: 0.311		F FC 92 B KC 75 X FF 91 1-1 ① L8	X FF 89 0-0 ①② G4-6-3 1-2f 2-3 3-H		B SI 92 B FF 89 C FF 90 S SI 91 F CH 74 X FF 92 2-2 4 HR 1B	C SL 78 F SL 78 C SI 87 0-3 ③ K			B CH 82 B CU 80 C CH 81 B CH 81 C CH 81 F CH 84 X CH 84 3-2 ① G1-4-3	5	1	1	0	0	1	5
Inning Stats	R: 2 H: 3 E: 0 LOB: 1 K: 0 BB: 0 S: 16 P: 25	R: 2 H: 3 E: 0 LOB: 2 K: 0 BB: 2 S: 12 P: 24	R: 2 H: 0 E: 0 LOB: 1 K: 1 BB: 3 S: 9 P: 23	R: 0 H: 0 E: 0 LOB: 2 K: 1 BB: 2 S: 18 P: 33	R: 2 H: 2 E: 0 LOB: 0 K: 0 BB: 0 S: 14 P: 22	R: 2 H: 3 E: 0 LOB: 2 K: 2 BB: 1 S: 20 P: 30	R: 0 H: 0 E: 0 LOB: 1 K: 0 BB: 1 S: 10 P: 17	R: 0 H: 0 E: 0 LOB: 0 K: 0 BB: 1 S: 4 P: 11	R: 2 H: 3 E: 1 LOB: 2 K: 0 BB: 0 S: 12 P: 19	1B: 6 SF: 0 2B: 5 SAC: 0 3B: 0 DP: 3 HR: 3 HBP: 1						

	AB	39
	R	12
	H	14
	RBI	11
	BB	10
	SO	4
	LOB	26

WP: 0 PA: 50
PB: 0
SB: 0
CS: 0

PITCHER		IP	WLS	BF	H	R	ER	SO	BB	IBB	HBP	BLK	WP	HR	S	P	ERA	WHIP
30 Chris Tillman, R ERA: 3.76	(1, 1)	2.0	L	17	6	6	6	0	5	0	1	0	0	1	33	67	27.00	5.500
43 Odrisamer Despaigne, R ERA: 5.6	(3, 1)	3.0		15	5	4	4	2	2	0	0	0	0	1	44	71	12.00	2.333
58 Donnie Hart, L ERA:	(6, 1)	1.0		4	0	0	0	2	1	0	0	0	0	0	12	19	0.00	1.000
60 Mychal Givens, R ERA: 3.0	(7, 1)	1.0		4	0	0	0	0	1	0	0	0	0	0	10	17	0.00	1.000
35 Brad Brach, R ERA: 1.59	(8, 1)	1.0		3	0	0	0	0	1	0	0	0	0	0	4	11	0.00	1.000

PITCHER		IP	WLS	BF	H	R	ER	SO	BB	IBB	HBP	BLK	WP	HR	S	P	ERA	WHIP
3 Ryan Flaherty, R ERA: 18.0	(9, 1)	1.0		7	3	2	2	0	0	0	0	0	0	1	12	19	18.00	3.000

BOTTOM

Houston Astros @ Baltimore Orioles

Oriole Park at Camden Yards, Baltimore, MD

Sat Aug 20 2016, 7:08 PM - 10:28 PM EDT

Att. 39,373 - Partly Cloudy - 86 F

livebaseballscorecards.com

Batter	1	2	3	4	5	6	7	8	9	AB	R	H	RBI	BB	SO	LOB
10 Adam Jones, R (1, 8) OBP: 0.317, SLG: 0.461 14 Nolan Reimold, R (8, 8) OBP: 0.302, SLG: 0.372	S CH 81 F FF 89 B CU 74 B CH 82 S CU 74 2-3 K	B FF 90 F CH 83 C FF 91 B CU 76 X CU 75 2-2 1B	X CU 76 0-0 G5-3		B FF 90 S FF 90 X CU 74 1-1 P3		X FF 92 0-0 G6-3	4 0 1 0 0 1 2 1 0 0 0 0 0 2
25 Hyun Soo Kim, L (1, 7) OBP: 0.399, SLG: 0.438	C FF 89 C CU 73 C FF 90 0-3 K	C FF 90 D CU 74 B FF 89 C CH 84 D CU 74 F CH 83 X CH 83 3-2 G3		C FF 87 F FF 88 B FF 88 F CU 76 X FF 90 1-2 F9	S FF 91 B FF 92 X KC 74 1-1 L4		4 0 0 0 0 1 1
13 Manny Machado, R (1, 5) OBP: 0.359, SLG: 0.556 28 Steve Pearce, R (8, 4) OBP: 0.389, SLG: 0.520	C FF 91 B CU 74 X CH 82 1-1 G5-3	X FF 89 0-0 G3	B FF 90 F FF 90 F SL 81 F FF 91 B CU 77 X CU 76 2-2 19 PB 2B	B KC 73 B KC 73 B FF 91 C FF 90 X FF 92 3-1 HR		3 0 1 0 0 0 0 1 1 1 1 0 0 0
45 Mark Trumbo, R (1, 9) OBP: 0.307, SLG: 0.528	B FF 88 B FF 89 C FF 88 B CH 82 S FF 88 S CH 82 3-3 K	C FF 88 X CU 75 0-1 G5-3	B CU 74 F FF 90 C FF 90 S CU 75 1-3 K	C FF 90 B ST 80 S ST 80 B FF 93 S ST 80 2-3 K		4 0 0 0 0 3 1
19 Chris Davis, L (1, 3) OBP: 0.339, SLG: 0.468 27 Francisco Peña, R (8, PH) OBP: 0.257, SLG: 0.303 (9, 2)	C FF 89 X CH 83 0-1 G4-3	B FF 89 B CU 76 X FF 89 2-0 HR	F CH 83 B CH 82 B CU 74 B CH 84 C CH 84 B SL 80 4-2 6 FC5-4 2-3 BB	X FF 92 0-0 F9		2 1 1 1 1 0 0 1 0 0 0 0 0 0
6 Jonathan Schoop, R (1, 4) OBP: 0.315, SLG: 0.473 3 Ryan Flaherty, L (8, 5) OBP: 0.299, SLG: 0.322 (9, 1)	C FF 90 B CH 82 X CH 83 1-1 1B	B FF 88 X FF 90 1-0 G3-1	F FF 90 X CU 76 0-1 FC5-4 1-2f	S FF 91 S SL 81 B SL 81 C FF 91 1-3 K	3 0 1 0 0 0 2 1 0 0 0 0 1 0
24 Pedro Alvarez, L (1, 10) OBP: 0.317, SLG: 0.525 (9, 5)	C FF 88 D CU 74 B FF 88 X FF 88 2-1 G4-3	C FF 87 S CH 81 B FF 90 F SL 78 S CU 75 1-3 K	B FF 87 X FF 89 1-0 P5	X FF 92 0-0 2 BB 1B	4 0 1 0 0 1 1
2 J.J. Hardy, R (1, 6) OBP: 0.315, SLG: 0.426	B FF 86 C FF 88 X FF 88 1-1 L9	B FF 89 C FF 89 C CU 75 B CU 74 F CH 82 X CH 83 2-2 F8	C FF 89 C FF 90 X CU 75 0-2 1B	B FF 90 F FF 91 S CH 78 D CH 79 F FF 91 B FF 92 F FF 91 B FF 92 4-2 1-2 BB	3 0 1 0 1 0 1
36 Caleb Joseph, R (1, 2) OBP: 0.240, SLG: 0.211 (9, 3)	B FF 89 X FF 88 1-0 F9	B FF 89 S FF 90 C CU 77 1 SAFE D CU 76 1 SAFE B FF 90 S CH 83 3-3 K	C FF 89 B CU 74 F SL 81 S FF 91 1-3 K	F FF 92 B CH 77 F FF 92 B CH 77 B FF 92 F FF 92 X FF 92 3-2 F9	4 0 0 0 0 2 4

	AB	35
	R	2
	H	7
	RBI	2
	BB	2
	SO	9
	LOB	14

Inning Stats	1	2	3	4	5	6	7	8	9	1B: 4	SF: 0	WP: 1	PA: 37
	R: 0 E: 0 K: 2 S: 8 H: 0 LOB: 0 BB: 0 P: 11	R: 0 E: 0 K: 1 S: 9 H: 1 LOB: 1 BB: 0 P: 15	R: 0 E: 0 K: 0 S: 10 H: 1 LOB: 1 BB: 0 P: 17	R: 1 E: 0 K: 0 S: 5 H: 1 LOB: 0 BB: 0 P: 8	R: 0 E: 0 K: 2 S: 12 H: 0 LOB: 1 BB: 0 P: 18	R: 0 E: 0 K: 1 S: 15 H: 1 LOB: 2 BB: 1 P: 23	R: 0 E: 0 K: 1 S: 9 H: 1 LOB: 1 BB: 0 P: 12	R: 1 E: 0 K: 1 S: 8 H: 1 LOB: 0 BB: 0 P: 14	R: 0 E: 0 K: 1 S: 13 H: 1 LOB: 2 BB: 1 P: 21	2B: 1 3B: 0 HR: 2	SAC: 0 DP: 0 HBP: 0	PB: 1 SB: 0 CS: 0	

PITCHER		IP	WLS	BF	H	R	ER	SO	BB	IBB	HBP	BLK	WP	HR	S	P	ERA	WHIP
54 Mike Fiers, R ERA: 4.41	(1, 1)	7.0	W	28	5	1	1	7	1	0	0	0	1	1	68	104	1.29	0.857
41 Brad Peacock, R ERA: 4.5	(8, 1)	1.0		4	1	1	1	1	0	0	0	0	0	1	8	14	9.00	1.000
29 Tony Sipp, L ERA: 5.35	(9, 1)	1.0		5	1	0	0	1	1	0	0	0	0	0	13	21	0.00	2.000

PITCHER	IP	WLS	BF	H	R	ER	SO	BB	IBB	HBP	BLK	WP	HR	S	P	ERA	WHIP

Houston Astros @ Baltimore Orioles

Oriole Park at Camden Yards, Baltimore, MD

Sun Aug 21 2016, 5:42 PM - 8:41 PM EDT

Att. 29,734 - Overcast - 79 F

TOP

livebaseballscorecards.com

Batter	1	2	3	4	5	6	7	8	9	AB	R	H	RBI	BB	SO	LOB
4 George Springer, R (1, 9) OBP: 0.365, SLG: 0.478	C CH 86 B CH 86 F CH 87 B CH 87 X SI 88 2-2 ① L6		S SL 86 X SL 87 0-1 ② G6-3		B SI 90 C SL 87 1 SAFE 1 SAFE D SL 85 X SL 87 2-1 27 1B; 1 2B; 1-3 1B		X SL 86 0-0 ① G4-3		1 SAFE C SL 86 S SL 86 X CU 79 0-2 ① F7	5	1	1	0	0	0	1
2 Alex Bregman, R (1, 5) OBP: 0.287, SLG: 0.381	X SL 87 0-0 ② F7		C SI 89 C SI 89 B FF 89 C SI 90 1-3 ③ K		F SL 86 F SI 91 S FF 91 0-3 ① K		C SI 89 B CU 78 B CU 78 F FF 89 B SL 88 B FF 91 4-2 BB		C FC 89 S SL 86 C CU 80 0-3 ② ③ K; 1-2	4	0	0	0	1	3	3
27 Jose Altuve, R (1, 4) OBP: 0.428, SLG: 0.578	X SL 88 0-0 ③ P4			C FF 88 T SL 86 B SL 84 B SI 90 X SI 90 2-2 ① G5-3	C SI 92 X SI 91 0-1 1 2B; 1-2 3-H 1B		C SI 91 X FF 90 0-1 ② F8			4	1	1	1	0	0	1
1 Carlos Correa, R (1, 6) OBP: 0.365, SLG: 0.468		B CH 86 B SL 84 F SL 83 B SL 87 B SL 88 4-1 11 G6-4-3; BB		C CU 77 C SI 90 B SI 90 X FF 90 1-2 11 F8; 11 S; 23 1B; 1B	B SL 88 B SL 88 X SL 87 2-0 1-H 2-H 2B		D SI 91 X SI 91 1-0 ③ G4-3			3	1	2	2	1	0	1
11 Evan Gattis, R (1, 2) OBP: 0.302, SLG: 0.460		X SL 87 0-0 ① ② G6-4-3; 1-2f		B SL 87 D SL 88 1 SAFE T SL 86 B FF 91 S FF 91 X SL 87 3-2 ② F8; 1-3	X FF 91 0-0 ② F7			S FC 91 S CU 81 B FC 92 S SL 88 1-3 ① K		4	0	0	0	0	1	3
10 Yuli Gurriel, R (1, 10) OBP: 0.667, SLG: 0.500 16 Tony Kemp, L (8, PH) OBP: 0.318, SLG: 0.307 (8, 10)		B CU 76 F SL 85 B SL 88 B SL 84 X SI 89 3-1 23 1B; 1B		B SI 90 C SL 88 D SL 88 B SL 88 D SL 89 4-1 23 1B; BB	B SL 86 C FF 90 C CU 78 F CU 78 X FF 91 1-2 ③ G4-3			C SL 87 C CU 80 F SL 87 B CU 78 F FC 91 F SL 86 B SL 87 X FC 90 2-2 ② L8		2 1	0 0	1 0	0 0	1 0	0 0	1 0
23 AJ Reed, L (1, 3) OBP: 0.299, SLG: 0.326 6 Jake Marisnick, R (7, 8) OBP: 0.260, SLG: 0.344		X SL 86 0-0 1-2 1B		S FF 91 B FF 91 X SL 88 1-1 1-3 3-H 1B	B CU 76 C FF 88 B SL 88 F SL 84 B FF 90 X SL 86 3-2 ① G3-1			B FC 90 C FC 89 B FC 90 X SL 86 2-1 HR		3 1	0 1	2 1	1 1	0 0	0 0	0 0
9 Marwin Gonzalez, S (1, 7) OBP: 0.285, SLG: 0.408 (7, 3)		C SL 87 C FF 89 B CU 76 D SL 86 S FF 90 2-3 ③ K		S SL 88 X SL 88 0-1 ③ F7	B CU 77 X SL 87 1-0 ② P4			X CU 78 0-0 ③ B2-3		4	0	0	0	0	1	4
35 Teoscar Hernández, R (1, 8) OBP: 0.382, SLG: 0.517 (7, 7)			C SL 87 B SL 88 X SL 86 1-1 ① L7		C SL 88 B SI 89 C FF 90 X CU 77 1-2 4 1B; 27 1B; E5	C SL 87 F CU 77 B FF 92 X CU 77 1-2 ③ F8			X FC 88 0-0 2 CS; 1B	4	1	1	0	0	0	0
Inning Stats	R: 0 E: 0 K: 0 S: 5 H: 0 LOB: 0 BB: 0 P: 7	R: 0 E: 0 K: 1 S: 8 H: 2 LOB: 2 BB: 1 P: 17	R: 0 E: 0 K: 1 S: 7 H: 0 LOB: 0 BB: 0 P: 9	R: 1 E: 0 K: 0 S: 14 H: 2 LOB: 2 BB: 1 P: 25	R: 3 E: 1 K: 1 S: 16 H: 3 LOB: 1 BB: 0 P: 22	R: 0 E: 0 K: 0 S: 7 H: 0 LOB: 0 BB: 0 P: 12	R: 0 E: 0 K: 0 S: 6 H: 0 LOB: 1 BB: 1 P: 11	R: 1 E: 0 K: 1 S: 12 H: 1 LOB: 0 BB: 0 P: 17	R: 0 E: 0 K: 1 S: 7 H: 1 LOB: 0 BB: 0 P: 7	1B: 7 2B: 1 3B: 0 HR: 1	SF: 0 SAC: 0 DP: 1 HBP: 0					

AB	35
R	5
H	9
RBI	5
BB	3
SO	5
LOB	14

WP: 0 PB: 0 SB: 1 CS: 1 PA: 38

PITCHER		IP	WLS	BF	H	R	ER	SO	BB	IBB	HBP	BLK	WP	HR	S	P	ERA	WHIP
49 Yovani Gallardo, R ERA: 5.08	(1, 1)	7.0	L	31	7	4	3	3	3	0	0	0	0	0	63	103	3.86	1.429
68 Parker Bridwell, R ERA: 4.5	(8, 1)	2.0		7	2	1	1	2	0	0	0	0	0	1	19	24	4.50	1.000

PITCHER	IP	WLS	BF	H	R	ER	SO	BB	IBB	HBP	BLK	WP	HR	S	P	ERA	WHIP

BOTTOM

Houston Astros @ Baltimore Orioles

Oriole Park at Camden Yards, Baltimore, MD

Sun Aug 21 2016, 5:42 PM - 8:41 PM EDT

Att. 29,734 - Overcast - 79 F

livebaseballscorecards.com

Batter	1	2	3	4	5	6	7	8	9	AB	R	H	RBI	BB	SO	LOB
10 Adam Jones, R (1, 8) OBP: 0.316, SLG: 0.459	X SI 89 0-0 ① F9		B SI 88 F SI 89 F FF 89 F SL 79 X SL 78 1-2 ② F8		F SI 89 X SI 88 0-1 ③ 2-H 1B			B FC 85 C SI 88 X FC 85 1-1 ② L5		4	0	1	1	0	0	1
28 Steve Pearce, R (1, 3) OBP: 0.383, SLG: 0.511	C SI 87 X CH 78 0-1 ② F8		C FC 85 B SI 88 F FC 86 F SI 89 F SL 77 F SI 89 B FC 86 C SI 89 2-3 ③ K			X SL 76 0-0 ① F7		S FC 85 S SL 78 B SL 78 B FF 87 B SI 88 S FC 86 3-3 ③ K		4	0	0	0	0	2	1
13 Manny Machado, R (1, 5) OBP: 0.358, SLG: 0.553	B SI 88 C SI 88 B SI 89 B SI 89 F SI 89 X SI 89 3-2 1B			C SI 87 F FC 84 B SL 78 C SI 88 1-3 ① K		C SI 88 C SL 78 X FF 88 0-2 ② G5-3			S SL 86 B SL 86 X SL 86 1-1 ① G5-3	4	0	1	0	0	1	0
45 Mark Trumbo, R (1, 10) OBP: 0.309, SLG: 0.533	B SI 88 B SI 87 F SI 88 X SI 88 2-1 ③ G5-3			X SI 87 0-0 ② G5-3		B SI 89 B FF 89 B FC 86 B SI 88 4-0 BB			C FF 98 F SL 86 F FF 98 F SL 87 F SL 85 X FF 98 0-2 HR	3	1	1	1	1	0	1
6 Jonathan Schoop, R (1, 4) OBP: 0.315, SLG: 0.477		X SI 88 0-0 ① G5-3		B FC 83 X SI 87 1-0 HR		F SI 88 F FC 86 X SL 78 0-2 ③ G4-3			S SL 86 S SL 86 X SL 86 0-2 ② G5-3	4	1	1	1	0	0	1
19 Chris Davis, L (1, 9) OBP: 0.337, SLG: 0.464		C SI 88 B FF 88 C SI 89 C SI 89 1-3 ② K		X FF 88 0-0 ③ F7			F SI 87 B SI 88 C SL 78 S SL 77 1-3 ① K		B FF 96 B FF 97 S SL 85 S SL 85 X SL 86 2-2 ③ G4-1	4	0	0	0	0	2	0
2 J.J. Hardy, R (1, 6) OBP: 0.312, SLG: 0.421		C SI 88 C SI 89 F SI 88 X SI 88 0-2 ③ G1-3			B SI 87 C SI 88 F SI 88 F SL 79 B SI 89 X SI 88 2-2 ① G6-3		C SI 88 X CH 79 0-1 ② G5-3			3	0	0	0	0	0	0
27 Francisco Peña, R (1, 2) OBP: 0.263, SLG: 0.306			C SI 87 B SL 76 X SI 87 1-1 14 FC6-4 1B		F SI 88 X FC 86 0-1 ② P6		C FC 86 B FC 85 C SI 89 S SL 79 1-3 ③ K2-3			3	0	1	0	0	1	0
14 Nolan Reimold, R (1, 7) OBP: 0.303, SLG: 0.377			X SI 88 0-0 ① FC6-4 1-2f		B FC 87 B SI 88 X SI 89 2-0 10 1B 2B			F FC 84 B SL 77 B FC 84 F FC 85 S SL 79 2-3 ① K		3	1	1	0	0	1	1
Inning Stats	R: 0 E: 0 K: 0 S: 8 H: 1 LOB: 1 BB: 0 P: 13	R: 0 E: 0 K: 1 S: 8 H: 0 LOB: 0 BB: 0 P: 9	R: 0 E: 0 K: 1 S: 13 H: 1 LOB: 1 BB: 0 P: 17	R: 1 E: 0 K: 1 S: 6 H: 1 LOB: 0 BB: 0 P: 8	R: 1 E: 0 K: 0 S: 9 H: 2 LOB: 1 BB: 0 P: 13	R: 0 E: 0 K: 0 S: 7 H: 0 LOB: 1 BB: 1 P: 11	R: 0 E: 0 K: 2 S: 8 H: 0 LOB: 0 BB: 0 P: 10	R: 0 E: 0 K: 2 S: 8 H: 0 LOB: 0 BB: 0 P: 14	R: 1 E: 0 K: 0 S: 14 H: 1 LOB: 0 BB: 0 P: 17	1B: 3 2B: 1 3B: 0 HR: 2 SF: 0 SAC: 0 DP: 0 HBP: 0						WP: 0 PB: 0 SB: 0 CS: 0 PA: 33

	AB	32
	R	3
	H	6
	RBI	3
	BB	1
	SO	7
	LOB	5

PITCHER		IP	WLS	BF	H	R	ER	SO	BB	IBB	HBP	BLK	WP	HR	S	P	ERA	WHIP
60 Dallas Keuchel, L ERA: 4.64	(1, 1)	8.0	W	29	5	2	2	7	1	0	0	0	0	1	67	95	2.25	0.750
53 Ken Giles, R ERA: 3.72	(9, 1)	1.0	S	4	1	1	1	0	0	0	0	0	0	1	14	17	9.00	1.000

PITCHER	IP	WLS	BF	H	R	ER	SO	BB	IBB	HBP	BLK	WP	HR	S	P	ERA	WHIP

Batter	1	2	3	4	5	6	7	8	9	AB	R	H	RBI	BB	SO	LOB
4 George Springer, R (1, 9) OBP: 0.362, SLG: 0.474	C SI 93 B SI 94 B CU 78 C SI 94 B FF 95 S SI 94 3-3 ① **K**			X CU 78 0-0 ① **G6-3**	1 SAFE 1 SAFE B SI 94 1 SAFE X SI 95 1-0 ②③ **G6-4-3** 1-2f			S FF 94 B SI 93 B SI 93 X SI 92 2-1 ③ **G4-3**		4	0	0	0	0	1	2
2 Alex Bregman, R (1, 5) OBP: 0.286, SLG: 0.404	C CU 79 F SI 94 F CU 80 B CU 79 B SI 93 F SI 94 X SI 94 2-2 ② **P6**			C SI 93 B SI 94 B FF 94 C CU 80 X SI 94 2-2 ② **F9**		F SI 94 B CU 80 X SI 94 1-1 ① **P6**			B FF 94 X FF 93 1-0 **HR**	4	1	1	1	0	0	0
27 Jose Altuve, R (1, 4) OBP: 0.426, SLG: 0.575	C CU 80 C CU 79 S CU 80 0-3 ③ **K**			B SI 94 X SI 94 1-0 1 FC6-4 1B		X SI 93 0-0 ② **L9**			F FF 95 X SL 87 0-1 ① **G6-3**	4	0	1	0	0	1	0
1 Carlos Correa, R (1, 6) OBP: 0.362, SLG: 0.464		F SI 93 B FF 94 F CU 79 B SI 94 S SI 94 2-3 ① **K**		1 SAFE B SI 93 X SI 95 1-0 ③ **FC6-4** 1-2f		B SI 94 B SI 93 C SI 94 X FF 93 2-1 ③ **G4-3**			B SL 85 C SL 84 X FF 95 1-1 ② **G5-3**	4	0	0	0	0	1	1
23 AJ Reed, L (1, 3) OBP: 0.300, SLG: 0.319 9 Marwin Gonzalez, S (7, 3) OBP: 0.285, SLG: 0.407		B CU 80 X SI 93 1-0 ② **G3-1**			B CH 86 B CU 79 B SI 95 C FF 94 B CU 80 4-1 35 PB 35 HR BB		B SI 93 B SI 94 B SI 94 C FF 93 X SI 94 3-1 **E3** 35 G6-4-3		L FF 96 B FF 89 C CH 88 F FF 95 X FF 96 1-2 ③ **G4-3**	2 1	1 0	0 0	0 0	1 0	0 0	0 0
35 Teoscar Hernández, R (1, 7) OBP: 0.378, SLG: 0.594		B FF 94 C CU 79 F CU 80 S FF 94 1-3 ③ **K**			F SI 94 B SI 92 B SI 93 D CU 79 X FF 93 3-1 1-H **HR**		1 SAFE X SI 94 0-0 ①② **G6-4-3** 1-2f			3	1	1	2	0	1	1
15 Jason Castro, L (1, 2) OBP: 0.322, SLG: 0.391			S SI 94 B CH 86 F SI 94 F CU 80 F FF 94 F CH 88 B FF 95 S SI 94 2-3 ① **K**		F SI 93 B FF 94 X CH 88 1-1 6 1B 2B		F SI 94 C CU 80 B CU 80 B FF 94 C FF 93 2-3 ③ **K**			3	0	1	0	0	2	0
6 Jake Marisnick, R (1, 8) OBP: 0.261, SLG: 0.344			X SI 94 0-0 ② **B1-3**		X CU 80 0-0 4 G6-4-3 2-3 1B			F SI 92 B CU 78 C SI 92 S CU 79 1-3 ① **K**		3	0	1	0	0	1	0
58 Doug Fister, L (1, 1) OBP: 0.200, SLG: 0.200 10 Yuli Gurriel, R (8, PH) OBP: 0.500, SLG: 0.333 36 Will Harris, R (8, 1) 53 Ken Giles, R (9, 1)			B SI 94 C FF 94 X SI 94 1-1 ③ **G1-3**		M SI 94 F SI 94 C CU 80 0-3 ① **K**			C CU 79 F SI 93 F SI 94 X CU 78 0-2 ② **G6-3**		2 1 0 0	0 0 0 0	0 0 0 0	0 0 0 0	1 0 0 0	0 0 0 0	2 0 0 0
Inning Stats	R: 0 E: 0 K: 2 S: 11 H: 0 LOB: 0 BB: 0 P: 16	R: 0 E: 0 K: 2 S: 7 H: 0 LOB: 0 BB: 0 P: 11	R: 0 E: 0 K: 1 S: 9 H: 0 LOB: 0 BB: 0 P: 12	R: 0 E: 0 K: 0 S: 6 H: 1 LOB: 1 BB: 0 P: 10	R: 2 E: 0 K: 1 S: 10 H: 3 LOB: 1 BB: 1 P: 19	R: 0 E: 0 K: 0 S: 5 H: 0 LOB: 0 BB: 0 P: 8	R: 0 E: 1 K: 1 S: 6 H: 0 LOB: 0 BB: 0 P: 11	R: 0 E: 0 K: 1 S: 9 H: 0 LOB: 0 BB: 0 P: 12	R: 1 E: 0 K: 0 S: 9 H: 1 LOB: 0 BB: 0 P: 12	1B: 2 2B: 1 3B: 0 HR: 2	SF: 0 SAC: 0 DP: 2 HBP: 0					

PITCHER		IP	WLS	BF	H	R	ER	SO	BB	IBB	HBP	BLK	WP	HR	S	P	ERA	WHIP
50 Jameson Taillon, R ERA: 2.92	(1, 1)	8.0	L	28	4	2	2	8	1	0	0	0	0	1	63	99	2.25	0.625
30 Neftalí Feliz, R ERA: 3.1	(9, 1)	1.0		4	1	1	1	0	0	0	0	0	0	1	9	12	9.00	1.000

PITCHER	IP	WLS	BF	H	R	ER	SO	BB	IBB	HBP	BLK	WP	HR	S	P	ERA	WHIP

TOP

Houston Astros @ Pittsburgh Pirates

PNC Park, Pittsburgh, PA

Mon Aug 22 2016, 7:09 PM - 9:27 PM EDT

Att. 24,017 - Partly Cloudy - 76 F

livebaseballscorecards.com

AB	31
R	3
H	5
RBI	3
BB	1
SO	8
LOB	6

WP: 0 PB: 1 SB: 0 CS: 0 PA: 32

BOTTOM

Houston Astros @ Pittsburgh Pirates

PNC Park, Pittsburgh, PA

Mon Aug 22 2016, 7:09 PM - 9:27 PM EDT

Att. 24,017 - Partly Cloudy - 76 F

livebaseballscorecards.com

Batter	1	2	3	4	5	6	7	8	9	AB	R	H	RBI	BB	SO	LOB
5 Josh Harrison, R (1, 4) OBP: 0.300, SLG: 0.381	F SI 86 C FF 86 B FF 86 X FC 82 1-2 ① G6-3		B FF 87 B FC 82 C SI 88 X FF 87 2-1 ③ G1-3			S FC 79 S SI 87 B FC 86 S SI 87 1-3 ① K		B FC 93 F FC 93 C FF 94 B CU 83 B CU 82 X FC 93 3-2 ③ G1-3		4	0	0	0	0	1	0
6 Starling Marte, R (1, 7) OBP: 0.364, SLG: 0.448	C SI 87 X FF 87 0-1 ② F9			C FF 86 C SI 87 B FC 83 C SI 86 1-3 ① K		X FF 86 0-0 ② L8			C FF 97 S SL 87 S SL 88 0-3 ① K	4	0	0	0	0	2	0
22 Andrew McCutchen, R (1, 8) OBP: 0.323, SLG: 0.407	B SI 88 S SI 88 F FF 87 B FC 83 F SI 89 F SI 89 B FF 89 F SI 91 S CU 72 3-3 ③ K			B FC 81 B FC 86 B FF 88 C FF 88 X SI 89 3-1 ② G6-3		C FF 88 S CU 70 B FF 87 B FC 82 X SI 88 2-2 ③ G5-3			B SL 86 F FF 99 B FF 99 F SL 86 S SL 88 2-3 ② K	4	0	0	0	0	2	0
25 Gregory Polanco, L (1, 9) OBP: 0.342, SLG: 0.485		X SI 87 0-0 ① L7		B FF 87 C FF 87 X FF 86 1-1 23 E 2B			C CU 68 X CH 78 0-1 ① G3		B FF 98 X FF 96 1-0 23 E 2B	4	1	2	0	0	0	0
23 David Freese, R (1, 5) OBP: 0.357, SLG: 0.436		B FF 88 B SI 86 C SI 87 B SI 88 B SI 88 4-1 BB		2 SAFE B SI 87 2 SAFE C CU 71 C SI 88 D FC 84 B FF 89 S CU 72 3-3 ③ K 2-3			B SI 85 F SI 87 B CH 79 C SI 86 B CU 72 F SI 88 F SI 89 X SI 89 3-2 ② G4-3		B FF 99 S SL 86 S SL 86 X SL 88 1-2 ③ E5 2-H 1B	3	0	1	0	1	1	1
55 Josh Bell, S (1, 3) OBP: 0.500, SLG: 0.889		C SI 87 B FF 88 B FF 86 X FF 87 2-1 ② L7			B SI 86 C FF 85 X CU 70 1-1 ① F7		C CU 70 B CU 71 X SI 89 1-1 2B			3	0	1	0	0	0	1
29 Francisco Cervelli, R (1, 2) OBP: 0.386, SLG: 0.320		B FF 88 X SI 88 1-0 ③ F7			B SI 86 C SI 86 X CU 70 1-1 1B		B FF 86 C SI 87 C SI 88 X FF 88 1-2 ③ F7			3	0	1	0	0	0	2
10 Jordy Mercer, R (1, 6) OBP: 0.338, SLG: 0.371			C SI 86 C SI 86 B FC 82 F SI 88 C SI 88 1-3 ① K		1 SAFE X SI 87 0-0 ② F8			C FC 92 X CU 82 0-1 ① G5-3		3	0	0	0	0	1	1
50 Jameson Taillon, R (1, 1) OBP: 0.048, SLG: 0.048 17 Matt Joyce, L (8, PH) OBP: 0.399, SLG: 0.529 30 Neftalí Feliz, R (9, 1)			C SI 88 C SI 88 C SI 89 0-3 ② K		X FF 86 0-0 ③ G3			C FC 93 B CU 82 B CU 83 F FC 94 S FC 94 2-3 ② K		2 1 0	0 0 0	0 0 0	0 0 0	0 0 0	1 1 0	1 0 0
Inning Stats	R: 0 H: 0 E: 0 LOB: 0 K: 1 BB: 0 S: 11 P: 15	R: 0 H: 0 E: 0 LOB: 1 K: 0 BB: 1 S: 5 P: 12	R: 0 H: 0 E: 0 LOB: 0 K: 2 BB: 0 S: 9 P: 12	R: 0 H: 1 E: 1 LOB: 1 K: 2 BB: 0 S: 10 P: 18	R: 0 H: 1 E: 0 LOB: 1 K: 0 BB: 0 S: 6 P: 8	R: 0 H: 0 E: 0 LOB: 0 K: 1 BB: 0 S: 7 P: 10	R: 0 H: 1 E: 0 LOB: 1 K: 0 BB: 0 S: 12 P: 17	R: 0 H: 0 E: 0 LOB: 0 K: 1 BB: 0 S: 8 P: 13	R: 1 H: 2 E: 1 LOB: 1 K: 2 BB: 0 S: 10 P: 14	1B: 2 2B: 3 3B: 0 HR: 0	SF: 0 SAC: 0 DP: 0 HBP: 0					WP: 0 PB: 0 SB: 0 CS: 0	PA: 32

	AB	31
	R	1
	H	5
	RBI	0
	BB	1
	SO	9
	LOB	6

PITCHER	IP	WLS	BF	H	R	ER	SO	BB	IBB	HBP	BLK	WP	HR	S	P	ERA	WHIP
58 Doug Fister, R (1, 1) ERA: 3.59	7.0	W	25	3	0	0	6	1	0	0	0	0	0	60	92	0.00	0.571
36 Will Harris, R (8, 1) ERA: 2.59	1.0	H	3	0	0	0	1	0	0	0	0	0	0	8	13	0.00	0.000
53 Ken Giles, R (9, 1) ERA: 3.65	1.0	S	4	2	1	0	2	0	0	0	0	0	0	10	14	0.00	2.000

PITCHER	IP	WLS	BF	H	R	ER	SO	BB	IBB	HBP	BLK	WP	HR	S	P	ERA	WHIP

Batter	1	2	3	4	5	6	7	8	9	AB	R	H	RBI	BB	SO	LOB
4 George Springer, R (1, 9) OBP: 0.360, SLG: 0.470	C SI 92 X SI 93 0-1 G6-3		X SI 93 0-0 G4-3 2-3			C CU 78 S CU 80 F CU 80 B CU 80 S SI 94 1-3 K		X SI 92 0-0 G5-4-3 1-2f		4	0	0	0	0	1	2
2 Alex Bregman, R (1, 5) (7, 6) OBP: 0.285, SLG: 0.407	C FF 92 C CU 80 B CU 81 F SI 93 B CU 81 C SI 95 2-3 K		D CU 81 X SI 94 1-0 G5-3			F SI 92 B CU 80 F SI 93 F CU 81 X SI 94 1-2 G6-3			X SI 91 0-0 27 2B 2B	4	1	1	0	0	1	1
27 Jose Altuve, R (1, 4) OBP: 0.425, SLG: 0.575	F SI 93 X SI 93 0-1 L9			B SI 92 X SI 92 1-0 G6-3		X CU 79 0-0 G5-3			X SI 93 0-0 23 G6-3 2-H 2B	4	0	1	1	0	0	0
1 Carlos Correa, R (1, 6) OBP: 0.360, SLG: 0.461 6 Jake Marisnick, R (7, 8) OBP: 0.260, SLG: 0.342		C SI 92 C CU 79 S FF 93 0-3 K		S CU 79 B CU 81 X SI 93 1-1 G5-3			B SI 91 F SI 92 F SI 93 X SI 93 1-2 L9		S CU 80 S CU 81 F CU 82 S CU 81 0-3 K	3 1	0 0	0 0	0 0	0 0	1 1	0 1
23 AJ Reed, L (1, 3) OBP: 0.289, SLG: 0.306		C FF 93 S CH 86 B CH 87 X FF 95 1-2 G4-3		B CU 79 X SI 92 1-0 G4-3			B SI 92 B SI 92 B SI 92 C FF 92 F SI 93 X SI 94 3-2 F7		B CU 80 X SI 93 1-0 G6-3 2-3	4	0	0	0	0	0	1
9 Marwin Gonzalez, S (1, 7) (7, 5) OBP: 0.289, SLG: 0.411		B SI 93 F SI 93 X CH 87 1-1 1B			X CH 86 0-0 15 G3-1 35 G1-3 1B		B CU 80 X SI 92 1-0 1B		C FF 94 S CU 82 B CU 82 D CU 82 D SI 94 S SI 94 3-3 K	4	0	3	0	0	1	1
35 Teoscar Hernández, R (1, 8) (7, 7) OBP: 0.350, SLG: 0.543		C SI 93 X SI 93 0-1 L8			C SI 93 B CU 80 X SI 93 1-1 G1-3 1-2		S CU 79 B CU 79 B SI 93 S SI 93 X SI 94 2-2 G6-3			3	0	0	0	0	0	3
15 Jason Castro, L (1, 2) OBP: 0.322, SLG: 0.391			X SI 91 0-0 4 G4-3 59 SH2-4 1B		C CU 81 D CU 82 B CH 88 X SI 93 2-1 G3-1 2-3			S SI 91 F CU 79 X CU 81 0-2 L8		3	0	1	0	0	0	1
59 Joe Musgrove, R (1, 1) 16 Tony Kemp, L (5, PH) OBP: 0.314, SLG: 0.303 29 Tony Sipp, L (5, 1) 41 Brad Peacock, R (6, 1) 11 Evan Gattis, R (8, PH) OBP: 0.304, SLG: 0.460 45 Michael Feliz, R (8, 1)			X FF 92 0-0 SH2-4 1-2		C CU 82 B SI 94 F SI 95 S CU 83 1-3 K			C CU 81 F SI 93 B CU 82 B SI 93 B SI 93 B SI 93 4-2 4 G5-4-3 BB		0 1 0 0 0 0 0	0 0 0 0 0 0 0	0 0 0 0 1 0 0	0 0 0 0 0 0 0	0 1 0 0 0 0 0	0 1 0 0 0 0 0	0 1 0 0 0 0 0
Inning Stats	R: 0 E: 0 K: 1 S: 8 H: 0 LOB: 0 BB: 0 P: 10	R: 0 E: 0 K: 1 S: 10 H: 1 LOB: 1 BB: 0 P: 12	R: 0 E: 0 K: 0 S: 4 H: 1 LOB: 1 BB: 0 P: 5	R: 0 E: 0 K: 0 S: 4 H: 0 LOB: 0 BB: 0 P: 7	R: 0 E: 0 K: 1 S: 8 H: 1 LOB: 1 BB: 0 P: 12	R: 0 E: 0 K: 1 S: 9 H: 0 LOB: 0 BB: 0 P: 11	R: 0 E: 0 K: 0 S: 10 H: 1 LOB: 1 BB: 0 P: 17	R: 0 E: 0 K: 0 S: 6 H: 0 LOB: 0 BB: 1 P: 10	R: 1 E: 0 K: 2 S: 10 H: 2 LOB: 1 BB: 0 P: 14	1B: 4 2B: 2 3B: 0 HR: 0 SF: 0 SAC: 1 DP: 1 HBP: 0						

PITCHER	IP	WLS	BF	H	R	ER	SO	BB	IBB	HBP	BLK	WP	HR	S	P	ERA	WHIP
46 Iván Nova, R (1, 1) ERA: 4.55	9.0	W	33	6	1	1	6	1	0	0	0	0	0	69	98	1.00	0.778

PITCHER	IP	WLS	BF	H	R	ER	SO	BB	IBB	HBP	BLK	WP	HR	S	P	ERA	WHIP

TOP

Houston Astros @ Pittsburgh Pirates

PNC Park, Pittsburgh, PA

Tue Aug 23 2016, 7:08 PM - 9:39 PM EDT

Att. 28,760 - Partly Cloudy - 81 F

livebaseballscorecards.com

AB	31
R	1
H	6
RBI	1
BB	1
SO	6
LOB	11

WP: 0 PA: 33
PB: 0
SB: 0
CS: 0

Batter	1	2	3	4	5	6	7	8	9	AB	R	H	RBI	BB	SO	LOB
26 Adam Frazier, L (1, 4) OBP: 0.354, SLG: 0.474	C SI 91 X SI 91 0-1 17 2B 1B	C SL 81 B SL 82 B FF 92 F CH 83 X SL 82 2-2 ② G4-3		C SL 80 X FF 90 0-1 ③ L8		B ST 84 X CH 81 1-0 ③ F8		C FF 94 D SL 85 S SL 85 F FF 95 B SL 84 F FF 96 F FF 96 T FF 97 2-2 ③ K		5	1	1	0	0	1	4
17 Matt Joyce, L (1, 9) OBP: 0.401, SLG: 0.534	B SI 90 X SI 90 1-0 22 2B 1-H 2B	B SL 82 B SL 81 F FF 90 B FF 92 F SI 91 X FF 92 3-2 ③ G3-1			S SL 81 C FF 91 B SL 81 B SL 80 C FF 92 2-3 ① K		B ST 82 X FF 92 1-0 22 BB 25 E 1B			4	2	2	1	0	1	0
22 Andrew McCutchen, R (1, 8) OBP: 0.325, SLG: 0.409	F CU 78 F SI 91 X CU 79 0-2 25 1B 2-H 2B		B SL 82 B SI 90 C SI 90 B SI 90 X SI 90 3-1 ① L8		B FF 92 C SI 92 B CH 78 C CH 77 F FF 93 F CH 78 C FF 94 2-3 ② K		C ST 82 S ST 83 D ST 78 B ST 81 B CH 81 F FF 93 B CH 82 4-2 25 FC3-6 1-2 BB			3	1	1	1	1	1	0
25 Gregory Polanco, L (1, 7) OBP: 0.345, SLG: 0.503	S CU 79 B FF 92 B CU 78 X SI 90 2-1 23 1B 55 1B 2-H 1B		B SL 81 B SL 81 F FF 92 B CU 78 X SI 90 3-1 HR		B SL 83 B FF 92 S SL 82 F FF 92 F SL 82 F FF 93 X SL 83 2-2 HR		D KC 77 B FF 92 B FF 91 C FF 91 X CH 81 3-1 ① FC3-6 1-2f 2-H			4	3	3	3	0	0	1
23 David Freese, R (1, 5) OBP: 0.356, SLG: 0.434	B FF 92 X FF 90 1-0 55 1B 1-2 1B		B SL 82 C FF 93 B SL 81 F SI 90 B SL 83 F FF 92 X SI 89 3-2 ② G1-3		S CH 79 B FF 92 F CH 78 S SL 82 1-3 ③ K		C FF 92 X ST 81 0-1 ② L8			4	0	1	0	0	1	1
55 Josh Bell, S (1, 3) OBP: 0.533, SLG: 0.833 3 Sean Rodríguez, R (7, 3) OBP: 0.336, SLG: 0.498	C FF 92 D CU 78 X FF 90 1-1 ① 1-3 2-H 1B		S SL 82 X FF 92 0-1 ③ L1-3			X FF 93 0-0 10 BB 1B	F ST 82 C ST 83 X ST 81 0-2 ③ G6-3			3 1	0 0	2 0	1 0	0 0	0 0	0 1
29 Francisco Cervelli, R (1, 2) OBP: 0.381, SLG: 0.315	B SL 81 B FF 90 B CU 76 C FF 91 C SI 91 X SI 90 3-2 ② G1-3			C SI 89 F SL 80 B SL 81 F FF 92 X SL 82 1-2 ① G5-3		C ST 81 B ST 83 B FF 93 F FF 93 D ST 81 T FF 92 3-2 ① K		X FF 94 0-0 ① F9		4	0	0	0	0	1	2
10 Jordy Mercer, R (1, 6) OBP: 0.341, SLG: 0.374	C SI 90 F SL 80 X SL 81 0-2 ③ G6-3			C FF 91 B SL 81 X SI 90 1-1 2B		B ST 81 B FF 93 C FF 91 B FF 92 B ST 80 4-1 1-2 BB		C FF 96 B SL 82 S SL 84 B FF 97 B SL 84 F FF 94 F FF 96 F FF 95 B SL 82 4-2 BB		2	0	1	0	2	0	1
46 Iván Nova, R (1, 1) OBP: 0.143, SLG: 0.143		C FF 91 F FF 92 S SL 82 0-3 ① K		S CH 87 C SI 88 S SL 80 0-3 ② K		C CH 83 B FF 88 C CH 84 S ST 78 1-3 ② K		B FF 94 S FF 93 F FF 94 S FF 95 1-3 ② K		4	0	0	0	0	4	4
Inning Stats	R: 4 E: 0 K: 0 S: 17 H: 6 LOB: 1 BB: 0 P: 25	R: 0 E: 0 K: 1 S: 9 H: 0 LOB: 0 BB: 0 P: 14	R: 1 E: 0 K: 0 S: 10 H: 1 LOB: 0 BB: 0 P: 19	R: 0 E: 0 K: 1 S: 11 H: 1 LOB: 1 BB: 0 P: 13	R: 1 E: 0 K: 3 S: 16 H: 1 LOB: 0 BB: 0 P: 23	R: 0 E: 0 K: 2 S: 9 H: 1 LOB: 2 BB: 1 P: 18	R: 1 E: 1 K: 0 S: 11 H: 1 LOB: 1 BB: 1 P: 19	R: 0 E: 0 K: 2 S: 15 H: 0 LOB: 1 BB: 1 P: 22		1B: 6 2B: 3 3B: 0 HR: 2 SF: 0 SAC: 0 DP: 0 HBP: 0		WP: 0 PB: 0 SB: 0 CS: 0 PA: 37		

PITCHER		IP	WLS	BF	H	R	ER	SO	BB	IBB	HBP	BLK	WP	HR	S	P	ERA	WHIP
59 Joe Musgrove, R ERA: 5.2	(1, 1)	4.0	L	19	8	5	5	2	0	0	0	0	0	1	47	71	11.25	2.000
29 Tony Sipp, L ERA: 5.45	(5, 1)	1.0		4	1	1	1	3	0	0	0	0	0	1	16	23	9.00	1.000
41 Brad Peacock, R ERA: 4.5	(6, 1)	2.0		10	2	1	1	2	2	0	0	0	0	0	20	37	4.50	2.000
45 Michael Feliz, R ERA: 4.14	(8, 1)	1.0		4	0	0	0	2	1	0	0	0	0	0	15	22	0.00	1.000

PITCHER	IP	WLS	BF	H	R	ER	SO	BB	IBB	HBP	BLK	WP	HR	S	P	ERA	WHIP

BOTTOM

Houston Astros @ Pittsburgh Pirates

PNC Park, Pittsburgh, PA

Tue Aug 23 2016, 7:08 PM - 9:39 PM EDT

Att. 28,760 - Partly Cloudy - 81 F

livebaseballscorecards.com

AB	34
R	7
H	11
RBI	6
BB	3
SO	9
LOB	14

Houston Astros @ Pittsburgh Pirates

PNC Park, Pittsburgh, PA

Wed Aug 24 2016, 12:39 PM - 3:34 PM EDT

Att. 23,717 - Partly Cloudy - 81 F

TOP

livebaseballscorecards.com

Batter	1	2	3	4	5	6	7	8	9	AB	R	H	RBI	BB	SO	LOB
4 George Springer, R (1, 9) OBP: 0.358, SLG: 0.467	C SL 91 B SL 90 C SI 91 S SL 86 1-3 ① K		B SL 88 F SI 94 F SI 94 B SL 87 B FF 95 X SI 96 3-2 ① P4		C SL 83 B FF 92 B SI 92 B SL 86 X SI 94 3-1 2 2B 27 SF8 1B		C SL 90 C FF 96 F SL 90 T FF 98 0-2 ② K		F SI 94 B CH 86 C SI 93 X CH 87 1-2 ③ P4	5	1	1	0	0	2	0
2 Alex Bregman, R (1, 5) OBP: 0.283, SLG: 0.410	C KC 75 B FF 92 C FF 92 F SL 86 B FF 97 X SL 88 2-2 ② P3		B SI 94 X SI 94 1-0 ② L9		1 SAFE X FF 93 0-0 27 SF8 1 SF8 1-3 2B		B FF 96 B SL 90 S FF 97 B FF 97 S FF 96 F FF 97 F FF 98 X FF 98 3-2 ③ L8			4	1	1	0	0	0	0
27 Jose Altuve, R (1, 4) OBP: 0.422, SLG: 0.571	X FF 92 0-0 ③ G5-3		F SI 95 S KC 79 B FF 95 B SI 95 F SL 89 S SI 95 2-3 ③ K		X FF 94 0-0 ① SF8 2-3 3-H			S CH 89 X FF 97 0-1 ① F9		3	0	0	1	0	1	0
1 Carlos Correa, R (1, 6) OBP: 0.361, SLG: 0.463		C CH 90 B SI 92 F KC 75 B SL 86 X FF 94 2-2 11 HR 1B	B SI 94 X SL 86 1-0 E6 9 3B 1B		B SL 88 X SL 88 1-0 ② SF8 3-H			C CH 89 C CH 89 S CH 90 0-3 ② K		3	2	2	1	0	1	0
11 Evan Gattis, R (1, 2) OBP: 0.306, SLG: 0.468		B SI 95 1 SAFE C FF 94 B FF 94 X FF 93 2-1 1-H HR	C SI 94 B SI 94 C FF 95 F KC 79 B SI 95 B SL 89 X SL 90 3-2 ① G6-3		B FF 95 B SL 87 X SI 94 2-0 ③ G5-3			B FF 99 B CH 88 B CH 88 B FF 96 4-0 9 BB BB		3	1	1	2	1	0	1
9 Marwin Gonzalez, S (1, 7) (6, 3) OBP: 0.291, SLG: 0.415		C FF 93 B SI 93 X CH 86 1-1 ① G6-3	D CH 89 X FF 94 1-0 2-H 3B			C SI 92 B SI 92 F SI 92 F CH 88 X FF 93 1-2 ① G4-3		F FF 96 B CH 89 B SL 86 B FF 97 B FF 96 4-1 1-2 BB		3	0	1	1	1	0	0
23 AJ Reed, L (1, 3) OBP: 0.282, SLG: 0.297 47 Chris Devenski, R (6, 1) 10 Yuli Gurriel, R (8, PH) OBP: 0.400, SLG: 0.250 36 Will Harris, R (8, 1) 53 Ken Giles, R (9, 1)		F FF 93 B FF 93 C KC 77 B SL 86 X FF 97 2-2 ② F7	C FF 97 F FF 94 S FF 97 0-3 ② K		B SI 92 B SI 93 F SI 92 X SI 93 2-1 ② G5-3			X FF 95 0-0 ③ L7		3 0 1 0 0	0 0 0 0 0	0 0 0 0 0	0 0 0 0 0	1 0 0 0 0	1 0 2 0 0	
35 Teoscar Hernández, R (1, 8) (6, 7) OBP: 0.364, SLG: 0.553		X KC 75 0-0 2B	I IN 64 I IN 67 I IN 68 I IN 66 4-0 IBB		B SI 92 C SL 85 F SL 85 F SI 93 C SI 93 1-3 ③ K				L SI 93 F SI 92 X CH 86 0-2 ① L9	3	0	1	0	1	1	0
31 Collin McHugh, R (1, 1) 37 Pat Neshek, S (6, 1) 6 Jake Marisnick, R (6, 8) OBP: 0.257, SLG: 0.338		X FF 92 0-0 ③ L9	C SI 96 S SL 85 S SL 87 0-3 ③ K				C FF 96 B SL 89 C FF 96 S SL 89 1-3 ① K		X SI 94 0-0 ② L8	2 0 2	0 0 0	0 0 0	0 0 0	0 0 0	1 0 1	3 0 0

	AB	32
	R	5
	H	7
	RBI	5
	BB	3
	SO	8
	LOB	7

Inning Stats	1	2	3	4	5	6	7	8	9	1B: 3	SF: 2	WP: 0	PA: 37
R:	0	2	0	1	2	0	0	0	0	2B: 2	SAC: 0	PB: 0	
E:	0	0	0	1	0	0	0	0	0	3B: 1	DP: 0	SB: 0	
K:	1	0	1	2	0	1	2	1	0	HR: 1	HBP: 0	CS: 0	
S:	8	12	8	12	6	10	12	7	7				
H:	0	3	0	2	2	0	0	0	0				
LOB:	0	1	0	2	0	0	0	0	0				
BB:	0	0	0	1	0	0	0	2	0				
P:	11	19	14	21	12	14	16	15	8				

PITCHER		IP	WLS	BF	H	R	ER	SO	BB	IBB	HBP	BLK	WP	HR	S	P	ERA	WHIP
45 Gerrit Cole, R ERA: 3.55	(1, 1)	5.0	L	23	7	5	5	4	0	1	0	0	0	1	46	77	9.00	1.400
48 Jared Hughes, R ERA: 3.46	(6, 1)	1.0		3	0	0	0	1	0	0	0	0	0	0	10	14	0.00	0.000
12 Juan Nicasio, R ERA: 4.67	(7, 1)	1.0		3	0	0	0	2	0	0	0	0	0	0	12	16	0.00	0.000
73 Felipe Vázquez, L ERA: 3.84	(8, 1)	1.0		5	0	0	0	1	2	0	0	0	0	0	7	15	0.00	2.000
44 Tony Watson, L ERA: 2.72	(9, 1)	1.0		3	0	0	0	0	0	0	0	0	0	0	7	8	0.00	0.000

PITCHER	IP	WLS	BF	H	R	ER	SO	BB	IBB	HBP	BLK	WP	HR	S	P	ERA	WHIP

BOTTOM

Houston Astros @ Pittsburgh Pirates

PNC Park, Pittsburgh, PA

Wed Aug 24 2016, 12:39 PM - 3:34 PM EDT

Att. 23,717 - Partly Cloudy - 81 F

livebaseballscorecards.com

Batter	1	2	3	4	5	6	7	8	9	AB	R	H	RBI	BB	SO	LOB
5 Josh Harrison, R (1, 4) OBP: 0.297, SLG: 0.377	F FF 90 S CU 73 B FF 91 X CU 75 1-2 G6-3 ①		C FC 87 C FF 91 X CU 72 0-2 F7 ②		X FC 86 0-0 SH1-3 ① 1-2 2-3		B SL 82 B FF 93 X FF 92 2-0 F8 ①	B FC 94 B FC 91 B FC 91 C FC 92 1 SAFE F FC 92 S FC 93 3-3 K ③		4	0	0	0	0	1	1
17 Matt Joyce, L (1, 9) OBP: 0.401, SLG: 0.533	B FC 89 B CH 84 F FF 91 F FC 90 B CU 74 F FC 89 B CU 73 4-2 BB		C CU 71 B FC 87 X CU 72 1-1 G1-3 ③		S CU 72 D CU 73 F FC 87 S CU 73 1-3 K ②		B FF 94 B CH 81 X FF 94 2-0 25 3B 2B		T FF 97 B SL 88 X FF 97 1-1 L6 ①	4	1	1	0	1	1	2
6 Starling Marte, R (1, 8) OBP: 0.363, SLG: 0.445	F FF 91 F FF 92 B FF 90 D CU 73 F FF 91 F FF 91 X CU 73 2-2 P4 ②			C CU 72 X FF 91 0-1 G6-3 ①	X FF 91 0-0 25 1B 2-3 3-H 1B		C CH 80 C CH 80 S CH 81 0-3 K2-3 ②		C SL 87 S SL 87 S SL 88 0-3 K ②	5	0	1	1	0	2	2
25 Gregory Polanco, L (1, 7) OBP: 0.346, SLG: 0.506	1 SAFE C FC 90 F FF 92 1 SAFE B FC 87 X CU 74 1-2 G4-3 ③			C CU 71 B FC 88 F FF 92 B CU 72 F FC 88 F FF 92 B CU 73 S FF 92 3-3 K ②	F FC 88 1 SAFE F CU 73 X FF 91 0-2 1-2 3-H 1B		B CH 80 D CH 82 C SL 83 X FF 95 2-1 2-H 3B		S SL 86 S SL 89 B FF 98 S SL 87 1-3 K ③	5	0	2	2	0	2	1
55 Josh Bell, S (1, 3) OBP: 0.526, SLG: 0.733		B FF 90 C FC 88 B FC 91 F FC 88 B FF 91 X CU 74 3-2 G6-3 ①		X FC 90 0-0 29 1B 1B	F FC 86 B FF 90 S FF 91 F FF 91 B FF 90 S CU 74 2-3 K ③		F CH 80 F SL 84 D CH 82 F FF 95 D CH 84 D CH 84 B CH 83 4-2 BB			3	0	1	0	1	1	2
29 Francisco Cervelli, R (1, 2) OBP: 0.379, SLG: 0.314		F FF 91 F FC 88 B FF 91 B CU 73 F CU 72 F FF 92 B FC 85 X FC 88 3-2 F7 ②		1 SAFE B FC 85 C FF 90 B FC 86 C FF 91 X FF 90 2-2 1-2 1B	C SI 86 B SL 82 C SL 82 F SL 84 F SL 84 B SI 90 X SL 84 2-2 G6-3 ① F FF 95 X FF 95 0-1 G3 ③				4	0	1	0	0	0	2
3 Sean Rodríguez, R (1, 5) OBP: 0.335, SLG: 0.493		F FC 86 B CU 72 F CH 85 F FF 92 S CU 72 1-3 K ③		S CU 72 F CU 71 D CU 73 X FC 86 1-2 G1-3 ③		X SL 82 0-0 1B		B CU 81 C FC 92 X FC 92 1-1 F9 ①		4	0	1	0	0	1	2
10 Jordy Mercer, R (1, 6) OBP: 0.343, SLG: 0.383			C CU 70 F FF 92 B CU 73 B FF 92 X CU 72 2-2 HR		B FF 90 X FC 86 1-0 5 SH1-3 28 1B 6 1B 1B	X SI 88 0-0 F9 ②		B FC 92 S FC 91 T FC 93 B CU 84 T FC 93 2-2 K ②		4	2	2	1	0	1	1
45 Gerrit Cole, R (1, 1) OBP: 0.200, SLG: 0.282 28 John Jaso, L (5, PH) OBP: 0.344, SLG: 0.367 48 Jared Hughes, R (6, 1) 26 Adam Frazier, L (6, PH) OBP: 0.350, SLG: 0.468 12 Juan Nicasio, R (7, 1) OBP: 0.158, SLG: 0.158 73 Felipe Vázquez, L (8, 1) 22 Andrew McCutchen, R (8, PH) OBP: 0.326, SLG: 0.410 44 Tony Watson, L (9, 1)			C FC 87 B FC 87 F FF 90 F FC 87 X CU 72 1-2 G3 ①		C FF 91 D CU 72 B CU 71 B FC 86 X FC 85 3-1 6 1B 5 SH1-3 25 1B 1-2 1B	X FF 94 0-0 F9 ③		S FC 93 F FC 94 B FC 95 X FC 94 1-2 1B	1 1 0 1 0 0 0 1	0 1 0 0 0 0 0 0	0 1 0 0 0 0 0 1	0 0 0 0 0 0 0 0	0 0 0 0 0 0 0 0	0 0 0 0 0 0 0 0	0 0 0 0 0 0 0 0
Inning Stats	R: 0 E: 0 K: 0 S: 14 H: 0 LOB: 1 BB: 1 P: 22	R: 0 E: 0 K: 1 S: 12 H: 0 LOB: 0 BB: 0 P: 19	R: 1 E: 0 K: 0 S: 12 H: 1 LOB: 0 BB: 0 P: 16	R: 0 E: 0 K: 1 S: 14 H: 2 LOB: 2 BB: 0 P: 20	R: 2 E: 0 K: 2 S: 15 H: 4 LOB: 2 BB: 0 P: 22	R: 0 E: 0 K: 0 S: 8 H: 1 LOB: 1 BB: 0 P: 10	R: 1 E: 0 K: 1 S: 12 H: 2 LOB: 2 BB: 1 P: 22	R: 0 E: 0 K: 2 S: 11 H: 1 LOB: 1 BB: 0 P: 18	R: 0 E: 0 K: 2 S: 8 H: 0 LOB: 0 BB: 0 P: 10	1B: 8 2B: 1 3B: 1 HR: 1	SF: 0 SAC: 1 DP: 0 HBP: 0		WP: 0 PB: 0 SB: 0 CS: 0	PA: 40			

PITCHER		IP	WLS	BF	H	R	ER	SO	BB	IBB	HBP	BLK	WP	HR	S	P	ERA	WHIP
31 Collin McHugh, R ERA: 5.01	(1, 1)	5.0	W	23	7	3	3	4	1	0	0	0	0	1	67	99	5.40	1.600
37 Pat Neshek, R ERA: 2.65	(6, 1)	0.2	H	3	1	0	0	0	0	0	0	0	0	0	7	9	0.00	1.500
47 Chris Devenski, R ERA: 2.36	(6, 1)	1.1	H	7	2	1	1	1	1	0	0	0	0	0	13	23	6.75	2.250
36 Will Harris, R ERA: 2.54	(8, 1)	1.0	H	4	1	0	0	2	0	0	0	0	0	0	11	18	0.00	1.000
53 Ken Giles, R ERA: 3.58	(9, 1)	1.0	S	3	0	0	0	2	0	0	0	0	0	0	8	10	0.00	0.000

PITCHER	IP	WLS	BF	H	R	ER	SO	BB	IBB	HBP	BLK	WP	HR	S	P	ERA	WHIP

AB	37
R	4
H	11
RBI	4
BB	2
SO	9
LOB	14

TOP

Tampa Bay Rays @ Houston Astros

Minute Maid Park, Houston, TX

Fri Aug 26 2016, 7:12 PM - 9:50 PM CDT

Att. 25,852 - Roof Closed - 73 F

livebaseballscorecards.com

Batter	1	2	3	4	5	6	7	8	9	AB	R	H	RBI	BB	SO	LOB
11 Logan Forsythe, R (1, 4) OBP: 0.336, SLG: 0.463	C FC 88 B CH 84 S FF 91 F FF 92 B CU 74 X CU 74 2-2 ① F8		C FF 87 B CU 75 B FF 90 C CU 74 B FF 91 F CH 83 B FF 88 4-2 2-H BB		B CU 74 B FC 87 F FF 90 C FC 86 B FF 90 T FF 90 3-2 ② K 3-H		B FF 95 C FF 94 B SL 78 B FF 94 X FF 94 3-1 ③ F8			3	0	0	0	1	1	1
39 Kevin Kiermaier, L (1, 8) OBP: 0.307, SLG: 0.381	S CH 83 B CH 84 B FF 90 X CH 83 2-1 ② G5-3		B CH 82 1 SAFE X FF 90 1-0 ③ P5		C FC 87 F FF 90 B CH 81 B CU 74 F FF 91 X FF 92 2-2 ③ G4-3			F FC 92 X CU 81 0-1 ① G4-3		4	0	0	0	0	0	1
3 Evan Longoria, R (1, 5) OBP: 0.340, SLG: 0.550	C CU 72 X FC 86 0-1 ③ G6-3			B CU 72 F FC 86 X FC 87 1-1 ① 7 1B 5 G4-3 1B		C FF 89 X FC 86 0-1 ① G3-1		C CU 81 B FC 93 F FC 92 B FC 93 X FC 93 2-2 ② F9		4	0	1	0	0	0	0
13 Brad Miller, L (1, 3) OBP: 0.316, SLG: 0.513		T FF 88 C FF 89 S FF 90 0-3 ① K		S FF 88 F FF 89 F FF 90 X CH 83 0-2 ① L4		C FF 90 S FF 90 B FF 89 B FC 87 S FC 88 2-3 ② K		B FC 92 B FC 93 B FC 93 C FC 92 S FC 92 F FC 93 C FC 94 3-3 ③ K		4	0	0	0	0	3	1
5 Matt Duffy, R (1, 6) OBP: 0.319, SLG: 0.356		B CU 73 X FF 89 1-0 ② G3		C CU 73 F CU 74 X CU 75 0-2 ② G4-3 1-2		C CU 73 F CU 73 B FF 91 S FF 91 1-3 ③ K			C SL 83 B SL 85 F FF 97 S SL 86 1-3 ① K	4	0	0	0	0	2	1
7 Logan Morrison, L (1, 10) OBP: 0.309, SLG: 0.373		X CH 81 0-0 ③ F7		C CH 83 B CU 75 B CU 75 X CU 74 2-1 2-3 1B			X FF 89 0-0 27 SH3 10 2B 1B		F FF 97 B SL 84 B FF 98 C FF 97 B SL 86 X FF 98 3-2 ② G3-1	4	1	2	0	0	0	0
27 Mikie Mahtook, R (1, 9) OBP: 0.207, SLG: 0.223 (9, 7)			B CU 74 C FC 86 X FC 86 1-1 ① 7 2B C CU 73 B CU 75 B CU 74 F CH 83 S CU 74 2-3 ③ K				C FC 87 X FF 90 0-1 ① SH3 1-2		B SL 84 B FF 97 X FF 96 2-0 HR	3	1	2	1	0	1	2
10 Corey Dickerson, L (1, 7) OBP: 0.283, SLG: 0.450 20 Steven Souza Jr., R (9, 9) OBP: 0.293, SLG: 0.396			B CH 83 B FF 90 B CH 82 C FF 89 X CH 83 3-1 11 WP 2B		C FF 90 X CH 84 0-1 21 SH5-3 11 WP 2B		X FF 94 0-0 2-H 2B		B FF 98 S FF 96 S FF 98 X SL 88 1-2 ③ L8	4 0	2 0	3 0	1 0	0 0	0 0	0 0
21 Bobby Wilson, R (1, 2) OBP: 0.273, SLG: 0.335			X FC 87 0-0 ② F7		X FC 86 0-0 ① SH5-3 2-3		S FF 95 S SL 82 S FF 95 0-3 ② K			2	0	0	0	0	1	2

	AB	32
	R	4
	H	8
	RBI	2
	BB	1
	SO	8
	LOB	8

Inning Stats	1	2	3	4	5	6	7	8	9	1B: 3 SF: 0	WP: 3 PA: 35
	R: 0 H: 0 E: 0 LOB: 0 K: 0 BB: 0 S: 8 P: 12	R: 0 H: 0 E: 0 LOB: 0 K: 1 BB: 0 S: 5 P: 6	R: 1 H: 2 E: 0 LOB: 1 K: 0 BB: 0 S: 9 P: 18	R: 0 H: 2 E: 0 LOB: 2 K: 1 BB: 0 S: 14 P: 19	R: 1 H: 1 E: 0 LOB: 0 K: 1 BB: 0 S: 10 P: 15	R: 0 H: 0 E: 0 LOB: 0 K: 2 BB: 0 S: 8 P: 11	R: 1 H: 2 E: 0 LOB: 1 K: 1 BB: 0 S: 9 P: 12	R: 0 H: 0 E: 0 LOB: 0 K: 1 BB: 0 S: 9 P: 14	R: 1 H: 1 E: 0 LOB: 0 K: 1 BB: 0 S: 10 P: 17	2B: 4 SAC: 2 3B: 0 DP: 0 HR: 1 HBP: 0	PB: 0 SB: 0 CS: 0

PITCHER		IP	WLS	BF	H	R	ER	SO	BB	IBB	HBP	BLK	WP	HR	S	P	ERA	WHIP
54 Mike Fiers, R ERA: 4.4	(1, 1)	6.1		25	6	3	3	5	1	0	0	0	2	0	57	84	4.26	1.105
45 Michael Feliz, R ERA: 4.09	(7, 1)	0.2	B	3	1	0	0	1	0	0	0	0	0	0	6	9	0.00	1.500
36 Will Harris, R ERA: 2.49	(8, 1)	1.0		3	0	0	0	1	0	0	0	0	0	0	9	14	0.00	0.000
53 Ken Giles, R ERA: 3.68	(9, 1)	1.0	W	4	1	1	1	1	0	0	0	0	0	1	10	17	9.00	1.000

PITCHER	IP	WLS	BF	H	R	ER	SO	BB	IBB	HBP	BLK	WP	HR	S	P	ERA	WHIP

BOTTOM

Tampa Bay Rays @ Houston Astros

Minute Maid Park, Houston, TX

Fri Aug 26 2016, 7:12 PM - 9:50 PM CDT

Att. 25,852 - Roof Closed - 73 F

livebaseballscorecards.com

	AB	R	H	RBI	BB	SO	LOB
4 George Springer, R (1, 9) OBP: 0.358, SLG: 0.465	3	1	0	0	1	2	0
2 Alex Bregman, R (1, 5) OBP: 0.290, SLG: 0.408	3	0	1	0	1	1	0
27 Jose Altuve, R (1, 4) OBP: 0.419, SLG: 0.567	4	1	0	1	0	0	2
1 Carlos Correa, R (1, 6) OBP: 0.362, SLG: 0.468	3	1	1	1	1	0	0
11 Evan Gattis, R (1, 2) OBP: 0.308, SLG: 0.477	4	1	2	2	0	1	0
10 Yuli Gurriel, R (1, 10) OBP: 0.375, SLG: 0.286	3	0	1	0	0	1	2
16 Tony Kemp, L (7, PR) OBP: 0.314, SLG: 0.303 (8, 10)	0	0	0	0	0	0	0
9 Marwin Gonzalez, S (1, 3) OBP: 0.289, SLG: 0.412	3	0	0	0	0	1	3
35 Teoscar Hernández, R (1, 7) OBP: 0.340, SLG: 0.512	3	0	0	0	0	2	1
6 Jake Marisnick, R (1, 8) OBP: 0.258, SLG: 0.353	3	1	1	1	0	2	0

	AB	R	H	RBI	BB	SO	LOB
AB	29						
R	5						
H	6						
RBI	5						
BB	3						
SO	10						
LOB	8						

Inning Stats	1	2	3	4	5	6	7	8	9
	R: 2 E: 1 K: 1 S: 17	R: 1 E: 0 K: 2 S: 12	R: 0 E: 0 K: 1 S: 7	R: 0 E: 0 K: 2 S: 11	R: 0 E: 0 K: 2 S: 8	R: 0 E: 0 K: 0 S: 7	R: 0 E: 0 K: 0 S: 8	R: 0 E: 0 K: 2 S: 11	R: 2 E: 0 K: 0 S: 7
	H: 2 LOB: 2 BB: 2 P: 34	H: 1 LOB: 0 BB: 0 P: 15	H: 0 LOB: 0 BB: 0 P: 11	H: 0 LOB: 0 BB: 0 P: 17	H: 0 LOB: 0 BB: 0 P: 12	H: 0 LOB: 0 BB: 0 P: 12	H: 1 LOB: 1 BB: 0 P: 15	H: 0 LOB: 1 BB: 1 P: 19	H: 2 LOB: 0 BB: 0 P: 10

	1B	SF	PA
	3	0	32
	2B: 0	SAC: 0	
	3B: 0	DP: 1	
	HR: 3	HBP: 0	

	WP	PB	
	0	0	
	SB: 1		
	CS: 0		

PITCHER	IP	WLS	BF	H	R	ER	SO	BB	IBB	HBP	BLK	WP	HR	S	P	ERA	WHIP
33 Drew Smyly, L (1, 1) ERA: 4.8	6.0		23	3	3	2	8	2	0	0	0	0	1	62	101	3.00	0.833
40 Kevin Jepsen, R (7, 1) ERA: 5.15	1.0		3	1	0	0	0	0	0	0	0	0	0	8	15	0.00	1.000
26 Brad Boxberger, R (8, 1) ERA: 1.54	1.0		4	0	0	0	2	1	0	0	0	0	0	11	19	0.00	1.000
37 Alex Colomé, R (9, 1) ERA: 2.15	0.0	L	2	2	2	2	0	0	0	0	0	0	2	7	10	∞	∞

PITCHER	IP	WLS	BF	H	R	ER	SO	BB	IBB	HBP	BLK	WP	HR	S	P	ERA	WHIP

Batter	1	2	3	4	5	6	7	8	9	AB	R	H	RBI	BB	SO	LOB
11 Logan Forsythe, R (1, 4) OBP: 0.335, SLG: 0.466	C SI 88 B SI 89 C FC 86 F SI 89 B SL 79 X SI 90 2-2 E5 3 CS		C SL 76 B FC 85 C SI 89 B SL 79 X SI 88 2-2 ② F8		B CH 79 X SI 90 1-0 ① G6-3		B SL 76 X SL 77 1-0 3B			4	0	1	0	0	0	0
39 Kevin Kiermaier, L (1, 8) OBP: 0.306, SLG: 0.378	C SI 89 L SI 89 S SI 89 0-3 ① K		B SL 80 X SI 89 1-0 1B		S SL 80 B SL 78 B SI 90 F SL 79 B SL 81 X SL 80 3-2 ② F9		B SL 79 C SI 89 D SL 80 B SI 90 X SI 90 3-1 ③ G4-3			4	0	1	0	0	1	2
3 Evan Longoria, R (1, 5) OBP: 0.338, SLG: 0.545	B FC 85 C SI 89 S FC 86 F FC 86 D SI 90 B FF 87 S FF 87 3-3 ②③ K 1-2		S SL 77 C FC 86 X SL 79 0-2 ③ G1-3		B SI 90 C SI 89 X SL 80 1-1 ③ L5			F SL 81 S SL 84 B SL 84 B SL 83 S SL 84 2-3 ① K		4	0	0	0	0	2	2
5 Matt Duffy, R (1, 6) OBP: 0.315, SLG: 0.352		B SI 88 F SI 88 B SI 89 B FC 86 X SI 89 3-1 ① G4-3		B SI 88 C CH 79 F SI 89 B SI 90 B SI 89 X SI 90 3-2 ① G6-3		X FC 85 0-0 ① L8		B SL 82 C SI 88 S SL 82 X SL 84 1-2 ② G1-3		4	0	0	0	0	0	0
1 Tim Beckham, R (1, 3) OBP: 0.285, SLG: 0.433		C SI 90 S FF 87 B FF 87 B SI 90 F SI 90 F SI 88 X SI 90 2-2 E5 20 1B 1B		B FC 85 C SI 89 X FC 86 1-1 2B		B SL 78 X SI 89 1-0 27 1B 1B		B SL 82 X SI 87 1-0 ③ F9		4	0	3	0	0	0	0
27 Mikie Mahtook, R (1, 7) OBP: 0.218, SLG: 0.228 2 Nick Franklin, S (9, PH) OBP: 0.361, SLG: 0.505		C SI 90 B SI 89 C SI 89 B SI 90 B SI 90 B SI 90 4-2 20 1B BB		2 SAFE X SI 89 0-0 ② F9		B FC 85 B SI 89 C SI 89 X SI 89 2-1 ② 1-3 1B			S FF 93 S CH 82 S CH 83 0-3 ① K	2 1	0 0	1 0	0 0	1 0	0 1	1 0
20 Steven Souza Jr., R (1, 9) OBP: 0.293, SLG: 0.395		C FC 86 B SI 90 F FF 87 B FC 86 F SI 90 X SI 90 2-2 10 G4-6-3 1-2 2-3 1B		X SI 89 0-0 ③ L8		C SL 77 B FF 88 B SL 78 S FF 89 S FF 90 2-3 ③ K			S SL 82 C SL 83 B SL 82 B FF 94 S SL 83 2-3 ② K	4	0	1	0	0	2	2
10 Corey Dickerson, L (1, 10) OBP: 0.283, SLG: 0.448		X SI 90 0-0 ②③ G4-6-3 1-2f			B SL 80 B SI 89 C SI 90 X SI 90 2-1 21 HR 1B		C SL 78 F SL 79 B FF 89 X SL 78 1-2 ① F7		S CH 82 B CH 83 F SL 82 F CH 84 X CH 83 1-2 ③ G3	4	1	1	0	0	0	3
21 Bobby Wilson, R (1, 2) OBP: 0.274, SLG: 0.352			C FC 85 F FF 88 X FC 85 0-2 ① G5-3		F FC 85 X FF 86 0-1 1-H HR		B SL 76 C SL 75 S SL 78 B SL 78 S SL 78 2-3 ② K			3	1	1	2	0	1	0
Inning Stats	R: 0 E: 1 K: 2 S: 11 H: 0 LOB: 1 BB: 0 P: 16	R: 0 E: 1 K: 0 S: 14 H: 2 LOB: 2 BB: 1 P: 25	R: 0 E: 0 K: 0 S: 10 H: 1 LOB: 1 BB: 0 P: 13	R: 0 E: 0 K: 0 S: 7 H: 1 LOB: 1 BB: 0 P: 11	R: 2 E: 0 K: 0 S: 10 H: 2 LOB: 0 BB: 0 P: 17	R: 0 E: 0 K: 1 S: 7 H: 2 LOB: 1 BB: 0 P: 12	R: 0 E: 0 K: 1 S: 9 H: 1 LOB: 1 BB: 0 P: 16	R: 0 E: 0 K: 1 S: 7 H: 0 LOB: 0 BB: 0 P: 11	R: 0 E: 0 K: 2 S: 10 H: 0 LOB: 0 BB: 0 P: 13	1B: 6 2B: 2 3B: 1 HR: 1	SF: 0 SAC: 0 DP: 2 HBP: 0			WP: 0 PB: 0 SB: 0 CS: 1	PA: 35		

PITCHER		IP	WLS	BF	H	R	ER	SO	BB	IBB	HBP	BLK	WP	HR	S	P	ERA	WHIP
60 Dallas Keuchel, L ERA: 4.55	(1, 1)	7.0	W	29	9	2	2	4	1	0	0	0	0	1	68	110	2.57	1.429
37 Pat Neshek, R ERA: 2.58	(8, 1)	1.0		3	0	0	0	1	0	0	0	0	0	0	7	11	0.00	0.000
47 Chris Devenski, R ERA: 2.33	(9, 1)	1.0		3	0	0	0	2	0	0	0	0	0	0	10	13	0.00	0.000

PITCHER	IP	WLS	BF	H	R	ER	SO	BB	IBB	HBP	BLK	WP	HR	S	P	ERA	WHIP

TOP

Tampa Bay Rays @ Houston Astros

Minute Maid Park, Houston, TX

Sat Aug 27 2016, 6:13 PM - 9:09 PM CDT

Att. 36,544 - Roof Closed - 73 F

livebaseballscorecards.com

AB	34
R	2
H	9
RBI	2
BB	1
SO	7
LOB	10

Batter	1	2	3	4	5	6	7	8	9	AB	R	H	RBI	BB	SO	LOB
4 George Springer, R (1, 9) OBP: 0.361, SLG: 0.466	B FF 90 F FF 91 B SL 80 F FF 92 X FF 94 2-2 27 L9-5 2 WP 1B		F CU 72 X CH 83 0-1 2 HR 1B B FF 93 B CH 87 B FF 92 B FF 92 4-0 2 1B BB		B FF 89 C FF 90 B FF 90 X FF 90 2-1 ③ L4		B SL 86 B FF 96 B SL 88 C FF 95 B FF 95 4-1 BB		3	1	2	0	2	0	0
2 Alex Bregman, R (1, 5) OBP: 0.301, SLG: 0.435	B FF 92 B FF 93 S FF 92 D FF 94 F FF 93 S FF 93 3-3 ① K 1-2		1 SAFE F FF 93 B FF 92 F FF 90 X FF 92 1-2 1-H HR	1 SAFE 1 SAFE X FF 92 0-0 1-2 3-H 1B			F FF 91 B CU 81 B CU 81 B FF 92 F FF 93 B FF 92 4-2 1 G6-4-3 27 1B 10 2B BB	B FF 96 S FC 88 S FC 88 B FF 96 S FC 87 2-3 ② K		4	2	2	3	1	2	2
27 Jose Altuve, R (1, 4) OBP: 0.417, SLG: 0.563	B CU 75 D CU 76 X FF 93 2-0 ② ③ L9-5 2-3		B CU 76 S CH 85 F CH 85 S CH 86 1-3 ① K	B CU 75 F FF 94 B CH 86 F FF 92 F CH 87 F FF 94 X CH 87 2-2 ③ G5-3			X FF 92 0-0 1 G6-4-3 1-2 1B	B SL 82 C SL 82 C FF 96 B FF 98 B FF 97 S FF 97 3-3 ③ K		5	0	1	0	0	2	4
1 Carlos Correa, R (1, 6) OBP: 0.363, SLG: 0.471		X FF 91 0-0 11 2B 2B B CH 83 S CH 84 C FF 94 D CU 77 F CH 84 X FF 94 2-2 10 2B 2-H 2B	B CU 77 C CH 85 F CU 77 B CH 86 F CH 84 X CH 85 2-2 11 1B 1B B CH 84 B FF 93 X CH 83 2-0 10 G6-4-3 1-2 1B		C CU 76 B CH 87 B CH 87 S FF 93 C FF 94 2-3 ① K B CU 77 B FF 92 B FF 92 C FF 93 T FF 92 X FF 93 3-2 ② P6		B CH 84 S CH 84 X FF 92 1-1 ① ② G6-4-3 1-2f 2-3 B CH 84 B CH 84 C SI 93 B FF 93 B FF 92 4-1 10 2B BB		4	1	2	0	0	1	2
11 Evan Gattis, R (1, 2) OBP: 0.313, SLG: 0.481										3	1	2	1	1	0	0
10 Yuli Gurriel, R (1, 10) OBP: 0.500, SLG: 0.600		B CH 83 B FF 92 X FF 91 2-0 35 G3 2-H 2B	S CU 75 F CU 73 D CU 74 X CU 73 1-2 ② ③ G6-4-3 1-2f		F CU 76 B CH 87 F FF 93 B FF 93 B FF 92 F FF 93 F CU 76 B FF 93 4-2 BB		B FF 93 X FF 91 1-0 1-3 3-H 2B			3	0	2	2	1	0	2
9 Marwin Gonzalez, S (1, 3) OBP: 0.291, SLG: 0.411		B FF 92 F FF 92 D CU 75 S CH 83 X CH 84 2-2 ① G6-3		B FF 91 C CH 85 C CU 75 F CU 76 X CH 84 1-2 E2 6 S 2 1B 1B	B FC 88 C FC 91 F FC 88 D CH 86 S CH 86 2-3 ③ K		D CH 85 I CH 52 I IN 52 I 4-0 IBB			3	1	1	0	1	1	2
35 Teoscar Hernández, R (1, 7) OBP: 0.314, SLG: 0.467		B FF 95 C FF 93 B CH 84 X CH 84 2-1 ② G3 2-3		B FF 92 C FF 92 S CU 76 D CU 76 F FF 93 B CH 86 S FF 93 3-3 ① K		B FF 89 X FF 89 1-0 ① G6-3	C CU 81 B FF 91 C CU 82 S FF 93 1-3 ③ K			4	0	0	0	0	2	5
6 Jake Marisnick, R (1, 8) OBP: 0.253, SLG: 0.346		S CH 84 S CH 84 S CH 82 0-3 ③ K		S CU 76 F CH 87 F FF 93 B FF 93 S CH 87 1-3 ② K 2-3		B FF 88 C FF 89 B FF 88 C FF 89 L FF 90 2-3 ② K		F FF 94 C FC 87 S FF 96 0-3 ① K		4	0	0	0	0	4	2
Inning Stats	R: 0 E: 0 K: 1 S: 7 H: 1 LOB: 0 BB: 0 P: 14	R: 2 E: 0 K: 1 S: 14 H: 3 LOB: 1 BB: 0 P: 22	R: 2 E: 0 K: 1 S: 16 H: 4 LOB: 1 BB: 0 P: 23	R: 1 E: 1 K: 2 S: 18 H: 2 LOB: 2 BB: 1 P: 29	R: 0 E: 0 K: 2 S: 13 H: 0 LOB: 1 BB: 1 P: 24	R: 0 E: 0 K: 1 S: 6 H: 0 LOB: 0 BB: 0 P: 11	R: 1 E: 0 K: 1 S: 10 H: 2 LOB: 3 BB: 3 P: 25	R: 0 E: 0 K: 3 S: 10 H: 0 LOB: 1 BB: 1 P: 19		1B: 7 2B: 5 3B: 0 HR: 1 SF: 0 SAC: 0 DP: 3 HBP: 0		WP: 1 PB: 0 SB: 1 CS: 0 PA: 39			

BOTTOM

Tampa Bay Rays @ Houston Astros

Minute Maid Park, Houston, TX

Sat Aug 27 2016, 6:13 PM - 9:09 PM CDT

Att. 36,544 - Roof Closed - 73 F

livebaseballscorecards.com

AB	33
R	6
H	12
RBI	6
BB	6
SO	12
LOB	19

PITCHER		IP	WLS	BF	H	R	ER	SO	BB	IBB	HBP	BLK	WP	HR	S	P	ERA	WHIP
4 Blake Snell, L ERA: 3.56	(1, 1)	3.0	L	16	9	5	4	3	0	0	0	0	1	1	41	64	12.00	3.000
43 Danny Farquhar, R ERA: 4.87	(4, 1)	2.0		9	1	0	0	4	2	0	0	0	0	0	27	48	0.00	1.500
31 Xavier Cedeño, L ERA: 3.79	(6, 1)	1.0		3	0	0	0	1	0	0	0	0	0	0	6	11	0.00	0.000
40 Kevin Jepsen, R ERA: 5.24	(7, 1)	1.0		7	2	1	1	1	2	1	0	0	0	0	10	25	9.00	4.000
45 Enny Romero, L ERA: 4.75	(8, 1)	1.0		4	0	0	0	3	1	0	0	0	0	0	10	19	0.00	1.000

PITCHER	IP	WLS	BF	H	R	ER	SO	BB	IBB	HBP	BLK	WP	HR	S	P	ERA	WHIP

Batter	1	2	3	4	5	6	7	8	9	AB	R	H	RBI	BB	SO	LOB
10 Corey Dickerson, L (1, 7) OBP: 0.286, SLG: 0.459	B FF 87 F FF 86 C FF 88 X SI 88 1-2 ① L7		B SI 89 C CU 70 B FF 88 S CH 79 B SI 89 F CU 73 F SI 89 X FC 82 3-2 3 2B 2B	D CU 70 1-0 ③ 2-6-5 2-3	B CU 69 C CH 78 C SI 87 B FC 82 B CU 71 F FF 87 F FF 87 B SI 87 4-2 3 1B BB		C FF 92 X CH 82 0-1 ② F7	B SL 82 X SL 82 1-0 1-H 2-H HR		4	2	2	3	1	0	0
39 Kevin Kiermaier, L (1, 8) OBP: 0.308, SLG: 0.376	F SI 87 X FF 88 0-1 ② F8		B CU 69 B FF 88 C CH 78 F SI 89 B FC 83 F SI 87 X CU 72 3-2 ② P2		F SI 86 X FF 86 0-1 ① P6		F CH 81 B SL 81 X CH 81 1-1 3 S 1B	B FF 92 S SL 82 B FF 92 B FF 92 F FF 91 B FF 91 4-2 3 1B BB		4	0	1	0	1	0	2
3 Evan Longoria, R (1, 10) OBP: 0.340, SLG: 0.548	C SI 87 C SI 87 B FF 88 F FC 84 S SI 89 1-3 ③ K		S FC 81 X SI 89 0-1 2-H 2B		C SI 86 X FF 85 0-1 1-2 1B		1 SAFE 1 SAFE B FF 91 B FF 92 C SL 81 F SL 83 B FF 94 X CH 81 3-2 ③ F8 1-2	D FF 92 B FF 92 S SL 81 F SL 82 F FF 92 X SL 82 2-2 1-2 1B		5	0	3	1	0	1	1
13 Brad Miller, L (1, 3)		B FF 87 C SI 87 B FF 88 F CH 79 B FF 88 X FF 89 3-2 ① G4-3	C CU 71 X SI 88 0-1 ③ F8		B FF 92 D CH 81 B FF 92 C FF 91 S FF 92 C FF 93 3-3 ② K			5 HR 1B G1-3		5	1	1	0	0	1	5
5 Matt Duffy, R (1, 6) OBP: 0.317, SLG: 0.362		F SI 88 F FC 87 B FC 82 F CU 72 X FF 89 1-2 2 1B 20 G5-3 1B		C SI 86 S CU 69 B FC 81 F SI 87 X FC 81 1-2 ① L9	S FF 93 X CH 82 0-1 ③ G6-3			B FF 98 F FF 96 X FF 94 1-1 1-H HR	F FF 91 C ST 78 F KC 76 X ST 80 0-2 ① L8	5	2	2	2	0	0	2
2 Nick Franklin, S (1, 4) OBP: 0.372, SLG: 0.539		F SI 87 C SI 87 X FC 80 0-2 20 G5-3 1-3 1B		B CU 70 F CU 71 X CH 80 1-1 20 FC4-6 1B		B FF 92 X CH 80 1-0 ① P4		C FF 96 X SL 85 0-1 ① F7	B FF 93 X CH 80 1-0 HR	5	1	3	1	0	0	0
20 Steven Souza Jr., R (1, 9) OBP: 0.289, SLG: 0.389		C SI 88 B SI 88 D FC 83 X SI 88 2-1 ② G5-3 1-2 3-H	1 SAFE B FF 87 B SI 87 X SI 87 2-0 ② FC4-6 1 WP 1 E 1-2f		C CH 80 T SL 83 B FF 93 B FF 93 S CH 83 2-3 ② K		X SL 83 0-0 ② L5	B ST 81 F ST 78 C ST 81 S FF 93 1-3 ② K	5	1	0	1	0	2	2
1 Tim Beckham, R (1, 5) OBP: 0.283, SLG: 0.427		D FC 82 S SI 88 C SI 88 F SI 88 B FF 88 X SI 88 2-2 ③ G5-3		S FF 88 B SI 88 1 SAFE B FC 82 B SI 87 F SI 88 F SI 88 X SI 88 3-2 E5 46 2B 1-H		C SL 83 F FF 93 X CH 82 0-2 ③ G6-3		B SL 83 B FF 97 B FF 96 C FF 97 X FF 95 3-1 46 1B 10 HR 1B	C ST 80 S ST 81 F FF 92 X ST 80 0-2 ③ G5-3	5	2	1	0	0	0	1
46 Luke Maile, R (1, 2) OBP: 0.282, SLG: 0.351			C FF 87 B SI 87 B FF 86 F SI 88 F FF 88 F SI 88 X SI 88 2-2 ① F8	S FC 80 X FC 79 0-1 10 2-6-5 2-H 2B			C FF 92 S SL 82 X FF 92 0-2 ① F9	B FF 97 F FF 96 B SL 85 X FF 96 2-1 10 HR 1-2 1B		4	1	2	1	0	0	0
Inning Stats	R: 0 E: 0 K: 1 S: 9 H: 0 LOB: 0 BB: 0 P: 11	R: 1 E: 0 K: 0 S: 16 H: 2 LOB: 1 BB: 0 P: 24	R: 1 E: 0 K: 0 S: 18 H: 2 LOB: 0 BB: 0 P: 26	R: 2 E: 1 K: 0 S: 13 H: 2 LOB: 1 BB: 0 P: 21	R: 0 E: 0 K: 1 S: 13 H: 1 LOB: 2 BB: 1 P: 20	R: 0 E: 0 K: 1 S: 7 H: 0 LOB: 0 BB: 0 P: 10	R: 0 E: 0 K: 0 S: 10 H: 1 LOB: 1 BB: 0 P: 14	R: 5 E: 0 K: 0 S: 20 H: 6 LOB: 2 BB: 1 P: 35	R: 1 E: 0 K: 1 S: 12 H: 1 LOB: 0 BB: 0 P: 14	1B: 9 2B: 3 3B: 0 HR: 3 SF: 0 SAC: 0 DP: 0 HBP: 0						

PITCHER		IP	WLS	BF	H	R	ER	SO	BB	IBB	HBP	BLK	WP	HR	S	P	ERA	WHIP
58 Doug Fister, R ERA: 3.6	(1, 1)	4.1	L	22	7	4	2	1	1	0	0	0	1	0	64	94	4.15	1.846
47 Chris Devenski, R ERA: 2.27	(5, 1)	2.2		9	1	0	0	2	0	0	0	0	0	0	22	32	0.00	0.375
45 Michael Feliz, R ERA: 4.69	(8, 1)	0.2		6	4	4	4	0	0	0	0	0	0	1	11	17	54.00	6.000
29 Tony Sipp, L ERA: 5.66	(8, 1)	0.1		4	2	1	1	0	1	0	0	0	0	1	9	18	27.00	9.000
41 Brad Peacock, R ERA: 5.4	(9, 1)	1.0		4	1	1	1	1	0	0	0	0	0	1	12	14	9.00	1.000

PITCHER	IP	WLS	BF	H	R	ER	SO	BB	IBB	HBP	BLK	WP	HR	S	P	ERA	WHIP

TOP

Tampa Bay Rays @ Houston Astros

Minute Maid Park, Houston, TX

Sun Aug 28 2016, 1:12 PM - 4:31 PM CDT

Att. 37,484 - Roof Closed - 73 F

livebaseballscorecards.com

AB	42
R	10
H	15
RBI	9
BB	2
SO	4
LOB	13

WP: 1 PA: 44
PB: 0
SB: 1
CS: 0

Batter	1	2	3	4	5	6	7	8	9	AB	R	H	RBI	BB	SO	LOB
4 George Springer, R (1, 9) OBP: 0.358, SLG: 0.461	C FF 93 X FF 95 0-1 G6-3 ①		X SL 87 0-0 FC6-4 ③ 1-2f		C SL 86 B FF 95 F FF 94 S SL 89 1-3 K ①		B FF 95 C FF 95 F SL 91 B SL 91 F SL 90 F FF 96 B SL 91 F SL 90 F SL 91 3-3 S FF 96 K ③		X FC 88 0-0 FC5 27 DI 1-3	5	0	0	0	0	2	2
2 Alex Bregman, R (1, 5) OBP: 0.305, SLG: 0.430	F FF 95 B FF 96 S SL 91 X SL 89 1-2 G6-3 ②			B SL 85 S SL 84 B FF 94 B SL 84 B FF 93 4-1 27 HR BB	C FF 95 B FF 94 B SL 88 C SL 85 F SL 89 X SL 87 2-2 F8 ②			B FF 92 F FF 92 B FS 84 X FF 93 2-1 10 1B 9 1B 1B	F FC 87 S FF 95 B FF 96 S SL 84 1-3 K ②	4	2	1	0	1	1	2
27 Jose Altuve, R (1, 4) OBP: 0.415, SLG: 0.565	B FF 95 T SL 86 F FF 96 B SL 91 B SL 88 S SL 87 3-3 K ③			X FF 92 0-0 1-H HR	X FF 95 0-0 G5-3 ③			B SL 80 X FF 93 1-0 P6 ①	C FF 96 B FF 97 T FC 90 X FF 97 1-2 G6-3 ③ 1-2	5	1	1	2	0	1	3
1 Carlos Correa, R (1, 6) OBP: 0.364, SLG: 0.471		X FF 94 0-0 G3 ①		X SL 86 0-0 23 BB 15 1B 1B		B FF 94 B SL 87 C FF 94 B SL 85 F SL 85 X SL 87 3-2 10 G1-3 1B		B FS 83 F SL 80 S FF 93 B FF 93 S FF 92 2-3 K ②		4	1	2	0	0	1	1
10 Yuli Gurriel, R (1, 10) OBP: 0.438, SLG: 0.500		B FF 94 B SL 86 C FF 95 C SL 88 F SL 88 F SL 89 T FF 96 2-2 K ②		D SL 88 S SL 88 S SL 88 X SL 89 1-2 L9 ①		C FF 93 F SL 89 X SL 90 0-2 G1-3 ① 1-2		F SL 81 F FF 93 B FF 93 F FF 93 X FF 93 1-2 23 WP 9 1B 1-2 1B		4	0	1	0	0	1	2
9 Marwin Gonzalez, S (1, 7) OBP: 0.291, SLG: 0.410		C FF 95 S SL 89 X FF 97 0-2 G6-3 ③		C FF 93 F CH 86 B SL 91 S SL 88 1-3 K ②		S SL 88 F SL 90 C FF 95 0-3 K ②		T FF 92 F FF 93 B FS 85 B FS 84 X FF 93 2-2 23 WP 1-2 2-H 1B		4	0	1	1	0	2	2
23 AJ Reed, L (1, 3) OBP: 0.281, SLG: 0.288			C FF 93 S FF 94 B FF 94 B SL 90 C SL 89 2-3 K ①	C SL 89 B FF 95 B SL 89 B SL 88 C FF 94 F SL 88 B FF 94 4-2 15 1B 1-2 BB		S SL 89 B FF 95 B SL 90 S FF 94 T FF 94 2-2 K ③		S FF 92 S FF 92 B FF 93 S FF 92 1-3 K ③ 1-2 2-3		3	0	0	0	1	3	3
15 Jason Castro, L (1, 2) OBP: 0.322, SLG: 0.390 35 Teoscar Hernández, R (9, PH) OBP: 0.327, SLG: 0.467			C CH 85 B FF 96 X CH 87 1-1 F7 ② 1-3 2-H 1B	S SL 90 B SL 90 S FF 94 B SL 91 D SL 92 X SL 90 3-2			F FF 93 C FF 94 B FF 95 S SL 89 1-3 K ①		B FF 93 B FC 88 B FF 94 C FF 93 B FF 95 4-1 4 E 4 FC5 BB	3 0	0 0	1 0	1 0	0 1	1 0	0 0
6 Jake Marisnick, R (1, 8) OBP: 0.256, SLG: 0.345 16 Tony Kemp, L (7, PH) OBP: 0.307, SLG: 0.295 (8, 8)			B SL 87 S FF 94 S SL 90 H FF 95 2-2 4 FC6-4 HBP	B FF 94 T SL 88 B SL 89 F FF 94 B SL 90 C SL 89 3-3 K ③			B SL 88 X FF 93 1-0 L7 ②		B FC 86 C FC 86 X FC 87 1-1 F7 ①	1 2	0 0	0 0	0 0	0 0	1 0	2 1
Inning Stats	R: 0 E: 0 K: 1 S: 8 H: 0 LOB: 0 BB: 0 P: 12	R: 0 E: 0 K: 1 S: 9 H: 0 LOB: 0 BB: 0 P: 11	R: 0 E: 0 K: 1 S: 8 H: 0 LOB: 1 BB: 0 P: 13	R: 3 E: 0 K: 2 S: 18 H: 3 LOB: 2 BB: 2 P: 34	R: 0 E: 0 K: 1 S: 8 H: 0 LOB: 0 BB: 0 P: 11	R: 0 E: 0 K: 2 S: 12 H: 1 LOB: 1 BB: 0 P: 17	R: 0 E: 0 K: 2 S: 11 H: 0 LOB: 0 BB: 0 P: 16	R: 1 E: 0 K: 2 S: 16 H: 3 LOB: 2 BB: 0 P: 25	R: 0 E: 1 K: 1 S: 10 H: 0 LOB: 2 BB: 1 P: 17	1B: 6 2B: 0 3B: 0 HR: 1	SF: 0 SAC: 0 DP: 0 HBP: 1		WP: 1 PB: 0 SB: 0 CS: 0	PA: 39			

PITCHER		IP	WLS	BF	H	R	ER	SO	BB	IBB	HBP	BLK	WP	HR	S	P	ERA	WHIP
22 Chris Archer, R ERA: 4.1	(1, 1)	7.0	W	28	4	3	3	10	2	0	1	0	0	1	74	114	3.86	0.857
54 Steve Geltz, R ERA: 6.86	(8, 1)	1.0		6	3	1	1	2	0	0	0	0	1	0	16	25	9.00	3.000
45 Enny Romero, L ERA: 4.62	(9, 1)	1.0		5	0	0	0	1	1	0	0	0	0	0	10	17	0.00	1.000

PITCHER	IP	WLS	BF	H	R	ER	SO	BB	IBB	HBP	BLK	WP	HR	S	P	ERA	WHIP

BOTTOM

Tampa Bay Rays @ Houston Astros

Minute Maid Park, Houston, TX

Sun Aug 28 2016, 1:12 PM - 4:31 PM CDT

Att. 37,484 - Roof Closed - 73 F

livebaseballscorecards.com

AB	35
R	4
H	7
RBI	4
BB	3
SO	13
LOB	18

Oakland Athletics @ Houston Astros

Minute Maid Park, Houston, TX

Mon Aug 29 2016, 7:12 PM - 9:57 PM CDT

Att. 18,613 - Roof Closed - 73 F

TOP

livebaseballscorecards.com

Batter	1	2	3	4	5	6	7	8	9	AB	R	H	RBI	BB	SO	LOB
4 Coco Crisp, S (1, 7) OBP: 0.299, SLG: 0.399	B FF 92 F FF 92 C CH 84 S SL 82 1-3 ① K			C CH 81 B SL 81 T CH 82 X FF 91 1-2 ① G4-3	S SL 81 F SL 82 S FF 92 0-3 ② K		F SL 82 X SL 83 0-1 ③ G4-3			4	0	0	0	0	2	4
26 Danny Valencia, R (1, 9) OBP: 0.353, SLG: 0.472	C SL 82 X FF 90 0-1 ② L8			F SL 81 B SI 90 B SI 91 B SL 82 F FF 93 B SL 81 4-2 2 1B BB	C SL 81 B FF 92 S SL 82 S SL 82 1-3 ③ K			C FF 92 X ST 80 0-1 ① F9		3	0	0	0	1	1	3
21 Stephen Vogt, L (1, 2) OBP: 0.305, SLG: 0.419	C SL 82 B FF 93 C SL 82 B FF 93 X SL 84 2-2 ③ F9			C SL 81 C FF 91 S SL 81 0-3 ② K		F FF 91 B CU 78 F SL 80 B FF 92 X SL 80 3-2 48 L7 2 BB 1B		B FF 91 C ST 80 B CH 80 B FF 91 C FF 91 F FF 91 F FF 92 X ST 81 3-2 ② F9		4	0	1	0	0	1	1
2 Khris Davis, R (1, 10) OBP: 0.304, SLG: 0.532		B SL 82 C FF 93 S SL 81 F SL 83 F SL 82 F FF 94 S SL 83 1-3 ① K		X CH 82 0-0 1-2 1B		F CH 81 B FF 90 B SL 78 B CH 79 B FF 90 4-1 17 G1-6-3 1-2 BB		F CH 81 C ST 80 B FF 91 S ST 79 1-3 ③ K		3	0	1	0	1	2	0
48 Ryon Healy, R (1, 5) OBP: 0.316, SLG: 0.476		B FF 94 B FF 93 B CH 83 C FF 92 S FF 93 F FF 93 F FF 94 F FF 94 C SL 82 3-3 ② K		F SL 81 X FF 92 0-1 ③ F8		B SL 79 B FF 88 X FF 89 2-0 ① L7 2-3			B FF 90 B CH 80 B FF 90 B FF 89 4-0 16 FC6-4 BB	3	0	0	0	1	1	4
17 Yonder Alonso, L (1, 3) OBP: 0.308, SLG: 0.363		B SL 80 X FF 93 1-0 ③ G4-3			C CH 81 C FF 92 B SL 82 B SL 83 X CH 83 2-2 ① G4-3	D SI 88 X SI 87 1-0 ②③ G1-6-3 1-2f			C FF 91 B ST 79 C CH 80 S ST 80 1-3 ① K	4	0	0	0	0	1	3
10 Marcus Semien, R (1, 6) OBP: 0.301, SLG: 0.443			C FF 92 F CU 79 B SL 81 S SL 82 1-3 ① K		B SL 84 F FF 92 B SL 81 X SL 83 2-1 12 BB 2B		C SL 80 C SI 89 B SL 82 F SL 83 B SL 82 X SI 87 2-2 1B		B CH 81 X FF 92 1-0 ② F9	4	0	2	0	0	1	1
5 Jake Smolinski, R (1, 8) 16 Billy Butler, R (9, PH) OBP: 0.338, SLG: 0.399 OBP: 0.336, SLG: 0.417			B FF 92 C FF 92 H CU 78 2-1 12 G3-6-1 HBP		F FF 91 H SL 79 1-1 12 BB HBP		B SI 87 C SL 82 X SI 88 1-1 ① F8		C ST 78 F FF 92 B ST 78 X ST 80 1-2 ③ FC6-4 1-2f	1 1	0 0	0 0	0 0	0 0	0 0	1 1
12 Max Muncy, L (1, 4) OBP: 0.306, SLG: 0.274			C FF 90 C FF 91 D CU 79 B CU 78 X FF 91 2-2 ②③ G3-6-1 1-2f		C CH 82 B FF 91 B CH 82 B FF 91 B FF 90 4-1 1-2 2-3 BB		B SI 88 C SI 87 B CH 65 C SL 82 S CH 65 2-3 ② K			2	0	0	0	1	1	2
Inning Stats	R: 0 E: 0 K: 1 S: 8 H: 0 LOB: 0 BB: 0 P: 11	R: 0 E: 0 K: 2 S: 13 H: 0 LOB: 0 BB: 0 P: 18	R: 0 E: 0 K: 1 S: 7 H: 0 LOB: 0 BB: 0 P: 12	R: 0 E: 0 K: 1 S: 11 H: 1 LOB: 2 BB: 1 P: 16	R: 0 E: 0 K: 2 S: 13 H: 1 LOB: 3 BB: 1 P: 23	R: 0 E: 0 K: 0 S: 6 H: 1 LOB: 1 BB: 1 P: 16	R: 0 E: 0 K: 1 S: 11 H: 1 LOB: 1 BB: 0 P: 16	R: 0 E: 0 K: 1 S: 10 H: 0 LOB: 0 BB: 0 P: 14	R: 0 E: 0 K: 1 S: 7 H: 0 LOB: 1 BB: 1 P: 14	1B: 3 2B: 1 3B: 0 HR: 0	SF: 0 SAC: 0 DP: 2 HBP: 2		WP: 0 PB: 0 SB: 0 CS: 0		PA: 35		

	AB	29
	R	0
	H	4
	RBI	0
	BB	4
	SO	10
	LOB	20

PITCHER		IP	WLS	BF	H	R	ER	SO	BB	IBB	HBP	BLK	WP	HR	S	P	ERA	WHIP
59 Joe Musgrove, R ERA: 4.36	(1, 1)	5.1	W	23	3	0	0	7	3	0	2	0	0	0	57	94	0.00	1.125
44 Luke Gregerson, R ERA: 3.11	(6, 1)	0.2	H	1	0	0	0	0	0	0	0	0	0	0	1	2	0.00	0.000
37 Pat Neshek, R ERA: 2.52	(7, 1)	1.0	H	4	1	0	0	1	0	0	0	0	0	0	11	16	0.00	1.000
41 Brad Peacock, R ERA: 3.86	(8, 1)	2.0		7	0	0	0	2	1	0	0	0	0	0	17	28	0.00	0.500

PITCHER	IP	WLS	BF	H	R	ER	SO	BB	IBB	HBP	BLK	WP	HR	S	P	ERA	WHIP

Batter	1	2	3	4	5	6	7	8	9	AB	R	H	RBI	BB	SO	LOB
4 George Springer, R (1, 9) OBP: 0.359, SLG: 0.461	B FF 92 C CH 81 B FF 91 C FF 91 S FF 92 2-3 ① K	C FF 93 S FF 92 B FF 93 B FF 93 F CH 85 B FF 92 B CH 84 4-2 1-2 2-3 3-H BB			C CH 78 B FF 88 B CU 78 F CH 78 B FF 88 S CH 79 3-3 ② K	B FF 85 X FF 88 1-0 2 1B 1 1B 1-2 2-3 1B				3	1	1	1	1	2	0
2 Alex Bregman, R (1, 10) OBP: 0.303, SLG: 0.424	S FF 92 B FF 92 X FF 92 1-1 ② L8	T FF 91 B CH 84 S CH 85 F FF 92 S SL 80 1-3 ③ K			B CU 79 X FF 89 1-0 ③ G6-3	S CH 83 C FF 94 B FF 93 X CU 81 1-2 27 L4-3 1-3 2-H 3-H 1B				4	0	1	2	0	1	3
27 Jose Altuve, R (1, 4) OBP: 0.414, SLG: 0.569	F CH 83 C CH 85 B FF 94 S SL 81 1-3 ③ K		X CH 82 0-0 ① F8			C CH 77 B FF 87 B CU 77 F CH 79 F FF 88 X CU 79 2-2 HR	B FF 94 S CH 82 F CH 84 X FF 95 1-2 ① ② L4-3 1-1			4	1	1	1	0	1	2
1 Carlos Correa, R (1, 6) OBP: 0.363, SLG: 0.469		B CH 82 S FF 93 F SL 79 F FF 94 B FF 92 X SL 80 2-2 ① F8	C FF 90 B SL 76 B CH 82 F FF 88 F FF 90 F SL 79 X SL 80 2-2 ② G5-3			C CH 78 C FF 88 B FF 87 C FF 86 1-3 ① K	S CU 80 C CU 80 F FF 94 D CH 86 X FF 94 1-2 3-H 1B			4	0	1	1	0	1	0
11 Evan Gattis, R (1, 2) OBP: 0.312, SLG: 0.477		F CH 84 F CH 85 B CH 86 S FF 93 1-3 ② K	B CH 82 X CH 82 1-0 ③ G6-3			C CU 79 S CH 79 B FF 87 B CU 79 B CH 79 B CH 79 4-2 10 FC6-4 BB	B CH 84 F FF 94 B FF 94 X FF 93 2-1 ③ F8			3	0	0	0	1	1	1
10 Yuli Gurriel, R (1, 5) OBP: 0.450, SLG: 0.500		X CH 83 0-0 35 E 9 E 6 BB 1B	F FF 87 X FF 89 0-1 ① G1-3			X FF 88 0-0 ② FC6-4 9 1B 1-2f	B CU 78 F CU 78 B FF 92 T FF 92 X FF 93 2-2 35 FC5-4 1B			4	1	2	0	0	0	1
9 Marwin Gonzalez, S (1, 3) OBP: 0.291, SLG: 0.408	B FF 92 C FF 93 D CH 85 X CH 84 2-1 E5 6 BB 35 E 4 BB 1-2	C FF 90 B FF 88 S CH 76 S CH 77 1-3 ② K				B FF 86 B FF 86 C FF 88 B FF 86 X FF 88 3-1 35 CS 1-3 1B	B FF 92 C FF 93 F FF 94 S CU 80 1-3 ① K			4	1	1	0	0	2	2
35 Teoscar Hernández, R (1, 7) OBP: 0.321, SLG: 0.469	C CH 83 B FF 92 S CH 84 X CH 84 1-2 FC5 4 BB 6 BB 1-2 2-3	B CU 78 C FF 88 S CU 80 B CH 77 C FF 88 2-3 ③ K				S CH 76 B CH 76 1 SAFE B FF 88 2-1 ③ CS 1-2 C CU 78 X CH 77 0-1 4 1B 2 1B 2B	C FF 93 S FF 93 B FF 93 F CU 82 D CH 85 B CH 82 X FF 92 3-2 ② FC5-4 1-2f			4	1	1	0	0	1	3
6 Jake Marisnick, R (1, 8) OBP: 0.260, SLG: 0.341	C CH 85 B FF 94 B FF 93 D CH 84 B FF 93 4-1 4 BB 1-2 2-3 3-H BB			S CU 78 C FF 87 B FF 87 B CH 77 F CU 79 C CU 78 2-3 ① K		M FF 85 B CH 76 B FF 84 C FF 87 D FF 87 B FF 86 4-2 4 1B 2 1B BB	B FF 93 C FF 92 F FF 92 S CU 80 1-3 ③ K			2	1	0	1	2	2	1
Inning Stats	R: 0 E: 0 K: 2 S: 8 H: 0 LOB: 0 BB: 0 P: 12	R: 2 E: 2 K: 2 S: 21 H: 1 LOB: 3 BB: 2 P: 36	R: 0 E: 0 K: 0 S: 7 H: 0 LOB: 0 BB: 0 P: 10	R: 0 E: 0 K: 2 S: 8 H: 0 LOB: 0 BB: 0 P: 11	R: 0 E: 0 K: 2 S: 8 H: 0 LOB: 0 BB: 0 P: 14	R: 1 E: 0 K: 1 S: 13 H: 2 LOB: 1 BB: 1 P: 25	R: 3 E: 0 K: 0 S: 17 H: 4 LOB: 1 BB: 1 P: 27	R: 0 E: 0 K: 2 S: 13 H: 1 LOB: 1 BB: 0 P: 20			1B: 6 2B: 2 3B: 0 HR: 1 SF: 0 SAC: 0 DP: 1 HBP: 0			WP: 0 PB: 0 SB: 0 CS: 1 PA: 37	

PITCHER	IP	WLS	BF	H	R	ER	SO	BB	IBB	HBP	BLK	WP	HR	S	P	ERA	WHIP
55 Sean Manaea, L (1, 1) ERA: 4.4	3.1	L	15	1	2	0	4	2	0	0	0	0	0	38	60	0.00	0.900
56 Chris Smith, R (4, 1) ERA: 5.59	2.2		13	4	4	4	5	2	0	0	0	0	1	32	58	13.50	2.250
64 J.B. Wendelken, R (7, 1) ERA: 5.4	2.0		8	3	0	0	2	0	0	0	0	0	0	25	37	0.00	1.500

PITCHER	IP	WLS	BF	H	R	ER	SO	BB	IBB	HBP	BLK	WP	HR	S	P	ERA	WHIP

BOTTOM

Oakland Athletics @ Houston Astros

Minute Maid Park, Houston, TX

Mon Aug 29 2016, 7:12 PM - 9:57 PM CDT

Att. 18,613 - Roof Closed - 73 F

livebaseballscorecards.com

AB	32
R	6
H	8
RBI	6
BB	4
SO	11
LOB	13

Oakland Athletics @ Houston Astros

Minute Maid Park, Houston, TX

Tue Aug 30 2016, 7:12 PM - 9:39 PM CDT

Att. 23,114 - Roof Closed - 73 F

livebaseballscorecards.com

Batter	1	2	3	4	5	6	7	8	9	AB	R	H	RBI	BB	SO	LOB
10 Marcus Semien, R (1, 6) OBP: 0.303, SLG: 0.444	B FF 89 B FF 90 B FF 90 C FF 90 B FC 88 4-1 21 WP BB		C FC 88 B FC 87 C FF 90 X FC 85 1-2 ② G3-1			B FC 83 X FC 84 1-0 2B		B SL 81 X SI 87 1-0 ① G6-3 1-2 2-H		3	0	1	1	1	0	1
26 Danny Valencia, R (1, 9) OBP: 0.349, SLG: 0.467	B FC 86 F FF 90 B FC 87 T FC 86 B CU 73 F FF 90 X FF 90 3-2 ① P4		S FC 85 F FF 90 B CU 71 S CU 70 1-3 ③ K			C FF 89 S CU 72 D CU 71 X FF 90 1-2 ① G6-3		C SL 80 S SL 81 S SL 81 0-3 ② K		4	0	0	0	0	2	3
21 Stephen Vogt, L (1, 2) OBP: 0.305, SLG: 0.417	S FF 91 B FF 90 C CU 72 B FF 91 S CU 74 2-3 ② K 1-2			C CU 70 B FF 90 F FF 90 X CU 70 1-2 2 G6-3 1B		X CU 72 0-0 ② F7		B SL 80 B SI 87 F SL 81 B SI 88 F SL 80 X SL 81 3-2 ③ G1-3		4	0	1	0	0	1	3
2 Khris Davis, R (1, 10) OBP: 0.301, SLG: 0.527	S FC 86 S FF 91 F FF 91 B FC 88 S FF 90 1-3 ③ K			S FF 89 F FF 90 B FC 83 F FC 90 D FC 85 F FF 91 F FF 90 X FC 86 2-2 ① G6-3 1-2		S FC 84 D FC 85 S FF 90 X FC 85 1-2 ③ G4-3			B FF 98 F FF 97 B SL 87 F FF 98 B SL 87 T FF 99 3-2 ① K	4	0	0	0	0	2	3
48 Ryan Healy, R (1, 5) OBP: 0.314, SLG: 0.470		C FF 90 X FC 87 0-1 5 1B 17 G1-3 12 L7-2 1B		B FC 83 S FF 90 S FF 90 F FF 90 X FC 84 1-2 ② F9			C FC 92 F FC 92 B CU 82 S CU 82 1-3 ① K		C SL 85 C SL 86 X SL 89 0-2 ② G6-3	4	0	1	0	0	1	1
17 Yonder Alonso, L (1, 3) OBP: 0.305, SLG: 0.359		F FF 90 S CU 71 F CU 71 F FF 90 X CU 71 0-2 ① G1-3 1-2		B CU 70 C FF 90 B FC 86 B CU 71 S CU 72 S CU 71 3-3 ③ K			C CU 80 C FC 92 B CU 82 S CU 82 1-3 ② K		F FF 98 C SL 86 S SL 87 0-3 ③ K	4	0	0	0	0	3	2
5 Jake Smolinski, R (1, 8) OBP: 0.338, SLG: 0.398		B FF 91 B FC 87 C FF 91 F FC 88 F CU 71 F FF 90 F CU 71 X FF 90 2-2 2-3 1B			F FF 89 F FC 85 S CU 70 0-3 ① K		C FC 91 B CU 82 X FC 92 1-1 ③ F7			3	0	1	0	0	1	0
12 Max Muncy, L (1, 4) OBP: 0.298, SLG: 0.265		C CU 72 D CU 74 B FF 90 F FF 90 B CU 71 X FF 90 3-2 ②③ L7-2 3-H			B CU 71 C FC 86 C CU 71 F FF 90 B CU 72 B FC 86 X FC 87 3-2 ② G4-3			S SI 88 X FF 88 0-1 E6 10 WP 39 1B 10 G6-3		3	1	0	0	0	0	2
39 Brett Eibner, R (1, 7) OBP: 0.271, SLG: 0.390			C FF 89 X FC 86 0-1 ① G1-3		S FF 90 S FF 90 B FF 91 B CU 72 X FC 84 2-2 ③ P3			X FC 88 0-0 10 WP 1-2 1B		3	0	1	0	0	0	0

TOP

AB	32
R	1
H	5
RBI	1
BB	1
SO	10
LOB	15

Inning Stats	1	2	3	4	5	6	7	8	9	1B: 4	SF: 0	WP: 2	PA: 33
R:	0	0	0	0	0	0	0	1	0	2B: 2	SAC: 0	PB: 0	
E:	0	0	0	0	0	0	0	0	0	3B: 0	DP: 1	SB: 0	
K:	2	0	1	1	0	0	2	1	2	HR: 0	HBP: 0	CS: 0	
S:	12	16	8	16	10	8	8	10	9				
H:	0	2	0	1	0	1	0	1	0				
LOB:	1	1	1	1	1	1	0	1	0				
BB:	1	0	0	0	0	0	0	0	0				
P:	22	21	10	23	15	11	11	14	12				

PITCHER		IP	WLS	BF	H	R	ER	SO	BB	IBB	HBP	BLK	WP	HR	S	P	ERA	WHIP
31 Collin McHugh, R ERA: 4.8	(1, 1)	6.0	W	22	4	0	0	5	1	0	0	0	1	0	70	102	0.00	0.833
36 Will Harris, R ERA: 2.44	(7, 1)	1.0	H	3	0	0	0	2	0	0	0	0	0	0	8	11	0.00	0.000
44 Luke Gregerson, R ERA: 3.04	(8, 1)	1.0	H	5	1	1	0	1	0	0	0	0	1	0	10	14	0.00	1.000
53 Ken Giles, R ERA: 3.61	(9, 1)	1.0	S	3	0	0	0	2	0	0	0	0	0	0	9	12	0.00	0.000

PITCHER	IP	WLS	BF	H	R	ER	SO	BB	IBB	HBP	BLK	WP	HR	S	P	ERA	WHIP

BOTTOM

Oakland Athletics @ Houston Astros

Minute Maid Park, Houston, TX

Tue Aug 30 2016, 7:12 PM - 9:39 PM CDT

Att. 23,114 - Roof Closed - 73 F

livebaseballscorecards.com

Batter	1	2	3	4	5	6	7	8	9	AB	R	H	RBI	BB	SO	LOB
4 George Springer, R (1, 9) OBP: 0.359, SLG: 0.458	C SI 93 X SI 93 0-1 ① L5		C SI 94 B SI 93 B SI 94 B SI 94 B SI 94 4-1 2 E 2 S 2 1B BB			B SI 92 B SI 92 C SI 92 C FC 89 S SL 82 2-3 ① K		S SL 93 B SL 94 F FF 97 B CU 80 B SL 92 S SL 93 3-3 ② K		3	1	0	0	1	2	1
2 Alex Bregman, R (1, 5) OBP: 0.302, SLG: 0.419	B SI 93 X SI 94 1-0 ② F9		F SI 92 1 SAFE F FF 91 P PO 84 B FF 91 F SL 82 F SI 94 X FC 91 2-2 1-H 1B			X FF 91 0-0 ② F7		B SL 94 S FF 94 B FF 97 F FF 94 X SL 94 2-2 ③ L9		4	0	1	1	0	0	1
27 Jose Altuve, R (1, 4) OBP: 0.412, SLG: 0.565	C SI 94 B FF 91 C FF 92 B FF 92 B SI 95 X SI 94 3-2 ③ F9		X SI 94 0-0 ③ L5			B SI 93 F FC 87 X SI 95 1-1 ③ G6-3				3	0	0	0	0	0	1
1 Carlos Correa, R (1, 6) OBP: 0.363, SLG: 0.468		B SI 93 C SL 82 C SI 93 B FF 92 X SI 94 2-2 11 G6-4-3 1B	B SI 93 C SL 81 S FC 90 B SI 93 B SI 94 X SI 94 3-2 ① G5-3				B SI 92 B SI 92 S SI 93 F SI 93 F FC 90 X SI 94 2-2 ① G4-3			3	0	1	0	0	0	0
11 Evan Gattis, R (1, 10) OBP: 0.312, SLG: 0.484		F SI 93 X SI 92 0-1 ① ② G6-4-3 1-2f	B SI 94 X SI 92 1-0 ② G5-3				B SI 92 F SI 93 F SI 93 B SL 79 B SI 93 X SI 94 3-2 HR			3	1	1	1	0	0	1
28 Colby Rasmus, L (1, 7) OBP: 0.286, SLG: 0.361		C SI 93 C SI 94 B FC 90 F FF 92 F SI 93 X SI 94 1-2 HR	C SI 94 B SI 92 X CH 87 1-1 ③ G3				X CH 86 0-0 ② G4-3			3	1	1	1	0	0	0
9 Marwin Gonzalez, S (1, 3) OBP: 0.288, SLG: 0.405		F CH 87 B SI 93 C FF 92 F FF 92 X CH 86 1-2 ③ G3			B FC 89 B SI 92 B SI 94 C SI 92 X SI 93 3-1 ① F8		S CH 86 B CH 85 F SI 92 X CH 85 1-2 ③ G6-3			3	0	0	0	0	0	0
15 Jason Castro, L (1, 2) OBP: 0.322, SLG: 0.389			F SI 93 B SI 92 B FF 91 X SI 93 2-1 ① F7		F SI 93 B SI 93 S FF 91 F FC 90 F SI 93 X CH 85 1-2 ② G4-3			B CU 78 S FF 95 B FF 96 S FF 96 X FF 96 2-2 6 SH1-4 1B		3	0	1	0	0	0	0
6 Jake Marisnick, R (1, 8) OBP: 0.258, SLG: 0.338			X SI 93 0-0 ② G5-3		C SI 92 B SI 93 X SI 92 1-1 ③ G6-3			X FF 95 0-0 ① SH1-4 1-2		2	0	0	0	0	0	0
Inning Stats	R: 0 E: 0 K: 0 S: 6 H: 0 LOB: 0 BB: 0 P: 10	R: 1 E: 0 K: 0 S: 14 H: 2 LOB: 0 BB: 0 P: 18	R: 1 E: 0 K: 0 S: 11 H: 1 LOB: 1 BB: 1 P: 18	R: 0 E: 0 K: 0 S: 6 H: 0 LOB: 0 BB: 0 P: 11	R: 0 E: 0 K: 0 S: 9 H: 0 LOB: 0 BB: 0 P: 14	R: 0 E: 0 K: 1 S: 6 H: 0 LOB: 0 BB: 0 P: 9	R: 1 E: 0 K: 0 S: 11 H: 1 LOB: 0 BB: 0 P: 17	R: 0 E: 0 K: 1 S: 10 H: 1 LOB: 1 BB: 0 P: 17		1B: 3 2B: 0 3B: 0 HR: 2 SF: 0 SAC: 1 DP: 1 HBP: 0				WP: 0 PB: 0 SB: 1 CS: 0 PA: 29		

	AB	27
	R	3
	H	5
	RBI	3
	BB	1
	SO	2
	LOB	4

PITCHER		IP	WLS	BF	H	R	ER	SO	BB	IBB	HBP	BLK	WP	HR	S	P	ERA	WHIP
49 Kendall Graveman, R ERA: 3.96	(1, 1)	7.0	L	25	4	3	3	1	1	0	0	0	0	2	63	97	3.86	0.714
John Axford, R ERA: 4.42	(8, 1)	1.0		4	1	0	0	1	0	0	0	0	0	0	10	17	0.00	1.000

PITCHER		IP	WLS	BF	H	R	ER	SO	BB	IBB	HBP	BLK	WP	HR	S	P	ERA	WHIP

Batter	1	2	3	4	5	6	7	8	9	AB	R	H	RBI	BB	SO	LOB
10 Marcus Semien, R (1, 6) OBP: 0.304, SLG: 0.443	C FF 88 B CH 80 F SL 82 X CU 73 1-2 G6-3	B FC 83 B FF 88 B FC 86 B FF 86 4-0 21 CS BB		B CU 72 X CH 81 1-0 21 1B 1B		F FF 92 S SL 82 X SL 83 0-2 G6-3			C FF 97 F SL 86 C SL 87 0-3 K	4	0	1	0	1	1	0
21 Stephen Vogt, L (1, 10) OBP: 0.308, SLG: 0.422	B FC 85 B FF 88 C FF 89 C FF 88 F FF 89 X FF 89 2-2 2 WP 2B	B FC 87 B FC 87 C FF 90 F FC 88 1 SAFE 1 SAFE B FC 86 3-2 CS 1-2	B CU 72 F CH 84 X FF 88 1-1 17 BB 2 1B 1B	S FF 87 X CU 73 0-1 1-2 1B			B SL 82 S CH 81 C SL 82 X FF 92 1-2 F8		B SL 84 C SL 86 B FF 97 F SL 85 F SL 87 B FF 98 F SL 87 X SL 86 3-2 G5-3	5	0	3	0	0	0	0
26 Danny Valencia, R (1, 9) OBP: 0.346, SLG: 0.463	B CU 74 C FF 88 B CU 72 D FF 88 X FC 85 3-1 G5-3		S CH 83 B CU 74 B CH 82 B FF 89 F FF 89 F FF 89 C FF 90 3-3 K	C CU 73 S CU 74 S CU 75 0-3 K			C SL 81 X SL 81 0-1 L8			4	0	0	0	0	2	4
2 Khris Davis, R (1, 7) OBP: 0.301, SLG: 0.525	B SL 83 B CH 82 B SL 84 C FF 89 S CH 82 S CU 75 3-3 K 2-3		X FC 86 0-0 17 BB 1-2 1B	S FF 88 X CU 73 0-1 G5-3			F CH 81 F SL 80 S CH 82 0-3 K			4	0	1	0	0	2	1
17 Yonder Alonso, L (1, 3) OBP: 0.307, SLG: 0.359		B FF 87 C FF 88 X CH 82 1-1 52 E 5 3B 1B	S CU 74 B CU 74 B CH 82 B FF 88 B FF 88 C FF 90 B FF 87 4-2 1-2 2-3 BB	C FC 87 X CH 82 0-1 G1-3				C SL 80 C FF 94 S SL 82 0-3 K		3	1	1	0	1	1	0
48 Ryon Healy, R (1, 5) OBP: 0.313, SLG: 0.471		C FF 87 X CH 80 0-1 F8	C FF 90 F FF 90 F CH 83 B CU 76 S CU 74 1-3 K	C CH 81 B FC 83 B CU 73 F FF 90 X CH 80 2-2 2B				B FF 94 B FF 94 X FF 94 2-0 F9		4	0	1	0	0	1	4
52 Joey Wendle, L (1, 4)		C FC 86 X FC 86 0-1 FC6 5 3B 1-2	C CU 72 S CU 75 B FF 90 F FF 91 F CU 75 B FF 91 X CU 73 2-2 G3	X CU 72 0-0 L9				B SL 78 B FF 93 F FF 93 B SL 77 F FF 93 F FF 93 S SL 78 3-3 K 5 WP		4	1	0	0	0	1	5
5 Jake Smolinski, R (1, 8) OBP: 0.336, SLG: 0.405		B CU 74 X FF 89 1-0 63 SF8 1-H 2-H 3B		B FF 87 B FF 89 C FF 88 S FC 84 X SL 81 2-2 L5		F FF 92 S SL 82 X SL 82 0-2 P4		C FF 93 B SL 80 F SL 80 B SL 80 F FF 95 F SL 80 F FF 95 C FF 95 2-3 K 1-2		4	1	1	2	0	1	1
63 Bruce Maxwell, L (1, 2) OBP: 0.176, SLG: 0.194 16 Billy Butler, R (9, PH) OBP: 0.335, SLG: 0.415		B FF 89 X CH 82 1-0 SF8 3-H		B CU 72 C FF 89 S CH 81 B FF 90 X CH 80 2-2 G1-3		B CH 80 F FF 92 B CH 81 S FF 93 S FF 93 2-3 K			S SL 85 F SL 85 X FF 96 0-2 F9	2 1	0 0	0 0	1 0	0 0	1 0	0 0
Inning Stats	R: 0 E: 0 K: 1 S: 12 H: 1 LOB: 1 BB: 0 P: 21	R: 3 E: 1 K: 0 S: 10 H: 2 LOB: 0 BB: 1 P: 20	R: 0 E: 0 K: 2 S: 18 H: 2 LOB: 3 BB: 1 P: 29	R: 0 E: 0 K: 1 S: 12 H: 2 LOB: 2 BB: 0 P: 17	R: 0 E: 0 K: 0 S: 8 H: 1 LOB: 1 BB: 0 P: 10	R: 0 E: 0 K: 1 S: 9 H: 0 LOB: 0 BB: 0 P: 11	R: 0 E: 0 K: 1 S: 8 H: 0 LOB: 0 BB: 0 P: 9	R: 0 E: 0 K: 3 S: 14 H: 0 LOB: 1 BB: 0 P: 21	R: 0 E: 0 K: 1 S: 11 H: 0 LOB: 0 BB: 0 P: 14	1B: 5 2B: 2 3B: 1 HR: 0 SF: 1 SAC: 0 DP: 0 HBP: 0						

TOP

Oakland Athletics @ Houston Astros

Minute Maid Park, Houston, TX

Wed Aug 31 2016, 1:12 PM - 3:54 PM CDT

Att. 20,033 - Roof Closed - 73 F

livebaseballscorecards.com

AB	35
R	3
H	8
RBI	3
BB	2
SO	10
LOB	15

WP: 3 PA: 39
PB: 0
SB: 0
CS: 1

PITCHER		IP	WLS	BF	H	R	ER	SO	BB	IBB	HBP	BLK	WP	HR	S	P	ERA	WHIP
54 Mike Fiers, R ERA: 4.31	(1, 1)	5.0		25	8	3	1	4	2	0	0	0	1	0	60	97	1.80	2.000
47 Chris Devenski, R ERA: 2.22	(6, 1)	2.0		6	0	0	0	2	0	0	0	0	0	0	17	20	0.00	0.000
45 Michael Feliz, R ERA: 4.61	(8, 1)	1.0	W	4	0	0	0	3	0	0	0	0	2	0	14	21	0.00	0.000
53 Ken Giles, R ERA: 3.54	(9, 1)	1.0	S	3	0	0	0	1	0	0	0	0	0	0	11	14	0.00	0.000

PITCHER	IP	WLS	BF	H	R	ER	SO	BB	IBB	HBP	BLK	WP	HR	S	P	ERA	WHIP

BOTTOM

Oakland Athletics @ Houston Astros

Minute Maid Park, Houston, TX

Wed Aug 31 2016, 1:12 PM - 3:54 PM CDT

Att. 20,033 - Roof Closed - 73 F

Batter	1	2	3	4	5	6	7	8	9	AB	R	H	RBI	BB	SO	LOB
4 George Springer, R (1, 10) OBP: 0.358, SLG: 0.460	F FF 92 F FF 92 B FF 93 B SI 92 F SI 93 S SI 92 2-3 ① K		B SL 77 C CH 86 X SI 93 1-1 ③ P3		1 SAFE B SI 91 S SI 90 S SI 92 S FF 93 1-3 ③ K			S FF 94 X FF 95 0-1 2 WP 3B		4	1	1	0	0	2	2
2 Alex Bregman, R (1, 5) OBP: 0.301, SLG: 0.410	B FF 93 B SI 91 X SI 91 2-0 ② G6-3			C CH 85 B FF 92 F SI 91 B SL 78 F FF 93 B CH 85 D SI 93 4-2 1 WP 1 2B BB		B SI 90 B CH 85 X SI 90 2-0 ① P4		D CU 78 F FF 94 S SL 89 S SL 89 1-3 K 27 3B 3-H		3	2	0	0	1	1	0
27 Jose Altuve, R (1, 4) OBP: 0.411, SLG: 0.567	B FF 93 X FF 92 1-0 ③ P4			F CH 85 X SI 92 0-1 ① F9		C SL 77 B SI 92 C SL 77 S SL 78 1-3 ② K		B CU 76 F FF 94 S CU 77 1 SAFE F SL 88 X FF 95 1-2 11 1B 1-H 3B		4	1	1	1	0	1	1
1 Carlos Correa, R (1, 6) OBP: 0.364, SLG: 0.469		B FF 92 X CH 84 1-0 ① G4-3		B SL 78 X CH 86 1-0 1-H 2B		F FF 94 B SL 78 C SL 77 C FF 94 1-3 ③ K		I IN 70 I IN 72 I IN 74 I IN 74 4-0 11 1B IBB		3	0	1	1	1	1	0
11 Evan Gattis, R (1, 2) OBP: 0.314, SLG: 0.483		C FF 92 B CH 86 F CH 86 B SI 92 F FF 93 F FF 93 F SI 87 X SI 94 2-2 ② L8		C SL 78 F FF 92 B FF 93 B FF 93 D SL 79 B SI 87 4-2 10 G6-4-3 BB			B SL 76 F FF 92 S CH 86 B FF 93 S CH 86 2-3 ① K	X SL 87 0-0 1-2 3-H 1B		3	0	1	1	1	1	0
10 Yuli Gurriel, R (1, 7) OBP: 0.375, SLG: 0.409 28 Colby Rasmus, L (9, 8) OBP: 0.286, SLG: 0.361		B FF 93 S CH 85 X FF 93 1-1 ③ L7		F SL 77 X CH 86 0-1 ② ③ G6-4-3 1-2f			C SI 92 B SL 78 B SL 78 B FF 92 S CH 86 F FF 93 X FF 93 3-2 ② L7	C CU 77 X CU 77 0-1 ③ F7		4 0	0 0	0 0	0 0	0 0	0 0	4 0
9 Marwin Gonzalez, S (1, 3) OBP: 0.289, SLG: 0.408 23 AJ Reed, L (6, 3) OBP: 0.279, SLG: 0.286			B SL 76 F SI 90 S SI 92 F SL 78 X FF 93 1-2 35 F9 2B		B SI 91 C SI 90 X CH 85 1-1 ① F8		F FF 93 B SI 92 C SL 78 B SI 93 T SL 77 2-2 ③ K			2 1	0 0	1 0	0 0	0 0	0 1	0 0
35 Teoscar Hernández, R (1, 9) OBP: 0.305, SLG: 0.442			B CH 86 B SI 91 F SI 91 F CH 85 B CH 85 X SI 92 3-2 ① F9 2-3		C SL 77 C SI 93 C SI 93 0-3 ② K			B FF 93 S FF 94 F FF 94 F SI 93 B FF 94 B FF 94 X FF 94 3-2 ① F8		3	0	0	0	0	1	1
6 Jake Marisnick, R (1, 8) OBP: 0.260, SLG: 0.340 16 Tony Kemp, L (8, PH) (9, 7) OBP: 0.303, SLG: 0.291			F SI 94 F SI 93 B FF 94 X SL 79 1-2 ② P6		S SL 77 B FF 93 X CH 86 1-1 1B			B SI 94 F SI 94 C CU 77 F FF 95 F FF 95 B SI 95 S SL 87 2-3 ② K		2 1	0 0	1 0	0 0	0 0	0 1	1 0
Inning Stats	R: 0 E: 0 K: 1 S: 6 H: 0 LOB: 0 BB: 0 P: 11	R: 0 E: 0 K: 0 S: 9 H: 0 LOB: 0 BB: 0 P: 13	R: 0 E: 0 K: 0 S: 12 H: 1 LOB: 1 BB: 0 P: 18	R: 1 E: 0 K: 0 S: 10 H: 1 LOB: 1 BB: 2 P: 19	R: 0 E: 0 K: 2 S: 10 H: 1 LOB: 1 BB: 0 P: 13	R: 0 E: 0 K: 2 S: 7 H: 0 LOB: 0 BB: 0 P: 11	R: 0 E: 0 K: 2 S: 10 H: 0 LOB: 0 BB: 0 P: 17	R: 3 E: 0 K: 2 S: 21 H: 3 LOB: 2 BB: 1 P: 32		1B: 2 2B: 2 3B: 2 HR: 0 SF: 0 SAC: 0 DP: 1 HBP: 0						

PITCHER		IP	WLS	BF	H	R	ER	SO	BB	IBB	HBP	BLK	WP	HR	S	P	ERA	WHIP
46 Ross Detwiler, L ERA: 4.81	(1, 1)	7.0		25	3	1	1	7	2	0	0	0	1	0	64	102	1.29	0.714
31 Liam Hendriks, R ERA: 4.35	(8, 1)	1.0	L	8	3	3	3	2	0	1	0	0	1	0	21	32	27.00	3.000

PITCHER	IP	WLS	BF	H	R	ER	SO	BB	IBB	HBP	BLK	WP	HR	S	P	ERA	WHIP

livebaseballscorecards.com

AB	30
R	4
H	6
RBI	3
BB	3
SO	9
LOB	9

PA: 33

WP: 2
PB: 0
SB: 0
CS: 0

Houston Astros @ Texas Rangers

Globe Life Park in Arlington, Arlington, TX

Fri Sep 02 2016, 8:09 PM - 11:23 PM EDT

Att. 35,102 - Partly Cloudy - 85 F

livebaseballscorecards.com

TOP

Batter	1	2	3	4	5	6	7	8	9	AB	R	H	RBI	BB	SO	LOB
4 George Springer, R (1, 9) OBP: 0.357, SLG: 0.457	C FF 88 X FF 87 0-1 ① G1-3		C CU 67 B FF 86 B FF 89 F CU 68 B CU 66 C FF 89 3-3 ① K		C FF 88 S FF 90 S FF 89 0-3 ② K		F SI 91 F FC 88 X SL 79 0-2 ② F7	D CU 86 B FF 96 B FF 96 C FF 97 F FF 97 B FF 96 4-2 BB		4	0	0	0	1	2	3
2 Alex Bregman, R (1, 5) OBP: 0.304, SLG: 0.444	B FF 89 X FF 88 1-0 HR		B CU 68 C CU 68 C FF 88 S CU 68 1-3 ② K		B CU 68 X CU 67 1-0 ③ L7		X CU 77 0-0 1-H 2-H 27 E 3B	C FF 97 S CU 84 X CU 83 0-2 ③ P4		5	2	2	3	0	1	3
27 Jose Altuve, R (1, 4) OBP: 0.409, SLG: 0.563	B CU 67 B FF 87 S CU 68 F FF 88 F CU 67 F CH 80 B FF 89 B CU 68 4-2 1 1B 11 SF8 BB		C CU 69 X FF 89 0-1 ③ F9			B FF 84 S CU 66 B CU 65 S FF 86 X CU 66 2-2 ① P6	X SI 94 0-0 3-H E9		X SI 94 0-0 ① G5-3	4	1	0	0	1	0	0
1 Carlos Correa, R (1, 6) OBP: 0.363, SLG: 0.467	F FF 86 C FF 86 X FF 87 0-2 1-3 1B			C CU 68 B FF 88 F FF 89 B CU 69 F FF 89 B FF 88 X FF 90 3-2 ① G6-3		F FF 86 C FF 86 F CU 65 B CU 65 S FF 88 1-3 ② K	F FF 97 B FF 97 F FF 98 X FF 96 1-2 ③ L7		F FF 95 B SI 94 B SI 94 F SI 95 X FF 97 2-2 ② P4	5	0	1	0	0	1	1
11 Evan Gattis, R (1, 10) (8, 2) OBP: 0.313, SLG: 0.479	1 SAFE C CU 67 F FF 87 X CU 66 0-2 ② SF8 3-H			B CU 69 C CU 68 C FF 88 F FF 89 X CU 68 1-2 ② G5-3		B CU 66 F FF 87 S CU 67 F FF 88 B FF 88 B CU 69 B CU 68 4-2 BB		B CU 79 C CU 80 F FF 97 F FF 96 B CU 82 B SL 92 X FF 98 3-2 ① G6-3	C SI 95 C SI 96 C CU 82 0-3 ③ K	3	0	0	1	1	1	0
28 Colby Rasmus, L (1, 7) (7, 8) (8, 7) OBP: 0.283, SLG: 0.356	B FF 87 F FF 87 B FF 87 F FF 88 S CU 68 2-3 ③ K2-3			F CU 67 B FF 89 B FF 90 S CU 68 X FF 90 2-2 ③ F7		B SI 86 C CU 73 F CU 73 X CH 66 1-2 ③ L9		S FF 97 F CU 81 B FF 96 F CU 81 S CU 80 1-3 ② K2-3		4	0	0	0	0	2	2
23 AJ Reed, L (1, 3) OBP: 0.274, SLG: 0.280 10 Yuli Gurriel, R (6, 3) OBP: 0.423, SLG: 0.458		B FF 85 B FF 86 B FF 88 C FF 87 X FF 88 3-1 ① P5			C FF 87 B FF 86 X FF 86 1-1 ① F8		X SI 86 0-0 15 BB 2 3B 1B	C FF 97 X FF 97 0-1 35 BB 13 2B 1B		2 2	0 2	0 2	0 0	0 0	0 0	0 0
15 Jason Castro, L (1, 2) OBP: 0.325, SLG: 0.401 35 Teoscar Hernández, R (8, PH) OBP: 0.317, SLG: 0.442 (8, 8)		X FF 87 0-0 ② F7			T FF 87 X FF 87 0-1 HR		C SI 87 B CU 76 B SI 86 B SI 86 C SI 86 B SI 86 4-2 1-2 2 3B BB	C SL 86 S SI 96 B SI 97 B SI 96 F SI 95 B CH 88 B SI 96 4-2 1-2 13 2B BB		2 0	2 1	1 0	1 0	1 1	0 0	0 0
6 Jake Marisnick, R (1, 8) OBP: 0.262, SLG: 0.338 16 Tony Kemp, L (7, PH) OBP: 0.300, SLG: 0.288 (7, 7) 13 Tyler White, R (8, PH) OBP: 0.284, SLG: 0.368 47 Chris Devenski, R (8, 1)		B SL 82 B FF 87 C FF 88 X SL 83 2-1 ③ F9			B CU 67 B FF 87 B FF 87 C FF 88 F FF 88 F FF 89 F FF 90 F CU 69 F FF 89 4-2 F FF 89 B CU 69 BB		B FC 88 F FF 92 B CU 78 F FC 87 S FC 86 2-3 ① K	B SL 85 D SL 86 X SI 96 2-0 1-H 2-H 2B		1 1 1 0	0 0 0 0	0 0 1 0	0 0 2 0	1 0 0 0	0 1 0 0	0 2 0 0
Inning Stats	R: 2 E: 0 K: 1 S: 16 H: 2 LOB: 1 BB: 1 P: 23	R: 0 E: 0 K: 0 S: 5 H: 0 LOB: 0 BB: 0 P: 10	R: 0 E: 0 K: 2 S: 8 H: 0 LOB: 0 BB: 0 P: 12	R: 0 E: 0 K: 0 S: 11 H: 0 LOB: 0 BB: 0 P: 17	R: 1 E: 0 K: 1 S: 15 H: 1 LOB: 1 BB: 1 P: 21	R: 0 E: 0 K: 1 S: 13 H: 0 LOB: 1 BB: 1 P: 21	R: 3 E: 1 K: 1 S: 14 H: 2 LOB: 1 BB: 1 P: 21	R: 2 E: 0 K: 1 S: 19 H: 2 LOB: 2 BB: 2 P: 33	R: 0 E: 0 K: 1 S: 7 H: 0 LOB: 0 BB: 0 P: 9	1B: 3 2B: 1 3B: 1 HR: 2 SF: 1 SAC: 0 DP: 0 HBP: 0						

AB	34
R	8
H	7
RBI	7
BB	6
SO	8
LOB	11

WP: 0 PB: 0 SB: 0 CS: 0 PA: 41

PITCHER		IP	WLS	BF	H	R	ER	SO	BB	IBB	HBP	BLK	WP	HR	S	P	ERA	WHIP
64 A.J. Griffin, R ERA: 4.41	(1, 1)	5.2	W	23	3	3	3	5	3	0	0	0	0	2	65	100	4.76	1.059
58 Alex Claudio, L ERA: 3.24	(6, 1)	0.1		3	1	2	2	0	1	0	0	0	0	0	6	11	54.00	6.000
43 Tony Barnette, R ERA: 2.22	(7, 1)	0.2		4	1	1	0	1	0	0	0	0	0	0	8	10	0.00	1.500
51 Matt Bush, R ERA: 2.98	(7, 1)	1.0		4	1	1	1	1	0	0	0	0	0	0	13	18	9.00	1.000
41 Jake Diekman, L ERA: 2.85	(8, 1)	0.0		2	1	1	1	0	1	0	0	0	0	0	4	10	∞	∞

PITCHER		IP	WLS	BF	H	R	ER	SO	BB	IBB	HBP	BLK	WP	HR	S	P	ERA	WHIP
50 Keone Kela, R ERA: 6.75	(8, 1)	0.1	H	2	0	0	0	0	1	0	0	0	0	0	5	9	0.00	3.000
47 Sam Dyson, R ERA: 2.69	(9, 1)	1.0	S	3	0	0	0	1	0	0	0	0	0	0	7	9	0.00	0.000

Houston Astros @ Texas Rangers

Globe Life Park in Arlington, Arlington, TX

Fri Sep 02 2016, 8:09 PM - 11:23 PM EDT

Att. 35,102 - Partly Cloudy - 85 F

livebaseballscorecards.com

BOTTOM

Batter	1	2	3	4	5	6	7	8	9	AB	R	H	RBI	BB	SO	LOB
30 Nomar Mazara, L (1, 9) OBP: 0.326, SLG: 0.416	C FF 85 B SI 85 B CU 67 C SI 86 X CU 71 2-2 20 2B 1B	C CU 70 B FF 87 X CU 70 1-1 ② G6-3		X CU 70 0-0 ① SF8 2-3 3-H	C FF 94 X FF 95 0-1 ① G6-3 1-2		C FF 96 S SL 87 D SL 88 B SL 84 B FF 96 C FF 96 3-3 ①② K 1-2			4	0	1	1	0	1	4
20 Ian Desmond, R (1, 8) OBP: 0.339, SLG: 0.466	C SI 84 B SI 84 C FC 84 B FC 80 B FC 80 1 SAFE X SI 87 3-2 1-3 2B	B SI 87 X SI 87 1-0 ③ F9		C SI 86 B SI 87 D FC 82 X SI 87 2-1 ② G3	D SL 84 C FF 97 B FF 95 B SL 83 B FF 96 4-1 29 G5-3 36 BB BB		C FF 97 S FF 97 S SL 87 0-3 ③ K			4	0	1	0	1	1	2
36 Carlos Beltrán, S (1, 10) OBP: 0.333, SLG: 0.517	D CU 70 F SI 87 X CU 71 1-1 ① L9		C FF 85 S CU 70 B FC 83 F CU 70 B SI 87 X CH 78 2-2 ① G6-3	F FF 87 D CU 72 X SI 88 1-1 3-H HR	C FF 94 B FF 95 B SL 83 B FF 93 B FF 94 4-1 1-2 2-3 3-H BB			C CH 81 B FF 93 C CH 81 X CH 82 1-2 ① G6-3		4	1	1	3	1	0	2
29 Adrián Beltré, R (1, 5) OBP: 0.348, SLG: 0.495	B FC 81 B FF 87 F SI 87 F FF 88 X FC 83 2-2 ② L3		F SI 87 F SI 88 X SI 88 0-2 ② F7	B FC 83 F FF 87 F CU 70 B CU 71 F SI 88 F SI 88 F SI 87 B FC 81 F SI 88 4-2 F SI 88 B SI 88 12 HR BB	C SL 85 F FF 94 F SL 87 X SL 85 0-2 ②③ G5-3 2-3f			B SL 82 C FF 93 X FF 92 1-1 ② F9		4	1	0	0	1	0	5
12 Rougned Odor, L (1, 4) OBP: 0.300, SLG: 0.512	C CU 70 B SI 88 X CU 71 1-1 ③ G4-3		B SI 88 B FF 88 F FF 86 X CH 80 2-1 2B	X CU 71 0-0 1-H HR		C SI 91 S SL 82 B SL 83 B SI 90 B SL 83 F SL 83 B SI 91 4-2 25 G6-4-3 BB		X CH 83 0-0 ③ G4-3		4	1	2	2	1	0	2
25 Jonathan Lucroy, R (1, 2) OBP: 0.363, SLG: 0.513		B FF 85 C FF 85 X FC 84 1-1 14 2B 1 E 1B	B FC 80 C SI 87 B FC 81 B SI 88 X SI 88 3-1 ③ G4-3	B FF 92 F FF 94 X SL 80 1-1 HR		C SI 91 X FF 91 0-1 ①② G6-4-3 1-2f				4	2	2	1	0	0	2
18 Mitch Moreland, L (1, 3) OBP: 0.318, SLG: 0.468		C CU 68 B SI 88 B FF 86 C FF 86 D CU 69 1 SAFE X SI 86 3-2 ① F7		X FF 86 0-0 14 1B 1 2B 1B B SL 80 F FF 93 B FF 96 B FF 94 X FF 94 3-1 ③ F7		X SL 82 0-0 1B				4	1	2	0	0	0	1
14 Carlos Gómez, R (1, 7) OBP: 0.271, SLG: 0.334		C SI 87 X FC 81 0-1 1 E 1-3 2B		B FC 81 B SI 85 S FF 86 X FF 87 2-1 1 2B 30 SF8 1-2 1B	B FF 93 B FF 92 B FF 93 B FF 93 4-0 1 1B 36 BB BB	B SI 91 C FF 91 S SL 82 S SL 82 1-3 ③ K				3	3	2	0	1	1	1
1 Elvis Andrus, R (1, 6) OBP: 0.354, SLG: 0.406		C SI 87 C SI 87 B FC 82 X SI 87 1-2 E5 2-H 3-H		X SI 87 0-0 30 SF8 36 HR 1-3 2-H 2B	C FF 94 1 SAFE 1 SAFE X FF 92 0-1 36 BB 30 S 1-3 1B		B FF 96 B FF 96 B FF 95 B FF 96 4-0 30 CS BB			3	1	2	2	1	0	0
Inning Stats	R: 0 E: 0 K: 0 S: 13 H: 2 LOB: 2 BB: 0 P: 22	R: 2 E: 1 K: 0 S: 13 H: 2 LOB: 1 BB: 0 P: 20	R: 0 E: 0 K: 0 S: 11 H: 1 LOB: 1 BB: 0 P: 18	R: 7 E: 0 K: 0 S: 21 H: 6 LOB: 0 BB: 1 P: 34	R: 1 E: 0 K: 0 S: 10 H: 1 LOB: 2 BB: 3 P: 22	R: 0 E: 0 K: 1 S: 9 H: 1 LOB: 1 BB: 1 P: 14	R: 0 E: 0 K: 2 S: 6 H: 0 LOB: 0 BB: 1 P: 13	R: 0 E: 0 K: 0 S: 6 H: 0 LOB: 0 BB: 0 P: 8		1B: 6 2B: 5 3B: 0 HR: 3 SF: 1 SAC: 0 DP: 3 HBP: 0					WP: 0 PB: 0 SB: 1 CS: 1 PA: 41	

	AB	34
	R	10
	H	13
	RBI	9
	BB	6
	SO	3
	LOB	19

PITCHER		IP	WLS	BF	H	R	ER	SO	BB	IBB	HBP	BLK	WP	HR	S	P	ERA	WHIP
58 Doug Fister, R ERA: 3.91	(1, 1)	3.2	L	23	10	8	7	0	1	0	0	0	0	2	54	86	17.18	3.000
45 Michael Feliz, R ERA: 4.87	(4, 1)	0.2		7	2	2	2	0	3	0	0	0	0	1	10	26	27.00	7.500
51 James Hoyt, R ERA: 6.75	(5, 1)	0.2		1	0	0	0	0	0	0	0	0	0	0	4	4	0.00	0.000
29 Tony Sipp, L ERA: 5.5	(6, 1)	1.0		4	1	0	0	1	1	0	0	0	0	0	9	14	0.00	2.000
61 Jandel Gustave, R ERA: 2.08	(7, 1)	1.0		3	0	0	0	2	1	0	0	0	0	0	6	13	0.00	1.000

PITCHER		IP	WLS	BF	H	R	ER	SO	BB	IBB	HBP	BLK	WP	HR	S	P	ERA	WHIP
47 Chris Devenski, R ERA: 2.19	(8, 1)	1.0		3	0	0	0	0	0	0	0	0	0	0	6	8	0.00	0.000

Batter	1	2	3	4	5	6	7	8	9	AB	R	H	RBI	BB	SO	LOB
4 George Springer, R (1, 9) OBP: 0.357, SLG: 0.454	B SI 91 X SI 90 1-0 F9 ①		B SI 91 B SI 91 B FF 91 B SI 92 4-0 1 FC1-4 27 BB BB		S KC 77 C SI 91 B SL 79 B SL 81 1 SAFE X SI 91 2-2 G5-3 ① 1-2		B FF 97 F FF 97 F FF 97 F CU 83 B CU 85 B CU 83 F FF 98 B FF 99 4-2 2 2B BB		F FF 93 B CU 84 B CU 82 F FF 92 F CU 83 F CU 83 C CU 84 2-3 K ①	3	0	0	0	2	1	1
2 Alex Bregman, R (1, 5) OBP: 0.307, SLG: 0.450	C SI 90 X SL 80 0-1 F7 ②		C SI 91 B SI 90 1 SAFE F SL 81 F SI 92 D SL 80 B SI 91 F SI 91 F SI 92 3-2 1 SAFE X SI 82 F8 ①		B KC 76 C SI 90 D SL 80 F SI 91 2 SAFE B SI 91 X SI 91 3-2 F8 ② 2-3		C FF 98 B FF 96 F FF 97 F FF 97 D CU 83 1 SAFE F FF 98 B FF 97 X FF 96 3-2 1-3 2B		X FF 93 0-0 27 G5-4-3 1B	5	0	2	0	0	0	2
27 Jose Altuve, R (1, 4) OBP: 0.409, SLG: 0.560	F SL 78 X SI 91 0-1 G5-3 ③		C SI 90 B SL 78 B KC 75 B FF 90 B SI 90 4-1 1 FC1-4 1-2 BB		F SL 77 X SI 92 0-1 G5-3 ③		C CU 85 F FF 96 D CU 84 F FF 96 B CU 84 X FF 96 2-2 1 G6-3 1B		X CU 83 0-0 G5-4-3 ②③ 1-2f	4	0	1	0	1	0	2
1 Carlos Correa, R (1, 6) OBP: 0.362, SLG: 0.465		B SI 90 C SL 79 C SI 91 X SL 80 1-2 11 1B 35 1B 1B	F KC 77 B SI 89 X SL 77 1-1 FC1-4 ② 1-2f 2-3			C KC 75 X SI 90 0-1 L3 ①	D CU 85 F FF 96 S FF 97 F FF 97 F CU 83 X FF 97 1-2 G6-3 ②③ 1-2f			4	1	1	0	0	0	5
10 Yuli Gurriel, R (1, 3) OBP: 0.367, SLG: 0.393		F SI 90 B SI 89 D SL 80 1 SAFE 1 SAFE X SI 90 2-1 L9 ①	B SL 82 B SI 91 B SI 91 C SI 91 X SI 91 3-1 F7 ③			B FF 89 X SI 90 1-0 L8 ②		X FF 97 0-0 P3 ①		4	0	0	0	0	0	3
11 Evan Gattis, R (1, 10) OBP: 0.317, SLG: 0.490		B SI 90 S SL 81 1 SAFE C SI 90 F SL 78 F SL 80 B SI 90 D SL 78 1 SAFE 3-2 X SI 82 1-2 35 1B 1B		X SI 89 0-0 35 G6-4-3 1B		B SI 91 B FF 90 F SI 91 F FF 90 X SI 92 2-2 HR		C FF 97 C FF 97 C FF 96 0-3 K ②		4	1	3	1	0	1	0
35 Teoscar Hernández, R (1, 7) OBP: 0.328, SLG: 0.436		F SL 81 B SI 89 B FF 90 X SL 80 2-1 6 FC4-6 1-2 2-H 1B		F SI 90 B SI 89 1 SAFE F SI 90 X SI 91 1-2 G6-4-3 ①② 1-2f		L SI 91 F SI 90 B FF 90 B SL 79 B SI 91 B SI 91 4-2 BB		B FF 98 F FF 98 B CU 80 B FF 98 S FF 98 X FF 99 3-2 F9 ③		3	0	1	1	1	0	1
15 Jason Castro, L (1, 2) OBP: 0.322, SLG: 0.396 13 Tyler White, R (9, PH) OBP: 0.287, SLG: 0.376		B SI 90 B SI 90 C SI 92 T SI 91 S SI 92 2-3 K ②		B SI 90 S SI 91 S SI 92 F SI 92 F SI 91 F SI 91 S SI 93 1-3 K ③		D SL 79 F SI 91 F SI 90 D SL 78 B FF 91 F SI 91 X 3-2 F7 ③		C FF 92 B FF 92 X FF 92 1-1 6 HR 2B	3 1	0 1	0 1	0 0	0 0	2 0	3 0
6 Jake Marisnick, R (1, 8) OBP: 0.266, SLG: 0.355		S SL 79 X SI 92 0-1 FC4-6 ③ 1-2f			B FF 89 X SI 89 1-0 2 F8 4 G5-3 1B		B FF 96 X FF 96 1-0 L9 ①		B FF 92 X FF 93 1-0 2-H HR	4	1	2	2	0	0	2
Inning Stats	R: 0 E: 0 K: 0 S: 5 H: 0 LOB: 0 BB: 0 P: 6	R: 1 E: 0 K: 1 S: 17 H: 3 LOB: 2 BB: 0 P: 27	R: 0 E: 0 K: 0 S: 11 H: 0 LOB: 2 BB: 2 P: 26	R: 0 E: 0 K: 1 S: 10 H: 1 LOB: 0 BB: 0 P: 12	R: 0 E: 0 K: 0 S: 9 H: 1 LOB: 1 BB: 0 P: 15	R: 1 E: 0 K: 0 S: 12 H: 1 LOB: 1 BB: 1 P: 22	R: 0 E: 0 K: 0 S: 19 H: 2 LOB: 2 BB: 1 P: 30	R: 0 E: 0 K: 1 S: 7 H: 0 LOB: 0 BB: 0 P: 10	R: 2 E: 0 K: 1 S: 10 H: 3 LOB: 0 BB: 0 P: 14	1B: 7 2B: 2 3B: 0 HR: 2 SF: 0 SAC: 0 DP: 3 HBP: 0						

PITCHER	IP	WLS	BF	H	R	ER	SO	BB	IBB	HBP	BLK	WP	HR	S	P	ERA	WHIP
45 Derek Holland, L (1, 1) ERA: 4.57	6.0	W	26	6	2	2	2	3	0	0	0	0	1	64	108	3.00	1.500
50 Keone Kela, R (7, 1) ERA: 6.48	1.0	H	5	2	0	0	0	1	0	0	0	0	0	19	30	0.00	3.000
51 Matt Bush, R (8, 1) ERA: 2.92	1.0		3	0	0	0	1	0	0	0	0	0	0	7	10	0.00	0.000
39 Dario Álvarez, L (9, 1) ERA: 5.4	1.0		5	3	2	2	1	0	0	0	0	0	1	10	14	18.00	3.000

PITCHER	IP	WLS	BF	H	R	ER	SO	BB	IBB	HBP	BLK	WP	HR	S	P	ERA	WHIP

TOP

Houston Astros @ Texas Rangers

Globe Life Park in Arlington, Arlington, TX

Sat Sep 03 2016, 4:09 PM - 7:36 PM EDT
Att. 35,538 - Partly Cloudy - 87 F

livebaseballscorecards.com

AB	35
R	4
H	11
RBI	4
BB	4
SO	4
LOB	19

WP: 0	PA: 39		
PB: 0			
SB: 0			
CS: 0			

Houston Astros @ Texas Rangers

Globe Life Park in Arlington, Arlington, TX

Sat Sep 03 2016, 4:09 PM - 7:36 PM EDT

Att. 35,538 - Partly Cloudy - 87 F

BOTTOM

Batter	1	2	3	4	5	6	7	8	9	AB	R	H	RBI	BB	SO	LOB
30 Nomar Mazara, L (1, 9) OBP: 0.327, SLG: 0.421	C FF 91 C FF 94 F SL 82 S CU 80 0-3 K2-3 ①	C FF 91 B CU 78 B CU 76 X FF 91 2-1 L1-3 ①② 1-1	B SL 80 X FF 91 1-0 2-H HR	B SL 82 S SI 90 B SI 91 B SL 82 C SI 90 B SL 83 4-2 20 2B 36 1B BB	S CU 74 B CU 73 X FF 89 1-1 L5 ①		4	2	1	2	1	1	4
20 Ian Desmond, R (1, 8) OBP: 0.339, SLG: 0.467	B FF 92 C SL 81 B SI 90 S FF 93 B SI 90 X FF 93 3-2 L8 ②	S FF 94 F SL 82 B CU 80 F FF 95 X FF 95 1-2 G6-3 ③	S SL 82 S SL 82 C SL 82 0-3 K ①	S SI 88 X SI 89 0-1 12 FC3-6 14 S 1-3 2B	C SL 79 F SI 88 X SL 79 0-2 36 2B 12 2B 1-2 2-H 3-H 1B		5	2	2	2	0	1	0
36 Carlos Beltrán, S (1, 10) OBP: 0.337, SLG: 0.520 3 Delino DeShields, R (8, PR) OBP: 0.303, SLG: 0.344 (9, 10)	X FF 93 0-0 G4-3 ③		B FF 93 B FF 93 C FF 92 F SL 82 B SL 83 B SL 81 4-2 14 G4-3 29 1B 18 1B BB	B FF 93 B FF 93 B SL 83 B FF 92 4-0 29 1B 14 1B BB	B SI 88 C SL 82 F SL 83 X SI 90 1-2 12 FC3-6 3-H 1B	B FF 89 B FF 89 F FF 89 X FF 89 2-1 12 2B 1-3 2-H 2B	3 0	1 1	2 0	2 0	2 0	0 0	0 0
29 Adrián Beltré, R (1, 5) OBP: 0.350, SLG: 0.502		C FF 93 B SI 91 B SI 92 X SL 82 2-1 HR	C SI 90 B SI 90 B FF 92 F SI 90 X SI 90 2-2 14 G4-3 18 1B 1-2 1B	C SL 80 B SI 90 D SL 81 C SI 88 X SL 81 2-2 14 1B 1-2 1B	C SL 82 X SL 84 0-1 P2 ① B SL 80 X SI 88 1-0 P4 ②		5	2	3	1	0	0	4
12 Rougned Odor, L (1, 4) OBP: 0.299, SLG: 0.511		F FF 92 S FF 93 F FF 94 X CU 80 0-2 G4-3 ①	C SL 81 B FF 92 F SL 81 S FF 93 1-3 K ①	C FF 93 B FF 93 D SL 85 F FF 93 F SL 85 S SL 86 2-3 K ②	S FC 92 B FC 93 X CU 82 1-1 FC3-6 14 S 1-2f 2-3 ② D CU 76 X FF 89 1-0 2-H 3-H 2B		5	0	1	2	0	2	6
14 Carlos Gómez, R (1, 7) OBP: 0.270, SLG: 0.332		C FF 94 C FF 94 B FF 94 X SL 83 1-2 P4 ②	X FF 93 0-0 G4-3 ② 1-2 2-3	C SL 86 F FF 94 F FF 94 D SL 86 F FF 94 D SL 86 F SL 86 X FF 94 2-2 1-2 2-H 1B ③	S FF 92 X FC 92 0-1 F8 ③ 1-2 3-H B FF 95 F FF 95 S FF 96 S FF 96 1-3 K ③		5	0	1	0	0	1	4
18 Mitch Moreland, L (1, 3) OBP: 0.322, SLG: 0.473		C FF 94 X FF 93 0-1 2B	B SL 82 C SL 82 X SL 80 1-1 2-H 3-H 1B	C FF 92 S CH 86 S SL 86 0-3 K ①	C FF 90 B CU 74 B SL 81 C FF 90 H SL 80 3-2 61 1B 1 1B 20 1B HBP		3	1	2	2	0	1	0
1 Elvis Andrus, R (1, 6) OBP: 0.353, SLG: 0.405		B FF 93 X FF 91 1-0 F8 ③	B FF 91 X FF 91 1-0 G4-3 ③	C SL 86 B FF 93 F SL 86 F SL 86 S SL 83 1-3 K ②	D SI 90 X SI 91 1-0 61 1B 20 1B 1-2 1B		4	1	1	0	0	1	2
61 Robinson Chirinos, R (1, 2) OBP: 0.295, SLG: 0.454		C FF 92 F FF 92 X SL 81 0-2 30 L1-3 1B	S FF 92 B FF 92 X SI 90 1-1 30 HR 2B	C FF 93 B FF 93 X SL 85 1-1 G1-3 ③	B SI 89 F SI 89 S CU 75 D CU 75 X CU 74 2-2 20 1B 36 2B 1-2 2-3 1B		4	2	3	0	0	0	0
Inning Stats	R: 0 E: 0 K: 1 S: 8 H: 0 LOB: 0 BB: 0 P: 11	R: 1 E: 0 K: 0 S: 12 H: 2 LOB: 1 BB: 0 P: 16	R: 0 E: 0 K: 0 S: 9 H: 1 LOB: 0 BB: 0 P: 12	R: 2 E: 0 K: 1 S: 12 H: 2 LOB: 1 BB: 1 P: 21	R: 2 E: 0 K: 2 S: 19 H: 4 LOB: 2 BB: 1 P: 31	R: 0 E: 0 K: 0 S: 9 H: 0 LOB: 0 BB: 0 P: 11	R: 2 E: 0 K: 0 S: 13 H: 2 LOB: 1 BB: 1 P: 19	R: 5 E: 0 K: 1 S: 18 H: 5 LOB: 1 BB: 0 P: 30		1B: 9 2B: 6 3B: 0 HR: 2 SF: 0 SAC: 0 DP: 1 HBP: 1					

livebaseballscorecards.com

AB	38
R	12
H	16
RBI	11
BB	3
SO	7
LOB	20

WP: 0 PB: 0 SB: 2 CS: 0 PA: 42

PITCHER		IP	WLS	BF	H	R	ER	SO	BB	IBB	HBP	BLK	WP	HR	S	P	ERA	WHIP
59 Joe Musgrove, R ERA: 5.06	(1, 1)	4.1	L	22	8	5	5	3	2	0	0	0	0	2	50	77	10.38	2.308
51 James Hoyt, R ERA: 5.73	(5, 1)	1.2		5	1	0	0	3	0	0	0	0	0	0	19	25	0.00	0.600
29 Tony Sipp, L ERA: 5.75	(7, 1)	0.0		1	0	1	1	0	1	0	0	0	0	0	2	6	∞	∞
37 Pat Neshek, R ERA: 2.72	(7, 1)	0.1		3	2	0	0	0	0	0	0	0	0	0	7	8	0.00	6.000
36 Will Harris, R ERA: 2.41	(7, 1)	0.2		2	0	1	1	0	0	0	0	0	0	0	4	5	13.50	0.000

PITCHER		IP	WLS	BF	H	R	ER	SO	BB	IBB	HBP	BLK	WP	HR	S	P	ERA	WHIP
62 Brady Rodgers, R ERA: 67.5	(8, 1)	0.2		8	5	5	5	0	0	0	1	0	0	0	15	26	67.50	7.500
61 Jandel Gustave, R ERA: 1.93	(8, 1)	0.1		1	0	0	0	1	0	0	0	0	0	0	3	4	0.00	0.000

Batter	1	2	3	4	5	6	7	8	9	AB	R	H	RBI	BB	SO	LOB
4 George Springer, R (1, 9) OBP: 0.359, SLG: 0.460	B FF 90 C FF 91 X FF 92 1-1 HR	B SI 91 C FF 94 F ST 81 B FF 96 F SI 94 S FC 88 2-3 ② K		F SI 92 F CU 74 X FF 95 0-2 2 WP 2-3 3-H 1B		C FF 91 B FF 91 B SL 78 B FF 87 B FF 92 4-1 2 1B 27 E BB		S FC 90 C FC 88 F FC 88 F FC 88 C FF 93 0-3 ② K		4	2	2	2	1	2	0
2 Alex Bregman, R (1, 4) OBP: 0.315, SLG: 0.455	F FF 92 B ST 80 S ST 80 B ST 82 F FF 93 X CU 74 2-2 1 F7 27 S 10 1B 1B	B FC 87 S FC 87 X FC 88 1-1 ③ G5-3		B SI 92 D SI 91 F FC 87 B SI 92 X SI 92 3-1 ① G6-3 1-2 3-H		X SL 86 0-0 1 G5-3 27 E 1-3 1B		X FC 88 0-0 27 WP 1B		5	1	3	1	0	0	1
27 Jose Altuve, R (1, 10) OBP: 0.409, SLG: 0.557	B ST 80 B ST 81 F FF 93 F SI 91 F FF 95 D CU 73 B CU 75 4-2 28 BB 10 1B 1-2 BB		F FS 87 B FC 86 X FC 88 1-1 ① G5-3	C ST 81 X FF 93 0-1 ② F8		X FF 91 0-0 E4 1 G5-3 1-2 3-H		B FC 88 B FC 87 I IN 82 I IN 80 4-0 1 FC4 1-2 IBB		3	0	0	1	2	0	2
1 Carlos Correa, R (1, 6) OBP: 0.360, SLG: 0.462	C ST 81 B FF 95 X ST 81 1-1 ① F7 2-3		B FF 93 B FC 88 S SI 91 B SI 93 X FC 87 3-1 11 WP 1B	X CU 71 0-0 ③ G3		C SL 85 C FF 91 F SL 87 2 SAFE X SI 91 0-2 ② G5-3 1-2 2-3		D CU 78 S CU 77 B SI 90 S CU 77 X FS 86 2-2 ③ FC4 1-2f		5	0	1	0	0	0	7
10 Yuli Gurriel, R (1, 5) OBP: 0.343, SLG: 0.364	1 SAFE B SI 92 X SI 94 1-0 28 BB 1-2 3-H 1B		X SI 92 0-0 ② P3	X FF 93 0-0 ① G6-3	C FF 90 F FF 91 X SL 87 0-2 ③ L6		F FF 94 C SL 79 0-3 ① K		5	0	1	1	0	1	3
11 Evan Gattis, R (1, 2) OBP: 0.315, SLG: 0.495	F CU 74 C CU 75 S FF 94 0-3 ② K		C FF 95 1 SAFE C FF 97 B FF 97 F FF 95 B FF 96 C CU 70 2-3 ③ K 1-2	C SL 78 C SL 78 F FF 92 X SL 86 0-2 HR		B FC 87 F FC 88 C FF 92 F FF 93 S FC 87 1-3 ① K		B SL 90 C SL 81 F FF 94 S FF 95 1-3 ② K		5	1	1	1	0	4	3
28 Colby Rasmus, L (1, 7) OBP: 0.288, SLG: 0.358	B CU 72 B FF 93 C FF 93 B FF 94 B FF 94 4-1 1-2 2-3 BB			X FF 92 0-0 13 BB 6 2B 1B	L SL 78 B FF 92 B CU 77 F FF 92 L SL 78 2-3 ② K		S SL 79 B FC 89 B FF 92 B CU 77 C FF 93 S SL 79 3-3 ② K		X FF 95 0-0 1B		4	1	2	0	1	2	0
13 Tyler White, R (1, 3) OBP: 0.285, SLG: 0.369	S FF 96 F FF 96 F FF 96 X ST 83 0-2 ③ G4-3			B FC 86 B FC 86 B SI 92 C FF 93 F FF 93 B FF 96 4-2 6 2B 4 1B 1-2 BB	B CU 77 S SL 86 B FF 87 X FF 92 2-1 ③ G6-3		F FC 89 C FC 87 X CU 78 0-2 ③ G5-3		X SL 85 0-0 ③ F7		4	1	0	0	1	0	4
6 Jake Marisnick, R (1, 8) OBP: 0.266, SLG: 0.357		C FS 88 S FC 86 S FC 87 0-3 ① K		L FC 89 X FC 89 0-1 4 1B 2 G6-3 1-3 2-H 2B		X CU 77 0-0 ① F9		B SL 78 F FF 91 F FC 87 B CU 78 B SI 92 S FC 87 3-3 ① K		4	1	1	1	0	2	0
Inning Stats	R: 2 E: 0 K: 1 S: 20 H: 3 LOB: 3 BB: 2 P: 33	R: 0 E: 0 K: 2 S: 9 H: 0 LOB: 0 BB: 0 P: 12	R: 0 E: 0 K: 1 S: 9 H: 1 LOB: 1 BB: 0 P: 15	R: 3 E: 0 K: 0 S: 13 H: 3 LOB: 1 BB: 1 P: 20	R: 1 E: 0 K: 1 S: 10 H: 1 LOB: 0 BB: 0 P: 14	R: 1 E: 1 K: 0 S: 11 H: 1 LOB: 2 BB: 1 P: 15	R: 0 E: 0 K: 2 S: 10 H: 0 LOB: 0 BB: 0 P: 14	R: 0 E: 0 K: 2 S: 12 H: 1 LOB: 2 BB: 1 P: 21	R: 0 E: 0 K: 2 S: 8 H: 1 LOB: 1 BB: 0 P: 9	1B: 8 2B: 1 3B: 0 HR: 2 SF: 0 SAC: 0 DP: 0 HBP: 0						

PITCHER		IP	WLS	BF	H	R	ER	SO	BB	IBB	HBP	BLK	WP	HR	S	P	ERA	WHIP
11 Yu Darvish, R ERA: 3.45	(1, 1)	4.0	L	22	7	5	5	4	3	0	0	0	2	1	51	80	11.25	2.500
22 Nick Martinez, R ERA: 7.28	(5, 1)	2.0		10	2	2	2	1	1	0	0	0	0	1	21	29	9.00	1.500
43 Tony Barnette, R ERA: 2.15	(7, 1)	2.0		8	1	0	0	4	0	1	0	0	1	0	22	35	0.00	0.500
62 José Leclerc, R ERA: 1.35	(9, 1)	1.0		4	1	0	0	2	0	0	0	0	0	0	8	9	0.00	1.000

PITCHER	IP	WLS	BF	H	R	ER	SO	BB	IBB	HBP	BLK	WP	HR	S	P	ERA	WHIP

TOP

Houston Astros @ Texas Rangers

Globe Life Park in Arlington, Arlington, TX

Sun Sep 04 2016, 3:09 PM - 6:30 PM EDT

Att. 46,025 - Partly Cloudy - 90 F

livebaseballscorecards.com

AB	39
R	7
H	11
RBI	7
BB	5
SO	11
LOB	20

WP: 3	PA: 44		
PB: 0			
SB: 1			
CS: 0			

Houston Astros @ Texas Rangers

Globe Life Park in Arlington, Arlington, TX

Sun Sep 04 2016, 3:09 PM - 6:30 PM EDT

Att. 46,025 - Partly Cloudy - 90 F

livebaseballscorecards.com

Batter	1	2	3	4	5	6	7	8	9	AB	R	H	RBI	BB	SO	LOB
30 Nomar Mazara, L (1, 9) OBP: 0.326, SLG: 0.419	C CU 70 B CU 72 C FF 89 T CU 72 1-2 K		X FF 90 0-0 FC4-6 1-2f		C CU 70 F FC 85 X CU 70 0-2 20 2B 1B	S CH 82 S CH 81 2 SAFE S CH 82 0-3 K 2-3		B FF 87 C SI 88 S SL 80 D SL 79 S SI 88 2-3 K		5	1	1	0	0	3	3
20 Ian Desmond, R (1, 8) OBP: 0.340, SLG: 0.472	C FF 90 S CU 71 F CU 72 B FF 89 X CU 73 1-2 G6-3		B FF 90 C CU 70 X FF 90 1-1 F8		C FF 89 X FF 90 0-1 36 2B 1-H 2B		C CU 80 B CU 80 S CU 81 F FF 92 C FC 93 1-3 K		X SL 85 0-0 29 G6-3 3B	5	2	2	1	0	1	1
36 Carlos Beltrán, S (1, 10) OBP: 0.338, SLG: 0.521	C FC 89 F CU 72 B FF 89 S CU 72 1-3 K			B FF 88 C FC 86 F CU 69 B FC 87 F CU 70 F CU 71 B CU 70 F FC 88 X FC 86 3-2 F9	C FF 90 B FF 90 X FC 86 1-1 29 G4-3 12 1B 2-H 2B		C FC 92 B CU 82 X FC 93 1-1 29 1B 1B		C FF 98 C FF 100 F FF 101 S FF 99 0-3 K	5	1	2	1	0	2	1
29 Adrian Beltré, R (1, 5) OBP: 0.350, SLG: 0.500		S CU 71 F FF 90 F CU 72 X SI 91 0-2 G4-3		B CU 72 B SI 90 C FF 90 B CU 73 C CU 73 F SI 90 F FF 92 D FC 84 4-2 12 HR BB	B SI 88 F FC 86 X SI 89 1-1 G4-3 2-3		X FC 92 0-0 1-2 1B		C FF 99 B FF 100 X FF 99 1-1 G6-3 3-H	4	1	1	1	1	0	1
12 Rougned Odor, L (1, 4) OBP: 0.301, SLG: 0.517		C FC 88 F CU 74 B CU 75 B FF 90 B CU 73 X CU 72 3-2 1B		C FC 86 B FC 86 X CU 71 1-1 1-H HR	X CH 83 0-0 18 WP 3-H 1B		C FC 93 B FC 93 F CU 82 T FC 93 1-2 K		S SL 88 F SL 89 B FF 100 S SL 88 1-3 K	5	1	3	3	0	2	2
25 Jonathan Lucroy, R (1, 2) OBP: 0.360, SLG: 0.508		1 SAFE 1 SAFE C FC 83 X FC 86 0-1 P3		X FC 87 0-0 F9	C FF 92 1 SAFE 1 SAFE C SL 82 D CH 80 F SL 83 F FF 95 X SL 83 1-2 P4		F CU 81 X FC 92 0-1 G6-3			4	0	0	0	0	0	4
18 Mitch Moreland, L (1, 3) OBP: 0.322, SLG: 0.469		B FC 86 X FC 87 1-0 L8		S CU 72 H CU 73 1-1 14 BB HBP	B CH 84 X CH 81 1-0 G5-3 1-2			C SL 79 S SL 79 F SL 79 F SL 79 X SI 88 0-2 G1		3	0	0	0	0	0	2
14 Carlos Gómez, R (1, 7) OBP: 0.273, SLG: 0.332			B CU 72 C FF 88 F FF 90 S CU 72 1-3 K	B FF 90 D CU 71 B FF 89 B FF 90 4-0 1-2 BB	X FF 91 0-0 30 K 19 S 1B			B SL 79 X SI 89 1-0 F8		3	0	1	0	1	1	0
19 Jurickson Profar, S (1, 6) OBP: 0.326, SLG: 0.366			C CU 72 B FF 90 C CU 72 B CU 68 B CU 72 X CU 71 3-2 30 FC4-6 1B	B CU 72 C FF 90 C CU 71 B FF 90 D CU 71 F FC 87 X FF 90 3-2 G4-3		1 SAFE 1 SAFE C FF 93 1 SAFE C FF 92 F CH 82 S SL 83 0-3 K 1-2		B SL 79 B SI 87 B SL 79 C SI 87 D SI 88 4-1 BB		3	0	1	0	1	1	3
Inning Stats	R: 0 E: 0 K: 2 S: 10 H: 0 LOB: 0 BB: 0 P: 13	R: 0 E: 0 K: 0 S: 10 H: 1 LOB: 1 BB: 0 P: 14	R: 0 E: 0 K: 1 S: 9 H: 1 LOB: 1 BB: 0 P: 14	R: 2 E: 0 K: 0 S: 18 H: 1 LOB: 2 BB: 2 P: 34	R: 3 E: 0 K: 0 S: 16 H: 4 LOB: 1 BB: 0 P: 20	R: 0 E: 0 K: 2 S: 8 H: 1 LOB: 0 BB: 0 P: 8	R: 0 E: 0 K: 2 S: 12 H: 2 LOB: 2 BB: 0 P: 15	R: 0 E: 0 K: 1 S: 10 H: 0 LOB: 1 BB: 1 P: 17	R: 1 E: 0 K: 2 S: 10 H: 1 LOB: 0 BB: 0 P: 12	1B: 7 2B: 2 3B: 1 HR: 1 SF: 0 SAC: 0 DP: 0 HBP: 1	WP: 1 PB: 0 SB: 1 CS: 0 PA: 41					

	AB	37
	R	6
	H	11
	RBI	6
	BB	3
	SO	10
	LOB	17

PITCHER		IP	WLS	BF	H	R	ER	SO	BB	IBB	HBP	BLK	WP	HR	S	P	ERA	WHIP
31 Collin McHugh, R ERA: 4.96	(1, 1)	4.1		23	7	5	5	3	2	0	1	0	0	1	57	87	10.38	2.077
47 Chris Devenski, R ERA: 2.16	(5, 1)	1.2	W	5	1	0	0	2	0	0	0	0	1	0	14	16	0.00	0.600
36 Will Harris, R ERA: 2.36	(7, 1)	1.0	H	5	2	0	0	2	0	0	0	0	0	0	12	15	0.00	2.000
44 Luke Gregerson, R ERA: 2.98	(8, 1)	1.0	H	4	0	0	0	1	1	0	0	0	0	0	10	17	0.00	1.000
53 Ken Giles, R ERA: 3.64	(9, 1)	1.0	S	4	1	1	1	2	0	0	0	0	0	0	10	12	9.00	1.000

PITCHER	IP	WLS	BF	H	R	ER	SO	BB	IBB	HBP	BLK	WP	HR	S	P	ERA	WHIP

Batter	1	2	3	4	5	6	7	8	9	AB	R	H	RBI	BB	SO	LOB
4 George Springer, R (1, 10) OBP: 0.361, SLG: 0.459	C FF 95 B SL 85 B FF 94 C SL 86 S FF 95 2-3 K		B SI 90 S CU 82 B SI 92 B SI 91 B SI 91 4-1 2 HR BB	1 SAFE 1 SAFE S SI 93 1 SAFE S SI 92 D SI 94 D SI 94 B SI 94 T SI 93 3-2 K			B FF 90 F SI 91 X FF 90 1-1 27 1B 10 SF8 1B	C FF 95 B CH 86 B CH 86 F FF 94 B CU 84 F CH 87 B FF 96 4-2 1 WP 2 1B BB		3	2	1	0	2	2	1
2 Alex Bregman, R (1, 5) OBP: 0.324, SLG: 0.475	C FF 96 B SL 87 S FF 95 B FF 94 B SL 86 B FF 95 4-2 27 2B BB		X SI 90 0-0 1-H HR		C SI 93 C CU 80 B CU 82 B CU 81 X SI 93 2-2 E4 27 G6-4-3		F FF 90 B SL 82 C FF 90 1 SAFE T SI 91 1-2 K	B FF 95 C FC 92 F CH 86 1 SAFE F CH 86 X CU 84 1-2 1 WP 1B		4	2	2	2	1	1	1
27 Jose Altuve, R (1, 4) OBP: 0.409, SLG: 0.557	B FF 94 1 SAFE X FF 94 1-0 1-H 2B		C CU 83 B SI 91 S CU 84 S CU 83 1-3 K		X SI 94 0-0 1-2f G6-4-3		X FC 93 0-0 11 S 1 BB 11 E 1-3 1B	S CH 86 F FF 95 S CH 87 0-3 K		5	1	2	1	0	2	3
1 Carlos Correa, R (1, 6) OBP: 0.363, SLG: 0.462	S FF 93 B FF 92 S SL 86 F FF 91 B SL 85 B FF 94 F SL 84 S SL 85 3-3 K		F CU 83 B CU 83 B SI 91 B CU 83 F SI 91 X CU 82 3-2 10 FC1-6 1B		B CU 82 B SI 94 F SI 94 F SI 93 F SI 93 S CU 82 2-3 K		B SL 80 D SL 81 B FC 94 C FC 93 D FC 93 4-1 11 E 11 S 28 1B 1-2 BB	B CH 88 B FF 95 I IN 86 I IN 78 1-2 2-3 4-0 IBB		3	1	1	0	2	2	0
10 Yuli Gurriel, R (1, 3) OBP: 0.333, SLG: 0.389 9 Marwin Gonzalez, S (7, 3) OBP: 0.289, SLG: 0.407		S SL 84 B SL 84 B FF 94 B SL 83 C FF 92 X FF 94 3-2 2B	B SI 94 X SI 95 1-0 1-2f FC1-6			C FF 94 F FF 95 F FF 96 F FF 95 B SL 86 C FF 96 1-3 K	F FC 94 X FC 95 0-1 3-H SF8	S FF 88 C FF 88 F CU 84 F FF 87 F FF 95 S FF 87 0-3 K		3 1	0 0	1 0	1 0	0 0	1 1	1 3
11 Evan Gattis, R (1, 2) OBP: 0.314, SLG: 0.489		D SL 85 B FF 91 F FF 93 F FF 94 B FF 93 S SL 85 3-3 K	C SI 94 X SI 95 0-1 F9			B FF 95 B SL 86 B SL 85 F FF 95 B SL 85 4-1 35 L9 28 1B BB	B FC 95 B FC 94 B FC 94 C FC 94 X FC 96 3-1 E4 28 1B 1-3 2-H		B CU 76 X FC 86 1-0 F9	4	0	0	0	1	1	3
28 Colby Rasmus, L (1, 7) OBP: 0.289, SLG: 0.359		C FF 92 B FF 92 S CH 86 X FF 93 1-2 F7	S SI 93 X FF 93 0-1 G3			B SI 94 X SI 93 1-0 1-2 1B	B FC 96 C FC 94 S FC 94 F FC 95 X FC 94 1-2 1-2 3-H 1B		S FF 88 S CU 77 B FF 89 F FC 87 B SI 86 B FF 87 S FC 87 3-3 K	5	0	2	1	0	1	1
35 Teoscar Hernández, R (1, 9) OBP: 0.333, SLG: 0.424		B SL 84 F SL 83 C FF 93 B FF 93 B SL 85 B FF 94 4-2 6 FC6 BB	B SI 94 B SI 94 C SI 94 X SI 95 2-1 G5-3			B FF 94 B FF 95 S FF 94 C SI 94 X FF 96 2-2 L9 2-3	C FF 95 B FF 95 B FF 92 F FF 94 B CH 86 S FF 87 3-3 K		X FF 89 0-0 6 CS 1B	4	0	1	0	1	1	4
6 Jake Marisnick, R (1, 8) OBP: 0.266, SLG: 0.356		B CU 83 C CU 81 X SI 91 1-1 1-2f FC6	S SI 95 S CU 82 X SI 93 0-2 1B			F FF 91 B SI 91 F SI 92 F SI 91 B SI 92 F SI 92 C FF 92 2-3 K		B FF 94 S FC 91 C FF 95 S CH 86 1-3 K	S FC 86 S FF 88 B FF 89 1-2 CS	4	0	1	0	0	2	4
Inning Stats	R: 1 H: 1 E: 0 LOB: 0 K: 2 BB: 1 S: 11 P: 21	R: 0 H: 1 E: 0 LOB: 2 K: 1 BB: 1 S: 13 P: 25	R: 2 H: 2 E: 0 LOB: 1 K: 1 BB: 1 S: 11 P: 20	R: 0 H: 1 E: 0 LOB: 1 K: 1 BB: 0 S: 10 P: 15	R: 0 H: 0 E: 1 LOB: 0 K: 1 BB: 0 S: 9 P: 13	R: 0 H: 1 E: 0 LOB: 2 K: 2 BB: 1 S: 15 P: 25	R: 3 H: 3 E: 1 LOB: 2 K: 2 BB: 1 S: 18 P: 31	R: 0 H: 1 E: 0 LOB: 3 K: 3 BB: 2 S: 19 P: 29	R: 0 H: 1 E: 0 LOB: 0 K: 1 BB: 0 S: 8 P: 13	1B: 8 SF: 1 2B: 2 SAC: 0 3B: 0 DP: 1 HR: 1 HBP: 0						

WP: 1 PA: 45
PB: 0
SB: 2
CS: 1

Houston Astros @ Cleveland Indians

Progressive Field, Cleveland, OH

Mon Sep 05 2016, 7:11 PM - 10:54 PM EDT

Att. 13,062 - Clear - 80 F

TOP

livebaseballscorecards.com

AB	36
R	6
H	11
RBI	5
BB	7
SO	14
LOB	21

PITCHER		IP	WLS	BF	H	R	ER	SO	BB	IBB	HBP	BLK	WP	HR	S	P	ERA	WHIP
73 Mike Clevinger, R ERA: 5.3	(1, 1)	1.2	L	8	2	1	1	3	2	0	0	0	0	0	22	43	5.40	2.400
53 Jeff Manship, R ERA: 3.68	(2, 1)	0.2		5	2	2	2	1	1	0	0	0	0	1	10	19	27.00	4.500
66 Perci Garner, R ERA: 2.7	(3, 1)	2.2		9	1	0	0	2	0	0	0	0	0	0	22	32	0.00	0.375
65 Joe Colón, R ERA: 2.08	(6, 1)	0.2		4	1	0	0	1	1	0	0	0	0	0	10	18	0.00	3.000
61 Dan Otero, R ERA: 1.37	(6, 1)	0.2		3	1	1	1	2	0	0	0	0	0	0	10	14	13.50	1.500

PITCHER		IP	WLS	BF	H	R	ER	SO	BB	IBB	HBP	BLK	WP	HR	S	P	ERA	WHIP
27 Bryan Shaw, R ERA: 3.32	(7, 1)	0.1		5	2	2	0	0	1	0	0	0	0	0	10	18	0.00	9.000
56 Cody Anderson, R ERA: 6.97	(7, 1)	1.1		7	1	0	0	4	1	1	0	0	1	0	22	35	0.00	1.500
43 Josh Tomlin, R ERA: 4.85	(9, 1)	1.0		3	1	0	0	1	0	0	0	0	0	0	8	13	0.00	1.000

Houston Astros @ Cleveland Indians

Progressive Field, Cleveland, OH

Mon Sep 05 2016, 7:11 PM - 10:54 PM EDT

Att. 13,062 - Clear - 80 F

livebaseballscorecards.com

BOTTOM

Batter	1	2	3	4	5	6	7	8	9	AB	R	H	RBI	BB	SO	LOB
41 Carlos Santana, S (1, 10) OBP: 0.348, SLG: 0.462	C FF 87 X FC 86 0-1 ① F8	C FC 86 B FF 88 B CU 77 B FF 88 B FC 88 4-1 1-2 2-3 BB		X FF 90 0-0 ③ G6-3			C FF 94 B SL 83 F SL 82 S SL 83 1-3 ② K			3	0	0	0	1	1	0
22 Jason Kipnis, L (1, 4) OBP: 0.347, SLG: 0.482	C FF 88 B FF 86 C CU 72 B FF 89 B FC 83 X FF 87 3-2 ② G4-3	X FC 87 0-0 ③ L7			C CU 72 F FF 88 B CU 73 F CU 74 F FF 88 F FF 87 X CU 74 1-2 12 G4-6-3 1B		B SL 81 F FF 94 F FF 95 S SL 83 1-3 ③ K			4	0	1	0	0	1	3
12 Francisco Lindor, S (1, 6) OBP: 0.364, SLG: 0.460	S CH 83 C CH 83 B CH 81 X FC 88 1-2 26 BB 1B		B FF 88 C CH 81 B FC 86 X FF 86 2-1 11 E 2B		X CH 82 0-0 ① ② G4-6-3 1-2f			C SL 82 B FF 94 F CH 86 B FF 94 B SL 83 B FF 94 4-2 26 WP BB		3	1	2	0	1	0	1
26 Mike Napoli, R (1, 3) OBP: 0.344, SLG: 0.492	1 SAFE C CH 81 1 SAFE 1 SAFE 1 SAFE S FF 89 D CH 82 1 SAFE F FF 91 4-2 B FF 90 F FC 85 B CU 73 F CU 73 B CH 80 1-2 BB		B FC 86 F FF 89 C CH 81 X FF 90 1-2 ① F8		B CH 80 X FF 87 1-0 HR			C FF 94 B SL 82 C FF 95 F FF 96 D SL 84 S FF 96 2-3 ① K 1-2		3	1	1	1	1	1	2
11 José Ramírez, S (1, 5) OBP: 0.363, SLG: 0.458	T CH 83 B CU 74 F CH 83 F CU 74 S FF 90 1-3 ③ K		C FF 91 C FF 91 B FF 90 X CH 81 1-2 E4 2-H 1B		B FF 89 B FF 88 X FF 89 2-0 ③ P6			B SL 82 X FF 95 1-0 ② L7		4	0	1	1	0	1	3
8 Lonnie Chisenhall, L (1, 9) OBP: 0.331, SLG: 0.451 20 Rajai Davis, R (6, PH) OBP: 0.320, SLG: 0.414 (7, 8)		C FF 86 S SL 81 B FF 90 B FF 90 B FC 88 F FF 90 F CH 84 X FF 89 3-2 55 FC6-5 72 1B 1B	B FF 87 B FF 90 S FF 91 F FF 90 S FF 90 2-3 ② K			S CH 77 F FF 91 S CH 77 0-3 ① K		B SL 82 F FF 94 S FF 95 S FF 95 1-3 ③ K		2 2	0 0	1 0	0 0	0 0	1 2	1 1
4 Coco Crisp, S (1, 7) OBP: 0.301, SLG: 0.400		C FC 84 D CU 73 X FF 89 1-1 ① F7	C CU 72 C FF 87 S CU 74 0-3 ③ K			F CH 78 S CH 76 X CH 76 0-2 ② G4-3			C FF 97 S SI 96 X SL 88 0-2 ① L3	4	0	0	0	0	1	2
72 Tyler Naquin, L (1, 8) OBP: 0.363, SLG: 0.562 6 Brandon Guyer, R (6, PH) OBP: 0.362, SLG: 0.405 (7, 9)		B FF 89 S FC 85 T FF 90 1 SAFE 1 SAFE B FF 90 X CU 74 2-2 41 WP 55 FC6-5 1-2 1B		C CU 71 B FC 86 S FF 88 S FF 90 1-3 ① K			C SL 81 B SL 84 X SL 84 1-1 ③ F8		C SL 87 B SL 86 C SL 86 F FF 97 X SL 84 1-2 ② G6-3	2 2	0 0	1 0	0 0	1 0	0 0	0 0
55 Roberto Pérez, R (1, 2) OBP: 0.273, SLG: 0.248 45 Adam Moore, R (8, 2) 35 Abraham Almonte, Sr (9, PH) OBP: 0.297, SLG: 0.423		X FF 85 0-0 ② FC6-5 41 WP 1-2 2-3f		C FC 84 C CU 72 B CU 74 B CU 72 X FC 84 2-2 ② G6-3			C FF 93 F FF 94 B FF 93 B SL 81 F SL 79 F FF 95 F SL 80 B FF 96 3-2 X FF 85 G4-3		B FF 96 S SL 86 F FF 98 B SI 98 B SL 85 X FF 98 3-2 ③ G4-3	3 0 1	0 0 0	0 0 0	0 0 0	0 0 0	0 0 0	2 0 0
Inning Stats	R: 0 E: 0 K: 1 S: 17 H: 1 LOB: 2 BB: 1 P: 26	R: 0 E: 0 K: 0 S: 13 H: 2 LOB: 3 BB: 1 P: 23	R: 1 E: 1 K: 2 S: 14 H: 2 LOB: 1 BB: 0 P: 20	R: 0 E: 0 K: 1 S: 7 H: 0 LOB: 0 BB: 0 P: 10	R: 1 E: 0 K: 0 S: 9 H: 2 LOB: 0 BB: 0 P: 13	R: 0 E: 0 K: 1 S: 8 H: 0 LOB: 0 BB: 0 P: 9	R: 0 E: 0 K: 2 S: 13 H: 0 LOB: 0 BB: 0 P: 18	R: 0 E: 0 K: 2 S: 10 H: 0 LOB: 1 BB: 1 P: 18	R: 0 E: 0 K: 0 S: 10 H: 0 LOB: 0 BB: 0 P: 14	1B: 5 2B: 1 3B: 0 HR: 1 SF: 0 SAC: 0 DP: 1 HBP: 0						

	AB	33
	R	2
	H	7
	RBI	2
	BB	3
	SO	9
	LOB	15

PITCHER		IP	WLS	BF	H	R	ER	SO	BB	IBB	HBP	BLK	WP	HR	S	P	ERA	WHIP
54 Mike Fiers, R ERA: 4.29	(1, 1)	5.0	W	23	7	2	2	4	2	0	0	0	1	1	60	92	3.60	1.800
29 Tony Sipp, L ERA: 5.65	(6, 1)	0.2	H	2	0	0	0	1	0	0	0	0	0	0	6	6	0.00	0.000
37 Pat Neshek, R ERA: 2.7	(6, 1)	0.1	H	1	0	0	0	0	0	0	0	0	0	0	2	3	0.00	0.000
45 Michael Feliz, R ERA: 4.7	(7, 1)	2.0		7	0	0	0	4	1	0	0	0	1	0	23	36	0.00	0.500
61 Jandel Gustave, R ERA: 1.59	(9, 1)	1.0		3	0	0	0	0	0	0	0	0	0	0	10	14	0.00	0.000

PITCHER	IP	WLS	BF	H	R	ER	SO	BB	IBB	HBP	BLK	WP	HR	S	P	ERA	WHIP

Batter	1	2	3	4	5	6	7	8	9	AB	R	H	RBI	BB	SO	LOB
4 George Springer, R (1, 9) OBP: 0.361, SLG: 0.460	C SI 92 F CU 84 B SI 94 S CU 85 1-3 K		B SI 92 F SL 90 F SI 92 X SI 94 1-2 2 3B 2B	B SI 92 F SI 94 F SI 94 S SL 90 1-3 K ③			B CU 83 S SL 91 F SL 90 B SI 93 F SL 90 F SI 94 B SL 90 C SI 93 3-3 K ③		B FF 92 D FC 88 C FF 91 S FF 91 B FC 84 B FF 91 4-2 BB	4	1	1	0	1	3	2
2 Alex Bregman, R (1, 5) OBP: 0.320, SLG: 0.479	C SI 93 F SI 93 X CU 86 0-2 F9 ②		X SI 93 0-0 2-H 3B		X SL 89 0-0 L4 ①			B FF 94 B FF 92 B FF 94 C FF 93 C FF 94 S FF 94 3-3 K ①	X FC 89 0-0 F9 ③	5	0	1	1	0	1	2
27 Jose Altuve, R (1, 4) OBP: 0.406, SLG: 0.553	F SI 94 X SI 94 0-1 F8 ③		D CU 84 D SL 90 X FF 91 2-0 L4 ①		C SI 92 S CU 83 F CU 84 B SL 91 B CU 84 X SI 94 2-2 G5-3 ②			C CU 80 X SL 83 0-1 G6-3 ②		4	0	0	0	0	0	1
1 Carlos Correa, R (1, 6) OBP: 0.362, SLG: 0.460		C CU 83 S CU 84 B CU 85 B SI 93 S CU 84 2-3 K ①	C SI 93 B SI 94 C SI 94 B FF 94 B SI 93 S SL 85 3-3 K ②		S CU 84 B SI 94 B CU 85 S SL 90 S SI 92 2-3 K ③			F SI 95 S CU 81 B FF 94 F SL 80 X CU 83 1-2 10 1B 1B		4	0	1	0	0	3	1
10 Yuli Gurriel, R (1, 10) OBP: 0.326, SLG: 0.375		X SI 92 0-0 P5 ②	S SL 90 S FF 92 T FF 92 0-2 K ③			C SL 89 C CU 83 F SL 88 X SL 85 0-2 G4-3 ①		X FF 94 0-0 1-2 1B		4	0	1	0	0	1	1
11 Evan Gattis, R (1, 2) OBP: 0.313, SLG: 0.485		F SI 93 B SI 93 B CU 85 B CU 84 B SI 93 4-1 28 BB 9 HR BB		C SI 92 C FF 92 B SI 92 F SL 90 X SI 93 1-2 G4-3 ①		B SI 92 S SL 89 S SI 92 B SI 93 S SI 93 2-3 K ②		B SL 82 C FF 95 B FF 95 C FF 95 B FF 96 S SI 96 3-3 K ③		3	1	0	0	1	2	2
28 Colby Rasmus, L (1, 8) OBP: 0.289, SLG: 0.355 (7, 7)		B SI 91 F SL 89 C SI 92 D CU 84 B SI 93 B SL 85 4-2 1-2 9 HR BB		X SI 92 0-0 L8 ②		B SI 93 B SI 92 X FF 92 2-1 F7 ③			C SL 76 B FF 90 F FF 88 X FF 90 1-2 G6-3 ①	3	1	0	0	1	0	0
9 Marwin Gonzalez, S (1, 3) OBP: 0.293, SLG: 0.423		S FF 91 F SL 90 X CU 85 0-2 1-H 2-H HR	X SI 93 0-0 2B				C SI 92 B SI 92 S SL 90 X SI 93 1-2 G3 ①		C SL 75 B SL 79 X FF 88 1-1 2B	4	1	3	3	0	0	0
16 Tony Kemp, L (1, 7) OBP: 0.301, SLG: 0.280 6 Jake Marisnick, R (7, 8) OBP: 0.264, SLG: 0.354		B SI 93 B SI 93 C SI 92 F SI 93 F SI 94 C SI 93 2-3 K ③	B SI 92 D SL 90 B SI 92 C SI 92 F SI 92 B SI 93 4-2 BB				S SL 88 F SL 88 B SI 92 B CU 84 F SI 92 X SL 90 2-2 G3 ②		S FF 92 F FC 87 F FF 94 F FC 84 F FC 83 X FF 92 0-2 G6-3 ②	2 1	0 0	0 0	0 0	1 0	1 0	0 1
Inning Stats	R: 0 E: 0 K: 1 S: 8 H: 0 LOB: 0 BB: 0 P: 9	R: 3 E: 0 K: 2 S: 14 H: 1 LOB: 0 BB: 2 P: 26	R: 1 E: 0 K: 2 S: 11 H: 2 LOB: 1 BB: 0 P: 17	R: 0 E: 0 K: 1 S: 11 H: 1 LOB: 2 BB: 1 P: 17	R: 0 E: 0 K: 1 S: 8 H: 0 LOB: 0 BB: 0 P: 12	R: 0 E: 0 K: 1 S: 9 H: 0 LOB: 0 BB: 0 P: 13	R: 0 E: 0 K: 1 S: 12 H: 0 LOB: 0 BB: 0 P: 18	R: 0 E: 0 K: 2 S: 13 H: 2 LOB: 2 BB: 0 P: 20	R: 0 E: 0 K: 0 S: 14 H: 1 LOB: 2 BB: 1 P: 20	1B: 2 2B: 3 3B: 1 HR: 1 SF: 0 SAC: 0 DP: 0 HBP: 0						

PITCHER		IP	WLS	BF	H	R	ER	SO	BB	IBB	HBP	BLK	WP	HR	S	P	ERA	WHIP
28 Corey Kluber, R ERA: 3.16	(1, 1)	7.0	L	28	4	4	4	9	3	0	0	0	0	1	73	112	5.14	1.000
34 Zach McAllister, R ERA: 3.98	(8, 1)	1.0		5	2	0	0	2	0	0	0	0	0	0	13	20	0.00	2.000
57 Kyle Crockett, L ERA: 5.52	(9, 1)	0.1		2	1	0	0	0	0	0	0	0	0	0	5	7	0.00	3.000
51 Shawn Armstrong, R ERA: 2.08	(9, 1)	0.2		3	0	0	0	0	1	0	0	0	0	0	9	13	0.00	1.500

PITCHER	IP	WLS	BF	H	R	ER	SO	BB	IBB	HBP	BLK	WP	HR	S	P	ERA	WHIP

TOP

Houston Astros @ Cleveland Indians

Progressive Field, Cleveland, OH

Tue Sep 06 2016, 7:12 PM - 10:14 PM EDT

Att. 11,023 - Clear - 84 F

livebaseballscorecards.com

AB	34
R	4
H	7
RBI	4
BB	4
SO	11
LOB	10

WP: 0	PA: 38								
PB: 0									
SB: 0									
CS: 0									

BOTTOM

Houston Astros @ Cleveland Indians

Progressive Field, Cleveland, OH

Tue Sep 06 2016, 7:12 PM - 10:14 PM EDT

Att. 11,023 - Clear - 84 F

livebaseballscorecards.com

Batter	1	2	3	4	5	6	7	8	9	AB	R	H	RBI	BB	SO	LOB
41 Carlos Santana, S (1, 10) OBP: 0.349, SLG: 0.469	B FF 90 C ST 78 X FF 92 1-1 22 2B 1B	C FF 92 D KC 77 B FF 92 C FF 91 F FF 92 C FF 92 2-3 ③ K			B FF 93 C SL 86 S SL 86 B SL 87 B FF 94 S SL 86 3-3 ① K			C SL 78 X FF 87 0-1 HR		4	1	2	1	0	2	1
22 Jason Kipnis, L (1, 4) OBP: 0.348, SLG: 0.483	C FF 91 X ST 79 0-1 1-3 2B		B ST 77 B FF 92 B FF 92 C FF 89 B FF 92 4-1 12 G3 BB		F SL 85 C FF 93 X SL 86 0-2 ② F8			B FC 88 S FF 88 B FF 87 B SL 78 F SI 87 F SI 87 X FF 87 3-2 ① F9		3	0	1	0	1	0	0
12 Francisco Lindor, S (1, 6) OBP: 0.362, SLG: 0.457	F FF 92 F FF 92 F FF 92 F FF 91 D ST 80 B FF 92 X FF 93 2-2 ① F9		B CH 79 F FF 91 C CH 80 X CH 78 1-2 ① G3 1-2		C CH 88 S SL 87 F FF 93 X FF 90 0-2 ③ G5-3			B CH 78 X FF 87 1-0 ② L9		4	0	0	0	0	0	3
26 Mike Napoli, R (1, 3) OBP: 0.341, SLG: 0.487	C FF 92 F CH 80 B KC 77 F FF 93 B FF 93 X CH 78 2-2 ② P6		C CH 79 F FF 92 S ST 80 0-3 ② K			S CH 82 B FF 94 F SL 81 S CH 80 1-3 ① K		B SL 80 C SL 78 B SL 79 S FF 88 B SL 78 X SL 78 3-2 ③ L6		4	0	0	0	0	2	3
11 José Ramírez, S (1, 5) OBP: 0.362, SLG: 0.456	F ST 78 X FF 92 0-1 ③ L8		B KC 76 C FF 93 X FF 92 1-1 ③ L8			B FF 92 F SL 81 F FF 94 B FF 93 F SL 83 X SL 82 2-2 ② F9			B SL 84 B FF 98 C FF 97 X FF 97 2-1 4 WP 8 PB 72 E 1B	4	1	1	0	0	0	3
8 Lonnie Chisenhall, L (1, 9) OBP: 0.330, SLG: 0.451		B FF 90 B FF 91 X FF 89 2-0 4 L9 72 G3 2B		B ST 80 B FF 90 B FF 92 C FF 87 F FF 91 X ST 81 3-2 ① F8		B FF 93 C SL 83 S SL 82 F FF 94 X FF 94 1-2 ③ L7			B FF 98 B FF 97 F FF 98 C SL 86 C SL 88 2-3 ① K 1-2	4	1	1	0	0	1	1
4 Coco Crisp, S (1, 7) OBP: 0.300, SLG: 0.398		B FF 91 B KC 74 C ST 80 C ST 79 F KC 77 X FF 92 2-2 ① L9 2-3		C ST 81 C KC 77 B KC 73 X FF 93 1-2 ② G4-3			X FC 92 0-0 ① G4-3		S SL 87 D SL 87 B SL 87 S SL 85 D SL 87 D SL 87 4-2 72 S 2-3 BB	3	0	0	0	1	0	1
72 Tyler Naquin, L (1, 8) OBP: 0.361, SLG: 0.561		B ST 81 S FF 92 B FF 93 F FF 93 X KC 76 2-2 ② G3 3-H		B FF 92 F ST 80 S KC 78 B FF 92 X KC 76 2-2 2B			C FC 92 S FC 92 S FC 93 0-3 ② K		C FF 98 B FF 98 B FF 97 F FF 97 X SL 87 2-2 ② F7 1-2 3-H	4	0	1	1	0	1	1
55 Roberto Pérez, R (1, 2) OBP: 0.276, SLG: 0.262 35 Abraham Almonte, S (7, PH) OBP: 0.295, SLG: 0.420 45 Adam Moore, R (8, 2) 6 Brandon Guyer, R (9, PH) OBP: 0.361, SLG: 0.404		B FF 92 X FF 92 1-0 2B		B SL 85 F FF 93 S SL 86 D SL 86 B SL 86 S SL 87 3-3 ③ K			C CU 80 F FC 93 F CU 82 B FC 92 B FC 92 F CU 82 X FC 93 2-2 ③ L8		B FF 97 X FF 97 1-0 ③ G1-3	2 1 0 1	0 0 0 0	1 0 0 0	0 0 0 0	0 0 0 0	1 0 0 0	1 0 0 1
Inning Stats	R: 0 E: 0 K: 0 S: 15 H: 2 LOB: 2 BB: 0 P: 20	R: 1 E: 0 K: 1 S: 13 H: 2 LOB: 1 BB: 0 P: 22	R: 0 E: 0 K: 1 S: 9 H: 0 LOB: 1 BB: 1 P: 15	R: 0 E: 0 K: 1 S: 12 H: 1 LOB: 1 BB: 0 P: 21	R: 0 E: 0 K: 1 S: 10 H: 0 LOB: 0 BB: 0 P: 13	R: 0 E: 0 K: 1 S: 11 H: 0 LOB: 0 BB: 0 P: 15	R: 0 E: 0 K: 1 S: 9 H: 0 LOB: 0 BB: 0 P: 11	R: 1 E: 0 K: 0 S: 10 H: 1 LOB: 0 BB: 0 P: 17	R: 1 E: 0 K: 1 S: 11 H: 1 LOB: 1 BB: 1 P: 22	1B: 2 2B: 4 3B: 0 HR: 1 SF: 0 SAC: 0 DP: 0 HBP: 0						WP: 1 PB: 1 SB: 1 CS: 0 PA: 36

	AB	34
	R	3
	H	7
	RBI	2
	BB	2
	SO	7
	LOB	15

PITCHER		IP	WLS	BF	H	R	ER	SO	BB	IBB	HBP	BLK	WP	HR	S	P	ERA	WHIP
41 Brad Peacock, R ERA: 3.38	(1, 1)	3.2		17	5	1	1	2	1	0	0	0	0	0	46	72	2.46	1.636
51 James Hoyt, R ERA: 5.11	(4, 1)	1.1	W	4	0	0	0	2	0	0	0	0	0	0	13	19	0.00	0.000
47 Chris Devenski, R ERA: 2.13	(6, 1)	1.0	H	3	0	0	0	1	0	0	0	0	0	0	11	15	0.00	0.000
36 Will Harris, R ERA: 2.32	(7, 1)	1.0	H	3	0	0	0	1	0	0	0	0	0	0	9	11	0.00	0.000
44 Luke Gregerson, R ERA: 3.1	(8, 1)	1.0	H	4	1	1	1	0	0	0	0	0	0	1	10	17	9.00	1.000

PITCHER		IP	WLS	BF	H	R	ER	SO	BB	IBB	HBP	BLK	WP	HR	S	P	ERA	WHIP
53 Ken Giles, R ERA: 3.58	(9, 1)	1.0	S	5	1	1	0	1	1	0	0	0	1	0	11	22	0.00	2.000

Houston Astros @ Cleveland Indians

Progressive Field, Cleveland, OH

Wed Sep 07 2016, 7:12 PM - 10:16 PM EDT

Att. 12,063 - Cloudy - 87 F

TOP

livebaseballscorecards.com

Batter	1	2	3	4	5	6	7	8	9	AB	R	H	RBI	BB	SO	LOB
4 George Springer, R (1, 9) OBP: 0.361, SLG: 0.461	C FF 96 B FF 95 B FF 94 X FF 96 2-1 F8 ①		B SL 88 B FF 95 X FF 94 2-0 2 G6-3 27 1B 2B		F CH 88 X FF 94 0-1 1B		F FF 94 X CU 85 0-1 ② F7		B FF 94 B FF 94 C FF 94 S FF 94 S FF 95 2-3 ① K	5	1	2	0	0	1	1
2 Alex Bregman, R (1, 6) OBP: 0.317, SLG: 0.470	C FF 96 B CH 90 X FF 96 1-1 27 1B 1B		F CH 89 X SL 88 0-1 ① G6-3 2-3		S FF 92 1 SAFE B FF 93 C CH 90 T SL 88 1-2 ① K		C SL 88 B FF 93 X SL 87 1-1 ③ F7		S FF 95 1 SAFE F FF 94 B FF 94 S FF 94 1-3 ② K	5	0	1	0	0	2	3
27 Jose Altuve, R (1, 4) OBP: 0.406, SLG: 0.552	B CH 91 B FF 91 X FF 96 2-0 1-2 1B		S SL 89 D SL 88 C SL 88 B FF 96 F SL 88 F CU 85 F FF 91 X SL 88 2-2 11 G6-3 3-H 1B		C FF 95 C CU 84 B FF 92 X SL 88 1-2 ② F7			B FF 96 C CU 83 X SL 85 1-1 ① G1-3	F FF 94 B FF 94 C KC 85 B KC 84 S FF 94 2-3 ③ K	5	0	2	1	0	1	2
11 Evan Gattis, R (1, 10) OBP: 0.313, SLG: 0.485	S FF 96 S FF 95 S FF 95 0-3 ② K		X FF 93 0-0 ② ③ G6-3 1-2f		F FF 92 F FF 94 B FF 94 1 SAFE B SL 86 B CU 84 F FF 94 X SL 88 3-2 ③ G5-3			X SL 88 0-0 10 HR 2B		4	1	1	0	0	1	4
10 Yuli Gurriel, R (1, 5) OBP: 0.340, SLG: 0.455	C FF 96 B SL 88 F FF 95 X CH 89 1-2 ③ G1-3			B SL 82 X FF 96 1-0 28 HR 1B		X FF 93 0-0 ① F9		B SL 84 F SL 84 F SL 85 F SL 84 D SL 84 X SL 84 2-2 2-H HR		4	2	2	2	0	0	2
28 Colby Rasmus, L (1, 7) OBP: 0.289, SLG: 0.364 35 Teoscar Hernández, R (8, PH) OBP: 0.329, SLG: 0.417 (8, 7)		B FF 94 S CH 90 B FF 96 S CH 89 X FF 97 2-2 ① F7		X FF 93 0-0 1-H HR		C CU 84 B CU 84 B CH 88 C CU 82 L CH 89 2-3 ② K		C FF 94 S SL 84 F FF 94 S FF 96 0-3 ② K		3 1	1 0	1 0	2 0	0 0	1 1	0 0
9 Marwin Gonzalez, S (1, 3) OBP: 0.295, SLG: 0.422		C FF 96 C FF 96 B FF 96 B SI 92 S SI 92 2-3 ② K		B CH 88 X CH 88 1-0 ① L9		B CH 89 C FF 94 B FF 96 S CH 88 B FF 95 B FF 94 4-2 15 FC3-6 BB		B SL 84 F SL 84 B FF 96 X SL 82 2-1 1B		3	0	1	0	1	1	0
15 Jason Castro, L (1, 2) OBP: 0.322, SLG: 0.399 13 Tyler White, R (8, PH) OBP: 0.284, SLG: 0.367 12 Max Stassi, R (8, 2)		B FF 96 S FF 95 C FF 96 X FF 96 1-2 2B		C CU 85 B FF 93 X FF 94 1-1 ② G4-3		X FF 94 0-0 ③ FC3-6 1-2f		F FF 95 B SL 86 F SL 85 1 SAFE S FF 95 1-3 ③ K		3 1 0	0 0 0	1 0 0	0 0 0	0 0 0	0 1 0	1 1 0
6 Jake Marisnick, R (1, 8) OBP: 0.261, SLG: 0.349 16 Tony Kemp, L (9, PH) OBP: 0.309, SLG: 0.289		B FF 95 X FF 94 1-0 ③ P4		B FF 95 S SL 84 C CU 84 S CU 84 1-3 ③ K			B CU 82 X FF 94 1-0 ① G6-3		F FF 95 B FF 94 X FF 94 1-1 1B	3 1	0 0	0 1	0 0	0 0	1 0	1 0
Inning Stats	R: 0 E: 0 K: 1 S: 11 H: 2 LOB: 2 BB: 0 P: 17	R: 0 E: 0 K: 1 S: 10 H: 1 LOB: 1 BB: 0 P: 16	R: 1 E: 0 K: 0 S: 10 H: 2 LOB: 0 BB: 0 P: 14	R: 2 E: 0 K: 1 S: 8 H: 2 LOB: 0 BB: 0 P: 12	R: 0 E: 0 K: 1 S: 12 H: 1 LOB: 1 BB: 0 P: 17	R: 0 E: 0 K: 1 S: 7 H: 0 LOB: 1 BB: 1 P: 13	R: 0 E: 0 K: 0 S: 5 H: 0 LOB: 0 BB: 0 P: 7	R: 2 E: 0 K: 2 S: 16 H: 3 LOB: 1 BB: 0 P: 22	R: 0 E: 0 K: 3 S: 11 H: 1 LOB: 1 BB: 0 P: 17	1B: 7 2B: 3 3B: 0 HR: 2 SF: 0 SAC: 0 DP: 1 HBP: 0						WP: 0 PB: 0 SB: 0 CS: 0 PA: 39	

	AB	38
	R	5
	H	12
	RBI	5
	BB	1
	SO	10
	LOB	15

PITCHER		IP	WLS	BF	H	R	ER	SO	BB	IBB	HBP	BLK	WP	HR	S	P	ERA	WHIP
59 Carlos Carrasco, R ERA: 3.15	(1, 1)	7.1	W	31	9	4	4	5	1	0	0	0	0	1	66	100	4.91	1.364
24 Andrew Miller, L ERA: 1.74	(8, 1)	0.2	H	4	2	1	1	2	0	0	0	0	0	1	13	18	13.50	3.000
37 Cody Allen, R ERA: 2.79	(9, 1)	1.0	S	4	1	0	0	3	0	0	0	0	0	0	11	17	0.00	1.000

PITCHER		IP	WLS	BF	H	R	ER	SO	BB	IBB	HBP	BLK	WP	HR	S	P	ERA	WHIP

Houston Astros @ Cleveland Indians

Progressive Field, Cleveland, OH

Wed Sep 07 2016, 7:12 PM - 10:16 PM EDT

Att. 12,063 - Cloudy - 87 F

livebaseballscorecards.com

BOTTOM

Batter	1	2	3	4	5	6	7	8	9	AB	R	H	RBI	BB	SO	LOB
41 Carlos Santana, S (1, 10) OBP: 0.352, SLG: 0.467	B FF 84 B SI 85 C FF 85 C CU 68 B CU 70 X FC 81 3-2 ① **P4**	F FF 87 B CU 70 B CU 70 B FF 88 B FF 87 4-1 **1-2** **BB**		B FF 85 B CU 70 B FF 87 C FF 87 B SI 87 4-1 **BB**	B FF 98 S SI 96 S FF 97 F SL 88 S FF 98 1-3 ③ **K**			B FF 92 B FF 91 B FF 93 C FF 92 F FF 93 F FF 92 B SL 79 4-2 22 G1-3 **BB**		2	0	0	0	3	1	1
22 Jason Kipnis, L (1, 4) OBP: 0.346, SLG: 0.479	C FF 86 B CH 80 B FC 84 B FF 86 B FF 88 4-1 12 1B **BB**	X FF 87 0-0 ③ **G4-3**		C CU 69 X CH 79 0-1 ③ **G5-3**		B SL 86 F FF 96 B FF 97 X FF 96 2-1 ① **F7**		X SI 92 0-0 ① **G1-3** **1-2**		4	0	0	0	1	0	4
12 Francisco Lindor, S (1, 6) OBP: 0.365, SLG: 0.459	C FF 86 X FF 87 0-1 **1-2** **1B**	B FF 87 C FF 85 B SI 85 H CU 70 3-1 11 1B 8 1B **HBP**			C FF 84 X FF 86 0-1 26 HR **1B**	X FF 97 0-0 11 S **1B**		B CH 78 B FF 92 X CH 80 2-0 ② **F7**		4	2	3	0	0	0	1
26 Mike Napoli, R (1, 3) OBP: 0.340, SLG: 0.491	B FF 87 C FC 85 2 SAFE F SI 88 2 SAFE D FC 83 C SI 88 2-3 ② **K**	F FF 86 B FC 80 B FC 82 F SI 87 X FC 82 2-2 ① **L7**			X FC 83 0-0 **1-H** **HR**	S FF 96 X FF 97 0-1 ② **P4**		C SL 86 F FF 94 F FF 93 F SL 85 S SL 86 0-3 ③ **K**		5	1	1	2	0	2	5
11 José Ramírez, S (1, 5) OBP: 0.361, SLG: 0.454	B FF 87 C CU 70 X SI 87 1-1 ③ **F8**	B FF 86 X SI 85 1-0 8 1B **1-2** **1B**			C FF 86 C FF 87 X CU 70 0-2 ① **G4-3**	B SI 97 F FF 96 B SI 96 B FF 96 F SL 87 F SL 88 X FF 97 3-2 ③ **G3-1** **1-2**				4	0	1	0	0	0	3
8 Lonnie Chisenhall, L (1, 9) OBP: 0.334, SLG: 0.455		B FF 85 C FF 86 F FF 86 F CU 70 F SI 87 X SI 87 1-2 20 FC5-4 **1B**	B FF 85 F FF 86 X FF 86 1-1 ② **1-3** **2-H** **1B**		B SI 85 F FF 86 S CH 80 F SI 87 X FF 87 1-2 20 1B 6 2B **1B**		C SI 87 X SL 84 0-1 ① **F9**			4	1	3	1	0	0	0
20 Rajai Davis, R (1, 7) OBP: 0.320, SLG: 0.412 (6, 8)	F FF 86 C SI 86 X FC 82 0-2 ① **FC5-4** 72 G3-1 55 1B **1-2f**	F FF 86 F SI 87 X FC 84 0-2 ③ **F7**			X FF 86 0-0 6 2B **1-2** **1B**		X 0-0 ② **G1-3**			4	2	1	0	0	0	2
72 Tyler Naquin, L (1, 8) OBP: 0.362, SLG: 0.559 6 Brandon Guyer, R (5, PH) OBP: 0.365, SLG: 0.412 (6, 7)	1 SAFE B FF 85 1 SAFE 1 SAFE C SI 86 B FF 84 1 SAFE F SI 87 1 SAFE 3-2 ② **G3-1** **1-2**	B FC 85 1 SAFE X SI 86		B FC 84 S SI 84 H FC 83 2-1 55 CS **HBP**	B SI 90 B SI 89 X SI 88 2-0 55 G4-3 **1-H** **2-H** **2B**		C SL 80 F SI 89 F SL 82 X SL 82 0-2 **1B**			1 2	0 0	0 2	0 2	0 0	0 0	1 0
55 Roberto Pérez, R (1, 2) OBP: 0.276, SLG: 0.262	B FF 86 B FF 88 X FF 87 2-0 41 BB **2-H** **1B**			B FF 84 T FC 83 B FC 83 S FC 83 C FC 82 2-3 ①② **K** **1-2**	C SL 85 S SL 85 B SL 87 B FF 96 F SL 85 F FF 97 F SL 86 F FF 97 F FF 96 3-2 ② **G4-3** **2-3**		F SL 82 X SL 82 0-1 ③ **F8**			4	0	1	1	0	1	3
Inning Stats	R: 0 E: 0 K: 1 S: 11 H: 1 LOB: 2 BB: 1 P: 21	R: 1 E: 0 K: 0 S: 14 H: 2 LOB: 2 BB: 1 P: 24	R: 1 E: 0 K: 0 S: 10 H: 2 LOB: 1 BB: 0 P: 17	R: 0 E: 0 K: 1 S: 7 H: 0 LOB: 1 BB: 1 P: 15	R: 4 E: 0 K: 1 S: 24 H: 5 LOB: 1 BB: 0 P: 31	R: 0 E: 0 K: 0 S: 9 H: 1 LOB: 1 BB: 0 P: 14	R: 0 E: 0 K: 0 S: 9 H: 1 LOB: 1 BB: 0 P: 9	R: 0 E: 0 K: 1 S: 10 H: 0 LOB: 1 BB: 1 P: 16		1B: 10 2B: 1 3B: 0 HR: 1 SF: 0 SAC: 0 DP: 0 HBP: 2					WP: 0 PB: 0 SB: 1 CS: 1 PA: 40	

	AB	34
	R	6
	H	12
	RBI	6
	BB	4
	SO	4
	LOB	20

PITCHER		IP	WLS	BF	H	R	ER	SO	BB	IBB	HBP	BLK	WP	HR	S	P	ERA	WHIP
58 Doug Fister, R ERA: 4.14	(1, 1)	4.1	L	25	9	6	6	2	3	0	2	0	0	1	53	89	12.46	2.769
50 Kevin Chapman, L ERA: 13.5	(5, 1)	0.0		1	1	0	0	0	0	0	0	0	0	0	1	3	∞	∞
61 Jandel Gustave, R ERA: 1.23	(5, 1)	1.2		6	1	0	0	1	0	0	0	0	0	0	21	30	0.00	0.600
37 Pat Neshek, R ERA: 2.63	(7, 1)	1.0		4	1	0	0	0	0	0	0	0	0	0	9	9	0.00	1.000
29 Tony Sipp, L ERA: 5.54	(8, 1)	0.2		3	0	0	0	0	1	0	0	0	0	0	5	11	0.00	1.500

PITCHER		IP	WLS	BF	H	R	ER	SO	BB	IBB	HBP	BLK	WP	HR	S	P	ERA	WHIP
51 James Hoyt, R ERA: 4.97	(8, 1)	0.1		1	0	0	0	1	0	0	0	0	0	0	5	5	0.00	0.000

Batter	1	2	3	4	5	6	7	8	9	AB	R	H	RBI	BB	SO	LOB
4 George Springer, R (1, 9) OBP: 0.363, SLG: 0.463	B FF 90 X FC 85 1-0 2 2B 1B		X FC 86 0-0 ② L7		B SI 93 B FC 88 C SI 92 F FC 88 X FF 92 2-2 1-3 2B		B SI 92 B SI 91 B SI 92 C SI 90 B SI 93 4-1 2 3B BB		C KC 84 F FF 95 B FF 94 S KC 83 1-3 ② K	4	2	2	0	1	1	0
2 Alex Bregman, R (1, 6) OBP: 0.324, SLG: 0.488	B CH 88 D FC 86 B FC 87 C FF 91 X SI 90 3-1 27 F9 1-H 2B		B KC 76 B SI 91 B CH 84 C FF 93 C FC 88 B SI 94 4-2 27 FC5-4 BB		B FC 88 X CH 84 1-0 ② G5-3 3-H		C SI 93 X SI 93 0-1 10 WP 1-H 3B		B KC 83 B FF 94 S FF 94 F FF 94 F FF 94 C KC 84 2-3 ③	4	1	2	3	1	1	1
27 Jose Altuve, R (1, 10) OBP: 0.404, SLG: 0.548	X FC 88 0-0 ① F9 2-3		F CH 85 B FF 92 X CH 85 1-1 ③ FC5-4 1-2f		F FF 93 X FF 93 0-1 ③ P1		S SI 95 F SI 95 S CU 82 0-3 ① K			4	0	0	0	0	1	4
10 Yuli Gurriel, R (1, 5) OBP: 0.353, SLG: 0.521	D CU 75 B FF 91 X FC 87 2-0 ② G6-3			B FF 90 F FF 89 S KC 73 X KC 74 1-2 HR		C FF 92 B FC 87 S FF 91 B KC 78 X SI 93 2-2 28 HR 1B	B SI 96 F SI 94 S CU 82 B SI 94 S SI 94 2-3 ② K 3-H			4	2	2	1	0	1	1
28 Colby Rasmus, L (1, 8) OBP: 0.289, SLG: 0.372 35 Teoscar Hernández, R (7, PH) OBP: 0.324, SLG: 0.410 (7, 8)	C FC 89 B FF 92 B FF 92 B FC 88 C FF 92 X SI 92 3-2 ③ G6-3			B FC 87 B FF 91 X CH 84 2-0 ① G3		B FC 88 X CH 85 1-0 1-H HR	B SL 82 B FF 93 S FF 92 C SL 84 X FF 95 2-2 ③ G3			3 1	1 0	1 0	2 0	0 0	0 0	1 0
9 Marwin Gonzalez, S (1, 4) OBP: 0.292, SLG: 0.418		C CH 85 S KC 76 B SI 94 B SI 93 X CH 87 2-2 ① P6		X SI 91 0-0 ② F8		C SI 88 C FF 89 X FF 90 0-2 ① G5-3		C FF 92 S SL 84 C FF 94 0-3 ① K		4	0	0	0	0	1	0
23 AJ Reed, L (1, 3) OBP: 0.283, SLG: 0.291 13 Tyler White, R (8, PH) OBP: 0.283, SLG: 0.365 (8, 3)		B FF 94 B FF 94 C FF 92 B FF 94 X SI 92 3-1 ② 1B		C FC 88 F FF 92 S KC 78 0-3 ③ K		X SI 90 0-0 1B		B SL 86 B SL 85 C SL 84 C FF 95 F SL 85 C FF 95 2-3 ② K		3 1	0 0	2 0	0 0	0 0	1 1	0 0
15 Jason Castro, L (1, 2) OBP: 0.319, SLG: 0.395 11 Evan Gattis, R (8, PH) OBP: 0.312, SLG: 0.484 (8, 2)		F FF 93 X FC 90 0-1 ③ F9			B FF 92 B CH 84 X FC 87 2-0 ① L3	B CH 81 F SI 89 C FF 90 F FF 90 F CH 82 S CH 83 1-3 ② K		B FC 94 B FC 92 B FC 93 C FC 92 F FC 92 F FC 94 X FC 91 3-2 ③ L9		3 1	0 0	0 0	0 0	0 0	1 0	1 0
16 Tony Kemp, L (1, 7) OBP: 0.306, SLG: 0.279			F FF 91 C KC 74 B KC 78 B FF 94 C SI 92 2-3 ① K		B FF 93 C CH 84 B KC 74 B FF 93 B SI 92 4-1 4 2B 2 G5-3 BB	F FF 90 T FF 91 B FF 90 F CH 82 X SL 83 1-2 ③ G3-1			B FF 94 X FF 95 1-0 ① L8	3	1	0	0	1	1	1
Inning Stats	R: 1 E: 0 K: 0 S: 8 H: 2 LOB: 1 BB: 0 P: 17	R: 0 E: 0 K: 0 S: 7 H: 1 LOB: 0 BB: 0 P: 12	R: 0 E: 0 K: 1 S: 8 H: 0 LOB: 1 BB: 1 P: 15	R: 1 E: 0 K: 1 S: 8 H: 1 LOB: 0 BB: 0 P: 11	R: 1 E: 0 K: 0 S: 8 H: 1 LOB: 1 BB: 1 P: 17	R: 2 E: 0 K: 1 S: 17 H: 3 LOB: 0 BB: 0 P: 22	R: 2 E: 0 K: 2 S: 12 H: 1 LOB: 0 BB: 1 P: 20	R: 0 E: 0 K: 2 S: 11 H: 0 LOB: 0 BB: 0 P: 16	R: 0 E: 0 K: 2 S: 8 H: 0 LOB: 0 BB: 0 P: 12	1B: 4 2B: 2 3B: 1 HR: 2	SF: 0 SAC: 0 DP: 0 HBP: 0						

TOP

Houston Astros @ Cleveland Indians

Progressive Field, Cleveland, OH

Thu Sep 08 2016, 12:11 PM - 4:19 PM EDT

Att. 15,275 - Sunny - 87 F

livebaseballscorecards.com

AB	35
R	7
H	9
RBI	6
BB	3
SO	9
LOB	9

WP: 1 PB: 0 SB: 0 CS: 0 PA: 38

PITCHER		IP	WLS	BF	H	R	ER	SO	BB	IBB	HBP	BLK	WP	HR	S	P	ERA	WHIP
47 Trevor Bauer, R ERA: 3.86	(1, 1)	5.0	W	23	7	5	5	2	2	0	0	0	0	0	43	79	9.00	1.800
61 Dan Otero, R ERA: 1.34	(6, 1)	1.0		4	1	0	0	1	0	0	0	0	0	0	13	15	0.00	1.000
66 Perci Garner, R ERA: 6.75	(7, 1)	0.2		4	1	2	2	2	1	0	0	0	1	0	9	15	27.00	3.000
24 Andrew Miller, L ERA: 1.71	(7, 1)	1.0	H	3	0	0	0	2	0	0	0	0	0	0	10	14	0.00	0.000
27 Bryan Shaw, R ERA: 3.3	(8, 1)	0.1	H	1	0	0	0	0	0	0	0	0	0	0	4	7	0.00	0.000

PITCHER		IP	WLS	BF	H	R	ER	SO	BB	IBB	HBP	BLK	WP	HR	S	P	ERA	WHIP
37 Cody Allen, R ERA: 2.75	(9, 1)	1.0	S	3	0	0	0	2	0	0	0	0	0	0	8	12	0.00	0.000

Houston Astros @ Cleveland Indians

Progressive Field, Cleveland, OH

Thu Sep 08 2016, 12:11 PM - 4:19 PM EDT

Att. 15,275 - Sunny - 87 F

BOTTOM

livebaseballscorecards.com

Batter	1	2	3	4	5	6	7	8	9	AB	R	H	RBI	BB	SO	LOB
41 Carlos Santana, S (1, 3) OBP: 0.354, SLG: 0.475	C CH 88 X FF 90 0-1 12 G3 2B		B CU 70 X FF 92 1-0 ② G4-3 1-3	B CU 75 B FF 91 F FF 91 B CU 75 B FF 92 4-1 22 BB 12 1B BB	B SL 84 X SL 78 1-0 3-H HR			C CH 83 B SL 78 X SI 90 1-1 ② P4		4	2	2	2	1	0	1
22 Jason Kipnis, L (1, 4) OBP: 0.347, SLG: 0.479	B CU 67 X FF 90 1-0 ① F8		D CU 72 C SL 83 F FF 91 F CU 75 F FF 92 F CU 74 X CU 77 1-2 12 1B 3-H 2B	B CU 75 D CH 84 B FF 90 C FF 90 B FF 90 4-1 12 1B 1-2 BB	B SL 81 B FF 92 S FF 93 F FF 93 X FF 94 2-2 ③ L6			B SL 78 F SI 90 B SI 91 S SL 77 C SI 90 2-3 ③ K		4	1	1	1	1	1	1
12 Francisco Lindor, S (1, 6) OBP: 0.368, SLG: 0.460	B CU 65 F FF 90 X CU 80 1-1 ② G3 2-3		D CU 73 S FF 92 B SL 84 X FF 91 2-1 11 WP 26 HBP 8 WP 2-H 1B	C CU 75 X CH 83 0-1 1-2 2-H 3-H 1B		B SL 77 S SI 89 B SI 90 B SL 76 B SI 88 4-1 26 G4-6-3 BB				3	1	2	3	1	0	1
26 Mike Napoli, R (1, 10) OBP: 0.339, SLG: 0.488	C FF 91 B FF 89 F CU 77 F FF 89 F CH 84 B CU 71 X FF 92 2-2 ③ F8		1 SAFE B FF 91 F FF 90 1 SAFE F FF 92 1 SAFE B CH 87 H CU 74 3-2 11 WP 8 WP 1-2 HBP	B SI 91 C SI 91 F SL 80 F SL 79 X FF 92 1-2 ③ F9		X SI 90 0-0 ① ② G4-6-3 1-2f				3	1	0	0	0	0	4
11 José Ramírez, S (1, 5) OBP: 0.362, SLG: 0.455		C FF 90 B CH 84 B CU 73 X FF 93 2-1 ① L8	B CU 70 C FF 91 C CU 75 B CU 78 D CU 76 F FF 93 D FF 93 4-2 8 WP 1-2 2-3 BB		C FF 89 B CH 83 C SL 75 X SL 78 1-2 35 3B 2B	B SI 90 B CH 86 F SI 89 F SI 90 F CU 74 X SL 77 2-2 ③ G6-3				3	1	1	0	1	0	0
8 Lonnie Chisenhall, L (1, 9) OBP: 0.337, SLG: 0.455 20 Rajai Davis, R (7, PH) OBP: 0.319, SLG: 0.411 (8, 8)		X FF 92 0-0 35 G6-4-3 1B	C CU 77 F FF 92 B CU 77 F CU 76 F FF 92 F FF 91 B CU 78 X FF 91 2-2 ③ L4 1-2 2-H 3-H		B FF 89 B FF 89 B FF 90 F FF 90 B FF 90 4-1 35 3B BB		B CU 72 C SI 89 B CH 84 B SL 76 F SI 89 X SI 89 3-2 ① G6-3			2	1	1	0	1	0	1
										1	0	0	0	0	0	0
35 Abraham Almonte, S (1, 7) OBP: 0.300, SLG: 0.444 (8, 9)		B FF 92 C FF 92 C CU 72 F CU 75 D CU 76 X FF 93 2-2 ② ③ G6-4-3 1-2f		S FF 91 B SL 81 B SL 80 X FF 92 2-1 72 G4-3 12 1B 2B	S SL 78 B SL 78 X FF 89 1-1 41 HR 1-H 2-H 3B		B CU 72 C SL 77 F CU 77 X SI 92 1-2 ② G1-3			4	2	2	2	0	0	1
72 Tyler Naquin, L (1, 8) OBP: 0.362, SLG: 0.555 6 Brandon Guyer, R (7, PH) OBP: 0.364, SLG: 0.410 (8, 7)			C FF 92 B FF 92 B CH 85 S FF 92 B CU 75 F FF 92 B FF 93 4-2 41 G4-3 41 S 22 2B BB	B FF 91 X FF 91 1-0 ① G4-3 2-3	C FF 92 S SL 80 B FF 94 S FF 95 1-3 ① K		C CU 76 B SI 90 X SL 77 1-1 ③ L5			2	1	0	0	1	1	2
										1	0	0	0	0	0	0
38 Chris Gimenez, R (1, 2) OBP: 0.281, SLG: 0.352			C FF 91 F CU 72 D CU 77 D CU 76 X FF 92 2-2 ① F8	B SL 79 C SL 80 C CU 76 F FF 92 B FF 92 B FF 92 C SI 93 3-3 ② K	B SL 79 S FF 94 F FF 96 F SL 80 B SL 81 B FF 97 S FF 94 3-3 ② K			C SI 89 S CH 83 B SI 90 B CH 82 S CH 84 2-3 ① K		4	0	0	0	0	3	3

Inning Stats																							
	R: 0 E: 0 K: 0 S: 10	H: 1 LOB: 1 BB: 0 P: 14		R: 0 E: 0 K: 0 S: 7	H: 1 LOB: 0 BB: 0 P: 11		R: 4 E: 0 K: 0 S: 26	H: 2 LOB: 1 BB: 2 P: 45		R: 2 E: 0 K: 1 S: 15	H: 2 LOB: 2 BB: 2 P: 30		R: 4 E: 0 K: 2 S: 17	H: 3 LOB: 0 BB: 1 P: 30		R: 0 E: 0 K: 0 S: 6	H: 0 LOB: 0 BB: 1 P: 12		R: 0 E: 0 K: 0 S: 8	H: 0 LOB: 0 BB: 0 P: 13		R: 0 E: 0 K: 2 S: 8	H: 0 LOB: 0 BB: 0 P: 13

	1B: 3	SF: 0	WP: 3	PA: 38
	2B: 4	SAC: 0	PB: 0	
	3B: 1	DP: 2	SB: 1	
	HR: 1	HBP: 1	CS: 0	

	AB	31
	R	10
	H	9
	RBI	8
	BB	6
	SO	5
	LOB	14

PITCHER		IP	WLS	BF	H	R	ER	SO	BB	IBB	HBP	BLK	WP	HR	S	P	ERA	WHIP
63 David Paulino, R ERA: 12.0	(1, 1)	3.0	L	15	4	4	4	0	2	0	1	0	2	0	43	70	12.00	2.000
62 Brady Rodgers, R ERA: 54.0	(4, 1)	1.0		10	4	5	5	1	3	0	0	0	0	0	21	42	45.00	7.000
45 Michael Feliz, R ERA: 4.77	(5, 1)	1.0		4	1	1	1	2	0	0	0	0	0	1	11	18	9.00	1.000
50 Kevin Chapman, L ERA: 4.15	(6, 1)	3.0		9	0	0	0	2	1	0	0	0	0	0	22	38	0.00	0.333

PITCHER	IP	WLS	BF	H	R	ER	SO	BB	IBB	HBP	BLK	WP	HR	S	P	ERA	WHIP

Batter	1	2	3	4	5	6	7	8	9	AB	R	H	RBI	BB	SO	LOB
24 Dexter Fowler, S (1, 8) OBP: 0.378, SLG: 0.429	B FF 92 B FF 92 X FF 92 2-0 3B		C CU 79 C SL 82 T FF 93 0-2 ② K		B CU 77 C CU 77 C CU 77 B FF 91 B SL 82 B SL 82 4-2 17 HR BB		B SI 90 C SL 83 F SL 85 S SI 92 1-3 ② K			3	1	1	0	1	2	1
17 Kris Bryant, R (1, 7) OBP: 0.398, SLG: 0.577	S SL 81 F FF 92 S SL 82 0-3 ① K		B SL 84 B CH 83 B SL 86 B FF 88 4-0 44 HBP BB		D SL 81 B FF 90 C SL 86 X SL 79 2-1 1-H HR		B SI 89 B SL 83 C SL 82 X SI 89 2-1 ③ F9			3	1	1	2	1	1	2
44 Anthony Rizzo, L (1, 3) OBP: 0.391, SLG: 0.555	C FF 92 T SL 82 B SL 82 B FF 93 D SL 84 B FF 93 4-2 BB		1 SAFE C FF 90 F CU 78 B FF 92 H SL 82 2-2 1-2 HBP		C SL 85 C SL 87 B SL 81 F FF 88 F FF 88 X CU 78 1-2 ③ F8			B SI 90 C SI 91 X CH 78 1-1 ① P4		2	0	0	0	1	0	0
18 Ben Zobrist, S (1, 4) OBP: 0.381, SLG: 0.429	B CH 82 B FF 91 S SL 81 F SL 82 F FF 93 T SL 87 2-2 ② K		F FF 91 X FF 91 0-1 ③ G3-1			C SL 81 C SL 86 F FF 91 F SL 82 B SL 87 B FF 91 S CH 82 2-3 ① K		C CH 78 S SL 82 B SI 91 B CH 79 S CH 77 2-3 ② K		4	0	0	0	0	3	4
27 Addison Russell, R (1, 6) OBP: 0.327, SLG: 0.424	S SL 83 X SL 83 0-1 ③ G3			B FF 91 X SL 86 1-0 ① P4		X FF 88 0-0 ② F8		C FF 91 S SL 78 X SI 91 0-2 2B		4	0	1	0	0	0	2
68 Jorge Soler, R (1, 10) OBP: 0.342, SLG: 0.441		B SL 82 B SI 91 X FF 92 2-0 ① F7		B SL 81 B SI 91 C SL 81 B SL 82 X FF 92 3-1 ② P3		B SL 82 S CH 81 B SL 83 B CH 83 C FF 90 X FF 91 3-2 1B		X FF 95 0-0 ③ F8		4	0	1	0	0	0	1
22 Jason Heyward, L (1, 9) OBP: 0.298, SLG: 0.316		C SL 82 B CU 78 X CH 84 1-1 ② P5		C CU 77 B SL 81 S CH 82 B FF 92 X CH 82 2-2 ③ G3		X FF 91 0-0 ③ L8			B SL 85 B FF 93 B FF 92 C FF 93 X FF 93 3-1 ① F8	4	0	0	0	0	0	1
3 David Ross, R (1, 2) OBP: 0.352, SLG: 0.436		C SL 79 C FF 93 S SL 82 0-3 ③ K			B SL 85 F FF 90 C CH 81 B SL 82 B CH 82 X SL 80 3-2 ① F7		C SL 80 B SI 89 F SL 84 S SL 85 1-3 ① K		S FF 94 F SL 86 X SL 86 0-2 ② L5	4	0	0	0	0	2	0
9 Javier Báez, R (1, 5) OBP: 0.307, SLG: 0.429			C SL 83 F SL 83 B SL 84 X SI 91 1-2 ① G4-3		B SL 80 X FF 92 1-0 ② F8		C SI 90 X SL 85 0-1 1B		C SL 85 S FF 94 X SL 86 0-2 ③ G1-3	4	0	1	0	0	0	0
Inning Stats	R: 0 E: 0 K: 2 S: 12 H: 1 LOB: 2 BB: 1 P: 20	R: 0 E: 0 K: 1 S: 6 H: 0 LOB: 0 BB: 0 P: 9	R: 0 E: 0 K: 1 S: 10 H: 0 LOB: 2 BB: 1 P: 17	R: 0 E: 0 K: 0 S: 6 H: 0 LOB: 0 BB: 0 P: 12	R: 2 E: 0 K: 0 S: 13 H: 1 LOB: 0 BB: 1 P: 24	R: 0 E: 0 K: 1 S: 10 H: 1 LOB: 1 BB: 0 P: 15	R: 0 E: 0 K: 2 S: 10 H: 1 LOB: 1 BB: 0 P: 14	R: 0 E: 0 K: 1 S: 9 H: 1 LOB: 1 BB: 0 P: 12	R: 0 E: 0 K: 0 S: 8 H: 0 LOB: 0 BB: 0 P: 11	1B: 2 2B: 1 3B: 1 HR: 1 SF: 0 SAC: 0 DP: 0 HBP: 1						

TOP

Chicago Cubs @ Houston Astros

Minute Maid Park, Houston, TX

Fri Sep 09 2016, 7:12 PM - 9:45 PM CDT

Att. 33,841 - Roof Closed - 73 F

livebaseballscorecards.com

AB	32
R	2
H	5
RBI	2
BB	3
SO	8
LOB	11

PITCHER		IP	WLS	BF	H	R	ER	SO	BB	IBB	HBP	BLK	WP	HR	S	P	ERA	WHIP
59 Joe Musgrove, R ERA: 4.78	(1, 1)	6.0	L	25	3	2	2	5	3	0	1	0	0	1	57	97	3.00	1.000
37 Pat Neshek, R ERA: 2.57	(7, 1)	1.0		4	1	0	0	2	0	0	0	0	0	0	10	14	0.00	1.000
29 Tony Sipp, L ERA: 5.45	(8, 1)	0.2		3	1	0	0	1	0	0	0	0	0	0	8	11	0.00	1.500
51 James Hoyt, R ERA: 4.5	(8, 1)	1.1		4	0	0	0	0	0	0	0	0	0	0	9	12	0.00	0.000

PITCHER	IP	WLS	BF	H	R	ER	SO	BB	IBB	HBP	BLK	WP	HR	S	P	ERA	WHIP

WP: 0 PA: 36
PB: 0
SB: 0
CS: 0

Batter	1	2	3	4	5	6	7	8	9	AB	R	H	RBI	BB	SO	LOB
4 George Springer, R (1, 10) OBP: 0.363, SLG: 0.462	B FF 91 B FF 90 F FF 91 X FC 89 2-1 G5-3		C FF 91 X SI 92 0-1 2 CS 1B			F CH 83 C FF 93 B FF 92 S CU 75 1-3 K		C SL 86 S FF 96 B FF 96 B FF 98 X SL 87 2-2 G6-3		4	0	1	0	0	1	1
2 Alex Bregman, R (1, 6) OBP: 0.323, SLG: 0.483	X FF 92 0-0 F9		B FF 91 1-0 CS 1-2	B SI 90 B SI 89 S FC 87 B FF 91 X FF 90 3-1 27 F9 27 S 1B		B CU 74 S CU 73 C FF 92 S CU 76 1-3 K			F FF 100 B FF 102 S FF 100 S FF 103 1-3 K	4	0	1	0	0	2	1
27 Jose Altuve, R (1, 4) OBP: 0.401, SLG: 0.544	B SI 92 F FF 90 F SI 92 F FC 90 B FF 91 F CU 73 B CH 83 S CH 82 3-3 K			S CH 84 B FF 91 B FF 92 B SI 92 T FF 92 F FC 89 X FC 88 3-2 F9 1-3			X CU 72 0-0 G5-3		X FF 101 0-0 G5-3	4	0	0	0	0	1	1
10 Yuli Gurriel, R (1, 5) OBP: 0.364, SLG: 0.519		C FF 90 X FF 89 0-1 28 S 1B		B CH 86 S CH 84 X FF 92 1-1 F9			F FF 92 B FF 92 S CU 73 B CU 74 X CH 82 2-2 9 1B 1B		X FF 102 0-0 F8	4	0	2	0	0	0	0
11 Evan Gattis, R (1, 2) OBP: 0.312, SLG: 0.483		B FF 89 C FF 91 B FF 92 F FC 89 X FF 92 2-2 L6			F FF 89 F FF 92 B CU 76 X CH 85 1-2 9 G6-4-3 1B		F FF 90 F FF 90 D CU 76 B FF 93 S CU 76 2-3 K			3	0	1	0	0	1	2
9 Marwin Gonzalez, S (1, 3) OBP: 0.293, SLG: 0.417		C SI 92 S CH 84 S CU 74 0-3 K			C FF 92 D SI 91 D CU 74 X SI 91 2-1 G6-4-3 1-2f		X SI 91 0-0 28 S 1-3 1B			3	0	1	0	0	1	2
28 Colby Rasmus, L (1, 7) (9, 8) OBP: 0.287, SLG: 0.369		C FF 93 B FF 89 B SI 90 C SI 90 B FF 92 X FF 92 3-2 F8 1-2			B CU 72 F FF 89 F SI 88 B FC 85 F FF 93 B FF 93 C FF 92 3-3 K		C FF 93 B FF 93 T FF 93 B FF 90 B FF 94 F FC 90 C FF 90 3-3 K 1-2			3	0	0	0	0	2	3
35 Teoscar Hernández, R (1, 9) OBP: 0.324, SLG: 0.422			C SI 90 B FF 91 B CU 72 F SI 90 X FF 91 2-2 L9			C CU 72 B CU 72 B SI 91 S FF 90 F FF 91 F CU 73 X FF 92 2-2 2B		C FF 98 B FF 98 C FF 97 S FF 98 1-3 K		3	0	1	0	0	1	0
6 Jake Marisnick, R (1, 8) OBP: 0.259, SLG: 0.346 16 Tony Kemp, L (8, PH) OBP: 0.303, SLG: 0.276 (9, 7)			X FF 90 0-0 B5-3			X FF 89 0-0 G5-3		C FF 98 B SL 86 C SL 84 B FF 97 S SL 86 2-3 K		2 1	0 0	0 0	0 0	0 0	0 1	1 0
Inning Stats	R: 0 E: 0 K: 1 S: 8 H: 0 LOB: 0 BB: 0 P: 13	R: 0 E: 0 K: 1 S: 11 H: 1 LOB: 1 BB: 0 P: 16	R: 0 E: 0 K: 0 S: 6 H: 1 LOB: 0 BB: 0 P: 9	R: 0 E: 0 K: 0 S: 8 H: 1 LOB: 0 BB: 0 P: 15	R: 0 E: 0 K: 1 S: 9 H: 1 LOB: 0 BB: 0 P: 15	R: 0 E: 0 K: 2 S: 12 H: 1 LOB: 1 BB: 0 P: 16	R: 0 E: 0 K: 2 S: 12 H: 2 LOB: 2 BB: 0 P: 19	R: 0 E: 0 K: 2 S: 9 H: 0 LOB: 0 BB: 0 P: 14	R: 0 E: 0 K: 1 S: 5 H: 0 LOB: 0 BB: 0 P: 6	1B: 6 2B: 1 3B: 0 HR: 0	SF: 0 SAC: 0 DP: 1 HBP: 0			WP: 0 PB: 0 SB: 3 CS: 1		PA: 32	

PITCHER		IP	WLS	BF	H	R	ER	SO	BB	IBB	HBP	BLK	WP	HR	S	P	ERA	WHIP
34 Jon Lester, L ERA: 2.51	(1, 1)	7.0	W	25	7	0	0	7	0	0	0	0	0	0	66	103	0.00	1.000
56 Héctor Rondón, R ERA: 2.56	(8, 1)	1.0	H	3	0	0	0	2	0	0	0	0	0	0	9	14	0.00	0.000
54 Aroldis Chapman, L ERA: 1.76	(9, 1)	1.0	S	3	0	0	0	1	0	0	0	0	0	0	5	6	0.00	0.000

PITCHER	IP	WLS	BF	H	R	ER	SO	BB	IBB	HBP	BLK	WP	HR	S	P	ERA	WHIP

BOTTOM

Chicago Cubs @ Houston Astros
Minute Maid Park, Houston, TX
Fri Sep 09 2016, 7:12 PM - 9:45 PM CDT
Att. 33,841 - Roof Closed - 73 F

livebaseballscorecards.com

AB	31
R	0
H	7
RBI	0
BB	0
SO	10
LOB	11

Batter	1	2	3	4	5	6	7	8	9	AB	R	H	RBI	BB	SO	LOB
24 Dexter Fowler, S (1, 8) OBP: 0.379, SLG: 0.428	B FF 90 C FF 91 B FC 88 X CU 72 2-1 E4 1B		F FC 88 B CH 83 B CH 85 B FC 87 F FC 88 B FC 88 4-2 17 L6-3 BB		C CU 72 S FC 87 B CU 74 B FF 91 F FC 86 F FC 87 F CU 72 B CU 72 T FC 87 3-2 ③ K			B SI 89 S SL 80 L SI 87 B SL 81 D SL 80 S FF 88 3-3 ② K 1-2		3	0	1	0	1	2	1
17 Kris Bryant, R (1, 5) OBP: 0.395, SLG: 0.573	B FC 88 B FC 87 F FF 92 X FC 89 2-1 ① G6-3		1 SAFE 1 SAFE X FC 87 0-0 ②③ L6-3 1-1			C FF 95 B FF 95 F CH 82 B SL 85 F SL 85 X FF 96 2-2 ① P2		C SL 81 C FF 88 D SL 81 S SL 81 1-3 ③ K		4	0	0	0	0	1	4
44 Anthony Rizzo, L (1, 3) OBP: 0.390, SLG: 0.552 20 Matt Szczur, R (9, PR) OBP: 0.322, SLG: 0.421	S CU 72 F FC 88 S CU 73 0-3 ② K		B CU 71 B FC 87 X FF 90 2-0 ① P5			F FF 95 S CH 84 B CH 84 B FF 95 B CH 85 S CH 83 3-3 ② K		B SL 85 B FF 97 B FF 95 B FF 97 4-0 47 G3 68 WP BB		3 0	0 0	0 0	0 0	1 0	2 0	1 0
68 Jorge Soler, R (1, 7) OBP: 0.340, SLG: 0.435	B CU 72 C FF 91 D CU 74 F FF 91 B CU 73 C CU 74 3-3 ③ K			B FC 88 C FF 90 F FC 89 B CU 74 F FF 92 B FF 91 B CU 74 4-2 47 2B 40 SF9 BB		F FF 96 C CH 84 S SL 86 0-3 ③ K			B SL 85 C SL 88 B SL 87 S SL 86 S SL 87 2-3 ① K 1-2	3	1	0	0	1	3	2
47 Miguel Montero, L (1, 10) OBP: 0.329, SLG: 0.348		S FF 90 S FF 91 B SI 92 B FF 91 B FC 89 F FC 90 T FF 91 3-2 ① K		B CU 71 F FF 90 F FF 91 B FC 87 F FF 91 X FF 90 2-2 40 SF9 1-3 2B			B FC 92 B CU 80 T FC 92 B CU 81 F FC 92 X FC 93 3-2 ① F9		X FF 98 0-0 ② G3 2-3	4	0	1	0	0	1	2
40 Willson Contreras, R (1, 2) OBP: 0.340, SLG: 0.447		B FF 91 C FF 91 B FC 89 B FC 89 S FF 91 F FF 91 B FF 91 4-2 9 WP BB		B FC 88 S CU 72 X FC 86 1-1 ② SF9 2-3 3-H			B FC 92 C FC 91 B CU 82 B FC 92 B FC 92 4-1 22 CS BB		M SL 86 S SL 88 D SL 87 S FF 99 1-3 ③ K	1	0	0	1	2	1	2
22 Jason Heyward, L (1, 9) OBP: 0.296, SLG: 0.314		C FF 90 X FC 88 0-1 ② P4		B CU 73 F FF 90 X CU 73 1-1 ③ G5-3			B FC 91 B CU 80 F FC 92 F FC 92 B CU 83 X FF 92 3-2 ②③ P5 1-2			3	0	0	0	0	0	3
9 Javier Báez, R (1, 6) OBP: 0.304, SLG: 0.425		F CU 72 S FF 90 B CU 74 B FF 90 S FF 91 2-3 ③ K 1-2			C FF 90 B FC 87 C FF 90 B CU 73 B FF 90 F CU 73 F FC 87 F CU 73 S CU 73 3-3 ① K			B SL 80 C FF 90 B SL 81 X SL 81 2-1 ① F7		3	0	0	0	0	2	1
2 Tommy La Stella, L (1, 4) OBP: 0.370, SLG: 0.425 66 Munenori Kawasaki, L (8, PR) OBP: 0.500, SLG: 0.750 (8, 4)			B FF 88 X FC 86 1-0 ① F8		C FC 88 B CH 85 F FF 92 B FF 92 X FC 88 2-2 ② F8			B SI 88 S SI 89 S SI 88 B SI 89 B SL 82 F SI 89 B SI 88 4-2 24 S BB		2 0	0 0	0 0	0 0	1 0	0 0	0 0
Inning Stats	R: 0 E: 1 K: 2 S: 10 H: 1 LOB: 1 BB: 0 P: 17	R: 0 E: 0 K: 2 S: 12 H: 0 LOB: 1 BB: 1 P: 21	R: 0 E: 0 K: 0 S: 4 H: 0 LOB: 0 BB: 1 P: 9	R: 1 E: 0 K: 0 S: 12 H: 1 LOB: 1 BB: 1 P: 22	R: 0 E: 0 K: 2 S: 15 H: 0 LOB: 0 BB: 0 P: 23	R: 0 E: 0 K: 2 S: 10 H: 0 LOB: 0 BB: 0 P: 15	R: 0 E: 0 K: 0 S: 7 H: 0 LOB: 0 BB: 1 P: 17	R: 0 E: 0 K: 2 S: 11 H: 0 LOB: 2 BB: 1 P: 21	R: 0 E: 0 K: 2 S: 7 H: 0 LOB: 2 BB: 1 P: 14	1B: 1 2B: 2 3B: 0 HR: 0 SF: 1 SAC: 0 DP: 1 HBP: 0						

PITCHER		IP	WLS	BF	H	R	ER	SO	BB	IBB	HBP	BLK	WP	HR	S	P	ERA	WHIP
31 Collin McHugh, R ERA: 4.86	(1, 1)	5.0	W	19	2	1	1	6	3	0	0	0	1	0	53	92	1.80	1.000
47 Chris Devenski, R ERA: 2.11	(6, 1)	1.0	H	3	0	0	0	2	0	0	0	0	0	0	10	15	0.00	0.000
36 Will Harris, R ERA: 2.28	(7, 1)	1.0	H	3	0	0	0	0	1	0	0	0	0	0	7	17	0.00	1.000
44 Luke Gregerson, R ERA: 3.04	(8, 1)	1.0	H	4	0	0	0	2	1	0	0	0	0	0	11	21	0.00	1.000
53 Ken Giles, R ERA: 3.51	(9, 1)	1.0	S	4	0	0	0	2	1	0	0	0	1	0	7	14	0.00	1.000

PITCHER	IP	WLS	BF	H	R	ER	SO	BB	IBB	HBP	BLK	WP	HR	S	P	ERA	WHIP

TOP

Chicago Cubs @ Houston Astros

Minute Maid Park, Houston, TX

Sat Sep 10 2016, 12:09 PM - 3:01 PM CDT

Att. 41,854 - Roof Closed - 73 F

livebaseballscorecards.com

AB	26
R	1
H	2
RBI	1
BB	6
SO	12
LOB	16

WP: 2 PA: 33
PB: 0
SB: 1
CS: 1

BOTTOM

Chicago Cubs @ Houston Astros

Minute Maid Park, Houston, TX

Sat Sep 10 2016, 12:09 PM - 3:01 PM CDT

Att. 41,854 - Roof Closed - 73 F

Batter	1	2	3	4	5	6	7	8	9	AB	R	H	RBI	BB	SO	LOB
4 George Springer, R (1, 9) OBP: 0.362, SLG: 0.459	C FF 89 F FF 91 B FC 83 X FC 84 1-2 ① F9		C FF 90 F SI 89 F CH 84 S FF 92 0-3 ① K	S CU 75 B FC 82 B FC 83 B FF 91 S CU 81 S SI 92 3-3 ②③ K 1-2			B CU 84 C CU 83 B CU 83 B CU 84 B FF 95 4-1 2 1B 2 1B BB			3	0	0	0	1	2	1
2 Alex Bregman, R (1, 6) OBP: 0.327, SLG: 0.500	B FF 91 S FC 81 F FF 92 F FF 93 B FC 84 B FC 83 X FC 84 3-2 ② G4-3		C SI 89 B SI 91 X SI 92 1-1 HR		F FF 89 B FF 91 B CH 83 C CH 82 X CU 80 2-2 ① G6-3		1 SAFE 1 SAFE 1 SAFE B FF 94 X CU 83 1-0 ③ 1-H 1B			4	1	2	1	0	0	0
27 Jose Altuve, R (1, 10) OBP: 0.401, SLG: 0.543 16 Tony Kemp, L (8, PH) OBP: 0.300, SLG: 0.273 (9, 10)	B FF 90 X SI 91 1-0 ③ G6-3		F FF 92 X CU 81 0-1 10 1B 9 SH3-4 1B		S FC 82 X FF 91 0-1 ② F9 X FF 92 0-0 ③ G4-3			S CU 81 X FF 95 0-1 ① P5 B FF 96 B FF 96 C FF 97 B CU 80 C FF 95 S CU 81 3-3 ② K		3 1	1 0	1 0	0 0	0 0	0 0	0 0
10 Yuli Gurriel, R (1, 5) OBP: 0.356, SLG: 0.500		B CU 76 B CU 77 X CU 81 2-0 ① P6 1 SAFE B FC 82 F FC 83 1 SAFE B SI 90 X CU 75 2-1 9 SH3-4 1-3 1B								4	0	1	0	0	1	0
9 Marwin Gonzalez, S (1, 4) OBP: 0.293, SLG: 0.417		C SI 90 C CU 78 X FF 93 0-2 23 BB 28 BB 1B F CH 82 X CH 84 0-1 ② SH3-4 1-2 3-H				B FC 85 B CU 76 S CU 74 F FF 91 S FC 82 2-3 ① K		B CU 80 B FF 96 S FF 94 S FF 95 B FF 95 C CU 80 3-3 ③ K		3	0	1	1	0	2	0
28 Colby Rasmus, L (1, 7) OBP: 0.290, SLG: 0.368		S CU 78 B SI 92 B SI 91 S FC 81 B FF 92 B CU 78 4-2 23 BB 1-2 BB D FC 82 B FF 90 B CU 78 C CU 75 C FF 91 B FF 91 4-2 BB				X FF 92 0-0 ② L9				1	0	0	0	2	0	0
23 AJ Reed, L (1, 3) OBP: 0.285, SLG: 0.286		B SI 92 C FC 82 D FC 83 B FC 82 S FC 81 B FF 92 4-2 1-2 2-3 BB C FF 90 X SI 91 0-1 ③ G3				B FF 92 S CH 84 C FF 91 T FF 92 1-2 ③ K				2	0	0	0	1	1	2
15 Jason Castro, L (1, 2) OBP: 0.317, SLG: 0.391		X FF 92 0-0 ② F6		X FF 89 0-0 ① G3-1			C CU 80 B CU 84 C CU 82 B FF 93 T CU 83 2-2 ① K			3	0	0	0	0	1	3
6 Jake Marisnick, R (1, 8) OBP: 0.256, SLG: 0.342		B FC 81 S CU 80 B FF 90 F FF 91 C FF 92 2-3 ③ K		C FF 89 B SI 90 B FC 83 X CU 80 2-1 E5 4 CS			S FF 94 B FF 94 X CU 83 1-1 ② L6			3	0	0	0	0	1	3
Inning Stats	R: 0 E: 0 K: 0 S: 8 H: 0 LOB: 0 BB: 0 P: 13	R: 0 E: 0 K: 1 S: 12 H: 1 LOB: 3 BB: 2 P: 24	R: 2 E: 0 K: 1 S: 16 H: 3 LOB: 2 BB: 1 P: 23	R: 0 E: 1 K: 1 S: 6 H: 0 LOB: 0 BB: 0 P: 11	R: 0 E: 0 K: 0 S: 6 H: 0 LOB: 0 BB: 0 P: 8	R: 0 E: 0 K: 2 S: 7 H: 0 LOB: 0 BB: 0 P: 10	R: 0 E: 0 K: 1 S: 7 H: 1 LOB: 2 BB: 1 P: 15	R: 0 E: 0 K: 2 S: 8 H: 0 LOB: 0 BB: 0 P: 14		1B: 4 2B: 0 3B: 0 HR: 1	SF: 0 SAC: 1 DP: 0 HBP: 0			WP: 0 PB: 0 SB: 0 CS: 1	PA: 32	

livebaseballscorecards.com

AB	27
R	2
H	5
RBI	2
BB	4
SO	8
LOB	9

PITCHER		IP	WLS	BF	H	R	ER	SO	BB	IBB	HBP	BLK	WP	HR	S	P	ERA	WHIP
41 John Lackey, R ERA: 3.35	(1, 1)	6.0	L	25	4	2	2	5	3	0	0	0	0	1	55	89	3.00	1.167
52 Justin Grimm, R ERA: 3.54	(7, 1)	1.0		4	1	0	0	1	1	0	0	0	0	0	7	15	0.00	2.000
6 Carl Edwards Jr., R ERA: 2.7	(8, 1)	1.0		3	0	0	0	2	0	0	0	0	0	0	8	14	0.00	0.000

PITCHER	IP	WLS	BF	H	R	ER	SO	BB	IBB	HBP	BLK	WP	HR	S	P	ERA	WHIP

Batter	1	2	3	4	5	6	7	8	9	AB	R	H	RBI	BB	SO	LOB
24 Dexter Fowler, S (1, 8) OBP: 0.383, SLG: 0.431	C FF 89 B CU 72 C FF 91 B CU 76 B CU 73 B CH 82 4-2 17 2B BB	B FF 91 F CH 82 B CU 74 X CH 81 2-1 3-H 2B	C FF 97 B SL 86 B FF 97 B SL 84 S FF 96 F FF 97 B FF 98 4-2 1-2 BB		C FF 95 B SL 85 X SL 83 1-1 ③ G3-4-1			C SL 79 S FF 92 B CU 75 B FC 88 B SL 80 B CH 84 4-2 BB		2	1	1	0	3	0	0
17 Kris Bryant, R (1, 5) OBP: 0.394, SLG: 0.571	1 SAFE X FC 87	C FF 91 S CH 85 F CH 84 B FF 91 X FF 92 1-2 ③ P3	2 SAFE C FF 98 F FF 98 F FF 99 C SL 86 0-3 ③			X FF 94 0-0 ① F9		C SI 92 S CH 82 D CH 84 B SL 79 X SI 91 2-2 ③ L9		5	0	1	1	0	1	4
44 Anthony Rizzo, L (1, 3) OBP: 0.388, SLG: 0.548	C FC 88 C CU 74 B FF 89 B CU 74 F FF 91 B FC 86 X FC 88 3-2 ① F9 2-3		B CU 74 C FC 85 C FC 88 B FF 91 F FC 87 X FC 89 2-2 ① G5-3	C SL 85 X FF 97 0-1 18 G4-3 18 WP 27 HR 1B		C FF 94 F SL 86 S SL 86 0-3 ② K			S CU 74 B FC 86 T FF 90 X FF 90 1-2 ① G4-3	5	1	1	0	0	1	1
68 Jorge Soler, R (1, 10) OBP: 0.337, SLG: 0.443	B FC 87 D CH 85 X FF 90 2-0 ② G6-3		C CH 83 B FF 88 S CH 83 B CU 73 X FF 92 2-2 HR	F SI 97 B SI 97 C SL 86 B SL 86 B SI 97 S FF 97 3-3 ① K		C FF 94 B SL 86 C SL 86 S SL 85 1-3 ③ K			S SL 79 C FF 90 F SL 80 C SI 92 0-3 ② K	5	1	1	1	0	3	2
18 Ben Zobrist, S (1, 7) OBP: 0.380, SLG: 0.426	C FC 88 C FF 91 X CU 74 0-2 ③ F9		B FC 86 B CH 81 B FC 86 B FF 89 4-0 27 1B 9 1B BB	C FF 96 C SL 86 B FF 97 F SL 86 F SL 85 X FF 98 1-2 ② G4-3 1-3			C SI 89 C SL 84 X CH 70 0-2 ① G6-3		B CH 83 B SL 79 C FC 86 X FF 91 2-1 ③ F9	4	1	0	0	1	0	2
27 Addison Russell, R (1, 6) OBP: 0.330, SLG: 0.433		C FC 87 X CU 73 0-1 9 1B 3 SF9 1B	C FF 89 S FF 90 B FF 90 B FF 90 X CH 81 2-2 3 P3 9 1B 5 1B 1-2 1B	C SL 84 B SL 86 X SL 85 1-1 3-H HR			C SI 90 B SI 92 F SL 83 F SI 91 T SL 84 1-2 ② K			4	3	3	2	0	1	0
9 Javier Báez, R (1, 4) OBP: 0.306, SLG: 0.426		X FF 88 0-0 5 E 3 SF9 24 WP 1-3 1B	F FC 88 M FF 91 X FF 91 0-2 3 P3 5 1B 1-2 2-H 1B	S SL 86 B SL 86 B FF 97 F FF 97 S SL 85 2-3 ③ K			C SL 83 S SL 84 B SL 85 B SI 91 S SL 82 2-3 ③ K			4	2	2	1	0	2	0
3 David Ross, R (1, 2) OBP: 0.344, SLG: 0.428		C FF 89 X FF 89 0-1 ① SF9 1-2 3-H	C FF 94 X FF 96 0-1 ② P3 1-2 2-3		F FF 93 S FF 97 F FF 96 S SL 84 0-3 ① K			C CH 82 B SL 81 S FC 87 S FC 88 1-3 ① K		3	0	0	1	0	2	2
5 Albert Almora Jr., R (1, 9) OBP: 0.286, SLG: 0.409		C FF 91 D CU 75 D FC 87 X FF 89 2-1 ② L5 2-3	X FF 96 0-0 24 BB 2-H 3-H 1B		C SL 83 C SL 82 F FF 95 B SL 85 S SL 84 1-3 ② K			C SL 80 B CH 84 S FC 87 F SL 80 X FC 87 1-2 ② L8		4	0	1	2	0	1	1
Inning Stats	R: 1 E: 0 K: 0 S: 11 H: 1 LOB: 1 BB: 1 P: 20	R: 2 E: 1 K: 0 S: 13 H: 3 LOB: 1 BB: 0 P: 18	R: 4 E: 0 K: 1 S: 23 H: 4 LOB: 2 BB: 2 P: 37	R: 2 E: 0 K: 2 S: 15 H: 2 LOB: 0 BB: 0 P: 22	R: 0 E: 0 K: 2 S: 10 H: 0 LOB: 0 BB: 0 P: 12	R: 0 E: 0 K: 2 S: 7 H: 0 LOB: 0 BB: 0 P: 8	R: 0 E: 0 K: 2 S: 10 H: 0 LOB: 0 BB: 0 P: 13	R: 0 E: 0 K: 1 S: 12 H: 0 LOB: 1 BB: 1 P: 20	R: 0 E: 0 K: 1 S: 9 H: 0 LOB: 0 BB: 0 P: 12	1B: 6 2B: 2 3B: 0 HR: 2 SF: 1 SAC: 0 DP: 0 HBP: 0				WP: 2 PB: 0 SB: 0 CS: 0		PA: 41

PITCHER		IP	WLS	BF	H	R	ER	SO	BB	IBB	HBP	BLK	WP	HR	S	P	ERA	WHIP
54 Mike Fiers, R ERA: 4.64	(1, 1)	2.1	L	16	7	7	7	0	2	0	0	0	1	1	37	61	27.00	3.857
61 Jandel Gustave, R ERA: 3.0	(3, 1)	1.2		9	3	2	2	3	1	0	0	0	1	1	25	36	10.80	2.400
45 Michael Feliz, R ERA: 4.7	(5, 1)	1.0		3	0	0	0	2	0	0	0	0	0	0	10	12	0.00	0.000
51 James Hoyt, R ERA: 4.2	(6, 1)	1.0		3	0	0	0	2	0	0	0	0	0	0	7	8	0.00	0.000
37 Pat Neshek, R ERA: 2.51	(7, 1)	1.0		3	0	0	0	2	0	0	0	0	0	0	10	13	0.00	0.000

PITCHER		IP	WLS	BF	H	R	ER	SO	BB	IBB	HBP	BLK	WP	HR	S	P	ERA	WHIP
62 Brady Rodgers, R ERA: 24.55	(8, 1)	2.0		7	0	0	0	2	1	0	0	0	0	0	21	32	0.00	0.500

TOP

Chicago Cubs @ Houston Astros

Minute Maid Park, Houston, TX

Sun Sep 11 2016, 7:10 PM - 10:16 PM CDT

Att. 31,939 - Roof Closed - 73 F

livebaseballscorecards.com

AB	36
R	9
H	10
RBI	8
BB	4
SO	11
LOB	12

Chicago Cubs @ Houston Astros

Minute Maid Park, Houston, TX

Sun Sep 11 2016, 7:10 PM - 10:16 PM CDT

Att. 31,939 - Roof Closed - 73 F

livebaseballscorecards.com

BOTTOM

Batter	1	2	3	4	5	6	7	8	9	AB	R	H	RBI	BB	SO	LOB
4 George Springer, R (1, 9) OBP: 0.363, SLG: 0.457	S FF 92 B FF 93 S SL 87 B CU 80 B FF 93 B FF 93 4-2 2 K BB		F FF 92 X FF 92 0-1 ③ F9			C SL 85 H CU 76 1-1 2 2B HBP	S SI 92 B SI 93 X SI 92 1-1 ②③ G6-4-3 1-2f			2	1	0	0	1	0	1
2 Alex Bregman, R (1, 10) OBP: 0.325, SLG: 0.500	S FF 93 S SI 93 1 SAFE F FF 94 1 SAFE B FF 93 1 SAFE D SL 90 S FF 93 2-3 ①② K 1-2			B FF 92 B SL 90 F FF 91 X FF 92 2-1 ① F9		D SL 88 B FF 90 F FF 91 X FF 91 2-1 27 1B 23 WP 1-H 2B		B KC 79 B SI 89 F SI 89 S KC 79 S CH 82 2-3 ① K		4	1	1	1	0	2	1
27 Jose Altuve, R (1, 4) OBP: 0.401, SLG: 0.548	B FF 93 X FF 92 1-0 ③ G6-3			B FF 92 X FF 92 1-0 HR		X FF 91 0-0 23 WP 2-3 1B		F CH 82 X CH 82 0-1 ② G6-3		4	1	2	1	0	0	0
1 Carlos Correa, R (1, 6) OBP: 0.363, SLG: 0.461 23 AJ Reed, L (4, PH) OBP: 0.286, SLG: 0.281 (5, 3)		B FF 92 C FF 92 B FF 92 S FF 92 X FF 93 2-2 10 FC6-4 1B		T FF 93 C CU 79 B CU 80 C SI 92 1-3 ② K		B FF 91 D FF 93 F FF 92 F SI 91 B CU 78 D SL 86 4-2 10 WP 1-3 3-H BB		B KC 79 B SI 89 X SI 91 2-0 ③ G5-3		1 2	0 0	1 0	0 0	0 1	0 1	0 0
10 Yuli Gurriel, R (1, 5) OBP: 0.365, SLG: 0.542		C SL 90 B FF 92 1 SAFE S CU 81 1 SAFE X SL 88 1-2 ① FC6-4 11 G6-3 1-2f		B FF 93 S SL 88 B CU 79 F FF 92 B FF 93 X FF 92 3-2 ③ G6-3		D CU 81 S CU 79 B CU 82 B CU 81 B CU 80 4-1 1-2 BB			X SI 89 0-0 HR	3	1	1	1	1	0	1
11 Evan Gattis, R (1, 2) OBP: 0.312, SLG: 0.488		D FF 92 C FF 93 F FF 92 D CU 80 1 SAFE B FF 93 F FF 93 X SL 89 3-2 ② G6-3 1-2			C CH 89 B CU 77 B CU 78 X FF 92 2-1 ① L7	C CU 80 F FF 95 X FF 94 0-2 ② F8			X SI 90 0-0 HR	4	1	1	1	0	0	4
28 Colby Rasmus, L (1, 7) OBP: 0.288, SLG: 0.365 35 Teoscar Hernández, R (9, PH) OBP: 0.320, SLG: 0.415		F FF 94 B SL 90 B CU 80 T FF 94 D SL 89 C SL 87 3-3 ③ K			F SL 87 B FF 93 S FF 92 B SI 92 B FF 92 X FF 92 3-2 ② G1-3	S FF 94 B FF 94 1 SAFE B FF 94 X CU 78 2-1 ③ F8			B SI 89 F SI 90 F FF 88 X FF 91 1-2 ① F9	3 1	0 0	0 0	0 0	0 0	1 0	4 0
9 Marwin Gonzalez, S (1, 3) OBP: 0.290, SLG: 0.413 (5, 6)			C SL 91 B FF 93 X FF 92 1-1 ① L4		B CH 87 B FF 93 X FF 93 2-0 ③ L9		X SI 90 0-0 ① B1-3		C FF 91 F SI 90 F FF 92 B FC 83 S FC 83 1-3 ② K	4	0	0	0	0	1	0
6 Jake Marisnick, R (1, 8) OBP: 0.256, SLG: 0.340			B FF 92 F FF 92 C FF 92 X CU 79 1-2 ② G6-3			X FF 91 0-0 ① G5-3	B SI 91 X SI 90 1-0 4 G6-4-3 1B		B SI 91 X SI 87 1-0 ③ G5-3	4	0	1	0	0	0	0
Inning Stats	R: 0 E: 0 K: 1 S: 7 H: 0 LOB: 0 BB: 1 P: 14	R: 0 E: 0 K: 1 S: 13 H: 1 LOB: 1 BB: 0 P: 22	R: 0 E: 0 K: 0 S: 7 H: 0 LOB: 0 BB: 0 P: 9	R: 1 E: 0 K: 1 S: 9 H: 1 LOB: 0 BB: 0 P: 16	R: 0 E: 0 K: 0 S: 6 H: 0 LOB: 0 BB: 0 P: 13	R: 2 E: 0 K: 0 S: 13 H: 2 LOB: 3 BB: 2 P: 26	R: 0 E: 0 K: 0 S: 4 H: 1 LOB: 0 BB: 0 P: 6	R: 0 E: 0 K: 1 S: 6 H: 0 LOB: 0 BB: 0 P: 10	R: 2 E: 0 K: 1 S: 10 H: 2 LOB: 0 BB: 0 P: 13	1B: 3 2B: 1 3B: 0 HR: 3 SF: 0 SAC: 0 DP: 1 HBP: 1						

	AB	32
	R	5
	H	7
	RBI	4
	BB	3
	SO	5
	LOB	11

WP: 3 PA: 36
PB: 0
SB: 0
CS: 0

PITCHER		IP	WLS	BF	H	R	ER	SO	BB	IBB	HBP	BLK	WP	HR	S	P	ERA	WHIP
49 Jake Arrieta, R ERA: 2.91	(1, 1)	5.1	W	22	4	3	3	3	2	0	1	0	1	1	49	88	5.06	1.125
52 Justin Grimm, R ERA: 3.49	(6, 1)	0.2		3	0	0	0	0	1	0	0	0	1	0	6	12	0.00	1.500
53 Trevor Cahill, R ERA: 2.87	(7, 1)	2.0		8	3	2	2	1	0	0	0	0	0	2	12	18	9.00	1.500
37 Travis Wood, L ERA: 3.18	(9, 1)	1.0		3	0	0	0	1	0	0	0	0	0	0	8	11	0.00	0.000

PITCHER	IP	WLS	BF	H	R	ER	SO	BB	IBB	HBP	BLK	WP	HR	S	P	ERA	WHIP

Batter	1	2	3	4	5	6	7	8	9	10	11	12	AB	R	H	RBI	BB	SO	LOB
14 Carlos Gómez, R (1, 7) OBP: 0.283, SLG: 0.345	C FF 86 B FC 83 B FF 87 B FC 82 B FF 87 4-1 20 1B 36 1B BB	C FF 87 B FF 88 B FC 84 X FF 88 2-1 ③ P3		F FC 83 B CU 71 B FF 88 C FF 88 T FF 87 2-2 ③ K			B FF 96 X FF 96 1-0 ③ L9			C SL 86 B SL 85 C SL 84 X FF 98 1-2 ③ F9			4	1	0	0	1	1	0
20 Ian Desmond, R (1, 8) OBP: 0.342, SLG: 0.466	1 SAFE C FF 86 1 SAFE X SI 87 0-2 36 CS 1-3 1B	C FF 86 B FC 83 X CH 78 1-1 29 F8 36 BB 12 1B 1B	C FF 85 B FF 86 B CU 70 B FC 81 C FF 87 B FF 88 4-2 36 G3-6-1 BB					S SL 80 S SL 80 S SL 80 0-3 ① K			C FF 94 S SL 84 F SL 85 X FF 97 0-2 ① G6-3		4	1	2	0	1	1	0
36 Carlos Beltrán, S (1, 10) OBP: 0.340, SLG: 0.518	B SI 87 X CU 70 1-0 ① 29 1B 12 2B 1-2 3-H 1B	B FC 85 B FF 87 B SI 88 B SI 88 4-0 12 1B 1-2 BB	B FF 86 C CH 76 X CH 79 1-1 ①② G3-6-1 1-2f					C SI 89 F SL 82 B SL 83 X SI 90 1-2 ② G6-3			B FF 96 C FF 96 F SL 85 X SL 86 1-2 ② G3-1		4	1	1	1	1	0	1
29 Adrián Beltré, R (1, 5) OBP: 0.357, SLG: 0.513	B FF 88 C FF 88 F SI 89 X CU 72 1-2 12 2B 1-2 1B	B FF 88 C FF 88 F FF 88 X FF 88 1-2 ① F8 2-3	F FF 87 C FF 88 B FC 83 F FF 88 F FF 88 S CH 80 1-3 ③ K					B SL 81 F SI 90 B SL 81 X FF 89 2-1 ③ G6-3			B SL 84 F SL 84 F SL 84 F FF 98 F SL 86 F SL 85 S FF 99 1-3 ③ K		5	0	1	0	0	2	2
12 Rougned Odor, L (1, 4) OBP: 0.306, SLG: 0.520	F FF 88 F FC 84 X FC 83 0-2 1-3 2-H 2B	X FF 88 0-0 1-2 3-H 1B	X FF 93 0-0 ① F7						B CU 82 C FF 92 S CU 83 B CU 83 B FF 94 F FC 93 B FC 93 4-2 25 G6-4-3 BB			B SL 86 B FF 92 X FF 93 2-0 HR	4	1	3	3	1	0	0
25 Jonathan Lucroy, R (1, 2) OBP: 0.361, SLG: 0.515	C SI 88 D FC 84 C FF 88 S FC 84 1-3 ② K	C SI 88 D FC 84 B FF 87 S FC 84 F FF 88 F FC 85 X FF 89 2-2 ② F9				B FF 93 C SL 83 X FF 94 1-1 18 G5-6-3 1B			S FC 91 1 SAFE X FC 92 0-1 ①② G6-4-3 1-2f			B SL 86 F SL 86 X FF 93 1-1 1B	5	0	2	0	0	1	5
18 Mitch Moreland, L (1, 3) OBP: 0.314, SLG: 0.455	B CU 71 B FF 88 F SI 88 C FF 89 B FC 85 X SI 89 3-2 ③ F8	D CU 72 X FF 89 1-0 ③ G4-3				C SL 83 F CH 83 D CH 82 B FF 93 X FF 95 2-2 ②③ G5-6-3 1-2f			B CU 81 X FC 93 1-0 ③ G3-1			F FF 93 S SL 86 F SL 86 B SL 85 B FF 93 S SL 86 2-3 ① K	5	0	0	0	0	1	6
30 Nomar Mazara, L (1, 9) OBP: 0.324, SLG: 0.418 31 Jared Hoying, L (8, 9) OBP: 0.270, SLG: 0.206		B FF 87 X FF 87 1-0 ① G6-3		F FF 86 C FF 86 B FC 84 X FF 87 1-2 E6 1 1 G5-4-3			X FF 95 0-0 ① F7			P FF 96 C FF 96 X SL 85 0-2 ① P6		S SL 86 B FF 93 F SL 85 B FF 93 F SL 86 F SL 85 X FF 93 2-2 ② F7	3	0	0	0	0	0	0
1 Elvis Andrus, R (1, 6) OBP: 0.351, SLG: 0.409		C FF 86 F SI 87 B FC 84 X SI 87 1-2 ② G6-3		B FF 86 C FC 83 D FC 82 X SI 87 2-1 ①② G5-4-3 1-2f			B FF 96 X FF 94 1-0 ② L7			B SL 86 C FF 97 C SL 86 X FF 98 1-2 ② G6-3		S FF 94 F FF 94 S SL 85 0-3 ③ K	5	0	0	0	0	1	2
Inning Stats	R: 2 E: 0 K: 1 S: 17 H: 4 LOB: 2 BB: 1 P: 27	R: 0 E: 0 K: 0 S: 6 H: 0 LOB: 0 BB: 0 P: 10	R: 1 E: 0 K: 0 S: 12 H: 2 LOB: 2 BB: 1 P: 21	R: 0 E: 1 K: 1 S: 8 H: 0 LOB: 0 BB: 0 P: 13	R: 0 E: 0 K: 1 S: 9 H: 0 LOB: 0 BB: 1 P: 15	R: 0 E: 0 K: 0 S: 6 H: 1 LOB: 0 BB: 0 P: 9	R: 0 E: 0 K: 0 S: 3 H: 0 LOB: 0 BB: 0 P: 5	R: 0 E: 0 K: 1 S: 8 H: 0 LOB: 0 BB: 0 P: 11	R: 0 E: 0 K: 0 S: 6 H: 0 LOB: 0 BB: 1 P: 11	R: 0 E: 0 K: 0 S: 9 H: 0 LOB: 0 BB: 0 P: 11	R: 0 E: 0 K: 1 S: 13 H: 0 LOB: 0 BB: 0 P: 15	R: 1 E: 0 K: 2 S: 15 H: 2 LOB: 1 BB: 0 P: 22	1B: 7 2B: 1 3B: 0 HR: 1	SF: 0 SAC: 0 DP: 4 HBP: 0	WP: 0 PB: 0 SB: 0 CS: 1	PA: 45			

PITCHER		IP	WLS	BF	H	R	ER	SO	BB	IBB	HBP	BLK	WP	HR	S	P	ERA	WHIP
58 Doug Fister, R ERA: 4.17	(1, 1)	5.0		22	6	3	3	3	3	0	0	0	0	0	52	86	5.40	1.800
47 Chris Devenski, R ERA: 2.09	(6, 1)	1.0		3	1	0	0	0	0	0	0	0	0	0	6	9	0.00	1.000
45 Michael Feliz, R ERA: 4.62	(7, 1)	1.0		3	0	0	0	0	0	0	0	0	0	0	3	5	0.00	0.000
44 Luke Gregerson, R ERA: 2.98	(8, 1)	1.0		3	0	0	0	1	0	0	0	0	0	0	8	11	0.00	0.000
36 Will Harris, R ERA: 2.24	(9, 1)	1.0		3	0	0	0	0	1	0	0	0	0	0	6	11	0.00	1.000

PITCHER		IP	WLS	BF	H	R	ER	SO	BB	IBB	HBP	BLK	WP	HR	S	P	ERA	WHIP
53 Ken Giles, R ERA: 3.39	(10, 1)	2.0		6	0	0	0	1	0	0	0	0	0	0	22	26	0.00	0.000
51 James Hoyt, R ERA: 4.5	(12, 1)	1.0	L	5	2	1	1	2	0	0	0	0	0	1	15	22	9.00	2.000

TOP

Texas Rangers @ Houston Astros

Minute Maid Park, Houston, TX

Mon Sep 12 2016, 7:11 PM - 10:58 PM CDT

Att. 22,147 - Roof Closed - 73 F

livebaseballscorecards.com

AB	41
R	4
H	9
RBI	4
BB	4
SO	7
LOB	17

Texas Rangers @ Houston Astros

Minute Maid Park, Houston, TX

Mon Sep 12 2016, 7:11 PM - 10:58 PM CDT

Att. 22,147 - Roof Closed - 73 F

livebaseballscorecards.com

BOTTOM

Batter	1	2	3	4	5	6	7	8	9	10	11	12	AB	R	H	RBI	BB	SO	LOB
4 George Springer, R (1, 9) OBP: 0.361, SLG: 0.453	B FF 93 S FF 92 S FF 93 X FF 93 1-2 F9 ①		S CU 82 B SI 94 F FF 94 X CU 82 1-2 L5 ②		D SL 84 S CH 85 C FF 93 B SL 86 B SI 95 S CH 87 3-3 K ③		B FF 99 S CU 82 D CU 83 C FF 100 B FF 99 S FF 100 3-3 K ③			C FF 98 B FF 98 B CU 85 B FF 97 B FF 97 4-1 BB		C SL 87 X SI 95 0-1 F9 ③	5	0	0	0	1	2	3
2 Alex Bregman, R (1, 5) OBP: 0.317, SLG: 0.487	C SI 93 B FF 94 F SI 92 F SL 84 B CU 80 X SI 95 2-2 G1-3 ②		F CU 80 F CU 79 S CH 86 0-3 K ③			X CU 79 0-0 G6-3 ①		C SL 93 B SL 93 S FF 98 F FF 97 F CU 81 S FF 98 1-3 K ①		D CU 85 1 SAFE S FF 96 S FF 96 1 SAFE F FF 96 S CU 84 1-3 K ②			5	0	0	0	0	3	1
27 Jose Altuve, R (1, 4) OBP: 0.398, SLG: 0.543	B FF 94 B CH 86 X SI 93 2-0 G5-3 ③			X CU 82 0-0 L8 ①		L SI 93 B FF 94 X CH 85 1-1 G5-3 ②		B FF 98 B SL 94 X FF 99 2-0 F8 ②		B FF 96 S FF 97 B FF 96 X FF 97 2-1 F9 ③			5	0	0	0	0	0	1
1 Carlos Correa, R (1, 6) OBP: 0.363, SLG: 0.458		B FF 93 B FF 93 F CH 86 F SI 93 B CH 84 B SI 94 4-2 11 WP, 9 1B, BB		B CU 83 B SI 92 F SI 92 B SI 93 B SI 91 4-1 BB		C SI 94 C FF 94 X SI 87 0-2 G4-3 ③		F SL 93 C FF 97 X FF 99 0-2 F9 ③			S FF 96 C FF 96 B FF 96 S CU 84 1-3 K ①		3	1	0	0	2	1	0
10 Yuli Gurriel, R (1, 3) OBP: 0.368, SLG: 0.531		X FF 94 0-0 L5 ①		F CU 82 F CH 84 B FF 94 X CU 81 1-2 F7 ②			B CU 79 S CH 83 B CH 84 X SI 93 2-1 11 CS, 1B		B SI 95 C SI 93 F SI 94 F CU 83 X CH 89 1-2 F8 ①		B FF 96 B CU 84 X FF 96 2-0 1B		5	0	2	0	0	0	2
11 Evan Gattis, R (1, 10) OBP: 0.313, SLG: 0.494		S CU 81 D CU 82 C FF 92 B CU 83 S SL 84 2-3 K2-3 ② 1-2		S SL 85 B FF 94 B SL 86 X CH 85 2-1 G6-3 ③			F CU 82 B CH 84 B FF 94 B CH 85 B SL 86 4-1 9 FC3-6, BB 1-2		B SI 96 F CH 89 X SI 95 1-1 HR		C CU 84 1 SAFE C FF 96 B FF 97 D CU 85 X FF 97 2-2 L8 ②		4	1	1	1	1	1	3
9 Marwin Gonzalez, S (1, 7) OBP: 0.291, SLG: 0.413		X SI 94 0-0 2-H 1B	T SL 83 T CU 80 S SL 84 0-3 K ①				C CU 80 X FF 97 0-1 FC3-6 28 BB, 16 2B 1-2f		S CH 88 S CH 88 F CH 89 X CH 89 0-2 28 CS, 1B		C CU 82 S CU 83 X FF 96 0-2 G6-3 ③		5	1	2	1	0	1	2
15 Jason Castro, L (1, 2) OBP: 0.315, SLG: 0.389 28 Colby Rasmus, L (7, PH) OBP: 0.289, SLG: 0.364 (8, 8) 35 Teoscar Hernández, R (12, PH) OBP: 0.316, SLG: 0.409		F SI 94 F SI 94 1 SAFE B CU 83 F SI 94 D SL 86 F FF 94 1 SAFE X SI 93 2-2 G6-3 ③			S CU 81 S SI 93 S CH 87 0-3 K ②		B CU 80 B FF 97 C FF 97 B FF 96 B FF 99 4-1 16 2B 1-2		S CH 89 B CH 89 S CH 89 1 SAFE 1 SAFE B CH 90 S CH 88 3-3 K ②③ 1-2			S SI 95 B SI 96 C SI 96 B SI 96 X SL 86 2-2 F7 ①	2 1 1	0 0 0	0 0 0	0 0 0	1 1 0	1 1 0	1 1 0
6 Jake Marisnick, R (1, 8) OBP: 0.258, SLG: 0.346 16 Tony Kemp, L (7, PH) OBP: 0.307, SLG: 0.292 12 Max Stassi, R (8, 2) 13 Tyler White, R (12, PH) OBP: 0.282, SLG: 0.364			C SI 92 S CH 85 T CH 85 0-2 K ①		B FF 94 B CH 85 T SI 93 B CH 86 F SI 93 X SI 94 3-2 2B		B FF 98 B FF 98 C FF 98 X FF 98 2-1 1-3 2-H 2B			S CU 84 B FF 96 S CU 84 B CU 84 X CU 84 2-2 L6 ①		S SL 87 B SI 97 T SI 96 B SL 86 B SI 96 X SI 96 3-2 L8 ②	2 1 1 1	0 0 0 0	1 1 0 0	0 1 0 0	0 0 0 0	1 0 0 0	0 0 0 0
Inning Stats	R: 0 E: 0 K: 0 S: 8 / H: 0 LOB: 0 BB: 0 P: 13	R: 1 E: 0 K: 1 S: 12 / H: 1 LOB: 1 BB: 1 P: 20	R: 0 E: 0 K: 2 S: 9 / H: 0 LOB: 0 BB: 0 P: 10	R: 0 E: 0 K: 0 S: 7 / H: 0 LOB: 1 BB: 1 P: 14	R: 0 E: 0 K: 3 S: 12 / H: 1 LOB: 1 BB: 0 P: 18	R: 0 E: 0 K: 0 S: 6 / H: 0 LOB: 0 BB: 0 P: 7	R: 1 E: 0 K: 1 S: 11 / H: 2 LOB: 2 BB: 2 P: 26	R: 0 E: 0 K: 1 S: 9 / H: 0 LOB: 0 BB: 0 P: 12	R: 1 E: 0 K: 1 S: 13 / H: 2 LOB: 1 BB: 0 P: 18	R: 0 E: 0 K: 1 S: 10 / H: 0 LOB: 1 BB: 1 P: 19	R: 0 E: 0 K: 1 S: 10 / H: 1 LOB: 1 BB: 0 P: 15	R: 0 E: 0 K: 0 S: 8 / H: 0 LOB: 0 BB: 0 P: 13	1B: 4 2B: 3 3B: 0 HR: 1	SF: 0 SAC: 0 DP: 1 HBP: 0	WP: 1 PB: 0 SB: 0 CS: 2	PA: 46			

PITCHER	IP	WLS	BF	H	R	ER	SO	BB	IBB	HBP	BLK	WP	HR	S	P	ERA	WHIP
33 Martín Pérez, L (1, 1) ERA: 4.2	6.1		24	3	2	2	6	3	0	0	0	1	0	57	91	2.84	0.947
51 Matt Bush, R (7, 1) ERA: 2.82	1.2	H	7	1	0	0	2	1	0	0	0	0	0	17	29	0.00	1.200
47 Sam Dyson, R (9, 1) ERA: 2.66	1.0	B	4	2	1	1	1	0	0	0	0	0	1	13	18	9.00	2.000
50 Keone Kela, R (10, 1) ERA: 6.52	2.0	W	8	1	0	0	2	1	0	0	0	0	0	20	34	0.00	1.000
41 Jake Diekman, L (12, 1) ERA: 3.47	1.0	S	3	0	0	0	0	0	0	0	0	0	0	8	13	0.00	0.000

PITCHER	IP	WLS	BF	H	R	ER	SO	BB	IBB	HBP	BLK	WP	HR	S	P	ERA	WHIP

AB	41
R	3
H	7
RBI	3
BB	5
SO	11
LOB	14

Batter	1	2	3	4	5	6	7	8	9	AB	R	H	RBI	BB	SO	LOB
14 Carlos Gómez, R (1, 8) OBP: 0.282, SLG: 0.346	C FF 90 L FF 92 S ST 79 0-3 ① K		X ST 80 0-0 36 WP 2B		F FF 91 X FF 91 0-1 ③ L7			C SI 89 B SI 89 S SL 80 S SL 81 1-3 ① K		4	0	1	0	0	2	0
30 Nomar Mazara, L (1, 7) OBP: 0.323, SLG: 0.416	B FF 92 C ST 78 B ST 80 B ST 81 B FF 91 4-1 36 G4-6-3 BB		B KC 74 B FF 91 B FF 89 C FF 90 S ST 79 S ST 80 S FF 92 3-3 ② K			X ST 80 0-0 ① G3		B FF 89 C SI 90 C FF 89 F SL 82 S SL 82 1-3 ② K		3	0	0	0	1	2	1
36 Carlos Beltrán, S (1, 9) OBP: 0.339, SLG: 0.515 31 Jared Hoying, L (9, 9) OBP: 0.270, SLG: 0.206	B FF 92 C FF 91 S ST 80 X ST 80 1-2 ② ③ G4-6-3 1-2f		B KC 76 B FF 92 S ST 78 B FF 92 B ST 80 4-1 29 FC6-4 2-3 BB			X FF 90 0-0 ② G1-3		S SL 82 B SI 90 C SL 80 S SL 81 1-3 ③ K		3 0	0 0	0 0	0 0	1 0	1 0	1 0
29 Adrian Beltré, R (1, 10) OBP: 0.356, SLG: 0.517		C FF 91 X ST 79 0-1 HR	B FF 90 B FF 91 F FF 92 X FF 91 2-1 ③ FC6-4 1-2f			C ST 80 C FF 90 B FF 91 B KC 77 X ST 79 2-2 ③ F9			B FF 97 X FF 96 1-0 ① G6-3	4	1	1	1	0	0	2
12 Rougned Odor, L (1, 4) OBP: 0.306, SLG: 0.520		B FF 92 B ST 79 X CH 80 2-0 2B		F FF 91 F FF 90 B ST 76 B ST 80 B ST 80 C ST 78 3-3 ① K			C FC 92 X FC 92 0-1 ① L3		C FF 96 S SL 85 B SL 86 S SL 85 1-3 K 18 S 1 3B	4	1	1	0	0	2	0
18 Mitch Moreland, L (1, 3) OBP: 0.312, SLG: 0.451		D KC 75 F FF 92 T FF 91 F ST 81 F KC 73 S FF 93 1-3 ① K		F FF 92 B FF 91 F ST 80 S KC 77 1-3 ② K			B FC 92 B CU 80 S FC 92 C FC 93 S CU 82 2-3 ② K		C FF 98 B FF 97 S SL 86 S SL 86 1-3 ② K 1-2	4	0	0	0	0	4	2
1 Elvis Andrus, R (1, 6) OBP: 0.352, SLG: 0.416		B FF 92 B FF 92 X FF 91 2-0 ② F7		F FF 92 X FF 92 0-1 ③ G3			X FC 93 0-0 19 S 2B		B FF 98 X FF 97 1-0 19 1B 2-H 3B	4	1	2	1	0	0	1
19 Jurickson Profar, S (1, 5) OBP: 0.318, SLG: 0.352 2 Hanser Alberto, R (9, 5) OBP: 0.163, SLG: 0.186		D ST 82 C FF 92 B FF 92 B ST 80 X FF 93 3-1 ③ G4-3			B FF 91 C ST 79 X ST 81 1-1 ① P6		B FC 93 B FC 92 B FC 92 C FC 92 S FC 92 B CU 82 4-2 2-3 BB		X FF 97 0-0 25 WP 25 E5 1B 3-H	3 0	0 0	1 0	1 0	1 0	0 0	1 0
61 Robinson Chirinos, R (1, 2) OBP: 0.295, SLG: 0.441 13 Joey Gallo, L (7, PH) OBP: 0.158, SLG: 0.235 25 Jonathan Lucroy, R (7, 2) OBP: 0.360, SLG: 0.513			B FF 90 S FF 90 X ST 80 1-1 ① G4-3		C ST 80 B ST 80 S FF 92 X FF 92 1-2 ② L7		F FC 91 B FC 93 1 SAFE B FC 92 F FC 93 S FC 93 2-3 ③ K		B SL 85 F FF 96 X SL 85 1-1 ③ E5 1-H	2 1 1	0 0 0	0 0 0	0 0 0	0 0 0	0 1 0	0 2 1
Inning Stats	R: 0 E: 0 K: 1 S: 7 H: 0 LOB: 0 BB: 1 P: 12	R: 1 E: 0 K: 1 S: 11 H: 2 LOB: 1 BB: 0 P: 19	R: 0 E: 0 K: 1 S: 10 H: 1 LOB: 2 BB: 1 P: 20	R: 0 E: 0 K: 2 S: 8 H: 0 LOB: 0 BB: 0 P: 12	R: 0 E: 0 K: 0 S: 7 H: 0 LOB: 0 BB: 0 P: 9	R: 0 E: 0 K: 0 S: 5 H: 0 LOB: 0 BB: 0 P: 7	R: 0 E: 0 K: 2 S: 11 H: 1 LOB: 2 BB: 1 P: 19	R: 0 E: 0 K: 3 S: 10 H: 0 LOB: 0 BB: 0 P: 13	R: 2 E: 1 K: 2 S: 11 H: 2 LOB: 2 BB: 0 P: 16	1B: 1 2B: 3 3B: 1 HR: 1 SF: 0 SAC: 0 DP: 1 HBP: 0						WP: 3 PB: 0 SB: 2 CS: 0 PA: 36	

PITCHER		IP	WLS	BF	H	R	ER	SO	BB	IBB	HBP	BLK	WP	HR	S	P	ERA	WHIP
41 Brad Peacock, R ERA: 2.7	(1, 1)	6.0		22	3	1	1	5	2	0	0	0	1	1	48	79	1.50	0.833
36 Will Harris, R ERA: 2.2	(7, 1)	1.0	H	5	1	0	0	2	1	0	0	0	0	0	11	19	0.00	2.000
44 Luke Gregerson, R ERA: 2.92	(8, 1)	1.0	H	3	0	0	0	3	0	0	0	0	0	0	10	13	0.00	0.000
53 Ken Giles, R ERA: 3.64	(9, 1)	1.0	L	6	2	2	2	2	0	0	0	0	2	0	11	16	18.00	2.000

PITCHER	IP	WLS	BF	H	R	ER	SO	BB	IBB	HBP	BLK	WP	HR	S	P	ERA	WHIP

TOP

Texas Rangers @ Houston Astros

Minute Maid Park, Houston, TX

Tue Sep 13 2016, 7:11 PM - 9:33 PM CDT

Att. 22,133 - Roof Closed - 73 F

livebaseballscorecards.com

AB	33
R	3
H	6
RBI	3
BB	3
SO	12
LOB	11

Texas Rangers @ Houston Astros

Minute Maid Park, Houston, TX

Tue Sep 13 2016, 7:11 PM - 9:33 PM CDT

Att. 22,133 - Roof Closed - 73 F

livebaseballscorecards.com

BOTTOM

Batter	1	2	3	4	5	6	7	8	9	AB	R	H	RBI	BB	SO	LOB
4 George Springer, R (1, 9) OBP: 0.359, SLG: 0.450	F FF 88 B FF 87 X SL 86 1-1 ① G6-3		X CU 69 0-0 ③ P6			F FF 88 T FF 88 X FF 88 0-2 ① P4			C FF 96 F FF 96 B CU 85 B CU 83 X FF 95 2-2 ① F8	4	0	0	0	0	0	0
2 Alex Bregman, R (1, 5) OBP: 0.311, SLG: 0.477	F SL 85 S SL 84 B SL 84 B FF 90 B CU 69 F FF 90 F FF 88 F FF 89 X SL 86 3-2 ② F7			B CH 80 C CH 81 F FF 88 B FF 90 S CH 82 2-3 ① K		B CU 68 B SL 85 C SL 82 B SL 83 X FF 88 3-1 ② F8			F FF 95 B CU 82 F FF 95 S CU 83 1-3 ② K2-3	4	0	0	0	0	2	0
27 Jose Altuve, R (1, 4) OBP: 0.400, SLG: 0.550	B CU 67 B SL 84 F CH 82 C FF 88 X CU 68 2-2 1B			T FF 89 B CH 82 X CH 82 1-1 HR		B CU 67 B CU 67 X SL 83 2-0 ③ 1B			X FF 96 0-0 ③ L8	4	1	3	1	0	0	0
1 Carlos Correa, R (1, 6) OBP: 0.361, SLG: 0.456	B SL 84 D SL 83 X FF 88 2-0 ③ F7			B SL 83 C CU 68 X FF 88 1-1 ② G5-3			C FF 87 B CU 67 C CU 66 B FF 89 C FF 89 2-3 ① K			3	0	0	0	0	1	1
10 Yuli Gurriel, R (1, 3) OBP: 0.352, SLG: 0.507 6 Jake Marisnick, R (8, 8) OBP: 0.258, SLG: 0.346		B SL 83 C FF 88 F FF 88 T SL 84 1-2 ① K		F SL 84 B FF 90 F SL 84 F SL 83 S FF 89 1-3 ③ K			S SL 84 X SL 84 0-1 ② L8			3 0	0 0	0 0	0 0	0 0	2 0	0 0
11 Evan Gattis, R (1, 10) OBP: 0.311, SLG: 0.490		C FF 89 B CH 83 B CU 70 B CU 69 C FF 90 C FF 90 3-3 ② K			C CU 68 C CU 67 B CU 67 B FF 90 X FF 90 2-2 ① P6		C CU 67 C FF 89 S CU 67 0-3 ③ K			3	0	0	0	0	2	0
28 Colby Rasmus, L (1, 8) (8, 7)		S CU 69 F FF 91 B FF 90 B CU 67 B CU 68 S FF 91 3-3 ③ K			B FF 89 B CH 82 B FF 89 B FF 89 4-0 9 G6-3 BB			B CU 75 C SI 86 B SI 86 F SI 87 X SI 88 2-2 ① G5-3		2	0	0	0	1	1	0
9 Marwin Gonzalez, S (1, 7) OBP: 0.290, SLG: 0.410 (8, 3)			C FF 87 F FF 88 B FF 88 X CH 82 1-2 ① G4-3		B SL 84 B CH 81 X FF 88 2-0 ②③ G6-3 1-2f			S CU 76 B CU 76 S CH 68 S CH 68 1-3 ② K		3	0	0	0	0	1	1
15 Jason Castro, L (1, 2) OBP: 0.315, SLG: 0.398			X SL 85 0-0 ② G4-3			X SL 84 0-0 HR		X SI 86 0-0 ③ G5-3		3	1	1	1	0	0	0
Inning Stats	R: 0 E: 0 K: 0 S: 12 H: 1 LOB: 1 BB: 0 P: 20	R: 0 E: 0 K: 3 S: 9 H: 0 LOB: 0 BB: 0 P: 16	R: 0 E: 0 K: 0 S: 5 H: 0 LOB: 0 BB: 0 P: 6	R: 1 E: 0 K: 2 S: 11 H: 1 LOB: 0 BB: 0 P: 16	R: 0 E: 0 K: 0 S: 4 H: 0 LOB: 0 BB: 1 P: 12	R: 1 E: 0 K: 0 S: 7 H: 2 LOB: 1 BB: 0 P: 12	R: 0 E: 0 K: 2 S: 8 H: 0 LOB: 0 BB: 0 P: 10	R: 0 E: 0 K: 1 S: 7 H: 0 LOB: 0 BB: 0 P: 10	R: 0 E: 0 K: 1 S: 7 H: 0 LOB: 0 BB: 0 P: 10	1B: 2 2B: 0 3B: 0 HR: 2 SF: 0 SAC: 0 DP: 1 HBP: 0						

	AB	29
	R	2
	H	4
	RBI	2
	BB	1
	SO	9
	LOB	2

WP: 0 PA: 30
PB: 0
SB: 0
CS: 0

PITCHER		IP	WLS	BF	H	R	ER	SO	BB	IBB	HBP	BLK	WP	HR	S	P	ERA	WHIP
64 A.J. Griffin, R ERA: 4.78	(1, 1)	7.0		24	4	2	2	7	1	0	0	0	0	2	56	92	2.57	0.714
58 Alex Claudio, L ERA: 2.91	(8, 1)	1.0	W	3	0	0	0	1	0	0	0	0	0	0	7	10	0.00	0.000
52 Tanner Scheppers, R ERA:	(9, 1)	1.0	S	3	0	0	0	1	0	0	0	0	0	0	7	10	0.00	0.000

PITCHER	IP	WLS	BF	H	R	ER	SO	BB	IBB	HBP	BLK	WP	HR	S	P	ERA	WHIP

Batter	1	2	3	4	5	6	7	8	9	AB	R	H	RBI	BB	SO	LOB
14 Carlos Gómez, R (1, 7) OBP: 0.283, SLG: 0.344	S FF 92 T FF 94 S SL 84 0-3 K	C SL 80 S FF 90 S SL 82 0-3 K			B SL 82 B SL 82 C FF 92 B FF 92 B FF 91 4-1 BB		B CH 67 B CH 67 C SL 82 B SI 89 X SL 81 3-1 E4		B CH 83 S FF 94 D CH 84 C CH 83 B FF 95 F CH 83 F FF 95 F SL 86 S CH 84 3-3 K	2	0	0	0	1	2	2
31 Jared Hoying, L (7, PH) OBP: 0.256, SLG: 0.194 (7, 9)										2	0	0	0	0	1	1
20 Ian Desmond, R (1, 8) OBP: 0.341, SLG: 0.464	C FF 94 S SL 84 B SL 84 F FF 94 X FF 94 1-2 36 2B 1B		B FF 92 B SL 81 F CH 82 B FF 91 F CH 81 C SL 81 3-3 K		1 SAFE F FF 90 X SL 80 0-1 P3		C SL 82 B SI 89 X SL 83 1-1 F9		C FF 95 B FF 87 X CH 83 1-1 F7	5	1	1	0	0	1	3
36 Carlos Beltrán, S (1, 10) OBP: 0.339, SLG: 0.515	1 SAFE 1 SAFE B FF 87 B FF 90 C FF 90 B FF 88 F FF 90 X FF 89 3-2 29 G4-3 1-H 2B		C CU 76 C SL 82 X FF 93 0-2 L6			X CU 76 0-0 G6-3		C CU 81 F CU 82 X CU 82 0-2 G6-3		4	0	1	1	0	0	0
29 Adrian Beltré, R (1, 5) OBP: 0.355, SLG: 0.517	F SI 90 C SL 82 X SL 83 0-2 G4-3 2-3		C SI 92 B CH 83 S SL 82 X SL 83 1-2 F9			C FF 92 X CH 83 0-1 G4-3		B CU 81 B FC 92 X FC 91 2-0 12 G3-1 25 1B 2B		4	0	1	0	0	0	1
3 Delino DeShields, R (8, PR) OBP: 0.292, SLG: 0.335										0	1	0	0	0	0	0
18 Mitch Moreland, L (8, 3) OBP: 0.312, SLG: 0.451										0	0	0	0	0	0	0
12 Rougned Odor, L (1, 4) OBP: 0.304, SLG: 0.516	B FF 91 X SL 82 1-0 G3-1			B CH 81 F FF 90 F FF 90 B FF 93 C CU 79 2-3 K		C FF 90 F CU 79 F FF 93 S SL 84 0-3 K		B FC 92 S FC 92 X FC 93 1-1 G3-1 2-3		4	0	0	0	0	2	2
25 Jonathan Lucroy, R (1, 2) OBP: 0.359, SLG: 0.511		C FF 92 B FF 90 C SL 82 X SL 83 1-2 G3-1		C FF 89 S FF 92 F SL 83 F FF 92 X SL 82 0-2 L8			X FF 92 0-0 G4-3	F FC 93 B CU 82 S FC 92 B FC 93 B FC 94 F FC 93 X FC 93 3-2 3-H 1B		4	0	1	1	0	0	0
19 Jurickson Profar, S (1, 3) OBP: 0.317, SLG: 0.348 (8, 5)	B CU 78 B SI 90 C CH 81 X SL 80 2-1 L8			X FF 91 0-0 G4-3			C FF 92 B FF 90 B CU 77 S CU 78 B CU 76 F SL 80 F SL 78 F FF 92 F SL 80 4-2 B SL 80 30 HR BB	B FC 93 C FC 93 1 SAFE B CU 81 S FC 93 C CU 82 2-3 K		3	1	0	0	1	1	2
30 Nomar Mazara, L (1, 9) OBP: 0.324, SLG: 0.423 (7, 7)	F FF 91 C CU 78 B SL 82 F FF 91 F CH 84 F FF 93 B SL 83 X FF 89 2-2 1 1B 1B				B CU 76 F CH 82 F FF 93 F FF 92 B CU 80 F FF 88 S CH 85 2-3 K		C FF 88 B CU 76 F FF 89 F FF 91 F CH 83 X FF 92 1-2 1-H HR		C FF 94 C CH 82 F CH 82 F SL 85 S CH 84 0-3 K	4	1	2	2	0	2	0
1 Elvis Andrus, R (1, 6) OBP: 0.353, SLG: 0.417	C FF 90 C SL 81 X SL 82 0-2 1-2 1B				F FF 89 C SL 82 S SL 83 0-3 K		C SI 88 S SL 83 S SL 83 0-3 K		S SL 84 X FF 95 0-1 1B	4	0	2	0	0	2	0
Inning Stats	R: 1 E: 0 K: 1 S: 14 H: 2 LOB: 1 BB: 0 P: 19	R: 0 E: 0 K: 1 S: 17 H: 2 LOB: 2 BB: 0 P: 22	R: 0 E: 0 K: 1 S: 9 H: 0 LOB: 0 BB: 0 P: 13	R: 0 E: 0 K: 1 S: 9 H: 0 LOB: 0 BB: 0 P: 11	R: 0 E: 0 K: 2 S: 11 H: 0 LOB: 1 BB: 1 P: 17	R: 0 E: 0 K: 1 S: 7 H: 0 LOB: 0 BB: 0 P: 7	R: 2 E: 1 K: 1 S: 19 H: 1 LOB: 1 BB: 1 P: 28	R: 1 E: 0 K: 1 S: 13 H: 2 LOB: 2 BB: 0 P: 21	R: 0 E: 0 K: 2 S: 15 H: 1 LOB: 1 BB: 0 P: 19	1B: 5 2B: 2 3B: 0 HR: 1 SF: 0 SAC: 0 DP: 0 HBP: 0						

PITCHER		IP	WLS	BF	H	R	ER	SO	BB	IBB	HBP	BLK	WP	HR	S	P	ERA	WHIP
59 Joe Musgrove, R ERA: 4.71	(1, 1)	6.1	W	26	5	3	3	7	2	0	0	0	0	1	79	106	4.26	1.105
37 Pat Neshek, R ERA: 2.47	(7, 1)	0.2	H	3	0	0	0	1	0	0	0	0	0	0	7	11	0.00	0.000
36 Will Harris, R ERA: 2.31	(8, 1)	1.0	H	5	2	1	1	1	0	0	0	0	0	0	13	21	9.00	2.000
47 Chris Devenski, R ERA: 2.07	(9, 1)	1.0		4	1	0	0	2	0	0	0	0	0	0	15	19	0.00	1.000

PITCHER | IP | WLS | BF | H | R | ER | SO | BB | IBB | HBP | BLK | WP | HR | S | P | ERA | WHIP

TOP

Texas Rangers @ Houston Astros

Minute Maid Park, Houston, TX

Wed Sep 14 2016, 7:11 PM - 10:18 PM CDT

Att. 25,041 - Roof Closed - 73 F

livebaseballscorecards.com

AB	36
R	4
H	8
RBI	4
BB	2
SO	11
LOB	11

Texas Rangers @ Houston Astros

Minute Maid Park, Houston, TX

Wed Sep 14 2016, 7:11 PM - 10:18 PM CDT

Att. 25,041 - Roof Closed - 73 F

BOTTOM

Batter	1	2	3	4	5	6	7	8	9	AB	R	H	RBI	BB	SO	LOB
4 George Springer, R (1, 9) OBP: 0.359, SLG: 0.455	C SI 91 C SI 92 F CH 81 F CH 82 B SI 91 X SL 80 1-2 HR		S SI 90 B SI 90 F SI 92 B SI 93 B SI 93 X SI 91 3-2 1B		F SL 79 F SI 94 F SI 93 C SL 79 0-3 ③ K		C SI 86 B CH 68 B SI 87 F CH 66 B CH 61 S SI 86 3-3 ② K	C SL 86 S SI 95 S SI 94 0-3 ③ K		5	1	2	1	0	3	2
2 Alex Bregman, R (1, 5) OBP: 0.311, SLG: 0.480 16 Tony Kemp, L (6, PR) OBP: 0.304, SLG: 0.289 (7, 4) 36 Will Harris, R (8, 1) 47 Chris Devenski, R (9, 1)	S SI 92 X CH 83 0-1 ① G6-3		C SL 78 F SI 90 B SI 92 X SL 78 1-2 ① F9			X SL 78 0-0 13 G5-3 10 1B 2B	B CU 75 C SI 87 S SI 87 F CU 73 S SI 87 1-3 ③ K			3 1 0 0 0	0 1 0 0 0	1 1 0 0 0	0 0 0 0 0	0 1 0 0 0	1 0 0 0 0	1 0 0 0 0
27 Jose Altuve, R (1, 4) OBP: 0.401, SLG: 0.551 13 Tyler White, R (5, 3) OBP: 0.283, SLG: 0.365	B CH 82 X CH 82 1-0 1 CS 2B		1 SAFE B SI 92 1 SAFE C SI 91 1 SAFE S CH 84 F SL 79 X SI 93 1-2 ② F9			B SL 80 C CH 83 F SI 93 F SL 78 F SI 93 F SI 93 D SL 80 X SI 92 2-2 ① G5-3 2-3		C CH 70 X SI 87 0-1 10 2B 9 1B 1B		2 2	0 1	1 1	0 0	0 0	0 0	1 1
1 Carlos Correa, R (1, 6) OBP: 0.361, SLG: 0.453	B SI 91 C SI 92 C SL 80 B SL 80 B KC 78 S SI 93 3-3 ② ③ K 2-3		C SL 78 D SL 78 S SI 93 T SI 94 1-2 ③ K			I IN 73 I IN 75 I IN 75 I IN 76 4-0 10 1B 11 1B IBB		S CH 68 F SI 86 B CH 67 B CU 75 X CH 69 2-2 ① P3		3	1	0	0	1	2	3
10 Yuli Gurriel, R (1, 10) OBP: 0.360, SLG: 0.521 (8, 5)		X KC 76 0-0 ① L7		B CH 84 X SL 78 1-0 ① G5-3		X SI 93 0-0 9 F8 11 1B 1-3 3-H 1B		F FF 94 B CU 82 B FF 94 F FF 94 B CU 81 X FF 94 3-2 9 1B 1-3 2B		4	1	2	1	0	0	0
11 Evan Gattis, R (1, 2) OBP: 0.314, SLG: 0.491		B SI 91 F CH 82 B SI 91 C SL 79 X SL 79 2-2 35 HR 1B		B SL 79 B SL 77 F SI 92 F CH 83 B SI 93 X SL 79 3-2 ② F7		C SL 80 B FF 94 1 SAFE X CU 80 1-1 1-2 3-H 1B		I IN 74 I IN 76 I IN 76 I IN 76 4-0 9 1B 6 1B IBB		3	2	2	1	1	0	0
9 Marwin Gonzalez, S (1, 3) OBP: 0.289, SLG: 0.408 (5, 4) (7, 5) (8, 4)		C SL 78 X CH 82 0-1 ② F8		C SL 79 S SL 78 S SL 78 0-3 ③ K		D CH 82 F SI 95 B CU 76 S CH 83 B CU 78 X FF 96 3-2 ② F8 2-3		S CU 80 D CU 80 B CH 90 B FF 95 X FF 94 3-1 6 1B 1-3 2-H 3-H 1B		4	0	1	2	0	1	4
35 Teoscar Hernández, R (1, 7) OBP: 0.316, SLG: 0.449 28 Colby Rasmus, L (8, PH) OBP: 0.289, SLG: 0.361 (9, 7)		B SI 92 B SI 91 X SI 92 2-0 1-H HR			B KC 76 C CH 81 C CH 82 X SI 92 1-2 ① F8	X FF 95 0-0 ③ P4		B SI 92 C SI 93 B SI 93 C SI 94 D SL 84 C SI 94 3-3 ② K		3 1	1 0	1 0	2 0	0 0	0 1	2 2
6 Jake Marisnick, R (1, 8) OBP: 0.258, SLG: 0.344		B SL 79 F SI 92 B SI 91 X CH 83 2-1 ③ G5-3			F SI 92 F SI 92 F SI 93 X SL 80 0-2 ② P3		F SI 86 C SI 87 B CH 68 X CH 68 1-2 ① L9	B SI 94 F SI 94 B SI 94 T SI 95 X SI 95 2-2 1-2 3-H 1B		4	0	1	1	0	0	0
Inning Stats	R: 1 E: 0 K: 1 S: 11 H: 2 LOB: 0 BB: 0 P: 16	R: 2 E: 0 K: 0 S: 9 H: 2 LOB: 0 BB: 0 P: 15	R: 0 E: 0 K: 1 S: 13 H: 1 LOB: 1 BB: 0 P: 19	R: 0 E: 0 K: 1 S: 7 H: 0 LOB: 0 BB: 0 P: 11	R: 0 E: 0 K: 1 S: 11 H: 0 LOB: 0 BB: 0 P: 12	R: 2 E: 0 K: 0 S: 14 H: 3 LOB: 2 BB: 1 P: 24	R: 0 E: 0 K: 2 S: 10 H: 0 LOB: 0 BB: 0 P: 15	R: 3 E: 0 K: 2 S: 19 H: 4 LOB: 2 BB: 1 P: 36		1B: 7 2B: 3 3B: 0 HR: 2 SF: 0 SAC: 0 DP: 0 HBP: 0						

livebaseballscorecards.com

AB	35
R	8
H	12
RBI	8
BB	2
SO	8
LOB	16

WP: 0 PB: 0 SB: 0 CS: 1 PA: 37

PITCHER		IP	WLS	BF	H	R	ER	SO	BB	IBB	HBP	BLK	WP	HR	S	P	ERA	WHIP
45 Derek Holland, L ERA: 4.93	(1, 1)	5.1	L	23	7	5	5	4	0	1	0	0	0	2	59	87	8.44	1.312
62 José Leclerc, R ERA: 3.0	(6, 1)	0.2		3	1	0	0	0	0	0	0	0	0	0	6	10	0.00	1.500
58 Alex Claudio, L ERA: 3.02	(7, 1)	1.1		5	1	1	1	2	0	0	0	0	0	0	15	22	6.75	0.750
52 Tanner Scheppers, R ERA: 5.4	(8, 1)	0.0		3	2	1	1	0	0	1	0	0	0	0	5	15	∞	∞
41 Jake Diekman, L ERA: 3.42	(8, 1)	0.2		3	1	1	1	2	0	0	0	0	0	0	9	14	13.50	1.500

PITCHER	IP	WLS	BF	H	R	ER	SO	BB	IBB	HBP	BLK	WP	HR	S	P	ERA	WHIP

Batter	1	2	3	4	5	6	7	8	9	AB	R	H	RBI	BB	SO	LOB
4 George Springer, R (1, 9) OBP: 0.358, SLG: 0.452	C SI 91 F SI 91 B CH 89 F SI 92 B CU 81 S SI 93 2-3 **K** ①	S CH 88 S CH 86 D CH 89 B CU 80 F SI 92 D SI 89 X SI 92 3-2 F8 ②		S CU 79 D CH 86 1 SAFE B CU 78 S FF 90 B CH 87 S CH 86 3-3 **K** ① 1-2		S FF 96 C SL 89 B SL 88 X FF 96 1-2 F9 ①		C FF 100 B SI 102 B SL 95 B SI 101 F SI 98 B SI 100 4-2 BB		4	0	0	0	1	2	2
10 Yuli Gurriel, R (1, 5) OBP: 0.350, SLG: 0.500	X FF 92 0-0 F8 ②	B CH 89 B FF 92 F SI 92 B SI 92 F SI 92 F SI 92 X SI 92 3-2 F8 ③		C SL 84 X SI 91 0-1 27 1B **1B** 2-H		B SL 90 F FF 97 X SL 89 1-1 P4 ②		S SL 92 F SL 91 S FF 100 0-3 **K** ②		5	0	1	1	0	1	2
27 Jose Altuve, R (1, 4) OBP: 0.402, SLG: 0.553	B SI 91 C SI 93 X CU 81 1-1 11 WP 1 BB **1B**	F FF 90 B CH 87 C FF 90 F CH 88 F FF 92 X SI 92 1-2 E6 1 2B		X CU 79 0-0 1 G6-4-3 **1B** 2-3		X FF 96 0-0 1 E **2B**		C FF 98 B SL 93 X SL 92 1-1 L8 ③		5	1	3	0	0	0	1
1 Carlos Correa, R (1, 6) OBP: 0.361, SLG: 0.453	1 SAFE B FF 91 B CH 88 B SI 92 F SI 92 B FF 92 4-1 11 WP 1-2 **BB**	1 SAFE B SI 90 S FF 91 1 SAFE X SI 90 1-1 2B 1-H		X CH 87 0-0 G6-4-3 ② ③ 1-2f		F SL 89 B FF 96 F SL 87 F FF 94 F FF 95 B SL 90 X SL 89 2-2 E6 11 S 2-3			C SL 92 B SI 100 S SL 95 B SI 98 X SL 94 2-2 F8 ①	4	0	1	1	1	0	3
11 Evan Gattis, R (1, 10) OBP: 0.315, SLG: 0.496	B CH 88 C SI 93 D CU 82 D CH 89 S FF 93 X SI 92 3-2 G6-3 ③ 1-2 2-3		D CU 80 F CH 87 B SI 92 B SI 91 F SI 91 B CU 80 4-2 **BB**		B SL 83 X SI 89 1-0 **HR**	D SL 89 F FF 95 B FF 96 T FF 94 B SL 90 X FF 96 3-2 F7 ③ 1-2			B SI 100 B SL 92 C SI 98 F SI 99 B SL 94 T FF 99 3-2 **K** ②	4	1	1	1	1	1	4
28 Colby Rasmus, L (1, 7) OBP: 0.287, SLG: 0.357		B SI 92 C SI 91 B CU 79 B FF 92 B FF 91 4-1 15 9 SH5-4 6 2B 1B **BB**	C CU 78 F CH 88 X CU 78 0-2 L7 ①		C CU 77 B SI 89 B CH 86 X SI 89 2-1 G4-3 ①		B SL 86 B SL 85 C SI 90 S SI 90 X CU 80 2-2 F9 ①		C SI 82 F SL 72 F SL 73 B SI 85 S SI 82 1-3 **K** ③	4	1	0	0	1	1	2
9 Marwin Gonzalez, S (1, 3) OBP: 0.291, SLG: 0.416		X CH 86 0-0 15 SH5-4 6 2B 1B 1-2	C CH 87 S CU 80 S CH 88 0-3 **K** ②		B SI 90 S CU 79 X SI 90 1-1 **HR**		F SL 86 C CH 85 B SI 91 S CU 81 1-3 **K** ②			4	2	2	1	0	2	2
15 Jason Castro, L (1, 2) OBP: 0.312, SLG: 0.394		B CU 78 C SI 91 2 SAFE X SI 91 1-1 SH5-4 ① 1-2 2-3	B SI 91 X SI 87 1-0 F8 ③		C FF 94 F SL 88 S FF 97 0-3 **K** ②		B SL 88 F FF 91 B CU 82 X SL 85 2-1 L9 ③			3	0	0	0	0	1	2
6 Jake Marisnick, R (1, 8) OBP: 0.261, SLG: 0.351		X SI 91 0-0 2-H 3-H 2B		C SI 90 X CU 79 0-1 4 S 10 1B **1B**	S SL 87 C SL 89 F FF 97 S FF 96 0-3 **K** ③			B SI 99 B SI 100 B FF 98 C FF 96 F SI 97 S FF 100 3-3 **K** ①		4	1	2	2	0	2	0
Inning Stats	R: 0 E: 0 K: 1 S: 11 H: 1 LOB: 2 BB: 1 P: 21	R: 2 E: 0 K: 0 S: 13 H: 2 LOB: 1 BB: 1 P: 24	R: 1 E: 1 K: 1 S: 16 H: 1 LOB: 2 BB: 1 P: 23	R: 1 E: 0 K: 1 S: 9 H: 3 LOB: 1 BB: 0 P: 12	R: 2 E: 0 K: 2 S: 12 H: 2 LOB: 0 BB: 0 P: 16	R: 0 E: 1 K: 0 S: 14 H: 1 LOB: 2 BB: 0 P: 21	R: 0 E: 0 K: 1 S: 8 H: 0 LOB: 0 BB: 0 P: 13	R: 0 E: 0 K: 2 S: 10 H: 0 LOB: 1 BB: 1 P: 18	R: 0 E: 0 K: 2 S: 10 H: 0 LOB: 0 BB: 0 P: 16	1B: 5 2B: 3 3B: 0 HR: 2 SF: 0 SAC: 1 DP: 1 HBP: 0						

PITCHER		IP	WLS	BF	H	R	ER	SO	BB	IBB	HBP	BLK	WP	HR	S	P	ERA	WHIP
34 Félix Hernández, R ERA: 3.79	(1, 1)	4.1	L	25	9	6	5	3	3	0	0	0	1	2	54	89	10.38	2.769
53 Dan Altavilla, R ERA: 1.29	(5, 1)	1.2		7	1	0	0	2	0	0	0	0	0	0	21	28	0.00	0.600
38 Vidal Nuño, L ERA: 3.51	(7, 1)	1.0		3	0	0	0	1	0	0	0	0	0	0	8	13	0.00	0.000
48 Arquimedes Caminero, R ERA: 3.68	(8, 1)	1.2		6	0	0	0	3	1	0	0	0	0	0	16	29	0.00	0.600
61 Pat Venditte, S ERA: 6.63	(9, 1)	0.1		1	0	0	0	1	0	0	0	0	0	0	4	5	0.00	0.000

PITCHER	IP	WLS	BF	H	R	ER	SO	BB	IBB	HBP	BLK	WP	HR	S	P	ERA	WHIP

TOP

Houston Astros @ Seattle Mariners

Safeco Field, Seattle, WA

Fri Sep 16 2016, 7:12 PM - 10:08 PM PDT

Att. 30,178 - Cloudy - 67 F

livebaseballscorecards.com

AB	37
R	6
H	10
RBI	6
BB	4
SO	10
LOB	18

WP: 1 PA: 42
PB: 0
SB: 2
CS: 0

Batter	1	2	3	4	5	6	7	8	9	AB	R	H	RBI	BB	SO	LOB
8 Norichika Aoki, L (1, 7) OBP: 0.336, SLG: 0.365	C SI 91 B SI 92 B CH 85 X FC 89 2-1 ① F8			B FF 90 C CU 70 B CH 83 F FC 87 X CU 72 2-2 ② 22 F9 7 G4-3 1B		C CU 71 C CH 84 B CH 84 B CU 72 C SI 91 2-3 ② K			C SI 91 B SL 78 C SI 92 B SL 79 F FF 92 F FF 92 X FF 91 2-2 ① F7	3	0	1	0	0	1	0
5 Guillermo Heredia, R (9, PH) OBP: 0.333, SLG: 0.300										1	0	0	0	0	0	0
7 Seth Smith, L (1, 9) OBP: 0.343, SLG: 0.419	B SI 92 C CU 73 S CU 74 S FF 93 1-3 ② K			C CU 72 B CU 72 1 SAFE 1 SAFE B FC 88 F SI 91 B CU 72 X SI 90 3-2 ① G4-3 1-2		C SI 92 F FC 86 B CU 68 B SI 92 B CH 86 X FC 87 3-2 ③ F8			C FF 91 X SL 79 0-1 22 FC4-6 1B	3	0	0	0	0	1	1
36 Shawn O'Malley, S (9, PH) OBP: 0.307, SLG: 0.328										1	0	1	0	0	0	0
22 Robinson Canó, L (1, 4) OBP: 0.348, SLG: 0.517	B SI 93 C FC 92 B SI 91 S SI 94 B SI 91 X FC 90 3-2 ③ G6-3			X SI 92 0-0 ② F9 2-3			C SI 91 X SI 92 0-1 ① P2		B SL 82 F SI 91 C SL 81 X SL 83 1-2 ② FC4-6 23 BB 1-2f	4	0	0	0	0	0	2
23 Nelson Cruz, R (1, 10) OBP: 0.359, SLG: 0.544		B SI 91 F SI 90 B FC 88 B SI 92 T FC 89 F SI 93 F SI 92 X FC 91 3-2 ① F9		B FC 89 S FC 86 S SI 91 B FC 86 X SI 92 2-2 ③ P3			C SI 92 X FC 89 0-1 ② G3-1		C SI 91 B CH 80 B FF 92 B FF 91 B SI 92 4-1 BB 1-2	3	0	0	0	1	0	1
15 Kyle Seager, L (1, 5) OBP: 0.367, SLG: 0.521		B CU 74 B SI 92 B CU 74 D FC 88 4-0 12 2-6 BB			C SI 90 X CU 72 0-1 ① L8		B CU 71 F SI 92 B CH 85 F SI 90 X SI 92 2-2 1B		X SL 83 0-0 ③ G1-3	3	0	1	0	1	0	2
3 Mike Zunino, R (1, 2) OBP: 0.342, SLG: 0.528		X FC 86 0-0 ② P3			B SI 91 B SI 89 S FC 88 B FC 87 F FC 88 B CU 72 4-2 BB		B FC 88 C SI 91 B FC 87 C SI 90 B SI 91 F SI 91 X FC 86 3-2 ③ F7			2	0	0	0	1	0	2
12 Leonys Martin, L (1, 8) OBP: 0.308, SLG: 0.389		C FC 86 C SI 92 D CU 74 1-2 ③ 2-6 1-2	B CU 72 B FC 87 C SI 90 X CH 83 2-1 ① F9		B SI 90 C CH 84 F FF 91 S CU 73 1-3 ② K			B SI 94 X SI 94 1-0 ① F8		3	0	0	0	0	1	1
20 Daniel Vogelbach, L (1, 3) OBP: 0.100, SLG: 0.100			C SI 89 B CU 74 C CU 73 S CU 75 1-3 ② K2-3		C CU 70 B SI 91 F FC 86 S CU 68 1-3 ③ K			B SI 95 C SL 87 C CH 90 B SL 87 S CH 90 2-3 ② K		3	0	0	0	0	3	1
4 Ketel Marte, S (1, 6) OBP: 0.296, SLG: 0.337			B SI 92 C FF 92 X CH 84 1-1 ③ L7			C SI 89 S CU 70 S CU 72 0-3 ① K		F SI 95 X CH 89 0-1 ③ G3-1		3	0	0	0	0	1	0

BOTTOM

Houston Astros @ Seattle Mariners

Safeco Field, Seattle, WA

Fri Sep 16 2016, 7:12 PM - 10:08 PM PDT

Att. 30,178 - Cloudy - 67 F

livebaseballscorecards.com

AB	29
R	0
H	3
RBI	0
BB	3
SO	7
LOB	10

Inning Stats	1	2	3	4	5	6	7	8	9
	R: 0 E: 0 K: 1 S: 8	H: 0 LOB: 0 BB: 0 P: 14	R: 0 E: 0 K: 0 S: 8	H: 0 LOB: 1 BB: 1 P: 16	R: 0 E: 0 K: 1 S: 7	H: 0 LOB: 0 BB: 0 P: 11	R: 0 E: 0 K: 0 S: 10	H: 1 LOB: 1 BB: 0 P: 17	R: 0 E: 0 K: 2 S: 10	H: 0 LOB: 1 BB: 1 P: 16	R: 0 E: 0 K: 2 S: 9	H: 0 LOB: 0 BB: 0 P: 14	R: 0 E: 0 K: 0 S: 11	H: 1 LOB: 1 BB: 0 P: 16	R: 0 E: 0 K: 1 S: 6	H: 0 LOB: 0 BB: 0 P: 9	R: 0 E: 0 K: 0 S: 12	H: 1 LOB: 2 BB: 1 P: 19

| | | | | | | | | | |

Batter	1	2	3	4	5	6	7	8	9	AB	R	H	RBI	BB	SO	LOB
4 George Springer, R (1, 9) OBP: 0.356, SLG: 0.449	B FF 95 C FF 95 B KC 81 F FF 95 C FF 96 2-3 ① K			F KC 81 B FF 96 S FF 97 F FF 98 B KC 82 X FF 98 2-2 ① P3		B FF 97 C KC 82 S FF 98 S FF 98 1-3 ② K		X CU 72 0-0 ② L8		4	0	0	0	0	2	2
10 Yuli Gurriel, R (1, 5) OBP: 0.345, SLG: 0.488	S FF 97 X FF 97 0-1 ② F9			C FC 88 B FF 96 B FF 98 X FF 98 2-1 ② F9		B FF 98 S KC 84 X FF 98 1-1 2-H 3-H 1B		F FF 90 C FF 90 B FF 90 B CU 73 X FF 90 2-2 ③ F8		4	0	1	2	0	0	0
27 Jose Altuve, R (1, 4) OBP: 0.401, SLG: 0.551	F FF 96 B KC 82 F FF 98 F FF 97 B KC 84 F FF 99 X FC 90 2-2 ③ F9			B KC 82 C KC 82 X FF 97 1-1 ③ G4-3		I IN 82 I IN 81 I IN 83 I IN 81 4-0 IBB			C FF 89 B SL 87 B CH 84 X FF 90 2-1 ① G6-3	3	0	0	0	1	0	0
1 Carlos Correa, R (1, 6) OBP: 0.360, SLG: 0.452		C FF 95 B FF 96 F FF 96 S KC 82 1-3 ① K			C FF 97 X FF 97 0-1 ① G6-3	B FF 96 X FF 97 1-0 ③ F8			C FF 90 X CH 84 0-1 1B	4	0	1	0	0	1	2
11 Evan Gattis, R (1, 2) OBP: 0.316, SLG: 0.495 28 Colby Rasmus, L (8, 7) OBP: 0.287, SLG: 0.356		B FF 96 X FF 97 1-0 ② L3			C KC 82 F FF 97 B FC 90 F FF 98 B KC 85 F FF 97 F FF 98 X CH 90 2-2 ② G2		B KC 79 C FF 95 X CH 87 1-1 1B		B SI 90 X SL 88 1-0 ② F7	3	0	1	0	0	0	0
										1	0	0	0	0	0	1
9 Marwin Gonzalez, S (1, 3) OBP: 0.289, SLG: 0.412		X FF 97 0-0 ③ L9			B FF 96 B FF 97 F FF 98 B FF 97 X FF 98 3-1 ③ P5		F FF 95 F FF 96 D KC 82 B FF 96 F FF 96 S KC 80 2-3 ① K		1 SAFE C SI 90 1 SAFE 1 SAFE B CH 84 X SI 90 1-1 ③ L6	4	0	0	0	0	1	2
35 Teoscar Hernández, R (1, 7) OBP: 0.317, SLG: 0.444 15 Jason Castro, L (8, 2) OBP: 0.312, SLG: 0.394			C FF 95 C FF 95 B FF 96 C KC 82 1-3 ① K			S FF 96 B FF 96 B KC 82 F FF 96 X FF 98 2-2 13 2B 10 1B 1B	B FF 96 C FF 96 B FF 96 F FF 96 C KC 81 2-3 ② K			3	1	1	0	0	2	1
										0	0	0	0	0	0	0
13 Tyler White, R (1, 10) OBP: 0.284, SLG: 0.369			S FF 96 B CH 89 X FF 97 1-1 ② G4-3			B FF 96 B FF 96 X FF 97 2-0 1-3 10 1B 2B	C KC 81 S FF 96 B FF 97 X KC 83 1-2 ③ L9			3	1	1	0	0	0	1
6 Jake Marisnick, R (1, 8) OBP: 0.258, SLG: 0.347			C KC 82 F FF 97 S KC 83 0-3 ③ K			X KC 82 0-0 ① G5-3		C FF 90 X CU 72 0-1 ① L5		3	0	0	0	0	1	2
Inning Stats	R: 0 E: 0 K: 1 S: 10 H: 0 LOB: 0 BB: 0 P: 14	R: 0 E: 0 K: 1 S: 5 H: 0 LOB: 0 BB: 0 P: 7	R: 0 E: 0 K: 2 S: 8 H: 0 LOB: 0 BB: 0 P: 10	R: 0 E: 0 K: 0 S: 8 H: 0 LOB: 0 BB: 0 P: 13	R: 0 E: 0 K: 0 S: 10 H: 0 LOB: 0 BB: 0 P: 15	R: 2 E: 0 K: 1 S: 11 H: 3 LOB: 2 BB: 1 P: 22	R: 0 E: 0 K: 2 S: 12 H: 1 LOB: 1 BB: 0 P: 18	R: 0 E: 0 K: 0 S: 6 H: 0 LOB: 0 BB: 0 P: 8	R: 0 E: 0 K: 0 S: 7 H: 1 LOB: 1 BB: 0 P: 11	1B: 4 2B: 1 3B: 0 HR: 0 SF: 0 SAC: 0 DP: 0 HBP: 0						

PITCHER		IP	WLS	BF	H	R	ER	SO	BB	IBB	HBP	BLK	WP	HR	S	P	ERA	WHIP
65 James Paxton, L ERA: 3.88	(1, 1)	7.0	L	26	4	2	2	7	0	1	0	0	0	0	64	99	2.57	0.571
58 Evan Scribner, R ERA:	(8, 1)	1.0		3	0	0	0	0	0	0	0	0	0	0	6	8	0.00	0.000
50 Nick Vincent, R ERA: 3.52	(9, 1)	1.0		4	1	0	0	0	0	0	0	0	0	0	7	11	0.00	1.000

PITCHER	IP	WLS	BF	H	R	ER	SO	BB	IBB	HBP	BLK	WP	HR	S	P	ERA	WHIP

TOP

Houston Astros @ Seattle Mariners

Safeco Field, Seattle, WA

Sat Sep 17 2016, 6:11 PM - 8:44 PM PDT

Att. 32,304 - Overcast - 65 F

livebaseballscorecards.com

AB	32
R	2
H	5
RBI	2
BB	1
SO	7
LOB	11

WP: 0 PB: 0 SB: 0 CS: 0 PA: 33

BOTTOM

Houston Astros @ Seattle Mariners

Safeco Field, Seattle, WA

Sat Sep 17 2016, 6:11 PM - 8:44 PM PDT

Att. 32,304 - Overcast - 65 F

Batter	1	2	3	4	5	6	7	8	9	AB	R	H	RBI	BB	SO	LOB
8 Norichika Aoki, L (1, 7) OBP: 0.342, SLG: 0.373	C FF 89 F FF 90 F CU 75 X CH 83 0-2 7 1B 1B	C CU 74 X FF 92 0-1 2B	C CU 74 B FC 88 B CU 74 S CH 83 B CU 75 F CH 83 B CH 83 4-2 7 G4-1 BB	F SI 89 B SI 90 X SI 89 1-1 7 2B 1B	3	1	3	0	1	0	0
7 Seth Smith, L (1, 9) OBP: 0.345, SLG: 0.423 16 Ben Gamel, L (8, PR) OBP: 0.278, SLG: 0.258 (9, 9)	C FF 87 I SAFE F CH 83 B CU 76 B CU 76 X CH 83 2-2 ① 22 G3 1-2 1B	C CH 84 S CU 76 S FF 91 0-3 ③ K	B FF 88 B FF 87 S FF 88 F FF 88 X FF 88 2-2 ② G4-1 1-2	B SI 90 B SI 90 S SI 90 B SI 90 F SI 89 X SI 91 3-2 1-H 2B	4	0	2	1	0	1	2
					0	0	0	0	0	0	0
22 Robinson Canó, L (1, 4) OBP: 0.346, SLG: 0.513	C FF 89 X CU 75 0-1 ② G3 1-2	X CU 75 0-0 ① G1-3	B CU 74 C CU 75 F FF 90 F CU 75 F FF 91 B CU 76 F FF 91 F FF 91 X FF 91 2-2 ③ P5	D SL 81 F SI 89 S SL 81 F SL 81 S SL 82 1-3 ② K	4	0	0	0	0	1	3
23 Nelson Cruz, R (1, 10) OBP: 0.356, SLG: 0.540	C FF 90 B FF 92 X CH 84 1-1 ③ G6-3	C FF 89 X CH 83 0-1 ② G5-3	S SL 85 B CH 84 S SL 84 S CH 83 1-3 ① K	X SL 82 0-0 ③ P6	4	0	0	0	0	1	2
15 Kyle Seager, L (1, 5) OBP: 0.366, SLG: 0.519	C CU 73 B CH 83 X CH 84 1-1 ① L7	C CH 83 B CU 74 B CH 82 B FF 89 F CH 83 F FF 92 X FF 90 3-2 ③ F7	C CH 82 X CH 82 0-1 12 1B 1B	C SL 86 B SL 86 B FF 100 F FF 99 F SL 87 X FF 100 2-2 ① G6-3	4	0	1	0	0	0	0
10 Dae-Ho Lee, R (1, 3) OBP: 0.320, SLG: 0.439	C CU 74 C FF 88 B CU 76 X FF 92 1-2 ② G6-3	B CU 74 F CH 82 F FF 88 F CU 76 B CU 75 F CU 74 X FF 90 2-2 ① G6-3	C FF 94 B SL 85 F FF 95 B SL 86 S SL 86 2-3 ② K	C SL 87 B SL 87 C FF 99 C SL 89 1-3 ② K	4	0	0	0	0	2	1
12 Leonys Martin, L (1, 8) OBP: 0.308, SLG: 0.388	B CU 75 B FF 91 F FF 90 X FF 91 2-1 ③ F8	L CU 75 B CU 74 X CH 84 1-1 ② G4-3	S CH 82 S CH 83 X CH 82 0-2 1-2 1B	S FF 99 S FF 99 S SL 88 0-3 ③ K	4	0	1	0	0	1	0
3 Mike Zunino, R (1, 2) OBP: 0.335, SLG: 0.515	T CH 83 B FF 88 F CH 82 B FF 91 B FF 90 S FF 91 3-3 ① K	B CH 85 B FF 92 S CH 83 F CH 83 B FF 91 S CH 83 3-3 ③ K	D CH 83 C SL 85 B CH 83 S FF 96 B FF 97 S SL 85 3-3 ③ K	3	0	0	0	0	3	2
4 Ketel Marte, S (1, 6) OBP: 0.293, SLG: 0.334	C CH 83 B FF 90 F CH 83 B CU 76 F CU 74 T FF 92 2-2 ② K	C CH 82 B CH 84 X CU 74 1-1 ① G3-1	C SI 90 X SI 90 0-1 ① G3-1	3	0	0	0	0	1	0
Inning Stats	R: 0 H: 2 E: 0 LOB: 1 K: 0 BB: 0 S: 11 P: 14	R: 0 H: 0 E: 0 LOB: 0 K: 0 BB: 0 S: 7 P: 11	R: 0 H: 1 E: 0 LOB: 1 K: 3 BB: 0 S: 12 P: 17	R: 0 H: 0 E: 0 LOB: 0 K: 0 BB: 0 S: 7 P: 10	R: 0 H: 0 E: 0 LOB: 0 K: 1 BB: 0 S: 10 P: 16	R: 0 H: 0 E: 0 LOB: 1 K: 0 BB: 1 S: 15 P: 24	R: 0 H: 2 E: 0 LOB: 2 K: 3 BB: 0 S: 14 P: 20	R: 1 H: 2 E: 0 LOB: 1 K: 1 BB: 0 S: 12 P: 17	R: 0 H: 0 E: 0 LOB: 0 K: 2 BB: 0 S: 10 P: 13	1B: 5 2B: 2 3B: 0 HR: 0	SF: 0 SAC: 0 DP: 0 HBP: 0			WP: 0 PB: 0 SB: 0 CS: 0	PA: 34		

livebaseballscorecards.com

	AB	33
	R	1
	H	7
	RBI	1
	BB	1
	SO	10
	LOB	10

PITCHER		IP	WLS	BF	H	R	ER	SO	BB	IBB	HBP	BLK	WP	HR	S	P	ERA	WHIP
54 Mike Fiers, R ERA: 4.46	(1, 1)	6.0	W	21	3	0	0	4	1	0	0	0	0	0	62	92	0.00	0.667
47 Chris Devenski, R ERA: 2.05	(7, 1)	1.0	H	5	2	0	0	3	0	0	0	0	0	0	14	20	0.00	2.000
44 Luke Gregerson, R ERA: 3.04	(8, 1)	1.0	H	5	2	1	1	1	0	0	0	0	0	0	12	17	9.00	2.000
53 Ken Giles, R ERA: 3.58	(9, 1)	1.0	S	3	0	0	0	2	0	0	0	0	0	0	10	13	0.00	0.000

PITCHER	IP	WLS	BF	H	R	ER	SO	BB	IBB	HBP	BLK	WP	HR	S	P	ERA	WHIP

TOP

Houston Astros @ Seattle Mariners

Safeco Field, Seattle, WA

Sun Sep 18 2016, 1:11 PM - 3:43 PM PDT

Att. 25,383 - Partly Cloudy - 63 F

livebaseballscorecards.com

Batter	1	2	3	4	5	6	7	8	9	AB	R	H	RBI	BB	SO	LOB
4 George Springer, R (1, 9) OBP: 0.357, SLG: 0.453	C FF 88 S FF 92 B FF 94 X FF 94 1-2 F8 ①		C FS 86 B FS 85 B FF 92 B FS 85 F FF 92 X FF 94 3-2 HR			X FS 84 0-0 F7 ②		D SL 88 S FF 97 B CH 88 B FF 96 F FF 96 F CU 78 B FF 97 4-2 10 2B 1-2 BB		3	1	1	1	1	0	0
10 Yuli Gurriel, R (1, 5) OBP: 0.341, SLG: 0.488	C FF 93 B FS 85 B FS 84 F FF 93 B SL 81 T FF 96 3-2 K ②		S FS 86 B FF 94 F FF 94 X FS 81 1-2 L7 ③			F FF 92 B FF 93 X FS 84 1-1 P4 ③		C CU 78 F FF 97 X CU 80 0-2 1-3 2-H 2B		4	0	1	1	0	1	0
27 Jose Altuve, R (1, 4) OBP: 0.399, SLG: 0.547	C FF 93 L FS 86 S FS 82 0-3 K ③			X FF 90 0-0 P6 ①			B SI 89 C SI 90 F SI 92 B SL 80 X SL 79 2-2 F7 ①	F SL 78 S SL 77 X SL 76 0-2 G5-3 ③		4	0	0	0	0	1	2
1 Carlos Correa, R (1, 6) OBP: 0.361, SLG: 0.458		C FF 91 B FS 82 F FF 92 B SL 82 X SL 80 2-2 11 BB 1B		C FF 92 S FF 93 B FS 82 S FF 94 1-3 K ②			X SI 91 0-0 HR		X SI 99 0-0 G6-3 ①	4	1	2	1	0	1	0
11 Evan Gattis, R (1, 10) OBP: 0.315, SLG: 0.491		B FF 91 C FS 85 1 SAFE B FF 92 B FF 91 C FF 92 B FF 92 4-2 9 F7-5-3 1-2 BB		B FS 86 B FF 92 X FF 93 2-0 P3 ③			B FF 92 F FF 92 B FS 84 X FF 92 2-1 F7 ②		C SI 98 B SL 90 C SL 86 X SI 99 1-2 G4-3 ②	3	0	0	0	1	0	0
9 Marwin Gonzalez, S (1, 3) OBP: 0.286, SLG: 0.409		C FF 91 C FS 85 D FS 82 D SL 81 F FF 94 D SL 81 X FF 94 3-2 F7-5-3 ① ② 1-2			F FF 90 B FS 84 F FF 92 F FF 93 S FS 82 1-3 K ①		C FF 93 F FF 94 C SL 82 0-3 K ③		S SI 99 B SI 100 B SL 88 B SI 97 F SI 95 X SI 99 3-2 G4-3 ③	4	0	0	0	0	2	2
35 Teoscar Hernández, R (1, 7) OBP: 0.310, SLG: 0.432 16 Tony Kemp, L (8, PH) OBP: 0.301, SLG: 0.286 (8, 7)		S FS 84 S FF 94 S FF 94 0-3 K ③			B FF 93 S SI 91 S FF 93 B FF 94 F FF 94 B FS 82 F FF 94 S FF 94 3-3 K ②			C FF 96 B CH 86 F FF 96 X CU 78 1-2 G4-3 ①		2 1	0 0	0 0	0 0	2 0	1 0
15 Jason Castro, L (1, 2) OBP: 0.312, SLG: 0.393			X FF 90 0-0 F8 ①		B FF 93 B FF 92 C FF 92 B FF 92 X FF 92 3-1 P5 ③			C CU 78 B CH 88 X FF 96 1-1 28 FC3-6 1B		3	0	1	0	0	0	0
6 Jake Marisnick, R (1, 8) OBP: 0.257, SLG: 0.344 28 Colby Rasmus, L (8, PH) OBP: 0.286, SLG: 0.355 (8, 8)			C FS 83 S FF 92 B FF 94 B SL 81 S FF 94 2-3 K ②			C SI 91 X FS 84 0-1 P6 ①		X FF 96 0-0 FC3-6 4 BB 10 2B 1-2f ②		2 1	0 1	0 0	0 0	0 0	1 0	0 1
Inning Stats	R: 0 E: 0 K: 2 S: 9 H: 0 LOB: 0 BB: 0 P: 13	R: 0 E: 0 K: 1 S: 12 H: 1 LOB: 1 BB: 1 P: 21	R: 1 E: 0 K: 1 S: 10 H: 1 LOB: 0 BB: 0 P: 16	R: 0 E: 0 K: 1 S: 5 H: 0 LOB: 0 BB: 0 P: 8	R: 0 E: 0 K: 2 S: 11 H: 0 LOB: 0 BB: 0 P: 18	R: 0 E: 0 K: 0 S: 5 H: 0 LOB: 0 BB: 0 P: 6	R: 1 E: 0 K: 1 S: 9 H: 1 LOB: 0 BB: 0 P: 13	R: 1 E: 0 K: 0 S: 15 H: 2 LOB: 2 BB: 1 P: 21	R: 0 E: 0 K: 0 S: 7 H: 0 LOB: 0 BB: 0 P: 11	1B: 2 2B: 2 3B: 0 HR: 2 SF: 0 SAC: 0 DP: 1 HBP: 0						

	AB	31
	R	3
	H	5
	RBI	3
	BB	2
	SO	8
	LOB	6

WP: 0 PA: 33
PB: 0
SB: 0
CS: 0

PITCHER		IP	WLS	BF	H	R	ER	SO	BB	IBB	HBP	BLK	WP	HR	S	P	ERA	WHIP
37 Aríel Miranda, L ERA: 3.88	(1, 1)	7.0	W	24	3	2	2	8	1	0	0	0	0	2	61	95	2.57	0.571
54 Tom Wilhelmsen, R ERA: 7.11	(8, 1)	0.2		5	2	1	1	0	1	0	0	0	0	0	12	18	13.50	4.500
31 Steve Cishek, R ERA: 3.1	(8, 1)	0.1	H	1	0	0	0	0	0	0	0	0	0	0	3	3	0.00	0.000
39 Edwin Díaz, R ERA: 2.2	(9, 1)	1.0		3	0	0	0	0	0	0	0	0	0	0	7	11	0.00	0.000

PITCHER	IP	WLS	BF	H	R	ER	SO	BB	IBB	HBP	BLK	WP	HR	S	P	ERA	WHIP

BOTTOM

Houston Astros @ Seattle Mariners

Safeco Field, Seattle, WA

Sun Sep 18 2016, 1:11 PM - 3:43 PM PDT

Att. 25,383 - Partly Cloudy - 63 F

livebaseballscorecards.com

Batter	1	2	3	4	5	6	7	8	9	AB	R	H	RBI	BB	SO	LOB
8 Norichika Aoki, L (1, 7) OBP: 0.344, SLG: 0.377 16 Ben Gamel, L (7, 9) OBP: 0.297, SLG: 0.313	C SI 87 B FF 87 B CH 78 F SI 88 X SI 87 2-2 G1-3 ①	B SI 88 D CU 71 C SI 87 X CH 79 2-1 L8 ③		B CU 70 X FF 88 1-0 7 HR 1-3 2-H 2B		B FF 98 X SI 97 1-0 1B		B FF 97 X FF 97 1-0 2B		4 1	1 0	2 1	1 0	0 0	0 0	1 0
7 Seth Smith, L (1, 9) OBP: 0.350, SLG: 0.443 5 Guillermo Heredia, R (6, PH) OBP: 0.325, SLG: 0.292 (7, 7)	C SI 88 C CU 72 B CU 73 B SI 88 B FC 86 F FF 90 B CU 73 4-2 23 1B 15 2B BB		B FF 88 B CH 80 C CH 82 B SI 87 X SI 89 3-1 HR	C CU 69 B CU 71 B CH 82 D CU 71 X SI 89 3-1 2-H 3-H HR		B SI 91 X SI 90 1-0 ② P6		B FF 98 X FF 97 1-0 ③ P6		2 2	3 0	2 0	4 0	1 0	0 0	0 2
22 Robinson Canó, L (1, 4) OBP: 0.344, SLG: 0.510	X FF 88 0-0 ② P2		C SI 88 C CH 80 F SI 88 B FC 84 S CU 72 1-3 ① K	F CU 71 B FF 87 B CU 71 C SI 88 X CH 81 2-2 ② G3		B SI 92 F SI 92 X SL 80 1-1 ③ G3				4	0	0	0	0	1	2
23 Nelson Cruz, R (1, 10) OBP: 0.359, SLG: 0.542	B SI 88 B SI 88 X SI 88 2-0 1-2 15 2B 1B		C SI 88 B FC 83 B FC 85 X SI 88 2-1 ② G6-3	B FC 85 F SI 88 F SI 88 B FF 89 X FC 85 2-2 1B			C FF 90 X FF 93 0-1 26 G3-6-1 15 BB 1B			4	1	3	0	0	0	0
15 Kyle Seager, L (1, 5) OBP: 0.369, SLG: 0.521	B CU 71 B CH 79 X SI 88 2-0 26 WP 1-H 2-H 2B		B SI 88 B CH 81 C CH 80 T FC 86 H 3-2 HBP	B SL 81 B SI 90 X SI 90 2-0 ③ P2			C FF 92 B CU 74 S CH 84 D CU 76 D CU 76 B FF 93 4-2 26 G3-6-1 1-2 BB			2	0	1	2	1	0	1
26 Adam Lind, L (1, 3) OBP: 0.279, SLG: 0.440	B SI 88 C SI 88 S CU 71 B SI 88 S CU 72 2-3 ③ K 2-3		F CU 71 C SI 88 B FC 84 S CU 72 1-3 ③ K		C SL 80 X SI 90 0-1 12 G3-6 1B		F FF 92 B FF 92 X CU 73 1-1 ① ② G3-6-1 1-2f 2-3			4	0	1	0	0	2	4
12 Leonys Martin, L (1, 8) OBP: 0.307, SLG: 0.386		C SI 86 B CU 70 F CU 71 B FC 83 B CH 80 X FF 89 3-2 ① G5-3		X SI 86 0-0 36 BB 8 2B 1B	C SI 91 X SL 81 0-1 ① ② G3-6 1-2f		C CU 75 B FF 92 S CU 75 X FF 92 1-2 ③ L7			4	1	1	0	0	0	2
3 Mike Zunino, R (1, 2) OBP: 0.333, SLG: 0.507		B FF 87 C SI 88 X FC 84 1-1 36 G5-3 1B		C FC 83 X FC 83 0-1 ① L8	B SI 98 B FF 97 F FF 97 C SL 87 S FF 98 2-3 ③ K			S FF 95 C FF 95 B SI 93 S FF 97 1-3 ① K		4	0	1	0	0	2	1
36 Shawn O'Malley, S (1, 6) OBP: 0.306, SLG: 0.323		C FF 88 L SI 87 X FC 84 0-2 ② G5-3 1-2		D CU 70 C CH 79 1 SAFE B CH 81 B SI 87 B SI 87 4-1 8 2B 7 HR 1-2 BB		S SI 98 B SI 98 F FF 98 C SL 88 1-3 ① K		B FF 95 B FF 95 C FF 96 X FF 96 2-1 ② F7		3	1	0	0	1	1	1
Inning Stats	R: 2 E: 0 K: 1 S: 12 H: 2 LOB: 1 BB: 1 P: 24	R: 0 E: 0 K: 0 S: 10 H: 1 LOB: 1 BB: 0 P: 16	R: 1 E: 0 K: 2 S: 13 H: 1 LOB: 1 BB: 0 P: 23	R: 4 E: 0 K: 0 S: 14 H: 4 LOB: 1 BB: 1 P: 28	R: 0 E: 0 K: 1 S: 7 H: 1 LOB: 0 BB: 0 P: 9	R: 0 E: 0 K: 1 S: 7 H: 1 LOB: 1 BB: 0 P: 11	R: 0 E: 0 K: 0 S: 9 H: 1 LOB: 1 BB: 1 P: 15	R: 0 E: 0 K: 1 S: 7 H: 1 LOB: 1 BB: 0 P: 12		1B: 7 2B: 3 3B: 0 HR: 2	SF: 0 SAC: 0 DP: 2 HBP: 1		WP: 1 PB: 0 SB: 0 CS: 0	PA: 38		

	AB	34
	R	7
	H	12
	RBI	7
	BB	3
	SO	6
	LOB	14

PITCHER		IP	WLS	BF	H	R	ER	SO	BB	IBB	HBP	BLK	WP	HR	S	P	ERA	WHIP
58 Doug Fister, R ERA: 4.45	(1, 1)	3.2	L	22	8	7	7	3	2	0	1	0	1	2	48	88	17.18	2.727
29 Tony Sipp, L ERA: 5.18	(4, 1)	1.0		3	1	0	0	0	0	0	0	0	0	0	5	7	0.00	1.000
61 Jandel Gustave, R ERA: 2.79	(5, 1)	0.2		3	1	0	0	2	0	0	0	0	0	0	7	11	0.00	1.500
50 Kevin Chapman, L ERA: 3.6	(6, 1)	0.2		2	0	0	0	0	0	0	0	0	0	0	3	5	0.00	0.000
63 David Paulino, R ERA: 9.0	(7, 1)	1.0		4	1	0	0	0	1	0	0	0	0	0	9	15	0.00	2.000

PITCHER		IP	WLS	BF	H	R	ER	SO	BB	IBB	HBP	BLK	WP	HR	S	P	ERA	WHIP
45 Michael Feliz, R ERA: 4.55	(8, 1)	1.0		4	1	0	0	1	0	0	0	0	0	0	7	12	0.00	1.000

Batter	1	2	3	4	5	6	7	8	9	AB	R	H	RBI	BB	SO	LOB
4 George Springer, R (1, 9) OBP: 0.355, SLG: 0.450	C FF 93 F SI 94 C CU 80 0-3 ① K		S SL 90 C SL 90 B CH 79 F FF 94 B CH 80 B FF 94 X SL 90 3-2 ③ G5-3			F FF 92 F FF 93 F CH 78 B SI 93 B CH 78 S SL 90 2-3 ② K		X FC 85 0-0 ② FC6-4 1-2f 2-3		4	0	0	0	0	2	2
10 Yuli Gurriel, R (1, 5) OBP: 0.326, SLG: 0.466	X SL 90 0-0 ② L8			C CU 78 X FF 94 0-1 ① P2		X SL 89 0-0 ③ G5-3		B CH 77 X SI 93 1-0 ③ G1-3		4	0	0	0	0	0	3
27 Jose Altuve, R (1, 4) OBP: 0.398, SLG: 0.545	F SI 93 B CU 79 F FF 95 B CU 79 X CH 80 2-2 ③ F8			X FF 93 0-0 ② G6-3			F FF 90 B SL 83 L SL 84 B SL 83 F FF 91 X CH 85 2-2 ① G5-3		X FF 92 0-0 1 1B 9 1B 1B	4	1	1	0	0	0	0
1 Carlos Correa, R (1, 6) OBP: 0.362, SLG: 0.458		S FF 93 B CU 78 B SL 89 B SI 92 X FF 92 3-1 ① P3		B SL 90 S SL 89 X FF 94 1-1 1B			B SL 84 B FF 90 X FF 91 2-0 ② P2		1 SAFE B FF 90 F SI 92 C CH 78 1 SAFE X CH 80 1-2 11 IBB 9 1B 1-3 1B	4	1	2	0	0	0	0
11 Evan Gattis, R (1, 10) OBP: 0.317, SLG: 0.498		B CU 78 S CH 78 F CU 78 B FF 95 F CH 80 B SL 91 X FF 94 3-2 HR		C CU 75 F FF 92 D CH 79 1 SAFE D CU 79 B FF 92 S SL 89 3-3 ③ K			C SL 86 C FF 91 B SL 83 B SL 83 S CH 84 2-3 ③ K		I IN 65 I IN 63 I IN 61 I IN 60 4-0 35 G5-4-3 9 1B 1-2 IBB	3	1	1	1	1	2	1
9 Marwin Gonzalez, S (1, 3) OBP: 0.286, SLG: 0.407		X SI 93 0-0 ② P6			X SI 91 0-0 ① G3			B SL 86 S SI 91 X KC 80 1-1 ① G4-3	X FF 93 0-0 35 G5-4-3 1-2 2-H 3-H 1B	4	0	1	2	0	0	0
35 Teoscar Hernández, R (1, 7) OBP: 0.307, SLG: 0.423		B CU 78 F FF 93 S SL 90 S SL 89 1-3 ③ K			C SL 89 B FF 92 B SL 90 X CH 76 2-1 ② G5-3			B KC 80 X SL 85 1-0 13 2B 1B	D FF 94 B FF 93 S SI 93 B FF 92 X SI 94 3-1 ① ② G5-4-3 1-2f 2-3	4	1	1	0	0	1	2
15 Jason Castro, L (1, 2) 13 Tyler White, R (8, PH) OBP: 0.287, SLG: 0.376 16 Tony Kemp, L (8, PR) OBP: 0.301, SLG: 0.286 12 Max Stassi, R (8, 2)			B FF 92 B FF 93 B FF 92 C FF 92 T FF 92 F FF 93 S FF 92 3-3 ① K		F SI 93 B CH 79 B SL 90 X FF 93 2-1 ③ F7			1 SAFE C FF 89 F SI 90 B FF 89 1 SAFE 1 SAFE B FC 86 F FC 86 X SI 90 2-2 4 FC6-4 2B 1-H	B FF 94 S CH 82 D CH 83 C FF 93 X CH 81 2-2 ③ G5-3	2 1 0 1	0 0 0 0	0 1 0 0	0 1 0 0	1 0 0 0	0 0 0 1	0 0 0
6 Jake Marisnick, R (1, 8) OBP: 0.257, SLG: 0.341			S CU 77 B FF 94 X SL 88 1-1 ② P3			B FF 92 F SL 89 C SL 90 S CH 77 1-3 ① K2-3		B FF 90 C FC 86 B FC 86 F FF 90 B FC 86 B FC 85 4-2 4 FC6-4 BB		2	0	0	0	1	1	0
Inning Stats	R: 0 E: 0 K: 1 S: 7 H: 0 LOB: 0 BB: 0 P: 9	R: 1 E: 0 K: 1 S: 10 H: 1 LOB: 0 BB: 0 P: 17	R: 0 E: 0 K: 1 S: 10 H: 0 LOB: 0 BB: 0 P: 17	R: 0 E: 0 K: 1 S: 8 H: 1 LOB: 1 BB: 0 P: 12	R: 0 E: 0 K: 0 S: 5 H: 0 LOB: 0 BB: 0 P: 9	R: 0 E: 0 K: 2 S: 8 H: 0 LOB: 0 BB: 0 P: 11	R: 0 E: 0 K: 1 S: 8 H: 0 LOB: 0 BB: 0 P: 14	R: 1 E: 0 K: 0 S: 11 H: 2 LOB: 3 BB: 1 P: 20	R: 2 E: 0 K: 0 S: 10 H: 3 LOB: 1 BB: 1 P: 20	1B: 5 2B: 1 3B: 0 HR: 1 SF: 0 SAC: 0 DP: 1 HBP: 0						

PITCHER	IP	WLS	BF	H	R	ER	SO	BB	IBB	HBP	BLK	WP	HR	S	P	ERA	WHIP
45 Jharel Cotton, R (1, 1) ERA: 1.5	6.0		20	2	1	1	6	0	0	0	0	0	1	48	75	1.50	0.333
66 Ryan Dull, R (7, 1) ERA: 2.27	1.0	H	3	0	0	0	1	0	0	0	0	0	0	8	14	0.00	0.000
57 Danny Coulombe, L (8, 1) ERA: 4.98	0.1	H	2	1	1	1	0	0	0	0	0	0	0	3	5	27.00	3.000
58 Zach Neal, R (8, 1) ERA: 4.7	0.1	B	3	1	0	0	0	1	0	0	0	0	0	7	13	0.00	6.000
44 Ryan Madson, R (8, 1) ERA: 3.65	1.1	L	7	3	2	2	0	0	1	0	0	0	0	11	22	13.50	2.250

PITCHER	IP	WLS	BF	H	R	ER	SO	BB	IBB	HBP	BLK	WP	HR	S	P	ERA	WHIP

TOP

Houston Astros @ Oakland Athletics

Oakland Coliseum, Oakland, CA

Mon Sep 19 2016, 7:07 PM - 9:48 PM PDT

Att. 10,072 - Clear - 73 F

livebaseballscorecards.com

AB	33
R	4
H	7
RBI	4
BB	2
SO	7
LOB	9

BOTTOM

Houston Astros @ Oakland Athletics

Oakland Coliseum, Oakland, CA

Mon Sep 19 2016, 7:07 PM - 9:48 PM PDT

Att. 10,072 - Clear - 73 F

Batter	1	2	3	4	5	6	7	8	9	AB	R	H	RBI	BB	SO	LOB
52 Joey Wendle, L (1, 4) OBP: 0.328, SLG: 0.356	C FF 92 C FF 93 B ST 78 B ST 80 B FF 94 B FF 91 4-2 26 G6-4-3 BB		C FF 92 F FF 92 B CH 82 S ST 80 1-3 ② K			F KC 76 X CH 81 0-1 ① G4-3		B SI 90 B SI 90 D SI 88 C FF 89 X SI 88 3-1 ② G4-3 1-3		3	0	0	0	1	1	1
26 Danny Valencia, R (1, 9) OBP: 0.351, SLG: 0.459	X ST 80 0-0 ① ② G6-4-3 1-2f		B FF 93 B FF 92 C FF 93 B ST 80 B FF 92 4-1 BB			B FF 93 B FF 93 S ST 81 B FF 92 F FF 93 X CH 82 3-2 21 G3-1 2B		C SL 82 S SL 82 D SL 82 B SL 81 X SL 82 2-2 ③ G5-3		3	0	1	0	1	0	3
21 Stephen Vogt, L (1, 10) OBP: 0.305, SLG: 0.408	C FF 94 B ST 79 F ST 81 F FF 94 B KC 75 F ST 81 F FF 93 X FF 94 2-2 ③ F8		B KC 75 X FF 93 1-0 ③ G4-3			C SL 79 X SL 78 0-1 ② G3-1 2-3			C FF 99 S SL 86 S SL 87 0-3 ① K	4	0	0	0	0	1	2
2 Khris Davis, R (1, 7) OBP: 0.307, SLG: 0.529		C FF 92 B ST 79 F FF 93 B FF 92 X ST 79 2-2 ① G3-1		C FF 92 B FF 92 F ST 81 X FF 93 1-2 ① G4-3		C SL 82 S SL 83 X SL 84 0-2 ③ P4			S SL 88 C SL 86 B FF 100 B SL 88 S FF 100 2-3 ② K	4	0	0	0	0	1	1
48 Ryon Healy, R (1, 5) OBP: 0.348, SLG: 0.534		C FF 93 B FF 93 X ST 80 1-1 HR		C FF 93 C FF 94 X FF 93 0-2 ② G6-3			C FF 92 C FC 92 B CU 83 F FC 94 B CU 83 F FC 92 X FC 93 2-2 ① G6-3		B SL 87 X FF 98 1-0 ③ P4	4	1	1	1	0	0	0
10 Marcus Semien, R (1, 6) OBP: 0.296, SLG: 0.435		F FF 92 C FF 93 B ST 78 B ST 79 B FF 93 X FF 92 3-2 ② G6-3		B ST 81 F FF 93 M CH 80 X ST 76 1-2 ③ F9			X FC 93 0-0 ② F9			3	0	0	0	0	0	0
63 Bruce Maxwell, L (1, 2) OBP: 0.329, SLG: 0.381		B ST 81 C FF 93 X ST 80 1-1 HR	C FF 93 B FF 93 C FF 93 S KC 77 1-3 ① K				C FC 93 S FF 92 F CU 82 B CU 83 F FC 93 X FC 92 1-2 ③ L8			3	1	1	1	0	1	0
39 Brett Eibner, R (1, 8) OBP: 0.282, SLG: 0.389		B FF 93 B FF 92 F FF 93 B FF 93 F FF 92 X FF 93 3-2 ③ P3		X FF 93 0-0 ② F9				C SL 81 X FF 90 0-1 ① F9		3	0	0	0	0	0	0
13 Matt Olson, L (1, 3) 30 Arismendy Alcántara, S (8, PR) OBP: 0.211, SLG: 0.263 17 Yonder Alonso, L (9, 3) OBP: 0.318, SLG: 0.368			X FF 92 0-0 ① G6-3	C FF 94 C CH 82 X KC 78 0-2 ③ G3-1				S SI 90 B SI 90 B SL 81 F SI 90 B SL 82 B SI 88 4-2 52 G4-3 52 S BB		2 0 0	0 0 0	0 0 0	0 0 0	1 0 0	0 0 0	0 0 0
Inning Stats	R: 0 E: 0 K: 0 S: 9 H: 0 LOB: 0 BB: 1 P: 15	R: 2 E: 0 K: 0 S: 13 H: 2 LOB: 0 BB: 0 P: 23	R: 0 E: 0 K: 1 S: 6 H: 0 LOB: 1 BB: 1 P: 12	R: 0 E: 0 K: 0 S: 9 H: 0 LOB: 0 BB: 0 P: 11	R: 0 E: 0 K: 1 S: 7 H: 0 LOB: 0 BB: 0 P: 8	R: 0 E: 0 K: 0 S: 10 H: 1 LOB: 1 BB: 0 P: 13	R: 0 E: 0 K: 0 S: 11 H: 0 LOB: 0 BB: 0 P: 14	R: 0 E: 0 K: 0 S: 9 H: 0 LOB: 2 BB: 1 P: 18	R: 0 E: 0 K: 2 S: 7 H: 0 LOB: 0 BB: 0 P: 10	1B: 0 2B: 1 3B: 0 HR: 2 SF: 0 SAC: 0 DP: 1 HBP: 0						

livebaseballscorecards.com

AB	29
R	2
H	3
RBI	2
BB	3
SO	4
LOB	7

WP: 0 PB: 0 SB: 1 CS: 0 PA: 32

PITCHER	IP	WLS	BF	H	R	ER	SO	BB	IBB	HBP	BLK	WP	HR	S	P	ERA	WHIP
41 Brad Peacock, R (1, 1) ERA: 2.86	5.1		20	3	2	2	2	2	0	0	0	0	2	49	77	3.38	0.938
50 Kevin Chapman, L (6, 1) ERA: 3.38	0.1		1	0	0	0	0	0	0	0	0	0	0	2	2	0.00	0.000
37 Pat Neshek, R (6, 1) ERA: 2.45	0.1		1	0	0	0	0	0	0	0	0	0	0	3	3	0.00	0.000
36 Will Harris, R (7, 1) ERA: 2.28	1.0		3	0	0	0	0	0	0	0	0	0	0	11	14	0.00	0.000
44 Luke Gregerson, R (8, 1) ERA: 2.98	1.0	W	4	0	0	0	0	1	0	0	0	0	0	9	18	0.00	1.000

PITCHER	IP	WLS	BF	H	R	ER	SO	BB	IBB	HBP	BLK	WP	HR	S	P	ERA	WHIP
53 Ken Giles, R (9, 1) ERA: 3.52	1.0	S	3	0	0	0	2	0	0	0	0	0	0	7	10	0.00	0.000

Batter	1	2	3	4	5	6	7	8	9	10	AB	R	H	RBI	BB	SO	LOB
4 George Springer, R (1, 9) OBP: 0.355, SLG: 0.450	S FF 91 B FF 92 B FF 92 S CH 84 F FF 94 F FF 92 S CH 85 2-3 K ①		C FF 90 X FF 91 0-1 10 G4-6-3 1-2 1B		B CH 85 B CH 85 F FF 94 F CH 85 B CH 86 C FF 95 3-3 K ③		B FF 95 B SL 94 F FF 97 F FF 97 B FF 97 F FF 97 F FF 98 T FF 98 3-2 K ③ 1-2 2-3			B FF 95 S FF 94 B FF 95 X FF 95 2-1 27 FC6-4 3-H 1B	5	0	2	1	0	3	2
10 Yuli Gurriel, R (1, 5) OBP: 0.309, SLG: 0.441	C CH 83 X CH 84 0-1 P6 ②		X CH 83 0-0 G4-6-3 ②③ 1-2f			B FF 92 X CH 83 1-0 L6 ①		B CU 80 B SL 88 C FF 94 F FF 95 X SL 87 2-2 P4 ①		1 SAFE X FF 95 0-0 F9 ②	5	0	0	0	0	0	3
27 Jose Altuve, R (1, 4) OBP: 0.396, SLG: 0.542	B CH 85 B FF 92 C FF 91 F FF 94 F SL 79 B SL 80 F CH 85 X FF 94 3-2 L8 ③			X SL 79 0-0 L5 ①		B CH 83 C FF 92 X FF 93 1-1 B3 ②		X SL 88 0-0 1 CS 1B		X FF 95 0-0 FC6-4 ③ 1-2f	5	0	1	0	0	0	1
1 Carlos Correa, R (1, 6) OBP: 0.361, SLG: 0.456		C FF 91 C SL 80 B SL 82 S CH 85 1-3 K ①		B FF 93 F FF 92 B FF 93 B CH 84 F FF 93 B FF 94 4-2 9 1B BB		C CH 85 X CH 85 0-1 G5-3 ③		1 SAFE C SI 93 C SI 93 1 SAFE C FF 95 0-3 K ②③ 1-2			3	0	0	0	1	2	1
11 Evan Gattis, R (1, 2) OBP: 0.316, SLG: 0.495 15 Jason Castro, L (10, 2) OBP: 0.311, SLG: 0.391		B CH 83 F CH 84 F FF 94 B CH 87 S CH 86 2-3 K ②		B FF 92 C CH 84 F CH 84 F FF 93 B FF 92 X CH 84 2-2 L9 ②			B FF 95 X SL 91 1-0 9 FC4-6 1B		B SL 89 B FF 94 C FF 93 X FF 95 2-1 F9 ①		4 0	0 0	1 0	0 0	0 0	1 0	1 0
9 Marwin Gonzalez, S (1, 3) OBP: 0.288, SLG: 0.407		B CH 86 B FF 94 B FF 93 B FF 92 4-0 BB		X FF 92 0-0 1-2 1B			X FF 96 0-0 FC4-6 13 G1-3 13 S 16 2B 1-2f		X SI 95 0-0 G4-3 ②		3	1	1	0	1	0	1
13 Tyler White, R (1, 10) OBP: 0.282, SLG: 0.370		C FF 92 B FF 93 1 SAFE B FF 92 C CH 85 1 SAFE 1 SAFE F CH 85 F FF 93 2-3 S SL 81 K ③		D CH 85 X FF 92 1-0 P3 ③			C FF 98 X FF 96 0-1 G1-3 ② 1-3		C SL 88 B SL 88 S SI 94 B FF 96 C SI 96 2-3 K ③		4	0	0	0	0	2	4
35 Teoscar Hernández, R (1, 7) OBP: 0.311, SLG: 0.425 16 Tony Kemp, L (7, PH) OBP: 0.314, SLG: 0.323 (7, 7)			S CH 84 B FF 93 X CH 84 1-1 4 1B 1B		C FF 90 F FF 92 F FF 93 B FF 93 B SL 82 F CH 85 F FF 94 S FF 92 2-3 K ①		B FF 97 X FF 98 1-0 4 PB 3-H 2B			C FF 94 X CU 83 0-1 6 SH1-4 4 1B 2B	2 2	0 1	1 2	0 1	0 0	1 0	0 0
6 Jake Marisnick, R (1, 8) OBP: 0.258, SLG: 0.339			X FF 91 0-0 B3 ①		B CH 84 C FF 91 F FF 93 T FF 94 1-2 K ②		B SL 94 B SL 93 B FF 96 C FF 98 F FF 98 F FF 98 B FF 96 4-2 4 PB BB			X FF 94 0-0 SH1-4 ① 2-3	2	0	0	0	1	1	1
Inning Stats	R: 0 E: 0 K: 1 S: 12 H: 0 LOB: 0 BB: 0 P: 17	R: 0 E: 0 K: 3 S: 11 H: 0 LOB: 1 BB: 1 P: 20	R: 0 E: 0 K: 0 S: 6 H: 2 LOB: 1 BB: 0 P: 7	R: 0 E: 0 K: 0 S: 9 H: 1 LOB: 2 BB: 1 P: 16	R: 0 E: 0 K: 3 S: 12 H: 0 LOB: 0 BB: 0 P: 18	R: 0 E: 0 K: 0 S: 5 H: 0 LOB: 0 BB: 0 P: 7	R: 1 E: 0 K: 1 S: 13 H: 2 LOB: 2 BB: 1 P: 22	R: 0 E: 0 K: 1 S: 7 H: 1 LOB: 1 BB: 0 P: 9	R: 0 E: 0 K: 1 S: 6 H: 0 LOB: 0 BB: 0 P: 10	R: 1 E: 0 K: 0 S: 7 H: 2 LOB: 1 BB: 0 P: 9	1B: 6 2B: 3 3B: 0 HR: 0	SF: 0 SAC: 1 DP: 2 HBP: 0					

PITCHER		IP	WLS	BF	H	R	ER	SO	BB	IBB	HBP	BLK	WP	HR	S	P	ERA	WHIP
55 Sean Manaea, L ERA: 4.03	(1, 1)	6.0		22	3	0	0	7	2	0	0	0	0	0	55	85	0.00	0.833
John Axford, R ERA: 4.16	(7, 1)	1.0	B	6	2	1	1	1	1	0	0	0	0	0	13	22	9.00	3.000
31 Liam Hendriks, R ERA: 3.71	(8, 1)	2.0		6	1	0	0	2	0	0	0	0	0	0	13	19	0.00	0.500
62 Sean Doolittle, L ERA: 2.75	(10, 1)	1.0	L	5	2	1	1	0	0	0	0	0	0	0	7	9	9.00	2.000

PITCHER	IP	WLS	BF	H	R	ER	SO	BB	IBB	HBP	BLK	WP	HR	S	P	ERA	WHIP

TOP

Houston Astros @ Oakland Athletics

Oakland Coliseum, Oakland, CA

Tue Sep 20 2016, 7:09 PM - 10:08 PM PDT
Att. 12,139 - Partly Cloudy - 61 F

livebaseballscorecards.com

AB	35
R	2
H	8
RBI	2
BB	3
SO	10
LOB	14

1B: 6	SF: 0	WP: 0	PA: 39
2B: 3	SAC: 1	PB: 1	
3B: 0	DP: 2	SB: 1	
HR: 0	HBP: 0	CS: 1	

Batter	1	2	3	4	5	6	7	8	9	10	AB	R	H	RBI	BB	SO	LOB
52 Joey Wendle, L (1, 4) OBP: 0.333, SLG: 0.349	C FF 93 B FF 92 B FF 91 X CH 82 2-1 F8 ①			C SL 83 S CU 80 B FF 93 B CU 80 B CH 84 B SL 82 4-2 10 G6-4-3 BB		C FF 89 C SL 82 B FF 93 F CU 80 X FF 93 1-2 21 G6-3 10 BB 1-2 1B		B CH 81 C SL 82 X FF 92 1-1 F7 ③		S SL 88 F SL 88 F SL 87 B SL 88 S SL 88 1-3 K ③	4	0	1	0	1	1	3
10 Marcus Semien, R (1, 6) OBP: 0.296, SLG: 0.433	B FF 93 F FF 89 B SL 82 S CH 84 F FF 94 X SL 84 2-2 G5-3 ②			C CH 82 X SL 81 0-1 G6-4-3 ①② 1-2f		B CH 82 B SL 82 B CH 82 B FF 92 4-0 21 G6-3 1-2 2-3 BB			C SL 81 B CH 82 B SL 83 S SL 81 B SL 82 S SL 80 3-3 K ①		3	0	0	0	1	1	1
21 Stephen Vogt, L (1, 2) OBP: 0.305, SLG: 0.405	C CU 78 C SL 82 B FF 94 F SL 84 F FF 94 X FF 94 1-2 G3 ③			B CU 78 C SI 90 B SL 82 B CU 78 C CH 82 F SL 82 B CH 84 4-2 BB		S SL 84 B CH 82 S SL 84 D SL 82 F FF 94 X CH 84 2-2 G6-3 ② 1-2 2-3 3-H			C SL 80 X CH 83 0-1 G4-3 ②		3	0	0	1	1	0	2
26 Danny Valencia, R (1, 9) OBP: 0.348, SLG: 0.455 12 Max Muncy, L (10, 9) OBP: 0.315, SLG: 0.264		C SI 89 C SL 82 B SL 83 S SL 83 1-3 K ①		B SL 81 B SI 89 X SI 90 2-0 G4-3 ③		S SL 85 B SL 85 C FF 95 D FF 86 X SL 85 2-2 G5-3 ③			B SL 81 B FF 94 B SL 81 C FF 95 C FF 95 S SL 83 3-3 K ③		4 0	0 0	0 0	0 0	0 0	2 0	3 0
48 Ryon Healy, R (1, 5) OBP: 0.342, SLG: 0.524		C SI 91 C SL 83 X FF 93 0-2 P3 ②			X FF 89 0-0 G5-3 ①		C SL 82 S SL 82 S CH 82 0-3 K ①			C FF 99 B FF 99 S SL 86 S SL 88 1-3 K2-3 ①	4	0	0	0	0	2	0
17 Yonder Alonso, L (1, 3) OBP: 0.318, SLG: 0.366 30 Arismendy Alcántara, 2B (10, PR) OBP: 0.211, SLG: 0.263		C SL 82 S SL 83 S SL 82 0-3 K ③			B FF 93 C SI 91 S SL 83 B SL 84 F SL 83 X CH 86 2-2 F8 ②		X CH 82 0-0 G3-1 ②			B FF 99 B SL 86 B FF 98 B FF 98 4-0 63 BB 39 1B BB	3 0	0 0	0 0	0 0	1 0	1 0	0 0
39 Brett Eibner, R (1, 8) OBP: 0.281, SLG: 0.385			B SL 82 F FF 92 F SL 82 B FF 93 X SL 82 2-2 F7 ①		B SL 83 S FF 93 F FF 93 S SL 83 1-3 K ③		B SL 82 B FF 93 C SL 82 C CH 82 S FF 95 2-3 K ③			1 SAFE X FF 98 0-0 63 BB 1-2 1B	4	0	1	0	0	2	0
22 Renato Núñez, R (1, 10) OBP: 0.091, SLG: 0.091 63 Bruce Maxwell, L (8, PH) OBP: 0.333, SLG: 0.375 (9, 10)			B SL 81 X FF 93 1-0 G6-3 ②			B SL 83 C CH 83 S CH 82 X SL 84 1-2 G6-3 ①		C CH 81 B SL 83 X CH 81 1-1 G3 ①		C FF 98 B FF 99 S FF 99 D SL 88 B FF 99 B FF 100 4-2 1-2 2-3 BB	2 1	0 0	0 0	0 0	0 1	0 0	0 0
5 Jake Smolinski, R (1, 7) OBP: 0.310, SLG: 0.363			C FF 93 B SL 83 S SL 83 S SL 84 1-3 K ③			X SL 82 0-0 10 BB 52 1B 21 G6-3 1B		S SL 83 S SL 83 B FF 92 B CH 83 X SL 83 2-2 P4 ②		F SL 87 F FF 99 B SL 87 F SL 88 B FF 99 X SL 87 2-2 F4 ②	4	1	1	0	0	1	3
Inning Stats	R: 0 E: 0 K: 0 S: 11 H: 0 LOB: 0 BB: 0 P: 16	R: 0 E: 0 K: 2 S: 9 H: 0 LOB: 0 BB: 0 P: 10	R: 0 E: 0 K: 1 S: 7 H: 0 LOB: 0 BB: 0 P: 11	R: 0 E: 0 K: 0 S: 8 H: 0 LOB: 1 BB: 2 P: 18	R: 0 E: 0 K: 1 S: 8 H: 0 LOB: 0 BB: 0 P: 11	R: 1 E: 0 K: 0 S: 15 H: 2 LOB: 2 BB: 1 P: 25	R: 0 E: 0 K: 2 S: 7 H: 0 LOB: 0 BB: 0 P: 9	R: 0 E: 0 K: 0 S: 7 H: 0 LOB: 0 BB: 0 P: 11	R: 0 E: 0 K: 2 S: 8 H: 0 LOB: 0 BB: 0 P: 14	R: 0 E: 0 K: 2 S: 14 H: 1 LOB: 3 BB: 2 P: 26	1B: 3 2B: 0 3B: 0 HR: 0	SF: 0 SAC: 0 DP: 1 HBP: 0	WP: 0 PB: 0 SB: 0 CS: 0	PA: 37			

PITCHER		IP	WLS	BF	H	R	ER	SO	BB	IBB	HBP	BLK	WP	HR	S	P	ERA	WHIP
59 Joe Musgrove, R ERA: 4.42	(1, 1)	5.1		20	2	1	1	4	3	0	0	0	0	0	51	80	1.69	0.938
47 Chris Devenski, R ERA: 1.98	(6, 1)	3.2	W	11	0	0	0	4	0	0	0	0	0	0	29	45	0.00	0.000
53 Ken Giles, R ERA: 3.47	(10, 1)	1.0	S	6	1	0	0	2	2	0	0	0	0	0	14	26	0.00	3.000

PITCHER	IP	WLS	BF	H	R	ER	SO	BB	IBB	HBP	BLK	WP	HR	S	P	ERA	WHIP

BOTTOM

Houston Astros @ Oakland Athletics

Oakland Coliseum, Oakland, CA

Tue Sep 20 2016, 7:09 PM - 10:08 PM PDT

Att. 12,139 - Partly Cloudy - 61 F

livebaseballscorecards.com

AB	32
R	1
H	3
RBI	1
BB	5
SO	10
LOB	12

Houston Astros @ Oakland Athletics

Oakland Coliseum, Oakland, CA

Wed Sep 21 2016, 12:37 PM - 3:48 PM PDT

Att. 11,197 - Partly Cloudy - 62 F

livebaseballscorecards.com

TOP

Batter	1	2	3	4	5	6	7	8	9	AB	R	H	RBI	BB	SO	LOB
4 George Springer, R (1, 9) OBP: 0.354, SLG: 0.449	S FF 94 S FF 94 C FF 96 0-3 ① K			B SL 88 F FF 94 S FF 94 B FF 95 T FF 95 2-2 ① K	C CU 75 T FF 93 B CU 74 F FF 93 S FF 92 1-3 ③ K		X FF 91 0-0 10 WP, 10 G6-3, 2B		C FF 87 B CU 78 F CU 78 B CU 79 X FF 89 2-2 ① F9	5	1	1	0	0	3	1
10 Yuli Gurriel, R (1, 5) OBP: 0.304, SLG: 0.429	B FF 93 F FF 95 S FF 95 F FF 96 X FF 95 1-2 ② P4			X SL 88 0-0 1 1B, 1B		F FF 93 B FF 94 B CU 77 F FF 93 X CH 83 2-2 ① L4	B FC 86 X FC 85 1-0 ② G6-3 2-H		B CU 80 B FF 89 X FF 89 2-0 ② G6-3	5	0	1	1	0	0	0
27 Jose Altuve, R (1, 4) OBP: 0.396, SLG: 0.541	X FF 94 0-0 ③ G6-3			B FF 92 B FF 92 C FF 92 1 SAFE C CH 80 F FF 93 1 SAFE F FF 91 S CU 74 2-3 ② K		B SL 88 B FF 94 X FF 92 2-0 1 2B, 1B	B FC 85 X FF 90 1-0 1 FC6-4, 1B		B CU 81 F FF 89 B CU 79 X FF 89 2-1 ③ F8	5	1	2	0	0	1	1
1 Carlos Correa, R (1, 6) OBP: 0.362, SLG: 0.458		X FF 94 0-0 ① L7		B FF 93 S FF 92 X CH 80 1-1 1-3 1B		C FF 92 F FF 92 X FF 92 0-2 1-H 11 HR, 2B	S FC 84 D FC 84 F FC 85 1 SAFE F FC 85 F FF 89 F SI 89 1 SAFE B FC 86 2-2 ③ X SI 90, FC6-4 1-2f			4	1	2	1	0	0	1
11 Evan Gattis, R (1, 10) OBP: 0.318, SLG: 0.510		C FF 94 X SL 88 0-1 ② G1-3		B FF 92 B CH 82 F FF 93 C FF 94 C FF 94 2-3 ③ K		B SL 87 F FF 93 C CU 75 X CU 73 1-2 2-H HR		X FF 90 0-0 HR		4	2	2	3	0	1	2
9 Marwin Gonzalez, S (1, 3) OBP: 0.287, SLG: 0.404		C FF 93 F SI 91 F CU 77 B FF 95 F CH 84 S FF 96 1-3 ③ K			B FF 91 B CH 81 B FF 92 B FF 90 4-0 6 WP, 15 BB, 6 G6-3, BB	B CH 83 C CH 82 X FF 95 1-1 ② L8		S CH 80 L CH 81 S SI 88 0-3 ① K		3	1	0	0	1	2	0
16 Tony Kemp, L (1, 7) OBP: 0.315, SLG: 0.344 35 Teoscar Hernández, R (7, 7) OBP: 0.308, SLG: 0.420			B FF 93 X FF 93 1-0 ① G4-3		1 SAFE C FF 91 B SI 88 F SI 89 X FF 91 1-2 ① F7	B SI 90 B FF 93 C FF 94 F FF 94 B CU 76 X FF 92 3-2 3B		B FC 85 X FC 85 1-0 ② F9		3 1	0 0	1 0	0 0	0 0	0 0	1 0
15 Jason Castro, L (1, 2) OBP: 0.313, SLG: 0.388			T FF 94 F CH 80 B FF 94 B FF 95 C FF 96 2-3 ② K		B FF 88 B CH 80 F FF 92 1 SAFE C FF 92 F FF 93 B CU 75 B FF 92 4-2 6 G6-3, 6 WP 1-2 BB	B FF 91 S SL 84 B KC 80 C SL 85 D KC 82 T SL 85 3-2 ③ K		B CH 81 B SI 88 B SI 88 B SI 88 4-0 BB		2	0	0	0	2	2	1
6 Jake Marisnick, R (1, 8) OBP: 0.254, SLG: 0.333			X SL 88 0-0 ③ P4		B FF 92 B CU 75 B SL 86 C FF 92 X SL 87 3-1 ② G6-3 1-3 2-H		B FC 86 X FC 86 1-0 ① C CU 77, B FF 89, C FF 88, D CU 77, S CU 80, P3		2-3 ③ K	4	0	0	1	0	1	2
Inning Stats	R: 0 E: 0 K: 1 S: 8 H: 0 LOB: 0 BB: 0 P: 9	R: 0 E: 0 K: 1 S: 8 H: 0 LOB: 0 BB: 0 P: 9	R: 0 E: 0 K: 1 S: 5 H: 0 LOB: 0 BB: 0 P: 8	R: 0 E: 0 K: 3 S: 14 H: 2 LOB: 2 BB: 0 P: 21	R: 1 E: 0 K: 1 S: 12 H: 0 LOB: 1 BB: 2 P: 25	R: 3 E: 0 K: 1 S: 18 H: 4 LOB: 1 BB: 0 P: 30	R: 1 E: 0 K: 0 S: 10 H: 2 LOB: 1 BB: 0 P: 15	R: 1 E: 0 K: 2 S: 8 H: 1 LOB: 1 BB: 1 P: 15	R: 0 E: 0 K: 0 S: 6 H: 0 LOB: 0 BB: 0 P: 12	1B: 4 2B: 2 3B: 1 HR: 2 SF: 0 SAC: 0 DP: 0 HBP: 0						

	AB	36
	R	6
	H	9
	RBI	6
	BB	3
	SO	10
	LOB	9

WP: 2 PB: 0 SB: 0 CS: 0 PA: 39

PITCHER		IP	WLS	BF	H	R	ER	SO	BB	IBB	HBP	BLK	WP	HR	S	P	ERA	WHIP
67 Daniel Mengden, R ERA: 5.74	(1, 1)	5.2	L	25	6	4	4	7	2	0	0	0	1	1	62	96	6.35	1.412
57 Danny Coulombe, L ERA: 4.95	(6, 1)	0.1		1	0	0	0	1	0	0	0	0	0	0	3	6	0.00	0.000
58 Zach Neal, R ERA: 4.87	(7, 1)	1.2		9	3	2	2	1	1	0	0	0	1	1	15	25	10.80	2.400
56 Chris Smith, R ERA: 3.38	(8, 1)	1.1		4	0	0	0	1	0	0	0	0	0	0	9	17	0.00	0.000

PITCHER	IP	WLS	BF	H	R	ER	SO	BB	IBB	HBP	BLK	WP	HR	S	P	ERA	WHIP

Batter	1	2	3	4	5	6	7	8	9	AB	R	H	RBI	BB	SO	LOB
52 Joey Wendle, L (1, 4) OBP: 0.319, SLG: 0.333 18 Chad Pinder, R (7, PH) OBP: 0.220, SLG: 0.237 (8, 4)	F FF 89 B FF 89 B CU 70 X FF 89 2-1 ① P6		F CU 71 C CU 70 F FF 90 S CU 67 0-3 ② K		B CU 70 C FC 84 X CH 83 1-1 ① G3		X FF 92 0-0 21 G6-3 48 G6-3 2B 1-3		C SL 80 S SL 81 B SL 81 B SL 82 F SL 81 B SL 83 F SI 90 B FF 87 4-2 21 DI 21 E BB	3 1	0 2	0 1	0 0	0 1	1 0	0 0
21 Stephen Vogt, L (1, 10) OBP: 0.305, SLG: 0.404 30 Arismendy Alcántara, S (9, PR) OBP: 0.211, SLG: 0.263	C SI 90 X FC 89 0-1 26 FC6-4 1B		C CU 72 B FF 90 B CH 82 F FF 91 B CU 68 B SI 90 4-2 BB		B FF 91 C CU 71 F FF 90 S CU 73 1-3 ② K		B SL 82 B SL 82 C SL 81 X SI 91 2-1 ① G6-3 2-3 3-H		C SI 90 F SL 81 D SL 82 F SL 83 B FF 89 F SL 82 F SI 89 X SI 90 2-2 E4 48 CS 1-H	4 0	0 0	1 0	1 0	1 0	1 0	1 0
48 Ryon Healy, R (1, 5) OBP: 0.336, SLG: 0.515	C FF 90 B FC 87 B FF 90 B FF 90 F FF 90 F FC 88 X FC 85 3-2 ② L8		X FF 90 0-0 ③ L9		C FC 87 F FC 87 S CU 72 0-3 ③ K		S SL 81 X SL 83 0-1 ② G6-3 3-H		B SL 81 S SL 81 C SI 88 1-2 ③ CS 1-2	4	0	0	1	0	1	2
26 Danny Valencia, R (1, 9) OBP: 0.349, SLG: 0.454	X FC 86 0-0 ③ FC6-4 1-2f			C FC 85 B FF 90 B FC 88 C CU 73 B SI 91 B CU 74 4-2 10 1B 39 2B BB		C CU 71 S FC 86 B CU 73 F FF 90 X CU 74 1-2 63 2B 1B	C SL 83 S SI 91 B SL 84 B SL 85 F SL 86 B SI 92 C SI 90 3-3 ③ K			3	2	1	0	1	1	1
17 Yonder Alonso, L (1, 3) OBP: 0.317, SLG: 0.367		C FF 89 S CU 70 B CU 72 F FF 90 F CU 71 F CU 72 X FF 90 1-2 63 G4-3 2B		F FF 91 B CU 70 B CU 70 X FF 90 2-1 ① F7		C CU 72 B CU 72 D CH 85 X FF 90 2-1 ① P5		B CU 80 C FC 93 B CU 82 S FC 93 X FC 93 2-2 ① L8		4	0	1	0	0	0	2
10 Marcus Semien, R (1, 6) OBP: 0.296, SLG: 0.432		B FF 90 B FF 90 X FC 87 2-0 ① F7		B FF 90 B FC 83 C FC 86 C FF 90 X CU 73 2-2 39 2B 1B 1-2		B FC 87 X FC 85 1-0 ② L8		B FC 93 B FC 92 C FC 92 C FC 92 S CU 82 2-3 ② K		4	0	1	0	0	1	2
63 Bruce Maxwell, L (1, 2) OBP: 0.329, SLG: 0.382		C FC 88 B CU 72 X FC 88 1-1 ② G4-3 2-3		S CU 73 S CU 71 D CU 73 F FC 86 C FF 90 1-3 ② K		C CU 72 B FF 90 F FC 87 B CU 71 D CU 72 X FC 88 3-2 1-H 2B		C CU 82 S FC 93 F CU 83 F CU 84 B FC 93 F FC 93 S CU 84 1-3 ③ K		4	0	1	1	0	2	3
39 Brett Eibner, R (1, 8) OBP: 0.280, SLG: 0.388		C FC 88 C FF 92 X FF 91 0-2 ③ F9		X FF 91 0-0 1-3 2-H 2B		X SL 86 0-0 ③ L5			B SI 89 B SI 89 B SL 80 C FC 89 X FC 89 3-1 ① G3-1	4	0	1	1	0	0	2
5 Jake Smolinski, R (1, 7) OBP: 0.310, SLG: 0.360 13 Matt Olson, L (9, PH)			C FF 88 X FC 87 0-1 ① P4	C FC 87 F FF 90 F CU 71 B SI 90 S CU 71 1-3 ③ K			B FF 93 C SL 85 B FF 94 B SI 93 C SL 86 B SL 86 4-2 18 2B 21 G6-3 BB		B SI 90 B FF 90 C FF 90 X SI 90 2-1 ② G2-3	2 1	1 0	0 0	0 0	1 0	1 0	2 0
Inning Stats	R: 0 H: 1 E: 0 LOB: 1 K: 0 BB: 0 S: 9 P: 14	R: 0 H: 1 E: 0 LOB: 1 K: 0 BB: 0 S: 12 P: 16	R: 0 H: 0 E: 0 LOB: 1 K: 1 BB: 1 S: 9 P: 13	R: 1 H: 2 E: 0 LOB: 2 K: 2 BB: 1 S: 16 P: 26	R: 0 H: 0 E: 0 LOB: 0 K: 2 BB: 0 S: 8 P: 10	R: 1 H: 2 E: 0 LOB: 1 K: 0 BB: 0 S: 11 P: 18	R: 2 H: 1 E: 0 LOB: 0 K: 1 BB: 1 S: 11 P: 20	R: 0 H: 0 E: 0 LOB: 0 K: 2 BB: 0 S: 12 P: 17	R: 1 H: 0 E: 1 LOB: 1 K: 0 BB: 1 S: 16 P: 28	1B: 3 SF: 0 2B: 4 SAC: 0 3B: 0 DP: 0 HR: 0 HBP: 0						

BOTTOM

Houston Astros @ Oakland Athletics

Oakland Coliseum, Oakland, CA

Wed Sep 21 2016, 12:37 PM - 3:48 PM PDT

Att. 11,197 - Partly Cloudy - 62 F

livebaseballscorecards.com

AB	34
R	5
H	7
RBI	4
BB	4
SO	8
LOB	15

PITCHER		IP	WLS	BF	H	R	ER	SO	BB	IBB	HBP	BLK	WP	HR	S	P	ERA	WHIP
31 Collin McHugh, R ERA: 4.61	(1, 1)	5.2	W	25	6	2	2	5	2	0	0	0	0	0	64	96	3.18	1.412
51 James Hoyt, R ERA: 4.67	(6, 1)	0.1	H	2	0	1	1	0	1	0	0	0	0	0	3	7	27.00	3.000
29 Tony Sipp, L ERA: 5.36	(7, 1)	0.1	H	2	1	0	0	0	0	0	0	0	0	0	3	5	0.00	3.000
37 Pat Neshek, R ERA: 2.42	(7, 1)	0.2	H	2	0	1	1	1	0	0	0	0	0	0	6	9	13.50	0.000
36 Will Harris, R ERA: 2.24	(8, 1)	1.0	H	3	0	0	0	2	0	0	0	0	0	0	12	17	0.00	0.000

PITCHER		IP	WLS	BF	H	R	ER	SO	BB	IBB	HBP	BLK	WP	HR	S	P	ERA	WHIP
44 Luke Gregerson, R ERA: 2.93	(9, 1)	1.0	S	4	0	1	0	0	1	0	0	0	0	0	16	28	0.00	1.000

Batter	1	2	3	4	5	6	7	8	9	AB	R	H	RBI	BB	SO	LOB
0 Yunel Escobar, R (1, 5) OBP: 0.361, SLG: 0.395	C FF 89 B SL 80 F FF 90 F CU 74 S CU 74 1-3 ① K	C CH 81 C CH 81 S CU 75 0-3 ① K			X SL 81 0-0 ① 1B	X SL 87 0-0 ① G4-3			4	0	1	0	0	2	0
27 Mike Trout, R (1, 8) OBP: 0.436, SLG: 0.556	B FF 89 B FF 90 B FF 89 F FF 88 B FF 90 4-1 ② 5 HR BB	C SL 81 B SL 81 F FF 90 B FF 89 S SL 82 2-3 ② K		F SL 81 B FF 89 C FF 88 B CU 74 S CH 80 2-3 ② K	C FF 97 B SL 88 F FF 97 S FF 98 1-3 ② K				3	1	0	0	1	3	0
5 Albert Pujols, R (1, 10) OBP: 0.320, SLG: 0.456	X FF 87 0-0 ② 1-H HR	B SL 82 C SL 81 X SL 83 1-1 ③ P2		C SL 82 F SL 82 B FF 90 B CU 75 B CH 82 F CH 82 F CH 81 F CH 83 F FF 89 3-2 F SL 81 X FF 89 1B	C FF 98 B SL 88 B FF 97 C SL 87 S SL 88 2-3 ③ K				4	1	2	2	0	1	0
24 C.J. Cron, R (1, 3) OBP: 0.324, SLG: 0.463	B CU 73 C FF 90 F CH 82 B CU 73 F CU 73 F FF 91 F CU 72 C FF 90 2-3 ② K			T FF 88 X CH 81 0-1 ① G5-3	D FC 84 F CH 82 X FF 90 1-1 ③ P5			S FF 94 X SL 86 0-1 ① G6-3	4	0	0	0	0	1	1
2 Andrelton Simmons, R (1, 6) OBP: 0.325, SLG: 0.373	X FF 89 0-0 E8 2B			C SL 82 B SL 83 B FF 89 X CH 82 2-1 ② G1-3			S SL 83 X SL 83 0-1 ① G5-3		C FF 96 S FF 88 X FF 97 0-2 39 S 1B	4	0	2	0	0	0	0
19 Jefry Marte, R (1, 7) OBP: 0.309, SLG: 0.451 17 Shane Robinson, R (7, PR) OBP: 0.257, SLG: 0.223 (7, 7) 3 Nick Buss, L (9, PH) OBP: 0.237, SLG: 0.366 (9, 7)	C CU 73 B CU 72 C FF 90 D CU 75 B CU 74 S CH 82 3-3 ③ K			X SL 82 0-0 ③ G5-3			C CH 81 C FC 85 F CU 73 B CU 74 B FF 91 B CU 73 F CH 82 B FF 90 4-2 58 G5-3 39 BB BB		B FF 96 F FF 96 1 SAFE B SL 85 B FF 94 X FF 95 3-1 ② F9	2 0 1	0 0 0	0 0 0	0 0 0	1 0 0	1 0 1	1 0 1
39 Rafael Ortega, L (1, 9) OBP: 0.256, SLG: 0.259		C FF 88 B CU 73 B CH 81 S CH 82 F CU 74 X CU 74 2-2 ① G3-1	M FF 88 F CH 81 B CU 74 S CU 74 1-3 ① K2-3				D CH 81 1 SAFE B FF 89 C FF 89 1 SAFE B FF 89 B FC 86 4-1 58 G5-3 1-2 BB		B FF 96 B FF 95 F FF 96 C FF 97 F SL 86 X SL 85 2-2 ③ F9 1-2	3	0	0	0	1	1	1
58 Carlos Pérez, R (1, 2) OBP: 0.242, SLG: 0.320		C FF 89 X FF 89 0-1 ② G5-3	C SL 80 C FF 89 B CU 75 F CU 74 B FF 91 S CU 74 2-3 ② K				B FF 96 C FF 96 X FF 96 1-1 ② G5-3 1-2 2-3			3	0	0	0	0	1	2
8 Gregorio Petit, R (1, 4) OBP: 0.307, SLG: 0.359 56 Kole Calhoun, L (7, PH) OBP: 0.341, SLG: 0.417 7 Cliff Pennington, S (7, 4) OBP: 0.265, SLG: 0.323		C FF 89 X SL 77 0-1 ③ G6-3	C SL 82 C FF 90 B CU 74 S CU 72 1-3 ③ K				C SL 86 F SL 87 S FF 98 0-3 ③ K			2 1 0	0 0 0	0 0 0	0 0 0	0 0 0	1 1 0	0 3 0
Inning Stats	R: 2 E: 1 K: 3 S: 16 H: 2 LOB: 1 BB: 1 P: 26	R: 0 E: 0 K: 0 S: 8 H: 0 LOB: 0 BB: 0 P: 10	R: 0 E: 0 K: 2 S: 8 H: 0 LOB: 0 BB: 0 P: 11	R: 0 E: 0 K: 0 S: 5 H: 0 LOB: 0 BB: 0 P: 7	R: 0 E: 0 K: 3 S: 10 H: 0 LOB: 0 BB: 0 P: 14	R: 0 E: 0 K: 1 S: 14 H: 2 LOB: 1 BB: 0 P: 20	R: 0 E: 0 K: 1 S: 12 H: 0 LOB: 3 BB: 2 P: 21	R: 0 E: 0 K: 2 S: 7 H: 0 LOB: 0 BB: 0 P: 10	R: 0 E: 0 K: 0 S: 11 H: 1 LOB: 1 BB: 0 P: 16	1B: 3 2B: 1 3B: 0 HR: 1 SF: 0 SAC: 0 DP: 0 HBP: 0						

PITCHER		IP	WLS	BF	H	R	ER	SO	BB	IBB	HBP	BLK	WP	HR	S	P	ERA	WHIP
54 Mike Fiers, R ERA: 4.4	(1, 1)	6.1	L	25	4	2	2	9	3	0	0	0	0	1	68	103	2.84	1.105
61 Jandel Gustave, R ERA: 2.38	(7, 1)	1.2		5	0	0	0	3	0	0	0	0	0	0	12	16	0.00	0.000
45 Michael Feliz, R ERA: 4.48	(9, 1)	1.0		4	1	0	0	0	0	0	0	0	0	0	11	16	0.00	1.000

PITCHER	IP	WLS	BF	H	R	ER	SO	BB	IBB	HBP	BLK	WP	HR	S	P	ERA	WHIP

TOP

Los Angeles Angels @ Houston Astros

Minute Maid Park, Houston, TX

Thu Sep 22 2016, 7:13 PM - 9:53 PM CDT

Att. 20,022 - Roof Closed - 73 F

livebaseballscorecards.com

AB	31
R	2
H	5
RBI	2
BB	3
SO	12
LOB	9

1B: 3	SF: 0	WP: 0	PA: 34
2B: 1	SAC: 0	PB: 0	
3B: 0	DP: 0	SB: 1	
HR: 1	HBP: 0	CS: 0	

Los Angeles Angels @ Houston Astros

Minute Maid Park, Houston, TX

Thu Sep 22 2016, 7:13 PM - 9:53 PM CDT

Att. 20,022 - Roof Closed - 73 F

livebaseballscorecards.com

BOTTOM

Batter	1	2	3	4	5	6	7	8	9	AB	R	H	RBI	BB	SO	LOB
4 George Springer, R (1, 9) OBP: 0.355, SLG: 0.449	B SI 88 C SI 89 F SL 80 B SI 91 X SL 80 2-2 ① L9		S FF 92 1 SAFE B FF 93 B SI 93 B SL 82 C SI 92 X SL 82 3-2 ③ F9 1-2			B CU 73 F SL 81 B SL 82 B SI 89 B SI 90 4-1 10 G5-4-3 BB		S SL 88 D SL 88 C FF 97 D SL 89 B SI 98 X FF 99 3-2 1B 2-3		3	0	1	0	1	0	1
10 Yuli Gurriel, R (1, 5) OBP: 0.292, SLG: 0.412	X SL 80 0-0 ② G5-3			B SL 81 B SL 80 F SI 91 B SI 91 X SI 91 3-1 ① F7		B SI 90 1 SAFE X SI 88 1-0 ①② G5-4-3 1-2f		D SL 88 C FF 97 1 SAFE F FF 98 X FF 97 1-2 ③ L1		4	0	0	0	0	0	4
27 Jose Altuve, R (1, 4) OBP: 0.399, SLG: 0.542	C SI 90 B FF 90 X SI 91 1-1 1 CS 1B			B FF 92 C SL 80 F SL 82 X FS 82 1-2 1 FC6-4 1B		F FF 91 B CU 74 S CU 71 F FF 91 X SL 83 1-2 ③ F8			B FF 91 C FF 91 B FF 91 X FC 85 2-1 11 G1-4-3 1B	4	0	3	0	0	0	0
1 Carlos Correa, R (1, 6) OBP: 0.360, SLG: 0.454	B SL 81 C SL 80 1-1 ③ CS 1-2	C SI 91 F SI 91 S SL 82 0-3 ① K		B SI 89 1 SAFE X SI 89 1-0 ② FC6-4 1-2f			C SL 81 X CU 73 0-1 ① G5-3		B FC 91 F FF 91 C FF 92 F FF 93 B FF 93 X CU 77 2-2 ① F7	4	0	0	0	0	1	2
11 Evan Gattis, R (1, 10) OBP: 0.315, SLG: 0.505		B SL 81 C SL 81 C CU 73 S SL 82 1-3 ② K		B SL 84 B SL 83 2 SAFE S SL 82 S SI 92 B SL 82 X FF 94 3-2 ③ F7			C FF 90 F SL 80 S SL 80 0-3 ② K		X FC 86 0-0 ②③ G1-4-3 1-2f	4	0	0	0	0	2	2
9 Marwin Gonzalez, S (1, 3) OBP: 0.288, SLG: 0.404		C SI 90 B FF 91 S FS 80 B SI 92 C CU 71 2-3 ③ K			B SL 77 S SL 76 C FS 79 X FF 91 1-2 16 G3-6-3 1B		C SI 89 S FS 79 B FS 80 B SL 81 B SI 90 X SI 90 3-2 ③ G3			3	0	1	0	0	1	0
16 Tony Kemp, L (1, 7) OBP: 0.306, SLG: 0.333			C SI 90 S FS 81 B FS 80 S FS 81 1-3 ① K		C SI 90 B CU 72 1 SAFE 1 SAFE B FS 79 X SI 90 2-1 ①② G3-6-3 1-2f			C FF 96 B SI 97 F FF 96 B FF 97 X SI 96 2-2 ① F7		3	0	0	0	0	1	1
15 Jason Castro, L (1, 2) OBP: 0.313, SLG: 0.388			S SI 91 B FF 91 S SL 83 B SI 92 B CU 73 X SI 91 3-2 ② G4-3		F FF 91 B SI 92 F SL 82 X SL 83 1-2 6 FC4 1B			B SI 98 F FF 98 F FF 98 F FF 99 C SL 87 1-3 ② K		3	0	1	0	0	1	0
6 Jake Marisnick, R (1, 8) OBP: 0.256, SLG: 0.335 13 Tyler White, R (8, PH) OBP: 0.285, SLG: 0.377 35 Teoscar Hernández, R (8, PR) OBP: 0.308, SLG: 0.420 (9, 8)			C SL 83 B SL 83 F FF 92 F FF 92 X SL 82 1-2 4 S 1B		X SL 82 0-0 ③ FC4 1-2f			B FF 98 X FF 96 1-0 4 1B 2B		2 1 0	0 0 0	1 1 0	0 0 0	0 0 0	0 0 0	1 0 0
Inning Stats	R: 0 E: 0 K: 0 S: 7 H: 1 LOB: 0 BB: 0 P: 11	R: 0 E: 0 K: 3 S: 9 H: 0 LOB: 0 BB: 0 P: 12	R: 0 E: 0 K: 1 S: 13 H: 1 LOB: 1 BB: 0 P: 21	R: 0 E: 1 K: 0 S: 9 H: 1 LOB: 1 BB: 0 P: 17	R: 0 E: 0 K: 0 S: 9 H: 2 LOB: 1 BB: 0 P: 13	R: 0 E: 0 K: 0 S: 6 H: 0 LOB: 0 BB: 1 P: 12	R: 0 E: 0 K: 1 S: 8 H: 0 LOB: 0 BB: 0 P: 11	R: 0 E: 0 K: 1 S: 14 H: 2 LOB: 3 BB: 0 P: 22	R: 0 E: 0 K: 0 S: 7 H: 1 LOB: 0 BB: 0 P: 11	1B: 7 2B: 1 3B: 0 HR: 0 SF: 0 SAC: 0 DP: 3 HBP: 0						

	AB	31
	R	0
	H	8
	RBI	0
	BB	1
	SO	6
	LOB	11

WP: 0 PB: 0 SB: 1 CS: 1 PA: 33

PITCHER	IP	WLS	BF	H	R	ER	SO	BB	IBB	HBP	BLK	WP	HR	S	P	ERA	WHIP
47 Ricky Nolasco, R (1, 1) ERA: 4.6	7.0	W	24	5	0	0	5	1	0	0	0	0	0	61	97	0.00	0.857
66 JC Ramírez, R (8, 1) ERA: 4.46	1.0	H	5	2	0	0	1	0	0	0	0	0	0	14	22	0.00	2.000
37 Andrew Bailey, R (9, 1) ERA: 5.75	1.0	S	3	1	0	0	0	0	0	0	0	0	0	7	11	0.00	1.000

PITCHER	IP	WLS	BF	H	R	ER	SO	BB	IBB	HBP	BLK	WP	HR	S	P	ERA	WHIP

Los Angeles Angels @ Houston Astros

Minute Maid Park, Houston, TX

Fri Sep 23 2016, 7:10 PM - 10:34 PM CDT

Att. 29,429 - Roof Closed - 73 F

TOP

livebaseballscorecards.com

Batter	1	2	3	4	5	6	7	8	9	AB	R	H	RBI	BB	SO	LOB
0 Yunel Escobar, R (1, 5) OBP: 0.361, SLG: 0.400	G5-3		K		G6-3		BB		HR	4	1	1	2	1	1	0
56 Kole Calhoun, L (1, 9) OBP: 0.340, SLG: 0.415	G6-3		27 1B 1B		L6		K		F8	5	0	1	0	0	1	1
27 Mike Trout, R (1, 8) OBP: 0.437, SLG: 0.554	G5-3		1-2 1B			5 1B 2 G6-3 BB	F9			3	2	1	0	2	0	1
5 Albert Pujols, R (1, 10) OBP: 0.323, SLG: 0.460		24 2B 2B	L7			58 WP 2 G6-3 1-3 1B		24 2B 3 G4-3 1B	2 WP 24 1B 39 2B 1-2 IBB	4	3	3	0	1	0	2
24 C.J. Cron, R (1, 3) OBP: 0.327, SLG: 0.470		2 G6-3 3 2B 2-H 2B	G3-1			F9		3 G4-3 1-3 2B	2 WP 39 2B 1-2 2-H 1B	5	2	3	2	0	0	4
2 Andrelton Simmons, R (1, 6) OBP: 0.324, SLG: 0.370		G6-3 2-3	K			G6-3 1-2 3-H		P3	39 2B 1-2 2-3 BB	4	1	0	1	1	1	4
3 Nick Buss, L (1, 7) OBP: 0.259, SLG: 0.378 13 Jett Bandy, R (9, 2) OBP: 0.288, SLG: 0.399	2B 3-H		58 CS BB			58 WP BB		G4-3 2-3 3-H	K	3 0	0 0	1 0	2 0	2 0	1 0	4 0
58 Carlos Pérez, R (1, 2) OBP: 0.239, SLG: 0.317 51 Ji Man Choi, L (8, PH) OBP: 0.268, SLG: 0.346 57 Juan Graterol, R (8, 2) OBP: 0.375, SLG: 0.500 39 Rafael Ortega, L (9, PH) OBP: 0.260, SLG: 0.270 17 Shane Robinson, R (9, 7) OBP: 0.257, SLG: 0.223	G5-3		G5-6-3 1-2			K 1-2 2-3		K	K 1-H 2-H 3-H 2B	3 1 0 1 0	0 0 0 0 0	0 0 0 1 0	0 0 0 3 0	1 1 0 0 0	4 1 0 0 0	4 1 0 0 0
7 Cliff Pennington, S (1, 4) OBP: 0.263, SLG: 0.319	G3		K			K		0 HR 1B K		5	1	1	0	0	3	2
Inning Stats	R: 0 E: 0 K: 0 S: 6 H: 0 LOB: 0 BB: 0 P: 12	R: 2 E: 0 K: 0 S: 12 H: 3 LOB: 1 BB: 0 P: 16	R: 0 E: 0 K: 1 S: 11 H: 2 LOB: 2 BB: 0 P: 19	R: 0 E: 0 K: 1 S: 7 H: 0 LOB: 0 BB: 1 P: 15	R: 0 E: 0 K: 1 S: 8 H: 0 LOB: 0 BB: 0 P: 13	R: 1 E: 0 K: 1 S: 15 H: 1 LOB: 2 BB: 2 P: 27	R: 0 E: 0 K: 2 S: 11 H: 0 LOB: 1 BB: 1 P: 17	R: 1 E: 0 K: 1 S: 10 H: 2 LOB: 1 BB: 0 P: 14	R: 6 E: 0 K: 2 S: 24 H: 4 LOB: 1 BB: 3 P: 46	1B: 6 2B: 5 3B: 0 HR: 1	SF: 0 SAC: 0 DP: 0 HBP: 0						

	AB	38
	R	10
	H	12
	RBI	10
	BB	7
	SO	9
	LOB	23

WP: 2 PB: 0 SB: 1 CS: 1 PA: 45

PITCHER		IP	WLS	BF	H	R	ER	SO	BB	IBB	HBP	BLK	WP	HR	S	P	ERA	WHIP
58 Doug Fister, R ERA: 4.42	(1, 1)	5.0		20	5	2	2	3	1	0	0	0	0	0	44	75	3.60	1.200
51 James Hoyt, R ERA: 4.91	(6, 1)	1.0		6	1	1	1	1	2	0	0	0	1	0	15	27	9.00	3.000
36 Will Harris, R ERA: 2.2	(7, 1)	1.0	H	4	0	0	0	2	1	0	0	0	0	0	11	17	0.00	1.000
44 Luke Gregerson, R ERA: 3.04	(8, 1)	1.0	H	5	2	1	1	1	0	0	0	0	0	0	10	14	9.00	2.000
53 Ken Giles, R ERA: 4.31	(9, 1)	0.1	L	7	3	6	6	0	2	1	0	0	1	1	15	30	162.00	15.000

PITCHER		IP	WLS	BF	H	R	ER	SO	BB	IBB	HBP	BLK	WP	HR	S	P	ERA	WHIP
45 Michael Feliz, R ERA: 4.43	(9, 1)	0.2		3	1	0	0	2	0	0	0	0	0	0	9	16	0.00	1.500

Batter	1	2	3	4	5	6	7	8	9	AB	R	H	RBI	BB	SO	LOB
4 George Springer, R (1, 9) OBP: 0.354, SLG: 0.447	C FF 95 C FF 96 S FF 97 0-3 K		X CU 84 0-0 27 FC5-4 1-2 1B		F CU 85 B CH 88 B CH 89 B CU 85 X FF 95 3-1 G6-3	B SL 85 X CH 73 1-0 F8			S FF 96 B FF 95 B FF 96 X FF 96 2-1 G5-3	5	0	1	0	0	1	2
10 Yuli Gurriel, R (1, 5) OBP: 0.297, SLG: 0.406	B FF 96 B FF 95 C FF 95 X FF 96 2-1 F8		X FF 94 0-0 F6			B CU 82 X CU 82 1-0 E5 11 BB 9 1B 1B	B SL 81 B CH 82 B CH 82 B FF 89 4-0 27 G6-4-3 BB		B SI 96 X FF 96 1-0 G5-3	4	1	1	0	1	0	2
27 Jose Altuve, R (1, 4) OBP: 0.396, SLG: 0.539	F FF 96 B CH 90 X FF 96 1-1 G3-1		B CU 84 X FF 95 1-0 FC5-4 1-2f			C FF 94 X FF 94 0-1 G6-3	B FF 91 X FF 89 1-0 G6-4-3 1-2f			4	0	0	0	0	0	4
1 Carlos Correa, R (1, 6) OBP: 0.361, SLG: 0.456 23 AJ Reed, L (9, 3) OBP: 0.286, SLG: 0.281		B FF 95 C FF 93 C FF 95 B CU 85 B CU 83 X FF 95 3-2 11 WP 9 SF7 2B		B CU 83 F CH 88 B CH 88 C FF 95 X CU 85 2-2 L9		B CU 83 B CU 83 D CU 82 B FF 93 4-0 11 BB 9 1B BB	B SL 82 F FF 92 X CH 84 1-1 F8			3	2	1	0	1	0	0
										0	0	0	0	0	0	0
11 Evan Gattis, R (1, 10) OBP: 0.316, SLG: 0.502		C CU 84 S CU 84 F CU 84 B CU 83 S CU 84 1-3 K 2-3		B CU 85 B FF 95 C FF 96 B FF 96 S CU 86 F FF 96 B FF 94 4-2 BB		B FF 93 B FF 94 B FF 95 B FF 95 4-0 9 1B 13 1B 1-2 2-3 BB		S SL 84 B SL 84 B FF 89 B SL 82 F FF 90 C FF 91 3-3 K		2	1	0	0	2	2	1
9 Marwin Gonzalez, S (1, 3) (9, 6)		B FF 94 X FF 93 1-0 SF7 3-H		B CH 89 B CH 88 B CH 88 F FF 94 X FF 94 3-1 F8		D CH 81 B FF 91 S CH 81 F CH 79 D CU 79 F CH 80 X FF 91 3-2 15 1B 13 1B 15 E 1-2 2-H 3-H 1B		B FF 90 B CH 84 B CH 84 B FF 90 4-0 6 1B BB		2	1	1	3	1	0	1
16 Tony Kemp, L (1, 7) OBP: 0.301, SLG: 0.327 13 Tyler White, R (6, PH) OBP: 0.288, SLG: 0.379 6 Jake Marisnick, R (6, PR) OBP: 0.259, SLG: 0.337 (7, 8)		C FF 95 F FF 94 B FF 97 S CU 83 1-3 K		B FF 93 F FF 94 B SI 93 X FF 94 2-1 F8		B FF 88 F FF 89 D CH 81 B CH 81 X FF 91 3-1 15 E 35 PB 1-2 2-H 1B		B FF 90 1 SAFE F FF 89 X SL 83 1-1 15 G4-6-3 1-2 1B		2	0	0	0	0	1	1
										1	0	1	1	0	0	0
										1	1	1	0	0	0	0
15 Jason Castro, L (1, 2) OBP: 0.315, SLG: 0.389			B FF 94 X FF 95 1-0 4 1B 1B		S FF 94 C CU 83 B CU 84 X CU 83 1-2 G5-3	S CH 82 B CH 81 X CH 80 1-1 E3 35 PB 1-3 2-H 1B		B CU 74 X SI 87 1-0 G4-6-3 1-2f		4	0	2	0	0	0	2
35 Teoscar Hernández, R (1, 8) OBP: 0.295, SLG: 0.400 (7, 7)			B FF 94 S FF 92 F FF 95 S CU 85 1-3 K		B FF 95 C FF 95 X CH 88 1-1 G5-3	B SL 87 D CH 72 X FF 90 2-0 P2 1-2 3-H			B FF 95 B SI 94 C FF 96 B FF 94 X FF 95 3-1 G1-3	4	0	0	0	0	1	2
Inning Stats	R: 0 E: 0 K: 1 S: 7 H: 0 LOB: 0 BB: 0 P: 10	R: 1 E: 0 K: 2 S: 11 H: 1 LOB: 0 BB: 0 P: 17	R: 0 E: 0 K: 1 S: 7 H: 2 LOB: 2 BB: 0 P: 10	R: 0 E: 0 K: 0 S: 10 H: 0 LOB: 1 BB: 1 P: 21	R: 0 E: 0 K: 0 S: 7 H: 0 LOB: 0 BB: 0 P: 12	R: 5 E: 2 K: 0 S: 13 H: 4 LOB: 2 BB: 2 P: 32	R: 0 E: 0 K: 0 S: 3 H: 0 LOB: 0 BB: 1 P: 9	R: 0 E: 0 K: 1 S: 6 H: 1 LOB: 1 BB: 1 P: 15	R: 0 E: 0 K: 0 S: 5 H: 0 LOB: 0 BB: 0 P: 11	1B: 7 2B: 1 3B: 0 HR: 0 SF: 1 SAC: 0 DP: 2 HBP: 0						

PITCHER		IP	WLS	BF	H	R	ER	SO	BB	IBB	HBP	BLK	WP	HR	S	P	ERA	WHIP
Alex Meyer, R ERA: 5.91	(1, 1)	5.1		23	4	4	4	4	3	0	0	0	1	0	45	82	6.75	1.312
54 Deolis Guerra, R ERA: 3.16	(6, 1)	0.0	B	3	3	1	0	0	0	0	0	0	0	0	8	15	∞	∞
64 Mike Morin, R ERA: 4.31	(6, 1)	0.2		2	0	1	0	0	0	0	0	0	0	0	2	5	0.00	0.000
60 A.J. Achter, R ERA: 3.18	(7, 1)	1.0		3	0	0	0	0	1	0	0	0	0	0	3	9	0.00	1.000
46 Cory Rasmus, R ERA: 5.7	(8, 1)	0.1		3	1	0	0	1	1	0	0	0	0	0	5	13	0.00	6.000

PITCHER		IP	WLS	BF	H	R	ER	SO	BB	IBB	HBP	BLK	WP	HR	S	P	ERA	WHIP
20 Cody Ege, L ERA: 4.66	(8, 1)	0.2	W	1	0	0	0	0	0	0	0	0	0	0	1	2	0.00	0.000
66 JC Ramírez, R ERA: 4.4	(9, 1)	1.0		3	0	0	0	0	0	0	0	0	0	0	5	11	0.00	0.000

BOTTOM

Los Angeles Angels @ Houston Astros

Minute Maid Park, Houston, TX

Fri Sep 23 2016, 7:10 PM - 10:34 PM CDT

Att. 29,429 - Roof Closed - 73 F

livebaseballscorecards.com

AB	32
R	6
H	8
RBI	4
BB	5
SO	5
LOB	15

WP: 1 PA: 38
PB: 1
SB: 0
CS: 0

Batter	1	2	3	4	5	6	7	8	9	AB	R	H	RBI	BB	SO	LOB
0 Yunel Escobar, R (1, 5) OBP: 0.362, SLG: 0.399	C FF 91 F FF 93 B ST 80 B ST 78 S ST 79 2-3 ① K			B ST 79 B ST 78 B FF 91 B FF 90 4-0 56 G4-6-3 BB		B SL 85 F SL 84 C CH 83 C FF 95 1-3 ② K		B FF 92 1 SAFE C FF 92 B FF 94 1 SAFE F SL 82 1 SAFE X CH 82 2-2 56 1B 27 1B 1-2 1B	S SL 88 D SL 86 F FF 97 X SL 85 1-2 ② G5-3	4	1	1	0	1	2	1
56 Kole Calhoun, L (1, 9) OBP: 0.342, SLG: 0.419	B FF 94 T FF 93 C CH 82 S KC 77 1-3 ② K			X FF 91 0-0 ① ② G4-6-3 1-2f		S SL 82 X SL 83 0-1 5 FC6-5 27 BB 1B		B SL 80 X CH 80 1-0 27 1B 5 1B 1-3 2-H 1B	X SL 79 0-0 27 2B 2-H 2B	5	2	3	2	0	1	1
27 Mike Trout, R (1, 8) OBP: 0.440, SLG: 0.557	C FF 92 B ST 80 B FF 93 B ST 78 X FF 93 3-1 ③ G6-3			C FF 91 C FF 91 B CH 83 B ST 79 F FF 92 B FF 93 B FF 93 4-2 5 2B BB		B SL 83 B FF 95 B SL 86 B CH 85 4-2 5 FC6-5 1-2 BB		D SL 81 C FF 89 C SL 81 B SL 81 B FC 89 X SL 80 3-2 24 WP 5 1B 24 SF8 1-2 3-H 1B	C SI 88 B SI 90 B SL 83 B SI 90 X SL 81 3-2 24 1B 2-H 2B	3	3	2	2	2	0	0
5 Albert Pujols, R (1, 10) OBP: 0.326, SLG: 0.462		C FF 91 X FF 92 0-1 ① F8		B FF 92 1 SAFE C ST 78 1 SAFE X FF 93 1-1 1-H 2B		B SL 83 B FF 95 C FF 95 S CH 83 X CH 85 2-2 ③ FC6-5 1-2 2-3f		B SI 89 B SL 80 C FC 88 B SI 90 X SI 90 3-1 24 WP 1-2 2-H 1B	I IN 71 I IN 71 I IN 67 I IN 71 4-0 24 1B 2 E IBB	4	1	2	2	1	0	2
24 C.J. Cron, R (1, 3) OBP: 0.325, SLG: 0.467		B FF 91 C FF 92 F ST 80 F ST 80 S CH 82 1-3 ② K		B ST 80 C FF 92 B CH 81 S ST 79 B FF 93 S ST 77 3-3 ③ K			C SL 83 S CH 82 B CH 84 F FF 94 B CH 85 S SL 85 2-3 ① K	S SL 81 S SL 82 F SL 81 B SL 82 F FF 89 X SL 81 1-2 ② SF8 1-2 2-H	B SL 82 B SL 82 X SI 88 2-0 2 E 2 E 1-2 2-H 1B	4	0	1	2	0	3	1
2 Andrelton Simmons, R (1, 6) OBP: 0.320, SLG: 0.365		X ST 79 0-0 ③ G6-3			C FF 92 X ST 80 0-1 ① G1-3		S SL 83 C FF 95 S SL 85 0-3 ② K	B SL 88 X FF 97 1-0 ③ F9	C SI 89 X SL 84 0-1 E3 1-3 2-H	5	0	0	0	0	1	2
3 Nick Buss, L (1, 7) OBP: 0.250, SLG: 0.364 7 Cliff Pennington, S (8, 4) OBP: 0.260, SLG: 0.315			C FF 92 B KC 76 B FF 93 S FF 92 B KC 76 C FF 93 3-3 ① K		C FF 92 C KC 76 S KC 77 0-3 ② K2-3		S FF 94 F CH 83 F FF 94 B SL 85 F CH 86 C FF 96 1-3 ③ K		0-1 L8 2-1 L8	3 2	0 0	0 0	0 0	0 0	3 0	0 2
13 Jett Bandy, R (1, 2) OBP: 0.287, SLG: 0.401			B ST 81 F FF 92 X ST 81 1-1 ② F7		C ST 80 B ST 77 B FF 92 B ST 76 S FF 92 F FF 92 X FF 92 3-2 ③ F9			B FF 92 B SL 82 X FF 92 2-0 ① F7	C SL 88 X FF 97 0-1 39 2B 2B	4	1	1	0	0	0	0
8 Gregorio Petit, R (1, 4) OBP: 0.304, SLG: 0.355 39 Rafael Ortega, L (8, PH) OBP: 0.269, SLG: 0.285 (8, 7)			C FF 93 F ST 81 F FF 93 B CH 84 S ST 79 1-3 ③ K			F FF 94 S SL 85 F SL 84 C CH 83 0-3 ① K		C FF 92 B CH 82 B CH 80 F FF 92 X SL 83 2-2 0 1B 56 1B 1B	F FF 97 F FF 98 B FF 98 F SI 98 B SL 89 X FF 98 2-2 56 2B 2-H 2B	2 2	0 2	0 2	0 1	0 0	2 0	0 0
Inning Stats	R: 0 H: 0 E: 0 LOB: 0 K: 2 BB: 0 S: 8 P: 14	R: 0 H: 0 E: 0 LOB: 0 K: 1 BB: 0 S: 7 P: 8	R: 0 H: 0 E: 0 LOB: 0 K: 2 BB: 0 S: 9 P: 14	R: 1 H: 1 E: 0 LOB: 1 K: 1 BB: 2 S: 9 P: 21	R: 0 H: 0 E: 0 LOB: 0 K: 1 BB: 0 S: 9 P: 12	R: 0 H: 1 E: 0 LOB: 2 K: 2 BB: 1 S: 15 P: 22	R: 0 H: 0 E: 0 LOB: 0 K: 3 BB: 0 S: 12 P: 15	R: 4 H: 5 E: 0 LOB: 1 K: 0 BB: 0 S: 19 P: 34	R: 5 H: 5 E: 1 LOB: 2 K: 0 BB: 1 S: 20 P: 34	1B: 7 SF: 1 2B: 5 SAC: 0 3B: 0 DP: 1 HR: 0 HBP: 0					WP: 1 PA: 43 PB: 0 SB: 0 CS: 0	

PITCHER		IP	WLS	BF	H	R	ER	SO	BB	IBB	HBP	BLK	WP	HR	S	P	ERA	WHIP
41 Brad Peacock, R ERA: 2.67	(1, 1)	5.0		17	1	1	1	7	2	0	0	0	0	0	42	69	1.80	0.600
47 Chris Devenski, R ERA: 2.19	(6, 1)	2.1	H	12	4	3	3	5	1	0	0	0	0	0	35	52	11.57	2.143
44 Luke Gregerson, R ERA: 3.18	(8, 1)	0.1	L	3	2	1	1	0	0	0	0	0	1	0	10	17	27.00	6.000
61 Jandel Gustave, R ERA: 3.65	(8, 1)	1.0		5	2	2	2	0	0	0	0	0	0	0	12	16	18.00	2.000
50 Kevin Chapman, L ERA: 5.06	(9, 1)	0.0		1	1	0	0	0	0	0	0	0	0	0	1	1	∞	∞

PITCHER		IP	WLS	BF	H	R	ER	SO	BB	IBB	HBP	BLK	WP	HR	S	P	ERA	WHIP
37 Pat Neshek, R ERA: 2.6	(9, 1)	0.1		5	2	3	2	0	0	1	0	0	0	0	8	19	54.00	6.000

TOP

Los Angeles Angels @ Houston Astros

Minute Maid Park, Houston, TX

Sat Sep 24 2016, 6:11 PM - 9:42 PM CDT

Att. 27,565 - Roof Closed - 73 F

livebaseballscorecards.com

AB	38
R	10
H	12
RBI	9
BB	4
SO	12
LOB	9

BOTTOM

Batter	1	2	3	4	5	6	7	8	9	AB	R	H	RBI	BB	SO	LOB
4 George Springer, R (1, 9) OBP: 0.357, SLG: 0.453	B FF 92 F FF 91 C SI 91 X SL 81 1-2 27 2B 1B		F CU 76 S SL 81 B SI 92 F SI 92 B FF 94 X SL 83 2-2 ① L5		B SL 81 C SL 83 B SL 83 F SL 82 X SI 91 2-2 10 FC1-4 1B		1 SAFE X SL 84 0-0 10 1B 1-H 3B		S FF 92 B FF 92 F FF 92 F FC 88 X FF 92 1-2 10 FC6-4 1B	5	1	4	1	0	0	0
10 Yuli Gurriel, R (1, 5) OBP: 0.293, SLG: 0.396	B FF 92 B SI 91 C SI 92 S SL 81 1 SAFE S FF 92 2-3 ① K		S SL 82 S CU 73 B SL 82 X SL 82 1-2 E5 1 BB 27 BB 11 SF9		X SI 91 0-0 ① FC1-4 1-2f		C SL 87 B FF 96 S FF 95 X FF 94 1-2 27 FC6-4 3-H 1B		S FC 86 F FF 92 X FC 87 0-2 ② FC6-4 1-2f	5	1	1	1	0	1	3
27 Jose Altuve, R (1, 4) OBP: 0.396, SLG: 0.538	C FF 92 F FC 88 B CU 78 F SL 83 F FF 91 X SL 83 1-2 1-3 2B		D SL 82 C SI 92 S CH 83 B SL 82 D SL 84 1 SAFE B SI 92 4-2 11 SF9 1 BB 9 WP 1-2 BB		F FC 88 C FC 87 X SL 83 0-2 ② F9		C FF 95 S SL 87 X SL 88 0-2 ② FC6-4 1-2f		X FC 87 0-0 ③ G5-3	4	1	1	0	1	0	3
1 Carlos Correa, R (1, 6) OBP: 0.362, SLG: 0.454	I IN 72 I IN 70 I IN 73 I IN 71 4-0 IBB		F FF 94 2 SAFE S SL 82 B SL 84 2 SAFE B CU 74 B CH 79 4-1 9 WP 1-2 2-3 BB		F FF 93 F SI 92 S SL 85 0-3 ③ K		S FF 96 S FF 97 C FF 96 0-3 ③ K			2	0	0	0	2	2	2
11 Evan Gattis, R (1, 10) OBP: 0.314, SLG: 0.499	C SL 82 B SI 92 B SI 93 C SL 82 F FF 93 C SL 83 2-3 ② K		D SI 92 F SL 83 X SL 83 1-1 ② SF9 2-3 3-H			C SL 81 X CU 74 0-1 ① F9		F SL 81 F CH 82 B CH 85 B FC 85 B FF 94 X CH 84 3-2 ① G6-3		3	0	0	1	0	1	3
9 Marwin Gonzalez, S (1, 7) (7, 3) OBP: 0.289, SLG: 0.403	B FF 93 C FF 93 B SI 93 F SI 93 F CU 80 X SL 81 2-2 ③ G4-3		B FF 93 F CH 84 B FF 93 C FF 92 C SI 92 2-3 ③ K 1-2 3-H			C SL 81 F FF 92 X FF 92 0-2 ② G1-3		C SI 92 B SI 90 B CH 84 B FF 90 S CH 82 X SI 93 3-2 12 FC6-4 1B		4	0	1	0	0	1	4
13 Tyler White, R (1, 3) OBP: 0.288, SLG: 0.379 35 Teoscar Hernández, R (7, 7) OBP: 0.292, SLG: 0.395		B FF 91 C SL 80 X FC 87 1-1 6 G1-4-3 1B		B FF 91 C CU 79 X CU 75 1-1 ① G5-3		X FF 92 0-0 ③ L9		B CH 83 B CH 82 C FF 89 X FF 91 2-1 ② F9		3 1	0 0	1 0	0 0	0 0	0 0	0 1
15 Jason Castro, L (1, 2) OBP: 0.312, SLG: 0.386 12 Max Stassi, R (8, PH) (9, 2)		B SI 92 X SL 82 1-0 ① F8		F FF 91 B FF 92 B SI 91 B CU 75 X SI 92 3-1 ② G5-3			F FF 94 B FF 94 B FF 95 S SL 86 B FF 96 T FF 95 3-2 ① K	B CH 80 B SI 90 X SL 86 2-0 ③ FC6-4 1-2f		3 1	0 0	0 0	0 0	1 0	1 0	1 1
6 Jake Marisnick, R (1, 8) OBP: 0.259, SLG: 0.333		L SI 91 C FF 92 S SL 82 X SI 89 1-2 ②③ G1-4-3 1-2f		F SL 81 B SL 83 S SL 82 C FF 93 1-3 ③ K			B FF 95 B FF 95 B FF 95 C FF 96 B FF 96 4-1 4 3B BB		C FF 91 S FF 91 B FF 91 S FF 92 1-3 ① K	3	1	0	0	1	2	1
Inning Stats	R: 0 E: 0 K: 2 S: 19 H: 2 LOB: 3 BB: 1 P: 31		R: 0 E: 0 K: 0 S: 6 H: 1 LOB: 0 BB: 0 P: 9	R: 2 E: 1 K: 1 S: 15 H: 0 LOB: 1 BB: 2 P: 29	R: 0 E: 0 K: 0 S: 7 H: 0 LOB: 0 BB: 0 P: 12	R: 0 E: 0 K: 1 S: 10 H: 1 LOB: 1 BB: 0 P: 12	R: 0 E: 0 K: 0 S: 6 H: 0 LOB: 0 BB: 0 P: 6	R: 2 E: 0 K: 2 S: 14 H: 2 LOB: 1 BB: 1 P: 22	R: 0 E: 0 K: 0 S: 9 H: 1 LOB: 1 BB: 0 P: 19	R: 0 E: 0 K: 1 S: 11 H: 1 LOB: 1 BB: 0 P: 13	1B: 6 2B: 1 3B: 1 HR: 0 SF: 1 SAC: 0 DP: 1 HBP: 0						WP: 1 PB: 0 SB: 0 CS: 0 PA: 39	

PITCHER		IP	WLS	BF	H	R	ER	SO	BB	IBB	HBP	BLK	WP	HR	S	P	ERA	WHIP
49 Jhoulys Chacín, R ERA: 5.06	(1, 1)	6.0		25	4	2	0	5	2	1	0	0	1	0	63	99	0.00	1.000
32 José Váldez, R ERA: 4.95	(7, 1)	1.0	W	6	2	2	2	2	1	0	0	0	0	0	14	22	18.00	3.000
60 A.J. Achter, R ERA: 3.12	(8, 1)	0.2	H	3	1	0	0	0	0	0	0	0	0	0	8	16	0.00	1.500
48 Jose Alvarez, L ERA: 3.58	(8, 1)	0.1	H	1	0	0	0	0	0	0	0	0	0	0	1	3	0.00	0.000
37 Andrew Bailey, R ERA: 5.62	(9, 1)	1.0		4	1	0	0	1	0	0	0	0	0	0	11	13	0.00	1.000

PITCHER	IP	WLS	BF	H	R	ER	SO	BB	IBB	HBP	BLK	WP	HR	S	P	ERA	WHIP

Los Angeles Angels @ Houston Astros

Minute Maid Park, Houston, TX

Sat Sep 24 2016, 6:11 PM - 9:42 PM CDT

Att. 27,565 - Roof Closed - 73 F

livebaseballscorecards.com

AB	34
R	4
H	8
RBI	3
BB	4
SO	8
LOB	19

Los Angeles Angels @ Houston Astros

Minute Maid Park, Houston, TX

Sun Sep 25 2016, 1:12 PM - 3:34 PM CDT

Att. 32,958 - Roof Closed - 73 F

livebaseballscorecards.com

Batter	1	2	3	4	5	6	7	8	9	AB	R	H	RBI	BB	SO	LOB
56 Kole Calhoun, L (1, 9) OBP: 0.343, SLG: 0.420	B SI 91 B CH 80 X CH 80 2-0 ① F8		C FF 90 B SL 81 S CH 81 F CH 82 X SL 81 1-2 ① G3 1-2		B CU 77 B SL 82 F SL 81 X CH 83 2-1 2B			B FC 92 B FC 93 B FC 92 B FC 92 4-0 27 G3-6 BB		3	0	1	0	1	0	1
27 Mike Trout, R (1, 8) OBP: 0.438, SLG: 0.553	F FF 92 C SL 82 B SI 86 F SL 84 S FF 93 1-3 ② K		F FF 91 B CH 83 X SL 81 1-1 ② G5-3		B SL 81 B CH 82 C CH 81 D SL 81 F SL 81 F FF 93 X SL 82 3-2 ③ G4-3			C CU 81 1 SAFE B CU 83 F FC 91 X FC 93 1-2 ① ② G3-6 1-2f		4	0	0	0	0	1	3
5 Albert Pujols, R (1, 10) OBP: 0.325, SLG: 0.460	C FF 93 B SL 82 F SL 82 F FF 89 B SL 84 X SL 83 2-2 ③ 24 2B 1B		C SL 82 B FF 90 B FF 89 X FF 93 2-1 ③ P4			C CH 82 X FF 89 0-1 ① F7		C CU 81 B CU 82 F FC 92 X CU 83 1-2 ③ G5-3		4	0	1	0	0	0	1
24 C.J. Cron, R (1, 3) OBP: 0.329, SLG: 0.474	C SL 80 C SL 81 F SL 80 F FF 92 X SL 82 0-2 1-3 2B			X SL 80 0-0 39 1B 2B		X SI 89 0-0 ② G6-3			C FF 98 B SL 86 B FF 99 B FF 98 F FF 97 B FF 98 4-2 3 S BB	3	1	2	0	1	0	0
2 Andrelton Simmons, R (1, 6) OBP: 0.320, SLG: 0.367	C SL 80 X FF 89 0-1 ③ F9			C FF 88 X SL 81 0-1 ① F9		B CH 82 X SL 80 1-0 2B			S SL 86 C FF 98 1 SAFE B SL 87 D SL 86 F FF 98 X SL 85 2-2 ① F9	4	0	1	0	0	0	4
39 Rafael Ortega, L (1, 7) OBP: 0.268, SLG: 0.284		C FF 91 B CU 77 B CU 78 F FF 91 F FF 93 X SL 82 2-2 ① P4		C CU 77 X CU 78 0-1 ② 2-H 1B		X CU 77 0-0 ③ G4-3			C FF 97 C SL 85 F SL 85 F SL 98 F SL 86 S SL 86 0-3 ② K	4	0	1	1	0	1	2
58 Carlos Pérez, R (1, 2) OBP: 0.237, SLG: 0.313 3 Nick Buss, L (9, PH) OBP: 0.247, SLG: 0.359		C SL 81 B SI 91 X SI 91 1-1 ② G3-1		S SL 82 B SI 91 B FF 94 S SL 82 S SL 82 2-3 ③ K			X SI 87 0-0 ① G5-3		B FF 97 S SL 86 S SL 87 F SL 88 S FF 98 1-3 ③ K 1-2	3 1	0 0	0 0	0 0	0 0	1 1	0 1
22 Kaleb Cowart, S (1, 5) OBP: 0.205, SLG: 0.282		B FF 92 C SL 78 C SL 81 F FF 93 X SL 82 1-2 ③ G1-3			F CH 82 S CU 78 B FF 92 B CU 78 X CH 84 2-2 ① F7		C FF 92 B CU 78 S FF 91 S FF 93 1-3 ② K			3	0	0	0	0	1	0
7 Cliff Pennington, S (1, 4) OBP: 0.261, SLG: 0.315			C FF 90 F SL 81 B CU 80 F CU 79 B FF 89 X SL 82 2-2 56 G3 1B		C FF 87 B SL 82 C FF 91 F CU 79 S SL 83 1-3 ② K		C SL 81 C FF 89 F SL 82 X FF 94 0-2 ③ F8			3	0	1	0	0	1	0
Inning Stats	R: 0 H: 2 E: 0 LOB: 2 K: 1 BB: 0 S: 16 P: 21	R: 0 H: 0 E: 0 LOB: 0 K: 0 BB: 0 S: 10 P: 14	R: 0 H: 1 E: 0 LOB: 1 K: 0 BB: 0 S: 12 P: 18	R: 1 H: 2 E: 0 LOB: 0 K: 1 BB: 0 S: 8 P: 10	R: 0 H: 1 E: 0 LOB: 1 K: 1 BB: 0 S: 13 P: 21	R: 0 H: 1 E: 0 LOB: 1 K: 0 BB: 0 S: 5 P: 6	R: 0 H: 0 E: 0 LOB: 0 K: 1 BB: 0 S: 8 P: 9	R: 0 H: 0 E: 0 LOB: 0 K: 0 BB: 1 S: 6 P: 12	R: 0 H: 0 E: 0 LOB: 1 K: 2 BB: 1 S: 16 P: 23	1B: 3 SF: 0 2B: 4 SAC: 0 3B: 0 DP: 1 HR: 0 HBP: 0						

PITCHER		IP	WLS	BF	H	R	ER	SO	BB	IBB	HBP	BLK	WP	HR	S	P	ERA	WHIP
59 Joe Musgrove, R ERA: 4.06	(1, 1)	7.0	W	27	7	1	1	4	0	0	0	0	0	0	72	99	1.29	1.000
36 Will Harris, R ERA: 2.17	(8, 1)	1.0	H	3	0	0	0	0	1	0	0	0	0	0	6	12	0.00	1.000
53 Ken Giles, R ERA: 4.24	(9, 1)	1.0	S	4	0	0	0	2	1	0	0	0	0	0	16	23	0.00	1.000

PITCHER	IP	WLS	BF	H	R	ER	SO	BB	IBB	HBP	BLK	WP	HR	S	P	ERA	WHIP

TOP	
AB	32
R	1
H	7
RBI	1
BB	2
SO	6
LOB	12

WP: 0 PA: 34
PB: 0
SB: 1
CS: 0

Batter	1	2	3	4	5	6	7	8	9	AB	R	H	RBI	BB	SO	LOB
4 George Springer, R (1, 9) OBP: 0.360, SLG: 0.456	F FF 89 B FF 89 S FF 89 B CU 74 F FF 89 F FF 91 B CH 84 F CH 84 X FF 90 3-2 10 G4-6-3 1B		B SL 82 B CH 82 S CH 82 B FF 88 F FF 88 F FF 89 B CH 83 4-2 10 P6-3 BB		X CU 72 0-0 10 G2-3-5 1B			C SI 89 B SI 91 S SI 89 B SI 91 F CH 81 F FF 91 B KC 80 F CH 81 X FF 90 3-2 10 G6-4-3 1B		3	0	3	0	1	0	0
10 Yuli Gurriel, R (1, 5) OBP: 0.283, SLG: 0.383	C SL 84 X FF 88 0-1 ① ② G4-6-3 1-2f		L CH 82 F SL 83 1 SAFE B CH 83 F FF 89 1 SAFE X CU 73 1-2 ① ② P6-3 1-1f		B FF 88 X FF 88 1-0 ② ③ G2-3-5 1-3f			1 SAFE B SI 90 X FF 90 1-0 ① ② G6-4-3 1-2f		4	0	0	0	0	0	4
27 Jose Altuve, R (1, 4) OBP: 0.395, SLG: 0.536	B FF 89 F SL 82 L FF 88 X FF 89 1-2 1 WP 1 1B 1B		B CU 73 C SL 81 B CH 83 X SL 79 2-1 ③ F8			B SL 82 F SI 87 F CU 73 F SL 82 X SL 80 1-2 ① G5-3		B SI 90 B SI 89 S CH 81 X SI 90 2-1 ③ G6-3		4	1	1	0	0	0	0
1 Carlos Correa, R (1, 6) OBP: 0.362, SLG: 0.453	C FF 90 1 SAFE S FF 89 B CU 74 B SL 82 B CU 73 X SL 82 3-2 ③ 1-H 1B			L SL 80 C CU 74 X FF 89 0-2 ① G4-3		B FF 88 C FF 88 F SI 87 B SL 81 B FF 89 X FF 89 3-2 ② G6-3				3	0	1	1	0	0	0
11 Evan Gattis, R (1, 2) OBP: 0.314, SLG: 0.505 15 Jason Castro, L (9, 2) OBP: 0.312, SLG: 0.386		X FF 88 0-0 HR		B CH 83 C SL 80 B CU 73 X SL 81 2-1 ② L9		F SL 82 C CU 74 F CU 75 S SL 80 0-3 ③ K				3 0	1 0	1 0	1 0	0 0	1 0	0 0
9 Marwin Gonzalez, S (1, 3) OBP: 0.289, SLG: 0.401		C FF 89 B CH 83 F CH 83 B CH 84 S CU 76 2-3 ① K		B SI 88 B CH 83 B SI 88 B FF 88 4-0 BB			B FF 88 B SI 89 X SI 89 2-0 ① G3			2	0	0	0	1	1	0
13 Tyler White, R (1, 10) OBP: 0.289, SLG: 0.391		C SL 80 B CU 74 C SL 80 S CH 82 1-3 ② K		C SL 81 S CH 83 X CU 75 0-2 ③ F9			B CH 80 S CH 81 B SL 82 S CH 81 F FF 90 X CH 81 2-2 HR		3	1	1	1	0	1	1
16 Tony Kemp, L (1, 7) OBP: 0.310, SLG: 0.365 35 Teoscar Hernández, R (8, 7) OBP: 0.292, SLG: 0.395		X SI 88 0-0 1B			B CH 81 X CH 81 1-0 HR		C SI 90 F SI 90 B SL 82 B SI 90 X SI 89 2-2 ② F7			3 0	1 0	2 0	1 0	0 0	0 0	0 0
6 Jake Marisnick, R (1, 8) OBP: 0.256, SLG: 0.330		1 SAFE C FF 88 S SL 82 B CH 83 1 SAFE 1 SAFE C CH 83 1-3 ③ K			F SL 82 B CU 73 B FF 88 X SL 81 2-1 ① F9		S SI 90 F SI 90 C SI 91 0-3 ③ K			3	0	0	0	0	2	1
Inning Stats	R: 1 E: 0 K: 0 S: 14 H: 3 LOB: 1 BB: 0 P: 21	R: 1 E: 0 K: 3 S: 11 H: 2 LOB: 1 BB: 0 P: 15	R: 0 E: 0 K: 0 S: 9 H: 0 LOB: 0 BB: 1 P: 16	R: 0 E: 0 K: 0 S: 8 H: 0 LOB: 1 BB: 1 P: 14	R: 1 E: 0 K: 0 S: 5 H: 2 LOB: 0 BB: 0 P: 9	R: 0 E: 0 K: 1 S: 11 H: 0 LOB: 0 BB: 0 P: 15	R: 1 E: 0 K: 1 S: 11 H: 1 LOB: 0 BB: 0 P: 17	R: 0 E: 0 K: 0 S: 9 H: 1 LOB: 0 BB: 0 P: 15		1B: 6 2B: 2 3B: 0 HR: 3 SF: 0 SAC: 0 DP: 4 HBP: 0				WP: 1 PB: 0 SB: 0 CS: 0 PA: 30		

PITCHER		IP	WLS	BF	H	R	ER	SO	BB	IBB	HBP	BLK	WP	HR	S	P	ERA	WHIP
62 Daniel Wright, R ERA: 6.95	(1, 1)	6.0	L	23	7	3	3	4	2	0	0	0	1	2	58	90	4.50	1.500
38 Brett Oberholtzer, L ERA: 5.72	(7, 1)	2.0		7	2	1	1	1	0	0	0	0	0	1	20	32	4.50	1.000

PITCHER	IP	WLS	BF	H	R	ER	SO	BB	IBB	HBP	BLK	WP	HR	S	P	ERA	WHIP

BOTTOM

Los Angeles Angels @ Houston Astros

Minute Maid Park, Houston, TX

Sun Sep 25 2016, 1:12 PM - 3:34 PM CDT

Att. 32,958 - Roof Closed - 73 F

livebaseballscorecards.com

AB	28
R	4
H	9
RBI	4
BB	2
SO	5
LOB	6

Seattle Mariners @ Houston Astros

Minute Maid Park, Houston, TX

Mon Sep 26 2016, 7:11 PM - 11:04 PM CDT

Att. 24,107 - Roof Closed - 73 F

livebaseballscorecards.com

Batter	1	2	3	4	5	6	7	8	9	10	11	AB	R	H	RBI	BB	SO	LOB
8 Norichika Aoki, L (1, 7) OBP: 0.339, SLG: 0.371	C FF 89 X FF 91 0-1 ① F7	C CU 71 X CU 71 0-1 ③ F7			1 SAFE F CU 70 X FF 89 0-1 ① FC4 22 BB 1-2f		B CU 71 F FC 85 S CU 70 X CU 71 1-2 2B		L CH 88 B CH 89 F FF 94 X SL 86 1-2 SH 1-H		B SI 89 C SI 89 F SI 89 S SL 81 1-3 ① K2-3	4	0	1	0	0	0	3
16 Ben Gamel, L (7, 9) OBP: 0.267, SLG: 0.256												1	0	0	0	0	1	0
7 Seth Smith, L (1, 9) OBP: 0.347, SLG: 0.427	B FF 89 B FF 89 C CU 70 B FC 87 B FC 88 4-1 22 2B 23 G5-3 BB	S FC 86 F FF 91 S CU 71 1-3 ① K	B CU 70 C FF 89 F FC 86 D CU 70 F FF 88 C CU 71 2-3 ② K			C CU 70 S CH 84 X CU 70 0-2 ③ F7		C SL 86 D SL 86 B FF 94 C SL 86 S SL 86 2-3 ② K		C SL 81 S SL 81 S SL 82 0-3 ② K	3	1	0	0	1	2	2
5 Guillermo Heredia, R (7, 7) OBP: 0.333, SLG: 0.282												2	0	0	0	0	2	1
22 Robinson Canó, L (1, 4) OBP: 0.350, SLG: 0.521	X FF 89 0-0 23 G5-3 1-3 2B	B CU 72 F FC 88 X FC 90 1-1 HR	S CU 71 B CH 83 D CU 71 B FF 90 B FF 90 4-1 1-2 BB				F CU 81 F FC 93 S CU 83 0-3 ① K	I IN 81 I IN 84 I IN 84 I IN 85 4-0 IBB		C SL 81 B FF 91 F SI 89 X SL 82 1-2 HR	4	2	3	2	2	1	0
23 Nelson Cruz, R (1, 10) OBP: 0.359, SLG: 0.554	X FC 87 0-0 ② G5-3 2-3 3-H	C FF 90 X FC 84 0-1 ② L8	B FF 89 B FF 90 X FC 84 2-0 ③ F8				X FC 92 0-0 26 G3 15 WP 1B	D SL 86 D SL 85 B FF 93 F FF 94 F FF 94 S SL 86 3-3 ③ K		X FF 89 0-0 15 S 1B	6	0	2	1	0	1	5
15 Kyle Seager, L (1, 5) OBP: 0.362, SLG: 0.503	B CU 70 X FF 90 1-0 ③ G5-3	C CU 73 B CU 71 X FF 90 1-1 ③ F7				B FF 89 C FC 84 B CU 70 B CH 82 F FF 90 X CU 71 3-2 12 G1-6-3 1B		C FC 93 S CU 82 D CU 83 X CU 82 1-2 26 G3 1B 1-2		S SL 85 S SL 86 S SL 88 0-3 ① K	C SL 81 I IN 64 I IN 65 I IN 68 I IN 65 4-1 1-2 IBB	5	0	2	0	1	1	1
26 Adam Lind, L (1, 3) OBP: 0.284, SLG: 0.432		B CU 68 X FF 90 1-0 12 1B 1B		B CU 70 C CU 71 X FC 87 1-1 ① P4		S CU 70 C CU 71 S CU 69 0-3 ① K		S CU 82 X CU 82 0-1 ② G3 1-2 2-3		B FF 98 B SL 86 B FF 98 C FF 96 B SL 86 4-1 12 1B BB	X SL 81 0-0 ③ G3	4	0	1	0	1	1	3
36 Shawn O'Malley, S (10, PR) OBP: 0.302, SLG: 0.324												0	0	0	0	0	0	0
10 Dae-Ho Lee, R (10, 3) OBP: 0.312, SLG: 0.429												1	0	0	0	0	0	2
12 Leonys Martin, L (1, 8) OBP: 0.301, SLG: 0.379	D CU 71 F FC 86 B CH 82 C CU 70 X FF 91 2-2 1-3 1B	L FC 87 C CU 70 B CU 67 S CU 72 1-3 ② K2-3				B CU 70 S CH 82 X CH 83 1-1 ②③ G1-6-3 1-2f		B CU 83 F FC 92 B FC 92 S FC 92 D CU 83 S CU 82 3-3 ③ K		X FF 97 0-0 1-2 1B		5	0	2	0	0	2	3
3 Mike Zunino, R (1, 2) OBP: 0.318, SLG: 0.467	C FC 84 B FC 86 X FF 90 1-1 ① L9	C FC 84 B FC 85 S FF 89 X FC 86 1-2 ③ F8					S FF 88 F FC 83 B FC 85 B CU 70 F FC 84 F FF 89 B FC 84 F FC 86 F FF 90 3-3 ① K S FC 85		B SL 87 S FF 94 S SL 86 S SL 87 1-3 ① K	C SL 86 C FF 98 S SL 87 0-3 ② K		5	0	0	0	0	3	4
4 Ketel Marte, S (1, 6) OBP: 0.288, SLG: 0.325	C CU 71 S CU 67 D CU 70 F CU 69 F FC 86 D CU 72 B FF 91 T FC 86 3-2 ② K			C FF 88 B CU 68 F CH 82 B CU 71 B FF 90 B FF 90 4-2 8 FC4 BB			B CU 70 B FC 86 B FC 86 C FF 89 F FF 90 X CU 71 3-2 ② F7		F FF 94 B SL 86 B CH 88 X FF 94 2-1 16 SH 16 SH 1B	B FF 98 S SL 87 B SL 84 F FF 98 S SL 88 2-3 ③ K		4	1	1	0	1	2	4
Inning Stats	R: 1 E: 0 K: 0 S: 6 H: 1 LOB: 1 BB: 1 P: 11	R: 0 E: 0 K: 1 S: 13 H: 2 LOB: 2 BB: 0 P: 20	R: 1 E: 0 K: 1 S: 9 H: 1 LOB: 0 BB: 0 P: 12	R: 0 E: 0 K: 1 S: 8 H: 0 LOB: 0 BB: 0 P: 11	R: 0 E: 0 K: 1 S: 10 H: 0 LOB: 2 BB: 2 P: 22	R: 0 E: 0 K: 1 S: 8 H: 1 LOB: 0 BB: 0 P: 12	R: 0 E: 0 K: 1 S: 16 H: 1 LOB: 1 BB: 0 P: 23	R: 0 E: 0 K: 2 S: 12 H: 2 LOB: 2 BB: 0 P: 16	R: 1 E: 1 K: 3 S: 14 H: 1 LOB: 2 BB: 1 P: 27	R: 0 E: 0 K: 3 S: 11 H: 1 LOB: 2 BB: 1 P: 17	R: 1 E: 0 K: 2 S: 12 H: 2 LOB: 2 BB: 1 P: 18							

PITCHER	IP	WLS	BF	H	R	ER	SO	BB	IBB	HBP	BLK	WP	HR	S	P	ERA	WHIP
31 Collin McHugh, R (1, 1) ERA: 4.53	7.0		29	6	2	2	6	3	0	0	0	0	1	70	111	2.57	1.286
36 Will Harris, R (8, 1) ERA: 2.13	1.0		5	2	0	0	2	0	0	0	0	1	0	12	16	0.00	2.000
51 James Hoyt, R (9, 1) ERA: 4.66	1.0		6	1	1	0	3	0	1	0	0	0	0	14	27	0.00	1.000
53 Ken Giles, R (10, 1) ERA: 4.18	1.0		5	1	0	0	3	1	0	0	0	0	0	11	17	0.00	2.000
44 Luke Gregerson, R (11, 1) ERA: 3.28	1.0	L	6	2	1	1	2	0	1	0	0	0	1	12	18	9.00	2.000

PITCHER	IP	WLS	BF	H	R	ER	SO	BB	IBB	HBP	BLK	WP	HR	S	P	ERA	WHIP

AB	44
R	4
H	12
RBI	3
BB	6
SO	16
LOB	28

1B: 8	SF: 0	WP: 1	PA: 51
2B: 2	SAC: 1	PB: 0	
3B: 0	DP: 1	SB: 1	
HR: 2	HBP: 0	CS: 0	

Batter	1	2	3	4	5	6	7	8	9	10	11	AB	R	H	RBI	BB	SO	LOB
4 George Springer, R (1, 9) OBP: 0.360, SLG: 0.455	F FC 86 X CU 70 0-1 9 G4-6-3 1B		C FC 89 B FS 83 F FF 89 B FC 89 S FS 84 2-3 ③ K			F SL 84 1 SAFE C FF 88 1 SAFE S SL 81 0-3 ② K			S FF 96 X SI 97 0-1 9 1B 27 FC5-4 1B	F SL 79 B SL 80 F CH 83 B FF 92 B SL 81 X SL 80 3-2 ③ G1-3		5	1	2	0	0	2	1
9 Marwin Gonzalez, S (1, 5) OBP: 0.290, SLG: 0.403	C SI 86 B SL 81 1 SAFE X SL 80 1-1 ① G4-6-3 1-2f ②			C CU 68 B FS 82 X FC 86 1-1 ① B3		C FC 86 F SL 83 1 SAFE B FS 81 X FF 89 1-2 1-H 27 1B 2B			B SL 85 B SI 95 S SL 85 F FF 95 X SL 86 2-2 27 FC5-4 1-3 1B		X SL 87 0-0 ① P5	5	0	2	1	0	0	1
27 Jose Altuve, R (1, 4) OBP: 0.395, SLG: 0.535	B FF 87 B SL 83 F SI 88 F FF 89 F FC 85 F FC 89 X CU 70 2-2 ③ F8			B SI 87 X SI 88 1-0 ② L4		X FC 85 0-0 ③ 2-H 1B			F SL 85 F SI 98 X SL 88 0-2 ① FC5-4 1 S 1 1B 1-2f 3-H		F SL 88 B SL 86 S FF 88 X FF 88 1-2 1 1B 1B	5	1	2	1	0	0	1
1 Carlos Correa, R (1, 6) OBP: 0.363, SLG: 0.455		B FF 87 B SL 82 C FF 87 X SL 82 2-1 11 BB 1B		L CU 68 B CU 70 C FF 89 S FS 84 1-3 ③ K			C FF 90 S CU 72 B FC 86 F FF 90 X CU 72 1-2 ① G6-3		S SL 87 1 SAFE B FF 98 B SL 87 X SL 87 2-1 11 1B 1-H 1B		1 SAFE S FF 89 S SL 87 F FF 89 X SL 86 0-2 1-2 1B	5	0	3	1	0	1	0
11 Evan Gattis, R (1, 10) OBP: 0.315, SLG: 0.502		B FF 88 B FF 89 B FF 88 B SI 88 4-0 16 G4-6-3 1-2 BB			B SI 86 C CU 70 X SL 84 1-1 ① G4-3		C FF 90 B FC 86 B FF 89 B CU 70 B CU 72 S CU 73 3-3 ② K		B SL 86 B SI 98 1 SAFE C SL 86 C FF 97 B FF 98 F SL 86 F SL 87 X SL 86 3-2 1-3 1B		S FF 89 S SL 87 F FF 89 S FF 89 0-3 ② K	4	0	1	0	1	2	2
13 Tyler White, R (1, 3) OBP: 0.285, SLG: 0.384 10 Yuli Gurriel, R (11, PH) OBP: 0.281, SLG: 0.379		B SL 84 C FF 89 B FF 89 S SI 88 C SL 76 2-3 ① K			C SL 84 B SI 85 F SI 87 B FS 84 F FF 90 F FS 84 F SI 88 X FS 76 2-2 ② G3-1		B FF 90 S FC 85 C CU 72 F FC 85 F CU 72 S FF 90 1-3 ③ K		C FF 97 S SI 98 B FF 98 S SL 87 1-3 ② K		C SL 86 F SL 86 B FF 89 B FF 89 X SL 86 2-2 ③ F7	4 1	0 0	0 0	0 0	0 0	3 0	4 2
16 Tony Kemp, L (1, 7) OBP: 0.300, SLG: 0.352		C SL 81 X SL 81 0-1 ② ③ G4-6-3 1-2f			C CU 67 C CU 68 X FS 82 0-2 ③ G5-3			B SL 77 C SL 77 C SI 92 B SL 76 C SI 91 X SI 92 3-2 ① F7	F FF 98 F SI 98 X SL 85 1-2 ③ P3			4	0	0	0	0	0	4
15 Jason Castro, L (1, 2) OBP: 0.309, SLG: 0.381			C SI 85 F SL 84 B FS 84 S FS 84 1-3 ① K			B CU 67 C SL 80 B SI 87 X SL 81 2-1 ① G6-3		S SI 91 B SI 91 B SL 78 S SI 91 C SI 91 2-3 ② K		B SI 91 B CH 82 B SI 90 C FF 90 X FF 91 3-1 ① G4-3		4	0	0	0	0	2	0
6 Jake Marisnick, R (1, 8) OBP: 0.258, SLG: 0.328 23 AJ Reed, L (8, PH) OBP: 0.284, SLG: 0.278 35 Teoscar Hernández, R (9, 8) OBP: 0.289, SLG: 0.391			B SL 80 C FF 87 B SL 84 F SI 87 F FS 84 X SL 76 2-2 ② P4			C SL 82 B SI 88 F FS 83 B FS 85 B FC 89 F SL 84 B FF 88 4-2 9 2B BB		B SL 78 C SI 92 X SI 92 1-1 ③ G4-3		C SL 80 B CH 84 F SL 80 X CH 84 2-2 ② G4-3	1 1 1	1 0 0	0 0 0	0 0 0	1 0 0	0 0 0	0 0 0
Inning Stats	R: 0 E: 0 K: 0 S: 9 H: 1 LOB: 0 BB: 0 P: 12	R: 0 E: 0 K: 1 S: 7 H: 1 LOB: 1 BB: 1 P: 15	R: 0 E: 0 K: 2 S: 10 H: 0 LOB: 0 BB: 0 P: 15	R: 0 E: 0 K: 1 S: 6 H: 0 LOB: 0 BB: 0 P: 9	R: 0 E: 0 K: 0 S: 11 H: 0 LOB: 0 BB: 0 P: 14	R: 1 E: 0 K: 1 S: 12 H: 2 LOB: 2 BB: 1 P: 19	R: 0 E: 0 K: 2 S: 12 H: 0 LOB: 0 BB: 0 P: 17	R: 0 E: 0 K: 1 S: 8 H: 0 LOB: 0 BB: 0 P: 14	R: 2 E: 0 K: 1 S: 21 H: 4 LOB: 2 BB: 0 P: 30	R: 0 E: 0 K: 0 S: 8 H: 0 LOB: 0 BB: 0 P: 16	R: 0 E: 0 K: 1 S: 14 H: 2 LOB: 2 BB: 0 P: 17	1B: 9 2B: 1 3B: 0 HR: 0 SF: 0 SAC: 0 DP: 2 HBP: 0			WP: 0 PB: 0 SB: 1 CS: 0	PA: 42		

PITCHER		IP	WLS	BF	H	R	ER	SO	BB	IBB	HBP	BLK	WP	HR	S	P	ERA	WHIP
18 Hisashi Iwakuma, R ERA: 3.96	(1, 1)	6.0		21	4	1	1	5	2	0	0	0	0	0	55	84	1.50	1.000
58 Evan Scribner, R ERA:	(7, 1)	1.0	H	3	0	0	0	2	0	0	0	0	0	0	12	17	0.00	0.000
31 Steve Cishek, R ERA: 2.97	(8, 1)	1.0	H	3	0	0	0	1	0	0	0	0	0	0	8	14	0.00	0.000
39 Edwin Díaz, R ERA: 2.61	(9, 1)	1.0	B	7	4	2	2	1	0	0	0	0	0	0	21	30	18.00	4.000
45 Drew Storen, R ERA: 5.36	(10, 1)	1.0	W	3	0	0	0	0	0	0	0	0	0	0	8	16	0.00	0.000

PITCHER		IP	WLS	BF	H	R	ER	SO	BB	IBB	HBP	BLK	WP	HR	S	P	ERA	WHIP
50 Nick Vincent, R ERA: 3.55	(11, 1)	1.0	S	5	2	0	0	1	0	0	0	0	0	0	14	17	0.00	2.000

Seattle Mariners @ Houston Astros

Minute Maid Park, Houston, TX

Mon Sep 26 2016, 7:11 PM - 11:04 PM CDT

Att. 24,107 - Roof Closed - 73 F

BOTTOM

livebaseballscorecards.com

AB	40
R	3
H	10
RBI	3
BB	2
SO	10
LOB	15

Batter	1	2	3	4	5	6	7	8	9	AB	R	H	RBI	BB	SO	LOB
8 Norichika Aki, L (1, 7) OBP: 0.340, SLG: 0.373 20 Daniel Vogelbach, L (9, PH) OBP: 0.167, SLG: 0.091	B FF 88 X FF 89 1-0 ① G1-3	C FF 89 X FF 89 0-1 7 SF8-3-5 1-3 2-H 2B		C CU 73 B CH 81 B CU 72 S CH 82 F FF 91 X CU 74 2-2 ③ G4-3			B FF 98 B SL 87 B FF 97 B FF 97 4-0 7 FC4-6 BB		C SI 90 B CH 68 X SL 86 1-1 ③ F8	3 1	0 0	1 0	1 0	1 0	0 0	0 0
7 Seth Smith, L (1, 9) OBP: 0.344, SLG: 0.424	C FF 89 X FC 84 0-1 ② L8	C CU 73 X FF 90 0-1 ② ③ SF8-3-5 2-3 3-H			C FC 85 B CU 73 F FC 86 B CU 74 F FF 90 X FC 87 2-2 ① G5-3		D SL 87 B FF 98 C FF 96 C FF 97 B SL 88 X FF 98 3-2 ② FC4-6 22 2B 1-2f			3	0	0	1	0	0	1
22 Robinson Canó, L (1, 4) OBP: 0.351, SLG: 0.524	B FF 90 X FF 90 1-0 23 1B 2B		B CU 73 C FF 88 F FF 89 B FF 91 C FF 90 2-3 ① K		F FC 86 F FC 87 B CU 75 S CU 74 1-3 ② K		X FF 94 0-0 1-3 2B			4	1	2	0	0	2	0
23 Nelson Cruz, R (1, 10) OBP: 0.360, SLG: 0.553	C SL 82 X SL 82 0-1 15 1B 2-H 1B		F FF 89 X FF 89 0-1 26 2B 1B		B CH 81 F SL 81 B CH 81 F FF 89 S FF 90 2-3 ③ K		C SL 85 S CH 82 S SL 86 0-3 ③ K			4	1	2	1	0	2	2
15 Kyle Seager, L (1, 5) OBP: 0.361, SLG: 0.502	C FC 84 X CH 82 0-1 1-2 1B		B CU 73 C FF 89 C CU 73 D CU 75 1 SAFE B FF 89 X FF 90 3-2 ② F7			B SI 91 B SI 90 C SL 78 B SL 79 X SI 91 3-1 ① F7		B FF 91 C CH 80 S SL 83 B CH 83 X SL 85 2-2 ① F8		4	0	1	0	0	0	1
26 Adam Lind, L (1, 3) OBP: 0.286, SLG: 0.435	C CU 72 F CU 74 D CU 75 B CU 74 F FF 90 B CU 73 F FF 90 S FF 90 3-3 ③ K		C CU 73 F FF 90 F FF 90 X FF 91 0-2 1-H 2B			C SL 79 X SI 92 0-1 12 1B 1B		C FF 94 S CH 81 B CH 82 X SL 85 1-2 ② F8		4	0	2	1	0	1	2
12 Leonys Martin, L (1, 8) OBP: 0.301, SLG: 0.378		B FF 87 F CH 80 X CU 70 1-1 ① G4-3	F CU 73 S CH 81 B CU 74 D CU 72 B FF 91 F CH 81 C CH 81 3-3 ③ K			F SL 77 X SI 91 0-1 2 G6-3 1-2 1B		F FF 93 B FF 93 C CH 82 B FF 94 F SL 85 S CH 83 2-3 ③ K		4	0	1	0	0	2	1
2 Jesús Sucre, R (1, 2) OBP: 0.536, SLG: 0.680 6 Mike Freeman, L (9, PH) OBP: 0.200, SLG: 0.111		B SL 82 B FF 87 C FF 89 C SL 84 B CU 73 X FF 89 3-2 4 1B 8 2B 1B		C FF 87 X SL 81 0-1 ① G3-1		B FF 95 X FF 95 1-0 ② ③ G6-3 1-2f			B SL 83 X SL 83 1-0 ① P5	3 1	1 0	1 0	0 0	0 0	0 0	2 0
4 Ketel Marte, S (1, 6) OBP: 0.288, SLG: 0.325		C FF 89 S CH 81 F CH 82 D CU 74 D CU 74 X FF 89 2-2 8 2B 7 SF8-3-5 1-2 1B		B FF 89 C CH 82 B CH 80 B CH 80 F FF 88 X CH 82 3-2 ② L8			B FF 97 C FF 96 B SL 86 B FF 97 F FF 97 X FF 98 3-2 ① G6-3		C SI 90 X CH 70 0-1 ② G1-3	4	1	1	0	0	0	0

Inning Stats	1	2	3	4	5	6	7	8	9
R	1	2	1	0	0	0	0	0	0
E	0	0	0	0	0	0	0	0	0
K	1	0	2	0	2	0	1	1	0
S	13	13	16	9	10	7	10	10	5
H	3	3	2	0	0	2	1	0	0
LOB	2	0	1	0	0	1	2	0	0
BB	0	0	0	0	0	0	1	0	0
P	18	19	24	14	15	11	20	15	7

1B	7	SF	1
2B	5	SAC	0
3B	0	DP	2
HR	0	HBP	0

WP	0	PA	37
PB	0		
SB	0		
CS	0		

PITCHER		IP	WLS	BF	H	R	ER	SO	BB	IBB	HBP	BLK	WP	HR	S	P	ERA	WHIP
54 Mike Fiers, R ERA: 4.48	(1, 1)	5.0		22	8	4	4	5	0	0	0	0	0	0	61	90	7.20	1.600
50 Kevin Chapman, L ERA: 4.76	(6, 1)	0.1		3	2	0	0	0	0	0	0	0	0	0	6	9	0.00	6.000
61 Jandel Gustave, R ERA: 3.29	(6, 1)	1.1	W	4	0	0	0	0	1	0	0	0	0	0	7	18	0.00	0.750
47 Chris Devenski, R ERA: 2.16	(7, 1)	1.1		5	1	0	0	2	0	0	0	0	0	0	14	19	0.00	0.750
37 Pat Neshek, R ERA: 2.54	(9, 1)	1.0		3	0	0	0	0	0	0	0	0	0	0	5	7	0.00	0.000

PITCHER	IP	WLS	BF	H	R	ER	SO	BB	IBB	HBP	BLK	WP	HR	S	P	ERA	WHIP

TOP

Seattle Mariners @ Houston Astros

Minute Maid Park, Houston, TX

Tue Sep 27 2016, 7:11 PM - 10:06 PM CDT

Att. 23,499 - Cloudy - 80 F

livebaseballscorecards.com

AB	35
R	4
H	11
RBI	4
BB	1
SO	7
LOB	9

Seattle Mariners @ Houston Astros

Minute Maid Park, Houston, TX

Tue Sep 27 2016, 7:11 PM - 10:06 PM CDT

Att. 23,499 - Cloudy - 80 F

livebaseballscorecards.com

BOTTOM

Batter	1	2	3	4	5	6	7	8	9	AB	R	H	RBI	BB	SO	LOB
4 George Springer, R (1, 9) OBP: 0.362, SLG: 0.458	B FF 90 B FF 89 S SI 90 F CU 84 X FF 91 2-2 27 2B 1B		C CU 78 C CH 85 B CH 88 X CU 79 1-2 ① F8		B SI 87 B FF 91 C CU 85 B SI 89 F FF 92 X CU 81 3-2 1B	X SL 86 0-0 9 1B 1-3 2-H 3-H 2B		B SL 84 C CH 84 F SL 86 B SL 83 F CH 84 C SI 91 2-3 ③ K		5	2	3	2	0	1	0
9 Marwin Gonzalez, S (1, 3) OBP: 0.292, SLG: 0.403	B SI 91 1 SAFE X FF 91 1-0 F8 ①		B SI 91 C SL 86 C CU 80 H CU 80 2-2 27 BB HBP		X SI 88 0-0 ③ G4-3	B SI 91 C CU 79 X CH 85 1-1 2-H 3-H 1B				3	0	1	2	0	0	2
27 Jose Altuve, R (1, 4) OBP: 0.397, SLG: 0.538	B CU 84 X FF 91 1-0 1 1B 1-H 2B		B CU 80 B SL 86 1 SAFE C CH 87 B CH 87 S CH 88 1 SAFE F CU 80 B SI 92 4-2 1 G6-4-3 1-2 BB			B SI 90 X SL 84 1-0 1 1B 10 E 1B				3	2	2	1	1	0	1
1 Carlos Correa, R (1, 6) OBP: 0.364, SLG: 0.455	X CU 80 0-0 11 1B 3-H 1B		S SI 87 B SI 92 F CH 87 X FF 93 1-2 ②③ G6-4-3 1-2f			S CU 80 B SI 91 1 SAFE X SI 88 1-1 10 FC6 1-2 1B	F FF 95 C FF 96 B FF 96 F SL 89 B SL 87 S FF 97 2-3 ① K			4	0	2	1	0	1	2
11 Evan Gattis, R (1, 10) OBP: 0.316, SLG: 0.502	B FF 92 F CH 87 X CH 86 1-1 10 G6-4-3 1-2 1B			B CU 80 B FF 92 S SI 88 X SL 86 2-1 ① G1-3		B FF 91 S CH 88 F SL 86 S CU 81 1-3 ① K	X SL 88 0-0 10 FC5-4 1B			4	0	2	0	0	1	2
10 Yuli Gurriel, R (1, 5) OBP: 0.272, SLG: 0.367	X CU 79 0-0 ②③ G6-4-3 1-2f			F FF 92 X CH 88 0-1 ② L6		B FF 92 B CU 81 B CU 81 C FF 89 X SL 86 3-1 ② FC6 16 BB 2 1B 1-2f 2-H	F FF 95 B FF 96 X SL 87 1-1 ② FC5-4 1-2f			4	1	0	0	0	0	4
16 Tony Kemp, L (1, 7) OBP: 0.298, SLG: 0.342 35 Teoscar Hernández, R (8, 7) OBP: 0.289, SLG: 0.391		C FF 90 S CU 79 S SI 88 0-3 ① K		X SI 92 0-0 ③ F8		C CU 79 B CH 87 F SI 89 B CU 82 D CU 82 B SL 87 4-2 6 E 2 1B 4 2B 1-2 BB	B FF 94 X FF 96 1-0 ③ F7			3 0	1 0	0 0	0 0	1 0	1 0	1 0
15 Jason Castro, L (1, 2) OBP: 0.307, SLG: 0.378 2 Alex Bregman, R (6, PH) OBP: 0.315, SLG: 0.482 12 Max Stassi, R (6, PR) (7, 2)		X FF 91 0-0 ② G6-3			B CH 85 B CH 85 X CH 86 2-0 ① G4-3	C SL 86 S SI 88 B SI 88 X CU 81 1-2 6 E 4 2B 1-2 2-H 1B		F SI 90 F SL 85 B SL 83 S SL 86 1-3 ① K		2 1 1	0 0 1	0 1 0	0 1 0	0 0 0	0 0 1	0 0 0
6 Jake Marisnick, R (1, 8) OBP: 0.254, SLG: 0.324		F CU 79 X CH 88 0-1 ③ G5-3			S SL 86 S CH 87 F FF 92 B SI 89 S CU 80 1-3 ② K	X CU 85 0-0 E3 4 2B 9 1B 1-2 2-3		X SL 85 0-0 ② G6-3		4	1	0	0	0	1	2
Inning Stats	R: 2 E: 0 K: 0 S: 9 H: 4 LOB: 1 BB: 0 P: 14	R: 0 E: 0 K: 1 S: 6 H: 0 LOB: 0 BB: 0 P: 6	R: 0 E: 0 K: 0 S: 11 H: 0 LOB: 1 BB: 1 P: 19	R: 0 E: 0 K: 0 S: 5 H: 0 LOB: 0 BB: 0 P: 7	R: 0 E: 0 K: 1 S: 9 H: 1 LOB: 1 BB: 0 P: 15	R: 6 E: 2 K: 1 S: 18 H: 5 LOB: 1 BB: 1 P: 32	R: 0 E: 0 K: 1 S: 8 H: 1 LOB: 1 BB: 0 P: 12	R: 0 E: 0 K: 2 S: 8 H: 0 LOB: 0 BB: 0 P: 11		1B: 9 2B: 2 3B: 0 HR: 0 SF: 0 SAC: 0 DP: 2 HBP: 1					WP: 0 PB: 0 SB: 0 CS: 0 PA: 37	

	AB	34
	R	8
	H	11
	RBI	7
	BB	2
	SO	6
	LOB	14

PITCHER		IP	WLS	BF	H	R	ER	SO	BB	IBB	HBP	BLK	WP	HR	S	P	ERA	WHIP
34 Félix Hernández, R ERA: 3.71	(1, 1)	5.2	L	29	10	8	4	3	2	0	1	0	0	0	57	90	6.35	2.118
45 Drew Storen, R ERA: 5.33	(6, 1)	0.1		1	0	0	0	0	0	0	0	0	0	0	1	3	0.00	0.000
53 Dan Altavilla, R ERA: 0.9	(7, 1)	1.0		4	1	0	0	1	0	0	0	0	0	0	8	12	0.00	1.000
38 Vidal Nuño, L ERA: 3.45	(8, 1)	1.0		3	0	0	0	2	0	0	0	0	0	0	8	11	0.00	0.000

PITCHER	IP	WLS	BF	H	R	ER	SO	BB	IBB	HBP	BLK	WP	HR	S	P	ERA	WHIP

Batter	1	2	3	4	5	6	7	8	9	AB	R	H	RBI	BB	SO	LOB
8 Norichika Aoki, L (1, 7) OBP: 0.344, SLG: 0.375 5 Guillermo Heredia, R (6, 7) OBP: 0.347, SLG: 0.299	C SI 87 X FF 88 0-1 7 BB 22 HR 1B	B SL 77 F SI 88 X SL 77 1-1 7 1B 1-3 3-H 1B	B SL 79 B SL 80 B CH 86 B SI 90 4-0 1-2 2-3 BB			C FF 94 B CH 89 S SL 85 B SL 86 X CH 89 2-2 ② G4-3		B SL 81 X SI 86 1-0 16 FC4-6 1B	C SL 79 B CU 76 B SI 91 X FC 86 2-1 1B	3 2	2 0	2 2	1 0	1 0	0 0	0 0
7 Seth Smith, L (1, 9) OBP: 0.347, SLG: 0.424 16 Ben Gamel, L (6, PR) OBP: 0.255, SLG: 0.244 (6, 9)	B SI 89 B CH 79 B CH 80 B SI 89 4-0 22 HR 1-2 BB	B SI 90 B SI 91 B SI 90 C SI 90 X SI 90 3-1 2-H 3-H 1B	B SL 79 B SI 91 C SL 78 B SI 92 C SI 91 X SL 79 3-2 ③ G3-1			H SL 86 1-0 HBP		C CH 67 S SI 90 F CH 66 X SL 83 0-2 ① FC4-6 22 WP 15 HR 1-2f	B FC 86 X FF 89 1-0 ② F8	2 2	1 1	1 0	2 0	1 0	0 0	3 2
22 Robinson Canó, L (1, 4) OBP: 0.351, SLG: 0.526	B SI 89 B SI 88 C FF 89 X FF 89 2-1 ② 1-H 2-H HR	C SI 91 S SL 80 F SI 90 S CU 73 0-3 K		B SI 90 C SI 90 F SI 90 X CH 76 1-2 ① G4-3		B CH 86 X FF 94 1-0 ③ G4-3		B CH 66 I IN 82 I IN 60 I IN 54 4-0 15 HR 1-2 IBB	X FF 91 0-0 ③ P5	5	2	1	3	1	1	3
23 Nelson Cruz, R (1, 10) OBP: 0.360, SLG: 0.550	B SI 89 F SI 89 X SI 90 1-1 ① G5-3	F SI 91 S CH 85 B CH 86 S CH 85 1-3 ③ K		S CH 78 B SI 91 C SI 90 B FF 91 B SI 90 B SL 76 4-2 15 G4-6-3 BB			B SL 84 B SL 84 B FF 92 F FF 93 C SL 85 F SL 84 B FF 94 4-2 26 G3-1 12 1B BB	C SL 83 C SL 84 S SL 84 0-3 ② K		3	1	0	0	2	2	3
15 Kyle Seager, L (1, 5) OBP: 0.362, SLG: 0.506	X SI 90 0-0 12 2-6 1B	C SL 78 B SL 78 C CH 84 S CU 73 1-3 ① K	C SL 82 S CH 77 X SL 80 0-2 ② ③ G4-6-3 1-2f				D CH 89 B SL 86 C FF 93 C FF 93 F SL 87 F SL 86 S FF 93 2-3 ① K	X CH 68 0-0 1-H 2-H HR		5	1	2	3	0	2	2
26 Adam Lind, L (1, 3) OBP: 0.285, SLG: 0.432	S SI 90 C FF 90 S CU 74 0-3 ② K	B SL 79 X CH 85 1-0 ② G3-1	C SL 79 S SL 80 B CH 80 F SL 76 B SL 82 B SL 77 S SL 82 3-3 ① K				B FC 91 C CU 81 B FC 92 X CU 81 2-1 ② G3-1 1-2	C SI 89 X SL 86 0-1 12 BB 1B		5	0	1	0	0	2	2
12 Leonys Martin, L (1, 8) OBP: 0.305, SLG: 0.381	S SI 90 S CU 73 D CU 74 1-2 ③ 2-6 1-2	C FF 88 B CU 73 B SI 82 X SI 81 2-1 4 1B 8 1B 1B	C CU 71 X SL 78 0-1 3 E 3 S 4 1B 1B			B CH 77 F SI 90 X SL 80 1-1 ② P6	X CU 81 0-0 3 S 3 2B 2-H 1B	C SI 90 F SI 90 F SL 84 F SI 91 B SI 91 B SL 77 B CH 61 B SI 89 4-2 1-2 BB		4	3	3	1	1	0	0
3 Mike Zunino, R (1, 2) OBP: 0.320, SLG: 0.468		C SI 88 C SI 88 F FF 89 S SI 89 0-3 ① K	F SI 90 B CH 86 F CH 84 1 SAFE B CH 85 B SI 91 B CH 84 4-2 8 BB 4 1B 1-3 BB			C SI 90 T CH 78 S SL 78 0-3 ③ K	S FC 93 S FC 93 B FC 94 B FC 94 D CU 83 X FC 94 3-2 2-H 2B	S SI 90 C SI 90 S SI 91 0-3 ③ K		4	0	1	1	1	3	3
4 Ketel Marte, S (1, 6) OBP: 0.289, SLG: 0.326		X SI 89 0-0 8 1B 7 1B 1-3 1B	B CH 85 F SI 91 C CH 86 B CU 71 F CH 86 X SI 91 2-2 8 BB 1-2 3-H 1B			C SL 84 S SL 85 B FF 94 F SL 85 B FF 94 X SL 86 2-2 ① G3-1	X FC 93 0-0 ③ G5-3		C FC 86 B SL 78 C FF 90 X CU 76 1-2 ① F8	5	1	2	1	0	0	1

Inning Stats	1	2	3	4	5	6	7	8	9
	R: 3 E: 0 K: 1 S: 12 H: 3 LOB: 1 BB: 1 P: 20	R: 3 E: 0 K: 3 S: 18 H: 4 LOB: 1 BB: 0 P: 25	R: 1 E: 0 K: 1 S: 15 H: 2 LOB: 3 BB: 2 P: 30	R: 0 E: 0 K: 0 S: 8 H: 0 LOB: 0 BB: 1 P: 13	R: 0 E: 0 K: 2 S: 9 H: 0 LOB: 0 BB: 0 P: 13	R: 0 E: 0 K: 0 S: 8 H: 0 LOB: 1 BB: 0 P: 14	R: 2 E: 0 K: 1 S: 15 H: 2 LOB: 1 BB: 1 P: 26	R: 3 E: 0 K: 2 S: 18 H: 3 LOB: 2 BB: 2 P: 27	R: 0 E: 0 K: 0 S: 7 H: 1 LOB: 1 BB: 0 P: 11

1B: 12 SF: 0
2B: 1 SAC: 0
3B: 0 DP: 1
HR: 2 HBP: 1

WP: 1 PA: 48
PB: 0
SB: 2
CS: 0

PITCHER		IP	WLS	BF	H	R	ER	SO	BB	IBB	HBP	BLK	WP	HR	S	P	ERA	WHIP
58 Doug Fister, R ERA: 4.64	(1, 1)	1.1	L	10	5	5	5	2	1	0	0	0	0	1	19	29	33.75	4.500
50 Kevin Chapman, L ERA: 6.14	(2, 1)	1.2		11	4	2	2	3	2	0	0	0	0	0	26	46	10.80	3.600
29 Tony Sipp, L ERA: 5.1	(4, 1)	2.0		6	0	0	0	2	1	0	0	0	0	0	17	26	0.00	0.500
51 James Hoyt, R ERA: 4.79	(6, 1)	1.1		6	0	1	1	1	1	0	1	0	0	0	16	28	6.75	0.750
36 Will Harris, R ERA: 2.25	(7, 1)	0.2		4	2	1	1	0	0	0	0	0	0	0	7	12	13.50	3.000
37 Pat Neshek, R ERA: 3.06	(8, 1)	1.0		8	3	3	3	2	1	1	0	0	1	1	18	27	27.00	4.000
62 Brady Rodgers, R ERA: 19.29	(9, 1)	1.0		4	1	0	0	0	0	0	0	0	0	0	7	11	0.00	1.000

TOP

Seattle Mariners @ Houston Astros

Minute Maid Park, Houston, TX

Wed Sep 28 2016, 1:11 PM - 4:22 PM CDT
Att. 21,187 - Roof Closed - 73 F

livebaseballscorecards.com

AB	40
R	12
H	15
RBI	12
BB	7
SO	10
LOB	19

BOTTOM

Seattle Mariners @ Houston Astros

Minute Maid Park, Houston, TX

Wed Sep 28 2016, 1:11 PM - 4:22 PM CDT

Att. 21,187 - Roof Closed - 73 F

livebaseballscorecards.com

Batter	1	2	3	4	5	6	7	8	9	AB	R	H	RBI	BB	SO	LOB
4 George Springer, R (1, 9) OBP: 0.361, SLG: 0.461	C FF 93 B FF 94 B FF 94 B FF 94 F FF 94 F FF 95 F FF 96 X KC 81 3-2 G6-3 ①		C FF 96 C CH 87 X FF 96 0-2 HR		C FF 95 B CH 88 F KC 81 S FC 90 1-3 K ①	B FC 86 B FF 90 C FC 86 D CU 72 X FC 85 3-1 G4-3 ③			X FF 94 0-0 G1-3 ①	5	1	1	1	0	1	3
2 Alex Bregman, R (1, 5) OBP: 0.313, SLG: 0.478 19 Colin Moran, L (9, 5) OBP: 0.190, SLG: 0.105	C FF 95 F FF 96 B FF 96 B KC 81 F FF 96 B FF 96 F FF 96 S FF 96 3-3 K ②		C KC 79 X FF 96 0-1 P3 ②		B FF 96 F FF 96 B KC 80 X FF 96 2-1 1 FC6-4 2-H 1B		C FF 89 X FC 85 0-1 L4 ①		F FF 96 B FF 96 F FF 95 B SL 86 H SL 88 3-2 27 G5-4-3 HBP	4 0	0 0	1 0	1 0	0 0	1 0	0 0
27 Jose Altuve, R (1, 4) OBP: 0.396, SLG: 0.534	C KC 81 B FF 96 S KC 82 B FF 97 F FF 97 F KC 83 F FF 96 B FF 97 B FF 97 4-2 BB		F FF 95 B FF 96 F KC 81 F FF 97 S FC 89 1-3 K ③		B KC 79 B FF 95 X FF 96 2-0 F9 ②		X CU 71 0-0 G5-3 ②		X FF 95 0-0 G5-4-3 ②③ 1-2f	4	0	0	0	1	1	2
1 Carlos Correa, R (1, 6) OBP: 0.363, SLG: 0.455	B FF 95 S FF 95 F FF 94 C KC 82 1-3 K ③			S FF 95 S KC 81 C KC 82 0-3 K ①	C KC 82 X KC 81 0-1 FC6-4 ③ 1-2f		C FC 88 C FF 89 X CU 72 0-2 2B			4	0	1	0	0	2	2
11 Evan Gattis, R (1, 2) OBP: 0.318, SLG: 0.509		B FF 93 F FF 94 F FF 94 X KC 80 1-2 L8 ①		B KC 80 C CH 86 S FF 96 X KC 81 1-2 1B		X SL 85 0-0 HR	D CU 72 X FF 89 1-0 F8 ③			4	1	2	1	0	0	1
9 Marwin Gonzalez, S (1, 3) OBP: 0.294, SLG: 0.403		C KC 80 X FF 95 0-1 1B		B FF 95 C KC 78 S FC 88 F KC 81 B FF 96 S FC 87 2-3 K ②		B CH 82 F FF 89 T SL 87 X FF 89 1-2 10 1B			B CU 76 B FF 94 F FF 94 X FF 94 2-1 L8 ①	4	0	2	0	0	1	1
10 Yuli Gurriel, R (1, 10) OBP: 0.279, SLG: 0.379		B FF 94 D FF 94 1 SAFE X FF 94 2-0 L9 ②		C FF 95 X FF 97 0-1 G1-3 ③		C FF 89 F SL 86 1 SAFE X SL 85 0-2 1-2 1B			C FF 95 T CU 77 X CU 78 0-2 35 F7 2B	4	0	2	0	0	0	2
35 Teoscar Hernández, R (1, 7) OBP: 0.287, SLG: 0.396 (7, 8)		B FF 95 F FF 95 C KC 81 F KC 81 S FF 96 1-3 K ③			B FF 95 C FF 94 L CH 86 F KC 83 X FF 96 1-2 6 2B	F FC 84 F FF 89 B CU 70 S CU 71 1-3 K ①			C FF 94 F FF 94 X SL 85 0-2 F7 ② 2-3	4	1	1	0	0	2	4
6 Jake Marisnick, R (1, 8) OBP: 0.256, SLG: 0.329 16 Tony Kemp, L (6, PH) OBP: 0.294, SLG: 0.336 (7, 7)			C FF 92 S KC 79 F FF 95 T FF 95 0-2 K ①		X KC 79 0-0 2 1B 2-H 2B	D CU 70 F FF 90 S CU 70 D CU 72 B FF 90 C FF 90 3-3 K ②			X FF 94 0-0 G4-3 ③	2 2	1 0	1 0	1 0	0 0	1 1	0 3
Inning Stats	R: 0 E: 0 K: 2 S: 18 H: 0 LOB: 1 BB: 1 P: 29	R: 0 E: 0 K: 1 S: 10 H: 1 LOB: 1 BB: 0 P: 14	R: 1 E: 0 K: 2 S: 13 H: 1 LOB: 0 BB: 0 P: 14	R: 0 E: 0 K: 2 S: 12 H: 1 LOB: 1 BB: 0 P: 15	R: 2 E: 0 K: 1 S: 13 H: 3 LOB: 1 BB: 0 P: 19	R: 1 E: 0 K: 2 S: 15 H: 3 LOB: 2 BB: 0 P: 23	R: 0 E: 0 K: 0 S: 7 H: 1 LOB: 1 BB: 0 P: 8	R: 0 E: 0 K: 0 S: 9 H: 1 LOB: 1 BB: 0 P: 11	R: 0 E: 0 K: 0 S: 4 H: 0 LOB: 0 BB: 0 P: 7	1B: 5 2B: 4 3B: 0 HR: 2	SF: 0 SAC: 0 DP: 1 HBP: 1	WP: 0 PB: 0 SB: 0 CS: 0	PA: 39				

	AB	37
	R	4
	H	11
	RBI	4
	BB	1
	SO	10
	LOB	18

PITCHER		IP	WLS	BF	H	R	ER	SO	BB	IBB	HBP	BLK	WP	HR	S	P	ERA	WHIP
65 James Paxton, L ERA: 3.79	(1, 1)	5.0	W	22	6	3	3	8	1	0	0	0	0	1	66	91	5.40	1.400
50 Nick Vincent, R ERA: 3.7	(6, 1)	0.0		3	3	1	1	0	0	0	0	0	0	1	7	8	∞	∞
58 Evan Scribner, R ERA:	(6, 1)	2.0	H	7	1	0	0	2	0	0	0	0	0	0	15	23	0.00	0.500
54 Tom Wilhelmsen, R ERA: 6.8	(8, 1)	1.0		4	1	0	0	0	0	0	0	0	0	0	9	11	0.00	1.000
53 Dan Altavilla, R ERA: 0.82	(9, 1)	1.0		3	0	0	0	0	0	0	1	0	0	0	4	7	0.00	0.000

PITCHER	IP	WLS	BF	H	R	ER	SO	BB	IBB	HBP	BLK	WP	HR	S	P	ERA	WHIP

Batter	1	2	3	4	5	6	7	8	9	AB	R	H	RBI	BB	SO	LOB
4 George Springer, R (1, 10) OBP: 0.360, SLG: 0.459	B FF 90 B FF 90 S FF 90 B FF 91 X FF 90 3-1 ① F7		B SL 81 C CH 83 S FF 89 B CU 75 X SL 81 2-2 ② G5-3		C SI 88 C FF 88 B SI 88 S SL 81 1-3 ② K			S FF 97 F SL 88 X FF 98 0-2 9 G6-4-3 1B		4	0	1	0	0	1	1
9 Marwin Gonzalez, S (1, 7) OBP: 0.293, SLG: 0.402 (6, 6)	F SI 92 F FF 90 X FF 91 0-2 ② P6		C FF 90 B SL 81 X CH 83 1-1 27 1B 1B		B CU 74 D CH 82 X FF 88 2-0 ③ G3			X FF 96 0-0 ① ② G6-4-3 1-2f		4	0	1	0	0	0	2
27 Jose Altuve, R (1, 4) OBP: 0.396, SLG: 0.533 19 Colin Moran, L (6, 5) OBP: 0.182, SLG: 0.100	B FF 90 X FF 91 1-0 ③ F9		D FF 90 X SL 82 1-0 1-2 1B			C FF 87 B SI 88 F FF 88 B SI 87 X SL 79 2-2 ① F9		B FF 98 C FF 96 S FF 98 S FF 97 1-3 ③ K		3 1	0 0	1 0	0 0	0 0	0 1	0 0
1 Carlos Correa, R (1, 6) OBP: 0.363, SLG: 0.455 13 Tyler White, R (6, 4) OBP: 0.287, SLG: 0.387		S SL 81 S FF 90 B FF 91 B FF 90 B CU 75 X FF 90 3-2 23 G3-1 10 G4-3 35 2B 1B	B FF 90 C FF 89 C FF 89 F FF 89 B SI 90 B FF 91 F CH 84 C FF 91 3-3 ③ K			C CH 80 X CU 72 0-1 ② G6-3			C SI 86 X CH 77 0-1 35 BB 1B	3 1	1 0	1 1	0 0	0 0	1 0	2 0
10 Yuli Gurriel, R (1, 5) OBP: 0.288, SLG: 0.381 16 Tony Kemp, L (6, PR) OBP: 0.291, SLG: 0.333 (6, 7)		B SL 81 F CH 83 C SL 82 D CU 75 X FF 90 2-2 ① G4-3 1-2		S CH 83 H SI 87 1-1 35 G1-6-3 HBP		B FF 88 B CH 82 C FF 88 X CH 85 2-1 1B			F SI 85 C CU 75 B SI 89 F SI 87 S CU 73 1-3 ① K	2 1	0 0	1 0	0 0	0 0	0 1	1 1
23 AJ Reed, L (1, 3) OBP: 0.277, SLG: 0.271 12 Max Stassi, R (9, PH)		F FF 89 C SI 90 B CU 76 X CH 82 1-2 ② G3-1 2-3		C SI 89 F CH 82 F CU 75 1 SAFE B FF 89 S CH 83 1-3 ① K		S CH 81 B SI 87 S CH 80 B CH 80 S CH 79 2-3 ③ K			S CH 78 B SI 88 F SI 87 S SI 89 1-3 ② K	3 1	0 0	0 0	0 0	0 0	2 1	3 1
35 Teoscar Hernández, R (1, 9) OBP: 0.295, SLG: 0.404		D SL 83 F CH 82 S FF 90 B CU 75 B SL 82 X CH 82 3-2 3-H 2B		F SL 82 B SI 89 B FF 90 X FF 88 2-1 ② ③ G1-6-3 1-2f			B FF 97 C FF 97 X SL 87 1-1 ① G5-3		B SI 88 B SI 88 S SI 87 F SI 88 B CH 78 B SI 89 4-2 1-2 BB	3	0	1	1	1	0	1
15 Jason Castro, L (1, 2) OBP: 0.307, SLG: 0.377		F FF 89 X FF 89 0-1 ③ G3			B CU 73 B CH 83 X SI 89 2-0 1B		B FF 98 C FF 96 X FF 97 1-1 ② F7		C SI 87 B CU 76 B CU 77 C SI 87 C SI 89 2-3 ③ K	4	0	1	0	0	1	3
6 Jake Marisnick, R (1, 8) OBP: 0.253, SLG: 0.325			C FF 88 X SI 87 0-1 ① L5		B SL 83 B FF 89 F FF 87 F CH 83 S FF 88 2-3 ① K		B FF 98 F FF 95 F FF 98 S FF 98 1-3 ③ K			3	0	0	0	0	2	1
Inning Stats	R: 0 H: 0 E: 0 LOB: 0 K: 0 BB: 0 S: 6 P: 10	R: 1 H: 2 E: 0 LOB: 1 K: 0 BB: 0 S: 14 P: 23	R: 0 H: 2 E: 0 LOB: 2 K: 1 BB: 0 S: 13 P: 20	R: 0 H: 0 E: 0 LOB: 0 K: 1 BB: 0 S: 7 P: 11	R: 0 H: 1 E: 0 LOB: 1 K: 2 BB: 0 S: 8 P: 15	R: 0 H: 1 E: 0 LOB: 1 K: 1 BB: 0 S: 10 P: 16	R: 0 H: 0 E: 0 LOB: 0 K: 1 BB: 0 S: 7 P: 10	R: 0 H: 1 E: 0 LOB: 0 K: 1 BB: 0 S: 7 P: 8	R: 0 H: 1 E: 0 LOB: 2 K: 3 BB: 1 S: 14 P: 22	1B: 7 SF: 0 2B: 1 SAC: 0 3B: 0 DP: 2 HR: 0 HBP: 1						WP: 0 PA: 35 PB: 0 SB: 0 CS: 0

TOP

Houston Astros @ Los Angeles Angels

Angel Stadium of Anaheim, Anaheim, CA

Fri Sep 30 2016, 7:10 PM - 9:48 PM PDT

Att. 30,112 - Clear - 80 F

livebaseballscorecards.com

AB	33
R	1
H	8
RBI	1
BB	1
SO	10
LOB	16

PITCHER		IP	WLS	BF	H	R	ER	SO	BB	IBB	HBP	BLK	WP	HR	S	P	ERA	WHIP
62 Daniel Wright, R ERA: 6.13	(1, 1)	6.0	W	24	6	1	1	5	0	0	1	0	0	0	58	95	1.50	1.000
32 José Váldez, R ERA: 4.24	(7, 1)	2.0		6	1	0	0	2	0	0	0	0	0	0	14	18	0.00	0.500
20 Cody Ege, L ERA: 3.86	(9, 1)	1.0		5	1	0	0	3	1	0	0	0	0	0	14	22	0.00	2.000

PITCHER	IP	WLS	BF	H	R	ER	SO	BB	IBB	HBP	BLK	WP	HR	S	P	ERA	WHIP

Batter	1	2	3	4	5	6	7	8	9	AB	R	H	RBI	BB	SO	LOB
56 Kole Calhoun, L (1, 9) OBP: 0.349, SLG: 0.437 7 Cliff Pennington, S (6, 6) OBP: 0.260, SLG: 0.308	F FF 91 C KC 75 S KC 75 0-3 ① K	X ST 82 0-0 ① P4			F ST 80 F KC 76 B FF 92 B CH 77 B KC 76 B FF 92 4-2 19 WP 24 1B 19 FC6-2 BB	F FF 92 X CH 84 0-1 ③ G5-3				2 1	0 0	0 0	0 0	1 0	1 0	2 1
27 Mike Trout, R (1, 10) OBP: 0.440, SLG: 0.553	C FF 92 B FF 93 B FF 92 B FF 94 F ST 81 B FF 93 4-2 19 S BB	B ST 82 B ST 82 F FF 91 C FF 92 F ST 80 S KC 76 2-3 ② K			F FF 91 C ST 81 1 SAFE C FF 92 0-3 ① K		C FF 92 B FF 93 S CU 82 X FF 94 1-2 ① G6-3			3	0	0	0	1	2	3
24 C.J. Cron, R (1, 3) OBP: 0.329, SLG: 0.471 3 Nick Buss, L (6, 7) OBP: 0.241, SLG: 0.350	C FF 92 1 SAFE F ST 81 F ST 76 T FF 93 0-2 ② K	F ST 80 F ST 81 B CH 81 1-2 ③ CS 1-2 3-H	S FF 90 S CH 80 F FF 92 B KC 76 X CH 78 1-2 ① L7		C ST 81 X FF 92 0-1 19 FC6-2 19 WP 2 1B 1-2 1B		C FF 93 C CU 79 S CU 81 0-3 ② K			3 1	1 0	1 0	0 0	0 0	1 1	1 0
19 Jefry Marte, R (1, 5) OBP: 0.312, SLG: 0.478	B ST 80 C ST 83 B FF 94 C ST 79 D KC 76 F FF 92 F ST 81 X ST 80 3-2 ③ G5-3 1-3		C FF 92 B FF 93 X ST 80 1-1 HR		B FF 91 C FF 92 C FF 92 B KC 78 B FF 92 X FF 92 3-2 ② FC6-2 2 1B 1-3 2-H		B FF 94 F FF 93 B CU 80 C CU 80 C CU 78 2-3 ③ K			4	2	1	1	0	1	3
2 Andrelton Simmons, R (1, 6) OBP: 0.322, SLG: 0.367 17 Shane Robinson, R (6, 9) OBP: 0.257, SLG: 0.235		B FF 91 B FF 91 B ST 81 C FF 90 C ST 81 F ST 81 X FF 93 3-2 E9 13 1B 22 2B	F ST 79 B FF 91 X FF 91 1-1 ② G5-3		B ST 82 X FF 93 1-0 2-H 3-H 1B			C FF 93 X FF 94 0-1 ① P2		3 1	1 0	1 0	2 0	0 0	0 0	0 0
13 Jett Bandy, R (1, 2) OBP: 0.282, SLG: 0.394		B ST 81 X ST 78 1-0 39 BB 22 2B 2-3 1B	B FF 92 X FF 91 1-0 ③ F8		F FF 96 B FF 97 F SL 86 F FF 99 X SL 88 1-2 ③ L7			B CU 79 S FF 93 X FF 94 1-1 ② F8		4	1	1	0	0	0	1
39 Rafael Ortega, L (1, 8) OBP: 0.274, SLG: 0.287		B FF 92 D FF 91 B FF 92 C FF 92 F FF 92 B ST 81 4-2 22 2B 1-2 BB	X FF 91 0-0 ① P4			C FF 90 C CU 74 B CU 80 F CU 75 X FF 94 1-2 ① G6-3		B CU 80 X FF 94 1-0 ③ L8		3	1	0	0	1	0	0
22 Kaleb Cowart, S (1, 4) OBP: 0.193, SLG: 0.272		C ST 80 X FF 93 0-1 24 CS 1-H 2-H 3-H 2B	C FF 90 X KC 75 0-1 ② F9			C FF 93 B CH 85 S CH 85 B CU 78 F CH 84 F FF 94 F CU 77 X FF 94 2-2 ② G1-3				3	1	1	3	0	0	0
51 Ji Man Choi, L (1, 7) OBP: 0.273, SLG: 0.342 (6, 3)		C ST 82 B FF 93 C KC 75 D KC 77 D KC 73 B ST 81 4-2 24 CS BB	B ST 79 F FF 91 C CH 81 S KC 76 1-3 ③ K			B FF 94 C FF 93 B CH 87 F FF 93 F CU 79 F FF 93 X CU 78 2-2 1B				2	0	1	0	1	1	0
Inning Stats	R: 0 E: 0 K: 2 S: 14 H: 0 LOB: 1 BB: 1 P: 21	R: 4 E: 1 K: 1 S: 18 H: 2 LOB: 0 BB: 2 P: 33	R: 1 E: 0 K: 0 S: 9 H: 1 LOB: 0 BB: 0 P: 13	R: 0 E: 0 K: 1 S: 6 H: 0 LOB: 0 BB: 0 P: 7	R: 2 E: 0 K: 1 S: 15 H: 2 LOB: 1 BB: 1 P: 24	R: 0 E: 0 K: 0 S: 17 H: 1 LOB: 1 BB: 0 P: 22	R: 0 E: 0 K: 2 S: 9 H: 0 LOB: 0 BB: 0 P: 12	R: 0 E: 0 K: 0 S: 5 H: 0 LOB: 0 BB: 0 P: 7		1B: 4 2B: 1 3B: 0 HR: 1 SF: 0 SAC: 0 DP: 0 HBP: 0				WP: 1 PB: 0 SB: 2 CS: 2 PA: 35		

PITCHER		IP	WLS	BF	H	R	ER	SO	BB	IBB	HBP	BLK	WP	HR	S	P	ERA	WHIP
41 Brad Peacock, R ERA: 3.69	(1, 1)	4.2	L	23	5	7	5	5	4	0	0	0	1	1	58	93	9.64	1.929
61 Jandel Gustave, R ERA: 3.21	(5, 1)	0.1		1	0	0	0	0	0	0	0	0	0	0	4	5	0.00	0.000
63 David Paulino, R ERA: 5.14	(6, 1)	3.0		10	1	0	0	2	0	0	0	0	0	0	31	41	0.00	0.333

PITCHER	IP	WLS	BF	H	R	ER	SO	BB	IBB	HBP	BLK	WP	HR	S	P	ERA	WHIP

BOTTOM

Houston Astros @ Los Angeles Angels

Angel Stadium of Anaheim, Anaheim, CA

Fri Sep 30 2016, 7:10 PM - 9:48 PM PDT

Att. 30,112 - Clear - 80 F

livebaseballscorecards.com

AB	30
R	7
H	6
RBI	6
BB	4
SO	7
LOB	11

Houston Astros @ Los Angeles Angels

Angel Stadium of Anaheim, Anaheim, CA

Sat Oct 01 2016, 6:08 PM - 9:02 PM PDT

Att. 32,487 - Clear - 80 F

TOP

livebaseballscorecards.com

Batter	1	2	3	4	5	6	7	8	9	AB	R	H	RBI	BB	SO	LOB
4 George Springer, R (1, 9) OBP: 0.358, SLG: 0.456	B FF 92 B FF 94 X FF 93 2-0 L8	C SL 77 D CH 71 F CH 71 S SL 83 1-3 K		C SL 81 X FF 92 0-1 F9 2-3		B SI 90 X SL 85 1-0 F9		F CH 80 B SI 90 B CH 80 B SI 88 X FF 88 3-1 F9		5	0	0	0	0	1	4
10 Yuli Gurriel, R (1, 5) OBP: 0.292, SLG: 0.385	B FF 94 S FF 93 B CU 78 F FF 93 X CU 77 2-2 G1-3		X SL 79 0-0 27 F9 11 1B 2B	S CH 82 B FF 90 D CH 83 F FF 92 F SL 83 B CH 83 B FF 93 4-2 27 BB BB		T FF 90 F SL 85 P PO 88 F SL 84 X SI 90 1-2 G4-3 1-2		X FF 88 0-0 L8		4	1	1	0	1	0	1
27 Jose Altuve, R (1, 10) OBP: 0.397, SLG: 0.533	C FF 92 B CH 87 F FF 93 F CU 78 X FF 94 1-2 1 E 1 S 1B		X SI 92 0-0 F9 2-3	B FF 91 F SL 82 B SL 83 S CH 82 F CH 86 B FF 93 B CH 85 4-2 1-2 BB			X FF 92 0-0 11 1S 1B		X SI 88 0-0 G6-3	4	1	2	0	1	0	1
1 Carlos Correa, R (1, 6) OBP: 0.361, SLG: 0.451	1 SAFE S FF 94 B FF 94 D CU 78 X FF 94 2-1 F9 1-3		S SL 80 S SL 80 X CH 82 0-2 G4-3	S SL 82 F SL 81 D SL 83 C CH 85 1-3 K			1 SAFE 1 SAFE C FF 91 B SL 84 S SL 83 T CU 75 1-2 K 1-2		B KC 79 S SI 88 X KC 79 1-1 L5	5	0	0	0	0	2	6
11 Evan Gattis, R (1, 2) OBP: 0.319, SLG: 0.508		B FF 92 C FF 92 S CH 88 F CU 78 B FF 93 X CU 78 2-2 G3	D CH 82 D CH 82 F SL 79 X FF 92 2-1 13 BB 3-H 1B		B FF 92 X FF 87 1-0 P6		D SL 86 X SL 83 1-0 35 2B 2-H 1B		F CH 80 X SI 90 0-1 G4-3	5	0	2	2	0	0	0
13 Tyler White, R (1, 3) OBP: 0.290, SLG: 0.384		B CH 88 B FF 93 C FF 92 B FF 93 F FF 92 B FF 94 4-2 35 1B 6 1B BB	B FF 92 S FF 91 B FF 91 1 SAFE B FF 91 B FF 89 4-1 1-2 BB		B FF 91 S FF 87 B CH 81 F FF 86 F FF 87 F CH 81 F FF 92 F FF 88 B FF 92 3-2 X FF 87 L6		F FF 91 C SL 86 D CU 74 D CU 74 C FF 91 2-3 K			2	1	0	0	2	1	1
35 Teoscar Hernández, R (1, 7) OBP: 0.303, SLG: 0.418		B FF 92 B CH 86 C FF 92 X FF 93 2-1 1-3 1B	C SL 80 B CH 80 X FF 91 1-1 F8		B CU 78 F FF 91 S FF 87 B FF 92 B CH 80 X FF 87 3-2 G6-3		B SL 84 C CU 73 X FF 90 1-1 1-3 2B			4	0	2	0	0	0	2
16 Tony Kemp, L (1, 4) OBP: 0.290, SLG: 0.325		F FF 93 F FF 93 B CU 79 F CU 79 F FF 94 B FF 94 D CU 78 B FF 94 4-2 6 1B BB		F CH 82 F FF 91 B CH 83 B SI 92 X CH 84 2-2 L8	X SI 89 0-0 F8	D CU 75 X CH 85 1-0 G3				3	0	0	0	1	0	2
6 Jake Marisnick, R (1, 8) OBP: 0.260, SLG: 0.335		B FF 93 F FF 92 B FF 93 X FF 93 2-1 1-2 3-H 1B		B FF 92 B SL 79 F FF 91 C FF 93 F FF 94 F CH 84 F CH 85 F FF 92 X CH 84 2-2 4 F9 2B	B SI 89 X SI 91 1-0 10 S 1B			F FF 87 F FF 89 B KC 79 S CH 79 1-3 K		4	0	3	1	0	1	0
Inning Stats	R: 0 E: 0 K: 0 S: 10 H: 1 LOB: 1 BB: 0 P: 17	R: 1 E: 0 K: 1 S: 17 H: 2 LOB: 2 BB: 2 P: 32	R: 1 E: 0 K: 0 S: 10 H: 2 LOB: 2 BB: 1 P: 17	R: 0 E: 0 K: 1 S: 21 H: 1 LOB: 3 BB: 2 P: 34	R: 0 E: 0 K: 0 S: 11 H: 0 LOB: 0 BB: 0 P: 18	R: 0 E: 0 K: 0 S: 8 H: 1 LOB: 1 BB: 0 P: 10	R: 1 E: 0 K: 2 S: 11 H: 3 LOB: 2 BB: 0 P: 17	R: 0 E: 0 K: 1 S: 6 H: 0 LOB: 0 BB: 0 P: 10	R: 0 E: 0 K: 0 S: 5 H: 0 LOB: 0 BB: 0 P: 6	1B: 7 2B: 3 3B: 0 HR: 0 SF: 0 SAC: 0 DP: 0 HBP: 0						

	AB	36
	R	3
	H	10
	RBI	3
	BB	5
	SO	5
	LOB	17

WP: 0 PB: 0 SB: 3 CS: 0 PA: 41

PITCHER		IP	WLS	BF	H	R	ER	SO	BB	IBB	HBP	BLK	WP	HR	S	P	ERA	WHIP
45 Tyler Skaggs, L ERA: 4.17	(1, 1)	1.2	L	9	3	1	1	0	2	0	0	0	0	0	24	45	5.40	3.000
64 Mike Morin, R ERA: 4.37	(2, 1)	0.1		1	0	0	0	1	0	0	0	0	0	0	3	4	0.00	0.000
60 A.J. Achter, R ERA: 3.11	(3, 1)	2.0		12	3	1	1	1	3	0	0	0	0	0	31	51	4.50	3.000
54 Deolis Guerra, R ERA: 3.21	(5, 1)	1.0		3	0	0	0	0	0	0	0	0	0	0	11	18	0.00	0.000
48 Jose Alvarez, L ERA: 3.45	(6, 1)	1.0		4	1	0	0	0	0	0	0	0	0	0	8	10	0.00	1.000

PITCHER		IP	WLS	BF	H	R	ER	SO	BB	IBB	HBP	BLK	WP	HR	S	P	ERA	WHIP
46 Cory Rasmus, R ERA: 5.84	(7, 1)	1.0		6	3	1	1	2	0	0	0	0	0	0	11	17	9.00	3.000
38 Brett Oberholtzer, L ERA: 5.89	(8, 1)	2.0		6	0	0	0	1	0	0	0	0	0	0	11	16	0.00	0.000

BOTTOM

Houston Astros @ Los Angeles Angels

Angel Stadium of Anaheim, Anaheim, CA

Sat Oct 01 2016, 6:08 PM - 9:02 PM PDT

Att. 32,487 - Clear - 80 F

livebaseballscorecards.com

Batter	1	2	3	4	5	6	7	8	9	AB	R	H	RBI	BB	SO	LOB
0 Yunel Escobar, R (1, 5) OBP: 0.357, SLG: 0.393	X FF 89 0-0 ① F8			C CU 70 F SI 90 F SI 89 S FC 84 0-3 ① K		X SI 89 0-0 ② G6-3		S CU 72 1 SAFE X SI 88 0-1 ② L8		4	0	0	0	0	1	1
56 Kole Calhoun, L (1, 9) OBP: 0.349, SLG: 0.437 58 Carlos Pérez, R (9, 2) OBP: 0.237, SLG: 0.313	C FF 89 C CU 89 X CU 70 0-2 ② G4-3			F FF 90 B FF 90 B CU 72 S FF 90 X FF 92 2-2 ② F7		C CU 71 X FF 90 0-1 2B		B SL 83 B SI 92 T SI 92 X SL 83 2-1 ③ F7		4 0	0 0	1 0	0 0	0 0	0 0	1 0
27 Mike Trout, R (1, 10) OBP: 0.439, SLG: 0.550	B FF 90 B CU 72 X SI 89 2-0 ③ G6-3			B CU 74 B SI 89 X SI 89 2-0 ③ G5-3		C FF 90 S CH 84 B FF 90 B SI 90 H CH 84 3-2 HBP			F FF 98 B FF 100 S SL 88 B FF 101 S SL 88 2-3 ① K2-3	3	0	0	0	0	1	0
24 C.J. Cron, R (1, 3) OBP: 0.328, SLG: 0.471		C CU 70 X SI 88 0-1 ① G5-3			C CU 71 B SI 88 B CU 72 B SI 90 F SI 89 X FF 91 3-2 ① L6	B CU 72 F FF 90 X SI 90 1-1 ③ F8			C SL 87 B SL 87 X FF 100 1-1 2B	4	0	1	0	0	0	2
19 Jefry Marte, R (1, 7) OBP: 0.307, SLG: 0.471		C FF 89 S FC 86 X FF 90 0-2 ② F8			B FC 86 C CU 71 C FC 87 C CU 73 1-3 ② K		C FF 89 X FC 86 0-1 ① F7		C SL 88 D FF 100 S SL 87 D SL 89 X FF 100 2-2 ② P6	4	0	0	0	0	1	1
2 Andrelton Simmons, R (1, 6) OBP: 0.324, SLG: 0.366		X FC 86 0-0 ③ G6-3			C CU 69 X FC 84 0-1 39 1B 1B		B CU 70 X SI 88 1-0 ② G6-3		B SL 88 D SL 87 B SL 86 B FF 98 4-0 BB	3	0	1	0	1	0	0
39 Rafael Ortega, L (1, 8) OBP: 0.273, SLG: 0.286			B FF 88 F CU 88 C CU 70 B CU 72 F FF 91 X CU 72 2-2 ① G4-3		F CU 71 F CU 72 B FF 90 F FF 91 D CU 72 X FF 91 2-2 1-2 1B		B CU 68 C SI 88 C CU 72 X CU 72 1-2 ③ G4-3		B FF 99 X FF 98 1-0 ③ L8	4	0	1	0	0	0	2
57 Juan Graterol, R (1, 2) OBP: 0.286, SLG: 0.429 3 Nick Buss, L (8, PH) OBP: 0.250, SLG: 0.350 (9, 9)			B CU 70 X FF 90 1-0 ② G3		C CU 72 F CU 72 D CU 71 S FC 86 1-3 ③ K			F CU 70 F FF 89 B CU 72 F FF 90 F FF 90 B FC 87 F CU 71 B FC 85 F FF 90 4-2 D CU 73 BB		2 0	0 0	0 0	0 0	1 1	0 0	2 0
22 Kaleb Cowart, S (1, 4) OBP: 0.186, SLG: 0.262			C CU 71 S FF 91 B CU 72 F FF 91 F FF 91 X FF 91 1-2 ③ F8			C CU 69 B FF 89 B CU 70 C FC 87 S CU 71 2-3 ① K		F FC 84 C FC 87 S CU 72 0-3 ① K		3	0	0	0	0	2	1
Inning Stats	R: 0 E: 0 K: 0 S: 5 H: 0 LOB: 0 BB: 0 P: 7	R: 0 E: 0 K: 0 S: 6 H: 0 LOB: 0 BB: 0 P: 6	R: 0 E: 0 K: 0 S: 10 H: 0 LOB: 0 BB: 0 P: 14	R: 0 E: 0 K: 1 S: 8 H: 0 LOB: 0 BB: 0 P: 12	R: 0 E: 0 K: 2 S: 15 H: 2 LOB: 2 BB: 0 P: 22	R: 0 E: 0 K: 1 S: 10 H: 1 LOB: 2 BB: 0 P: 16	R: 0 E: 0 K: 0 S: 6 H: 0 LOB: 0 BB: 0 P: 8	R: 0 E: 0 K: 1 S: 13 H: 0 LOB: 1 BB: 1 P: 19	R: 0 E: 0 K: 1 S: 9 H: 1 LOB: 2 BB: 1 P: 19	1B: 2 2B: 2 3B: 0 HR: 0 SF: 0 SAC: 0 DP: 0 HBP: 1						

	AB	31
	R	0
	H	4
	RBI	0
	BB	2
	SO	6
	LOB	10

WP: 0 PB: 0 SB: 0 CS: 0 PA: 34

PITCHER		IP	WLS	BF	H	R	ER	SO	BB	IBB	HBP	BLK	WP	HR	S	P	ERA	WHIP
31 Collin McHugh, R ERA: 4.34	(1, 1)	7.2	W	28	3	0	0	5	1	0	1	0	0	0	71	100	0.00	0.522
29 Tony Sipp, L ERA: 5.06	(8, 1)	0.1	H	1	0	0	0	0	0	0	0	0	0	0	2	4	0.00	0.000
53 Ken Giles, R ERA: 4.11	(9, 1)	1.0	S	5	1	0	0	1	1	0	0	0	0	0	9	19	0.00	2.000

PITCHER	IP	WLS	BF	H	R	ER	SO	BB	IBB	HBP	BLK	WP	HR	S	P	ERA	WHIP

Houston Astros @ Los Angeles Angels

Angel Stadium of Anaheim, Anaheim, CA

Sun Oct 02 2016, 12:09 PM - 2:50 PM PDT

Att. 28,083 - Partly Cloudy - 75 F

TOP

livebaseballscorecards.com

Batter	1	2	3	4	5	6	7	8	9	AB	R	H	RBI	BB	SO	LOB
4 George Springer, R (1, 9) OBP: 0.359, SLG: 0.457 35 Teoscar Hernández, R (1, PR) OBP: 0.304, SLG: 0.420	B SI 90 F SI 90 F SI 90 B SI 91 B SL 81 X SL 81 3-2 16 FC2-6 1B (1, 9)		C SL 81 B CU 74 X CU 76 1-1 16 BB 1B			B SI 88 C CU 80 S SI 89 S SI 92 1-3 ①		S FF 98 B FF 98 X FF 98 1-1 ② SF8 3-H		1 2	0 0	1 1	0 1	0 1	0 0	0 0
16 Tony Kemp, L (1, 7) OBP: 0.296, SLG: 0.325	X SI 89 0-0 ① FC2-6 27 FC6-4 1-2f		C CU 76 B SI 91 B SI 92 B SI 92 B SI 92 4-1 1-2 BB			X SI 90 0-0 1B		S SI 98 X FF 97 0-1 ③ F7		3	0	1	0	1	0	1
27 Jose Altuve, R (1, 10) OBP: 0.396, SLG: 0.531	F CH 85 X SI 90 0-1 ② FC6-4 1-2f		B SI 91 S SL 82 B SI 92 B CH 86 X FF 88 3-1 ③ L9			C SI 90 B CH 80 S FF 91 F CH 85 C SL 81 1-3 ②			B FF 92 X FC 87 1-0 9 1B 1B	4	0	1	0	0	1	4
13 Tyler White, R (1, 4) OBP: 0.286, SLG: 0.378	C CU 80 S SL 81 S SL 81 0-3 ③ K			C CU 80 X SI 89 0-1 ① P3		B CU 76 C SL 82 X SL 83 1-1 ③ G6-3			S FF 92 B FF 92 B FC 86 S FC 87 F FF 92 F FF 92 X CU 78 2-2 ① F9	4	0	0	0	0	1	3
9 Marwin Gonzalez, S (1, 6) OBP: 0.293, SLG: 0.401		X SI 89 0-0 ① G4-3		B SI 89 X SI 90 1-0 ② G6-3			B SI 87 F SI 89 X CH 82 1-1 ① G6-3		X FF 91 0-0 1-2 1B	4	0	1	0	0	0	0
23 AJ Reed, L (1, 3) OBP: 0.270, SLG: 0.262		C SI 90 B CU 73 B CU 76 F CH 82 B CH 83 X CH 82 3-2 ② P5		B SI 91 S FF 92 C CU 78 B CU 80 C SL 82 2-3 ③			B CH 80 S CH 82 X CH 82 1-1 ② G6-3		C FF 92 D CU 78 S FC 87 F FF 92 C FF 93 1-3 ② K	4	0	0	0	0	2	2
12 Max Stassi, R (1, 2) OBP: 0.077, SLG: 0.077		B FF 92 B SI 91 B SI 90 C SI 90 S SI 90 X SI 91 3-2 ③ G6-3			C SI 89 B CU 79 B CU 80 X SL 80 2-1 19 G4-6-3 1B		C FF 91 S CU 80 B SL 81 B SL 83 S SL 81 2-3 ③		X FF 92 0-0 ③ L8	4	0	1	0	0	1	2
19 Colin Moran, L (1, 5) OBP: 0.200, SLG: 0.174			F SI 90 F CU 74 C SI 92 0-3 ① K		F SI 89 X SI 90 0-1 ① ② G4-6-3 1-2f			F FF 96 B SI 97 B FF 96 C SI 96 B SI 96 X SI 96 3-2 6 G4-3 35 SF8 2B		3	1	1	0	0	1	1
6 Jake Marisnick, R (1, 8) OBP: 0.257, SLG: 0.331			B FF 91 C CU 79 B SI 89 F SI 91 F SL 82 X SI 91 2-2 ② G6-3		C CU 80 B FF 91 B SL 81 S SL 82 2-3 ③ K			B SI 96 X FF 98 1-0 ① G4-3 2-3		3	0	0	0	0	1	1
Inning Stats	R: 0 E: 0 K: 1 S: 9 H: 1 LOB: 1 BB: 0 P: 12	R: 0 E: 0 K: 0 S: 7 H: 0 LOB: 0 BB: 0 P: 13	R: 0 E: 0 K: 1 S: 12 H: 1 LOB: 2 BB: 1 P: 22	R: 0 E: 0 K: 1 S: 6 H: 0 LOB: 0 BB: 0 P: 9	R: 0 E: 0 K: 1 S: 7 H: 1 LOB: 0 BB: 0 P: 11	R: 0 E: 0 K: 2 S: 10 H: 1 LOB: 1 BB: 0 P: 13	R: 0 E: 0 K: 1 S: 7 H: 0 LOB: 0 BB: 0 P: 11	R: 1 E: 0 K: 0 S: 8 H: 1 LOB: 0 BB: 0 P: 13	R: 0 E: 0 K: 1 S: 12 H: 2 LOB: 2 BB: 0 P: 16	1B: 6 2B: 1 3B: 0 HR: 0 SF: 1 SAC: 0 DP: 1 HBP: 0						

	AB	32
	R	1
	H	7
	RBI	1
	BB	1
	SO	8
	LOB	14

WP: 0 PB: 0 SB: 0 CS: 0 PA: 34

PITCHER		IP	WLS	BF	H	R	ER	SO	BB	IBB	HBP	BLK	WP	HR	S	P	ERA	WHIP
49 Jhoulys Chacín, R ERA: 4.81	(1, 1)	7.0	W	25	4	0	0	7	1	0	0	0	0	0	58	91	0.00	0.714
66 JC Ramírez, R ERA: 4.35	(8, 1)	1.0		4	1	1	1	0	0	0	0	0	0	0	8	13	9.00	1.000
37 Andrew Bailey, R ERA: 5.36	(9, 1)	1.0		5	2	0	0	1	0	0	0	0	0	0	12	16	0.00	2.000

PITCHER	IP	WLS	BF	H	R	ER	SO	BB	IBB	HBP	BLK	WP	HR	S	P	ERA	WHIP

Batter	1	2	3	4	5	6	7	8	9	AB	R	H	RBI	BB	SO	LOB
0 Yunel Escobar, R (1, 5) OBP: 0.355, SLG: 0.391 22 Kaleb Cowart, S (6, PR) OBP: 0.184, SLG: 0.259 (7, 5)	F SI 90 B SI 89 B SL 79 X SI 92 2-1 G6-3	F SI 88 F SL 79 X FF 90 0-2 SF9 3-H		F SI 87 B SL 79 S SL 79 X SL 77 1-2 F8 2-3		B SL 81 B SI 92 X SL 80 2-0 FC5-2 56 2B 1-3 2-H		X SI 90 0-0 G4-3		3 0 0 1 0 0 4 1 1 0 0 0 0 0						
56 Kole Calhoun, L (1, 9) OBP: 0.348, SLG: 0.438 3 Nick Buss, L (6, PR) OBP: 0.247, SLG: 0.346 (7, 9)	B FF 90 F CH 84 X FF 90 1-1 L9	B SL 78 B FF 89 C CU 74 F FF 89 X SL 80 2-2 L9		S SL 86 S SL 87 B FF 94 D SL 87 B FF 94 S SL 86 3-3 K 1-2		B CH 86 B SI 92 C SL 80 B SI 91 X SL 79 3-1 27 1B 2B 1-H 3-H		B SI 91 C SL 82 F SI 91 X SL 77 1-2 F8		4 0 1 2 0 1 3 1 1 0 0 0 0 0						
27 Mike Trout, R (1, 10) OBP: 0.441, SLG: 0.550 13 Jett Bandy, R (6, PR) OBP: 0.281, SLG: 0.392 (7, 10)	B SI 90 C FF 90 B SL 80 B FF 90 B SL 79 4-1 24 S BB	B FF 88 F FF 88 1 SAFE C SL 80 F FC 86 B FF 90 F SL 79 F FF 89 B SL 81 3-2 X SL 80 F9			B SL 87 B FF 94 B FF 93 B SI 94 4-0 BB	B SI 98 C SL 87 F FF 97 X SI 98 1-2 2-H 1B		F SI 91 B SL 77 B SL 78 X SI 91 2-1 P6		2 0 1 1 2 0 1 1 0 0 0 0 0 0						
24 C.J. Cron, R (1, 3) OBP: 0.325, SLG: 0.467 8 Gregorio Petit, R (7, 4) OBP: 0.299, SLG: 0.348	B SI 88 B SL 78 C SL 79 S FC 87 F SL 79 F SL 80 X FF 90 2-2 G6-3 1-2		B SI 87 S CH 81 B SL 79 X FF 88 2-1 F8		F SI 95 C SL 86 T SL 87 0-2 K	X SL 87 0-0 L7				4 0 0 0 0 1 4 0 0 0 0 0 0 0						
19 Jefry Marte, R (1, 7) OBP: 0.310, SLG: 0.481		B SI 89 C SI 89 B SL 79 S SI 89 B SL 80 F SI 90 B SI 90 4-2 2 1B 39 1B BB	C SL 79 B SI 88 S SL 79 B SI 90 F SL 80 B SI 90 X SL 79 3-2 F7		C FF 96 B FF 94 S SL 87 D SL 87 C FF 95 2-3 K		B SL 86 C SI 96 X FF 98 1-1 HR			3 2 1 1 1 1 1						
2 Andrelton Simmons, R (1, 6) OBP: 0.324, SLG: 0.366 51 Ji Man Choi, L (7, 3) OBP: 0.271, SLG: 0.339		C SI 91 X SL 79 0-1 39 1B 58 2B 1-3 1B	B SI 92 F FC 85 B CH 83 X SL 79 2-1 P6		F FF 94 D CH 88 S SL 87 D SL 88 X FF 94 2-2 G1-3		F FF 98 F FF 99 B FF 97 S SL 89 1-3 K			3 1 1 0 0 0 1 1 0 0 0 0 1 0						
39 Rafael Ortega, L (1, 8) OBP: 0.283, SLG: 0.292		C FF 89 B FF 89 X CH 82 1-1 58 2B 1-2 3-H 1B		C CU 72 X FF 88 0-1 L5		X SI 91 0-0 0 PB 58 BB 0 FC5-2 1B	B FF 97 B FF 97 B FF 97 C FF 97 B FF 97 4-1 BB			3 1 2 1 1 0 0						
58 Carlos Pérez, R (1, 2) OBP: 0.244, SLG: 0.325		B SI 89 X SI 89 1-0 7 1B 0 SF9 1-H 2-H 2B		C SL 79 B SI 90 S SL 79 B SL 80 X SI 91 2-2 0 F8 2B		B SI 91 B SL 80 B SI 91 B SI 91 4-0 0 FC5-2 0 PB 56 2B 1-2 BB	X FF 96 0-0 P4			3 2 2 2 1 0 1						
7 Cliff Pennington, S (1, 4) OBP: 0.265, SLG: 0.308 (7, 6)		B CU 73 X CH 81 1-0 2-3 1B		B CU 71 B FF 89 B CH 80 B SI 88 4-0 56 S BB		C SI 91 X SL 79 0-1 F9	C FF 97 B FF 97 C SL 87 S FF 98 1-3 K			3 0 1 0 1 1 3						
Inning Stats	R: 0 E: 0 K: 0 S: 10 H: 0 LOB: 1 BB: 1 P: 19	R: 4 E: 0 K: 0 S: 21 H: 4 LOB: 1 BB: 1 P: 33	R: 0 E: 0 K: 0 S: 8 H: 0 LOB: 0 BB: 0 P: 15	R: 0 E: 0 K: 1 S: 11 H: 1 LOB: 2 BB: 1 P: 21	R: 0 E: 0 K: 2 S: 9 H: 0 LOB: 1 BB: 1 P: 17	R: 3 E: 0 K: 0 S: 10 H: 3 LOB: 2 BB: 1 P: 20	R: 1 E: 0 K: 2 S: 10 H: 1 LOB: 1 BB: 1 P: 17	R: 0 E: 0 K: 0 S: 6 H: 0 LOB: 0 BB: 0 P: 9		1B: 5 2B: 3 3B: 0 HR: 1 SF: 1 SAC: 0 DP: 0 HBP: 0			WP: 0 PB: 1 SB: 2 CS: 0 PA: 39		

PITCHER		IP	WLS	BF	H	R	ER	SO	BB	IBB	HBP	BLK	WP	HR	S	P	ERA	WHIP
62 Brady Rodgers, R ERA: 15.12	(1, 1)	3.2	L	19	5	4	4	0	3	0	0	0	0	0	47	82	9.82	2.182
51 James Hoyt, R ERA: 4.5	(4, 1)	1.1		5	0	0	0	3	1	0	0	0	0	0	12	23	0.00	0.750
50 Kevin Chapman, L ERA: 9.0	(6, 1)	0.2		5	2	3	3	0	1	0	0	0	0	0	6	15	40.50	4.500
61 Jandel Gustave, R ERA: 3.52	(6, 1)	1.1		7	2	1	1	2	1	0	0	0	0	1	14	22	6.75	2.250
29 Tony Sipp, L ERA: 4.95	(8, 1)	1.0		3	0	0	0	0	0	0	0	0	0	0	6	9	0.00	0.000

PITCHER	IP	WLS	BF	H	R	ER	SO	BB	IBB	HBP	BLK	WP	HR	S	P	ERA	WHIP

BOTTOM

Houston Astros @ Los Angeles Angels

Angel Stadium of Anaheim, Anaheim, CA

Sun Oct 02 2016, 12:09 PM - 2:50 PM PDT

Att. 28,083 - Partly Cloudy - 75 F

livebaseballscorecards.com

AB	32
R	8
H	9
RBI	8
BB	6
SO	5
LOB	18