

Houston Astros - 2016

Top half of the scorecard, including batter and pitcher statistics for the first 9 innings, and inning stats. Batter names include Jose Altuve, Nolan Fontana, Jake Marisnick, Eury Pérez, Carlos Correa, Danny Worth, Luis Valbuena, Colin Moran, Tyler White, AJ Reed, Jon Singleton, Andrew Applin, Teoscar Hernández, Roberto Peña, Alfredo González, and Tony Kemp. Pitcher stats are provided for Joe Ross, Yasmir Petit, Nick Lee, Felipe Vázquez, and Jonathan Papelbon.

TOP

Houston Astros @ Washington Nationals

Space Coast Stadium, Viera, FL

Mon Mar 14 2016, 1:06 PM - 4:05 PM EDT
Att. : 4,331 - Sunny - 81 F

AB 32
R 1
H 6
RBI 1
BB 3
SO 9
LOB 14



WP: 0	PA: 35
FB: 0	CS: 1
SB: 0	
CS: 1	

Bottom half of the scorecard, including batter and pitcher statistics for the first 9 innings, and inning stats. Batter names include Ben Revere, Chris Heisey, Anthony Rendon, Matt Skole, Bryce Harper, Tony Campana, Ryan Zimmerman, Matthew den Dekker, Daniel Murphy, Jason Werth, Reed Johnson, Clint Robinson, Stephen Drew, Wilson Ramos, Jose Lobaton, Brendan Ryan, and Trea Turner. Pitcher stats are provided for Dallas Keuchel, Ken Giles, Will Harris, James Hoyt, Kevin Chapman, Jordan Jankowski, and Edwar Cabrera.


BOTTOM

Houston Astros @ Washington Nationals

Space Coast Stadium, Viera, FL

Mon Mar 14 2016, 1:06 PM - 4:05 PM EDT
Att. : 4,331 - Sunny - 81 F

AB 35
R 1
H 7
RBI 1
BB 5
SO 11
LOB 21



WP: 4	PA: 41
FB: 2	
SB: 0	
CS: 0	

Batter	1	2	3	4	5	6	7	8	9	AB	R	H	RBI	BB	SO	LOB	TOP					
17 Ryan Goins, L (1,4) OBP: 0.393, SLG: 0.440 36 Christian Lopes, R (6,4)	F8					CS	F8	K	G5-3	3	0	1	0	0	0	0						
9 Darrel Ceciliani, L (1,8) OBP: 0.500, SLG: 0.667 57 Melky Mesa, R (6,8)	G3		F8			G3		48 BB 78 1B		3	0	0	0	0	0	2						
48 Junior Lake, R (1,7) OBP: 0.321, SLG: 0.400	F8				15 G6-3 13 1B	K		78 1B BB		3	1	1	0	1	1	0						
15 Chris Colabello, R (1,10) OBP: 0.393, SLG: 0.500 51 Wilkin Castillo, S (8,PH) (8,10)		G5-3			G6-3			58 2B	F9	3	1	1	0	0	0	1						
13 Domico Brown, L (1,9) OBP: 0.286, SLG: 0.360 78 Josh Almonte, R (7,9) OBP: 1.000, SLG: 1.000		G6-3			32 G5-4-3 1B	P6				3	0	1	1	0	0	1						
32 Matt Dominguez, R (1,5) OBP: 0.375, SLG: 0.286 8 Jason Leblebjian, R (7,5)		G3-1			3-H G5-4-3 1B			58 2B 22 2B	K	2	1	0	0	1	0	1						
35 Casey Kotchman, L (1,3) OBP: 0.316, SLG: 0.278					58 G5-4-3 1B	G5			L8	4	0	1	0	0	0	4						
58 Jio Mier, R (1,6) OBP: 0.375, SLG: 0.609					G5-4-3					3	1	1	1	1	0	1						
22 Josh Thole, L (1,2) OBP: 0.188, SLG: 0.313 77 Jorge Saez, R (8,2)					17 1B	P4		22 2B	K2-3	3	0	2	2	0	0	1						
Inning Stats	R: 0 E: 0 K: 0 S: 3	H: 0 LOB: 0 BB: 0 P: 3	R: 0 E: 0 K: 0 S: 3	H: 0 LOB: 0 BB: 0 P: 3	R: 0 E: 0 K: 0 S: 5	H: 3 LOB: 2 BB: 0 P: 5	R: 1 E: 0 K: 0 S: 4	H: 2 LOB: 0 BB: 0 P: 4	R: 0 E: 0 K: 1 S: 5	H: 0 LOB: 0 BB: 0 P: 5	R: 3 E: 0 K: 1 S: 8	H: 3 LOB: 1 BB: 1 P: 12	R: 1 E: 0 K: 1 S: 6	H: 1 LOB: 2 BB: 2 P: 14	R: 0 E: 0 K: 1 S: 5	H: 0 LOB: 0 BB: 0 P: 5	1B: 5 2B: 4 3B: 0 HR: 0	SF: 0 SAC: 0 DP: 2 HBP: 0	WP: 0 PB: 0 SB: 0 CS: 1	PA: 38		
PITCHER	IP WLS BF H R ER SO BB IBB HBP BLK WP HR S P ERA WHIP	IP WLS BF H R ER SO BB IBB HBP BLK WP HR S P ERA WHIP	IP WLS BF H R ER SO BB IBB HBP BLK WP HR S P ERA WHIP	IP WLS BF H R ER SO BB IBB HBP BLK WP HR S P ERA WHIP	IP WLS BF H R ER SO BB IBB HBP BLK WP HR S P ERA WHIP	IP WLS BF H R ER SO BB IBB HBP BLK WP HR S P ERA WHIP	IP WLS BF H R ER SO BB IBB HBP BLK WP HR S P ERA WHIP	IP WLS BF H R ER SO BB IBB HBP BLK WP HR S P ERA WHIP	IP WLS BF H R ER SO BB IBB HBP BLK WP HR S P ERA WHIP	IP WLS BF H R ER SO BB IBB HBP BLK WP HR S P ERA WHIP	IP WLS BF H R ER SO BB IBB HBP BLK WP HR S P ERA WHIP	IP WLS BF H R ER SO BB IBB HBP BLK WP HR S P ERA WHIP	IP WLS BF H R ER SO BB IBB HBP BLK WP HR S P ERA WHIP	IP WLS BF H R ER SO BB IBB HBP BLK WP HR S P ERA WHIP	IP WLS BF H R ER SO BB IBB HBP BLK WP HR S P ERA WHIP	IP WLS BF H R ER SO BB IBB HBP BLK WP HR S P ERA WHIP	IP WLS BF H R ER SO BB IBB HBP BLK WP HR S P ERA WHIP	IP WLS BF H R ER SO BB IBB HBP BLK WP HR S P ERA WHIP	IP WLS BF H R ER SO BB IBB HBP BLK WP HR S P ERA WHIP	IP WLS BF H R ER SO BB IBB HBP BLK WP HR S P ERA WHIP	IP WLS BF H R ER SO BB IBB HBP BLK WP HR S P ERA WHIP	IP WLS BF H R ER SO BB IBB HBP BLK WP HR S P ERA WHIP

Toronto Blue Jays @ Houston Astros
Osceola County Stadium, Kissimmee, FL
Thu Mar 17 2016, 1:10 PM - 3:53 PM EDT
Att: 5,191 - Partly Cloudy - 82 F

AB	33
R	5
H	9
RBI	5
BB	4
SO	4
LOB	16



Batter	1	2	3	4	5	6	7	8	9	AB	R	H	RBI	BB	SO	LOB	BOTTOM					
27 Jose Altuve, R (1,4) OBP: 0.375, SLG: 0.536 81 Joe Scafani, S (7,4)	4 1B 20 BB	P4		G3		L4				3	1	0	0	1	0	1						
4 George Springer, R (1,9) OBP: 0.531, SLG: 0.609 92 Danny Vasquez, L (8,7)	20 BB 19 1B	1B				20 HR BB				3	3	2	0	1	1	0						
1 Carlos Correa, R (1,6) OBP: 0.500, SLG: 0.783 82 Alex Bregman, R (7,6)	20 BB 19 1B	3B				K				2	2	1	2	1	1	1						
20 Preston Tucker, L (1,10) OBP: 0.346, SLG: 0.583	19 1B	L4				G6-3				3	1	1	3	1	0	0						
19 Matt Duffy, R (1,5) OBP: 0.345, SLG: 0.625 79 Colin Moran, L (6,5)	72 S 1B					K				3	0	1	2	0	1	0						
9 Marwin Gonzalez, S (1,3) OBP: 0.500, SLG: 1.000 87 Jon Kemmer, L (5,FR) (6,9)	P5					G6-3				3	0	1	0	0	0	2						
6 Jake Marisnick, R (1,8) OBP: 0.167, SLG: 0.241 84 Tyler White, R (6,3)	K					P4				3	0	0	0	0	1	3						
72 Tyler Heineman, S (1,2) OBP: 0.267, SLG: 0.286	F8					78 G1-6-3 1B				4	0	3	0	0	0	2						
78 Tony Kemp, L (1,7) OBP: 0.105, SLG: 0.111 (8,8)		G4-3				G1-6-3				4	0	0	0	0	0	4						
Inning Stats	R: 3 E: 0 K: 1 S: 7	H: 2 LOB: 2 BB: 3 P: 20	R: 2 E: 0 K: 0 S: 6	H: 2 LOB: 0 BB: 0 P: 9	R: 0 E: 0 K: 0 S: 3	H: 0 LOB: 0 BB: 0 P: 3	R: 0 E: 0 K: 0 S: 3	H: 1 LOB: 0 BB: 0 P: 3	R: 2 E: 0 K: 2 S: 9	H: 2 LOB: 1 BB: 1 P: 15	R: 0 E: 0 K: 0 S: 3	H: 1 LOB: 0 BB: 0 P: 3	R: 0 E: 0 K: 1 S: 5	H: 1 LOB: 2 BB: 1 P: 8	R: 0 E: 0 K: 0 S: 4	H: 0 LOB: 0 BB: 1 P: 8	1B: 5 2B: 2 3B: 1 HR: 2	SF: 0 SAC: 0 DP: 2 HBP: 0	WP: 0 PB: 0 SB: 1 CS: 0	PA: 36		
PITCHER	IP WLS BF H R ER SO BB IBB HBP BLK WP HR S P ERA WHIP	IP WLS BF H R ER SO BB IBB HBP BLK WP HR S P ERA WHIP	IP WLS BF H R ER SO BB IBB HBP BLK WP HR S P ERA WHIP	IP WLS BF H R ER SO BB IBB HBP BLK WP HR S P ERA WHIP	IP WLS BF H R ER SO BB IBB HBP BLK WP HR S P ERA WHIP	IP WLS BF H R ER SO BB IBB HBP BLK WP HR S P ERA WHIP	IP WLS BF H R ER SO BB IBB HBP BLK WP HR S P ERA WHIP	IP WLS BF H R ER SO BB IBB HBP BLK WP HR S P ERA WHIP	IP WLS BF H R ER SO BB IBB HBP BLK WP HR S P ERA WHIP	IP WLS BF H R ER SO BB IBB HBP BLK WP HR S P ERA WHIP	IP WLS BF H R ER SO BB IBB HBP BLK WP HR S P ERA WHIP	IP WLS BF H R ER SO BB IBB HBP BLK WP HR S P ERA WHIP	IP WLS BF H R ER SO BB IBB HBP BLK WP HR S P ERA WHIP	IP WLS BF H R ER SO BB IBB HBP BLK WP HR S P ERA WHIP	IP WLS BF H R ER SO BB IBB HBP BLK WP HR S P ERA WHIP	IP WLS BF H R ER SO BB IBB HBP BLK WP HR S P ERA WHIP	IP WLS BF H R ER SO BB IBB HBP BLK WP HR S P ERA WHIP	IP WLS BF H R ER SO BB IBB HBP BLK WP HR S P ERA WHIP	IP WLS BF H R ER SO BB IBB HBP BLK WP HR S P ERA WHIP	IP WLS BF H R ER SO BB IBB HBP BLK WP HR S P ERA WHIP	IP WLS BF H R ER SO BB IBB HBP BLK WP HR S P ERA WHIP	IP WLS BF H R ER SO BB IBB HBP BLK WP HR S P ERA WHIP

Toronto Blue Jays @ Houston Astros
Osceola County Stadium, Kissimmee, FL
Thu Mar 17 2016, 1:10 PM - 3:53 PM EDT
Att: 5,191 - Partly Cloudy - 82 F

AB	31
R	7
H	9
RBI	7
BB	5
SO	4
LOB	13



Batter	1	2	3	4	5	6	7	8	9	AB	R	H	RBI	BB	SO	LOB	TOP																				
6 Jake Marisnick, R (1,8) 94 Teoscar Hernández, R (8,8) OBP: 0.147, SLG: 0.212 OBP: 0.162, SLG: 0.345										4	0	0	0	0	2	1	Houston Astros @ Toronto Blue Jays Florida Auto Exchange Stadium, Dunedin, FL Fri Mar 18 2016, 1:09 PM - 4:00 PM EDT Att: 5,534 - Partly Cloudy - 78 F																				
9 Marvin Gonzalez, S (1,6) 81 Joe Scalfani, S (5,4) OBP: 0.500, SLG: 1.000 OBP: 0.182, SLG: 0.100										2	1	1	0	0	0	0																					
18 Luis Valbuena, L (1,5) 79 Colin Moran, L (7,5) OBP: 0.387, SLG: 0.500 OBP: 0.417, SLG: 0.429										3	0	0	0	0	0	1																					
84 Tyler White, R (1,3) 80 AJ Reed, L (7, PH) OBP: 0.412, SLG: 0.533 OBP: 0.290, SLG: 0.433										1	0	1	1	0	0	0																					
15 Jason Castro, L (1,2) 73 Roberto Peña, R (7,2) OBP: 0.364, SLG: 0.412 OBP: 0.176, SLG: 0.235										3	0	0	0	0	1	1																					
21 Jon Singleton, L (1, 10) OBP: 0.220, SLG: 0.368										3	0	1	0	1	2	1																					
26 Danny Worth, R (1,4) 76 Nolan Fontana, L (7,6) OBP: 0.435, SLG: 0.700 OBP: 0.261, SLG: 0.105										3	0	0	0	0	1	2																					
77 Andrew Apfin, L (1,9) OBP: 0.267, SLG: 0.222										2	1	1	0	1	0	0																					
16 Eury Pérez, R (1,7) 19 Matt Duffy, R (6,7) OBP: 0.357, SLG: 0.250 OBP: 0.367, SLG: 0.680										2	0	0	0	0	0	1																					
Inning Stats	R: 0 E: 0 K: 1 S: 5	H: 0 LOB: 0 BB: 0 P: 5	R: 0 E: 0 K: 0 S: 3	H: 1 LOB: 1 BB: 1 P: 7	R: 0 E: 0 K: 1 S: 5	H: 0 LOB: 0 BB: 0 P: 5	R: 1 E: 0 K: 1 S: 6	H: 1 LOB: 1 BB: 0 P: 7	R: 0 E: 0 K: 2 S: 8	H: 0 LOB: 1 BB: 1 P: 12	R: 0 E: 0 K: 0 S: 3	H: 1 LOB: 1 BB: 0 P: 4	R: 1 E: 0 K: 1 S: 7	H: 2 LOB: 1 BB: 0 P: 7	R: 0 E: 0 K: 1 S: 6	H: 1 LOB: 1 BB: 0 P: 6		1B: 4 2B: 2 3B: 0 HR: 0	SF: 1 SAC: 0 DP: 1 HBP: 0	WP: 1 PB: 0 SB: 1 CS: 0	PA: 34																
PITCHER	IP	WLS	BF	H	R	ER	SO	BB	IBB	HBP	BLK	WP	HR	S	P	ERA	WHIP	PITCHER		IP	WLS	BF	H	R	ER	SO	BB	IBB	HBP	BLK	WP	HR	S	P	ERA	WHIP	
41 Aaron Sanchez, R (1,1) ERA: 1.98	4.2	W	17	2	1	1	5	2	0	0	0	1	0	25	34	1.93	0.857	57 Chad Gironde, L (9,1) ERA:		1.0		4	1	0	0	1	0	0	0	0	0	6	6	0.00	1.000		
50 Steve Delabar, R (5,1) ERA: 3.5	1.0		3	0	0	0	0	0	0	0	0	0	0	4	4	0.00	0.000																				
37 Randy Choate, L (6,1) ERA:	0.1		1	0	0	0	0	0	0	0	0	0	0	1	1	0.00	0.000																				
45 Drew Storen, R (7,1) ERA: 1.8	1.0		4	1	0	0	0	0	0	0	0	0	0	4	4	0.00	1.000																				
27 Brett Cecil, L (8,1) ERA: 3.0	1.0		5	2	1	1	1	0	0	0	0	0	0	7	7	9.00	2.000																				

Batter	1	2	3	4	5	6	7	8	9	AB	R	H	RBI	BB	SO	LOB	BOTTOM																				
11 Kevin Pillar, R (1,8) 48 Junior Lake, R (6, PH) OBP: 0.281, SLG: 0.367 OBP: 0.333, SLG: 0.385										3	0	2	1	0	0	1	Houston Astros @ Toronto Blue Jays Florida Auto Exchange Stadium, Dunedin, FL Fri Mar 18 2016, 1:09 PM - 4:00 PM EDT Att: 5,534 - Partly Cloudy - 78 F																				
20 Josh Donaldson, R (1,5) 7 David Adams, R (6, PH) OBP: 0.482, SLG: 0.333 OBP: 0.474, SLG: 0.706										2	1	0	0	1	1	2																					
19 José Bautista, R (1,9) 74 David Harris, R (6, PH) OBP: 0.333, SLG: 0.600 OBP: 0.458, SLG: 0.750										3	1	1	3	0	0	1																					
2 Troy Tulowitzki, R (1,6) 58 Jio Mier, R (6, PH) OBP: 0.357, SLG: 0.500 OBP: 0.360, SLG: 0.583										3	1	1	1	0	1	1																					
15 Chris Colabello, R (1,10) 1 Andy Burns, R (7, PH) OBP: 0.355, SLG: 0.448 OBP: 0.458, SLG: 0.750										3	0	0	0	0	2	0																					
14 Justin Smoak, S (1,3) 71 K.C. Hobson, L (7,3)										2	1	2	0	1	0	0																					
3 Ezequiel Carrera, L (1,7) 9 Darrell Ceciliani, L (5, PH) OBP: 0.290, SLG: 0.176 OBP: 0.464, SLG: 0.609										2	1	1	0	0	0	1																					
18 Darwin Barney, R (1,4) 76 Jorge Flores, R (7,4) OBP: 0.346, SLG: 0.391 OBP: 0.500, SLG: 0.500										3	0	0	1	0	0	2																					
8 A.J. Jimenez, R (1,2) 76 Tony Sanchez, R (6,2) OBP: 0.500, SLG: 0.643 OBP: 0.273, SLG: 0.300										2	1	1	0	0	0	1																					
Inning Stats	R: 0 E: 0 K: 1 S: 6	H: 1 LOB: 1 BB: 0 P: 6	R: 0 E: 0 K: 1 S: 6	H: 1 LOB: 0 BB: 0 P: 6	R: 3 E: 1 K: 1 S: 7	H: 2 LOB: 0 BB: 1 P: 13	R: 2 E: 0 K: 1 S: 8	H: 3 LOB: 1 BB: 0 P: 8	R: 1 E: 0 K: 0 S: 4	H: 1 LOB: 1 BB: 1 P: 9	R: 1 E: 0 K: 3 S: 9	H: 0 LOB: 0 BB: 0 P: 9	R: 0 E: 0 K: 2 S: 9	H: 2 LOB: 2 BB: 0 P: 9	R: 0 E: 0 K: 2 S: 9	H: 2 LOB: 2 BB: 0 P: 9		1B: 7 2B: 2 3B: 0 HR: 2	SF: 0 SAC: 0 DP: 0 HBP: 0	WP: 2 PB: 0 SB: 0 CS: 0	PA: 39																
PITCHER	IP	WLS	BF	H	R	ER	SO	BB	IBB	HBP	BLK	WP	HR	S	P	ERA	WHIP	PITCHER		IP	WLS	BF	H	R	ER	SO	BB	IBB	HBP	BLK	WP	HR	S	P	ERA	WHIP	
58 Doug Fister, R (1,1) ERA: 6.94	3.2	L	18	6	5	5	3	1	0	0	0	0	1	8	13	6.75	2.250	57 Chad Gironde, L (9,1) ERA:		1.0																	
67 Jandel Gustave, R (4,1) ERA: 1.09	1.1		7	2	1	1	1	1	0	0	0	0	1	8	13	6.75	2.250																				
29 Tony Sipp, L (6,1) ERA: 6.75	0.2		5	1	1	1	1	1	0	0	0	1	0	6	10	13.50	3.000																				
65 James Hoyt, R (6,1) ERA: 1.35	1.1		4	0	0	0	3	0	0	0	0	0	0	10	10	0.00	0.000																				
38 Jake Buchanan, R (8,1) ERA: 5.4	1.0		5	2	0	0	2	0	0	0	0	0	0	9	9	0.00	2.000																				

AB	31
R	2
H	6
RBI	2
BB	2
SO	7
LOB	10



AB	36
R	7
H	11
RBI	6
BB	3
SO	10
LOB	17



Batter	1	2	3	4	5	6	7	8	9	AB	R	H	RBI	BB	SO	LOB	TOP					
6 Jake Marisnick, R OBP: 0.154, SLG: 0.211	F8	G5-3		F8			79 HR 1B		G6-3	5	1	1	0	0	0	3	Houston Astros @ Washington Nationals Space Coast Stadium, Viera, FL Mon Mar 21 2016, 1:06 PM - 4:02 PM EDT Att: 6,059 - Sunny - 56 F					
9 Marvin Gonzalez, S OBP: 0.494, SLG: 0.923	G6-3				G5-3				G3-1	2	0	0	0	1	0	0						
79 Colin Moran, L OBP: 0.393, SLG: 0.520							1-H HR			2	1	1	2	0	0	0						
30 Carlos Gómez, R OBP: 0.520, SLG: 0.353										2	1	1	0	1	1	3						
80 AJ Reed, L OBP: 0.273, SLG: 0.406	84 BB 1B	K					F8			1	0	0	0	0	0	0						
84 Tyler White, R OBP: 0.410, SLG: 0.485	18 1B									1	0	0	0	2	0	1						
21 Jon Singleton, L OBP: 0.205, SLG: 0.341	1-2 BB			18 P5 BB			P6			1	0	0	0	0	1	0						
18 Luis Valbuena, L OBP: 0.382, SLG: 0.483										3	0	1	1	0	0	2						
82 Alex Bregman, R OBP: 0.211, SLG: 0.063	1-2 2-H 1B			P5			F7			1	0	0	0	0	0	0						
19 Matt Duffy, R OBP: 0.306, SLG: 0.548	FC5-4									4	0	0	0	0	1	2						
97 Ronnie Mitchell, L	1-2 FC5-4			L5			K			0	0	0	0	0	0	0						
15 Jason Castro, L OBP: 0.360, SLG: 0.490										3	0	1	0	0	0	0						
72 Tyler Heineman, S OBP: 0.313, SLG: 0.333		16 WP 26 1B 1B					G3-1			1	0	1	0	0	0	0						
26 Danny Worth, R OBP: 0.429, SLG: 0.680										4	0	2	0	0	0	1						
92 Danny Vasquez, L	1-2 1B						F9			0	0	0	0	0	0	0						
16 Eury Pérez, R OBP: 0.324, SLG: 0.207										3	0	0	0	0	0	3						
81 Joe Scafani, S OBP: 0.167, SLG: 0.091	1-2 2-3 G5-3						G5-3			1	0	0	0	0	0	0						
Inning Stats	R: 1 E: 0 K: 0 S: 5	H: 2 LOB: 2 BB: 1 P: 10	R: 0 E: 0 K: 1 S: 7	H: 2 LOB: 3 BB: 1 P: 12	R: 0 E: 0 K: 0 S: 2	H: 0 LOB: 0 BB: 1 P: 7	R: 0 E: 0 K: 0 S: 4	H: 1 LOB: 1 BB: 0 P: 4	R: 0 E: 0 K: 0 S: 3	H: 0 LOB: 1 BB: 1 P: 7	R: 0 E: 0 K: 1 S: 5	H: 0 LOB: 0 BB: 0 P: 5	R: 2 E: 0 K: 1 S: 8	H: 2 LOB: 0 BB: 0 P: 11	R: 0 E: 0 K: 0 S: 4	H: 1 LOB: 1 BB: 0 P: 4	R: 0 E: 0 K: 0 S: 3	H: 0 LOB: 0 BB: 0 P: 3	1B: 6 2B: 1 3B: 0 HR: 1	SF: 0 SAC: 0 DP: 0 HBP: 0	WP: 1 PB: 0 SB: 0 CS: 0	PA: 38
PITCHER	IP WLS BF H R ER SO BB IBB HBP BLK WP HR S P ERA WHIP																					
47 Gio González, L ERA: 2.77	4.1	21	5	1	1	1	1	4	0	0	0	0	0	0	0	0	1	0	19	38	2.08	2.077
73 Felipe Vázquez, L ERA: 4.91	0.2	2	0	0	0	0	0	0	0	0	0	0	0	0	0	0	0	0	2	2	0.00	0.000
26 Trevor Gott, R ERA: 4.5	1.0	3	0	0	0	0	1	0	0	0	0	0	0	0	0	0	0	0	5	5	0.00	0.000
53 Rafael Martin, R ERA: 2.0	2.0	9	3	2	2	1	0	0	0	0	0	0	1	12	15	9.00	1.500					
49 Nick Masset, R ERA: 4.91	1.0	3	0	0	0	0	0	0	0	0	0	0	0	3	3	0.00	0.000					

Batter	1	2	3	4	5	6	7	8	9	AB	R	H	RBI	BB	SO	LOB	BOTTOM				
3 Michael Taylor, R OBP: 0.514, SLG: 0.848	F9									2	1	1	0	0	0	0	Houston Astros @ Washington Nationals Space Coast Stadium, Viera, FL Mon Mar 21 2016, 1:06 PM - 4:02 PM EDT Att: 6,059 - Sunny - 56 F				
4 Tony Campana, L OBP: 0.400, SLG: 0.542										2	0	1	0	0	0	1					
6 Anthony Rendon, R OBP: 0.321, SLG: 0.320	K									2	1	1	0	0	1	0					
2 Brendan Ryan, R OBP: 0.455, SLG: 0.636										2	0	2	0	0	0	0					
34 Bryce Harper, L OBP: 0.433, SLG: 0.615										2	0	1	0	0	1	0					
5 Reed Johnson, R OBP: 0.448, SLG: 0.391										1	0	0	1	0	1	2					
11 Ryan Zimmerman, R OBP: 0.286, SLG: 0.476										3	0	1	2	0	0	0					
16 Scott Sizemore, R OBP: 0.425, SLG: 0.540										1	0	0	0	0	1	1					
20 Daniel Murphy, L OBP: 0.265, SLG: 0.333										3	0	1	0	0	0	2					
90 Cutter Dykstra, R OBP: 1.000, SLG: 4.000										1	1	1	1	0	0	0					
40 Wilson Ramos, R OBP: 0.333, SLG: 0.722										2	1	1	1	0	0	0					
23 Jhonatan Solano, R OBP: 0.556, SLG: 0.600										1	0	1	0	0	0	0					
59 Jose Lobaton, S OBP: 0.409, SLG: 0.389										1	0	0	0	0	1	0					
25 Clint Robinson, L OBP: 0.290, SLG: 0.571										2	0	0	0	0	0	0					
32 Tyler Moore, R OBP: 0.188, SLG: 0.345										2	0	0	0	0	1	3					
21 Matthew den Dekker, L OBP: 0.294, SLG: 0.345										1	0	0	0	1	1	0					
14 Chris Heisey, R OBP: 0.308, SLG: 0.384										2	0	0	0	0	2	3					
10 Stephen Drew, L OBP: 0.407, SLG: 0.391										2	0	0	0	0	0	0					
7 Trea Turner, R OBP: 0.314, SLG: 0.367										1	1	1	0	0	0	0					
Inning Stats	R: 0 E: 0 K: 2 S: 7	H: 0 LOB: 0 BB: 0 P: 7	R: 1 E: 0 K: 0 S: 4	H: 1 LOB: 0 BB: 0 P: 4	R: 2 E: 0 K: 1 S: 9	H: 4 LOB: 2 BB: 0 P: 9	R: 0 E: 0 K: 0 S: 2	H: 0 LOB: 1 BB: 1 P: 7	R: 0 E: 0 K: 1 S: 6	H: 2 LOB: 1 BB: 0 P: 8	R: 0 E: 0 K: 2 S: 9	H: 2 LOB: 3 BB: 0 P: 9	R: 1 E: 0 K: 1 S: 7	H: 2 LOB: 1 BB: 0 P: 8	R: 1 E: 0 K: 2 S: 10	H: 1 LOB: 0 BB: 0 P: 13	1B: 8 2B: 2 3B: 0 HR: 2	SF: 1 SAC: 0 DP: 0 HBP: 0	WP: 0 PB: 0 SB: 2 CS: 1	PA: 35	
PITCHER	IP WLS BF H R ER SO BB IBB HBP BLK WP HR S P ERA WHIP																				
46 Scott Feldman, R ERA: 5.19	3.2	17	5	3	3	3	3	1	0	0	0	0	0	0	0	0	1	22	26	7.36	1.636
23 Neal Cotts, L ERA: 3.0	0.2	4	2	0	0	0	0	0	0	0	0	0	0	3	5	0.00	3.000				
37 Pat Neshek, R ERA: 1.69	0.2	1	0	0	0	0	1	0	0	0	0	0	0	3	4	0.00	0.000				
47 Dan Straily, R ERA: 9.0	2.0	10	4	1	1	1	3	0	0	0	0	0	0	16	17	4.50	2.000				
67 Jandel Gustave, R ERA: 2.84	1.0	4	1	1	1	2	0	0	0	0	0	0	1	10	13	9.00	1.000				

Batter	1	2	3	4	5	6	7	8	9	AB	R	H	RBI	BB	SO	LOB	TOP										
3 David Lough, L OBP: 0.455, SLG: 0.457	G4-3	F7			K			SH2-3		3	0	0	0	0	1	0	Philadelphia Phillies @ Houston Astros Osceola County Stadium, Kissimmee, FL Wed Mar 23, 2016, 6:09 PM - 8:49 PM EDT Att: 4,626 - Partly Cloudy - 78 F										
16 César Hernández, S OBP: 0.436, SLG: 0.521			G4-3			G1-3				2	1	0	0	1	0	0											
4 Andrés Blanco, S OBP: 0.321, SLG: 0.481	BB							1B		1	0	1	0	0	0	0											
7 Maikel Franco, R OBP: 0.340, SLG: 0.720	K		G5-3			K		F9-2		4	0	0	0	0	2	3											
18 Darin Ruf, R OBP: 0.375, SLG: 0.610	BB		F8						K	2	0	0	0	2	1	0											
64 Cedric Hunter, L OBP: 0.327, SLG: 0.604	BB				G3-1			G6-3		4	0	1	1	0	0	1											
51 Carlos Ruiz, R OBP: 0.286, SLG: 0.208	1B				F8					1	0	0	0	1	0	0											
84 Logan Moore, L OBP: 0.286, SLG: 0.250	BB								K	2	0	0	0	0	1	0											
13 Freddy Galvis, S OBP: 0.191, SLG: 0.239	K					G6-3				3	0	0	0	0	2	3											
17 Peter Bourjos, R OBP: 0.372, SLG: 0.513			K			G6-3				3	0	0	0	0	2	0											
2 Tyler Goeddel, R OBP: 0.333, SLG: 0.354			G5-3			L8				2	0	0	0	0	0	0											
15 Emmanuel Burriss, S OBP: 0.352, SLG: 0.454								HBP		0	0	0	0	0	0	0											
Inning Stats	R: 1 E: 0 K: 2 S: 8	H: 1 LOB: 3 BB: 3 P: 19	R: 0 E: 0 K: 1 S: 5	H: 0 LOB: 0 BB: 0 P: 5	R: 0 E: 0 K: 0 S: 3	H: 0 LOB: 0 BB: 0 P: 3	R: 0 E: 0 K: 1 S: 5	H: 0 LOB: 0 BB: 0 P: 5	R: 0 E: 0 K: 1 S: 5	H: 0 LOB: 1 BB: 1 P: 9	R: 0 E: 0 K: 1 S: 5	H: 0 LOB: 0 BB: 0 P: 5	R: 0 E: 0 K: 0 S: 3	H: 1 LOB: 1 BB: 0 P: 4	R: 0 E: 0 K: 2 S: 7	H: 0 LOB: 0 BB: 0 P: 7	1B: 2 2B: 1 3B: 0 HR: 0	SF: 0 SAC: 1 DP: 1 HBP: 1	WP: 0 PB: 0 SB: 1 CS: 0	PA: 33							
PITCHER	IP	WLS	BF	H	R	ER	SO	BB	IBB	HBP	BLK	WP	HR	S	P	ERA	WHIP										
45 Michael Feliz, R ERA: 1.29	4.0		16	1	1	1	4	3	0	0	0	0	0	21	32	2.25	1.000										
65 James Hoyt, R ERA: 1.09	1.2	W	6	0	0	0	2	1	0	0	0	0	0	9	13	0.00	0.600										
23 Neal Cotts, L ERA: 2.45	1.1	H	4	0	0	0	1	0	0	0	0	0	0	6	6	0.00	0.000										
38 Jake Buchanan, R ERA: 4.5	1.0	H	4	1	0	0	0	0	0	1	0	0	0	3	4	0.00	1.000										
53 Ken Giles, R ERA: 9.0	1.0	S	3	0	0	0	2	0	0	0	0	0	0	7	7	0.00	0.000										

Batter	1	2	3	4	5	6	7	8	9	AB	R	H	RBI	BB	SO	LOB	BOTTOM										
27 Jose Altuve, R OBP: 0.442, SLG: 0.556	K									2	0	0	0	1	2	0	Philadelphia Phillies @ Houston Astros Osceola County Stadium, Kissimmee, FL Wed Mar 23, 2016, 6:09 PM - 8:49 PM EDT Att: 4,626 - Partly Cloudy - 78 F										
81 Joe Scafani, S OBP: 0.143, SLG: 0.077			K							1	1	0	0	0	1	1											
20 Preston Tucker, L OBP: 0.397, SLG: 0.571	G3									3	0	2	1	0	0	0											
94 Teoscar Hernández, R OBP: 0.231, SLG: 0.615										1	0	0	0	0	1	1											
28 Colby Rasmus, L OBP: 0.310, SLG: 0.654										2	0	0	1	1	0	2											
16 Eury Pérez, R OBP: 0.297, SLG: 0.188	BB									1	0	0	0	0	1	1											
80 AJ Reed, L OBP: 0.237, SLG: 0.361	G1-3									4	0	0	0	0	2	3											
18 Luis Valbuena, L OBP: 0.375, SLG: 0.441			G3-1							3	0	0	0	0	2	0											
19 Matt Duffy, R OBP: 0.316, SLG: 0.576										1	0	0	0	0	1	0											
15 Jason Castro, L OBP: 0.400, SLG: 0.480										3	0	3	0	0	0	0											
72 Tyler Heineman, S OBP: 0.294, SLG: 0.313										1	0	0	0	0	1	0											
6 Jake Marisnick, R OBP: 0.171, SLG: 0.205										1	0	0	0	1	0	1											
92 Danny Vasquez, L ERA: 7.2										0	0	0	0	0	0	0											
21 Jon Singleton, L OBP: 0.191, SLG: 0.318										3	0	0	0	0	0	2											
26 Danny Worth, R OBP: 0.406, SLG: 0.607										2	1	0	0	1	0	0											
91 Mott Hyde, R ERA: 5.1										0	0	0	0	0	0	0											
Inning Stats	R: 0 E: 0 K: 1 S: 5	H: 0 LOB: 1 BB: 1 P: 9	R: 0 E: 0 K: 0 S: 4	H: 1 LOB: 1 BB: 0 P: 4	R: 0 E: 0 K: 1 S: 6	H: 1 LOB: 0 BB: 0 P: 6	R: 0 E: 0 K: 2 S: 8	H: 1 LOB: 0 BB: 0 P: 8	R: 2 E: 1 K: 0 S: 5	H: 1 LOB: 2 BB: 1 P: 9	R: 0 E: 0 K: 1 S: 5	H: 1 LOB: 1 BB: 1 P: 8	R: 0 E: 0 K: 3 S: 9	H: 0 LOB: 0 BB: 0 P: 13	R: 0 E: 0 K: 3 S: 9	H: 0 LOB: 0 BB: 0 P: 9	1B: 4 2B: 1 3B: 0 HR: 0	SF: 0 SAC: 1 DP: 0 HBP: 0	WP: 0 PB: 0 SB: 0 CS: 1	PA: 33							
PITCHER	IP	WLS	BF	H	R	ER	SO	BB	IBB	HBP	BLK	WP	HR	S	P	ERA	WHIP										
47 Charlie Morton, R ERA: 4.63	5.1	L	23	4	2	0	5	2	0	0	0	0	0	31	39	0.00	1.125										
34 Brett Oberholzer, L ERA: 7.2	0.2		3	1	0	0	0	1	0	0	0	0	0	2	5	0.00	3.000										
63 Chris Leroux, L ERA: 7.2	1.0		4	0	0	0	3	1	0	0	0	0	0	9	13	0.00	1.000										
53 Daniel Stumpf, L ERA: 3.72	0.2		2	0	0	0	2	0	0	0	0	0	0	6	6	0.00	0.000										
50 Hector Neris, R ERA: 5.1	0.1		1	0	0	0	1	0	0	0	0	0	0	3	3	0.00	0.000										

AB	27
R	1
H	2
RBI	1
BB	4
SO	9
LOB	7



WP	0
PA	33
PB	0
SB	1
CS	0


AB	28
R	2
H	5
RBI	2
BB	4
SO	11
LOB	11





WP	0
PA	33
PB	0
SB	0
CS	1


Batter	1	2	3	4	5	6	7	8	9	AB	R	H	RBI	BB	SO	LOB	TOP																
27 Jose Altuve, R (1,10) OBP: 0.413, SLG: 0.513										3	0	0	0	0	1	2	Houston Astros @ Atlanta Braves Champion Stadium, Lake Buena Vista, FL Fri Mar 25 2016, 1:07 PM - 2:46 PM EDT Att: 5,341 - Partly Cloudy - 77 F																
6 Jake Marisnick, R (1,9) OBP: 0.182, SLG: 0.214										3	0	1	0	0	0	1																	
87 Jon Kemmer, L (6,9) OBP: 0.154, SLG: 0.083										0	0	0	0	0	0	0																	
28 Colby Rasmus, L (1,7) OBP: 0.313, SLG: 0.607										2	0	0	0	1	1	1																	
78 Tony Kemp, L (7, PR) OBP: 0.105, SLG: 0.111										0	1	0	0	0	0	0																	
30 Carlos Gómez, R (1,8) OBP: 0.452, SLG: 0.273										3	0	0	0	0	1	2																	
15 Jason Castro, L (1,2) OBP: 0.394, SLG: 0.464										3	0	1	1	0	0	1																	
16 Eury Pérez, R (7, PR) OBP: 0.297, SLG: 0.188										0	0	0	0	0	0	0																	
19 Matt Duffy, R (1,5) OBP: 0.310, SLG: 0.568										3	0	1	0	0	2	2																	
21 Jon Singleton, L (1,3) OBP: 0.176, SLG: 0.292										3	0	0	0	0	1	2																	
81 Joe Sclafani, S (1,4) OBP: 0.176, SLG: 0.067										2	0	0	0	0	1	0																	
26 Danny Worth, R (1,6) OBP: 0.417, SLG: 0.656										2	0	2	0	0	0	0																	
91 Mott Hyde, R (6,6) OBP: 0.417, SLG: 0.656										0	0	0	0	0	0	0																	
Inning Stats	R: 0 E: 0 K: 1 S: 5	H: 0 LOB: 0 BB: 0 P: 5	R: 0 E: 0 K: 0 S: 3	H: 1 LOB: 0 BB: 0 P: 3	R: 0 E: 0 K: 1 S: 6	H: 1 LOB: 1 BB: 0 P: 6	R: 0 E: 0 K: 2 S: 8	H: 1 LOB: 1 BB: 0 P: 9	R: 0 E: 0 K: 1 S: 5	H: 0 LOB: 0 BB: 0 P: 5	R: 0 E: 0 K: 0 S: 3	H: 1 LOB: 2 BB: 1 P: 14	R: 1 E: 1 K: 2 S: 8	H: 1 LOB: 2 BB: 1 P: 14			1B: 2 2B: 4 3B: 0 HR: 0	SF: 0 SAC: 0 DP: 1 HBP: 0	WP: 0 PB: 0 CS: 0	PA: 26													
PITCHER	IP WLS BF H R ER SO BB IBB HBP BLK WP HR S P ERA WHIP																																
49 Julio Teheran, R (1,1) ERA: 2.6	6.0	20	4	0	0	5	0	0	0	0	0	0	30	31	0.00	0.667																	
39 Jason Grilli, R (7,1) ERA: 9.0	1.0	B	5	1	1	1	2	1	0	0	0	0	0	8	14	9.00	2.000																

Batter	1	2	3	4	5	6	7	8	9	AB	R	H	RBI	BB	SO	LOB	BOTTOM			
2 Michael Bourn, L (1,8) OBP: 0.293, SLG: 0.308										3	0	0	0	0	1	1	Houston Astros @ Atlanta Braves Champion Stadium, Lake Buena Vista, FL Fri Mar 25 2016, 1:07 PM - 2:46 PM EDT Att: 5,341 - Partly Cloudy - 77 F			
1 Erick Aybar, S (1,6) OBP: 0.333, SLG: 0.457										3	0	1	1	0	1	0				
22 Nick Markakis, L (1,9) OBP: 0.212, SLG: 0.267										3	0	0	0	0	1	1				
23 Nick Swisher, S (1,3) OBP: 0.409, SLG: 0.361										2	0	0	0	0	1	0				
25 Tyler Flowers, R (1,2) OBP: 0.250, SLG: 0.310										2	0	0	0	0	0	0				
24 Kelly Johnson, L (1,4) OBP: 0.389, SLG: 0.321										1	0	0	0	1	0	0				
18 Jeff Francoeur, R (1,7) OBP: 0.370, SLG: 0.415										2	0	0	0	0	0	1				
7 Gordon Beckham, R (1,5) OBP: 0.429, SLG: 0.370										2	1	1	0	0	0	0				
49 Julio Teheran, R (1,1) ERA: 6.0	4.0	13	0	0	0	4	1	0	0	0	0	0	20	24	0.00	0.250		Braves		
53 Ken Giles, R (5,1) ERA: 8.59	1.1	5	1	1	1	0	0	0	0	0	0	0	5	5	6.75	0.750				
29 Tony Sipp, L (6,1) ERA: 5.79	0.2	3	1	0	0	0	0	0	0	0	0	0	3	3	0.00	1.500	WP: 0 PB: 0 CS: 0	PA: 21		
Inning Stats	R: 0 E: 0 K: 2 S: 7	H: 0 LOB: 0 BB: 0 P: 7	R: 0 E: 0 K: 1 S: 5	H: 0 LOB: 1 BB: 1 P: 9	R: 0 E: 0 K: 1 S: 5	H: 0 LOB: 0 BB: 0 P: 5	R: 0 E: 0 K: 0 S: 3	H: 0 LOB: 0 BB: 0 P: 3	R: 0 E: 0 K: 0 S: 3	H: 0 LOB: 0 BB: 0 P: 3	R: 1 E: 0 K: 0 S: 5	H: 2 LOB: 1 BB: 0 P: 5	R: 0 E: 0 K: 1 S: 5	H: 0 LOB: 0 BB: 0 P: 5			1B: 0 2B: 1 3B: 1 HR: 0	SF: 0 SAC: 0 DP: 0 HBP: 0	WP: 0 PB: 0 CS: 0	PA: 21
PITCHER	IP WLS BF H R ER SO BB IBB HBP BLK WP HR S P ERA WHIP																			

Batter	1	2	3	4	5	6	7	8	9	AB R H RBI BB SO LOB	TOP																								
											<p>Miami Marlins @ Houston Astros Osceola County Stadium, Kissimmee, FL Sat Mar 26 2016, 6:05 PM EDT</p> <p>livebaseballscorecards.com</p> <p>AB 0 R 0 H 0 RBI 0 BB 0 SO 0 LOB 0</p>  <p>1B: 0 SF: 0 WP: 0 PA: 0 2B: 0 SAC: 0 FB: 0 3B: 0 DP: 0 SB: 0 HR: 0 HBP: 0 CS: 0</p>																								
Inning Stats																																			
PITCHER	IP	WLS	BF	H	R	ER	SO	BB	IBB	HBP	BLK	WP	HR	S	P	ERA	WHIP	PITCHER	IP	WLS	BF	H	R	ER	SO	BB	IBB	HBP	BLK	WP	HR	S	P	ERA	WHIP

Batter	1	2	3	4	5	6	7	8	9	AB R H RBI BB SO LOB	BOTTOM																								
											<p>Miami Marlins @ Houston Astros Osceola County Stadium, Kissimmee, FL Sat Mar 26 2016, 6:05 PM EDT</p> <p>livebaseballscorecards.com</p> <p>AB 0 R 0 H 0 RBI 0 BB 0 SO 0 LOB 0</p>  <p>1B: 0 SF: 0 WP: 0 PA: 0 2B: 0 SAC: 0 FB: 0 3B: 0 DP: 0 SB: 0 HR: 0 HBP: 0 CS: 0</p>																								
Inning Stats																																			
PITCHER	IP	WLS	BF	H	R	ER	SO	BB	IBB	HBP	BLK	WP	HR	S	P	ERA	WHIP	PITCHER	IP	WLS	BF	H	R	ER	SO	BB	IBB	HBP	BLK	WP	HR	S	P	ERA	WHIP

Batter	1	2	3	4	5	6	7	8	9	AB	R	H	RBI	BB	SO	LOB	TOP							
24 Jon Jay, L OBP: 0.375, SLG: 0.538 86 Casey McElroy, L (8, PR) (8, 5)	1-3 K		1-1 HBP		1-0 G3			2-2 3B		3	0	1	0	0	1	1	<p>San Diego Padres @ Houston Astros Estadio de Beisbol 'Fray Nano', Mexico City, MX</p> <p>Sat Mar 26 2016, 9:06 PM - 12:01 AM EDT Att: 5,602 - Partly Cloudy - 75 F</p> <p>livebaseballscores.com</p> <p>AB 33 R 1 H 7 RBI 1 BB 0 SO 10 LOB 14</p> 							
15 Cory Spangenberg, L OBP: 0.304, SLG: 0.347 (1, 4)	2-2 2B		1-3 K		0-0 G6-3			1-1 G2-3		4	0	1	0	0	1	2								
32 Jabari Blash, R OBP: 0.347, SLG: 0.450 69 Alan Garcia, L (6, PR) (6, 7)	1-3 K		2-3 K		4-1 HBP			1-3 K		2	0	0	0	0	2	2								
26 Yangervis Solarte, S OBP: 0.265, SLG: 0.265 8 Fernando Perez, L (1, 5) (6, 5) (8, 9)	3-2 F9			1-3 K		0-0 G4-6-3		0-0 F8		3	0	0	0	0	1	2								
10 Alexei Ramirez, R OBP: 0.340, SLG: 0.463 88 Luis Urias, R (7, 6)		1-3 K		0-2 1B		1-0 G6-3		1-1 G5-3		3	0	1	0	0	1	0								
18 Austin Hedges, R OBP: 0.419, SLG: 0.667 92 Auston Bousfield, R OBP: 0.371, SLG: 0.667 (1, 2) (8, 8)		0-0 1B		3-2 G1		0-0 2B		1-1 1B		3	0	2	0	0	0	1								
9 Adam Rosales, R OBP: 0.314, SLG: 1.333 96 Trae Santos, L OBP: 0.571, SLG: 1.333 (1, 3) (7, 3)		2-2 F8		3-3 K		2-3 K		0-0 3B		3	0	0	0	0	2	2								
16 Travis Jankowski, L OBP: 0.359, SLG: 0.242 61 Ricardo Valenzuela, R Jose Carlos Urena, R (9, PH) (1, 9) (8, 2)		3-2 G3		2-2 G5-3		1-0 G3		0-3 K		3	0	0	0	0	0	2								
58 Rocky Gale, R OBP: 0.313, SLG: 0.400 (1, 10)			1-2 G1-3		0-1 E6			2-1 F8		3	0	0	0	0	0	0								
Inning Stats	R: 0 H: 1 E: 0 K: 2 S: 17	H: 1 LOB: 1 BB: 0 P: 24	R: 0 H: 1 E: 0 K: 1 S: 11	H: 1 LOB: 1 BB: 0 P: 17	R: 0 H: 0 E: 0 K: 2 S: 10	H: 0 LOB: 0 BB: 0 P: 15	R: 0 H: 1 E: 0 K: 1 S: 9	H: 0 LOB: 1 BB: 0 P: 13	R: 0 H: 0 E: 1 K: 1 S: 9	H: 0 LOB: 1 BB: 0 P: 15	R: 0 H: 1 E: 0 K: 1 S: 6	H: 1 LOB: 1 BB: 0 P: 10	R: 0 H: 1 E: 0 K: 1 S: 12	H: 1 LOB: 1 BB: 0 P: 18	R: 1 H: 2 E: 0 K: 1 S: 9	H: 2 LOB: 1 BB: 0 P: 11		1B: 3 2B: 2 3B: 2 HR: 0	SF: 0 SAC: 0 DP: 1 HBP: 2	WP: 0 PB: 0 SB: 1 CS: 1	PA: 35			
PITCHER	IP WLS BF H R ER SO BB IBB HBP BLK WP HR S P ERA WHIP	66 Chris Devenski, R ERA: 0.87 98 Michael Freeman, L ERA: 5.08 63 Jordan Jankowski, R ERA: 5.08 36 Will Harris, R ERA: 3.88 38 Jake Buchanan, R ERA: 3.88	1.1 4.1 1.0 0.2 1.0 1.0	1 16 4 2 4 4	3 0 0 0 0 0	0 7 0 0 0 0	0 0 0 0 0 0	0 0 0 0 0 0	0 0 0 0 0 0	0 0 0 0 0 0	0 0 0 0 0 0	50 75 7 6 10 18	0.00 0.00 0.00 0.00 1.000 1.000	0.692 0.000 0.000 0.000	94 Jose Urquidy, R ERA: 9.00	1.0 5 2 1 1 1	0 0 0 0 0 0	0 0 0 0 0 0	0 0 0 0 0 0	0 0 0 0 0 0	0 0 0 0 0 0	9 11	9.00 2.000	2.000

Batter	1	2	3	4	5	6	7	8	9	AB	R	H	RBI	BB	SO	LOB	BOTTOM							
27 Jose Altuve, R OBP: 0.388, SLG: 0.476 81 Joe Scafani, S OBP: 0.263, SLG: 0.176 (1, 4) (7, PH) (8, 4)	1-1 G6-3		0-0 L1-3		3-2 F7		0-0 1B	1-0 E9 2B HBP		3	0	0	0	0	0	0	<p>San Diego Padres @ Houston Astros Estadio de Beisbol 'Fray Nano', Mexico City, MX</p> <p>Sat Mar 26 2016, 9:06 PM - 12:01 AM EDT Att: 5,602 - Partly Cloudy - 75 F</p> <p>livebaseballscores.com</p> <p>AB 32 R 11 H 9 RBI 10 BB 5 SO 8 LOB 14</p> 							
9 Marwin Gonzalez, S OBP: 0.483, SLG: 0.788 79 Colin Moran, L OBP: 0.371, SLG: 0.452 (1, 5) (7, PH) (8, 5)	0-1 G5-3		0-0 G5-3		0-2 1B		2-2 G4-3	1-1 2B HBP		3	0	1	0	0	0	0								
1 Carlos Correa, R OBP: 0.524, SLG: 0.848 26 Danny Worth, R OBP: 0.447, SLG: 0.697 (1, 6) (8, 6)	4-2 BB			0-1 HR		1-3 K		1-2 2B HBP		2	1	1	1	1	1	1								
84 Tyler White, R OBP: 0.460, SLG: 0.585 92 Jamie Ritchie, R 94 José Urquidy, R (1, 3) (8, PH) (9, 1)	0-1 F9			0-1 HR		4-2 BB		1-2 K		3	1	1	1	1	0	2								
19 Matt Duffy, R OBP: 0.326, SLG: 0.538 (1, 10) (9, 3)		4-2 BB		2-2 K		0-1 G5-3		1-2 78 WP 1B HBP		2	1	0	0	1	1	2								
20 Preston Tucker, L OBP: 0.324, SLG: 0.471 78 Tony Kemp, L OBP: 0.143, SLG: 0.105 (1, 9) (7, 8)	0-1 L7			0-3 K		1-3 K		4-2 72 1B 90 1B BB		2	0	0	0	0	1	1								
6 Jake Marisnick, R OBP: 0.191, SLG: 0.244 (1, 8) (7, 9)	0-2 L7			2-2 K		3-2 E3 2B		1-2 72 1B 90 1B BB		3	1	1	1	0	1	1								
87 Jon Kemmer, L OBP: 0.143, SLG: 0.077 (8, PH) (9, 9)						0-0 1 SAFE		1-3 K		1	0	0	0	0	1	3								
72 Tyler Heineman, S OBP: 0.286, SLG: 0.300 (1, 2)						1-1 G5-3		1-1 81 1B 90 1B E 1B		4	1	1	2	0	1	2								
90 Leo Heras, L OBP: 0.250, SLG: 0.333 (1, 7)						2-3 K		1-2 79 HBP 2B 81 E 1B		3	1	1	2	0	1	0								
Inning Stats	R: 0 H: 0 E: 0 K: 0 S: 11	H: 0 LOB: 1 BB: 1 P: 16	R: 0 H: 0 E: 0 K: 1 S: 12	H: 0 LOB: 1 BB: 1 P: 16	R: 0 H: 0 E: 0 K: 0 S: 3	H: 0 LOB: 0 BB: 0 P: 3	R: 2 H: 2 E: 0 K: 3 S: 14	H: 2 LOB: 0 BB: 0 P: 18	R: 0 H: 1 E: 0 K: 1 S: 10	H: 1 LOB: 1 BB: 1 P: 15	R: 2 H: 2 E: 1 K: 0 S: 11	H: 2 LOB: 1 BB: 0 P: 18	R: 7 H: 4 E: 1 K: 2 S: 25	H: 4 LOB: 1 BB: 2 P: 43	R: 1 H: 2 E: 0 K: 1 S: 9	H: 2 LOB: 1 BB: 0 P: 11	1B: 5 2B: 2 3B: 0 HR: 2	SF: 1 SAC: 0 DP: 1 HBP: 2	WP: 2 PB: 0 SB: 0 CS: 0	PA: 40				
PITCHER	IP WLS BF H R ER SO BB IBB HBP BLK WP HR S P ERA WHIP	41 Robbie Erlin, L ERA: 2.25 Justin Hancock, R ERA: 11.25 49 Josh Martin, R ERA: 11.25 25 Jeff Ibarra, L ERA: 11.25 96 Kyle Lloyd, R ERA: 11.25	5.0 2.0 0.2 0.0 0.1	19 10 6 4 1	2 2 1 4 4	2 0 1 0 1	2 1 2 0 0	0 0 0 0 0	0 0 2 0 0	0 0 0 0 0	0 0 0 0 0	0 0 0 0 0	21 33 13 9 3	0.00 0.00 54.00 ∞ ∞	3.60 2.000 4.500	94 Jose Urquidy, R ERA: 9.00	1.0 5 2 1 1 1	0 0 0 0 0 0	0 0 0 0 0 0	0 0 0 0 0 0	0 0 0 0 0 0	9 11	9.00 2.000	2.000

Batter	1	2	3	4	5	6	7	8	9	AB	R	H	RBI	BB	SO	LOB	TOP								
4 George Springer, R (1.9) OBP: 0.412, SLG: 0.378 94 Teoscar Hernández, R (9.8) OBP: 0.231, SLG: 0.615										3	0	0	0	3	1	3									
82 Alex Bregman, R (1.6) OBP: 0.200, SLG: 0.091										6	0	1	1	0	2	7									
28 Colby Rasmus, L (1.7) OBP: 0.361, SLG: 0.600 86 Derek Fisher, L (7.7) OBP: 0.462, SLG: 0.800										2	0	1	0	2	0	0									
30 Carlos Gómez, R (1.8) OBP: 0.400, SLG: 0.231 16 Eury Pérez, R (7.8) OBP: 0.316, SLG: 0.188										4	0	0	0	0	2	3									
80 AJ Reed, L (1.10) OBP: 0.333, SLG: 0.600										5	3	3	2	0	0	2									
15 Jason Castro, L (1.2) OBP: 0.444, SLG: 0.600 73 Roberto Peña, R (6.2) OBP: 0.214, SLG: 0.231										2	2	2	2	1	0	0									
21 Jon Singleton, L (1.3) OBP: 0.196, SLG: 0.358										5	1	2	1	0	0	2									
83 J.D. Davis, R (1.5) OBP: 0.500, SLG: 0.444 92 Nick Tanelu, R (7.5) OBP: 1.000, SLG: 2.000										3	1	1	1	1	0	2									
91 Mott Hyde, R (1.4) OBP: 0.400, SLG: 0.400										5	0	2	1	0	3	3									
Inning Stats	R: 0 E: 0 K: 1 S: 5	H: 0 LOB: 1 BB: 1 P: 9	R: 2 E: 0 K: 1 S: 9	H: 4 LOB: 2 BB: 0 P: 9	R: 2 E: 0 K: 0 S: 7	H: 2 LOB: 0 BB: 0 P: 9	R: 0 E: 0 K: 1 S: 5	H: 0 LOB: 1 BB: 1 P: 9	R: 0 E: 0 K: 1 S: 5	H: 1 LOB: 0 BB: 0 P: 5	R: 0 E: 0 K: 1 S: 5	H: 0 LOB: 3 BB: 3 P: 17	R: 4 E: 0 K: 2 S: 13	H: 5 LOB: 2 BB: 2 P: 23	R: 0 E: 0 K: 0 S: 3	H: 0 LOB: 1 BB: 1 P: 7	R: 0 E: 0 K: 2 S: 8	H: 1 LOB: 1 BB: 0 P: 9	1B: 9 2B: 1 3B: 0 HR: 3	SF: 0 SAC: 0 DP: 0 HBP: 0	WP: 1 PB: 0 SB: 0 CS: 1	PA: 47			
PITCHER	IP: 5.0 WLS: L BF: 23 ERA: 2.66	IP: 0.2 WLS: 5 BF: 0 ERA: 2.16	IP: 0.1 WLS: 1 BF: 0 ERA: 4.91	IP: 0.2 WLS: 6 BF: 3 ERA: 9.0	IP: 0.1 WLS: 4 BF: 2 ERA: 0.00	IP: 1.0 WLS: 4 BF: 0 ERA: 6.23	IP: 1.0 WLS: 4 BF: 1 ERA: 6.66	IP: 0.0 WLS: 0 BF: 0 ERA: 0.00	IP: 0.0 WLS: 0 BF: 0 ERA: 0.00	IP: 0.0 WLS: 0 BF: 0 ERA: 0.00	IP: 0.0 WLS: 0 BF: 0 ERA: 0.00	IP: 0.0 WLS: 0 BF: 0 ERA: 0.00	IP: 0.0 WLS: 0 BF: 0 ERA: 0.00	IP: 0.0 WLS: 0 BF: 0 ERA: 0.00	IP: 0.0 WLS: 0 BF: 0 ERA: 0.00	IP: 0.0 WLS: 0 BF: 0 ERA: 0.00	IP: 0.0 WLS: 0 BF: 0 ERA: 0.00	IP: 0.0 WLS: 0 BF: 0 ERA: 0.00	IP: 0.0 WLS: 0 BF: 0 ERA: 0.00	IP: 0.0 WLS: 0 BF: 0 ERA: 0.00	IP: 0.0 WLS: 0 BF: 0 ERA: 0.00	IP: 0.0 WLS: 0 BF: 0 ERA: 0.00	IP: 0.0 WLS: 0 BF: 0 ERA: 0.00	IP: 0.0 WLS: 0 BF: 0 ERA: 0.00	IP: 0.0 WLS: 0 BF: 0 ERA: 0.00

Houston Astros @ Detroit Tigers
Joker Marchant Stadium, Lakeland, FL
Sun Mar 27 2016, 1:08 PM - 4:09 PM EDT
Att: 6,133 - Partly Cloudy - 84 F

AB 39
R 8
H 13
RBI 8
BB 8
SO 9
LOB 27



Batter	1	2	3	4	5	6	7	8	9	AB	R	H	RBI	BB	SO	LOB	BOTTOM								
3 Ian Kinsler, R (1.4) OBP: 0.327, SLG: 0.568 17 Andrew Romine, S (7.7) OBP: 0.436, SLG: 0.323										3	0	0	0	0	1	0									
1 Jose Iglesias, R (1.6) OBP: 0.408, SLG: 0.444 14 Mike Aviles, R (7.7) OBP: 0.308, SLG: 0.405										3	0	0	0	0	0	0									
24 Miguel Cabrera, R (1.3) OBP: 0.438, SLG: 0.595 64 John Mayberry Jr., R (8.3) OBP: 0.213, SLG: 0.238										3	0	1	0	0	0	0									
28 J.D. Martinez, R (1.9) OBP: 0.300, SLG: 0.568 62 Nate Schierholz, L (8.9) OBP: 0.290, SLG: 0.600										3	0	0	0	0	0	1									
39 Jarrod Saltalamacchia, S (1.10) OBP: 0.353, SLG: 0.581										4	1	2	0	0	1	0									
31 Casey McGehee, R (1.5) OBP: 0.413, SLG: 0.447										4	1	2	0	0	0	1									
18 Tyler Collins, L (1.7) OBP: 0.420, SLG: 0.651										4	0	0	1	0	1	2									
34 James McCann, R (1.2) OBP: 0.368, SLG: 0.703										4	1	2	2	0	2	0									
12 Anthony Gose, L (1.8) OBP: 0.244, SLG: 0.357 63 Winton Bernard, R (8.8) OBP: 0.257, SLG: 0.212										3	0	1	0	0	1	2									
Inning Stats	R: 0 E: 0 K: 0 S: 3	H: 0 LOB: 0 BB: 0 P: 3	R: 1 E: 0 K: 0 S: 6	H: 3 LOB: 2 BB: 0 P: 6	R: 0 E: 0 K: 0 S: 4	H: 1 LOB: 1 BB: 0 P: 4	R: 0 E: 0 K: 0 S: 3	H: 1 LOB: 0 BB: 0 P: 3	R: 0 E: 0 K: 3 S: 9	H: 0 LOB: 0 BB: 0 P: 9	R: 0 E: 0 K: 0 S: 3	H: 0 LOB: 0 BB: 0 P: 3	R: 2 E: 0 K: 1 S: 11	H: 4 LOB: 2 BB: 0 P: 14	R: 0 E: 0 K: 0 S: 3	H: 0 LOB: 0 BB: 0 P: 3	R: 0 E: 0 K: 2 S: 7	H: 0 LOB: 0 BB: 0 P: 7	1B: 6 2B: 2 3B: 0 HR: 1	SF: 0 SAC: 0 DP: 1 HBP: 0	WP: 0 PB: 0 SB: 0 CS: 0	PA: 35			
PITCHER	IP: 4.0 WLS: W BF: 16 ERA: 4.26	IP: 1.0 WLS: H BF: 3 ERA: 0.00	IP: 4.0 WLS: S BF: 16 ERA: 5.4	IP: 0.0 WLS: 0 BF: 0 ERA: 0.00	IP: 0.0 WLS: 0 BF: 0 ERA: 0.00	IP: 0.0 WLS: 0 BF: 0 ERA: 0.00	IP: 0.0 WLS: 0 BF: 0 ERA: 0.00	IP: 0.0 WLS: 0 BF: 0 ERA: 0.00	IP: 0.0 WLS: 0 BF: 0 ERA: 0.00	IP: 0.0 WLS: 0 BF: 0 ERA: 0.00	IP: 0.0 WLS: 0 BF: 0 ERA: 0.00	IP: 0.0 WLS: 0 BF: 0 ERA: 0.00	IP: 0.0 WLS: 0 BF: 0 ERA: 0.00	IP: 0.0 WLS: 0 BF: 0 ERA: 0.00	IP: 0.0 WLS: 0 BF: 0 ERA: 0.00	IP: 0.0 WLS: 0 BF: 0 ERA: 0.00	IP: 0.0 WLS: 0 BF: 0 ERA: 0.00	IP: 0.0 WLS: 0 BF: 0 ERA: 0.00	IP: 0.0 WLS: 0 BF: 0 ERA: 0.00	IP: 0.0 WLS: 0 BF: 0 ERA: 0.00	IP: 0.0 WLS: 0 BF: 0 ERA: 0.00	IP: 0.0 WLS: 0 BF: 0 ERA: 0.00	IP: 0.0 WLS: 0 BF: 0 ERA: 0.00	IP: 0.0 WLS: 0 BF: 0 ERA: 0.00	IP: 0.0 WLS: 0 BF: 0 ERA: 0.00

Houston Astros @ Detroit Tigers
Joker Marchant Stadium, Lakeland, FL
Sun Mar 27 2016, 1:08 PM - 4:09 PM EDT
Att: 6,133 - Partly Cloudy - 84 F

AB 35
R 3
H 9
RBI 3
BB 0
SO 6
LOB 8



Batter	1	2	3	4	5	6	7	8	9	AB	R	H	RBI	BB	SO	LOB	TOP							
27 Jose Altuve, R OBP: 0.392, SLG: 0.477 81 Joe Sclafani, S OBP: 0.227, SLG: 0.150	1-1 F9		3-2 FC6-4 1B		0-0 G3-1	0-1 G6-3		3-0 G3		2 3	0 0	1 0	0 0	0 0	0 0	0 2								
9 Marwin Gonzalez, S OBP: 0.442, SLG: 0.743 26 Danny Worth, R OBP: 0.415, SLG: 0.639	0-3 K		0-3 K		2-2 G5-3		2-3 K		0-1 G5-3	2 3	0 0	0 0	0 0	0 1	0 1									
1 Carlos Correa, R OBP: 0.523, SLG: 0.824 72 Tyler Heineman, S OBP: 0.250, SLG: 0.261	4-2 BB		2-0 FC6-4 1-2		3-1 G4-3		3-3 K		1-3 K	1 3	0 0	0 0	1 1	0 1	0 0									
19 Matt Duffy, R OBP: 0.294, SLG: 0.477	0-3 K		0-0 L8			1-2 G3			2-3 K	5 0	0 0	0 0	0 2	2 2										
79 Colin Moran, L OBP: 0.436, SLG: 0.588		4-2 78 1B BB		0-0 90 2B 78 G3-1 1B		0-0 HR		2-1 90 2B 1B		3 3	3 1	1 1	0 0	0 0										
6 Jake Marisnick, R OBP: 0.184, SLG: 0.234 87 Jon Kemmer, L OBP: 0.188, SLG: 0.133		1-3 K		2-3 90 1B		3-2 90 WP 1B		1-1 F8		2 2	0 1	0 0	0 0	2 2										
90 Leo Heras, L OBP: 0.500, SLG: 0.857		0-3 K		1-0 78 G3-1 2B		2-2 92 BLK 1B		2-1 78 1B 2B		4 2	3 2	0 1	0 1											
78 Tony Kemp, L OBP: 0.200, SLG: 0.174		0-1 1B		1-2 G3-1		1-0 L7		0-0 1B		4 0	2 2	0 0	0 2											
90 Garrett Stubbs, L 92 Jamie Ritchie, R OBP: 0.333, SLG: 0.333		0-1 L8		0-0 G3		1-0 1B		0-1 L3		2 0	0 1	0 0	0 0	0 3										
Inning Stats	R: 0 E: 0 K: 2 S: 11	H: 0 LOB: 1 BB: 1 P: 16	R: 0 E: 0 K: 2 S: 12	H: 1 LOB: 2 BB: 1 P: 17	R: 0 E: 0 K: 1 S: 11	H: 1 LOB: 1 BB: 0 P: 16	R: 1 E: 0 K: 1 S: 9	H: 2 LOB: 1 BB: 0 P: 13	R: 0 E: 0 K: 0 S: 8	H: 0 LOB: 0 BB: 0 P: 13	R: 3 E: 0 K: 0 S: 16	H: 4 LOB: 1 BB: 0 P: 24	R: 0 E: 0 K: 2 S: 11	H: 0 LOB: 0 BB: 0 P: 16	R: 2 E: 0 K: 0 S: 10	H: 3 LOB: 1 BB: 0 P: 18	R: 0 E: 0 K: 2 S: 8	H: 0 LOB: 0 BB: 0 P: 11	1B: 8 2B: 2 3B: 0 HR: 1	SF: 0 SAC: 0 DP: 0 HBP: 0	WP: 1 PB: 0 SB: 0 CS: 0	PA: 40		
PITCHER	IP WLS BF H R ER SO BB IBB HBP BLK WP HR S P ERA WHIP	3.0 W 13 2 0 0 5 2 0 0 0 0 0 34 49 3.86 0.857	2.1 L 9 2 1 1 1 0 0 0 0 0 0 21 31 0.00 1.333	6.1 L 6 4 3 3 0 0 0 0 1 1 1 12 19 40.50 6.000	7.1 L 9 3 2 2 2 0 0 0 0 0 0 21 34 9.00 1.500	1.0 L 3 0 0 0 2 0 0 0 0 0 0 8 11 0.00 0.000																		

Houston Astros @ San Diego Padres
Estadio de Beisbol 'Fray Nano', Mexico City, MX
Sun Mar 27 2016, 3:03 PM - 6:15 PM EDT
Att: 6,143 - Partly Cloudy - 77 F

AB	38
R	6
H	11
RBI	6
BB	2
SO	10
LOB	16



Batter	1	2	3	4	5	6	7	8	9	AB	R	H	RBI	BB	SO	LOB	BOTTOM						
24 Jon Jay, L OBP: 0.383, SLG: 0.582 92 Auston Bousfield, R OBP: 0.444, SLG: 0.911	1-0 15 HR BB		2-0 G5-3		0-0 G3-1		0-2 SF7			3 1	2 0	1 0	1 1	3 0	1 0	0 0							
15 Cory Spangenberg, L OBP: 0.350, SLG: 0.907 86 Casey McElroy, L OBP: 1.000, SLG: 4.000			2-1 32 G6-3 26 FC1 2B		1-0 1B		2-3 3H HBP			3 1	3 2	3 0	0 1	0 0	0 0								
32 Jabari Blash, R OBP: 0.370, SLG: 0.523 Jose Carlos Urena, R			2-1 G6-3		0-1 G5-3					4 1	2 0	2 0	1 0	0 0	0 0								
26 Yangervis Solarte, S OBP: 0.286, SLG: 0.264 8 Fernando Perez, L OBP: 0.333, SLG: 0.333			1-1 FC1 16 BB 18 1B				0-0 96 HBP 88 BB 1B		2-3 K	4 2	0 1	2 0	1 0	0 1	0 0								
18 Austin Hedges, R OBP: 0.429, SLG: 0.633 58 Rocky Gale, R OBP: 0.333, SLG: 0.412			0-0 16 BB 1B				1-2 88 BB 61 2B 1B		1-3 K2-3	3 2	1 1	0 1	0 0	0 1	0 0								
9 Adam Rosales, R OBP: 0.378, SLG: 0.410 96 Trae Santos, L OBP: 0.667, SLG: 1.333			1-2 1B				1-2 88 BB 61 2B HBP		4-1 BB	4 0	2 2	2 0	0 0	0 2									
16 Travis Jankowski, L OBP: 0.360, SLG: 0.361 69 Alan Garcia, L OBP: 0.333, SLG: 0.333			0-0 G2-3				0-0 88 1B		0-2 BB	3 2	2 1	1 0	1 0	1 1	0 3								
88 Luis Urias, R OBP: 0.375, SLG: 0.286			1-2 61 G6-3 24 HR 1B				1-2 88 1B		1-3 1B	5 2	2 2	2 1	0 1	0 4									
61 Ricardo Valenzuela, R OBP: 0.333, SLG: 0.400			4-2 BB				1-2 92 SF7 BB		0-2 1B	5 1	1 2	1 1	1 4										
Inning Stats	R: 9 E: 0 K: 0 S: 28	H: 7 LOB: 3 BB: 3 P: 51	R: 1 E: 0 K: 0 S: 6	H: 1 LOB: 1 BB: 1 P: 13	R: 1 E: 0 K: 0 S: 11	H: 2 LOB: 3 BB: 1 P: 21	R: 0 E: 0 K: 0 S: 6	H: 1 LOB: 0 BB: 0 P: 9	R: 0 E: 0 K: 1 S: 7	H: 0 LOB: 0 BB: 0 P: 9	R: 1 E: 0 K: 0 S: 8	H: 1 LOB: 0 BB: 0 P: 10	R: 8 E: 0 K: 1 S: 21	H: 5 LOB: 0 BB: 1 P: 29	R: 1 E: 0 K: 3 S: 18	H: 2 LOB: 2 BB: 1 P: 25	1B: 12 2B: 2 3B: 0 HR: 5	SF: 1 SAC: 0 DP: 0 HBP: 3	WP: 3 PB: 0 SB: 0 CS: 0	PA: 54			
PITCHER	IP WLS BF H R ER SO BB IBB HBP BLK WP HR S P ERA WHIP	0.2 L 10 6 8 8 0 1 0 0 0 0 3 21 35 108.00 10.500	1.1 L 9 2 2 2 0 3 0 0 0 2 0 13 29 13.50 3.750	3.1 L 17 4 2 2 1 1 0 0 0 0 1 31 48 4.91 1.364	0.1 L 1 0 0 0 0 0 0 0 0 0 0 1 1 0.00 0.000	0.2 L 10 5 8 8 1 1 0 2 0 1 1 18 26 108.00 9.000																	

Houston Astros @ San Diego Padres
Estadio de Beisbol 'Fray Nano', Mexico City, MX
Sun Mar 27 2016, 3:03 PM - 6:15 PM EDT
Att: 6,143 - Partly Cloudy - 77 F

AB	43
R	21
H	19
RBI	20
BB	7
SO	5
LOB	19



Batter	1	2	3	4	5	6	7	8	9	AB	R	H	RBI	BB	SO	LOB	TOP																
27 Jose Altuve, R (1, 4) OBP: 0.382, SLG: 0.521	G6-3		K				L8		1B	4	1	1	3	0	1	2	Houston Astros @ Philadelphia Phillies Bright House Field, Clearwater, FL Wed Mar 30 2016, 1:11 PM - 3:59 PM EDT Att: 5,575 - Partly Cloudy - 80 F																
26 Danny Worth, R (8, 4) OBP: 0.426, SLG: 0.610					HR					1	0	1	0	0	0	0																	
4 George Springer, R (1, 9) OBP: 0.431, SLG: 0.545	F8			E5			F8		G4-6-3	4	0	1	0	0	0	2																	
79 Colin Moran, L (8, 5) OBP: 0.444, SLG: 0.675					1B					1	0	0	0	0	0	2																	
1 Carlos Correa, R (1, 10) OBP: 0.500, SLG: 0.825	K			K						3	0	0	0	0	2	2																	
84 Tyler White, R (8, PH) OBP: 0.446, SLG: 0.543					G5-3				BB	0	0	0	0	1	0	0																	
28 Colby Rasmus, L (1, 7) OBP: 0.326, SLG: 0.541		K								4	0	0	0	0	2	2																	
86 Derek Fisher, L (8, 7) OBP: 0.462, SLG: 0.800					P3		F7		K	0	0	0	0	0	0	0																	
30 Carlos Gómez, R (1, 8) OBP: 0.364, SLG: 0.343					F9		P3		K	4	0	1	0	0	1	2																	
18 Luis Valbuena, L (1, 5) OBP: 0.384, SLG: 0.447										4	1	1	0	0	1	2																	
94 Teoscar Hernández, R (8, 9) OBP: 0.287, SLG: 0.667										0	0	0	0	0	0	0																	
9 Marwin Gonzalez, S (1, 6) OBP: 0.426, SLG: 0.692										4	0	1	0	0	1	2																	
19 Matt Duffy, R (1, 3) OBP: 0.276, SLG: 0.447					F9					3	0	0	0	0	0	2																	
20 Preston Tucker, L (9, PH) OBP: 0.340, SLG: 0.575										1	0	1	0	0	0	0																	
82 Alex Bregman, R (9, FR) OBP: 0.200, SLG: 0.091										0	1	0	0	0	0	0																	
15 Jason Castro, L (1, 2) OBP: 0.442, SLG: 0.556										3	1	2	1	1	0	0																	
73 Roberto Peña, R (9, FR) OBP: 0.233, SLG: 0.222										0	0	0	0	0	0	0																	
Inning Stats	R: 0 E: 0 K: 1 S: 5	H: 0 LOB: 0 BB: 0 P: 5	R: 0 E: 0 K: 2 S: 8	H: 1 LOB: 1 BB: 0 P: 8	R: 0 E: 0 K: 1 S: 5	H: 0 LOB: 0 BB: 0 P: 5	R: 0 E: 1 K: 1 S: 6	H: 0 LOB: 1 BB: 0 P: 6	R: 3 E: 0 K: 0 S: 6	H: 3 LOB: 1 BB: 1 P: 10	R: 0 E: 0 K: 1 S: 5	H: 0 LOB: 0 BB: 0 P: 5	R: 0 E: 0 K: 2 S: 8	H: 2 LOB: 2 BB: 0 P: 6	R: 0 E: 0 K: 2 S: 7	H: 0 LOB: 1 BB: 0 P: 11	R: 1 E: 0 K: 0 S: 5	H: 3 LOB: 2 BB: 0 P: 5	1B: 5 2B: 3 3B: 0 HR: 1	SF: 0 SAC: 0 DP: 1 HBP: 0	WP: 0 PB: 1 SB: 1 CS: 1	PA: 38											
PITCHER	IP WLS BF H R ER SO BB IBB HBP BLK WP HR S P ERA WHIP																																
58 Jeremy Hellickson, R (1, 1) ERA: 3.31	4.2	20	4	3	3	5	1	0	0	0	0	0	1	29	33	5.79	1.071																
40 James Russell, L (5, 1) ERA: 2.7	1.1	4	0	0	0	1	0	0	0	0	0	0	0	6	6	0.00	0.000																
30 David Hernandez, R (7, 1) ERA: 2.25	1.0	5	2	0	0	0	0	0	0	0	0	0	0	5	6	0.00	2.000																
53 Daniel Stumpf, L (8, 1) ERA: 3.97	1.0	W 4	0	0	0	2	1	0	0	0	0	0	0	7	11	0.00	1.000																
38 Andrew Bailey, R (9, 1) ERA: 5.63	1.0	5	3	1	1	0	0	0	0	0	0	0	0	5	5	9.00	3.000																

Batter	1	2	3	4	5	6	7	8	9	AB	R	H	RBI	BB	SO	LOB	BOTTOM		
17 Peter Bourjos, R (1, 8) OBP: 0.368, SLG: 0.510	P4		G5-3				F7		SF	3	1	0	1	0	0	1	Houston Astros @ Philadelphia Phillies Bright House Field, Clearwater, FL Wed Mar 30 2016, 1:11 PM - 3:59 PM EDT Att: 5,575 - Partly Cloudy - 80 F		
16 César Hernández, S (1, 4) OBP: 0.394, SLG: 0.453										4	1	1	1	0	0	0			
7 Maikel Franco, R (1, 5) OBP: 0.333, SLG: 0.692										4	1	1	1	0	2	0			
18 Darin Ruf, R (1, 3) OBP: 0.375, SLG: 0.582										4	0	1	0	0	1	2			
29 Cameron Rupp, R (1, 2) OBP: 0.459, SLG: 0.781										3	1	0	0	1	1	1			
4 Andrés Blanco, S (1, 6) OBP: 0.300, SLG: 0.487										4	2	2	4	0	1	0			
2 Tyler Goeddel, R (1, 7) OBP: 0.323, SLG: 0.339										2	0	1	0	0	0	0			
64 Cedric Hunter, L (8, PH) OBP: 0.292, SLG: 0.517										2	1	1	0	0	1	0			
85 Will Venable, L (1, 9) OBP: 0.275, SLG: 0.152										3	1	1	0	0	0	1			
58 Jeremy Hellickson, R (1, 1) ERA: 3.31	7.0	23	2	0	0	0	0	0	0	0	0	0	0	0	0	0		Houston Astros @ Philadelphia Phillies Bright House Field, Clearwater, FL Wed Mar 30 2016, 1:11 PM - 3:59 PM EDT Att: 5,575 - Partly Cloudy - 80 F	
37 Pat Neshek, R (8, 1) ERA: 6.0	0.0	3	3	3	3	0	0	0	0	0	0	3	3	∞	∞				
29 Tony Sipp, L (8, 1) ERA: 4.5	0.1	L 3	1	0	0	0	0	0	0	0	0	3	3	0.00	3.000				
65 James Hoyt, R (8, 1) ERA: 4.35	0.2	5	2	5	3	1	1	0	0	0	1	6	11	40.50	4.500				
Inning Stats	R: 0 E: 0 K: 1 S: 5	H: 0 LOB: 0 BB: 0 P: 5	R: 0 E: 0 K: 1 S: 5	H: 0 LOB: 0 BB: 0 P: 5	R: 0 E: 0 K: 1 S: 6	H: 1 LOB: 1 BB: 0 P: 7	R: 0 E: 0 K: 1 S: 5	H: 0 LOB: 0 BB: 0 P: 5	R: 0 E: 0 K: 0 S: 3	H: 0 LOB: 0 BB: 0 P: 3	R: 0 E: 0 K: 2 S: 8	H: 1 LOB: 1 BB: 0 P: 8	R: 0 E: 1 K: 1 S: 12	H: 6 LOB: 0 BB: 1 P: 17	1B: 7 2B: 0 3B: 0 HR: 1	SF: 1 SAC: 0 DP: 0 HBP: 0	WP: 1 PB: 0 SB: 0 CS: 0		PA: 34
PITCHER	IP WLS BF H R ER SO BB IBB HBP BLK WP HR S P ERA WHIP																		
60 Dallas Keuchel, L (1, 1) ERA: 6.0	0.0	3	3	3	3	0	0	0	0	0	0	3	3	∞	∞				

Batter	1	2	3	4	5	6	7	8	9	AB	R	H	RBI	BB	SO	LOB	TOP			
16 Domingo Santana, R OBP: 0.447, SLG: 0.600 10 Kirk Nieuwenhuis, L OBP: 0.333, SLG: 0.389										3	1	1	1	0	1	0	Milwaukee Brewers @ Houston Astros Minute Maid Park, Houston, TX Fri Apr 01 2016, 1:12 PM - 3:43 PM CDT Att: 14,457 - Roof Closed - 73 F			
2 Scooter Gennett, L OBP: 0.457, SLG: 0.879 91 Javier Betancourt, R										3	0	2	0	0	0	0				
8 Ryan Braun, R OBP: 0.500, SLG: 0.875 9 Aaron Hill, R OBP: 0.288, SLG: 0.288										2	1	1	1	0	0	1				
20 Jonathan Lucroy, R OBP: 0.407, SLG: 0.540 18 Ramón Flores, L OBP: 0.373, SLG: 0.494										3	0	0	0	0	1	2				
7 Colin Walsh, S OBP: 0.406, SLG: 0.353 76 René García, R OBP: 0.500, SLG: 0.250										3	0	1	0	0	2	1				
12 Martín Maldonado, R OBP: 0.340, SLG: 0.500 92 Jacob Nottingham, R OBP: 0.417, SLG: 0.818										3	0	0	0	0	2	2				
7 Alex Presley, L OBP: 0.396, SLG: 0.556										3	0	0	0	0	0	0				
5 Jonathan Villar, S OBP: 0.226, SLG: 0.276 29 Yadiel Rivera, R OBP: 0.320, SLG: 0.694										2	0	0	0	0	1	0				
23 Keon Broxton, R OBP: 0.339, SLG: 0.265 96 Victor Roache, R OBP: 0.500, SLG: 1.000										3	0	0	0	0	3	0				
Inning Stats	R: 1 E: 0 K: 1 S: 15	H: 3 LOB: 2 BB: 0 P: 21	R: 0 E: 1 K: 1 S: 8	H: 0 LOB: 0 BB: 0 P: 11	R: 1 E: 0 K: 0 S: 10	H: 1 LOB: 0 BB: 0 P: 17	R: 0 E: 0 K: 2 S: 8	H: 0 LOB: 0 BB: 0 P: 13	R: 0 E: 0 K: 1 S: 9	H: 1 LOB: 1 BB: 0 P: 12	R: 0 E: 0 K: 2 S: 8	H: 0 LOB: 0 BB: 0 P: 11	R: 0 E: 0 K: 3 S: 9	H: 0 LOB: 0 BB: 0 P: 13	R: 0 E: 0 K: 3 S: 9	H: 0 LOB: 0 BB: 0 P: 13		1B: 2 2B: 1 3B: 0 HR: 2	SF: 0 SAC: 0 DP: 0 HBP: 0	WP: 0 PB: 0 SB: 0 CS: 0
PITCHER	IP WLS BF H R ER SO BB IBB HBP BLK WP HR S P ERA WHIP																			
54 Mike Fiers, R ERA: 4.91	5.1	21	5	2	2	7	0	0	0	0	0	0	0	0	2	52	77	3.38	0.938	
36 Will Harris, R ERA:	0.2	W 2	0	0	0	1	0	0	0	0	0	0	0	0	4	6	0.00	0.000		
44 Luke Gregerson, R ERA: 3.86	1.0	H 3	0	0	0	2	0	0	0	0	0	0	0	8	11	0.00	0.000			
65 James Hoyt, R ERA: 3.97	1.0	H 3	0	0	0	2	0	0	0	0	0	0	0	8	12	0.00	0.000			
35 Josh Fields, R ERA: 1.5	1.0	S 3	0	0	0	3	0	0	0	0	0	0	0	9	13	0.00	0.000			

Batter	1	2	3	4	5	6	7	8	9	AB	R	H	RBI	BB	SO	LOB	BOTTOM			
27 Jose Altuve, R OBP: 0.361, SLG: 0.481 9 Marwin Gonzalez, S OBP: 0.400, SLG: 0.643 82 Alex Bregman, R OBP: 0.192, SLG: 0.087										3	0	1	0	0	1	0	Milwaukee Brewers @ Houston Astros Minute Maid Park, Houston, TX Fri Apr 01 2016, 1:12 PM - 3:43 PM CDT Att: 14,457 - Roof Closed - 73 F			
4 George Springer, R OBP: 0.406, SLG: 0.490 73 Roberto Peña, R OBP: 0.226, SLG: 0.214										3	0	0	0	0	1	1				
1 Carlos Correa, R OBP: 0.492, SLG: 0.756 26 Danny Worth, R OBP: 0.408, SLG: 0.581										2	1	1	0	1	1	0				
28 Colby Rasmus, L OBP: 0.396, SLG: 0.535 94 Tooscar Hernández, R OBP: 0.235, SLG: 0.588										3	0	2	0	0	1	0				
30 Carlos Gómez, R OBP: 0.340, SLG: 0.341 79 Colin Moran, L OBP: 0.417, SLG: 0.628										3	1	1	2	0	1	2				
13 Tyler White, R OBP: 0.443, SLG: 0.588 86 Derek Fisher, L OBP: 0.429, SLG: 0.727										4	1	1	1	0	1	1				
18 Luis Valbuena, L OBP: 0.396, SLG: 0.450 19 Matt Duffy, R OBP: 0.268, SLG: 0.429										1	0	0	0	1	0	0				
23 Erik Kratz, R OBP: 0.303, SLG: 0.367										3	0	1	1	0	0	1				
6 Jake Marisnick, R OBP: 0.189, SLG: 0.235 20 Preston Tucker, L OBP: 0.340, SLG: 0.588										2	0	0	0	0	2	2				
Inning Stats	R: 0 E: 0 K: 1 S: 7	H: 0 LOB: 0 BB: 0 P: 11	R: 1 E: 1 K: 2 S: 18	H: 1 LOB: 1 BB: 1 P: 26	R: 0 E: 0 K: 2 S: 10	H: 2 LOB: 1 BB: 1 P: 18	R: 0 E: 0 K: 0 S: 6	H: 0 LOB: 0 BB: 0 P: 12	R: 0 E: 0 K: 2 S: 8	H: 0 LOB: 0 BB: 0 P: 12	R: 3 E: 0 K: 2 S: 18	H: 4 LOB: 2 BB: 0 P: 27	R: 0 E: 0 K: 0 S: 7	H: 0 LOB: 0 BB: 0 P: 9	R: 0 E: 0 K: 0 S: 5	H: 0 LOB: 0 BB: 0 P: 9		1B: 4 2B: 3 3B: 0 HR: 1	SF: 0 SAC: 0 DP: 1 HBP: 0	WP: 0 PB: 0 SB: 0 CS: 1
PITCHER	IP WLS BF H R ER SO BB IBB HBP BLK WP HR S P ERA WHIP																			
22 Matt Garza, R ERA: 4.5	1.2	H 5	0	0	0	2	0	0	0	0	0	0	0	13	21	0.00	0.000			
54 Michael Blazek, R ERA: 9.0	0.2	L 6	4	3	3	1	0	0	0	0	0	0	0	15	21	40.50	6.000			
37 Tyler Thornburg, R ERA: 10.24	0.1	1	0	0	0	1	0	0	0	0	0	0	0	3	6	0.00	0.000			
18 Jaye Chapman, R ERA: 6.75	1.0	3	0	0	0	0	0	0	0	0	0	0	0	7	9	0.00	0.000			

AB	32
R	2
H	5
RBI	2
BB	0
SO	15
LOB	7

AB	31
R	4
H	7
RBI	4
BB	2
SO	9
LOB	10



Batter	1	2	3	4	5	6	7	8	9	AB	R	H	RBI	BB	SO	LOB	TOP					
27 Jose Altuve, R OBP: 0.400, SLG: 0.500	G6-3			FC5-4 1B		G6-3		BB	L7	4	2	1	0	1	0	0						
4 George Springer, R OBP: 0.200, SLG: 0.200	F8			FC5-4 1B		G1-3		F7	K	5	0	1	0	0	1	1						
1 Carlos Correa, R OBP: 0.250, SLG: 1.000	K			FC5-4 G4-3				E1		4	2	1	2	0	1	1						
28 Colby Rasmus, L		G4-3		G4-3				BB		2	1	0	0	2	0	1						
30 Carlos Gómez, R			K	K				K		4	0	0	0	0	3	4						
18 Luis Valbuena, L OBP: 0.250, SLG: 0.250					G4-3					4	0	1	2	0	0	0						
20 Preston Tucker, L 13 Tyler White, R OBP: 1.000, SLG: 1.000			L7				G4-3			2	0	1	0	0	0	0						
9 Marwin Gonzalez, S			G3					1B		1	0	1	0	0	0	0						
15 Jason Castro, L			F7		G1-3					4	0	0	0	0	2	2						
Inning Stats	R: 0 H: 0 E: 0 K: 1 S: 9	H: 0 LOB: 0 BB: 0 P: 12	R: 0 H: 0 E: 0 K: 1 S: 9	H: 0 LOB: 0 BB: 0 P: 15	R: 0 H: 0 E: 0 K: 0 S: 6	H: 0 LOB: 0 BB: 0 P: 10	R: 1 H: 2 E: 0 K: 1 S: 10	H: 2 LOB: 1 BB: 0 P: 21	R: 0 H: 1 E: 0 K: 1 S: 9	H: 1 LOB: 1 BB: 0 P: 13	R: 1 H: 1 E: 0 K: 0 S: 10	H: 1 LOB: 1 BB: 1 P: 18	R: 0 H: 1 E: 0 K: 2 S: 15	H: 1 LOB: 1 BB: 0 P: 24	R: 3 H: 1 E: 0 K: 2 S: 19	H: 2 LOB: 2 BB: 1 P: 36	R: 0 H: 0 E: 0 K: 2 S: 8	H: 0 LOB: 0 BB: 0 P: 12	1B: 3 2B: 2 HR: 1	SF: 0 SAC: 0 HBP: 1	WP: 0 PB: 0 SB: 3 CS: 0	PA: 38
PITCHER	IP	WLS	BF	H	R	ER	SO	BB	IBB	HBP	BLK	WP	HR	S	P	ERA	WHIP					
19 Masahiro Tanaka, R ERA: 3.18	5.2		22	4	2	2	4	1	0	0	0	0	1	51	87	3.18	0.882					
45 Chasen Shreve, L	1.1		5	1	0	0	2	0	0	0	0	0	0	17	26	0.00	0.750					
68 Dellin Betances, R ERA:	0.2	L	6	1	3	0	1	2	0	0	0	0	0	16	30	0.00	4.500					
26 Johnny Barbato, R ERA:	1.1		5	0	0	0	3	0	0	1	0	0	0	11	18	0.00	0.000					

Houston Astros @ New York Yankees
Yankee Stadium, Bronx, NY
Tue Apr 05 2016, 1:13 PM - 4:28 PM EDT
Att: 47,820 - Sunny - 36 F

AB 34
R 5
H 6
RBI 4
BB 3
SO 10
LOB 13



Batter	1	2	3	4	5	6	7	8	9	AB	R	H	RBI	BB	SO	LOB	BOTTOM					
22 Jacoby Ellsbury, L	K		P5		G4-3			K		4	0	0	0	2	0							
31 Aaron Hicks, S 11 Brett Gardner, L			K		F8			K		2	0	0	0	1	1	0						
13 Alex Rodriguez, R										1	0	0	0	1	0	1						
25 Mark Teixeira, S		F7								3	0	0	0	1	0	0						
36 Carlos Beltrán, S OBP: 0.250, SLG: 0.250										4	1	1	0	0	1	2						
34 Brian McCann, L OBP: 0.500, SLG: 0.333										3	1	1	0	1	1	0						
12 Chase Headley, S		G6-3			K					3	0	0	0	0	1	3						
14 Starlin Castro, R OBP: 0.333, SLG: 0.667										3	0	1	2	0	1	1						
18 Didi Gregorius, L OBP: 0.333, SLG: 1.333										3	1	1	1	0	0	1						
Inning Stats	R: 0 H: 0 E: 0 K: 1 S: 4	H: 0 LOB: 0 BB: 1 P: 11	R: 2 H: 2 E: 0 K: 0 S: 15	H: 2 LOB: 1 BB: 1 P: 22	R: 0 H: 0 E: 0 K: 1 S: 14	H: 0 LOB: 2 BB: 2 P: 27	R: 0 H: 1 E: 0 K: 1 S: 8	H: 1 LOB: 0 BB: 0 P: 13	R: 0 H: 0 E: 0 K: 0 S: 6	H: 0 LOB: 0 BB: 0 P: 9	R: 0 H: 0 E: 0 K: 0 S: 5	H: 0 LOB: 0 BB: 0 P: 8	R: 0 H: 0 E: 0 K: 2 S: 10	H: 0 LOB: 0 BB: 0 P: 16	R: 1 H: 1 E: 0 K: 2 S: 16	H: 1 LOB: 0 BB: 0 P: 21	R: 0 H: 0 E: 0 K: 1 S: 7	H: 0 LOB: 0 BB: 0 P: 10	1B: 2 2B: 1 HR: 1	SF: 0 SAC: 0 HBP: 0	WP: 0 PB: 0 SB: 1 CS: 0	PA: 33
PITCHER	IP	WLS	BF	H	R	ER	SO	BB	IBB	HBP	BLK	WP	HR	S	P	ERA	WHIP					
60 Dallas Keuchel, L ERA: 2.57	7.0		26	3	2	2	5	4	0	0	0	0	0	62	106	2.57	1.000					
53 Ken Giles, R ERA: 9.0	1.0	H	4	1	1	1	2	0	0	0	0	0	1	16	21	9.00	1.000					
44 Luke Gregerson, R ERA:	1.0	S	3	0	0	0	1	0	0	0	0	0	0	7	10	0.00	0.000					

Houston Astros @ New York Yankees
Yankee Stadium, Bronx, NY
Tue Apr 05 2016, 1:13 PM - 4:28 PM EDT
Att: 47,820 - Sunny - 36 F

AB 29
R 3
H 4
RBI 3
BB 4
SO 8
LOB 8



Batter	1	2	3	4	5	6	7	8	9	AB	R	H	RBI	BB	SO	LOB	TOP								
27 Jose Altuve, R OBP: 0.444, SLG: 0.429 19 Matt Duffy, R	F8	4 HR		F8		FC6-4			K	3	1	1	0	0	0	0									
4 George Springer, R OBP: 0.300, SLG: 0.556	G1-3			F9		FC6-4			1 WP	4	1	1	4	1	0	2									
1 Carlos Correa, R OBP: 0.556, SLG: 1.556									BB	5	2	4	2	0	1	1									
28 Colby Rasmus, L OBP: 0.500, SLG: 0.500 6 Jake Marisnick, R				F8					K	4	0	2	0	0	0	1									
30 Carlos Gómez, R									G5-3	4	0	0	0	0	1	3									
18 Luis Valbuena, L OBP: 0.250, SLG: 0.250 9 Marwin Gonzalez, S									K	4	1	1	0	0	2	1									
13 Tyler White, R OBP: 0.667, SLG: 0.800									K	4	0	2	0	0	1	1									
20 Preston Tucker, L OBP: 0.400, SLG: 0.800 23 Erik Kratz, R									K	3	1	1	0	0	0	2									
15 Jason Castro, L									G1-3	4	0	0	0	0	3	3									
Inning Stats	R: 1 H: 2 E: 0 K: 1 S: 15	H: 2 BB: 0 P: 20	R: 4 H: 4 E: 0 K: 2 S: 17	H: 4 LOB: 1 BB: 0 P: 25	R: 0 H: 1 E: 0 K: 0 S: 8	LOB: 1 BB: 0 P: 12	R: 0 H: 0 E: 0 K: 1 S: 12	H: 0 LOB: 0 BB: 0 P: 17	R: 1 H: 1 E: 0 K: 1 S: 9	H: 1 LOB: 0 BB: 0 P: 13	R: 0 H: 2 E: 0 K: 1 S: 13	H: 2 LOB: 1 BB: 0 P: 19	R: 0 H: 2 E: 0 K: 1 S: 7	H: 0 LOB: 1 BB: 0 P: 12	R: 0 H: 0 E: 0 K: 1 S: 7	H: 0 LOB: 1 BB: 0 P: 11	R: 0 H: 0 E: 0 K: 2 S: 8	H: 0 LOB: 1 BB: 1 P: 14	1B: 6 2B: 3 3B: 0 HR: 3	SF: 0 SAC: 0 DP: 1 HBP: 1	WP: 1 PB: 0 SB: 0 CS: 0	PA: 40			
PITCHER	IP WLS BF H R ER SO BB IBB HBP BLK WP HR S P ERA WHIP	IP WLS BF H R ER SO BB IBB HBP BLK WP HR S P ERA WHIP	IP WLS BF H R ER SO BB IBB HBP BLK WP HR S P ERA WHIP	IP WLS BF H R ER SO BB IBB HBP BLK WP HR S P ERA WHIP	IP WLS BF H R ER SO BB IBB HBP BLK WP HR S P ERA WHIP	IP WLS BF H R ER SO BB IBB HBP BLK WP HR S P ERA WHIP	IP WLS BF H R ER SO BB IBB HBP BLK WP HR S P ERA WHIP	IP WLS BF H R ER SO BB IBB HBP BLK WP HR S P ERA WHIP	IP WLS BF H R ER SO BB IBB HBP BLK WP HR S P ERA WHIP	IP WLS BF H R ER SO BB IBB HBP BLK WP HR S P ERA WHIP	IP WLS BF H R ER SO BB IBB HBP BLK WP HR S P ERA WHIP	IP WLS BF H R ER SO BB IBB HBP BLK WP HR S P ERA WHIP	IP WLS BF H R ER SO BB IBB HBP BLK WP HR S P ERA WHIP	IP WLS BF H R ER SO BB IBB HBP BLK WP HR S P ERA WHIP	IP WLS BF H R ER SO BB IBB HBP BLK WP HR S P ERA WHIP	IP WLS BF H R ER SO BB IBB HBP BLK WP HR S P ERA WHIP	IP WLS BF H R ER SO BB IBB HBP BLK WP HR S P ERA WHIP	IP WLS BF H R ER SO BB IBB HBP BLK WP HR S P ERA WHIP	IP WLS BF H R ER SO BB IBB HBP BLK WP HR S P ERA WHIP	IP WLS BF H R ER SO BB IBB HBP BLK WP HR S P ERA WHIP	IP WLS BF H R ER SO BB IBB HBP BLK WP HR S P ERA WHIP	IP WLS BF H R ER SO BB IBB HBP BLK WP HR S P ERA WHIP	IP WLS BF H R ER SO BB IBB HBP BLK WP HR S P ERA WHIP	IP WLS BF H R ER SO BB IBB HBP BLK WP HR S P ERA WHIP	IP WLS BF H R ER SO BB IBB HBP BLK WP HR S P ERA WHIP

Houston Astros @ New York Yankees
 Yankee Stadium, Bronx, NY
 Wed Apr 06 2016, 7:10 PM - 10:53 PM EDT
 Att: 37,493 - Cloudy - 43 F

AB	38
R	6
H	12
RBI	6
BB	1
SO	10
LOB	15



Batter	1	2	3	4	5	6	7	8	9	AB	R	H	RBI	BB	SO	LOB	BOTTOM									
22 Jacoby Ellsbury, L OBP: 0.311, SLG: 0.111				FC4-6		K			G3	5	2	1	0	0	1	6										
11 Brett Gardner, L									L8	2	2	0	0	4	0	0										
13 Alex Rodriguez, R 27 Austin Romine, R									F9	3	1	0	0	2	2	8										
25 Mark Teixeira, S 29 Dustin Ackley, L									G3-1	4	2	2	4	0	1	1										
34 Brian McCann, L									F7	4	3	2	2	1	0	1										
36 Carlos Beltrán, S 31 Aaron Hicks, S									K	4	2	2	2	0	1	1										
12 Chase Headley, S 17 Ronald Torreyes, R									K	4	1	1	1	1	0	2										
14 Starlin Castro, R 47 Iván Nova, R									G1-3	5	1	4	5	0	0	0										
18 Didi Gregorius, L									FC5-6	5	0	3	0	0	0	1										
Inning Stats	R: 6 H: 5 E: 1 K: 0 S: 36	H: 5 LOB: 3 BB: 3 P: 65	R: 3 H: 2 E: 0 K: 2 S: 13	H: 2 LOB: 0 BB: 1 P: 25	R: 3 H: 2 E: 0 K: 2 S: 16	H: 2 LOB: 0 BB: 1 P: 29	R: 0 H: 1 E: 0 K: 0 S: 10	H: 1 LOB: 1 BB: 0 P: 15	R: 0 H: 0 E: 0 K: 0 S: 10	H: 0 LOB: 1 BB: 1 P: 22	R: 1 H: 3 E: 0 K: 3 S: 18	H: 3 LOB: 3 BB: 1 P: 30	R: 3 H: 4 E: 0 K: 0 S: 26	H: 4 LOB: 0 BB: 0 P: 37	R: 0 H: 0 E: 0 K: 0 S: 8	H: 0 LOB: 0 BB: 0 P: 11	1B: 11 2B: 2 3B: 1 HR: 3	SF: 0 SAC: 0 DP: 0 HBP: 0	WP: 0 PB: 0 SB: 2 CS: 0	PA: 49						
PITCHER	IP WLS BF H R ER SO BB IBB HBP BLK WP HR S P ERA WHIP	IP WLS BF H R ER SO BB IBB HBP BLK WP HR S P ERA WHIP	IP WLS BF H R ER SO BB IBB HBP BLK WP HR S P ERA WHIP	IP WLS BF H R ER SO BB IBB HBP BLK WP HR S P ERA WHIP	IP WLS BF H R ER SO BB IBB HBP BLK WP HR S P ERA WHIP	IP WLS BF H R ER SO BB IBB HBP BLK WP HR S P ERA WHIP	IP WLS BF H R ER SO BB IBB HBP BLK WP HR S P ERA WHIP	IP WLS BF H R ER SO BB IBB HBP BLK WP HR S P ERA WHIP	IP WLS BF H R ER SO BB IBB HBP BLK WP HR S P ERA WHIP	IP WLS BF H R ER SO BB IBB HBP BLK WP HR S P ERA WHIP	IP WLS BF H R ER SO BB IBB HBP BLK WP HR S P ERA WHIP	IP WLS BF H R ER SO BB IBB HBP BLK WP HR S P ERA WHIP	IP WLS BF H R ER SO BB IBB HBP BLK WP HR S P ERA WHIP	IP WLS BF H R ER SO BB IBB HBP BLK WP HR S P ERA WHIP	IP WLS BF H R ER SO BB IBB HBP BLK WP HR S P ERA WHIP	IP WLS BF H R ER SO BB IBB HBP BLK WP HR S P ERA WHIP	IP WLS BF H R ER SO BB IBB HBP BLK WP HR S P ERA WHIP	IP WLS BF H R ER SO BB IBB HBP BLK WP HR S P ERA WHIP	IP WLS BF H R ER SO BB IBB HBP BLK WP HR S P ERA WHIP	IP WLS BF H R ER SO BB IBB HBP BLK WP HR S P ERA WHIP	IP WLS BF H R ER SO BB IBB HBP BLK WP HR S P ERA WHIP	IP WLS BF H R ER SO BB IBB HBP BLK WP HR S P ERA WHIP	IP WLS BF H R ER SO BB IBB HBP BLK WP HR S P ERA WHIP	IP WLS BF H R ER SO BB IBB HBP BLK WP HR S P ERA WHIP	IP WLS BF H R ER SO BB IBB HBP BLK WP HR S P ERA WHIP	IP WLS BF H R ER SO BB IBB HBP BLK WP HR S P ERA WHIP

Houston Astros @ New York Yankees
 Yankee Stadium, Bronx, NY
 Wed Apr 06 2016, 7:10 PM - 10:53 PM EDT
 Att: 37,493 - Cloudy - 43 F

AB	41
R	16
H	17
RBI	16
BB	7
SO	7
LOB	20



Batter	1	2	3	4	5	6	7	8	9	AB	R	H	RBI	BB	SO	LOB	TOP										
27 Jose Altuve, R OBP: 0.308, SLG: 0.273	L9		F8		K		G5-3			4	0	0	0	0	1	0											
4 George Springer, R OBP: 0.214, SLG: 0.385	G6-3		K		P3		G4-3			4	0	0	0	0	1	0											
1 Carlos Correa, R OBP: 0.385, SLG: 1.077	F8		K		F9		K2-3			4	0	0	0	0	2	0											
28 Colby Rasmus, L OBP: 0.417, SLG: 0.400		K			F8		K2-3			4	1	1	0	0	2	0											
30 Carlos Gómez, R OBP: 0.167, SLG: 0.250	K				K					4	1	2	0	0	2	0											
18 Luis Valbuena, L OBP: 0.384, SLG: 0.455					P3					3	1	2	0	0	0	2											
19 Matt Duffy, R (9, PH)										1	0	0	0	0	1	1											
13 Tyler White, R OBP: 0.700, SLG: 1.111										4	1	3	4	0	1	1											
20 Preston Tucker, L OBP: 0.429, SLG: 1.143										2	1	1	1	0	1	1											
9 Marwin Gonzalez, S (7, PH)										2	0	0	0	0	1	2											
23 Erik Kratz, R (1, 2)										4	0	0	0	0	2	3											
Inning Stats	R: 0 E: 0 K: 0 S: 5	H: 0 LOB: 0 BB: 0 P: 6	R: 3 E: 0 K: 2 S: 26	H: 3 LOB: 0 BB: 0 P: 38	R: 0 E: 0 K: 2 S: 11	H: 0 LOB: 0 BB: 0 P: 16	R: 2 E: 0 K: 2 S: 15	H: 3 LOB: 1 BB: 0 P: 22	R: 0 E: 0 K: 1 S: 8	H: 1 LOB: 1 BB: 0 P: 12	R: 0 E: 0 K: 0 S: 6	H: 0 LOB: 0 BB: 0 P: 8	R: 0 E: 0 K: 2 S: 8	H: 0 LOB: 0 BB: 0 P: 13	R: 0 E: 0 K: 3 S: 15	H: 2 LOB: 2 BB: 0 P: 23	1B: 5 2B: 2 3B: 0 HR: 2	SF: 0 SAC: 0 DP: 0 HBP: 0	WP: 0 PB: 0 SB: 0 CS: 0	PA: 36							
PITCHER	IP	WLS	BF	H	R	ER	SO	BB	IBB	HBP	BLK	WP	HR	S	P	ERA	WHIP										
30 Nathan Eovaldi, R ERA: 9.0	5.0		21	6	5	5	7	0	0	0	0	0	2	65	94	9.00	1.200										
39 Kirby Yates, R ERA:	1.0		4	1	0	0	2	0	0	0	0	0	0	10	15	0.00	1.000										
45 Chasen Shreve, L ERA:	1.0	W	3	0	0	0	0	0	0	0	0	0	0	6	8	0.00	0.000										
68 Dellin Betances, R ERA:	1.0	H	3	0	0	0	2	0	0	0	0	0	0	8	13	0.00	0.000										
48 Andrew Miller, L ERA:	1.0	S	5	2	0	0	3	0	0	0	0	0	0	15	23	0.00	2.000										

Houston Astros @ New York Yankees
Yankee Stadium, Bronx, NY
Thu Apr 07 2016, 4:18 PM - 7:17 PM EDT
Att: 30,003 - Cloudy - 57 F

AB 36
R 5
H 9
RBI 5
BB 0
SO 14
LOB 10



Batter	1	2	3	4	5	6	7	8	9	AB	R	H	RBI	BB	SO	LOB	BOTTOM										
22 Jacoby Ellsbury, L OBP: 0.214, SLG: 0.357	F7						G6-3	L7		5	1	2	1	0	0	1											
11 Brett Gardner, L OBP: 0.455, SLG: 0.143	G4-3									4	1	1	0	0	0	2											
13 Alex Rodriguez, R OBP: 0.385, SLG: 0.200	F8									4	1	2	1	0	1	1											
25 Mark Teixeira, S OBP: 0.417, SLG: 0.909										4	2	2	3	0	2	2											
34 Brian McCann, L OBP: 0.538, SLG: 0.818										4	1	2	1	0	1	1											
36 Carlos Beltrán, S OBP: 0.250, SLG: 0.500										4	0	0	0	0	0	2											
31 Aaron Hicks, S OBP: 0.500, SLG: 0.333										0	0	0	0	0	0	0											
12 Chase Headley, S OBP: 0.091, SLG: 0.100										3	0	0	1	0	0	1											
14 Starlin Castro, R OBP: 0.583, SLG: 1.250										4	1	2	1	0	1	1											
18 Didi Gregorius, L OBP: 0.500, SLG: 0.727										3	1	1	0	1	1	1											
Inning Stats	R: 0 E: 0 K: 0 S: 8	H: 0 LOB: 0 BB: 0 P: 13	R: 1 E: 0 K: 0 S: 9	H: 3 LOB: 2 BB: 0 P: 15	R: 1 E: 0 K: 2 S: 12	H: 2 LOB: 1 BB: 0 P: 17	R: 2 E: 0 K: 0 S: 11	H: 2 LOB: 0 BB: 0 P: 18	R: 1 E: 0 K: 1 S: 13	H: 2 LOB: 1 BB: 0 P: 19	R: 0 E: 1 K: 2 S: 11	H: 0 LOB: 1 BB: 0 P: 18	R: 3 E: 0 K: 1 S: 13	H: 3 LOB: 0 BB: 0 P: 22	R: 0 E: 0 K: 0 S: 9	H: 0 LOB: 1 BB: 1 P: 15	1B: 7 2B: 2 3B: 0 HR: 3	SF: 1 SAC: 0 DP: 0 HBP: 0	WP: 0 PB: 0 SB: 1 CS: 0	PA: 37							
PITCHER	IP	WLS	BF	H	R	ER	SO	BB	IBB	HBP	BLK	WP	HR	S	P	ERA	WHIP										
54 Mike Fiers, R ERA: 9.0	5.0		23	9	5	5	3	0	0	0	0	0	2	53	82	9.00	1.800										
36 Will Harris, R ERA: 8.75	1.1	L	6	1	1	1	2	0	0	0	0	0	0	15	26	6.75	0.750										
53 Ken Giles, R ERA: 16.2	0.2		4	2	2	2	1	0	0	0	0	0	1	9	14	27.00	3.000										
29 Tony Sipp, L ERA: 4.5	1.0		4	0	0	0	0	1	0	0	0	0	0	9	15	0.00	1.000										

Houston Astros @ New York Yankees
Yankee Stadium, Bronx, NY
Thu Apr 07 2016, 4:18 PM - 7:17 PM EDT
Att: 30,003 - Cloudy - 57 F

AB 35
R 8
H 12
RBI 8
BB 1
SO 6
LOB 12



Batter	1	2	3	4	5	6	7	8	9	AB	R	H	RBI	BB	SO	LOB	TOP			
27 Jose Altuve, R OBP: 0.278, SLG: 0.250			G4-3			G5-3		F9	G4-6-3	5	0	1	0	0	0	3	Houston Astros @ Milwaukee Brewers Miller Park, Milwaukee, WI Fri Apr 08 2016, 7:13 PM - 10:20 PM CDT Att: 30,100 - Roof Closed - 63 F			
4 George Springer, R OBP: 0.167, SLG: 0.294 35 Josh Fields, R			K			G6-3		K		4	0	0	0	0	3	2				
1 Carlos Correa, R OBP: 0.412, SLG: 1.000						G4-3				4	1	2	0	0	0	1				
18 Luis Valbuena, L OBP: 0.267, SLG: 0.333						G1-3				4	0	0	0	0	0	3				
30 Carlos Gómez, R OBP: 0.250, SLG: 0.375										4	1	2	0	0	1	0				
13 Tyler White, R OBP: 0.714, SLG: 1.308										4	1	3	3	0	1	0				
15 Jason Castro, L										3	0	0	0	0	1	2				
9 Marwin Gonzalez, S (9, PH)										0	1	0	0	1	0	0				
6 Jake Marisnick, R										2	0	0	0	0	0	2				
47 Chris Devenski, R										0	0	0	0	0	0	0				
20 Preston Tucker, L (8, PH)										2	0	1	1	0	1	0				
46 Scott Feldman, L										1	0	0	0	0	1	0				
28 Colby Rasmus, L (5, PH)										1	0	0	0	2	0	1				
Inning Stats	R: 0 E: 0 K: 1 S: 11	H: 1 LOB: 1 BB: 0 P: 17	R: 0 E: 0 K: 1 S: 12	H: 1 LOB: 1 BB: 2 P: 22	R: 0 E: 0 K: 2 S: 9	H: 0 LOB: 0 BB: 0 P: 13	R: 0 E: 0 K: 0 S: 10	H: 1 LOB: 0 BB: 0 P: 14	R: 0 E: 0 K: 1 S: 11	H: 1 LOB: 1 BB: 0 P: 19	R: 0 E: 0 K: 0 S: 9	H: 0 LOB: 0 BB: 0 P: 15	R: 0 E: 0 K: 2 S: 7	H: 0 LOB: 0 BB: 0 P: 17	R: 4 E: 0 K: 0 S: 12	H: 4 LOB: 1 BB: 2 P: 28	1B: 4 2B: 5 3B: 0 HR: 1	SF: 0 SAC: 0 DP: 1 HBP: 0	WP: 0 PB: 0 SB: 1 CS: 1	PA: 38
PITCHER	IP WLS BF H R ER SO BB IBB HBP BLK WP HR S P ERA WHIP																			
57 Chase Anderson, R (1, 1)	5.0 W 18 4 0 0 5 0 0 0 0 0 0 0 53 85 0.00 0.800																			
59 Carlos Torres, R (6, 1)	2.0 7 1 0 0 1 0 0 0 0 0 0 0 20 32 0.00 0.500																			
37 Tyler Thornburg, R (8, 1)	1.0 4 0 0 0 2 1 0 0 0 0 0 0 7 17 0.00 1.000																			
51 Sam Freeman, L (9, 1)	0.1 5 3 4 4 0 1 0 0 0 0 0 1 7 17 108.00 12.000																			
21 Jeremy Jeffress, R (9, 1)	0.2 S 3 1 0 0 0 1 0 0 0 0 0 0 5 11 0.00 3.000																			

AB 34
R 4
H 9
RBI 4
BB 3
SO 8
LOB 14



Batter	1	2	3	4	5	6	7	8	9	AB	R	H	RBI	BB	SO	LOB	BOTTOM			
16 Domingo Santana, R (1, 9)										4	0	1	1	0	2	0	Houston Astros @ Milwaukee Brewers Miller Park, Milwaukee, WI Fri Apr 08 2016, 7:13 PM - 10:20 PM CDT Att: 30,100 - Roof Closed - 63 F			
2 Scooter Gennett, L (1, 4)										3	2	1	1	1	0	1				
8 Ryan Braun, R (1, 7)										3	1	1	2	1	0	0				
20 Jonathan Lucroy, R (1, 2)										4	1	1	0	0	1	0				
33 Chris Carter, R (1, 3)										4	1	2	2	0	1	0				
9 Aaron Hill, R (1, 5)										4	0	0	0	0	2	1				
5 Jonathan Villar, S (1, 6)										2	0	1	0	1	1	1				
57 Chase Anderson, R (1, 1)										2	0	0	0	0	2	2				
10 Kirk Nieuwenhuis, L (7, PH)										0	0	0	0	0	0	0				
37 Tyler Thornburg, R (8, 1)										0	0	0	0	0	0	0				
51 Sam Freeman, R (8, 1)										0	0	0	0	0	0	0				
21 Jeremy Jeffress, R (8, 1)										0	0	0	0	0	0	0				
23 Keon Broxton, R (1, 8)										2	1	0	0	1	2	1				
Inning Stats	R: 3 E: 0 K: 1 S: 12	H: 3 LOB: 0 BB: 1 P: 22	R: 1 E: 0 K: 1 S: 11	H: 2 LOB: 1 BB: 1 P: 21	R: 0 E: 0 K: 0 S: 10	H: 0 LOB: 0 BB: 0 P: 16	R: 0 E: 0 K: 3 S: 11	H: 0 LOB: 1 BB: 1 P: 20	R: 0 E: 0 K: 1 S: 8	H: 0 LOB: 0 BB: 0 P: 14	R: 0 E: 0 K: 1 S: 12	H: 1 LOB: 1 BB: 0 P: 15	R: 0 E: 0 K: 2 S: 7	H: 0 LOB: 0 BB: 0 P: 9	R: 2 E: 0 K: 3 S: 15	H: 1 LOB: 0 BB: 1 P: 25	1B: 2 2B: 2 3B: 0 HR: 3	SF: 0 SAC: 0 DP: 0 HBP: 0	WP: 0 PB: 0 SB: 1 CS: 2	PA: 33
PITCHER	IP WLS BF H R ER SO BB IBB HBP BLK WP HR S P ERA WHIP																			
46 Scott Feldman, R (1, 1)	4.0 L 18 5 4 4 4 3 0 0 0 0 0 2 44 79 9.00 2.000																			
47 Chris Devenski, R (5, 1)	3.0 10 1 0 0 4 0 0 0 0 0 0 0 27 38 0.00 0.333																			
35 Josh Fields, R (8, 1)	1.0 5 1 2 2 3 1 0 0 0 0 0 1 15 25 18.00 2.000																			

AB 29
R 6
H 7
RBI 6
BB 4
SO 12
LOB 6



Batter	1	2	3	4	5	6	7	8	9	AB	R	H	RBI	BB	SO	LOB	TOP				
27 Jose Altuve, R OBP: 0.281, SLG: 0.238										5	1	1	0	0	1	4					
4 George Springer, R OBP: 0.227, SLG: 0.300										3	2	1	0	1	2	0					
1 Carlos Correa, R OBP: 0.381, SLG: 0.850										3	0	0	0	1	1	1					
28 Colby Rasmus, L OBP: 0.474, SLG: 0.857										3	2	2	4	0	0	0					
13 Tyler White, R OBP: 0.667, SLG: 1.400										2	1	1	2	1	0	0					
30 Carlos Gómez, R OBP: 0.250, SLG: 0.350										4	0	1	0	0	1	2					
18 Luis Valbuena, L OBP: 0.263, SLG: 0.316										4	0	1	0	0	0	0					
15 Jason Castro, L OBP: 0.133, SLG: 0.071										3	0	1	0	1	0	0					
58 Doug Fister, L 19 Matt Duffy, R 37 Pat Neshek, S 36 Will Harris, R 53 Ken Giles, R 9 Marwin Gonzalez, S 6 Jake Marisnick, R 44 Luke Gregerson, L										1	0	0	0	0	0	2					
Inning Stats	R: 2 H: 2 E: 0 K: 0 S: 10	H: 2 LOB: 1 BB: 1 P: 20	R: 0 H: 2 E: 0 K: 0 S: 4	H: 2 LOB: 1 BB: 0 P: 5	R: 1 H: 1 E: 0 K: 3 S: 13	H: 1 LOB: 1 BB: 1 P: 22	R: 0 H: 0 E: 0 K: 1 S: 11	H: 0 LOB: 1 BB: 1 P: 20	R: 3 H: 2 E: 0 K: 0 S: 17	H: 2 LOB: 0 BB: 1 P: 30	R: 0 H: 0 E: 0 K: 0 S: 8	H: 0 LOB: 0 BB: 0 P: 10	R: 0 H: 0 E: 1 K: 1 S: 7	H: 1 LOB: 0 BB: 0 P: 9	R: 0 H: 1 E: 0 K: 0 S: 6	H: 1 LOB: 0 BB: 0 P: 11	1B: 6 2B: 0 3B: 0 HR: 3	SF: 2 SAC: 1 DP: 2 HBP: 0	WP: 0 PB: 0 SB: 2 CS: 0	PA: 37	
PITCHER	IP WLS BF H R ER SO BB IBB HBP BLK WP HR S P ERA WHIP	IP WLS BF H R ER SO BB IBB HBP BLK WP HR S P ERA WHIP	IP WLS BF H R ER SO BB IBB HBP BLK WP HR S P ERA WHIP	IP WLS BF H R ER SO BB IBB HBP BLK WP HR S P ERA WHIP	IP WLS BF H R ER SO BB IBB HBP BLK WP HR S P ERA WHIP	IP WLS BF H R ER SO BB IBB HBP BLK WP HR S P ERA WHIP	IP WLS BF H R ER SO BB IBB HBP BLK WP HR S P ERA WHIP	IP WLS BF H R ER SO BB IBB HBP BLK WP HR S P ERA WHIP	IP WLS BF H R ER SO BB IBB HBP BLK WP HR S P ERA WHIP	IP WLS BF H R ER SO BB IBB HBP BLK WP HR S P ERA WHIP	IP WLS BF H R ER SO BB IBB HBP BLK WP HR S P ERA WHIP	IP WLS BF H R ER SO BB IBB HBP BLK WP HR S P ERA WHIP	IP WLS BF H R ER SO BB IBB HBP BLK WP HR S P ERA WHIP	IP WLS BF H R ER SO BB IBB HBP BLK WP HR S P ERA WHIP	IP WLS BF H R ER SO BB IBB HBP BLK WP HR S P ERA WHIP	IP WLS BF H R ER SO BB IBB HBP BLK WP HR S P ERA WHIP	IP WLS BF H R ER SO BB IBB HBP BLK WP HR S P ERA WHIP	IP WLS BF H R ER SO BB IBB HBP BLK WP HR S P ERA WHIP	IP WLS BF H R ER SO BB IBB HBP BLK WP HR S P ERA WHIP	IP WLS BF H R ER SO BB IBB HBP BLK WP HR S P ERA WHIP	
38 Wily Peralta, R ERA: 10.8	48 Blaine Boyer, R ERA: 1.2	45 Tyler Cravy, R ERA: 1.2	39 Chris Capuano, L ERA: 4.5	54 Michael Blazek, R ERA: 0.2																	
16 Domingo Santana, R OBP: 0.304, SLG: 0.250										4	0	0	1	1	0	3					
2 Scooter Gennett, L OBP: 0.524, SLG: 0.941										4	1	2	1	0	0	1					
8 Ryan Braun, R OBP: 0.300, SLG: 0.474										4	0	0	0	0	2	1					
20 Jonathan Lucroy, R OBP: 0.350, SLG: 0.333										3	0	1	0	1	0	0					
33 Chris Carter, R OBP: 0.300, SLG: 0.647										4	0	0	0	0	4	2					
10 Kirk Nieuwenhuis, L OBP: 0.288, SLG: 0.714																					

Batter	1	2	3	4	5	6	7	8	9	AB	R	H	RBI	BB	SO	LOB	TOP				
27 Jose Altuve, R OBP: 0.296, SLG: 0.375										3	1	1	1	1	1	1	Houston Astros @ Milwaukee Brewers Miller Park, Milwaukee, WI Sun Apr 10 2016, 1:10 PM - 4:19 PM CDT Att: 28,441 - Roof Closed - 65 F				
4 George Springer, R OBP: 0.231, SLG: 0.292 36 Will Harris, R										4	0	1	0	0	2	4					
1 Carlos Correa, R OBP: 0.360, SLG: 0.739										3	0	0	0	1	1	4					
28 Colby Rasmus, L OBP: 0.435, SLG: 0.706										3	0	0	0	1	1	1					
13 Tyler White, R OBP: 0.591, SLG: 1.167										3	0	0	0	1	1	1					
20 Preston Tucker, L OBP: 0.385, SLG: 1.077										4	1	1	1	0	2	2					
9 Marwin Gonzalez, S OBP: 0.182, SLG: 0.100										3	0	0	0	0	2	2					
15 Jason Castro, L OBP: 0.118, SLG: 0.063 30 Carlos Gómez, R OBP: 0.238, SLG: 0.333										2	0	0	0	0	2	1					
60 Dallas Keuchel, L 37 Pat Neshek, S 35 Josh Fields, R 18 Luis Valbuena, L 6 Jake Marisnick, R 23 Erik Kratz, R										2	0	0	0	0	0	0					
Inning Stats	R: 1 H: 2 E: 0 K: 1 S: 9	H: 2 LOB: 0 BB: 0 P: 13	R: 0 H: 0 E: 0 K: 2 S: 14	H: 0 LOB: 1 BB: 1 P: 22	R: 0 H: 0 E: 0 K: 1 S: 5	H: 0 LOB: 0 BB: 1 P: 13	R: 0 H: 0 E: 0 K: 1 S: 10	H: 0 LOB: 0 BB: 0 P: 16	R: 1 H: 1 E: 0 K: 2 S: 16	H: 1 LOB: 0 BB: 0 P: 22	R: 0 H: 0 E: 0 K: 2 S: 8	H: 0 LOB: 1 BB: 0 P: 11	R: 0 H: 0 E: 1 K: 1 S: 12	H: 0 LOB: 3 BB: 1 P: 19	R: 0 H: 0 E: 0 K: 1 S: 8	H: 0 LOB: 0 BB: 0 P: 11		1B: 1 2B: 0 3B: 0 HR: 2	SF: 0 SAC: 0 DP: 0 HBP: 0	WP: 1 PB: 0 SB: 1 CS: 3	PA: 33
PITCHER	IP WLS BF H R ER SO BB IBB HBP BLK WP HR S P ERA WHIP	IP WLS BF H R ER SO BB IBB HBP BLK WP HR S P ERA WHIP	IP WLS BF H R ER SO BB IBB HBP BLK WP HR S P ERA WHIP	IP WLS BF H R ER SO BB IBB HBP BLK WP HR S P ERA WHIP	IP WLS BF H R ER SO BB IBB HBP BLK WP HR S P ERA WHIP	IP WLS BF H R ER SO BB IBB HBP BLK WP HR S P ERA WHIP	IP WLS BF H R ER SO BB IBB HBP BLK WP HR S P ERA WHIP	IP WLS BF H R ER SO BB IBB HBP BLK WP HR S P ERA WHIP	IP WLS BF H R ER SO BB IBB HBP BLK WP HR S P ERA WHIP	IP WLS BF H R ER SO BB IBB HBP BLK WP HR S P ERA WHIP	IP WLS BF H R ER SO BB IBB HBP BLK WP HR S P ERA WHIP	IP WLS BF H R ER SO BB IBB HBP BLK WP HR S P ERA WHIP	IP WLS BF H R ER SO BB IBB HBP BLK WP HR S P ERA WHIP	IP WLS BF H R ER SO BB IBB HBP BLK WP HR S P ERA WHIP	IP WLS BF H R ER SO BB IBB HBP BLK WP HR S P ERA WHIP	IP WLS BF H R ER SO BB IBB HBP BLK WP HR S P ERA WHIP	IP WLS BF H R ER SO BB IBB HBP BLK WP HR S P ERA WHIP	IP WLS BF H R ER SO BB IBB HBP BLK WP HR S P ERA WHIP	IP WLS BF H R ER SO BB IBB HBP BLK WP HR S P ERA WHIP	IP WLS BF H R ER SO BB IBB HBP BLK WP HR S P ERA WHIP	IP WLS BF H R ER SO BB IBB HBP BLK WP HR S P ERA WHIP

AB	28
R	2
H	3
RBI	2
BB	5
SO	13
LOB	16



Batter	1	2	3	4	5	6	7	8	9	AB	R	H	RBI	BB	SO	LOB	BOTTOM				
16 Domingo Santana, R OBP: 0.370, SLG: 0.348										3	1	2	1	1	0	0	Houston Astros @ Milwaukee Brewers Miller Park, Milwaukee, WI Sun Apr 10 2016, 1:10 PM - 4:19 PM CDT Att: 28,441 - Roof Closed - 65 F				
5 Jonathan Villar, S OBP: 0.455, SLG: 0.529										4	0	0	0	0	3	4					
8 Ryan Braun, R OBP: 0.333, SLG: 0.429										2	1	0	0	2	0	1					
33 Chris Carter, R OBP: 0.333, SLG: 0.650										3	0	1	0	1	1	3					
9 Aaron Hill, R OBP: 0.190, SLG: 0.150										4	0	1	2	0	1	1					
12 Martin Maldonado, R										3	0	0	0	1	1	1					
29 Yadiel Rivera, R OBP: 0.571, SLG: 0.833										3	1	1	0	1	1	3					
52 Jimmy Nelson, R OBP: 0.250, SLG: 0.250 37 Tyler Thornburg, R 54 Michael Blazek, R 7 Colin Walsh, S										3	0	1	0	0	1	5					
10 Kirk Nieuwenhuis, L OBP: 0.286, SLG: 0.714										0	0	0	0	0	0	0					
23 Keon Broxton, R 2 Scooter Gennett, L 21 Jeremy Jeffress, R										3	0	0	0	0	2	2					
Inning Stats	R: 2 H: 1 E: 0 K: 3 S: 17	H: 1 LOB: 3 BB: 4 P: 38	R: 0 H: 0 E: 0 K: 1 S: 7	H: 0 LOB: 0 BB: 0 P: 10	R: 0 H: 1 E: 0 K: 1 S: 9	H: 1 LOB: 1 BB: 0 P: 13	R: 1 H: 3 E: 0 K: 1 S: 11	H: 3 LOB: 3 BB: 1 P: 20	R: 0 H: 0 E: 1 K: 0 S: 7	H: 0 LOB: 1 BB: 1 P: 15	R: 0 H: 1 E: 0 K: 2 S: 10	H: 1 LOB: 0 BB: 0 P: 19	R: 0 H: 0 E: 0 K: 2 S: 8	H: 0 LOB: 0 BB: 0 P: 11	R: 0 H: 0 E: 0 K: 0 S: 5	H: 0 LOB: 0 BB: 1 P: 11	1B: 3 2B: 4 3B: 0 HR: 0	SF: 0 SAC: 0 DP: 2 HBP: 0	WP: 0 PB: 0 SB: 0 CS: 0	PA: 36	
PITCHER	IP WLS BF H R ER SO BB IBB HBP BLK WP HR S P ERA WHIP	IP WLS BF H R ER SO BB IBB HBP BLK WP HR S P ERA WHIP	IP WLS BF H R ER SO BB IBB HBP BLK WP HR S P ERA WHIP	IP WLS BF H R ER SO BB IBB HBP BLK WP HR S P ERA WHIP	IP WLS BF H R ER SO BB IBB HBP BLK WP HR S P ERA WHIP	IP WLS BF H R ER SO BB IBB HBP BLK WP HR S P ERA WHIP	IP WLS BF H R ER SO BB IBB HBP BLK WP HR S P ERA WHIP	IP WLS BF H R ER SO BB IBB HBP BLK WP HR S P ERA WHIP	IP WLS BF H R ER SO BB IBB HBP BLK WP HR S P ERA WHIP	IP WLS BF H R ER SO BB IBB HBP BLK WP HR S P ERA WHIP	IP WLS BF H R ER SO BB IBB HBP BLK WP HR S P ERA WHIP	IP WLS BF H R ER SO BB IBB HBP BLK WP HR S P ERA WHIP	IP WLS BF H R ER SO BB IBB HBP BLK WP HR S P ERA WHIP	IP WLS BF H R ER SO BB IBB HBP BLK WP HR S P ERA WHIP	IP WLS BF H R ER SO BB IBB HBP BLK WP HR S P ERA WHIP	IP WLS BF H R ER SO BB IBB HBP BLK WP HR S P ERA WHIP	IP WLS BF H R ER SO BB IBB HBP BLK WP HR S P ERA WHIP	IP WLS BF H R ER SO BB IBB HBP BLK WP HR S P ERA WHIP	IP WLS BF H R ER SO BB IBB HBP BLK WP HR S P ERA WHIP	IP WLS BF H R ER SO BB IBB HBP BLK WP HR S P ERA WHIP	IP WLS BF H R ER SO BB IBB HBP BLK WP HR S P ERA WHIP



Batter	1	2	3	4	5	6	7	8	9	AB	R	H	RBI	BB	SO	LOB	TOP										
2 Alcides Escobar, R OBP: 0.250, SLG: 0.393	F8		F9				FC6		G4-6-3	5	0	2	0	0	0	3	Kansas City Royals @ Houston Astros Minute Maid Park, Houston, TX Mon Apr 11 2016, 7:13 PM - 10:03 PM CDT Att: 43,332 - Roof Closed - 73 F										
8 Mike Moustakas, L OBP: 0.295, SLG: 0.450	P2		F7			G3-6-1	F6		G4-6-3	5	0	0	0	0	0	7											
6 Lorenzo Cain, R OBP: 0.320, SLG: 0.333										4	0	0	0	0	1	3											
16 Paulo Orlando, R OBP: 0.375, SLG: 0.375	K					F9	F8		F9	0	0	0	0	0	0	0											
35 Eric Hosmer, L OBP: 0.400, SLG: 0.409		G4-3								4	1	3	0	0	0	0											
25 Kendrys Morales, S OBP: 0.208, SLG: 0.524		L8								4	1	1	2	0	1	2											
4 Alex Gordon, L OBP: 0.304, SLG: 0.286										4	0	2	0	0	2	1											
13 Salvador Perez, R OBP: 0.450, SLG: 0.450										3	0	0	0	0	0	3											
9 Drew Butera, R	P3									1	0	0	0	0	0	0											
14 Omar Infante, R OBP: 0.278, SLG: 0.353										4	0	1	0	0	1	0											
34 Rey Fuentes, L OBP: 0.286, SLG: 0.231										3	0	2	0	1	0	0											
Inning Stats	R: 0 E: 0 K: 1 S: 9	H: 0 LOB: 0 BB: 0 P: 12	R: 0 E: 0 K: 0 S: 11	H: 1 LOB: 1 BB: 0 P: 14	R: 0 E: 0 K: 1 S: 9	H: 1 LOB: 1 BB: 0 P: 13	R: 0 E: 0 K: 1 S: 16	H: 2 LOB: 2 BB: 0 P: 24	R: 0 E: 0 K: 0 S: 9	H: 1 LOB: 1 BB: 0 P: 14	R: 0 E: 0 K: 1 S: 8	H: 1 LOB: 1 BB: 0 P: 12	R: 0 E: 0 K: 0 S: 10	H: 2 LOB: 3 BB: 0 P: 13	R: 2 E: 0 K: 1 S: 14	H: 2 LOB: 0 BB: 0 P: 22	R: 0 E: 0 K: 0 S: 6	H: 1 LOB: 0 BB: 0 P: 8	1B: 9 2B: 1 3B: 0 HR: 1	SF: 0 SAC: 0 DP: 2 HBP: 0	WP: 0 PB: 0 SB: 0 CS: 0	PA: 38					
PITCHER	IP	WLS	BF	H	R	ER	SO	BB	IBB	HBP	BLK	WP	HR	S	P	ERA	WHIP										
31 Collin McHugh, R ERA: 6.14	7.0	W	30	8	0	0	4	1	0	0	0	0	0	72	102	0.00	1.286										
29 Tony Sipp, L ERA: 9.0	1.0		5	2	2	2	1	0	0	0	0	0	1	14	22	18.00	2.000										
35 Josh Fields, R ERA: 10.38	1.0		3	1	0	0	0	0	0	0	0	0	0	6	8	0.00	1.000										

Batter	1	2	3	4	5	6	7	8	9	AB	R	H	RBI	BB	SO	LOB	BOTTOM										
27 Jose Altuve, R OBP: 0.375, SLG: 0.429			K							4	3	3	1	1	1	0	Kansas City Royals @ Houston Astros Minute Maid Park, Houston, TX Mon Apr 11 2016, 7:13 PM - 10:03 PM CDT Att: 43,332 - Roof Closed - 73 F										
4 George Springer, R OBP: 0.255, SLG: 0.379	G5-3		G5-3							5	0	2	1	0	0	2											
1 Carlos Correa, R OBP: 0.400, SLG: 0.750										5	1	3	2	0	0	2											
28 Colby Rasmus, L OBP: 0.444, SLG: 0.810										4	1	2	2	0	2	1											
6 Jake Marisnick, R										1	0	0	0	0	1	1											
13 Tyler White, R OBP: 0.577, SLG: 1.091	F8		FC6-4							4	0	2	0	0	0	2											
30 Carlos Gómez, R OBP: 0.200, SLG: 0.280	G5-3									4	0	0	0	0	1	2											
20 Preston Tucker, L OBP: 0.412, SLG: 0.933		G4-3								2	1	0	0	2	1	1											
18 Luis Valbuena, L OBP: 0.292, SLG: 0.348		G4-3								4	1	1	1	0	1	3											
15 Jason Castro, L OBP: 0.143, SLG: 0.200										4	1	1	1	0	1	0											
Inning Stats	R: 3 E: 0 K: 0 S: 14	H: 3 LOB: 0 BB: 0 P: 22	R: 0 E: 0 K: 1 S: 12	H: 0 LOB: 0 BB: 0 P: 16	R: 0 E: 0 K: 1 S: 14	H: 2 LOB: 2 BB: 0 P: 16	R: 3 E: 0 K: 1 S: 17	H: 3 LOB: 1 BB: 1 P: 28	R: 0 E: 0 K: 2 S: 16	H: 1 LOB: 2 BB: 1 P: 23	R: 1 E: 0 K: 1 S: 16	H: 3 LOB: 1 BB: 0 P: 23	R: 0 E: 0 K: 1 S: 9	H: 1 LOB: 1 BB: 0 P: 13	R: 1 E: 0 K: 1 S: 11	H: 1 LOB: 1 BB: 1 P: 19	R: 1 E: 0 K: 1 S: 7	H: 1 LOB: 1 BB: 1 P: 19	1B: 8 2B: 3 3B: 2 HR: 1	SF: 0 SAC: 0 DP: 0 HBP: 0	WP: 0 PB: 0 SB: 2 CS: 0	PA: 40					
PITCHER	IP	WLS	BF	H	R	ER	SO	BB	IBB	HBP	BLK	WP	HR	S	P	ERA	WHIP										
32 Chris Young, R ERA: 7.45	4.2	L	25	9	6	6	4	2	0	0	0	0	1	70	101	11.57	2.357										
67 Chien-Ming Wang, R (5, 1) ERA: 2.7	2.1		10	4	1	1	3	0	0	0	0	0	0	28	40	3.86	1.714										
41 Danny Duffy, L ERA: 2.25	1.0		5	1	1	1	1	1	0	0	0	0	0	11	19	9.00	2.000										

Batter	1	2	3	4	5	6	7	8	9	AB	R	H	RBI	BB	SO	LOB	TOP
2 Alcides Escobar, R OBP: 0.250, SLG: 0.375	1-1 8 1B 6 HR	3-2 L8			1-1 L8		1-0 F9			4	1	1	0	0	0	2	
8 Mike Moustakas, L OBP: 0.230, SLG: 0.464	2-0 6 HR	1-3 1B			4-1 L9	BB		0-1 G4-3		3	1	1	0	1	0	0	
6 Lorenzo Cain, R OBP: 0.310, SLG: 0.440	3-2 1-3 HR				3-2 L9		3-2 F9		1-3 K	4	1	1	3	0	1	1	
35 Eric Hosmer, L OBP: 0.379, SLG: 0.385	0-1 G5-3				1-2 G5-3		0-0 25 G3-6-3 1B		0-3 K	4	0	1	0	0	1	0	
25 Kendrys Morales, S OBP: 0.179, SLG: 0.440	0-3 K				3-2 G3		0-1 G3-6-3		0-1 G4-3	4	0	0	0	0	1	1	
4 Alex Gordon, L OBP: 0.333, SLG: 0.292	3-3 K				3-2 13 S 1B		2-2 G5-3		4-2 13 WP BB	3	0	1	0	1	1	0	
13 Salvador Perez, R OBP: 0.240, SLG: 0.375					3-3 K				0-1 G6-3	4	0	0	0	0	1	2	
14 Omar Infante, R OBP: 0.273, SLG: 0.381					2-1 G3				0-1 G6-3	4	0	1	0	0	1	2	
16 Paulo Orlando, R OBP: 0.364, SLG: 0.364					2-1 G6-3				0-1 G5-3	3	0	1	0	0	0	1	
Inning Stats	R: 3 H: 3 E: 0 K: 2 S: 14	L: 3 LOB: 0 BB: 0 P: 23	R: 0 H: 1 E: 0 K: 0 S: 11	R: 0 H: 1 LOB: 1 BB: 0 P: 20	R: 0 H: 0 E: 0 K: 0 S: 7	R: 0 H: 1 LOB: 1 BB: 0 P: 10	R: 0 H: 0 E: 0 K: 0 S: 12	R: 0 H: 1 LOB: 1 BB: 1 P: 16	R: 0 H: 0 E: 0 K: 0 S: 6	R: 0 H: 1 LOB: 0 BB: 0 P: 9	R: 0 H: 0 E: 0 K: 2 S: 8	R: 0 H: 0 LOB: 1 BB: 1 P: 18	R: 0 H: 0 LOB: 1 BB: 1 P: 18	1B: 5 2B: 1 3B: 0 HR: 1	SF: 0 SAC: 0 DP: 1 HBP: 0	WP: 1 PB: 0 SB: 1 CS: 0	PA: 35
PITCHER	IP WLS BF ERA WHIP																
54 Mike Fiers, R ERA: 6.55	6.0 L 24 6 3 3 3																
36 Will Harris, R ERA: 1.69	2.0 7 1 0 0 2																
44 Luke Gregerson, R ERA:	1.0 4 0 0 0 1																

Kansas City Royals @ Houston Astros
Minute Maid Park, Houston, TX
Tue Apr 12 2016, 7:13 PM - 10:28 PM CDT
Att: 21,027 - Roof Closed - 73 F

livebaseballscorecards.com

AB 33
R 3
H 7
RBI 3
BB 2
SO 6
LOB 9



Batter	1	2	3	4	5	6	7	8	9	AB	R	H	RBI	BB	SO	LOB	BOTTOM
27 Jose Altuve, R OBP: 0.351, SLG: 0.375	4-2 28 2B 4 1B BB	2-3 K			0-2 G6-3		3-2 F8		3-2 F9	4	1	0	0	1	1	2	
4 George Springer, R OBP: 0.389, SLG: 0.394	2-1 1 G5-4-3 1B				2-2 1 BB BB			2-2 F9	3-3 K	4	0	2	0	1	1	2	
1 Carlos Correa, R OBP: 0.412, SLG: 0.710	2-2 G5-4-3				2-1 28 G3-6-3 1B			0-3 K		3	0	1	0	1	1	2	
28 Colby Rasmus, L OBP: 0.452, SLG: 0.800	0-0 13 1B 2B				3-1 G4-3-6-3-5 1B			0-1 13 BB 1B		4	1	2	1	0	1	3	
13 Tyler White, R OBP: 0.567, SLG: 1.000	2-2 30 BB 1B				1-3 K			4-0 BB		3	0	1	1	1	2	0	
30 Carlos Gómez, R OBP: 0.241, SLG: 0.321	4-0 BB				1-1 11 G4-3 2B		2-1 P4		0-1 G4-3	3	0	1	0	1	0	2	
11 Evan Gattis, R OBP: 0.182, SLG: 0.200	2-3 K				0-1 G4-3				2-3 K	4	0	0	0	0	3	3	
18 Luis Valbuena, L OBP: 0.286, SLG: 0.308					1-2 F8				4-2 15 BB BB	3	0	0	0	1	2	1	
6 Jake Marisnick, R OBP: 0.241, SLG: 0.200									1-2 BB	0	0	0	0	0	0	0	
23 Erik Kratz, R OBP: 0.182, SLG: 0.200					1-3 K				4-2 BB	2	0	0	0	0	2	0	
20 Preston Tucker, L OBP: 0.241, SLG: 0.200					0-1 K				1-2 BB	1	0	0	0	0	1	0	
15 Jason Castro, L OBP: 0.182, SLG: 0.200					2-3 K				1-2 BB	0	0	0	0	1	0	0	
Inning Stats	R: 2 H: 3 E: 0 K: 1 S: 14	L: 3 LOB: 2 BB: 2 P: 30	R: 0 H: 0 E: 0 K: 3 S: 10	R: 0 H: 0 LOB: 0 BB: 0 P: 15	R: 0 H: 2 LOB: 0 BB: 0 P: 14	R: 0 H: 1 LOB: 1 BB: 0 P: 13	R: 0 H: 0 LOB: 2 BB: 2 P: 25	R: 0 H: 0 LOB: 0 BB: 0 P: 15	R: 0 H: 0 LOB: 0 BB: 0 P: 17	R: 0 H: 1 LOB: 2 BB: 1 P: 17	R: 0 H: 0 LOB: 2 BB: 2 P: 33	1B: 5 2B: 2 3B: 0 HR: 0	SF: 0 SAC: 0 DP: 2 HBP: 0	WP: 0 PB: 0 SB: 0 CS: 0	PA: 38		
PITCHER	IP WLS BF ERA WHIP																
39 Kris Medlen, R ERA: 3.6	5.0 W 22 4 0 0 0																
44 Luke Hochevar, R ERA: 2.25	1.0 H 3 0 0 0																
40 Kelvin Herrera, R ERA:	1.0 H 3 0 0 0																
48 Joaquin Soria, R ERA: 9.82	1.0 H 5 1 0 0																
17 Wade Davis, R ERA:	1.0 S 5 0 0 0																

Kansas City Royals @ Houston Astros
Minute Maid Park, Houston, TX
Tue Apr 12 2016, 7:13 PM - 10:28 PM CDT
Att: 21,027 - Roof Closed - 73 F

livebaseballscorecards.com

AB 31
R 2
H 7
RBI 2
BB 7
SO 14
LOB 15



Batter	1	2	3	4	5	6	7	8	9	AB	R	H	RBI	BB	SO	LOB	TOP										
2 Alcides Escobar, R OBP: 0.243, SLG: 0.351	G6-3		G5-3		G1-3		1B		K	5	0	1	0	0	1	1	Kansas City Royals @ Houston Astros Minute Maid Park, Houston, TX Wed Apr 13 2016, 7:11 PM - 10:14 PM CDT Att: 24,109 - Roof Closed - 73 F										
8 Mike Moustakas, L OBP: 0.276, SLG: 0.455	2B		F9		L9		K		K	5	0	1	0	0	2	1											
6 Lorenzo Cain, R OBP: 0.303, SLG: 0.414	K				F9		1B		K	4	1	1	0	0	2	2											
35 Eric Hosmer, L OBP: 0.394, SLG: 0.400	K				1B		1B		G6-3	4	1	2	0	0	1	1											
25 Kendrys Morales, S OBP: 0.188, SLG: 0.448					F8		1B		K	4	0	1	0	0	1	2											
4 Alex Gordon, L OBP: 0.355, SLG: 0.269	L4				K		IBB		K	2	1	0	0	2	1	2											
13 Salvador Perez, R OBP: 0.241, SLG: 0.481	P2				L8		SF7		HR	3	1	1	3	0	0	1											
14 Omar Infante, R OBP: 0.269, SLG: 0.400	G6-3				G4-3		P6		K2-3	4	0	1	0	0	1	3											
16 Paulo Orlando, R OBP: 0.267, SLG: 0.267					G4-3		G4-3		K	4	0	0	0	0	2	1											
Inning Stats	R: 0 H: 1 E: 0 K: 2 S: 10	H: 1 LOB: 1 BB: 0 P: 16	R: 0 H: 0 E: 0 K: 0 S: 6	H: 1 LOB: 1 BB: 0 P: 11	R: 0 H: 0 E: 0 K: 1 S: 9	H: 0 LOB: 0 BB: 0 P: 14	R: 0 H: 1 E: 0 K: 1 S: 9	H: 1 LOB: 1 BB: 0 P: 13	R: 0 H: 1 E: 0 K: 0 S: 7	H: 2 LOB: 2 BB: 1 P: 23	R: 0 H: 1 E: 0 K: 2 S: 16	H: 1 LOB: 0 BB: 0 P: 23	R: 2 H: 1 E: 0 K: 2 S: 14	H: 0 LOB: 0 BB: 1 P: 22	R: 0 H: 0 E: 0 K: 3 S: 10	H: 0 LOB: 0 BB: 0 P: 13	1B: 4 2B: 3 3B: 0 HR: 1	SF: 1 SAC: 0 DP: 0 HBP: 0	WP: 0 PB: 1 SB: 0 CS: 0	PA: 38							
PITCHER	IP	WLS	BF	H	R	ER	SO	BB	IBB	HBP	BLK	WP	HR	S	P	ERA	WHIP										
46 Scott Feldman, R ERA: 3.48	6.1		28	7	2	0	4	0	1	0	0	0	0	62	102	0.00	1.105										
29 Tony Sipp, L ERA: 8.1	0.1		1	0	0	0	1	0	0	0	0	0	0	3	4	0.00	0.000										
37 Pat Neshek, R ERA: 3.38	0.1		1	0	0	0	1	0	0	0	0	0	0	3	5	0.00	0.000										
53 Ken Giles, R ERA: 12.27	1.0	L	5	1	2	2	2	1	0	0	0	0	1	14	22	18.00	2.000										
47 Chris Devenski, R ERA:	1.0		3	0	0	0	3	0	0	0	0	0	0	10	13	0.00	0.000										

Batter	1	2	3	4	5	6	7	8	9	AB	R	H	RBI	BB	SO	LOB	BOTTOM										
27 Jose Altuve, R OBP: 0.381, SLG: 0.541	G4-3		F9		HR		2B		L6	5	1	3	2	0	0	1	Kansas City Royals @ Houston Astros Minute Maid Park, Houston, TX Wed Apr 13 2016, 7:11 PM - 10:14 PM CDT Att: 24,109 - Roof Closed - 73 F										
4 George Springer, R OBP: 0.275, SLG: 0.351	K		L8		K		K		K	4	0	0	0	0	3	4											
1 Carlos Correa, R OBP: 0.368, SLG: 0.629	G4-3				F9		F7		K	4	0	0	0	0	1	3											
28 Colby Rasmus, L OBP: 0.457, SLG: 0.741	K				F8		BB		BB	2	0	0	0	2	1	1											
13 Tyler White, R OBP: 0.529, SLG: 0.897	G6-3				K		1B		K	4	0	1	0	0	2	1											
20 Preston Tucker, L OBP: 0.384, SLG: 0.750	G4-6-3				G5-3		E6		K	4	0	1	0	0	1	3											
30 Carlos Gómez, R OBP: 0.212, SLG: 0.281	G4-6-3				K		G4-3		FC6-4	4	0	0	0	0	1	5											
18 Luis Valbuena, L OBP: 0.281, SLG: 0.276					F8		BB		K	3	0	0	0	1	1	0											
15 Jason Castro, L OBP: 0.240, SLG: 0.318							BB		F8	2	0	1	0	1	1	1											
6 Jake Marisnick, R (7, PR)										0	1	0	0	0	0	0											
23 Erik Kratz, R (8, 2)										0	0	0	0	0	0	0											
9 Marwin González, S (8, PH) OBP: 0.167, SLG: 0.091							BB			1	0	0	0	0	0	0											
Inning Stats	R: 0 H: 1 E: 0 K: 2 S: 11	H: 1 LOB: 1 BB: 0 P: 14	R: 0 H: 0 E: 0 K: 0 S: 7	H: 1 LOB: 0 BB: 0 P: 10	R: 0 H: 0 E: 0 K: 0 S: 5	H: 0 LOB: 1 BB: 1 P: 12	R: 0 H: 0 E: 0 K: 1 S: 10	H: 0 LOB: 0 BB: 0 P: 15	R: 0 H: 0 E: 0 K: 1 S: 11	H: 2 LOB: 3 BB: 1 P: 17	R: 1 H: 2 E: 0 K: 1 S: 18	H: 2 LOB: 2 BB: 0 P: 31	R: 1 H: 2 E: 0 K: 2 S: 11	H: 0 LOB: 1 BB: 1 P: 16	R: 0 H: 0 E: 0 K: 2 S: 10	H: 0 LOB: 0 BB: 0 P: 15	1B: 2 2B: 2 3B: 1 HR: 1	SF: 0 SAC: 0 DP: 1 HBP: 0	WP: 0 PB: 0 SB: 0 CS: 0	PA: 37							
PITCHER	IP	WLS	BF	H	R	ER	SO	BB	IBB	HBP	BLK	WP	HR	S	P	ERA	WHIP										
30 Yordano Ventura, R ERA: 2.45	6.0		25	4	1	1	6	3	0	0	0	0	0	11	15	9.00	2.000										
44 Luke Hochevar, R ERA: 3.6	1.0	W	5	2	1	1	2	0	0	0	0	0	0	11	15	9.00	2.000										
40 Kelvin Herrera, R ERA:	1.0	H	4	0	0	0	2	1	0	0	0	0	0	10	16	0.00	1.000										
48 Joaquin Soria, R ERA: 7.71	1.0	S	3	0	0	0	1	0	0	0	0	0	0	5	5	0.00	0.000										

AB 35
R 4
H 8
RBI 3
BB 2
SO 11
LOB 14



AB 33
R 2
H 6
RBI 2
BB 4
SO 11
LOB 19



Batter	1	2	3	4	5	6	7	8	9	AB	R	H	RBI	BB	SO	LOB	TOP		
2 Alcides Escobar, R OBP: 0.214, SLG: 0.310			G1-3			F9	K		G5-3	5	0	0	0	0	2	1	Kansas City Royals @ Houston Astros Minute Maid Park, Houston, TX Thu Apr 14 2016, 7:11 PM - 9:53 PM CDT Att: 21,203 - Partly Cloudy - 75 F		
8 Mike Moustakas, L OBP: 0.317, SLG: 0.541			L7			F8			1B	4	1	2	1	1	0	1			
24 Christian Colón, R OBP: 0.500, SLG: 0.333										0	0	0	0	0	0	0			
6 Lorenzo Cain, R OBP: 0.316, SLG: 0.412				G2-3			L5		K	5	1	2	0	0	1	2			
35 Eric Hosmer, L OBP: 0.395, SLG: 0.429				G3-1			P5		P6	5	1	2	2	0	0	2			
25 Kendrys Morales, S OBP: 0.194, SLG: 0.455				P6						4	1	1	1	0	1	1			
4 Alex Gordon, L OBP: 0.371, SLG: 0.333		L5								4	1	2	1	0	1	0			
13 Salvador Perez, R OBP: 0.242, SLG: 0.452		G5-3								4	0	1	1	0	0	1			
14 Omar Infante, R OBP: 0.300, SLG: 0.414		G5-3								4	0	2	0	0	0	0			
16 Paulo Orlando, R OBP: 0.263, SLG: 0.263										4	1	1	0	0	0	4			
Inning Stats	R: 1 H: 3 E: 0 K: 1 S: 13	H: 3 LOB: 1 BB: 0 P: 17	R: 0 H: 0 E: 0 K: 0 S: 7	H: 0 LOB: 0 BB: 0 P: 11	R: 0 H: 0 E: 0 K: 0 S: 7	H: 0 LOB: 0 BB: 0 P: 11	R: 0 H: 0 E: 0 K: 1 S: 8	H: 0 LOB: 0 BB: 0 P: 13	R: 0 H: 0 E: 0 K: 1 S: 7	H: 0 LOB: 2 BB: 1 P: 14	R: 0 H: 2 E: 0 K: 1 S: 13	H: 1 LOB: 1 BB: 0 P: 13	1B: 9 2B: 3 3B: 0 HR: 1	SF: 0 SAC: 0 DP: 0 HBP: 0	WP: 1 PB: 0 SB: 0 CS: 0	PA: 40	 livebaseballscores.com		
PITCHER	IP	WLS	BF	H	R	ER	SO	BB	IBB	HBP	BLK	WP	HR	S	P	ERA		WHIP	
58 Doug Fister, R ERA: 7.59	5.2	L	25	9	6	6	2	0	0	0	0	1	1	52	85	9.53		1.588	
47 Chris Devenski, R ERA:	1.1		6	1	0	0	1	1	0	0	0	0	0	11	19	0.00		1.500	
29 Tony Sipp, L ERA: 6.23	1.0		5	2	0	0	1	0	0	0	0	0	0	13	18	0.00		2.000	
35 Josh Fields, R ERA: 8.44	1.0		4	1	0	0	1	0	0	0	0	0	0	9	13	0.00		1.000	

Batter	1	2	3	4	5	6	7	8	9	AB	R	H	RBI	BB	SO	LOB	BOTTOM				
27 Jose Altuve, R OBP: 0.391, SLG: 0.634	F8			K						4	1	2	1	0	1	0	Kansas City Royals @ Houston Astros Minute Maid Park, Houston, TX Thu Apr 14 2016, 7:11 PM - 9:53 PM CDT Att: 21,203 - Partly Cloudy - 75 F				
4 George Springer, R OBP: 0.273, SLG: 0.325	L5			F8						3	0	0	0	1	1	2					
1 Carlos Correa, R OBP: 0.357, SLG: 0.590	F8			F8						4	0	1	1	0	0	1					
28 Colby Rasmus, L OBP: 0.436, SLG: 0.667						F8				3	0	0	0	1	1	3					
13 Tyler White, R OBP: 0.486, SLG: 0.813										3	0	0	0	0	2	2					
20 Preston Tucker, L OBP: 0.333, SLG: 0.682										2	0	0	0	0	2	0					
6 Jake Marisnick, R OBP: 0.200, SLG: 0.200										1	0	0	0	0	1	0					
30 Carlos Gómez, R OBP: 0.222, SLG: 0.286										3	0	1	0	0	0	0					
9 Marwin Gonzalez, S OBP: 0.133, SLG: 0.071										3	0	0	0	0	0	1					
15 Jason Castro, L OBP: 0.222, SLG: 0.292										2	0	0	0	0	1	0					
11 Evan Gattis, R OBP: 0.200, SLG: 0.200										1	1	1	0	0	0	0					
Inning Stats	R: 0 H: 0 E: 0 K: 0 S: 7	H: 0 LOB: 0 BB: 0 P: 12	R: 0 H: 0 E: 0 K: 2 S: 6	H: 0 LOB: 1 BB: 1 P: 14	R: 0 H: 0 E: 0 K: 1 S: 8	H: 0 LOB: 0 BB: 0 P: 13	R: 0 H: 0 E: 0 K: 1 S: 8	H: 0 LOB: 0 BB: 0 P: 11	R: 0 H: 1 E: 0 K: 0 S: 10	H: 1 LOB: 1 BB: 0 P: 13	R: 1 H: 1 E: 0 K: 2 S: 14	H: 1 LOB: 1 BB: 1 P: 25	R: 0 H: 0 E: 0 K: 1 S: 6	H: 0 LOB: 0 BB: 0 P: 8	R: 1 H: 3 E: 0 K: 1 S: 13	H: 3 LOB: 1 BB: 0 P: 19	1B: 3 2B: 3 3B: 0 HR: 1	SF: 0 SAC: 0 DP: 3 HBP: 0	WP: 0 PB: 0 SB: 0 CS: 1	PA: 31	 livebaseballscores.com
PITCHER	IP	WLS	BF	H	R	ER	SO	BB	IBB	HBP	BLK	WP	HR	S	P	ERA	WHIP				
31 Ian Kennedy, R ERA: 0.66	7.0	W	23	2	1	1	7	2	0	0	0	0	0	59	97	1.29	0.571				
41 Danny Duffy, L ERA: 3.39	1.1		7	3	1	1	2	0	0	0	0	0	0	14	19	6.75	2.250				
17 Wade Davis, R ERA:	0.2	S	1	0	0	0	0	0	0	0	0	0	0	5	8	0.00	0.000				

Batter	1	2	3	4	5	6	7	8	9	AB	R	H	RBI	BB	SO	LOB	TOP										
3 Ian Kinsler, R OBP: 0.372, SLG: 0.600										4	0	1	0	0	1	1	Detroit Tigers @ Houston Astros Minute Maid Park, Houston, TX Fri Apr 15 2016, 7:11 PM - 9:45 PM CDT Att: 30,092 - Partly Cloudy - 76 F										
8 Justin Upton, R OBP: 0.310, SLG: 0.439										4	0	1	0	0	1	2											
24 Miguel Cabrera, R OBP: 0.375, SLG: 0.364										4	0	1	0	0	1	1											
41 Victor Martinez, S OBP: 0.360, SLG: 0.571										4	0	0	0	0	0	1											
28 J.D. Martinez, R OBP: 0.475, SLG: 0.588										4	0	1	0	0	0	0											
9 Nick Castellanos, R OBP: 0.324, SLG: 0.576										3	0	1	0	0	0	1											
39 Jarrod Saltalamacchia, R OBP: 0.263, SLG: 0.588										3	0	0	0	0	1	2											
12 Anthony Gose, L OBP: 0.321, SLG: 0.360										3	0	0	0	0	0	1											
1 Jose Iglesias, R OBP: 0.406, SLG: 0.296										2	0	0	0	1	0	0											
Inning Stats	R: 0 E: 0 K: 1 S: 8	H: 2 LOB: 1 BB: 0 P: 12	R: 0 E: 0 K: 1 S: 8	H: 1 LOB: 1 BB: 0 P: 10	R: 0 E: 0 K: 0 S: 10	H: 1 LOB: 1 BB: 0 P: 12	R: 0 E: 0 K: 0 S: 8	H: 0 LOB: 0 BB: 0 P: 11	R: 0 E: 0 K: 1 S: 12	H: 0 LOB: 0 BB: 0 P: 19	R: 0 E: 0 K: 1 S: 9	H: 1 LOB: 1 BB: 0 P: 15	R: 0 E: 0 K: 1 S: 11	H: 0 LOB: 1 BB: 1 P: 22	R: 0 E: 0 K: 0 S: 4	H: 0 LOB: 0 BB: 0 P: 5		1B: 5 2B: 0 3B: 0 HR: 0	SF: 0 SAC: 0 DP: 0 HBP: 0	WP: 0 PB: 0 SB: 0 CS: 0	PA: 32						
PITCHER	IP	WLS	BF	H	R	ER	SO	BB	IBB	HBP	BLK	WP	HR	S	P	ERA	WHIP										
60 Dallas Keuchel, L ERA: 2.18	8.0	W	29	5	0	0	4	1	0	0	0	0	0	72	108	0.00	0.750										
44 Luke Gregerson, R ERA:	1.0	S	3	0	0	0	0	0	0	0	0	0	0	4	5	0.00	0.000										

Batter	1	2	3	4	5	6	7	8	9	AB	R	H	RBI	BB	SO	LOB	BOTTOM										
27 Jose Altuve, R OBP: 0.380, SLG: 0.591										3	0	0	0	1	0	1	Detroit Tigers @ Houston Astros Minute Maid Park, Houston, TX Fri Apr 15 2016, 7:11 PM - 9:45 PM CDT Att: 30,092 - Partly Cloudy - 76 F										
4 George Springer, R OBP: 0.271, SLG: 0.318										4	1	1	0	0	1	4											
1 Carlos Correa, R OBP: 0.348, SLG: 0.548										3	0	0	0	1	0	3											
28 Colby Rasmus, L OBP: 0.465, SLG: 0.667										3	0	2	1	1	1	0											
13 Tyler White, R OBP: 0.488, SLG: 0.765										2	0	0	0	2	1	1											
11 Evan Gattis, R OBP: 0.125, SLG: 0.125										3	0	0	0	0	2	5											
30 Carlos Gómez, R OBP: 0.205, SLG: 0.263										3	0	0	0	0	0	5											
18 Luis Valbuena, L OBP: 0.286, SLG: 0.258										2	0	0	0	1	0	0											
15 Jason Castro, L OBP: 0.267, SLG: 0.333										3	0	2	0	0	1	0											
Inning Stats	R: 1 E: 0 K: 1 S: 14	H: 2 LOB: 3 BB: 2 P: 24	R: 0 E: 0 K: 1 S: 12	H: 1 LOB: 2 BB: 2 P: 24	R: 0 E: 0 K: 0 S: 8	H: 1 LOB: 1 BB: 1 P: 18	R: 0 E: 0 K: 0 S: 11	H: 1 LOB: 1 BB: 0 P: 19	R: 0 E: 0 K: 1 S: 6	H: 0 LOB: 0 BB: 1 P: 11	R: 0 E: 0 K: 1 S: 6	H: 0 LOB: 0 BB: 0 P: 8	R: 0 E: 0 K: 1 S: 7	H: 0 LOB: 0 BB: 0 P: 11	R: 0 E: 0 K: 2 S: 9	H: 0 LOB: 0 BB: 0 P: 15		1B: 5 2B: 0 3B: 0 HR: 0	SF: 0 SAC: 0 DP: 3 HBP: 0	WP: 0 PB: 0 SB: 1 CS: 0	PA: 32						
PITCHER	IP	WLS	BF	H	R	ER	SO	BB	IBB	HBP	BLK	WP	HR	S	P	ERA	WHIP										
37 Mike Pelfrey, R ERA: 2.79	6.0	L	26	5	1	1	3	6	0	0	0	0	0	57	104	1.50	1.833										
45 Buck Farmer, R ERA: 3.35	2.0		6	0	0	0	3	0	0	0	0	0	0	16	26	0.00	0.000										

AB	31
R	0
H	5
RBI	0
BB	1
SO	4
LOB	9



Batter	1	2	3	4	5	6	7	8	9	AB	R	H	RBI	BB	SO	LOB	TOP										
3 Ian Kinsler, R OBP: 0.354, SLG: 0.556	G6-3		F8		F8	K		1B		5	0	1	0	0	1	3											
8 Justin Upton, R OBP: 0.277, SLG: 0.391	K		F9		E3 2B	K		K		5	0	0	0	0	3	4											
24 Miguel Cabrera, R OBP: 0.400, SLG: 0.421	F9		1B		2B			G1-3		5	1	3	0	0	0	0											
41 Victor Martinez, S OBP: 0.367, SLG: 0.615		2B	G4-3		P5			F7		5	1	2	1	0	0	4											
28 J.D. Martinez, R OBP: 0.444, SLG: 0.538		K			K			F8		5	0	1	0	0	3	4											
9 Nick Castellanos, R OBP: 0.359, SLG: 0.605 17 Andrew Romine, S OBP: 0.333, SLG: 0.200	2B		1B		1B			K		5	1	3	1	0	2	2											
39 Jarrod Saltalamacchia, R OBP: 0.292, SLG: 0.727	2B				K			HR		5	1	2	2	0	1	2											
12 Anthony Gose, L OBP: 0.313, SLG: 0.345	K				K			G4-3		4	0	1	0	0	2	2											
1 Jose Iglesias, R OBP: 0.444, SLG: 0.367			1B					FC5-4 1B		3	1	2	0	1	0	1											
Inning Stats	R: 0 H: 0 E: 0 K: 1 S: 10	H: 0 LOB: 0 BB: 0 P: 13	R: 1 H: 3 E: 0 K: 2 S: 15	H: 3 LOB: 1 BB: 0 P: 18	R: 0 H: 2 E: 0 K: 0 S: 12	H: 2 LOB: 2 BB: 0 P: 20	R: 0 H: 1 E: 0 K: 3 S: 12	H: 1 LOB: 1 BB: 0 P: 16	R: 1 H: 2 E: 1 K: 1 S: 11	H: 2 LOB: 1 BB: 0 P: 16	R: 2 H: 2 E: 0 K: 2 S: 19	H: 2 LOB: 1 BB: 1 P: 30	R: 0 H: 1 E: 0 K: 1 S: 8	H: 1 LOB: 1 BB: 0 P: 13	R: 0 H: 2 E: 0 K: 1 S: 13	H: 2 LOB: 1 BB: 0 P: 18	R: 1 H: 2 E: 0 K: 1 S: 12	H: 2 LOB: 1 BB: 0 P: 19	1B: 8 2B: 6 HR: 1	SF: 0 SAC: 0 DP: 0 HBP: 0	WP: 1 PB: 0 SB: 1 CS: 0	PA: 43					
PITCHER	IP	WLS	BF	H	R	ER	SO	BB	IBB	HBP	BLK	WP	HR	S	P	ERA	WHIP										
31 Collin McHugh, R ERA: 6.39	5.1	L	26	10	4	4	7	0	0	0	0	0	1	70	98	6.75	1.875										
37 Pat Neshek, R ERA: 2.7	0.2		3	0	0	0	2	1	0	0	0	0	0	9	15	0.00	1.500										
53 Ken Giles, R ERA: 9.64	1.0		4	1	0	0	1	0	0	0	0	1	0	8	13	0.00	1.000										
36 Will Harris, R ERA: 1.42	1.0		5	2	0	0	1	0	0	0	0	0	0	13	18	0.00	2.000										
35 Josh Fields, R ERA: 8.53	1.0		5	2	1	1	1	0	0	0	0	0	0	12	19	9.00	2.000										

Detroit Tigers @ Houston Astros
Minute Maid Park, Houston, TX
Sat Apr 16 2016, 6:12 PM - 9:27 PM CDT
Att: 30,013 - Roof Closed - 73 F

AB 42
R 5
H 15
RBI 4
BB 1
SO 12
LOB 22



Batter	1	2	3	4	5	6	7	8	9	AB	R	H	RBI	BB	SO	LOB	BOTTOM										
27 Jose Altuve, R OBP: 0.389, SLG: 0.574	4 HR		1B		G5-3			K		3	1	1	0	1	1	0											
4 George Springer, R OBP: 0.308, SLG: 0.417	HR		1B		1B			G6-3		4	1	3	2	0	0	0											
1 Carlos Correa, R OBP: 0.340, SLG: 0.511	K		1B		F9			G6-3		3	0	0	0	1	1	1											
28 Colby Rasmus, L OBP: 0.426, SLG: 0.595	K		FC3-6		K			K		4	0	0	0	0	3	3											
13 Tyler White, R OBP: 0.467, SLG: 0.789	HR		K		F9			F8		4	1	1	1	0	1	2											
20 Preston Tucker, L OBP: 0.321, SLG: 0.615	P5				G1-3			G3-1		4	0	1	0	0	0	0											
30 Carlos Gómez, R OBP: 0.209, SLG: 0.262	G5-3		1B		G5-4-3			F9		4	0	1	0	0	0	1											
18 Luis Valbuena, L OBP: 0.270, SLG: 0.242 9 Marwin González, S OBP: 0.188, SLG: 0.133	K		K		K			G4-6-3		2	0	0	0	0	2	1											
15 Jason Castro, L OBP: 0.242, SLG: 0.300	K		K		K			G4-6-3		3	0	0	0	0	2	2											
Inning Stats	R: 3 H: 3 E: 0 K: 2 S: 15	H: 0 LOB: 0 BB: 0 P: 21	R: 0 H: 0 E: 0 K: 2 S: 9	H: 0 LOB: 0 BB: 0 P: 13	R: 0 H: 1 E: 0 K: 1 S: 14	H: 1 LOB: 2 BB: 2 P: 29	R: 0 H: 1 E: 0 K: 2 S: 11	H: 1 LOB: 1 BB: 0 P: 19	R: 0 H: 1 E: 0 K: 0 S: 7	H: 1 LOB: 0 BB: 0 P: 9	R: 0 H: 1 E: 0 K: 1 S: 6	H: 0 LOB: 0 BB: 0 P: 8	R: 0 H: 0 E: 0 K: 1 S: 6	H: 0 LOB: 0 BB: 0 P: 11	R: 0 H: 0 E: 0 K: 0 S: 6	H: 0 LOB: 0 BB: 0 P: 11	1B: 6 2B: 0 HR: 2	SF: 0 SAC: 0 DP: 2 HBP: 0	WP: 0 PB: 0 SB: 1 CS: 0	PA: 34							
PITCHER	IP	WLS	BF	H	R	ER	SO	BB	IBB	HBP	BLK	WP	HR	S	P	ERA	WHIP										
35 Justin Verlander, R ERA: 7.16	6.0	W	25	7	3	3	8	2	0	0	0	0	0	6	10	4.50	1.500										
38 Justin Wilson, L ERA:	1.0	H	3	1	0	0	1	0	0	0	0	0	0	6	8	0.00	1.000										
21 Mark Lowe, R ERA: 4.26	1.0	H	3	0	0	0	1	0	0	0	0	0	0	6	9	0.00	0.000										
57 Francisco Rodríguez, R ERA: 5.06	1.0	S	3	0	0	0	0	0	0	0	0	0	0	6	11	0.00	0.000										

Detroit Tigers @ Houston Astros
Minute Maid Park, Houston, TX
Sat Apr 16 2016, 6:12 PM - 9:27 PM CDT
Att: 30,013 - Roof Closed - 73 F

AB 32
R 3
H 8
RBI 3
BB 2
SO 10
LOB 10



Batter	1	2	3	4	5	6	7	8	9	AB	R	H	RBI	BB	SO	LOB	TOP										
3 Ian Kinsler, R OBP: 0.358, SLG: 0.600										5	1	2	2	0	0	1											
8 Justin Upton, R OBP: 0.285, SLG: 0.360										4	0	0	0	0	2	3											
18 Tyler Collins, L OBP: 0.250, SLG: 0.375										0	0	0	0	0	0	0											
24 Miguel Cabrera, R OBP: 0.367, SLG: 0.381										4	0	0	0	0	1	0											
41 Victor Martinez, S OBP: 0.353, SLG: 0.567										4	0	1	0	0	1	0											
28 J.D. Martinez, R OBP: 0.429, SLG: 0.581										4	1	1	1	0	1	1											
9 Nick Castellanos, R OBP: 0.349, SLG: 0.571										4	0	1	0	0	2	1											
39 Jarrod Saltalamacchia, R OBP: 0.321, SLG: 0.898										4	1	2	1	0	1	2											
12 Anthony Gose, L OBP: 0.306, SLG: 0.313										3	0	0	0	1	1	1											
1 Jose Iglesias, R OBP: 0.425, SLG: 0.353										4	1	1	0	0	1	2											
Inning Stats	R: 0 E: 0 K: 0 S: 7	H: 0 LOB: 0 BB: 0 P: 11	R: 0 E: 0 K: 1 S: 10	H: 0 LOB: 0 BB: 0 P: 15	R: 0 E: 0 K: 2 S: 13	H: 2 LOB: 2 BB: 0 P: 20	R: 0 E: 0 K: 1 S: 7	H: 1 LOB: 1 BB: 0 P: 10	R: 3 E: 0 K: 0 S: 14	H: 3 LOB: 0 BB: 0 P: 20	R: 1 E: 0 K: 2 S: 13	H: 1 LOB: 0 BB: 0 P: 22	R: 0 E: 0 K: 1 S: 14	H: 0 LOB: 1 BB: 1 P: 19	R: 0 E: 1 K: 2 S: 11	H: 1 LOB: 2 BB: 0 P: 16	R: 0 E: 0 K: 1 S: 6	H: 0 LOB: 0 BB: 0 P: 9	1B: 5 2B: 0 3B: 0 HR: 3	SF: 0 SAC: 0 DP: 0 HBP: 0	WP: 0 PB: 0 SB: 0 CS: 0	PA: 37					
PITCHER	IP	WLS	BF	H	R	ER	SO	BB	IBB	HBP	BLK	WP	HR	S	P	ERA	WHIP										
54 Mike Fiers, R ERA: 6.48	5.2	W	24	7	4	4	5	0	0	0	0	0	3	61	92	6.35	1.235										
29 Tony Sipp, L ERA: 5.79	0.1	H	2	0	0	0	1	1	0	0	0	0	0	10	17	0.00	3.000										
37 Pat Neshek, R ERA: 2.08	1.0	H	3	0	0	0	1	0	0	0	0	0	0	7	8	0.00	0.000										
53 Ken Giles, R ERA: 7.94	1.0	H	5	1	0	0	2	0	0	0	0	0	0	11	16	0.00	1.000										
44 Luke Gregerson, R ERA:	1.0	S	3	0	0	0	1	0	0	0	0	0	0	6	9	0.00	0.000										
Batter	1	2	3	4	5	6	7	8	9	AB	R	H	RBI	BB	SO	LOB	BOTTOM										
27 Jose Altuve, R OBP: 0.397, SLG: 0.627										4	1	2	3	0	1	1											
4 George Springer, R OBP: 0.321, SLG: 0.481										4	2	2	1	0	1	1											
28 Colby Rasmus, L OBP: 0.431, SLG: 0.564										2	0	0	0	2	1	0											
13 Tyler White, R OBP: 0.429, SLG: 0.714										4	0	0	0	0	1	3											
11 Evan Gattis, R OBP: 0.167, SLG: 0.167										4	0	1	0	0	1	2											
18 Luis Valbuena, L OBP: 0.288, SLG: 0.243										4	0	1	0	0	2	3											
9 Marwin Gonzalez, S OBP: 0.250, SLG: 0.263										4	1	2	0	0	1	3											
23 Erik Kratz, R OBP: 0.125, SLG: 0.125										4	0	0	0	0	0	3											
6 Jake Marisnick, R OBP: 0.125, SLG: 0.125										3	1	1	0	0	2	1											
Inning Stats	R: 2 E: 0 K: 1 S: 13	H: 2 LOB: 1 BB: 1 P: 25	R: 0 E: 0 K: 1 S: 12	H: 1 LOB: 0 BB: 0 P: 18	R: 1 E: 0 K: 3 S: 10	H: 1 LOB: 0 BB: 0 P: 15	R: 2 E: 1 K: 1 S: 16	H: 3 LOB: 1 BB: 0 P: 21	R: 0 E: 0 K: 2 S: 10	H: 0 LOB: 0 BB: 0 P: 13	R: 0 E: 0 K: 0 S: 5	H: 0 LOB: 0 BB: 0 P: 9	R: 0 E: 0 K: 0 S: 11	H: 1 LOB: 1 BB: 0 P: 18	R: 0 E: 0 K: 0 S: 6	H: 0 LOB: 0 BB: 0 P: 9	1B: 6 2B: 1 3B: 0 HR: 2	SF: 0 SAC: 0 DP: 0 HBP: 0	WP: 2 PB: 0 SB: 0 CS: 0	PA: 35							
PITCHER	IP	WLS	BF	H	R	ER	SO	BB	IBB	HBP	BLK	WP	HR	S	P	ERA	WHIP										
19 Anibal Sanchez, R ERA: 4.6	5.0	L	25	8	5	4	8	2	0	0	0	0	2	68	110	7.20	2.000										
30 Alex Wilson, R ERA:	1.1		4	0	0	0	2	0	0	0	0	0	0	12	16	0.00	0.000										
56 Kyle Ryan, L ERA:	1.0		4	1	0	0	0	0	0	0	0	0	0	10	17	0.00	1.000										
54 Drew VerHagen, R ERA: 4.5	0.2		2	0	0	0	0	0	0	0	0	0	0	4	7	0.00	0.000										

Detroit Tigers @ Houston Astros
Minute Maid Park, Houston, TX
Sun Apr 17 2016, 1:10 PM - 4:22 PM CDT
Att: 30,657 - Roof Closed - 73 F

AB 36
R 4
H 8
RBI 4
BB 1
SO 10
LOB 11



Detroit Tigers @ Houston Astros
Minute Maid Park, Houston, TX
Sun Apr 17 2016, 1:10 PM - 4:22 PM CDT
Att: 30,657 - Roof Closed - 73 F

AB 33
R 5
H 9
RBI 4
BB 2
SO 10
LOB 17



Batter	1	2	3	4	5	6	7	8	9	AB	R	H	RBI	BB	SO	LOB	TOP			
27 Jose Altuve, R OBP: 0.381, SLG: 0.643	L7	G5-3			K		HR		G6-3	5	1	1	2	0	1	1	Houston Astros @ Texas Rangers Globe Life Park in Arlington, Arlington, TX Tue Apr 19 2016, 8:09 PM - 11:29 PM EDT Att: 24,181 - Overcast - 75 F livebaseballscorecards.com			
4 George Springer, R OBP: 0.325, SLG: 0.544	G3-1		F8		K		HR		K	5	1	2	1	0	2	0				
1 Carlos Correa, R OBP: 0.352, SLG: 0.500	G3-1				F8					3	0	1	0	1	0	1				
13 Tyler White, R OBP: 0.415, SLG: 0.696	F9		K				2B		K	4	0	1	0	0	2	3				
11 Evan Gattis, R OBP: 0.188, SLG: 0.250		30 2B	F9				F8		L7	4	1	1	0	0	0	2				
30 Carlos Gómez, R OBP: 0.213, SLG: 0.283		9 2B			F8		L8		K	4	1	1	1	0	1	1				
9 Marwin Gonzalez, S OBP: 0.250, SLG: 0.304		6 2B			G6-3		G3-1		K	4	0	1	1	0	1	1				
15 Jason Castro, L OBP: 0.250, SLG: 0.281							K			2	0	0	0	1	1	AB 35 R 5 H 8 RBI 5 BB 3 SO 10 LOB 13				
28 Colby Rasmus, L (9, PH) OBP: 0.442, SLG: 0.554									20 L8 27 G6-3 20 S	0	1	0	0	1	0			0		
6 Jake Marisnick, R OBP: 0.100, SLG: 0.100										2	0	0	0	0	2	2				
20 Preston Tucker, L (7, PH) OBP: 0.300, SLG: 0.571							F8		L8	2	0	0	0	0	0	1				
Inning Stats	R: 0 H: 1 E: 0 K: 0 S: 11	H: 3 LOB: 1 BB: 0 P: 21	R: 2 H: 3 E: 0 K: 1 S: 13	H: 3 LOB: 1 BB: 0 P: 22	R: 0 H: 1 E: 0 K: 1 S: 16	H: 1 LOB: 1 BB: 0 P: 23	R: 0 H: 0 E: 0 K: 2 S: 13	H: 0 LOB: 0 BB: 1 P: 21	R: 0 H: 0 E: 0 K: 2 S: 13	H: 1 LOB: 1 BB: 0 P: 18	R: 2 H: 2 E: 0 K: 2 S: 16	H: 2 LOB: 1 BB: 1 P: 29	R: 0 H: 0 E: 0 K: 2 S: 9	H: 0 LOB: 0 BB: 0 P: 11	R: 1 H: 0 E: 0 K: 1 S: 9	H: 0 LOB: 0 BB: 1 P: 19	1B: 1 2B: 5 3B: 0 HR: 2	SF: 0 SAC: 0 DP: 0 HBP: 0	WP: 0 PB: 0 SB: 2 CS: 0	PA: 38
PITCHER	IP WLS BF H R ER SO BB IBB HBP BLK WP HR S P ERA WHIP	IP WLS BF H R ER SO BB IBB HBP BLK WP HR S P ERA WHIP	IP WLS BF H R ER SO BB IBB HBP BLK WP HR S P ERA WHIP	IP WLS BF H R ER SO BB IBB HBP BLK WP HR S P ERA WHIP	IP WLS BF H R ER SO BB IBB HBP BLK WP HR S P ERA WHIP	IP WLS BF H R ER SO BB IBB HBP BLK WP HR S P ERA WHIP	IP WLS BF H R ER SO BB IBB HBP BLK WP HR S P ERA WHIP	IP WLS BF H R ER SO BB IBB HBP BLK WP HR S P ERA WHIP	IP WLS BF H R ER SO BB IBB HBP BLK WP HR S P ERA WHIP	IP WLS BF H R ER SO BB IBB HBP BLK WP HR S P ERA WHIP	IP WLS BF H R ER SO BB IBB HBP BLK WP HR S P ERA WHIP	IP WLS BF H R ER SO BB IBB HBP BLK WP HR S P ERA WHIP	IP WLS BF H R ER SO BB IBB HBP BLK WP HR S P ERA WHIP	IP WLS BF H R ER SO BB IBB HBP BLK WP HR S P ERA WHIP	IP WLS BF H R ER SO BB IBB HBP BLK WP HR S P ERA WHIP	IP WLS BF H R ER SO BB IBB HBP BLK WP HR S P ERA WHIP	IP WLS BF H R ER SO BB IBB HBP BLK WP HR S P ERA WHIP			

AB	35
R	5
H	8
RBI	5
BB	3
SO	10
LOB	13



Batter	1	2	3	4	5	6	7	8	9	AB	R	H	RBI	BB	SO	LOB	BOTTOM			
3 Delino DeShields, R OBP: 0.407, SLG: 0.447	G6-3	SH2-3		F8						4	0	1	0	0	1	0	Houston Astros @ Texas Rangers Globe Life Park in Arlington, Arlington, TX Tue Apr 19 2016, 8:09 PM - 11:29 PM EDT Att: 24,181 - Overcast - 75 F livebaseballscorecards.com			
30 Nomar Mazara, L OBP: 0.247, SLG: 0.552	E6						G4-3			2	1	0	0	2	0	2				
84 Prince Fielder, L OBP: 0.246, SLG: 0.288										4	1	1	2	0	0	4				
29 Adrián Beltré, R OBP: 0.345, SLG: 0.500										4	1	1	0	0	0	2				
18 Mitch Moreland, L OBP: 0.300, SLG: 0.489										4	1	2	1	0	0	0				
20 Ian Desmond, R OBP: 0.204, SLG: 0.160										4	1	2	1	0	1	0				
12 Rougned Odor, L OBP: 0.291, SLG: 0.385										4	1	2	1	0	0	2				
1 Elvis Andrus, R OBP: 0.422, SLG: 0.425										3	1	2	1	0	0	2				
63 Brett Nicholas, L OBP: 0.375, SLG: 0.429										3	0	1	1	1	0	2				
Inning Stats	R: 3 H: 4 E: 1 K: 0 S: 26	H: 4 LOB: 2 BB: 0 P: 41	R: 0 H: 0 E: 0 K: 0 S: 9	H: 0 LOB: 2 BB: 2 P: 21	R: 1 H: 2 E: 0 K: 0 S: 9	H: 2 LOB: 1 BB: 0 P: 14	R: 0 H: 0 E: 0 K: 0 S: 7	H: 0 LOB: 0 BB: 1 P: 11	R: 0 H: 0 E: 0 K: 1 S: 7	H: 0 LOB: 0 BB: 0 P: 9	R: 2 H: 4 E: 0 K: 0 S: 18	H: 4 LOB: 1 BB: 0 P: 22	R: 1 H: 1 E: 0 K: 0 S: 6	H: 1 LOB: 0 BB: 0 P: 7	R: 0 H: 1 E: 0 K: 1 S: 8	H: 1 LOB: 0 BB: 0 P: 11		1B: 7 2B: 3 3B: 0 HR: 2	SF: 0 SAC: 2 DP: 2 HBP: 0	WP: 0 PB: 1 SB: 1 CS: 0
PITCHER	IP WLS BF H R ER SO BB IBB HBP BLK WP HR S P ERA WHIP	IP WLS BF H R ER SO BB IBB HBP BLK WP HR S P ERA WHIP	IP WLS BF H R ER SO BB IBB HBP BLK WP HR S P ERA WHIP	IP WLS BF H R ER SO BB IBB HBP BLK WP HR S P ERA WHIP	IP WLS BF H R ER SO BB IBB HBP BLK WP HR S P ERA WHIP	IP WLS BF H R ER SO BB IBB HBP BLK WP HR S P ERA WHIP	IP WLS BF H R ER SO BB IBB HBP BLK WP HR S P ERA WHIP	IP WLS BF H R ER SO BB IBB HBP BLK WP HR S P ERA WHIP	IP WLS BF H R ER SO BB IBB HBP BLK WP HR S P ERA WHIP	IP WLS BF H R ER SO BB IBB HBP BLK WP HR S P ERA WHIP	IP WLS BF H R ER SO BB IBB HBP BLK WP HR S P ERA WHIP	IP WLS BF H R ER SO BB IBB HBP BLK WP HR S P ERA WHIP	IP WLS BF H R ER SO BB IBB HBP BLK WP HR S P ERA WHIP	IP WLS BF H R ER SO BB IBB HBP BLK WP HR S P ERA WHIP	IP WLS BF H R ER SO BB IBB HBP BLK WP HR S P ERA WHIP	IP WLS BF H R ER SO BB IBB HBP BLK WP HR S P ERA WHIP	IP WLS BF H R ER SO BB IBB HBP BLK WP HR S P ERA WHIP			



Batter	1	2	3	4	5	6	7	8	9	AB	R	H	RBI	BB	SO	LOB	TOP					
27 Jose Altuve, R OBP: 0.417, SLG: 0.639			G6-3					K2-3		3	1	1	0	1	1	0	Houston Astros @ Texas Rangers Globe Life Park in Arlington, Arlington, TX Thu Apr 21 2016, 8:08 PM - 10:49 PM EDT Att: 25,886 - Partly Cloudy - 74 F					
4 George Springer, R OBP: 0.319, SLG: 0.516			F7				K	G6-3		4	0	1	1	0	1	1						
1 Carlos Correa, R OBP: 0.339, SLG: 0.482			G5-3				L4			4	1	1	0	0	1	2						
28 Colby Rasmus, L OBP: 0.467, SLG: 0.689										3	2	2	3	1	1	0						
13 Tyler White, R OBP: 0.377, SLG: 0.667										4	0	0	0	0	0	2						
20 Preston Tucker, L OBP: 0.286, SLG: 0.545										4	0	1	0	0	1	2						
30 Carlos Gómez, R OBP: 0.218, SLG: 0.264										4	0	0	0	0	2	1						
18 Luis Valbuena, L OBP: 0.283, SLG: 0.262										4	0	1	0	0	0	1						
15 Jason Castro, L OBP: 0.214, SLG: 0.237										3	0	0	0	0	2	0						
11 Evan Gattis, R OBP: 0.190, SLG: 0.238										1	0	0	0	0	0	1						
Inning Stats	R: 1 H: 2 E: 0 K: 1 S: 14	H: 2 LOB: 1 BB: 1 P: 24	R: 0 H: 0 E: 0 K: 2 S: 14	H: 0 LOB: 0 BB: 0 P: 18	R: 0 H: 0 E: 0 K: 0 S: 9	H: 0 LOB: 0 BB: 0 P: 14	R: 1 H: 2 E: 0 K: 0 S: 10	H: 2 LOB: 1 BB: 1 P: 15	R: 0 H: 0 E: 0 K: 1 S: 12	H: 0 LOB: 0 BB: 0 P: 18	R: 0 H: 0 E: 0 K: 2 S: 12	H: 0 LOB: 0 BB: 0 P: 18	R: 0 H: 0 E: 0 K: 1 S: 6	H: 0 LOB: 0 BB: 0 P: 9	R: 2 H: 2 E: 0 K: 1 S: 17	H: 2 LOB: 0 BB: 0 P: 21	R: 0 H: 1 E: 0 K: 1 S: 11	H: 1 LOB: 1 BB: 0 P: 14	1B: 2 2B: 3 3B: 0 HR: 2	SF: 0 SAC: 0 DP: 0 HBP: 0	WP: 0 PB: 0 SB: 0 CS: 0	PA: 36
PITCHER	IP WLS BF H R ER SO BB IBB HBP BLK WP HR S P ERA WHIP																					
64 A.J. Griffin, R ERA: 3.18	6.0 W 24 4 2 2 6 2 0 0 0 0 1 71 108 3.00 1.000																					
43 Tony Barnett, R ERA: 4.7	1.2 7 2 2 2 2 0 0 0 0 0 1 20 25 10.80 1.200																					
41 Jake Diekman, L ERA:	0.1 H 1 0 0 0 0 0 0 0 0 0 0 3 5 0.00 0.000																					
37 Shawn Tolleson, R ERA: 7.71	1.0 S 4 1 0 0 1 0 0 0 0 0 0 0 11 14 0.00 1.000																					

Batter	1	2	3	4	5	6	7	8	9	AB	R	H	RBI	BB	SO	LOB	BOTTOM			
3 Delino DeShields, R OBP: 0.349, SLG: 0.375		G6-3		F8				F8		5	0	0	1	0	0	4	Houston Astros @ Texas Rangers Globe Life Park in Arlington, Arlington, TX Thu Apr 21 2016, 8:08 PM - 10:49 PM EDT Att: 25,886 - Partly Cloudy - 74 F			
30 Nomar Mazara, L OBP: 0.419, SLG: 0.514		K2-3								4	1	2	0	0	1	1				
29 Adrián Beltré, R OBP: 0.379, SLG: 0.583			G5-3							4	2	3	1	0	0	0				
84 Prince Fielder, L OBP: 0.246, SLG: 0.283			F7							4	1	1	1	0	0	1				
20 Ian Desmond, R OBP: 0.226, SLG: 0.246										4	2	2	3	0	1	1				
1 Elvis Andrus, R OBP: 0.396, SLG: 0.458										4	0	1	1	0	2	1				
16 Ryan Rua, R OBP: 0.333, SLG: 0.375										4	1	2	0	0	2	1				
8 Bryan Holaday, R OBP: 0.308, SLG: 0.261										3	0	2	0	1	0	1				
2 Hanser Alberto, R OBP: 0.154, SLG: 0.154										2	0	1	0	0	1	1				
12 Rougned Odor, L OBP: 0.283, SLG: 0.421										1	0	0	0	0	1	1				
Inning Stats	R: 3 H: 3 E: 0 K: 1 S: 12	H: 3 LOB: 0 BB: 0 P: 18	R: 1 H: 2 E: 0 K: 1 S: 9	H: 2 LOB: 1 BB: 0 P: 10	R: 1 H: 2 E: 0 K: 1 S: 12	H: 2 LOB: 1 BB: 0 P: 19	R: 0 H: 1 E: 0 K: 1 S: 7	H: 1 LOB: 0 BB: 0 P: 11	R: 1 H: 2 E: 0 K: 1 S: 15	H: 2 LOB: 1 BB: 0 P: 24	R: 0 H: 3 E: 0 K: 0 S: 10	H: 3 LOB: 3 BB: 0 P: 17	R: 1 H: 1 E: 0 K: 1 S: 11	H: 1 LOB: 0 BB: 0 P: 15	R: 0 H: 0 E: 0 K: 2 S: 7	H: 0 LOB: 1 BB: 1 P: 14	1B: 9 2B: 2 3B: 1 HR: 2	SF: 0 SAC: 1 DP: 0 HBP: 0	WP: 0 PB: 0 SB: 0 CS: 0	PA: 37
PITCHER	IP WLS BF H R ER SO BB IBB HBP BLK WP HR S P ERA WHIP																			
60 Dallas Keuchel, L ERA: 3.71	6.0 L 29 13 6 6 5 0 0 0 0 0 0 1 65 99 9.00 2.167																			
37 Fat Neshke, R ERA: 3.38	1.0 4 1 1 1 1 0 0 0 0 0 1 11 15 9.00 1.000																			
35 Josh Fields, R ERA: 9.82	1.0 4 0 0 0 2 1 0 0 0 0 0 0 7 14 0.00 1.000																			

Batter	1	2	3	4	5	6	7	8	9	AB	R	H	RBI	BB	SO	LOB	TOP							
50 Mookie Betts, R OBP: 0.307, SLG: 0.542										5	3	4	1	0	0	1								
15 Dustin Pedroia, R OBP: 0.338, SLG: 0.388										5	1	2	1	0	1	3								
2 Xander Bogaerts, R OBP: 0.329, SLG: 0.431										4	0	2	1	0	1	3								
30 Chris Young, R OBP: 0.250, SLG: 0.278										4	0	0	0	0	0	0								
34 David Ortiz, L OBP: 0.397, SLG: 0.596										4	0	0	0	1	1	2								
13 Hanley Ramirez, R OBP: 0.290, SLG: 0.400										3	1	2	1	0	1	0								
47 Travis Shaw, L OBP: 0.417, SLG: 0.537										4	0	2	0	0	0	2								
12 Brock Holt, L OBP: 0.388, SLG: 0.476										4	0	1	1	0	0	3								
10 Ryan Hanigan, R OBP: 0.278, SLG: 0.133										4	0	1	0	0	0	2								
25 Jackie Bradley Jr., L OBP: 0.291, SLG: 0.340										4	1	1	0	0	2	1								
Inning Stats	R: 2 H: 3 E: 0 K: 0 S: 15	L: 3 LOB: 2 BB: 1 P: 26	R: 1 H: 2 E: 0 K: 2 S: 11	L: 2 LOB: 1 BB: 0 P: 14	R: 1 H: 3 E: 0 K: 0 S: 18	L: 3 LOB: 1 BB: 0 P: 27	R: 1 H: 2 E: 0 K: 1 S: 19	L: 2 LOB: 1 BB: 0 P: 25	R: 0 H: 2 E: 0 K: 0 S: 8	L: 2 LOB: 0 BB: 0 P: 11	R: 0 H: 2 E: 0 K: 1 S: 14	L: 2 LOB: 0 BB: 0 P: 16	R: 0 H: 0 E: 0 K: 1 S: 8	L: 0 LOB: 0 BB: 0 P: 12	R: 0 H: 0 E: 0 K: 1 S: 8	L: 0 LOB: 0 BB: 0 P: 12	R: 1 H: 1 E: 0 K: 0 S: 10	L: 1 LOB: 1 BB: 0 P: 16	1B: 10 2B: 4 3B: 2 HR: 0	SF: 1 DP: 3 HBP: 1	WP: 2 PA: 40			
PITCHER	IP WLS BF H R ER SO BB IBB HBP BLK WP HR S P ERA WHIP	IP WLS BF H R ER SO BB IBB HBP BLK WP HR S P ERA WHIP	IP WLS BF H R ER SO BB IBB HBP BLK WP HR S P ERA WHIP	IP WLS BF H R ER SO BB IBB HBP BLK WP HR S P ERA WHIP	IP WLS BF H R ER SO BB IBB HBP BLK WP HR S P ERA WHIP	IP WLS BF H R ER SO BB IBB HBP BLK WP HR S P ERA WHIP	IP WLS BF H R ER SO BB IBB HBP BLK WP HR S P ERA WHIP	IP WLS BF H R ER SO BB IBB HBP BLK WP HR S P ERA WHIP	IP WLS BF H R ER SO BB IBB HBP BLK WP HR S P ERA WHIP	IP WLS BF H R ER SO BB IBB HBP BLK WP HR S P ERA WHIP	IP WLS BF H R ER SO BB IBB HBP BLK WP HR S P ERA WHIP	IP WLS BF H R ER SO BB IBB HBP BLK WP HR S P ERA WHIP	IP WLS BF H R ER SO BB IBB HBP BLK WP HR S P ERA WHIP	IP WLS BF H R ER SO BB IBB HBP BLK WP HR S P ERA WHIP	IP WLS BF H R ER SO BB IBB HBP BLK WP HR S P ERA WHIP	IP WLS BF H R ER SO BB IBB HBP BLK WP HR S P ERA WHIP	IP WLS BF H R ER SO BB IBB HBP BLK WP HR S P ERA WHIP	IP WLS BF H R ER SO BB IBB HBP BLK WP HR S P ERA WHIP	IP WLS BF H R ER SO BB IBB HBP BLK WP HR S P ERA WHIP	IP WLS BF H R ER SO BB IBB HBP BLK WP HR S P ERA WHIP	IP WLS BF H R ER SO BB IBB HBP BLK WP HR S P ERA WHIP	IP WLS BF H R ER SO BB IBB HBP BLK WP HR S P ERA WHIP		
31 Collin McHugh, R ERA: 7.56	4.0 L 22 10 5 5 3 1 0 0 0 0 1 0 63 92 11.25 2.750	2.0 8 4 0 0 1 0 0 0 0 0 0 22 27 0.00 2.000	1.0 3 0 0 0 1 0 0 0 0 0 0 8 12 0.00 0.000	1.0 3 0 0 0 1 0 0 0 0 0 0 8 12 0.00 0.000	1.0 4 1 1 1 0 0 0 1 0 1 0 10 16 9.00 1.000	1.0 4 1 1 1 0 0 0 1 0 1 0 10 16 9.00 1.000	1.0 4 1 1 1 0 0 0 1 0 1 0 10 16 9.00 1.000	1.0 4 1 1 1 0 0 0 1 0 1 0 10 16 9.00 1.000	1.0 4 1 1 1 0 0 0 1 0 1 0 10 16 9.00 1.000	1.0 4 1 1 1 0 0 0 1 0 1 0 10 16 9.00 1.000	1.0 4 1 1 1 0 0 0 1 0 1 0 10 16 9.00 1.000	1.0 4 1 1 1 0 0 0 1 0 1 0 10 16 9.00 1.000	1.0 4 1 1 1 0 0 0 1 0 1 0 10 16 9.00 1.000	1.0 4 1 1 1 0 0 0 1 0 1 0 10 16 9.00 1.000	1.0 4 1 1 1 0 0 0 1 0 1 0 10 16 9.00 1.000	1.0 4 1 1 1 0 0 0 1 0 1 0 10 16 9.00 1.000	1.0 4 1 1 1 0 0 0 1 0 1 0 10 16 9.00 1.000	1.0 4 1 1 1 0 0 0 1 0 1 0 10 16 9.00 1.000	1.0 4 1 1 1 0 0 0 1 0 1 0 10 16 9.00 1.000	1.0 4 1 1 1 0 0 0 1 0 1 0 10 16 9.00 1.000	1.0 4 1 1 1 0 0 0 1 0 1 0 10 16 9.00 1.000	1.0 4 1 1 1 0 0 0 1 0 1 0 10 16 9.00 1.000	1.0 4 1 1 1 0 0 0 1 0 1 0 10 16 9.00 1.000	
47 Chris Devenski, R ERA: 0.87	2.0 8 4 0 0 1 0 0 0 0 0 0 22 27 0.00 2.000	1.0 3 0 0 0 1 0 0 0 0 0 0 8 12 0.00 0.000	1.0 3 0 0 0 1 0 0 0 0 0 0 8 12 0.00 0.000	1.0 3 0 0 0 1 0 0 0 0 0 0 8 12 0.00 0.000	1.0 4 1 1 1 0 0 0 1 0 1 0 10 16 9.00 1.000	1.0 4 1 1 1 0 0 0 1 0 1 0 10 16 9.00 1.000	1.0 4 1 1 1 0 0 0 1 0 1 0 10 16 9.00 1.000	1.0 4 1 1 1 0 0 0 1 0 1 0 10 16 9.00 1.000	1.0 4 1 1 1 0 0 0 1 0 1 0 10 16 9.00 1.000	1.0 4 1 1 1 0 0 0 1 0 1 0 10 16 9.00 1.000	1.0 4 1 1 1 0 0 0 1 0 1 0 10 16 9.00 1.000	1.0 4 1 1 1 0 0 0 1 0 1 0 10 16 9.00 1.000	1.0 4 1 1 1 0 0 0 1 0 1 0 10 16 9.00 1.000	1.0 4 1 1 1 0 0 0 1 0 1 0 10 16 9.00 1.000	1.0 4 1 1 1 0 0 0 1 0 1 0 10 16 9.00 1.000	1.0 4 1 1 1 0 0 0 1 0 1 0 10 16 9.00 1.000	1.0 4 1 1 1 0 0 0 1 0 1 0 10 16 9.00 1.000	1.0 4 1 1 1 0 0 0 1 0 1 0 10 16 9.00 1.000	1.0 4 1 1 1 0 0 0 1 0 1 0 10 16 9.00 1.000	1.0 4 1 1 1 0 0 0 1 0 1 0 10 16 9.00 1.000	1.0 4 1 1 1 0 0 0 1 0 1 0 10 16 9.00 1.000	1.0 4 1 1 1 0 0 0 1 0 1 0 10 16 9.00 1.000	1.0 4 1 1 1 0 0 0 1 0 1 0 10 16 9.00 1.000	
29 Tony Sipp, L ERA: 4.5	1.0 3 0 0 0 1 0 0 0 0 0 0 8 12 0.00 0.000	1.0 3 0 0 0 1 0 0 0 0 0 0 8 12 0.00 0.000	1.0 3 0 0 0 1 0 0 0 0 0 0 8 12 0.00 0.000	1.0 3 0 0 0 1 0 0 0 0 0 0 8 12 0.00 0.000	1.0 4 1 1 1 0 0 0 1 0 1 0 10 16 9.00 1.000	1.0 4 1 1 1 0 0 0 1 0 1 0 10 16 9.00 1.000	1.0 4 1 1 1 0 0 0 1 0 1 0 10 16 9.00 1.000	1.0 4 1 1 1 0 0 0 1 0 1 0 10 16 9.00 1.000	1.0 4 1 1 1 0 0 0 1 0 1 0 10 16 9.00 1.000	1.0 4 1 1 1 0 0 0 1 0 1 0 10 16 9.00 1.000	1.0 4 1 1 1 0 0 0 1 0 1 0 10 16 9.00 1.000	1.0 4 1 1 1 0 0 0 1 0 1 0 10 16 9.00 1.000	1.0 4 1 1 1 0 0 0 1 0 1 0 10 16 9.00 1.000	1.0 4 1 1 1 0 0 0 1 0 1 0 10 16 9.00 1.000	1.0 4 1 1 1 0 0 0 1 0 1 0 10 16 9.00 1.000	1.0 4 1 1 1 0 0 0 1 0 1 0 10 16 9.00 1.000	1.0 4 1 1 1 0 0 0 1 0 1 0 10 16 9.00 1.000	1.0 4 1 1 1 0 0 0 1 0 1 0 10 16 9.00 1.000	1.0 4 1 1 1 0 0 0 1 0 1 0 10 16 9.00 1.000	1.0 4 1 1 1 0 0 0 1 0 1 0 10 16 9.00 1.000	1.0 4 1 1 1 0 0 0 1 0 1 0 10 16 9.00 1.000	1.0 4 1 1 1 0 0 0 1 0 1 0 10 16 9.00 1.000	1.0 4 1 1 1 0 0 0 1 0 1 0 10 16 9.00 1.000	1.0 4 1 1 1 0 0 0 1 0 1 0 10 16 9.00 1.000
36 Will Harris, R ERA: 1.13	1.0 3 0 0 0 1 0 0 0 0 0 0 8 12 0.00 0.000	1.0 3 0 0 0 1 0 0 0 0 0 0 8 12 0.00 0.000	1.0 3 0 0 0 1 0 0 0 0 0 0 8 12 0.00 0.000	1.0 3 0 0 0 1 0 0 0 0 0 0 8 12 0.00 0.000	1.0 4 1 1 1 0 0 0 1 0 1 0 10 16 9.00 1.000	1.0 4 1 1 1 0 0 0 1 0 1 0 10 16 9.00 1.000	1.0 4 1 1 1 0 0 0 1 0 1 0 10 16 9.00 1.000	1.0 4 1 1 1 0 0 0 1 0 1 0 10 16 9.00 1.000	1.0 4 1 1 1 0 0 0 1 0 1 0 10 16 9.00 1.000	1.0 4 1 1 1 0 0 0 1 0 1 0 10 16 9.00 1.000	1.0 4 1 1 1 0 0 0 1 0 1 0 10 16 9.00 1.000	1.0 4 1 1 1 0 0 0 1 0 1 0 10 16 9.00 1.000	1.0 4 1 1 1 0 0 0 1 0 1 0 10 16 9.00 1.000	1.0 4 1 1 1 0 0 0 1 0 1 0 10 16 9.00 1.000	1.0 4 1 1 1 0 0 0 1 0 1 0 10 16 9.00 1.000	1.0 4 1 1 1 0 0 0 1 0 1 0 10 16 9.00 1.000	1.0 4 1 1 1 0 0 0 1 0 1 0 10 16 9.00 1.000	1.0 4 1 1 1 0 0 0 1 0 1 0 10 16 9.00 1.000	1.0 4 1 1 1 0 0 0 1 0 1 0 10 16 9.00 1.000	1.0 4 1 1 1 0 0 0 1 0 1 0 10 16 9.00 1.000	1.0 4 1 1 1 0 0 0 1 0 1 0 10 16 9.00 1.000	1.0 4 1 1 1 0 0 0 1 0 1 0 10 16 9.00 1.000	1.0 4 1 1 1 0 0 0 1 0 1 0 10 16 9.00 1.000	1.0 4 1 1 1 0 0 0 1 0 1 0 10 16 9.00 1.000
44 Luke Gregerson, R ERA: 1.5	1.0 4 1 1 1 0 0 0 1 0 1 0 10 16 9.00 1.000	1.0 4 1 1 1 0 0 0 1 0 1 0 10 16 9.00 1.000	1.0 4 1 1 1 0 0 0 1 0 1 0 10 16 9.00 1.000	1.0 4 1 1 1 0 0 0 1 0 1 0 10 16 9.00 1.000	1.0 4 1 1 1 0 0 0 1 0 1 0 10 16 9.00 1.000	1.0 4 1 1 1 0 0 0 1 0 1 0 10 16 9.00 1.000	1.0 4 1 1 1 0 0 0 1 0 1 0 10 16 9.00 1.000	1.0 4 1 1 1 0 0 0 1 0 1 0 10 16 9.00 1.000	1.0 4 1 1 1 0 0 0 1 0 1 0 10 16 9.00 1.000	1.0 4 1 1 1 0 0 0 1 0 1 0 10 16 9.00 1.000	1.0 4 1 1 1 0 0 0 1 0 1 0 10 16 9.00 1.000	1.0 4 1 1 1 0 0 0 1 0 1 0 10 16 9.00 1.000	1.0 4 1 1 1 0 0 0 1 0 1 0 10 16 9.00 1.000	1.0 4 1 1 1 0 0 0 1 0 1 0 10 16 9.00 1.000	1.0 4 1 1 1 0 0 0 1 0 1 0 10 16 9.00 1.000	1.0 4 1 1 1 0 0 0 1 0 1 0 10 16 9.00 1.000	1.0 4 1 1 1 0 0 0 1 0 1 0 10 16 9.00 1.000	1.0 4 1 1 1 0 0 0 1 0 1 0 10 16 9.00 1.000	1.0 4 1 1 1 0 0 0 1 0 1 0 10 16 9.00 1.000	1.0 4 1 1 1 0 0 0 1 0 1 0 10 16 9.00 1.000	1.0 4 1 1 1 0 0 0 1 0 1 0 10 16 9.00 1.000	1.0 4 1 1 1 0 0 0 1 0 1 0 10 16 9.00 1.000	1.0 4 1 1 1 0 0 0 1 0 1 0 10 16 9.00 1.000	1.0 4 1 1 1 0 0 0 1 0 1 0 10 16 9.00 1.000

Boston Red Sox @ Houston Astros
Minute Maid Park, Houston, TX
Fri Apr 22 2016, 7:12 PM - 10:39 PM CDT
Att: 26,672 - Clear - 79 F

AB	37
R	6
H	15
RBI	5
BB	1
SO	6
LOB	17



Batter	1	2	3	4	5	6	7	8	9	AB	R	H	RBI	BB	SO	LOB	BOTTOM
27 Jose Altuve, R OBP: 0.403, SLG: 0.600										4	0	0	0	1	1	2	
4 George Springer, R OBP: 0.224, SLG: 0.507																	

Batter	1	2	3	4	5	6	7	8	9	10	11	12	AB R H RBI BB SO LOB	TOP												
50 Mookie Betts, R OBP: 0.299, SLG: 0.500													7 1 2 0 0 0 6													
15 Dustin Pedroia, R OBP: 0.361, SLG: 0.449													7 1 3 0 0 1 4													
2 Xander Bogaerts, R OBP: 0.329, SLG: 0.414													5 0 1 0 1 0 4													
34 David Ortiz, L OBP: 0.411, SLG: 0.574													5 1 2 0 1 0 3													
13 Hanley Ramirez, R OBP: 0.291, SLG: 0.378													6 1 2 1 0 1 3													
47 Travis Shaw, L OBP: 0.400, SLG: 0.492													5 0 1 1 1 1 1													
12 Brock Holt, L OBP: 0.379, SLG: 0.458													3 1 1 1 1 1 1													
10 Ryan Hanigan, R OBP: 0.333, SLG: 0.250													5 2 2 1 1 1 2													
25 Jackie Bradley Jr., L OBP: 0.277, SLG: 0.333													6 0 2 2 0 2 2													
Inning Stats	R: 3 E: 1 K: 13	H: 2 LOB: 2 BB: 2	R: 0 E: 0 K: 10	H: 1 LOB: 2 BB: 1	R: 2 E: 2 K: 25	H: 3 LOB: 2 BB: 0	R: 0 E: 0 K: 15	H: 1 LOB: 1 BB: 22	R: 0 E: 0 K: 15	H: 1 LOB: 0 BB: 9	R: 0 E: 0 K: 12	H: 1 LOB: 0 BB: 7	R: 0 E: 0 K: 22	H: 0 LOB: 0 BB: 20	R: 0 E: 0 K: 9	H: 1 LOB: 1 BB: 7	R: 2 E: 0 K: 22	H: 3 LOB: 2 BB: 33	1B: 12 2B: 4 3B: 1 HR: 0	SF: 1 SAC: 1 DP: 2 HBP: 0	WP: 1 PB: 0 SB: 2 CS: 0	PA: 56				
PITCHER	IP 4.1	WLS 8	BF 26	H 5	ER 3	SO 3	BB 0	IBB 1	HBP 0	BLK 0	WP 0	HR 0	S 60	P 103	ERA 6.23	WHIP 2.538										
46 Scott Feldman, R ERA: 4.58											PITCHER 53 Ken Giles, R (12, 1) ERA: 6.31 IP: 1.0, WLS: 7, BF: 3, H: 2, ER: 2, SO: 1, BB: 1, IBB: 0, HBP: 0, BLK: 0, WP: 1, HR: 0, S: 22, P: 33, ERA: 18.00, WHIP: 4.000															
47 Chris Devenski, R ERA: 0.66																										
37 Pat Neshek, R ERA: 2.7																										
29 Tony Sipp, L ERA: 3.86																										
44 Luke Gregerson, R ERA: 1.13																										

Boston Red Sox @ Houston Astros
Minute Maid Park, Houston, TX
Sun Apr 24 2016, 7:09 PM - 12:11 AM CDT
Att. 32,416 - Roof Closed - 73 F

livebaseballscorecards.com

AB 49
R 7
H 16
RBI 6
BB 5
SO 7
LOB 26

Batter	1	2	3	4	5	6	7	8	9	10	11	12	AB R H RBI BB SO LOB	BOTTOM												
27 Jose Altuve, R OBP: 0.409, SLG: 0.618													6 0 2 0 0 1 3													
4 George Springer, R OBP: 0.341, SLG: 0.500													5 1 1 0 1 1 3													
1 Carlos Correa, R OBP: 0.385, SLG: 0.485													5 2 2 0 1 3 3													
28 Colby Rasmus, L OBP: 0.440, SLG: 0.707													5 1 1 2 1 0 3													
13 Tyler White, R OBP: 0.338, SLG: 0.581													5 0 0 1 0 2 3													
30 Carlos Gómez, R OBP: 0.217, SLG: 0.254													6 0 1 0 0 3 3													
11 Evan Gattis, R OBP: 0.212, SLG: 0.250													6 0 2 1 0 1 2													
9 Marwin Gonzalez, S OBP: 0.263, SLG: 0.405													6 1 2 1 0 2 5													
15 Jason Castro, L OBP: 0.224, SLG: 0.209													1 0 0 0 2 1 0													
20 Preston Tucker, L (8, PH) OBP: 0.256, SLG: 0.486													1 0 0 0 0 1 0													
23 Erik Kratz, R													1 0 0 0 0 0 1													
Inning Stats	R: 0 E: 0 K: 14	H: 1 LOB: 2 BB: 1	R: 1 E: 0 K: 14	H: 1 LOB: 1 BB: 1	R: 2 E: 0 K: 1	H: 2 LOB: 2 BB: 2	R: 0 E: 0 K: 9	H: 1 LOB: 0 BB: 17	R: 0 E: 0 K: 13	H: 0 LOB: 0 BB: 11	R: 0 E: 0 K: 16	H: 1 LOB: 2 BB: 11	R: 0 E: 1 K: 16	H: 0 LOB: 0 BB: 22	R: 0 E: 0 K: 16	H: 0 LOB: 0 BB: 11	R: 0 E: 0 K: 19	H: 1 LOB: 2 BB: 22	1B: 5 2B: 4 3B: 0 HR: 2	SF: 1 SAC: 0 DP: 0 HBP: 0	WP: 0 PB: 1 SB: 2 CS: 0	PA: 53				
PITCHER	IP 3.1	WLS 19	BF 8	H 1	ER 0	SO 4	BB 1	IBB 0	HBP 0	BLK 0	WP 0	HR 0	S 46	P 86	ERA 8.10	WHIP 2.700										
60 Henry Owens, L ERA: 6.1											PITCHER 37 Heath Hembree, R (10, 1) ERA:															
68 Matt Barnes, R ERA: 2.61																										
36 Junichi Tazawa, R ERA: 1.04																										
19 Koji Uehara, R ERA: 4.32																										
46 Craig Kimbrel, R ERA: 5.0																										

Boston Red Sox @ Houston Astros
Minute Maid Park, Houston, TX
Sun Apr 24 2016, 7:09 PM - 12:11 AM CDT
Att. 32,416 - Roof Closed - 73 F

livebaseballscorecards.com

AB 47
R 5
H 11
RBI 5
BB 5
SO 15
LOB 26

Batter	1	2	3	4	5	6	7	8	9	AB	R	H	RBI	BB	SO	LOB	TOP				
27 Jose Altuve, R OBP: 0.408, SLG: 0.617	L9		1B		2B			G6-3	FC6-4	5	0	2	0	0	0	2					
4 George Springer, R OBP: 0.337, SLG: 0.500	P4		K		K			1B		4	1	1	0	0	2	2					
1 Carlos Correa, R OBP: 0.378, SLG: 0.472	K		G6-3		G5-3			2B		4	0	1	1	0	1	2					
28 Colby Rasmus, L OBP: 0.418, SLG: 0.661		P5		G4-3		K		K		4	0	0	0	0	2	1					
13 Tyler White, R OBP: 0.333, SLG: 0.554		11B 30B BB		L1		K		K		3	1	0	0	1	2	1					
11 Evan Gattis, R OBP: 0.243, SLG: 0.306		30B 1B		2B		K		G5-3		4	0	2	0	0	1	0					
30 Carlos Gómez, R OBP: 0.233, SLG: 0.288		1B		G6-3		K		1B		4	0	2	1	0	1	1					
18 Luis Valbuena, L OBP: 0.345, SLG: 0.306		K		G4-3		K		1B		3	0	0	0	1	2	2					
9 Marwin González, S OBP: 0.263, SLG: 0.405		K		G4-3		K		BB		0	0	0	0	0	0	0					
23 Erik Kratz, R OBP: 0.059, SLG: 0.059		K		2B		K		1B		3	0	1	0	0	2	2					
20 Preston Tucker, L OBP: 0.275, SLG: 0.500		K		1B		K		1B		1	0	1	0	0	0	0					
Inning Stats	R: 0 E: 0 K: 1 S: 7	H: 0 LOB: 0 BB: 0 P: 10	R: 1 E: 0 K: 2 S: 14	H: 2 LOB: 2 BB: 1 P: 27	R: 0 E: 0 K: 1 S: 7	H: 1 LOB: 1 BB: 0 P: 10	R: 0 E: 0 K: 0 S: 11	H: 1 LOB: 1 BB: 0 P: 17	R: 0 E: 0 K: 3 S: 10	H: 0 LOB: 0 BB: 0 P: 16	R: 0 E: 0 K: 3 S: 13	H: 0 LOB: 0 BB: 0 P: 16	R: 1 E: 0 K: 2 S: 14	H: 2 LOB: 1 BB: 0 P: 20	R: 0 E: 0 K: 0 S: 10	H: 2 LOB: 2 BB: 1 P: 18	1B: 7 2B: 3 HR: 0	SF: 0 SAC: 0 DP: 0 HBP: 0	WP: 0 PB: 0 SB: 1 CS: 1	PA: 37	
PITCHER	IP WLS BF H R ER SO BB IBB HBP BLK WP HR S P ERA WHIP	IP WLS BF H R ER SO BB IBB HBP BLK WP HR S P ERA WHIP	IP WLS BF H R ER SO BB IBB HBP BLK WP HR S P ERA WHIP	IP WLS BF H R ER SO BB IBB HBP BLK WP HR S P ERA WHIP	IP WLS BF H R ER SO BB IBB HBP BLK WP HR S P ERA WHIP	IP WLS BF H R ER SO BB IBB HBP BLK WP HR S P ERA WHIP	IP WLS BF H R ER SO BB IBB HBP BLK WP HR S P ERA WHIP	IP WLS BF H R ER SO BB IBB HBP BLK WP HR S P ERA WHIP	IP WLS BF H R ER SO BB IBB HBP BLK WP HR S P ERA WHIP	IP WLS BF H R ER SO BB IBB HBP BLK WP HR S P ERA WHIP	IP WLS BF H R ER SO BB IBB HBP BLK WP HR S P ERA WHIP	IP WLS BF H R ER SO BB IBB HBP BLK WP HR S P ERA WHIP	IP WLS BF H R ER SO BB IBB HBP BLK WP HR S P ERA WHIP	IP WLS BF H R ER SO BB IBB HBP BLK WP HR S P ERA WHIP	IP WLS BF H R ER SO BB IBB HBP BLK WP HR S P ERA WHIP	IP WLS BF H R ER SO BB IBB HBP BLK WP HR S P ERA WHIP	IP WLS BF H R ER SO BB IBB HBP BLK WP HR S P ERA WHIP	IP WLS BF H R ER SO BB IBB HBP BLK WP HR S P ERA WHIP	IP WLS BF H R ER SO BB IBB HBP BLK WP HR S P ERA WHIP	IP WLS BF H R ER SO BB IBB HBP BLK WP HR S P ERA WHIP	IP WLS BF H R ER SO BB IBB HBP BLK WP HR S P ERA WHIP

Houston Astros @ Seattle Mariners
Safeco Field, Seattle, WA
Mon Apr 25 2016, 7:12 PM - 9:52 PM PDT
Att: 14,832 - Partly Cloudy - 56 F

AB 35
R 2
H 10
RBI 2
BB 2
SO 13
LOB 13



Batter	1	2	3	4	5	6	7	8	9	AB	R	H	RBI	BB	SO	LOB	BOTTOM				
8 Norichika Aoki, L OBP: 0.275, SLG: 0.301	G4-6-3		BB		F8			G5-3		2	0	0	0	2	0	1					
7 Seth Smith, L OBP: 0.415, SLG: 0.452	G4-6-3		L7		BB			K		3	0	0	0	1	1	2					
22 Robinson Canó, L OBP: 0.306, SLG: 0.500	G4-3		BB		BB			K		3	0	1	1	1	1	0					
23 Nelson Cruz, R OBP: 0.357, SLG: 0.521		BB	FC5-4		G4-3			G4-3		3	0	0	0	1	0	4					
26 Adam Lind, L OBP: 0.250, SLG: 0.278	K		BB		P4			G4-3	L8	4	0	0	0	0	1	1					
15 Kyle Seager, L OBP: 0.228, SLG: 0.338	L5		HR		G5-3			G4-3		4	1	1	1	0	0	1					
33 Chris Iannetta, R OBP: 0.352, SLG: 0.356	L9		L8		HR			BB		2	0	0	0	1	0	1					
12 Leonys Martin, L OBP: 0.290, SLG: 0.484			HR		F8			BB		2	1	1	1	1	0	0					
4 Ketel Marte, S OBP: 0.279, SLG: 0.270	K		BB		BB			L7		3	1	1	0	0	1	2					
Inning Stats	R: 0 E: 0 K: 0 S: 7	H: 0 LOB: 0 BB: 1 P: 12	R: 0 E: 0 K: 1 S: 10	H: 0 LOB: 1 BB: 1 P: 16	R: 1 E: 0 K: 1 S: 13	H: 1 LOB: 2 BB: 2 P: 27	R: 1 E: 0 K: 0 S: 7	H: 1 LOB: 0 BB: 0 P: 13	R: 1 E: 0 K: 0 S: 13	H: 2 LOB: 1 BB: 1 P: 24	R: 0 E: 0 K: 0 S: 10	H: 0 LOB: 2 BB: 2 P: 21	R: 0 E: 0 K: 2 S: 8	H: 0 LOB: 0 BB: 0 P: 11	R: 0 E: 0 K: 0 S: 7	H: 0 LOB: 0 BB: 0 P: 10	1B: 2 2B: 0 3B: 0 HR: 2	SF: 0 SAC: 0 DP: 2 HBP: 0	WP: 1 PB: 0 SB: 0 CS: 0	PA: 33	
PITCHER	IP WLS BF H R ER SO BB IBB HBP BLK WP HR S P ERA WHIP	IP WLS BF H R ER SO BB IBB HBP BLK WP HR S P ERA WHIP	IP WLS BF H R ER SO BB IBB HBP BLK WP HR S P ERA WHIP	IP WLS BF H R ER SO BB IBB HBP BLK WP HR S P ERA WHIP	IP WLS BF H R ER SO BB IBB HBP BLK WP HR S P ERA WHIP	IP WLS BF H R ER SO BB IBB HBP BLK WP HR S P ERA WHIP	IP WLS BF H R ER SO BB IBB HBP BLK WP HR S P ERA WHIP	IP WLS BF H R ER SO BB IBB HBP BLK WP HR S P ERA WHIP	IP WLS BF H R ER SO BB IBB HBP BLK WP HR S P ERA WHIP	IP WLS BF H R ER SO BB IBB HBP BLK WP HR S P ERA WHIP	IP WLS BF H R ER SO BB IBB HBP BLK WP HR S P ERA WHIP	IP WLS BF H R ER SO BB IBB HBP BLK WP HR S P ERA WHIP	IP WLS BF H R ER SO BB IBB HBP BLK WP HR S P ERA WHIP	IP WLS BF H R ER SO BB IBB HBP BLK WP HR S P ERA WHIP	IP WLS BF H R ER SO BB IBB HBP BLK WP HR S P ERA WHIP	IP WLS BF H R ER SO BB IBB HBP BLK WP HR S P ERA WHIP	IP WLS BF H R ER SO BB IBB HBP BLK WP HR S P ERA WHIP	IP WLS BF H R ER SO BB IBB HBP BLK WP HR S P ERA WHIP	IP WLS BF H R ER SO BB IBB HBP BLK WP HR S P ERA WHIP	IP WLS BF H R ER SO BB IBB HBP BLK WP HR S P ERA WHIP	IP WLS BF H R ER SO BB IBB HBP BLK WP HR S P ERA WHIP

Houston Astros @ Seattle Mariners
Safeco Field, Seattle, WA
Mon Apr 25 2016, 7:12 PM - 9:52 PM PDT
Att: 14,832 - Partly Cloudy - 56 F

AB 26
R 3
H 4
RBI 3
BB 7
SO 4
LOB 12



Batter	1	2	3	4	5	6	7	8	9	AB	R	H	RBI	BB	SO	LOB	TOP					
27 Jose Altuve, R OBP: 0.412, SLG: 0.602	G4-3		FC6-4 BB		K			BB		2	0	0	0	2	1	0						
4 George Springer, R OBP: 0.333, SLG: 0.468	G6-3		FC6-4			G6-3		E8		4	0	1	0	0	0	2						
1 Carlos Correa, R OBP: 0.360, SLG: 0.447	G5-3			L9		L6		K		4	0	0	0	0	1	2						
28 Colby Rasmus, L OBP: 0.410, SLG: 0.636		F9		BB		K		F9		4	0	1	0	0	1	2						
20 Preston Tucker, L OBP: 0.273, SLG: 0.463	G3-1			BB				G6-3		3	0	0	0	1	1	2						
13 Tyler White, R OBP: 0.329, SLG: 0.536	G5-3			G6-3						4	0	1	0	0	0	2						
30 Carlos Gómez, R OBP: 0.221, SLG: 0.253			F8		F8			K		4	0	0	0	0	1	3						
18 Luis Valbuena, L OBP: 0.323, SLG: 0.283			G4-3		K			K		4	0	0	0	0	3	1						
15 Jason Castro, L OBP: 0.250, SLG: 0.205					K					1	1	0	0	2	1	0						
Inning Stats	R: 0 E: 0 K: 0 S: 6	H: 0 LOB: 0 BB: 0 P: 8	R: 0 E: 0 K: 0 S: 10	H: 0 LOB: 0 BB: 0 P: 14	R: 0 E: 0 K: 0 S: 8	H: 0 LOB: 2 BB: 2 P: 19	R: 0 E: 0 K: 0 S: 10	H: 1 LOB: 1 BB: 1 P: 19	R: 0 E: 0 K: 3 S: 10	H: 0 LOB: 0 BB: 0 P: 13	R: 0 E: 0 K: 1 S: 9	H: 0 LOB: 0 BB: 0 P: 15	R: 0 E: 0 K: 2 S: 10	H: 1 LOB: 1 BB: 0 P: 16	R: 1 E: 1 K: 1 S: 11	H: 1 LOB: 2 BB: 2 P: 25	R: 0 E: 0 K: 2 S: 9	H: 0 LOB: 0 BB: 0 P: 15	1B: 3 2B: 0 3B: 0 HR: 0	SF: 0 SAC: 0 DP: 0 HBP: 0	WP: 0 PB: 0 SB: 0 CS: 0	PA: 35
PITCHER	IP	WLS	BF	H	R	ER	SO	BB	IBB	HBP	BLK	WP	HR	S	P	ERA	WHIP					
13 Nate Karns, R ERA: 3.63	7.0	W	26	2	0	0	6	3	0	0	0	0	0	63	104	0.00	0.714					
55 Tony Zych, R ERA: 3.27	1.0		6	1	1	0	1	2	0	0	0	0	0	11	25	0.00	3.000					
37 Mike Montgomery, L ERA: 3.72	1.0		3	0	0	0	2	0	0	0	0	0	0	9	15	0.00	0.000					

Houston Astros @ Seattle Mariners
Safeco Field, Seattle, WA
Tue Apr 26 2016, 7:11 PM - 10:12 PM PDT
Att: 13,821 - Cloudy - 59 F

AB 30
R 1
H 3
RBI 0
BB 5
SO 9
LOB 14



Batter	1	2	3	4	5	6	7	8	9	AB	R	H	RBI	BB	SO	LOB	BOTTOM					
8 Norichika Aoki, L OBP: 0.271, SLG: 0.295	G6-3		K		FC3-2 BB			E6		5	2	1	0	0	1	5						
4 Ketel Marte, S OBP: 0.301, SLG: 0.309	K			BB	BB			G3		5	3	3	2	0	1	1						
22 Robinson Cano, L OBP: 0.315, SLG: 0.538	L7			G4-3				L7		4	1	2	6	0	0	1						
16 Luis Sardinas, S OBP: 0.190, SLG: 0.333					BB					1	0	0	0	0	0	1						
23 Nelson Cruz, R OBP: 0.364, SLG: 0.519		G6-3		BB						4	0	2	1	0	1	1						
21 Franklin Gutierrez, R OBP: 0.324, SLG: 0.267		K		K				L9		4	0	0	0	0	3	2						
15 Kyle Seager, L OBP: 0.217, SLG: 0.320	F7			2-6	G6-3			F9		4	0	0	0	0	1	1						
33 Chris Iannetta, R OBP: 0.379, SLG: 0.396			G4-3		BB			G6-3		3	1	2	0	1	0	0						
10 Dae-Ho Lee, R OBP: 0.348, SLG: 0.571		G4-3			BB			G6-3		4	2	2	0	0	0	2						
7 Seth Smith, L OBP: 0.421, SLG: 0.444		G6-3			BB			K		3	2	1	1	1	1	2						
Inning Stats	R: 0 E: 0 K: 1 S: 6	H: 0 LOB: 0 BB: 0 P: 11	R: 0 E: 0 K: 1 S: 8	H: 0 LOB: 0 BB: 0 P: 14	R: 0 E: 0 K: 1 S: 11	H: 1 LOB: 1 BB: 0 P: 16	R: 1 E: 0 K: 1 S: 12	H: 2 LOB: 1 BB: 0 P: 21	R: 4 E: 1 K: 3 S: 27	H: 4 LOB: 1 BB: 0 P: 42	R: 2 E: 0 K: 0 S: 17	H: 3 LOB: 1 BB: 0 P: 27	R: 2 E: 0 K: 0 S: 17	H: 3 LOB: 1 BB: 0 P: 27	1B: 10 2B: 2 3B: 0 HR: 1	SF: 0 SAC: 0 DP: 0 HBP: 0	WP: 2 PB: 1 SB: 0 CS: 0	PA: 39				
PITCHER	IP	WLS	BF	H	R	ER	SO	BB	IBB	HBP	BLK	WP	HR	S	P	ERA	WHIP					
60 Dallas Keuchel, L ERA: 4.41	6.0	L	26	6	5	5	5	2	0	0	0	0	0	63	107	7.50	1.333					
45 Michael Feliz, R ERA: 15.18	1.0		8	4	4	3	3	0	0	0	0	0	1	27	42	27.00	4.000					
23 Erik Kratz, R ERA: 9.0	1.0		6	3	2	1	0	2	0	0	0	2	0	17	27	9.00	3.000					

Houston Astros @ Seattle Mariners
Safeco Field, Seattle, WA
Tue Apr 26 2016, 7:11 PM - 10:12 PM PDT
Att: 13,821 - Cloudy - 59 F

AB 37
R 11
H 13
RBI 10
BB 2
SO 8
LOB 16



Batter	1	2	3	4	5	6	7	8	9	AB	R	H	RBI	BB	SO	LOB	TOP										
39 Danny Santana, S (1, 8) OBP: 0.298, SLG: 0.391										4	2	2	1	0	0	1	Minnesota Twins @ Houston Astros Minute Maid Park, Houston, TX Tue May 03 2016, 7:12 PM - 10:12 PM CDT Att: 21,153 - Partly Cloudy - 75 F										
2 Brian Dozier, R (1, 4) OBP: 0.303, SLG: 0.358										3	0	2	1	1	0	0											
7 Joe Mauer, L (1, 3) OBP: 0.445, SLG: 0.432										3	0	0	1	1	1	3											
22 Miguel Sanó, R (1, 9) OBP: 0.377, SLG: 0.417										4	0	1	0	0	2	4											
24 Trevor Plouffe, R (1, 5) OBP: 0.306, SLG: 0.489										4	0	0	0	0	1	3											
52 ByungHo Park, R (1, 10) OBP: 0.318, SLG: 0.605										4	1	1	1	0	1	0											
5 Eduardo Escobar, S (1, 6) OBP: 0.283, SLG: 0.298										4	0	0	0	0	1	0											
8 Kurt Suzuki, R (1, 2) OBP: 0.242, SLG: 0.286										3	0	0	0	0	1	0											
31 Oswaldo Arcia, L (9, PH) OBP: 0.304, SLG: 0.423										1	0	0	0	0	0	0											
20 Eddie Rosario, L (1, 7) OBP: 0.213, SLG: 0.318										3	1	1	0	0	1	0											
Inning Stats	R: 1 H: 1 E: 0 K: 0 S: 12	H: 1 LOB: 1 BB: 2 P: 21	R: 0 H: 0 E: 0 K: 1 S: 8	H: 0 LOB: 0 BB: 0 P: 12	R: 1 H: 2 E: 0 K: 1 S: 14	H: 2 LOB: 1 BB: 0 P: 21	R: 0 H: 0 E: 0 K: 2 S: 8	H: 0 LOB: 0 BB: 0 P: 13	R: 1 H: 2 E: 0 K: 2 S: 17	H: 2 LOB: 1 BB: 0 P: 29	R: 0 H: 0 E: 0 K: 0 S: 10	H: 0 LOB: 0 BB: 0 P: 14	R: 0 H: 0 E: 1 K: 1 S: 11	H: 0 LOB: 1 BB: 0 P: 17	R: 0 H: 0 E: 0 K: 1 S: 10	H: 0 LOB: 0 BB: 0 P: 12	1B: 5 2B: 0 3B: 0 HR: 2	SF: 0 SAC: 0 DP: 1 HBP: 0	WP: 0 PB: 0 SB: 1 CS: 0	PA: 35							
PITCHER	IP	WLS	BF	H	R	ER	SO	BB	IBB	HBP	BLK	WP	HR	S	P	ERA	WHIP										
31 Collin McHugh, R (1, 1) ERA: 6.59	5.2	W	24	7	4	4	6	2	0	0	0	0	2	66	106	6.35	1.588										
53 Ken Giles, R (6, 1) ERA: 7.94	0.1	H	1	0	0	0	0	0	0	0	0	0	0	3	4	0.00	0.000										
37 Pat Neshek, R (7, 1) ERA: 4.5	1.0	H	3	0	0	0	0	0	0	0	0	0	0	7	12	0.00	0.000										
36 Will Harris, R (8, 1) ERA: 0.71	1.0	H	4	0	0	0	1	0	0	0	0	0	0	11	17	0.00	0.000										
44 Luke Gregerson, R (9, 1) ERA: 1.64	1.0	S	3	0	0	0	1	0	0	0	0	0	0	10	12	0.00	0.000										

Batter	1	2	3	4	5	6	7	8	9	AB	R	H	RBI	BB	SO	LOB	BOTTOM										
27 Jose Altuve, R (1, 4) OBP: 0.390, SLG: 0.604										3	1	0	0	1	0	1	Minnesota Twins @ Houston Astros Minute Maid Park, Houston, TX Tue May 03 2016, 7:12 PM - 10:12 PM CDT Att: 21,153 - Partly Cloudy - 75 F										
4 George Springer, R (1, 9) OBP: 0.347, SLG: 0.500										2	2	1	2	2	0	0											
1 Carlos Correa, R (1, 6) OBP: 0.378, SLG: 0.419										4	0	1	1	0	3	1											
28 Colby Rasmus, L (1, 7) OBP: 0.355, SLG: 0.506										4	0	0	0	0	2	0											
13 Tyler White, R (1, 3) OBP: 0.292, SLG: 0.447										4	0	0	0	0	1	1											
20 Preston Tucker, L (1, 10) OBP: 0.237, SLG: 0.429										1	0	0	0	0	1	0											
11 Evan Gattis, R (3, PH) OBP: 0.267, SLG: 0.333										3	0	0	0	0	0	1											
30 Carlos Gómez, R (1, 8) OBP: 0.256, SLG: 0.313										3	1	2	0	0	1	0											
18 Luis Valbuena, L (1, 5) OBP: 0.288, SLG: 0.238										2	0	0	0	0	1	1											
15 Jason Castro, L (1, 2) OBP: 0.314, SLG: 0.322										2	2	1	1	1	0	0											
Inning Stats	R: 0 H: 0 E: 0 K: 1 S: 9	H: 0 LOB: 1 BB: 1 P: 17	R: 0 H: 1 E: 0 K: 3 S: 12	H: 1 LOB: 0 BB: 0 P: 19	R: 3 H: 2 E: 0 K: 0 S: 15	H: 2 LOB: 1 BB: 2 P: 32	R: 3 H: 2 E: 0 K: 1 S: 18	H: 2 LOB: 0 BB: 1 P: 33	R: 0 H: 0 E: 0 K: 0 S: 6	H: 0 LOB: 0 BB: 0 P: 10	R: 0 H: 0 E: 0 K: 1 S: 7	H: 0 LOB: 0 BB: 0 P: 10	R: 0 H: 0 E: 0 K: 1 S: 9	H: 0 LOB: 0 BB: 0 P: 13	R: 0 H: 0 E: 0 K: 0 S: 6	H: 0 LOB: 0 BB: 0 P: 13	1B: 0 2B: 3 3B: 0 HR: 2	SF: 0 SAC: 1 DP: 0 HBP: 0	WP: 2 PB: 0 SB: 1 CS: 0	PA: 33							
PITCHER	IP	WLS	BF	H	R	ER	SO	BB	IBB	HBP	BLK	WP	HR	S	P	ERA	WHIP										
51 Alex Meyer, R (1, 1) ERA: 12.27	2.2	L	14	3	3	3	4	3	0	0	0	0	1	34	64	10.12	2.250										
33 Tommy Milone, L (3, 1) ERA: 5.79	3.1		13	2	3	3	2	1	0	0	1	1	1	33	57	8.10	0.900										
59 Michael Tonkin, R (7, 1) ERA: 1.29	2.0		6	0	0	0	1	0	0	0	0	0	0	15	26	0.00	0.000										

AB	33
R	4
H	7
RBI	4
BB	2
SO	8
LOB	11



AB	28
R	6
H	5
RBI	4
BB	4
SO	7
LOB	7



Batter	1	2	3	4	5	6	7	8	9	AB	R	H	RBI	BB	SO	LOB	TOP										
8 Norichika Aoki, L (1,7) OBP: 0.333, SLG: 0.317										3	2	2	0	2	0	1	Seattle Mariners @ Houston Astros Minute Maid Park, Houston, TX Thu May 05 2016, 7:11 PM - 10:23 PM CDT Att: 20,151 - Partly Cloudy - 81 F										
7 Seth Smith, L (1,9) OBP: 0.400, SLG: 0.473										4	1	2	2	1	2	2											
22 Robinson Cano, L (1,4) OBP: 0.344, SLG: 0.574										5	0	3	4	0	0	2											
23 Nelson Cruz, R (1,10) OBP: 0.382, SLG: 0.481										5	0	0	0	0	1	4											
15 Kyle Seager, L (1,5) OBP: 0.284, SLG: 0.452										5	0	2	0	0	0	2											
26 Adam Lind, L (1,3) OBP: 0.235, SLG: 0.282										4	0	0	0	0	1	3											
33 Chris Iannetta, R (1,2) OBP: 0.341, SLG: 0.352										3	0	0	0	1	1	2											
4 Ketel Marte, S (1,6) OBP: 0.318, SLG: 0.337										4	1	1	0	0	2	0											
12 Leonys Martin, L (1,8) OBP: 0.283, SLG: 0.427										4	2	2	0	0	1	2											
Inning Stats	R: 0 H: 1 E: 0 K: 1 S: 9	H: 1 LOB: 0 BB: 0 P: 14	R: 0 H: 1 E: 0 K: 0 S: 9	H: 1 LOB: 1 BB: 0 P: 14	R: 1 H: 2 E: 0 K: 1 S: 15	H: 2 LOB: 2 BB: 1 P: 27	R: 0 H: 0 E: 0 K: 2 S: 9	H: 0 LOB: 0 BB: 0 P: 12	R: 0 H: 1 E: 0 K: 2 S: 14	H: 1 LOB: 1 BB: 0 P: 19	R: 0 H: 1 E: 0 K: 0 S: 11	H: 1 LOB: 1 BB: 0 P: 17	R: 2 H: 2 E: 0 K: 0 S: 13	H: 2 LOB: 1 BB: 2 P: 27	R: 0 H: 1 E: 0 K: 0 S: 9	H: 1 LOB: 1 BB: 0 P: 12	R: 3 H: 3 E: 0 K: 2 S: 16	H: 3 LOB: 1 BB: 1 P: 25	1B: 10 2B: 1 3B: 1 HR: 0	SF: 0 SAC: 0 DP: 1 HBP: 0	WP: 0 PB: 0 SB: 2 CS: 1	PA: 41					
PITCHER	IP	WLS	BF	H	R	ER	SO	BB	IBB	HBP	BLK	WP	HR	S	P	ERA	WHIP										
47 Chris Devenski, R (1,1) ERA: 1.46	6.0		24	6	1	1	6	1	0	0	0	0	0	67	103	1.50	1.167										
53 Ken Giles, R (7,1) ERA: 9.25	0.1	H	3	1	2	2	0	1	0	0	0	0	0	7	14	54.00	6.000										
29 Tony Sipp, L (7,1) ERA: 4.66	0.2	B	3	1	0	0	0	1	0	0	0	0	0	6	13	0.00	3.000										
36 Will Harris, R (8,1) ERA: 0.86	1.0		4	1	0	0	0	0	0	0	0	0	0	9	12	0.00	1.000										
44 Luke Gregerson, R (9,1) ERA: 3.75	1.0	L	7	3	3	3	2	1	0	0	0	0	0	16	25	27.00	4.000										

AB	37
R	6
H	12
RBI	6
BB	4
SO	8
LOB	18



Batter	1	2	3	4	5	6	7	8	9	AB	R	H	RBI	BB	SO	LOB	BOTTOM										
27 Jose Altuve, R (1,4) OBP: 0.417, SLG: 0.687										4	2	4	2	0	0	0	Seattle Mariners @ Houston Astros Minute Maid Park, Houston, TX Thu May 05 2016, 7:11 PM - 10:23 PM CDT Att: 20,151 - Partly Cloudy - 81 F										
4 George Springer, R (1,9) OBP: 0.246, SLG: 0.487										3	0	0	0	1	1	2											
1 Carlos Correa, R (1,6) OBP: 0.383, SLG: 0.455										3	0	0	0	1	0	2											
11 Evan Gattis, R (1,10) OBP: 0.269, SLG: 0.328										4	0	1	1	0	0	1											
30 Carlos Gómez, R (1,8) OBP: 0.253, SLG: 0.308										3	0	0	0	1	3	0											
9 Marwin González, S (1,5) OBP: 0.254, SLG: 0.310										4	0	1	0	0	1	2											
13 Tyler White, R (1,3) OBP: 0.287, SLG: 0.444										4	1	1	0	0	0	1											
23 Erik Kratz, R (1,2) OBP: 0.091, SLG: 0.048										2	0	0	0	0	1	1											
20 Preston Tucker, L (7,PH) OBP: 0.254, SLG: 0.450										2	0	1	0	0	1	1											
6 Jake Marisnick, R (1,7) OBP: 0.154, SLG: 0.083										2	0	0	0	0	0	1											
15 Jason Castro, L (7,PH) OBP: 0.351, SLG: 0.397										1	0	0	0	1	0	1											
Inning Stats	R: 1 H: 1 E: 0 K: 1 S: 11	H: 0 LOB: 0 BB: 0 P: 16	R: 0 H: 0 E: 0 K: 2 S: 11	H: 0 LOB: 0 BB: 0 P: 13	R: 0 H: 1 E: 0 K: 0 S: 11	H: 1 LOB: 1 BB: 0 P: 16	R: 0 H: 0 E: 0 K: 1 S: 6	H: 0 LOB: 0 BB: 0 P: 9	R: 0 H: 0 E: 0 K: 1 S: 10	H: 1 LOB: 1 BB: 0 P: 14	R: 1 H: 2 E: 0 K: 0 S: 12	H: 2 LOB: 2 BB: 2 P: 24	R: 1 H: 2 E: 0 K: 1 S: 14	H: 2 LOB: 1 BB: 1 P: 26	R: 0 H: 0 E: 0 K: 1 S: 5	H: 0 LOB: 0 BB: 1 P: 9	R: 0 H: 1 E: 0 K: 0 S: 7	H: 1 LOB: 1 BB: 0 P: 9	1B: 4 2B: 3 3B: 0 HR: 1	SF: 0 SAC: 0 DP: 2 HBP: 0	WP: 0 PB: 0 SB: 0 CS: 0	PA: 36					
PITCHER	IP	WLS	BF	H	R	ER	SO	BB	IBB	HBP	BLK	WP	HR	S	P	ERA	WHIP										
20 Wade Miley, L (1,1) ERA: 4.74	6.0		24	5	2	2	5	2	0	0	0	0	0	8	15	27.00	6.000										
62 Joel Peralta, R (7,1) ERA: 2.92	0.1	H	3	1	1	1	1	1	0	0	0	0	0	8	15	27.00	6.000										
50 Nick Vincent, R (7,1) ERA: 1.5	1.2	W	5	1	0	0	1	1	0	0	0	0	0	11	20	0.00	1.200										
31 Steve Cishek, R (9,1) ERA: 0.84	1.0	S	4	1	0	0	0	0	0	0	0	0	0	7	9	0.00	1.000										

AB	32
R	3
H	8
RBI	3
BB	4
SO	7
LOB	12



Batter	1	2	3	4	5	6	7	8	9	10	AB	R	H	RBI	BB	SO	LOB	TOP									
8 Norichika Aoki, L OBP: 0.317, SLG: 0.300	G5-3		K		G3-1				G5-3		5	0	1	0	0	1	0										
4 Ketel Marte, S OBP: 0.313, SLG: 0.349	K		P4		K					K	5	0	0	0	0	3	2										
22 Robinson Canó, L OBP: 0.358, SLG: 0.621	1B		HR						G4-3		5	2	4	2	0	0	2										
23 Nelson Cruz, R OBP: 0.371, SLG: 0.455	FC5-4		K						HR		5	0	1	0	0	2	2										
21 Franklin Gutierrez, R OBP: 0.333, SLG: 0.270	K				G4-3						3	0	1	0	0	1	0										
7 Seth Smith, L OBP: 0.375, SLG: 0.438										G4-1	2	0	0	0	0	0	1										
15 Kyle Seager, L OBP: 0.308, SLG: 0.518	HR				E6						4	1	3	1	0	0	0										
33 Chris Iannetta, R OBP: 0.337, SLG: 0.329					K						3	0	0	0	1	3	4										
10 Dae-Ho Lee, R OBP: 0.308, SLG: 0.583	L4				G3						4	0	0	0	0	1	2										
12 Leonys Martin, L OBP: 0.274, SLG: 0.406	G4-3										4	0	1	0	0	2	1										
Inning Stats	R: 0 E: 0 K: 1 S: 10	H: 1 LOB: 1 BB: 0 P: 16	R: 1 E: 0 K: 1 S: 9	H: 1 LOB: 1 BB: 1 P: 17	R: 1 E: 0 K: 2 S: 11	H: 1 LOB: 0 BB: 0 P: 18	R: 0 E: 1 K: 1 S: 9	H: 0 LOB: 1 BB: 0 P: 12	R: 0 E: 0 K: 2 S: 7	H: 0 LOB: 0 BB: 0 P: 8	R: 0 E: 0 K: 1 S: 10	H: 3 LOB: 2 BB: 0 P: 16	R: 0 E: 0 K: 0 S: 11	H: 2 LOB: 2 BB: 0 P: 19	R: 0 E: 0 K: 1 S: 14	H: 2 LOB: 1 BB: 0 P: 18	R: 0 E: 0 K: 2 S: 7	H: 0 LOB: 0 BB: 0 P: 11	R: 1 E: 0 K: 2 S: 12	H: 1 LOB: 0 BB: 0 P: 16	1B: 7 2B: 0 3B: 1 HR: 3	SF: 0 SAC: 0 DP: 2 HBP: 0	WP: 1 PB: 0 SB: 0 CS: 0	PA: 41			
PITCHER	IP	WLS	BF	H	R	ER	SO	BB	IBB	HBP	BLK	WP	HR	S	P	ERA	WHIP										
60 Dallas Keuchel, L ERA: 4.7	7.0		30	8	2	2	8	1	0	0	0	1	2	67	106	2.57	1.286										
35 Josh Fields, R ERA: 0.99	1.1		5	2	0	0	2	0	0	0	0	0	0	17	23	0.00	1.500										
29 Tony Stipp, L ERA: 5.06	1.0	L	4	1	1	1	2	0	0	0	0	0	1	12	16	9.00	1.000										
44 Luke Gregerson, R ERA: 3.29	0.2		2	0	0	0	1	0	0	0	0	0	0	4	6	0.00	0.000										

Seattle Mariners @ Houston Astros
Minute Maid Park, Houston, TX
Sat May 07 2016, 6:12 PM - 9:38 PM CDT
Att: 31,559 - Partly Cloudy - 81 F

livebaseballscorecards.com

AB 40
R 3
H 11
RBI 3
BB 1
SO 13
LOB 14



Batter	1	2	3	4	5	6	7	8	9	10	AB	R	H	RBI	BB	SO	LOB	BOTTOM									
4 George Springer, R OBP: 0.346, SLG: 0.471	K					G5-3	G5-3				4	0	0	0	1	2	2										
9 Marwin Gonzalez, S OBP: 0.292, SLG: 0.394	1B		G3-1			1B	G4-3				5	1	2	0	0	0	3										
1 Carlos Correa, R OBP: 0.395, SLG: 0.486	K				F8	1B					5	0	1	0	0	3	1										
28 Colby Rasmus, L OBP: 0.347, SLG: 0.495	K				K						5	0	2	1	0	2	1										
20 Preston Tucker, L OBP: 0.235, SLG: 0.415	P5				G4-3						4	0	0	0	0	2	3										
30 Carlos Gómez, R OBP: 0.245, SLG: 0.289	F9										4	0	0	0	0	2	3										
6 Jake Marisnick, R OBP: 0.154, SLG: 0.083					K						0	0	0	0	0	0	0										
18 Luis Valbuena, L OBP: 0.294, SLG: 0.274	G5-3				F7						4	1	1	1	0	0	0										
13 Tyler White, R OBP: 0.298, SLG: 0.452											3	0	2	0	0	1	0										
27 Jose Altuve, R OBP: 0.406, SLG: 0.658	K										1	0	0	0	0	0	0										
15 Jason Castro, L OBP: 0.341, SLG: 0.371	K										3	0	0	0	1	2	1										
Inning Stats	R: 0 E: 0 K: 3 S: 13	H: 1 LOB: 1 BB: 0 P: 16	R: 0 E: 0 K: 0 S: 7	H: 0 LOB: 0 BB: 0 P: 11	R: 0 E: 0 K: 2 S: 11	H: 0 LOB: 1 BB: 1 P: 19	R: 0 E: 0 K: 1 S: 10	H: 0 LOB: 0 BB: 0 P: 14	R: 0 E: 0 K: 1 S: 7	H: 1 LOB: 1 BB: 0 P: 10	R: 1 E: 0 K: 2 S: 14	H: 3 LOB: 2 BB: 0 P: 20	R: 0 E: 0 K: 0 S: 10	H: 1 LOB: 2 BB: 1 P: 17	R: 0 E: 0 K: 2 S: 11	H: 1 LOB: 1 BB: 0 P: 22	R: 1 E: 0 K: 2 S: 12	H: 1 LOB: 0 BB: 0 P: 21	R: 0 E: 0 K: 1 S: 10	H: 0 LOB: 0 BB: 0 P: 14	1B: 5 2B: 2 3B: 0 HR: 1	SF: 0 SAC: 0 DP: 0 HBP: 0	WP: 0 PB: 0 SB: 1 CS: 0	PA: 40			
PITCHER	IP	WLS	BF	H	R	ER	SO	BB	IBB	HBP	BLK	WP	HR	S	P	ERA	WHIP										
13 Nate Karns, R ERA: 3.38	6.1		27	6	1	1	9	2	0	0	0	0	0	6	9	0.00	0.000										
50 Nick Vincent, R ERA: 1.30	1.0	H	3	0	0	0	1	0	0	0	0	0	0	6	9	0.00	3.000										
38 Vidal Núñez, L ERA: 1.86	0.1	H	2	1	0	0	1	0	0	0	0	0	0	4	9	0.00	3.000										
62 Joel Peralta, R ERA: 2.84	0.1	H	1	0	0	0	0	0	0	0	0	0	0	3	6	0.00	0.000										
31 Steve Cishek, R ERA: 1.13	2.0	W	7	1	1	1	3	0	0	0	0	0	1	22	35	4.50	0.500										

Seattle Mariners @ Houston Astros
Minute Maid Park, Houston, TX
Sat May 07 2016, 6:12 PM - 9:38 PM CDT
Att: 31,559 - Partly Cloudy - 81 F

livebaseballscorecards.com

AB 38
R 2
H 8
RBI 2
BB 2
SO 14
LOB 14



Batter	1	2	3	4	5	6	7	8	9	AB	R	H	RBI	BB	SO	LOB	TOP											
8 Norichika Aoki, L (1, 7) OBP: 0.315, SLG: 0.298	G5-3		G3					K		4	0	1	0	0	1	0	Seattle Mariners @ Houston Astros Minute Maid Park, Houston, TX Sun May 08 2016, 1:14 PM - 4:09 PM CDT Att: 28,148 - Roof Closed - 73 F											
4 Ketel Marte, S (1, 6) OBP: 0.303, SLG: 0.336	F8		G3-1					P2		4	0	0	0	0	0	2												
22 Robinson Cano, L (1, 4) OBP: 0.355, SLG: 0.633	F8							P2		4	1	1	1	0	1	0												
15 Kyle Seager, L (1, 5) OBP: 0.305, SLG: 0.509		K								4	0	1	0	0	1	0												
7 Seth Smith, L (1, 9) OBP: 0.360, SLG: 0.417		P4								4	0	0	0	0	1	1												
26 Adam Lind, L (1, 3) OBP: 0.236, SLG: 0.271										4	0	1	0	0	1	1												
10 Dae-Ho Lee, R (1, 10) OBP: 0.310, SLG: 0.564										3	0	1	0	0	1	0												
32 Steve Clevenger, L (1, 2) OBP: 0.258, SLG: 0.286										3	0	0	0	0	0	2												
12 Leonys Martin, L (1, 8) OBP: 0.275, SLG: 0.398										2	0	0	0	1	0	0												
Inning Stats	R: 0 E: 0 K: 0 S: 9	H: 0 LOB: 0 BB: 0 P: 13	R: 0 E: 0 K: 1 S: 14	H: 2 LOB: 2 BB: 0 P: 20	R: 0 E: 0 K: 0 S: 9	H: 0 LOB: 0 BB: 0 P: 12	R: 1 E: 0 K: 0 S: 10	H: 1 LOB: 0 BB: 0 P: 13	R: 0 E: 0 K: 3 S: 13	H: 1 LOB: 2 BB: 1 P: 21	R: 0 E: 0 K: 3 S: 11	H: 0 LOB: 1 BB: 0 P: 15	R: 0 E: 0 K: 1 S: 9	H: 0 LOB: 0 BB: 0 P: 14	R: 0 E: 0 K: 0 S: 7	H: 0 LOB: 0 BB: 0 P: 11		1B: 4 2B: 0 3B: 0 HR: 1	SF: 0 SAC: 0 DP: 0 HBP: 0	WP: 0 PB: 0 CS: 0	PA: 33							
PITCHER	IP WLS BF H R ER SO BB IBB HBP BLK WP HR S P ERA WHIP	7.0 W 27 5 1 1 5 1 0 0 0 0 1 75 108 1.29 0.857	2.0 6 0 0 0 1 0 0 0 0 0 0 0 16 25 0.00 0.000	PITCHER										IP WLS BF H R ER SO BB IBB HBP BLK WP HR S P ERA WHIP														
31 Collin McHugh, R (1, 1) ERA: 5.5											7.0	W	27	5	1	1	5	1	0	0	0	0	0	1	75	108	1.29	0.857
29 Tony Sipp, L (8, 1) ERA: 4.26											2.0	6	0	0	0	1	0	0	0	0	0	0	0	0	16	25	0.00	0.000

Batter	1	2	3	4	5	6	7	8	9	AB	R	H	RBI	BB	SO	LOB	BOTTOM										
27 Jose Altuve, R (1, 4) OBP: 0.415, SLG: 0.659	L9									3	2	2	0	1	0	0	Seattle Mariners @ Houston Astros Minute Maid Park, Houston, TX Sun May 08 2016, 1:14 PM - 4:09 PM CDT Att: 28,148 - Roof Closed - 73 F										
4 George Springer, R (1, 9) OBP: 0.336, SLG: 0.456	K									4	1	0	0	0	3	3											
1 Carlos Correa, R (1, 6) OBP: 0.398, SLG: 0.482	L5									3	1	1	1	1	0	0											
28 Colby Rasmus, L (1, 7) OBP: 0.352, SLG: 0.490										3	0	1	1	1	1	0											
9 Marwin Gonzalez, S (1, 3) OBP: 0.303, SLG: 0.414										4	0	2	1	0	1	2											
18 Luis Valbuena, L (1, 5) OBP: 0.292, SLG: 0.286										4	1	1	0	0	1	4											
13 Tyler White, R (1, 10) OBP: 0.306, SLG: 0.474										4	0	2	1	0	1	0											
15 Jason Castro, L (1, 2) OBP: 0.326, SLG: 0.351										4	0	0	0	0	2	2											
6 Jake Marisnick, R (1, 8) OBP: 0.118, SLG: 0.063										4	0	0	0	0	2	1											
Inning Stats	R: 0 E: 0 K: 1 S: 6	H: 0 LOB: 0 BB: 0 P: 7	R: 1 E: 0 K: 1 S: 14	H: 2 LOB: 1 BB: 0 P: 22	R: 2 E: 0 K: 2 S: 19	H: 3 LOB: 2 BB: 1 P: 34	R: 0 E: 0 K: 3 S: 13	H: 1 LOB: 2 BB: 1 P: 23	R: 0 E: 0 K: 1 S: 8	H: 1 LOB: 1 BB: 0 P: 12	R: 0 E: 0 K: 1 S: 8	H: 0 LOB: 0 BB: 0 P: 13	R: 2 E: 1 K: 0 S: 15	H: 2 LOB: 1 BB: 1 P: 22	R: 0 E: 0 K: 2 S: 12	H: 0 LOB: 0 BB: 0 P: 16		1B: 5 2B: 4 3B: 0 HR: 0	SF: 0 SAC: 0 DP: 1 HBP: 0	WP: 1 PB: 0 SB: 5 CS: 0	PA: 36						
PITCHER	IP WLS BF H R ER SO BB IBB HBP BLK WP HR S P ERA WHIP	5.0 L 24 7 3 3 8 1 1 0 0 0 0 17 25 9.00 2.000	1.0 6 2 2 1 1 0 0 0 0 0 0 0 6 10 0.00 1.000	1.0 3 0 0 0 0 1 0 0 0 0 0 0 12 16 0.00 0.000	PITCHER										IP WLS BF H R ER SO BB IBB HBP BLK WP HR S P ERA WHIP												
18 Hisashi Iwakuma, R (1, 1) ERA: 4.19											5.0	L	24	7	3	3	8	1	1	0	0	0	0	17	25	9.00	2.000
48 Maykol Guaipe, R (6, 1) ERA: 6.35											1.0	6	2	2	1	1	0	0	0	0	0	0	0	6	10	0.00	1.000
37 Mike Montgomery, L (7, 1) ERA: 2.76											1.0	3	0	0	0	0	1	0	0	0	0	0	0	12	16	0.00	0.000
52 Steve Johnson, R (8, 1) ERA: 2.7											1.0	3	0	0	0	2	0	0	0	0	0	0	0	12	16	0.00	0.000

Batter	1	2	3	4	5	6	7	8	9	AB	R	H	RBI	BB	SO	LOB	TOP																				
41 Carlos Santana, S OBP: 0.333, SLG: 0.441										4	0	1	0	0	1	2																					
22 Jason Kipnis, L OBP: 0.307, SLG: 0.386										3	0	0	1	1	1	1																					
12 Francisco Lindor, S OBP: 0.376, SLG: 0.411										4	0	0	0	0	1	1																					
23 Michael Brantley, L OBP: 0.279, SLG: 0.282										4	0	0	0	0	0	1																					
26 Mike Napoli, R OBP: 0.295, SLG: 0.461										3	0	0	0	1	3	1																					
11 José Ramírez, S OBP: 0.346, SLG: 0.446										3	0	1	0	0	0	1																					
10 Yan Gomes, R OBP: 0.204, SLG: 0.318										3	0	0	0	0	1	2																					
8 Lonnie Chisenhall, L OBP: 0.273, SLG: 0.310										3	0	0	0	0	0	0																					
20 Rajai Davis, R OBP: 0.299, SLG: 0.402										3	1	1	0	0	0	1																					
Inning Stats	R: 0 E: 0 K: 1 S: 8	H: 0 LOB: 0 BB: 0 P: 12	R: 0 E: 0 K: 1 S: 9	H: 1 LOB: 1 BB: 0 P: 16	R: 0 E: 0 K: 0 S: 6	H: 1 LOB: 0 BB: 0 P: 11	R: 0 E: 0 K: 1 S: 9	H: 0 LOB: 1 BB: 1 P: 18	R: 0 E: 0 K: 1 S: 9	H: 0 LOB: 0 BB: 0 P: 10	R: 1 E: 0 K: 0 S: 11	H: 1 LOB: 0 BB: 0 P: 17	R: 0 E: 0 K: 0 S: 10	H: 0 LOB: 1 BB: 1 P: 18	R: 0 E: 1 K: 1 S: 7	H: 0 LOB: 1 BB: 0 P: 7	R: 0 E: 0 K: 2 S: 7	H: 0 LOB: 0 BB: 0 P: 10	1B: 1 2B: 2 HR: 0	SF: 0 SAC: 0 DP: 0 HBP: 0	WP: 0 PB: 0 SB: 0 CS: 1	PA: 33															
PITCHER	IP	WLS	BF	H	R	ER	SO	BB	IBB	HBP	BLK	WP	HR	S	P	ERA	WHIP	PITCHER	IP	WLS	BF	H	R	ER	SO	BB	IBB	HBP	BLK	WP	HR	S	P	ERA	WHIP		
54 Mike Fiers, R ERA: 4.65	7.0	W	25	3	1	1	4	2	0	0	0	0	0	62	102	1.29	0.714																				
53 Ken Giles, R ERA: 8.53	1.0		4	0	0	0	1	0	0	0	0	0	0	7	7	0.00	0.000																				
46 Scott Feldman, R ERA: 3.51	1.0		3	0	0	0	2	0	0	0	0	0	0	7	10	0.00	0.000																				

Cleveland Indians @ Houston Astros
Minute Maid Park, Houston, TX
Mon May 09 2016, 7:11 PM - 9:59 PM CDT
Att: 20,222 - Roof Closed - 73 F

livebaseballscorecards.com

AB 30
R 1
H 3
RBI 1
BB 2
SO 7
LOB 10



Batter	1	2	3	4	5	6	7	8	9	AB	R	H	RBI	BB	SO	LOB	BOTTOM																					
27 Jose Altuve, R OBP: 0.408, SLG: 0.654										4	1	1	3	0	1	1																						
4 George Springer, R OBP: 0.301, SLG: 0.449										2	1	0	0	2	1	1																						
1 Carlos Correa, R OBP: 0.394, SLG: 0.474										4	1	1	0	0	1	1																						
28 Colby Rasmus, L OBP: 0.349, SLG: 0.481										4	0	1	2	0	1	0																						
9 Marwin Gonzalez, S OBP: 0.300, SLG: 0.397										3	0	0	1	1	0	1																						
20 Preston Tucker, L OBP: 0.236, SLG: 0.420										4	1	1	0	0	1	2																						
30 Carlos Gómez, R OBP: 0.255, SLG: 0.290										3	0	1	1	1	1	1																						
18 Luis Valbuena, L OBP: 0.301, SLG: 0.309										4	2	2	0	0	1	3																						
15 Jason Castro, L OBP: 0.333, SLG: 0.364									3	1	1	0	1	2	1																							
Inning Stats	R: 0 E: 0 K: 3 S: 10	H: 0 LOB: 0 BB: 0 P: 12	R: 0 E: 0 K: 0 S: 6	H: 0 LOB: 1 BB: 1 P: 13	R: 5 E: 0 K: 1 S: 18	H: 5 LOB: 2 BB: 2 P: 33	R: 0 E: 0 K: 1 S: 8	H: 0 LOB: 1 BB: 1 P: 15	R: 0 E: 0 K: 2 S: 7	H: 0 LOB: 0 BB: 0 P: 13	R: 1 E: 1 K: 1 S: 14	H: 1 LOB: 1 BB: 1 P: 25	R: 0 E: 0 K: 0 S: 8	H: 0 LOB: 0 BB: 0 P: 10	R: 1 E: 0 K: 1 S: 14	H: 2 LOB: 1 BB: 0 P: 20	R: 1 E: 0 K: 1 S: 14	H: 2 LOB: 1 BB: 0 P: 20	1B: 4 2B: 4 HR: 0	SF: 1 SAC: 0 DP: 0 HBP: 0	WP: 0 PB: 0 SB: 1 CS: 0	PA: 37																
PITCHER	IP	WLS	BF	H	R	ER	SO	BB	IBB	HBP	BLK	WP	HR	S	P	ERA	WHIP	PITCHER	IP	WLS	BF	H	R	ER	SO	BB	IBB	HBP	BLK	WP	HR	S	P	ERA	WHIP			
28 Corey Kluber, R ERA: 4.14	2.2	L	16	5	5	5	3	3	0	0	0	0	0	31	54	16.88	3.000																					
57 Kyle Crockett, L ERA:	0.2		2	0	0	0	2	0	0	0	0	0	0	6	8	0.00	0.000																					
53 Jeff Manship, R ERA: 3.0	1.2		6	0	0	0	2	1	0	0	0	0	0	12	24	0.00	0.600																					
62 Joba Chamberlain, R ERA: 0.87	1.0		5	1	1	0	1	1	0	0	0	0	0	14	25	0.00	2.000																					
48 Tommy Hunter, R ERA: 2.7	1.0		3	0	0	0	0	0	0	0	0	0	0	8	10	0.00	0.000																					

Cleveland Indians @ Houston Astros
Minute Maid Park, Houston, TX
Mon May 09 2016, 7:11 PM - 9:59 PM CDT
Att: 20,222 - Roof Closed - 73 F

AB 31
R 7
H 8
RBI 7
BB 5
SO 9
LOB 11



Batter	1	2	3	4	5	6	7	8	9	10	11	12	13	14	15	16	AB	R	H	RBI	BB	SO	LOB	TOP						
20 Rajai Davis, R OBP: 0.285, SLG: 0.355	G4-3		G4-3		G5-3			G6-3		K		P6			K		7	0	0	0	0	2	3							
22 Jason Kipnis, L OBP: 0.133, SLG: 0.424								F9							G6-3		7	0	5	1	0	0	2							
12 Francisco Lindor, S OBP: 0.393, SLG: 0.362	G6-3		G4-3					F7		G3		G4-3			K		7	0	0	0	0	1	6							
26 Mike Napoli, R OBP: 0.306, SLG: 0.504								G5-4-3									7	2	3	1	0	2	2							
41 Carlos Santana, S OBP: 0.336, SLG: 0.441								G3		P5		P5					6	0	2	1	1	1	1							
6 Marion Byrd, R OBP: 0.304, SLG: 0.380								G5-3		G6-3		K			P3		7	0	1	0	0	1	5							
10 Yan Gomes, R OBP: 0.190, SLG: 0.295								G6-3		G5-3		F9					7	0	0	0	0	3	4							
8 Lonnie Chisenhall, L OBP: 0.296, SLG: 0.333								G4-3							G5-3		6	1	2	0	0	1	0							
4 Juan Uribe, R OBP: 0.013, SLG: 0.306								G6-3									3	0	1	0	0	0	1							
11 José Ramírez, S OBP: 0.345, SLG: 0.430								G3-1							F9		3	0	0	0	0	0	1							
Inning Stats	R: 0 E: 0 K: 3 S: 7	H: 1 LOB: 0 BB: 0 P: 12	R: 0 E: 0 K: 3 S: 12	H: 1 LOB: 1 BB: 0 P: 19	R: 1 E: 1 K: 0 S: 12	H: 2 LOB: 1 BB: 0 P: 18	R: 1 E: 0 K: 0 S: 6	H: 1 LOB: 0 BB: 0 P: 8	R: 0 E: 0 K: 0 S: 4	H: 0 LOB: 0 BB: 0 P: 6	R: 0 E: 0 K: 0 S: 9	H: 1 LOB: 2 BB: 0 P: 15	R: 1 E: 0 K: 0 S: 12	H: 2 LOB: 1 BB: 0 P: 16	R: 0 E: 0 K: 1 S: 10	H: 1 LOB: 1 BB: 0 P: 15	R: 0 E: 0 K: 2 S: 9	H: 0 LOB: 0 BB: 0 P: 14	R: 0 E: 0 K: 1 S: 13	H: 2 LOB: 2 BB: 1 P: 19	R: 0 E: 0 K: 2 S: 7	H: 0 LOB: 0 BB: 0 P: 9	R: 0 E: 0 K: 1 S: 12	H: 0 LOB: 0 BB: 0 P: 16	R: 0 E: 0 K: 2 S: 9	H: 1 LOB: 1 BB: 0 P: 11	1B: 11 2B: 1 3B: 1 HR: 1	SF: 0 SAC: 0 DP: 2 HBP: 0	WP: 0 PB: 0 CS: 0	PA: 61
PITCHER	IP 7.0	WLS 1	BF 25	H 6	R 2	ER 2	SO 30	BB 0	IBB 0	HBP 0	BLK 0	WP 0	HR 1	S 58	P 9	ERA 2.57	WHIP 0.857													
58 Doug Fister, R ERA: 4.22	1.0	H 4	1	0	0	0	0	0	0	0	0	0	0	0	0	9	15	0.00	1.000											
36 Will Harris, R ERA: 0.57	1.0	B 5	2	1	1	0	0	0	0	0	0	0	0	0	0	12	16	0.00	2.000											
44 Luke Gregerson, R ERA: 3.68	1.0		5	2	0	0	1	0	0	0	0	0	0	0	0	12	18	0.00	2.000											
46 Scott Feldman, R ERA: 3.38	1.0		4	1	0	0	1	0	0	0	0	0	0	0	0	10	15	0.00	1.000											
53 Ken Giles, R ERA: 7.9																														
PITCHER	IP 12.1	WLS 1	BF 5	H 0	R 0	ER 0	SO 20	BB 0	IBB 0	HBP 0	BLK 0	WP 0	HR 0	S 13	P 20	ERA 0.00	WHIP 0.750													
29 Tony Sipp, L ERA: 3.66	0.2		3	0	0	0	0	1	0	0	0	0	0	0	8	13	0.00	1.500												
37 Pat Neshek, R ERA: 3.72	3.0	W 10	1	0	0	5	0	0	0	0	0	0	0	28	36	0.00	0.333													
45 Michael Feliz, R ERA: 6.08																														
Batter	1	2	3	4	5	6	7	8	9	10	11	12	13	14	15	16	AB	R	H	RBI	BB	SO	LOB	BOTTOM						
27 Jose Altuve, R OBP: 0.409, SLG: 0.635	G1-3							G4-3							L8		6	1	2	0	2	0	1							
4 George Springer, R OBP: 0.356, SLG: 0.459										L4					F9		4	1	1	1	4	1	0							
1 Carlos Correa, R OBP: 0.383, SLG: 0.449															F9		7	1	2	1	1	0	5							
28 Colby Rasmus, L OBP: 0.340, SLG: 0.448																	7	1	2	1	1	0	5							
9 Marwin Gonzalez, S OBP: 0.307, SLG: 0.444																	6	0	0	0	2	2	4							
18 Luis Valbuena, L OBP: 0.311, SLG: 0.315																	7	1	2	2	0	3	6							
30 Carlos Gómez, R OBP: 0.252, SLG: 0.278																	5	1	1	0	2	2	4							
12 Max Stassi, R OBP: 0.201, SLG: 0.455																	4	0	0	0	0	2	4							
13 Tyler White, R OBP: 0.077, SLG: 0.040																	1	0	0	0	0	0	0							
23 Erik Kratz, R OBP: 0.077, SLG: 0.040																	2	0	0	0	0	2	2							
6 Jake Marisnick, R OBP: 0.105, SLG: 0.056																	2	0	0	0	0	2	1							
20 Preston Tucker, L OBP: 0.235, SLG: 0.390																	5	0	1	1	0	0	0							
Inning Stats	R: 0 E: 0 K: 3 S: 16	H: 1 LOB: 3 BB: 2 P: 32	R: 0 E: 0 K: 2 S: 9	H: 1 LOB: 3 BB: 2 P: 22	R: 0 E: 0 K: 2 S: 10	H: 1 LOB: 2 BB: 1 P: 18	R: 1 E: 0 K: 1 S: 10	H: 1 LOB: 0 BB: 0 P: 15	R: 0 E: 0 K: 0 S: 5	H: 0 LOB: 0 BB: 0 P: 10	R: 0 E: 0 K: 2 S: 10	H: 0 LOB: 2 BB: 2 P: 22	R: 0 E: 0 K: 1 S: 10	H: 0 LOB: 0 BB: 0 P: 10	R: 0 E: 0 K: 1 S: 7	H: 0 LOB: 0 BB: 0 P: 13	R: 0 E: 0 K: 2 S: 9	H: 0 LOB: 0 BB: 0 P: 13	R: 0 E: 0 K: 1 S: 8	H: 0 LOB: 0 BB: 0 P: 10	R: 2 E: 0 K: 0 S: 3	H: 2 LOB: 0 BB: 0 P: 3	1B: 6 2B: 2 3B: 0 HR: 2	SF: 0 SAC: 2 DP: 0 HBP: 0	WP: 0 PB: 0 CS: 1	PA: 68				
PITCHER	IP 5.0	WLS 1	BF 25	H 4	R 1	ER 1	SO 10	BB 5	IBB 1	HBP 0	BLK 0	WP 0	HR 1	S 54	P 106	ERA 1.80	WHIP 1.800													
31 Danny Salazar, R ERA: 4.3	0.2	B 5	2	1	1	0	0	1	0	0	0	0	0	0	0	9	13	5.00	4.500											
48 Tommy Hunter, R ERA: 4.3	1.0		0	0	0	0	0	1	0	0	0	0	0	0	0	2	6													
57 Kyle Crockett, L ERA: 2.19	1.0		5	2	1	1	1	0	0	0	0	0	0	0	0	11	17	9.00	2.000											
34 Zach McAllister, R ERA: 2.19	1.1		4	0	0	0	0	0	0	0	0	0	0	0	0	11	19	0.00	0.000											
27 Bryan Shaw, R ERA: 6.0																														
PITCHER	IP 12.1	WLS 3	BF 5	H 0	R 0	ER 0	SO 20	BB 0	IBB 0	HBP 0	BLK 0	WP 0	HR 0	S 10	P 15	ERA 0.00	WHIP 0.000													
62 Joba Chamberlain, R ERA: 4.79	0.2		3	0	0	0	0	1	0	0	0	0	0	0	6	13	0.00	1.500												
53 Jeff Manship, R ERA: 4.79	1.1		7	0	0	0	1	2	1	0	0	0	0	13	29	0.00	1.500													
37 Cody Allen, R ERA: 4.79	1.0		3	0	0	0	0	0	0	0	0	0	0	7	10	0.00	0.000													
61 Dan Otero, R ERA: 4.79	3.1	L 12	2	2	2	4	0	0	0	0	0	0	0	1	27	39	5.40	0.600												
56 Cody Anderson, R ERA: 7.31																														

Cleveland Indians @ Houston Astros
Minute Maid Park, Houston, TX
Wed May 11 2016, 1:10 PM - 6:19 PM CDT
Att. 24,453 - Roof Closed - 73 F

AB 60
R 14
H 33
RBI 3
BB 1
SO 11
LOB 25



Cleveland Indians @ Houston Astros
Minute Maid Park, Houston, TX
Wed May 11 2016, 1:10 PM - 6:19 PM CDT
Att. 24,453 - Roof Closed - 73 F

AB 54
R 10
H 15
RBI 5
BB 12
SO 18
LOB 30



Batter	1	2	3	4	5	6	7	8	9	AB	R	H	RBI	BB	SO	LOB	TOP	
27 Jose Altuve, R OBP: 0.411, SLG: 0.631										4	0	2	0	0	1	2		
4 George Springer, R OBP: 0.363, SLG: 0.460										4	0	2	0	0	2	3		
1 Carlos Correa, R OBP: 0.379, SLG: 0.438										3	0	0	0	1	2	4		
13 Tyler White, R OBP: 0.293, SLG: 0.442										3	0	0	0	0	2	4		
20 Preston Tucker, L OBP: 0.232, SLG: 0.385										1	0	0	0	0	0	1		
9 Marwin Gonzalez, S OBP: 0.304, SLG: 0.435										4	0	1	0	0	2	3		
30 Carlos Gómez, R OBP: 0.244, SLG: 0.268										4	0	0	0	0	1	2		
18 Luis Valbuena, L OBP: 0.308, SLG: 0.312										4	1	1	0	0	0	0		
23 Erik Kratz, R OBP: 0.100, SLG: 0.103										4	0	1	0	0	1	0		
6 Jake Marisnick, R OBP: 0.091, SLG: 0.048										3	0	0	1	0	1	1		
Inning Stats	R: 0 H: 2 E: 0 K: 3 S: 13	W: 27 BF: 19 LOB: 2	R: 1 H: 2 E: 1 K: 3 S: 14	R: 0 H: 1 E: 0 K: 0 S: 9	R: 0 H: 0 E: 0 K: 1 S: 8	R: 0 H: 1 E: 0 K: 1 S: 13	R: 0 H: 0 E: 0 K: 1 S: 8	R: 0 H: 1 E: 0 K: 0 S: 6	R: 0 H: 0 E: 0 K: 0 S: 9	1B: 6 2B: 1 3B: 0 HR: 0	SF: 0 SAC: 0 DP: 1 HBP: 0	WP: 0 PB: 0 SB: 0 CS: 0	PA: 35					
PITCHER	IP: 6.2 WLS: W BF: 27 ERA: 6.0	WLS: W BF: 27 ERA: 6.0	IP: 1 WLS: W BF: 12 ERA: 2.03	IP: 0 WLS: W BF: 12 ERA: 2.03	IP: 0 WLS: W BF: 12 ERA: 2.03	IP: 7 WLS: W BF: 113 ERA: 0.00	IP: 7 WLS: W BF: 113 ERA: 0.00	IP: 9 WLS: W BF: 13 ERA: 0.00	IP: 13 WLS: W BF: 113 ERA: 0.00	IP: 13 WLS: W BF: 113 ERA: 0.00	IP: 13 WLS: W BF: 113 ERA: 0.00	IP: 13 WLS: W BF: 113 ERA: 0.00	IP: 13 WLS: W BF: 113 ERA: 0.00	IP: 13 WLS: W BF: 113 ERA: 0.00	IP: 13 WLS: W BF: 113 ERA: 0.00	IP: 13 WLS: W BF: 113 ERA: 0.00	IP: 13 WLS: W BF: 113 ERA: 0.00	IP: 13 WLS: W BF: 113 ERA: 0.00
24 David Price, L ERA: 6.0	IP: 6.2 WLS: W BF: 27 ERA: 6.0	IP: 6.2 WLS: W BF: 27 ERA: 6.0	IP: 1 WLS: W BF: 12 ERA: 2.03	IP: 0 WLS: W BF: 12 ERA: 2.03	IP: 0 WLS: W BF: 12 ERA: 2.03	IP: 7 WLS: W BF: 113 ERA: 0.00	IP: 7 WLS: W BF: 113 ERA: 0.00	IP: 9 WLS: W BF: 13 ERA: 0.00	IP: 13 WLS: W BF: 113 ERA: 0.00	IP: 13 WLS: W BF: 113 ERA: 0.00	IP: 13 WLS: W BF: 113 ERA: 0.00	IP: 13 WLS: W BF: 113 ERA: 0.00	IP: 13 WLS: W BF: 113 ERA: 0.00	IP: 13 WLS: W BF: 113 ERA: 0.00	IP: 13 WLS: W BF: 113 ERA: 0.00	IP: 13 WLS: W BF: 113 ERA: 0.00	IP: 13 WLS: W BF: 113 ERA: 0.00	IP: 13 WLS: W BF: 113 ERA: 0.00
36 Junichi Tazawa, R ERA: 2.03	IP: 1.1 WLS: W BF: 5 ERA: 2.03	IP: 1.1 WLS: W BF: 5 ERA: 2.03	IP: 0 WLS: W BF: 12 ERA: 2.03	IP: 0 WLS: W BF: 12 ERA: 2.03	IP: 0 WLS: W BF: 12 ERA: 2.03	IP: 7 WLS: W BF: 113 ERA: 0.00	IP: 7 WLS: W BF: 113 ERA: 0.00	IP: 9 WLS: W BF: 13 ERA: 0.00	IP: 13 WLS: W BF: 113 ERA: 0.00	IP: 13 WLS: W BF: 113 ERA: 0.00	IP: 13 WLS: W BF: 113 ERA: 0.00	IP: 13 WLS: W BF: 113 ERA: 0.00	IP: 13 WLS: W BF: 113 ERA: 0.00	IP: 13 WLS: W BF: 113 ERA: 0.00	IP: 13 WLS: W BF: 113 ERA: 0.00	IP: 13 WLS: W BF: 113 ERA: 0.00	IP: 13 WLS: W BF: 113 ERA: 0.00	IP: 13 WLS: W BF: 113 ERA: 0.00
37 Heath Hembree, R ERA: 2.03	IP: 1.0 WLS: W BF: 3 ERA: 2.03	IP: 1.0 WLS: W BF: 3 ERA: 2.03	IP: 0 WLS: W BF: 12 ERA: 2.03	IP: 0 WLS: W BF: 12 ERA: 2.03	IP: 0 WLS: W BF: 12 ERA: 2.03	IP: 7 WLS: W BF: 113 ERA: 0.00	IP: 7 WLS: W BF: 113 ERA: 0.00	IP: 9 WLS: W BF: 13 ERA: 0.00	IP: 13 WLS: W BF: 113 ERA: 0.00	IP: 13 WLS: W BF: 113 ERA: 0.00	IP: 13 WLS: W BF: 113 ERA: 0.00	IP: 13 WLS: W BF: 113 ERA: 0.00	IP: 13 WLS: W BF: 113 ERA: 0.00	IP: 13 WLS: W BF: 113 ERA: 0.00	IP: 13 WLS: W BF: 113 ERA: 0.00	IP: 13 WLS: W BF: 113 ERA: 0.00	IP: 13 WLS: W BF: 113 ERA: 0.00	IP: 13 WLS: W BF: 113 ERA: 0.00

Houston Astros @ Boston Red Sox
Fenway Park, Boston, MA
Thu May 12 2016, 7:10 PM - 10:06 PM EDT
Att: 34,982 - Partly Cloudy - 62 F

AB	34
R	1
H	7
RBI	1
BB	1
SO	12
LOB	20



Batter	1	2	3	4	5	6	7	8	9	AB	R	H	RBI	BB	SO	LOB	BOTTOM			
50 Mookie Betts, R OBP: 0.293, SLG: 0.430										5	2	1	3	0	0	1				
15 Dustin Pedroia, R OBP: 0.361, SLG: 0.497										3	1	1	0	1	0	0				
12 Brock Holt, L OBP: 0.355, SLG: 0.424										5	1	2	3	0	1	2				
2 Xander Bogaerts, R OBP: 0.385, SLG: 0.479										5	1	2	3	0	1	2				
34 David Ortiz, L OBP: 0.401, SLG: 0.672										4	1	1	1	0	1	0				
13 Hanley Ramirez, R OBP: 0.361, SLG: 0.473										3	2	3	1	1	0	0				
32 Josh Rutledge, R OBP: 0.455, SLG: 0.526										1	0	0	0	0	1	1				
30 Chris Young, R OBP: 0.327, SLG: 0.404										4	0	1	1	0	2	3				
47 Travis Shaw, L OBP: 0.387, SLG: 0.539										4	0	1	1	0	0	1				
7 Christian Vázquez, R OBP: 0.303, SLG: 0.377										3	2	1	0	1	2	2				
25 Jackie Bradley Jr., L OBP: 0.371, SLG: 0.607										4	1	2	1	0	0	1				
Inning Stats	R: 2 H: 2 E: 0 K: 2 S: 18	H: 2 LOB: 1 BB: 1 P: 28	R: 1 H: 1 E: 0 K: 0 S: 11	H: 3 LOB: 2 BB: 2 P: 24	R: 2 H: 3 E: 0 K: 1 S: 13	H: 3 LOB: 1 BB: 0 P: 17	R: 0 H: 0 E: 0 K: 0 S: 8	R: 0 H: 0 E: 0 K: 0 S: 11	R: 0 H: 1 E: 0 K: 0 S: 6	R: 0 H: 0 E: 0 K: 0 S: 12	R: 3 H: 3 E: 0 K: 1 S: 14	R: 3 H: 3 E: 0 K: 1 S: 14	R: 1 H: 2 E: 0 K: 2 S: 11	R: 1 H: 2 E: 0 K: 2 S: 11	R: 2 H: 2 E: 1 K: 1 S: 13	R: 2 H: 2 E: 1 K: 1 S: 13	1B: 8 2B: 4 3B: 0 HR: 2	SF: 1 SAC: 0 DP: 1 HBP: 0	WP: 2 PB: 0 SB: 0 CS: 0	PA: 41
PITCHER	IP: 6.0 WLS: L BF: 30 ERA: 5.88	IP: 6.0 WLS: L BF: 30 ERA: 5.88	IP: 4 WLS: W BF: 11 ERA: 6.89	IP: 4 WLS: W BF: 11 ERA: 6.89	IP: 4 WLS: W BF: 11 ERA: 6.89	IP: 24 WLS: W BF: 32 ERA: 4.50	IP: 24 WLS: W BF: 32 ERA: 4.50	IP: 24 WLS: W BF: 32 ERA: 4.50	IP: 24 WLS: W BF: 32 ERA: 4.50	IP: 24 WLS: W BF: 32 ERA: 4.50	IP: 24 WLS: W BF: 32 ERA: 4.50	IP: 24 WLS: W BF: 32 ERA: 4.50	IP: 24 WLS: W BF: 32 ERA: 4.50	IP: 24 WLS: W BF: 32 ERA: 4.50	IP: 24 WLS: W BF: 32 ERA: 4.50	IP: 24 WLS: W BF: 32 ERA: 4.50	IP: 24 WLS: W BF: 32 ERA: 4.50	IP: 24 WLS: W BF: 32 ERA: 4.50	IP: 24 WLS: W BF: 32 ERA: 4.50	
60 Dallas Keuchel, L ERA: 5.88	IP: 6.0 WLS: L BF: 30 ERA: 5.88	IP: 6.0 WLS: L BF: 30 ERA: 5.88	IP: 4 WLS: W BF: 11 ERA: 6.89	IP: 4 WLS: W BF: 11 ERA: 6.89	IP: 4 WLS: W BF: 11 ERA: 6.89	IP: 24 WLS: W BF: 32 ERA: 4.50	IP: 24 WLS: W BF: 32 ERA: 4.50	IP: 24 WLS: W BF: 32 ERA: 4.50	IP: 24 WLS: W BF: 32 ERA: 4.50	IP: 24 WLS: W BF: 32 ERA: 4.50	IP: 24 WLS: W BF: 32 ERA: 4.50	IP: 24 WLS: W BF: 32 ERA: 4.50	IP: 24 WLS: W BF: 32 ERA: 4.50	IP: 24 WLS: W BF: 32 ERA: 4.50	IP: 24 WLS: W BF: 32 ERA: 4.50	IP: 24 WLS: W BF: 32 ERA: 4.50	IP: 24 WLS: W BF: 32 ERA: 4.50	IP: 24 WLS: W BF: 32 ERA: 4.50		
35 Josh Fields, R ERA: 6.89	IP: 2.0 WLS: W BF: 1																			

Batter	1	2	3	4	5	6	7	8	9	10	11	AB	R	H	RBI	BB	SO	LOB	TOP						
27 Jose Altuve, R OBP: 0.437, SLG: 0.642	(1,4) 2-0 B FC 88 B FF 82 X FC 99	4-1 C FF 93 B FF 81 B CH 82 B FC 90		4-2 B CU 78 B CH 81 B FC 90 S SI 92 S SI 93			2-0 B SL 86 B SI 93 X SI 92		0-1 F CU 75 X FF 93		4-0 I IN 69 I IN 70 I IN 66	3	1	2	0	3	0	0							
4 George Springer, R OBP: 0.363, SLG: 0.590	(1,9) 0-0 1 SAFE X SI 92	3-1 C SI 93 D FF 93 F FC 94 X FC 90		1-2 1 SAFE X SI 92 X CH 79			1-2 C SI 93 1 SAFE B SI 92 C SI 92 X SL 86		3-2 B FO 87 C FF 87 F FC 94 F FC 93 X SL 78		2-1 B FS 79 C FS 79 B FS 78 X FS 79	6	1	1	4	0	0	5							
1 Carlos Correa, R OBP: 0.387, SLG: 0.457	(1,6) 1-0 B FF 92 X SI 94	0-1 C CU 79 X SI 94		1-3 C CU 78 B SI 91 C FC 89			3-1 B SL 86 B SI 86 B SI 89 X SI 94		1-0 H CU 77		2-1 S FO 82 1 SAFE B FF 92 D FO 85	4	1	2	1	0	1	0							
28 Colby Rasmus, L OBP: 0.344, SLG: 0.440	(1,7) 1-2 C CU 77 B CH 82 S CH 82 X CU 88		1-1 C CU 77 S FC 90 X CU 79				0-1 F FC 88 X CH 81		3-3 L SI 93 1 SAFE S CU 81 B FF 88 B FF 92 C SI 88		2-1 S FO 82 1 SAFE B FF 92 D FO 85	5	0	2	0	0	1	1							
9 Marwin Gonzalez, S OBP: 0.304, SLG: 0.432	(1,3) 0-3 L FC 88 1 SAFE C FF 90 C SI 93	1-3 S FC 90 S CH 82 D FS 86 S CH 81		1-3 C FS 85 B CH 81 B FC 89 S CH 81			2-2 B FF 82 B SI 89 F SL 86 X SI 89		2-2 B FF 86 F FF 87 F FF 86 X FF 87		1-2 S FF 87 F FF 86 X FC 85	5	0	1	0	0	3	2							
18 Luis Valbuena, L OBP: 0.362, SLG: 0.297	(1,5) 2-2 C SI 90 S CH 82 F FS 82 F FS 86 B CH 81 X FC 90	2-3 B CU 77 1 SAFE S FC 90 F CH 81 F CH 81 B FF 93 Y SAFE		2-1 B SI 91 S CH 82 X CH 80			0-0 X SL 86		1-2 S FF 87 F FF 86 X FC 85		1-2 S FF 87 F FF 86 X FC 85	4	1	1	0	0	1	1							
20 Preston Tucker, L OBP: 0.224, SLG: 0.370	(1,10) 1-2 C CU 77 C CU 79 1 SAFE F FC 90 X CH 81	0-0 X CH 80		0-1 C CU 77 X CH 80			2-1 B SI 91 S CH 82 X CH 80		4-0 I IN 48 I IN 47		3-3 B SL 81 S FS 79 B FS 79 F FS 76 F FS 78 F FS 79 S FS 80	3	0	0	0	0	0	2							
13 Tyler White, R OBP: 0.299, SLG: 0.442	(8, PH)	1-2 C CU 77 C CU 79 1 SAFE F FC 90 X CH 81		0-1 C CU 77 X CH 80			2-1 B SI 91 S CH 82 X CH 80		4-0 I IN 48 I IN 47		3-3 B SL 81 S FS 79 B FS 79 F FS 76 F FS 78 F FS 79 S FS 80	0	0	0	0	1	0	0							
30 Carlos Gómez, R OBP: 0.232, SLG: 0.254	(8, PH)	1-2 C CU 77 C CU 79 1 SAFE F FC 90 X CH 81		0-1 C CU 77 X CH 80			2-1 B SI 91 S CH 82 X CH 80		4-0 I IN 48 I IN 47		3-3 B SL 81 S FS 79 B FS 79 F FS 76 F FS 78 F FS 79 S FS 80	0	0	0	0	1	0	0							
15 Jason Castro, L OBP: 0.353, SLG: 0.393	(1,2) 4-2 B CH 81 1 SAFE F FC 97 B SI 92 B SI 92	2-2 B CH 79 1 SAFE F FC 97 B SI 92 B SI 92		1-1 B CH 81 X FF 93			2-0 B CH 80 X FC 89		4-2 1 SAFE B SI 88 B SI 82 3 SAFE S SI 90 D SI 92		2-3 B FS 79 F FS 79 F FS 79 S FS 80	3	1	1	0	2	1	0							
6 Jake Marisnick, R OBP: 0.129, SLG: 0.133	(1,8) 3-2 S FC 88 B SI 92 B SI 92 B CH 81 X FC 90	0-2 S FC 88 B SI 92 B SI 92 B CH 81 X FC 90		1-2 F CH 81 B SI 92 C CU 79 X CU 79			0-1 C FC 80 X SI 93		1-3 B FF 92 B FF 92 B FF 92 T FF 93		3-2 S FS 79 B FS 79 B FS 79 F FS 79 F FS 79 B FS 79 X FF 87	5	0	1	0	0	1	5							
Inning Stats	R: 1 E: 0 K: 1 S: 10	H: 3 LOB: 1 BB: 0 P: 14	R: 4 E: 0 K: 0 S: 19	H: 2 LOB: 0 BB: 2 P: 36	R: 0 E: 0 K: 2 S: 12	H: 1 LOB: 1 BB: 0 P: 16	R: 0 E: 0 K: 0 S: 11	H: 0 LOB: 1 BB: 1 P: 18	R: 0 E: 0 K: 1 S: 7	H: 1 LOB: 1 BB: 0 P: 11	R: 0 E: 0 K: 1 S: 11	H: 2 LOB: 1 BB: 2 P: 24	R: 0 E: 0 K: 0 S: 6	H: 0 LOB: 0 BB: 0 P: 12	R: 0 E: 0 K: 0 S: 7	H: 0 LOB: 0 BB: 0 P: 10	R: 0 E: 0 K: 2 S: 14	H: 1 LOB: 2 BB: 1 P: 28	1B: 6 2B: 3 3B: 0 HR: 2	SF: 0 SAC: 1 DP: 2 HBP: 1	WP: 0 PB: 0 SB: 0 CS: 3	PA: 48			
11 Clay Buchholz, R ERA: 6.11	(1,1) 6.0 IP	WLS 27	BF 7	H 5	R 5	ER 5	SO 5	BB 3	IBB 0	HBP 0	BLK 0	WP 0	HR 2	S 67	P 105	ERA 7.50	WHIP 1.667								
39 Carson Smith, R ERA: 1.53	(7,1) 0.2	3	2	0	0	0	0	0	0	0	0	0	0	6	12	0.00	3.000								
59 Tommy Layne, L ERA: 1.84	(7,1) 1.0	5	1	0	0	1	1	1	1	0	0	0	0	11	24	0.00	2.000								
36 Junichi Tazawa, R ERA: 1.84	(8,1) 1.1	4	0	0	0	1	0	0	1	0	0	0	0	9	18	0.00	0.000								
46 Craig Kimbrel, R ERA: 2.81	(10,1) 1.0	3	0	0	0	0	0	0	0	0	0	0	0	7	10	0.00	0.000								

Houston Astros @ Boston Red Sox
Fenway Park, Boston, MA
Sat May 14 2016, 1:08 PM - 5:20 PM EDT
Att: 37,430 - Sunny - 73 F

livebaseballscores.com

AB 39
R 5
H 11
RBI 5
BB 6
SO 9
LOB 16



Batter	1	2	3	4	5	6	7	8	9	10	11	AB	R	H	RBI	BB	SO	LOB	BOTTOM					
50 Mookie Betts, R OBP: 0.298, SLG: 0.429	(1,9) 2-1 B FF 88 B FC 88 X FC 88	2-1 B CU 73 B CH 85 X CU 72		2-1 D CU 74 F FF 89 X CU 73			4-0 B FC 85 B CU 73 B FF 89		3-1 B SI 89 B SI 88 B SI 88 X SI 90		0-0 X FF 94	5	1	2	1	1	0	1						
25 Jackie Bradley Jr., L OBP: 0.360, SLG: 0.663	(1,8) 2-2 B CU 71 B CH 84 F FC 90 S FF 90 X CH 84	1-1 D CU 71 C FC 90 X CH 84		0-1 C CU 72 X FF 90			1-1 B FF 89 C SI 84 X CH 84		4-1 B SI 89 B SI 88 B SI 88		0-1 C FF 88 X CH 87	5	0	1	0	1	0	4						
2 Xander Bogaerts, R OBP: 0.389, SLG: 0.490	(1,6) 0-1 C CU 71 X FC 87		0-0 X FF 89				0-2 C FC 86 X FF 90		1-2 C SI 88 C CH 83 X SI 90		3-1 B SI 90 B SI 89 B SI 88 X SI 90	6	3	3	1	0	0	1						
34 David Ortiz, L OBP: 0.405, SLG: 0.695	(1,10) 4-2 F CU 74 D CU 73 B FF 90 B CH 86 F FC 90 B SI 90	3-2 C CH 83 S CU 72 B CU 73 B FF 90 B CH 83 X FC 87		0-0 X SI 90			1-2 C SI 91 B SI 86 S SI 91 T CH 87		0-1 F FF 88 X SI 88		0-1 F FF 88 1-H	5	1	3	3	1	1	1						
13 Hanley Ramirez, R OBP: 0.359, SLG: 0.460	(1,3) 0-1 F FF 90 X SI 90	0-1 C CU 71 X FC 87		0-0 X SI 90			1-3 B SI 90 B SI 89 F CH 84 S FF 90		2-3 C SI 83 B SI 88 S SI 90		0-0 X FF 89	5	0	1	0	0	2	5						
47 Travis Shaw, L OBP: 0.404, SLG: 0.567	(1,5) 4-2 B FC 88 C CU 70 D CU 72 F CH 84 B CH 85 F FC 87 F FC 90	4-2 B FC 88 C CU 70 D CU 72 F CH 84 B CH 85 F FC 87 F FC 90		1-2 C CU 72 F FC 88 B SI 90 X CU 73			0-0 X CU 72		4-1 B CU 82 B FC 92 B SI 90 B FC 92		0-1 C FF 86 X FF 96	3	0	1	1	2	0	2						
32 Josh Rutledge, R OBP: 0.423, SLG: 0.522	(1,4) 1-0 B FC 86 X FF 90	1-0 B FC 86 X FF 90		1-2 C FF 87 B FF 89 X CU 71			1-3 C FF 87 B FF 89 S FC 86		1-0 B FF 92 X FC 92		0-3 L FF 87 F FF 87 S SL 84	4	1	1	0	0	2	4						
12 Brock Holt, L OBP: 0.345, SLG: 0.400	(1,7) 2-1 B FF 88 B FC 87 X CH 82	2-1 B FF 88 B FC 87 X CH 82		0-0 X FF 90			0-2 C FC 86 X FC 86		0-1 C FC 93 X FC 84		2-1 B FF 86 B SI 86 B SL 83 X FF 88	5	0	1	0	0	0	3						
7 Christian Vázquez, R OBP: 0.304, SLG: 0.375	(1,2) 1-2 C FF 90 C CU 71 B FF 90 X CU 72	1-2 C FF 90 C CU 71 B FF 90 X CU 72		1-1 C FF 90 C CU 71 B FF 90 X CU 72			0-1 C SAFE C CU 71 1 SAFE X CU 72		0-0 X FC 84		2-2 C SL 85 C FF 96 B SL 87 X FF 99	3	0	1	0	0	0	1						
15 Dustin Pedroia, R OBP: 0.348, SLG: 0.444	(8, PH)	1-2 C FF 90 C CU 71 B FF 90 X CU 72		1-1 C FF 90 C CU 71 B FF 90 X CU 72			0-1 C SAFE C CU 71 1 SAFE X CU 72		0-0 X FC 84		2-2 C SL 85 C FF 96 B SL 87 X FF 99	1	0	0	0	0	0	1						
10 Ryan Hanigan, R OBP: 0.231, SLG: 0.213	(8, 2)	1-2 C FF 90 C CU 71 B FF 90 X CU 72		1-1 C FF 90 C CU 71 B FF 90 X CU 72			0-1 C SAFE C CU 71 1 SAFE X CU 72		0-0 X FC 84		2-3 C SL 85 C FF 96 B SL 87 X FF 99	1	0	0	0	0	0	1						
Inning Stats	R: 2 E: 0 K: 0 S: 19	H: 3 LOB: 2 BB: 2 P: 32	R: 0 E: 0 K: 0 S: 9	H: 1 LOB: 1 BB: 0 P: 15	R: 1 E: 0 K: 0 S: 8	H: 2 LOB: 0 BB: 0 P: 12	R: 1 E: 0 K: 0 S: 10	H: 2 LOB: 1 BB: 0 P: 14	R: 0 E: 0 K: 1 S: 9	H: 0 LOB: 0 BB: 1 P: 17	R: 0 E: 0 K: 2 S: 11	H: 0 LOB: 0 BB: 0 P: 15	R: 0 E: 0 K: 0 S: 5	H: 1 LOB: 1 BB: 1 P: 18	R: 0 E: 0 K: 1 S: 11	H: 1 LOB: 1 BB: 0 P: 15	R: 1 E: 0 K: 0 S: 9	H: 2 LOB: 1 BB: 0 P: 14	1B: 7 2B: 5 3B: 1 HR: 1	SF: 0 SAC: 1 DP: 2 HBP: 0	WP: 2 PB: 0 SB: 0 CS: 0	PA: 49		
31 Collin McHugh, R ERA: 5.58	(1,1) 6.0 IP	WLS 29	BF 10	H 4	R 4	ER 4	SO 2	BB 3	IBB 0	HBP 0	BLK 0	WP 0	HR 1	S 66	P 100	ERA 6.00	WHIP 2.167							
37 Pat Neshek, R ERA: 3.38	(7,1) 1.0	H 3	0	0	0	2	0	0	0	0	0	0	0	11	15	0.00	0.000							
36 Will Harris, R ERA: 0.51	(8,1) 1.0	H 4	0	0	0	0	1	0	0	0	0	0	0	5	10	0.00	1.000							
44 Luke Gregerson, R ERA: 3.78	(9,1) 1.0	B 5	1	1	1	0	1	0	0	0	0	0	0	8	18	9.00	2.000							
53 Ken Giles, R ERA: 7.2	(10,1) 1.0	4	1	0	0	1	0	0	0	0	0	0	0	11	15	0.00	1.000							

Houston Astros @ Boston Red Sox
Fenway Park, Boston, MA
Sat May 14 2016, 1:08 PM - 5:20 PM EDT
Att: 37,430 - Sunny - 73 F

livebaseballscores.com

AB 43
R 6
H 14
RBI 6
SO 5
LOB 24



Batter	1	2	3	4	5	6	7	8	9	AB	R	H	RBI	BB	SO	LOB	TOP								
27 Jose Altuve, R OBP: 0.430, SLG: 0.627										5	2	1	0	0	0	3	Houston Astros @ Boston Red Sox Fenway Park, Boston, MA Sun May 15 2016, 1:35 PM - 5:14 PM EDT Att: 35,736 - Partly Cloudy + 58 F								
4 George Springer, R OBP: 0.355, SLG: 0.450										5	1	1	0	0	2	1									
1 Carlos Correa, R OBP: 0.361, SLG: 0.469										5	2	1	1	0	2	2									
28 Colby Rasmus, L OBP: 0.346, SLG: 0.446										5	2	2	1	0	1	2									
13 Tyler White, R OBP: 0.311, SLG: 0.439										3	1	1	1	2	2	1									
18 Luis Valbuena, L OBP: 0.306, SLG: 0.340										5	1	2	5	0	0	2									
30 Carlos Gómez, R OBP: 0.238, SLG: 0.248										3	0	0	0	1	1	0									
20 Preston Tucker, L OBP: 0.213, SLG: 0.353										4	0	0	0	0	2	4									
15 Jason Castro, L OBP: 0.358, SLG: 0.384										2	0	0	0	2	0	1									
Inning Stats	R: 0 E: 0 K: 1 S: 9	H: 0 LOB: 0 BB: 0 P: 12	R: 3 E: 1 K: 1 S: 17	H: 1 LOB: 1 BB: 2 P: 30	R: 1 E: 0 K: 1 S: 12	H: 2 LOB: 1 BB: 0 P: 17	R: 0 E: 0 K: 0 S: 7	H: 0 LOB: 0 BB: 0 P: 12	R: 2 E: 0 K: 2 S: 15	H: 3 LOB: 3 BB: 1 P: 31	R: 3 E: 1 K: 1 S: 17	H: 2 LOB: 1 BB: 1 P: 25	R: 0 E: 0 K: 0 S: 7	H: 0 LOB: 0 BB: 0 P: 14	R: 0 E: 0 K: 2 S: 7	H: 0 LOB: 0 BB: 0 P: 18	R: 0 E: 0 K: 2 S: 9	H: 0 LOB: 0 BB: 0 P: 18	1B: 4 2B: 2 3B: 0 HR: 2	SF: 0 SAC: 0 DP: 0 HBP: 1	WP: 0 PB: 0 SB: 3 CS: 0	PA: 43			
PITCHER	IP WLS BF H R ER SO BB IBB HBP BLK WP HR S P ERA WHIP	IP WLS BF H R ER SO BB IBB HBP BLK WP HR S P ERA WHIP	IP WLS BF H R ER SO BB IBB HBP BLK WP HR S P ERA WHIP	IP WLS BF H R ER SO BB IBB HBP BLK WP HR S P ERA WHIP	IP WLS BF H R ER SO BB IBB HBP BLK WP HR S P ERA WHIP	IP WLS BF H R ER SO BB IBB HBP BLK WP HR S P ERA WHIP	IP WLS BF H R ER SO BB IBB HBP BLK WP HR S P ERA WHIP	IP WLS BF H R ER SO BB IBB HBP BLK WP HR S P ERA WHIP	IP WLS BF H R ER SO BB IBB HBP BLK WP HR S P ERA WHIP	IP WLS BF H R ER SO BB IBB HBP BLK WP HR S P ERA WHIP	IP WLS BF H R ER SO BB IBB HBP BLK WP HR S P ERA WHIP	IP WLS BF H R ER SO BB IBB HBP BLK WP HR S P ERA WHIP	IP WLS BF H R ER SO BB IBB HBP BLK WP HR S P ERA WHIP	IP WLS BF H R ER SO BB IBB HBP BLK WP HR S P ERA WHIP	IP WLS BF H R ER SO BB IBB HBP BLK WP HR S P ERA WHIP	IP WLS BF H R ER SO BB IBB HBP BLK WP HR S P ERA WHIP	IP WLS BF H R ER SO BB IBB HBP BLK WP HR S P ERA WHIP	IP WLS BF H R ER SO BB IBB HBP BLK WP HR S P ERA WHIP	IP WLS BF H R ER SO BB IBB HBP BLK WP HR S P ERA WHIP	IP WLS BF H R ER SO BB IBB HBP BLK WP HR S P ERA WHIP	IP WLS BF H R ER SO BB IBB HBP BLK WP HR S P ERA WHIP	IP WLS BF H R ER SO BB IBB HBP BLK WP HR S P ERA WHIP	IP WLS BF H R ER SO BB IBB HBP BLK WP HR S P ERA WHIP	IP WLS BF H R ER SO BB IBB HBP BLK WP HR S P ERA WHIP	IP WLS BF H R ER SO BB IBB HBP BLK WP HR S P ERA WHIP

Houston Astros @ Boston Red Sox
Fenway Park, Boston, MA
Sun May 15 2016, 1:35 PM - 5:14 PM EDT
Att: 35,736 - Partly Cloudy + 58 F

AB	37
R	9
H	8
RBI	8
BB	5
SO	10
LOB	16



Batter	1	2	3	4	5	6	7	8	9	AB	R	H	RBI	BB	SO	LOB	BOTTOM
50 Mookie Betts, R OBP: 0.306, SLG: 0.442										4	2	2	1	1	0	1	Houston Astros @ Boston Red Sox Fenway Park, Boston, MA Sun May 15 2016, 1:35 PM - 5:14 PM EDT Att: 35,736 - Partly Cloudy + 58 F
15 Dustin Pedroia, R OBP: 0.394, SLG: 0.478										4	1	1	0	1	0	3	
2 Xander Bogaerts, R OBP: 0.390, SLG: 0.503										4	1	1	3	1	0	2	
47 Travis Shaw, L OBP: 0.391, SLG: 0.547										5	0	0	0	0	1	4	
13 Hanley Ramirez, R OBP: 0.367, SLG: 0.479										5	1	3	1	0	1	3	
25 Jackie Bradley Jr., L OBP: 0.374, SLG: 0.588										5	0	1	0	0	0	3	
32 Josh Rutledge, R OBP: 0.467, SLG: 0.593										4	3	3	0	0	0	2	
12 Brock Holt, L OBP: 0.333, SLG: 0.385										4	0	0	0	0	2	6	
30 Chris Young, R OBP: 0.327, SLG: 0.404																	

Batter	1	2	3	4	5	6	7	8	9	AB	R	H	RBI	BB	SO	LOB	TOP					
27 Jose Altuve, R OBP: 0.437, SLG: 0.621																						
4 George Springer, R OBP: 0.355, SLG: 0.475																						
1 Carlos Correa, R OBP: 0.374, SLG: 0.455																						
28 Colby Rasmus, L OBP: 0.335, SLG: 0.447																						
11 Evan Gattis, R OBP: 0.284, SLG: 0.356																						
8 Colin Moran, L																						
18 Luis Valbuena, L OBP: 0.302, SLG: 0.333																						
15 Jason Castro, L OBP: 0.365, SLG: 0.415																						
16 Tony Kemp, L OBP: 0.750, SLG: 1.000																						
6 Jake Marisnick, R OBP: 0.139, SLG: 0.143																						
Inning Stats	R: 1 E: 0 K: 2 S: 15	H: 2 LOB: 2 BB: 1 P: 24	R: 1 E: 0 K: 0 S: 9	H: 2 LOB: 1 BB: 0 P: 13	R: 0 E: 0 K: 1 S: 10	H: 1 LOB: 1 BB: 0 P: 13	R: 1 E: 0 K: 0 S: 11	H: 2 LOB: 2 BB: 1 P: 18	R: 1 E: 0 K: 1 S: 9	H: 2 LOB: 0 BB: 0 P: 16	R: 1 E: 0 K: 1 S: 11	H: 3 LOB: 2 BB: 0 P: 12	R: 0 E: 0 K: 0 S: 8	H: 0 LOB: 0 BB: 2 P: 15	R: 0 E: 0 K: 2 S: 8	H: 0 LOB: 0 BB: 2 P: 10	R: 0 E: 0 K: 2 S: 8	H: 0 LOB: 0 BB: 0 P: 12	1B: 10 2B: 1 3B: 1 HR: 2	SF: 0 SAC: 0 DP: 2 HBP: 0	WP: 0 PB: 0 SB: 1 CS: 0	PA: 41
PITCHER	IP WLS BF H R ER SO BB IBB HBP BLK WP HR S P ERA WHIP																					
38 Mat Latos, R ERA: 4.0	5.1 L 28 11 5 5 3 2 0 0 0 0 0 2 58 88 8.44 2.438																					
57 Zach Putnam, R ERA: 3.52	1.0 5 1 0 0 2 1 0 0 0 0 0 0 12 18 0.00 2.000																					
43 Dan Jennings, L ERA: 2.0	2.2 8 1 0 0 2 2 0 0 0 0 0 0 13 27 0.00 1.125																					

Houston Astros @ Chicago White Sox
U.S. Cellular Field, Chicago, IL
Wed May 18 2016, 8:12 PM - 11:08 PM EDT
Att. 14,936 - Clear - 57 F

AB	36
R	5
H	13
RBI	5
BB	5
SO	7
LOB	25



Batter	1	2	3	4	5	6	7	8	9	AB	R	H	RBI	BB	SO	LOB	BOTTOM					
1 Adam Eaton, L OBP: 0.406, SLG: 0.435																						
7 Jimmy Rollins, S OBP: 0.296, SLG: 0.368																						
79 José Abreu, R OBP: 0.328, SLG: 0.418																						
21 Todd Frazier, R OBP: 0.324, SLG: 0.500																						
53 Melky Cabrera, S OBP: 0.371, SLG: 0.413																						
15 Brett Lawrie, R OBP: 0.341, SLG: 0.435																						
26 Avisail García, R OBP: 0.323, SLG: 0.427																						
27 Dioner Navarro, S OBP: 0.263, SLG: 0.393																						
18 Tyler Saladino, R OBP: 0.250, SLG: 0.348																						
31 Alex Avila, L OBP: 0.333, SLG: 0.273																						
10 Austin Jackson, R OBP: 0.293, SLG: 0.313																						
Inning Stats	R: 1 E: 0 K: 0 S: 11	H: 3 LOB: 1 BB: 1 P: 20	R: 0 E: 0 K: 2 S: 8	H: 0 LOB: 0 BB: 0 P: 14	R: 0 E: 0 K: 1 S: 6	H: 0 LOB: 0 BB: 0 P: 8	R: 0 E: 0 K: 1 S: 8	H: 1 LOB: 1 BB: 0 P: 16	R: 0 E: 0 K: 0 S: 11	H: 2 LOB: 2 BB: 0 P: 20	R: 1 E: 0 K: 1 S: 11	H: 2 LOB: 3 BB: 0 P: 14	R: 1 E: 0 K: 0 S: 15	H: 2 LOB: 1 BB: 1 P: 29	R: 0 E: 0 K: 2 S: 11	H: 0 LOB: 0 BB: 0 P: 15	R: 0 E: 0 K: 1 S: 10	H: 0 LOB: 0 BB: 0 P: 15	1B: 7 2B: 2 3B: 1 HR: 0	SF: 0 SAC: 0 DP: 1 HBP: 0	WP: 0 PB: 0 SB: 0 CS: 0	PA: 37
PITCHER	IP WLS BF H R ER SO BB IBB HBP BLK WP HR S P ERA WHIP																					
58 Doug Fister, R ERA: 4.22	1.1 6.1 W 4 1 0 0 0 1 0 0 0 0 0 0 10 18 0.00 3.000																					
53 Ken Giles, R ERA: 6.61	0.2 H 4 1 0 0 0 1 0 0 0 0 0 0 11 15 0.00 0.000																					
36 Will Harris, R ERA: 0.46	1.0 S 3 0 0 0 0 0 0 0 0 0 0 0 10 15 0.00 0.000																					
44 Luke Gregerson, R ERA: 3.86	1.0 S 3 0 0 0 0 1 0 0 0 0 0 0 10 15 0.00 0.000																					

Houston Astros @ Chicago White Sox
U.S. Cellular Field, Chicago, IL
Wed May 18 2016, 8:12 PM - 11:08 PM EDT
Att. 14,936 - Clear - 57 F

AB	35
R	3
H	10
RBI	3
BB	2
SO	8
LOB	14




Batter	1	2	3	4	5	6	7	8	9	AB	R	H	RBI	BB	SO	LOB	TOP					
27 Jose Altuve, R OBP: 0.433, SLG: 0.612	L7		G6-3			FC5-4 1B			K	4	0	1	0	0	1	0	Houston Astros @ Chicago White Sox U.S. Cellular Field, Chicago, IL Thu May 19 2016, 8:12 PM - 10:21 PM EDT Att: 20,096 - Clear - 66 F					
4 George Springer, R OBP: 0.356, SLG: 0.470	G5-3			K		FC5-4 1-2			1B	4	0	1	0	0	1	1						
1 Carlos Correa, R OBP: 0.366, SLG: 0.443	F9		G6-3				K		F7	4	0	0	0	0	1	1						
13 Tyler White, R OBP: 0.315, SLG: 0.496		K		P2			K		K	4	0	0	0	0	3	1						
9 Marwin Gonzalez, S OBP: 0.282, SLG: 0.398	L5				G3-1				F9	3	0	0	0	0	0	0						
11 Evan Gattis, R OBP: 0.298, SLG: 0.408					G6-3				1B	3	1	2	1	0	0	0						
18 Luis Valbuena, L OBP: 0.295, SLG: 0.325					K				P4	3	0	0	0	0	2	1						
6 Jake Marisnick, R OBP: 0.128, SLG: 0.132			K			G4-3			L6	3	0	0	0	0	1	0						
16 Tony Kemp, L OBP: 0.429, SLG: 0.500			G4-3			G6-3			G6-3	3	0	0	0	0	0	0						
Inning Stats	R: 0 E: 0 K: 0 S: 12	H: 0 LOB: 0 BB: 0 P: 17	R: 0 E: 0 K: 2 S: 11	H: 1 LOB: 1 BB: 0 P: 16	R: 0 E: 0 K: 1 S: 10	H: 0 LOB: 0 BB: 0 P: 14	R: 0 E: 0 K: 1 S: 8	H: 0 LOB: 0 BB: 0 P: 9	R: 0 E: 0 K: 1 S: 8	H: 0 LOB: 0 BB: 0 P: 11	R: 0 E: 0 K: 0 S: 6	H: 1 LOB: 1 BB: 0 P: 6	R: 0 E: 0 K: 2 S: 9	H: 0 LOB: 0 BB: 0 P: 11	R: 1 E: 0 K: 0 S: 6	H: 1 LOB: 0 BB: 0 P: 9	R: 0 E: 0 K: 2 S: 10	H: 1 LOB: 1 BB: 0 P: 14	1B: 3 2B: 0 3B: 0 HR: 1	SF: 0 SAC: 0 DP: 0 HBP: 0	WP: 0 PB: 0 SB: 0 CS: 0	PA: 31
PITCHER 49 Chris Sale, L ERA: 1.58	IP: 9.0 WLS: W BF: 31 H: 4 R: 1 ER: 1 SO: 9 BB: 0 IBB: 0 HBP: 0 BLK: 0 WP: 0 HR: 1 S: 80 P: 107 ERA: 1.00 WHIP: 0.444																					

Batter	1	2	3	4	5	6	7	8	9	AB	R	H	RBI	BB	SO	LOB	BOTTOM					
1 Adam Eaton, L OBP: 0.402, SLG: 0.443	K2-3		G1-3			3B		G4-3		4	0	1	0	0	1	0	Houston Astros @ Chicago White Sox U.S. Cellular Field, Chicago, IL Thu May 19 2016, 8:12 PM - 10:21 PM EDT Att: 20,096 - Clear - 66 F					
5 Yolmer Sánchez, S OBP: 0.276, SLG: 0.250	K		P6			F7		K		4	0	0	0	0	2	1						
79 José Abreu, R OBP: 0.321, SLG: 0.407	F9		G3-1			K		L9		4	0	0	0	0	1	1						
21 Todd Frazier, R OBP: 0.324, SLG: 0.497		41 1B		K		F7				3	1	1	0	0	1	1						
53 Melky Cabrera, S OBP: 0.365, SLG: 0.405	P5			P5				G3		3	0	0	0	0	0	1						
7 Jimmy Rollins, S OBP: 0.297, SLG: 0.368	K							41 1B 31 SF7	1B	3	1	1	0	0	2	1						
41 Jerry Sands, R OBP: 0.318, SLG: 0.341									1B	3	0	2	1	0	1	0						
31 Alex Avila, L OBP: 0.333, SLG: 0.267	G4-3								1B	1	0	0	1	1	0	1						
10 Austin Jackson, R OBP: 0.287, SLG: 0.307			G6-3						F9	3	0	0	0	0	1	2						
Inning Stats	R: 0 E: 0 K: 2 S: 8	H: 0 LOB: 0 BB: 0 P: 11	R: 1 E: 0 K: 1 S: 18	H: 2 LOB: 1 BB: 0 P: 28	R: 0 E: 0 K: 0 S: 7	H: 0 LOB: 0 BB: 0 P: 9	R: 0 E: 0 K: 1 S: 10	H: 0 LOB: 0 BB: 0 P: 13	R: 0 E: 0 K: 3 S: 11	H: 0 LOB: 1 BB: 1 P: 20	R: 0 E: 0 K: 1 S: 9	H: 1 LOB: 1 BB: 0 P: 15	R: 1 E: 0 K: 0 S: 11	H: 2 LOB: 1 BB: 0 P: 16	R: 0 E: 0 K: 1 S: 8	H: 0 LOB: 0 BB: 0 P: 11	R: 0 E: 0 K: 1 S: 8	H: 0 LOB: 0 BB: 0 P: 11	1B: 4 2B: 0 3B: 1 HR: 0	SF: 1 SAC: 0 DP: 0 HBP: 0	WP: 0 PB: 0 SB: 2 CS: 0	PA: 30
PITCHER 31 Collin McHugh, R ERA: 5.13 46 Scott Feldman, R ERA: 3.86	IP: 7.0 WLS: L BF: 27 H: 5 R: 2 ER: 2 SO: 8 BB: 1 IBB: 0 HBP: 0 BLK: 0 WP: 0 HR: 0 S: 74 P: 112 ERA: 2.57 WHIP: 0.857																					


livebaseballscorecards.com

AB 31
R 1
H 4
RBI 1
BB 0
SO 9
LOB 4



livebaseballscorecards.com

AB 28
R 2
H 5
RBI 2
BB 1
SO 9
LOB 8



Batter	1	2	3	4	5	6	7	8	9	AB	R	H	RBI	BB	SO	LOB	TOP			
17 Shin-Soo Choo, L (1, 9) OBP: 0.458, SLG: 0.188	4-1 84 G4-3 BB		4-2 20 1B BB		1-0 F9		1-3 K			0	1	0	0	2	0	0				
16 Ryan Rua, R (3, 7) OBP: 0.316, SLG: 0.397										2	0	0	0	0	1	0				
20 Ian Desmond, R (1, 8) OBP: 0.335, SLG: 0.465	2-3 K		0-0 84 2B 1B		2-2 G6-3			3-3 K		4	1	1	0	0	2	1				
84 Prince Fielder, L (1, 10) OBP: 0.265, SLG: 0.289	1-2 G4-3		1-0 1B		4-2 BB			3-2 F8		3	0	1	2	1	0	1				
29 Adrián Beltré, R (1, 5) OBP: 0.310, SLG: 0.453	0-2 G3		0-3 K		0-2 G5-3			1-3 K		4	0	0	0	0	2	3				
12 Rougned Odor, L (1, 4) OBP: 0.299, SLG: 0.474	1-0 30 G4-3 1B		0-1 F8			2-3 K			1-3 K	4	0	1	0	0	2	1				
18 Mitch Moreland, L (1, 3) OBP: 0.315, SLG: 0.394	1-3 K			0-3 K		0-0 G3-1			3-1 F8	4	0	0	0	0	2	1				
30 Nomar Mazara, L (1, 7) OBP: 0.354, SLG: 0.443	3-2 G4-3		1-1 1 2B 1B		1-3 K				2-3 K	4	0	1	0	0	2	1				
6 Bobby Wilson, R (1, 2) OBP: 0.288, SLG: 0.362	3-1 P4		0-3 K			1-3 K				3	0	0	0	0	2	2				
1 Elvis Andrus, R (1, 6) OBP: 0.340, SLG: 0.388			1-0 F8		0-1 2B				1-0 G6-3	3	0	1	0	0	0	0				
Inning Stats	R: 0 H: 0 E: 0 K: 1 S: 13	H: 0 LOB: 1 BB: 1 P: 20	R: 0 H: 1 E: 0 K: 1 S: 9	H: 1 LOB: 1 BB: 0 P: 17	R: 2 H: 2 E: 0 K: 1 S: 11	H: 2 LOB: 1 BB: 1 P: 17	R: 0 H: 2 E: 0 K: 2 S: 10	H: 2 LOB: 2 BB: 0 P: 11	R: 0 H: 0 E: 0 K: 2 S: 8	H: 0 LOB: 0 BB: 0 P: 11	R: 0 H: 0 E: 0 K: 2 S: 10	H: 0 LOB: 0 BB: 0 P: 17	R: 0 H: 0 E: 0 K: 2 S: 10	H: 0 LOB: 0 BB: 0 P: 16	1B: 3 2B: 2 3B: 0 HR: 0	SF: 0 SAC: 0 DP: 0 HBP: 0	WP: 0 PB: 0 SB: 0 CS: 0	PA: 34		
PITCHER	IP WLS BF H R ER SO BB IBB HBP BLK WP HR S P ERA WHIP	IP WLS BF H R ER SO BB IBB HBP BLK WP HR S P ERA WHIP	IP WLS BF H R ER SO BB IBB HBP BLK WP HR S P ERA WHIP	IP WLS BF H R ER SO BB IBB HBP BLK WP HR S P ERA WHIP	IP WLS BF H R ER SO BB IBB HBP BLK WP HR S P ERA WHIP	IP WLS BF H R ER SO BB IBB HBP BLK WP HR S P ERA WHIP	IP WLS BF H R ER SO BB IBB HBP BLK WP HR S P ERA WHIP	IP WLS BF H R ER SO BB IBB HBP BLK WP HR S P ERA WHIP	IP WLS BF H R ER SO BB IBB HBP BLK WP HR S P ERA WHIP	IP WLS BF H R ER SO BB IBB HBP BLK WP HR S P ERA WHIP	IP WLS BF H R ER SO BB IBB HBP BLK WP HR S P ERA WHIP	IP WLS BF H R ER SO BB IBB HBP BLK WP HR S P ERA WHIP	IP WLS BF H R ER SO BB IBB HBP BLK WP HR S P ERA WHIP	IP WLS BF H R ER SO BB IBB HBP BLK WP HR S P ERA WHIP	IP WLS BF H R ER SO BB IBB HBP BLK WP HR S P ERA WHIP	IP WLS BF H R ER SO BB IBB HBP BLK WP HR S P ERA WHIP	IP WLS BF H R ER SO BB IBB HBP BLK WP HR S P ERA WHIP	IP WLS BF H R ER SO BB IBB HBP BLK WP HR S P ERA WHIP	IP WLS BF H R ER SO BB IBB HBP BLK WP HR S P ERA WHIP	
43 Lance McCullers Jr., R (1, 1) ERA: 5.91	6.0 L 25 5 2 2 7 3 0 0 0 1 0 0 60 92 3.00 1.333																			
45 Michael Feliz, R (7, 1) ERA: 5.29	3.0 9 9 0 0 0 6 0 0 0 0 0 0 0 28 44 0.00 0.000																			

Texas Rangers @ Houston Astros
Minute Maid Park, Houston, TX
Fri May 20 2016, 7:12 PM - 9:44 PM CDT
Att: 28,724 - Clear - 82 F

AB 31
R 2
H 5
RBI 2
BB 3
SO 13
LOB 10



Batter	1	2	3	4	5	6	7	8	9	AB	R	H	RBI	BB	SO	LOB	BOTTOM					
27 Jose Altuve, R (1, 4) OBP: 0.429, SLG: 0.609	1-2 G1-3		1-1 F8			0-0 F8			3-1 28 1B 2B	4	1	1	0	0	0	0						
4 George Springer, R (1, 9) OBP: 0.364, SLG: 0.465	1-2 FC4-6 1B			0-0 F9		3-3 K			0-0 G1-3	4	0	1	0	0	1	1						
1 Carlos Correa, R (1, 6) OBP: 0.364, SLG: 0.438	1-2 FC4-6 1-2			3-2 28 1B			0-2 L1-4		0-1 G5-3	4	0	1	0	0	0	2						
28 Colby Rasmus, L (1, 8) OBP: 0.333, SLG: 0.441	1-3 K			1-3 K		1-2 K			0-0 1B	4	0	1	1	0	3	2						
11 Evan Gattis, R (1, 10) OBP: 0.295, SLG: 0.400		0-1 G6-3			0-0 P6				1-3 K	4	0	1	0	0	1	2						
8 Colin Moran, L (1, 5) OBP: 0.364, SLG: 0.412		1-1 F7			2-1 L7				0-2 G4-3	3	0	0	0	0	0	1						
18 Luis Valbuena, L (1, 3) OBP: 0.290, SLG: 0.319										2	0	0	0	0	1	0						
9 Marwin Gonzalez, S (8, PH) OBP: 0.279, SLG: 0.394										1	0	0	0	0	1	0						
15 Jason Castro, L (1, 2) OBP: 0.364, SLG: 0.412									1-3 K	3	0	1	0	0	2	0						
16 Tony Kemp, L (1, 7) OBP: 0.333, SLG: 0.375										2	0	0	0	0	0	1						
13 Tyler White, R (8, PH) OBP: 0.313, SLG: 0.491										1	0	0	0	0	0	0						
Inning Stats	R: 0 H: 1 E: 0 K: 1 S: 13	H: 0 LOB: 0 BB: 0 P: 17	R: 0 H: 0 E: 0 K: 0 S: 6	H: 0 LOB: 0 BB: 0 P: 8	R: 0 H: 1 E: 0 K: 0 S: 6	H: 1 LOB: 0 BB: 0 P: 10	R: 0 H: 1 E: 0 K: 1 S: 8	H: 1 LOB: 1 BB: 0 P: 12	R: 0 H: 0 E: 0 K: 2 S: 12	H: 0 LOB: 0 BB: 0 P: 17	R: 0 H: 0 E: 0 K: 1 S: 7	H: 0 LOB: 0 BB: 0 P: 10	R: 0 H: 1 E: 0 K: 1 S: 17	H: 1 LOB: 1 BB: 0 P: 19	R: 0 H: 0 E: 0 K: 2 S: 9	H: 0 LOB: 0 BB: 0 P: 15	R: 1 H: 2 E: 0 K: 1 S: 13	H: 2 LOB: 1 BB: 0 P: 17	1B: 5 2B: 1 3B: 0 HR: 0	SF: 0 SAC: 0 DP: 1 HBP: 0	WP: 0 PB: 0 SB: 1 CS: 0	PA: 32
PITCHER	IP WLS BF H R ER SO BB IBB HBP BLK WP HR S P ERA WHIP	IP WLS BF H R ER SO BB IBB HBP BLK WP HR S P ERA WHIP	IP WLS BF H R ER SO BB IBB HBP BLK WP HR S P ERA WHIP	IP WLS BF H R ER SO BB IBB HBP BLK WP HR S P ERA WHIP	IP WLS BF H R ER SO BB IBB HBP BLK WP HR S P ERA WHIP	IP WLS BF H R ER SO BB IBB HBP BLK WP HR S P ERA WHIP	IP WLS BF H R ER SO BB IBB HBP BLK WP HR S P ERA WHIP	IP WLS BF H R ER SO BB IBB HBP BLK WP HR S P ERA WHIP	IP WLS BF H R ER SO BB IBB HBP BLK WP HR S P ERA WHIP	IP WLS BF H R ER SO BB IBB HBP BLK WP HR S P ERA WHIP	IP WLS BF H R ER SO BB IBB HBP BLK WP HR S P ERA WHIP	IP WLS BF H R ER SO BB IBB HBP BLK WP HR S P ERA WHIP	IP WLS BF H R ER SO BB IBB HBP BLK WP HR S P ERA WHIP	IP WLS BF H R ER SO BB IBB HBP BLK WP HR S P ERA WHIP	IP WLS BF H R ER SO BB IBB HBP BLK WP HR S P ERA WHIP	IP WLS BF H R ER SO BB IBB HBP BLK WP HR S P ERA WHIP	IP WLS BF H R ER SO BB IBB HBP BLK WP HR S P ERA WHIP	IP WLS BF H R ER SO BB IBB HBP BLK WP HR S P ERA WHIP	IP WLS BF H R ER SO BB IBB HBP BLK WP HR S P ERA WHIP			
48 Colby Lewis, R (1, 1) ERA: 2.75	7.0 W 24 4 0 0 2 0 0 0 0 0 0 9 15 0.00 0.000																					
41 Jake Diekmann, L (8, 1) ERA: 2.35	1.0 H 3 0 0 0 2 0 0 0 0 0 0 9 15 0.00 0.000																					
47 Sam Dyson, R (9, 1) ERA: 2.25	1.0 S 5 2 1 1 1 0 0 0 0 0 0 13 17 9.00 2.000																					

Texas Rangers @ Houston Astros
Minute Maid Park, Houston, TX
Fri May 20 2016, 7:12 PM - 9:44 PM CDT
Att: 28,724 - Clear - 82 F

AB 32
R 1
H 6
RBI 1
BB 0
SO 9
LOB 9



Batter	1	2	3	4	5	6	7	8	9	AB	R	H	RBI	BB	SO	LOB	TOP				
12 Rougned Odor, L OBP: 0.298, SLG: 0.469										4	0	1	1	0	2	1					
20 Ian Desmond, R OBP: 0.328, SLG: 0.453										4	0	0	0	0	3	1					
84 Prince Fielder, L OBP: 0.264, SLG: 0.288										4	0	1	0	0	0	0					
29 Adrián Beltré, R OBP: 0.309, SLG: 0.448										4	0	1	0	0	1	1					
18 Mitch Moreland, L OBP: 0.313, SLG: 0.385										3	0	0	0	0	2	1					
1 Elvis Andrus, R OBP: 0.338, SLG: 0.406										4	1	1	1	0	1	3					
30 Nomar Mazara, L OBP: 0.347, SLG: 0.433										3	0	0	0	0	2						
16 Ryan Rua, R OBP: 0.305, SLG: 0.382										3	0	0	0	0	0						
8 Bryan Holaday, R OBP: 0.313, SLG: 0.414										3	1	2	0	0	0						
Inning Stats	R: 0 E: 0 K: 1 S: 7	H: 0 LOB: 0 BB: 0 P: 10	R: 1 E: 0 K: 1 S: 10	H: 1 LOB: 0 BB: 0 P: 14	R: 1 E: 0 K: 1 S: 9	H: 2 LOB: 0 BB: 0 P: 16	R: 0 E: 0 K: 1 S: 10	H: 1 LOB: 2 BB: 0 P: 15	R: 0 E: 0 K: 1 S: 11	H: 1 LOB: 1 BB: 0 P: 16	R: 0 E: 0 K: 0 S: 8	H: 0 LOB: 0 BB: 0 P: 12	R: 0 E: 0 K: 2 S: 7	H: 0 LOB: 0 BB: 0 P: 8	R: 0 E: 0 K: 1 S: 7	H: 0 LOB: 0 BB: 0 P: 13	1B: 3 2B: 2 3B: 0 HR: 1	SF: 0 SAC: 0 DP: 0 HBP: 1	WP: 0 PB: 0 SB: 0 CS: 0	PA: 33	
PITCHER	IP	WLS	BF	H	R	ER	SO	BB	IBB	HBP	BLK	WP	HR	S	P	ERA	WHIP				
54 Mike Fiers, R ERA: 4.35	7.0	L	27	6	2	2	6	0	0	1	0	0	1	64	96	2.57	0.857				
53 Ken Giles, R ERA: 6.23	1.0		3	0	0	0	2	0	0	0	0	0	0	7	8	0.00	0.000				
44 Luke Gregerson, R ERA: 3.66	1.0		3	0	0	0	1	0	0	0	0	0	0	7	13	0.00	0.000				

Texas Rangers @ Houston Astros
Minute Maid Park, Houston, TX
Sat May 21 2016, 6:16 PM - 8:57 PM CDT
Att: 35,040 - Roof Closed - 73 F

AB 32
R 2
H 6
RBI 2
BB 0
SO 9
LOB 9



Batter	1	2	3	4	5	6	7	8	9	AB	R	H	RBI	BB	SO	LOB	BOTTOM					
27 Jose Altuve, R OBP: 0.421, SLG: 0.595										4	0	0	0	0	0							
4 George Springer, R OBP: 0.352, SLG: 0.460										4	0	1	0	0	1	0						
1 Carlos Correa, R OBP: 0.356, SLG: 0.428										4	0	0	0	0	3	1						
11 Evan Gattis, R OBP: 0.297, SLG: 0.390										2	0	0	0	1	1	1						
28 Colby Rasmus, L OBP: 0.339, SLG: 0.442										2	0	1	0	1	0	0						
13 Tyler White, R OBP: 0.306, SLG: 0.479										3	0	0	0	0	1	3						
9 Marwin Gonzalez, S OBP: 0.281, SLG: 0.421										3	1	1	1	0	1	1						
15 Jason Castro, L OBP: 0.355, SLG: 0.400										3	0	0	0	0	1	0						
6 Jake Marisnick, R OBP: 0.119, SLG: 0.122										3	0	0	0	0	1	0						
Inning Stats	R: 0 E: 0 K: 0 S: 5	H: 0 LOB: 0 BB: 0 P: 6	R: 0 E: 0 K: 0 S: 7	H: 0 LOB: 0 BB: 0 P: 11	R: 1 E: 0 K: 1 S: 11	H: 1 LOB: 0 BB: 0 P: 16	R: 0 E: 0 K: 2 S: 12	H: 1 LOB: 0 BB: 0 P: 17	R: 0 E: 0 K: 1 S: 5	H: 0 LOB: 0 BB: 1 P: 12	R: 0 E: 0 K: 0 S: 11	H: 0 LOB: 0 BB: 0 P: 18	R: 0 E: 0 K: 2 S: 14	H: 1 LOB: 2 BB: 1 P: 22	R: 0 E: 0 K: 2 S: 9	H: 0 LOB: 0 BB: 0 P: 12	R: 0 E: 0 K: 1 S: 5	H: 0 LOB: 0 BB: 0 P: 7	1B: 2 2B: 0 3B: 0 HR: 1	SF: 0 SAC: 0 DP: 1 HBP: 0	WP: 0 PB: 0 SB: 0 CS: 1	PA: 30
PITCHER	IP	WLS	BF	H	R	ER	SO	BB	IBB	HBP	BLK	WP	HR	S	P	ERA	WHIP					
55 Cesar Ramos, L ERA: 3.57	6.0	W	19	2	1	1	4	1	0	0	0	0	0	14	22	0.00	2.000					
51 Matt Bush, R ERA:	1.0	H	5	1	0	0	2	1	0	0	0	0	0	9	12	0.00	0.000					
41 Jake Diekmann, L ERA: 2.2	1.0	S	3	0	0	0	2	0	0	0	0	0	0	5	7	0.00	0.000					
47 Sam Dyson, R ERA: 2.14	1.0	S	3	0	0	0	1	0	0	0	0	0	0	5	7	0.00	0.000					

Texas Rangers @ Houston Astros
Minute Maid Park, Houston, TX
Sat May 21 2016, 6:16 PM - 8:57 PM CDT
Att: 35,040 - Roof Closed - 73 F


AB 28
R 1
H 3
RBI 1
BB 2
SO 9
LOB 6



Batter	1	2	3	4	5	6	7	8	9	AB	R	H	RBI	BB	SO	LOB	TOP						
15 Drew Stubbs, R OBP: 0.328, SLG: 0.358 18 Mitch Moreland, L OBP: 0.313, SLG: 0.385	G6-3		K	G6-3		L9			1B	5	0	1	0	0	1	3							
20 Ian Desmond, R OBP: 0.330, SLG: 0.452	G4-3		84 PB 29 2B	1B		G3			1B	5	1	2	1	0	1	0							
84 Prince Fielder, L OBP: 0.268, SLG: 0.294	K		29 2B	BB		P6			G4-6-3	4	2	1	0	1	1	1							
29 Adrián Beltré, R OBP: 0.308, SLG: 0.449		G5-3	30 1B	2B		G4-3			G4-3	4	1	1	2	0	0	1							
30 Nomar Mazara, L OBP: 0.351, SLG: 0.457	K		2B	1B		G3-1			HR	4	1	2	3	0	1	0							
1 Elvis Andrus, R OBP: 0.335, SLG: 0.401	G1-3		K			1B			K	4	1	1	0	0	2	1							
16 Ryan Rua, R OBP: 0.326, SLG: 0.405			6 2B	HBP		6 1B			F7	3	2	2	0	0	0	0	AB 37						
6 Bobby Wilson, R OBP: 0.304, SLG: 0.392			20 1B	2B		2			P4	4	1	2	2	0	1	2	R 9						
2 Hanser Alberto, R OBP: 0.176, SLG: 0.176			K	G4-6-3		1B			F9	4	0	1	1	0	1	2	H 13						
																	RBI 9						
																	BB 1						
																	SO 8						
																	LOB 10						
Inning Stats	R: 0 E: 0 K: 1 S: 8	H: 0 LOB: 0 BB: 0 P: 11	R: 0 E: 0 K: 1 S: 6	H: 0 LOB: 0 BB: 0 P: 8	R: 5 E: 0 K: 3 S: 24	H: 4 LOB: 1 BB: 1 P: 37	R: 1 E: 0 K: 0 S: 7	H: 2 LOB: 0 BB: 0 P: 12	R: 0 E: 0 K: 0 S: 6	H: 0 LOB: 0 BB: 0 P: 9	R: 1 E: 0 K: 1 S: 11	H: 3 LOB: 2 BB: 0 P: 16	R: 2 E: 0 K: 2 S: 17	H: 2 LOB: 0 BB: 0 P: 25	R: 0 E: 0 K: 0 S: 4	H: 0 LOB: 0 BB: 0 P: 7	R: 0 E: 0 K: 0 S: 5	H: 2 LOB: 0 BB: 0 P: 7	1B: 8 2B: 4 3B: 0 HR: 1	SF: 0 SAC: 0 DP: 2 HBP: 1	WP: 0 PB: 1 SB: 1 CS: 0	PA: 39	
PITCHER	IP WLS BF H R ER SO BB IBB HBP BLK WP HR S P ERA WHIP	IP WLS BF H R ER SO BB IBB HBP BLK WP HR S P ERA WHIP	IP WLS BF H R ER SO BB IBB HBP BLK WP HR S P ERA WHIP	IP WLS BF H R ER SO BB IBB HBP BLK WP HR S P ERA WHIP	IP WLS BF H R ER SO BB IBB HBP BLK WP HR S P ERA WHIP	IP WLS BF H R ER SO BB IBB HBP BLK WP HR S P ERA WHIP	IP WLS BF H R ER SO BB IBB HBP BLK WP HR S P ERA WHIP	IP WLS BF H R ER SO BB IBB HBP BLK WP HR S P ERA WHIP	IP WLS BF H R ER SO BB IBB HBP BLK WP HR S P ERA WHIP	IP WLS BF H R ER SO BB IBB HBP BLK WP HR S P ERA WHIP	IP WLS BF H R ER SO BB IBB HBP BLK WP HR S P ERA WHIP	IP WLS BF H R ER SO BB IBB HBP BLK WP HR S P ERA WHIP	IP WLS BF H R ER SO BB IBB HBP BLK WP HR S P ERA WHIP	IP WLS BF H R ER SO BB IBB HBP BLK WP HR S P ERA WHIP	IP WLS BF H R ER SO BB IBB HBP BLK WP HR S P ERA WHIP	IP WLS BF H R ER SO BB IBB HBP BLK WP HR S P ERA WHIP	IP WLS BF H R ER SO BB IBB HBP BLK WP HR S P ERA WHIP	IP WLS BF H R ER SO BB IBB HBP BLK WP HR S P ERA WHIP	IP WLS BF H R ER SO BB IBB HBP BLK WP HR S P ERA WHIP	IP WLS BF H R ER SO BB IBB HBP BLK WP HR S P ERA WHIP	IP WLS BF H R ER SO BB IBB HBP BLK WP HR S P ERA WHIP	IP WLS BF H R ER SO BB IBB HBP BLK WP HR S P ERA WHIP	IP WLS BF H R ER SO BB IBB HBP BLK WP HR S P ERA WHIP

Texas Rangers @ Houston Astros
Minute Maid Park, Houston, TX
Sun May 22 2016, 1:12 PM - 3:47 PM CDT
Att: 35,035 - Roof Closed - 73 F

AB	37
R	9
H	13
RBI	9
BB	1
SO	8
LOB	10



Batter	1	2	3	4	5	6	7	8	9	AB	R	H	RBI	BB	SO	LOB	BOTTOM						
27 Jose Altuve, R OBP: 0.413, SLG: 0.582	F8		G6-3			FC6-4			L7	4	0	0	1	0	0	3							
4 George Springer, R OBP: 0.390, SLG: 0.452	K		BB			K			K	3	0	0	0	1	3	0							
1 Carlos Correa, R OBP: 0.349, SLG: 0.418	K		K			G5-3			L7	4	0	0	0	0	2	2							
11 Evan Gattis, R OBP: 0.305, SLG: 0.430		F9				G4-3			HR	4	1	2	1	0	0	0							
28 Colby Rasmus, L OBP: 0.337, SLG: 0.437		K				K			G3	4	0	1	0	0	2	1							
13 Tyler White, R OBP: 0.299, SLG: 0.467 8 Colin Moran, L (9, PH)		G6-3				G6-3			FC5-4	3	0	0	0	0	0	1							
9 Marwin Gonzalez, S OBP: 0.274, SLG: 0.409 18 Luis Valbuena, L OBP: 0.288, SLG: 0.316			K			K			G6-3	3	0	0	0	0	2	0	AB 33						
15 Jason Castro, L OBP: 0.360, SLG: 0.398			E4 6 2B 27 G6-3			K			1B	3	1	1	0	1	1	0	R 2						
6 Jake Marisnick, R OBP: 0.156, SLG: 0.163 16 Tony Kemp, L (9, PH)			2B			FC6-4			K	2	0	1	0	1	1	1	H 5						
																	RBI 2						
																	SO 13						
																	LOB 9						
Inning Stats	R: 0 E: 0 K: 2 S: 8	H: 0 LOB: 0 BB: 0 P: 9	R: 0 E: 0 K: 1 S: 7	H: 0 LOB: 0 BB: 0 P: 11	R: 1 E: 1 K: 2 S: 16	H: 1 LOB: 2 BB: 1 P: 27	R: 0 E: 0 K: 1 S: 7	H: 0 LOB: 0 BB: 0 P: 10	R: 0 E: 0 K: 2 S: 11	H: 0 LOB: 1 BB: 1 P: 16	R: 1 E: 0 K: 1 S: 10	H: 2 LOB: 1 BB: 0 P: 17	R: 0 E: 0 K: 1 S: 9	H: 1 LOB: 1 BB: 0 P: 12	R: 0 E: 0 K: 2 S: 11	H: 0 LOB: 1 BB: 1 P: 17	R: 0 E: 0 K: 2 S: 11	H: 0 LOB: 1 BB: 1 P: 17	1B: 3 2B: 1 3B: 0 HR: 1	SF: 0 SAC: 0 DP: 0 HBP: 0	WP: 0 PB: 0 SB: 0 CS: 0	PA: 36	
PITCHER	IP WLS BF H R ER SO BB IBB HBP BLK WP HR S P ERA WHIP	IP WLS BF H R ER SO BB IBB HBP BLK WP HR S P ERA WHIP	IP WLS BF H R ER SO BB IBB HBP BLK WP HR S P ERA WHIP	IP WLS BF H R ER SO BB IBB HBP BLK WP HR S P ERA WHIP	IP WLS BF H R ER SO BB IBB HBP BLK WP HR S P ERA WHIP	IP WLS BF H R ER SO BB IBB HBP BLK WP HR S P ERA WHIP	IP WLS BF H R ER SO BB IBB HBP BLK WP HR S P ERA WHIP	IP WLS BF H R ER SO BB IBB HBP BLK WP HR S P ERA WHIP	IP WLS BF H R ER SO BB IBB HBP BLK WP HR S P ERA WHIP	IP WLS BF H R ER SO BB IBB HBP BLK WP HR S P ERA WHIP	IP WLS BF H R ER SO BB IBB HBP BLK WP HR S P ERA WHIP	IP WLS BF H R ER SO BB IBB HBP BLK WP HR S P ERA WHIP	IP WLS BF H R ER SO BB IBB HBP BLK WP HR S P ERA WHIP	IP WLS BF H R ER SO BB IBB HBP BLK WP HR S P ERA WHIP	IP WLS BF H R ER SO BB IBB HBP BLK WP HR S P ERA WHIP	IP WLS BF H R ER SO BB IBB HBP BLK WP HR S P ERA WHIP	IP WLS BF H R ER SO BB IBB HBP BLK WP HR S P ERA WHIP	IP WLS BF H R ER SO BB IBB HBP BLK WP HR S P ERA WHIP	IP WLS BF H R ER SO BB IBB HBP BLK WP HR S P ERA WHIP	IP WLS BF H R ER SO BB IBB HBP BLK WP HR S P ERA WHIP	IP WLS BF H R ER SO BB IBB HBP BLK WP HR S P ERA WHIP	IP WLS BF H R ER SO BB IBB HBP BLK WP HR S P ERA WHIP	IP WLS BF H R ER SO BB IBB HBP BLK WP HR S P ERA WHIP

Texas Rangers @ Houston Astros
Minute Maid Park, Houston, TX
Sun May 22 2016, 1:12 PM - 3:47 PM CDT
Att: 35,035 - Roof Closed - 73 F

AB	33
R	2
H	5
RBI	2
BB	3
SO	13
LOB	9



Batter	1	2	3	4	5	6	7	8	9	10	11	12	13	AB	R	H	RBI	BB	SO	LOB	TOP							
23 Joey Rickard, R OBP: 0.309, SLG: 0.373														6	0	1	0	0	1	3								
13 Manny Machado, R OBP: 0.371, SLG: 0.619														4	1	1	1	2	1	0								
10 Adam Jones, R OBP: 0.292, SLG: 0.376														6	0	1	0	0	2	3								
19 Chris Davis, L OBP: 0.346, SLG: 0.465														5	0	0	0	1	3	4								
45 Mark Trumbo, R OBP: 0.333, SLG: 0.553														6	0	0	0	0	3	2								
32 Matt Wieters, S OBP: 0.335, SLG: 0.462														5	0	2	0	0	2	2								
14 Nolan Reimold, R OBP: 0.358, SLG: 0.516														0	0	0	0	0	0	0								
36 Caleb Joseph, R OBP: 0.294, SLG: 0.224														1	0	0	0	0	1	0								
24 Pedro Alvarez, L OBP: 0.300, SLG: 0.351														5	1	1	1	1	1	3	2							
6 Jonathan Schoop, R OBP: 0.300, SLG: 0.490														5	0	2	0	0	1	2								
3 Ryan Flaherty, L OBP: 0.283, SLG: 0.208														4	0	0	0	1	2	3								
Inning Stats	R: 0 E: 0 K: 0 S: 12	H: 0 LOB: 0 BB: 1 P: 18	R: 0 E: 0 K: 2 S: 16	H: 1 LOB: 3 BB: 29 P: 29	R: 0 E: 0 K: 0 S: 4	H: 0 LOB: 0 BB: 0 P: 7	R: 0 E: 0 K: 1 S: 6	H: 0 LOB: 0 BB: 0 P: 10	R: 0 E: 0 K: 0 S: 11	H: 1 LOB: 1 BB: 0 P: 24	R: 0 E: 0 K: 2 S: 11	H: 0 LOB: 0 BB: 0 P: 13	R: 0 E: 0 K: 1 S: 11	H: 1 LOB: 2 BB: 0 P: 16	R: 0 E: 0 K: 3 S: 16	H: 1 LOB: 2 BB: 1 P: 24	R: 0 E: 0 K: 3 S: 12	H: 0 LOB: 0 BB: 0 P: 19	R: 0 E: 0 K: 3 S: 12	H: 0 LOB: 0 BB: 0 P: 19	1B: 4 2B: 2 3B: 0 HR: 2	SF: 0 SAC: 0 DP: 1 HBP: 0	W/P: 0 PB: 0 SB: 1 CS: 0	PA: 52				
PITCHER	IP 5.2	WLS 23	BF 3	H 2	R 2	ER 2	SO 3	BB 3	IBB 0	HBP 0	BLK 0	WP 0	HR 2	S 63	P 106	ERA 3.18	WHIP 1.059											
58 Doug Fister, R ERA: 4.12	2.0	9	2	0	0	0	4	0	1	0	0	0	0	0	27	40	0.00	1.000										
29 Tony Sipp, L ERA: 3.27	1.1	4	0	0	0	3	0	0	0	0	0	0	0	14	16	0.00	0.000											
53 Ken Giles, R ERA: 5.89	1.0	4	1	0	0	1	0	0	0	0	0	0	0	11	11	0.00	1.000											
44 Luke Gregerson, R ERA: 3.48	1.0	6	2	0	0	3	1	0	0	0	0	0	0	18	27	0.00	3.000											
36 Will Harris, R ERA: 0.44	1.0	3	0	0	0	2	0	0	0	0	0	0	0	10	13	0.00	0.000											
46 Scott Feldman, R ERA: 3.62	2.0	9	2	0	0	4	0	0	0	0	0	0	0	12	19	0.00	0.000											
45 Michael Feliz, R ERA: 6.0	1.0	3	0	0	0	3	0	0	0	0	0	0	0	12	19	0.00	0.000											

Baltimore Orioles @ Houston Astros
Minute Maid Park, Houston, TX
Tue May 24 2016, 7:14 PM - 11:26 PM CDT
Att: 24,783 - Roof Closed - 73 F

livebaseballscores.com

AB 47
R 2
H 8
RBI 2
BB 5
SO 19
LOB 21

Batter	1	2	3	4	5	6	7	8	9	10	11	12	13	AB	R	H	RBI	BB	SO	LOB	BOTTOM						
4 George Springer, R OBP: 0.364, SLG: 0.464														4	0	3	0	2	0	0							
27 Jose Altuve, R OBP: 0.406, SLG: 0.566														5	0	0	0	1	0	6							
1 Carlos Correa, R OBP: 0.343, SLG: 0.409														6	0	1	1	0	2	2							
28 Colby Rasmus, L OBP: 0.331, SLG: 0.429														3	0	0	0	0	1	1							
6 Jake Marisnick, R OBP: 0.149, SLG: 0.156														2	0	0	0	0	0	0							
11 Evan Gattis, R OBP: 0.300, SLG: 0.418														5	1	1	0	0	1	0							
15 Jason Castro, L OBP: 0.354, SLG: 0.383														4	0	0	0	1	2	0							
8 Colin Moran, L OBP: 0.300, SLG: 0.418														5	0	0	0	0	4	2							
18 Luis Valbuena, L OBP: 0.294, SLG: 0.347														4	1	2	2	0	0	0							
9 Marwin Gonzalez, R OBP: 0.271, SLG: 0.450														1	0	0	0	0	0	0							
16 Tony Kemp, L OBP: 0.333, SLG: 0.462														4	1	1	0	1	1	1							
Inning Stats	R: 0 E: 0 K: 0 S: 6	H: 0 LOB: 0 BB: 0 P: 13	R: 0 E: 0 K: 1 S: 5	H: 0 LOB: 0 BB: 0 P: 7	R: 0 E: 0 K: 1 S: 9	H: 1 LOB: 1 BB: 0 P: 12	R: 2 E: 0 K: 0 S: 15	H: 2 LOB: 2 BB: 3 P: 34	R: 0 E: 0 K: 2 S: 12	H: 0 LOB: 0 BB: 0 P: 18	R: 0 E: 0 K: 1 S: 8	H: 0 LOB: 0 BB: 0 P: 13	R: 0 E: 0 K: 2 S: 9	H: 2 LOB: 2 BB: 0 P: 18	R: 0 E: 0 K: 2 S: 9	H: 0 LOB: 0 BB: 0 P: 13	R: 0 E: 0 K: 2 S: 8	H: 0 LOB: 0 BB: 0 P: 13	R: 0 E: 0 K: 2 S: 8	H: 0 LOB: 0 BB: 0 P: 13	R: 1 E: 0 K: 0 S: 6	H: 2 LOB: 3 BB: 2 P: 17	1B: 5 2B: 1 3B: 1 HR: 1	SF: 0 SAC: 0 DP: 1 HBP: 0	W/P: 2 PB: 0 SB: 0 CS: 0	PA: 48	
PITCHER	IP 7.0	WLS 26	BF 3	H 2	R 2	ER 2	SO 5	BB 3	IBB 0	HBP 0	BLK 0	WP 2	HR 1	S 60	P 105	ERA 2.57	WHIP 0.857										
30 Chris Tillman, R ERA: 2.61	1.0	4	1	0	0	0	0	0	0	0	0	0	0	9	9	0.00	1.000										
56 Darren O'Day, R ERA: 2.6	1.2	7	2	0	0	2	0	0	0	0	0	0	0	19	30	0.00	1.200										
35 Brad Brach, R ERA: 1.08	2.1	7	0	0	0	4	0	0	0	0	0	0	0	19	29	0.00	0.000										
60 Mychal Givens, R ERA: 1.83	0.0	L	4	2	1	1	0	0	2	0	0	0	0	6	17	∞	∞										
37 Dylan Bundy, R ERA: 5.09																											

Baltimore Orioles @ Houston Astros
Minute Maid Park, Houston, TX
Tue May 24 2016, 7:14 PM - 11:26 PM CDT
Att: 24,783 - Roof Closed - 73 F

livebaseballscores.com

AB 43
R 3
H 8
RBI 3
BB 5
SO 11
LOB 12

Batter	1	2	3	4	5	6	7	8	9	AB	R	H	RBI	BB	SO	LOB	TOP										
13 Manny Machado, R (1, 6) OBP: 0.377, SLG: 0.620										3	1	1	0	2	2	3	Baltimore Orioles @ Houston Astros Minute Maid Park, Houston, TX Wed May 25 2016, 7:12 PM - 10:08 PM CDT Att: 25,618 - Roof Closed - 73 F										
6 Jonathan Schoop, R (1, 4) OBP: 0.297, SLG: 0.487										5	0	1	1	0	1	6											
10 Adam Jones, R (1, 8) OBP: 0.283, SLG: 0.364										5	0	0	0	0	3	2											
19 Chris Davis, L (1, 3) OBP: 0.353, SLG: 0.472										4	1	2	0	1	2	1											
45 Mark Trumbo, R (1, 10) OBP: 0.336, SLG: 0.543										5	1	1	0	0	3	3											
32 Matt Wieters, S (1, 2) OBP: 0.336, SLG: 0.459										5	0	2	0	0	2	4											
24 Pedro Alvarez, L (1, 5) OBP: 0.283, SLG: 0.208										4	0	1	1	0	3	2											
3 Ryan Flaherty, L (8, 5) OBP: 0.283, SLG: 0.208										0	0	0	0	0	0	0											
14 Nolan Reimold, R (8, 7) OBP: 0.336, SLG: 0.485										4	0	0	0	0	2	3											
25 Hyun Soo Kim, L (1, 7) OBP: 0.514, SLG: 0.531										3	0	3	0	1	0	0											
23 Joey Rickard, R (8, 9) OBP: 0.309, SLG: 0.373										0	0	0	0	0	0	0											
Inning Stats	R: 1 H: 2 E: 0 K: 1 S: 15	H: 2 BB: 0 P: 21	R: 0 H: 1 E: 0 K: 2 S: 11	H: 1 LOB: 2 BB: 1 P: 23	R: 0 H: 0 E: 0 K: 2 S: 9	H: 0 LOB: 0 BB: 0 P: 11	R: 0 H: 1 E: 0 K: 2 S: 8	H: 1 LOB: 1 BB: 0 P: 10	R: 0 H: 1 E: 0 K: 2 S: 8	H: 1 LOB: 3 BB: 1 P: 14	R: 2 H: 4 E: 1 K: 2 S: 22	H: 4 LOB: 3 BB: 1 P: 35	R: 0 H: 0 E: 0 K: 3 S: 11	H: 0 LOB: 1 BB: 1 P: 19	R: 0 H: 1 E: 0 K: 2 S: 10	H: 1 LOB: 2 BB: 1 P: 19	R: 0 H: 1 E: 0 K: 2 S: 11	H: 1 LOB: 0 BB: 0 P: 16	1B: 6 2B: 5 3B: 0 HR: 0	SF: 0 SAC: 0 DP: 0 HBP: 0	WP: 1 PB: 0 SB: 1 CS: 0	PA: 42					
PITCHER	IP	WLS	BF	H	R	ER	SO	BB	IBB	HBP	BLK	WP	HR	S	P	ERA	WHIP										
31 Collin McHugh, R (1, 1) ERA: 5.13	5.1		25	8	3	3	10	1	0	0	0	1	0	65	101	5.06	1.688										
37 Pat Neshek, R (6, 1) ERA: 3.77	0.2	W	4	1	0	0	1	0	1	0	0	0	0	8	13	0.00	1.500										
53 Ken Giles, R (7, 1) ERA: 5.99	1.0	H	4	0	0	0	3	1	0	0	0	0	0	11	19	0.00	1.000										
36 Will Harris, R (8, 1) ERA: 0.42	1.0	H	5	1	0	0	2	0	1	0	0	0	0	10	19	0.00	1.000										
44 Luke Gregerson, R (9, 1) ERA: 3.32	1.0	S	4	1	0	0	2	0	0	0	0	0	0	11	16	0.00	1.000										


Batter	1	2	3	4	5	6	7	8	9	AB	R	H	RBI	BB	SO	LOB	BOTTOM										
4 George Springer, R (1, 9) OBP: 0.362, SLG: 0.459										4	0	1	1	0	1	2	Baltimore Orioles @ Houston Astros Minute Maid Park, Houston, TX Wed May 25 2016, 7:12 PM - 10:08 PM CDT Att: 25,618 - Roof Closed - 73 F										
27 Jose Altuve, R (1, 4) OBP: 0.398, SLG: 0.554										4	0	0	0	0	2												
1 Carlos Correa, R (1, 6) OBP: 0.341, SLG: 0.411										4	0	1	0	0	2												
28 Colby Rasmus, L (1, 8) OBP: 0.324, SLG: 0.418										4	1	0	0	0	2	3											
11 Evan Gattis, R (1, 2) OBP: 0.308, SLG: 0.463										4	1	2	2	0	1	0											
13 Tyler White, R (1, 10) OBP: 0.298, SLG: 0.460										4	0	1	0	0	1	1											
18 Luis Valbuena, L (1, 5) OBP: 0.295, SLG: 0.371										3	1	1	1	0	0	1											
9 Marwin Gonzalez, S (1, 3) OBP: 0.273, SLG: 0.404										3	1	1	0	0	2	1											
16 Tony Kemp, L (1, 7) OBP: 0.353, SLG: 0.467										2	0	1	0	0	0	0											
6 Jake Marisnick, R (8, 8) OBP: 0.149, SLG: 0.156										0	0	0	0	0	0	0											
Inning Stats	R: 0 H: 0 E: 2 K: 0 S: 7	H: 0 LOB: 1 BB: 0 P: 11	R: 0 H: 0 E: 0 K: 0 S: 7	H: 0 LOB: 0 BB: 0 P: 11	R: 1 H: 2 E: 0 K: 0 S: 12	H: 2 LOB: 1 BB: 0 P: 20	R: 2 H: 3 E: 2 K: 1 S: 16	H: 3 LOB: 2 BB: 0 P: 24	R: 0 H: 0 E: 0 K: 1 S: 7	H: 0 LOB: 0 BB: 0 P: 11	R: 1 H: 1 E: 0 K: 2 S: 10	H: 1 LOB: 0 BB: 0 P: 13	R: 0 H: 0 E: 0 K: 1 S: 8	H: 0 LOB: 0 BB: 0 P: 10	R: 0 H: 2 E: 0 K: 2 S: 11	H: 2 LOB: 1 BB: 0 P: 17	R: 0 H: 1 E: 0 K: 2 S: 11	H: 1 LOB: 1 BB: 0 P: 17	1B: 4 2B: 2 3B: 0 HR: 2	SF: 0 SAC: 1 DP: 1 HBP: 0	WP: 0 PB: 0 SB: 0 CS: 1	PA: 33					
PITCHER	IP	WLS	BF	H	R	ER	SO	BB	IBB	HBP	BLK	WP	HR	S	P	ERA	WHIP										
63 Tyler Wilson, R (1, 1) ERA: 3.8	6.0	L	26	6	4	3	4	0	0	0	0	0	0	59	90	4.50	1.000										
48 Vance Worley, R (7, 1) ERA: 2.03	2.0		7	2	0	0	3	0	0	0	0	0	0	19	27	0.00	1.000										


AB 38
R 3
H 11
RBI 2
BB 4
SO 18
LOB 24



AB 32
R 4
H 8
RBI 4
BB 0
SO 7
LOB 12



Batter	1	2	3	4	5	6	7	8	9	AB	R	H	RBI	BB	SO	LOB	TOP										
23 Joey Rickard, R OBP: 0.306, SLG: 0.365	4-1 G3 13 PB BB		1-3 K		0-3 K		1-0 G5-3		0-1 F9	4	0	0	0	1	2	2	<p>Baltimore Orioles @ Houston Astros Minute Maid Park, Houston, TX Thu May 26 2016, 7:11 PM - 10:13 PM CDT Att: 23,826 - Roof Closed - 73 F</p> <p>livebaseballscorecards.com</p> <p>AB 33 R 2 H 5 RBI 2 BB 6 SO 15 LOB 23</p> 										
13 Manny Machado, R OBP: 0.387, SLG: 0.619	4-1 G3 19 BB		4-1 BB		4-2 10 BB BB		3-3 K		1-1 1B	2	0	1	1	3	1	0											
19 Chris Davis, L OBP: 0.344, SLG: 0.458	2-1 G3		2-3 K		0-3 K		3-3 K		1-1 G4-3	5	0	0	0	0	3	6											
10 Adam Jones, R OBP: 0.282, SLG: 0.357	1-3 K		1-2 G4-3		1-2 BB					3	0	0	0	1	2	3											
32 Matt Wieters, S OBP: 0.333, SLG: 0.451	2-1 G4-3			2-2 E3		1-3 K				4	0	1	0	0	1	5											
45 Mark Trumbo, R OBP: 0.282, SLG: 0.553		X FF 94 HR		2-3 K		2-1 G5-3		2-0 F8		4	1	1	1	0	1	2											
6 Jonathan Schoop, R OBP: 0.377, SLG: 0.475			1-3 K		0-3 K		0-2 K		1-2 L8	4	0	0	0	0	3	2											
25 Hyun Soo Kim, L OBP: 0.512, SLG: 0.528			2-3 K		2-2 F7		0-0 1B		3-2 13 1B 13 1B 1B	4	1	2	0	0	1	1											
15 Paul Janish, R OBP: 0.200, SLG: 0.077	3-1 G5-3				4-2 10 BB 13 BB BB		1-3 K		1-2 L7	2	0	0	0	1	1	1											
24 Pedro Alvarez, L OBP: 0.296, SLG: 0.343										1	0	0	0	0	0	1											
Inning Stats	R: 0 E: 0 K: 1 S: 10	H: 0 LOB: 2 BB: 2 P: 23	R: 1 E: 0 K: 2 S: 11	H: 1 LOB: 0 BB: 0 P: 17	R: 0 E: 0 K: 2 S: 10	H: 0 LOB: 1 BB: 1 P: 18	R: 0 E: 1 K: 2 S: 15	H: 0 LOB: 1 BB: 0 P: 21	R: 0 E: 0 K: 3 S: 16	H: 0 LOB: 3 BB: 3 P: 29	R: 0 E: 0 K: 2 S: 9	H: 1 LOB: 1 BB: 0 P: 12	R: 0 E: 0 K: 2 S: 7	H: 0 LOB: 0 BB: 0 P: 14	R: 0 E: 0 K: 1 S: 8	H: 1 LOB: 1 BB: 0 P: 13	R: 1 E: 0 K: 0 S: 14	H: 2 LOB: 1 BB: 0 P: 20	1B: 4 2B: 0 3B: 0 HR: 1	SF: 0 SAC: 0 DP: 0 HBP: 0	WP: 0 PB: 1 SB: 0 CS: 0	PA: 39					
PITCHER	IP	WLS	BF	H	R	ER	SO	BB	IBB	HBP	BLK	WP	HR	S	P	ERA	WHIP										
43 Lance McCullers, Jr., R ERA: 4.8	5.0	W	23	1	1	1	10	6	0	0	0	0	1	62	108	1.80	1.400										
45 Michael Feliz, R ERA: 4.5	2.0	H	7	1	0	0	4	0	0	0	0	0	0	16	26	0.00	0.500										
36 Will Harris, R ERA: 0.4	1.0	H	4	1	0	0	1	0	0	0	0	0	0	8	13	0.00	1.000										
53 Ken Giles, R ERA: 5.75	1.0	S	5	2	1	1	0	0	0	0	0	0	0	14	20	9.00	2.000										

Batter	1	2	3	4	5	6	7	8	9	AB	R	H	RBI	BB	SO	LOB	BOTTOM										
4 George Springer, R OBP: 0.364, SLG: 0.492	1-0 HR		3-1 G3		3-2 HR		0-3 K			4	2	2	2	0	1	1	<p>Baltimore Orioles @ Houston Astros Minute Maid Park, Houston, TX Thu May 26 2016, 7:11 PM - 10:13 PM CDT Att: 23,826 - Roof Closed - 73 F</p> <p>livebaseballscorecards.com</p> <p>AB 31 R 4 H 6 RBI 4 BB 2 SO 13 LOB 7</p> 										
27 Jose Altuve, R OBP: 0.395, SLG: 0.547	2-2 G6-3		3-2 1B		2-3 K		1-1 G5-3			4	0	1	0	0	1	1											
1 Carlos Correa, R OBP: 0.335, SLG: 0.402	3-3 K2-3		0-3 K		2-1 G3					4	0	0	0	0	3	1											
28 Colby Rasmus, L OBP: 0.317, SLG: 0.407	0-0 P6		1-3 K				1-3 K		1-3 K	4	0	0	0	0	3	1											
11 Evan Gattis, R OBP: 0.296, SLG: 0.444			1-3 K		3-3 K		1-2 G6-3		1-0 E6	4	0	0	0	0	2	0											
13 Tyler White, R OBP: 0.306, SLG: 0.457			4-1 BB		3-2 G5-3		4-2 BB		3-2 G1-3	1	1	0	0	2	0	0											
9 Marwin Gonzalez, S OBP: 0.270, SLG: 0.400			18 HR BB							1	0	0	0	0	0	1											
18 Luis Valbuena, L OBP: 0.303, SLG: 0.402					3-2 1B		3-3 K			3	1	2	2	0	1	1											
15 Jason Castro, L OBP: 0.346, SLG: 0.373					0-3 K		3-2 G4-3			3	0	0	0	0	2	1											
6 Jake Marisnick, R OBP: 0.160, SLG: 0.188					3-2 L6		0-0 G5-3			3	0	1	0	0	0	0											
Inning Stats	R: 1 E: 0 K: 1 S: 10	H: 1 LOB: 0 BB: 0 P: 16	R: 2 E: 0 K: 2 S: 13	H: 1 LOB: 0 BB: 1 P: 23	R: 0 E: 0 K: 2 S: 13	H: 1 LOB: 0 BB: 0 P: 20	R: 0 E: 0 K: 1 S: 14	H: 1 LOB: 0 BB: 0 P: 26	R: 1 E: 0 K: 1 S: 12	H: 1 LOB: 0 BB: 0 P: 19	R: 0 E: 0 K: 2 S: 14	H: 0 LOB: 1 BB: 1 P: 23	R: 0 E: 0 K: 2 S: 11	H: 1 LOB: 1 BB: 0 P: 15	R: 0 E: 0 K: 2 S: 11	H: 0 LOB: 1 BB: 0 P: 18	1B: 2 2B: 1 3B: 0 HR: 3	SF: 0 SAC: 0 DP: 0 HBP: 0	WP: 0 PB: 0 SB: 0 CS: 0	PA: 33							
PITCHER	IP	WLS	BF	H	R	ER	SO	BB	IBB	HBP	BLK	WP	HR	S	P	ERA	WHIP										
39 Kevin Gausman, R ERA: 3.24	5.0	L	21	5	4	4	7	1	0	0	0	0	0	17	28	0.00	0.750										
40 Ashur Tolliver, L ERA	1.1		5	0	0	0	3	1	0	0	0	0	0	8	10	0.00	1.500										
60 Mychal Givens, R ERA: 1.77	0.2		3	1	0	0	1	0	0	0	0	0	0	8	10	0.00	1.500										
53 Zack Britton, L ERA: 1.42	1.0		4	0	0	0	2	0	0	0	0	0	0	11	18	0.00	0.000										

Batter	1	2	3	4	5	6	7	8	9	AB	R	H	RBI	BB	SO	LOB	TOP					
4 George Springer, R OBP: 0.359, SLG: 0.484 16 Tony Kemp, L OBP: 0.333, SLG: 0.438	G6-3			K		G5-3		K		3	0	0	0	0	1	0						
27 Jose Altuve, R OBP: 0.395, SLG: 0.544 9 Marwin Gonzalez, S OBP: 0.276, SLG: 0.405	G6-3			1B		L6		1B		3	0	1	0	0	0	0						
1 Carlos Correa, R OBP: 0.335, SLG: 0.401 13 Tyler White, R OBP: 0.303, SLG: 0.453	1B			P6		G4-3		F9		3	0	1	0	0	0	1						
28 Colby Rasmus, L OBP: 0.321, SLG: 0.410	PO			1B		K		1B		4	1	2	0	0	2	0						
11 Evan Gattis, R OBP: 0.304, SLG: 0.441				K		K		1B		3	0	1	0	1	2	2						
18 Luis Valbuena, L OBP: 0.295, SLG: 0.389				K		P5		K		4	0	0	0	0	2	4						
8 Colin Moran, L OBP: 0.176, SLG: 0.125				P4		1B		F8		4	0	2	2	0	0	1						
15 Jason Castro, L OBP: 0.336, SLG: 0.360				K		K		K		4	0	0	0	0	3	3						
6 Jake Marisnick, R OBP: 0.151, SLG: 0.176				K		FC5-4		K		3	0	0	0	0	2	1						
Inning Stats	R: 0 E: 0 K: 0 S: 7	H: 1 LOB: 0 BB: 9	R: 0 E: 0 K: 3 S: 11	H: 0 LOB: 0 BB: 15	R: 0 E: 0 K: 2 S: 8	H: 0 LOB: 0 BB: 11	R: 0 E: 0 K: 2 S: 12	H: 2 LOB: 2 BB: 17	R: 0 E: 0 K: 1 S: 9	H: 1 LOB: 1 BB: 0 P: 14	R: 0 E: 0 K: 0 S: 6	H: 0 LOB: 0 BB: 8	R: 0 E: 0 K: 1 S: 12	H: 1 LOB: 1 BB: 0 P: 16	R: 0 E: 0 K: 2 S: 11	H: 0 LOB: 0 BB: 14	R: 2 E: 0 K: 2 S: 16	H: 3 LOB: 2 BB: 25	1B: 8 2B: 0 3B: 0 HR: 0	SF: 0 SAC: 0 DP: 0 HBP: 0	WP: 0 PB: 0 SB: 0 CS: 0	PA: 36
PITCHER	IP WLS BF H R ER SO BB IBB HBP BLK WP HR S P ERA WHIP	8.1 W 31 7 2 2 11 0 0 0 0 0 0 84 116 2.16 0.840	0.2 4 1 0 0 2 1 0 0 0 0 0 8 13 0.00 3.000	PITCHER										IP WLS BF H R ER SO BB IBB HBP BLK WP HR S P ERA WHIP								
52 Matt Shoemaker, R ERA: 5.96 68 Cam Bedrosian, R ERA: 1.2																						

Houston Astros @ Los Angeles Angels
Angel Stadium of Anaheim, Anaheim, CA
Fri May 27 2016, 7:09 PM - 9:47 PM PDT
Att: 39,047 - Clear - 67 F

AB 34
R 2
H 8
RBI 2
BB 1
SO 13
LOB 13



Batter	1	2	3	4	5	6	7	8	9	AB	R	H	RBI	BB	SO	LOB	BOTTOM			
6 Yuliel Escobar, R OBP: 0.368, SLG: 0.423 22 Kaleb Cowart, S (8, FH)	F8			F9		G6-3		K		4	0	1	1	0	0	3				
56 Kole Calhoun, L OBP: 0.389, SLG: 0.406	G3			1B		K		K		4	1	1	1	0	2	1				
27 Mike Trout, R OBP: 0.411, SLG: 0.562 17 Shane Robinson, R (7, PR)	G5-3			1B		BB		BB		2	1	1	3	2	0	0				
5 Albert Pujols, R OBP: 0.298, SLG: 0.404	G5-3			HR		F7		F9		4	1	1	2	0	0	3				
24 C.J. Cron, R OBP: 0.308, SLG: 0.354	F9			G5-3		P3		G5-3		4	0	0	0	0	0	1				
12 Johnny Givofletta, R OBP: 0.514, SLG: 0.403	P6			2B		BB		1B		3	0	2	0	1	0	0				
39 Rafael Ortega, L OBP: 0.315, SLG: 0.345				G6-3		K		F9		4	1	1	0	0	1	4				
58 Carlos Pérez, R OBP: 0.259, SLG: 0.323				1B		P4		L7		4	1	1	0	0	0	1				
8 Gregorio Petit, R OBP: 0.313, SLG: 0.333				1B		1B		L7		3	2	1	0	1	1	0				
Inning Stats	R: 0 E: 0 K: 0 S: 7	H: 0 LOB: 0 BB: 10	R: 0 E: 0 K: 0 S: 7	H: 0 LOB: 0 BB: 10	R: 6 E: 0 K: 0 S: 15	H: 6 LOB: 1 BB: 27	R: 1 E: 0 K: 1 S: 12	H: 2 LOB: 2 BB: 1 P: 21	R: 0 E: 0 K: 1 S: 7	H: 0 LOB: 1 BB: 1 P: 12	R: 0 E: 0 K: 2 S: 9	H: 0 LOB: 0 BB: 0 P: 12	R: 0 E: 0 K: 0 S: 14	H: 1 LOB: 2 BB: 1 P: 24	R: 0 E: 0 K: 1 S: 5	H: 0 LOB: 0 BB: 0 P: 6	1B: 4 2B: 4 3B: 0 HR: 1	SF: 0 SAC: 0 DP: 0 HBP: 0	WP: 1 PB: 0 SB: 0 CS: 0	PA: 37
PITCHER	IP WLS BF H R ER SO BB IBB HBP BLK WP HR S P ERA WHIP	3.2 L 21 8 7 7 7 2 0 0 0 0 1 38 63 17.18 2.727	4.1 16 1 0 0 4 2 0 0 0 0 0 0 38 59 0.00 0.692	PITCHER										IP WLS BF H R ER SO BB IBB HBP BLK WP HR S P ERA WHIP						
54 Mike Fiers, R ERA: 5.2 47 Chris Devenski, R ERA: 2.79																				

Houston Astros @ Los Angeles Angels
Angel Stadium of Anaheim, Anaheim, CA
Fri May 27 2016, 7:09 PM - 9:47 PM PDT
Att: 39,047 - Clear - 67 F

AB 33
R 7
H 9
RBI 7
BB 4
SO 5
LOB 13



Batter	1	2	3	4	5	6	7	8	9	AB	R	H	RBI	BB	SO	LOB	TOP							
4 George Springer, R OBP: 0.364, SLG: 0.492										5	1	3	0	0	1	1								
27 Jose Altuve, R OBP: 0.396, SLG: 0.544										2	0	1	1	1	0	1								
1 Carlos Correa, R OBP: 0.329, SLG: 0.393										4	0	0	1	0	0	4								
11 Evan Gattis, R OBP: 0.302, SLG: 0.429										3	1	0	0	0	2	0								
18 Luis Valbuena, L OBP: 0.307, SLG: 0.396										3	0	2	0	1	1	0								
8 Colin Moran, L OBP: 0.150, SLG: 0.105										3	0	0	0	0	0	3								
9 Marwin Gonzalez, S OBP: 0.274, SLG: 0.402										1	0	0	0	0	1	1								
15 Jason Castro, L OBP: 0.333, SLG: 0.381										4	1	1	2	0	1	0								
6 Jake Marisnick, R OBP: 0.175, SLG: 0.200										4	1	2	0	0	1	0								
16 Tony Kemp, L OBP: 0.318, SLG: 0.368										3	0	0	0	1	0	1								
Inning Stats	R: 1 E: 0 K: 1 S: 13	H: 1 LOB: 0 BB: 0 P: 18	R: 0 E: 0 K: 0 S: 6	H: 1 LOB: 0 BB: 0 P: 7	R: 0 E: 0 K: 0 S: 8	H: 1 LOB: 2 BB: 1 P: 15	R: 0 E: 0 K: 1 S: 9	H: 0 LOB: 0 BB: 0 P: 13	R: 1 E: 0 K: 0 S: 12	H: 2 LOB: 2 BB: 1 P: 23	R: 2 E: 0 K: 1 S: 11	H: 1 LOB: 0 BB: 1 P: 19	R: 0 E: 0 K: 1 S: 9	H: 1 LOB: 0 BB: 0 P: 14	R: 0 E: 0 K: 2 S: 10	H: 1 LOB: 1 BB: 0 P: 15	R: 0 E: 0 K: 1 S: 8	H: 1 LOB: 1 BB: 0 P: 15	1B: 7 2B: 1 3B: 0 HR: 1	SF: 1 SAC: 0 DP: 2 HBP: 1	WP: 0 PB: 0 SB: 1 CS: 0	PA: 38		
PITCHER	IP WLS BF H R ER SO BB IBB HBP BLK WP HR S P ERA WHIP	IP WLS BF H R ER SO BB IBB HBP BLK WP HR S P ERA WHIP	IP WLS BF H R ER SO BB IBB HBP BLK WP HR S P ERA WHIP	IP WLS BF H R ER SO BB IBB HBP BLK WP HR S P ERA WHIP	IP WLS BF H R ER SO BB IBB HBP BLK WP HR S P ERA WHIP	IP WLS BF H R ER SO BB IBB HBP BLK WP HR S P ERA WHIP	IP WLS BF H R ER SO BB IBB HBP BLK WP HR S P ERA WHIP	IP WLS BF H R ER SO BB IBB HBP BLK WP HR S P ERA WHIP	IP WLS BF H R ER SO BB IBB HBP BLK WP HR S P ERA WHIP	IP WLS BF H R ER SO BB IBB HBP BLK WP HR S P ERA WHIP	IP WLS BF H R ER SO BB IBB HBP BLK WP HR S P ERA WHIP	IP WLS BF H R ER SO BB IBB HBP BLK WP HR S P ERA WHIP	IP WLS BF H R ER SO BB IBB HBP BLK WP HR S P ERA WHIP	IP WLS BF H R ER SO BB IBB HBP BLK WP HR S P ERA WHIP	IP WLS BF H R ER SO BB IBB HBP BLK WP HR S P ERA WHIP	IP WLS BF H R ER SO BB IBB HBP BLK WP HR S P ERA WHIP	IP WLS BF H R ER SO BB IBB HBP BLK WP HR S P ERA WHIP	IP WLS BF H R ER SO BB IBB HBP BLK WP HR S P ERA WHIP	IP WLS BF H R ER SO BB IBB HBP BLK WP HR S P ERA WHIP	IP WLS BF H R ER SO BB IBB HBP BLK WP HR S P ERA WHIP	IP WLS BF H R ER SO BB IBB HBP BLK WP HR S P ERA WHIP	IP WLS BF H R ER SO BB IBB HBP BLK WP HR S P ERA WHIP	IP WLS BF H R ER SO BB IBB HBP BLK WP HR S P ERA WHIP	IP WLS BF H R ER SO BB IBB HBP BLK WP HR S P ERA WHIP
36 Jered Weaver, R ERA: 5.4	6.0	L	26	6	4	4	3	3	0	1	0	0	0	0	0	0	1	59	95	6.00	1.500			
64 Mike Morin, R ERA: 4.43	1.2		5	1	0	0	2	0	0	0	0	0	0	0	0	0	0	14	22	0.00	0.600			
48 Jose Alvarez, L ERA: 4.15	1.0		5	2	0	0	2	0	0	0	0	0	0	0	0	0	0	11	19	0.00	2.000			
38 Joe Smith, R ERA: 4.24	0.1		1	0	0	0	0	0	0	0	0	0	0	0	0	0	0	2	3	0.00	0.000			

Houston Astros @ Los Angeles Angels
Angel Stadium of Anaheim, Anaheim, CA
Sat May 28 2016, 7:11 PM - 9:51 PM PDT
Att: 38,176 - Partly Cloudy - 68 F

AB 32
R 4
H 9
RBI 4
BB 3
SO 7
LOB 11



Batter	1	2	3	4	5	6	7	8	9	AB	R	H	RBI	BB	SO	LOB	BOTTOM							
6 Yunel Escobar, R OBP: 0.363, SLG: 0.417										2	0	0	0	0	0	0								
22 Kaleb Cowart, S										4	0	0	0	0	0	0								
56 Kole Calhoun, L OBP: 0.381, SLG: 0.397										4	1	1	1	0	1	0								
27 Mike Trout, R OBP: 0.408, SLG: 0.571										3	1	1	1	0	0	0								
5 Albert Pujols, R OBP: 0.298, SLG: 0.419										3	0	0	0	0	0	0								
24 C.J. Cron, R OBP: 0.302, SLG: 0.347										3	0	1	0	0	0	0								
12 Johnny Gattuso, R OBP: 0.515, SLG: 0.401										3	0	0	0	0	2	1								
8 Gregorio Petit, R OBP: 0.294, SLG: 0.313										3	0	0	0	0	0	1								
58 Carlos Pérez, R OBP: 0.252, SLG: 0.314										2	0	0	0	0	1	1								
17 Shane Robinson, R OBP: 0.320, SLG: 0.190										1	0	0	0	0	1	1								
39 Rafael Ortega, L OBP: 0.311, SLG: 0.341										1	0	0	0	0	1	0								
Inning Stats	R: 2 E: 0 K: 0 S: 22	H: 2 LOB: 0 BB: 0 P: 30	R: 0 E: 0 K: 1 S: 10	H: 1 LOB: 1 BB: 0 P: 14	R: 0 E: 0 K: 0 S: 8	H: 0 LOB: 0 BB: 0 P: 12	R: 0 E: 0 K: 0 S: 4	H: 0 LOB: 0 BB: 0 P: 8	R: 0 E: 0 K: 2 S: 8	H: 0 LOB: 0 BB: 0 P: 13	R: 0 E: 0 K: 2 S: 9	H: 0 LOB: 0 BB: 0 P: 12	R: 0 E: 0 K: 0 S: 12	H: 0 LOB: 0 BB: 0 P: 17	R: 0 E: 0 K: 1 S: 13	H: 0 LOB: 0 BB: 0 P: 18	R: 0 E: 0 K: 0 S: 6	H: 0 LOB: 0 BB: 0 P: 10	1B: 1 2B: 0 3B: 0 HR: 2	SF: 0 SAC: 0 DP: 0 HBP: 0	WP: 0 PB: 0 SB: 0 CS: 0	PA: 30		
PITCHER	IP WLS BF H R ER SO BB IBB HBP BLK WP HR S P ERA WHIP	IP WLS BF H R ER SO BB IBB HBP BLK WP HR S P ERA WHIP	IP WLS BF H R ER SO BB IBB HBP BLK WP HR S P ERA WHIP	IP WLS BF H R ER SO BB IBB HBP BLK WP HR S P ERA WHIP	IP WLS BF H R ER SO BB IBB HBP BLK WP HR S P ERA WHIP	IP WLS BF H R ER SO BB IBB HBP BLK WP HR S P ERA WHIP	IP WLS BF H R ER SO BB IBB HBP BLK WP HR S P ERA WHIP	IP WLS BF H R ER SO BB IBB HBP BLK WP HR S P ERA WHIP	IP WLS BF H R ER SO BB IBB HBP BLK WP HR S P ERA WHIP	IP WLS BF H R ER SO BB IBB HBP BLK WP HR S P ERA WHIP	IP WLS BF H R ER SO BB IBB HBP BLK WP HR S P ERA WHIP	IP WLS BF H R ER SO BB IBB HBP BLK WP HR S P ERA WHIP	IP WLS BF H R ER SO BB IBB HBP BLK WP HR S P ERA WHIP	IP WLS BF H R ER SO BB IBB HBP BLK WP HR S P ERA WHIP	IP WLS BF H R ER SO BB IBB HBP BLK WP HR S P ERA WHIP	IP WLS BF H R ER SO BB IBB HBP BLK WP HR S P ERA WHIP	IP WLS BF H R ER SO BB IBB HBP BLK WP HR S P ERA WHIP	IP WLS BF H R ER SO BB IBB HBP BLK WP HR S P ERA WHIP	IP WLS BF H R ER SO BB IBB HBP BLK WP HR S P ERA WHIP	IP WLS BF H R ER SO BB IBB HBP BLK WP HR S P ERA WHIP	IP WLS BF H R ER SO BB IBB HBP BLK WP HR S P ERA WHIP	IP WLS BF H R ER SO BB IBB HBP BLK WP HR S P ERA WHIP	IP WLS BF H R ER SO BB IBB HBP BLK WP HR S P ERA WHIP	IP WLS BF H R ER SO BB IBB HBP BLK WP HR S P ERA WHIP
60 Dallas Keuchel, L ERA: 5.58	7.0	W	24	3	2	2	5	0	0	0	0	0	0	0	0	0	2	73	106	2.57	0.429			
37 Fat Neshkek, R ERA: 3.6	0.2	H	2	0	0	0	0	0	0	0	0	0	0	0	0	0	0	10	13	0.00	0.000			
29 Tony Sipp, L ERA: 3.5	0.1	H	1	0	0	0	1	0	0	0	0	0	0	0	0	0	0	3	5	0.00	0.000			
44 Luke Gregerson, R ERA: 3.18	1.0	S	3	0	0	0	0	0	0	0	0	0	0	0	0	0	0	6	10	0.00	0.000			

Houston Astros @ Los Angeles Angels
Angel Stadium of Anaheim, Anaheim, CA
Sat May 28 2016, 7:11 PM - 9:51 PM PDT
Att: 38,176 - Partly Cloudy - 68 F

AB 30
R 2
H 3
RBI 2
BB 0
SO 6
LOB 3



Batter	1	2	3	4	5	6	7	8	9	10	11	12	13	AB	R	H	RBI	BB	SO	LOB	TOP									
4 George Springer, R OBP: 0.356, SLG: 0.486			P3		K				G6-3		G5-3		K	7	0	1	0	0	3	1										
27 Jose Altuve, R OBP: 0.403, SLG: 0.547									G6-3		F9		K	6	0	4	1	0	0	0										
28 Colby Rasmus, L OBP: 0.323, SLG: 0.402					SH5-3		F9		G6-3				K	3	0	0	0	2	1	3										
11 Evan Gattis, R OBP: 0.303, SLG: 0.432					K						E9		P4	6	2	2	0	0	2	3										
18 Luis Valbuena, L OBP: 0.321, SLG: 0.394					P5								G4-3	3	0	1	1	3	0	1										
13 Tyler White, R OBP: 0.311, SLG: 0.447		G6-4-3												4	2	1	0	2	2	4										
9 Marwin Gonzalez, S OBP: 0.269, SLG: 0.390		B1-3					K		G4-6-3		L3			6	1	1	0	0	1	6										
6 Jake Marisnick, R OBP: 0.190, SLG: 0.262									L9		L6		K	6	1	2	2	0	1	3										
16 Tony Kemp, L OBP: 0.296, SLG: 0.333		L5-3							L4		G3		G3	5	1	1	0	0	0	1										
1 Carlos Correa, R OBP: 0.352, SLG: 0.441														1	1	1	3	0	0	0										
Inning Stats	R: 0 E: 0 K: 2 S: 9	H: 1 LOB: 1 BB: 1 P: 14	R: 0 E: 0 K: 0 S: 7	H: 0 LOB: 0 BB: 1 P: 12	R: 0 E: 0 K: 0 S: 12	H: 1 LOB: 0 BB: 0 P: 16	R: 0 E: 0 K: 1 S: 9	H: 1 LOB: 1 BB: 0 P: 12	R: 3 E: 0 K: 2 S: 18	H: 3 LOB: 1 BB: 1 P: 28	R: 1 E: 0 K: 0 S: 6	H: 1 LOB: 1 BB: 2 P: 16	R: 0 E: 0 K: 0 S: 10	H: 2 LOB: 1 BB: 0 P: 18	R: 1 E: 0 K: 1 S: 11	H: 2 LOB: 0 BB: 0 P: 15	R: 0 E: 0 K: 0 S: 6	H: 0 LOB: 0 BB: 0 P: 11	R: 0 E: 1 K: 1 S: 15	H: 0 LOB: 0 BB: 2 P: 25	R: 0 E: 0 K: 0 S: 9	H: 0 LOB: 0 BB: 0 P: 13	R: 0 E: 0 K: 1 S: 14	H: 0 LOB: 0 BB: 0 P: 21	R: 3 E: 0 K: 2 S: 15	H: 3 LOB: 0 BB: 0 P: 19	1B: 11 2B: 2 3B: 0 HR: 2	SF: 0 SAC: 1 DP: 4 HBP: 0	W/P: 1 PB: 0 SB: 1 CS: 0	PA: 55
PITCHER	IP: 5.0 ERA: 3.25	WLS: 24 BF: 7	H: 7 ER: 4	R: 4 ER: 4	SO: 5	BB: 5 IBB: 0	HBP: 0 BLK: 0	WP: 1 HR: 1	P: 57 ERA: 7.20	WHIP: 2.400	54 Deolis Guerra, R ERA: 6.75	IP: 2.0 WLS: 6	H: 0 ER: 0	R: 0 ER: 0	SO: 1	BB: 0 IBB: 0	HBP: 0 BLK: 0	WP: 0 HR: 0	P: 23 ERA: 6.75	WHIP: 3.000	64 Mike Morin, R ERA: 4.48	IP: 1.0 WLS: 6	H: 3 ER: 3	R: 3 ER: 3	SO: 2	BB: 0 IBB: 0	HBP: 0 BLK: 0	WP: 0 HR: 1	P: 15 ERA: 4.48	WHIP: 27.00

Houston Astros @ Los Angeles Angels
Angel Stadium of Anaheim, Anaheim, CA
Sun May 29 2016, 12:38 PM - 5:34 PM PDT
Att. 36,538 - Cloudy - 69 F

AB 47
R 8
H 14
RBI 7
BB 7
SO 10
LOB 22



Batter	1	2	3	4	5	6	7	8	9	10	11	12	13	AB	R	H	RBI	BB	SO	LOB	BOTTOM									
6 Yunel Escobar, R OBP: 0.290, SLG: 0.415	G5-3				CI				G4-3		CS		G1-3	1	0	0	0	0	0	0										
24 C.J. Cron, R OBP: 0.299, SLG: 0.349									K2-3		P6			4	2	2	1	3	1	1										
56 Kole Calhoun, L OBP: 0.373, SLG: 0.426														4	1	1	1	3	1	3										
27 Mike Trout, R OBP: 0.414, SLG: 0.565	G6-3		K										L8	4	1	1	1	3	1	3										
5 Albert Pujols, R OBP: 0.307, SLG: 0.427	K		K		G5-4-3									6	0	3	1	1	2	5										
12 Johnny Giavotella, R OBP: 0.309, SLG: 0.392					G5-3		G5-3		SH1-3		K		K	6	0	1	1	0	3	6										
39 Rafael Ortega, L OBP: 0.292, SLG: 0.319	L9-3				G5-3		E5		G6-3		G3-1		P6	6	1	0	0	0	7											
7 Cliff Pennington, S OBP: 0.316, SLG: 0.373			K		K						P6		P5	5	0	2	0	1	1	0										
47 Jett Bandy, R OBP: 0.333, SLG: 0.400													P6	3	1	1	1	1	0	2										
17 Shane Robinson, R OBP: 0.250, SLG: 0.159	F8						FC5-4		SH2-4				P6	0	0	0	0	0	0	0										
58 Carlos Pérez, R OBP: 0.250, SLG: 0.311														1	0	0	0	0	0	0										
22 Kaleb Cowart, S OBP: 0.167, SLG: 0.167							G6-3		G1-3		L9		F8	4	0	1	0	0	1	3										
8 Gregorio Petit, R OBP: 0.283, SLG: 0.300														2	0	0	0	0	1											
Inning Stats	R: 1 E: 0 K: 1 S: 9	H: 1 LOB: 0 BB: 0 P: 13	R: 0 E: 0 K: 0 S: 5	H: 1 LOB: 1 BB: 1 P: 12	R: 0 E: 0 K: 3 S: 10	H: 1 LOB: 2 BB: 1 P: 16	R: 0 E: 0 K: 1 S: 6	H: 0 LOB: 0 BB: 0 P: 10	R: 1 E: 1 K: 1 S: 14	H: 1 LOB: 2 BB: 2 P: 28	R: 2 E: 0 K: 1 S: 14	H: 2 LOB: 1 BB: 1 P: 22	R: 0 E: 0 K: 0 S: 13	H: 1 LOB: 1 BB: 0 P: 19	R: 0 E: 0 K: 1 S: 11	H: 1 LOB: 0 BB: 0 P: 16	R: 0 E: 0 K: 0 S: 6	H: 1 LOB: 2 BB: 2 P: 29	R: 0 E: 0 K: 0 S: 9	H: 1 LOB: 1 BB: 0 P: 14	R: 0 E: 0 K: 1 S: 11	H: 0 LOB: 0 BB: 0 P: 15	R: 1 E: 0 K: 2 S: 12	H: 1 LOB: 1 BB: 1 P: 23	1B: 8 2B: 3 3B: 1 HR: 1	SF: 0 SAC: 2 DP: 2 HBP: 0	W/P: 3 PB: 0 SB: 2 CS: 1	PA: 60		
PITCHER	IP: 6.0 ERA: 3.86	WLS: 27 BF: 5	H: 5 ER: 3	R: 3 ER: 1	SO: 6	BB: 4 IBB: 0	HBP: 0 BLK: 0	WP: 1 HR: 1	P: 55 ERA: 1.50	WHIP: 1.500	37 Pat Neshek, R ERA: 3.31	IP: 1.1 WLS: 6	H: 1 ER: 0	R: 0 ER: 0	SO: 1	BB: 0 IBB: 2	HBP: 0 BLK: 0	WP: 0 HR: 0	P: 12 ERA: 3.31	WHIP: 0.750	45 Michael Feliz, R ERA: 4.29	IP: 1.0 WLS: 3	H: 0 ER: 0	R: 0 ER: 0	SO: 0	BB: 0 IBB: 0	HBP: 0 BLK: 0	WP: 0 HR: 0	P: 10 ERA: 4.29	WHIP: 9.00

Houston Astros @ Los Angeles Angels
Angel Stadium of Anaheim, Anaheim, CA
Sun May 29 2016, 12:38 PM - 5:34 PM PDT
Att. 36,538 - Cloudy - 69 F

AB 47
R 6
H 12
RBI 5
BB 9
SO 11
LOB 30



Batter	1	2	3	4	5	6	7	8	9	AB	R	H	RBI	BB	SO	LOB	TOP			
4 George Springer, R OBP: 0.367, SLG: 0.486										4	2	3	1	0	0	1	Houston Astros @ Arizona Diamondbacks Chase Field, Phoenix, AZ Mon May 30 2016, 1:12 PM - 4:14 PM MST Att: 24,798 - Roof Closed - 74 F			
27 Jose Altuve, R OBP: 0.403, SLG: 0.553										5	2	2	1	0	0	4				
1 Carlos Correa, R OBP: 0.338, SLG: 0.413										4	0	2	2	1	1	0				
28 Colby Rasmus, L OBP: 0.349, SLG: 0.397										5	0	1	0	0	1	3				
13 Tyler White, R OBP: 0.321, SLG: 0.449										4	1	2	0	0	1	3				
9 Marwin Gonzalez, S OBP: 0.299, SLG: 0.375										5	0	0	0	0	0	4				
6 Jake Marisnick, R OBP: 0.206, SLG: 0.277										4	2	1	0	0	0	3				
15 Jason Castro, L OBP: 0.349, SLG: 0.397										3	1	2	3	2	0	1				
31 Collin McHugh, R OBP: 0.311, SLG: 0.457										2	0	0	0	0	0	2				
Inning Stats	R: 0 H: 0 E: 0 K: 1 S: 10	H: 0 LOB: 2 BB: 1 P: 18	R: 4 H: 5 E: 1 K: 0 S: 15	H: 5 LOB: 1 BB: 0 P: 25	R: 2 H: 2 E: 0 K: 0 S: 14	H: 2 LOB: 1 BB: 0 P: 24	R: 2 H: 4 E: 0 K: 1 S: 22	H: 4 LOB: 2 BB: 0 P: 32	R: 0 H: 0 E: 0 K: 0 S: 7	H: 0 LOB: 1 BB: 1 P: 11	R: 0 H: 1 E: 0 K: 1 S: 12	H: 1 LOB: 2 BB: 1 P: 20	R: 0 H: 1 E: 0 K: 1 S: 9	H: 1 LOB: 0 BB: 0 P: 14	R: 0 H: 0 E: 1 K: 0 S: 7	H: 0 LOB: 0 BB: 0 P: 12	1B: 10 2B: 2 3B: 1 HR: 0	SF: 0 SAC: 2 DP: 2 HBP: 3	WP: 0 PB: 1 CS: 0	PA: 44
PITCHER	IP WLS BF H R ER SO BB IBB HBP BLK WP HR S P ERA WHIP	IP WLS BF H R ER SO BB IBB HBP BLK WP HR S P ERA WHIP	IP WLS BF H R ER SO BB IBB HBP BLK WP HR S P ERA WHIP	IP WLS BF H R ER SO BB IBB HBP BLK WP HR S P ERA WHIP	IP WLS BF H R ER SO BB IBB HBP BLK WP HR S P ERA WHIP	IP WLS BF H R ER SO BB IBB HBP BLK WP HR S P ERA WHIP	IP WLS BF H R ER SO BB IBB HBP BLK WP HR S P ERA WHIP	IP WLS BF H R ER SO BB IBB HBP BLK WP HR S P ERA WHIP	IP WLS BF H R ER SO BB IBB HBP BLK WP HR S P ERA WHIP	IP WLS BF H R ER SO BB IBB HBP BLK WP HR S P ERA WHIP	IP WLS BF H R ER SO BB IBB HBP BLK WP HR S P ERA WHIP	IP WLS BF H R ER SO BB IBB HBP BLK WP HR S P ERA WHIP	IP WLS BF H R ER SO BB IBB HBP BLK WP HR S P ERA WHIP	IP WLS BF H R ER SO BB IBB HBP BLK WP HR S P ERA WHIP	IP WLS BF H R ER SO BB IBB HBP BLK WP HR S P ERA WHIP	IP WLS BF H R ER SO BB IBB HBP BLK WP HR S P ERA WHIP	IP WLS BF H R ER SO BB IBB HBP BLK WP HR S P ERA WHIP	IP WLS BF H R ER SO BB IBB HBP BLK WP HR S P ERA WHIP	IP WLS BF H R ER SO BB IBB HBP BLK WP HR S P ERA WHIP	IP WLS BF H R ER SO BB IBB HBP BLK WP HR S P ERA WHIP

Batter	1	2	3	4	5	6	7	8	9	AB	R	H	RBI	BB	SO	LOB	BOTTOM					
2 Jean Segura, R OBP: 0.335, SLG: 0.467										4	0	1	1	0	0	0	Houston Astros @ Arizona Diamondbacks Chase Field, Phoenix, AZ Mon May 30 2016, 1:12 PM - 4:14 PM MST Att: 24,798 - Roof Closed - 74 F					
1 Michael Bourn, L OBP: 0.429, SLG: 0.484										4	0	0	0	0	2	1						
44 Paul Goldschmidt, R OBP: 0.419, SLG: 0.473										3	1	1	1	0	1	0						
10 Chris Herrmann, L OBP: 0.375, SLG: 0.615										1	0	0	0	0	1	0						
22 Jake Lamb, L OBP: 0.367, SLG: 0.537										3	1	1	1	1	1	0						
7 Welington Castillo, R OBP: 0.311, SLG: 0.457										4	0	1	0	0	0	1						
16 Chris Owings, R OBP: 0.337, SLG: 0.441										3	0	0	0	0	0	1						
55 Josh Collmenter, R OBP: 0.293, SLG: 0.442										0	0	0	0	0	0	0						
24 Yasmany Tomás, R OBP: 0.320, SLG: 0.438										3	0	0	0	0	2	0						
13 Nick Ahmed, R OBP: 0.271, SLG: 0.307										3	0	0	0	0	1	0						
43 Edwin Escobar, L OBP: 0.337, SLG: 0.441										1	0	0	0	0	0	0						
15 Phil Gosselin, R OBP: 0.349, SLG: 0.397										0	0	0	0	0	0	0						
62 Zac Curtis, L OBP: 0.349, SLG: 0.397										0	0	0	0	0	0	0						
61 Silvano Bracho, R OBP: 0.349, SLG: 0.397										0	0	0	0	0	0	0						
27 Brandon Drury, R OBP: 0.302, SLG: 0.393										1	1	1	0	0	0	0						
Inning Stats	R: 1 H: 1 E: 0 K: 1 S: 9	H: 1 LOB: 1 BB: 1 P: 15	R: 0 H: 0 E: 0 K: 2 S: 8	H: 0 LOB: 0 BB: 0 P: 9	R: 0 H: 0 E: 0 K: 0 S: 9	H: 0 LOB: 0 BB: 0 P: 9	R: 0 H: 1 E: 0 K: 1 S: 9	H: 1 LOB: 0 BB: 0 P: 12	R: 0 H: 0 E: 0 K: 0 S: 6	H: 0 LOB: 0 BB: 0 P: 10	R: 0 H: 0 E: 0 K: 1 S: 7	H: 0 LOB: 0 BB: 0 P: 13	R: 0 H: 0 E: 0 K: 1 S: 6	H: 0 LOB: 0 BB: 0 P: 11	R: 1 H: 2 E: 0 K: 1 S: 12	H: 2 LOB: 1 BB: 0 P: 18	R: 1 H: 1 E: 0 K: 1 S: 8	H: 1 LOB: 0 BB: 0 P: 10	1B: 2 2B: 0 3B: 1 HR: 2	SF: 0 SAC: 0 DP: 0 HBP: 0	WP: 0 PB: 0 CS: 0	PA: 33
PITCHER	IP WLS BF H R ER SO BB IBB HBP BLK WP HR S P ERA WHIP	IP WLS BF H R ER SO BB IBB HBP BLK WP HR S P ERA WHIP	IP WLS BF H R ER SO BB IBB HBP BLK WP HR S P ERA WHIP	IP WLS BF H R ER SO BB IBB HBP BLK WP HR S P ERA WHIP	IP WLS BF H R ER SO BB IBB HBP BLK WP HR S P ERA WHIP	IP WLS BF H R ER SO BB IBB HBP BLK WP HR S P ERA WHIP	IP WLS BF H R ER SO BB IBB HBP BLK WP HR S P ERA WHIP	IP WLS BF H R ER SO BB IBB HBP BLK WP HR S P ERA WHIP	IP WLS BF H R ER SO BB IBB HBP BLK WP HR S P ERA WHIP	IP WLS BF H R ER SO BB IBB HBP BLK WP HR S P ERA WHIP	IP WLS BF H R ER SO BB IBB HBP BLK WP HR S P ERA WHIP	IP WLS BF H R ER SO BB IBB HBP BLK WP HR S P ERA WHIP	IP WLS BF H R ER SO BB IBB HBP BLK WP HR S P ERA WHIP	IP WLS BF H R ER SO BB IBB HBP BLK WP HR S P ERA WHIP	IP WLS BF H R ER SO BB IBB HBP BLK WP HR S P ERA WHIP	IP WLS BF H R ER SO BB IBB HBP BLK WP HR S P ERA WHIP	IP WLS BF H R ER SO BB IBB HBP BLK WP HR S P ERA WHIP	IP WLS BF H R ER SO BB IBB HBP BLK WP HR S P ERA WHIP	IP WLS BF H R ER SO BB IBB HBP BLK WP HR S P ERA WHIP	IP WLS BF H R ER SO BB IBB HBP BLK WP HR S P ERA WHIP		



Batter	1	2	3	4	5	6	7	8	9	AB	R	H	RBI	BB	SO	LOB	TOP			
4 George Springer, R OBP: 0.376, SLG: 0.509										4	2	3	4	0	0	0				
27 Jose Altuve, R OBP: 0.403, SLG: 0.550										5	0	2	1	0	0	2				
1 Carlos Correa, R OBP: 0.348, SLG: 0.414										2	0	1	0	3	0	0				
11 Evan Gattis, R OBP: 0.299, SLG: 0.417										4	0	0	1	1	0	6				
13 Tyler White, R OBP: 0.313, SLG: 0.436										4	0	0	0	0	1	5				
46 Scott Feldman, L										1	0	0	0	0	1	1				
44 Luke Gregerson, L										0	0	0	0	0	0	0				
18 Luis Valbuena, L OBP: 0.323, SLG: 0.411											4	2	1	1	1	2	1			
30 Carlos Gómez, R OBP: 0.246, SLG: 0.250										3	1	1	0	1	2	0				
6 Jake Marisnick, R OBP: 0.222, SLG: 0.304										4	2	2	1	0	0	1				
43 Lance McCullers Jr., L OBP: 0.333, SLG: 0.333										3	1	1	0	0	0	2				
45 Michael Feliz, R										0	0	0	0	0	0	0				
9 Marwin Gonzalez, S OBP: 0.285, SLG: 0.380										1	0	1	0	0	0	0				
Inning Stats	R: 0 H: 2 E: 0 K: 1 S: 14	H: 2 BB: 2 P: 25	R: 3 H: 3 E: 0 K: 2 S: 12	H: 3 BB: 0 P: 19	R: 0 H: 1 E: 0 K: 0 S: 6	H: 1 BB: 0 P: 10	R: 4 H: 4 E: 0 K: 0 S: 16	H: 4 BB: 2 P: 31	R: 1 H: 1 E: 0 K: 1 S: 6	H: 1 BB: 0 P: 8	R: 0 H: 0 E: 0 K: 0 S: 6	H: 0 BB: 0 P: 9	R: 0 H: 0 E: 0 K: 0 S: 8	H: 0 BB: 1 P: 17	R: 0 H: 1 E: 0 K: 0 S: 6	H: 2 BB: 1 P: 18	1B: 8 2B: 2 3B: 0 HR: 2	SF: 0 SAC: 0 DP: 3 HBP: 1	WP: 1 PB: 0 SB: 1 CS: 0	PA: 42
PITCHER	IP WLS BF H R ER SO BB IBB HBP BLK WP HR S P ERA WHIP																			
46 Patrick Corbin, L ERA: 4.96	3.1 L 19 9 7 7 3 2 0 0 0 0 1 1 40 73 18.90 3.300																			
33 Jake Barrett, R ERA: 2.23	0.2 4 1 0 0 0 1 0 0 0 0 0 0 8 12 0.00 3.000																			
48 Randall Delgado, R ERA: 4.76	1.0 4 1 1 1 1 0 0 0 0 0 1 6 8 9.00 1.000																			
61 Silvino Bracho, R ERA: 4.76	1.0 3 0 0 0 0 0 0 0 0 0 0 6 9 0.00 0.000																			
55 Josh Collmenter, R ERA: 8.31	2.0 8 1 0 0 0 2 0 1 0 0 0 0 14 34 0.00 1.500																			
Batter	1	2	3	4	5	6	7	8	9	AB	R	H	RBI	BB	SO	LOB	BOTTOM			
2 Jean Segura, R OBP: 0.332, SLG: 0.466										5	0	1	2	0	0	1				
1 Michael Bourn, L OBP: 0.425, SLG: 0.457										4	2	1	0	1	2	1				
44 Paul Goldschmidt, R OBP: 0.426, SLG: 0.494										4	1	3	0	1	1	1				
22 Jake Lamb, L OBP: 0.368, SLG: 0.533										5	0	2	1	0	2	3				
27 Brandon Drury, R OBP: 0.321, SLG: 0.494										3	0	0	0	1	2	3				
10 Chris Herrmann, L OBP: 0.359, SLG: 0.585										4	0	0	1	0	2	4				
16 Chris Owings, R OBP: 0.341, SLG: 0.436										2	0	0	0	2	1	0				
24 Yasmany Tomás, R OBP: 0.324, SLG: 0.440										4	1	2	0	0	1	4				
46 Patrick Corbin, L ERA: 4.96										1	0	0	0	0	0	0				
33 Jake Barrett, R ERA: 2.23										0	0	0	0	0	0	0				
48 Randall Delgado, R ERA: 4.76										0	0	0	0	0	0	0				
61 Silvino Bracho, R ERA: 4.76										0	0	0	0	0	0	0				
55 Josh Collmenter, R ERA: 8.31										1	0	0	0	0	0	0				
Inning Stats	R: 2 H: 3 E: 0 K: 1 S: 15	H: 3 BB: 3 P: 31	R: 0 H: 0 E: 0 K: 1 S: 7	H: 0 BB: 0 P: 10	R: 0 H: 1 E: 0 K: 2 S: 10	H: 1 BB: 0 P: 14	R: 0 H: 1 E: 0 K: 2 S: 11	H: 1 BB: 2 P: 28	R: 0 H: 0 E: 0 K: 0 S: 7	H: 0 BB: 1 P: 12	R: 0 H: 1 E: 0 K: 0 S: 9	H: 1 BB: 0 P: 14	R: 0 H: 0 E: 0 K: 2 S: 8	H: 0 BB: 0 P: 14	R: 2 H: 2 E: 1 K: 3 S: 16	H: 2 BB: 0 P: 27	1B: 8 2B: 1 3B: 0 HR: 0	SF: 0 SAC: 0 DP: 1 HBP: 0	WP: 2 PB: 0 SB: 0 CS: 1	PA: 40
PITCHER	IP WLS BF H R ER SO BB IBB HBP BLK WP HR S P ERA WHIP																			
43 Lance McCullers Jr., R ERA: 4.76	5.0 W 24 6 3 3 7 4 0 0 0 0 0 0 58 96 5.40 2.000																			
45 Michael Feliz, R ERA: 4.09	1.0 4 0 0 0 0 1 0 0 0 0 0 0 7 12 0.00 1.000																			
46 Scott Feldman, R ERA: 3.67	2.0 9 3 2 1 2 0 0 0 0 0 0 0 23 37 4.50 1.500																			
44 Luke Gregerson, R ERA: 3.28	1.0 S 3 0 0 0 3 0 0 0 0 0 0 0 10 18 0.00 0.000																			

Houston Astros @ Arizona Diamondbacks
Chase Field, Phoenix, AZ
Tue May 31 2016, 12:41 PM - 3:52 PM MST
Att: 15,556 - Roof Closed - 74 F

AB	35
R	8
H	12
RBI	8
BB	6
SO	6
LOB	18



Houston Astros @ Arizona Diamondbacks
Chase Field, Phoenix, AZ
Tue May 31 2016, 12:41 PM - 3:52 PM MST
Att: 15,556 - Roof Closed - 74 F

AB	35
R	5
H	9
RBI	4
BB	5
SO	12
LOB	20



Batter	1	2	3	4	5	6	7	8	9	10	11	AB R H RBI BB SO LOB	TOP									
2 Sean Segura, R OBP: 0.338, SLG: 0.464	4-2 1 CS BB		3-2 44 WP 1B			2-0 P4			3-2 1B HBP	1-3 K2-3		3 1 1 0 1 1 0										
1 Michael Bourn, L OBP: 0.422, SLG: 0.462	4-2 44 1B BB		1-1 L8			1-3 K			1-2 22 HR 2B		0-2 G1-3	4 1 1 1 1 1 2										
44 Paul Goldschmidt, R OBP: 0.421, SLG: 0.476	2-2 22 WP 1B		1 SAFE L7			3-3 K			2-2 L3		3-3 K	5 0 1 0 0 2 2										
22 Jake Lamb, L OBP: 0.364, SLG: 0.540	1-3 K		3-H G5-3			0-3 K			0-0 HR		1-3 K	5 1 1 2 0 3 1										
5 Rickie Weeks, Jr., R OBP: 0.302, SLG: 0.439		2-1 F8				0-0 G2-3			2-2 1B			4 0 2 0 0 0 0										
10 Chris Herrmann, L OBP: 0.344, SLG: 0.558		3-2 G6-3				3-3 K			0-3 K			4 0 0 0 0 2 1										
16 Chris Owings, R OBP: 0.333, SLG: 0.425		3-3 K				1-2 G5-3			0-3 K			4 0 0 0 0 3 1										
24 Yasmany Tomás, R OBP: 0.323, SLG: 0.435			1-3 K			1-1 27 CS 1B			3-2 G4-3		0-0 G5-3	4 0 1 0 0 1 0										
27 Brandon Drury, R OBP: 0.319, SLG: 0.489			0-0 1B 44 WP 1B			2-3 K			3-2 G6-3		0-3 K	4 1 1 0 0 2 1										
Inning Stats	R: 0 E: 0 K: 1 S: 11	H: 1 LOB: 1 BB: 2 P: 22	R: 0 E: 0 K: 1 S: 8	H: 0 LOB: 0 BB: 0 P: 16	R: 1 E: 0 K: 1 S: 12	H: 2 LOB: 1 BB: 0 P: 20	R: 0 E: 0 K: 1 S: 8	H: 0 LOB: 0 BB: 0 P: 13	R: 0 E: 0 K: 1 S: 10	H: 1 LOB: 1 BB: 0 P: 14	R: 0 E: 0 K: 2 S: 9	H: 1 LOB: 0 BB: 0 P: 11	R: 0 E: 0 K: 1 S: 9	H: 0 LOB: 0 BB: 0 P: 15	R: 3 E: 0 K: 1 S: 22	H: 3 LOB: 1 BB: 0 P: 31	R: 0 E: 0 K: 2 S: 10	H: 0 LOB: 0 BB: 0 P: 14	1B: 6 2B: 2 3B: 0 HR: 1	SF: 0 SAC: 0 DP: 1 HBP: 1	WP: 2 PB: 0 SB: 0 CS: 2	PA: 40

PITCHER	IP	WLS	BF	H	R	ER	SO	BB	IBB	HBP	BLK	WP	HR	S	P	ERA	WHIP
54 Mike Fiers, R ERA: 4.84	6.0		21	4	1	1	7	2	0	0	0	2	0	57	99	1.50	1.000
53 Ken Giles, R ERA: 6.04	1.0	H	3	1	0	0	2	0	0	0	0	0	0	9	11	0.00	1.000
36 Will Harris, R ERA: 0.35	1.0	H	3	0	0	0	1	0	0	0	0	0	0	9	15	0.00	0.000
44 Luke Gregerson, R ERA: 4.32	0.1	B	4	2	3	3	0	0	0	1	0	0	1	10	16	81.00	6.000
37 Pat Neshek, R ERA: 3.18	0.2		3	1	0	0	1	0	0	0	0	0	0	12	15	0.00	1.500

Batter	1	2	3	4	5	6	7	8	9	10	11	AB R H RBI BB SO LOB	BOTTOM									
4 George Springer, R OBP: 0.379, SLG: 0.525	1-0 G3		4-0 27 BB BB			2-3 K			0-1 G5-3		0-0 HR	5 1 2 1 1 1 0										
27 Jose Altuve, R OBP: 0.407, SLG: 0.558	3-2 2B		4-0 BB			2-1 1B 2B			1-1 L8			4 1 2 0 1 0 1										
1 Carlos Correa, R OBP: 0.349, SLG: 0.424	2-3 K		3-3 K			2-2 11 HR 1B			2-0 3B			5 1 2 1 0 3 5										
11 Evan Gattis, R OBP: 0.295, SLG: 0.433	1-1 G5-3		1-3 K			1-0 2-H HR			0-2 F8			5 1 1 2 0 1 6										
9 Marwin Gonzalez, S OBP: 0.270, SLG: 0.376	1-1 F8		1-1 F9			0-0 18 BB 1B			1-2 30 L8 16 SF7 HBP			4 1 1 0 0 1 0										
18 Luis Valbuena, L OBP: 0.319, SLG: 0.400	1-2 G4-3		3-2 G4-3			2-3 K			4-1 BB			4 0 0 0 1 2 1										
30 Carlos Gómez, R OBP: 0.245, SLG: 0.248	3-2 G6-3		1-2 13 S 1B			1-3 K			1-0 L8			5 0 1 0 0 2 2										
13 Tyler White, R OBP: 0.307, SLG: 0.427			1-2 E5 27 BB 6 SH1-3			1-0 P4			0-0 SF7			3 0 0 0 0 1 1										
16 Tony Kemp, L OBP: 0.276, SLG: 0.320			1-2 K			1-0 F9			3-H G1-3			1 0 0 1 0 0 0										
6 Jake Marisnick, R OBP: 0.211, SLG: 0.288			0-0 SH1-3			0-1 G6-3			2-2 K			4 0 0 0 0 1 1										
Inning Stats	R: 0 E: 0 K: 1 S: 9	H: 1 LOB: 1 BB: 0 P: 16	R: 0 E: 0 K: 0 S: 8	H: 0 LOB: 0 BB: 0 P: 13	R: 0 E: 1 K: 2 S: 11	H: 0 LOB: 3 BB: 2 P: 24	R: 0 E: 0 K: 1 S: 15	H: 1 LOB: 1 BB: 0 P: 22	R: 3 E: 0 K: 2 S: 15	H: 4 LOB: 1 BB: 0 P: 24	R: 0 E: 0 K: 1 S: 6	H: 1 LOB: 1 BB: 0 P: 15	R: 0 E: 0 K: 0 S: 8	H: 0 LOB: 0 BB: 1 P: 16	R: 0 E: 0 K: 3 S: 10	H: 0 LOB: 0 BB: 0 P: 16	R: 0 E: 0 K: 3 S: 10	H: 0 LOB: 0 BB: 0 P: 16	1B: 3 2B: 3 3B: 1 HR: 2	SF: 1 SAC: 1 DP: 0 HBP: 1	WP: 1 PB: 0 SB: 0 CS: 2	PA: 46

PITCHER	IP	WLS	BF	H	R	ER	SO	BB	IBB	HBP	BLK	WP	HR	S	P	ERA	WHIP
38 Robbie Ray, L ERA: 4.74	5.0		24	6	3	3	6	2	0	0	0	0	0	58	99	5.40	1.600
33 Jake Barrett, R ERA: 2.18	1.0		3	0	0	0	1	0	0	0	0	0	0	6	8	0.00	0.000
41 Daniel Hudson, R ERA: 1.25	1.0		4	1	0	0	1	0	0	0	0	1	0	10	15	0.00	1.000
62 Zac Curtis, L ERA: 1.04	0.1		3	0	1	1	0	1	0	1	0	0	0	4	10	27.00	3.000
29 Brad Ziegler, R ERA: 3.27	1.2		6	1	0	0	0	0	0	0	0	0	0	12	17	0.00	0.600

Arizona Diamondbacks @ Houston Astros
Minute Maid Park, Houston, TX
Wed Jun 01 2016, 7:12 PM - 10:53 PM CDT
Att: 22,642 - Roof Closed - 73 F

livebaseballscorecards.com

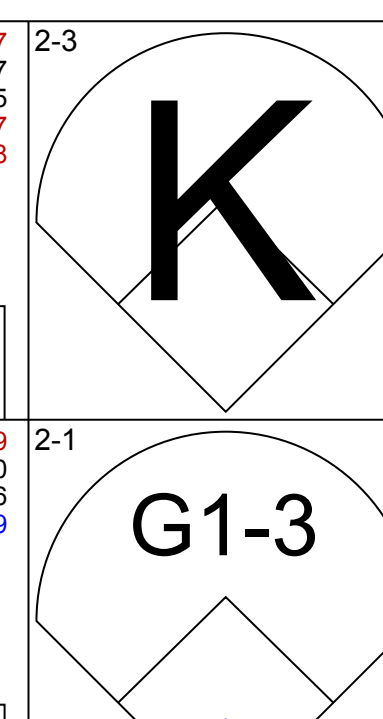
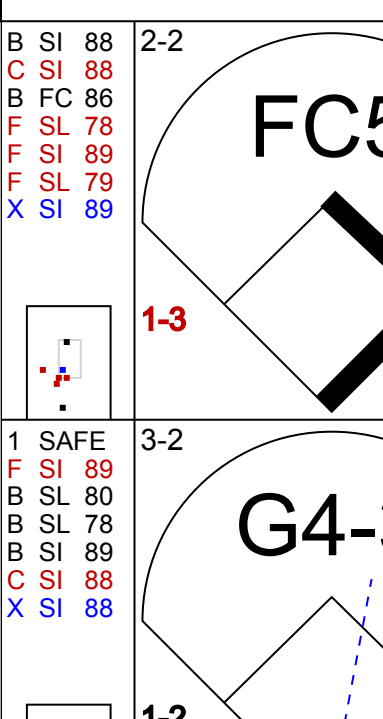
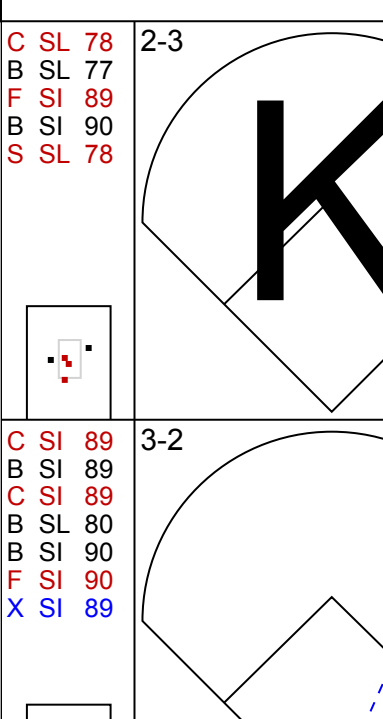

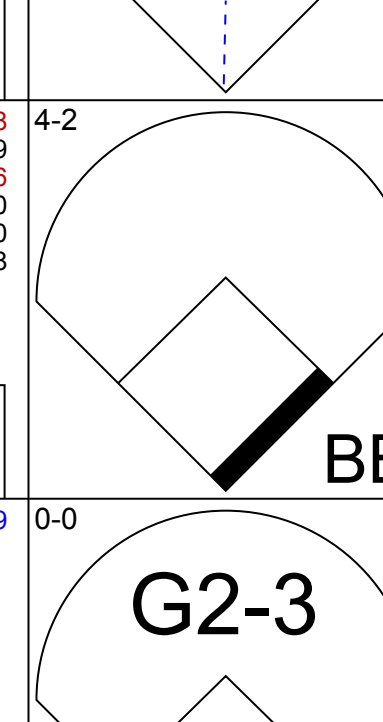

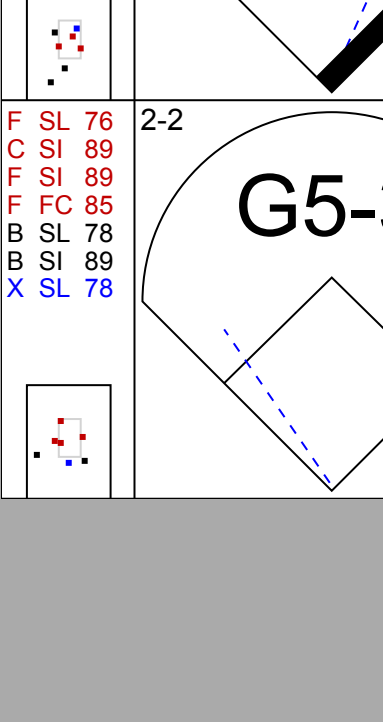
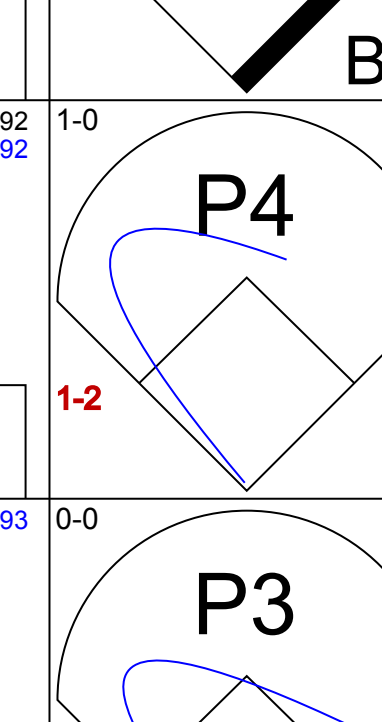

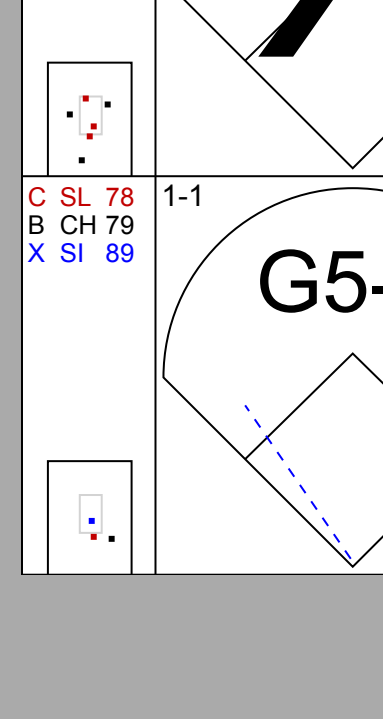




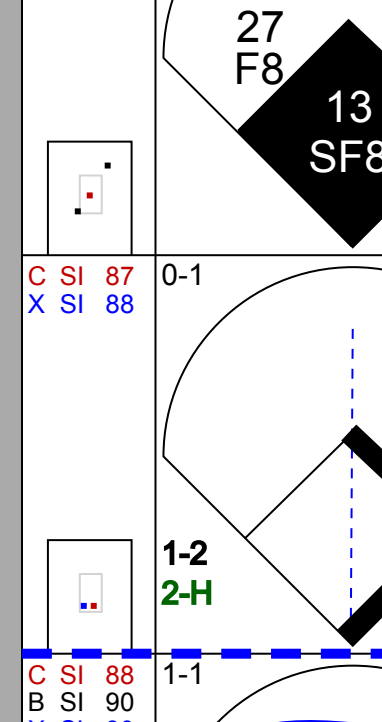

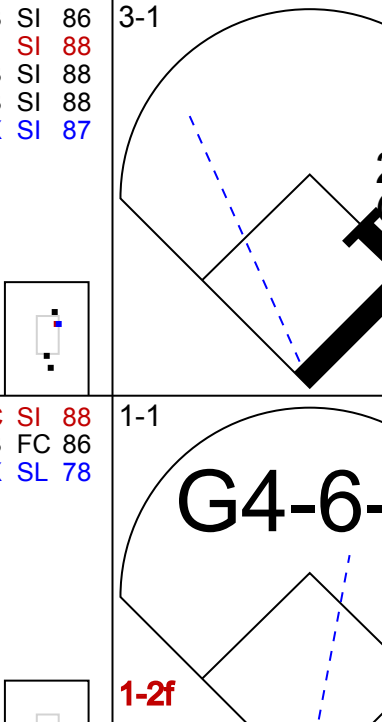

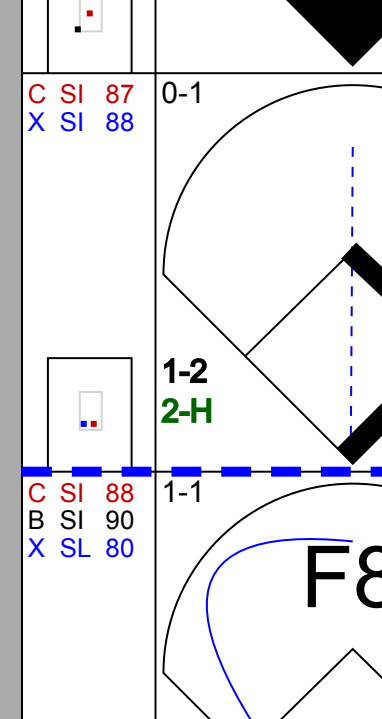
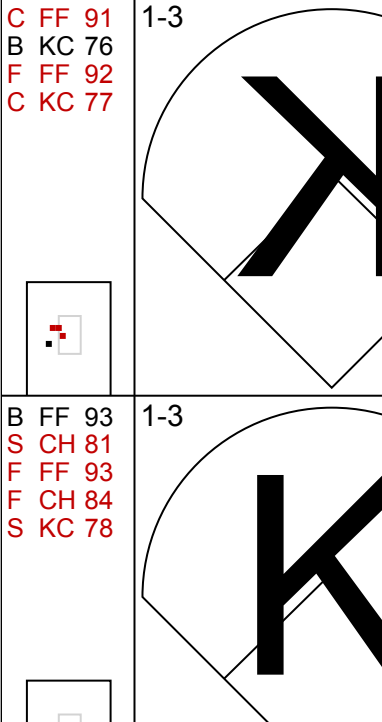
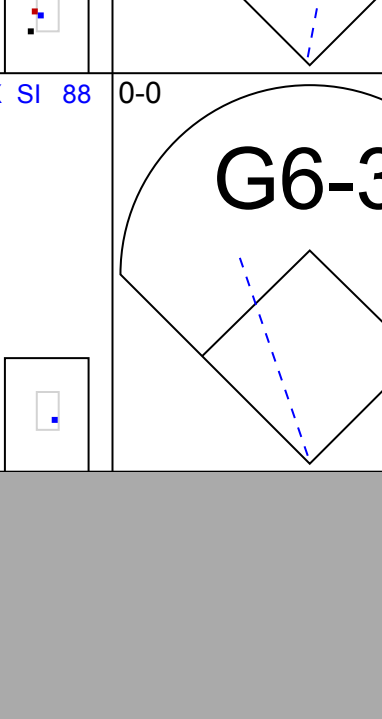
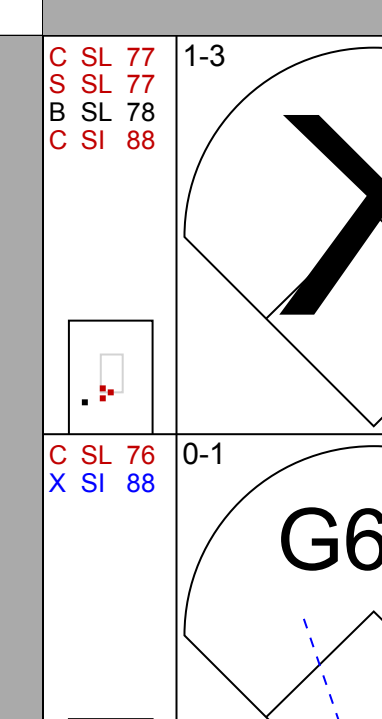
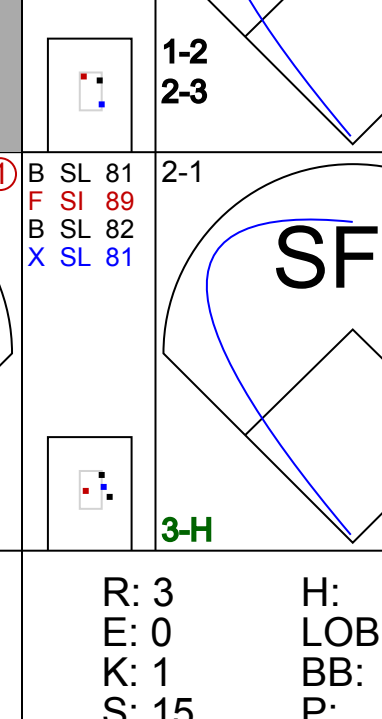
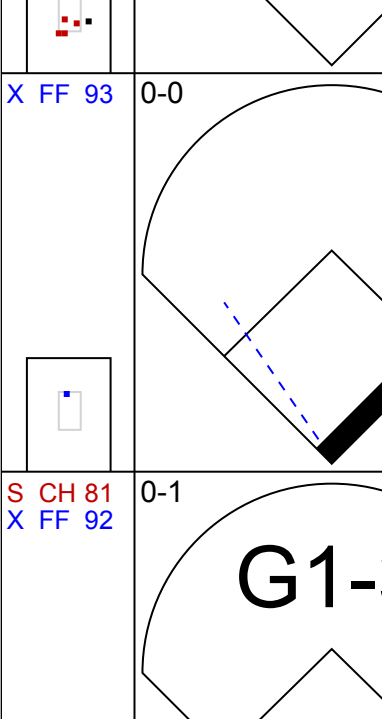

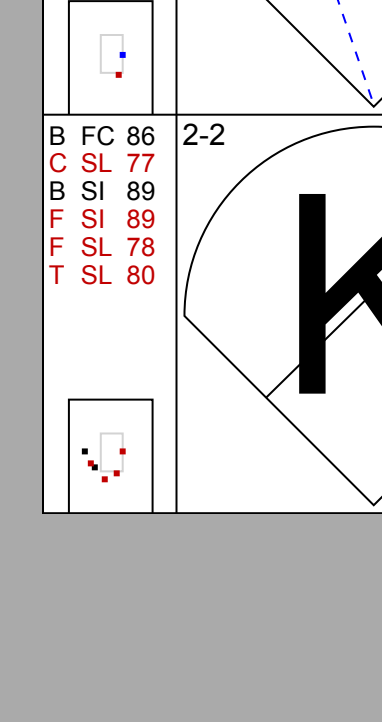


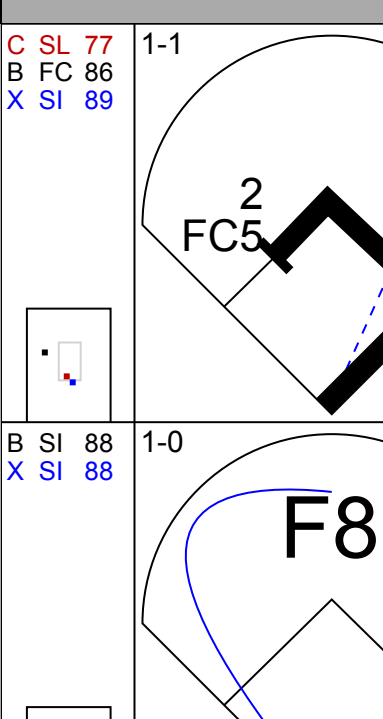
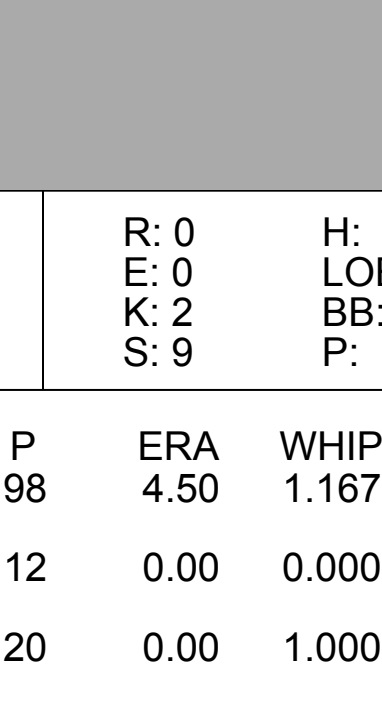


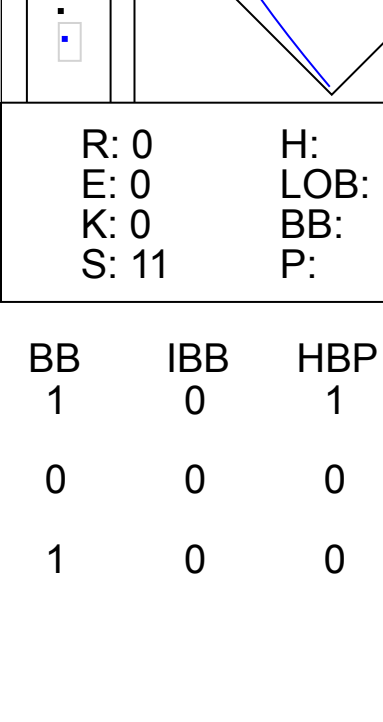
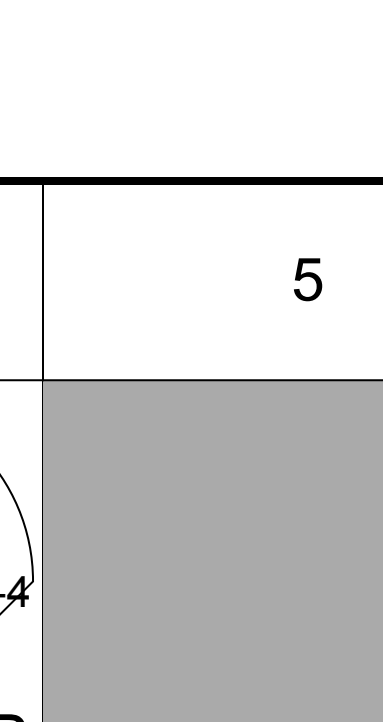
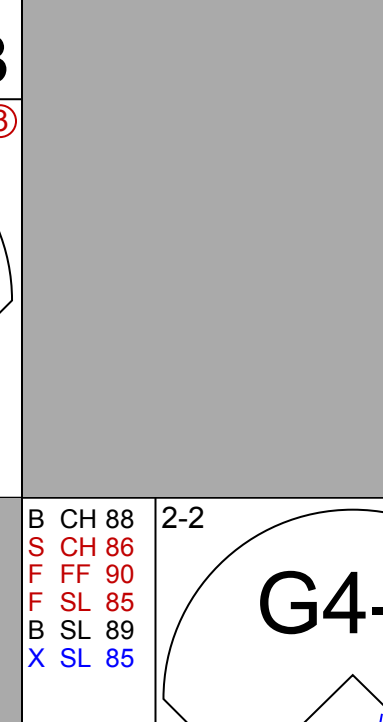
AB 37
R 4
H 8
RBI 3
BB 2
SO 15
LOB 8

Arizona Diamondbacks @ Houston Astros
Minute Maid Park, Houston, TX
Wed Jun 01 2016, 7:12 PM - 10:53 PM CDT
Att: 22,642 - Roof Closed - 73 F

livebaseballscorecards.com

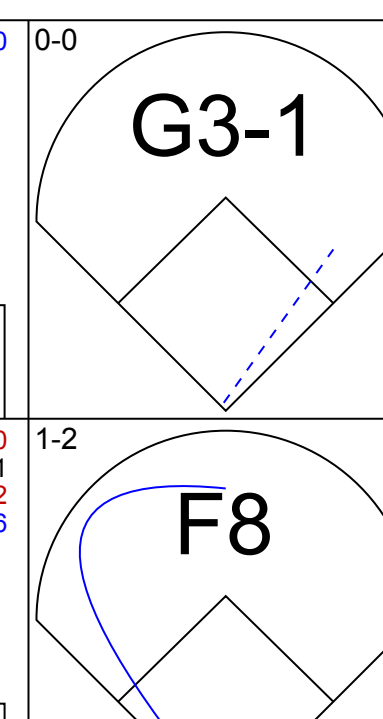
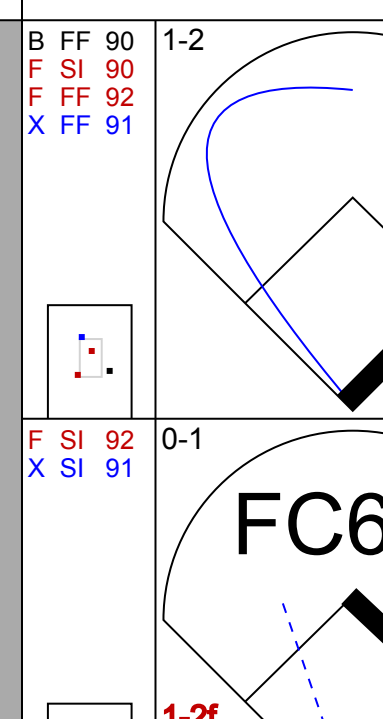
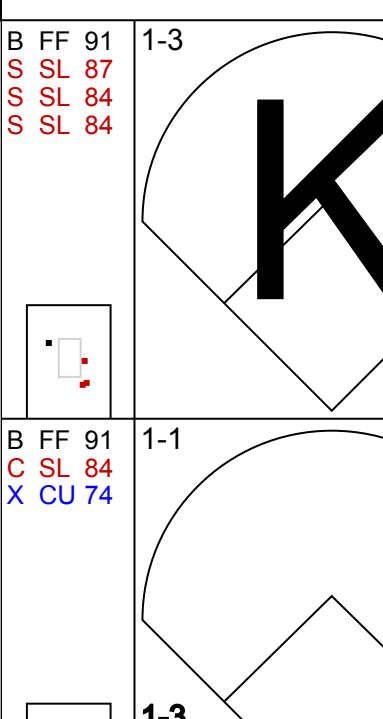
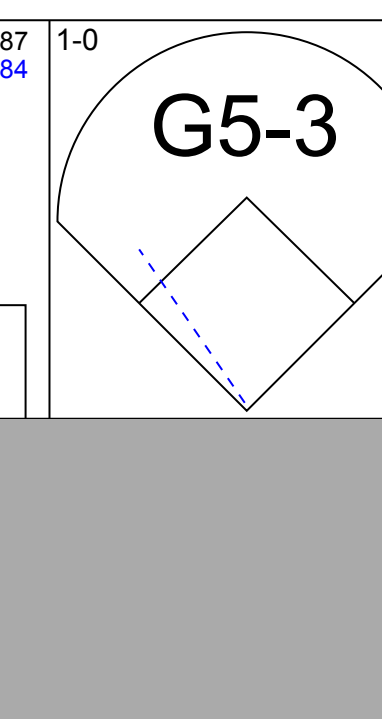
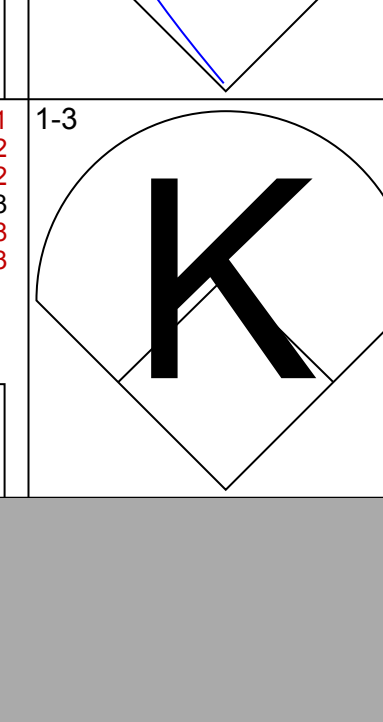
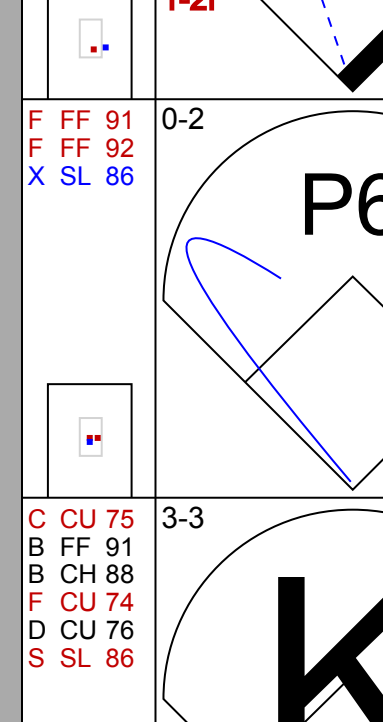
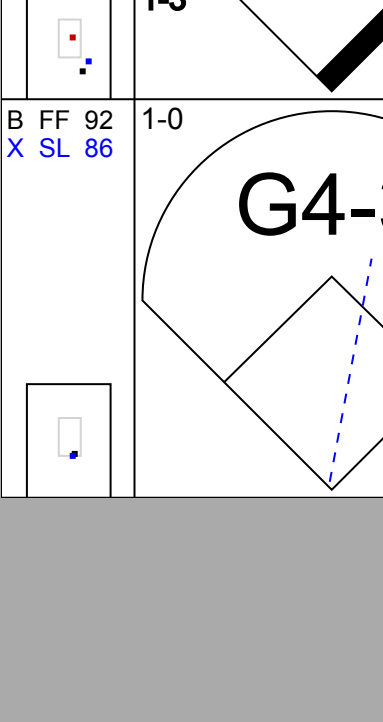
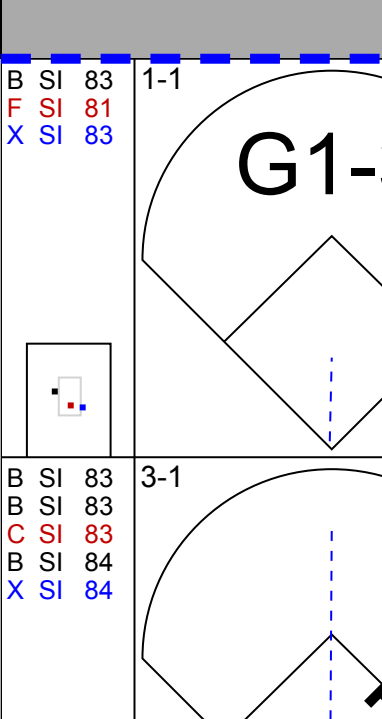



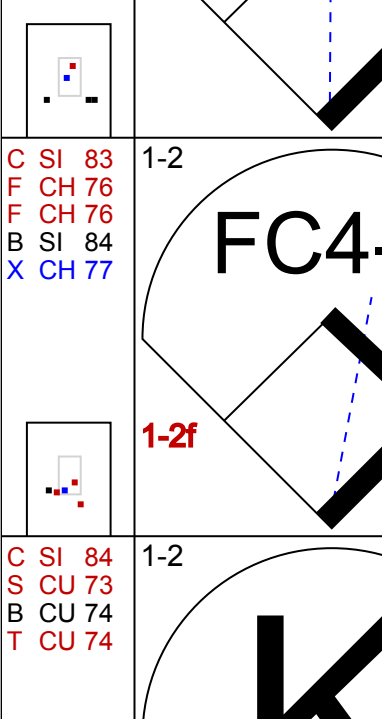
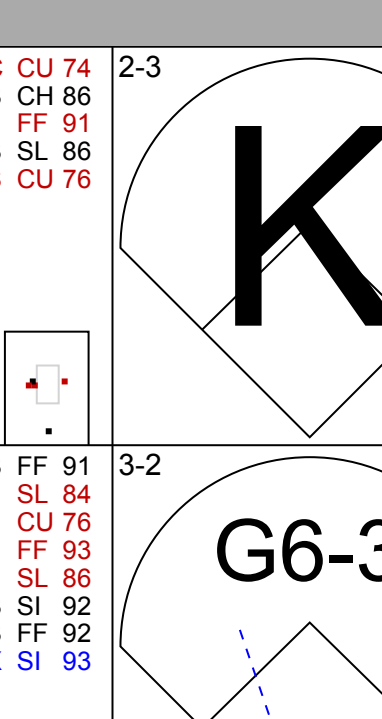

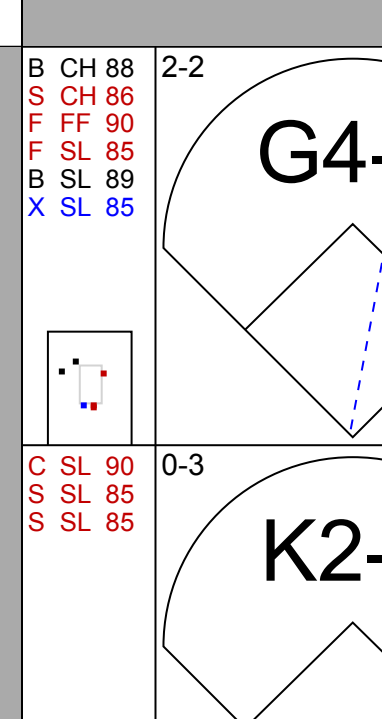

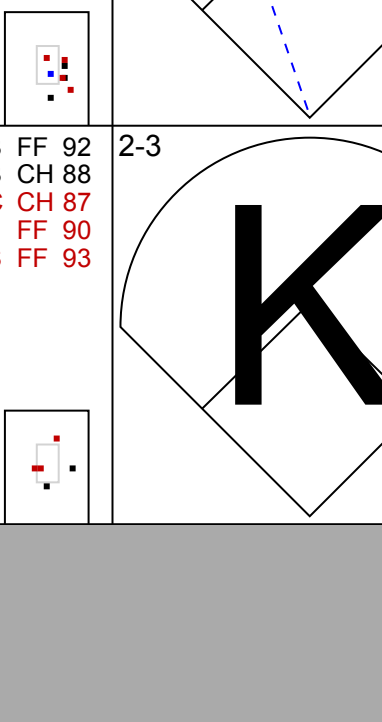
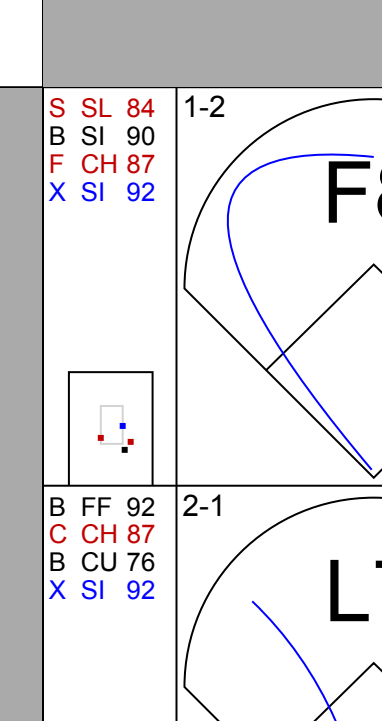
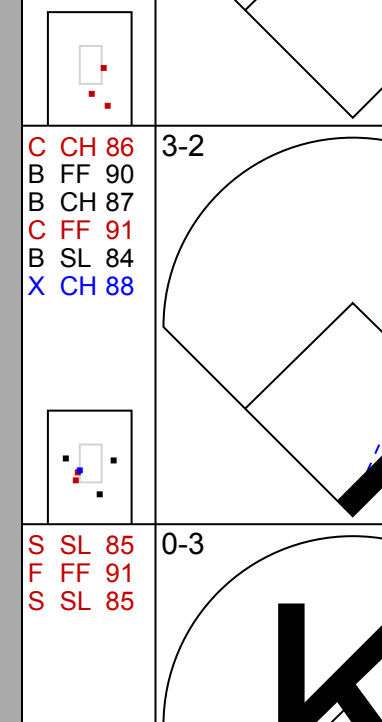


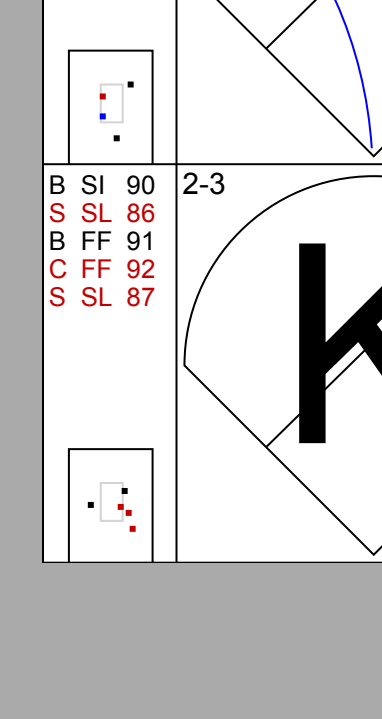
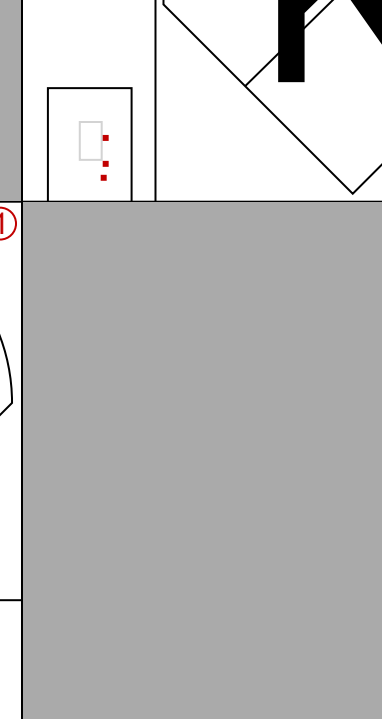
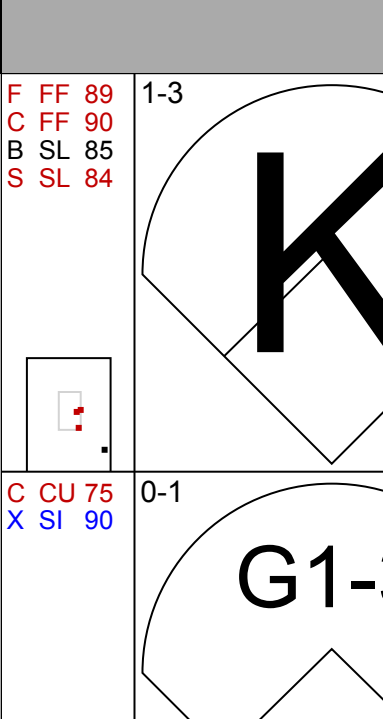

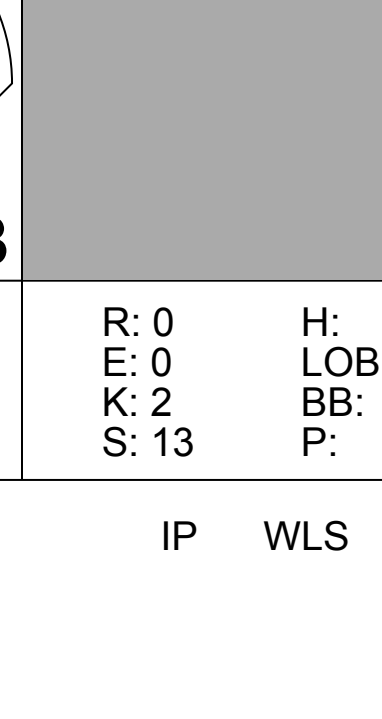
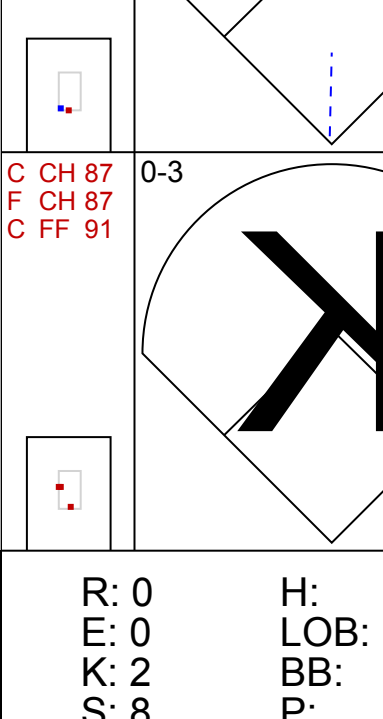
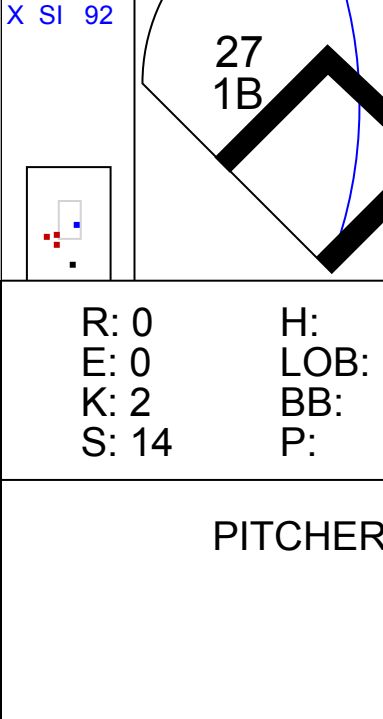
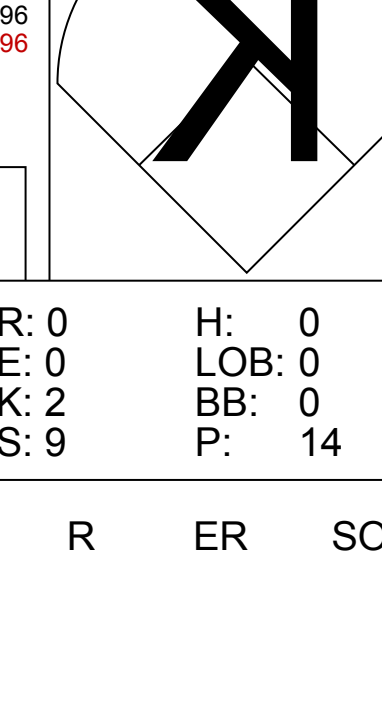
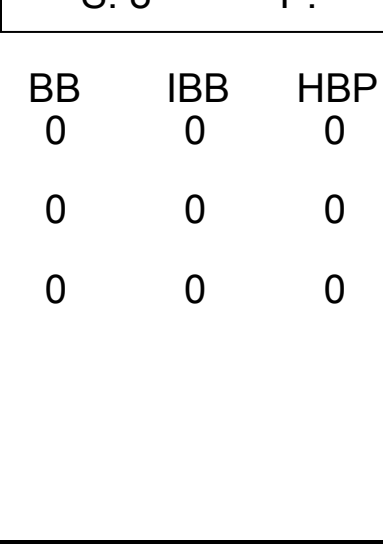


AB 40
R 5
H 9
RBI 5
BB 3
SO 12
LOB 17



Batter	1	2	3	4	5	6	7	8	9	AB	R	H	RBI	BB	SO	LOB	TOP						
2 Jean Segura, R OBP: 0.332, SLG: 0.456										4	0	0	0	0	3	2	Arizona Diamondbacks @ Houston Astros Minute Maid Park, Houston, TX Thu Jun 02 2016, 1:12 PM - 3:47 PM CDT Att: 21,764 - Roof Closed - 73 F						
1 Michael Bourn, L OBP: 0.429, SLG: 0.452										3	0	1	0	1	0	1							
44 Paul Goldschmidt, R OBP: 0.419, SLG: 0.468										3	0	0	0	1	0	2							
5 Rickie Weeks Jr., R OBP: 0.299, SLG: 0.426										4	1	1	0	0	1	1							
7 Wellington Castillo, R OBP: 0.315, SLG: 0.465										4	1	2	1	0	1	0							
22 Jake Lamb, L OBP: 0.381, SLG: 0.531										3	1	0	0	0	2	1							
16 Chris Owings, R OBP: 0.337, SLG: 0.427										4	0	2	1	0	0	0							
27 Brandon Drury, R OBP: 0.318, SLG: 0.484										4	0	1	0	0	1	3							
13 Nick Ahmed, R OBP: 0.265, SLG: 0.302										2	0	0	1	0	1	1							
Inning Stats	R: 0 E: 0 K: 1 S: 8	H: 0 LOB: 1 BB: 1 P: 16	R: 0 E: 0 K: 0 S: 5	H: 1 LOB: 0 BB: 0 P: 9	R: 0 E: 0 K: 0 S: 11	H: 1 LOB: 1 BB: 0 P: 18	R: 0 E: 0 K: 1 S: 6	H: 0 LOB: 0 BB: 0 P: 10	R: 0 E: 0 K: 2 S: 9	H: 0 LOB: 0 BB: 0 P: 12	R: 0 E: 0 K: 2 S: 16	H: 1 LOB: 1 BB: 0 P: 24	R: 3 E: 0 K: 1 S: 15	H: 3 LOB: 1 BB: 0 P: 21	R: 0 E: 0 K: 0 S: 3	H: 0 LOB: 0 BB: 1 P: 8		R: 0 E: 0 K: 2 S: 10	H: 1 LOB: 0 BB: 0 P: 12	1B: 6 2B: 1 3B: 0 HR: 0	SF: 1 2B: 1 3B: 0 HBP: 1	WP: 2 PB: 0 CS: 0 SB: 1	PA: 35
PITCHER	IP WLS BF H R ER SO BB IBB HBP BLK WP HR S P ERA WHIP	IP WLS BF H R ER SO BB IBB HBP BLK WP HR S P ERA WHIP	IP WLS BF H R ER SO BB IBB HBP BLK WP HR S P ERA WHIP	IP WLS BF H R ER SO BB IBB HBP BLK WP HR S P ERA WHIP	IP WLS BF H R ER SO BB IBB HBP BLK WP HR S P ERA WHIP	IP WLS BF H R ER SO BB IBB HBP BLK WP HR S P ERA WHIP	IP WLS BF H R ER SO BB IBB HBP BLK WP HR S P ERA WHIP	IP WLS BF H R ER SO BB IBB HBP BLK WP HR S P ERA WHIP	IP WLS BF H R ER SO BB IBB HBP BLK WP HR S P ERA WHIP	IP WLS BF H R ER SO BB IBB HBP BLK WP HR S P ERA WHIP	IP WLS BF H R ER SO BB IBB HBP BLK WP HR S P ERA WHIP	IP WLS BF H R ER SO BB IBB HBP BLK WP HR S P ERA WHIP	IP WLS BF H R ER SO BB IBB HBP BLK WP HR S P ERA WHIP	IP WLS BF H R ER SO BB IBB HBP BLK WP HR S P ERA WHIP	IP WLS BF H R ER SO BB IBB HBP BLK WP HR S P ERA WHIP	IP WLS BF H R ER SO BB IBB HBP BLK WP HR S P ERA WHIP	IP WLS BF H R ER SO BB IBB HBP BLK WP HR S P ERA WHIP	IP WLS BF H R ER SO BB IBB HBP BLK WP HR S P ERA WHIP	IP WLS BF H R ER SO BB IBB HBP BLK WP HR S P ERA WHIP	IP WLS BF H R ER SO BB IBB HBP BLK WP HR S P ERA WHIP	IP WLS BF H R ER SO BB IBB HBP BLK WP HR S P ERA WHIP	IP WLS BF H R ER SO BB IBB HBP BLK WP HR S P ERA WHIP	IP WLS BF H R ER SO BB IBB HBP BLK WP HR S P ERA WHIP

AB 31
R 3
H 7
RBI 3
BB 2
SO 9
LOB 11



Batter	1	2	3	4	5	6	7	8	9	AB	R	H	RBI	BB	SO	LOB	BOTTOM						
4 George Springer, R OBP: 0.377, SLG: 0.520										4	0	1	0	0	1	1	Arizona Diamondbacks @ Houston Astros Minute Maid Park, Houston, TX Thu Jun 02 2016, 1:12 PM - 3:47 PM CDT Att: 21,764 - Roof Closed - 73 F						
27 Jose Altuve, R OBP: 0.405, SLG: 0.553										4	0	1	0	0	0	1							
1 Carlos Correa, R OBP: 0.347, SLG: 0.420										4	0	1	0	0	1	3							
28 Colby Rasmus, L OBP: 0.314, SLG: 0.388									4	0	0	0	0	2	2								
11 Evan Gattis, R OBP: 0.287, SLG: 0.419										4	0	0	0	0	2	1							
18 Luis Valbuena, L OBP: 0.320, SLG: 0.399										3	0	1	0	0	1	0							
30 Carlos Gómez, R OBP: 0.239, SLG: 0.242										3	0	0	0	0	3	1							
9 Marwin Gonzalez, S OBP: 0.264, SLG: 0.368										3	0	0	0	0	2	0							
16 Tony Kemp, L OBP: 0.281, SLG: 0.321										3	0	1	0	0	2	0							
Inning Stats	R: 0 E: 0 K: 1 S: 9	H: 0 LOB: 0 BB: 0 P: 11	R: 0 E: 0 K: 2 S: 11	H: 0 LOB: 0 BB: 0 P: 18	R: 0 E: 0 K: 2 S: 8	H: 0 LOB: 0 BB: 0 P: 9	R: 0 E: 1 K: 1 S: 11	H: 1 LOB: 1 BB: 0 P: 15	R: 0 E: 0 K: 1 S: 8	H: 0 LOB: 0 BB: 0 P: 13	R: 0 E: 0 K: 2 S: 14	H: 2 LOB: 2 BB: 0 P: 19	R: 0 E: 0 K: 2 S: 13	H: 1 LOB: 1 BB: 0 P: 18	R: 0 E: 0 K: 2 S: 9	H: 0 LOB: 0 BB: 0 P: 14		R: 0 E: 0 K: 1 S: 11	H: 1 LOB: 1 BB: 0 P: 17	1B: 5 2B: 0 3B: 0 HR: 0	SF: 0 2B: 0 3B: 0 HBP: 0	WP: 0 PB: 0 CS: 0 SB: 0	PA: 32
PITCHER	IP WLS BF H R ER SO BB IBB HBP BLK WP HR S P ERA WHIP	IP WLS BF H R ER SO BB IBB HBP BLK WP HR S P ERA WHIP	IP WLS BF H R ER SO BB IBB HBP BLK WP HR S P ERA WHIP	IP WLS BF H R ER SO BB IBB HBP BLK WP HR S P ERA WHIP	IP WLS BF H R ER SO BB IBB HBP BLK WP HR S P ERA WHIP	IP WLS BF H R ER SO BB IBB HBP BLK WP HR S P ERA WHIP	IP WLS BF H R ER SO BB IBB HBP BLK WP HR S P ERA WHIP	IP WLS BF H R ER SO BB IBB HBP BLK WP HR S P ERA WHIP	IP WLS BF H R ER SO BB IBB HBP BLK WP HR S P ERA WHIP	IP WLS BF H R ER SO BB IBB HBP BLK WP HR S P ERA WHIP	IP WLS BF H R ER SO BB IBB HBP BLK WP HR S P ERA WHIP	IP WLS BF H R ER SO BB IBB HBP BLK WP HR S P ERA WHIP	IP WLS BF H R ER SO BB IBB HBP BLK WP HR S P ERA WHIP	IP WLS BF H R ER SO BB IBB HBP BLK WP HR S P ERA WHIP	IP WLS BF H R ER SO BB IBB HBP BLK WP HR S P ERA WHIP	IP WLS BF H R ER SO BB IBB HBP BLK WP HR S P ERA WHIP	IP WLS BF H R ER SO BB IBB HBP BLK WP HR S P ERA WHIP	IP WLS BF H R ER SO BB IBB HBP BLK WP HR S P ERA WHIP	IP WLS BF H R ER SO BB IBB HBP BLK WP HR S P ERA WHIP	IP WLS BF H R ER SO BB IBB HBP BLK WP HR S P ERA WHIP	IP WLS BF H R ER SO BB IBB HBP BLK WP HR S P ERA WHIP	IP WLS BF H R ER SO BB IBB HBP BLK WP HR S P ERA WHIP	IP WLS BF H R ER SO BB IBB HBP BLK WP HR S P ERA WHIP

AB 32
R 0
H 5
RBI 0
BB 0
SO 14
LOB 9




Batter	1	2	3	4	5	6	7	8	9	AB	R	H	RBI	BB	SO	LOB	TOP		
4 Coco Crisp, S OBP: 0.291, SLG: 0.413	F8		K		G6-3				P4	2	0	0	0	0	1	0			
5 Jake Smolinski, R OBP: 0.250, SLG: 0.448										3	0	1	0	0	0	2			
8 Jed Lowrie, S OBP: 0.350, SLG: 0.358	F9					L9			K	5	0	1	0	0	2	2			
21 Stephen Vogt, L OBP: 0.313, SLG: 0.419			F9							3	1	2	0	1	0	1			
26 Danny Valencia, R OBP: 0.379, SLG: 0.570										2	0	0	0	0	1	2			
16 Billy Butler, R OBP: 0.292, SLG: 0.370	K									1	0	1	1	0	0	0			
2 Khris Davis, R OBP: 0.267, SLG: 0.503		F8			G5-4-3					4	0	1	0	0	1	2			
17 Yonder Alonso, L OBP: 0.271, SLG: 0.287										4	0	1	0	0	1	3			
10 Marcus Semien, R OBP: 0.310, SLG: 0.449										3	1	1	1	1	1	2			
3 Chris Coghlan, L OBP: 0.223, SLG: 0.285										4	0	0	0	0	2	2			
1 Billy Burns, S OBP: 0.300, SLG: 0.328										4	0	1	0	0	1	1			
Inning Stats	R: 0 H: 1 E: 0 K: 1 S: 14	H: 1 LOB: 1 BB: 0 P: 21	R: 0 H: 1 E: 0 K: 1 S: 22	H: 1 LOB: 1 BB: 0 P: 29	R: 0 H: 1 E: 0 K: 1 S: 9	H: 1 LOB: 1 BB: 0 P: 13	R: 0 H: 0 E: 0 K: 0 S: 5	H: 0 LOB: 0 BB: 0 P: 8	R: 0 H: 0 E: 0 K: 0 S: 9	H: 1 LOB: 2 BB: 1 P: 21	R: 1 H: 2 E: 0 K: 2 S: 13	H: 2 LOB: 1 BB: 0 P: 19	R: 1 H: 2 E: 0 K: 3 S: 11	H: 2 LOB: 1 BB: 0 P: 16	R: 0 H: 1 E: 0 K: 2 S: 9	H: 1 LOB: 1 BB: 0 P: 12	1B: 4 2B: 4 3B: 0 HR: 1	SF: 0 SAC: 0 DP: 1 HBP: 1	WP: 0 PA: 38
PITCHER	IP WLS BF H R ER SO BB IBB HBP BLK WP HR S P ERA WHIP																		
58 Doug Fister, R ERA: 3.51	6.0 W 24 4 0 0 3 2 0 0 1 0 0 0 0 72 109 0.00 1.000																		
29 Tony Sipp, L ERA: 3.66	1.0 5 2 1 1 2 0 0 0 0 0 0 1 13 19 9.00 2.000																		
47 Chris Devenski, R ERA: 2.74	2.0 9 3 1 1 5 0 0 0 0 0 0 0 20 28 4.50 1.500																		

Oakland Athletics @ Houston Astros
Minute Maid Park, Houston, TX
Fri Jun 03 2016, 7:12 PM - 10:09 PM CDT
Att: 26,458 - Roof Closed - 73 F

livebaseballscores.com

AB 35
R 2
H 9
RBI 2
BB 2
SO 10
LOB 17




Batter	1	2	3	4	5	6	7	8	9	AB	R	H	RBI	BB	SO	LOB	BOTTOM
4 George Springer, R OBP: 0.377, SLG: 0.518			G6-3							5	1	2	1	0	1	2	
29 Tony Sipp, L										0	0	0	0	0	0	0	
47 Chris Devenski, R										0	0	0	0	0	0	0	
27 Jose Altuve, R OBP: 0.408, SLG: 0.552										2	1	1	0	1	1	0	
9 Marwin Gonzalez, S OBP: 0.267, SLG: 0.370										2	1	1	0	0	0	0	
1 Carlos Correa, R OBP: 0.349, SLG: 0.429										5	2	2	1	0	2	4	
28 Colby Rasmus, L OBP: 0.316, SLG: 0.388										5	1	2	2	0	2	1	
11 Evan Gattis, R OBP: 0.305, SLG: 0.457										5	1	4	4	0	0	1	
18 Luis Valbuena, L OBP: 0.322, SLG: 0.391										3	1	0	0	2	1	3	
13 Tyler White, R OBP: 0.304, SLG: 0.419										5	1	1	1	0	0	3	
16 Tony Kemp, L OBP: 0.324, SLG: 0.387										3	1	1	2	2	2	2	
6 Jake Marisnick, R OBP: 0.222, SLG: 0.295										5	2	2	1	0	1	3	
Inning Stats	R: 7 H: 7 E: 0 K: 2 S: 27	H: 1 LOB: 2 BB: 1 P: 43	R: 0 H: 0 E: 0 K: 1 S: 16	H: 0 LOB: 0 BB: 0 P: 10	R: 2 H: 2 E: 0 K: 1 S: 11	H: 2 LOB: 0 BB: 0 P: 17	R: 3 H: 5 E: 0 K: 3 S: 18	H: 5 LOB: 2 BB: 0 P: 27	R: 0 H: 0 E: 0 K: 1 S: 7	H: 0 LOB: 1 BB: 1 P: 12	R: 0 H: 0 E: 0 K: 1 S: 7	H: 0 LOB: 0 BB: 0 P: 9	R: 0 H: 1 E: 0 K: 0 S: 9	H: 1 LOB: 2 BB: 1 P: 16	1B: 13 2B: 0 3B: 2 HR: 1	SF: 0 SAC: 0 DP: 0 HBP: 0	WP: 0 PA: 45
PITCHER	IP WLS BF H R ER SO BB IBB HBP BLK WP HR S P ERA WHIP																
32 Jesse Hahn, R ERA: 6.1	0.2 L 10 6 7 7 1 2 0 0 0 0 0 0 23 38 94.50 12.000																
60 Andrew Triggs, R ERA: 8.0	4.0 20 7 5 5 6 1 0 0 0 0 0 1 49 76 11.25 2.000																
35 Marc Rzepczynski, L ERA: 3.32	0.1 3 2 0 0 1 0 0 0 0 0 0 0 6 10 0.00 6.000																
33 Fernando Rodriguez Jr., R ERA: 2.2	1.0 4 0 0 0 1 1 0 0 0 0 0 0 7 12 0.00 1.000																
John Astford, R ERA: 3.32	1.0 3 0 0 0 1 0 0 0 0 0 0 0 7 9 0.00 0.000																

Oakland Athletics @ Houston Astros
Minute Maid Park, Houston, TX
Fri Jun 03 2016, 7:12 PM - 10:09 PM CDT
Att: 26,458 - Roof Closed - 73 F

livebaseballscores.com


AB 40
R 12
H 16
RBI 12
BB 5
SO 10
LOB 19



Batter	1	2	3	4	5	6	7	8	9	10	11	12	AB	R	H	RBI	BB	SO	LOB	TOP			
1 Billy Burns, S OBP: 0.292, SLG: 0.318	G4-3	G3			P4			FC3-6 8 BB	L5		L5			6	0	0	0	0	0	2			
8 Jed Lowrie, S OBP: 0.361, SLG: 0.382	F7		F7											4	1	2	1	2	0	0			
21 Stephen Vogt, L OBP: 0.308, SLG: 0.410	G1-3				K									6	0	1	0	0	1	3			
26 Danny Valencia, R OBP: 0.384, SLG: 0.586														5	2	2	1	1	2	3			
2 Khris Davis, R OBP: 0.269, SLG: 0.495 44 Ryan Madson, L OBP: 0.222, SLG: 0.289														5	1	1	0	0	3	2			
17 Yonder Alonso, L OBP: 0.284, SLG: 0.296														5	1	3	0	1	0	0			
10 Marcus Semien, R OBP: 0.306, SLG: 0.440														6	0	1	0	0	2	8			
3 Chris Coghlan, L OBP: 0.222, SLG: 0.289														5	0	1	2	0	2	4			
19 Josh Threlkeld, R OBP: 0.222, SLG: 0.411 16 Billy Butler, R OBP: 0.336, SLG: 0.388 33 Fernando Rodriguez Jr., R OBP: 0.260, SLG: 0.344 5 Jake Smolinski, R OBP: 0.260, SLG: 0.344														2	0	1	1	0	0	0			
Inning Stats	R: 0 E: 0 K: 0 S: 8	H: 0 LOB: 0 BB: 10	R: 3 E: 0 K: 1 S: 20	H: 3 LOB: 1 BB: 1 P: 31	R: 0 E: 0 K: 2 S: 12	H: 1 LOB: 1 BB: 0 P: 18	R: 0 E: 0 K: 0 S: 6	H: 0 LOB: 0 BB: 0 P: 8	R: 0 E: 0 K: 1 S: 7	H: 1 LOB: 1 BB: 1 P: 14	R: 0 E: 0 K: 0 S: 10	H: 1 LOB: 1 BB: 0 P: 15	R: 0 E: 0 K: 2 S: 11	H: 2 LOB: 2 BB: 0 P: 13	R: 0 E: 0 K: 0 S: 5	H: 1 LOB: 1 BB: 0 P: 10	R: 0 E: 0 K: 1 S: 10	H: 1 LOB: 2 BB: 0 P: 18	1B: 9 2B: 1 3B: 0 HR: 2	SF: 1 SAC: 0 DP: 0 HBP: 1	WP: 2 PB: 0 SB: 0 CS: 0	PA: 52	
PITCHER	31 Collin McHugh, R ERA: 4.97	45 Michael Feliz, R ERA: 3.51	36 Will Harris, R ERA: 3.25	44 Luke Gregerson, R ERA: 4.56	29 Tony Sipp, L ERA: 3.6	PITCHER	53 Ken Giles, R ERA: 5.55	46 Scott Feldman, R ERA: 3.47															

Oakland Athletics @ Houston Astros
Minute Maid Park, Houston, TX
Sat Jun 04 2016, 3:10 PM - 8:17 PM CDT
Att. 37,223 - Roof Closed - 73 F

AB	46
R	5
H	12
RBI	5
BB	4
SO	11
LOB	22





Batter	1	2	3	4	5	6	7	8	9	10	11	12	AB	R	H	RBI	BB	SO	LOB	BOTTOM			
4 George Springer, R OBP: 0.376, SLG: 0.517														6	1	2	0	0	2	1			
27 Jose Altuve, R OBP: 0.404, SLG: 0.544	G4-6-3		G6-3											5	1	1	0	0	0	2			
1 Carlos Correa, R OBP: 0.356, SLG: 0.442	G6-3													5	1	3	2	0	1	0			
28 Colby Rasmus, L OBP: 0.323, SLG: 0.451														4	1	2	1	1	1	2			
11 Evan Gattis, R OBP: 0.308, SLG: 0.474														4	1	1	2	1	1	3			
18 Luis Valbuena, L OBP: 0.318, SLG: 0.385														5	1	1	0	0	3	3			
9 Marwin Gonzalez, S OBP: 0.272, SLG: 0.362														3	0	0	0	2	1	2			
15 Jason Castro, L OBP: 0.344, SLG: 0.384														4	0	0	0	1	1	3			
6 Jake Marisnick, R OBP: 0.209, SLG: 0.290														4	0	0	1	0	3	1			
Inning Stats	R: 0 E: 0 K: 0 S: 5	H: 1 LOB: 0 BB: 0	R: 3 E: 0 K: 1 S: 15	H: 3 LOB: 1 BB: 1 P: 27	R: 1 E: 0 K: 1 S: 13	H: 1 LOB: 1 BB: 0 P: 18	R: 0 E: 0 K: 0 S: 6	H: 0 LOB: 0 BB: 0 P: 8	R: 1 E: 0 K: 1 S: 13	H: 2 LOB: 1 BB: 0 P: 18	R: 0 E: 0 K: 2 S: 11	H: 0 LOB: 0 BB: 0 P: 16	R: 0 E: 0 K: 3 S: 16	H: 1 LOB: 2 BB: 1 P: 24	R: 0 E: 0 K: 3 S: 9	H: 0 LOB: 0 BB: 0 P: 15	R: 0 E: 0 K: 1 S: 8	H: 0 LOB: 1 BB: 1 P: 14	1B: 5 2B: 3 3B: 1 HR: 1	SF: 1 SAC: 1 DP: 3 HBP: 1	WP: 2 PB: 0 SB: 0 CS: 0	PA: 48	
PITCHER	49 Kendall Graveman, R ERA: 4.49	57 Danny Coulombe, L ERA: 3.68	66 Ryan Dull, R ERA: 2.73	62 Sean Doolittle, L ERA: 2.06	John Axford, R ERA: 3.04	PITCHER	33 Fernando Rodriguez Jr., R ERA: 3.12	44 Ryan Madson, R ERA: 2.66															

Oakland Athletics @ Houston Astros
Minute Maid Park, Houston, TX
Sat Jun 04 2016, 3:10 PM - 8:17 PM CDT
Att. 37,223 - Roof Closed - 73 F

AB	40
R	6
H	10
RBI	6
BB	5
SO	13
LOB	17



Batter	1	2	3	4	5	6	7	8	9	AB	R	H	RBI	BB	SO	LOB	TOP				
4 Coco Crisp, S OBP: 0.282, SLG: 0.399	F7	G3		K			K		F8	5	0	0	0	0	2	2	Oakland Athletics @ Houston Astros Minute Maid Park, Houston, TX Sun Jun 05 2016, 1:10 PM - 4:15 PM CDT Att: 30,817 - Roof Closed - 73 F livebaseballscores.com AB 35 R 2 H 8 RBI 2 BB 4 SO 10 LOB 21 				
8 Jed Lowrie, S OBP: 0.357, SLG: 0.372	26 1B 2 FC1-2 BB		G6-3		K		G1-3		K	4	0	0	0	1	2	0					
21 Stephen Vogt, L OBP: 0.316, SLG: 0.421	2 FC1-2 17 1B				K		16 FC5 20 WP		G5-3	5	1	3	0	0	1	0					
26 Danny Valencia, R OBP: 0.387, SLG: 0.580	2 FC1-2 17 1B		G6-3		K		16 FC5			3	1	1	0	1	1	1					
2 Khris Davis, R OBP: 0.265, SLG: 0.488 16 Billy Butler, R OBP: 0.276, SLG: 0.361	FC1-2 17 1B		G6-3		K		FC5			3	0	0	0	0	1	4					
17 Yonder Alonso, L OBP: 0.294, SLG: 0.309	1-2 2-3 3-H				K				F8	3	0	2	2	1	0	0					
10 Marcus Semien, R OBP: 0.314, SLG: 0.444	F9						3 G4-3 10 1B			3	0	2	0	1	0	2					
3 Chris Coghlan, L OBP: 0.218, SLG: 0.283 5 Jake Smolinski, R OBP: 0.242, SLG: 0.433			K		K		G4-3		F7	3	0	0	0	0	2	4					
1 Billy Burns, S OBP: 0.286, SLG: 0.312			K		FC6-4		G3-1		L9	4	0	0	0	0	1	5					
Inning Stats	R: 2 E: 0 K: 0 S: 14	H: 3 LOB: 2 BB: 1 P: 23	R: 0 E: 0 K: 2 S: 8	H: 0 LOB: 0 BB: 0 P: 11	R: 0 E: 0 K: 0 S: 5	H: 1 LOB: 1 BB: 0 P: 10	R: 0 E: 0 K: 2 S: 13	H: 2 LOB: 2 BB: 0 P: 16	R: 0 E: 0 K: 3 S: 10	H: 0 LOB: 0 BB: 1 P: 13	R: 0 E: 0 K: 1 S: 12	H: 1 LOB: 2 BB: 1 P: 21	R: 0 E: 0 K: 1 S: 7	H: 1 LOB: 2 BB: 1 P: 14	R: 0 E: 0 K: 0 S: 8	H: 0 LOB: 1 BB: 1 P: 16		1B: 6 2B: 2 3B: 0 HR: 0	SF: 0 SAC: 0 DP: 0 HBP: 0	WP: 1 PB: 0 SB: 0 CS: 0	PA: 39
PITCHER	IP WLS BF H R ER SO BB IBB HBP BLK WP HR S P ERA WHIP	IP WLS BF H R ER SO BB IBB HBP BLK WP HR S P ERA WHIP	IP WLS BF H R ER SO BB IBB HBP BLK WP HR S P ERA WHIP	IP WLS BF H R ER SO BB IBB HBP BLK WP HR S P ERA WHIP	IP WLS BF H R ER SO BB IBB HBP BLK WP HR S P ERA WHIP	IP WLS BF H R ER SO BB IBB HBP BLK WP HR S P ERA WHIP	IP WLS BF H R ER SO BB IBB HBP BLK WP HR S P ERA WHIP	IP WLS BF H R ER SO BB IBB HBP BLK WP HR S P ERA WHIP	IP WLS BF H R ER SO BB IBB HBP BLK WP HR S P ERA WHIP	IP WLS BF H R ER SO BB IBB HBP BLK WP HR S P ERA WHIP	IP WLS BF H R ER SO BB IBB HBP BLK WP HR S P ERA WHIP	IP WLS BF H R ER SO BB IBB HBP BLK WP HR S P ERA WHIP	IP WLS BF H R ER SO BB IBB HBP BLK WP HR S P ERA WHIP	IP WLS BF H R ER SO BB IBB HBP BLK WP HR S P ERA WHIP	IP WLS BF H R ER SO BB IBB HBP BLK WP HR S P ERA WHIP	IP WLS BF H R ER SO BB IBB HBP BLK WP HR S P ERA WHIP	IP WLS BF H R ER SO BB IBB HBP BLK WP HR S P ERA WHIP	IP WLS BF H R ER SO BB IBB HBP BLK WP HR S P ERA WHIP	IP WLS BF H R ER SO BB IBB HBP BLK WP HR S P ERA WHIP	IP WLS BF H R ER SO BB IBB HBP BLK WP HR S P ERA WHIP	IP WLS BF H R ER SO BB IBB HBP BLK WP HR S P ERA WHIP
43 Lance McCullers Jr., R ERA: 4.25 29 Tony Sipp, L ERA: 3.54 37 Pat Neshek, R ERA: 2.89 36 Will Harris, R ERA: 0.34	7.0 0.1 0.2 1.0	W H 2 S	32 0 2 3	8 0 0 0	2 0 0 0	2 0 0 0	9 1 0 0	3 0 0 0	0 0 0 0	0 0 0 0	1 0 0 0	0 0 4 8	69 10 6 11	108 10 0 0	2.57 0.00 0.00 0.00	1.571 0.000 0.000 0.000					
Batter	1	2	3	4	5	6	7	8	9	AB	R	H	RBI	BB	SO	LOB	BOTTOM				
4 George Springer, R OBP: 0.373, SLG: 0.508	F8		G2-3		G5-3		27 F8 1 2B 27 E	G6-3		4	1	0	1	1	0	2	Oakland Athletics @ Houston Astros Minute Maid Park, Houston, TX Sun Jun 05 2016, 1:10 PM - 4:15 PM CDT Att: 30,817 - Roof Closed - 73 F livebaseballscores.com AB 35 R 5 H 9 RBI 4 BB 6 SO 7 LOB 23 				
27 Jose Altuve, R OBP: 0.408, SLG: 0.543			K2-3				F8			4	0	2	0	1	1	2					
1 Carlos Correa, R OBP: 0.357, SLG: 0.443			G6-3							4	0	1	1	1	2	3					
28 Colby Rasmus, L OBP: 0.315, SLG: 0.391	F8				G4-3		K		E1	5	0	0	0	0	1	4					
11 Evan Gattis, R OBP: 0.311, SLG: 0.489			G6-3		K				G4-3	4	1	1	1	1	1	3					
18 Luis Valbuena, L OBP: 0.328, SLG: 0.390							HR			3	0	2	0	1	0	2					
13 Tyler White, R OBP: 0.297, SLG: 0.408			L8		FC6-4					4	0	0	0	0	1	3					
30 Carlos Gómez, R OBP: 0.247, SLG: 0.279			FC5-4							4	2	2	1	0	0	2					
16 Tony Kemp, L OBP: 0.325, SLG: 0.382 6 Jake Marisnick, R OBP: 0.218, SLG: 0.280										3	0	1	0	0	1	2					
Inning Stats	R: 0 E: 0 K: 1 S: 11	H: 1 LOB: 1 BB: 0 P: 13	R: 0 E: 0 K: 0 S: 9	H: 1 LOB: 1 BB: 0 P: 11	R: 0 E: 0 K: 1 S: 7	H: 1 LOB: 1 BB: 0 P: 10	R: 0 E: 0 K: 1 S: 8	H: 0 LOB: 1 BB: 1 P: 14	R: 1 E: 0 K: 2 S: 14	H: 2 LOB: 1 BB: 0 P: 21	R: 1 E: 1 K: 0 S: 13	H: 2 LOB: 2 BB: 0 P: 24	R: 1 E: 1 K: 1 S: 13	H: 1 LOB: 2 BB: 2 P: 26	R: 2 E: 1 K: 1 S: 14	H: 1 LOB: 3 BB: 3 P: 31		1B: 5 2B: 2 3B: 0 HR: 2	SF: 0 SAC: 0 DP: 0 HBP: 0	WP: 1 PB: 0 SB: 0 CS: 0	PA: 41
PITCHER	IP WLS BF H R ER SO BB IBB HBP BLK WP HR S P ERA WHIP	IP WLS BF H R ER SO BB IBB HBP BLK WP HR S P ERA WHIP	IP WLS BF H R ER SO BB IBB HBP BLK WP HR S P ERA WHIP	IP WLS BF H R ER SO BB IBB HBP BLK WP HR S P ERA WHIP	IP WLS BF H R ER SO BB IBB HBP BLK WP HR S P ERA WHIP	IP WLS BF H R ER SO BB IBB HBP BLK WP HR S P ERA WHIP	IP WLS BF H R ER SO BB IBB HBP BLK WP HR S P ERA WHIP	IP WLS BF H R ER SO BB IBB HBP BLK WP HR S P ERA WHIP	IP WLS BF H R ER SO BB IBB HBP BLK WP HR S P ERA WHIP	IP WLS BF H R ER SO BB IBB HBP BLK WP HR S P ERA WHIP	IP WLS BF H R ER SO BB IBB HBP BLK WP HR S P ERA WHIP	IP WLS BF H R ER SO BB IBB HBP BLK WP HR S P ERA WHIP	IP WLS BF H R ER SO BB IBB HBP BLK WP HR S P ERA WHIP	IP WLS BF H R ER SO BB IBB HBP BLK WP HR S P ERA WHIP	IP WLS BF H R ER SO BB IBB HBP BLK WP HR S P ERA WHIP	IP WLS BF H R ER SO BB IBB HBP BLK WP HR S P ERA WHIP	IP WLS BF H R ER SO BB IBB HBP BLK WP HR S P ERA WHIP	IP WLS BF H R ER SO BB IBB HBP BLK WP HR S P ERA WHIP	IP WLS BF H R ER SO BB IBB HBP BLK WP HR S P ERA WHIP	IP WLS BF H R ER SO BB IBB HBP BLK WP HR S P ERA WHIP	IP WLS BF H R ER SO BB IBB HBP BLK WP HR S P ERA WHIP
54 Sonny Gray, R ERA: 5.77 57 Danny Coulombe, L ERA: 4.7 66 Ryan Dull, R ERA: 2.64 62 Sean Doolittle, L ERA: 2.59 35 Marc Rzepczynski, L ERA: 3.6	5.0 0.1 1.0 0.2 1.0	W B L 3 8	21 3 6 3 1	2 1 1 0 2	1 1 0 0 1	5 0 0 1 1	0 0 0 0 3	0 0 0 0 0	0 0 0 0 0	0 0 0 0 1	1 6 12 16 14	69 11 23 16 31	1.80 27.00 0.00 0.00 9.00	1.200 6.000 2.000 0.000 4.000							

Batter	1	2	3	4	5	6	7	8	9	AB	R	H	RBI	BB	SO	LOB	TOP			
4 George Springer, R OBP: 0.366, SLG: 0.498	F8		FC1 27 HR	G6-4-3		P6		G5-3		5	1	0	0	0	0	6				
27 Jose Altuve, R OBP: 0.411, SLG: 0.557	1B		HR			P4		F8		5	1	3	3	0	0	3				
1 Carlos Correa, R OBP: 0.354, SLG: 0.436	K		G6-3			FC6-4		G5-3		4	1	0	0	1	1	2				
28 Colby Rasmus, L OBP: 0.313, SLG: 0.386	P5		K			F7		K		5	0	1	1	0	2	2				
11 Evan Gattis, R OBP: 0.310, SLG: 0.479		18 1B	K			F7		K		3	0	0	0	1	2	2				
18 Luis Valbuena, L OBP: 0.332, SLG: 0.393										4	0	2	0	0	1	1				
30 Carlos Gómez, R OBP: 0.240, SLG: 0.271										4	1	0	0	0	1	5				
9 Marwin Gonzalez, S OBP: 0.271, SLG: 0.359										4	0	1	0	0	0	3				
15 Jason Castro, L OBP: 0.355, SLG: 0.391										3	1	2	1	1	1	0				
Inning Stats	R: 0 H: 1 E: 0 K: 1 S: 10	H: 1 LOB: 1 BB: 0 P: 15	R: 0 H: 1 E: 0 K: 1 S: 9	H: 1 LOB: 1 BB: 1 P: 17	R: 3 H: 2 E: 1 K: 2 S: 14	H: 2 LOB: 0 BB: 0 P: 20	R: 1 H: 3 E: 0 K: 0 S: 9	H: 3 LOB: 1 BB: 0 P: 11	R: 0 H: 1 E: 0 K: 0 S: 7	H: 1 LOB: 1 BB: 0 P: 9	R: 1 H: 1 E: 0 K: 2 S: 15	H: 1 LOB: 1 BB: 1 P: 25	R: 0 H: 0 E: 0 K: 1 S: 9	H: 0 LOB: 0 BB: 0 P: 13	R: 0 H: 0 E: 0 K: 1 S: 11	H: 0 LOB: 0 BB: 0 P: 14	1B: 8 2B: 0 3B: 0 HR: 1	SF: 0 SAC: 0 DP: 2 HBP: 0	WP: 1 PB: 0 SB: 2 CS: 0	PA: 40
PITCHER	IP WLS BF H R ER SO BB IBB HBP BLK WP HR S P ERA WHIP																			
48 Colby Lewis, R ERA: 3.2	6.0	29	8	4	3	4	2	0	0	0	0	0	1	0	15	25	4.50	1.667		
43 Tony Barnette, R ERA: 2.92	1.0	5	1	1	1	2	1	0	0	0	0	1	0	9	13	0.00	0.000			
51 Matt Bush, R ERA: 1.54	1.0	3	0	0	0	1	0	0	0	0	0	0	0	15	14	0.00	0.000			
47 Sam Dyson, R ERA: 1.88	1.0	W 3	0	0	0	1	0	0	0	0	0	0	0	11	14	0.00	0.000			

Houston Astros @ Texas Rangers
Globe Life Park in Arlington, Arlington, TX
Mon Jun 06 2016, 8:08 PM - 11:15 PM EDT
Att: 30,021 - Clear - 86 F

AB	37
R	5
H	9
RBI	5
BB	3
SO	8
LOB	24



Batter	1	2	3	4	5	6	7	8	9	AB	R	H	RBI	BB	SO	LOB	BOTTOM					
19 Jurickson Profar, S OBP: 0.383, SLG: 0.630	G6-3			F9		F9		K		5	1	1	0	0	1	1						
20 Ian Desmond, R OBP: 0.351, SLG: 0.476	3B			F8		F9		K		5	1	2	1	0	1	1						
30 Nomar Mazara, L OBP: 0.370, SLG: 0.500	1B									4	2	4	0	0	0	0						
29 Adrián Beltré, R OBP: 0.326, SLG: 0.470	K									5	1	1	0	0	1	6						
12 Rougned Odor, L OBP: 0.298, SLG: 0.470	E3									4	1	2	3	0	0	2						
84 Prince Fielder, L OBP: 0.281, SLG: 0.292	1B									4	0	2	1	0	1	1						
18 Mitch Moreland, L OBP: 0.278, SLG: 0.356	1B									0	0	0	0	0	0	0						
16 Ryan Rua, R OBP: 0.370, SLG: 0.453	L4									4	0	0	0	0	2	5						
1 Elvis Andrus, R OBP: 0.338, SLG: 0.401	L4									3	0	0	0	1	0	2						
6 Bobby Wilson, R OBP: 0.314, SLG: 0.359	P3									4	0	0	0	0	1	1						
Inning Stats	R: 3 H: 4 E: 1 K: 1 S: 20	H: 1 LOB: 2 BB: 0 P: 29	R: 0 H: 1 E: 0 K: 0 S: 5	H: 1 LOB: 2 BB: 0 P: 7	R: 1 H: 1 E: 0 K: 1 S: 10	H: 1 LOB: 0 BB: 0 P: 14	R: 0 H: 0 E: 0 K: 0 S: 8	H: 0 LOB: 0 BB: 0 P: 10	R: 0 H: 2 E: 0 K: 0 S: 11	H: 2 LOB: 2 BB: 0 P: 16	R: 0 H: 0 E: 0 K: 0 S: 5	H: 0 LOB: 1 BB: 1 P: 12	R: 1 H: 2 E: 0 K: 2 S: 16	H: 2 LOB: 1 BB: 0 P: 25	R: 0 H: 0 E: 0 K: 2 S: 8	H: 0 LOB: 0 BB: 0 P: 8	R: 1 H: 2 E: 0 K: 1 S: 10	H: 2 LOB: 1 BB: 0 P: 11	1B: 9 2B: 1 3B: 1 HR: 1	SF: 1 SAC: 0 DP: 0 HBP: 1	WP: 2 PB: 0 SB: 0 CS: 0	PA: 41
PITCHER	IP WLS BF H R ER SO BB IBB HBP BLK WP HR S P ERA WHIP																					
54 Mike Fiers, R ERA: 5.0	5.1	27	8	4	4	2	1	0	0	1	1	57	85	6.75	1.688							
45 Michael Feliz, R ERA: 3.62	1.2	7	2	1	1	2	0	0	0	0	0	18	28	5.40	1.200							
44 Luke Gregerson, R ERA: 4.39	1.0	3	0	0	0	2	0	0	0	0	0	8	8	0.00	0.000							
53 Ken Giles, R ERA: 5.76	0.2	L 4	2	1	1	1	0	0	0	0	0	10	11	13.50	3.000							

Houston Astros @ Texas Rangers
Globe Life Park in Arlington, Arlington, TX
Mon Jun 06 2016, 8:08 PM - 11:15 PM EDT
Att: 30,021 - Clear - 86 F

AB	38
R	6
H	12
RBI	5
BB	1
SO	7
LOB	19



Batter	1	2	3	4	5	6	7	8	9	AB	R	H	RBI	BB	SO	LOB	TOP										
4 George Springer, R OBP: 0.367, SLG: 0.502										5	2	1	0	2	2		Houston Astros @ Texas Rangers Globe Life Park in Arlington, Arlington, TX Wed Jun 08 2016, 8:08 PM - 10:56 PM EDT Att: 37,696 - Partly Cloudy - 89 F livebaseballscorecards.com										
27 Jose Altuve, R OBP: 0.414, SLG: 0.556										3	0	2	2	1	0	0											
1 Carlos Correa, R OBP: 0.347, SLG: 0.422										4	0	0	0	0	2	2											
28 Colby Rasmus, L OBP: 0.311, SLG: 0.382										3	0	0	0	1	1	0											
18 Luis Valbuena, L OBP: 0.339, SLG: 0.401										3	0	1	0	1	2	1											
11 Evan Gattis, R OBP: 0.284, SLG: 0.453										4	0	0	0	0	1	2											
30 Carlos Gómez, R OBP: 0.253, SLG: 0.290										3	0	0	0	1	2	1											
9 Marwin Gonzalez, S OBP: 0.282, SLG: 0.379										4	1	2	0	0	1	2											
15 Jason Castro, L OBP: 0.352, SLG: 0.382										3	0	0	0	1	1	2											
Inning Stats	R: 1 H: 1 E: 0 K: 2 S: 11	H: 1 LOB: 1 BB: 1 P: 21	R: 0 H: 0 E: 0 K: 1 S: 6	H: 0 LOB: 0 BB: 0 P: 8	R: 0 H: 1 E: 0 K: 2 S: 11	H: 1 LOB: 1 BB: 1 P: 17	R: 0 H: 1 E: 0 K: 1 S: 9	H: 0 LOB: 2 BB: 1 P: 15	R: 0 H: 0 E: 0 K: 2 S: 7	H: 0 LOB: 1 BB: 1 P: 15	R: 2 H: 3 E: 0 K: 1 S: 11	H: 3 LOB: 0 BB: 0 P: 15	R: 0 H: 0 E: 0 K: 2 S: 11	H: 0 LOB: 0 BB: 0 P: 15	R: 0 H: 1 E: 0 K: 0 S: 9	H: 1 LOB: 1 BB: 0 P: 14		1B: 3 2B: 3 3B: 0 HR: 1	SF: 0 SAC: 0 DP: 0 HBP: 0	WP: 0 PB: 0 SB: 2 CS: 0	PA: 37						
PITCHER	IP	WLS	BF	H	R	ER	SO	BB	IBB	HBP	BLK	WP	HR	S	P	ERA	WHIP	PITCHER									
11 Yu Darvish, R ERA: 2.87	5.0		21	3	1	1	7	4	0	0	0	0	1	46	76	1.80	1.400										
37 Shawn Tolleson, R ERA: 9.53	1.0		4	0	0	0	2	1	0	0	0	0	0	7	15	0.00	1.000										
54 Tom Wilhelmson, R ERA: 9.33	2.0	L	8	3	2	2	3	0	0	0	0	0	0	22	30	9.00	1.500										
77 Luke Jackson, R ERA: 7.04	1.0		4	1	0	0	0	0	0	0	0	0	0	9	14	0.00	1.000										

Batter	1	2	3	4	5	6	7	8	9	AB	R	H	RBI	BB	SO	LOB	BOTTOM										
12 Rougned Odor, L OBP: 0.290, SLG: 0.454										5	0	1	0	0	2	1	Houston Astros @ Texas Rangers Globe Life Park in Arlington, Arlington, TX Wed Jun 08 2016, 8:08 PM - 10:56 PM EDT Att: 37,696 - Partly Cloudy - 89 F livebaseballscorecards.com										
20 Ian Desmond, R OBP: 0.352, SLG: 0.485										4	0	1	1	0	1	1											
30 Nomar Mazara, L OBP: 0.370, SLG: 0.495										4	0	2	0	0	0	2											
29 Adrián Beltré, R OBP: 0.354, SLG: 0.462										4	0	1	0	0	1	3											
19 Jurickson Profar, S OBP: 0.392, SLG: 0.620										0	0	0	0	0	0	0											
84 Prince Fielder, L OBP: 0.265, SLG: 0.288										3	0	1	0	0	0	1											
16 Ryan Rua, R OBP: 0.374, SLG: 0.464										0	0	0	0	0	0	0											
1 Elvis Andrus, R OBP: 0.332, SLG: 0.397										4	0	1	0	0	1	4											
18 Mitch Moreland, L OBP: 0.282, SLG: 0.361										3	0	1	0	1	0	1											
36 Jared Hoying, L OBP: 0.304, SLG: 0.238										4	0	1	0	0	0	4											
6 Bobby Wilson, R OBP: 0.323, SLG: 0.400										4	1	1	0	0	1	1											
Inning Stats	R: 0 H: 1 E: 0 K: 3 S: 13	H: 1 LOB: 0 BB: 0 P: 20	R: 0 H: 1 E: 0 K: 0 S: 8	H: 1 LOB: 0 BB: 0 P: 15	R: 1 H: 2 E: 0 K: 0 S: 8	H: 2 LOB: 1 BB: 0 P: 13	R: 0 H: 1 E: 0 K: 1 S: 10	H: 1 LOB: 1 BB: 0 P: 12	R: 0 H: 1 E: 0 K: 1 S: 16	H: 1 LOB: 2 BB: 1 P: 26	R: 0 H: 0 E: 0 K: 0 S: 6	H: 0 LOB: 0 BB: 0 P: 10	R: 0 H: 2 E: 0 K: 0 S: 10	H: 2 LOB: 0 BB: 0 P: 12	R: 0 H: 1 E: 0 K: 1 S: 12	H: 1 LOB: 1 BB: 0 P: 18	1B: 8 2B: 2 3B: 0 HR: 0	SF: 0 SAC: 0 DP: 2 HBP: 1	WP: 1 PB: 0 SB: 1 CS: 0	PA: 37							
PITCHER	IP	WLS	BF	H	R	ER	SO	BB	IBB	HBP	BLK	WP	HR	S	P	ERA	WHIP	PITCHER									
58 Doug Fister, R ERA: 3.34	6.0		26	7	1	1	5	1	0	0	0	1	0	65	103	1.50	1.333										
45 Michael Feliz, R ERA: 3.49	1.0	H	3	0	0	0	0	0	0	0	0	0	0	6	10	0.00	0.000										
29 Tony Sipp, L ERA: 3.48	0.1	H	3	2	0	0	0	0	0	0	0	0	0	7	9	0.00	6.000										
37 Pat Neshek, R ERA: 2.79	0.2	H	1	0	0	0	0	0	0	0	0	0	0	3	3	0.00	0.000										
36 Will Harris, R ERA: 0.33	1.0	S	4	1	0	0	1	0	0	0	0	0	0	12	18	0.00	1.000										

Batter	1	2	3	4	5	6	7	8	9	AB	R	H	RBI	BB	SO	LOB	TOP										
4 George Springer, R OBP: 0.368, SLG: 0.496	G6-3		SF9	FC6-4			G1-6-3		G4-3-6	3	1	0	0	2	0	2											
27 Jose Altuve, R OBP: 0.413, SLG: 0.553	K		1B			G6-3	1B		P3	5	1	2	1	0	1	1											
1 Carlos Correa, R OBP: 0.351, SLG: 0.423						G5-3			G4-3-6	2	0	1	0	1	0	0											
16 Tony Kemp, L OBP: 0.302, SLG: 0.351	1B						F9			2	0	0	0	0	0	2											
11 Evan Gattis, R OBP: 0.293, SLG: 0.450	G4-3		SF9			G3				3	0	1	1	0	0	1											
9 Marwin Gonzalez, S OBP: 0.281, SLG: 0.376		G5-3				G6-3	L4			4	0	1	1	0	0	2											
18 Luis Valbuena, L OBP: 0.337, SLG: 0.404			G6-3			B1-3			K	4	0	1	0	0	1	2											
30 Carlos Gómez, R OBP: 0.253, SLG: 0.284			F9						K	3	0	0	0	1	2	1											
13 Tyler White, R OBP: 0.298, SLG: 0.401			F9							2	0	0	0	1	0	2											
28 Colby Rasmus, L OBP: 0.314, SLG: 0.352										0	0	0	0	1	0	0											
6 Jake Marisnick, R OBP: 0.223, SLG: 0.273			F8			F8			K	4	1	1	0	0	1	2											
Inning Stats	R: 0 E: 0 K: 1 S: 9	H: 1 LOB: 1 BB: 0 P: 13	R: 0 E: 0 K: 0 S: 11	H: 1 LOB: 1 BB: 0 P: 16	R: 2 E: 0 K: 0 S: 15	H: 2 LOB: 2 BB: 2 P: 27	R: 0 E: 0 K: 1 S: 12	H: 0 LOB: 0 BB: 1 P: 19	R: 0 E: 0 K: 0 S: 6	H: 0 LOB: 0 BB: 0 P: 10	R: 0 E: 0 K: 0 S: 8	H: 0 LOB: 1 BB: 0 P: 15	R: 1 E: 1 K: 0 S: 10	H: 3 LOB: 2 BB: 0 P: 18	R: 0 E: 0 K: 3 S: 11	H: 0 LOB: 1 BB: 1 P: 19	R: 0 E: 0 K: 0 S: 4	H: 0 LOB: 0 BB: 1 P: 10	1B: 6 2B: 1 3B: 0 HR: 0	SF: 1 SAC: 0 DP: 1 HBP: 0	WP: 0 PB: 0 SB: 0 CS: 0	PA: 39					
PITCHER	IP	WLS	BF	H	R	ER	SO	BB	IBB	HBP	BLK	WP	HR	S	P	ERA	WHIP										
33 Martin Pérez, L ERA: 3.22	6.0	W	26	4	2	2	2	4	0	0	0	0	0	61	100	3.00	1.333										
43 Tony Barnette, R ERA: 3.15	1.0	H	6	3	1	1	0	0	0	0	0	0	0	10	18	9.00	3.000										
51 Matt Bush, R ERA: 1.42	1.0	H	4	0	0	0	3	1	0	0	0	0	0	11	19	0.00	1.000										
41 Jake Diekmann, L ERA: 1.59	1.0	S	3	0	0	0	0	1	0	0	0	0	0	4	10	0.00	1.000										

Houston Astros @ Texas Rangers
Globe Life Park in Arlington, Arlington, TX
Thu Jun 09 2016, 2:07 PM - 4:59 PM EDT
Att: 30,145 - Partly Cloudy - 87 F

AB 32
R 3
H 7
RBI 3
BB 6
SO 5
LOB 15



Batter	1	2	3	4	5	6	7	8	9	AB	R	H	RBI	BB	SO	LOB	BOTTOM										
19 Jurickson Profar, S OBP: 0.400, SLG: 0.611	G3						K			4	0	2	1	0	1	0											
20 Ian Desmond, R OBP: 0.350, SLG: 0.479	K									3	0	0	0	1	2	4											
30 Nomar Mazara, L OBP: 0.368, SLG: 0.490	K					G1-3	P5			4	0	1	1	0	1	1											
12 Rougned Odor, L OBP: 0.290, SLG: 0.464		F8				G6-3			HR	4	1	1	1	0	1	2											
16 Ryan Rua, R OBP: 0.370, SLG: 0.451		G5-3				L9			G6-3	3	0	0	0	0	1	2											
84 Prince Fielder, L OBP: 0.285, SLG: 0.302		F7				L8			F8	4	1	1	1	0	0	1											
1 Elvis Andrus, R OBP: 0.330, SLG: 0.391						F7			G6-3	3	1	0	0	1	0	1											
18 Mitch Moreland, L OBP: 0.286, SLG: 0.374						K			F9	4	1	2	1	0	1	1											
8 Bryan Holaday, R OBP: 0.302, SLG: 0.436									F8	3	1	1	0	0	1	1											
Inning Stats	R: 0 E: 0 K: 2 S: 9	H: 0 LOB: 0 BB: 0 P: 15	R: 0 E: 0 K: 0 S: 7	H: 0 LOB: 0 BB: 0 P: 14	R: 3 E: 0 K: 3 S: 18	H: 4 LOB: 2 BB: 1 P: 29	R: 1 E: 0 K: 1 S: 18	H: 3 LOB: 2 BB: 0 P: 28	R: 0 E: 0 K: 0 S: 7	H: 0 LOB: 0 BB: 0 P: 10	R: 0 E: 0 K: 1 S: 7	H: 0 LOB: 1 BB: 1 P: 11	R: 0 E: 0 K: 1 S: 11	H: 0 LOB: 1 BB: 1 P: 20	R: 1 E: 0 K: 0 S: 9	H: 1 LOB: 1 BB: 0 P: 16	1B: 4 2B: 2 3B: 0 HR: 2	SF: 0 SAC: 0 DP: 0 HBP: 1	WP: 0 PB: 0 SB: 1 CS: 0	PA: 35							
PITCHER	IP	WLS	BF	H	R	ER	SO	BB	IBB	HBP	BLK	WP	HR	S	P	ERA	WHIP										
31 Collin McHugh, R ERA: 5.22	3.2	L	19	7	4	4	6	1	0	0	0	0	0	51	85	9.82	2.182										
47 Chris Devenski, R ERA: 2.54	3.1		11	0	0	0	2	1	0	0	0	0	0	26	42	0.00	0.300										
46 Scott Feldman, R ERA: 3.62	1.0		5	1	1	1	0	0	0	1	0	0	1	9	16	9.00	1.000										

Houston Astros @ Texas Rangers
Globe Life Park in Arlington, Arlington, TX
Thu Jun 09 2016, 2:07 PM - 4:59 PM EDT
Att: 30,145 - Partly Cloudy - 87 F


AB 32
R 5
H 8
RBI 5
BB 2
SO 8
LOB 13



Batter	1	2	3	4	5	6	7	8	9	AB	R	H	RBI	BB	SO	LOB	TOP										
4 George Springer, R (1,9) OBP: 0.365, SLG: 0.490										5	0	1	0	0	3	4	Houston Astros @ Tampa Bay Rays Tropicana Field, St. Petersburg, FL Fri Jun 10 2016, 7:12 PM - 10:29 PM EDT Att: 13,075 - Dome - 72 F										
9 Marwin Gonzalez, S (1,6) OBP: 0.295, SLG: 0.377										5	0	2	0	0	0	1											
27 Jose Altuve, R (1,4) OBP: 0.417, SLG: 0.552										4	0	2	0	1	0	0											
28 Colby Rasmus, L (1,7) OBP: 0.315, SLG: 0.383										5	0	2	0	0	3	4											
11 Evan Gattis, R (1,10) OBP: 0.291, SLG: 0.439										4	0	0	0	1	0	7											
18 Luis Valbuena, L (1,5) OBP: 0.340, SLG: 0.408										3	1	1	0	1	1	1											
13 Tyler White, R (1,3) OBP: 0.302, SLG: 0.400										3	1	1	1	1	0	1											
15 Jason Castro, L (1,2) OBP: 0.356, SLG: 0.403										3	1	1	2	1	2	1											
6 Jake Marisnick, R (1,8) OBP: 0.227, SLG: 0.275										3	0	1	0	0	1	2											
16 Tony Kemp, L (9,PH) OBP: 0.318, SLG: 0.351										0	0	0	0	1	0	0											
Inning Stats	R: 0 H: 2 E: 0 K: 1 S: 11	H: 2 R: 0 ER: 0 BB: 0 P: 13	R: 0 H: 0 E: 0 K: 1 S: 6	H: 0 R: 0 ER: 0 BB: 2 P: 17	R: 0 H: 3 E: 0 K: 2 S: 14	H: 3 R: 0 ER: 0 BB: 0 P: 19	R: 0 H: 0 E: 0 K: 0 S: 16	H: 0 R: 0 ER: 0 BB: 2 P: 26	R: 0 H: 0 E: 0 K: 1 S: 14	H: 4 R: 0 ER: 0 BB: 0 P: 23	R: 0 H: 1 E: 0 K: 0 S: 8	H: 1 R: 0 ER: 0 BB: 0 P: 12	R: 0 H: 0 E: 0 K: 2 S: 10	H: 0 R: 0 ER: 0 BB: 0 P: 14	R: 0 H: 1 E: 0 K: 2 S: 17	H: 1 R: 0 ER: 0 BB: 3 P: 25	1B: 9 2B: 1 3B: 0 HR: 1	SF: 0 SAC: 0 DP: 1 HBP: 0	WP: 0 PB: 0 SB: 2 CS: 1	PA: 42							
PITCHER	IP	WLS	BF	H	R	ER	SO	BB	IBB	HBP	BLK	WP	HR	S	P	ERA	WHIP										
35 Matt Andriese, R (1,1) ERA: 2.82	5.1	W	26	8	3	3	5	4	0	0	0	0	1	64	101	5.06	2.250										
30 Erasmo Ramirez, R (6,1) ERA: 2.93	1.2	H	6	2	0	0	1	0	0	0	0	0	0	13	19	0.00	1.200										
31 Xavier Cedeño, L (8,1) ERA: 3.2	1.0	H	3	0	0	0	2	0	0	0	0	0	0	10	14	0.00	0.000										
37 Alex Colomé, R (9,1) ERA: 0.96	1.0	S	6	1	0	0	2	1	1	0	0	0	0	17	25	0.00	2.000										

Batter	1	2	3	4	5	6	7	8	9	AB	R	H	RBI	BB	SO	LOB	BOTTOM										
11 Logan Forsythe, R (1,4) OBP: 0.402, SLG: 0.532										4	1	2	1	0	1	1	Houston Astros @ Tampa Bay Rays Tropicana Field, St. Petersburg, FL Fri Jun 10 2016, 7:12 PM - 10:29 PM EDT Att: 13,075 - Dome - 72 F										
13 Brad Miller, L (1,6) OBP: 0.294, SLG: 0.423										4	0	2	1	0	1	2											
3 Evan Longoria, R (1,5) OBP: 0.327, SLG: 0.524										4	1	0	0	0	1	4											
7 Logan Morrison, L (1,10) OBP: 0.333, SLG: 0.396										2	1	0	0	2	0	0											
28 Steve Pearce, R (1,3) OBP: 0.411, SLG: 0.558										4	0	3	2	0	0	0											
10 Corey Dickerson, L (1,7) OBP: 0.245, SLG: 0.446										4	0	0	0	0	3	3											
27 Mikie Mahtook, R (9,7) OBP: 0.196, SLG: 0.208										0	0	0	0	0	0	0											
20 Steven Souza Jr., R (1,9) OBP: 0.317, SLG: 0.446										3	0	0	0	1	3	1											
8 Desmond Jennings, R (1,8) OBP: 0.270, SLG: 0.331										2	1	0	0	2	1	3											
24 Hank Conger, L (1,2) OBP: 0.279, SLG: 0.342										3	0	1	0	0	2	2											
Inning Stats	R: 2 H: 2 E: 0 K: 0 S: 9	H: 2 R: 2 ER: 0 BB: 1 P: 17	R: 2 H: 2 E: 0 K: 2 S: 15	H: 2 R: 0 ER: 0 BB: 1 P: 28	R: 0 H: 1 E: 0 K: 1 S: 11	H: 1 R: 0 ER: 0 BB: 1 P: 17	R: 0 H: 2 E: 0 K: 0 S: 11	H: 2 R: 0 ER: 0 BB: 0 P: 15	R: 0 H: 0 E: 0 K: 3 S: 9	H: 0 R: 0 ER: 0 BB: 1 P: 17	R: 0 H: 0 E: 0 K: 2 S: 12	H: 0 R: 0 ER: 0 BB: 1 P: 23	R: 0 H: 1 E: 0 K: 3 S: 12	H: 1 R: 0 ER: 0 BB: 0 P: 17	1B: 4 2B: 4 3B: 0 HR: 0	SF: 0 SAC: 0 DP: 1 HBP: 0	WP: 0 PB: 0 SB: 0 CS: 1	PA: 36									
PITCHER	IP	WLS	BF	H	R	ER	SO	BB	IBB	HBP	BLK	WP	HR	S	P	ERA	WHIP										
43 Lance McCullers Jr., R (1,1) ERA: 4.54	6.0	L	28	7	4	4	7	4	0	0	0	0	0	62	102	6.00	1.833										
45 Michael Feliz, R (7,1) ERA: 3.38	1.0		3	0	0	0	2	1	0	0	0	0	0	12	23	0.00	1.000										
53 Ken Giles, R (8,1) ERA: 5.54	1.0		4	1	0	0	3	0	0	0	0	0	0	12	17	0.00	1.000										

AB	35
R	3
H	11
RBI	3
BB	6
SO	10
LOB	21



AB	30
R	4
H	8
RBI	4
BB	5
SO	12
LOB	16



Batter	1	2	3	4	5	6	7	8	9	AB	R	H	RBI	BB	SO	LOB	TOP		
4 George Springer, R OBP: 0.362, SLG: 0.485	L9			1B 27 SF9		F8		G6-3	FC5-4	5	1	1	0	0	0	1			
9 Marwin Gonzalez, S OBP: 0.295, SLG: 0.386	L9			1B		1B		1B	1B	4	1	3	0	0	0	0			
27 Jose Altuve, R OBP: 0.418, SLG: 0.552	K			SF9		1B		HBP	1B	2	0	1	1	0	1	0			
28 Colby Rasmus, L OBP: 0.314, SLG: 0.377	G3-1			F9		F8		HBP	BB	3	0	0	0	0	1	0			
11 Evan Gattis, R OBP: 0.284, SLG: 0.428	F8			K2-3		F9		P5		4	0	0	0	0	1	3			
18 Luis Valbuena, L OBP: 0.338, SLG: 0.421	G4-3			F8		K		HR		4	1	1	1	0	1	0			
30 Carlos Gómez, R OBP: 0.253, SLG: 0.303	K			G6-3		HR		G3		4	1	1	1	0	1	0			
13 Tyler White, R OBP: 0.296, SLG: 0.390	K			G6-3		L3		F8		4	0	0	0	0	1	0			
15 Jason Castro, L OBP: 0.353, SLG: 0.394	K			K		K		BB		3	0	0	0	1	3	0			
Inning Stats	R: 0 H: 0 E: 0 K: 1 S: 13	H: 0 LOB: 0 BB: 0 P: 17	R: 0 H: 0 E: 0 K: 0 S: 7	H: 1 LOB: 0 BB: 0 P: 9	R: 0 H: 0 E: 0 K: 3 S: 10	H: 0 LOB: 0 BB: 0 P: 14	R: 1 H: 2 E: 0 K: 1 S: 10	H: 1 LOB: 1 BB: 0 P: 16	R: 0 H: 2 E: 0 K: 1 S: 11	H: 2 LOB: 2 BB: 0 P: 17	R: 1 H: 1 E: 0 K: 1 S: 10	H: 1 LOB: 0 BB: 0 P: 16	R: 1 H: 1 E: 0 K: 1 S: 13	H: 1 LOB: 2 BB: 1 P: 25	R: 1 H: 1 E: 0 K: 0 S: 17	H: 1 LOB: 1 BB: 1 P: 25	1B: 5 2B: 0 3B: 0 HR: 2	SF: 1 SAC: 0 DP: 1 HBP: 1	WP: 1 PA: 37 PB: 0 SB: 1 CS: 0
PITCHER	IP WLS BF H R ER SO BB IBB HBP BLK WP HR S P ERA WHIP	IP WLS BF H R ER SO BB IBB HBP BLK WP HR S P ERA WHIP	IP WLS BF H R ER SO BB IBB HBP BLK WP HR S P ERA WHIP	IP WLS BF H R ER SO BB IBB HBP BLK WP HR S P ERA WHIP	IP WLS BF H R ER SO BB IBB HBP BLK WP HR S P ERA WHIP	IP WLS BF H R ER SO BB IBB HBP BLK WP HR S P ERA WHIP	IP WLS BF H R ER SO BB IBB HBP BLK WP HR S P ERA WHIP	IP WLS BF H R ER SO BB IBB HBP BLK WP HR S P ERA WHIP	IP WLS BF H R ER SO BB IBB HBP BLK WP HR S P ERA WHIP	IP WLS BF H R ER SO BB IBB HBP BLK WP HR S P ERA WHIP	IP WLS BF H R ER SO BB IBB HBP BLK WP HR S P ERA WHIP	IP WLS BF H R ER SO BB IBB HBP BLK WP HR S P ERA WHIP	IP WLS BF H R ER SO BB IBB HBP BLK WP HR S P ERA WHIP	IP WLS BF H R ER SO BB IBB HBP BLK WP HR S P ERA WHIP	IP WLS BF H R ER SO BB IBB HBP BLK WP HR S P ERA WHIP	IP WLS BF H R ER SO BB IBB HBP BLK WP HR S P ERA WHIP	IP WLS BF H R ER SO BB IBB HBP BLK WP HR S P ERA WHIP	IP WLS BF H R ER SO BB IBB HBP BLK WP HR S P ERA WHIP	

Houston Astros @ Tampa Bay Rays
Tropicana Field, St. Petersburg, FL
Sat Jun 11 2016, 4:12 PM - 7:03 PM EDT
Att: 19,658 - Dome - 72 F

AB 33
R 4
H 7
RBI 3
BB 2
SO 8
LOB 7



Batter	1	2	3	4	5	6	7	8	9	AB	R	H	RBI	BB	SO	LOB	BOTTOM		
11 Logan Forsythe, R OBP: 0.389, SLG: 0.513	F8		G4-3			F8		K		4	0	0	0	0	1	1			
13 Brad Miller, L OBP: 0.294, SLG: 0.435	G3		HR			G3-1		G4-3		4	1	1	1	0	0	0			
3 Evan Longoria, R OBP: 0.329, SLG: 0.534	BB		F8			HR		P3		3	1	1	1	1	0	0			
7 Logan Morrison, L OBP: 0.337, SLG: 0.392	G1-3		G6-3			HBP		BB		2	1	0	0	1	0	1			
28 Steve Pearce, R OBP: 0.420, SLG: 0.570	K		10 LG			2B		1B		4	0	3	0	0	1	0			
38 Taylor Motter, R OBP: 0.293, SLG: 0.313	K		2B			1B		1B		0	0	0	0	0	0	0			
10 Corey Dickerson, L OBP: 0.241, SLG: 0.439	F8		L6			P4		BB		3	0	0	0	0	0	3			
27 Mikie Mahtook, R OBP: 0.212, SLG: 0.208	F8		2-2			BB		G4-6-3		0	0	0	0	1	0	0			
20 Steven Souza Jr., R OBP: 0.316, SLG: 0.449	2B		G6-3			F7		SF8		3	0	1	1	0	0	0			
8 Desmond Jennings, R OBP: 0.263, SLG: 0.321	P3		K			F9		G4-6-3		4	0	0	0	0	1	3			
19 Curt Casali, R OBP: 0.273, SLG: 0.376	11 G4-3 HBP		K			F8				2	0	0	0	0	1	0			
Inning Stats	R: 0 H: 0 E: 0 K: 0 S: 5	H: 1 LOB: 1 BB: 1 P: 11	R: 0 H: 1 E: 0 K: 1 S: 13	H: 1 LOB: 0 BB: 0 P: 17	R: 1 H: 1 E: 0 K: 0 S: 7	H: 1 LOB: 0 BB: 0 P: 10	R: 0 H: 1 E: 0 K: 0 S: 4	H: 1 LOB: 0 BB: 0 P: 4	R: 0 H: 0 E: 0 K: 2 S: 7	H: 0 LOB: 0 BB: 0 P: 10	R: 1 H: 2 E: 0 K: 0 S: 14	H: 2 LOB: 2 BB: 0 P: 23	R: 0 H: 0 E: 0 K: 1 S: 9	H: 0 LOB: 0 BB: 0 P: 15	R: 1 H: 1 E: 0 K: 0 S: 11	H: 1 LOB: 2 BB: 2 P: 23	1B: 2 2B: 3 3B: 0 HR: 2	SF: 1 SAC: 0 DP: 3 HBP: 2	WP: 0 PA: 35 PB: 0 SB: 0 CS: 0
PITCHER	IP WLS BF H R ER SO BB IBB HBP BLK WP HR S P ERA WHIP	IP WLS BF H R ER SO BB IBB HBP BLK WP HR S P ERA WHIP	IP WLS BF H R ER SO BB IBB HBP BLK WP HR S P ERA WHIP	IP WLS BF H R ER SO BB IBB HBP BLK WP HR S P ERA WHIP	IP WLS BF H R ER SO BB IBB HBP BLK WP HR S P ERA WHIP	IP WLS BF H R ER SO BB IBB HBP BLK WP HR S P ERA WHIP	IP WLS BF H R ER SO BB IBB HBP BLK WP HR S P ERA WHIP	IP WLS BF H R ER SO BB IBB HBP BLK WP HR S P ERA WHIP	IP WLS BF H R ER SO BB IBB HBP BLK WP HR S P ERA WHIP	IP WLS BF H R ER SO BB IBB HBP BLK WP HR S P ERA WHIP	IP WLS BF H R ER SO BB IBB HBP BLK WP HR S P ERA WHIP	IP WLS BF H R ER SO BB IBB HBP BLK WP HR S P ERA WHIP	IP WLS BF H R ER SO BB IBB HBP BLK WP HR S P ERA WHIP	IP WLS BF H R ER SO BB IBB HBP BLK WP HR S P ERA WHIP	IP WLS BF H R ER SO BB IBB HBP BLK WP HR S P ERA WHIP	IP WLS BF H R ER SO BB IBB HBP BLK WP HR S P ERA WHIP	IP WLS BF H R ER SO BB IBB HBP BLK WP HR S P ERA WHIP	IP WLS BF H R ER SO BB IBB HBP BLK WP HR S P ERA WHIP	

Houston Astros @ Tampa Bay Rays
Tropicana Field, St. Petersburg, FL
Sat Jun 11 2016, 4:12 PM - 7:03 PM EDT
Att: 19,658 - Dome - 72 F

AB 29
R 3
H 6
RBI 3
BB 3
SO 4
LOB 8



Batter	1	2	3	4	5	6	7	8	9	AB	R	H	RBI	BB	SO	LOB	TOP							
4 George Springer, R (1.9) OBP: 0.353, SLG: 0.470	F9		G6-3		G4-3		K			4	0	0	1	0	1	3								
26 Danny Worth, R (1.5) OBP: 0.250, SLG: 0.250	G6-4-3 1B		G5-3				G5-3		G6-3	4	0	1	0	0	0	1								
27 Jose Altuve, R (1.4) OBP: 0.417, SLG: 0.546	G6-4-3				G5-3		G6-4-3 1B		F9	4	0	1	0	0	0	1								
1 Carlos Correa, R (1.6) OBP: 0.346, SLG: 0.416			K		G4-3		G6-4-3		K	4	0	0	0	0	2	1								
11 Evan Gattis, R (1.2) OBP: 0.277, SLG: 0.410	G6-3				G5-3				F8	4	0	0	0	0	0	0								
28 Colby Rasmus, L (1.7) OBP: 0.317, SLG: 0.394	K2-3						HR		K	4	2	2	1	0	2	0								
30 Carlos Gómez, R (1.8) OBP: 0.254, SLG: 0.302			G6-3 1B		G3-1 1B		E3 1B		L7	4	3	2	0	0	0	1								
9 Marwin Gonzalez, S (1.3) OBP: 0.295, SLG: 0.387			G6-3 1B		G3-1 2B		G3-1			3	0	2	1	0	0	2								
58 Doug Fister, L (1.1) OBP: 0.333, SLG: 0.333			SH1-4		B5-4					2	0	1	2	0	0	1								
29 Tony Sipp, L (8.1)										0	0	0	0	0	0	0								
53 Ken Giles, R (8.1)										0	0	0	0	0	0	0								
36 Will Harris, R (9.1)										0	0	0	0	0	0	0								
Inning Stats	R: 0 E: 0 K: 0 S: 5	H: 1 LOB: 0 BB: 0 P: 9	R: 0 E: 0 K: 2 S: 9	H: 0 LOB: 0 BB: 0 P: 10	R: 1 E: 0 K: 0 S: 9	H: 2 LOB: 1 BB: 0 P: 13	R: 0 E: 0 K: 0 S: 7	H: 0 LOB: 0 BB: 0 P: 13	R: 2 E: 0 K: 0 S: 11	H: 3 LOB: 0 BB: 0 P: 17	R: 0 E: 0 K: 0 S: 4	H: 1 LOB: 0 BB: 0 P: 9	R: 2 E: 1 K: 1 S: 13	H: 2 LOB: 1 BB: 0 P: 19	R: 0 E: 0 K: 1 S: 6	H: 0 LOB: 0 BB: 0 P: 7	R: 0 E: 0 K: 1 S: 7	H: 0 LOB: 0 BB: 0 P: 8	1B: 7 2B: 1 3B: 0 HR: 1	SF: 0 SAC: 1 DP: 2 HBP: 0	WP: 0 PB: 0 SB: 1 CS: 1	PA: 34		
PITCHER	IP WLS BF H R ER SO BB IBB HBP BLK WP HR S P ERA WHIP	IP WLS BF H R ER SO BB IBB HBP BLK WP HR S P ERA WHIP	IP WLS BF H R ER SO BB IBB HBP BLK WP HR S P ERA WHIP	IP WLS BF H R ER SO BB IBB HBP BLK WP HR S P ERA WHIP	IP WLS BF H R ER SO BB IBB HBP BLK WP HR S P ERA WHIP	IP WLS BF H R ER SO BB IBB HBP BLK WP HR S P ERA WHIP	IP WLS BF H R ER SO BB IBB HBP BLK WP HR S P ERA WHIP	IP WLS BF H R ER SO BB IBB HBP BLK WP HR S P ERA WHIP	IP WLS BF H R ER SO BB IBB HBP BLK WP HR S P ERA WHIP	IP WLS BF H R ER SO BB IBB HBP BLK WP HR S P ERA WHIP	IP WLS BF H R ER SO BB IBB HBP BLK WP HR S P ERA WHIP	IP WLS BF H R ER SO BB IBB HBP BLK WP HR S P ERA WHIP	IP WLS BF H R ER SO BB IBB HBP BLK WP HR S P ERA WHIP	IP WLS BF H R ER SO BB IBB HBP BLK WP HR S P ERA WHIP	IP WLS BF H R ER SO BB IBB HBP BLK WP HR S P ERA WHIP	IP WLS BF H R ER SO BB IBB HBP BLK WP HR S P ERA WHIP	IP WLS BF H R ER SO BB IBB HBP BLK WP HR S P ERA WHIP	IP WLS BF H R ER SO BB IBB HBP BLK WP HR S P ERA WHIP	IP WLS BF H R ER SO BB IBB HBP BLK WP HR S P ERA WHIP	IP WLS BF H R ER SO BB IBB HBP BLK WP HR S P ERA WHIP	IP WLS BF H R ER SO BB IBB HBP BLK WP HR S P ERA WHIP	IP WLS BF H R ER SO BB IBB HBP BLK WP HR S P ERA WHIP	IP WLS BF H R ER SO BB IBB HBP BLK WP HR S P ERA WHIP	IP WLS BF H R ER SO BB IBB HBP BLK WP HR S P ERA WHIP

Houston Astros @ St. Louis Cardinals
 Busch Stadium, St. Louis, MO
 Tue Jun 14 2016, 7:17 PM - 9:33 PM CDT
 Att. 42,525 - Clear - 89 F

AB	33
R	5
H	9
RBI	5
BB	0
SO	5
LOB	10



Batter	1	2	3	4	5	6	7	8	9	AB	R	H	RBI	BB	SO	LOB	BOTTOM								
13 Matt Carpenter, L (1.4) OBP: 0.397, SLG: 0.550	G6-3 1B		G3			L8		F9		4	0	1	0	0	0	1									
37 Brandon Moss, L (1.9) OBP: 0.341, SLG: 0.589	F8		F7			HR		K		4	1	1	1	0	1	2									
7 Matt Holliday, R (1.7) OBP: 0.336, SLG: 0.481	G6-3				G3-1		BB		K	3	0	0	0	1	1	2									
55 Stephen Piscotty, R (1.8) OBP: 0.381, SLG: 0.472	K				F8		F9		G4-3	4	0	0	0	0	1	2									
32 Matt Adams, L (1.3) OBP: 0.369, SLG: 0.571			HR		F7		F8		K2-3	4	1	1	1	0	1	0									
27 Jhonny Peralta, R (1.5) OBP: 0.387, SLG: 0.536	K				K		G4-3 2B		L8	4	0	1	0	0	2	0									
4 Yadier Molina, R (1.2) OBP: 0.346, SLG: 0.356	G6-3				G6-3		G4-3			3	0	0	0	0	0	1									
35 Greg Garcia, L (1.6) OBP: 0.542, SLG: 0.622	K				K2-3		F7			3	0	0	0	0	2	1									
54 Jaime Garcia, L (1.1) OBP: 0.222, SLG: 0.222			K			G6-3				2	0	0	0	0	1	0									
26 Seungwan Oh, R (7.1)										0	0	0	0	0	0	0									
67 Matt Bowman, R (8.1)										0	0	0	0	0	0	0									
41 Jeremy Hazelbaker, L (8. PH) OBP: 0.288, SLG: 0.488										1	0	1	0	0	0	0									
70 Tyler Lyons, L (9.1)										0	0	0	0	0	0	0									
Inning Stats	R: 0 E: 0 K: 1 S: 8	H: 1 LOB: 1 BB: 0 P: 11	R: 1 E: 0 K: 2 S: 9	H: 1 LOB: 0 BB: 0 P: 12	R: 0 E: 0 K: 1 S: 6	H: 0 LOB: 0 BB: 0 P: 6	R: 0 E: 0 K: 0 S: 8	H: 0 LOB: 0 BB: 0 P: 13	R: 0 E: 0 K: 2 S: 8	H: 0 LOB: 0 BB: 0 P: 14	R: 1 E: 0 K: 0 S: 11	H: 1 LOB: 1 BB: 1 P: 20	R: 0 E: 0 K: 0 S: 5	H: 1 LOB: 1 BB: 0 P: 5	R: 0 E: 0 K: 2 S: 10	H: 1 LOB: 0 BB: 0 P: 13	R: 0 E: 0 K: 1 S: 6	H: 0 LOB: 0 BB: 0 P: 8	1B: 2 2B: 1 3B: 0 HR: 2	SF: 0 SAC: 0 DP: 0 HBP: 0	WP: 0 PB: 0 SB: 0 CS: 0	PA: 33			
PITCHER	IP WLS BF H R ER SO BB IBB HBP BLK WP HR S P ERA WHIP	IP WLS BF H R ER SO BB IBB HBP BLK WP HR S P ERA WHIP	IP WLS BF H R ER SO BB IBB HBP BLK WP HR S P ERA WHIP	IP WLS BF H R ER SO BB IBB HBP BLK WP HR S P ERA WHIP	IP WLS BF H R ER SO BB IBB HBP BLK WP HR S P ERA WHIP	IP WLS BF H R ER SO BB IBB HBP BLK WP HR S P ERA WHIP	IP WLS BF H R ER SO BB IBB HBP BLK WP HR S P ERA WHIP	IP WLS BF H R ER SO BB IBB HBP BLK WP HR S P ERA WHIP	IP WLS BF H R ER SO BB IBB HBP BLK WP HR S P ERA WHIP	IP WLS BF H R ER SO BB IBB HBP BLK WP HR S P ERA WHIP	IP WLS BF H R ER SO BB IBB HBP BLK WP HR S P ERA WHIP	IP WLS BF H R ER SO BB IBB HBP BLK WP HR S P ERA WHIP	IP WLS BF H R ER SO BB IBB HBP BLK WP HR S P ERA WHIP	IP WLS BF H R ER SO BB IBB HBP BLK WP HR S P ERA WHIP	IP WLS BF H R ER SO BB IBB HBP BLK WP HR S P ERA WHIP	IP WLS BF H R ER SO BB IBB HBP BLK WP HR S P ERA WHIP	IP WLS BF H R ER SO BB IBB HBP BLK WP HR S P ERA WHIP	IP WLS BF H R ER SO BB IBB HBP BLK WP HR S P ERA WHIP	IP WLS BF H R ER SO BB IBB HBP BLK WP HR S P ERA WHIP	IP WLS BF H R ER SO BB IBB HBP BLK WP HR S P ERA WHIP	IP WLS BF H R ER SO BB IBB HBP BLK WP HR S P ERA WHIP	IP WLS BF H R ER SO BB IBB HBP BLK WP HR S P ERA WHIP	IP WLS BF H R ER SO BB IBB HBP BLK WP HR S P ERA WHIP	IP WLS BF H R ER SO BB IBB HBP BLK WP HR S P ERA WHIP	IP WLS BF H R ER SO BB IBB HBP BLK WP HR S P ERA WHIP

Houston Astros @ St. Louis Cardinals
 Busch Stadium, St. Louis, MO
 Tue Jun 14 2016, 7:17 PM - 9:33 PM CDT
 Att. 42,525 - Clear - 89 F

AB	32
R	2
H	5
RBI	2
BB	1
SO	9
LOB	9



Batter	1	2	3	4	5	6	7	8	9	AB	R	H	RBI	BB	SO	LOB	TOP					
4 George Springer, R OBP: 0.352, SLG: 0.478										4	1	1	2	0	1	0	Houston Astros @ St. Louis Cardinals Busch Stadium, St. Louis, MO Wed Jun 15 2016, 6:17 PM - 9:13 PM CDT Att: 42,008 - Partly Cloudy - 95 F					
26 Danny Worth, R OBP: 0.125, SLG: 0.125										4	0	0	0	0	1	0						
53 Ken Giles, R										0	0	0	0	0	0	0						
36 Will Harris, R										0	0	0	0	0	0	0						
27 Jose Altuve, R OBP: 0.421, SLG: 0.548										3	1	2	0	1	0	0						
1 Carlos Correa, R OBP: 0.351, SLG: 0.419										3	1	2	0	1	0	1						
28 Colby Rasmus, L OBP: 0.316, SLG: 0.391										4	0	1	0	0	2	4						
18 Luis Valbuena, L OBP: 0.335, SLG: 0.411										3	0	1	0	1	1	1						
30 Carlos Gómez, R OBP: 0.266, SLG: 0.309										3	0	2	2	1	0	1						
15 Jason Castro, L OBP: 0.349, SLG: 0.383										2	0	0	0	0	1	2						
9 Marwin González, S OBP: 0.292, SLG: 0.353										2	0	0	0	0	0	3						
31 Collin McHugh, R										2	0	0	0	0	1	1						
29 Tony Sipp, L										0	0	0	0	0	0	0						
11 Evan Gattis, R OBP: 0.280, SLG: 0.407										1	1	0	0	1	0	2						
Inning Stats	R: 0 E: 0 K: 2 S: 11	H: 1 LOB: 1 BB: 0 P: 14	R: 0 E: 0 K: 1 S: 6	H: 1 LOB: 0 BB: 0 P: 8	R: 0 E: 0 K: 1 S: 8	H: 0 LOB: 0 BB: 0 P: 12	R: 0 E: 0 K: 1 S: 11	H: 0 LOB: 1 BB: 1 P: 22	R: 0 E: 0 K: 0 S: 6	H: 1 LOB: 1 BB: 1 P: 15	R: 0 E: 0 K: 0 S: 6	H: 0 LOB: 0 BB: 0 P: 10	R: 0 E: 0 K: 0 S: 8	H: 1 LOB: 0 BB: 0 P: 12	R: 2 E: 0 K: 0 S: 8	H: 2 LOB: 0 BB: 1 P: 14	R: 2 E: 0 K: 1 S: 16	H: 3 LOB: 2 BB: 1 P: 26	1B: 8 2B: 1 3B: 0 HR: 1	SF: 0 SAC: 0 DP: 3 HBP: 0	WP: 0 PB: 0 SB: 0 CS: 1	PA: 36
PITCHER	IP: 7.0 ERA: 4.78	WLS: 24 L: 5	BF: 4 L: 5	H: 2 R: 2	R: 0 ER: 2	SO: 6 2: 1	BB: 3 1: 1	IBB: 0 0: 0	HBP: 0 0: 0	BLK: 0 0: 0	WP: 0 0: 0	HR: 0 1: 1	S: 61 14	P: 93 17	ERA: 0.00 54.00	WHIP: 1.000 3.000						

Batter	1	2	3	4	5	6	7	8	9	AB	R	H	RBI	BB	SO	LOB	BOTTOM					
13 Matt Carpenter, L OBP: 0.398, SLG: 0.550										4	0	2	0	0	1	2	Houston Astros @ St. Louis Cardinals Busch Stadium, St. Louis, MO Wed Jun 15 2016, 6:17 PM - 9:13 PM CDT Att: 42,008 - Partly Cloudy - 95 F					
37 Brandon Moss, L OBP: 0.333, SLG: 0.575										4	0	0	0	0	1	2						
7 Matt Holliday, R OBP: 0.332, SLG: 0.475										3	0	0	0	0	0	0						
41 Jeremy Hazelbaker, L OBP: 0.286, SLG: 0.484										1	0	0	0	0	0	0						
55 Stephen Piscotty, R OBP: 0.383, SLG: 0.474										3	0	1	0	1	1	1						
32 Matt Adams, L OBP: 0.360, SLG: 0.556										4	0	0	0	0	2	2						
27 Johnny Peralta, R OBP: 0.371, SLG: 0.500										4	0	1	0	0	0	0						
4 Yadier Molina, R OBP: 0.352, SLG: 0.368										4	1	3	0	0	1	0						
36 Aledmys Díaz, R OBP: 0.361, SLG: 0.505										2	0	0	0	2	0	1						
50 Adam Wainwright, R ERA: 4.89										2	0	0	0	0	0	3						
35 Greg Holland, R ERA: 3.22										1	0	1	0	0	0	0						
46 Kevin Siegrist, L ERA: 5.27										0	0	0	0	0	0	0						
44 Trevor Rosenthal, R ERA: 5.27										0	0	0	0	0	0	0						
30 Jonathan Broxton, R ERA: 4.1										0	0	0	0	0	0	0						
15 Randal Grichuk, R OBP: 0.270, SLG: 0.336										1	0	0	0	0	0	1						
Inning Stats	R: 0 E: 0 K: 0 S: 8	H: 1 LOB: 0 BB: 0 P: 14	R: 0 E: 0 K: 0 S: 8	H: 0 LOB: 0 BB: 0 P: 9	R: 0 E: 0 K: 1 S: 8	H: 0 LOB: 0 BB: 0 P: 8	R: 0 E: 0 K: 2 S: 9	H: 0 LOB: 0 BB: 0 P: 12	R: 0 E: 0 K: 1 S: 11	H: 3 LOB: 3 BB: 1 P: 19	R: 0 E: 0 K: 1 S: 9	H: 1 LOB: 1 BB: 0 P: 14	R: 1 E: 0 K: 1 S: 14	H: 2 LOB: 2 BB: 1 P: 30	R: 0 E: 0 K: 0 S: 9	H: 0 LOB: 1 BB: 1 P: 14	R: 0 E: 0 K: 0 S: 9	H: 1 LOB: 1 BB: 0 P: 13	1B: 6 2B: 2 3B: 0 HR: 0	SF: 0 SAC: 0 DP: 1 HBP: 0	WP: 0 PB: 0 SB: 0 CS: 0	PA: 36
PITCHER	IP: 6.2 ERA: 4.89	WLS: 27 W: 1	BF: 27 H: 4	H: 0 R: 0	R: 0 ER: 0	SO: 6 1: 1	BB: 1 0: 0	IBB: 0 0: 0	HBP: 0 0: 0	BLK: 0 0: 0	WP: 0 0: 0	HR: 0 2: 4	S: 65 14	P: 102 14	ERA: 1.35 0.00	WHIP: 1.200 0.000						

Batter	1	2	3	4	5	6	7	8	9	10	11	AB	R	H	RBI	BB	SO	LOB	TOP					
2 Zack Cozart, R OBP: 0.317, SLG: 0.489	G5-3		F7			HR		K		G4-3		5	1	1	1	0	1	1						
19 Joey Votto, L OBP: 0.375, SLG: 0.435	K			G6-3		F7			23 HR		K	5	1	1	0	0	2	0						
4 Brandon Phillips, R OBP: 0.295, SLG: 0.398	G5-3				2B	G1-3			K		G1-3	5	0	1	0	0	1	1						
32 Jay Bruce, L OBP: 0.328, SLG: 0.574		7 1B							K			5	0	2	0	0	2	2						
23 Adam Duvali, R OBP: 0.292, SLG: 0.606						G5-3			G4-3			5	1	1	2	0	1	3						
7 Eugenio Suárez, R OBP: 0.292, SLG: 0.430			6 G4-6-3						HR		F8	4	1	2	0	0	1	0						
6 Billy Hamilton, S OBP: 0.305, SLG: 0.387			G4-6-3			G6-3					F7	4	0	0	1	0	1	2						
3 Iván De Jesús Jr., R OBP: 0.287, SLG: 0.302											G1-3	4	0	0	0	0	2	0						
16 Tucker Barnhart, L OBP: 0.301, SLG: 0.340												4	0	1	0	0	1	0						
9 José Peraza, R OBP: 0.250, SLG: 0.222												0	0	0	0	0	0	0						
37 Ramón Cabrera, S OBP: 0.319, SLG: 0.326												0	0	0	0	0	0	0						
Inning Stats	R: 0 E: 0 K: 1 S: 10	H: 0 LOB: 0 BB: 0 P: 17	R: 0 E: 0 K: 1 S: 9	H: 2 LOB: 1 BB: 0 P: 14	R: 0 E: 0 K: 0 S: 4	H: 0 LOB: 0 BB: 0 P: 7	R: 0 E: 0 K: 1 S: 9	H: 1 LOB: 1 BB: 0 P: 12	R: 1 E: 0 K: 1 S: 12	H: 1 LOB: 0 BB: 0 P: 19	R: 1 E: 0 K: 0 S: 9	H: 1 LOB: 0 BB: 0 P: 13	R: 0 E: 0 K: 3 S: 10	H: 0 LOB: 0 BB: 0 P: 14	R: 2 E: 0 K: 2 S: 15	H: 2 LOB: 0 BB: 0 P: 20	R: 0 E: 0 K: 0 S: 8	H: 1 LOB: 1 BB: 0 P: 12	R: 0 E: 0 K: 1 S: 8	H: 1 LOB: 1 BB: 0 P: 9	1B: 5 2B: 1 3B: 1 HR: 2	SF: 0 SAC: 0 DP: 1 HBP: 0	WP: 0 PB: 0 SB: 0 CS: 0	PA: 41
PITCHER	IP: 7.0 WLS: 5.32 BF: 25 H: 5 R: 2 ER: 0 SO: 6 BB: 0 IBB: 0 HBP: 0 BLK: 0 WP: 0 HR: 1 S: 62 P: 97 ERA: 2.57 WHIP: 0.714	IP: 8.1 WLS: 3.99 BF: 33 H: 10 R: 0 ER: 0 SO: 10 BB: 0 IBB: 0 HBP: 0 BLK: 0 WP: 0 HR: 0 S: 14 P: 14 ERA: 0.00 WHIP: 0.000	IP: 9.1 WLS: 18.00 BF: 38 H: 15 R: 2 ER: 20 SO: 15 BB: 0 IBB: 0 HBP: 0 BLK: 0 WP: 1 HR: 1 S: 20 P: 20 ERA: 2.000 WHIP: 2.000	IP: 10.1 WLS: 3.35 BF: 42 H: 20 R: 2 ER: 0 SO: 16 BB: 0 IBB: 0 HBP: 0 BLK: 0 WP: 0 HR: 0 S: 16 P: 21 ERA: 0.00 WHIP: 1.000	PITCHER										IP: 7.0 WLS: 5.32 BF: 25 H: 5 R: 2 ER: 0 SO: 6 BB: 0 IBB: 0 HBP: 0 BLK: 0 WP: 0 HR: 1 S: 62 P: 97 ERA: 2.57 WHIP: 0.714	IP: 8.1 WLS: 3.99 BF: 33 H: 10 R: 0 ER: 0 SO: 10 BB: 0 IBB: 0 HBP: 0 BLK: 0 WP: 0 HR: 0 S: 14 P: 14 ERA: 0.00 WHIP: 0.000	IP: 9.1 WLS: 18.00 BF: 38 H: 15 R: 2 ER: 20 SO: 15 BB: 0 IBB: 0 HBP: 0 BLK: 0 WP: 1 HR: 1 S: 20 P: 20 ERA: 2.000 WHIP: 2.000	IP: 10.1 WLS: 3.35 BF: 42 H: 20 R: 2 ER: 0 SO: 16 BB: 0 IBB: 0 HBP: 0 BLK: 0 WP: 0 HR: 0 S: 16 P: 21 ERA: 0.00 WHIP: 1.000						

Cincinnati Reds @ Houston Astros
Minute Maid Park, Houston, TX
Sat Jun 18 2016, 3:12 PM - 6:16 PM CDT
Att: 39,111 - Roof Closed - 73 F

AB	41
R	4
H	9
RBI	4
BB	0
SO	12
LOB	9



Batter	1	2	3	4	5	6	7	8	9	10	11	AB	R	H	RBI	BB	SO	LOB	BOTTOM					
4 George Springer, R OBP: 0.354, SLG: 0.472	9 HR		K									5	1	1	1	1	3	3						
9 Marwin Gonzalez, S OBP: 0.301, SLG: 0.400												5	1	3	2	0	2	1						
27 Jose Altuve, R OBP: 0.422, SLG: 0.537												4	0	1	0	1	0	1						
1 Carlos Correa, R OBP: 0.352, SLG: 0.424												4	0	1	0	1	1	3						
30 Carlos Gómez, R OBP: 0.273, SLG: 0.314												5	0	1	0	0	2	1						
26 Danny Worth, R OBP: 0.214, SLG: 0.357												5	1	2	0	0	0	2						
11 Evan Gattis, R OBP: 0.282, SLG: 0.414												3	1	1	2	1	1	1						
16 Tony Kemp, L OBP: 0.311, SLG: 0.342												1	0	0	0	0	0	0						
15 Jason Castro, L OBP: 0.343, SLG: 0.373												5	1	2	0	0	2	1						
6 Jake Marisnick, R OBP: 0.223, SLG: 0.280												2	0	0	0	1	0	1						
28 Colby Rasmus, L OBP: 0.315, SLG: 0.385												2	0	1	0	0	0	2						
Inning Stats	R: 2 E: 0 K: 1 S: 13	H: 1 LOB: 0 BB: 1 P: 18	R: 0 E: 0 K: 0 S: 5	H: 1 LOB: 1 BB: 0 P: 8	R: 0 E: 0 K: 1 S: 8	H: 2 LOB: 1 BB: 0 P: 11	R: 0 E: 0 K: 2 S: 8	H: 0 LOB: 0 BB: 0 P: 13	R: 0 E: 0 K: 3 S: 14	H: 1 LOB: 0 BB: 0 P: 17	R: 2 E: 0 K: 2 S: 14	H: 2 LOB: 0 BB: 0 P: 17	R: 0 E: 0 K: 1 S: 13	H: 1 LOB: 1 BB: 1 P: 20	R: 0 E: 0 K: 0 S: 11	H: 1 LOB: 2 BB: 1 P: 21	R: 0 E: 0 K: 1 S: 12	H: 2 LOB: 2 BB: 0 P: 13	R: 1 E: 0 K: 0 S: 5	H: 3 LOB: 2 BB: 0 P: 6	1B: 9 2B: 3 3B: 0 HR: 2	SF: 0 SAC: 0 DP: 2 HBP: 0	WP: 0 PB: 0 SB: 0 CS: 1	PA: 46
PITCHER	IP: 5.14 WLS: 5.14 BF: 18 H: 7 R: 1 ER: 1 SO: 2 BB: 2 IBB: 0 HBP: 0 BLK: 0 WP: 0 HR: 0 S: 41 P: 60 ERA: 2.70 WHIP: 2.700	IP: 7.0 WLS: 5.32 BF: 25 H: 5 R: 2 ER: 0 SO: 6 BB: 0 IBB: 0 HBP: 0 BLK: 0 WP: 0 HR: 1 S: 62 P: 97 ERA: 2.57 WHIP: 0.714	IP: 8.1 WLS: 3.99 BF: 33 H: 10 R: 0 ER: 0 SO: 10 BB: 0 IBB: 0 HBP: 0 BLK: 0 WP: 0 HR: 0 S: 14 P: 14 ERA: 0.00 WHIP: 0.000	IP: 9.1 WLS: 18.00 BF: 38 H: 15 R: 2 ER: 20 SO: 15 BB: 0 IBB: 0 HBP: 0 BLK: 0 WP: 1 HR: 1 S: 20 P: 20 ERA: 2.000 WHIP: 2.000	IP: 10.1 WLS: 3.35 BF: 42 H: 20 R: 2 ER: 0 SO: 16 BB: 0 IBB: 0 HBP: 0 BLK: 0 WP: 0 HR: 0 S: 16 P: 21 ERA: 0.00 WHIP: 1.000	PITCHER										IP: 7.0 WLS: 5.32 BF: 25 H: 5 R: 2 ER: 0 SO: 6 BB: 0 IBB: 0 HBP: 0 BLK: 0 WP: 0 HR: 1 S: 62 P: 97 ERA: 2.57 WHIP: 0.714	IP: 8.1 WLS: 3.99 BF: 33 H: 10 R: 0 ER: 0 SO: 10 BB: 0 IBB: 0 HBP: 0 BLK: 0 WP: 0 HR: 0 S: 14 P: 14 ERA: 0.00 WHIP: 0.000	IP: 9.1 WLS: 18.00 BF: 38 H: 15 R: 2 ER: 20 SO: 15 BB: 0 IBB: 0 HBP: 0 BLK: 0 WP: 1 HR: 1 S: 20 P: 20 ERA: 2.000 WHIP: 2.000	IP: 10.1 WLS: 3.35 BF: 42 H: 20 R: 2 ER: 0 SO: 16 BB: 0 IBB: 0 HBP: 0 BLK: 0 WP: 0 HR: 0 S: 16 P: 21 ERA: 0.00 WHIP: 1.000					

Cincinnati Reds @ Houston Astros
Minute Maid Park, Houston, TX
Sat Jun 18 2016, 3:12 PM - 6:16 PM CDT
Att: 39,111 - Roof Closed - 73 F

AB	41
R	5
H	13
RBI	5
BB	5
SO	11
LOB	16



Batter	1	2	3	4	5	6	7	8	9	AB	R	H	RBI	BB	SO	LOB	TOP										
2 Zack Cozart, R OBP: 0.320, SLG: 0.491										3	0	1	0	1	0	0	Cincinnati Reds @ Houston Astros Minute Maid Park, Houston, TX Sun Jun 19 2016, 1:12 PM - 3:58 PM CDT Att: 36,369 - Roof Closed - 73 F										
19 Joey Votto, L OBP: 0.373, SLG: 0.432										4	0	1	0	0	0	2											
4 Brandon Phillips, R OBP: 0.294, SLG: 0.395										4	0	1	0	0	1	2											
32 Jay Bruce, L OBP: 0.327, SLG: 0.568										4	0	1	0	0	0	2											
23 Adam Duvall, R OBP: 0.287, SLG: 0.596										4	0	0	0	0	0	3											
7 Eugenio Suárez, R OBP: 0.291, SLG: 0.424										3	0	0	0	0	0	1											
6 Billy Hamilton, S OBP: 0.300, SLG: 0.380										3	0	0	0	0	3	1											
16 Tucker Barnhart, L OBP: 0.301, SLG: 0.340										3	0	1	0	0	2	0											
40 Tyler Holt, R OBP: 0.318, SLG: 0.284										3	0	0	0	0	1	2											
Inning Stats	R: 0 E: 0 K: 0 S: 7	H: 1 LOB: 1 BB: 0 P: 12	R: 0 E: 0 K: 1 S: 7	H: 0 LOB: 0 BB: 0 P: 10	R: 0 E: 0 K: 1 S: 11	H: 1 LOB: 1 BB: 0 P: 18	R: 0 E: 0 K: 0 S: 8	H: 0 LOB: 0 BB: 0 P: 14	R: 0 E: 0 K: 2 S: 10	H: 1 LOB: 2 BB: 1 P: 14	R: 0 E: 0 K: 1 S: 14	H: 0 LOB: 0 BB: 0 P: 15	R: 0 E: 0 K: 0 S: 10	H: 0 LOB: 0 BB: 0 P: 11	R: 0 E: 0 K: 0 S: 10	H: 1 LOB: 1 BB: 0 P: 13	1B: 4 2B: 1 3B: 0 HR: 0	SF: 0 SAC: 0 DP: 0 HBP: 1	WP: 0 PB: 0 SB: 0 CS: 1	PA: 33							
PITCHER	IP	WLS	BF	H	R	ER	SO	BB	IBB	HBP	BLK	WP	HR	S	P	ERA	WHIP										
54 Mike Fiers, R ERA: 4.42	5.2	W	22	4	0	0	5	1	0	1	0	0	0	54	90	0.00	0.882										
47 Chris Devenski, R ERA: 2.37	3.1	S	11	1	0	0	2	0	0	0	0	0	0	33	44	0.00	0.300										

Batter	1	2	3	4	5	6	7	8	9	AB	R	H	RBI	BB	SO	LOB	BOTTOM										
4 George Springer, R OBP: 0.350, SLG: 0.465										4	1	0	0	0	0	2	Cincinnati Reds @ Houston Astros Minute Maid Park, Houston, TX Sun Jun 19 2016, 1:12 PM - 3:58 PM CDT Att: 36,369 - Roof Closed - 73 F										
9 Marwin Gonzalez, S OBP: 0.300, SLG: 0.394										3	0	0	0	1	1	1											
27 Jose Altuve, R OBP: 0.423, SLG: 0.537										2	1	1	1	0	0	0											
1 Carlos Correa, R OBP: 0.354, SLG: 0.421										2	0	0	0	2	0	2											
30 Carlos Gómez, R OBP: 0.272, SLG: 0.318										4	0	1	1	0	0	1											
26 Danny Worth, R OBP: 0.222, SLG: 0.333										4	1	1	0	0	1	2											
11 Evan Gattis, R OBP: 0.286, SLG: 0.438										4	2	2	2	0	1	2											
18 Luis Valbuena, L OBP: 0.336, SLG: 0.425										3	1	2	2	0	0	0											
6 Jake Marisnick, R OBP: 0.236, SLG: 0.276										2	0	1	0	1	1	0											
Inning Stats	R: 0 E: 0 K: 0 S: 3	H: 3 LOB: 0 BB: 1 P: 6	R: 2 E: 0 K: 0 S: 14	H: 3 LOB: 0 BB: 1 P: 28	R: 0 E: 0 K: 1 S: 8	H: 1 LOB: 0 BB: 0 P: 15	R: 0 E: 0 K: 1 S: 8	H: 0 LOB: 0 BB: 0 P: 10	R: 2 E: 0 K: 0 S: 7	H: 1 LOB: 0 BB: 2 P: 18	R: 0 E: 0 K: 1 S: 10	H: 0 LOB: 0 BB: 0 P: 14	R: 1 E: 0 K: 1 S: 12	H: 1 LOB: 0 BB: 0 P: 18	R: 1 E: 0 K: 1 S: 13	H: 2 LOB: 2 BB: 1 P: 23	1B: 3 2B: 4 3B: 0 HR: 2	SF: 1 SAC: 0 DP: 2 HBP: 1	WP: 1 PB: 0 SB: 1 CS: 1	PA: 35							
PITCHER	IP	WLS	BF	H	R	ER	SO	BB	IBB	HBP	BLK	WP	HR	S	P	ERA	WHIP										
29 Brandon Finnegan, L ERA: 3.81	5.0	L	21	5	4	4	1	3	0	1	0	0	1	40	77	7.20	1.600										
66 JC Ramírez, R ERA: 6.16	2.0		7	1	1	1	2	0	0	0	0	0	1	22	32	4.50	0.500										
27 Ross Ohlendorf, R ERA: 4.26	1.0		6	2	1	1	1	1	0	0	0	0	0	13	23	9.00	3.000										

AB	31
R	0
H	5
RBI	0
BB	1
SO	7
LOB	13



AB	28
R	6
H	8
RBI	6
BB	4
SO	4
LOB	10



Batter	1	2	3	4	5	6	7	8	9	AB	R	H	RBI	BB	SO	LOB	TOP										
6 Yuliel Escobar, R OBP: 0.361, SLG: 0.410	G1-3		1B			K		K	G6-3	5	0	1	0	0	2	0	Los Angeles Angels @ Houston Astros Minute Maid Park, Houston, TX Mon Jun 20 2016, 7:13 PM - 10:24 PM CDT Att: 22,553 - Roof Closed - 73 F										
56 Kole Calhoun, L OBP: 0.363, SLG: 0.452 12 Johnny Giavotella, R OBP: 0.298, SLG: 0.421	K		G3			2B		HR	G6-3	2	1	0	0	1	1	1											
27 Mike Trout, R OBP: 0.403, SLG: 0.529 19 Jefry Marte, R OBP: 0.358, SLG: 0.647	E6		G1-3			F9		1B		3	0	0	0	0	2	1											
5 Albert Pujols, R OBP: 0.312, SLG: 0.396	BB					2B		G5-4-3		3	1	1	1	1	0	1											
24 C.J. Cron, R OBP: 0.317, SLG: 0.410	FC5-4		G1-3			2B		E1		4	1	1	1	0	0	2											
25 Daniel Nava, S OBP: 0.281, SLG: 0.302	K		F9			K		1B		4	1	1	0	0	2	1											
2 Andreion Simmons, R OBP: 0.340, SLG: 0.302 17 Shane Robinson, R OBP: 0.226, SLG: 0.304	G1-3		G3-1			G6-3		1B		3	0	0	0	0	0	0											
58 Carlos Pérez, R OBP: 0.226, SLG: 0.304	K		G6-4-3			L3		K		4	0	1	0	0	2	3											
8 Gregorio Petit, R OBP: 0.336, SLG: 0.446	G6-3		G6-4-3			G6-3		HR		4	1	1	4	0	0	1											
Inning Stats	R: 0 H: 0 E: 1 K: 1 S: 12	H: 0 LOB: 2 BB: 1 P: 18	R: 0 H: 0 E: 0 K: 2 S: 9	H: 0 LOB: 0 BB: 0 P: 12	R: 0 H: 1 E: 0 K: 0 S: 10	H: 1 LOB: 1 BB: 0 P: 19	R: 0 H: 0 E: 0 K: 0 S: 8	H: 0 LOB: 0 BB: 0 P: 9	R: 0 H: 1 E: 0 K: 0 S: 6	H: 1 LOB: 0 BB: 0 P: 10	R: 2 H: 2 E: 0 K: 2 S: 15	H: 2 LOB: 1 BB: 1 P: 28	R: 0 H: 0 E: 0 K: 0 S: 7	H: 0 LOB: 0 BB: 0 P: 12	R: 1 H: 2 E: 0 K: 1 S: 9	H: 2 LOB: 0 BB: 0 P: 16	R: 4 H: 3 E: 1 K: 1 S: 15	H: 3 LOB: 0 BB: 0 P: 23	1B: 5 2B: 2 3B: 0 HR: 2	SF: 0 SAC: 0 DP: 2 HBP: 0	WP: 1 PB: 0 SB: 0 CS: 0	PA: 38					
PITCHER	IP	WLS	BF	H	R	ER	SO	BB	IBB	HBP	BLK	WP	HR	S	P	ERA	WHIP										
58 Doug Fister, R ERA: 3.21	7.0	W	27	4	2	2	5	2	0	0	0	1	0	67	108	2.57	0.857										
45 Michael Feliz, R ERA: 3.41	1.0		4	2	1	1	1	0	0	0	0	0	1	9	16	9.00	2.000										
29 Tony Sipp, L ERA: 4.37	0.1		5	3	4	3	1	0	0	0	0	0	1	11	17	81.00	9.000										
37 Pat Neshek, R ERA: 3.27	0.2		2	0	0	0	0	0	0	0	0	0	0	4	6	0.00	0.000										

Batter	1	2	3	4	5	6	7	8	9	AB	R	H	RBI	BB	SO	LOB	BOTTOM										
4 George Springer, R OBP: 0.352, SLG: 0.462 16 Tony Kemp, L OBP: 0.304, SLG: 0.333	G6-3		G6-4-3		FC5-4		G3			2	1	0	0	2	0	3	Los Angeles Angels @ Houston Astros Minute Maid Park, Houston, TX Mon Jun 20 2016, 7:13 PM - 10:24 PM CDT Att: 22,553 - Roof Closed - 73 F										
9 Marwin Gonzalez, S OBP: 0.307, SLG: 0.393	BB		BB			G4-3		1B		3	1	1	0	1	1	0											
27 Jose Altuve, R OBP: 0.423, SLG: 0.545	G6-3		G6-4-3		HR	G4-3		F9		5	2	2	1	0	0	5											
1 Carlos Correa, R OBP: 0.359, SLG: 0.439 26 Danny Worth, R OBP: 0.211, SLG: 0.316	G6-3		BB		2B	HR		L9		3	2	2	3	1	0	1											
28 Colby Rasmus, L OBP: 0.321, SLG: 0.390	E9		BB		2B	G4-3		1B		5	2	3	1	0	1	1											
30 Carlos Gómez, R OBP: 0.282, SLG: 0.328 6 Jake Marisnick, R OBP: 0.234, SLG: 0.273	1B		BB		2B	HR		L9		4	1	3	1	0	1	1											
18 Luis Valbuena, L OBP: 0.347, SLG: 0.434	BB		BB		BB	1B		G6-3		3	0	2	1	2	0	0											
11 Evan Gattis, R OBP: 0.286, SLG: 0.434	K		1B		K	G6-4-3				4	0	1	1	0	2	6											
15 Jason Castro, L OBP: 0.341, SLG: 0.390	G4-3		K		F7		HR			4	1	1	1	0	1	3											
Inning Stats	R: 3 H: 2 E: 1 K: 1 S: 19	H: 2 LOB: 2 BB: 2 P: 35	R: 0 H: 0 E: 0 K: 0 S: 7	H: 0 LOB: 1 BB: 2 P: 18	R: 3 H: 4 E: 1 K: 1 S: 15	H: 4 LOB: 1 BB: 1 P: 24	R: 1 H: 2 E: 0 K: 2 S: 11	H: 2 LOB: 1 BB: 0 P: 15	R: 0 H: 0 E: 0 K: 1 S: 9	H: 0 LOB: 1 BB: 1 P: 17	R: 2 H: 5 E: 0 K: 0 S: 13	H: 5 LOB: 2 BB: 0 P: 19	R: 1 H: 2 E: 0 K: 0 S: 13	H: 2 LOB: 1 BB: 0 P: 19	R: 0 H: 0 E: 0 K: 1 S: 8	H: 0 LOB: 0 BB: 0 P: 13	1B: 10 2B: 2 3B: 0 HR: 3	SF: 0 SAC: 0 DP: 3 HBP: 1	WP: 1 PB: 0 SB: 0 CS: 0	PA: 43							
PITCHER	IP	WLS	BF	H	R	ER	SO	BB	IBB	HBP	BLK	WP	HR	S	P	ERA	WHIP										
49 Jhoulys Chacin, R ERA: 5.5	2.0	L	17	6	6	5	1	5	0	1	0	0	0	37	72	22.50	5.500										
64 Mike Morin, R ERA: 4.11	2.0		7	2	1	1	3	0	0	0	0	0	1	15	20	4.50	1.000										
48 Jose Alvarez, L ERA: 4.54	1.0		4	0	0	0	1	1	0	0	0	0	0	9	17	0.00	1.000										
60 A.J. Achter, R ERA: 4.67	3.0		15	7	3	3	1	0	0	0	0	0	2	34	51	9.00	2.333										

AB 36
R 7
H 9
RBI 7
BB 2
SO 7
LOB 11



AB 36
R 10
H 15
RBI 9
BB 6
SO 6
LOB 21




Batter	1	2	3	4	5	6	7	8	9	AB	R	H	RBI	BB	SO	LOB	TOP				
6 Yuliel Escobar, R (1,5) OBP: 0.360, SLG: 0.408										4	1	1	0	0	0	0					
56 Kole Calhoun, L (1,9) OBP: 0.365, SLG: 0.450										3	0	1	0	0	0	0					
27 Mike Trout, R (1,8) OBP: 0.404, SLG: 0.537										4	0	2	1	0	1	1					
25 Daniel Nava, S (1,7) OBP: 0.262, SLG: 0.281										4	0	0	0	0	3	4					
17 Shane Robinson, R (8,7) OBP: 0.340, SLG: 0.392										0	0	0	0	0	0	0					
24 C.J. Cron, R (1,3) OBP: 0.315, SLG: 0.422										4	1	1	1	0	1	3					
19 Jefry Marte, R (1,10) OBP: 0.351, SLG: 0.611										3	0	0	0	1	2						
12 Johnny Giavotella, R (1,4) OBP: 0.293, SLG: 0.414										4	0	0	0	0	1	2					
8 Gregorio Petit, R (9,4) OBP: 0.336, SLG: 0.446										3	0	0	0	0	1	0					
58 Carlos Pérez, R (1,2) OBP: 0.222, SLG: 0.298										3	0	0	0	0	1	0					
2 Andrelton Simmons, R (1,6) OBP: 0.297, SLG: 0.271										3	0	0	0	0	0	0					
Inning Stats	R: 1 H: 2 E: 0 K: 2 S: 15	H: 2 LOB: 2 BB: 0 P: 24	R: 0 H: 0 E: 0 K: 2 S: 8	H: 0 LOB: 0 BB: 0 P: 12	R: 0 H: 1 E: 0 K: 1 S: 11	H: 1 LOB: 1 BB: 0 P: 15	R: 1 H: 1 E: 0 K: 0 S: 5	H: 1 LOB: 0 BB: 0 P: 7	R: 0 H: 0 E: 0 K: 1 S: 10	H: 1 LOB: 2 BB: 1 P: 23	R: 0 H: 0 E: 0 K: 0 S: 8	H: 0 LOB: 0 BB: 0 P: 15	R: 0 H: 0 E: 0 K: 1 S: 10	H: 0 LOB: 0 BB: 0 P: 13	R: 0 H: 0 E: 0 K: 1 S: 10	H: 0 LOB: 0 BB: 0 P: 16	1B: 3 2B: 0 3B: 1 HR: 1	SF: 0 SAC: 0 DP: 0 HBP: 1	WP: 0 PA: 34 PB: 0 SB: 1 CS: 0		
PITCHER	IP WLS BF H R ER SO BB IBB HBP BLK WP HR S P ERA WHIP	IP WLS BF H R ER SO BB IBB HBP BLK WP HR S P ERA WHIP	IP WLS BF H R ER SO BB IBB HBP BLK WP HR S P ERA WHIP	IP WLS BF H R ER SO BB IBB HBP BLK WP HR S P ERA WHIP	IP WLS BF H R ER SO BB IBB HBP BLK WP HR S P ERA WHIP	IP WLS BF H R ER SO BB IBB HBP BLK WP HR S P ERA WHIP	IP WLS BF H R ER SO BB IBB HBP BLK WP HR S P ERA WHIP	IP WLS BF H R ER SO BB IBB HBP BLK WP HR S P ERA WHIP	IP WLS BF H R ER SO BB IBB HBP BLK WP HR S P ERA WHIP	IP WLS BF H R ER SO BB IBB HBP BLK WP HR S P ERA WHIP	IP WLS BF H R ER SO BB IBB HBP BLK WP HR S P ERA WHIP	IP WLS BF H R ER SO BB IBB HBP BLK WP HR S P ERA WHIP	IP WLS BF H R ER SO BB IBB HBP BLK WP HR S P ERA WHIP	IP WLS BF H R ER SO BB IBB HBP BLK WP HR S P ERA WHIP	IP WLS BF H R ER SO BB IBB HBP BLK WP HR S P ERA WHIP	IP WLS BF H R ER SO BB IBB HBP BLK WP HR S P ERA WHIP	IP WLS BF H R ER SO BB IBB HBP BLK WP HR S P ERA WHIP				
31 Collin McHugh, R (1,1) ERA: 4.7	7.0	28	5	2	2	6	1	0	1	0	0	0	0	0	0	0	2.57	0.857			
29 Tony Sipp, L (8,1) ERA: 4.3	0.1	1	0	0	0	0	0	0	0	0	0	0	0	0	0	0	0.00	0.000			
53 Ken Giles, R (8,1) ERA: 5.4	0.2	2	0	0	0	1	0	0	0	0	0	0	0	0	0	0	0.00	0.000			
44 Luke Gregerson, R (9,1) ERA: 3.86	1.0	W 3	0	0	0	1	0	0	0	0	0	0	0	0	0	0	0.00	0.000			
Batter	1	2	3	4	5	6	7	8	9	AB	R	H	RBI	BB	SO	LOB	BOTTOM				
4 George Springer, R (1,9) OBP: 0.350, SLG: 0.457											3	1	0	0	1	1	0				
9 Marwin Gonzalez, S (1,3) OBP: 0.316, SLG: 0.399										2	1	1	0	2	0	0					
27 Jose Altuve, R (1,4) OBP: 0.421, SLG: 0.541										4	0	1	0	0	1	2					
1 Carlos Correa, R (1,6) OBP: 0.361, SLG: 0.456										4	1	2	3	0	1	1					
30 Carlos Gómez, R (1,8) OBP: 0.283, SLG: 0.324										2	0	0	0	1	1	0					
26 Danny Worth, R (1,10) OBP: 0.190, SLG: 0.286										2	0	0	0	0	0	0					
28 Colby Rasmus, L (7,PH) OBP: 0.320, SLG: 0.388 (8,10)										2	0	0	0	1	0	0					
11 Evan Gattis, R (1,2) OBP: 0.286, SLG: 0.429										2	0	1	0	0	0	1					
16 Tony Kemp, L (6,PR) OBP: 0.304, SLG: 0.333 (9,7)										1	0	0	0	1	0	1					
18 Luis Valbuena, L (1,5) OBP: 0.351, SLG: 0.434										2	0	1	0	0	0	1					
6 Jake Marisnick, R (1,7) OBP: 0.239, SLG: 0.270										1	0	0	0	1	0	1					
15 Jason Castro, L (8,PH) OBP: 0.339, SLG: 0.387 (9,2)										1	0	0	0	0	1	1					
Inning Stats	R: 0 H: 0 E: 0 K: 0 S: 5	H: 0 LOB: 0 BB: 0 P: 9	R: 0 H: 0 E: 0 K: 2 S: 8	H: 0 LOB: 0 BB: 0 P: 13	R: 0 H: 1 E: 0 K: 0 S: 10	H: 1 LOB: 1 BB: 1 P: 18	R: 0 H: 0 E: 0 K: 1 S: 7	H: 0 LOB: 0 BB: 1 P: 14	R: 1 H: 1 E: 0 K: 0 S: 4	H: 1 LOB: 0 BB: 0 P: 7	R: 0 H: 0 E: 0 K: 0 S: 7	H: 0 LOB: 0 BB: 0 P: 12	R: 0 H: 1 E: 0 K: 2 S: 9	H: 1 LOB: 2 BB: 1 P: 16	R: 0 H: 0 E: 0 K: 0 S: 8	H: 0 LOB: 1 BB: 1 P: 15	R: 2 H: 2 E: 0 K: 0 S: 10	H: 2 LOB: 2 BB: 2 P: 21	1B: 2 2B: 2 3B: 0 HR: 1	SF: 0 SAC: 0 DP: 3 HBP: 1	WP: 0 PA: 32 PB: 0 SB: 1 CS: 1
PITCHER	IP WLS BF H R ER SO BB IBB HBP BLK WP HR S P ERA WHIP	IP WLS BF H R ER SO BB IBB HBP BLK WP HR S P ERA WHIP	IP WLS BF H R ER SO BB IBB HBP BLK WP HR S P ERA WHIP	IP WLS BF H R ER SO BB IBB HBP BLK WP HR S P ERA WHIP	IP WLS BF H R ER SO BB IBB HBP BLK WP HR S P ERA WHIP	IP WLS BF H R ER SO BB IBB HBP BLK WP HR S P ERA WHIP	IP WLS BF H R ER SO BB IBB HBP BLK WP HR S P ERA WHIP	IP WLS BF H R ER SO BB IBB HBP BLK WP HR S P ERA WHIP	IP WLS BF H R ER SO BB IBB HBP BLK WP HR S P ERA WHIP	IP WLS BF H R ER SO BB IBB HBP BLK WP HR S P ERA WHIP	IP WLS BF H R ER SO BB IBB HBP BLK WP HR S P ERA WHIP	IP WLS BF H R ER SO BB IBB HBP BLK WP HR S P ERA WHIP	IP WLS BF H R ER SO BB IBB HBP BLK WP HR S P ERA WHIP	IP WLS BF H R ER SO BB IBB HBP BLK WP HR S P ERA WHIP	IP WLS BF H R ER SO BB IBB HBP BLK WP HR S P ERA WHIP	IP WLS BF H R ER SO BB IBB HBP BLK WP HR S P ERA WHIP	IP WLS BF H R ER SO BB IBB HBP BLK WP HR S P ERA WHIP				
53 Héctor Santiago, L (1,1) ERA: 4.99	6.1	21	3	1	1	4	2	0	1	0	0	0	0	0	0	0	6.14	0.789			
68 Cam Bedrosian, R (7,1) ERA: 1.5	0.2	H 3	0	0	0	1	1	0	0	0	0	0	0	0	0	0	0.00	1.500			
59 Fernando Salas, R (8,1) ERA: 3.9	1.0	H 3	0	0	0	0	1	0	0	0	0	0	0	0	0	0	0.				

Batter	1	2	3	4	5	6	7	8	9	AB	R	H	RBI	BB	SO	LOB	TOP										
6 Yuliel Escobar, R OBP: 0.391, SLG: 0.407	F8		27 BB 1B	FC5-4			L6		56 1B 1B	5	0	2	1	0	0	2	Los Angeles Angels @ Houston Astros Minute Maid Park, Houston, TX Wed Jun 22 2016, 1:13 PM - 4:20 PM CDT Att: 29,649 - Roof Closed - 73 F										
56 Kole Calhoun, L OBP: 0.398, SLG: 0.457	K		K						27 S 1B	5	0	3	1	0	2	2											
27 Mike Trout, R OBP: 0.401, SLG: 0.529	G6-3								1-2 3-H 1B	4	0	0	0	1	1	3											
24 C.J. Cron, R OBP: 0.314, SLG: 0.415		19 G6-3 19 WP BB		K					1-2 1B	3	0	0	0	1	1	5											
19 Jefry Marte, R OBP: 0.328, SLG: 0.569	G6-3								1-2 1B	4	0	0	0	0	2	5											
25 Daniel Nava, S OBP: 0.262, SLG: 0.281										0	0	0	0	0	0	0											
12 Johnny Givofletta, R OBP: 0.268, SLG: 0.406	L6									4	0	0	0	0	0	1											
2 Andrelton Simmons, R OBP: 0.231, SLG: 0.263	G6-3									4	0	0	0	0	1	1											
47 Jett Bandy, R OBP: 0.333, SLG: 0.393										4	1	3	0	0	0	0											
17 Shane Robinson, R OBP: 0.370, SLG: 0.326										3	1	2	0	1	1	1											
Inning Stats	R: 0 E: 0 K: 1 S: 8	H: 0 LOB: 0 BB: 0 P: 12	R: 0 E: 0 K: 0 S: 6	H: 0 LOB: 1 BB: 1 P: 12	R: 1 E: 0 K: 3 S: 15	H: 2 LOB: 3 BB: 2 P: 27	R: 0 E: 0 K: 1 S: 15	H: 2 LOB: 2 BB: 0 P: 20	R: 0 E: 0 K: 1 S: 9	H: 1 LOB: 1 BB: 0 P: 15	R: 0 E: 0 K: 1 S: 11	H: 1 LOB: 1 BB: 0 P: 16	R: 0 E: 0 K: 0 S: 8	H: 1 LOB: 1 BB: 0 P: 9	R: 0 E: 0 K: 1 S: 7	H: 0 LOB: 0 BB: 0 P: 8	R: 1 E: 0 K: 0 S: 16	H: 3 LOB: 1 BB: 0 P: 24	1B: 9 2B: 1 3B: 0 HR: 0	SF: 0 SAC: 0 DP: 0 HBP: 0	WP: 1 PB: 0 SB: 2 CS: 0	PA: 39					
PITCHER	IP	WLS	BF	H	R	ER	SO	BB	IBB	HBP	BLK	WP	HR	S	P	ERA	WHIP										
43 Lance McCullers Jr., R ERA: 3.91	5.2		26	6	1	1	6	3	0	0	0	1	0	61	97	1.59	1.588										
37 Pat Neshek, R ERA: 3.22	0.1		1	0	0	0	1	0	0	0	0	0	0	3	5	0.00	0.000										
46 Scott Feldman, R ERA: 3.27	1.0		4	1	0	0	0	0	0	0	0	0	0	8	9	0.00	1.000										
44 Luke Gregerson, R ERA: 3.73	1.0	W	3	0	0	0	1	0	0	0	0	0	0	7	8	0.00	0.000										
36 Will Harris, R ERA: 0.83	1.0	S	5	3	1	1	0	0	0	0	0	0	0	16	24	9.00	3.000										

Batter	1	2	3	4	5	6	7	8	9	AB	R	H	RBI	BB	SO	LOB	BOTTOM										
4 George Springer, R OBP: 0.352, SLG: 0.456	FC6-4 HBP		K		G6-3			9 3B 1B		3	1	1	0	0	1	2	Los Angeles Angels @ Houston Astros Minute Maid Park, Houston, TX Wed Jun 22 2016, 1:13 PM - 4:20 PM CDT Att: 29,649 - Roof Closed - 73 F										
9 Marwin Gonzalez, S OBP: 0.315, SLG: 0.406	F8		K					1 3B 3B		4	1	1	1	0	1	1											
27 Jose Altuve, R OBP: 0.425, SLG: 0.551	FC6-4 BB				G1-3			1 3B 3B		2	1	1	1	2	0	0											
1 Carlos Correa, R OBP: 0.360, SLG: 0.456	FC6-4				G1-3			1 3B 3B		4	0	1	1	0	0	3											
28 Colby Rasmus, L OBP: 0.319, SLG: 0.390	K							1 3B 3B		4	0	1	0	0	2	4											
18 Luis Valbuena, L OBP: 0.346, SLG: 0.428					F8					3	0	0	0	0	2	1											
30 Carlos Gómez, R OBP: 0.279, SLG: 0.319	G1-3									3	0	0	0	0	0	0											
15 Jason Castro, L OBP: 0.339, SLG: 0.392										3	0	1	0	0	2	0											
16 Tony Kemp, L OBP: 0.327, SLG: 0.357										3	0	2	0	0	0	0											
6 Jake Marisnick, R OBP: 0.239, SLG: 0.270	L8									0	0	0	0	0	0	0											
Inning Stats	R: 0 E: 0 K: 1 S: 9	H: 0 LOB: 2 BB: 1 P: 18	R: 0 E: 0 K: 2 S: 9	H: 0 LOB: 0 BB: 0 P: 11	R: 0 E: 0 K: 2 S: 12	H: 0 LOB: 0 BB: 0 P: 18	R: 0 E: 0 K: 0 S: 8	H: 1 LOB: 1 BB: 0 P: 13	R: 0 E: 0 K: 0 S: 5	H: 2 LOB: 1 BB: 0 P: 7	R: 0 E: 0 K: 0 S: 9	H: 2 LOB: 0 BB: 0 P: 14	R: 0 E: 0 K: 2 S: 9	H: 0 LOB: 0 BB: 0 P: 14	R: 2 E: 0 K: 1 S: 14	H: 3 LOB: 1 BB: 1 P: 24	1B: 3 2B: 4 3B: 1 HR: 1	SF: 0 SAC: 0 DP: 2 HBP: 1	WP: 0 PB: 0 SB: 0 CS: 1	PA: 32							
PITCHER	IP	WLS	BF	H	R	ER	SO	BB	IBB	HBP	BLK	WP	HR	S	P	ERA	WHIP										
52 Matt Shoemaker, R ERA: 4.43	7.1	L	30	8	3	3	7	1	1	1	0	1	1	70	111	3.68	1.227										
68 Cam Bedrosian, R ERA: 1.46	0.2		2	0	0	0	1	0	0	0	0	0	0	5	8	0.00	0.000										


Los Angeles Angels @ Houston Astros
 Minute Maid Park, Houston, TX
 Wed Jun 22 2016, 1:13 PM - 4:20 PM CDT
 Att: 29,649 - Roof Closed - 73 F

AB 36
R 2
H 10
RBI 2
BB 3
SO 8
LOB 20



Los Angeles Angels @ Houston Astros
 Minute Maid Park, Houston, TX
 Wed Jun 22 2016, 1:13 PM - 4:20 PM CDT
 Att: 29,649 - Roof Closed - 73 F

AB 29
R 3
H 8
RBI 3
BB 2
SO 8
LOB 11



Batter	1	2	3	4	5	6	7	8	9	AB	R	H	RBI	BB	SO	LOB	TOP			
4 George Springer, R OBP: 0.358, SLG: 0.475		G3					G5-3		BB	5	2	3	5	1	0	2				
9 Marwin Gonzalez, S OBP: 0.311, SLG: 0.359		F9					L6		BB	6	1	1	1	0	1	5				
27 Jose Altuve, R OBP: 0.421, SLG: 0.545				F8			E4		BB	5	0	1	0	0	0	2				
16 Tony Kemp, L OBP: 0.340, SLG: 0.357				FC3-6			K		BB	0	0	0	0	1	0	0				
1 Carlos Correa, R OBP: 0.359, SLG: 0.451	FC4-6						E5		F8	5	2	1	0	1	1	5				
28 Colby Rasmus, L OBP: 0.327, SLG: 0.411							K			5	3	4	2	0	1	1				
6 Jake Marisnick, R OBP: 0.236, SLG: 0.267									G6-3	1	0	0	0	0	0	2				
30 Carlos Gómez, R OBP: 0.286, SLG: 0.328							G6-4-3			4	2	2	1	1	1	3				
18 Luis Valbuena, L OBP: 0.348, SLG: 0.426																				
26 Danny Worth, R OBP: 0.167, SLG: 0.250							F8		K	1	1	0	0	1	1	3				
11 Evan Gattis, R OBP: 0.284, SLG: 0.423										5	1	1	1	0	0	3				
15 Jason Castro, L OBP: 0.345, SLG: 0.391							G6-3		K	3	1	1	2	2	1	1				
Inning Stats	R: 9 H: 7 E: 1 K: 0 S: 20	H: 7 R: 1 LOB: 1 P: 36	R: 3 H: 2 E: 0 K: 1 S: 15	H: 2 R: 3 LOB: 3 P: 33	R: 0 H: 2 E: 0 K: 1 S: 16	H: 2 R: 0 LOB: 2 P: 21	R: 0 H: 1 E: 0 K: 0 S: 8	H: 1 R: 0 LOB: 2 P: 17	R: 0 H: 0 E: 0 K: 1 S: 7	H: 0 R: 0 LOB: 0 P: 12	R: 0 H: 0 E: 0 K: 0 S: 8	H: 0 R: 0 LOB: 0 P: 8	R: 0 H: 2 E: 0 K: 2 S: 10	H: 2 R: 0 LOB: 1 P: 14	R: 0 H: 0 E: 0 K: 1 S: 9	H: 0 R: 0 LOB: 2 P: 19	1B: 10 2B: 1 3B: 1 HR: 2	SF: 0 SAC: 0 DP: 1 HBP: 0	WP: 0 PB: 0 SB: 0 CS: 0	PA: 50
PITCHER	IP WLS BF H R ER SO BB IBB HBP BLK WP HR S P ERA WHIP																			
36 Edinson Volquez, R ERA: 5.15	1.0 L 15 8 12 11 0 3 0 0 0 0 0 1 23 48 99.00 11.000																			
53 Dillon Gee, R ERA: 4.04	3.0 15 4 0 0 2 2 0 0 0 0 0 0 36 59 0.00 2.000																			
33 Brian Flynn, L ERA: 3.38	5.0 20 2 1 1 5 2 0 0 0 0 0 1 42 65 1.80 0.800																			

Houston Astros @ Kansas City Royals
Kauffman Stadium, Kansas City, MO
Fri Jun 24, 2016, 7:16 PM - 10:12 PM CDT
Att: 36,195 - Cloudy - 82 F

livebaseballscorecards.com

AB 43
R 13
H 14
RBI 12
BB 7
SO 7
LOB 30

Batter	1	2	3	4	5	6	7	8	9	AB	R	H	RBI	BB	SO	LOB	BOTTOM	
15 Whit Merrifield, R OBP: 0.346, SLG: 0.462							G6-3		F9	4	0	2	0	1	0	1		
2 Alcides Escobar, R OBP: 0.276, SLG: 0.311										4	1	2	1	0	0	4		
24 Christian Colón, R OBP: 0.328, SLG: 0.306									G6-3	1	0	0	0	0	0	0		
35 Eric Hosmer, L OBP: 0.362, SLG: 0.495							G4-3			4	0	1	0	0	1	2		
6 Lorenzo Cain, R OBP: 0.328, SLG: 0.405										4	0	0	0	0	0	3		
1 Jarrod Dyson, L OBP: 0.326, SLG: 0.309									G6-4-3	0	0	0	0	0	0	0		
13 Salvador Perez, R OBP: 0.331, SLG: 0.534										3	0	1	0	0	1	0		
9 Drew Butera, R OBP: 0.346, SLG: 0.542									K	1	0	0	0	0	0	0		
25 Kendrys Morales, S OBP: 0.293, SLG: 0.364										3	0	0	0	1	0	0		
16 Paulo Orlando, R OBP: 0.376, SLG: 0.463										4	2	1	0	0	0	1		
12 Brett Eibner, R OBP: 0.350, SLG: 0.514										3	0	1	0	1	0	1		
19 Cheslor Cuthbert, R OBP: 0.312, SLG: 0.430										4	1	2	3	0	0	1		
Inning Stats	R: 0 H: 2 E: 0 K: 0 S: 10	H: 3 R: 0 LOB: 2 P: 28	R: 0 H: 0 E: 0 K: 0 S: 10	H: 0 R: 0 LOB: 0 P: 12	R: 1 H: 1 E: 1 K: 0 S: 9	H: 1 R: 0 LOB: 0 P: 17	R: 0 H: 0 E: 0 K: 0 S: 4	H: 0 R: 0 LOB: 0 P: 6	R: 1 H: 3 E: 0 K: 0 S: 11	H: 3 R: 0 LOB: 1 P: 17	R: 0 H: 0 E: 0 K: 0 S: 7	H: 0 R: 0 LOB: 1 P: 13	R: 0 H: 0 E: 0 K: 0 S: 10	H: 0 R: 0 LOB: 0 P: 15	1B: 5 2B: 2 3B: 1 HR: 2	SF: 0 SAC: 0 DP: 2 HBP: 0	WP: 0 PB: 0 SB: 0 CS: 0	PA: 38
PITCHER	IP WLS BF H R ER SO BB IBB HBP BLK WP HR S P ERA WHIP																	
60 Dallas Keuchel, L ERA: 5.26	6.1 W 30 10 4 3 2 2 0 0 0 0 0 2 70 98 4.26 1.895																	
46 Scott Feldman, R ERA: 3.07	2.2 8 0 0 0 0 1 0 0 0 0 0 0 18 31 0.00 0.375																	

Houston Astros @ Kansas City Royals
Kauffman Stadium, Kansas City, MO
Fri Jun 24, 2016, 7:16 PM - 10:12 PM CDT
Att: 36,195 - Cloudy - 82 F

livebaseballscorecards.com

AB 35
R 4
H 10
RBI 4
BB 3
SO 2
LOB 13

Batter	1	2	3	4	5	6	7	8	9	AB	R	H	RBI	BB	SO	LOB	TOP			
4 George Springer, R OBP: 0.351, SLG: 0.466	G4-3	K	K		G6-3		L9		P5	6	0	0	0	0	2	7				
9 Marwin Gonzalez, S OBP: 0.311, SLG: 0.411	F7	27 HR	2-1		F8		L9		K	6	2	2	2	0	1	3				
27 Jose Altuve, R OBP: 0.289, SLG: 0.567																				
26 Danny Worth, R OBP: 0.160, SLG: 0.240		1B			HR															
1 Carlos Correa, R OBP: 0.363, SLG: 0.467	F8				28 FC4-6				G4-3	5	3	4	3	0	0	0				
28 Colby Rasmus, L OBP: 0.332, SLG: 0.412					23 SF7				G6-3	1	0	0	0	0	0	2				
23 AJ Reed, L OBP: 0.347, SLG: 0.456					1B															
30 Carlos Gómez, R OBP: 0.289, SLG: 0.332																				
6 Jake Marisnick, R OBP: 0.236, SLG: 0.267																				
18 Luis Valbuena, L OBP: 0.357, SLG: 0.442																				
15 Jason Castro, L OBP: 0.347, SLG: 0.398																				
Inning Stats	R: 0 E: 0 K: 0 S: 9	H: 1 LOB: 1 BB: 0 P: 14	R: 7 E: 0 K: 1 S: 22	H: 6 LOB: 1 BB: 2 P: 40	R: 0 E: 0 K: 2 S: 10	H: 0 LOB: 2 BB: 2 P: 20	R: 2 E: 0 K: 1 S: 14	H: 2 LOB: 1 BB: 1 P: 23	R: 0 E: 0 K: 0 S: 9	H: 1 LOB: 1 BB: 0 P: 14	R: 1 E: 0 K: 1 S: 13	H: 2 LOB: 1 BB: 0 P: 18	R: 0 E: 0 K: 1 S: 11	H: 0 LOB: 0 BB: 0 P: 13	R: 3 E: 0 K: 1 S: 18	H: 4 LOB: 2 BB: 1 P: 30	1B: 6 2B: 7 3B: 0 HR: 3	SF: 1 SAC: 0 DP: 0 HBP: 0	WP: 2 PB: 0 SB: 0 CS: 0	PA: 48
PITCHER	IP WLS BF H R ER SO BB IBB HBP BLK WP HR S P ERA WHIP																			
32 Chris Young, R ERA: 6.54	2.1 L 18 7 7 7 2 4 0 0 0 0 1 2 36 67 27.00 4.714																			
47 Peter Moylan, R ERA: 3.57	3.1 2.2 12 3 2 2 2 1 0 0 0 0 1 28 44 6.75 1.500																			
67 Chien-Ming Wang, R ERA: 3.9	3.0 15 5 4 4 2 1 0 0 0 0 1 0 36 52 12.00 2.000																			
9 Drew Butera, R ERA:	1.0 4 1 0 0 1 0 0 0 0 0 0 0 10 16 0.00 1.000																			

Houston Astros @ Kansas City Royals
Kauffman Stadium, Kansas City, MO
Sat Jun 25 2016, 6:16 PM - 9:34 PM CDT
Att: 38,880 - Clear - 93 F

AB	41
R	13
H	16
RBI	13
BB	6
SO	7
LOB	25



Batter	1	2	3	4	5	6	7	8	9	AB	R	H	RBI	BB	SO	LOB	BOTTOM					
15 Whit Merrifield, R OBP: 0.348, SLG: 0.456	G4-3					F9		L4		4	0	1	0	1	0	0						
4 Alex Gordon, L OBP: 0.322, SLG: 0.361	K									5	1	2	1	0	1	5						
6 Lorenzo Cain, R OBP: 0.329, SLG: 0.409										5	1	2	1	0	0	2						
35 Eric Hosmer, L OBP: 0.366, SLG: 0.495										4	1	2	0	1	0	2						
13 Salvador Perez, R OBP: 0.332, SLG: 0.529	P3									2	0	0	1	1	0	2						
25 Kendrys Morales, S OBP: 0.296, SLG: 0.366										4	1	2	1	0	1	1						
16 Paulo Orlando, R OBP: 0.383, SLG: 0.464										4	0	2	0	1	0	2						
2 Alcides Escobar, R OBP: 0.275, SLG: 0.309										5	0	1	0	0	1	5						
19 Cheslor Cuthbert, R OBP: 0.317, SLG: 0.431										4	1	2	1	0	1	3						
Inning Stats	R: 0 E: 0 K: 1 S: 10	H: 1 LOB: 2 BB: 1 P: 18	R: 0 E: 0 K: 0 S: 4	H: 1 LOB: 0 BB: 0 P: 6	R: 1 E: 0 K: 0 S: 20	H: 2 LOB: 1 BB: 0 P: 30	R: 1 E: 0 K: 0 S: 17	H: 3 LOB: 3 BB: 1 P: 26	R: 1 E: 0 K: 0 S: 17	H: 2 LOB: 1 BB: 2 P: 30	R: 2 E: 0 K: 1 S: 16	H: 3 LOB: 0 BB: 0 P: 26	R: 0 E: 0 K: 1 S: 9	H: 0 LOB: 0 BB: 0 P: 12	R: 0 E: 0 K: 0 S: 10	H: 1 LOB: 1 BB: 0 P: 16	R: 0 E: 0 K: 1 S: 9	H: 2 LOB: 1 BB: 0 P: 12	1B: 11 2B: 4 3B: 0 HR: 1	SF: 1 SAC: 0 DP: 2 HBP: 1	WP: 0 PB: 0 SB: 0 CS: 0	PA: 44
PITCHER	IP WLS BF H R ER SO BB IBB HBP BLK WP HR S P ERA WHIP																					
54 Mike Fiers, R ERA: 4.41	4.1 W 9 3 2 2 1 1 0 0 0 0 1 26 42 10.80 2.400																					
45 Michael Feliz, R ERA: 3.78	1.0 3 0 0 0 1 0 0 0 0 0 0 9 12 0.00 0.000																					
37 Pat Neshek, R ERA: 3.09	1.0 4 1 0 0 0 0 0 0 0 0 0 10 16 0.00 1.000																					
53 Ken Giles, R ERA: 5.23	1.0 4 2 0 0 1 0 0 0 0 0 0 9 12 0.00 2.000																					

Houston Astros @ Kansas City Royals
Kauffman Stadium, Kansas City, MO
Sat Jun 25 2016, 6:16 PM - 9:34 PM CDT
Att: 38,880 - Clear - 93 F

AB	37
R	5
H	14
RBI	5
BB	4
SO	4
LOB	22



Batter	1	2	3	4	5	6	7	8	9	AB	R	H	RBI	BB	SO	LOB	TOP											
4 George Springer, R OBP: 0.353, SLG: 0.465										3	0	1	0	1	0	1	Houston Astros @ Kansas City Royals Kauffman Stadium, Kansas City, MO Sun Jun 26 2016, 1:19 PM - 3:50 PM CDT Att: 36,450 - Cloudy - 87 F											
9 Marwin Gonzalez, S OBP: 0.306, SLG: 0.404										4	0	0	0	0	1	3												
27 Jose Altuve, R OBP: 0.425, SLG: 0.562										4	0	1	0	0	2	2												
1 Carlos Correa, R OBP: 0.358, SLG: 0.460										4	0	0	0	0	1	3												
28 Colby Rasmus, L OBP: 0.329, SLG: 0.407										3	0	0	0	0	2	1												
23 AJ Reed, L (1, 3)										3	0	0	0	0	3	0												
30 Carlos Gómez, R OBP: 0.285, SLG: 0.327										3	0	0	0	0	2	0												
18 Luis Valbuena, L OBP: 0.353, SLG: 0.435										3	0	0	0	0	2	0												
11 Evan Gattis, R OBP: 0.290, SLG: 0.443										3	1	2	1	0	0	0												
Inning Stats	R: 0 H: 0 E: 0 K: 1 S: 10	H: 0 LOB: 1 BB: 1 P: 16	R: 0 H: 0 E: 0 K: 2 S: 10	H: 0 LOB: 0 BB: 0 P: 16	R: 0 H: 1 E: 0 K: 2 S: 12	H: 1 LOB: 1 BB: 0 P: 18	R: 0 H: 1 E: 0 K: 1 S: 7	H: 0 LOB: 0 BB: 0 P: 14	R: 1 H: 1 E: 0 K: 1 S: 12	H: 1 LOB: 0 BB: 0 P: 19	R: 0 H: 0 E: 0 K: 3 S: 10	H: 0 LOB: 0 BB: 0 P: 15	R: 0 H: 0 E: 0 K: 2 S: 7	H: 0 LOB: 0 BB: 0 P: 11	R: 0 H: 1 E: 0 K: 0 S: 6	H: 1 LOB: 1 BB: 0 P: 7		1B: 3 2B: 1 3B: 0 HR: 1	SF: 0 SAC: 0 DP: 1 HBP: 0	WP: 0 PB: 0 SB: 0 CS: 1	PA: 31							
PITCHER	IP WLS BF H R ER SO BB IBB HBP BLK WP HR S P ERA WHIP	7.0 W 24 3 1 1 11 1 0 0 0 0 1 68 105 1.29 0.571	1.0 3 0 0 0 2 0 0 0 0 0 0 7 11 0.00 0.000	1.0 4 1 0 0 0 0 0 0 0 0 0 6 7 0.00 1.000	PITCHER										IP WLS BF H R ER SO BB IBB HBP BLK WP HR S P ERA WHIP													
31 Ian Kennedy, R ERA: 3.96											7.0	W	24	3	1	1	11	1	0	0	0	0	0	1	68	105	1.29	0.571
40 Kelvin Herrera, R ERA: 1.57											1.0	3	0	0	0	2	0	0	0	0	0	0	0	7	11	0.00	0.000	
17 Wade Davis, R ERA: 0.99											1.0	4	1	0	0	0	0	0	0	0	0	0	6	7	0.00	1.000		

AB	30
R	1
H	4
RBI	1
BB	1
SO	13
LOB	10



Batter	1	2	3	4	5	6	7	8	9	AB	R	H	RBI	BB	SO	LOB	BOTTOM									
15 Whit Merrifield, R OBP: 0.345, SLG: 0.450										4	0	1	0	0	3	0	Houston Astros @ Kansas City Royals Kauffman Stadium, Kansas City, MO Sun Jun 26 2016, 1:19 PM - 3:50 PM CDT Att: 36,450 - Cloudy - 87 F									
4 Alex Gordon, L OBP: 0.320, SLG: 0.358										4	1	1	0	0	0	1										
6 Lorenzo Cain, R OBP: 0.334, SLG: 0.417										4	1	3	0	0	1	0										
35 Eric Hosmer, L OBP: 0.368, SLG: 0.498										4	0	2	2	0	0	2										
13 Salvador Perez, R OBP: 0.327, SLG: 0.521										4	0	0	0	0	2	3										
25 Kendrys Morales, S OBP: 0.299, SLG: 0.393										4	2	2	2	0	0	0										
16 Paulo Orlando, R OBP: 0.380, SLG: 0.459										4	0	1	0	0	0	0										
2 Alcides Escobar, R OBP: 0.278, SLG: 0.311										4	1	2	0	0	0	0										
19 Cheslor Cuthbert, R OBP: 0.315, SLG: 0.446										4	1	1	2	0	1	2										
Inning Stats	R: 0 H: 2 E: 0 K: 1 S: 12	H: 0 LOB: 0 BB: 0 P: 7	R: 0 H: 2 E: 0 K: 1 S: 12	H: 2 LOB: 0 BB: 0 P: 22	R: 1 H: 1 E: 0 K: 1 S: 10	H: 1 LOB: 0 BB: 0 P: 12	R: 0 H: 0 E: 0 K: 1 S: 8	H: 0 LOB: 0 BB: 0 P: 10	R: 0 H: 0 E: 0 K: 1 S: 8	H: 0 LOB: 0 BB: 0 P: 14	R: 5 H: 6 E: 0 K: 2 S: 21	H: 6 LOB: 1 BB: 0 P: 31	R: 0 H: 2 E: 0 K: 0 S: 9	H: 2 LOB: 1 BB: 0 P: 13	R: 0 H: 1 E: 0 K: 0 S: 9	H: 1 LOB: 1 BB: 0 P: 13		1B: 8 2B: 2 3B: 0 HR: 3	SF: 0 SAC: 0 DP: 1 HBP: 0	WP: 0 PB: 0 SB: 0 CS: 0	PA: 36					
PITCHER	IP WLS BF H R ER SO BB IBB HBP BLK WP HR S P ERA WHIP	6.2 L 28 8 4 4 6 0 0 0 0 0 7 12 5.40 1.200	0.0 3 3 2 2 0 0 0 0 0 0 0 7 12 - -	1.1 5 2 0 0 1 0 0 0 0 0 0 12 17 0.00 1.500	PITCHER										IP WLS BF H R ER SO BB IBB HBP BLK WP HR S P ERA WHIP											
58 Doug Fister, R ERA: 3.36											6.2	L	28	8	4	4	6	0	0	0	0	0	7	12	5.40	1.200
29 Tony Sipp, L ERA: 5.09											0.0	3	3	2	2	0	0	0	0	0	0	7	12	-	-	
47 Chris Devenski, R ERA: 2.26											1.1	5	2	0	0	1	0	0	0	0	12	17	0.00	1.500		

AB	36
R	6
H	13
RBI	6
BB	0
SO	7
LOB	8



Batter	1	2	3	4	5	6	7	8	9	AB	R	H	RBI	BB	SO	LOB	TOP								
4 George Springer, R (1,9) OBP: 0.354, SLG: 0.462	F9		27 1B		G5-4-3		G6-3		SF9	4	1	1	1	1	0	3									
18 Luis Valbuena, L (1,5) OBP: 0.362, SLG: 0.446	1 WP		L7				27 1B		23 WP	4	0	3	0	1	0	1									
27 Jose Altuve, R (1,4) OBP: 0.425, SLG: 0.560	K						P3		F9	5	0	2	1	0	1	5									
1 Carlos Correa, R (1,6) OBP: 0.356, SLG: 0.455	K		G5-3				G5-3		SF9	3	0	0	1	0	1	5									
28 Colby Rasmus, L (1,7) OBP: 0.289, SLG: 0.409	11 FC6-4				G6-3		K		E8	4	0	2	0	1	1	2									
23 AJ Reed, L (1,3)	F7				G3		K		K	5	0	0	0	0	3	6									
30 Carlos Gómez, R (1,8) OBP: 0.289, SLG: 0.327	P4				K					3	1	1	0	1	1	1									
11 Evan Gattis, R (1,10) OBP: 0.290, SLG: 0.441																									
6 Jake Marisnick, R (7,PR) OBP: 0.236, SLG: 0.267	FC6-4									3	0	1	0	0	0	1									
9 Marwin Gonzalez, S (8,PH) OBP: 0.304, SLG: 0.402										0	1	0	0	0	0	0									
15 Jason Castro, L (1,2) OBP: 0.350, SLG: 0.402										1	0	0	0	0	2										
Inning Stats	R: 0 H: 1 E: 0 K: 2 S: 14	H: 1 LOB: 1 BB: 0 P: 22	R: 0 H: 1 E: 0 K: 0 S: 12	H: 1 LOB: 1 BB: 0 P: 16	R: 0 H: 2 E: 0 K: 1 S: 11	H: 2 LOB: 2 BB: 0 P: 18	R: 0 H: 0 E: 0 K: 1 S: 10	H: 0 LOB: 0 BB: 1 P: 14	R: 0 H: 0 E: 0 K: 0 S: 4	H: 0 LOB: 0 BB: 1 P: 9	R: 0 H: 1 E: 0 K: 2 S: 12	H: 1 LOB: 2 BB: 0 P: 20	R: 2 H: 3 E: 0 K: 1 S: 11	H: 3 LOB: 2 BB: 1 P: 21	R: 0 H: 1 E: 1 K: 1 S: 8	H: 1 LOB: 1 BB: 1 P: 13	R: 2 H: 2 E: 0 K: 1 S: 16	H: 2 LOB: 2 BB: 2 P: 32	1B: 9 2B: 2 3B: 0 HR: 0	SF: 1 SAC: 0 DP: 2 HBP: 1	WP: 2 PB: 0 SB: 1 CS: 0	PA: 42			
PITCHER	IP WLS BF H R ER SO BB IBB HBP BLK WP HR S P ERA WHIP	6.0 2.0 H 5 2 0 0 1 0 0 0 0 0 0 7 15 0.00 1.000	5.0 0.2 H 2 1 0 0 0 0 0 0 0 0 0 4 6 0.00 3.000	5.0 0.1 B 2 1 0 0 1 0 0 0 0 0 0 5 6 0.00 3.000	5.0 0.1 L 8 2 2 2 0 3 0 0 0 0 0 15 34 13.50 3.750																				
52 Matt Shoemaker, R (1,1) ERA: 4.12																									
64 Mike Morin, R (7,1) ERA: 5.03																									
54 Decolis Guerra, R (7,1) ERA: 2.84																									
48 Jose Alvarez, L (8,1) ERA: 4.29																									
59 Fernando Salas, R (8,1) ERA: 4.75																									
66 JC Ramirez, R (9,1) ERA: 6.34																									

Houston Astros @ Los Angeles Angels
Angel Stadium of Anaheim, Anaheim, CA
Mon Jun 27 2016, 7:10 PM - 10:47 PM PDT
Att: 36,839 - Cloudy - 78 F

AB	35
R	4
H	11
RBI	3
BB	5
SO	9
LOB	28



Batter	1	2	3	4	5	6	7	8	9	AB	R	H	RBI	BB	SO	LOB	BOTTOM								
56 Kole Calhoun, L (1,9) OBP: 0.361, SLG: 0.452	27 G5-4-3		G6-3						F7	4	0	1	0	0	0	1									
27 Mike Trout, R (1,8) OBP: 0.415, SLG: 0.572	G5-4-3									4	2	3	1	0	0	1									
5 Albert Pujols, R (1,10) OBP: 0.315, SLG: 0.411										3	0	1	0	1	0	1									
24 C.J. Cron, R (1,3) OBP: 0.317, SLG: 0.414	F9									4	0	1	1	0	1	2									
12 Johnny Giavotella, R (1,4) OBP: 0.297, SLG: 0.410	G3									3	0	0	0	1	1	2									
19 Jeffy Marte, R (1,5) OBP: 0.300, SLG: 0.487	25 CS									4	0	2	0	0	1	3									
25 Daniel Nava, S (1,7) OBP: 0.270, SLG: 0.265										4	0	1	0	0	1	1									
17 Shane Robinson, R (9,PR) OBP: 0.361, SLG: 0.308										0	0	0	0	0	0	0									
47 Jett Bandy, R (1,2) OBP: 0.292, SLG: 0.386										3	0	0	0	1	1	3									
2 Andrelton Simmons, R (1,6) OBP: 0.258, SLG: 0.284										4	0	0	0	0	1	4									
Inning Stats	R: 0 H: 2 E: 0 K: 0 S: 7	H: 1 LOB: 1 BB: 0 P: 10	R: 0 H: 1 E: 0 K: 1 S: 8	H: 1 LOB: 1 BB: 0 P: 11	R: 0 H: 0 E: 0 K: 1 S: 8	H: 0 LOB: 1 BB: 1 P: 12	R: 1 H: 1 E: 0 K: 0 S: 10	H: 1 LOB: 1 BB: 1 P: 16	R: 0 H: 0 E: 0 K: 0 S: 5	H: 0 LOB: 0 BB: 0 P: 9	R: 1 H: 2 E: 0 K: 1 S: 13	H: 2 LOB: 2 BB: 1 P: 25	R: 0 H: 0 E: 0 K: 0 S: 4	H: 0 LOB: 0 BB: 0 P: 8	R: 0 H: 1 E: 0 K: 1 S: 10	H: 1 LOB: 1 BB: 0 P: 12	R: 0 H: 2 E: 0 K: 2 S: 12	H: 2 LOB: 2 BB: 0 P: 20	1B: 6 2B: 3 3B: 0 HR: 1	SF: 0 SAC: 0 DP: 4 HBP: 0	WP: 2 PB: 0 SB: 0 CS: 1	PA: 36			
PITCHER	IP WLS BF H R ER SO BB IBB HBP BLK WP HR S P ERA WHIP	6.0 1.0 3 0 0 2 0 0 0 0 0 0 0 4 8 0.00 0.000	6.0 1.0 W 4 1 0 0 1 0 0 0 0 0 10 12 0.00 1.000	6.0 1.0 S 5 2 0 0 2 0 0 0 0 1 0 12 20 0.00 2.000																					
31 Collin McHugh, R (1,1) ERA: 4.58																									
53 Ken Giles, R (7,1) ERA: 5.05																									
44 Luke Gregerson, R (8,1) ERA: 3.62																									
36 Will Harris, R (9,1) ERA: 0.8																									

Houston Astros @ Los Angeles Angels
Angel Stadium of Anaheim, Anaheim, CA
Mon Jun 27 2016, 7:10 PM - 10:47 PM PDT
Att: 36,839 - Cloudy - 78 F

AB	33
R	2
H	9
RBI	2
BB	3
SO	6
LOB	18



Batter	1	2	3	4	5	6	7	8	9	AB	R	H	RBI	BB	SO	LOB	TOP							
4 George Springer, R OBP: 0.357, SLG: 0.459										2	1	0	0	3	1	1	Houston Astros @ Los Angeles Angels Angel Stadium of Anaheim, Anaheim, CA Tue Jun 28 2016, 7:09 PM - 10:15 PM PDT Att: 38,781 - Clear - 83 F							
18 Luis Valbuena, L OBP: 0.355, SLG: 0.436										5	0	0	0	0	4	5								
27 Jose Altuve, R OBP: 0.427, SLG: 0.559										4	2	2	0	1	0	0								
1 Carlos Correa, R OBP: 0.363, SLG: 0.473										4	2	3	4	1	0	0								
28 Colby Rasmus, L OBP: 0.334, SLG: 0.409										5	0	2	0	0	1	1								
9 Marwin Gonzalez, S OBP: 0.308, SLG: 0.417										4	2	2	1	0	1	2								
30 Carlos Gómez, R OBP: 0.291, SLG: 0.333										5	0	2	1	0	1	3								
11 Evan Gattis, R OBP: 0.290, SLG: 0.439										3	0	1	1	0	1	1								
15 Jason Castro, L OBP: 0.343, SLG: 0.393										4	0	0	0	0	3	3								
Inning Stats	R: 3 H: 1 E: 0 K: 3 S: 10	H: 1 LOB: 0 BB: 2 P: 24	R: 0 H: 1 E: 0 K: 1 S: 8	H: 1 LOB: 1 BB: 0 P: 16	R: 0 H: 1 E: 0 K: 1 S: 10	H: 1 LOB: 2 BB: 0 P: 15	R: 1 H: 2 E: 0 K: 2 S: 16	H: 2 LOB: 2 BB: 1 P: 27	R: 1 H: 2 E: 0 K: 0 S: 15	H: 2 LOB: 1 BB: 1 P: 27	R: 0 H: 0 E: 0 K: 1 S: 6	H: 0 LOB: 0 BB: 0 P: 7	R: 1 H: 1 E: 0 K: 1 S: 10	H: 1 LOB: 0 BB: 0 P: 13	R: 1 H: 2 E: 1 K: 2 S: 20	H: 2 LOB: 2 BB: 0 P: 29	R: 0 H: 2 E: 0 K: 1 S: 16	H: 2 LOB: 2 BB: 0 P: 22	1B: 7 2B: 3 3B: 1 HR: 1	SF: 1 SAC: 1 DP: 0 HBP: 0	WP: 0 PB: 0 SB: 2 CS: 0	PA: 43		
PITCHER	IP WLS BF H R ER SO BB IBB HBP BLK WP HR S P ERA WHIP	IP WLS BF H R ER SO BB IBB HBP BLK WP HR S P ERA WHIP	IP WLS BF H R ER SO BB IBB HBP BLK WP HR S P ERA WHIP	IP WLS BF H R ER SO BB IBB HBP BLK WP HR S P ERA WHIP	IP WLS BF H R ER SO BB IBB HBP BLK WP HR S P ERA WHIP	IP WLS BF H R ER SO BB IBB HBP BLK WP HR S P ERA WHIP	IP WLS BF H R ER SO BB IBB HBP BLK WP HR S P ERA WHIP	IP WLS BF H R ER SO BB IBB HBP BLK WP HR S P ERA WHIP	IP WLS BF H R ER SO BB IBB HBP BLK WP HR S P ERA WHIP	IP WLS BF H R ER SO BB IBB HBP BLK WP HR S P ERA WHIP	IP WLS BF H R ER SO BB IBB HBP BLK WP HR S P ERA WHIP	IP WLS BF H R ER SO BB IBB HBP BLK WP HR S P ERA WHIP	IP WLS BF H R ER SO BB IBB HBP BLK WP HR S P ERA WHIP	IP WLS BF H R ER SO BB IBB HBP BLK WP HR S P ERA WHIP	IP WLS BF H R ER SO BB IBB HBP BLK WP HR S P ERA WHIP	IP WLS BF H R ER SO BB IBB HBP BLK WP HR S P ERA WHIP	IP WLS BF H R ER SO BB IBB HBP BLK WP HR S P ERA WHIP	IP WLS BF H R ER SO BB IBB HBP BLK WP HR S P ERA WHIP	IP WLS BF H R ER SO BB IBB HBP BLK WP HR S P ERA WHIP	IP WLS BF H R ER SO BB IBB HBP BLK WP HR S P ERA WHIP	IP WLS BF H R ER SO BB IBB HBP BLK WP HR S P ERA WHIP	IP WLS BF H R ER SO BB IBB HBP BLK WP HR S P ERA WHIP	IP WLS BF H R ER SO BB IBB HBP BLK WP HR S P ERA WHIP	IP WLS BF H R ER SO BB IBB HBP BLK WP HR S P ERA WHIP

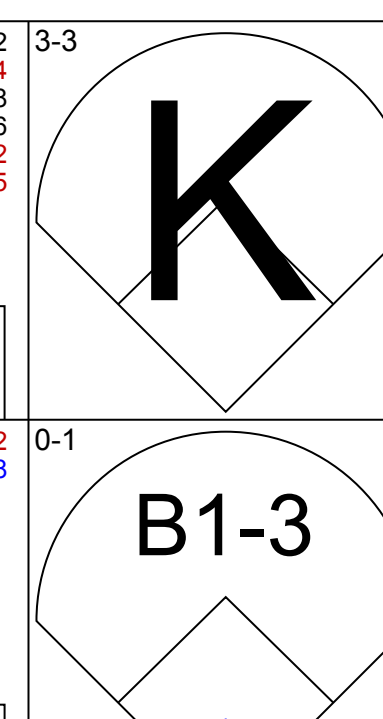
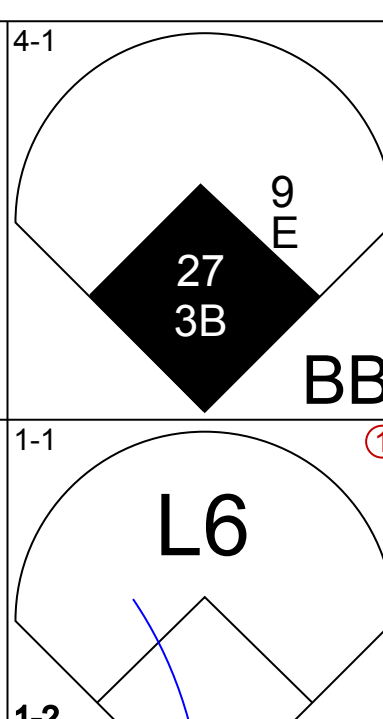
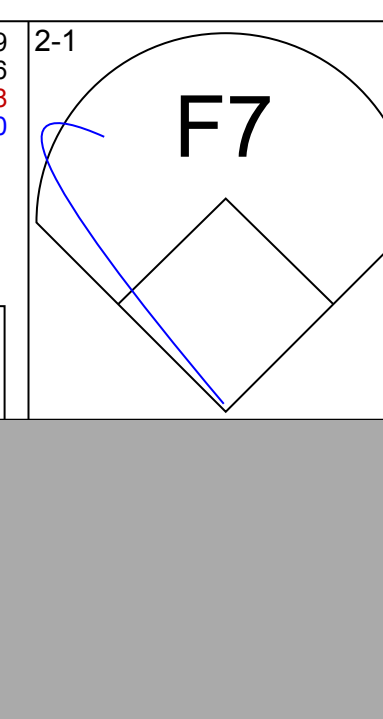
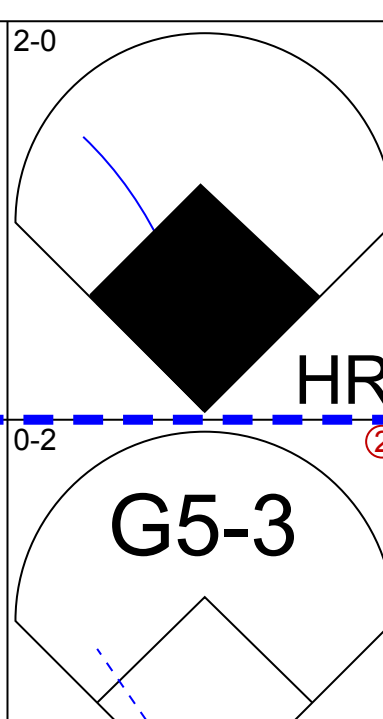
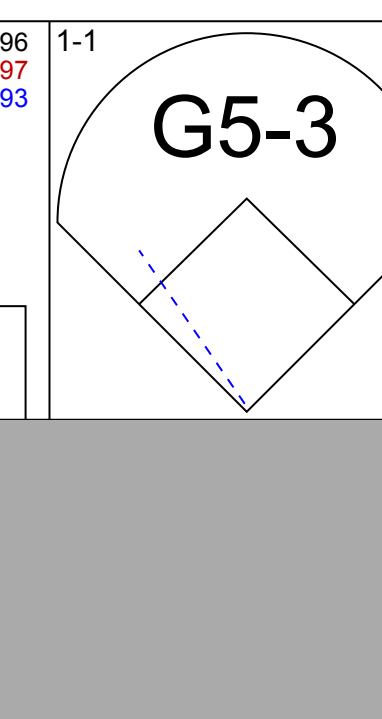
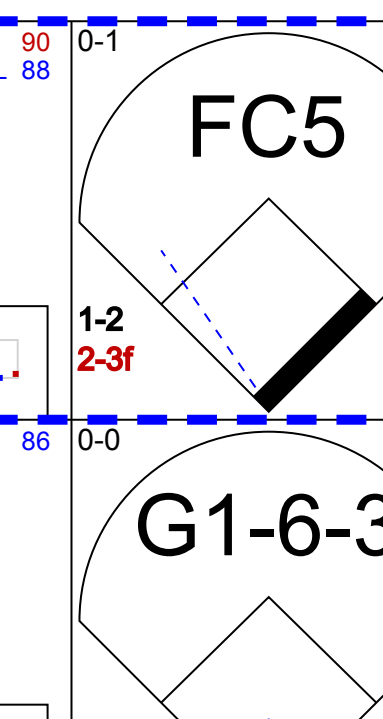
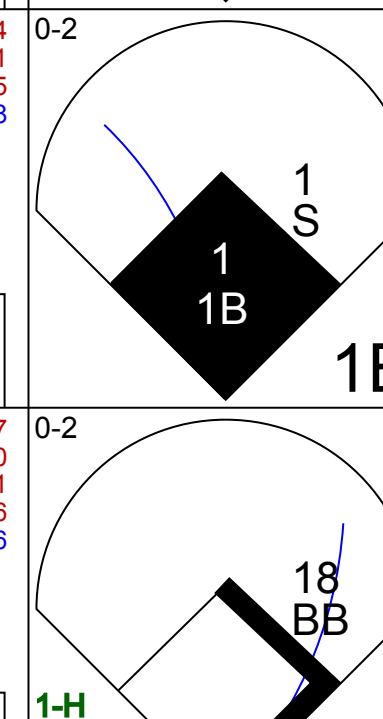
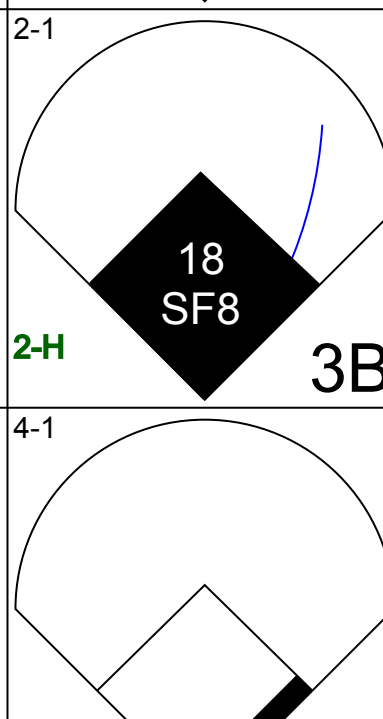
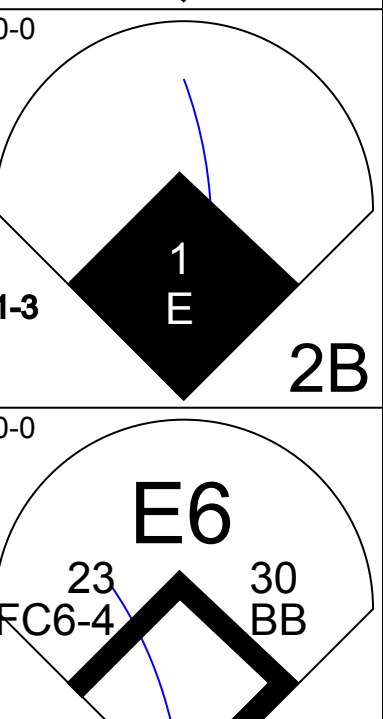
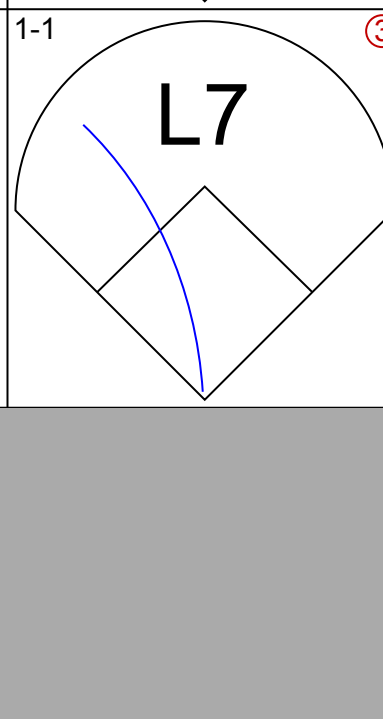
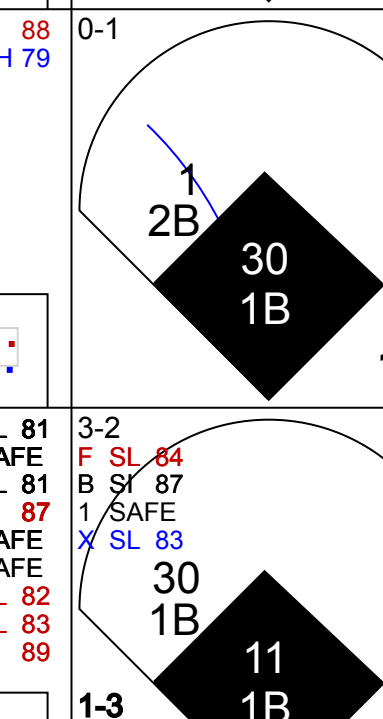
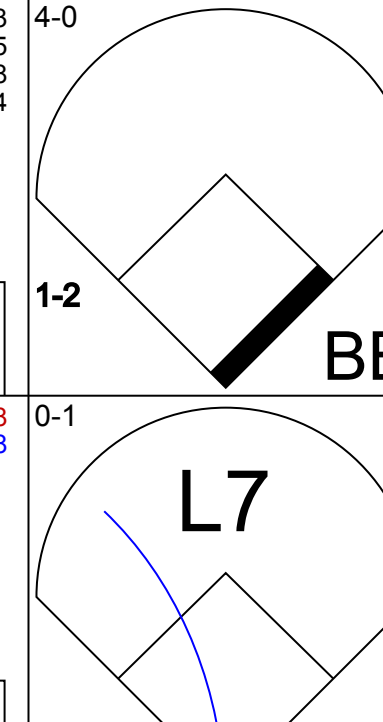
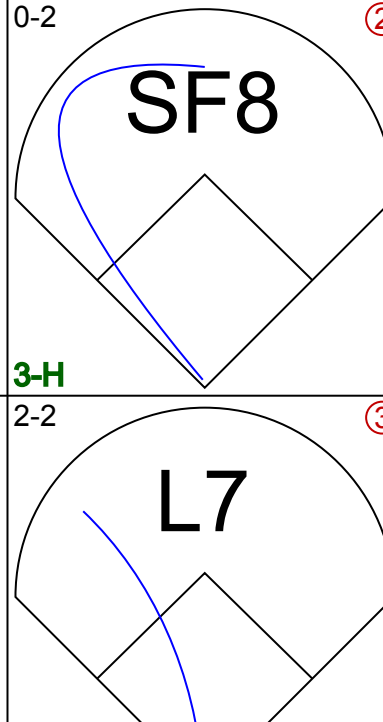
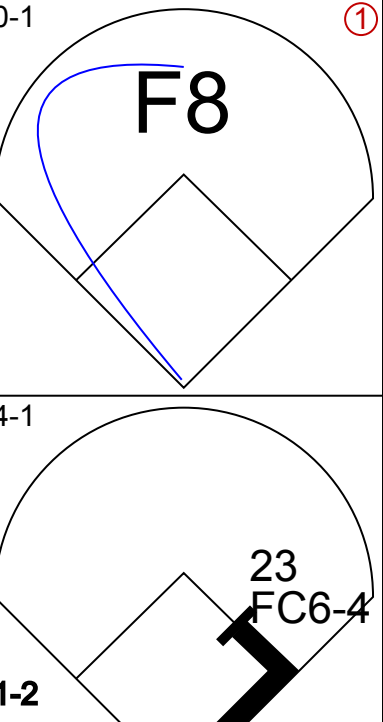

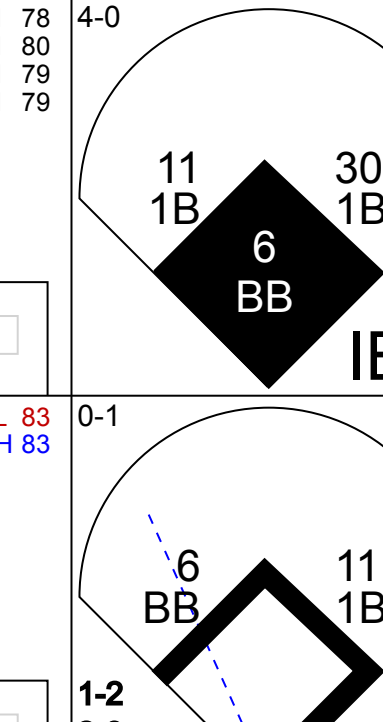


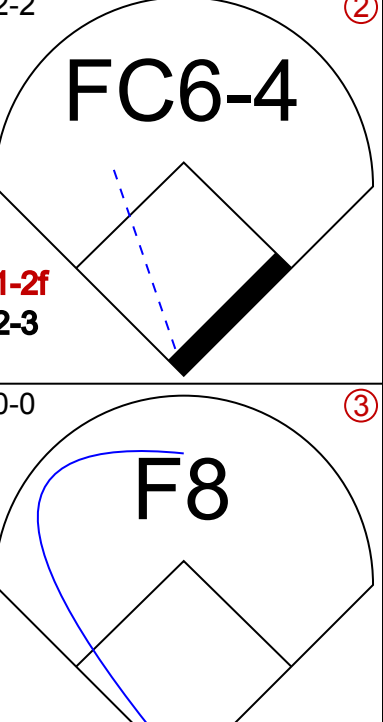
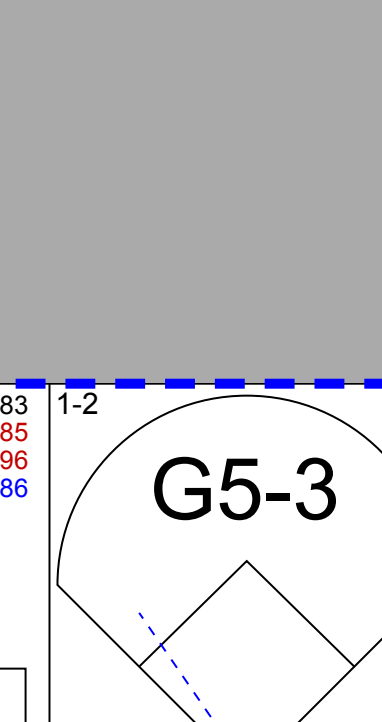
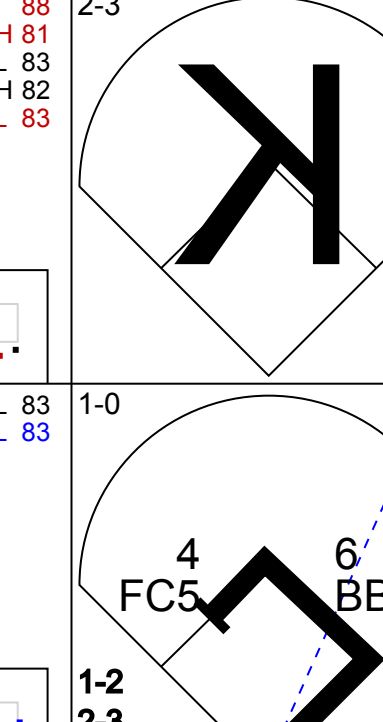
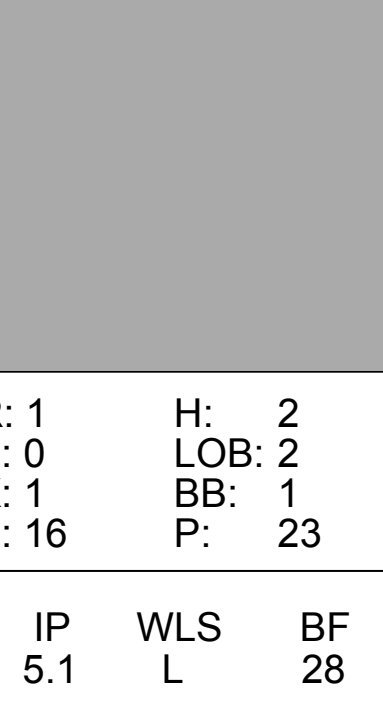

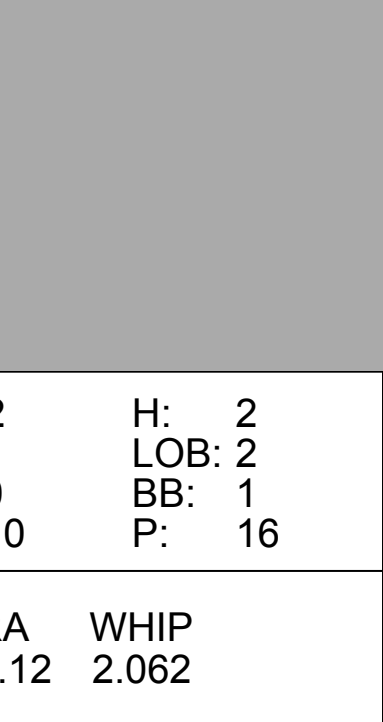
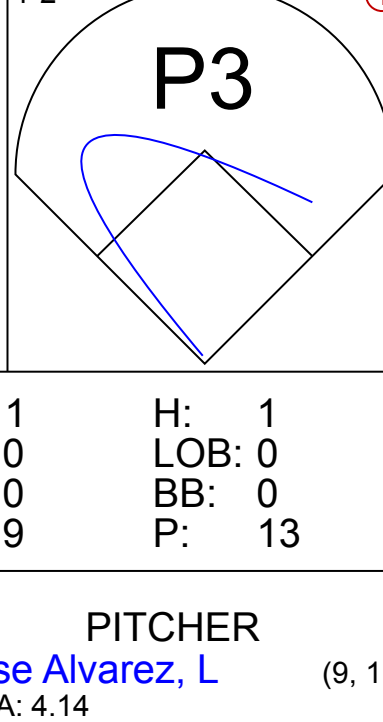
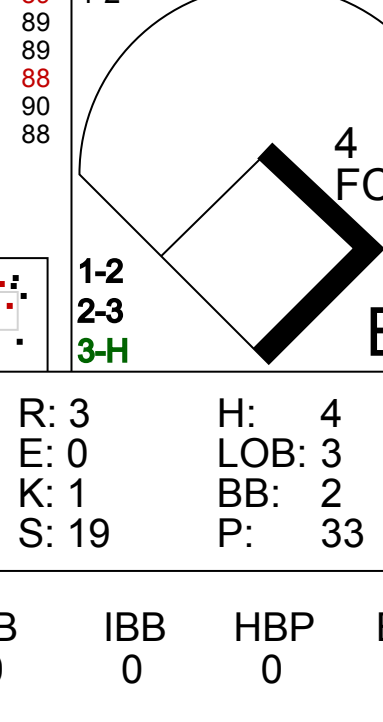
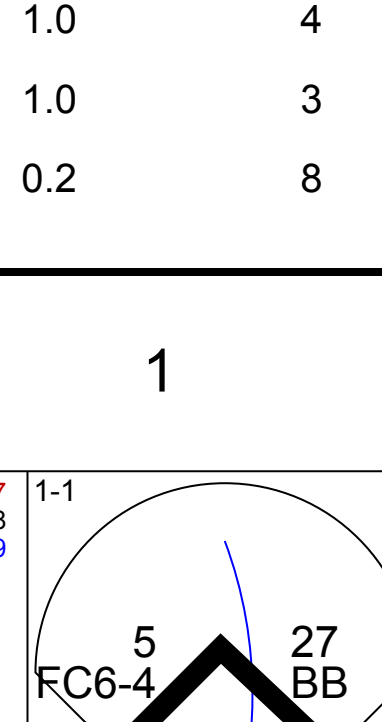
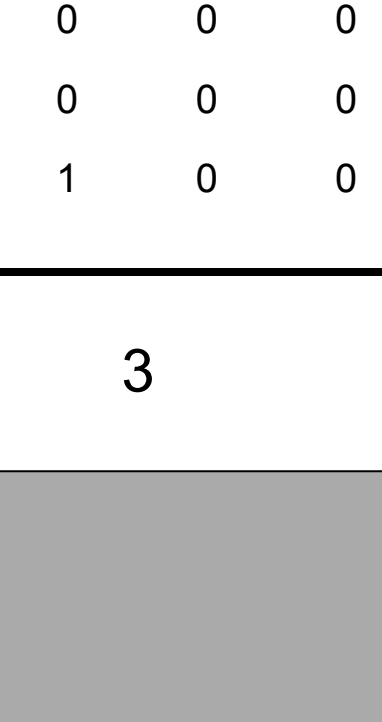
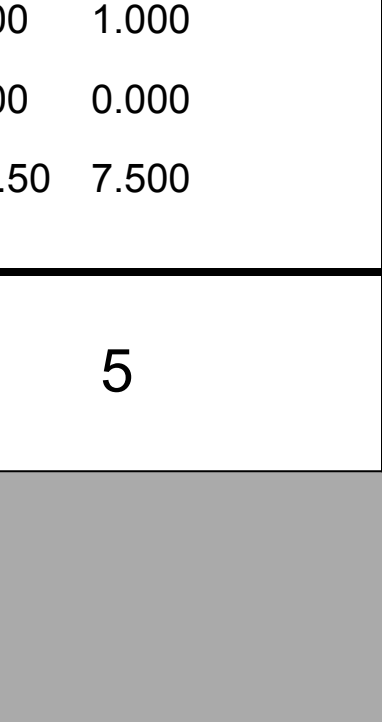
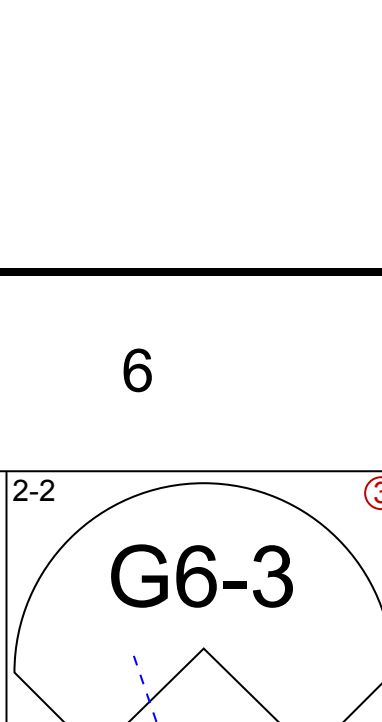
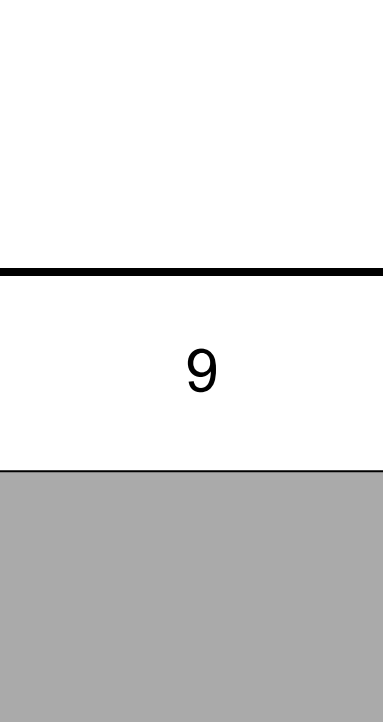
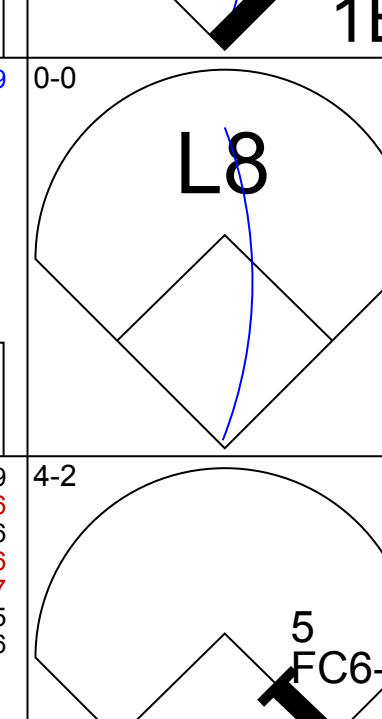

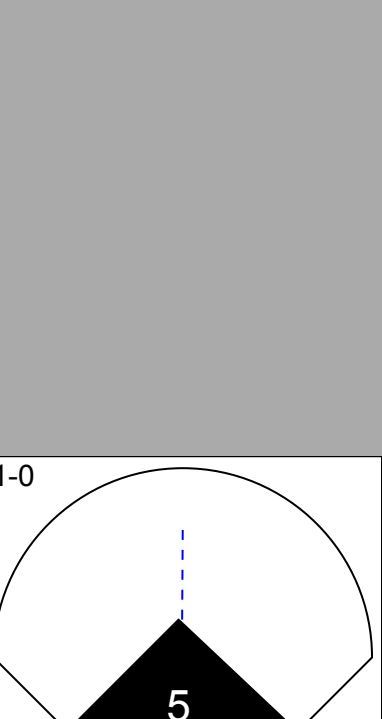
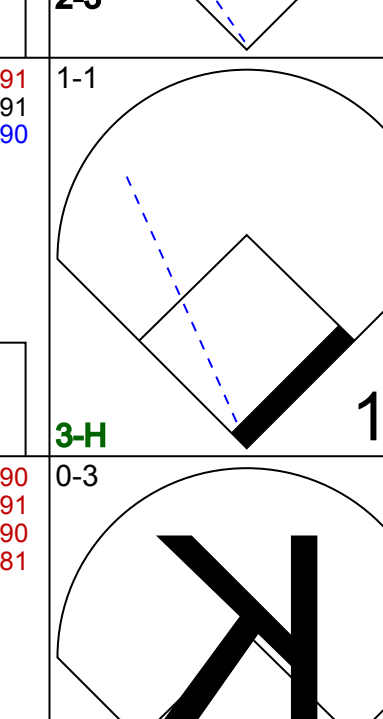

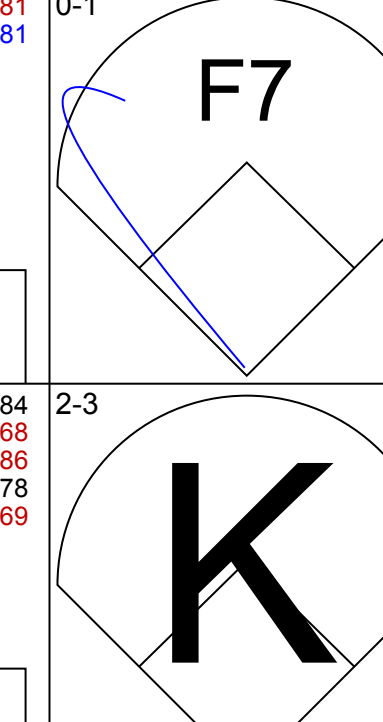
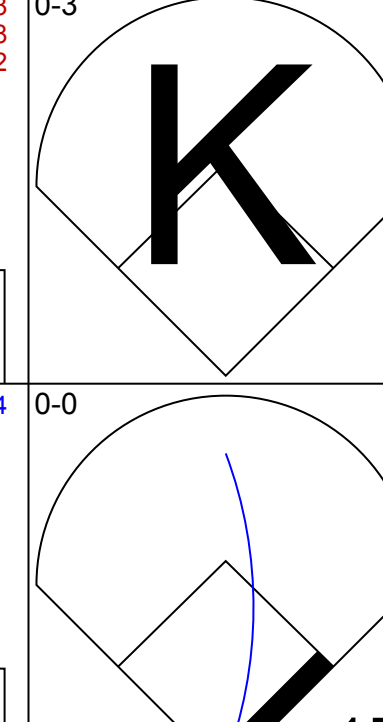
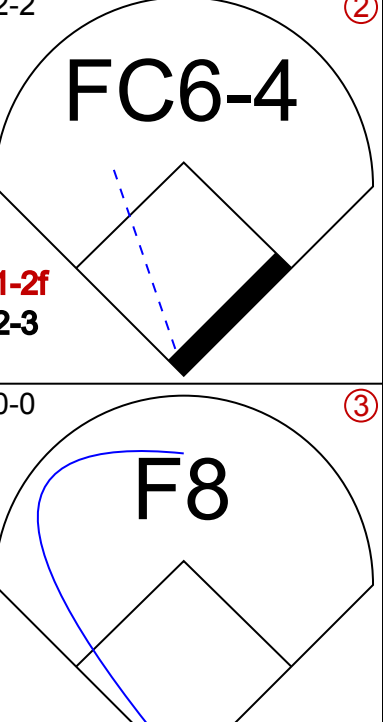
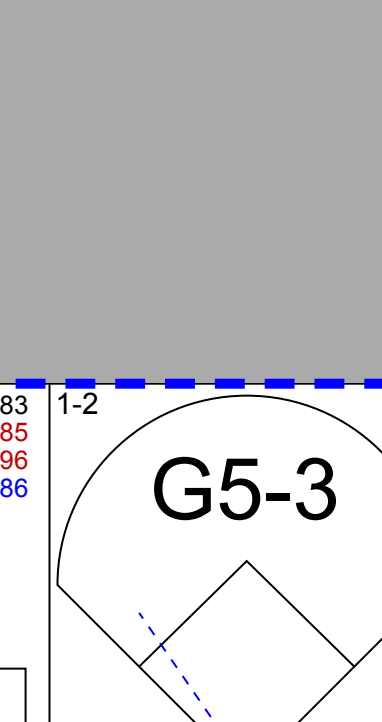
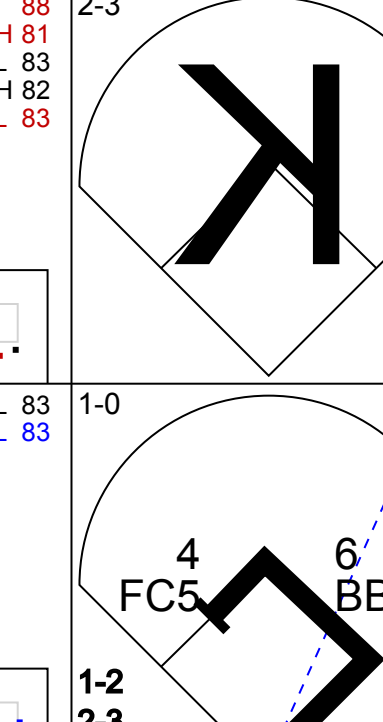
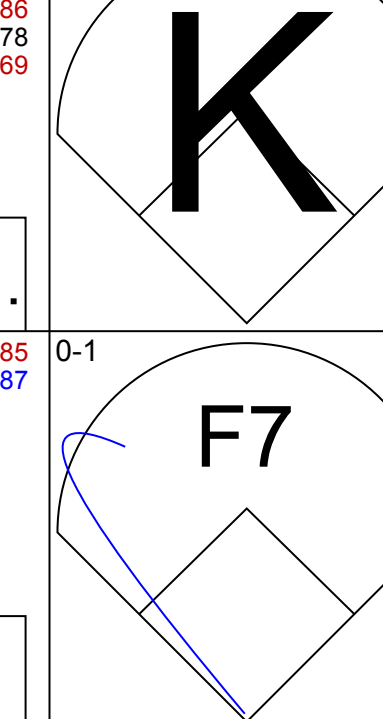
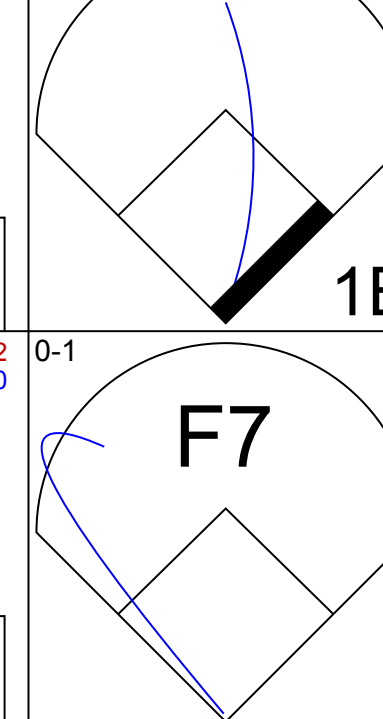
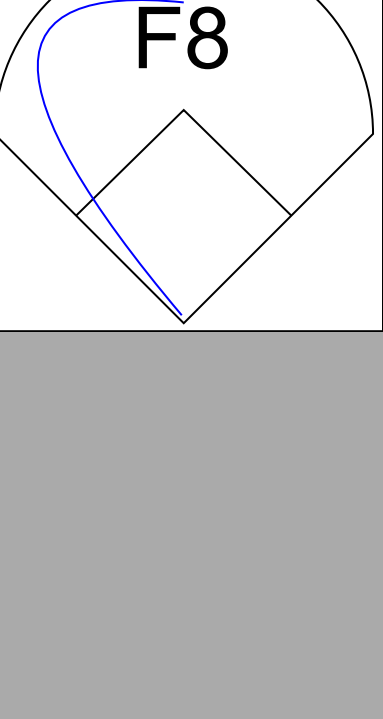
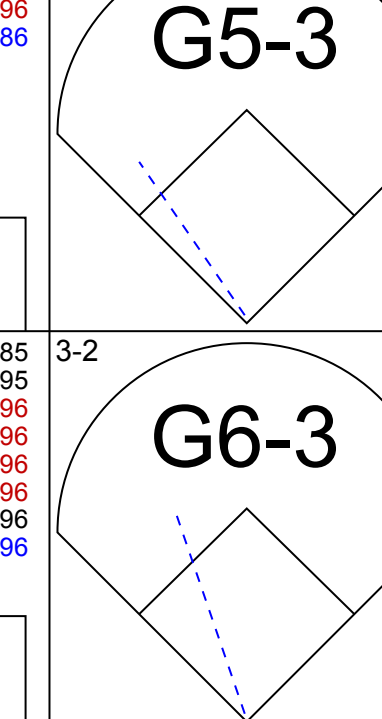
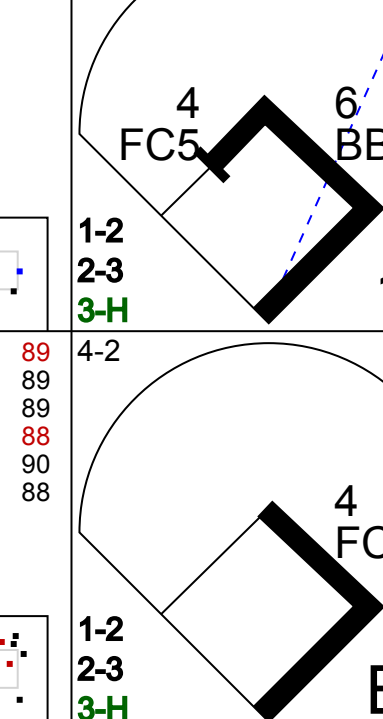
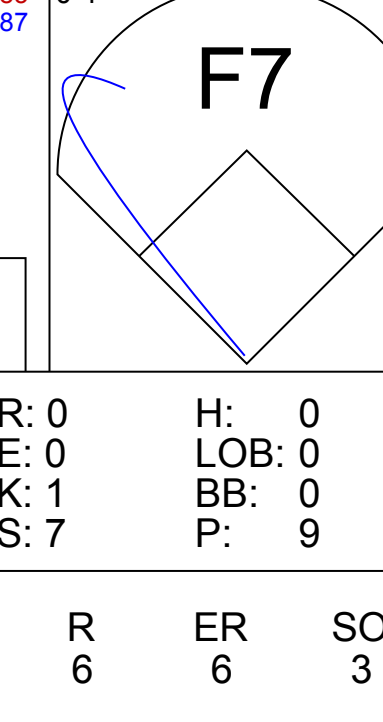
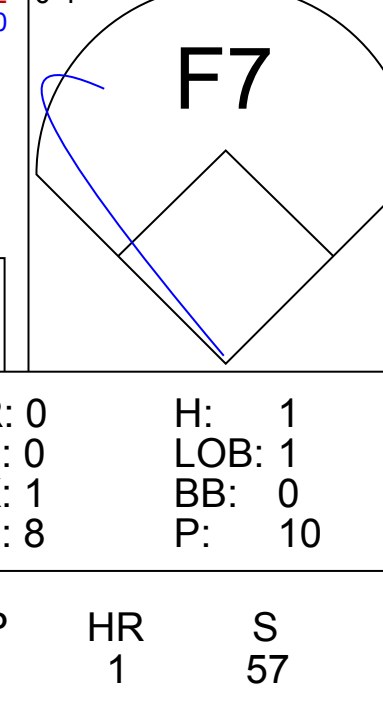
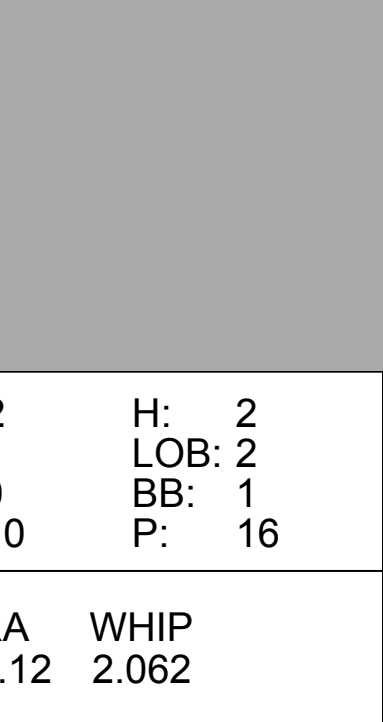
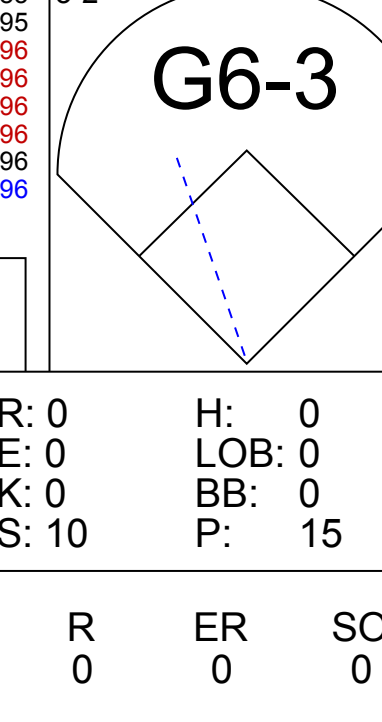
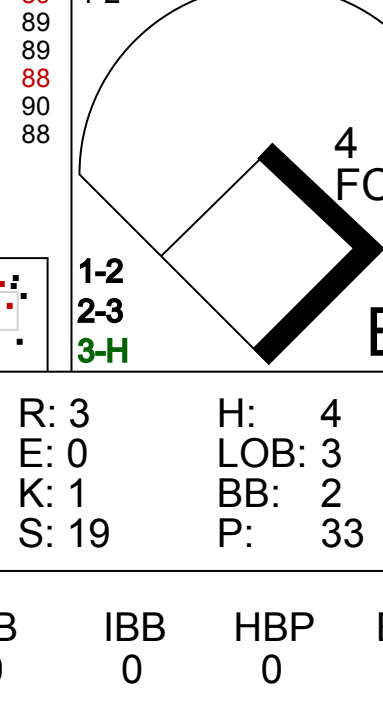
AB	36
R	7
H	12
RBI	7
BB	5
SO	12
LOB	16



Batter	1	2	3	4	5	6	7	8	9	AB	R	H	RBI	BB	SO	LOB	BOTTOM							
56 Kole Calhoun, L OBP: 0.356, SLG: 0.446										4	0	0	0	0	0	2	Houston Astros @ Los Angeles Angels Angel Stadium of Anaheim, Anaheim, CA Tue Jun 28 2016, 7:09 PM - 10:15 PM PDT Att: 38,781 - Clear - 83 F							
27 Mike Trout, R OBP: 0.416, SLG: 0.569										3	0	1	0	1	0	1								
5 Albert Pujols, R OBP: 0.317, SLG: 0.412										4	0	2	1	0	1	2								
25 Daniel Nava, S OBP: 0.282, SLG: 0.292										4	0	2	0	0	0	3								
12 Johnny Givofletta, R OBP: 0.292, SLG: 0.403										4	0	0	0	0	1	4								
19 Jefry Marte, R OBP: 0.286, SLG: 0.463										4	0	0	0	0	0	4								
8 Gregorio Petit, R OBP: 0.322, SLG: 0.422										4	0	0	0	0	1	0								
58 Carlos Pérez, R OBP: 0.225, SLG: 0.298										4	1	2	0	0	0	0								
2 Andrelton Simmons, R OBP: 0.257, SLG: 0.289										4	0	1	0	0	1	2								
Inning Stats	R: 0 H: 1 E: 0 K: 0 S: 9	H: 0 LOB: 0 BB: 0 P: 17	R: 0 H: 0 E: 0 K: 0 S: 5	H: 0 LOB: 0 BB: 0 P: 11	R: 1 H: 2 E: 1 K: 1 S: 13	H: 2 LOB: 2 BB: 0 P: 21	R: 0 H: 0 E: 0 K: 1 S: 6	H: 0 LOB: 0 BB: 0 P: 8	R: 0 H: 0 E: 0 K: 0 S: 5	H: 0 LOB: 0 BB: 0 P: 8	R: 0 H: 1 E: 0 K: 1 S: 10	H: 1 LOB: 2 BB: 1 P: 22	R: 0 H: 1 E: 0 K: 1 S: 8	H: 1 LOB: 0 BB: 0 P: 10	R: 0 H: 2 E: 0 K: 0 S: 12	H: 2 LOB: 2 BB: 0 P: 16	R: 0 H: 1 E: 0 K: 0 S: 8	H: 1 LOB: 0 BB: 0 P: 12	1B: 6 2B: 2 3B: 0 HR: 0	SF: 0 SAC: 0 DP: 1 HBP: 0	WP: 0 PB: 0 SB: 2 CS: 0	PA: 36		
PITCHER	IP WLS BF H R ER SO BB IBB HBP BLK WP HR S P ERA WHIP	IP WLS BF H R ER SO BB IBB HBP BLK WP HR S P ERA WHIP	IP WLS BF H R ER SO BB IBB HBP BLK WP HR S P ERA WHIP	IP WLS BF H R ER SO BB IBB HBP BLK WP HR S P ERA WHIP	IP WLS BF H R ER SO BB IBB HBP BLK WP HR S P ERA WHIP	IP WLS BF H R ER SO BB IBB HBP BLK WP HR S P ERA WHIP	IP WLS BF H R ER SO BB IBB HBP BLK WP HR S P ERA WHIP	IP WLS BF H R ER SO BB IBB HBP BLK WP HR S P ERA WHIP	IP WLS BF H R ER SO BB IBB HBP BLK WP HR S P ERA WHIP	IP WLS BF H R ER SO BB IBB HBP BLK WP HR S P ERA WHIP	IP WLS BF H R ER SO BB IBB HBP BLK WP HR S P ERA WHIP	IP WLS BF H R ER SO BB IBB HBP BLK WP HR S P ERA WHIP	IP WLS BF H R ER SO BB IBB HBP BLK WP HR S P ERA WHIP	IP WLS BF H R ER SO BB IBB HBP BLK WP HR S P ERA WHIP	IP WLS BF H R ER SO BB IBB HBP BLK WP HR S P ERA WHIP	IP WLS BF H R ER SO BB IBB HBP BLK WP HR S P ERA WHIP	IP WLS BF H R ER SO BB IBB HBP BLK WP HR S P ERA WHIP	IP WLS BF H R ER SO BB IBB HBP BLK WP HR S P ERA WHIP	IP WLS BF H R ER SO BB IBB HBP BLK WP HR S P ERA WHIP	IP WLS BF H R ER SO BB IBB HBP BLK WP HR S P ERA WHIP	IP WLS BF H R ER SO BB IBB HBP BLK WP HR S P ERA WHIP	IP WLS BF H R ER SO BB IBB HBP BLK WP HR S P ERA WHIP	IP WLS BF H R ER SO BB IBB HBP BLK WP HR S P ERA WHIP	IP WLS BF H R ER SO BB IBB HBP BLK WP HR S P ERA WHIP

AB	35
R	1
H	8
RBI	1
BB	1
SO	4
LOB	18

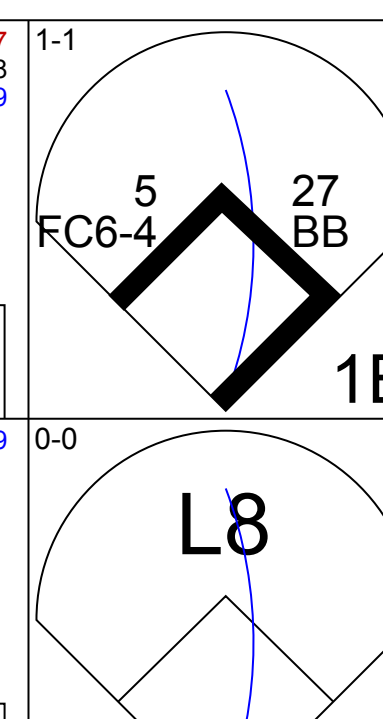
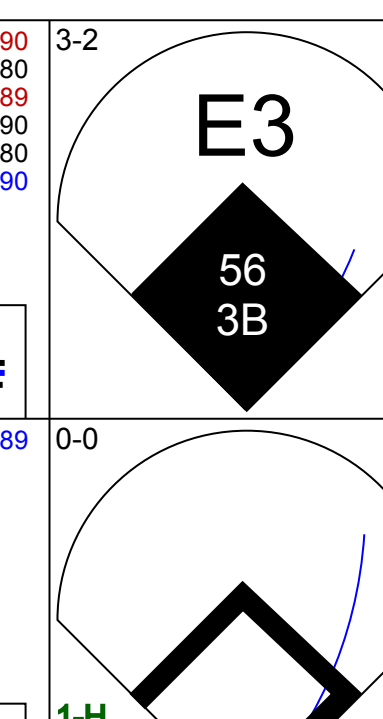
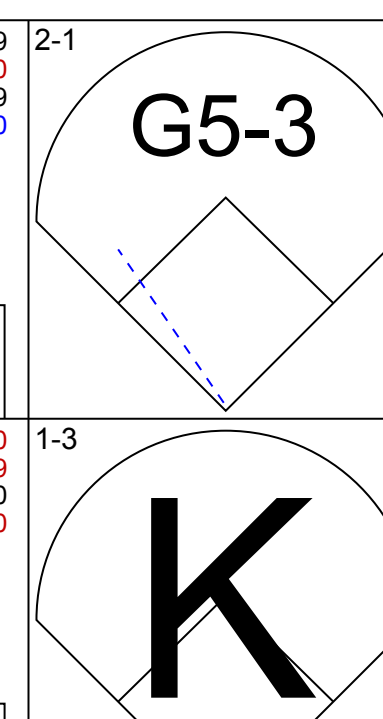
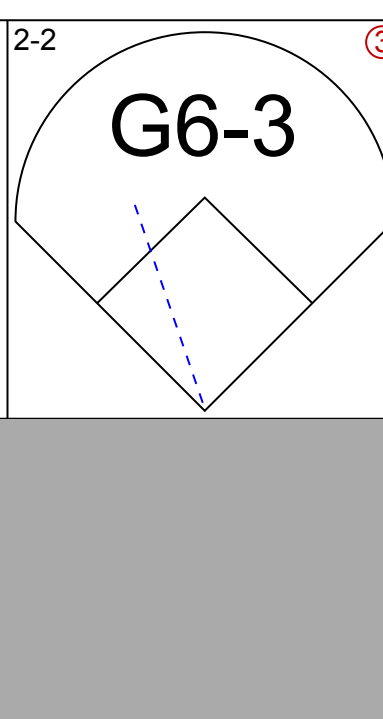
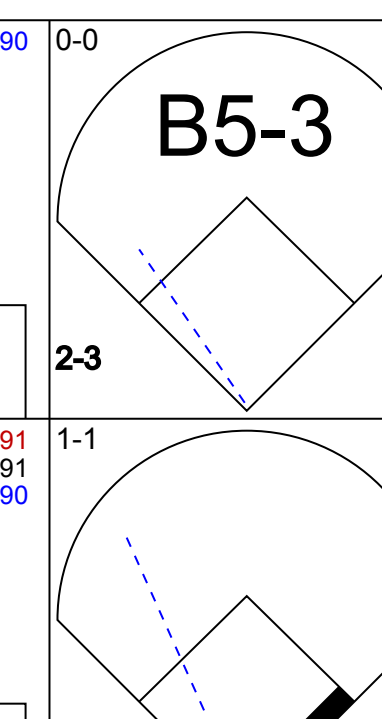
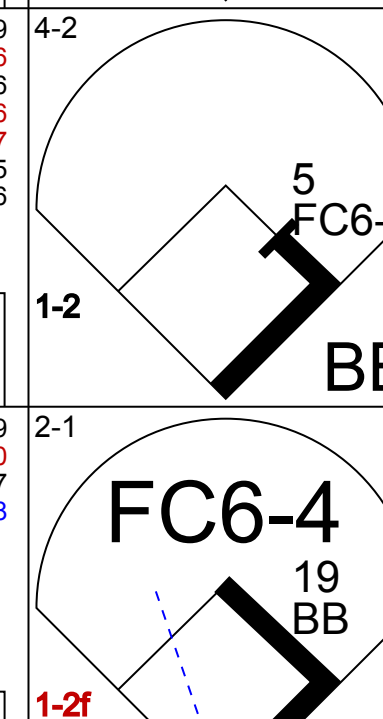
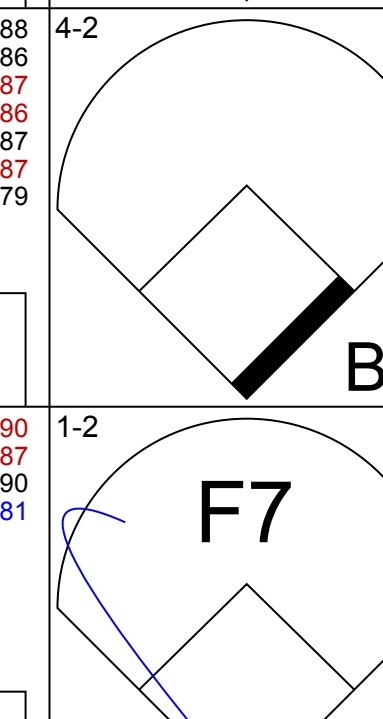


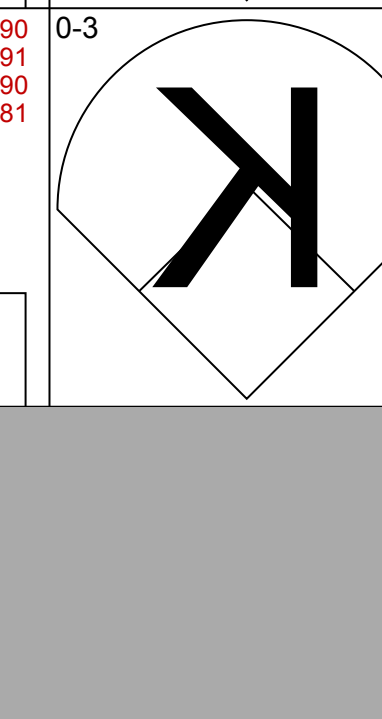
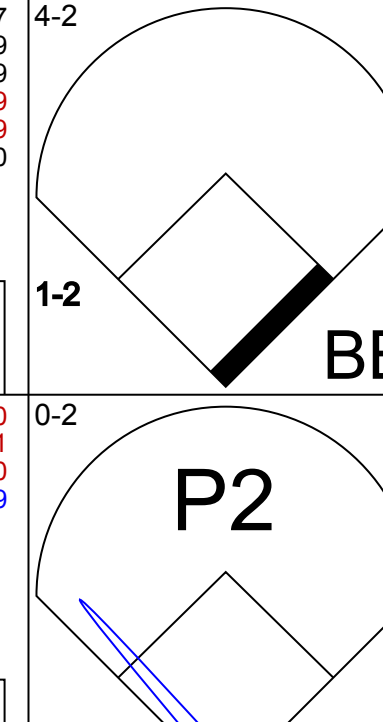

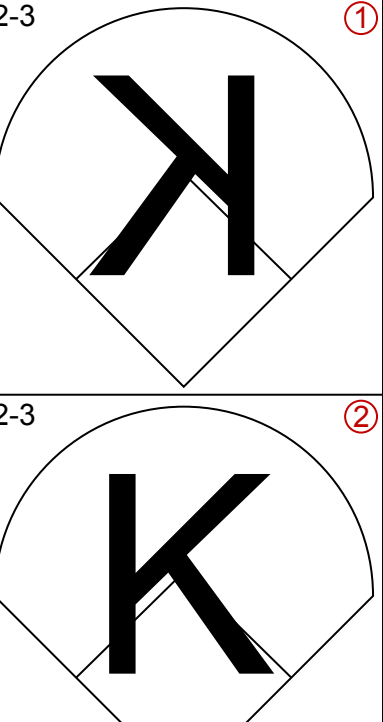



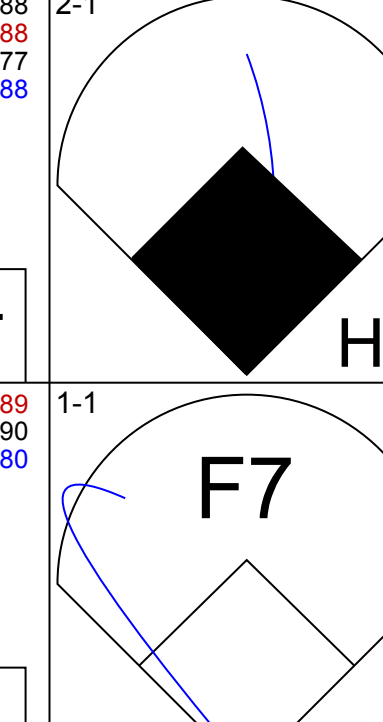
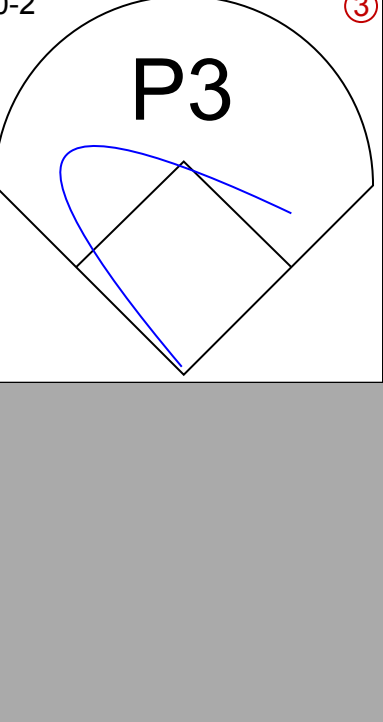
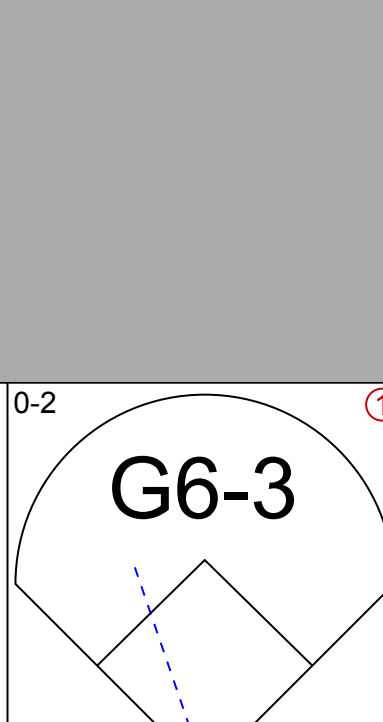
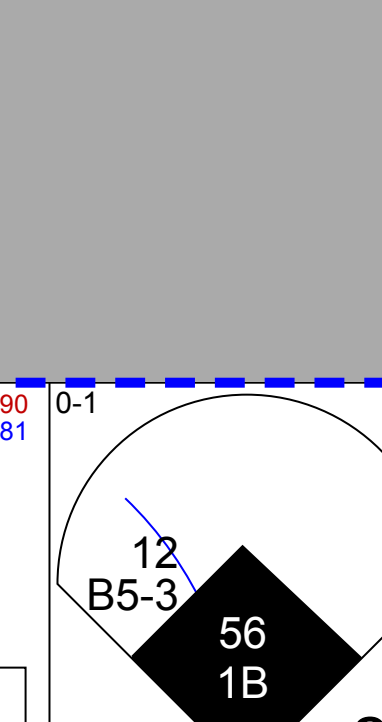
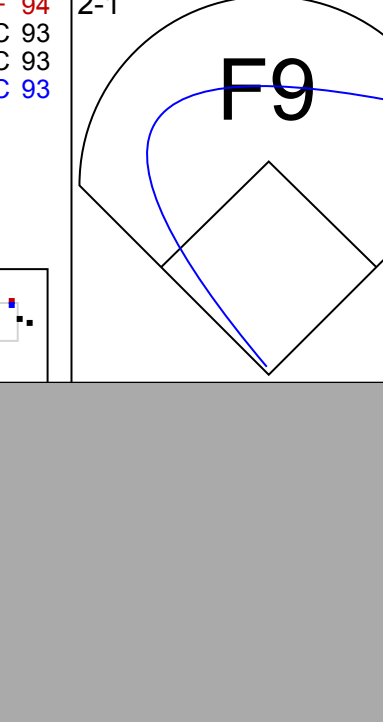

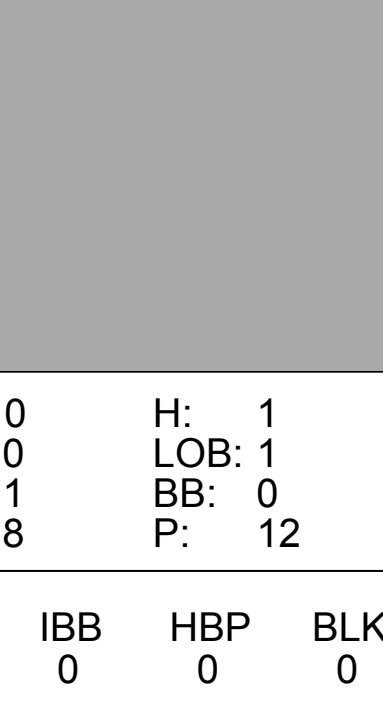

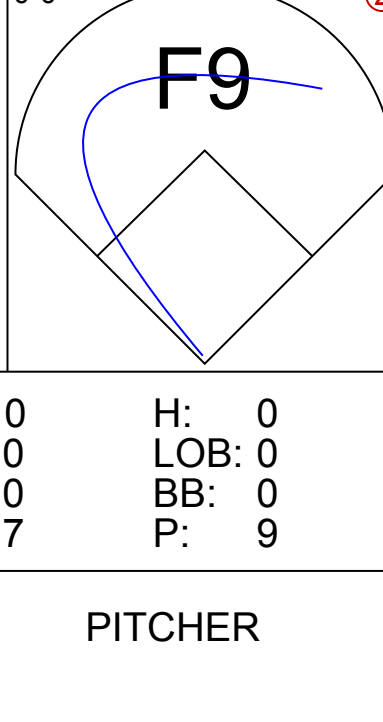
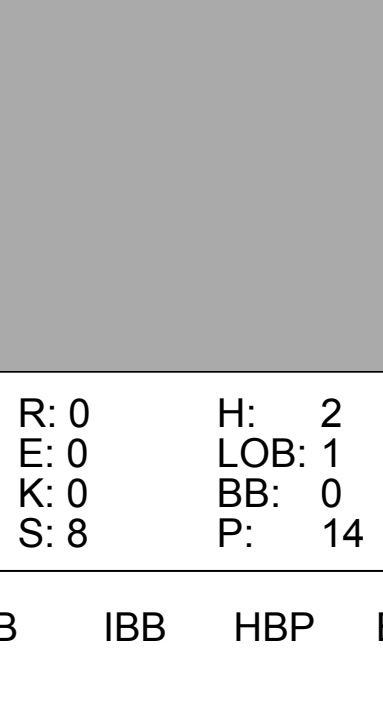


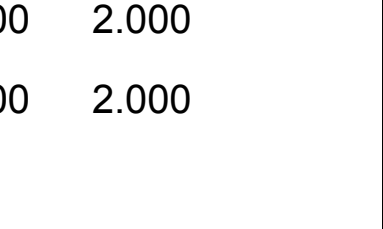




Batter	1	2	3	4	5	6	7	8	9	AB	R	H	RBI	BB	SO	LOB	TOP									
4 George Springer, R OBP: 0.357, SLG: 0.464										5	2	1	1	1	1	4										
9 Marwin Gonzalez, S OBP: 0.305, SLG: 0.413										5	1	1	0	0	0	1										
27 Jose Altuve, R OBP: 0.432, SLG: 0.572										5	4	4	1	0	0	0										
1 Carlos Correa, R OBP: 0.366, SLG: 0.477										4	1	2	2	1	0	0										
26 Danny Worth, R OBP: 0.160, SLG: 0.240										2	2	1	2	2	0	1										
18 Luis Valbuena, L OBP: 0.359, SLG: 0.450										4	0	1	1	1	1	3										
30 Carlos Gómez, R OBP: 0.294, SLG: 0.332										5	0	0	0	0	2	5										
23 AJ Reed, L										5	0	2	1	0	1	2										
11 Evan Gattis, R OBP: 0.292, SLG: 0.438										4	0	0	1	1	0	1										
6 Jake Marisnick, R OBP: 0.235, SLG: 0.257										4	0	0	1	1	0	1										
Inning Stats	R: 1 E: 0 K: 1 S: 16	H: 2 LOB: 2 BB: 1 P: 23	R: 0 E: 0 K: 1 S: 7	H: 0 LOB: 0 BB: 0 P: 9	R: 2 E: 1 K: 0 S: 12	H: 1 LOB: 1 BB: 2 P: 25	R: 0 E: 0 K: 1 S: 8	H: 1 LOB: 2 BB: 1 P: 10	R: 2 E: 1 K: 0 S: 10	H: 2 LOB: 2 BB: 1 P: 16	R: 1 E: 0 K: 1 S: 9	H: 1 LOB: 0 BB: 0 P: 13	R: 1 E: 0 K: 1 S: 11	H: 1 LOB: 0 BB: 0 P: 16	R: 0 E: 0 K: 0 S: 10	H: 0 LOB: 0 BB: 0 P: 15	R: 3 E: 0 K: 1 S: 19	H: 4 LOB: 3 BB: 2 P: 33	1B: 7 2B: 2 3B: 1 HR: 2	SF: 1 SAC: 0 DP: 0 HBP: 0	WP: 0 PB: 0 SB: 1 CS: 0	PA: 46				
PITCHER	IP	WLS	BF	H	R	ER	SO	BB	IBB	HBP	BLK	WP	HR	S	P	ERA	WHIP									
36 Jered Weaver, R ERA: 5.51	5.1	L	28	7	6	6	3	4	0	0	0	0	0	1	57	90	10.12	2.062								
64 Mike Morin, R ERA: 4.53	0.2		2	0	0	0	0	0	0	0	0	0	0	5	6	0.00	0.000									
59 Fernando Salas, R ERA: 4.86	1.0		4	1	1	1	1	0	0	0	0	0	1	11	16	9.00	1.000									
68 Cam Bedrosian, R ERA: 1.29	1.0		3	0	0	0	0	0	0	0	0	0	0	10	15	0.00	0.000									
16 Huston Street, R ERA: 5.29	0.2		8	4	3	3	1	1	1	0	0	0	0	17	31	40.50	7.500									
48 Jose Alvarez, L ERA: 4.14	0.1		1	0	0	0	0	0	0	0	0	0	0	0	2	2	0.00	0.000								

Houston Astros @ Los Angeles Angels
Angel Stadium of Anaheim, Anaheim, CA
Wed Jun 29 2016, 12:40 PM - 3:56 PM PDT
Att: 36,683 - Sunny - 86 F

AB 39
R 10
H 12
RBI 9
BB 6
SO 5
LOB 17



Batter	1	2	3	4	5	6	7	8	9	AB	R	H	RBI	BB	SO	LOB	BOTTOM								
12 Johnny Giavotella, R OBP: 0.291, SLG: 0.399										5	1	1	0	0	0	1									
56 Kole Calhoun, L OBP: 0.357, SLG: 0.452										5	0	2	2	0	1	1									
27 Mike Trout, R OBP: 0.422, SLG: 0.574										3	1	2	0	2	1	1									
5 Albert Pujols, R OBP: 0.321, SLG: 0.417										4	0	2	1	1	0	4									
19 Jefry Marte, R OBP: 0.281, SLG: 0.440										4	0	0	0	1	1	4									
24 C.J. Cron, R OBP: 0.323, SLG: 0.416										4	0	2	0	0	1	4									
47 Jett Bandy, R OBP: 0.283, SLG: 0.429										5	1	1	1	0	2	6									
2 Andrelton Simmons, R OBP: 0.257, SLG: 0.294										4	1	1	0	0	0	1									
17 Shane Robinson, R OBP: 0.338, SLG: 0.286										4	0	0	0	0	0	1									
Inning Stats	R: 0 E: 0 K: 0 S: 14	H: 1 LOB: 3 BB: 2 P: 25	R: 2 E: 0 K: 0 S: 15	H: 2 LOB: 2 BB: 1 P: 28	R: 0 E: 0 K: 1 S: 8	H: 1 LOB: 1 BB: 0 P: 12	R: 0 E: 0 K: 1 S: 7	H: 0 LOB: 0 BB: 0 P: 10	R: 1 E: 0 K: 2 S: 12	H: 2 LOB: 1 BB: 0 P: 18	R: 0 E: 0 K: 0 S: 7	H: 0 LOB: 0 BB: 0 P: 9	R: 0 E: 0 K: 1 S: 16	H: 1 LOB: 3 BB: 1 P: 26	R: 1 E: 0 K: 1 S: 10	H: 2 LOB: 1 BB: 0 P: 12	R: 0 E: 0 K: 0 S: 8	H: 2 LOB: 1 BB: 0 P: 14	1B: 6 2B: 3 3B: 1 HR: 1	SF: 0 SAC: 0 DP: 1 HBP: 1	WP: 0 PB: 0 SB: 0 CS: 0	PA: 43			
PITCHER	IP	WLS	BF	H	R	ER	SO	BB	IBB	HBP	BLK	WP	HR	S	P	ERA	WHIP								
60 Dallas Keuchel, L ERA: 5.13	6.0	W	28	6	3	2	4	3	0	0	0	0	0	16	102	3.00	1.500								
53 Ken Giles, R ERA: 4.91	1.0		6	1	0	0	1	1	0	1	0	0	0	16	26	0.00	2.000								
44 Luke Gregerson, R ERA: 3.78	1.0		5	2	1	1	1	0	0	0	0	0	0	10	12	9.00	2.000								
36 Will Harris, R ERA: 0.78	1.0		4	2	0	0	0	0	0	0	0	0	0	8	14	0.00	2.000								

Houston Astros @ Los Angeles Angels
Angel Stadium of Anaheim, Anaheim, CA
Wed Jun 29 2016, 12:40 PM - 3:56 PM PDT
Att: 36,683 - Sunny - 86 F



AB 38
R 4
H 11
RBI 4
BB 4
SO 6
LOB 23



Batter	1	2	3	4	5	6	7	8	9	AB	R	H	RBI	BB	SO	LOB	TOP								
12 Tim Anderson, R OBP: 0.308, SLG: 0.489	L4		K		F9			K		4	0	0	0	0	2	1	Chicago White Sox @ Houston Astros Minute Maid Park, Houston, TX Fri Jul 01 2016, 7:12 PM - 10:10 PM CDT Att: 31,965 - Roof Closed - 73 F								
1 Adam Eaton, L OBP: 0.355, SLG: 0.392	P5		K		L9			G4-3		4	0	0	0	0	1	1									
79 José Abreu, R OBP: 0.320, SLG: 0.430	F9							K		4	0	1	0	0	1	0									
21 Todd Frazier, R OBP: 0.299, SLG: 0.462		1B			L7			P4		4	0	1	0	0	0	1									
15 Brett Lawrie, R OBP: 0.320, SLG: 0.436		FC5-4			L5			G5-3		4	0	2	0	0	0	2									
31 Alex Avila, L OBP: 0.348, SLG: 0.353										2	0	0	0	2	2										
26 Avisail García, R OBP: 0.310, SLG: 0.354										4	0	1	0	0	1	4									
18 Tyler Saladino, R OBP: 0.294, SLG: 0.418										2	0	0	0	1	1	2									
20 JB Shuck, L OBP: 0.253, SLG: 0.352										3	0	0	0	0	0	1									
Inning Stats	R: 0 E: 0 K: 0 S: 9	H: 0 LOB: 0 BB: 0 P: 11	R: 0 E: 0 K: 1 S: 12	H: 2 LOB: 2 BB: 0 P: 19	R: 0 E: 0 K: 2 S: 8	H: 0 LOB: 0 BB: 0 P: 12	R: 0 E: 0 K: 0 S: 15	H: 1 LOB: 1 BB: 1 P: 23	R: 0 E: 0 K: 1 S: 8	H: 0 LOB: 0 BB: 0 P: 16	R: 0 E: 0 K: 1 S: 8	H: 1 LOB: 1 BB: 0 P: 13	R: 0 E: 0 K: 2 S: 9	H: 0 LOB: 0 BB: 0 P: 13	R: 0 E: 0 K: 2 S: 7	H: 0 LOB: 0 BB: 0 P: 9	R: 0 E: 0 K: 0 S: 9	H: 1 LOB: 1 BB: 1 P: 15	1B: 1 2B: 4 3B: 0 HR: 0	SF: 0 SAC: 0 DP: 1 HBP: 0	WP: 0 PB: 0 SB: 0 CS: 0	PA: 34			
PITCHER	IP	WLS	BF	H	R	ER	SO	BB	IBB	HBP	BLK	WP	HR	S	P	ERA	WHIP								
54 Mike Fiers, R ERA: 4.12	6.0	W	24	4	0	0	4	2	0	0	0	0	0	61	94	0.00	1.000								
53 Ken Giles, R ERA: 4.75	1.0	H	3	0	0	0	2	0	0	0	0	0	0	9	13	0.00	0.000								
44 Luke Gregerson, R ERA: 3.67	1.0	H	3	0	0	0	2	0	0	0	0	0	0	7	9	0.00	0.000								
47 Chris Devenski, R ERA: 2.18	1.0		4	1	0	0	0	1	0	0	0	0	0	9	15	0.00	2.000								

Batter	1	2	3	4	5	6	7	8	9	AB	R	H	RBI	BB	SO	LOB	BOTTOM								
4 George Springer, R OBP: 0.358, SLG: 0.463	G6-3					K				3	2	1	0	0	1	0	Chicago White Sox @ Houston Astros Minute Maid Park, Houston, TX Fri Jul 01 2016, 7:12 PM - 10:10 PM CDT Att: 31,965 - Roof Closed - 73 F								
18 Luis Valbuena, L OBP: 0.362, SLG: 0.453	K					K				3	1	1	1	1	2	0									
27 Jose Altuve, R OBP: 0.427, SLG: 0.565	G6-3									4	0	0	0	0	0	3									
1 Carlos Correa, R OBP: 0.368, SLG: 0.476										3	1	1	1	1	0	0									
28 Colby Rasmus, L OBP: 0.333, SLG: 0.406	L7									4	0	1	1	0	0	2									
30 Carlos Gómez, R OBP: 0.293, SLG: 0.344	L7									4	1	1	2	0	1	2									
9 Marwin Gonzalez, S OBP: 0.302, SLG: 0.407										3	0	0	0	0	0	0									
23 AJ Reed, L OBP: 0.190, SLG: 0.059										2	0	1	0	1	1	0									
6 Jake Marisnick, R OBP: 0.235, SLG: 0.257										0	0	0	0	0	0	0									
15 Jason Castro, L OBP: 0.338, SLG: 0.386										3	0	0	0	0	0	1									
Inning Stats	R: 0 E: 0 K: 1 S: 8	H: 0 LOB: 0 BB: 0 P: 10	R: 0 E: 0 K: 0 S: 9	H: 0 LOB: 0 BB: 0 P: 13	R: 0 E: 0 K: 1 S: 6	H: 0 LOB: 0 BB: 0 P: 9	R: 1 E: 0 K: 0 S: 8	H: 1 LOB: 1 BB: 1 P: 17	R: 0 E: 0 K: 0 S: 7	H: 1 LOB: 1 BB: 0 P: 7	R: 0 E: 0 K: 2 S: 9	H: 0 LOB: 0 BB: 0 P: 10	R: 2 E: 1 K: 0 S: 16	H: 1 LOB: 1 BB: 1 P: 26	R: 2 E: 0 K: 1 S: 16	H: 3 LOB: 2 BB: 1 P: 22	1B: 4 2B: 1 3B: 0 HR: 1	SF: 0 SAC: 0 DP: 1 HBP: 1	WP: 0 PB: 0 SB: 0 CS: 1	PA: 34					
PITCHER	IP	WLS	BF	H	R	ER	SO	BB	IBB	HBP	BLK	WP	HR	S	P	ERA	WHIP								
58 Miguel González, R ERA: 4.88	7.0	L	26	3	3	2	1	1	0	0	0	0	0	63	92	2.57	0.714								
54 Chris Beck, R ERA: 5.79	1.0		7	3	2	2	1	1	0	0	0	0	0	16	22	18.00	4.000								

livebaseballscorecards.com

Batter	1	2	3	4	5	6	7	8	9	AB	R	H	RBI	BB	SO	LOB	TOP				
12 Tim Anderson, R OBP: 0.307, SLG: 0.490										5	1	2	0	0	2	1					
1 Adam Eaton, L OBP: 0.356, SLG: 0.391										5	0	1	1	0	1	1					
79 José Abreu, R OBP: 0.325, SLG: 0.437										4	0	2	1	0	2	2					
21 Todd Frazier, R OBP: 0.299, SLG: 0.455										5	0	1	0	0	2	5					
31 Alex Avila, L OBP: 0.361, SLG: 0.347										2	0	1	0	2	0	1					
18 Tyler Saladino, R OBP: 0.292, SLG: 0.414										1	1	0	0	0	0	1					
15 Brett Lawrie, R OBP: 0.320, SLG: 0.433										4	1	1	1	0	1	2					
27 Dioner Navarro, S OBP: 0.274, SLG: 0.379										4	0	1	1	0	2	2					
26 Avisail García, R OBP: 0.312, SLG: 0.349										3	0	0	0	1	2	2					
20 JB Shuck, L OBP: 0.262, SLG: 0.398										3	1	0	0	1	0	3					
Inning Stats	R: 0 E: 0 K: 2 S: 13	H: 1 LOB: 1 BB: 0 P: 17	R: 0 E: 0 K: 3 S: 14	H: 0 LOB: 1 BB: 1 P: 24	R: 2 E: 0 K: 1 S: 11	H: 2 LOB: 1 BB: 1 P: 18	R: 0 E: 0 K: 1 S: 6	H: 0 LOB: 0 BB: 0 P: 6	R: 0 E: 0 K: 0 S: 8	H: 2 LOB: 2 BB: 0 P: 21	R: 0 E: 0 K: 0 S: 15	H: 0 LOB: 1 BB: 0 P: 21	R: 2 E: 0 K: 2 S: 16	H: 3 LOB: 1 BB: 0 P: 18	R: 0 E: 0 K: 1 S: 11	H: 1 LOB: 1 BB: 0 P: 17	1B: 7 2B: 2 3B: 0 HR: 0	SF: 0 SAC: 0 DP: 0 HBP: 1	WP: 0 PB: 0 SB: 1 CS: 0	PA: 41	
PITCHER	IP WLS BF H R ER SO BB IBB HBP BLK WP HR S P ERA WHIP	IP WLS BF H R ER SO BB IBB HBP BLK WP HR S P ERA WHIP	IP WLS BF H R ER SO BB IBB HBP BLK WP HR S P ERA WHIP	IP WLS BF H R ER SO BB IBB HBP BLK WP HR S P ERA WHIP	IP WLS BF H R ER SO BB IBB HBP BLK WP HR S P ERA WHIP	IP WLS BF H R ER SO BB IBB HBP BLK WP HR S P ERA WHIP	IP WLS BF H R ER SO BB IBB HBP BLK WP HR S P ERA WHIP	IP WLS BF H R ER SO BB IBB HBP BLK WP HR S P ERA WHIP	IP WLS BF H R ER SO BB IBB HBP BLK WP HR S P ERA WHIP	IP WLS BF H R ER SO BB IBB HBP BLK WP HR S P ERA WHIP	IP WLS BF H R ER SO BB IBB HBP BLK WP HR S P ERA WHIP	IP WLS BF H R ER SO BB IBB HBP BLK WP HR S P ERA WHIP	IP WLS BF H R ER SO BB IBB HBP BLK WP HR S P ERA WHIP	IP WLS BF H R ER SO BB IBB HBP BLK WP HR S P ERA WHIP	IP WLS BF H R ER SO BB IBB HBP BLK WP HR S P ERA WHIP	IP WLS BF H R ER SO BB IBB HBP BLK WP HR S P ERA WHIP	IP WLS BF H R ER SO BB IBB HBP BLK WP HR S P ERA WHIP	IP WLS BF H R ER SO BB IBB HBP BLK WP HR S P ERA WHIP	IP WLS BF H R ER SO BB IBB HBP BLK WP HR S P ERA WHIP	IP WLS BF H R ER SO BB IBB HBP BLK WP HR S P ERA WHIP	IP WLS BF H R ER SO BB IBB HBP BLK WP HR S P ERA WHIP
31 Collin McHugh, R ERA: 4.5	1.1	3	2	2	0	0	0	0	0	26	35	13.50	2.250								
47 Chris Devenski, R ERA: 2.45	1.0	3	0	0	2	0	0	0	0	7	7	0.00	0.000								
44 Luke Gregerson, R ERA: 3.57	1.0	4	1	0	0	1	0	0	0	11	17	0.00	1.000								
36 Will Harris, R ERA: 0.76																					

Chicago White Sox @ Houston Astros
Minute Maid Park, Houston, TX
Sun Jul 03 2016, 1:12 PM - 4:08 PM CDT
Att: 30,379 - Roof Closed - 73 F

AB	36
R	4
H	9
RBI	4
BB	4
SO	12
LOB	20



Batter	1	2	3	4	5	6	7	8	9	AB	R	H	RBI	BB	SO	LOB	BOTTOM					
4 George Springer, R OBP: 0.359, SLG: 0.468										3	1	1	1	1	0	0						
9 Marwin Gonzalez, S OBP: 0.301, SLG: 0.403										4	0	1	0	0	2	2						
27 Jose Altuve, R OBP: 0.424, SLG: 0.568										4	0	0	0	0	0	3						
1 Carlos Correa, R OBP: 0.362, SLG: 0.466										4	0	0	0	0	1	3						
30 Carlos Gómez, R OBP: 0.288, SLG: 0.333										3	0	0	0	1	0	0						
23 AJ Reed, L OBP: 0.192, SLG: 0.227										4	0	0	0	0	2	2						
11 Evan Gattis, R OBP: 0.288, SLG: 0.426										2	0	0	0	1	1	0						
6 Jake Marisnick, R OBP: 0.233, SLG: 0.255										2	0	0	0	0	0	1						
18 Luis Valbuena, L OBP: 0.355, SLG: 0.443										1	0	0	0	0	1	0						
28 Colby Rasmus, L OBP: 0.332, SLG: 0.405										0	0	0	0	0	0	0						
15 Jason Castro, L OBP: 0.338, SLG: 0.391										3	0	1	0	0	1	0						
Inning Stats	R: 1 E: 0 K: 1 S: 13	H: 1 LOB: 0 BB: 0 P: 19	R: 0 E: 0 K: 0 S: 8	H: 0 LOB: 1 BB: 1 P: 15	R: 0 E: 0 K: 1 S: 13	H: 1 LOB: 2 BB: 1 P: 22	R: 0 E: 0 K: 1 S: 8	H: 0 LOB: 0 BB: 0 P: 12	R: 0 E: 0 K: 0 S: 6	H: 0 LOB: 0 BB: 0 P: 12	R: 0 E: 0 K: 0 S: 4	H: 0 LOB: 0 BB: 0 P: 6	R: 0 E: 0 K: 1 S: 10	H: 0 LOB: 0 BB: 0 P: 15	R: 0 E: 0 K: 2 S: 7	H: 0 LOB: 0 BB: 0 P: 7	R: 0 E: 0 K: 2 S: 11	H: 1 LOB: 2 BB: 1 P: 18	1B: 1 2B: 1 3B: 0 HR: 1	SF: 0 SAC: 0 DP: 0 HBP: 0	WP: 0 PB: 0 SB: 0 CS: 0	PA: 33
PITCHER	IP WLS BF H R ER SO BB IBB HBP BLK WP HR S P ERA WHIP	IP WLS BF H R ER SO BB IBB HBP BLK WP HR S P ERA WHIP	IP WLS BF H R ER SO BB IBB HBP BLK WP HR S P ERA WHIP	IP WLS BF H R ER SO BB IBB HBP BLK WP HR S P ERA WHIP	IP WLS BF H R ER SO BB IBB HBP BLK WP HR S P ERA WHIP	IP WLS BF H R ER SO BB IBB HBP BLK WP HR S P ERA WHIP	IP WLS BF H R ER SO BB IBB HBP BLK WP HR S P ERA WHIP	IP WLS BF H R ER SO BB IBB HBP BLK WP HR S P ERA WHIP	IP WLS BF H R ER SO BB IBB HBP BLK WP HR S P ERA WHIP	IP WLS BF H R ER SO BB IBB HBP BLK WP HR S P ERA WHIP	IP WLS BF H R ER SO BB IBB HBP BLK WP HR S P ERA WHIP	IP WLS BF H R ER SO BB IBB HBP BLK WP HR S P ERA WHIP	IP WLS BF H R ER SO BB IBB HBP BLK WP HR S P ERA WHIP	IP WLS BF H R ER SO BB IBB HBP BLK WP HR S P ERA WHIP	IP WLS BF H R ER SO BB IBB HBP BLK WP HR S P ERA WHIP	IP WLS BF H R ER SO BB IBB HBP BLK WP HR S P ERA WHIP	IP WLS BF H R ER SO BB IBB HBP BLK WP HR S P ERA WHIP	IP WLS BF H R ER SO BB IBB HBP BLK WP HR S P ERA WHIP	IP WLS BF H R ER SO BB IBB HBP BLK WP HR S P ERA WHIP	IP WLS BF H R ER SO BB IBB HBP BLK WP HR S P ERA WHIP	IP WLS BF H R ER SO BB IBB HBP BLK WP HR S P ERA WHIP	
62 Jose Quintana, L ERA: 3.06	7.0	W	25	2	1	1	4	0	0	0	0	0	0	0	0	0						
65 Nate Jones, R ERA: 2.51	1.0	H	3	0	0	0	2	0	0	0	0	0	0	0	0	0						
30 David Robertson, R ERA: 3.28	1.0	S	5	1	0	0	2	1	0	0	0	0	0	0	0	0						

Chicago White Sox @ Houston Astros
Minute Maid Park, Houston, TX
Sun Jul 03 2016, 1:12 PM - 4:08 PM CDT
Att: 30,379 - Roof Closed - 73 F

AB	30
R	1
H	3
RBI	1
BB	3
SO	8
LOB	11



Batter	1	2	3	4	5	6	7	8	9	AB	R	H	RBI	BB	SO	LOB	TOP						
12 Leonys Martin, L OBP: 0.318, SLG: 0.426										4	0	1	0	0	1	0							
7 Seth Smith, L OBP: 0.354, SLG: 0.447										4	0	0	0	0	3	1							
22 Robinson Cano, L OBP: 0.359, SLG: 0.535										4	0	1	0	0	2	1							
23 Nelson Cruz, R OBP: 0.364, SLG: 0.537										3	0	0	0	1	1	0							
15 Kyle Seager, L OBP: 0.398, SLG: 0.516										3	1	2	0	0	0								
10 Dae-Ho Lee, R OBP: 0.339, SLG: 0.515										3	0	1	1	0	1	3							
26 Adam Lind, L OBP: 0.274, SLG: 0.449										3	0	0	0	0	2	3							
3 Mike Zunino, R OBP: 0.375, SLG: 1.143											3	0	0	0	1	1							
4 Ketel Marte, S OBP: 0.296, SLG: 0.357										3	0	0	0	0	1	0							
Inning Stats	R: 0 H: 1 E: 0 K: 2 S: 9	H: 1 LOB: 1 BB: 0 P: 12	R: 1 H: 2 E: 0 K: 1 S: 9	H: 2 LOB: 1 BB: 0 P: 19	R: 0 H: 0 E: 0 K: 3 S: 10	H: 0 LOB: 0 BB: 0 P: 15	R: 0 H: 0 E: 0 K: 1 S: 8	H: 0 LOB: 0 BB: 0 P: 12	R: 0 H: 0 E: 0 K: 2 S: 8	H: 0 LOB: 0 BB: 0 P: 10	R: 0 H: 0 E: 0 K: 1 S: 9	H: 0 LOB: 0 BB: 0 P: 11	R: 0 H: 2 E: 0 K: 0 S: 8	H: 2 LOB: 2 BB: 1 P: 15	R: 0 H: 0 E: 0 K: 1 S: 5	H: 0 LOB: 0 BB: 0 P: 7	R: 0 H: 0 E: 0 K: 1 S: 10	H: 0 LOB: 0 BB: 0 P: 15	1B: 3 2B: 2 3B: 1 HR: 0	SF: 0 SAC: 0 DP: 2 HBP: 0	WP: 0 PB: 0 SB: 0 CS: 0	PA: 31	
PITCHER	IP WLS BF H R ER SO BB IBB HBP BLK WP HR S P ERA WHIP	IP WLS BF H R ER SO BB IBB HBP BLK WP HR S P ERA WHIP	IP WLS BF H R ER SO BB IBB HBP BLK WP HR S P ERA WHIP	IP WLS BF H R ER SO BB IBB HBP BLK WP HR S P ERA WHIP	IP WLS BF H R ER SO BB IBB HBP BLK WP HR S P ERA WHIP	IP WLS BF H R ER SO BB IBB HBP BLK WP HR S P ERA WHIP	IP WLS BF H R ER SO BB IBB HBP BLK WP HR S P ERA WHIP	IP WLS BF H R ER SO BB IBB HBP BLK WP HR S P ERA WHIP	IP WLS BF H R ER SO BB IBB HBP BLK WP HR S P ERA WHIP	IP WLS BF H R ER SO BB IBB HBP BLK WP HR S P ERA WHIP	IP WLS BF H R ER SO BB IBB HBP BLK WP HR S P ERA WHIP	IP WLS BF H R ER SO BB IBB HBP BLK WP HR S P ERA WHIP	IP WLS BF H R ER SO BB IBB HBP BLK WP HR S P ERA WHIP	IP WLS BF H R ER SO BB IBB HBP BLK WP HR S P ERA WHIP	IP WLS BF H R ER SO BB IBB HBP BLK WP HR S P ERA WHIP	IP WLS BF H R ER SO BB IBB HBP BLK WP HR S P ERA WHIP	IP WLS BF H R ER SO BB IBB HBP BLK WP HR S P ERA WHIP	IP WLS BF H R ER SO BB IBB HBP BLK WP HR S P ERA WHIP	IP WLS BF H R ER SO BB IBB HBP BLK WP HR S P ERA WHIP	IP WLS BF H R ER SO BB IBB HBP BLK WP HR S P ERA WHIP	IP WLS BF H R ER SO BB IBB HBP BLK WP HR S P ERA WHIP	IP WLS BF H R ER SO BB IBB HBP BLK WP HR S P ERA WHIP	IP WLS BF H R ER SO BB IBB HBP BLK WP HR S P ERA WHIP

Seattle Mariners @ Houston Astros
Minute Maid Park, Houston, TX
Mon Jul 04 2016, 1:13 PM - 3:38 PM CDT
Att: 29,844 - Roof Closed - 73 F

AB	30
R	1
H	5
RBI	1
BB	1
SO	12
LOB	9



Batter	1	2	3	4	5	6	7	8	9	AB	R	H	RBI	BB	SO	LOB	BOTTOM						
4 George Springer, R OBP: 0.360, SLG: 0.481										4	2	2	1	0	0								
9 Marwin Gonzalez, S OBP: 0.394, SLG: 0.409										4	0	2	0	0	1	0							
27 Jose Altuve, R OBP: 0.424, SLG: 0.567										4	0	2	0	0	3								
1 Carlos Correa, R OBP: 0.361, SLG: 0.462										3	0	0	0	1	0	2							
18 Luis Valbuena, L OBP: 0.357, SLG: 0.443										2	0	1	1	1	0	0							
30 Carlos Gómez, R OBP: 0.291, SLG: 0.333										3	0	1	0	1	0	3							
28 Colby Rasmus, L OBP: 0.328, SLG: 0.398										4	0	0	0	0	5								
11 Evan Gattis, R OBP: 0.288, SLG: 0.422										2	0	0	0	1	0	0							
15 Jason Castro, L OBP: 0.333, SLG: 0.385										3	0	0	0	0	1	1							
Inning Stats	R: 1 H: 2 E: 0 K: 0 S: 9	H: 2 LOB: 2 BB: 1 P: 16	R: 0 H: 0 E: 0 K: 0 S: 4	H: 0 LOB: 0 BB: 1 P: 11	R: 0 H: 1 E: 0 K: 1 S: 10	H: 1 LOB: 1 BB: 0 P: 15	R: 0 H: 1 E: 0 K: 0 S: 5	H: 1 LOB: 0 BB: 0 P: 6	R: 1 H: 2 E: 0 K: 0 S: 9	H: 2 LOB: 1 BB: 0 P: 16	R: 0 H: 1 E: 0 K: 0 S: 7	H: 1 LOB: 1 BB: 0 P: 9	R: 0 H: 0 E: 0 K: 1 S: 6	H: 0 LOB: 0 BB: 0 P: 9	R: 0 H: 1 E: 0 K: 0 S: 16	H: 1 LOB: 2 BB: 2 P: 33	R: 0 H: 0 E: 0 K: 0 S: 10	H: 0 LOB: 0 BB: 0 P: 15	1B: 5 2B: 3 3B: 0 HR: 1	SF: 1 SAC: 0 DP: 2 HBP: 0	WP: 1 PB: 0 SB: 0 CS: 0	PA: 34	
PITCHER	IP WLS BF H R ER SO BB IBB HBP BLK WP HR S P ERA WHIP	IP WLS BF H R ER SO BB IBB HBP BLK WP HR S P ERA WHIP	IP WLS BF H R ER SO BB IBB HBP BLK WP HR S P ERA WHIP	IP WLS BF H R ER SO BB IBB HBP BLK WP HR S P ERA WHIP	IP WLS BF H R ER SO BB IBB HBP BLK WP HR S P ERA WHIP	IP WLS BF H R ER SO BB IBB HBP BLK WP HR S P ERA WHIP	IP WLS BF H R ER SO BB IBB HBP BLK WP HR S P ERA WHIP	IP WLS BF H R ER SO BB IBB HBP BLK WP HR S P ERA WHIP	IP WLS BF H R ER SO BB IBB HBP BLK WP HR S P ERA WHIP	IP WLS BF H R ER SO BB IBB HBP BLK WP HR S P ERA WHIP	IP WLS BF H R ER SO BB IBB HBP BLK WP HR S P ERA WHIP	IP WLS BF H R ER SO BB IBB HBP BLK WP HR S P ERA WHIP	IP WLS BF H R ER SO BB IBB HBP BLK WP HR S P ERA WHIP	IP WLS BF H R ER SO BB IBB HBP BLK WP HR S P ERA WHIP	IP WLS BF H R ER SO BB IBB HBP BLK WP HR S P ERA WHIP	IP WLS BF H R ER SO BB IBB HBP BLK WP HR S P ERA WHIP	IP WLS BF H R ER SO BB IBB HBP BLK WP HR S P ERA WHIP	IP WLS BF H R ER SO BB IBB HBP BLK WP HR S P ERA WHIP	IP WLS BF H R ER SO BB IBB HBP BLK WP HR S P ERA WHIP	IP WLS BF H R ER SO BB IBB HBP BLK WP HR S P ERA WHIP	IP WLS BF H R ER SO BB IBB HBP BLK WP HR S P ERA WHIP	IP WLS BF H R ER SO BB IBB HBP BLK WP HR S P ERA WHIP	IP WLS BF H R ER SO BB IBB HBP BLK WP HR S P ERA WHIP

Seattle Mariners @ Houston Astros
Minute Maid Park, Houston, TX
Mon Jul 04 2016, 1:13 PM - 3:38 PM CDT
Att: 29,844 - Roof Closed - 73 F

AB	29
R	2
H	8
RBI	2
BB	4
SO	2
LOB	14



Batter	1	2	3	4	5	6	7	8	9	AB	R	H	RBI	BB	SO	LOB	TOP										
8 Jed Lowrie, S OBP: 0.339, SLG: 0.354										5	1	3	0	0	1	1											
2 Kris Davis, R OBP: 0.292, SLG: 0.492										5	1	1	2	0	3	3											
22 Josh Reddick, L OBP: 0.370, SLG: 0.418										5	0	1	1	0	0	2											
26 Danny Valencia, R OBP: 0.354, SLG: 0.502										5	1	1	0	0	2	2											
21 Stephen Vogt, L OBP: 0.314, SLG: 0.422										4	1	2	1	0	0	0											
16 Billy Butler, R OBP: 0.303, SLG: 0.389										3	1	2	1	1	0	1											
17 Yonder Alonso, L OBP: 0.311, SLG: 0.352										4	2	2	2	0	1	2											
10 Marcus Semien, R OBP: 0.305, SLG: 0.482										3	1	1	1	1	1	1											
1 Billy Burns, S OBP: 0.270, SLG: 0.303										3	0	0	0	0	0	2											
5 Jake Smolinski, R OBP: 0.345, SLG: 0.500										1	0	1	0	0	0	0											
25 Tyler Ladendorf, R OBP: 0.121, SLG: 0.094										0	1	0	0	0	0	0											
Inning Stats	R: 0 E: 0 K: 1 S: 12	H: 1 LOB: 1 BB: 0 P: 21	R: 0 E: 0 K: 1 S: 10	H: 0 LOB: 1 BB: 1 P: 16	R: 0 E: 0 K: 1 S: 10	H: 1 LOB: 1 BB: 0 P: 14	R: 3 E: 0 K: 0 S: 13	H: 4 LOB: 0 BB: 0 P: 17	R: 0 E: 0 K: 0 S: 8	H: 1 LOB: 0 BB: 0 P: 12	R: 1 E: 0 K: 2 S: 12	H: 1 LOB: 1 BB: 1 P: 21	R: 0 E: 0 K: 1 S: 8	H: 0 LOB: 0 BB: 0 P: 10	R: 5 E: 0 K: 2 S: 24	H: 6 LOB: 1 BB: 0 P: 37	1B: 8 2B: 3 3B: 1 HR: 2	SF: 0 SAC: 0 DP: 2 HBP: 0	WP: 0 PA: 40 PB: 1 CS: 0								
PITCHER	IP	WLS	BF	H	R	ER	SO	BB	IBB	HBP	BLK	WP	HR	S	P	ERA	WHIP										
31 Collin McHugh, R ERA: 4.5	6.0		26	8	4	3	3	2	0	0	0	0	1	63	98	4.50	1.667										
53 Ken Giles, R ERA: 4.33	7.1	1.0	3	0	0	0	2	0	0	0	0	0	0	11	15	0.00	0.000										
44 Luke Gregerson, R ERA: 3.52	8.1	1.0	3	0	0	0	1	0	0	0	0	0	0	8	10	0.00	0.000										
36 Will Harris, R ERA: 1.86	9.1	0.1	5	4	5	5	1	0	0	0	0	0	1	17	26	135.00	12.000										
45 Michael Feliz, R ERA: 4.28	9.1	0.2	3	2	0	0	1	0	0	0	0	0	0	7	11	0.00	3.000										

Oakland Athletics @ Houston Astros
Minute Maid Park, Houston, TX
Fri Jul 08 2016, 7:11 PM - 10:40 PM CDT
Att: 31,438 - Roof Closed - 73 F

AB 38
R 9
H 14
RBI 8
BB 2
SO 8
LOB 14



Batter	1	2	3	4	5	6	7	8	9	AB	R	H	RBI	BB	SO	LOB	BOTTOM										
4 George Springer, R OBP: 0.361, SLG: 0.477										4	1	0	0	1	2	4											
9 Marwin Gonzalez, S OBP: 0.297, SLG: 0.395										5	0	2	1	0	1	2											
27 Jose Altuve, R OBP: 0.418, SLG: 0.551										5	2	2	1	0	1	3											
1 Carlos Correa, R OBP: 0.360, SLG: 0.469										5	3	2	3	0	2	2											
18 Luis Valbuena, L OBP: 0.364, SLG: 0.478										5	2	3	4	0	2	0											
30 Carlos Gómez, R OBP: 0.297, SLG: 0.339										3	0	0	0	0	0	1											
23 AJ Reed, L ERA: 4.54										2	0	0	0	1	1	0											
26 Danny Worth, R OBP: 0.207, SLG: 0.250										1	0	1	1	0	0	0											
6 Jake Marisnick, R OBP: 0.246, SLG: 0.261										3	1	1	0	0	0	1											
15 Jason Castro, L OBP: 0.335, SLG: 0.391										3	1	1	0	1	2	2											
Inning Stats	R: 0 E: 0 K: 0 S: 9	H: 0 LOB: 0 BB: 0 P: 14	R: 0 E: 0 K: 1 S: 10	H: 0 LOB: 0 BB: 0 P: 14	R: 0 E: 0 K: 3 S: 10	H: 0 LOB: 2 BB: 1 P: 16	R: 2 E: 0 K: 2 S: 15	H: 2 LOB: 0 BB: 0 P: 24	R: 4 E: 0 K: 0 S: 18	H: 5 LOB: 1 BB: 1 P: 26	R: 0 E: 0 K: 1 S: 7	H: 0 LOB: 0 BB: 0 P: 10	R: 0 E: 0 K: 2 S: 16	H: 1 LOB: 1 BB: 0 P: 25	R: 1 E: 0 K: 1 S: 12	H: 2 LOB: 2 BB: 1 P: 26	R: 3 E: 0 K: 1 S: 6	H: 2 LOB: 0 BB: 0 P: 9	1B: 10 2B: 0 3B: 0 HR: 2	SF: 0 SAC: 1 DP: 0 HBP: 1	WP: 2 PA: 41 PB: 0 SB: 1 CS: 0						
PITCHER	IP	WLS	BF	H	R	ER	SO	BB	IBB	HBP	BLK	WP	HR	S	P	ERA	WHIP										
67 Daniel Mengden, R ERA: 4.54	4.2		22	6	6	6	6	2	0	1	0	0	0	10	13	0.00	0.750										
35 Marc Rzepczynski, L ERA: 3.45	5.1	1.1	5	1	0	0	1	0	0	0	0	0	0	10	13	0.00	0.750										
60 Andrew Triggs, R ERA: 0.94	7.1	2.0	10	3	1	1	3	1	0	0	0	1	0	28	51	4.50	2.000										
44 Ryan Madson, R ERA: 3.47	9.1	0.1	4	2	3	3	1	0	0	0	0	1	1	6	9	81.00	6.000										

Oakland Athletics @ Houston Astros
Minute Maid Park, Houston, TX
Fri Jul 08 2016, 7:11 PM - 10:40 PM CDT
Att: 31,438 - Roof Closed - 73 F

AB 36
R 10
H 12
RBI 10
BB 3
SO 11
LOB 15



Batter	1	2	3	4	5	6	7	8	9	AB	R	H	RBI	BB	SO	LOB	TOP					
4 Coco Crisp, S OBP: 0.308, SLG: 0.415										5	0	2	0	0	1	3						
8 Jed Lowrie, S OBP: 0.337, SLG: 0.351										5	1	2	0	0	0	3						
22 Josh Reddick, L OBP: 0.371, SLG: 0.429										5	0	0	0	0	2	3						
2 Khris Davis, R OBP: 0.288, SLG: 0.483										4	2	3	2	0	0							
21 Stephen Vogt, L OBP: 0.320, SLG: 0.442										2	0	0	0	2	0	1						
16 Billy Butler, R OBP: 0.308, SLG: 0.384										2	0	1	0	2	1	0						
17 Yonder Alonso, L OBP: 0.317, SLG: 0.354										2	0	1	0	2	1	0						
10 Marcus Semien, R OBP: 0.307, SLG: 0.480										3	0	1	1	1	1	2						
25 Tyler Ladendorf, R OBP: 0.108, SLG: 0.083										4	0	0	0	0	2	8						
Inning Stats	R: 0 E: 0 K: 1 S: 7	H: 1 LOB: 0 BB: 0 P: 10	R: 1 E: 0 K: 2 S: 19	H: 3 LOB: 3 BB: 1 P: 28	R: 2 E: 0 K: 1 S: 18	H: 2 LOB: 3 BB: 3 P: 35	R: 0 E: 0 K: 2 S: 13	H: 1 LOB: 1 BB: 0 P: 19	R: 0 E: 0 K: 0 S: 12	H: 1 LOB: 2 BB: 1 P: 19	R: 0 E: 0 K: 1 S: 9	H: 0 LOB: 0 BB: 0 P: 12	R: 0 E: 0 K: 1 S: 7	H: 0 LOB: 0 BB: 0 P: 13	R: 0 E: 0 K: 1 S: 9	H: 1 LOB: 0 BB: 0 P: 15	1B: 7 2B: 1 3B: 1 HR: 1	SF: 0 SAC: 0 DP: 2 HBP: 0	WP: 1 PB: 0 SB: 0 CS: 0	PA: 40		
PITCHER	IP WLS BF H R ER SO BB IBB HBP BLK WP HR S P ERA WHIP	IP WLS BF H R ER SO BB IBB HBP BLK WP HR S P ERA WHIP	IP WLS BF H R ER SO BB IBB HBP BLK WP HR S P ERA WHIP	IP WLS BF H R ER SO BB IBB HBP BLK WP HR S P ERA WHIP	IP WLS BF H R ER SO BB IBB HBP BLK WP HR S P ERA WHIP	IP WLS BF H R ER SO BB IBB HBP BLK WP HR S P ERA WHIP	IP WLS BF H R ER SO BB IBB HBP BLK WP HR S P ERA WHIP	IP WLS BF H R ER SO BB IBB HBP BLK WP HR S P ERA WHIP	IP WLS BF H R ER SO BB IBB HBP BLK WP HR S P ERA WHIP	IP WLS BF H R ER SO BB IBB HBP BLK WP HR S P ERA WHIP	IP WLS BF H R ER SO BB IBB HBP BLK WP HR S P ERA WHIP	IP WLS BF H R ER SO BB IBB HBP BLK WP HR S P ERA WHIP	IP WLS BF H R ER SO BB IBB HBP BLK WP HR S P ERA WHIP	IP WLS BF H R ER SO BB IBB HBP BLK WP HR S P ERA WHIP	IP WLS BF H R ER SO BB IBB HBP BLK WP HR S P ERA WHIP	IP WLS BF H R ER SO BB IBB HBP BLK WP HR S P ERA WHIP	IP WLS BF H R ER SO BB IBB HBP BLK WP HR S P ERA WHIP	IP WLS BF H R ER SO BB IBB HBP BLK WP HR S P ERA WHIP	IP WLS BF H R ER SO BB IBB HBP BLK WP HR S P ERA WHIP	IP WLS BF H R ER SO BB IBB HBP BLK WP HR S P ERA WHIP	IP WLS BF H R ER SO BB IBB HBP BLK WP HR S P ERA WHIP	IP WLS BF H R ER SO BB IBB HBP BLK WP HR S P ERA WHIP

Oakland Athletics @ Houston Astros
Minute Maid Park, Houston, TX
Sat Jul 09 2016, 3:12 PM - 6:03 PM CDT
Att: 35,312 - Roof Closed - 73 F

AB	35
R	3
H	10
RBI	3
BB	5
SO	9
LOB	22



Batter	1	2	3	4	5	6	7	8	9	AB	R	H	RBI	BB	SO	LOB	BOTTOM						
9 Marwin Gonzalez, S OBP: 0.300, SLG: 0.402										4	0	2	0	0	0	0							
27 Jose Altuve, R OBP: 0.414, SLG: 0.545										4	1	0	1	0	0	2							
1 Carlos Correa, R OBP: 0.356, SLG: 0.463										4	0	0	0	0	0	1							
18 Luis Valbuena, L OBP: 0.366, SLG: 0.478										4	0	2	1	0	0	0							
4 George Springer, R OBP: 0.361, SLG: 0.477										0	0	0	0	0	0	0							
30 Carlos Gómez, R OBP: 0.282, SLG: 0.333										4	0	0	0	0	1	2							
23 AJ Reed, L OBP: 0.250, SLG: 0.324										3	0	1	0	0	0	0							
11 Evan Gattis, R OBP: 0.277, SLG: 0.415										3	0	0	0	0	1	1							
15 Jason Castro, L OBP: 0.330, SLG: 0.385										3	0	0	0	0	1	0							
6 Jake Marisnick, R OBP: 0.248, SLG: 0.263										3	1	1	0	0	1	0							
Inning Stats	R: 0 E: 0 K: 0 S: 6	H: 0 LOB: 0 BB: 0 P: 11	R: 0 E: 0 K: 0 S: 9	H: 0 LOB: 0 BB: 0 P: 11	R: 0 E: 0 K: 1 S: 7	H: 0 LOB: 0 BB: 0 P: 11	R: 0 E: 0 K: 0 S: 9	H: 0 LOB: 0 BB: 0 P: 12	R: 0 E: 0 K: 0 S: 7	H: 1 LOB: 1 BB: 0 P: 9	R: 0 E: 0 K: 1 S: 9	H: 1 LOB: 0 BB: 0 P: 14	R: 0 E: 0 K: 0 S: 8	H: 1 LOB: 0 BB: 0 P: 12	R: 0 E: 0 K: 1 S: 8	H: 0 LOB: 0 BB: 0 P: 10	R: 2 E: 0 K: 1 S: 17	H: 3 LOB: 1 BB: 0 P: 23	1B: 5 2B: 1 3B: 0 HR: 0	SF: 0 SAC: 0 DP: 1 HBP: 0	WP: 0 PB: 0 SB: 0 CS: 0	PA: 32	
PITCHER	IP WLS BF H R ER SO BB IBB HBP BLK WP HR S P ERA WHIP	IP WLS BF H R ER SO BB IBB HBP BLK WP HR S P ERA WHIP	IP WLS BF H R ER SO BB IBB HBP BLK WP HR S P ERA WHIP	IP WLS BF H R ER SO BB IBB HBP BLK WP HR S P ERA WHIP	IP WLS BF H R ER SO BB IBB HBP BLK WP HR S P ERA WHIP	IP WLS BF H R ER SO BB IBB HBP BLK WP HR S P ERA WHIP	IP WLS BF H R ER SO BB IBB HBP BLK WP HR S P ERA WHIP	IP WLS BF H R ER SO BB IBB HBP BLK WP HR S P ERA WHIP	IP WLS BF H R ER SO BB IBB HBP BLK WP HR S P ERA WHIP	IP WLS BF H R ER SO BB IBB HBP BLK WP HR S P ERA WHIP	IP WLS BF H R ER SO BB IBB HBP BLK WP HR S P ERA WHIP	IP WLS BF H R ER SO BB IBB HBP BLK WP HR S P ERA WHIP	IP WLS BF H R ER SO BB IBB HBP BLK WP HR S P ERA WHIP	IP WLS BF H R ER SO BB IBB HBP BLK WP HR S P ERA WHIP	IP WLS BF H R ER SO BB IBB HBP BLK WP HR S P ERA WHIP	IP WLS BF H R ER SO BB IBB HBP BLK WP HR S P ERA WHIP	IP WLS BF H R ER SO BB IBB HBP BLK WP HR S P ERA WHIP	IP WLS BF H R ER SO BB IBB HBP BLK WP HR S P ERA WHIP	IP WLS BF H R ER SO BB IBB HBP BLK WP HR S P ERA WHIP	IP WLS BF H R ER SO BB IBB HBP BLK WP HR S P ERA WHIP	IP WLS BF H R ER SO BB IBB HBP BLK WP HR S P ERA WHIP	IP WLS BF H R ER SO BB IBB HBP BLK WP HR S P ERA WHIP	IP WLS BF H R ER SO BB IBB HBP BLK WP HR S P ERA WHIP

Oakland Athletics @ Houston Astros
Minute Maid Park, Houston, TX
Sat Jul 09 2016, 3:12 PM - 6:03 PM CDT
Att: 35,312 - Roof Closed - 73 F


AB	32
R	2
H	6
RBI	2
BB	0
SO	4
LOB	6



Batter	1	2	3	4	5	6	7	8	9	10	AB	R	H	RBI	BB	SO	LOB	TOP						
4 Coco Crisp, S OBP: 0.305, SLG: 0.411	G1-3		G1-3			SH2-3		K			3	0	0	0	0	1	0							
10 Marcus Semien, R OBP: 0.307, SLG: 0.477	K			L7		G5-3		G3			4	0	1	1	0	1	0							
8 Jed Lowrie, S OBP: 0.336, SLG: 0.349				F8		G5-3					4	0	1	0	0	0	1							
25 Tyler Ladendorf, R OBP: 0.108, SLG: 0.083	1B									G1-6-3	0	0	0	0	0	0	0							
26 Danny Valencia, R OBP: 0.356, SLG: 0.498	K									K	2	0	0	0	2	2	1							
2 Khris Davis, R OBP: 0.254, SLG: 0.477		G4-3				G4-3				K	4	0	0	0	0	1	3							
16 Billy Butler, R OBP: 0.307, SLG: 0.380		G4-3				G4-3		K		G6-3	4	0	1	0	0	1	0							
5 Jake Smolinski, R OBP: 0.333, SLG: 0.482		G5-3				G4-3		K		G4-3	3	0	0	0	0	1	0							
22 Josh Reddick, L OBP: 0.369, SLG: 0.426								K			1	0	0	0	0	0	0							
17 Yonder Alonso, L OBP: 0.313, SLG: 0.348			F7			G3		F9		G3	4	0	0	0	0	0	0							
29 Matt McBride, R OBP: 0.250, SLG: 0.296			K					F7			3	1	1	0	0	1	0							
Inning Stats	R: 0 E: 0 K: 2 S: 9	H: 1 LOB: 1 BB: 0 P: 14	R: 0 E: 0 K: 0 S: 5	H: 1 LOB: 0 BB: 0 P: 8	R: 0 E: 0 K: 1 S: 8	H: 0 LOB: 0 BB: 0 P: 11	R: 0 E: 0 K: 0 S: 12	H: 0 LOB: 1 BB: 1 P: 21	R: 0 E: 0 K: 0 S: 6	H: 0 LOB: 0 BB: 0 P: 8	R: 1 E: 0 K: 2 S: 11	H: 2 LOB: 2 BB: 1 P: 20	R: 0 E: 0 K: 2 S: 10	H: 0 LOB: 0 BB: 0 P: 17	R: 0 E: 0 K: 1 S: 8	H: 0 LOB: 0 BB: 0 P: 14	R: 0 E: 0 K: 2 S: 7	H: 0 LOB: 0 BB: 0 P: 8	R: 0 E: 0 K: 0 S: 6	H: 0 LOB: 0 BB: 0 P: 11	1B: 4 2B: 0 3B: 0 HR: 0	SF: 0 SAC: 1 DP: 0 HBP: 0	WP: 0 PB: 0 SB: 0 CS: 0	PA: 35
PITCHER	IP 7.0	WLS 26	BF 4	H 1	R 1	ER 1	SO 5	BB 2	IBB 0	HBP 0	BLK 0	WP 0	HR 0	S 61	P 99	ERA 1.29	WHIP 0.857							
60 Dallas Keuchel, L ERA: 4.8	(1, 1)																							
37 Pat Neshek, R ERA: 2.54	(8, 1)	1.0	3	0	0	0	1	0	0	0	0	0	0	8	14	0.00	0.000							
44 Luke Gregerson, R ERA: 3.43	(9, 1)	1.0	3	0	0	0	2	0	0	0	0	0	0	7	8	0.00	0.000							
36 Will Harris, R ERA: 1.62	(10, 1)	1.0	W	3	0	0	0	0	0	0	0	0	0	6	11	0.00	0.000							

Oakland Athletics @ Houston Astros
Minute Maid Park, Houston, TX
Sun Jul 10 2016, 1:11 PM - 4:17 PM CDT
Att. 28,119 - Roof Closed - 73 F

AB 32
R 1
H 4
RBI 1
BB 2
SO 8
LOB 5



Batter	1	2	3	4	5	6	7	8	9	10	AB	R	H	RBI	BB	SO	LOB	BOTTOM				
4 George Springer, R OBP: 0.359, SLG: 0.473	G1-3		27 SH5-3 1B		G6-4-3			K			5	0	1	0	0	2	2					
9 Marwin Gonzalez, S OBP: 0.295, SLG: 0.394	K		F9			E6 F9 27 SH5-3		F7		G3	5	0	0	0	0	1	2					
27 Jose Altuve, R OBP: 0.413, SLG: 0.542	E5 1B		SH5-3			SH5-3		K			2	0	0	0	1	1	0					
1 Carlos Correa, R OBP: 0.354, SLG: 0.459	FC6-4 1B		K			F9				P6	5	0	1	0	0	1	3					
30 Carlos Gómez, R OBP: 0.232, SLG: 0.332	FC6-4				F9	G5-3				E5 IBB	4	1	1	0	0	0	3					
18 Luis Valbuena, L OBP: 0.364, SLG: 0.474		FC6-4 1B		K		K				F9	4	0	1	0	0	1	1					
11 Evan Gattis, R OBP: 0.281, SLG: 0.425		FC6-4 26 S		G5-3				P4			4	0	2	1	0	0	1					
26 Danny Worth, R OBP: 0.219, SLG: 0.258											4	0	2	1	0	0	1					
23 AJ Reed, L OBP: 0.244, SLG: 0.314								G6-3 2B			3	0	1	0	0	1	2					
6 Jake Marisnick, R OBP: 0.248, SLG: 0.262										K	1	0	0	0	0	1	1					
											4	1	1	0	0	2	3					
Inning Stats	R: 0 E: 1 K: 1 S: 11	H: 1 LOB: 2 BB: 0 P: 15	R: 0 E: 0 K: 2 S: 9	H: 1 LOB: 1 BB: 0 P: 14	R: 0 E: 0 K: 1 S: 15	H: 1 LOB: 1 BB: 0 P: 19	R: 0 E: 0 K: 1 S: 7	H: 0 LOB: 0 BB: 0 P: 10	R: 0 E: 0 K: 1 S: 8	H: 1 LOB: 0 BB: 0 P: 11	R: 0 E: 1 K: 0 S: 9	H: 0 LOB: 1 BB: 0 P: 14	R: 0 E: 0 K: 2 S: 8	H: 0 LOB: 0 BB: 0 P: 11	R: 1 E: 0 K: 1 S: 11	H: 2 LOB: 1 BB: 0 P: 20	R: 0 E: 1 K: 1 S: 11	H: 1 LOB: 2 BB: 1 P: 21	1B: 6 2B: 2 3B: 0 HR: 0	SF: 0 SAC: 2 DP: 1 HBP: 0	WP: 0 PB: 0 SB: 3 CS: 0	PA: 40
PITCHER	IP 7.0	WLS 27	BF 5	H 0	R 0	ER 0	SO 6	BB 0	IBB 0	HBP 0	BLK 0	WP 0	HR 0	S 72	P 106	ERA 0.00	WHIP 0.714					
55 Sean Manaea, L ERA: 5.24	(1, 1)																					
John Axford, R ERA: 5.09	(8, 1)	1.0	H	3	0	0	2	0	0	0	0	0	0	8	11	0.00	0.000					
44 Ryan Madson, R ERA: 3.62	(9, 1)	1.0	B	5	2	1	1	0	0	0	0	0	0	11	20	9.00	2.000					
31 Liam Hendriks, R ERA: 6.0	(10, 1)	0.2	L	5	1	1	0	1	0	0	0	0	0	11	21	0.00	1.500					

Oakland Athletics @ Houston Astros
Minute Maid Park, Houston, TX
Sun Jul 10 2016, 1:11 PM - 4:17 PM CDT
Att. 28,119 - Roof Closed - 73 F

AB 37
R 2
H 8
RBI 1
BB 1
SO 10
LOB 18



Batter	1	2	3	4	5	6	7	8	9	AB	R	H	RBI	BB	SO	LOB	TOP			
4 George Springer, R OBP: 0.355, SLG: 0.474										4	0	0	0	0	1	2				
9 Marvin Gonzalez, S OBP: 0.297, SLG: 0.406										4	0	1	0	0	2	0				
27 Jose Altuve, R OBP: 0.412, SLG: 0.539										4	0	1	0	0	0	1				
1 Carlos Correa, R OBP: 0.357, SLG: 0.464										3	0	1	0	1	2	2				
18 Luis Valbuena, L OBP: 0.354, SLG: 0.460										4	0	0	0	0	2	3				
28 Colby Rasmus, L OBP: 0.322, SLG: 0.397										3	0	0	0	0	0	1				
30 Carlos Gómez, R OBP: 0.275, SLG: 0.323										3	0	0	0	0	2	0				
23 AJ Reed, L OBP: 0.250, SLG: 0.316										3	0	1	0	0	1	0				
6 Jake Marisnick, R OBP: 0.255, SLG: 0.276										0	0	0	0	0	0	0				
15 Jason Castro, L OBP: 0.329, SLG: 0.381										3	0	0	0	0	2	1				
Inning Stats	R: 0 H: 1 E: 0 K: 2 S: 12	H: 1 LOB: 1 BB: 0 P: 14	R: 0 H: 0 E: 0 K: 2 S: 10	H: 0 LOB: 0 BB: 0 P: 16	R: 0 H: 0 E: 0 K: 0 S: 7	H: 0 LOB: 0 BB: 0 P: 8	R: 0 H: 0 E: 0 K: 0 S: 13	H: 0 LOB: 0 BB: 1 P: 20	R: 0 H: 0 E: 0 K: 1 S: 6	H: 0 LOB: 0 BB: 0 P: 6	R: 0 H: 1 E: 0 K: 0 S: 7	H: 1 LOB: 1 BB: 0 P: 9	R: 0 H: 1 E: 0 K: 2 S: 10	H: 1 LOB: 2 BB: 0 P: 17	R: 0 H: 1 E: 0 K: 2 S: 10	H: 1 LOB: 1 BB: 0 P: 17	1B: 1 2B: 3 3B: 0 HR: 0	SF: 0 SAC: 0 DP: 0 HBP: 0	WP: 0 PB: 0 SB: 2 CS: 0	PA: 32
PITCHER	IP WLS BF H R ER SO BB IBB HBP BLK WP HR S P ERA WHIP	7.0 W 24 2 0 0 8 1 0 0 0 0 0 66 90 0.00 0.429	1.0 H 4 1 0 0 2 0 0 0 0 0 0 10 17 0.00 1.000	1.0 S 4 1 0 0 2 0 0 0 0 0 0 10 17 0.00 1.000	PITCHER															

Houston Astros @ Seattle Mariners
Safeco Field, Seattle, WA
Sat Jul 16 2016, 1:11 PM - 3:56 PM PDT
Att: 41,386 - Cloudy - 68 F

AB	31
R	0
H	4
RBI	0
BB	1
SO	12
LOB	10



Batter	1	2	3	4	5	6	7	8	9	AB	R	H	RBI	BB	SO	LOB	BOTTOM				
99 Daniel Robertson, R OBP: 0.308, SLG: 0.333										3	0	0	0	0	1	3					
12 Leonys Martin, L OBP: 0.322, SLG: 0.418										3	1	2	0	1	1	1					
22 Robinson Cano, L OBP: 0.363, SLG: 0.546										4	0	1	1	0	2	3					
15 Kyle Seager, L OBP: 0.366, SLG: 0.534										2	0	0	0	1	2	2					
10 Dae-Ho Lee, R OBP: 0.328, SLG: 0.511										3	0	0	0	0	1	2					
26 Adam Lind, L OBP: 0.258, SLG: 0.429										3	0	0	0	0	0	0					
21 Franklin Gutierrez, R OBP: 0.315, SLG: 0.466										3	0	1	0	0	1	0					
2 Jesús Sucre, R OBP: 0.333, SLG: 0.200										2	0	0	0	1	2	1					
36 Shawn O'Malley, S OBP: 0.302, SLG: 0.321										2	0	1	0	1	1	2					
Inning Stats	R: 0 H: 1 E: 0 K: 3 S: 12	H: 1 LOB: 1 BB: 0 P: 19	R: 0 H: 0 E: 0 K: 0 S: 6	H: 0 LOB: 0 BB: 0 P: 8	R: 0 H: 0 E: 0 K: 1 S: 6	H: 0 LOB: 1 BB: 1 P: 12	R: 0 H: 0 E: 0 K: 2 S: 10	H: 0 LOB: 2 BB: 2 P: 21	R: 0 H: 1 E: 0 K: 1 S: 16	H: 1 LOB: 2 BB: 1 P: 27	R: 1 H: 2 E: 0 K: 1 S: 10	H: 2 LOB: 0 BB: 0 P: 16	R: 0 H: 0 E: 0 K: 2 S: 10	H: 0 LOB: 1 BB: 0 P: 16	R: 0 H: 1 E: 0 K: 1 S: 6	H: 1 LOB: 0 BB: 0 P: 8	1B: 3 2B: 1 3B: 1 HR: 0	SF: 0 SAC: 1 DP: 2 HBP: 0	WP: 0 PB: 1 SB: 0 CS: 1	PA: 30	
PITCHER	IP WLS BF H R ER SO BB IBB HBP BLK WP HR S P ERA WHIP	5.1 L 22 4 1 1 8 4 0 0 0 0 0 4 6 0.00 0.000	0.2 1 0 0 0 0 0 0 0 0 0 0 0 4 6 0.00 0.000	1.1 6 1 0 0 2 0 0 0 0 0 0 0 12 18 0.00 0.750	0.2 2 0 0 0 1 0 0 0 0 0 0 0 4 6 0.00 0.000	PITCHER															

Houston Astros @ Seattle Mariners
Safeco Field, Seattle, WA
Sat Jul 16 2016, 1:11 PM - 3:56 PM PDT
Att: 41,386 - Cloudy - 68 F

AB	25
R	1
H	5
RBI	1
BB	4
SO	11
LOB	14



Batter	1	2	3	4	5	6	7	8	9	AB	R	H	RBI	BB	SO	LOB	TOP							
4 George Springer, R OBP: 0.353, SLG: 0.469										4	0	0	0	1	0	4								
9 Marvin Gonzalez, S OBP: 0.299, SLG: 0.415										5	3	2	0	0	1	2								
27 Jose Altuve, R OBP: 0.279, SLG: 0.551										5	2	4	3	0	1	0								
1 Carlos Correa, R OBP: 0.356, SLG: 0.460										3	1	0	0	0	2	2								
23 AJ Reed, L OBP: 0.287, SLG: 0.316										0	0	0	0	1	0	0								
11 Evan Gattis, R OBP: 0.279, SLG: 0.426										5	0	1	0	0	3	5								
18 Luis Valbuena, L OBP: 0.289, SLG: 0.462										3	1	1	0	2	1	1								
30 Carlos Gómez, R OBP: 0.277, SLG: 0.333										4	1	1	4	0	1	2								
26 Danny Worth, R OBP: 0.216, SLG: 0.250										5	0	1	0	0	1	5								
6 Jake Marisnick, R OBP: 0.255, SLG: 0.277										4	0	1	0	0	1	3								
Inning Stats	R: 1 E: 0 K: 1 S: 10	H: 1 LOB: 1 BB: 1 P: 15	R: 0 E: 1 K: 2 S: 11	H: 1 LOB: 2 BB: 0 P: 14	R: 2 E: 0 K: 3 S: 14	H: 3 LOB: 1 BB: 0 P: 21	R: 0 E: 0 K: 0 S: 4	H: 0 LOB: 0 BB: 0 P: 8	R: 1 E: 0 K: 1 S: 15	H: 2 LOB: 3 BB: 1 P: 25	R: 0 E: 0 K: 0 S: 6	H: 1 LOB: 0 BB: 0 P: 7	R: 4 E: 0 K: 1 S: 12	H: 3 LOB: 1 BB: 1 P: 22	R: 0 E: 0 K: 3 S: 12	H: 0 LOB: 0 BB: 0 P: 22	R: 0 E: 0 K: 0 S: 6	H: 0 LOB: 0 BB: 0 P: 8	1B: 5 2B: 4 3B: 0 HR: 2	SF: 0 SAC: 0 DP: 1 HBP: 2	WP: 1 PB: 0 SB: 1 CS: 0	PA: 44		
PITCHER	IP WLS BF H R ER SO BB IBB HBP BLK WP HR S P ERA WHIP	IP WLS BF H R ER SO BB IBB HBP BLK WP HR S P ERA WHIP	IP WLS BF H R ER SO BB IBB HBP BLK WP HR S P ERA WHIP	IP WLS BF H R ER SO BB IBB HBP BLK WP HR S P ERA WHIP	IP WLS BF H R ER SO BB IBB HBP BLK WP HR S P ERA WHIP	IP WLS BF H R ER SO BB IBB HBP BLK WP HR S P ERA WHIP	IP WLS BF H R ER SO BB IBB HBP BLK WP HR S P ERA WHIP	IP WLS BF H R ER SO BB IBB HBP BLK WP HR S P ERA WHIP	IP WLS BF H R ER SO BB IBB HBP BLK WP HR S P ERA WHIP	IP WLS BF H R ER SO BB IBB HBP BLK WP HR S P ERA WHIP	IP WLS BF H R ER SO BB IBB HBP BLK WP HR S P ERA WHIP	IP WLS BF H R ER SO BB IBB HBP BLK WP HR S P ERA WHIP	IP WLS BF H R ER SO BB IBB HBP BLK WP HR S P ERA WHIP	IP WLS BF H R ER SO BB IBB HBP BLK WP HR S P ERA WHIP	IP WLS BF H R ER SO BB IBB HBP BLK WP HR S P ERA WHIP	IP WLS BF H R ER SO BB IBB HBP BLK WP HR S P ERA WHIP	IP WLS BF H R ER SO BB IBB HBP BLK WP HR S P ERA WHIP	IP WLS BF H R ER SO BB IBB HBP BLK WP HR S P ERA WHIP	IP WLS BF H R ER SO BB IBB HBP BLK WP HR S P ERA WHIP	IP WLS BF H R ER SO BB IBB HBP BLK WP HR S P ERA WHIP	IP WLS BF H R ER SO BB IBB HBP BLK WP HR S P ERA WHIP	IP WLS BF H R ER SO BB IBB HBP BLK WP HR S P ERA WHIP	IP WLS BF H R ER SO BB IBB HBP BLK WP HR S P ERA WHIP	IP WLS BF H R ER SO BB IBB HBP BLK WP HR S P ERA WHIP

Houston Astros @ Seattle Mariners
Safeco Field, Seattle, WA
Sun Jul 17 2016, 1:13 PM - 4:06 PM PDT
Att: 27,322 - Partly Cloudy - 72 F

AB 38
R 8
H 11
RBI 7
BB 4
SO 11
LOB 24



Batter	1	2	3	4	5	6	7	8	9	AB	R	H	RBI	BB	SO	LOB	BOTTOM							
7 Seth Smith, L OBP: 0.368, SLG: 0.447										3	1	1	0	2	2	1								
12 Leonys Martin, L OBP: 0.323, SLG: 0.413										3	0	0	0	2	0	3								
22 Robinson Cano, L OBP: 0.394, SLG: 0.544										3	0	1	0	1	2	1								
99 Daniel Robertson, R OBP: 0.308, SLG: 0.333										0	0	0	0	0	0	0								
23 Nelson Cruz, R OBP: 0.367, SLG: 0.539										2	0	2	0	0	0	0								
36 Shawn O'Malley, S OBP: 0.310, SLG: 0.329										1	0	1	0	0	0	0								
15 Kyle Seager, L OBP: 0.365, SLG: 0.530										4	0	1	1	0	3	7								
10 Dae-Ho Lee, R OBP: 0.327, SLG: 0.503										3	0	0	0	0	0	7								
26 Adam Lind, L OBP: 0.299, SLG: 0.426										2	0	0	0	1	2	0								
21 Franklin Gutierrez, R OBP: 0.313, SLG: 0.463										1	0	0	0	0	0	3								
2 Jesús Sucre, R OBP: 0.300, SLG: 0.125										3	0	0	0	1	3	1								
4 Ketel Marte, S OBP: 0.299, SLG: 0.358										4	0	1	0	0	0	2								
Inning Stats	R: 0 E: 0 K: 2 S: 11	H: 0 LOB: 3 BB: 2 P: 23	R: 0 E: 0 K: 3 S: 12	H: 1 LOB: 1 BB: 0 P: 17	R: 0 E: 0 K: 1 S: 11	H: 2 LOB: 2 BB: 1 P: 17	R: 0 E: 0 K: 2 S: 13	H: 0 LOB: 0 BB: 0 P: 15	R: 0 E: 0 K: 1 S: 11	H: 0 LOB: 0 BB: 1 P: 19	R: 0 E: 0 K: 1 S: 7	H: 1 LOB: 0 BB: 0 P: 8	R: 0 E: 0 K: 1 S: 5	H: 0 LOB: 0 BB: 1 P: 9	R: 1 E: 0 K: 0 S: 12	H: 2 LOB: 3 BB: 1 P: 19	R: 0 E: 0 K: 0 S: 6	H: 1 LOB: 1 BB: 1 P: 15	1B: 6 2B: 1 3B: 0 HR: 0	SF: 0 SAC: 0 DP: 5 HBP: 2	WP: 0 PB: 0 SB: 0 CS: 0	PA: 38		
PITCHER	IP WLS BF H R ER SO BB IBB HBP BLK WP HR S P ERA WHIP	IP WLS BF H R ER SO BB IBB HBP BLK WP HR S P ERA WHIP	IP WLS BF H R ER SO BB IBB HBP BLK WP HR S P ERA WHIP	IP WLS BF H R ER SO BB IBB HBP BLK WP HR S P ERA WHIP	IP WLS BF H R ER SO BB IBB HBP BLK WP HR S P ERA WHIP	IP WLS BF H R ER SO BB IBB HBP BLK WP HR S P ERA WHIP	IP WLS BF H R ER SO BB IBB HBP BLK WP HR S P ERA WHIP	IP WLS BF H R ER SO BB IBB HBP BLK WP HR S P ERA WHIP	IP WLS BF H R ER SO BB IBB HBP BLK WP HR S P ERA WHIP	IP WLS BF H R ER SO BB IBB HBP BLK WP HR S P ERA WHIP	IP WLS BF H R ER SO BB IBB HBP BLK WP HR S P ERA WHIP	IP WLS BF H R ER SO BB IBB HBP BLK WP HR S P ERA WHIP	IP WLS BF H R ER SO BB IBB HBP BLK WP HR S P ERA WHIP	IP WLS BF H R ER SO BB IBB HBP BLK WP HR S P ERA WHIP	IP WLS BF H R ER SO BB IBB HBP BLK WP HR S P ERA WHIP	IP WLS BF H R ER SO BB IBB HBP BLK WP HR S P ERA WHIP	IP WLS BF H R ER SO BB IBB HBP BLK WP HR S P ERA WHIP	IP WLS BF H R ER SO BB IBB HBP BLK WP HR S P ERA WHIP	IP WLS BF H R ER SO BB IBB HBP BLK WP HR S P ERA WHIP	IP WLS BF H R ER SO BB IBB HBP BLK WP HR S P ERA WHIP	IP WLS BF H R ER SO BB IBB HBP BLK WP HR S P ERA WHIP	IP WLS BF H R ER SO BB IBB HBP BLK WP HR S P ERA WHIP	IP WLS BF H R ER SO BB IBB HBP BLK WP HR S P ERA WHIP	IP WLS BF H R ER SO BB IBB HBP BLK WP HR S P ERA WHIP

Houston Astros @ Seattle Mariners
Safeco Field, Seattle, WA
Sun Jul 17 2016, 1:13 PM - 4:06 PM PDT
Att: 27,322 - Partly Cloudy - 72 F

AB 29
R 1
H 7
RBI 1
BB 7
SO 12
LOB 25



Batter	1	2	3	4	5	6	7	8	9	AB	R	H	RBI	BB	SO	LOB	TOP																			
4 George Springer, R OBP: 0.351, SLG: 0.465	G6-3		G1-4-6-3		K		F9		G6-3	5	0	1	0	0	1	2	Houston Astros @ Oakland Athletics Oakland Coliseum, Oakland, CA Mon Jul 18 2016, 7:09 PM - 10:14 PM PDT Att: 10,651 - Clear - 66 F																			
9 Marwin Gonzalez, S OBP: 0.297, SLG: 0.422	G4-3		G1-3		HR		G5-3		G6-3	5	1	1	1	0	0	2																				
27 Jose Altuve, R OBP: 0.418, SLG: 0.551	1B				G6-3		E6		1B	4	1	2	0	0	0	0																				
1 Carlos Correa, R OBP: 0.357, SLG: 0.466	K				30 1B		G4-3		2B	4	1	2	1	0	1	2																				
18 Luis Valbuena, L OBP: 0.360, SLG: 0.468		28 SF8			30 E		L3		L7	3	1	1	0	1	0	1																				
28 Colby Rasmus, L OBP: 0.318, SLG: 0.393	SF8				BB		K		K	3	0	0	1	0	3	3																				
30 Carlos Gómez, R OBP: 0.277, SLG: 0.332	G6-3				E5		L8		K	4	0	1	0	0	1	1																				
23 AJ Reed, L OBP: 0.245, SLG: 0.286	G3				1B		F8		P6	4	0	0	0	0	0	2																				
15 Jason Castro, L OBP: 0.332, SLG: 0.383					K		F9		G5-3	4	0	2	0	0	1	0																				
Inning Stats	R: 0 H: 1 E: 0 K: 1 S: 11	H: 1 LOB: 1 BB: 0 P: 17	R: 1 H: 1 E: 0 K: 0 S: 9	H: 1 LOB: 0 BB: 0 P: 15	R: 0 H: 1 E: 0 K: 0 S: 4	H: 1 LOB: 2 BB: 0 P: 5	R: 1 H: 2 E: 1 K: 1 S: 14	H: 1 LOB: 1 BB: 0 P: 20	R: 0 H: 0 E: 0 K: 1 S: 10	H: 0 LOB: 0 BB: 0 P: 16	R: 0 H: 1 E: 0 K: 0 S: 10	H: 1 LOB: 1 BB: 0 P: 12	R: 1 H: 2 E: 0 K: 2 S: 9	H: 2 LOB: 1 BB: 0 P: 15	R: 0 H: 1 E: 0 K: 0 S: 12	H: 1 LOB: 1 BB: 0 P: 20		1B: 6 2B: 2 3B: 1 HR: 1	SF: 1 SAC: 0 DP: 1 HBP: 0	WP: 0 PB: 0 SB: 1 CS: 0	PA: 38															
PITCHER	IP	WLS	BF	H	R	ER	SO	BB	IBB	HBP	BLK	WP	HR	S	P	ERA	WHIP	PITCHER		IP	WLS	BF	H	R	ER	SO	BB	IBB	HBP	BLK	WP	HR	S	P	ERA	WHIP
49 Kendall Graveman, R ERA: 4.25	7.0	W	29	7	3	2	5	1	0	0	0	0	1	71	112	2.57	1.143			7.0	W	29	7	3	2	5	1	0	0	0	0	1	71	112	2.57	1.143
66 Ryan Dull, R ERA: 2.05	1.0		5	2	1	1	2	0	0	0	0	0	0	9	15	9.00	2.000			1.0		5	2	1	1	2	0	0	0	0	0	9	15	9.00	2.000	
44 Ryan Madson, R ERA: 3.57	1.0	S	4	1	0	0	0	0	0	0	0	0	0	12	20	0.00	1.000			1.0	S	4	1	0	0	0	0	0	0	0	12	20	0.00	1.000		

Batter	1	2	3	4	5	6	7	8	9	AB	R	H	RBI	BB	SO	LOB	BOTTOM																			
4 Coco Crisp, S OBP: 0.301, SLG: 0.399	26 WP		L9		22 BB		G5-3		G3-1	3	1	0	0	2	0	0	Houston Astros @ Oakland Athletics Oakland Coliseum, Oakland, CA Mon Jul 18 2016, 7:09 PM - 10:14 PM PDT Att: 10,651 - Clear - 66 F																			
8 Jed Lowrie, S OBP: 0.333, SLG: 0.344	K		L4		26 BB		K		22 BB	4	0	1	0	1	2	1																				
25 Tyler Ladendorf, R OBP: 0.108, SLG: 0.083	K				22 BB				22 BB	0	0	0	0	0	0	0																				
22 Josh Reddick, L OBP: 0.377, SLG: 0.438	K				26 BB				26 BB	4	0	2	1	1	2	1																				
26 Danny Valencia, R OBP: 0.352, SLG: 0.483	K				G6-3		L4-3		L4-3	4	0	0	1	1	2	5																				
2 Khris Davis, R OBP: 0.292, SLG: 0.511	G5-3				K		HR			4	1	1	1	0	1	3																				
21 Stephen Vogt, L OBP: 0.331, SLG: 0.461	G3-1				10 WP		F8		17 FC5	4	1	2	0	0	0	0																				
10 Marcus Semien, R OBP: 0.310, SLG: 0.476	17 2B				17 S		L9		17 FC5	3	2	2	0	1	0	0																				
17 Yonder Alonso, L OBP: 0.320, SLG: 0.360	2B				48 2B		G4-3		FC5	4	1	2	3	0	0	2																				
48 Ryon Healy, R OBP: 0.267, SLG: 0.533	F8				8 BB		K		K	4	1	1	1	0	2	1																				
Inning Stats	R: 0 H: 0 E: 0 K: 3 S: 9	H: 2 LOB: 1 BB: 1 P: 17	R: 1 H: 2 E: 0 K: 0 S: 9	H: 2 LOB: 1 BB: 0 P: 14	R: 0 H: 0 E: 0 K: 1 S: 6	H: 0 LOB: 0 BB: 0 P: 10	R: 5 H: 3 E: 0 K: 1 S: 22	H: 3 LOB: 3 BB: 5 P: 51	R: 0 H: 0 E: 0 K: 0 S: 6	H: 0 LOB: 0 BB: 0 P: 10	R: 0 H: 0 E: 0 K: 2 S: 9	H: 0 LOB: 0 BB: 0 P: 13	R: 1 H: 4 E: 0 K: 0 S: 11	H: 4 LOB: 2 BB: 0 P: 18	R: 0 H: 2 E: 0 K: 2 S: 12	H: 2 LOB: 3 BB: 0 P: 18	1B: 6 2B: 5 3B: 0 HR: 1	SF: 0 SAC: 0 DP: 1 HBP: 0	WP: 2 PB: 0 SB: 1 CS: 0	PA: 40																
PITCHER	IP	WLS	BF	H	R	ER	SO	BB	IBB	HBP	BLK	WP	HR	S	P	ERA	WHIP	PITCHER		IP	WLS	BF	H	R	ER	SO	BB	IBB	HBP	BLK	WP	HR	S	P	ERA	WHIP
54 Mike Fiers, R ERA: 4.75	3.2	L	19	5	6	6	5	3	0	0	0	0	0	41	74	14.73	2.182			3.2	L	19	5	6	6	5	3	0	0	0	0	41	74	14.73	2.182	
45 Michael Feliz, R ERA: 4.14	0.1		4	0	0	0	0	3	0	0	0	0	0	5	18	0.00	9.000			0.1		4	0	0	0	0	3	0	0	0	5	18	0.00	9.000		
46 Scott Feldman, R ERA: 2.48	4.0		17	6	1	1	4	0	0	0	0	0	1	38	59	2.25	1.500			4.0		17	6	1	1	4	0	0	0	0	1	38	59	2.25	1.500	

Batter	1	2	3	4	5	6	7	8	9	10	AB	R	H	RBI	BB	SO	LOB	TOP						
4 George Springer, R OBP: 0.350, SLG: 0.469											5	1	1	1	0	2	0	Houston Astros @ Oakland Athletics Oakland Coliseum, Oakland, CA Tue Jul 19 2016, 7:08 PM - 10:48 PM PDT Att: 15,143 - Clear - 65 F AB 39 R 3 H 10 RBI 3 BB 2 SO 8 LOB 13						
9 Marwin Gonzalez, S OBP: 0.295, SLG: 0.418											5	0	1	0	0	1	0							
27 Jose Altuve, R OBP: 0.422, SLG: 0.562											5	2	4	0	0	1	0							
1 Carlos Correa, R OBP: 0.358, SLG: 0.465											3	0	1	1	1	0	3							
18 Luis Valbuena, L OBP: 0.331, SLG: 0.465											4	0	1	1	1	0	3							
30 Carlos Gómez, R OBP: 0.272, SLG: 0.326											5	0	0	0	0	2	6							
28 Colby Rasmus, L OBP: 0.314, SLG: 0.387											4	0	0	0	0	0	0							
11 Evan Gattis, R OBP: 0.282, SLG: 0.432											4	0	2	0	0	0	0							
6 Jake Marisnick, R OBP: 0.248, SLG: 0.269											4	0	0	0	0	2	1							
Inning Stats	R: 0 E: 0 K: 1 S: 17	H: 2 LOB: 2 BB: 0 P: 30	R: 0 E: 0 K: 2 S: 8	H: 1 LOB: 1 BB: 0 P: 13	R: 1 E: 0 K: 1 S: 14	H: 3 LOB: 2 BB: 0 P: 18	R: 0 E: 0 K: 1 S: 7	H: 0 LOB: 0 BB: 0 P: 11	R: 2 E: 0 K: 0 S: 10	H: 2 LOB: 0 BB: 0 P: 13	R: 0 E: 0 K: 1 S: 9	H: 1 LOB: 0 BB: 0 P: 12	R: 0 E: 0 K: 1 S: 11	H: 0 LOB: 0 BB: 0 P: 14	R: 0 E: 0 K: 0 S: 10	H: 0 LOB: 1 BB: 1 P: 16	R: 0 E: 0 K: 0 S: 5	H: 0 LOB: 0 BB: 0 P: 10	R: 0 E: 1 K: 0 S: 11	H: 1 LOB: 3 BB: 1 P: 22	1B: 6 2B: 2 3B: 1 HR: 1	SF: 1 SAC: 0 DP: 0 HBP: 0	WP: 0 PB: 0 SB: 1 CS: 1	PA: 43
PITCHER	IP WLS BF H R ER SO BB IBB HBP BLK WP HR S P ERA WHIP	47 Dillon Overton, L ERA: 8.4	57 Danny Coulombe, L ERA: 3.19	31 Liam Hendriks, R ERA: 5.08	35 Marek Rzepczynski, L ERA: 3.3	PITCHER	IP WLS BF H R ER SO BB IBB HBP BLK WP HR S P ERA WHIP	47 Dillon Overton, L ERA: 8.4	57 Danny Coulombe, L ERA: 3.19	31 Liam Hendriks, R ERA: 5.08	35 Marek Rzepczynski, L ERA: 3.3	29 Tony Lopez, L ERA: 4.91												
4 Coco Crisp, S OBP: 0.306, SLG: 0.404											4	0	2	1	1	0	0	Houston Astros @ Oakland Athletics Oakland Coliseum, Oakland, CA Tue Jul 19 2016, 7:08 PM - 10:48 PM PDT Att: 15,143 - Clear - 65 F AB 37 R 4 H 11 RBI 4 BB 6 SO 10 LOB 12						
8 Jed Lowrie, S OBP: 0.331, SLG: 0.345											5	0	1	0	0	1	3							
26 Danny Valencia, R OBP: 0.349, SLG: 0.478											5	0	1	0	0	3	1							
2 Khris Davis, R OBP: 0.287, SLG: 0.503											5	0	0	0	0	2	1							
10 Marcus Semien, R OBP: 0.311, SLG: 0.474											4	1	1	0	1	0	0							
16 Billy Butler, R OBP: 0.310, SLG: 0.377											2	1	1	0	1	1	0							
17 Yonder Alonso, L OBP: 0.325, SLG: 0.360											0	0	0	0	2	0	0							
5 Jake Smolinski, R OBP: 0.356, SLG: 0.473											2	1	1	0	1	0	2							
22 Josh Reddick, L OBP: 0.378, SLG: 0.439											2	0	1	1	0	0	2							
48 Ryon Healy, R OBP: 0.316, SLG: 0.579											4	0	2	2	0	2	1							
29 Matt McBride, R OBP: 0.206, SLG: 0.242											2	0	0	0	0	1	1							
21 Stephen Vogt, L OBP: 0.332, SLG: 0.465											2	1	1	0	0	0	1							
Inning Stats	R: 0 E: 0 K: 1 S: 10	H: 0 LOB: 0 BB: 1 P: 19	R: 0 E: 1 K: 0 S: 11	H: 1 LOB: 2 BB: 1 P: 18	R: 0 E: 0 K: 1 S: 10	H: 1 LOB: 1 BB: 0 P: 15	R: 0 E: 0 K: 2 S: 9	H: 0 LOB: 0 BB: 0 P: 16	R: 0 E: 0 K: 2 S: 11	H: 1 LOB: 1 BB: 1 P: 19	R: 0 E: 0 K: 0 S: 7	H: 1 LOB: 1 BB: 0 P: 12	R: 2 E: 0 K: 0 S: 16	H: 4 LOB: 2 BB: 0 P: 27	R: 0 E: 0 K: 1 S: 10	H: 0 LOB: 2 BB: 2 P: 22	R: 1 E: 0 K: 2 S: 21	H: 2 LOB: 0 BB: 0 P: 31	R: 1 E: 0 K: 1 S: 11	H: 2 LOB: 2 BB: 1 P: 21	1B: 6 2B: 6 3B: 0 HR: 0	SF: 0 SAC: 0 DP: 2 HBP: 0	WP: 1 PB: 1 SB: 2 CS: 1	PA: 43
PITCHER	IP WLS BF H R ER SO BB IBB HBP BLK WP HR S P ERA WHIP	60 Dallas Keuchel, L ERA: 4.7	53 Ken Giles, R ERA: 3.27	44 Luke Gregerson, R ERA: 3.27	36 Will Harris, R ERA: 1.8	37 Pat Neshek, R ERA: 2.75	PITCHER	IP WLS BF H R ER SO BB IBB HBP BLK WP HR S P ERA WHIP	60 Dallas Keuchel, L ERA: 4.7	53 Ken Giles, R ERA: 3.27	44 Luke Gregerson, R ERA: 3.27	36 Will Harris, R ERA: 1.8	37 Pat Neshek, R ERA: 2.75	29 Tony Lopez, L ERA: 4.91										

Batter	1	2	3	4	5	6	7	8	9	AB	R	H	RBI	BB	SO	LOB	TOP								
4 George Springer, R OBP: 0.352, SLG: 0.474										5	2	2	2	1	0	0									
9 Marwin Gonzalez, S OBP: 0.296, SLG: 0.415										5	1	1	0	1	1	3									
27 Jose Altuve, R OBP: 0.427, SLG: 0.563										3	0	2	0	2	0	0									
1 Carlos Correa, R OBP: 0.363, SLG: 0.465										2	0	1	3	3	0	1									
18 Luis Valbuena, L OBP: 0.355, SLG: 0.457										5	0	0	1	0	2	10									
28 Colby Rasmus, L OBP: 0.309, SLG: 0.381										5	0	0	0	0	2	5									
11 Evan Gattis, R OBP: 0.283, SLG: 0.428										2	0	0	0	0	0	0									
26 Danny Worth, R OBP: 0.205, SLG: 0.237										2	0	0	0	0	1	2									
23 AJ Reed, L OBP: 0.250, SLG: 0.289										3	0	1	0	0	2	2									
6 Jake Marisnick, R OBP: 0.250, SLG: 0.287										2	2	2	0	0	0	0									
15 Jason Castro, L OBP: 0.333, SLG: 0.390										4	2	1	1	1	1	2									
Inning Stats	R: 1 H: 2 E: 0 K: 0 S: 9	H: 2 LOB: 2 BB: 1 P: 17	R: 2 H: 2 E: 0 K: 1 S: 19	H: 2 LOB: 3 BB: 3 P: 35	R: 0 H: 1 E: 0 K: 2 S: 11	LOB: 1 BB: 0 P: 15	R: 0 H: 0 E: 0 K: 0 S: 10	H: 0 LOB: 0 BB: 0 P: 14	R: 0 H: 0 E: 0 K: 2 S: 11	H: 0 LOB: 2 BB: 1 P: 20	R: 0 H: 0 E: 0 K: 0 S: 8	H: 0 LOB: 0 BB: 0 P: 12	R: 0 H: 0 E: 1 K: 2 S: 12	H: 0 LOB: 2 BB: 1 P: 23	R: 2 H: 2 E: 0 K: 1 S: 20	H: 2 LOB: 2 BB: 2 P: 37	R: 2 H: 3 E: 0 K: 1 S: 13	H: 3 LOB: 1 BB: 0 P: 16	1B: 6 2B: 3 3B: 1 HR: 0	SF: 0 SAC: 0 DP: 0 HBP: 1	WP: 1 PB: 0 SB: 1 CS: 0	PA: 47			
PITCHER	IP WLS BF H R ER SO BB IBB HBP BLK WP HR S P ERA WHIP	IP WLS BF H R ER SO BB IBB HBP BLK WP HR S P ERA WHIP	IP WLS BF H R ER SO BB IBB HBP BLK WP HR S P ERA WHIP	IP WLS BF H R ER SO BB IBB HBP BLK WP HR S P ERA WHIP	IP WLS BF H R ER SO BB IBB HBP BLK WP HR S P ERA WHIP	IP WLS BF H R ER SO BB IBB HBP BLK WP HR S P ERA WHIP	IP WLS BF H R ER SO BB IBB HBP BLK WP HR S P ERA WHIP	IP WLS BF H R ER SO BB IBB HBP BLK WP HR S P ERA WHIP	IP WLS BF H R ER SO BB IBB HBP BLK WP HR S P ERA WHIP	IP WLS BF H R ER SO BB IBB HBP BLK WP HR S P ERA WHIP	IP WLS BF H R ER SO BB IBB HBP BLK WP HR S P ERA WHIP	IP WLS BF H R ER SO BB IBB HBP BLK WP HR S P ERA WHIP	IP WLS BF H R ER SO BB IBB HBP BLK WP HR S P ERA WHIP	IP WLS BF H R ER SO BB IBB HBP BLK WP HR S P ERA WHIP	IP WLS BF H R ER SO BB IBB HBP BLK WP HR S P ERA WHIP	IP WLS BF H R ER SO BB IBB HBP BLK WP HR S P ERA WHIP	IP WLS BF H R ER SO BB IBB HBP BLK WP HR S P ERA WHIP	IP WLS BF H R ER SO BB IBB HBP BLK WP HR S P ERA WHIP	IP WLS BF H R ER SO BB IBB HBP BLK WP HR S P ERA WHIP	IP WLS BF H R ER SO BB IBB HBP BLK WP HR S P ERA WHIP	IP WLS BF H R ER SO BB IBB HBP BLK WP HR S P ERA WHIP	IP WLS BF H R ER SO BB IBB HBP BLK WP HR S P ERA WHIP	IP WLS BF H R ER SO BB IBB HBP BLK WP HR S P ERA WHIP	IP WLS BF H R ER SO BB IBB HBP BLK WP HR S P ERA WHIP	IP WLS BF H R ER SO BB IBB HBP BLK WP HR S P ERA WHIP
67 Daniel Mengden, R ERA: 5.52	5.0	L	26	5	3	3	5	5	0	1	0	60	101	5.40	2.000										
57 Danny Coulombe, L ERA: 3.8	2.0		8	0	0	2	1	0	0	0	20	35	0.00	0.500											
68 Patrick Schuster, L ERA: 15.43	2.0		13	5	4	2	2	0	0	0	33	53	18.00	3.500											

Houston Astros @ Oakland Athletics
Oakland Coliseum, Oakland, CA
Wed Jul 20 2016, 12:38 PM - 3:43 PM PDT
Att: 20,231 - Sunny - 65 F

AB	38
R	7
H	10
RBI	7
BB	8
SO	9
LOB	25



Batter	1	2	3	4	5	6	7	8	9	AB	R	H	RBI	BB	SO	LOB	BOTTOM								
4 Coco Crisp, S OBP: 0.302, SLG: 0.399										4	0	0	0	0	1	0									
10 Marcus Semien, R OBP: 0.307, SLG: 0.468										4	0	0	0	0	2	0									
22 Josh Reddick, L OBP: 0.380, SLG: 0.445										4	0	2	0	0	0	0									
2 Khris Davis, R OBP: 0.284, SLG: 0.497										4	0	0	0	0	0	3									
21 Stephen Vogt, L OBP: 0.331, SLG: 0.462										4	0	1	0	0	1	0									
17 Yonder Alonso, L OBP: 0.324, SLG: 0.356										3	0	0	0	1	1	2									
48 Ryon Healy, R OBP: 0.318, SLG: 0.524										2	0	0	0	1	1	1									
5 Jake Smolinski, R OBP: 0.355, SLG: 0.469										3	0	1	0	0	0	1									
30 Arismendy Alcántara, S OBP: 0.182, SLG: 0.182										3	0	0	0	0	2	3									
Inning Stats	R: 0 H: 1 E: 0 K: 1 S: 11	H: 1 LOB: 1 BB: 0 P: 14	R: 0 H: 1 E: 0 K: 3 S: 13	H: 1 LOB: 2 BB: 1 P: 20	R: 0 H: 0 E: 0 K: 0 S: 10	LOB: 0 BB: 0 P: 16	R: 0 H: 0 E: 0 K: 0 S: 5	H: 0 LOB: 0 BB: 0 P: 8	R: 0 H: 2 E: 0 K: 0 S: 9	H: 2 LOB: 0 BB: 0 P: 14	R: 0 H: 0 E: 0 K: 2 S: 10	H: 0 LOB: 0 BB: 0 P: 15	R: 0 H: 0 E: 0 K: 2 S: 10	H: 0 LOB: 0 BB: 0 P: 15	R: 0 H: 0 E: 0 K: 1 S: 9	H: 0 LOB: 0 BB: 0 P: 12	1B: 3 2B: 1 3B: 0 HR: 0	SF: 0 SAC: 0 DP: 1 HBP: 0	WP: 0 PB: 0 SB: 0 CS: 0	PA: 33					
PITCHER	IP WLS BF H R ER SO BB IBB HBP BLK WP HR S P ERA WHIP	IP WLS BF H R ER SO BB IBB HBP BLK WP HR S P ERA WHIP	IP WLS BF H R ER SO BB IBB HBP BLK WP HR S P ERA WHIP	IP WLS BF H R ER SO BB IBB HBP BLK WP HR S P ERA WHIP	IP WLS BF H R ER SO BB IBB HBP BLK WP HR S P ERA WHIP	IP WLS BF H R ER SO BB IBB HBP BLK WP HR S P ERA WHIP	IP WLS BF H R ER SO BB IBB HBP BLK WP HR S P ERA WHIP	IP WLS BF H R ER SO BB IBB HBP BLK WP HR S P ERA WHIP	IP WLS BF H R ER SO BB IBB HBP BLK WP HR S P ERA WHIP	IP WLS BF H R ER SO BB IBB HBP BLK WP HR S P ERA WHIP	IP WLS BF H R ER SO BB IBB HBP BLK WP HR S P ERA WHIP	IP WLS BF H R ER SO BB IBB HBP BLK WP HR S P ERA WHIP	IP WLS BF H R ER SO BB IBB HBP BLK WP HR S P ERA WHIP	IP WLS BF H R ER SO BB IBB HBP BLK WP HR S P ERA WHIP	IP WLS BF H R ER SO BB IBB HBP BLK WP HR S P ERA WHIP	IP WLS BF H R ER SO BB IBB HBP BLK WP HR S P ERA WHIP	IP WLS BF H R ER SO BB IBB HBP BLK WP HR S P ERA WHIP	IP WLS BF H R ER SO BB IBB HBP BLK WP HR S P ERA WHIP	IP WLS BF H R ER SO BB IBB HBP BLK WP HR S P ERA WHIP	IP WLS BF H R ER SO BB IBB HBP BLK WP HR S P ERA WHIP	IP WLS BF H R ER SO BB IBB HBP BLK WP HR S P ERA WHIP	IP WLS BF H R ER SO BB IBB HBP BLK WP HR S P ERA WHIP	IP WLS BF H R ER SO BB IBB HBP BLK WP HR S P ERA WHIP	IP WLS BF H R ER SO BB IBB HBP BLK WP HR S P ERA WHIP	IP WLS BF H R ER SO BB IBB HBP BLK WP HR S P ERA WHIP
58 Doug Fister, R ERA: 3.42	7.0	W	27	4	0	0	5	2	0	0	65	100	0.00	0.857											
47 Chris Devenski, R ERA: 2.27	2.0		6	0	0	3	0	0	0	0	19	27	0.00	0.000											

Houston Astros @ Oakland Athletics
Oakland Coliseum, Oakland, CA
Wed Jul 20 2016, 12:38 PM - 3:43 PM PDT
Att: 20,231 - Sunny - 65 F

AB	31
R	0
H	4
RBI	0
BB	2
SO	8
LOB	10



Batter	1	2	3	4	5	6	7	8	9	AB	R	H	RBI	BB	SO	LOB	TOP										
6 Yuliel Escobar, R OBP: 0.363, SLG: 0.409										4	0	1	0	0	1	2											
56 Kole Calhoun, L OBP: 0.365, SLG: 0.436										2	1	1	0	2	0	0											
27 Mike Trout, R OBP: 0.424, SLG: 0.561										3	0	0	0	1	3	3											
5 Albert Pujols, R OBP: 0.329, SLG: 0.443										4	0	0	0	0	1	4											
25 Daniel Nava, S OBP: 0.305, SLG: 0.298										4	0	0	0	0	1	4											
37 Todd Cunningham, & PR OBP: 0.217, SLG: 0.318										0	0	0	0	0	0	0											
2 Andrelton Simmons, R OBP: 0.305, SLG: 0.380										4	0	2	1	0	0	0											
51 Ji Man Choi, L OBP: 0.278, SLG: 0.267										4	0	0	0	0	3	3											
47 Jett Bandy, R OBP: 0.326, SLG: 0.429										3	0	1	0	0	1	1											
8 Gregorio Petit, R OBP: 0.321, SLG: 0.423										2	0	0	0	1	1	0											
Inning Stats	R: 0 H: 2 E: 0 K: 1 S: 10	H: 2 LOB: 2 BB: 0 P: 16	R: 0 H: 1 E: 0 K: 1 S: 9	H: 1 LOB: 0 BB: 0 P: 14	R: 0 H: 0 E: 0 K: 1 S: 9	H: 0 LOB: 1 BB: 1 P: 18	R: 0 H: 0 E: 0 K: 1 S: 9	H: 0 LOB: 0 BB: 0 P: 13	R: 0 H: 1 E: 0 K: 1 S: 9	H: 1 LOB: 1 BB: 1 P: 16	R: 0 H: 0 E: 0 K: 1 S: 5	H: 0 LOB: 0 BB: 0 P: 8	R: 0 H: 0 E: 0 K: 1 S: 7	H: 0 LOB: 0 BB: 0 P: 7	R: 0 H: 0 E: 0 K: 3 S: 11	H: 0 LOB: 0 BB: 0 P: 13	R: 1 H: 1 E: 0 K: 1 S: 13	H: 1 LOB: 2 BB: 2 P: 27	1B: 5 2B: 0 3B: 0 HR: 0	SF: 0 SAC: 0 DP: 2 HBP: 0	WP: 1 PB: 2 SB: 0 CS: 0	PA: 34					
PITCHER	IP	WLS	BF	H	R	ER	SO	BB	IBB	HBP	BLK	WP	HR	S	P	ERA	WHIP										
43 Lance McCullers Jr., R ERA: 3.33	8.0	W	30	4	1	1	10	4	0	0	0	1	0	73	117	1.12	1.000										
36 Will Harris, R ERA: 1.76	1.0	S	4	1	0	0	1	0	0	0	0	0	0	9	15	0.00	1.000										

Los Angeles Angels @ Houston Astros
Minute Maid Park, Houston, TX
Fri Jul 22 2016, 7:12 PM - 10:13 PM CDT
Att: 36,453 - Roof Closed - 73 F

livebaseballscorecards.com


AB 30
R 1
H 5
RBI 1
BB 4
SO 11
LOB 17


Batter	1	2	3	4	5	6	7	8	9	AB	R	H	RBI	BB	SO	LOB	BOTTOM										
4 George Springer, R OBP: 0.351, SLG: 0.472										4	0	1	1	0	1	1											
9 Marwin Gonzalez, S OBP: 0.295, SLG: 0.412										4	0	1	0	0	0	3											
27 Jose Altuve, R OBP: 0.427, SLG: 0.562										4	0	2	0	0	0	1											
1 Carlos Correa, R OBP: 0.360, SLG: 0.460										4	0	0	0	0	2	3											
18 Luis Valbuena, L OBP: 0.354, SLG: 0.452										3	0	0	0	1	0	1											
28 Colby Rasmus, L OBP: 0.305, SLG: 0.375										4	0	0	0	0	2	2											
30 Carlos Gómez, R OBP: 0.276, SLG: 0.327										2	1	1	0	0	1	0											
20 Preston Tucker, L OBP: 0.217, SLG: 0.375										3	1	1	0	0	0	2											
15 Jason Castro, L OBP: 0.337, SLG: 0.392										2	0	1	1	1	0												
Inning Stats	R: 0 H: 1 E: 0 K: 1 S: 10	H: 0 LOB: 0 BB: 0 P: 15	R: 0 H: 0 E: 0 K: 0 S: 6	H: 0 LOB: 0 BB: 0 P: 13	R: 0 H: 0 E: 0 K: 1 S: 6	H: 0 LOB: 0 BB: 0 P: 8	R: 0 H: 1 E: 0 K: 0 S: 12	H: 1 LOB: 0 BB: 0 P: 17	R: 1 H: 2 E: 0 K: 2 S: 17	H: 2 LOB: 1 BB: 0 P: 23	R: 0 H: 0 E: 0 K: 0 S: 7	H: 0 LOB: 0 BB: 0 P: 10	R: 1 H: 2 E: 0 K: 1 S: 12	H: 2 LOB: 2 BB: 1 P: 18	R: 0 H: 1 E: 0 K: 2 S: 11	H: 1 LOB: 1 BB: 1 P: 21	1B: 6 2B: 0 3B: 1 HR: 0	SF: 0 SAC: 0 DP: 0 HBP: 1	WP: 0 PB: 0 SB: 1 CS: 1	PA: 33							
PITCHER	IP	WLS	BF	H	R	ER	SO	BB	IBB	HBP	BLK	WP	HR	S	P	ERA	WHIP										
52 Matt Shoemaker, R ERA: 3.99	6.2	L	27	5	2	2	5	1	0	1	0	0	0	67	101	2.70	0.900										
36 Joe Smith, R ERA: 4.32	0.1		2	1	0	0	0	0	0	0	0	0	0	3	3	0.00	3.000										
66 JC Ramirez, R ERA: 5.16	1.0		4	1	0	0	2	1	0	0	0	0	0	11	21	0.00	2.000										

Los Angeles Angels @ Houston Astros
Minute Maid Park, Houston, TX
Fri Jul 22 2016, 7:12 PM - 10:13 PM CDT
Att: 36,453 - Roof Closed - 73 F

livebaseballscorecards.com

AB 30
R 2
H 7
RBI 2
BB 2
SO 7
LOB 13

Batter	1	2	3	4	5	6	7	8	9	AB	R	H	RBI	BB	SO	LOB	TOP										
11 Brett Gardner, L (1, 7) OBP: 0.347, SLG: 0.356	L7			G1-3	F8			K		4	0	0	0	1	1	1	<p>New York Yankees @ Houston Astros Minute Maid Park, Houston, TX Tue Jul 26 2016, 7:10 PM - 10:13 PM CDT Att: 28,134 - Roof Closed - 73 F</p> <p>livebaseballscores.com</p> <p>AB 37 R 6 H 13 RBI 6 BB 3 SO 10 LOB 19</p> 										
22 Jacoby Ellsbury, L (1, 8) OBP: 0.332, SLG: 0.376	G5-3	P6						1B		5	0	3	0	0	0	3											
36 Carlos Beltrán, S (1, 10) OBP: 0.501, SLG: 0.554	K				F7			1B		5	1	2	0	0	2	2											
34 Brian McCann, L (1, 2) OBP: 0.337, SLG: 0.424										4	2	1	0	0	1	3											
25 Mark Teixeira, S (1, 3) OBP: 0.271, SLG: 0.327										4	2	2	0	1	1	0											
18 Didi Gregorius, L (1, 6) OBP: 0.326, SLG: 0.462										4	0	1	1	0	1	4											
14 Starlin Castro, R (1, 4) OBP: 0.296, SLG: 0.403										4	1	2	1	1	1	1											
12 Chase Headley, S (1, 5) OBP: 0.325, SLG: 0.383										3	0	1	2	0	1	3											
31 Aaron Hicks, S (1, 9) OBP: 0.258, SLG: 0.296										4	0	1	2	0	2	2											
Inning Stats	R: 0 E: 0 K: 1 S: 7	H: 0 LOB: 0 BB: 0 P: 9	R: 2 E: 0 K: 1 S: 21	H: 4 LOB: 3 BB: 1 P: 31	R: 1 E: 0 K: 1 S: 17	H: 2 LOB: 2 BB: 1 P: 26	R: 0 E: 0 K: 0 S: 9	H: 1 LOB: 1 BB: 0 P: 13	R: 3 E: 0 K: 0 S: 10	H: 2 LOB: 1 BB: 1 P: 17	R: 0 E: 0 K: 1 S: 6	H: 1 LOB: 0 BB: 0 P: 6	R: 0 E: 0 K: 0 S: 9	H: 1 LOB: 1 BB: 0 P: 14	R: 0 E: 0 K: 3 S: 15	H: 2 LOB: 2 BB: 0 P: 21	R: 0 E: 0 K: 3 S: 9	H: 0 LOB: 0 BB: 0 P: 11	1B: 10 2B: 2 HR: 0	SF: 2 SAC: 0 HBP: 1	WP: 1 PB: 0 SB: 0 CS: 1	PA: 43					
PITCHER	IP	WLS	BF	H	R	ER	SO	BB	IBB	HBP	BLK	WP	HR	S	P	ERA	WHIP										
58 Doug Fister, R (1, 1) ERA: 3.73	4.2	L	27	9	6	6	3	2	1	1	0	1	0	61	93	11.57	2.357										
47 Chris Devenski, R (5, 1) ERA: 2.19	2.1		8	2	0	0	1	0	0	0	0	0	0	18	23	0.00	0.857										
29 Tony Sipp, L (8, 1) ERA: 4.73	1.0		5	2	0	0	3	0	0	0	0	0	0	15	21	0.00	2.000										
45 Michael Feliz, R (9, 1) ERA: 3.95	1.0		3	0	0	0	3	0	0	0	0	0	0	9	11	0.00	0.000										

Batter	1	2	3	4	5	6	7	8	9	AB	R	H	RBI	BB	SO	LOB	BOTTOM										
4 George Springer, R (1, 9) OBP: 0.397, SLG: 0.478	L8							K		4	0	0	0	1	3	2	<p>New York Yankees @ Houston Astros Minute Maid Park, Houston, TX Tue Jul 26 2016, 7:10 PM - 10:13 PM CDT Att: 28,134 - Roof Closed - 73 F</p> <p>livebaseballscores.com</p> <p>AB 33 R 3 H 6 RBI 3 BB 5 SO 11 LOB 11</p> 										
9 Marwin Gonzalez, S (1, 3) (3, 5) OBP: 0.295, SLG: 0.426										5	2	2	2	0	1	2											
27 Jose Altuve, R (1, 4) OBP: 0.422, SLG: 0.566										4	0	0	0	0	2	1											
1 Carlos Correa, R (1, 6) OBP: 0.366, SLG: 0.471										2	0	0	0	2	0	0											
11 Evan Gattis, R (1, 2) OBP: 0.287, SLG: 0.465										3	1	1	1	1	1	1											
2 Alex Bregman, R (1, 10)										3	0	0	0	1	1	0											
18 Luis Valbuena, L (1, 5) OBP: 0.357, SLG: 0.459										1	0	0	0	0	0	0											
15 Jason Castro, L (3, 3) OBP: 0.329, SLG: 0.381										3	0	0	0	0	1	3											
30 Carlos Gómez, R (1, 8) OBP: 0.278, SLG: 0.327										4	0	2	0	0	1	0											
6 Jake Marisnick, R (1, 7) OBP: 0.260, SLG: 0.294										2	0	0	0	0	0	1											
20 Preston Tucker, L (7, PH) (8, 7) OBP: 0.245, SLG: 0.414										2	0	1	0	0	1	1											
Inning Stats	R: 1 E: 0 K: 2 S: 13	H: 1 LOB: 1 BB: 1 P: 21	R: 0 E: 0 K: 1 S: 7	H: 0 LOB: 0 BB: 0 P: 15	R: 0 E: 0 K: 0 S: 12	H: 0 LOB: 1 BB: 1 P: 18	R: 0 E: 0 K: 1 S: 9	H: 0 LOB: 0 BB: 0 P: 15	R: 0 E: 0 K: 0 S: 8	H: 0 LOB: 0 BB: 0 P: 13	R: 1 E: 0 K: 1 S: 9	H: 2 LOB: 1 BB: 0 P: 16	R: 1 E: 0 K: 3 S: 16	H: 1 LOB: 3 BB: 3 P: 30	R: 0 E: 0 K: 2 S: 12	H: 1 LOB: 1 BB: 0 P: 16	1B: 2 2B: 1 3B: 0 HR: 3	SF: 0 SAC: 0 DP: 0 HBP: 0	WP: 0 PB: 0 SB: 0 CS: 0	PA: 38							
PITCHER	IP	WLS	BF	H	R	ER	SO	BB	IBB	HBP	BLK	WP	HR	S	P	ERA	WHIP										
52 CC Sabathia, L (1, 1) ERA: 3.95	6.2	W	26	4	2	2	5	2	0	0	0	0	2	64	103	2.70	0.900										
41 Anthony Swarzak, R (7, 1) ERA: 4.58	1.0		5	1	1	1	3	1	0	0	0	0	1	12	21	9.00	2.000										
68 Dellin Betances, R (8, 1) ERA: 2.5	0.1	H	3	0	0	0	1	2	0	0	0	0	0	7	15	0.00	6.000										
48 Andrew Miller, L (9, 1) ERA: 1.39	1.0	S	4	1	0	0	2	0	0	0	0	0	0	12	16	0.00	1.000										

Batter	1	2	3	4	5	6	7	8	9	AB	R	H	RBI	BB	SO	LOB	TOP				
11 Brett Gardner, L OBP: 0.346, SLG: 0.355										4	0	1	0	0	2	0	New York Yankees @ Houston Astros Minute Maid Park, Houston, TX Wed Jul 27 2016, 7:11 PM - 9:49 PM CDT Att: 35,186 - Roof Closed - 73 F				
22 Jacoby Ellsbury, L OBP: 0.331, SLG: 0.372										3	0	0	0	1	1	0					
36 Carlos Beltrán, S OBP: 0.347, SLG: 0.548										4	0	0	0	0	2	2					
34 Brian McCann, L OBP: 0.335, SLG: 0.432										4	1	1	1	0	2	0					
25 Mark Teixeira, S OBP: 0.270, SLG: 0.325										4	0	1	0	0	2	0					
18 Didi Gregorius, L OBP: 0.328, SLG: 0.462										4	0	2	0	0	0	1					
14 Starlin Castro, R OBP: 0.296, SLG: 0.399										3	0	0	0	1	1	2					
12 Chase Headley, S OBP: 0.323, SLG: 0.380										3	0	0	0	0	3	2					
31 Aaron Hicks, S OBP: 0.254, SLG: 0.291										3	0	0	0	0	2	2					
Inning Stats	R: 0 E: 0 K: 1 S: 5	H: 0 LOB: 0 BB: 0 P: 6	R: 0 E: 0 K: 1 S: 8	H: 1 LOB: 1 BB: 0 P: 12	R: 0 E: 0 K: 2 S: 12	H: 1 LOB: 2 BB: 1 P: 19	R: 1 E: 0 K: 3 S: 14	H: 2 LOB: 2 BB: 1 P: 24	R: 0 E: 0 K: 0 S: 10	H: 1 LOB: 1 BB: 0 P: 14	R: 0 E: 0 K: 2 S: 8	H: 0 LOB: 0 BB: 0 P: 13	R: 0 E: 0 K: 1 S: 7	H: 0 LOB: 0 BB: 0 P: 8	R: 0 E: 0 K: 2 S: 10	H: 0 LOB: 0 BB: 0 P: 16		1B: 4 2B: 0 3B: 0 HR: 1	SF: 0 SAC: 0 DP: 0 HBP: 0	WP: 1 PB: 1 SB: 0 CS: 0	PA: 34
PITCHER	IP	WLS	BF	H	R	ER	SO	BB	IBB	HBP	BLK	WP	HR	S	P	ERA	WHIP				
43 Lance McCullers Jr., R ERA: 3.16	6.0	W	25	5	1	1	10	2	0	0	0	1	1	62	91	1.50	1.167				
53 Ken Giles, R ERA: 3.98	1.0	H	3	0	0	0	2	0	0	0	0	0	0	8	13	0.00	0.000				
44 Luke Gregerson, R ERA: 3.09	1.0	H	3	0	0	0	1	0	0	0	0	0	0	7	8	0.00	0.000				
36 Will Harris, R ERA: 1.71	1.0	S	3	0	0	0	2	0	0	0	0	0	0	10	16	0.00	0.000				

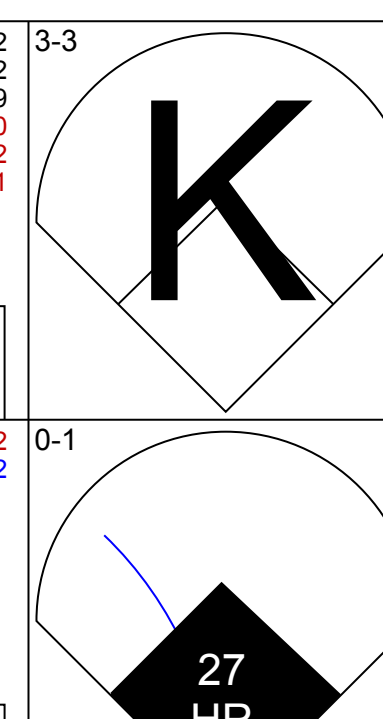
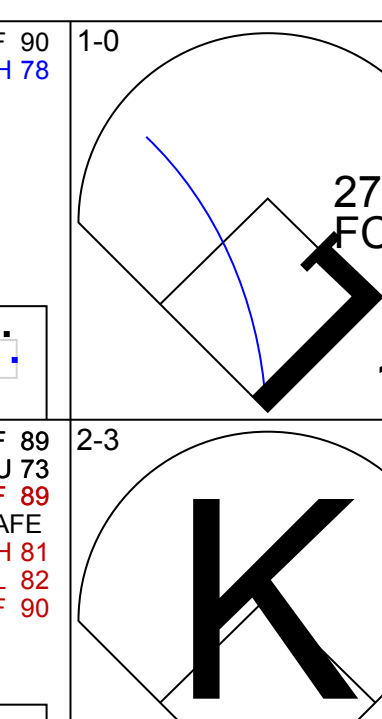
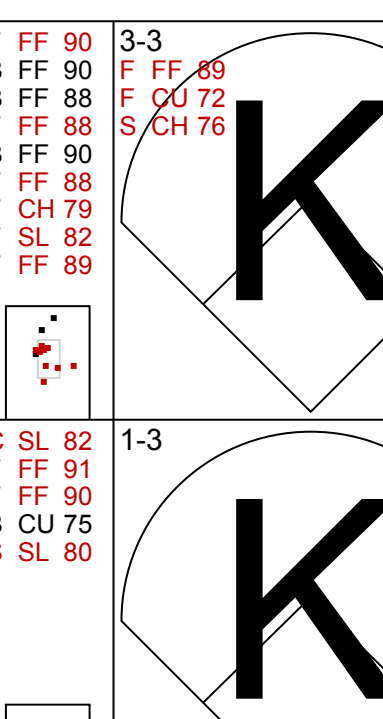
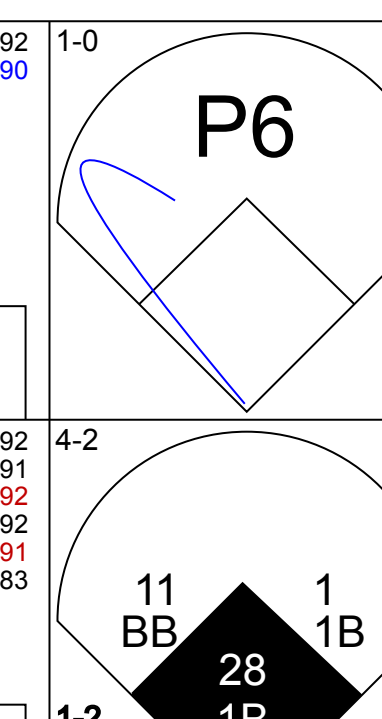
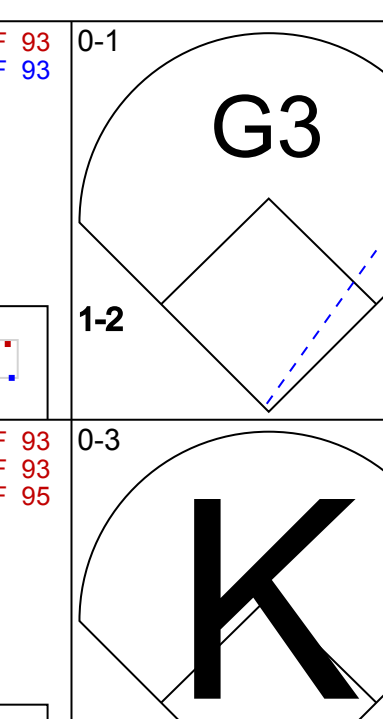
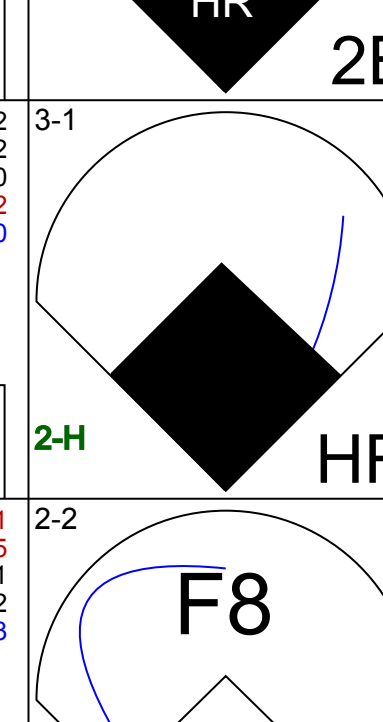
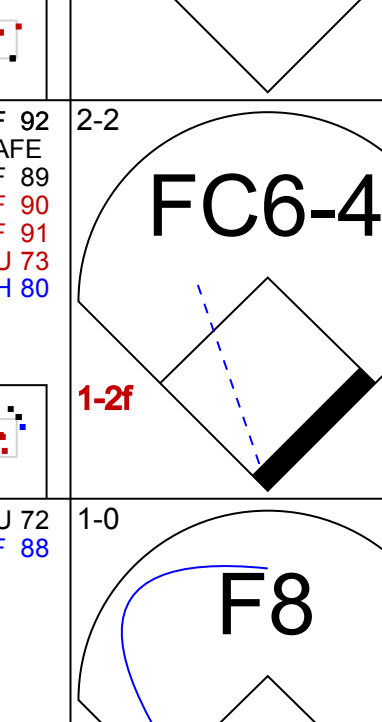

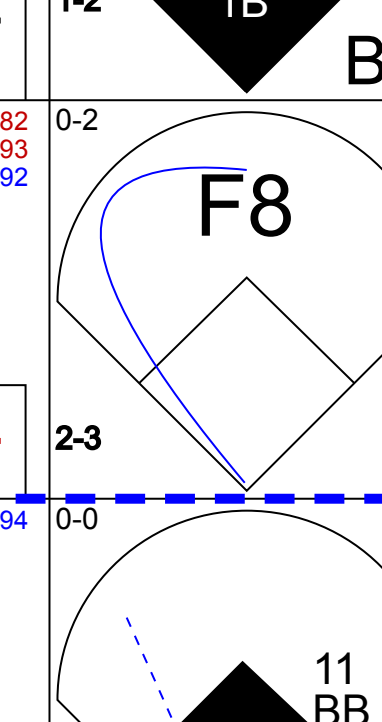

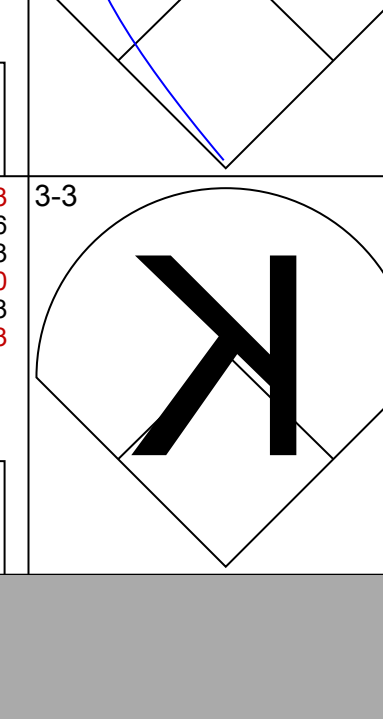

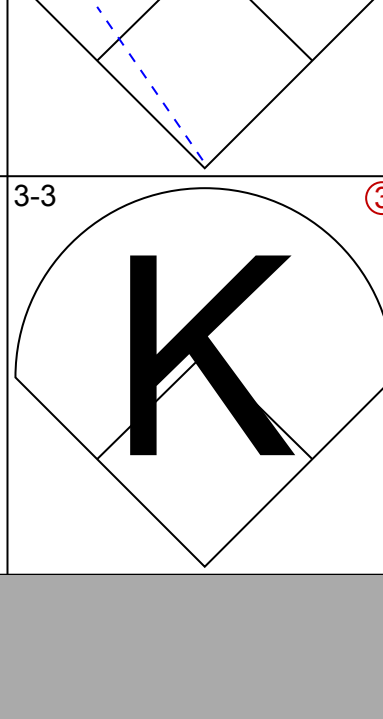
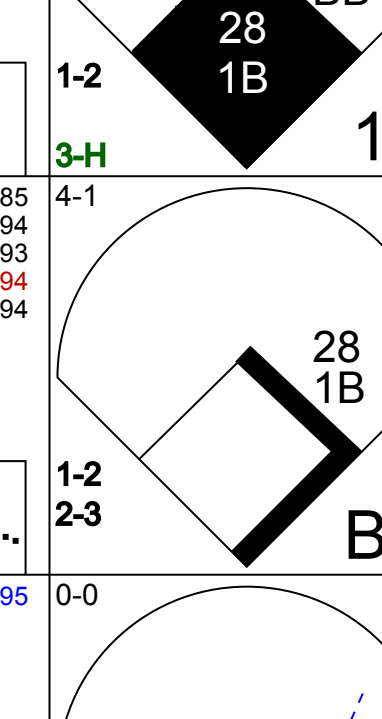



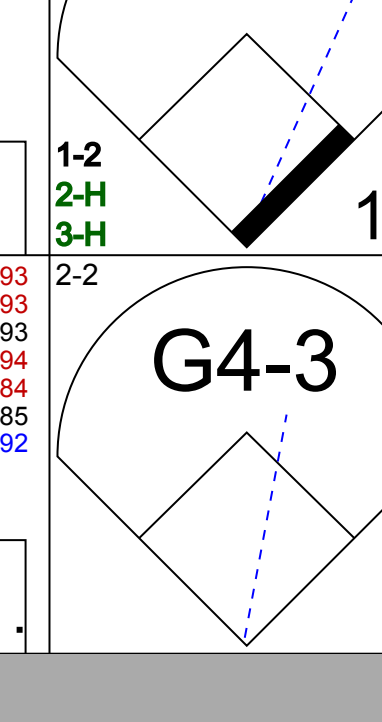



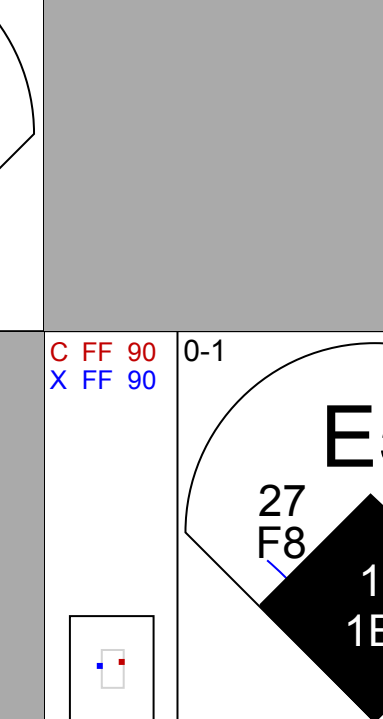
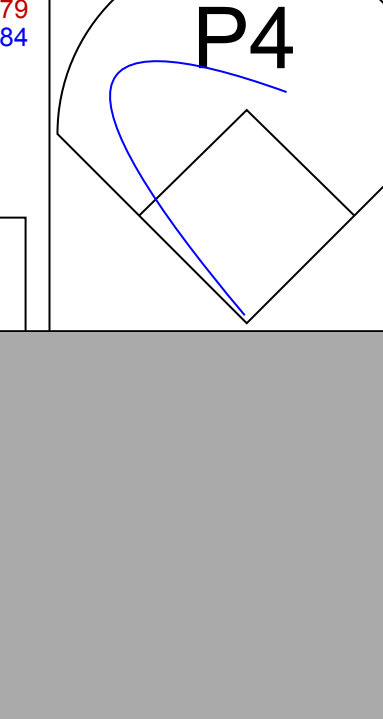

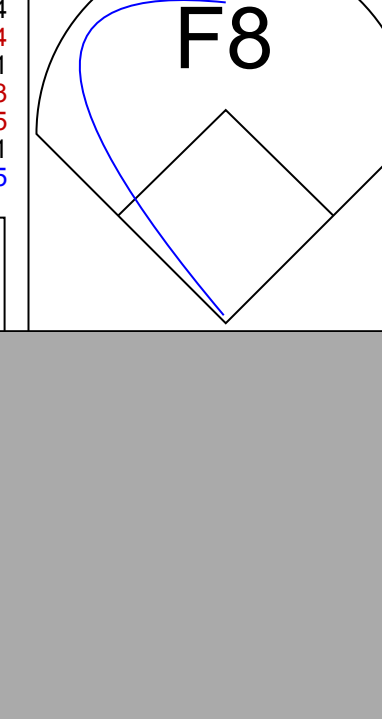
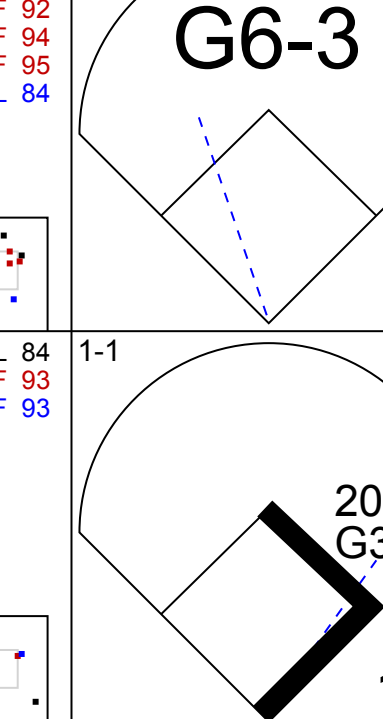
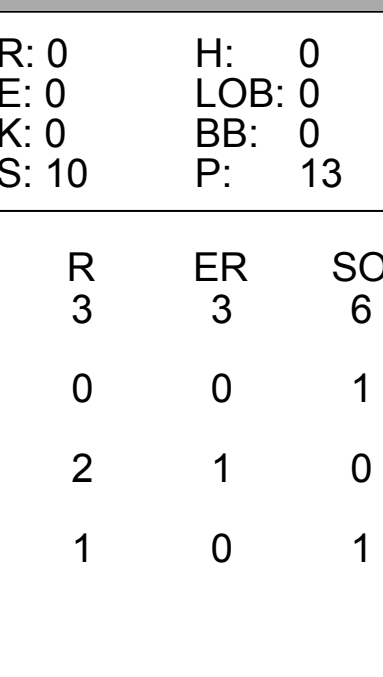
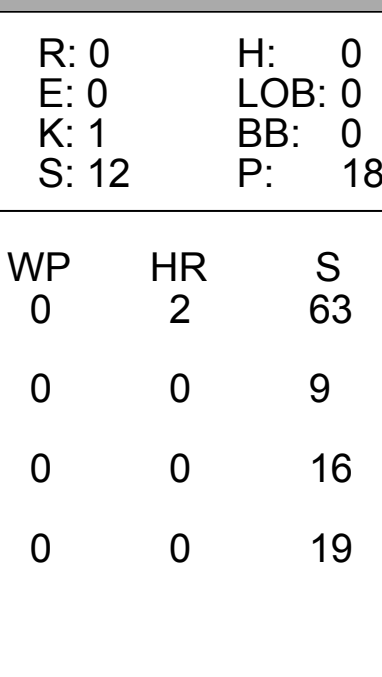
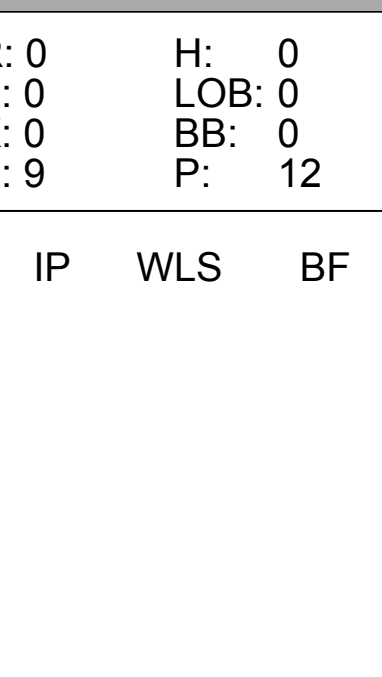
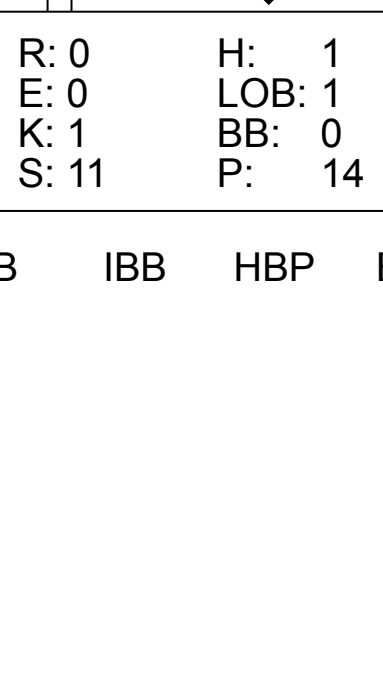
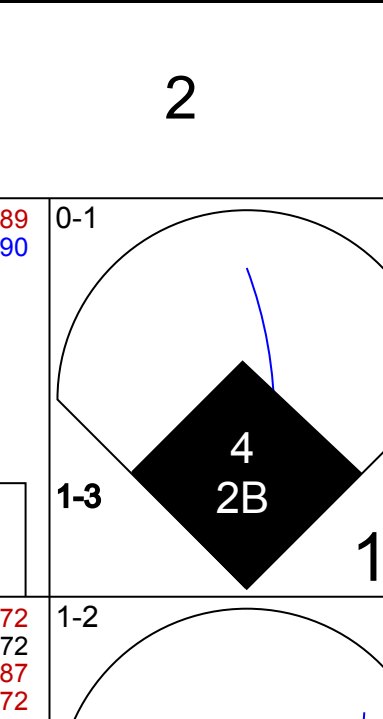
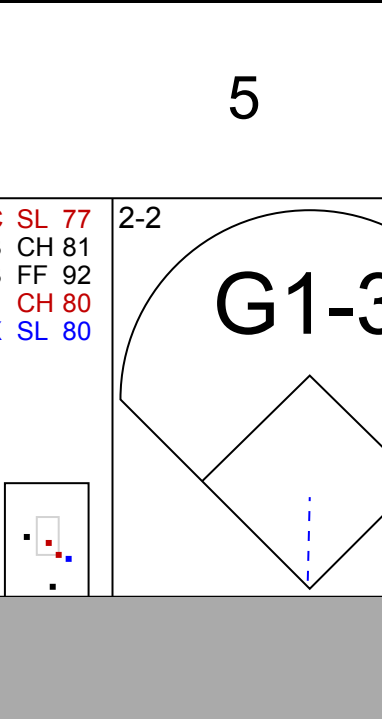
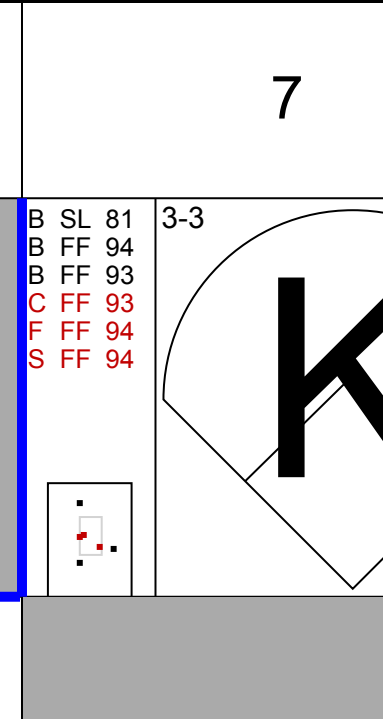

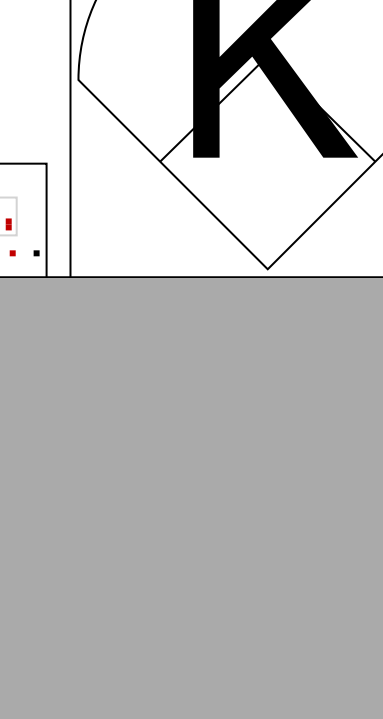

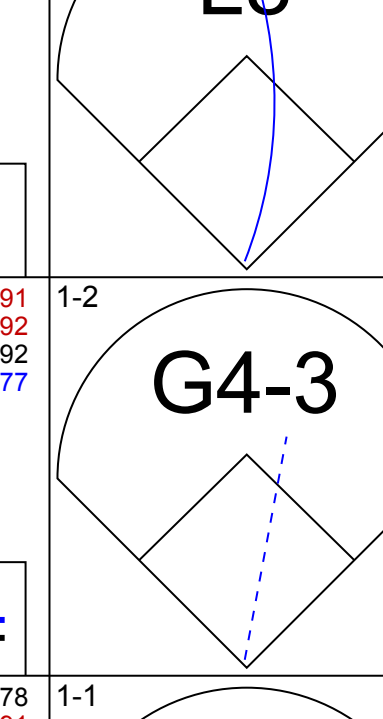

Batter	1	2	3	4	5	6	7	8	9	AB	R	H	RBI	BB	SO	LOB	BOTTOM				
4 George Springer, R OBP: 0.353, SLG: 0.473										4	0	0	0	0	2	3	New York Yankees @ Houston Astros Minute Maid Park, Houston, TX Wed Jul 27 2016, 7:11 PM - 9:49 PM CDT Att: 35,186 - Roof Closed - 73 F				
9 Marwin Gonzalez, S OBP: 0.295, SLG: 0.424										4	1	1	0	0	1	1					
27 Jose Altuve, R OBP: 0.423, SLG: 0.565										4	0	2	0	0	0	1					
1 Carlos Correa, R OBP: 0.368, SLG: 0.470										3	1	1	1	1	1	2					
28 Colby Rasmus, L OBP: 0.304, SLG: 0.380										4	1	1	2	0	2	2					
20 Preston Tucker, L OBP: 0.245, SLG: 0.402										3	1	0	0	1	0	2					
2 Alex Bregman, R										2	0	0	0	1	0	0					
30 Carlos Gómez, R OBP: 0.280, SLG: 0.330										1	0	1	1	0	0	0					
6 Jake Marisnick, R OBP: 0.253, SLG: 0.303										2	0	1	0	0	0	0					
15 Jason Castro, L OBP: 0.329, SLG: 0.385										3	0	1	0	0	1	3					
Inning Stats	R: 0 E: 0 K: 1 S: 9	H: 1 LOB: 1 BB: 0 P: 11	R: 1 E: 0 K: 2 S: 15	H: 1 LOB: 2 BB: 2 P: 28	R: 3 E: 0 K: 0 S: 13	H: 3 LOB: 0 BB: 0 P: 22	R: 0 E: 0 K: 0 S: 8	H: 1 LOB: 1 BB: 0 P: 14	R: 0 E: 0 K: 1 S: 11	H: 1 LOB: 1 BB: 0 P: 19	R: 0 E: 0 K: 2 S: 8	H: 0 LOB: 0 BB: 0 P: 10	R: 0 E: 0 K: 1 S: 10	H: 0 LOB: 0 BB: 1 P: 18	1B: 5 2B: 2 3B: 0 HR: 1	SF: 0 SAC: 0 DP: 1 HBP: 0	WP: 1 PB: 0 SB: 1 CS: 1	PA: 33			
PITCHER	IP	WLS	BF	H	R	ER	SO	BB	IBB	HBP	BLK	WP	HR	S	P	ERA	WHIP				
19 Masahiro Tanaka, R ERA: 3.16	5.0	L	24	7	4	4	4	2	0	0	0	1	1	56	94	7.20	1.800				
43 Adam Warren, R ERA: 5.75	1.0		3	1	0	0	0	0	0	0	0	0	0	6	7	0.00	1.000				
40 Luis Severino, R ERA: 7.05	2.0		6	0	0	0	3	1	0	0	0	0	0	18	28	0.00	0.500				

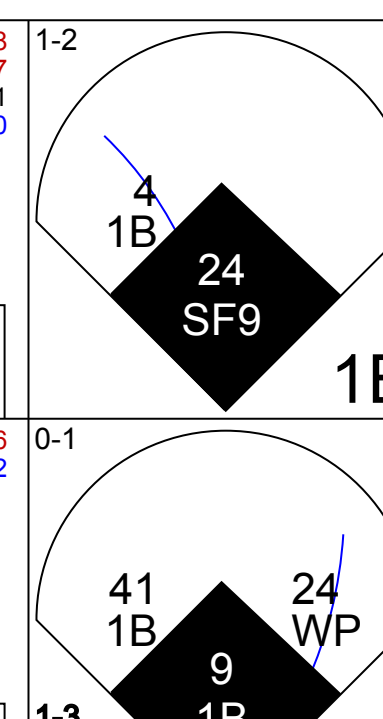
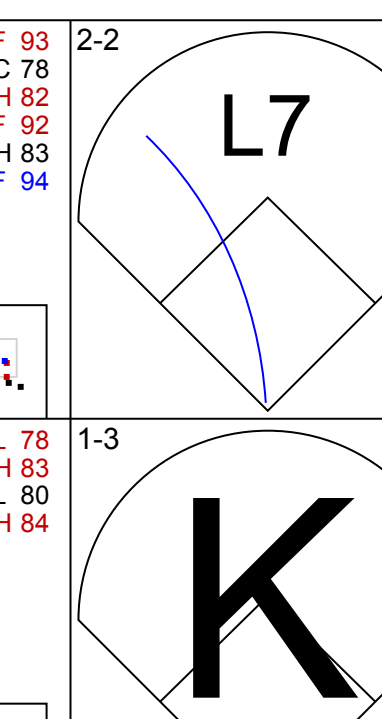
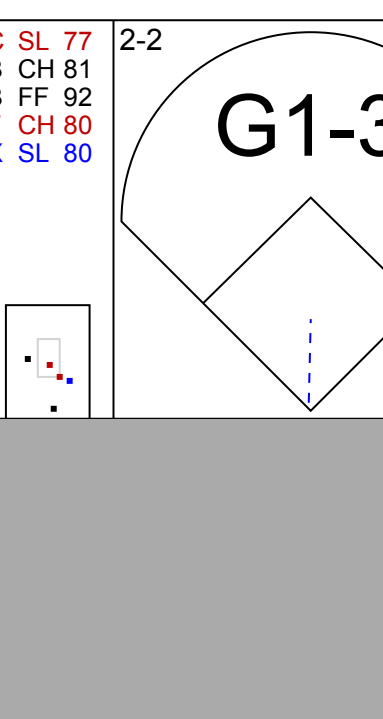
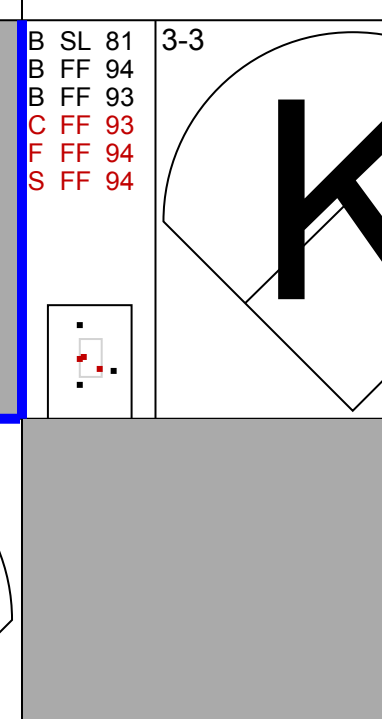
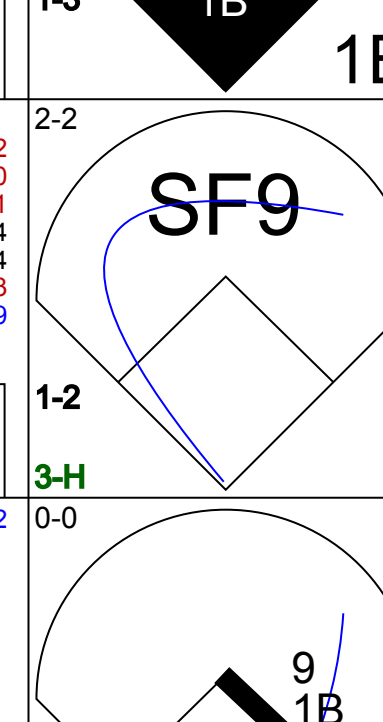
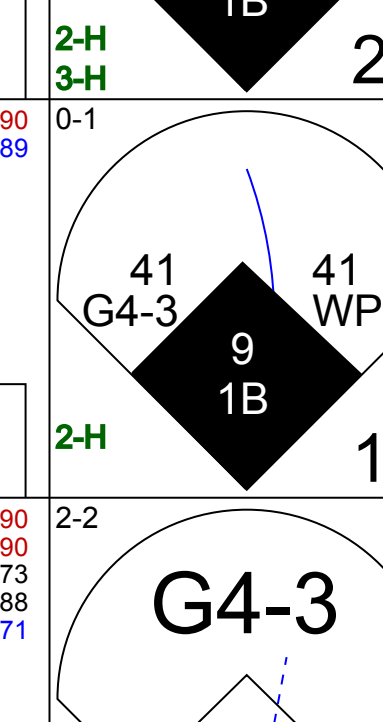

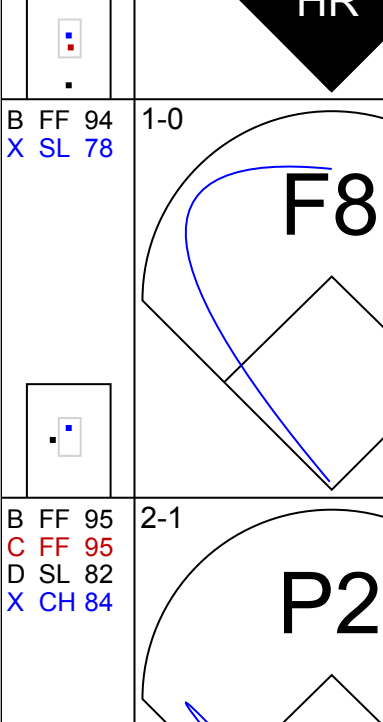
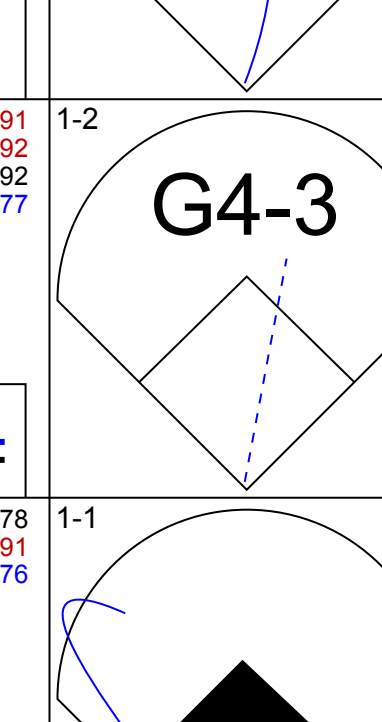
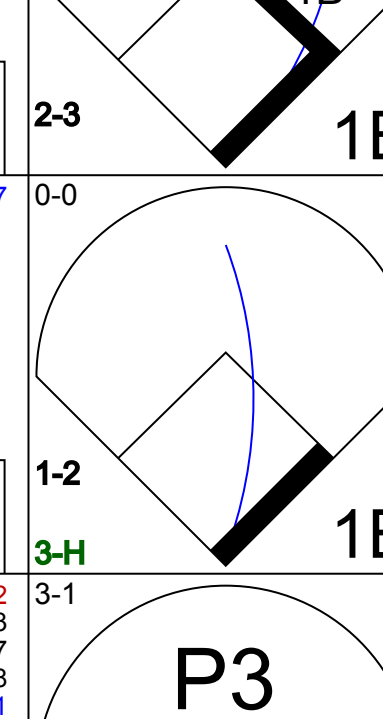
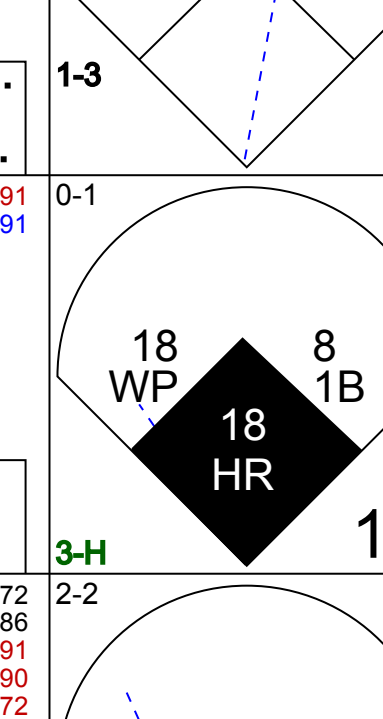

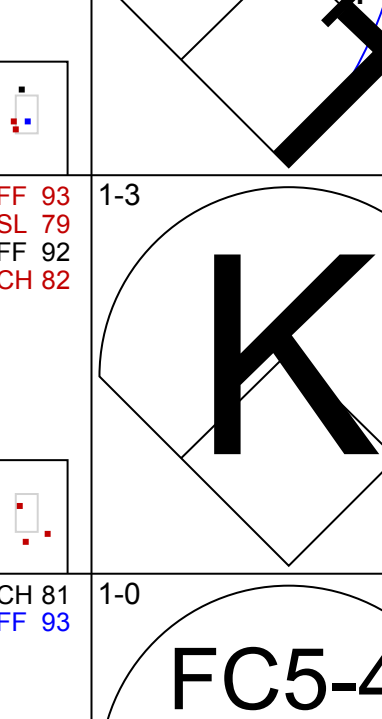
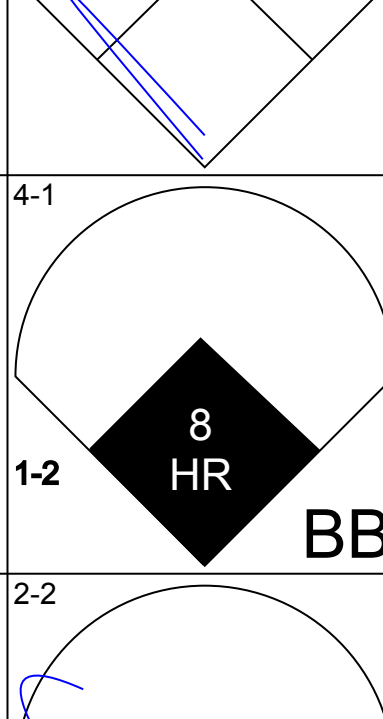
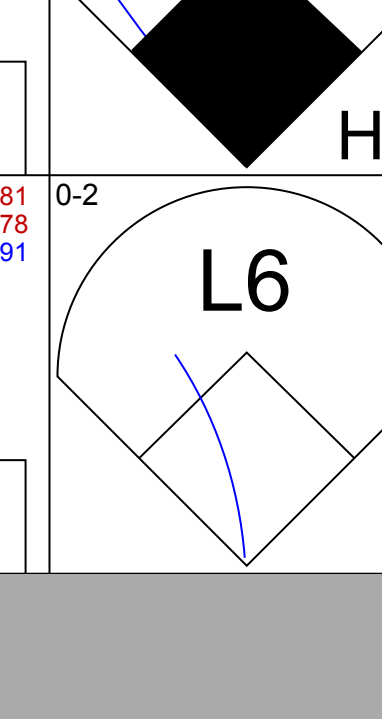
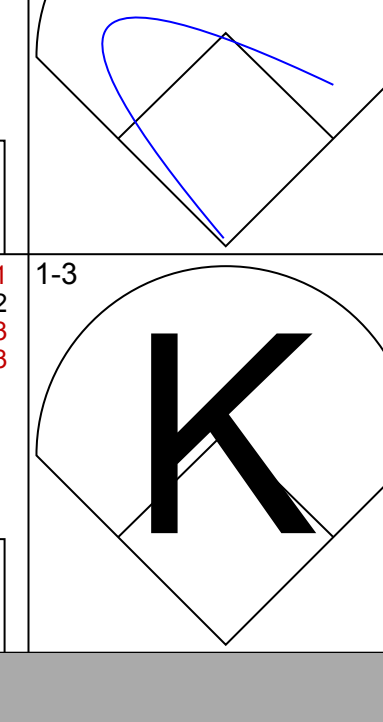
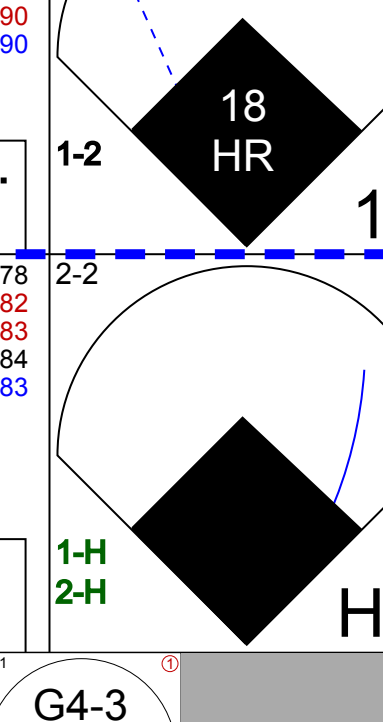

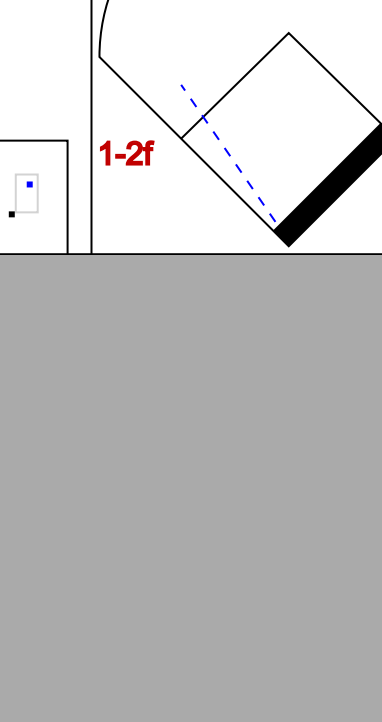
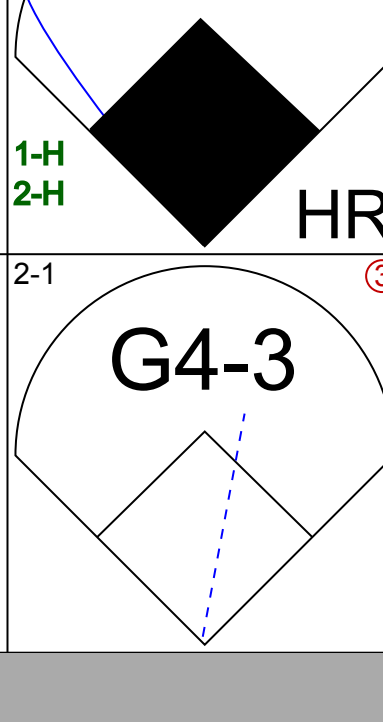


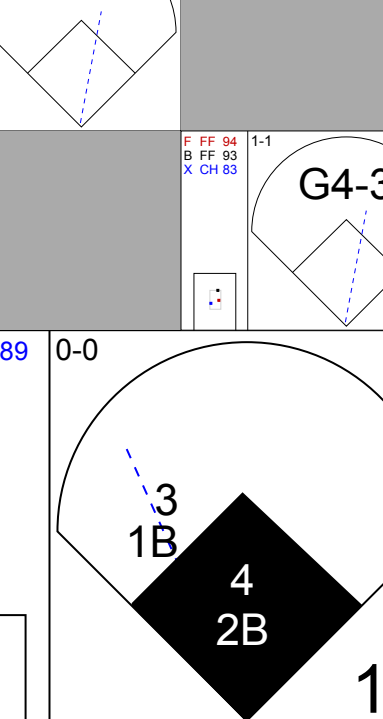
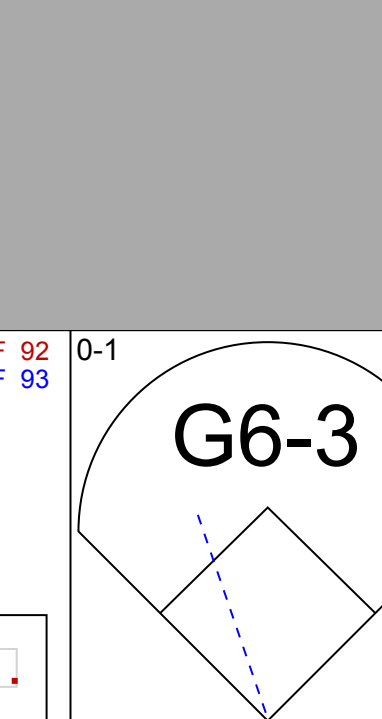



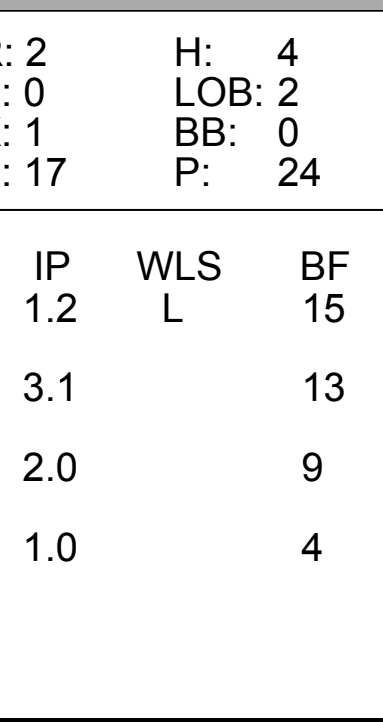
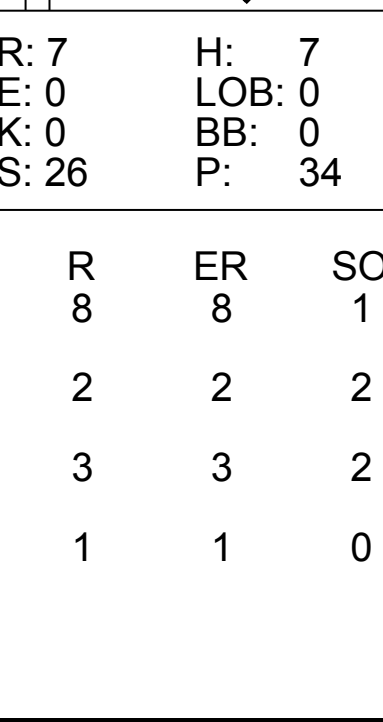
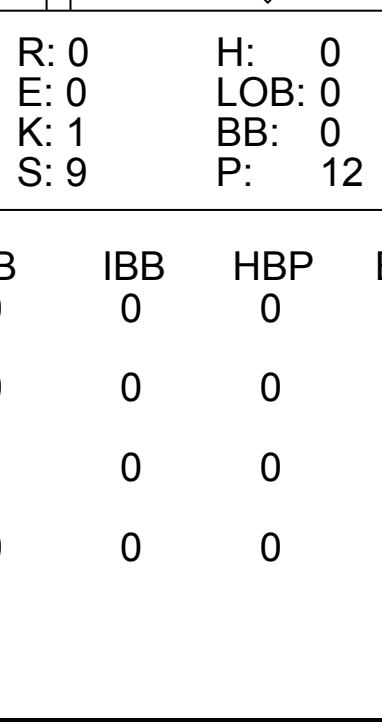
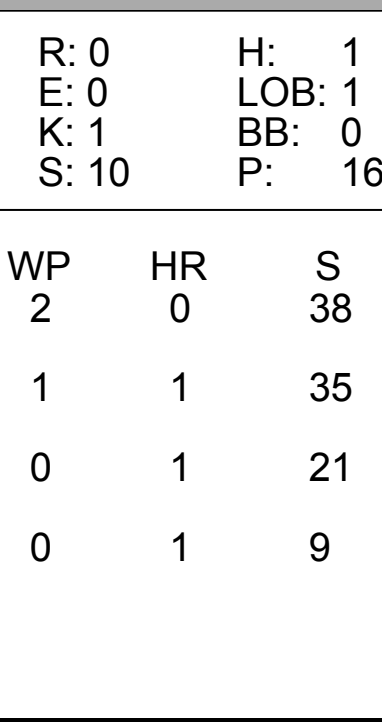
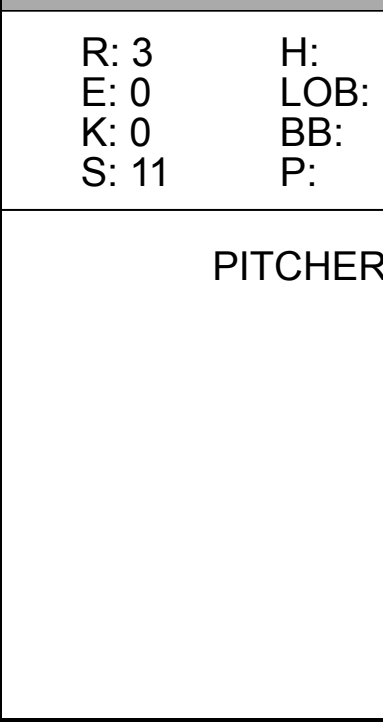
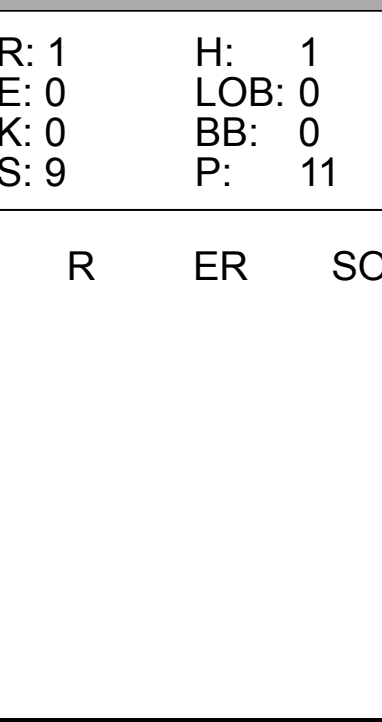
AB 32
R 1
H 5
RBI 1
BB 2
SO 15
LOB 9



AB 30
R 4
H 8
RBI 4
BB 3
SO 7
LOB 14



Batter	1	2	3	4	5	6	7	8	9	AB	R	H	RBI	BB	SO	LOB	TOP					
4 George Springer, R OBP: 0.353, SLG: 0.472 20 Preston Tucker, L OBP: 0.241, SLG: 0.394										3	0	1	0	0	2	1	Houston Astros @ Detroit Tigers Comerica Park, Detroit, MI Fri Jul 29 2016, 7:13 PM - 10:16 PM EDT Att: 31,771 - Overcast - 77 F					
9 Marwin Gonzalez, S OBP: 0.295, SLG: 0.426 15 Jason Castro, L OBP: 0.331, SLG: 0.383										3	1	1	0	0	2	2						
27 Jose Altuve, R OBP: 0.421, SLG: 0.570										4	1	1	2	0	0	3						
1 Carlos Correa, R OBP: 0.367, SLG: 0.468										4	1	1	1	0	0	1						
11 Evan Gattis, R OBP: 0.286, SLG: 0.460										3	0	0	0	1	3	0						
28 Colby Rasmus, L OBP: 0.303, SLG: 0.378										4	0	1	2	0	0	0						
2 Alex Bregman, R OBP: 0.314, SLG: 0.311										4	0	0	0	0	0	2						
13 Tyler White, R OBP: 0.295, SLG: 0.379										3	0	0	0	1	0	0						
6 Jake Marisnick, R OBP: 0.269, SLG: 0.329										4	2	2	1	0	0	1						
Inning Stats	R: 2 E: 0 K: 2 S: 13	H: 2 LOB: 0 BB: 0 P: 24	R: 0 E: 0 K: 0 S: 10	H: 0 LOB: 0 BB: 0 P: 13	R: 1 E: 0 K: 1 S: 12	H: 2 LOB: 1 BB: 0 P: 20	R: 0 E: 0 K: 1 S: 12	H: 0 LOB: 0 BB: 0 P: 18	R: 0 E: 0 K: 1 S: 16	H: 0 LOB: 1 BB: 1 P: 25	R: 0 E: 0 K: 1 S: 8	H: 0 LOB: 0 BB: 0 P: 13	R: 0 E: 0 K: 0 S: 9	H: 0 LOB: 0 BB: 0 P: 12	R: 3 E: 1 K: 0 S: 16	H: 2 LOB: 2 BB: 2 P: 27		R: 0 E: 0 K: 1 S: 11	H: 1 LOB: 1 BB: 0 P: 14	1B: 4 2B: 1 3B: 0 HR: 2	SF: 0 SAC: 0 DP: 0 HBP: 0	WP: 0 PB: 0 SB: 0 CS: 0
PITCHER	IP	WLS	BF	H	R	ER	SO	BB	IBB	HBP	BLK	WP	HR	S	P	ERA	WHIP					
48 Matthew Boyd, L ERA: 4.71	5.0	W	20	4	3	3	6	1	0	0	0	0	2	63	100	5.40	1.000					
30 Alex Wilson, R ERA: 3.14	1.1		4	0	0	0	1	0	0	0	0	0	0	9	14	0.00	0.000					
21 Mark Lowe, R ERA: 8.82	1.1		6	0	2	1	0	1	0	0	0	0	0	16	24	6.75	0.750					
50 Dustin Molleken, R ERA: 4.32	1.1		8	3	1	0	1	1	0	0	0	0	0	19	28	0.00	3.000					

Batter	1	2	3	4	5	6	7	8	9	AB	R	H	RBI	BB	SO	LOB	BOTTOM					
3 Ian Kinsler, R OBP: 0.344, SLG: 0.495 17 Andrew Romine, S OBP: 0.313, SLG: 0.311										4	2	2	0	0	0	0	Houston Astros @ Detroit Tigers Comerica Park, Detroit, MI Fri Jul 29 2016, 7:13 PM - 10:16 PM EDT Att: 31,771 - Overcast - 77 F					
4 Cameron Maybin, R OBP: 0.397, SLG: 0.401										5	3	3	2	0	1	0						
24 Miguel Cabrera, R OBP: 0.361, SLG: 0.521 14 Mike Aviles, R OBP: 0.253, SLG: 0.261										3	1	1	2	0	0	1						
41 Victor Martinez, S OBP: 0.353, SLG: 0.481 34 James McCann, R OBP: 0.250, SLG: 0.332										4	0	2	0	0	0	2						
9 Nick Castellanos, R OBP: 0.335, SLG: 0.514										4	2	2	2	1	1	1						
8 Justin Upton, R OBP: 0.290, SLG: 0.397										4	2	2	3	0	0	3						
18 Tyler Collins, L OBP: 0.235, SLG: 0.449									4	2	2	3	0	1	2							
39 Jarrod Saltalamacchia, R OBP: 0.321, SLG: 0.429									3	0	0	1	0	1	0							
1 Jose Iglesias, R OBP: 0.313, SLG: 0.349									4	1	1	0	0	0	0							
Inning Stats	R: 2 E: 0 K: 1 S: 17	H: 4 LOB: 2 BB: 0 P: 24	R: 7 E: 0 K: 0 S: 26	H: 7 LOB: 0 BB: 0 P: 34	R: 0 E: 0 K: 1 S: 9	H: 0 LOB: 0 BB: 0 P: 12	R: 0 E: 0 K: 1 S: 10	H: 1 LOB: 1 BB: 0 P: 16	R: 1 E: 0 K: 0 S: 11	H: 1 LOB: 0 BB: 0 P: 15	R: 3 E: 0 K: 0 S: 11	H: 2 LOB: 0 BB: 1 P: 23	R: 0 E: 0 K: 2 S: 10	H: 0 LOB: 0 BB: 0 P: 15	R: 1 E: 0 K: 0 S: 9	H: 1 LOB: 0 BB: 0 P: 11		1B: 11 2B: 1 3B: 1 HR: 3	SF: 2 SAC: 0 DP: 0 HBP: 0	WP: 3 PB: 0 SB: 0 CS: 0	PA: 41	
PITCHER	IP	WLS	BF	H	R	ER	SO	BB	IBB	HBP	BLK	WP	HR	S	P	ERA	WHIP					
31 Collin McHugh, R ERA: 4.75	1.2	L	15	10	8	8	1	0	0	0	0	0	2	38	50	43.20	6.000					
47 Chris Devenski, R ERA: 2.35	3.1		13	3	2	2	2	0	0	0	0	1	1	35	51	5.40	0.900					
45 Michael Feliz, R ERA: 4.37	2.0		9	2	3	3	2	1	0	0	0	0	1	21	38	13.50	1.500					
29 Tony Sipp, L ERA: 4.88	1.0		4	1	1	1	0	0	0	0	0	0	1	9	11	9.00	1.000					

Batter	1	2	3	4	5	6	7	8	9	AB	R	H	RBI	BB	SO	LOB	TOP					
4 George Springer, R OBP: 0.352, SLG: 0.470			G1-3			K				4	1	1	0	0	2	0	Houston Astros @ Detroit Tigers Comerica Park, Detroit, MI Sat Jul 30 2016, 7:12 PM - 9:59 PM EDT Att: 34,673 - Partly Cloudy - 76 F					
20 Preston Tucker, L OBP: 0.233, SLG: 0.350						G3-1				4	0	0	0	0	2	1						
27 Jose Altuve, R OBP: 0.424, SLG: 0.570						B1-3				3	1	2	0	1	0	0						
1 Carlos Correa, R OBP: 0.368, SLG: 0.471						F8				4	0	2	1	0	1	1						
28 Colby Rasmus, L OBP: 0.300, SLG: 0.373						K				4	0	0	1	0	2	4						
2 Alex Bregman, R						G5-3				4	0	0	0	0	1	2						
13 Tyler White, R OBP: 0.291, SLG: 0.372						F9				3	0	0	0	0	1	0						
15 Jason Castro, L OBP: 0.327, SLG: 0.378			G5-3			L3				3	0	0	0	0	0	0						
6 Jake Marisnick, R OBP: 0.265, SLG: 0.325						G6-3				2	0	0	0	0	1	0						
11 Evan Gattis, R OBP: 0.285, SLG: 0.458										1	0	0	0	0	1	0						
Inning Stats	R: 0 E: 0 K: 3 S: 16	H: 2 LOB: 2 BB: 0 P: 25	R: 0 E: 0 K: 1 S: 7	H: 0 LOB: 0 BB: 0 P: 10	R: 0 E: 0 K: 1 S: 7	H: 0 LOB: 0 BB: 0 P: 9	R: 0 E: 0 K: 1 S: 7	H: 0 LOB: 0 BB: 0 P: 8	R: 0 E: 0 K: 0 S: 7	H: 0 LOB: 0 BB: 0 P: 10	R: 0 E: 0 K: 2 S: 9	H: 0 LOB: 0 BB: 0 P: 13	R: 0 E: 0 K: 1 S: 10	H: 0 LOB: 1 BB: 1 P: 16	R: 0 E: 0 K: 1 S: 5	H: 0 LOB: 0 BB: 0 P: 6	R: 2 E: 0 K: 1 S: 15	H: 3 LOB: 1 BB: 0 P: 19	1B: 4 2B: 1 3B: 0 HR: 0	SF: 0 SAC: 0 DP: 0 HBP: 0	WP: 0 PB: 0 SB: 0 CS: 0	PA: 33
PITCHER	IP: 9.0 WLS: W BF: 33 H: 5 R: 2 ER: 2 SO: 11 BB: 1 IBB: 0 HBP: 0 BLK: 0 WP: 0 HR: 0 S: 83 P: 116 ERA: 2.00 WHIP: 0.667																					

AB	32
R	2
H	5
RBI	2
BB	1
SO	11
LOB	8



Batter	1	2	3	4	5	6	7	8	9	AB	R	H	RBI	BB	SO	LOB	BOTTOM					
3 Ian Kinsler, R OBP: 0.341, SLG: 0.490										4	0	0	0	0	3	0	Houston Astros @ Detroit Tigers Comerica Park, Detroit, MI Sat Jul 30 2016, 7:12 PM - 9:59 PM EDT Att: 34,673 - Partly Cloudy - 76 F					
4 Cameron Maybin, R OBP: 0.314, SLG: 0.398			P6							4	1	1	0	0	1	0						
24 Miguel Cabrera, R OBP: 0.378, SLG: 0.516			G6-3			E4				4	0	0	0	0	2	0						
41 Victor Martinez, S OBP: 0.352, SLG: 0.477						F7				3	0	0	0	1	0	1						
9 Nick Castellanos, R OBP: 0.335, SLG: 0.513						G1-4-3				3	0	1	0	0	1	0						
17 Andrew Romine, S OBP: 0.313, SLG: 0.311										0	0	0	0	0	0	0						
39 Jarrod Saltalamacchia, (6 PH) OBP: 0.320, SLG: 0.427										1	0	0	0	0	1	0						
8 Justin Upton, R OBP: 0.282, SLG: 0.396										3	1	1	0	1	1	2						
18 Tyler Collins, L OBP: 0.273, SLG: 0.462						P5				3	1	2	0	1	0	0						
34 James McCann, R OBP: 0.250, SLG: 0.330										4	0	1	1	0	2	4						
1 Jose Iglesias, R OBP: 0.312, SLG: 0.347						G1-3				4	0	1	1	0	0	2						
Inning Stats	R: 0 E: 0 K: 1 S: 10	H: 0 LOB: 0 BB: 0 P: 16	R: 0 E: 0 K: 0 S: 7	H: 2 LOB: 2 BB: 1 P: 14	R: 0 E: 0 K: 1 S: 6	H: 0 LOB: 0 BB: 0 P: 10	R: 0 E: 0 K: 0 S: 8	H: 0 LOB: 0 BB: 0 P: 12	R: 0 E: 0 K: 2 S: 12	H: 0 LOB: 0 BB: 0 P: 18	R: 1 E: 1 K: 1 S: 9	H: 1 LOB: 1 BB: 0 P: 14	R: 0 E: 0 K: 2 S: 17	H: 1 LOB: 2 BB: 1 P: 25	R: 0 E: 0 K: 3 S: 10	H: 0 LOB: 0 BB: 0 P: 12	R: 2 E: 1 K: 1 S: 16	H: 3 LOB: 2 BB: 1 P: 23	1B: 7 2B: 0 3B: 0 HR: 0	SF: 0 SAC: 0 DP: 1 HBP: 0	WP: 0 PB: 0 SB: 1 CS: 0	PA: 36
PITCHER	IP: 6.1 WLS: L BF: 25 H: 4 R: 1 ER: 0 SO: 6 BB: 2 IBB: 0 HBP: 0 BLK: 0 WP: 0 HR: 0 S: 63 P: 103 ERA: 0.00 WHIP: 0.947																					
54 Mike Fiers, R ERA: 4.42	0.2	2	0	0	0	1	0	0	0	0	0	6	6	0.00	0.000							
37 Fat Neshek, R ERA: 2.59	1.0	3	0	0	0	3	0	0	0	0	0	10	12	0.00	0.000							
53 Ken Giles, R ERA: 3.89	0.2	L	6	3	2	1	1	1	0	0	0	16	23	13.50	6.000							
36 Will Harris, R ERA: 1.9																						

AB	33
R	3
H	7
RBI	2
BB	3
SO	11
LOB	9



Batter	1	2	3	4	5	6	7	8	9	AB	R	H	RBI	BB	SO	LOB	TOP											
4 George Springer, R OBP: 0.357, SLG: 0.473										3	0	2	0	1	0	0	Houston Astros @ Detroit Tigers Comerica Park, Detroit, MI Sun Jul 31 2016, 1:10 PM - 4:09 PM EDT Att: 31,043 - Sunny - 78 F											
2 Alex Bregman, R OBP: 0.125, SLG: 0.045										5	0	1	0	0	1	4												
27 Jose Altuve, R OBP: 0.425, SLG: 0.568										2	0	0	0	1	0	1												
1 Carlos Correa, R OBP: 0.364, SLG: 0.466										4	0	0	0	0	1	7												
28 Colby Rasmus, L OBP: 0.299, SLG: 0.370										3	0	0	0	1	1	0												
11 Evan Gattis, R OBP: 0.292, SLG: 0.462										4	0	3	0	0	0	0												
20 Preston Tucker, L OBP: 0.225, SLG: 0.366										4	0	0	0	0	1	4												
13 Tyler White, R OBP: 0.290, SLG: 0.369										4	0	1	0	0	0	2												
15 Jason Castro, L OBP: 0.322, SLG: 0.371										4	0	0	0	0	3	1												
Inning Stats	R: 0 E: 0 K: 0 S: 6	H: 1 LOB: 1 BB: 0 P: 8	R: 0 E: 0 K: 1 S: 8	H: 0 LOB: 0 BB: 0 P: 16	R: 0 E: 0 K: 1 S: 15	H: 2 LOB: 3 BB: 0 P: 25	R: 0 E: 0 K: 1 S: 11	H: 1 LOB: 1 BB: 0 P: 19	R: 0 E: 0 K: 1 S: 7	H: 0 LOB: 0 BB: 1 P: 14	R: 0 E: 0 K: 0 S: 9	H: 1 LOB: 2 BB: 1 P: 19	R: 0 E: 0 K: 2 S: 12	H: 1 LOB: 3 BB: 1 P: 21	R: 0 E: 0 K: 0 S: 11	H: 1 LOB: 0 BB: 0 P: 15	R: 0 E: 0 K: 1 S: 10	H: 0 LOB: 0 BB: 0 P: 15	1B: 6 2B: 1 3B: 0 HR: 0	SF: 0 SAC: 0 DP: 0 HBP: 2	WP: 1 PB: 0 SB: 0 CS: 1	PA: 39						
PITCHER	IP	WLS	BF	H	R	ER	SO	BB	IBB	HBP	BLK	WP	HR	S	P	ERA	WHIP											
37 Mike Pelfrey, R ERA: 4.76	(1, 1)	5.0	W	20	4	0	0	4	1	0	1	0	0	0	47	82	0.00	1.000										
30 Alex Wilson, R ERA: 3.07	(6, 1)	1.0		5	1	0	0	0	1	0	0	0	1	0	9	19	0.00	2.000										
43 Bruce Rondón, R ERA: 4.8	(7, 1)	1.0		6	1	0	0	2	1	0	1	0	0	0	12	21	0.00	2.000										
56 Kyle Ryan, L ERA: 3.44	(8, 1)	1.0		4	1	0	0	0	0	0	0	0	0	0	11	15	0.00	1.000										
21 Mark Lowe, R ERA: 8.55	(9, 1)	1.0		3	0	0	0	1	0	0	0	0	0	0	10	15	0.00	0.000										

Batter	1	2	3	4	5	6	7	8	9	AB	R	H	RBI	BB	SO	LOB	BOTTOM											
3 Ian Kinsler, R OBP: 0.341, SLG: 0.487										3	1	0	0	1	0	1	Houston Astros @ Detroit Tigers Comerica Park, Detroit, MI Sun Jul 31 2016, 1:10 PM - 4:09 PM EDT Att: 31,043 - Sunny - 78 F											
17 Andrew Romine, S OBP: 0.321, SLG: 0.311										0	0	0	0	1	0	0												
4 Cameron Maybin, R OBP: 0.394, SLG: 0.396										4	1	1	0	0	2	1												
24 Miguel Cabrera, R OBP: 0.391, SLG: 0.533										4	3	3	4	0	0	0												
39 Jarrod Saltalamacchia, R OBP: 0.320, SLG: 0.427										0	0	0	0	0	0	0												
41 Victor Martinez, S OBP: 0.353, SLG: 0.477										4	1	2	0	0	0	0												
9 Nick Castellanos, R OBP: 0.332, SLG: 0.508										4	0	0	0	0	2	3												
8 Justin Upton, R OBP: 0.284, SLG: 0.405										4	2	2	2	0	1	1												
18 Tyler Collins, L OBP: 0.273, SLG: 0.462										0	0	0	0	0	0	0												
14 Mike Aviles, R OBP: 0.259, SLG: 0.269										3	2	1	0	1	0	0												
34 James McCann, R OBP: 0.254, SLG: 0.345										3	1	1	4	1	0	1												
1 Jose Iglesias, R OBP: 0.308, SLG: 0.344										3	0	0	1	0	0	1												
Inning Stats	R: 6 E: 0 K: 1 S: 17	H: 5 LOB: 0 BB: 2 P: 31	R: 0 E: 0 K: 1 S: 7	H: 0 LOB: 0 BB: 0 P: 9	R: 0 E: 0 K: 1 S: 7	H: 0 LOB: 0 BB: 0 P: 9	R: 0 E: 0 K: 0 S: 7	H: 0 LOB: 1 BB: 1 P: 13	R: 1 E: 0 K: 1 S: 13	H: 2 LOB: 1 BB: 0 P: 21	R: 0 E: 0 K: 0 S: 16	H: 1 LOB: 0 BB: 0 P: 21	R: 3 E: 0 K: 0 S: 9	H: 2 LOB: 0 BB: 0 P: 17	R: 0 E: 0 K: 1 S: 11	H: 0 LOB: 1 BB: 1 P: 19	R: 0 E: 0 K: 1 S: 10	H: 0 LOB: 0 BB: 0 P: 15	1B: 5 2B: 1 3B: 0 HR: 4	SF: 1 SAC: 0 DP: 0 HBP: 1	WP: 0 PB: 0 SB: 1 CS: 0	PA: 38						
PITCHER	IP	WLS	BF	H	R	ER	SO	BB	IBB	HBP	BLK	WP	HR	S	P	ERA	WHIP											
60 Dallas Keuchel, L ERA: 4.86	(1, 1)	5.0	L	24	7	7	4	0	0	0	0	0	2	51	83	12.60	2.000											
Scott Feldman, R ERA: 2.5	(6, 1)	2.0		10	3	4	4	0	0	0	1	0	0	2	25	38	18.00	1.500										
29 Tony Sipp, L ERA: 4.71	(8, 1)	1.0		4	0	0	0	1	1	0	0	0	0	0	11	19	0.00	1.000										

Houston Astros @ Detroit Tigers
Comerica Park, Detroit, MI
Sun Jul 31 2016, 1:10 PM - 4:09 PM EDT
Att: 31,043 - Sunny - 78 F

AB 33
R 0
H 7
RBI 0
BB 3
SO 7
LOB 19



Houston Astros @ Detroit Tigers
Comerica Park, Detroit, MI
Sun Jul 31 2016, 1:10 PM - 4:09 PM EDT
Att: 31,043 - Sunny - 78 F

AB 32
R 11
H 10
RBI 11
BB 4
SO 5
LOB 8



Batter	1	2	3	4	5	6	7	8	9	10	11	12	13	14	AB	R	H	RBI	BB	SO	LOB	TOP					
29 Devon Travis, R OBP: 0.327, SLG: 0.455															6	0	2	0	0	1	1						
19 José Bautista, R OBP: 0.352, SLG: 0.433															5	0	0	0	1	2	2						
10 Edwin Encarnación, R OBP: 0.355, SLG: 0.541															5	0	1	0	1	3	1						
21 Michael Saunders, L OBP: 0.363, SLG: 0.530															6	0	1	0	0	4	4						
55 Russell Martin, R OBP: 0.332, SLG: 0.357															6	1	1	1	0	2	3						
14 Justin Smoak, S OBP: 0.320, SLG: 0.413															6	0	0	0	0	4	2						
11 Kevin Pillar, R OBP: 0.295, SLG: 0.389															5	0	0	0	0	2	1						
18 Darwin Barney, R OBP: 0.325, SLG: 0.372															4	0	1	0	1	1	0						
17 Ryan Goins, L OBP: 0.211, SLG: 0.301															4	0	0	0	0	3	2						
20 Josh Donaldson, R (2 PH) OBP: 0.409, SLG: 0.576															1	0	0	0	0	0	0						
Inning Stats	R: 0 E: 0 K: 1 S: 7	H: 0 LOB: 0 BB: 0 P: 10	R: 0 E: 0 K: 1 S: 8	H: 1 LOB: 1 BB: 0 P: 12	R: 0 E: 0 K: 1 S: 11	H: 1 LOB: 1 BB: 0 P: 18	R: 0 E: 0 K: 3 S: 12	H: 1 LOB: 1 BB: 0 P: 20	R: 0 E: 0 K: 2 S: 12	H: 1 LOB: 2 BB: 1 P: 27	R: 1 E: 0 K: 2 S: 14	H: 1 LOB: 1 BB: 0 P: 24	R: 0 E: 0 K: 3 S: 11	H: 0 LOB: 0 BB: 0 P: 18	R: 0 E: 0 K: 2 S: 9	H: 0 LOB: 0 BB: 0 P: 13	R: 0 E: 0 K: 2 S: 9	H: 0 LOB: 0 BB: 0 P: 14	R: 0 E: 0 K: 2 S: 9	H: 0 LOB: 0 BB: 0 P: 14	1B: 4 2B: 1 3B: 0 HR: 1	SF: 0 SAC: 0 DP: 0 HBP: 0	WP: 2 PB: 0 SB: 0 CS: 0	PA: 51			
PITCHER	IP ERA WLS BF H R ER SO BB IBB HBP BLK WP HR S P ERA WHIP	6.0 3.56 0.1 23 4 0 0 6 0 0 0 0 0 0 0 60 98 0.00 0.633	7.1 4.66 0.2 26 2 0 0 0 0 0 0 0 0 0 0 4 6 0.00 0.000	8.1 4.66 1.0 26 5 1 0 3 1 0 0 0 2 0 15 27 0.00 2.000	9.1 2.08 0.2 26 4 1 1 2 1 0 0 0 0 1 12 22 13.50 3.000	47 Chris Devenski, R ERA: 2.21	14.1 4.27 1.0 53 3 0 0 2 0 0 0 0 0 0 9 14 0.00 0.000	15.0 4.27 1.0 53 3 0 0 2 0 0 0 0 0 0 0 9 14 0.00 0.000																			

Toronto Blue Jays @ Houston Astros
Minute Maid Park, Houston, TX
Mon Aug 01 2016, 7:11 PM - 11:16 PM CDT
Att. 20,623 - Roof Closed - 73 F

AB	48
R	1
H	6
RBI	1
BB	3
SO	22
LOB	16



Batter	1	2	3	4	5	6	7	8	9	10	11	12	13	14	AB	R	H	RBI	BB	SO	LOB	BOTTOM				
4 George Springer, R OBP: 0.359, SLG: 0.471															4	0	1	0	2	1	1					
2 Alex Bregman, R OBP: 0.100, SLG: 0.036															6	0	0	0	0	3	5					
27 Jose Altuve, R OBP: 0.424, SLG: 0.571															6	2	2	1	0	2	2					
1 Carlos Correa, R OBP: 0.364, SLG: 0.465															5	0	1	1	1	1	1					
28 Colby Rasmus, L OBP: 0.295, SLG: 0.364															5	0	0	0	0	3	1					
11 Evan Gattis, R OBP: 0.287, SLG: 0.454															5	0	0	0	0	4	0					
20 Preston Tucker, L OBP: 0.221, SLG: 0.380															2	0	0	0	0	0	0					
6 Jake Marisnick, R OBP: 0.267, SLG: 0.325															3	0	1	0	0	1	0					
13 Tyler White, R OBP: 0.288, SLG: 0.365															5	0	1	0	0	0	1					
15 Jason Castro, L OBP: 0.320, SLG: 0.368															5	0	1	0	0	3	2					
Inning Stats	R: 0 E: 0 K: 1 S: 11	H: 1 LOB: 1 BB: 0 P: 17	R: 0 E: 0 K: 1 S: 6	H: 0 LOB: 0 BB: 0 P: 8	R: 0 E: 0 K: 1 S: 9	H: 0 LOB: 1 BB: 1 P: 15	R: 0 E: 0 K: 2 S: 15	H: 1 LOB: 1 BB: 0 P: 24	R: 1 E: 0 K: 1 S: 11	H: 0 LOB: 0 BB: 0 P: 16	R: 0 E: 0 K: 3 S: 10	H: 0 LOB: 0 BB: 0 P: 16	R: 0 E: 0 K: 0 S: 7	H: 0 LOB: 0 BB: 0 P: 11	R: 0 E: 0 K: 1 S: 12	H: 1 LOB: 1 BB: 0 P: 16	R: 0 E: 0 K: 1 S: 7	H: 0 LOB: 0 BB: 0 P: 11	R: 0 E: 0 K: 2 S: 12	H: 1 LOB: 1 BB: 0 P: 18	R: 1 E: 0 K: 0 S: 3	H: 2 LOB: 1 BB: 0 P: 4	1B: 5 2B: 1 3B: 0 HR: 1	SF: 0 SAC: 0 DP: 0 HBP: 0	WP: 1 PB: 0 SB: 1 CS: 0	PA: 49
PITCHER	IP ERA WLS BF H R ER SO BB IBB HBP BLK WP HR S P ERA WHIP	7.0 4.74 1.0 25 3 0 0 13 1 0 0 0 0 0 7 109 1.29 0.571	8.1 4.0 1.0 26 4 0 0 0 0 0 0 0 0 0 6 11 0.00 0.000	9.1 4.46 1.0 26 5 1 0 2 0 0 0 0 0 21 27 0.00 0.500	12.1 5.31 1.0 30 4 0 0 1 0 0 0 0 0 7 11 0.00 0.000	64 Roberto Osuna, R ERA: 1.86	14.1 3.05 0.0 53 2 2 1 1 0 0 0 0 0 3 4 ∞ ∞	15.0 3.05 0.0 53 2 2 1 1 0 0 0 0 0 0 3 4 ∞ ∞																		

Toronto Blue Jays @ Houston Astros
Minute Maid Park, Houston, TX
Mon Aug 01 2016, 7:11 PM - 11:16 PM CDT
Att. 20,623 - Roof Closed - 73 F

AB	46
R	2
H	7
RBI	2
BB	3
SO	18
LOB	13



Batter	1	2	3	4	5	6	7	8	9	AB	R	H	RBI	BB	SO	LOB	TOP								
29 Devon Travis, R OBP: 0.323, SLG: 0.442										5	0	0	0	0	2	1									
19 José Bautista, R OBP: 0.356, SLG: 0.456										3	1	1	1	1	1	1									
20 Josh Donaldson, R OBP: 0.408, SLG: 0.587										4	2	2	2	0	0	2									
10 Edwin Encarnación, R OBP: 0.354, SLG: 0.545										4	0	1	0	0	0	0									
14 Justin Smoak, S OBP: 0.320, SLG: 0.413										4	0	0	0	0	3	1									
21 Michael Saunders, L OBP: 0.359, SLG: 0.520										3	0	2	0	1	1	0									
55 Russell Martin, R OBP: 0.337, SLG: 0.360										3	0	2	0	1	1	0									
7 B.J. Upton, R OBP: 0.297, SLG: 0.425										4	0	0	0	0	2	4									
11 Kevin Pillar, R OBP: 0.292, SLG: 0.384										4	0	1	0	0	3	0									
18 Darwin Barney, R OBP: 0.315, SLG: 0.360										4	0	0	0	0	2	1									
Inning Stats	R: 0 E: 0 K: 2 S: 9	H: 0 LOB: 0 BB: 0 P: 14	R: 0 E: 0 K: 1 S: 12	H: 1 LOB: 1 BB: 0 P: 19	R: 0 E: 0 K: 2 S: 12	H: 1 LOB: 1 BB: 0 P: 15	R: 1 E: 0 K: 2 S: 12	H: 1 LOB: 0 BB: 0 P: 20	R: 0 E: 0 K: 1 S: 10	H: 0 LOB: 0 BB: 0 P: 11	R: 2 E: 1 K: 2 S: 16	H: 3 LOB: 2 BB: 1 P: 26	R: 0 E: 1 K: 2 S: 12	H: 0 LOB: 2 BB: 1 P: 22	R: 0 E: 0 K: 1 S: 11	H: 1 LOB: 1 BB: 0 P: 13	R: 0 E: 0 K: 1 S: 7	H: 0 LOB: 0 BB: 0 P: 10	1B: 3 2B: 1 3B: 0 HR: 3	SF: 0 SAC: 0 DP: 0 HBP: 0	WP: 1 PB: 1 SB: 0 CS: 0	PA: 37			
PITCHER	IP	WLS	BF	H	R	ER	SO	BB	IBB	HBP	BLK	WP	HR	S	P	ERA	WHIP								
31 Collin McHugh, R ERA: 4.73	6.0	L	25	6	3	3	10	1	0	0	0	0	3	71	105	4.50	1.167								
51 James Hoyt, R ERA:	1.0		5	0	0	0	2	1	0	0	0	1	0	12	22	0.00	1.000								
45 Michael Feliz, R ERA: 4.1	2.0		7	1	0	0	2	0	0	0	0	0	0	18	23	0.00	0.500								

Toronto Blue Jays @ Houston Astros
Minute Maid Park, Houston, TX
Wed Aug 03 2016, 7:12 PM - 9:42 PM CDT
Att: 29,399 - Roof Closed - 73 F

AB	35
R	3
H	7
RBI	3
BB	2
SO	14
LOB	10



Batter	1	2	3	4	5	6	7	8	9	AB	R	H	RBI	BB	SO	LOB	BOTTOM								
4 George Springer, R OBP: 0.355, SLG: 0.467										4	0	1	0	0	1	1									
9 Marwin Gonzalez, S OBP: 0.295, SLG: 0.429										3	1	1	0	0	2	1									
27 Jose Altuve, R OBP: 0.425, SLG: 0.572										4	0	1	1	0	0	3									
1 Carlos Correa, R OBP: 0.364, SLG: 0.463										4	0	1	0	0	1	4									
28 Colby Rasmus, L OBP: 0.288, SLG: 0.355										4	0	0	0	0	0	1									
11 Evan Gattis, R OBP: 0.283, SLG: 0.446										4	0	0	0	0	1	0									
20 Preston Tucker, L OBP: 0.214, SLG: 0.347										4	0	0	0	0	1	1									
23 AJ Reed, L OBP: 0.220, SLG: 0.250										3	0	0	0	0	2	1									
6 Jake Marisnick, R OBP: 0.268, SLG: 0.331										3	0	1	0	0	0	0									
Inning Stats	R: 0 E: 0 K: 1 S: 11	H: 1 LOB: 1 BB: 0 P: 18	R: 0 E: 0 K: 1 S: 6	H: 0 LOB: 0 BB: 0 P: 9	R: 0 E: 0 K: 1 S: 8	H: 0 LOB: 0 BB: 0 P: 11	R: 0 E: 0 K: 1 S: 7	H: 1 LOB: 1 BB: 0 P: 12	R: 0 E: 0 K: 2 S: 12	H: 0 LOB: 0 BB: 0 P: 16	R: 1 E: 0 K: 0 S: 11	H: 2 LOB: 1 BB: 0 P: 15	R: 0 E: 1 K: 1 S: 12	H: 0 LOB: 1 BB: 0 P: 17	R: 0 E: 1 K: 1 S: 9	H: 1 LOB: 2 BB: 0 P: 9	R: 0 E: 0 K: 0 S: 6	H: 0 LOB: 0 BB: 0 P: 7	1B: 1 2B: 4 3B: 0 HR: 0	SF: 0 SAC: 1 DP: 0 HBP: 0	WP: 0 PB: 0 SB: 0 CS: 0	PA: 34			
PITCHER	IP	WLS	BF	H	R	ER	SO	BB	IBB	HBP	BLK	WP	HR	S	P	ERA	WHIP								
25 Marco Estrada, R ERA: 2.92	7.0	W	26	4	1	1	7	0	0	0	0	0	0	67	98	1.29	0.571								
31 Joe Biagini, R ERA: 2.27	1.0	H	5	1	0	0	1	0	0	0	0	0	0	9	9	0.00	1.000								
54 Roberto Osuna, R ERA: 1.82	1.0	S	3	0	0	0	0	0	0	0	0	0	0	6	7	0.00	0.000								

Toronto Blue Jays @ Houston Astros
Minute Maid Park, Houston, TX
Wed Aug 03 2016, 7:12 PM - 9:42 PM CDT
Att: 29,399 - Roof Closed - 73 F

AB	33
R	1
H	5
RBI	1
BB	0
SO	8
LOB	12



Batter	1	2	3	4	5	6	7	8	9	AB	R	H	RBI	BB	SO	LOB	TOP					
17 Shin-Soo Choo, L (1,9) OBP: 0.370, SLG: 0.470										4	0	1	0	0	1	0						
20 Ian Desmond, R (1,8) OBP: 0.346, SLG: 0.502										4	0	0	0	0	1	1						
36 Carlos Beltrán, S (1,10) OBP: 0.340, SLG: 0.547										4	0	1	0	0	1	0						
29 Adrián Beltré, R (1,5) OBP: 0.329, SLG: 0.451										3	0	1	0	1	0	0						
12 Rougned Odor, L (1,4) OBP: 0.296, SLG: 0.496										4	0	0	0	0	1	3						
16 Ryan Rua, R (1,3) OBP: 0.338, SLG: 0.414										3	0	0	0	0	1	1						
1 Elvis Andrus, R (1,6) OBP: 0.344, SLG: 0.409										3	0	0	0	0	0	1						
61 Robinson Chirinos, R (1,2) OBP: 0.275, SLG: 0.462										2	0	0	0	1	1	0						
3 Delino DeShields, R (1,7) OBP: 0.296, SLG: 0.324										3	0	0	0	0	1	1						
Inning Stats	R: 0 E: 0 K: 0 S: 8	H: 2 LOB: 2 BB: 1 P: 20	R: 0 E: 0 K: 1 S: 6	H: 0 LOB: 0 BB: 0 P: 10	R: 0 E: 0 K: 1 S: 8	H: 0 LOB: 0 BB: 0 P: 13	R: 0 E: 0 K: 0 S: 5	H: 0 LOB: 0 BB: 0 P: 7	R: 0 E: 0 K: 1 S: 9	H: 0 LOB: 1 BB: 1 P: 15	R: 0 E: 0 K: 1 S: 7	H: 0 LOB: 0 BB: 0 P: 9	R: 0 E: 0 K: 2 S: 13	H: 0 LOB: 1 BB: 0 P: 18	R: 0 E: 0 K: 0 S: 7	H: 0 LOB: 0 BB: 0 P: 9	R: 0 E: 0 K: 1 S: 8	H: 1 LOB: 1 BB: 0 P: 10	1B: 1 2B: 2 3B: 0 HR: 0	SF: 0 SAC: 0 DP: 1 HBP: 0	WP: 2 PB: 0 SB: 0 CS: 0	PA: 32
PITCHER 60 Dallas Keuchel, L (1,1) ERA: 4.56	IP: 9.0 WLS: W BF: 32 H: 3 R: 0 ER: 0 SO: 7 BB: 2 IBB: 0 HBP: 0 BLK: 0 WP: 2 HR: 0 S: 71 P: 111 ERA: 0.00 WHIP: 0.556															PITCHER						

Texas Rangers @ Houston Astros
Minute Maid Park, Houston, TX
Fri Aug 05 2016, 7:11 PM - 9:24 PM CDT
Att: 32,820 - Roof Closed - 73 F

AB 30
R 0
H 3
RBI 0
BB 2
SO 7
LOB 7

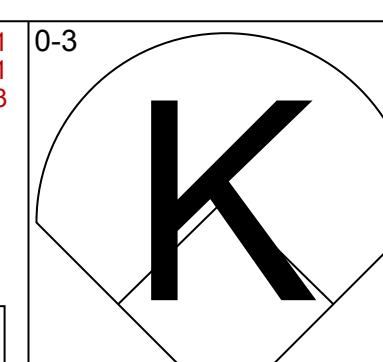
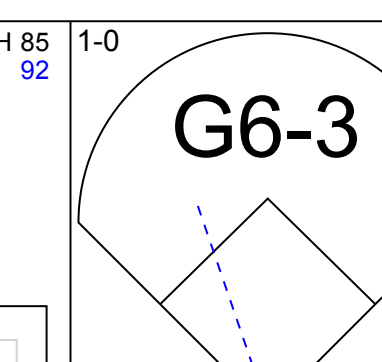
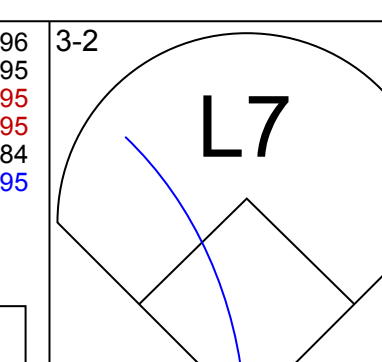
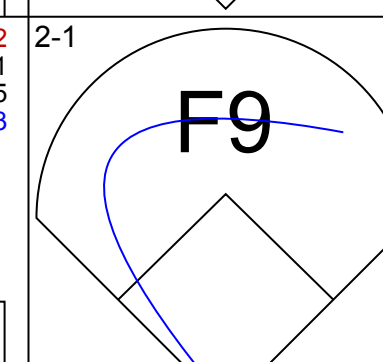
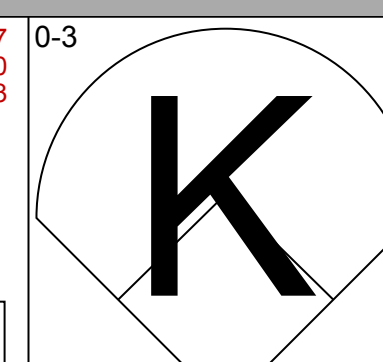
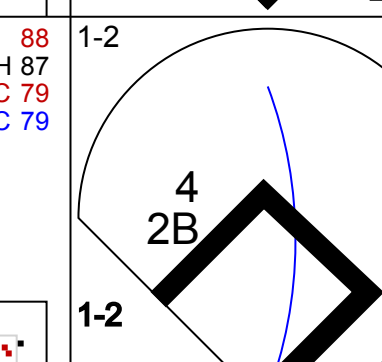
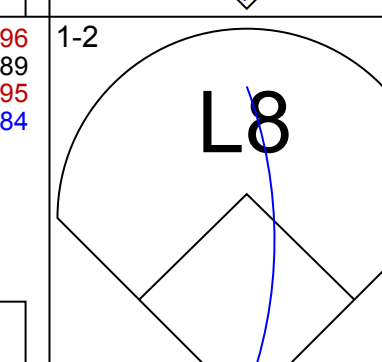
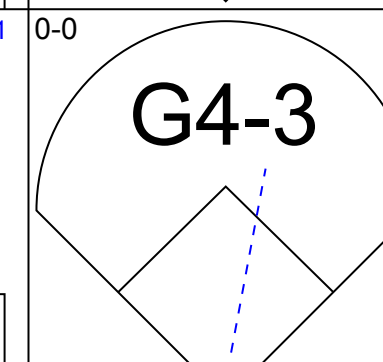
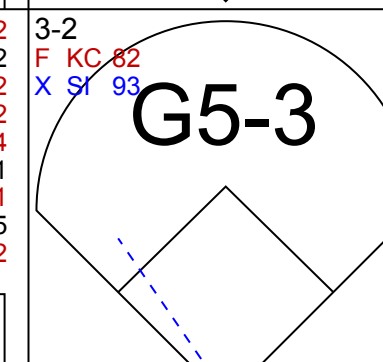
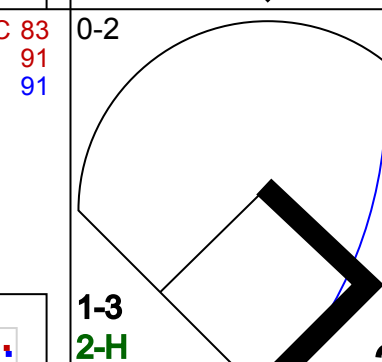
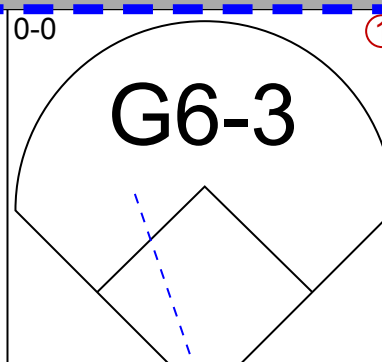
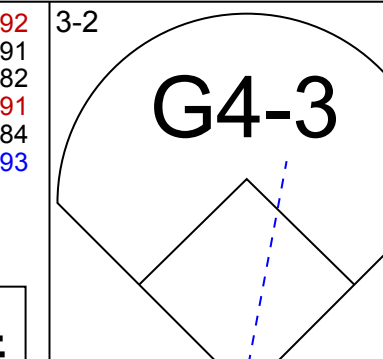
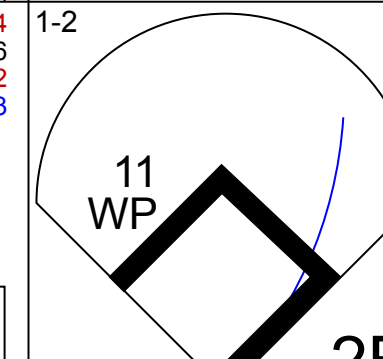
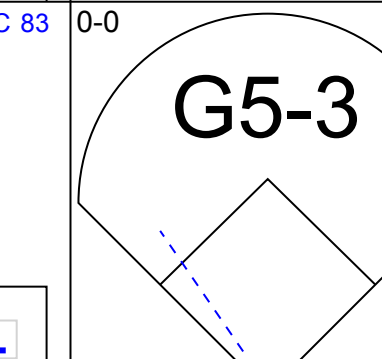
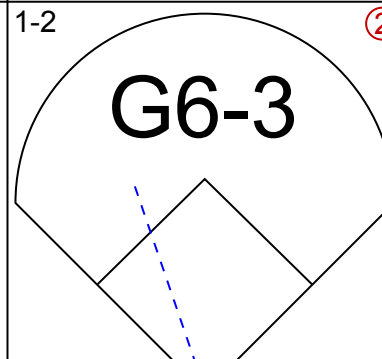
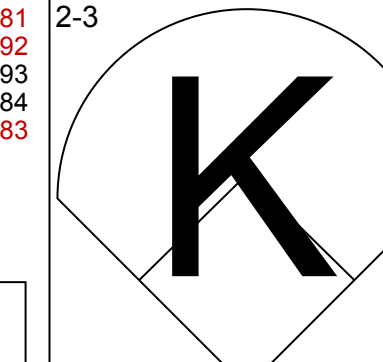
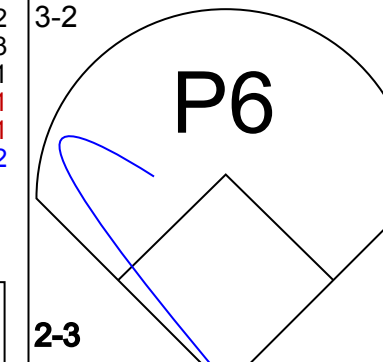
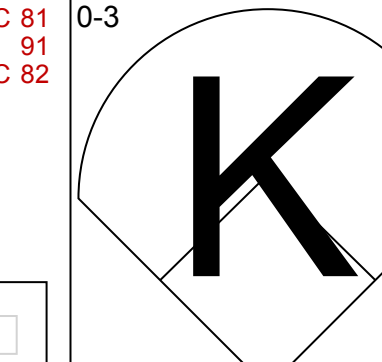
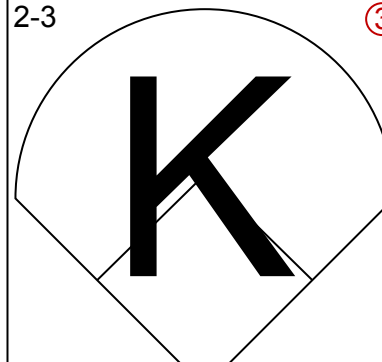
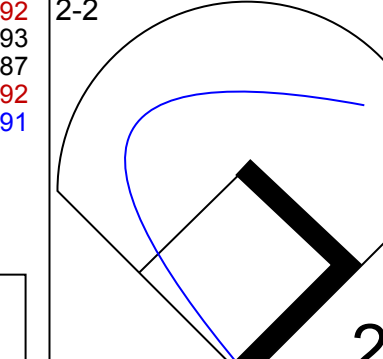
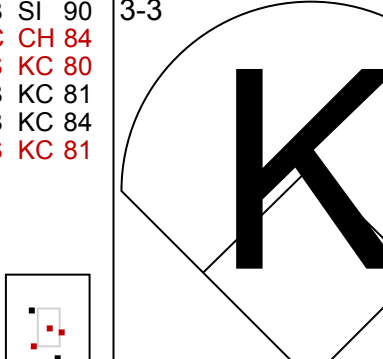
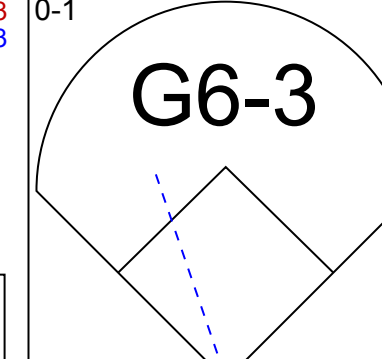
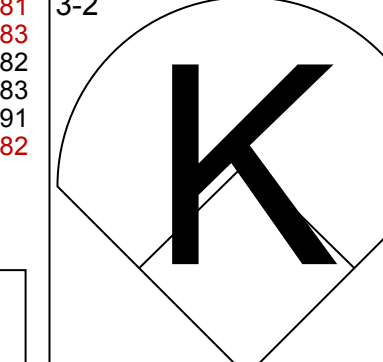
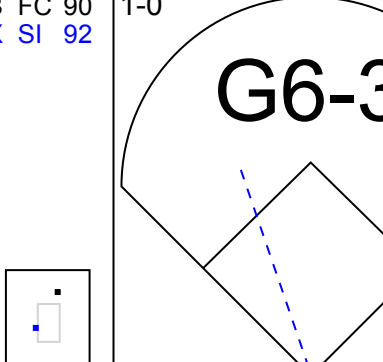
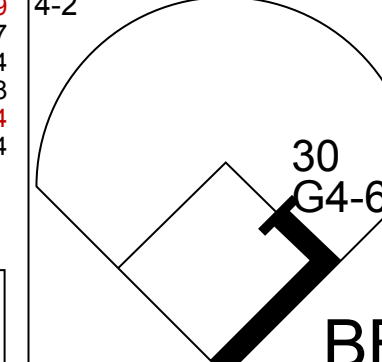
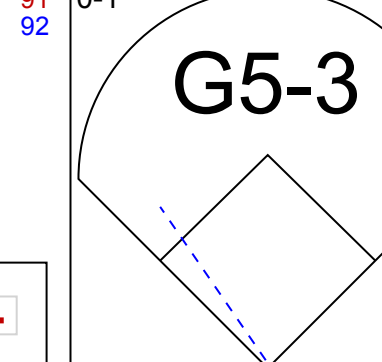
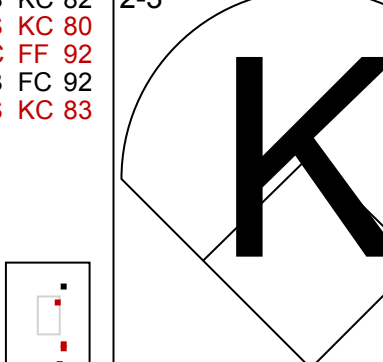
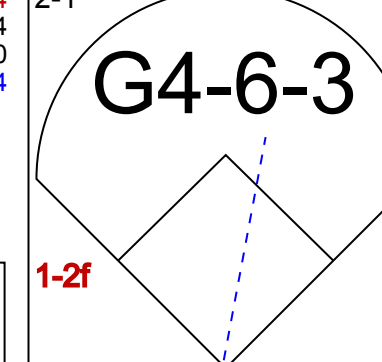
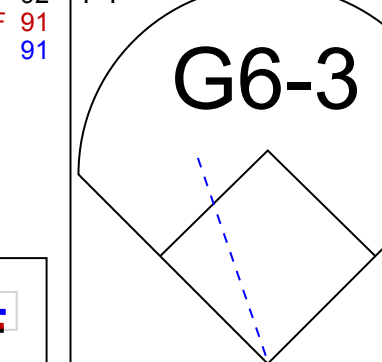
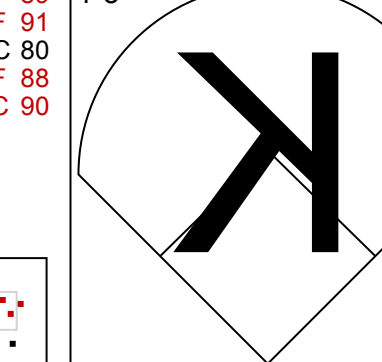
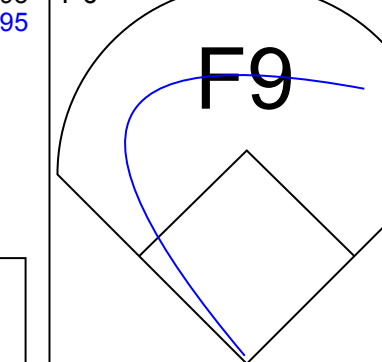


Batter	1	2	3	4	5	6	7	8	9	AB	R	H	RBI	BB	SO	LOB	BOTTOM	
4 George Springer, R (1,9) OBP: 0.353, SLG: 0.462										4	1	1	0	0	0	1		
2 Alex Bregman, R (1,5) OBP: 0.343, SLG: 0.053										3	1	0	0	1	0	2		
27 Jose Altuve, R (1,4) OBP: 0.424, SLG: 0.572										3	1	2	2	1	1	0		
1 Carlos Correa, R (1,6) OBP: 0.362, SLG: 0.457										4	0	3	0	0	0	1		
11 Evan Gattis, R (1,2) OBP: 0.289, SLG: 0.455										4	0	1	1	0	0	3		
13 Tyler White, R (1,10) OBP: 0.292, SLG: 0.372										4	0	1	1	0	0	3		
9 Marwin Gonzalez, S (1,3) OBP: 0.291, SLG: 0.422										4	0	0	0	0	3	5		
30 Carlos Gómez, R (1,8) OBP: 0.274, SLG: 0.325										4	0	0	0	0	1	3		
6 Jake Marisnick, R (1,7) OBP: 0.270, SLG: 0.331										3	1	1	0	0	0	0		
Inning Stats	R: 0 E: 0 K: 1 S: 5	H: 0 LOB: 0 BB: 0 P: 7	R: 0 E: 0 K: 1 S: 9	H: 1 LOB: 2 BB: 1 P: 13	R: 4 E: 0 K: 0 S: 11	H: 5 LOB: 1 BB: 1 P: 19	R: 0 E: 0 K: 0 S: 9	H: 0 LOB: 0 BB: 0 P: 13	R: 0 E: 0 K: 2 S: 8	H: 0 LOB: 1 BB: 1 P: 13	R: 1 E: 1 K: 0 S: 9	H: 2 LOB: 1 BB: 0 P: 9	R: 0 E: 0 K: 1 S: 10	H: 1 LOB: 1 BB: 0 P: 15	1B: 6 2B: 4 3B: 0 HR: 0	SF: 0 SAC: 0 DP: 2 HBP: 0	WP: 0 PB: 0 SB: 0 CS: 0	PA: 35
PITCHER 33 Martín Pérez, L (1,1) ERA: 4.33 43 Tony Barnette, R (8,1) ERA: 2.03	IP: 7.0 WLS: L BF: 31 H: 8 R: 5 ER: 5 SO: 4 BB: 3 IBB: 0 HBP: 0 BLK: 0 WP: 0 HR: 0 S: 58 P: 84 ERA: 6.43 WHIP: 1.571															PITCHER		

Texas Rangers @ Houston Astros
Minute Maid Park, Houston, TX
Fri Aug 05 2016, 7:11 PM - 9:24 PM CDT
Att: 32,820 - Roof Closed - 73 F

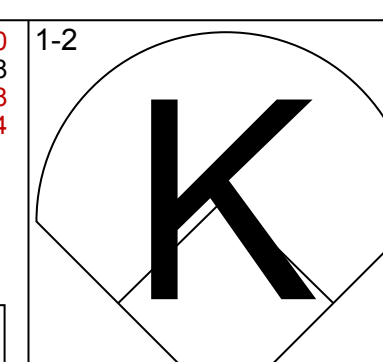
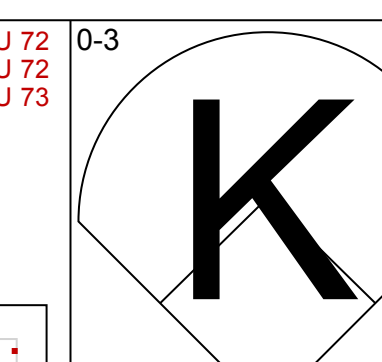
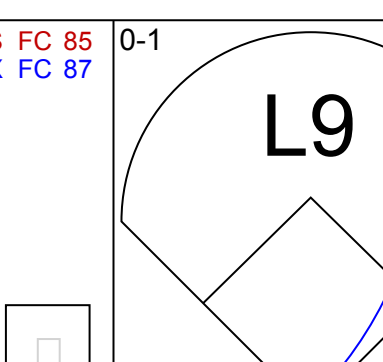
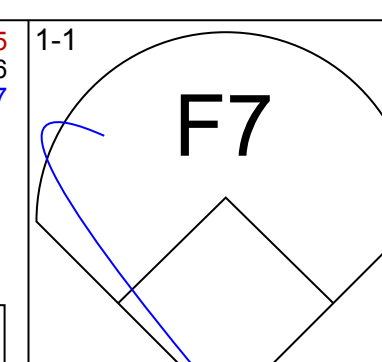
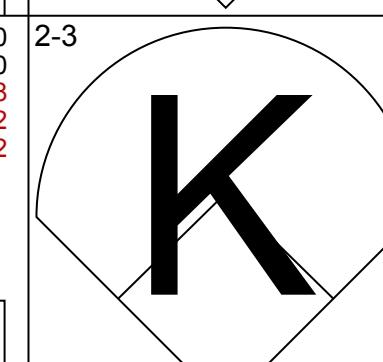
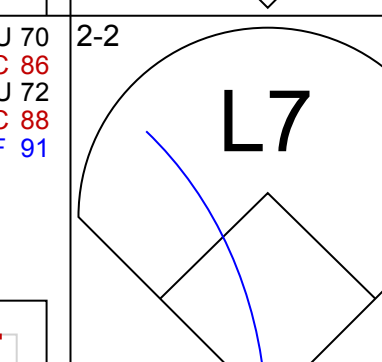
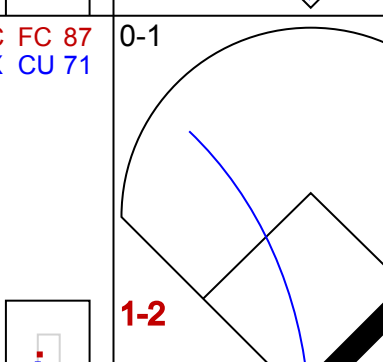
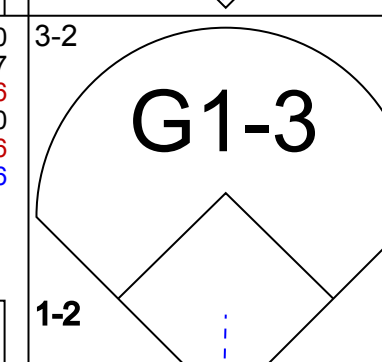

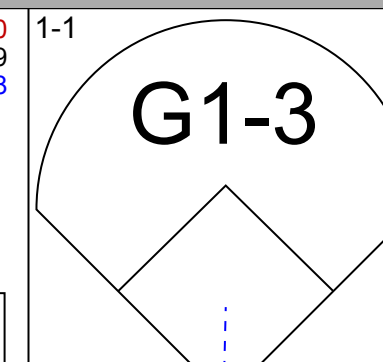
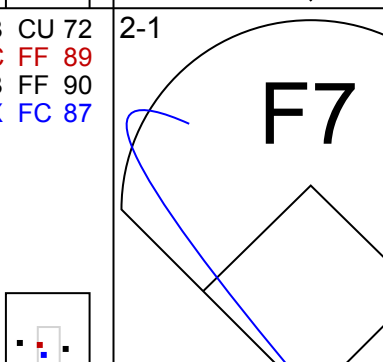
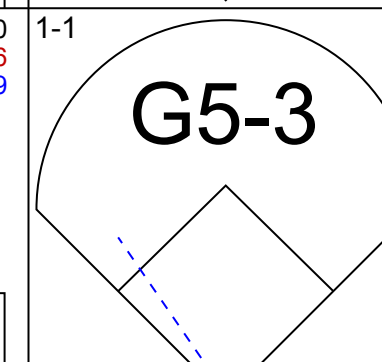
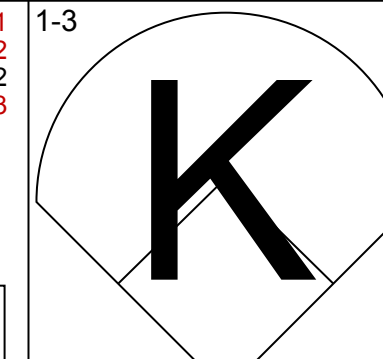
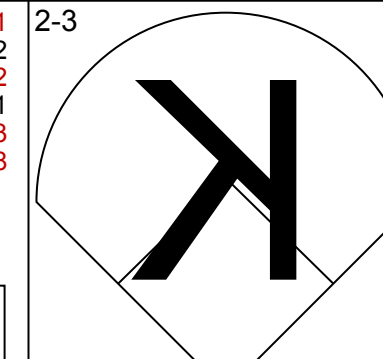
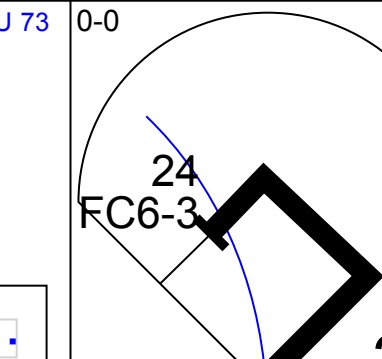
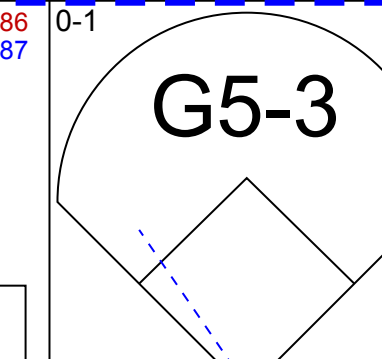
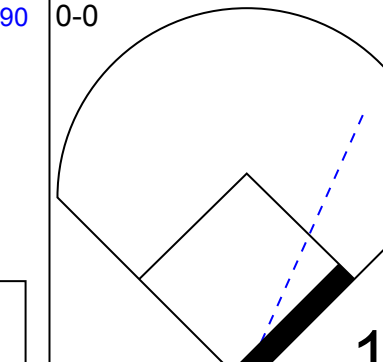
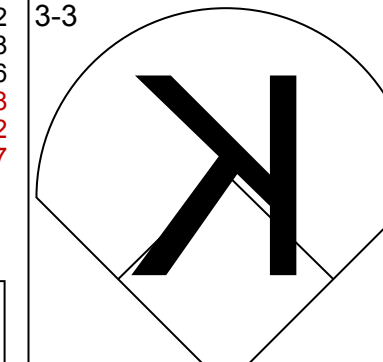
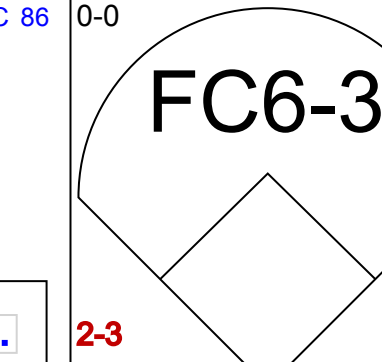
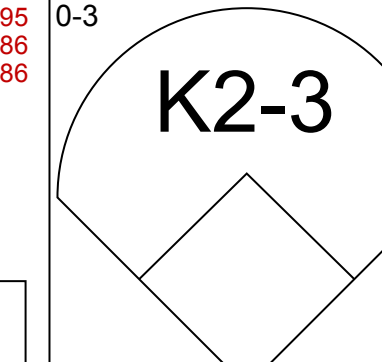
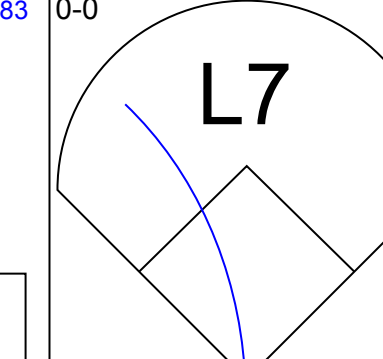
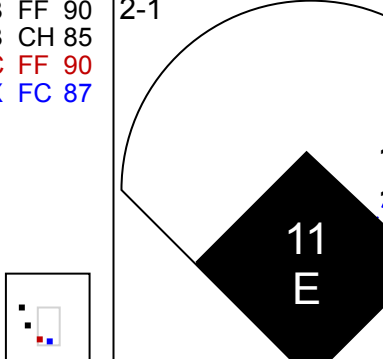
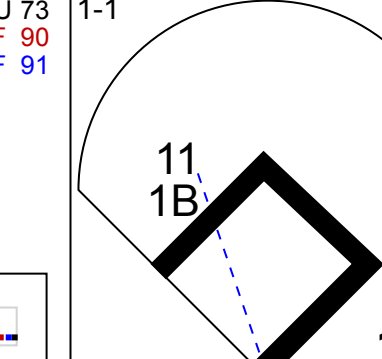
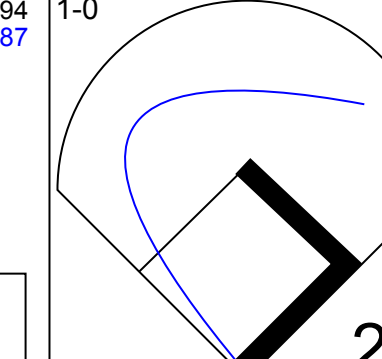
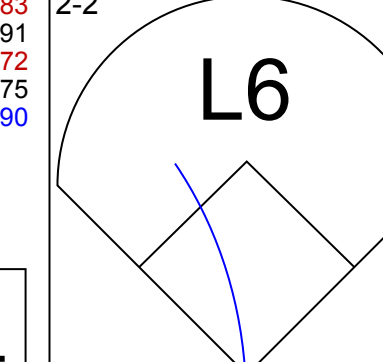
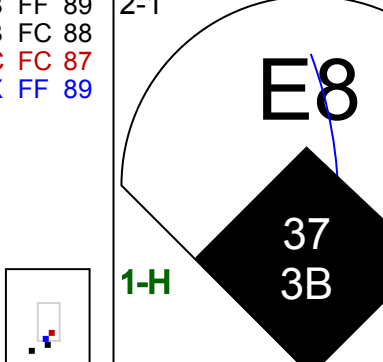
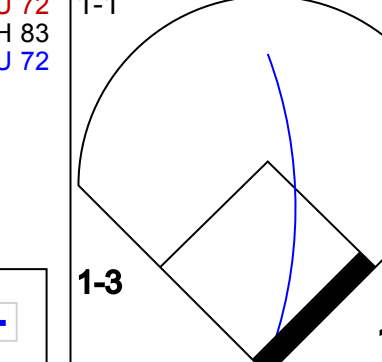
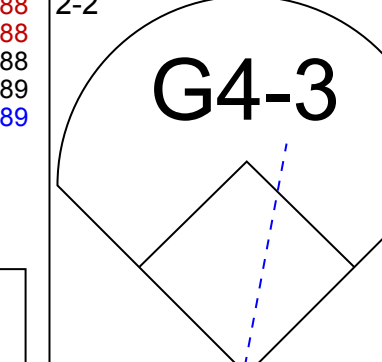
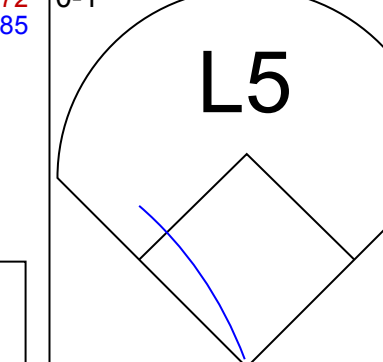
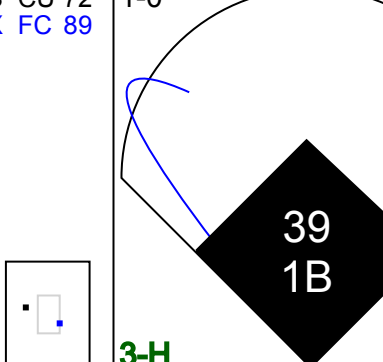
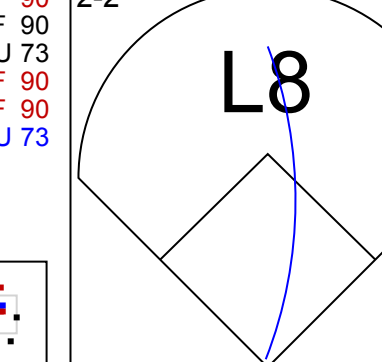
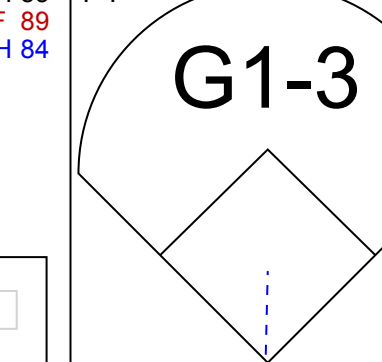
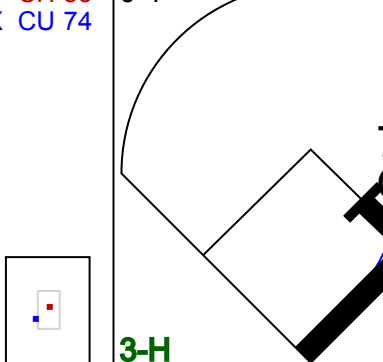
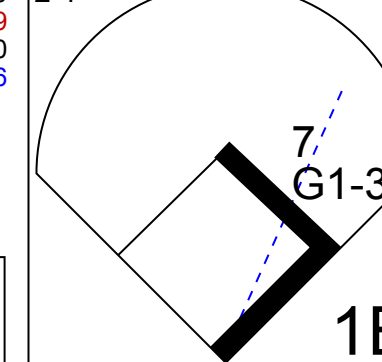
AB 32
R 5
H 9
RBI 5
BB 3
SO 5
LOB 17



Batter	1	2	3	4	5	6	7	8	9	AB	R	H	RBI	BB	SO	LOB	TOP							
16 Tony Kemp, L (1, 10) OBP: 0.368, SLG: 0.375										3	1	0	0	1	1	0	Houston Astros @ Minnesota Twins Target Field, Minneapolis, MN Mon Aug 08 2016, 7:11 PM - 9:28 PM CDT Att: 20,978 - Partly Cloudy - 80 F							
2 Alex Bregman, R (1, 5) OBP: 0.195, SLG: 0.173										4	0	1	0	0	1	0								
4 George Springer, R (1, 9) OBP: 0.347, SLG: 0.453										4	0	1	1	0	0	0								
1 Carlos Correa, R (1, 6) OBP: 0.363, SLG: 0.457										4	0	1	0	0	0	2								
11 Evan Gattis, R (1, 2) OBP: 0.287, SLG: 0.443										4	0	0	0	0	3	3								
9 Marwin Gonzalez, S (1, 4) OBP: 0.289, SLG: 0.420										3	0	1	0	0	1	0								
23 AJ Reed, L (1, 3) OBP: 0.243, SLG: 0.233										2	0	0	0	1	1	1								
30 Carlos Gómez, R (1, 8) OBP: 0.272, SLG: 0.322										3	0	0	0	0	1	1								
6 Jake Marisnick, R (1, 7) OBP: 0.265, SLG: 0.328										3	0	0	0	0	1	0								
Inning Stats	R: 0 H: 0 E: 0 K: 1 S: 6	H: 0 LOB: 0 BB: 0 P: 8	R: 0 H: 1 E: 0 K: 2 S: 12	H: 1 LOB: 1 BB: 0 P: 22	R: 0 H: 0 E: 0 K: 1 S: 5	H: 0 LOB: 0 BB: 0 P: 7	R: 0 H: 1 E: 0 K: 1 S: 17	H: 1 LOB: 1 BB: 0 P: 24	R: 0 H: 0 E: 0 K: 2 S: 7	H: 0 LOB: 0 BB: 0 P: 13	R: 1 H: 2 E: 0 K: 2 S: 15	H: 2 LOB: 2 BB: 1 P: 21	R: 0 H: 0 E: 0 K: 0 S: 6	H: 0 LOB: 0 BB: 1 P: 12	R: 0 H: 0 E: 0 K: 1 S: 7	H: 0 LOB: 0 BB: 0 P: 11		R: 0 H: 0 E: 0 K: 1 S: 8	H: 0 LOB: 0 BB: 0 P: 11	1B: 1 2B: 3 3B: 0 HR: 0	SF: 0 SAC: 0 DP: 1 HBP: 0	WP: 1 PB: 0 SB: 0 CS: 0	PA: 32	
PITCHER	IP WLS BF H R ER SO BB IBB HBP BLK WP HR S P ERA WHIP	IP WLS BF H R ER SO BB IBB HBP BLK WP HR S P ERA WHIP	IP WLS BF H R ER SO BB IBB HBP BLK WP HR S P ERA WHIP	IP WLS BF H R ER SO BB IBB HBP BLK WP HR S P ERA WHIP	IP WLS BF H R ER SO BB IBB HBP BLK WP HR S P ERA WHIP	IP WLS BF H R ER SO BB IBB HBP BLK WP HR S P ERA WHIP	IP WLS BF H R ER SO BB IBB HBP BLK WP HR S P ERA WHIP	IP WLS BF H R ER SO BB IBB HBP BLK WP HR S P ERA WHIP	IP WLS BF H R ER SO BB IBB HBP BLK WP HR S P ERA WHIP	IP WLS BF H R ER SO BB IBB HBP BLK WP HR S P ERA WHIP	IP WLS BF H R ER SO BB IBB HBP BLK WP HR S P ERA WHIP	IP WLS BF H R ER SO BB IBB HBP BLK WP HR S P ERA WHIP	IP WLS BF H R ER SO BB IBB HBP BLK WP HR S P ERA WHIP	IP WLS BF H R ER SO BB IBB HBP BLK WP HR S P ERA WHIP	IP WLS BF H R ER SO BB IBB HBP BLK WP HR S P ERA WHIP	IP WLS BF H R ER SO BB IBB HBP BLK WP HR S P ERA WHIP	IP WLS BF H R ER SO BB IBB HBP BLK WP HR S P ERA WHIP	IP WLS BF H R ER SO BB IBB HBP BLK WP HR S P ERA WHIP	IP WLS BF H R ER SO BB IBB HBP BLK WP HR S P ERA WHIP	IP WLS BF H R ER SO BB IBB HBP BLK WP HR S P ERA WHIP	IP WLS BF H R ER SO BB IBB HBP BLK WP HR S P ERA WHIP	IP WLS BF H R ER SO BB IBB HBP BLK WP HR S P ERA WHIP	IP WLS BF H R ER SO BB IBB HBP BLK WP HR S P ERA WHIP	IP WLS BF H R ER SO BB IBB HBP BLK WP HR S P ERA WHIP

AB	30
R	1
H	4
RBI	1
BB	2
SO	9
LOB	7



Batter	1	2	3	4	5	6	7	8	9	AB	R	H	RBI	BB	SO	LOB	BOTTOM							
2 Brian Dozier, R (1, 4) OBP: 0.336, SLG: 0.504										4	0	0	0	0	2	2	Houston Astros @ Minnesota Twins Target Field, Minneapolis, MN Mon Aug 08 2016, 7:11 PM - 9:28 PM CDT Att: 20,978 - Partly Cloudy - 80 F							
7 Joe Mauer, L (1, 3) OBP: 0.381, SLG: 0.412										4	0	1	0	0	1	1								
26 Max Kepler, L (1, 9) OBP: 0.341, SLG: 0.529										3	0	0	0	1	0	2								
22 Miguel Sanó, R (1, 10) OBP: 0.343, SLG: 0.478										4	0	1	0	0	2	1								
24 Trevor Plouffe, R (1, 5) OBP: 0.282, SLG: 0.396										4	0	1	0	0	2	1								
20 Eddie Rosario, L (1, 8) OBP: 0.301, SLG: 0.452										4	1	3	0	0	0	1								
11 Jorge Polanco, S (1, 6) OBP: 0.371, SLG: 0.524										4	1	2	0	0	0	2								
37 Juan Centeno, L (1, 2) OBP: 0.303, SLG: 0.397										3	1	1	1	0	0	3								
39 Danny Santana, S (1, 7) OBP: 0.300, SLG: 0.357										3	0	2	1	0	0	0								
Inning Stats	R: 0 H: 0 E: 0 K: 3 S: 11	H: 0 LOB: 1 BB: 1 P: 19	R: 0 H: 1 E: 0 K: 0 S: 7	H: 1 LOB: 1 BB: 0 P: 9	R: 0 H: 0 E: 0 K: 1 S: 8	H: 0 LOB: 0 BB: 0 P: 11	R: 0 H: 0 E: 0 K: 2 S: 9	H: 0 LOB: 0 BB: 0 P: 15	R: 3 H: 5 E: 1 K: 0 S: 13	H: 5 LOB: 1 BB: 0 P: 20	R: 0 H: 3 E: 0 K: 0 S: 10	H: 3 LOB: 2 BB: 0 P: 14	R: 0 H: 1 E: 0 K: 1 S: 9	H: 1 LOB: 1 BB: 0 P: 16	R: 0 H: 1 E: 0 K: 1 S: 9	H: 1 LOB: 1 BB: 0 P: 12		R: 0 H: 1 E: 0 K: 1 S: 9	H: 1 LOB: 1 BB: 0 P: 12	1B: 8 2B: 3 3B: 1 HR: 0	SF: 0 SAC: 0 DP: 1 HBP: 0	WP: 0 PB: 0 SB: 0 CS: 1	PA: 34	
PITCHER	IP WLS BF H R ER SO BB IBB HBP BLK WP HR S P ERA WHIP	IP WLS BF H R ER SO BB IBB HBP BLK WP HR S P ERA WHIP	IP WLS BF H R ER SO BB IBB HBP BLK WP HR S P ERA WHIP	IP WLS BF H R ER SO BB IBB HBP BLK WP HR S P ERA WHIP	IP WLS BF H R ER SO BB IBB HBP BLK WP HR S P ERA WHIP	IP WLS BF H R ER SO BB IBB HBP BLK WP HR S P ERA WHIP	IP WLS BF H R ER SO BB IBB HBP BLK WP HR S P ERA WHIP	IP WLS BF H R ER SO BB IBB HBP BLK WP HR S P ERA WHIP	IP WLS BF H R ER SO BB IBB HBP BLK WP HR S P ERA WHIP	IP WLS BF H R ER SO BB IBB HBP BLK WP HR S P ERA WHIP	IP WLS BF H R ER SO BB IBB HBP BLK WP HR S P ERA WHIP	IP WLS BF H R ER SO BB IBB HBP BLK WP HR S P ERA WHIP	IP WLS BF H R ER SO BB IBB HBP BLK WP HR S P ERA WHIP	IP WLS BF H R ER SO BB IBB HBP BLK WP HR S P ERA WHIP	IP WLS BF H R ER SO BB IBB HBP BLK WP HR S P ERA WHIP	IP WLS BF H R ER SO BB IBB HBP BLK WP HR S P ERA WHIP	IP WLS BF H R ER SO BB IBB HBP BLK WP HR S P ERA WHIP	IP WLS BF H R ER SO BB IBB HBP BLK WP HR S P ERA WHIP	IP WLS BF H R ER SO BB IBB HBP BLK WP HR S P ERA WHIP	IP WLS BF H R ER SO BB IBB HBP BLK WP HR S P ERA WHIP	IP WLS BF H R ER SO BB IBB HBP BLK WP HR S P ERA WHIP	IP WLS BF H R ER SO BB IBB HBP BLK WP HR S P ERA WHIP	IP WLS BF H R ER SO BB IBB HBP BLK WP HR S P ERA WHIP	IP WLS BF H R ER SO BB IBB HBP BLK WP HR S P ERA WHIP

AB	33
R	3
H	11
RBI	2
BB	1
SO	7
LOB	13



Batter	1	2	3	4	5	6	7	8	9	AB	R	H	RBI	BB	SO	LOB	TOP													
4 George Springer, R OBP: 0.284, SLG: 0.361										4	3	2	3	0	0	5														
13 Tyler White, R OBP: 0.284, SLG: 0.361										4	2	1	2	1	2	3														
2 Alex Bregman, R OBP: 0.224, SLG: 0.217										4	2	1	2	1	2	3														
27 Jose Altuve, R OBP: 0.432, SLG: 0.575										5	3	4	3	1	1	0														
1 Carlos Correa, R OBP: 0.365, SLG: 0.472										4	1	2	3	0	0	1														
16 Tony Kemp, L OBP: 0.349, SLG: 0.352										2	1	0	0	0	1	2														
9 Marwin Gonzalez, S OBP: 0.292, SLG: 0.420										6	0	4	2	0	1	1														
20 Preston Tucker, L OBP: 0.230, SLG: 0.341										5	0	1	0	1	0	3														
23 AJ Reed, L OBP: 0.263, SLG: 0.246										5	2	2	0	1	0	6														
6 Jake Marisnick, R OBP: 0.262, SLG: 0.328										5	1	0	0	1	0	7														
15 Jason Castro, L OBP: 0.321, SLG: 0.363										5	2	3	0	1	0	3														
Inning Stats	R: 2 H: 2 E: 1 K: 1 S: 12	WLS: 2 BF: 0 LOB: 0 P: 17	R: 4 H: 5 E: 0 K: 0 S: 14	H: 1 LOB: 1 BB: 0 P: 18	R: 0 H: 1 E: 0 K: 3 S: 10	H: 3 LOB: 3 BB: 2 P: 21	R: 0 H: 1 E: 0 K: 3 S: 14	H: 2 LOB: 1 BB: 0 P: 20	R: 6 H: 4 E: 0 K: 0 S: 12	H: 4 LOB: 2 BB: 1 P: 26	R: 0 H: 2 E: 0 K: 1 S: 8	H: 2 LOB: 2 BB: 0 P: 11	R: 0 H: 0 E: 0 K: 0 S: 4	H: 0 LOB: 0 BB: 1 P: 10	R: 3 H: 2 E: 1 K: 0 S: 15	H: 2 LOB: 2 BB: 2 P: 31	1B: 15 SF: 1 2B: 3 3B: 0 HR: 1	WP: 1 PA: 54 PB: 0 SB: 0 CS: 0												
PITCHER	IP: 2.0 WLS: 2 BF: 15 H: 8 R: 6 ER: 5 SO: 1	IP: 2.0 WLS: 0 BF: 8 H: 1 R: 0 ER: 0 SO: 3	IP: 1.1 WLS: 13 BF: 6 H: 6 R: 6 ER: 6 SO: 1	IP: 1.0 WLS: 1 BF: 6 H: 6 R: 6 ER: 6 SO: 1	IP: 1.0 WLS: 1 BF: 6 H: 6 R: 6 ER: 6 SO: 1	IP: 1.0 WLS: 1 BF: 6 H: 6 R: 6 ER: 6 SO: 1	IP: 1.0 WLS: 1 BF: 6 H: 6 R: 6 ER: 6 SO: 1	IP: 1.0 WLS: 1 BF: 6 H: 6 R: 6 ER: 6 SO: 1	IP: 1.0 WLS: 1 BF: 6 H: 6 R: 6 ER: 6 SO: 1	IP: 1.0 WLS: 1 BF: 6 H: 6 R: 6 ER: 6 SO: 1	IP: 1.0 WLS: 1 BF: 6 H: 6 R: 6 ER: 6 SO: 1	IP: 1.0 WLS: 1 BF: 6 H: 6 R: 6 ER: 6 SO: 1	IP: 1.0 WLS: 1 BF: 6 H: 6 R: 6 ER: 6 SO: 1	IP: 1.0 WLS: 1 BF: 6 H: 6 R: 6 ER: 6 SO: 1	IP: 1.0 WLS: 1 BF: 6 H: 6 R: 6 ER: 6 SO: 1	IP: 1.0 WLS: 1 BF: 6 H: 6 R: 6 ER: 6 SO: 1	IP: 1.0 WLS: 1 BF: 6 H: 6 R: 6 ER: 6 SO: 1	ERA: 22.50 WHIP: 4.500	ERA: 0.00 WHIP: 1.000	ERA: 40.50 WHIP: 5.250	ERA: 0.00 WHIP: 1.125	ERA: ∞ WHIP: ∞	ERA: 0.00 WHIP: 1.000	ERA: 0.00 WHIP: 1.000	ERA: 0.00 WHIP: 1.000	ERA: 0.00 WHIP: 1.000	ERA: 0.00 WHIP: 1.000	ERA: 0.00 WHIP: 1.000	ERA: 0.00 WHIP: 1.000	ERA: 0.00 WHIP: 1.000

Houston Astros @ Minnesota Twins
Target Field, Minneapolis, MN
Thu Aug 11 2016, 12:12 PM - 3:13 PM CDT
Att: 25,960 - Partly Cloudy - 77 F

AB	46
R	15
H	19
RBI	13
BB	6
SO	5
LOB	31



Batter	1	2	3	4	5	6	7	8	9	AB	R	H	RBI	BB	SO	LOB	BOTTOM											
2 Brian Dozier, R OBP: 0.338, SLG: 0.508										3	1	1	1	2	1	2												
7 Joe Mauer, L OBP: 0.380, SLG: 0.411										4	1	1	0	0	1	3												
24 Trevor Plouffe, R OBP: 0.285, SLG: 0.391										1	0	0	0	0	1													
26 Max Kepler, L OBP: 0.343, SLG: 0.530										4	0	2	3	0	0	1												
19 Kennys Vargas, S OBP: 0.404, SLG: 0.636										5	2	2	3	0	1	3												
20 Eddie Rosario, L OBP: 0.291, SLG: 0.436										4	0	0	0	0	1	0												
11 Jorge Polanco, S OBP: 0.372, SLG: 0.507										4	0	2	0	0	0	0												
5 Eduardo Escobar, S OBP: 0.286, SLG: 0.388										4	0	2	0	0	2	1												
37 Juan Centeno, L OBP: 0.310, SLG: 0.400										4	2	2	0	0	0	3												
36 Robbie Grossman, S OBP: 0.390, SLG: 0.432										4	1	1	0	0	0	1												
Inning Stats	R: 0 H: 7 E: 0 K: 1 S: 11	H: 0 LOB: 0 BB: 0 P: 18	R: 1 H: 1 E: 0 K: 2 S: 9	H: 1 LOB: 0 BB: 0 P: 15	R: 2 H: 3 E: 0 K: 1 S: 11	H: 3 LOB: 1 BB: 0 P: 18	R: 0 H: 2 E: 0 K: 0 S: 5	H: 2 LOB: 1 BB: 0 P: 8	R: 0 H: 0 E: 0 K: 1 S: 7	H: 0 LOB: 0 BB: 1 P: 11	R: 0 H: 1 E: 0 K: 0 S: 3	H: 1 LOB: 0 BB: 0 P: 4	R: 3 H: 3 E: 0 K: 1 S: 16	H: 3 LOB: 1 BB: 1 P: 32	R: 1 H: 3 E: 0 K: 0 S: 15	H: 3 LOB: 2 BB: 0 P: 25	1B: 8 SF: 1 2B: 3 3B: 0 HR: 2	WP: 1 PA: 40 PB: 0 SB: 0 CS: 0										
PITCHER	IP: 7.0 WLS: 29 BF: 29 H: 7 R: 5 ER: 5 SO: 5	IP: 1.0 WLS: 5 BF: 2 H: 2 R: 1 ER: 1 SO: 1	IP: 1.0 WLS: 6 BF: 3 H: 3 R: 1 ER: 1 SO: 0	IP: 1.0 WLS: 3 BF: 1 H: 1 R: 1 ER: 0 SO: 0	IP: 1.0 WLS: 59 BF: 24 H: 13 R: 24 ER: 9.00 SO: 2.000	IP: 1.0 WLS: 15 BF: 25 H: 15 R: 25 ER: 9.00 SO: 3.000	IP: 1.0 WLS: 1 BF: 4 H: 1 R: 0 ER: 0 SO: 0	IP: 1.0 WLS: 1 BF: 4 H: 1 R: 0 ER: 0 SO: 0	IP: 1.0 WLS: 1 BF: 4 H: 1 R: 0 ER: 0 SO: 0	IP: 1.0 WLS: 1 BF: 4 H: 1 R: 0 ER: 0 SO: 0	IP: 1.0 WLS: 1 BF: 4 H: 1 R: 0 ER: 0 SO: 0	IP: 1.0 WLS: 1 BF: 4 H: 1 R: 0 ER: 0 SO: 0	IP: 1.0 WLS: 1 BF: 4 H: 1 R: 0 ER: 0 SO: 0	IP: 1.0 WLS: 1 BF: 4 H: 1 R: 0 ER: 0 SO: 0	IP: 1.0 WLS: 1 BF: 4 H: 1 R: 0 ER: 0 SO: 0	IP: 1.0 WLS: 1 BF: 4 H: 1 R: 0 ER: 0 SO: 0	IP: 1.0 WLS: 1 BF: 4 H: 1 R: 0 ER: 0 SO: 0	ERA: 9.00 WHIP: 2.000	ERA: 9.00 WHIP: 3.000	ERA: 9.00 WHIP: 1.000	ERA: 9.00 WHIP: 1.000	ERA: 9.00 WHIP: 1.000	ERA: 9.00 WHIP: 1.000	ERA: 9.00 WHIP: 1.000	ERA: 9.00 WHIP: 1.000	ERA: 9.00 WHIP: 1.000	ERA: 9.00 WHIP: 1.000	ERA: 9.00 WHIP: 1.000

Houston Astros @ Minnesota Twins
Target Field, Minneapolis, MN
Thu Aug 11 2016, 12:12 PM - 3:13 PM CDT
Att: 25,960 - Partly Cloudy - 77 F

AB	37
R	7
H	13
RBI	7
BB	2
SO	6
LOB	15



Batter	1	2	3	4	5	6	7	8	9	AB	R	H	RBI	BB	SO	LOB	TOP									
4 George Springer, R OBP: 0.353, SLG: 0.471 53 Ken Giles, R	G4-3	1-H 2B		2-H HR		2B		FC5 1B E	F9	5	2	3	3	1	0	2										
2 Alex Bregman, R OBP: 0.236, SLG: 0.219	G6-3	BB		L8		G1-3		1B		4	0	1	0	1	0	1										
27 Jose Altuve, R OBP: 0.431, SLG: 0.572 23 AJ Reed, L	G2	G4-3		G1-3				1B		4	0	1	0	0	0	2										
1 Carlos Correa, R OBP: 0.368, SLG: 0.482		9 1B HR		HR		L6		FC5 9 G5-4-3		4	3	2	1	1	0	3										
9 Marwin Gonzalez, S OBP: 0.293, SLG: 0.422	1 SAFE C CU 75 D CH 80 C FF 68 F FF 69 1 SAFE 1 SAFE	11 HR 1B		G5-3		11 1B 2B		G5-4-3		5	2	2	1	0	1	4										
11 Evan Gattis, R OBP: 0.291, SLG: 0.451	1-H 2-H HR	G5-3		G5-3		20 G4-6-3 1B		F8		5	1	2	4	0	1	0										
20 Preston Tucker, L OBP: 0.222, SLG: 0.328	F7			K		G4-6-3		K		5	0	0	0	0	2	1										
13 Tyler White, R OBP: 0.291, SLG: 0.372	G6-3			E6 4 HR 16 G3		2B		1B		5	1	3	0	0	0	0										
16 Tony Kemp, L OBP: 0.353, SLG: 0.356	4 2B 1B			G3		K		G5-3		5	1	2	0	0	1	3										
Inning Stats	R: 0 E: 0 K: 0 S: 11	H: 0 LOB: 0 BB: 0 P: 15	R: 4 E: 0 K: 0 S: 22	H: 4 LOB: 2 BB: 2 P: 39	R: 1 E: 0 K: 1 S: 9	H: 1 LOB: 0 BB: 0 P: 12	R: 2 E: 1 K: 0 S: 11	H: 1 LOB: 0 BB: 0 P: 18	R: 2 E: 0 K: 1 S: 16	H: 4 LOB: 1 BB: 0 P: 28	R: 0 E: 0 K: 1 S: 12	H: 2 LOB: 2 BB: 0 P: 18	R: 0 E: 0 K: 1 S: 8	H: 1 LOB: 1 BB: 0 P: 11	R: 1 E: 1 K: 1 S: 9	H: 1 LOB: 1 BB: 1 P: 15	R: 0 E: 0 K: 1 S: 14	H: 2 LOB: 2 BB: 0 P: 18	1B: 8 2B: 5 3B: 0 HR: 3	SF: 0 SAC: 0 DP: 2 HBP: 0	WP: 0 PB: 0 SB: 1 CS: 0	PA: 46				
PITCHER	IP WLS BF H R ER SO BB IBB HBP BLK WP HR S P ERA WHIP	IP WLS BF H R ER SO BB IBB HBP BLK WP HR S P ERA WHIP	IP WLS BF H R ER SO BB IBB HBP BLK WP HR S P ERA WHIP	IP WLS BF H R ER SO BB IBB HBP BLK WP HR S P ERA WHIP	IP WLS BF H R ER SO BB IBB HBP BLK WP HR S P ERA WHIP	IP WLS BF H R ER SO BB IBB HBP BLK WP HR S P ERA WHIP	IP WLS BF H R ER SO BB IBB HBP BLK WP HR S P ERA WHIP	IP WLS BF H R ER SO BB IBB HBP BLK WP HR S P ERA WHIP	IP WLS BF H R ER SO BB IBB HBP BLK WP HR S P ERA WHIP	IP WLS BF H R ER SO BB IBB HBP BLK WP HR S P ERA WHIP	IP WLS BF H R ER SO BB IBB HBP BLK WP HR S P ERA WHIP	IP WLS BF H R ER SO BB IBB HBP BLK WP HR S P ERA WHIP	IP WLS BF H R ER SO BB IBB HBP BLK WP HR S P ERA WHIP	IP WLS BF H R ER SO BB IBB HBP BLK WP HR S P ERA WHIP	IP WLS BF H R ER SO BB IBB HBP BLK WP HR S P ERA WHIP	IP WLS BF H R ER SO BB IBB HBP BLK WP HR S P ERA WHIP	IP WLS BF H R ER SO BB IBB HBP BLK WP HR S P ERA WHIP	IP WLS BF H R ER SO BB IBB HBP BLK WP HR S P ERA WHIP	IP WLS BF H R ER SO BB IBB HBP BLK WP HR S P ERA WHIP	IP WLS BF H R ER SO BB IBB HBP BLK WP HR S P ERA WHIP	IP WLS BF H R ER SO BB IBB HBP BLK WP HR S P ERA WHIP	IP WLS BF H R ER SO BB IBB HBP BLK WP HR S P ERA WHIP	IP WLS BF H R ER SO BB IBB HBP BLK WP HR S P ERA WHIP	IP WLS BF H R ER SO BB IBB HBP BLK WP HR S P ERA WHIP	IP WLS BF H R ER SO BB IBB HBP BLK WP HR S P ERA WHIP	
2 Brian Dozier, R OBP: 0.338, SLG: 0.509 5 Eduardo Escobar, S	26 F9 2B		E6			F8		L4	G4-3	3	0	1	0	0	0	0										
7 Joe Mauer, L OBP: 0.378, SLG: 0.410 19 Kennys Vargas, S	F8		G6-3			G6-3		G6-3		4	1	1	0	0	0	4										
26 Max Kepler, L OBP: 0.338, SLG: 0.521	F9					K		F9		4	0	0	0	0	2	2										
22 Miguel Sanó, R OBP: 0.344, SLG: 0.489	K					1B		K		4	0	2	1	0	2	1										
24 Trevor Plouffe, R OBP: 0.284, SLG: 0.389		G5-3		P4		L7		11 1B 1B		4	0	1	0	0	0	2										
11 Jorge Polanco, S OBP: 0.378, SLG: 0.507		P5		K				20 8 2B 1B		4	1	2	0	0	1	1										
20 Eddie Rosario, L OBP: 0.290, SLG: 0.433	G3					F8		G3-1		4	0	1	0	0	0	2										
8 Kurt Suzuki, R OBP: 0.324, SLG: 0.435				F8		L7		F9		4	0	1	1	0	0	0										
39 Danny Santana, S OBP: 0.295, SLG: 0.351				K		K2-3		K		4	0	0	0	0	4	2										
Inning Stats	R: 0 E: 0 K: 1 S: 10	H: 1 LOB: 1 BB: 0 P: 12	R: 0 E: 0 K: 0 S: 9	H: 0 LOB: 0 BB: 0 P: 15	R: 0 E: 1 K: 1 S: 13	H: 0 LOB: 1 BB: 0 P: 17	R: 0 E: 0 K: 2 S: 11	H: 1 LOB: 1 BB: 0 P: 18	R: 0 E: 0 K: 1 S: 8	H: 0 LOB: 0 BB: 0 P: 9	R: 1 E: 0 K: 0 S: 11	H: 2 LOB: 1 BB: 0 P: 18	R: 1 E: 0 K: 1 S: 10	H: 3 LOB: 2 BB: 0 P: 16	R: 0 E: 0 K: 2 S: 13	H: 2 LOB: 2 BB: 0 P: 17	R: 0 E: 0 K: 1 S: 12	H: 0 LOB: 0 BB: 0 P: 16	1B: 6 2B: 3 3B: 0 HR: 0	SF: 0 SAC: 0 DP: 0 HBP: 0	WP: 0 PB: 0 SB: 0 CS: 0	PA: 37				
PITCHER	IP WLS BF H R ER SO BB IBB HBP BLK WP HR S P ERA WHIP	IP WLS BF H R ER SO BB IBB HBP BLK WP HR S P ERA WHIP	IP WLS BF H R ER SO BB IBB HBP BLK WP HR S P ERA WHIP	IP WLS BF H R ER SO BB IBB HBP BLK WP HR S P ERA WHIP	IP WLS BF H R ER SO BB IBB HBP BLK WP HR S P ERA WHIP	IP WLS BF H R ER SO BB IBB HBP BLK WP HR S P ERA WHIP	IP WLS BF H R ER SO BB IBB HBP BLK WP HR S P ERA WHIP	IP WLS BF H R ER SO BB IBB HBP BLK WP HR S P ERA WHIP	IP WLS BF H R ER SO BB IBB HBP BLK WP HR S P ERA WHIP	IP WLS BF H R ER SO BB IBB HBP BLK WP HR S P ERA WHIP	IP WLS BF H R ER SO BB IBB HBP BLK WP HR S P ERA WHIP	IP WLS BF H R ER SO BB IBB HBP BLK WP HR S P ERA WHIP	IP WLS BF H R ER SO BB IBB HBP BLK WP HR S P ERA WHIP	IP WLS BF H R ER SO BB IBB HBP BLK WP HR S P ERA WHIP	IP WLS BF H R ER SO BB IBB HBP BLK WP HR S P ERA WHIP	IP WLS BF H R ER SO BB IBB HBP BLK WP HR S P ERA WHIP	IP WLS BF H R ER SO BB IBB HBP BLK WP HR S P ERA WHIP	IP WLS BF H R ER SO BB IBB HBP BLK WP HR S P ERA WHIP	IP WLS BF H R ER SO BB IBB HBP BLK WP HR S P ERA WHIP	IP WLS BF H R ER SO BB IBB HBP BLK WP HR S P ERA WHIP	IP WLS BF H R ER SO BB IBB HBP BLK WP HR S P ERA WHIP	IP WLS BF H R ER SO BB IBB HBP BLK WP HR S P ERA WHIP	IP WLS BF H R ER SO BB IBB HBP BLK WP HR S P ERA WHIP	IP WLS BF H R ER SO BB IBB HBP BLK WP HR S P ERA WHIP	IP WLS BF H R ER SO BB IBB HBP BLK WP HR S P ERA WHIP	IP WLS BF H R ER SO BB IBB HBP BLK WP HR S P ERA WHIP
47 Chris Devenski, R ERA: 2.35 50 Kevin Chapman, L ERA: 13.5 51 James Hoyt, R ERA: 1.69 53 Ken Giles, R ERA: 3.69	5.0 1.1 1.2 1.0	WLS W 7 3	BF 18 9 7 3	H 2 5 0	R 0 2 0	ER 0 2 0	SO 1 1 2	BB 0 0 0	IBB 0 0 0	HBP 0 0 0	BLK 0 0 0	WP 0 0 0	HR 0 18 16	S 51 18 12	P 7 28 23	ERA 0.00 13.50 0.00	WHIP 0.400 3.750 1.200	0.00 0.00 0.00								

Houston Astros @ Minnesota Twins
Target Field, Minneapolis, MN
Thu Aug 11 2016, 6:11 PM - 8:57 PM CDT
Att: 24,935 - Overcast - 81 F

livebaseballscorecards.com

AB	43
R	10
H	16
RBI	9
BB	3
SO	6
LOB	18



Houston Astros @ Minnesota Twins
Target Field, Minneapolis, MN
Thu Aug 11 2016, 6:11 PM - 8:57 PM CDT
Att: 24,935 - Overcast - 81 F

livebaseballscorecards.com


AB	37
R	2
H	9
RBI	2
BB	0
SO	9
LOB	16



Batter	1	2	3	4	5	6	7	8	9	AB	R	H	RBI	BB	SO	LOB	TOP										
4 George Springer, R OBP: 0.358, SLG: 0.471	G5-3		1B			1B											2 2 1 0 3 0 0										
2 Alex Bregman, R OBP: 0.247, SLG: 0.246	K		1B														5 1 2 0 0 1 5										
27 Jose Altuve, R OBP: 0.428, SLG: 0.570	F9		L5														5 0 1 2 0 0 3										
1 Carlos Correa, R OBP: 0.366, SLG: 0.479		E5															5 0 1 2 0 0 1										
9 Marwin Gonzalez, S OBP: 0.292, SLG: 0.419	G5-4-3		L8														5 0 1 0 0 0 4										
11 Evan Gattis, R OBP: 0.288, SLG: 0.463																	5 0 4 0 0 0 0										
13 Tyler White, R OBP: 0.288, SLG: 0.366																	3 0 0 0 0 3 2										
16 Tony Kemp, L OBP: 0.357, SLG: 0.350	K																1 0 0 0 1 0 1										
35 Teoscar Hernández, R OBP: 0.600, SLG: 1.250																	4 2 2 1 1 0 4										
15 Jason Castro, L OBP: 0.320, SLG: 0.359																	3 0 0 0 0 1 4										
Inning Stats	R: 0 H: 0 E: 0 K: 1 S: 9	H: 0 LOB: 0 BB: 0 P: 12	R: 0 H: 1 E: 1 K: 1 S: 6	LOB: 1 BB: 0 P: 8	R: 2 H: 2 E: 0 K: 0 S: 12	H: 2 LOB: 2 BB: 2 P: 26	R: 0 H: 1 E: 0 K: 1 S: 10	LOB: 1 BB: 0 P: 14	R: 2 H: 3 E: 0 K: 0 S: 11	H: 0 LOB: 0 BB: 0 P: 17	R: 1 H: 1 E: 0 K: 1 S: 13	LOB: 2 BB: 1 P: 26	R: 0 H: 0 E: 0 K: 0 S: 4	LOB: 0 BB: 0 P: 6	R: 0 H: 2 E: 0 K: 1 S: 13	LOB: 3 BB: 1 P: 19	R: 0 H: 2 E: 0 K: 0 S: 14	LOB: 3 BB: 1 P: 26	1B: 7 2B: 4 3B: 0 HR: 1	SF: 0 SAC: 0 DP: 1 HBP: 1	WP: 0 PB: 0 SB: 0 CS: 1	PA: 44					
PITCHER	IP	WLS	BF	H	R	ER	SO	BB	IBB	HBP	BLK	WP	HR	S	P	ERA	WHIP										
45 Francisco Liriano, L ERA: 5.46	5.2	L	27	8	5	5	4	2	0	1	0	0	1	58	95	7.94	1.765										
52 Ryan Tepera, R ERA: 3.68	1.2		8	2	0	0	0	1	0	0	0	0	0	11	19	0.00	1.800										
27 Brett Cecil, L ERA: 4.94	0.2		3	0	0	0	1	1	0	0	0	0	0	9	14	0.00	1.500										
46 Scott Feldman, R ERA: 3.74	1.0		6	2	0	0	0	1	0	0	0	0	0	14	26	0.00	3.000										

Houston Astros @ Toronto Blue Jays
Rogers Centre, Toronto, ON
Fri Aug 12 2016, 7:08 PM - 9:56 PM EDT
Att: 46,330 - Cloudy - 82 F

AB 38
R 5
H 12
RBI 5
BB 5
SO 5
LOB 24



Batter	1	2	3	4	5	6	7	8	9	AB	R	H	RBI	BB	SO	LOB	BOTTOM										
29 Devon Travis, R OBP: 0.341, SLG: 0.494	P3		1B														4 0 1 0 0 0 0										
20 Josh Donaldson, R OBP: 0.404, SLG: 0.565	F7		G6-4-3														4 0 1 0 0 0 1										
10 Edwin Encarnación, R OBP: 0.355, SLG: 0.549			G5-3														4 1 2 1 0 1 1										
21 Michael Saunders, L OBP: 0.356, SLG: 0.512	G6-3																4 1 1 1 0 1 2										
2 Troy Tulowitzki, R OBP: 0.317, SLG: 0.455																	4 0 0 0 0 1 1										
55 Russell Martin, R OBP: 0.329, SLG: 0.343																	4 0 0 0 0 1 0										
14 Justin Smoak, S OBP: 0.316, SLG: 0.413																	2 0 1 0 1 1 0										
7 B.J. Upton, R OBP: 0.289, SLG: 0.405																	3 0 0 0 0 2 1										
9 Darrell Ceciliani, L OBP: 0.111, SLG: 0.222																	3 1 1 0 0 1 0										
Inning Stats	R: 0 H: 1 E: 0 K: 0 S: 12	H: 0 LOB: 1 BB: 0 P: 19	R: 0 H: 0 E: 0 K: 1 S: 11	LOB: 1 BB: 1 P: 17	R: 1 H: 2 E: 0 K: 0 S: 4	H: 2 LOB: 0 BB: 0 P: 7	R: 1 H: 2 E: 0 K: 1 S: 9	LOB: 1 BB: 0 P: 13	R: 0 H: 0 E: 0 K: 1 S: 7	H: 0 LOB: 0 BB: 0 P: 9	R: 0 H: 1 E: 0 K: 2 S: 12	LOB: 0 BB: 0 P: 17	R: 0 H: 0 E: 0 K: 2 S: 8	LOB: 0 BB: 0 P: 12	R: 0 H: 0 E: 0 K: 1 S: 14	LOB: 0 BB: 0 P: 20	R: 1 H: 1 E: 0 K: 0 S: 10	LOB: 0 BB: 0 P: 16	1B: 2 2B: 3 3B: 0 HR: 2	SF: 0 SAC: 0 DP: 1 HBP: 0	WP: 0 PB: 0 SB: 0 CS: 0	PA: 33					
PITCHER	IP	WLS	BF	H	R	ER	SO	BB	IBB	HBP	BLK	WP	HR	S	P	ERA	WHIP										
59 Joe Musgrove, R ERA: 1.47	7.0	W	26	6	2	2	7	1	0	0	0	0	0	14	20	0.00	0.000										
37 Pat Neshek, R ERA: 2.34	1.0	H	3	0	0	0	1	0	0	0	0	0	0	1	10	9.00	1.000										
36 Will Harris, R ERA: 2.7	1.0	S	4	1	1	1	0	0	0	0	0	0	1	10	16	9.00	1.000										

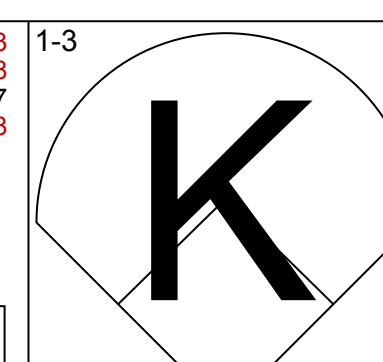
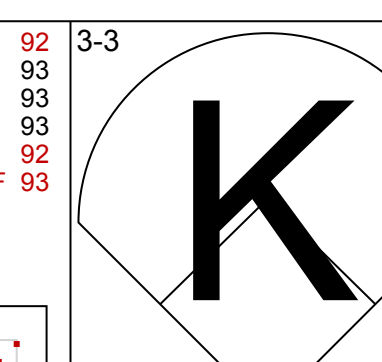
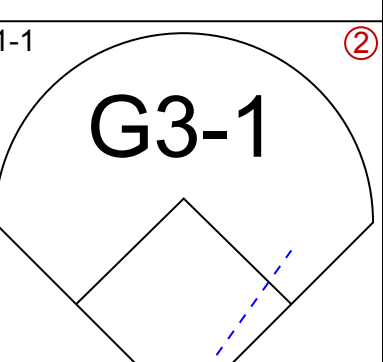
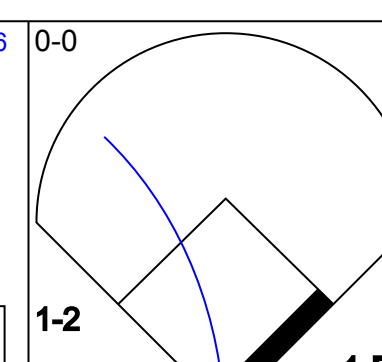
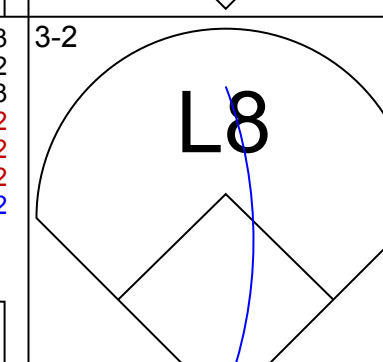
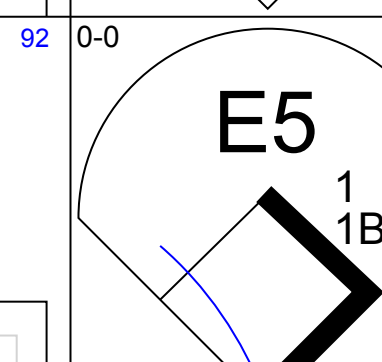
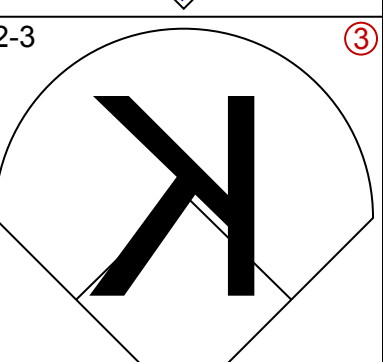
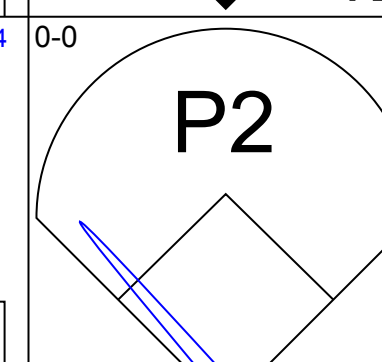
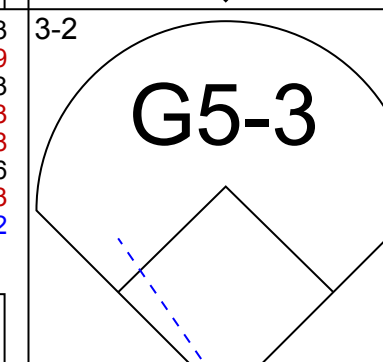
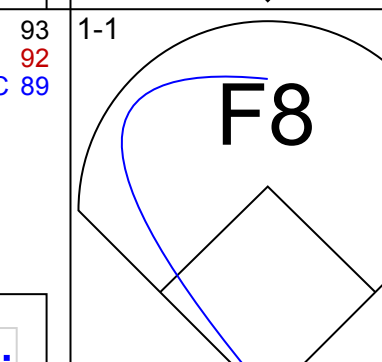
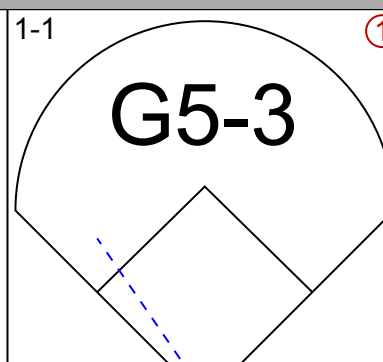
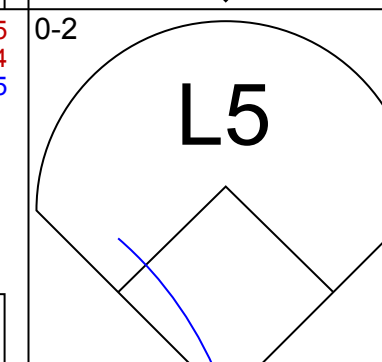
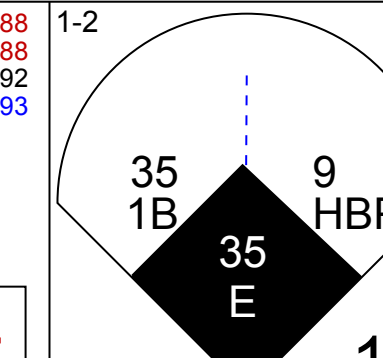
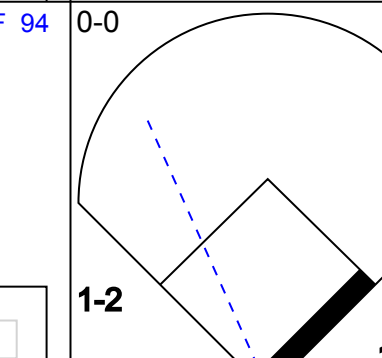
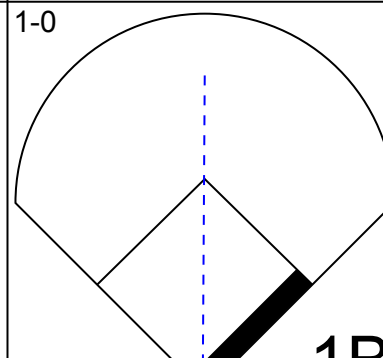
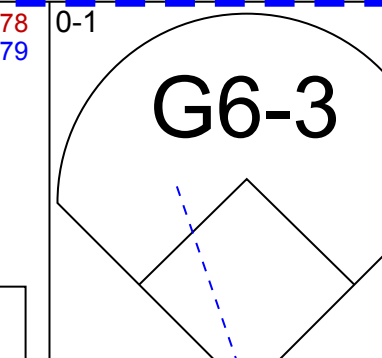
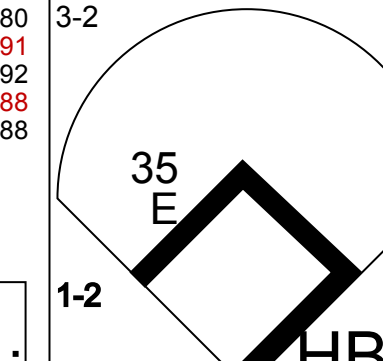
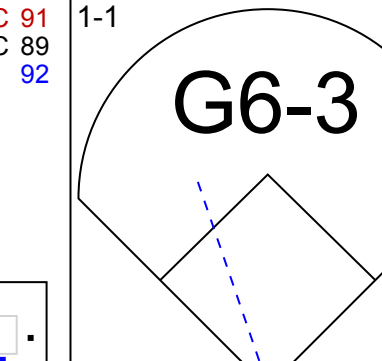
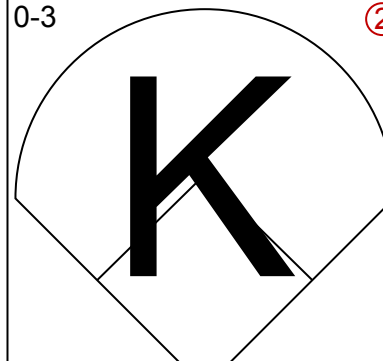
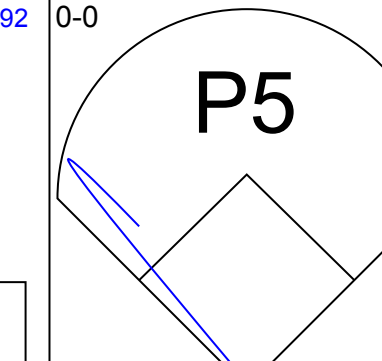
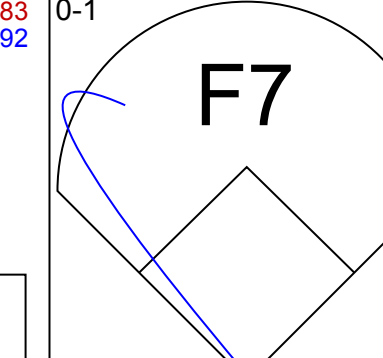

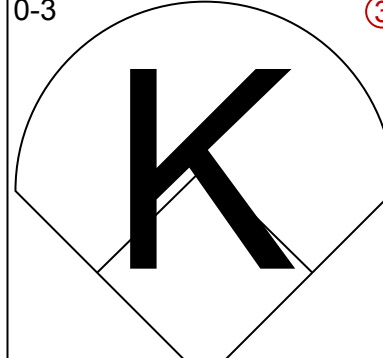
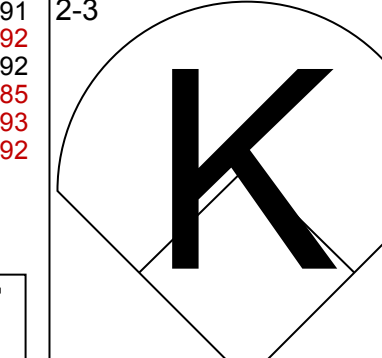
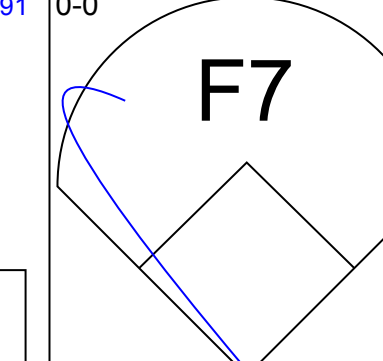
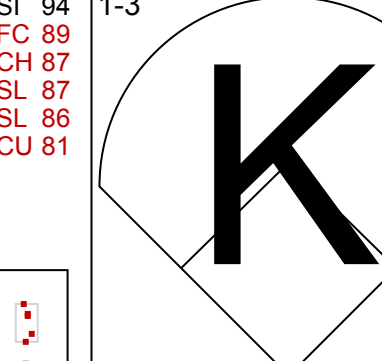

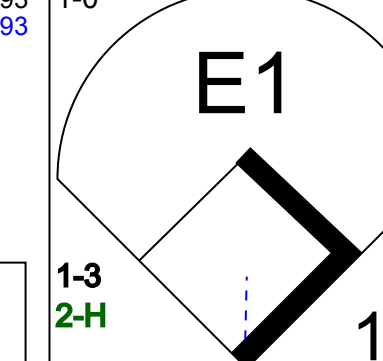
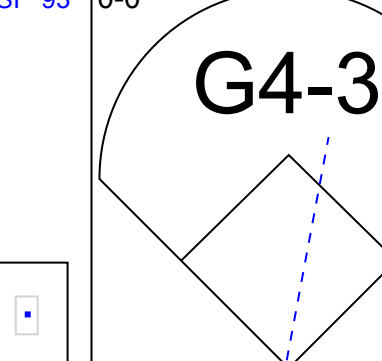
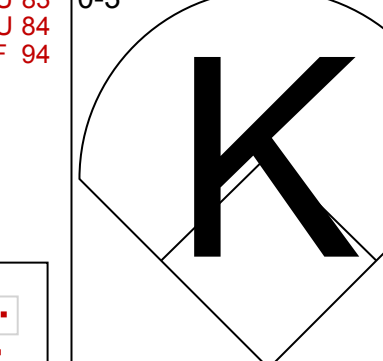
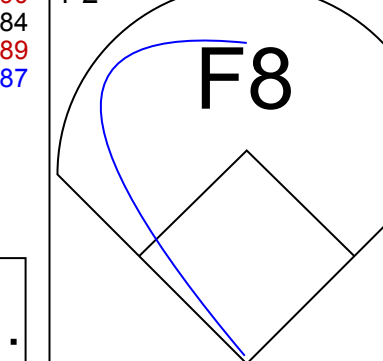

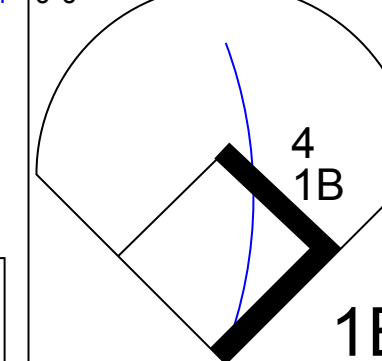
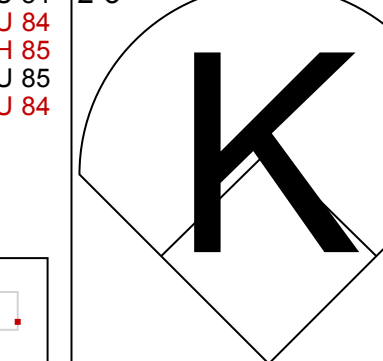
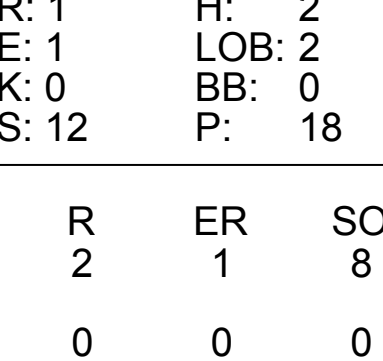
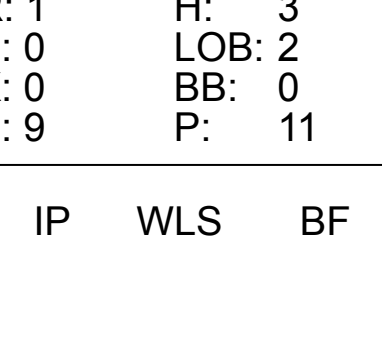
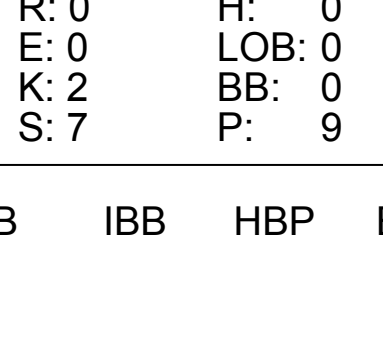
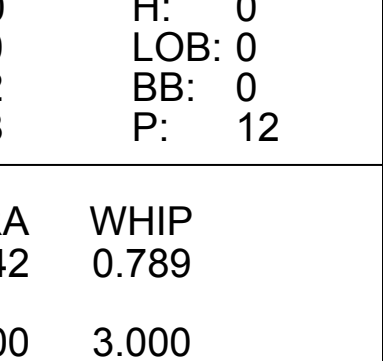
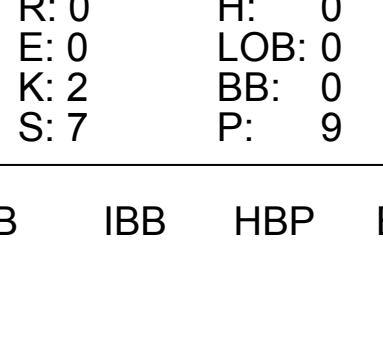
Houston Astros @ Toronto Blue Jays
Rogers Centre, Toronto, ON
Fri Aug 12 2016, 7:08 PM - 9:56 PM EDT
Att: 46,330 - Cloudy - 82 F

AB 32
R 3
H 7
RBI 2
BB 1
SO 8
LOB 6



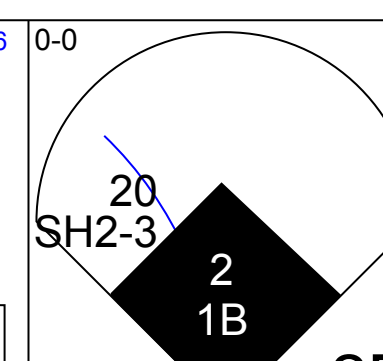
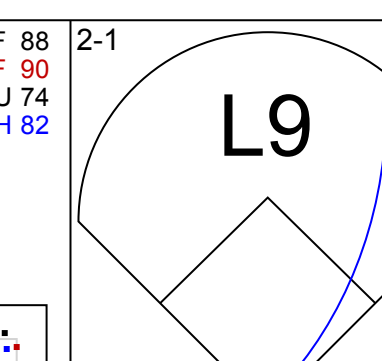
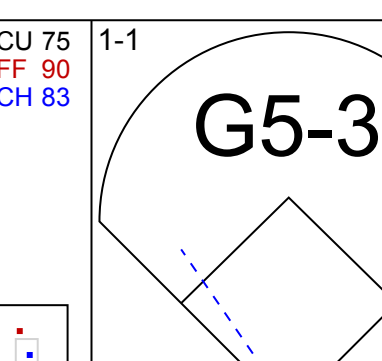
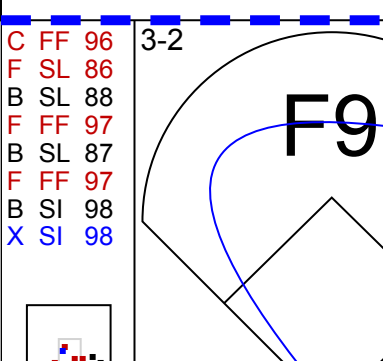
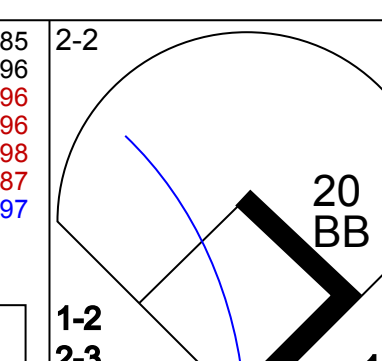
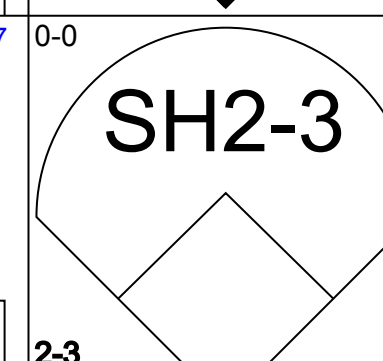
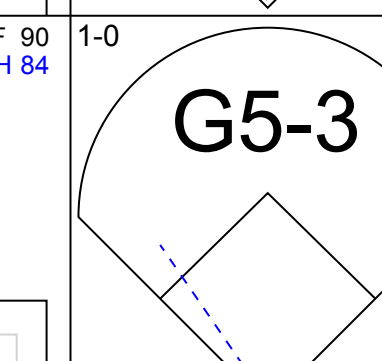
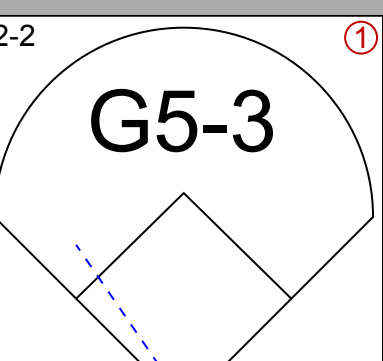
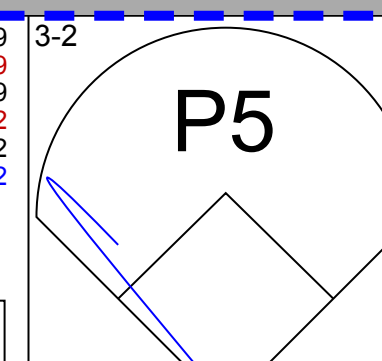
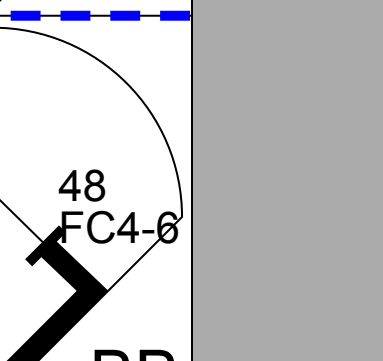
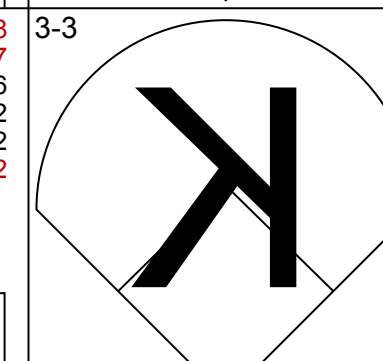
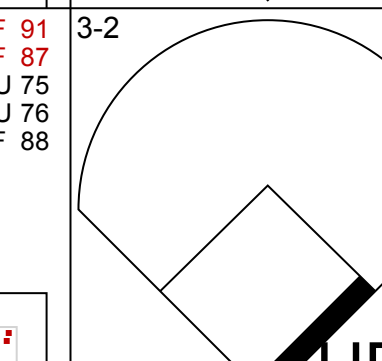
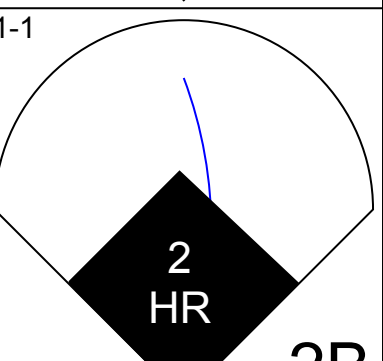
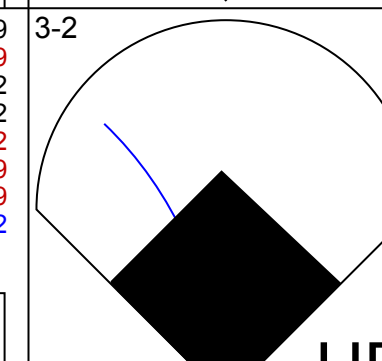
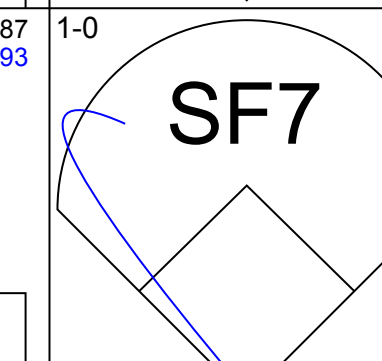
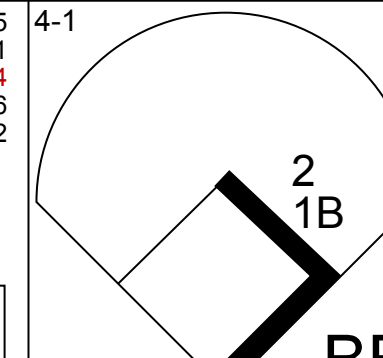
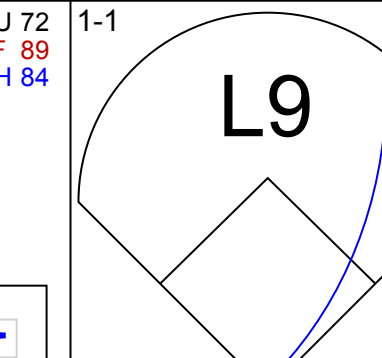
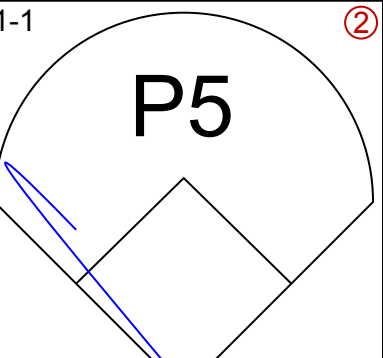
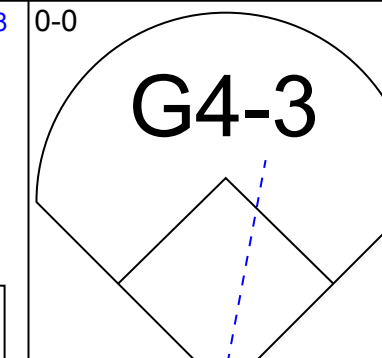
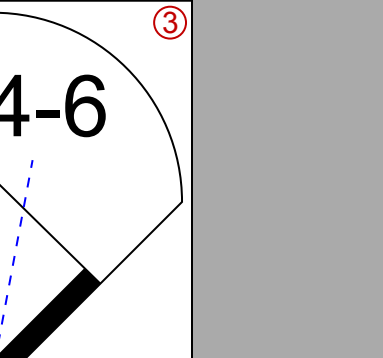
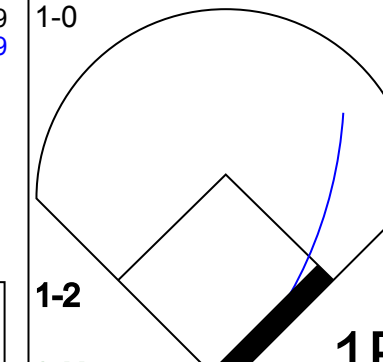
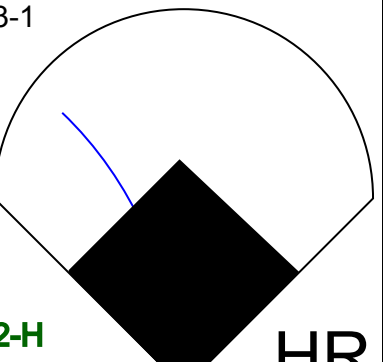
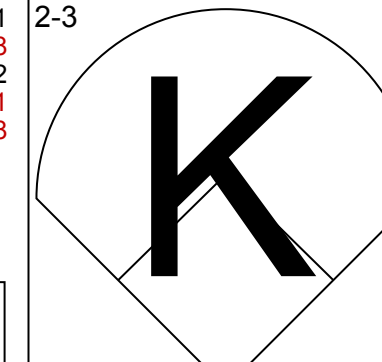

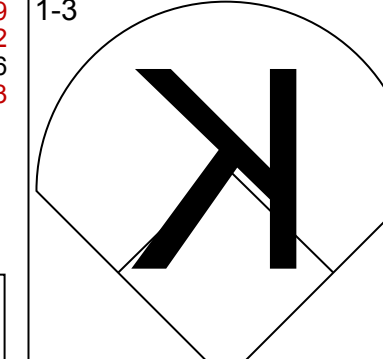
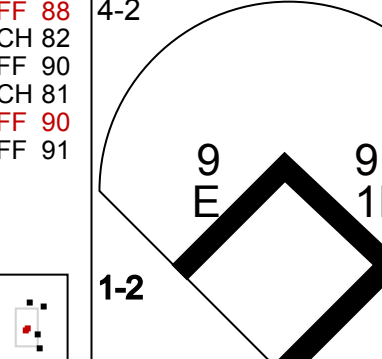
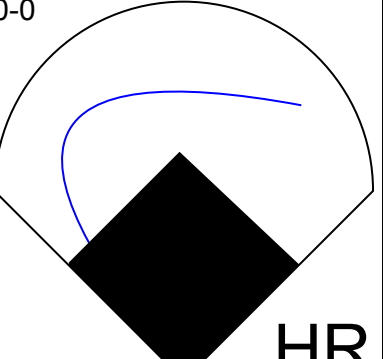


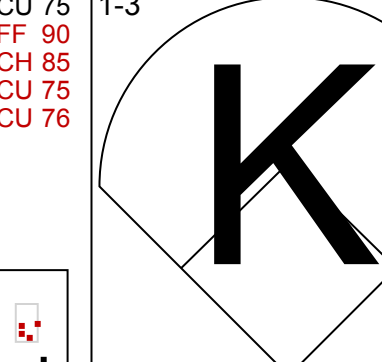
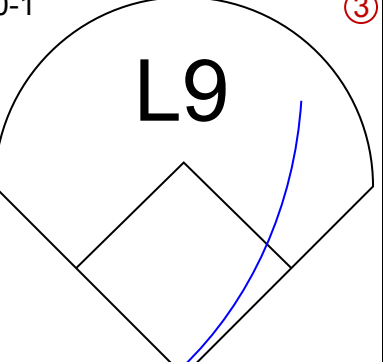
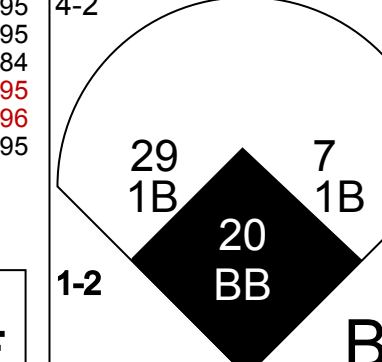


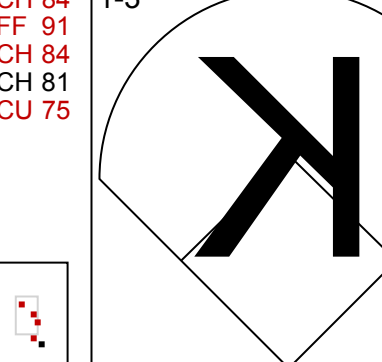

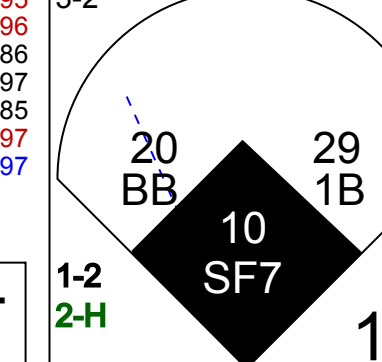


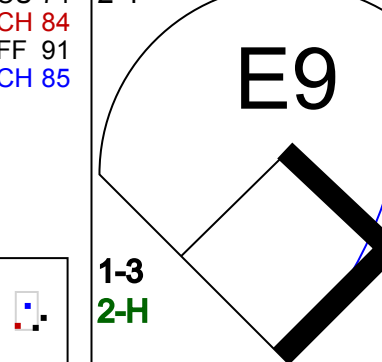
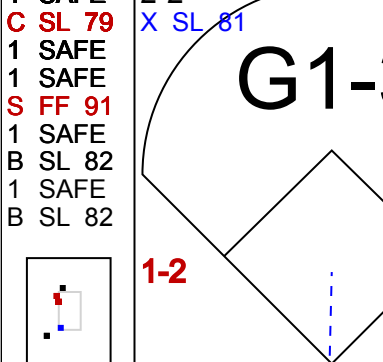
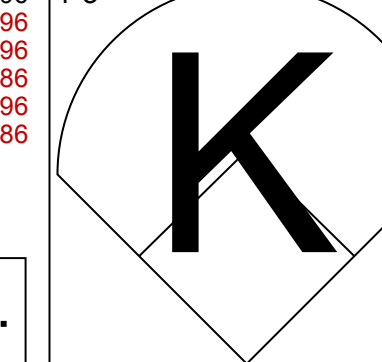
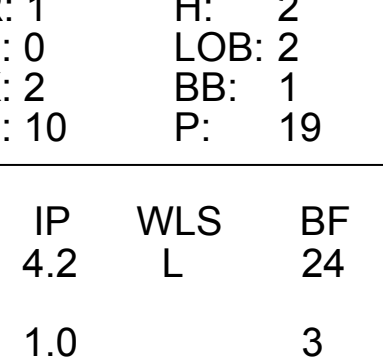
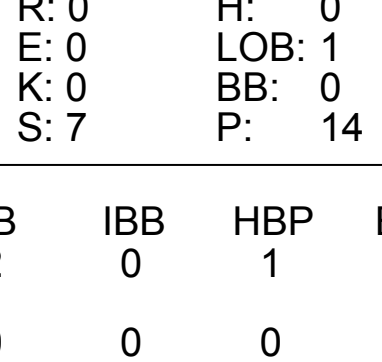
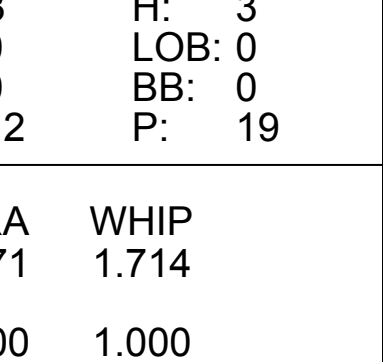
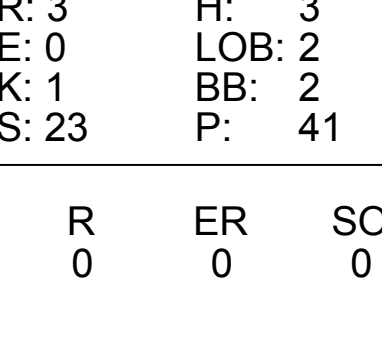
Batter	1	2	3	4	5	6	7	8	9	AB	R	H	RBI	BB	SO	LOB	TOP			
4 George Springer, R OBP: 0.357, SLG: 0.468										3	0	0	0	1	3	1	Houston Astros @ Toronto Blue Jays Rogers Centre, Toronto, ON Sat Aug 13 2016, 1:09 PM - 3:44 PM EDT Att.: 47,505 - Roof Closed - 68 F			
2 Alex Bregman, R OBP: 0.247, SLG: 0.247										4	1	1	0	0	1	1				
27 Jose Altuve, R OBP: 0.431, SLG: 0.578										3	1	2	0	1	0	1				
1 Carlos Correa, R OBP: 0.367, SLG: 0.480										3	0	1	2	1	1	1				
9 Marwin Gonzalez, S OBP: 0.292, SLG: 0.417										4	0	1	0	0	1	2				
11 Evan Gattis, R OBP: 0.295, SLG: 0.457										4	0	0	0	0	1	2				
23 AJ Reed, L OBP: 0.272, SLG: 0.286										4	0	2	0	0	0	0				
35 Teoscar Hernández, R OBP: 0.333, SLG: 0.625										4	0	0	0	0	3	2				
16 Tony Kemp, L OBP: 0.342, SLG: 0.333										3	0	0	0	0	0	1				
Inning Stats	R: 2 E: 0 K: 2 S: 15	H: 3 LOB: 1 BB: 0 P: 22	R: 0 E: 0 K: 2 S: 9	H: 1 LOB: 1 BB: 0 P: 13	R: 0 E: 0 K: 0 S: 7	H: 0 LOB: 0 BB: 2 P: 15	R: 0 E: 0 K: 1 S: 5	H: 0 LOB: 0 BB: 0 P: 7	R: 0 E: 0 K: 0 S: 6	H: 1 LOB: 0 BB: 0 P: 12	R: 0 E: 0 K: 1 S: 8	H: 0 LOB: 0 BB: 0 P: 13	R: 0 E: 0 K: 3 S: 12	H: 1 LOB: 1 BB: 0 P: 21	R: 0 E: 0 K: 1 S: 10	H: 1 LOB: 1 BB: 0 P: 12		1B: 2 2B: 4 3B: 1 HR: 0	SF: 0 SAC: 0 DP: 1 HBP: 0	WP: 0 PB: 0 SB: 0 CS: 1
PITCHER	IP WLS BF H R ER SO BB IBB HBP BLK WP HR S P ERA WHIP																			
41 Aaron Sanchez, R ERA: 2.84	7.0 W 27 5 2 2 6 3 0 0 0 0 0 0 58 95 2.57 1.143																			
37 Jason Grilli, R ERA: 3.24	1.0 H 4 1 0 0 3 0 0 0 0 0 0 0 12 21 0.00 1.000																			
54 Roberto Osuna, R ERA: 1.89	1.0 S 4 1 0 0 1 0 0 0 0 0 0 0 10 12 0.00 1.000																			

Batter	1	2	3	4	5	6	7	8	9	AB	R	H	RBI	BB	SO	LOB	BOTTOM			
29 Devon Travis, R OBP: 0.336, SLG: 0.486										4	0	0	0	0	1	1	Houston Astros @ Toronto Blue Jays Rogers Centre, Toronto, ON Sat Aug 13 2016, 1:09 PM - 3:44 PM EDT Att.: 47,505 - Roof Closed - 68 F			
20 Josh Donaldson, R OBP: 0.402, SLG: 0.569										4	1	1	1	0	1	0				
10 Edwin Encarnación, R OBP: 0.359, SLG: 0.550										3	1	2	0	1	1	0				
21 Michael Saunders, L OBP: 0.355, SLG: 0.509										4	1	1	0	0	2	2				
48 Junior Lake, R OBP: 0.289, SLG: 0.382										0	0	0	0	0	0	0				
2 Troy Tulowitzki, R OBP: 0.314, SLG: 0.451										3	0	0	0	0	0	2				
55 Russell Martin, R OBP: 0.332, SLG: 0.354										2	1	1	3	1	0	0				
14 Justin Smoak, S OBP: 0.316, SLG: 0.412										3	0	1	0	0	1	0				
7 B.J. Upton, R OBP: 0.289, SLG: 0.404										3	0	1	0	0	1	2				
9 Darrell Ceciliani, L OBP: 0.083, SLG: 0.167										3	0	0	0	0	1	3				
Inning Stats	R: 1 E: 0 K: 0 S: 13	H: 2 LOB: 0 BB: 0 P: 19	R: 0 E: 0 K: 2 S: 15	H: 1 LOB: 2 BB: 1 P: 24	R: 0 E: 0 K: 3 S: 12	H: 0 LOB: 1 BB: 1 P: 22	R: 0 E: 0 K: 1 S: 6	H: 0 LOB: 0 BB: 0 P: 9	R: 0 E: 0 K: 0 S: 7	H: 0 LOB: 0 BB: 0 P: 12	R: 3 E: 0 K: 0 S: 15	H: 3 LOB: 0 BB: 0 P: 26	R: 0 E: 0 K: 0 S: 5	H: 1 LOB: 0 BB: 0 P: 6	R: 0 E: 0 K: 2 S: 9	H: 0 LOB: 0 BB: 0 P: 14	1B: 5 2B: 0 3B: 0 HR: 2	SF: 0 SAC: 0 DP: 1 HBP: 0	WP: 0 PB: 0 SB: 0 CS: 1	PA: 31
PITCHER	IP WLS BF H R ER SO BB IBB HBP BLK WP HR S P ERA WHIP																			
31 Collin McHugh, R ERA: 4.7	5.1 L 22 5 3 3 6 2 0 0 0 0 0 0 1 59 95 5.06 1.312																			
51 James Hoyt, R ERA: 3.0	0.2 B 3 1 1 1 0 0 0 0 0 0 0 1 9 17 13.50 1.500																			
61 Jandel Gustave, R ERA: 3.0	2.0 6 1 0 0 2 0 0 0 0 0 0 0 14 20 0.00 0.500																			

Batter	1	2	3	4	5	6	7	8	9	AB	R	H	RBI	BB	SO	LOB	TOP				
4 George Springer, R (1, 9) OBP: 0.356, SLG: 0.466										4	0	1	0	0	2	0	Houston Astros @ Toronto Blue Jays Rogers Centre, Toronto, ON Sun Aug 14 2016, 1:18 PM - 4:17 PM EDT Att: 47,261 - Partly Cloudy - 77 F				
2 Alex Bregman, R (1, 5) OBP: 0.235, SLG: 0.234										4	0	0	0	0	1	2					
27 Jose Altuve, R (1, 4) OBP: 0.427, SLG: 0.573										4	0	0	0	0	0	3					
1 Carlos Correa, R (1, 6) OBP: 0.370, SLG: 0.483										4	1	3	0	0	0	0					
9 Marwin Gonzalez, S (1, 3) OBP: 0.293, SLG: 0.417										0	0	0	0	0	0	0					
13 Tyler White, R (2, 3) OBP: 0.284, SLG: 0.361										3	0	0	0	0	1	3					
23 AJ Reed, L (1, 10) OBP: 0.259, SLG: 0.270										4	0	0	0	0	3	3					
15 Jason Castro, L (1, 2) OBP: 0.319, SLG: 0.369										4	1	1	1	0	1	2					
35 Teoscar Hernández, R (1, 8) OBP: 0.308, SLG: 0.500										4	0	1	0	0	1	0					
16 Tony Kemp, L (1, 7) OBP: 0.342, SLG: 0.333										3	0	1	0	0	1	2					
11 Evan Gattis, R (9, PH) OBP: 0.294, SLG: 0.456										1	0	0	0	0	1	0					
Inning Stats	R: 0 E: 0 K: 1 S: 12	H: 0 LOB: 0 BB: 0 P: 19	R: 1 E: 1 K: 0 S: 12	H: 2 LOB: 2 BB: 0 P: 18	R: 0 E: 1 K: 1 S: 9	H: 1 LOB: 2 BB: 0 P: 14	R: 0 E: 0 K: 2 S: 10	H: 0 LOB: 0 BB: 0 P: 13	R: 0 E: 0 K: 2 S: 8	H: 0 LOB: 1 BB: 0 P: 12	R: 1 E: 0 K: 0 S: 11	H: 3 LOB: 2 BB: 0 P: 11	R: 0 E: 0 K: 1 S: 7	H: 0 LOB: 0 BB: 0 P: 9	R: 0 E: 0 K: 2 S: 7	H: 0 LOB: 0 BB: 0 P: 9	1B: 6 2B: 0 3B: 0 HR: 1	SF: 0 SAC: 0 DP: 0 HBP: 1	WP: 0 PB: 0 SB: 0 CS: 0	PA: 36	
PITCHER	IP WLS BF H R ER SO BB IBB HBP BLK WP HR S P ERA WHIP	IP WLS BF H R ER SO BB IBB HBP BLK WP HR S P ERA WHIP	IP WLS BF H R ER SO BB IBB HBP BLK WP HR S P ERA WHIP	IP WLS BF H R ER SO BB IBB HBP BLK WP HR S P ERA WHIP	IP WLS BF H R ER SO BB IBB HBP BLK WP HR S P ERA WHIP	IP WLS BF H R ER SO BB IBB HBP BLK WP HR S P ERA WHIP	IP WLS BF H R ER SO BB IBB HBP BLK WP HR S P ERA WHIP	IP WLS BF H R ER SO BB IBB HBP BLK WP HR S P ERA WHIP	IP WLS BF H R ER SO BB IBB HBP BLK WP HR S P ERA WHIP	IP WLS BF H R ER SO BB IBB HBP BLK WP HR S P ERA WHIP	IP WLS BF H R ER SO BB IBB HBP BLK WP HR S P ERA WHIP	IP WLS BF H R ER SO BB IBB HBP BLK WP HR S P ERA WHIP	IP WLS BF H R ER SO BB IBB HBP BLK WP HR S P ERA WHIP	IP WLS BF H R ER SO BB IBB HBP BLK WP HR S P ERA WHIP	IP WLS BF H R ER SO BB IBB HBP BLK WP HR S P ERA WHIP	IP WLS BF H R ER SO BB IBB HBP BLK WP HR S P ERA WHIP	IP WLS BF H R ER SO BB IBB HBP BLK WP HR S P ERA WHIP	IP WLS BF H R ER SO BB IBB HBP BLK WP HR S P ERA WHIP	IP WLS BF H R ER SO BB IBB HBP BLK WP HR S P ERA WHIP	IP WLS BF H R ER SO BB IBB HBP BLK WP HR S P ERA WHIP	IP WLS BF H R ER SO BB IBB HBP BLK WP HR S P ERA WHIP

AB	35
R	2
H	7
RBI	1
BB	0
SO	11
LOB	15



Batter	1	2	3	4	5	6	7	8	9	AB	R	H	RBI	BB	SO	LOB	BOTTOM				
29 Devon Travis, R (1, 4) OBP: 0.337, SLG: 0.488										5	1	2	0	0	0	2	Houston Astros @ Toronto Blue Jays Rogers Centre, Toronto, ON Sun Aug 14 2016, 1:18 PM - 4:17 PM EDT Att: 47,261 - Partly Cloudy - 77 F				
20 Josh Donaldson, R (1, 5) OBP: 0.411, SLG: 0.565										3	0	0	1	1	0	0					
10 Edwin Encarnación, R (1, 10) OBP: 0.360, SLG: 0.590										3	2	2	2	0	1	1					
21 Michael Saunders, L (1, 9) OBP: 0.354, SLG: 0.505										3	0	0	0	1	0	2					
48 Junior Lake, R (8, 9) OBP: 0.282, SLG: 0.371										1	0	0	0	0	0	2					
2 Troy Tulowitzki, R (1, 6) OBP: 0.316, SLG: 0.461										4	2	2	3	0	1	0					
55 Russell Martin, R (1, 2) OBP: 0.336, SLG: 0.366										3	2	2	1	1	1	2					
14 Justin Smoak, S (1, 3) OBP: 0.316, SLG: 0.498										3	1	0	0	1	2	2					
7 B.J. Upton, R (1, 8) OBP: 0.291, SLG: 0.405										4	1	2	1	0	2	2					
9 Darrell Ceciliani, L (1, 7) OBP: 0.125, SLG: 0.188										4	0	1	1	0	2	3					
Inning Stats	R: 1 E: 0 K: 2 S: 10	H: 2 LOB: 2 BB: 1 P: 19	R: 0 E: 0 K: 3 S: 9	H: 0 LOB: 0 BB: 0 P: 15	R: 0 E: 0 K: 0 S: 7	H: 0 LOB: 1 BB: 0 P: 14	R: 1 E: 2 K: 2 S: 16	H: 1 LOB: 2 BB: 1 P: 26	R: 3 E: 0 K: 0 S: 12	H: 3 LOB: 0 BB: 0 P: 19	R: 0 E: 0 K: 0 S: 9	H: 1 LOB: 0 BB: 0 P: 14	R: 1 E: 0 K: 1 S: 12	H: 1 LOB: 0 BB: 0 P: 20	R: 3 E: 0 K: 1 S: 23	H: 3 LOB: 2 BB: 2 P: 41	1B: 6 2B: 2 3B: 0 HR: 3	SF: 1 SAC: 1 DP: 0 HBP: 1	WP: 0 PB: 0 SB: 0 CS: 1	PA: 40	
PITCHER	IP WLS BF H R ER SO BB IBB HBP BLK WP HR S P ERA WHIP	IP WLS BF H R ER SO BB IBB HBP BLK WP HR S P ERA WHIP	IP WLS BF H R ER SO BB IBB HBP BLK WP HR S P ERA WHIP	IP WLS BF H R ER SO BB IBB HBP BLK WP HR S P ERA WHIP	IP WLS BF H R ER SO BB IBB HBP BLK WP HR S P ERA WHIP	IP WLS BF H R ER SO BB IBB HBP BLK WP HR S P ERA WHIP	IP WLS BF H R ER SO BB IBB HBP BLK WP HR S P ERA WHIP	IP WLS BF H R ER SO BB IBB HBP BLK WP HR S P ERA WHIP	IP WLS BF H R ER SO BB IBB HBP BLK WP HR S P ERA WHIP	IP WLS BF H R ER SO BB IBB HBP BLK WP HR S P ERA WHIP	IP WLS BF H R ER SO BB IBB HBP BLK WP HR S P ERA WHIP	IP WLS BF H R ER SO BB IBB HBP BLK WP HR S P ERA WHIP	IP WLS BF H R ER SO BB IBB HBP BLK WP HR S P ERA WHIP	IP WLS BF H R ER SO BB IBB HBP BLK WP HR S P ERA WHIP	IP WLS BF H R ER SO BB IBB HBP BLK WP HR S P ERA WHIP	IP WLS BF H R ER SO BB IBB HBP BLK WP HR S P ERA WHIP	IP WLS BF H R ER SO BB IBB HBP BLK WP HR S P ERA WHIP	IP WLS BF H R ER SO BB IBB HBP BLK WP HR S P ERA WHIP	IP WLS BF H R ER SO BB IBB HBP BLK WP HR S P ERA WHIP	IP WLS BF H R ER SO BB IBB HBP BLK WP HR S P ERA WHIP	IP WLS BF H R ER SO BB IBB HBP BLK WP HR S P ERA WHIP

AB	33
R	9
H	11
RBI	9
BB	4
SO	9
LOB	16



Batter	1	2	3	4	5	6	7	8	9	AB	R	H	RBI	BB	SO	LOB	TOP						
28 Tommy Pham, R OBP: 0.350, SLG: 0.528										5	2	2	2	0	3	1	St. Louis Cardinals @ Houston Astros Minute Maid Park, Houston, TX Tue Aug 16 2016, 7:13 PM - 10:18 PM CDT Att: 30,438 - Roof Closed - 73 F						
55 Stephen Piscotty, R OBP: 0.344, SLG: 0.644										4	0	0	0	0	2	1							
13 Matt Carpenter, L OBP: 0.406, SLG: 0.545										3	2	1	0	1	1	0							
37 Brandon Moss, L OBP: 0.343, SLG: 0.572										4	1	2	1	0	1	0							
4 Yadier Molina, R OBP: 0.347, SLG: 0.389											4	0	0	2	0	2							
27 Jhonny Peralta, R OBP: 0.274, SLG: 0.411											4	1	1	0	0	2		1					
3 Jedd Gyorko, R OBP: 0.312, SLG: 0.488											4	1	1	3	0	2	0						
15 Randal Grichuk, R OBP: 0.284, SLG: 0.449											4	1	2	0	0	1	0						
35 Greg Garcia, L OBP: 0.353, SLG: 0.338											4	0	0	0	0	3	2						
Inning Stats	R: 2 E: 0 K: 2 S: 17	H: 3 LOB: 1 BB: 0 P: 30	R: 0 E: 0 K: 1 S: 7	H: 0 LOB: 0 BB: 0 P: 11	R: 0 E: 0 K: 1 S: 7	H: 0 LOB: 0 BB: 0 P: 11	R: 0 E: 0 K: 1 S: 8	H: 0 LOB: 0 BB: 0 P: 12	R: 2 E: 0 K: 2 S: 15	H: 2 LOB: 0 BB: 0 P: 23	R: 4 E: 0 K: 2 S: 23	H: 3 LOB: 0 BB: 1 P: 35	R: 0 E: 0 K: 1 S: 9	H: 0 LOB: 0 BB: 0 P: 15	R: 0 E: 0 K: 1 S: 6	H: 0 LOB: 0 BB: 0 P: 10	R: 0 E: 0 K: 3 S: 11	H: 1 LOB: 1 BB: 0 P: 13	1B: 4 2B: 2 3B: 1 HR: 2	SF: 0 SAC: 0 DP: 0 HBP: 0	WP: 0 PB: 0 SB: 0 CS: 0	PA: 37	
PITCHER	IP WLS BF H R ER SO BB IBB HBP BLK WP HR S P ERA WHIP	IP WLS BF H R ER SO BB IBB HBP BLK WP HR S P ERA WHIP	IP WLS BF H R ER SO BB IBB HBP BLK WP HR S P ERA WHIP	IP WLS BF H R ER SO BB IBB HBP BLK WP HR S P ERA WHIP	IP WLS BF H R ER SO BB IBB HBP BLK WP HR S P ERA WHIP	IP WLS BF H R ER SO BB IBB HBP BLK WP HR S P ERA WHIP	IP WLS BF H R ER SO BB IBB HBP BLK WP HR S P ERA WHIP	IP WLS BF H R ER SO BB IBB HBP BLK WP HR S P ERA WHIP	IP WLS BF H R ER SO BB IBB HBP BLK WP HR S P ERA WHIP	IP WLS BF H R ER SO BB IBB HBP BLK WP HR S P ERA WHIP	IP WLS BF H R ER SO BB IBB HBP BLK WP HR S P ERA WHIP	IP WLS BF H R ER SO BB IBB HBP BLK WP HR S P ERA WHIP	IP WLS BF H R ER SO BB IBB HBP BLK WP HR S P ERA WHIP	IP WLS BF H R ER SO BB IBB HBP BLK WP HR S P ERA WHIP	IP WLS BF H R ER SO BB IBB HBP BLK WP HR S P ERA WHIP	IP WLS BF H R ER SO BB IBB HBP BLK WP HR S P ERA WHIP	IP WLS BF H R ER SO BB IBB HBP BLK WP HR S P ERA WHIP	IP WLS BF H R ER SO BB IBB HBP BLK WP HR S P ERA WHIP	IP WLS BF H R ER SO BB IBB HBP BLK WP HR S P ERA WHIP	IP WLS BF H R ER SO BB IBB HBP BLK WP HR S P ERA WHIP	IP WLS BF H R ER SO BB IBB HBP BLK WP HR S P ERA WHIP	IP WLS BF H R ER SO BB IBB HBP BLK WP HR S P ERA WHIP	IP WLS BF H R ER SO BB IBB HBP BLK WP HR S P ERA WHIP

AB	36
R	8
H	9
RBI	8
BB	1
SO	15
LOB	7



Batter	1	2	3	4	5	6	7	8	9	AB	R	H	RBI	BB	SO	LOB	BOTTOM						
4 George Springer, R OBP: 0.358, SLG: 0.464										2	1	0	0	2	1	1	St. Louis Cardinals @ Houston Astros Minute Maid Park, Houston, TX Tue Aug 16 2016, 7:13 PM - 10:18 PM CDT Att: 30,438 - Roof Closed - 73 F						
2 Alex Bregman, R OBP: 0.244, SLG: 0.280										5	1	2	2	0	2	2							
27 Jose Altuve, R OBP: 0.429, SLG: 0.573										5	0	3	1	0	0	4							
1 Carlos Correa, R OBP: 0.370, SLG: 0.481										4	0	1	0	1	2	5							
9 Marwin Gonzalez, S OBP: 0.293, SLG: 0.424										4	1	1	1	0	1	2							
11 Evan Gattis, R OBP: 0.291, SLG: 0.450										4	0	0	0	0	1	3							
35 Teoscar Hernández, R OBP: 0.250, SLG: 0.400										3	0	0	0	0	1	2							
23 AJ Reed, L OBP: 0.256, SLG: 0.267										1	0	0	0	0	1	1							
15 Jason Castro, L OBP: 0.321, SLG: 0.380										3	1	1	1	1	1	0							
6 Jake Marisnick, R OBP: 0.261, SLG: 0.332										4	1	1	0	0	1	1							
Inning Stats	R: 2 E: 0 K: 0 S: 15	H: 2 LOB: 2 BB: 1 P: 23	R: 0 E: 0 K: 1 S: 11	H: 1 LOB: 3 BB: 2 P: 22	R: 1 E: 0 K: 0 S: 7	H: 1 LOB: 0 BB: 0 P: 10	R: 1 E: 0 K: 0 S: 14	H: 2 LOB: 1 BB: 0 P: 20	R: 0 E: 0 K: 1 S: 10	H: 0 LOB: 0 BB: 0 P: 16	R: 1 E: 0 K: 2 S: 13	H: 1 LOB: 1 BB: 1 P: 22	R: 0 E: 0 K: 2 S: 13	H: 1 LOB: 1 BB: 0 P: 21	R: 0 E: 0 K: 2 S: 8	H: 0 LOB: 0 BB: 0 P: 15	R: 0 E: 0 K: 3 S: 10	H: 1 LOB: 1 BB: 0 P: 12	1B: 5 2B: 1 3B: 0 HR: 3	SF: 0 SAC: 1 DP: 0 HBP: 1	WP: 2 PB: 0 SB: 0 CS: 0	PA: 41	
PITCHER	IP WLS BF H R ER SO BB IBB HBP BLK WP HR S P ERA WHIP	IP WLS BF H R ER SO BB IBB HBP BLK WP HR S P ERA WHIP	IP WLS BF H R ER SO BB IBB HBP BLK WP HR S P ERA WHIP	IP WLS BF H R ER SO BB IBB HBP BLK WP HR S P ERA WHIP	IP WLS BF H R ER SO BB IBB HBP BLK WP HR S P ERA WHIP	IP WLS BF H R ER SO BB IBB HBP BLK WP HR S P ERA WHIP	IP WLS BF H R ER SO BB IBB HBP BLK WP HR S P ERA WHIP	IP WLS BF H R ER SO BB IBB HBP BLK WP HR S P ERA WHIP	IP WLS BF H R ER SO BB IBB HBP BLK WP HR S P ERA WHIP	IP WLS BF H R ER SO BB IBB HBP BLK WP HR S P ERA WHIP	IP WLS BF H R ER SO BB IBB HBP BLK WP HR S P ERA WHIP	IP WLS BF H R ER SO BB IBB HBP BLK WP HR S P ERA WHIP	IP WLS BF H R ER SO BB IBB HBP BLK WP HR S P ERA WHIP	IP WLS BF H R ER SO BB IBB HBP BLK WP HR S P ERA WHIP	IP WLS BF H R ER SO BB IBB HBP BLK WP HR S P ERA WHIP	IP WLS BF H R ER SO BB IBB HBP BLK WP HR S P ERA WHIP	IP WLS BF H R ER SO BB IBB HBP BLK WP HR S P ERA WHIP	IP WLS BF H R ER SO BB IBB HBP BLK WP HR S P ERA WHIP	IP WLS BF H R ER SO BB IBB HBP BLK WP HR S P ERA WHIP	IP WLS BF H R ER SO BB IBB HBP BLK WP HR S P ERA WHIP	IP WLS BF H R ER SO BB IBB HBP BLK WP HR S P ERA WHIP	IP WLS BF H R ER SO BB IBB HBP BLK WP HR S P ERA WHIP	IP WLS BF H R ER SO BB IBB HBP BLK WP HR S P ERA WHIP

AB	35
R	5
H	9
RBI	5
BB	4
SO	11
LOB	21



Batter	1	2	3	4	5	6	7	8	9	AB	R	H	RBI	BB	SO	LOB	TOP							
16 Koltan Wong, L (1,4) OBP: 0.330, SLG: 0.325										5	0	1	0	0	0	2								
55 Stephen Piscotty, R (1,9) OBP: 0.346, SLG: 0.467										4	2	2	2	1	1	1								
13 Matt Carpenter, L (1,10) OBP: 0.406, SLG: 0.541										4	1	1	0	1	1	1								
37 Brandon Moss, L (1,3) OBP: 0.344, SLG: 0.580										5	1	2	3	0	2	2								
4 Yadier Molina, R (1,2) OBP: 0.350, SLG: 0.392										4	0	2	1	1	1	2								
3 Jedd Gyorko, R (1,5) OBP: 0.310, SLG: 0.481										4	1	0	0	1	2	6								
15 Randal Grichuk, R (1,8) OBP: 0.283, SLG: 0.450										4	0	1	1	0	1	2								
41 Jeremy Hazelbaker, L (1,7) OBP: 0.309, SLG: 0.488										4	2	2	1	0	2	1								
35 Greg Garcia, L (1,6) OBP: 0.351, SLG: 0.335										4	1	1	0	0	1	1								
Inning Stats	R: 0 E: 0 K: 1 S: 12	H: 1 LOB: 0 BB: 0 P: 16	R: 0 E: 0 K: 1 S: 11	H: 0 LOB: 1 BB: 1 P: 20	R: 3 E: 0 K: 0 S: 23	H: 5 LOB: 2 BB: 0 P: 36	R: 1 E: 0 K: 1 S: 16	H: 1 LOB: 0 BB: 0 P: 26	R: 0 E: 0 K: 2 S: 10	H: 0 LOB: 0 BB: 0 P: 11	R: 1 E: 0 K: 2 S: 18	H: 1 LOB: 1 BB: 1 P: 27	R: 3 E: 0 K: 1 S: 18	H: 3 LOB: 1 BB: 1 P: 31	R: 0 E: 0 K: 1 S: 10	H: 0 LOB: 0 BB: 0 P: 12	R: 0 E: 0 K: 2 S: 15	H: 1 LOB: 2 BB: 1 P: 22	1B: 7 2B: 3 3B: 0 HR: 2	SF: 0 SAC: 0 DP: 1 HBP: 0	WP: 1 PB: 1 SB: 0 CS: 0	PA: 42		
PITCHER	IP WLS BF H R ER SO BB IBB HBP BLK WP HR S P ERA WHIP	IP WLS BF H R ER SO BB IBB HBP BLK WP HR S P ERA WHIP	IP WLS BF H R ER SO BB IBB HBP BLK WP HR S P ERA WHIP	IP WLS BF H R ER SO BB IBB HBP BLK WP HR S P ERA WHIP	IP WLS BF H R ER SO BB IBB HBP BLK WP HR S P ERA WHIP	IP WLS BF H R ER SO BB IBB HBP BLK WP HR S P ERA WHIP	IP WLS BF H R ER SO BB IBB HBP BLK WP HR S P ERA WHIP	IP WLS BF H R ER SO BB IBB HBP BLK WP HR S P ERA WHIP	IP WLS BF H R ER SO BB IBB HBP BLK WP HR S P ERA WHIP	IP WLS BF H R ER SO BB IBB HBP BLK WP HR S P ERA WHIP	IP WLS BF H R ER SO BB IBB HBP BLK WP HR S P ERA WHIP	IP WLS BF H R ER SO BB IBB HBP BLK WP HR S P ERA WHIP	IP WLS BF H R ER SO BB IBB HBP BLK WP HR S P ERA WHIP	IP WLS BF H R ER SO BB IBB HBP BLK WP HR S P ERA WHIP	IP WLS BF H R ER SO BB IBB HBP BLK WP HR S P ERA WHIP	IP WLS BF H R ER SO BB IBB HBP BLK WP HR S P ERA WHIP	IP WLS BF H R ER SO BB IBB HBP BLK WP HR S P ERA WHIP	IP WLS BF H R ER SO BB IBB HBP BLK WP HR S P ERA WHIP	IP WLS BF H R ER SO BB IBB HBP BLK WP HR S P ERA WHIP	IP WLS BF H R ER SO BB IBB HBP BLK WP HR S P ERA WHIP	IP WLS BF H R ER SO BB IBB HBP BLK WP HR S P ERA WHIP	IP WLS BF H R ER SO BB IBB HBP BLK WP HR S P ERA WHIP	IP WLS BF H R ER SO BB IBB HBP BLK WP HR S P ERA WHIP	IP WLS BF H R ER SO BB IBB HBP BLK WP HR S P ERA WHIP

St. Louis Cardinals @ Houston Astros
Minute Maid Park, Houston, TX
Wed Aug 17 2016, 1:11 PM - 4:09 PM CDT
Att: 27,508 - Roof Closed - 73 F

AB 38
R 8
H 12
RBI 8
BB 4
SO 11
LOB 18



Batter	1	2	3	4	5	6	7	8	9	AB	R	H	RBI	BB	SO	LOB	BOTTOM								
4 George Springer, R (1,9) OBP: 0.357, SLG: 0.460										4	1	0	0	1	0	4									
2 Alex Bregman, R (1,5) OBP: 0.255, SLG: 0.291										4	0	2	1	0	1	0									
27 Jose Altuve, R (1,4) OBP: 0.428, SLG: 0.572										4	0	1	1	0	1	1									
1 Carlos Correa, R (1,6) OBP: 0.367, SLG: 0.476										4	0	0	0	0	0	2									
9 Marwin Gonzalez, S (1,3) OBP: 0.295, SLG: 0.423										3	0	1	0	1	1	0									
23 AJ Reed, L (1,10) OBP: 0.267, SLG: 0.291										4	0	2	0	0	2	1									
15 Jason Castro, L (1,2) OBP: 0.320, SLG: 0.375										3	0	0	0	1	2	2									
35 Teoscar Hernández, R (1,8) OBP: 0.250, SLG: 0.421										4	1	1	0	0	2	3									
16 Tony Kemp, L (1,7) OBP: 0.329, SLG: 0.319										3	0	0	0	0	0	1									
11 Evan Gattis, R (9,PH) OBP: 0.290, SLG: 0.449										1	0	0	0	0	1	3									
Inning Stats	R: 0 E: 0 K: 2 S: 9	H: 0 LOB: 0 BB: 0 P: 12	R: 0 E: 0 K: 2 S: 9	H: 0 LOB: 1 BB: 1 P: 16	R: 0 E: 0 K: 0 S: 7	H: 0 LOB: 0 BB: 0 P: 12	R: 0 E: 0 K: 0 S: 5	H: 0 LOB: 0 BB: 0 P: 6	R: 0 E: 0 K: 1 S: 5	H: 0 LOB: 0 BB: 0 P: 6	R: 1 E: 0 K: 0 S: 10	H: 2 LOB: 1 BB: 0 P: 15	R: 0 E: 0 K: 2 S: 9	H: 1 LOB: 1 BB: 0 P: 12	R: 1 E: 0 K: 1 S: 18	H: 2 LOB: 2 BB: 1 P: 27	R: 0 E: 0 K: 2 S: 13	H: 2 LOB: 3 BB: 1 P: 22	1B: 4 2B: 3 3B: 0 HR: 0	SF: 0 SAC: 0 DP: 0 HBP: 0	WP: 0 PB: 0 SB: 0 CS: 0	PA: 37			
PITCHER	IP WLS BF H R ER SO BB IBB HBP BLK WP HR S P ERA WHIP	IP WLS BF H R ER SO BB IBB HBP BLK WP HR S P ERA WHIP	IP WLS BF H R ER SO BB IBB HBP BLK WP HR S P ERA WHIP	IP WLS BF H R ER SO BB IBB HBP BLK WP HR S P ERA WHIP	IP WLS BF H R ER SO BB IBB HBP BLK WP HR S P ERA WHIP	IP WLS BF H R ER SO BB IBB HBP BLK WP HR S P ERA WHIP	IP WLS BF H R ER SO BB IBB HBP BLK WP HR S P ERA WHIP	IP WLS BF H R ER SO BB IBB HBP BLK WP HR S P ERA WHIP	IP WLS BF H R ER SO BB IBB HBP BLK WP HR S P ERA WHIP	IP WLS BF H R ER SO BB IBB HBP BLK WP HR S P ERA WHIP	IP WLS BF H R ER SO BB IBB HBP BLK WP HR S P ERA WHIP	IP WLS BF H R ER SO BB IBB HBP BLK WP HR S P ERA WHIP	IP WLS BF H R ER SO BB IBB HBP BLK WP HR S P ERA WHIP	IP WLS BF H R ER SO BB IBB HBP BLK WP HR S P ERA WHIP	IP WLS BF H R ER SO BB IBB HBP BLK WP HR S P ERA WHIP	IP WLS BF H R ER SO BB IBB HBP BLK WP HR S P ERA WHIP	IP WLS BF H R ER SO BB IBB HBP BLK WP HR S P ERA WHIP	IP WLS BF H R ER SO BB IBB HBP BLK WP HR S P ERA WHIP	IP WLS BF H R ER SO BB IBB HBP BLK WP HR S P ERA WHIP	IP WLS BF H R ER SO BB IBB HBP BLK WP HR S P ERA WHIP	IP WLS BF H R ER SO BB IBB HBP BLK WP HR S P ERA WHIP	IP WLS BF H R ER SO BB IBB HBP BLK WP HR S P ERA WHIP	IP WLS BF H R ER SO BB IBB HBP BLK WP HR S P ERA WHIP	IP WLS BF H R ER SO BB IBB HBP BLK WP HR S P ERA WHIP	IP WLS BF H R ER SO BB IBB HBP BLK WP HR S P ERA WHIP

St. Louis Cardinals @ Houston Astros
Minute Maid Park, Houston, TX
Wed Aug 17 2016, 1:11 PM - 4:09 PM CDT
Att: 27,508 - Roof Closed - 73 F

AB 34
R 2
H 7
RBI 2
BB 3
SO 10
LOB 17



Batter	1	2	3	4	5	6	7	8	9	AB	R	H	RBI	BB	SO	LOB	TOP					
4 George Springer, R OBP: 0.356, SLG: 0.458 35 Teoscar Hernández, R OBP: 0.250, SLG: 0.421	G4-3		G5-3		F7		1B			4	0	1	0	0	0	0						
2 Alex Bregman, R OBP: 0.295, SLG: 0.322	K		G5-3			HR	F7			4	1	1	1	0	1	1						
27 Jose Altuve, R OBP: 0.426, SLG: 0.572 16 Tony Kemp, L OBP: 0.329, SLG: 0.319	K				11 1B		K		G1-3	4	1	1	0	0	2	0						
1 Carlos Correa, R OBP: 0.365, SLG: 0.472		K		L5		F8		K		4	0	0	0	0	2	1						
9 Marwin Gonzalez, S OBP: 0.292, SLG: 0.418		F9		P6		G3		K		4	0	0	0	0	1	1						
11 Evan Gattis, R OBP: 0.295, SLG: 0.451	E5				23 1B		23 HR		P6	3	2	2	1	1	0	0						
23 AJ Reed, L OBP: 0.277, SLG: 0.337				G3			HR		K	4	1	2	3	0	1	1						
6 Jake Marisnick, R OBP: 0.256, SLG: 0.325		K			G5-3		K		G5-3	4	0	0	0	0	2	1						
15 Jason Castro, L OBP: 0.317, SLG: 0.371			G3		K		K			3	0	0	0	0	2	0						
Inning Stats	R: 0 E: 0 K: 2 S: 10	H: 0 LOB: 0 BB: 0 P: 14	R: 1 E: 1 K: 2 S: 15	H: 2 LOB: 1 BB: 1 P: 25	R: 0 E: 0 K: 0 S: 5	H: 0 LOB: 0 BB: 0 P: 9	R: 1 E: 0 K: 0 S: 11	H: 2 LOB: 1 BB: 1 P: 18	R: 0 E: 0 K: 1 S: 7	H: 0 LOB: 0 BB: 0 P: 9	R: 1 E: 0 K: 1 S: 7	H: 1 LOB: 0 BB: 0 P: 12	R: 2 E: 0 K: 2 S: 16	H: 2 LOB: 1 BB: 1 P: 27	R: 0 E: 0 K: 2 S: 8	H: 0 LOB: 0 BB: 0 P: 9	R: 0 E: 0 K: 1 S: 7	H: 0 LOB: 0 BB: 0 P: 8	1B: 4 2B: 1 HR: 2	SF: 0 SAC: 0 DP: 0 HBP: 0	WP: 0 PB: 0 SB: 0 CS: 0	PA: 35
PITCHER	IP	WLS	BF	H	R	ER	SO	BB	IBB	HBP	BLK	WP	HR	S	P	ERA	WHIP					
39 Kevin Gausman, R ERA: 4.11	6.2	W	28	7	5	4	8	1	0	0	0	0	2	70	112	5.40	1.200					
60 Mychal Givens, R ERA: 3.05	1.1		4	0	0	0	2	0	0	0	0	0	0	9	11	0.00	0.000					
58 Donnie Hart, L ERA:	1.0		3	0	0	0	1	0	0	0	0	0	0	7	8	0.00	0.000					

Houston Astros @ Baltimore Orioles
 Oriole Park at Camden Yards, Baltimore, MD
 Thu Aug 18 2016, 7:07 PM - 9:47 PM EDT
 Att: 20,288 - Partly Cloudy - 87 F

AB 34
 R 5
 H 7
 RBI 5
 BB 1
 SO 11
 LOB 5



Batter	1	2	3	4	5	6	7	8	9	AB	R	H	RBI	BB	SO	LOB	BOTTOM					
10 Adam Jones, R OBP: 0.318, SLG: 0.459 14 Nolan Reimold, R OBP: 0.304, SLG: 0.374	G4-3	SF9		G6-3		25 1B				3	1	1	1	0	0	0						
25 Hyun Soo Kim, L OBP: 0.406, SLG: 0.449	13 2B					13 HR				5	2	4	1	0	1	1						
13 Manny Machado, R OBP: 0.361, SLG: 0.552	45 HR			F8					G5-3	5	2	2	3	0	1	2						
19 Chris Davis, L OBP: 0.338, SLG: 0.456 36 Caleb Joseph, R OBP: 0.246, SLG: 0.218	K			G4-3		F8			HR	5	2	2	2	0	1	2						
45 Mark Trumbo, R OBP: 0.308, SLG: 0.528									HR	0	0	0	0	0	0	0						
24 Pedro Alvarez, L OBP: 0.319, SLG: 0.521	G1-3			G4-6-3		G5-3			G6-3	4	1	1	3	1	0	0						
32 Matt Wieters, S OBP: 0.295, SLG: 0.383 28 Steve Pearce, R OBP: 0.386, SLG: 0.505	G4-3			G1		G4-3			L5	4	0	0	0	0	0	2						
6 Jonathan Schoop, R OBP: 0.314, SLG: 0.474		10 SF9							K	4	2	2	0	0	1	0						
2 J.J. Hardy, R OBP: 0.313, SLG: 0.430 3 Ryan Flaherty, L OBP: 0.301, SLG: 0.324									K	4	3	3	3	0	1	0						
									K	0	0	0	0	0	0	0						
Inning Stats	R: 3 E: 0 K: 1 S: 19	H: 3 LOB: 0 BB: 0 P: 27	R: 2 E: 0 K: 1 S: 11	H: 3 LOB: 1 BB: 0 P: 17	R: 0 E: 0 K: 0 S: 5	H: 0 LOB: 0 BB: 1 P: 10	R: 2 E: 0 K: 0 S: 17	H: 3 LOB: 1 BB: 0 P: 23	R: 0 E: 0 K: 0 S: 9	H: 1 LOB: 1 BB: 0 P: 12	R: 5 E: 0 K: 0 S: 19	H: 6 LOB: 1 BB: 0 P: 30	R: 0 E: 0 K: 3 S: 11	H: 1 LOB: 0 BB: 0 P: 13	R: 1 E: 0 K: 0 S: 9	H: 1 LOB: 0 BB: 0 P: 17	1B: 9 2B: 2 3B: 1 HR: 6	SF: 1 SAC: 0 DP: 1 HBP: 0	WP: 0 PB: 0 SB: 0 CS: 0	PA: 42		
PITCHER	IP	WLS	BF	H	R	ER	SO	BB	IBB	HBP	BLK	WP	HR	S	P	ERA	WHIP					
59 Joe Musgrove, R ERA: 4.18	5.1	L	27	11	8	8	2	1	0	0	0	0	3	67	97	13.50	2.250					
51 James Hoyt, R ERA: 7.27	0.2		7	5	4	4	0	0	0	0	0	0	2	13	22	54.00	7.500					
44 Luke Gregerson, R ERA: 3.15	1.0		4	1	0	0	3	0	0	0	0	0	0	11	13	0.00	1.000					
13 Tyler White, R ERA: 9.0	1.0		4	1	1	1	0	0	0	0	0	0	1	9	17	9.00	1.000					

Houston Astros @ Baltimore Orioles
 Oriole Park at Camden Yards, Baltimore, MD
 Thu Aug 18 2016, 7:07 PM - 9:47 PM EDT
 Att: 20,288 - Partly Cloudy - 87 F

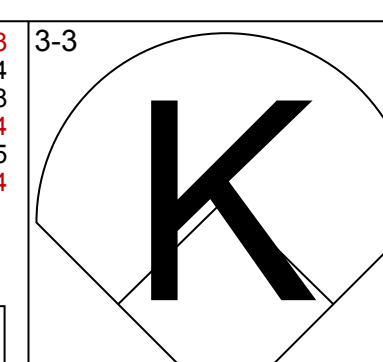
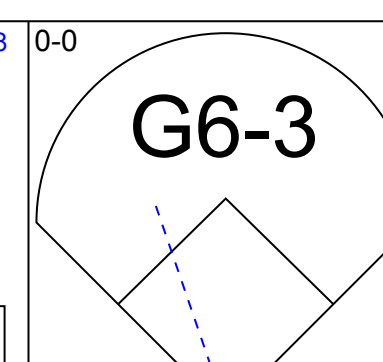
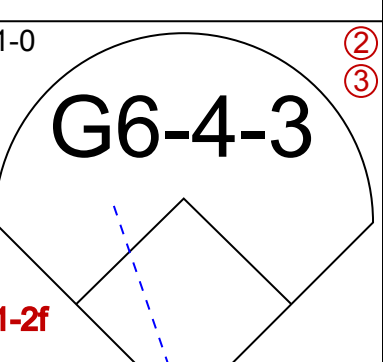
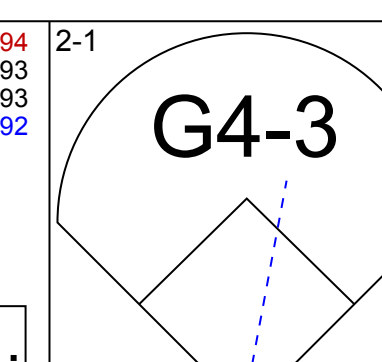
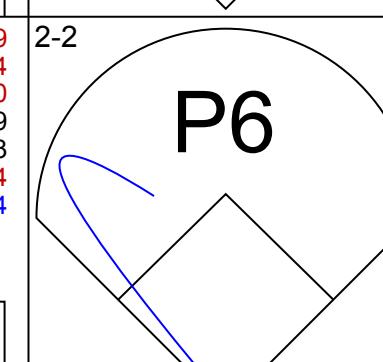
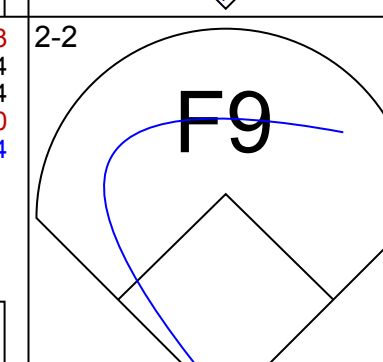
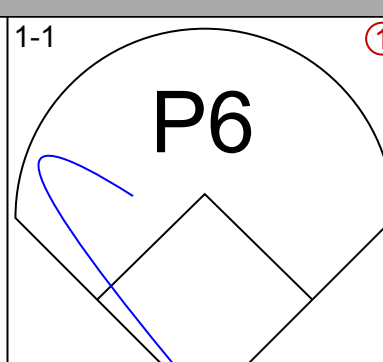
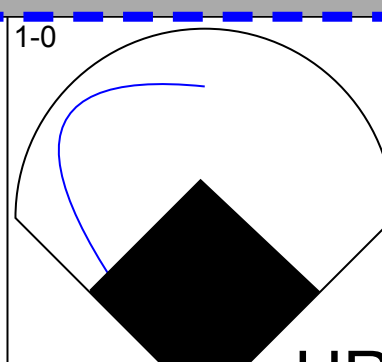
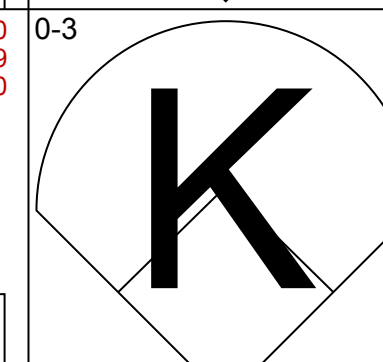
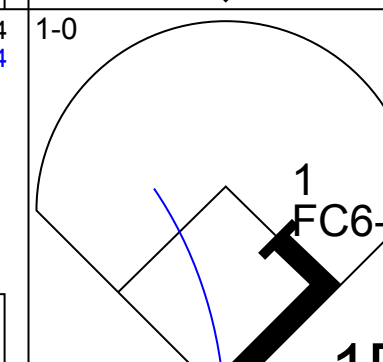
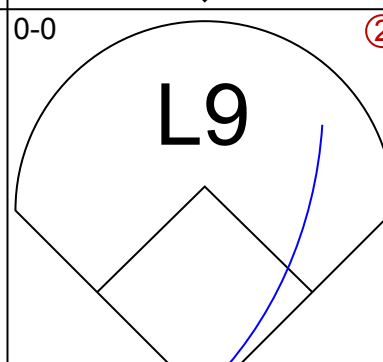
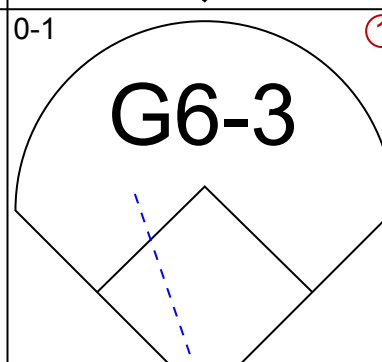
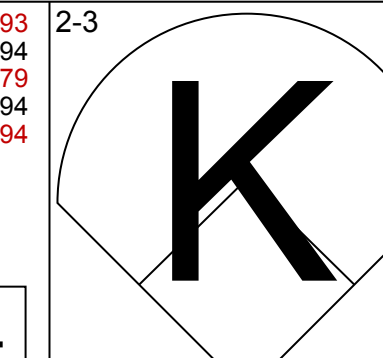
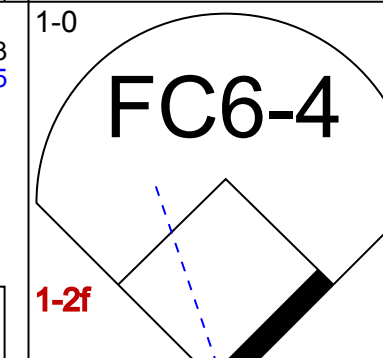
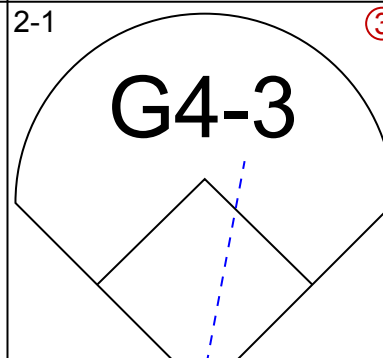
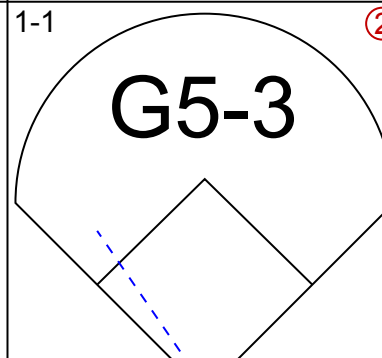
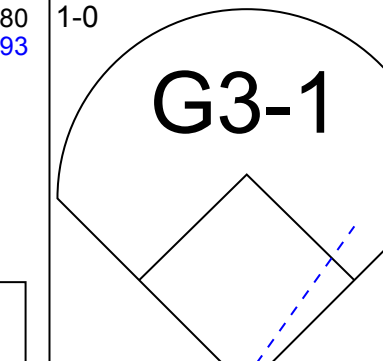
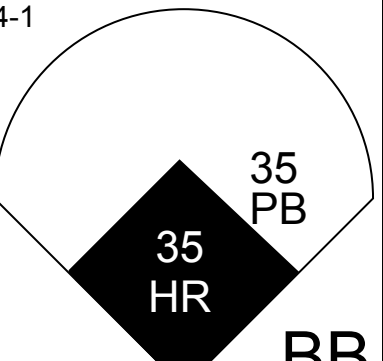
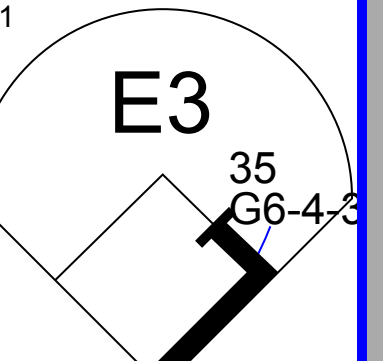
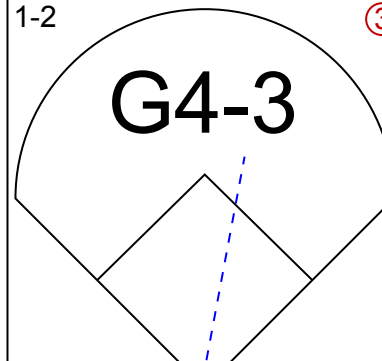
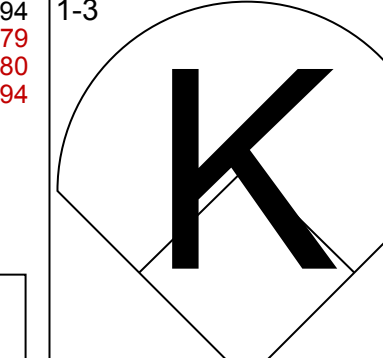
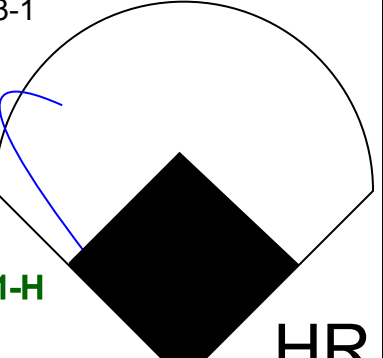
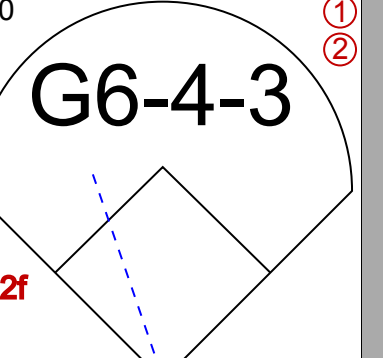


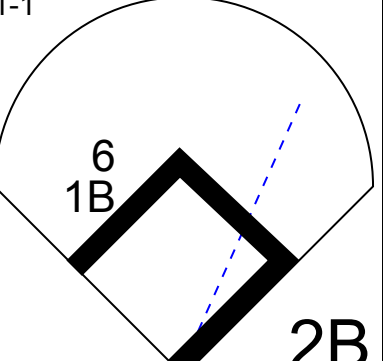
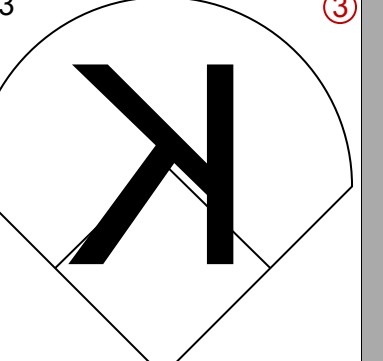

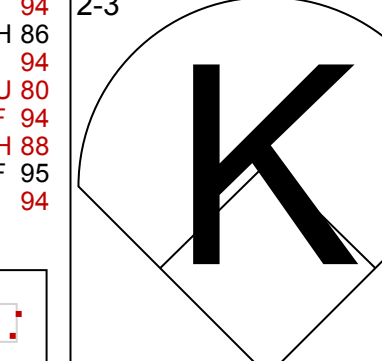
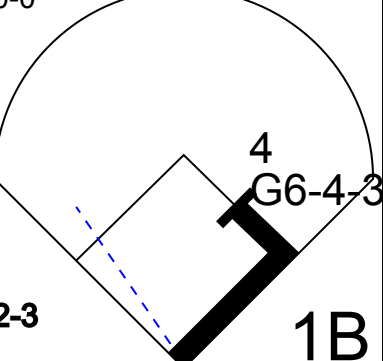


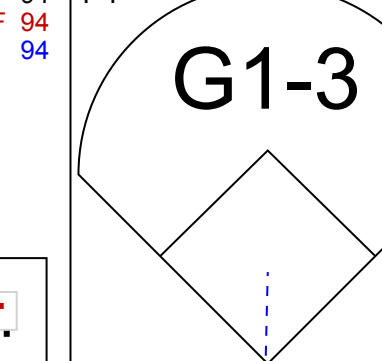
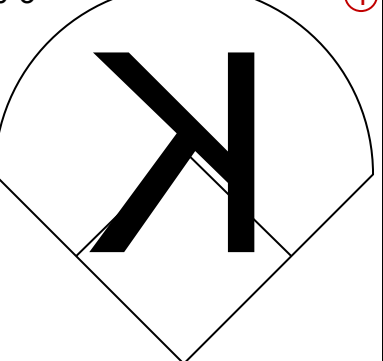


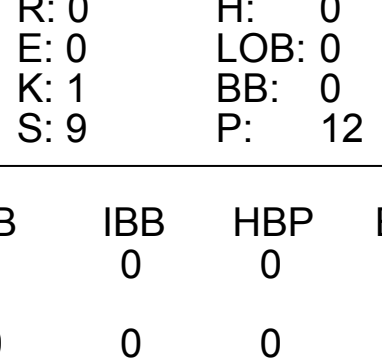
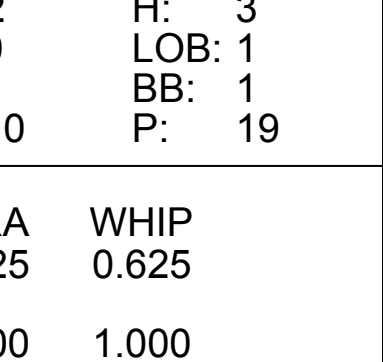
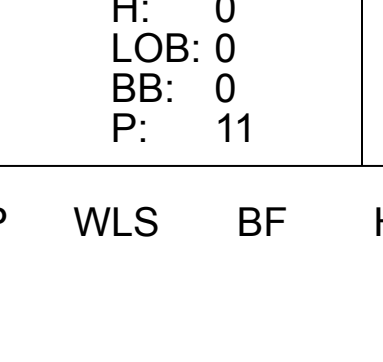
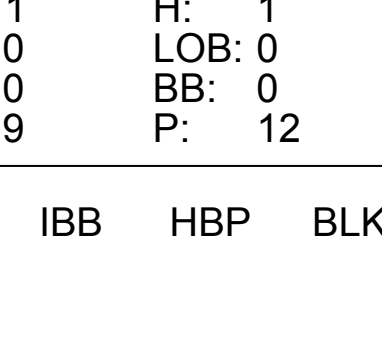
AB 40
 R 13
 H 18
 RBI 13
 BB 1
 SO 5
 LOB 8



Batter	1	2	3	4	5	6	7	8	9	AB R H RBI BB SO LOB	TOP																																																																																																												
4 George Springer, R OBP: 0.361, SLG: 0.470										5 3 4 2 0 0 1	Houston Astros @ Baltimore Orioles Oriole Park at Camden Yards, Baltimore, MD Fri Aug 19 2016, 7:07 PM - 10:09 PM EDT Att: 34,422 - Clear - 86 F																																																																																																												
2 Alex Bregman, R OBP: 0.275, SLG: 0.347										5 3 3 2 1 1 1																																																																																																													
27 Jose Altuve, R OBP: 0.427, SLG: 0.579										6 1 3 5 0 1 2																																																																																																													
1 Carlos Correa, R OBP: 0.362, SLG: 0.468										6 0 1 1 0 3 3																																																																																																													
11 Evan Gattis, R OBP: 0.302, SLG: 0.463										4 3 3 1 1 1 2																																																																																																													
9 Marwin Gonzalez, S OBP: 0.288, SLG: 0.413										5 0 0 0 0 3 3																																																																																																													
23 AJ Reed, L OBP: 0.283, SLG: 0.326										3 1 0 0 2 2 1																																																																																																													
13 Tyler White, R OBP: 0.282, SLG: 0.362										5 1 1 1 0 1 4																																																																																																													
35 Teoscar Hernández, R OBP: 0.360, SLG: 0.609										4 3 3 3 1 0 0																																																																																																													
Inning Stats	R: 1 H: 1 E: 0 K: 3 S: 12	L: 1 H: 5 R: 5 ER: 0 LOB: 1 K: 2 P: 17	H: 0 R: 0 ER: 0 LOB: 1 K: 0 P: 8	H: 1 R: 0 ER: 0 LOB: 1 K: 1 P: 10	H: 1 R: 0 ER: 0 LOB: 1 K: 1 P: 16	H: 3 R: 0 ER: 0 LOB: 1 K: 3 P: 12	H: 3 R: 0 ER: 0 LOB: 2 K: 1 P: 20	H: 0 R: 0 ER: 0 LOB: 0 K: 1 P: 7	H: 2 R: 1 ER: 0 LOB: 1 K: 0 P: 10	1B: 10 2B: 4 3B: 0 HR: 4		SF: 0 SAC: 0 DP: 1 HBP: 1	WP: 0 PA: 50 PB: 0 SB: 1 CS: 1																																																																																																										
PITCHER	IP WLS BF H R ER SO BB IBB HBP BLK WP HR S P ERA WHIP	<table border="1"> <thead> <tr> <th>PITCHER</th> <th>IP</th> <th>WLS</th> <th>BF</th> <th>H</th> <th>R</th> <th>ER</th> <th>SO</th> <th>BB</th> <th>IBB</th> <th>HBP</th> <th>BLK</th> <th>WP</th> <th>HR</th> <th>S</th> <th>P</th> <th>ERA</th> <th>WHIP</th> </tr> </thead> <tbody> <tr> <td>38 Wade Miley, L ERA: 5.58</td> <td>1.2</td> <td></td> <td>12</td> <td>6</td> <td>6</td> <td>6</td> <td>5</td> <td>0</td> <td>0</td> <td>1</td> <td>0</td> <td>0</td> <td>1</td> <td>28</td> <td>44</td> <td>32.40</td> <td>3.600</td> </tr> <tr> <td>31 Ubaldo Jiménez, R ERA: 5.94</td> <td>3.0</td> <td>L</td> <td>15</td> <td>3</td> <td>3</td> <td>3</td> <td>2</td> <td>4</td> <td>0</td> <td>0</td> <td>0</td> <td>0</td> <td>0</td> <td>27</td> <td>52</td> <td>9.00</td> <td>2.333</td> </tr> <tr> <td>63 Tyler Wilson, R ERA: 5.38</td> <td>2.0</td> <td></td> <td>10</td> <td>5</td> <td>4</td> <td>4</td> <td>3</td> <td>0</td> <td>0</td> <td>0</td> <td>0</td> <td>0</td> <td>2</td> <td>28</td> <td>35</td> <td>18.00</td> <td>2.500</td> </tr> <tr> <td>48 Vance Worley, R ERA: 3.2</td> <td>2.0</td> <td></td> <td>11</td> <td>4</td> <td>2</td> <td>2</td> <td>2</td> <td>1</td> <td>0</td> <td>0</td> <td>0</td> <td>0</td> <td>1</td> <td>25</td> <td>36</td> <td>9.00</td> <td>2.500</td> </tr> <tr> <td>53 Zack Britton, L ERA: 0.54</td> <td>0.1</td> <td></td> <td>1</td> <td>0</td> <td>0</td> <td>0</td> <td>0</td> <td>0</td> <td>0</td> <td>0</td> <td>0</td> <td>0</td> <td>0</td> <td>1</td> <td>2</td> <td>0.00</td> <td>0.000</td> </tr> </tbody> </table>										PITCHER	IP	WLS	BF	H	R	ER	SO	BB	IBB	HBP	BLK	WP	HR	S	P	ERA	WHIP	38 Wade Miley, L ERA: 5.58	1.2		12	6	6	6	5	0	0	1	0	0	1	28	44	32.40	3.600	31 Ubaldo Jiménez, R ERA: 5.94	3.0	L	15	3	3	3	2	4	0	0	0	0	0	27	52	9.00	2.333	63 Tyler Wilson, R ERA: 5.38	2.0		10	5	4	4	3	0	0	0	0	0	2	28	35	18.00	2.500	48 Vance Worley, R ERA: 3.2	2.0		11	4	2	2	2	1	0	0	0	0	1	25	36	9.00	2.500	53 Zack Britton, L ERA: 0.54	0.1		1	0	0	0	0	0	0	0	0	0	0	1	2	0.00	0.000
PITCHER	IP	WLS	BF	H	R	ER	SO	BB	IBB	HBP	BLK	WP	HR	S	P	ERA	WHIP																																																																																																						
38 Wade Miley, L ERA: 5.58	1.2		12	6	6	6	5	0	0	1	0	0	1	28	44	32.40	3.600																																																																																																						
31 Ubaldo Jiménez, R ERA: 5.94	3.0	L	15	3	3	3	2	4	0	0	0	0	0	27	52	9.00	2.333																																																																																																						
63 Tyler Wilson, R ERA: 5.38	2.0		10	5	4	4	3	0	0	0	0	0	2	28	35	18.00	2.500																																																																																																						
48 Vance Worley, R ERA: 3.2	2.0		11	4	2	2	2	1	0	0	0	0	1	25	36	9.00	2.500																																																																																																						
53 Zack Britton, L ERA: 0.54	0.1		1	0	0	0	0	0	0	0	0	0	0	1	2	0.00	0.000																																																																																																						
10 Adam Jones, R OBP: 0.317, SLG: 0.463										5 1 1 1 0 0 3	Houston Astros @ Baltimore Orioles Oriole Park at Camden Yards, Baltimore, MD Fri Aug 19 2016, 7:07 PM - 10:09 PM EDT Att: 34,422 - Clear - 86 F																																																																																																												
25 Hyun Soo Kim, L OBP: 0.406, SLG: 0.445										4 1 1 0 1 2 0																																																																																																													
13 Manny Machado, R OBP: 0.359, SLG: 0.555										5 1 1 2 0 2 1																																																																																																													
19 Chris Davis, L OBP: 0.337, SLG: 0.461										4 1 1 1 0 1 0																																																																																																													
45 Mark Trumbo, R OBP: 0.310, SLG: 0.533										3 2 1 1 1 0 0																																																																																																													
24 Pedro Alvarez, L OBP: 0.318, SLG: 0.529										4 1 1 1 0 1 1																																																																																																													
32 Matt Wieters, S OBP: 0.294, SLG: 0.381										4 1 1 0 0 0 0																																																																																																													
6 Jonathan Schoop, R OBP: 0.315, SLG: 0.474										4 0 2 1 0 1 0																																																																																																													
2 J.J. Hardy, R OBP: 0.312, SLG: 0.427										4 0 1 0 0 1 2																																																																																																													
Inning Stats	R: 5 H: 7 E: 0 K: 0 S: 17	L: 0 H: 0 R: 0 ER: 0 LOB: 0 K: 3 P: 10	H: 2 R: 2 ER: 0 LOB: 1 K: 1 P: 13	H: 0 R: 0 ER: 0 LOB: 0 K: 0 P: 10	H: 1 R: 0 ER: 0 LOB: 0 K: 1 P: 14	H: 0 R: 0 ER: 0 LOB: 0 K: 1 P: 12	H: 0 R: 0 ER: 0 LOB: 0 K: 0 P: 7	H: 0 R: 0 ER: 0 LOB: 0 K: 1 P: 7	H: 0 R: 0 ER: 0 LOB: 0 K: 1 P: 9	1B: 5 2B: 0 3B: 0 HR: 5		SF: 0 SAC: 0 DP: 0 HBP: 0	WP: 1 PA: 39 PB: 1 SB: 0 CS: 0																																																																																																										
PITCHER	IP WLS BF H R ER SO BB IBB HBP BLK WP HR S P ERA WHIP	<table border="1"> <thead> <tr> <th>PITCHER</th> <th>IP</th> <th>WLS</th> <th>BF</th> <th>H</th> <th>R</th> <th>ER</th> <th>SO</th> <th>BB</th> <th>IBB</th> <th>HBP</th> <th>BLK</th> <th>WP</th> <th>HR</th> <th>S</th> <th>P</th> <th>ERA</th> <th>WHIP</th> </tr> </thead> <tbody> <tr> <td>31 Collin McHugh, R ERA: 4.99</td> <td>3.0</td> <td></td> <td>19</td> <td>7</td> <td>6</td> <td>4</td> <td>1</td> <td>1</td> <td>0</td> <td>0</td> <td>0</td> <td>0</td> <td>1</td> <td>4</td> <td>64</td> <td>18.00</td> <td>3.333</td> </tr> <tr> <td>47 Chris Devenski, R ERA: 2.29</td> <td>4.0</td> <td>W</td> <td>14</td> <td>1</td> <td>1</td> <td>1</td> <td>2</td> <td>1</td> <td>0</td> <td>0</td> <td>0</td> <td>0</td> <td>1</td> <td>37</td> <td>60</td> <td>2.25</td> <td>0.500</td> </tr> <tr> <td>37 Pat Neshek, R ERA: 2.7</td> <td>1.0</td> <td></td> <td>3</td> <td>0</td> <td>0</td> <td>0</td> <td>1</td> <td>0</td> <td>0</td> <td>0</td> <td>0</td> <td>0</td> <td>0</td> <td>7</td> <td>9</td> <td>0.00</td> <td>0.000</td> </tr> <tr> <td>41 Brad Peacock, R ERA:</td> <td>1.0</td> <td></td> <td>3</td> <td>0</td> <td>0</td> <td>0</td> <td>1</td> <td>0</td> <td>0</td> <td>0</td> <td>0</td> <td>0</td> <td>0</td> <td>5</td> <td>9</td> <td>0.00</td> <td>0.000</td> </tr> </tbody> </table>										PITCHER	IP	WLS	BF	H	R	ER	SO	BB	IBB	HBP	BLK	WP	HR	S	P	ERA	WHIP	31 Collin McHugh, R ERA: 4.99	3.0		19	7	6	4	1	1	0	0	0	0	1	4	64	18.00	3.333	47 Chris Devenski, R ERA: 2.29	4.0	W	14	1	1	1	2	1	0	0	0	0	1	37	60	2.25	0.500	37 Pat Neshek, R ERA: 2.7	1.0		3	0	0	0	1	0	0	0	0	0	0	7	9	0.00	0.000	41 Brad Peacock, R ERA:	1.0		3	0	0	0	1	0	0	0	0	0	0	5	9	0.00	0.000																		
PITCHER	IP	WLS	BF	H	R	ER	SO	BB	IBB	HBP	BLK	WP	HR	S	P	ERA	WHIP																																																																																																						
31 Collin McHugh, R ERA: 4.99	3.0		19	7	6	4	1	1	0	0	0	0	1	4	64	18.00	3.333																																																																																																						
47 Chris Devenski, R ERA: 2.29	4.0	W	14	1	1	1	2	1	0	0	0	0	1	37	60	2.25	0.500																																																																																																						
37 Pat Neshek, R ERA: 2.7	1.0		3	0	0	0	1	0	0	0	0	0	0	7	9	0.00	0.000																																																																																																						
41 Brad Peacock, R ERA:	1.0		3	0	0	0	1	0	0	0	0	0	0	5	9	0.00	0.000																																																																																																						

Batter	1	2	3	4	5	6	7	8	9	AB	R	H	RBI	BB	SO	LOB	TOP										
4 George Springer, R OBP: 0.365, SLG: 0.478	L6		G6-3				G4-3		F7	5	1	1	0	0	0	1	Houston Astros @ Baltimore Orioles Oriole Park at Camden Yards, Baltimore, MD Sun Aug 21 2016, 5:42 PM - 8:41 PM EDT Att: 29,734 - Overcast - 79 F										
2 Alex Bregman, R OBP: 0.297, SLG: 0.381	F7		K						K	4	0	0	0	1	3												
27 Jose Altuve, R OBP: 0.428, SLG: 0.578	P4									4	1	1	1	0	0	1											
1 Carlos Correa, R OBP: 0.365, SLG: 0.468										3	1	2	2	1	0	1											
11 Evan Gattis, R OBP: 0.302, SLG: 0.460										4	0	0	0	0	1	3											
10 Yuli Gurriel, R OBP: 0.299, SLG: 0.500										2	0	1	0	1	0	1											
16 Tony Kemp, L OBP: 0.318, SLG: 0.307										1	0	0	0	0	0	0											
23 AJ Reed, L OBP: 0.299, SLG: 0.326										3	0	2	1	0	0	0											
6 Jake Marisnick, R OBP: 0.260, SLG: 0.344										1	1	1	1	0	0	0											
9 Marwin Gonzalez, S OBP: 0.285, SLG: 0.408										4	0	0	0	0	1	4											
35 Teoscar Hernández, R OBP: 0.382, SLG: 0.517										4	1	1	0	0	0	0											
Inning Stats	R: 0 E: 0 K: 0 S: 5	H: 0 LOB: 0 BB: 0 P: 7	R: 0 E: 0 K: 1 S: 8	H: 2 LOB: 2 BB: 1 P: 17	R: 0 E: 0 K: 1 S: 7	H: 0 LOB: 0 BB: 0 P: 9	R: 1 E: 0 K: 0 S: 14	H: 2 LOB: 2 BB: 1 P: 25	R: 3 E: 0 K: 1 S: 16	H: 3 LOB: 1 BB: 0 P: 22	R: 0 E: 0 K: 0 S: 7	H: 0 LOB: 0 BB: 0 P: 12	R: 0 E: 0 K: 0 S: 6	H: 0 LOB: 1 BB: 1 P: 11	R: 1 E: 0 K: 0 S: 12	H: 1 LOB: 0 BB: 0 P: 17	R: 0 E: 0 K: 1 S: 7	H: 1 LOB: 0 BB: 0 P: 7	1B: 7 2B: 1 3B: 0 HR: 1	SF: 0 SAC: 0 DP: 1 HBP: 0	WP: 0 PB: 0 SB: 1 CS: 1	PA: 38					
PITCHER	IP	WLS	BF	H	R	ER	SO	BB	IBB	HBP	BLK	WP	HR	S	P	ERA	WHIP										
49 Yovani Gallardo, R ERA: 5.08	7.0	L	31	7	4	3	3	3	0	0	0	0	0	63	103	3.86	1.429										
68 Parker Bridwell, R ERA: 4.5	2.0		7	2	1	1	2	0	0	0	0	0	1	19	24	4.50	1.000										

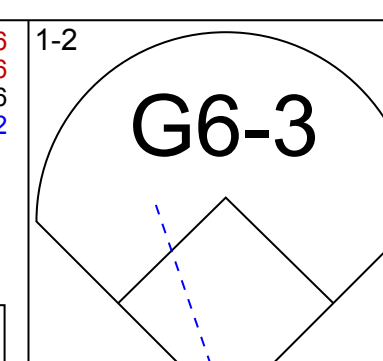
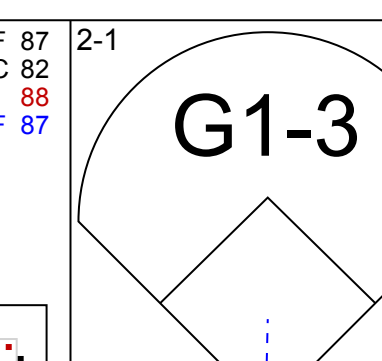
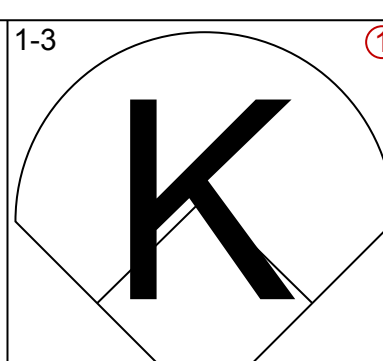
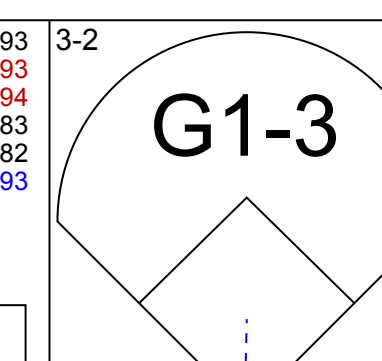
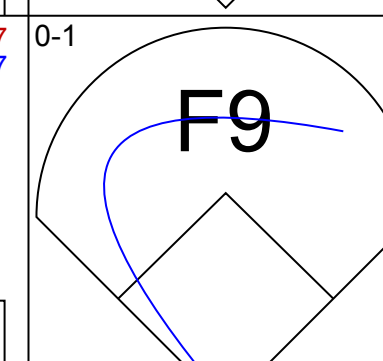
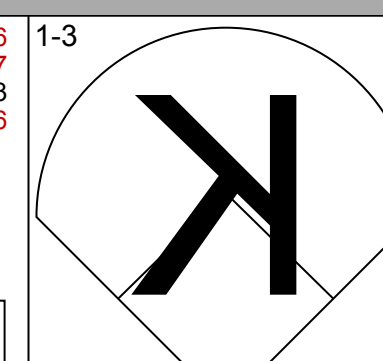
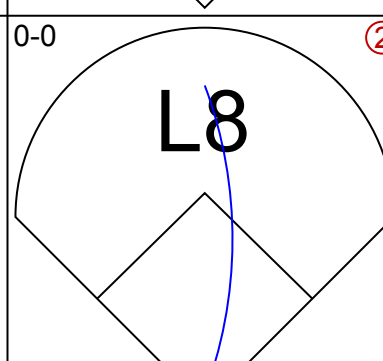
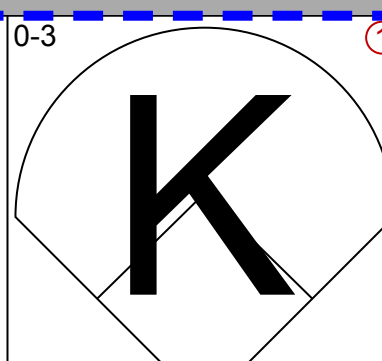
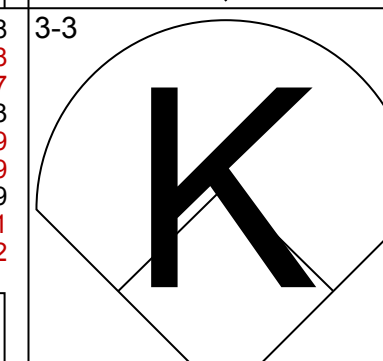
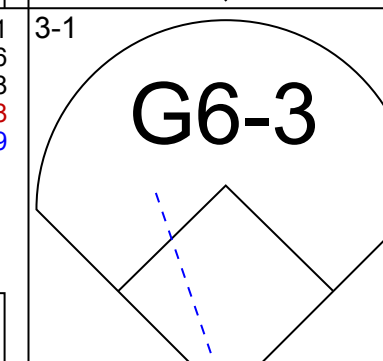
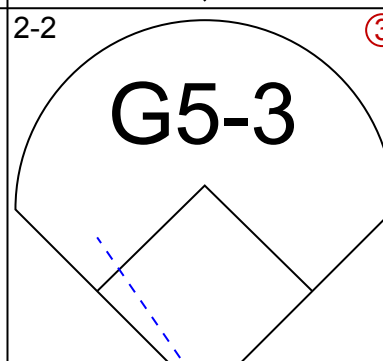
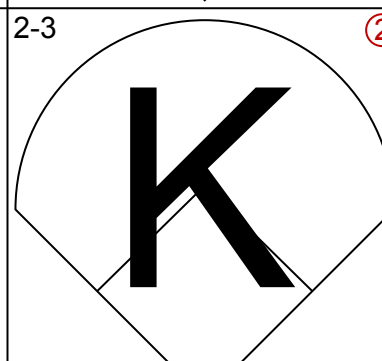
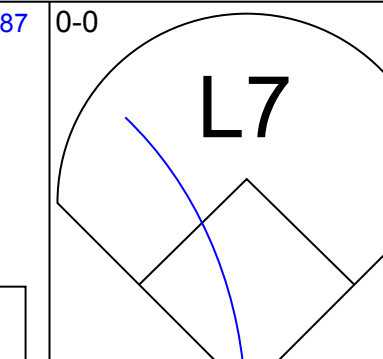
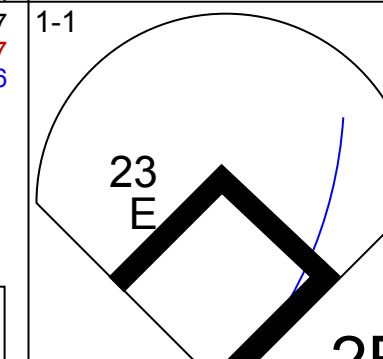
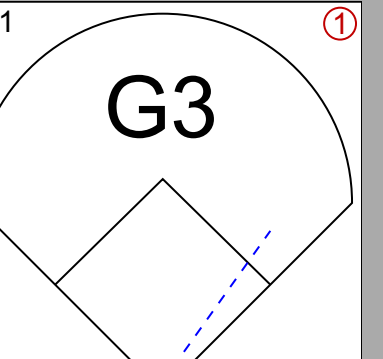
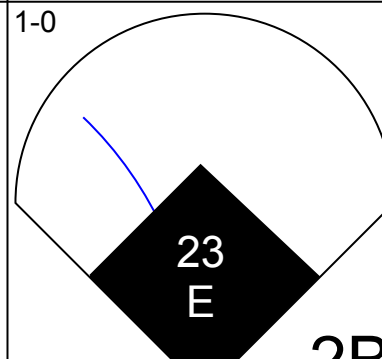
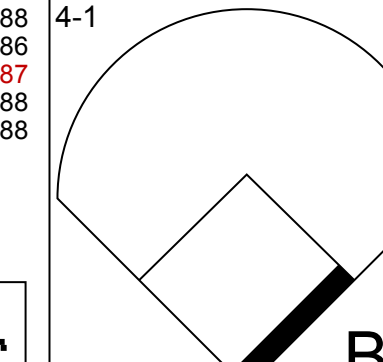
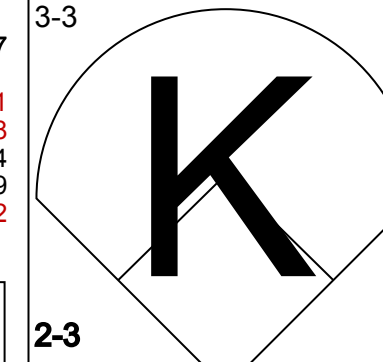
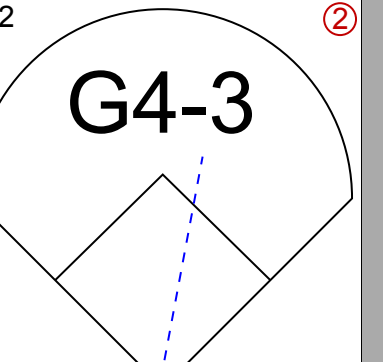
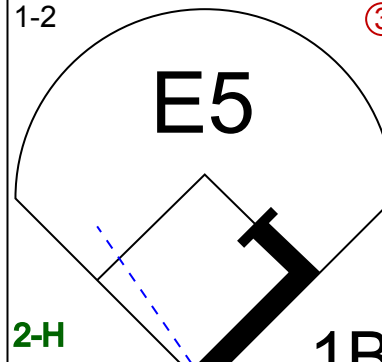
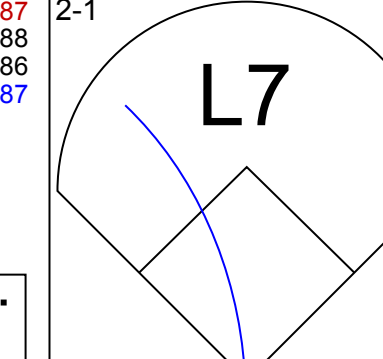
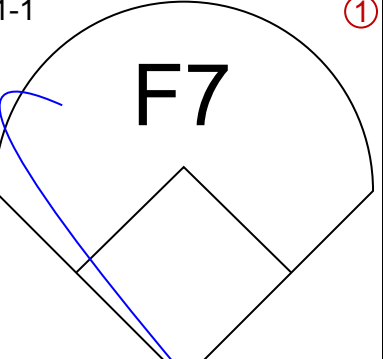

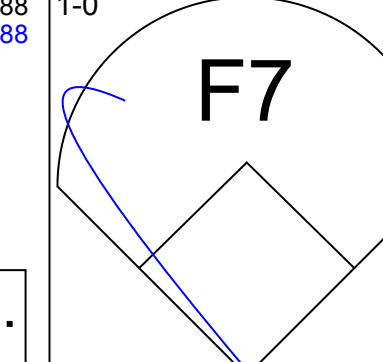
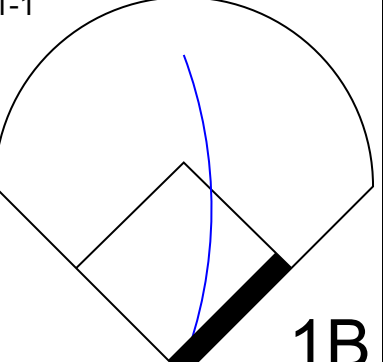
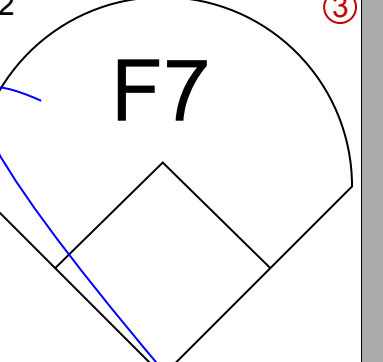
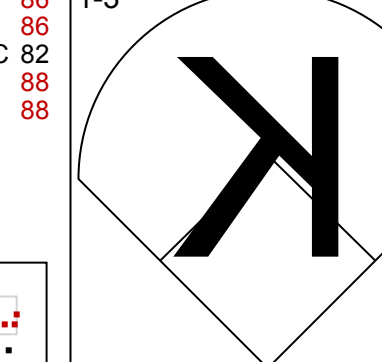
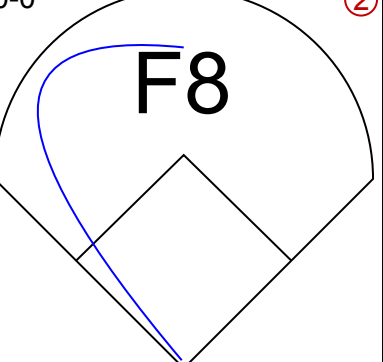
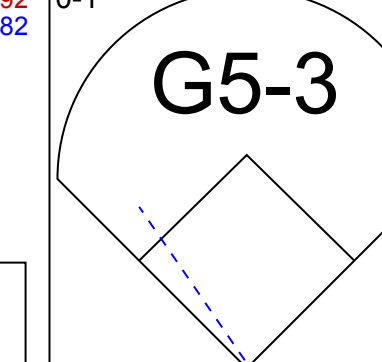
Batter	1	2	3	4	5	6	7	8	9	AB	R	H	RBI	BB	SO	LOB	BOTTOM										
10 Adam Jones, R OBP: 0.316, SLG: 0.459	F9		F8							4	0	1	1	0	0	1	Houston Astros @ Baltimore Orioles Oriole Park at Camden Yards, Baltimore, MD Sun Aug 21 2016, 5:42 PM - 8:41 PM EDT Att: 29,734 - Overcast - 79 F										
28 Steve Pearce, R OBP: 0.383, SLG: 0.511	F8		K							4	0	0	0	0	2	1											
13 Manny Machado, R OBP: 0.358, SLG: 0.553										4	0	1	0	0	1	0											
45 Mark Trumbo, R OBP: 0.309, SLG: 0.533										3	1	1	1	1	0	1											
6 Jonathan Schoop, R OBP: 0.315, SLG: 0.477										4	1	1	1	0	0	1											
19 Chris Davis, L OBP: 0.337, SLG: 0.464										4	0	0	0	0	2	0											
2 J.J. Hardy, R OBP: 0.312, SLG: 0.421										3	0	0	0	0	0	0											
27 Francisco Peña, R OBP: 0.263, SLG: 0.306										3	0	1	0	0	1	0											
14 Nolan Reimold, R OBP: 0.303, SLG: 0.377										3	1	1	0	0	1	1											
Inning Stats	R: 0 E: 0 K: 0 S: 8	H: 1 LOB: 1 BB: 0 P: 13	R: 0 E: 0 K: 1 S: 8	H: 0 LOB: 0 BB: 0 P: 9	R: 0 E: 0 K: 1 S: 13	H: 1 LOB: 1 BB: 0 P: 17	R: 1 E: 0 K: 1 S: 6	H: 1 LOB: 0 BB: 0 P: 8	R: 1 E: 0 K: 0 S: 9	H: 2 LOB: 1 BB: 0 P: 13	R: 0 E: 0 K: 0 S: 7	H: 0 LOB: 1 BB: 1 P: 11	R: 0 E: 0 K: 2 S: 8	H: 0 LOB: 0 BB: 0 P: 10	R: 0 E: 0 K: 2 S: 8	H: 0 LOB: 0 BB: 0 P: 14		R: 1 E: 0 K: 0 S: 14	H: 1 LOB: 0 BB: 0 P: 17	1B: 3 2B: 1 3B: 0 HR: 2	SF: 0 SAC: 0 DP: 0 HBP: 0	WP: 0 PB: 0 SB: 0 CS: 0	PA: 33				
PITCHER	IP	WLS	BF	H	R	ER	SO	BB	IBB	HBP	BLK	WP	HR	S	P	ERA	WHIP										
60 Dallas Keuchel, L ERA: 4.64	8.0	W	29	5	2	2	7	1	0	0	0	0	1	67	95	2.25	0.750										
53 Ken Giles, R ERA: 3.72	1.0	S	4	1	1	1	0	0	0	0	0	0	1	14	17	9.00	1.000										

Batter	1	2	3	4	5	6	7	8	9	AB	R	H	RBI	BB	SO	LOB	TOP								
4 George Springer, R OBP: 0.362, SLG: 0.474										4	0	0	0	0	1	2									
2 Alex Bregman, R OBP: 0.265, SLG: 0.404										4	1	1	1	0	0	0									
27 Jose Altuve, R OBP: 0.285, SLG: 0.575										4	0	1	0	0	1	0									
1 Carlos Correa, R OBP: 0.362, SLG: 0.464										4	0	0	0	0	1	1									
23 AJ Reed, L OBP: 0.300, SLG: 0.319										2	1	0	0	0	1	0									
9 Marwin Gonzalez, S OBP: 0.285, SLG: 0.407										1	0	0	0	0	0	0									
35 Teoscar Hernandez, R OBP: 0.378, SLG: 0.554										3	1	1	2	0	1	1									
15 Jason Castro, L OBP: 0.322, SLG: 0.391										3	0	1	0	0	2	0									
6 Jake Marisnick, R OBP: 0.261, SLG: 0.344										3	0	1	0	0	1	0									
58 Doug Fister, L OBP: 0.200, SLG: 0.200										2	0	0	0	0	1	2									
10 Yuli Gurriel, R OBP: 0.300, SLG: 0.333										1	0	0	0	0	0	0									
36 Will Harris, R OBP: 0.285, SLG: 0.407										0	0	0	0	0	0	0									
53 Ken Giles, R OBP: 0.285, SLG: 0.407										0	0	0	0	0	0	0									
Inning Stats	R: 0 E: 0 K: 2 S: 11	H: 0 LOB: 0 BB: 0 P: 16	R: 0 E: 0 K: 2 S: 7	H: 0 LOB: 0 BB: 0 P: 11	R: 0 E: 0 K: 1 S: 9	H: 0 LOB: 0 BB: 0 P: 12	R: 0 E: 0 K: 0 S: 6	H: 1 LOB: 1 BB: 0 P: 10	R: 2 E: 0 K: 1 S: 10	H: 3 LOB: 1 BB: 1 P: 19	R: 0 E: 0 K: 0 S: 5	H: 0 LOB: 0 BB: 0 P: 8	R: 0 E: 1 K: 1 S: 6	H: 0 LOB: 0 BB: 0 P: 11	R: 0 E: 0 K: 1 S: 9	H: 0 LOB: 0 BB: 0 P: 12	R: 1 E: 0 K: 0 S: 9	H: 1 LOB: 0 BB: 0 P: 12	1B: 2 2B: 1 3B: 0 HR: 2	SF: 0 SAC: 0 DP: 2 HBP: 0	WP: 0 PB: 1 SB: 0 CS: 0	PA: 32			
PITCHER	IP	WLS	BF	H	R	ER	SO	BB	IBB	HBP	BLK	WP	HR	S	P	ERA	WHIP								
50 Jameson Taillon, R ERA: 2.92	8.0	L	28	4	2	2	8	1	0	0	0	0	1	63	99	2.25	0.625								
30 Nefthali Feliz, R ERA: 3.1	1.0		4	1	1	1	0	0	0	0	0	0	1	9	12	9.00	1.000								

Houston Astros @ Pittsburgh Pirates
PNC Park, Pittsburgh, PA
Mon Aug 22 2016, 7:09 PM - 9:27 PM EDT
Att: 24,017 - Partly Cloudy - 76 F

AB	31
R	3
H	5
RBI	3
BB	1
SO	8
LOB	6



Batter	1	2	3	4	5	6	7	8	9	AB	R	H	RBI	BB	SO	LOB	BOTTOM								
5 Josh Harrison, R OBP: 0.300, SLG: 0.381										4	0	0	0	0	1	0									
6 Starling Marte, R OBP: 0.394, SLG: 0.448										4	0	0	0	0	2	0									
22 Andrew McCutchen, R OBP: 0.323, SLG: 0.497										4	0	0	0	0	2	0									
25 Gregory Polanco, L OBP: 0.342, SLG: 0.485										4	1	2	0	0	0	0									
23 David Freese, R OBP: 0.357, SLG: 0.436										3	0	1	0	1	1	1									
55 Josh Bell, S OBP: 0.500, SLG: 0.889										3	0	1	0	0	0	1									
29 Francisco Cervelli, R OBP: 0.386, SLG: 0.320										3	0	1	0	0	0	2									
10 Jordy Mercer, R OBP: 0.338, SLG: 0.371										3	0	0	0	0	1	1									
50 Jameson Taillon, R ERA: 3.59	7.0	W	25	3	0	0	0	1	0	0	0	0	0	0	0	0									
17 Matt Joyce, L OBP: 0.399, SLG: 0.529	1.0	H	3	0	0	0	1	0	0	0	0	0	0	0	0	0									
30 Nefthali Feliz, R ERA: 3.65	1.0	S	4	2	1	0	2	0	0	0	0	0	0	0	0	0									
Inning Stats	R: 0 E: 0 K: 1 S: 11	H: 0 LOB: 0 BB: 0 P: 15	R: 0 E: 0 K: 0 S: 5	H: 0 LOB: 1 BB: 1 P: 12	R: 0 E: 0 K: 2 S: 9	H: 0 LOB: 0 BB: 0 P: 12	R: 0 E: 1 K: 2 S: 10	H: 1 LOB: 1 BB: 0 P: 18	R: 0 E: 0 K: 0 S: 6	H: 1 LOB: 1 BB: 0 P: 8	R: 0 E: 0 K: 1 S: 7	H: 0 LOB: 0 BB: 0 P: 10	R: 0 E: 0 K: 0 S: 12	H: 1 LOB: 0 BB: 0 P: 17	R: 0 E: 0 K: 1 S: 8	H: 0 LOB: 0 BB: 0 P: 13	R: 1 E: 1 K: 2 S: 10	H: 2 LOB: 1 BB: 0 P: 14	1B: 2 2B: 3 3B: 0 HR: 0	SF: 0 SAC: 0 DP: 0 HBP: 0	WP: 0 PB: 0 SB: 0 CS: 0	PA: 32			
PITCHER	IP	WLS	BF	H	R	ER	SO	BB	IBB	HBP	BLK	WP	HR	S	P	ERA	WHIP								
58 Doug Fister, R	7.0		25	3	0	0	0	1	0	0	0	0	0	8	13	0.00	0.000								
36 Will Harris, R	1.0		4	2	1	0	2	0	0	0	0	0	0	10	14	0.00	2.000								

Houston Astros @ Pittsburgh Pirates
PNC Park, Pittsburgh, PA
Mon Aug 22 2016, 7:09 PM - 9:27 PM EDT
Att: 24,017 - Partly Cloudy - 76 F

AB	31
R	1
H	5
RBI	0
BB	1
SO	9
LOB	6



Batter	1	2	3	4	5	6	7	8	9	AB	R	H	RBI	BB	SO	LOB	TOP										
4 George Springer, R OBP: 0.358, SLG: 0.467										5	1	1	0	0	2	0	Houston Astros @ Pittsburgh Pirates PNC Park, Pittsburgh, PA Wed Aug 24 2016, 12:39 PM - 3:34 PM EDT Att: 23,717 - Partly Cloudy - 81 F										
2 Alex Bregman, R OBP: 0.293, SLG: 0.410										4	1	1	0	0	0	0											
27 Jose Altuve, R OBP: 0.422, SLG: 0.571										3	0	0	1	0	1	0											
1 Carlos Correa, R OBP: 0.361, SLG: 0.463										3	2	2	1	0	1	0											
11 Evan Gattis, R OBP: 0.306, SLG: 0.468										3	1	1	2	1	0	1											
9 Marwin Gonzalez, S OBP: 0.291, SLG: 0.415										3	0	1	1	1	0	0											
23 AJ Reed, L OBP: 0.292, SLG: 0.297										3	0	0	0	0	1	1											
47 Chris Devenski, R										0	0	0	0	0	0	2											
10 Yuli Gurriel, R OBP: 0.400, SLG: 0.250										0	0	0	0	0	0	0											
36 Will Harris, R										0	0	0	0	0	0	0											
53 Ken Giles, R										0	0	0	0	0	0	0											
35 Teoscar Hernández, R OBP: 0.364, SLG: 0.553										3	0	1	0	1	1	0											
31 Collin McHugh, R										2	0	0	0	0	1	3											
37 Pat Neshek, S										0	0	0	0	0	0	0											
6 Jake Marisnick, R OBP: 0.257, SLG: 0.338										2	0	0	0	0	1	0											
Inning Stats	R: 0 E: 0 K: 1 S: 8	H: 0 LOB: 0 BB: 0 P: 11	R: 2 E: 0 K: 0 S: 12	H: 3 LOB: 1 BB: 0 P: 19	R: 0 E: 0 K: 1 S: 8	H: 0 LOB: 0 BB: 0 P: 14	R: 1 E: 1 K: 2 S: 12	H: 2 LOB: 2 BB: 1 P: 21	R: 2 E: 0 K: 0 S: 6	H: 2 LOB: 0 BB: 0 P: 12	R: 0 E: 0 K: 1 S: 10	H: 0 LOB: 0 BB: 0 P: 14	R: 0 E: 0 K: 2 S: 12	H: 0 LOB: 0 BB: 0 P: 16	R: 0 E: 0 K: 1 S: 7	H: 0 LOB: 2 BB: 0 P: 15	R: 0 E: 0 K: 0 S: 7	H: 0 LOB: 0 BB: 0 P: 8	1B: 3 2B: 2 3B: 1 HR: 1	SF: 2 SAC: 0 DP: 0 HBP: 0	WP: 0 PB: 0 SB: 0 CS: 0	PA: 37					
PITCHER	IP	WLS	BF	H	R	ER	SO	BB	IBB	HBP	BLK	WP	HR	S	P	ERA	WHIP										
45 Gerrit Cole, R ERA: 3.55	5.0	L	23	7	5	5	4	0	1	0	0	0	1	46	77	9.00	1.400										
48 Jared Hughes, R ERA: 3.46	1.0		3	0	0	0	1	0	0	0	0	0	0	10	14	0.00	0.000										
12 Juan Nicasio, R ERA: 4.67	1.0		3	0	0	0	2	0	0	0	0	0	0	12	16	0.00	0.000										
73 Felipe Vázquez, L ERA: 3.84	1.0		5	0	0	0	1	2	0	0	0	0	0	7	15	0.00	2.000										
44 Tony Watson, L ERA: 2.72	1.0		3	0	0	0	0	0	0	0	0	0	0	7	8	0.00	0.000										

Batter	1	2	3	4	5	6	7	8	9	AB	R	H	RBI	BB	SO	LOB	BOTTOM											
5 Josh Harrison, R OBP: 0.297, SLG: 0.377										4	0	0	0	0	1	1	Houston Astros @ Pittsburgh Pirates PNC Park, Pittsburgh, PA Wed Aug 24 2016, 12:39 PM - 3:34 PM EDT Att: 23,717 - Partly Cloudy - 81 F											
17 Matt Joyce, L OBP: 0.401, SLG: 0.533										4	1	1	0	1	1	2												
6 Starling Marte, R OBP: 0.363, SLG: 0.445										5	0	1	1	0	2	2												
25 Gregory Polanco, L OBP: 0.346, SLG: 0.506										5	0	2	2	0	2	1												
55 Josh Bell, S OBP: 0.526, SLG: 0.733										3	0	1	0	1	1	2												
29 Francisco Cervelli, R OBP: 0.379, SLG: 0.314										4	0	1	0	0	0	2												
3 Sean Rodriguez, R OBP: 0.335, SLG: 0.493										4	0	1	0	0	1	2												
10 Jordy Mercer, R OBP: 0.343, SLG: 0.383										4	2	2	1	0	1	1												
45 Gerrit Cole, R ERA: 3.55	5.0	W	23	7	3	3	4	1	0	0	0	0	0	0	0	0		Houston Astros @ Pittsburgh Pirates PNC Park, Pittsburgh, PA Wed Aug 24 2016, 12:39 PM - 3:34 PM EDT Att: 23,717 - Partly Cloudy - 81 F										
28 Jhonny Torres, L ERA: 2.65	0.2	H	3	1	0	0	0	0	0	0	0	0	0	0	0	0												
48 Jared Hughes, R ERA: 3.46	1.1	H	7	2	1	1	1	1	0	0	0	0	0	0	0	1												
26 Adam Frazier, L ERA: 2.54	1.0	H	4	1	0	0	2	0	0	0	0	0	0	0	0	0												
12 Juan Nicasio, R ERA: 4.67	1.0	S	3	0	0	0	2	0	0	0	0	0	0	0	0	0												
73 Felipe Vázquez, L ERA: 3.84	1.0	S	3	0	0	0	2	0	0	0	0	0	0	0	0	0												
22 Andrew McCutchen, R ERA: 3.58	1.0	S	3	0	0	0	2	0	0	0	0	0	0	0	0	0												
Inning Stats	R: 0 E: 0 K: 0 S: 14	H: 0 LOB: 1 BB: 0 P: 22	R: 0 E: 0 K: 1 S: 12	H: 0 LOB: 0 BB: 0 P: 19	R: 1 E: 0 K: 0 S: 12	H: 1 LOB: 0 BB: 0 P: 16	R: 0 E: 0 K: 1 S: 14	H: 2 LOB: 2 BB: 0 P: 20	R: 2 E: 0 K: 2 S: 15	H: 4 LOB: 2 BB: 0 P: 22	R: 0 E: 0 K: 0 S: 8	H: 1 LOB: 1 BB: 0 P: 10	R: 1 E: 0 K: 1 S: 12	H: 2 LOB: 2 BB: 1 P: 22	R: 0 E: 0 K: 2 S: 11	H: 1 LOB: 0 BB: 0 P: 18	R: 0 E: 0 K: 2 S: 8		H: 0 LOB: 0 BB: 0 P: 10	1B: 8 2B: 1 3B: 1 HR: 1	SF: 0 SAC: 1 DP: 0 HBP: 0	WP: 0 PB: 0 SB: 0 CS: 0	PA: 40					
PITCHER	IP	WLS	BF	H	R	ER	SO	BB	IBB	HBP	BLK	WP	HR	S	P	ERA	WHIP											
31 Collin McHugh, R ERA: 5.01	5.0		23	7	3	3	4	1	0	0	0	0	0	7	9	0.00	1.500											
37 Pat Neshek, R ERA: 2.65	1.1	H	7	2	1	1	1	1	0	0	0	0	0	0	0	0	0											
47 Chris Devenski, R ERA: 2.36	1.0	H	4	1	0	0	2	0	0	0	0	0	0	11	18	0.00	1.000											
36 Will Harris, R ERA: 2.54	1.0	S	3	0	0	0	2	0	0	0	0	0	0	8	10	0.00	0.000											
53 Ken Giles, R ERA: 3.58	1.0	S	3	0	0	0	2	0	0	0	0	0	0	8	10	0.00	0.000											

Batter	1	2	3	4	5	6	7	8	9	AB	R	H	RBI	BB	SO	LOB	TOP										
10 Corey Dickerson, L (1, 7) OBP: 0.286, SLG: 0.459	L7		3 2B	2-6-5	3 1B		F7	HR		4	2	2	3	1	0	0	Tampa Bay Rays @ Houston Astros Minute Maid Park, Houston, TX Sun Aug 28 2016, 1:12 PM - 4:31 PM CDT Att: 37,484 - Roof Closed - 73 F										
39 Kevin Kiermaier, L (1, 8) OBP: 0.306, SLG: 0.376	F8		P2		P6		1B	BB		4	0	1	0	1	0	2											
3 Evan Longoria, R (1, 10) OBP: 0.340, SLG: 0.548	K		2H		1B		F8	1B		5	0	3	1	0	1	1											
13 Brad Miller, L (1, 3)		G4-3	F8		K			1B		5	1	1	0	0	1	5											
5 Matt Duffy, R (1, 6) OBP: 0.317, SLG: 0.362		2 20 G6-3 1B		L9	G6-3			HR	L8	5	2	2	2	0	0	2											
2 Nick Franklin, S (1, 4) OBP: 0.372, SLG: 0.539		20 G5-3 1B		1B	FC4-6 1 E		P4	F7	HR	5	1	3	1	0	0	0											
20 Steven Souza Jr., R (1, 9) OBP: 0.289, SLG: 0.389		G5-3		FC4-6 1 E	1 WP		K	L5	K	5	1	0	1	0	2	2											
1 Tim Beckham, R (1, 5) OBP: 0.283, SLG: 0.427		G5-3		E5	46 2B		G6-3		G5-3	5	2	1	0	0	0	1											
46 Luke Maile, R (1, 2) OBP: 0.282, SLG: 0.351			F8	10 2-6-5 2B			F9	10 HR 1B		4	1	2	1	0	0	0											
Inning Stats	R: 0 E: 0 K: 1 S: 9	H: 0 LOB: 0 BB: 0 P: 11	R: 1 E: 0 K: 0 S: 16	H: 2 LOB: 1 BB: 0 P: 24	R: 1 E: 0 K: 0 S: 18	H: 2 LOB: 1 BB: 0 P: 26	R: 2 E: 1 K: 0 S: 13	H: 2 LOB: 1 BB: 1 P: 21	R: 0 E: 0 K: 1 S: 13	H: 0 LOB: 0 BB: 0 P: 20	R: 0 E: 0 K: 1 S: 10	H: 1 LOB: 1 BB: 0 P: 14	R: 5 E: 0 K: 0 S: 20	H: 6 LOB: 2 BB: 1 P: 35	R: 1 E: 0 K: 1 S: 12	H: 1 LOB: 0 BB: 0 P: 14		1B: 9 2B: 3 HR: 3	SF: 0 SAC: 0 DP: 0 HBP: 0	WP: 1 PB: 0 SB: 1 CS: 0	PA: 44						
PITCHER	IP	WLS	BF	H	R	ER	SO	BB	IBB	HBP	BLK	WP	HR	S	P	ERA	WHIP										
58 Doug Fister, R (1, 1) ERA: 3.6	4.1	L	22	7	4	2	1	1	0	0	0	1	0	64	94	4.15	1.846										
47 Chris Devenski, R (5, 1) ERA: 2.27	2.2		9	1	0	0	2	0	0	0	0	0	0	22	32	0.00	0.375										
45 Michael Feliz, R (8, 1) ERA: 4.69	0.2		6	4	4	4	0	0	0	0	0	0	1	11	17	54.00	6.000										
29 Tony Sipp, L (8, 1) ERA: 5.86	0.1		4	2	1	1	0	1	0	0	0	0	1	9	18	27.00	9.000										
41 Brad Peacock, R (9, 1) ERA: 5.4	1.0		4	1	1	1	1	0	0	0	0	0	1	12	14	9.00	1.000										

Batter	1	2	3	4	5	6	7	8	9	AB	R	H	RBI	BB	SO	LOB	BOTTOM										
4 George Springer, R (1, 9) OBP: 0.358, SLG: 0.461	G6-3		FC6-4		K		K		FC5 27 DI	5	0	0	0	0	2	2	Tampa Bay Rays @ Houston Astros Minute Maid Park, Houston, TX Sun Aug 28 2016, 1:12 PM - 4:31 PM CDT Att: 37,484 - Roof Closed - 73 F										
2 Alex Bregman, R (1, 5) OBP: 0.305, SLG: 0.430	G6-3		27 HR		F8		10 1B		K	4	2	1	0	1	1	2											
27 Jose Altuve, R (1, 4) OBP: 0.415, SLG: 0.565	K		HR		G5-3		9 1B		K	5	1	1	2	0	1	3											
1 Carlos Correa, R (1, 6) OBP: 0.364, SLG: 0.471		G3		23 15 1B		10 G1-3 1B		K		4	1	2	0	0	1	1											
10 Yuli Gurriel, R (1, 10) OBP: 0.438, SLG: 0.500	K		L9		G1-3		23 WP 9 1B		K	4	0	1	0	0	1	2											
9 Marwin Gonzalez, S (1, 7) OBP: 0.291, SLG: 0.410	G6-3		K		K		23 WP 1B		K	4	0	1	1	0	2	2											
23 AJ Reed, L (1, 3) OBP: 0.281, SLG: 0.288			15 1B		K		K		K	3	0	0	0	1	3	3											
15 Jason Castro, L (1, 2) OBP: 0.322, SLG: 0.390			F7		1B		K		4 E	3	0	1	1	0	1	0											
35 Teoscar Hernandez, R (9, PH) OBP: 0.327, SLG: 0.467					1B		L7		4 FC5	0	0	0	0	1	0	0											
6 Jake Marisnick, R (1, 8) OBP: 0.256, SLG: 0.345			4 FC6-4 HBP		K				F7	1	0	0	0	0	1	2											
16 Tony Kemp, L (7, PH) OBP: 0.307, SLG: 0.295					K					2	0	0	0	0	0	1											
Inning Stats	R: 0 E: 0 K: 1 S: 8	H: 0 LOB: 0 BB: 0 P: 12	R: 0 E: 0 K: 1 S: 9	H: 0 LOB: 0 BB: 0 P: 11	R: 0 E: 0 K: 1 S: 8	H: 0 LOB: 1 BB: 0 P: 13	R: 3 E: 0 K: 2 S: 18	H: 3 LOB: 2 BB: 2 P: 34	R: 0 E: 0 K: 1 S: 8	H: 0 LOB: 0 BB: 0 P: 11	R: 0 E: 0 K: 2 S: 12	H: 1 LOB: 1 BB: 0 P: 17	R: 0 E: 0 K: 2 S: 11	H: 0 LOB: 0 BB: 0 P: 16	R: 1 E: 0 K: 2 S: 16	H: 3 LOB: 2 BB: 0 P: 25	R: 0 E: 1 K: 1 S: 10	H: 0 LOB: 2 BB: 1 P: 17	1B: 6 2B: 0 HR: 1	SF: 0 SAC: 0 DP: 0 HBP: 1	WP: 1 PB: 0 SB: 0 CS: 0	PA: 39					
PITCHER	IP	WLS	BF	H	R	ER	SO	BB	IBB	HBP	BLK	WP	HR	S	P	ERA	WHIP										
22 Chris Archer, R (1, 1) ERA: 4.1	7.0	W	28	4	3	3	10	2	0	0	0	0	1	74	114	3.86	0.857										
54 Steve Geltz, R (8, 1) ERA: 6.86	1.0		6	3	1	1	2	0	0	0	0	1	0	16	25	9.00	3.000										
45 Enny Romero, L (9, 1) ERA: 4.62	1.0		5	0	0	0	1	1	0	0	0	0	0	10	17	0.00	1.000										



Batter	1	2	3	4	5	6	7	8	9	AB	R	H	RBI	BB	SO	LOB	TOP										
10 Marcus Semien, R OBP: 0.304, SLG: 0.443	G6-3					G6-3											4 0 1 0 1 1 0										
21 Stephen Vogt, L OBP: 0.308, SLG: 0.422		CS					F8		G5-3								5 0 3 0 0 0 0										
26 Danny Valencia, R OBP: 0.346, SLG: 0.463	G5-3						L8										4 0 0 0 0 2 4										
2 Khris Davis, R OBP: 0.301, SLG: 0.525	K																4 0 1 0 0 2 1										
17 Yonder Alonso, L OBP: 0.307, SLG: 0.359							G1-3										3 1 1 0 1 1 0										
48 Ryan Healy, R OBP: 0.313, SLG: 0.471	F8																4 0 1 0 0 1 4										
52 Joey Wendle, L OBP: 0.313, SLG: 0.471	FC6						L9										4 1 0 0 0 1 5										
5 Jake Smolinski, R OBP: 0.336, SLG: 0.405																	4 1 1 2 0 1 1										
63 Bruce Maxwell, L OBP: 0.176, SLG: 0.194	SF8																2 0 0 1 0 1 0										
16 Billy Butler, R OBP: 0.335, SLG: 0.415																	1 0 0 0 0 0 0										
Inning Stats	R: 0 H: 1 E: 0 K: 1 S: 12	H: 1 LOB: 1 BB: 0 P: 21	R: 3 H: 2 E: 1 K: 0 S: 10	LOB: 0 BB: 1 P: 20	R: 0 H: 2 E: 0 K: 2 S: 18	LOB: 3 BB: 1 P: 29	R: 0 H: 2 E: 0 K: 1 S: 12	H: 2 LOB: 2 BB: 0 P: 17	R: 0 H: 1 E: 0 K: 0 S: 8	LOB: 1 BB: 1 P: 10	R: 0 H: 0 E: 0 K: 1 S: 9	H: 0 LOB: 0 BB: 0 P: 11	R: 0 H: 0 E: 0 K: 3 S: 14	LOB: 0 BB: 0 P: 21	R: 0 H: 0 E: 0 K: 1 S: 11	LOB: 0 BB: 0 P: 14	1B: 5 2B: 2 3B: 1 HR: 0	SF: 1 SAC: 0 DP: 0 HBP: 0	WP: 3 PB: 0 SB: 0 CS: 1	PA: 39							
PITCHER	IP	WLS	BF	H	R	ER	SO	BB	IBB	HBP	BLK	WP	HR	S	P	ERA	WHIP										
54 Mike Fiers, R ERA: 4.31	5.0		25	8	3	1	4	2	0	0	0	1	0	60	97	1.80	2.000										
47 Chris Devenski, R ERA: 2.22	2.0		6	0	0	0	2	0	0	0	0	0	0	17	20	0.00	0.000										
45 Michael Feliz, R ERA: 4.61	1.0	W	4	0	0	0	3	0	0	0	0	2	0	14	21	0.00	0.000										
53 Ken Giles, R ERA: 3.54	1.0	S	3	0	0	0	1	0	0	0	0	0	0	11	14	0.00	0.000										

Oakland Athletics @ Houston Astros
Minute Maid Park, Houston, TX
Wed Aug 31 2016, 1:12 PM - 3:54 PM CDT
Att: 20,033 - Roof Closed - 73 F

livebaseballscorecards.com

AB 35
R 3
H 8
RBI 3
BB 2
SO 10
LOB 15



Batter	1	2	3	4	5	6	7	8	9	AB	R	H	RBI	BB	SO	LOB	BOTTOM										
4 George Springer, R OBP: 0.358, SLG: 0.460	K																4 1 1 0 0 2 2										
2 Alex Bregman, R OBP: 0.301, SLG: 0.410	G6-3																3 2 0 0 1 1 0										
27 Jose Altuve, R OBP: 0.411, SLG: 0.567	P4																4 1 1 1 0 1 1										
1 Carlos Correa, R OBP: 0.364, SLG: 0.469																	3 0 1 1 1 1 0										
11 Evan Gattis, R OBP: 0.314, SLG: 0.483	L8																3 0 1 1 1 1 0										
10 Yuli Gurriel, R OBP: 0.375, SLG: 0.409	L7																4 0 0 0 0 0 4										
28 Colby Rasmus, L OBP: 0.286, SLG: 0.361																	0 0 0 0 0 0 0										
9 Marwin Gonzalez, S OBP: 0.289, SLG: 0.408																	2 0 1 0 0 0 0										
23 AJ Reed, L OBP: 0.279, SLG: 0.286																	1 0 0 0 0 1 0										
35 Teoscar Hernández, R OBP: 0.305, SLG: 0.442																	3 0 0 0 0 1 1										
6 Jake Marisnick, R OBP: 0.260, SLG: 0.340																	2 0 1 0 0 0 1										
16 Tony Kemp, L OBP: 0.303, SLG: 0.291																	1 0 0 0 0 1 0										
Inning Stats	R: 0 H: 0 E: 0 K: 1 S: 6	H: 0 LOB: 0 BB: 0 P: 11	R: 0 H: 0 E: 0 K: 0 S: 9	LOB: 0 BB: 0 P: 13	R: 0 H: 1 E: 0 K: 0 S: 12	LOB: 1 BB: 0 P: 18	R: 1 H: 1 E: 0 K: 0 S: 10	H: 1 LOB: 2 BB: 2 P: 19	R: 0 H: 1 E: 0 K: 2 S: 10	LOB: 1 BB: 0 P: 13	R: 0 H: 0 E: 0 K: 2 S: 7	LOB: 0 BB: 0 P: 11	R: 0 H: 0 E: 0 K: 2 S: 10	LOB: 0 BB: 0 P: 17	R: 3 H: 3 E: 0 K: 2 S: 21	H: 3 LOB: 2 BB: 1 P: 32	1B: 2 2B: 2 3B: 2 HR: 0	SF: 0 SAC: 0 DP: 1 HBP: 0	WP: 2 PB: 0 SB: 0 CS: 0	PA: 33							
PITCHER	IP	WLS	BF	H	R	ER	SO	BB	IBB	HBP	BLK	WP	HR	S	P	ERA	WHIP										
46 Ross Detwiler, L ERA: 4.81	7.0		25	3	1	1	7	2	0	0	0	1	0	64	102	1.29	0.714										
31 Liam Hendriks, R ERA: 4.35	1.0	L	8	3	3	3	2	0	1	0	0	1	0	21	32	27.00	3.000										

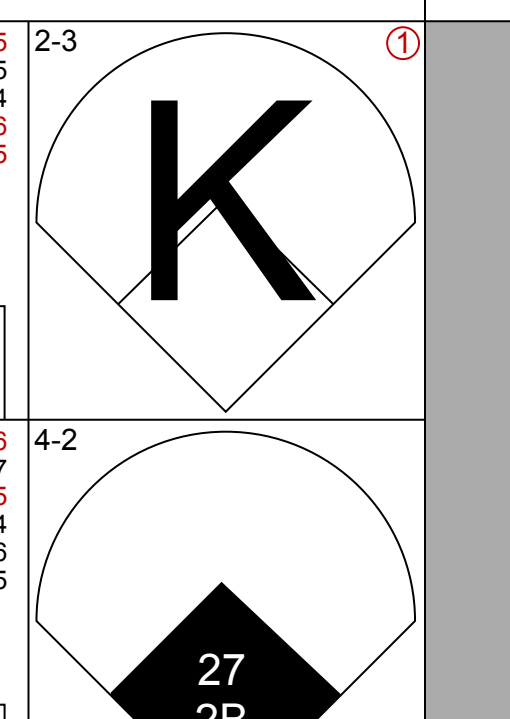
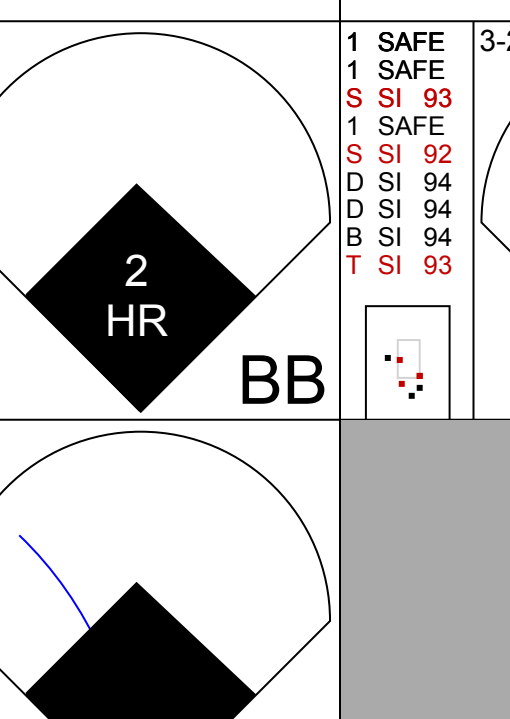
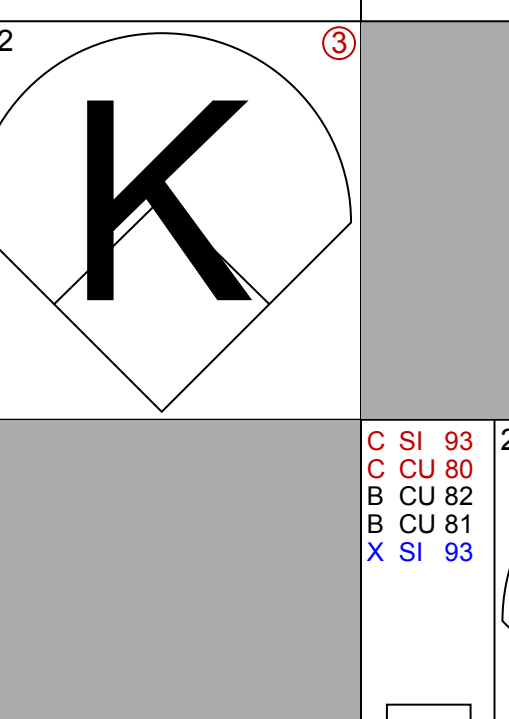
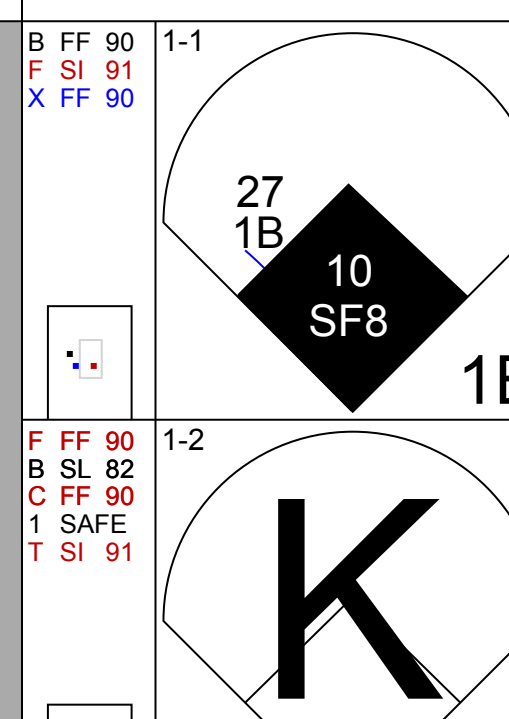
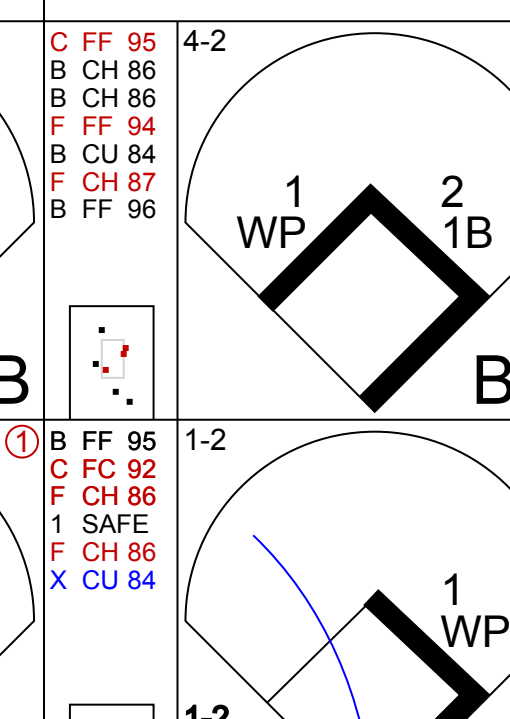
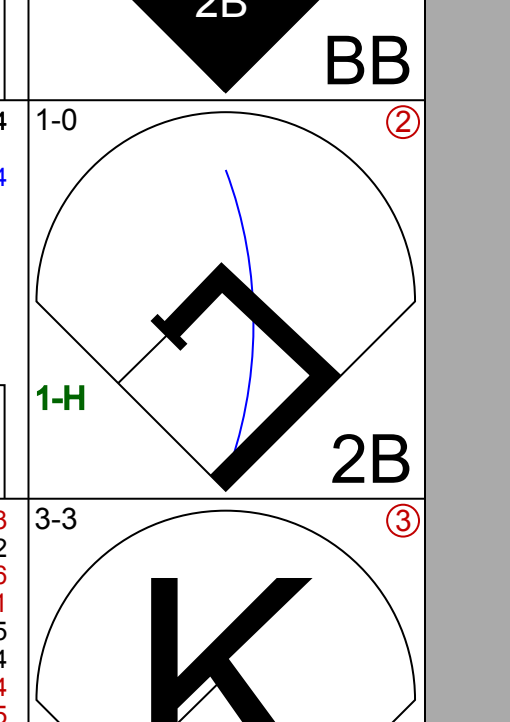
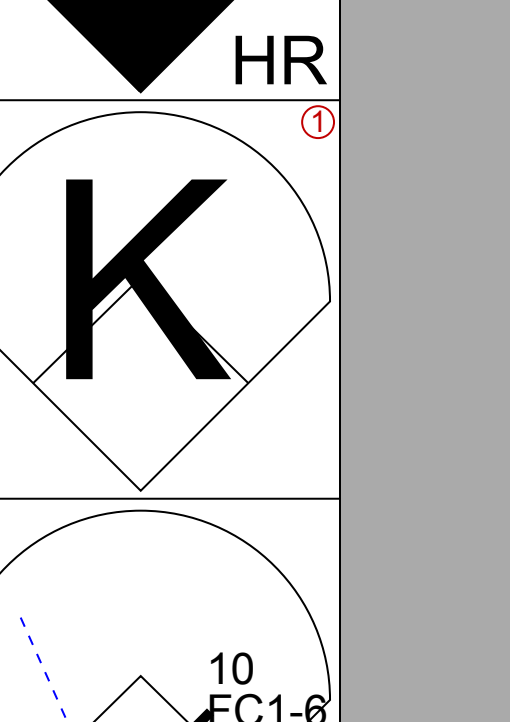
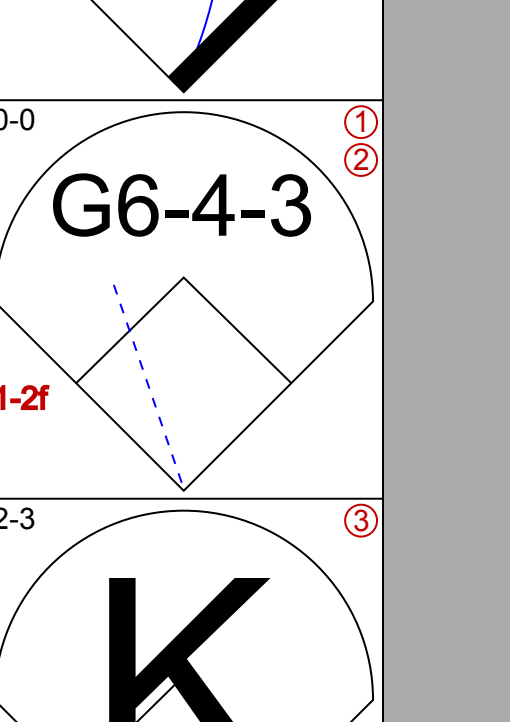
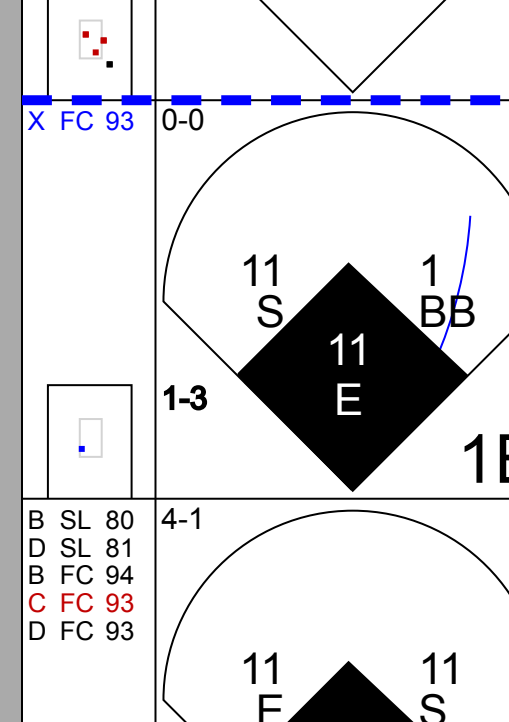
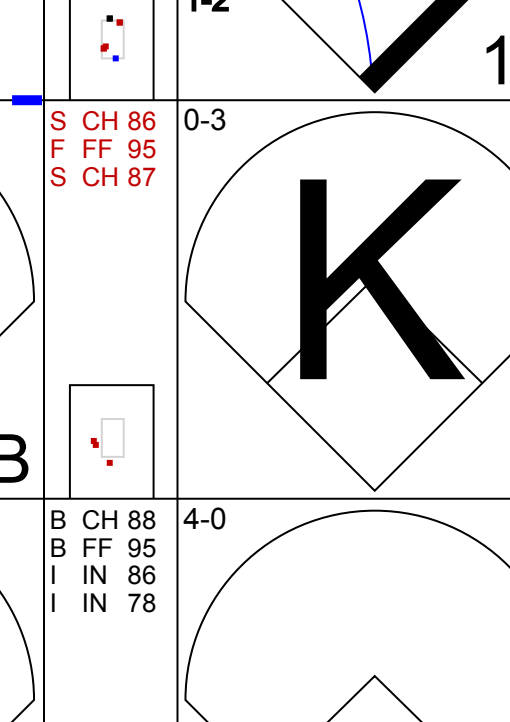
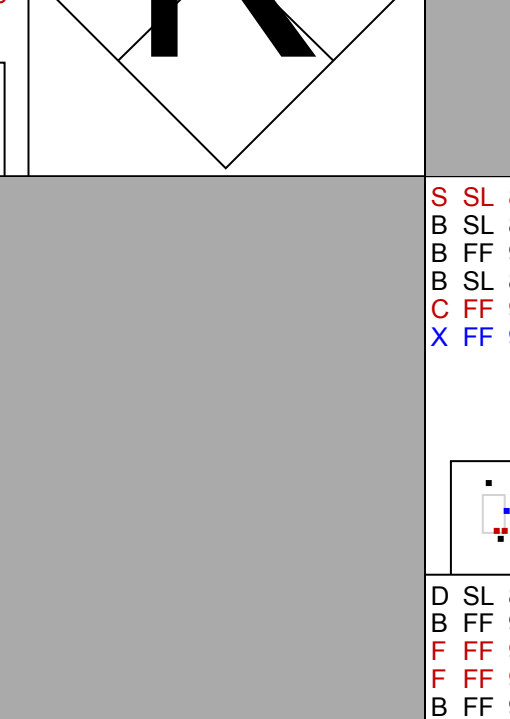
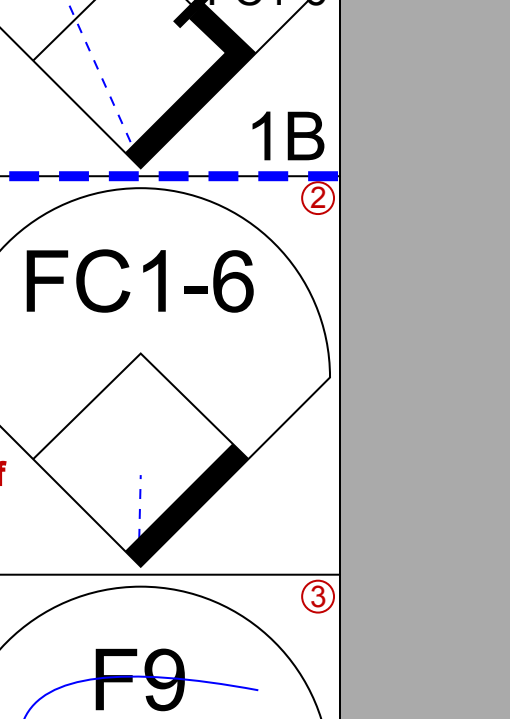
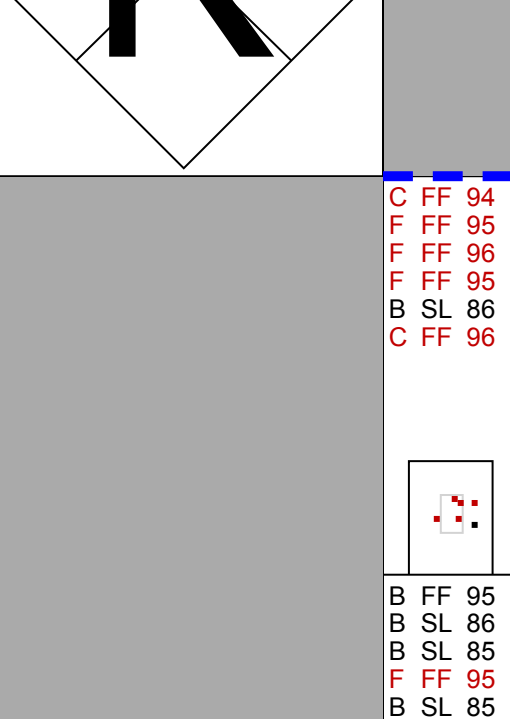
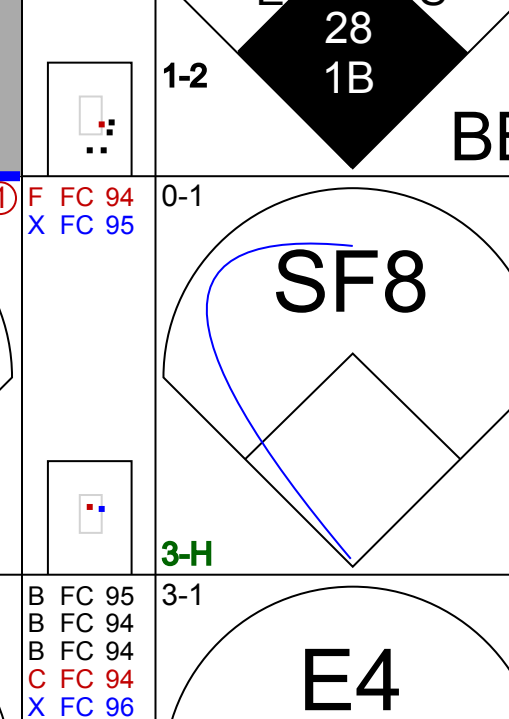
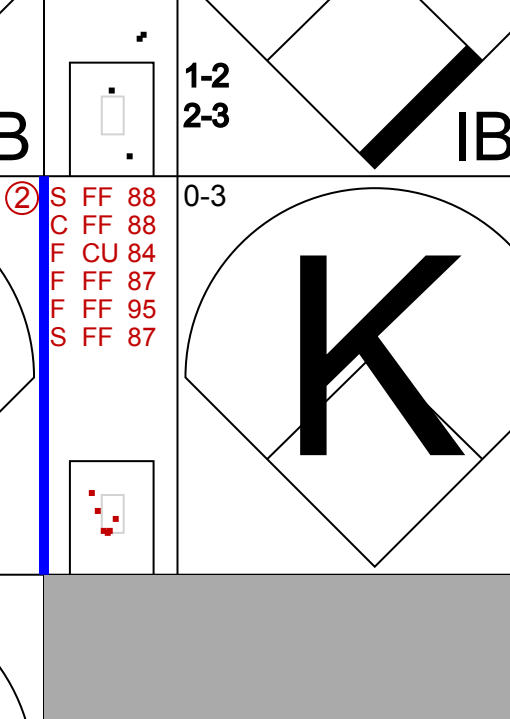
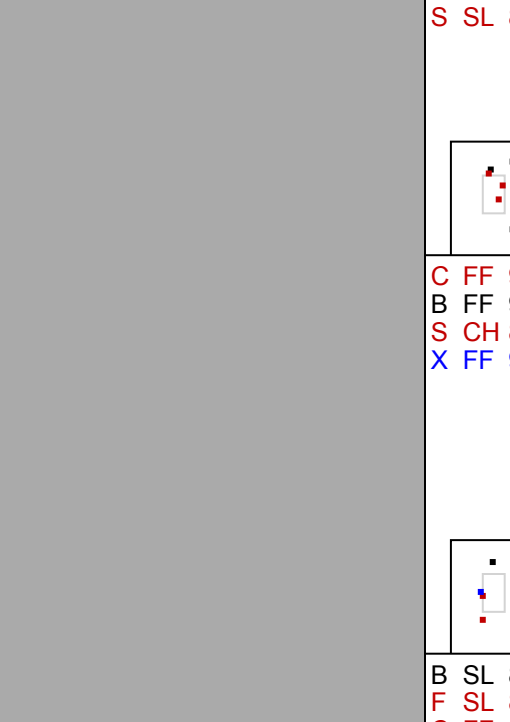
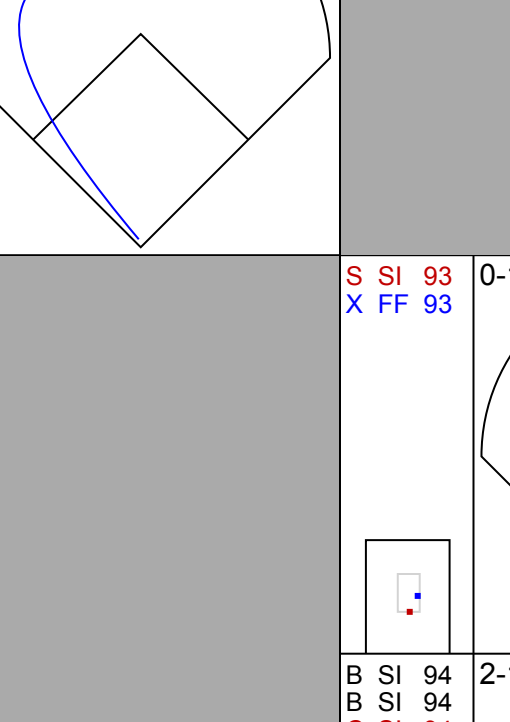
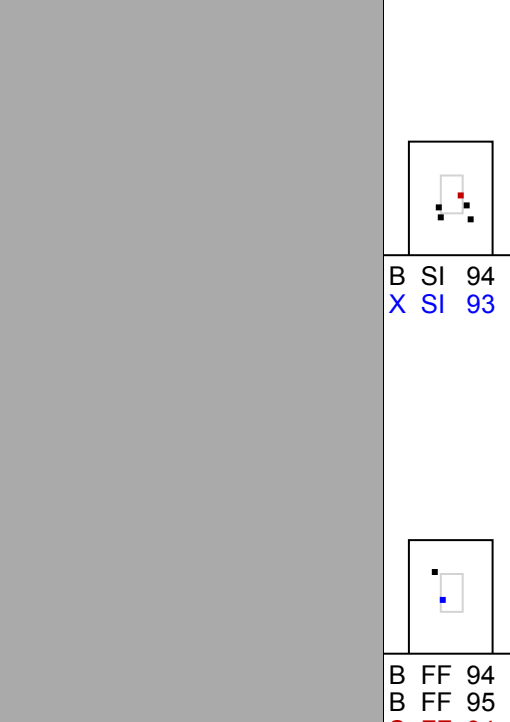
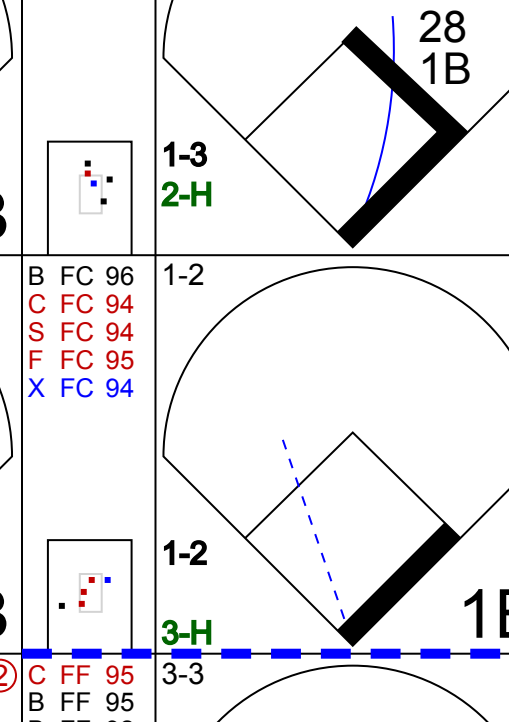

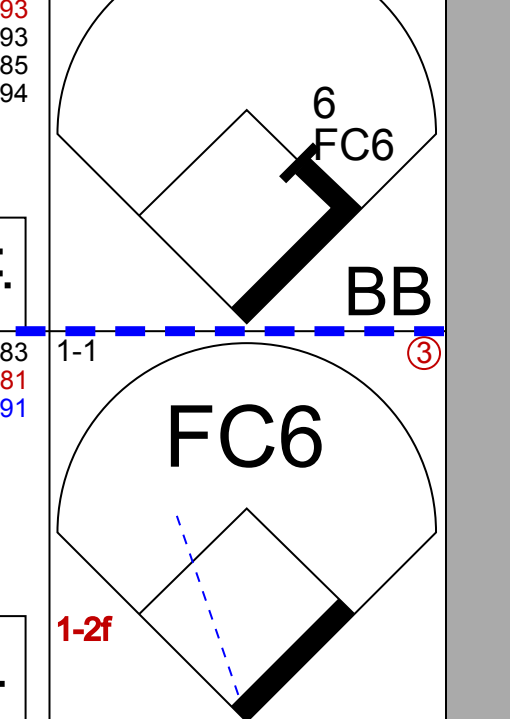
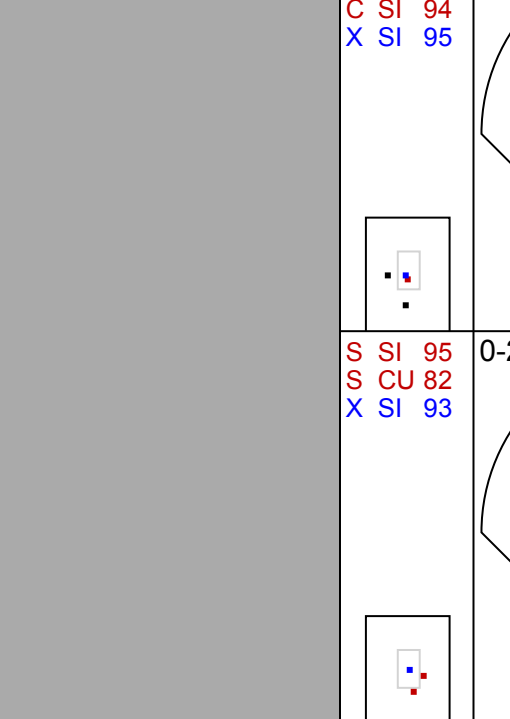
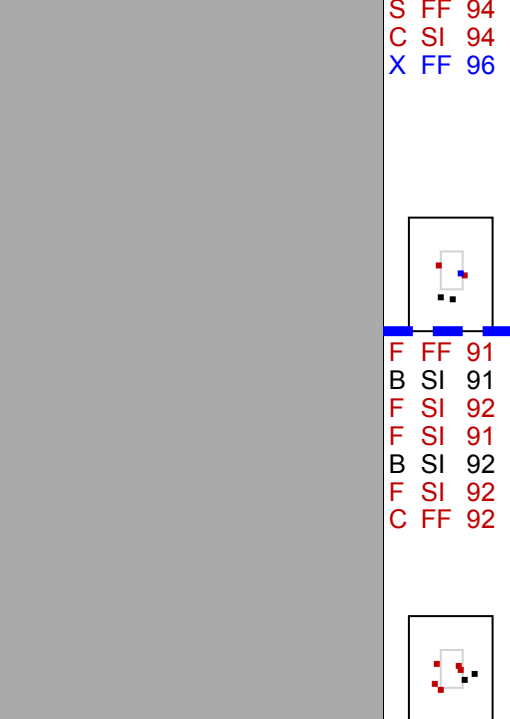
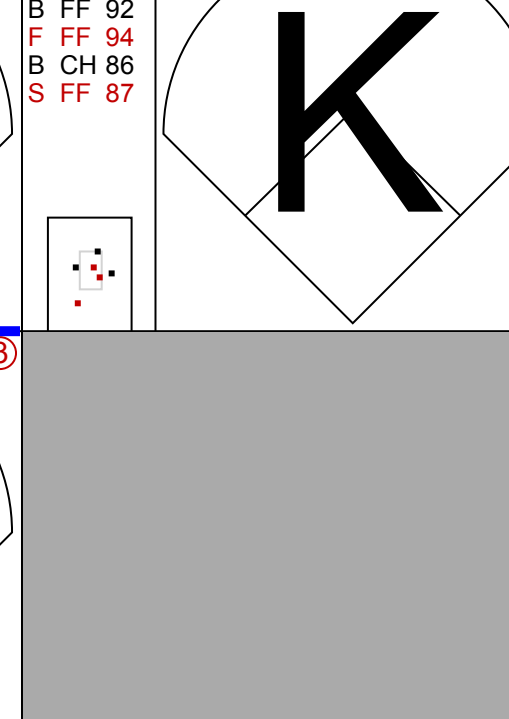
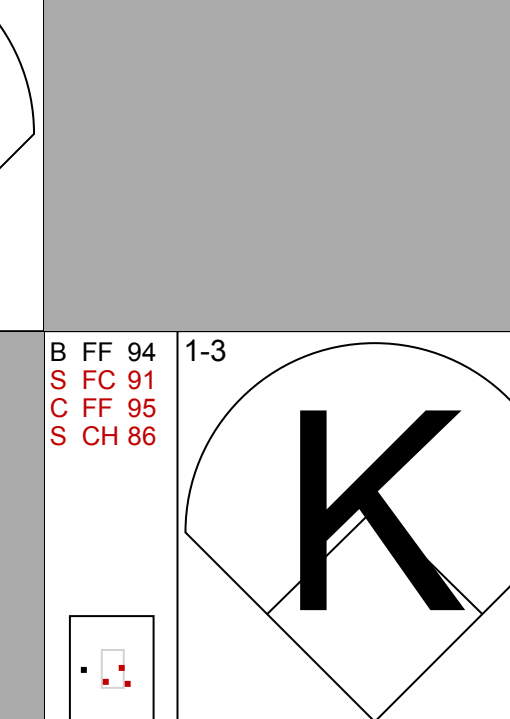
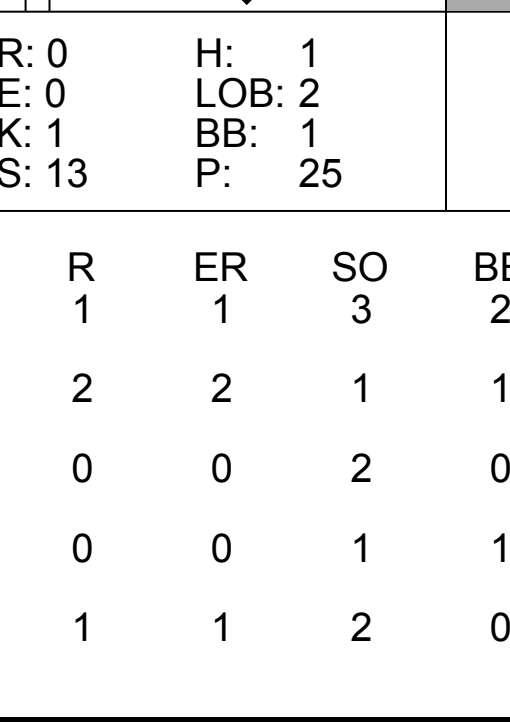
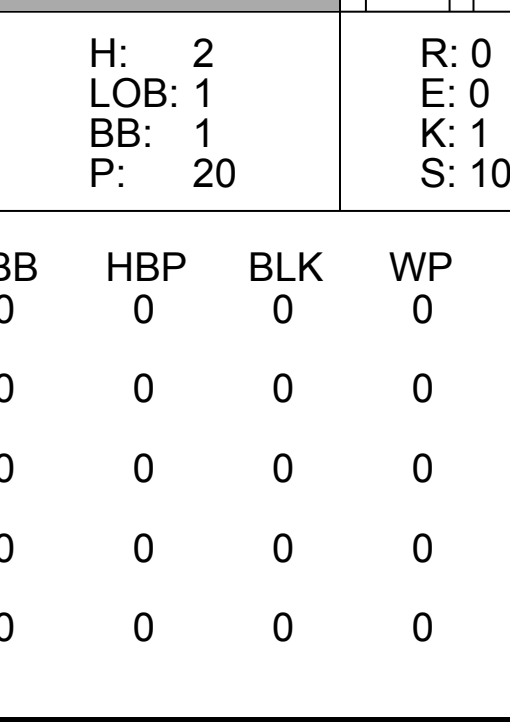
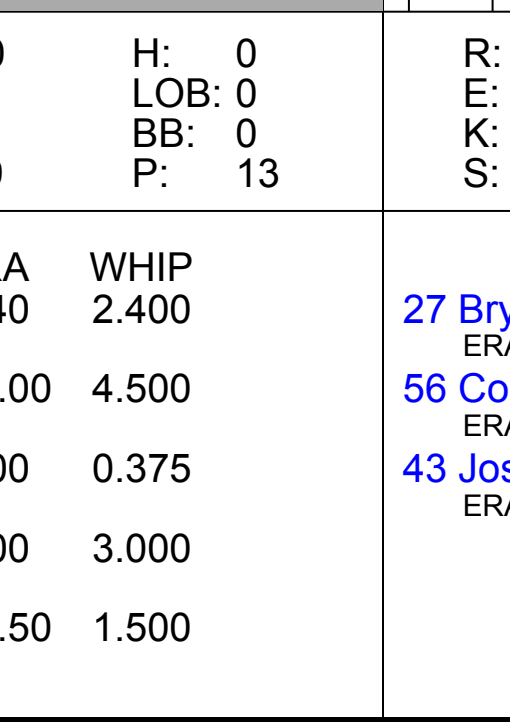
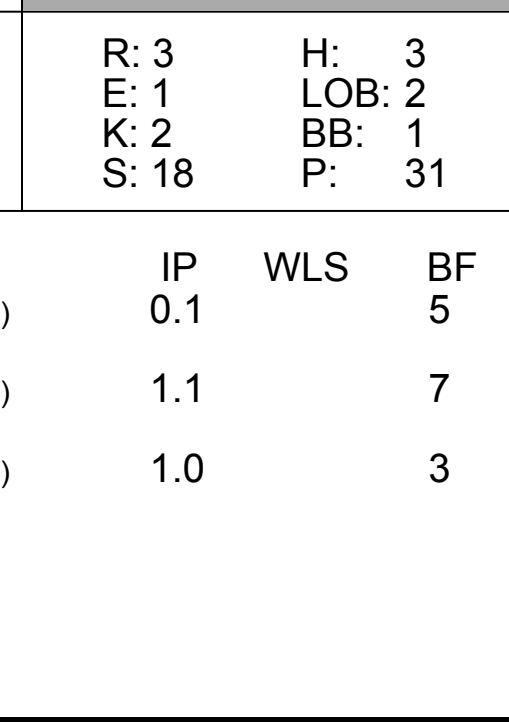
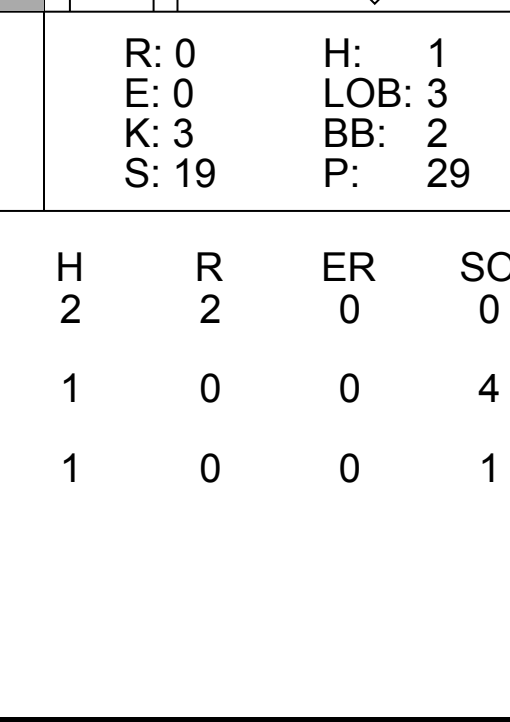
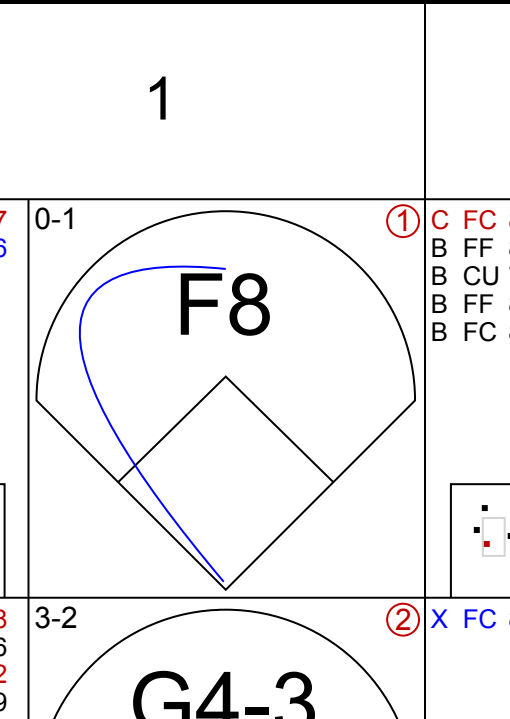
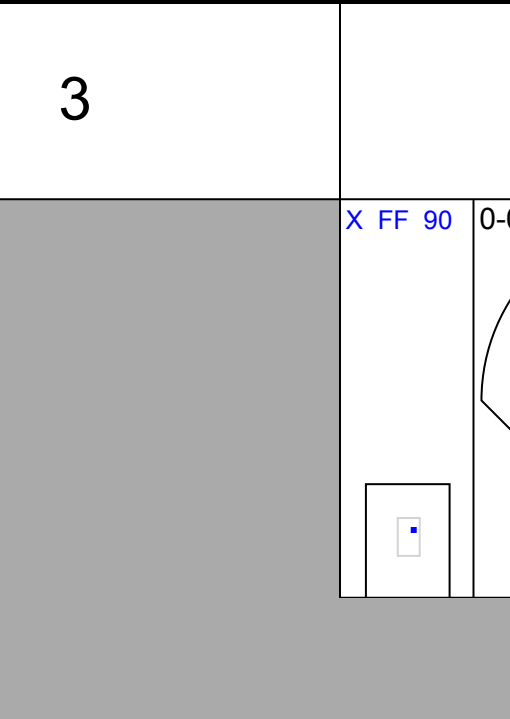

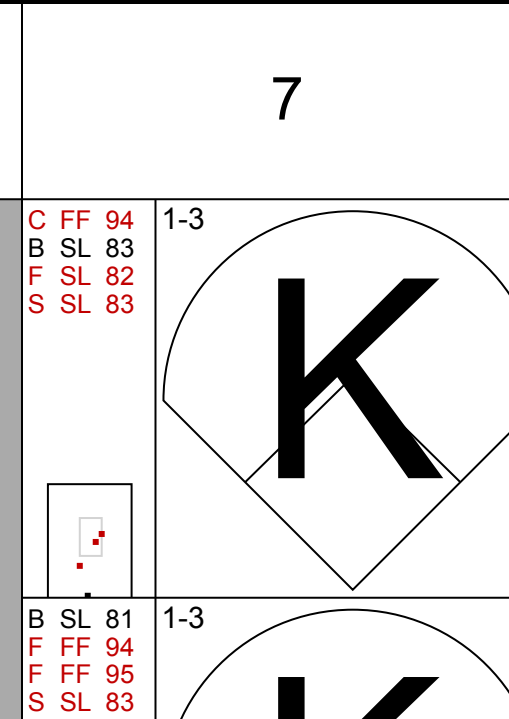
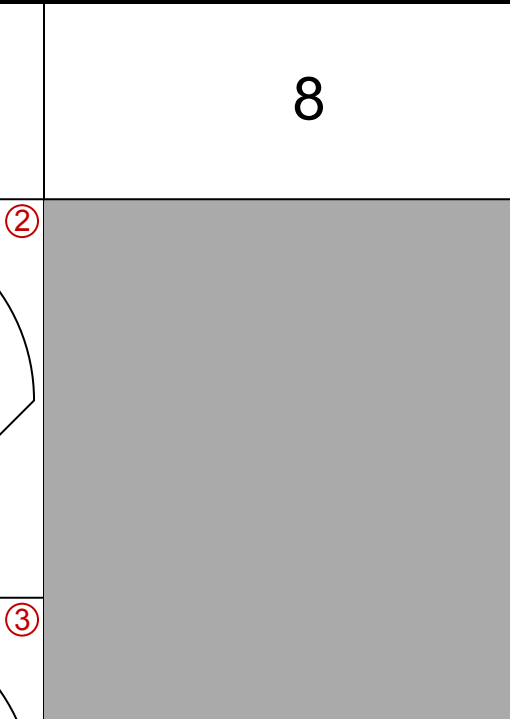
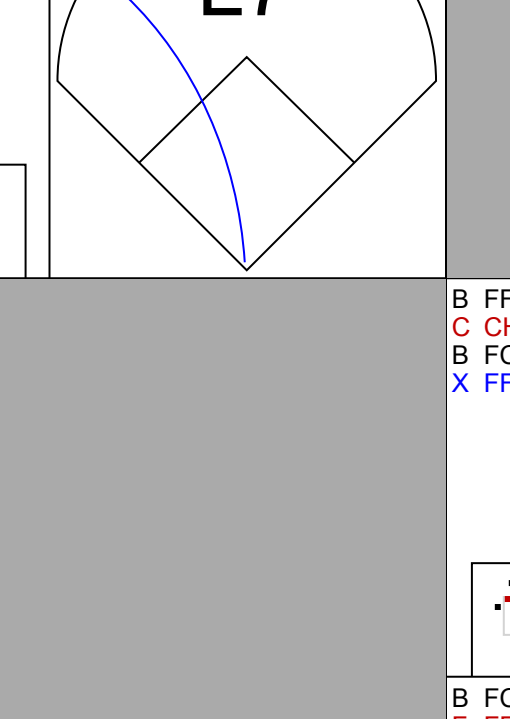
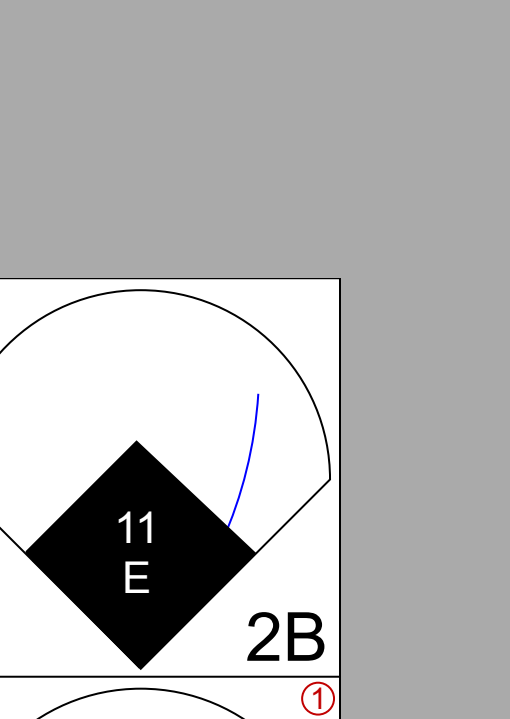
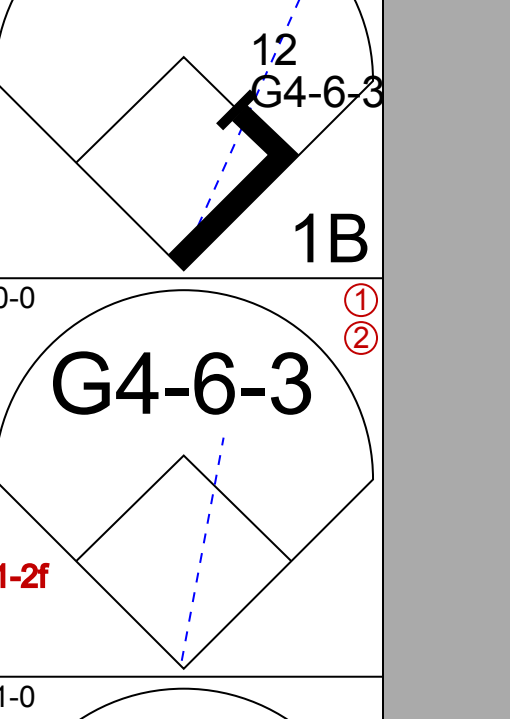
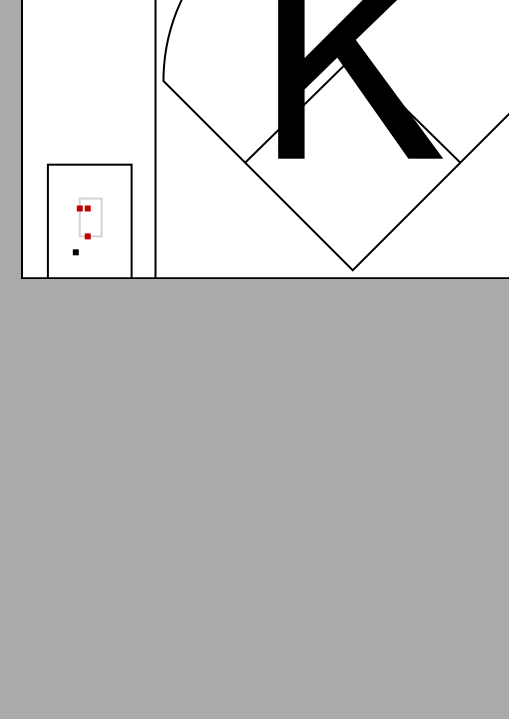
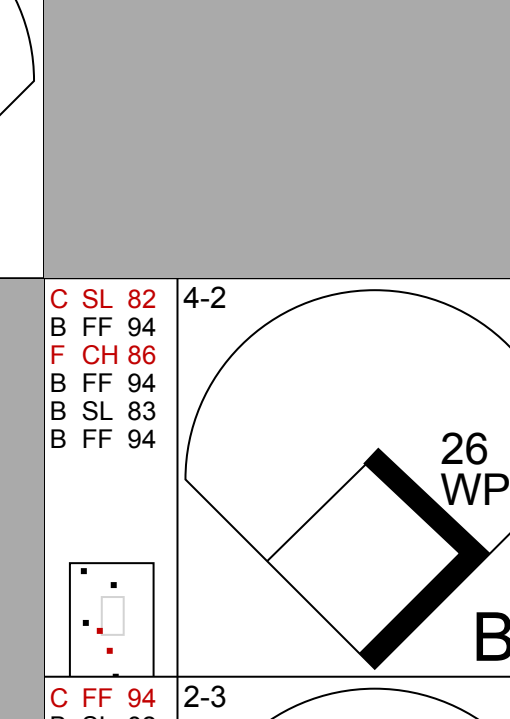
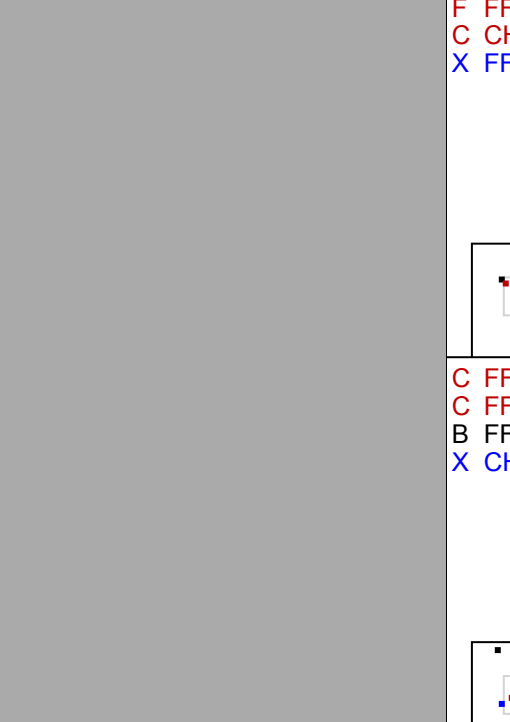
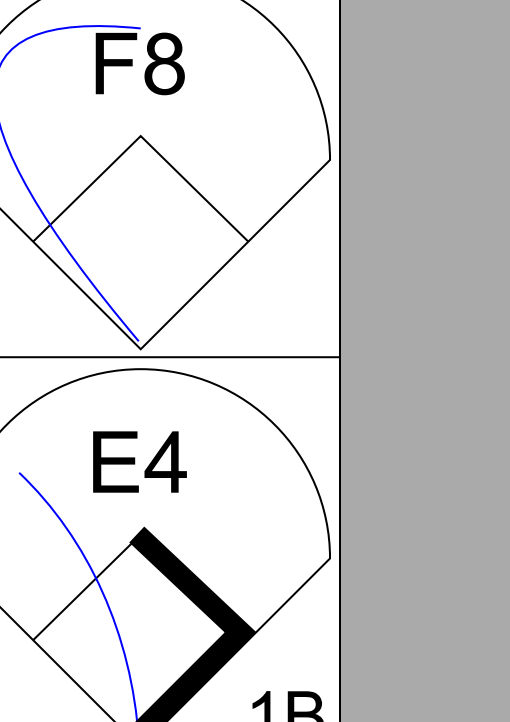
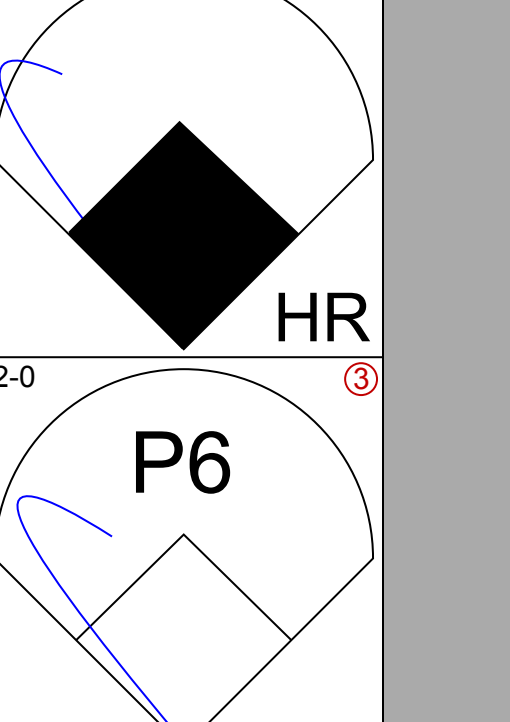

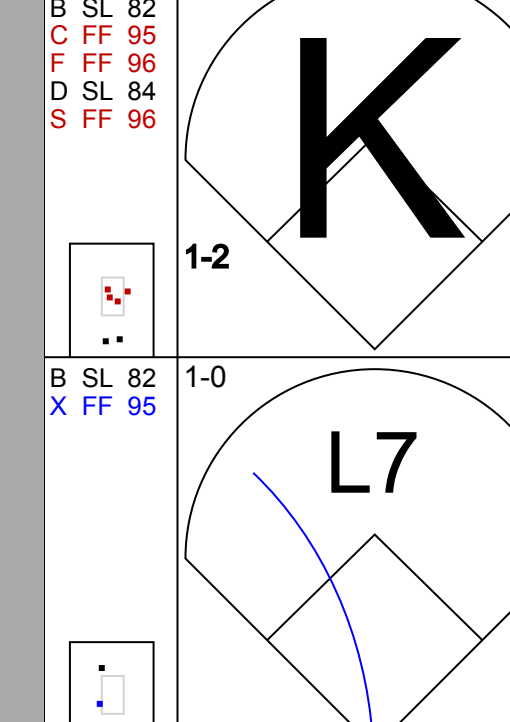

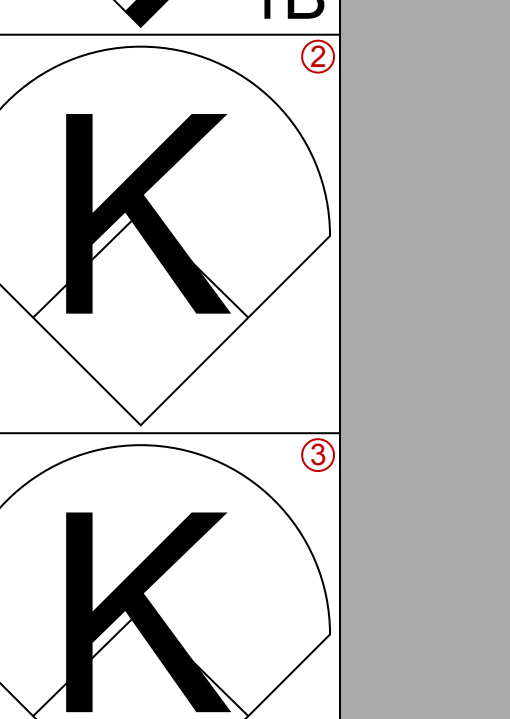
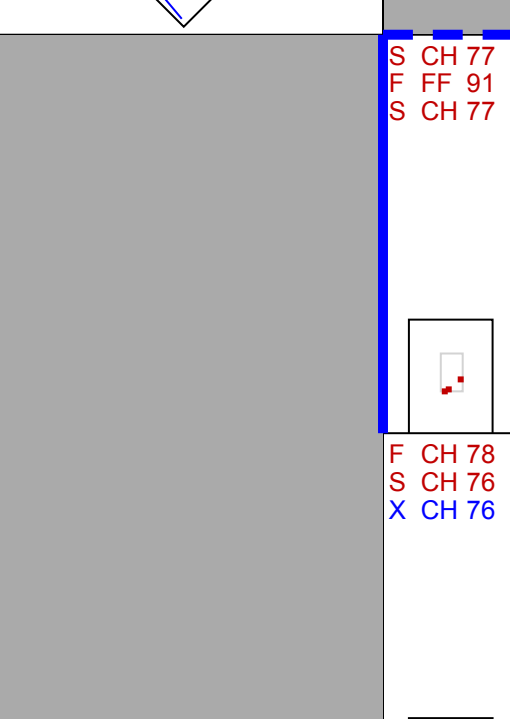

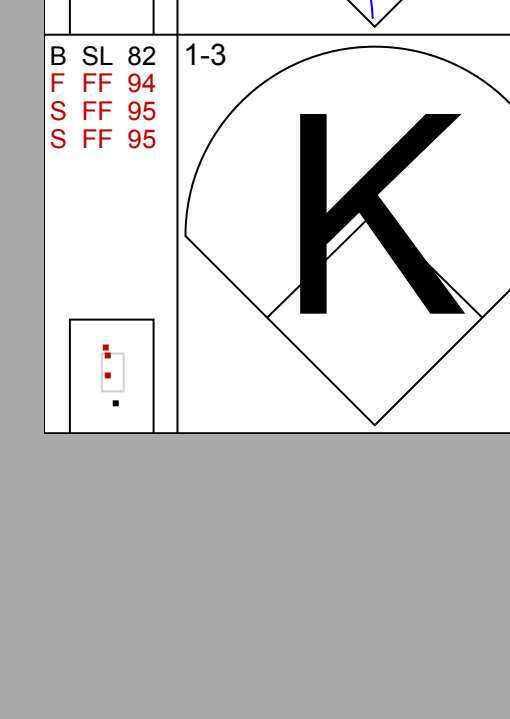
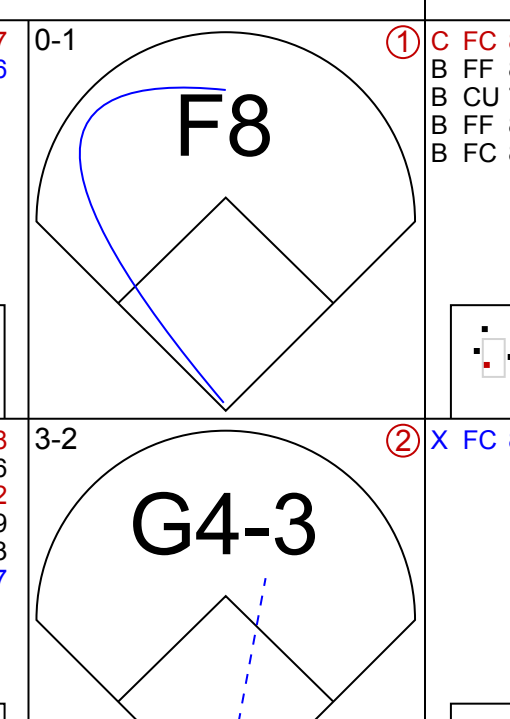
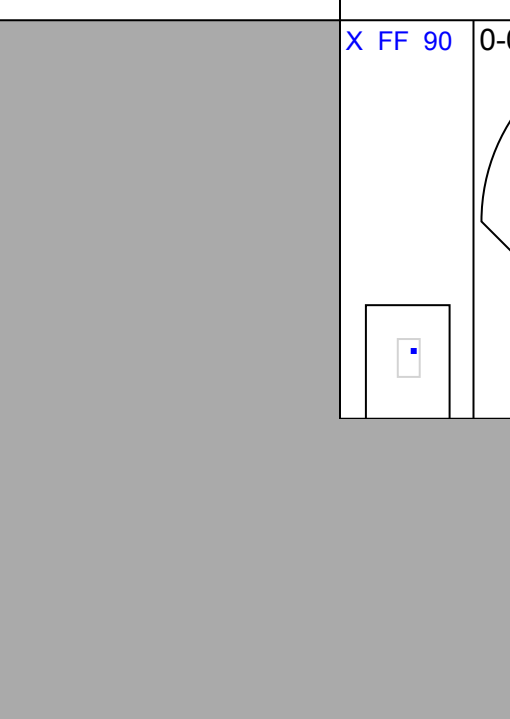
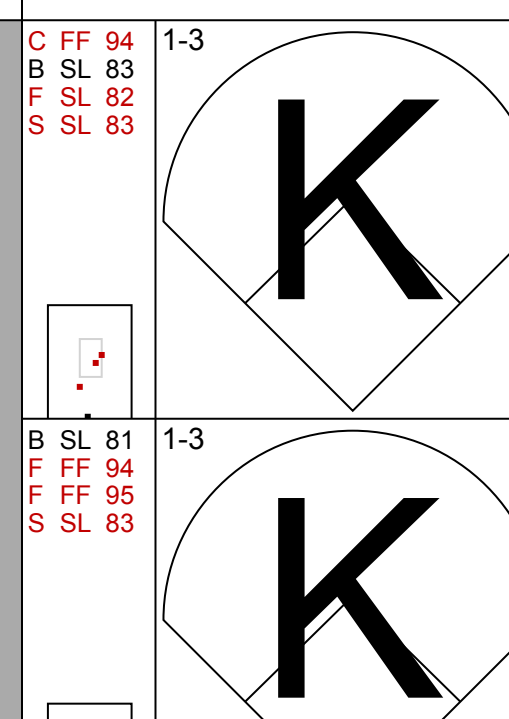
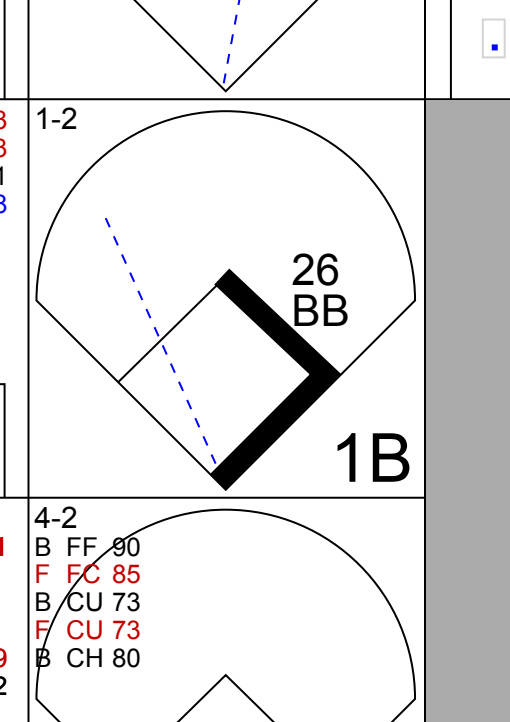
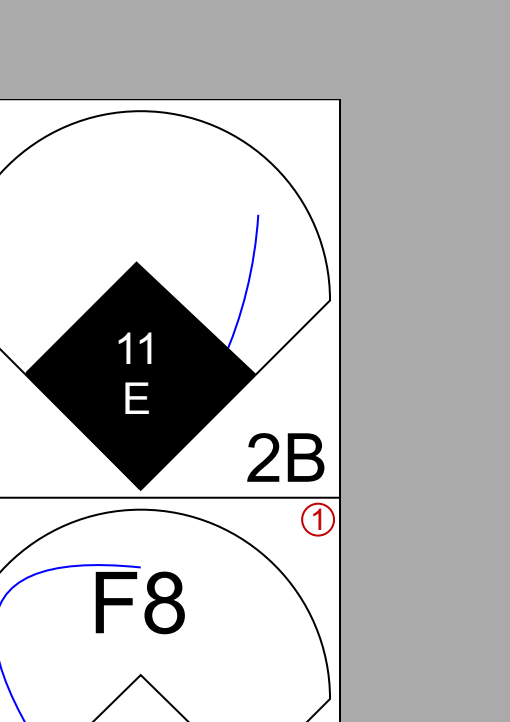
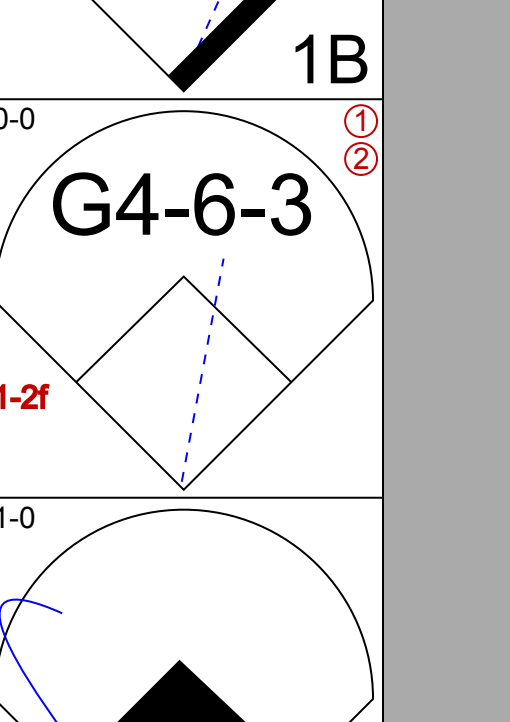

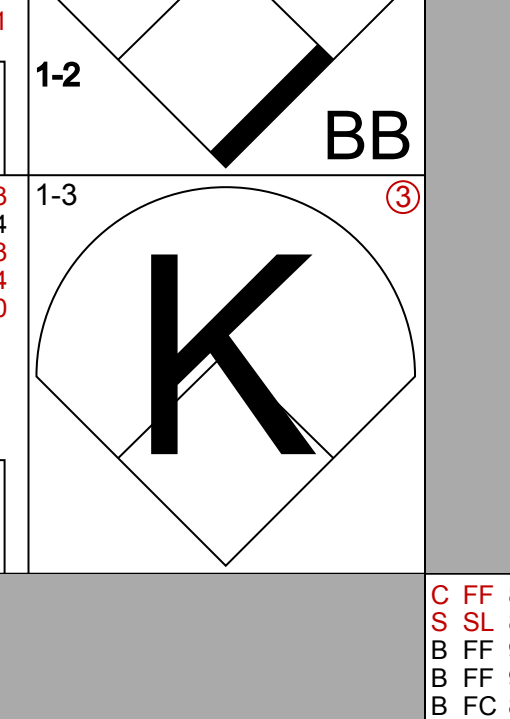
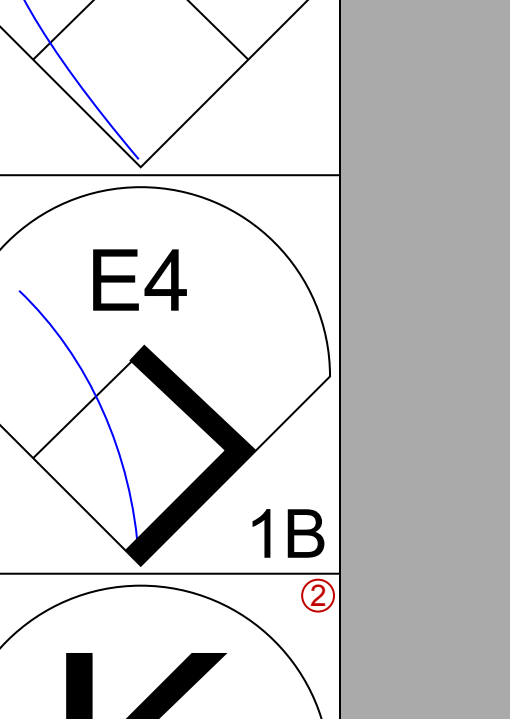
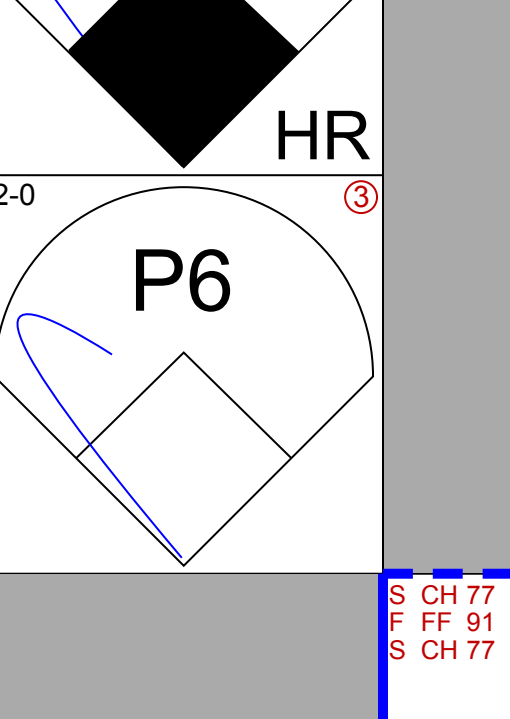

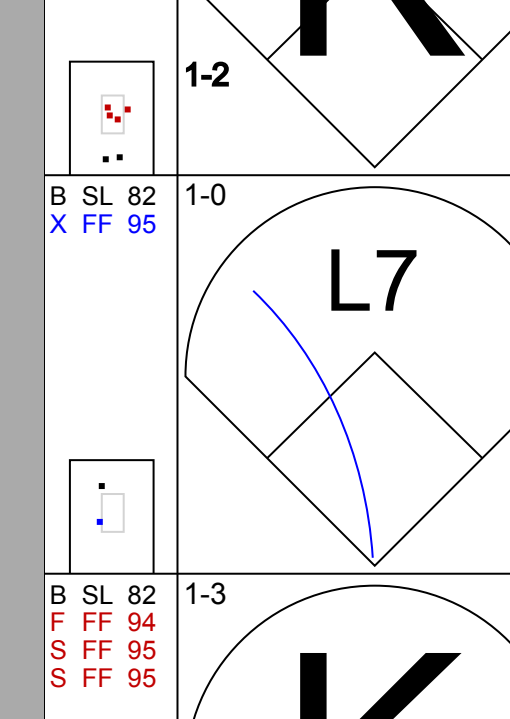
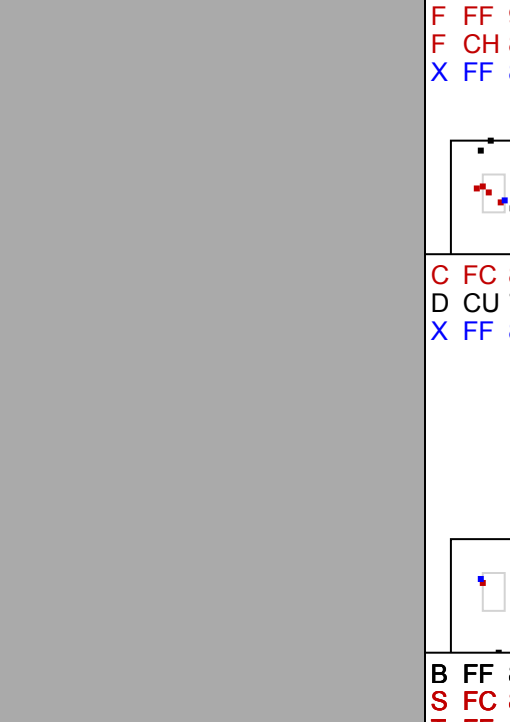
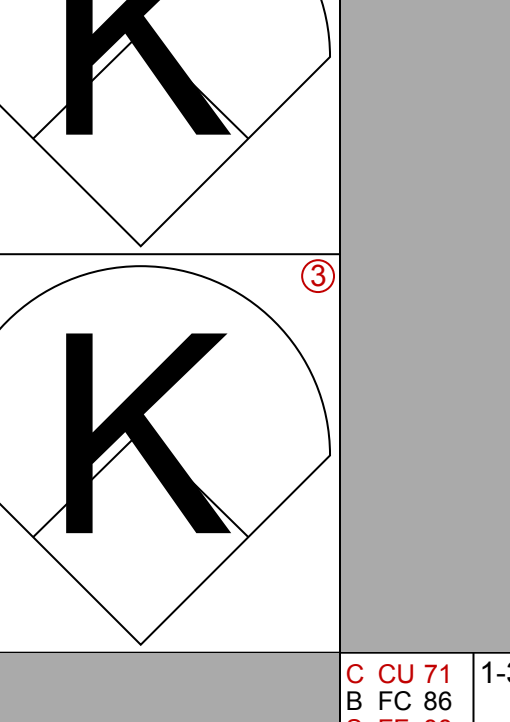
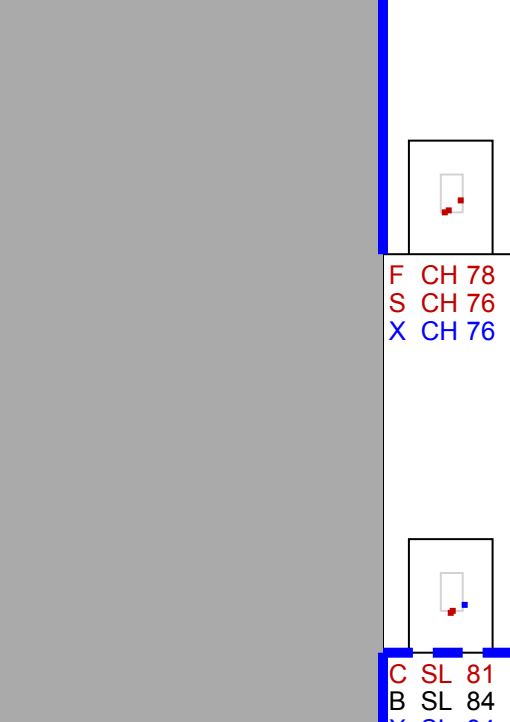

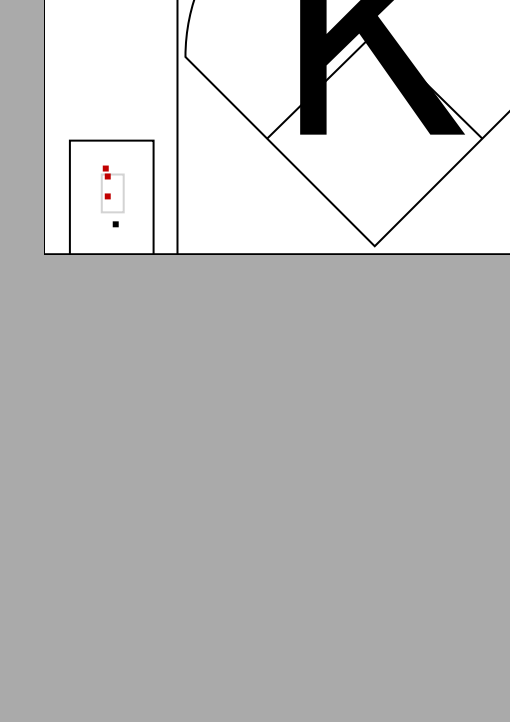
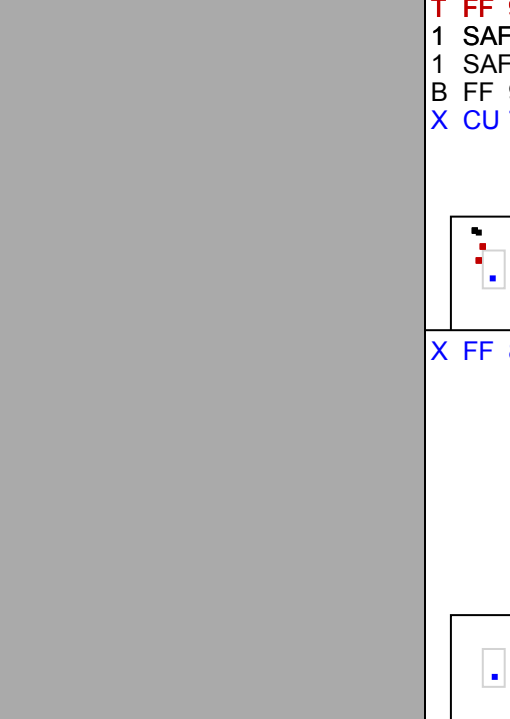
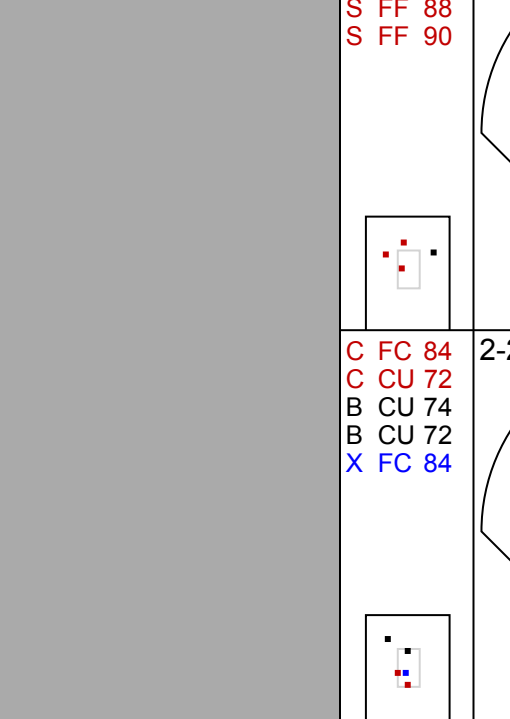
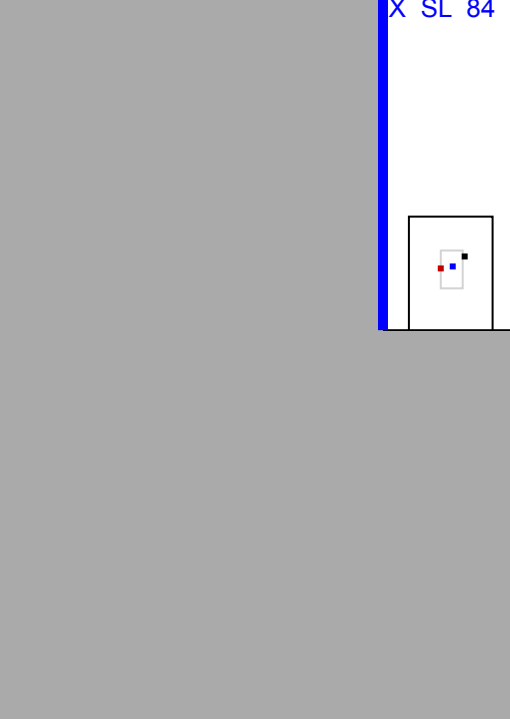
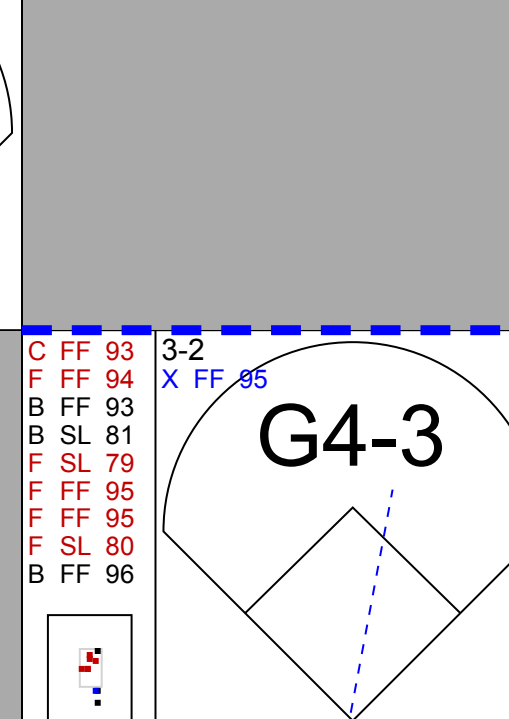
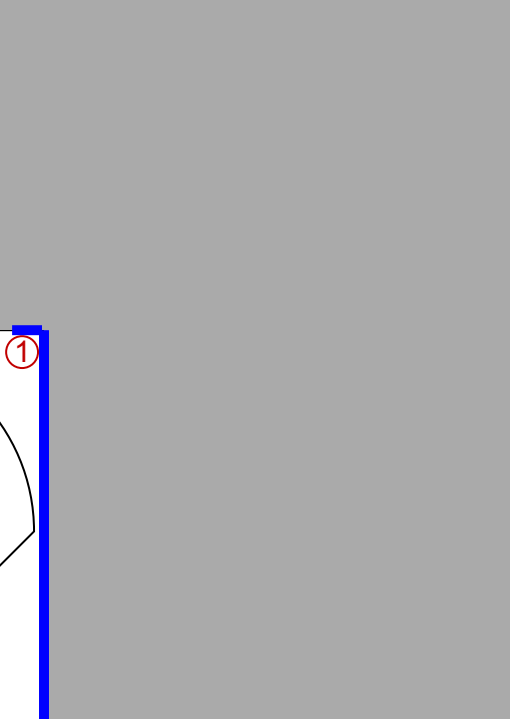
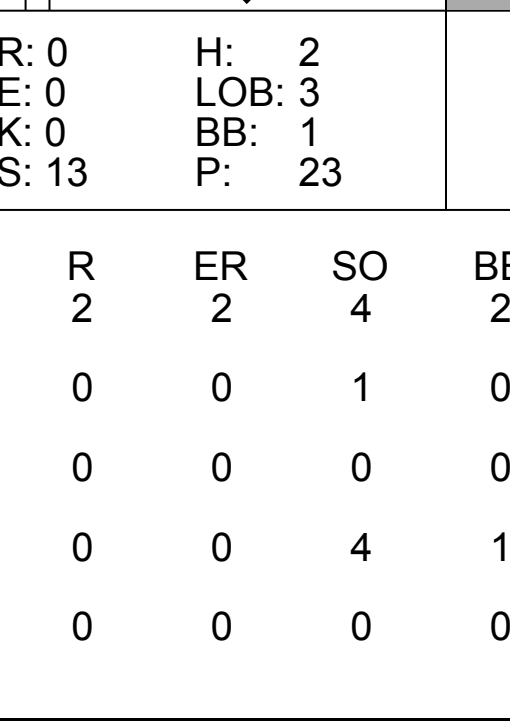
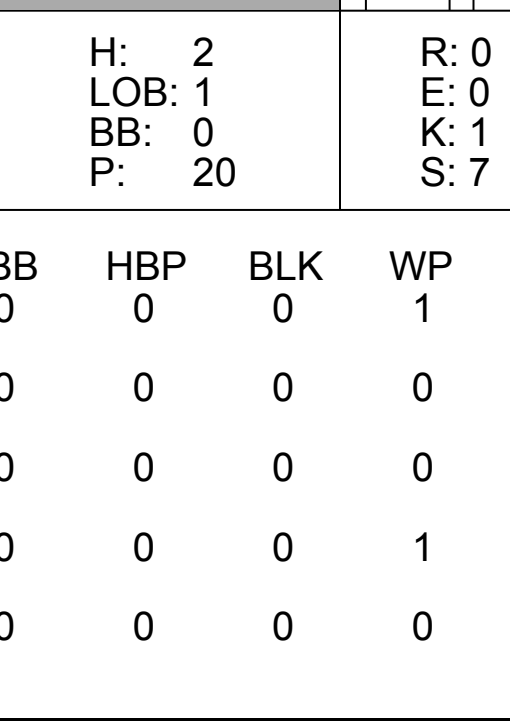
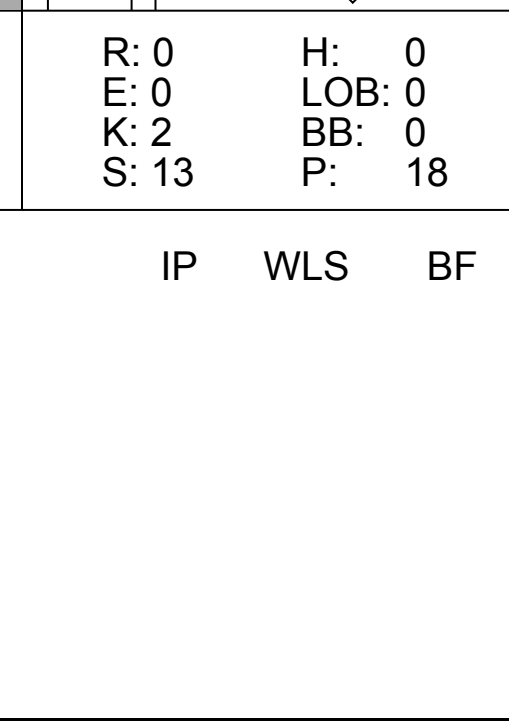
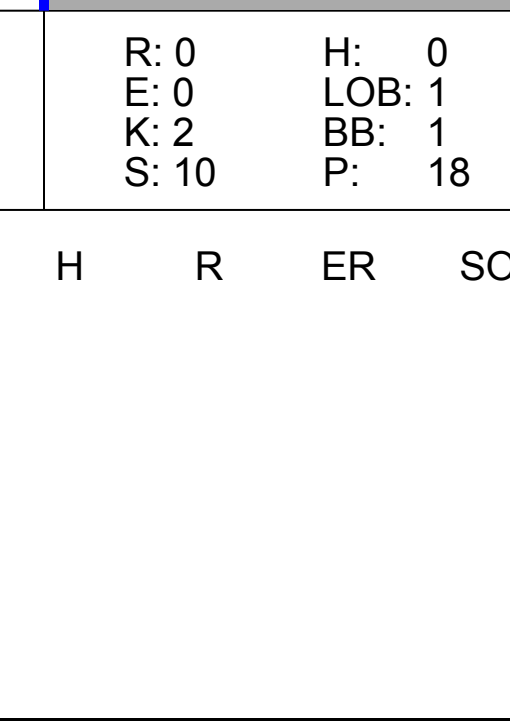
Oakland Athletics @ Houston Astros
Minute Maid Park, Houston, TX
Wed Aug 31 2016, 1:12 PM - 3:54 PM CDT
Att: 20,033 - Roof Closed - 73 F

livebaseballscorecards.com

AB 30
R 4
H 6
RBI 3
BB 3
SO 9
LOB 9



Batter	1	2	3	4	5	6	7	8	9	AB	R	H	RBI	BB	SO	LOB	TOP					
4 George Springer, R OBP: 0.359, SLG: 0.460											4	2	2	2	1	2	0	Houston Astros @ Texas Rangers Globe Life Park in Arlington, Arlington, TX Sun Sep 04 2016, 3:09 PM - 6:30 PM EDT Att: 46,025 - Partly Cloudy - 90 F				
2 Alex Bregman, R OBP: 0.315, SLG: 0.455										5	1	3	1	0	0	1						
27 Jose Altuve, R OBP: 0.409, SLG: 0.557										3	0	0	1	2	0	2						
1 Carlos Correa, R OBP: 0.360, SLG: 0.462										5	0	1	0	0	0	7						
10 Yuli Gurriel, R OBP: 0.343, SLG: 0.364										5	0	1	1	0	1	3						
11 Evan Gattis, R OBP: 0.315, SLG: 0.495										5	1	1	1	0	4	3						
28 Colby Rasmus, L OBP: 0.288, SLG: 0.358										4	1	2	0	1	2	0						
13 Tyler White, R OBP: 0.285, SLG: 0.369										4	1	0	0	1	0	4						
6 Jake Marisnick, R OBP: 0.266, SLG: 0.357										4	1	1	1	0	2	0						
Inning Stats	R: 2 E: 0 K: 1 S: 20	H: 3 LOB: 3 BB: 2 P: 33	R: 0 E: 0 K: 2 S: 9	H: 0 LOB: 0 BB: 0 P: 12	R: 0 E: 0 K: 1 S: 9	H: 1 LOB: 1 BB: 0 P: 15	R: 3 E: 0 K: 0 S: 13	H: 3 LOB: 1 BB: 1 P: 20	R: 1 E: 1 K: 0 S: 10	H: 1 LOB: 2 BB: 1 P: 15	R: 0 E: 0 K: 2 S: 10	H: 0 LOB: 0 BB: 0 P: 14	R: 0 E: 0 K: 2 S: 12	H: 1 LOB: 2 BB: 1 P: 21	R: 0 E: 0 K: 2 S: 8	H: 1 LOB: 1 BB: 0 P: 9	1B: 8 2B: 1 3B: 0 HR: 2		SF: 0 SAC: 0 DP: 0 HBP: 0	WP: 3 PB: 0 SB: 1 CS: 0	PA: 44	
PITCHER	IP WLS BF H R ER SO BB IBB HBP BLK WP HR S P ERA WHIP																					
11 Yu Darvish, R ERA: 3.45	(1, 1) 4.0 L 22 7 5 5 4 3 0 0 0 0 2 1 51 80 11.25 2.500																					
22 Nick Martinez, R ERA: 7.23	(5, 1) 2.0 10 2 2 2 1 1 0 0 0 0 1 21 29 9.00 1.500																					
43 Tony Barnette, R ERA: 2.15	(7, 1) 2.0 8 1 0 0 4 0 1 0 0 1 0 22 35 0.00 0.500																					
62 José Leclerc, R ERA: 1.35	(9, 1) 1.0 4 1 0 0 2 0 0 0 0 0 0 8 9 0.00 1.000																					
Batter	1	2	3	4	5	6	7	8	9	AB	R	H	RBI	BB	SO	LOB	BOTTOM					
30 Nomar Mazara, L OBP: 0.326, SLG: 0.419										5	1	1	0	0	3	3	Houston Astros @ Texas Rangers Globe Life Park in Arlington, Arlington, TX Sun Sep 04 2016, 3:09 PM - 6:30 PM EDT Att: 46,025 - Partly Cloudy - 90 F					
20 Ian Desmond, R OBP: 0.340, SLG: 0.472										5	2	2	1	0	1	1						
36 Carlos Beltrán, S OBP: 0.338, SLG: 0.521										4	1	1	1	1	0	1						
29 Adrian Beltré, R OBP: 0.350, SLG: 0.500										5	1	3	3	0	2	2						
12 Rougned Odor, L OBP: 0.301, SLG: 0.517										4	0	0	0	0	0	4						
25 Jonathan Lucroy, R OBP: 0.380, SLG: 0.508										3	0	0	0	0	0	2						
18 Mitch Moreland, L OBP: 0.322, SLG: 0.469										3	0	1	0	1	1	0						
14 Carlos Gómez, R OBP: 0.273, SLG: 0.332										3	0	1	0	1	1	0						
19 Jurickson Profar, S OBP: 0.328, SLG: 0.366										3	0	1	0	1	1	3						
Inning Stats	R: 0 E: 0 K: 2 S: 10	H: 0 LOB: 0 BB: 0 P: 13	R: 0 E: 0 K: 0 S: 10	H: 1 LOB: 1 BB: 0 P: 14	R: 0 E: 0 K: 1 S: 9	H: 1 LOB: 1 BB: 0 P: 14	R: 2 E: 0 K: 0 S: 18	H: 1 LOB: 2 BB: 2 P: 34	R: 3 E: 0 K: 0 S: 16	H: 4 LOB: 1 BB: 0 P: 20	R: 0 E: 0 K: 2 S: 8	H: 1 LOB: 0 BB: 0 P: 8	R: 0 E: 0 K: 2 S: 12	H: 2 LOB: 2 BB: 0 P: 15	R: 0 E: 0 K: 1 S: 10	H: 0 LOB: 1 BB: 1 P: 17		R: 1 E: 0 K: 2 S: 10	H: 1 LOB: 0 BB: 0 P: 12	1B: 7 2B: 2 3B: 1 HR: 1	SF: 0 SAC: 0 DP: 0 HBP: 1	WP: 1 PB: 0 SB: 1 CS: 0
PITCHER	IP WLS BF H R ER SO BB IBB HBP BLK WP HR S P ERA WHIP																					
31 Collin McHugh, R ERA: 4.96	(1, 1) 4.1 W 23 7 5 5 3 2 0 0 0 0 1 0 14 16 0.00 0.600																					
47 Chris Devenski, R ERA: 2.16	(5, 1) 1.2 W 5 1 0 0 2 0 0 0 0 0 1 0 14 16 0.00 0.600																					
36 Will Harris, R ERA: 2.36	(7, 1) 1.0 H 5 2 0 0 2 0 0 0 0 0 0 0 12 15 0.00 2.000																					
44 Luke Gregerson, R ERA: 2.98	(8, 1) 1.0 H 4 0 0 0 1 1 0 0 0 0 0 0 10 17 0.00 1.000																					
53 Ken Giles, R ERA: 3.64	(9, 1) 1.0 S 4 1 1 1 2 0 0 0 0 0 0 0 10 12 9.00 1.000																					

Batter	1	2	3	4	5	6	7	8	9	AB	R	H	RBI	BB	SO	LOB	TOP						
4 George Springer, R (1.10) OBP: 0.361, SLG: 0.459										3	2	1	0	2	2	1							
2 Alex Bregman, R (1.5) OBP: 0.324, SLG: 0.475										4	2	2	2	1	1	1							
27 Jose Altuve, R (1.4) OBP: 0.409, SLG: 0.557										5	1	2	1	0	2	3							
1 Carlos Correa, R (1.6) OBP: 0.363, SLG: 0.462										3	1	1	0	2	2	0							
10 Yuli Gurriel, R (1.3) OBP: 0.333, SLG: 0.389										3	0	1	1	0	1	1							
9 Marwin Gonzalez, S (7.3) OBP: 0.289, SLG: 0.407										1	0	0	0	0	1	3							
11 Evan Gattis, R (1.2) OBP: 0.314, SLG: 0.489										4	0	0	0	1	1	3							
28 Colby Rasmus, L (1.7) OBP: 0.289, SLG: 0.359										5	0	2	1	0	1	1							
35 Teoscar Hernández, R (1.9) OBP: 0.333, SLG: 0.424										4	0	1	0	1	1	4							
6 Jake Marisnick, R (1.8) OBP: 0.266, SLG: 0.356										4	0	1	0	0	2	4							
Inning Stats	R: 1 H: 1 E: 0 K: 2 S: 11	L: 1 LOB: 0 BB: 1 P: 21	R: 0 H: 1 E: 0 K: 1 S: 13	L: 1 LOB: 2 BB: 1 P: 25	R: 2 H: 2 E: 0 K: 1 S: 11	L: 2 LOB: 1 BB: 1 P: 20	R: 0 H: 1 E: 0 K: 1 S: 10	L: 1 LOB: 0 BB: 0 P: 13	R: 0 H: 1 E: 0 K: 2 S: 15	L: 1 LOB: 2 BB: 1 P: 25	R: 3 H: 3 E: 1 K: 2 S: 18	L: 3 LOB: 1 BB: 2 P: 31	R: 0 H: 1 E: 0 K: 3 S: 19	L: 1 LOB: 3 BB: 2 P: 29	R: 0 H: 1 E: 0 K: 1 S: 8	L: 1 LOB: 0 BB: 0 P: 13	1B: 8 2B: 2 3B: 0 HR: 1	SF: 1 SAC: 0 DP: 1 HBP: 0	WP: 1 PB: 0 SB: 2 CS: 1	PA: 45			
PITCHER	IP WLS BF H R ER SO BB IBB HBP BLK WP HR S P ERA WHIP	IP WLS BF H R ER SO BB IBB HBP BLK WP HR S P ERA WHIP	IP WLS BF H R ER SO BB IBB HBP BLK WP HR S P ERA WHIP	IP WLS BF H R ER SO BB IBB HBP BLK WP HR S P ERA WHIP	IP WLS BF H R ER SO BB IBB HBP BLK WP HR S P ERA WHIP	IP WLS BF H R ER SO BB IBB HBP BLK WP HR S P ERA WHIP	IP WLS BF H R ER SO BB IBB HBP BLK WP HR S P ERA WHIP	IP WLS BF H R ER SO BB IBB HBP BLK WP HR S P ERA WHIP	IP WLS BF H R ER SO BB IBB HBP BLK WP HR S P ERA WHIP	73 Mike Clevinger, R (1.1) ERA: 5.3	53 Jeff ManSHIP, R (2.1) ERA: 3.68	66 Perci Garner, R (3.1) ERA: 2.7	65 Joe Colón, R (6.1) ERA: 2.08	61 Dan Otero, R (6.1) ERA: 1.37	27 Bryan Shaw, R (7.1) ERA: 3.32	56 Cody Anderson, R (7.1) ERA: 9.97	43 Josh Tomlin, R (9.1) ERA: 4.85						
Batter	1	2	3	4	5	6	7	8	9	AB	R	H	RBI	BB	SO	LOB	BOTTOM						
41 Carlos Santana, S (1.10) OBP: 0.348, SLG: 0.462										3	0	0	0	1	1	0							
22 Jason Kipnis, L (1.4) OBP: 0.347, SLG: 0.482										4	0	1	0	0	1	3							
12 Francisco Lindor, S (1.6) OBP: 0.364, SLG: 0.460										3	1	2	0	1	0	1							
26 Mike Napoli, R (1.3) OBP: 0.344, SLG: 0.492										3	1	1	1	1	1	2							
11 José Ramírez, S (1.5) OBP: 0.363, SLG: 0.458										4	0	1	1	0	1	3							
8 Lonnie Chisenhall, L (1.9) OBP: 0.331, SLG: 0.451										2	0	1	0	0	1	1							
20 Rajai Davis, R (6. PH) OBP: 0.320, SLG: 0.414 (7.8)										2	0	0	0	0	2	1							
4 Coco Crisp, S (1.7) OBP: 0.301, SLG: 0.490										4	0	0	0	0	1	2							
72 Tyler Naquin, L (1.8) OBP: 0.363, SLG: 0.562 (6. PH)										2	0	1	0	0	1	0							
6 Brandon Cuyler, R (6. PH) OBP: 0.362, SLG: 0.495 (7.9)										2	0	0	0	0	0	0							
55 Roberto Pérez, R (1.2) OBP: 0.273, SLG: 0.248 (8.2)										3	0	0	0	0	0	2							
35 Abraham Almonte, S (6. PH) OBP: 0.297, SLG: 0.423										1	0	0	0	0	0	0							
Inning Stats	R: 0 H: 1 E: 0 K: 1 S: 17	L: 1 LOB: 2 BB: 1 P: 26	R: 0 H: 2 E: 0 K: 0 S: 13	L: 2 LOB: 3 BB: 1 P: 23	R: 1 H: 2 E: 1 K: 2 S: 14	L: 2 LOB: 1 BB: 0 P: 20	R: 0 H: 0 E: 0 K: 1 S: 7	L: 0 LOB: 0 BB: 0 P: 10	R: 1 H: 2 E: 0 K: 0 S: 9	L: 2 LOB: 0 BB: 0 P: 13	R: 0 H: 0 E: 0 K: 1 S: 8	L: 0 LOB: 0 BB: 0 P: 9	R: 0 H: 0 E: 0 K: 2 S: 13	L: 0 LOB: 0 BB: 0 P: 18	R: 0 H: 0 E: 0 K: 2 S: 10	L: 1 LOB: 1 BB: 1 P: 18	R: 0 H: 0 E: 0 K: 2 S: 10	L: 0 LOB: 0 BB: 0 P: 14	1B: 5 2B: 1 3B: 0 HR: 1	SF: 0 SAC: 0 DP: 1 HBP: 0	WP: 2 PB: 0 SB: 0 CS: 0	PA: 36	
PITCHER	IP WLS BF H R ER SO BB IBB HBP BLK WP HR S P ERA WHIP	IP WLS BF H R ER SO BB IBB HBP BLK WP HR S P ERA WHIP	IP WLS BF H R ER SO BB IBB HBP BLK WP HR S P ERA WHIP	IP WLS BF H R ER SO BB IBB HBP BLK WP HR S P ERA WHIP	IP WLS BF H R ER SO BB IBB HBP BLK WP HR S P ERA WHIP	IP WLS BF H R ER SO BB IBB HBP BLK WP HR S P ERA WHIP	IP WLS BF H R ER SO BB IBB HBP BLK WP HR S P ERA WHIP	IP WLS BF H R ER SO BB IBB HBP BLK WP HR S P ERA WHIP	IP WLS BF H R ER SO BB IBB HBP BLK WP HR S P ERA WHIP	54 Mike Fiers, R (1.1) ERA: 4.29	29 Tony Sipp, L (6.1) ERA: 5.65	37 Pat Neshek, R (6.1) ERA: 2.7	45 Michael Feliz, R (7.1) ERA: 4.7	61 Jandel Gustave, R (9.1) ERA: 1.59									

Houston Astros @ Cleveland Indians
Progressive Field, Cleveland, OH
Mon Sep 05 2016, 7:11 PM - 10:54 PM EDT
Att: 13,062 - Clear - 80 F

AB 36
R 6
H 11
RBI 5
BB 7
SO 14
LOB 21



Houston Astros @ Cleveland Indians
Progressive Field, Cleveland, OH
Mon Sep 05 2016, 7:11 PM - 10:54 PM EDT
Att: 13,062 - Clear - 80 F

AB 33
R 2
H 7
RBI 2
SO 9
LOB 15



Batter	1	2	3	4	5	6	7	8	9	AB	R	H	RBI	BB	SO	LOB	TOP										
4 George Springer, R OBP: 0.361, SLG: 0.460										4	1	1	0	1	3	2											
2 Alex Bregman, R OBP: 0.326, SLG: 0.479										5	0	1	1	0	1	2											
27 Jose Altuve, R OBP: 0.406, SLG: 0.553										4	0	0	0	0	0	1											
1 Carlos Correa, R OBP: 0.362, SLG: 0.460										4	0	1	0	0	3	1											
10 Yuli Gurriel, R OBP: 0.313, SLG: 0.375										4	0	1	0	0	1	1											
11 Evan Gattis, R OBP: 0.313, SLG: 0.485										3	1	0	0	1	2	2											
28 Colby Rasmus, L OBP: 0.289, SLG: 0.355										3	1	0	0	1	0	0											
9 Marwin Gonzalez, S OBP: 0.293, SLG: 0.423										4	1	3	3	0	0	0											
16 Tony Kemp, L OBP: 0.301, SLG: 0.280										2	0	0	0	1	1	0											
6 Jake Marisnick, R OBP: 0.264, SLG: 0.354										1	0	0	0	0	0	1											
Inning Stats	R: 0 E: 0 K: 1 S: 8	H: 0 LOB: 0 BB: 0 P: 9	R: 3 E: 0 K: 2 S: 14	H: 1 LOB: 0 BB: 2 P: 26	R: 1 E: 0 K: 2 S: 11	H: 2 LOB: 1 BB: 0 P: 17	R: 0 E: 0 K: 1 S: 11	H: 1 LOB: 2 BB: 1 P: 17	R: 0 E: 0 K: 1 S: 9	H: 0 LOB: 0 BB: 0 P: 13	R: 0 E: 0 K: 1 S: 12	H: 0 LOB: 0 BB: 0 P: 18	R: 0 E: 0 K: 2 S: 13	H: 2 LOB: 2 BB: 0 P: 20	R: 0 E: 0 K: 0 S: 14	H: 1 LOB: 2 BB: 1 P: 20	1B: 2 2B: 3 3B: 1 HR: 1	SF: 0 SAC: 0 DP: 0 HBP: 0	WP: 0 PB: 0 SB: 0 CS: 0	PA: 38							
PITCHER	IP	WLS	BF	H	R	ER	SO	BB	IBB	HBP	BLK	WP	HR	S	P	ERA	WHIP										
28 Corey Kluber, R ERA: 3.16	7.0	L	28	4	4	4	9	3	0	0	0	0	1	73	112	5.14	1.000										
34 Zach McAllister, R ERA: 3.99	1.0	5	2	0	0	2	0	0	0	0	0	0	0	13	20	0.00	2.000										
57 Kyle Crockett, L ERA: 5.52	0.1	2	1	0	0	0	0	0	0	0	0	0	0	5	7	0.00	3.000										
51 Shawn Armstrong, R ERA: 2.08	0.2	3	0	0	0	0	0	1	0	0	0	0	0	9	13	0.00	1.500										

Houston Astros @ Cleveland Indians
Progressive Field, Cleveland, OH
Tue Sep 06 2016, 7:12 PM - 10:14 PM EDT
Att: 11,023 - Clear - 84 F

AB 34
R 4
H 7
RBI 4
BB 4
SO 11
LOB 10

Batter	1	2	3	4	5	6	7	8	9	AB	R	H	RBI	BB	SO	LOB	BOTTOM										
41 Carlos Santana, S OBP: 0.349, SLG: 0.469										4	1	2	1	0	2	1											
22 Jason Kipnis, L OBP: 0.346, SLG: 0.483										3	0	1	0	1	0	0											
12 Francisco Lindor, S OBP: 0.362, SLG: 0.457										4	0	0	0	0	0	3											
26 Mike Napoli, R OBP: 0.341, SLG: 0.487										4	0	0	0	0	2	3											
11 José Ramírez, S OBP: 0.362, SLG: 0.456										4	1	1	0	0	0	3											
8 Lonnie Chisenhall, L OBP: 0.330, SLG: 0.451										4	1	1	0	0	1	1											
4 Coco Crisp, S OBP: 0.300, SLG: 0.398										3	0	0	0	1	0	1											
72 Tyler Naquin, L OBP: 0.361, SLG: 0.561										4	0	1	1	0	1	1											
55 Roberto Pérez, R OBP: 0.276, SLG: 0.262										2	0	1	0	0	1	1											
35 Abraham Almonte, S, PH OBP: 0.295, SLG: 0.420										1	0	0	0	0	0	0											
45 Adam Moore, R OBP: 0.361, SLG: 0.404										1	0	0	0	0	0	1											
Inning Stats	R: 0 E: 0 K: 0 S: 15	H: 2 LOB: 2 BB: 0 P: 20	R: 1 E: 0 K: 1 S: 13	H: 2 LOB: 1 BB: 0 P: 22	R: 0 E: 0 K: 1 S: 9	H: 0 LOB: 1 BB: 1 P: 15	R: 0 E: 0 K: 1 S: 12	H: 1 LOB: 1 BB: 0 P: 21	R: 0 E: 0 K: 1 S: 10	H: 0 LOB: 0 BB: 0 P: 13	R: 0 E: 0 K: 1 S: 11	H: 0 LOB: 0 BB: 0 P: 15	R: 0 E: 0 K: 1 S: 9	H: 0 LOB: 0 BB: 0 P: 11	R: 1 E: 0 K: 0 S: 10	H: 1 LOB: 0 BB: 0 P: 17	R: 1 E: 0 K: 1 S: 11	H: 1 LOB: 1 BB: 1 P: 22	1B: 2 2B: 4 3B: 0 HR: 1	SF: 0 SAC: 0 DP: 0 HBP: 0	WP: 1 PB: 1 SB: 1 CS: 0	PA: 36					
PITCHER	IP	WLS	BF	H	R	ER	SO	BB	IBB	HBP	BLK	WP	HR	S	P	ERA	WHIP										
41 Brad Peacock, R ERA: 3.38	3.2	W	17	5	0	1	2	1	0	0	0	0	0	46	72	2.46	1.636										
51 James Hoyt, R ERA: 5.11	1.1	W	4	0	0	0	2	0	0	0	0	0	0	13	19	0.00	0.000										
47 Chris Devenski, R ERA: 2.13	1.0	H	3	0	0	0	1	0	0	0	0	0	0	11	15	0.00	0.000										
36 Will Harris, R ERA: 2.32	1.0	H	3	0	0	0	1	0	0	0	0	0	0	9	11	0.00	0.000										
44 Luke Gregerson, R ERA: 3.1	1.0	H	4	1	1	1	0	0	0	0	0	0	1	10	17	9.00	1.000										

Houston Astros @ Cleveland Indians
Progressive Field, Cleveland, OH
Tue Sep 06 2016, 7:12 PM - 10:14 PM EDT
Att: 11,023 - Clear - 84 F

AB 34
R 3
H 7
RBI 2
BB 2
SO 7
LOB 15

Batter	1	2	3	4	5	6	7	8	9	AB	R	H	RBI	BB	SO	LOB	TOP			
4 George Springer, R (1,9) OBP: 0.361, SLG: 0.461										5	1	2	0	0	1	1	Houston Astros @ Cleveland Indians Progressive Field, Cleveland, OH Wed Sep 07 2016, 7:12 PM - 10:16 PM EDT Att: 12,063 - Cloudy - 87 F			
2 Alex Bregman, R (1,6) OBP: 0.317, SLG: 0.470										5	0	1	0	0	2	3				
27 Jose Altuve, R (1,4) OBP: 0.406, SLG: 0.552										5	0	2	1	0	1	2				
11 Evan Gattis, R (1,10)										4	1	1	0	0	1	4				
10 Yuli Gurriel, R (1,5) OBP: 0.340, SLG: 0.455										4	2	2	2	0	0	2				
28 Colby Rasmus, L (1,7) OBP: 0.289, SLG: 0.364										3	1	1	2	0	1	0				
35 Teoscar Hernández, R (8,PH) OBP: 0.329, SLG: 0.417										1	0	0	0	0	1	0				
9 Marwin Gonzalez, S (1,3)										3	0	1	0	1	1	0				
15 Jason Castro, L (1,2) OBP: 0.322, SLG: 0.399										3	0	1	0	0	0	1				
13 Tyler White, R (8,PH) OBP: 0.294, SLG: 0.367										1	0	0	0	0	1	1				
12 Max Stassi, R (8,2)										0	0	0	0	0	0	0				
6 Jake Marisnick, R (1,8) OBP: 0.261, SLG: 0.349										3	0	0	0	0	1	1				
16 Tony Kemp, L (9,PH) OBP: 0.309, SLG: 0.289										1	0	1	0	0	0	0				
Inning Stats	R: 0 E: 0 K: 1 S: 11	H: 2 LOB: 2 BB: 0 P: 17	R: 0 E: 0 K: 1 S: 10	H: 1 LOB: 1 BB: 0 P: 16	R: 1 E: 0 K: 0 S: 10	H: 2 LOB: 0 BB: 0 P: 14	R: 2 E: 0 K: 1 S: 8	H: 2 LOB: 0 BB: 0 P: 12	R: 0 E: 0 K: 1 S: 12	H: 0 LOB: 1 BB: 0 P: 17	R: 0 E: 0 K: 1 S: 7	H: 0 LOB: 0 BB: 0 P: 13	R: 0 E: 0 K: 2 S: 16	H: 3 LOB: 1 BB: 0 P: 22	R: 0 E: 0 K: 3 S: 11	H: 1 LOB: 1 BB: 0 P: 17	1B: 7 2B: 3 3B: 0 HR: 2	SF: 0 SAC: 0 DP: 1 HBP: 0	WP: 0 PB: 0 SB: 0 CS: 0	PA: 39
PITCHER	IP WLS BF H R ER SO BB IBB HBP BLK WP HR S P ERA WHIP																			
59 Carlos Carrasco, R (1,1) ERA: 3.15	7.1 W 31 9 4 4 5 1 0 0 0 0 0 1 66 100 4.91 1.364																			
24 Andrew Miller, L (8,1) ERA: 1.74	0.2 H 4 2 1 1 2 0 0 0 0 0 0 1 13 18 13.50 3.000																			
37 Cody Allen, R (9,1) ERA: 2.79	1.0 S 4 1 0 0 3 0 0 0 0 0 0 0 0 11 17 0.00 1.000																			

Batter	1	2	3	4	5	6	7	8	9	AB	R	H	RBI	BB	SO	LOB	BOTTOM			
41 Carlos Santana, S (1,10) OBP: 0.352, SLG: 0.467										2	0	0	0	3	1	1	Houston Astros @ Cleveland Indians Progressive Field, Cleveland, OH Wed Sep 07 2016, 7:12 PM - 10:16 PM EDT Att: 12,063 - Cloudy - 87 F			
22 Jason Kipnis, L (1,4) OBP: 0.346, SLG: 0.479										4	0	0	0	1	0	4				
12 Francisco Lindor, S (1,6) OBP: 0.365, SLG: 0.499										4	2	3	0	0	0	1				
26 Mike Napoli, R (1,3) OBP: 0.340, SLG: 0.491										5	1	1	2	0	2	5				
11 José Ramírez, S (1,5) OBP: 0.361, SLG: 0.454										4	0	1	0	0	0	3				
8 Lonnie Chisenhall, L (1,9) OBP: 0.334, SLG: 0.455										4	1	3	1	0	0	0				
20 Rajai Davis, R (1,7) OBP: 0.320, SLG: 0.412										4	2	1	0	0	0	2				
72 Tyler Naquin, L (1,8) OBP: 0.362, SLG: 0.559										1	0	0	0	0	0	1				
6 Brandon Guyer, R (5,PH) OBP: 0.365, SLG: 0.412										2	0	2	2	0	0	0				
55 Roberto Pérez, R (1,2) OBP: 0.276, SLG: 0.262										4	0	1	1	0	1	3				
Inning Stats	R: 0 E: 0 K: 1 S: 11	H: 1 LOB: 2 BB: 1 P: 21	R: 1 E: 0 K: 0 S: 14	H: 2 LOB: 2 BB: 1 P: 24	R: 1 E: 0 K: 0 S: 10	H: 2 LOB: 1 BB: 0 P: 17	R: 0 E: 0 K: 1 S: 7	H: 0 LOB: 1 BB: 1 P: 15	R: 4 E: 0 K: 1 S: 24	H: 5 LOB: 1 BB: 0 P: 31	R: 0 E: 0 K: 0 S: 9	H: 1 LOB: 1 BB: 0 P: 14	R: 0 E: 0 K: 0 S: 9	H: 1 LOB: 1 BB: 0 P: 9	R: 0 E: 0 K: 1 S: 10	H: 0 LOB: 1 BB: 1 P: 16	1B: 10 2B: 1 3B: 0 HR: 1	SF: 0 SAC: 0 DP: 0 HBP: 2	WP: 0 PB: 0 SB: 1 CS: 1	PA: 40
PITCHER	IP WLS BF H R ER SO BB IBB HBP BLK WP HR S P ERA WHIP																			
58 Doug Fister, R (1,1) ERA: 4.14	4.1 L 25 9 6 6 2 3 0 0 0 0 0 0 0 1 53 89 12.46 2.769																			
50 Kevin Chapman, L (5,1) ERA: 13.5	0.0 1 1 0 0 0 0 0 0 0 0 0 0 1 3 3 3 3 13.50 3.000																			
61 Jandel Gustave, R (5,1) ERA: 1.23	1.2 6 1 0 0 0 0 0 0 0 0 0 0 21 30 0.00 0.600																			
37 Pat Neshek, R (7,1) ERA: 2.83	1.0 4 1 0 0 0 0 0 0 0 0 0 0 9 9 0.00 1.000																			
29 Tony Sipp, L (8,1) ERA: 5.54	0.2 3 0 0 0 0 1 0 0 0 0 0 0 5 11 0.00 1.500																			
51 James Hoyt, R (8,1) ERA: 4.97	0.1 1 0 0 0 0 0 0 0 0 0 0 0 1 3 3 3 3 4.97 1.000																			

AB	38
R	5
H	12
RBI	5
BB	1
SO	10
LOB	15



AB	34
R	6
H	12
RBI	6
BB	4
SO	4
LOB	20



Batter	1	2	3	4	5	6	7	8	9	AB	R	H	RBI	BB	SO	LOB	TOP							
4 George Springer, R OBP: 0.363, SLG: 0.463										4	2	2	0	1	1	0	Houston Astros @ Cleveland Indians Progressive Field, Cleveland, OH Thu Sep 08 2016, 12:11 PM - 4:19 PM EDT Att: 15,275 - Sunny - 87 F							
2 Alex Bregman, R OBP: 0.324, SLG: 0.488										4	1	2	3	1	1	1								
27 Jose Altuve, R OBP: 0.404, SLG: 0.548										4	0	0	0	0	1	4								
10 Yuli Gurriel, R OBP: 0.353, SLG: 0.521										4	2	2	1	0	1	1								
28 Colby Rasmus, L OBP: 0.283, SLG: 0.372										3	1	1	2	0	0	1								
35 Teoscar Hernández, R (7, PH) OBP: 0.324, SLG: 0.410										1	0	0	0	0	0	0								
9 Marwin Gonzalez, S OBP: 0.292, SLG: 0.418										4	0	0	0	0	1	0								
23 AJ Reed, L OBP: 0.289, SLG: 0.291										3	0	2	0	0	1	0								
13 Tyler White, R (8, PH) OBP: 0.283, SLG: 0.365										1	0	0	0	0	1	0								
15 Jason Castro, L OBP: 0.319, SLG: 0.395										3	0	0	0	0	1	1								
11 Evan Gattis, R (8, PH) OBP: 0.312, SLG: 0.484										1	0	0	0	0	0	0								
16 Tony Kemp, L OBP: 0.306, SLG: 0.279										3	1	0	0	1	1	1								
Inning Stats	R: 1 E: 0 K: 0 S: 8	H: 2 LOB: 1 BB: 0 P: 17	R: 0 E: 0 K: 0 S: 7	H: 1 LOB: 0 BB: 0 P: 12	R: 0 E: 0 K: 1 S: 8	H: 0 LOB: 1 BB: 1 P: 15	R: 1 E: 0 K: 1 S: 8	H: 1 LOB: 0 BB: 0 P: 11	R: 1 E: 0 K: 0 S: 8	H: 1 LOB: 1 BB: 0 P: 17	R: 2 E: 0 K: 1 S: 17	H: 3 LOB: 1 BB: 0 P: 22	R: 2 E: 0 K: 2 S: 12	H: 1 LOB: 0 BB: 1 P: 20	R: 0 E: 0 K: 2 S: 11	H: 0 LOB: 0 BB: 0 P: 16	R: 0 E: 0 K: 2 S: 8	H: 0 LOB: 0 BB: 0 P: 12	1B: 4 2B: 2 3B: 1 HR: 2	SF: 0 SAC: 0 DP: 0 HBP: 0	WP: 1 PB: 0 SB: 0 CS: 0	PA: 38		
PITCHER	IP WLS BF H R ER SO BB IBB HBP BLK WP HR S P ERA WHIP	5.0 W 23 7 5 5 2 2 0 0 0 0 2 43 79 9.00 1.800	1.0 L 4 1 0 0 1 0 0 0 0 0 13 15 0.00 1.000	0.2 L 4 1 2 2 2 1 0 0 0 0 0 9 15 27.00 3.000	1.0 H 3 0 0 0 2 0 0 0 0 0 10 14 0.00 0.000	0.1 H 1 0 0 0 0 0 0 0 0 0 4 7 0.00 0.000	1.0 S 3 0 0 0 2 0 0 0 0 0 0 0 12 0.00 0.000	1.0 S 3 0 0 0 2 0 0 0 0 0 0 0 12 0.00 0.000	1.0 S 3 0 0 0 2 0 0 0 0 0 0 0 12 0.00 0.000	1.0 S 3 0 0 0 2 0 0 0 0 0 0 0 12 0.00 0.000	1.0 S 3 0 0 0 2 0 0 0 0 0 0 0 12 0.00 0.000	1.0 S 3 0 0 0 2 0 0 0 0 0 0 0 12 0.00 0.000	1.0 S 3 0 0 0 2 0 0 0 0 0 0 0 12 0.00 0.000	1.0 S 3 0 0 0 2 0 0 0 0 0 0 0 12 0.00 0.000	1.0 S 3 0 0 0 2 0 0 0 0 0 0 0 12 0.00 0.000	1.0 S 3 0 0 0 2 0 0 0 0 0 0 0 12 0.00 0.000	1.0 S 3 0 0 0 2 0 0 0 0 0 0 0 12 0.00 0.000	1.0 S 3 0 0 0 2 0 0 0 0 0 0 0 12 0.00 0.000	1.0 S 3 0 0 0 2 0 0 0 0 0 0 0 12 0.00 0.000	1.0 S 3 0 0 0 2 0 0 0 0 0 0 0 12 0.00 0.000	1.0 S 3 0 0 0 2 0 0 0 0 0 0 0 12 0.00 0.000	1.0 S 3 0 0 0 2 0 0 0 0 0 0 0 12 0.00 0.000	1.0 S 3 0 0 0 2 0 0 0 0 0 0 0 12 0.00 0.000	1.0 S 3 0 0 0 2 0 0 0 0 0 0 0 12 0.00 0.000

Batter	1	2	3	4	5	6	7	8	9	AB	R	H	RBI	BB	SO	LOB	BOTTOM								
41 Carlos Santana, S OBP: 0.354, SLG: 0.475										4	2	2	2	1	0	1	Houston Astros @ Cleveland Indians Progressive Field, Cleveland, OH Thu Sep 08 2016, 12:11 PM - 4:19 PM EDT Att: 15,275 - Sunny - 87 F								
22 Jason Kipnis, L OBP: 0.347, SLG: 0.479										4	1	1	1	1	1	1									
12 Francisco Lindor, S OBP: 0.369, SLG: 0.460										3	1	2	3	1	0	1									
26 Mike Napoli, R OBP: 0.339, SLG: 0.488										3	1	0	0	0	0	4									
11 José Ramírez, S OBP: 0.362, SLG: 0.455										3	1	1	0	1	0	0									
8 Lonnie Chisenhall, L OBP: 0.337, SLG: 0.455										2	1	1	0	1	0	1									
20 Rajai Davis, R OBP: 0.319, SLG: 0.411										1	0	0	0	0	0	0									
35 Abraham Almonte, S OBP: 0.300, SLG: 0.444										4	2	2	2	0	0	1									
72 Tyler Naquin, L OBP: 0.362, SLG: 0.555										2	1	0	0	1	1	2									
6 Brandon Guyer, R OBP: 0.384, SLG: 0.410										1	0	0	0	0	0	0									
38 Chris Gimenez, R OBP: 0.281, SLG: 0.352										4	0	0	0	0	3	3									
Inning Stats	R: 0 E: 0 K: 0 S: 10	H: 1 LOB: 1 BB: 0 P: 14	R: 0 E: 0 K: 0 S: 7	H: 1 LOB: 0 BB: 0 P: 11	R: 4 E: 0 K: 0 S: 26	H: 2 LOB: 1 BB: 2 P: 45	R: 2 E: 0 K: 1 S: 15	H: 2 LOB: 2 BB: 2 P: 30	R: 4 E: 0 K: 2 S: 17	H: 3 LOB: 0 BB: 1 P: 30	R: 0 E: 0 K: 0 S: 6	H: 0 LOB: 0 BB: 1 P: 12	R: 0 E: 0 K: 0 S: 8	H: 0 LOB: 0 BB: 0 P: 13	R: 0 E: 0 K: 2 S: 8	H: 0 LOB: 0 BB: 0 P: 13	R: 0 E: 0 K: 2 S: 8	H: 0 LOB: 0 BB: 0 P: 13	1B: 3 2B: 4 3B: 1 HR: 1	SF: 0 SAC: 0 DP: 2 HBP: 1	WP: 3 PB: 0 SB: 1 CS: 0	PA: 38			
PITCHER	IP WLS BF H R ER SO BB IBB HBP BLK WP HR S P ERA WHIP	3.0 L 15 4 4 4 0 2 0 0 0 0 0 21 42 12.00 2.000	1.0 L 10 4 5 5 1 3 0 0 0 0 0 1 11 18 9.00 1.000	1.0 L 4 1 1 1 2 0 0 0 0 0 1 11 18 9.00 1.000	3.0 L 9 0 0 0 2 1 0 0 0 0 0 0 22 38 0.00 0.333	1.0 L 15 4 4 4 0 2 0 0 0 0 0 21 42 12.00 2.000	1.0 L 10 4 5 5 1 3 0 0 0 0 0 1 11 18 9.00 1.000	3.0 L 9 0 0 0 2 1 0 0 0 0 0 0 22 38 0.00 0.333	1.0 L 15 4 4 4 0 2 0 0 0 0 0 0 21 42 12.00 2.000	1.0 L 10 4 5 5 1 3 0 0 0 0 0 1 11 18 9.00 1.000	1.0 L 15 4 4 4 0 2 0 0 0 0 0 0 21 42 12.00 2.000	1.0 L 10 4 5 5 1 3 0 0 0 0 0 1 11 18 9.00 1.000	3.0 L 9 0 0 0 2 1 0 0 0 0 0 0 22 38 0.00 0.333	1.0 L 15 4 4 4 0 2 0 0 0 0 0 0 21 42 12.00 2.000	1.0 L 10 4 5 5 1 3 0 0 0 0 0 1 11 18 9.00 1.000	3.0 L 9 0 0 0 2 1 0 0 0 0 0 0 22 38 0.00 0.333	1.0 L 15 4 4 4 0 2 0 0 0 0 0 0 21 42 12.00 2.000	1.0 L 10 4 5 5 1 3 0 0 0 0 0 1 11 18 9.00 1.000	3.0 L 9 0 0 0 2 1 0 0 0 0 0 0 22 38 0.00 0.333	1.0 L 15 4 4 4 0 2 0 0 0 0 0 0 21 42 12.00 2.000	1.0 L 10 4 5 5 1 3 0 0 0 0 0 1 11 18 9.00 1.000	3.0 L 9 0 0 0 2 1 0 0 0 0 0 0 22 38 0.00 0.333	1.0 L 15 4 4 4 0 2 0 0 0 0 0 0 21 42 12.00 2.000	1.0 L 10 4 5 5 1 3 0 0 0 0 0 1 11 18 9.00 1.000	3.0 L 9 0 0 0 2 1 0 0 0 0 0 0 22 38 0.00 0.333

Houston Astros @ Cleveland Indians
 Progressive Field, Cleveland, OH
 Thu Sep 08 2016, 12:11 PM - 4:19 PM EDT
 Att: 15,275 - Sunny - 87 F

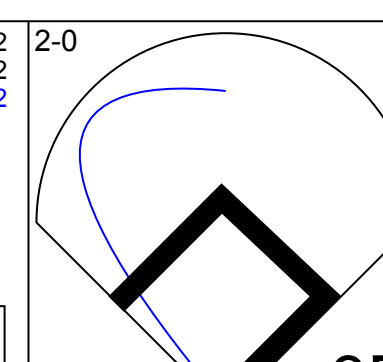
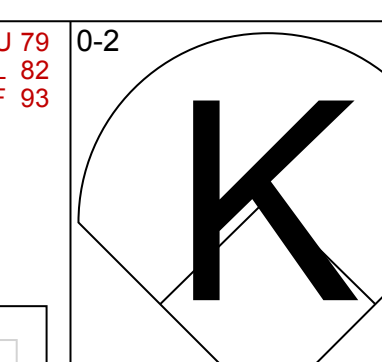
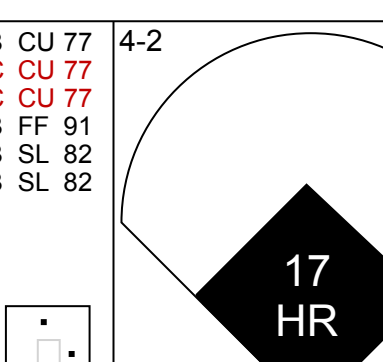
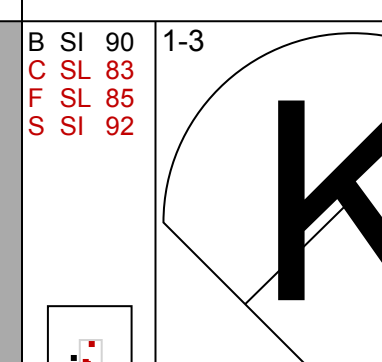
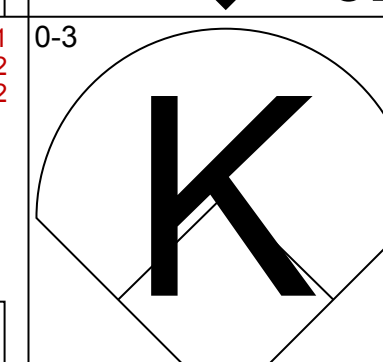
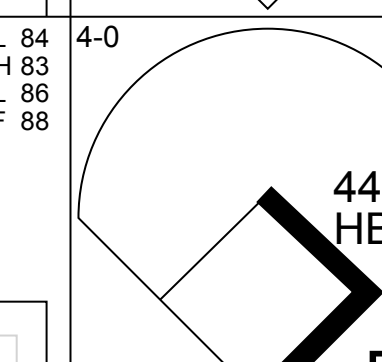
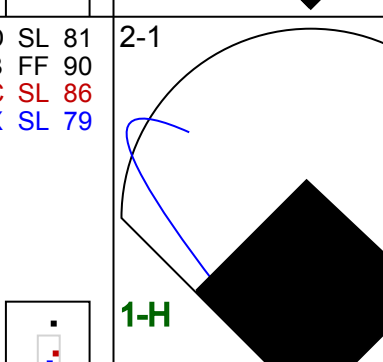
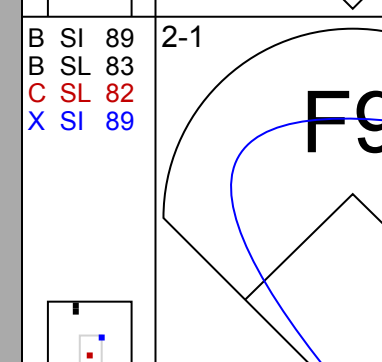
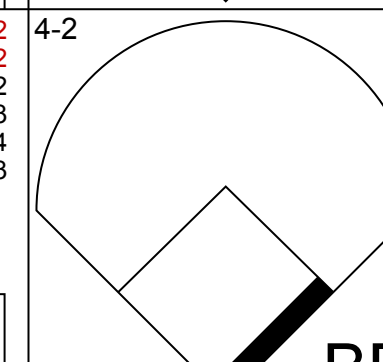
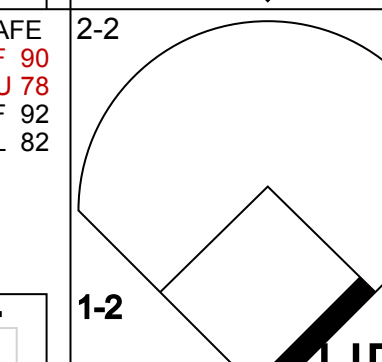
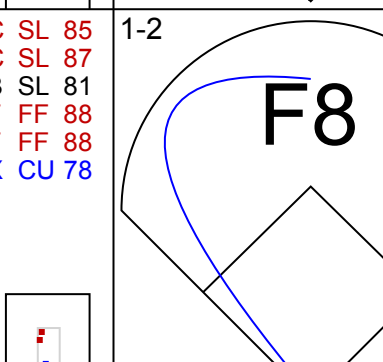
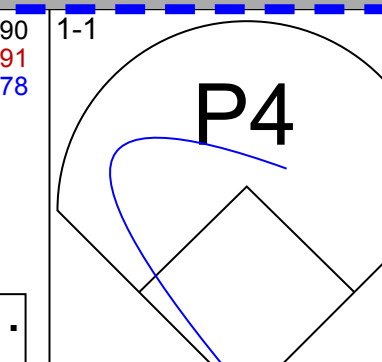
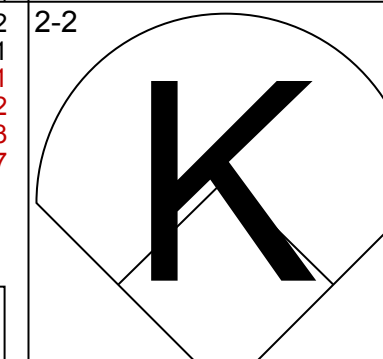
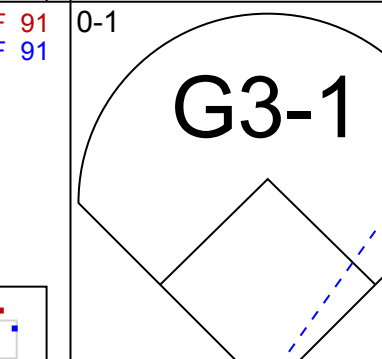
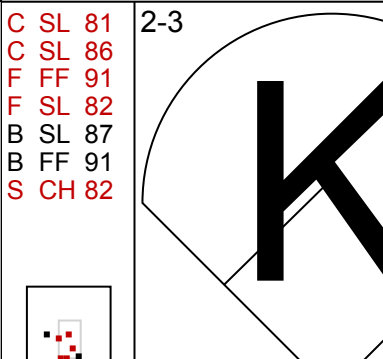
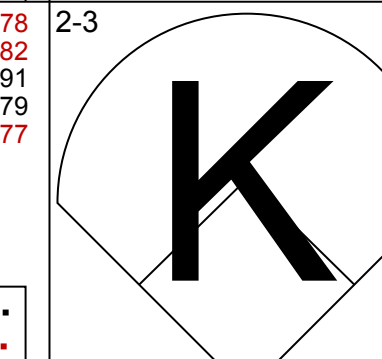
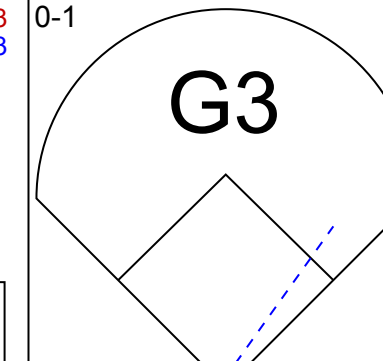
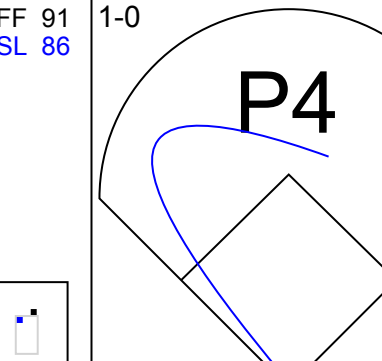
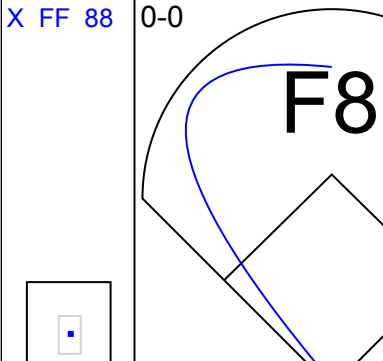
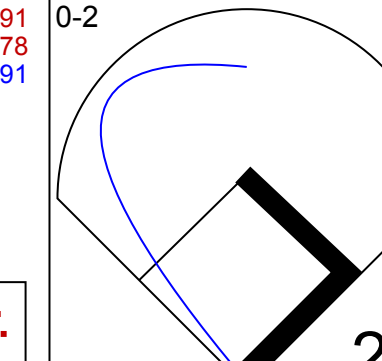

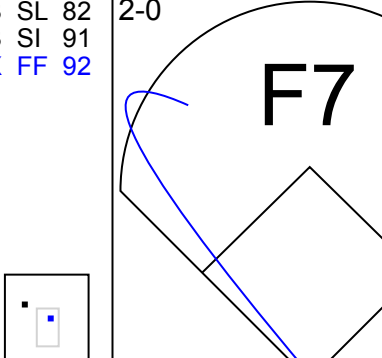
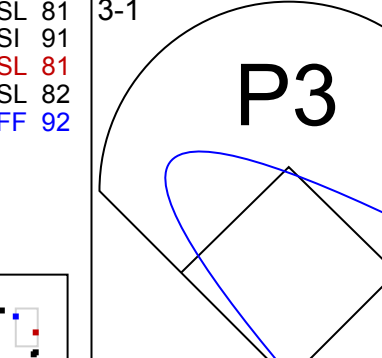
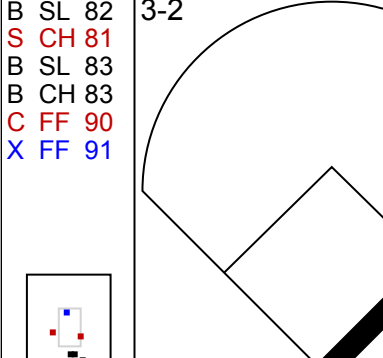
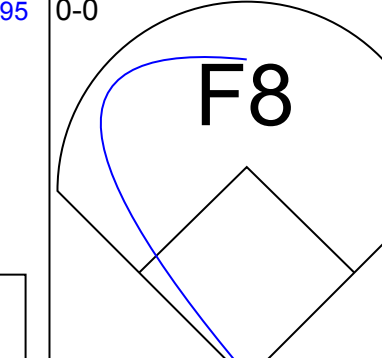

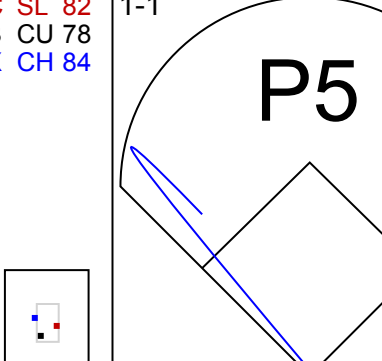
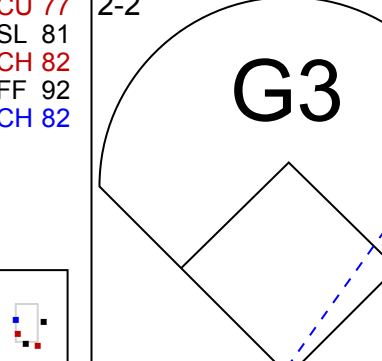
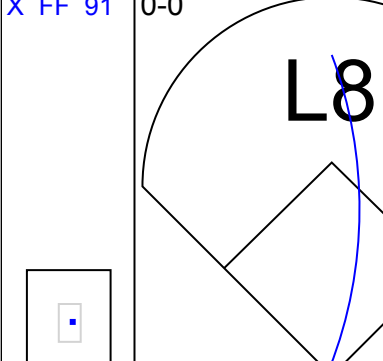
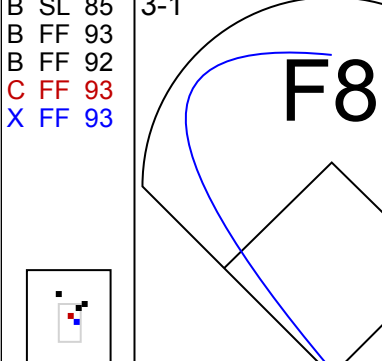


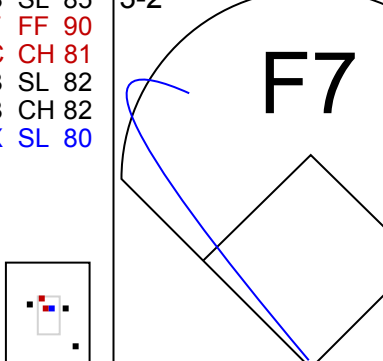
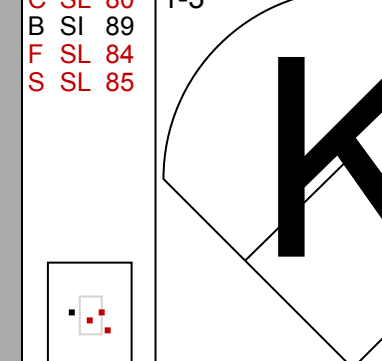
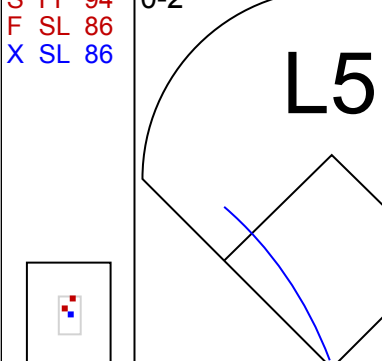
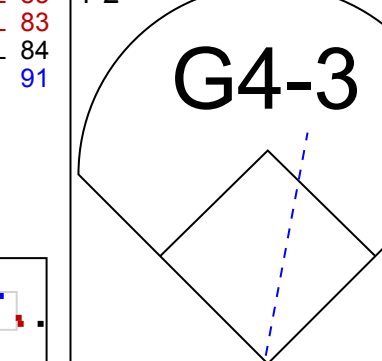
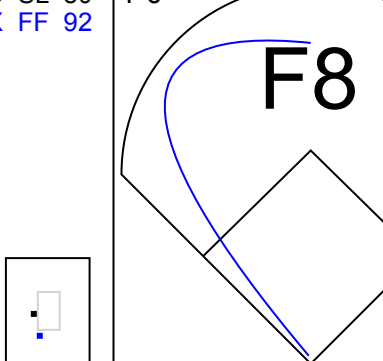
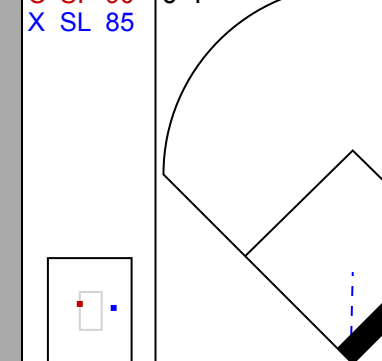
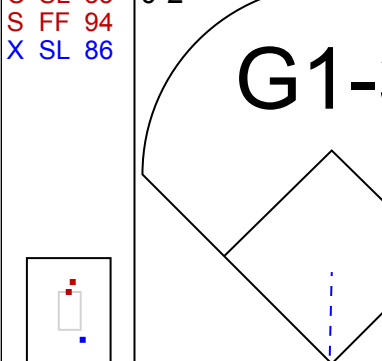
AB 35
 R 7
 H 9
 RBI 6
 BB 3
 SO 9
 LOB 9

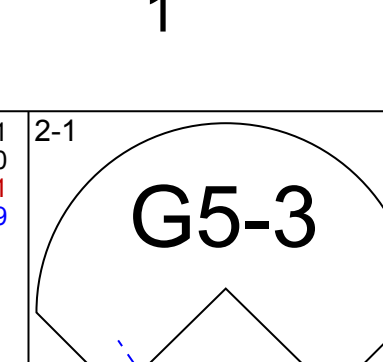
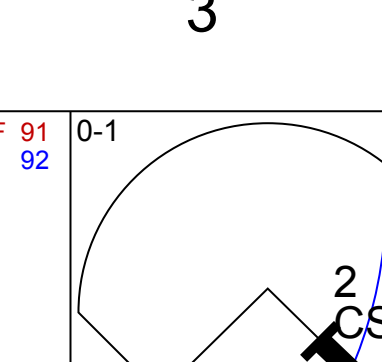

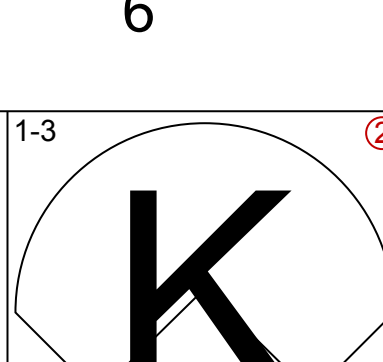
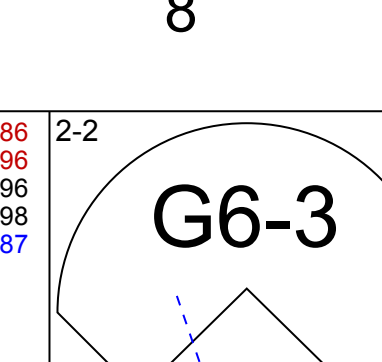
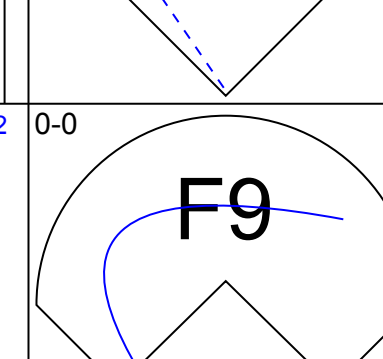
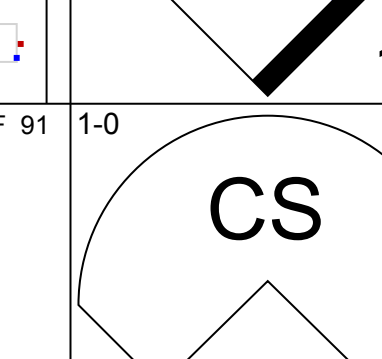

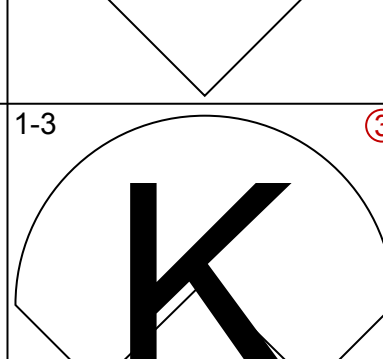
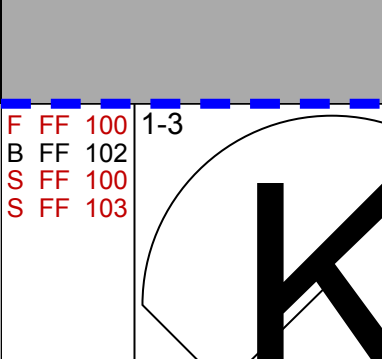
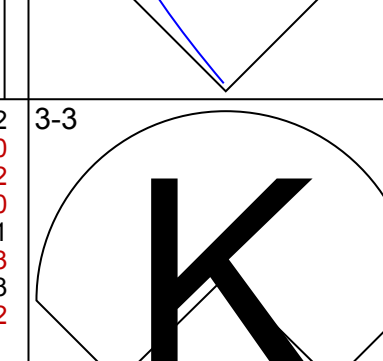
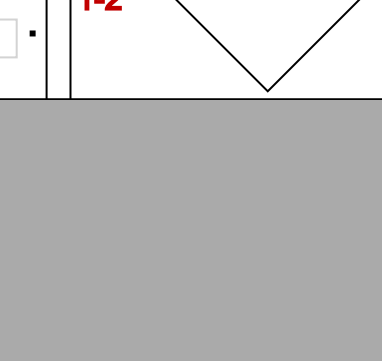

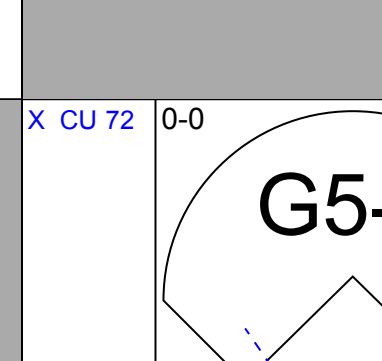
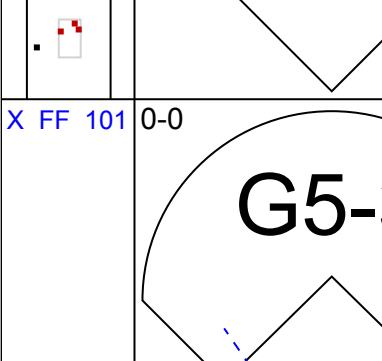
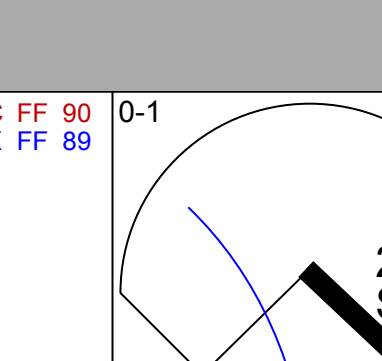
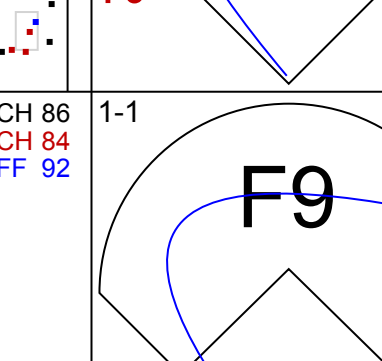
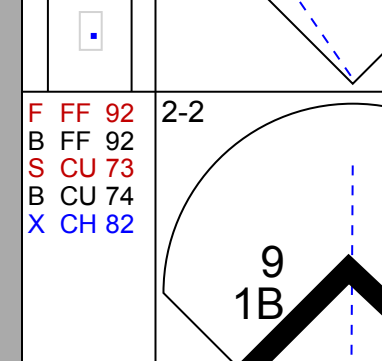
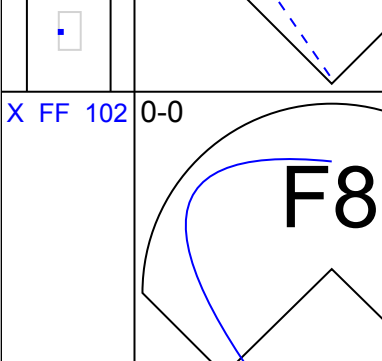
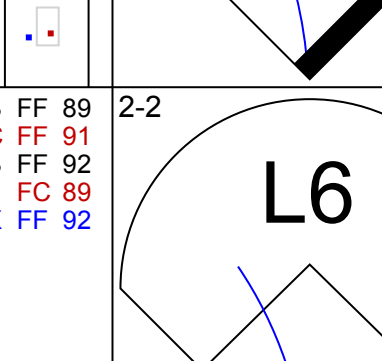
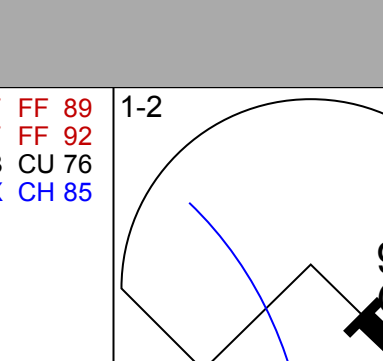
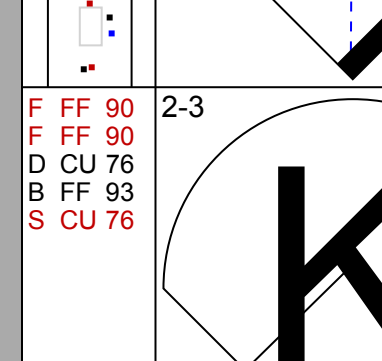
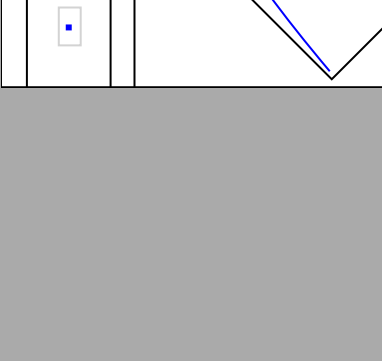
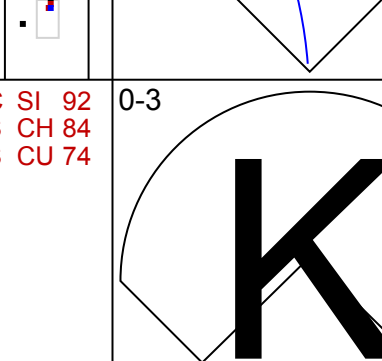

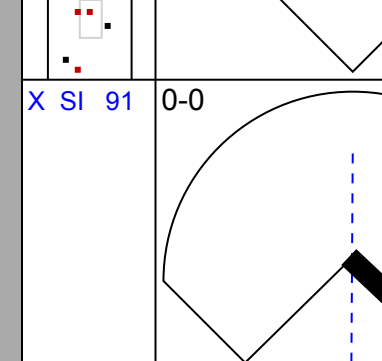


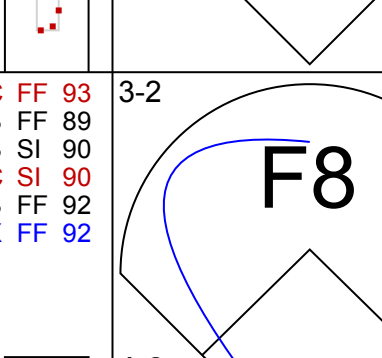

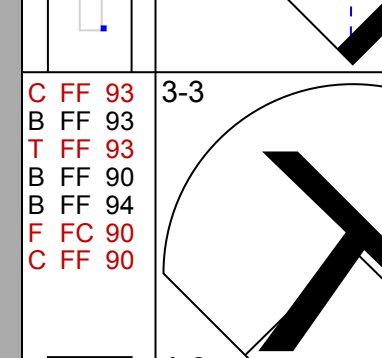

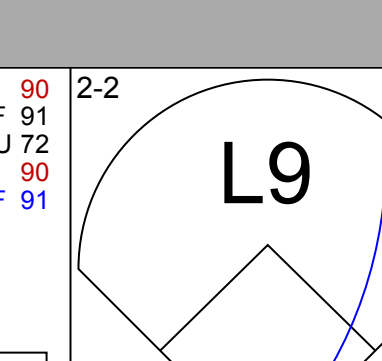
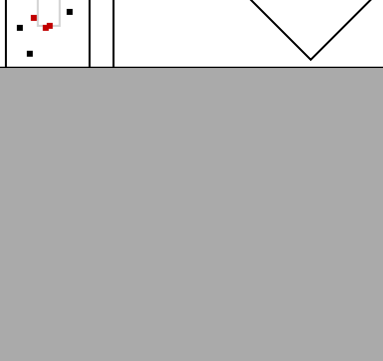
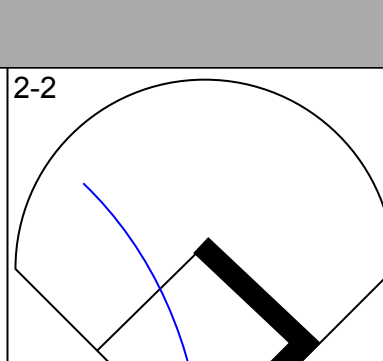
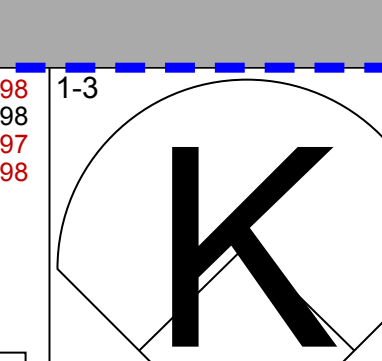

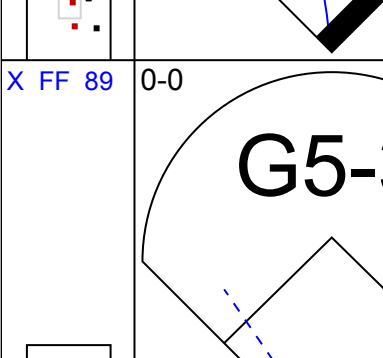
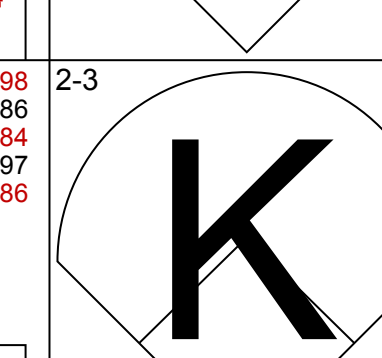
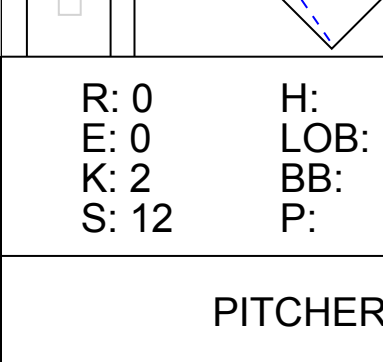
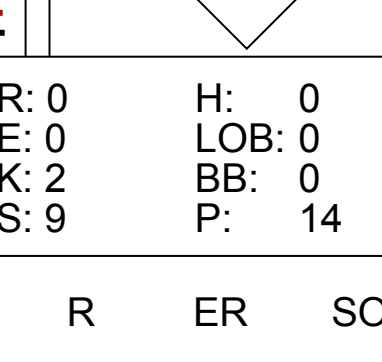


Houston Astros @ Cleveland Indians
 Progressive Field, Cleveland, OH
 Thu Sep 08 2016, 12:11 PM - 4:19 PM EDT
 Att: 15,275 - Sunny - 87 F


AB 31
 R 10
 H 9
 RBI 8
 BB 6
 SO 5
 LOB 14



Batter	1	2	3	4	5	6	7	8	9	AB	R	H	RBI	BB	SO	LOB	TOP					
24 Dexter Fowler, S (1, 8) OBP: 0.378, SLG: 0.429										3	1	1	0	1	2	1	Chicago Cubs @ Houston Astros Minute Maid Park, Houston, TX Fri Sep 09 2016, 7:12 PM - 9:45 PM CDT Att: 33,841 - Roof Closed - 73 F					
17 Kris Bryant, R (1, 7) OBP: 0.388, SLG: 0.577										3	1	1	2	1	1	2						
44 Anthony Rizzo, L (1, 3) OBP: 0.391, SLG: 0.555										2	0	0	0	1	0	0						
18 Ben Zobrist, S (1, 4) OBP: 0.381, SLG: 0.429										4	0	0	0	0	3	4						
27 Addison Russell, R (1, 6) OBP: 0.327, SLG: 0.424										4	0	1	0	0	0	2						
68 Jorge Soler, R (1, 10) OBP: 0.342, SLG: 0.441										4	0	1	0	0	0	1						
22 Jason Heyward, L (1, 9) OBP: 0.298, SLG: 0.316										4	0	0	0	0	0	1						
3 David Ross, R (1, 2) OBP: 0.352, SLG: 0.436										4	0	0	0	0	2	0						
9 Javier Báez, R (1, 5) OBP: 0.307, SLG: 0.429										4	0	1	0	0	0	0						
Inning Stats	R: 0 E: 0 K: 2 S: 12	H: 1 LOB: 2 BB: 1 P: 20	R: 0 E: 0 K: 1 S: 6	H: 0 LOB: 0 BB: 0 P: 9	R: 0 E: 0 K: 1 S: 10	H: 0 LOB: 2 BB: 1 P: 17	R: 0 E: 0 K: 0 S: 6	H: 0 LOB: 0 BB: 0 P: 12	R: 2 E: 0 K: 0 S: 13	H: 1 LOB: 1 BB: 0 P: 15	R: 0 E: 0 K: 1 S: 10	H: 1 LOB: 1 BB: 0 P: 15	R: 0 E: 0 K: 2 S: 10	H: 1 LOB: 1 BB: 0 P: 14	R: 0 E: 0 K: 1 S: 9	H: 0 LOB: 1 BB: 0 P: 12		R: 0 E: 0 K: 0 S: 8	H: 0 LOB: 0 BB: 0 P: 11	1B: 2 2B: 1 3B: 1 HR: 1	SF: 0 SAC: 0 DP: 0 HBP: 1	WP: 0 PB: 0 SB: 0 CS: 0
PITCHER	IP WLS BF H R ER SO BB IBB HBP BLK WP HR S P ERA WHIP																					
59 Joe Muro, R (1, 1) ERA: 4.78	6.0 L 25 3 2 2 5 3 0 1 0 0 0 1 57 97 3.00 1.000																					
37 Pat Neshek, R (7, 1) ERA: 2.57	1.0 4 1 0 0 2 0 0 0 0 0 0 0 10 14 0.00 1.000																					
29 Tony Sipp, L (8, 1) ERA: 5.45	0.2 3 1 0 0 1 0 0 0 0 0 0 0 8 11 0.00 1.500																					
51 James Hoyt, R (8, 1) ERA: 4.5	1.1 4 0 0 0 0 0 0 0 0 0 0 0 9 12 0.00 0.000																					

Batter	1	2	3	4	5	6	7	8	9	AB	R	H	RBI	BB	SO	LOB	BOTTOM					
4 George Springer, R (1, 10) OBP: 0.363, SLG: 0.462										4	0	1	0	0	1	1	Chicago Cubs @ Houston Astros Minute Maid Park, Houston, TX Fri Sep 09 2016, 7:12 PM - 9:45 PM CDT Att: 33,841 - Roof Closed - 73 F					
2 Alex Bregman, R (1, 6) OBP: 0.323, SLG: 0.483										4	0	1	0	0	2	1						
27 Jose Altuve, R (1, 4) OBP: 0.401, SLG: 0.544										4	0	0	0	0	1	1						
10 Yuli Gurriel, R (1, 5) OBP: 0.364, SLG: 0.519										4	0	2	0	0	0	0						
11 Evan Gattis, R (1, 2) OBP: 0.312, SLG: 0.483										3	0	1	0	0	1	2						
9 Marwin Gonzalez, S (1, 3) OBP: 0.293, SLG: 0.417										3	0	1	0	0	1	2						
28 Colby Rasmus, L (1, 7) OBP: 0.287, SLG: 0.369										3	0	0	0	0	2	3						
35 Teoscar Hernández, R (1, 9) OBP: 0.324, SLG: 0.422										3	0	1	0	0	1	0						
6 Jake Marisnick, R (1, 8) OBP: 0.259, SLG: 0.346										2	0	0	0	0	1							
16 Tony Kemp, L (8, PH) OBP: 0.303, SLG: 0.276										1	0	0	0	0	1	0						
Inning Stats	R: 0 E: 0 K: 1 S: 8	H: 0 LOB: 0 BB: 0 P: 13	R: 0 E: 0 K: 1 S: 11	H: 1 LOB: 1 BB: 0 P: 16	R: 0 E: 0 K: 0 S: 6	H: 1 LOB: 0 BB: 0 P: 9	R: 0 E: 0 K: 0 S: 8	H: 1 LOB: 0 BB: 0 P: 15	R: 0 E: 0 K: 1 S: 9	H: 1 LOB: 1 BB: 0 P: 15	R: 0 E: 0 K: 2 S: 12	H: 1 LOB: 1 BB: 0 P: 16	R: 0 E: 0 K: 2 S: 12	H: 2 LOB: 2 BB: 0 P: 19	R: 0 E: 0 K: 2 S: 9	H: 0 LOB: 0 BB: 0 P: 14	R: 0 E: 0 K: 1 S: 5	H: 0 LOB: 0 BB: 0 P: 6	1B: 6 2B: 1 3B: 0 HR: 0	SF: 0 SAC: 0 DP: 1 HBP: 0	WP: 0 PB: 0 SB: 3 CS: 1	PA: 32
PITCHER	IP WLS BF H R ER SO BB IBB HBP BLK WP HR S P ERA WHIP																					
34 Jon Lester, L (1, 1) ERA: 2.51	7.0 W 25 7 0 0 7 7 0 0 0 0 0 0 9 13 0.00 1.000																					
56 Héctor Rondón, R (8, 1) ERA: 2.56	1.0 H 3 0 0 0 2 0 0 0 0 0 0 0 9 14 0.00 0.000																					
54 Aroldis Chapman, L (9, 1) ERA: 1.76	1.0 S 3 0 0 0 1 0 0 0 0 0 0 0 5 6 0.00 0.000																					

AB 32
R 2
H 5
RBI 2
BB 3
SO 8
LOB 11



AB 31
R 0
H 7
RBI 0
BB 0
SO 10
LOB 11



Batter	1	2	3	4	5	6	7	8	9	AB	R	H	RBI	BB	SO	LOB	TOP										
24 Dexter Fowler, S (1, 8) OBP: 0.379, SLG: 0.428	E4 1B		L6-3 BB		K			K		3	0	1	0	1	2	1	Chicago Cubs @ Houston Astros Minute Maid Park, Houston, TX Sat Sep 10 2016, 12:09 PM - 3:01 PM CDT Att: 41,854 - Roof Closed - 73 F										
17 Kris Bryant, R (1, 5) OBP: 0.395, SLG: 0.573	G6-3		L6-3			P2		K		4	0	0	0	0	1	4											
44 Anthony Rizzo, L (1, 3) 20 Matt Szczur, R (9, PR) OBP: 0.322, SLG: 0.421	K			P5		K		K		3	0	0	0	1	2	1											
68 Jorge Soler, R (1, 7) OBP: 0.340, SLG: 0.435	K			47 2B 40 SF9 BB		K		K		0	0	0	0	0	0	0											
47 Miguel Montero, L (1, 10) OBP: 0.329, SLG: 0.348	K			40 SF9 2B		F9		G3		3	1	0	0	1	3	2											
40 Wilson Contreras, R (1, 2) OBP: 0.340, SLG: 0.447	9 WP BB			SF9		22 CS BB		K		4	0	1	0	1	2	2											
22 Jason Heyward, L (1, 9) OBP: 0.296, SLG: 0.314	P4			G5-3		P5				3	0	0	0	0	0	3											
9 Javier Báez, R (1, 6) OBP: 0.304, SLG: 0.425	K					F7				3	0	0	0	0	2	1											
2 Tommy La Stella, L (1, 4) 66 Munenori Kawasaki, L (8, PR) OBP: 0.370, SLG: 0.425 OBP: 0.500, SLG: 0.750	F8			F8		F8		24 S BB		2	0	0	0	1	0	0											
Inning Stats	R: 0 E: 1 K: 2 S: 10	H: 1 LOB: 1 BB: 0 P: 17	R: 0 E: 0 K: 2 S: 12	H: 0 LOB: 1 BB: 21 P: 21	R: 0 E: 0 K: 0 S: 4	H: 0 LOB: 0 BB: 1 P: 9	R: 1 E: 0 K: 0 S: 12	H: 1 LOB: 1 BB: 1 P: 22	R: 0 E: 0 K: 2 S: 15	H: 0 LOB: 0 BB: 0 P: 23	R: 0 E: 0 K: 2 S: 10	H: 0 LOB: 0 BB: 0 P: 15	R: 0 E: 0 K: 0 S: 7	H: 0 LOB: 0 BB: 1 P: 17	R: 0 E: 0 K: 2 S: 11	H: 0 LOB: 2 BB: 1 P: 21		R: 0 E: 0 K: 2 S: 7	H: 0 LOB: 2 BB: 1 P: 14	1B: 1 2B: 2 3B: 0 HR: 0	SF: 1 SAC: 0 DP: 1 HBP: 0	WP: 2 PB: 0 SB: 1 CS: 1	PA: 33				
PITCHER	IP	WLS	BF	H	R	ER	SO	BB	IBB	HBP	BLK	WP	HR	S	P	ERA	WHIP										
31 Collin McHugh, R (1, 1) ERA: 4.86	5.0	W	19	2	1	1	6	3	0	0	0	1	0	53	92	1.80	1.000										
47 Chris Devenski, R (6, 1) ERA: 2.11	1.0	H	3	0	0	0	2	0	0	0	0	0	0	10	15	0.00	0.000										
36 Will Harris, R (7, 1) ERA: 2.28	1.0	H	3	0	0	0	0	1	0	0	0	0	0	7	17	0.00	1.000										
44 Luke Gregerson, R (8, 1) ERA: 3.04	1.0	H	4	0	0	0	2	1	0	0	0	0	0	11	21	0.00	1.000										
53 Ken Giles, R (9, 1) ERA: 3.51	1.0	S	4	0	0	0	2	1	0	0	0	1	0	7	14	0.00	1.000										

Chicago Cubs @ Houston Astros
Minute Maid Park, Houston, TX
Sat Sep 10 2016, 12:09 PM - 3:01 PM CDT
Att: 41,854 - Roof Closed - 73 F

AB	26
R	1
H	2
RBI	1
BB	6
SO	12
LOB	16



Batter	1	2	3	4	5	6	7	8	9	AB	R	H	RBI	BB	SO	LOB	BOTTOM										
4 George Springer, R (1, 9) OBP: 0.362, SLG: 0.459	F9		K		K			2 1B BB		3	0	0	0	1	2	1	Chicago Cubs @ Houston Astros Minute Maid Park, Houston, TX Sat Sep 10 2016, 12:09 PM - 3:01 PM CDT Att: 41,854 - Roof Closed - 73 F										
2 Alex Bregman, R (1, 6) OBP: 0.327, SLG: 0.500	G4-3		HR		G6-3			1B		4	1	2	1	0	0	0											
27 Jose Altuve, R (1, 10) 16 Tony Kemp, L (6, PH) OBP: 0.401, SLG: 0.543 OBP: 0.300, SLG: 0.273	G6-3		10 1B 9 SH3-4 1B		F9			P5		3	1	1	0	0	0	0											
10 Yuli Gurriel, R (1, 5) OBP: 0.356, SLG: 0.500	P6		9 SH3-4 1B		G4-3			K		4	0	1	0	0	1	0											
9 Marwin Gonzalez, S (1, 4) OBP: 0.293, SLG: 0.417	23 BB 28 BB 1B		SH3-4		K			K		3	0	1	1	0	2	0											
28 Colby Rasmus, L (1, 7) OBP: 0.290, SLG: 0.368	23 BB BB		BB		L9					1	0	0	0	2	0	0											
23 AJ Reed, L (1, 3) OBP: 0.285, SLG: 0.286	BB		G3		K			K		2	0	0	0	1	1	2											
15 Jason Castro, L (1, 2) OBP: 0.317, SLG: 0.391	F6				G3-1			K		3	0	0	0	0	1	3											
6 Jake Marisnick, R (1, 8) OBP: 0.256, SLG: 0.342	K				E5 4 CS			L6		3	0	0	0	0	1	3											
Inning Stats	R: 0 E: 0 K: 0 S: 8	H: 0 LOB: 0 BB: 0 P: 13	R: 0 E: 0 K: 1 S: 12	H: 1 LOB: 3 BB: 2 P: 24	R: 2 E: 0 K: 1 S: 16	H: 3 LOB: 2 BB: 1 P: 23	R: 0 E: 1 K: 1 S: 6	H: 0 LOB: 0 BB: 0 P: 11	R: 0 E: 0 K: 0 S: 6	H: 0 LOB: 0 BB: 0 P: 8	R: 0 E: 0 K: 2 S: 7	H: 0 LOB: 0 BB: 0 P: 10	R: 0 E: 0 K: 1 S: 7	H: 1 LOB: 2 BB: 1 P: 15	R: 0 E: 0 K: 2 S: 8	H: 0 LOB: 0 BB: 0 P: 14		R: 0 E: 0 K: 2 S: 8	H: 0 LOB: 0 BB: 0 P: 14	1B: 4 2B: 0 3B: 0 HR: 1	SF: 0 SAC: 1 DP: 0 HBP: 0	WP: 0 PB: 0 SB: 0 CS: 1	PA: 32				
PITCHER	IP	WLS	BF	H	R	ER	SO	BB	IBB	HBP	BLK	WP	HR	S	P	ERA	WHIP										
41 John Lackey, R (1, 1) ERA: 3.35	6.0	L	25	4	2	2	5	3	0	0	0	0	1	55	89	3.00	1.167										
52 Justin Grimm, R (7, 1) ERA: 3.54	1.0		4	1	0	0	1	1	0	0	0	0	0	7	15	0.00	2.000										
6 Carl Edwards Jr., R (8, 1) ERA: 2.7	1.0		3	0	0	0	2	0	0	0	0	0	0	8	14	0.00	0.000										

Chicago Cubs @ Houston Astros
Minute Maid Park, Houston, TX
Sat Sep 10 2016, 12:09 PM - 3:01 PM CDT
Att: 41,854 - Roof Closed - 73 F

AB	27
R	2
H	5
RBI	2
BB	4
SO	8
LOB	9



Batter	1	2	3	4	5	6	7	8	9	AB	R	H	RBI	BB	SO	LOB	TOP					
24 Dexter Fowler, S OBP: 0.383, SLG: 0.431										2	1	1	0	3	0	0	Chicago Cubs @ Houston Astros Minute Maid Park, Houston, TX Sun Sep 11 2016, 7:10 PM - 10:16 PM CDT Att: 31,939 - Roof Closed - 73 F					
17 Kris Bryant, R OBP: 0.394, SLG: 0.571										5	0	1	1	0	1	4						
44 Anthony Rizzo, L OBP: 0.383, SLG: 0.548										5	1	1	0	0	1	1						
68 Jorge Soler, R OBP: 0.337, SLG: 0.443										5	1	1	1	0	3	2						
18 Ben Zobrist, S OBP: 0.380, SLG: 0.426										4	1	0	0	1	0	2						
27 Addison Russell, R OBP: 0.337, SLG: 0.433										4	3	3	2	0	1	0						
9 Javier Báez, R OBP: 0.306, SLG: 0.426										4	2	2	1	0	2	0						
3 David Ross, R OBP: 0.344, SLG: 0.428										3	0	0	1	0	2	2						
5 Albert Almora Jr., R OBP: 0.286, SLG: 0.409										4	0	1	2	0	1	1						
Inning Stats	R: 1 E: 0 K: 0 S: 11	H: 1 LOB: 1 BB: 1 P: 20	R: 2 E: 1 K: 0 S: 13	H: 3 LOB: 1 BB: 0 P: 18	R: 4 E: 0 K: 1 S: 23	H: 4 LOB: 2 BB: 2 P: 37	R: 2 E: 0 K: 2 S: 15	H: 2 LOB: 0 BB: 0 P: 22	R: 0 E: 0 K: 2 S: 10	H: 0 LOB: 0 BB: 0 P: 12	R: 0 E: 0 K: 2 S: 7	H: 0 LOB: 0 BB: 0 P: 8	R: 0 E: 0 K: 2 S: 10	H: 0 LOB: 0 BB: 0 P: 13	R: 0 E: 0 K: 1 S: 12	H: 0 LOB: 1 BB: 1 P: 20	R: 0 E: 0 K: 1 S: 9	H: 0 LOB: 0 BB: 0 P: 12	1B: 6 2B: 2 3B: 0 HR: 2	SF: 1 SAC: 0 DP: 0 HBP: 0	WP: 2 PB: 0 SB: 0 CS: 0	PA: 41
PITCHER	IP	WLS	BF	H	R	ER	SO	BB	IBB	HBP	BLK	WP	HR	S	P	ERA	WHIP					
54 Mike Fiers, R ERA: 4.64	2.1	L	16	7	7	7	0	2	0	0	0	1	1	37	61	27.00	3.857					
61 Jandel Gustave, R ERA: 3.0	1.2		9	3	2	2	3	1	0	0	0	1	1	25	36	10.80	2.400					
45 Michael Feliz, R ERA: 4.7	1.0		3	0	0	0	2	0	0	0	0	0	0	10	12	0.00	0.000					
51 James Hoyt, R ERA: 4.2	1.0		3	0	0	0	2	0	0	0	0	0	0	7	8	0.00	0.000					
37 Fat Neshek, R ERA: 2.51	1.0		3	0	0	0	2	0	0	0	0	0	0	10	13	0.00	0.000					
62 Brady Rodgers, R ERA: 24.55	2.0		7	0	0	0	2	1	0	0	0	0	0	21	32	0.00	0.500					

AB	36
R	9
H	10
RBI	8
BB	4
SO	11
LOB	12



Batter	1	2	3	4	5	6	7	8	9	AB	R	H	RBI	BB	SO	LOB	BOTTOM					
4 George Springer, R OBP: 0.363, SLG: 0.457										2	1	0	0	1	0	1	Chicago Cubs @ Houston Astros Minute Maid Park, Houston, TX Sun Sep 11 2016, 7:10 PM - 10:16 PM CDT Att: 31,939 - Roof Closed - 73 F					
2 Alex Bregman, R OBP: 0.325, SLG: 0.500										4	1	1	1	0	2	1						
27 Jose Altuve, R OBP: 0.401, SLG: 0.548										1	0	1	0	0	0	0						
1 Carlos Correa, R OBP: 0.363, SLG: 0.461										1	0	1	0	0	0	0						
23 AJ Reed, L OBP: 0.286, SLG: 0.281										2	0	0	0	1	1	0						
10 Yuli Gurriel, R OBP: 0.365, SLG: 0.542										3	1	1	1	1	0	1						
11 Evan Gattis, R OBP: 0.312, SLG: 0.488										4	1	1	1	0	0	4						
28 Colby Rasmus, L OBP: 0.288, SLG: 0.365										3	0	0	0	0	1	4						
35 Teoscar Hernández, R (9, PH) OBP: 0.320, SLG: 0.415										1	0	0	0	0	0	0						
9 Marwin Gonzalez, S OBP: 0.290, SLG: 0.413										4	0	0	0	0	1	0						
6 Jake Marisnick, R OBP: 0.256, SLG: 0.340										4	0	1	0	0	0	0						
Inning Stats	R: 0 E: 0 K: 1 S: 7	H: 0 LOB: 0 BB: 1 P: 14	R: 0 E: 0 K: 1 S: 13	H: 1 LOB: 1 BB: 0 P: 22	R: 0 E: 0 K: 0 S: 7	H: 0 LOB: 0 BB: 0 P: 9	R: 1 E: 0 K: 1 S: 9	H: 1 LOB: 0 BB: 0 P: 16	R: 0 E: 0 K: 0 S: 6	H: 0 LOB: 0 BB: 0 P: 13	R: 2 E: 0 K: 0 S: 13	H: 2 LOB: 3 BB: 2 P: 26	R: 0 E: 0 K: 0 S: 4	H: 1 LOB: 0 BB: 0 P: 6	R: 0 E: 0 K: 1 S: 6	H: 0 LOB: 0 BB: 0 P: 10	R: 2 E: 0 K: 1 S: 10	H: 2 LOB: 0 BB: 0 P: 13	1B: 3 2B: 1 3B: 0 HR: 3	SF: 0 SAC: 0 DP: 1 HBP: 1	WP: 3 PB: 0 SB: 0 CS: 0	PA: 36
PITCHER	IP	WLS	BF	H	R	ER	SO	BB	IBB	HBP	BLK	WP	HR	S	P	ERA	WHIP					
49 Jake Arrieta, R ERA: 2.91	5.1	W	22	4	3	3	3	2	0	1	0	1	0	49	88	5.06	1.125					
52 Justin Grimm, R ERA: 3.49	0.2		3	0	0	0	0	1	0	0	0	1	0	6	12	0.00	1.500					
53 Trevor Cahill, R ERA: 2.87	2.0		8	3	2	2	1	0	0	0	0	0	2	12	18	9.00	1.500					
37 Travis Wood, L ERA: 3.18	1.0		3	0	0	0	1	0	0	0	0	0	0	8	11	0.00	0.000					

AB	32
R	5
H	7
RBI	4
BB	3
SO	5
LOB	11



Batter	1	2	3	4	5	6	7	8	9	10	11	12	AB	R	H	RBI	BB	SO	LOB	TOP		
14 Carlos Gómez, R OBP: 0.283, SLG: 0.345													4	1	0	0	1	1	0			
20 Ian Desmond, R OBP: 0.342, SLG: 0.466													4	1	2	0	1	1	0			
36 Carlos Beltrán, S OBP: 0.340, SLG: 0.518													4	1	1	1	1	0	1			
29 Adrián Beltré, R OBP: 0.397, SLG: 0.513													5	0	1	0	0	2	2			
12 Rougned Odor, L OBP: 0.306, SLG: 0.520													4	1	3	3	1	0	0			
25 Jonathan Lucroy, R OBP: 0.381, SLG: 0.515													5	0	2	0	0	1	5			
18 Mitch Moreland, L OBP: 0.314, SLG: 0.455													5	0	0	0	0	1	6			
30 Nomar Mazara, L OBP: 0.324, SLG: 0.418													3	0	0	0	0	0	0			
31 Jared Hoyer, L OBP: 0.270, SLG: 0.206													5	0	0	0	0	1	2			
1 Elvis Andrus, R OBP: 0.351, SLG: 0.409																						
Inning Stats	R: 2 E: 0 K: 1 S: 17	H: 4 LOB: 2 BB: 1 P: 27	R: 0 E: 0 K: 0 S: 6	H: 0 LOB: 0 BB: 0 P: 10	R: 1 E: 0 K: 0 S: 12	H: 2 LOB: 2 BB: 1 P: 21	R: 0 E: 1 K: 1 S: 8	H: 0 LOB: 0 BB: 0 P: 13	R: 0 E: 0 K: 0 S: 9	H: 0 LOB: 0 BB: 1 P: 15	R: 0 E: 0 K: 0 S: 6	H: 0 LOB: 0 BB: 0 P: 11	R: 0 E: 0 K: 0 S: 9	H: 0 LOB: 0 BB: 0 P: 11	R: 0 E: 0 K: 1 S: 13	H: 0 LOB: 0 BB: 0 P: 15	R: 1 E: 0 K: 2 S: 15	H: 2 LOB: 1 BB: 0 P: 22	1B: 7 2B: 1 3B: 0 HR: 1	SF: 0 SAC: 0 DP: 4 HBP: 0	WP: 0 PB: 0 SB: 0 CS: 1	PA: 45
PITCHER	IP 5.0	WLS 22	BF 22	H 6	R 3	ER 3	SO 3	BB 3	IBB 0	HBP 0	BLK 0	WP 0	HR 0	S 6	P 9	ERA 0.00	WHIP 1.000					
58 Doug Fister, R ERA: 4.17	1.0	3	1	0	0	0	0	0	0	0	0	0	0	6	9	0.00	1.000					
47 Chris Devenski, R ERA: 2.09	1.0	3	0	0	0	0	0	0	0	0	0	0	0	3	5	0.00	0.000					
45 Michael Feliz, R ERA: 4.52	1.0	3	0	0	0	1	0	0	0	0	0	0	0	8	11	0.00	0.000					
44 Luke Gregerson, R ERA: 2.98	1.0	3	0	0	0	0	0	0	0	0	0	0	0	6	11	0.00	1.000					
36 Will Harris, R ERA: 2.24																						

Texas Rangers @ Houston Astros
Minute Maid Park, Houston, TX
Mon Sep 12 2016, 7:11 PM - 10:58 PM CDT
Att. 22,147 - Roof Closed - 73 F

AB 41
R 4
H 9
RBI 4
BB 4
SO 7
LOB 17



Batter	1	2	3	4	5	6	7	8	9	10	11	12	AB	R	H	RBI	BB	SO	LOB	BOTTOM				
4 George Springer, R OBP: 0.361, SLG: 0.453													5	0	0	0	1	2	3					
2 Alex Bregman, R OBP: 0.317, SLG: 0.487													5	0	0	0	0	3	1					
27 Jose Altuve, R OBP: 0.398, SLG: 0.543													5	0	0	0	0	0	1					
1 Carlos Correa, R OBP: 0.363, SLG: 0.458													3	1	0	0	2	1	0					
10 Yuli Gurriel, R OBP: 0.368, SLG: 0.531													5	0	2	0	0	0	2					
11 Evan Gattis, R OBP: 0.313, SLG: 0.494													4	1	1	1	1	1	3					
9 Marwin Gonzalez, S OBP: 0.291, SLG: 0.413													5	1	2	1	0	1	2					
15 Jason Castro, L OBP: 0.315, SLG: 0.389													2	0	0	0	0	1	1					
28 Colby Rasmus, L OBP: 0.289, SLG: 0.364													1	0	0	0	1	1	1					
35 Teóscar Hernández, R OBP: 0.316, SLG: 0.409													2	0	1	0	0	1	0					
6 Jake Marisnick, R OBP: 0.258, SLG: 0.346													1	0	1	1	0	0						
16 Tony Kemp, L OBP: 0.307, SLG: 0.292													1	0	0	0	0	0						
12 Max Stassi, R													1	0	0	0	0	0						
13 Tyler White, R OBP: 0.282, SLG: 0.364													1	0	0	0	0	0						
Inning Stats	R: 0 E: 0 K: 1 S: 8	H: 0 LOB: 0 BB: 0 P: 13	R: 1 E: 0 K: 2 S: 12	H: 1 LOB: 1 BB: 1 P: 20	R: 0 E: 0 K: 0 S: 7	H: 0 LOB: 0 BB: 0 P: 14	R: 0 E: 0 K: 0 S: 12	H: 0 LOB: 0 BB: 0 P: 18	R: 0 E: 0 K: 0 S: 6	H: 0 LOB: 0 BB: 0 P: 7	R: 1 E: 0 K: 1 S: 11	H: 2 LOB: 2 BB: 0 P: 26	R: 0 E: 0 K: 1 S: 9	H: 0 LOB: 0 BB: 0 P: 12	R: 1 E: 0 K: 1 S: 13	H: 2 LOB: 1 BB: 0 P: 18	R: 0 E: 0 K: 1 S: 10	H: 0 LOB: 0 BB: 0 P: 19	R: 0 E: 0 K: 1 S: 10	H: 1 LOB: 1 BB: 0 P: 15	1B: 4 2B: 3 3B: 0 HR: 1	SF: 0 SAC: 0 DP: 1 HBP: 0	WP: 1 PB: 0 SB: 0 CS: 2	PA: 46
PITCHER	IP 6.1	WLS 7	BF 24	H 3	R 2	ER 2	SO 6	BB 3	IBB 0	HBP 0	BLK 0	WP 1	HR 0	S 17	P 29	ERA 2.84	WHIP 0.947							
51 Matt Bush, R ERA: 2.82	1.0	H	7	1	0	0	2	1	0	0	0	0	0	17	29	0.00	1.200							
47 Sam Dyson, R ERA: 2.82	1.0	B	4	2	1	1	1	0	0	0	0	0	0	13	18	9.00	2.000							
50 Keone Kela, R ERA: 6.52	2.0	W	8	1	0	0	2	1	0	0	0	0	0	20	34	0.00	1.000							
41 Jake Diekmann, L ERA: 3.47	1.0	S	3	0	0	0	0	0	0	0	0	0	0	8	13	0.00	0.000							

Texas Rangers @ Houston Astros
Minute Maid Park, Houston, TX
Mon Sep 12 2016, 7:11 PM - 10:58 PM CDT
Att. 22,147 - Roof Closed - 73 F

AB 41
R 3
H 7
RBI 3
BB 5
SO 11
LOB 14



Batter	1	2	3	4	5	6	7	8	9	AB	R	H	RBI	BB	SO	LOB	TOP								
14 Carlos Gómez, R OBP: 0.282, SLG: 0.346										4	0	1	0	0	2	0	<p>Texas Rangers @ Houston Astros Minute Maid Park, Houston, TX Tue Sep 13 2016, 7:11 PM - 9:33 PM CDT Att: 22,133 - Roof Closed - 73 F</p> <p>livebaseballscorecards.com</p> <p>AB 33 R 3 H 6 RBI 3 BB 3 SO 12 LOB 11</p>								
30 Nomar Mazara, L OBP: 0.323, SLG: 0.416										3	0	0	0	1	2	1									
36 Carlos Beltrán, S OBP: 0.339, SLG: 0.515										3	0	0	0	1	1	1									
31 Jared Hoying, L OBP: 0.270, SLG: 0.206										0	0	0	0	0	0	0									
29 Adrián Beltré, R OBP: 0.356, SLG: 0.517										4	1	1	1	0	0	2									
12 Rougned Odor, L OBP: 0.306, SLG: 0.520										4	1	1	0	0	2	0									
18 Mitch Moreland, L OBP: 0.312, SLG: 0.451										4	0	0	0	0	4	2									
1 Elvis Andrus, R OBP: 0.352, SLG: 0.416										4	1	2	1	0	0	1									
19 Jurickson Profar, S OBP: 0.295, SLG: 0.441										3	0	1	1	1	0	1									
2 Hanser Alberto, R OBP: 0.163, SLG: 0.186										0	0	0	0	0	0	0									
61 Robinson Chirinos, R OBP: 0.295, SLG: 0.441										2	0	0	0	0	0	0									
13 Joey Gallo, L OBP: 0.159, SLG: 0.235										1	0	0	0	0	1	2									
25 Jonathan Lucroy, R OBP: 0.380, SLG: 0.513										1	0	0	0	0	0	1									
Inning Stats	R: 0 E: 0 K: 1 S: 7	H: 0 LOB: 0 BB: 1 P: 12	R: 1 E: 0 K: 1 S: 11	H: 2 LOB: 1 BB: 0 P: 19	R: 0 E: 0 K: 1 S: 10	H: 1 LOB: 2 BB: 1 P: 20	R: 0 E: 0 K: 2 S: 8	H: 0 LOB: 0 BB: 0 P: 12	R: 0 E: 0 K: 0 S: 7	H: 0 LOB: 0 BB: 0 P: 9	R: 0 E: 0 K: 0 S: 5	H: 0 LOB: 0 BB: 0 P: 7	R: 0 E: 0 K: 2 S: 11	H: 1 LOB: 2 BB: 1 P: 19	R: 0 E: 0 K: 3 S: 10	H: 0 LOB: 0 BB: 0 P: 13	R: 2 E: 1 K: 2 S: 11	H: 2 LOB: 2 BB: 0 P: 16	1B: 1 2B: 3 HR: 1	SF: 0 SAC: 0 DP: 1 HBP: 0	WP: 3 PB: 0 SB: 2 CS: 0	PA: 36			
PITCHER	IP	WLS	BF	H	R	ER	SO	BB	IBB	HBP	BLK	WP	HR	S	P	ERA	WHIP								
41 Brad Peacock, R ERA: 2.7	6.0		22	3	1	1	5	2	0	0	0	1	1	48	79	1.50	0.833								
36 Will Harris, R ERA: 2.2	1.0	H	5	1	0	0	2	1	0	0	0	0	0	11	19	0.00	2.000								
44 Luke Gregerson, R ERA: 2.92	1.0	H	3	0	0	0	3	0	0	0	0	0	0	10	13	0.00	0.000								
53 Ken Giles, R ERA: 3.64	1.0	L	6	2	2	2	2	0	0	0	0	2	0	11	16	18.00	2.000								

Batter	1	2	3	4	5	6	7	8	9	AB	R	H	RBI	BB	SO	LOB	BOTTOM								
4 George Springer, R OBP: 0.359, SLG: 0.450										4	0	0	0	0	0	0	<p>Texas Rangers @ Houston Astros Minute Maid Park, Houston, TX Tue Sep 13 2016, 7:11 PM - 9:33 PM CDT Att: 22,133 - Roof Closed - 73 F</p> <p>livebaseballscorecards.com</p> <p>AB 29 R 2 H 4 RBI 2 BB 1 SO 9 LOB 2</p>								
2 Alex Bregman, R OBP: 0.311, SLG: 0.477										4	0	0	0	0	2	0									
27 Jose Altuve, R OBP: 0.400, SLG: 0.550										4	1	3	1	0	0	0									
1 Carlos Correa, R OBP: 0.361, SLG: 0.456										3	0	0	0	0	1	1									
10 Yuli Gurriel, R OBP: 0.352, SLG: 0.507										3	0	0	0	0	2	0									
6 Jake Marisnick, R OBP: 0.258, SLG: 0.346										0	0	0	0	0	0	0									
11 Evan Gattis, R OBP: 0.311, SLG: 0.490										3	0	0	0	0	2	0									
28 Colby Rasmus, L OBP: 0.289, SLG: 0.362										2	0	0	0	1	1	0									
9 Marwin Gonzalez, S OBP: 0.290, SLG: 0.410										3	0	0	0	0	1	1									
15 Jason Castro, L OBP: 0.315, SLG: 0.398										3	1	1	1	0	0	0									
Inning Stats	R: 0 E: 0 K: 0 S: 12	H: 1 LOB: 1 BB: 0 P: 20	R: 0 E: 0 K: 3 S: 9	H: 0 LOB: 0 BB: 0 P: 16	R: 0 E: 0 K: 0 S: 5	H: 0 LOB: 0 BB: 0 P: 6	R: 1 E: 0 K: 2 S: 11	H: 1 LOB: 0 BB: 0 P: 16	R: 0 E: 0 K: 0 S: 4	H: 0 LOB: 0 BB: 1 P: 12	R: 1 E: 0 K: 0 S: 7	H: 2 LOB: 1 BB: 0 P: 12	R: 0 E: 0 K: 2 S: 8	H: 0 LOB: 0 BB: 0 P: 10	R: 0 E: 0 K: 1 S: 7	H: 0 LOB: 0 BB: 0 P: 10	R: 0 E: 0 K: 1 S: 7	H: 0 LOB: 0 BB: 0 P: 10	1B: 2 2B: 0 3B: 0 HR: 2	SF: 0 SAC: 0 DP: 1 HBP: 0	WP: 0 PB: 0 SB: 0 CS: 0	PA: 30			
PITCHER	IP	WLS	BF	H	R	ER	SO	BB	IBB	HBP	BLK	WP	HR	S	P	ERA	WHIP								
64 A.J. Griffin, R ERA: 4.78	7.0		24	4	2	2	7	1	0	0	0	0	0	7	10	2.57	0.714								
58 Alex Claudio, L ERA: 2.91	1.0	W	3	0	0	0	1	0	0	0	0	0	0	7	10	0.00	0.000								
52 Tanner Scheppers, R ERA:	1.0	S	3	0	0	0	1	0	0	0	0	0	0	7	10	0.00	0.000								

Batter	1	2	3	4	5	6	7	8	9	AB	R	H	RBI	BB	SO	LOB	TOP																																	
14 Carlos Gómez, R OBP: 0.283, SLG: 0.344 31 Jared Hoying, L OBP: 0.256, SLG: 0.194										2	0	0	0	1	2	2	Texas Rangers @ Houston Astros Minute Maid Park, Houston, TX Wed Sep 14 2016, 7:11 PM - 10:18 PM CDT Att: 25,041 - Roof Closed - 73 F																																	
20 Ian Desmond, R OBP: 0.341, SLG: 0.464										5	1	1	0	0	1	3																																		
36 Carlos Beltrán, S OBP: 0.339, SLG: 0.515										4	0	1	1	0	0	0																																		
29 Adrian Beltré, R OBP: 0.355, SLG: 0.517 3 Deino DeShields, R OBP: 0.292, SLG: 0.335 18 Mitch Moreland, L OBP: 0.312, SLG: 0.451										4	0	1	0	0	0	1																																		
12 Rougned Odor, L OBP: 0.304, SLG: 0.516										4	0	0	0	0	2	2																																		
25 Jonathan Lucroy, R OBP: 0.359, SLG: 0.511										4	0	1	1	0	0	0																																		
19 Jurickson Profar, S OBP: 0.317, SLG: 0.346										3	1	0	0	1	1	2																																		
30 Nomar Mazara, L OBP: 0.324, SLG: 0.423										4	1	2	2	0	2	0																																		
1 Elvis Andrus, R OBP: 0.353, SLG: 0.417										4	0	2	0	0	2	0																																		
Inning Stats	R: 1 H: 2 E: 0 K: 1 S: 14	H: 2 LOB: 1 P: 19	R: 0 H: 2 E: 0 K: 1 S: 17	H: 2 LOB: 2 P: 22	R: 0 H: 0 E: 0 K: 1 S: 9	H: 0 LOB: 0 P: 13	R: 0 H: 0 E: 0 K: 1 S: 9	H: 0 LOB: 0 P: 11	R: 0 H: 0 E: 0 K: 1 S: 7	H: 0 LOB: 0 P: 7	R: 2 H: 1 E: 1 K: 1 S: 19	H: 1 LOB: 1 P: 28	R: 1 H: 2 E: 0 K: 1 S: 13	H: 2 LOB: 2 P: 21	R: 0 H: 1 E: 0 K: 2 S: 15	H: 1 LOB: 0 P: 19		1B: 5 2B: 2 3B: 0 HR: 1	SF: 0 SAC: 0 DP: 0 HBP: 0	WP: 0 PB: 0 SB: 0 CS: 0	PA: 38																													
PITCHER	IP: 6.1 WLS: W BF: 26 ERA: 4.71	H: 5 R: 3 ER: 3 SO: 7	BB: 2 IBB: 0 HBP: 0 BLK: 0	WP: 0 HR: 1 S: 79 P: 106 ERA: 4.26 WHIP: 1.105	IP: 7.1 WLS: H BF: 3 ERA: 2.47	H: 2 R: 0 ER: 0 SO: 1	BB: 0 IBB: 0 HBP: 0 BLK: 0	WP: 0 HR: 7 S: 11 P: 11 ERA: 0.00 WHIP: 0.000	IP: 8.1 WLS: H BF: 5 ERA: 2.31	H: 2 R: 1 ER: 1 SO: 2	BB: 0 IBB: 0 HBP: 0 BLK: 0	WP: 0 HR: 13 S: 21 P: 19 ERA: 0.00 WHIP: 1.000	IP: 9.1 WLS: 4 BF: 1 ERA: 2.07	H: 0 R: 0 ER: 0 SO: 2	BB: 0 IBB: 0 HBP: 0 BLK: 0	WP: 0 HR: 15 S: 0 P: 0 ERA: 0.00 WHIP: 1.000	PITCHER	IP: 6.1 WLS: L BF: 23 ERA: 4.93	H: 5 R: 5 ER: 4	BB: 0 IBB: 1 HBP: 0 BLK: 0	WP: 0 HR: 2 S: 59 P: 87 ERA: 8.44 WHIP: 1.312	IP: 7.1 WLS: L BF: 3 ERA: 3.0	H: 1 R: 0 ER: 0 SO: 0	BB: 0 IBB: 0 HBP: 0 BLK: 0	WP: 0 HR: 6 S: 10 P: 10 ERA: 0.00 WHIP: 1.500	IP: 8.1 WLS: L BF: 5 ERA: 3.02	H: 1 R: 1 ER: 1 SO: 2	BB: 0 IBB: 0 HBP: 0 BLK: 0	WP: 0 HR: 15 S: 22 P: 6.75 ERA: 0.750	IP: 9.1 WLS: L BF: 2 ERA: 5.4	H: 2 R: 1 ER: 1 SO: 2	BB: 0 IBB: 0 HBP: 0 BLK: 0	WP: 0 HR: 9 S: 14 P: 14 ERA: 13.50 WHIP: 1.500	PITCHER	IP: 6.1 WLS: L BF: 23 ERA: 4.93	H: 5 R: 5 ER: 4	BB: 0 IBB: 1 HBP: 0 BLK: 0	WP: 0 HR: 2 S: 59 P: 87 ERA: 8.44 WHIP: 1.312	IP: 7.1 WLS: L BF: 3 ERA: 3.0	H: 1 R: 0 ER: 0 SO: 0	BB: 0 IBB: 0 HBP: 0 BLK: 0	WP: 0 HR: 6 S: 10 P: 10 ERA: 0.00 WHIP: 1.500	IP: 8.1 WLS: L BF: 5 ERA: 3.02	H: 1 R: 1 ER: 1 SO: 2	BB: 0 IBB: 0 HBP: 0 BLK: 0	WP: 0 HR: 15 S: 22 P: 6.75 ERA: 0.750	IP: 9.1 WLS: L BF: 2 ERA: 5.4	H: 2 R: 1 ER: 1 SO: 2	BB: 0 IBB: 0 HBP: 0 BLK: 0	WP: 0 HR: 9 S: 14 P: 14 ERA: 13.50 WHIP: 1.500
4 George Springer, R OBP: 0.359, SLG: 0.455										5	1	2	1	0	3	2	Texas Rangers @ Houston Astros Minute Maid Park, Houston, TX Wed Sep 14 2016, 7:11 PM - 10:18 PM CDT Att: 25,041 - Roof Closed - 73 F																																	
2 Alex Bregman, R OBP: 0.311, SLG: 0.480 16 Tony Kemp, L OBP: 0.304, SLG: 0.289										3	0	1	0	0	1	0																																		
36 Will Harris, R 47 Chris Devenski, R										0	0	0	0	0	0	0																																		
27 Jose Altuve, R 13 Tyler White, R 1 Carlos Correa, R										2	0	1	0	0	1	1																																		
10 Yuli Gurriel, R 11 Evan Gattis, R										3	1	0	0	1	2	3																																		
9 Marwin Gonzalez, S 35 Teoscar Hernández, R 28 Colby Rasmus, L										4	1	2	1	0	1	4																																		
6 Jake Marisnick, R										3	1	1	2	0	0	2																																		
Inning Stats	R: 1 H: 2 E: 0 K: 1 S: 11	H: 2 LOB: 0 P: 16	R: 2 H: 2 E: 0 K: 0 S: 9	H: 2 LOB: 0 P: 15	R: 0 H: 1 E: 0 K: 1 S: 13	H: 1 LOB: 0 P: 19	R: 0 H: 0 E: 0 K: 1 S: 7	H: 0 LOB: 0 P: 11	R: 0 H: 0 E: 0 K: 1 S: 11	H: 0 LOB: 0 P: 12	R: 2 H: 3 E: 0 K: 0 S: 14	H: 3 LOB: 2 P: 24	R: 0 H: 0 E: 0 K: 2 S: 10	H: 0 LOB: 0 P: 15	R: 3 H: 4 E: 0 K: 2 S: 19	H: 4 LOB: 2 P: 36		1B: 7 2B: 3 3B: 0 HR: 2	SF: 0 SAC: 0 DP: 0 HBP: 0	WP: 0 PB: 0 SB: 0 CS: 1	PA: 37																													
PITCHER	IP: 6.1 WLS: L BF: 23 ERA: 4.93	H: 5 R: 5 ER: 4	BB: 0 IBB: 1 HBP: 0 BLK: 0	WP: 0 HR: 2 S: 59 P: 87 ERA: 8.44 WHIP: 1.312	IP: 7.1 WLS: L BF: 3 ERA: 3.0	H: 1 R: 0 ER: 0 SO: 0	BB: 0 IBB: 0 HBP: 0 BLK: 0	WP: 0 HR: 6 S: 10 P: 10 ERA: 0.00 WHIP: 1.500	IP: 8.1 WLS: L BF: 5 ERA: 3.02	H: 1 R: 1 ER: 1 SO: 2	BB: 0 IBB: 0 HBP: 0 BLK: 0	WP: 0 HR: 15 S: 22 P: 6.75 ERA: 0.750	IP: 9.1 WLS: L BF: 2 ERA: 5.4	H: 2 R: 1 ER: 1 SO: 2	BB: 0 IBB: 0 HBP: 0 BLK: 0	WP: 0 HR: 9 S: 14 P: 14 ERA: 13.50 WHIP: 1.500		PITCHER	IP: 6.1 WLS: L BF: 23 ERA: 4.93	H: 5 R: 5 ER: 4	BB: 0 IBB: 1 HBP: 0 BLK: 0	WP: 0 HR: 2 S: 59 P: 87 ERA: 8.44 WHIP: 1.312	IP: 7.1 WLS: L BF: 3 ERA: 3.0	H: 1 R: 0 ER: 0 SO: 0	BB: 0 IBB: 0 HBP: 0 BLK: 0	WP: 0 HR: 6 S: 10 P: 10 ERA: 0.00 WHIP: 1.500	IP: 8.1 WLS: L BF: 5 ERA: 3.02	H: 1 R: 1 ER: 1 SO: 2	BB: 0 IBB: 0 HBP: 0 BLK: 0	WP: 0 HR: 15 S: 22 P: 6.75 ERA: 0.750	IP: 9.1 WLS: L BF: 2 ERA: 5.4	H: 2 R: 1 ER: 1 SO: 2	BB: 0 IBB: 0 HBP: 0 BLK: 0	WP: 0 HR: 9 S: 14 P: 14 ERA: 13.50 WHIP: 1.500																
4 Derek Holland, L 62 José Leclerc, R 58 Alex Claudio, L 52 Tanner Scheppers, R 41 Jake Diekmann, L	IP: 6.1 WLS: L BF: 23 ERA: 4.93	H: 5 R: 5 ER: 4	BB: 0 IBB: 1 HBP: 0 BLK: 0	WP: 0 HR: 2 S: 59 P: 87 ERA: 8.44 WHIP: 1.312	IP: 7.1 WLS: L BF: 3 ERA: 3.0	H: 1 R: 0 ER: 0 SO: 0	BB: 0 IBB: 0 HBP: 0 BLK: 0	WP: 0 HR: 6 S: 10 P: 10 ERA: 0.00 WHIP: 1.500	IP: 8.1 WLS: L BF: 5 ERA: 3.02	H: 1 R: 1 ER: 1 SO: 2	BB: 0 IBB: 0 HBP: 0 BLK: 0	WP: 0 HR: 15 S: 22 P: 6.75 ERA: 0.750	IP: 9.1 WLS: L BF: 2 ERA: 5.4	H: 2 R: 1 ER: 1 SO: 2	BB: 0 IBB: 0 HBP: 0 BLK: 0	WP: 0 HR: 9 S: 14 P: 14 ERA: 13.50 WHIP: 1.500																																		

Batter	1	2	3	4	5	6	7	8	9	AB	R	H	RBI	BB	SO	LOB	TOP							
4 George Springer, R OBP: 0.358, SLG: 0.452										4	0	0	0	1	2	2								
10 Yuli Gurriel, R OBP: 0.350, SLG: 0.500										5	0	1	1	0	1	2								
27 Jose Altuve, R OBP: 0.402, SLG: 0.553										5	1	3	0	0	0	1								
1 Carlos Correa, R OBP: 0.361, SLG: 0.453										4	0	1	1	1	0	3								
11 Evan Gattis, R OBP: 0.315, SLG: 0.496										4	1	1	1	1	1	4								
28 Colby Rasmus, L OBP: 0.287, SLG: 0.357										4	1	0	0	1	1	2								
9 Marwin Gonzalez, S OBP: 0.291, SLG: 0.416										4	2	2	1	0	2	2								
15 Jason Castro, L OBP: 0.312, SLG: 0.394										3	0	0	0	0	1	2								
6 Jake Marisnick, R OBP: 0.261, SLG: 0.351										4	1	2	2	0	2	0								
Inning Stats	R: 0 E: 0 K: 1 S: 11	H: 1 LOB: 2 BB: 1 P: 21	R: 2 E: 0 K: 0 S: 13	H: 2 LOB: 1 BB: 1 P: 24	R: 1 E: 1 K: 1 S: 16	H: 1 LOB: 2 BB: 1 P: 23	R: 1 E: 0 K: 1 S: 9	H: 3 LOB: 1 BB: 0 P: 12	R: 2 E: 0 K: 2 S: 12	H: 2 LOB: 0 BB: 0 P: 16	R: 0 E: 1 K: 0 S: 14	H: 1 LOB: 2 BB: 0 P: 21	R: 0 E: 0 K: 1 S: 8	H: 0 LOB: 0 BB: 0 P: 13	R: 0 E: 0 K: 2 S: 10	H: 0 LOB: 1 BB: 1 P: 18	R: 0 E: 0 K: 2 S: 10	H: 0 LOB: 0 BB: 0 P: 16	1B: 5 2B: 3 HR: 2	SF: 0 SAC: 1 DP: 1 HBP: 0	WP: 1 PB: 0 SB: 2 CS: 0	PA: 42		
PITCHER	IP WLS BF H R ER SO BB IBB HBP BLK WP HR S P ERA WHIP	IP WLS BF H R ER SO BB IBB HBP BLK WP HR S P ERA WHIP	IP WLS BF H R ER SO BB IBB HBP BLK WP HR S P ERA WHIP	IP WLS BF H R ER SO BB IBB HBP BLK WP HR S P ERA WHIP	IP WLS BF H R ER SO BB IBB HBP BLK WP HR S P ERA WHIP	IP WLS BF H R ER SO BB IBB HBP BLK WP HR S P ERA WHIP	IP WLS BF H R ER SO BB IBB HBP BLK WP HR S P ERA WHIP	IP WLS BF H R ER SO BB IBB HBP BLK WP HR S P ERA WHIP	IP WLS BF H R ER SO BB IBB HBP BLK WP HR S P ERA WHIP	IP WLS BF H R ER SO BB IBB HBP BLK WP HR S P ERA WHIP	IP WLS BF H R ER SO BB IBB HBP BLK WP HR S P ERA WHIP	IP WLS BF H R ER SO BB IBB HBP BLK WP HR S P ERA WHIP	IP WLS BF H R ER SO BB IBB HBP BLK WP HR S P ERA WHIP	IP WLS BF H R ER SO BB IBB HBP BLK WP HR S P ERA WHIP	IP WLS BF H R ER SO BB IBB HBP BLK WP HR S P ERA WHIP	IP WLS BF H R ER SO BB IBB HBP BLK WP HR S P ERA WHIP	IP WLS BF H R ER SO BB IBB HBP BLK WP HR S P ERA WHIP	IP WLS BF H R ER SO BB IBB HBP BLK WP HR S P ERA WHIP	IP WLS BF H R ER SO BB IBB HBP BLK WP HR S P ERA WHIP	IP WLS BF H R ER SO BB IBB HBP BLK WP HR S P ERA WHIP	IP WLS BF H R ER SO BB IBB HBP BLK WP HR S P ERA WHIP	IP WLS BF H R ER SO BB IBB HBP BLK WP HR S P ERA WHIP	IP WLS BF H R ER SO BB IBB HBP BLK WP HR S P ERA WHIP	IP WLS BF H R ER SO BB IBB HBP BLK WP HR S P ERA WHIP

Houston Astros @ Seattle Mariners
Safeco Field, Seattle, WA
Fri Sep 16 2016, 7:12 PM - 10:08 PM PDT
Att: 30,178 - Cloudy - 67 F

AB	37
R	6
H	10
RBI	6
BB	4
SO	10
LOB	18



Batter	1	2	3	4	5	6	7	8	9	AB	R	H	RBI	BB	SO	LOB	BOTTOM
8 Norichika Aoki, L OBP: 0.336, SLG: 0.365										3	0	1	0	0	1	0	
5 Guillermo Heredia, R OBP: 0.333, SLG: 0.330										3	0	0	0	0	1	1	
7 Seth Smith, L OBP: 0.343, SLG: 0.419										1	0	1	0	0	0	0	
36 Shawn O'Malley, S OBP: 0.307, SLG: 0.328										1	0	1	0	0	0	0	
22 Robinson Cano, L OBP: 0.348, SLG: 0.517										4	0	0	0	0	0	2	
23 Nelson Cruz, R OBP: 0.359, SLG: 0.544										3	0	0	0	1	0	1	
15 Kyle Seager, L OBP: 0.367, SLG: 0.521										3	0	1	0	1	0	2	
3 Mike Zunino, R OBP: 0.342, SLG: 0.528										2	0	0	0	1	0	2	
12 Leonys Martin, L OBP: 0.308, SLG: 0.389																	

Batter	1	2	3	4	5	6	7	8	9	AB	R	H	RBI	BB	SO	LOB	TOP										
4 George Springer, R OBP: 0.356, SLG: 0.449				P3		K		L8		4	0	0	0	0	2	2	Houston Astros @ Seattle Mariners Safeco Field, Seattle, WA Sat Sep 17 2016, 6:11 PM - 8:44 PM PDT Att: 32,304 - Overcast - 65 F										
10 Yuli Gurriel, R OBP: 0.345, SLG: 0.488				F9		F9		F8		4	0	1	2	0	0												
27 Jose Altuve, R OBP: 0.401, SLG: 0.551				G4-3		IBB		G6-3		3	0	0	0	1	0												
1 Carlos Correa, R OBP: 0.360, SLG: 0.452				G6-3		F8		F8		4	0	1	0	0	1	2											
11 Evan Gattis, R OBP: 0.316, SLG: 0.495				L3		G2				3	0	1	0	0	0	0											
28 Colby Rasmus, L OBP: 0.287, SLG: 0.356										1	0	0	0	0	0	1											
9 Marwin Gonzalez, S OBP: 0.289, SLG: 0.412				L9		P5		K		4	0	0	0	0	1	2											
35 Teoscar Hernández, R OBP: 0.317, SLG: 0.444				K						3	1	1	0	0	2	1											
15 Jason Castro, L OBP: 0.312, SLG: 0.394						13 2B 10 1B		K		0	0	0	0	0	0	0											
13 Tyler White, R OBP: 0.284, SLG: 0.369				G4-3				L9		3	1	1	0	0	0	1											
6 Jake Marisnick, R OBP: 0.258, SLG: 0.347				K		G5-3		L5		3	0	0	0	0	1	2											
Inning Stats	R: 0 E: 0 K: 1 S: 10	H: 0 LOB: 0 BB: 0 P: 14	R: 0 E: 0 K: 1 S: 5	H: 0 LOB: 0 BB: 0 P: 7	R: 0 E: 0 K: 2 S: 8	H: 0 LOB: 0 BB: 0 P: 10	R: 0 E: 0 K: 0 S: 8	H: 0 LOB: 0 BB: 0 P: 13	R: 0 E: 0 K: 0 S: 10	H: 0 LOB: 0 BB: 0 P: 15	R: 2 E: 0 K: 1 S: 11	H: 3 LOB: 2 BB: 1 P: 22	R: 0 E: 0 K: 2 S: 12	H: 1 LOB: 1 BB: 0 P: 18	R: 0 E: 0 K: 0 S: 6	H: 0 LOB: 0 BB: 0 P: 8	R: 0 E: 0 K: 0 S: 7	H: 1 LOB: 1 BB: 0 P: 11	1B: 4 2B: 1 3B: 0 HR: 0	SF: 0 SAC: 0 DP: 0 HBP: 0	WP: 0 PB: 0 SB: 0 CS: 0	PA: 33					
PITCHER	IP	WLS	BF	H	R	ER	SO	BB	IBB	HBP	BLK	WP	HR	S	P	ERA	WHIP										
65 James Paxton, L ERA: 3.88	7.0	L	26	4	2	2	7	0	1	0	0	0	0	64	99	2.57	0.571										
58 Evan Scribner, R ERA:	1.0		3	0	0	0	0	0	0	0	0	0	0	6	8	0.00	0.000										
50 Nick Vincent, R ERA: 3.52	1.0		4	1	0	0	0	0	0	0	0	0	0	7	11	0.00	1.000										

Batter	1	2	3	4	5	6	7	8	9	AB	R	H	RBI	BB	SO	LOB	BOTTOM										
8 Norichika Aoki, L OBP: 0.342, SLG: 0.373										3	1	3	0	1	0	0	Houston Astros @ Seattle Mariners Safeco Field, Seattle, WA Sat Sep 17 2016, 6:11 PM - 8:44 PM PDT Att: 32,304 - Overcast - 65 F										
7 Seth Smith, L OBP: 0.345, SLG: 0.423										4	0	2	1	0	1	2											
16 Ben Gamel, L OBP: 0.278, SLG: 0.258										0	0	0	0	0	0	0											
22 Robinson Canó, L OBP: 0.346, SLG: 0.513										4	0	0	0	0	1	3											
23 Nelson Cruz, R OBP: 0.356, SLG: 0.540										4	0	0	0	0	1	2											
15 Kyle Seager, L OBP: 0.366, SLG: 0.519										4	0	1	0	0	0	0											
10 Dae-Ho Lee, R OBP: 0.320, SLG: 0.439										4	0	0	0	0	2	1											
12 Leonys Martin, L OBP: 0.308, SLG: 0.388										4	0	1	0	0	1	0											
3 Mike Zunino, R OBP: 0.335, SLG: 0.515										3	0	0	0	0	3	2											
4 Ketel Marte, S OBP: 0.293, SLG: 0.334										3	0	0	0	0	1	0											
Inning Stats	R: 0 E: 0 K: 0 S: 11	H: 2 LOB: 1 BB: 0 P: 14	R: 0 E: 0 K: 0 S: 7	H: 0 LOB: 0 BB: 0 P: 11	R: 0 E: 0 K: 3 S: 12	H: 1 LOB: 1 BB: 0 P: 17	R: 0 E: 0 K: 0 S: 7	H: 0 LOB: 0 BB: 0 P: 10	R: 0 E: 0 K: 1 S: 10	H: 0 LOB: 0 BB: 0 P: 16	R: 0 E: 0 K: 0 S: 15	H: 0 LOB: 1 BB: 1 P: 24	R: 0 E: 0 K: 3 S: 14	H: 2 LOB: 2 BB: 0 P: 20	R: 1 E: 0 K: 1 S: 12	H: 2 LOB: 1 BB: 0 P: 17	R: 0 E: 0 K: 2 S: 10	H: 0 LOB: 0 BB: 0 P: 13	1B: 5 2B: 2 3B: 0 HR: 0	SF: 0 SAC: 0 DP: 0 HBP: 0	WP: 0 PB: 0 SB: 0 CS: 0	PA: 34					
PITCHER	IP	WLS	BF	H	R	ER	SO	BB	IBB	HBP	BLK	WP	HR	S	P	ERA	WHIP										
54 Mike Fiers, R ERA: 4.46	6.0	W	21	3	0	0	4	1	0	0	0	0	0	62	92	0.00	0.667										
47 Chris Devenski, R ERA: 2.05	1.0	H	5	2	0	0	3	0	0	0	0	0	0	14	20	0.00	2.000										
44 Luke Gregerson, R ERA: 3.04	1.0	H	5	2	1	1	1	0	0	0	0	0	0	12	17	9.00	2.000										
53 Ken Giles, R ERA: 3.58	1.0	S	3	0	0	0	2	0	0	0	0	0	0	10	13	0.00	0.000										

Batter	1	2	3	4	5	6	7	8	9	AB	R	H	RBI	BB	SO	LOB	TOP										
4 George Springer, R OBP: 0.357, SLG: 0.453										3	1	1	1	1	0	0	Houston Astros @ Seattle Mariners Safeco Field, Seattle, WA Sun Sep 18 2016, 1:11 PM - 3:43 PM PDT Att: 25,383 - Partly Cloudy - 63 F										
10 Yuli Gurriel, R OBP: 0.341, SLG: 0.488										4	0	1	1	0	1	0											
27 Jose Altuve, R OBP: 0.399, SLG: 0.547										4	0	0	0	0	1	2											
1 Carlos Correa, R OBP: 0.361, SLG: 0.458										4	1	2	1	0	1	0											
11 Evan Gattis, R OBP: 0.103, SLG: 0.491										3	0	0	0	1	0	0											
9 Marwin Gonzalez, S OBP: 0.286, SLG: 0.409										4	0	0	0	0	2	2											
35 Teoscar Hernández, R OBP: 0.310, SLG: 0.432										2	0	0	0	0	2	1											
16 Tony Kemp, L OBP: 0.301, SLG: 0.286										1	0	0	0	0	0	0											
15 Jason Castro, L OBP: 0.312, SLG: 0.393										3	0	1	0	0	0	0											
6 Jake Marisnick, R OBP: 0.257, SLG: 0.344										2	0	0	0	0	1	0											
28 Colby Rasmus, L OBP: 0.286, SLG: 0.355										1	1	0	0	0	0	1											
Inning Stats	R: 0 H: 0 K: 2 S: 9	H: 0 LOB: 0 BB: 0 P: 13	R: 0 H: 1 K: 1 S: 12	H: 1 LOB: 1 BB: 1 P: 21	R: 1 H: 1 K: 1 S: 10	H: 1 LOB: 0 BB: 0 P: 16	R: 0 H: 0 K: 1 S: 5	H: 0 LOB: 0 BB: 0 P: 8	R: 0 H: 0 K: 0 S: 5	H: 0 LOB: 0 BB: 0 P: 18	R: 0 H: 0 K: 0 S: 5	H: 0 LOB: 0 BB: 0 P: 6	R: 1 H: 1 K: 1 S: 9	H: 1 LOB: 0 BB: 0 P: 13	R: 1 H: 2 K: 0 S: 15	H: 2 LOB: 2 BB: 1 P: 21	R: 0 H: 0 K: 0 S: 7	H: 0 LOB: 0 BB: 0 P: 11	1B: 2 2B: 2 3B: 0 HR: 2	SF: 0 SAC: 0 DP: 1 HBP: 0	WP: 0 PB: 0 SB: 0 CS: 0	PA: 33					
PITCHER	IP	WLS	BF	H	R	ER	SO	BB	IBB	HBP	BLK	WP	HR	S	P	ERA	WHIP										
37 Ariel Miranda, L ERA: 3.88	7.0	W	24	3	2	2	8	1	0	0	0	0	2	61	95	2.57	0.571										
54 Tom Wilhelmson, R ERA: 7.11	0.2		5	2	1	1	0	1	0	0	0	0	0	12	18	13.50	4.500										
31 Steve Cishek, R ERA: 3.1	0.1	H	1	0	0	0	0	0	0	0	0	0	0	3	3	0.00	0.000										
39 Edwin Diaz, R ERA: 2.2	1.0		3	0	0	0	0	0	0	0	0	0	0	7	11	0.00	0.000										

Batter	1	2	3	4	5	6	7	8	9	AB	R	H	RBI	BB	SO	LOB	BOTTOM										
8 Norichika Aoki, L OBP: 0.344, SLG: 0.377										4	1	2	1	0	0	1	Houston Astros @ Seattle Mariners Safeco Field, Seattle, WA Sun Sep 18 2016, 1:11 PM - 3:43 PM PDT Att: 25,383 - Partly Cloudy - 63 F										
16 Ben Gamel, L OBP: 0.297, SLG: 0.313										2	3	2	4	1	0	0											
7 Seth Smith, L OBP: 0.350, SLG: 0.443										2	0	0	0	0	0	2											
5 Guillermo Heredia, R OBP: 0.325, SLG: 0.292										4	0	0	0	0	1	2											
22 Robinson Cano, L OBP: 0.344, SLG: 0.510										4	1	3	0	0	0	0											
23 Nelson Cruz, R OBP: 0.359, SLG: 0.542										2	0	1	2	1	0	1											
15 Kyle Seager, L OBP: 0.369, SLG: 0.521										4	0	1	0	0	2	4											
26 Adam Lind, L OBP: 0.279, SLG: 0.440										4	0	1	0	0	2	4											
12 Leonys Martin, L OBP: 0.307, SLG: 0.386										4	1	1	0	0	0	2											
3 Mike Zunino, R OBP: 0.333, SLG: 0.507										4	0	1	0	0	2	1											
36 Shawn O'Malley, S OBP: 0.306, SLG: 0.323										3	1	0	0	1	1	1											
Inning Stats	R: 2 H: 2 K: 1 S: 12	H: 2 LOB: 1 BB: 1 P: 24	R: 0 H: 1 K: 0 S: 10	H: 1 LOB: 1 BB: 0 P: 16	R: 1 H: 1 K: 2 S: 13	H: 1 LOB: 1 BB: 0 P: 23	R: 4 H: 4 K: 0 S: 14	H: 4 LOB: 1 BB: 1 P: 28	R: 0 H: 1 K: 1 S: 7	H: 1 LOB: 0 BB: 0 P: 9	R: 0 H: 1 K: 1 S: 7	H: 1 LOB: 1 BB: 0 P: 11	R: 0 H: 1 K: 0 S: 9	H: 1 LOB: 1 BB: 1 P: 15	R: 0 H: 1 K: 1 S: 7	H: 1 LOB: 1 BB: 0 P: 12	1B: 7 2B: 3 3B: 0 HR: 2	SF: 0 SAC: 0 DP: 2 HBP: 1	WP: 1 PB: 0 SB: 0 CS: 0	PA: 38							
PITCHER	IP	WLS	BF	H	R	ER	SO	BB	IBB	HBP	BLK	WP	HR	S	P	ERA	WHIP										
58 Doug Fister, R ERA: 4.45	3.2	L	22	8	7	7	3	2	0	0	0	0	2	48	88	17.18	2.727										
29 Tony Sipp, L ERA: 5.18	1.0		3	1	0	0	0	0	0	0	0	0	0	5	7	0.00	1.000										
61 Jandel Gustave, R ERA: 2.79	0.2		3	1	0	0	2	0	0	0	0	0	0	7	11	0.00	1.500										
50 Kevin Chapman, L ERA: 3.6	0.2		2	0	0	0	0	0	0	0	0	0	0	3	5	0.00	0.000										
63 David Paulino, R ERA: 9.0	1.0		4	1	0	0	0	1	0	0	0	0	0	9	15	0.00	2.000										
PITCHER	IP	WLS	BF	H	R	ER	SO	BB	IBB	HBP	BLK	WP	HR	S	P	ERA	WHIP										
45 Michael Feliz, R ERA: 4.55	1.0		4	1	0	0	1	0	0	0	0	0	0	7	12	0.00	1.000										

Batter	1	2	3	4	5	6	7	8	9	AB	R	H	RBI	BB	SO	LOB	TOP										
4 George Springer, R OBP: 0.355, SLG: 0.450										4	0	0	0	0	2	2	Houston Astros @ Oakland Athletics Oakland Coliseum, Oakland, CA Mon Sep 19 2016, 7:07 PM - 9:48 PM PDT Att: 10,072 - Clear - 73 F										
10 Yuli Gurriel, R OBP: 0.326, SLG: 0.466										4	0	0	0	0	0	3											
27 Jose Altuve, R OBP: 0.398, SLG: 0.545										4	1	1	0	0	0	0											
1 Carlos Correa, R OBP: 0.362, SLG: 0.458										4	1	2	0	0	0	0											
11 Evan Gattis, R OBP: 0.317, SLG: 0.498										3	1	1	1	1	2	1											
9 Marwin Gonzalez, S OBP: 0.286, SLG: 0.407										4	0	1	2	0	0	0											
35 Teoscar Hernández, R OBP: 0.307, SLG: 0.423										4	1	1	0	0	1	2											
15 Jason Castro, L OBP: 0.311, SLG: 0.391										2	0	0	0	0	1	0											
13 Tyler White, R OBP: 0.297, SLG: 0.376										1	0	1	1	0	0	0											
16 Tony Kemp, L OBP: 0.301, SLG: 0.286										1	0	0	0	0	0	0											
12 Max Stassi, R OBP: 0.257, SLG: 0.341										2	0	0	0	1	1	0											
Inning Stats	R: 0 E: 0 K: 1 S: 7	H: 0 LOB: 0 BB: 0 P: 9	R: 1 E: 0 K: 1 S: 10	H: 1 LOB: 0 BB: 0 P: 17	R: 0 E: 0 K: 1 S: 10	H: 0 LOB: 0 BB: 0 P: 17	R: 0 E: 0 K: 1 S: 8	H: 1 LOB: 1 BB: 0 P: 12	R: 0 E: 0 K: 0 S: 5	H: 0 LOB: 0 BB: 0 P: 9	R: 0 E: 0 K: 2 S: 8	H: 0 LOB: 0 BB: 0 P: 11	R: 0 E: 0 K: 1 S: 8	H: 0 LOB: 0 BB: 0 P: 14	R: 1 E: 0 K: 0 S: 11	H: 2 LOB: 3 BB: 1 P: 20	R: 2 E: 0 K: 0 S: 10	H: 3 LOB: 1 BB: 1 P: 20	1B: 5 2B: 1 3B: 0 HR: 1	SF: 0 SAC: 0 DP: 1 HBP: 0	WP: 0 PB: 0 SB: 0 CS: 0	PA: 35					
PITCHER	IP	WLS	BF	H	R	ER	SO	BB	IBB	HBP	BLK	WP	HR	S	P	ERA	WHIP										
45 Jharel Cotton, R ERA: 1.5	(1, 1)	6.0	20	2	1	1	6	0	0	0	0	0	1	48	75	1.50	0.333										
66 Ryan Dull, R ERA: 2.27	(7, 1)	1.0	3	0	0	0	1	0	0	0	0	0	0	8	14	0.00	0.000										
57 Danny Coulombe, L ERA: 4.98	(8, 1)	0.1	2	1	1	1	0	0	0	0	0	0	0	3	5	27.00	3.000										
58 Zach Neal, R ERA: 4.7	(8, 1)	0.1	3	1	0	0	0	1	0	0	0	0	0	7	13	0.00	6.000										
44 Ryan Madson, R ERA: 3.65	(8, 1)	1.1	7	3	2	2	0	0	1	0	0	0	0	11	22	13.50	2.250										

AB	33
R	4
H	7
RBI	4
BB	2
SO	7
LOB	9



Batter	1	2	3	4	5	6	7	8	9	AB	R	H	RBI	BB	SO	LOB	BOTTOM										
52 Joey Wendle, L OBP: 0.328, SLG: 0.356										3	0	0	0	1	1	1	Houston Astros @ Oakland Athletics Oakland Coliseum, Oakland, CA Mon Sep 19 2016, 7:07 PM - 9:48 PM PDT Att: 10,072 - Clear - 73 F										
26 Danny Valencia, R OBP: 0.351, SLG: 0.459										3	0	1	0	1	0	3											
21 Stephen Vogt, L OBP: 0.305, SLG: 0.408										4	0	0	0	0	1	2											
2 Khris Davis, R OBP: 0.307, SLG: 0.529										4	0	0	0	0	1	1											
48 Ryon Healy, R OBP: 0.348, SLG: 0.534										4	1	1	1	0	0	0											
10 Marcus Semien, R OBP: 0.296, SLG: 0.435										3	0	0	0	0	0	0											
63 Bruce Maxwell, L OBP: 0.329, SLG: 0.381										3	1	1	1	0	1	0											
39 Brett Eibner, R OBP: 0.282, SLG: 0.389										3	0	0	0	0	0	0											
13 Matt Olson, L										2	0	0	0	1	0	0											
30 Arismendy Alcántara, S OBP: 0.211, SLG: 0.263										0	0	0	0	0	0	0											
17 Yonder Alonso, L OBP: 0.319, SLG: 0.388										0	0	0	0	0	0	0											
Inning Stats	R: 0 E: 0 K: 0 S: 9	H: 0 LOB: 1 BB: 1 P: 15	R: 2 E: 0 K: 0 S: 13	H: 2 LOB: 0 BB: 0 P: 23	R: 0 E: 0 K: 1 S: 6	H: 0 LOB: 1 BB: 1 P: 12	R: 0 E: 0 K: 0 S: 9	H: 0 LOB: 0 BB: 0 P: 11	R: 0 E: 0 K: 1 S: 7	H: 0 LOB: 0 BB: 0 P: 8	R: 0 E: 0 K: 0 S: 10	H: 1 LOB: 1 BB: 0 P: 13	R: 0 E: 0 K: 0 S: 11	H: 0 LOB: 0 BB: 0 P: 14	R: 0 E: 0 K: 0 S: 9	H: 0 LOB: 2 BB: 1 P: 18	R: 0 E: 0 K: 2 S: 7	H: 0 LOB: 0 BB: 0 P: 10	1B: 0 2B: 1 3B: 0 HR: 2	SF: 0 SAC: 0 DP: 1 HBP: 0	WP: 0 PB: 0 SB: 1 CS: 0	PA: 32					
PITCHER	IP	WLS	BF	H	R	ER	SO	BB	IBB	HBP	BLK	WP	HR	S	P	ERA	WHIP										
41 Brad Peacock, R ERA: 2.86	(1, 1)	5.1	20	3	2	2	2	2	0	0	0	0	2	49	77	3.38	0.938										
50 Kevin Chapman, L ERA: 3.35	(6, 1)	0.1	1	0	0	0	0	0	0	0	0	0	0	2	2	0.00	0.000										
37 Pat Neshek, R ERA: 2.45	(6, 1)	0.1	1	0	0	0	0	0	0	0	0	0	0	3	3	0.00	0.000										
36 Will Harris, R ERA: 2.28	(7, 1)	1.0	3	0	0	0	0	0	0	0	0	0	0	11	14	0.00	0.000										
44 Luke Gregerson, R ERA: 2.98	(8, 1)	1.0	4	0	0	0	0	1	0	0	0	0	0	9	18	0.00	1.000										

AB	29
R	2
H	3
RBI	2
BB	3
SO	4
LOB	7



Batter	1	2	3	4	5	6	7	8	9	AB	R	H	RBI	BB	SO	LOB	TOP																		
4 George Springer, R OBP: 0.354, SLG: 0.449										5	1	1	0	0	3	1																			
10 Yuli Gurriel, R OBP: 0.304, SLG: 0.429										5	0	1	1	0	0	0																			
27 Jose Altuve, R OBP: 0.396, SLG: 0.541										5	1	2	0	0	1	1																			
1 Carlos Correa, R OBP: 0.362, SLG: 0.458										4	1	2	1	0	0	1																			
11 Evan Gattis, R OBP: 0.318, SLG: 0.510										4	2	2	3	0	1	2																			
9 Marwin Gonzalez, S OBP: 0.287, SLG: 0.404										3	1	0	0	1	2	0																			
16 Tony Kemp, L OBP: 0.319, SLG: 0.344										3	0	1	0	0	0	1																			
35 Teoscar Hernández, R OBP: 0.308, SLG: 0.420										1	0	0	0	0	0	0																			
15 Jason Castro, L OBP: 0.313, SLG: 0.388										2	0	0	0	2	2	1																			
6 Jake Marisnick, R OBP: 0.254, SLG: 0.333										4	0	0	1	0	1	2																			
Inning Stats	R: 0 E: 0 K: 1 S: 8	H: 0 LOB: 0 BB: 0 P: 9	R: 0 E: 0 K: 1 S: 8	H: 0 LOB: 0 BB: 0 P: 9	R: 0 E: 0 K: 1 S: 5	H: 0 LOB: 0 BB: 0 P: 8	R: 0 E: 0 K: 3 S: 14	H: 2 LOB: 2 BB: 0 P: 21	R: 1 E: 0 K: 1 S: 12	H: 0 LOB: 1 BB: 2 P: 25	R: 3 E: 0 K: 1 S: 18	H: 4 LOB: 1 BB: 0 P: 30	R: 1 E: 0 K: 0 S: 10	H: 2 LOB: 0 BB: 1 P: 15	R: 1 E: 0 K: 2 S: 8	H: 1 LOB: 1 BB: 1 P: 15	R: 0 E: 0 K: 0 S: 6	H: 0 LOB: 0 BB: 0 P: 12	1B: 4 2B: 2 HR: 2	SF: 0 SAC: 0 HBP: 0	WP: 2 PB: 0 SB: 0 CS: 0	PA: 39													
PITCHER	IP: 5.2 ERA: 5.74	WLS: L ERA: 4.95	BF: 25 ERA: 4.87	H: 6 LOB: 0	R: 4 LOB: 0	ER: 4 LOB: 0	SO: 7 LOB: 0	BB: 2 LOB: 0	IBB: 0 LOB: 0	HBP: 0 LOB: 0	BLK: 0 LOB: 0	WP: 1 LOB: 0	HR: 1 LOB: 0	S: 62 LOB: 0	P: 96 LOB: 0	ERA: 6.35	WHIP: 1.412	PITCHER	IP: 1.0 ERA: 4.87	WLS: L ERA: 4.87	BF: 4 ERA: 3.38	H: 0 LOB: 0	R: 0 LOB: 0	ER: 0 LOB: 0	SO: 1 LOB: 0	BB: 0 LOB: 0	IBB: 0 LOB: 0	HBP: 0 LOB: 0	BLK: 0 LOB: 0	WP: 0 LOB: 0	HR: 0 LOB: 0	S: 17 LOB: 0	P: 17 LOB: 0	ERA: 0.00	WHIP: 0.000

Houston Astros @ Oakland Athletics
Oakland Coliseum, Oakland, CA
Wed Sep 21 2016, 12:37 PM - 3:48 PM PDT
Att: 11,197 - Partly Cloudy - 62 F

livebaseballscorecards.com

AB 36
R 6
H 9
RBI 6
BB 3
SO 10
LOB 9

Batter	1	2	3	4	5	6	7	8	9	AB	R	H	RBI	BB	SO	LOB	BOTTOM																		
52 Joey Wendle, L OBP: 0.319, SLG: 0.333										3	0	0	0	0	1	0																			
18 Chad Pinder, R OBP: 0.220, SLG: 0.237										1	2	1	0	1	0	0																			
21 Stephen Vogt, L OBP: 0.305, SLG: 0.404										4	0	1	1	1	1	1																			
30 Arismendy Alcántara, Sr, PR OBP: 0.211, SLG: 0.263										0	0	0	0	0	0	0																			
48 Ryon Healy, R OBP: 0.336, SLG: 0.515										4	0	0	1	0	1	2																			
26 Danny Valencia, R OBP: 0.349, SLG: 0.454										3	2	1	0	1	1	1																			
17 Yonder Alonso, L OBP: 0.317, SLG: 0.367										4	0	1	0	0	0	2																			
10 Marcus Semien, R OBP: 0.329, SLG: 0.432										4	0	1	0	0	1	2																			
63 Bruce Maxwell, L OBP: 0.329, SLG: 0.382										4	0	1	1	0	2	3																			
39 Brett Eibner, R OBP: 0.280, SLG: 0.388										4	0	1	1	0	0	2																			
5 Jake Smolinski, R OBP: 0.310, SLG: 0.360										2	1	0	0	1	1	2																			
13 Matt Olson, L (9, PH)										1	0	0	0	0	0	0																			
Inning Stats	R: 0 E: 0 K: 0 S: 9	H: 1 LOB: 1 BB: 0 P: 14	R: 0 E: 0 K: 0 S: 12	H: 1 LOB: 1 BB: 0 P: 16	R: 0 E: 0 K: 1 S: 9	H: 0 LOB: 1 BB: 1 P: 13	R: 1 E: 0 K: 2 S: 16	H: 2 LOB: 2 BB: 1 P: 26	R: 0 E: 0 K: 2 S: 11	H: 0 LOB: 0 BB: 0 P: 18	R: 2 E: 0 K: 1 S: 11	H: 1 LOB: 0 BB: 1 P: 20	R: 0 E: 0 K: 2 S: 12	H: 0 LOB: 0 BB: 0 P: 17	R: 1 E: 1 K: 0 S: 16	H: 0 LOB: 1 BB: 1 P: 28	1B: 3 2B: 4 HR: 0	SF: 0 SAC: 0 HBP: 0	WP: 0 PB: 0 SB: 0 CS: 1	PA: 39															
PITCHER	IP: 5.2 ERA: 4.61	WLS: H ERA: 4.67	BF: 25 ERA: 5.36	H: 6 LOB: 1	R: 2 LOB: 1	ER: 2 LOB: 1	SO: 2 LOB: 1	BB: 2 LOB: 2	IBB: 0 LOB: 0	HBP: 0 LOB: 0	BLK: 0 LOB: 0	WP: 0 LOB: 0	HR: 0 LOB: 0	S: 64 LOB: 0	P: 96 LOB: 0	ERA: 27.00	WHIP: 3.000	PITCHER	IP: 1.0 ERA: 2.93	WLS: S ERA: 2.93	BF: 4 ERA: 2.42	H: 0 LOB: 0	R: 1 LOB: 0	ER: 0 LOB: 0	SO: 0 LOB: 0	BB: 0 LOB: 0	IBB: 0 LOB: 0	HBP: 0 LOB: 0	BLK: 0 LOB: 0	WP: 0 LOB: 0	HR: 0 LOB: 0	S: 16 LOB: 0	P: 28 LOB: 0	ERA: 0.00	WHIP: 1.000

Houston Astros @ Oakland Athletics
Oakland Coliseum, Oakland, CA
Wed Sep 21 2016, 12:37 PM - 3:48 PM PDT
Att: 11,197 - Partly Cloudy - 62 F

livebaseballscorecards.com

AB 34
R 5
H 7
RBI 4
BB 4
SO 8
LOB 15

Batter	1	2	3	4	5	6	7	8	9	AB	R	H	RBI	BB	SO	LOB	TOP					
0 Ynel Escobar, R OBP: 0.391, SLG: 0.395										4	0	1	0	0	2	0	Los Angeles Angels @ Houston Astros Minute Maid Park, Houston, TX Thu Sep 22 2016, 7:13 PM - 9:53 PM CDT Att: 20,022 - Roof Closed - 73 F					
27 Mike Trout, R OBP: 0.436, SLG: 0.556										3	1	0	0	1	3	0						
5 Albert Pujols, R OBP: 0.320, SLG: 0.456										4	1	2	2	0	1	0						
24 C.J. Cron, R OBP: 0.324, SLG: 0.463										4	0	0	0	0	1	1						
2 Andrelton Simmons, R OBP: 0.325, SLG: 0.373										4	0	2	0	0	0	0						
19 Jefry Marte, R OBP: 0.309, SLG: 0.451										2	0	0	0	1	1	1						
17 Shane Robinson, R (7, PR) OBP: 0.257, SLG: 0.223										0	0	0	0	0	0	0						
3 Nick Buss, L OBP: 0.237, SLG: 0.366										1	0	0	0	0	0	1						
39 Rafael Ortega, L OBP: 0.256, SLG: 0.259										3	0	0	0	1	1	1						
58 Carlos Pérez, R OBP: 0.242, SLG: 0.320										3	0	0	0	0	1	2						
8 Gregorio Petit, R OBP: 0.307, SLG: 0.359										2	0	0	0	0	1	0						
56 Kole Calhoun, L OBP: 0.341, SLG: 0.417										1	0	0	0	1	3							
7 Cliff Pennington, S OBP: 0.265, SLG: 0.323										0	0	0	0	0	0	0						
Inning Stats	R: 2 H: 2 E: 1 K: 3 S: 16	H: 2 LOB: 1 BB: 1 P: 26	R: 0 H: 0 E: 0 K: 0 S: 8	H: 0 LOB: 0 BB: 0 P: 10	R: 0 H: 0 E: 0 K: 2 S: 8	H: 0 LOB: 0 BB: 0 P: 11	R: 0 H: 0 E: 0 K: 0 S: 5	H: 0 LOB: 0 BB: 0 P: 7	R: 0 H: 2 E: 0 K: 1 S: 14	H: 2 LOB: 3 BB: 2 P: 20	R: 0 H: 0 E: 0 K: 1 S: 12	H: 0 LOB: 0 BB: 0 P: 21	R: 0 H: 0 E: 0 K: 2 S: 7	H: 0 LOB: 1 BB: 0 P: 10	R: 0 H: 1 E: 0 K: 0 S: 11	H: 1 LOB: 1 BB: 0 P: 16	1B: 3 2B: 1 3B: 0 HR: 1	SF: 0 SAC: 0 DP: 0 HBP: 0	WP: 0 PB: 0 SB: 1 CS: 0	PA: 34		
PITCHER	IP WLS BF ERA WHIP	IP WLS BF ERA WHIP	IP WLS BF ERA WHIP	IP WLS BF ERA WHIP	IP WLS BF ERA WHIP	IP WLS BF ERA WHIP	IP WLS BF ERA WHIP	IP WLS BF ERA WHIP	IP WLS BF ERA WHIP	IP WLS BF ERA WHIP	IP WLS BF ERA WHIP	IP WLS BF ERA WHIP	IP WLS BF ERA WHIP	IP WLS BF ERA WHIP	IP WLS BF ERA WHIP	IP WLS BF ERA WHIP	IP WLS BF ERA WHIP	IP WLS BF ERA WHIP	IP WLS BF ERA WHIP	IP WLS BF ERA WHIP	IP WLS BF ERA WHIP	
54 Mike Fiers, R ERA: 4.4	6.1 L 25 2.84 1.105																					
61 Jandel Gustave, R ERA: 2.38	1.2 5 0 0.00 0.000																					
45 Michael Feliz, R ERA: 4.48	1.0 4 1 0.00 1.000																					

AB	31
R	2
H	5
RBI	2
BB	3
SO	12
LOB	9



Batter	1	2	3	4	5	6	7	8	9	AB	R	H	RBI	BB	SO	LOB	BOTTOM					
4 George Springer, R OBP: 0.355, SLG: 0.449										3	0	1	0	1	0	1	Los Angeles Angels @ Houston Astros Minute Maid Park, Houston, TX Thu Sep 22 2016, 7:13 PM - 9:53 PM CDT Att: 20,022 - Roof Closed - 73 F					
10 Yuli Gurriel, R OBP: 0.292, SLG: 0.412										4	0	0	0	0	4							
27 Jose Altuve, R OBP: 0.399, SLG: 0.542										4	0	3	0	0	0	0						
1 Carlos Correa, R OBP: 0.360, SLG: 0.454										4	0	0	0	0	1	2						
11 Evan Gattis, R OBP: 0.315, SLG: 0.505										4	0	0	0	0	2	2						
9 Marwin Gonzalez, S OBP: 0.288, SLG: 0.404										3	0	1	0	0	1	0						
16 Tony Kemp, L OBP: 0.306, SLG: 0.333										3	0	0	0	0	1	1						
15 Jason Castro, L OBP: 0.313, SLG: 0.388										3	0	1	0	0	1	0						
6 Jake Marisnick, R OBP: 0.256, SLG: 0.335										2	0	1	0	0	0	1						
13 Tyler White, R OBP: 0.255, SLG: 0.377										1	0	1	0	0	0	0						
35 Teoscar Hernández, R OBP: 0.308, SLG: 0.420										0	0	0	0	0	0	0						
Inning Stats	R: 0 H: 1 E: 0 K: 0 S: 7	H: 0 LOB: 0 BB: 0 P: 11	R: 0 H: 0 E: 0 K: 3 S: 9	H: 0 LOB: 0 BB: 0 P: 12	R: 0 H: 1 E: 0 K: 1 S: 13	H: 1 LOB: 1 BB: 0 P: 21	R: 0 H: 1 E: 1 K: 0 S: 9	H: 1 LOB: 1 BB: 0 P: 17	R: 0 H: 2 E: 0 K: 0 S: 9	H: 2 LOB: 1 BB: 0 P: 13	R: 0 H: 0 E: 0 K: 1 S: 6	H: 0 LOB: 0 BB: 1 P: 12	R: 0 H: 0 E: 0 K: 1 S: 8	H: 0 LOB: 0 BB: 0 P: 11	R: 0 H: 2 E: 0 K: 1 S: 14	H: 2 LOB: 3 BB: 0 P: 22	R: 0 H: 1 E: 0 K: 0 S: 7	H: 1 LOB: 0 BB: 0 P: 11	1B: 7 2B: 1 3B: 0 HR: 0	SF: 0 SAC: 0 DP: 3 HBP: 0	WP: 0 PB: 0 SB: 1 CS: 1	PA: 33
PITCHER	IP WLS BF ERA WHIP	IP WLS BF ERA WHIP	IP WLS BF ERA WHIP	IP WLS BF ERA WHIP	IP WLS BF ERA WHIP	IP WLS BF ERA WHIP	IP WLS BF ERA WHIP	IP WLS BF ERA WHIP	IP WLS BF ERA WHIP	IP WLS BF ERA WHIP	IP WLS BF ERA WHIP	IP WLS BF ERA WHIP	IP WLS BF ERA WHIP	IP WLS BF ERA WHIP	IP WLS BF ERA WHIP	IP WLS BF ERA WHIP	IP WLS BF ERA WHIP	IP WLS BF ERA WHIP	IP WLS BF ERA WHIP	IP WLS BF ERA WHIP	IP WLS BF ERA WHIP	
47 Ricky Nolasco, R ERA: 4.6	7.0 W 24 0.00 0.857																					
66 JC Ramirez, R ERA: 4.49	1.0 H 5 0.00 2.000																					
37 Andrew Bailey, R ERA: 5.75	1.0 S 3 0.00 1.000																					

AB	31
R	0
H	8
RBI	0
BB	1
SO	6
LOB	11



Batter	1	2	3	4	5	6	7	8	9	10	11	AB	R	H	RBI	BB	SO	LOB	TOP			
8 Norichika Aoki, L OBP: 0.339, SLG: 0.371 16 Ben Gamel, L OBP: 0.287, SLG: 0.256	F7	F7			FC4 22 BB		2B		SH		K2-3	4	0	1	0	0	0	3				
7 Seth Smith, L OBP: 0.345, SLG: 0.427 5 Guillermo Heredia, R OBP: 0.333, SLG: 0.282	22 BB 23 G5-3		K		K		F7		K		K	3	1	0	0	1	2	2				
22 Robinson Cano, L OBP: 0.350, SLG: 0.521	23 G5-3		HR		BB				K		HR	4	2	3	2	2	1	0				
23 Nelson Cruz, R OBP: 0.359, SLG: 0.554	G5-3		L8		F8				K		IBB	6	0	2	1	0	1	5				
15 Kyle Seager, L OBP: 0.362, SLG: 0.503	G5-3		F7						K		1B	5	0	2	0	1	1	1				
26 Adam Lind, L OBP: 0.294, SLG: 0.432 36 Shawn O'Malley, Sr (10, PR) OBP: 0.302, SLG: 0.324 10 Dae-Ho Lee, R OBP: 0.312, SLG: 0.429		12 BB		P4		K		G3			G3	4	0	1	0	1	1	3				
12 Leonys Martin, L OBP: 0.301, SLG: 0.379			K2-3		G1-6-3			K			BB	5	0	2	0	0	2	3				
3 Mike Zunino, R OBP: 0.318, SLG: 0.467			L9		F8			K			K	5	0	0	0	0	3	4				
4 Ketel Marte, S OBP: 0.289, SLG: 0.325			K		FC4 8 BB		F7		16 SH		K	4	1	1	0	1	2	4				
Inning Stats	R: 1 E: 0 K: 0 S: 6	H: 1 LOB: 1 BB: 1 P: 11	R: 0 E: 0 K: 1 S: 13	H: 2 LOB: 2 BB: 0 P: 20	R: 1 E: 0 K: 1 S: 9	H: 1 LOB: 0 BB: 0 P: 12	R: 0 E: 0 K: 1 S: 8	H: 0 LOB: 0 BB: 2 P: 11	R: 0 E: 0 K: 1 S: 8	H: 1 LOB: 2 BB: 0 P: 12	R: 0 E: 0 K: 2 S: 12	H: 2 LOB: 2 BB: 0 P: 16	R: 1 E: 1 K: 3 S: 14	H: 1 LOB: 2 BB: 1 P: 27	R: 0 E: 0 K: 3 S: 11	H: 1 LOB: 2 BB: 1 P: 17	R: 1 E: 0 K: 2 S: 12	H: 2 LOB: 2 BB: 1 P: 18	1B: 8 2B: 2 3B: 0 HR: 2	SF: 0 SAC: 1 DP: 1 HBP: 0	WP: 1 PB: 0 SB: 1 CS: 0	PA: 51
PITCHER	IP WLS BF H R ER SO BB IBB HBP BLK WP HR S P ERA WHIP	31 Collin McHugh, R ERA: 4.53 36 Will Harris, R ERA: 2.13 51 James Hoyt, R ERA: 4.65 53 Ken Giles, R ERA: 4.18 44 Luke Gregerson, R ERA: 3.28	1.1 7.0 5 2 0 0 2 0 0 0 0 1 0 12 16 0.00 2.000	1.0 6 1 1 0 3 0 1 0 0 0 0 0 14 27 0.00 1.000	1.0 5 1 0 0 3 1 0 0 0 0 0 0 11 17 0.00 2.000	1.0 L 6 2 1 1 2 0 1 0 0 0 1 12 18 9.00 2.000	PITCHER	IP WLS BF H R ER SO BB IBB HBP BLK WP HR S P ERA WHIP	31 Collin McHugh, R ERA: 4.53 36 Will Harris, R ERA: 2.13 51 James Hoyt, R ERA: 4.65 53 Ken Giles, R ERA: 4.18 44 Luke Gregerson, R ERA: 3.28	1.1 7.0 5 2 0 0 2 0 0 0 0 1 0 12 16 0.00 2.000	1.0 6 1 1 0 3 0 1 0 0 0 0 0 14 27 0.00 1.000	1.0 5 1 0 0 3 1 0 0 0 0 0 0 11 17 0.00 2.000	1.0 L 6 2 1 1 2 0 1 0 0 0 1 12 18 9.00 2.000									

Seattle Mariners @ Houston Astros
Minute Maid Park, Houston, TX
Mon Sep 26 2016, 7:11 PM - 11:04 PM CDT
Att: 24,107 - Roof Closed - 73 F

AB	44
R	4
H	12
RBI	3
BB	6
SO	16
LOB	28



Batter	1	2	3	4	5	6	7	8	9	10	11	AB	R	H	RBI	BB	SO	LOB	BOTTOM					
4 George Springer, R OBP: 0.360, SLG: 0.455	G4-6-3		K			K			9 BB 27 FC5-4		G1-3	5	1	2	0	0	2	1						
9 Marwin Gonzalez, S OBP: 0.290, SLG: 0.403	G4-6-3		B3			27 BB 1B			27 FC5-4		P5	5	0	2	1	0	0	1						
27 Jose Altuve, R OBP: 0.395, SLG: 0.535	F8		L4			L4			FC5-4		1B	5	1	2	1	0	0	1						
1 Carlos Correa, R OBP: 0.363, SLG: 0.455						K			G6-3		1B	5	0	3	1	0	1	0						
11 Evan Gattis, R OBP: 0.315, SLG: 0.502						G4-3			K		1B	4	0	1	0	1	2	2						
13 Tyler White, R OBP: 0.285, SLG: 0.384 10 Yuli Gurriel, R OBP: 0.281, SLG: 0.379			K			G3-1			K		1B	4	0	0	0	0	3	4						
16 Tony Kemp, L OBP: 0.300, SLG: 0.352			G4-6-3			G5-3			F7		P3	4	0	0	0	0	0	4						
15 Jason Castro, L OBP: 0.309, SLG: 0.381			K			G6-3			K		G4-3	4	0	0	0	0	2	0						
6 Jake Marisnick, R OBP: 0.258, SLG: 0.328 23 AJ Reed, L OBP: 0.264, SLG: 0.278 35 Teoscar Hernández, R OBP: 0.289, SLG: 0.391			P4			9 BB			G4-3		G4-3	1	1	0	0	0	1	0	0					
Inning Stats	R: 0 E: 0 K: 0 S: 9	H: 1 LOB: 0 BB: 0 P: 12	R: 0 E: 0 K: 1 S: 7	H: 1 LOB: 1 BB: 1 P: 15	R: 0 E: 0 K: 2 S: 10	H: 0 LOB: 0 BB: 0 P: 15	R: 0 E: 0 K: 1 S: 6	H: 0 LOB: 0 BB: 0 P: 9	R: 0 E: 0 K: 2 S: 11	H: 2 LOB: 2 BB: 1 P: 14	R: 1 E: 0 K: 1 S: 12	H: 0 LOB: 0 BB: 0 P: 19	R: 0 E: 0 K: 2 S: 12	H: 0 LOB: 0 BB: 0 P: 17	R: 0 E: 0 K: 1 S: 8	H: 4 LOB: 2 BB: 0 P: 30	R: 0 E: 0 K: 0 S: 8	H: 0 LOB: 0 BB: 0 P: 16	R: 0 E: 0 K: 1 S: 14	H: 2 LOB: 2 BB: 0 P: 17	1B: 9 2B: 1 3B: 0 HR: 0	SF: 0 SAC: 0 DP: 2 HBP: 0	WP: 0 PB: 0 SB: 1 CS: 0	PA: 42
PITCHER	IP WLS BF H R ER SO BB IBB HBP BLK WP HR S P ERA WHIP	18 Hisashi Iwakuma, R ERA: 3.96 58 Evan Scribner, R ERA: 2.97 31 Steve Cishek, R ERA: 2.61 39 Edwin Diaz, R ERA: 2.61 45 Drew Storen, R ERA: 5.36	1.1 6.0 1.0 H 3 0 0 0 2 0 0 0 0 0 8 14 0.00 0.000	1.0 H 3 0 0 0 1 0 0 0 0 0 0 21 30 18.00 4.000	1.0 W 3 0 0 0 0 0 0 0 0 0 0 8 16 0.00 0.000	PITCHER	IP WLS BF H R ER SO BB IBB HBP BLK WP HR S P ERA WHIP	50 Nick Vincent, R ERA: 3.55	1.0 1.0 S 5 2 0 0 0 1 0 0 0 0 0 14 17 0.00 2.000															

Seattle Mariners @ Houston Astros
Minute Maid Park, Houston, TX
Mon Sep 26 2016, 7:11 PM - 11:04 PM CDT
Att: 24,107 - Roof Closed - 73 F

AB	40
R	3
H	10
RBI	3
BB	2
SO	10
LOB	15



Batter	1	2	3	4	5	6	7	8	9	AB	R	H	RBI	BB	SO	LOB	TOP			
8 Norichika Aoki, L OBP: 0.340, SLG: 0.373 20 Daniel Vogelbach, L OBP: 0.107, SLG: 0.091	G1-3	7 SF8-3 2B	G4-3	G4-3	G5-3	FC4-6 BB	FC4-6 BB	F8	F8	3	0	1	1	1	0	0				
7 Seth Smith, L OBP: 0.344, SLG: 0.424	L8	SF8-3-5	G5-3	G5-3	G5-3	FC4-6 2B	FC4-6 2B	F8	F8	3	0	0	1	0	0	1				
22 Robinson Canó, L OBP: 0.351, SLG: 0.524	23 1B	2B	K	K	K	2B	2B	2B	2B	4	1	2	0	0	2	0				
23 Nelson Cruz, R OBP: 0.360, SLG: 0.553	15 1B	1B	26 2B	26 2B	26 2B	2B	2B	2B	2B	4	1	2	1	0	2	2				
15 Kyle Seager, L OBP: 0.361, SLG: 0.502	1-2 1B	1B	F7	F7	F7	F7	F7	F8	F8	4	0	1	0	0	0	1				
26 Adam Lind, L OBP: 0.286, SLG: 0.435	K	K	12 1B	12 1B	12 1B	12 1B	12 1B	F8	F8	4	0	2	1	0	1	2				
12 Leonys Martin, L OBP: 0.301, SLG: 0.378	G4-3	G4-3	K	K	K	2 G6-3 1B	2 G6-3 1B	K	K	4	0	1	0	0	2	1				
2 Jesús Sucre, R OBP: 0.536, SLG: 0.680 6 Mike Freeman, L OBP: 0.200, SLG: 0.111	4 2B	4 2B	G3-1	G3-1	G3-1	G6-3	G6-3	P5	P5	3	1	1	0	0	0	2				
4 Ketel Marte, S OBP: 0.288, SLG: 0.325	8 2B	8 2B	L8	L8	L8	G6-3	G6-3	G1-3	G1-3	4	1	1	0	0	0	0				
Inning Stats	R: 1 H: 3 E: 0 K: 1 S: 13	H: 3 LOB: 2 BB: 0 P: 18	R: 2 H: 3 E: 0 K: 0 S: 13	H: 3 LOB: 0 BB: 0 P: 19	R: 1 H: 2 E: 0 K: 2 S: 16	H: 2 LOB: 1 BB: 0 P: 24	R: 0 H: 0 E: 0 K: 0 S: 9	H: 0 LOB: 0 BB: 0 P: 14	R: 0 H: 0 E: 0 K: 2 S: 10	H: 2 LOB: 1 BB: 0 P: 11	R: 0 H: 1 E: 0 K: 1 S: 10	H: 0 LOB: 2 BB: 1 P: 20	R: 0 H: 0 E: 0 K: 1 S: 10	H: 0 LOB: 0 BB: 0 P: 15	R: 0 H: 0 E: 0 K: 0 S: 5	H: 0 LOB: 0 BB: 0 P: 7	1B: 7 2B: 5 3B: 0 HR: 0	SF: 1 SAC: 0 DP: 2 HBP: 0	WP: 0 PA: 37 PB: 0 SB: 0 CS: 0	
PITCHER	IP WLS BF H R ER SO BB IBB HBP BLK WP HR S P ERA WHIP	5.0 22 8 4 4 5 0 0 0 0 0 0 61 90 7.20 1.600	0.1 3 2 0 0 0 0 0 0 0 0 0 6 9 0.00 6.000	1.1 4 0 0 0 0 1 0 0 0 0 0 7 18 0.00 0.750	1.1 5 1 0 0 2 0 0 0 0 0 0 14 19 0.00 0.750	1.0 3 0 0 0 0 0 0 0 0 0 0 5 7 0.00 0.000														

Seattle Mariners @ Houston Astros
Minute Maid Park, Houston, TX
Tue Sep 27 2016, 7:11 PM - 10:06 PM CDT
Att: 23,499 - Cloudy - 80 F

AB 35
R 4
H 11
RBI 4
BB 1
SO 7
LOB 9



Batter	1	2	3	4	5	6	7	8	9	AB	R	H	RBI	BB	SO	LOB	BOTTOM		
4 George Springer, R OBP: 0.362, SLG: 0.458	27 2B	1B	F8	F8	F8	9 1B	9 1B	K	K	5	2	3	2	0	1	0			
9 Marwin Gonzalez, S OBP: 0.292, SLG: 0.403	F8	F8	27 BB	27 BB	27 BB	27 BB	27 BB	27 BB	27 BB	3	0	1	2	0	0	2			
27 Jose Altuve, R OBP: 0.397, SLG: 0.538	1 1B	1B	1 1B	1 1B	1 1B	1 1B	1 1B	1 1B	1 1B	3	2	2	1	1	0	1			
1 Carlos Correa, R OBP: 0.364, SLG: 0.455	11 1B	1B	G6-4-3	G6-4-3	G6-4-3	G6-4-3	G6-4-3	K	K	4	0	2	1	0	1	2			
11 Evan Gattis, R OBP: 0.316, SLG: 0.502	10 1B	1B	G1-3	G1-3	G1-3	G1-3	G1-3	K	K	4	0	2	0	0	1	2			
10 Yuli Gurriel, R OBP: 0.272, SLG: 0.367	G6-4-3	G6-4-3	L6	L6	L6	L6	L6	FC6 16 BB	FC5-4	4	1	0	0	0	0	4			
16 Tony Kemp, L OBP: 0.238, SLG: 0.342 35 Teoscar Hernández, R OBP: 0.289, SLG: 0.391	K	K	F8	F8	F8	6 E 4 2B	6 E 4 2B	F7	F7	3	1	0	0	1	1	1			
15 Jason Castro, L OBP: 0.307, SLG: 0.378 2 Alex Bregman, R OBP: 0.376, SLG: 0.482 12 Max Stassi, R	G6-3	G6-3	G4-3	G4-3	G4-3	4 2B	4 2B	K	K	2	0	0	0	0	0	0			
6 Jake Marisnick, R OBP: 0.254, SLG: 0.324	G5-3	G5-3	K	K	K	E3 4 2B 9 1B	E3 4 2B 9 1B	G6-3	G6-3	4	1	0	0	0	1	2			
Inning Stats	R: 2 H: 4 E: 0 K: 0 S: 9	H: 4 LOB: 1 BB: 0 P: 14	R: 0 H: 0 E: 0 K: 1 S: 6	H: 0 LOB: 0 BB: 0 P: 6	R: 0 H: 0 E: 0 K: 0 S: 11	H: 0 LOB: 1 BB: 1 P: 19	R: 0 H: 0 E: 0 K: 0 S: 5	H: 0 LOB: 0 BB: 0 P: 7	R: 0 H: 1 E: 0 K: 1 S: 9	H: 5 LOB: 1 BB: 1 P: 15	R: 6 H: 5 E: 2 K: 1 S: 18	H: 1 LOB: 1 BB: 1 P: 32	R: 0 H: 1 E: 0 K: 1 S: 8	H: 0 LOB: 0 BB: 0 P: 12	R: 0 H: 0 E: 0 K: 2 S: 8	H: 0 LOB: 0 BB: 0 P: 11	1B: 9 2B: 2 3B: 0 HR: 0	SF: 0 SAC: 0 DP: 2 HBP: 1	WP: 0 PA: 37 PB: 0 SB: 0 CS: 0
PITCHER	IP WLS BF H R ER SO BB IBB HBP BLK WP HR S P ERA WHIP	5.2 L 29 10 8 4 3 2 0 0 0 0 0 1 3 6.35 2.118	0.1 1 0 0 0 0 0 0 0 0 0 0 0 1 3 0.00 0.000	1.0 4 1 0 0 1 0 0 0 0 0 0 8 12 0.00 1.000	1.0 3 0 0 0 2 0 0 0 0 0 0 8 11 0.00 0.000														

Seattle Mariners @ Houston Astros
Minute Maid Park, Houston, TX
Tue Sep 27 2016, 7:11 PM - 10:06 PM CDT
Att: 23,499 - Cloudy - 80 F

AB 34
R 8
H 11
RBI 7
BB 2
SO 6
LOB 14



Batter	1	2	3	4	5	6	7	8	9	AB	R	H	RBI	BB	SO	LOB	TOP			
4 George Springer, R OBP: 0.360, SLG: 0.459	F7		G5-3		K			G6-4-3 1B		4	0	1	0	0	1	1	Houston Astros @ Los Angeles Angels Angel Stadium of Anaheim, Anaheim, CA Fri Sep 30 2016, 7:10 PM - 9:48 PM PDT Att: 30,112 - Clear - 80 F			
9 Marwin Gonzalez, S OBP: 0.293, SLG: 0.402	P6		1B		G3			G6-4-3 1-2		4	0	1	0	0	0	2				
27 Jose Altuve, R OBP: 0.396, SLG: 0.533 19 Colin Moran, L OBP: 0.182, SLG: 0.100	F9		1B		F9			K		3	0	1	0	0	0	0				
1 Carlos Correa, R OBP: 0.363, SLG: 0.455 13 Tyler White, R OBP: 0.297, SLG: 0.387		G3-1 23 G3-1 35 G4-3 2B	1B		G6-3			G6-3 1B		3	1	1	0	0	1	2				
10 Yuli Gurriel, R OBP: 0.288, SLG: 0.381 16 Tony Kemp, L OBP: 0.291, SLG: 0.333		G4-3 1-2			G1-6-3 35 HBP			K		2	0	1	0	0	0	1				
23 AJ Reed, L OBP: 0.277, SLG: 0.271 12 Max Stassi, R OBP: 0.291, SLG: 0.337		G3-1 2-3			K			K		3	0	0	0	0	2	3				
35 Teoscar Hernández, R OBP: 0.295, SLG: 0.404		G1-6-3 3-H	2B		G5-3			K		3	0	1	1	1	0	1				
15 Jason Castro, L OBP: 0.307, SLG: 0.377		G3			F7			K		4	0	1	0	0	1	3				
6 Jake Marisnick, R OBP: 0.253, SLG: 0.325			L5		K			K		3	0	0	0	0	2	1				
Inning Stats	R: 0 E: 0 K: 0 S: 6	H: 0 LOB: 0 BB: 0 P: 10	R: 1 E: 0 K: 0 S: 14	H: 2 LOB: 1 BB: 23 P: 23	R: 0 E: 0 K: 1 S: 13	H: 2 LOB: 2 BB: 0 P: 20	R: 0 E: 0 K: 1 S: 7	H: 0 LOB: 0 BB: 11 P: 11	R: 0 E: 0 K: 2 S: 8	H: 1 LOB: 1 BB: 0 P: 15	R: 0 E: 0 K: 1 S: 10	H: 1 LOB: 1 BB: 16 P: 16	R: 0 E: 0 K: 1 S: 7	H: 0 LOB: 0 BB: 10 P: 10	R: 0 E: 0 K: 3 S: 14	H: 1 LOB: 2 BB: 1 P: 22		1B: 7 2B: 1 3B: 0 HR: 0	SF: 0 SAC: 0 DP: 2 HBP: 1	WP: 0 PB: 0 SB: 0 CS: 0
PITCHER	IP WLS BF H R ER SO BB IBB HBP BLK WP HR S P ERA WHIP	6.0 W 24 6 1 1 5 0 0 1 0 0 0 58 95 1.50 1.000	2.0 6 1 0 0 2 0 0 0 0 0 0 14 18 0.00 0.500	1.0 5 1 0 0 3 1 0 0 0 0 0 14 22 0.00 2.000	PITCHER										IP WLS BF H R ER SO BB IBB HBP BLK WP HR S P ERA WHIP					

AB	33
R	1
H	8
RBI	1
BB	1
SO	10
LOB	16



Batter	1	2	3	4	5	6	7	8	9	AB	R	H	RBI	BB	SO	LOB	BOTTOM			
56 Kole Calhoun, L OBP: 0.349, SLG: 0.437 7 Cliff Pennington, S OBP: 0.290, SLG: 0.398	K	P4			19 WP FC6-2 24 1B BB	G5-3				2	0	0	0	1	1	2	Houston Astros @ Los Angeles Angels Angel Stadium of Anaheim, Anaheim, CA Fri Sep 30 2016, 7:10 PM - 9:48 PM PDT Att: 30,112 - Clear - 80 F			
27 Mike Trout, R OBP: 0.440, SLG: 0.553	19 S BB	K			K			G6-3		3	0	0	0	1	2	3				
24 C.J. Cron, R OBP: 0.329, SLG: 0.471 3 Nick Buss, L OBP: 0.241, SLG: 0.350	K	CS	L7		19 FC6-2 2 WP 1B			K		3	1	1	0	0	1	1				
19 Jefry Marte, R OBP: 0.312, SLG: 0.478	G5-3		HR		FC6-2 2 1B			K		4	2	1	1	0	1	3				
2 Andrelton Simmons, R OBP: 0.322, SLG: 0.367 17 Shane Robinson, R OBP: 0.257, SLG: 0.235	E9 13 1B 22 2B	G5-3			2 1B			P2		3	1	1	2	0	0	0				
13 Jett Bandy, R OBP: 0.282, SLG: 0.394	39 BB 22 2B	1B	F8		L7			F8		4	1	1	0	0	0	1				
39 Rafael Ortega, L OBP: 0.274, SLG: 0.287		BB			P4			L8		3	1	0	0	1	0	0				
22 Kaleb Cowart, S OBP: 0.193, SLG: 0.272		BB			F9			G1-3		3	1	1	3	0	0	0				
51 Ji Man Choi, L OBP: 0.273, SLG: 0.342		2B			K			1B		2	0	1	0	1	1	0				
Inning Stats	R: 0 E: 0 K: 2 S: 14	H: 0 LOB: 1 BB: 1 P: 21	R: 4 E: 1 K: 1 S: 18	H: 2 LOB: 2 BB: 33 P: 33	R: 1 E: 0 K: 0 S: 9	H: 1 LOB: 0 BB: 0 P: 13	R: 0 E: 0 K: 1 S: 6	H: 0 LOB: 0 BB: 0 P: 7	R: 2 E: 0 K: 1 S: 15	H: 2 LOB: 1 BB: 1 P: 24	R: 0 E: 0 K: 0 S: 17	H: 1 LOB: 1 BB: 0 P: 22	R: 0 E: 0 K: 2 S: 9	H: 0 LOB: 0 BB: 0 P: 12	R: 0 E: 0 K: 0 S: 5	H: 0 LOB: 0 BB: 0 P: 7		1B: 4 2B: 1 3B: 0 HR: 1	SF: 0 SAC: 0 DP: 0 HBP: 0	WP: 1 PB: 0 SB: 2 CS: 2
PITCHER	IP WLS BF H R ER SO BB IBB HBP BLK WP HR S P ERA WHIP	4.2 L 23 4 0 0 0 0 0 0 0 0 4 5 0.00 0.000	0.1 1 0 0 0 0 0 0 0 0 0 0 0 4 5 0.00 0.000	3.0 10 1 0 0 2 0 0 0 0 0 0 0 31 41 0.00 0.333	PITCHER										IP WLS BF H R ER SO BB IBB HBP BLK WP HR S P ERA WHIP					

AB	30
R	7
H	6
RBI	6
BB	4
SO	7
LOB	11



Batter	1	2	3	4	5	6	7	8	9	AB	R	H	RBI	BB	SO	LOB	TOP			
4 George Springer, R OBP: 0.359, SLG: 0.457 35 Teoscar Hernández, R (1, PR) OBP: 0.304, SLG: 0.420											1	0	1	0	0	0	0	Houston Astros @ Los Angeles Angels Angel Stadium of Anaheim, Anaheim, CA Sun Oct 02 2016, 12:09 PM - 2:50 PM PDT Att: 28,083 - Partly Cloudy - 75 F		
16 Tony Kemp, L OBP: 0.296, SLG: 0.325										3	0	1	0	1	0	1				
27 Jose Altuve, R OBP: 0.396, SLG: 0.531										4	0	1	0	0	1	4				
13 Tyler White, R OBP: 0.286, SLG: 0.378										4	0	0	0	0	1	3				
9 Marwin Gonzalez, S OBP: 0.293, SLG: 0.401										4	0	1	0	0	0	0				
23 AJ Reed, L OBP: 0.270, SLG: 0.262										4	0	0	0	0	2	2				
12 Max Stassi, R OBP: 0.077, SLG: 0.077										4	0	1	0	0	1	2				
19 Colin Moran, L OBP: 0.200, SLG: 0.174										3	1	1	0	0	1	1				
6 Jake Marisnick, R OBP: 0.257, SLG: 0.331										3	0	0	0	0	1	1				
Inning Stats	R: 0 H: 1 E: 0 K: 1 S: 9	H: 1 LOB: 1 BB: 0 P: 12	R: 0 H: 0 E: 0 K: 0 S: 7	H: 0 LOB: 0 BB: 0 P: 13	R: 0 H: 1 E: 0 K: 1 S: 12	H: 1 LOB: 2 BB: 1 P: 22	R: 0 H: 0 E: 0 K: 1 S: 6	H: 0 LOB: 0 BB: 0 P: 9	R: 0 H: 1 E: 0 K: 2 S: 10	H: 1 LOB: 1 BB: 0 P: 13	R: 0 H: 0 E: 0 K: 1 S: 7	H: 0 LOB: 0 BB: 0 P: 11	R: 1 H: 1 E: 0 K: 0 S: 8	H: 1 LOB: 0 BB: 0 P: 13	R: 0 H: 2 E: 0 K: 1 S: 12	H: 2 LOB: 2 BB: 0 P: 16	1B: 6 2B: 1 3B: 0 HR: 0	SF: 1 SAC: 0 DP: 1 HBP: 0	WP: 0 PB: 0 SB: 0 CS: 0	PA: 34
PITCHER	IP WLS BF H R ER SO BB IBB HBP BLK WP HR S P ERA WHIP																			
49 Jhoulys Chacin, R ERA: 4.81	7.0 W 25	4 0 0 7	1 0 0 0	0 0 0 0	0 0 0 0	0 0 0 0	0 0 0 0	0 0 8 13	0 0 12 16	0.00 0.714										
66 JC Ramirez, R ERA: 4.35	1.0	4 1 1 0	0 0 0 0	0 0 0 0	0 0 0 0	0 0 8 13	9.00 1.000													
37 Andrew Bailey, R ERA: 5.36	1.0	5 2 0 1	0 0 0 0	0 0 0 0	0 0 12 16	0.00 2.000														

Batter	1	2	3	4	5	6	7	8	9	AB	R	H	RBI	BB	SO	LOB	BOTTOM			
0 Yunel Escobar, R OBP: 0.355, SLG: 0.391 22 Kaleb Cowart, S OBP: 0.184, SLG: 0.259										3	0	0	1	0	0	4		Houston Astros @ Los Angeles Angels Angel Stadium of Anaheim, Anaheim, CA Sun Oct 02 2016, 12:09 PM - 2:50 PM PDT Att: 28,083 - Partly Cloudy - 75 F		
56 Kole Calhoun, L OBP: 0.348, SLG: 0.438 3 Nick Buss, L OBP: 0.247, SLG: 0.346										4	0	1	2	0	3					
27 Mike Trout, R OBP: 0.441, SLG: 0.550 13 Jett Bandy, R OBP: 0.281, SLG: 0.392										2	0	1	1	2	0	1				
24 C.J. Cron, R OBP: 0.325, SLG: 0.467 8 Gregorio Petit, R OBP: 0.299, SLG: 0.348										4	0	0	0	0	1	4				
19 Jefry Marte, R OBP: 0.310, SLG: 0.481										3	2	1	1	1	1	1				
2 Andrelton Simmons, R OBP: 0.324, SLG: 0.368 51 Ji Man Choi, L OBP: 0.271, SLG: 0.339										3	1	1	0	0	0	1				
39 Rafael Ortega, L OBP: 0.283, SLG: 0.292										3	1	2	1	1	0	0				
58 Carlos Pérez, R OBP: 0.244, SLG: 0.325										3	2	2	2	1	0	1				
7 Cliff Pennington, S OBP: 0.265, SLG: 0.308										3	0	1	0	1	1	3				
Inning Stats	R: 0 H: 0 E: 0 K: 0 S: 10	H: 0 LOB: 1 BB: 1 P: 19	R: 4 H: 4 E: 0 K: 0 S: 21	H: 4 LOB: 1 BB: 1 P: 33	R: 0 H: 0 E: 0 K: 0 S: 8	H: 0 LOB: 0 BB: 0 P: 15	R: 0 H: 1 E: 0 K: 1 S: 11	H: 1 LOB: 2 BB: 1 P: 21	R: 0 H: 0 E: 0 K: 2 S: 9	H: 0 LOB: 1 BB: 1 P: 17	R: 3 H: 3 E: 0 K: 0 S: 10	H: 3 LOB: 2 BB: 1 P: 20	R: 1 H: 1 E: 0 K: 2 S: 10	H: 1 LOB: 1 BB: 1 P: 17	R: 0 H: 0 E: 0 K: 0 S: 6	H: 0 LOB: 0 BB: 0 P: 9	1B: 5 2B: 3 3B: 0 HR: 1	SF: 1 SAC: 0 DP: 0 HBP: 0	WP: 0 PB: 1 SB: 2 CS: 0	PA: 39
PITCHER	IP WLS BF H R ER SO BB IBB HBP BLK WP HR S P ERA WHIP																			
62 Brady Rodgers, R ERA: 15.12	3.2 L 19	5 0 0 3	1 0 0 0	0 0 12 23	0.00 0.750															
51 James Hoyt, R ERA: 4.5	1.1	5 0 0 0	0 0 3 1	0 0 6 15	40.50 4.500															
50 Kevin Chapman, L ERA: 9.0	0.2	5 2 3 0	1 0 0 0	0 0 6 15	6.75 2.250															
61 Jandel Gustave, R ERA: 3.52	1.1	7 2 1 1	2 1 0 0	0 1 14 22	6.75 2.250															
29 Tony Sipp, L ERA: 4.95	1.0	3 0 0 0	0 0 0 0	0 0 6 9	0.00 0.000															

AB	32
R	1
H	7
RBI	1
BB	1
SO	8
LOB	14



AB	32
R	8
H	9
RBI	8
BB	6
SO	5
LOB	18

